# Third Quarter 2025 Groundwater Monitoring Report

416 Miller Place-Yaphank Road
Miller Place, New York

October 29, 2025

Prepared for:

**Coram Materials Corp.**
416 Miller Place-Yaphank Road
Miller Place, New York 11764

Prepared by:

**Roux Environmental Engineering and Geology, D.P.C.**
209 Shafter Street
Islandia, New York 11749

2232.0006Y133/CV

Environmental Consulting
& Management
+1.800.322.ROUX
rouxinc.com

# Table of Contents

Table of Contents ..... i

1. Introduction ..... 1

2. Site Overview ..... 2
   2.1 Site Description ..... 2
   2.2 Groundwater Study at Long Island Mines Work Plan ..... 2

3. Quarterly Groundwater Sampling Methods and Results ..... 3
   3.1 Groundwater Gauging ..... 3
      3.1.1 Shallow Zone ..... 3
      3.1.2 Deep Zone ..... 3
   3.2 Groundwater Sampling ..... 3
      3.2.1 Quality Assurance/Quality Control (QA/QC) ..... 4
      3.2.2 Laboratory Analysis ..... 4
   3.3 Groundwater Analytical Results ..... 5
      3.3.1 Volatile Organic Compounds ..... 5
      3.3.2 Semivolatile Organic Compounds ..... 5
      3.3.3 Metals ..... 5
      3.3.4 General Chemistry ..... 6

4. Conclusions and Schedule for Future Monitoring Activities ..... 8
   4.1 Conclusions ..... 8
   4.2 Schedule ..... 9

# Tables

1. Summary of NYSDEC Groundwater Study at Long Island Mines Sampling Requirements
2. Summary of Groundwater Elevation Data, September 2, 2025
3. Summary of VOCs in Groundwater
4. Summary of SVOCs in Groundwater
5. Summary of Metals in Groundwater
6. Summary of General Chemistry in Groundwater

# Figures

1. Site Location Map
2. Site Plan
3. Groundwater Elevation Contour Map; Shallow Wells, September 2, 2025
4. Groundwater Elevation Contour Map; Deep Wells, September 2, 2025

# Appendices

A. Field Instrument Calibration Log

B. Groundwater Low-Flow Purge Logs

C. Category B Laboratory Analytical Reports

D. Field Notes

E. Chains of Custody

# 1. Introduction

On behalf of Coram Materials Corp. (Coram Materials), Roux Environmental Engineering and Geology, D.P.C. (Roux) has prepared this Quarterly Groundwater Monitoring Report (Report) to summarize the groundwater monitoring activities completed during the third quarter of 2025 at the Coram Materials site, located at 416 Miller Place-Yaphank Road, Miller Place, New York (Site). The Site is currently owned and operated by Coram Materials, and the groundwater monitoring activities described in this Report were completed in accordance with the Groundwater Study at Long Island Mines Work Plan, prepared by the New York State Department of Environmental Conservation (NYSDEC), dated June 2022 (Work Plan), and in accordance with the Site-Specific Work Plan, Prepared by Roux, dated July 3, 2023, for the Site. The Groundwater Study is a three-year program monitored by the NYSDEC providing quarterly groundwater sampling of select parameters at volunteer mine sites across Long Island. Coram Materials has agreed to voluntarily participate in this program.

This Report summarizes the monitoring that occurred during the third quarter of 2025 and provides a brief description of Site background information, a description of the field activities and methodologies, and a discussion of the groundwater analytical results and conclusions. The Report is organized as follows:

- Section 1: Introduction;
- Section 2: Site Overview;
- Section 3: Quarterly Groundwater Sampling Methods and Results; and
- Section 4: Conclusions and Schedule for Future Monitoring Activities.

As required by the NYSDEC Guidance, Roux has submitted the latest analytical results Electronic Data Deliverable (EDD) for this sampling event to NYSDEC using the Environmental Information Management System (EIMS).

Per NYSDEC requirements and as specified in the Work Plan, this quarterly groundwater monitoring event included submitting groundwater samples for analysis for a shortened list of parameters compared to prior quarters. Details on the analytical parameters included in this monitoring event are provided below in Section 3.2.2.

# 2. Site Overview

This section includes a brief description of the Site and its history.

## 2.1 Site Description

The Site is located at 416 Miller Place-Yaphank Road, Miller Place, New York (see Site Location Map provided as Figure 1). It is bordered to the west by residential properties and the Washington Memorial Park cemetery, to the south by Whiskey Road, to the east by Miller Place-Yaphank Road, and to the north by a vacant wooded property.

The Site is approximately 392 acres and currently operates as a sand and gravel mine in accordance with the existing MLRL Permit (NYSDEC Permit ID No. 1-4722-00795/00005). Two wet dredging setups are utilized for mining operations. A Site Plan is provided as Figure 2.

## 2.2 Groundwater Study at Long Island Mines Work Plan

The groundwater monitoring activities described in this Report were completed in accordance with the Groundwater Study at Long Island Mines Work Plan, prepared by the New York State Department of Environmental Conservation (NYSDEC), dated June 2022 (Work Plan), and in accordance with the Site-Specific Work Plan, Prepared by Roux, dated July 3, 2023, for the Site. Starting in the 3rd Quarter of 2023, Coram Materials entered into the three-year Groundwater Study as a volunteer. NYSDEC, in consultation with the New York State Department of Health (NYSDOH), prepared the Work Plan to study the potential impact, if any, to groundwater quality from sand and gravel mining on Long Island.

In accordance with the Work Plan, a Site-Specific Work Plan was prepared by Roux, to supplement the NYSDEC Work Plan. The Site-Specific Work Plan provides a comprehensive scope and methodology to be followed throughout the Groundwater Study period.

# 3. Quarterly Groundwater Sampling Methods and Results

This section details the groundwater gauging and sampling activities implemented at the Site as part of the monitoring events that took place in the third quarter of 2025.

## 3.1 Groundwater Gauging

In accordance with the Work Plan, Roux conducted a complete water level gauging round on September 2, 2025, to determine the depth to water (DTW) and the current depth to bottom (DTB) in each well within the Site's monitoring well network prior to the sampling event. All measurements were collected from a consistent measuring point elevation on the well casing. The DTW and DTB in each well was measured using an electronic water level meter with an accuracy of +/- 0.01 feet.

All monitoring wells within the monitoring well network were previously surveyed on June 9, 2021, by Mega Engineering and Land Surveying, P.C. (Mega), a New York State licensed surveyor, to obtain horizontal and vertical coordinates. Horizontal coordinates were based upon New York State Plane Coordinates System North American Datum of 1983 (NAD 83) in US Survey Feet. Vertical elevations were measured for grade and top-of-casing (measuring point) elevations at all monitoring well locations referenced to North American Vertical Datum of 1988 (NAVD 88). The DTW, DTB, and calculated water table elevations from September 2, 2025, gauging round are included as Table 2, and all groundwater elevations were calculated relative to mean sea level (MSL).

### 3.1.1 Shallow Zone

On September 2, 2025, shallow groundwater elevations ranged from 45.86 feet above mean sea level (ft amsl) in monitoring well MP-2 to 49.09 ft amsl in monitoring well PZ-5. Shallow groundwater flow direction is generally to the north northeast, with a north northwest component in the southern part of the Site (south of the surface water body), as shown on Figure 3.

### 3.1.2 Deep Zone

On September 2, 2025, deep groundwater elevations ranged from 42.58 ft amsl in monitoring well MW-6D to 48.85 ft amsl in monitoring well MW-4D. Deep groundwater flow is generally to the northeast, as shown on Figure 4.

## 3.2 Groundwater Sampling

Following the completion of the comprehensive groundwater gauging round, Roux collected groundwater samples from all 21 groundwater monitoring wells required in the Work Plan from September 2 – 5, 2025. Each monitoring well was purged and sampled with new dedicated tubing that was disposed of following sample collection. Monitoring wells were purged and sampled using a Grundfos Rediflo2 variable speed submersible pump, in accordance with USEPA low-flow sampling requirements. Field instrument calibration information is included in Appendix A. Field parameters (i.e., pH, temperature, dissolved oxygen, oxidation-reduction potential, and turbidity) were collected while purging each well using a water quality meter with a flow-through cell until parameters stabilized. The purge logs detailing flow rates, field parameter measurements, field observations, and sample information for each quarterly event are included as

Appendix B. Once the groundwater parameters stabilized, one groundwater sample was collected from each of the available monitoring wells. Groundwater samples were collected directly into laboratory-supplied sample bottles (that contained the proper preservative, if required) that were then sealed, labeled with all relevant information, and immediately placed in an ice-filled cooler. The samples to be submitted for analysis for dissolved iron and manganese were filtered in the field prior to being collected in preserved bottleware. All samples were then sent via courier under chain-of-custody procedures to Pace Analytical Services, LLC, a New York State Department of Health (NYSDOH) Environmental Laboratory Approval Program-certified laboratory located at 8 Walkup Drive Westborough, Massachusetts (Pace Analytical).

Following sample collection at each monitoring well, all non-dedicated sampling equipment was properly decontaminated using Alconox® Powdered Precision Cleaner diluted as per manufacturing specifications. Decontamination procedures were documented in the Site-specific field logbook. As per the NYSDEC Guidance, purged water from the sampling activities was discharged back to the ground surface as light non-aqueous phase liquids (LNAPL)/dense non-aqueous phase liquids (DNAPL) impacted groundwater was not encountered.

### 3.2.1 Quality Assurance/Quality Control (QA/QC)

Field and laboratory QA/QC procedures were used to ensure field sampling and analytical procedures were consistent and to evaluate the usability of the data. In accordance with the Work Plan, four trip blanks, two equipment blanks, two field duplicates, and two matrix spike/matrix spike duplicates (MS/MSD) were collected and analyzed.

One MS/MSD was collected from MW-1DR2 on September 3rd 2025. The other MS/MSD was collected from MW-8D on September 4th 2025.

One duplicate sample was collected from MW-11D on September 2nd 2025. The other duplicate sample was collected from MP-1 on September 3rd 2025.

The eight samples collected on September 4, 2025, were analyzed for sulfide outside of their hold time by Pace Melville. This should not have significantly impacted the sulfide results, which are reported below. Details for these samples can be found under laboratory number L2555605 in Appendix C.

### 3.2.2 Laboratory Analysis

In general accordance with the Work Plan, groundwater samples were analyzed for the following list of compounds:

- Target Compound List (TCL) Volatile Organic Compounds (VOCs) via USEPA Method 8260B
- TCL semi-volatile organic compounds (SVOCs) via USEPA Method 8270E
- Target Analyte List (TAL) Metals, Total and Dissolved via USEPA Method 200.7
- Cations/Anions:
    - Ammonium via Method 9056A
    - Chloride via Method SM4500
    - Bromide via Method 300.1
    - Nitrate/Nitrite via Method SM4500

- Total Nitrogen via USEPA Method TKN EPA 351.2
- Sulfide via Method SM4500-S2-F/USEPA Method 9034
- Sulfate via Method 375.2
- Phosphate via SM4500
- Iodide via Method 9056A
- Carbonate via Method 2320B
- Bi-Carbonate via Method 2320B
- Fluoride via Method SM4500

- Total Dissolved Solids via Method SM2540C

The samples analyzed for dissolved metals were filtered in the field using in-line, 0.45 micrometer field filters.

## 3.3 Groundwater Analytical Results

Groundwater sample results were compared to the NYSDEC Ambient Water Quality Standards and Guidance Values (AWQSGVs). Analytical results are presented in Tables 3 through 6. Category B analytical data packages provided by Pace Analytical are included as Appendix C.

### 3.3.1 Volatile Organic Compounds

There were no detections of VOCs exceeding AWQSGVs in any of the samples.

### 3.3.2 Semivolatile Organic Compounds

A summary of detections of SVOCs with concentrations exceeding AWQSGVs is provided below:

| Compound | AWQSGV (µg/L) | Detections above AWQSGV | Range in Concentrations above AWQSGV (µg/L) | Sample with Maximum Concentration |
|---|---|---|---|---|
| Bis(2-Ethylhexyl) Phthalate | 5 | 1 | 23.0 | MP-1 |
| Phenol | 1 | 1 | 3.6 J | MW-1DR2 |

"J" indicates an estimated value.

Bis(2-Ethylhexyl) Phthalate was detected at a concentration of 23 µg/L, above its AWQSGV of 5 µg/L in MP-1. Bis(2-Ethylhexyl) Phthalate has historically been undetected or below AWQSGVs at this site, so this detection is anomalous compared to previous quarters.

Phenol was detected at a concentration of 3.6 J µg/L above its AWQSGV of 1 µg/L in MW-1DR2, and this detection was flagged with a "J" qualifier. Phenol has historically been detected at this site at similar low concentrations.

### 3.3.3 Metals

A summary of detections of metals with concentrations exceeding AWQSGVs is provided below:

| Elements | | AWQSGV (µg/L) | Detections above AWQSGV | Range in Concentrations above AWQSGV (µg/L) | Sample with Maximum Concentration |
|---|---|---|---|---|---|
| Antimony | Total | 3 | 3 | 7.1 J – 13 J | MW-4S |

| Elements | | AWQSGV (µg/L) | Detections above AWQSGV | Range in Concentrations above AWQSGV (µg/L) | Sample with Maximum Concentration |
|---|---|---|---|---|---|
| | Dissolved | | 2 | 14.5 J – 14.6 J | MP-1 |
| Iron | Total | 300 | 5 | 324 – 3,320 | MW-11D |
| | Dissolved | | 3 | 2,030 – 3,100 | DUP of MW-11D |
| Mercury | Total | 0.7 | 1 | 1.75 | MP-1D |
| Sodium | Total | 20,000 | 3 | 23,300 – 46,300 | MW-4S |
| | Dissolved | | 3 | 23,700 – 44,800 | MW-4S |
| Thallium | Total | 0.5 | 1 | 2.8 J | MW-10S |
| | Dissolved | | 1 | 3.9 J | MW-10S |

"J" indicates an estimated value.

Detections above AWQGVs include duplicate results.

There were five metals detected at concentrations above their AWQSGVs in the Q3 2025 sampling event. Iron and sodium have historically been detected at concentrations above their AWQSGVs since the beginning of the groundwater study at this site. The monitoring well with the maximum concentration for total and dissolved iron, MW-11D, is unchanged from last quarter. Total and dissolved sodium detections are comparable to concentrations observed in previous quarters. Iron and sodium detections above AWQSGVs are naturally occurring and not indicative of a source of contamination, and the detections are consistent with historical detections on Site.

Total mercury was detected above its AWQSGV in one monitoring well, MP-1D, at a concentration of 1.75 µg/L, exceeding its AWQSGV of 0.7 µg/L. Total mercury has historically been detected at MP-1D, and was last detected at similar, low concentrations in this well in the 1st quarter of 2025.

Total thallium was detected above its AWQSGV in one monitoring well, MW-10S, at an estimated concentration of 2.8 J µg/L, and dissolved thallium was detected above its AWQSGV in the same monitoring well, MW-10S, at an estimated concentration of 3.9 J µg/L, exceeding its AWQSGV of 0.5 µg/L. Thallium has historically been detected at the site, and was last observed in the 1st quarter of 2025.

All detections of antimony above its AWQSGV were estimated values given a "J" qualifier. Concentrations of dissolved antimony are generally consistent with those concentrations detected in previous groundwater sampling events. Dissolved antimony was last observed above its AWQSGV at the site in the 2nd quarter of 2024. Total antimony has not been historically detected at the site and is an anomalous result.

Metals in groundwater will continue to be monitored in future groundwater sampling events.

### 3.3.4 General Chemistry

A summary of detections of general chemistry compounds with concentrations exceeding AWQSGVs is provided below:

| Compound | AWQSGV (µg/L) | Detections above AWQSGV | Range in Concentrations above AWQSGV (µg/L) | Sample with Maximum Concentration |
|---|---|---|---|---|
| Sulfide | 0.05 | 1 | 2.0 | MP-1 |

Sulfide was the only general chemistry compound detected above its AWQSGV in the Q3 sampling event. Sulfide was detected at a concentration of 2.0 µg/L in the parent sample at MP-1, but was not detected in the duplicate sample of MP-1. Sulfide was last detected at this site in the same well (MP-1) at the same concentration in the 1st Quarter of 2025. The sulfide results are consistent with historic detections and can be attributed to background conditions. The inconsistent result between the parent and duplicate sample could be attributed to a possible laboratory error.

General Chemistry compounds will continue to be monitored in future groundwater sampling events.

# 4. Conclusions and Schedule for Future Monitoring Activities

The following sections present conclusions from the monitoring activities that occurred in the third quarter of 2025 and a description of the work that is scheduled to occur in the fourth quarter of 2025.

## 4.1 Conclusions

VOCs were not detected at concentrations exceeding AWQSGVs during this quarter's sampling event. VOCs will continue to be monitored in future quarterly groundwater sampling events.

The SVOC results showed detections of two SVOCs, bis(2-Ethylhexyl) phthalate and phenol, at concentrations exceeding AWQSGVs during this quarters groundwater sampling event. Bis(2-Ethylhexyl) Phthalate was detected at a concentration above its AWQSGV in MP-1and has not been detected at this site above its AWQSGV in previous sampling events. This detection is an anomalous result and will continue to be monitored in future sampling events.

The phenol detection this quarter was given a "J" qualifier, meaning the result is an estimation and may not reflect actual conditions. Phenol has historically been detected at this site at similar low concentrations and is not believed to be a result of mining operations. SVOCs in groundwater will continue to be monitored in future sampling events.

The metal concentrations detected are generally consistent with concentrations detected in the past groundwater sampling events at the Site. The metal results showed detections of five metals, antimony, iron, mercury, sodium, and thallium, at concentrations exceeding AWQSGVs. The exceedance of total mercury in monitoring well MP-1D is low-level and consistent with historical results. Total and dissolved thallium were detected above its AWQSGV in one well, MW-10S, and has historically been detected at the site at similar concentrations. The total and dissolved thallium and antimony detections this quarter were given a "J" qualifier, meaning the result is an estimation and may not reflect actual conditions. The low levels of mercury and thallium are commonly found in soil and can be attributed to background conditions, not believed to be attributed to mining practices. Iron and sodium detections above AWQSGVs are naturally occurring and not indicative of a source of contamination, and the detections are consistent with historical detections on Site. The presence of metals in groundwater will continue to be monitored in future quarterly sampling events.

The general chemistry results showed one detection of sulfide exceeding the AWQSGV in monitoring well MP-1. Sulfide was detected above its AWQSGV in the parent sample at MP-1, but was not detected in the duplicate sample of MP-1. The sulfide results are consistent with historic detections and can be attributed to background conditions. The inconsistent result between the parent and duplicate sample could be attributed to a possible laboratory error.The presence of sulfide and other general chemistry compounds will continue to be monitored in future quarterly sampling events.

## 4.2 Schedule

The next quarterly groundwater sampling event will occur in December 2025 and will be performed in accordance with the Work Plan. A summary report and data deliverable will be submitted to the NYSDEC within 45 days of sample collection.

Respectfully submitted,

**ROUX ENVIRONMENTAL ENGINEERING AND GEOLOGY, D.P.C**.

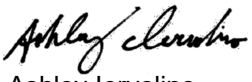

Ashley Iervolino
Staff Scientist II



Charles McGuckin
Principal Engineer, P.E.

# TABLES

1. Summary of NYSDEC Groundwater Study at Long Island Mines Sampling Requirements
2. Summary of Groundwater Elevation Data, September 2, 2025
3. Summary of VOCs in Groundwater
4. Summary of SVOCs in Groundwater
5. Summary of Metals in Groundwater
6. Summary of General Chemistry in Groundwater

**Table 1. Summary of Groundwater Study at Long Island Mines Work Plan Sample Requirements**
**Coram Materials, 416 Miller Place-Yaphank Road, Miller Place, NY**

| Required Monitoring Wells | Compound of Interest | Frequency of Sampling |
|---|---|---|
| MP-1 | VOCs, SVOCs, TAL Metals Total and Dissolved, Cations/Anions, Total Dissolved Solids | Quarterly for 3 Years |
| MP-1D | | |
| MW-1SR | | |
| MW-1DR2 | | |
| MW-4S | | |
| MW-4D2 | | |
| PZ-5 | | |
| MW-5D | | |
| PZ-6 | | |
| MW-6D | | |
| MW-8S | | |
| MW-8D | | |
| MW-10S | | |
| MW-10D | | |
| MW-11S | | |
| MW-11D | | |
| MW-12S | | |
| MW-12D | | |
| MW-13S | | |
| MW-13D | | |
| SCDOH-DR | | |

Notes:
VOC - Volatile organic compounds
SVOC - semi-volatile organic compounds
TAL - target analyte list
PCB - polychlorinated biphenyls
1- At the direction of NYSDEC, baseline sampling was not conducted in the first quarter of sampling.

**Table 2. Summary of Groundwater Elevation Data, September 16, 2024**
**Coram Materials, 416 Miller Place-Yaphank Road, Miller Place, NY**

| Well ID | MPE (ft) | Bottom of Screen Elevation (ft) | September 2, 2025 | | |
|---|---|---|---|---|---|
| | | | DTB (ft) | DTW (ft) | GWE(ft) |
| MP-1 | 97.02 | - | 59.40 | 50.64 | 46.38 |
| MP-1D | 98 | - | 215.52 | 52.01 | 45.99 |
| MP-1DR | 73.62 | - | 85.95 | 26.95 | 46.67 |
| MW-1SR | 73.59 | - | 39.50 | 27.02 | 46.57 |
| MW-1DR2 | 73.51 | - | 188.75 | 29.49 | 44.02 |
| MP-2 | 101.03 | - | 64.31 | 55.35 | 45.68 |
| MW-4S | 120.17 | - | 76.21 | 71.71 | 48.46 |
| MW-4D | 120.08 | - | 134.39 | 71.23 | 48.85 |
| MW-4D2 | 120 | - | 134.39 | 73.16 | 46.84 |
| MW-5D | 79.88 | - | 194.27 | 34.32 | 45.56 |
| PZ-5 | 81.58 | 49.58 | 34.87 | 32.49 | 49.09 |
| MW-6D | 86.97 | - | 203.29 | 44.39 | 42.58 |
| PZ-6 | 87.33 | 41.33 | 48.74 | 40.81 | 46.52 |
| MW-7 | 79.34 | - | 39.84 | 31.64 | 47.70 |
| PZ-7 | 75.85 | - | 34.88 | 30.13 | 45.72 |
| MW-8S | 85.83 | - | 51.57 | 37.39 | 48.44 |
| MW-8D | 85.49 | - | 199.89 | 40.19 | 45.30 |
| MW-10S | 70.45 | 43.45 | 28.48 | 22.91 | 47.54 |
| MW-10D | 70.79 | -89.21 | 167.31 | 23.48 | 47.31 |
| MW-11S | 109.42 | 41.42 | 68.60 | 63.68 | 45.74 |
| MW-11D | 111.04 | -53.96 | 157.76 | 64.93 | 46.11 |
| MW-12S | 109.26 | 34.26 | 76.29 | 61.36 | 47.90 |
| MW-12D | 109.37 | -120.63 | 230.62 | 61.55 | 47.82 |
| MW-13S | 83.94 | - | 44.57 | 37.41 | 46.53 |
| MW-13D | 83.89 | - | 128.84 | 37.28 | 46.61 |
| SCDOH-DR | 95.4 | - | 136.76 | 47.88 | 47.52 |

Notes:
MPE - measuring point elevation (top of well casing)
DTB - depth to bottom
DTW - depth to water
GWE - groundwater elevation
ft - feet

| Notes Utilized Throughout Tables | |
|---|---|
| **Groundwater Tables** | |
| J - | Estimated Value |
| U - | The analyte was analyzed for, but was not detected above the level of the associated reported quantitation limit |
| FD - | Duplicate |
| µg/L - | Micrograms per liter |
| MG CACO3/L - | Milligrams per liter of Calcium Carbonate |
| ppm - | Parts per million |
| NYSDEC - | New York State Department of Environmental Conservation |
| AWQSGVs - | Ambient Water-Quality Standards and Guidance Values |
| -- | No NYSDEC AWQSGV available |
| Bold data indicates that parameter was detected above the NYSDEC AWQSGVs | |

**Table 3. Summary of Volatile Organic Compounds in Water Quality Control Matrix, 416 Miller Place-Yaphank Road, Miller Place, New York**

| | | | | | | | | | |
|---|---|---|---|---|---|---|---|---|---|
| | | Sample Designation: | MP-1 | MP-1 | MP-1D | MW-1DR2 | MW-1SR | MW-4D2 | MW-4S |
| | | Sample Date: | 09/03/2025 | 09/03/2025 | 09/03/2025 | 09/03/2025 | 09/03/2025 | 09/04/2025 | 09/04/2025 |
| | | Normal Sample or Field Duplicate: | N | FD | N | N | N | N | N |
| Parameter | NYSDEC Ambient Water Quality Standards and Guidance | Units | | | | | | | |
| 1,1,1-Trichloroethane (TCA) | 5 | UG/L | 2.5 U | 2.5 U | 2.5 U | 2.5 U | 2.5 U | 2.5 U | 2.5 U |
| 1,1,2,2-Tetrachloroethane | 5 | UG/L | 0.5 U | 0.5 U | 0.5 U | 0.5 U | 0.5 U | 0.5 U | 0.5 U |
| 1,1,2-Trichloro-1,2,2-Trifluoroethane | 5 | UG/L | 2.5 U | 2.5 U | 2.5 U | 2.5 U | 2.5 U | 2.5 U | 2.5 U |
| 1,1,2-Trichloroethane | 1 | UG/L | 1.5 U | 1.5 U | 1.5 U | 1.5 U | 1.5 U | 1.5 U | 1.5 U |
| 1,1-Dichloroethane | 5 | UG/L | 2.5 U | 2.5 U | 2.5 U | 2.5 U | 2.5 U | 2.5 U | 2.5 U |
| 1,1-Dichloroethene | 5 | UG/L | 0.5 U | 0.5 U | 0.5 U | 0.5 U | 0.5 U | 0.5 U | 0.5 U |
| 1,2,3-Trichlorobenzene | 5 | UG/L | 2.5 U | 2.5 U | 2.5 U | 2.5 U | 2.5 U | 2.5 U | 2.5 U |
| 1,2,4-Trichlorobenzene | 5 | UG/L | 2.5 U | 2.5 U | 2.5 U | 2.5 U | 2.5 U | 2.5 U | 2.5 U |
| 1,2-Dibromo-3-Chloropropane | 0.04 | UG/L | 2.5 U | 2.5 U | 2.5 U | 2.5 U | 2.5 U | 2.5 U | 2.5 U |
| 1,2-Dibromoethane (Ethylene Dibromide) | 0.0006 | UG/L | 2 U | 2 U | 2 U | 2 U | 2 U | 2 U | 2 U |
| 1,2-Dichlorobenzene | 3 | UG/L | 2.5 U | 2.5 U | 2.5 U | 2.5 U | 2.5 U | 2.5 U | 2.5 U |
| 1,2-Dichloroethane | 0.6 | UG/L | 0.5 U | 0.5 U | 0.5 U | 0.5 U | 0.5 U | 0.5 U | 0.5 U |
| 1,2-Dichloropropane | 1 | UG/L | 1 U | 1 U | 1 U | 1 U | 1 U | 1 U | 1 U |
| 1,3-Dichlorobenzene | 3 | UG/L | 2.5 U | 2.5 U | 2.5 U | 2.5 U | 2.5 U | 2.5 U | 2.5 U |
| 1,4-Dichlorobenzene | 3 | UG/L | 2.5 U | 2.5 U | 2.5 U | 2.5 U | 2.5 U | 2.5 U | 2.5 U |
| 2-Hexanone | 50 | UG/L | 5 U | 5 U | 5 U | 5 U | 5 U | 5 U | 5 U |
| Acetone | 50 | UG/L | 1.6 J | 2.9 J | 5 U | 2 J | 5 U | 5 U | 3.4 J |
| Benzene | 1 | UG/L | 0.5 U | 0.5 U | 0.5 U | 0.5 U | 0.5 U | 0.5 U | 0.5 U |
| Bromochloromethane | 5 | UG/L | 2.5 U | 2.5 U | 2.5 U | 2.5 U | 2.5 U | 2.5 U | 2.5 U |
| Bromodichloromethane | 50 | UG/L | 0.5 U | 0.5 U | 0.5 U | 0.5 U | 0.5 U | 0.5 U | 0.5 U |
| Bromoform | 50 | UG/L | 2 U | 2 U | 2 U | 2 U | 2 U | 2 U | 2 U |
| Bromomethane | 5 | UG/L | 2.5 U | 2.5 U | 2.5 U | 2.5 U | 2.5 U | 2.5 U | 2.5 U |
| Carbon Disulfide | 60 | UG/L | 5 U | 5 U | 5 U | 5 U | 5 U | 5 U | 5 U |
| Carbon Tetrachloride | 5 | UG/L | 0.5 U | 0.5 U | 0.5 U | 0.5 U | 0.5 U | 0.5 U | 0.5 U |
| Chlorobenzene | 5 | UG/L | 2.5 U | 2.5 U | 2.5 U | 2.5 U | 2.5 U | 2.5 U | 2.5 U |
| Chloroethane | 5 | UG/L | 2.5 U | 2.5 U | 2.5 U | 2.5 U | 2.5 U | 2.5 U | 2.5 U |
| Chloroform | 7 | UG/L | 2.5 U | 2.5 U | 2.5 U | 2.5 U | 2.5 U | 2.5 U | 2.5 U |
| Chloromethane | 5 | UG/L | 2.5 U | 2.5 U | 2.5 U | 2.5 U | 2.5 U | 2.5 U | 2.5 U |
| Cis-1,2-Dichloroethylene | 5 | UG/L | 2.5 U | 2.5 U | 2.5 U | 2.5 U | 2.5 U | 2.5 U | 2.5 U |
| Cis-1,3-Dichloropropene | -- | UG/L | 0.5 U | 0.5 U | 0.5 U | 0.5 U | 0.5 U | 0.5 U | 0.5 U |
| Cyclohexane | -- | UG/L | 10 U | 10 U | 10 U | 10 U | 10 U | 10 U | 10 U |
| Dibromochloromethane | 50 | UG/L | 0.5 U | 0.5 U | 0.5 U | 0.5 U | 0.5 U | 0.5 U | 0.5 U |
| Dichlorodifluoromethane | 5 | UG/L | 5 U | 5 U | 5 U | 5 U | 5 U | 5 U | 5 U |
| Ethylbenzene | 5 | UG/L | 2.5 U | 2.5 U | 2.5 U | 2.5 U | 2.5 U | 2.5 U | 2.5 U |

**Table 3. Summary of Volatile Organic Compounds in Water Quality Control Matrix, 416 Miller Place-Yaphank Road, Miller Place, New York**

| | | | | | | | | | |
|---|---|---|---|---|---|---|---|---|---|
| | | Sample Designation: | MP-1 | MP-1 | MP-1D | MW-1DR2 | MW-1SR | MW-4D2 | MW-4S |
| | | Sample Date: | 09/03/2025 | 09/03/2025 | 09/03/2025 | 09/03/2025 | 09/03/2025 | 09/04/2025 | 09/04/2025 |
| | | Normal Sample or Field Duplicate: | N | FD | N | N | N | N | N |
| Isopropylbenzene (Cumene) | 5 | UG/L | 2.5 U | 2.5 U | 2.5 U | 2.5 U | 2.5 U | 2.5 U | 2.5 U |
| m,p-Xylene | 5 | UG/L | 2.5 U | 2.5 U | 2.5 U | 2.5 U | 2.5 U | 2.5 U | 2.5 U |
| Methyl Acetate | -- | UG/L | 2 U | 2 U | 2 U | 2 U | 2 U | 2 U | 2 U |
| Methyl Ethyl Ketone (2-Butanone) | 50 | UG/L | 5 U | 5 U | 5 U | 5 U | 5 U | 5 U | 5 U |
| Methyl Isobutyl Ketone (4-Methyl-2-Pentanone) | -- | UG/L | 5 U | 5 U | 5 U | 5 U | 5 U | 5 U | 5 U |
| Methylcyclohexane | -- | UG/L | 10 U | 10 U | 10 U | 10 U | 10 U | 10 U | 10 U |
| Methylene Chloride | 5 | UG/L | 2.5 U | 2.5 U | 2.5 U | 2.5 U | 2.5 U | 2.5 U | 2.5 U |
| O-Xylene (1,2-Dimethylbenzene) | 5 | UG/L | 2.5 U | 2.5 U | 2.5 U | 2.5 U | 2.5 U | 2.5 U | 2.5 U |
| Styrene | 5 | UG/L | 2.5 U | 2.5 U | 2.5 U | 2.5 U | 2.5 U | 2.5 U | 2.5 U |
| Tert-Butyl Methyl Ether | 10 | UG/L | 2.5 U | 2.5 U | 2.5 U | 2.5 U | 2.5 U | 2.5 U | 2.5 U |
| Tetrachloroethylene (PCE) | 5 | UG/L | 0.5 U | 0.5 U | 0.5 U | 0.5 U | 0.5 U | 0.5 U | 0.5 U |
| Toluene | 5 | UG/L | 2.5 U | 2.5 U | 2.5 U | 2.5 U | 2.5 U | 2.5 U | 2.5 U |
| Trans-1,2-Dichloroethene | 5 | UG/L | 2.5 U | 2.5 U | 2.5 U | 2.5 U | 2.5 U | 2.5 U | 2.5 U |
| Trans-1,3-Dichloropropene | -- | UG/L | 0.5 U | 0.5 U | 0.5 U | 0.5 U | 0.5 U | 0.5 U | 0.5 U |
| Trichloroethylene (TCE) | 5 | UG/L | 0.5 U | 0.5 U | 0.5 U | 0.5 U | 0.5 U | 0.5 U | 0.5 U |
| Trichlorofluoromethane | 5 | UG/L | 2.5 U | 2.5 U | 2.5 U | 2.5 U | 2.5 U | 2.5 U | 2.5 U |
| Vinyl Chloride | 2 | UG/L | 1 U | 1 U | 1 U | 1 U | 1 U | 1 U | 1 U |
| Xylenes | 5 | UG/L | 2.5 U | 2.5 U | 2.5 U | 2.5 U | 2.5 U | 2.5 U | 2.5 U |

**Table 3. Summary of Volatile Organic Compounds in Water Quality Control Matrix, 416 Miller Place-Yaphank Road, Miller Place, New York**

| | | | | | | | | | |
|---|---|---|---|---|---|---|---|---|---|
| | | Sample Designation: | MW-5D | MW-6D | MW-8D | MW-8S | MW-10D | MW-10S | MW-11D |
| | | Sample Date: | 09/04/2025 | 09/03/2025 | 09/04/2025 | 09/04/2025 | 09/05/2025 | 09/05/2025 | 09/02/2025 |
| | | Normal Sample or Field Duplicate: | N | N | N | N | N | N | N |
| Parameter | NYSDEC Ambient Water Quality Standards and Guidance | Units | | | | | | | |
| 1,1,1-Trichloroethane (TCA) | 5 | UG/L | 2.5 U | 2.5 U | 2.5 U | 2.5 U | 2.5 U | 2.5 U | 2.5 U |
| 1,1,2,2-Tetrachloroethane | 5 | UG/L | 0.5 U | 0.5 U | 0.5 U | 0.5 U | 0.5 U | 0.5 U | 0.5 U |
| 1,1,2-Trichloro-1,2,2-Trifluoroethane | 5 | UG/L | 2.5 U | 2.5 U | 2.5 U | 2.5 U | 2.5 U | 2.5 U | 2.5 U |
| 1,1,2-Trichloroethane | 1 | UG/L | 1.5 U | 1.5 U | 1.5 U | 1.5 U | 1.5 U | 1.5 U | 1.5 U |
| 1,1-Dichloroethane | 5 | UG/L | 0.7 J | 2.5 U | 2.5 U | 2.5 U | 2.5 U | 2.5 U | 2.5 U |
| 1,1-Dichloroethene | 5 | UG/L | 0.39 J | 0.5 U | 0.5 U | 0.5 U | 0.5 U | 0.5 U | 0.5 U |
| 1,2,3-Trichlorobenzene | 5 | UG/L | 2.5 U | 2.5 U | 2.5 U | 2.5 U | 2.5 U | 2.5 U | 2.5 U |
| 1,2,4-Trichlorobenzene | 5 | UG/L | 2.5 U | 2.5 U | 2.5 U | 2.5 U | 2.5 U | 2.5 U | 2.5 U |
| 1,2-Dibromo-3-Chloropropane | 0.04 | UG/L | 2.5 U | 2.5 U | 2.5 U | 2.5 U | 2.5 U | 2.5 U | 2.5 U |
| 1,2-Dibromoethane (Ethylene Dibromide) | 0.0006 | UG/L | 2 U | 2 U | 2 U | 2 U | 2 U | 2 U | 2 U |
| 1,2-Dichlorobenzene | 3 | UG/L | 2.5 U | 2.5 U | 2.5 U | 2.5 U | 2.5 U | 2.5 U | 2.5 U |
| 1,2-Dichloroethane | 0.6 | UG/L | 0.5 U | 0.5 U | 0.5 U | 0.5 U | 0.5 U | 0.5 U | 0.5 U |
| 1,2-Dichloropropane | 1 | UG/L | 0.92 J | 1 U | 1 U | 1 U | 1 U | 1 U | 1 U |
| 1,3-Dichlorobenzene | 3 | UG/L | 2.5 U | 2.5 U | 2.5 U | 2.5 U | 2.5 U | 2.5 U | 2.5 U |
| 1,4-Dichlorobenzene | 3 | UG/L | 2.5 U | 2.5 U | 2.5 U | 2.5 U | 2.5 U | 2.5 U | 2.5 U |
| 2-Hexanone | 50 | UG/L | 5 U | 5 U | 5 U | 5 U | 5 U | 5 U | 5 U |
| Acetone | 50 | UG/L | 1.6 J | 5 U | 2.1 J | 1.8 J | 5 U | 1.8 J | 2.9 J |
| Benzene | 1 | UG/L | 0.5 U | 0.5 U | 0.5 U | 0.5 U | 0.5 U | 0.5 U | 0.5 U |
| Bromochloromethane | 5 | UG/L | 2.5 U | 2.5 U | 2.5 U | 2.5 U | 2.5 U | 2.5 U | 2.5 U |
| Bromodichloromethane | 50 | UG/L | 0.5 U | 0.5 U | 0.5 U | 0.5 U | 0.5 U | 0.5 U | 0.5 U |
| Bromoform | 50 | UG/L | 2 U | 2 U | 2 U | 2 U | 2 U | 2 U | 2 U |
| Bromomethane | 5 | UG/L | 2.5 U | 2.5 U | 2.5 U | 2.5 U | 2.5 U | 2.5 U | 2.5 U |
| Carbon Disulfide | 60 | UG/L | 5 U | 5 U | 5 U | 5 U | 5 U | 5 U | 5 U |
| Carbon Tetrachloride | 5 | UG/L | 0.5 U | 0.5 U | 0.5 U | 0.5 U | 0.5 U | 0.5 U | 0.5 U |
| Chlorobenzene | 5 | UG/L | 2.5 U | 2.5 U | 2.5 U | 2.5 U | 2.5 U | 2.5 U | 2.5 U |
| Chloroethane | 5 | UG/L | 2.5 U | 2.5 U | 2.5 U | 2.5 U | 2.5 U | 2.5 U | 2.5 U |
| Chloroform | 7 | UG/L | 2.5 U | 2.5 U | 2.5 U | 2.5 U | 2.5 U | 2.5 U | 2.5 U |
| Chloromethane | 5 | UG/L | 2.5 U | 2.5 U | 2.5 U | 2.5 U | 2.5 U | 2.5 U | 2.5 U |
| Cis-1,2-Dichloroethylene | 5 | UG/L | 2.5 U | 2.5 U | 2.5 U | 2.5 U | 2.5 U | 2.5 U | 2.5 U |
| Cis-1,3-Dichloropropene | -- | UG/L | 0.5 U | 0.5 U | 0.5 U | 0.5 U | 0.5 U | 0.5 U | 0.5 U |
| Cyclohexane | -- | UG/L | 10 U | 10 U | 10 U | 10 U | 10 U | 10 U | 10 U |
| Dibromochloromethane | 50 | UG/L | 0.5 U | 0.5 U | 0.5 U | 0.5 U | 0.5 U | 0.5 U | 0.5 U |
| Dichlorodifluoromethane | 5 | UG/L | 5 U | 5 U | 5 U | 5 U | 5 U | 5 U | 5 U |
| Ethylbenzene | 5 | UG/L | 2.5 U | 2.5 U | 2.5 U | 2.5 U | 2.5 U | 2.5 U | 2.5 U |

**Table 3. Summary of Volatile Organic Compounds in Water Quality Control Matrix, 416 Miller Place-Yaphank Road, Miller Place, New York**

| | | | Sample Designation: | MW-5D | MW-6D | MW-8D | MW-8S | MW-10D | MW-10S | MW-11D |
|---|---|---|---|---|---|---|---|---|---|---|
| | | | Sample Date: | 09/04/2025 | 09/03/2025 | 09/04/2025 | 09/04/2025 | 09/05/2025 | 09/05/2025 | 09/02/2025 |
| | | | Normal Sample or Field Duplicate: | N | N | N | N | N | N | N |
| Isopropylbenzene (Cumene) | 5 | UG/L | | 2.5 U | 2.5 U | 2.5 U | 2.5 U | 2.5 U | 2.5 U | 2.5 U |
| m,p-Xylene | 5 | UG/L | | 2.5 U | 2.5 U | 2.5 U | 2.5 U | 2.5 U | 2.5 U | 2.5 U |
| Methyl Acetate | -- | UG/L | | 2 U | 2 U | 2 U | 2 U | 2 U | 2 U | 2 U |
| Methyl Ethyl Ketone (2-Butanone) | 50 | UG/L | | 5 U | 5 U | 5 U | 5 U | 5 U | 5 U | 5 U |
| Methyl Isobutyl Ketone (4-Methyl-2-Pentanone) | -- | UG/L | | 5 U | 5 U | 5 U | 5 U | 5 U | 5 U | 5 U |
| Methylcyclohexane | -- | UG/L | | 10 U | 10 U | 10 U | 10 U | 10 U | 10 U | 10 U |
| Methylene Chloride | 5 | UG/L | | 2.5 U | 2.5 U | 2.5 U | 2.5 U | 2.5 U | 2.5 U | 2.5 U |
| O-Xylene (1,2-Dimethylbenzene) | 5 | UG/L | | 2.5 U | 2.5 U | 2.5 U | 2.5 U | 2.5 U | 2.5 U | 2.5 U |
| Styrene | 5 | UG/L | | 2.5 U | 2.5 U | 2.5 U | 2.5 U | 2.5 U | 2.5 U | 2.5 U |
| Tert-Butyl Methyl Ether | 10 | UG/L | | 2.5 U | 2.5 U | 2.5 U | 2.5 U | 2.5 U | 2.5 U | 2.5 U |
| Tetrachloroethylene (PCE) | 5 | UG/L | | 1.1 | 0.5 U | 0.5 U | 0.5 U | 0.5 U | 0.5 U | 0.5 U |
| Toluene | 5 | UG/L | | 2.5 U | 2.5 U | 2.5 U | 2.5 U | 2.5 U | 2.5 U | 2.5 U |
| Trans-1,2-Dichloroethene | 5 | UG/L | | 2.5 U | 2.5 U | 2.5 U | 2.5 U | 2.5 U | 2.5 U | 2.5 U |
| Trans-1,3-Dichloropropene | -- | UG/L | | 0.5 U | 0.5 U | 0.5 U | 0.5 U | 0.5 U | 0.5 U | 0.5 U |
| Trichloroethylene (TCE) | 5 | UG/L | | 0.5 U | 0.5 U | 0.5 U | 0.5 U | 0.5 U | 0.5 U | 0.5 U |
| Trichlorofluoromethane | 5 | UG/L | | 2.5 U | 2.5 U | 2.5 U | 2.5 U | 2.5 U | 2.5 U | 2.5 U |
| Vinyl Chloride | 2 | UG/L | | 1 U | 1 U | 1 U | 1 U | 1 U | 1 U | 1 U |
| Xylenes | 5 | UG/L | | 2.5 U | 2.5 U | 2.5 U | 2.5 U | 2.5 U | 2.5 U | 2.5 U |

**Table 3. Summary of Volatile Organic Compounds in Water Quality Control Matrix, 416 Miller Place-Yaphank Road, Miller Place, New York**

| | | | | | | | | |
|---|---|---|---|---|---|---|---|---|
| | | Sample Designation: | MW-11D | MW-11S | MW-12D | MW-12S | MW-13D | MW-13S |
| | | Sample Date: | 09/02/2025 | 09/02/2025 | 09/04/2025 | 09/04/2025 | 09/05/2025 | 09/05/2025 |
| | | Normal Sample or Field Duplicate: | FD | N | N | N | N | N |
| Parameter | NYSDEC Ambient Water Quality Standards and Guidance | Units | | | | | | |
| 1,1,1-Trichloroethane (TCA) | 5 | UG/L | 2.5 U | 2.5 U | 3 | 2.5 U | 2.5 U | 2.5 U |
| 1,1,2,2-Tetrachloroethane | 5 | UG/L | 0.5 U | 0.5 U | 0.5 U | 0.5 U | 0.5 U | 0.5 U |
| 1,1,2-Trichloro-1,2,2-Trifluoroethane | 5 | UG/L | 2.5 U | 2.5 U | 2.5 U | 2.5 U | 2.5 U | 2.5 U |
| 1,1,2-Trichloroethane | 1 | UG/L | 1.5 U | 1.5 U | 1.5 U | 1.5 U | 1.5 U | 1.5 U |
| 1,1-Dichloroethane | 5 | UG/L | 2.5 U | 2.5 U | 2.6 | 2.5 U | 2.5 U | 2.5 U |
| 1,1-Dichloroethene | 5 | UG/L | 0.5 U | 0.5 U | 3.2 | 0.5 U | 0.5 U | 0.5 U |
| 1,2,3-Trichlorobenzene | 5 | UG/L | 2.5 U | 2.5 U | 2.5 U | 2.5 U | 2.5 U | 2.5 U |
| 1,2,4-Trichlorobenzene | 5 | UG/L | 2.5 U | 2.5 U | 2.5 U | 2.5 U | 2.5 U | 2.5 U |
| 1,2-Dibromo-3-Chloropropane | 0.04 | UG/L | 2.5 U | 2.5 U | 2.5 U | 2.5 U | 2.5 U | 2.5 U |
| 1,2-Dibromoethane (Ethylene Dibromide) | 0.0006 | UG/L | 2 U | 2 U | 2 U | 2 U | 2 U | 2 U |
| 1,2-Dichlorobenzene | 3 | UG/L | 2.5 U | 2.5 U | 2.5 U | 2.5 U | 2.5 U | 2.5 U |
| 1,2-Dichloroethane | 0.6 | UG/L | 0.5 U | 0.5 U | 0.5 U | 0.5 U | 0.5 U | 0.5 U |
| 1,2-Dichloropropane | 1 | UG/L | 1 U | 1 U | 1 U | 1 U | 1 U | 1 U |
| 1,3-Dichlorobenzene | 3 | UG/L | 2.5 U | 2.5 U | 2.5 U | 2.5 U | 2.5 U | 2.5 U |
| 1,4-Dichlorobenzene | 3 | UG/L | 2.5 U | 2.5 U | 2.5 U | 2.5 U | 2.5 U | 2.5 U |
| 2-Hexanone | 50 | UG/L | 5 U | 5 U | 5 U | 5 U | 5 U | 5 U |
| Acetone | 50 | UG/L | 5 U | 5 U | 5 U | 5 U | 5 U | 5 U |
| Benzene | 1 | UG/L | 0.5 U | 0.5 U | 0.5 U | 0.5 U | 0.5 U | 0.5 U |
| Bromochloromethane | 5 | UG/L | 2.5 U | 2.5 U | 2.5 U | 2.5 U | 2.5 U | 2.5 U |
| Bromodichloromethane | 50 | UG/L | 0.5 U | 0.5 U | 0.5 U | 0.5 U | 0.5 U | 0.5 U |
| Bromoform | 50 | UG/L | 2 U | 2 U | 2 U | 2 U | 2 U | 2 U |
| Bromomethane | 5 | UG/L | 2.5 U | 2.5 U | 2.5 U | 2.5 U | 2.5 U | 2.5 U |
| Carbon Disulfide | 60 | UG/L | 5 U | 5 U | 5 U | 5 U | 5 U | 5 U |
| Carbon Tetrachloride | 5 | UG/L | 0.5 U | 0.5 U | 0.5 U | 0.5 U | 0.5 U | 0.5 U |
| Chlorobenzene | 5 | UG/L | 2.5 U | 2.5 U | 2.5 U | 2.5 U | 2.5 U | 2.5 U |
| Chloroethane | 5 | UG/L | 2.5 U | 2.5 U | 2.5 U | 2.5 U | 2.5 U | 2.5 U |
| Chloroform | 7 | UG/L | 2.5 U | 2.5 U | 2.5 U | 2.5 U | 2.5 U | 2.5 U |
| Chloromethane | 5 | UG/L | 2.5 U | 2.5 U | 2.5 U | 2.5 U | 2.5 U | 2.5 U |
| Cis-1,2-Dichloroethylene | 5 | UG/L | 2.5 U | 2.5 U | 2.5 U | 2.5 U | 2.5 U | 2.5 U |
| Cis-1,3-Dichloropropene | -- | UG/L | 0.5 U | 0.5 U | 0.5 U | 0.5 U | 0.5 U | 0.5 U |
| Cyclohexane | -- | UG/L | 10 U | 10 U | 10 U | 10 U | 10 U | 10 U |
| Dibromochloromethane | 50 | UG/L | 0.5 U | 0.5 U | 0.5 U | 0.5 U | 0.5 U | 0.5 U |
| Dichlorodifluoromethane | 5 | UG/L | 5 U | 5 U | 5 U | 5 U | 5 U | 5 U |
| Ethylbenzene | 5 | UG/L | 2.5 U | 2.5 U | 2.5 U | 2.5 U | 2.5 U | 2.5 U |

**Table 3. Summary of Volatile Organic Compounds in Water Quality Control Matrix, 416 Miller Place-Yaphank Road, Miller Place, New York**

| | | | Sample Designation: | MW-11D | MW-11S | MW-12D | MW-12S | MW-13D | MW-13S |
|---|---|---|---|---|---|---|---|---|---|
| | | | Sample Date: | 09/02/2025 | 09/02/2025 | 09/04/2025 | 09/04/2025 | 09/05/2025 | 09/05/2025 |
| | | | Normal Sample or Field Duplicate: | FD | N | N | N | N | N |
| Isopropylbenzene (Cumene) | 5 | UG/L | | 2.5 U | 2.5 U | 2.5 U | 2.5 U | 2.5 U | 2.5 U |
| m,p-Xylene | 5 | UG/L | | 2.5 U | 2.5 U | 2.5 U | 2.5 U | 2.5 U | 2.5 U |
| Methyl Acetate | -- | UG/L | | 2 U | 2 U | 2 U | 2 U | 2 U | 2 U |
| Methyl Ethyl Ketone (2-Butanone) | 50 | UG/L | | 5 U | 5 U | 5 U | 5 U | 5 U | 5 U |
| Methyl Isobutyl Ketone (4-Methyl-2-Pentanone) | -- | UG/L | | 5 U | 5 U | 5 U | 5 U | 5 U | 5 U |
| Methylcyclohexane | -- | UG/L | | 10 U | 10 U | 10 U | 10 U | 10 U | 10 U |
| Methylene Chloride | 5 | UG/L | | 2.5 U | 2.5 U | 2.5 U | 2.5 U | 2.5 U | 2.5 U |
| O-Xylene (1,2-Dimethylbenzene) | 5 | UG/L | | 2.5 U | 2.5 U | 2.5 U | 2.5 U | 2.5 U | 2.5 U |
| Styrene | 5 | UG/L | | 2.5 U | 2.5 U | 2.5 U | 2.5 U | 2.5 U | 2.5 U |
| Tert-Butyl Methyl Ether | 10 | UG/L | | 2.5 U | 2.5 U | 2.5 U | 2.5 U | 2.5 U | 2.5 U |
| Tetrachloroethylene (PCE) | 5 | UG/L | | 0.5 U | 0.5 U | 0.35 J | 0.5 U | 0.5 U | 0.5 U |
| Toluene | 5 | UG/L | | 2.5 U | 2.5 U | 2.5 U | 2.5 U | 2.5 U | 2.5 U |
| Trans-1,2-Dichloroethene | 5 | UG/L | | 2.5 U | 2.5 U | 2.5 U | 2.5 U | 2.5 U | 2.5 U |
| Trans-1,3-Dichloropropene | -- | UG/L | | 0.5 U | 0.5 U | 0.5 U | 0.5 U | 0.5 U | 0.5 U |
| Trichloroethylene (TCE) | 5 | UG/L | | 0.5 U | 0.5 U | 0.5 U | 0.5 U | 0.5 U | 0.5 U |
| Trichlorofluoromethane | 5 | UG/L | | 2.5 U | 2.5 U | 2.5 U | 2.5 U | 2.5 U | 2.5 U |
| Vinyl Chloride | 2 | UG/L | | 1 U | 1 U | 1 U | 1 U | 1 U | 1 U |
| Xylenes | 5 | UG/L | | 2.5 U | 2.5 U | 2.5 U | 2.5 U | 2.5 U | 2.5 U |

**Table 3. Summary of Volatile Organic Compounds in Water Quality Control Matrix, 416 Miller Place-Yaphank Road, Miller Place, New York**

| | | | | | | |
|---|---|---|---|---|---|---|
| | | Sample Designation: | PZ-5 | PZ-6 | SCDOH-DR | EQUIPMENT BLANK_0902025 |
| | | Sample Date: | 09/04/2025 | 09/03/2025 | 09/05/2025 | 09/02/2025 |
| | | Normal Sample or Field Duplicate: | N | N | N | EB |
| Parameter | NYSDEC Ambient Water Quality Standards and Guidance | Units | | | | |
| 1,1,1-Trichloroethane (TCA) | 5 | UG/L | 2.5 U | 2.5 U | 2.5 U | 2.5 U |
| 1,1,2,2-Tetrachloroethane | 5 | UG/L | 0.5 U | 0.5 U | 0.5 U | 0.5 U |
| 1,1,2-Trichloro-1,2,2-Trifluoroethane | 5 | UG/L | 2.5 U | 2.5 U | 2.5 U | 2.5 U |
| 1,1,2-Trichloroethane | 1 | UG/L | 1.5 U | 1.5 U | 1.5 U | 1.5 U |
| 1,1-Dichloroethane | 5 | UG/L | 2.5 U | 2.5 U | 2.5 U | 2.5 U |
| 1,1-Dichloroethene | 5 | UG/L | 0.5 U | 0.5 U | 0.5 U | 0.5 U |
| 1,2,3-Trichlorobenzene | 5 | UG/L | 2.5 U | 2.5 U | 2.5 U | 2.5 U |
| 1,2,4-Trichlorobenzene | 5 | UG/L | 2.5 U | 2.5 U | 2.5 U | 2.5 U |
| 1,2-Dibromo-3-Chloropropane | 0.04 | UG/L | 2.5 U | 2.5 U | 2.5 U | 2.5 U |
| 1,2-Dibromoethane (Ethylene Dibromide) | 0.0006 | UG/L | 2 U | 2 U | 2 U | 2 U |
| 1,2-Dichlorobenzene | 3 | UG/L | 2.5 U | 2.5 U | 2.5 U | 2.5 U |
| 1,2-Dichloroethane | 0.6 | UG/L | 0.5 U | 0.5 U | 0.5 U | 0.5 U |
| 1,2-Dichloropropane | 1 | UG/L | 1 U | 1 U | 1 U | 1 U |
| 1,3-Dichlorobenzene | 3 | UG/L | 2.5 U | 2.5 U | 2.5 U | 2.5 U |
| 1,4-Dichlorobenzene | 3 | UG/L | 2.5 U | 2.5 U | 2.5 U | 2.5 U |
| 2-Hexanone | 50 | UG/L | 5 U | 5 U | 5 U | 5 U |
| Acetone | 50 | UG/L | 5 U | 5 U | 5 U | 2 J |
| Benzene | 1 | UG/L | 0.5 U | 0.5 U | 0.5 U | 0.5 U |
| Bromochloromethane | 5 | UG/L | 2.5 U | 2.5 U | 2.5 U | 2.5 U |
| Bromodichloromethane | 50 | UG/L | 0.5 U | 0.5 U | 0.5 U | 0.5 U |
| Bromoform | 50 | UG/L | 2 U | 2 U | 2 U | 2 U |
| Bromomethane | 5 | UG/L | 2.5 U | 2.5 U | 2.5 U | 2.5 U |
| Carbon Disulfide | 60 | UG/L | 5 U | 5 U | 5 U | 5 U |
| Carbon Tetrachloride | 5 | UG/L | 0.5 U | 0.5 U | 0.5 U | 0.5 U |
| Chlorobenzene | 5 | UG/L | 2.5 U | 2.5 U | 2.5 U | 2.5 U |
| Chloroethane | 5 | UG/L | 2.5 U | 2.5 U | 2.5 U | 2.5 U |
| Chloroform | 7 | UG/L | 2.5 U | 2.5 U | 2.5 U | 2.5 U |
| Chloromethane | 5 | UG/L | 2.5 U | 2.5 U | 2.5 U | 2.5 U |
| Cis-1,2-Dichloroethylene | 5 | UG/L | 2.5 U | 2.5 U | 2.5 U | 2.5 U |
| Cis-1,3-Dichloropropene | -- | UG/L | 0.5 U | 0.5 U | 0.5 U | 0.5 U |
| Cyclohexane | -- | UG/L | 10 U | 10 U | 10 U | 10 U |
| Dibromochloromethane | 50 | UG/L | 0.5 U | 0.5 U | 0.5 U | 0.5 U |
| Dichlorodifluoromethane | 5 | UG/L | 5 U | 5 U | 5 U | 5 U |
| Ethylbenzene | 5 | UG/L | 2.5 U | 2.5 U | 2.5 U | 2.5 U |

**Table 3. Summary of Volatile Organic Compounds in Water Quality Control Matrix, 416 Miller Place-Yaphank Road, Miller Place, New York**

| | | | Sample Designation: | PZ-5 | PZ-6 | SCDOH-DR | EQUIPMENT BLANK_0902025 |
|---|---|---|---|---|---|---|---|
| | | | Sample Date: | 09/04/2025 | 09/03/2025 | 09/05/2025 | 09/02/2025 |
| | | | Normal Sample or Field Duplicate: | N | N | N | EB |
| Isopropylbenzene (Cumene) | 5 | UG/L | | 2.5 U | 2.5 U | 2.5 U | 2.5 U |
| m,p-Xylene | 5 | UG/L | | 2.5 U | 2.5 U | 2.5 U | 2.5 U |
| Methyl Acetate | -- | UG/L | | 2 U | 2 U | 2 U | 2 U |
| Methyl Ethyl Ketone (2-Butanone) | 50 | UG/L | | 5 U | 5 U | 5 U | 5 U |
| Methyl Isobutyl Ketone (4-Methyl-2-Pentanone) | -- | UG/L | | 5 U | 5 U | 5 U | 5 U |
| Methylcyclohexane | -- | UG/L | | 10 U | 10 U | 10 U | 10 U |
| Methylene Chloride | 5 | UG/L | | 2.5 U | 2.5 U | 2.5 U | 2.5 U |
| O-Xylene (1,2-Dimethylbenzene) | 5 | UG/L | | 2.5 U | 2.5 U | 2.5 U | 2.5 U |
| Styrene | 5 | UG/L | | 2.5 U | 2.5 U | 2.5 U | 2.5 U |
| Tert-Butyl Methyl Ether | 10 | UG/L | | 2.5 U | 2.5 U | 2.5 U | 2.5 U |
| Tetrachloroethylene (PCE) | 5 | UG/L | | 0.5 U | 0.5 U | 0.5 U | 0.5 U |
| Toluene | 5 | UG/L | | 2.5 U | 2.5 U | 2.5 U | 2.5 U |
| Trans-1,2-Dichloroethene | 5 | UG/L | | 2.5 U | 2.5 U | 2.5 U | 2.5 U |
| Trans-1,3-Dichloropropene | -- | UG/L | | 0.5 U | 0.5 U | 0.5 U | 0.5 U |
| Trichloroethylene (TCE) | 5 | UG/L | | 0.5 U | 0.5 U | 0.5 U | 0.5 U |
| Trichlorofluoromethane | 5 | UG/L | | 2.5 U | 2.5 U | 2.5 U | 2.5 U |
| Vinyl Chloride | 2 | UG/L | | 1 U | 1 U | 1 U | 1 U |
| Xylenes | 5 | UG/L | | 2.5 U | 2.5 U | 2.5 U | 2.5 U |

**Table 3. Summary of Volatile Organic Compounds in Water Quality Control Matrix, 416 Miller Place-Yaphank Road, Miller Place, New York**

| Sample Designation: | | | EQUIPMENT BLANK_090325 | TRIP BLANK | TRIP BLANK | TRIP BLANK |
|---|---|---|---|---|---|---|
| Sample Date: | | | 09/03/2025 | 09/02/2025 | 09/04/2025 | 09/05/2025 |
| Normal Sample or Field Duplicate: | | | EB | TB | TB | TB |
| Parameter | NYSDEC Ambient Water Quality Standards and Guidance | Units | | | | |
| 1,1,1-Trichloroethane (TCA) | 5 | UG/L | 2.5 U | 2.5 U | 2.5 U | 2.5 U |
| 1,1,2,2-Tetrachloroethane | 5 | UG/L | 0.5 U | 0.5 U | 0.5 U | 0.5 U |
| 1,1,2-Trichloro-1,2,2-Trifluoroethane | 5 | UG/L | 2.5 U | 2.5 U | 2.5 U | 2.5 U |
| 1,1,2-Trichloroethane | 1 | UG/L | 1.5 U | 1.5 U | 1.5 U | 1.5 U |
| 1,1-Dichloroethane | 5 | UG/L | 2.5 U | 2.5 U | 2.5 U | 2.5 U |
| 1,1-Dichloroethene | 5 | UG/L | 0.5 U | 0.5 U | 0.5 U | 0.5 U |
| 1,2,3-Trichlorobenzene | 5 | UG/L | 2.5 U | 2.5 U | 2.5 U | 2.5 U |
| 1,2,4-Trichlorobenzene | 5 | UG/L | 2.5 U | 2.5 U | 2.5 U | 2.5 U |
| 1,2-Dibromo-3-Chloropropane | 0.04 | UG/L | 2.5 U | 2.5 U | 2.5 U | 2.5 U |
| 1,2-Dibromoethane (Ethylene Dibromide) | 0.0006 | UG/L | 2 U | 2 U | 2 U | 2 U |
| 1,2-Dichlorobenzene | 3 | UG/L | 2.5 U | 2.5 U | 2.5 U | 2.5 U |
| 1,2-Dichloroethane | 0.6 | UG/L | 0.5 U | 0.5 U | 0.5 U | 0.5 U |
| 1,2-Dichloropropane | 1 | UG/L | 1 U | 1 U | 1 U | 1 U |
| 1,3-Dichlorobenzene | 3 | UG/L | 2.5 U | 2.5 U | 2.5 U | 2.5 U |
| 1,4-Dichlorobenzene | 3 | UG/L | 2.5 U | 2.5 U | 2.5 U | 2.5 U |
| 2-Hexanone | 50 | UG/L | 5 U | 5 U | 5 U | 5 U |
| Acetone | 50 | UG/L | 3 J | 5 U | 5 U | 5 U |
| Benzene | 1 | UG/L | 0.5 U | 0.5 U | 0.5 U | 0.5 U |
| Bromochloromethane | 5 | UG/L | 2.5 U | 2.5 U | 2.5 U | 2.5 U |
| Bromodichloromethane | 50 | UG/L | 0.5 U | 0.5 U | 0.5 U | 0.5 U |
| Bromoform | 50 | UG/L | 2 U | 2 U | 2 U | 2 U |
| Bromomethane | 5 | UG/L | 2.5 U | 2.5 U | 2.5 U | 2.5 U |
| Carbon Disulfide | 60 | UG/L | 5 U | 5 U | 5 U | 5 U |
| Carbon Tetrachloride | 5 | UG/L | 0.5 U | 0.5 U | 0.5 U | 0.5 U |
| Chlorobenzene | 5 | UG/L | 2.5 U | 2.5 U | 2.5 U | 2.5 U |
| Chloroethane | 5 | UG/L | 2.5 U | 2.5 U | 2.5 U | 2.5 U |
| Chloroform | 7 | UG/L | 2.5 U | 2.5 U | 2.5 U | 2.5 U |
| Chloromethane | 5 | UG/L | 2.5 U | 2.5 U | 2.5 U | 2.5 U |
| Cis-1,2-Dichloroethylene | 5 | UG/L | 2.5 U | 2.5 U | 2.5 U | 2.5 U |
| Cis-1,3-Dichloropropene | -- | UG/L | 0.5 U | 0.5 U | 0.5 U | 0.5 U |
| Cyclohexane | -- | UG/L | 10 U | 10 U | 10 U | 10 U |
| Dibromochloromethane | 50 | UG/L | 0.5 U | 0.5 U | 0.5 U | 0.5 U |
| Dichlorodifluoromethane | 5 | UG/L | 5 U | 5 U | 5 U | 5 U |
| Ethylbenzene | 5 | UG/L | 2.5 U | 2.5 U | 2.5 U | 2.5 U |

**Table 3. Summary of Volatile Organic Compounds in Water Quality Control Matrix, 416 Miller Place-Yaphank Road, Miller Place, New York**

| | | | Sample Designation: | EQUIPMENT BLANK_090325 | TRIP BLANK | TRIP BLANK | TRIP BLANK |
|---|---|---|---|---|---|---|---|
| | | | Sample Date: | 09/03/2025 | 09/02/2025 | 09/04/2025 | 09/05/2025 |
| | | | Normal Sample or Field Duplicate: | EB | TB | TB | TB |
| Isopropylbenzene (Cumene) | 5 | UG/L | | 2.5 U | 2.5 U | 2.5 U | 2.5 U |
| m,p-Xylene | 5 | UG/L | | 2.5 U | 2.5 U | 2.5 U | 2.5 U |
| Methyl Acetate | -- | UG/L | | 2 U | 2 U | 2 U | 2 U |
| Methyl Ethyl Ketone (2-Butanone) | 50 | UG/L | | 5 U | 5 U | 5 U | 5 U |
| Methyl Isobutyl Ketone (4-Methyl-2-Pentanone) | -- | UG/L | | 5 U | 5 U | 5 U | 5 U |
| Methylcyclohexane | -- | UG/L | | 10 U | 10 U | 10 U | 10 U |
| Methylene Chloride | 5 | UG/L | | 2.5 U | 2.5 U | 2.5 U | 2.5 U |
| O-Xylene (1,2-Dimethylbenzene) | 5 | UG/L | | 2.5 U | 2.5 U | 2.5 U | 2.5 U |
| Styrene | 5 | UG/L | | 2.5 U | 2.5 U | 2.5 U | 2.5 U |
| Tert-Butyl Methyl Ether | 10 | UG/L | | 2.5 U | 2.5 U | 2.5 U | 2.5 U |
| Tetrachloroethylene (PCE) | 5 | UG/L | | 0.5 U | 0.5 U | 0.5 U | 0.5 U |
| Toluene | 5 | UG/L | | 2.5 U | 2.5 U | 2.5 U | 2.5 U |
| Trans-1,2-Dichloroethene | 5 | UG/L | | 2.5 U | 2.5 U | 2.5 U | 2.5 U |
| Trans-1,3-Dichloropropene | -- | UG/L | | 0.5 U | 0.5 U | 0.5 U | 0.5 U |
| Trichloroethylene (TCE) | 5 | UG/L | | 0.5 U | 0.5 U | 0.5 U | 0.5 U |
| Trichlorofluoromethane | 5 | UG/L | | 2.5 U | 2.5 U | 2.5 U | 2.5 U |
| Vinyl Chloride | 2 | UG/L | | 1 U | 1 U | 1 U | 1 U |
| Xylenes | 5 | UG/L | | 2.5 U | 2.5 U | 2.5 U | 2.5 U |

**Table 4. Summary of Semivolatile Organic Compounds in Water Quality Control Matrix, 416 Miller Place-Yaphank Road, Miller Place, New York**

| | | | | | | | | | |
|---|---|---|---|---|---|---|---|---|---|
| | | Sample Designation: | MP-1 | MP-1 | MP-1D | MW-1DR2 | MW-1SR | MW-4D2 | MW-4S |
| | | Sample Date: | 09/03/2025 | 09/03/2025 | 09/03/2025 | 09/03/2025 | 09/03/2025 | 09/04/2025 | 09/04/2025 |
| | | Normal Sample or Field Duplicate: | N | FD | N | N | N | N | N |
| Parameter | NYSDEC Ambient Water Quality Standards and Guidance | Units | | | | | | | |
| 1,2,4,5-Tetrachlorobenzene | 5 | UG/L | 10 U | 10 U | 10 U | 10 U | 10 U | 10 U | 10 U |
| 2,4,5-Trichlorophenol | -- | UG/L | 5 U | 5 U | 5 U | 5 U | 5 U | 5 U | 5 U |
| 2,4,6-Trichlorophenol | -- | UG/L | 5 U | 5 U | 5 U | 5 U | 5 U | 5 U | 5 U |
| 2,4-Dichlorophenol | 5 | UG/L | 5 U | 5 U | 5 U | 5 U | 5 U | 5 U | 5 U |
| 2,4-Dimethylphenol | 50 | UG/L | 5 U | 5 U | 5 U | 5 U | 5 U | 5 U | 5 U |
| 2,4-Dinitrophenol | 10 | UG/L | 20 U | 20 U | 20 U | 20 U | 20 U | 20 U | 20 U |
| 2,4-Dinitrotoluene | 5 | UG/L | 5 U | 5 U | 5 U | 5 U | 5 U | 5 U | 5 U |
| 2,6-Dinitrotoluene | 5 | UG/L | 5 U | 5 U | 5 U | 5 U | 5 U | 5 U | 5 U |
| 2-Chloronaphthalene | 10 | UG/L | 0.2 U | 0.2 U | 0.2 U | 0.2 U | 0.2 U | 0.2 U | 0.2 U |
| 2-Chlorophenol | -- | UG/L | 2 U | 2 U | 2 U | 2 U | 2 U | 2 U | 2 U |
| 2-Methylnaphthalene | -- | UG/L | 0.1 U | 0.1 U | 0.1 U | 0.1 U | 0.1 U | 0.1 U | 0.1 U |
| 2-Methylphenol (O-Cresol) | -- | UG/L | 5 U | 5 U | 5 U | 5 U | 5 U | 5 U | 5 U |
| 2-Nitroaniline | 5 | UG/L | 5 U | 5 U | 5 U | 5 U | 5 U | 5 U | 5 U |
| 2-Nitrophenol | -- | UG/L | 10 U | 10 U | 10 U | 10 U | 10 U | 10 U | 10 U |
| 3,3'-Dichlorobenzidine | 5 | UG/L | 5 U | 5 U | 5 U | 5 U | 5 U | 5 U | 5 U |
| 3-Nitroaniline | 5 | UG/L | 5 U | 5 U | 5 U | 5 U | 5 U | 5 U | 5 U |
| 4,6-Dinitro-2-Methylphenol | -- | UG/L | 10 U | 10 U | 10 U | 10 U | 10 U | 10 U | 10 U |
| 4-Bromophenyl Phenyl Ether | -- | UG/L | 2 U | 2 U | 2 U | 2 U | 2 U | 2 U | 2 U |
| 4-Chloro-3-Methylphenol | -- | UG/L | 2 U | 2 U | 2 U | 2 U | 2 U | 2 U | 2 U |
| 4-Chloroaniline | 5 | UG/L | 5 U | 5 U | 5 U | 5 U | 5 U | 5 U | 5 U |
| 4-Chlorophenyl Phenyl Ether | -- | UG/L | 2 U | 2 U | 2 U | 2 U | 2 U | 2 U | 2 U |
| 4-Nitroaniline | 5 | UG/L | 5 U | 5 U | 5 U | 5 U | 5 U | 5 U | 5 U |
| 4-Nitrophenol | -- | UG/L | 10 U | 10 U | 10 U | 10 U | 10 U | 10 U | 10 U |
| Acenaphthene | 20 | UG/L | 0.1 U | 0.1 U | 0.1 U | 0.1 U | 0.1 U | 0.1 U | 0.1 U |
| Acenaphthylene | 20 | UG/L | 0.1 U | 0.1 U | 0.1 U | 0.1 U | 0.1 U | 0.1 U | 0.1 U |
| Acetophenone | -- | UG/L | 5 U | 5 U | 5 U | 5 U | 5 U | 5 U | 5 U |
| Anthracene | 50 | UG/L | 0.1 U | 0.1 U | 0.1 U | 0.1 U | 0.1 U | 0.1 U | 0.1 U |
| Atrazine | 7.5 | UG/L | 10 U | 10 U | 10 U | 10 U | 10 U | 10 U | 10 U |
| Benzaldehyde | -- | UG/L | 5 U | 5 U | 5 U | 5 U | 5 U | 5 U | 5 U |
| Benzo(A)Anthracene | 0.002 | UG/L | 0.1 U | 0.1 U | 0.1 U | 0.1 U | 0.1 U | 0.1 U | 0.1 U |
| Benzo(A)Pyrene | 0 | UG/L | 0.1 U | 0.1 U | 0.1 U | 0.1 U | 0.1 U | 0.1 U | 0.1 U |
| Benzo(B)Fluoranthene | 0.002 | UG/L | 0.1 U | 0.1 U | 0.1 U | 0.1 U | 0.1 U | 0.1 U | 0.1 U |
| Benzo(G,H,I)Perylene | -- | UG/L | 0.1 U | 0.1 U | 0.1 U | 0.1 U | 0.1 U | 0.1 U | 0.1 U |
| Benzo(K)Fluoranthene | 0.002 | UG/L | 0.1 U | 0.1 U | 0.1 U | 0.1 U | 0.1 U | 0.1 U | 0.1 U |

**Table 4. Summary of Semivolatile Organic Compounds in Water Quality Control Matrix, 416 Miller Place-Yaphank Road, Miller Place, New York**

| | | | | | | | | | |
|---|---|---|---|---|---|---|---|---|---|
| | | Sample Designation: | MP-1 | MP-1 | MP-1D | MW-1DR2 | MW-1SR | MW-4D2 | MW-4S |
| | | Sample Date: | 09/03/2025 | 09/03/2025 | 09/03/2025 | 09/03/2025 | 09/03/2025 | 09/04/2025 | 09/04/2025 |
| | | Normal Sample or Field Duplicate: | N | FD | N | N | N | N | N |
| Benzyl Butyl Phthalate | 50 | UG/L | 5 U | 5 U | 5 U | 5 U | 5 U | 5 U | 5 U |
| Biphenyl (Diphenyl) | 5 | UG/L | 2 U | 2 U | 2 U | 2 U | 2 U | 2 U | 2 U |
| Bis(2-Chloroethoxy) Methane | 5 | UG/L | 5 U | 5 U | 5 U | 5 U | 5 U | 5 U | 5 U |
| Bis(2-Chloroethyl) Ether (2-Chloroethyl Ether) | 1 | UG/L | 0.1 U | 0.1 U | 0.1 U | 0.12 | 0.1 U | 0.1 U | 0.1 U |
| Bis(2-Chloroisopropyl) Ether | 5 | UG/L | 2 U | 2 U | 2 U | 2 U | 2 U | 2 U | 2 U |
| Bis(2-Ethylhexyl) Phthalate | **5** | UG/L | 3 U | **23** | 1.6 J | 3 U | 1.6 J | 3 U | 3 U |
| Caprolactam | -- | UG/L | 10 U | 10 U | 10 U | 10 U | 10 U | 10 U | 10 U |
| Carbazole | -- | UG/L | 2 U | 2 U | 2 U | 2 U | 2 U | 2 U | 2 U |
| Chrysene | 0.002 | UG/L | 0.1 U | 0.1 U | 0.1 U | 0.1 U | 0.1 U | 0.1 U | 0.1 U |
| Dibenz(A,H)Anthracene | -- | UG/L | 0.1 U | 0.1 U | 0.1 U | 0.1 U | 0.1 U | 0.1 U | 0.1 U |
| Dibenzofuran | -- | UG/L | 2 U | 2 U | 2 U | 2 U | 2 U | 2 U | 2 U |
| Diethyl Phthalate | 50 | UG/L | 5 U | 5 U | 5 U | 5 U | 5 U | 5 U | 5 U |
| Dimethyl Phthalate | 50 | UG/L | 5 U | 5 U | 5 U | 5 U | 5 U | 5 U | 5 U |
| Di-N-Butyl Phthalate | 50 | UG/L | 5 U | 5 U | 5 U | 5 U | 5 U | 5 U | 5 U |
| Di-N-Octylphthalate | -- | UG/L | 5 U | 5 U | 5 U | 5 U | 5 U | 5 U | 5 U |
| Fluoranthene | 50 | UG/L | 0.1 U | 0.1 U | 0.1 U | 0.1 U | 0.1 U | 0.1 U | 0.1 U |
| Fluorene | 50 | UG/L | 0.1 U | 0.1 U | 0.1 U | 0.1 U | 0.1 U | 0.1 U | 0.1 U |
| Hexachlorobenzene | 0.04 | UG/L | 0.8 U | 0.8 U | 0.8 U | 0.8 U | 0.8 U | 0.02 J | 0.8 U |
| Hexachlorobutadiene | 0.5 | UG/L | 0.5 U | 0.5 U | 0.5 U | 0.5 U | 0.5 U | 0.5 U | 0.5 U |
| Hexachlorocyclopentadiene | 5 | UG/L | 20 U | 20 U | 20 U | 20 U | 20 U | 20 U | 20 U |
| Hexachloroethane | 5 | UG/L | 0.8 U | 0.8 U | 0.8 U | 0.8 U | 0.8 U | 0.8 U | 0.8 U |
| Indeno(1,2,3-C,D)Pyrene | 0.002 | UG/L | 0.1 U | 0.1 U | 0.1 U | 0.1 U | 0.1 U | 0.1 U | 0.1 U |
| Isophorone | 50 | UG/L | 5 U | 5 U | 5 U | 5 U | 5 U | 5 U | 5 U |
| M+P MethylPhenol | -- | UG/L | 5 U | 5 U | 5 U | 5 U | 5 U | 5 U | 5 U |
| Naphthalene | 10 | UG/L | 0.1 U | 0.1 U | 0.1 U | 0.1 U | 0.1 U | 0.1 U | 0.1 U |
| Nitrobenzene | 0.4 | UG/L | 2 U | 2 U | 2 U | 2 U | 2 U | 2 U | 2 U |
| N-Nitrosodi-N-Propylamine | -- | UG/L | 5 U | 5 U | 5 U | 5 U | 5 U | 5 U | 5 U |
| N-Nitrosodiphenylamine | 50 | UG/L | 2 U | 2 U | 2 U | 2 U | 2 U | 2 U | 2 U |
| Pentachlorophenol | 1 | UG/L | 0.8 U | 0.8 U | 0.8 U | 0.8 U | 0.8 U | 0.8 U | 0.8 U |
| Phenanthrene | 50 | UG/L | 0.1 U | 0.1 U | 0.1 U | 0.1 U | 0.1 U | 0.1 U | 0.1 U |
| Phenol | **1** | UG/L | 5 U | 5 U | 5 U | **3.6 J** | 5 U | 5 U | 5 U |
| Pyrene | 50 | UG/L | 0.1 U | 0.1 U | 0.1 U | 0.1 U | 0.1 U | 0.1 U | 0.1 U |

**Table 4. Summary of Semivolatile Organic Compounds in Water Quality Control Matrix, 416 Miller Place-Yaphank Road, Miller Place, New York**

| | | | | | | | | | |
|---|---|---|---|---|---|---|---|---|---|
| | | Sample Designation: | MW-5D | MW-6D | MW-8D | MW-8S | MW-10D | MW-10S | MW-11D |
| | | Sample Date: | 09/04/2025 | 09/03/2025 | 09/04/2025 | 09/04/2025 | 09/05/2025 | 09/05/2025 | 09/02/2025 |
| | | Normal Sample or Field Duplicate: | N | N | N | N | N | N | N |
| Parameter | NYSDEC Ambient Water Quality Standards and Guidance | Units | | | | | | | |
| 1,2,4,5-Tetrachlorobenzene | 5 | UG/L | 10 U | 10 U | 10 U | 10 U | 10 U | 10 U | 10 U |
| 2,4,5-Trichlorophenol | -- | UG/L | 5 U | 5 U | 5 U | 5 U | 5 U | 5 U | 5 U |
| 2,4,6-Trichlorophenol | -- | UG/L | 5 U | 5 U | 5 U | 5 U | 5 U | 5 U | 5 U |
| 2,4-Dichlorophenol | 5 | UG/L | 5 U | 5 U | 5 U | 5 U | 5 U | 5 U | 5 U |
| 2,4-Dimethylphenol | 50 | UG/L | 5 U | 5 U | 5 U | 5 U | 5 U | 5 U | 5 U |
| 2,4-Dinitrophenol | 10 | UG/L | 20 U | 20 U | 20 U | 20 U | 20 U | 20 U | 20 U |
| 2,4-Dinitrotoluene | 5 | UG/L | 5 U | 5 U | 5 U | 5 U | 5 U | 5 U | 5 U |
| 2,6-Dinitrotoluene | 5 | UG/L | 5 U | 5 U | 5 U | 5 U | 5 U | 5 U | 5 U |
| 2-Chloronaphthalene | 10 | UG/L | 0.2 U | 0.2 U | 0.2 U | 0.2 U | 0.2 U | 0.2 U | 0.2 U |
| 2-Chlorophenol | -- | UG/L | 2 U | 2 U | 2 U | 2 U | 2 U | 2 U | 2 U |
| 2-Methylnaphthalene | -- | UG/L | 0.1 U | 0.1 U | 0.1 U | 0.1 U | 0.1 U | 0.1 U | 0.1 U |
| 2-Methylphenol (O-Cresol) | -- | UG/L | 5 U | 5 U | 5 U | 5 U | 5 U | 5 U | 5 U |
| 2-Nitroaniline | 5 | UG/L | 5 U | 5 U | 5 U | 5 U | 5 U | 5 U | 5 U |
| 2-Nitrophenol | -- | UG/L | 10 U | 10 U | 10 U | 10 U | 10 U | 10 U | 10 U |
| 3,3'-Dichlorobenzidine | 5 | UG/L | 5 U | 5 U | 5 U | 5 U | 5 U | 5 U | 5 U |
| 3-Nitroaniline | 5 | UG/L | 5 U | 5 U | 5 U | 5 U | 5 U | 5 U | 5 U |
| 4,6-Dinitro-2-Methylphenol | -- | UG/L | 10 U | 10 U | 10 U | 10 U | 10 U | 10 U | 10 U |
| 4-Bromophenyl Phenyl Ether | -- | UG/L | 2 U | 2 U | 2 U | 2 U | 2 U | 2 U | 2 U |
| 4-Chloro-3-Methylphenol | -- | UG/L | 2 U | 2 U | 2 U | 2 U | 2 U | 2 U | 2 U |
| 4-Chloroaniline | 5 | UG/L | 5 U | 5 U | 5 U | 5 U | 5 U | 5 U | 5 U |
| 4-Chlorophenyl Phenyl Ether | -- | UG/L | 2 U | 2 U | 2 U | 2 U | 2 U | 2 U | 2 U |
| 4-Nitroaniline | 5 | UG/L | 5 U | 5 U | 5 U | 5 U | 5 U | 5 U | 5 U |
| 4-Nitrophenol | -- | UG/L | 10 U | 10 U | 10 U | 10 U | 10 U | 10 U | 10 U |
| Acenaphthene | 20 | UG/L | 0.1 U | 0.1 U | 0.1 U | 0.1 U | 0.1 U | 0.1 U | 0.1 U |
| Acenaphthylene | 20 | UG/L | 0.1 U | 0.1 U | 0.1 U | 0.1 U | 0.1 U | 0.1 U | 0.1 U |
| Acetophenone | -- | UG/L | 5 U | 5 U | 5 U | 5 U | 5 U | 5 U | 5 U |
| Anthracene | 50 | UG/L | 0.1 U | 0.1 U | 0.1 U | 0.1 U | 0.1 U | 0.1 U | 0.1 U |
| Atrazine | 7.5 | UG/L | 10 U | 10 U | 10 U | 10 U | 10 U | 10 U | 10 U |
| Benzaldehyde | -- | UG/L | 5 U | 5 U | 5 U | 5 U | 5 U | 5 U | 5 U |
| Benzo(A)Anthracene | 0.002 | UG/L | 0.1 U | 0.1 U | 0.1 U | 0.1 U | 0.1 U | 0.1 U | 0.1 U |
| Benzo(A)Pyrene | 0 | UG/L | 0.1 U | 0.1 U | 0.1 U | 0.1 U | 0.1 U | 0.1 U | 0.1 U |
| Benzo(B)Fluoranthene | 0.002 | UG/L | 0.1 U | 0.1 U | 0.1 U | 0.1 U | 0.1 U | 0.1 U | 0.1 U |
| Benzo(G,H,I)Perylene | -- | UG/L | 0.1 U | 0.1 U | 0.1 U | 0.1 U | 0.1 U | 0.1 U | 0.1 U |
| Benzo(K)Fluoranthene | 0.002 | UG/L | 0.1 U | 0.1 U | 0.1 U | 0.1 U | 0.1 U | 0.1 U | 0.1 U |

**Table 4. Summary of Semivolatile Organic Compounds in Water Quality Control Matrix, 416 Miller Place-Yaphank Road, Miller Place, New York**

| | | | | | | | | | |
|---|---|---|---|---|---|---|---|---|---|
| | | Sample Designation: | MW-5D | MW-6D | MW-8D | MW-8S | MW-10D | MW-10S | MW-11D |
| | | Sample Date: | 09/04/2025 | 09/03/2025 | 09/04/2025 | 09/04/2025 | 09/05/2025 | 09/05/2025 | 09/02/2025 |
| | | Normal Sample or Field Duplicate: | N | N | N | N | N | N | N |
| Benzyl Butyl Phthalate | 50 | UG/L | 5 U | 5 U | 5 U | 5 U | 5 U | 5 U | 5 U |
| Biphenyl (Diphenyl) | 5 | UG/L | 2 U | 2 U | 2 U | 2 U | 2 U | 2 U | 2 U |
| Bis(2-Chloroethoxy) Methane | 5 | UG/L | 5 U | 5 U | 5 U | 5 U | 5 U | 5 U | 5 U |
| Bis(2-Chloroethyl) Ether (2-Chloroethyl Ether) | 1 | UG/L | 0.1 U | 0.1 U | 0.1 U | 0.1 U | 0.1 U | 0.1 U | 0.1 U |
| Bis(2-Chloroisopropyl) Ether | 5 | UG/L | 2 U | 2 U | 2 U | 2 U | 2 U | 2 U | 2 U |
| Bis(2-Ethylhexyl) Phthalate | **5** | UG/L | 3 U | 3 U | 3 U | 3 U | 3 U | 3 U | 2.3 J |
| Caprolactam | -- | UG/L | 10 U | 10 U | 10 U | 10 U | 10 U | 10 U | 10 U |
| Carbazole | -- | UG/L | 2 U | 2 U | 2 U | 2 U | 2 U | 2 U | 2 U |
| Chrysene | 0.002 | UG/L | 0.1 U | 0.1 U | 0.1 U | 0.1 U | 0.1 U | 0.1 U | 0.1 U |
| Dibenz(A,H)Anthracene | -- | UG/L | 0.1 U | 0.1 U | 0.1 U | 0.1 U | 0.1 U | 0.1 U | 0.1 U |
| Dibenzofuran | -- | UG/L | 2 U | 2 U | 2 U | 2 U | 2 U | 2 U | 2 U |
| Diethyl Phthalate | 50 | UG/L | 5 U | 5 U | 5 U | 5 U | 5 U | 5 U | 5 U |
| Dimethyl Phthalate | 50 | UG/L | 5 U | 5 U | 5 U | 5 U | 5 U | 5 U | 5 U |
| Di-N-Butyl Phthalate | 50 | UG/L | 5 U | 5 U | 5 U | 5 U | 17 B | 20 B | 1.5 J |
| Di-N-Octylphthalate | -- | UG/L | 5 U | 5 U | 5 U | 5 U | 5 U | 5 U | 5 U |
| Fluoranthene | 50 | UG/L | 0.1 U | 0.1 U | 0.1 U | 0.1 U | 0.1 U | 0.1 U | 0.1 U |
| Fluorene | 50 | UG/L | 0.1 U | 0.1 U | 0.1 U | 0.1 U | 0.1 U | 0.1 U | 0.1 U |
| Hexachlorobenzene | 0.04 | UG/L | 0.8 U | 0.8 U | 0.8 U | 0.8 U | 0.8 U | 0.8 U | 0.8 U |
| Hexachlorobutadiene | 0.5 | UG/L | 0.5 U | 0.5 U | 0.5 U | 0.5 U | 0.5 U | 0.5 U | 0.5 U |
| Hexachlorocyclopentadiene | 5 | UG/L | 20 U | 20 U | 20 U | 20 U | 20 U | 20 U | 20 U |
| Hexachloroethane | 5 | UG/L | 0.8 U | 0.8 U | 0.8 U | 0.8 U | 0.8 U | 0.8 U | 0.8 U |
| Indeno(1,2,3-C,D)Pyrene | 0.002 | UG/L | 0.1 U | 0.1 U | 0.1 U | 0.1 U | 0.1 U | 0.1 U | 0.1 U |
| Isophorone | 50 | UG/L | 5 U | 5 U | 5 U | 5 U | 5 U | 5 U | 5 U |
| M+P MethylPhenol | -- | UG/L | 5 U | 5 U | 5 U | 5 U | 5 U | 5 U | 5 U |
| Naphthalene | 10 | UG/L | 0.1 U | 0.1 U | 0.1 U | 0.1 U | 0.1 U | 0.1 U | 0.1 U |
| Nitrobenzene | 0.4 | UG/L | 2 U | 2 U | 2 U | 2 U | 2 U | 2 U | 2 U |
| N-Nitrosodi-N-Propylamine | -- | UG/L | 5 U | 5 U | 5 U | 5 U | 5 U | 5 U | 5 U |
| N-Nitrosodiphenylamine | 50 | UG/L | 2 U | 2 U | 2 U | 2 U | 2 U | 2 U | 2 U |
| Pentachlorophenol | 1 | UG/L | 0.8 U | 0.8 U | 0.8 U | 0.8 U | 0.8 U | 0.8 U | 0.8 U |
| Phenanthrene | 50 | UG/L | 0.1 U | 0.1 U | 0.1 U | 0.1 U | 0.1 U | 0.1 U | 0.1 U |
| Phenol | **1** | UG/L | 5 U | 5 U | 5 U | 5 U | 5 U | 5 U | 5 U |
| Pyrene | 50 | UG/L | 0.1 U | 0.1 U | 0.1 U | 0.1 U | 0.1 U | 0.1 U | 0.1 U |

**Table 4. Summary of Semivolatile Organic Compounds in Water Quality Control Matrix, 416 Miller Place-Yaphank Road, Miller Place, New York**

| | | | | | | | | | |
|---|---|---|---|---|---|---|---|---|---|
| | | Sample Designation: | MW-11D | MW-11S | MW-12D | MW-12S | MW-13D | MW-13S | PZ-5 |
| | | Sample Date: | 09/02/2025 | 09/02/2025 | 09/04/2025 | 09/04/2025 | 09/05/2025 | 09/05/2025 | 09/04/2025 |
| | | Normal Sample or Field Duplicate: | FD | N | N | N | N | N | N |
| Parameter | NYSDEC Ambient Water Quality Standards and Guidance | Units | | | | | | | |
| 1,2,4,5-Tetrachlorobenzene | 5 | UG/L | 10 U | 10 U | 10 U | 10 U | 10 U | 10 U | 10 U |
| 2,4,5-Trichlorophenol | -- | UG/L | 5 U | 5 U | 5 U | 5 U | 5 U | 5 U | 5 U |
| 2,4,6-Trichlorophenol | -- | UG/L | 5 U | 5 U | 5 U | 5 U | 5 U | 5 U | 5 U |
| 2,4-Dichlorophenol | 5 | UG/L | 5 U | 5 U | 5 U | 5 U | 5 U | 5 U | 5 U |
| 2,4-Dimethylphenol | 50 | UG/L | 5 U | 5 U | 5 U | 5 U | 5 U | 5 U | 5 U |
| 2,4-Dinitrophenol | 10 | UG/L | 20 U | 20 U | 20 U | 20 U | 20 U | 20 U | 20 U |
| 2,4-Dinitrotoluene | 5 | UG/L | 5 U | 5 U | 5 U | 5 U | 5 U | 5 U | 5 U |
| 2,6-Dinitrotoluene | 5 | UG/L | 5 U | 5 U | 5 U | 5 U | 5 U | 5 U | 5 U |
| 2-Chloronaphthalene | 10 | UG/L | 0.2 U | 0.2 U | 0.2 U | 0.2 U | 0.2 U | 0.2 U | 0.2 U |
| 2-Chlorophenol | -- | UG/L | 2 U | 2 U | 2 U | 2 U | 2 U | 2 U | 2 U |
| 2-Methylnaphthalene | -- | UG/L | 0.1 U | 0.1 U | 0.1 U | 0.1 U | 0.1 U | 0.1 U | 0.1 U |
| 2-Methylphenol (O-Cresol) | -- | UG/L | 5 U | 5 U | 5 U | 5 U | 5 U | 5 U | 5 U |
| 2-Nitroaniline | 5 | UG/L | 5 U | 5 U | 5 U | 5 U | 5 U | 5 U | 5 U |
| 2-Nitrophenol | -- | UG/L | 10 U | 10 U | 10 U | 10 U | 10 U | 10 U | 10 U |
| 3,3'-Dichlorobenzidine | 5 | UG/L | 5 U | 5 U | 5 U | 5 U | 5 U | 5 U | 5 U |
| 3-Nitroaniline | 5 | UG/L | 5 U | 5 U | 5 U | 5 U | 5 U | 5 U | 5 U |
| 4,6-Dinitro-2-Methylphenol | -- | UG/L | 10 U | 10 U | 10 U | 10 U | 10 U | 10 U | 10 U |
| 4-Bromophenyl Phenyl Ether | -- | UG/L | 2 U | 2 U | 2 U | 2 U | 2 U | 2 U | 2 U |
| 4-Chloro-3-Methylphenol | -- | UG/L | 2 U | 2 U | 2 U | 2 U | 2 U | 2 U | 2 U |
| 4-Chloroaniline | 5 | UG/L | 5 U | 5 U | 5 U | 5 U | 5 U | 5 U | 5 U |
| 4-Chlorophenyl Phenyl Ether | -- | UG/L | 2 U | 2 U | 2 U | 2 U | 2 U | 2 U | 2 U |
| 4-Nitroaniline | 5 | UG/L | 5 U | 5 U | 5 U | 5 U | 5 U | 5 U | 5 U |
| 4-Nitrophenol | -- | UG/L | 10 U | 10 U | 10 U | 10 U | 10 U | 10 U | 10 U |
| Acenaphthene | 20 | UG/L | 0.1 U | 0.1 U | 0.1 U | 0.1 U | 0.1 U | 0.1 U | 0.1 U |
| Acenaphthylene | 20 | UG/L | 0.1 U | 0.1 U | 0.1 U | 0.1 U | 0.1 U | 0.1 U | 0.1 U |
| Acetophenone | -- | UG/L | 5 U | 5 U | 5 U | 5 U | 5 U | 5 U | 5 U |
| Anthracene | 50 | UG/L | 0.1 U | 0.1 U | 0.1 U | 0.1 U | 0.1 U | 0.1 U | 0.1 U |
| Atrazine | 7.5 | UG/L | 10 U | 10 U | 10 U | 10 U | 10 U | 10 U | 10 U |
| Benzaldehyde | -- | UG/L | 5 U | 5 U | 5 U | 5 U | 5 U | 5 U | 5 U |
| Benzo(A)Anthracene | 0.002 | UG/L | 0.1 U | 0.1 U | 0.1 U | 0.1 U | 0.1 U | 0.1 U | 0.1 U |
| Benzo(A)Pyrene | 0 | UG/L | 0.1 U | 0.1 U | 0.1 U | 0.1 U | 0.1 U | 0.1 U | 0.1 U |
| Benzo(B)Fluoranthene | 0.002 | UG/L | 0.1 U | 0.1 U | 0.1 U | 0.1 U | 0.1 U | 0.1 U | 0.1 U |
| Benzo(G,H,I)Perylene | -- | UG/L | 0.1 U | 0.1 U | 0.1 U | 0.1 U | 0.1 U | 0.1 U | 0.1 U |
| Benzo(K)Fluoranthene | 0.002 | UG/L | 0.1 U | 0.1 U | 0.1 U | 0.1 U | 0.1 U | 0.1 U | 0.1 U |

**Table 4. Summary of Semivolatile Organic Compounds in Water Quality Control Matrix, 416 Miller Place-Yaphank Road, Miller Place, New York**

| | | | Sample Designation: | MW-11D | MW-11S | MW-12D | MW-12S | MW-13D | MW-13S | PZ-5 |
|---|---|---|---|---|---|---|---|---|---|---|
| | | | Sample Date: | 09/02/2025 | 09/02/2025 | 09/04/2025 | 09/04/2025 | 09/05/2025 | 09/05/2025 | 09/04/2025 |
| | | | Normal Sample or Field Duplicate: | FD | N | N | N | N | N | N |
| Benzyl Butyl Phthalate | 50 | UG/L | | 5 U | 5 U | 5 U | 5 U | 5 U | 5 U | 5 U |
| Biphenyl (Diphenyl) | 5 | UG/L | | 2 U | 2 U | 2 U | 2 U | 2 U | 2 U | 2 U |
| Bis(2-Chloroethoxy) Methane | 5 | UG/L | | 5 U | 5 U | 5 U | 5 U | 5 U | 5 U | 5 U |
| Bis(2-Chloroethyl) Ether (2-Chloroethyl Ether) | 1 | UG/L | | 0.1 U | 0.1 U | 0.1 U | 0.1 U | 0.1 U | 0.1 U | 0.1 U |
| Bis(2-Chloroisopropyl) Ether | 5 | UG/L | | 2 U | 2 U | 2 U | 2 U | 2 U | 2 U | 2 U |
| Bis(2-Ethylhexyl) Phthalate | **5** | UG/L | | 2 J | 3 U | 3 U | 3 U | 3 U | 3 U | 3 U |
| Caprolactam | -- | UG/L | | 10 U | 10 U | 10 U | 10 U | 10 U | 10 U | 10 U |
| Carbazole | -- | UG/L | | 2 U | 2 U | 2 U | 2 U | 2 U | 2 U | 2 U |
| Chrysene | 0.002 | UG/L | | 0.1 U | 0.1 U | 0.1 U | 0.1 U | 0.1 U | 0.1 U | 0.1 U |
| Dibenz(A,H)Anthracene | -- | UG/L | | 0.1 U | 0.1 U | 0.1 U | 0.1 U | 0.1 U | 0.1 U | 0.1 U |
| Dibenzofuran | -- | UG/L | | 2 U | 2 U | 2 U | 2 U | 2 U | 2 U | 2 U |
| Diethyl Phthalate | 50 | UG/L | | 5 U | 5 U | 5 U | 5 U | 5 U | 5 U | 5 U |
| Dimethyl Phthalate | 50 | UG/L | | 5 U | 5 U | 5 U | 5 U | 5 U | 5 U | 5 U |
| Di-N-Butyl Phthalate | 50 | UG/L | | 1.7 J | 1.6 J | 5 U | 5 U | 25 B | 21 B | 5 U |
| Di-N-Octylphthalate | -- | UG/L | | 5 U | 5 U | 5 U | 5 U | 5 U | 5 U | 5 U |
| Fluoranthene | 50 | UG/L | | 0.1 U | 0.1 U | 0.1 U | 0.1 U | 0.1 U | 0.1 U | 0.1 U |
| Fluorene | 50 | UG/L | | 0.1 U | 0.1 U | 0.1 U | 0.1 U | 0.1 U | 0.1 U | 0.1 U |
| Hexachlorobenzene | 0.04 | UG/L | | 0.8 U | 0.8 U | 0.8 U | 0.8 U | 0.8 U | 0.8 U | 0.8 U |
| Hexachlorobutadiene | 0.5 | UG/L | | 0.5 U | 0.5 U | 0.5 U | 0.5 U | 0.5 U | 0.5 U | 0.5 U |
| Hexachlorocyclopentadiene | 5 | UG/L | | 20 U | 20 U | 20 U | 20 U | 20 U | 20 U | 20 U |
| Hexachloroethane | 5 | UG/L | | 0.8 U | 0.8 U | 0.8 U | 0.8 U | 0.8 U | 0.8 U | 0.8 U |
| Indeno(1,2,3-C,D)Pyrene | 0.002 | UG/L | | 0.1 U | 0.1 U | 0.1 U | 0.1 U | 0.1 U | 0.1 U | 0.1 U |
| Isophorone | 50 | UG/L | | 5 U | 5 U | 5 U | 5 U | 5 U | 5 U | 5 U |
| M+P MethylPhenol | -- | UG/L | | 5 U | 5 U | 5 U | 5 U | 5 U | 5 U | 5 U |
| Naphthalene | 10 | UG/L | | 0.1 U | 0.1 U | 0.1 U | 0.1 U | 0.1 U | 0.1 U | 0.1 U |
| Nitrobenzene | 0.4 | UG/L | | 2 U | 2 U | 2 U | 2 U | 2 U | 2 U | 2 U |
| N-Nitrosodi-N-Propylamine | -- | UG/L | | 5 U | 5 U | 5 U | 5 U | 5 U | 5 U | 5 U |
| N-Nitrosodiphenylamine | 50 | UG/L | | 2 U | 2 U | 2 U | 2 U | 2 U | 2 U | 2 U |
| Pentachlorophenol | 1 | UG/L | | 0.8 U | 0.8 U | 0.8 U | 0.8 U | 0.8 U | 0.8 U | 0.8 U |
| Phenanthrene | 50 | UG/L | | 0.1 U | 0.1 U | 0.1 U | 0.1 U | 0.1 U | 0.1 U | 0.1 U |
| Phenol | **1** | UG/L | | 5 U | 5 U | 5 U | 5 U | 5 U | 5 U | 5 U |
| Pyrene | 50 | UG/L | | 0.1 U | 0.1 U | 0.1 U | 0.1 U | 0.1 U | 0.1 U | 0.1 U |

**Table 4. Summary of Semivolatile Organic Compounds in Water Quality Control Matrix, 416 Miller Place-Yaphank Road, Miller Place, New York**

| | | | | | | |
|---|---|---|---|---|---|---|
| | Sample Designation: | | PZ-6 | SCDOH-DR | EQUIPMENT BLANK_090202 | EQUIPMENT BLANK_090325 |
| | Sample Date: | | 09/03/2025 | 09/05/2025 | 09/02/2025 | 09/03/2025 |
| | Normal Sample or Field Duplicate: | | N | N | EB | EB |
| Parameter | NYSDEC Ambient Water Quality Standards and Guidance | Units | | | | |
| 1,2,4,5-Tetrachlorobenzene | 5 | UG/L | 10 U | 10 U | 10 U | 10 U |
| 2,4,5-Trichlorophenol | -- | UG/L | 5 U | 5 U | 5 U | 5 U |
| 2,4,6-Trichlorophenol | -- | UG/L | 5 U | 5 U | 5 U | 5 U |
| 2,4-Dichlorophenol | 5 | UG/L | 5 U | 5 U | 5 U | 5 U |
| 2,4-Dimethylphenol | 50 | UG/L | 5 U | 5 U | 5 U | 5 U |
| 2,4-Dinitrophenol | 10 | UG/L | 20 U | 20 U | 20 U | 20 U |
| 2,4-Dinitrotoluene | 5 | UG/L | 5 U | 5 U | 5 U | 5 U |
| 2,6-Dinitrotoluene | 5 | UG/L | 5 U | 5 U | 5 U | 5 U |
| 2-Chloronaphthalene | 10 | UG/L | 0.2 U | 0.2 U | 0.2 U | 0.2 U |
| 2-Chlorophenol | -- | UG/L | 2 U | 2 U | 2 U | 2 U |
| 2-Methylnaphthalene | -- | UG/L | 0.1 U | 0.1 U | 0.1 U | 0.1 U |
| 2-Methylphenol (O-Cresol) | -- | UG/L | 5 U | 5 U | 5 U | 5 U |
| 2-Nitroaniline | 5 | UG/L | 5 U | 5 U | 5 U | 5 U |
| 2-Nitrophenol | -- | UG/L | 10 U | 10 U | 10 U | 10 U |
| 3,3'-Dichlorobenzidine | 5 | UG/L | 5 U | 5 U | 5 U | 5 U |
| 3-Nitroaniline | 5 | UG/L | 5 U | 5 U | 5 U | 5 U |
| 4,6-Dinitro-2-Methylphenol | -- | UG/L | 10 U | 10 U | 10 U | 10 U |
| 4-Bromophenyl Phenyl Ether | -- | UG/L | 2 U | 2 U | 2 U | 2 U |
| 4-Chloro-3-Methylphenol | -- | UG/L | 2 U | 2 U | 2 U | 2 U |
| 4-Chloroaniline | 5 | UG/L | 5 U | 5 U | 5 U | 5 U |
| 4-Chlorophenyl Phenyl Ether | -- | UG/L | 2 U | 2 U | 2 U | 2 U |
| 4-Nitroaniline | 5 | UG/L | 5 U | 5 U | 5 U | 5 U |
| 4-Nitrophenol | -- | UG/L | 10 U | 10 U | 10 U | 10 U |
| Acenaphthene | 20 | UG/L | 0.1 U | 0.1 U | 0.1 U | 0.1 U |
| Acenaphthylene | 20 | UG/L | 0.1 U | 0.1 U | 0.1 U | 0.1 U |
| Acetophenone | -- | UG/L | 5 U | 5 U | 5 U | 5 U |
| Anthracene | 50 | UG/L | 0.1 U | 0.1 U | 0.1 U | 0.1 U |
| Atrazine | 7.5 | UG/L | 10 U | 10 U | 10 U | 10 U |
| Benzaldehyde | -- | UG/L | 5 U | 5 U | 5 U | 5 U |
| Benzo(A)Anthracene | 0.002 | UG/L | 0.1 U | 0.1 U | 0.1 U | 0.1 U |
| Benzo(A)Pyrene | 0 | UG/L | 0.1 U | 0.1 U | 0.1 U | 0.1 U |
| Benzo(B)Fluoranthene | 0.002 | UG/L | 0.1 U | 0.1 U | 0.1 U | 0.1 U |
| Benzo(G,H,I)Perylene | -- | UG/L | 0.1 U | 0.1 U | 0.1 U | 0.1 U |
| Benzo(K)Fluoranthene | 0.002 | UG/L | 0.1 U | 0.1 U | 0.1 U | 0.1 U |

**Table 4. Summary of Semivolatile Organic Compounds in Water Quality Control Matrix, 416 Miller Place-Yaphank Road, Miller Place, New York**

| | | | Sample Designation: | PZ-6 | SCDOH-DR | EQUIPMENT BLANK_090202 | EQUIPMENT BLANK_090325 |
|---|---|---|---|---|---|---|---|
| | | | Sample Date: | 09/03/2025 | 09/05/2025 | 09/02/2025 | 09/03/2025 |
| | | | Normal Sample or Field Duplicate: | N | N | EB | EB |
| Benzyl Butyl Phthalate | 50 | UG/L | | 5 U | 5 U | 5 U | 5 U |
| Biphenyl (Diphenyl) | 5 | UG/L | | 2 U | 2 U | 2 U | 2 U |
| Bis(2-Chloroethoxy) Methane | 5 | UG/L | | 5 U | 5 U | 5 U | 5 U |
| Bis(2-Chloroethyl) Ether (2-Chloroethyl Ether) | 1 | UG/L | | 0.1 U | 0.1 U | 0.1 U | 0.1 U |
| Bis(2-Chloroisopropyl) Ether | 5 | UG/L | | 2 U | 2 U | 2 U | 2 U |
| Bis(2-Ethylhexyl) Phthalate | **5** | UG/L | | 3 U | 3 U | 3 U | 3 U |
| Caprolactam | -- | UG/L | | 10 U | 10 U | 10 U | 10 U |
| Carbazole | -- | UG/L | | 2 U | 2 U | 2 U | 2 U |
| Chrysene | 0.002 | UG/L | | 0.1 U | 0.1 U | 0.1 U | 0.1 U |
| Dibenz(A,H)Anthracene | -- | UG/L | | 0.1 U | 0.1 U | 0.1 U | 0.1 U |
| Dibenzofuran | -- | UG/L | | 2 U | 2 U | 2 U | 2 U |
| Diethyl Phthalate | 50 | UG/L | | 5 U | 5 U | 5 U | 5 U |
| Dimethyl Phthalate | 50 | UG/L | | 5 U | 5 U | 5 U | 5 U |
| Di-N-Butyl Phthalate | 50 | UG/L | | 5 U | 17 B | 1.4 J | 5 U |
| Di-N-Octylphthalate | -- | UG/L | | 5 U | 5 U | 5 U | 5 U |
| Fluoranthene | 50 | UG/L | | 0.1 U | 0.1 U | 0.1 U | 0.1 U |
| Fluorene | 50 | UG/L | | 0.1 U | 0.1 U | 0.1 U | 0.1 U |
| Hexachlorobenzene | 0.04 | UG/L | | 0.8 U | 0.8 U | 0.8 U | 0.8 U |
| Hexachlorobutadiene | 0.5 | UG/L | | 0.5 U | 0.5 U | 0.5 U | 0.5 U |
| Hexachlorocyclopentadiene | 5 | UG/L | | 20 U | 20 U | 20 U | 20 U |
| Hexachloroethane | 5 | UG/L | | 0.8 U | 0.8 U | 0.8 U | 0.8 U |
| Indeno(1,2,3-C,D)Pyrene | 0.002 | UG/L | | 0.1 U | 0.1 U | 0.1 U | 0.1 U |
| Isophorone | 50 | UG/L | | 5 U | 5 U | 5 U | 5 U |
| M+P MethylPhenol | -- | UG/L | | 5 U | 5 U | 5 U | 5 U |
| Naphthalene | 10 | UG/L | | 0.1 U | 0.1 U | 0.1 U | 0.1 U |
| Nitrobenzene | 0.4 | UG/L | | 2 U | 2 U | 2 U | 2 U |
| N-Nitrosodi-N-Propylamine | -- | UG/L | | 5 U | 5 U | 5 U | 5 U |
| N-Nitrosodiphenylamine | 50 | UG/L | | 2 U | 2 U | 2 U | 2 U |
| Pentachlorophenol | 1 | UG/L | | 0.8 U | 0.8 U | 0.8 U | 0.8 U |
| Phenanthrene | 50 | UG/L | | 0.1 U | 0.1 U | 0.1 U | 0.1 U |
| Phenol | **1** | UG/L | | 5 U | 5 U | 5 U | 5 U |
| Pyrene | 50 | UG/L | | 0.1 U | 0.1 U | 0.1 U | 0.1 U |

**Table 5. Summary of Metals in Water Quality Control Matrix, 416 Miller Place-Yaphank Road, Miller Place, New York**

| | | | | | | | | | | | |
|---|---|---|---|---|---|---|---|---|---|---|---|
| | Sample Designation: | | MP-1 | MP-1 | MP-1 | MP-1 | MP-1D | MP-1D | MW-1DR2 | MW-1DR2 | MW-1SR |
| | Sample Date: | | 09/03/2025 | 09/03/2025 | 09/03/2025 | 09/03/2025 | 09/03/2025 | 09/03/2025 | 09/03/2025 | 09/03/2025 | 09/03/2025 |
| | Normal Sample or Field Duplicate: | | N | N | FD | FD | N | N | N | N | N |
| | Total or Dissolved: | | Total | Dissolved | Total | Dissolved | Total | Dissolved | Total | Dissolved | Total |
| Parameter | NYSDEC Ambient Water Quality Standards and Guidance | Units | | | | | | | | | |
| Aluminum | -- | UG/L | 100 U | 100 U | 100 U | 100 U | 100 U | 100 U | 100 U | 100 U | 100 U |
| Antimony | **3** | UG/L | 50 U | **14.6 J** | 50 U | 50 U | 50 U | 50 U | 50 U | 50 U | 50 U |
| Arsenic | 25 | UG/L | 5 U | 5 U | 5 U | 5 U | 5 U | 5 U | 2.1 J | 5 U | 5 U |
| Barium | 1000 | UG/L | 17.6 | 16.8 | 17.6 | 16.6 | 13.7 | 12.6 | 22.7 | 21.4 | 22.8 |
| Beryllium | 3 | UG/L | 5 U | 5 U | 5 U | 5 U | 5 U | 5 U | 5 U | 5 U | 5 U |
| Cadmium | 5 | UG/L | 5 U | 5 U | 5 U | 5 U | 5 U | 5 U | 5 U | 5 U | 5 U |
| Calcium | -- | UG/L | 23000 | 22100 | 23000 | 22200 | 17700 | 16900 | 10100 | 9820 | 17900 |
| Chromium, Total | 50 | UG/L | 10 U | 10 U | 27.1 | 10 U | 31 | 10 U | 10 U | 10 U | 10 U |
| Cobalt | -- | UG/L | 20 U | 20 U | 20 U | 20 U | 20 U | 20 U | 2.5 J | 2.5 J | 20 U |
| Copper | 200 | UG/L | 10 U | 10 U | 10 U | 10 U | 10 U | 3.6 J | 10 U | 10 U | 10 U |
| Iron | **300** | UG/L | 16 J | 50 U | 296 | 50 U | 252 | 50 U | **2490** | **2030** | 50 U |
| Lead | 25 | UG/L | 10 U | 10 U | 10 U | 10 U | 4.6 J | 10 U | 3.9 J | 10 U | 10 U |
| Magnesium | 35000 | UG/L | 6890 | 6740 | 6950 | 6680 | 8610 | 8270 | 4450 | 4330 | 5120 |
| Manganese | 300 | UG/L | 10 U | 10 U | 3.5 J | 10 U | 5.3 J | 2.2 J | 38.4 | 35.5 | 10 U |
| Mercury | **0.7** | UG/L | 0.2 U | 0.18 J | 0.2 U | 0.18 J | **1.75** | 0.39 | 0.2 U | 0.18 J | 0.2 U |
| Nickel | 100 | UG/L | 25 U | 25 U | 25 U | 25 U | 25 U | 25 U | 25 U | 2.8 J | 25 U |
| Potassium | -- | UG/L | 1480 J | 1400 J | 1510 J | 1390 J | 1390 J | 1310 J | 991 J | 948 J | 2030 J |
| Selenium | 10 | UG/L | 10 U | 10 U | 10 U | 10 U | 10 U | 10 U | 10 U | 10 U | 10 U |
| Silver | 50 | UG/L | 7 U | 7 U | 7 U | 7 U | 7 U | 7 U | 7 U | 7 U | 7 U |
| Sodium | **20000** | UG/L | 14100 | 13800 | 14100 | 13700 | 13100 | 12700 | 8500 | 8440 | 7450 |
| Thallium | **0.5** | UG/L | 20 U | 20 U | 20 U | 20 U | 20 U | 20 U | 20 U | 20 U | 20 U |
| Vanadium | -- | UG/L | 10 U | 10 U | 10 U | 10 U | 10 U | 10 U | 10 U | 10 U | 10 U |
| Zinc | 2000 | UG/L | 5 U | 5 U | 5 U | 5 U | 5 U | 5 U | 6.1 | 6 | 5 U |

**Table 5. Summary of Metals in Water Quality Control Matrix, 416 Miller Place-Yaphank Road, Miller Place, New York**

| Sample Designation: | | | MW-1SR | MW-4D2 | MW-4D2 | MW-4S | MW-4S | MW-5D | MW-5D | MW-6D | MW-6D |
|---|---|---|---|---|---|---|---|---|---|---|---|
| Sample Date: | | | 09/03/2025 | 09/04/2025 | 09/04/2025 | 09/04/2025 | 09/04/2025 | 09/04/2025 | 09/04/2025 | 09/03/2025 | 09/03/2025 |
| Normal Sample or Field Duplicate: | | | N | N | N | N | N | N | N | N | N |
| Total or Dissolved: | | | Dissolved | Total | Dissolved | Total | Dissolved | Total | Dissolved | Total | Dissolved |
| Parameter | NYSDEC Ambient Water Quality Standards and Guidance | Units | | | | | | | | | |
| Aluminum | -- | UG/L | 100 U | 100 U | 100 U | 100 U | 100 U | 114 | 100 U | 100 U | 100 U |
| Antimony | **3** | UG/L | 50 U | 50 U | 50 U | **13 J** | 50 U | 50 U | 50 U | 50 U | 50 U |
| Arsenic | 25 | UG/L | 5 U | 5 U | 5 U | 5 U | 5 U | 5 U | 5 U | 5 U | 5 U |
| Barium | 1000 | UG/L | 21.6 | 15.3 | 14.9 | 27.8 | 25.7 | 45.3 | 46.2 | 11.2 | 10.7 |
| Beryllium | 3 | UG/L | 5 U | 5 U | 5 U | 5 U | 5 U | 5 U | 5 U | 5 U | 5 U |
| Cadmium | 5 | UG/L | 5 U | 5 U | 5 U | 5 U | 5 U | 5 U | 5 U | 5 U | 5 U |
| Calcium | -- | UG/L | 17300 | 12200 | 11700 | 11200 | 10500 | 15400 | 15600 | 12100 | 11700 |
| Chromium, Total | 50 | UG/L | 4.6 J | 4 J | 2.5 J | 2.4 J | 10 U | 2.3 J | 10 U | 3.1 J | 2.3 J |
| Cobalt | -- | UG/L | 20 U | 20 U | 20 U | 20 U | 20 U | 20 U | 20 U | 20 U | 20 U |
| Copper | 200 | UG/L | 10 U | 10 U | 10 U | 10 U | 10 U | 10 U | 10 U | 10 U | 10 U |
| Iron | **300** | UG/L | 36.9 J | 15.1 J | 50 U | 33.1 J | 50 U | **412** | 50 U | 50 U | 13.4 J |
| Lead | 25 | UG/L | 10 U | 10 U | 10 U | 4.8 J | 10 U | 5.2 J | 10 U | 3.7 J | 10 U |
| Magnesium | 35000 | UG/L | 4940 | 5470 | 5640 | 3560 | 3600 | 6570 | 7040 | 5750 | 5500 |
| Manganese | 300 | UG/L | 10 U | 1.9 J | 10 U | 17.9 | 10 U | 15.6 | 10 U | 10 U | 10 U |
| Mercury | **0.7** | UG/L | 0.18 J | 0.2 U | 0.12 J | 0.2 U | 0.2 U | 0.2 U | 0.2 U | 0.2 U | 0.18 J |
| Nickel | 100 | UG/L | 25 U | 25 U | 25 U | 25 U | 25 U | 25 U | 25 U | 25 U | 25 U |
| Potassium | -- | UG/L | 1920 J | 934 J | 937 J | 1340 J | 1290 J | 1220 J | 1250 J | 1140 J | 1080 J |
| Selenium | 10 | UG/L | 10 U | 10 U | 10 U | 10 U | 10 U | 10 U | 10 U | 10 U | 10 U |
| Silver | 50 | UG/L | 7 U | 7 U | 7 U | 7 U | 7 U | 7 U | 7 U | 7 U | 7 U |
| Sodium | **20000** | UG/L | 7360 | 8620 | 8530 | **46300** | **44800** | 17700 | 18600 | 16700 | 16500 |
| Thallium | **0.5** | UG/L | 20 U | 20 U | 20 U | 20 U | 20 U | 20 U | 20 U | 20 U | 20 U |
| Vanadium | -- | UG/L | 10 U | 10 U | 10 U | 10 U | 10 U | 2 J | 10 U | 10 U | 10 U |
| Zinc | 2000 | UG/L | 5 U | 5 U | 5 U | 5 U | 5 U | 5 U | 5 U | 5 U | 5 U |

**Table 5. Summary of Metals in Water Quality Control Matrix, 416 Miller Place-Yaphank Road, Miller Place, New York**

| | | | | | | | | | | | |
|---|---|---|---|---|---|---|---|---|---|---|---|
| Sample Designation: | | | MW-8D | MW-8D | MW-8S | MW-8S | MW-10D | MW-10D | MW-10S | MW-10S | MW-11D |
| Sample Date: | | | 09/04/2025 | 09/04/2025 | 09/04/2025 | 09/04/2025 | 09/05/2025 | 09/05/2025 | 09/05/2025 | 09/05/2025 | 09/02/2025 |
| Normal Sample or Field Duplicate: | | | N | N | N | N | N | N | N | N | N |
| Total or Dissolved: | | | Total | Dissolved | Total | Dissolved | Total | Dissolved | Total | Dissolved | Total |
| Parameter | NYSDEC Ambient Water Quality Standards and Guidance | Units | | | | | | | | | |
| Aluminum | -- | UG/L | 100 U | 100 U | 140 | 100 U | 100 U | 100 U | 100 U | 100 U | 67.8 J |
| Antimony | **3** | UG/L | **7.1 J** | 50 U | 50 U | 50 U | 50 U | 50 U | 50 U | 50 U | 50 U |
| Arsenic | 25 | UG/L | 5 U | 5 U | 5 U | 5 U | 5 U | 5 U | 2.3 J | 5 U | 5 U |
| Barium | 1000 | UG/L | 33 | 28.6 | 34 | 33 | 5.6 J | 5.6 J | 36.2 | 36.1 | 27.6 |
| Beryllium | 3 | UG/L | 5 U | 5 U | 5 U | 5 U | 5 U | 5 U | 5 U | 5 U | 5 U |
| Cadmium | 5 | UG/L | 5 U | 5 U | 5 U | 5 U | 5 U | 5 U | 5 U | 5 U | 5 U |
| Calcium | -- | UG/L | 13000 | 12000 | 12200 | 12100 | 19400 | 18600 | 8180 | 8140 | 16000 |
| Chromium, Total | 50 | UG/L | 10 U | 10 U | 4.1 J | 10 U | 10 U | 10 U | 10 U | 10 U | 10 U |
| Cobalt | -- | UG/L | 20 U | 20 U | 20 U | 20 U | 20 U | 20 U | 20 U | 20 U | 20 U |
| Copper | 200 | UG/L | 10 U | 10 U | 10 U | 10 U | 10 U | 10 U | 10 U | 10 U | 10 U |
| Iron | **300** | UG/L | 50 U | 50 U | 201 | 10.5 J | 81.6 | 80.4 | 50 U | 50 U | **3320** |
| Lead | 25 | UG/L | 10 U | 10 U | 4.1 J | 10 U | 10 U | 10 U | 10 U | 10 U | 10 U |
| Magnesium | 35000 | UG/L | 6050 | 5550 | 5560 | 5740 | 2420 | 2380 | 3540 | 3520 | 5750 |
| Manganese | 300 | UG/L | 10 U | 10 U | 76.8 | 69.9 | 25 | 24.3 | 10 U | 10 U | 61.9 |
| Mercury | **0.7** | UG/L | 0.2 U | 0.2 U | 0.2 U | 0.2 U | 0.2 U | 0.2 U | 0.2 U | 0.2 U | 0.19 J |
| Nickel | 100 | UG/L | 25 U | 25 U | 25 U | 25 U | 25 U | 25 U | 25 U | 25 U | 25 U |
| Potassium | -- | UG/L | 1280 J | 1150 J | 1100 J | 1080 J | 800 J | 779 J | 1050 J | 1050 J | 932 J |
| Selenium | 10 | UG/L | 10 U | 10 U | 10 U | 10 U | 10 U | 10 U | 10 U | 10 U | 10 U |
| Silver | 50 | UG/L | 7 U | 7 U | 7 U | 7 U | 7 U | 7 U | 7 U | 7 U | 7 U |
| Sodium | **20000** | UG/L | 17700 | 15900 | 8250 | 8480 | 6100 | 5910 | 3980 | 3960 | 7730 |
| Thallium | **0.5** | UG/L | 20 U | 20 U | 20 U | 20 U | 20 U | 20 U | **2.8 J** | **3.9 J** | 20 U |
| Vanadium | -- | UG/L | 10 U | 10 U | 10 U | 10 U | 10 U | 10 U | 10 U | 10 U | 10 U |
| Zinc | 2000 | UG/L | 3 J | 5 U | 4 J | 4.4 J | 5 U | 5 U | 2.5 JB | 2.3 J | 5 U |

**Table 5. Summary of Metals in Water Quality Control Matrix, 416 Miller Place-Yaphank Road, Miller Place, New York**

| Sample Designation: | | | MW-11D | MW-11D | MW-11D | MW-11S | MW-11S | MW-12D | MW-12D | MW-12S |
|---|---|---|---|---|---|---|---|---|---|---|
| Sample Date: | | | 09/02/2025 | 09/02/2025 | 09/02/2025 | 09/02/2025 | 09/02/2025 | 09/04/2025 | 09/04/2025 | 09/04/2025 |
| Normal Sample or Field Duplicate: | | | N | FD | FD | N | N | N | N | N |
| Total or Dissolved: | | | Dissolved | Total | Dissolved | Total | Dissolved | Total | Dissolved | Total |
| Parameter | NYSDEC Ambient Water Quality Standards and Guidance | Units | | | | | | | | |
| Aluminum | -- | UG/L | 100 U | 70 J | 100 U | 100 U | 100 U | 100 U | 100 U | 70.7 J |
| Antimony | **3** | UG/L | 50 U | 50 U | 50 U | 50 U | **14.5 J** | **8.5 J** | 50 U | 50 U |
| Arsenic | 25 | UG/L | 5 U | 5 U | 5 U | 5 U | 5 U | 5 U | 5 U | 5 U |
| Barium | 1000 | UG/L | 26.7 | 27.2 | 27.2 | 44.5 | 43.9 | 36.1 | 35.9 | 41.4 |
| Beryllium | 3 | UG/L | 5 U | 5 U | 5 U | 5 U | 5 U | 5 U | 5 U | 5 U |
| Cadmium | 5 | UG/L | 5 U | 5 U | 5 U | 5 U | 5 U | 5 U | 5 U | 5 U |
| Calcium | -- | UG/L | 16100 | 15800 | 16300 | 50800 | 50400 | 13600 | 13300 | 7710 |
| Chromium, Total | 50 | UG/L | 10 U | 10 U | 9.9 J | 10 U | 10 U | 4 J | 3.7 J | 5.6 J |
| Cobalt | -- | UG/L | 20 U | 20 U | 20 U | 20 U | 20 U | 20 U | 20 U | 20 U |
| Copper | 200 | UG/L | 10 U | 10 U | 10 U | 2.5 J | 2.3 J | 10 U | 10 U | 3.2 J |
| Iron | **300** | UG/L | **2990** | **3270** | **3100** | 50 U | 17.4 J | 43.8 J | 50 U | 171 |
| Lead | 25 | UG/L | 10 U | 10 U | 10 U | 10 U | 10 U | 2.9 J | 10 U | 3.1 J |
| Magnesium | 35000 | UG/L | 5780 | 5690 | 5820 | 7080 | 7170 | 5180 | 5390 | 2810 |
| Manganese | 300 | UG/L | 61.3 | 60.9 | 63 | 10 U | 10 U | 10 U | 10 U | 30.3 |
| Mercury | **0.7** | UG/L | 0.2 U | 0.16 J | 0.09 J | 0.14 J | 0.2 U | 0.2 U | 0.2 U | 0.2 U |
| Nickel | 100 | UG/L | 25 U | 25 U | 25 U | 25 U | 25 U | 25 U | 3.5 J | 25 U |
| Potassium | -- | UG/L | 916 J | 901 J | 926 J | 1240 J | 1230 J | 1050 J | 1070 J | 970 J |
| Selenium | 10 | UG/L | 10 U | 10 U | 10 U | 10 U | 3.5 J | 10 U | 10 U | 10 U |
| Silver | 50 | UG/L | 7 U | 7 U | 7 U | 7 U | 7 U | 7 U | 7 U | 7 U |
| Sodium | **20000** | UG/L | 7720 | 7670 | 7810 | 4730 | 4760 | 13700 | 13900 | **32700** |
| Thallium | **0.5** | UG/L | 20 U | 20 U | 20 U | 20 U | 20 U | 20 U | 20 U | 20 U |
| Vanadium | -- | UG/L | 10 U | 10 U | 10 U | 10 U | 10 U | 10 U | 10 U | 10 U |
| Zinc | 2000 | UG/L | 5 U | 5 U | 5 U | 2.7 J | 2.6 J | 9.9 | 10.9 | 3.6 J |

**Table 5. Summary of Metals in Water Quality Control Matrix, 416 Miller Place-Yaphank Road, Miller Place, New York**

| | | | | | | | | | | | |
|---|---|---|---|---|---|---|---|---|---|---|---|
| Sample Designation: | | | MW-12S | MW-13D | MW-13D | MW-13S | MW-13S | PZ-5 | PZ-5 | PZ-6 | PZ-6 |
| Sample Date: | | | 09/04/2025 | 09/05/2025 | 09/05/2025 | 09/05/2025 | 09/05/2025 | 09/04/2025 | 09/04/2025 | 09/03/2025 | 09/03/2025 |
| Normal Sample or Field Duplicate: | | | N | N | N | N | N | N | N | N | N |
| Total or Dissolved: | | | Dissolved | Total | Dissolved | Total | Dissolved | Total | Dissolved | Total | Dissolved |
| Parameter | NYSDEC Ambient Water Quality Standards and Guidance | Units | | | | | | | | | |
| Aluminum | -- | UG/L | 100 U | 100 U | 100 U | 100 U | 100 U | 100 U | 100 U | 100 U | 100 U |
| Antimony | **3** | UG/L | 50 U | 50 U | 50 U | 50 U | 50 U | 50 U | 50 U | 50 U | 50 U |
| Arsenic | 25 | UG/L | 5 U | 5 U | 5 U | 5 U | 5 U | 5 U | 5 U | 5 U | 5 U |
| Barium | 1000 | UG/L | 41 | 27 | 27 | 85.3 | 84.9 | 23 | 22.7 | 48.2 | 45.1 |
| Beryllium | 3 | UG/L | 5 U | 5 U | 5 U | 5 U | 5 U | 5 U | 5 U | 5 U | 5 U |
| Cadmium | 5 | UG/L | 5 U | 5 U | 5 U | 5 U | 5 U | 5 U | 5 U | 5 U | 5 U |
| Calcium | -- | UG/L | 7730 | 11200 | 11400 | 103000 | 104000 | 34300 | 33600 | 60400 | 56700 |
| Chromium, Total | 50 | UG/L | 10 U | 10 U | 10 U | 10 U | 10 U | 10 U | 10 U | 10 U | 10 U |
| Cobalt | -- | UG/L | 20 U | 20 U | 20 U | 20 U | 20 U | 20 U | 20 U | 20 U | 20 U |
| Copper | 200 | UG/L | 2.2 J | 10 U | 10 U | 10 U | 10 U | 10 U | 10 U | 2.6 J | 10 U |
| Iron | **300** | UG/L | 50 U | 19.8 J | 50 U | 9.9 J | 50 U | 50 U | 50 U | 24.8 J | 50 U |
| Lead | 25 | UG/L | 10 U | 10 U | 10 U | 10 U | 10 U | 10 U | 10 U | 10 U | 10 U |
| Magnesium | 35000 | UG/L | 2910 | 4890 | 4960 | 24500 | 24400 | 6920 | 6900 | 9710 | 9290 |
| Manganese | 300 | UG/L | 22 | 10 U | 10 U | 10 U | 10 U | 10 U | 10 U | 11.5 | 8.9 J |
| Mercury | **0.7** | UG/L | 0.2 U | 0.2 U | 0.2 U | 0.2 U | 0.2 U | 0.2 U | 0.2 U | 0.2 U | 0.18 J |
| Nickel | 100 | UG/L | 25 U | 25 U | 25 U | 25 U | 25 U | 25 U | 25 U | 25 U | 25 U |
| Potassium | -- | UG/L | 980 J | 1130 J | 1100 J | 3090 | 3020 | 1230 J | 1250 J | 6020 | 5710 |
| Selenium | 10 | UG/L | 10 U | 10 U | 10 U | 10 U | 10 U | 10 U | 10 U | 10 U | 10 U |
| Silver | 50 | UG/L | 7 U | 7 U | 7 U | 7 U | 7 U | 7 U | 7 U | 7 U | 7 U |
| Sodium | **20000** | UG/L | **33300** | 15300 | 15400 | 4100 | 4070 | 2210 | 2280 | 12600 | 12400 |
| Thallium | **0.5** | UG/L | 20 U | 20 U | 20 U | 20 U | 20 U | 20 U | 20 U | 20 U | 20 U |
| Vanadium | -- | UG/L | 10 U | 10 U | 10 U | 10 U | 10 U | 10 U | 10 U | 10 U | 10 U |
| Zinc | 2000 | UG/L | 4.9 J | 5 U | 5 U | 5 U | 5 U | 5 U | 2.2 J | 5 U | 5 U |

**Table 5. Summary of Metals in Water Quality Control Matrix, 416 Miller Place-Yaphank Road, Miller Place, New York**

| Sample Designation: | | | SCDOH-DR | SCDOH-DR | EQUIPMENT BLANK_090202 | EQUIPMENT BLANK_090202 | EQUIPMENT BLANK_090325 |
|---|---|---|---|---|---|---|---|
| Sample Date: | | | 09/05/2025 | 09/05/2025 | 09/02/2025 | 09/02/2025 | 09/03/2025 |
| Normal Sample or Field Duplicate: | | | N | N | EB | EB | EB |
| Total or Dissolved: | | | Total | Dissolved | Total | Dissolved | Total |
| Parameter | NYSDEC Ambient Water Quality Standards and Guidance | Units | | | | | |
| Aluminum | -- | UG/L | 58.6 J | 100 U | 100 U | 100 U | 100 U |
| Antimony | **3** | UG/L | 50 U | 50 U | 50 U | 50 U | 50 U |
| Arsenic | 25 | UG/L | 2 J | 2.3 J | 5 U | 5 U | 5 U |
| Barium | 1000 | UG/L | 17.8 | 16.9 | 10 U | 10 U | 10 U |
| Beryllium | 3 | UG/L | 5 U | 5 U | 5 U | 5 U | 5 U |
| Cadmium | 5 | UG/L | 5 U | 5 U | 5 U | 5 U | 5 U |
| Calcium | -- | UG/L | 14500 | 14800 | 100 U | 100 U | 100 U |
| Chromium, Total | 50 | UG/L | 10 U | 10 U | 10 U | 10 U | 10 U |
| Cobalt | -- | UG/L | 20 U | 20 U | 20 U | 20 U | 20 U |
| Copper | 200 | UG/L | 10 U | 10 U | 10 U | 10 U | 10 U |
| Iron | **300** | UG/L | **324** | 13 J | 50 U | 50 U | 34 J |
| Lead | 25 | UG/L | 10 U | 10 U | 10 U | 10 U | 10 U |
| Magnesium | 35000 | UG/L | 6110 | 6190 | 100 U | 100 U | 100 U |
| Manganese | 300 | UG/L | 98.8 | 10 U | 10 U | 10 U | 10 U |
| Mercury | **0.7** | UG/L | 0.2 U | 0.2 U | 0.1 J | 0.2 U | 0.2 U |
| Nickel | 100 | UG/L | 25 U | 25 U | 25 U | 25 U | 25 U |
| Potassium | -- | UG/L | 1570 J | 1580 J | 2500 U | 2500 U | 2500 U |
| Selenium | 10 | UG/L | 10 U | 10 U | 10 U | 10 U | 10 U |
| Silver | 50 | UG/L | 7 U | 7 U | 7 U | 7 U | 7 U |
| Sodium | **20000** | UG/L | **23300** | **23700** | 2000 U | 2000 U | 2000 U |
| Thallium | **0.5** | UG/L | 20 U | 20 U | 20 U | 20 U | 20 U |
| Vanadium | -- | UG/L | 10 U | 10 U | 10 U | 10 U | 10 U |
| Zinc | 2000 | UG/L | 2.7 JB | 5 U | 5 U | 5 U | 5 U |

**Table 5. Summary of Metals in Water Quality Control Matrix, 416 Miller Place-Yaphank Road, Miller Place, New York**

| | | | |
|---|---|---|---|
| | | Sample Designation: | EQUIPMENT BLANK_090325 |
| | | Sample Date: | 09/03/2025 |
| | | Normal Sample or Field Duplicate: | EB |
| | | Total or Dissolved: | Dissolved |
| Parameter | NYSDEC Ambient Water Quality Standards and Guidance | Units | |
| Aluminum | -- | UG/L | 100 U |
| Antimony | **3** | UG/L | 50 U |
| Arsenic | 25 | UG/L | 5 U |
| Barium | 1000 | UG/L | 10 U |
| Beryllium | 3 | UG/L | 5 U |
| Cadmium | 5 | UG/L | 5 U |
| Calcium | -- | UG/L | 100 U |
| Chromium, Total | 50 | UG/L | 10 U |
| Cobalt | -- | UG/L | 20 U |
| Copper | 200 | UG/L | 10 U |
| Iron | **300** | UG/L | 50 U |
| Lead | 25 | UG/L | 10 U |
| Magnesium | 35000 | UG/L | 100 U |
| Manganese | 300 | UG/L | 10 U |
| Mercury | **0.7** | UG/L | 0.18 J |
| Nickel | 100 | UG/L | 25 U |
| Potassium | -- | UG/L | 2500 U |
| Selenium | 10 | UG/L | 10 U |
| Silver | 50 | UG/L | 7 U |
| Sodium | **20000** | UG/L | 2000 U |
| Thallium | **0.5** | UG/L | 20 U |
| Vanadium | -- | UG/L | 10 U |
| Zinc | 2000 | UG/L | 5 U |

**Table 6. Summary of General Chemistry in Water Quality Control Matrix, 416 Miller Place-Yaphank Road, Miller Place, New York**

| | | Sample Designation: | MP-1 | MP-1 | MP-1D | MW-1DR2 | MW-1SR | MW-4D2 | MW-4S | MW-5D |
|---|---|---|---|---|---|---|---|---|---|---|
| | | Sample Date: | 09/03/2025 | 09/03/2025 | 09/03/2025 | 09/03/2025 | 09/03/2025 | 09/04/2025 | 09/04/2025 | 09/04/2025 |
| | | Normal Sample or Field Duplicate: | N | FD | N | N | N | N | N | N |
| Parameter | NYSDEC Ambient Water Quality Standards and Guidance | Units | | | | | | | | |
| Alkalinity, Bicarbonate (As CaCO3) | -- | MGCACO3/L | 69.2 | 68.7 | 50.9 | 31 | 54.9 | 25.3 | 32.3 | 27.8 |
| Alkalinity, Carbonate (As CaCO3) | -- | MGCACO3/L | 2 U | 2 U | 2 U | 2 U | 2 U | 2 U | 2 U | 2 U |
| Ammonium | -- | ppm | 5 U | 5 U | 5 U | 5 U | 5 U | 5 U | 5 U | 5 U |
| Bromide | -- | MG/L | 0.03 J | 0.029 J | 0.044 J | 0.051 | 0.025 J | 0.032 J | 0.026 J | 0.038 J |
| Chloride (As Cl) | 250 | MG/L | 19 | 20 | 13 | 8.4 | 9.5 | 12 | 63 | 24 |
| Fluoride | -- | MG/L | 0.08 J | 0.08 J | 0.06 J | 0.04 J | 0.1 J | 0.03 J | 0.04 J | 0.03 J |
| Iodide (As I) | -- | MG/L | 0.5 U | 0.5 U | 0.5 U | 0.5 U | 0.5 U | 0.5 U | 0.5 U | 0.5 U |
| Nitrogen, Kjeldahl, Total | -- | MG/L | 0.5 | 0.168 J | 0.134 J | 0.148 J | 0.089 J | 0.3 U | 0.3 U | 0.3 U |
| Nitrogen, Nitrate (As N) | 10 | MG/L | 0.524 | 0.539 | 0.505 | 1.46 | 0.89 | 2.18 | 3.12 | 6.23 |
| Nitrogen, Nitrate-Nitrite | 10 | MG/L | 0.52 | 0.54 | 0.5 | 1.5 | 0.89 | 2.2 | 3.1 | 6.2 |
| Nitrogen, Nitrite | 1 | MG/L | 0.05 U | 0.05 U | 0.05 U | 0.05 U | 0.05 U | 0.05 U | 0.05 U | 0.05 U |
| Phosphorus | -- | MG/L | 0.083 | 0.083 | 0.065 | 0.031 U | 0.031 U | 0.052 | 0.018 J | 0.114 |
| Sulfate (As SO4) | 250 | MG/L | 13 | 13 | 38 | 14 | 8.4 J | 18 | 5.7 J | 16 |
| Sulfide | **0.05** | MG/L | **2** | 2 U | 2 U | 2 U | 2 U | 2 U | 2 U | 2 U |
| Total Dissolved Solids (Residue, Filterable) | -- | MG/L | 140 | 140 | 150 | 90 | 110 | 99 | 180 | 140 |
| Total Nitrogen, All Forms, Calculated | -- | MG/L | 1 | 0.54 | 0.5 | 1.5 | 0.89 | 2.2 | 3.1 | 6.2 |
| Total Suspended Solids | -- | MG/L | 6.5 U | 6 U | 6 U | 5 U | 6.5 U | 5.5 U | 6 U | 7.3 |

**Table 6. Summary of General Chemistry in Water Quality Control Matrix, 416 Miller Place-Yaphank Road, Miller Place, New York**

| | | Sample Designation: | MW-6D | MW-8D | MW-8S | MW-10D | MW-10S | MW-11D | MW-11D | MW-11S |
|---|---|---|---|---|---|---|---|---|---|---|
| | | Sample Date: | 09/03/2025 | 09/04/2025 | 09/04/2025 | 09/05/2025 | 09/05/2025 | 09/02/2025 | 09/02/2025 | 09/02/2025 |
| | | Normal Sample or Field Duplicate: | N | N | N | N | N | N | FD | N |
| Parameter | NYSDEC Ambient Water Quality Standards and Guidance | Units | | | | | | | | |
| Alkalinity, Bicarbonate (As CaCO3) | -- | MGCACO3/L | 39.4 | 20.7 | 20.7 | 45.6 | 32 | 35.8 | 36.2 | 148 |
| Alkalinity, Carbonate (As CaCO3) | -- | MGCACO3/L | 2 U | 2 U | 2 U | 2 U | 2 U | 2 U | 2 U | 2 U |
| Ammonium | -- | ppm | 5 U | 5 U | 5 U | 5 U | 5 U | 5 U | 5 U | 5 U |
| Bromide | -- | MG/L | 0.029 J | 0.029 J | 0.049 J | 0.032 J | 0.05 U | 0.027 J | 0.031 J | 0.024 J |
| Chloride (As Cl) | 250 | MG/L | 17 | 25 | 12 | 6.4 | 3.6 | 14 | 14 | 3 |
| Fluoride | -- | MG/L | 0.06 J | 0.03 J | 0.03 J | 0.08 J | 0.02 J | 0.06 J | 0.09 J | 0.04 J |
| Iodide (As I) | -- | MG/L | 0.5 U | 0.5 U | 0.5 U | 0.5 U | 0.5 U | 0.5 U | 0.5 U | 0.5 U |
| Nitrogen, Kjeldahl, Total | -- | MG/L | 0.069 J | 0.3 U | 0.097 J | 0.201 J | 0.3 U | 0.204 J | 0.19 J | 0.232 J |
| Nitrogen, Nitrate (As N) | 10 | MG/L | 2.06 | 4.34 | 1.85 | 0.046 J | 1.14 | 0.25 | 0.252 | 0.293 |
| Nitrogen, Nitrate-Nitrite | 10 | MG/L | 2.1 | 4.3 | 1.8 | 0.047 J | 1.1 | 0.25 | 0.25 | 0.29 |
| Nitrogen, Nitrite | 1 | MG/L | 0.05 U | 0.05 U | 0.05 U | 0.05 U | 0.05 U | 0.05 U | 0.05 U | 0.05 U |
| Phosphorus | -- | MG/L | 0.028 J | 0.015 J | 0.058 | 0.074 | 0.034 | 0.144 | 0.138 | 0.028 J |
| Sulfate (As SO4) | 250 | MG/L | 16 | 16 | 21 | 20 | 4.3 J | 27 | 28 | 13 |
| Sulfide | **0.05** | MG/L | 2 U | 2 U | 0.2 U | 0.2 U | 0.2 U | 2 U | 2 U | 2 U |
| Total Dissolved Solids (Residue, Filterable) | -- | MG/L | 130 | 140 | 91 | 110 | 59 | 130 | 240 | 150 |
| Total Nitrogen, All Forms, Calculated | -- | MG/L | 2.1 | 4.3 | 1.8 | 0.3 U | 1.1 | 0.3 U | 0.3 U | 0.3 U |
| Total Suspended Solids | -- | MG/L | 8.5 U | 14 U | 37 | 10 U | 10 U | 10 U | 10 U | 22 U |

**Table 6. Summary of General Chemistry in Water Quality Control Matrix, 416 Miller Place-Yaphank Road, Miller Place, New York**

| Parameter | NYSDEC Ambient Water Quality Standards and Guidance | Units | MW-12D | MW-12S | MW-13D | MW-13S | PZ-5 | PZ-6 | SCDOH-DR |
|---|---|---|---|---|---|---|---|---|---|
| Sample Designation: | | | MW-12D | MW-12S | MW-13D | MW-13S | PZ-5 | PZ-6 | SCDOH-DR |
| Sample Date: | | | 09/04/2025 | 09/04/2025 | 09/05/2025 | 09/05/2025 | 09/04/2025 | 09/03/2025 | 09/05/2025 |
| Normal Sample or Field Duplicate: | | | N | N | N | N | N | N | N |
| Alkalinity, Bicarbonate (As CaCO3) | -- | MGCACO3/L | 26.3 | 16 | 23.2 | 306 | 100 | 145 | 25.7 |
| Alkalinity, Carbonate (As CaCO3) | -- | MGCACO3/L | 2 U | 2 U | 2 U | 2 U | 2 U | 2 U | 2 U |
| Ammonium | -- | ppm | 5 U | 5 U | 5 U | 5 U | 5 U | 5 U | 5 U |
| Bromide | -- | MG/L | 0.045 J | 0.029 J | 0.025 J | 0.067 | 0.05 U | 0.04 J | 0.027 J |
| Chloride (As Cl) | 250 | MG/L | 19 | 42 | 26 | 3.2 | 3.2 | 18 | 42 |
| Fluoride | -- | MG/L | 0.03 J | 0.02 J | 0.03 J | 0.04 J | 0.03 J | 0.14 J | 0.03 J |
| Iodide (As I) | -- | MG/L | 0.5 U | 0.5 U | 0.5 U | 0.5 U | 0.5 U | 0.5 U | 0.5 U |
| Nitrogen, Kjeldahl, Total | -- | MG/L | 0.3 U | 0.3 U | 0.3 U | 0.3 U | 0.235 J | 0.496 | 0.3 U |
| Nitrogen, Nitrate (As N) | 10 | MG/L | 4.03 | 3.85 | 2.52 | 6.95 | 1.41 | 1.19 | 4.01 |
| Nitrogen, Nitrate-Nitrite | 10 | MG/L | 4 | 3.8 | 2.5 | 6.9 | 1.4 | 1.2 | 4 |
| Nitrogen, Nitrite | 1 | MG/L | 0.05 U | 0.05 U | 0.05 U | 0.05 U | 0.05 U | 0.05 U | 0.05 U |
| Phosphorus | -- | MG/L | 0.031 U | 0.015 J | 0.031 U | 0.071 | 0.083 | 0.169 | 0.012 J |
| Sulfate (As SO4) | 250 | MG/L | 19 | 10 | 13 | 28 | 12 | 24 | 12 |
| Sulfide | **0.05** | MG/L | 2 U | 2 U | 0.2 U | 0.2 U | 2 U | 2 U | 0.2 U |
| Total Dissolved Solids (Residue, Filterable) | -- | MG/L | 130 | 130 | 120 | 390 | 130 | 270 | 180 |
| Total Nitrogen, All Forms, Calculated | -- | MG/L | 4 | 3.8 | 2.5 | 6.9 | 1.4 | 1.7 | 4 |
| Total Suspended Solids | -- | MG/L | 6 U | 6.5 U | 10 U | 10 U | 6.5 U | 6.5 U | 10 U |

**Table 6. Summary of General Chemistry in Water Quality Control Matrix, 416 Miller Place-Yaphank Road, Miller Place, New York**

| | | Sample Designation: | EQUIPMENT BLANK_090202 | EQUIPMENT BLANK_090325 |
|---|---|---|---|---|
| | | Sample Date: | 09/02/2025 | 09/03/2025 |
| | | Normal Sample or Field Duplicate: | EB | EB |
| Parameter | NYSDEC Ambient Water Quality Standards and Guidance | Units | | |
| Alkalinity, Bicarbonate (As CaCO3) | -- | MGCACO3/L | 2 U | 2 U |
| Alkalinity, Carbonate (As CaCO3) | -- | MGCACO3/L | 2 U | 2 U |
| Ammonium | -- | ppm | 5 U | 5 U |
| Bromide | -- | MG/L | 0.023 J | 0.05 U |
| Chloride (As Cl) | 250 | MG/L | 1 U | 0.94 J |
| Fluoride | -- | MG/L | 0.05 J | 0.2 U |
| Iodide (As I) | -- | MG/L | 0.5 U | 0.5 U |
| Nitrogen, Kjeldahl, Total | -- | MG/L | 0.132 J | 0.158 J |
| Nitrogen, Nitrate (As N) | 10 | MG/L | 0.1 U | 0.038 J |
| Nitrogen, Nitrate-Nitrite | 10 | MG/L | 0.1 U | 0.1 U |
| Nitrogen, Nitrite | 1 | MG/L | 0.05 U | 0.05 U |
| Phosphorus | -- | MG/L | 0.031 U | 0.031 U |
| Sulfate (As SO4) | 250 | MG/L | 1.9 J | 2.1 J |
| Sulfide | **0.05** | MG/L | 2 U | 2 U |
| Total Dissolved Solids (Residue, Filterable) | -- | MG/L | 5 J | 10 U |
| Total Nitrogen, All Forms, Calculated | -- | MG/L | 0.3 U | 0.3 U |
| Total Suspended Solids | -- | MG/L | 10 U | 7 U |

# FIGURES

1. Site Location Map
2. Site Plan
3. Groundwater Elevation Contour Map; Shallow Wells, September 2, 2025
4. Groundwater Elevation Contour Map; Deep Wells, September 2, 2025

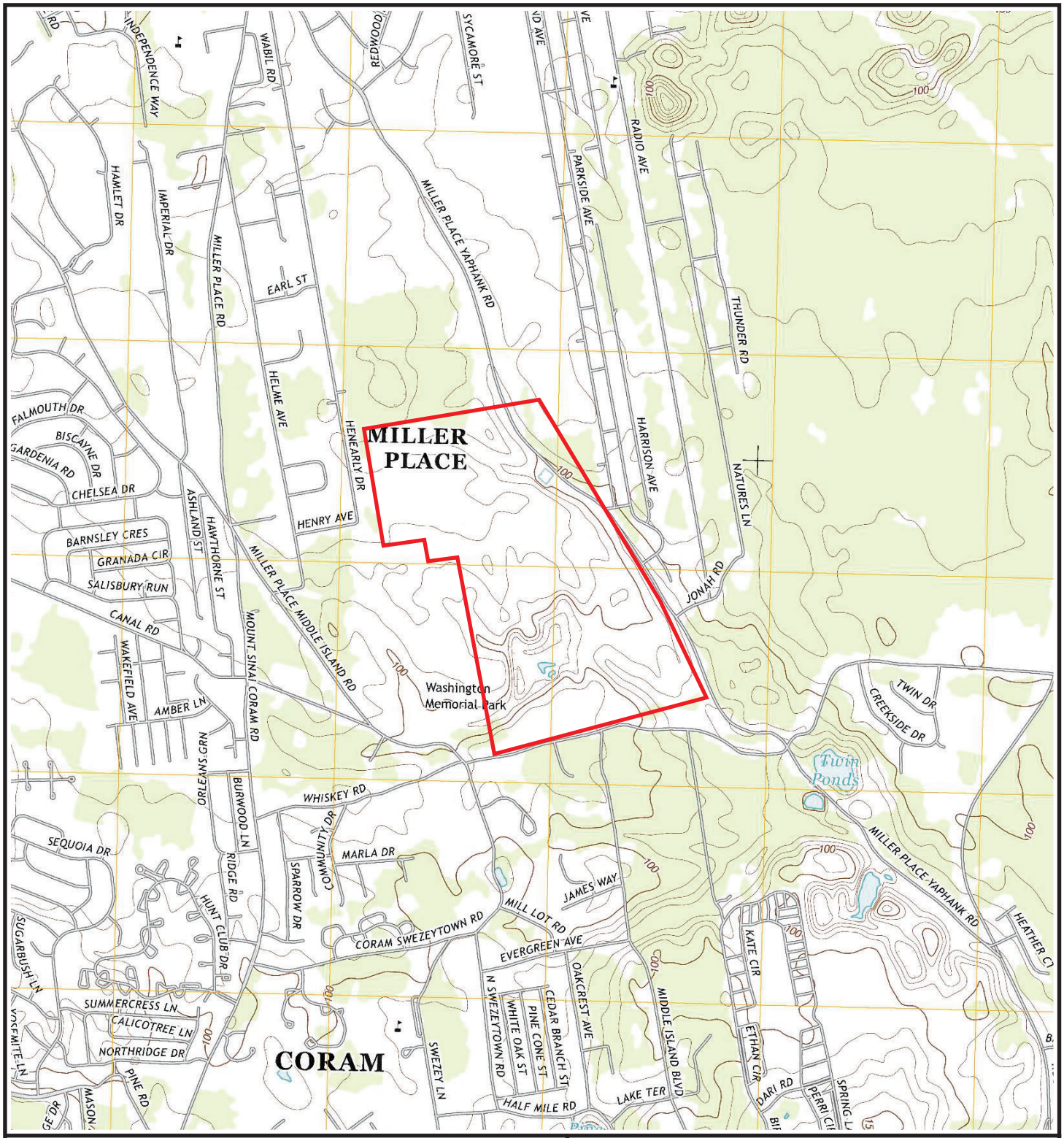


QUADRANGLE LOCATION




SOURCE:
USGS; 2013, Middle Island, NY
USGS; 2013, Port Jefferson, NY
7.5 Minute Topographic Quadrangle

N

0 2000’

Title:

# SITE LOCATION MAP

416 MILLER PLACE-YAPHANK ROAD
MILLER PLACE, NEW YORK

Prepared for:

CORAM MATERIALS CORP.

ROUX

| | | |
|---|---|---|
| Compiled by: A.I. | Date: 11JUL25 | FIGURE |
| Prepared by: G.M. | Scale: AS SHOWN | 1 |
| Project Mgr.: A.I. | Project No.: 2232.0006Y005 | |
| File: 2232.0006Y132.01.CDR | | |

N:\PROJECTS\2232Y\0006Y\132\232.0006Y132.01.CDR

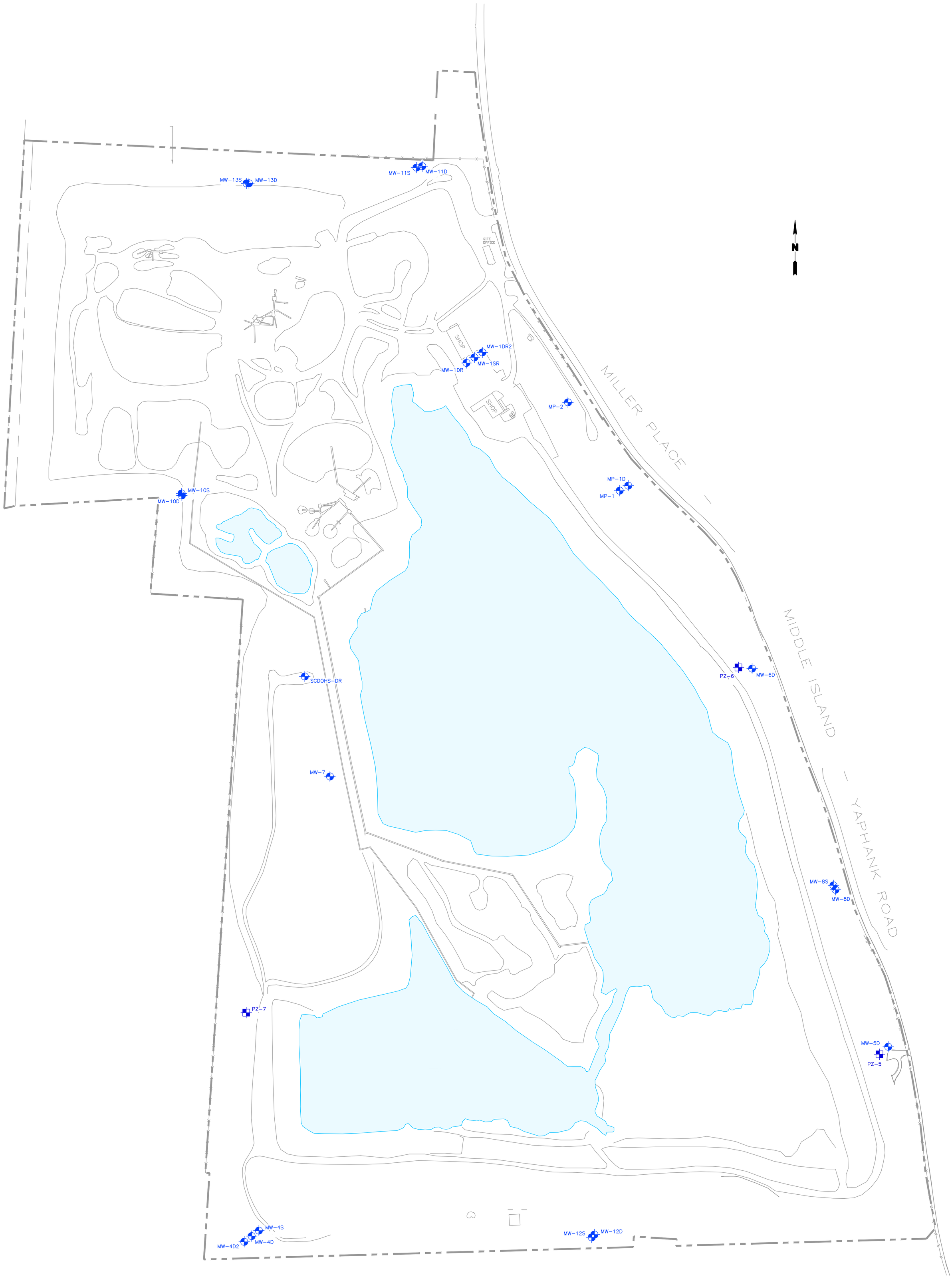


LEGEND

- MW-1DR — MONITORING WELL LOCATION AND DESIGNATION
- P-7 — PIEZOMETER LOCATION AND DESIGNATION
- CURRENT LAKES AND PONDS

NOTES

1. PROPERTY LINE SURVEY BY: FRANCIS X. KARL, BLUE POINT, NY. LAST REVISED OCT. 23, 2015
2. CONVEYOR BELT LAYOUT SCHEMATIC AS SHOWN.
3. CURRENT EXTENT OF SURFACE WATER ONSITE BASED ON GOOGLE AERIAL IMAGE AS OF 2019.

Title:

# SITE PLAN

416 MILLER PLACE-YAPHANK ROAD
MILLER PLACE, NEW YORK

Prepared for:

CORAM MATERIALS CORP.

ROUX

| | | |
|---|---|---|
| Compiled by: A.I. | Date: 06OCT25 | FIGURE |
| Prepared by: G.M. | Scale: AS SHOWN | 2 |
| Project Mgr: A.I. | Project: 2232.0006Y005 | |
| File: 2232.0006Y133.02.DWG | | |

V:\CAD\PROJECTS\2232Y\0006Y\133\2232.0006Y133.02.DWG

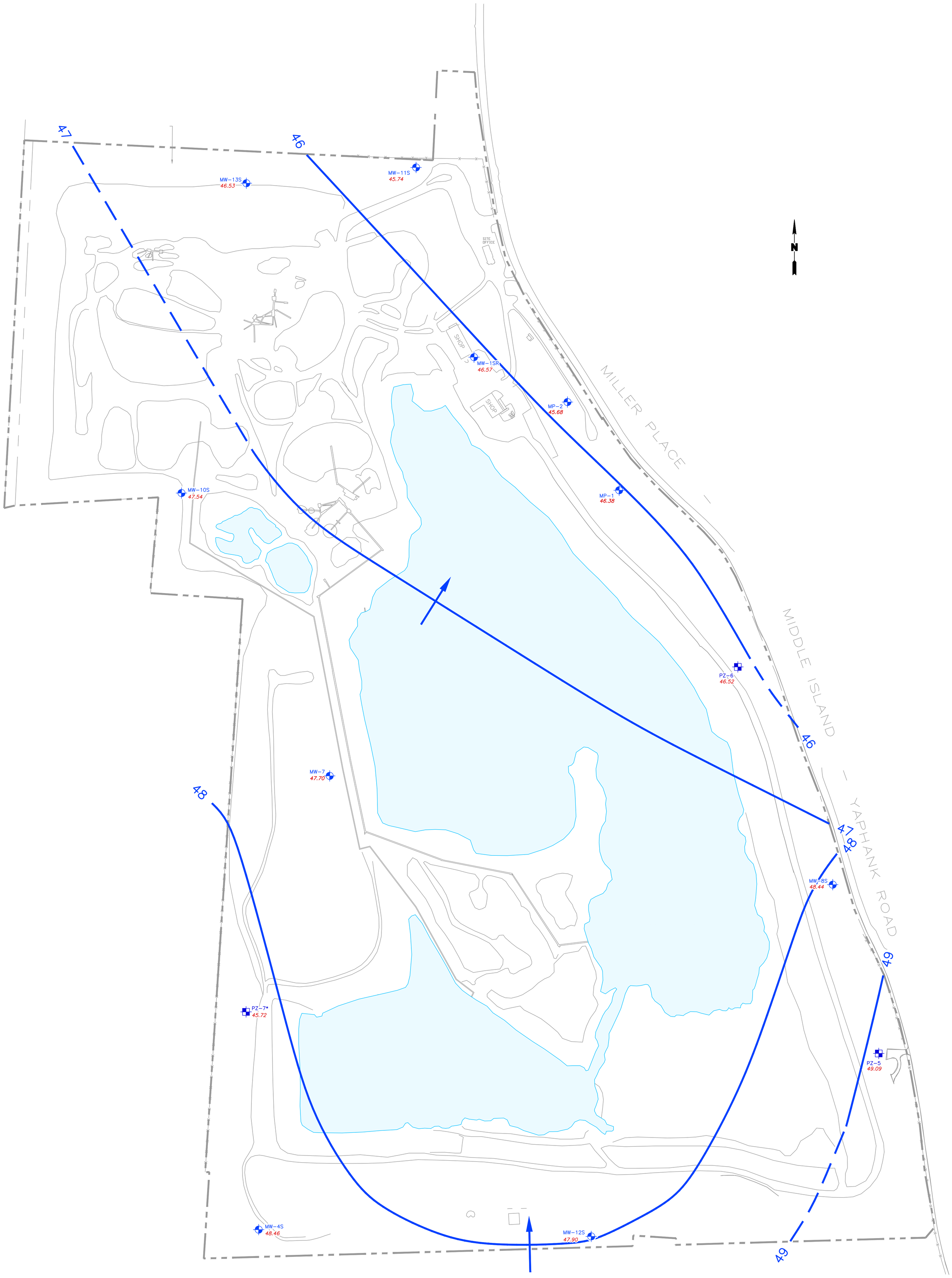


LEGEND

- MW-4S — SHALLOW MONITORING WELL LOCATION AND DESIGNATION
- P-7 — PIEZOMETER LOCATION AND DESIGNATION
- CURRENT LAKES AND PONDS
- 48.46 — GROUNDWATER ELEVATION
- GROUNDWATER FLOW
- 49 — GROUNDWATER CONTOUR (DASHED WHERE ESTIMATED)
- * — GROUNDWATER ELEVATION NOT USED DURING CONTOURING DUE TO ANOMOLOUS READING

NOTES

1. PROPERTY LINE SURVEY BY: FRANCIS X. KARL, BLUE POINT, NY. LAST REVISED OCT. 23, 2015
2. CONVEYOR BELT LAYOUT SCHEMATIC AS SHOWN.
3. CURRENT EXTENT OF SURFACE WATER ONSITE BASED ON GOOGLE AERIAL IMAGE AS OF 2019.

Title:

# GROUNDWATER ELEVATION AND CONTOUR MAP - SHALLOW WELLS SEPTEMBER 2, 2025

416 MILLER PLACE-YAPHANK ROAD
MILLER PLACE, NEW YORK

Prepared for:

CORAM MATERIALS CORP.

ROUX

| | | |
|---|---|---|
| Compiled by: A.I. | Date: 06OCT25 | FIGURE |
| Prepared by: G.M. | Scale: AS SHOWN | 3 |
| Project Mgr: A.I. | Project: 2232.0006Y005 | |
| File: 2232.0006Y133.02.DWG | | |

V:\CAD\PROJECTS\2232Y\0006Y\133\2232.0006Y133.02.DWG

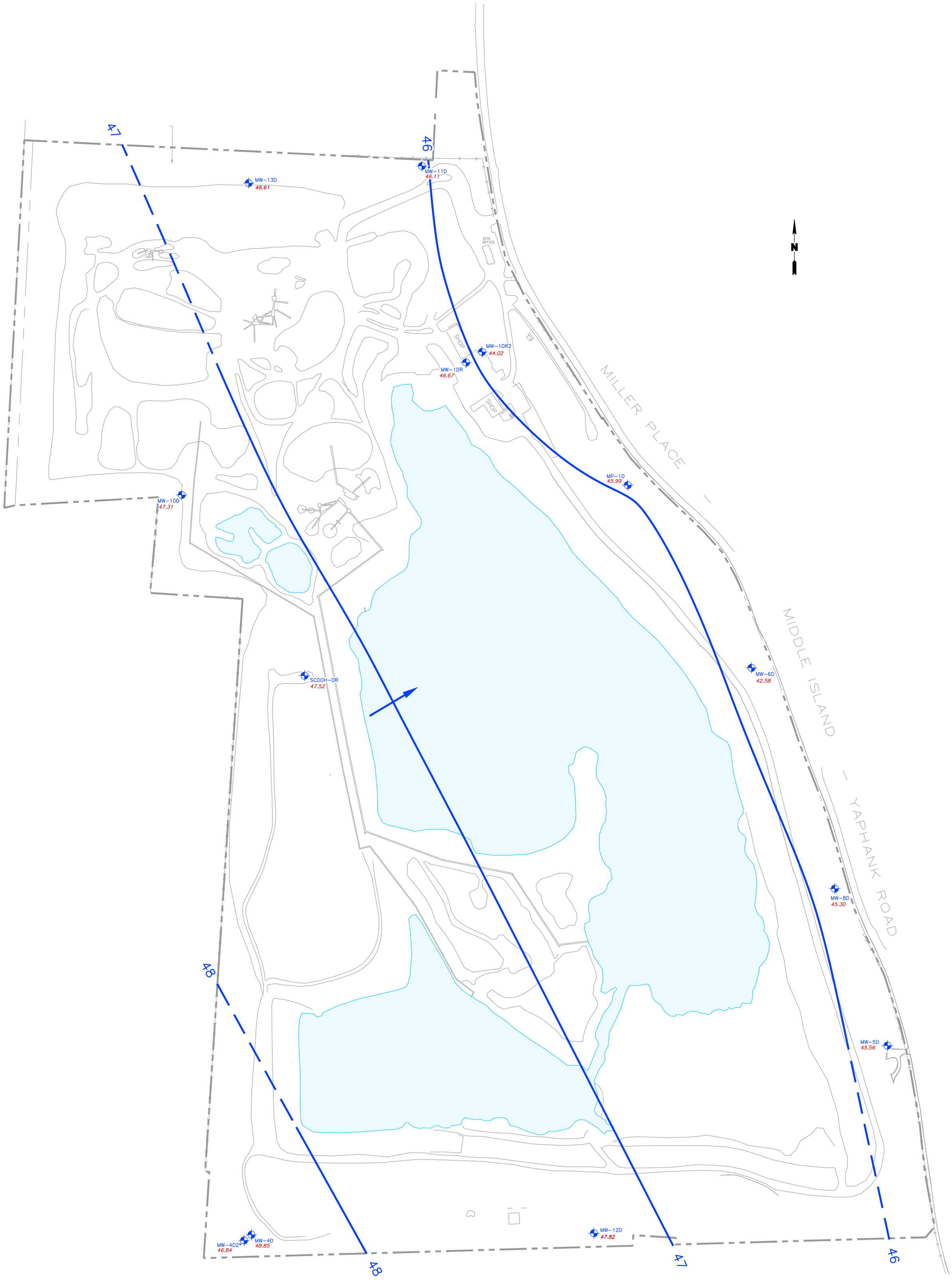


LEGEND

- MW-4S — DEEP MONITORING WELL LOCATION AND DESIGNATION
- P-7 — PIEZOMETER LOCATION AND DESIGNATION
- CURRENT LAKES AND PONDS
- 48.46 — GROUNDWATER ELEVATION
- GROUNDWATER FLOW
- 48 — GROUNDWATER CONTOUR (DASHED WHERE ESTIMATED)
- * — GROUNDWATER ELEVATION NOT USED DURING CONTOURING DUE TO ANOMOLOUS READING

NOTES

1. PROPERTY LINE SURVEY BY: FRANCIS X. KARL, BLUE POINT, NY. LAST REVISED OCT. 23, 2015
2. CONVEYOR BELT LAYOUT SCHEMATIC AS SHOWN.
3. CURRENT EXTENT OF SURFACE WATER ONSITE BASED ON GOOGLE AERIAL IMAGE AS OF 2019.

Title:

# GROUNDWATER ELEVATIONS AND CONTOUR MAP - DEEP WELLS SEPTEMBER 2, 2025

416 MILLER PLACE-YAPHANK ROAD
MILLER PLACE, NEW YORK

Prepared for:

CORAM MATERIALS CORP.

ROUX

| | | |
|---|---|---|
| Compiled by: A.I. | Date: 06OCT25 | FIGURE |
| Prepared by: G.M. | Scale: AS SHOWN | 4 |
| Project Mgr: A.I. | Project: 2232.0006Y005 | |
| File: 2232.0006Y133.02.DWG | | |

V:\CAD\PROJECTS\2232Y\0006Y\133\2232.0006Y133.02.DWG

# APPENDICES

A. Field Instrument Calibration Log
B. Groundwater Low-Flow Purge Logs
C. Category B Laboratory Analytical Reports
D. Field Notes
E. Chains of Custody

# APPENDIX A

Field Instrument Calibration

**Appendix A. 3rd Quarter 2024 Calibration Log**
**Coram Materials, 416 Miller Place-Yaphank Road, Miller Place, New York,**

## Calibration Log

**Client:** Coram Materials Corp./USC Atlantic, Inc. **Project Number:** 2232.0006Y005

**Site Location:** 416 Miller Place-Yaphank Road, Miller Place, NY

| Date | Serial No. | Cal Soln. Lot # | Cal Soln. Exp. | pH | Conductivity | Turbidity | D.O. |
|---|---|---|---|---|---|---|---|
| 9/2/2025 | 48196 / 21150 | 24018311 | 4/26/2026 | 3.88 | 4.49 | 0.0 | 9.27 |
| 9/2/2025 | 215842 / 21305 | 4GJ1518 | 10/31/2025 | 3.99 | 4.49 | 0.0 | 9.58 |
| 9/3/2025 | 48196 / 21150 | 24018311 | 4/26/2026 | 3.87 | 4.5 | 0.0 | 9.30 |
| 9/3/2025 | 215842 / 21305 | 4GJ1518 | 10/31/2025 | 3.95 | 4.52 | 0.0 | 9.85 |
| 9/4/2025 | 48196 / 21150 | 24018311 | 4/26/2026 | 3.89 | 4.52 | 0.2 | 10.22 |
| 9/4/2025 | 215842 / 21305 | 4GJ1518 | 10/31/2025 | 3.98 | 4.53 | 0.0 | 10.16 |
| 9/5/2025 | 48196 / 21150 | 24018311 | 4/26/2026 | 3.99 | 4.50 | 0.0 | 9.73 |
| 9/5/2025 | 215842 / 21305 | 4GJ1518 | 10/31/2025 | 4.00 | 4.49 | 0.0 | 9.33 |
| | | | | | | | |
| | | | | | | | |
| | | | | | | | |
| | | | | | | | |
| | | | | | | | |
| | | | | | | | |
| | | | | | | | |
| | | | | | | | |
| | | | | | | | |
| | | | | | | | |
| | | | | | | | |
| | | | | | | | |
| | | | | | | | |
| | | | | | | | |

# APPENDIX B

Groundwater Low-Flow Purge Logs

# Well Sampling Data Form

**Client:** US Concrete/Coram Materials **Project Number:** 2232.0006Y005

**Site Location:** 416 Miller Place-Yaphank Road, Miller Place, NY

Well No: SCDOH-DR Weather: 75 Sunny

Date: 9/5/2025 Purge Water Disposal: N/A

Sampled By: EM Well Diameter / Type: 2" stick-up

Depth of Well (ft): 136.76 Water Column (ft): 88.75

Depth to Water(ft): 48.01 Volume of Water in Well (gal) 14.48

Depth to Product (ft): N/A

| well diameter: | 1 in | 2 in | 4 in | 6 in | 8 in |
|---|---|---|---|---|---|
| gallons per foot: | 0.041 | 0.163 | 0.653 | 1.469 | 2.611 |

Start Purging: 10:57 Purge Rate: 200 mL/min

End Purging: 11:35 Volume of Water Removed (gal): 2

Method of Purge: Grundfos Method of Sampling: Low-Flow

Physical Appearance/ Comments: Light brown/ yellow to clear

Samples Collected: (analyses / no. bottles) Baseline (VOCs, SVOCs, total and dissolved TAL Metals, Cations/Anions)

Time: 11:30 Laboratory : Alpha Analytical

**Field Measurements:**

| Time | DTW ft | Flow Rate ml/min | ORP mV (+/- 10 mV) | Conductivity mS/m - S/m (w/in 3%) | Turbidity NTU (w/in %10) | pH SU (+/- 0.1) | Temperature $C^o$ - $F^o$ (w/in 3%) | Dissolved $O_2$ mg/L (w/in 10%) |
|---|---|---|---|---|---|---|---|---|
| 11:03 | 48.01 | 200 | 290 | 0.259 | 55.4 | 5.60 | 13.28 | 0.15 |
| 11:08 | 48.01 | 200 | 277 | 0.260 | 0.1 | 5.70 | 13.47 | 8.60 |
| 11:13 | 48.01 | 200 | 271 | 0.260 | 0.0 | 5.83 | 13.45 | 8.59 |
| 11:18 | 48.01 | 200 | 280 | 0.260 | 0.0 | 5.64 | 13.39 | 8.78 |
| 11:23 | 48.01 | 200 | 285 | 0.260 | 0.0 | 5.52 | 13.44 | 8.77 |
| 11:28 | 48.01 | 200 | 286 | 0.259 | 0.0 | 5.52 | 13.45 | 8.88 |
| | | | | | | | | |
| | | | | | | | | |
| | | | | | | | | |
| | | | | | | | | |

ROUX

# Well Sampling Data Form

**Client:** US Concrete/Coram Materials **Project Number:** 2232.0006Y005

**Site Location:** 416 Miller Place-Yaphank Road, Miller Place, NY

Well No: MP-1 Weather: 75 Sunny

Date: 9/3/2025 Purge Water Disposal: N/A

Sampled By: BW Well Diameter / Type: 2" stick-up

Depth of Well (ft): 59.40 Water Column (ft): 8.80

Depth to Water(ft): 50.60 Volume of Water in Well (gal) 1.44

Depth to Product (ft): N/A

| well diameter: | 1 in | 2 in | 4 in | 6 in | 8 in |
|---|---|---|---|---|---|
| gallons per foot: | 0.041 | 0.163 | 0.653 | 1.469 | 2.611 |

Start Purging: 10:25 Purge Rate: 200ml/min

End Purging: 11:20 Volume of Water Removed (gal): 3

Method of Purge: Grundfos Method of Sampling: Low-Flow

Physical Appearance/ Comments: Clear

Samples Collected: (analyses / no. bottles) Baseline (VOCs, SVOCs, total and dissolved TAL Metals, Cations/Anions)

DUPLICATE SAMPLE COLLECTED: DUP_090325

Time: 11:00 Laboratory : Alpha Analytical

**Field Measurements:**

| Time | DTW ft | Flow Rate ml/min | ORP mV (+/- 10 mV) | Conductivity mS/m - S/m (w/in 3%) | Turbidity NTU (w/in %10) | pH SU (+/- 0.1) | Temperature $C^o$ - $F^o$ (w/in 3%) | Dissolved $O_2$ mg/L (w/in 10%) |
|---|---|---|---|---|---|---|---|---|
| 10:32 | 50.6 | 200 | 196 | 0.492 | 0.7 | 6.29 | 15.20 | 1.22 |
| 10:37 | 50.6 | 200 | 170 | 0.495 | 0.0 | 6.20 | 14.81 | 0.58 |
| 10:42 | 50.6 | 200 | 173 | 0.495 | 0.0 | 6.01 | 14.76 | 0.51 |
| 10:47 | 50.6 | 200 | 175 | 0.495 | 0.0 | 6.00 | 14.70 | 0.49 |
| 10:52 | 50.6 | 200 | 179 | 0.495 | 0.0 | 5.98 | 14.76 | 0.50 |
| 10:57 | 50.6 | 200 | 182 | 0.495 | 0.0 | 5.96 | 14.78 | 0.49 |
| | | | | | | | | |
| | | | | | | | | |
| | | | | | | | | |
| | | | | | | | | |

ROUX

# Well Sampling Data Form

**Client:** US Concrete/Coram Materials **Project Number:** 2232.0006Y005

**Site Location:** 416 Miller Place-Yaphank Road, Miller Place, NY

Well No: MP-1D Weather: 75 Sunny

Date: 9/3/2025 Purge Water Disposal: N/A

Sampled By: EM Well Diameter / Type: 2" stick-up

Depth of Well (ft): 215.52 Water Column (ft): 163.41

Depth to Water(ft): 52.11 Volume of Water in Well (gal) 26.67

Depth to Product (ft): N/A

| well diameter: | 1 in | 2 in | 4 in | 6 in | 8 in |
|---|---|---|---|---|---|
| gallons per foot: | 0.041 | 0.163 | 0.653 | 1.469 | 2.611 |

Start Purging: 10:30 Purge Rate: 300

End Purging: 11:35 Volume of Water Removed (gal): 7

Method of Purge: Grundfos Method of Sampling: Low-Flow

Physical Appearance/ Comments: Light orange to clear after 2 mins of purge

Samples Collected: (analyses / no. bottles) Baseline (VOCs, SVOCs, total and dissolved TAL Metals, Cations/Anions)

Time: 11:25 Laboratory : Alpha Analytical

**Field Measurements:**

| Time | DTW ft | Flow Rate ml/min | ORP mV (+/- 10 mV) | Conductivity mS/m - S/m (w/in 3%) | Turbidity NTU (w/in %10) | pH SU (+/- 0.1) | Temperature $C^o$ - $F^o$ (w/in 3%) | Dissolved $O_2$ mg/L (w/in 10%) |
|---|---|---|---|---|---|---|---|---|
| 11:00 | 52.11 | 200 | 193 | 0.225 | 147.0 | 5.59 | 14.08 | 0.0 |
| 11:05 | 52.11 | 200 | 193 | 0.225 | 88.0 | 5.47 | 13.97 | 0.0 |
| 11:10 | 52.11 | 200 | 181 | 0.225 | 37.4 | 5.71 | 13.97 | 0.0 |
| 11:15 | 52.11 | 200 | 182 | 0.225 | 15.3 | 5.71 | 13.90 | 0.0 |
| 11:20 | 52.11 | 200 | 182 | 0.225 | 6.7 | 5.74 | 13.89 | 0.0 |
| 11:25 | 52.11 | 200 | 181 | 0.226 | 5.4 | 5.77 | 13.90 | 0.0 |
| | | | | | | | | |
| | | | | | | | | |
| | | | | | | | | |
| | | | | | | | | |

ROUX

# Well Sampling Data Form

**Client:** US Concrete/Coram Materials **Project Number:** 2232.0006Y005

**Site Location:** 416 Miller Place-Yaphank Road, Miller Place, NY

Well No: MW-1SR Weather: 70 Sunny

Date: 9/3/2025 Purge Water Disposal: N/A

Sampled By: BW Well Diameter / Type: 2" stick-up

Depth of Well (ft): 39.50 Water Column (ft): 12.54

Depth to Water(ft): 26.96 Volume of Water in Well (gal) 2.05

Depth to Product (ft): N/A

| well diameter: | 1 in | 2 in | 4 in | 6 in | 8 in |
|---|---|---|---|---|---|
| gallons per foot: | 0.041 | 0.163 | 0.653 | 1.469 | 2.611 |

Start Purging: 08:35 Purge Rate: 200 mL/min

End Purging: 9:30 Volume of Water Removed (gal): 4

Method of Purge: Grundfos Method of Sampling: Low-Flow

Physical Appearance/ Comments: Clear

Samples Collected: (analyses / no. bottles) Baseline (VOCs, SVOCs, total and dissolved TAL Metals, Cations/Anions)

Time: 9:10 Laboratory : Alpha Analytical

**Field Measurements:**

| Time | DTW ft | Flow Rate ml/min | ORP mV (+/- 10 mV) | Conductivity mS/m - S/m (w/in 3%) | Turbidity NTU (w/in %10) | pH SU (+/- 0.1) | Temperature $C^o$ - $F^o$ (w/in 3%) | Dissolved $O_2$ mg/L (w/in 10%) |
|---|---|---|---|---|---|---|---|---|
| 8:43 | 26.99 | 200 | 192 | 0.359 | 2.0 | 6.89 | 15.06 | 8.64 |
| 8:48 | 26.99 | 200 | 196 | 0.345 | 1.0 | 6.11 | 15.07 | 8.42 |
| 8:53 | 26.99 | 200 | 205 | 0.347 | 0.8 | 6.12 | 15.13 | 7.84 |
| 8:58 | 26.99 | 200 | 210 | 0.348 | 0.0 | 6.13 | 15.11 | 7.60 |
| 9:03 | 26.99 | 200 | 212 | 0.348 | 0.0 | 6.12 | 15.13 | 7.39 |
| 9:08 | 26.99 | 200 | 214 | 0.349 | 0.0 | 6.11 | 15.17 | 7.26 |
| | | | | | | | | |
| | | | | | | | | |
| | | | | | | | | |
| | | | | | | | | |

ROUX

# Well Sampling Data Form

**Client:** US Concrete/Coram Materials **Project Number:** 2232.0006Y005

**Site Location:** 416 Miller Place-Yaphank Road, Miller Place, NY

Well No: MW-1DR2 Weather: 70 Sunny

Date: 9/3/2025 Purge Water Disposal: N/A

Sampled By: EM Well Diameter / Type: 2" stick-up

Depth of Well (ft): 188.75 Water Column (ft): 159.26

Depth to Water(ft): 29.49 Volume of Water in Well (gal) 25.99

Depth to Product (ft): N/A

| well diameter: | 1 in | 2 in | 4 in | 6 in | 8 in |
|---|---|---|---|---|---|
| gallons per foot: | 0.041 | 0.163 | 0.653 | 1.469 | 2.611 |

Start Purging: 8:35 Purge Rate: 200

End Purging: 9:50 Volume of Water Removed (gal): 4

Method of Purge: Grundfos Method of Sampling: Low-Flow

Physical Appearance/ Comments: Orange / rust colored to clear after 2 minutes of purging

Samples Collected: (analyses / no. bottles) Baseline (VOCs, SVOCs, total and dissolved TAL Metals, Cations/Anions)

MS/MSD collected

Time: 9:20 Laboratory : Alpha Analytical

**Field Measurements:**

| Time | DTW ft | Flow Rate ml/min | ORP mV (+/- 10 mV) | Conductivity mS/m - S/m (w/in 3%) | Turbidity NTU (w/in %10) | pH SU (+/- 0.1) | Temperature $C^o$ - $F^o$ (w/in 3%) | Dissolved $O_2$ mg/L (w/in 10%) |
|---|---|---|---|---|---|---|---|---|
| 8:55 | 34.75 | 200 | 171 | 0.146 | 8.0 | 5.80 | 12.38 | 5.17 |
| 9:00 | 34.70 | 200 | 159 | 0.146 | 17.9 | 5.70 | 12.36 | 4.70 |
| 9:05 | 34.91 | 200 | 147 | 0.147 | 18.0 | 5.72 | 12.45 | 4.54 |
| 9:10 | 34.88 | 200 | 141 | 0.147 | 19.1 | 5.74 | 12.50 | 4.41 |
| 9:15 | 34.96 | 200 | 140 | 0.144 | 4.9 | 5.72 | 12.56 | 4.43 |
| 9:20 | 34.98 | 200 | 139 | 0.143 | 6.9 | 5.73 | 12.54 | 4.39 |
| | | | | | | | | |
| | | | | | | | | |
| | | | | | | | | |
| | | | | | | | | |

ROUX

# Well Sampling Data Form

**Client:** US Concrete/Coram Materials **Project Number:** 2232.0006Y005

**Site Location:** 416 Miller Place-Yaphank Road, Miller Place, NY

Well No: MW-4S Weather: 75 Sunny

Date: 9/4/2025 Purge Water Disposal: N/A

Sampled By: EM Well Diameter / Type: 2" stick-up

Depth of Well (ft): 76.21 Water Column (ft): 4.50

Depth to Water(ft): 71.71 Volume of Water in Well (gal) 0.73

Depth to Product (ft): N/A

| well diameter: | 1 in | 2 in | 4 in | 6 in | 8 in |
|---|---|---|---|---|---|
| gallons per foot: | 0.041 | 0.163 | 0.653 | 1.469 | 2.611 |

Start Purging: 12:55 Purge Rate: 200 mL/min

End Purging: 13:40 Volume of Water Removed (gal): 4

Method of Purge: Grundfos Method of Sampling: Low-Flow

Physical Appearance/ Comments: Clear

Samples Collected: (analyses / no. bottles) Baseline (VOCs, SVOCs, total and dissolved TAL Metals, Cations/Anions)

Time: 13:30 Laboratory : Alpha Analytical

**Field Measurements:**

| Time | DTW ft | Flow Rate ml/min | ORP mV (+/- 10 mV) | Conductivity mS/m - S/m (w/in 3%) | Turbidity NTU (w/in %10) | pH SU (+/- 0.1) | Temperature $C^o$ - $F^o$ (w/in 3%) | Dissolved $O_2$ mg/L (w/in 10%) |
|---|---|---|---|---|---|---|---|---|
| 13:05 | 71.74 | 200 | 274 | 0.327 | 0.2 | 6.26 | 13.84 | 7.36 |
| 13:10 | 71.74 | 200 | 272 | 0.326 | 0.2 | 6.25 | 13.90 | 7.04 |
| 13:15 | 71.74 | 200 | 269 | 0.326 | 0.0 | 6.28 | 13.97 | 6.97 |
| 13:20 | 71.74 | 200 | 270 | 0.327 | 0.0 | 6.26 | 14.10 | 6.90 |
| 13:25 | 71.74 | 200 | 271 | 0.326 | 0.1 | 6.24 | 14.16 | 6.89 |
| 13:30 | 71.74 | 200 | 271 | 0.329 | 0.5 | 6.22 | 14.13 | 6.87 |
| | | | | | | | | |
| | | | | | | | | |
| | | | | | | | | |
| | | | | | | | | |

ROUX

# Well Sampling Data Form

**Client:** US Concrete/Coram Materials **Project Number:** 2232.0006Y005

**Site Location:** 416 Miller Place-Yaphank Road, Miller Place, NY

Well No: MW-4D2 Weather: 75 Sunny

Date: 9/4/2025 Purge Water Disposal: N/A

Sampled By: BW Well Diameter / Type: 2" stick-up

Depth of Well (ft): 134.39 Water Column (ft): 61.28

Depth to Water(ft): 73.11 Volume of Water in Well (gal) 10.00

Depth to Product (ft): N/A

| well diameter: | 1 in | 2 in | 4 in | 6 in | 8 in |
|---|---|---|---|---|---|
| gallons per foot: | 0.041 | 0.163 | 0.653 | 1.469 | 2.611 |

Start Purging: 13:05 Purge Rate: 200 mL/min

End Purging: 14:05 Volume of Water Removed (gal): 8

Method of Purge: Grundfos Method of Sampling: Low-Flow

Physical Appearance/ Comments: Clear

Samples Collected: (analyses / no. bottles) Baseline (VOCs, SVOCs, total and dissolved TAL Metals, Cations/Anions)

Time: 13:40 Laboratory : Alpha Analytical

**Field Measurements:**

| Time | DTW ft | Flow Rate ml/min | ORP mV (+/- 10 mV) | Conductivity mS/m - S/m (w/in 3%) | Turbidity NTU (w/in %10) | pH SU (+/- 0.1) | Temperature $C^o$ - $F^o$ (w/in 3%) | Dissolved $O_2$ mg/L (w/in 10%) |
|---|---|---|---|---|---|---|---|---|
| 13:12 | 73.11 | 200 | 256 | 0.113 | 0.0 | 6.32 | 12.86 | 8.53 |
| 13:17 | 73.11 | 200 | 276 | 0.142 | 0.0 | 6.03 | 12.71 | 7.66 |
| 13:22 | 73.11 | 200 | 283 | 0.158 | 0.0 | 5.81 | 12.65 | 6.20 |
| 13:27 | 73.11 | 200 | 293 | 0.164 | 0.0 | 5.65 | 12.54 | 6.11 |
| 13:32 | 73.11 | 200 | 295 | 0.166 | 0.0 | 5.64 | 12.63 | 6.08 |
| 13:37 | 73.11 | 200 | 298 | 0.167 | 0.0 | 5.62 | 12.68 | 5.98 |
| | | | | | | | | |
| | | | | | | | | |
| | | | | | | | | |
| | | | | | | | | |

ROUX

# Well Sampling Data Form

**Client:** US Concrete/Coram Materials **Project Number:** 2232.0006Y005

**Site Location:** 416 Miller Place-Yaphank Road, Miller Place, NY

Well No: PZ-5 Weather: 75 Sunny

Date: 9/4/2025 Purge Water Disposal: N/A

Sampled By: EM Well Diameter / Type: 2" stick-up

Depth of Well (ft): 34.87 Water Column (ft): 2.38

Depth to Water(ft): 32.49 Volume of Water in Well (gal) 0.39

Depth to Product (ft): N/A

| well diameter: | 1 in | 2 in | 4 in | 6 in | 8 in |
|---|---|---|---|---|---|
| gallons per foot: | 0.041 | 0.163 | 0.653 | 1.469 | 2.611 |

Start Purging: 10:10 Purge Rate: 200 mL/min

End Purging: 11:10 Volume of Water Removed (gal): 2

Method of Purge: Grundfos Method of Sampling: Low-Flow

Physical Appearance/ Comments: Slight brown to clear

Samples Collected: (analyses / no. bottles) Baseline (VOCs, SVOCs, total and dissolved TAL Metals, Cations/Anions)

Time: 11:00 Laboratory : Alpha Analytical

**Field Measurements:**

| Time | DTW ft | Flow Rate ml/min | ORP mV (+/- 10 mV) | Conductivity mS/m - S/m (w/in 3%) | Turbidity NTU (w/in %10) | pH SU (+/- 0.1) | Temperature $C^o$ - $F^o$ (w/in 3%) | Dissolved $O_2$ mg/L (w/in 10%) |
|---|---|---|---|---|---|---|---|---|
| 10:25 | 32.52 | 200 | 243 | 0.219 | 0.1 | 6.76 | 14.07 | 8.18 |
| 10:30 | 32.52 | 200 | 231 | 0.224 | 0.0 | 6.73 | 14.07 | 7.23 |
| 10:35 | 32.52 | 200 | 228 | 0.229 | 0.0 | 6.76 | 14.07 | 6.71 |
| 10:40 | 32.52 | 200 | 228 | 0.232 | 0.0 | 6.79 | 14.09 | 6.50 |
| 10:45 | 32.52 | 200 | 230 | 0.234 | 0.0 | 6.81 | 14.08 | 6.33 |
| 10:50 | 32.52 | 200 | 232 | 0.237 | 0.0 | 6.84 | 14.07 | 6.14 |
| | | | | | | | | |
| | | | | | | | | |
| | | | | | | | | |
| | | | | | | | | |

ROUX

# Well Sampling Data Form

**Client:** US Concrete/Coram Materials **Project Number:** 2232.0006Y005

**Site Location:** 416 Miller Place-Yaphank Road, Miller Place, NY

Well No: MW-5D Weather: 75 Sunny

Date: 9/4/2025 Purge Water Disposal: N/A

Sampled By: BW Well Diameter / Type: 2" stick-up

Depth of Well (ft): 194.27 Water Column (ft): 159.87

Depth to Water(ft): 34.40 Volume of Water in Well (gal) 26.09

Depth to Product (ft): N/A

| well diameter: | 1 in | 2 in | 4 in | 6 in | 8 in |
|---|---|---|---|---|---|
| gallons per foot: | 0.041 | 0.163 | 0.653 | 1.469 | 2.611 |

Start Purging: 10:12 Purge Rate: 200 mL/min

End Purging: 11:15 Volume of Water Removed (gal): 4

Method of Purge: Grundfos Method of Sampling: Low-Flow

Physical Appearance/ Comments: Clear

Samples Collected: (analyses / no. bottles) Baseline (VOCs, SVOCs, total and dissolved TAL Metals, Cations/Anions)

Time: 10:50 Laboratory : Alpha Analytical

**Field Measurements:**

| Time | DTW ft | Flow Rate ml/min | ORP mV (+/- 10 mV) | Conductivity mS/m - S/m (w/in 3%) | Turbidity NTU (w/in %10) | pH SU (+/- 0.1) | Temperature $C^o$ - $F^o$ (w/in 3%) | Dissolved $O_2$ mg/L (w/in 10%) |
|---|---|---|---|---|---|---|---|---|
| 10:20 | 34.40 | 200 | 301 | 0.217 | 40.7 | 5.61 | 12.91 | 7.00 |
| 10:25 | 34.40 | 200 | 289 | 0.238 | 39.9 | 5.82 | 12.76 | 6.30 |
| 10:30 | 34.40 | 200 | 279 | 0.249 | 36.2 | 5.97 | 12.71 | 5.26 |
| 10:35 | 34.40 | 200 | 265 | 0.247 | 32.4 | 6.27 | 12.73 | 4.95 |
| 10:40 | 34.40 | 200 | 270 | 0.248 | 30.0 | 5.91 | 12.87 | 4.85 |
| 10:45 | 34.40 | 200 | 274 | 0.249 | 28.2 | 5.79 | 12.93 | 4.71 |
| | | | | | | | | |
| | | | | | | | | |
| | | | | | | | | |
| | | | | | | | | |

ROUX

# Well Sampling Data Form

**Client:** US Concrete/Coram Materials **Project Number:** 2232.0006Y004

**Site Location:** 416 Miller Place-Yaphank Road, Miller Place, NY

Well No: PZ-6 Weather: 75 Sunny

Date: 9/3/2025 Purge Water Disposal: N/A

Sampled By: EM Well Diameter / Type: 2" stick-up

Depth of Well (ft): 48.74 Water Column (ft): 7.93

Depth to Water(ft): 40.81 Volume of Water in Well (gal) 1.29

Depth to Product (ft): N/A

| well diameter: | 1 in | 2 in | 4 in | 6 in | 8 in |
|---|---|---|---|---|---|
| gallons per foot: | 0.041 | 0.163 | 0.653 | 1.469 | 2.611 |

Start Purging: 12:45 Purge Rate: 200 mL/min

End Purging: 13:25 Volume of Water Removed (gal): 2

Method of Purge: Grundfos Method of Sampling: Low-Flow

Physical Appearance/ Comments: Light brownt to clear

Samples Collected: (analyses / no. bottles) Baseline (VOCs, SVOCs, total and dissolved TAL Metals, Cations/Anions)

Time: 13:15 Laboratory : Alpha Analytical

**Field Measurements:**

| Time | DTW ft | Flow Rate ml/min | ORP mV (+/- 10 mV) | Conductivity mS/m - S/m (w/in 3%) | Turbidity NTU (w/in %10) | pH SU (+/- 0.1) | Temperature $C^o$ - $F^o$ (w/in 3%) | Dissolved $O_2$ mg/L (w/in 10%) |
|---|---|---|---|---|---|---|---|---|
| 12:50 | 40.83 | 200 | 201 | 0.430 | 59.3 | 6.68 | 15.85 | 0.00 |
| 12:55 | 40.83 | 200 | 189 | 0.427 | 9.1 | 6.72 | 15.74 | 0.00 |
| 13:00 | 40.83 | 200 | 181 | 0.422 | 10.9 | 6.78 | 15.78 | 0.00 |
| 13:05 | 40.83 | 200 | 175 | 0.423 | 2.1 | 6.77 | 15.71 | 0.00 |
| 13:10 | 40.83 | 200 | 172 | 0.425 | 1.7 | 6.77 | 15.68 | 0.00 |
| 13:15 | 40.83 | 200 | 170 | 0.424 | 2.2 | 6.78 | 15.65 | 0.00 |
| | | | | | | | | |
| | | | | | | | | |
| | | | | | | | | |
| | | | | | | | | |

ROUX

# Well Sampling Data Form

**Client:** US Concrete/Coram Materials **Project Number:** 2232.0006Y005

**Site Location:** 416 Miller Place-Yaphank Road, Miller Place, NY

Well No: MW-6D Weather: 75 Sunny

Date: 9/3/2025 Purge Water Disposal: N/A

Sampled By: BW Well Diameter / Type: 2" stick-up

Depth of Well (ft): 203.29 Water Column (ft): 158.74

Depth to Water(ft): 44.55 Volume of Water in Well (gal) 25.91

Depth to Product (ft): N/A

| well diameter: | 1 in | 2 in | 4 in | 6 in | 8 in |
|---|---|---|---|---|---|
| gallons per foot: | 0.041 | 0.163 | 0.653 | 1.469 | 2.611 |

Start Purging: 12:40 Purge Rate: 200 mL/min

End Purging: 13:40 Volume of Water Removed (gal): 3

Method of Purge: Grundfos Method of Sampling: Low-Flow

Physical Appearance/ Comments: Clear

Samples Collected: (analyses / no. bottles) Baseline (VOCs, SVOCs, total and dissolved TAL Metals, Cations/Anions)

Time: 13:20 Laboratory : Alpha Analytical

**Field Measurements:**

| Time | DTW ft | Flow Rate ml/min | ORP mV (+/- 10 mV) | Conductivity mS/m - S/m (w/in 3%) | Turbidity NTU (w/in %10) | pH SU (+/- 0.1) | Temperature $C^o$ - $F^o$ (w/in 3%) | Dissolved $O_2$ mg/L (w/in 10%) |
|---|---|---|---|---|---|---|---|---|
| 12:47 | 44.58 | 200 | 210 | 0.394 | 5.2 | 5.85 | 13.74 | 6.43 |
| 12:52 | 44.58 | 200 | 232 | 0.395 | 0.0 | 5.34 | 13.59 | 5.72 |
| 12:57 | 44.58 | 200 | 246 | 0.396 | 0.0 | 5.17 | 13.41 | 5.26 |
| 13:02 | 44.58 | 200 | 250 | 0.396 | 0.0 | 5.01 | 13.39 | 5.12 |
| 13:07 | 44.58 | 200 | 251 | 0.396 | 0.0 | 5.01 | 13.39 | 5.11 |
| 13:12 | 44.58 | 200 | 253 | 0.396 | 0.0 | 5.01 | 13.38 | 5.14 |
| | | | | | | | | |
| | | | | | | | | |
| | | | | | | | | |
| | | | | | | | | |

ROUX

# Well Sampling Data Form

**Client:** US Concrete/Coram Materials **Project Number:** 2232.0006Y005

**Site Location:** 416 Miller Place-Yaphank Road, Miller Place, NY

Well No: MW-8S Weather: 75 Sunny

Date: 9/4/2025 Purge Water Disposal: N/A

Sampled By: EM Well Diameter / Type: 2" stick-up

Depth of Well (ft): 51.57 Water Column (ft): 14.18

Depth to Water(ft): 37.39 Volume of Water in Well (gal) 2.31

Depth to Product (ft): N/A

| well diameter: | 1 in | 2 in | 4 in | 6 in | 8 in |
|---|---|---|---|---|---|
| gallons per foot: | 0.041 | 0.163 | 0.653 | 1.469 | 2.611 |

Start Purging: 8:05 Purge Rate: 200

End Purging: 9:45 Volume of Water Removed (gal): 3.5

Method of Purge: Grundfos Method of Sampling: Low-Flow

Physical Appearance/ Comments: Clear

Samples Collected: (analyses / no. bottles) Baseline (VOCs, SVOCs, total and dissolved TAL Metals, Cations/Anions)

Time: 9:38 Laboratory : Alpha Analytical

**Field Measurements:**

| Time | DTW ft | Flow Rate ml/min | ORP mV (+/- 10 mV) | Conductivity mS/m - S/m (w/in 3%) | Turbidity NTU (w/in %10) | pH SU (+/- 0.1) | Temperature $C^o$ - $F^o$ (w/in 3%) | Dissolved $O_2$ mg/L (w/in 10%) |
|---|---|---|---|---|---|---|---|---|
| 8:10 | 37.63 | 200 | 317 | 0.144 | 46.8 | 4.56 | 14.38 | 4.30 |
| 8:15 | 37.63 | 200 | 322 | 0.147 | 31.6 | 4.51 | 14.41 | 4.07 |
| 8:20 | 37.63 | 200 | 323 | 0.149 | 24.0 | 4.52 | 14.44 | 3.91 |
| 8:25 | 37.63 | 200 | 322 | 0.152 | 13.7 | 4.60 | 14.47 | 3.80 |
| 8:30 | 37.63 | 200 | 322 | 0.154 | 8.6 | 4.65 | 14.48 | 3.74 |
| 8:35 | 37.63 | 200 | 300 | 0.157 | 6.7 | 5.19 | 14.79 | 3.12 |
| 8:40 | 37.63 | 200 | 285 | 0.155 | 12.0 | 5.41 | 16.13 | 3.26 |
| 8:45 | 37.63 | 200 | 285 | 0.154 | 35.1 | 5.34 | 16.28 | 3.27 |
| FLOW STOPPED | | | | | | | | |

ROUX

# Well Sampling Data Form

**Client:** US Concrete/Coram Materials **Project Number:** 2232.0006Y005

**Site Location:** 416 Miller Place-Yaphank Road, Miller Place, NY

Well No: MW-8D Weather: 65 Clear

Date: 9/4/2025 Purge Water Disposal: N/A

Sampled By: BW Well Diameter / Type: 2" stick-up

Depth of Well (ft): 198.89 Water Column (ft): 158.63

Depth to Water(ft): 40.26 Volume of Water in Well (gal) 25.89

Depth to Product (ft): N/A

| well diameter: | 1 in | 2 in | 4 in | 6 in | 8 in |
|---|---|---|---|---|---|
| gallons per foot: | 0.041 | 0.163 | 0.653 | 1.469 | 2.611 |

Start Purging: 8:10 Purge Rate: 200

End Purging: 9:10 Volume of Water Removed (gal): 2

Method of Purge: Grundfos Method of Sampling: Low-Flow

Physical Appearance/ Comments: Clear

Samples Collected: (analyses / no. bottles) Baseline (VOCs, SVOCs, total and dissolved TAL Metals, Cations/Anions)

MS/MSD Collected

Time: 8:45 Laboratory : Alpha Analytical

**Field Measurements:**

| Time | DTW ft | Flow Rate ml/min | ORP mV (+/- 10 mV) | Conductivity mS/m - S/m (w/in 3%) | Turbidity NTU (w/in %10) | pH SU (+/- 0.1) | Temperature $C^o$ - $F^o$ (w/in 3%) | Dissolved $O_2$ mg/L (w/in 10%) |
|---|---|---|---|---|---|---|---|---|
| 8:16 | 40.26 | 200 | 323 | 0.214 | 0.0 | 5.78 | 13.22 | 9.25 |
| 8:21 | 40.26 | 200 | 268 | 0.212 | 5.2 | 5.94 | 13.21 | 8.14 |
| 8:26 | 40.26 | 200 | 259 | 0.210 | 2.9 | 5.95 | 13.18 | 7.55 |
| 8:31 | 40.26 | 200 | 265 | 0.210 | 1.0 | 5.98 | 13.18 | 7.17 |
| 8:36 | 40.26 | 200 | 260 | 0.210 | 0.5 | 6.07 | 13.23 | 6.94 |
| 8:41 | 40.26 | 200 | 256 | 0.209 | 0.9 | 6.22 | 13.27 | 6.76 |
| | | | | | | | | |
| | | | | | | | | |

ROUX

# Well Sampling Data Form

**Client:** US Concrete/Coram Materials **Project Number:** 2232.0006Y005

**Site Location:** 416 Miller Place-Yaphank Road, Miller Place, NY

Well No: MW-10S Weather: 75 Sunny

Date: 9/5/2025 Purge Water Disposal: N/A

Sampled By: EM Well Diameter / Type: 2" stick-up

Depth of Well (ft): 28.48 Water Column (ft): 5.57

Depth to Water(ft): 22.91 Volume of Water in Well (gal) 0.91

Depth to Product (ft): N/A

| well diameter: | 1 in | 2 in | 4 in | 6 in | 8 in |
|---|---|---|---|---|---|
| gallons per foot: | 0.041 | 0.163 | 0.653 | 1.469 | 2.611 |

Start Purging: 9:35 Purge Rate: 200 mL/min

End Purging: 10:20 Volume of Water Removed (gal): 2

Method of Purge: Grundfos Method of Sampling: Low-Flow

Physical Appearance/ Comments: Clear

Samples Collected: (analyses / no. bottles) Baseline (VOCs, SVOCs, total and dissolved TAL Metals, Cations/Anions), Radionuclides

Time: 10:10 Laboratory : Alpha Analytical

**Field Measurements:**

| Time | DTW ft | Flow Rate ml/min | ORP mV (+/- 10 mV) | Conductivity mS/m - S/m (w/in 3%) | Turbidity NTU (w/in %10) | pH SU (+/- 0.1) | Temperature $C^o$ - $F^o$ (w/in 3%) | Dissolved $O_2$ mg/L (w/in 10%) |
|---|---|---|---|---|---|---|---|---|
| 9:45 | 22.95 | 200 | 286 | 0.094 | 0.0 | 5.65 | 14.89 | 9.70 |
| 9:50 | 22.95 | 200 | 280 | 0.094 | 0.0 | 5.62 | 14.88 | 9.12 |
| 9:55 | 22.95 | 200 | 271 | 0.094 | 0.0 | 5.83 | 14.92 | 8.79 |
| 10:00 | 22.95 | 200 | 273 | 0.094 | 0.0 | 5.83 | 14.96 | 8.49 |
| 10:05 | 22.95 | 200 | 285 | 0.094 | 0.0 | 5.57 | 14.93 | 8.36 |
| 10:10 | 22.95 | 200 | 285 | 0.094 | 0.0 | 5.60 | 14.97 | 8.23 |
| | | | | | | | | |
| | | | | | | | | |
| | | | | | | | | |
| | | | | | | | | |

ROUX

# Well Sampling Data Form

**Client:** US Concrete/Coram Materials **Project Number:** 2232.0006Y005

**Site Location:** 416 Miller Place-Yaphank Road, Miller Place, NY

Well No: MW-10D Weather: 75 Sunny

Date: 9/5/2025 Purge Water Disposal: N/A

Sampled By: BW Well Diameter / Type: 2" stick-up

Depth of Well (ft): 167.31 Water Column (ft): 143.86

Depth to Water(ft): 23.45 Volume of Water in Well (gal) 23.48

Depth to Product (ft): N/A

| well diameter: | 1 in | 2 in | 4 in | 6 in | 8 in |
|---|---|---|---|---|---|
| gallons per foot: | 0.041 | 0.163 | 0.653 | 1.469 | 2.611 |

Start Purging: 9:40 Purge Rate: 200 mL/min

End Purging: 10:20 Volume of Water Removed (gal): 2

Method of Purge: Grundfos Method of Sampling: Low-Flow

Physical Appearance/ Comments: Clear

Samples Collected: (analyses / no. bottles) Baseline (VOCs, SVOCs, total and dissolved TAL Metals, Cations/Anions)

Time: 10:15 Laboratory : Alpha Analytical

**Field Measurements:**

| Time | DTW ft | Flow Rate ml/min | ORP mV (+/- 10 mV) | Conductivity mS/m - S/m (w/in 3%) | Turbidity NTU (w/in %10) | pH SU (+/- 0.1) | Temperature $C^o$ - $F^o$ (w/in 3%) | Dissolved $O_2$ mg/L (w/in 10%) |
|---|---|---|---|---|---|---|---|---|
| 9:45 | 23.45 | 200 | 141 | 0.192 | 4.0 | 10.35 | 12.47 | 4.81 |
| 9:50 | 23.45 | 200 | 32 | 0.162 | 0.0 | 8.11 | 12.29 | 1.80 |
| 9:55 | 23.45 | 200 | 17 | 0.156 | 0.0 | 7.82 | 12.25 | 0.00 |
| 10:00 | 23.45 | 200 | 32 | 0.152 | 0.0 | 7.40 | 12.23 | 0.00 |
| 10:05 | 23.45 | 200 | 26 | 0.150 | 0.0 | 7.44 | 12.41 | 0.00 |
| 10:10 | 23.45 | 200 | 28 | 0.149 | 0.0 | 7.34 | 12.42 | 0.00 |
| | | | | | | | | |
| | | | | | | | | |
| | | | | | | | | |
| | | | | | | | | |

ROUX

# Well Sampling Data Form

**Client:** US Concrete/Coram Materials **Project Number:** 2232.0006Y005

**Site Location:** 416 Miller Place-Yaphank Road, Miller Place, NY

Well No: MW-11S Weather: 75 Sunny

Date: 9/2/2025 Purge Water Disposal: N/A

Sampled By: BW Well Diameter / Type: 2" stick-up

Depth of Well (ft): 68.60 Water Column (ft): 4.92

Depth to Water(ft): 63.68 Volume of Water in Well (gal) 0.80

Depth to Product (ft): N/A

| well diameter: | 1 in | 2 in | 4 in | 6 in | 8 in |
|---|---|---|---|---|---|
| gallons per foot: | 0.041 | 0.163 | 0.653 | 1.469 | 2.611 |

Start Purging: 11:32 Purge Rate: 200 mL/min

End Purging: 12:25 Volume of Water Removed (gal): 2

Method of Purge: Grundfos Method of Sampling: Low-Flow

Physical Appearance/ Comments: Clear

Samples Collected: (analyses / no. bottles) Baseline (VOCs, SVOCs, total and dissolved TAL Metals, Cations/Anions)

Time: 12:05 Laboratory : Alpha Analytical

**Field Measurements:**

| Time | DTW ft | Flow Rate ml/min | ORP mV (+/- 10 mV) | Conductivity mS/m - S/m (w/in 3%) | Turbidity NTU (w/in %10) | pH SU (+/- 0.1) | Temperature $C^o$ - $F^o$ (w/in 3%) | Dissolved $O_2$ mg/L (w/in 10%) |
|---|---|---|---|---|---|---|---|---|
| 11:39 | 63.68 | 200 | 235 | 0.325 | 2.1 | 5.27 | 15.53 | 9.00 |
| 11:44 | 63.68 | 200 | 252 | 0.290 | 0.4 | 5.14 | 15.13 | 6.60 |
| 11:49 | 63.68 | 200 | 260 | 0.294 | 0.0 | 5.09 | 15.19 | 6.41 |
| 11:54 | 63.68 | 200 | 266 | 0.297 | 0.0 | 5.04 | 15.20 | 6.37 |
| 11:59 | 63.68 | 200 | 270 | 0.301 | 0.0 | 5.00 | 15.24 | 6.23 |
| 12:04 | 63.68 | 200 | 267 | 0.304 | 0.0 | 5.10 | 15.16 | 6.30 |
| | | | | | | | | |
| | | | | | | | | |
| | | | | | | | | |
| | | | | | | | | |

ROUX

# Well Sampling Data Form

**Client:** US Concrete/Coram Materials **Project Number:** 2232.0006Y005

**Site Location:** 416 Miller Place-Yaphank Road, Miller Place, NY

Well No: MW-11D Weather: 75 Sunny

Date: 9/2/2025 Purge Water Disposal: N/A

Sampled By: EM Well Diameter / Type: 2" stick-up

Depth of Well (ft): 157.76 Water Column (ft): 92.83

Depth to Water(ft): 64.93 Volume of Water in Well (gal) 15.15

Depth to Product (ft): N/A

| well diameter: | 1 in | 2 in | 4 in | 6 in | 8 in |
|---|---|---|---|---|---|
| gallons per foot: | 0.041 | 0.163 | 0.653 | 1.469 | 2.611 |

Start Purging: 11:43 Purge Rate: 200 mL/min

End Purging: INSERT Volume of Water Removed (gal): 2

Method of Purge: Grundfos Method of Sampling: Low-Flow

Physical Appearance/ Comments: Orange/ cloudy to clear

Samples Collected: (analyses / no. bottles) Baseline (VOCs, SVOCs, total and dissolved TAL Metals, Cations/Anions)

Time: INSERT Laboratory : Alpha Analytical

**Field Measurements:**

| Time | DTW ft | Flow Rate ml/min | ORP mV (+/- 10 mV) | Conductivity mS/m - S/m (w/in 3%) | Turbidity NTU (w/in %10) | pH SU (+/- 0.1) | Temperature $C^o$ - $F^o$ (w/in 3%) | Dissolved $O_2$ mg/L (w/in 10%) |
|---|---|---|---|---|---|---|---|---|
| 12:08 | 65.32 | 200 | 324 | 0.183 | 62.5 | 5.73 | 14.36 | 0.00 |
| 12:13 | 65.32 | 200 | 328 | 0.183 | 56.4 | 5.46 | 14.32 | 0.00 |
| 12:18 | 65.33 | 200 | 333 | 0.182 | 36.4 | 5.29 | 14.23 | 0.00 |
| 12:23 | 65.33 | 200 | 339 | 0.182 | 12.2 | 5.10 | 14.25 | 0.00 |
| 12:28 | 65.33 | 200 | 337 | 0.182 | 7.9 | 5.11 | 14.24 | 0.00 |
| 12:33 | 65.33 | 200 | 338 | 0.182 | 5.5 | 5.07 | 14.27 | 0.00 |
| | | | | | | | | |
| | | | | | | | | |
| | | | | | | | | |
| | | | | | | | | |

ROUX

# Well Sampling Data Form

**Client:** US Concrete/Coram Materials **Project Number:** 2232.0006Y005

**Site Location:** 416 Miller Place-Yaphank Road, Miller Place, NY

Well No: MW-12S Weather: 47 F, Fog

Date: 9/4/2025 Purge Water Disposal: N/A

Sampled By: BW Well Diameter / Type: 2" stick-up

Depth of Well (ft): 76.29 Water Column (ft): 14.89

Depth to Water(ft): 61.40 Volume of Water in Well (gal) 2.43

Depth to Product (ft): N/A

| well diameter: | 1 in | 2 in | 4 in | 6 in | 8 in |
|---|---|---|---|---|---|
| gallons per foot: | 0.041 | 0.163 | 0.653 | 1.469 | 2.611 |

Start Purging: 11:40 Purge Rate: 200 mL/min

End Purging: 12:35 Volume of Water Removed (gal): 2

Method of Purge: Geosub Method of Sampling: Low-Flow

Physical Appearance/ Comments: Clear

Samples Collected: (analyses / no. bottles) Baseline (VOCs, SVOCs, total and dissolved TAL Metals, Cations/Anions)

Time: 12:15 Laboratory : Alpha Analytical

**Field Measurements:**

| Time | DTW ft | Flow Rate ml/min | ORP mV (+/- 10 mV) | Conductivity mS/m - S/m (w/in 3%) | Turbidity NTU (w/in %10) | pH SU (+/- 0.1) | Temperature $C^o$ - $F^o$ (w/in 3%) | Dissolved $O_2$ mg/L (w/in 10%) |
|---|---|---|---|---|---|---|---|---|
| 11:48 | 61.40 | 200 | 286 | 0.261 | 33.1 | 5.50 | 15.68 | 8.48 |
| 11:53 | 61.40 | 200 | 282 | 0.254 | 16.6 | 5.47 | 15.24 | 7.40 |
| 11:58 | 61.40 | 200 | 278 | 0.253 | 10.7 | 5.59 | 15.20 | 7.29 |
| 12:03 | 61.40 | 200 | 275 | 0.252 | 8.3 | 5.67 | 15.16 | 7.19 |
| 12:08 | 61.40 | 200 | 273 | 0.252 | 5.1 | 5.75 | 15.14 | 7.15 |
| 12:13 | 61.40 | 200 | 274 | 0.249 | 3.7 | 5.79 | 15.09 | 7.05 |
| | | | | | | | | |
| | | | | | | | | |
| | | | | | | | | |
| | | | | | | | | |

ROUX

# Well Sampling Data Form

**Client:** US Concrete/Coram Materials **Project Number:** 2232.0006Y005

**Site Location:** 416 Miller Place-Yaphank Road, Miller Place, NY

Well No: MW-12D Weather: 75 Sunny

Date: 9/4/2025 Purge Water Disposal: N/A

Sampled By: EM Well Diameter / Type: 2" stick-up

Depth of Well (ft): 230.62 Water Column (ft): 169.07

Depth to Water(ft): 61.55 Volume of Water in Well (gal) 27.59

Depth to Product (ft): N/A

| well diameter: | 1 in | 2 in | 4 in | 6 in | 8 in |
|---|---|---|---|---|---|
| gallons per foot: | 0.041 | 0.163 | 0.653 | 1.469 | 2.611 |

Start Purging: 11:35 Purge Rate: 200 mL/min

End Purging: 12:25 Volume of Water Removed (gal): 2

Method of Purge: Grundfos Method of Sampling: Low-Flow

Physical Appearance/ Comments: Clear

Samples Collected: (analyses / no. bottles) Baseline (VOCs, SVOCs, total and dissolved TAL Metals, Cations/Anions)

Time: 12:12 Laboratory : Alpha Analytical

**Field Measurements:**

| Time | DTW ft | Flow Rate ml/min | ORP mV (+/- 10 mV) | Conductivity mS/m - S/m (w/in 3%) | Turbidity NTU (w/in %10) | pH SU (+/- 0.1) | Temperature $C^o$ - $F^o$ (w/in 3%) | Dissolved $O_2$ mg/L (w/in 10%) |
|---|---|---|---|---|---|---|---|---|
| 11:47 | 61.55 | 200 | 256 | 0.196 | 0.0 | 6.27 | 13.74 | 2.02 |
| 11:52 | 61.55 | 200 | 269 | 0.198 | 0.0 | 6.02 | 13.52 | 1.53 |
| 11:57 | 61.55 | 200 | 277 | 0.201 | 0.0 | 5.91 | 13.45 | 2.06 |
| 12:02 | 61.55 | 200 | 282 | 0.200 | 2.6 | 5.81 | 13.40 | 1.84 |
| 12:07 | 61.55 | 200 | 283 | 0.199 | 5.2 | 5.79 | 13.34 | 1.82 |
| 12:12 | 61.55 | 200 | 282 | 0.197 | 5.7 | 5.77 | 13.37 | 1.63 |
| | | | | | | | | |
| | | | | | | | | |
| | | | | | | | | |
| | | | | | | | | |

ROUX

# Well Sampling Data Form

**Client:** US Concrete/Coram Materials **Project Number:** 2232.0006Y005

**Site Location:** 416 Miller Place-Yaphank Road, Miller Place, NY

Well No: MW-13S Weather: 40 F, Cloudy

Date: 9/5/2025 Purge Water Disposal: N/A

Sampled By: EM Well Diameter / Type: 2" stick-up

Depth of Well (ft): 44.57 Water Column (ft): 7.16

Depth to Water(ft): 37.41 Volume of Water in Well (gal) 1.17

Depth to Product (ft): N/A

| well diameter: | 1 in | 2 in | 4 in | 6 in | 8 in |
|---|---|---|---|---|---|
| gallons per foot: | 0.041 | 0.163 | 0.653 | 1.469 | 2.611 |

Start Purging: 8:15 Purge Rate: 200 mL/min

End Purging: 9:10 Volume of Water Removed (gal): 4

Method of Purge: Grundfos Method of Sampling: Low-Flow

Physical Appearance/ Comments: Clear

Samples Collected: (analyses / no. bottles) Baseline (VOCs, SVOCs, total and dissolved TAL Metals, Cations/Anions)

Time: 9:00 Laboratory : Alpha Analytical

**Field Measurements:**

| Time | DTW ft | Flow Rate ml/min | ORP mV (+/- 10 mV) | Conductivity mS/m - S/m (w/in 3%) | Turbidity NTU (w/in %10) | pH SU (+/- 0.1) | Temperature $C^o$ - $F^o$ (w/in 3%) | Dissolved $O_2$ mg/L (w/in 10%) |
|---|---|---|---|---|---|---|---|---|
| 8:25 | 37.43 | 200 | 275 | 0.653 | 0.0 | 6.10 | 13.63 | 3.35 |
| 8:30 | 37.43 | 200 | 292 | 0.663 | 0.0 | 6.02 | 13.56 | 0.97 |
| 8:35 | 37.43 | 200 | 282 | 0.664 | 0.0 | 6.29 | 13.60 | 0.70 |
| 8:40 | 37.43 | 200 | 277 | 0.666 | 0.0 | 6.38 | 13.58 | 0.59 |
| 8:45 | 37.43 | 200 | 271 | 0.666 | 0.0 | 6.48 | 13.58 | 0.48 |
| 8:50 | 37.43 | 200 | 260 | 0.667 | 0.0 | 6.70 | 13.61 | 0.51 |
| 8:55 | 37.43 | 200 | 257 | 0.668 | 0.0 | 6.72 | 13.66 | 0.39 |
| 9:00 | 37.43 | 200 | 260 | 0.667 | 0.0 | 6.58 | 13.65 | 0.38 |
| | | | | | | | | |
| | | | | | | | | |

ROUX

# Well Sampling Data Form

**Client:** US Concrete/ Coram Materials **Project Number:** 2232.0006Y005

**Site Location:** 416 Miller Place-Yaphank Road, Miller Place, NY

Well No: MW-13D Weather: 75 F, Sunny

Date: 9/5/2025 Purge Water Disposal: N/A

Sampled By: BW Well Diameter / Type: 2" stick-up

Depth of Well (ft): 128.84 Water Column (ft): 91.49

Depth to Water(ft): 37.35 Volume of Water in Well (gal) 14.93

Depth to Product (ft): N/A

| well diameter: | 1 in | 2 in | 4 in | 6 in | 8 in |
|---|---|---|---|---|---|
| gallons per foot: | 0.041 | 0.163 | 0.653 | 1.469 | 2.611 |

Start Purging: 8:20 Purge Rate: 200 mL/min

End Purging: 9:20 Volume of Water Removed (gal): 5

Method of Purge: Grundfos Method of Sampling: Low-Flow

Physical Appearance/ Comments: Clear

Samples Collected: (analyses / no. bottles) Baseline (VOCs, SVOCs, total and dissolved TAL Metals, Cations/Anions)

Time: 8:55 Laboratory : Alpha Analytical

**Field Measurements:**

| Time | DTW ft | Flow Rate ml/min | ORP mV (+/- 10 mV) | Conductivity mS/m - S/m (w/in 3%) | Turbidity NTU (w/in %10) | pH SU (+/- 0.1) | Temperature $C^o$ - $F^o$ (w/in 3%) | Dissolved $O_2$ mg/L (w/in 10%) |
|---|---|---|---|---|---|---|---|---|
| 8:25 | 37.35 | 200 | 184 | 0.201 | 23.7 | 6.01 | 12.9 | 8.36 |
| 8:30 | 37.35 | 200 | 241 | 0.194 | 6.8 | 5.96 | 12.88 | 7.40 |
| 8:35 | 37.35 | 200 | 263 | 0.190 | 2.2 | 5.95 | 12.85 | 6.74 |
| 8:40 | 37.35 | 200 | 278 | 0.189 | 0.0 | 5.83 | 12.87 | 6.57 |
| 8:45 | 37.35 | 200 | 282 | 0.188 | 0.0 | 5.84 | 12.86 | 6.43 |
| 8:50 | 37.35 | 200 | 286 | 0.187 | 0.0 | 5.87 | 12.86 | 6.39 |
| | | | | | | | | |
| | | | | | | | | |
| | | | | | | | | |
| | | | | | | | | |

ROUX

# APPENDIX C

Category B Laboratory Analytical Reports



# Pace Analytical Services

# Laboratory Code: 11148

## SDG Number: L2554996

*The original project report/data package is held by Pace Analytical Services. This report/data package is paginated and should be reproduced only in its entirety. Pace Analytical Services holds no responsibility for results and/or data that are not consistent with the original.*

# Table of Contents


New York ASP Category B Data Deliverable Package ..... 1
- Table of Contents ..... 2
- Sample ID Cross Reference ..... 11
- SDG Narrative ..... 12
- Data Qualifier Definitions ..... 14
- Instrument Information ..... 17
- Sample Log-in Sheet ..... 20
- Lims COC (LN01) ..... 21
- External Chain of Custody ..... 23
- Organics Analysis ..... 25
  - GCMS 8260 Analysis ..... 26
    - Volatiles QC Summary ..... 27
      - Form 2 - Organics ..... 28
      - Form 3 - Organics ..... 29
      - Form 4 - Organics ..... 31
      - Form 5 - Organics ..... 32
      - Form 8 - Organics ..... 34
      - MDL Study - Volatile Organics 8260 ..... 35
    - Volatiles Sample Data ..... 37
      - Form 1 - Organics ..... 38
      - MW-11S (L2554996-01) Analyzed: 09/11/25 01:41 ..... 56
      - MW-11D (L2554996-02) Analyzed: 09/11/25 02:06 ..... 60
      - DUP_09022025 (L2554996-03) Analyzed: 09/11/25 02:31 ..... 65
      - EQUIPMENT BLANK_0902025 (L2554996-04) Analyzed: 09/11/25 02:55 ..... 69
      - TRIP BLANK (L2554996-05) Analyzed: 09/11/25 03:20 ..... 74
    - Volatile Standards Data ..... 78
      - Initial Calibration ..... 79
        - Form 6 - Organics ..... 80
        - ICAL for VOA122 on 08/22/25 ICAL22572 ..... 83
        - Initial Calibration Summary - Cal Date: 08/22/25 00:00 ..... 83
        - BFB TUNE Injected on: 08/21/25 13:28 ..... 87
        - STD0.19PPB Injected on: 08/21/25 14:34 ..... 88
        - STD0.5PPB Injected on: 08/21/25 15:47 ..... 92
        - STD2PPB Injected on: 08/21/25 16:12 ..... 97
        - STD10PPB Injected on: 08/21/25 17:00 ..... 105
        - STD30PPB Injected on: 08/21/25 17:25 ..... 111
        - STD80PPB Injected on: 08/21/25 17:50 ..... 117
        - STD120PPB Injected on: 08/21/25 18:14 ..... 123
        - STD200PPB Injected on: 08/21/25 18:39 ..... 129
        - ICV Summary Form Injected on: 08/21/25 20:42 ..... 135
        - ICV Quant Report Injected on: 08/21/25 20:42 ..... 138
        - Correlation Data Summary ..... 144
      - Continuing Calibration ..... 145
        - Form 7 - Organics ..... 146
        - CC Summary - VOA122 Run: 09/10/25 20:45 ..... 149
        - CC Quant - WG2113316-2 VOA122 Run: 09/10/25 20:45 ..... 152
        - bfb tune - Inst. VOA122 09/10/25 19:56 ..... 158
    - Volatiles Raw QC Data ..... 159
      - Laboratory Method Bl (WG2113316-5) Analyzed: 09/10/25 21:59 ..... 160
      - Laboratory Control S (WG2113316-3) Analyzed: 09/10/25 20:45 ..... 165

# Table of Contents


LCS Duplicate (WG2113316-4) Analyzed: 09/10/25 21:10 ..... 219
Volatiles Calculations ..... 273
QC Batch WG2113316 ..... 274
ICAL Sequence for VOA122 on 22-AUG-2025 00:00 ICAL22572 ..... 275
Instrument VOA122 Run Date 09/10/25 Run ID R2009273 ..... 276
Semivolatiles Data - Method 8270 ..... 277
Semivolatiles QC Summary ..... 278
Form 2 - Organics ..... 279
Form 3 - Organics ..... 280
Form 4 - Organics ..... 282
Form 5 - Organics ..... 283
Form 8 - Organics ..... 290
MDL Study - ABN Extractables ..... 294
Semivolatiles Sample Data ..... 296
Form 1 - Organics ..... 297
MW-11S (L2554996-01) Analyzed: 09/04/25 06:46 ..... 307
MW-11D (L2554996-02) Analyzed: 09/04/25 07:11 ..... 313
DUP_09022025 (L2554996-03) Analyzed: 09/04/25 07:37 ..... 320
EQUIPMENT BLANK_0902025 (L2554996-04) Analyzed: 09/04/25 08:02 ..... 327
Semivolatiles Standards Data ..... 333
Initial Calibration ..... 334
Form 6 - Organics ..... 335
ICAL for DAKOTA on 08/21/25 ICAL22568 ..... 343
Initial Calibration Summary - Cal Date: 08/21/25 00:00 ..... 343
Tune Injected on: 08/20/25 12:25 ..... 346
Deg Injected on: 08/20/25 12:25 ..... 347
Tailing Factor Injected on: 08/20/25 12:25 ..... 348
ABNL9 Injected on: 08/20/25 12:47 ..... 350
ABNL8 Injected on: 08/20/25 13:09 ..... 358
ABNL7 Injected on: 08/20/25 13:31 ..... 364
ABNL6 Injected on: 08/20/25 13:54 ..... 369
ABNL5 Injected on: 08/20/25 14:16 ..... 374
ABNL4 Injected on: 08/20/25 14:38 ..... 381
ABNL3 Injected on: 08/20/25 15:01 ..... 388
ABNL2 Injected on: 08/20/25 15:23 ..... 395
ABNL1 Injected on: 08/20/25 15:45 ..... 406
AP9L9 Injected on: 08/20/25 16:07 ..... 414
AP9L8 Injected on: 08/20/25 16:30 ..... 417
AP9L7 Injected on: 08/20/25 16:52 ..... 420
AP9L6 Injected on: 08/20/25 17:15 ..... 423
AP9L5 Injected on: 08/20/25 17:37 ..... 426
AP9L4 Injected on: 08/20/25 18:00 ..... 429
AP9L3 Injected on: 08/20/25 18:23 ..... 432
AP9L2 Injected on: 08/20/25 18:46 ..... 435
AP9L1 Injected on: 08/20/25 19:09 ..... 438
ABN ICV Summary Form Injected on: 08/20/25 19:32 ..... 442
ABN ICV Quant Report Injected on: 08/20/25 19:32 ..... 445
AP9 ICV Summary Form Injected on: 08/20/25 19:55 ..... 528
AP9 ICV Quant Rep Injected on: 08/20/25 19:55 ..... 529
Tune Injected on: 08/20/25 20:17 ..... 546

# Table of Contents


Deg Injected on: 08/20/25 20:17 ..... 547
Tailing Factor Injected on: 08/20/25 20:17 ..... 548
ADPL9 Injected on: 08/20/25 20:40 ..... 550
ADPL8 Injected on: 08/20/25 21:02 ..... 553
ADPL7 Injected on: 08/20/25 21:25 ..... 556
ADPL6 Injected on: 08/20/25 21:49 ..... 559
ADPL5 Injected on: 08/20/25 22:11 ..... 562
ADPL4 Injected on: 08/20/25 22:34 ..... 565
ADPL3 Injected on: 08/20/25 22:57 ..... 568
ADPL2 Injected on: 08/20/25 23:20 ..... 571
ADPL1 Injected on: 08/20/25 23:44 ..... 574
ABN ICV Summary Form Injected on: 08/21/25 00:07 ..... 577
ADP ICV Quant Report Injected on: 08/21/25 00:07 ..... 578
/ops/reports/WG25/WG2105679/RelativeError.pdf ..... 587
ICAL for SV107 on 08/27/25 ICAL22592 ..... 588
Initial Calibration Summary - Cal Date: 08/27/25 00:00 ..... 588
Tune Injected on: 08/26/25 18:18 ..... 591
Deg ..... 592
Tailing Factor ..... 593
ABNL9 Injected on: 08/26/25 18:52 ..... 595
ABNL8 Injected on: 08/26/25 19:16 ..... 600
ABNL7 Injected on: 08/26/25 19:42 ..... 605
ABNL6 Injected on: 08/26/25 20:07 ..... 610
ABNL5 Injected on: 08/26/25 20:32 ..... 616
ABNL4 Injected on: 08/26/25 20:58 ..... 621
ABNL3 Injected on: 08/26/25 21:23 ..... 627
ABNL2 Injected on: 08/26/25 21:48 ..... 633
ABNL1 Injected on: 08/26/25 22:14 ..... 639
ABN Summary Form Injected on: 08/26/25 22:39 ..... 653
Injected on: 08/26/25 22:39 ..... 656
Tune Injected on: 08/26/25 23:05 ..... 738
Deg ..... 739
Tailing Factor ..... 740
ADPL9 Injected on: 08/27/25 03:18 ..... 742
ADPL8 Injected on: 08/27/25 03:43 ..... 745
ADPL7 Injected on: 08/27/25 04:08 ..... 748
ADPL6 Injected on: 08/27/25 04:34 ..... 751
ADPL5 Injected on: 08/27/25 04:59 ..... 754
ADPL4 Injected on: 08/27/25 05:24 ..... 757
ADPL3 Injected on: 08/27/25 05:49 ..... 760
ADPL2 Injected on: 08/27/25 06:15 ..... 763
ADPL1 Injected on: 08/27/25 06:40 ..... 766
ADP Summary Form Injected on: 08/27/25 07:30 ..... 769
Injected on: 08/27/25 07:30 ..... 770
Tune Injected on: 08/27/25 12:52 ..... 779
Deg ..... 780
Tailing Factor ..... 781
AP9L9a Injected on: 08/27/25 13:17 ..... 783
AP9L8a Injected on: 08/27/25 13:42 ..... 786
AP9L7a Injected on: 08/27/25 14:07 ..... 789

# Table of Contents


AP9L6a Injected on: 08/27/25 14:32 ..... 792
AP9L5a Injected on: 08/27/25 14:57 ..... 795
AP9L4a Injected on: 08/27/25 15:22 ..... 798
AP9L3a Injected on: 08/27/25 15:47 ..... 801
AP9L2a Injected on: 08/27/25 16:12 ..... 804
AP9L1a Injected on: 08/27/25 16:37 ..... 807
AP9 Summary Form Injected on: 08/27/25 17:02 ..... 812
AP9 Quant Report Injected on: 08/27/25 17:02 ..... 813
Relative Error ..... 830
Continuing Calibration ..... 831
Form 7 - Organics ..... 832
CC Summary - DAKOTA Run: 09/03/25 21:39 ..... 842
CC Quant - WG2109963-3 DAKOTA Run: 09/03/25 21:39 ..... 845
CC Summary - DAKOTA Run: 09/03/25 22:01 ..... 927
CC Quant - WG2109963-4 DAKOTA Run: 09/03/25 22:01 ..... 928
CC Summary - DAKOTA Run: 09/03/25 22:23 ..... 945
CC Quant - WG2109963-5 DAKOTA Run: 09/03/25 22:23 ..... 946
DEG Quant for DAKOTA injected on 09/03/25 21:16 ..... 955
dftpp tune - Inst. DAKOTA 09/03/25 21:16 ..... 956
Tailing factor report for DAKOTA injected on 09/03/25 21:16 ..... 957
Form 7 - Organics ..... 959
CC Summary - SV107 Run: 09/04/25 01:37 ..... 969
CC Quant - WG2110426-3 SV107 Run: 09/04/25 01:37 ..... 972
CC Summary - SV107 Run: 09/04/25 02:01 ..... 1054
CC Quant - WG2110426-4 SV107 Run: 09/04/25 02:01 ..... 1055
CC Summary - SV107 Run: 09/04/25 02:35 ..... 1072
CC Quant - WG2110426-5 SV107 Run: 09/04/25 02:35 ..... 1073
DEG Quant for SV107 injected on 09/04/25 01:12 ..... 1082
dftpp tune - Inst. SV107 09/04/25 01:12 ..... 1083
Tailing factor report for SV107 injected on 09/04/25 01:12 ..... 1084
Semivolatiles Raw QC Summary ..... 1086
Laboratory Method Bl (WG2110292-1) Analyzed: 09/03/25 22:46 ..... 1087
Laboratory Control S (WG2110292-2) Analyzed: 09/03/25 23:08 ..... 1099
LCS Duplicate (WG2110292-3) Analyzed: 09/03/25 23:30 ..... 1146
Semivolatiles Calculations ..... 1193
QC Batch WG2110292 ..... 1194
ICAL Sequence for DAKOTA on 21-AUG-2025 00:00 ICAL22568 ..... 1195
ICAL Sequence for SV107 on 27-AUG-2025 00:00 ICAL22592 ..... 1196
Instrument DAKOTA Run Date 09/03/25 Run ID R2007023 ..... 1197
Instrument SV107 Run Date 09/04/25 Run ID R2006585 ..... 1198
Organic ELN-Workgroup:WG2110292 ..... 1199
Semivolatiles Data - Method 8270D-SIM ..... 1202
Semivolatiles QC Summary ..... 1203
Form 2 - Organics ..... 1204
Form 3 - Organics ..... 1205
Form 4 - Organics ..... 1206
Form 5 - Organics ..... 1207
Form 8 - Organics ..... 1209
MDL Study - 8270 Low Level PAH ..... 1211
Semivolatiles Sample Data ..... 1212

# Table of Contents


Form 1 - Organics ..... 1213
MW-11S (L2554996-01) Analyzed: 09/04/25 17:11 ..... 1223
MW-11D (L2554996-02) Analyzed: 09/04/25 17:28 ..... 1227
DUP_09022025 (L2554996-03) Analyzed: 09/04/25 17:45 ..... 1231
EQUIPMENT BLANK_0902025 (L2554996-04) Analyzed: 09/04/25 18:01 ..... 1235
Semivolatiles Standards Data ..... 1239
Initial Calibration ..... 1240
Form 6 - Organics ..... 1241
ICAL for SV119 on 06/27/25 ICAL22426 ..... 1243
Initial Calibration Summary - Cal Date: 06/27/25 00:00 ..... 1243
Injected on: 06/25/25 19:48 ..... 1247
Deg Injected on: 06/25/25 19:48 ..... 1248
Tailing Factor Injected on: 06/25/25 19:48 ..... 1249
L10 Injected on: 06/25/25 20:07 ..... 1251
L9 Injected on: 06/25/25 20:23 ..... 1258
L8 Injected on: 06/25/25 20:40 ..... 1263
L7 Injected on: 06/25/25 20:57 ..... 1268
L6 Injected on: 06/25/25 21:14 ..... 1273
L5 Injected on: 06/25/25 21:31 ..... 1282
L4 Injected on: 06/25/25 21:48 ..... 1291
L3 Injected on: 06/25/25 22:04 ..... 1299
L2 Injected on: 06/25/25 22:24 ..... 1307
L1 Injected on: 06/25/25 22:41 ..... 1316
ICV Summary Form Injected on: 06/25/25 22:58 ..... 1333
ICV Quant Report Injected on: 06/25/25 22:58 ..... 1335
Relative Error ..... 1372
Continuing Calibration ..... 1373
Form 7 - Organics ..... 1374
CC Summary - SV119 Run: 09/04/25 08:22 ..... 1376
CC Quant - WG2110591-3 SV119 Run: 09/04/25 08:22 ..... 1378
DEG Quant for SV119 injected on 09/04/25 07:45 ..... 1414
dftpp tune - Inst. SV119 09/04/25 07:45 ..... 1415
Tailing factor report for SV119 injected on 09/04/25 07:45 ..... 1416
Semivolatiles Raw QC Summary ..... 1418
Laboratory Method Bl (WG2110294-1) Analyzed: 09/04/25 14:24 ..... 1419
Laboratory Control S (WG2110294-2) Analyzed: 09/04/25 13:50 ..... 1424
LCS Duplicate (WG2110294-3) Analyzed: 09/04/25 14:07 ..... 1451
Matrix Spike (WG2110294-4) Analyzed: 09/04/25 18:18 ..... 1478
Matrix Spike Duplica (WG2110294-5) Analyzed: 09/04/25 18:35 ..... 1514
Semivolatiles Calculations ..... 1550
QC Batch WG2110294 ..... 1551
ICAL Sequence for SV119 on 27-JUN-2025 00:00 ICAL22426 ..... 1552
Instrument SV119 Run Date 09/04/25 Run ID R2006768 ..... 1553
Organic ELN-Workgroup:WG2110294 ..... 1555
Metals Analysis ..... 1558
Inorganic Data (ICP Analysis) ..... 1559
Form 1 - Inorganics ..... 1560
Form 2A - Inorganics ..... 1575
Form 3 - Inorganics ..... 1602
Form 4A - Inorganics ..... 1625

# Table of Contents


Form 5A - Inorganics ..... 1629
Form 6 - Inorganics ..... 1632
Form 7 - Inorganics ..... 1635
Form 8 - Inorganics ..... 1639
Form 10 - Inorganics ..... 1641
Form 11 - Inorganics ..... 1660
Form 12 - Inorganics ..... 1661
Form 13 - Inorganics ..... 1665
MDL Study - Metals by ICP ..... 1673
Run Date 09/10/25 Run ID R2008831 ..... 1675
Run Date 09/10/25 Run ID R2008971 ..... 1908
ICP True Value Summary Form ..... 2043
ICP Calculations ..... 2066
Instrument TRACE11 Run Date 09/10/25 Run ID R2008831 ..... 2067
Instrument TRACE8 Run Date 09/10/25 Run ID R2008971 ..... 2071
Metals ELN-Workgroup:WG2110010 ..... 2074
Metals ELN-Workgroup:WG2110450 ..... 2077
Inorganic Data (Mercury Analysis) ..... 2080
Form 1 - Inorganics ..... 2081
Form 2A - Inorganics ..... 2095
Form 3 - Inorganics ..... 2102
Form 5A - Inorganics ..... 2109
Form 6 - Inorganics ..... 2113
Form 7 - Inorganics ..... 2117
Form 12 - Inorganics ..... 2119
Form 13 - Inorganics ..... 2121
MDL Study - Mercury by 245.1 ..... 2125
MDL Study - Mercury by 7470A ..... 2126
MDL Study - Mercury by 7471B ..... 2127
Run Date 09/03/25 Run ID R2006434 ..... 2128
Run Date 09/04/25 Run ID R2006996 ..... 2134
Hg True Value Summary Form ..... 2140
HG Calculations ..... 2162
Instrument NIC1 Run Date 09/03/25 Run ID R2006434 ..... 2164
Instrument NIC1 Run Date 09/04/25 Run ID R2006996 ..... 2168
Metals ELN-Workgroup:WG2110005 ..... 2172
Metals ELN-Workgroup:WG2110451 ..... 2175
Wet Chemistry Analysis ..... 2178
Total Nitrogen Calculation ..... 2179
Results ..... 2180
Form 1 - Inorganics ..... 2181
Sample Raw Data ..... 2185
Wet Chemistry Raw Data ..... 2186
Total Nitrogen Calculations ..... 2187
TKN Analysis ..... 2188
Results ..... 2189
Form 1 - Inorganics ..... 2190
Sample Raw Data ..... 2196
Wet Chemistry Raw Data ..... 2197
WG2112756_rawdata ..... 2197

# Table of Contents


250910_NH3TKN_rawdataA ..... 2197
250910_NH3TKN_rawdataB ..... 2200
250910_NH3TKN_rawdataC ..... 2202
250910_NH3TKN_rawdataC1 ..... 2204
Quality Control ..... 2206
Form 5A - Inorganics ..... 2207
Form 6 - Inorganics ..... 2208
Form 7 - Inorganics ..... 2209
MDL Study - Total Kjeldahl Nitrogen ..... 2210
TKN Calculations ..... 2212
Sequence Logs ..... 2213
Instrument LACHAT Run Date 09/10/25 Run ID R2008934 ..... 2214
Sample Preparation ..... 2216
Prep Log ..... 2217
Nitrate-Nitrite Analysis ..... 2218
Results ..... 2219
Form 1 - Inorganics ..... 2220
Sample Raw Data ..... 2238
Wet Chemistry Raw Data ..... 2239
250904-1 ..... 2239
250904-2 ..... 2256
250904-3 ..... 2262
Wet Chemistry Raw Data ..... 2267
250904-1 ..... 2267
250904-2 ..... 2284
250904-3 ..... 2290
Wet Chemistry Raw Data ..... 2295
250904-1 ..... 2295
250904-2 ..... 2312
250904-3 ..... 2318
Quality Control ..... 2323
Form 5A - Inorganics ..... 2324
Form 6 - Inorganics ..... 2327
Form 7 - Inorganics ..... 2330
MDL Study - Nitrate and Nitrite ..... 2333
Nitrate Nitrite Calculations ..... 2335
Sequence Logs ..... 2336
Instrument LACHAT Run Date 09/04/25 Run ID R2006663 ..... 2337
Instrument LACHAT Run Date 09/04/25 Run ID R2006668 ..... 2340
Instrument LACHAT Run Date 09/04/25 Run ID R2006669 ..... 2343
Total Dissolved Solids Analysis ..... 2346
Results ..... 2347
Form 1 - Inorganics ..... 2348
Sample Raw Data ..... 2355
Wet Chemistry Raw Data ..... 2356
Quality Control ..... 2358
Form 6 - Inorganics ..... 2359
Form 7 - Inorganics ..... 2361
MDL Study - Total Dissolved Solids ..... 2362
TDS Calculations ..... 2363

# Table of Contents


Sulfate Analysis ..... 2364
Results ..... 2365
Form 1 - Inorganics ..... 2366
Sample Raw Data ..... 2374
Wet Chemistry Raw Data ..... 2375
Quality Control ..... 2377
Form 5A - Inorganics ..... 2378
Form 6 - Inorganics ..... 2380
Form 7 - Inorganics ..... 2382
MDL Study - Sulfate ..... 2384
Sulfate Calculations ..... 2386
Alkalinity Analysis ..... 2387
Results ..... 2388
Form 1 - Inorganics ..... 2389
Sample Raw Data ..... 2396
Wet Chemistry Raw Data ..... 2397
250909_cal ..... 2397
250909_lcs ..... 2399
250909_alk2 ..... 2400
Quality Control ..... 2415
Form 6 - Inorganics ..... 2416
MDL Study - Alkalinity ..... 2418
Alkalinity Calculations ..... 2419
Sequence Logs ..... 2420
Instrument TITR5 Run Date 09/09/25 Run ID R2008397 ..... 2421
Chloride Analysis ..... 2423
Results ..... 2424
Form 1 - Inorganics ..... 2425
Sample Raw Data ..... 2431
Wet Chemistry Raw Data ..... 2432
250903_Chloride_rawdata ..... 2432
250903_Chloride_rawdata1 ..... 2448
Quality Control ..... 2450
Form 5A - Inorganics ..... 2451
Form 6 - Inorganics ..... 2452
Form 7 - Inorganics ..... 2453
MDL Study - Chloride ..... 2454
Chloride Calculations ..... 2456
Sequence Logs ..... 2457
Instrument LACHAT Run Date 09/03/25 Run ID R2006449 ..... 2458
Fluoride Analysis ..... 2459
Results ..... 2460
Form 1 - Inorganics ..... 2461
Sample Raw Data ..... 2467
Wet Chemistry Raw Data ..... 2468
Quality Control ..... 2469
Form 5A - Inorganics ..... 2470
Form 6 - Inorganics ..... 2471
Form 7 - Inorganics ..... 2472
MDL Study - Fluoride ..... 2473

# Table of Contents


Fluoride Calculations ..... 2475
Sample Preparation ..... 2476
Prep Log ..... 2477
Phosphates Analysis ..... 2479
Results ..... 2480
Form 1 - Inorganics ..... 2481
Sample Raw Data ..... 2488
Wet Chemistry Raw Data ..... 2489
Quality Control ..... 2491
Form 5A - Inorganics ..... 2492
Form 6 - Inorganics ..... 2494
Form 7 - Inorganics ..... 2496
MDL Study - Total Phosphorus ..... 2497
MDL Study - Orthophosphate ..... 2499
Total Phosphorus Calculation ..... 2501
Total Suspended Solids Analysis ..... 2502
Results ..... 2503
Form 1 - Inorganics ..... 2504
Sample Raw Data ..... 2516
Wet Chemistry Raw Data ..... 2517
Quality Control ..... 2523
Form 6 - Inorganics ..... 2524
Form 7 - Inorganics ..... 2529
MDL Study - Total Suspended Solids ..... 2532
TSS Calculations ..... 2533
Wet Chemistry By IC Methods ..... 2534
Results ..... 2535
Form 1 - Inorganics ..... 2536
Sample Raw Data ..... 2542
Wet Chemistry Raw Data ..... 2543
Quality Control ..... 2637
Form 5A - Inorganics ..... 2638
Form 6 - Inorganics ..... 2639
Form 7 - Inorganics ..... 2640
MDL Study - Ion Chromatography ..... 2641
IC Calculations ..... 2642

**Project Name:** CORAM MATERIALS
**Project Number:** 2232.0006Y005

**Lab Number:** L2554996
**Report Date:** 09/17/25

| Lab Sample ID | Client ID | Matrix | Sample Location | Collection Date/Time | Receive Date |
|---|---|---|---|---|---|
| L2554996-01 | MW-11S | WATER | 416 MILLER PLACE-YAPHANK RD. | 09/02/25 12:05 | 09/02/25 |
| L2554996-02 | MW-11D | WATER | 416 MILLER PLACE-YAPHANK RD. | 09/02/25 12:33 | 09/02/25 |
| L2554996-03 | DUP_09022025 | WATER | 416 MILLER PLACE-YAPHANK RD. | 09/02/25 12:00 | 09/02/25 |
| L2554996-04 | EQUIPMENT BLANK_0902025 | EQUIPMENT BLANK | 416 MILLER PLACE-YAPHANK RD. | 09/02/25 14:00 | 09/02/25 |
| L2554996-05 | TRIP BLANK | TRIP BLANK (AQUEOUS) | 416 MILLER PLACE-YAPHANK RD. | 09/02/25 00:00 | 09/02/25 |

## Case Narrative

The samples were received in accordance with the Chain of Custody and no significant deviations were encountered during the preparation or analysis unless otherwise noted. Sample Receipt, Container Information, and the Chain of Custody are located at the back of the report.

Results contained within this report relate only to the samples submitted under this Pace Lab Number and meet NELAP requirements for all NELAP accredited parameters unless otherwise noted in the following narrative. The data presented in this report is organized by parameter (i.e. VOC, SVOC, etc.). Sample specific Quality Control data (i.e. Surrogate Spike Recovery) is reported at the end of the target analyte list for each individual sample, followed by the Laboratory Batch Quality Control at the end of each parameter. Tentatively Identified Compounds (TICs), if requested, are reported for compounds identified to be present and are not part of the method/program Target Compound List, even if only a subset of the TCL are being reported. If a sample was re-analyzed or re-extracted due to a required quality control corrective action and if both sets of data are reported, the Laboratory ID of the re-analysis or re-extraction is designated with an "R" or "RE", respectively. When multiple Batch Quality Control elements are reported (e.g. more than one LCS), the associated samples for each element are noted in the grey shaded header line of each data table. Any Laboratory Batch, Sample Specific % recovery or RPD value that is outside the listed Acceptance Criteria is bolded in the report. All specific QC information is also incorporated in the Data Usability format of our Data Merger tool where it can be reviewed along with any associated usability implications. Soil/sediments, solids and tissues are reported on a dry weight basis unless otherwise noted. Definitions of all data qualifiers and acronyms used in this report are provided in the Glossary located at the back of the report.

In reference to questions H (CAM) or 4 (RCP) when "NO" is checked, the performance criteria for CAM and RCP methods allow for some quality control failures to occur and still be within method compliance. In these instances the specific failure is not narrated but noted in the associated QC table. The information is also incorporated in the Data Usability format of our Data Merger tool where it can be reviewed along with any associated usability implications.

Please see the associated ADEx data file for a comparison of laboratory reporting limits that were achieved with the regulatory Numerical Standards requested on the Chain of Custody.

HOLD POLICY
For samples submitted on hold, Pace's policy is to hold samples (with the exception of Air canisters) free of charge for 21 calendar days from the date the project is completed. After 21 calendar days, we will dispose of all samples submitted including those put on hold unless you have contacted your Client Service Representative and made arrangements for Pace to continue to hold the samples. Air canisters will be disposed after 3 business days from the date the project is completed.

Please contact Client Services at 800-624-9220 with any questions.

**Case Narrative (continued)**

Report Submission

September 17, 2025: This final report includes the results of all requested analyses.

September 15, 2025: This is a preliminary report.

All non-detect (ND) or estimated concentrations (J-qualified) have been quantitated to the limit noted in the MDL column.

The analyses of Ammonium, Iodide, and Sulfide were subcontracted. Copies of the laboratory reports are included as an addendum. Please note: This data is only available in PDF format and is not available on Data Merger.

Dissolved Metals

The WG2110450-3 MS recovery performed on L2554996-01 does not apply for calcium (73%) because the sample concentration is greater than four times the spike amount added.

Solids, Total Suspended

L2554996-01 through -04: The sample has an elevated detection limit due to limited sample volume available for analysis.

Solids, Total Dissolved

The WG2110459-3 Laboratory Duplicate RPD performed on L2554996-02 is outside the acceptance criteria for solids, total dissolved (17%) due to the non-homogeneous nature of the native sample.

The WG2110459-4 Laboratory Duplicate RPD performed on L2554996-03 is outside the acceptance criteria for solids, total dissolved (82%) due to the non-homogeneous nature of the native sample.

I, the undersigned, attest under the pains and penalties of perjury that, to the best of my knowledge and belief and based upon my personal inquiry of those responsible for providing the information contained in this analytical report, such information is accurate and complete. This certificate of analysis is not complete unless this page accompanies any and all pages of this report.

Authorized Signature: Kelly Stenstrom Report Date: 09/17/25

Title: Technical Director/Representative

## DATA PACKAGE GLOSSARY

***Acronyms***

| | |
|---|---|
| DL | - Detection Limit: This value represents the level to which target analyte concentrations are reported as estimated values, when those target analyte concentrations are quantified below the limit of quantitation (LOQ). The DL includes any adjustments from dilutions, concentrations or moisture content, where applicable. (DoD report formats only.) |
| EDL | - Estimated Detection Limit: This value represents the level to which target analyte concentrations are reported as estimated values, when those target analyte concentrations are quantified below the reporting limit (RL). The EDL includes any adjustments from dilutions, concentrations or moisture content, where applicable. The use of EDLs is specific to the analysis of PAHs using Solid-Phase Microextraction (SPME). |
| EMPC | - Estimated Maximum Possible Concentration: The concentration that results from the signal present at the retention time of an analyte when the ions meet all of the identification criteria except the ion abundance ratio criteria. An EMPC is a worst-case estimate of the concentration. |
| EPA | - Environmental Protection Agency. |
| LCS | - Laboratory Control Sample: A sample matrix, free from the analytes of interest, spiked with verified known amounts of analytes or a material containing known and verified amounts of analytes. |
| LCSD | - Laboratory Control Sample Duplicate: Refer to LCS. |
| LFB | - Laboratory Fortified Blank: A sample matrix, free from the analytes of interest, spiked with verified known amounts of analytes or a material containing known and verified amounts of analytes. |
| LOD | - Limit of Detection: This value represents the level to which a target analyte can reliably be detected for a specific analyte in a specific matrix by a specific method. The LOD includes any adjustments from dilutions, concentrations or moisture content, where applicable. (DoD report formats only.) |
| LOQ | - Limit of Quantitation: The value at which an instrument can accurately measure an analyte at a specific concentration. The LOQ includes any adjustments from dilutions, concentrations or moisture content, where applicable. (DoD report formats only.)<br><br>Limit of Quantitation: The value at which an instrument can accurately measure an analyte at a specific concentration. The LOQ includes any adjustments from dilutions, concentrations or moisture content, where applicable. (DoD report formats only.) |
| MDL | - Method Detection Limit: This value represents the level to which target analyte concentrations are reported as estimated values, when those target analyte concentrations are quantified below the reporting limit (RL). The MDL includes any adjustments from dilutions, concentrations or moisture content, where applicable. |
| MS | - Matrix Spike Sample: A sample prepared by adding a known mass of target analyte to a specified amount of matrix sample for which an independent estimate of target analyte concentration is available. For Method 332.0, the spike recovery is calculated using the native concentration, including estimated values. |
| MSD | - Matrix Spike Sample Duplicate: Refer to MS. |
| NA | - Not Applicable. |
| NC | - Not Calculated: Term is utilized when one or more of the results utilized in the calculation are non-detect at the parameter's reporting unit. |
| NDPA/DPA | - N-Nitrosodiphenylamine/Diphenylamine. |
| NI | - Not Ignitable. |
| NP | - Non-Plastic: Term is utilized for the analysis of Atterberg Limits in soil. |
| NR | - No Results: Term is utilized when 'No Target Compounds Requested' is reported for the analysis of Volatile or Semivolatile Organic TIC only requests. |
| RL | - Reporting Limit: The value at which an instrument can accurately measure an analyte at a specific concentration. The RL includes any adjustments from dilutions, concentrations or moisture content, where applicable. |
| RPD | - Relative Percent Difference: The results from matrix and/or matrix spike duplicates are primarily designed to assess the precision of analytical results in a given matrix and are expressed as relative percent difference (RPD). Values which are less than five times the reporting limit for any individual parameter are evaluated by utilizing the absolute difference between the values; although the RPD value will be provided in the report. |
| SRM | - Standard Reference Material: A reference sample of a known or certified value that is of the same or similar matrix as the associated field samples. |
| STLP | - Semi-dynamic Tank Leaching Procedure per EPA Method 1315. |
| TEF | - Toxic Equivalency Factors: The values assigned to each dioxin and furan to evaluate their toxicity relative to 2,3,7,8-TCDD. |
| TEQ | - Toxic Equivalent: The measure of a sample's toxicity derived by multiplying each dioxin and furan by its corresponding TEF and then summing the resulting values. |
| TIC | - Tentatively Identified Compound: A compound that has been identified to be present and is not part of the target compound list (TCL) for the method and/or program. All TICs are qualitatively identified and reported as estimated concentrations. |

*Report Format:* DU Report with 'J' Qualifiers

***Footnotes***

1 - The reference for this analyte should be considered modified since this analyte is absent from the target analyte list of the original method.

***Terms***

Analytical Method: Both the document from which the method originates and the analytical reference method. (Example: EPA 8260B is shown as 1,8260B.) The codes for the reference method documents are provided in the References section of the Addendum.

Chlordane: The target compound Chlordane (CAS No. 57-74-9) is reported for GC ECD analyses. Per EPA,this compound "refers to a mixture of chlordane isomers, other chlorinated hydrocarbons and numerous other components." (Reference: USEPA Toxicological Review of Chlordane, In Support of Summary Information on the Integrated Risk Information System (IRIS), December 1997.)

Difference: With respect to Total Oxidizable Precursor (TOP) Assay analysis, the difference is defined as the Post-Treatment value minus the Pre-Treatment value.

Final pH: As it pertains to Sample Receipt & Container Information section of the report, Final pH reflects pH of container determined after adjustment at the laboratory, if applicable. If no adjustment required, value reflects Initial pH.

Frozen Date/Time: With respect to Volatile Organics in soil, Frozen Date/Time reflects the date/time at which associated Reagent Water-preserved vials were initially frozen. Note: If frozen date/time is beyond 48 hours from sample collection, value will be reflected in 'bold'.

Gasoline Range Organics (GRO): Gasoline Range Organics (GRO) results include all chromatographic peaks eluting from Methyl tert butyl ether through Naphthalene, with the exception of GRO analysis in support of State of Ohio programs, which includes all chromatographic peaks eluting from Hexane through Dodecane.

Initial pH: As it pertains to Sample Receipt & Container Information section of the report, Initial pH reflects pH of container determined upon receipt, if applicable.

PAH Total: With respect to Alkylated PAH analyses, the 'PAHs, Total' result is defined as the summation of results for all or a subset of the following compounds: Naphthalene, C1-C4 Naphthalenes, 2-Methylnaphthalene, 1-Methylnaphthalene, Biphenyl, Acenaphthylene, Acenaphthene, Fluorene, C1-C3 Fluorenes, Phenanthrene, C1-C4 Phenanthrenes/Anthracenes, Anthracene, Fluoranthene, Pyrene, C1-C4 Fluoranthenes/Pyrenes, Benz(a)anthracene, Chrysene, C1-C4 Chrysenes, Benzo(b)fluoranthene, Benzo(j)+(k)fluoranthene, Benzo(e)pyrene, Benzo(a)pyrene, Perylene, Indeno(1,2,3-cd)pyrene, Dibenz(ah)+(ac)anthracene, Benzo(g,h,i)perylene. If a 'Total' result is requested, the results of its individual components will also be reported.

PFAS Total: With respect to PFAS analyses, the 'PFAS, Total (5)' result is defined as the summation of results for: PFHpA, PFHxS, PFOA, PFNA and PFOS. In addition, the 'PFAS, Total (6)' result is defined as the summation of results for: PFHpA, PFHxS, PFOA, PFNA, PFDA and PFOS. For MassDEP DW compliance analysis only, the 'PFAS, Total (6)' result is defined as the summation of results at or above the RL. Note: If a 'Total' result is requested, the results of its individual components will also be reported.

Total: With respect to Organic analyses, a 'Total' result is defined as the summation of results for individual isomers or Aroclors. If a 'Total' result is requested, the results of its individual components will also be reported. This is applicable to 'Total' results for methods 8260, 8081 and 8082.

***Data Qualifiers***

**A** - Spectra identified as "Aldol Condensates" are byproducts of the extraction/concentration procedures when acetone is introduced in the process.

**B** - The analyte was detected above the reporting limit in the associated method blank. Flag only applies to associated field samples that have detectable concentrations of the analyte at less than ten times (10x) the concentration found in the blank. For MCP-related projects, flag only applies to associated field samples that have detectable concentrations of the analyte at less than ten times (10x) the concentration found in the blank. For DOD-related projects, flag only applies to associated field samples that have detectable concentrations of the analyte at less than ten times (10x) the concentration found in the blank AND the analyte was detected above one-half the reporting limit (or above the reporting limit for common lab contaminants) in the associated method blank. For NJ-Air-related projects, flag only applies to associated field samples that have detectable concentrations of the analyte above the reporting limit. For NJ-related projects (excluding Air), flag only applies to associated field samples that have detectable concentrations of the analyte, which was detected above the reporting limit in the associated method blank or above five times the reporting limit for common lab contaminants (Phthalates, Acetone, Methylene Chloride, 2-Butanone).

**C** - Co-elution: The target analyte co-elutes with a known lab standard (i.e. surrogate, internal standards, etc.) for co-extracted analyses.

**D** - Concentration of analyte was quantified from diluted analysis. Flag only applies to field samples that have detectable concentrations of the analyte.

**E** - Concentration of analyte exceeds the range of the calibration curve and/or linear range of the instrument.

**F** - The ratio of quantifier ion response to qualifier ion response falls outside of the laboratory criteria. Results are considered to be an estimated maximum concentration.

**G** - The concentration may be biased high due to matrix interferences (i.e, co-elution) with non-target compound(s). The result should be considered estimated.

**H** - The analysis of pH was performed beyond the regulatory-required holding time of 15 minutes from the time of sample collection.

**I** - The lower value for the two columns has been reported due to obvious interference.

**M** - Reporting Limit (RL) exceeds the MCP CAM Reporting Limit for this analyte.

**NJ** - Presumptive evidence of compound. This represents an estimated concentration for Tentatively Identified Compounds (TICs), where

*Report Format:* DU Report with 'J' Qualifiers

***Data Qualifiers***

the identification is based on a mass spectral library search.

**P** - The RPD between the results for the two columns exceeds the method-specified criteria.

**Q** - The quality control sample exceeds the associated acceptance criteria. For DOD-related projects, LCS and/or Continuing Calibration Standard exceedences are also qualified on all associated sample results. Note: This flag is not applicable for matrix spike recoveries when the sample concentration is greater than 4x the spike added or for batch duplicate RPD when the sample concentrations are less than 5x the RL. (Metals only.)

**R** - Analytical results are from sample re-analysis.

**RE** - Analytical results are from sample re-extraction.

**S** - Analytical results are from modified screening analysis.

**V** - The surrogate associated with this target analyte has a recovery outside the QC acceptance limits. (Applicable to MassDEP DW Compliance samples only.)

**Z** - The batch matrix spike and/or duplicate associated with this target analyte has a recovery/RPD outside the QC acceptance limits. (Applicable to MassDEP DW Compliance samples only.)

**J** - Estimated value. The Target analyte concentration is below the quantitation limit (RL), but above the Method Detection Limit (MDL) or Estimated Detection Limit (EDL) for SPME-related analyses. This represents an estimated concentration for Tentatively Identified Compounds (TICs). For calculated parameters, this represents that one or more values used in the calculation were estimated.

**ND or U** - Not detected at the method detection limit (MDL) for the sample, or estimated detection limit (EDL) for SPME-related analyses.

# TYPICAL INSTRUMENT PARAMETERS

## Volatile Organics Instruments

Volatile Organics:

| | |
|---|---|
| Instrument: Agilent 7890 GC/5975C MSD | Columns (length x ID x df): |
| Trap: Supelco K Trap (VOACARB 3000) | RTX-VMS 20m x 0.18mm x 1um |
| Concentrator: EST Encon (or equivalent) | RTX-VMS 30m x 0.25mm x 1.4um |
| Autosampler: EST Centurion (or equivalent) | RTX-502.2 40m x 0.18mm x 1um |
| Purge time: 11 min | |

Volatile Organics: VPH

| | |
|---|---|
| Instrument: Agilent 6890 (or equivalent) | Column Type: Restek RTX 502.2 |
| Trap: Supelco K Trap (VOACARB 3000) | Column Length: 105 Meters |
| Concentrator: EST Encon (or equivalent) | df: 3.00 um |
| Autosampler: EST Centurion (or equivalent) | ID: 0.53mm |

Volatile Organics: PIANO

| | |
|---|---|
| Instrument: Agilent 7890 GC/5975C MSD | Column Type: DB-VRX |
| Trap: Supelco K Trap (VOACARB 3000) | Column Length: 60 Meters |
| Concentrator: Tekmar Velocity / EST Encon | df: 1.40 um |
| Autosampler: Varian Archon / EST Centurion | ID: 0.25 mm |
| Purge time: 11 min | Desorb: 1 min |

Volatile Organics: Dissolved Gas

| | |
|---|---|
| Instrument: Agilent 7890 (or equivalent) with FID/TCD | |
| | Column Type: Haysep S Column |
| | Column Length: 2 Meters packed (100/200 mesh) |
| Autosampler: LEAP Headspace | Purge time: 0.6 min |

## Volatile Organics in Air Instruments

Volatile Organics in Air:

Instruments: Agilent 6890 GC / 5975 MSD Shimadzu QP2010-SE / QP2020

| | |
|---|---|
| Concentrator: Entech 7100A or 7200 | Column Type: Restek RTX-1 |
| Autosampler: Entech 7016CA or 7016D | Column Length: 60 Meters |
| | df: 1.00 um |
| | ID: 0.25 mm or 0.32 mm |

Trap 1: Glass Bead: manufacturer-Entech: 20 cm packing material
Trap 2: Tenax: manufacturer-Entech: 20 cm packing material

**Semivolatile Organics Instruments - Westborough**

Semivolatile Organics (Acid/Base/Neutral Extractables):

| | |
|---|---|
| Instrument: Agilent 5973N MSD | Injection volume: 1 ul;2 uL LVI |
| Column Type: Restek RXI-5SILMS | df: 0.32 um |
| Column Length: 30 Meters | ID: 0.25 mm |

Polynuclear Aromatic Hydrocarbons by 8270 SIM:

| | |
|---|---|
| Instrument: Agilent 5973 MSD | Injection volume: 1 ul;2 uL LVI |
| Column Type: Restek RXI-5SILMS | df: 0.25 um |
| Column Length: 30 Meters | ID: 0.25 mm |

Pesticides/PCB/Herbicides:

| | |
|---|---|
| Instrument: Agilent 6890 w/Dual Micro ECDs | Injection Volume: 1uL |
| Column A: Restek RTX-CL/STX-CL | df: 0.32 |
| Column B: Restek RTX/STX-CLPPesticide II | df: 0.25 |
| Column Length: 30 Meters | ID: 0.32 mm |

Petroleum/EPH:

| | |
|---|---|
| Instrument: Agilent 6890 w/FID / HP 5890 w/ FID | Injection Volume: 1uL |
| Column: Restek RTX 5 | df: 0.25 |
| Column Length: 30 Meters | |
| ID: 0.32 mm | |

**Semivolatile Organic Instruments - Mansfield**

Semivolatile Organics (ALK-PAH Extractables):

| | |
|---|---|
| Instrument: Agilent 5973N / 5975 MSD | Injection volume: 1 ul |
| Column Type: ZB-5 | df: 0.25 um |
| Column Length: 60 Meters | ID: 0.25 mm |

Semivolatile Organics (8270):

| | |
|---|---|
| Instrument: Agilent 5973N / 5975 MSD | Injection volume: 2 ul |
| Column Type: ZB-Semivolatiles | df: 0.25 um |
| Column Length: 30 Meters | ID: 0.25 mm |

Semivolatile Organics (8270 SIM):

| | |
|---|---|
| Instrument: Agilent 5973N / 5975 MSD | Injection volume: 3 ul |
| Column Type: ZB-5 | df: 0.25 um |
| Column Length: 30 Meters | ID: 0.25 mm |

Semivolatile Organics (1,4-Dioxane):

| | |
|---|---|
| Instrument: Agilent 5973N / 5975 / 5977 MSD | Injection volume: 3 ul |
| Column Type: RTX-5 | df: 0.25um, 0.18 um |
| Column Length: 30 Meters | ID: 0.25um, 0.18 mm |

Semivolatile Organics (209 Congener):

| | |
|---|---|
| Instrument: Agilent 5973N / 5975 MSD | Injection volume: 3 ul |
| Column Type: RTX-5, RTX-PCB | df: 0.25um, 0.18 um |
| Column Length: 60 Meters | ID: 0.25um, 0.18 mm |

Semivolatile Organics (8081):

| | |
|---|---|
| Instrument: Agilent 6890 / 7890 | Injection volume: 1 ul |
| Column Type: RTX-5 / RTX-CLP II | df: 0.25 um |
| Column Length: 60 Meters | ID: 0.25 mm |

Semivolatile Organics (8082):

| | |
|---|---|
| Instrument: Agilent 6890 w/Dual Micro ECDs | Injection Volume: 1uL |
| Column A: Restek RTX-CL/STX-CL | df: 0.32 |
| Column B: Restek RTX/STX-CLPPesticide II | df: 0.25 |
| Column Length: 30 Meters | ID: 0.32 mm |

Semivolatile Organics (SHC Extractables):

| | |
|---|---|
| Instrument: Agilent 6890 | Injection volume: 1 ul |
| Column Type: RTX-5 | df: 0.25 um |
| Column Length: 60 Meters | ID: 0.25 mm |

# Sample Delivery Group Summary

Pace Job Number : L2554996

Account Name : Roux Env. Eng. & Geology, DPC
Project Number : 2232.0006Y
Project Name : CORAM GROUNDWATER EVENT

Received : 02-SEP-2025
Reviewer : Mohammed Wahed

## Delivery Information

Samples Delivered By : Pace Courier

Chain of Custody : Present

## Cooler Information

| Cooler | Seal/Seal# | Preservation | Temperature(°C) | Additional Information |
|---|---|---|---|---|
| A | Absent/ | Ice | 4.3 | |
| B | Absent/ | Ice | 3.7 | |

## Condition Information

| | |
|---|---|
| 1) All samples on COC received? | YES |
| 2) Extra samples received? | NO |
| 3) Are there any sample container discrepancies? | NO |
| 4) Are there any discrepancies between COC & sample labels? | NO |
| 5) Are samples in appropriate containers for requested analysis? | YES |
| 6) Are samples properly preserved for requested analysis? | YES |
| 7) Are samples within holding time for requested analysis? | YES |
| 8) All sampling equipment returned? | NA |

## Volatile Organics/VPH

| | |
|---|---|
| 1) Reagent Water Vials Frozen by Client? | NO |

PACE ANALYTICAL SERVICES
LOGIN CHAIN OF CUSTODY REPORT
Oct 15 2025, 04:35 pm

Login Number: L2554996
Account: ROUX-NY Roux Env. Eng. & Geology, DPCProject: 2232.0006Y005
Received: 02SEP25 Due Date: 18SEP25

| Sample # | Client ID | Mat | PR | Collected |
|---|---|---|---|---|
| L2554996-01 | MW-11S | | 1 | S0 02SEP25 12:05 |

Galbraith will not send packages (L4 packages) NYTCL-8270 SIM Report list built NYTCL-8260: Report list built, includes non routine compounds NYTCL-8270-LV: Report list built I: Non-Routine: ;1,2,4,5-Tetrachlorobenzene;Atrazine;Benzaldehyde;Caprolactam 884108255423 $40.81 Pace, IN 884107055123 $62.56 Galbraith, TN ASP-B Package Due Date: 09/18/25

ALK-CO3-2320,ALK-HCO3-2320,ASP-B,BR-300,CL-4500,F-4500,NO2-4500NO3,NO3-4500,NYTCL-8260,NYTCL-8270/SIM-RVT,NYTCL-8270-RVT,NYTCL-8270-SIM-RVT,SHIPPING,SO4-4500,SUB-AMMONIUM,SUB-IODIDE,SUB-LEVEL5,SUB-SULFIDE,TAL-2007S,AG-RI,AL-RI,AS-RI,BA-RI,BE-RI,CA-RI,CD-RI,CO-RI,CR-RI,CU-RI,FE-RI,HG-R,K-RI,MG-RI,MN-RI,NA-RI,NI-RI,PB-RI,PREPR,SB-RI,SE-RI,TL-RI,V-RI,ZN-RI,TAL-600,AG-UI,AL-UI,AS-UI,BA-UI,BE-UI,CA-UI,CD-UI,CO-UI,CR-UI,CU-UI,FE-UI,HG-U,K-UI,MG-UI,MN-UI,NA-UI,NI-UI,PB-UI,PREPU,SB-UI,SE-UI,TL-UI,V-UI,ZN-UI,TDS-2540,TKN-351,TOTALNITROGEN,NO3/NO2-4500,TNITROGEN,TPO4-4500,TSS-2540

| | | | | |
|---|---|---|---|---|
| L2554996-02 | MW-11D | | 1 | S0 02SEP25 12:33 |

Galbraith will not send packages (L4 packages) NYTCL-8270 SIM Report list built NYTCL-8260: Report list built, includes non routine compounds NYTCL-8270-LV: Report list built I: Non-Routine: ;1,2,4,5-Tetrachlorobenzene;Atrazine;Benzaldehyde;Caprolactam Package Due Date: 09/18/25

ALK-CO3-2320,ALK-HCO3-2320,BR-300,CL-4500,F-4500,NO2-4500NO3,NO3-4500,NYTCL-8260,NYTCL-8270/SIM-RVT,NYTCL-8270-RVT,NYTCL-8270-SIM-RVT,SO4-4500,SUB-AMMONIUM,SUB-IODIDE,SUB-SULFIDE,TAL-2007S,AG-RI,AL-RI,AS-RI,BA-RI,BE-RI,CA-RI,CD-RI,CO-RI,CR-RI,CU-RI,FE-RI,HG-R,K-RI,MG-RI,MN-RI,NA-RI,NI-RI,PB-RI,PREPR,SB-RI,SE-RI,TL-RI,V-RI,ZN-RI,TAL-600,AG-UI,AL-UI,AS-UI,BA-UI,BE-UI,CA-UI,CD-UI,CO-UI,CR-UI,CU-UI,FE-UI,HG-U,K-UI,MG-UI,MN-UI,NA-UI,NI-UI,PB-UI,PREPU,SB-UI,SE-UI,TL-UI,V-UI,ZN-UI,TDS-2540,TKN-351,TOTALNITROGEN,NO3/NO2-4500,TNITROGEN,TPO4-4500,TSS-2540

| | | | | |
|---|---|---|---|---|
| L2554996-03 | DUP_09022025 | | 1 | S0 02SEP25 12:00 |

Galbraith will not send packages (L4 packages) NYTCL-8270 SIM Report list built NYTCL-8260: Report list built, includes non routine compounds NYTCL-8270-LV: Report list built I: Non-Routine: ;1,2,4,5-Tetrachlorobenzene;Atrazine;Benzaldehyde;Caprolactam Package Due Date: 09/18/25

PACE ANALYTICAL SERVICES
LOGIN CHAIN OF CUSTODY REPORT
Oct 15 2025, 04:35 pm

Login Number: L2554996
Account: ROUX-NY Roux Env. Eng. & Geology, DPCProject: 2232.0006Y005
Received: 02SEP25 Due Date: 18SEP25

| Sample # | Client ID | Mat | PR | Collected |
|---|---|---|---|---|

ALK-CO3-2320,ALK-HCO3-2320,BR-300,CL-4500,F-4500,NO2-4500NO3,NO3-4500,NYTCL-8260,NYTCL-8270/SIM-RVT,
NYTCL-8270-RVT,NYTCL-8270-SIM-RVT,SO4-4500,SUB-AMMONIUM,SUB-IODIDE,SUB-SULFIDE,TAL-2007S,AG-RI,AL-
RI,AS-RI,BA-RI,BE-RI,CA-RI,CD-RI,CO-RI,CR-RI,CU-RI,FE-RI,HG-R,K-RI,MG-RI,MN-RI,NA-RI,NI-RI,PB-RI,
PREPR,SB-RI,SE-RI,TL-RI,V-RI,ZN-RI,TAL-600,AG-UI,AL-UI,AS-UI,BA-UI,BE-UI,CA-UI,CD-UI,CO-UI,CR-UI,CU-
UI,FE-UI,HG-U,K-UI,MG-UI,MN-UI,NA-UI,NI-UI,PB-UI,PREPU,SB-UI,SE-UI,TL-UI,V-UI,ZN-UI,TDS-2540,TKN-
351,TOTALNITROGEN,NO3/NO2-4500,TNITROGEN,TPO4-4500,TSS-2540

L2554996-04 EQUIPMENT BLANK_0902025 1 S0 02SEP25 14:00

Galbraith will not send packages (L4 packages) NYTCL-8270 SIM Report list built NYTCL-8260: Report list built, includes non routine compounds NYTCL-8270-LV: Report list built I: Non-Routine: ;1,2,4,5-Tetrachlorobenzene;Atrazine;Benzaldehyde;Caprolactam Package Due Date: 09/18/25

ALK-CO3-2320,ALK-HCO3-2320,BR-300,CL-4500,F-4500,NO2-4500NO3,NO3-4500,NYTCL-8260,NYTCL-8270/SIM-RVT,
NYTCL-8270-RVT,NYTCL-8270-SIM-RVT,SO4-4500,SUB-AMMONIUM,SUB-IODIDE,SUB-SULFIDE,TAL-2007S,AG-RI,AL-
RI,AS-RI,BA-RI,BE-RI,CA-RI,CD-RI,CO-RI,CR-RI,CU-RI,FE-RI,HG-R,K-RI,MG-RI,MN-RI,NA-RI,NI-RI,PB-RI,
PREPR,SB-RI,SE-RI,TL-RI,V-RI,ZN-RI,TAL-600,AG-UI,AL-UI,AS-UI,BA-UI,BE-UI,CA-UI,CD-UI,CO-UI,CR-UI,CU-
UI,FE-UI,HG-U,K-UI,MG-UI,MN-UI,NA-UI,NI-UI,PB-UI,PREPU,SB-UI,SE-UI,TL-UI,V-UI,ZN-UI,TDS-2540,TKN-
351,TOTALNITROGEN,NO3/NO2-4500,TNITROGEN,TPO4-4500,TSS-2540

L2554996-05 TRIP BLANK 1 S0 02SEP25 00:00

Galbraith will not send packages (L4 packages) NYTCL-8270 SIM Report list built NYTCL-8260: Report list built, includes non routine compounds NYTCL-8270-LV: Report list built I: Non-Routine: ;1,2,4,5-Tetrachlorobenzene;Atrazine;Benzaldehyde;Caprolactam Package Due Date: 09/18/25

NYTCL-8260



Logged By: Jennifer Byrnes

# NEW YORK CHAIN OF CUSTODY

ALPHA ANALYTICAL

Westborough, MA 01581
8 Walkup Dr.
TEL: 508-898-9220
FAX: 508-898-9193

Mansfield, MA 02048
320 Forbes Blvd
TEL: 508-822-9300
FAX: 508-822-3288

**Service Centers**
Mahwah, NJ 07430: 35 Whitney Rd, Suite 5
Albany, NY 12205: 14 Walker Way
Tonawanda, NY 14150: 275 Cooper Ave, Suite 105

Page 1 of 2 (ON BACK PAGE!)

Date Rec'd in Lab 9/2/25

**L2554996**
**ROUX – NY**

## Project Information

Project Name: Coram Groundwater Event
Project Location: 416 Miller Place-Yaphank Road
Project # 2232.00064
(Use Project name as Project #) ☐
Project Manager: Ashley Iervolino
ALPHAQuote #:

## Turn-Around Time

Standard ☑ Due Date:
Rush (only if pre approved) ☐ # of Days:

## Deliverables

☐ ASP-A ☑ A
☐ EQuIS (1 File) ☐ E
☐ Other

## Regulatory Requirement

☐ NY TOGS ☐ NY Part 375
☐ AWQ Standards ☐ NY CP-51
☐ NY Restricted Use ☐ Other
☐ NY Unrestricted Use
☐ NYC Sewer Discharge

## Disposal Site Information

Please identify below location of applicable disposal facilities.

Disposal Facility:
☐ NJ ☐ NY
☐ Other:

## Client Information

Client: ROUX Env.Eng.&Geology, DPC
Address: 209 Shafter Street
Islandia, NY 11749-5074
Phone: 631-232-2600
Fax:
Email: aiervolino@rouxinc.com

These samples have been previously analyzed by Alpha ☐

**Other project specific requirements/comments:**

**Please specify Metals or TAL.**

## ANALYSIS

***Sample Filtration***
☑ **Done**
☐ **Lab to do**
***Preservation***
☐ **Lab to do**
***(Please Specify below)***

| ALPHA Lab ID (Lab Use Only) | Sample ID | Collection Date | Collection Time | Sample Matrix | Sampler's Initials | NYTCL-8260 | NYTCL-8270/SIM-RVT | TAL600/TAL-2007S | TDS-2540/TSS-2540 | Cl-4500/Br-300 | No3/No2-4500-PPB | TOTALNITROGEN | Sample Specific Comments | Total Bottle |
|---|---|---|---|---|---|---|---|---|---|---|---|---|---|---|
| 54996-01 | MW-11S | 9/2/25 | 1205 | AQ | BW | X | X | X | X | X | X | X | | 13 |
| -02 | MW-11D | 9/2/25 | 1233 | AQ | EM | X | X | X | X | X | X | X | | 13 |
| -03 | DUP_09022025 | 9/2/25 | 1200 | AQ | AT | X | X | X | X | X | X | X | | 13 |
| -04 | EQUIPMENTBLANK_090225 | 9/2/25 | 1400 | AQ | BW | X | X | X | X | X | X | X | | 13 |
| -05 | TRIP BLANK | 9/2/25 | NA | AQ | - | X | | | | | | | | 2 |
| | | | | | | | | | | | | | | |
| | | | | | | | | | | | | | | |
| | | | | | | | | | | | | | | |
| | | | | | | | | | | | | | | |
| | | | | | | | | | | | | | | |

| | | | | | | | |
|---|---|---|---|---|---|---|---|
| Container Type | V | A | P | A | P | A | A |
| Preservative | B | A | C | A | A | D | D |

Preservative Code:
A = None
B = HCl
C = $HNO_3$
D = $H_2SO_4$
E = NaOH
F = MeOH
G = $NaHSO_4$
H = $Na_2S_2O_3$
K/E = Zn Ac/NaOH
O = Other

Container Code
P = Plastic
A = Amber Glass
V = Vial
G = Glass
B = Bacteria Cup
C = Cube
O = Other
E = Encore
D = BOD Bottle

Westboro: Certification No: MA935
Mansfield: Certification No: MA015

| Relinquished By: | Date/Time | Received By: | Date/Time |
|---|---|---|---|
| | 9/2/25 1400 | | 9/2/25 1530 |
| | 9/2/25 17:49 | Paul Mazzella | 9/2/25 1755 |
| Paul Mazzella | 9/2/25 | | 9/2/25 2110 |
| | 9/2/25 2315 | | 9/2 2315 |

Please print clearly, legibly and completely. Samples can not be logged in and turnaround time clock will not start until any ambiguities are resolved. BY EXECUTING THIS COC, THE CLIENT HAS READ AND AGREES TO BE BOUND BY ALPHA'S TERMS & CONDITIONS.

Form No: 01-25 (rev. 30-Sept-2013)

FLIP OVER → SEE OTHER SIDE! FOR PAGE 2

# NEW YORK CHAIN OF CUSTODY

ALPHA ANALYTICAL

Westborough, MA 01581
8 Walkup Dr.
TEL: 508-898-9220
FAX: 508-898-9193

Mansfield, MA 02048
320 Forbes Blvd
TEL: 508-822-9300
FAX: 508-822-3288

**Service Centers**
Mahwah, NJ 07430: 35 Whitney Rd, Suite 5
Albany, NY 12205: 14 Walker Way
Tonawanda, NY 14150: 275 Cooper Ave, Suite 105



Date Rec'd in Lab: 9/2/25

ALPHA Job #: L2554996

## Client Information

Client: ROUX Env.Eng.&Geology, DPC
Address: 209 Shafter Street
Islandia, NY 11749-5074
Phone: 631-232-2600
Fax:
Email: aiervolino@Rouxinc.com

## Project Information

Project Name: Coram Groundwater Event
Project Location: 416 Miller Place-Yaphank Road
Project # 2232.0006Y
(Use Project name as Project #) ☐
Project Manager: Ashley Iervolino
ALPHAQuote #: 25147

## Turn-Around Time

Standard ☑ Due Date:
Rush (only if pre approved) ☐ # of Days:

## Deliverables

☐ ASP-A ☑ ASP-B
☐ EQuIS (1 File) ☐ EQuIS (4 File)
☐ Other

## Regulatory Requirement

☐ NY TOGS ☐ NY Part 375
☐ AWQ Standards ☐ NY CP-51
☐ NY Restricted Use ☐ Other
☐ NY Unrestricted Use
☐ NYC Sewer Discharge

## Billing Information

☐ Same as Client Info
PO #

## Disposal Site Information

Please identify below location of applicable disposal facilities.
Disposal Facility:
☐ NJ ☐ NY
☐ Other:

These samples have been previously analyzed by Alpha ☐

**Other project specific requirements/comments:**

**Please specify Metals or TAL.**

## ANALYSIS

***Sample Filtration***
☑ Done
☐ Lab to do
***Preservation***
☐ Lab to do
***(Please Specify below)***

| ALPHA Lab ID (Lab Use Only) | Sample ID | Collection Date | Collection Time | Sample Matrix | Sampler's Initials | SO4-4500/F-4500 | TPO4-4500 | Alk-Co3-2320/Alk-HC03-2 | SUB-Ammonium | SUB-IODIDE | SUB-SULFIDE | | | Sample Specific Comments | Total Bottle |
|---|---|---|---|---|---|---|---|---|---|---|---|---|---|---|---|
| 54996-01 | MW-11S | 9/2/25 | 1205 | AQ | BW | X | X | X | X | X | X | | | | 13 |
| -02 | MW-11D | " | 1233 | " | EM | X | X | X | X | X | X | | | | 13 |
| -03 | DUP-09022025 | " | 1200 | " | AI | X | X | X | X | X | X | | | | 13 |
| -04 | EQUIPMENT BLANK-09022025 | " | 1400 | " | BW | X | X | X | X | X | X | | | | 13 |
| -05 | TRIP BLANK | 9/2/25 | - | AQ | - | | | | | | | | | | 2 |
| | | | | | | | | | | | | | | | |
| | | | | | | | | | | | | | | | |
| | | | | | | | | | | | | | | | |
| | | | | | | | | | | | | | | | |
| | | | | | | | | | | | | | | | |

Container Type: P A P P P
Preservative: A D A D A

Preservative Code:
A = None
B = HCl
C = $HNO_3$
D = $H_2SO_4$
E = NaOH
F = MeOH
G = $NaHSO_4$
H = $Na_2S_2O_3$
K/E = Zn Ac/NaOH
O = Other

Container Code
P = Plastic
A = Amber Glass
V = Vial
G = Glass
B = Bacteria Cup
C = Cube
O = Other
E = Encore
D = BOD Bottle

Westboro: Certification No: MA935
Mansfield: Certification No: MA015

| Relinquished By: | Date/Time | Received By: | Date/Time |
|---|---|---|---|
| PICP 9/2/25 | 17:49 | PICP 9/2/25 | 15:30 |
| Chris Pace 9/2/25 | 2315 | Chris Pace | 9/2/25 2110 |
| | | C | 9/2 2315 |

Please print clearly, legibly and completely. Samples can not be logged in and turnaround time clock will not start until any ambiguities are resolved. BY EXECUTING THIS COC, THE CLIENT HAS READ AND AGREES TO BE BOUND BY ALPHA'S TERMS & CONDITIONS.

Form No: 01-25 (rev. 30-Sept-2013)



FLIP OVER FOR PAGE 1!

# Organics

# GC/MS 8260
# Analysis

# Volatiles QC Summary

# Surrogate Recovery Summary
# Form 2
# Volatiles

**Client: Roux Env. Eng. & Geology, DPC**
**Project Name: CORAM MATERIALS**

**Lab Number: L2554996**
**Project Number: 2232.0006Y005**
**Matrix:**

| CLIENT ID (LAB SAMPLE NO.) | SMC1 DCA | SMC2 TOL | SMC3 BFB | SMC4 DBFM | TOT OUT |
|---|---|---|---|---|---|
| MW-11S (L2554996-01) | 115 | 97 | 99 | 108 | 0 |
| MW-11D (L2554996-02) | 114 | 98 | 103 | 110 | 0 |
| DUP_09022025 (L2554996-03) | 114 | 96 | 100 | 107 | 0 |
| EQUIPMENT BLANK_0902025 (L2554996-04) | 118 | 97 | 102 | 111 | 0 |
| TRIP BLANK (L2554996-05) | 118 | 99 | 101 | 110 | 0 |
| WG2113316-3LCS | 112 | 94 | 96 | 104 | 0 |
| WG2113316-4LCSD | 108 | 100 | 101 | 100 | 0 |
| WG2113316-5BLANK | 117 | 97 | 104 | 113 | 0 |

**QC LIMITS**
(70-130) DCA = 1,2-DICHLOROETHANE-D4
(70-130) TOL = TOLUENE-D8
(70-130) BFB = 4-BROMOFLUOROBENZENE
(70-130) DBFM = DIBROMOFLUOROMETHANE

*** Values outside of QC limits**

**FORM II NYTCL-8260**

# Laboratory Control Sample Summary
# Form 3
# Volatiles

| | | | |
|---|---|---|---|
| **Client** | : Roux Env. Eng. & Geology, DPC | **Lab Number** | : L2554996 |
| **Project Name** | : CORAM MATERIALS | **Project Number** | : 2232.0006Y005 |
| **Matrix (Level)** | : WATER (LOW) | | |
| **LCS Sample ID** | : WG2113316-3 **Analysis Date** : 09/10/25 20:45 | **File ID** | : V22250910N03 |
| **LCSD Sample ID** | : WG2113316-4 **Analysis Date** : 09/10/25 21:10 | **File ID** | : V22250910N04 |

| | Laboratory Control Sample | | | Laboratory Control Duplicate | | | | | |
|---|---|---|---|---|---|---|---|---|---|
| Parameter | True (ug/l) | Found (ug/l) | %R | True (ug/l) | Found (ug/l) | %R | RPD | Recovery Limits | RPD Limit |
| Methylene chloride | 10 | 9.6 | 96 | 10 | 9.2 | 92 | 4 | 70-130 | 20 |
| 1,1-Dichloroethane | 10 | 9.3 | 93 | 10 | 8.7 | 87 | 7 | 70-130 | 20 |
| Chloroform | 10 | 10 | 100 | 10 | 9.4 | 94 | 6 | 70-130 | 20 |
| Carbon tetrachloride | 10 | 10 | 100 | 10 | 9.7 | 97 | 3 | 63-132 | 20 |
| 1,2-Dichloropropane | 10 | 7.8 | 78 | 10 | 8.6 | 86 | 10 | 70-130 | 20 |
| Dibromochloromethane | 10 | 9.4 | 94 | 10 | 9.4 | 94 | 0 | 63-130 | 20 |
| 1,1,2-Trichloroethane | 10 | 8.2 | 82 | 10 | 9.2 | 92 | 11 | 70-130 | 20 |
| Tetrachloroethene | 10 | 9.9 | 99 | 10 | 9.6 | 96 | 3 | 70-130 | 20 |
| Chlorobenzene | 10 | 9.4 | 94 | 10 | 9.3 | 93 | 1 | 75-130 | 20 |
| Trichlorofluoromethane | 10 | 9.6 | 96 | 10 | 9.0 | 90 | 6 | 62-150 | 20 |
| 1,2-Dichloroethane | 10 | 9.9 | 99 | 10 | 9.6 | 96 | 3 | 70-130 | 20 |
| 1,1,1-Trichloroethane | 10 | 10 | 100 | 10 | 9.9 | 99 | 1 | 67-130 | 20 |
| Bromodichloromethane | 10 | 9.3 | 93 | 10 | 9.4 | 94 | 1 | 67-130 | 20 |
| trans-1,3-Dichloropropene | 10 | 7.8 | 78 | 10 | 9.0 | 90 | 14 | 70-130 | 20 |
| cis-1,3-Dichloropropene | 10 | 8.0 | 80 | 10 | 8.7 | 87 | 8 | 70-130 | 20 |
| Bromoform | 10 | 9.1 | 91 | 10 | 9.0 | 90 | 1 | 54-136 | 20 |
| 1,1,2,2-Tetrachloroethane | 10 | 7.6 | 76 | 10 | 8.5 | 85 | 11 | 67-130 | 20 |
| Benzene | 10 | 8.9 | 89 | 10 | 8.7 | 87 | 2 | 70-130 | 20 |
| Toluene | 10 | 8.6 | 86 | 10 | 9.2 | 92 | 7 | 70-130 | 20 |
| Ethylbenzene | 10 | 8.7 | 87 | 10 | 8.8 | 88 | 1 | 70-130 | 20 |
| Chloromethane | 10 | 9.2 | 92 | 10 | 8.5 | 85 | 8 | 64-130 | 20 |
| Bromomethane | 10 | 8.1 | 81 | 10 | 7.3 | 73 | 10 | 39-139 | 20 |
| Vinyl chloride | 10 | 7.8 | 78 | 10 | 7.5 | 75 | 4 | 55-140 | 20 |
| Chloroethane | 10 | 8.3 | 83 | 10 | 7.7 | 77 | 8 | 55-138 | 20 |
| 1,1-Dichloroethene | 10 | 9.6 | 96 | 10 | 9.0 | 90 | 6 | 61-145 | 20 |
| trans-1,2-Dichloroethene | 10 | 9.7 | 97 | 10 | 9.2 | 92 | 5 | 70-130 | 20 |

# Laboratory Control Sample Summary
# Form 3
# Volatiles

| | | | |
|---|---|---|---|
| **Client** | : Roux Env. Eng. & Geology, DPC | **Lab Number** | : L2554996 |
| **Project Name** | : CORAM MATERIALS | **Project Number** | : 2232.0006Y005 |
| **Matrix (Level)** | : WATER (LOW) | | |
| **LCS Sample ID** | : WG2113316-3 **Analysis Date** : 09/10/25 20:45 | **File ID** | : V22250910N03 |
| **LCSD Sample ID** | : WG2113316-4 **Analysis Date** : 09/10/25 21:10 | **File ID** | : V22250910N04 |

| | Laboratory Control Sample | | | Laboratory Control Duplicate | | | | | |
|---|---|---|---|---|---|---|---|---|---|
| Parameter | True (ug/l) | Found (ug/l) | %R | True (ug/l) | Found (ug/l) | %R | RPD | Recovery Limits | RPD Limit |
| Trichloroethene | 10 | 9.0 | 90 | 10 | 8.8 | 88 | 2 | 70-130 | 20 |
| 1,2-Dichlorobenzene | 10 | 9.6 | 96 | 10 | 9.6 | 96 | 0 | 70-130 | 20 |
| 1,3-Dichlorobenzene | 10 | 9.8 | 98 | 10 | 9.7 | 97 | 1 | 70-130 | 20 |
| 1,4-Dichlorobenzene | 10 | 9.5 | 95 | 10 | 9.5 | 95 | 0 | 70-130 | 20 |
| Methyl tert butyl ether | 10 | 9.4 | 94 | 10 | 9.7 | 97 | 3 | 63-130 | 20 |
| p/m-Xylene | 20 | 19 | 95 | 20 | 19 | 95 | 0 | 70-130 | 20 |
| o-Xylene | 20 | 19 | 95 | 20 | 19 | 95 | 0 | 70-130 | 20 |
| cis-1,2-Dichloroethene | 10 | 9.7 | 97 | 10 | 9.5 | 95 | 2 | 70-130 | 20 |
| Styrene | 20 | 20 | 100 | 20 | 20 | 100 | 0 | 70-130 | 20 |
| Dichlorodifluoromethane | 10 | 8.9 | 89 | 10 | 8.0 | 80 | 11 | 36-147 | 20 |
| Acetone | 10 | 10 | 100 | 10 | 10 | 100 | 0 | 58-148 | 20 |
| Carbon disulfide | 10 | 9.0 | 90 | 10 | 8.5 | 85 | 6 | 51-130 | 20 |
| 2-Butanone | 10 | 9.5 | 95 | 10 | 9.8 | 98 | 3 | 63-138 | 20 |
| 4-Methyl-2-pentanone | 10 | 6.2 | 62 | 10 | 8.0 | 80 | 25 Q | 59-130 | 20 |
| 2-Hexanone | 10 | 6.1 | 61 | 10 | 7.4 | 74 | 19 | 57-130 | 20 |
| Bromochloromethane | 10 | 10 | 100 | 10 | 9.8 | 98 | 2 | 70-130 | 20 |
| 1,2-Dibromoethane | 10 | 8.9 | 89 | 10 | 9.3 | 93 | 4 | 70-130 | 20 |
| 1,2-Dibromo-3-chloropropane | 10 | 8.8 | 88 | 10 | 9.3 | 93 | 6 | 41-144 | 20 |
| Isopropylbenzene | 10 | 8.5 | 85 | 10 | 8.9 | 89 | 5 | 70-130 | 20 |
| 1,2,3-Trichlorobenzene | 10 | 8.9 | 89 | 10 | 9.3 | 93 | 4 | 70-130 | 20 |
| 1,2,4-Trichlorobenzene | 10 | 8.6 | 86 | 10 | 8.9 | 89 | 3 | 70-130 | 20 |
| Methyl Acetate | 10 | 9.0 | 90 | 10 | 9.3 | 93 | 3 | 70-130 | 20 |
| Cyclohexane | 10 | 8.0 | 80 | 10 | 7.7 | 77 | 4 | 70-130 | 20 |
| Freon-113 | 10 | 9.5 | 95 | 10 | 9.0 | 90 | 5 | 70-130 | 20 |
| Methyl cyclohexane | 10 | 7.6 | 76 | 10 | 7.7 | 77 | 1 | 70-130 | 20 |

# Method Blank Summary
# Form 4
# Volatiles

| | | | |
|---|---|---|---|
| **Client** | : Roux Env. Eng. & Geology, DPC | **Lab Number** | : L2554996 |
| **Project Name** | : CORAM MATERIALS | **Project Number** | : 2232.0006Y005 |
| **Lab Sample ID** | : WG2113316-5 | **Lab File ID** | : V22250910N06 |
| **Instrument ID** | : VOA122 | | |
| **Matrix** | : WATER | **Analysis Date** | : 09/10/25 21:59 |

| Client Sample No. | Lab Sample ID | Analysis Date |
|---|---|---|
| WG2113316-3LCS | WG2113316-3 | 09/10/25 20:45 |
| WG2113316-4LCSD | WG2113316-4 | 09/10/25 21:10 |
| MW-11S | L2554996-01 | 09/11/25 01:41 |
| MW-11D | L2554996-02 | 09/11/25 02:06 |
| DUP_09022025 | L2554996-03 | 09/11/25 02:31 |
| EQUIPMENT BLANK_0902025 | L2554996-04 | 09/11/25 02:55 |
| TRIP BLANK | L2554996-05 | 09/11/25 03:20 |

# Instrument Performance Check (Tune) Summary
# Form 5
# Volatiles
# Bromofluorobenzene (BFB)

| | | | |
|---|---|---|---|
| **Client** | : Roux Env. Eng. & Geology, DPC | **Lab Number** | : L2554996 |
| **Project Name** | : CORAM MATERIALS | **Project Number** | : 2232.0006Y005 |
| **Instrument ID** | : VOA122 | **Analysis Date** | : 08/21/25 13:28 |
| **Tune Standard** | : WG2106161-1 | **Tune File ID** | : V22250821ABF1_tune |

| m/e | Ion Abundance Criteria | %Relative Abundance |
|---|---|---|
| 50 | 15.0 - 40.0% of mass 95 | 22.8 |
| 75 | 30.0 - 80.0% of mass 95 | 55.4 |
| 95 | Base Peak, 100% relative abundance | 100 |
| 96 | 5.0 - 9.0% of mass 95 | 6.3 |
| 173 | Less than 2.0% of mass 174 | 0.7 (.8 )1 |
| 174 | Greater than 50.0% of mass 95 | 88.6 |
| 175 | 5.0 - 9.0% of mass 174 | 6.9 (7.7 )1 |
| 176 | Greater than 95.0% but less than 101% of mass | 86.2 (97.3)1 |
| 177 | 5.0 - 9.0% of mass 176 | 5.7 (6.6 )2 |

1-Value is % of mass 174 2-Value is % of mass 176

**This Check Applies to the following Samples, MS, MSD, Blanks, and Standards:**

| Client Sample ID | Lab Sample ID | File ID | Analysis Date/Time |
|---|---|---|---|
| STD0.19PPB | R2002496-1 | V22250821A03 | 08/21/25 14:34 |
| STD0.5PPB | R2002496-2 | V22250821A06 | 08/21/25 15:47 |
| STD2PPB | R2002496-3 | V22250821A07 | 08/21/25 16:12 |
| STD10PPB | R2002496-4 | V22250821A09 | 08/21/25 17:00 |
| STD30PPB | R2002496-5 | V22250821A10 | 08/21/25 17:25 |
| STD80PPB | R2002496-6 | V22250821A11 | 08/21/25 17:50 |
| STD120PPB | R2002496-7 | V22250821A12 | 08/21/25 18:14 |
| STD200PPB | R2002496-9 | V22250821A13 | 08/21/25 18:39 |
| Correlation Data Summary | R2002496-8 | V22250821A18 | 08/21/25 20:42 |
| ICV Quant Report | R2002496-8 | V22250821A18 | 08/21/25 20:42 |

# Instrument Performance Check (Tune) Summary
# Form 5
# Volatiles
# Bromofluorobenzene (BFB)

| | | | |
|---|---|---|---|
| **Client** | : Roux Env. Eng. & Geology, DPC | **Lab Number** | : L2554996 |
| **Project Name** | : CORAM MATERIALS | **Project Number** | : 2232.0006Y005 |
| **Instrument ID** | : VOA122 | **Analysis Date** | : 09/10/25 19:56 |
| **Tune Standard** | : WG2113316-1 | **Tune File ID** | : V22250910N01_tune |

| m/e | Ion Abundance Criteria | %Relative Abundance |
|---|---|---|
| 50 | 15.0 - 40.0% of mass 95 | 20.3 |
| 75 | 30.0 - 80.0% of mass 95 | 55.4 |
| 95 | Base Peak, 100% relative abundance | 100 |
| 96 | 5.0 - 9.0% of mass 95 | 6.4 |
| 173 | Less than 2.0% of mass 174 | 1.5 (1.7 )1 |
| 174 | Greater than 50.0% of mass 95 | 88.7 |
| 175 | 5.0 - 9.0% of mass 174 | 6.3 (7.1 )1 |
| 176 | Greater than 95.0% but less than 101% of mass | 86 (97 )1 |
| 177 | 5.0 - 9.0% of mass 176 | 5.3 (6.2 )2 |

1-Value is % of mass 174 2-Value is % of mass 176

**This Check Applies to the following Samples, MS, MSD, Blanks, and Standards:**

| Client Sample ID | Lab Sample ID | File ID | Analysis Date/Time |
|---|---|---|---|
| WG2113316-2CCAL | WG2113316-2 | V22250910N03 | 09/10/25 20:45 |
| WG2113316-3LCS | WG2113316-3 | V22250910N03 | 09/10/25 20:45 |
| WG2113316-4LCSD | WG2113316-4 | V22250910N04 | 09/10/25 21:10 |
| WG2113316-5BLANK | WG2113316-5 | V22250910N06 | 09/10/25 21:59 |
| MW-11S | L2554996-01 | V22250910N15 | 09/11/25 01:41 |
| MW-11D | L2554996-02 | V22250910N16 | 09/11/25 02:06 |
| DUP_09022025 | L2554996-03 | V22250910N17 | 09/11/25 02:31 |
| EQUIPMENT BLANK_0902025 | L2554996-04 | V22250910N18 | 09/11/25 02:55 |
| TRIP BLANK | L2554996-05 | V22250910N19 | 09/11/25 03:20 |

# Internal Standard Area and RT Summary
# Form 8a
# Volatiles

| | | | |
|---|---|---|---|
| **Client** | : Roux Env. Eng. & Geology, DPC | **Lab Number** | : L2554996 |
| **Project Name** | : CORAM MATERIALS | **Project Number** | : 2232.0006Y005 |
| **Instrument ID** | : VOA122 | **Analysis Date** | : 09/10/25 20:45:00 |
| **Sample No** | : WG2113316-2 | **Lab File ID** | : V22250910N03 |

| | Fluorobenzene (IS) | | Chlorobenzene-d5 | | 1,4-Dichlorobenzene-D4 | |
|---|---|---|---|---|---|---|
| | Area | RT | Area | RT | Area | RT |
| WG2113316-2 | 338042 | 5.83 | 283885 | 9.36 | 175629 | 12.10 |
| Upper Limit | 676084 | 6.33 | 567770 | 9.86 | 351258 | 12.60 |
| Lower Limit | 169021 | 5.33 | 141943 | 8.86 | 87815 | 11.60 |
| Sample ID | | | | | | |
| WG2113316-3 LCS | 338042 | 5.83 | 283885 | 9.36 | 175629 | 12.10 |
| WG2113316-4 LCSD | 357239 | 5.83 | 294925 | 9.36 | 177498 | 12.10 |
| WG2113316-5 BLANK | 302146 | 5.83 | 275331 | 9.36 | 144865 | 12.10 |
| MW-11S | 320905 | 5.83 | 281217 | 9.36 | 153426 | 12.10 |
| MW-11D | 305055 | 5.83 | 273143 | 9.36 | 144098 | 12.10 |
| DUP_09022025 | 314022 | 5.83 | 271291 | 9.36 | 145777 | 12.10 |
| EQUIPMENT BLANK_0902025 | 312138 | 5.83 | 270243 | 9.36 | 144544 | 12.10 |
| TRIP BLANK | 308938 | 5.83 | 263830 | 9.36 | 142652 | 12.10 |

Area Upper Limit = +100% of internal standard area
Area Lower Limit = - 50% of internal standard area

RT Upper Limit = +0.50 minutes of internal standard RT
RT Lower Limit = -0.50 minutes of internal standard RT

* Values outside of QC limits

**Date Created:** 04/17/25
**Created By:** Jason Hebert
**File:** PM19302-1
**Page:** 1

## Volatile Organics - EPA 8260D (WATER)

**Holding Time:** 14 days
**Container/Sample Preservation:** 3 - Vial HCl preserved

| Analyte | CAS # | RL | MDL | Units | LCS Criteria | LCS RPD | MS Criteria | MS RPD | Duplicate RPD | Surrogate Criteria | | |
|---|---|---|---|---|---|---|---|---|---|---|---|---|
| Methylene chloride | 75-09-2 | 3 | 0.678 | ug/l | 70-130 | 20 | 70-130 | 20 | 20 | | | |
| 1,1-Dichloroethane | 75-34-3 | 0.75 | 0.21 | ug/l | 70-130 | 20 | 70-130 | 20 | 20 | | | |
| Chloroform | 67-66-3 | 0.75 | 0.222 | ug/l | 70-130 | 20 | 70-130 | 20 | 20 | | | |
| Carbon tetrachloride | 56-23-5 | 0.5 | 0.134 | ug/l | 63-132 | 20 | 63-132 | 20 | 20 | | | |
| 1,2-Dichloropropane | 78-87-5 | 1.75 | 0.137 | ug/l | 70-130 | 20 | 70-130 | 20 | 20 | | | |
| Dibromochloromethane | 124-48-1 | 0.5 | 0.149 | ug/l | 63-130 | 20 | 63-130 | 20 | 20 | | | |
| 1,1,2-Trichloroethane | 79-00-5 | 0.75 | 0.144 | ug/l | 70-130 | 20 | 70-130 | 20 | 20 | | | |
| Tetrachloroethene | 127-18-4 | 0.5 | 0.181 | ug/l | 70-130 | 20 | 70-130 | 20 | 20 | | | |
| Chlorobenzene | 108-90-7 | 0.5 | 0.178 | ug/l | 75-130 | 25 | 75-130 | 25 | 25 | | | |
| Trichlorofluoromethane | 75-69-4 | 2.5 | 0.161 | ug/l | 62-150 | 20 | 62-150 | 20 | 20 | | | |
| 1,2-Dichloroethane | 107-06-2 | 0.5 | 0.132 | ug/l | 70-130 | 20 | 70-130 | 20 | 20 | | | |
| 1,1,1-Trichloroethane | 71-55-6 | 0.5 | 0.158 | ug/l | 67-130 | 20 | 67-130 | 20 | 20 | | | |
| Bromodichloromethane | 75-27-4 | 0.5 | 0.192 | ug/l | 67-130 | 20 | 67-130 | 20 | 20 | | | |
| trans-1,3-Dichloropropene | 10061-02-6 | 0.5 | 0.164 | ug/l | 70-130 | 20 | 70-130 | 20 | 20 | | | |
| cis-1,3-Dichloropropene | 10061-01-5 | 0.5 | 0.144 | ug/l | 70-130 | 20 | 70-130 | 20 | 20 | | | |
| 1,3-Dichloropropene, Total | 542-75-6 | 0.5 | 0.144 | ug/l | | | | 20 | 20 | | | |
| 1,1-Dichloropropene | 563-58-6 | 2.5 | 0.24 | ug/l | 70-130 | 20 | 70-130 | 20 | 20 | | | |
| Bromoform | 75-25-2 | 2 | 0.248 | ug/l | 54-136 | 20 | 54-136 | 20 | 20 | | | |
| 1,1,2,2-Tetrachloroethane | 79-34-5 | 0.5 | 0.167 | ug/l | 67-130 | 20 | 67-130 | 20 | 20 | | | |
| Benzene | 71-43-2 | 0.5 | 0.159 | ug/l | 70-130 | 25 | 70-130 | 25 | 25 | | | |
| Toluene | 108-88-3 | 0.75 | 0.203 | ug/l | 70-130 | 25 | 70-130 | 25 | 25 | | | |
| Ethylbenzene | 100-41-4 | 0.5 | 0.167 | ug/l | 70-130 | 20 | 70-130 | 20 | 20 | | | |
| Chloromethane | 74-87-3 | 2.5 | 0.2 | ug/l | 64-130 | 20 | 64-130 | 20 | 20 | | | |
| Bromomethane | 74-83-9 | 1 | 0.256 | ug/l | 39-139 | 20 | 39-139 | 20 | 20 | | | |
| Vinyl chloride | 75-01-4 | 1 | 0.0714 | ug/l | 55-140 | 20 | 55-140 | 20 | 20 | | | |
| Chloroethane | 75-00-3 | 1 | 0.134 | ug/l | 55-138 | 20 | 55-138 | 20 | 20 | | | |
| 1,1-Dichloroethene | 75-35-4 | 0.5 | 0.169 | ug/l | 61-145 | 25 | 61-145 | 25 | 25 | | | |
| trans-1,2-Dichloroethene | 156-60-5 | 0.75 | 0.163 | ug/l | 70-130 | 20 | 70-130 | 20 | 20 | | | |
| 1,2-Dichloroethene (total) | 540-59-0 | 0.5 | 0.163 | ug/l | | | | 20 | 20 | | | |
| Trichloroethene | 79-01-6 | 0.5 | 0.175 | ug/l | 70-130 | 25 | 70-130 | 25 | 25 | | | |
| 1,2-Dichlorobenzene | 95-50-1 | 2.5 | 0.184 | ug/l | 70-130 | 20 | 70-130 | 20 | 20 | | | |
| 1,3-Dichlorobenzene | 541-73-1 | 2.5 | 0.186 | ug/l | 70-130 | 20 | 70-130 | 20 | 20 | | | |
| 1,4-Dichlorobenzene | 106-46-7 | 2.5 | 0.187 | ug/l | 70-130 | 20 | 70-130 | 20 | 20 | | | |
| Methyl tert butyl ether | 1634-04-4 | 1 | 0.166 | ug/l | 63-130 | 20 | 63-130 | 20 | 20 | | | |
| p/m-Xylene | 179601-23-1 | 1 | 0.332 | ug/l | 70-130 | 20 | 70-130 | 20 | 20 | | | |
| o-Xylene | 95-47-6 | 1 | 0.392 | ug/l | 70-130 | 20 | 70-130 | 20 | 20 | | | |
| Xylene (Total) | 1330-20-7 | 1 | 0.33 | ug/l | | | | 20 | 20 | | | |
| cis-1,2-Dichloroethene | 156-59-2 | 0.5 | 0.187 | ug/l | 70-130 | 20 | 70-130 | 20 | 20 | | | |
| Dibromomethane | 74-95-3 | 5 | 0.363 | ug/l | 70-130 | 20 | 70-130 | 20 | 20 | | | |
| 1,4-Dichlorobutane | 110-56-5 | 5 | 0.464 | ug/l | 70-130 | 20 | 70-130 | 20 | 20 | | | |
| 1,2,3-Trichloropropane | 96-18-4 | 5 | 0.176 | ug/l | 64-130 | 20 | 64-130 | 20 | 20 | | | |
| Styrene | 100-42-5 | 1 | 0.359 | ug/l | 70-130 | 20 | 70-130 | 20 | 20 | | | |

***Please Note that the RL information provided in this table is calculated using a 100% Solids factor. (Soil/Solids only)***
***Please Note that the information provided in this table is subject to change at anytime at the discretion of Pace Analytical Services.***

## Volatile Organics - EPA 8260D (WATER)

**Holding Time:** 14 days
**Container/Sample Preservation:** 3 - Vial HCl preserved

| Analyte | CAS # | RL | MDL | Units | LCS Criteria | LCS RPD | MS Criteria | MS RPD | Duplicate RPD | Surrogate Criteria | | |
|---|---|---|---|---|---|---|---|---|---|---|---|---|
| Dichlorodifluoromethane | 75-71-8 | 5 | 0.244 | ug/l | 36-147 | 20 | 36-147 | 20 | 20 | | | |
| Acetone | 67-64-1 | 5 | 1.46 | ug/l | 58-148 | 20 | 58-148 | 20 | 20 | | | |
| Carbon disulfide | 75-15-0 | 5 | 0.299 | ug/l | 51-130 | 20 | 51-130 | 20 | 20 | | | |
| 2-Butanone | 78-93-3 | 5 | 1.94 | ug/l | 63-138 | 20 | 63-138 | 20 | 20 | | | |
| Vinyl acetate | 108-05-4 | 5 | 0.311 | ug/l | 70-130 | 20 | 70-130 | 20 | 20 | | | |
| 4-Methyl-2-pentanone | 108-10-1 | 5 | 0.416 | ug/l | 59-130 | 20 | 59-130 | 20 | 20 | | | |
| 2-Hexanone | 591-78-6 | 5 | 0.515 | ug/l | 57-130 | 20 | 57-130 | 20 | 20 | | | |
| Ethyl methacrylate | 97-63-2 | 5 | 0.606 | ug/l | 70-130 | 20 | 70-130 | 20 | 20 | | | |
| Acrylonitrile | 107-13-1 | 5 | 0.43 | ug/l | 70-130 | 20 | 70-130 | 20 | 20 | | | |
| Bromochloromethane | 74-97-5 | 2.5 | 0.152 | ug/l | 70-130 | 20 | 70-130 | 20 | 20 | | | |
| Tetrahydrofuran | 109-99-9 | 5 | 0.525 | ug/l | 58-130 | 20 | 58-130 | 20 | 20 | | | |
| 2,2-Dichloropropane | 594-20-7 | 2.5 | 0.204 | ug/l | 63-133 | 20 | 63-133 | 20 | 20 | | | |
| 1,2-Dibromoethane | 106-93-4 | 2 | 0.193 | ug/l | 70-130 | 20 | 70-130 | 20 | 20 | | | |
| 1,3-Dichloropropane | 142-28-9 | 2.5 | 0.212 | ug/l | 70-130 | 20 | 70-130 | 20 | 20 | | | |
| 1,1,1,2-Tetrachloroethane | 630-20-6 | 0.5 | 0.164 | ug/l | 64-130 | 20 | 64-130 | 20 | 20 | | | |
| Bromobenzene | 108-86-1 | 2.5 | 0.152 | ug/l | 70-130 | 20 | 70-130 | 20 | 20 | | | |
| n-Butylbenzene | 104-51-8 | 0.5 | 0.192 | ug/l | 53-136 | 20 | 53-136 | 20 | 20 | | | |
| sec-Butylbenzene | 135-98-8 | 0.5 | 0.181 | ug/l | 70-130 | 20 | 70-130 | 20 | 20 | | | |
| tert-Butylbenzene | 98-06-6 | 2.5 | 0.196 | ug/l | 70-130 | 20 | 70-130 | 20 | 20 | | | |
| o-Chlorotoluene | 95-49-8 | 2.5 | 0.215 | ug/l | 70-130 | 20 | 70-130 | 20 | 20 | | | |
| p-Chlorotoluene | 106-43-4 | 2.5 | 0.185 | ug/l | 70-130 | 20 | 70-130 | 20 | 20 | | | |
| 1,2-Dibromo-3-chloropropane | 96-12-8 | 2.5 | 0.353 | ug/l | 41-144 | 20 | 41-144 | 20 | 20 | | | |
| Hexachlorobutadiene | 87-68-3 | 0.5 | 0.217 | ug/l | 63-130 | 20 | 63-130 | 20 | 20 | | | |
| Isopropylbenzene | 98-82-8 | 0.5 | 0.187 | ug/l | 70-130 | 20 | 70-130 | 20 | 20 | | | |
| p-Isopropyltoluene | 99-87-6 | 0.5 | 0.188 | ug/l | 70-130 | 20 | 70-130 | 20 | 20 | | | |
| Naphthalene | 91-20-3 | 2.5 | 0.216 | ug/l | 70-130 | 20 | 70-130 | 20 | 20 | | | |
| n-Propylbenzene | 103-65-1 | 0.5 | 0.173 | ug/l | 69-130 | 20 | 69-130 | 20 | 20 | | | |
| 1,2,3-Trichlorobenzene | 87-61-6 | 2.5 | 0.234 | ug/l | 70-130 | 20 | 70-130 | 20 | 20 | | | |
| 1,2,4-Trichlorobenzene | 120-82-1 | 2.5 | 0.22 | ug/l | 70-130 | 20 | 70-130 | 20 | 20 | | | |
| 1,3,5-Trimethylbenzene | 108-67-8 | 2.5 | 0.217 | ug/l | 64-130 | 20 | 64-130 | 20 | 20 | | | |
| 1,2,4-Trimethylbenzene | 95-63-6 | 2.5 | 0.191 | ug/l | 70-130 | 20 | 70-130 | 20 | 20 | | | |
| trans-1,4-Dichloro-2-butene | 110-57-6 | 2.5 | 0.213 | ug/l | 70-130 | 20 | 70-130 | 20 | 20 | | | |
| Ethyl ether | 60-29-7 | 2.5 | 0.163 | ug/l | 59-134 | 20 | 59-134 | 20 | 20 | | | |
| *1,2-Dichloroethane-d4* | *17060-07-0* | | | | | | | | | *70-130* | | |
| *Toluene-d8* | *2037-26-5* | | | | | | | | | *70-130* | | |
| *4-Bromofluorobenzene* | *460-00-4* | | | | | | | | | *70-130* | | |
| *Dibromofluoromethane* | *1868-53-7* | | | | | | | | | *70-130* | | |
| | | | | | | | | | | | | |
| | | | | | | | | | | | | |
| | | | | | | | | | | | | |
| | | | | | | | | | | | | |
| | | | | | | | | | | | | |

***Please Note that the RL information provided in this table is calculated using a 100% Solids factor.*** ***(Soil/Solids only)***
***Please Note that the information provided in this table is subject to change at anytime at the discretion of Pace Analytical Services.***

# Volatiles Sample Data

# Results Summary
# Form 1
# Volatile Organics by GC/MS

| | | | |
|---|---|---|---|
| Client | : Roux Env. Eng. & Geology, DPC | Lab Number | : L2554996 |
| Project Name | : CORAM MATERIALS | Project Number | : 2232.0006Y005 |
| Lab ID | : L2554996-01 | Date Collected | : 09/02/25 12:05 |
| Client ID | : MW-11S | Date Received | : 09/02/25 |
| Sample Location | : 416 MILLER PLACE-YAPHANK RD. | Date Analyzed | : 09/11/25 01:41 |
| Sample Matrix | : WATER | Dilution Factor | : 1 |
| Analytical Method | : 1,8260D | Analyst | : MJV |
| Lab File ID | : V22250910N15 | Instrument ID | : VOA122 |
| Sample Amount | : 10 ml | GC Column | : RTX-502.2 |
| Level | : LOW | %Solids | : N/A |
| Extract Volume (MeOH) | : N/A | Injection Volume | : N/A |

| | | ug/L | | | |
|---|---|---|---|---|---|
| CAS NO. | Parameter | Results | RL | MDL | Qualifier |
| 75-09-2 | Methylene chloride | ND | 2.5 | 0.70 | U |
| 75-34-3 | 1,1-Dichloroethane | ND | 2.5 | 0.70 | U |
| 67-66-3 | Chloroform | ND | 2.5 | 0.70 | U |
| 56-23-5 | Carbon tetrachloride | ND | 0.50 | 0.13 | U |
| 78-87-5 | 1,2-Dichloropropane | ND | 1.0 | 0.14 | U |
| 124-48-1 | Dibromochloromethane | ND | 0.50 | 0.15 | U |
| 79-00-5 | 1,1,2-Trichloroethane | ND | 1.5 | 0.50 | U |
| 127-18-4 | Tetrachloroethene | ND | 0.50 | 0.18 | U |
| 108-90-7 | Chlorobenzene | ND | 2.5 | 0.70 | U |
| 75-69-4 | Trichlorofluoromethane | ND | 2.5 | 0.70 | U |
| 107-06-2 | 1,2-Dichloroethane | ND | 0.50 | 0.13 | U |
| 71-55-6 | 1,1,1-Trichloroethane | ND | 2.5 | 0.70 | U |
| 75-27-4 | Bromodichloromethane | ND | 0.50 | 0.19 | U |
| 10061-02-6 | trans-1,3-Dichloropropene | ND | 0.50 | 0.16 | U |
| 10061-01-5 | cis-1,3-Dichloropropene | ND | 0.50 | 0.14 | U |
| 75-25-2 | Bromoform | ND | 2.0 | 0.65 | U |
| 79-34-5 | 1,1,2,2-Tetrachloroethane | ND | 0.50 | 0.17 | U |
| 71-43-2 | Benzene | ND | 0.50 | 0.16 | U |
| 108-88-3 | Toluene | ND | 2.5 | 0.70 | U |
| 100-41-4 | Ethylbenzene | ND | 2.5 | 0.70 | U |
| 74-87-3 | Chloromethane | ND | 2.5 | 0.70 | U |
| 74-83-9 | Bromomethane | ND | 2.5 | 0.70 | U |
| 75-01-4 | Vinyl chloride | ND | 1.0 | 0.07 | U |
| 75-00-3 | Chloroethane | ND | 2.5 | 0.70 | U |
| 75-35-4 | 1,1-Dichloroethene | ND | 0.50 | 0.17 | U |

# Results Summary
# Form 1
# Volatile Organics by GC/MS

| | | | |
|---|---|---|---|
| Client | : Roux Env. Eng. & Geology, DPC | Lab Number | : L2554996 |
| Project Name | : CORAM MATERIALS | Project Number | : 2232.0006Y005 |
| Lab ID | : L2554996-01 | Date Collected | : 09/02/25 12:05 |
| Client ID | : MW-11S | Date Received | : 09/02/25 |
| Sample Location | : 416 MILLER PLACE-YAPHANK RD. | Date Analyzed | : 09/11/25 01:41 |
| Sample Matrix | : WATER | Dilution Factor | : 1 |
| Analytical Method | : 1,8260D | Analyst | : MJV |
| Lab File ID | : V22250910N15 | Instrument ID | : VOA122 |
| Sample Amount | : 10 ml | GC Column | : RTX-502.2 |
| Level | : LOW | %Solids | : N/A |
| Extract Volume (MeOH) | : N/A | Injection Volume | : N/A |

| | | ug/L | | | |
|---|---|---|---|---|---|
| CAS NO. | Parameter | Results | RL | MDL | Qualifier |
| 156-60-5 | trans-1,2-Dichloroethene | ND | 2.5 | 0.70 | U |
| 79-01-6 | Trichloroethene | ND | 0.50 | 0.18 | U |
| 95-50-1 | 1,2-Dichlorobenzene | ND | 2.5 | 0.70 | U |
| 541-73-1 | 1,3-Dichlorobenzene | ND | 2.5 | 0.70 | U |
| 106-46-7 | 1,4-Dichlorobenzene | ND | 2.5 | 0.70 | U |
| 1634-04-4 | Methyl tert butyl ether | ND | 2.5 | 0.17 | U |
| 179601-23-1 | p/m-Xylene | ND | 2.5 | 0.70 | U |
| 95-47-6 | o-Xylene | ND | 2.5 | 0.70 | U |
| 1330-20-7 | Xylenes, Total | ND | 2.5 | 0.70 | U |
| 156-59-2 | cis-1,2-Dichloroethene | ND | 2.5 | 0.70 | U |
| 100-42-5 | Styrene | ND | 2.5 | 0.70 | U |
| 75-71-8 | Dichlorodifluoromethane | ND | 5.0 | 1.0 | U |
| 67-64-1 | Acetone | ND | 5.0 | 1.5 | U |
| 75-15-0 | Carbon disulfide | ND | 5.0 | 1.0 | U |
| 78-93-3 | 2-Butanone | ND | 5.0 | 1.9 | U |
| 108-10-1 | 4-Methyl-2-pentanone | ND | 5.0 | 1.0 | U |
| 591-78-6 | 2-Hexanone | ND | 5.0 | 1.0 | U |
| 74-97-5 | Bromochloromethane | ND | 2.5 | 0.70 | U |
| 106-93-4 | 1,2-Dibromoethane | ND | 2.0 | 0.65 | U |
| 96-12-8 | 1,2-Dibromo-3-chloropropane | ND | 2.5 | 0.70 | U |
| 98-82-8 | Isopropylbenzene | ND | 2.5 | 0.70 | U |
| 87-61-6 | 1,2,3-Trichlorobenzene | ND | 2.5 | 0.70 | U |
| 120-82-1 | 1,2,4-Trichlorobenzene | ND | 2.5 | 0.70 | U |
| 79-20-9 | Methyl Acetate | ND | 2.0 | 0.23 | U |
| 110-82-7 | Cyclohexane | ND | 10 | 0.27 | U |

# Results Summary
# Form 1
# Volatile Organics by GC/MS

| | | | |
|---|---|---|---|
| **Client** | : Roux Env. Eng. & Geology, DPC | **Lab Number** | : L2554996 |
| **Project Name** | : CORAM MATERIALS | **Project Number** | : 2232.0006Y005 |
| **Lab ID** | : L2554996-01 | **Date Collected** | : 09/02/25 12:05 |
| **Client ID** | : MW-11S | **Date Received** | : 09/02/25 |
| **Sample Location** | : 416 MILLER PLACE-YAPHANK RD. | **Date Analyzed** | : 09/11/25 01:41 |
| **Sample Matrix** | : WATER | **Dilution Factor** | : 1 |
| **Analytical Method** | : 1,8260D | **Analyst** | : MJV |
| **Lab File ID** | : V22250910N15 | **Instrument ID** | : VOA122 |
| **Sample Amount** | : 10 ml | **GC Column** | : RTX-502.2 |
| **Level** | : LOW | **%Solids** | : N/A |
| **Extract Volume (MeOH)** | : N/A | **Injection Volume** | : N/A |

| | | ug/L | | | |
|---|---|---|---|---|---|
| **CAS NO.** | **Parameter** | **Results** | **RL** | **MDL** | **Qualifier** |
| 76-13-1 | Freon-113 | ND | 2.5 | 0.70 | U |
| 108-87-2 | Methyl cyclohexane | ND | 10 | 0.40 | U |

# Results Summary
# Form 1
# Volatile Organics by GC/MS

| | | | |
|---|---|---|---|
| Client | : Roux Env. Eng. & Geology, DPC | Lab Number | : L2554996 |
| Project Name | : CORAM MATERIALS | Project Number | : 2232.0006Y005 |
| Lab ID | : L2554996-02 | Date Collected | : 09/02/25 12:33 |
| Client ID | : MW-11D | Date Received | : 09/02/25 |
| Sample Location | : 416 MILLER PLACE-YAPHANK RD. | Date Analyzed | : 09/11/25 02:06 |
| Sample Matrix | : WATER | Dilution Factor | : 1 |
| Analytical Method | : 1,8260D | Analyst | : MJV |
| Lab File ID | : V22250910N16 | Instrument ID | : VOA122 |
| Sample Amount | : 10 ml | GC Column | : RTX-502.2 |
| Level | : LOW | %Solids | : N/A |
| Extract Volume (MeOH) | : N/A | Injection Volume | : N/A |

| | | ug/L | | | |
|---|---|---|---|---|---|
| CAS NO. | Parameter | Results | RL | MDL | Qualifier |
| 75-09-2 | Methylene chloride | ND | 2.5 | 0.70 | U |
| 75-34-3 | 1,1-Dichloroethane | ND | 2.5 | 0.70 | U |
| 67-66-3 | Chloroform | ND | 2.5 | 0.70 | U |
| 56-23-5 | Carbon tetrachloride | ND | 0.50 | 0.13 | U |
| 78-87-5 | 1,2-Dichloropropane | ND | 1.0 | 0.14 | U |
| 124-48-1 | Dibromochloromethane | ND | 0.50 | 0.15 | U |
| 79-00-5 | 1,1,2-Trichloroethane | ND | 1.5 | 0.50 | U |
| 127-18-4 | Tetrachloroethene | ND | 0.50 | 0.18 | U |
| 108-90-7 | Chlorobenzene | ND | 2.5 | 0.70 | U |
| 75-69-4 | Trichlorofluoromethane | ND | 2.5 | 0.70 | U |
| 107-06-2 | 1,2-Dichloroethane | ND | 0.50 | 0.13 | U |
| 71-55-6 | 1,1,1-Trichloroethane | ND | 2.5 | 0.70 | U |
| 75-27-4 | Bromodichloromethane | ND | 0.50 | 0.19 | U |
| 10061-02-6 | trans-1,3-Dichloropropene | ND | 0.50 | 0.16 | U |
| 10061-01-5 | cis-1,3-Dichloropropene | ND | 0.50 | 0.14 | U |
| 75-25-2 | Bromoform | ND | 2.0 | 0.65 | U |
| 79-34-5 | 1,1,2,2-Tetrachloroethane | ND | 0.50 | 0.17 | U |
| 71-43-2 | Benzene | ND | 0.50 | 0.16 | U |
| 108-88-3 | Toluene | ND | 2.5 | 0.70 | U |
| 100-41-4 | Ethylbenzene | ND | 2.5 | 0.70 | U |
| 74-87-3 | Chloromethane | ND | 2.5 | 0.70 | U |
| 74-83-9 | Bromomethane | ND | 2.5 | 0.70 | U |
| 75-01-4 | Vinyl chloride | ND | 1.0 | 0.07 | U |
| 75-00-3 | Chloroethane | ND | 2.5 | 0.70 | U |
| 75-35-4 | 1,1-Dichloroethene | ND | 0.50 | 0.17 | U |

# Results Summary
# Form 1
# Volatile Organics by GC/MS

| | | | |
|---|---|---|---|
| Client | : Roux Env. Eng. & Geology, DPC | Lab Number | : L2554996 |
| Project Name | : CORAM MATERIALS | Project Number | : 2232.0006Y005 |
| Lab ID | : L2554996-02 | Date Collected | : 09/02/25 12:33 |
| Client ID | : MW-11D | Date Received | : 09/02/25 |
| Sample Location | : 416 MILLER PLACE-YAPHANK RD. | Date Analyzed | : 09/11/25 02:06 |
| Sample Matrix | : WATER | Dilution Factor | : 1 |
| Analytical Method | : 1,8260D | Analyst | : MJV |
| Lab File ID | : V22250910N16 | Instrument ID | : VOA122 |
| Sample Amount | : 10 ml | GC Column | : RTX-502.2 |
| Level | : LOW | %Solids | : N/A |
| Extract Volume (MeOH) | : N/A | Injection Volume | : N/A |

| | | ug/L | | | |
|---|---|---|---|---|---|
| CAS NO. | Parameter | Results | RL | MDL | Qualifier |
| 156-60-5 | trans-1,2-Dichloroethene | ND | 2.5 | 0.70 | U |
| 79-01-6 | Trichloroethene | ND | 0.50 | 0.18 | U |
| 95-50-1 | 1,2-Dichlorobenzene | ND | 2.5 | 0.70 | U |
| 541-73-1 | 1,3-Dichlorobenzene | ND | 2.5 | 0.70 | U |
| 106-46-7 | 1,4-Dichlorobenzene | ND | 2.5 | 0.70 | U |
| 1634-04-4 | Methyl tert butyl ether | ND | 2.5 | 0.17 | U |
| 179601-23-1 | p/m-Xylene | ND | 2.5 | 0.70 | U |
| 95-47-6 | o-Xylene | ND | 2.5 | 0.70 | U |
| 1330-20-7 | Xylenes, Total | ND | 2.5 | 0.70 | U |
| 156-59-2 | cis-1,2-Dichloroethene | ND | 2.5 | 0.70 | U |
| 100-42-5 | Styrene | ND | 2.5 | 0.70 | U |
| 75-71-8 | Dichlorodifluoromethane | ND | 5.0 | 1.0 | U |
| 67-64-1 | Acetone | 2.9 | 5.0 | 1.5 | J |
| 75-15-0 | Carbon disulfide | ND | 5.0 | 1.0 | U |
| 78-93-3 | 2-Butanone | ND | 5.0 | 1.9 | U |
| 108-10-1 | 4-Methyl-2-pentanone | ND | 5.0 | 1.0 | U |
| 591-78-6 | 2-Hexanone | ND | 5.0 | 1.0 | U |
| 74-97-5 | Bromochloromethane | ND | 2.5 | 0.70 | U |
| 106-93-4 | 1,2-Dibromoethane | ND | 2.0 | 0.65 | U |
| 96-12-8 | 1,2-Dibromo-3-chloropropane | ND | 2.5 | 0.70 | U |
| 98-82-8 | Isopropylbenzene | ND | 2.5 | 0.70 | U |
| 87-61-6 | 1,2,3-Trichlorobenzene | ND | 2.5 | 0.70 | U |
| 120-82-1 | 1,2,4-Trichlorobenzene | ND | 2.5 | 0.70 | U |
| 79-20-9 | Methyl Acetate | ND | 2.0 | 0.23 | U |
| 110-82-7 | Cyclohexane | ND | 10 | 0.27 | U |

# Results Summary
# Form 1
# Volatile Organics by GC/MS

| | | | |
|---|---|---|---|
| **Client** | : Roux Env. Eng. & Geology, DPC | **Lab Number** | : L2554996 |
| **Project Name** | : CORAM MATERIALS | **Project Number** | : 2232.0006Y005 |
| **Lab ID** | : L2554996-02 | **Date Collected** | : 09/02/25 12:33 |
| **Client ID** | : MW-11D | **Date Received** | : 09/02/25 |
| **Sample Location** | : 416 MILLER PLACE-YAPHANK RD. | **Date Analyzed** | : 09/11/25 02:06 |
| **Sample Matrix** | : WATER | **Dilution Factor** | : 1 |
| **Analytical Method** | : 1,8260D | **Analyst** | : MJV |
| **Lab File ID** | : V22250910N16 | **Instrument ID** | : VOA122 |
| **Sample Amount** | : 10 ml | **GC Column** | : RTX-502.2 |
| **Level** | : LOW | **%Solids** | : N/A |
| **Extract Volume (MeOH)** | : N/A | **Injection Volume** | : N/A |

| | | ug/L | | | |
|---|---|---|---|---|---|
| **CAS NO.** | **Parameter** | **Results** | **RL** | **MDL** | **Qualifier** |
| 76-13-1 | Freon-113 | ND | 2.5 | 0.70 | U |
| 108-87-2 | Methyl cyclohexane | ND | 10 | 0.40 | U |

# Results Summary
# Form 1
# Volatile Organics by GC/MS

| | | | |
|---|---|---|---|
| **Client** | : Roux Env. Eng. & Geology, DPC | **Lab Number** | : L2554996 |
| **Project Name** | : CORAM MATERIALS | **Project Number** | : 2232.0006Y005 |
| **Lab ID** | : L2554996-03 | **Date Collected** | : 09/02/25 12:00 |
| **Client ID** | : DUP_09022025 | **Date Received** | : 09/02/25 |
| **Sample Location** | : 416 MILLER PLACE-YAPHANK RD. | **Date Analyzed** | : 09/11/25 02:31 |
| **Sample Matrix** | : WATER | **Dilution Factor** | : 1 |
| **Analytical Method** | : 1,8260D | **Analyst** | : MJV |
| **Lab File ID** | : V22250910N17 | **Instrument ID** | : VOA122 |
| **Sample Amount** | : 10 ml | **GC Column** | : RTX-502.2 |
| **Level** | : LOW | **%Solids** | : N/A |
| **Extract Volume (MeOH)** | : N/A | **Injection Volume** | : N/A |

| | | ug/L | | | |
|---|---|---|---|---|---|
| **CAS NO.** | **Parameter** | **Results** | **RL** | **MDL** | **Qualifier** |
| 75-09-2 | Methylene chloride | ND | 2.5 | 0.70 | U |
| 75-34-3 | 1,1-Dichloroethane | ND | 2.5 | 0.70 | U |
| 67-66-3 | Chloroform | ND | 2.5 | 0.70 | U |
| 56-23-5 | Carbon tetrachloride | ND | 0.50 | 0.13 | U |
| 78-87-5 | 1,2-Dichloropropane | ND | 1.0 | 0.14 | U |
| 124-48-1 | Dibromochloromethane | ND | 0.50 | 0.15 | U |
| 79-00-5 | 1,1,2-Trichloroethane | ND | 1.5 | 0.50 | U |
| 127-18-4 | Tetrachloroethene | ND | 0.50 | 0.18 | U |
| 108-90-7 | Chlorobenzene | ND | 2.5 | 0.70 | U |
| 75-69-4 | Trichlorofluoromethane | ND | 2.5 | 0.70 | U |
| 107-06-2 | 1,2-Dichloroethane | ND | 0.50 | 0.13 | U |
| 71-55-6 | 1,1,1-Trichloroethane | ND | 2.5 | 0.70 | U |
| 75-27-4 | Bromodichloromethane | ND | 0.50 | 0.19 | U |
| 10061-02-6 | trans-1,3-Dichloropropene | ND | 0.50 | 0.16 | U |
| 10061-01-5 | cis-1,3-Dichloropropene | ND | 0.50 | 0.14 | U |
| 75-25-2 | Bromoform | ND | 2.0 | 0.65 | U |
| 79-34-5 | 1,1,2,2-Tetrachloroethane | ND | 0.50 | 0.17 | U |
| 71-43-2 | Benzene | ND | 0.50 | 0.16 | U |
| 108-88-3 | Toluene | ND | 2.5 | 0.70 | U |
| 100-41-4 | Ethylbenzene | ND | 2.5 | 0.70 | U |
| 74-87-3 | Chloromethane | ND | 2.5 | 0.70 | U |
| 74-83-9 | Bromomethane | ND | 2.5 | 0.70 | U |
| 75-01-4 | Vinyl chloride | ND | 1.0 | 0.07 | U |
| 75-00-3 | Chloroethane | ND | 2.5 | 0.70 | U |
| 75-35-4 | 1,1-Dichloroethene | ND | 0.50 | 0.17 | U |

# Results Summary
# Form 1
# Volatile Organics by GC/MS

| | | | |
|---|---|---|---|
| Client | : Roux Env. Eng. & Geology, DPC | Lab Number | : L2554996 |
| Project Name | : CORAM MATERIALS | Project Number | : 2232.0006Y005 |
| Lab ID | : L2554996-03 | Date Collected | : 09/02/25 12:00 |
| Client ID | : DUP_09022025 | Date Received | : 09/02/25 |
| Sample Location | : 416 MILLER PLACE-YAPHANK RD. | Date Analyzed | : 09/11/25 02:31 |
| Sample Matrix | : WATER | Dilution Factor | : 1 |
| Analytical Method | : 1,8260D | Analyst | : MJV |
| Lab File ID | : V22250910N17 | Instrument ID | : VOA122 |
| Sample Amount | : 10 ml | GC Column | : RTX-502.2 |
| Level | : LOW | %Solids | : N/A |
| Extract Volume (MeOH) | : N/A | Injection Volume | : N/A |

| | | ug/L | | | |
|---|---|---|---|---|---|
| CAS NO. | Parameter | Results | RL | MDL | Qualifier |
| 156-60-5 | trans-1,2-Dichloroethene | ND | 2.5 | 0.70 | U |
| 79-01-6 | Trichloroethene | ND | 0.50 | 0.18 | U |
| 95-50-1 | 1,2-Dichlorobenzene | ND | 2.5 | 0.70 | U |
| 541-73-1 | 1,3-Dichlorobenzene | ND | 2.5 | 0.70 | U |
| 106-46-7 | 1,4-Dichlorobenzene | ND | 2.5 | 0.70 | U |
| 1634-04-4 | Methyl tert butyl ether | ND | 2.5 | 0.17 | U |
| 179601-23-1 | p/m-Xylene | ND | 2.5 | 0.70 | U |
| 95-47-6 | o-Xylene | ND | 2.5 | 0.70 | U |
| 1330-20-7 | Xylenes, Total | ND | 2.5 | 0.70 | U |
| 156-59-2 | cis-1,2-Dichloroethene | ND | 2.5 | 0.70 | U |
| 100-42-5 | Styrene | ND | 2.5 | 0.70 | U |
| 75-71-8 | Dichlorodifluoromethane | ND | 5.0 | 1.0 | U |
| 67-64-1 | Acetone | ND | 5.0 | 1.5 | U |
| 75-15-0 | Carbon disulfide | ND | 5.0 | 1.0 | U |
| 78-93-3 | 2-Butanone | ND | 5.0 | 1.9 | U |
| 108-10-1 | 4-Methyl-2-pentanone | ND | 5.0 | 1.0 | U |
| 591-78-6 | 2-Hexanone | ND | 5.0 | 1.0 | U |
| 74-97-5 | Bromochloromethane | ND | 2.5 | 0.70 | U |
| 106-93-4 | 1,2-Dibromoethane | ND | 2.0 | 0.65 | U |
| 96-12-8 | 1,2-Dibromo-3-chloropropane | ND | 2.5 | 0.70 | U |
| 98-82-8 | Isopropylbenzene | ND | 2.5 | 0.70 | U |
| 87-61-6 | 1,2,3-Trichlorobenzene | ND | 2.5 | 0.70 | U |
| 120-82-1 | 1,2,4-Trichlorobenzene | ND | 2.5 | 0.70 | U |
| 79-20-9 | Methyl Acetate | ND | 2.0 | 0.23 | U |
| 110-82-7 | Cyclohexane | ND | 10 | 0.27 | U |

# Results Summary
# Form 1
# Volatile Organics by GC/MS

| | | | |
|---|---|---|---|
| **Client** | : Roux Env. Eng. & Geology, DPC | **Lab Number** | : L2554996 |
| **Project Name** | : CORAM MATERIALS | **Project Number** | : 2232.0006Y005 |
| **Lab ID** | : L2554996-03 | **Date Collected** | : 09/02/25 12:00 |
| **Client ID** | : DUP_09022025 | **Date Received** | : 09/02/25 |
| **Sample Location** | : 416 MILLER PLACE-YAPHANK RD. | **Date Analyzed** | : 09/11/25 02:31 |
| **Sample Matrix** | : WATER | **Dilution Factor** | : 1 |
| **Analytical Method** | : 1,8260D | **Analyst** | : MJV |
| **Lab File ID** | : V22250910N17 | **Instrument ID** | : VOA122 |
| **Sample Amount** | : 10 ml | **GC Column** | : RTX-502.2 |
| **Level** | : LOW | **%Solids** | : N/A |
| **Extract Volume (MeOH)** | : N/A | **Injection Volume** | : N/A |

| | | ug/L | | | |
|---|---|---|---|---|---|
| **CAS NO.** | **Parameter** | **Results** | **RL** | **MDL** | **Qualifier** |
| 76-13-1 | Freon-113 | ND | 2.5 | 0.70 | U |
| 108-87-2 | Methyl cyclohexane | ND | 10 | 0.40 | U |

# Results Summary
# Form 1
# Volatile Organics by GC/MS

| | | | |
|---|---|---|---|
| Client | : Roux Env. Eng. & Geology, DPC | Lab Number | : L2554996 |
| Project Name | : CORAM MATERIALS | Project Number | : 2232.0006Y005 |
| Lab ID | : L2554996-04 | Date Collected | : 09/02/25 14:00 |
| Client ID | : EQUIPMENT BLANK_0902025 | Date Received | : 09/02/25 |
| Sample Location | : 416 MILLER PLACE-YAPHANK RD. | Date Analyzed | : 09/11/25 02:55 |
| Sample Matrix | : Equipment Blank | Dilution Factor | : 1 |
| Analytical Method | : 1,8260D | Analyst | : MJV |
| Lab File ID | : V22250910N18 | Instrument ID | : VOA122 |
| Sample Amount | : 10 ml | GC Column | : RTX-502.2 |
| Level | : LOW | %Solids | : N/A |
| Extract Volume (MeOH) | : N/A | Injection Volume | : N/A |

| | | ug/L | | | |
|---|---|---|---|---|---|
| CAS NO. | Parameter | Results | RL | MDL | Qualifier |
| 75-09-2 | Methylene chloride | ND | 2.5 | 0.70 | U |
| 75-34-3 | 1,1-Dichloroethane | ND | 2.5 | 0.70 | U |
| 67-66-3 | Chloroform | ND | 2.5 | 0.70 | U |
| 56-23-5 | Carbon tetrachloride | ND | 0.50 | 0.13 | U |
| 78-87-5 | 1,2-Dichloropropane | ND | 1.0 | 0.14 | U |
| 124-48-1 | Dibromochloromethane | ND | 0.50 | 0.15 | U |
| 79-00-5 | 1,1,2-Trichloroethane | ND | 1.5 | 0.50 | U |
| 127-18-4 | Tetrachloroethene | ND | 0.50 | 0.18 | U |
| 108-90-7 | Chlorobenzene | ND | 2.5 | 0.70 | U |
| 75-69-4 | Trichlorofluoromethane | ND | 2.5 | 0.70 | U |
| 107-06-2 | 1,2-Dichloroethane | ND | 0.50 | 0.13 | U |
| 71-55-6 | 1,1,1-Trichloroethane | ND | 2.5 | 0.70 | U |
| 75-27-4 | Bromodichloromethane | ND | 0.50 | 0.19 | U |
| 10061-02-6 | trans-1,3-Dichloropropene | ND | 0.50 | 0.16 | U |
| 10061-01-5 | cis-1,3-Dichloropropene | ND | 0.50 | 0.14 | U |
| 75-25-2 | Bromoform | ND | 2.0 | 0.65 | U |
| 79-34-5 | 1,1,2,2-Tetrachloroethane | ND | 0.50 | 0.17 | U |
| 71-43-2 | Benzene | ND | 0.50 | 0.16 | U |
| 108-88-3 | Toluene | ND | 2.5 | 0.70 | U |
| 100-41-4 | Ethylbenzene | ND | 2.5 | 0.70 | U |
| 74-87-3 | Chloromethane | ND | 2.5 | 0.70 | U |
| 74-83-9 | Bromomethane | ND | 2.5 | 0.70 | U |
| 75-01-4 | Vinyl chloride | ND | 1.0 | 0.07 | U |
| 75-00-3 | Chloroethane | ND | 2.5 | 0.70 | U |
| 75-35-4 | 1,1-Dichloroethene | ND | 0.50 | 0.17 | U |

# Results Summary
# Form 1
# Volatile Organics by GC/MS

| | | | |
|---|---|---|---|
| Client | : Roux Env. Eng. & Geology, DPC | Lab Number | : L2554996 |
| Project Name | : CORAM MATERIALS | Project Number | : 2232.0006Y005 |
| Lab ID | : L2554996-04 | Date Collected | : 09/02/25 14:00 |
| Client ID | : EQUIPMENT BLANK_0902025 | Date Received | : 09/02/25 |
| Sample Location | : 416 MILLER PLACE-YAPHANK RD. | Date Analyzed | : 09/11/25 02:55 |
| Sample Matrix | : Equipment Blank | Dilution Factor | : 1 |
| Analytical Method | : 1,8260D | Analyst | : MJV |
| Lab File ID | : V22250910N18 | Instrument ID | : VOA122 |
| Sample Amount | : 10 ml | GC Column | : RTX-502.2 |
| Level | : LOW | %Solids | : N/A |
| Extract Volume (MeOH) | : N/A | Injection Volume | : N/A |

| | | ug/L | | | |
|---|---|---|---|---|---|
| CAS NO. | Parameter | Results | RL | MDL | Qualifier |
| 156-60-5 | trans-1,2-Dichloroethene | ND | 2.5 | 0.70 | U |
| 79-01-6 | Trichloroethene | ND | 0.50 | 0.18 | U |
| 95-50-1 | 1,2-Dichlorobenzene | ND | 2.5 | 0.70 | U |
| 541-73-1 | 1,3-Dichlorobenzene | ND | 2.5 | 0.70 | U |
| 106-46-7 | 1,4-Dichlorobenzene | ND | 2.5 | 0.70 | U |
| 1634-04-4 | Methyl tert butyl ether | ND | 2.5 | 0.17 | U |
| 179601-23-1 | p/m-Xylene | ND | 2.5 | 0.70 | U |
| 95-47-6 | o-Xylene | ND | 2.5 | 0.70 | U |
| 1330-20-7 | Xylenes, Total | ND | 2.5 | 0.70 | U |
| 156-59-2 | cis-1,2-Dichloroethene | ND | 2.5 | 0.70 | U |
| 100-42-5 | Styrene | ND | 2.5 | 0.70 | U |
| 75-71-8 | Dichlorodifluoromethane | ND | 5.0 | 1.0 | U |
| 67-64-1 | Acetone | 2.0 | 5.0 | 1.5 | J |
| 75-15-0 | Carbon disulfide | ND | 5.0 | 1.0 | U |
| 78-93-3 | 2-Butanone | ND | 5.0 | 1.9 | U |
| 108-10-1 | 4-Methyl-2-pentanone | ND | 5.0 | 1.0 | U |
| 591-78-6 | 2-Hexanone | ND | 5.0 | 1.0 | U |
| 74-97-5 | Bromochloromethane | ND | 2.5 | 0.70 | U |
| 106-93-4 | 1,2-Dibromoethane | ND | 2.0 | 0.65 | U |
| 96-12-8 | 1,2-Dibromo-3-chloropropane | ND | 2.5 | 0.70 | U |
| 98-82-8 | Isopropylbenzene | ND | 2.5 | 0.70 | U |
| 87-61-6 | 1,2,3-Trichlorobenzene | ND | 2.5 | 0.70 | U |
| 120-82-1 | 1,2,4-Trichlorobenzene | ND | 2.5 | 0.70 | U |
| 79-20-9 | Methyl Acetate | ND | 2.0 | 0.23 | U |
| 110-82-7 | Cyclohexane | ND | 10 | 0.27 | U |

# Results Summary
# Form 1
# Volatile Organics by GC/MS

| | | | |
|---|---|---|---|
| **Client** | : Roux Env. Eng. & Geology, DPC | **Lab Number** | : L2554996 |
| **Project Name** | : CORAM MATERIALS | **Project Number** | : 2232.0006Y005 |
| **Lab ID** | : L2554996-04 | **Date Collected** | : 09/02/25 14:00 |
| **Client ID** | : EQUIPMENT BLANK_0902025 | **Date Received** | : 09/02/25 |
| **Sample Location** | : 416 MILLER PLACE-YAPHANK RD. | **Date Analyzed** | : 09/11/25 02:55 |
| **Sample Matrix** | : Equipment Blank | **Dilution Factor** | : 1 |
| **Analytical Method** | : 1,8260D | **Analyst** | : MJV |
| **Lab File ID** | : V22250910N18 | **Instrument ID** | : VOA122 |
| **Sample Amount** | : 10 ml | **GC Column** | : RTX-502.2 |
| **Level** | : LOW | **%Solids** | : N/A |
| **Extract Volume (MeOH)** | : N/A | **Injection Volume** | : N/A |

| | | ug/L | | | |
|---|---|---|---|---|---|
| **CAS NO.** | **Parameter** | **Results** | **RL** | **MDL** | **Qualifier** |
| 76-13-1 | Freon-113 | ND | 2.5 | 0.70 | U |
| 108-87-2 | Methyl cyclohexane | ND | 10 | 0.40 | U |

# Results Summary
# Form 1
# Volatile Organics by GC/MS

| | | | |
|---|---|---|---|
| Client | : Roux Env. Eng. & Geology, DPC | Lab Number | : L2554996 |
| Project Name | : CORAM MATERIALS | Project Number | : 2232.0006Y005 |
| Lab ID | : L2554996-05 | Date Collected | : 09/02/25 00:00 |
| Client ID | : TRIP BLANK | Date Received | : 09/02/25 |
| Sample Location | : 416 MILLER PLACE-YAPHANK RD. | Date Analyzed | : 09/11/25 03:20 |
| Sample Matrix | : Trip Blank (aqueous) | Dilution Factor | : 1 |
| Analytical Method | : 1,8260D | Analyst | : MJV |
| Lab File ID | : V22250910N19 | Instrument ID | : VOA122 |
| Sample Amount | : 10 ml | GC Column | : RTX-502.2 |
| Level | : LOW | %Solids | : N/A |
| Extract Volume (MeOH) | : N/A | Injection Volume | : N/A |

| | | ug/L | | | |
|---|---|---|---|---|---|
| CAS NO. | Parameter | Results | RL | MDL | Qualifier |
| 75-09-2 | Methylene chloride | ND | 2.5 | 0.70 | U |
| 75-34-3 | 1,1-Dichloroethane | ND | 2.5 | 0.70 | U |
| 67-66-3 | Chloroform | ND | 2.5 | 0.70 | U |
| 56-23-5 | Carbon tetrachloride | ND | 0.50 | 0.13 | U |
| 78-87-5 | 1,2-Dichloropropane | ND | 1.0 | 0.14 | U |
| 124-48-1 | Dibromochloromethane | ND | 0.50 | 0.15 | U |
| 79-00-5 | 1,1,2-Trichloroethane | ND | 1.5 | 0.50 | U |
| 127-18-4 | Tetrachloroethene | ND | 0.50 | 0.18 | U |
| 108-90-7 | Chlorobenzene | ND | 2.5 | 0.70 | U |
| 75-69-4 | Trichlorofluoromethane | ND | 2.5 | 0.70 | U |
| 107-06-2 | 1,2-Dichloroethane | ND | 0.50 | 0.13 | U |
| 71-55-6 | 1,1,1-Trichloroethane | ND | 2.5 | 0.70 | U |
| 75-27-4 | Bromodichloromethane | ND | 0.50 | 0.19 | U |
| 10061-02-6 | trans-1,3-Dichloropropene | ND | 0.50 | 0.16 | U |
| 10061-01-5 | cis-1,3-Dichloropropene | ND | 0.50 | 0.14 | U |
| 75-25-2 | Bromoform | ND | 2.0 | 0.65 | U |
| 79-34-5 | 1,1,2,2-Tetrachloroethane | ND | 0.50 | 0.17 | U |
| 71-43-2 | Benzene | ND | 0.50 | 0.16 | U |
| 108-88-3 | Toluene | ND | 2.5 | 0.70 | U |
| 100-41-4 | Ethylbenzene | ND | 2.5 | 0.70 | U |
| 74-87-3 | Chloromethane | ND | 2.5 | 0.70 | U |
| 74-83-9 | Bromomethane | ND | 2.5 | 0.70 | U |
| 75-01-4 | Vinyl chloride | ND | 1.0 | 0.07 | U |
| 75-00-3 | Chloroethane | ND | 2.5 | 0.70 | U |
| 75-35-4 | 1,1-Dichloroethene | ND | 0.50 | 0.17 | U |

# Results Summary
# Form 1
# Volatile Organics by GC/MS

| | | | |
|---|---|---|---|
| Client | : Roux Env. Eng. & Geology, DPC | Lab Number | : L2554996 |
| Project Name | : CORAM MATERIALS | Project Number | : 2232.0006Y005 |
| Lab ID | : L2554996-05 | Date Collected | : 09/02/25 00:00 |
| Client ID | : TRIP BLANK | Date Received | : 09/02/25 |
| Sample Location | : 416 MILLER PLACE-YAPHANK RD. | Date Analyzed | : 09/11/25 03:20 |
| Sample Matrix | : Trip Blank (aqueous) | Dilution Factor | : 1 |
| Analytical Method | : 1,8260D | Analyst | : MJV |
| Lab File ID | : V22250910N19 | Instrument ID | : VOA122 |
| Sample Amount | : 10 ml | GC Column | : RTX-502.2 |
| Level | : LOW | %Solids | : N/A |
| Extract Volume (MeOH) | : N/A | Injection Volume | : N/A |

| | | ug/L | | | |
|---|---|---|---|---|---|
| CAS NO. | Parameter | Results | RL | MDL | Qualifier |
| 156-60-5 | trans-1,2-Dichloroethene | ND | 2.5 | 0.70 | U |
| 79-01-6 | Trichloroethene | ND | 0.50 | 0.18 | U |
| 95-50-1 | 1,2-Dichlorobenzene | ND | 2.5 | 0.70 | U |
| 541-73-1 | 1,3-Dichlorobenzene | ND | 2.5 | 0.70 | U |
| 106-46-7 | 1,4-Dichlorobenzene | ND | 2.5 | 0.70 | U |
| 1634-04-4 | Methyl tert butyl ether | ND | 2.5 | 0.17 | U |
| 179601-23-1 | p/m-Xylene | ND | 2.5 | 0.70 | U |
| 95-47-6 | o-Xylene | ND | 2.5 | 0.70 | U |
| 1330-20-7 | Xylenes, Total | ND | 2.5 | 0.70 | U |
| 156-59-2 | cis-1,2-Dichloroethene | ND | 2.5 | 0.70 | U |
| 100-42-5 | Styrene | ND | 2.5 | 0.70 | U |
| 75-71-8 | Dichlorodifluoromethane | ND | 5.0 | 1.0 | U |
| 67-64-1 | Acetone | ND | 5.0 | 1.5 | U |
| 75-15-0 | Carbon disulfide | ND | 5.0 | 1.0 | U |
| 78-93-3 | 2-Butanone | ND | 5.0 | 1.9 | U |
| 108-10-1 | 4-Methyl-2-pentanone | ND | 5.0 | 1.0 | U |
| 591-78-6 | 2-Hexanone | ND | 5.0 | 1.0 | U |
| 74-97-5 | Bromochloromethane | ND | 2.5 | 0.70 | U |
| 106-93-4 | 1,2-Dibromoethane | ND | 2.0 | 0.65 | U |
| 96-12-8 | 1,2-Dibromo-3-chloropropane | ND | 2.5 | 0.70 | U |
| 98-82-8 | Isopropylbenzene | ND | 2.5 | 0.70 | U |
| 87-61-6 | 1,2,3-Trichlorobenzene | ND | 2.5 | 0.70 | U |
| 120-82-1 | 1,2,4-Trichlorobenzene | ND | 2.5 | 0.70 | U |
| 79-20-9 | Methyl Acetate | ND | 2.0 | 0.23 | U |
| 110-82-7 | Cyclohexane | ND | 10 | 0.27 | U |

# Results Summary
# Form 1
# Volatile Organics by GC/MS

| | | | |
|---|---|---|---|
| **Client** | : Roux Env. Eng. & Geology, DPC | **Lab Number** | : L2554996 |
| **Project Name** | : CORAM MATERIALS | **Project Number** | : 2232.0006Y005 |
| **Lab ID** | : L2554996-05 | **Date Collected** | : 09/02/25 00:00 |
| **Client ID** | : TRIP BLANK | **Date Received** | : 09/02/25 |
| **Sample Location** | : 416 MILLER PLACE-YAPHANK RD. | **Date Analyzed** | : 09/11/25 03:20 |
| **Sample Matrix** | : Trip Blank (aqueous) | **Dilution Factor** | : 1 |
| **Analytical Method** | : 1,8260D | **Analyst** | : MJV |
| **Lab File ID** | : V22250910N19 | **Instrument ID** | : VOA122 |
| **Sample Amount** | : 10 ml | **GC Column** | : RTX-502.2 |
| **Level** | : LOW | **%Solids** | : N/A |
| **Extract Volume (MeOH)** | : N/A | **Injection Volume** | : N/A |

| | | ug/L | | | |
|---|---|---|---|---|---|
| **CAS NO.** | **Parameter** | **Results** | **RL** | **MDL** | **Qualifier** |
| 76-13-1 | Freon-113 | ND | 2.5 | 0.70 | U |
| 108-87-2 | Methyl cyclohexane | ND | 10 | 0.40 | U |

# Results Summary
# Form 1
# Volatile Organics by GC/MS

| | | | |
|---|---|---|---|
| Client | : Roux Env. Eng. & Geology, DPC | Lab Number | : L2554996 |
| Project Name | : CORAM MATERIALS | Project Number | : 2232.0006Y005 |
| Lab ID | : WG2113316-5 | Date Collected | : NA |
| Client ID | : WG2113316-5BLANK | Date Received | : NA |
| Sample Location | : | Date Analyzed | : 09/10/25 21:59 |
| Sample Matrix | : WATER | Dilution Factor | : 1 |
| Analytical Method | : 1,8260D | Analyst | : TMS |
| Lab File ID | : V22250910N06 | Instrument ID | : VOA122 |
| Sample Amount | : 10 ml | GC Column | : RTX-502.2 |
| Level | : LOW | %Solids | : N/A |
| Extract Volume (MeOH) | : N/A | Injection Volume | : N/A |

| | | ug/L | | | |
|---|---|---|---|---|---|
| CAS NO. | Parameter | Results | RL | MDL | Qualifier |
| 75-09-2 | Methylene chloride | ND | 2.5 | 0.70 | U |
| 75-34-3 | 1,1-Dichloroethane | ND | 2.5 | 0.70 | U |
| 67-66-3 | Chloroform | ND | 2.5 | 0.70 | U |
| 56-23-5 | Carbon tetrachloride | ND | 0.50 | 0.13 | U |
| 78-87-5 | 1,2-Dichloropropane | ND | 1.0 | 0.14 | U |
| 124-48-1 | Dibromochloromethane | ND | 0.50 | 0.15 | U |
| 79-00-5 | 1,1,2-Trichloroethane | ND | 1.5 | 0.50 | U |
| 127-18-4 | Tetrachloroethene | ND | 0.50 | 0.18 | U |
| 108-90-7 | Chlorobenzene | ND | 2.5 | 0.70 | U |
| 75-69-4 | Trichlorofluoromethane | ND | 2.5 | 0.70 | U |
| 107-06-2 | 1,2-Dichloroethane | ND | 0.50 | 0.13 | U |
| 71-55-6 | 1,1,1-Trichloroethane | ND | 2.5 | 0.70 | U |
| 75-27-4 | Bromodichloromethane | ND | 0.50 | 0.19 | U |
| 10061-02-6 | trans-1,3-Dichloropropene | ND | 0.50 | 0.16 | U |
| 10061-01-5 | cis-1,3-Dichloropropene | ND | 0.50 | 0.14 | U |
| 75-25-2 | Bromoform | ND | 2.0 | 0.65 | U |
| 79-34-5 | 1,1,2,2-Tetrachloroethane | ND | 0.50 | 0.17 | U |
| 71-43-2 | Benzene | ND | 0.50 | 0.16 | U |
| 108-88-3 | Toluene | ND | 2.5 | 0.70 | U |
| 100-41-4 | Ethylbenzene | ND | 2.5 | 0.70 | U |
| 74-87-3 | Chloromethane | ND | 2.5 | 0.70 | U |
| 74-83-9 | Bromomethane | ND | 2.5 | 0.70 | U |
| 75-01-4 | Vinyl chloride | ND | 1.0 | 0.07 | U |
| 75-00-3 | Chloroethane | ND | 2.5 | 0.70 | U |
| 75-35-4 | 1,1-Dichloroethene | ND | 0.50 | 0.17 | U |

# Results Summary
# Form 1
# Volatile Organics by GC/MS

| | | | |
|---|---|---|---|
| Client | : Roux Env. Eng. & Geology, DPC | Lab Number | : L2554996 |
| Project Name | : CORAM MATERIALS | Project Number | : 2232.0006Y005 |
| Lab ID | : WG2113316-5 | Date Collected | : NA |
| Client ID | : WG2113316-5BLANK | Date Received | : NA |
| Sample Location | : | Date Analyzed | : 09/10/25 21:59 |
| Sample Matrix | : WATER | Dilution Factor | : 1 |
| Analytical Method | : 1,8260D | Analyst | : TMS |
| Lab File ID | : V22250910N06 | Instrument ID | : VOA122 |
| Sample Amount | : 10 ml | GC Column | : RTX-502.2 |
| Level | : LOW | %Solids | : N/A |
| Extract Volume (MeOH) | : N/A | Injection Volume | : N/A |

| | | ug/L | | | |
|---|---|---|---|---|---|
| CAS NO. | Parameter | Results | RL | MDL | Qualifier |
| 156-60-5 | trans-1,2-Dichloroethene | ND | 2.5 | 0.70 | U |
| 79-01-6 | Trichloroethene | ND | 0.50 | 0.18 | U |
| 95-50-1 | 1,2-Dichlorobenzene | ND | 2.5 | 0.70 | U |
| 541-73-1 | 1,3-Dichlorobenzene | ND | 2.5 | 0.70 | U |
| 106-46-7 | 1,4-Dichlorobenzene | ND | 2.5 | 0.70 | U |
| 1634-04-4 | Methyl tert butyl ether | ND | 2.5 | 0.17 | U |
| 179601-23-1 | p/m-Xylene | ND | 2.5 | 0.70 | U |
| 95-47-6 | o-Xylene | ND | 2.5 | 0.70 | U |
| 1330-20-7 | Xylenes, Total | ND | 2.5 | 0.70 | U |
| 156-59-2 | cis-1,2-Dichloroethene | ND | 2.5 | 0.70 | U |
| 100-42-5 | Styrene | ND | 2.5 | 0.70 | U |
| 75-71-8 | Dichlorodifluoromethane | ND | 5.0 | 1.0 | U |
| 67-64-1 | Acetone | ND | 5.0 | 1.5 | U |
| 75-15-0 | Carbon disulfide | ND | 5.0 | 1.0 | U |
| 78-93-3 | 2-Butanone | ND | 5.0 | 1.9 | U |
| 108-10-1 | 4-Methyl-2-pentanone | ND | 5.0 | 1.0 | U |
| 591-78-6 | 2-Hexanone | ND | 5.0 | 1.0 | U |
| 74-97-5 | Bromochloromethane | ND | 2.5 | 0.70 | U |
| 106-93-4 | 1,2-Dibromoethane | ND | 2.0 | 0.65 | U |
| 96-12-8 | 1,2-Dibromo-3-chloropropane | ND | 2.5 | 0.70 | U |
| 98-82-8 | Isopropylbenzene | ND | 2.5 | 0.70 | U |
| 87-61-6 | 1,2,3-Trichlorobenzene | ND | 2.5 | 0.70 | U |
| 120-82-1 | 1,2,4-Trichlorobenzene | ND | 2.5 | 0.70 | U |
| 79-20-9 | Methyl Acetate | ND | 2.0 | 0.23 | U |
| 110-82-7 | Cyclohexane | ND | 10 | 0.27 | U |

# Results Summary
# Form 1
# Volatile Organics by GC/MS

| | | | |
|---|---|---|---|
| **Client** | : Roux Env. Eng. & Geology, DPC | **Lab Number** | : L2554996 |
| **Project Name** | : CORAM MATERIALS | **Project Number** | : 2232.0006Y005 |
| **Lab ID** | : WG2113316-5 | **Date Collected** | : NA |
| **Client ID** | : WG2113316-5BLANK | **Date Received** | : NA |
| **Sample Location** | : | **Date Analyzed** | : 09/10/25 21:59 |
| **Sample Matrix** | : WATER | **Dilution Factor** | : 1 |
| **Analytical Method** | : 1,8260D | **Analyst** | : TMS |
| **Lab File ID** | : V22250910N06 | **Instrument ID** | : VOA122 |
| **Sample Amount** | : 10 ml | **GC Column** | : RTX-502.2 |
| **Level** | : LOW | **%Solids** | : N/A |
| **Extract Volume (MeOH)** | : N/A | **Injection Volume** | : N/A |

| | | ug/L | | | |
|---|---|---|---|---|---|
| **CAS NO.** | **Parameter** | **Results** | **RL** | **MDL** | **Qualifier** |
| 76-13-1 | Freon-113 | ND | 2.5 | 0.70 | U |
| 108-87-2 | Methyl cyclohexane | ND | 10 | 0.40 | U |

Quantitation Report (QT Reviewed)

Data Path : K:\VOA122\2025\250910A\
Data File : V22250910N15.D
Acq On : 11 Sep 2025 01:41 am
Operator : VOA122:MJV
Sample : L2554996-01,31,10,10,,A
Misc : WG2113316,ICAL22572 (Sig #1); WG,ICAL22572 (Sig #2)
ALS Vial : 42 Sample Multiplier: 1

Quant Time: Sep 11 06:35:27 2025
Quant Method : K:\VOA122\2025\250910A\V122_250821A_8260.m
Quant Title : VOLATILES BY GC/MS
QLast Update : Fri Aug 22 12:06:39 2025
Response via : Initial Calibration

CCAL FILE(s) : 1 - K:\VOA122\2025\250910A\V22250910N03.D
Sub List : 8260-Curve-IM-2CEVE - Megamix plus Diox-Iodomethane

| Compound | R.T. | QIon | Response | Conc Units | Dev(Min) |
|---|---|---|---|---|---|
| Internal Standards | | | | | |
| 1) Fluorobenzene | 5.828 | 96 | 320905 | 10.000 ug/L | 0.00 |
| Standard Area 1 = 338042 | | | Recovery = | 94.93% | |
| 62) Chlorobenzene-d5 | 9.358 | 117 | 281217 | 10.000 ug/L | 0.00 |
| Standard Area 1 = 283885 | | | Recovery = | 99.06% | |
| 83) 1,4-Dichlorobenzene-d4 | 12.104 | 152 | 153426 | 10.000 ug/L | 0.00 |
| Standard Area 1 = 175629 | | | Recovery = | 87.36% | |
| System Monitoring Compounds | | | | | |
| 38) Dibromofluoromethane | 5.022 | 113 | 116008 | 10.848 ug/L | 0.00 |
| Spiked Amount 10.000 | Range 70 - 130 | | Recovery = | 108.48% | |
| 46) 1,2-Dichloroethane-d4 | 5.542 | 65 | 117911 | 11.499 ug/L | 0.00 |
| Spiked Amount 10.000 | Range 70 - 130 | | Recovery = | 114.99% | |
| 63) Toluene-d8 | 7.520 | 98 | 353730 | 9.742 ug/L | 0.00 |
| Spiked Amount 10.000 | Range 70 - 130 | | Recovery = | 97.42% | |
| 87) 4-Bromofluorobenzene | 10.873 | 95 | 118032 | 9.917 ug/L | 0.00 |
| Spiked Amount 10.000 | Range 70 - 130 | | Recovery = | 99.17% | |
| Target Compounds | | | | | Qvalue |
| 2) Dichlorodifluoromethane | 0.000 | | 0 | N.D. | |
| 3) Chloromethane | 0.000 | | 0 | N.D. | |
| 4) Vinyl chloride | 0.000 | | 0 | N.D. | |
| 5) Bromomethane | 0.000 | | 0 | N.D. | |
| 6) Chloroethane | 0.000 | | 0 | N.D. | |
| 7) Trichlorofluoromethane | 0.000 | | 0 | N.D. | |
| 10) 1,1-Dichloroethene | 0.000 | | 0 | N.D. | |
| 11) Carbon disulfide | 0.000 | | 0 | N.D. | |
| 12) Freon-113 | 0.000 | | 0 | N.D. | |
| 15) Methylene chloride | 0.000 | | 0 | N.D. | |
| 17) Acetone | 0.000 | | 0 | N.D. | d |
| 18) trans-1,2-Dichloroethene | 0.000 | | 0 | N.D. | |
| 19) Methyl acetate | 3.586 | 43 | 73 | N.D. | |
| 21) Methyl tert-butyl ether | 0.000 | | 0 | N.D. | |
| 25) 1,1-Dichloroethane | 0.000 | | 0 | N.D. | |
| 30) cis-1,2-Dichloroethene | 0.000 | | 0 | N.D. | |
| 32) Bromochloromethane | 0.000 | | 0 | N.D. | |
| 33) Cyclohexane | 0.000 | | 0 | N.D. | |
| 34) Chloroform | 0.000 | | 0 | N.D. | |
| 36) Carbon tetrachloride | 0.000 | | 0 | N.D. | |

Data Path : K:\VOA122\2025\250910A\
Data File : V22250910N15.D
Acq On : 11 Sep 2025 01:41 am
Operator : VOA122:MJV
Sample : L2554996-01,31,10,10,,A
Misc : WG2113316,ICAL22572 (Sig #1); WG,ICAL22572 (Sig #2)
ALS Vial : 42 Sample Multiplier: 1

Quant Time: Sep 11 06:35:27 2025
Quant Method : K:\VOA122\2025\250910A\V122_250821A_8260.m
Quant Title : VOLATILES BY GC/MS
QLast Update : Fri Aug 22 12:06:39 2025
Response via : Initial Calibration

CCAL FILE(s) : 1 - K:\VOA122\2025\250910A\V22250910N03.D
Sub List : 8260-Curve-IM-2CEVE - Megamix plus Diox-Iodomethane

| Compound | R.T. | QIon | Response | Conc | Units | Dev(Min) |
|---|---|---|---|---|---|---|
| 39) 1,1,1-Trichloroethane | 0.000 | | 0 | | N.D. | |
| 41) 2-Butanone | 0.000 | | 0 | | N.D. | |
| 44) Benzene | 0.000 | | 0 | | N.D. | |
| 47) 1,2-Dichloroethane | 0.000 | | 0 | | N.D. | |
| 50) Methyl cyclohexane | 0.000 | | 0 | | N.D. | |
| 51) Trichloroethene | 5.940 | 95 | 142 | | N.D. | |
| 54) 1,2-Dichloropropane | 0.000 | | 0 | | N.D. | |
| 57) Bromodichloromethane | 0.000 | | 0 | | N.D. | |
| 61) cis-1,3-Dichloropropene | 0.000 | | 0 | | N.D. | |
| 64) Toluene | 0.000 | | 0 | | N.D. | |
| 65) 4-Methyl-2-pentanone | 0.000 | | 0 | | N.D. | |
| 66) Tetrachloroethene | 0.000 | | 0 | | N.D. | |
| 68) trans-1,3-Dichloropropene | 0.000 | | 0 | | N.D. | |
| 71) 1,1,2-Trichloroethane | 0.000 | | 0 | | N.D. | |
| 72) Chlorodibromomethane | 0.000 | | 0 | | N.D. | |
| 74) 1,2-Dibromoethane | 0.000 | | 0 | | N.D. | |
| 76) 2-Hexanone | 0.000 | | 0 | | N.D. | |
| 77) Chlorobenzene | 0.000 | | 0 | | N.D. | |
| 78) Ethylbenzene | 9.358 | 91 | 469 | | N.D. | |
| 80) p/m Xylene | 0.000 | | 0 | | N.D. | |
| 81) o Xylene | 0.000 | | 0 | | N.D. | |
| 82) Styrene | 0.000 | | 0 | | N.D. | |
| 84) Bromoform | 0.000 | | 0 | | N.D. | |
| 86) Isopropylbenzene | 0.000 | | 0 | | N.D. | |
| 91) 1,1,2,2-Tetrachloroethane | 0.000 | | 0 | | N.D. | |
| 104) 1,3-Dichlorobenzene | 0.000 | | 0 | | N.D. | |
| 105) 1,4-Dichlorobenzene | 0.000 | | 0 | | N.D. | |
| 108) 1,2-Dichlorobenzene | 0.000 | | 0 | | N.D. | |
| 110) 1,2-Dibromo-3-chloropr... | 0.000 | | 0 | | N.D. | |
| 113) 1,2,4-Trichlorobenzene | 0.000 | | 0 | | N.D. | |
| 115) 1,2,3-Trichlorobenzene | 0.000 | | 0 | | N.D. | |

(#) = qualifier out of range (m) = manual integration (+) = signals summed

Quantitation Report (QT Reviewed)

Data Path : K:\VOA122\2025\250910A\
Data File : V22250910N15.D
Acq On : 11 Sep 2025 01:41 am
Operator : VOA122:MJV
Sample : L2554996-01,31,10,10,,A
Misc : WG2113316,ICAL22572 (Sig #1); WG,ICAL22572 (Sig #2)
ALS Vial : 42 Sample Multiplier: 1

Quant Time: Sep 11 06:35:27 2025
Quant Method : K:\VOA122\2025\250910A\V122_250821A_8260.m
Quant Title : VOLATILES BY GC/MS
QLast Update : Fri Aug 22 12:06:39 2025
Response via : Initial Calibration

Sub List : 8260-Curve-IM-2CEVE - Megamix plus Diox-Iodomethane

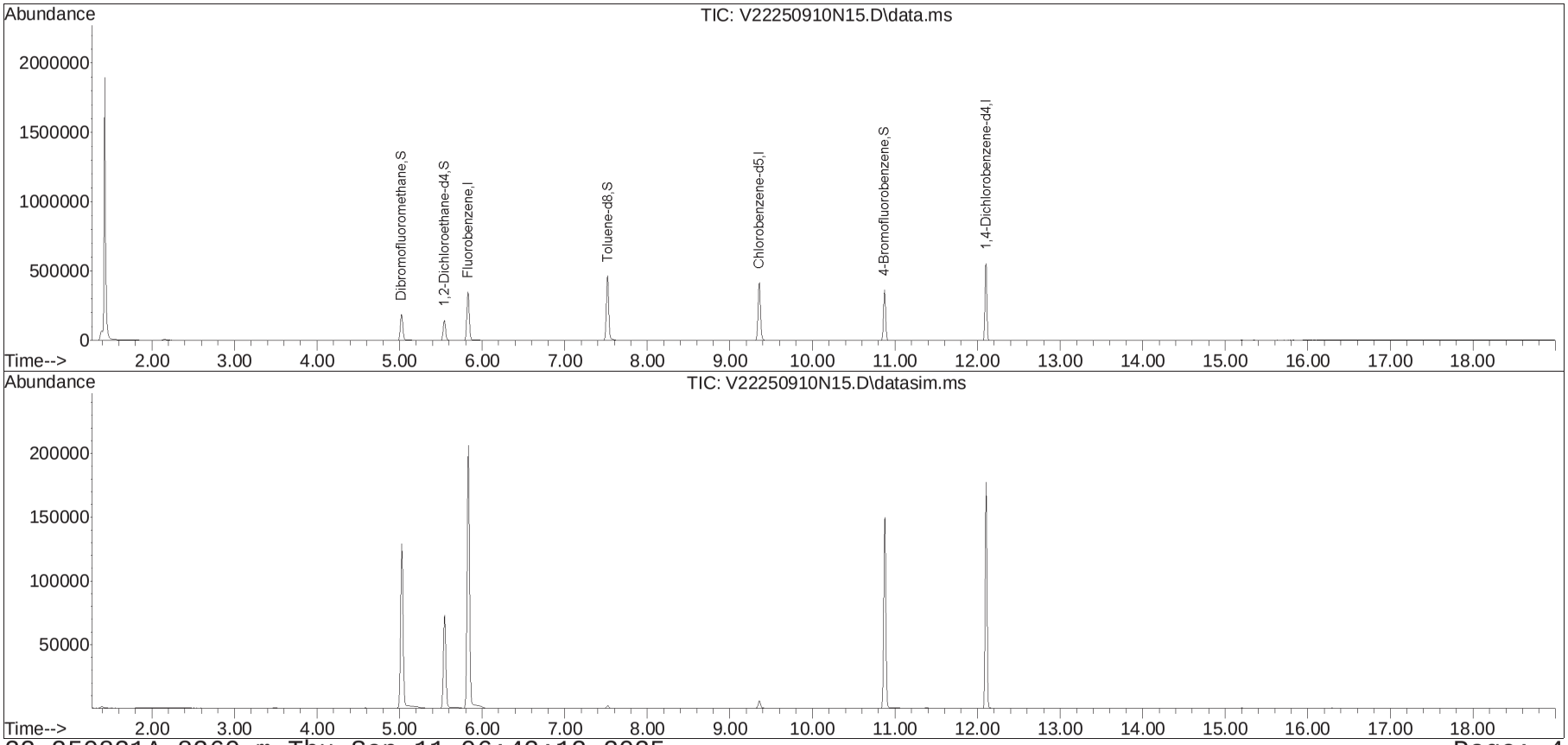

# Manual Integration Report

| | | | |
|---|---|---|---|
| Data Path | : K:\VOA122\2025\250910A\ | QMethod | : V122_250821A_8260.m |
| Data File | : V22250910N15.D | Operator | : VOA122:MJV |
| Date Inj'd | : 9/11/2025 1:41 am | Instrument | : VOA 122 |
| Sample | : L2554996-01,31,10,10,,A | Quant Date | : 9/11/2025 6:26 am |

There are no manual integrations or false positives in this file.

Quantitation Report (QT Reviewed)

Data Path : K:\VOA122\2025\250910A\
Data File : V22250910N16.D
Acq On : 11 Sep 2025 02:06 am
Operator : VOA122:MJV
Sample : L2554996-02,31,10,10,,A
Misc : WG2113316,ICAL22572 (Sig #1); WG,ICAL22572 (Sig #2)
ALS Vial : 43 Sample Multiplier: 1

Quant Time: Sep 11 06:35:36 2025
Quant Method : K:\VOA122\2025\250910A\V122_250821A_8260.m
Quant Title : VOLATILES BY GC/MS
QLast Update : Fri Aug 22 12:06:39 2025
Response via : Initial Calibration

CCAL FILE(s) : 1 - K:\VOA122\2025\250910A\V22250910N03.D
Sub List : 8260-Curve-IM-2CEVE - Megamix plus Diox-Iodomethane

| Compound | R.T. | QIon | Response | Conc | Units | Dev(Min) |
|---|---|---|---|---|---|---|
| Internal Standards | | | | | | |
| 1) Fluorobenzene | 5.828 | 96 | 305055 | 10.000 | ug/L | 0.00 |
| Standard Area 1 = 338042 | | | Recovery = 90.24% | | | |
| 62) Chlorobenzene-d5 | 9.358 | 117 | 273143 | 10.000 | ug/L | 0.00 |
| Standard Area 1 = 283885 | | | Recovery = 96.22% | | | |
| 83) 1,4-Dichlorobenzene-d4 | 12.104 | 152 | 144098 | 10.000 | ug/L | 0.00 |
| Standard Area 1 = 175629 | | | Recovery = 82.05% | | | |
| System Monitoring Compounds | | | | | | |
| 38) Dibromofluoromethane | 5.021 | 113 | 111656 | 10.984 | ug/L | 0.00 |
| Spiked Amount 10.000 | Range 70 - 130 | | Recovery = 109.84% | | | |
| 46) 1,2-Dichloroethane-d4 | 5.542 | 65 | 110911 | 11.379 | ug/L | 0.00 |
| Spiked Amount 10.000 | Range 70 - 130 | | Recovery = 113.79% | | | |
| 63) Toluene-d8 | 7.520 | 98 | 343871 | 9.750 | ug/L | 0.00 |
| Spiked Amount 10.000 | Range 70 - 130 | | Recovery = 97.50% | | | |
| 87) 4-Bromofluorobenzene | 10.873 | 95 | 115245 | 10.309 | ug/L | 0.00 |
| Spiked Amount 10.000 | Range 70 - 130 | | Recovery = 103.09% | | | |
| Target Compounds | | | | | | Qvalue |
| 2) Dichlorodifluoromethane | 0.000 | | 0 | N.D. | d | |
| 3) Chloromethane | 0.000 | | 0 | N.D. | | |
| 4) Vinyl chloride | 0.000 | | 0 | N.D. | | |
| 5) Bromomethane | 0.000 | | 0 | N.D. | | |
| 6) Chloroethane | 0.000 | | 0 | N.D. | | |
| 7) Trichlorofluoromethane | 0.000 | | 0 | N.D. | | |
| 10) 1,1-Dichloroethene | 0.000 | | 0 | N.D. | | |
| 11) Carbon disulfide | 2.856 | 76 | 75 | N.D. | | |
| 12) Freon-113 | 0.000 | | 0 | N.D. | | |
| 15) Methylene chloride | 0.000 | | 0 | N.D. | | |
| 17) Acetone | 3.397 | 43 | 1921 | 2.925 | ug/L # | 74 |
| 18) trans-1,2-Dichloroethene | 0.000 | | 0 | N.D. | | |
| 19) Methyl acetate | 3.617 | 43 | 95 | N.D. | | |
| 21) Methyl tert-butyl ether | 0.000 | | 0 | N.D. | d | |
| 25) 1,1-Dichloroethane | 0.000 | | 0 | N.D. | | |
| 30) cis-1,2-Dichloroethene | 0.000 | | 0 | N.D. | | |
| 32) Bromochloromethane | 0.000 | | 0 | N.D. | | |
| 33) Cyclohexane | 0.000 | | 0 | N.D. | | |
| 34) Chloroform | 0.000 | | 0 | N.D. | | |
| 36) Carbon tetrachloride | 0.000 | | 0 | N.D. | | |

Data Path : K:\VOA122\2025\250910A\
Data File : V22250910N16.D
Acq On : 11 Sep 2025 02:06 am
Operator : VOA122:MJV
Sample : L2554996-02,31,10,10,,A
Misc : WG2113316,ICAL22572 (Sig #1); WG,ICAL22572 (Sig #2)
ALS Vial : 43 Sample Multiplier: 1

Quant Time: Sep 11 06:35:36 2025
Quant Method : K:\VOA122\2025\250910A\V122_250821A_8260.m
Quant Title : VOLATILES BY GC/MS
QLast Update : Fri Aug 22 12:06:39 2025
Response via : Initial Calibration

CCAL FILE(s) : 1 - K:\VOA122\2025\250910A\V22250910N03.D
Sub List : 8260-Curve-IM-2CEVE - Megamix plus Diox-Iodomethane

| | Compound | R.T. | QIon | Response | Conc | Units | Dev(Min) |
|---|---|---|---|---|---|---|---|
| 39) | 1,1,1-Trichloroethane | 0.000 | | 0 | | N.D. | |
| 41) | 2-Butanone | 0.000 | | 0 | | N.D. | |
| 44) | Benzene | 0.000 | | 0 | | N.D. | |
| 47) | 1,2-Dichloroethane | 0.000 | | 0 | | N.D. | |
| 50) | Methyl cyclohexane | 0.000 | | 0 | | N.D. | |
| 51) | Trichloroethene | 5.947 | 95 | 140 | | N.D. | |
| 54) | 1,2-Dichloropropane | 0.000 | | 0 | | N.D. | |
| 57) | Bromodichloromethane | 0.000 | | 0 | | N.D. | |
| 61) | cis-1,3-Dichloropropene | 0.000 | | 0 | | N.D. | |
| 64) | Toluene | 0.000 | | 0 | | N.D. | |
| 65) | 4-Methyl-2-pentanone | 0.000 | | 0 | | N.D. | |
| 66) | Tetrachloroethene | 0.000 | | 0 | | N.D. | |
| 68) | trans-1,3-Dichloropropene | 0.000 | | 0 | | N.D. | |
| 71) | 1,1,2-Trichloroethane | 0.000 | | 0 | | N.D. | |
| 72) | Chlorodibromomethane | 0.000 | | 0 | | N.D. | |
| 74) | 1,2-Dibromoethane | 0.000 | | 0 | | N.D. | |
| 76) | 2-Hexanone | 0.000 | | 0 | | N.D. | |
| 77) | Chlorobenzene | 0.000 | | 0 | | N.D. | |
| 78) | Ethylbenzene | 9.358 | 91 | 468 | | N.D. | |
| 80) | p/m Xylene | 0.000 | | 0 | | N.D. | |
| 81) | o Xylene | 0.000 | | 0 | | N.D. | |
| 82) | Styrene | 0.000 | | 0 | | N.D. | |
| 84) | Bromoform | 0.000 | | 0 | | N.D. | |
| 86) | Isopropylbenzene | 0.000 | | 0 | | N.D. | |
| 91) | 1,1,2,2-Tetrachloroethane | 0.000 | | 0 | | N.D. | |
| 104) | 1,3-Dichlorobenzene | 0.000 | | 0 | | N.D. | |
| 105) | 1,4-Dichlorobenzene | 0.000 | | 0 | | N.D. | |
| 108) | 1,2-Dichlorobenzene | 0.000 | | 0 | | N.D. | |
| 110) | 1,2-Dibromo-3-chloropr... | 0.000 | | 0 | | N.D. | |
| 113) | 1,2,4-Trichlorobenzene | 0.000 | | 0 | | N.D. | |
| 115) | 1,2,3-Trichlorobenzene | 0.000 | | 0 | | N.D. | |

(#) = qualifier out of range (m) = manual integration (+) = signals summed

Quantitation Report (QT Reviewed)

Data Path : K:\VOA122\2025\250910A\
Data File : V22250910N16.D
Acq On : 11 Sep 2025 02:06 am
Operator : VOA122:MJV
Sample : L2554996-02,31,10,10,,A
Misc : WG2113316,ICAL22572 (Sig #1); WG,ICAL22572 (Sig #2)
ALS Vial : 43 Sample Multiplier: 1

Quant Time: Sep 11 06:35:36 2025
Quant Method : K:\VOA122\2025\250910A\V122_250821A_8260.m
Quant Title : VOLATILES BY GC/MS
QLast Update : Fri Aug 22 12:06:39 2025
Response via : Initial Calibration

Sub List : 8260-Curve-IM-2CEVE - Megamix plus Diox-Iodomethane

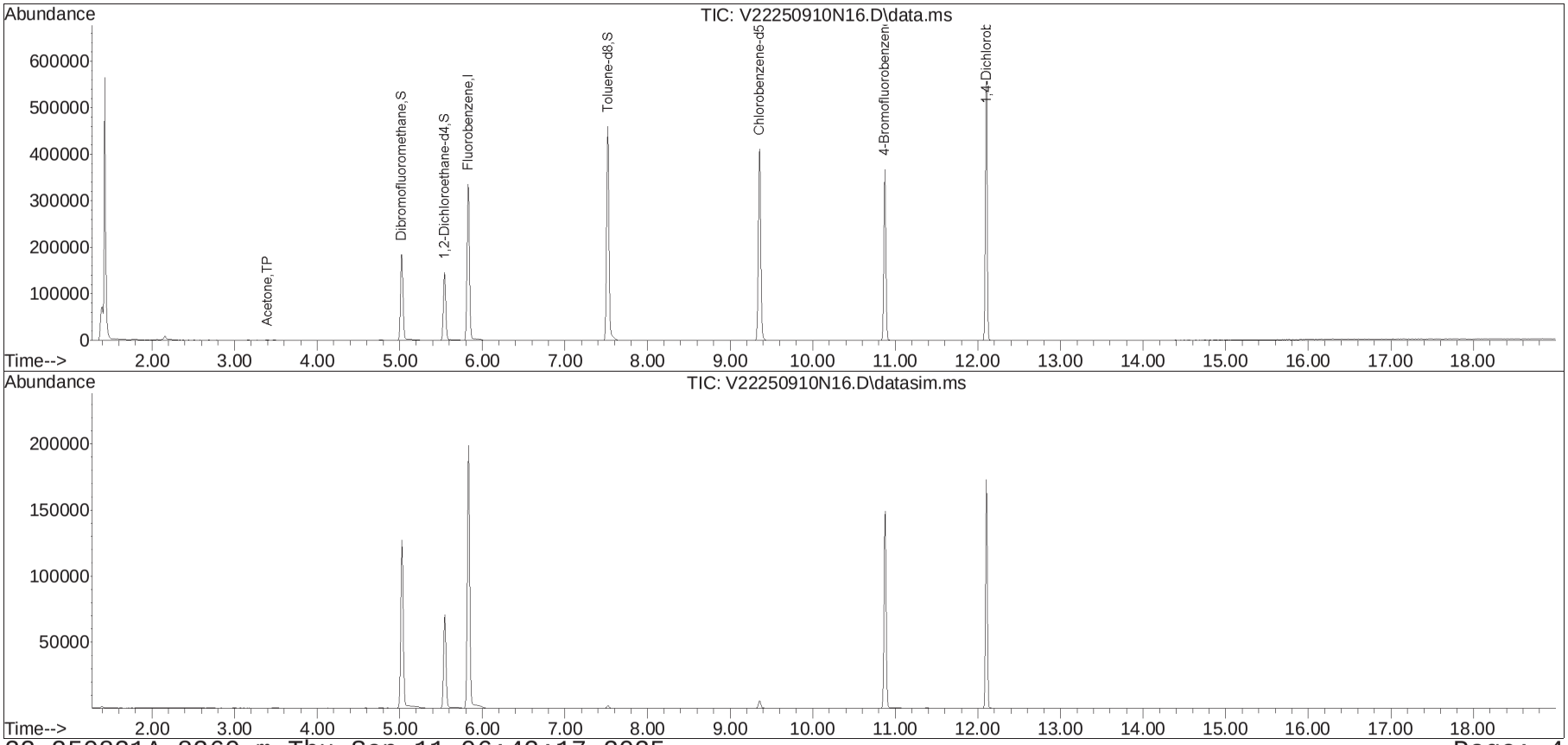

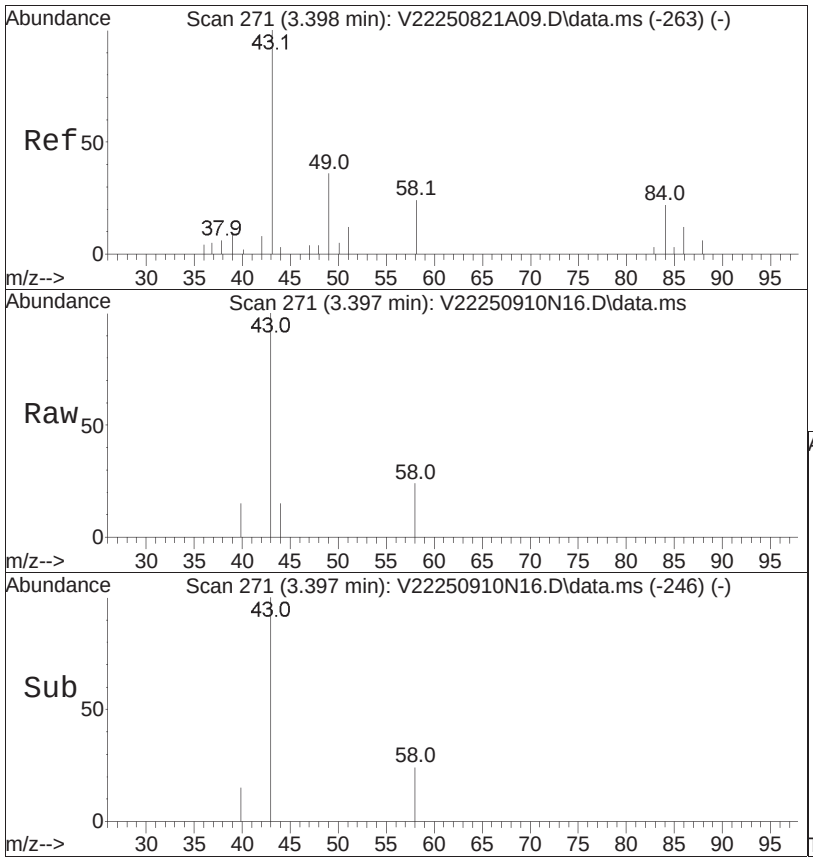


#17
Acetone
Concen: 2.93 ug/L
RT: 3.397 min Scan# 271
Delta R.T. -0.001 min
Lab File: V22250910N16.D
Acq: 11 Sep 2025 02:06 am

Tgt Ion: 43 Resp: 1921

| Ion | Ratio | Lower | Upper |
|---|---|---|---|
| 43 | 100 | | |
| 58 | 10.3 | 18.4 | 27.6# |

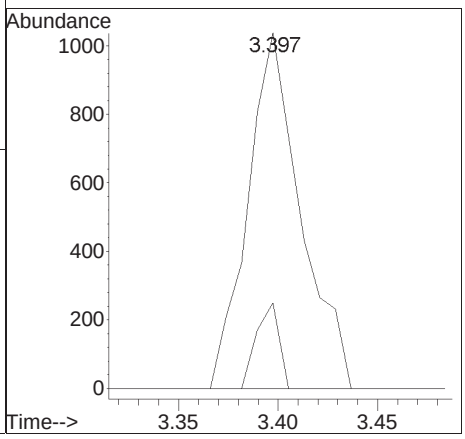

Manual Integration Report

| | | | |
|---|---|---|---|
| Data Path | : K:\VOA122\2025\250910A\ | QMethod | : V122_250821A_8260.m |
| Data File | : V22250910N16.D | Operator | : VOA122:MJV |
| Date Inj'd | : 9/11/2025 2:06 am | Instrument | : VOA 122 |
| Sample | : L2554996-02,31,10,10,,A | Quant Date | : 9/11/2025 6:26 am |

There are no manual integrations or false positives in this file.

Quantitation Report (QT Reviewed)

Data Path : K:\VOA122\2025\250910A\
Data File : V22250910N17.D
Acq On : 11 Sep 2025 02:31 am
Operator : VOA122:MJV
Sample : L2554996-03,31,10,10,,A
Misc : WG2113316,ICAL22572 (Sig #1); WG,ICAL22572 (Sig #2)
ALS Vial : 44 Sample Multiplier: 1

Quant Time: Sep 11 06:35:53 2025
Quant Method : K:\VOA122\2025\250910A\V122_250821A_8260.m
Quant Title : VOLATILES BY GC/MS
QLast Update : Fri Aug 22 12:06:39 2025
Response via : Initial Calibration

CCAL FILE(s) : 1 - K:\VOA122\2025\250910A\V22250910N03.D
Sub List : 8260-Curve-IM-2CEVE - Megamix plus Diox-Iodomethane

| Compound | R.T. | QIon | Response | Conc | Units | Dev(Min) |
|---|---|---|---|---|---|---|
| Internal Standards | | | | | | |
| 1) Fluorobenzene | 5.828 | 96 | 314022 | 10.000 | ug/L | 0.00 |
| Standard Area 1 = 338042 | | | Recovery = 92.89% | | | |
| 62) Chlorobenzene-d5 | 9.358 | 117 | 271291 | 10.000 | ug/L | 0.00 |
| Standard Area 1 = 283885 | | | Recovery = 95.56% | | | |
| 83) 1,4-Dichlorobenzene-d4 | 12.104 | 152 | 145777 | 10.000 | ug/L | 0.00 |
| Standard Area 1 = 175629 | | | Recovery = 83.00% | | | |
| System Monitoring Compounds | | | | | | |
| 38) Dibromofluoromethane | 5.021 | 113 | 111658 | 10.670 | ug/L | 0.00 |
| Spiked Amount 10.000 | Range 70 - 130 | | Recovery = 106.70% | | | |
| 46) 1,2-Dichloroethane-d4 | 5.542 | 65 | 114626 | 11.424 | ug/L | 0.00 |
| Spiked Amount 10.000 | Range 70 - 130 | | Recovery = 114.24% | | | |
| 63) Toluene-d8 | 7.520 | 98 | 335083 | 9.566 | ug/L | 0.00 |
| Spiked Amount 10.000 | Range 70 - 130 | | Recovery = 95.66% | | | |
| 87) 4-Bromofluorobenzene | 10.873 | 95 | 112973 | 9.990 | ug/L | 0.00 |
| Spiked Amount 10.000 | Range 70 - 130 | | Recovery = 99.90% | | | |
| Target Compounds | | | | | | Qvalue |
| 2) Dichlorodifluoromethane | 0.000 | | 0 | N.D. | | |
| 3) Chloromethane | 0.000 | | 0 | N.D. | | |
| 4) Vinyl chloride | 0.000 | | 0 | N.D. | | |
| 5) Bromomethane | 0.000 | | 0 | N.D. | | |
| 6) Chloroethane | 2.166 | 64 | 86 | N.D. | | |
| 7) Trichlorofluoromethane | 0.000 | | 0 | N.D. | | |
| 10) 1,1-Dichloroethene | 0.000 | | 0 | N.D. | | |
| 11) Carbon disulfide | 2.864 | 76 | 72 | N.D. | | |
| 12) Freon-113 | 0.000 | | 0 | N.D. | | |
| 15) Methylene chloride | 0.000 | | 0 | N.D. | | |
| 17) Acetone | 0.000 | | 0 | N.D. | d | |
| 18) trans-1,2-Dichloroethene | 0.000 | | 0 | N.D. | | |
| 19) Methyl acetate | 0.000 | | 0 | N.D. | d | |
| 21) Methyl tert-butyl ether | 3.601 | 73 | 187 | N.D. | | |
| 25) 1,1-Dichloroethane | 0.000 | | 0 | N.D. | | |
| 30) cis-1,2-Dichloroethene | 0.000 | | 0 | N.D. | | |
| 32) Bromochloromethane | 0.000 | | 0 | N.D. | | |
| 33) Cyclohexane | 0.000 | | 0 | N.D. | | |
| 34) Chloroform | 0.000 | | 0 | N.D. | | |
| 36) Carbon tetrachloride | 0.000 | | 0 | N.D. | | |

Data Path : K:\VOA122\2025\250910A\
Data File : V22250910N17.D
Acq On : 11 Sep 2025 02:31 am
Operator : VOA122:MJV
Sample : L2554996-03,31,10,10,,A
Misc : WG2113316,ICAL22572 (Sig #1); WG,ICAL22572 (Sig #2)
ALS Vial : 44 Sample Multiplier: 1

Quant Time: Sep 11 06:35:53 2025
Quant Method : K:\VOA122\2025\250910A\V122_250821A_8260.m
Quant Title : VOLATILES BY GC/MS
QLast Update : Fri Aug 22 12:06:39 2025
Response via : Initial Calibration

CCAL FILE(s) : 1 - K:\VOA122\2025\250910A\V22250910N03.D
Sub List : 8260-Curve-IM-2CEVE - Megamix plus Diox-Iodomethane

| Compound | R.T. | QIon | Response | Conc | Units | Dev(Min) |
|---|---|---|---|---|---|---|
| 39) 1,1,1-Trichloroethane | 0.000 | | 0 | | N.D. | |
| 41) 2-Butanone | 0.000 | | 0 | | N.D. | |
| 44) Benzene | 0.000 | | 0 | | N.D. | |
| 47) 1,2-Dichloroethane | 0.000 | | 0 | | N.D. | |
| 50) Methyl cyclohexane | 0.000 | | 0 | | N.D. | |
| 51) Trichloroethene | 5.912 | 95 | 305 | | N.D. | |
| 54) 1,2-Dichloropropane | 0.000 | | 0 | | N.D. | |
| 57) Bromodichloromethane | 0.000 | | 0 | | N.D. | |
| 61) cis-1,3-Dichloropropene | 0.000 | | 0 | | N.D. | |
| 64) Toluene | 0.000 | | 0 | | N.D. | |
| 65) 4-Methyl-2-pentanone | 0.000 | | 0 | | N.D. | |
| 66) Tetrachloroethene | 0.000 | | 0 | | N.D. | |
| 68) trans-1,3-Dichloropropene | 0.000 | | 0 | | N.D. | |
| 71) 1,1,2-Trichloroethane | 0.000 | | 0 | | N.D. | |
| 72) Chlorodibromomethane | 0.000 | | 0 | | N.D. | |
| 74) 1,2-Dibromoethane | 0.000 | | 0 | | N.D. | |
| 76) 2-Hexanone | 0.000 | | 0 | | N.D. | |
| 77) Chlorobenzene | 0.000 | | 0 | | N.D. | |
| 78) Ethylbenzene | 9.351 | 91 | 505 | | N.D. | |
| 80) p/m Xylene | 0.000 | | 0 | | N.D. | |
| 81) o Xylene | 0.000 | | 0 | | N.D. | |
| 82) Styrene | 0.000 | | 0 | | N.D. | |
| 84) Bromoform | 0.000 | | 0 | | N.D. | |
| 86) Isopropylbenzene | 0.000 | | 0 | | N.D. | |
| 91) 1,1,2,2-Tetrachloroethane | 0.000 | | 0 | | N.D. | |
| 104) 1,3-Dichlorobenzene | 0.000 | | 0 | | N.D. | |
| 105) 1,4-Dichlorobenzene | 0.000 | | 0 | | N.D. | |
| 108) 1,2-Dichlorobenzene | 0.000 | | 0 | | N.D. | |
| 110) 1,2-Dibromo-3-chloropr... | 0.000 | | 0 | | N.D. | |
| 113) 1,2,4-Trichlorobenzene | 0.000 | | 0 | | N.D. | |
| 115) 1,2,3-Trichlorobenzene | 0.000 | | 0 | | N.D. | |

(#) = qualifier out of range (m) = manual integration (+) = signals summed

Quantitation Report (QT Reviewed)

Data Path : K:\VOA122\2025\250910A\
Data File : V22250910N17.D
Acq On : 11 Sep 2025 02:31 am
Operator : VOA122:MJV
Sample : L2554996-03,31,10,10,,A
Misc : WG2113316,ICAL22572 (Sig #1); WG,ICAL22572 (Sig #2)
ALS Vial : 44 Sample Multiplier: 1

Quant Time: Sep 11 06:35:53 2025
Quant Method : K:\VOA122\2025\250910A\V122_250821A_8260.m
Quant Title : VOLATILES BY GC/MS
QLast Update : Fri Aug 22 12:06:39 2025
Response via : Initial Calibration

Sub List : 8260-Curve-IM-2CEVE - Megamix plus Diox-Iodomethane

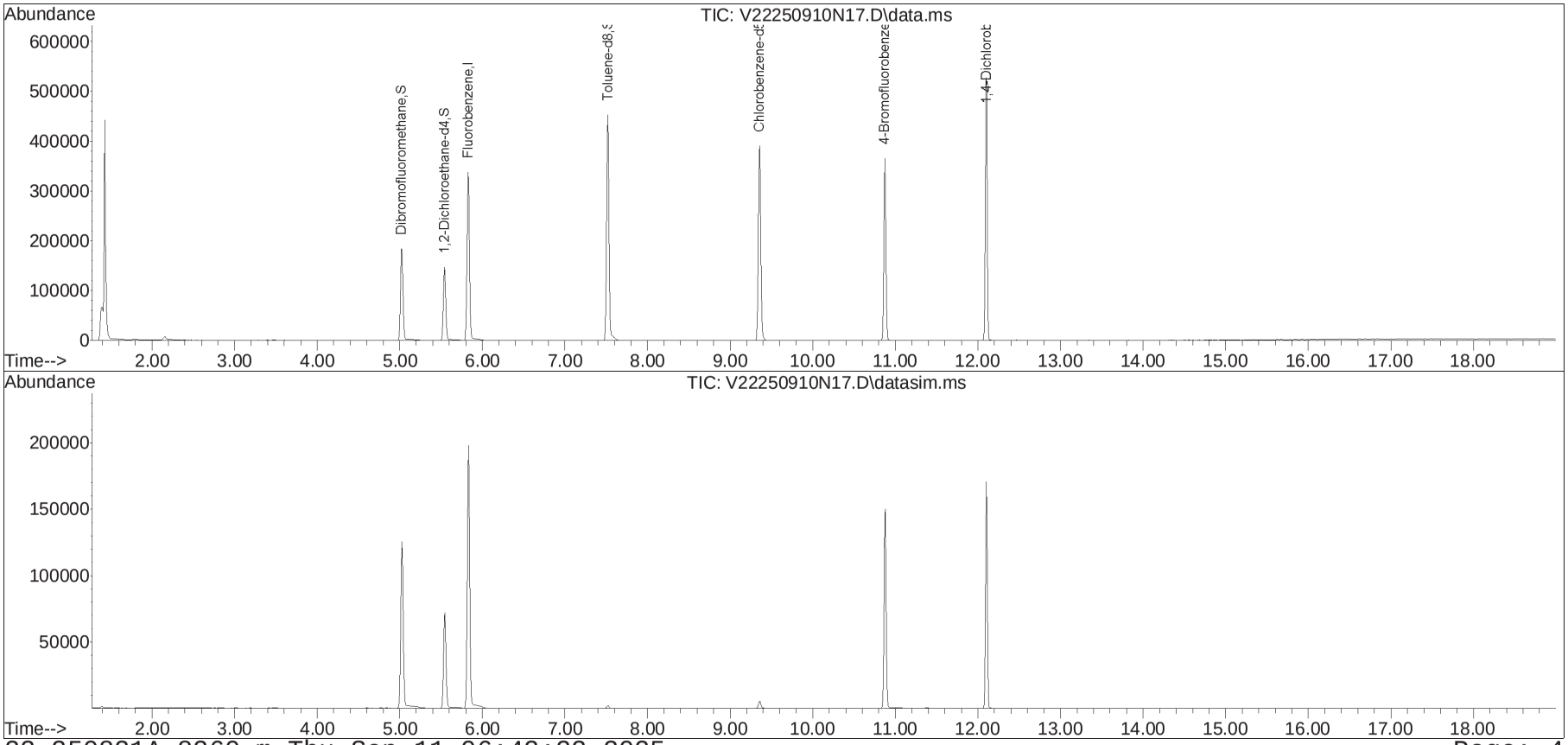

# Manual Integration Report

| | | | |
|---|---|---|---|
| Data Path | : K:\VOA122\2025\250910A\ | QMethod | : V122_250821A_8260.m |
| Data File | : V22250910N17.D | Operator | : VOA122:MJV |
| Date Inj'd | : 9/11/2025 2:31 am | Instrument | : VOA 122 |
| Sample | : L2554996-03,31,10,10,,A | Quant Date | : 9/11/2025 6:27 am |

There are no manual integrations or false positives in this file.

Quantitation Report (QT Reviewed)

Data Path : K:\VOA122\2025\250910A\
Data File : V22250910N18.D
Acq On : 11 Sep 2025 02:55 am
Operator : VOA122:MJV
Sample : L2554996-04,31,10,10,,A
Misc : WG2113316,ICAL22572 (Sig #1); WG,ICAL22572 (Sig #2)
ALS Vial : 45 Sample Multiplier: 1

Quant Time: Sep 11 06:36:05 2025
Quant Method : K:\VOA122\2025\250910A\V122_250821A_8260.m
Quant Title : VOLATILES BY GC/MS
QLast Update : Fri Aug 22 12:06:39 2025
Response via : Initial Calibration

CCAL FILE(s) : 1 - K:\VOA122\2025\250910A\V22250910N03.D
Sub List : 8260-Curve-IM-2CEVE - Megamix plus Diox-Iodomethane

| Compound | R.T. | QIon | Response | Conc | Units | Dev(Min) |
|---|---|---|---|---|---|---|
| Internal Standards | | | | | | |
| 1) Fluorobenzene | 5.828 | 96 | 312138 | 10.000 | ug/L | 0.00 |
| Standard Area 1 = 338042 | | | Recovery = 92.34% | | | |
| 62) Chlorobenzene-d5 | 9.358 | 117 | 270243 | 10.000 | ug/L | 0.00 |
| Standard Area 1 = 283885 | | | Recovery = 95.19% | | | |
| 83) 1,4-Dichlorobenzene-d4 | 12.104 | 152 | 144544 | 10.000 | ug/L | 0.00 |
| Standard Area 1 = 175629 | | | Recovery = 82.30% | | | |
| System Monitoring Compounds | | | | | | |
| 38) Dibromofluoromethane | 5.021 | 113 | 115240 | 11.079 | ug/L | 0.00 |
| Spiked Amount 10.000 | Range 70 - 130 | | Recovery = 110.79% | | | |
| 46) 1,2-Dichloroethane-d4 | 5.542 | 65 | 117267 | 11.758 | ug/L | 0.00 |
| Spiked Amount 10.000 | Range 70 - 130 | | Recovery = 117.58% | | | |
| 63) Toluene-d8 | 7.520 | 98 | 338631 | 9.705 | ug/L | 0.00 |
| Spiked Amount 10.000 | Range 70 - 130 | | Recovery = 97.05% | | | |
| 87) 4-Bromofluorobenzene | 10.873 | 95 | 114374 | 10.200 | ug/L | 0.00 |
| Spiked Amount 10.000 | Range 70 - 130 | | Recovery = 102.00% | | | |
| Target Compounds | | | | | | Qvalue |
| 2) Dichlorodifluoromethane | 0.000 | | 0 | N.D. | | |
| 3) Chloromethane | 0.000 | | 0 | N.D. | | |
| 4) Vinyl chloride | 0.000 | | 0 | N.D. | | |
| 5) Bromomethane | 0.000 | | 0 | N.D. | | |
| 6) Chloroethane | 0.000 | | 0 | N.D. | | |
| 7) Trichlorofluoromethane | 0.000 | | 0 | N.D. | | |
| 10) 1,1-Dichloroethene | 0.000 | | 0 | N.D. | | |
| 11) Carbon disulfide | 0.000 | | 0 | N.D. | | |
| 12) Freon-113 | 0.000 | | 0 | N.D. | | |
| 15) Methylene chloride | 0.000 | | 0 | N.D. | | |
| 17) Acetone | 3.390 | 43 | 1329 | 1.978 | ug/L # | 79 |
| 18) trans-1,2-Dichloroethene | 0.000 | | 0 | N.D. | | |
| 19) Methyl acetate | 0.000 | | 0 | N.D. | d | |
| 21) Methyl tert-butyl ether | 0.000 | | 0 | N.D. | | |
| 25) 1,1-Dichloroethane | 0.000 | | 0 | N.D. | | |
| 30) cis-1,2-Dichloroethene | 0.000 | | 0 | N.D. | | |
| 32) Bromochloromethane | 0.000 | | 0 | N.D. | | |
| 33) Cyclohexane | 0.000 | | 0 | N.D. | | |
| 34) Chloroform | 0.000 | | 0 | N.D. | | |
| 36) Carbon tetrachloride | 0.000 | | 0 | N.D. | | |

Data Path : K:\VOA122\2025\250910A\
Data File : V22250910N18.D
Acq On : 11 Sep 2025 02:55 am
Operator : VOA122:MJV
Sample : L2554996-04,31,10,10,,A
Misc : WG2113316,ICAL22572 (Sig #1); WG,ICAL22572 (Sig #2)
ALS Vial : 45 Sample Multiplier: 1

Quant Time: Sep 11 06:36:05 2025
Quant Method : K:\VOA122\2025\250910A\V122_250821A_8260.m
Quant Title : VOLATILES BY GC/MS
QLast Update : Fri Aug 22 12:06:39 2025
Response via : Initial Calibration

CCAL FILE(s) : 1 - K:\VOA122\2025\250910A\V22250910N03.D
Sub List : 8260-Curve-IM-2CEVE - Megamix plus Diox-Iodomethane

| Compound | R.T. | QIon | Response | Conc | Units | Dev(Min) |
|---|---|---|---|---|---|---|
| 39) 1,1,1-Trichloroethane | 0.000 | | 0 | | N.D. | |
| 41) 2-Butanone | 0.000 | | 0 | | N.D. | |
| 44) Benzene | 0.000 | | 0 | | N.D. | |
| 47) 1,2-Dichloroethane | 0.000 | | 0 | | N.D. | |
| 50) Methyl cyclohexane | 0.000 | | 0 | | N.D. | |
| 51) Trichloroethene | 5.912 | 95 | 258 | | N.D. | |
| 54) 1,2-Dichloropropane | 0.000 | | 0 | | N.D. | |
| 57) Bromodichloromethane | 0.000 | | 0 | | N.D. | |
| 61) cis-1,3-Dichloropropene | 0.000 | | 0 | | N.D. | |
| 64) Toluene | 0.000 | | 0 | | N.D. | |
| 65) 4-Methyl-2-pentanone | 0.000 | | 0 | | N.D. | |
| 66) Tetrachloroethene | 0.000 | | 0 | | N.D. | |
| 68) trans-1,3-Dichloropropene | 0.000 | | 0 | | N.D. | |
| 71) 1,1,2-Trichloroethane | 0.000 | | 0 | | N.D. | |
| 72) Chlorodibromomethane | 0.000 | | 0 | | N.D. | |
| 74) 1,2-Dibromoethane | 0.000 | | 0 | | N.D. | |
| 76) 2-Hexanone | 0.000 | | 0 | | N.D. | |
| 77) Chlorobenzene | 0.000 | | 0 | | N.D. | |
| 78) Ethylbenzene | 9.365 | 91 | 425 | | N.D. | |
| 80) p/m Xylene | 0.000 | | 0 | | N.D. | |
| 81) o Xylene | 0.000 | | 0 | | N.D. | |
| 82) Styrene | 0.000 | | 0 | | N.D. | |
| 84) Bromoform | 0.000 | | 0 | | N.D. | |
| 86) Isopropylbenzene | 0.000 | | 0 | | N.D. | |
| 91) 1,1,2,2-Tetrachloroethane | 0.000 | | 0 | | N.D. | |
| 104) 1,3-Dichlorobenzene | 0.000 | | 0 | | N.D. | |
| 105) 1,4-Dichlorobenzene | 0.000 | | 0 | | N.D. | |
| 108) 1,2-Dichlorobenzene | 0.000 | | 0 | | N.D. | |
| 110) 1,2-Dibromo-3-chloropr... | 0.000 | | 0 | | N.D. | |
| 113) 1,2,4-Trichlorobenzene | 0.000 | | 0 | | N.D. | |
| 115) 1,2,3-Trichlorobenzene | 0.000 | | 0 | | N.D. | |

(#) = qualifier out of range (m) = manual integration (+) = signals summed

Quantitation Report (QT Reviewed)

Data Path : K:\VOA122\2025\250910A\
Data File : V22250910N18.D
Acq On : 11 Sep 2025 02:55 am
Operator : VOA122:MJV
Sample : L2554996-04,31,10,10,,A
Misc : WG2113316,ICAL22572 (Sig #1); WG,ICAL22572 (Sig #2)
ALS Vial : 45 Sample Multiplier: 1

Quant Time: Sep 11 06:36:05 2025
Quant Method : K:\VOA122\2025\250910A\V122_250821A_8260.m
Quant Title : VOLATILES BY GC/MS
QLast Update : Fri Aug 22 12:06:39 2025
Response via : Initial Calibration

Sub List : 8260-Curve-IM-2CEVE - Megamix plus Diox-Iodomethane

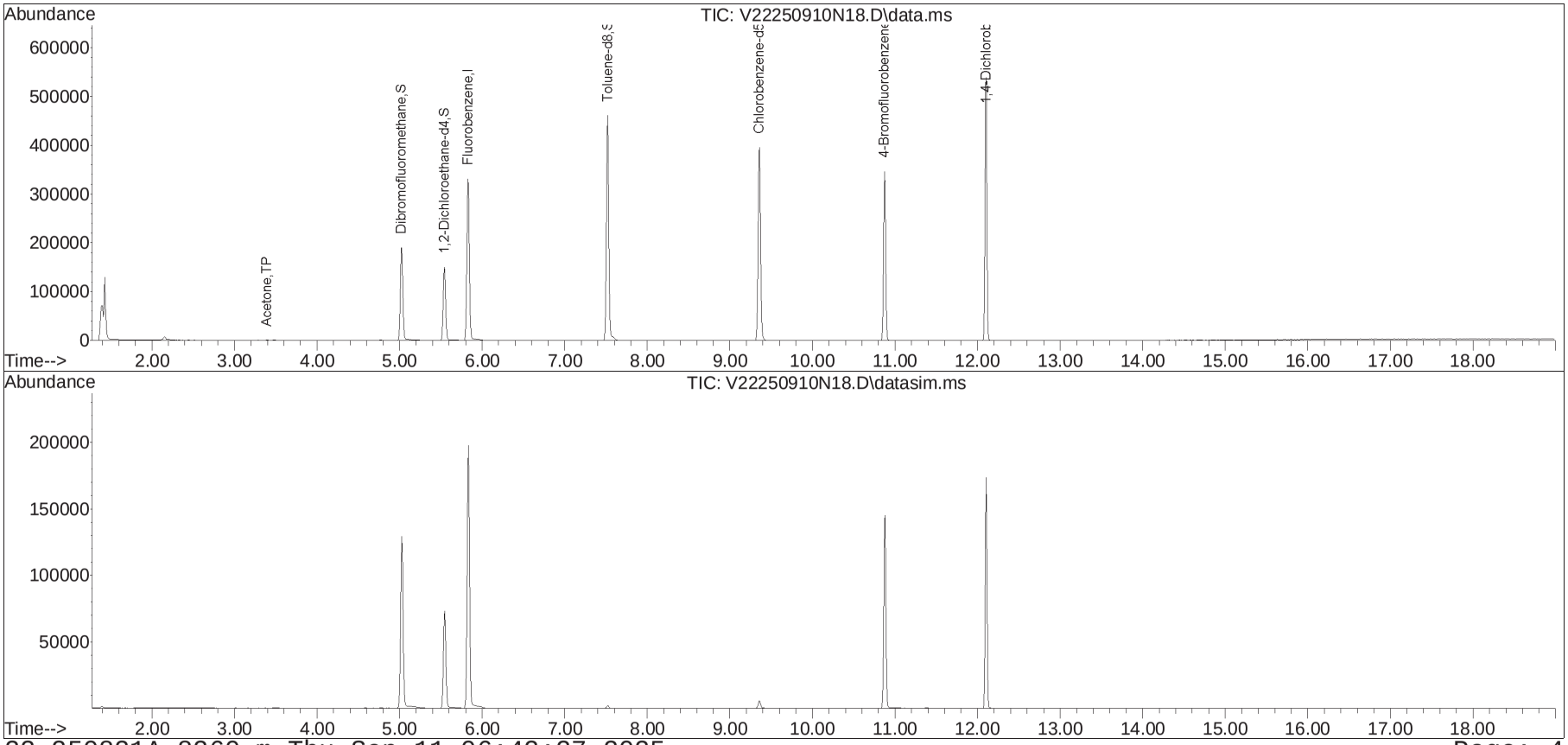

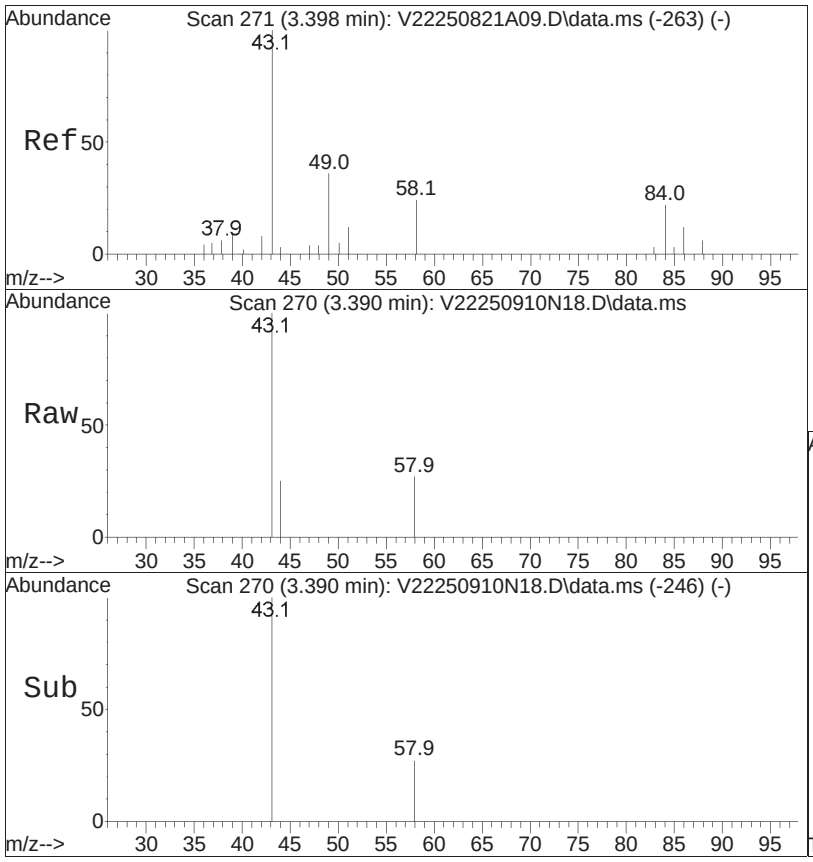


#17
Acetone
Concen: 1.98 ug/L
RT: 3.390 min Scan# 270
Delta R.T. -0.008 min
Lab File: V22250910N18.D
Acq: 11 Sep 2025 02:55 am

Tgt Ion: 43 Resp: 1329

| Ion | Ratio | Lower | Upper |
|---|---|---|---|
| 43 | 100 | | |
| 58 | 12.7 | 18.4 | 27.6# |

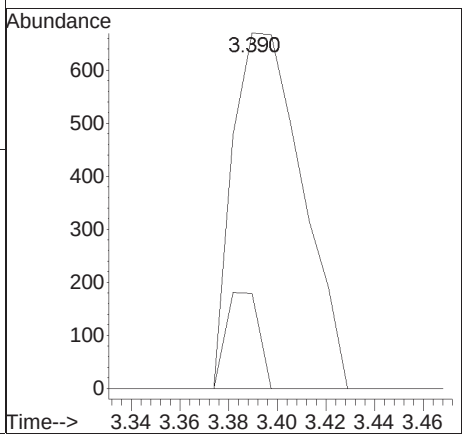

Manual Integration Report

| | | | |
|---|---|---|---|
| Data Path | : K:\VOA122\2025\250910A\ | QMethod | : V122_250821A_8260.m |
| Data File | : V22250910N18.D | Operator | : VOA122:MJV |
| Date Inj'd | : 9/11/2025 2:55 am | Instrument | : VOA 122 |
| Sample | : L2554996-04,31,10,10,,A | Quant Date | : 9/11/2025 6:27 am |

There are no manual integrations or false positives in this file.

Quantitation Report (QT Reviewed)

Data Path : K:\VOA122\2025\250910A\
Data File : V22250910N19.D
Acq On : 11 Sep 2025 03:20 am
Operator : VOA122:MJV
Sample : L2554996-05,31,10,10,,A
Misc : WG2113316,ICAL22572 (Sig #1); WG,ICAL22572 (Sig #2)
ALS Vial : 46 Sample Multiplier: 1

Quant Time: Sep 11 06:32:04 2025
Quant Method : K:\VOA122\2025\250910A\V122_250821A_8260.m
Quant Title : VOLATILES BY GC/MS
QLast Update : Fri Aug 22 12:06:39 2025
Response via : Initial Calibration

CCAL FILE(s) : 1 - K:\VOA122\2025\250910A\V22250910N03.D
Sub List : 8260-Curve-IM-2CEVE - Megamix plus Diox-Iodomethane

| Compound | R.T. | QIon | Response | Conc | Units | Dev(Min) |
|---|---|---|---|---|---|---|
| Internal Standards | | | | | | |
| 1) Fluorobenzene | 5.828 | 96 | 308938 | 10.000 | ug/L | 0.00 |
| Standard Area 1 = 338042 | | | Recovery = 91.39% | | | |
| 62) Chlorobenzene-d5 | 9.358 | 117 | 263830 | 10.000 | ug/L | 0.00 |
| Standard Area 1 = 283885 | | | Recovery = 92.94% | | | |
| 83) 1,4-Dichlorobenzene-d4 | 12.104 | 152 | 142652 | 10.000 | ug/L | 0.00 |
| Standard Area 1 = 175629 | | | Recovery = 81.22% | | | |
| System Monitoring Compounds | | | | | | |
| 38) Dibromofluoromethane | 5.021 | 113 | 112789 | 10.956 | ug/L | 0.00 |
| Spiked Amount 10.000 | Range 70 - 130 | | Recovery = 109.56% | | | |
| 46) 1,2-Dichloroethane-d4 | 5.542 | 65 | 116349 | 11.786 | ug/L | 0.00 |
| Spiked Amount 10.000 | Range 70 - 130 | | Recovery = 117.86% | | | |
| 63) Toluene-d8 | 7.520 | 98 | 335570 | 9.851 | ug/L | 0.00 |
| Spiked Amount 10.000 | Range 70 - 130 | | Recovery = 98.51% | | | |
| 87) 4-Bromofluorobenzene | 10.873 | 95 | 111959 | 10.117 | ug/L | 0.00 |
| Spiked Amount 10.000 | Range 70 - 130 | | Recovery = 101.17% | | | |
| Target Compounds | | | | | | Qvalue |
| 2) Dichlorodifluoromethane | 1.397 | 85 | 165 | N.D. | | |
| 3) Chloromethane | 0.000 | | 0 | N.D. | | |
| 4) Vinyl chloride | 0.000 | | 0 | N.D. | | |
| 5) Bromomethane | 0.000 | | 0 | N.D. | | |
| 6) Chloroethane | 0.000 | | 0 | N.D. | | |
| 7) Trichlorofluoromethane | 0.000 | | 0 | N.D. | | |
| 10) 1,1-Dichloroethene | 0.000 | | 0 | N.D. | | |
| 11) Carbon disulfide | 0.000 | | 0 | N.D. | | |
| 12) Freon-113 | 0.000 | | 0 | N.D. | | |
| 15) Methylene chloride | 0.000 | | 0 | N.D. | | |
| 17) Acetone | 0.000 | | 0 | N.D. | d | |
| 18) trans-1,2-Dichloroethene | 0.000 | | 0 | N.D. | | |
| 19) Methyl acetate | 0.000 | | 0 | N.D. | d | |
| 21) Methyl tert-butyl ether | 0.000 | | 0 | N.D. | | |
| 25) 1,1-Dichloroethane | 0.000 | | 0 | N.D. | | |
| 30) cis-1,2-Dichloroethene | 0.000 | | 0 | N.D. | | |
| 32) Bromochloromethane | 0.000 | | 0 | N.D. | | |
| 33) Cyclohexane | 0.000 | | 0 | N.D. | | |
| 34) Chloroform | 0.000 | | 0 | N.D. | | |
| 36) Carbon tetrachloride | 0.000 | | 0 | N.D. | | |

Data Path : K:\VOA122\2025\250910A\
Data File : V22250910N19.D
Acq On : 11 Sep 2025 03:20 am
Operator : VOA122:MJV
Sample : L2554996-05,31,10,10,,A
Misc : WG2113316,ICAL22572 (Sig #1); WG,ICAL22572 (Sig #2)
ALS Vial : 46 Sample Multiplier: 1

Quant Time: Sep 11 06:32:04 2025
Quant Method : K:\VOA122\2025\250910A\V122_250821A_8260.m
Quant Title : VOLATILES BY GC/MS
QLast Update : Fri Aug 22 12:06:39 2025
Response via : Initial Calibration

CCAL FILE(s) : 1 - K:\VOA122\2025\250910A\V22250910N03.D
Sub List : 8260-Curve-IM-2CEVE - Megamix plus Diox-Iodomethane

| Compound | R.T. | QIon | Response | Conc | Units | Dev(Min) |
|---|---|---|---|---|---|---|
| 39) 1,1,1-Trichloroethane | 0.000 | | 0 | | N.D. | |
| 41) 2-Butanone | 0.000 | | 0 | | N.D. | |
| 44) Benzene | 0.000 | | 0 | | N.D. | |
| 47) 1,2-Dichloroethane | 0.000 | | 0 | | N.D. | |
| 50) Methyl cyclohexane | 0.000 | | 0 | | N.D. | |
| 51) Trichloroethene | 5.912 | 95 | 152 | | N.D. | |
| 54) 1,2-Dichloropropane | 0.000 | | 0 | | N.D. | |
| 57) Bromodichloromethane | 0.000 | | 0 | | N.D. | |
| 61) cis-1,3-Dichloropropene | 0.000 | | 0 | | N.D. | |
| 64) Toluene | 0.000 | | 0 | | N.D. | |
| 65) 4-Methyl-2-pentanone | 0.000 | | 0 | | N.D. | |
| 66) Tetrachloroethene | 0.000 | | 0 | | N.D. | |
| 68) trans-1,3-Dichloropropene | 0.000 | | 0 | | N.D. | |
| 71) 1,1,2-Trichloroethane | 0.000 | | 0 | | N.D. | |
| 72) Chlorodibromomethane | 0.000 | | 0 | | N.D. | |
| 74) 1,2-Dibromoethane | 0.000 | | 0 | | N.D. | |
| 76) 2-Hexanone | 0.000 | | 0 | | N.D. | |
| 77) Chlorobenzene | 0.000 | | 0 | | N.D. | |
| 78) Ethylbenzene | 9.351 | 91 | 333 | | N.D. | |
| 80) p/m Xylene | 0.000 | | 0 | | N.D. | |
| 81) o Xylene | 0.000 | | 0 | | N.D. | |
| 82) Styrene | 0.000 | | 0 | | N.D. | |
| 84) Bromoform | 0.000 | | 0 | | N.D. | |
| 86) Isopropylbenzene | 0.000 | | 0 | | N.D. | |
| 91) 1,1,2,2-Tetrachloroethane | 0.000 | | 0 | | N.D. | |
| 104) 1,3-Dichlorobenzene | 0.000 | | 0 | | N.D. | |
| 105) 1,4-Dichlorobenzene | 0.000 | | 0 | | N.D. | |
| 108) 1,2-Dichlorobenzene | 0.000 | | 0 | | N.D. | |
| 110) 1,2-Dibromo-3-chloropr... | 0.000 | | 0 | | N.D. | |
| 113) 1,2,4-Trichlorobenzene | 0.000 | | 0 | | N.D. | |
| 115) 1,2,3-Trichlorobenzene | 0.000 | | 0 | | N.D. | |

(#) = qualifier out of range (m) = manual integration (+) = signals summed

Quantitation Report (QT Reviewed)

Data Path : K:\VOA122\2025\250910A\
Data File : V22250910N19.D
Acq On : 11 Sep 2025 03:20 am
Operator : VOA122:MJV
Sample : L2554996-05,31,10,10,,A
Misc : WG2113316,ICAL22572 (Sig #1); WG,ICAL22572 (Sig #2)
ALS Vial : 46 Sample Multiplier: 1

Quant Time: Sep 11 06:32:04 2025
Quant Method : K:\VOA122\2025\250910A\V122_250821A_8260.m
Quant Title : VOLATILES BY GC/MS
QLast Update : Fri Aug 22 12:06:39 2025
Response via : Initial Calibration

Sub List : 8260-Curve-IM-2CEVE - Megamix plus Diox-Iodomethane

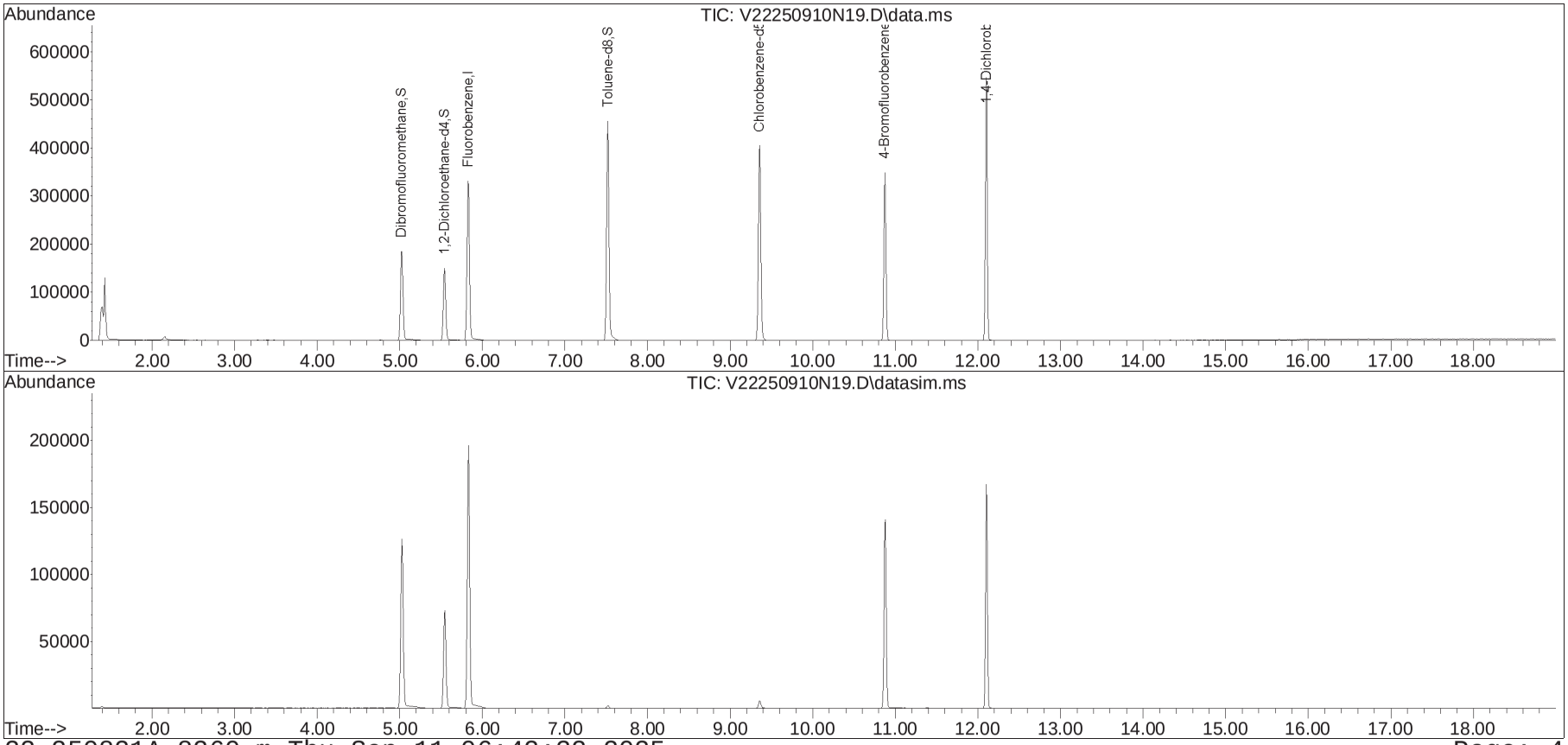

# Manual Integration Report

| | | | |
|---|---|---|---|
| Data Path | : K:\VOA122\2025\250910A\ | QMethod | : V122_250821A_8260.m |
| Data File | : V22250910N19.D | Operator | : VOA122:MJV |
| Date Inj'd | : 9/11/2025 3:20 am | Instrument | : VOA 122 |
| Sample | : L2554996-05,31,10,10,,A | Quant Date | : 9/11/2025 6:27 am |

There are no manual integrations or false positives in this file.

# Volatiles Standards Data

# Initial Calibration

# Initial Calibration Summary
# Form 6
# Volatiles

| | | | |
|---|---|---|---|
| **Client** | **: Roux Env. Eng. & Geology, DPC** | **Lab Number** | **: L2554996** |
| **Project Name** | **: CORAM MATERIALS** | **Project Number** | **: 2232.0006Y005** |
| **Instrument ID** | **: VOA122** | **Ical Ref** | **: ICAL22572** |
| **Calibration dates** | **: 08/21/25 14:34 08/21/25 18:39** | | |

Calibration Files
L11 =V22250821A03.D L1 =V22250821A06.D L2 =V22250821A07.D L3 =V22250821A09.D L4 =V22250821A10.D
L6 =V22250821A11.D L8 =V22250821A12.D L10 =V22250821A13.D

| | Compound | L11 | L1 | L2 | L3 | L4 | L6 | L8 | L10 | Avg | %RSD |
|---|---|---|---|---|---|---|---|---|---|---|---|
| 1) I | Fluorobenzene | ----------ISTD---------- | | | | | | | | | |
| 2) TP | Dichlorodifluo | | 0.214 | 0.183 | 0.225 | 0.200 | 0.194 | 0.179 | 0.168 | 0.195 | 10.27 |
| 3) TP | Chloromethane | | 0.175 | 0.171 | 0.177 | 0.149 | 0.141 | 0.137 | 0.135 | 0.155 | 11.92 |
| 4) TP | Vinyl chloride | 0.176 | 0.161 | 0.159 | 0.181 | 0.163 | 0.154 | 0.148 | 0.141 | 0.160 | 8.27 |
| 5) TP | Bromomethane | | 0.096 | 0.066 | 0.077 | 0.073 | 0.079 | 0.080 | 0.086 | 0.080 | 11.85 |
| 6) TP | Chloroethane | | 0.116 | 0.116 | 0.111 | 0.092 | 0.087 | 0.082 | 0.080 | 0.098 | 16.24 |
| 7) TP | Trichlorofluor | | 0.275 | 0.257 | 0.296 | 0.265 | 0.258 | 0.246 | 0.239 | 0.262 | 7.31 |
| 8) TP | Ethyl ether | | 0.058 | 0.048 | 0.053 | 0.054 | 0.057 | 0.056 | 0.055 | 0.054 | 5.96 |
| 10) TP | 1,1-Dichloroet | | 0.119 | 0.123 | 0.134 | 0.126 | 0.125 | 0.120 | 0.119 | 0.124 | 4.45 |
| 11) TP | Carbon disulfide | | 0.522 | 0.476 | 0.515 | 0.445 | 0.436 | 0.414 | 0.401 | 0.459 | 10.32 |
| 12) TP | Freon-113 | | 0.145 | 0.126 | 0.154 | 0.142 | 0.139 | 0.130 | 0.127 | 0.137 | 7.64 |
| 13) TP | Iodomethane | | | | | | | | | 0.000# | -1.00 |
| 14) TP | Acrolein | | | 0.009 | 0.011 | 0.012 | 0.012 | 0.012 | 0.012 | 0.011 | 11.60 |
| 15) TP | Methylene chlo | | 0.166 | 0.180 | 0.171 | 0.151 | 0.143 | 0.138 | 0.133 | 0.155 | 11.61 |
| 17) TP | Acetone | | | 0.026 | 0.023 | 0.020 | 0.020 | 0.019 | 0.019 | 0.022 | 13.21 |
| 18) TP | trans-1,2-Dich | | 0.142 | 0.158 | 0.152 | 0.138 | 0.139 | 0.137 | 0.133 | 0.143 | 6.18 |
| 19) TP | Methyl acetate | | 0.051 | 0.064 | 0.053 | 0.050 | 0.049 | 0.049 | 0.050 | 0.052 | 10.13 |
| 21) TP | Methyl tert butyl ether | | 0.168 | 0.186 | 0.218 | 0.244 | 0.258 | 0.261 | 0.261 | 0.228 | 16.76 |
| 22) TP | tert-Butyl alc | | 0.003 | 0.004 | 0.004 | 0.004 | 0.004 | 0.004 | 0.004 | 0.004# | 13.38 |
| 24) TP | Diisopropyl ether | | 0.273 | 0.275 | 0.305 | 0.342 | 0.368 | 0.361 | 0.355 | 0.325 | 12.56 |
| 25) TP | 1,1-Dichloroet | | 0.298 | 0.319 | 0.305 | 0.280 | 0.269 | 0.257 | 0.248 | 0.282# | 9.25 |
| 26) TP | Halothane | | 0.109 | 0.113 | 0.120 | 0.109 | 0.108 | 0.103 | 0.101 | 0.109 | 5.77 |
| 27) TP | Acrylonitrile | | 0.029 | 0.026 | 0.026 | 0.024 | 0.024 | 0.023 | 0.024 | 0.025 | 7.48 |
| 28) TP | Ethyl tert-but | | 0.179 | 0.213 | 0.241 | 0.274 | 0.299 | 0.297 | 0.295 | 0.257 | 18.30 |
| 29) TP | Vinyl acetate | | 0.124 | 0.145 | 0.163 | 0.188 | 0.204 | 0.194 | 0.196 | 0.173 | 17.29 |
| 30) TP | cis-1,2-Dichlo | | 0.137 | 0.164 | 0.155 | 0.149 | 0.149 | 0.143 | 0.141 | 0.148# | 6.15 |
| 31) TP | 2,2-Dichloropr | | 0.243 | 0.224 | 0.248 | 0.221 | 0.220 | 0.210 | 0.206 | 0.224 | 7.03 |
| 32) TP | Bromochloromet | | 0.087 | 0.082 | 0.080 | 0.074 | 0.070 | 0.066 | 0.063 | 0.075# | 11.72 |
| 33) TP | Cyclohexane | | | 0.124 | 0.216 | 0.227 | 0.238 | 0.236 | 0.232 | *L | 0.9998 |
| 34) TP | Chloroform | | 0.307 | 0.345 | 0.295 | 0.269 | 0.265 | 0.261 | 0.257 | 0.285# | 11.22 |
| 35) TP | Ethyl acetate | | | 0.057 | 0.060 | 0.063 | 0.067 | 0.067 | 0.068 | 0.064 | 6.93 |
| 36) TP | Carbon tetrachloride | 0.216 | 0.242 | 0.230 | 0.274 | 0.255 | 0.253 | 0.239 | 0.239 | 0.244 | 7.20 |
| 37) TP | Tetrahydrofuran | | | 0.016 | 0.020 | 0.021 | 0.021 | 0.022 | 0.022 | 0.020 | 10.54 |
| 38) S | Dibromofluoromethane | 0.381 | 0.374 | 0.368 | 0.337 | 0.321 | 0.302 | 0.292 | 0.291 | 0.333 | 11.22 |
| 39) TP | 1,1,1-Trichlor | | 0.251 | 0.259 | 0.287 | 0.260 | 0.260 | 0.251 | 0.244 | 0.259 | 5.28 |
| 41) TP | 2-Butanone | | | 0.025 | 0.028 | 0.026 | 0.026 | 0.028 | 0.028 | 0.027 | 5.15 |

# Initial Calibration Summary
# Form 6
# Volatiles

| | | | |
|---|---|---|---|
| **Client** | **: Roux Env. Eng. & Geology, DPC** | **Lab Number** | **: L2554996** |
| **Project Name** | **: CORAM MATERIALS** | **Project Number** | **: 2232.0006Y005** |
| **Instrument ID** | **: VOA122** | **Ical Ref** | **: ICAL22572** |
| **Calibration dates** | **: 08/21/25 14:34 08/21/25 18:39** | | |

Calibration Files
L11 =V22250821A03.D L1 =V22250821A06.D L2 =V22250821A07.D L3 =V22250821A09.D L4 =V22250821A10.D
L6 =V22250821A11.D L8 =V22250821A12.D L10 =V22250821A13.D

| | Compound | L11 | L1 | L2 | L3 | L4 | L6 | L8 | L10 | Avg | %RSD |
|---|---|---|---|---|---|---|---|---|---|---|---|
| 42) TP | 1,1-Dichloropr | | 0.136 | 0.132 | 0.177 | 0.183 | 0.194 | 0.187 | 0.198 | 0.173 | 15.70 |
| 44) TP | Benzene | 0.523 | 0.502 | 0.494 | 0.526 | 0.526 | 0.542 | 0.525 | 0.508 | 0.518 | 3.01 |
| 45) TP | Tertiary-Amyl Methyl Ether | | 0.171 | 0.178 | 0.198 | 0.229 | 0.253 | 0.257 | 0.265 | 0.221 | 17.62 |
| 46) S | 1,2-Dichloroethane-d4 | 0.342 | 0.347 | 0.346 | 0.324 | 0.313 | 0.300 | 0.292 | 0.293 | 0.320 | 7.35 |
| 47) T | 1,2-Dichloroethane | 0.214 | 0.184 | 0.190 | 0.174 | 0.169 | 0.170 | 0.164 | 0.161 | 0.178 | 9.82 |
| 50) TP | Methyl cyclohe | | | 0.111 | 0.199 | 0.225 | 0.252 | 0.243 | 0.238 | *L | 0.9992 |
| 51) TP | Trichloroethene | 0.181 | 0.159 | 0.149 | 0.154 | 0.153 | 0.161 | 0.155 | 0.152 | 0.158# | 6.38 |
| 53) TP | Dibromomethane | | 0.080 | 0.101 | 0.086 | 0.084 | 0.082 | 0.081 | 0.080 | 0.085 | 8.64 |
| 54) TP | 1,2-Dichloropr | | 0.133 | 0.141 | 0.144 | 0.146 | 0.145 | 0.141 | 0.139 | 0.141# | 3.16 |
| 56) TP | 2-Chloroethyl | | | 0.027 | 0.033 | 0.037 | 0.041 | 0.042 | 0.043 | 0.037 | 16.85 |
| 57) TP | Bromodichlorom | | 0.202 | 0.206 | 0.204 | 0.208 | 0.207 | 0.203 | 0.200 | 0.204# | 1.40 |
| 60) TP | 1,4-Dioxane | | 0.000 | 0.000 | 0.000 | 0.000 | 0.001 | 0.001 | 0.001 | 0.000# | 8.16 |
| 61) TP | cis-1,3-Dichloropropene | 0.147 | 0.147 | 0.158 | 0.176 | 0.203 | 0.217 | 0.213 | 0.211 | 0.184# | 16.55 |
| 62) I | Chlorobenzene-d5 | ----------ISTD---------- | | | | | | | | | |
| 63) S | Toluene-d8 | 1.269 | 1.288 | 1.285 | 1.297 | 1.310 | 1.294 | 1.295 | 1.292 | 1.291 | 0.90 |
| 64) TP | Toluene | | 0.390 | 0.393 | 0.428 | 0.421 | 0.421 | 0.411 | 0.405 | 0.410 | 3.55 |
| 65) TP | 4-Methyl-2-pen | | | 0.019 | 0.020 | 0.022 | 0.024 | 0.026 | 0.027 | 0.023# | 14.37 |
| 66) TP | Tetrachloroethene | 0.175 | 0.208 | 0.168 | 0.213 | 0.212 | 0.216 | 0.206 | 0.198 | 0.200 | 9.08 |
| 68) TP | trans-1,3-Dichloropropene | 0.136 | 0.135 | 0.150 | 0.176 | 0.208 | 0.220 | | | *Q | 0.9987 |
| 70) TP | Ethyl methacry | | | 0.078 | 0.093 | 0.109 | 0.116 | 0.119 | 0.122 | 0.106 | 16.21 |
| 71) TP | 1,1,2-Trichlor | | 0.062 | 0.084 | 0.091 | 0.095 | 0.097 | 0.097 | 0.097 | 0.089# | 14.24 |
| 72) TP | Chlorodibromom | | 0.129 | 0.156 | 0.157 | 0.169 | 0.176 | 0.177 | 0.177 | 0.163# | 10.69 |
| 73) TP | 1,3-Dichloropr | | 0.140 | 0.160 | 0.179 | 0.197 | 0.202 | 0.204 | 0.202 | 0.183 | 13.65 |
| 74) TP | 1,2-Dibromoethane | | 0.084 | 0.096 | 0.106 | 0.115 | 0.117 | 0.118 | 0.119 | 0.108# | 12.36 |
| 76) TP | 2-Hexanone | | | 0.032 | 0.031 | 0.034 | 0.034 | 0.037 | 0.036 | 0.034 | 6.46 |
| 77) TP | Chlorobenzene | | 0.494 | 0.491 | 0.499 | 0.491 | 0.491 | 0.483 | 0.473 | 0.489 | 1.71 |
| 78) TP | Ethylbenzene | | 0.649 | 0.698 | 0.857 | 0.878 | 0.882 | 0.859 | 0.829 | 0.807 | 11.66 |
| 79) TP | 1,1,1,2-Tetrac | | 0.151 | 0.172 | 0.174 | 0.182 | 0.188 | 0.185 | 0.184 | 0.177 | 7.17 |
| 80) TP | p/m Xylene | | 0.235 | 0.251 | 0.323 | 0.334 | 0.336 | 0.327 | 0.318 | 0.303 | 13.81 |
| 81) TP | o Xylene | | 0.196 | 0.227 | 0.296 | 0.319 | 0.322 | 0.316 | 0.308 | 0.283 | 17.92 |
| 82) TP | Styrene | | 0.294 | 0.387 | 0.509 | 0.534 | 0.535 | 0.521 | 0.494 | 0.468 | 19.65 |
| 83) I | 1,4-Dichlorobenzene-d4 | ----------ISTD---------- | | | | | | | | | |
| 84) TP | Bromoform | | 0.173 | 0.160 | 0.154 | 0.161 | 0.167 | 0.178 | 0.177 | 0.167 | 5.54 |
| 86) TP | Isopropylbenzene | | 1.004 | 0.996 | 1.382 | 1.441 | 1.538 | 1.593 | 1.549 | 1.357 | 18.74 |
| 87) S | 4-Bromofluorobenzene | 0.765 | 0.770 | 0.752 | 0.760 | 0.746 | 0.761 | 0.820 | 0.832 | 0.776 | 4.13 |
| 88) TP | Bromobenzene | | 0.335 | 0.361 | 0.351 | 0.343 | 0.353 | 0.374 | 0.363 | 0.354 | 3.71 |

# Initial Calibration Summary
# Form 6
# Volatiles

| | | | |
|---|---|---|---|
| **Client** | **: Roux Env. Eng. & Geology, DPC** | **Lab Number** | **: L2554996** |
| **Project Name** | **: CORAM MATERIALS** | **Project Number** | **: 2232.0006Y005** |
| **Instrument ID** | **: VOA122** | **Ical Ref** | **: ICAL22572** |
| **Calibration dates** | **: 08/21/25 14:34 08/21/25 18:39** | | |

Calibration Files
L11 =V22250821A03.D L1 =V22250821A06.D L2 =V22250821A07.D L3 =V22250821A09.D L4 =V22250821A10.D
L6 =V22250821A11.D L8 =V22250821A12.D L10 =V22250821A13.D

| | Compound | L11 | L1 | L2 | L3 | L4 | L6 | L8 | L10 | Avg | %RSD |
|---|---|---|---|---|---|---|---|---|---|---|---|
| 89) TP | n-Propylbenzene | | 1.410 | 1.319 | 1.674 | 1.698 | 1.792 | 1.882 | 1.756 | 1.647 | 12.51 |
| 90) TP | 1,4-Dichlorobu | | 0.291 | 0.280 | 0.295 | 0.287 | 0.296 | 0.325 | 0.331 | 0.301 | 6.48 |
| 91) TP | 1,1,2,2-Tetrachloroethane | 0.241 | 0.245 | 0.235 | 0.214 | 0.205 | 0.208 | 0.224 | 0.225 | 0.225 | 6.61 |
| 92) TP | 4-Ethyltoluene | | 1.052 | 1.065 | 1.351 | 1.387 | 1.463 | 1.545 | 1.475 | 1.334 | 14.87 |
| 93) TP | 2-Chlorotoluene | | 0.935 | 0.948 | 1.063 | 1.035 | 1.008 | 1.071 | 1.052 | 1.016 | 5.41 |
| 94) TP | 1,3,5-Trimethy | | 0.913 | 0.890 | 1.188 | 1.213 | 1.247 | 1.320 | 1.272 | 1.149 | 15.17 |
| 95) TP | 1,2,3-Trichlor | | 0.195 | 0.174 | 0.174 | 0.170 | 0.170 | 0.188 | 0.191 | 0.180 | 5.92 |
| 96) TP | trans-1,4-Dich | | 0.050 | 0.055 | 0.050 | 0.054 | 0.057 | 0.063 | 0.064 | 0.056 | 10.16 |
| 97) TP | 4-Chlorotoluene | | 0.845 | 0.897 | 1.016 | 1.040 | 1.073 | 1.144 | 1.109 | 1.018 | 10.80 |
| 98) TP | tert-Butylbenzene | | 0.791 | 0.725 | 1.000 | 1.101 | 1.162 | 1.194 | 1.135 | 1.015 | 18.44 |
| 101) TP | 1,2,4-Trimethy | | 0.549 | 0.629 | 0.839 | 0.888 | 0.902 | 0.884 | 0.793 | 0.783 | 17.82 |
| 102) TP | sec-Butylbenzene | | 1.030 | 0.963 | 1.467 | 1.571 | 1.661 | 1.673 | 1.571 | *L | 0.9986 |
| 103) TP | p-Isopropyltol | | 0.827 | 0.834 | 1.236 | 1.350 | 1.431 | 1.433 | 1.356 | *L | 0.9987 |
| 104) TP | 1,3-Dichlorobe | | 0.701 | 0.679 | 0.737 | 0.727 | 0.736 | 0.736 | 0.710 | 0.718 | 3.09 |
| 105) TP | 1,4-Dichlorobe | | 0.776 | 0.699 | 0.715 | 0.715 | 0.720 | 0.728 | 0.698 | 0.722 | 3.65 |
| 106) TP | p-Diethylbenzene | | | 0.473 | 0.693 | 0.771 | 0.841 | 0.838 | 0.809 | 0.737 | 19.11 |
| 107) TP | n-Butylbenzene | | 0.816 | 0.755 | 1.112 | 1.144 | 1.212 | 1.203 | 1.145 | 1.055 | 17.84 |
| 108) TP | 1,2-Dichlorobe | | 0.542 | 0.603 | 0.643 | 0.643 | 0.653 | 0.647 | 0.632 | 0.623 | 6.37 |
| 109) TP | 1,2,4,5-Tetram | | | 0.633 | 0.879 | 1.085 | 1.209 | 1.205 | 1.149 | *L | 0.9985 |
| 110) TP | 1,2-Dibromo-3- | | 0.040 | 0.038 | 0.037 | 0.036 | 0.038 | 0.040 | 0.040 | 0.038 | 4.16 |
| 111) TP | 1,3,5-Trichlor | | 0.401 | 0.406 | 0.464 | 0.465 | 0.486 | 0.478 | 0.456 | 0.451 | 7.49 |
| 112) TP | Hexachlorobuta | | 0.204 | 0.152 | 0.176 | 0.174 | 0.182 | 0.176 | 0.171 | 0.176 | 8.78 |
| 113) TP | 1,2,4-Trichlor | | 0.339 | 0.307 | 0.356 | 0.378 | 0.402 | 0.397 | 0.383 | 0.366# | 9.32 |
| 114) TP | Naphthalene | | 0.511 | 0.498 | 0.606 | 0.704 | 0.755 | 0.785 | 0.759 | 0.660 | 18.33 |
| 115) TP | 1,2,3-Trichlor | | 0.288 | 0.276 | 0.316 | 0.325 | 0.328 | 0.335 | 0.319 | 0.313# | 7.03 |

# Response Factor Report VOA 122

Method Path : K:\VOA122\2025\250821AICAL\
Method File : V122_250821A_8260.m
Title : VOLATILES BY GC/MS
Last Update : Fri Aug 22 12:06:39 2025
Response Via : Initial Calibration

Calibration Files
L11 =V22250821A03.D L1 =V22250821A06.D L2 =V22250821A07.D L3 =V22250821A09.D L4 =V22250821A10.D
L6 =V22250821A11.D L8 =V22250821A12.D L10 =V22250821A13.D

| | | Compound | L11 | L1 | L2 | L3 | L4 | L6 | L8 | L10 | Avg | %RSD |
|---|---|---|---|---|---|---|---|---|---|---|---|---|
| 1) | I | Fluorobenzene | ---------- | ---------- | ISTD | ---------- | ---------- | ---------- | ---------- | ---------- | | |
| 2) | TP | Dichlorodifluo... | | 0.214 | 0.183 | 0.225 | 0.200 | 0.194 | 0.179 | 0.168 | 0.195 | 10.27 |
| 3) | TP | Chloromethane | | 0.175 | 0.171 | 0.177 | 0.149 | 0.141 | 0.137 | 0.135 | 0.155 | 11.92 |
| 4) | TP | Vinyl chloride | 0.176 | 0.161 | 0.159 | 0.181 | 0.163 | 0.154 | 0.148 | 0.141 | 0.160 | 8.27 |
| 5) | TP | Bromomethane | | 0.096 | 0.066 | 0.077 | 0.073 | 0.079 | 0.080 | 0.086 | 0.080 | 11.85 |
| 6) | TP | Chloroethane | | 0.116 | 0.116 | 0.111 | 0.092 | 0.087 | 0.082 | 0.080 | 0.098 | 16.24 |
| 7) | TP | Trichlorofluor... | | 0.275 | 0.257 | 0.296 | 0.265 | 0.258 | 0.246 | 0.239 | 0.262 | 7.31 |
| 8) | TP | Ethyl ether | | 0.058 | 0.048 | 0.053 | 0.054 | 0.057 | 0.056 | 0.055 | 0.054 | 5.96 |
| 10) | TP | 1,1-Dichloroet... | | 0.119 | 0.123 | 0.134 | 0.126 | 0.125 | 0.120 | 0.119 | 0.124 | 4.45 |
| 11) | TP | Carbon disulfide | | 0.522 | 0.476 | 0.515 | 0.445 | 0.436 | 0.414 | 0.401 | 0.459 | 10.32 |
| 12) | TP | Freon-113 | | 0.145 | 0.126 | 0.154 | 0.142 | 0.139 | 0.130 | 0.127 | 0.137 | 7.64 |
| 13) | TP | Iodomethane | | | | | | | | | 0.000# | -1.00 |
| 14) | TP | Acrolein | | | 0.009 | 0.011 | 0.012 | 0.012 | 0.012 | 0.012 | 0.011 | 11.60 |
| 15) | TP | Methylene chlo... | | 0.166 | 0.180 | 0.171 | 0.151 | 0.143 | 0.138 | 0.133 | 0.155 | 11.61 |
| 17) | TP | Acetone | | | 0.026 | 0.023 | 0.020 | 0.020 | 0.019 | 0.019 | 0.022 | 13.21 |
| 18) | TP | trans-1,2-Dich... | | 0.142 | 0.158 | 0.152 | 0.138 | 0.139 | 0.137 | 0.133 | 0.143 | 6.18 |
| 19) | TP | Methyl acetate | | 0.051 | 0.064 | 0.053 | 0.050 | 0.049 | 0.049 | 0.050 | 0.052 | 10.13 |
| 21) | TP | Methyl tert-bu... | | 0.168 | 0.186 | 0.218 | 0.244 | 0.258 | 0.261 | 0.261 | 0.228 | 16.76 |
| 22) | TP | tert-Butyl alc... | | 0.003 | 0.004 | 0.004 | 0.004 | 0.004 | 0.004 | 0.004 | 0.004# | 13.38 |
| 24) | TP | Diisopropyl ether | | 0.273 | 0.275 | 0.305 | 0.342 | 0.368 | 0.361 | 0.355 | 0.325 | 12.56 |
| 25) | TP | 1,1-Dichloroet... | | 0.298 | 0.319 | 0.305 | 0.280 | 0.269 | 0.257 | 0.248 | 0.282# | 9.25 |
| 26) | TP | Halothane | | 0.109 | 0.113 | 0.120 | 0.109 | 0.108 | 0.103 | 0.101 | 0.109 | 5.77 |
| 27) | TP | Acrylonitrile | | 0.029 | 0.026 | 0.026 | 0.024 | 0.024 | 0.023 | 0.024 | 0.025 | 7.48 |
| 28) | TP | Ethyl tert-but... | | 0.179 | 0.213 | 0.241 | 0.274 | 0.299 | 0.297 | 0.295 | 0.257 | 18.30 |
| 29) | TP | Vinyl acetate | | 0.124 | 0.145 | 0.163 | 0.188 | 0.204 | 0.194 | 0.196 | 0.173 | 17.29 |
| 30) | TP | cis-1,2-Dichlo... | | 0.137 | 0.164 | 0.155 | 0.149 | 0.149 | 0.143 | 0.141 | 0.148# | 6.15 |
| 31) | TP | 2,2-Dichloropr... | | 0.243 | 0.224 | 0.248 | 0.221 | 0.220 | 0.210 | 0.206 | 0.224 | 7.03 |
| 32) | TP | Bromochloromet... | | 0.087 | 0.082 | 0.080 | 0.074 | 0.070 | 0.066 | 0.063 | 0.075# | 11.72 |
| 33) | TP | Cyclohexane | | | 0.124 | 0.216 | 0.227 | 0.238 | 0.236 | 0.232 | *L | 0.9998 |
| 34) | TP | Chloroform | | 0.307 | 0.345 | 0.295 | 0.269 | 0.265 | 0.261 | 0.257 | 0.285# | 11.22 |
| 35) | TP | Ethyl acetate | | | 0.057 | 0.060 | 0.063 | 0.067 | 0.067 | 0.068 | 0.064 | 6.93 |

# Response Factor Report VOA 122

Method Path : K:\VOA122\2025\250821AICAL\
Method File : V122_250821A_8260.m
Title : VOLATILES BY GC/MS
Last Update : Fri Aug 22 12:06:39 2025
Response Via : Initial Calibration

Calibration Files
L11 =V22250821A03.D L1 =V22250821A06.D L2 =V22250821A07.D L3 =V22250821A09.D L4 =V22250821A10.D
L6 =V22250821A11.D L8 =V22250821A12.D L10 =V22250821A13.D

| | | Compound | L11 | L1 | L2 | L3 | L4 | L6 | L8 | L10 | Avg | %RSD |
|---|---|---|---|---|---|---|---|---|---|---|---|---|
| 36) | TP | Carbon tetrach... | 0.216 | 0.242 | 0.230 | 0.274 | 0.255 | 0.253 | 0.239 | 0.239 | 0.244 | 7.20 |
| 37) | TP | Tetrahydrofuran | | | 0.016 | 0.020 | 0.021 | 0.021 | 0.022 | 0.022 | 0.020 | 10.54 |
| 38) | S | Dibromofluorom... | 0.381 | 0.374 | 0.368 | 0.337 | 0.321 | 0.302 | 0.292 | 0.291 | 0.333 | 11.22 |
| 39) | TP | 1,1,1-Trichlor... | | 0.251 | 0.259 | 0.287 | 0.260 | 0.260 | 0.251 | 0.244 | 0.259 | 5.28 |
| 41) | TP | 2-Butanone | | | 0.025 | 0.028 | 0.026 | 0.026 | 0.028 | 0.028 | 0.027 | 5.15 |
| 42) | TP | 1,1-Dichloropr... | | 0.136 | 0.132 | 0.177 | 0.183 | 0.194 | 0.187 | 0.198 | 0.173 | 15.70 |
| 44) | TP | Benzene | 0.523 | 0.502 | 0.494 | 0.526 | 0.526 | 0.542 | 0.525 | 0.508 | 0.518 | 3.01 |
| 45) | TP | tert-Amyl meth... | | 0.171 | 0.178 | 0.198 | 0.229 | 0.253 | 0.257 | 0.265 | 0.221 | 17.62 |
| 46) | S | 1,2-Dichloroet... | 0.342 | 0.347 | 0.346 | 0.324 | 0.313 | 0.300 | 0.292 | 0.293 | 0.320 | 7.35 |
| 47) | T | 1,2-Dichloroet... | 0.214 | 0.184 | 0.190 | 0.174 | 0.169 | 0.170 | 0.164 | 0.161 | 0.178 | 9.82 |
| 50) | TP | Methyl cyclohe... | | | 0.111 | 0.199 | 0.225 | 0.252 | 0.243 | 0.238 | *L | 0.9992 |
| 51) | TP | Trichloroethene | 0.181 | 0.159 | 0.149 | 0.154 | 0.153 | 0.161 | 0.155 | 0.152 | 0.158# | 6.38 |
| 53) | TP | Dibromomethane | | 0.080 | 0.101 | 0.086 | 0.084 | 0.082 | 0.081 | 0.080 | 0.085 | 8.64 |
| 54) | TP | 1,2-Dichloropr... | | 0.133 | 0.141 | 0.144 | 0.146 | 0.145 | 0.141 | 0.139 | 0.141# | 3.16 |
| 56) | TP | 2-Chloroethyl ... | | | 0.027 | 0.033 | 0.037 | 0.041 | 0.042 | 0.043 | 0.037 | 16.85 |
| 57) | TP | Bromodichlorom... | | 0.202 | 0.206 | 0.204 | 0.208 | 0.207 | 0.203 | 0.200 | 0.204# | 1.40 |
| 60) | TP | 1,4-Dioxane | | 0.000 | 0.000 | 0.000 | 0.000 | 0.001 | 0.001 | 0.001 | 0.000# | 8.16 |
| 61) | TP | cis-1,3-Dichlo... | 0.147 | 0.147 | 0.158 | 0.176 | 0.203 | 0.217 | 0.213 | 0.211 | 0.184# | 16.55 |
| 62) | I | Chlorobenzene-d5 | ---------- | ISTD | ---------- | | | | | | | |
| 63) | S | Toluene-d8 | 1.269 | 1.288 | 1.285 | 1.297 | 1.310 | 1.294 | 1.295 | 1.292 | 1.291 | 0.90 |
| 64) | TP | Toluene | | 0.390 | 0.393 | 0.428 | 0.421 | 0.421 | 0.411 | 0.405 | 0.410 | 3.55 |
| 65) | TP | 4-Methyl-2-pen... | | | 0.019 | 0.020 | 0.022 | 0.024 | 0.026 | 0.027 | 0.023# | 14.37 |
| 66) | TP | Tetrachloroethene | 0.175 | 0.208 | 0.168 | 0.213 | 0.212 | 0.216 | 0.206 | 0.198 | 0.200 | 9.08 |
| 68) | TP | trans-1,3-Dich... | 0.136 | 0.135 | 0.150 | 0.176 | 0.208 | 0.220 | | | *Q | 0.9987 |
| 70) | TP | Ethyl methacry... | | | 0.078 | 0.093 | 0.109 | 0.116 | 0.119 | 0.122 | 0.106 | 16.21 |
| 71) | TP | 1,1,2-Trichlor... | | 0.062 | 0.084 | 0.091 | 0.095 | 0.097 | 0.097 | 0.097 | 0.089# | 14.24 |
| 72) | TP | Chlorodibromom... | | 0.129 | 0.156 | 0.157 | 0.169 | 0.176 | 0.177 | 0.177 | 0.163# | 10.69 |
| 73) | TP | 1,3-Dichloropr... | | 0.140 | 0.160 | 0.179 | 0.197 | 0.202 | 0.204 | 0.202 | 0.183 | 13.65 |
| 74) | TP | 1,2-Dibromoethane | | 0.084 | 0.096 | 0.106 | 0.115 | 0.117 | 0.118 | 0.119 | 0.108# | 12.36 |
| 76) | TP | 2-Hexanone | | | 0.032 | 0.031 | 0.034 | 0.034 | 0.037 | 0.036 | 0.034 | 6.46 |
| 77) | TP | Chlorobenzene | | 0.494 | 0.491 | 0.499 | 0.491 | 0.491 | 0.483 | 0.473 | 0.489 | 1.71 |

# Response Factor Report VOA 122

Method Path : K:\VOA122\2025\250821AICAL\
Method File : V122_250821A_8260.m
Title : VOLATILES BY GC/MS
Last Update : Fri Aug 22 12:06:39 2025
Response Via : Initial Calibration

Calibration Files
L11 =V22250821A03.D L1 =V22250821A06.D L2 =V22250821A07.D L3 =V22250821A09.D L4 =V22250821A10.D
L6 =V22250821A11.D L8 =V22250821A12.D L10 =V22250821A13.D

| | | Compound | L11 | L1 | L2 | L3 | L4 | L6 | L8 | L10 | Avg | %RSD |
|---|---|---|---|---|---|---|---|---|---|---|---|---|
| 78) | TP | Ethylbenzene | | 0.649 | 0.698 | 0.857 | 0.878 | 0.882 | 0.859 | 0.829 | 0.807 | 11.66 |
| 79) | TP | 1,1,1,2-Tetrac... | | 0.151 | 0.172 | 0.174 | 0.182 | 0.188 | 0.185 | 0.184 | 0.177 | 7.17 |
| 80) | TP | p/m Xylene | | 0.235 | 0.251 | 0.323 | 0.334 | 0.336 | 0.327 | 0.318 | 0.303 | 13.81 |
| 81) | TP | o Xylene | | 0.196 | 0.227 | 0.296 | 0.319 | 0.322 | 0.316 | 0.308 | 0.283 | 17.92 |
| 82) | TP | Styrene | | 0.294 | 0.387 | 0.509 | 0.534 | 0.535 | 0.521 | 0.494 | 0.468 | 19.65 |
| 83) | I | 1,4-Dichlorobenzene-d4 | ----------ISTD---------- | | | | | | | | | |
| 84) | TP | Bromoform | | 0.173 | 0.160 | 0.154 | 0.161 | 0.167 | 0.178 | 0.177 | 0.167 | 5.54 |
| 86) | TP | Isopropylbenzene | | 1.004 | 0.996 | 1.382 | 1.441 | 1.538 | 1.593 | 1.549 | 1.357 | 18.74 |
| 87) | S | 4-Bromofluorob... | 0.765 | 0.770 | 0.752 | 0.760 | 0.746 | 0.761 | 0.820 | 0.832 | 0.776 | 4.13 |
| 88) | TP | Bromobenzene | | 0.335 | 0.361 | 0.351 | 0.343 | 0.353 | 0.374 | 0.363 | 0.354 | 3.71 |
| 89) | TP | n-Propylbenzene | | 1.410 | 1.319 | 1.674 | 1.698 | 1.792 | 1.882 | 1.756 | 1.647 | 12.51 |
| 90) | TP | 1,4-Dichlorobu... | | 0.291 | 0.280 | 0.295 | 0.287 | 0.296 | 0.325 | 0.331 | 0.301 | 6.48 |
| 91) | TP | 1,1,2,2-Tetrac... | 0.241 | 0.245 | 0.235 | 0.214 | 0.205 | 0.208 | 0.224 | 0.225 | 0.225 | 6.61 |
| 92) | TP | 4-Ethyltoluene | | 1.052 | 1.065 | 1.351 | 1.387 | 1.463 | 1.545 | 1.475 | 1.334 | 14.87 |
| 93) | TP | 2-Chlorotoluene | | 0.935 | 0.948 | 1.063 | 1.035 | 1.008 | 1.071 | 1.052 | 1.016 | 5.41 |
| 94) | TP | 1,3,5-Trimethy... | | 0.913 | 0.890 | 1.188 | 1.213 | 1.247 | 1.320 | 1.272 | 1.149 | 15.17 |
| 95) | TP | 1,2,3-Trichlor... | | 0.195 | 0.174 | 0.174 | 0.170 | 0.170 | 0.188 | 0.191 | 0.180 | 5.92 |
| 96) | TP | trans-1,4-Dich... | | 0.050 | 0.055 | 0.050 | 0.054 | 0.057 | 0.063 | 0.064 | 0.056 | 10.16 |
| 97) | TP | 4-Chlorotoluene | | 0.845 | 0.897 | 1.016 | 1.040 | 1.073 | 1.144 | 1.109 | 1.018 | 10.80 |
| 98) | TP | tert-Butylbenzene | | 0.791 | 0.725 | 1.000 | 1.101 | 1.162 | 1.194 | 1.135 | 1.015 | 18.44 |
| 101) | TP | 1,2,4-Trimethy... | | 0.549 | 0.629 | 0.839 | 0.888 | 0.902 | 0.884 | 0.793 | 0.783 | 17.82 |
| 102) | TP | sec-Butylbenzene | | 1.030 | 0.963 | 1.467 | 1.571 | 1.661 | 1.673 | 1.571 | *L | 0.9986 |
| 103) | TP | p-Isopropyltol... | | 0.827 | 0.834 | 1.236 | 1.350 | 1.431 | 1.433 | 1.356 | *L | 0.9987 |
| 104) | TP | 1,3-Dichlorobe... | | 0.701 | 0.679 | 0.737 | 0.727 | 0.736 | 0.736 | 0.710 | 0.718 | 3.09 |
| 105) | TP | 1,4-Dichlorobe... | | 0.776 | 0.699 | 0.715 | 0.715 | 0.720 | 0.728 | 0.698 | 0.722 | 3.65 |
| 106) | TP | p-Diethylbenzene | | | 0.473 | 0.693 | 0.771 | 0.841 | 0.838 | 0.809 | 0.737 | 19.11 |
| 107) | TP | n-Butylbenzene | | 0.816 | 0.755 | 1.112 | 1.144 | 1.212 | 1.203 | 1.145 | 1.055 | 17.84 |
| 108) | TP | 1,2-Dichlorobe... | | 0.542 | 0.603 | 0.643 | 0.643 | 0.653 | 0.647 | 0.632 | 0.623 | 6.37 |
| 109) | TP | 1,2,4,5-Tetram... | | | 0.633 | 0.879 | 1.085 | 1.209 | 1.205 | 1.149 | *L | 0.9985 |
| 110) | TP | 1,2-Dibromo-3-... | | 0.040 | 0.038 | 0.037 | 0.036 | 0.038 | 0.040 | 0.040 | 0.038 | 4.16 |
| 111) | TP | 1,3,5-Trichlor... | | 0.401 | 0.406 | 0.464 | 0.465 | 0.486 | 0.478 | 0.456 | 0.451 | 7.49 |

Method Path : K:\VOA122\2025\250821AICAL\
Method File : V122_250821A_8260.m
Title : VOLATILES BY GC/MS
Last Update : Fri Aug 22 12:06:39 2025
Response Via : Initial Calibration

Calibration Files
L11 =V22250821A03.D L1 =V22250821A06.D L2 =V22250821A07.D L3 =V22250821A09.D L4 =V22250821A10.D
L6 =V22250821A11.D L8 =V22250821A12.D L10 =V22250821A13.D

| | Compound | L11 | L1 | L2 | L3 | L4 | L6 | L8 | L10 | Avg | %RSD |
|---|---|---|---|---|---|---|---|---|---|---|---|
| 112) TP | Hexachlorobuta... | 0.204 | 0.152 | 0.176 | 0.174 | 0.182 | 0.176 | 0.171 | 0.176 | 8.78 | |
| 113) TP | 1,2,4-Trichlor... | 0.339 | 0.307 | 0.356 | 0.378 | 0.402 | 0.397 | 0.383 | 0.366# | 9.32 | |
| 114) TP | Naphthalene | 0.511 | 0.498 | 0.606 | 0.704 | 0.755 | 0.785 | 0.759 | 0.660 | 18.33 | |
| 115) TP | 1,2,3-Trichlor... | 0.288 | 0.276 | 0.316 | 0.325 | 0.328 | 0.335 | 0.319 | 0.313# | 7.03 | |

(#) = Out of Range

# BFB

Data Path : K:\VOA122\2025\250821AICAL\
Data File : V22250821ABF1.D
Acq On : 21 Aug 2025 01:28 pm
Operator : VOA122:PID
Sample : WG2106161-1
Misc : WG2106161
ALS Vial : 1 Sample Multiplier: 1

Integration File: rteint.p

Method : K:\VOA122\2025\250821AICAL\V122_250821A_8260.m
Title : VOLATILES BY GC/MS
Last Update : Fri Aug 22 12:06:39 2025

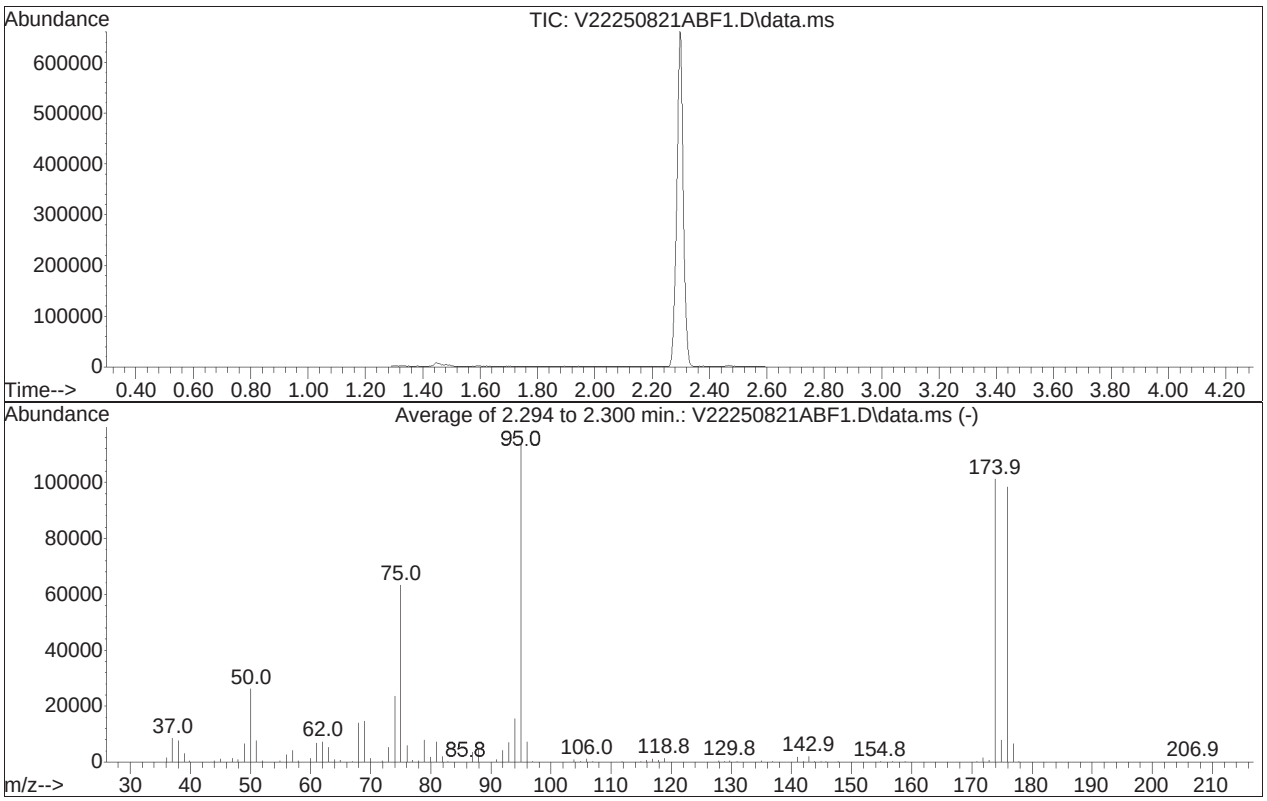


AutoFind: Scans 361, 362, 363; Background Corrected with Scan 346

| Target Mass | Rel. to Mass | Lower Limit% | Upper Limit% | Rel. Abn% | Raw Abn | Result Pass/Fail |
|---|---|---|---|---|---|---|
| 50 | 95 | 15 | 40 | 22.8 | 26093 | PASS |
| 75 | 95 | 30 | 60 | 55.4 | 63288 | PASS |
| 95 | 95 | 100 | 100 | 100.0 | 114216 | PASS |
| 96 | 95 | 5 | 9 | 6.3 | 7175 | PASS |
| 173 | 174 | 0.00 | 2 | 0.8 | 778 | PASS |
| 174 | 95 | 50 | 100 | 88.6 | 101197 | PASS |
| 175 | 174 | 5 | 9 | 7.7 | 7830 | PASS |
| 176 | 174 | 95 | 101 | 97.3 | 98456 | PASS |
| 177 | 176 | 5 | 9 | 6.6 | 6544 | PASS |

Quantitation Report (QT Reviewed)

Data Path : K:\VOA122\2025\250821AICAL\
Data File : V22250821A03.D
Acq On : 21 Aug 2025 02:34 pm
Operator : VOA122:PID
Sample : I8260STD0.19PPB
Misc : WG2106161,ICAL (Sig #1); WG,ICAL22327 (Sig #2)
ALS Vial : 3 Sample Multiplier: 1

Quant Time: Aug 22 11:56:19 2025
Quant Method : K:\VOA122\2025\250821AICAL\V122_250821A_8260.m
Quant Title : VOLATILES BY GC/MS
QLast Update : Fri Aug 22 11:52:24 2025
Response via : Initial Calibration

CCAL FILE(s) : 1 - K:\VOA122\2025\250821AICAL\V22250821A09.D
Sub List : 8260-L11_NJnew - L11 new NJ

| Compound | R.T. | QIon | Response | Conc Units | Dev(Min) |
|---|---|---|---|---|---|
| Internal Standards | | | | | |
| 1) Fluorobenzene | 5.828 | 96 | 400626 | 10.000 ug/L | 0.00 |
| Standard Area 1 = 497579 | | | Recovery = | 80.52% | |
| 62) Chlorobenzene-d5 | 9.358 | 117 | 384799 | 10.000 ug/L | 0.00 |
| Standard Area 1 = 424030 | | | Recovery = | 90.75% | |
| 83) 1,4-Dichlorobenzene-d4 | 12.104 | 152 | 209750 | 10.000 ug/L | 0.00 |
| Standard Area 1 = 258438 | | | Recovery = | 81.16% | |
| System Monitoring Compounds | | | | | |
| 38) Dibromofluoromethane | 5.022 | 113 | 152683 | 11.437 ug/L | 0.00 |
| Spiked Amount 10.000 | Range 70 - 130 | | Recovery = | 114.37% | |
| 46) 1,2-Dichloroethane-d4 | 5.542 | 65 | 137125 | 10.712 ug/L | 0.00 |
| Spiked Amount 10.000 | Range 70 - 130 | | Recovery = | 107.12% | |
| 63) Toluene-d8 | 7.520 | 98 | 488422 | 9.831 ug/L | 0.00 |
| Spiked Amount 10.000 | Range 70 - 130 | | Recovery = | 98.31% | |
| 87) 4-Bromofluorobenzene | 10.873 | 95 | 160447 | 9.860 ug/L | 0.00 |
| Spiked Amount 10.000 | Range 70 - 130 | | Recovery = | 98.60% | |
| Target Compounds | | | | | Qvalue |
| 4) Vinyl chloride | 1.821 | 62 | 1336 | 0.208 ug/L | 86 |
| 36) Carbon tetrachloride | 4.998 | 117 | 1646M6 | 0.169 ug/L | |
| 44) Benzene | 5.417 | 78 | 3978M6 | 0.192 ug/L | |
| 47) 1,2-Dichloroethane | 5.619 | 62 | 1632 | 0.228 ug/L # | 73 |
| 51) Trichloroethene | 6.003 | 95 | 1380 | 0.218 ug/L # | 79 |
| 61) cis-1,3-Dichloropropene | 7.305 | 75 | 1120 | 0.152 ug/L # | 82 |
| 66) Tetrachloroethene | 8.028 | 166 | 1283 | 0.167 ug/L | 81 |
| 68) trans-1,3-Dichloropropene | 8.055 | 75 | 997 | 0.141 ug/L # | 66 |
| 91) 1,1,2,2-Tetrachloroethane | 11.125 | 83 | 962 | 0.204 ug/L # | 86 |

(#) = qualifier out of range (m) = manual integration (+) = signals summed

Quantitation Report (QT Reviewed)

Data Path : K:\VOA122\2025\250821AICAL\
Data File : V22250821A03.D
Acq On : 21 Aug 2025 02:34 pm
Operator : VOA122:PID
Sample : I8260STD0.19PPB
Misc : WG2106161,ICAL (Sig #1); WG,ICAL22327 (Sig #2)
ALS Vial : 3 Sample Multiplier: 1

Quant Time: Aug 22 11:56:19 2025
Quant Method : K:\VOA122\2025\250821AICAL\V122_250821A_8260.m
Quant Title : VOLATILES BY GC/MS
QLast Update : Fri Aug 22 11:52:24 2025
Response via : Initial Calibration

SCALE(s) : 8260K:\VOA122\2025\250821AICAL\V22250821A09.D•

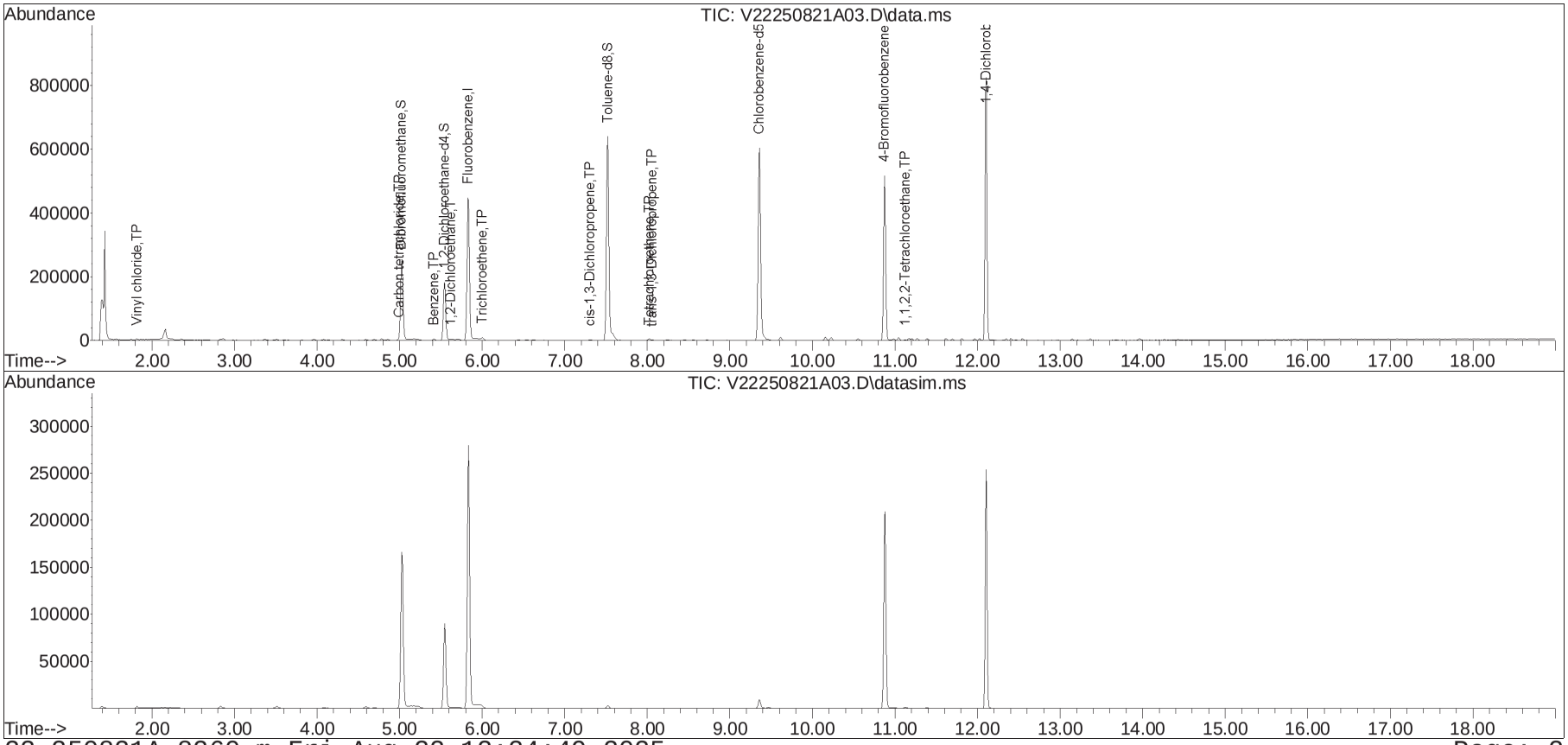

Manual Integration Report

Data Path : K:\VOA122\2025\250821AICAL\
Data File : V22250821A03.D
Date Inj'd : 8/21/2025 2:34 pm
Sample : I8260STD0.19PPB

Method : V122_250821A_8260.m
Operator : VOA122:PID
Instrument : VOA 122
Quant Date : 8/22/2025 11:56 am

Compound #36: Carbon tetrachloride

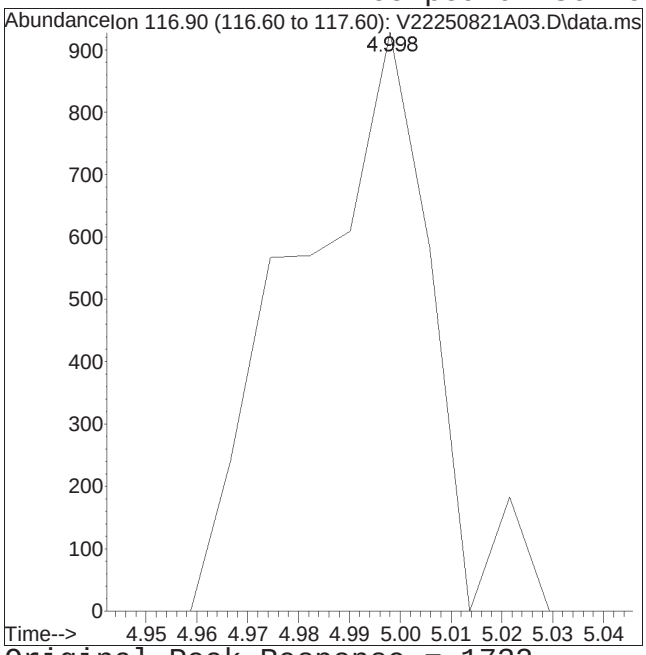


Original Peak Response = 1732

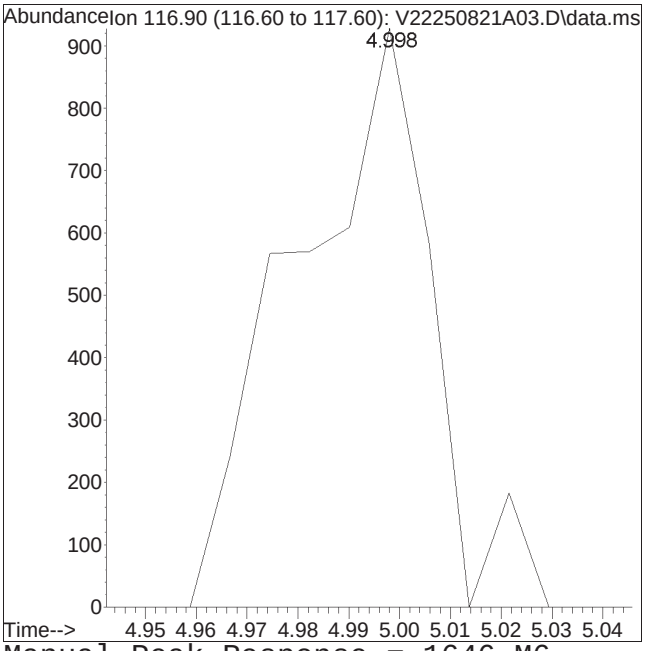


Manual Peak Response = 1646 M6

M6 = Misassignment of peak valley by automated integration (poor split of 2 peaks).

Manual Integration Report

Data Path : K:\VOA122\2025\250821AICAL
Data File : V22250821A03.D Operator : VOA122:PID
Date Inj'd : 8/21/2025 2:34 pm Instrument : VOA 122
Sample : I8260STD0.19PPB Quant Date : 8/22/2025 11:56 am

Compound #44: Benzene

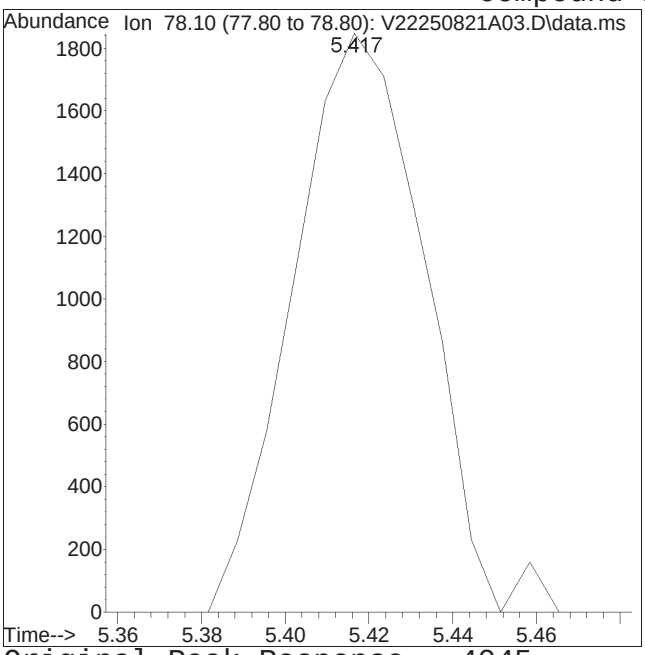


Original Peak Response = 4045

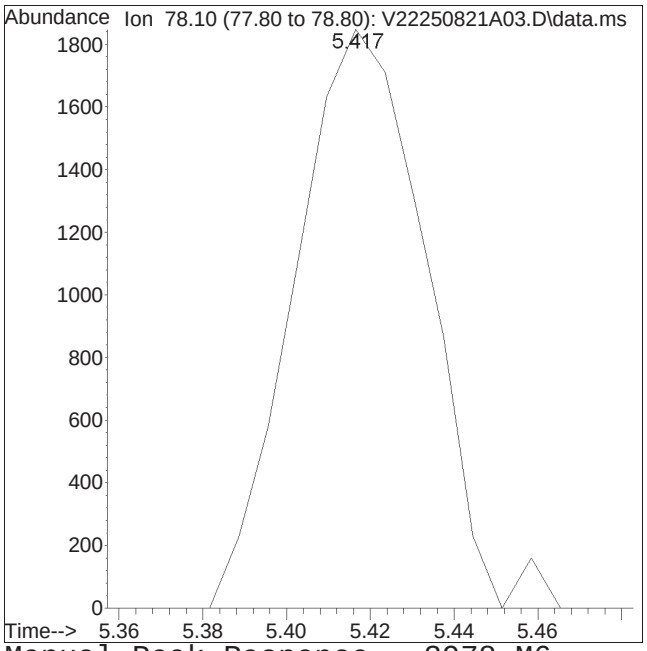


Manual Peak Response = 3978 M6

M6 = Misassignment of peak valley by automated integration (poor split of 2 peaks).

Quantitation Report (QT Reviewed)

Data Path : K:\VOA122\2025\250821AICAL\
Data File : V22250821A06.D
Acq On : 21 Aug 2025 03:47 pm
Operator : VOA122:PID
Sample : I8260STD0.5PPB
Misc : WG2106161,ICAL (Sig #1); WG,ICAL22327 (Sig #2)
ALS Vial : 6 Sample Multiplier: 1

Quant Time: Aug 22 11:56:26 2025
Quant Method : K:\VOA122\2025\250821AICAL\V122_250821A_8260.m
Quant Title : VOLATILES BY GC/MS
QLast Update : Fri Aug 22 11:52:24 2025
Response via : Initial Calibration

CCAL FILE(s) : 1 - K:\VOA122\2025\250821AICAL\V22250821A09.D
Sub List : 8260-Curve - Megamix plus Diox

| Compound | R.T. | QIon | Response | Conc Units | Dev(Min) |
|---|---|---|---|---|---|
| Internal Standards | | | | | |
| 1) Fluorobenzene | 5.828 | 96 | 439980 | 10.000 ug/L | 0.00 |
| Standard Area 1 = 497579 | | | Recovery = 88.42% | | |
| 62) Chlorobenzene-d5 | 9.358 | 117 | 395412 | 10.000 ug/L | 0.00 |
| Standard Area 1 = 424030 | | | Recovery = 93.25% | | |
| 83) 1,4-Dichlorobenzene-d4 | 12.104 | 152 | 217075 | 10.000 ug/L | 0.00 |
| Standard Area 1 = 258438 | | | Recovery = 84.00% | | |
| System Monitoring Compounds | | | | | |
| 38) Dibromofluoromethane | 5.029 | 113 | 164647 | 11.230 ug/L | 0.00 |
| Spiked Amount 10.000 | Range 70 - 130 | | Recovery = 112.30% | | |
| 46) 1,2-Dichloroethane-d4 | 5.542 | 65 | 152503 | 10.848 ug/L | 0.00 |
| Spiked Amount 10.000 | Range 70 - 130 | | Recovery = 108.48% | | |
| 63) Toluene-d8 | 7.520 | 98 | 509250 | 9.975 ug/L | 0.00 |
| Spiked Amount 10.000 | Range 70 - 130 | | Recovery = 99.75% | | |
| 87) 4-Bromofluorobenzene | 10.873 | 95 | 167046 | 9.919 ug/L | 0.00 |
| Spiked Amount 10.000 | Range 70 - 130 | | Recovery = 99.19% | | |
| Target Compounds | | | | | Qvalue |
| 2) Dichlorodifluoromethane | 1.570 | 85 | 4701 | 0.549 ug/L | 97 |
| 3) Chloromethane | 1.742 | 50 | 3842 | 0.563 ug/L | 97 |
| 4) Vinyl chloride | 1.813 | 62 | 3545 | 0.502 ug/L | 98 |
| 5) Bromomethane | 2.103 | 94 | 2109 | 0.602 ug/L | 86 |
| 6) Chloroethane | 2.221 | 64 | 2551 | 0.592 ug/L | 94 |
| 7) Trichlorofluoromethane | 2.354 | 101 | 6057 | 0.525 ug/L | 89 |
| 8) Ethyl ether | 2.644 | 74 | 1268 | 0.532 ug/L | 96 |
| 10) 1,1-Dichloroethene | 2.833 | 96 | 2608 | 0.478 ug/L | 84 |
| 11) Carbon disulfide | 2.856 | 76 | 11484 | 0.569 ug/L | 99 |
| 12) Freon-113 | 2.864 | 101 | 3194 | 0.528 ug/L | 92 |
| 13) Iodomethane | 0.000 | | 0 | N.D. | |
| 14) Acrolein | 0.000 | | 0 | N.D. | |
| 15) Methylene chloride | 3.358 | 84 | 3644 | 0.536 ug/L | 91 |
| 17) Acetone | 0.000 | | 0 | N.D. d | |
| 18) trans-1,2-Dichloroethene | 3.515 | 96 | 3126 | 0.498 ug/L | 96 |
| 19) Methyl acetate | 3.515 | 43 | 1132 | 0.493 ug/L # | 70 |
| 21) Methyl tert-butyl ether | 3.602 | 73 | 3704 | 0.369 ug/L # | 89 |
| 22) tert-Butyl alcohol | 3.688 | 59 | 312 | 1.782 ug/L # | 59 |
| 24) Diisopropyl ether | 3.970 | 45 | 6000 | 0.419 ug/L | 96 |
| 25) 1,1-Dichloroethane | 4.072 | 63 | 6559 | 0.528 ug/L | 97 |
| 26) Halothane | 4.135 | 117 | 2396 | 0.500 ug/L | 98 |

Data Path : K:\VOA122\2025\250821AICAL\
Data File : V22250821A06.D
Acq On : 21 Aug 2025 03:47 pm
Operator : VOA122:PID
Sample : I8260STD0.5PPB
Misc : WG2106161,ICAL (Sig #1); WG,ICAL22327 (Sig #2)
ALS Vial : 6 Sample Multiplier: 1

Quant Time: Aug 22 11:56:26 2025
Quant Method : K:\VOA122\2025\250821AICAL\V122_250821A_8260.m
Quant Title : VOLATILES BY GC/MS
QLast Update : Fri Aug 22 11:52:24 2025
Response via : Initial Calibration

CCAL FILE(s) : 1 - K:\VOA122\2025\250821AICAL\V22250821A09.D
Sub List : 8260-Curve - Megamix plus Diox

| Compound | R.T. | QIon | Response | Conc Units | Dev(Min) |
|---|---|---|---|---|---|
| 27) Acrylonitrile | 4.127 | 53 | 631 | 0.572 ug/L # | 58 |
| 28) Ethyl tert-butyl ether | 4.300 | 59 | 3946 | 0.349 ug/L | 97 |
| 29) Vinyl acetate | 4.308 | 43 | 2729 | 0.358 ug/L # | 84 |
| 30) cis-1,2-Dichloroethene | 4.582 | 96 | 3018 | 0.463 ug/L | 90 |
| 31) 2,2-Dichloropropane | 4.692 | 77 | 5340 | 0.541 ug/L | 98 |
| 32) Bromochloromethane | 4.778 | 128 | 1915 | 0.581 ug/L | 98 |
| 33) Cyclohexane | 4.794 | 56 | 3331 | 0.372 ug/L | 98 |
| 34) Chloroform | 4.849 | 83 | 6744 | 0.537 ug/L | 97 |
| 35) Ethyl acetate | 0.000 | | 0 | N.D. d | |
| 36) Carbon tetrachloride | 4.990 | 117 | 5332 | 0.497 ug/L # | 81 |
| 37) Tetrahydrofuran | 0.000 | | 0 | N.D. d | |
| 39) 1,1,1-Trichloroethane | 5.053 | 97 | 5524 | 0.485 ug/L | 94 |
| 41) 2-Butanone | 0.000 | | 0 | N.D. d | |
| 42) 1,1-Dichloropropene | 5.171 | 75 | 3000 | 0.395 ug/L | 93 |
| 44) Benzene | 5.417 | 78 | 11042 | 0.484 ug/L | 96 |
| 45) tert-Amyl methyl ether | 5.528 | 73 | 3767 | 0.387 ug/L | 93 |
| 47) 1,2-Dichloroethane | 5.612 | 62 | 4054 | 0.517 ug/L | 96 |
| 50) Methyl cyclohexane | 6.003 | 83 | 3844 | 0.424 ug/L | 98 |
| 51) Trichloroethene | 6.010 | 95 | 3488 | 0.502 ug/L # | 84 |
| 53) Dibromomethane | 6.443 | 93 | 1770 | 0.474 ug/L | 100 |
| 54) 1,2-Dichloropropane | 6.540 | 63 | 2923 | 0.470 ug/L # | 82 |
| 56) 2-Chloroethyl vinyl ether | 7.249 | 63 | 485 | 0.316 ug/L # | 72 |
| 57) Bromodichloromethane | 6.617 | 83 | 4441 | 0.494 ug/L # | 98 |
| 60) 1,4-Dioxane | 6.825 | 88 | 1966 | 92.508 ug/L | 92 |
| 61) cis-1,3-Dichloropropene | 7.305 | 75 | 3234 | 0.399 ug/L # | 91 |
| 64) Toluene | 7.576 | 92 | 7705 | 0.475 ug/L | 99 |
| 65) 4-Methyl-2-pentanone | 0.000 | | 0 | N.D. | |
| 66) Tetrachloroethene | 8.021 | 166 | 4105 | 0.520 ug/L | 94 |
| 68) trans-1,3-Dichloropropene | 8.055 | 75 | 2667 | 0.368 ug/L | 91 |
| 70) Ethyl methacrylate | 8.257 | 69 | 1294 | 0.326 ug/L # | 73 |
| 71) 1,1,2-Trichloroethane | 8.243 | 83 | 1233 | 0.350 ug/L # | 75 |
| 72) Chlorodibromomethane | 8.452 | 129 | 2547 | 0.396 ug/L | 87 |
| 73) 1,3-Dichloropropane | 8.556 | 76 | 2771 | 0.382 ug/L | 94 |
| 74) 1,2-Dibromoethane | 8.723 | 107 | 1659 | 0.390 ug/L | 91 |
| 76) 2-Hexanone | 0.000 | | 0 | N.D. d | |
| 77) Chlorobenzene | 9.372 | 112 | 9770 | 0.505 ug/L # | 60 |
| 78) Ethylbenzene | 9.428 | 91 | 12830 | 0.402 ug/L | 98 |
| 79) 1,1,1,2-Tetrachloroethane | 9.456 | 131 | 2987 | 0.428 ug/L # | 60 |
| 80) p/m Xylene | 9.611 | 106 | 9282 | 0.774 ug/L | 97 |
| 81) o Xylene | 10.158 | 106 | 7732 | 0.690 ug/L | 92 |

Data Path : K:\VOA122\2025\250821AICAL\
Data File : V22250821A06.D
Acq On : 21 Aug 2025 03:47 pm
Operator : VOA122:PID
Sample : I8260STD0.5PPB
Misc : WG2106161,ICAL (Sig #1); WG,ICAL22327 (Sig #2)
ALS Vial : 6 Sample Multiplier: 1

Quant Time: Aug 22 11:56:26 2025
Quant Method : K:\VOA122\2025\250821AICAL\V122_250821A_8260.m
Quant Title : VOLATILES BY GC/MS
QLast Update : Fri Aug 22 11:52:24 2025
Response via : Initial Calibration

CCAL FILE(s) : 1 - K:\VOA122\2025\250821AICAL\V22250821A09.D
Sub List : 8260-Curve - Megamix plus Diox

| Compound | R.T. | QIon | Response | Conc | Units | | Dev(Min) |
|---|---|---|---|---|---|---|---|
| 82) Styrene | 10.228 | 104 | 11643 | 0.629 | ug/L | | 97 |
| 84) Bromoform | 10.242 | 173 | 1879 | 0.518 | ug/L | | 78 |
| 86) Isopropylbenzene | 10.557 | 105 | 10894 | 0.370 | ug/L | | 98 |
| 88) Bromobenzene | 10.985 | 156 | 3637 | 0.473 | ug/L | | 92 |
| 89) n-Propylbenzene | 11.041 | 91 | 15309 | 0.428 | ug/L | | 100 |
| 90) 1,4-Dichlorobutane | 11.048 | 55 | 3158 | 0.483 | ug/L | | 97 |
| 91) 1,1,2,2-Tetrachloroethane | 11.118 | 83 | 2657 | 0.544 | ug/L | | 95 |
| 92) 4-Ethyltoluene | 11.168 | 105 | 11420 | 0.394 | ug/L | | 97 |
| 93) 2-Chlorotoluene | 11.203 | 91 | 10152M6 | 0.460 | ug/L | | |
| 94) 1,3,5-Trimethylbenzene | 11.273 | 105 | 9907 | 0.397 | ug/L | | 98 |
| 95) 1,2,3-Trichloropropane | 11.259 | 75 | 2120 | 0.542 | ug/L | | 94 |
| 96) trans-1,4-Dichloro-2-b... | 11.315 | 53 | 544 | 0.446 | ug/L | # | 63 |
| 97) 4-Chlorotoluene | 11.392 | 91 | 9169 | 0.415 | ug/L | | 97 |
| 98) tert-Butylbenzene | 11.616 | 119 | 8584 | 0.389 | ug/L | | 98 |
| 101) 1,2,4-Trimethylbenzene | 11.693 | 105 | 5961 | 0.351 | ug/L | | 94 |
| 102) sec-Butylbenzene | 11.812 | 105 | 11183 | 0.363 | ug/L | | 99 |
| 103) p-Isopropyltoluene | 11.965 | 119 | 8974 | 0.342 | ug/L | | 99 |
| 104) 1,3-Dichlorobenzene | 12.021 | 146 | 7613 | 0.488 | ug/L | | 89 |
| 105) 1,4-Dichlorobenzene | 12.118 | 146 | 8426 | 0.538 | ug/L | # | 83 |
| 106) p-Diethylbenzene | 12.348 | 119 | 5778 | 0.376 | ug/L | | 90 |
| 107) n-Butylbenzene | 12.404 | 91 | 8854 | 0.387 | ug/L | | 94 |
| 108) 1,2-Dichlorobenzene | 12.550 | 146 | 5878 | 0.434 | ug/L | | 88 |
| 109) 1,2,4,5-Tetramethylben... | 13.148 | 119 | 7098 | 0.336 | ug/L | | 95 |
| 110) 1,2-Dibromo-3-chloropr... | 13.322 | 155 | 434 | 0.520 | ug/L | # | 73 |
| 111) 1,3,5-Trichlorobenzene | 13.364 | 180 | 4357 | 0.445 | ug/L | | 97 |
| 112) Hexachlorobutadiene | 13.949 | 225 | 2217 | 0.579 | ug/L | | 99 |
| 113) 1,2,4-Trichlorobenzene | 13.970 | 180 | 3684 | 0.463 | ug/L | | 99 |
| 114) Naphthalene | 14.262 | 128 | 5548 | 0.387 | ug/L | | 100 |
| 115) 1,2,3-Trichlorobenzene | 14.429 | 180 | 3129 | 0.461 | ug/L | | 96 |

(#) = qualifier out of range (m) = manual integration (+) = signals summed

Quantitation Report (QT Reviewed)

Data Path : K:\VOA122\2025\250821AICAL\
Data File : V22250821A06.D
Acq On : 21 Aug 2025 03:47 pm
Operator : VOA122:PID
Sample : I8260STD0.5PPB
Misc : WG2106161,ICAL (Sig #1); WG,ICAL22327 (Sig #2)
ALS Vial : 6 Sample Multiplier: 1

Quant Time: Aug 22 11:56:26 2025
Quant Method : K:\VOA122\2025\250821AICAL\V122_250821A_8260.m
Quant Title : VOLATILES BY GC/MS
QLast Update : Fri Aug 22 11:52:24 2025
Response via : Initial Calibration

CALLIST : 8260KCUVOA122Megamix0821AICAL\V22250821A09.D•

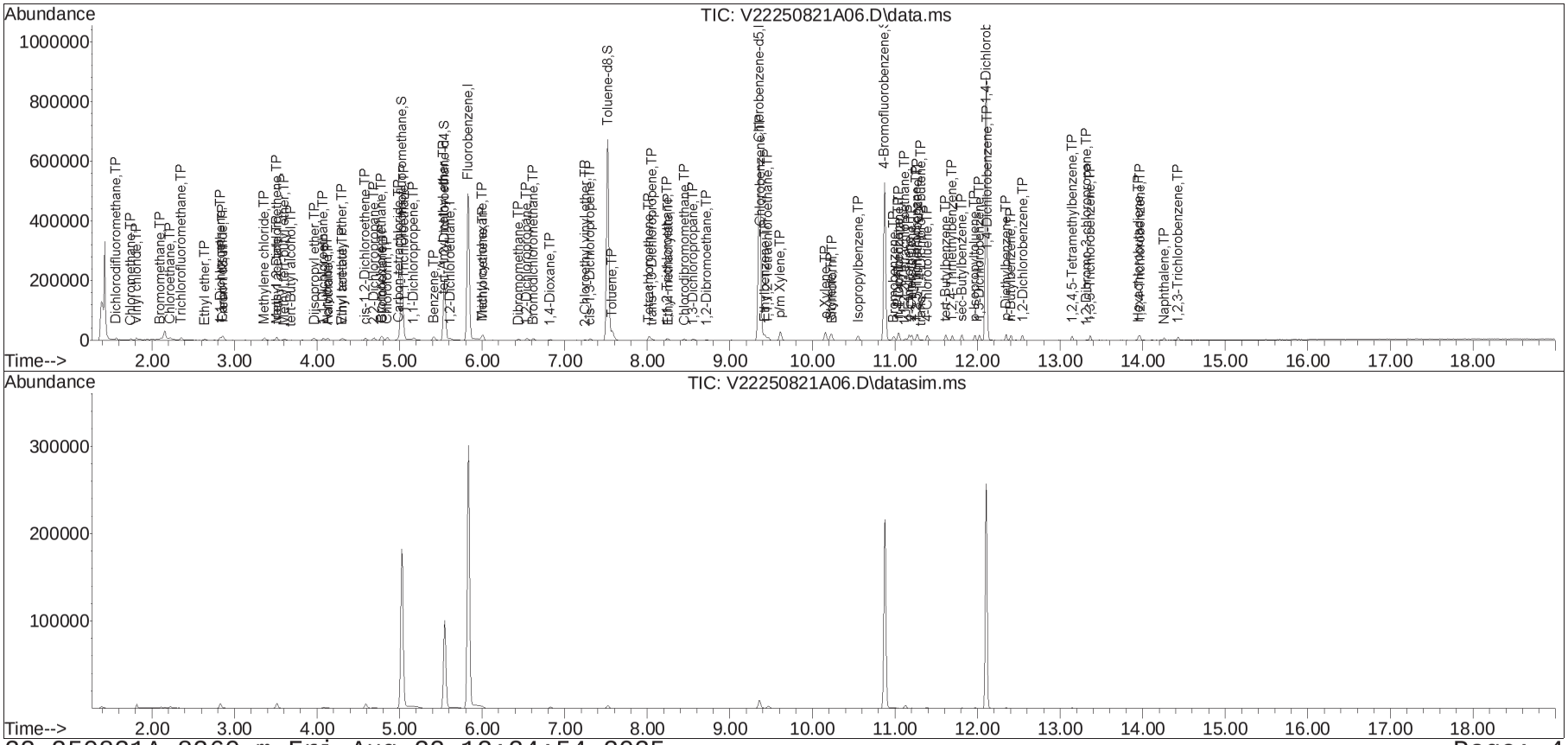

# Manual Integration Report

Data Path : K:\VOA122\2025\250821AICAL
Data File : V22250821A06.D
Date Inj'd : 8/21/2025 3:47 pm
Sample : I8260STD0.5PPB
Operator : VOA122:PID
Instrument : VOA 122
Quant Date : 8/22/2025 11:56 am

## Compound #93: 2-Chlorotoluene

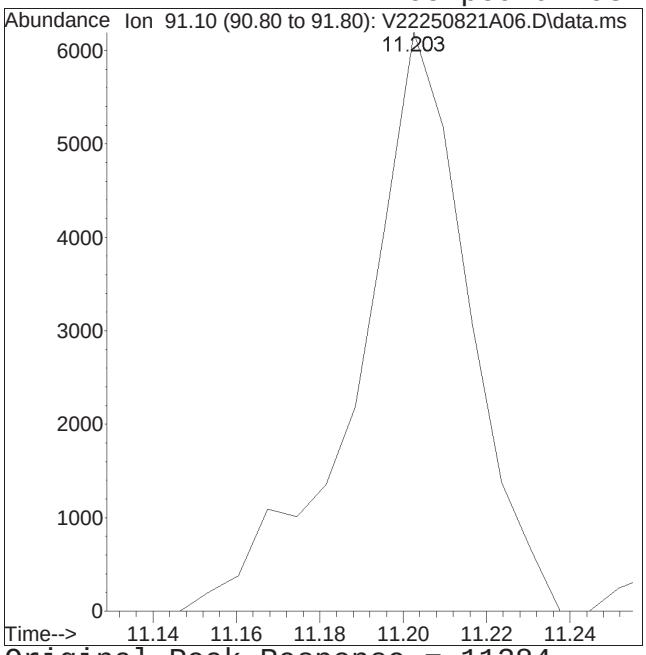


Original Peak Response = 11284

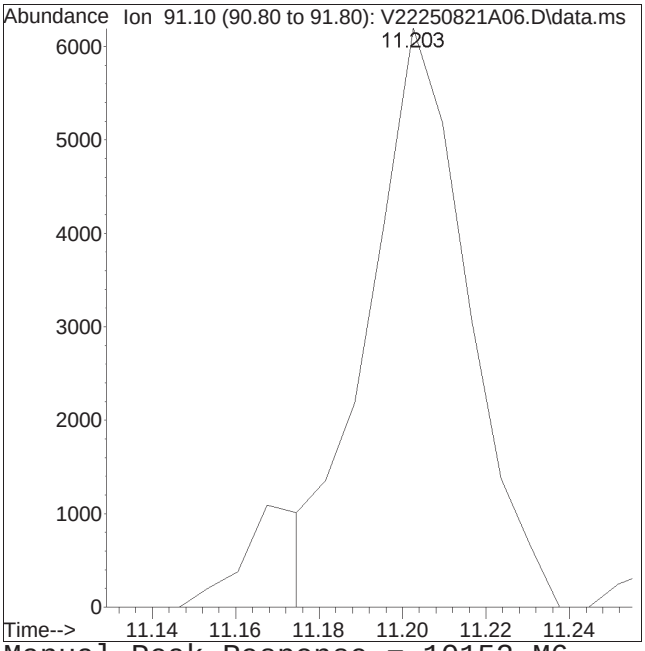


Manual Peak Response = 10152 M6

M6 = Misassignment of peak valley by automated integration (poor split of 2 peaks).

Quantitation Report (QT Reviewed)

Data Path : K:\VOA122\2025\250821AICAL\
Data File : V22250821A07.D
Acq On : 21 Aug 2025 04:12 pm
Operator : VOA122:PID
Sample : I8260STD2PPB
Misc : WG2106161,ICAL (Sig #1); WG,ICAL22327 (Sig #2)
ALS Vial : 7 Sample Multiplier: 1

Quant Time: Aug 22 11:56:34 2025
Quant Method : K:\VOA122\2025\250821AICAL\V122_250821A_8260.m
Quant Title : VOLATILES BY GC/MS
QLast Update : Fri Aug 22 11:52:24 2025
Response via : Initial Calibration

CCAL FILE(s) : 1 - K:\VOA122\2025\250821AICAL\V22250821A09.D
Sub List : 8260-Curve - Megamix plus Diox

| Compound | R.T. | QIon | Response | Conc | Units | Dev(Min) |
|---|---|---|---|---|---|---|
| Internal Standards | | | | | | |
| 1) Fluorobenzene | 5.828 | 96 | 459021 | 10.000 | ug/L | 0.00 |
| Standard Area 1 = 497579 | | | Recovery = 92.25% | | | |
| 62) Chlorobenzene-d5 | 9.358 | 117 | 408273 | 10.000 | ug/L | 0.00 |
| Standard Area 1 = 424030 | | | Recovery = 96.28% | | | |
| 83) 1,4-Dichlorobenzene-d4 | 12.104 | 152 | 235122 | 10.000 | ug/L | 0.00 |
| Standard Area 1 = 258438 | | | Recovery = 90.98% | | | |
| System Monitoring Compounds | | | | | | |
| 38) Dibromofluoromethane | 5.029 | 113 | 168737 | 11.031 | ug/L | 0.00 |
| Spiked Amount 10.000 | Range 70 - 130 | | Recovery = 110.31% | | | |
| 46) 1,2-Dichloroethane-d4 | 5.542 | 65 | 158877 | 10.832 | ug/L | 0.00 |
| Spiked Amount 10.000 | Range 70 - 130 | | Recovery = 108.32% | | | |
| 63) Toluene-d8 | 7.520 | 98 | 524428 | 9.948 | ug/L | 0.00 |
| Spiked Amount 10.000 | Range 70 - 130 | | Recovery = 99.48% | | | |
| 87) 4-Bromofluorobenzene | 10.873 | 95 | 176830 | 9.694 | ug/L | 0.00 |
| Spiked Amount 10.000 | Range 70 - 130 | | Recovery = 96.94% | | | |
| Target Compounds | | | | | | Qvalue |
| 2) Dichlorodifluoromethane | 1.569 | 85 | 16759 | 1.876 | ug/L | 99 |
| 3) Chloromethane | 1.742 | 50 | 15712 | 2.206 | ug/L | 98 |
| 4) Vinyl chloride | 1.813 | 62 | 14637 | 1.987 | ug/L | 96 |
| 5) Bromomethane | 2.111 | 94 | 6075 | 1.662 | ug/L | 88 |
| 6) Chloroethane | 2.221 | 64 | 10628 | 2.366 | ug/L | 98 |
| 7) Trichlorofluoromethane | 2.354 | 101 | 23619 | 1.961 | ug/L | 99 |
| 8) Ethyl ether | 2.644 | 74 | 4388 | 1.764 | ug/L | 84 |
| 10) 1,1-Dichloroethene | 2.832 | 96 | 11305 | 1.988 | ug/L | 93 |
| 11) Carbon disulfide | 2.856 | 76 | 43740 | 2.078 | ug/L | 99 |
| 12) Freon-113 | 2.864 | 101 | 11533 | 1.828 | ug/L | 97 |
| 13) Iodomethane | 2.966 | 142 | 378M6 | 0.089 | ug/L | |
| 14) Acrolein | 3.123 | 56 | 805 | 1.538 | ug/L # | 58 |
| 15) Methylene chloride | 3.366 | 84 | 16535 | 2.330 | ug/L | 96 |
| 17) Acetone | 3.405 | 43 | 2428 | 2.457 | ug/L | 98 |
| 18) trans-1,2-Dichloroethene | 3.515 | 96 | 14505 | 2.214 | ug/L | 94 |
| 19) Methyl acetate | 3.515 | 43 | 5850 | 2.443 | ug/L # | 90 |
| 21) Methyl tert-butyl ether | 3.609 | 73 | 17051 | 1.629 | ug/L | 94 |
| 22) tert-Butyl alcohol | 3.688 | 59 | 1823 | 9.977 | ug/L # | 61 |
| 24) Diisopropyl ether | 3.962 | 45 | 25207 | 1.688 | ug/L | 94 |
| 25) 1,1-Dichloroethane | 4.080 | 63 | 29306 | 2.261 | ug/L | 99 |
| 26) Halothane | 4.135 | 117 | 10416 | 2.083 | ug/L | 92 |

Data Path : K:\VOA122\2025\250821AICAL\
Data File : V22250821A07.D
Acq On : 21 Aug 2025 04:12 pm
Operator : VOA122:PID
Sample : I8260STD2PPB
Misc : WG2106161,ICAL (Sig #1); WG,ICAL22327 (Sig #2)
ALS Vial : 7 Sample Multiplier: 1

Quant Time: Aug 22 11:56:34 2025
Quant Method : K:\VOA122\2025\250821AICAL\V122_250821A_8260.m
Quant Title : VOLATILES BY GC/MS
QLast Update : Fri Aug 22 11:52:24 2025
Response via : Initial Calibration

CCAL FILE(s) : 1 - K:\VOA122\2025\250821AICAL\V22250821A09.D
Sub List : 8260-Curve - Megamix plus Diox

| Compound | R.T. | QIon | Response | Conc | Units | | Dev(Min) |
|---|---|---|---|---|---|---|---|
| 27) Acrylonitrile | 4.119 | 53 | 2382 | 2.071 | ug/L | | 95 |
| 28) Ethyl tert-butyl ether | 4.307 | 59 | 19598 | 1.662 | ug/L | | 98 |
| 29) Vinyl acetate | 4.307 | 43 | 13352 | 1.678 | ug/L | | 97 |
| 30) cis-1,2-Dichloroethene | 4.590 | 96 | 15072 | 2.215 | ug/L | | 95 |
| 31) 2,2-Dichloropropane | 4.692 | 77 | 20528 | 1.992 | ug/L | | 93 |
| 32) Bromochloromethane | 4.778 | 128 | 7568 | 2.202 | ug/L | | 88 |
| 33) Cyclohexane | 4.794 | 56 | 11372 | 1.217 | ug/L | | 95 |
| 34) Chloroform | 4.849 | 83 | 31647 | 2.415 | ug/L | | 96 |
| 35) Ethyl acetate | 4.959 | 43 | 5259 | 1.844 | ug/L | # | 79 |
| 36) Carbon tetrachloride | 4.990 | 117 | 21099 | 1.886 | ug/L | | 96 |
| 37) Tetrahydrofuran | 5.013 | 42 | 1486M6 | 1.585 | ug/L | | |
| 39) 1,1,1-Trichloroethane | 5.053 | 97 | 23749 | 1.998 | ug/L | | 96 |
| 41) 2-Butanone | 5.131 | 43 | 2269 | 1.855 | ug/L | # | 76 |
| 42) 1,1-Dichloropropene | 5.170 | 75 | 12143 | 1.532 | ug/L | | 99 |
| 44) Benzene | 5.416 | 78 | 45369 | 1.907 | ug/L | | 99 |
| 45) tert-Amyl methyl ether | 5.535 | 73 | 16360 | 1.609 | ug/L | | 95 |
| 47) 1,2-Dichloroethane | 5.619 | 62 | 17457 | 2.132 | ug/L | | 99 |
| 50) Methyl cyclohexane | 6.003 | 83 | 10197 | 1.078 | ug/L | | 98 |
| 51) Trichloroethene | 6.010 | 95 | 13697 | 1.889 | ug/L | | 90 |
| 53) Dibromomethane | 6.442 | 93 | 9256 | 2.375 | ug/L | # | 86 |
| 54) 1,2-Dichloropropane | 6.547 | 63 | 12945 | 1.996 | ug/L | | 97 |
| 56) 2-Chloroethyl vinyl ether | 7.242 | 63 | 2471 | 1.543 | ug/L | | 90 |
| 57) Bromodichloromethane | 6.617 | 83 | 18885 | 2.015 | ug/L | # | 98 |
| 60) 1,4-Dioxane | 6.825 | 88 | 7833 | 353.285 | ug/L | | 94 |
| 61) cis-1,3-Dichloropropene | 7.312 | 75 | 14502 | 1.716 | ug/L | | 95 |
| 64) Toluene | 7.576 | 92 | 32129 | 1.920 | ug/L | | 94 |
| 65) 4-Methyl-2-pentanone | 8.007 | 58 | 1522 | 1.620 | ug/L | | 97 |
| 66) Tetrachloroethene | 8.020 | 166 | 13719 | 1.684 | ug/L | | 91 |
| 68) trans-1,3-Dichloropropene | 8.055 | 75 | 12255 | 1.636 | ug/L | | 98 |
| 70) Ethyl methacrylate | 8.257 | 69 | 6387 | 1.560 | ug/L | | 92 |
| 71) 1,1,2-Trichloroethane | 8.243 | 83 | 6865 | 1.889 | ug/L | | 94 |
| 72) Chlorodibromomethane | 8.451 | 129 | 12777 | 1.922 | ug/L | | 95 |
| 73) 1,3-Dichloropropane | 8.563 | 76 | 13041 | 1.742 | ug/L | | 94 |
| 74) 1,2-Dibromoethane | 8.722 | 107 | 7830 | 1.782 | ug/L | | 93 |
| 76) 2-Hexanone | 9.014 | 43 | 2647 | 1.921 | ug/L | # | 89 |
| 77) Chlorobenzene | 9.379 | 112 | 40071 | 2.008 | ug/L | | 91 |
| 78) Ethylbenzene | 9.421 | 91 | 56996 | 1.729 | ug/L | | 97 |
| 79) 1,1,1,2-Tetrachloroethane | 9.463 | 131 | 14023 | 1.945 | ug/L | | 96 |
| 80) p/m Xylene | 9.610 | 106 | 41068 | 3.316 | ug/L | | 95 |
| 81) o Xylene | 10.157 | 106 | 37059 | 3.205 | ug/L | | 97 |

Quantitation Report (QT Reviewed)

Data Path : K:\VOA122\2025\250821AICAL\
Data File : V22250821A07.D
Acq On : 21 Aug 2025 04:12 pm
Operator : VOA122:PID
Sample : I8260STD2PPB
Misc : WG2106161,ICAL (Sig #1); WG,ICAL22327 (Sig #2)
ALS Vial : 7 Sample Multiplier: 1

Quant Time: Aug 22 11:56:34 2025
Quant Method : K:\VOA122\2025\250821AICAL\V122_250821A_8260.m
Quant Title : VOLATILES BY GC/MS
QLast Update : Fri Aug 22 11:52:24 2025
Response via : Initial Calibration

CCAL FILE(s) : 1 - K:\VOA122\2025\250821AICAL\V22250821A09.D
Sub List : 8260-Curve - Megamix plus Diox

| Compound | R.T. | QIon | Response | Conc | Units | Dev(Min) |
|---|---|---|---|---|---|---|
| 82) Styrene | 10.228 | 104 | 63207 | 3.309 | ug/L | 95 |
| 84) Bromoform | 10.242 | 173 | 7513 | 1.914 | ug/L | 98 |
| 86) Isopropylbenzene | 10.550 | 105 | 46816 | 1.467 | ug/L | 99 |
| 88) Bromobenzene | 10.985 | 156 | 16995 | 2.040 | ug/L | 99 |
| 89) n-Propylbenzene | 11.041 | 91 | 62042 | 1.602 | ug/L | 98 |
| 90) 1,4-Dichlorobutane | 11.048 | 55 | 13187 | 1.864 | ug/L | 99 |
| 91) 1,1,2,2-Tetrachloroethane | 11.125 | 83 | 11061 | 2.092 | ug/L | 97 |
| 92) 4-Ethyltoluene | 11.174 | 105 | 50078 | 1.596 | ug/L | 98 |
| 93) 2-Chlorotoluene | 11.202 | 91 | 44575M6 | 1.866 | ug/L | |
| 94) 1,3,5-Trimethylbenzene | 11.272 | 105 | 41868 | 1.550 | ug/L | 99 |
| 95) 1,2,3-Trichloropropane | 11.265 | 75 | 8161 | 1.925 | ug/L | 99 |
| 96) trans-1,4-Dichloro-2-b... | 11.315 | 53 | 2581 | 1.953 | ug/L | 97 |
| 97) 4-Chlorotoluene | 11.392 | 91 | 42171 | 1.762 | ug/L | 100 |
| 98) tert-Butylbenzene | 11.616 | 119 | 34077 | 1.427 | ug/L | 96 |
| 101) 1,2,4-Trimethylbenzene | 11.693 | 105 | 29557 | 1.605 | ug/L | 97 |
| 102) sec-Butylbenzene | 11.812 | 105 | 45269 | 1.356 | ug/L | 100 |
| 103) p-Isopropyltoluene | 11.972 | 119 | 39207 | 1.379 | ug/L | 97 |
| 104) 1,3-Dichlorobenzene | 12.021 | 146 | 31943 | 1.892 | ug/L | 96 |
| 105) 1,4-Dichlorobenzene | 12.118 | 146 | 32888M3 | 1.938 | ug/L | |
| 106) p-Diethylbenzene | 12.348 | 119 | 22221 | 1.335 | ug/L | 99 |
| 107) n-Butylbenzene | 12.403 | 91 | 35521 | 1.432 | ug/L | 99 |
| 108) 1,2-Dichlorobenzene | 12.543 | 146 | 28341 | 1.934 | ug/L | 96 |
| 109) 1,2,4,5-Tetramethylben... | 13.148 | 119 | 29781 | 1.301 | ug/L | 99 |
| 110) 1,2-Dibromo-3-chloropr... | 13.329 | 155 | 1795 | 1.987 | ug/L | 99 |
| 111) 1,3,5-Trichlorobenzene | 13.364 | 180 | 19081 | 1.800 | ug/L | 97 |
| 112) Hexachlorobutadiene | 13.949 | 225 | 7145 | 1.722 | ug/L | 94 |
| 113) 1,2,4-Trichlorobenzene | 13.970 | 180 | 14445 | 1.677 | ug/L | 98 |
| 114) Naphthalene | 14.262 | 128 | 23420 | 1.510 | ug/L | 100 |
| 115) 1,2,3-Trichlorobenzene | 14.429 | 180 | 12977 | 1.766 | ug/L | 99 |

(#) = qualifier out of range (m) = manual integration (+) = signals summed

Quantitation Report (QT Reviewed)

Data Path : K:\VOA122\2025\250821AICAL\
Data File : V22250821A07.D
Acq On : 21 Aug 2025 04:12 pm
Operator : VOA122:PID
Sample : I8260STD2PPB
Misc : WG2106161,ICAL (Sig #1); WG,ICAL22327 (Sig #2)
ALS Vial : 7 Sample Multiplier: 1

Quant Time: Aug 22 11:56:34 2025
Quant Method : K:\VOA122\2025\250821AICAL\V122_250821A_8260.m
Quant Title : VOLATILES BY GC/MS
QLast Update : Fri Aug 22 11:52:24 2025
Response via : Initial Calibration

CALLIST : 8260KCurvoA122Megamix0821.DCAL\V22250821A09.D•

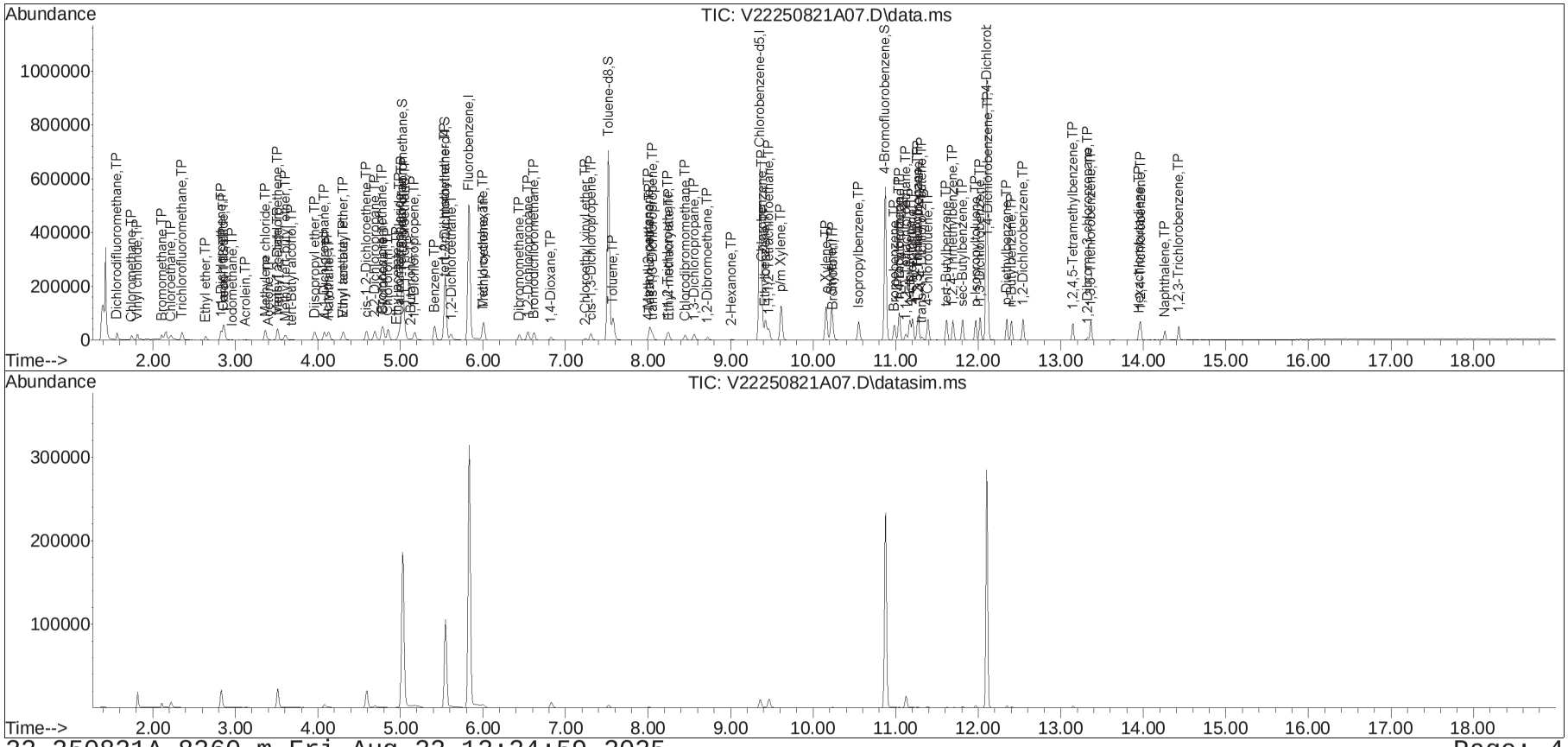

# Manual Integration Report

Data Path : K:\VOA122\2025\250821AICAL\
Data File : V22250821A07.D
Date Inj'd : 8/21/2025 4:12 pm
Sample : I8260STD2PPB

Method : V122_250821A_8260.m
Operator : VOA122:PID
Instrument : VOA 122
Quant Date : 8/22/2025 11:56 am

## Compound #13: Iodomethane

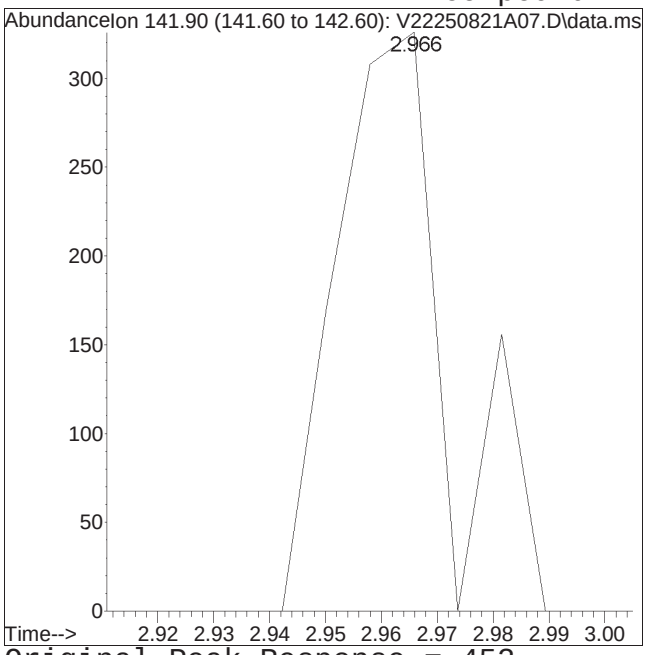


Original Peak Response = 452

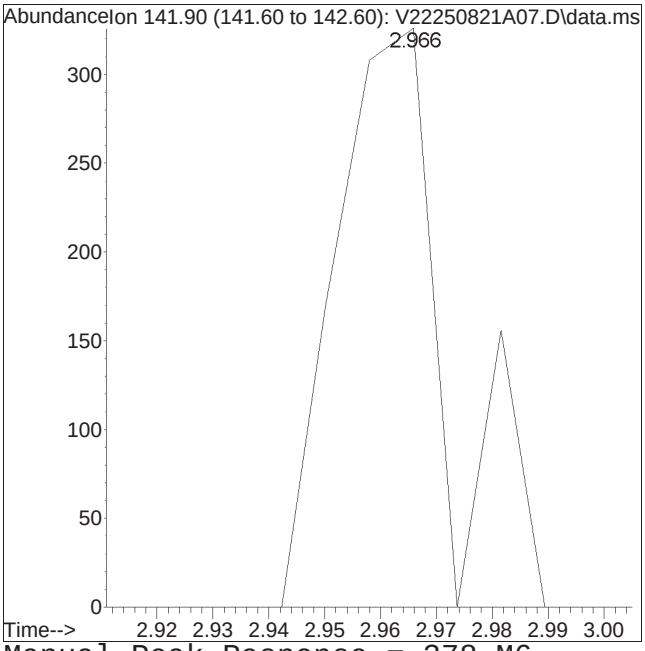


Manual Peak Response = 378 M6

M6 = Misassignment of peak valley by automated integration (poor split of 2 peaks).

# Manual Integration Report

Data Path : K:\VOA122\2025\250821AICAL\
Data File : V22250821A07.D
Date Inj'd : 8/21/2025 4:12 pm
Sample : I8260STD2PPB

Method : V122_250821A_8260.m
Operator : VOA122:PID
Instrument : VOA 122
Quant Date : 8/22/2025 11:56 am

## Compound #37: Tetrahydrofuran

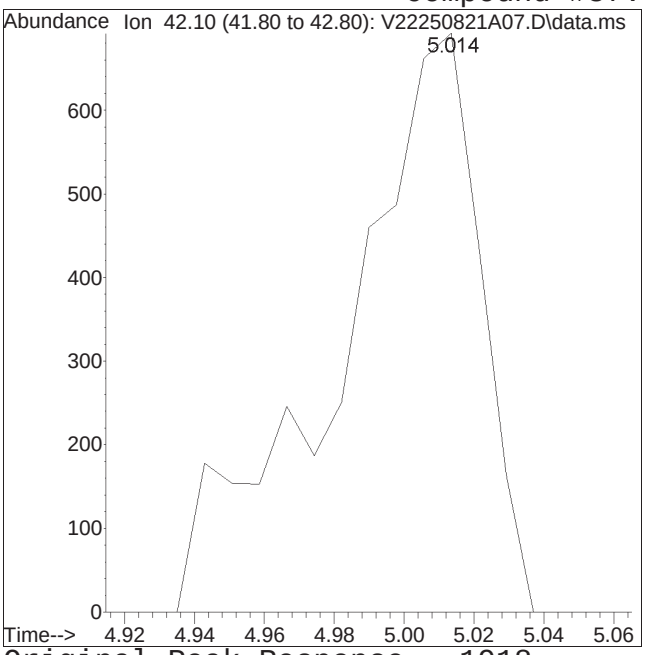


Original Peak Response = 1918

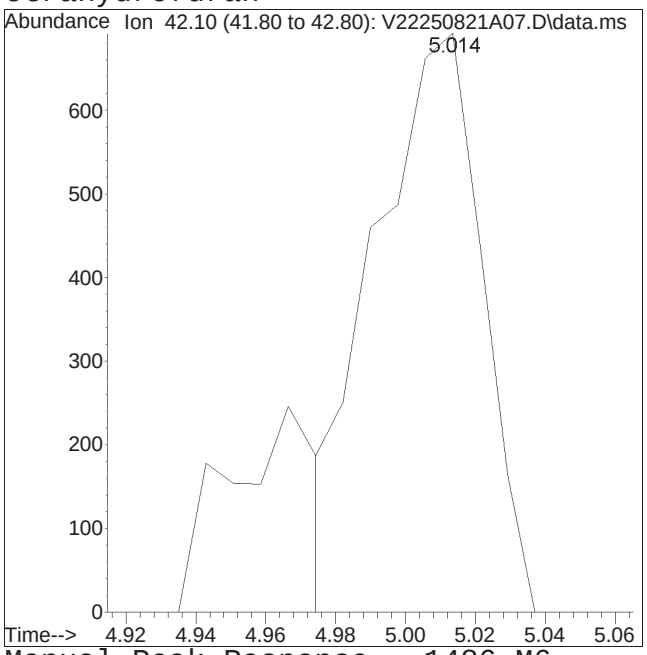


Manual Peak Response = 1486 M6

M6 = Misassignment of peak valley by automated integration (poor split of 2 peaks).

# Manual Integration Report

Data Path : K:\VOA122\2025\250821AICAL\
Data File : V22250821A07.D
Date Inj'd : 8/21/2025 4:12 pm
Sample : I8260STD2PPB

Method : V122_250821A_8260.m
Operator : VOA122:PID
Instrument : VOA 122
Quant Date : 8/22/2025 11:56 am

## Compound #93: 2-Chlorotoluene

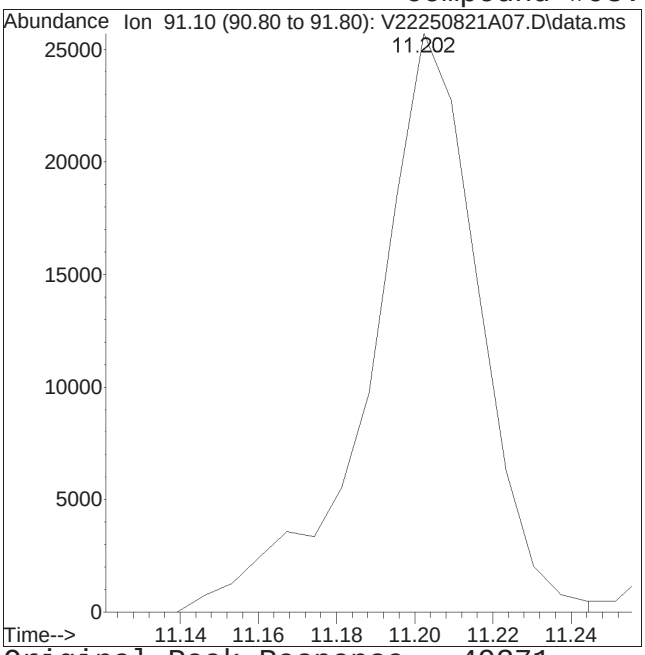


Original Peak Response = 49371

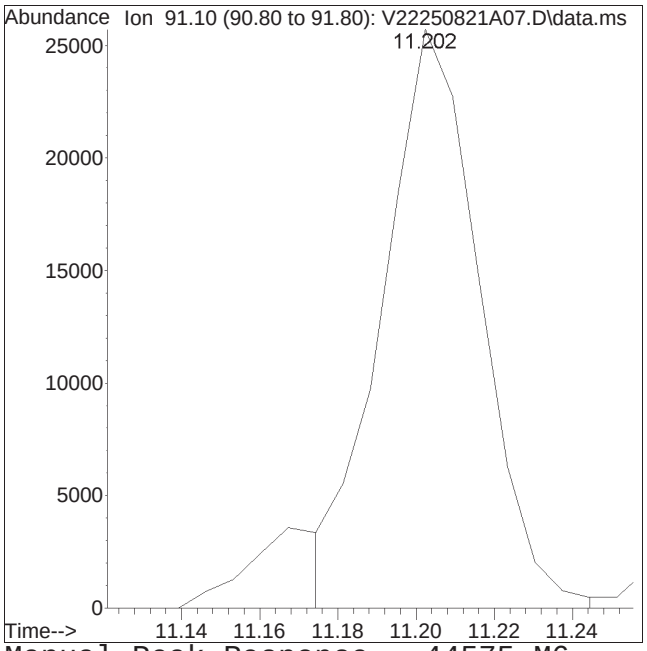


Manual Peak Response = 44575 M6

M6 = Misassignment of peak valley by automated integration (poor split of 2 peaks).

Manual Integration Report

Data Path : K:\VOA122\2025\250821AICAL
Data File : V22250821A07.D Operator : VOA122:PID
Date Inj'd : 8/21/2025 4:12 pm Instrument : VOA 122
Sample : I8260STD2PPB Quant Date : 8/22/2025 11:56 am

Compound #105: 1,4-Dichlorobenzene

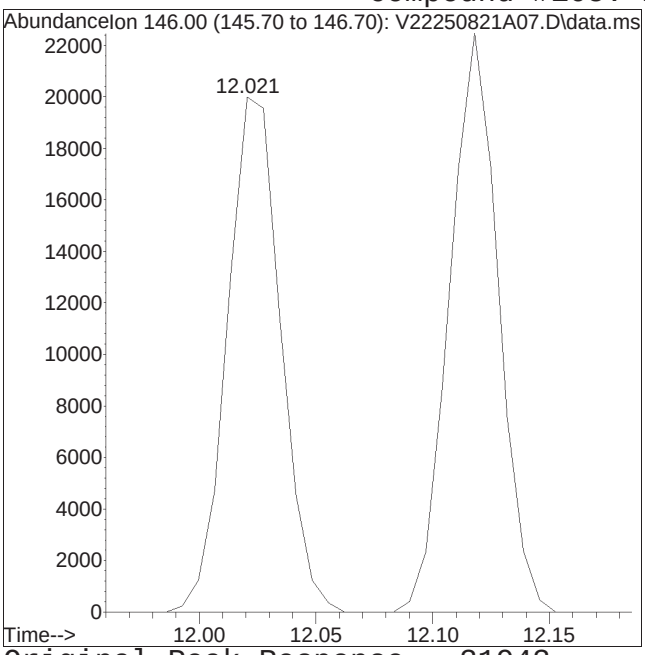


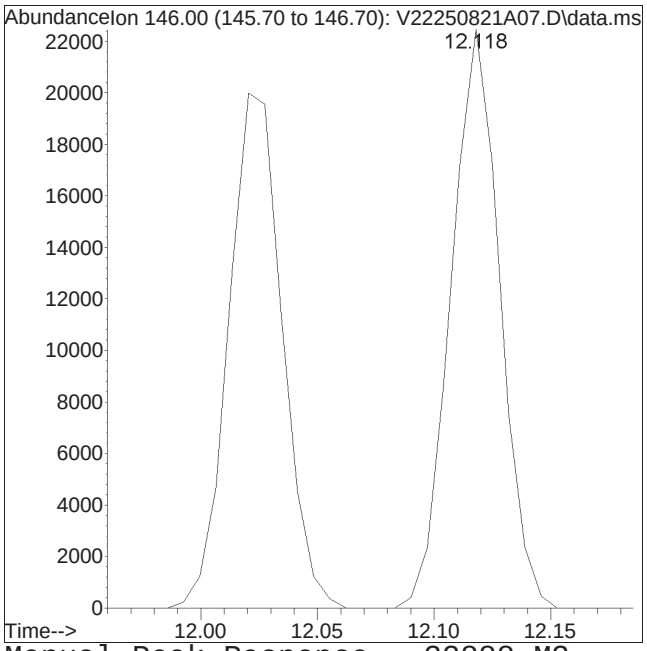


Original Peak Response = 31943 Manual Peak Response = 32888 M3

M3 = Misidentification of the peak (i.e. 1,4-dichlorobenzene identified as 1,3-dichlorobenzene), or misidentification from 2 partially resolved peaks not being split.

Quantitation Report (QT Reviewed)

Data Path : K:\VOA122\2025\250821AICAL\
Data File : V22250821A09.D
Acq On : 21 Aug 2025 05:00 pm
Operator : VOA122:PID
Sample : I8260STD10PPB
Misc : WG2106161,ICAL (Sig #1); WG,ICAL22327 (Sig #2)
ALS Vial : 9 Sample Multiplier: 1

Quant Time: Aug 22 11:56:41 2025
Quant Method : K:\VOA122\2025\250821AICAL\V122_250821A_8260.m
Quant Title : VOLATILES BY GC/MS
QLast Update : Fri Aug 22 11:52:24 2025
Response via : Initial Calibration

CCAL FILE(s) : 1 - K:\VOA122\2025\250821AICAL\V22250821A09.D
Sub List : 8260-Curve - Megamix plus Diox

| Compound | R.T. | QIon | Response | Conc | Units | Dev(Min) |
|---|---|---|---|---|---|---|
| Internal Standards | | | | | | |
| 1) Fluorobenzene | 5.828 | 96 | 497579 | 10.000 | ug/L | 0.00 |
| Standard Area 1 = 497579 | | | Recovery = 100.00% | | | |
| 62) Chlorobenzene-d5 | 9.358 | 117 | 424030 | 10.000 | ug/L | 0.00 |
| Standard Area 1 = 424030 | | | Recovery = 100.00% | | | |
| 83) 1,4-Dichlorobenzene-d4 | 12.104 | 152 | 258438 | 10.000 | ug/L | 0.00 |
| Standard Area 1 = 258438 | | | Recovery = 100.00% | | | |
| System Monitoring Compounds | | | | | | |
| 38) Dibromofluoromethane | 5.022 | 113 | 167821 | 10.121 | ug/L | 0.00 |
| Spiked Amount 10.000 | Range 70 - 130 | | Recovery = 101.21% | | | |
| 46) 1,2-Dichloroethane-d4 | 5.542 | 65 | 160987 | 10.126 | ug/L | 0.00 |
| Spiked Amount 10.000 | Range 70 - 130 | | Recovery = 101.26% | | | |
| 63) Toluene-d8 | 7.520 | 98 | 549964 | 10.045 | ug/L | 0.00 |
| Spiked Amount 10.000 | Range 70 - 130 | | Recovery = 100.45% | | | |
| 87) 4-Bromofluorobenzene | 10.873 | 95 | 196523 | 9.802 | ug/L | 0.00 |
| Spiked Amount 10.000 | Range 70 - 130 | | Recovery = 98.02% | | | |
| Target Compounds | | | | | | Qvalue |
| 2) Dichlorodifluoromethane | 1.570 | 85 | 111739 | 11.538 | ug/L | 100 |
| 3) Chloromethane | 1.742 | 50 | 88053 | 11.407 | ug/L | 100 |
| 4) Vinyl chloride | 1.813 | 62 | 90095 | 11.285 | ug/L | 100 |
| 5) Bromomethane | 2.111 | 94 | 38506 | 9.717 | ug/L | 100 |
| 6) Chloroethane | 2.221 | 64 | 55286 | 11.353 | ug/L | 100 |
| 7) Trichlorofluoromethane | 2.354 | 101 | 147434 | 11.293 | ug/L | 100 |
| 8) Ethyl ether | 2.644 | 74 | 26246 | 9.732 | ug/L | 100 |
| 10) 1,1-Dichloroethene | 2.833 | 96 | 66871 | 10.847 | ug/L | 100 |
| 11) Carbon disulfide | 2.856 | 76 | 256158 | 11.228 | ug/L | 100 |
| 12) Freon-113 | 2.864 | 101 | 76574 | 11.198 | ug/L | 100 |
| 13) Iodomethane | 2.958 | 142 | 13382 | 2.922 | ug/L | 100 |
| 14) Acrolein | 3.131 | 56 | 5695 | 10.038 | ug/L | 100 |
| 15) Methylene chloride | 3.366 | 84 | 85185 | 11.073 | ug/L | 100 |
| 17) Acetone | 3.398 | 43 | 11653 | 10.879 | ug/L | 100 |
| 18) trans-1,2-Dichloroethene | 3.515 | 96 | 75398 | 10.615 | ug/L | 100 |
| 19) Methyl acetate | 3.515 | 43 | 26268 | 10.118 | ug/L | 100 |
| 21) Methyl tert-butyl ether | 3.609 | 73 | 108561 | 9.568 | ug/L | 100 |
| 22) tert-Butyl alcohol | 3.688 | 59 | 10364 | 52.328 | ug/L | 100 |
| 24) Diisopropyl ether | 3.962 | 45 | 151540 | 9.359 | ug/L | 100 |
| 25) 1,1-Dichloroethane | 4.080 | 63 | 151598 | 10.788 | ug/L | 100 |
| 26) Halothane | 4.127 | 117 | 59588 | 10.993 | ug/L | 100 |

Quantitation Report (QT Reviewed)

Data Path : K:\VOA122\2025\250821AICAL\
Data File : V22250821A09.D
Acq On : 21 Aug 2025 05:00 pm
Operator : VOA122:PID
Sample : I8260STD10PPB
Misc : WG2106161,ICAL (Sig #1); WG,ICAL22327 (Sig #2)
ALS Vial : 9 Sample Multiplier: 1

Quant Time: Aug 22 11:56:41 2025
Quant Method : K:\VOA122\2025\250821AICAL\V122_250821A_8260.m
Quant Title : VOLATILES BY GC/MS
QLast Update : Fri Aug 22 11:52:24 2025
Response via : Initial Calibration

CCAL FILE(s) : 1 - K:\VOA122\2025\250821AICAL\V22250821A09.D
Sub List : 8260-Curve - Megamix plus Diox

| Compound | R.T. | QIon | Response | Conc | Units | Dev(Min) |
|---|---|---|---|---|---|---|
| 27) Acrylonitrile | 4.119 | 53 | 12775 | 10.244 | ug/L | 100 |
| 28) Ethyl tert-butyl ether | 4.308 | 59 | 119741 | 9.367 | ug/L | 100 |
| 29) Vinyl acetate | 4.308 | 43 | 81036 | 9.392 | ug/L | 100 |
| 30) cis-1,2-Dichloroethene | 4.590 | 96 | 76976 | 10.434 | ug/L | 100 |
| 31) 2,2-Dichloropropane | 4.692 | 77 | 123632 | 11.068 | ug/L | 100 |
| 32) Bromochloromethane | 4.778 | 128 | 39893 | 10.710 | ug/L | 100 |
| 33) Cyclohexane | 4.794 | 56 | 107665 | 10.629 | ug/L | 100 |
| 34) Chloroform | 4.849 | 83 | 146858 | 10.338 | ug/L | 100 |
| 35) Ethyl acetate | 4.959 | 43 | 30024 | 9.714 | ug/L | 100 |
| 36) Carbon tetrachloride | 4.990 | 117 | 136525 | 11.260 | ug/L | 100 |
| 37) Tetrahydrofuran | 4.998 | 42 | 10132M6 | 9.968 | ug/L | |
| 39) 1,1,1-Trichloroethane | 5.053 | 97 | 142870 | 11.086 | ug/L | 100 |
| 41) 2-Butanone | 5.139 | 43 | 13907 | 10.487 | ug/L | 100 |
| 42) 1,1-Dichloropropene | 5.171 | 75 | 88278 | 10.275 | ug/L | 100 |
| 44) Benzene | 5.417 | 78 | 261663 | 10.148 | ug/L | 100 |
| 45) tert-Amyl methyl ether | 5.528 | 73 | 98359 | 8.925 | ug/L | 100 |
| 47) 1,2-Dichloroethane | 5.612 | 62 | 86353 | 9.729 | ug/L | 100 |
| 50) Methyl cyclohexane | 6.010 | 83 | 99054 | 9.662 | ug/L | 100 |
| 51) Trichloroethene | 6.010 | 95 | 76604 | 9.744 | ug/L | 100 |
| 53) Dibromomethane | 6.443 | 93 | 42755 | 10.120 | ug/L | 100 |
| 54) 1,2-Dichloropropane | 6.540 | 63 | 71753 | 10.206 | ug/L | 100 |
| 56) 2-Chloroethyl vinyl ether | 7.242 | 63 | 16363 | 9.426 | ug/L | 100 |
| 57) Bromodichloromethane | 6.617 | 83 | 101727 | 10.011 | ug/L | 100 |
| 60) 1,4-Dioxane | 6.825 | 88 | 11493 | 478.191 | ug/L | 100 |
| 61) cis-1,3-Dichloropropene | 7.305 | 75 | 87700 | 9.575 | ug/L | 100 |
| 64) Toluene | 7.576 | 92 | 181411 | 10.438 | ug/L | 100 |
| 65) 4-Methyl-2-pentanone | 8.000 | 58 | 8571 | 8.786 | ug/L | 100 |
| 66) Tetrachloroethene | 8.021 | 166 | 90340 | 10.676 | ug/L | 100 |
| 68) trans-1,3-Dichloropropene | 8.055 | 75 | 74445 | 9.568 | ug/L | 100 |
| 70) Ethyl methacrylate | 8.250 | 69 | 39231 | 9.226 | ug/L | 100 |
| 71) 1,1,2-Trichloroethane | 8.236 | 83 | 38427 | 10.181 | ug/L | 100 |
| 72) Chlorodibromomethane | 8.452 | 129 | 66410 | 9.618 | ug/L | 100 |
| 73) 1,3-Dichloropropane | 8.556 | 76 | 75870 | 9.755 | ug/L | 100 |
| 74) 1,2-Dibromoethane | 8.723 | 107 | 44777 | 9.813 | ug/L | 100 |
| 76) 2-Hexanone | 9.015 | 43 | 13029 | 9.102 | ug/L | 100 |
| 77) Chlorobenzene | 9.379 | 112 | 211646 | 10.211 | ug/L | 100 |
| 78) Ethylbenzene | 9.421 | 91 | 363574 | 10.620 | ug/L | 100 |
| 79) 1,1,1,2-Tetrachloroethane | 9.463 | 131 | 73799 | 9.858 | ug/L | 100 |
| 80) p/m Xylene | 9.611 | 106 | 273868 | 21.293 | ug/L | 100 |
| 81) o Xylene | 10.158 | 106 | 250651 | 20.869 | ug/L | 100 |

Quantitation Report (QT Reviewed)

Data Path : K:\VOA122\2025\250821AICAL\
Data File : V22250821A09.D
Acq On : 21 Aug 2025 05:00 pm
Operator : VOA122:PID
Sample : I8260STD10PPB
Misc : WG2106161,ICAL (Sig #1); WG,ICAL22327 (Sig #2)
ALS Vial : 9 Sample Multiplier: 1

Quant Time: Aug 22 11:56:41 2025
Quant Method : K:\VOA122\2025\250821AICAL\V122_250821A_8260.m
Quant Title : VOLATILES BY GC/MS
QLast Update : Fri Aug 22 11:52:24 2025
Response via : Initial Calibration

CCAL FILE(s) : 1 - K:\VOA122\2025\250821AICAL\V22250821A09.D
Sub List : 8260-Curve - Megamix plus Diox

| Compound | R.T. | QIon | Response | Conc | Units | Dev(Min) |
|---|---|---|---|---|---|---|
| 82) Styrene | 10.228 | 104 | 431866 | 21.772 | ug/L | 100 |
| 84) Bromoform | 10.242 | 173 | 39742 | 9.210 | ug/L | 100 |
| 86) Isopropylbenzene | 10.550 | 105 | 357033 | 10.178 | ug/L | 100 |
| 88) Bromobenzene | 10.985 | 156 | 90617 | 9.896 | ug/L | 100 |
| 89) n-Propylbenzene | 11.041 | 91 | 432607 | 10.161 | ug/L | 100 |
| 90) 1,4-Dichlorobutane | 11.048 | 55 | 76268 | 9.807 | ug/L | 100 |
| 91) 1,1,2,2-Tetrachloroethane | 11.125 | 83 | 55415 | 9.537 | ug/L | 100 |
| 92) 4-Ethyltoluene | 11.167 | 105 | 349265 | 10.130 | ug/L | 100 |
| 93) 2-Chlorotoluene | 11.203 | 91 | 274649M6 | 10.460 | ug/L | |
| 94) 1,3,5-Trimethylbenzene | 11.273 | 105 | 307018 | 10.339 | ug/L | 100 |
| 95) 1,2,3-Trichloropropane | 11.259 | 75 | 44996 | 9.657 | ug/L | 100 |
| 96) trans-1,4-Dichloro-2-b... | 11.315 | 53 | 12897 | 8.877 | ug/L | 100 |
| 97) 4-Chlorotoluene | 11.392 | 91 | 262458 | 9.979 | ug/L | 100 |
| 98) tert-Butylbenzene | 11.616 | 119 | 258383 | 9.846 | ug/L | 100 |
| 101) 1,2,4-Trimethylbenzene | 11.693 | 105 | 216854 | 10.712 | ug/L | 100 |
| 102) sec-Butylbenzene | 11.812 | 105 | 379241 | 10.337 | ug/L | 100 |
| 103) p-Isopropyltoluene | 11.965 | 119 | 319356 | 10.218 | ug/L | 100 |
| 104) 1,3-Dichlorobenzene | 12.021 | 146 | 190578 | 10.268 | ug/L | 100 |
| 105) 1,4-Dichlorobenzene | 12.118 | 146 | 184815 | 9.908 | ug/L | 100 |
| 106) p-Diethylbenzene | 12.348 | 119 | 179001 | 9.783 | ug/L | 100 |
| 107) n-Butylbenzene | 12.404 | 91 | 287273 | 10.535 | ug/L | 100 |
| 108) 1,2-Dichlorobenzene | 12.543 | 146 | 166259 | 10.321 | ug/L | 100 |
| 109) 1,2,4,5-Tetramethylben... | 13.148 | 119 | 227191 | 9.032 | ug/L | 100 |
| 110) 1,2-Dibromo-3-chloropr... | 13.329 | 155 | 9458 | 9.523 | ug/L | 100 |
| 111) 1,3,5-Trichlorobenzene | 13.364 | 180 | 119932 | 10.292 | ug/L | 100 |
| 112) Hexachlorobutadiene | 13.949 | 225 | 45499 | 9.977 | ug/L | 100 |
| 113) 1,2,4-Trichlorobenzene | 13.970 | 180 | 92113 | 9.730 | ug/L | 100 |
| 114) Naphthalene | 14.262 | 128 | 156642 | 9.186 | ug/L | 100 |
| 115) 1,2,3-Trichlorobenzene | 14.429 | 180 | 81782 | 10.123 | ug/L | 100 |

(#) = qualifier out of range (m) = manual integration (+) = signals summed

Quantitation Report (QT Reviewed)

Data Path : K:\VOA122\2025\250821AICAL\
Data File : V22250821A09.D
Acq On : 21 Aug 2025 05:00 pm
Operator : VOA122:PID
Sample : I8260STD10PPB
Misc : WG2106161,ICAL (Sig #1); WG,ICAL22327 (Sig #2)
ALS Vial : 9 Sample Multiplier: 1

Quant Time: Aug 22 11:56:41 2025
Quant Method : K:\VOA122\2025\250821AICAL\V122_250821A_8260.m
Quant Title : VOLATILES BY GC/MS
QLast Update : Fri Aug 22 11:52:24 2025
Response via : Initial Calibration

SCALE(s) : 8260KC\VOA122\Megamix\250821AICAL\V22250821A09.D•

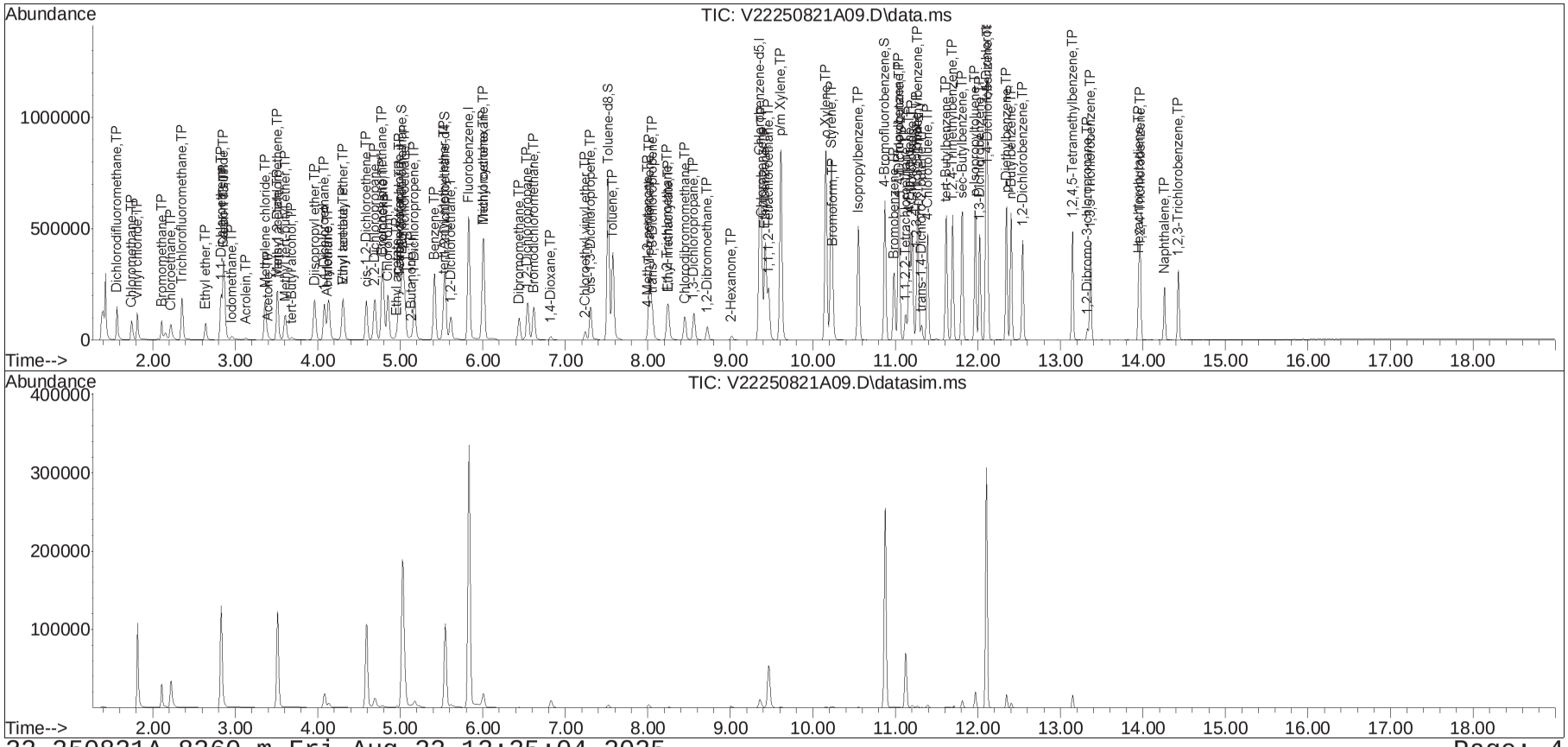

Manual Integration Report

Data Path : K:\VOA122\2025\250821AICAL\
Data File : V22250821A09.D
Date Inj'd : 8/21/2025 5:00 pm
Sample : I8260STD10PPB

Method : V122_250821A_8260.m
Operator : VOA122:PID
Instrument : VOA 122
Quant Date : 8/22/2025 11:56 am

Compound #37: Tetrahydrofuran

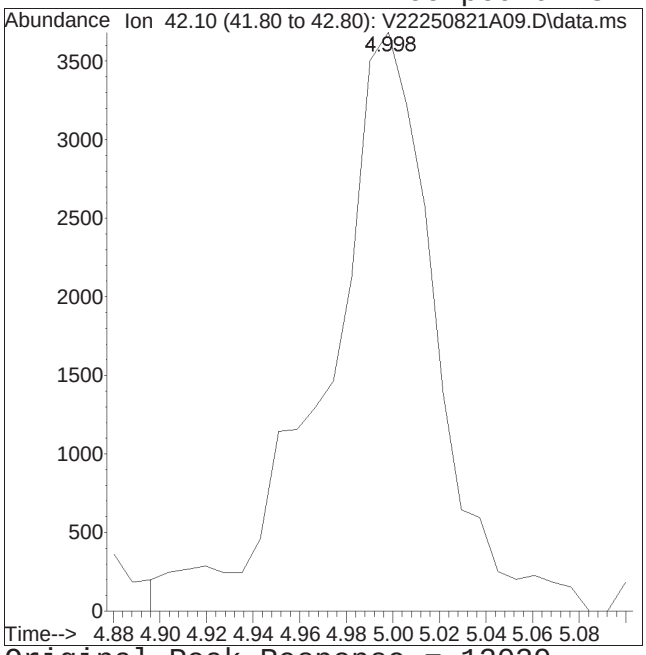


Original Peak Response = 12039

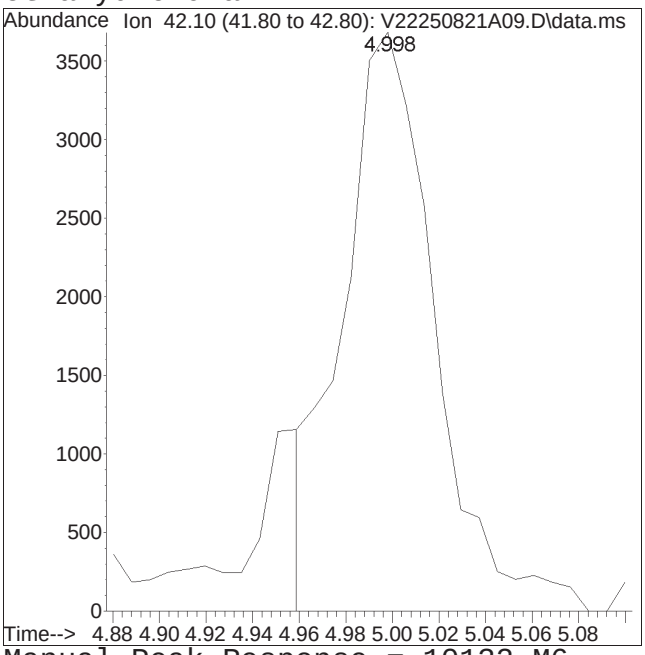


Manual Peak Response = 10132 M6

M6 = Misassignment of peak valley by automated integration (poor split of 2 peaks).

# Manual Integration Report

Data Path : K:\VOA122\2025\250821AICAL\
Data File : V22250821A09.D
Date Inj'd : 8/21/2025 5:00 pm
Sample : I8260STD10PPB

Method : V122_250821A_8260.m
Operator : VOA122:PID
Instrument : VOA 122
Quant Date : 8/22/2025 11:56 am

## Compound #93: 2-Chlorotoluene

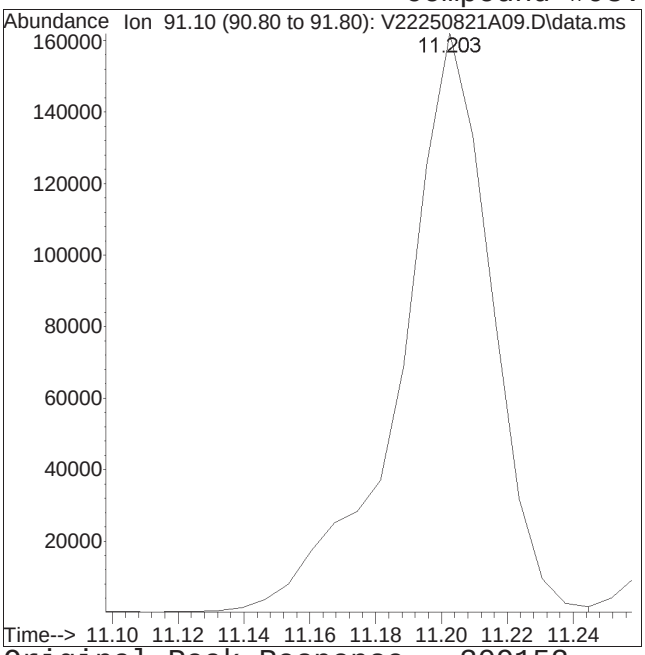


Original Peak Response = 309152

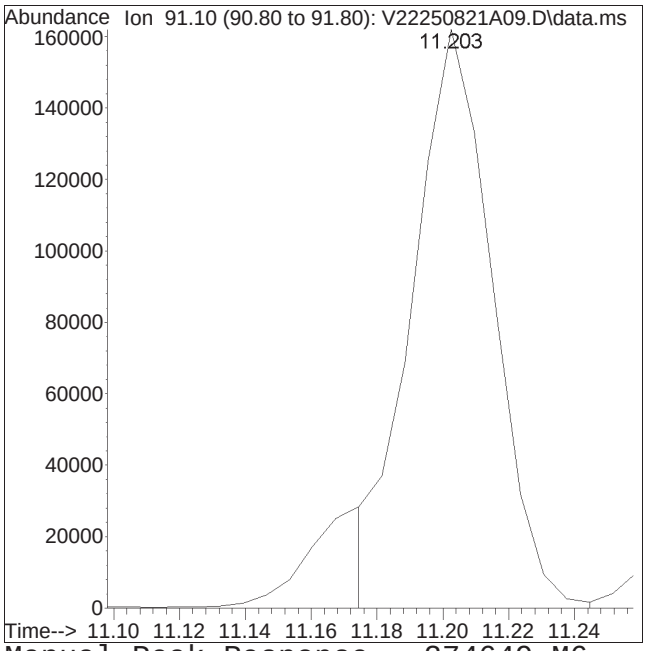


Manual Peak Response = 274649 M6

M6 = Misassignment of peak valley by automated integration (poor split of 2 peaks).

Quantitation Report (QT Reviewed)

Data Path : K:\VOA122\2025\250821AICAL\
Data File : V22250821A10.D
Acq On : 21 Aug 2025 05:25 pm
Operator : VOA122:PID
Sample : I8260STD30PPB
Misc : WG2106161,ICAL (Sig #1); WG,ICAL22327 (Sig #2)
ALS Vial : 10 Sample Multiplier: 1

Quant Time: Aug 22 11:56:48 2025
Quant Method : K:\VOA122\2025\250821AICAL\V122_250821A_8260.m
Quant Title : VOLATILES BY GC/MS
QLast Update : Fri Aug 22 11:52:24 2025
Response via : Initial Calibration

CCAL FILE(s) : 1 - K:\VOA122\2025\250821AICAL\V22250821A09.D
Sub List : 8260-Curve - Megamix plus Diox

| Compound | R.T. | QIon | Response | Conc | Units | Dev(Min) |
|---|---|---|---|---|---|---|
| Internal Standards | | | | | | |
| 1) Fluorobenzene | 5.828 | 96 | 565550 | 10.000 | ug/L | 0.00 |
| Standard Area 1 = 497579 | | | Recovery = 113.66% | | | |
| 62) Chlorobenzene-d5 | 9.358 | 117 | 460193 | 10.000 | ug/L | 0.00 |
| Standard Area 1 = 424030 | | | Recovery = 108.53% | | | |
| 83) 1,4-Dichlorobenzene-d4 | 12.104 | 152 | 292958 | 10.000 | ug/L | 0.00 |
| Standard Area 1 = 258438 | | | Recovery = 113.36% | | | |
| System Monitoring Compounds | | | | | | |
| 38) Dibromofluoromethane | 5.029 | 113 | 181283 | 9.619 | ug/L | 0.00 |
| Spiked Amount 10.000 | Range 70 - 130 | | Recovery = 96.19% | | | |
| 46) 1,2-Dichloroethane-d4 | 5.542 | 65 | 176751 | 9.781 | ug/L | 0.00 |
| Spiked Amount 10.000 | Range 70 - 130 | | Recovery = 97.81% | | | |
| 63) Toluene-d8 | 7.520 | 98 | 602941 | 10.147 | ug/L | 0.00 |
| Spiked Amount 10.000 | Range 70 - 130 | | Recovery = 101.47% | | | |
| 87) 4-Bromofluorobenzene | 10.873 | 95 | 218484 | 9.613 | ug/L | 0.00 |
| Spiked Amount 10.000 | Range 70 - 130 | | Recovery = 96.13% | | | |
| Target Compounds | | | | | | Qvalue |
| 2) Dichlorodifluoromethane | 1.569 | 85 | 339864 | 30.877 | ug/L | 99 |
| 3) Chloromethane | 1.742 | 50 | 253432 | 28.884 | ug/L | 99 |
| 4) Vinyl chloride | 1.813 | 62 | 277136 | 30.542 | ug/L | 98 |
| 5) Bromomethane | 2.111 | 94 | 123815 | 27.490 | ug/L | 97 |
| 6) Chloroethane | 2.221 | 64 | 156834 | 28.334 | ug/L | 98 |
| 7) Trichlorofluoromethane | 2.354 | 101 | 450040 | 30.328 | ug/L | 99 |
| 8) Ethyl ether | 2.644 | 74 | 92396 | 30.143 | ug/L | 96 |
| 10) 1,1-Dichloroethene | 2.833 | 96 | 214485 | 30.610 | ug/L | 97 |
| 11) Carbon disulfide | 2.856 | 76 | 754853 | 29.110 | ug/L | 100 |
| 12) Freon-113 | 2.872 | 101 | 240358 | 30.924 | ug/L | 99 |
| 13) Iodomethane | 2.966 | 142 | 134361 | 25.810 | ug/L | 96 |
| 14) Acrolein | 3.131 | 56 | 20273 | 31.438 | ug/L | 96 |
| 15) Methylene chloride | 3.366 | 84 | 256783 | 29.367 | ug/L | 98 |
| 17) Acetone | 3.397 | 43 | 34781 | 28.569 | ug/L | 95 |
| 18) trans-1,2-Dichloroethene | 3.515 | 96 | 234567 | 29.056 | ug/L | 99 |
| 19) Methyl acetate | 3.515 | 43 | 84377 | 28.594 | ug/L | 98 |
| 21) Methyl tert-butyl ether | 3.609 | 73 | 414497 | 32.139 | ug/L | 97 |
| 22) tert-Butyl alcohol | 3.680 | 59 | 34775 | 154.476 | ug/L | 88 |
| 24) Diisopropyl ether | 3.962 | 45 | 580540 | 31.545 | ug/L | 95 |
| 25) 1,1-Dichloroethane | 4.080 | 63 | 475456 | 29.768 | ug/L | 99 |
| 26) Halothane | 4.135 | 117 | 184388 | 29.927 | ug/L | 100 |

Data Path : K:\VOA122\2025\250821AICAL\
Data File : V22250821A10.D
Acq On : 21 Aug 2025 05:25 pm
Operator : VOA122:PID
Sample : I8260STD30PPB
Misc : WG2106161,ICAL (Sig #1); WG,ICAL22327 (Sig #2)
ALS Vial : 10 Sample Multiplier: 1

Quant Time: Aug 22 11:56:48 2025
Quant Method : K:\VOA122\2025\250821AICAL\V122_250821A_8260.m
Quant Title : VOLATILES BY GC/MS
QLast Update : Fri Aug 22 11:52:24 2025
Response via : Initial Calibration

CCAL FILE(s) : 1 - K:\VOA122\2025\250821AICAL\V22250821A09.D
Sub List : 8260-Curve - Megamix plus Diox

| Compound | R.T. | QIon | Response | Conc | Units | Dev(Min) |
|---|---|---|---|---|---|---|
| 27) Acrylonitrile | 4.111 | 53 | 40728 | 28.734 | ug/L | 96 |
| 28) Ethyl tert-butyl ether | 4.308 | 59 | 465322 | 32.025 | ug/L | 99 |
| 29) Vinyl acetate | 4.308 | 43 | 318194 | 32.447 | ug/L | 98 |
| 30) cis-1,2-Dichloroethene | 4.590 | 96 | 252298 | 30.088 | ug/L | 99 |
| 31) 2,2-Dichloropropane | 4.692 | 77 | 375189 | 29.551 | ug/L | 98 |
| 32) Bromochloromethane | 4.778 | 128 | 126214 | 29.811 | ug/L | 98 |
| 33) Cyclohexane | 4.794 | 56 | 385985 | 33.527 | ug/L | 95 |
| 34) Chloroform | 4.849 | 83 | 456483 | 28.273 | ug/L | 99 |
| 35) Ethyl acetate | 4.959 | 43 | 106766 | 30.392 | ug/L | 99 |
| 36) Carbon tetrachloride | 4.990 | 117 | 433203 | 31.436 | ug/L | 97 |
| 37) Tetrahydrofuran | 4.998 | 42 | 36114M6 | 31.259 | ug/L | |
| 39) 1,1,1-Trichloroethane | 5.053 | 97 | 441343 | 30.130 | ug/L | 98 |
| 41) 2-Butanone | 5.131 | 43 | 43667 | 28.970 | ug/L | 90 |
| 42) 1,1-Dichloropropene | 5.171 | 75 | 311300 | 31.878 | ug/L | 99 |
| 44) Benzene | 5.416 | 78 | 891756 | 30.429 | ug/L | 98 |
| 45) tert-Amyl methyl ether | 5.528 | 73 | 387799 | 30.959 | ug/L | 94 |
| 47) 1,2-Dichloroethane | 5.612 | 62 | 287250 | 28.473 | ug/L | 97 |
| 50) Methyl cyclohexane | 6.003 | 83 | 380923 | 32.690 | ug/L | 98 |
| 51) Trichloroethene | 6.010 | 95 | 259931 | 29.090 | ug/L | 98 |
| 53) Dibromomethane | 6.443 | 93 | 142636 | 29.704 | ug/L | 96 |
| 54) 1,2-Dichloropropane | 6.547 | 63 | 247729 | 31.000 | ug/L | 99 |
| 56) 2-Chloroethyl vinyl ether | 7.242 | 63 | 61958 | 31.403 | ug/L | 99 |
| 57) Bromodichloromethane | 6.617 | 83 | 352759 | 30.544 | ug/L | 99 |
| 60) 1,4-Dioxane | 6.825 | 88 | 16576 | 606.790 | ug/L | 92 |
| 61) cis-1,3-Dichloropropene | 7.305 | 75 | 344948 | 33.135 | ug/L | 96 |
| 64) Toluene | 7.576 | 92 | 581620 | 30.836 | ug/L | 99 |
| 65) 4-Methyl-2-pentanone | 8.007 | 58 | 30635 | 28.935 | ug/L | 98 |
| 66) Tetrachloroethene | 8.028 | 166 | 292737 | 31.875 | ug/L | 99 |
| 68) trans-1,3-Dichloropropene | 8.055 | 75 | 287738 | 34.074 | ug/L | 97 |
| 70) Ethyl methacrylate | 8.257 | 69 | 150607 | 32.636 | ug/L | 93 |
| 71) 1,1,2-Trichloroethane | 8.236 | 83 | 131415 | 32.080 | ug/L | 98 |
| 72) Chlorodibromomethane | 8.451 | 129 | 233340 | 31.138 | ug/L | 99 |
| 73) 1,3-Dichloropropane | 8.563 | 76 | 271538 | 32.171 | ug/L | 99 |
| 74) 1,2-Dibromoethane | 8.723 | 107 | 158582 | 32.023 | ug/L | 99 |
| 76) 2-Hexanone | 9.015 | 43 | 46790 | 30.118 | ug/L | 95 |
| 77) Chlorobenzene | 9.379 | 112 | 677446 | 30.116 | ug/L | 99 |
| 78) Ethylbenzene | 9.421 | 91 | 1212545 | 32.634 | ug/L | 100 |
| 79) 1,1,1,2-Tetrachloroethane | 9.463 | 131 | 251764 | 30.986 | ug/L | 98 |
| 80) p/m Xylene | 9.611 | 106 | 921790 | 66.035 | ug/L | 98 |
| 81) o Xylene | 10.158 | 106 | 880476 | 67.546 | ug/L | 99 |

Data Path : K:\VOA122\2025\250821AICAL\
Data File : V22250821A10.D
Acq On : 21 Aug 2025 05:25 pm
Operator : VOA122:PID
Sample : I8260STD30PPB
Misc : WG2106161,ICAL (Sig #1); WG,ICAL22327 (Sig #2)
ALS Vial : 10 Sample Multiplier: 1

Quant Time: Aug 22 11:56:48 2025
Quant Method : K:\VOA122\2025\250821AICAL\V122_250821A_8260.m
Quant Title : VOLATILES BY GC/MS
QLast Update : Fri Aug 22 11:52:24 2025
Response via : Initial Calibration

CCAL FILE(s) : 1 - K:\VOA122\2025\250821AICAL\V22250821A09.D
Sub List : 8260-Curve - Megamix plus Diox

| Compound | R.T. | QIon | Response | Conc | Units | Dev(Min) |
|---|---|---|---|---|---|---|
| 82) Styrene | 10.228 | 104 | 1473800 | 68.461 | ug/L | 99 |
| 84) Bromoform | 10.242 | 173 | 141318 | 28.890 | ug/L | 97 |
| 86) Isopropylbenzene | 10.550 | 105 | 1266246 | 31.843 | ug/L | 100 |
| 88) Bromobenzene | 10.985 | 156 | 301407 | 29.037 | ug/L | 99 |
| 89) n-Propylbenzene | 11.041 | 91 | 1492032 | 30.916 | ug/L | 100 |
| 90) 1,4-Dichlorobutane | 11.048 | 55 | 252669 | 28.661 | ug/L | 100 |
| 91) 1,1,2,2-Tetrachloroethane | 11.125 | 83 | 180254 | 27.367 | ug/L | 100 |
| 92) 4-Ethyltoluene | 11.167 | 105 | 1218650 | 31.180 | ug/L | 99 |
| 93) 2-Chlorotoluene | 11.202 | 91 | 909857M6 | 30.567 | ug/L | |
| 94) 1,3,5-Trimethylbenzene | 11.273 | 105 | 1066512 | 31.682 | ug/L | 99 |
| 95) 1,2,3-Trichloropropane | 11.259 | 75 | 149280 | 28.264 | ug/L | 99 |
| 96) trans-1,4-Dichloro-2-b... | 11.315 | 53 | 47610 | 28.909 | ug/L | 97 |
| 97) 4-Chlorotoluene | 11.392 | 91 | 914434 | 30.672 | ug/L | 100 |
| 98) tert-Butylbenzene | 11.616 | 119 | 967254 | 32.516 | ug/L | 100 |
| 101) 1,2,4-Trimethylbenzene | 11.693 | 105 | 780002 | 33.990 | ug/L | 98 |
| 102) sec-Butylbenzene | 11.812 | 105 | 1380984 | 33.207 | ug/L | 100 |
| 103) p-Isopropyltoluene | 11.972 | 119 | 1186407 | 33.487 | ug/L | 99 |
| 104) 1,3-Dichlorobenzene | 12.021 | 146 | 639227 | 30.383 | ug/L | 99 |
| 105) 1,4-Dichlorobenzene | 12.118 | 146 | 628707 | 29.735 | ug/L | 97 |
| 106) p-Diethylbenzene | 12.348 | 119 | 677250 | 32.652 | ug/L | 100 |
| 107) n-Butylbenzene | 12.403 | 91 | 1005097 | 32.516 | ug/L | 98 |
| 108) 1,2-Dichlorobenzene | 12.543 | 146 | 565394 | 30.963 | ug/L | 98 |
| 109) 1,2,4,5-Tetramethylben... | 13.148 | 119 | 953491 | 33.439 | ug/L | 99 |
| 110) 1,2-Dibromo-3-chloropr... | 13.329 | 155 | 31721 | 28.175 | ug/L | 94 |
| 111) 1,3,5-Trichlorobenzene | 13.364 | 180 | 408541 | 30.929 | ug/L | 99 |
| 112) Hexachlorobutadiene | 13.949 | 225 | 153197 | 29.635 | ug/L | 99 |
| 113) 1,2,4-Trichlorobenzene | 13.970 | 180 | 332593 | 30.993 | ug/L | 99 |
| 114) Naphthalene | 14.262 | 128 | 619121 | 32.028 | ug/L | 100 |
| 115) 1,2,3-Trichlorobenzene | 14.429 | 180 | 285676 | 31.195 | ug/L | 99 |

(#) = qualifier out of range (m) = manual integration (+) = signals summed

Quantitation Report (QT Reviewed)

Data Path : K:\VOA122\2025\250821AICAL\
Data File : V22250821A10.D
Acq On : 21 Aug 2025 05:25 pm
Operator : VOA122:PID
Sample : I8260STD30PPB
Misc : WG2106161,ICAL (Sig #1); WG,ICAL22327 (Sig #2)
ALS Vial : 10 Sample Multiplier: 1

Quant Time: Aug 22 11:56:48 2025
Quant Method : K:\VOA122\2025\250821AICAL\V122_250821A_8260.m
Quant Title : VOLATILES BY GC/MS
QLast Update : Fri Aug 22 11:52:24 2025
Response via : Initial Calibration

SCALE(s) : 8260K:\VOA122\2025\250821AICAL\V22250821A09.D•

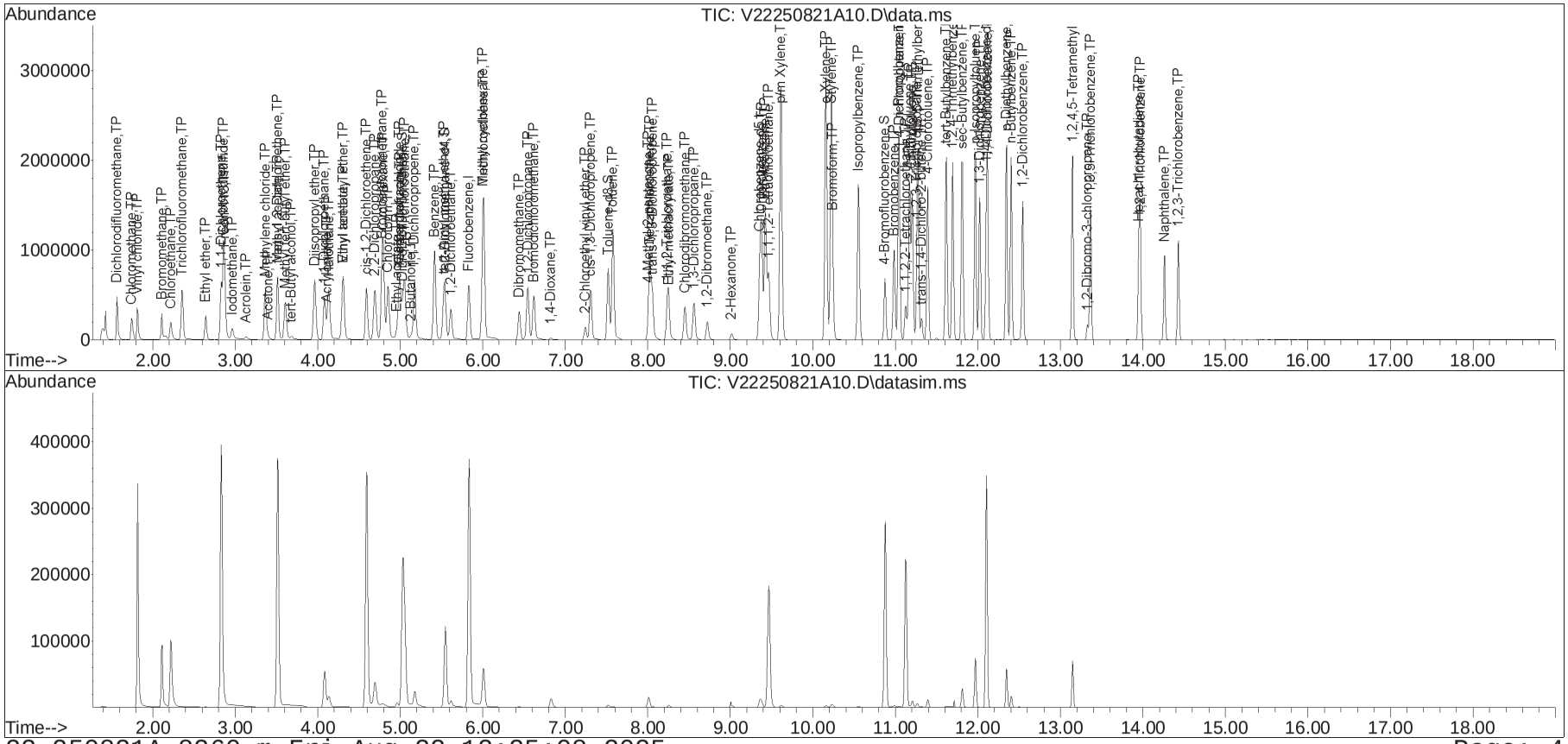

# Manual Integration Report

Data Path : K:\VOA122\2025\250821AICAL\
Data File : V22250821A10.D
Date Inj'd : 8/21/2025 5:25 pm
Sample : I8260STD30PPB

Method : V122_250821A_8260.m
Operator : VOA122:PID
Instrument : VOA 122
Quant Date : 8/22/2025 11:56 am

## Compound #37: Tetrahydrofuran

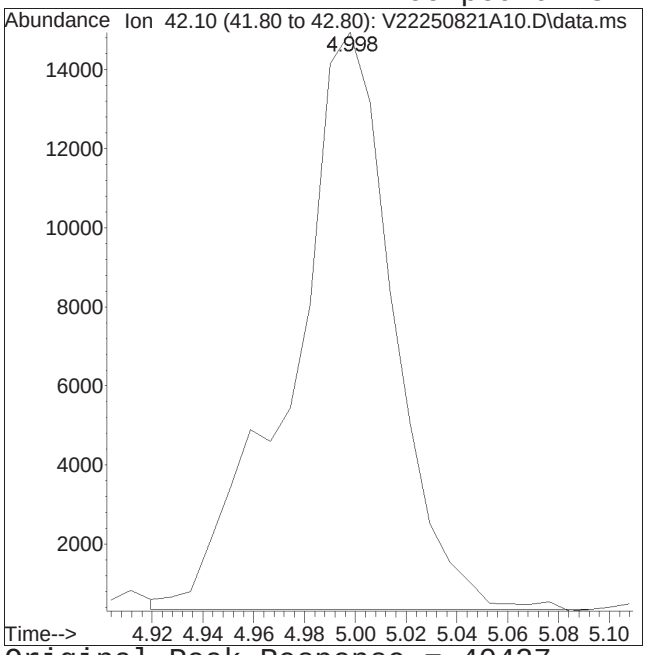


Original Peak Response = 40427

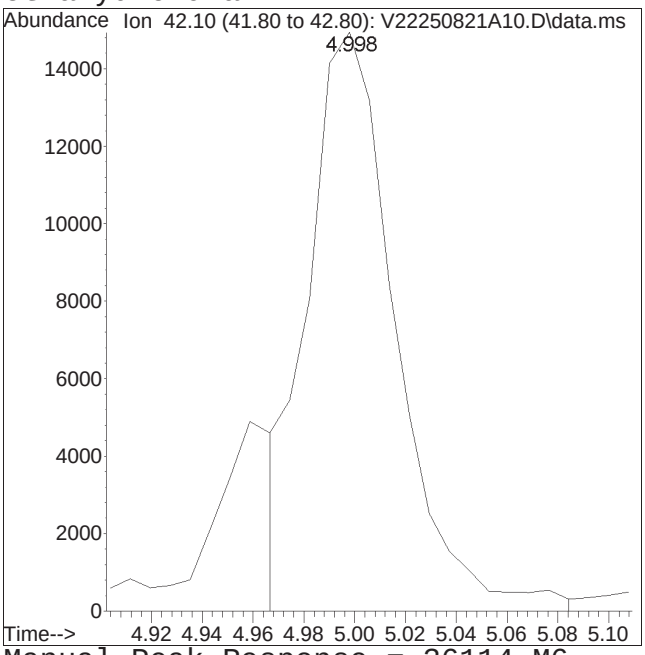


Manual Peak Response = 36114 M6

M6 = Misassignment of peak valley by automated integration (poor split of 2 peaks).

# Manual Integration Report

Data Path : K:\VOA122\2025\250821AICAL\
Data File : V22250821A10.D
Date Inj'd : 8/21/2025 5:25 pm
Sample : I8260STD30PPB

Method : V122_250821A_8260.m
Operator : VOA122:PID
Instrument : VOA 122
Quant Date : 8/22/2025 11:56 am

## Compound #93: 2-Chlorotoluene

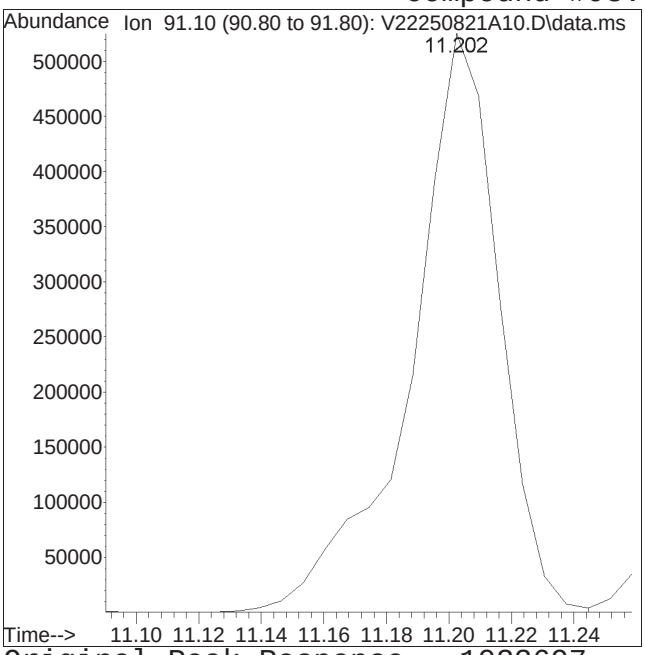


Original Peak Response = 1023697

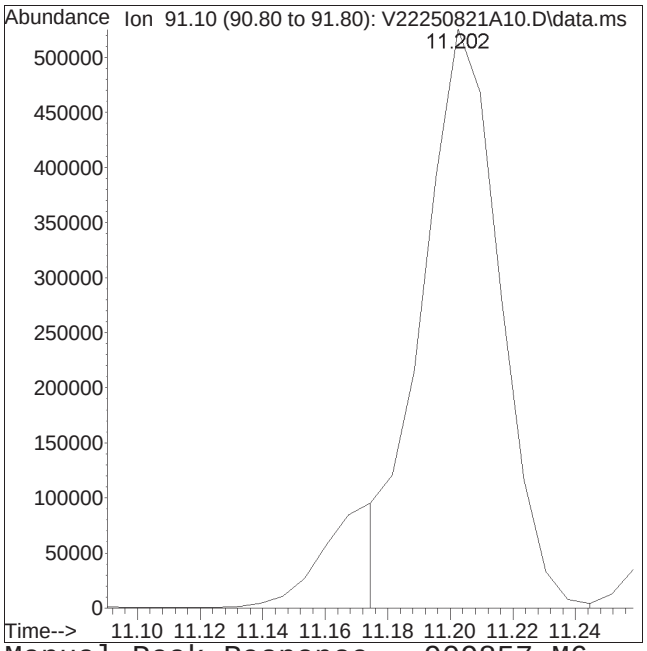


Manual Peak Response = 909857 M6

M6 = Misassignment of peak valley by automated integration (poor split of 2 peaks).

Quantitation Report (QT Reviewed)

Data Path : K:\VOA122\2025\250821AICAL\
Data File : V22250821A11.D
Acq On : 21 Aug 2025 05:50 pm
Operator : VOA122:PID
Sample : I8260STD80PPB
Misc : WG2106161,ICAL (Sig #1); WG,ICAL22327 (Sig #2)
ALS Vial : 11 Sample Multiplier: 1

Quant Time: Aug 22 11:56:55 2025
Quant Method : K:\VOA122\2025\250821AICAL\V122_250821A_8260.m
Quant Title : VOLATILES BY GC/MS
QLast Update : Fri Aug 22 11:52:24 2025
Response via : Initial Calibration

CCAL FILE(s) : 1 - K:\VOA122\2025\250821AICAL\V22250821A09.D
Sub List : 8260-Curve - Megamix plus Diox

| Compound | R.T. | QIon | Response | Conc | Units | Dev(Min) |
|---|---|---|---|---|---|---|
| Internal Standards | | | | | | |
| 1) Fluorobenzene | 5.828 | 96 | 644677 | 10.000 | ug/L | 0.00 |
| Standard Area 1 = 497579 | | | Recovery = 129.56% | | | |
| 62) Chlorobenzene-d5 | 9.358 | 117 | 517860 | 10.000 | ug/L | 0.00 |
| Standard Area 1 = 424030 | | | Recovery = 122.13% | | | |
| 83) 1,4-Dichlorobenzene-d4 | 12.104 | 152 | 315486 | 10.000 | ug/L | 0.00 |
| Standard Area 1 = 258438 | | | Recovery = 122.07% | | | |
| System Monitoring Compounds | | | | | | |
| 38) Dibromofluoromethane | 5.029 | 113 | 194966 | 9.075 | ug/L | 0.00 |
| Spiked Amount 10.000 | Range 70 - 130 | | Recovery = 90.75% | | | |
| 46) 1,2-Dichloroethane-d4 | 5.542 | 65 | 193323 | 9.385 | ug/L | 0.00 |
| Spiked Amount 10.000 | Range 70 - 130 | | Recovery = 93.85% | | | |
| 63) Toluene-d8 | 7.520 | 98 | 669928 | 10.019 | ug/L | 0.00 |
| Spiked Amount 10.000 | Range 70 - 130 | | Recovery = 100.19% | | | |
| 87) 4-Bromofluorobenzene | 10.873 | 95 | 240203 | 9.814 | ug/L | 0.00 |
| Spiked Amount 10.000 | Range 70 - 130 | | Recovery = 98.14% | | | |
| Target Compounds | | | | | | Qvalue |
| 2) Dichlorodifluoromethane | 1.569 | 85 | 1002462 | 79.896 | ug/L | 99 |
| 3) Chloromethane | 1.742 | 50 | 729351 | 72.923 | ug/L | 100 |
| 4) Vinyl chloride | 1.813 | 62 | 793862 | 76.749 | ug/L | 99 |
| 5) Bromomethane | 2.111 | 94 | 406700 | 79.215 | ug/L | 98 |
| 6) Chloroethane | 2.221 | 64 | 449643 | 71.263 | ug/L | 99 |
| 7) Trichlorofluoromethane | 2.354 | 101 | 1329904 | 78.621 | ug/L | 99 |
| 8) Ethyl ether | 2.644 | 74 | 291446 | 83.410 | ug/L | 95 |
| 10) 1,1-Dichloroethene | 2.833 | 96 | 645832 | 80.856 | ug/L | 97 |
| 11) Carbon disulfide | 2.856 | 76 | 2247068 | 76.019 | ug/L | 100 |
| 12) Freon-113 | 2.864 | 101 | 717182 | 80.945 | ug/L | 97 |
| 13) Iodomethane | 2.966 | 142 | 727127 | 122.531 | ug/L | 95 |
| 14) Acrolein | 3.131 | 56 | 61369 | 83.487 | ug/L | 94 |
| 15) Methylene chloride | 3.366 | 84 | 737505 | 73.991 | ug/L | 99 |
| 17) Acetone | 3.397 | 43 | 103737 | 74.752 | ug/L | 96 |
| 18) trans-1,2-Dichloroethene | 3.515 | 96 | 715599 | 77.761 | ug/L | 99 |
| 19) Methyl acetate | 3.515 | 43 | 251887 | 74.882 | ug/L | 97 |
| 21) Methyl tert-butyl ether | 3.609 | 73 | 1332055 | 90.608 | ug/L | 95 |
| 22) tert-Butyl alcohol | 3.688 | 59 | 103745 | 404.288 | ug/L | 88 |
| 24) Diisopropyl ether | 3.962 | 45 | 1897623 | 90.457 | ug/L | 93 |
| 25) 1,1-Dichloroethane | 4.080 | 63 | 1389586 | 76.322 | ug/L | 99 |
| 26) Halothane | 4.135 | 117 | 556087 | 79.179 | ug/L | 100 |

Data Path : K:\VOA122\2025\250821AICAL\
Data File : V22250821A11.D
Acq On : 21 Aug 2025 05:50 pm
Operator : VOA122:PID
Sample : I8260STD80PPB
Misc : WG2106161,ICAL (Sig #1); WG,ICAL22327 (Sig #2)
ALS Vial : 11 Sample Multiplier: 1

Quant Time: Aug 22 11:56:55 2025
Quant Method : K:\VOA122\2025\250821AICAL\V122_250821A_8260.m
Quant Title : VOLATILES BY GC/MS
QLast Update : Fri Aug 22 11:52:24 2025
Response via : Initial Calibration

CCAL FILE(s) : 1 - K:\VOA122\2025\250821AICAL\V22250821A09.D
Sub List : 8260-Curve - Megamix plus Diox

| Compound | R.T. | QIon | Response | Conc | Units | | Dev(Min) |
|---|---|---|---|---|---|---|---|
| 27) Acrylonitrile | 4.119 | 53 | 123151 | 76.220 | ug/L | | 99 |
| 28) Ethyl tert-butyl ether | 4.307 | 59 | 1543612 | 93.198 | ug/L | | 99 |
| 29) Vinyl acetate | 4.307 | 43 | 1051969 | 94.106 | ug/L | | 98 |
| 30) cis-1,2-Dichloroethene | 4.590 | 96 | 768738 | 80.424 | ug/L | | 98 |
| 31) 2,2-Dichloropropane | 4.692 | 77 | 1132356 | 78.240 | ug/L | | 97 |
| 32) Bromochloromethane | 4.778 | 128 | 363236 | 75.265 | ug/L | | 98 |
| 33) Cyclohexane | 4.794 | 56 | 1228046 | 93.576 | ug/L | | 94 |
| 34) Chloroform | 4.849 | 83 | 1367942 | 74.327 | ug/L | | 99 |
| 35) Ethyl acetate | 4.959 | 43 | 344903 | 86.130 | ug/L | | 98 |
| 36) Carbon tetrachloride | 4.990 | 117 | 1304910 | 83.069 | ug/L | | 97 |
| 37) Tetrahydrofuran | 4.998 | 42 | 108382M6 | 82.296 | ug/L | | |
| 39) 1,1,1-Trichloroethane | 5.053 | 97 | 1341095 | 80.317 | ug/L | | 97 |
| 41) 2-Butanone | 5.131 | 43 | 133678 | 77.802 | ug/L | # | 53 |
| 42) 1,1-Dichloropropene | 5.170 | 75 | 1002926 | 90.095 | ug/L | | 99 |
| 44) Benzene | 5.416 | 78 | 2797734 | 83.748 | ug/L | | 98 |
| 45) tert-Amyl methyl ether | 5.528 | 73 | 1304913 | 91.389 | ug/L | | 91 |
| 47) 1,2-Dichloroethane | 5.612 | 62 | 877117 | 76.272 | ug/L | | 97 |
| 50) Methyl cyclohexane | 6.003 | 83 | 1298601 | 97.764 | ug/L | | 97 |
| 51) Trichloroethene | 6.010 | 95 | 828125 | 81.304 | ug/L | | 98 |
| 53) Dibromomethane | 6.443 | 93 | 424642 | 77.578 | ug/L | | 96 |
| 54) 1,2-Dichloropropane | 6.547 | 63 | 746307 | 81.928 | ug/L | | 99 |
| 56) 2-Chloroethyl vinyl ether | 7.242 | 63 | 209955 | 93.353 | ug/L | | 99 |
| 57) Bromodichloromethane | 6.617 | 83 | 1066947 | 81.043 | ug/L | | 99 |
| 60) 1,4-Dioxane | 6.825 | 88 | 26118 | 838.741 | ug/L | | 91 |
| 61) cis-1,3-Dichloropropene | 7.305 | 75 | 1118581 | 94.261 | ug/L | | 98 |
| 64) Toluene | 7.576 | 92 | 1742183 | 82.081 | ug/L | | 100 |
| 65) 4-Methyl-2-pentanone | 8.007 | 58 | 98322 | 82.523 | ug/L | | 100 |
| 66) Tetrachloroethene | 8.027 | 166 | 894993 | 86.600 | ug/L | | 99 |
| 68) trans-1,3-Dichloropropene | 8.055 | 75 | 909781 | 95.739 | ug/L | | 97 |
| 70) Ethyl methacrylate | 8.257 | 69 | 479329 | 92.304 | ug/L | | 93 |
| 71) 1,1,2-Trichloroethane | 8.243 | 83 | 401635 | 87.126 | ug/L | | 99 |
| 72) Chlorodibromomethane | 8.451 | 129 | 727402 | 86.259 | ug/L | | 99 |
| 73) 1,3-Dichloropropane | 8.563 | 76 | 836336 | 88.052 | ug/L | | 100 |
| 74) 1,2-Dibromoethane | 8.722 | 107 | 482781 | 86.635 | ug/L | | 98 |
| 76) 2-Hexanone | 9.014 | 43 | 142217 | 81.350 | ug/L | | 91 |
| 77) Chlorobenzene | 9.379 | 112 | 2032335 | 80.288 | ug/L | | 98 |
| 78) Ethylbenzene | 9.428 | 91 | 3652614 | 87.360 | ug/L | | 99 |
| 79) 1,1,1,2-Tetrachloroethane | 9.463 | 131 | 777483 | 85.035 | ug/L | | 98 |
| 80) p/m Xylene | 9.611 | 106 | 2781949 | 177.101 | ug/L | | 98 |
| 81) o Xylene | 10.158 | 106 | 2667395 | 181.844 | ug/L | | 97 |

Data Path : K:\VOA122\2025\250821AICAL\
Data File : V22250821A11.D
Acq On : 21 Aug 2025 05:50 pm
Operator : VOA122:PID
Sample : I8260STD80PPB
Misc : WG2106161,ICAL (Sig #1); WG,ICAL22327 (Sig #2)
ALS Vial : 11 Sample Multiplier: 1

Quant Time: Aug 22 11:56:55 2025
Quant Method : K:\VOA122\2025\250821AICAL\V122_250821A_8260.m
Quant Title : VOLATILES BY GC/MS
QLast Update : Fri Aug 22 11:52:24 2025
Response via : Initial Calibration

CCAL FILE(s) : 1 - K:\VOA122\2025\250821AICAL\V22250821A09.D
Sub List : 8260-Curve - Megamix plus Diox

| Compound | R.T. | QIon | Response | Conc | Units | Dev(Min) |
|---|---|---|---|---|---|---|
| 82) Styrene | 10.228 | 104 | 4433749 | 183.022 | ug/L | 99 |
| 84) Bromoform | 10.242 | 173 | 421125 | 79.943 | ug/L | 96 |
| 86) Isopropylbenzene | 10.550 | 105 | 3881727 | 90.645 | ug/L | 99 |
| 88) Bromobenzene | 10.985 | 156 | 890760 | 79.686 | ug/L | 100 |
| 89) n-Propylbenzene | 11.041 | 91 | 4521660 | 87.003 | ug/L | 100 |
| 90) 1,4-Dichlorobutane | 11.048 | 55 | 746423 | 78.624 | ug/L | 99 |
| 91) 1,1,2,2-Tetrachloroethane | 11.125 | 83 | 526171 | 74.180 | ug/L | 98 |
| 92) 4-Ethyltoluene | 11.174 | 105 | 3693219 | 87.746 | ug/L | 99 |
| 93) 2-Chlorotoluene | 11.202 | 91 | 2543359M6 | 79.345 | ug/L | |
| 94) 1,3,5-Trimethylbenzene | 11.273 | 105 | 3146661 | 86.801 | ug/L | 99 |
| 95) 1,2,3-Trichloropropane | 11.265 | 75 | 430232 | 75.642 | ug/L | 99 |
| 96) trans-1,4-Dichloro-2-b... | 11.315 | 53 | 144019 | 81.206 | ug/L | 95 |
| 97) 4-Chlorotoluene | 11.392 | 91 | 2707592 | 84.332 | ug/L | 99 |
| 98) tert-Butylbenzene | 11.616 | 119 | 2933855 | 91.584 | ug/L | 99 |
| 101) 1,2,4-Trimethylbenzene | 11.693 | 105 | 2275484 | 92.079 | ug/L | 96 |
| 102) sec-Butylbenzene | 11.812 | 105 | 4191644 | 93.594 | ug/L | 99 |
| 103) p-Isopropyltoluene | 11.972 | 119 | 3611133 | 94.648 | ug/L | 99 |
| 104) 1,3-Dichlorobenzene | 12.027 | 146 | 1857591 | 81.987 | ug/L | 99 |
| 105) 1,4-Dichlorobenzene | 12.118 | 146 | 1817205 | 79.807 | ug/L | 98 |
| 106) p-Diethylbenzene | 12.348 | 119 | 2123502 | 95.069 | ug/L | 100 |
| 107) n-Butylbenzene | 12.403 | 91 | 3058053 | 91.867 | ug/L | 98 |
| 108) 1,2-Dichlorobenzene | 12.543 | 146 | 1648416 | 83.827 | ug/L | 99 |
| 109) 1,2,4,5-Tetramethylben... | 13.148 | 119 | 3050312 | 99.335 | ug/L | 99 |
| 110) 1,2-Dibromo-3-chloropr... | 13.329 | 155 | 97100 | 80.087 | ug/L | 99 |
| 111) 1,3,5-Trichlorobenzene | 13.364 | 180 | 1225788 | 86.173 | ug/L | 99 |
| 112) Hexachlorobutadiene | 13.949 | 225 | 458967 | 82.445 | ug/L | 97 |
| 113) 1,2,4-Trichlorobenzene | 13.970 | 180 | 1014913 | 87.821 | ug/L | 100 |
| 114) Naphthalene | 14.262 | 128 | 1904680 | 91.496 | ug/L | 100 |
| 115) 1,2,3-Trichlorobenzene | 14.429 | 180 | 828896 | 84.050 | ug/L | 99 |

(#) = qualifier out of range (m) = manual integration (+) = signals summed

Quantitation Report (QT Reviewed)

Data Path : K:\VOA122\2025\250821AICAL\
Data File : V22250821A11.D
Acq On : 21 Aug 2025 05:50 pm
Operator : VOA122:PID
Sample : I8260STD80PPB
Misc : WG2106161,ICAL (Sig #1); WG,ICAL22327 (Sig #2)
ALS Vial : 11 Sample Multiplier: 1

Quant Time: Aug 22 11:56:55 2025
Quant Method : K:\VOA122\2025\250821AICAL\V122_250821A_8260.m
Quant Title : VOLATILES BY GC/MS
QLast Update : Fri Aug 22 11:52:24 2025
Response via : Initial Calibration

SCALE(s) : 8260K:\VOA122\Megamix\250821AICAL\V22250821A09.D•

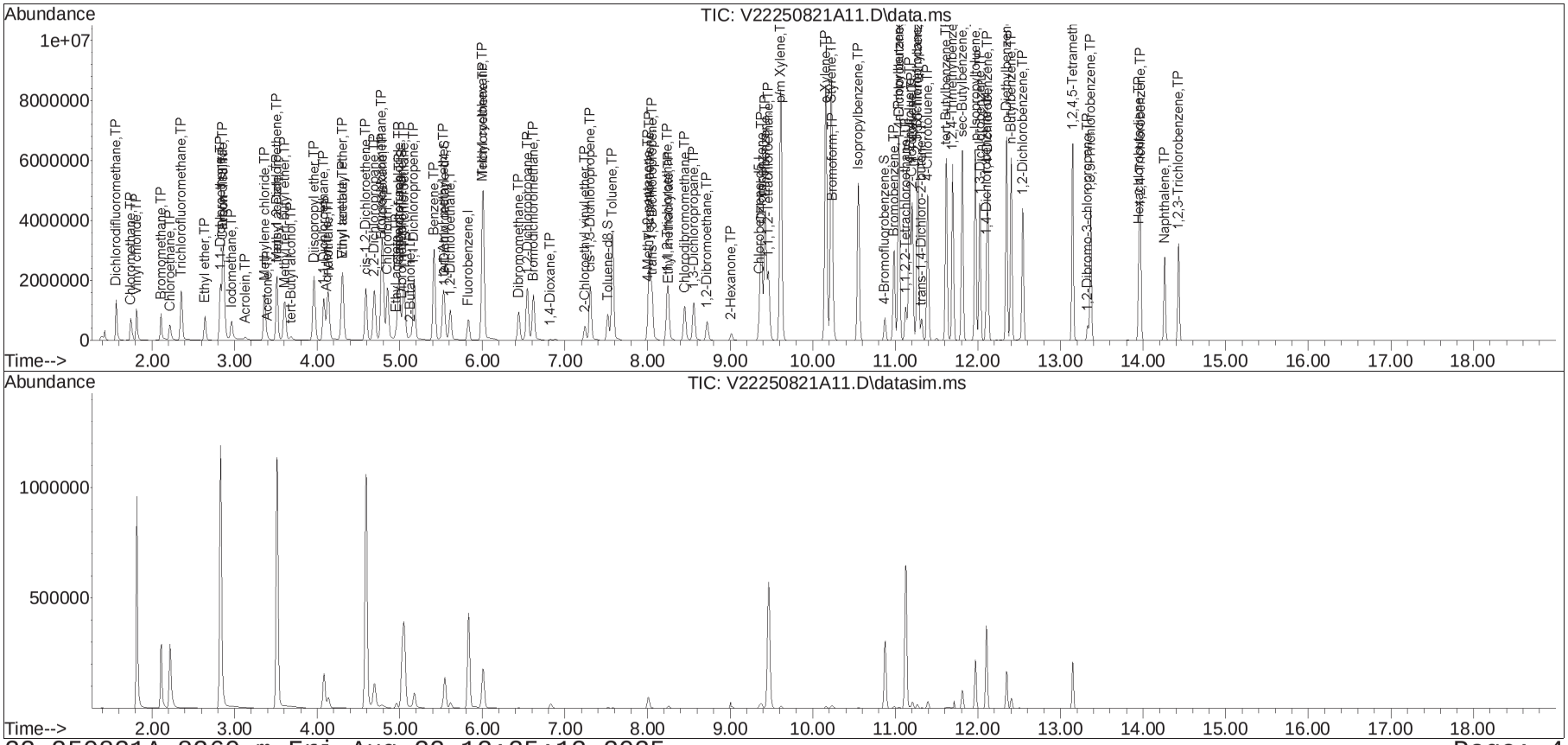

# Manual Integration Report

Data Path : K:\VOA122\2025\250821AICAL\
Data File : V22250821A11.D
Date Inj'd : 8/21/2025 5:50 pm
Sample : I8260STD80PPB

Method : V122_250821A_8260.m
Operator : VOA122:PID
Instrument : VOA 122
Quant Date : 8/22/2025 11:56 am

## Compound #37: Tetrahydrofuran

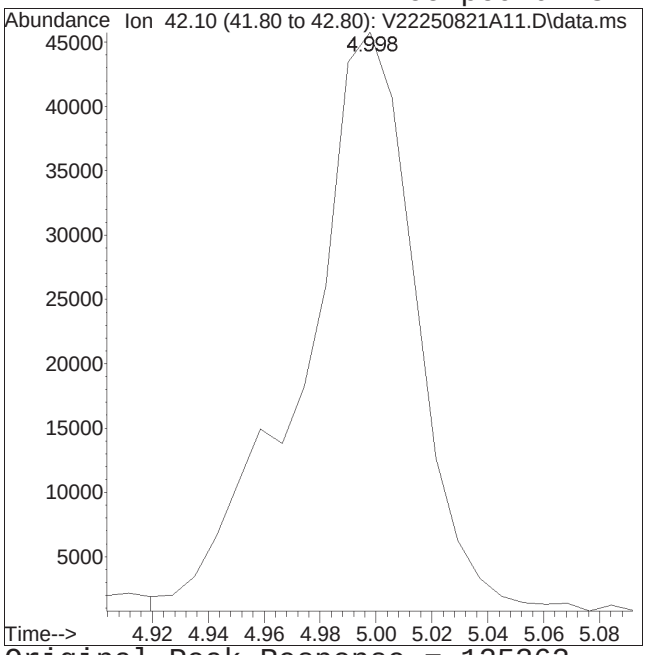


Original Peak Response = 125362

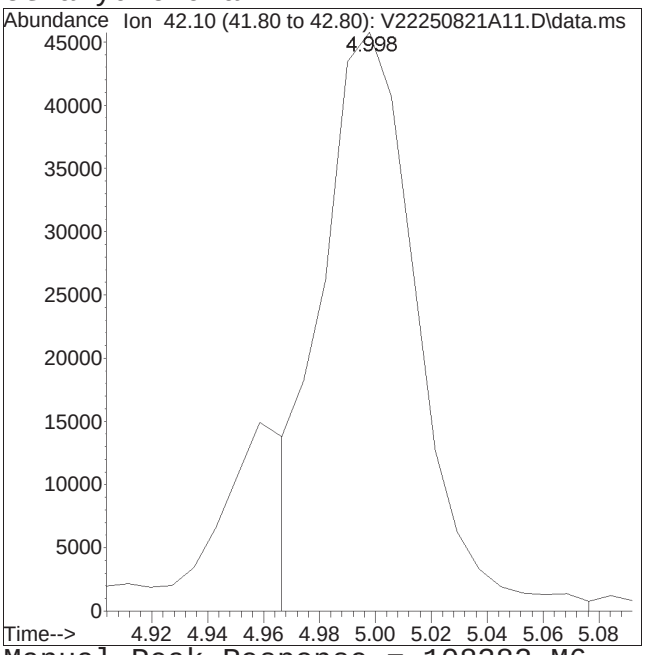


Manual Peak Response = 108382 M6

M6 = Misassignment of peak valley by automated integration (poor split of 2 peaks).

# Manual Integration Report

Data Path : K:\VOA122\2025\250821AICAL : V122_250821A_8260.m
Data File : V22250821A11.D Operator : VOA122:PID
Date Inj'd : 8/21/2025 5:50 pm Instrument : VOA 122
Sample : I8260STD80PPB Quant Date : 8/22/2025 11:56 am

## Compound #93: 2-Chlorotoluene

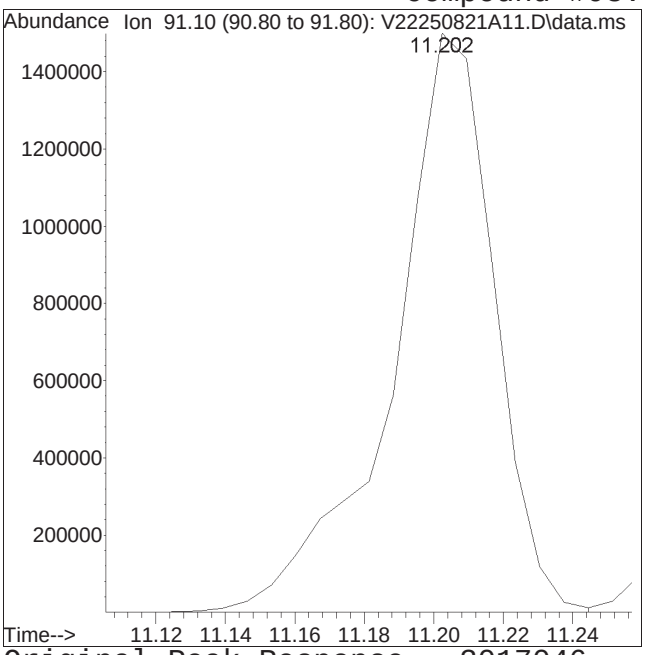


Original Peak Response = 3017046

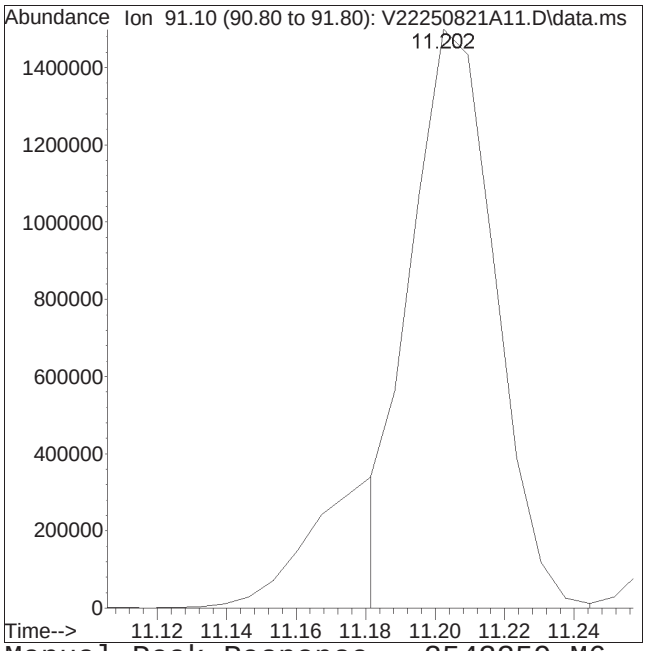


Manual Peak Response = 2543359 M6

M6 = Misassignment of peak valley by automated integration (poor split of 2 peaks).

Quantitation Report (QT Reviewed)

Data Path : K:\VOA122\2025\250821AICAL\
Data File : V22250821A12.D
Acq On : 21 Aug 2025 06:14 pm
Operator : VOA122:PID
Sample : I8260STD120PPB
Misc : WG2106161,ICAL (Sig #1); WG,ICAL22327 (Sig #2)
ALS Vial : 12 Sample Multiplier: 1

Quant Time: Aug 22 11:57:03 2025
Quant Method : K:\VOA122\2025\250821AICAL\V122_250821A_8260.m
Quant Title : VOLATILES BY GC/MS
QLast Update : Fri Aug 22 11:52:24 2025
Response via : Initial Calibration

CCAL FILE(s) : 1 - K:\VOA122\2025\250821AICAL\V22250821A09.D
Sub List : 8260-Curve - Megamix plus Diox

| Compound | R.T. | QIon | Response | Conc | Units | Dev(Min) |
|---|---|---|---|---|---|---|
| Internal Standards | | | | | | |
| 1) Fluorobenzene | 5.835 | 96 | 746450 | 10.000 | ug/L | 0.00 |
| Standard Area 1 = 497579 | | | Recovery = 150.02% | | | |
| 62) Chlorobenzene-d5 | 9.358 | 117 | 585493 | 10.000 | ug/L | 0.00 |
| Standard Area 1 = 424030 | | | Recovery = 138.08% | | | |
| 83) 1,4-Dichlorobenzene-d4 | 12.104 | 152 | 332018 | 10.000 | ug/L | 0.00 |
| Standard Area 1 = 258438 | | | Recovery = 128.47% | | | |
| System Monitoring Compounds | | | | | | |
| 38) Dibromofluoromethane | 5.029 | 113 | 217953 | 8.762 | ug/L | 0.00 |
| Spiked Amount 10.000 | Range 70 - 130 | | Recovery = 87.62% | | | |
| 46) 1,2-Dichloroethane-d4 | 5.542 | 65 | 218104 | 9.144 | ug/L | 0.00 |
| Spiked Amount 10.000 | Range 70 - 130 | | Recovery = 91.44% | | | |
| 63) Toluene-d8 | 7.520 | 98 | 758121 | 10.028 | ug/L | 0.00 |
| Spiked Amount 10.000 | Range 70 - 130 | | Recovery = 100.28% | | | |
| 87) 4-Bromofluorobenzene | 10.873 | 95 | 272378 | 10.575 | ug/L | 0.00 |
| Spiked Amount 10.000 | Range 70 - 130 | | Recovery = 105.75% | | | |
| Target Compounds | | | | | | Qvalue |
| 2) Dichlorodifluoromethane | 1.569 | 85 | 1602878 | 110.332 | ug/L | 99 |
| 3) Chloromethane | 1.742 | 50 | 1228368 | 106.072 | ug/L | 100 |
| 4) Vinyl chloride | 1.813 | 62 | 1326400 | 110.750 | ug/L | 99 |
| 5) Bromomethane | 2.111 | 94 | 719737 | 121.074 | ug/L | 97 |
| 6) Chloroethane | 2.213 | 64 | 736415 | 100.801 | ug/L | 100 |
| 7) Trichlorofluoromethane | 2.354 | 101 | 2204797 | 112.572 | ug/L | 99 |
| 8) Ethyl ether | 2.644 | 74 | 498630 | 123.249 | ug/L | 93 |
| 10) 1,1-Dichloroethene | 2.832 | 96 | 1078765 | 116.644 | ug/L | 97 |
| 11) Carbon disulfide | 2.864 | 76 | 3711043 | 108.428 | ug/L | 100 |
| 12) Freon-113 | 2.872 | 101 | 1162596 | 113.327 | ug/L | 98 |
| 13) Iodomethane | 2.966 | 142 | 1335355 | 194.346 | ug/L | 95 |
| 14) Acrolein | 3.131 | 56 | 107419 | 126.209 | ug/L | 92 |
| 15) Methylene chloride | 3.366 | 84 | 1234469 | 106.964 | ug/L | 98 |
| 17) Acetone | 3.397 | 43 | 173634 | 108.060 | ug/L | 92 |
| 18) trans-1,2-Dichloroethene | 3.515 | 96 | 1230961 | 115.526 | ug/L | 97 |
| 19) Methyl acetate | 3.515 | 43 | 438915 | 112.692 | ug/L | 98 |
| 21) Methyl tert-butyl ether | 3.609 | 73 | 2334917 | 137.170 | ug/L | 94 |
| 22) tert-Butyl alcohol | 3.688 | 59 | 192202 | 646.879 | ug/L | 84 |
| 24) Diisopropyl ether | 3.962 | 45 | 3232990 | 133.100 | ug/L | 92 |
| 25) 1,1-Dichloroethane | 4.080 | 63 | 2304098 | 109.297 | ug/L | 99 |
| 26) Halothane | 4.135 | 117 | 920031 | 113.138 | ug/L | 100 |

Data Path : K:\VOA122\2025\250821AICAL\
Data File : V22250821A12.D
Acq On : 21 Aug 2025 06:14 pm
Operator : VOA122:PID
Sample : I8260STD120PPB
Misc : WG2106161,ICAL (Sig #1); WG,ICAL22327 (Sig #2)
ALS Vial : 12 Sample Multiplier: 1

Quant Time: Aug 22 11:57:03 2025
Quant Method : K:\VOA122\2025\250821AICAL\V122_250821A_8260.m
Quant Title : VOLATILES BY GC/MS
QLast Update : Fri Aug 22 11:52:24 2025
Response via : Initial Calibration

CCAL FILE(s) : 1 - K:\VOA122\2025\250821AICAL\V22250821A09.D
Sub List : 8260-Curve - Megamix plus Diox

| Compound | R.T. | QIon | Response | Conc | Units | | Dev(Min) |
|---|---|---|---|---|---|---|---|
| 27) Acrylonitrile | 4.119 | 53 | 209186 | 111.817 | ug/L | | 98 |
| 28) Ethyl tert-butyl ether | 4.307 | 59 | 2656712 | 138.533 | ug/L | | 98 |
| 29) Vinyl acetate | 4.307 | 43 | 1738514 | 134.318 | ug/L | | 99 |
| 30) cis-1,2-Dichloroethene | 4.590 | 96 | 1284221 | 116.034 | ug/L | | 98 |
| 31) 2,2-Dichloropropane | 4.692 | 77 | 1876604 | 111.985 | ug/L | | 96 |
| 32) Bromochloromethane | 4.778 | 128 | 593774 | 106.259 | ug/L | | 99 |
| 33) Cyclohexane | 4.794 | 56 | 2114748 | 139.172 | ug/L | | 91 |
| 34) Chloroform | 4.849 | 83 | 2338788 | 109.751 | ug/L | | 98 |
| 35) Ethyl acetate | 4.959 | 43 | 603213 | 130.098 | ug/L | | 98 |
| 36) Carbon tetrachloride | 4.990 | 117 | 2143724 | 117.860 | ug/L | | 97 |
| 37) Tetrahydrofuran | 4.998 | 42 | 195140M6 | 127.971 | ug/L | | |
| 39) 1,1,1-Trichloroethane | 5.053 | 97 | 2252607 | 116.513 | ug/L | | 97 |
| 41) 2-Butanone | 5.131 | 43 | 249218 | 125.271 | ug/L | # | 51 |
| 42) 1,1-Dichloropropene | 5.178 | 75 | 1670796 | 129.628 | ug/L | | 96 |
| 44) Benzene | 5.416 | 78 | 4699547 | 121.496 | ug/L | | 98 |
| 45) tert-Amyl methyl ether | 5.528 | 73 | 2299253 | 139.073 | ug/L | | 90 |
| 47) 1,2-Dichloroethane | 5.612 | 62 | 1473191 | 110.639 | ug/L | | 99 |
| 50) Methyl cyclohexane | 6.003 | 83 | 2173383 | 141.312 | ug/L | | 97 |
| 51) Trichloroethene | 6.010 | 95 | 1390052 | 117.866 | ug/L | | 97 |
| 53) Dibromomethane | 6.442 | 93 | 721622 | 113.859 | ug/L | | 95 |
| 54) 1,2-Dichloropropane | 6.547 | 63 | 1267264 | 120.150 | ug/L | | 99 |
| 56) 2-Chloroethyl vinyl ether | 7.242 | 63 | 378951 | 145.521 | ug/L | | 98 |
| 57) Bromodichloromethane | 6.617 | 83 | 1816653 | 119.175 | ug/L | | 98 |
| 60) 1,4-Dioxane | 6.825 | 88 | 46135 | 1279.557 | ug/L | | 93 |
| 61) cis-1,3-Dichloropropene | 7.312 | 75 | 1911074 | 139.086 | ug/L | | 97 |
| 64) Toluene | 7.576 | 92 | 2890980 | 120.472 | ug/L | | 100 |
| 65) 4-Methyl-2-pentanone | 8.007 | 58 | 184439 | 136.921 | ug/L | | 95 |
| 66) Tetrachloroethene | 8.027 | 166 | 1449128 | 124.022 | ug/L | | 99 |
| 68) trans-1,3-Dichloropropene | 8.055 | 75 | 1550637 | 144.329 | ug/L | | 97 |
| 70) Ethyl methacrylate | 8.257 | 69 | 838644 | 142.841 | ug/L | | 91 |
| 71) 1,1,2-Trichloroethane | 8.236 | 83 | 680137 | 130.498 | ug/L | | 98 |
| 72) Chlorodibromomethane | 8.451 | 129 | 1240658 | 130.129 | ug/L | | 99 |
| 73) 1,3-Dichloropropane | 8.563 | 76 | 1434237 | 133.557 | ug/L | | 100 |
| 74) 1,2-Dibromoethane | 8.722 | 107 | 826823 | 131.233 | ug/L | | 96 |
| 76) 2-Hexanone | 9.014 | 43 | 256592 | 129.819 | ug/L | | 92 |
| 77) Chlorobenzene | 9.379 | 112 | 3393171 | 118.563 | ug/L | | 99 |
| 78) Ethylbenzene | 9.428 | 91 | 6033869 | 127.642 | ug/L | | 99 |
| 79) 1,1,1,2-Tetrachloroethane | 9.463 | 131 | 1296460 | 125.416 | ug/L | | 98 |
| 80) p/m Xylene | 9.617 | 106 | 4594071 | 258.679 | ug/L | | 97 |
| 81) o Xylene | 10.157 | 106 | 4437400 | 267.566 | ug/L | | 97 |

Quantitation Report (QT Reviewed)

Data Path : K:\VOA122\2025\250821AICAL\
Data File : V22250821A12.D
Acq On : 21 Aug 2025 06:14 pm
Operator : VOA122:PID
Sample : I8260STD120PPB
Misc : WG2106161,ICAL (Sig #1); WG,ICAL22327 (Sig #2)
ALS Vial : 12 Sample Multiplier: 1

Quant Time: Aug 22 11:57:03 2025
Quant Method : K:\VOA122\2025\250821AICAL\V122_250821A_8260.m
Quant Title : VOLATILES BY GC/MS
QLast Update : Fri Aug 22 11:52:24 2025
Response via : Initial Calibration

CCAL FILE(s) : 1 - K:\VOA122\2025\250821AICAL\V22250821A09.D
Sub List : 8260-Curve - Megamix plus Diox

| Compound | R.T. | QIon | Response | Conc | Units | Dev(Min) |
|---|---|---|---|---|---|---|
| 82) Styrene | 10.228 | 104 | 7320008 | 267.260 | ug/L | 98 |
| 84) Bromoform | 10.242 | 173 | 708634 | 127.823 | ug/L | 97 |
| 86) Isopropylbenzene | 10.557 | 105 | 6347475 | 140.845 | ug/L | 99 |
| 88) Bromobenzene | 10.985 | 156 | 1490863 | 126.729 | ug/L | 100 |
| 89) n-Propylbenzene | 11.041 | 91 | 7498637 | 137.099 | ug/L | 99 |
| 90) 1,4-Dichlorobutane | 11.048 | 55 | 1296289 | 129.744 | ug/L | 100 |
| 91) 1,1,2,2-Tetrachloroethane | 11.125 | 83 | 892535 | 119.565 | ug/L | 100 |
| 92) 4-Ethyltoluene | 11.174 | 105 | 6155945 | 138.974 | ug/L | 98 |
| 93) 2-Chlorotoluene | 11.209 | 91 | 4267980M6 | 126.517 | ug/L | |
| 94) 1,3,5-Trimethylbenzene | 11.272 | 105 | 5257836 | 137.816 | ug/L | 100 |
| 95) 1,2,3-Trichloropropane | 11.265 | 75 | 748983 | 125.126 | ug/L | 100 |
| 96) trans-1,4-Dichloro-2-b... | 11.322 | 53 | 251459 | 134.726 | ug/L | 95 |
| 97) 4-Chlorotoluene | 11.392 | 91 | 4559645 | 134.946 | ug/L | 100 |
| 98) tert-Butylbenzene | 11.616 | 119 | 4758402 | 141.144 | ug/L | 98 |
| 101) 1,2,4-Trimethylbenzene | 11.693 | 105 | 3521466 | 135.403 | ug/L | 97 |
| 102) sec-Butylbenzene | 11.812 | 105 | 6665628 | 141.424 | ug/L | 99 |
| 103) p-Isopropyltoluene | 11.972 | 119 | 5708629 | 142.174 | ug/L | 99 |
| 104) 1,3-Dichlorobenzene | 12.027 | 146 | 2932379 | 122.980 | ug/L | 98 |
| 105) 1,4-Dichlorobenzene | 12.118 | 146 | 2900363 | 121.034 | ug/L | 98 |
| 106) p-Diethylbenzene | 12.348 | 119 | 3336900 | 141.954 | ug/L | 99 |
| 107) n-Butylbenzene | 12.403 | 91 | 4794191 | 136.851 | ug/L | 98 |
| 108) 1,2-Dichlorobenzene | 12.543 | 146 | 2579249 | 124.632 | ug/L | 98 |
| 109) 1,2,4,5-Tetramethylben... | 13.148 | 119 | 4799534 | 148.517 | ug/L | 99 |
| 110) 1,2-Dibromo-3-chloropr... | 13.329 | 155 | 158425 | 124.161 | ug/L | 99 |
| 111) 1,3,5-Trichlorobenzene | 13.364 | 180 | 1905570 | 127.291 | ug/L | 99 |
| 112) Hexachlorobutadiene | 13.949 | 225 | 700554 | 119.576 | ug/L | 98 |
| 113) 1,2,4-Trichlorobenzene | 13.970 | 180 | 1583398 | 130.190 | ug/L | 100 |
| 114) Naphthalene | 14.262 | 128 | 3128833 | 142.818 | ug/L | 100 |
| 115) 1,2,3-Trichlorobenzene | 14.429 | 180 | 1334479 | 128.578 | ug/L | 99 |

(#) = qualifier out of range (m) = manual integration (+) = signals summed

Quantitation Report (QT Reviewed)

Data Path : K:\VOA122\2025\250821AICAL\
Data File : V22250821A12.D
Acq On : 21 Aug 2025 06:14 pm
Operator : VOA122:PID
Sample : I8260STD120PPB
Misc : WG2106161,ICAL (Sig #1); WG,ICAL22327 (Sig #2)
ALS Vial : 12 Sample Multiplier: 1

Quant Time: Aug 22 11:57:03 2025
Quant Method : K:\VOA122\2025\250821AICAL\V122_250821A_8260.m
Quant Title : VOLATILES BY GC/MS
QLast Update : Fri Aug 22 11:52:24 2025
Response via : Initial Calibration

SCALE(s) : 8260K:\VOA122\2025\250821AICAL\V22250821A09.D•

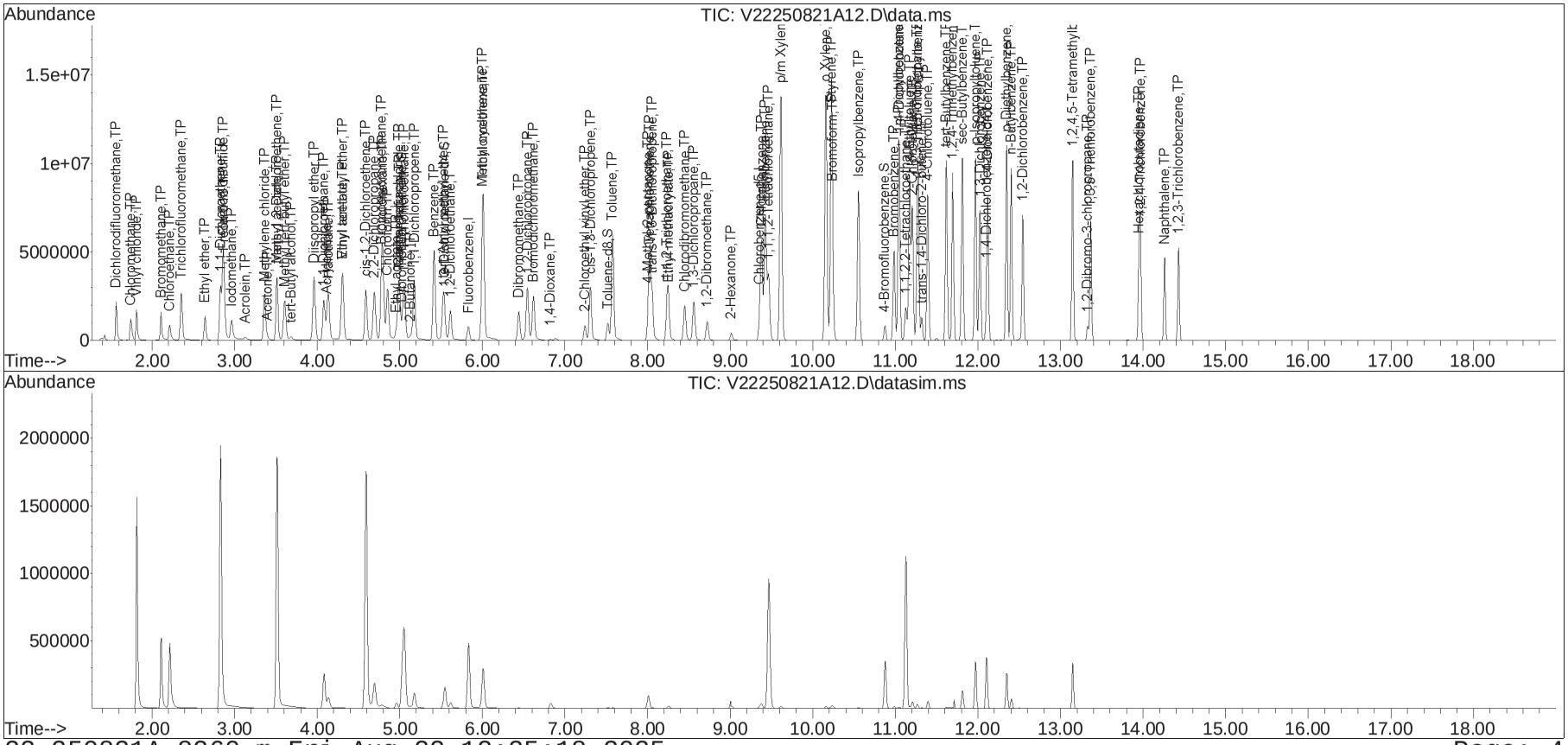

Manual Integration Report

Data Path : K:\VOA122\2025\250821AICAL\
Data File : V22250821A12.D
Date Inj'd : 8/21/2025 6:14 pm
Sample : I8260STD120PPB

Method : V122_250821A_8260.m
Operator : VOA122:PID
Instrument : VOA 122
Quant Date : 8/22/2025 11:56 am

Compound #37: Tetrahydrofuran

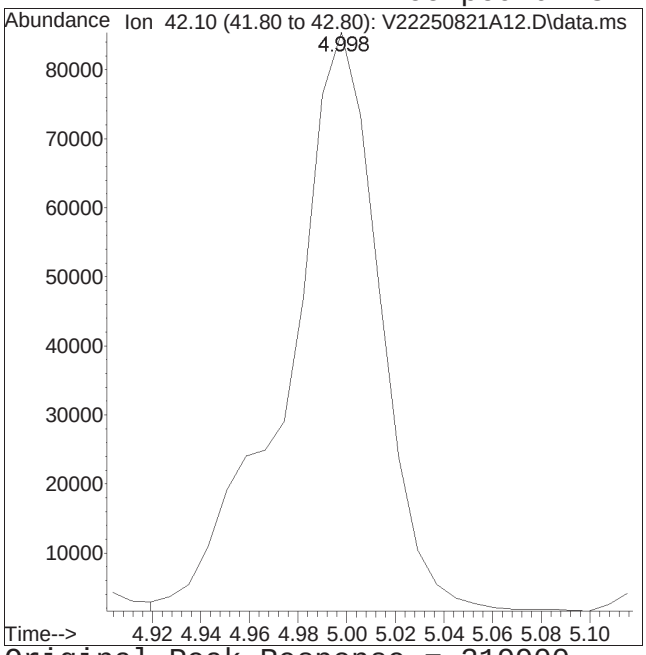


Original Peak Response = 219900

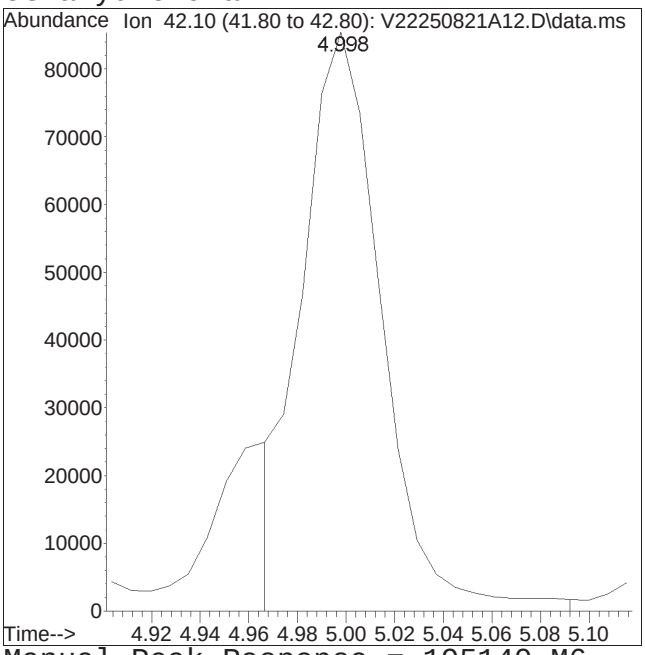


Manual Peak Response = 195140 M6

M6 = Misassignment of peak valley by automated integration (poor split of 2 peaks).

# Manual Integration Report

Data Path : K:\VOA122\2025\250821AICAL\
Data File : V22250821A12.D
Date Inj'd : 8/21/2025 6:14 pm
Sample : I8260STD120PPB

Method : V122_250821A_8260.m
Operator : VOA122:PID
Instrument : VOA 122
Quant Date : 8/22/2025 11:56 am

## Compound #93: 2-Chlorotoluene

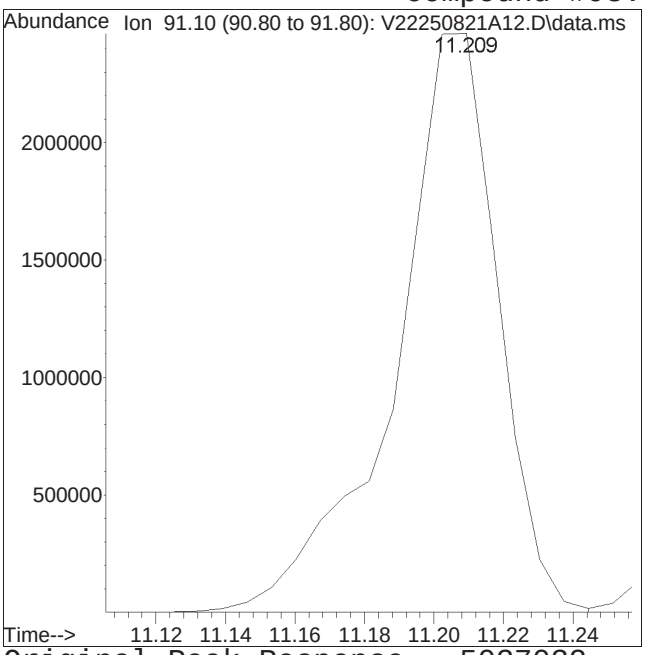


Original Peak Response = 5037032

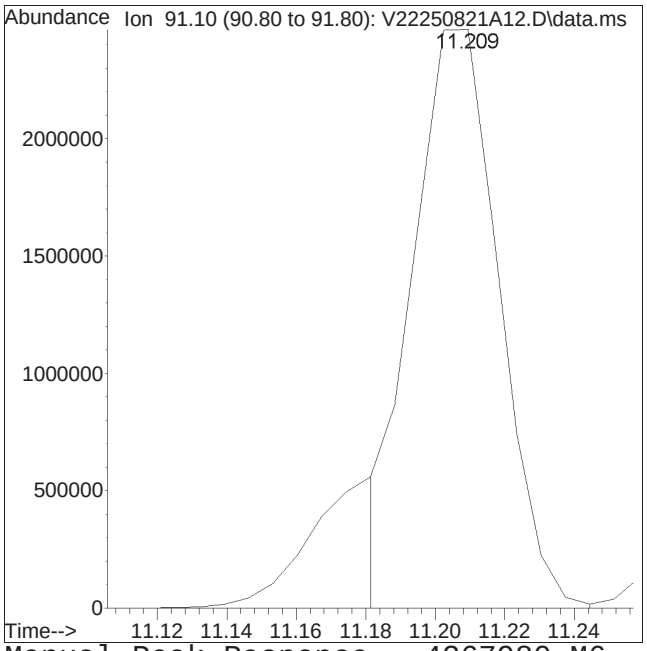


Manual Peak Response = 4267980 M6

M6 = Misassignment of peak valley by automated integration (poor split of 2 peaks).

Quantitation Report (QT Reviewed)

Data Path : K:\VOA122\2025\250821AICAL\
Data File : V22250821A13.D
Acq On : 21 Aug 2025 06:39 pm
Operator : VOA122:PID
Sample : I8260STD200PPB
Misc : WG2106161,ICAL (Sig #1); WG,ICAL22327 (Sig #2)
ALS Vial : 13 Sample Multiplier: 1

Quant Time: Aug 22 11:57:10 2025
Quant Method : K:\VOA122\2025\250821AICAL\V122_250821A_8260.m
Quant Title : VOLATILES BY GC/MS
QLast Update : Fri Aug 22 11:52:24 2025
Response via : Initial Calibration

CCAL FILE(s) : 1 - K:\VOA122\2025\250821AICAL\V22250821A09.D
Sub List : 8260-Curve - Megamix plus Diox

| Compound | R.T. | QIon | Response | Conc | Units | Dev(Min) |
|---|---|---|---|---|---|---|
| Internal Standards | | | | | | |
| 1) Fluorobenzene | 5.835 | 96 | 833091 | 10.000 | ug/L | 0.00 |
| Standard Area 1 = 497579 | | | Recovery = 167.43% | | | |
| 62) Chlorobenzene-d5 | 9.358 | 117 | 644334 | 10.000 | ug/L | 0.00 |
| Standard Area 1 = 424030 | | | Recovery = 151.95% | | | |
| 83) 1,4-Dichlorobenzene-d4 | 12.104 | 152 | 366752 | 10.000 | ug/L | 0.00 |
| Standard Area 1 = 258438 | | | Recovery = 141.91% | | | |
| System Monitoring Compounds | | | | | | |
| 38) Dibromofluoromethane | 5.029 | 113 | 242212 | 8.725 | ug/L | 0.00 |
| Spiked Amount 10.000 | Range 70 - 130 | | Recovery = 87.25% | | | |
| 46) 1,2-Dichloroethane-d4 | 5.542 | 65 | 244162 | 9.172 | ug/L | 0.00 |
| Spiked Amount 10.000 | Range 70 - 130 | | Recovery = 91.72% | | | |
| 63) Toluene-d8 | 7.520 | 98 | 832469 | 10.006 | ug/L | 0.00 |
| Spiked Amount 10.000 | Range 70 - 130 | | Recovery = 100.06% | | | |
| 87) 4-Bromofluorobenzene | 10.873 | 95 | 305044 | 10.721 | ug/L | 0.00 |
| Spiked Amount 10.000 | Range 70 - 130 | | Recovery = 107.21% | | | |
| Target Compounds | | | | | | Qvalue |
| 2) Dichlorodifluoromethane | 1.570 | 85 | 2798075 | 172.571 | ug/L | 98 |
| 3) Chloromethane | 1.742 | 50 | 2254588 | 174.440 | ug/L | 100 |
| 4) Vinyl chloride | 1.813 | 62 | 2350275 | 175.832 | ug/L | 99 |
| 5) Bromomethane | 2.111 | 94 | 1430520 | 215.615 | ug/L | 97 |
| 6) Chloroethane | 2.213 | 64 | 1340159 | 164.363 | ug/L | 99 |
| 7) Trichlorofluoromethane | 2.354 | 101 | 3974285 | 181.814 | ug/L | 99 |
| 8) Ethyl ether | 2.644 | 74 | 909376 | 201.398 | ug/L | 93 |
| 10) 1,1-Dichloroethene | 2.833 | 96 | 1984869 | 192.298 | ug/L | 95 |
| 11) Carbon disulfide | 2.864 | 76 | 6688371 | 175.095 | ug/L | 100 |
| 12) Freon-113 | 2.872 | 101 | 2113007 | 184.549 | ug/L | 97 |
| 13) Iodomethane | 2.966 | 142 | 2533060 | 330.318 | ug/L | 94 |
| 14) Acrolein | 3.131 | 56 | 205925 | 216.784 | ug/L | 94 |
| 15) Methylene chloride | 3.366 | 84 | 2218742 | 172.255 | ug/L | 98 |
| 17) Acetone | 3.398 | 43 | 321455 | 179.249 | ug/L | 93 |
| 18) trans-1,2-Dichloroethene | 3.515 | 96 | 2218844 | 186.582 | ug/L | 98 |
| 19) Methyl acetate | 3.515 | 43 | 828124 | 190.510 | ug/L | 99 |
| 21) Methyl tert-butyl ether | 3.609 | 73 | 4344638 | 228.690 | ug/L | 93 |
| 22) tert-Butyl alcohol | 3.688 | 59 | 372863 | 1124.405 | ug/L | 89 |
| 24) Diisopropyl ether | 3.962 | 45 | 5913943 | 218.152 | ug/L | 91 |
| 25) 1,1-Dichloroethane | 4.080 | 63 | 4131805 | 175.613 | ug/L | 98 |
| 26) Halothane | 4.135 | 117 | 1686964 | 185.875 | ug/L | 100 |

Data Path : K:\VOA122\2025\250821AICAL\
Data File : V22250821A13.D
Acq On : 21 Aug 2025 06:39 pm
Operator : VOA122:PID
Sample : I8260STD200PPB
Misc : WG2106161,ICAL (Sig #1); WG,ICAL22327 (Sig #2)
ALS Vial : 13 Sample Multiplier: 1

Quant Time: Aug 22 11:57:10 2025
Quant Method : K:\VOA122\2025\250821AICAL\V122_250821A_8260.m
Quant Title : VOLATILES BY GC/MS
QLast Update : Fri Aug 22 11:52:24 2025
Response via : Initial Calibration

CCAL FILE(s) : 1 - K:\VOA122\2025\250821AICAL\V22250821A09.D
Sub List : 8260-Curve - Megamix plus Diox

| Compound | R.T. | QIon | Response | Conc | Units | | Dev(Min) |
|---|---|---|---|---|---|---|---|
| 27) Acrylonitrile | 4.119 | 53 | 398162 | 190.697 | ug/L | | 96 |
| 28) Ethyl tert-butyl ether | 4.308 | 59 | 4911207 | 229.460 | ug/L | | 98 |
| 29) Vinyl acetate | 4.308 | 43 | 3262961 | 225.878 | ug/L | | 98 |
| 30) cis-1,2-Dichloroethene | 4.590 | 96 | 2344259 | 189.784 | ug/L | | 97 |
| 31) 2,2-Dichloropropane | 4.692 | 77 | 3440366 | 183.949 | ug/L | | 96 |
| 32) Bromochloromethane | 4.778 | 128 | 1054014 | 169.004 | ug/L | | 98 |
| 33) Cyclohexane | 4.794 | 56 | 3858884 | 227.543 | ug/L | | 97 |
| 34) Chloroform | 4.849 | 83 | 4274936 | 179.745 | ug/L | | 99 |
| 35) Ethyl acetate | 4.959 | 43 | 1138910 | 220.088 | ug/L | | 97 |
| 36) Carbon tetrachloride | 4.990 | 117 | 3979879 | 196.055 | ug/L | | 97 |
| 37) Tetrahydrofuran | 4.998 | 42 | 365487M6 | 214.756 | ug/L | | |
| 39) 1,1,1-Trichloroethane | 5.053 | 97 | 4073584 | 188.787 | ug/L | | 97 |
| 41) 2-Butanone | 5.131 | 43 | 462649 | 208.368 | ug/L | # | 58 |
| 42) 1,1-Dichloropropene | 5.178 | 75 | 3302111 | 229.549 | ug/L | | 99 |
| 44) Benzene | 5.417 | 78 | 8467939 | 196.152 | ug/L | | 99 |
| 45) tert-Amyl methyl ether | 5.528 | 73 | 4415522 | 239.301 | ug/L | | 89 |
| 47) 1,2-Dichloroethane | 5.612 | 62 | 2679730 | 180.322 | ug/L | | 98 |
| 50) Methyl cyclohexane | 6.010 | 83 | 3973341 | 231.477 | ug/L | | 97 |
| 51) Trichloroethene | 6.010 | 95 | 2532531 | 192.407 | ug/L | | 96 |
| 53) Dibromomethane | 6.443 | 93 | 1335825 | 188.849 | ug/L | | 95 |
| 54) 1,2-Dichloropropane | 6.547 | 63 | 2313139 | 196.502 | ug/L | | 98 |
| 56) 2-Chloroethyl vinyl ether | 7.242 | 63 | 713518 | 245.503 | ug/L | | 98 |
| 57) Bromodichloromethane | 6.617 | 83 | 3330281 | 195.750 | ug/L | | 99 |
| 60) 1,4-Dioxane | 6.825 | 88 | 89276 | 2218.565 | ug/L | | 91 |
| 61) cis-1,3-Dichloropropene | 7.312 | 75 | 3510231 | 228.903 | ug/L | | 97 |
| 64) Toluene | 7.583 | 92 | 5215475 | 197.491 | ug/L | | 98 |
| 65) 4-Methyl-2-pentanone | 8.007 | 58 | 348145 | 234.848 | ug/L | | 94 |
| 66) Tetrachloroethene | 8.028 | 166 | 2551918 | 198.458 | ug/L | | 97 |
| 68) trans-1,3-Dichloropropene | 8.055 | 75 | 2865459 | 242.353 | ug/L | | 96 |
| 70) Ethyl methacrylate | 8.257 | 69 | 1566993 | 242.523 | ug/L | | 90 |
| 71) 1,1,2-Trichloroethane | 8.243 | 83 | 1251478 | 218.194 | ug/L | | 99 |
| 72) Chlorodibromomethane | 8.452 | 129 | 2277976 | 217.111 | ug/L | | 99 |
| 73) 1,3-Dichloropropane | 8.563 | 76 | 2608394 | 220.714 | ug/L | | 100 |
| 74) 1,2-Dibromoethane | 8.723 | 107 | 1530632 | 220.756 | ug/L | | 98 |
| 76) 2-Hexanone | 9.015 | 43 | 465269 | 213.900 | ug/L | | 89 |
| 77) Chlorobenzene | 9.379 | 112 | 6100197 | 193.687 | ug/L | | 99 |
| 78) Ethylbenzene | 9.428 | 91 | 10677488 | 205.247 | ug/L | | 98 |
| 79) 1,1,1,2-Tetrachloroethane | 9.463 | 131 | 2377326 | 208.975 | ug/L | | 98 |
| 80) p/m Xylene | 9.618 | 106 | 8186333 | 418.855 | ug/L | | 94 |
| 81) o Xylene | 10.165 | 106 | 7942289 | 435.170 | ug/L | | 93 |

Data Path : K:\VOA122\2025\250821AICAL\
Data File : V22250821A13.D
Acq On : 21 Aug 2025 06:39 pm
Operator : VOA122:PID
Sample : I8260STD200PPB
Misc : WG2106161,ICAL (Sig #1); WG,ICAL22327 (Sig #2)
ALS Vial : 13 Sample Multiplier: 1

Quant Time: Aug 22 11:57:10 2025
Quant Method : K:\VOA122\2025\250821AICAL\V122_250821A_8260.m
Quant Title : VOLATILES BY GC/MS
QLast Update : Fri Aug 22 11:52:24 2025
Response via : Initial Calibration

CCAL FILE(s) : 1 - K:\VOA122\2025\250821AICAL\V22250821A09.D
Sub List : 8260-Curve - Megamix plus Diox

| Compound | R.T. | QIon | Response | Conc | Units | Dev(Min) |
|---|---|---|---|---|---|---|
| 82) Styrene | 10.228 | 104 | 12732951 | 422.438 | ug/L | 94 |
| 84) Bromoform | 10.249 | 173 | 1295699 | 211.583 | ug/L | 96 |
| 86) Isopropylbenzene | 10.557 | 105 | 11361360 | 228.223 | ug/L | 98 |
| 88) Bromobenzene | 10.985 | 156 | 2663083 | 204.933 | ug/L | 100 |
| 89) n-Propylbenzene | 11.048 | 91 | 12883075 | 213.237 | ug/L | 98 |
| 90) 1,4-Dichlorobutane | 11.048 | 55 | 2430476 | 220.225 | ug/L | 99 |
| 91) 1,1,2,2-Tetrachloroethane | 11.125 | 83 | 1652139 | 200.362 | ug/L | 99 |
| 92) 4-Ethyltoluene | 11.175 | 105 | 10822153 | 221.178 | ug/L | 98 |
| 93) 2-Chlorotoluene | 11.210 | 91 | 7717189M6 | 207.098 | ug/L | |
| 94) 1,3,5-Trimethylbenzene | 11.280 | 105 | 9333617 | 221.478 | ug/L | 99 |
| 95) 1,2,3-Trichloropropane | 11.266 | 75 | 1398908 | 211.570 | ug/L | 100 |
| 96) trans-1,4-Dichloro-2-b... | 11.322 | 53 | 471252 | 228.575 | ug/L | 94 |
| 97) 4-Chlorotoluene | 11.399 | 91 | 8133960 | 217.932 | ug/L | 100 |
| 98) tert-Butylbenzene | 11.616 | 119 | 8326595 | 223.592 | ug/L | 95 |
| 101) 1,2,4-Trimethylbenzene | 11.693 | 105 | 5819480 | 202.571 | ug/L | 99 |
| 102) sec-Butylbenzene | 11.812 | 105 | 11526540 | 221.396 | ug/L | 98 |
| 103) p-Isopropyltoluene | 11.972 | 119 | 9943699 | 224.194 | ug/L | 97 |
| 104) 1,3-Dichlorobenzene | 12.028 | 146 | 5205821 | 197.647 | ug/L | 98 |
| 105) 1,4-Dichlorobenzene | 12.118 | 146 | 5120208 | 193.434 | ug/L | 99 |
| 106) p-Diethylbenzene | 12.348 | 119 | 5934209 | 228.536 | ug/L | 98 |
| 107) n-Butylbenzene | 12.404 | 91 | 8395869 | 216.964 | ug/L | 96 |
| 108) 1,2-Dichlorobenzene | 12.543 | 146 | 4634112 | 202.717 | ug/L | 97 |
| 109) 1,2,4,5-Tetramethylben... | 13.148 | 119 | 8426715 | 236.062 | ug/L | 98 |
| 110) 1,2-Dibromo-3-chloropr... | 13.329 | 155 | 292898 | 207.810 | ug/L | 99 |
| 111) 1,3,5-Trichlorobenzene | 13.371 | 180 | 3345780 | 202.329 | ug/L | 99 |
| 112) Hexachlorobutadiene | 13.956 | 225 | 1253875 | 193.752 | ug/L | 99 |
| 113) 1,2,4-Trichlorobenzene | 13.970 | 180 | 2810654 | 209.211 | ug/L | 99 |
| 114) Naphthalene | 14.262 | 128 | 5568426 | 230.102 | ug/L | 100 |
| 115) 1,2,3-Trichlorobenzene | 14.429 | 180 | 2340393 | 204.142 | ug/L | 99 |

(#) = qualifier out of range (m) = manual integration (+) = signals summed

Quantitation Report (QT Reviewed)

Data Path : K:\VOA122\2025\250821AICAL\
Data File : V22250821A13.D
Acq On : 21 Aug 2025 06:39 pm
Operator : VOA122:PID
Sample : I8260STD200PPB
Misc : WG2106161,ICAL (Sig #1); WG,ICAL22327 (Sig #2)
ALS Vial : 13 Sample Multiplier: 1

Quant Time: Aug 22 11:57:10 2025
Quant Method : K:\VOA122\2025\250821AICAL\V122_250821A_8260.m
Quant Title : VOLATILES BY GC/MS
QLast Update : Fri Aug 22 11:52:24 2025
Response via : Initial Calibration

SCALE(s) : 8260K:\VOA122\2025\250821AICAL\V22250821A09.D•

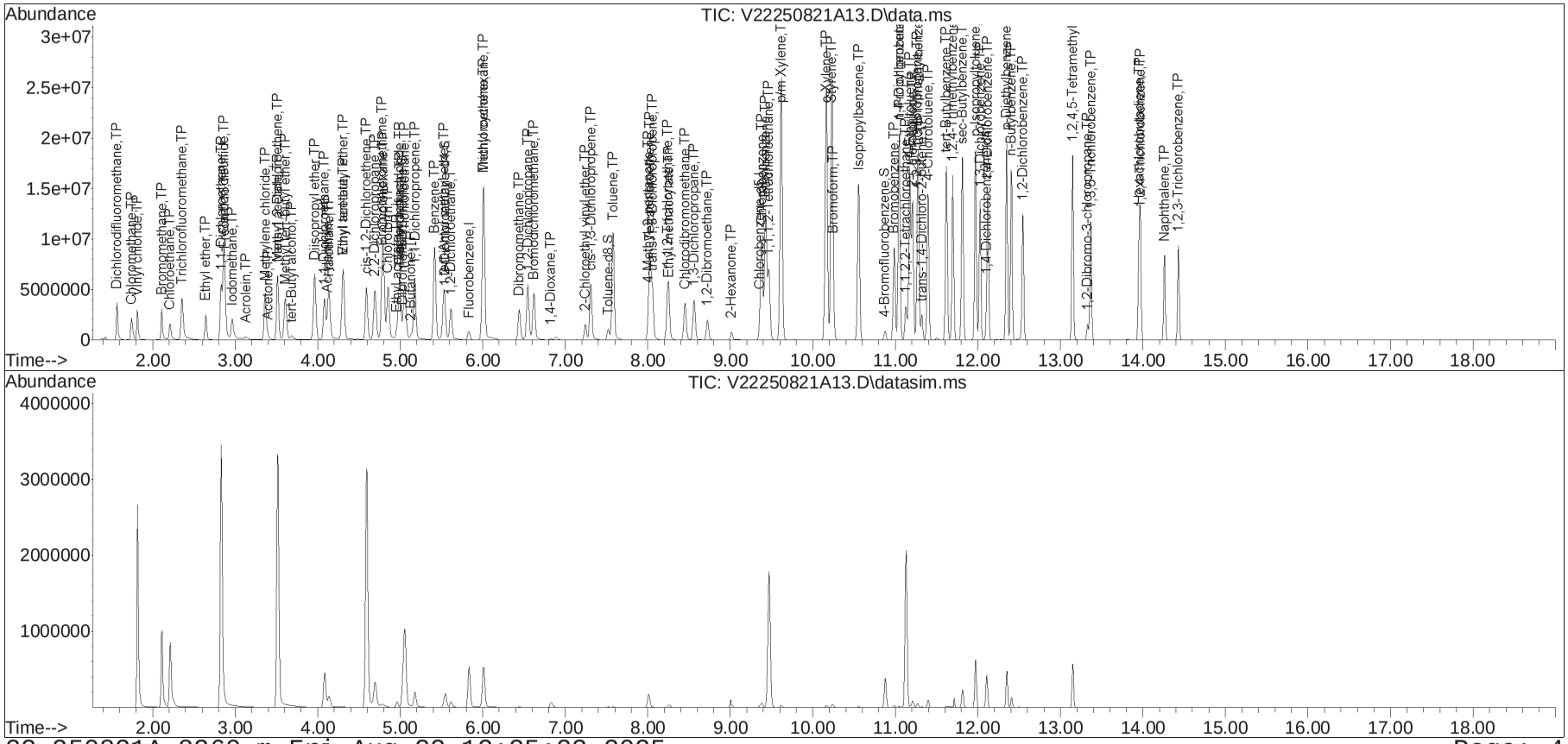

Manual Integration Report

Data Path : K:\VOA122\2025\250821AICAL\
Data File : V22250821A13.D
Date Inj'd : 8/21/2025 6:39 pm
Sample : I8260STD200PPB

Method : V122_250821A_8260.m
Operator : VOA122:PID
Instrument : VOA 122
Quant Date : 8/22/2025 11:57 am

Compound #37: Tetrahydrofuran

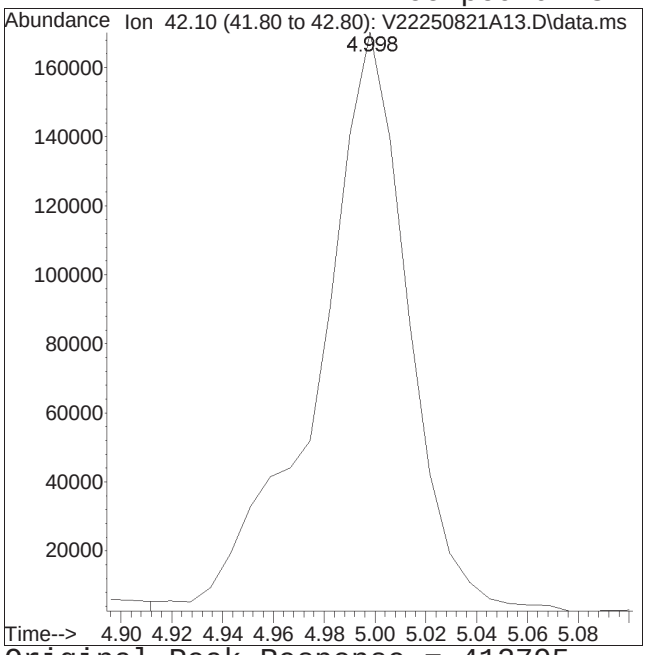


Original Peak Response = 412795

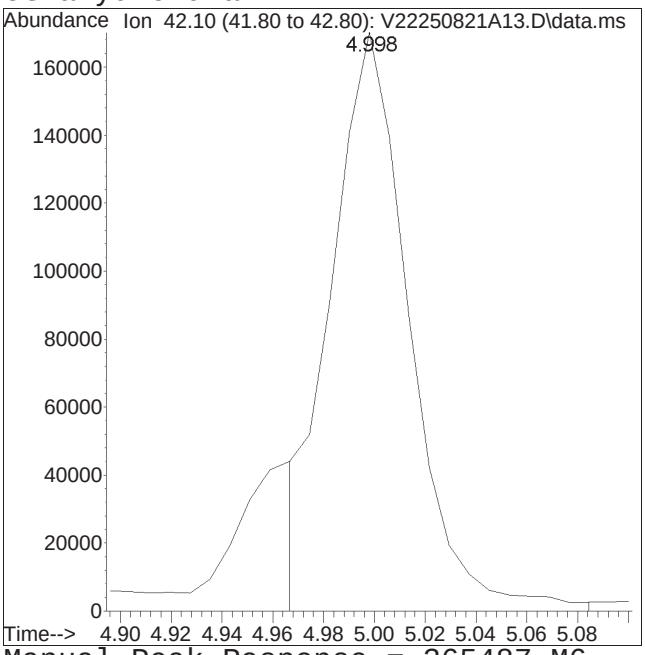


Manual Peak Response = 365487 M6

M6 = Misassignment of peak valley by automated integration (poor split of 2 peaks).

Manual Integration Report

Data Path : K:\VOA122\2025\250821AICAL : V122_250821A_8260.m
Data File : V22250821A13.D Operator : VOA122:PID
Date Inj'd : 8/21/2025 6:39 pm Instrument : VOA 122
Sample : I8260STD200PPB Quant Date : 8/22/2025 11:57 am

Compound #93: 2-Chlorotoluene

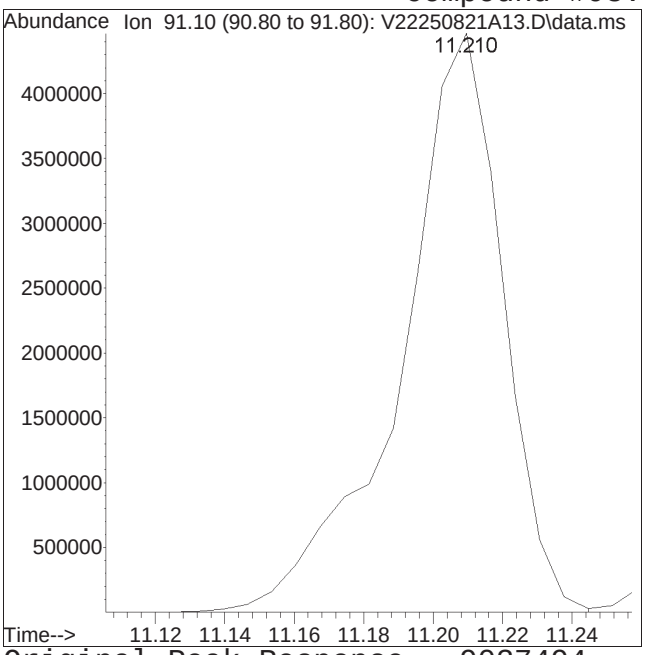


Original Peak Response = 9037494

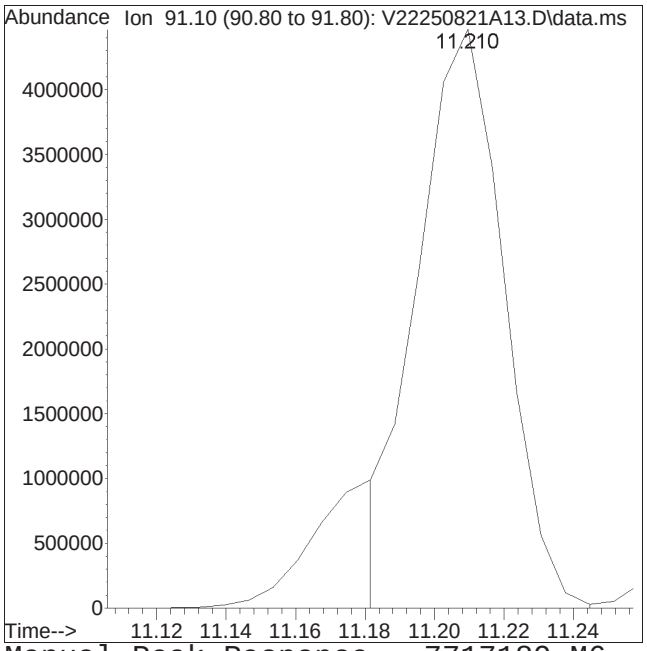


Manual Peak Response = 7717189 M6

M6 = Misassignment of peak valley by automated integration (poor split of 2 peaks).

# Evaluate Continuing Calibration Report

Data Path : K:\VOA122\2025\250821AICAL\
Data File : V22250821A18.D
Acq On : 21 Aug 2025 08:42 pm
Operator : VOA122:PID
Sample : C8260STD10PPB
Misc : WG2106161,ICAL (Sig #1); WG,ICAL22327 (Sig #2)
ALS Vial : 18 Sample Multiplier: 1

Quant Time: Aug 22 12:08:18 2025
Quant Method : K:\VOA122\2025\250821AICAL\V122_250821A_8260.m
Quant Title : VOLATILES BY GC/MS
QLast Update : Fri Aug 22 12:06:39 2025
Response via : Initial Calibration

Min. RRF : 0.000 Min. Rel. Area : 50% Max. R.T. Dev 0.50min
Max. RRF Dev : 20% Max. Rel. Area : 200%

| | | Compound | AvgRF | CCRF | %Dev | Area% | Dev(min) |
|---|---|---|---|---|---|---|---|
| 1 | I | Fluorobenzene | 1.000 | 1.000 | 0.0 | 119 | 0.00 |
| 2 | TP | Dichlorodifluoromethane | 0.195 | 0.142 | 27.2# | 76 | 0.00 |
| 3 | TP | Chloromethane | 0.155 | 0.168 | -8.4 | 113 | 0.00 |
| 4 | TP | Vinyl chloride | 0.160 | 0.137 | 14.4 | 90 | 0.00 |
| 5 | TP | Bromomethane | 0.080 | 0.065 | 18.8 | 100 | 0.00 |
| 6 | TP | Chloroethane | 0.098 | 0.087 | 11.2 | 93 | 0.00 |
| 7 | TP | Trichlorofluoromethane | 0.262 | 0.194 | 26.0# | 78 | 0.00 |
| 8 | TP | Ethyl ether | 0.054 | 0.049 | 9.3 | 110 | 0.00 |
| 10 | TP | 1,1-Dichloroethene | 0.124 | 0.106 | 14.5 | 94 | 0.00 |
| 11 | TP | Carbon disulfide | 0.459 | 0.356 | 22.4# | 82 | 0.00 |
| 12 | TP | Freon-113 | 0.137 | 0.101 | 26.3# | 79 | 0.00 |
| 13 | TP | Iodomethane | 0.000 | 0.000# | 0.0 | 0# | -2.96# |
| 14 | TP | Acrolein | 0.01140 | 0.00492# | 56.8# | 51 | 0.00 |
| 15 | TP | Methylene chloride | 0.155 | 0.170 | -9.7 | 118 | 0.00 |
| 17 | TP | Acetone | 0.022 | 0.021 | 4.5 | 108 | 0.00 |
| 18 | TP | trans-1,2-Dichloroethene | 0.143 | 0.138 | 3.5 | 109 | 0.00 |
| 19 | TP | Methyl acetate | 0.052 | 0.049 | 5.8 | 112 | 0.00 |
| 21 | TP | Methyl tert-butyl ether | 0.228 | 0.203 | 11.0 | 111 | 0.00 |
| 22 | TP | tert-Butyl alcohol | 0.00398 | 0.00401# | -0.8 | 115 | 0.00 |
| 24 | TP | Diisopropyl ether | 0.325 | 0.289 | 11.1 | 113 | 0.00 |
| 25 | TP | 1,1-Dichloroethane | 0.282 | 0.269# | 4.6 | 106 | 0.00 |
| 26 | TP | Halothane | 0.109 | 0.093 | 14.7 | 92 | 0.00 |
| 27 | TP | Acrylonitrile | 0.025 | 0.024 | 4.0 | 112 | 0.00 |
| 28 | TP | Ethyl tert-butyl ether | 0.257 | 0.233 | 9.3 | 115 | 0.00 |
| 29 | TP | Vinyl acetate | 0.173 | 0.150 | 13.3 | 110 | 0.00 |
| 30 | TP | cis-1,2-Dichloroethene | 0.148 | 0.147# | 0.7 | 113 | 0.00 |
| 31 | TP | 2,2-Dichloropropane | 0.224 | 0.185 | 17.4 | 89 | 0.00 |
| 32 | TP | Bromochloromethane | 0.075 | 0.072# | 4.0 | 108 | 0.00 |
| 33 | TP | Cyclohexane | * 10.000 | 7.145 | 28.6# | 81 | 0.00 |
| 34 | TP | Chloroform | 0.285 | 0.292# | -2.5 | 118 | 0.00 |
| 35 | TP | Ethyl acetate | 0.064 | 0.060 | 6.3 | 118 | 0.00 |
| 36 | TP | Carbon tetrachloride | 0.244 | 0.199 | 18.4 | 87 | 0.00 |
| 37 | TP | Tetrahydrofuran | 0.020 | 0.019 | 5.0 | 114 | 0.00 |
| 38 | S | Dibromofluoromethane | 0.333 | 0.317 | 4.8 | 112 | 0.00 |
| 39 | TP | 1,1,1-Trichloroethane | 0.259 | 0.229 | 11.6 | 95 | 0.00 |
| 41 | TP | 2-Butanone | 0.027 | 0.025 | 7.4 | 106 | 0.00 |
| 42 | TP | 1,1-Dichloropropene | 0.173 | 0.156 | 9.8 | 105 | 0.00 |
| 44 | TP | Benzene | 0.518 | 0.494 | 4.6 | 112 | 0.00 |
| 45 | TP | tert-Amyl methyl ether | 0.221 | 0.193 | 12.7 | 117 | 0.00 |

Data Path : K:\VOA122\2025\250821AICAL\
Data File : V22250821A18.D
Acq On : 21 Aug 2025 08:42 pm
Operator : VOA122:PID
Sample : C8260STD10PPB
Misc : WG2106161,ICAL (Sig #1); WG,ICAL22327 (Sig #2)
ALS Vial : 18 Sample Multiplier: 1

Quant Time: Aug 22 12:08:18 2025
Quant Method : K:\VOA122\2025\250821AICAL\V122_250821A_8260.m
Quant Title : VOLATILES BY GC/MS
QLast Update : Fri Aug 22 12:06:39 2025
Response via : Initial Calibration

Min. RRF : 0.000 Min. Rel. Area : 50% Max. R.T. Dev 0.50min
Max. RRF Dev : 20% Max. Rel. Area : 200%

| | | Compound | AvgRF | CCRF | %Dev | Area% | Dev(min) |
|---|---|---|---|---|---|---|---|
| 46 | S | 1,2-Dichloroethane-d4 | 0.320 | 0.315 | 1.6 | 116 | 0.00 |
| 47 | T | 1,2-Dichloroethane | 0.178 | 0.172 | 3.4 | 118 | 0.00 |
| 50 | TP | Methyl cyclohexane | * 10.000 | 6.747 | 32.5# | 81 | 0.00 |
| 51 | TP | Trichloroethene | 0.158 | 0.138# | 12.7 | 107 | 0.00 |
| 53 | TP | Dibromomethane | 0.085 | 0.084 | 1.2 | 116 | 0.00 |
| 54 | TP | 1,2-Dichloropropane | 0.141 | 0.135# | 4.3 | 112 | 0.00 |
| 56 | TP | 2-Chloroethyl vinyl ether | 0.037 | 0.035 | 5.4 | 125 | 0.00 |
| 57 | TP | Bromodichloromethane | 0.204 | 0.184# | 9.8 | 107 | 0.00 |
| 60 | TP | 1,4-Dioxane | 0.00048 | 0.00054# | -12.5 | 139 | 0.00 |
| 61 | TP | cis-1,3-Dichloropropene | 0.184 | 0.178# | 3.3 | 121 | 0.00 |
| 62 | I | Chlorobenzene-d5 | 1.000 | 1.000 | 0.0 | 118 | 0.00 |
| 63 | S | Toluene-d8 | 1.291 | 1.280 | 0.9 | 117 | 0.00 |
| 64 | TP | Toluene | 0.410 | 0.391 | 4.6 | 108 | 0.00 |
| 65 | TP | 4-Methyl-2-pentanone | 0.023 | 0.020# | 13.0 | 115 | 0.00 |
| 66 | TP | Tetrachloroethene | 0.200 | 0.172 | 14.0 | 95 | 0.00 |
| 68 | TP | trans-1,3-Dichloropropene | * 10.000 | 9.348 | 6.5 | 119 | 0.00 |
| 70 | TP | Ethyl methacrylate | 0.106 | 0.090 | 15.1 | 114 | 0.00 |
| 71 | TP | 1,1,2-Trichloroethane | 0.089 | 0.085# | 4.5 | 110 | 0.00 |
| 72 | TP | Chlorodibromomethane | 0.163 | 0.153# | 6.1 | 115 | 0.00 |
| 73 | TP | 1,3-Dichloropropane | 0.183 | 0.177 | 3.3 | 117 | 0.00 |
| 74 | TP | 1,2-Dibromoethane | 0.108 | 0.103# | 4.6 | 116 | 0.00 |
| 76 | TP | 2-Hexanone | 0.034 | 0.032 | 5.9 | 124 | 0.00 |
| 77 | TP | Chlorobenzene | 0.489 | 0.480 | 1.8 | 114 | 0.00 |
| 78 | TP | Ethylbenzene | 0.807 | 0.773 | 4.2 | 107 | 0.00 |
| 79 | TP | 1,1,1,2-Tetrachloroethane | 0.177 | 0.161 | 9.0 | 109 | 0.00 |
| 80 | TP | p/m Xylene | 0.303 | 0.297 | 2.0 | 109 | 0.00 |
| 81 | TP | o Xylene | 0.283 | 0.268 | 5.3 | 107 | 0.00 |
| 82 | TP | Styrene | 0.468 | 0.459 | 1.9 | 106 | 0.00 |
| 83 | I | 1,4-Dichlorobenzene-d4 | 1.000 | 1.000 | 0.0 | 110 | 0.00 |
| 84 | TP | Bromoform | 0.167 | 0.154 | 7.8 | 110 | 0.00 |
| 86 | TP | Isopropylbenzene | 1.357 | 1.284 | 5.4 | 102 | 0.00 |
| 87 | S | 4-Bromofluorobenzene | 0.776 | 0.832 | -7.2 | 120 | 0.00 |
| 88 | TP | Bromobenzene | 0.354 | 0.362 | -2.3 | 114 | 0.00 |
| 89 | TP | n-Propylbenzene | 1.647 | 1.574 | 4.4 | 103 | 0.00 |
| 90 | TP | 1,4-Dichlorobutane | 0.301 | 0.290 | 3.7 | 108 | 0.00 |
| 91 | TP | 1,1,2,2-Tetrachloroethane | 0.225 | 0.202 | 10.2 | 104 | 0.00 |
| 92 | TP | 4-Ethyltoluene | 1.334 | 1.275 | 4.4 | 104 | 0.00 |

Data Path : K:\VOA122\2025\250821AICAL\
Data File : V22250821A18.D
Acq On : 21 Aug 2025 08:42 pm
Operator : VOA122:PID
Sample : C8260STD10PPB
Misc : WG2106161,ICAL (Sig #1); WG,ICAL22327 (Sig #2)
ALS Vial : 18 Sample Multiplier: 1

Quant Time: Aug 22 12:08:18 2025
Quant Method : K:\VOA122\2025\250821AICAL\V122_250821A_8260.m
Quant Title : VOLATILES BY GC/MS
QLast Update : Fri Aug 22 12:06:39 2025
Response via : Initial Calibration

Min. RRF : 0.000 Min. Rel. Area : 50% Max. R.T. Dev 0.50min
Max. RRF Dev : 20% Max. Rel. Area : 200%

| | Compound | | AvgRF | CCRF | %Dev | Area% | Dev(min) |
|---|---|---|---|---|---|---|---|
| 93 TP | 2-Chlorotoluene | | 1.016 | 0.994 | 2.2 | 103 | 0.00 |
| 94 TP | 1,3,5-Trimethylbenzene | | 1.149 | 1.142 | 0.6 | 106 | 0.00 |
| 95 TP | 1,2,3-Trichloropropane | | 0.180 | 0.171 | 5.0 | 108 | 0.00 |
| 96 TP | trans-1,4-Dichloro-2-butene | | 0.056 | 0.054 | 3.6 | 119 | 0.00 |
| 97 TP | 4-Chlorotoluene | | 1.018 | 1.036 | -1.8 | 112 | 0.00 |
| 98 TP | tert-Butylbenzene | | 1.015 | 0.912 | 10.1 | 100 | 0.00 |
| 101 TP | 1,2,4-Trimethylbenzene | | 0.783 | 0.829 | -5.9 | 109 | 0.00 |
| 102 TP | sec-Butylbenzene | * | 10.000 | 8.149 | 18.5 | 95 | 0.00 |
| 103 TP | p-Isopropyltoluene | * | 10.000 | 8.353 | 16.5 | 99 | 0.00 |
| 104 TP | 1,3-Dichlorobenzene | | 0.718 | 0.719 | -0.1 | 107 | 0.00 |
| 105 TP | 1,4-Dichlorobenzene | | 0.722 | 0.707 | 2.1 | 109 | 0.00 |
| 106 TP | p-Diethylbenzene | | 0.737 | 0.605 | 17.9 | 96 | 0.00 |
| 107 TP | n-Butylbenzene | | 1.055 | 0.980 | 7.1 | 97 | 0.00 |
| 108 TP | 1,2-Dichlorobenzene | | 0.623 | 0.629 | -1.0 | 108 | 0.00 |
| 109 TP | 1,2,4,5-Tetramethylbenzene | * | 10.000 | 8.739 | 12.6 | 112 | 0.00 |
| 110 TP | 1,2-Dibromo-3-chloropropane | | 0.038 | 0.038 | 0.0 | 114 | 0.00 |
| 111 TP | 1,3,5-Trichlorobenzene | | 0.451 | 0.430 | 4.7 | 102 | 0.00 |
| 112 TP | Hexachlorobutadiene | | 0.176 | 0.158 | 10.2 | 99 | 0.00 |
| 113 TP | 1,2,4-Trichlorobenzene | | 0.366 | 0.371# | -1.4 | 114 | 0.00 |
| 114 TP | Naphthalene | | 0.660 | 0.667 | -1.1 | 121 | 0.00 |
| 115 TP | 1,2,3-Trichlorobenzene | | 0.313 | 0.319# | -1.9 | 111 | 0.00 |

* Evaluation of CC level amount vs concentration.
(#) = Out of Range SPCC's out = 18 CCC's out = 0

Quantitation Report (QT Reviewed)

Data Path : K:\VOA122\2025\250821AICAL\
Data File : V22250821A18.D
Acq On : 21 Aug 2025 08:42 pm
Operator : VOA122:PID
Sample : C8260STD10PPB
Misc : WG2106161,ICAL (Sig #1); WG,ICAL22327 (Sig #2)
ALS Vial : 18 Sample Multiplier: 1

Quant Time: Aug 22 12:08:18 2025
Quant Method : K:\VOA122\2025\250821AICAL\V122_250821A_8260.m
Quant Title : VOLATILES BY GC/MS
QLast Update : Fri Aug 22 12:06:39 2025
Response via : Initial Calibration

CCAL FILE(s) : 1 - K:\VOA122\2025\250821AICAL\V22250821A09.D
Sub List : 8260-Curve - Megamix plus Diox

| Compound | R.T. | QIon | Response | Conc Units | Dev(Min) |
|---|---|---|---|---|---|
| Internal Standards | | | | | |
| 1) Fluorobenzene | 5.828 | 96 | 593806 | 10.000 ug/L | 0.00 |
| Standard Area 1 = 497579 | | | Recovery = 119.34% | | |
| 62) Chlorobenzene-d5 | 9.358 | 117 | 501172 | 10.000 ug/L | 0.00 |
| Standard Area 1 = 424030 | | | Recovery = 118.19% | | |
| 83) 1,4-Dichlorobenzene-d4 | 12.104 | 152 | 284376 | 10.000 ug/L | 0.00 |
| Standard Area 1 = 258438 | | | Recovery = 110.04% | | |
| System Monitoring Compounds | | | | | |
| 38) Dibromofluoromethane | 5.029 | 113 | 188159 | 9.509 ug/L | 0.00 |
| Spiked Amount 10.000 | Range 70 - 130 | | Recovery = 95.09% | | |
| 46) 1,2-Dichloroethane-d4 | 5.542 | 65 | 186804 | 9.845 ug/L | 0.00 |
| Spiked Amount 10.000 | Range 70 - 130 | | Recovery = 98.45% | | |
| 63) Toluene-d8 | 7.520 | 98 | 641349 | 9.911 ug/L | 0.00 |
| Spiked Amount 10.000 | Range 70 - 130 | | Recovery = 99.11% | | |
| 87) 4-Bromofluorobenzene | 10.873 | 95 | 236643 | 10.727 ug/L | 0.00 |
| Spiked Amount 10.000 | Range 70 - 130 | | Recovery = 107.27% | | |
| Target Compounds | | | | | Qvalue |
| 2) Dichlorodifluoromethane | 1.570 | 85 | 84554 | 7.316 ug/L | 100 |
| 3) Chloromethane | 1.742 | 50 | 99928 | 10.847 ug/L | 99 |
| 4) Vinyl chloride | 1.813 | 62 | 81396 | 8.543 ug/L | 97 |
| 5) Bromomethane | 2.103 | 94 | 38470 | 8.135 ug/L | 99 |
| 6) Chloroethane | 2.213 | 64 | 51676 | 8.892 ug/L | 99 |
| 7) Trichlorofluoromethane | 2.354 | 101 | 115307 | 7.401 ug/L | 99 |
| 8) Ethyl ether | 2.644 | 74 | 28870 | 8.970 ug/L | 96 |
| 10) 1,1-Dichloroethene | 2.825 | 96 | 62752 | 8.529 ug/L | 96 |
| 11) Carbon disulfide | 2.856 | 76 | 211223 | 7.758 ug/L | 100 |
| 12) Freon-113 | 2.864 | 101 | 60210 | 7.378 ug/L | 99 |
| 13) Iodomethane | 0.000 | | 0 | N.D. d | |
| 14) Acrolein | 3.123 | 56 | 2923 | 4.317 ug/L | 89 |
| 15) Methylene chloride | 3.358 | 84 | 100734 | 10.972 ug/L | 98 |
| 17) Acetone | 3.398 | 43 | 12564 | 9.829 ug/L | 98 |
| 18) trans-1,2-Dichloroethene | 3.507 | 96 | 82013 | 9.675 ug/L | 98 |
| 19) Methyl acetate | 3.515 | 43 | 29314 | 9.461 ug/L | 97 |
| 21) Methyl tert-butyl ether | 3.609 | 73 | 120468 | 8.896 ug/L | 97 |
| 22) tert-Butyl alcohol | 3.680 | 59 | 11917 | 50.418 ug/L | 96 |
| 24) Diisopropyl ether | 3.962 | 45 | 171649 | 8.883 ug/L | 96 |
| 25) 1,1-Dichloroethane | 4.080 | 63 | 159967 | 9.539 ug/L | 98 |
| 26) Halothane | 4.135 | 117 | 55041 | 8.508 ug/L | 99 |

Data Path : K:\VOA122\2025\250821AICAL\
Data File : V22250821A18.D
Acq On : 21 Aug 2025 08:42 pm
Operator : VOA122:PID
Sample : C8260STD10PPB
Misc : WG2106161,ICAL (Sig #1); WG,ICAL22327 (Sig #2)
ALS Vial : 18 Sample Multiplier: 1

Quant Time: Aug 22 12:08:18 2025
Quant Method : K:\VOA122\2025\250821AICAL\V122_250821A_8260.m
Quant Title : VOLATILES BY GC/MS
QLast Update : Fri Aug 22 12:06:39 2025
Response via : Initial Calibration

CCAL FILE(s) : 1 - K:\VOA122\2025\250821AICAL\V22250821A09.D
Sub List : 8260-Curve - Megamix plus Diox

| Compound | R.T. | QIon | Response | Conc | Units | | Dev(Min) |
|---|---|---|---|---|---|---|---|
| 27) Acrylonitrile | 4.111 | 53 | 14343 | 9.638 | ug/L | | 95 |
| 28) Ethyl tert-butyl ether | 4.300 | 59 | 138060 | 9.050 | ug/L | | 97 |
| 29) Vinyl acetate | 4.308 | 43 | 89037 | 8.647 | ug/L | | 99 |
| 30) cis-1,2-Dichloroethene | 4.590 | 96 | 87081 | 9.891 | ug/L | | 99 |
| 31) 2,2-Dichloropropane | 4.692 | 77 | 110079 | 8.257 | ug/L | | 98 |
| 32) Bromochloromethane | 4.778 | 128 | 42941 | 9.660 | ug/L | | 98 |
| 33) Cyclohexane | 4.794 | 56 | 87314 | 7.145 | ug/L | | 95 |
| 34) Chloroform | 4.849 | 83 | 173381 | 10.228 | ug/L | | 96 |
| 35) Ethyl acetate | 4.959 | 43 | 35551 | 9.376 | ug/L | | 97 |
| 36) Carbon tetrachloride | 4.990 | 117 | 118285 | 8.175 | ug/L | | 98 |
| 37) Tetrahydrofuran | 4.998 | 42 | 11519M6 | 9.496 | ug/L | | |
| 39) 1,1,1-Trichloroethane | 5.053 | 97 | 135784 | 8.829 | ug/L | | 98 |
| 41) 2-Butanone | 5.131 | 43 | 14771 | 9.333 | ug/L | # | 54 |
| 42) 1,1-Dichloropropene | 5.171 | 75 | 92716 | 9.042 | ug/L | | 98 |
| 44) Benzene | 5.417 | 78 | 293349 | 9.533 | ug/L | | 99 |
| 45) tert-Amyl methyl ether | 5.528 | 73 | 114689 | 8.720 | ug/L | | 95 |
| 47) 1,2-Dichloroethane | 5.612 | 62 | 101936 | 9.623 | ug/L | | 96 |
| 50) Methyl cyclohexane | 6.003 | 83 | 80115 | 6.747 | ug/L | | 99 |
| 51) Trichloroethene | 6.010 | 95 | 82220 | 8.764 | ug/L | | 98 |
| 53) Dibromomethane | 6.443 | 93 | 49777 | 9.873 | ug/L | | 96 |
| 54) 1,2-Dichloropropane | 6.547 | 63 | 80385 | 9.580 | ug/L | | 97 |
| 56) 2-Chloroethyl vinyl ether | 7.242 | 63 | 20493 | 9.321 | ug/L | | 98 |
| 57) Bromodichloromethane | 6.617 | 83 | 109128 | 8.999 | ug/L | | 99 |
| 60) 1,4-Dioxane | 6.825 | 88 | 15922 | 555.115 | ug/L | | 91 |
| 61) cis-1,3-Dichloropropene | 7.305 | 75 | 105789 | 9.678 | ug/L | | 98 |
| 64) Toluene | 7.576 | 92 | 196010 | 9.542 | ug/L | | 97 |
| 65) 4-Methyl-2-pentanone | 8.007 | 58 | 9880 | 8.569 | ug/L | | 96 |
| 66) Tetrachloroethene | 8.028 | 166 | 86196 | 8.618 | ug/L | | 99 |
| 68) trans-1,3-Dichloropropene | 8.055 | 75 | 88536 | 9.348 | ug/L | | 96 |
| 70) Ethyl methacrylate | 8.257 | 69 | 44911 | 8.447 | ug/L | | 98 |
| 71) 1,1,2-Trichloroethane | 8.236 | 83 | 42432 | 9.511 | ug/L | | 98 |
| 72) Chlorodibromomethane | 8.452 | 129 | 76625 | 9.389 | ug/L | | 97 |
| 73) 1,3-Dichloropropane | 8.556 | 76 | 88587 | 9.637 | ug/L | | 100 |
| 74) 1,2-Dibromoethane | 8.723 | 107 | 51761 | 9.598 | ug/L | | 98 |
| 76) 2-Hexanone | 9.015 | 43 | 16133 | 9.468 | ug/L | | 98 |
| 77) Chlorobenzene | 9.379 | 112 | 240470 | 9.816 | ug/L | | 99 |
| 78) Ethylbenzene | 9.421 | 91 | 387651 | 9.580 | ug/L | | 100 |
| 79) 1,1,1,2-Tetrachloroethane | 9.463 | 131 | 80655 | 9.115 | ug/L | | 98 |
| 80) p/m Xylene | 9.611 | 106 | 297338 | 19.559 | ug/L | | 98 |
| 81) o Xylene | 10.158 | 106 | 268520 | 18.915 | ug/L | | 98 |

Quantitation Report (QT Reviewed)

Data Path : K:\VOA122\2025\250821AICAL\
Data File : V22250821A18.D
Acq On : 21 Aug 2025 08:42 pm
Operator : VOA122:PID
Sample : C8260STD10PPB
Misc : WG2106161,ICAL (Sig #1); WG,ICAL22327 (Sig #2)
ALS Vial : 18 Sample Multiplier: 1

Quant Time: Aug 22 12:08:18 2025
Quant Method : K:\VOA122\2025\250821AICAL\V122_250821A_8260.m
Quant Title : VOLATILES BY GC/MS
QLast Update : Fri Aug 22 12:06:39 2025
Response via : Initial Calibration

CCAL FILE(s) : 1 - K:\VOA122\2025\250821AICAL\V22250821A09.D
Sub List : 8260-Curve - Megamix plus Diox

| Compound | R.T. | QIon | Response | Conc | Units | Dev(Min) |
|---|---|---|---|---|---|---|
| 82) Styrene | 10.228 | 104 | 459735 | 19.609 | ug/L | 100 |
| 84) Bromoform | 10.242 | 173 | 43658 | 9.194 | ug/L | 96 |
| 86) Isopropylbenzene | 10.550 | 105 | 365223 | 9.462 | ug/L | 100 |
| 88) Bromobenzene | 10.985 | 156 | 103080 | 10.230 | ug/L | 98 |
| 89) n-Propylbenzene | 11.041 | 91 | 447499 | 9.552 | ug/L | 100 |
| 90) 1,4-Dichlorobutane | 11.048 | 55 | 82403 | 9.629 | ug/L | 98 |
| 91) 1,1,2,2-Tetrachloroethane | 11.125 | 83 | 57470 | 8.989 | ug/L | 98 |
| 92) 4-Ethyltoluene | 11.174 | 105 | 362476 | 9.554 | ug/L | 100 |
| 93) 2-Chlorotoluene | 11.203 | 91 | 282533M6 | 9.778 | ug/L | |
| 94) 1,3,5-Trimethylbenzene | 11.273 | 105 | 324633 | 9.935 | ug/L | 99 |
| 95) 1,2,3-Trichloropropane | 11.259 | 75 | 48752 | 9.509 | ug/L | 97 |
| 96) trans-1,4-Dichloro-2-b... | 11.315 | 53 | 15336 | 9.593 | ug/L | 97 |
| 97) 4-Chlorotoluene | 11.392 | 91 | 294731 | 10.184 | ug/L | 99 |
| 98) tert-Butylbenzene | 11.616 | 119 | 259381 | 8.983 | ug/L | 100 |
| 101) 1,2,4-Trimethylbenzene | 11.693 | 105 | 235655 | 10.579 | ug/L | 98 |
| 102) sec-Butylbenzene | 11.812 | 105 | 360036 | 8.149 | ug/L | 99 |
| 103) p-Isopropyltoluene | 11.972 | 119 | 316924 | 8.353 | ug/L | 99 |
| 104) 1,3-Dichlorobenzene | 12.021 | 146 | 204453 | 10.011 | ug/L | 98 |
| 105) 1,4-Dichlorobenzene | 12.118 | 146 | 201092 | 9.798 | ug/L | 99 |
| 106) p-Diethylbenzene | 12.348 | 119 | 172087 | 8.208 | ug/L | 99 |
| 107) n-Butylbenzene | 12.404 | 91 | 278641 | 9.286 | ug/L | 99 |
| 108) 1,2-Dichlorobenzene | 12.543 | 146 | 178850 | 10.090 | ug/L | 98 |
| 109) 1,2,4,5-Tetramethylben... | 13.148 | 119 | 253505 | 8.739 | ug/L | 99 |
| 110) 1,2-Dibromo-3-chloropr... | 13.329 | 155 | 10785 | 9.868 | ug/L | 98 |
| 111) 1,3,5-Trichlorobenzene | 13.364 | 180 | 122295 | 9.538 | ug/L | 99 |
| 112) Hexachlorobutadiene | 13.956 | 225 | 44861 | 8.940 | ug/L | 97 |
| 113) 1,2,4-Trichlorobenzene | 13.970 | 180 | 105416 | 10.120 | ug/L | 99 |
| 114) Naphthalene | 14.262 | 128 | 189804 | 10.115 | ug/L | 100 |
| 115) 1,2,3-Trichlorobenzene | 14.429 | 180 | 90758 | 10.210 | ug/L | 99 |

(#) = qualifier out of range (m) = manual integration (+) = signals summed

Quantitation Report (QT Reviewed)

Data Path : K:\VOA122\2025\250821AICAL\
Data File : V22250821A18.D
Acq On : 21 Aug 2025 08:42 pm
Operator : VOA122:PID
Sample : C8260STD10PPB
Misc : WG2106161,ICAL (Sig #1); WG,ICAL22327 (Sig #2)
ALS Vial : 18 Sample Multiplier: 1

Quant Time: Aug 22 12:08:18 2025
Quant Method : K:\VOA122\2025\250821AICAL\V122_250821A_8260.m
Quant Title : VOLATILES BY GC/MS
QLast Update : Fri Aug 22 12:06:39 2025
Response via : Initial Calibration

CALLIST(s) : 8260KC.M C:\VOA122\2025\250821AICAL\V22250821A09.D•

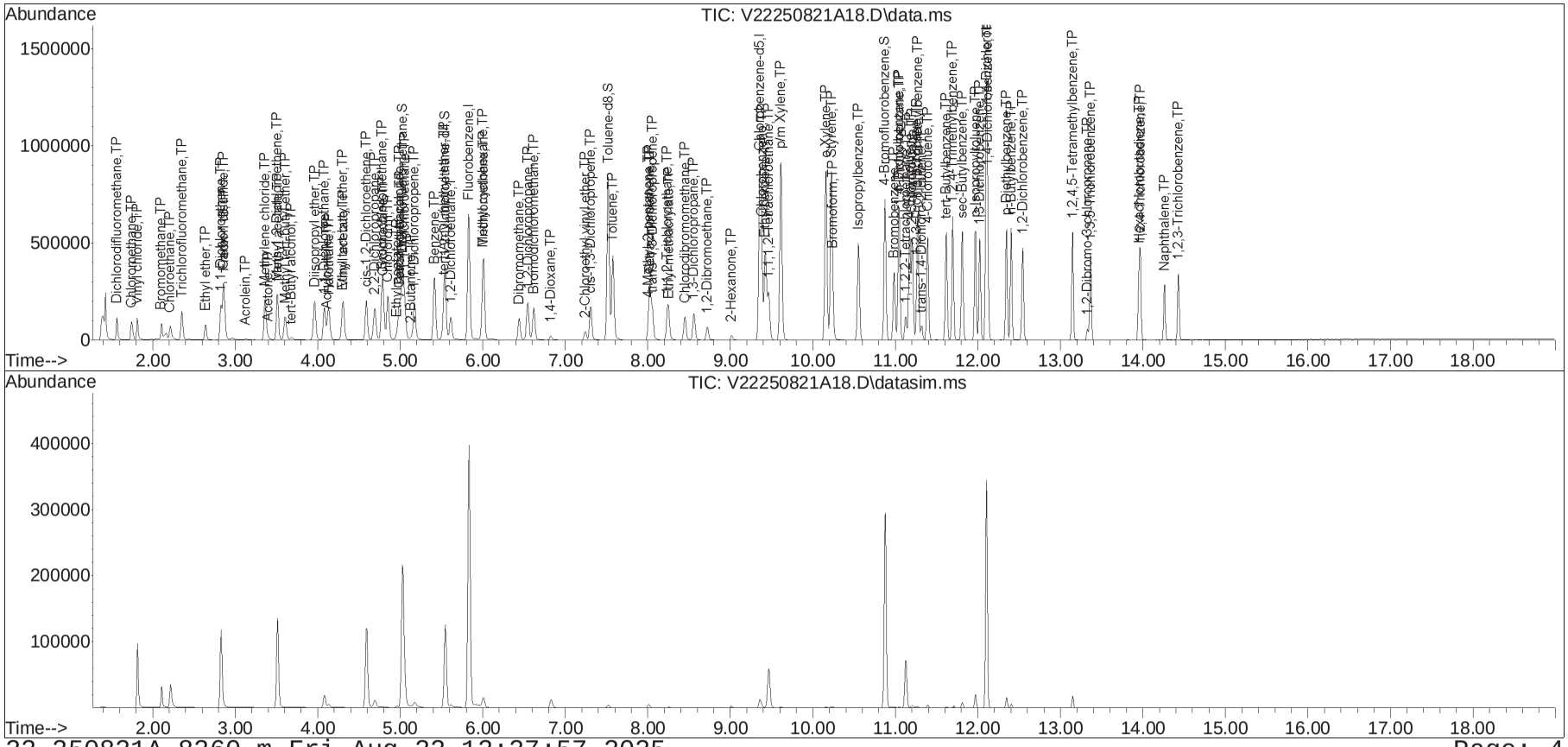

# Manual Integration Report

Data Path : K:\VOA122\2025\250821AICAL : V122_250821A_8260.m
Data File : V22250821A18.D Operator : VOA122:PID
Date Inj'd : 8/21/2025 8:42 pm Instrument : VOA 122
Sample : C8260STD10PPB Quant Date : 8/22/2025 12:07 pm

## Compound #37: Tetrahydrofuran

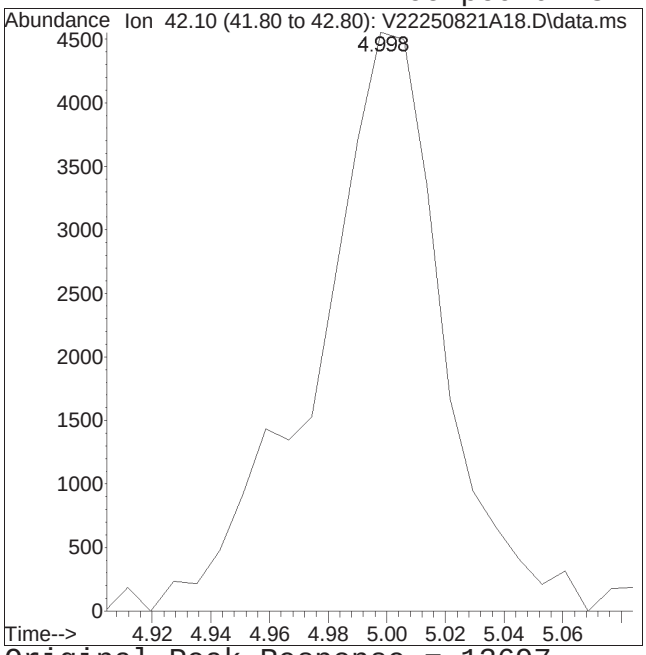


Original Peak Response = 13697

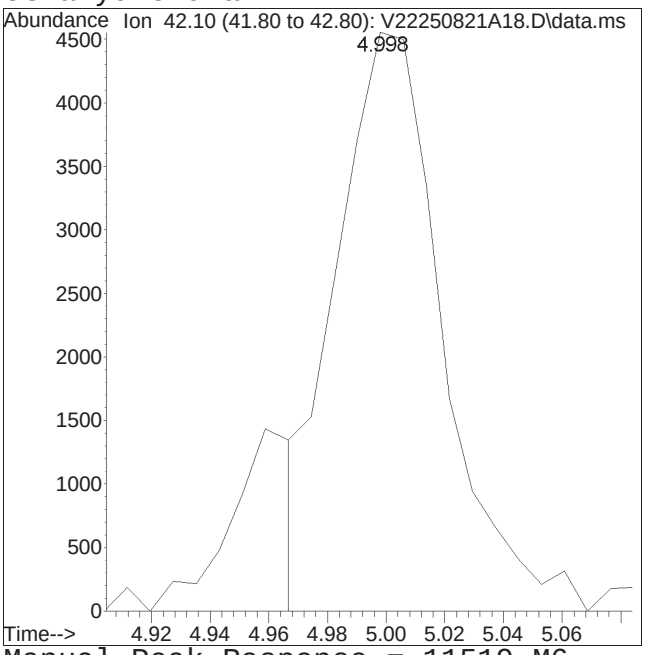


Manual Peak Response = 11519 M6

M6 = Misassignment of peak valley by automated integration (poor split of 2 peaks).

# Manual Integration Report

Data Path : K:\VOA122\2025\250821AICAL : V122_250821A_8260.m
Data File : V22250821A18.D Operator : VOA122:PID
Date Inj'd : 8/21/2025 8:42 pm Instrument : VOA 122
Sample : C8260STD10PPB Quant Date : 8/22/2025 12:07 pm

## Compound #93: 2-Chlorotoluene

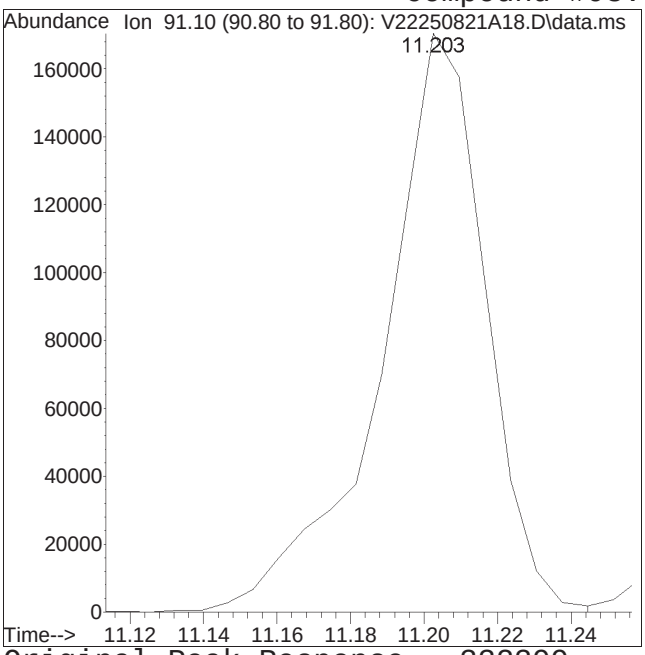


Original Peak Response = 332399

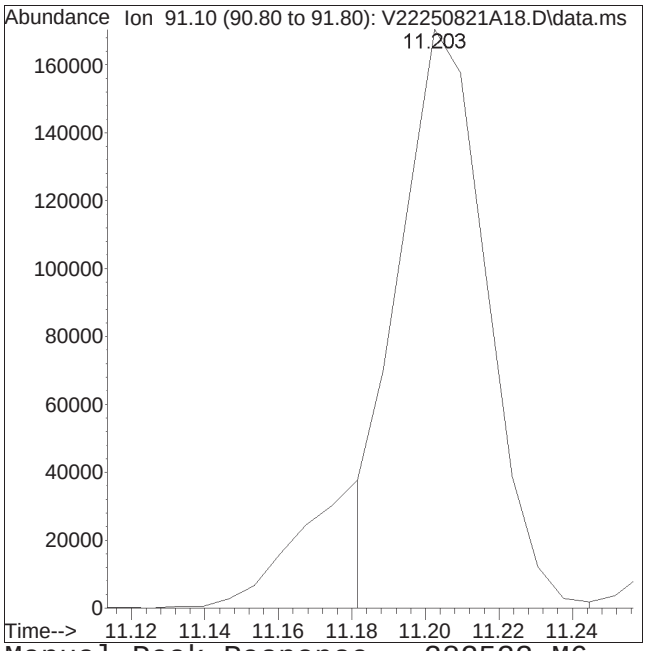


Manual Peak Response = 282533 M6

M6 = Misassignment of peak valley by automated integration (poor split of 2 peaks).

## Evaluate Relative Error Report VOA 122

Method Path : K:\VOA122\2025\250821AICAL\
Method File : V122_250821A_8260.m
Title : VOLATILES BY GC/MS
Last Update : Fri Aug 22 12:06:39 2025

| | COMPOUND | CalFit | Units | TrueMid | MidConc | %RE | TrueLow | LowConc | %RE |
|---|---|---|---|---|---|---|---|---|---|
| 33 | TP Cyclohexane | L | ug/L | 10.0 | 10.085 | 0.9 | 2.00 | 1.959 | -2.0 |
| 50 | TP Methyl cyclohexane | L | ug/L | 10.0 | 9.381 | -6.2 | 2.00 | 2.120 | 6.0 |
| 68 | TP trans-1,3-Dichloropropene | Q | ug/L | 10.0 | 9.292 | -7.1 | 0.19 | 0.239 | 25.8 |
| 102 | TP sec-Butylbenzene | L | ug/L | 10.0 | 9.394 | -6.1 | 0.50 | 0.641 | 28.2 |
| 103 | TP p-Isopropyltoluene | L | ug/L | 10.0 | 9.224 | -7.8 | 0.50 | 0.642 | 28.4 |
| 109 | TP 1,2,4,5-Tetramethylbenzene | L | ug/L | 10.0 | 8.634 | -13.7 | 2.00 | 2.264 | 13.2 |

## Calibration Correlation Report

| | COMPOUND | CalFit | CoefOfDet | QuadTerm | LinTerm | Constant |
|---|---|---|---|---|---|---|
| 33 | TP Cyclohexane | Linear | 0.999787 | 0.000000 | 0.235796 | -0.0214247 |
| 50 | TP Methyl cyclohexane | Linear | 0.999152 | 0.000000 | 0.243592 | -0.0294304 |
| 68 | TP trans-1,3-Dichloropropene | Quadratic | 0.998746 | 0.004233 | 0.187049 | -0.00188765 |
| 102 | TP sec-Butylbenzene | Linear | 0.998613 | 0.000000 | 1.61766 | -0.0521461 |
| 103 | TP p-Isopropyltoluene | Linear | 0.998723 | 0.000000 | 1.39169 | -0.0480005 |
| 109 | TP 1,2,4,5-Tetramethylbenzene | Linear | 0.998484 | 0.000000 | 1.18112 | -0.140687 |

# Continuing Calibration

# Calibration Verification Summary
# Form 7
# Volatiles

| | | | | | |
|---|---|---|---|---|---|
| **Client** | : Roux Env. Eng. & Geology, DPC | **Lab Number** | : L2554996 | | |
| **Project Name** | : CORAM MATERIALS | **Project Number** | : 2232.0006Y005 | | |
| **Instrument ID** | : VOA122 | **Calibration Date** | : 09/10/25 20:45 | | |
| **Lab File ID** | : V22250910N03 | **Init. Calib. Date(s)** | : 08/21/25 | 08/21/25 | |
| **Sample No** | : WG2113316-2 | **Init. Calib. Times** | : 14:34 | 18:39 | |
| **Channel** | : | | | | |

| Compound | Ave. RRF | RRF | Min RRF | %D | Max %D | Area% | Dev(min) |
|---|---|---|---|---|---|---|---|
| Fluorobenzene | 1 | 1 | - | 0 | 20 | 68 | 0 |
| Dichlorodifluoromethane | 0.195 | 0.174 | - | 10.8 | 20 | 53 | 0 |
| Chloromethane | 0.155 | 0.143 | - | 7.7 | 20 | 55 | 0 |
| Vinyl chloride | 0.16 | 0.126 | - | 21.3* | 20 | 47 | 0 |
| Bromomethane | 0.08 | 0.065 | - | 18.8 | 20 | 57 | 0 |
| Chloroethane | 0.098 | 0.081 | - | 17.3 | 20 | 50 | 0 |
| Trichlorofluoromethane | 0.262 | 0.252 | - | 3.8 | 20 | 58 | 0 |
| Ethyl ether | 0.054 | 0.051 | - | 5.6 | 20 | 66 | 0 |
| 1,1-Dichloroethene | 0.124 | 0.119 | - | 4 | 20 | 60 | 0 |
| Carbon disulfide | 0.459 | 0.413 | - | 10 | 20 | 55 | 0 |
| Freon-113 | 0.137 | 0.13 | - | 5.1 | 20 | 58 | 0 |
| Acrolein | 0.011 | 0.01 | - | 9.1 | 20 | 60 | 0 |
| Methylene chloride | 0.155 | 0.149 | - | 3.9 | 20 | 59 | 0 |
| Acetone | 0.022 | 0.022 | - | 0 | 20 | 64 | 0 |
| trans-1,2-Dichloroethene | 0.143 | 0.138 | - | 3.5 | 20 | 62 | 0 |
| Methyl acetate | 0.052 | 0.047 | - | 9.6 | 20 | 61 | 0 |
| Methyl tert-butyl ether | 0.228 | 0.215 | - | 5.7 | 20 | 67 | 0 |
| tert-Butyl alcohol | 0.00398 | 0.00425* | - | -6.8 | 20 | 69 | 0 |
| Diisopropyl ether | 0.325 | 0.281 | - | 13.5 | 20 | 63 | 0 |
| 1,1-Dichloroethane | 0.282 | 0.262* | - | 7.1 | 20 | 58 | 0 |
| Halothane | 0.109 | 0.114 | - | -4.6 | 20 | 65 | 0 |
| Acrylonitrile | 0.025 | 0.022 | - | 12 | 20 | 57 | 0 |
| Ethyl tert-butyl ether | 0.257 | 0.234 | - | 8.9 | 20 | 66 | 0 |
| Vinyl acetate | 0.173 | 0.142 | - | 17.9 | 20 | 59 | 0 |
| cis-1,2-Dichloroethene | 0.148 | 0.144* | - | 2.7 | 20 | 63 | 0 |
| 2,2-Dichloropropane | 0.224 | 0.216 | - | 3.6 | 20 | 59 | 0 |
| Bromochloromethane | 0.075 | 0.076* | - | -1.3 | 20 | 65 | 0 |
| Cyclohexane | 10 | 8.022 | - | 19.8 | 20 | 53 | 0 |
| Chloroform | 0.285 | 0.296* | - | -3.9 | 20 | 68 | 0 |
| Ethyl acetate | 0.064 | 0.054 | - | 15.6 | 20 | 61 | 0 |
| Carbon tetrachloride | 0.244 | 0.245 | - | -0.4 | 20 | 61 | 0 |
| Tetrahydrofuran | 0.02 | 0.015 | - | 25* | 20 | 51 | 0 |
| Dibromofluoromethane | 0.333 | 0.347 | - | -4.2 | 20 | 70 | 0 |
| 1,1,1-Trichloroethane | 0.259 | 0.267 | - | -3.1 | 20 | 63 | 0 |
| 2-Butanone | 0.027 | 0.025 | - | 7.4 | 20 | 61 | 0 |
| 1,1-Dichloropropene | 0.173 | 0.146 | - | 15.6 | 20 | 56 | 0 |
| Benzene | 0.518 | 0.462 | - | 10.8 | 20 | 60 | 0 |
| tert-Amyl methyl ether | 0.221 | 0.196 | - | 11.3 | 20 | 67 | 0 |
| 1,2-Dichloroethane-d4 | 0.32 | 0.358 | - | -11.9 | 20 | 75 | 0 |
| 1,2-Dichloroethane | 0.178 | 0.177 | - | 0.6 | 20 | 69 | 0 |
| Methyl cyclohexane | 10 | 7.585 | - | 24.1* | 20 | 53 | 0 |
| Trichloroethene | 0.158 | 0.142* | - | 10.1 | 20 | 63 | 0 |
| Dibromomethane | 0.085 | 0.079 | - | 7.1 | 20 | 62 | 0 |

* Value outside of QC limits.

# Calibration Verification Summary
# Form 7
# Volatiles

| | | | | | |
|---|---|---|---|---|---|
| **Client** | : Roux Env. Eng. & Geology, DPC | **Lab Number** | : L2554996 | | |
| **Project Name** | : CORAM MATERIALS | **Project Number** | : 2232.0006Y005 | | |
| **Instrument ID** | : VOA122 | **Calibration Date** | : 09/10/25 20:45 | | |
| **Lab File ID** | : V22250910N03 | **Init. Calib. Date(s)** | : 08/21/25 | 08/21/25 | |
| **Sample No** | : WG2113316-2 | **Init. Calib. Times** | : 14:34 | 18:39 | |
| **Channel** | : | | | | |

| Compound | Ave. RRF | RRF | Min RRF | %D | Max %D | Area% | Dev(min) |
|---|---|---|---|---|---|---|---|
| 1,2-Dichloropropane | 0.141 | 0.11* | - | 22* | 20 | 52 | 0 |
| Bromodichloromethane | 0.204 | 0.191* | - | 6.4 | 20 | 63 | 0 |
| 1,4-Dioxane | 0.00048 | 0.00047* | - | 2.1 | 20 | 68 | 0 |
| cis-1,3-Dichloropropene | 0.184 | 0.147* | - | 20.1* | 20 | 57 | 0 |
| Chlorobenzene-d5 | 1 | 1 | - | 0 | 20 | 67 | 0 |
| Toluene-d8 | 1.291 | 1.21 | - | 6.3 | 20 | 62 | 0 |
| Toluene | 0.41 | 0.354 | - | 13.7 | 20 | 55 | 0 |
| 4-Methyl-2-pentanone | 0.023 | 0.014* | - | 39.1* | 20 | 47 | .01 |
| Tetrachloroethene | 0.2 | 0.198 | - | 1 | 20 | 62 | 0 |
| trans-1,3-Dichloropropene | 10 | 7.819 | - | 21.8* | 20 | 56 | 0 |
| Ethyl methacrylate | 0.106 | 0.074 | - | 30.2* | 20 | 53 | 0 |
| 1,1,2-Trichloroethane | 0.089 | 0.073* | - | 18 | 20 | 54 | 0 |
| Chlorodibromomethane | 0.163 | 0.152* | - | 6.7 | 20 | 65 | 0 |
| 1,3-Dichloropropane | 0.183 | 0.138 | - | 24.6* | 20 | 52 | 0 |
| 1,2-Dibromoethane | 0.108 | 0.096* | - | 11.1 | 20 | 61 | 0 |
| 2-Hexanone | 0.034 | 0.021 | - | 38.2* | 20 | 45 | 0 |
| Chlorobenzene | 0.489 | 0.457 | - | 6.5 | 20 | 61 | 0 |
| Ethylbenzene | 0.807 | 0.7 | - | 13.3 | 20 | 55 | 0 |
| 1,1,1,2-Tetrachloroethane | 0.177 | 0.169 | - | 4.5 | 20 | 65 | 0 |
| p/m Xylene | 0.303 | 0.287 | - | 5.3 | 20 | 59 | 0 |
| o Xylene | 0.283 | 0.268 | - | 5.3 | 20 | 61 | 0 |
| Styrene | 0.468 | 0.463 | - | 1.1 | 20 | 61 | 0 |
| 1,4-Dichlorobenzene-d4 | 1 | 1 | - | 0 | 20 | 68 | 0 |
| Bromoform | 0.167 | 0.151 | - | 9.6 | 20 | 67 | 0 |
| Isopropylbenzene | 1.357 | 1.149 | - | 15.3 | 20 | 56 | 0 |
| 4-Bromofluorobenzene | 0.776 | 0.746 | - | 3.9 | 20 | 67 | 0 |
| Bromobenzene | 0.354 | 0.34 | - | 4 | 20 | 66 | 0 |
| n-Propylbenzene | 1.647 | 1.362 | - | 17.3 | 20 | 55 | 0 |
| 1,4-Dichlorobutane | 0.301 | 0.231 | - | 23.3* | 20 | 53 | 0 |
| 1,1,2,2-Tetrachloroethane | 0.225 | 0.171* | - | 24* | 20 | 54 | 0 |
| 4-Ethyltoluene | 1.334 | 1.178 | - | 11.7 | 20 | 59 | 0 |
| 2-Chlorotoluene | 1.016 | 0.908 | - | 10.6 | 20 | 58 | 0 |
| 1,3,5-Trimethylbenzene | 1.149 | 1.057 | - | 8 | 20 | 60 | 0 |
| 1,2,3-Trichloropropane | 0.18 | 0.145 | - | 19.4 | 20 | 57 | 0 |
| trans-1,4-Dichloro-2-buten | 0.056 | 0.045 | - | 19.6 | 20 | 62 | 0 |
| 4-Chlorotoluene | 1.018 | 0.893 | - | 12.3 | 20 | 60 | 0 |
| tert-Butylbenzene | 1.015 | 0.864 | - | 14.9 | 20 | 59 | 0 |
| 1,2,4-Trimethylbenzene | 0.783 | 0.812 | - | -3.7 | 20 | 66 | 0 |
| sec-Butylbenzene | 10 | 7.999 | - | 20 | 20 | 58 | 0 |
| p-Isopropyltoluene | 10 | 8.035 | - | 19.6 | 20 | 59 | 0 |
| 1,3-Dichlorobenzene | 0.718 | 0.707 | - | 1.5 | 20 | 65 | 0 |
| 1,4-Dichlorobenzene | 0.722 | 0.689 | - | 4.6 | 20 | 65 | 0 |
| p-Diethylbenzene | 0.737 | 0.611 | - | 17.1 | 20 | 60 | 0 |

* Value outside of QC limits.

# Calibration Verification Summary
# Form 7
# Volatiles

| | | | |
|---|---|---|---|
| **Client** | : Roux Env. Eng. & Geology, DPC | **Lab Number** | : L2554996 |
| **Project Name** | : CORAM MATERIALS | **Project Number** | : 2232.0006Y005 |
| **Instrument ID** | : VOA122 | **Calibration Date** | : 09/10/25 20:45 |
| **Lab File ID** | : V22250910N03 | **Init. Calib. Date(s)** | : 08/21/25 08/21/25 |
| **Sample No** | : WG2113316-2 | **Init. Calib. Times** | : 14:34 18:39 |
| **Channel** | : | | |

| Compound | Ave. RRF | RRF | Min RRF | %D | Max %D | Area% | Dev(min) |
|---|---|---|---|---|---|---|---|
| n-Butylbenzene | 1.055 | 0.902 | - | 14.5 | 20 | 55 | 0 |
| 1,2-Dichlorobenzene | 0.623 | 0.599* | - | 3.9 | 20 | 63 | 0 |
| 1,2,4,5-Tetramethylbenzene | 10 | 7.781 | - | 22.2* | 20 | 60 | 0 |
| 1,2-Dibromo-3-chloropropan | 0.038 | 0.034 | - | 10.5 | 20 | 63 | 0 |
| 1,3,5-Trichlorobenzene | 0.451 | 0.424 | - | 6 | 20 | 62 | 0 |
| Hexachlorobutadiene | 0.176 | 0.152 | - | 13.6 | 20 | 59 | 0 |
| 1,2,4-Trichlorobenzene | 0.366 | 0.315* | - | 13.9 | 20 | 60 | 0 |
| Naphthalene | 0.66 | 0.547 | - | 17.1 | 20 | 61 | 0 |
| 1,2,3-Trichlorobenzene | 0.313 | 0.277* | - | 11.5 | 20 | 60 | 0 |

* Value outside of QC limits.

# Evaluate Continuing Calibration Report

Data Path : K:\VOA122\2025\250910A\
Data File : V22250910N03.D
Acq On : 10 Sep 2025 08:45 pm
Operator : VOA122:TMS
Sample : WG2113316-2 (Sig #1); 8260 CCAL (Sig #2)
Misc : WG2113316,ICAL22572 (Sig #1); WG,ICAL22572 (Sig #2)
ALS Vial : 30 Sample Multiplier: 1

Quant Time: Sep 10 22:48:55 2025
Quant Method : K:\VOA122\2025\250910A\V122_250821A_8260.m
Quant Title : VOLATILES BY GC/MS
QLast Update : Fri Aug 22 12:06:39 2025
Response via : Initial Calibration

Min. RRF : 0.000 Min. Rel. Area : 50% Max. R.T. Dev 0.50min
Max. RRF Dev : 20% Max. Rel. Area : 200%

| | | Compound | AvgRF | CCRF | %Dev | Area% | Dev(min) |
|---|---|---|---|---|---|---|---|
| 1 | I | Fluorobenzene | 1.000 | 1.000 | 0.0 | 68 | 0.00 |
| 2 | TP | Dichlorodifluoromethane | 0.195 | 0.174 | 10.8 | 53 | 0.00 |
| 3 | TP | Chloromethane | 0.155 | 0.143 | 7.7 | 55 | 0.00 |
| 4 | TP | Vinyl chloride | 0.160 | 0.126 | 21.3# | 47# | 0.00 |
| 5 | TP | Bromomethane | 0.080 | 0.065 | 18.8 | 57 | 0.00 |
| 6 | TP | Chloroethane | 0.098 | 0.081 | 17.3 | 50# | 0.00 |
| 7 | TP | Trichlorofluoromethane | 0.262 | 0.252 | 3.8 | 58 | 0.00 |
| 8 | TP | Ethyl ether | 0.054 | 0.051 | 5.6 | 66 | 0.00 |
| 10 | TP | 1,1-Dichloroethene | 0.124 | 0.119 | 4.0 | 60 | 0.00 |
| 11 | TP | Carbon disulfide | 0.459 | 0.413 | 10.0 | 55 | 0.00 |
| 12 | TP | Freon-113 | 0.137 | 0.130 | 5.1 | 58 | 0.00 |
| 14 | TP | Acrolein | 0.011 | 0.010 | 9.1 | 60 | 0.00 |
| 15 | TP | Methylene chloride | 0.155 | 0.149 | 3.9 | 59 | 0.00 |
| 17 | TP | Acetone | 0.022 | 0.022 | 0.0 | 64 | 0.00 |
| 18 | TP | trans-1,2-Dichloroethene | 0.143 | 0.138 | 3.5 | 62 | 0.00 |
| 19 | TP | Methyl acetate | 0.052 | 0.047 | 9.6 | 61 | 0.00 |
| 21 | TP | Methyl tert-butyl ether | 0.228 | 0.215 | 5.7 | 67 | 0.00 |
| 22 | TP | tert-Butyl alcohol | 0.00398 | 0.00425# | -6.8 | 69 | 0.00 |
| 24 | TP | Diisopropyl ether | 0.325 | 0.281 | 13.5 | 63 | 0.00 |
| 25 | TP | 1,1-Dichloroethane | 0.282 | 0.262# | 7.1 | 58 | 0.00 |
| 26 | TP | Halothane | 0.109 | 0.114 | -4.6 | 65 | 0.00 |
| 27 | TP | Acrylonitrile | 0.025 | 0.022 | 12.0 | 57 | 0.00 |
| 28 | TP | Ethyl tert-butyl ether | 0.257 | 0.234 | 8.9 | 66 | 0.00 |
| 29 | TP | Vinyl acetate | 0.173 | 0.142 | 17.9 | 59 | 0.00 |
| 30 | TP | cis-1,2-Dichloroethene | 0.148 | 0.144# | 2.7 | 63 | 0.00 |
| 31 | TP | 2,2-Dichloropropane | 0.224 | 0.216 | 3.6 | 59 | 0.00 |
| 32 | TP | Bromochloromethane | 0.075 | 0.076# | -1.3 | 65 | 0.00 |
| 33 | TP | Cyclohexane | * 10.000 | 8.022 | 19.8 | 53 | 0.00 |
| 34 | TP | Chloroform | 0.285 | 0.296# | -3.9 | 68 | 0.00 |
| 35 | TP | Ethyl acetate | 0.064 | 0.054 | 15.6 | 61 | 0.00 |
| 36 | TP | Carbon tetrachloride | 0.244 | 0.245 | -0.4 | 61 | 0.00 |
| 37 | TP | Tetrahydrofuran | 0.020 | 0.015 | 25.0# | 51 | 0.00 |
| 38 | S | Dibromofluoromethane | 0.333 | 0.347 | -4.2 | 70 | 0.00 |
| 39 | TP | 1,1,1-Trichloroethane | 0.259 | 0.267 | -3.1 | 63 | 0.00 |
| 41 | TP | 2-Butanone | 0.027 | 0.025 | 7.4 | 61 | 0.00 |
| 42 | TP | 1,1-Dichloropropene | 0.173 | 0.146 | 15.6 | 56 | 0.00 |
| 44 | TP | Benzene | 0.518 | 0.462 | 10.8 | 60 | 0.00 |
| 45 | TP | tert-Amyl methyl ether | 0.221 | 0.196 | 11.3 | 67 | 0.00 |
| 46 | S | 1,2-Dichloroethane-d4 | 0.320 | 0.358 | -11.9 | 75 | 0.00 |

Data Path : K:\VOA122\2025\250910A\
Data File : V22250910N03.D
Acq On : 10 Sep 2025 08:45 pm
Operator : VOA122:TMS
Sample : WG2113316-2 (Sig #1); 8260 CCAL (Sig #2)
Misc : WG2113316,ICAL22572 (Sig #1); WG,ICAL22572 (Sig #2)
ALS Vial : 30 Sample Multiplier: 1

Quant Time: Sep 10 22:48:55 2025
Quant Method : K:\VOA122\2025\250910A\V122_250821A_8260.m
Quant Title : VOLATILES BY GC/MS
QLast Update : Fri Aug 22 12:06:39 2025
Response via : Initial Calibration

Min. RRF : 0.000 Min. Rel. Area : 50% Max. R.T. Dev 0.50min
Max. RRF Dev : 20% Max. Rel. Area : 200%

| | | Compound | AvgRF | CCRF | %Dev | Area% | Dev(min) |
|---|---|---|---|---|---|---|---|
| 47 | T | 1,2-Dichloroethane | 0.178 | 0.177 | 0.6 | 69 | 0.00 |
| 50 | TP | Methyl cyclohexane | * 10.000 | 7.585 | 24.1# | 53 | 0.00 |
| 51 | TP | Trichloroethene | 0.158 | 0.142# | 10.1 | 63 | 0.00 |
| 53 | TP | Dibromomethane | 0.085 | 0.079 | 7.1 | 62 | 0.00 |
| 54 | TP | 1,2-Dichloropropane | 0.141 | 0.110# | 22.0# | 52 | 0.00 |
| 57 | TP | Bromodichloromethane | 0.204 | 0.191# | 6.4 | 63 | 0.00 |
| 60 | TP | 1,4-Dioxane | 0.00048 | 0.00047# | 2.1 | 68 | 0.00 |
| 61 | TP | cis-1,3-Dichloropropene | 0.184 | 0.147# | 20.1# | 57 | 0.00 |
| 62 | I | Chlorobenzene-d5 | 1.000 | 1.000 | 0.0 | 67 | 0.00 |
| 63 | S | Toluene-d8 | 1.291 | 1.210 | 6.3 | 62 | 0.00 |
| 64 | TP | Toluene | 0.410 | 0.354 | 13.7 | 55 | 0.00 |
| 65 | TP | 4-Methyl-2-pentanone | 0.023 | 0.014# | 39.1# | 47# | 0.01 |
| 66 | TP | Tetrachloroethene | 0.200 | 0.198 | 1.0 | 62 | 0.00 |
| 68 | TP | trans-1,3-Dichloropropene | * 10.000 | 7.819 | 21.8# | 56 | 0.00 |
| 70 | TP | Ethyl methacrylate | 0.106 | 0.074 | 30.2# | 53 | 0.00 |
| 71 | TP | 1,1,2-Trichloroethane | 0.089 | 0.073# | 18.0 | 54 | 0.00 |
| 72 | TP | Chlorodibromomethane | 0.163 | 0.152# | 6.7 | 65 | 0.00 |
| 73 | TP | 1,3-Dichloropropane | 0.183 | 0.138 | 24.6# | 52 | 0.00 |
| 74 | TP | 1,2-Dibromoethane | 0.108 | 0.096# | 11.1 | 61 | 0.00 |
| 76 | TP | 2-Hexanone | 0.034 | 0.021 | 38.2# | 45# | 0.00 |
| 77 | TP | Chlorobenzene | 0.489 | 0.457 | 6.5 | 61 | 0.00 |
| 78 | TP | Ethylbenzene | 0.807 | 0.700 | 13.3 | 55 | 0.00 |
| 79 | TP | 1,1,1,2-Tetrachloroethane | 0.177 | 0.169 | 4.5 | 65 | 0.00 |
| 80 | TP | p/m Xylene | 0.303 | 0.287 | 5.3 | 59 | 0.00 |
| 81 | TP | o Xylene | 0.283 | 0.268 | 5.3 | 61 | 0.00 |
| 82 | TP | Styrene | 0.468 | 0.463 | 1.1 | 61 | 0.00 |
| 83 | I | 1,4-Dichlorobenzene-d4 | 1.000 | 1.000 | 0.0 | 68 | 0.00 |
| 84 | TP | Bromoform | 0.167 | 0.151 | 9.6 | 67 | 0.00 |
| 86 | TP | Isopropylbenzene | 1.357 | 1.149 | 15.3 | 56 | 0.00 |
| 87 | S | 4-Bromofluorobenzene | 0.776 | 0.746 | 3.9 | 67 | 0.00 |
| 88 | TP | Bromobenzene | 0.354 | 0.340 | 4.0 | 66 | 0.00 |
| 89 | TP | n-Propylbenzene | 1.647 | 1.362 | 17.3 | 55 | 0.00 |
| 90 | TP | 1,4-Dichlorobutane | 0.301 | 0.231 | 23.3# | 53 | 0.00 |
| 91 | TP | 1,1,2,2-Tetrachloroethane | 0.225 | 0.171# | 24.0# | 54 | 0.00 |
| 92 | TP | 4-Ethyltoluene | 1.334 | 1.178 | 11.7 | 59 | 0.00 |
| 93 | TP | 2-Chlorotoluene | 1.016 | 0.908 | 10.6 | 58 | 0.00 |
| 94 | TP | 1,3,5-Trimethylbenzene | 1.149 | 1.057 | 8.0 | 60 | 0.00 |

Data Path : K:\VOA122\2025\250910A\
Data File : V22250910N03.D
Acq On : 10 Sep 2025 08:45 pm
Operator : VOA122:TMS
Sample : WG2113316-2 (Sig #1); 8260 CCAL (Sig #2)
Misc : WG2113316,ICAL22572 (Sig #1); WG,ICAL22572 (Sig #2)
ALS Vial : 30 Sample Multiplier: 1

Quant Time: Sep 10 22:48:55 2025
Quant Method : K:\VOA122\2025\250910A\V122_250821A_8260.m
Quant Title : VOLATILES BY GC/MS
QLast Update : Fri Aug 22 12:06:39 2025
Response via : Initial Calibration

Min. RRF : 0.000 Min. Rel. Area : 50% Max. R.T. Dev 0.50min
Max. RRF Dev : 20% Max. Rel. Area : 200%

| | Compound | | AvgRF | CCRF | %Dev | Area% | Dev(min) |
|---|---|---|---|---|---|---|---|
| 95 TP | 1,2,3-Trichloropropane | | 0.180 | 0.145 | 19.4 | 57 | 0.00 |
| 96 TP | trans-1,4-Dichloro-2-butene | | 0.056 | 0.045 | 19.6 | 62 | 0.00 |
| 97 TP | 4-Chlorotoluene | | 1.018 | 0.893 | 12.3 | 60 | 0.00 |
| 98 TP | tert-Butylbenzene | | 1.015 | 0.864 | 14.9 | 59 | 0.00 |
| 101 TP | 1,2,4-Trimethylbenzene | | 0.783 | 0.812 | -3.7 | 66 | 0.00 |
| 102 TP | sec-Butylbenzene | * | 10.000 | 7.999 | 20.0# | 58 | 0.00 |
| 103 TP | p-Isopropyltoluene | * | 10.000 | 8.035 | 19.6 | 59 | 0.00 |
| 104 TP | 1,3-Dichlorobenzene | | 0.718 | 0.707 | 1.5 | 65 | 0.00 |
| 105 TP | 1,4-Dichlorobenzene | | 0.722 | 0.689 | 4.6 | 65 | 0.00 |
| 106 TP | p-Diethylbenzene | | 0.737 | 0.611 | 17.1 | 60 | 0.00 |
| 107 TP | n-Butylbenzene | | 1.055 | 0.902 | 14.5 | 55 | 0.00 |
| 108 TP | 1,2-Dichlorobenzene | | 0.623 | 0.599# | 3.9 | 63 | 0.00 |
| 109 TP | 1,2,4,5-Tetramethylbenzene | * | 10.000 | 7.781 | 22.2# | 60 | 0.00 |
| 110 TP | 1,2-Dibromo-3-chloropropane | | 0.038 | 0.034 | 10.5 | 63 | 0.00 |
| 111 TP | 1,3,5-Trichlorobenzene | | 0.451 | 0.424 | 6.0 | 62 | 0.00 |
| 112 TP | Hexachlorobutadiene | | 0.176 | 0.152 | 13.6 | 59 | 0.00 |
| 113 TP | 1,2,4-Trichlorobenzene | | 0.366 | 0.315# | 13.9 | 60 | 0.00 |
| 114 TP | Naphthalene | | 0.660 | 0.547 | 17.1 | 61 | 0.00 |
| 115 TP | 1,2,3-Trichlorobenzene | | 0.313 | 0.277# | 11.5 | 60 | 0.00 |

* Evaluation of CC level amount vs concentration.
(#) = Out of Range SPCC's out = 18 CCC's out = 0

Quantitation Report (QT Reviewed)

Data Path : K:\VOA122\2025\250910A\
Data File : V22250910N03.D
Acq On : 10 Sep 2025 08:45 pm
Operator : VOA122:TMS
Sample : WG2113316-2 (Sig #1); 8260 CCAL (Sig #2)
Misc : WG2113316,ICAL22572 (Sig #1); WG,ICAL22572 (Sig #2)
ALS Vial : 30 Sample Multiplier: 1

Quant Time: Sep 10 22:48:55 2025
Quant Method : K:\VOA122\2025\250910A\V122_250821A_8260.m
Quant Title : VOLATILES BY GC/MS
QLast Update : Fri Aug 22 12:06:39 2025
Response via : Initial Calibration

CCAL FILE(s) : 1 - K:\VOA122\2025\250910A\V22250910N03.D
Sub List : 8260-Curve-IM-2CEVE - Megamix plus Diox-Iodomethane

| Compound | R.T. | QIon | Response | Conc | Units | Dev(Min) |
|---|---|---|---|---|---|---|
| Internal Standards | | | | | | |
| 1) Fluorobenzene | 5.828 | 96 | 338042 | 10.000 | ug/L | 0.00 |
| Standard Area 1 = 338042 | | | Recovery = 100.00% | | | |
| 62) Chlorobenzene-d5 | 9.358 | 117 | 283885 | 10.000 | ug/L | 0.00 |
| Standard Area 1 = 283885 | | | Recovery = 100.00% | | | |
| 83) 1,4-Dichlorobenzene-d4 | 12.104 | 152 | 175629 | 10.000 | ug/L | 0.00 |
| Standard Area 1 = 175629 | | | Recovery = 100.00% | | | |
| System Monitoring Compounds | | | | | | |
| 38) Dibromofluoromethane | 5.021 | 113 | 117225 | 10.406 | ug/L | 0.00 |
| Spiked Amount 10.000 | Range 70 - 130 | | Recovery = 104.06% | | | |
| 46) 1,2-Dichloroethane-d4 | 5.542 | 65 | 120944 | 11.197 | ug/L | 0.00 |
| Spiked Amount 10.000 | Range 70 - 130 | | Recovery = 111.97% | | | |
| 63) Toluene-d8 | 7.520 | 98 | 343458 | 9.370 | ug/L | 0.00 |
| Spiked Amount 10.000 | Range 70 - 130 | | Recovery = 93.70% | | | |
| 87) 4-Bromofluorobenzene | 10.873 | 95 | 131068 | 9.620 | ug/L | 0.00 |
| Spiked Amount 10.000 | Range 70 - 130 | | Recovery = 96.20% | | | |
| Target Compounds | | | | | | Qvalue |
| 2) Dichlorodifluoromethane | 1.569 | 85 | 58783 | 8.935 | ug/L | 98 |
| 3) Chloromethane | 1.742 | 50 | 48243 | 9.199 | ug/L | 99 |
| 4) Vinyl chloride | 1.813 | 62 | 42539 | 7.843 | ug/L | 99 |
| 5) Bromomethane | 2.111 | 94 | 21856 | 8.119 | ug/L | 93 |
| 6) Chloroethane | 2.221 | 64 | 27548 | 8.326 | ug/L | 99 |
| 7) Trichlorofluoromethane | 2.354 | 101 | 85111 | 9.596 | ug/L | 99 |
| 8) Ethyl ether | 2.644 | 74 | 17242 | 9.411 | ug/L | 97 |
| 10) 1,1-Dichloroethene | 2.825 | 96 | 40104 | 9.575 | ug/L | 93 |
| 11) Carbon disulfide | 2.856 | 76 | 139738 | 9.016 | ug/L | 99 |
| 12) Freon-113 | 2.864 | 101 | 44083 | 9.489 | ug/L | 99 |
| 14) Acrolein | 3.131 | 56 | 3398 | 8.816 | ug/L | 93 |
| 15) Methylene chloride | 3.358 | 84 | 50396 | 9.642 | ug/L | 99 |
| 17) Acetone | 3.397 | 43 | 7513 | 10.325 | ug/L | 100 |
| 18) trans-1,2-Dichloroethene | 3.507 | 96 | 46803 | 9.699 | ug/L | 96 |
| 19) Methyl acetate | 3.515 | 43 | 15957 | 9.047 | ug/L | 98 |
| 21) Methyl tert-butyl ether | 3.609 | 73 | 72794 | 9.443 | ug/L | 97 |
| 22) tert-Butyl alcohol | 3.680 | 59 | 7184 | 53.390 | ug/L | 94 |
| 24) Diisopropyl ether | 3.962 | 45 | 95061 | 8.642 | ug/L | 98 |
| 25) 1,1-Dichloroethane | 4.080 | 63 | 88413 | 9.261 | ug/L | 99 |
| 26) Halothane | 4.135 | 117 | 38490 | 10.452 | ug/L | 98 |
| 27) Acrylonitrile | 4.111 | 53 | 7324 | 8.645 | ug/L | 97 |

Data Path : K:\VOA122\2025\250910A\
Data File : V22250910N03.D
Acq On : 10 Sep 2025 08:45 pm
Operator : VOA122:TMS
Sample : WG2113316-2 (Sig #1); 8260 CCAL (Sig #2)
Misc : WG2113316,ICAL22572 (Sig #1); WG,ICAL22572 (Sig #2)
ALS Vial : 30 Sample Multiplier: 1

Quant Time: Sep 10 22:48:55 2025
Quant Method : K:\VOA122\2025\250910A\V122_250821A_8260.m
Quant Title : VOLATILES BY GC/MS
QLast Update : Fri Aug 22 12:06:39 2025
Response via : Initial Calibration

CCAL FILE(s) : 1 - K:\VOA122\2025\250910A\V22250910N03.D
Sub List : 8260-Curve-IM-2CEVE - Megamix plus Diox-Iodomethane

| Compound | R.T. | QIon | Response | Conc | Units | | Dev(Min) |
|---|---|---|---|---|---|---|---|
| 28) Ethyl tert-butyl ether | 4.300 | 59 | 79043 | 9.101 | ug/L | | 95 |
| 29) Vinyl acetate | 4.308 | 43 | 47885 | 8.169 | ug/L | | 98 |
| 30) cis-1,2-Dichloroethene | 4.590 | 96 | 48796 | 9.736 | ug/L | | 95 |
| 31) 2,2-Dichloropropane | 4.692 | 77 | 72881 | 9.604 | ug/L | | 98 |
| 32) Bromochloromethane | 4.778 | 128 | 25795 | 10.193 | ug/L | | 93 |
| 33) Cyclohexane | 4.786 | 56 | 56697 | 8.022 | ug/L | | 96 |
| 34) Chloroform | 4.849 | 83 | 100068 | 10.369 | ug/L | | 97 |
| 35) Ethyl acetate | 4.959 | 43 | 18318 | 8.486 | ug/L | | 97 |
| 36) Carbon tetrachloride | 4.990 | 117 | 82878 | 10.062 | ug/L | | 99 |
| 37) Tetrahydrofuran | 4.998 | 42 | 5183M6 | 7.505 | ug/L | | |
| 39) 1,1,1-Trichloroethane | 5.053 | 97 | 90387 | 10.323 | ug/L | | 97 |
| 41) 2-Butanone | 5.131 | 43 | 8547 | 9.487 | ug/L | | 93 |
| 42) 1,1-Dichloropropene | 5.171 | 75 | 49357 | 8.456 | ug/L | | 98 |
| 44) Benzene | 5.416 | 78 | 156261 | 8.920 | ug/L | | 99 |
| 45) tert-Amyl methyl ether | 5.528 | 73 | 66129 | 8.832 | ug/L | | 96 |
| 47) 1,2-Dichloroethane | 5.612 | 62 | 59938 | 9.940 | ug/L | | 100 |
| 50) Methyl cyclohexane | 6.003 | 83 | 52508 | 7.585 | ug/L | | 99 |
| 51) Trichloroethene | 6.010 | 95 | 47959 | 8.980 | ug/L | | 97 |
| 53) Dibromomethane | 6.436 | 93 | 26582 | 9.261 | ug/L | | 95 |
| 54) 1,2-Dichloropropane | 6.540 | 63 | 37248 | 7.798 | ug/L | # | 92 |
| 57) Bromodichloromethane | 6.617 | 83 | 64418 | 9.331 | ug/L | | 100 |
| 60) 1,4-Dioxane | 6.825 | 88 | 7864 | 481.618 | ug/L | # | 84 |
| 61) cis-1,3-Dichloropropene | 7.305 | 75 | 49797 | 8.003 | ug/L | | 97 |
| 64) Toluene | 7.576 | 92 | 100356 | 8.625 | ug/L | | 100 |
| 65) 4-Methyl-2-pentanone | 8.014 | 58 | 4051 | 6.202 | ug/L | # | 96 |
| 66) Tetrachloroethene | 8.021 | 166 | 56105 | 9.903 | ug/L | | 96 |
| 68) trans-1,3-Dichloropropene | 8.055 | 75 | 41717 | 7.819 | ug/L | | 92 |
| 70) Ethyl methacrylate | 8.257 | 69 | 20881 | 6.934 | ug/L | | 86 |
| 71) 1,1,2-Trichloroethane | 8.236 | 83 | 20661 | 8.176 | ug/L | | 91 |
| 72) Chlorodibromomethane | 8.452 | 129 | 43229 | 9.351 | ug/L | | 97 |
| 73) 1,3-Dichloropropane | 8.556 | 76 | 39301 | 7.548 | ug/L | | 99 |
| 74) 1,2-Dibromoethane | 8.723 | 107 | 27122 | 8.878 | ug/L | | 93 |
| 76) 2-Hexanone | 9.015 | 43 | 5914 | 6.128 | ug/L | | 91 |
| 77) Chlorobenzene | 9.379 | 112 | 129793 | 9.354 | ug/L | | 95 |
| 78) Ethylbenzene | 9.421 | 91 | 198850 | 8.676 | ug/L | | 96 |
| 79) 1,1,1,2-Tetrachloroethane | 9.463 | 131 | 47950 | 9.567 | ug/L | | 99 |
| 80) p/m Xylene | 9.611 | 106 | 162898 | 18.917 | ug/L | | 93 |
| 81) o Xylene | 10.158 | 106 | 152137 | 18.920 | ug/L | | 92 |
| 82) Styrene | 10.228 | 104 | 262668 | 19.779 | ug/L | | 97 |
| 84) Bromoform | 10.242 | 173 | 26591 | 9.068 | ug/L | | 97 |

Data Path : K:\VOA122\2025\250910A\
Data File : V22250910N03.D
Acq On : 10 Sep 2025 08:45 pm
Operator : VOA122:TMS
Sample : WG2113316-2 (Sig #1); 8260 CCAL (Sig #2)
Misc : WG2113316,ICAL22572 (Sig #1); WG,ICAL22572 (Sig #2)
ALS Vial : 30 Sample Multiplier: 1

Quant Time: Sep 10 22:48:55 2025
Quant Method : K:\VOA122\2025\250910A\V122_250821A_8260.m
Quant Title : VOLATILES BY GC/MS
QLast Update : Fri Aug 22 12:06:39 2025
Response via : Initial Calibration

CCAL FILE(s) : 1 - K:\VOA122\2025\250910A\V22250910N03.D
Sub List : 8260-Curve-IM-2CEVE - Megamix plus Diox-Iodomethane

| Compound | R.T. | QIon | Response | Conc | Units | | Dev(Min) |
|---|---|---|---|---|---|---|---|
| 86) Isopropylbenzene | 10.550 | 105 | 201717 | 8.461 | ug/L | | 98 |
| 88) Bromobenzene | 10.985 | 156 | 59631 | 9.582 | ug/L | | 100 |
| 89) n-Propylbenzene | 11.041 | 91 | 239157 | 8.266 | ug/L | | 98 |
| 90) 1,4-Dichlorobutane | 11.048 | 55 | 40529 | 7.669 | ug/L | # | 89 |
| 91) 1,1,2,2-Tetrachloroethane | 11.125 | 83 | 30040 | 7.608 | ug/L | | 99 |
| 92) 4-Ethyltoluene | 11.167 | 105 | 206942 | 8.832 | ug/L | | 98 |
| 93) 2-Chlorotoluene | 11.202 | 91 | 159530M6 | 8.940 | ug/L | | |
| 94) 1,3,5-Trimethylbenzene | 11.273 | 105 | 185718 | 9.203 | ug/L | | 99 |
| 95) 1,2,3-Trichloropropane | 11.259 | 75 | 25550 | 8.069 | ug/L | | 92 |
| 96) trans-1,4-Dichloro-2-b... | 11.315 | 53 | 7955 | 8.057 | ug/L | | 95 |
| 97) 4-Chlorotoluene | 11.392 | 91 | 156902 | 8.779 | ug/L | | 98 |
| 98) tert-Butylbenzene | 11.616 | 119 | 151793 | 8.512 | ug/L | | 99 |
| 101) 1,2,4-Trimethylbenzene | 11.693 | 105 | 142637 | 10.368 | ug/L | | 99 |
| 102) sec-Butylbenzene | 11.812 | 105 | 218097 | 7.999 | ug/L | | 98 |
| 103) p-Isopropyltoluene | 11.965 | 119 | 187961 | 8.035 | ug/L | | 99 |
| 104) 1,3-Dichlorobenzene | 12.021 | 146 | 124160 | 9.844 | ug/L | | 98 |
| 105) 1,4-Dichlorobenzene | 12.118 | 146 | 120999 | 9.546 | ug/L | | 98 |
| 106) p-Diethylbenzene | 12.348 | 119 | 107326 | 8.289 | ug/L | | 100 |
| 107) n-Butylbenzene | 12.403 | 91 | 158469 | 8.552 | ug/L | | 97 |
| 108) 1,2-Dichlorobenzene | 12.543 | 146 | 105165 | 9.607 | ug/L | | 99 |
| 109) 1,2,4,5-Tetramethylben... | 13.148 | 119 | 136691 | 7.781 | ug/L | | 99 |
| 110) 1,2-Dibromo-3-chloropr... | 13.329 | 155 | 5978 | 8.857 | ug/L | | 96 |
| 111) 1,3,5-Trichlorobenzene | 13.364 | 180 | 74550 | 9.414 | ug/L | | 99 |
| 112) Hexachlorobutadiene | 13.949 | 225 | 26642 | 8.597 | ug/L | | 96 |
| 113) 1,2,4-Trichlorobenzene | 13.970 | 180 | 55258 | 8.589 | ug/L | | 98 |
| 114) Naphthalene | 14.255 | 128 | 96009 | 8.285 | ug/L | | 100 |
| 115) 1,2,3-Trichlorobenzene | 14.429 | 180 | 48669 | 8.865 | ug/L | | 98 |

(#) = qualifier out of range (m) = manual integration (+) = signals summed

Quantitation Report (QT Reviewed)

Data Path : K:\VOA122\2025\250910A\
Data File : V22250910N03.D
Acq On : 10 Sep 2025 08:45 pm
Operator : VOA122:TMS
Sample : WG2113316-2 (Sig #1); 8260 CCAL (Sig #2)
Misc : WG2113316,ICAL22572 (Sig #1); WG,ICAL22572 (Sig #2)
ALS Vial : 30 Sample Multiplier: 1

Quant Time: Sep 10 22:48:55 2025
Quant Method : K:\VOA122\2025\250910A\V122_250821A_8260.m
Quant Title : VOLATILES BY GC/MS
QLast Update : Fri Aug 22 12:06:39 2025
Response via : Initial Calibration

Sub List : 8260-Curve-IM-2CEVE - Megamix plus Diox-Iodomethane

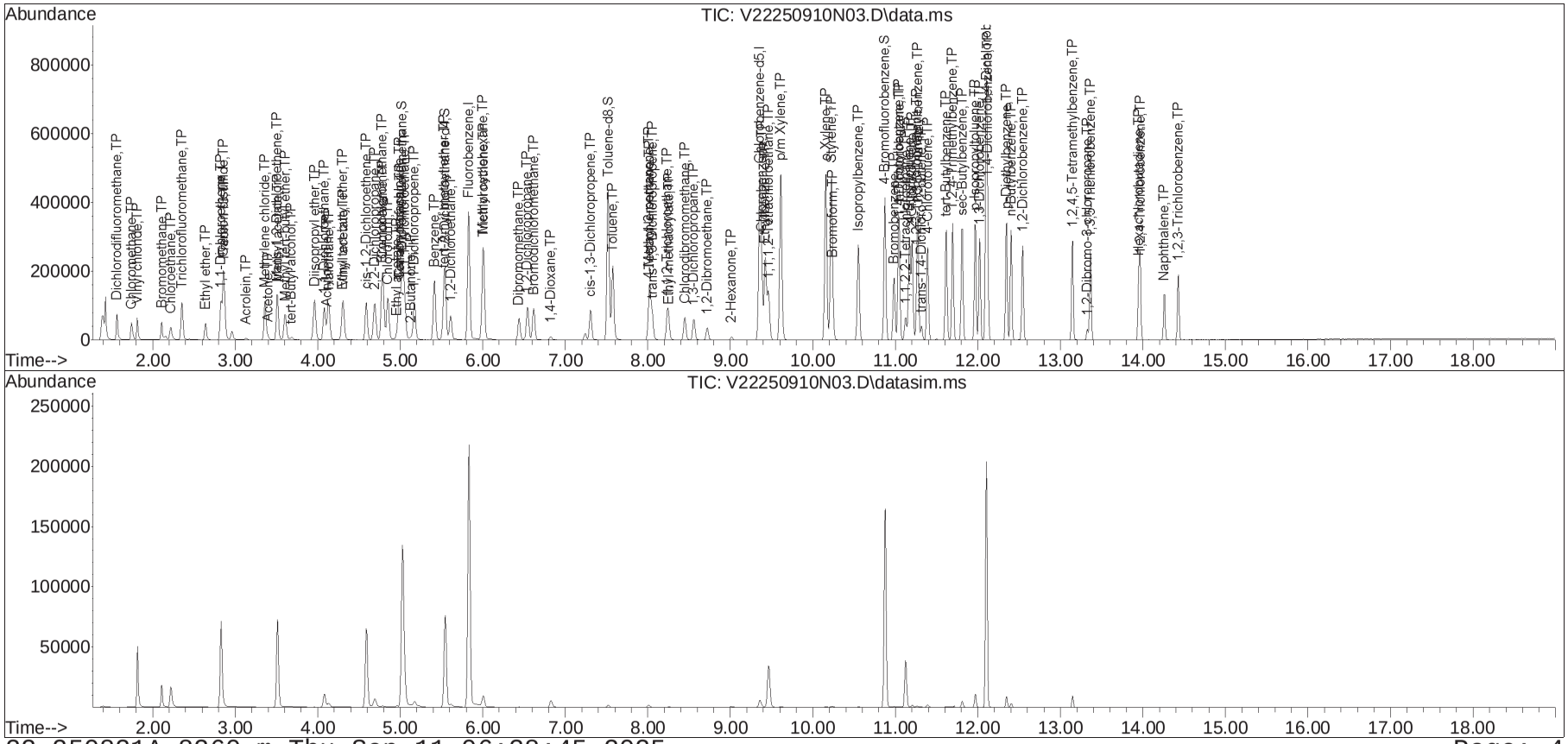

# Manual Integration Report

| | | | |
|---|---|---|---|
| Data Path | : K:\VOA122\2025\250910A\ | QMethod | : V122_250821A_8260.m |
| Data File | : V22250910N03.D | Operator | : VOA122:TMS |
| Date Inj'd | : 9/10/2025 8:45 pm | Instrument | : VOA 122 |
| Sample | : WG2113316-2 | Quant Date | : 9/10/2025 10:47 pm |

## Compound #37: Tetrahydrofuran

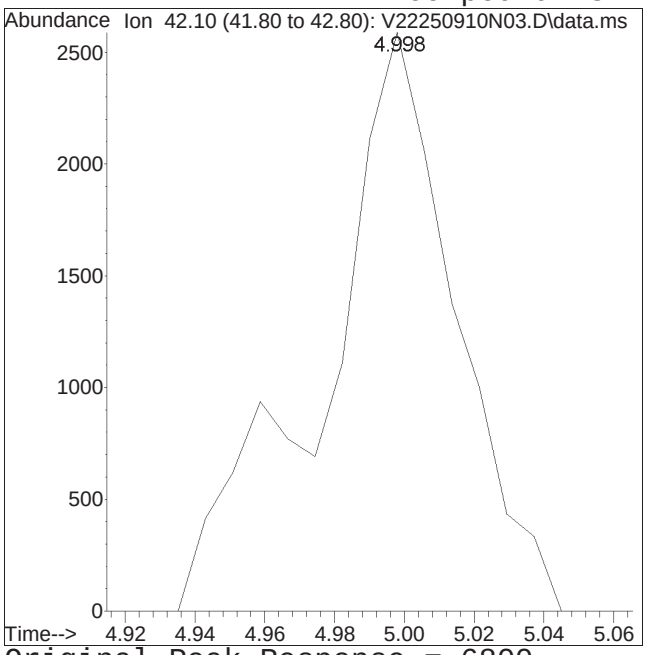


Original Peak Response = 6800

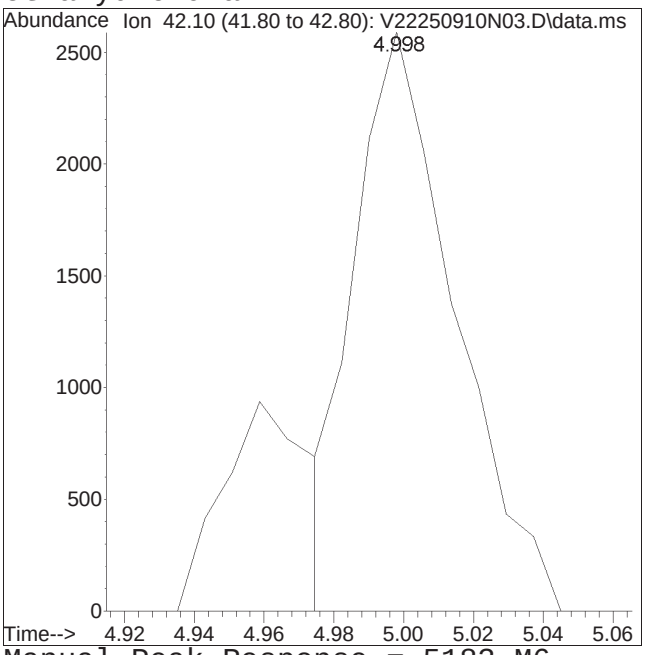


Manual Peak Response = 5183 M6

M6 = Misassignment of peak valley by automated integration (poor split of 2 peaks).

# Manual Integration Report

Data Path : K:\VOA122\2025\250910A\
Data File : V22250910N03.D
Date Inj'd : 9/10/2025 8:45 pm
Sample : WG2113316-2

QMethod : V122_250821A_8260.m
Operator : VOA122:TMS
Instrument : VOA 122
Quant Date : 9/10/2025 10:47 pm

## Compound #93: 2-Chlorotoluene

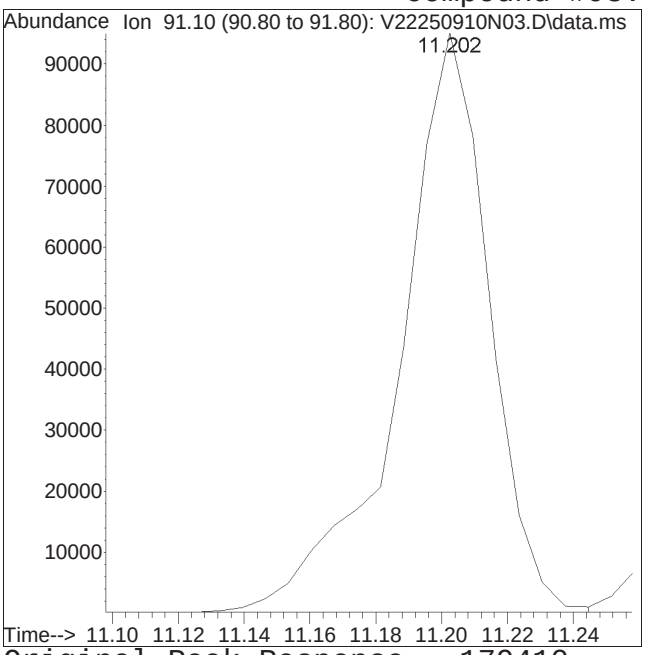


Original Peak Response = 179410

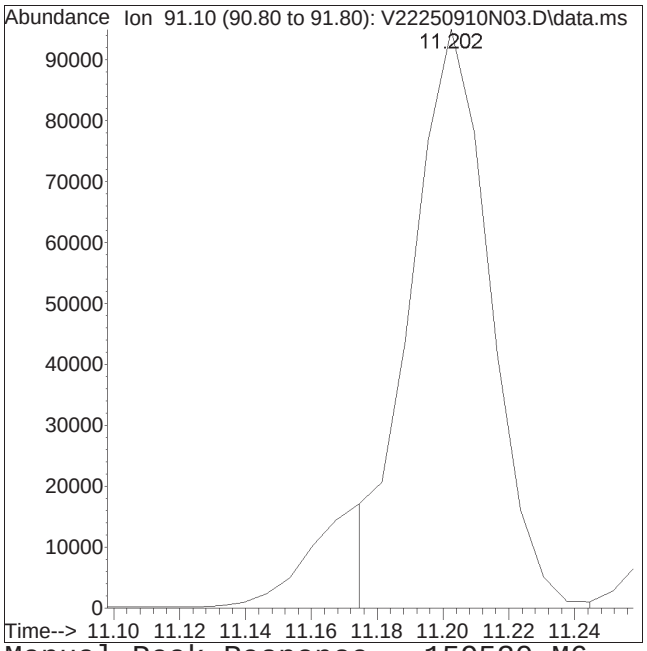


Manual Peak Response = 159530 M6

M6 = Misassignment of peak valley by automated integration (poor split of 2 peaks).

Data Path : K:\VOA122\2025\250910A\
Data File : V22250910N01.D
Acq On : 10 Sep 2025 07:56 pm
Operator : VOA122:TMS
Sample : WG2113316-1 (Sig #1); BFB TUNE/BLK (Sig #2)
Misc : WG2113316,ICAL22572 (Sig #1); WG,ICAL22572 (Sig #2)
ALS Vial : 28 Sample Multiplier: 1

Integration File signal 1: rteint.p
Integration File signal 2: rteint2.p

Method : K:\VOA122\2025\250910A\V122_250821A_8260.m
Title : VOLATILES BY GC/MS
Last Update : Fri Aug 22 12:06:39 2025

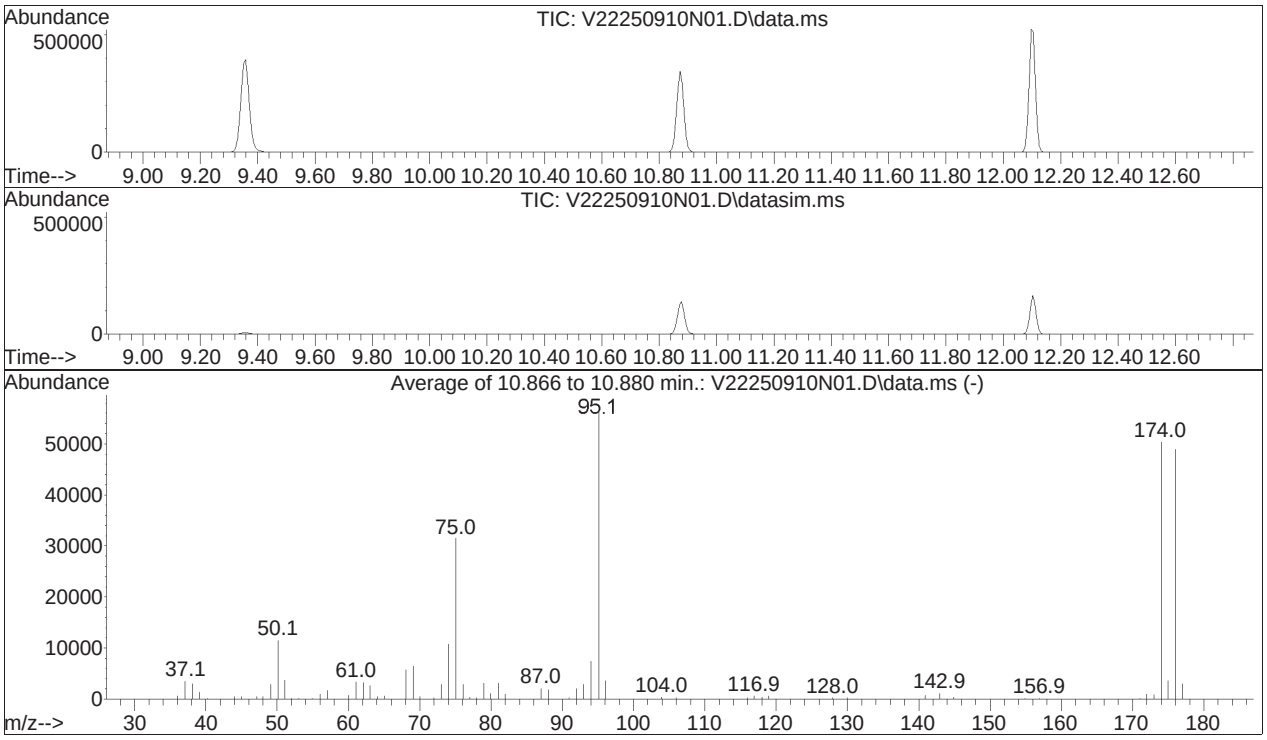


AutoFind: Scans 1305, 1306, 1307; Background Corrected with Scan 1298

| Target Mass | Rel. to Mass | Lower Limit% | Upper Limit% | Rel. Abn% | Raw Abn | Result Pass/Fail |
|---|---|---|---|---|---|---|
| 50 | 95 | 15 | 40 | 20.3 | 11523 | PASS |
| 75 | 95 | 30 | 60 | 55.4 | 31451 | PASS |
| 95 | 95 | 100 | 100 | 100.0 | 56792 | PASS |
| 96 | 95 | 5 | 9 | 6.4 | 3634 | PASS |
| 173 | 174 | 0.00 | 2 | 1.7 | 832 | PASS |
| 174 | 95 | 50 | 100 | 88.7 | 50387 | PASS |
| 175 | 174 | 5 | 9 | 7.1 | 3561 | PASS |
| 176 | 174 | 95 | 101 | 97.0 | 48867 | PASS |
| 177 | 176 | 5 | 9 | 6.2 | 3021 | PASS |

# Volatiles Raw QC Data

Quantitation Report (QT Reviewed)

Data Path : K:\VOA122\2025\250910A\
Data File : V22250910N06.D
Acq On : 10 Sep 2025 09:59 pm
Operator : VOA122:TMS
Sample : WG2113316-5,31,10,10 (Sig #1); METHOD BLK (Sig #2)
Misc : WG2113316,ICAL22572 (Sig #1); WG,ICAL22572 (Sig #2)
ALS Vial : 33 Sample Multiplier: 1

Quant Time: Sep 10 22:59:08 2025
Quant Method : K:\VOA122\2025\250910A\V122_250821A_8260.m
Quant Title : VOLATILES BY GC/MS
QLast Update : Fri Aug 22 12:06:39 2025
Response via : Initial Calibration

CCAL FILE(s) : 1 - K:\VOA122\2025\250910A\V22250910N03.D
Sub List : 8260-Curve-IM-2CEVE - Megamix plus Diox-Iodomethane

| Compound | R.T. | QIon | Response | Conc | Units | Dev(Min) |
|---|---|---|---|---|---|---|
| Internal Standards | | | | | | |
| 1) Fluorobenzene | 5.828 | 96 | 302146 | 10.000 | ug/L | 0.00 |
| Standard Area 1 = 338042 | | | Recovery = 89.38% | | | |
| 62) Chlorobenzene-d5 | 9.358 | 117 | 275331 | 10.000 | ug/L | 0.00 |
| Standard Area 1 = 283885 | | | Recovery = 96.99% | | | |
| 83) 1,4-Dichlorobenzene-d4 | 12.104 | 152 | 144865 | 10.000 | ug/L | 0.00 |
| Standard Area 1 = 175629 | | | Recovery = 82.48% | | | |
| System Monitoring Compounds | | | | | | |
| 38) Dibromofluoromethane | 5.021 | 113 | 113675 | 11.290 | ug/L | 0.00 |
| Spiked Amount 10.000 | Range 70 - 130 | | Recovery = 112.90% | | | |
| 46) 1,2-Dichloroethane-d4 | 5.542 | 65 | 112606 | 11.664 | ug/L | 0.00 |
| Spiked Amount 10.000 | Range 70 - 130 | | Recovery = 116.64% | | | |
| 63) Toluene-d8 | 7.520 | 98 | 345847 | 9.729 | ug/L | 0.00 |
| Spiked Amount 10.000 | Range 70 - 130 | | Recovery = 97.29% | | | |
| 87) 4-Bromofluorobenzene | 10.873 | 95 | 117205 | 10.429 | ug/L | 0.00 |
| Spiked Amount 10.000 | Range 70 - 130 | | Recovery = 104.29% | | | |
| Target Compounds | | | | | | Qvalue |
| 2) Dichlorodifluoromethane | 0.000 | | 0 | N.D. | | |
| 3) Chloromethane | 0.000 | | 0 | N.D. | | |
| 4) Vinyl chloride | 0.000 | | 0 | N.D. | | |
| 5) Bromomethane | 2.111 | 94 | 115 | N.D. | | |
| 6) Chloroethane | 0.000 | | 0 | N.D. | | |
| 7) Trichlorofluoromethane | 0.000 | | 0 | N.D. | | |
| 10) 1,1-Dichloroethene | 0.000 | | 0 | N.D. | | |
| 11) Carbon disulfide | 2.856 | 76 | 408 | N.D. | | |
| 12) Freon-113 | 0.000 | | 0 | N.D. | | |
| 15) Methylene chloride | 0.000 | | 0 | N.D. | d | |
| 17) Acetone | 0.000 | | 0 | N.D. | d | |
| 18) trans-1,2-Dichloroethene | 0.000 | | 0 | N.D. | | |
| 19) Methyl acetate | 3.405 | 43 | 86 | N.D. | | |
| 21) Methyl tert-butyl ether | 0.000 | | 0 | N.D. | | |
| 25) 1,1-Dichloroethane | 0.000 | | 0 | N.D. | | |
| 30) cis-1,2-Dichloroethene | 0.000 | | 0 | N.D. | | |
| 32) Bromochloromethane | 0.000 | | 0 | N.D. | | |
| 33) Cyclohexane | 0.000 | | 0 | N.D. | | |
| 34) Chloroform | 4.857 | 83 | 321 | N.D. | | |
| 36) Carbon tetrachloride | 0.000 | | 0 | N.D. | | |

Data Path : K:\VOA122\2025\250910A\
Data File : V22250910N06.D
Acq On : 10 Sep 2025 09:59 pm
Operator : VOA122:TMS
Sample : WG2113316-5,31,10,10 (Sig #1); METHOD BLK (Sig #2)
Misc : WG2113316,ICAL22572 (Sig #1); WG,ICAL22572 (Sig #2)
ALS Vial : 33 Sample Multiplier: 1

Quant Time: Sep 10 22:59:08 2025
Quant Method : K:\VOA122\2025\250910A\V122_250821A_8260.m
Quant Title : VOLATILES BY GC/MS
QLast Update : Fri Aug 22 12:06:39 2025
Response via : Initial Calibration

CCAL FILE(s) : 1 - K:\VOA122\2025\250910A\V22250910N03.D
Sub List : 8260-Curve-IM-2CEVE - Megamix plus Diox-Iodomethane

| Compound | R.T. | QIon | Response | Conc | Units | Dev(Min) |
|---|---|---|---|---|---|---|
| 39) 1,1,1-Trichloroethane | 0.000 | | 0 | N.D. | | |
| 41) 2-Butanone | 0.000 | | 0 | N.D. | | |
| 44) Benzene | 0.000 | | 0 | N.D. | | |
| 47) 1,2-Dichloroethane | 0.000 | | 0 | N.D. | | |
| 50) Methyl cyclohexane | 0.000 | | 0 | N.D. | | |
| 51) Trichloroethene | 0.000 | | 0 | N.D. | | |
| 54) 1,2-Dichloropropane | 0.000 | | 0 | N.D. | | |
| 57) Bromodichloromethane | 0.000 | | 0 | N.D. | | |
| 61) cis-1,3-Dichloropropene | 0.000 | | 0 | N.D. | | |
| 64) Toluene | 0.000 | | 0 | N.D. | | |
| 65) 4-Methyl-2-pentanone | 0.000 | | 0 | N.D. | | |
| 66) Tetrachloroethene | 0.000 | | 0 | N.D. | | |
| 68) trans-1,3-Dichloropropene | 0.000 | | 0 | N.D. | | |
| 71) 1,1,2-Trichloroethane | 0.000 | | 0 | N.D. | | |
| 72) Chlorodibromomethane | 0.000 | | 0 | N.D. | | |
| 74) 1,2-Dibromoethane | 0.000 | | 0 | N.D. | | |
| 76) 2-Hexanone | 0.000 | | 0 | N.D. | | |
| 77) Chlorobenzene | 0.000 | | 0 | N.D. | | |
| 78) Ethylbenzene | 0.000 | | 0 | N.D. d | | |
| 80) p/m Xylene | 0.000 | | 0 | N.D. | | |
| 81) o Xylene | 0.000 | | 0 | N.D. | | |
| 82) Styrene | 0.000 | | 0 | N.D. | | |
| 84) Bromoform | 0.000 | | 0 | N.D. | | |
| 86) Isopropylbenzene | 0.000 | | 0 | N.D. | | |
| 91) 1,1,2,2-Tetrachloroethane | 0.000 | | 0 | N.D. | | |
| 104) 1,3-Dichlorobenzene | 0.000 | | 0 | N.D. | | |
| 105) 1,4-Dichlorobenzene | 0.000 | | 0 | N.D. | | |
| 108) 1,2-Dichlorobenzene | 0.000 | | 0 | N.D. | | |
| 110) 1,2-Dibromo-3-chloropr... | 0.000 | | 0 | N.D. | | |
| 113) 1,2,4-Trichlorobenzene | 13.963 | 180 | 381 | 0.072 | ug/L # | 46 |
| 115) 1,2,3-Trichlorobenzene | 14.429 | 180 | 172 | N.D. | | |

(#) = qualifier out of range (m) = manual integration (+) = signals summed

Quantitation Report (QT Reviewed)

Data Path : K:\VOA122\2025\250910A\
Data File : V22250910N06.D
Acq On : 10 Sep 2025 09:59 pm
Operator : VOA122:TMS
Sample : WG2113316-5,31,10,10 (Sig #1); METHOD BLK (Sig #2)
Misc : WG2113316,ICAL22572 (Sig #1); WG,ICAL22572 (Sig #2)
ALS Vial : 33 Sample Multiplier: 1

Quant Time: Sep 10 22:59:08 2025
Quant Method : K:\VOA122\2025\250910A\V122_250821A_8260.m
Quant Title : VOLATILES BY GC/MS
QLast Update : Fri Aug 22 12:06:39 2025
Response via : Initial Calibration

Sub List : 8260-Curve-IM-2CEVE - Megamix plus Diox-Iodomethane

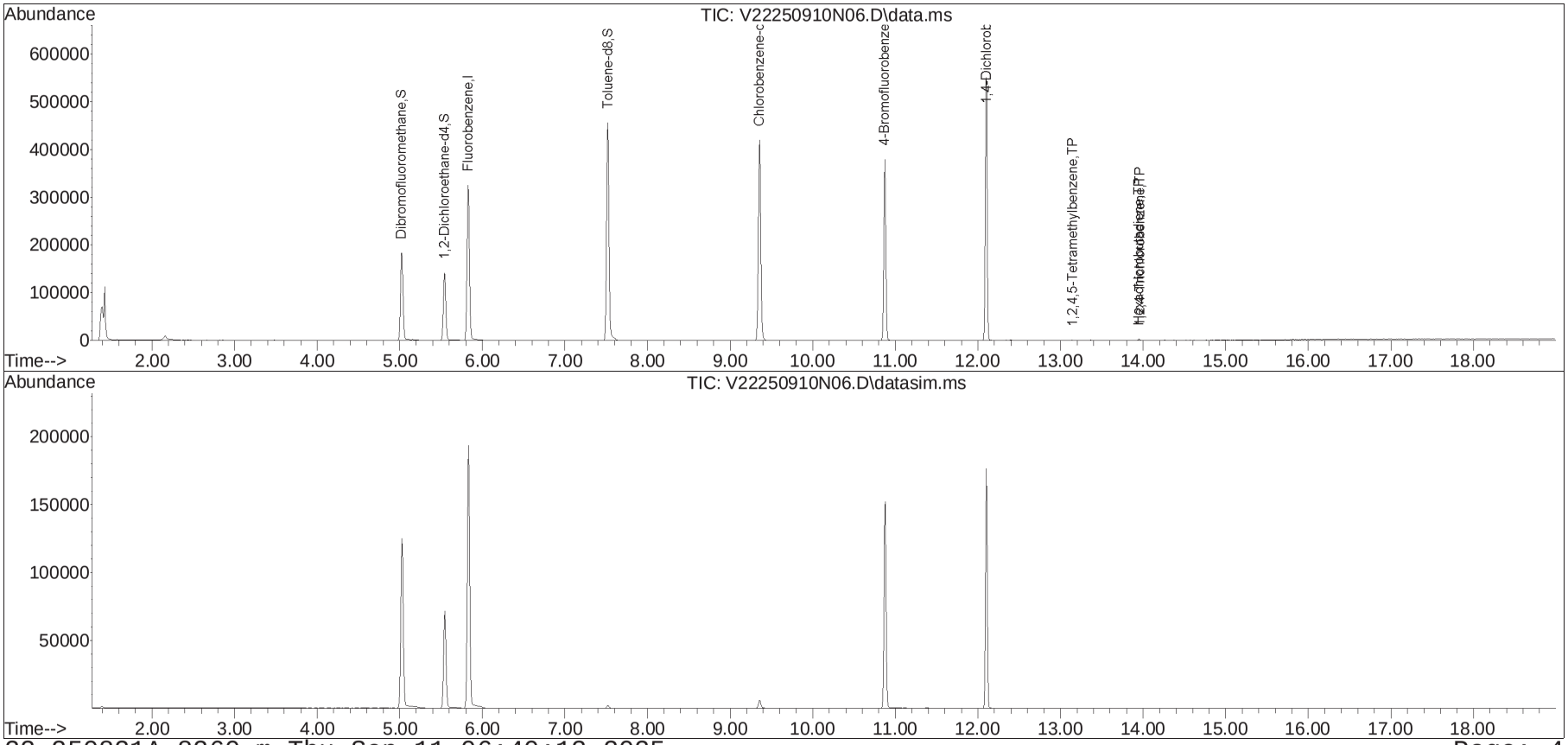

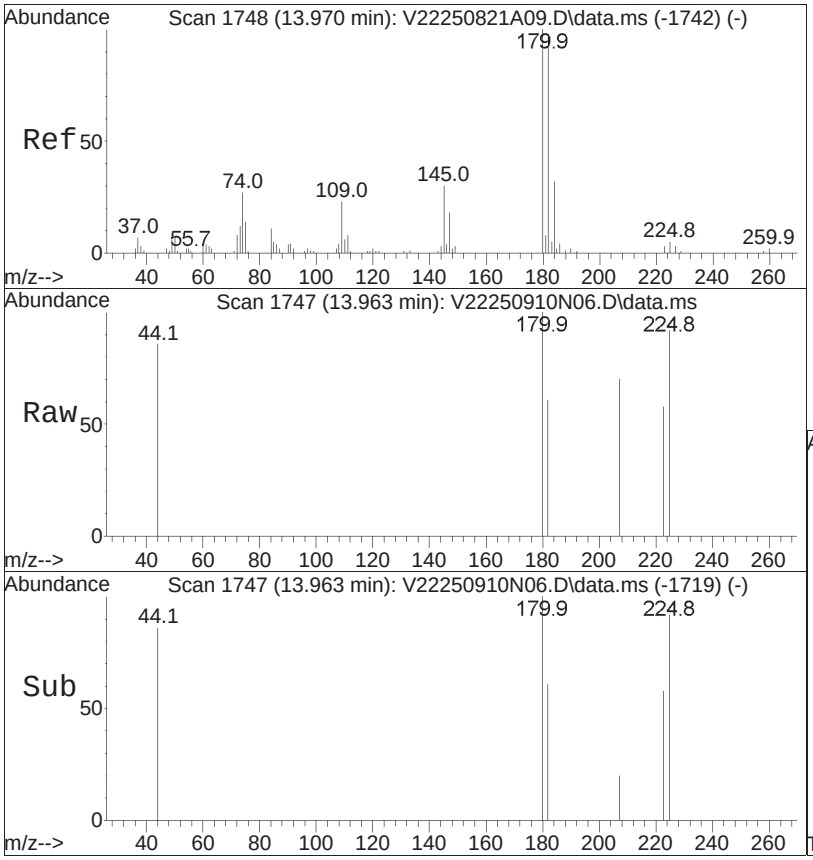


#113
1,2,4-Trichlorobenzene
Concen: 0.07 ug/L
RT: 13.963 min Scan# 1747
Delta R.T. -0.007 min
Lab File: V22250910N06.D
Acq: 10 Sep 2025 09:59 pm

Tgt Ion:180 Resp: 381

| Ion | Ratio | Lower | Upper |
|---|---|---|---|
| 180 | 100 | | |
| 182 | 44.6 | 76.6 | 114.8# |
| 145 | 0.0 | 27.7 | 41.5# |

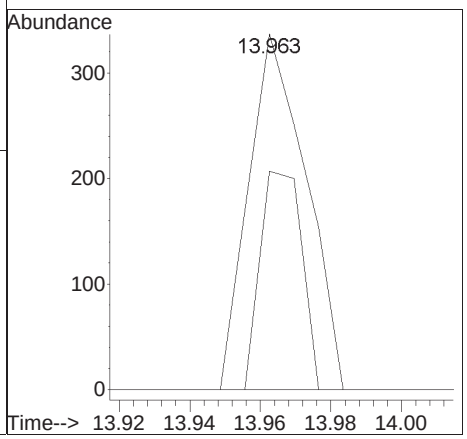

Manual Integration Report

| | | | |
|---|---|---|---|
| Data Path | : K:\VOA122\2025\250910A\ | QMethod | : V122_250821A_8260.m |
| Data File | : V22250910N06.D | Operator | : VOA122:TMS |
| Date Inj'd | : 9/10/2025 9:59 pm | Instrument | : VOA 122 |
| Sample | : WG2113316-5,31,10,10 | Quant Date | : 9/10/2025 10:57 pm |

There are no manual integrations or false positives in this file.

Quantitation Report (QT Reviewed)

Data Path : K:\VOA122\2025\250910A\
Data File : V22250910N03.D
Acq On : 10 Sep 2025 08:45 pm
Operator : VOA122:TMS
Sample : WG2113316-3,31,10,10 (Sig #1); 8260 CCAL (Sig #2)
Misc : WG2113316,ICAL22572 (Sig #1); WG,ICAL22572 (Sig #2)
ALS Vial : 30 Sample Multiplier: 1

Quant Time: Sep 10 22:48:55 2025
Quant Method : K:\VOA122\2025\250910A\V122_250821A_8260.m
Quant Title : VOLATILES BY GC/MS
QLast Update : Fri Aug 22 12:06:39 2025
Response via : Initial Calibration

CCAL FILE(s) : 1 - K:\VOA122\2025\250910A\V22250910N03.D
Sub List : 8260-Curve-IM-2CEVE - Megamix plus Diox-Iodomethane

| Compound | R.T. | QIon | Response | Conc | Units | Dev(Min) |
|---|---|---|---|---|---|---|
| Internal Standards | | | | | | |
| 1) Fluorobenzene | 5.828 | 96 | 338042 | 10.000 | ug/L | 0.00 |
| Standard Area 1 = 338042 | | | Recovery = 100.00% | | | |
| 62) Chlorobenzene-d5 | 9.358 | 117 | 283885 | 10.000 | ug/L | 0.00 |
| Standard Area 1 = 283885 | | | Recovery = 100.00% | | | |
| 83) 1,4-Dichlorobenzene-d4 | 12.104 | 152 | 175629 | 10.000 | ug/L | 0.00 |
| Standard Area 1 = 175629 | | | Recovery = 100.00% | | | |
| System Monitoring Compounds | | | | | | |
| 38) Dibromofluoromethane | 5.021 | 113 | 117225 | 10.406 | ug/L | 0.00 |
| Spiked Amount 10.000 | Range 70 - 130 | | Recovery = 104.06% | | | |
| 46) 1,2-Dichloroethane-d4 | 5.542 | 65 | 120944 | 11.197 | ug/L | 0.00 |
| Spiked Amount 10.000 | Range 70 - 130 | | Recovery = 111.97% | | | |
| 63) Toluene-d8 | 7.520 | 98 | 343458 | 9.370 | ug/L | 0.00 |
| Spiked Amount 10.000 | Range 70 - 130 | | Recovery = 93.70% | | | |
| 87) 4-Bromofluorobenzene | 10.873 | 95 | 131068 | 9.620 | ug/L | 0.00 |
| Spiked Amount 10.000 | Range 70 - 130 | | Recovery = 96.20% | | | |
| Target Compounds | | | | | | Qvalue |
| 2) Dichlorodifluoromethane | 1.569 | 85 | 58783 | 8.935 | ug/L | 98 |
| 3) Chloromethane | 1.742 | 50 | 48243 | 9.199 | ug/L | 99 |
| 4) Vinyl chloride | 1.813 | 62 | 42539 | 7.843 | ug/L | 99 |
| 5) Bromomethane | 2.111 | 94 | 21856 | 8.119 | ug/L | 93 |
| 6) Chloroethane | 2.221 | 64 | 27548 | 8.326 | ug/L | 99 |
| 7) Trichlorofluoromethane | 2.354 | 101 | 85111 | 9.596 | ug/L | 99 |
| 10) 1,1-Dichloroethene | 2.825 | 96 | 40104 | 9.575 | ug/L | 93 |
| 11) Carbon disulfide | 2.856 | 76 | 139738 | 9.016 | ug/L | 99 |
| 12) Freon-113 | 2.864 | 101 | 44083 | 9.489 | ug/L | 99 |
| 15) Methylene chloride | 3.358 | 84 | 50396 | 9.642 | ug/L | 99 |
| 17) Acetone | 3.397 | 43 | 7513 | 10.325 | ug/L | 100 |
| 18) trans-1,2-Dichloroethene | 3.507 | 96 | 46803 | 9.699 | ug/L | 96 |
| 19) Methyl acetate | 3.515 | 43 | 15957 | 9.047 | ug/L | 98 |
| 21) Methyl tert-butyl ether | 3.609 | 73 | 72794 | 9.443 | ug/L | 97 |
| 25) 1,1-Dichloroethane | 4.080 | 63 | 88413 | 9.261 | ug/L | 99 |
| 30) cis-1,2-Dichloroethene | 4.590 | 96 | 48796 | 9.736 | ug/L | 95 |
| 32) Bromochloromethane | 4.778 | 128 | 25795 | 10.193 | ug/L | 93 |
| 33) Cyclohexane | 4.786 | 56 | 56697 | 8.022 | ug/L | 96 |
| 34) Chloroform | 4.849 | 83 | 100068 | 10.369 | ug/L | 97 |
| 36) Carbon tetrachloride | 4.990 | 117 | 82878 | 10.062 | ug/L | 99 |

Data Path : K:\VOA122\2025\250910A\
Data File : V22250910N03.D
Acq On : 10 Sep 2025 08:45 pm
Operator : VOA122:TMS
Sample : WG2113316-3,31,10,10 (Sig #1); 8260 CCAL (Sig #2)
Misc : WG2113316,ICAL22572 (Sig #1); WG,ICAL22572 (Sig #2)
ALS Vial : 30 Sample Multiplier: 1

Quant Time: Sep 10 22:48:55 2025
Quant Method : K:\VOA122\2025\250910A\V122_250821A_8260.m
Quant Title : VOLATILES BY GC/MS
QLast Update : Fri Aug 22 12:06:39 2025
Response via : Initial Calibration

CCAL FILE(s) : 1 - K:\VOA122\2025\250910A\V22250910N03.D
Sub List : 8260-Curve-IM-2CEVE - Megamix plus Diox-Iodomethane

| Compound | R.T. | QIon | Response | Conc | Units | | Dev(Min) |
|---|---|---|---|---|---|---|---|
| 39) 1,1,1-Trichloroethane | 5.053 | 97 | 90387 | 10.323 | ug/L | | 97 |
| 41) 2-Butanone | 5.131 | 43 | 8547 | 9.487 | ug/L | | 93 |
| 44) Benzene | 5.416 | 78 | 156261 | 8.920 | ug/L | | 99 |
| 47) 1,2-Dichloroethane | 5.612 | 62 | 59938 | 9.940 | ug/L | | 100 |
| 50) Methyl cyclohexane | 6.003 | 83 | 52508 | 7.585 | ug/L | | 99 |
| 51) Trichloroethene | 6.010 | 95 | 47959 | 8.980 | ug/L | | 97 |
| 54) 1,2-Dichloropropane | 6.540 | 63 | 37248 | 7.798 | ug/L | # | 92 |
| 57) Bromodichloromethane | 6.617 | 83 | 64418 | 9.331 | ug/L | | 100 |
| 61) cis-1,3-Dichloropropene | 7.305 | 75 | 49797 | 8.003 | ug/L | | 97 |
| 64) Toluene | 7.576 | 92 | 100356 | 8.625 | ug/L | | 100 |
| 65) 4-Methyl-2-pentanone | 8.014 | 58 | 4051 | 6.202 | ug/L | # | 96 |
| 66) Tetrachloroethene | 8.021 | 166 | 56105 | 9.903 | ug/L | | 96 |
| 68) trans-1,3-Dichloropropene | 8.055 | 75 | 41717 | 7.819 | ug/L | | 92 |
| 71) 1,1,2-Trichloroethane | 8.236 | 83 | 20661 | 8.176 | ug/L | | 91 |
| 72) Chlorodibromomethane | 8.452 | 129 | 43229 | 9.351 | ug/L | | 97 |
| 74) 1,2-Dibromoethane | 8.723 | 107 | 27122 | 8.878 | ug/L | | 93 |
| 76) 2-Hexanone | 9.015 | 43 | 5914 | 6.128 | ug/L | | 91 |
| 77) Chlorobenzene | 9.379 | 112 | 129793 | 9.354 | ug/L | | 95 |
| 78) Ethylbenzene | 9.421 | 91 | 198850 | 8.676 | ug/L | | 96 |
| 80) p/m Xylene | 9.611 | 106 | 162898 | 18.917 | ug/L | | 93 |
| 81) o Xylene | 10.158 | 106 | 152137 | 18.920 | ug/L | | 92 |
| 82) Styrene | 10.228 | 104 | 262668 | 19.779 | ug/L | | 97 |
| 84) Bromoform | 10.242 | 173 | 26591 | 9.068 | ug/L | | 97 |
| 86) Isopropylbenzene | 10.550 | 105 | 201717 | 8.461 | ug/L | | 98 |
| 91) 1,1,2,2-Tetrachloroethane | 11.125 | 83 | 30040 | 7.608 | ug/L | | 99 |
| 104) 1,3-Dichlorobenzene | 12.021 | 146 | 124160 | 9.844 | ug/L | | 98 |
| 105) 1,4-Dichlorobenzene | 12.118 | 146 | 120999 | 9.546 | ug/L | | 98 |
| 108) 1,2-Dichlorobenzene | 12.543 | 146 | 105165 | 9.607 | ug/L | | 99 |
| 110) 1,2-Dibromo-3-chloropr... | 13.329 | 155 | 5978 | 8.857 | ug/L | | 96 |
| 113) 1,2,4-Trichlorobenzene | 13.970 | 180 | 55258 | 8.589 | ug/L | | 98 |
| 115) 1,2,3-Trichlorobenzene | 14.429 | 180 | 48669 | 8.865 | ug/L | | 98 |

(#) = qualifier out of range (m) = manual integration (+) = signals summed

Quantitation Report (QT Reviewed)

Data Path : K:\VOA122\2025\250910A\
Data File : V22250910N03.D
Acq On : 10 Sep 2025 08:45 pm
Operator : VOA122:TMS
Sample : WG2113316-3,31,10,10 (Sig #1); 8260 CCAL (Sig #2)
Misc : WG2113316,ICAL22572 (Sig #1); WG,ICAL22572 (Sig #2)
ALS Vial : 30 Sample Multiplier: 1

Quant Time: Sep 10 22:48:55 2025
Quant Method : K:\VOA122\2025\250910A\V122_250821A_8260.m
Quant Title : VOLATILES BY GC/MS
QLast Update : Fri Aug 22 12:06:39 2025
Response via : Initial Calibration

Sub List : 8260-Curve-IM-2CEVE - Megamix plus Diox-Iodomethane

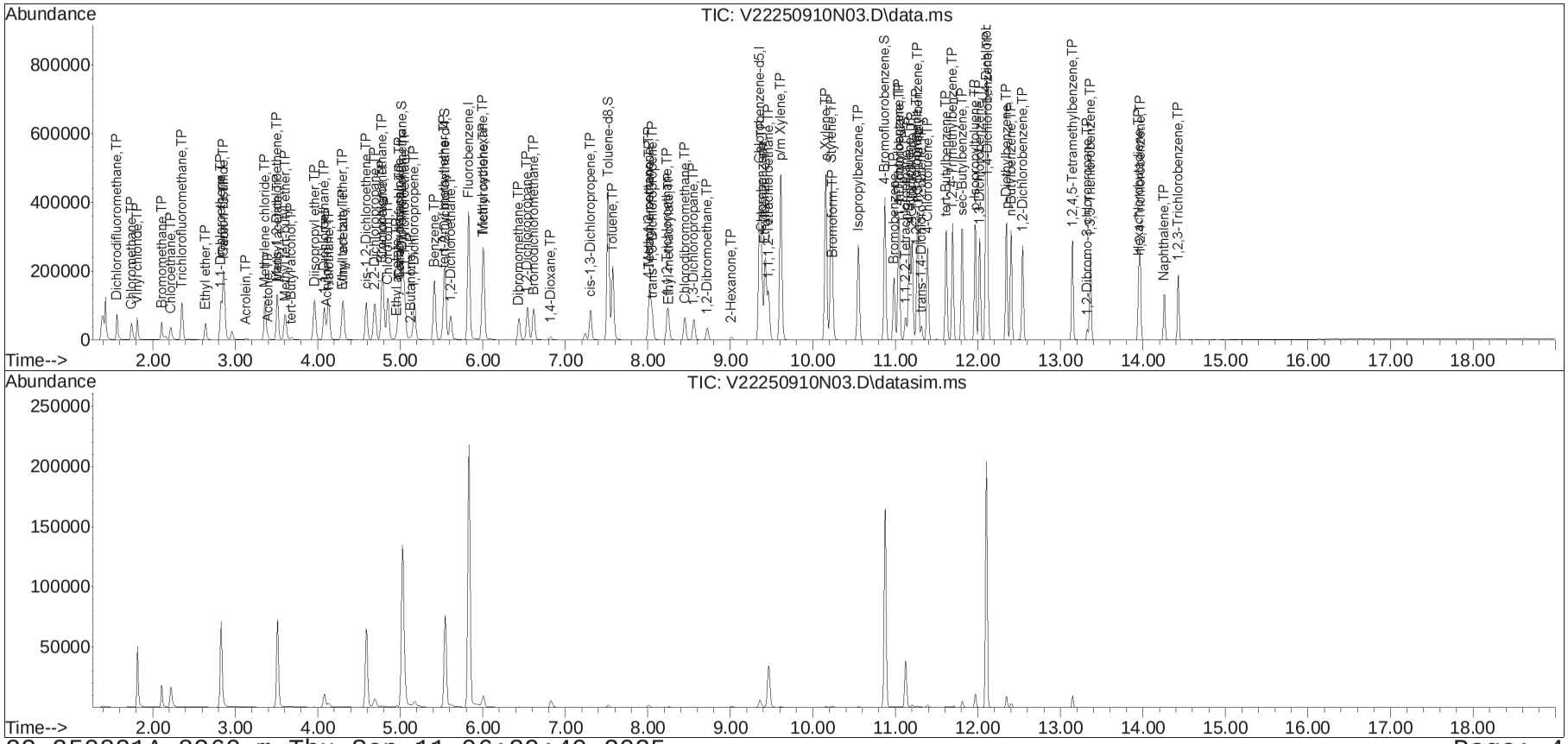

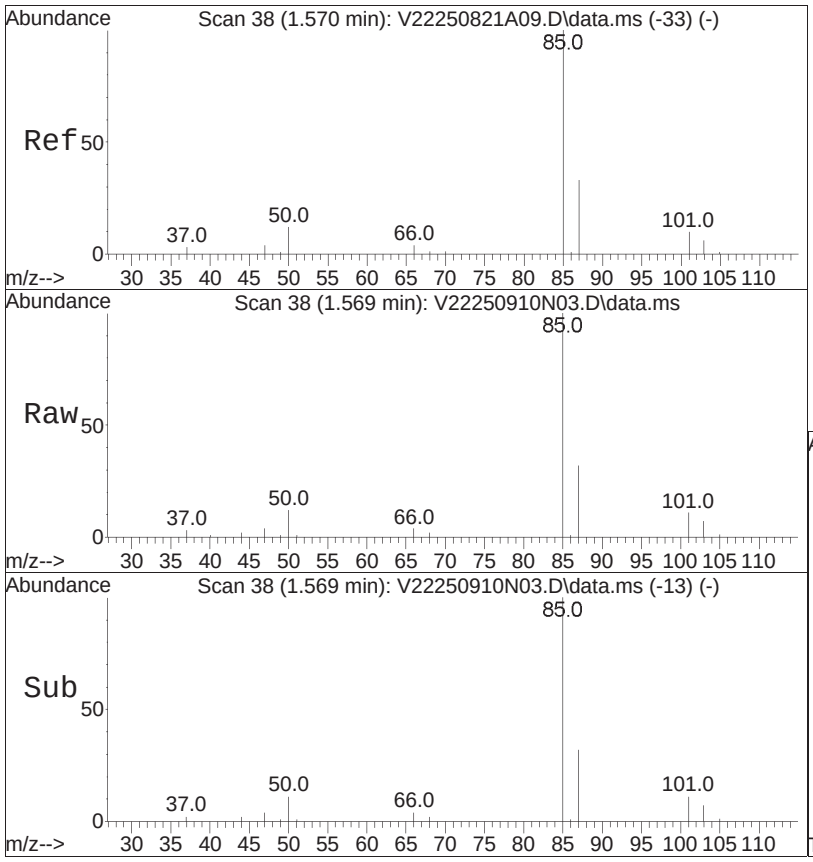


#2
Dichlorodifluoromethane
Concen: 8.93 ug/L
RT: 1.569 min Scan# 38
Delta R.T. -0.001 min
Lab File: V22250910N03.D
Acq: 10 Sep 2025 08:45 pm

Tgt Ion: 85 Resp: 58783

| Ion | Ratio | Lower | Upper |
|---|---|---|---|
| 85 | 100 | | |
| 87 | 30.8 | 20.6 | 42.8 |
| 50 | 12.0 | 7.5 | 15.7 |

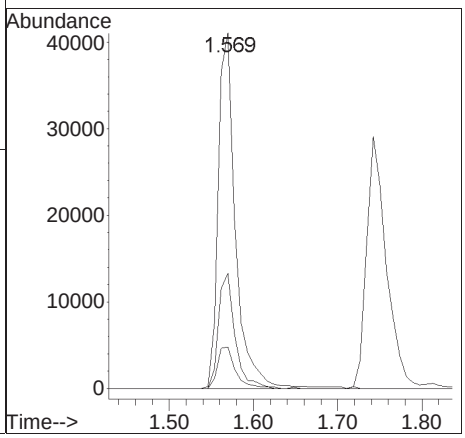

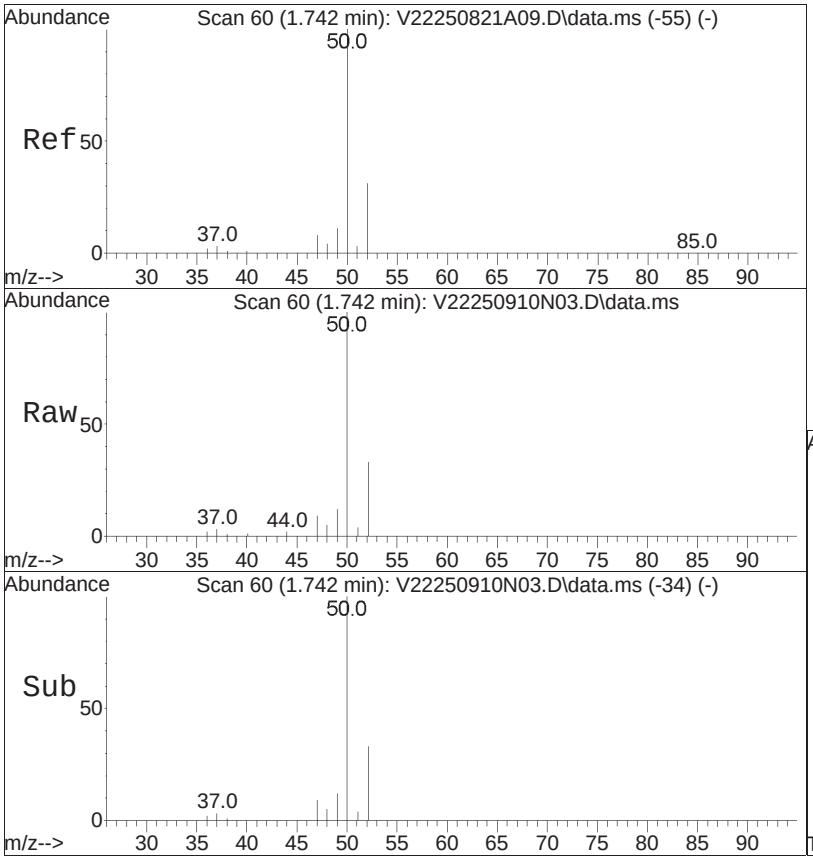


#3
Chloromethane
Concen: 9.20 ug/L
RT: 1.742 min Scan# 60
Delta R.T. 0.000 min
Lab File: V22250910N03.D
Acq: 10 Sep 2025 08:45 pm

Tgt Ion: 50 Resp: 48243

| Ion | Ratio | Lower | Upper |
|---|---|---|---|
| 50 | 100 | | |
| 52 | 33.6 | 13.1 | 53.1 |
| 47 | 8.7 | 0.0 | 28.7 |

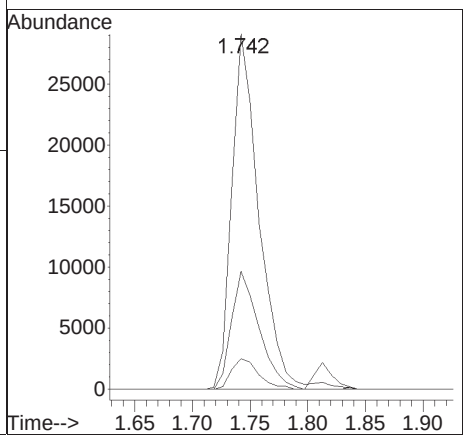

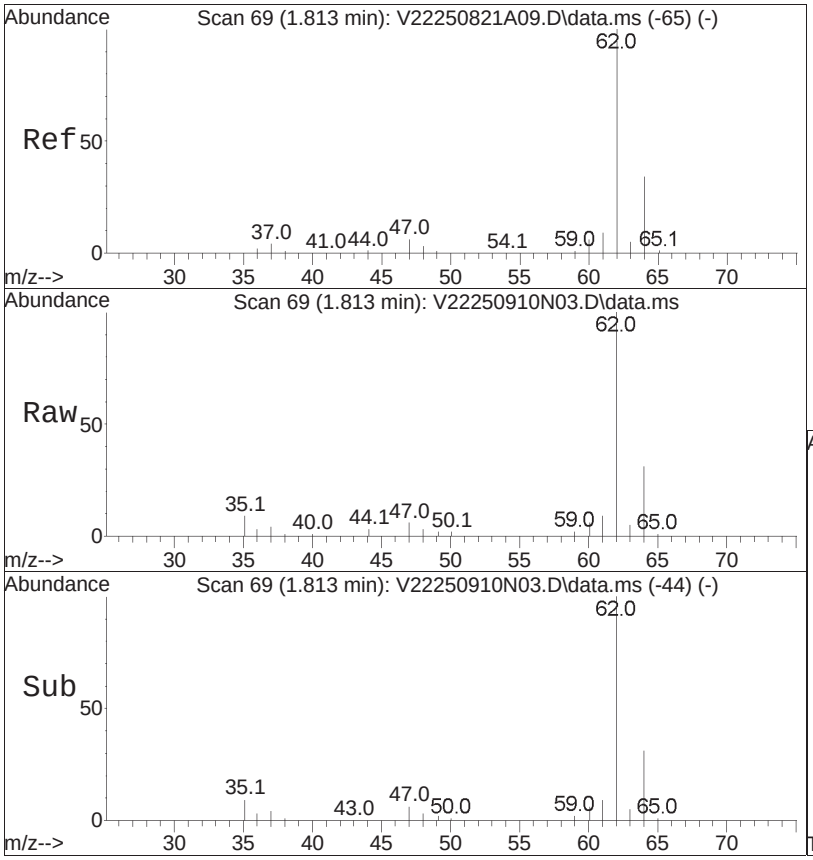


#4
Vinyl chloride
Concen: 7.84 ug/L
RT: 1.813 min Scan# 69
Delta R.T. -0.000 min
Lab File: V22250910N03.D
Acq: 10 Sep 2025 08:45 pm

Tgt Ion: 62 Resp: 42539

| Ion | Ratio | Lower | Upper |
|---|---|---|---|
| 62 | 100 | | |
| 64 | 31.9 | 12.5 | 52.5 |

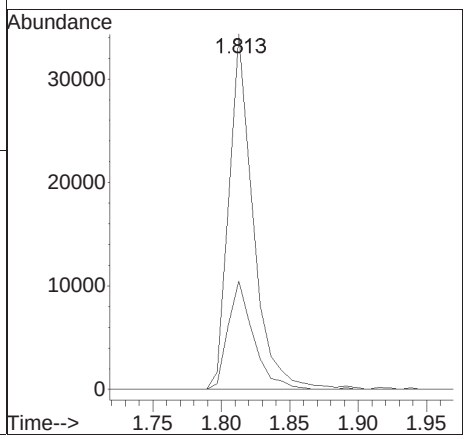

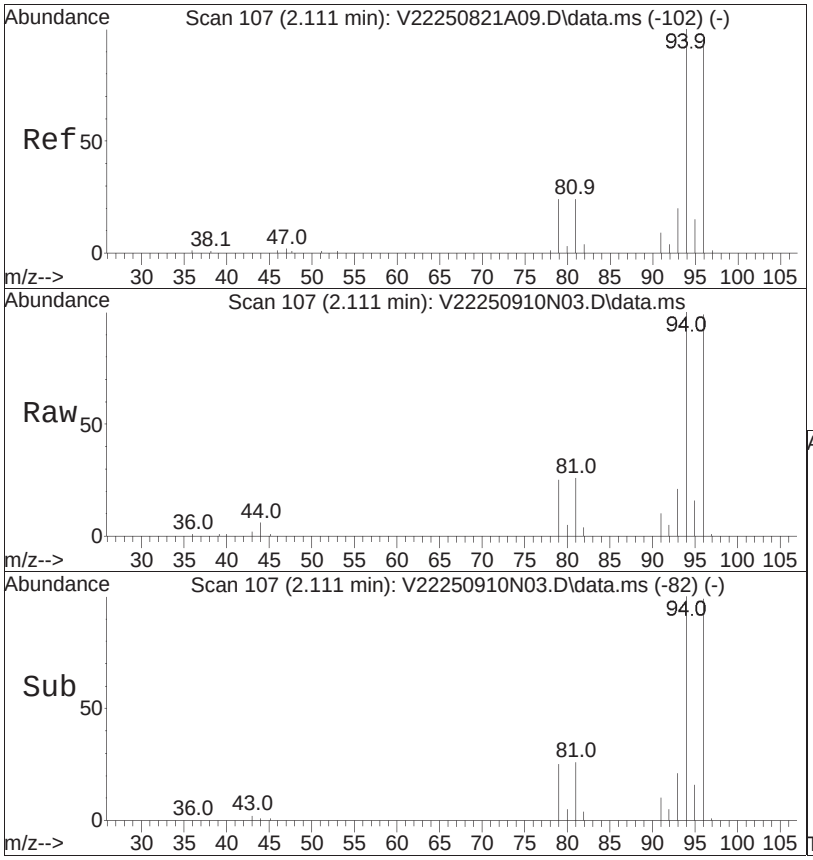


#5
Bromomethane
Concen: 8.12 ug/L
RT: 2.111 min Scan# 107
Delta R.T. -0.000 min
Lab File: V22250910N03.D
Acq: 10 Sep 2025 08:45 pm

Tgt Ion: 94 Resp: 21856

| Ion | Ratio | Lower | Upper |
|---|---|---|---|
| 94 | 100 | | |
| 96 | 98.4 | 71.5 | 111.5 |

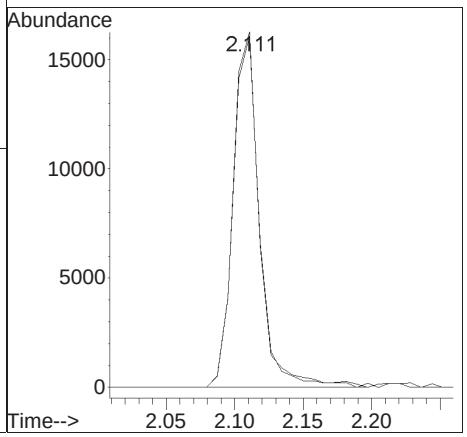

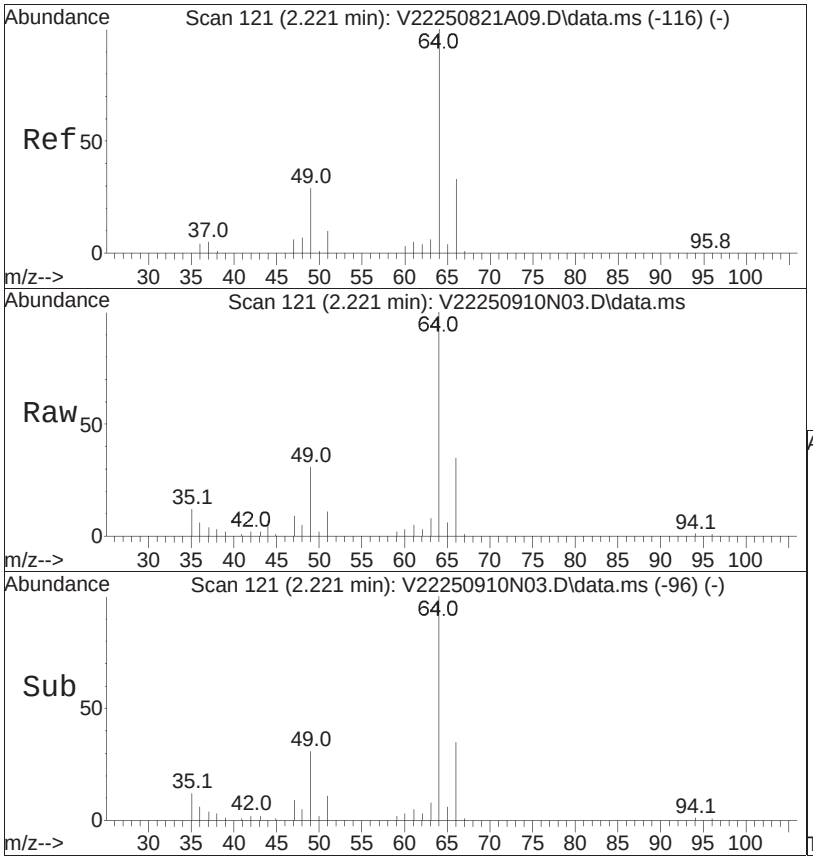


#6
Chloroethane
Concen: 8.33 ug/L
RT: 2.221 min Scan# 121
Delta R.T. -0.000 min
Lab File: V22250910N03.D
Acq: 10 Sep 2025 08:45 pm

Tgt Ion: 64 Resp: 27548

| Ion | Ratio | Lower | Upper |
|---|---|---|---|
| 64 | 100 | | |
| 66 | 33.5 | 12.8 | 52.8 |

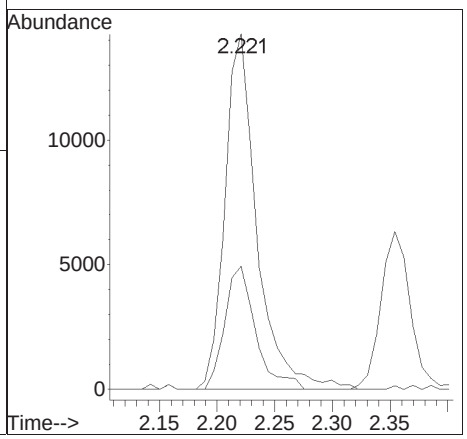

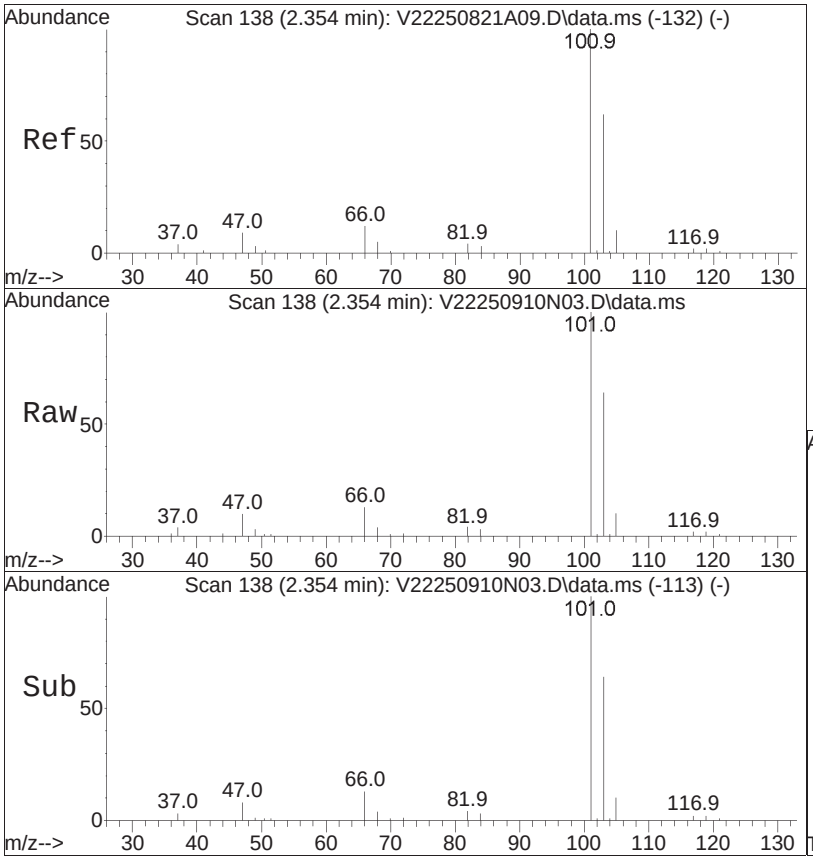


#7
Trichlorofluoromethane
Concen: 9.60 ug/L
RT: 2.354 min Scan# 138
Delta R.T. 0.000 min
Lab File: V22250910N03.D
Acq: 10 Sep 2025 08:45 pm

Tgt Ion:101 Resp: 85111

| Ion | Ratio | Lower | Upper |
|---|---|---|---|
| 101 | 100 | | |
| 103 | 65.0 | 51.6 | 77.4 |

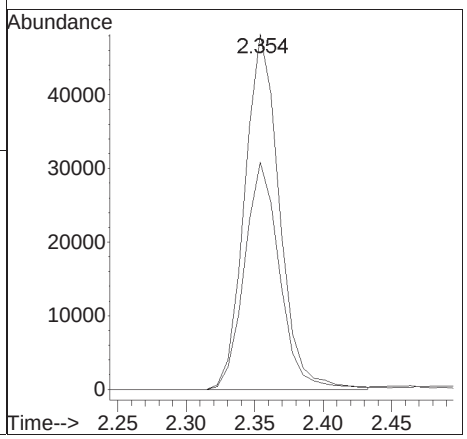

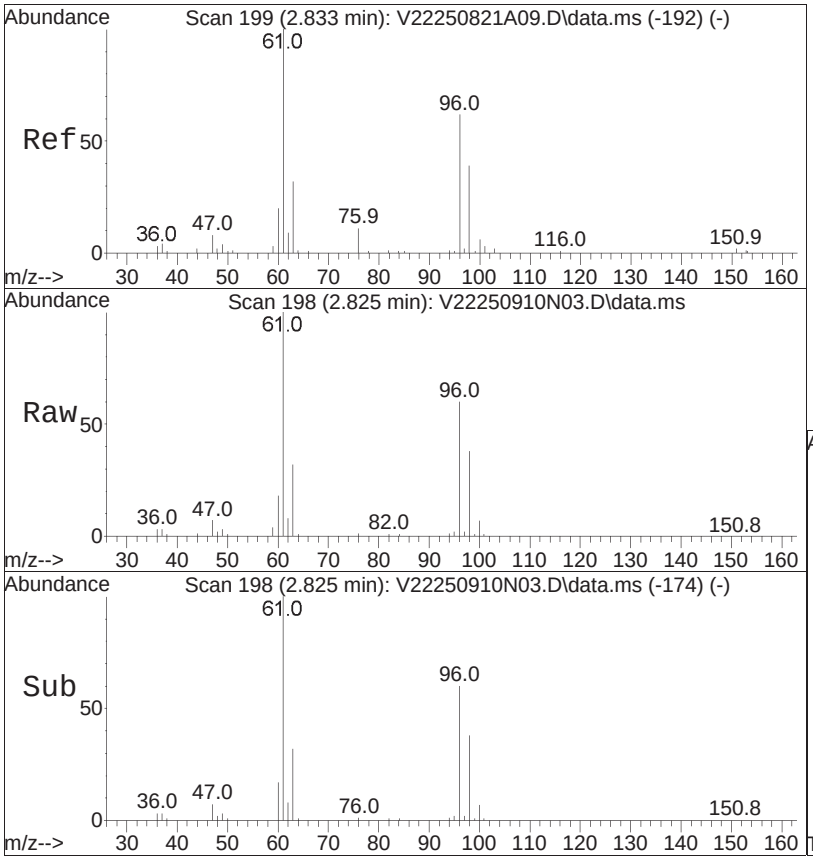


#10
1,1-Dichloroethene
Concen: 9.58 ug/L
RT: 2.825 min Scan# 198
Delta R.T. -0.008 min
Lab File: V22250910N03.D
Acq: 10 Sep 2025 08:45 pm

Tgt Ion: 96 Resp: 40104

| Ion | Ratio | Lower | Upper |
|---|---|---|---|
| 96 | 100 | | |
| 61 | 166.5 | 141.7 | 212.5 |
| 63 | 52.4 | 45.7 | 68.5 |

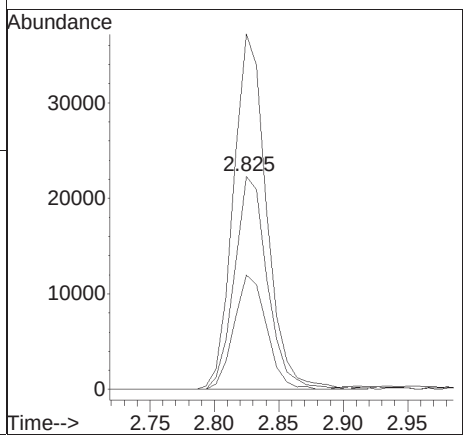

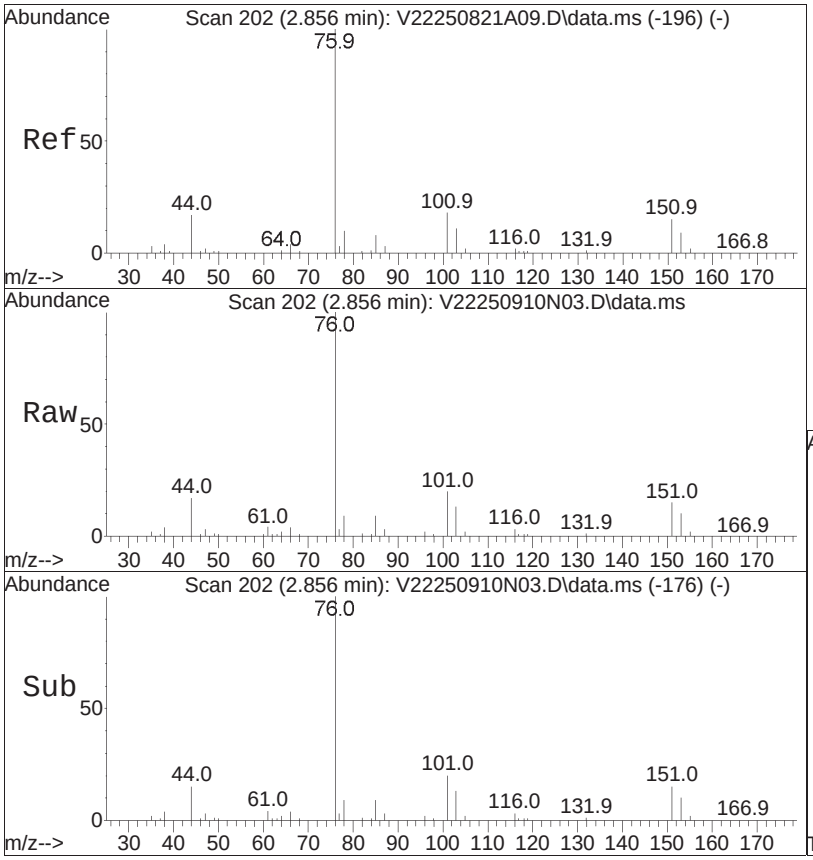


#11
Carbon disulfide
Concen: 9.02 ug/L
RT: 2.856 min Scan# 202
Delta R.T. 0.000 min
Lab File: V22250910N03.D
Acq: 10 Sep 2025 08:45 pm

Tgt Ion: 76 Resp: 139738

| Ion | Ratio | Lower | Upper |
|---|---|---|---|
| 76 | 100 | | |
| 78 | 9.8 | 6.6 | 13.8 |

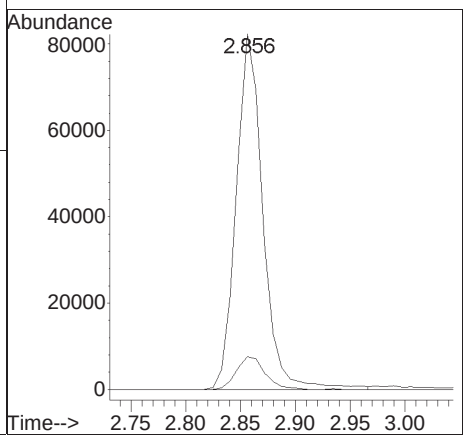

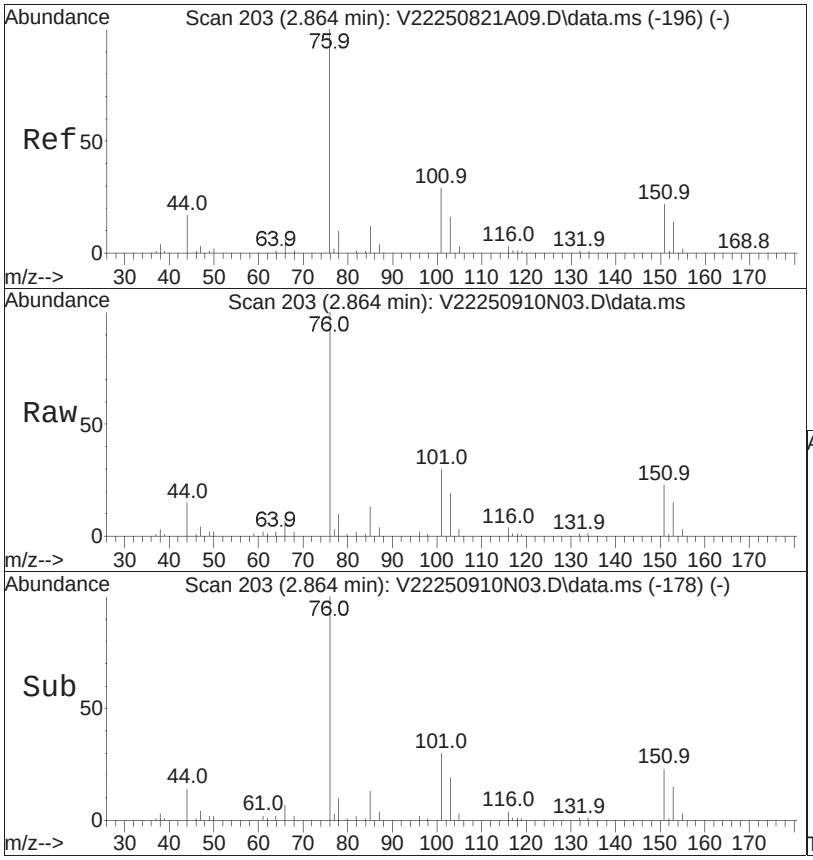


#12
Freon-113
Concen: 9.49 ug/L
RT: 2.864 min Scan# 203
Delta R.T. -0.000 min
Lab File: V22250910N03.D
Acq: 10 Sep 2025 08:45 pm

Tgt Ion:101 Resp: 44083

| Ion | Ratio | Lower | Upper |
|---|---|---|---|
| 101 | 100 | | |
| 151 | 83.5 | 66.4 | 99.6 |
| 85 | 45.9 | 37.0 | 55.6 |

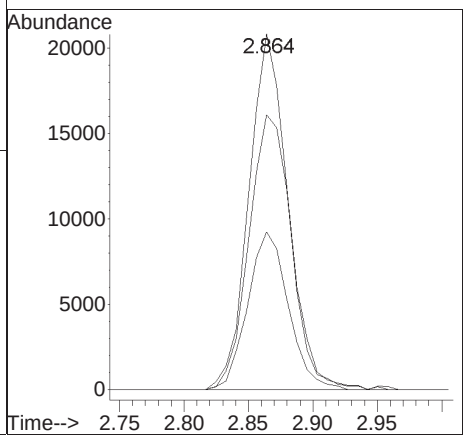

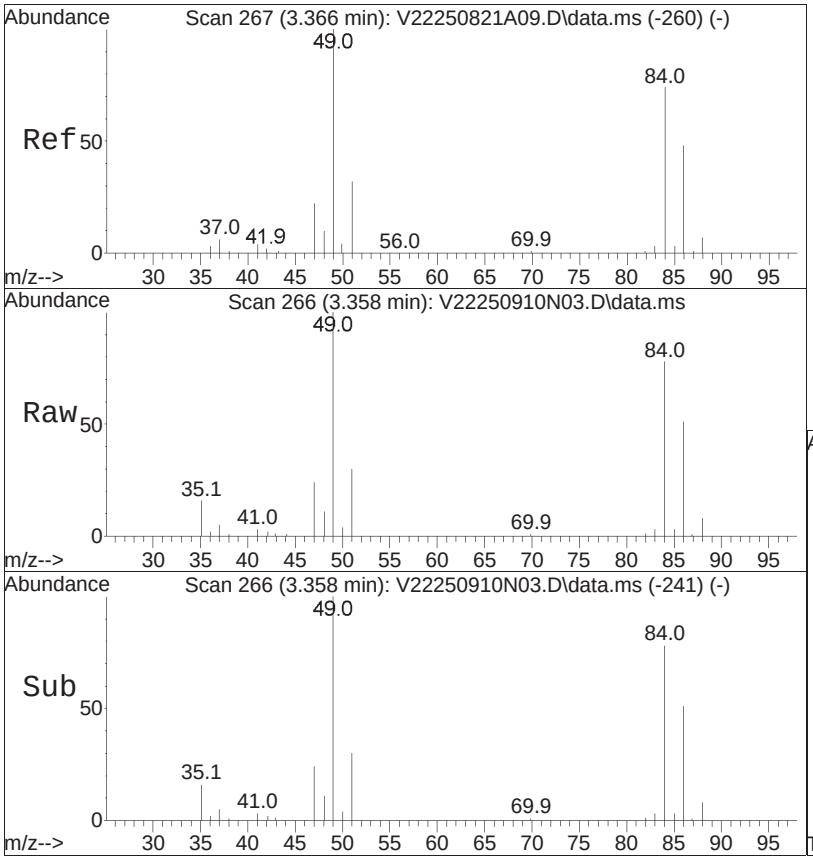


#15
Methylene chloride
Concen: 9.64 ug/L
RT: 3.358 min Scan# 266
Delta R.T. -0.008 min
Lab File: V22250910N03.D
Acq: 10 Sep 2025 08:45 pm

Tgt Ion: 84 Resp: 50396

| Ion | Ratio | Lower | Upper |
|---|---|---|---|
| 84 | 100 | | |
| 86 | 63.8 | 40.3 | 83.7 |
| 49 | 130.5 | 85.0 | 176.4 |

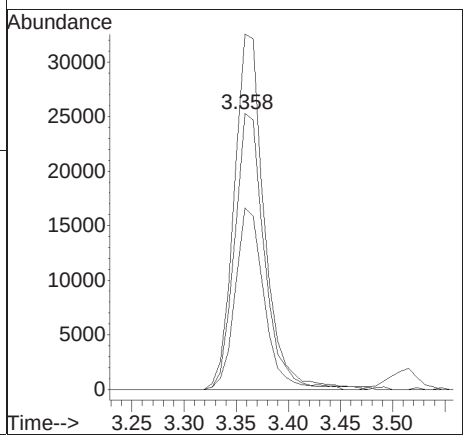

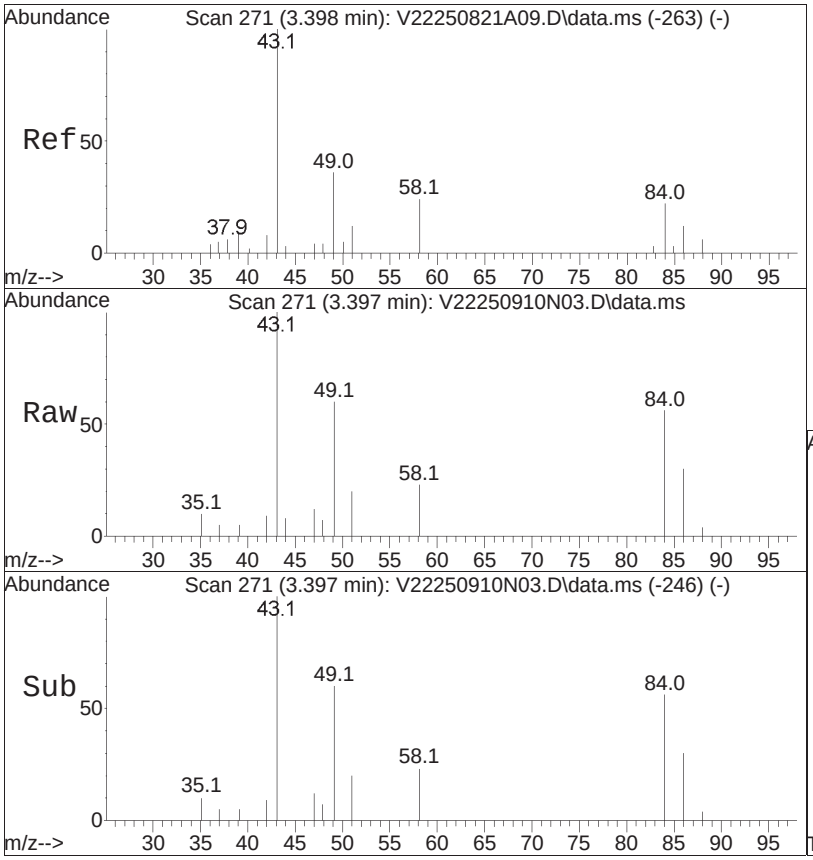


#17
Acetone
Concen: 10.32 ug/L
RT: 3.397 min Scan# 271
Delta R.T. -0.001 min
Lab File: V22250910N03.D
Acq: 10 Sep 2025 08:45 pm

Tgt Ion: 43 Resp: 7513

| Ion | Ratio | Lower | Upper |
|---|---|---|---|
| 43 | 100 | | |
| 58 | 23.1 | 18.4 | 27.6 |

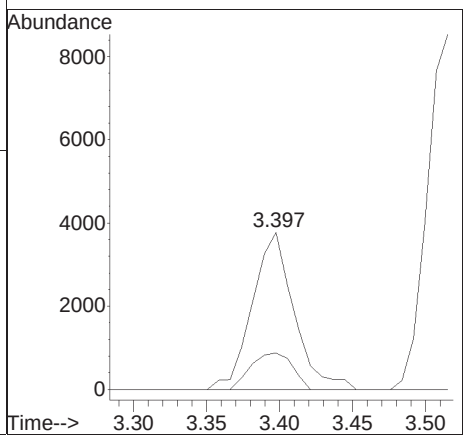

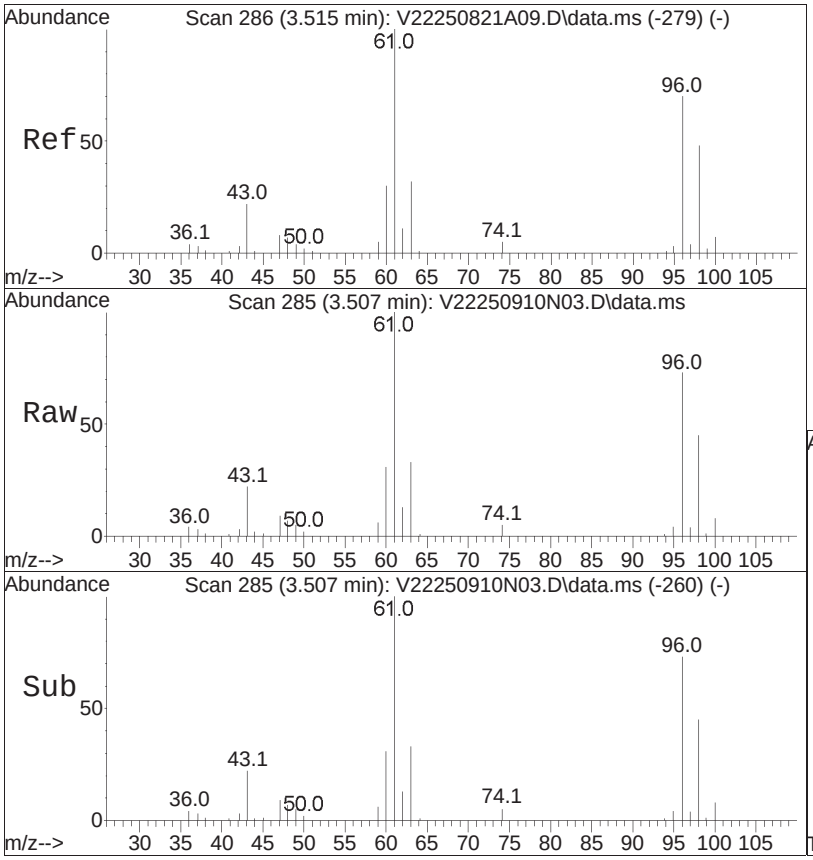


#18
trans-1,2-Dichloroethene
Concen: 9.70 ug/L
RT: 3.507 min Scan# 285
Delta R.T. -0.008 min
Lab File: V22250910N03.D
Acq: 10 Sep 2025 08:45 pm

Tgt Ion: 96 Resp: 46803

| Ion | Ratio | Lower | Upper |
|---|---|---|---|
| 96 | 100 | | |
| 61 | 136.0 | 92.7 | 192.5 |
| 98 | 63.8 | 42.6 | 88.6 |
| 63 | 41.8 | 28.9 | 59.9 |

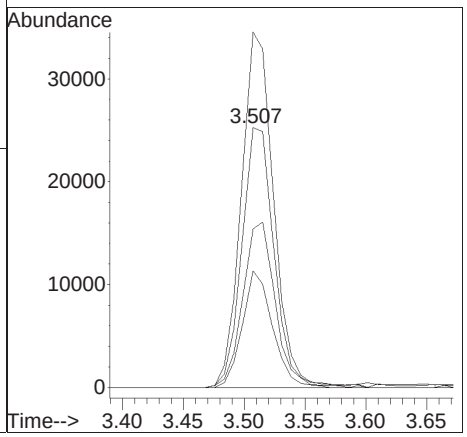

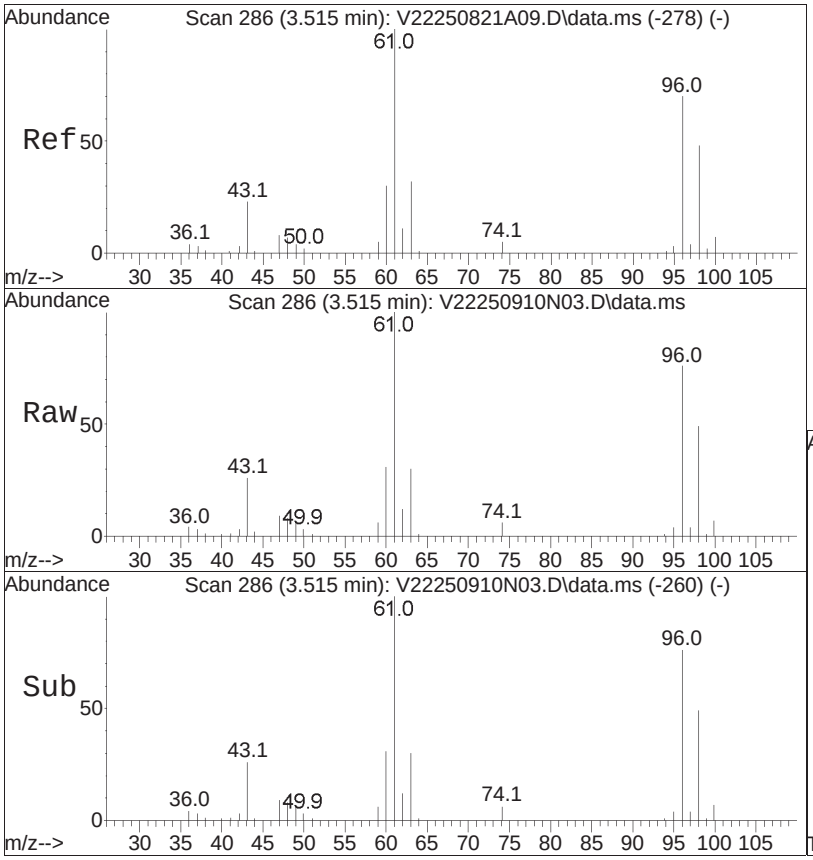


#19
Methyl acetate
Concen: 9.05 ug/L
RT: 3.515 min Scan# 286
Delta R.T. 0.000 min
Lab File: V22250910N03.D
Acq: 10 Sep 2025 08:45 pm

Tgt Ion: 43 Resp: 15957

| Ion | Ratio | Lower | Upper |
|---|---|---|---|
| 43 | 100 | | |
| 74 | 20.5 | 17.4 | 26.2 |
| 59 | 22.3 | 17.1 | 25.7 |

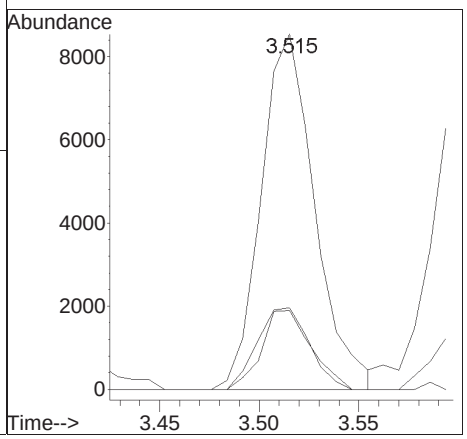

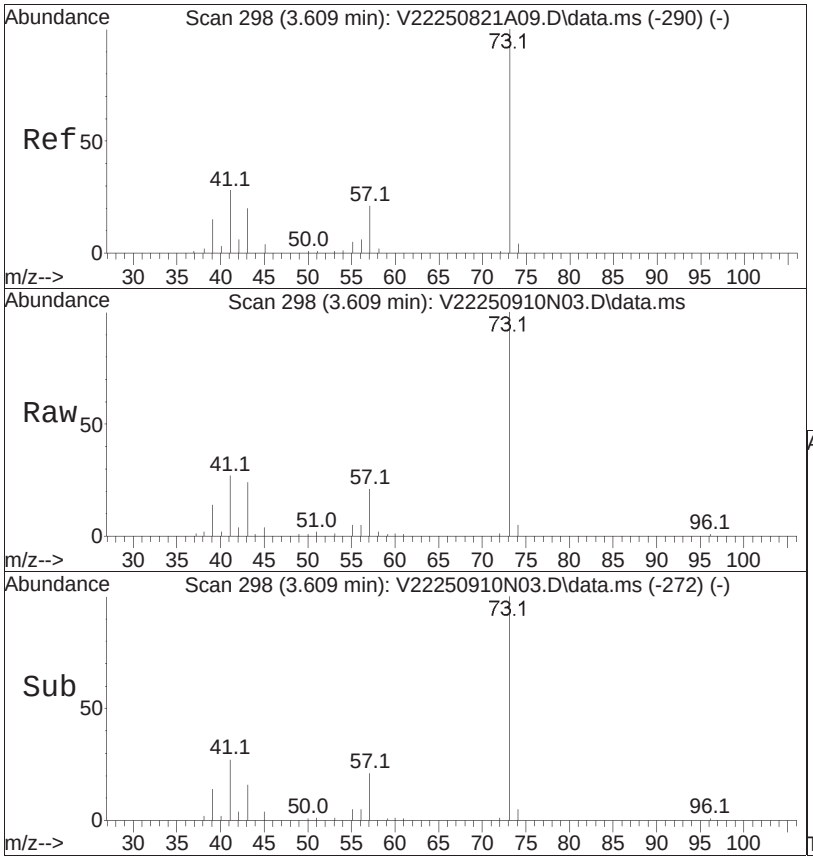


#21
Methyl tert-butyl ether
Concen: 9.44 ug/L
RT: 3.609 min Scan# 298
Delta R.T. 0.000 min
Lab File: V22250910N03.D
Acq: 10 Sep 2025 08:45 pm

Tgt Ion: 73 Resp: 72794

| Ion | Ratio | Lower | Upper |
|---|---|---|---|
| 73 | 100 | | |
| 57 | 21.3 | 14.2 | 29.4 |
| 43 | 26.1 | 15.9 | 32.9 |
| 41 | 27.8 | 19.1 | 39.7 |

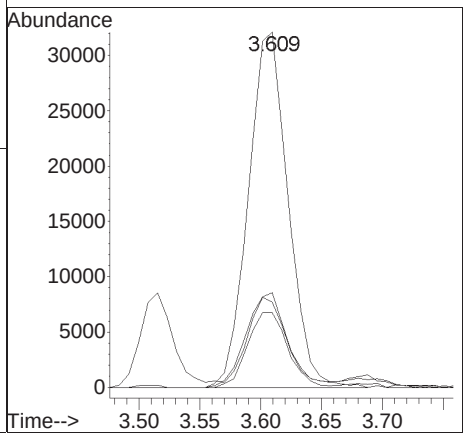

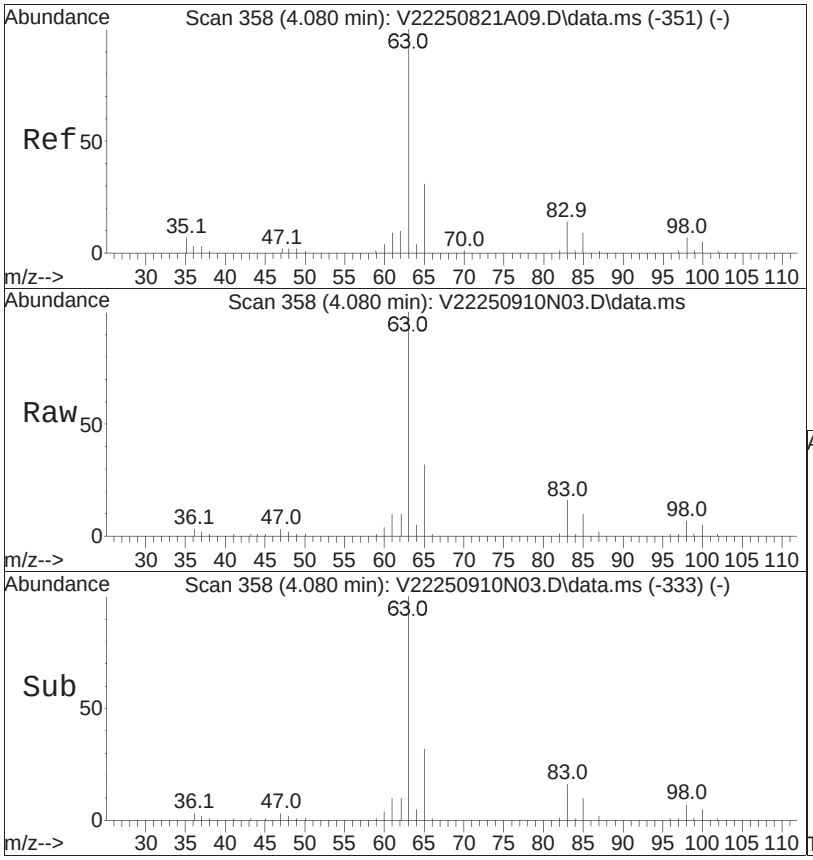


#25
1,1-Dichloroethane
Concen: 9.26 ug/L
RT: 4.080 min Scan# 358
Delta R.T. 0.000 min
Lab File: V22250910N03.D
Acq: 10 Sep 2025 08:45 pm

Tgt Ion: 63 Resp: 88413

| Ion | Ratio | Lower | Upper |
|---|---|---|---|
| 63 | 100 | | |
| 65 | 30.5 | 10.7 | 50.7 |
| 83 | 14.6 | 0.0 | 33.4 |

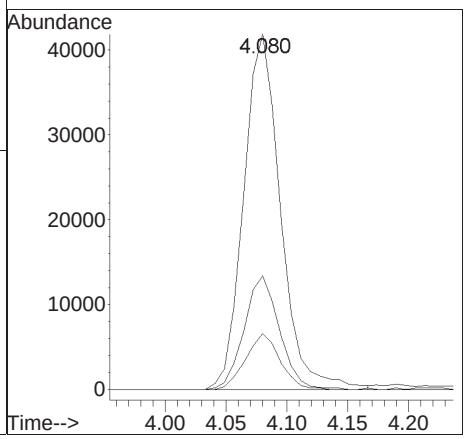

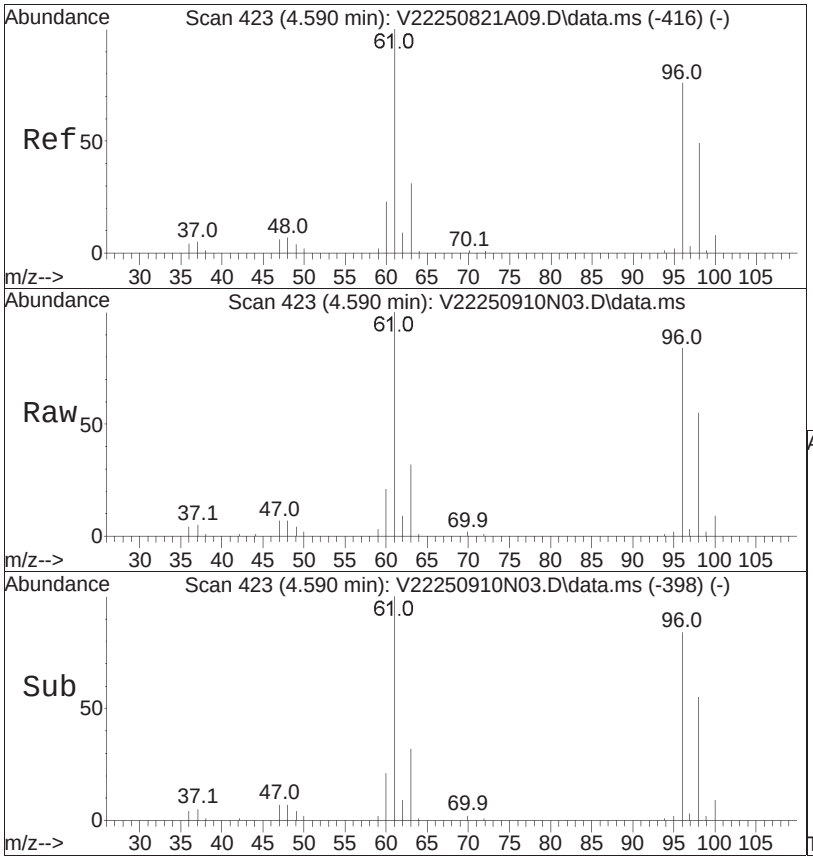


#30
cis-1,2-Dichloroethene
Concen: 9.74 ug/L
RT: 4.590 min Scan# 423
Delta R.T. -0.000 min
Lab File: V22250910N03.D
Acq: 10 Sep 2025 08:45 pm

Tgt Ion: 96 Resp: 48796

| Ion | Ratio | Lower | Upper |
|---|---|---|---|
| 96 | 100 | | |
| 61 | 125.0 | 105.1 | 157.7 |
| 98 | 64.0 | 53.0 | 79.4 |

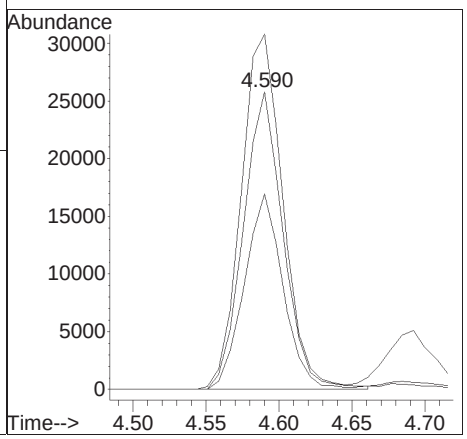

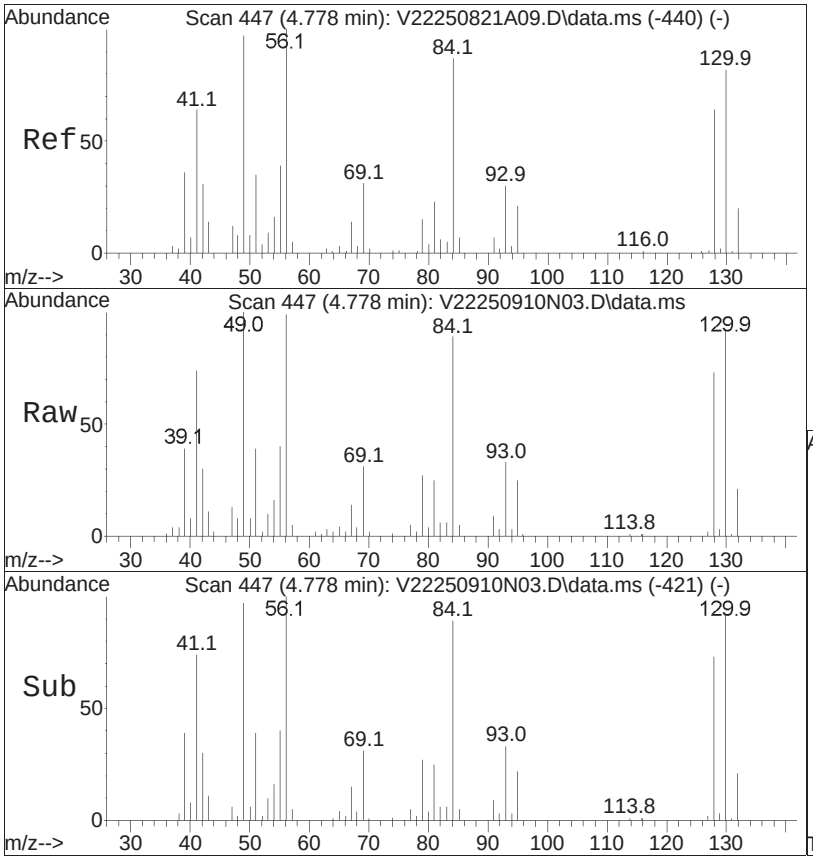


#32
Bromochloromethane
Concen: 10.19 ug/L
RT: 4.778 min Scan# 447
Delta R.T. 0.000 min
Lab File: V22250910N03.D
Acq: 10 Sep 2025 08:45 pm

Tgt Ion:128 Resp: 25795

| Ion | Ratio | Lower | Upper |
|---|---|---|---|
| 128 | 100 | | |
| 49 | 140.1 | 124.9 | 187.3 |
| 130 | 131.8 | 104.4 | 156.6 |

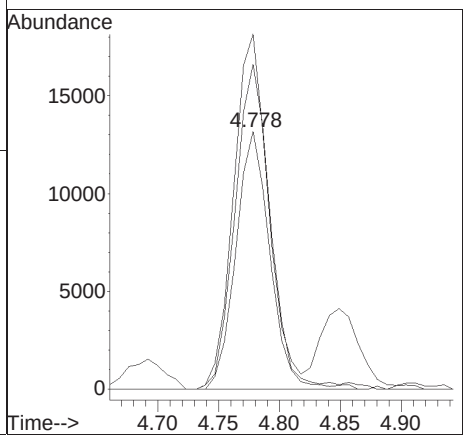

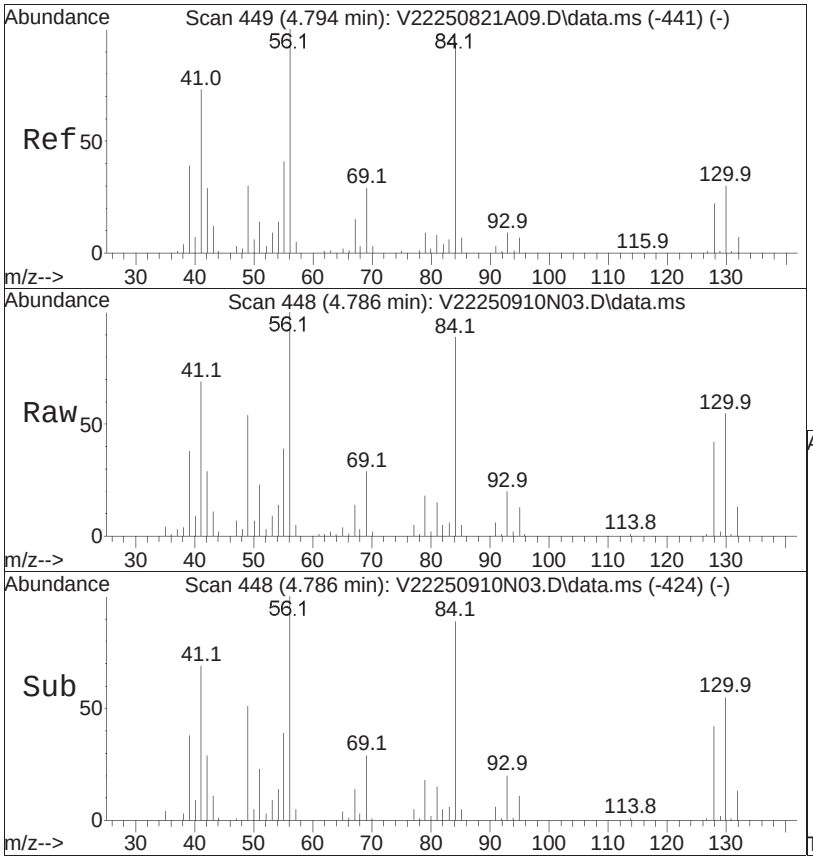


#33
Cyclohexane
Concen: 8.02 ug/L
RT: 4.786 min Scan# 448
Delta R.T. -0.008 min
Lab File: V22250910N03.D
Acq: 10 Sep 2025 08:45 pm

Tgt Ion: 56 Resp: 56697

| Ion | Ratio | Lower | Upper |
|---|---|---|---|
| 56 | 100 | | |
| 84 | 92.0 | 62.1 | 129.1 |

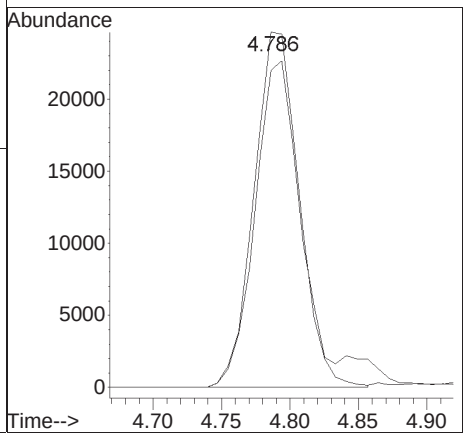

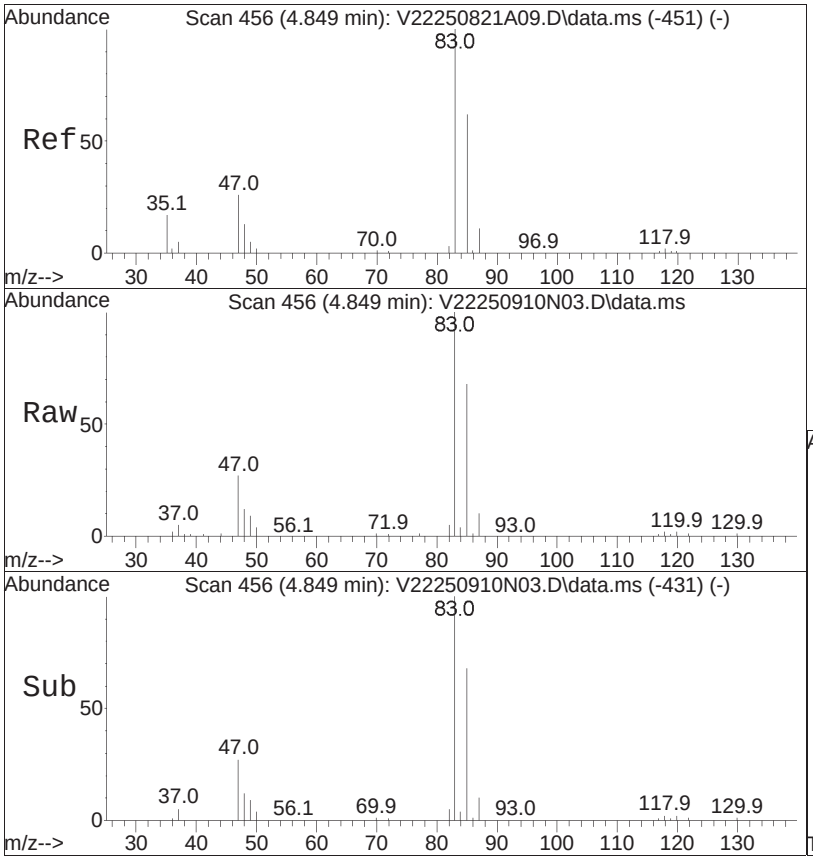


#34
Chloroform
Concen: 10.37 ug/L
RT: 4.849 min Scan# 456
Delta R.T. -0.000 min
Lab File: V22250910N03.D
Acq: 10 Sep 2025 08:45 pm

Tgt Ion: 83 Resp: 100068

| Ion | Ratio | Lower | Upper |
|---|---|---|---|
| 83 | 100 | | |
| 85 | 61.7 | 42.1 | 87.5 |
| 47 | 25.0 | 17.0 | 35.4 |
| 48 | 12.0 | 8.6 | 18.0 |

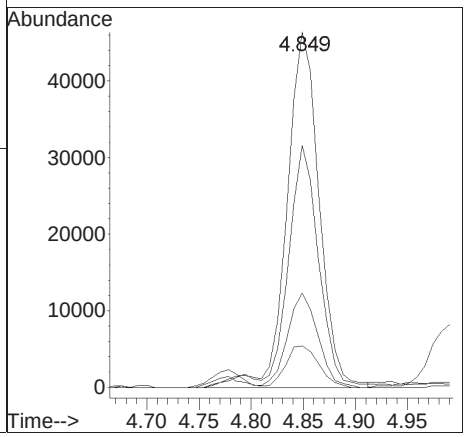

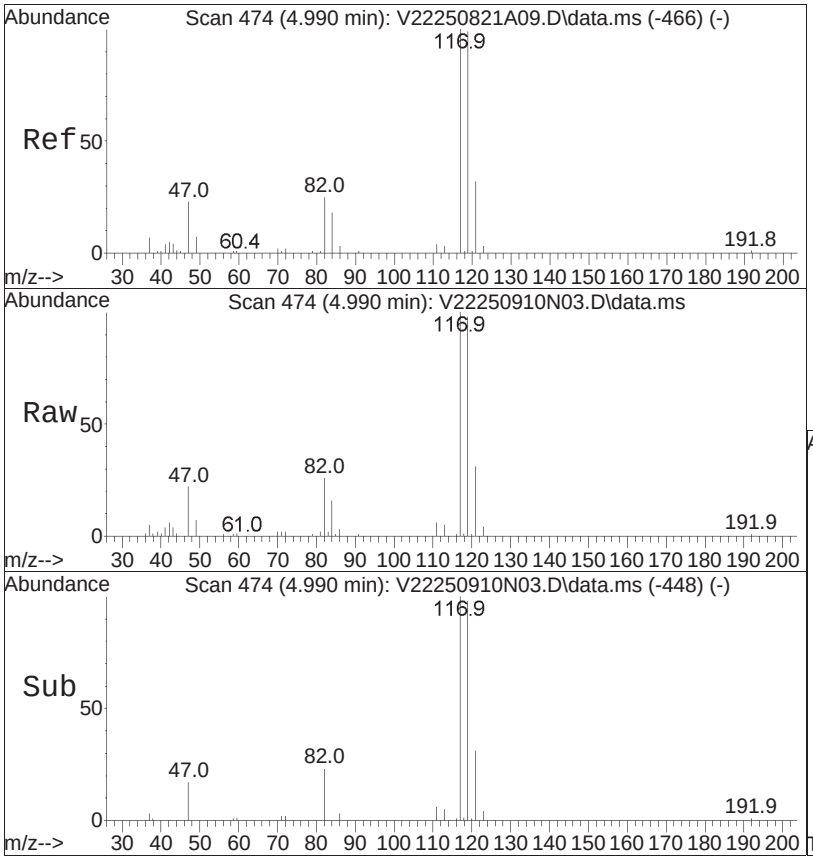


#36
Carbon tetrachloride
Concen: 10.06 ug/L
RT: 4.990 min Scan# 474
Delta R.T. 0.000 min
Lab File: V22250910N03.D
Acq: 10 Sep 2025 08:45 pm

Tgt Ion:117 Resp: 82878

| Ion | Ratio | Lower | Upper |
|---|---|---|---|
| 117 | 100 | | |
| 119 | 97.8 | 63.0 | 131.0 |
| 121 | 31.4 | 21.0 | 43.6 |
| 82 | 30.7 | 20.0 | 41.6 |

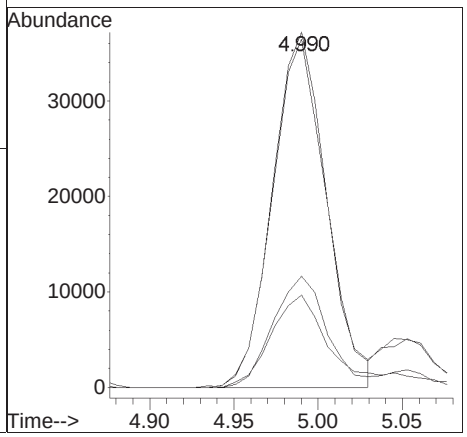

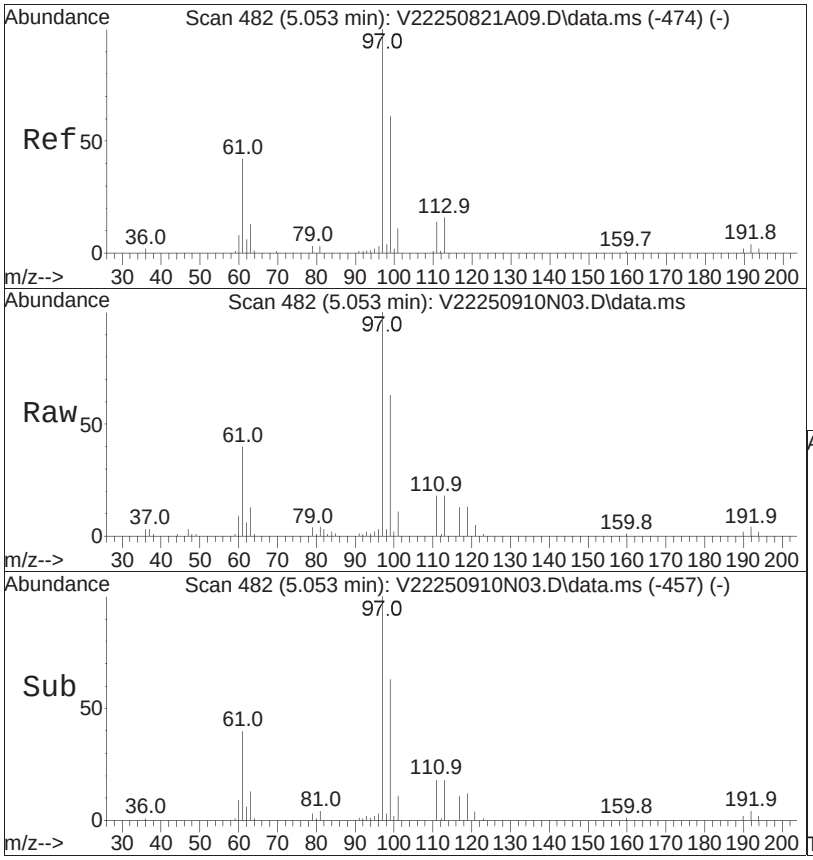


#39
1,1,1-Trichloroethane
Concen: 10.32 ug/L
RT: 5.053 min Scan# 482
Delta R.T. -0.000 min
Lab File: V22250910N03.D
Acq: 10 Sep 2025 08:45 pm

Tgt Ion: 97 Resp: 90387

| Ion | Ratio | Lower | Upper |
|---|---|---|---|
| 97 | 100 | | |
| 99 | 62.8 | 41.7 | 86.7 |
| 61 | 40.6 | 28.5 | 59.3 |
| 63 | 13.4 | 9.6 | 19.8 |

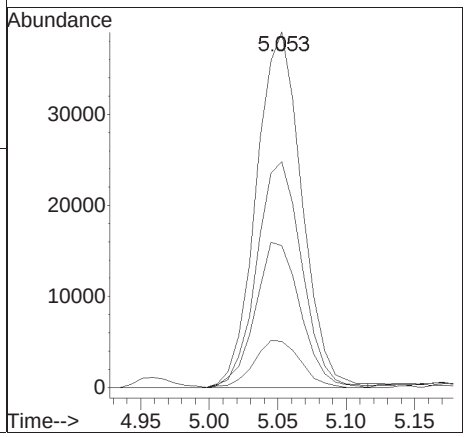

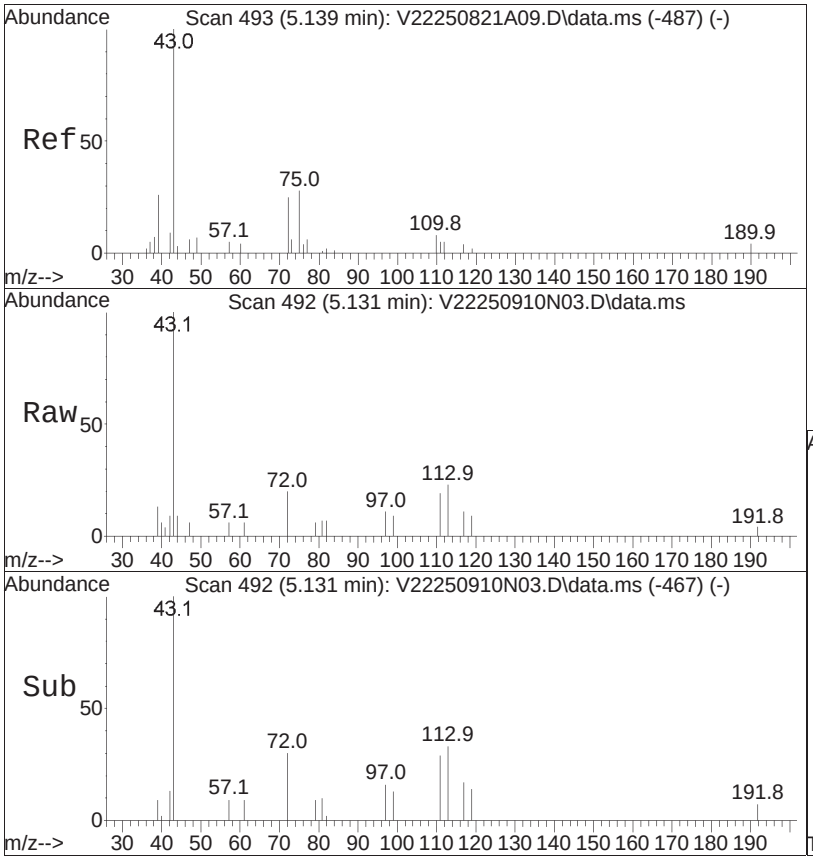


#41
2-Butanone
Concen: 9.49 ug/L
RT: 5.131 min Scan# 492
Delta R.T. -0.008 min
Lab File: V22250910N03.D
Acq: 10 Sep 2025 08:45 pm

Tgt Ion: 43 Resp: 8547

| Ion | Ratio | Lower | Upper |
|---|---|---|---|
| 43 | 100 | | |
| 72 | 48.4 | 42.7 | 64.1 |

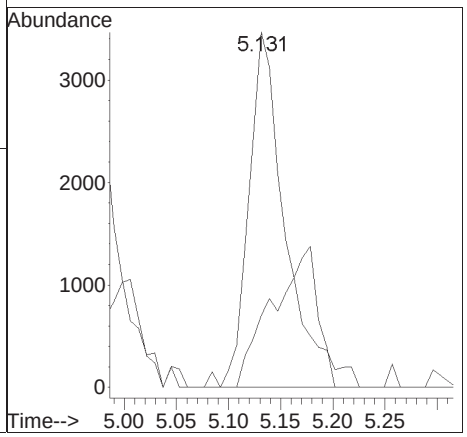

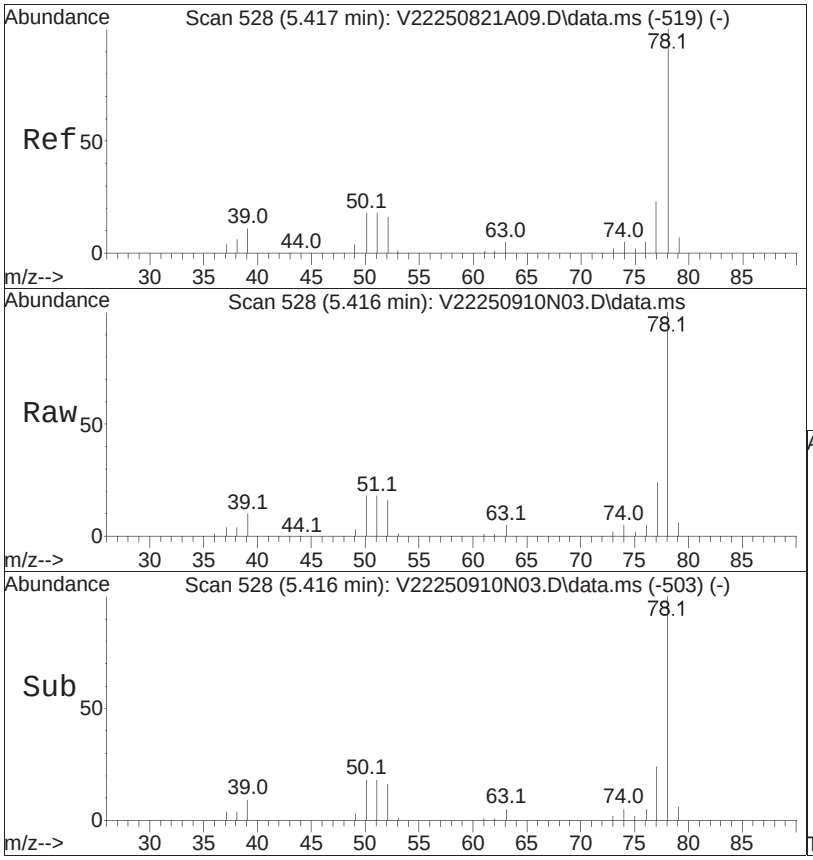


#44
Benzene
Concen: 8.92 ug/L
RT: 5.416 min Scan# 528
Delta R.T. -0.001 min
Lab File: V22250910N03.D
Acq: 10 Sep 2025 08:45 pm

Tgt Ion: 78 Resp: 156261

| Ion | Ratio | Lower | Upper |
|---|---|---|---|
| 78 | 100 | | |
| 77 | 23.8 | 15.8 | 32.8 |
| 51 | 18.5 | 11.8 | 24.6 |
| 52 | 16.6 | 10.8 | 22.4 |

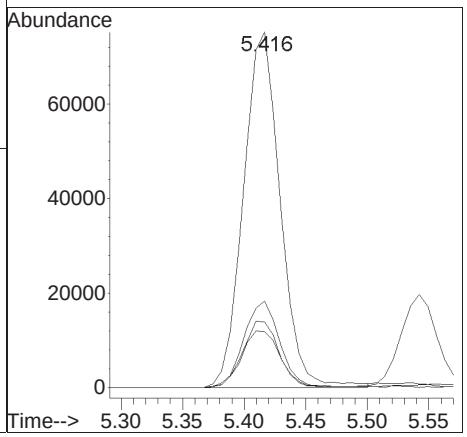

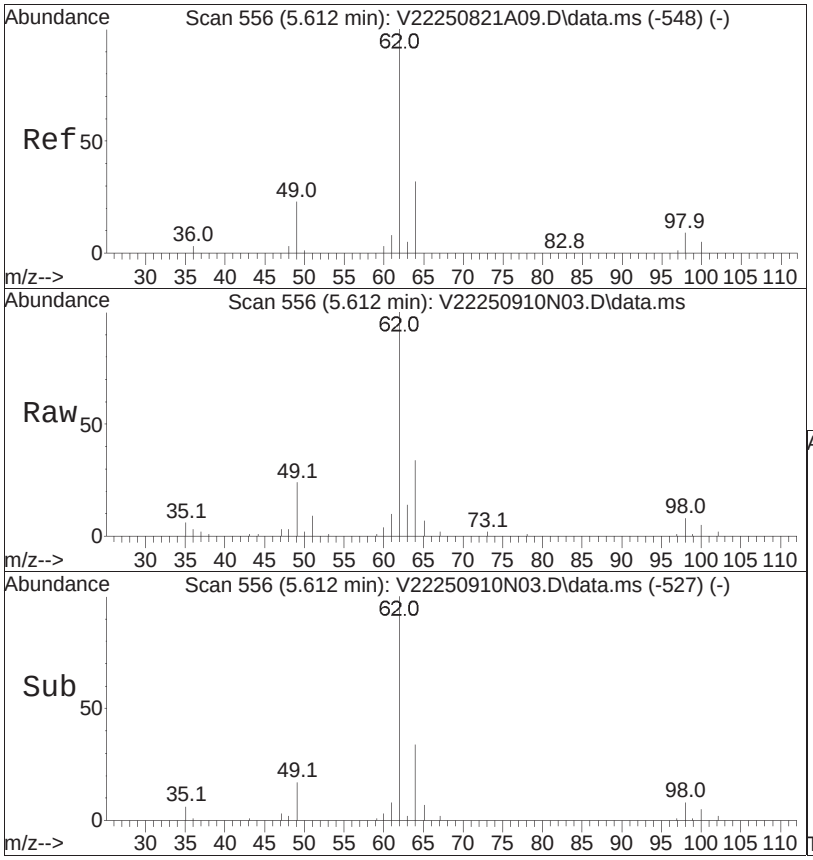


#47
1,2-Dichloroethane
Concen: 9.94 ug/L
RT: 5.612 min Scan# 556
Delta R.T. -0.000 min
Lab File: V22250910N03.D
Acq: 10 Sep 2025 08:45 pm

Tgt Ion: 62 Resp: 59938

| Ion | Ratio | Lower | Upper |
|---|---|---|---|
| 62 | 100 | | |
| 64 | 33.5 | 13.7 | 53.7 |
| 98 | 8.5 | 0.0 | 28.5 |

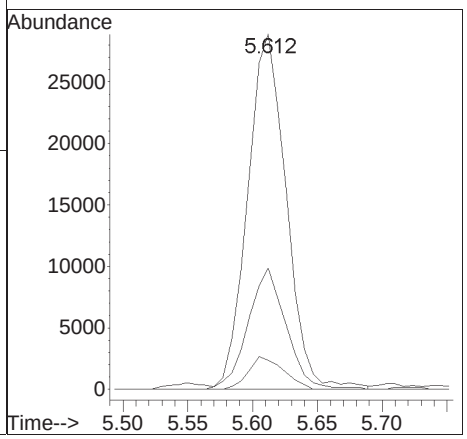

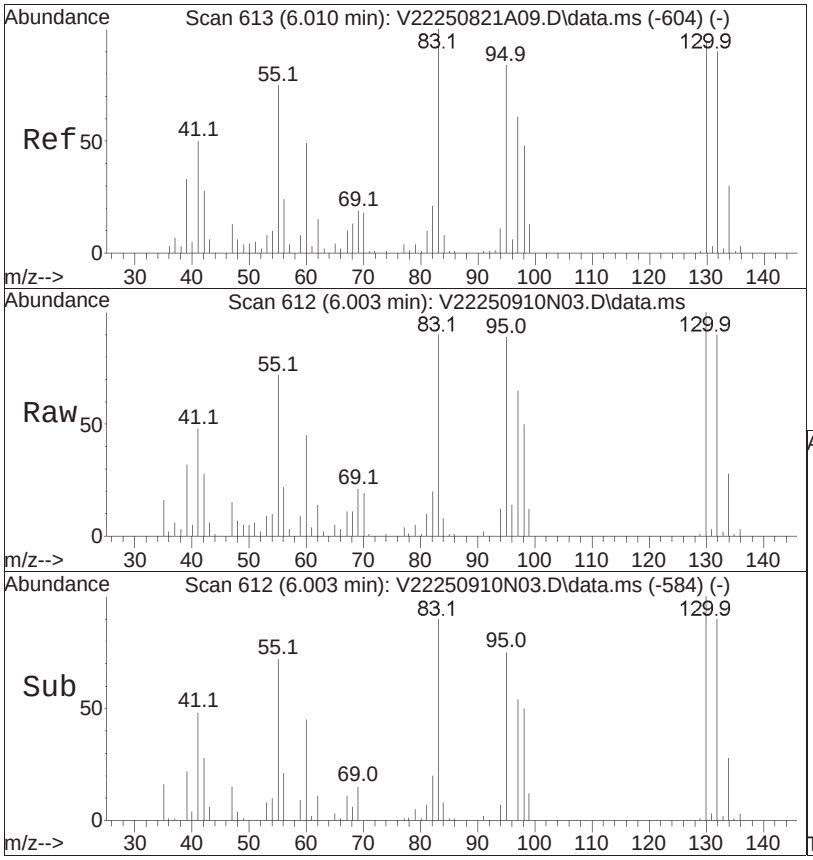


#50
Methyl cyclohexane
Concen: 7.58 ug/L
RT: 6.003 min Scan# 612
Delta R.T. -0.007 min
Lab File: V22250910N03.D
Acq: 10 Sep 2025 08:45 pm

Tgt Ion: 83 Resp: 52508

| Ion | Ratio | Lower | Upper |
|---|---|---|---|
| 83 | 100 | | |
| 55 | 80.2 | 63.1 | 94.7 |

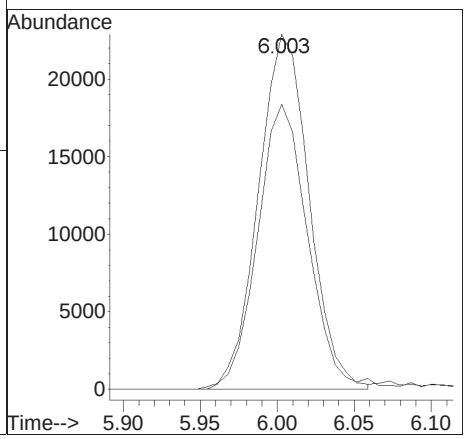

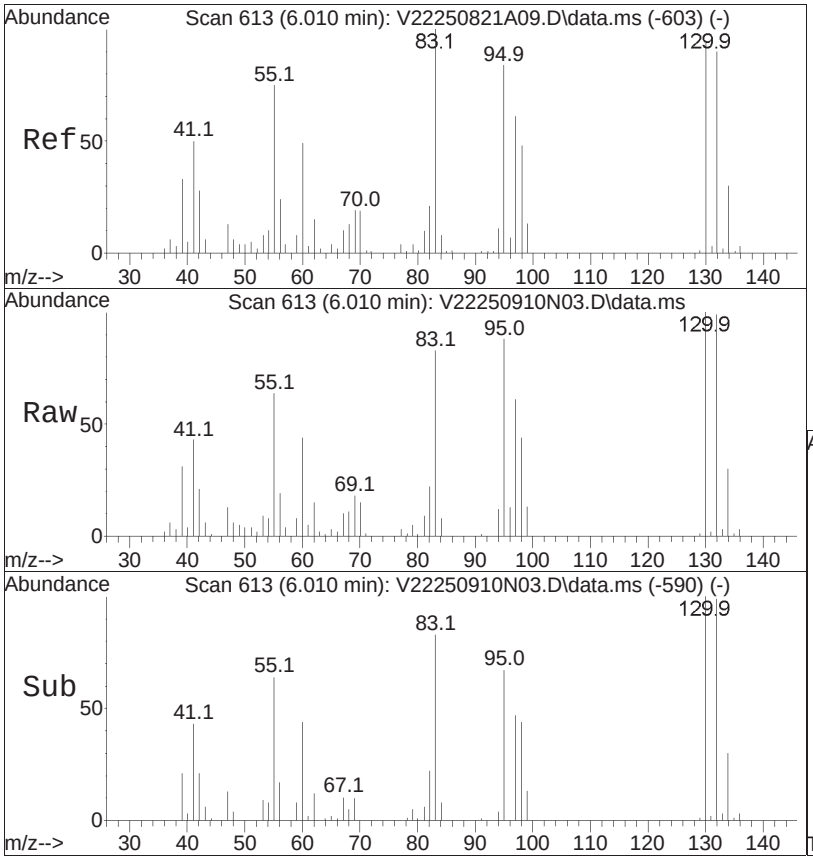


#51
Trichloroethene
Concen: 8.98 ug/L
RT: 6.010 min Scan# 613
Delta R.T. -0.000 min
Lab File: V22250910N03.D
Acq: 10 Sep 2025 08:45 pm

Tgt Ion: 95 Resp: 47959

| Ion | Ratio | Lower | Upper |
|---|---|---|---|
| 95 | 100 | | |
| 97 | 70.5 | 55.6 | 83.4 |
| 130 | 113.4 | 86.8 | 130.2 |

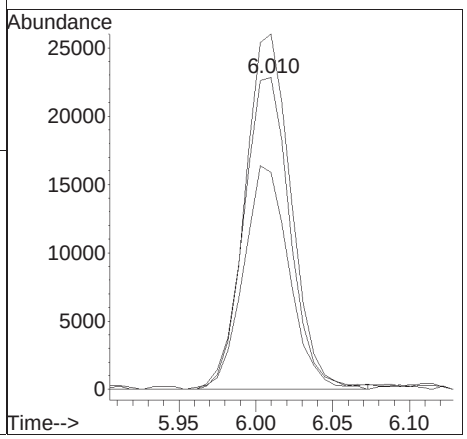

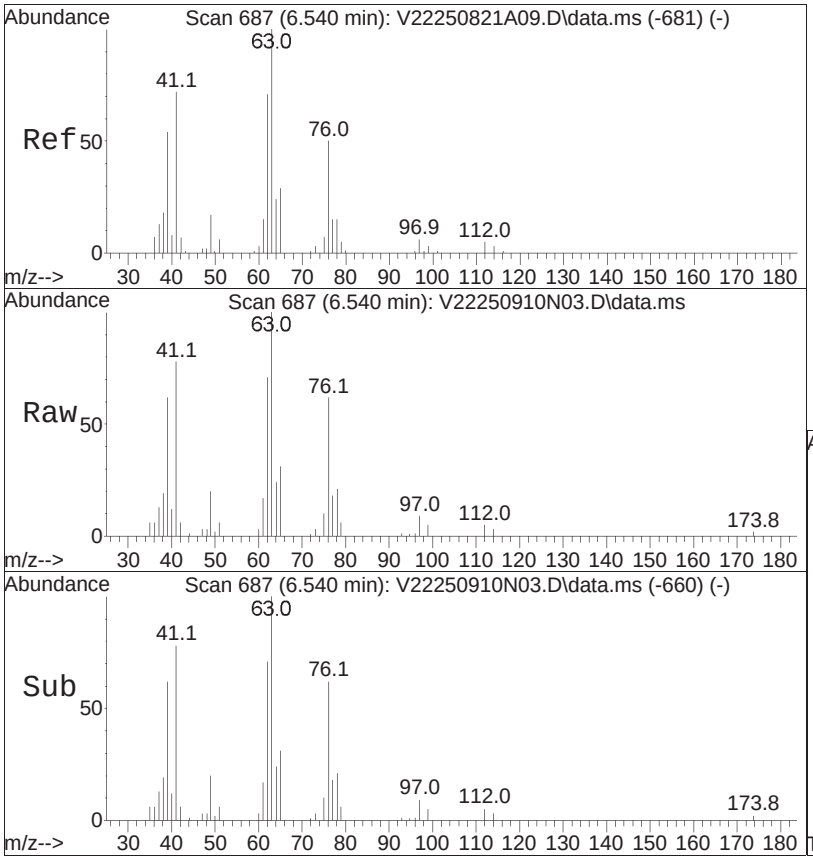


#54
1,2-Dichloropropane
Concen: 7.80 ug/L
RT: 6.540 min Scan# 687
Delta R.T. 0.000 min
Lab File: V22250910N03.D
Acq: 10 Sep 2025 08:45 pm

Tgt Ion: 63 Resp: 37248

| Ion | Ratio | Lower | Upper |
|---|---|---|---|
| 63 | 100 | | |
| 62 | 69.3 | 56.8 | 85.2 |
| 76 | 61.3 | 40.4 | 60.6# |

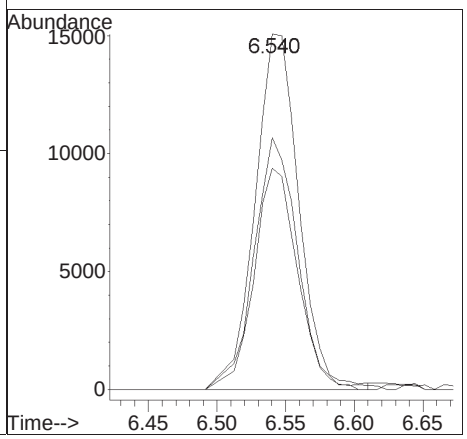

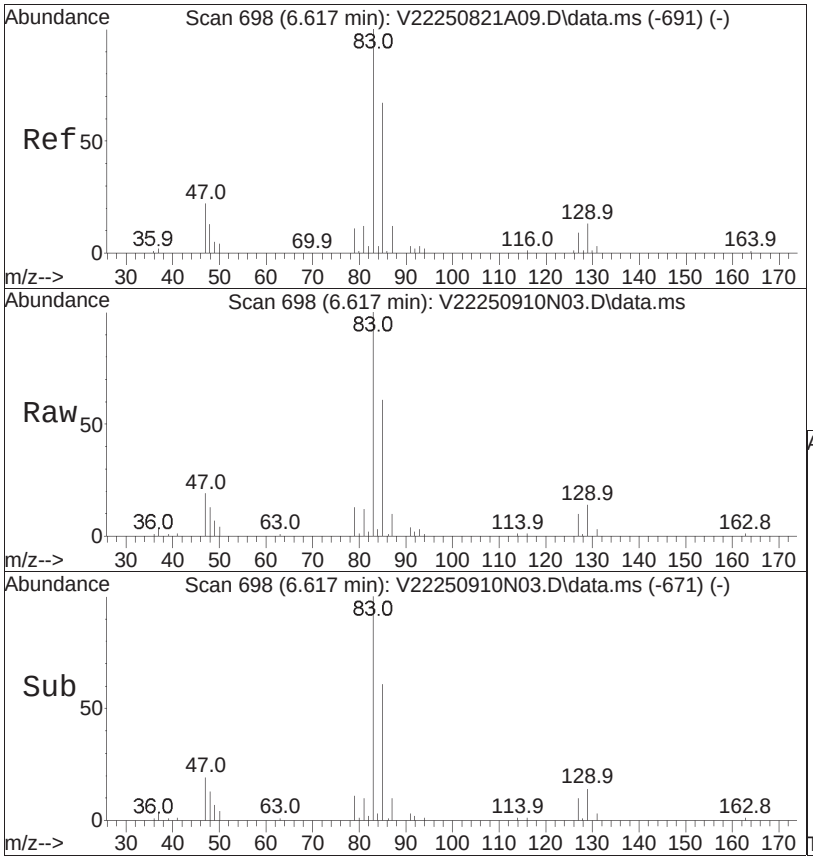


#57
Bromodichloromethane
Concen: 9.33 ug/L
RT: 6.617 min Scan# 698
Delta R.T. -0.000 min
Lab File: V22250910N03.D
Acq: 10 Sep 2025 08:45 pm

Tgt Ion: 83 Resp: 64418

| Ion | Ratio | Lower | Upper |
|---|---|---|---|
| 83 | 100 | | |
| 85 | 65.3 | 52.2 | 78.2 |
| 127 | 9.7 | 7.1 | 10.7 |

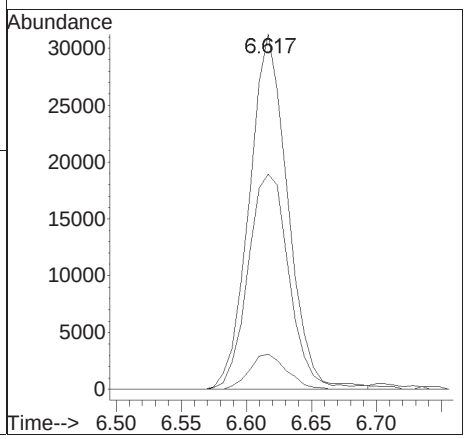

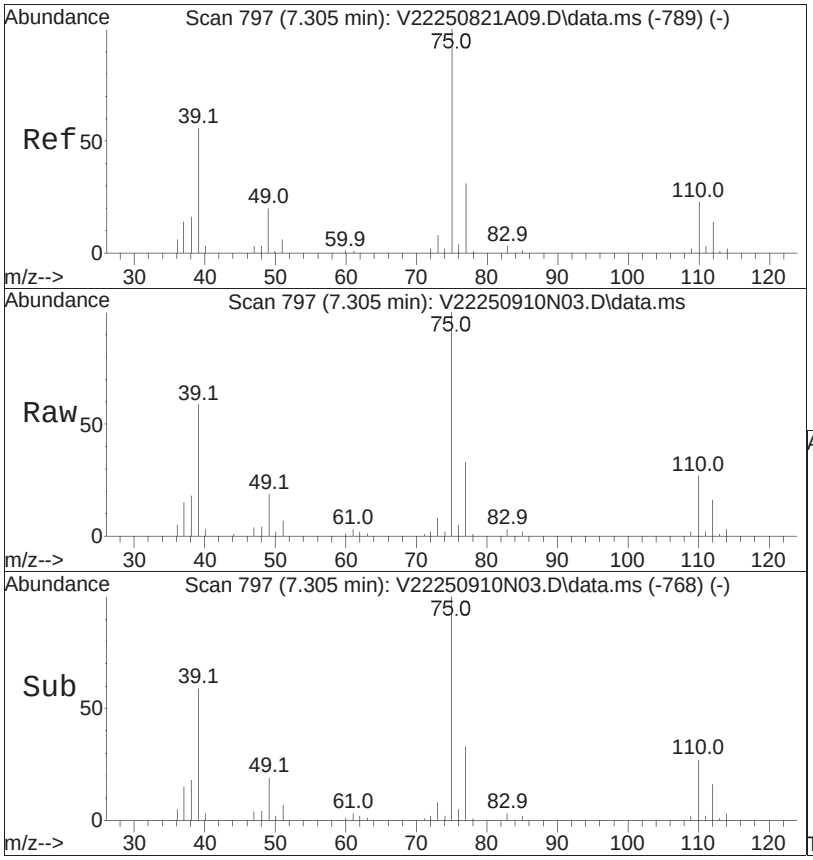


#61
cis-1,3-Dichloropropene
Concen: 8.00 ug/L
RT: 7.305 min Scan# 797
Delta R.T. -0.000 min
Lab File: V22250910N03.D
Acq: 10 Sep 2025 08:45 pm

Tgt Ion: 75 Resp: 49797

| Ion | Ratio | Lower | Upper |
|---|---|---|---|
| 75 | 100 | | |
| 77 | 32.6 | 25.6 | 38.4 |
| 39 | 57.1 | 48.1 | 72.1 |

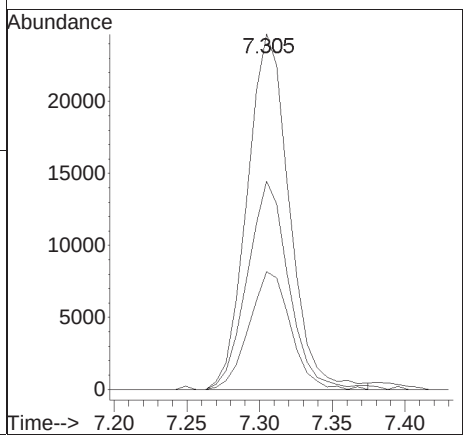

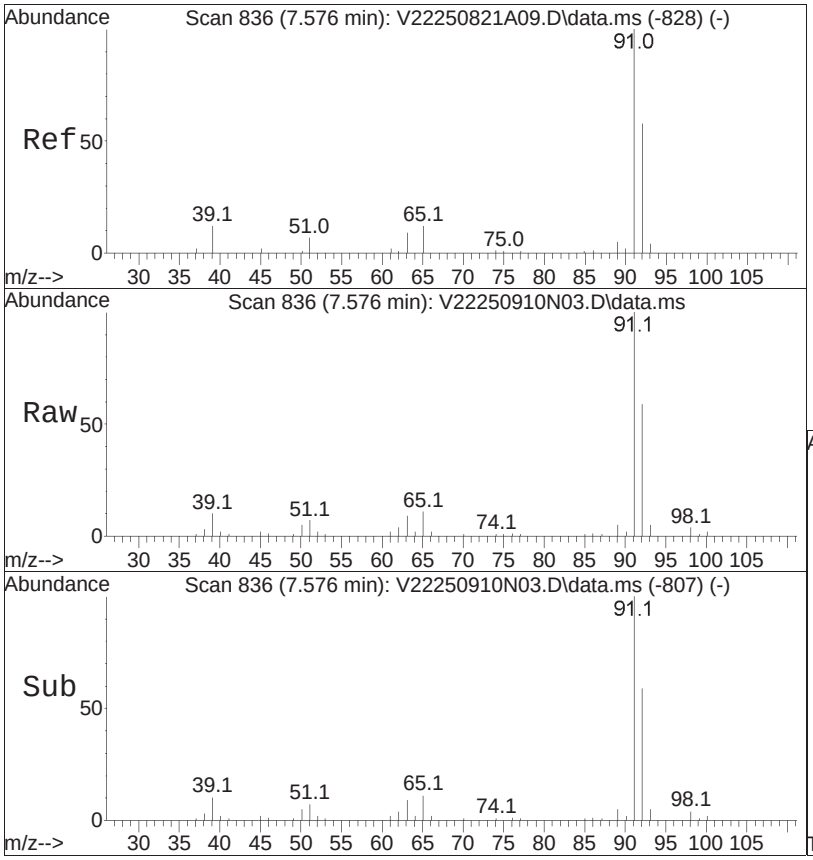


#64
Toluene
Concen: 8.63 ug/L
RT: 7.576 min Scan# 836
Delta R.T. -0.000 min
Lab File: V22250910N03.D
Acq: 10 Sep 2025 08:45 pm

Tgt Ion: 92 Resp: 100356

| Ion | Ratio | Lower | Upper |
|---|---|---|---|
| 92 | 100 | | |
| 91 | 172.1 | 138.0 | 207.0 |

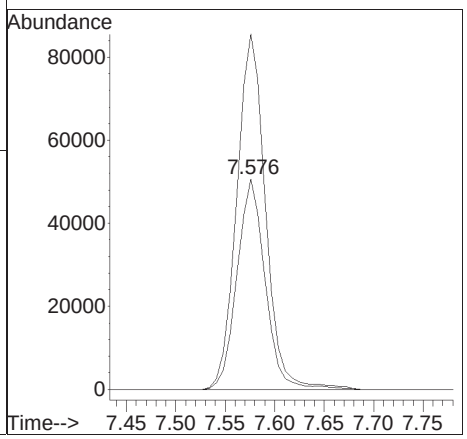

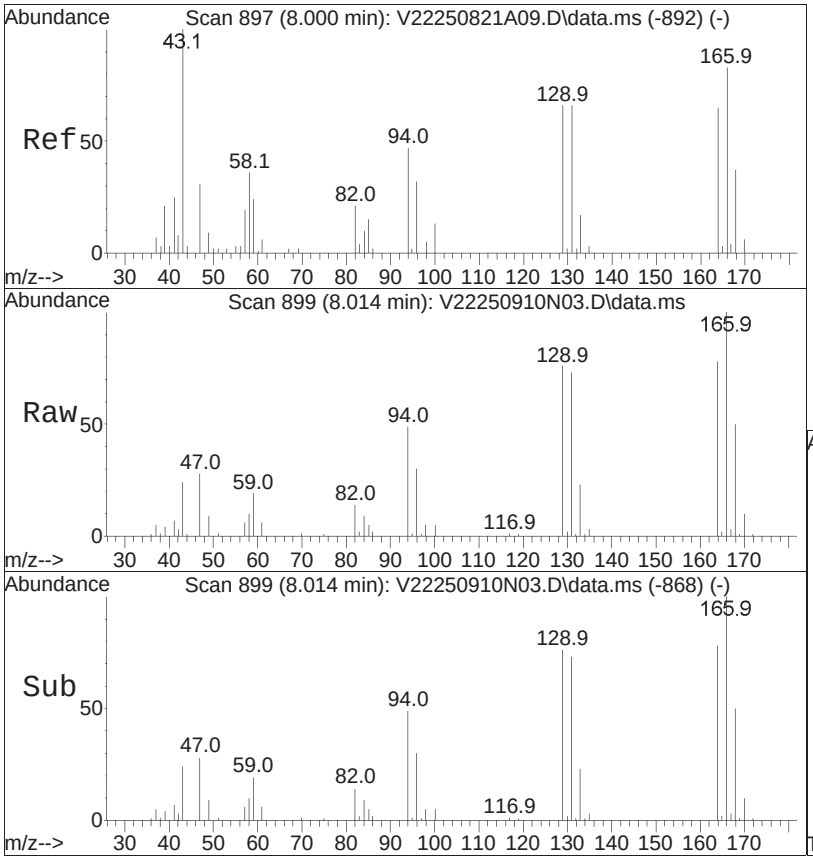


#65
4-Methyl-2-pentanone
Concen: 6.20 ug/L
RT: 8.014 min Scan# 899
Delta R.T. 0.014 min
Lab File: V22250910N03.D
Acq: 10 Sep 2025 08:45 pm

Tgt Ion: 58 Resp: 4051

| Ion | Ratio | Lower | Upper |
|---|---|---|---|
| 58 | 100 | | |
| 100 | 53.2 | 32.6 | 49.0# |
| 43 | 296.9 | 239.6 | 359.4 |

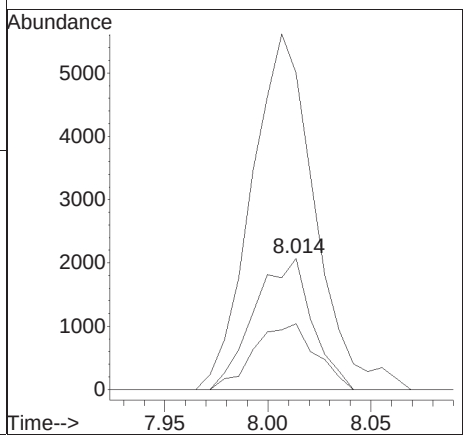

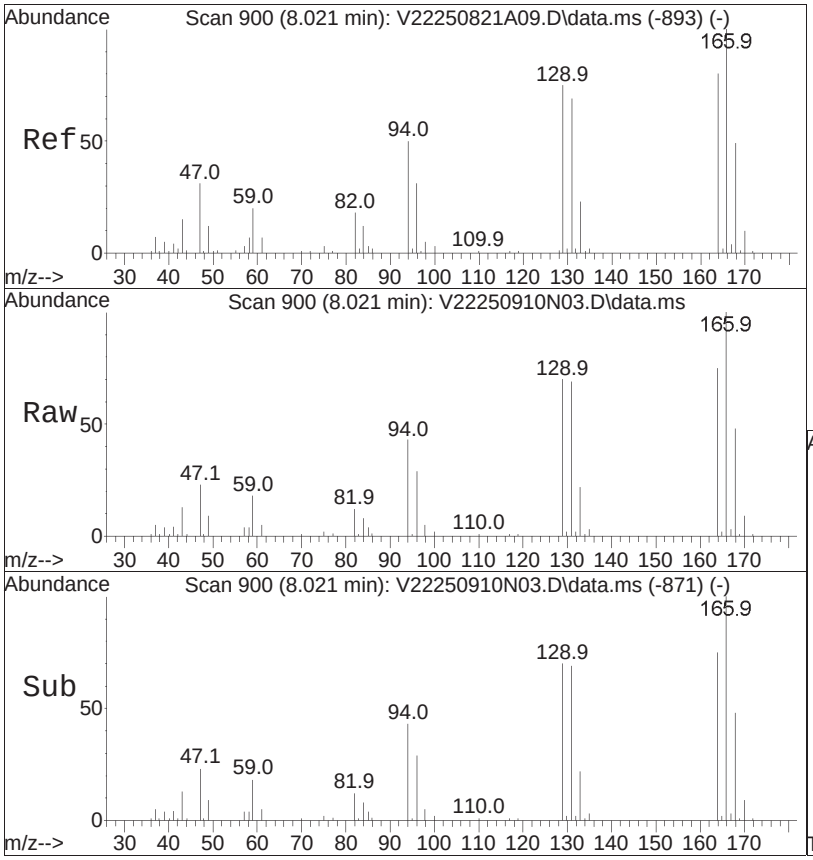


#66
Tetrachloroethene
Concen: 9.90 ug/L
RT: 8.021 min Scan# 900
Delta R.T. -0.000 min
Lab File: V22250910N03.D
Acq: 10 Sep 2025 08:45 pm

Tgt Ion:166 Resp: 56105

| Ion | Ratio | Lower | Upper |
|---|---|---|---|
| 166 | 100 | | |
| 168 | 49.2 | 27.3 | 67.3 |
| 94 | 44.3 | 28.2 | 68.2 |

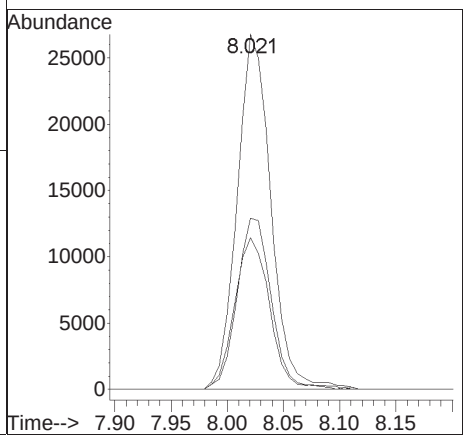

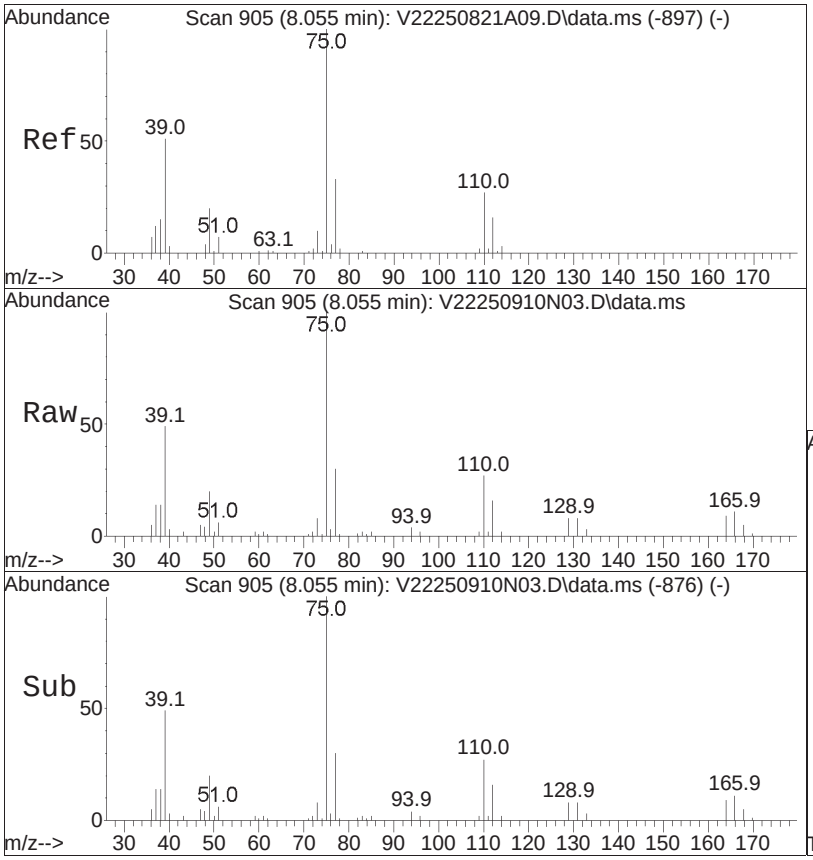


#68
trans-1,3-Dichloropropene
Concen: 7.82 ug/L
RT: 8.055 min Scan# 905
Delta R.T. 0.000 min
Lab File: V22250910N03.D
Acq: 10 Sep 2025 08:45 pm

Tgt Ion: 75 Resp: 41717

| Ion | Ratio | Lower | Upper |
|---|---|---|---|
| 75 | 100 | | |
| 77 | 32.9 | 12.3 | 52.3 |
| 39 | 53.7 | 42.1 | 82.1 |

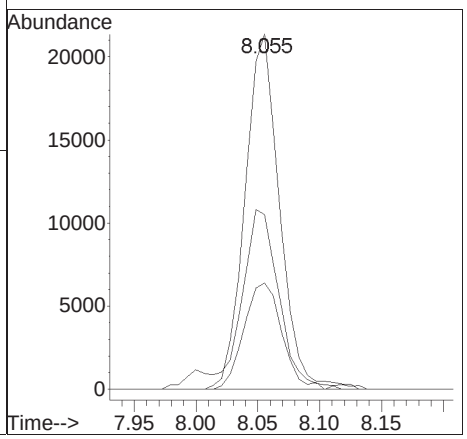

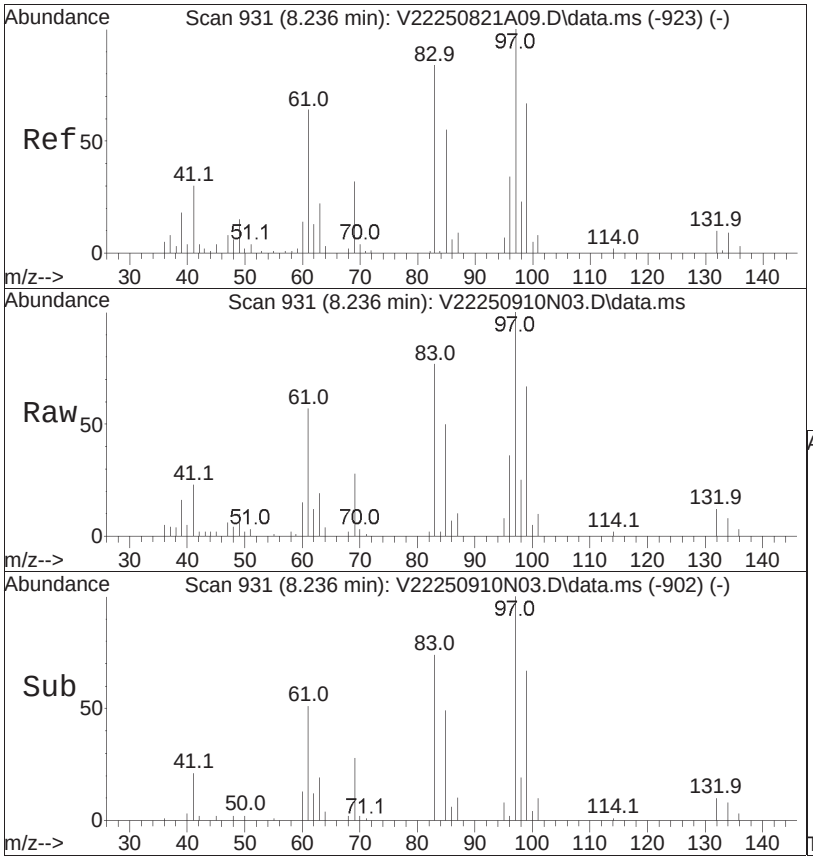


#71
1,1,2-Trichloroethane
Concen: 8.18 ug/L
RT: 8.236 min Scan# 931
Delta R.T. 0.000 min
Lab File: V22250910N03.D
Acq: 10 Sep 2025 08:45 pm

Tgt Ion: 83 Resp: 20661

| Ion | Ratio | Lower | Upper |
|---|---|---|---|
| 83 | 100 | | |
| 97 | 130.0 | 96.5 | 136.5 |
| 85 | 64.7 | 47.3 | 87.3 |

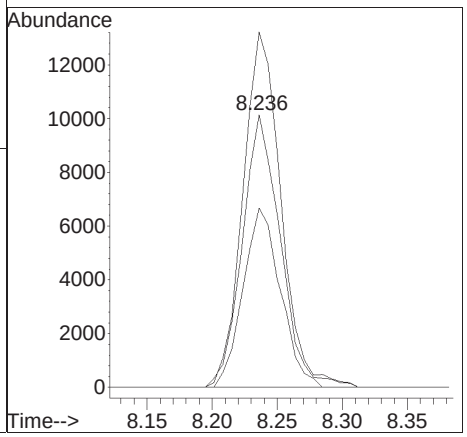

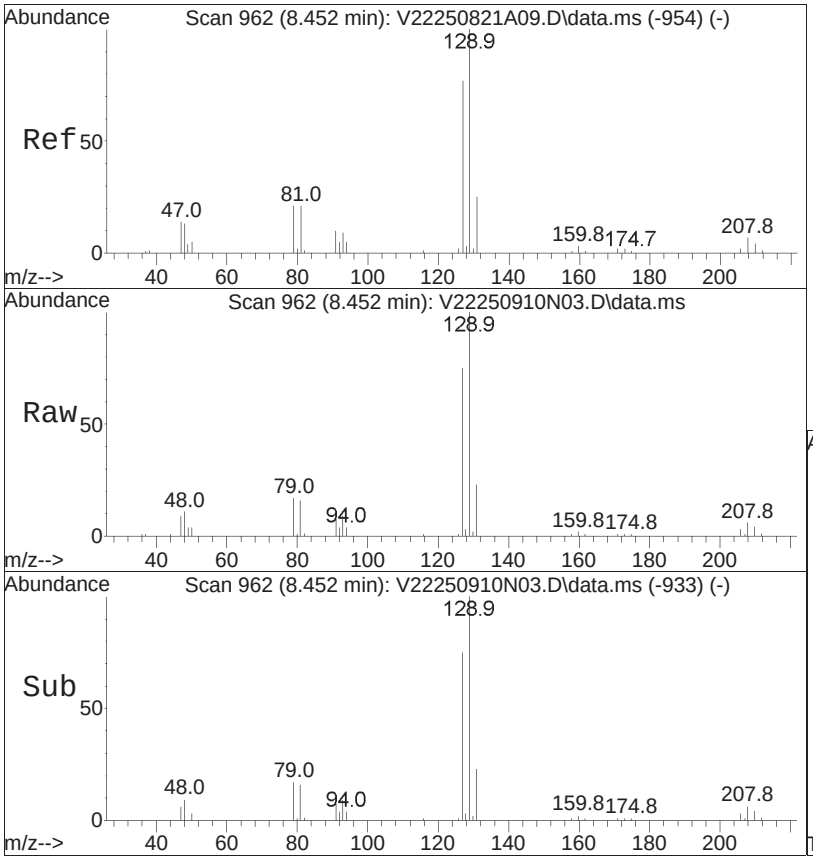


#72
Chlorodibromomethane
Concen: 9.35 ug/L
RT: 8.452 min Scan# 962
Delta R.T. -0.000 min
Lab File: V22250910N03.D
Acq: 10 Sep 2025 08:45 pm

Tgt Ion:129 Resp: 43229

| Ion | Ratio | Lower | Upper |
|---|---|---|---|
| 129 | 100 | | |
| 81 | 16.6 | 1.3 | 41.3 |
| 127 | 76.8 | 57.9 | 97.9 |

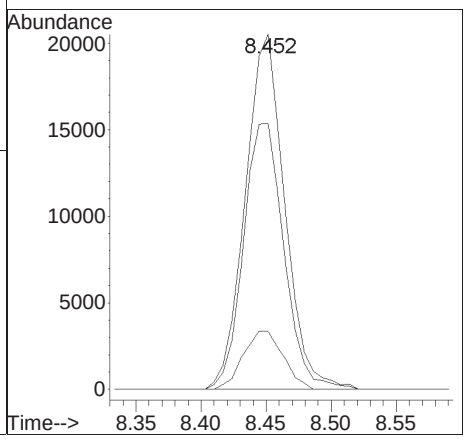

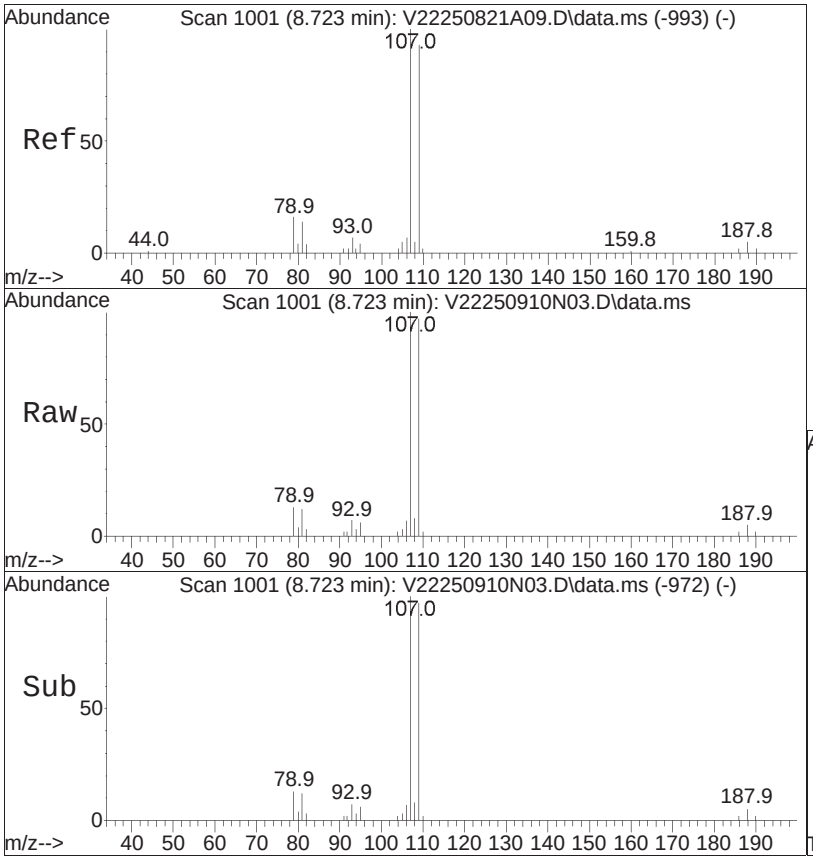


#74
1,2-Dibromoethane
Concen: 8.88 ug/L
RT: 8.723 min Scan# 1001
Delta R.T. -0.000 min
Lab File: V22250910N03.D
Acq: 10 Sep 2025 08:45 pm

Tgt Ion:107 Resp: 27122

| Ion | Ratio | Lower | Upper |
|---|---|---|---|
| 107 | 100 | | |
| 109 | 98.5 | 73.6 | 110.4 |

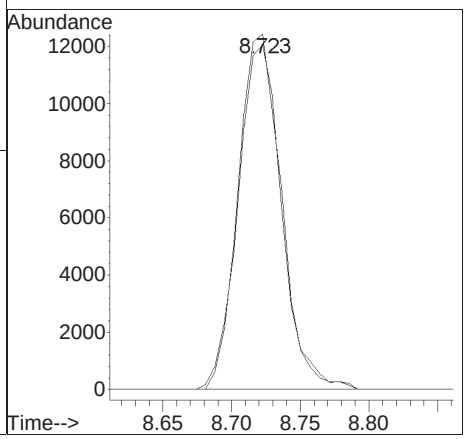

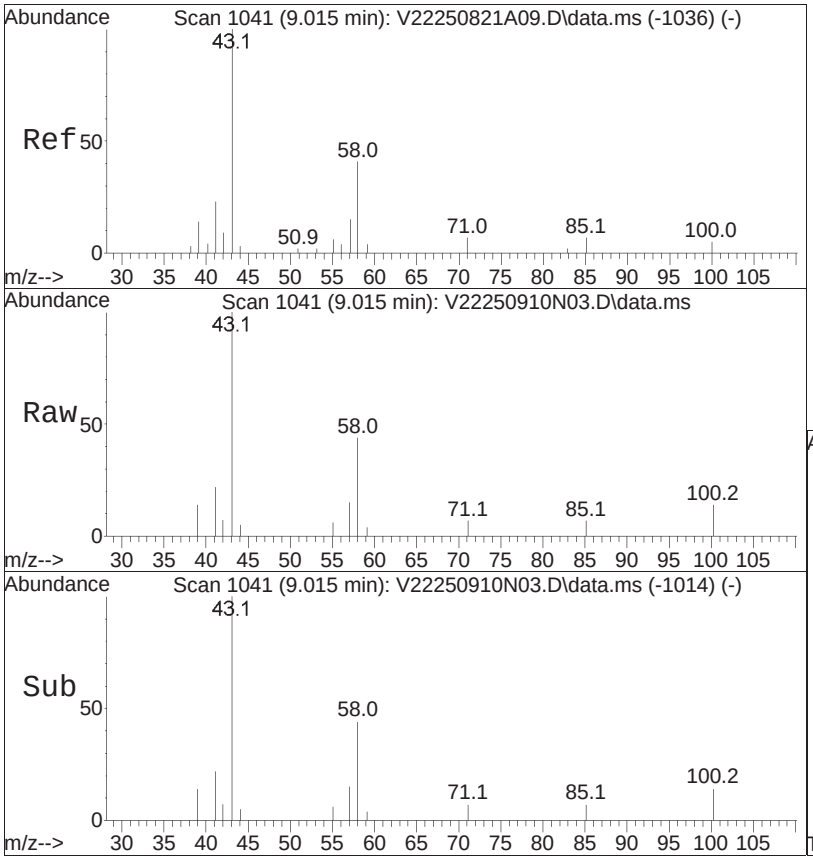


#76
2-Hexanone
Concen: 6.13 ug/L
RT: 9.015 min Scan# 1041
Delta R.T. -0.000 min
Lab File: V22250910N03.D
Acq: 10 Sep 2025 08:45 pm

Tgt Ion: 43 Resp: 5914

| Ion | Ratio | Lower | Upper |
|---|---|---|---|
| 43 | 100 | | |
| 58 | 48.6 | 33.0 | 49.6 |
| 57 | 16.8 | 12.2 | 18.4 |

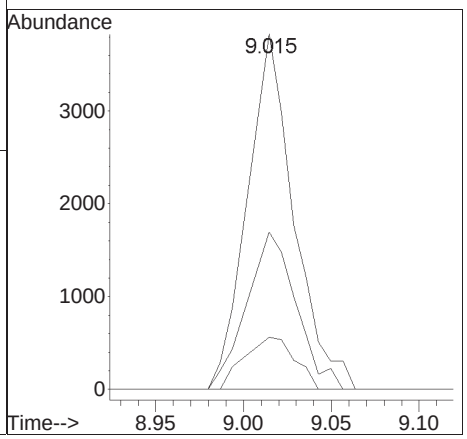

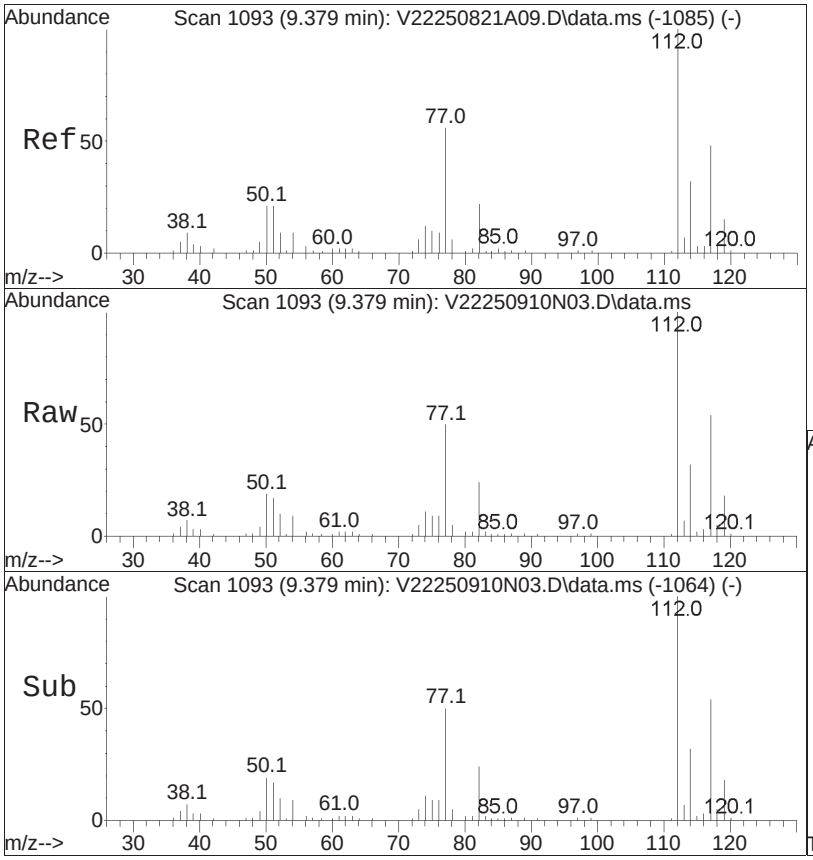


#77
Chlorobenzene
Concen: 9.35 ug/L
RT: 9.379 min Scan# 1093
Delta R.T. 0.000 min
Lab File: V22250910N03.D
Acq: 10 Sep 2025 08:45 pm

Tgt Ion:112 Resp: 129793

| Ion | Ratio | Lower | Upper |
|---|---|---|---|
| 112 | 100 | | |
| 77 | 53.5 | 46.7 | 70.1 |
| 114 | 32.0 | 26.0 | 39.0 |

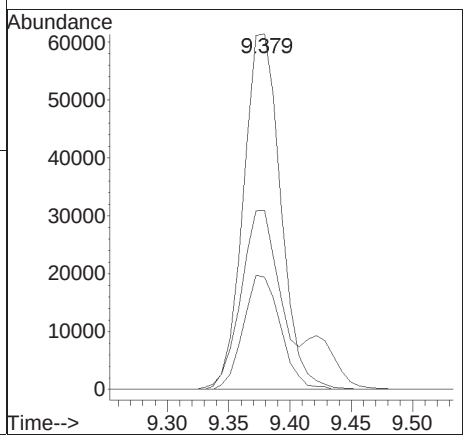




#78
Ethylbenzene
Concen: 8.68 ug/L
RT: 9.421 min Scan# 1099
Delta R.T. 0.000 min
Lab File: V22250910N03.D
Acq: 10 Sep 2025 08:45 pm

Tgt Ion: 91 Resp: 198850

| Ion | Ratio | Lower | Upper |
|---|---|---|---|
| 91 | 100 | | |
| 106 | 32.6 | 24.6 | 36.8 |

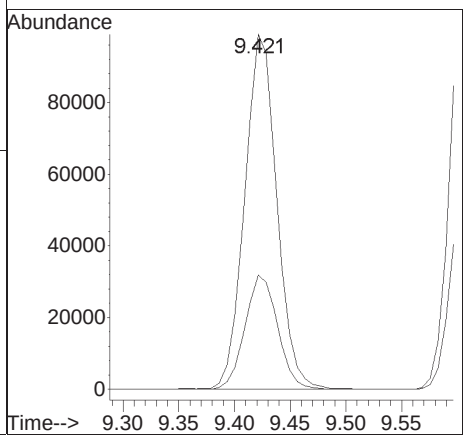

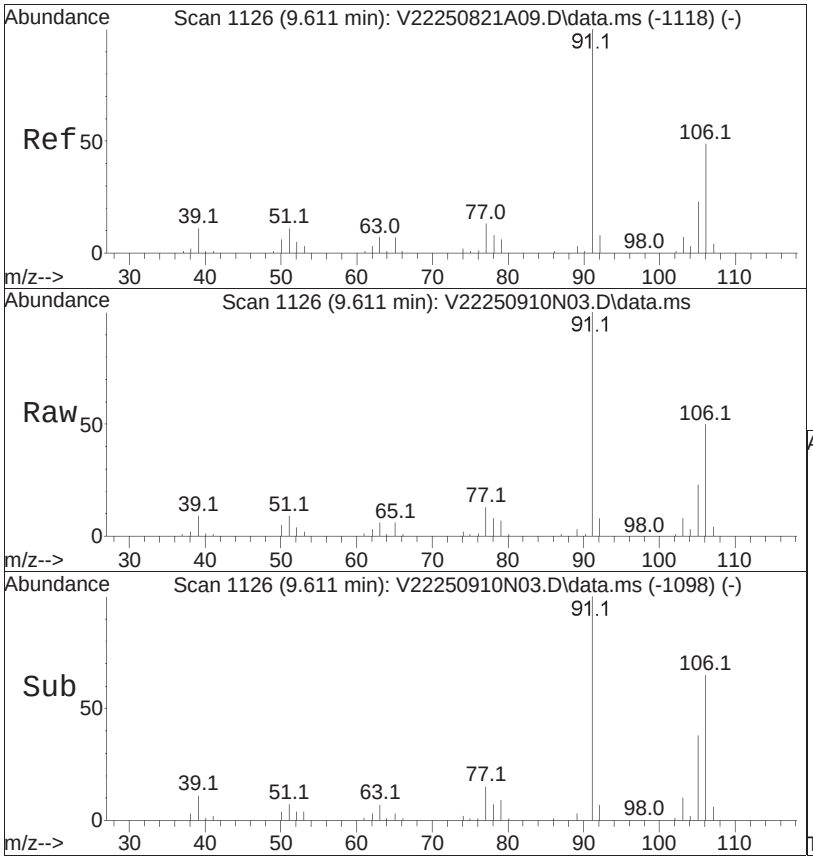


#80
p/m Xylene
Concen: 18.92 ug/L
RT: 9.611 min Scan# 1126
Delta R.T. -0.000 min
Lab File: V22250910N03.D
Acq: 10 Sep 2025 08:45 pm

Tgt Ion:106 Resp: 162898

| Ion | Ratio | Lower | Upper |
|---|---|---|---|
| 106 | 100 | | |
| 91 | 196.7 | 165.7 | 248.5 |

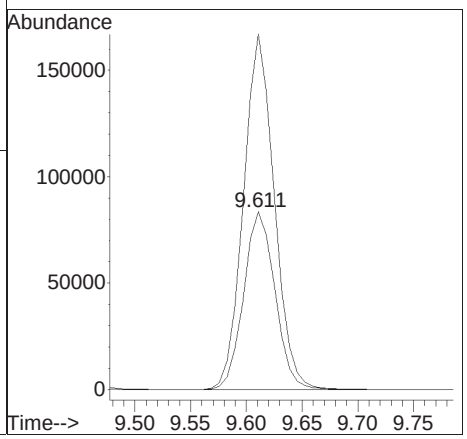

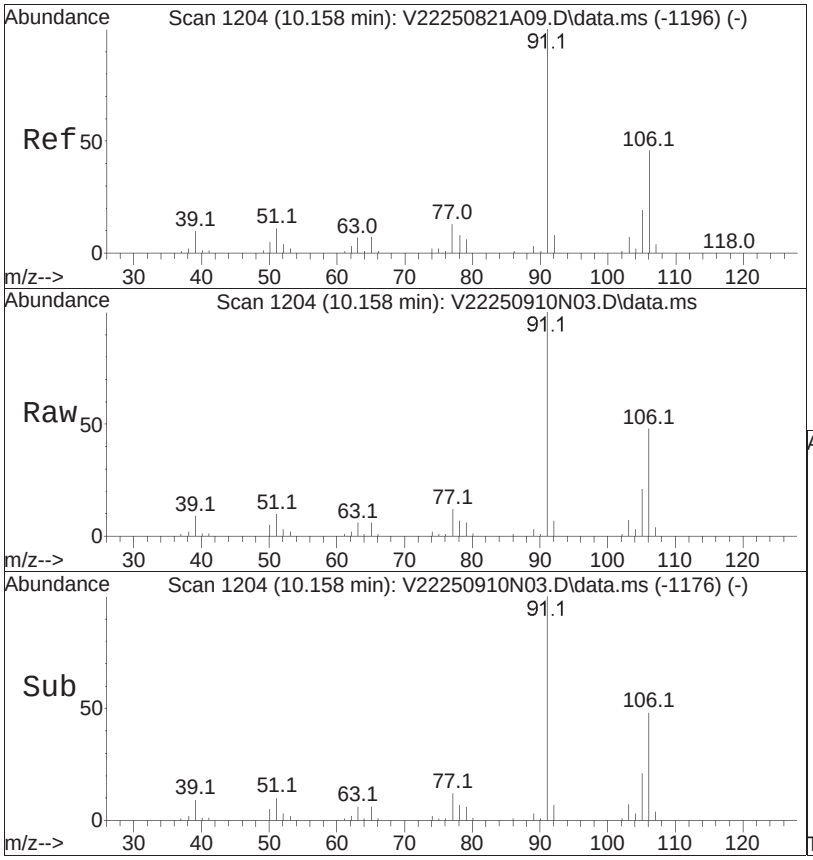


#81
o Xylene
Concen: 18.92 ug/L
RT: 10.158 min Scan# 1204
Delta R.T. -0.000 min
Lab File: V22250910N03.D
Acq: 10 Sep 2025 08:45 pm

Tgt Ion:106 Resp: 152137

| Ion | Ratio | Lower | Upper |
|---|---|---|---|
| 106 | 100 | | |
| 91 | 207.4 | 175.6 | 263.4 |

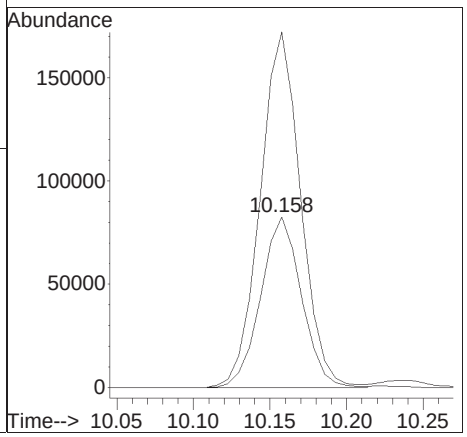

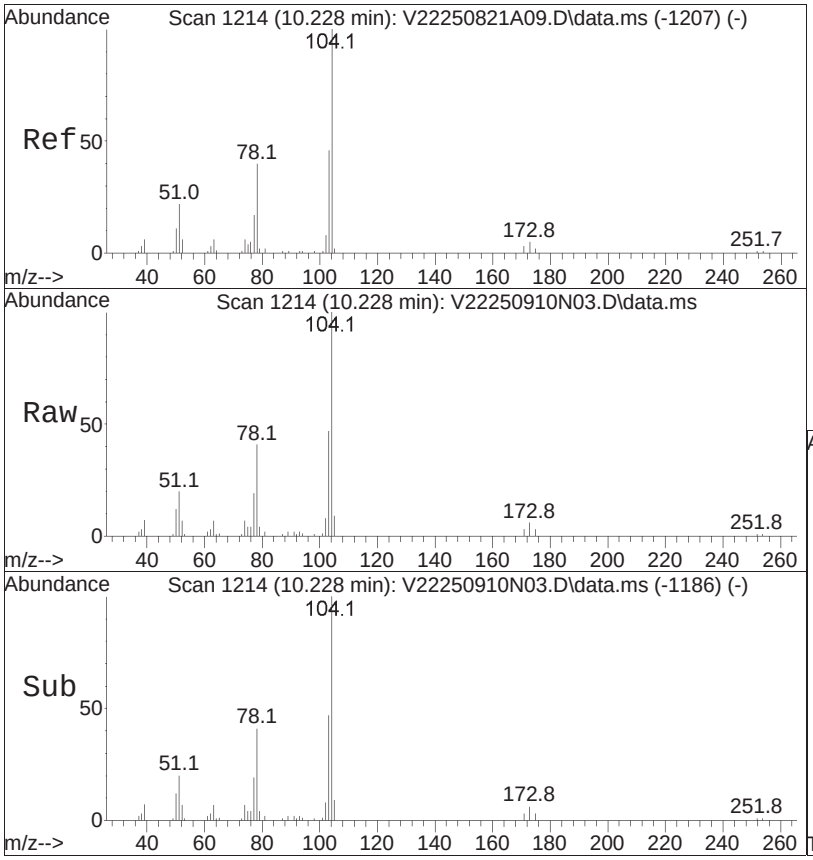


#82
Styrene
Concen: 19.78 ug/L
RT: 10.228 min Scan# 1214
Delta R.T. -0.000 min
Lab File: V22250910N03.D
Acq: 10 Sep 2025 08:45 pm

Tgt Ion:104 Resp: 262668

| Ion | Ratio | Lower | Upper |
|---|---|---|---|
| 104 | 100 | | |
| 78 | 41.7 | 34.9 | 52.3 |

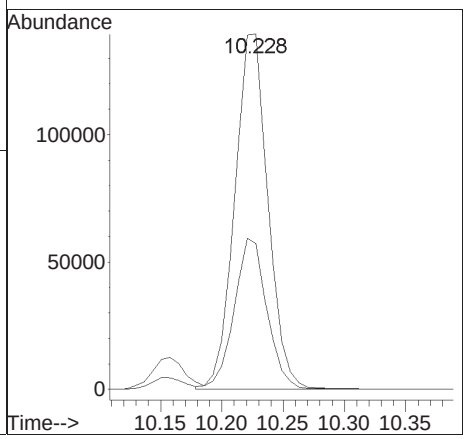

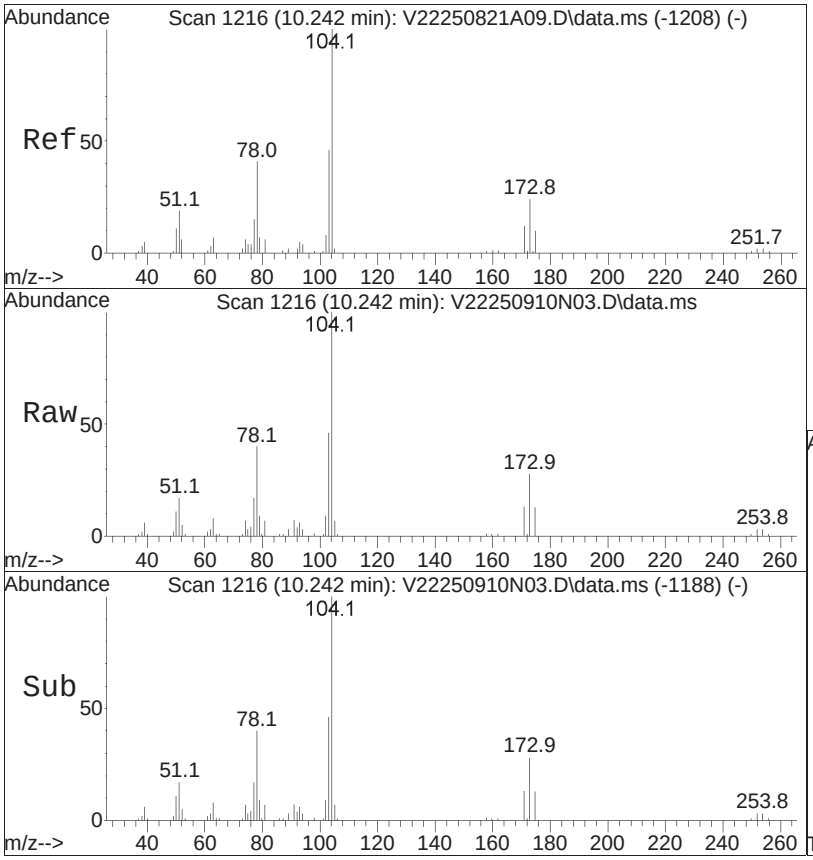


#84
Bromoform
Concen: 9.07 ug/L
RT: 10.242 min Scan# 1216
Delta R.T. -0.000 min
Lab File: V22250910N03.D
Acq: 10 Sep 2025 08:45 pm

Tgt Ion:173 Resp: 26591

| Ion | Ratio | Lower | Upper |
|---|---|---|---|
| 173 | 100 | | |
| 175 | 48.2 | 26.3 | 66.3 |

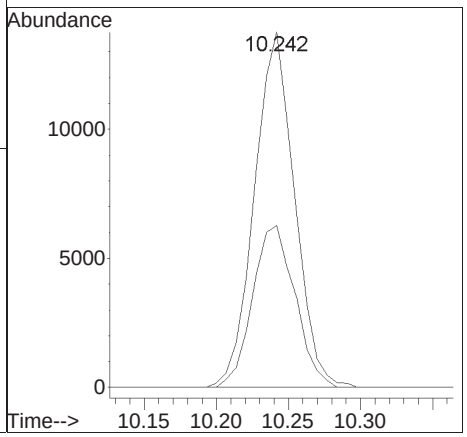

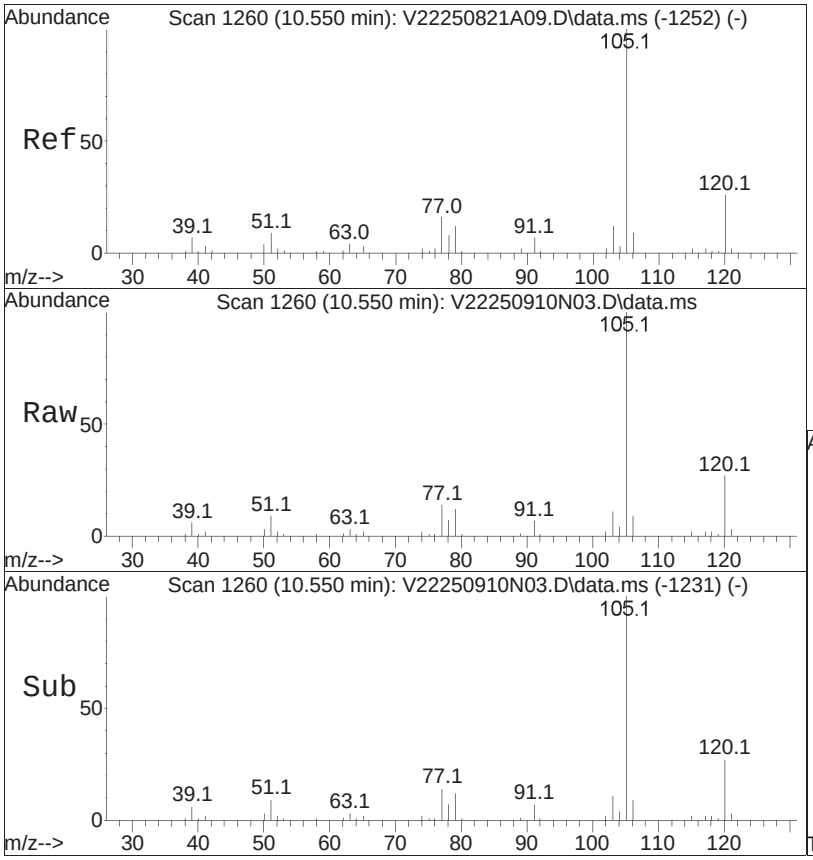


#86
Isopropylbenzene
Concen: 8.46 ug/L
RT: 10.550 min Scan# 1260
Delta R.T. 0.000 min
Lab File: V22250910N03.D
Acq: 10 Sep 2025 08:45 pm

Tgt Ion:105 Resp: 201717

| Ion | Ratio | Lower | Upper |
|---|---|---|---|
| 105 | 100 | | |
| 120 | 27.6 | 6.5 | 46.5 |

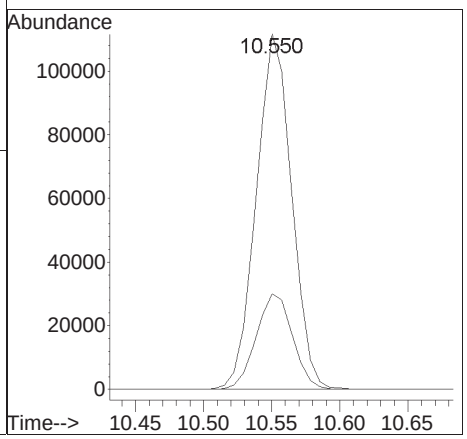

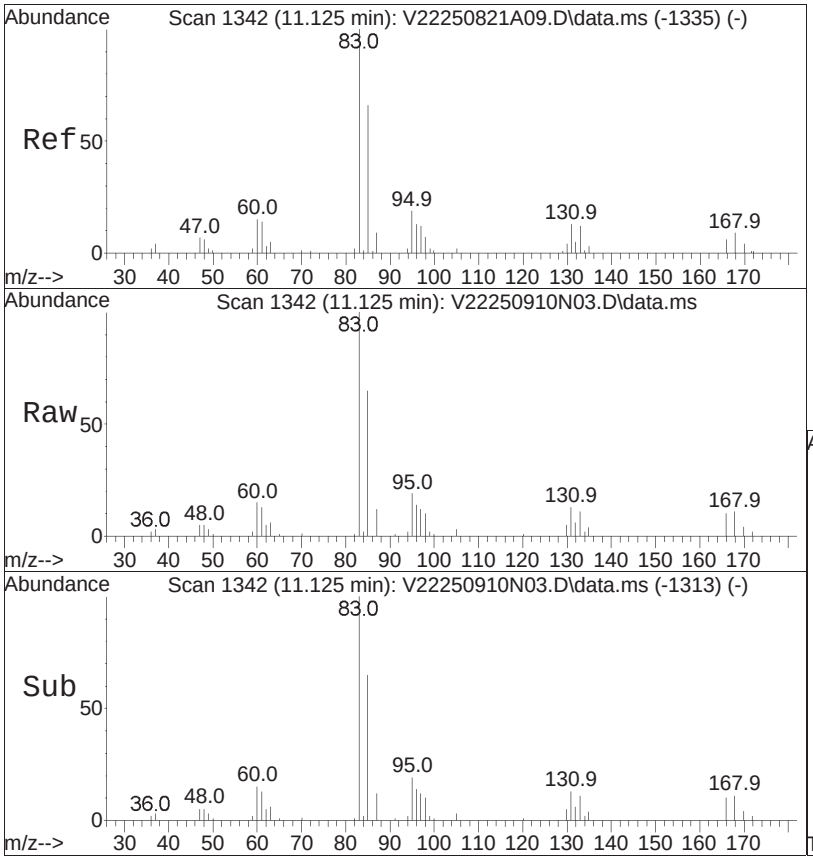


#91
1,1,2,2-Tetrachloroethane
Concen: 7.61 ug/L
RT: 11.125 min Scan# 1342
Delta R.T. 0.000 min
Lab File: V22250910N03.D
Acq: 10 Sep 2025 08:45 pm

Tgt Ion: 83 Resp: 30040

| Ion | Ratio | Lower | Upper |
|---|---|---|---|
| 83 | 100 | | |
| 131 | 13.3 | 0.0 | 32.0 |
| 85 | 66.5 | 45.6 | 85.6 |

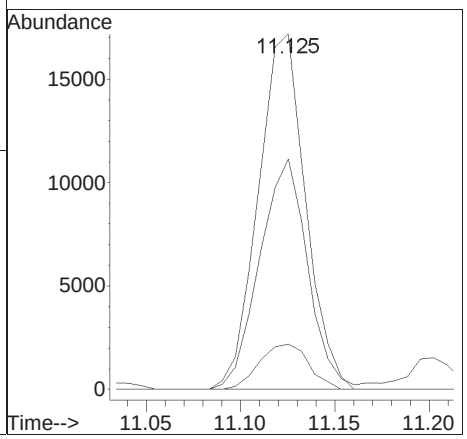

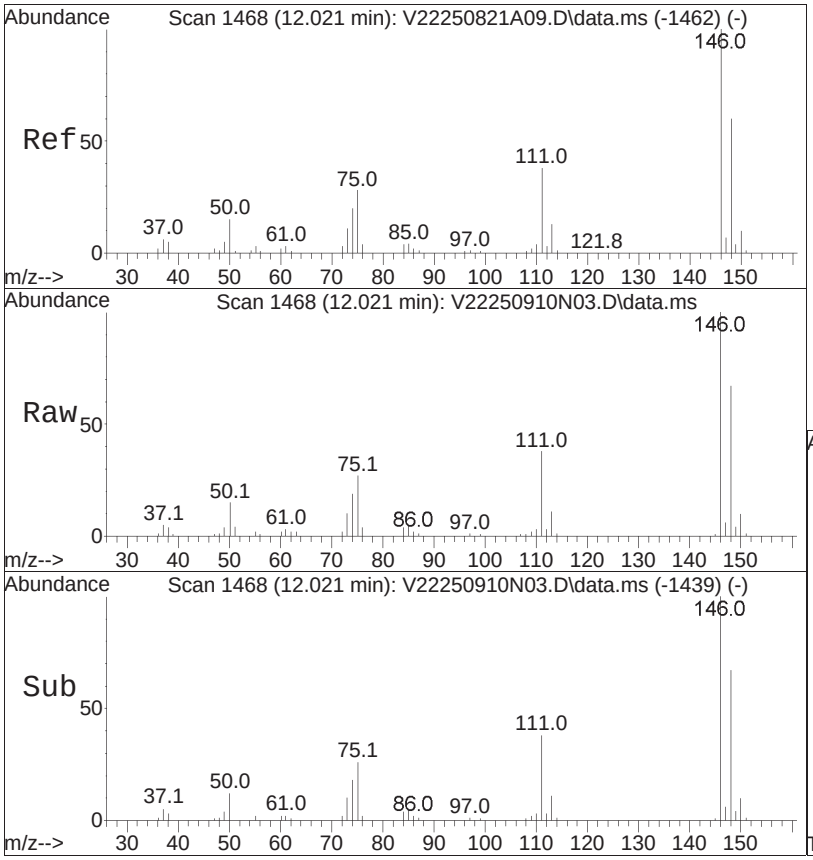


#104
1,3-Dichlorobenzene
Concen: 9.84 ug/L
RT: 12.021 min Scan# 1468
Delta R.T. -0.000 min
Lab File: V22250910N03.D
Acq: 10 Sep 2025 08:45 pm

Tgt Ion:146 Resp: 124160

| Ion | Ratio | Lower | Upper |
|---|---|---|---|
| 146 | 100 | | |
| 111 | 37.6 | 25.1 | 52.1 |
| 148 | 64.5 | 41.2 | 85.6 |

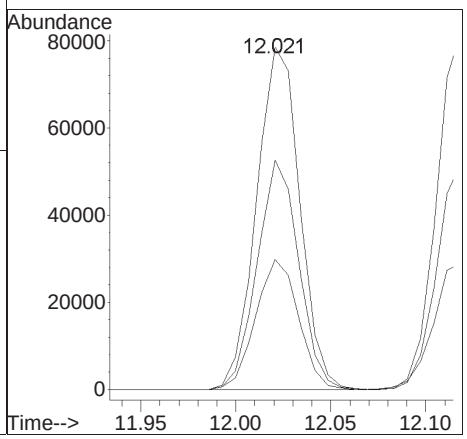

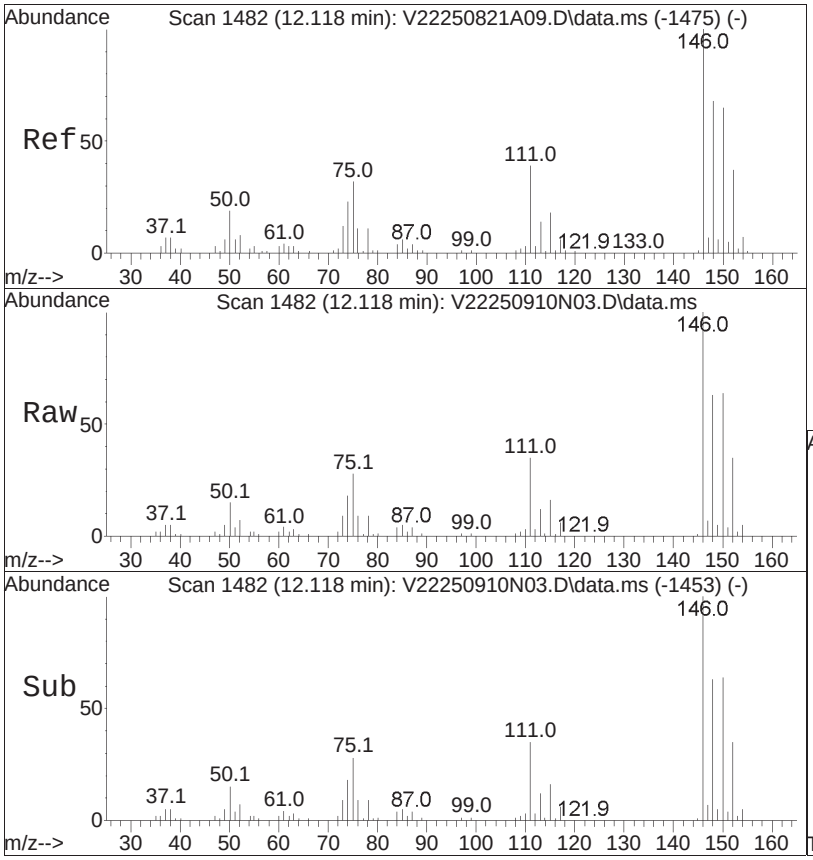


#105
1,4-Dichlorobenzene
Concen: 9.55 ug/L
RT: 12.118 min Scan# 1482
Delta R.T. 0.000 min
Lab File: V22250910N03.D
Acq: 10 Sep 2025 08:45 pm

Tgt Ion:146 Resp: 120999

| Ion | Ratio | Lower | Upper |
|---|---|---|---|
| 146 | 100 | | |
| 111 | 37.7 | 31.8 | 47.8 |
| 148 | 64.3 | 52.2 | 78.2 |

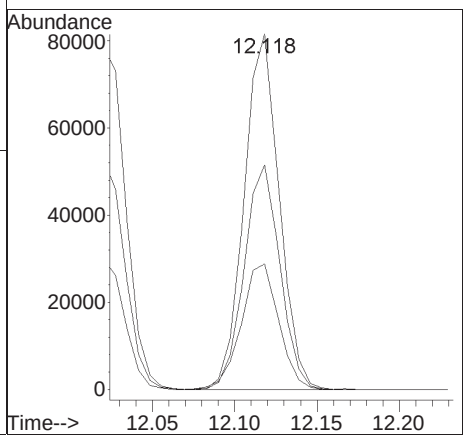

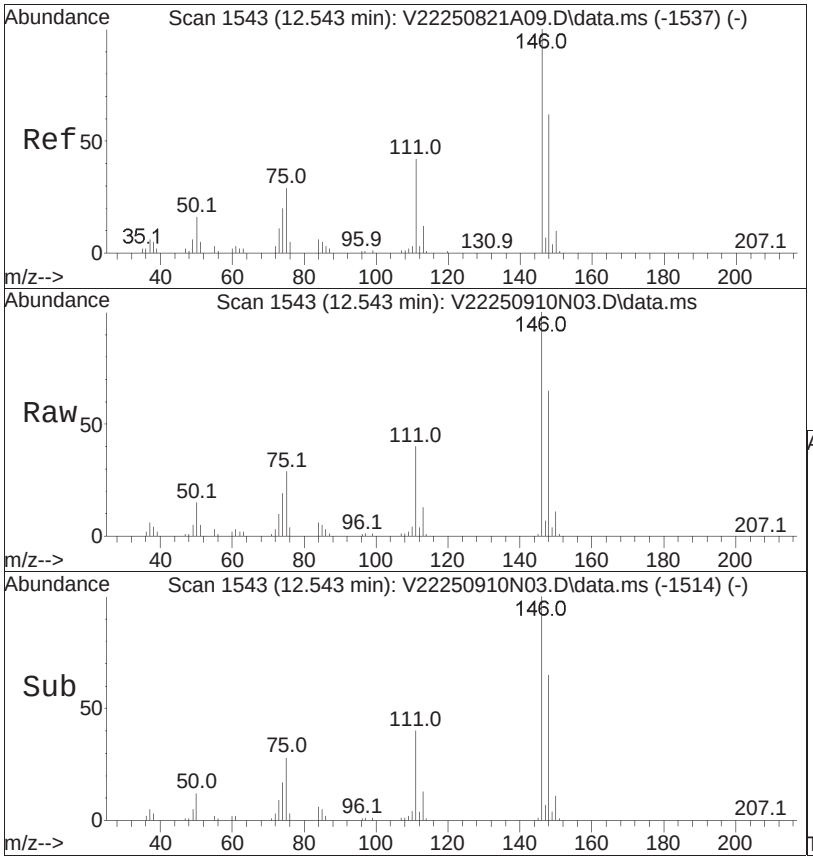


#108
1,2-Dichlorobenzene
Concen: 9.61 ug/L
RT: 12.543 min Scan# 1543
Delta R.T. -0.000 min
Lab File: V22250910N03.D
Acq: 10 Sep 2025 08:45 pm

Tgt Ion:146 Resp: 105165

| Ion | Ratio | Lower | Upper |
|---|---|---|---|
| 146 | 100 | | |
| 111 | 40.2 | 26.0 | 54.0 |
| 148 | 63.6 | 40.9 | 84.9 |

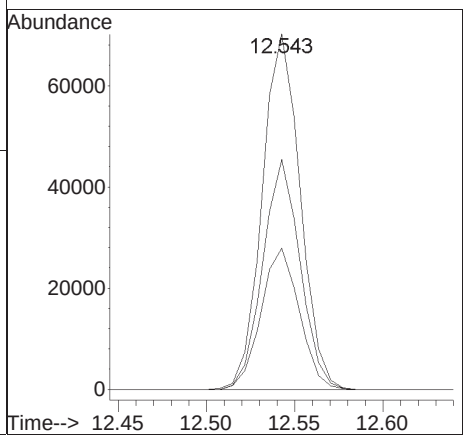

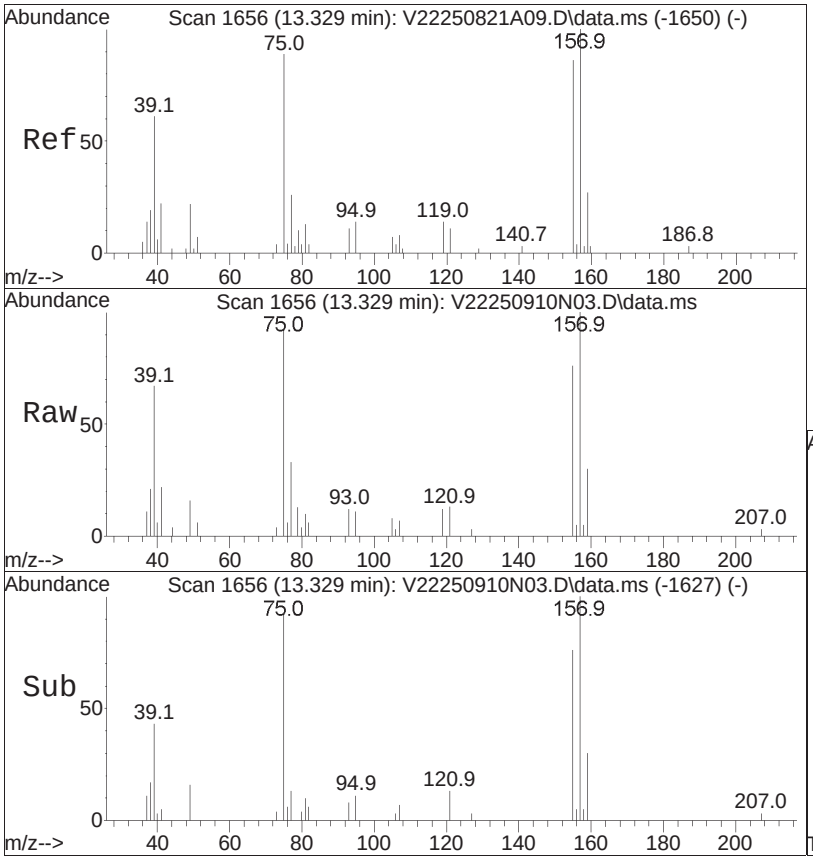


#110
1,2-Dibromo-3-chloropropane
Concen: 8.86 ug/L
RT: 13.329 min Scan# 1656
Delta R.T. 0.000 min
Lab File: V22250910N03.D
Acq: 10 Sep 2025 08:45 pm

Tgt Ion:155 Resp: 5978

| Ion | Ratio | Lower | Upper |
|---|---|---|---|
| 155 | 100 | | |
| 157 | 123.9 | 102.5 | 153.7 |

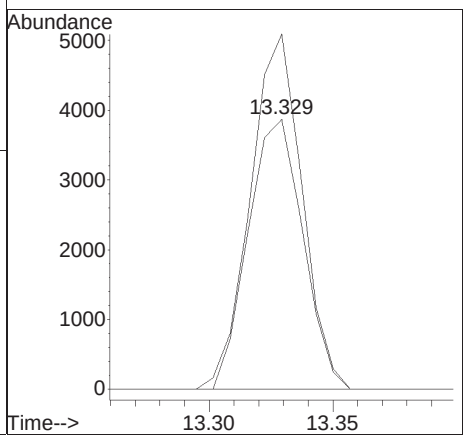

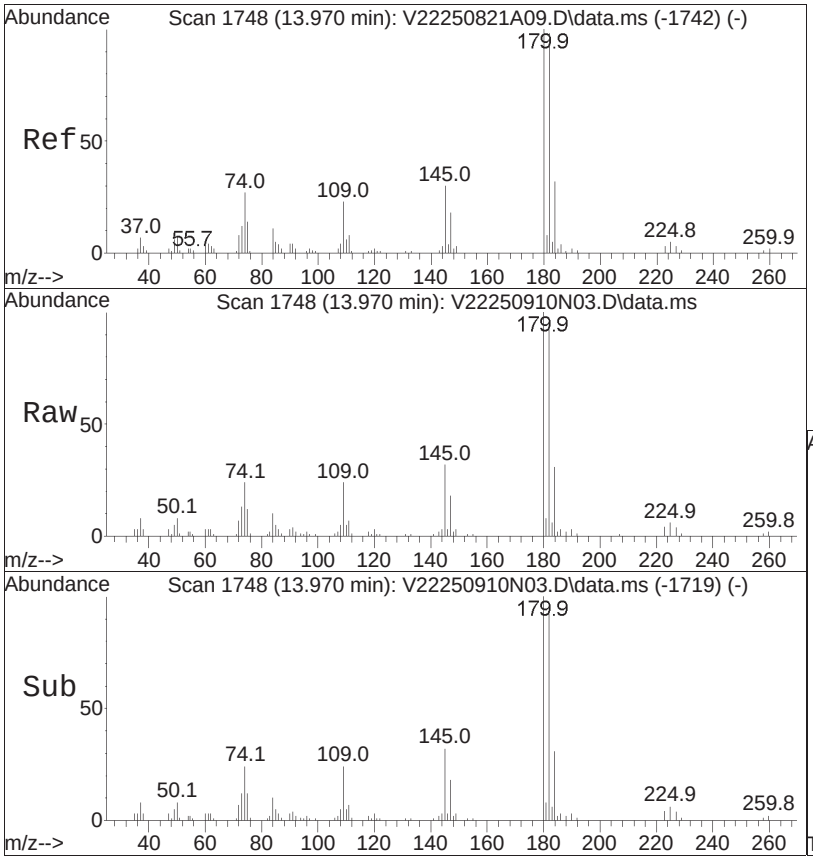


#113
1,2,4-Trichlorobenzene
Concen: 8.59 ug/L
RT: 13.970 min Scan# 1748
Delta R.T. -0.000 min
Lab File: V22250910N03.D
Acq: 10 Sep 2025 08:45 pm

Tgt Ion:180 Resp: 55258

| Ion | Ratio | Lower | Upper |
|---|---|---|---|
| 180 | 100 | | |
| 182 | 96.5 | 76.6 | 114.8 |
| 145 | 37.6 | 27.7 | 41.5 |

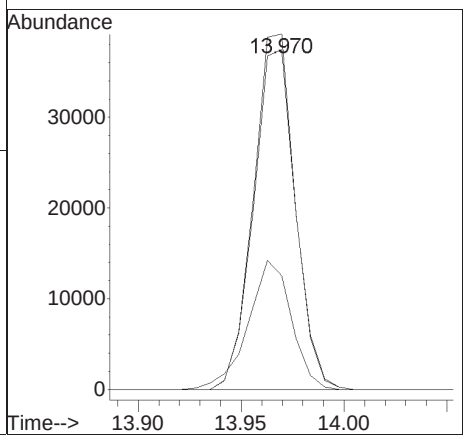

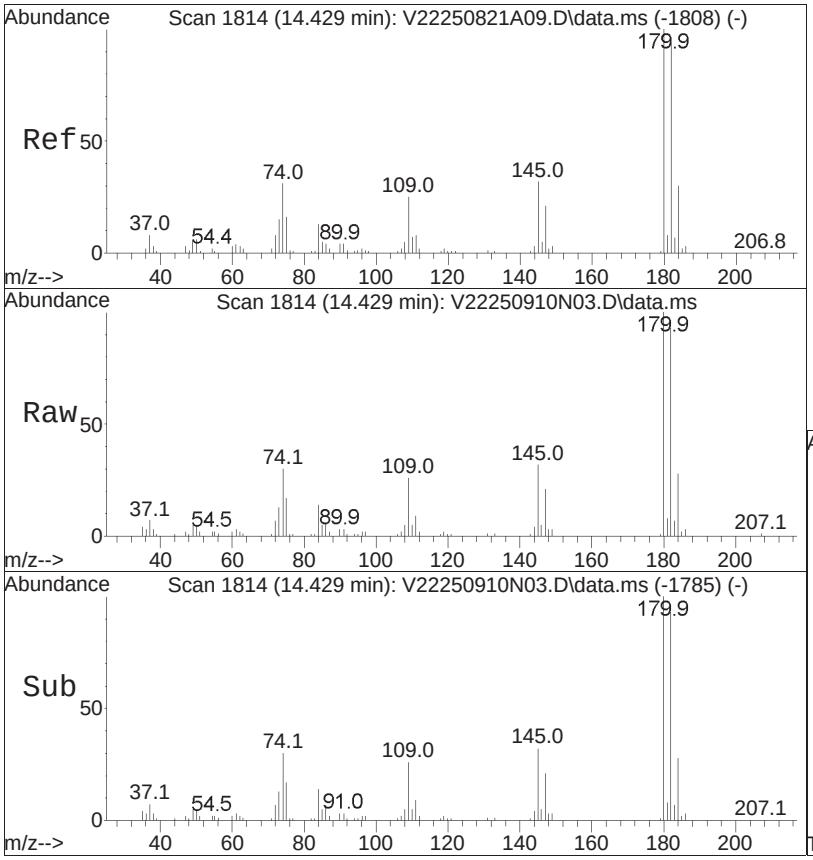


#115
1,2,3-Trichlorobenzene
Concen: 8.86 ug/L
RT: 14.429 min Scan# 1814
Delta R.T. 0.000 min
Lab File: V22250910N03.D
Acq: 10 Sep 2025 08:45 pm

Tgt Ion:180 Resp: 48669

| Ion | Ratio | Lower | Upper |
|---|---|---|---|
| 180 | 100 | | |
| 182 | 96.7 | 76.2 | 114.4 |
| 145 | 32.9 | 25.0 | 37.4 |

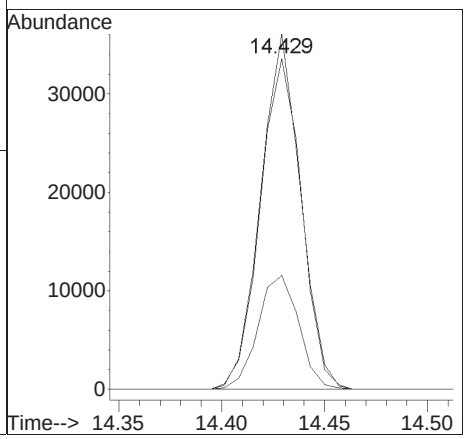

Quantitation Report (QT Reviewed)

Data Path : K:\VOA122\2025\250910A\
Data File : V22250910N04.D
Acq On : 10 Sep 2025 09:10 pm
Operator : VOA122:TMS
Sample : WG2113316-4,31,10,10 (Sig #1); 8260 CCAL (Sig #2)
Misc : WG2113316,ICAL22572 (Sig #1); WG,ICAL22572 (Sig #2)
ALS Vial : 31 Sample Multiplier: 1

Quant Time: Sep 10 22:54:03 2025
Quant Method : K:\VOA122\2025\250910A\V122_250821A_8260.m
Quant Title : VOLATILES BY GC/MS
QLast Update : Fri Aug 22 12:06:39 2025
Response via : Initial Calibration

CCAL FILE(s) : 1 - K:\VOA122\2025\250910A\V22250910N03.D
Sub List : 8260-Curve-IM-2CEVE - Megamix plus Diox-Iodomethane

| Compound | R.T. | QIon | Response | Conc | Units | Dev(Min) |
|---|---|---|---|---|---|---|
| Internal Standards | | | | | | |
| 1) Fluorobenzene | 5.828 | 96 | 357239 | 10.000 | ug/L | 0.00 |
| Standard Area 1 = 338042 | | | Recovery = 105.68% | | | |
| 62) Chlorobenzene-d5 | 9.358 | 117 | 294925 | 10.000 | ug/L | 0.00 |
| Standard Area 1 = 283885 | | | Recovery = 103.89% | | | |
| 83) 1,4-Dichlorobenzene-d4 | 12.104 | 152 | 177498 | 10.000 | ug/L | 0.00 |
| Standard Area 1 = 175629 | | | Recovery = 101.06% | | | |
| System Monitoring Compounds | | | | | | |
| 38) Dibromofluoromethane | 5.021 | 113 | 118793 | 9.979 | ug/L | 0.00 |
| Spiked Amount 10.000 | Range 70 - 130 | | Recovery = 99.79% | | | |
| 46) 1,2-Dichloroethane-d4 | 5.542 | 65 | 123226 | 10.795 | ug/L | 0.00 |
| Spiked Amount 10.000 | Range 70 - 130 | | Recovery = 107.95% | | | |
| 63) Toluene-d8 | 7.520 | 98 | 380900 | 10.003 | ug/L | 0.00 |
| Spiked Amount 10.000 | Range 70 - 130 | | Recovery = 100.03% | | | |
| 87) 4-Bromofluorobenzene | 10.873 | 95 | 139670 | 10.143 | ug/L | 0.00 |
| Spiked Amount 10.000 | Range 70 - 130 | | Recovery = 101.43% | | | |
| Target Compounds | | | | | | Qvalue |
| 2) Dichlorodifluoromethane | 1.569 | 85 | 55780 | 8.023 | ug/L | 97 |
| 3) Chloromethane | 1.742 | 50 | 47118 | 8.502 | ug/L | 99 |
| 4) Vinyl chloride | 1.813 | 62 | 43142 | 7.527 | ug/L | 100 |
| 5) Bromomethane | 2.111 | 94 | 20848 | 7.328 | ug/L | 94 |
| 6) Chloroethane | 2.221 | 64 | 26899 | 7.693 | ug/L | 99 |
| 7) Trichlorofluoromethane | 2.354 | 101 | 84902 | 9.058 | ug/L | 100 |
| 10) 1,1-Dichloroethene | 2.825 | 96 | 40007 | 9.039 | ug/L | 90 |
| 11) Carbon disulfide | 2.856 | 76 | 139526 | 8.518 | ug/L | 100 |
| 12) Freon-113 | 2.864 | 101 | 44131 | 8.989 | ug/L | 98 |
| 15) Methylene chloride | 3.366 | 84 | 50780 | 9.194 | ug/L | 98 |
| 17) Acetone | 3.390 | 43 | 7723 | 10.043 | ug/L | 97 |
| 18) trans-1,2-Dichloroethene | 3.507 | 96 | 46858 | 9.189 | ug/L | 97 |
| 19) Methyl acetate | 3.515 | 43 | 17399 | 9.334 | ug/L | 98 |
| 21) Methyl tert-butyl ether | 3.609 | 73 | 79370 | 9.743 | ug/L | 97 |
| 25) 1,1-Dichloroethane | 4.080 | 63 | 87838 | 8.706 | ug/L | 98 |
| 30) cis-1,2-Dichloroethene | 4.590 | 96 | 50364 | 9.508 | ug/L | 96 |
| 32) Bromochloromethane | 4.778 | 128 | 26351 | 9.853 | ug/L | 93 |
| 33) Cyclohexane | 4.794 | 56 | 57540 | 7.739 | ug/L | 99 |
| 34) Chloroform | 4.849 | 83 | 96004 | 9.413 | ug/L | 99 |
| 36) Carbon tetrachloride | 4.990 | 117 | 84695 | 9.730 | ug/L | 99 |

Data Path : K:\VOA122\2025\250910A\
Data File : V22250910N04.D
Acq On : 10 Sep 2025 09:10 pm
Operator : VOA122:TMS
Sample : WG2113316-4,31,10,10 (Sig #1); 8260 CCAL (Sig #2)
Misc : WG2113316,ICAL22572 (Sig #1); WG,ICAL22572 (Sig #2)
ALS Vial : 31 Sample Multiplier: 1

Quant Time: Sep 10 22:54:03 2025
Quant Method : K:\VOA122\2025\250910A\V122_250821A_8260.m
Quant Title : VOLATILES BY GC/MS
QLast Update : Fri Aug 22 12:06:39 2025
Response via : Initial Calibration

CCAL FILE(s) : 1 - K:\VOA122\2025\250910A\V22250910N03.D
Sub List : 8260-Curve-IM-2CEVE - Megamix plus Diox-Iodomethane

| Compound | R.T. | QIon | Response | Conc | Units | Dev(Min) |
|---|---|---|---|---|---|---|
| 39) 1,1,1-Trichloroethane | 5.053 | 97 | 91704 | 9.911 | ug/L | 98 |
| 41) 2-Butanone | 5.131 | 43 | 9373 | 9.844 | ug/L | 91 |
| 44) Benzene | 5.416 | 78 | 161333 | 8.715 | ug/L | 99 |
| 47) 1,2-Dichloroethane | 5.612 | 62 | 61003 | 9.573 | ug/L | 96 |
| 50) Methyl cyclohexane | 6.003 | 83 | 56572 | 7.709 | ug/L | 99 |
| 51) Trichloroethene | 6.010 | 95 | 49822 | 8.827 | ug/L | 99 |
| 54) 1,2-Dichloropropane | 6.540 | 63 | 43387 | 8.595 | ug/L | 97 |
| 57) Bromodichloromethane | 6.617 | 83 | 68651 | 9.410 | ug/L | 97 |
| 61) cis-1,3-Dichloropropene | 7.305 | 75 | 57013 | 8.670 | ug/L | 99 |
| 64) Toluene | 7.576 | 92 | 111445 | 9.220 | ug/L | 100 |
| 65) 4-Methyl-2-pentanone | 8.007 | 58 | 5441 | 8.019 | ug/L | 90 |
| 66) Tetrachloroethene | 8.021 | 166 | 56268 | 9.560 | ug/L | 98 |
| 68) trans-1,3-Dichloropropene | 8.055 | 75 | 49820 | 8.951 | ug/L | 100 |
| 71) 1,1,2-Trichloroethane | 8.236 | 83 | 24061 | 9.165 | ug/L | 96 |
| 72) Chlorodibromomethane | 8.445 | 129 | 45245 | 9.421 | ug/L | 96 |
| 74) 1,2-Dibromoethane | 8.716 | 107 | 29546 | 9.310 | ug/L | 95 |
| 76) 2-Hexanone | 9.015 | 43 | 7413 | 7.393 | ug/L | 97 |
| 77) Chlorobenzene | 9.379 | 112 | 134069 | 9.300 | ug/L | 97 |
| 78) Ethylbenzene | 9.421 | 91 | 209903 | 8.815 | ug/L | 97 |
| 80) p/m Xylene | 9.611 | 106 | 171151 | 19.132 | ug/L | 95 |
| 81) o Xylene | 10.158 | 106 | 158672 | 18.994 | ug/L | 99 |
| 82) Styrene | 10.221 | 104 | 277925 | 20.145 | ug/L | 100 |
| 84) Bromoform | 10.242 | 173 | 26735 | 9.021 | ug/L | 94 |
| 86) Isopropylbenzene | 10.550 | 105 | 213928 | 8.879 | ug/L | 99 |
| 91) 1,1,2,2-Tetrachloroethane | 11.118 | 83 | 34068 | 8.537 | ug/L | 98 |
| 104) 1,3-Dichlorobenzene | 12.021 | 146 | 123547 | 9.692 | ug/L | 99 |
| 105) 1,4-Dichlorobenzene | 12.118 | 146 | 122251 | 9.543 | ug/L | 99 |
| 108) 1,2-Dichlorobenzene | 12.543 | 146 | 106505 | 9.627 | ug/L | 100 |
| 110) 1,2-Dibromo-3-chloropr... | 13.322 | 155 | 6324 | 9.271 | ug/L | 98 |
| 113) 1,2,4-Trichlorobenzene | 13.963 | 180 | 57884 | 8.903 | ug/L | 99 |
| 115) 1,2,3-Trichlorobenzene | 14.429 | 180 | 51574 | 9.295 | ug/L | 99 |

(#) = qualifier out of range (m) = manual integration (+) = signals summed

Quantitation Report (QT Reviewed)

Data Path : K:\VOA122\2025\250910A\
Data File : V22250910N04.D
Acq On : 10 Sep 2025 09:10 pm
Operator : VOA122:TMS
Sample : WG2113316-4,31,10,10 (Sig #1); 8260 CCAL (Sig #2)
Misc : WG2113316,ICAL22572 (Sig #1); WG,ICAL22572 (Sig #2)
ALS Vial : 31 Sample Multiplier: 1

Quant Time: Sep 10 22:54:03 2025
Quant Method : K:\VOA122\2025\250910A\V122_250821A_8260.m
Quant Title : VOLATILES BY GC/MS
QLast Update : Fri Aug 22 12:06:39 2025
Response via : Initial Calibration

Sub List : 8260-Curve-IM-2CEVE - Megamix plus Diox-Iodomethane

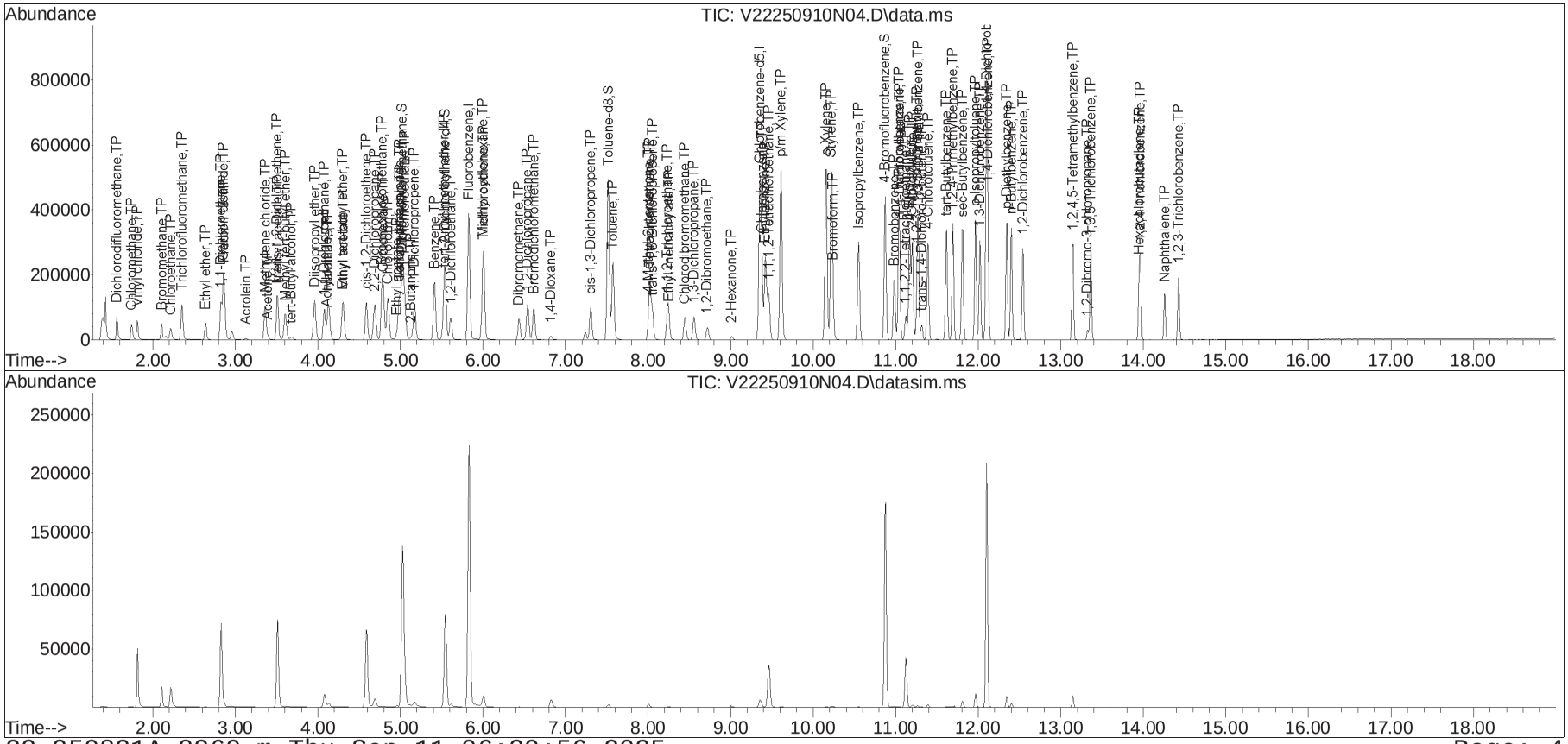

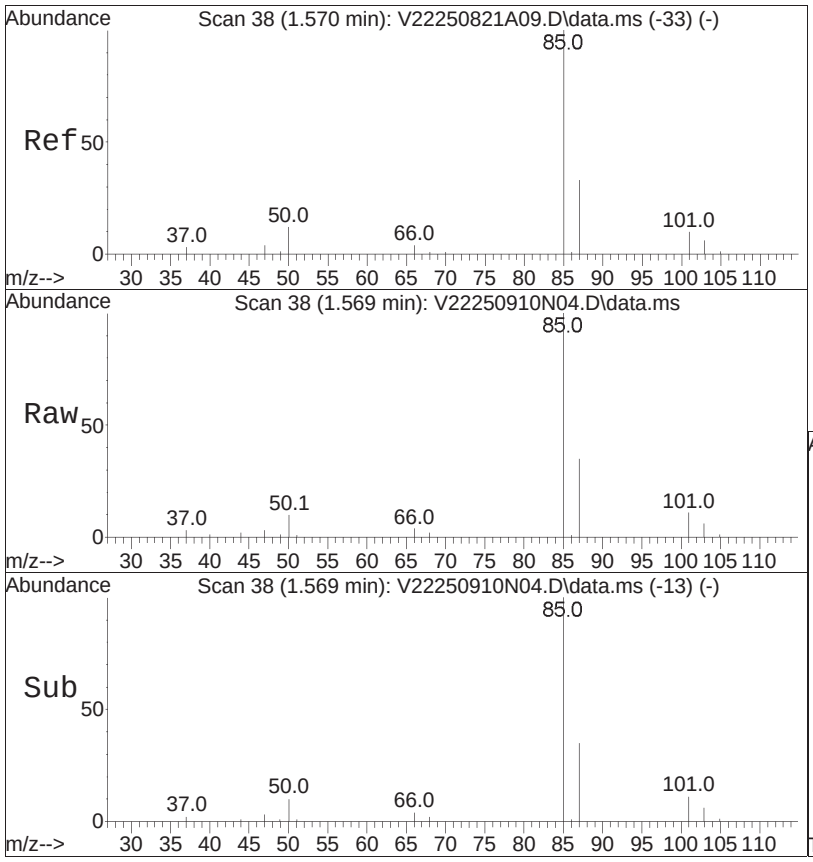


#2
Dichlorodifluoromethane
Concen: 8.02 ug/L
RT: 1.569 min Scan# 38
Delta R.T. -0.001 min
Lab File: V22250910N04.D
Acq: 10 Sep 2025 09:10 pm

Tgt Ion: 85 Resp: 55780

| Ion | Ratio | Lower | Upper |
|---|---|---|---|
| 85 | 100 | | |
| 87 | 33.8 | 20.6 | 42.8 |
| 50 | 12.2 | 7.5 | 15.7 |

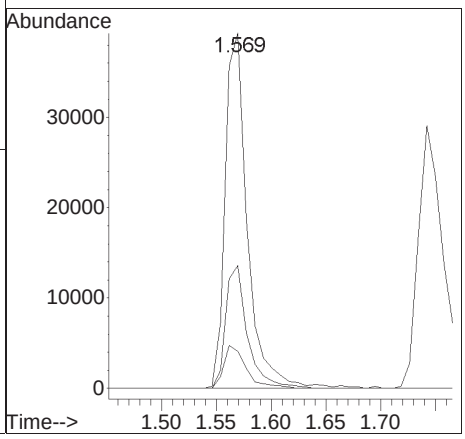

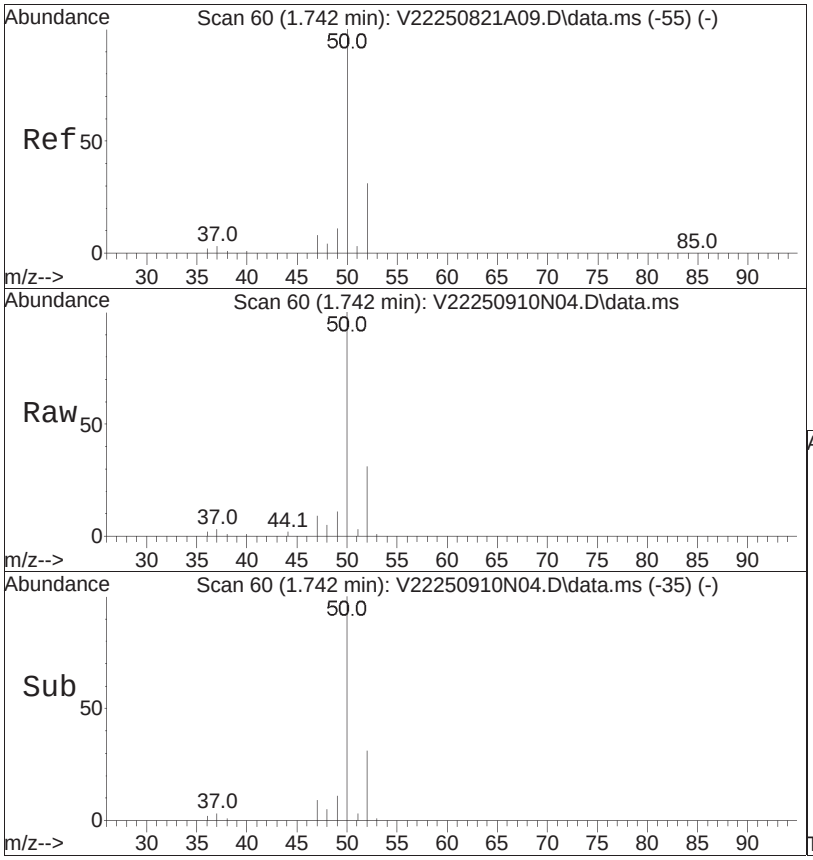


#3
Chloromethane
Concen: 8.50 ug/L
RT: 1.742 min Scan# 60
Delta R.T. 0.000 min
Lab File: V22250910N04.D
Acq: 10 Sep 2025 09:10 pm

Tgt Ion: 50 Resp: 47118

| Ion | Ratio | Lower | Upper |
|---|---|---|---|
| 50 | 100 | | |
| 52 | 32.4 | 13.1 | 53.1 |
| 47 | 9.5 | 0.0 | 28.7 |

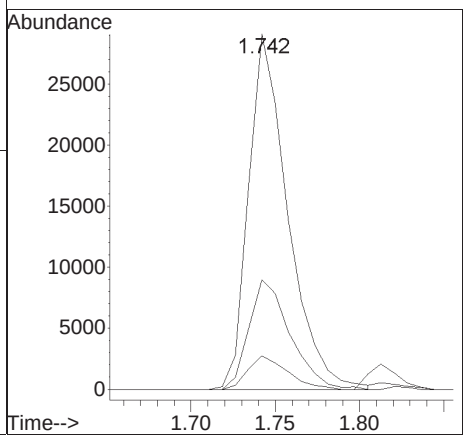

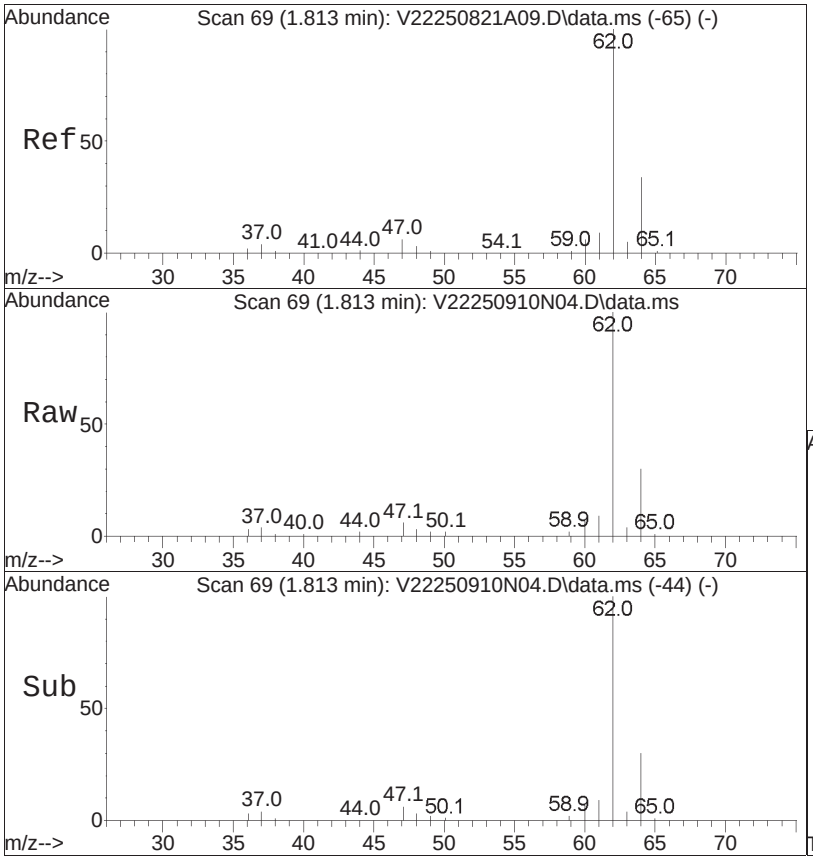


#4
Vinyl chloride
Concen: 7.53 ug/L
RT: 1.813 min Scan# 69
Delta R.T. -0.000 min
Lab File: V22250910N04.D
Acq: 10 Sep 2025 09:10 pm

Tgt Ion: 62 Resp: 43142

| Ion | Ratio | Lower | Upper |
|---|---|---|---|
| 62 | 100 | | |
| 64 | 32.3 | 12.5 | 52.5 |

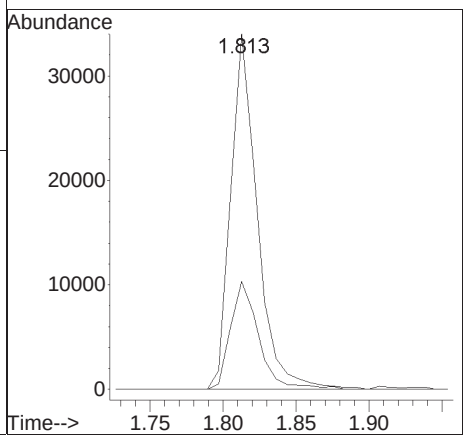

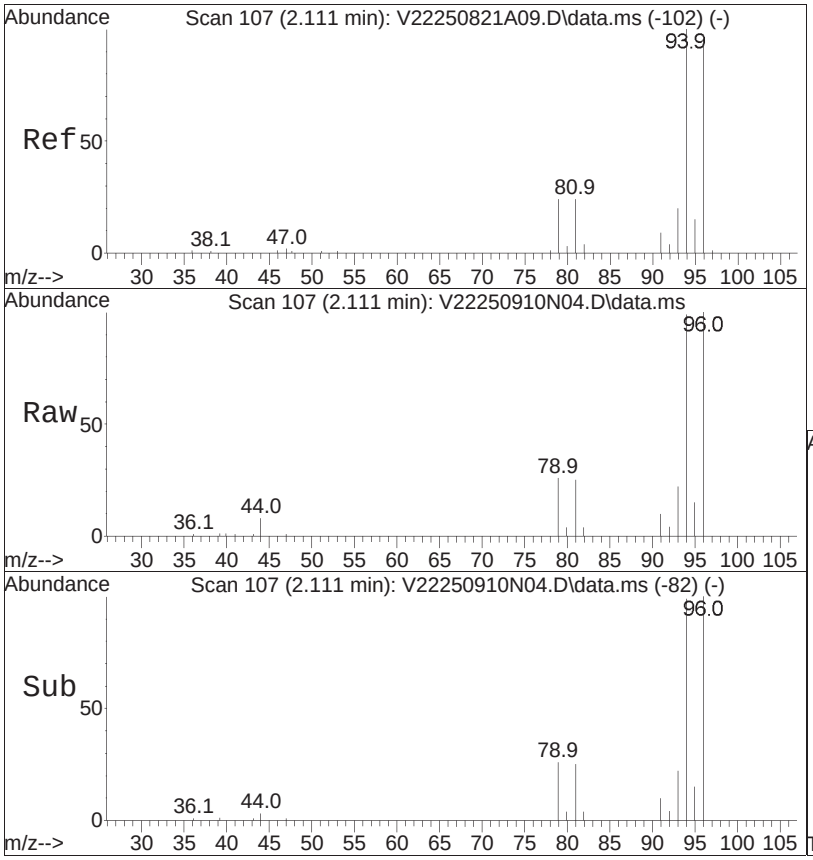


#5
Bromomethane
Concen: 7.33 ug/L
RT: 2.111 min Scan# 107
Delta R.T. -0.000 min
Lab File: V22250910N04.D
Acq: 10 Sep 2025 09:10 pm

Tgt Ion: 94 Resp: 20848

| Ion | Ratio | Lower | Upper |
|---|---|---|---|
| 94 | 100 | | |
| 96 | 97.1 | 71.5 | 111.5 |

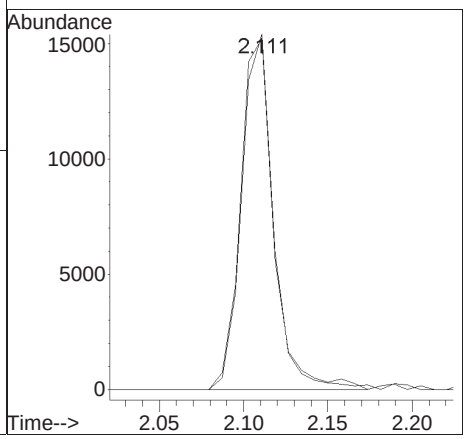

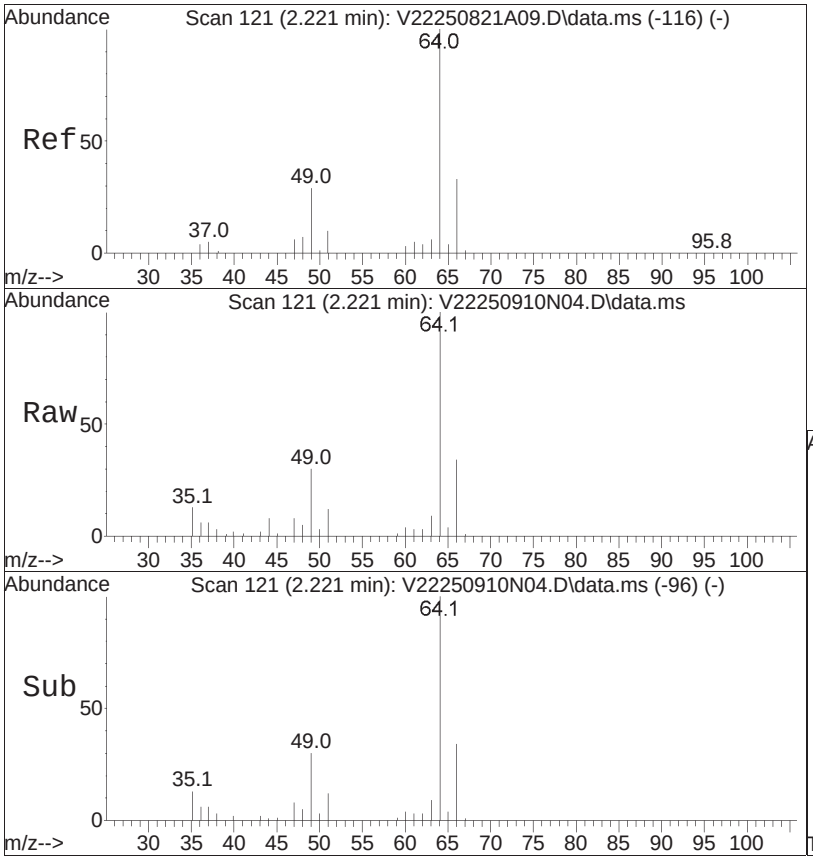


#6
Chloroethane
Concen: 7.69 ug/L
RT: 2.221 min Scan# 121
Delta R.T. -0.000 min
Lab File: V22250910N04.D
Acq: 10 Sep 2025 09:10 pm

Tgt Ion: 64 Resp: 26899

| Ion | Ratio | Lower | Upper |
|---|---|---|---|
| 64 | 100 | | |
| 66 | 32.2 | 12.8 | 52.8 |

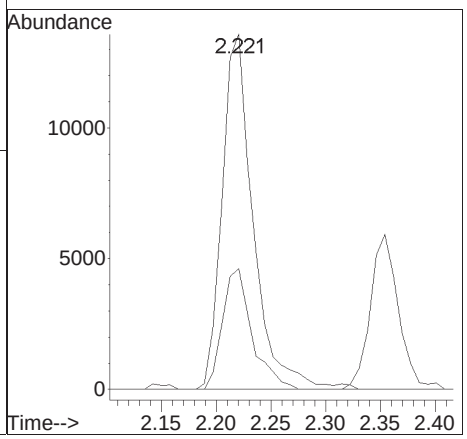

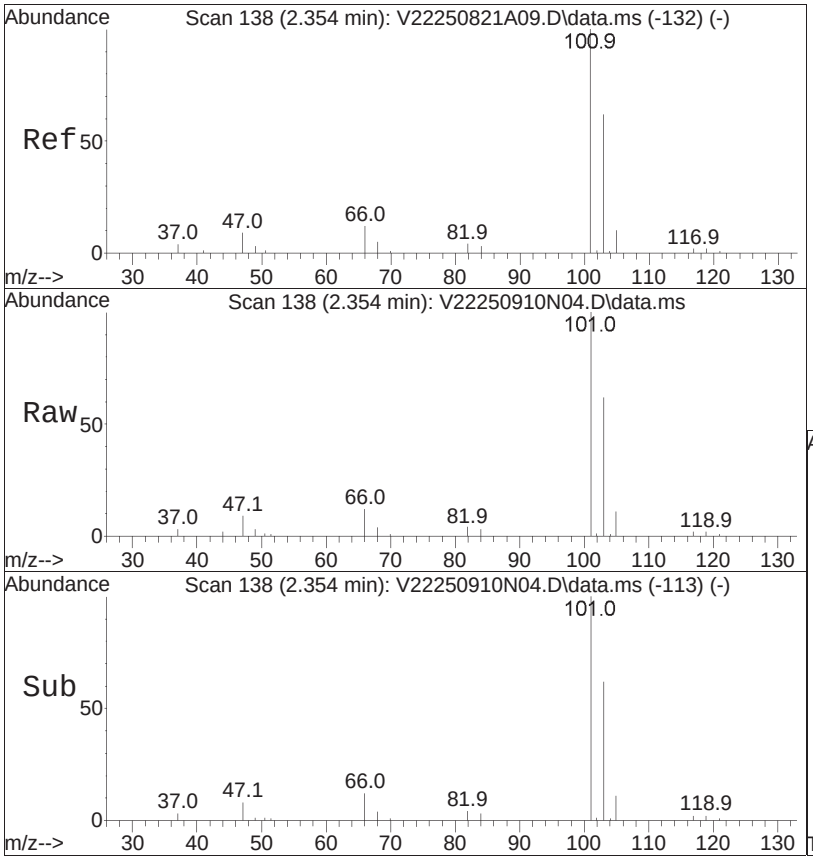


#7
Trichlorofluoromethane
Concen: 9.06 ug/L
RT: 2.354 min Scan# 138
Delta R.T. 0.000 min
Lab File: V22250910N04.D
Acq: 10 Sep 2025 09:10 pm

Tgt Ion:101 Resp: 84902

| Ion | Ratio | Lower | Upper |
|---|---|---|---|
| 101 | 100 | | |
| 103 | 64.6 | 51.6 | 77.4 |

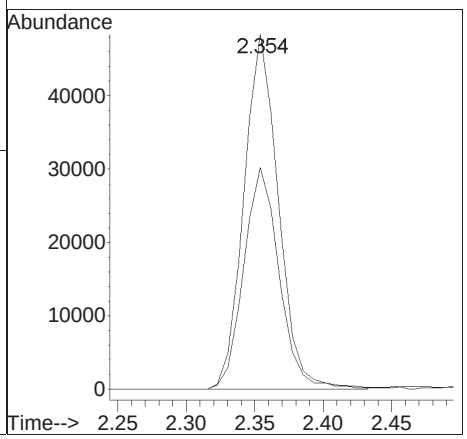

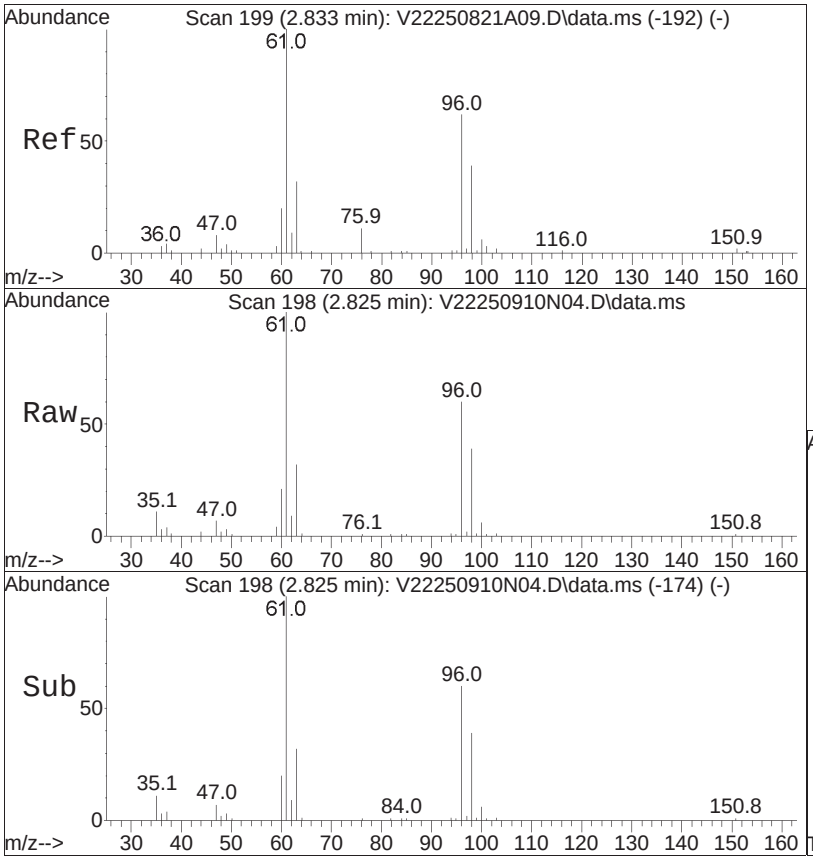


#10
1,1-Dichloroethene
Concen: 9.04 ug/L
RT: 2.825 min Scan# 198
Delta R.T. -0.008 min
Lab File: V22250910N04.D
Acq: 10 Sep 2025 09:10 pm

Tgt Ion: 96 Resp: 40007

| Ion | Ratio | Lower | Upper |
|---|---|---|---|
| 96 | 100 | | |
| 61 | 161.7 | 141.7 | 212.5 |
| 63 | 52.5 | 45.7 | 68.5 |

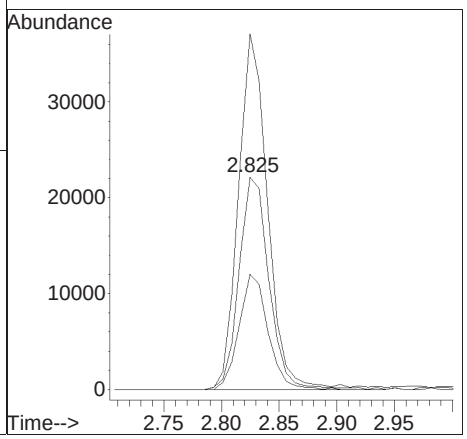

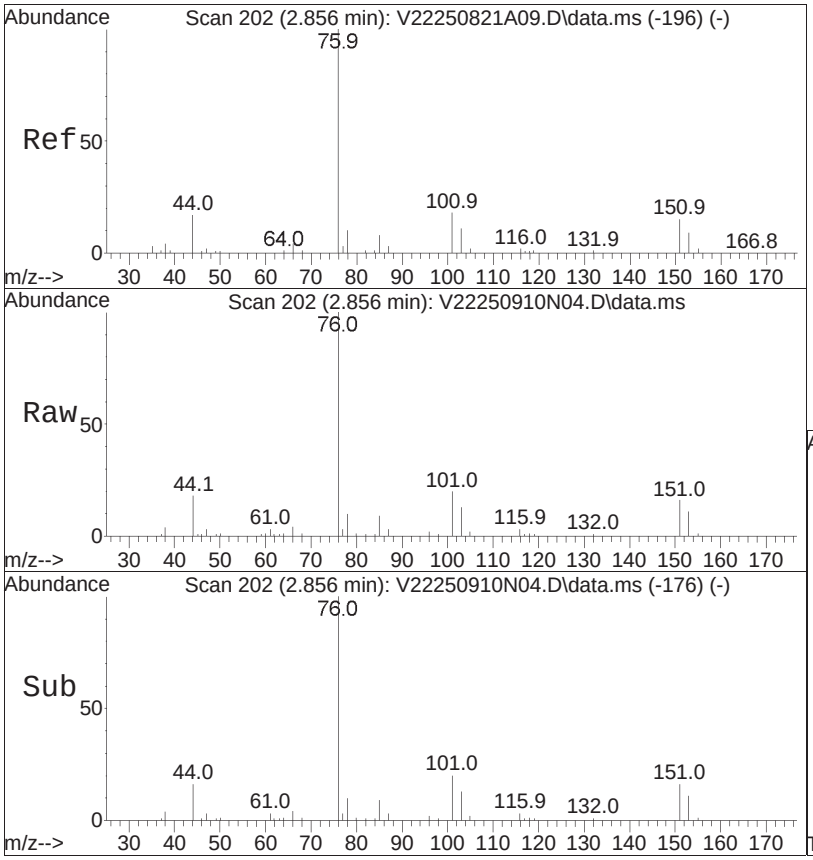


#11
Carbon disulfide
Concen: 8.52 ug/L
RT: 2.856 min Scan# 202
Delta R.T. 0.000 min
Lab File: V22250910N04.D
Acq: 10 Sep 2025 09:10 pm

Tgt Ion: 76 Resp: 139526

| Ion | Ratio | Lower | Upper |
|---|---|---|---|
| 76 | 100 | | |
| 78 | 10.2 | 6.6 | 13.8 |

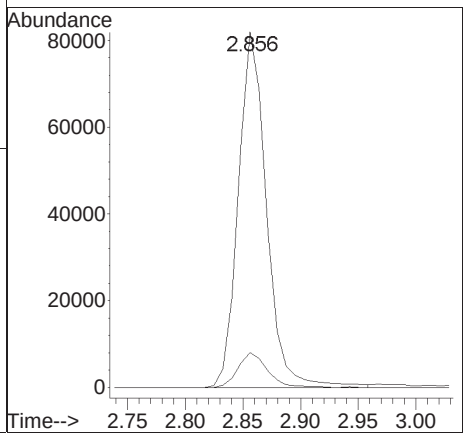

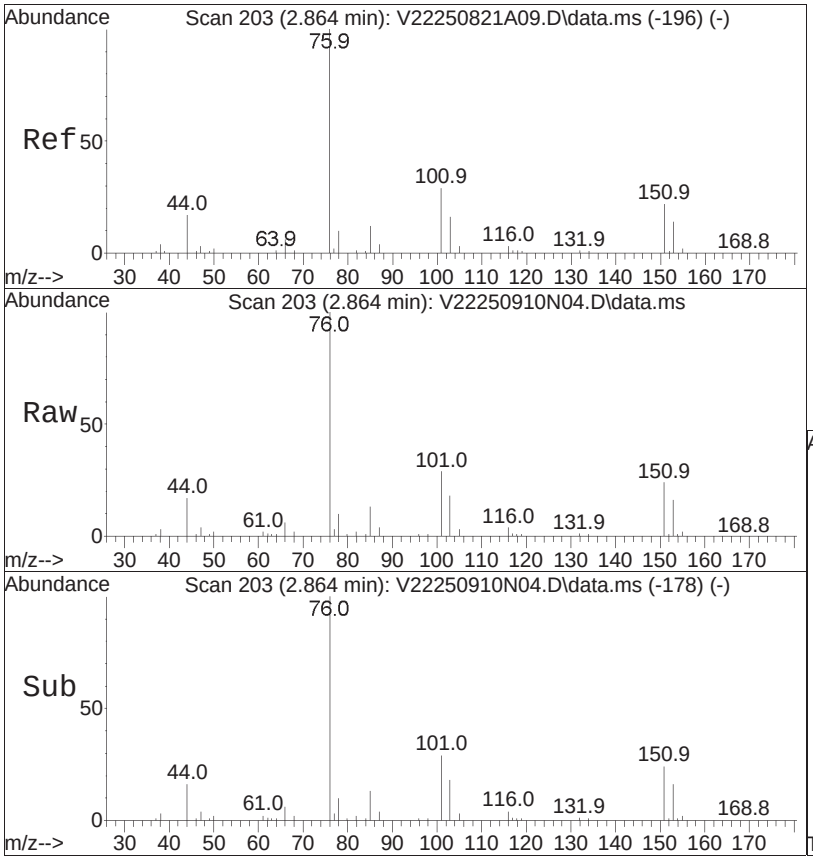


#12
Freon-113
Concen: 8.99 ug/L
RT: 2.864 min Scan# 203
Delta R.T. -0.000 min
Lab File: V22250910N04.D
Acq: 10 Sep 2025 09:10 pm

Tgt Ion:101 Resp: 44131

| Ion | Ratio | Lower | Upper |
|---|---|---|---|
| 101 | 100 | | |
| 151 | 85.9 | 66.4 | 99.6 |
| 85 | 45.9 | 37.0 | 55.6 |

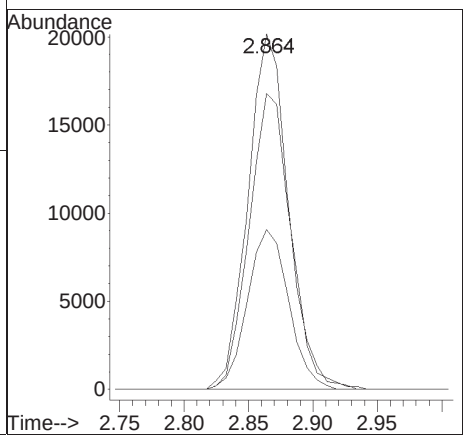

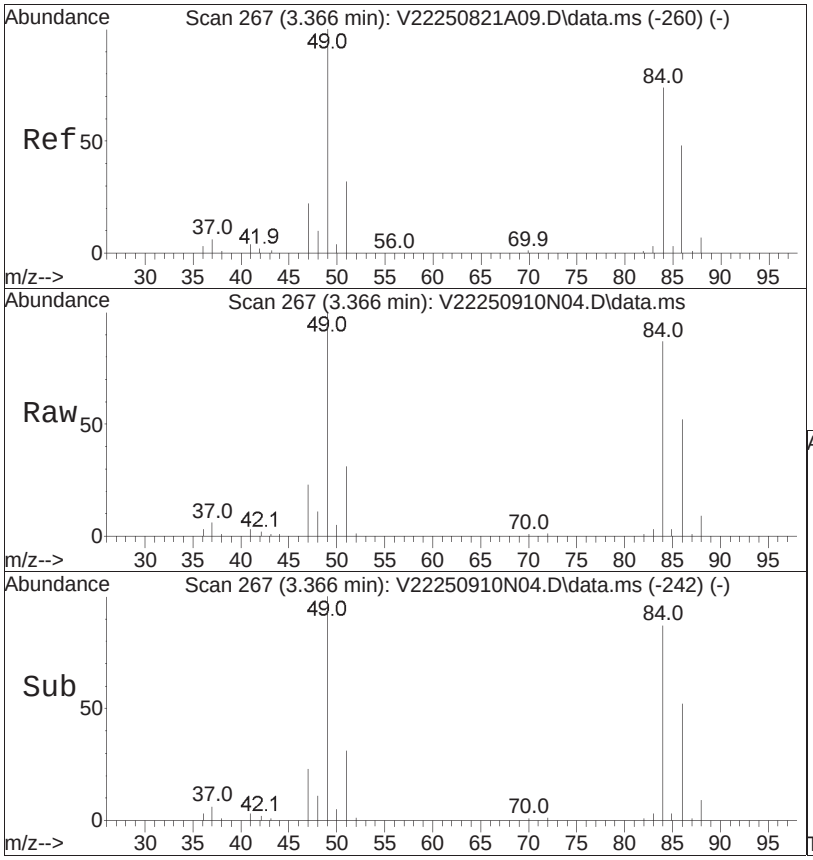


#15
Methylene chloride
Concen: 9.19 ug/L
RT: 3.366 min Scan# 267
Delta R.T. 0.000 min
Lab File: V22250910N04.D
Acq: 10 Sep 2025 09:10 pm

Tgt Ion: 84 Resp: 50780

| Ion | Ratio | Lower | Upper |
|---|---|---|---|
| 84 | 100 | | |
| 86 | 64.3 | 40.3 | 83.7 |
| 49 | 128.4 | 85.0 | 176.4 |

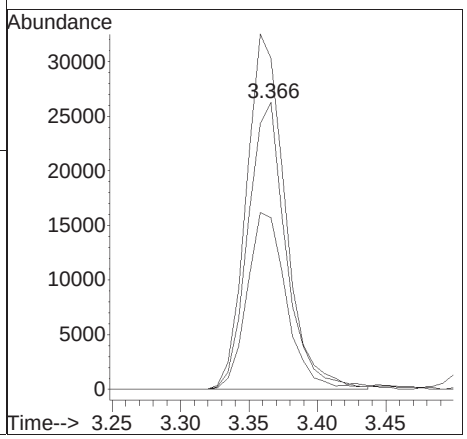

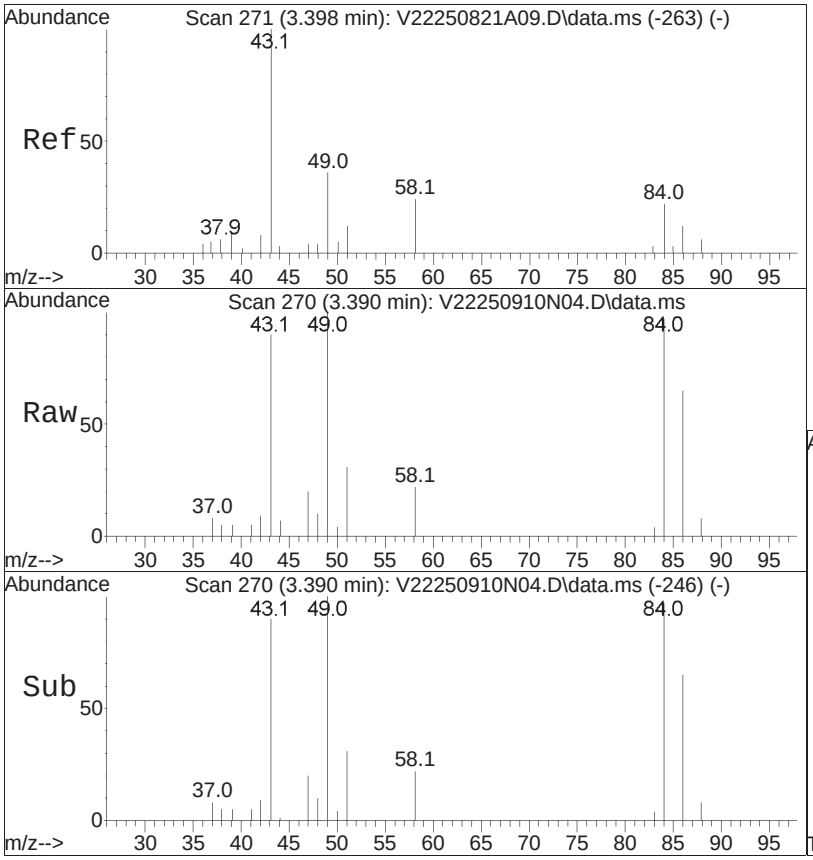


#17
Acetone
Concen: 10.04 ug/L
RT: 3.390 min Scan# 270
Delta R.T. -0.008 min
Lab File: V22250910N04.D
Acq: 10 Sep 2025 09:10 pm

Tgt Ion: 43 Resp: 7723

| Ion | Ratio | Lower | Upper |
|---|---|---|---|
| 43 | 100 | | |
| 58 | 24.2 | 18.4 | 27.6 |

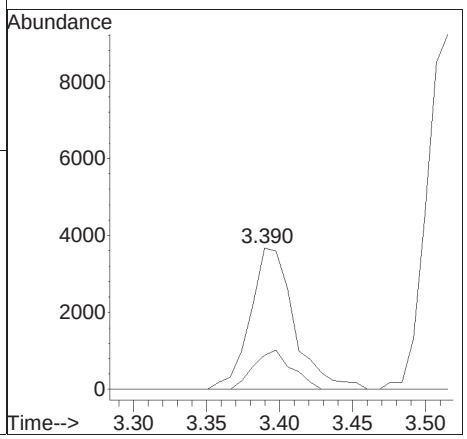

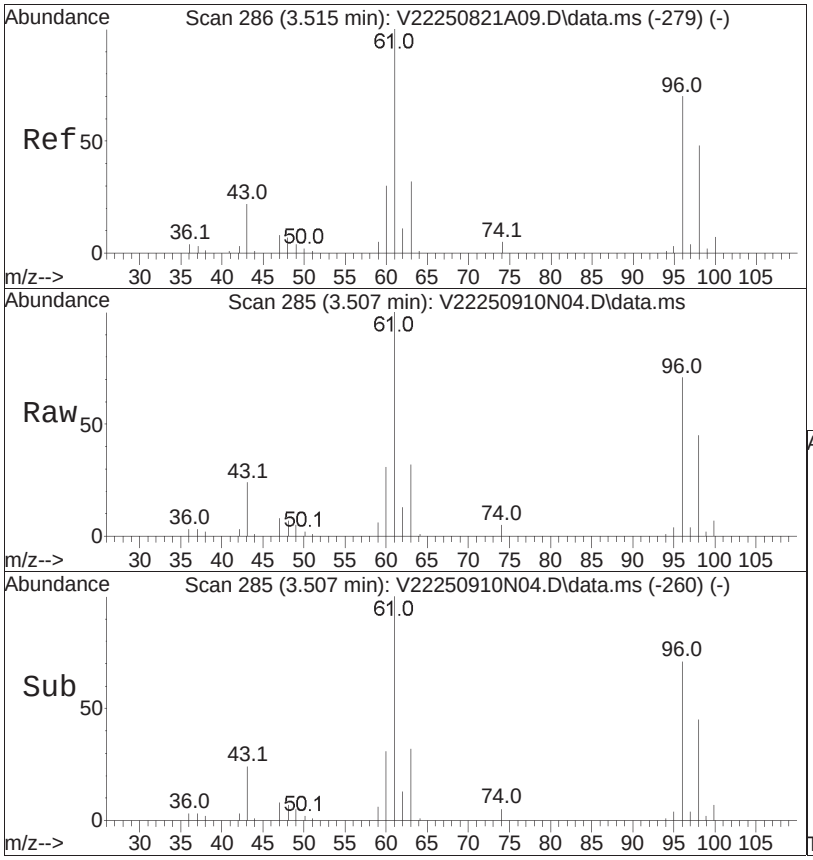


#18
trans-1,2-Dichloroethene
Concen: 9.19 ug/L
RT: 3.507 min Scan# 285
Delta R.T. -0.008 min
Lab File: V22250910N04.D
Acq: 10 Sep 2025 09:10 pm

Tgt Ion: 96 Resp: 46858

| Ion | Ratio | Lower | Upper |
|---|---|---|---|
| 96 | 100 | | |
| 61 | 137.3 | 92.7 | 192.5 |
| 98 | 64.4 | 42.6 | 88.6 |
| 63 | 44.6 | 28.9 | 59.9 |

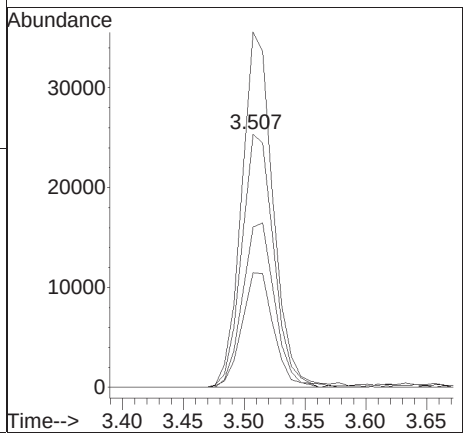

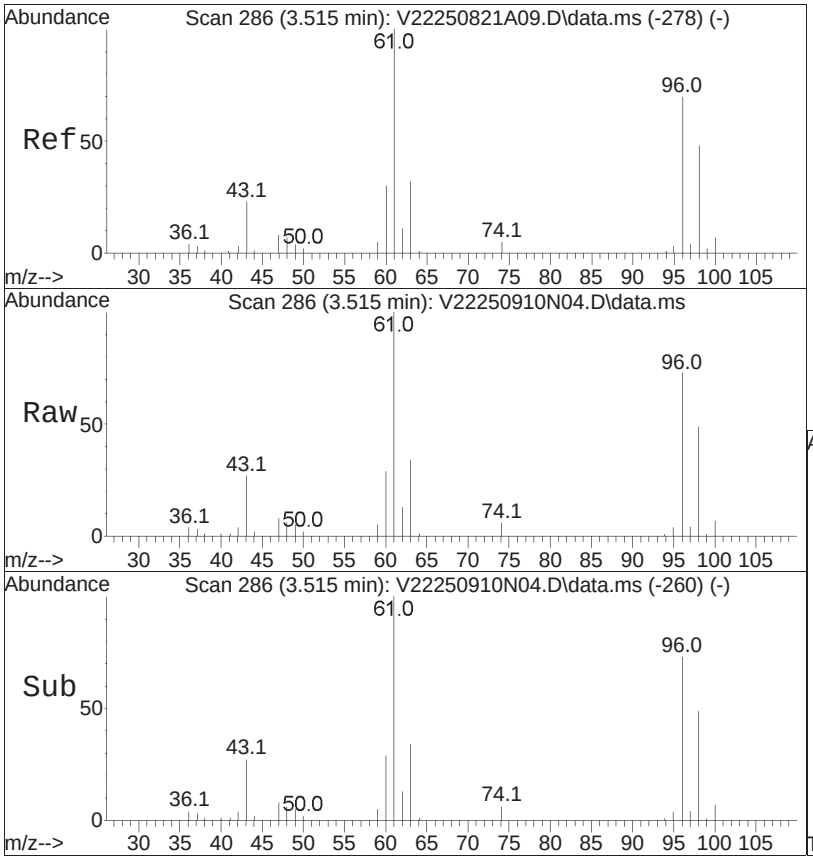


#19
Methyl acetate
Concen: 9.33 ug/L
RT: 3.515 min Scan# 286
Delta R.T. 0.000 min
Lab File: V22250910N04.D
Acq: 10 Sep 2025 09:10 pm

Tgt Ion: 43 Resp: 17399

| Ion | Ratio | Lower | Upper |
|---|---|---|---|
| 43 | 100 | | |
| 74 | 19.5 | 17.4 | 26.2 |
| 59 | 21.4 | 17.1 | 25.7 |

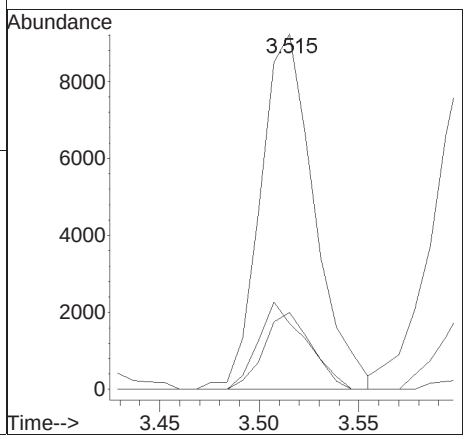

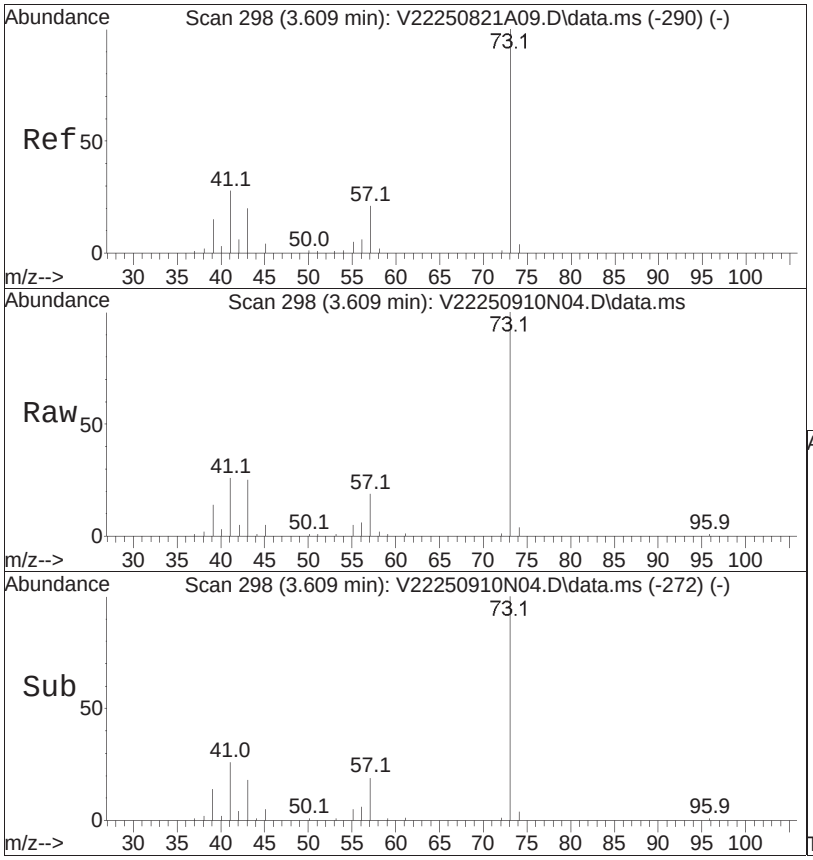


#21
Methyl tert-butyl ether
Concen: 9.74 ug/L
RT: 3.609 min Scan# 298
Delta R.T. 0.000 min
Lab File: V22250910N04.D
Acq: 10 Sep 2025 09:10 pm

Tgt Ion: 73 Resp: 79370

| Ion | Ratio | Lower | Upper |
|---|---|---|---|
| 73 | 100 | | |
| 57 | 21.2 | 14.2 | 29.4 |
| 43 | 26.5 | 15.9 | 32.9 |
| 41 | 27.0 | 19.1 | 39.7 |

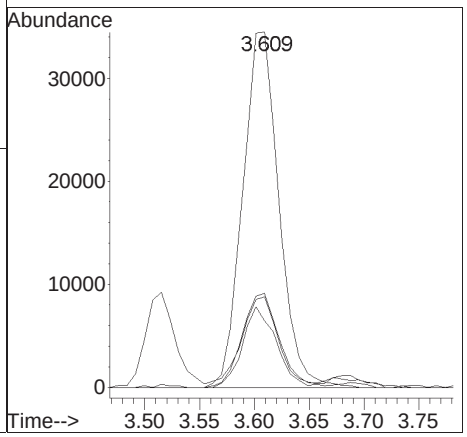

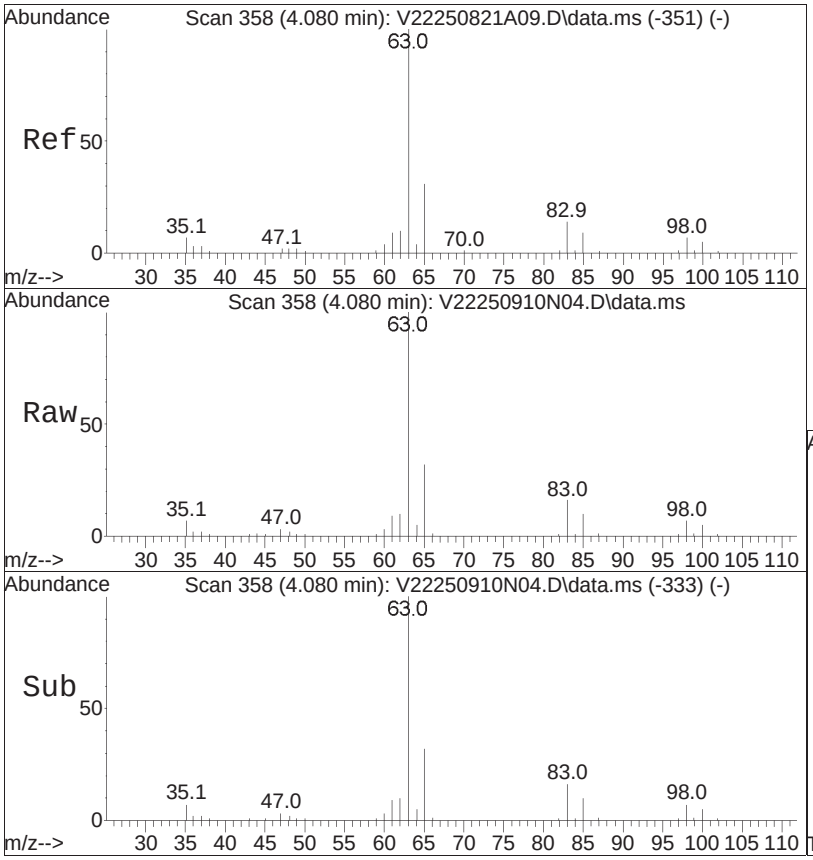


#25
1,1-Dichloroethane
Concen: 8.71 ug/L
RT: 4.080 min Scan# 358
Delta R.T. 0.000 min
Lab File: V22250910N04.D
Acq: 10 Sep 2025 09:10 pm

Tgt Ion: 63 Resp: 87838

| Ion | Ratio | Lower | Upper |
|---|---|---|---|
| 63 | 100 | | |
| 65 | 31.4 | 10.7 | 50.7 |
| 83 | 14.6 | 0.0 | 33.4 |

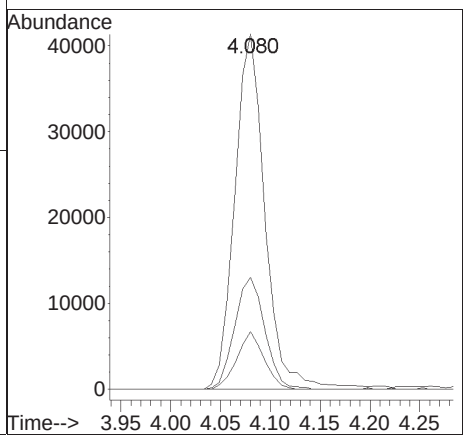

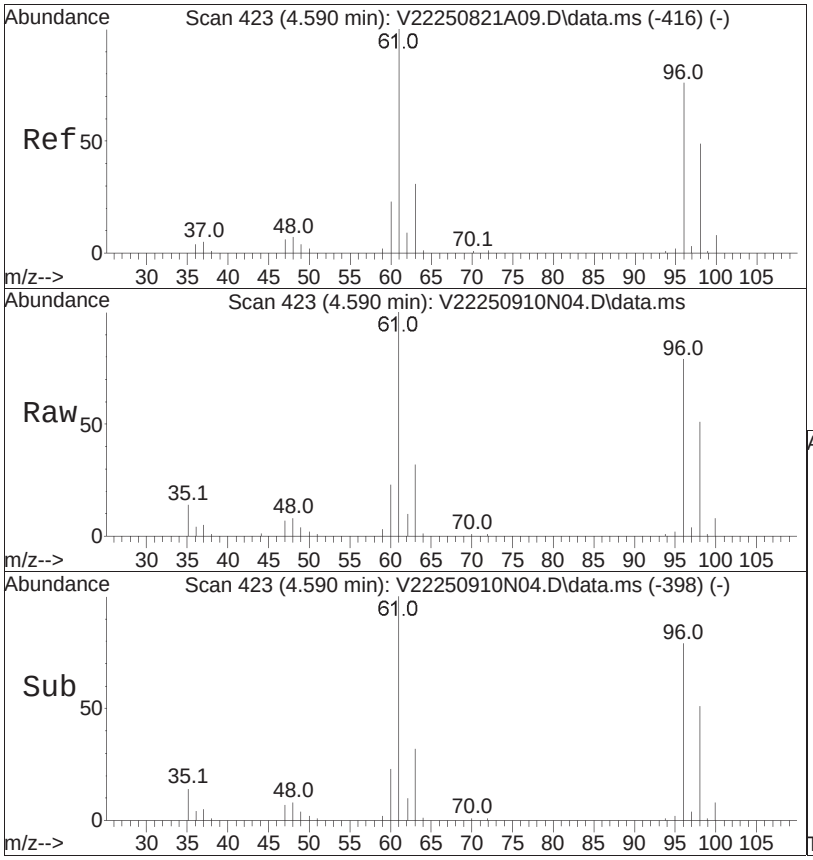


#30
cis-1,2-Dichloroethene
Concen: 9.51 ug/L
RT: 4.590 min Scan# 423
Delta R.T. -0.000 min
Lab File: V22250910N04.D
Acq: 10 Sep 2025 09:10 pm

Tgt Ion: 96 Resp: 50364

| Ion | Ratio | Lower | Upper |
|---|---|---|---|
| 96 | 100 | | |
| 61 | 124.4 | 105.1 | 157.7 |
| 98 | 65.2 | 53.0 | 79.4 |

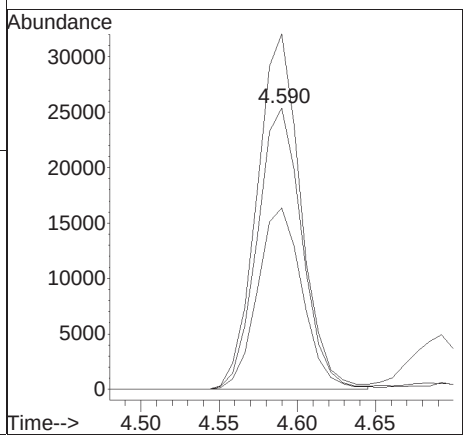

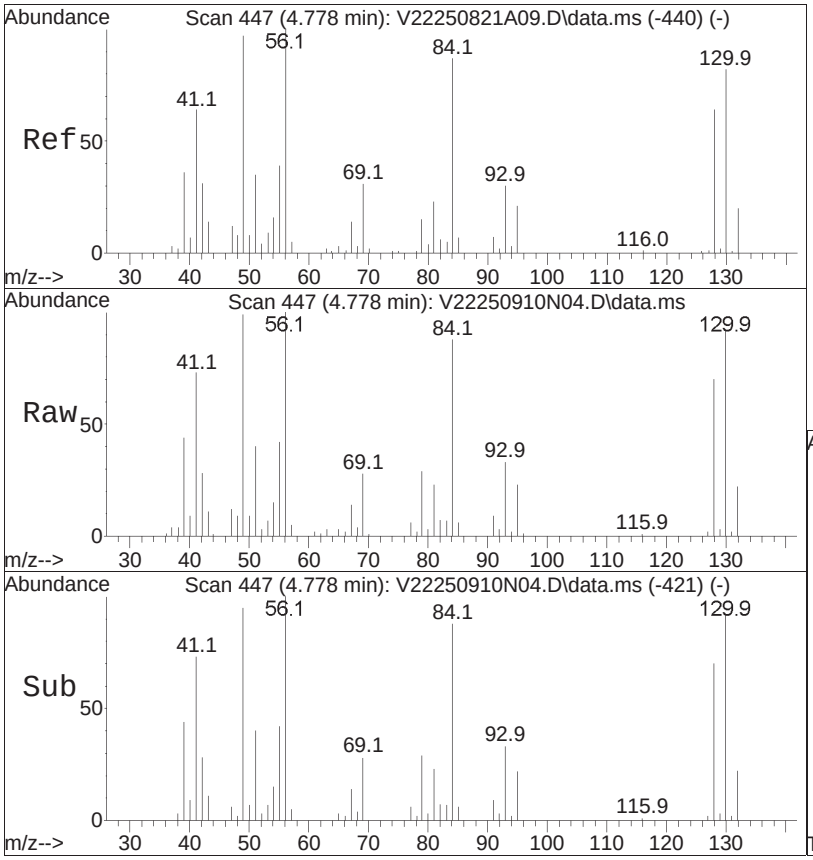


#32
Bromochloromethane
Concen: 9.85 ug/L
RT: 4.778 min Scan# 447
Delta R.T. 0.000 min
Lab File: V22250910N04.D
Acq: 10 Sep 2025 09:10 pm

Tgt Ion:128 Resp: 26351

| Ion | Ratio | Lower | Upper |
|---|---|---|---|
| 128 | 100 | | |
| 49 | 141.1 | 124.9 | 187.3 |
| 130 | 132.5 | 104.4 | 156.6 |

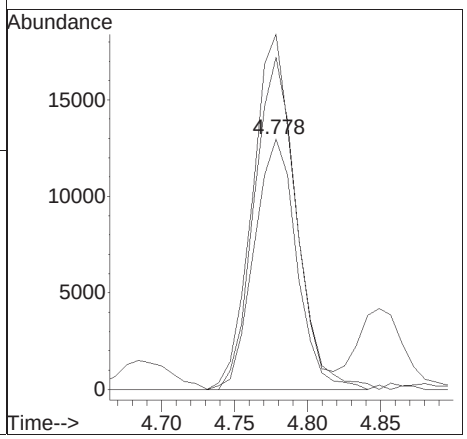

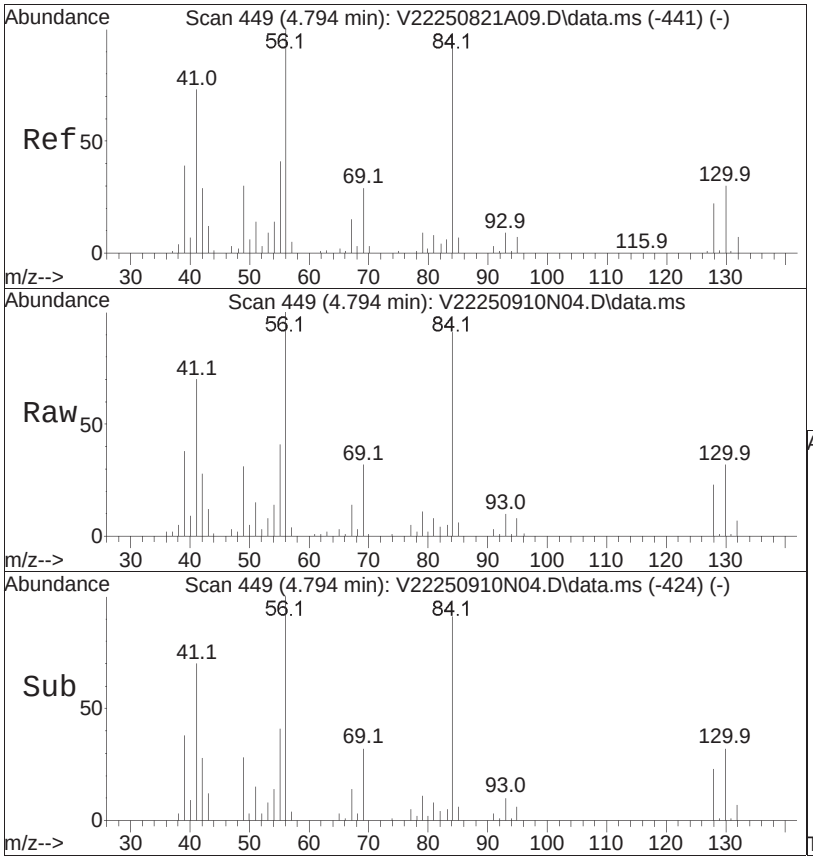


#33
Cyclohexane
Concen: 7.74 ug/L
RT: 4.794 min Scan# 449
Delta R.T. -0.000 min
Lab File: V22250910N04.D
Acq: 10 Sep 2025 09:10 pm

Tgt Ion: 56 Resp: 57540

| Ion | Ratio | Lower | Upper |
|---|---|---|---|
| 56 | 100 | | |
| 84 | 96.2 | 62.1 | 129.1 |

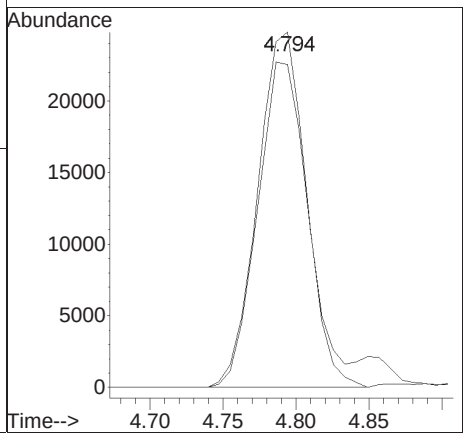

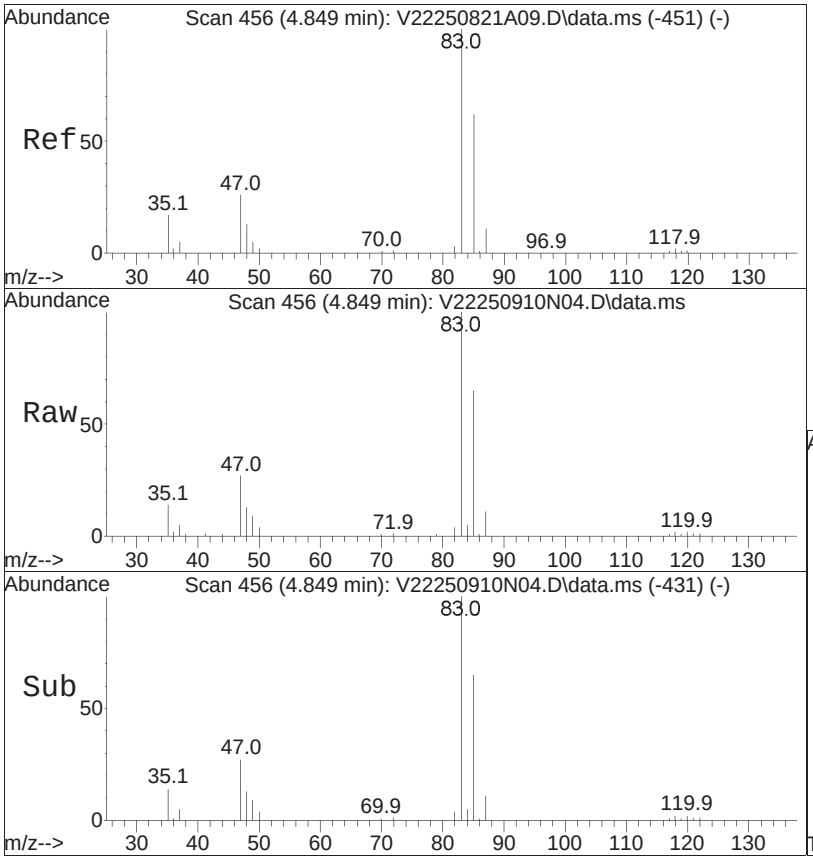


#34
Chloroform
Concen: 9.41 ug/L
RT: 4.849 min Scan# 456
Delta R.T. -0.000 min
Lab File: V22250910N04.D
Acq: 10 Sep 2025 09:10 pm

Tgt Ion: 83 Resp: 96004

| Ion | Ratio | Lower | Upper |
|---|---|---|---|
| 83 | 100 | | |
| 85 | 65.1 | 42.1 | 87.5 |
| 47 | 27.4 | 17.0 | 35.4 |
| 48 | 13.3 | 8.6 | 18.0 |

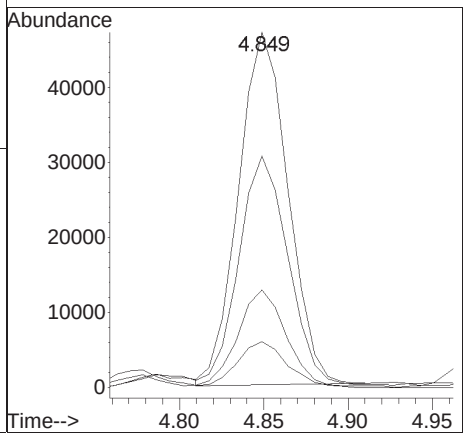

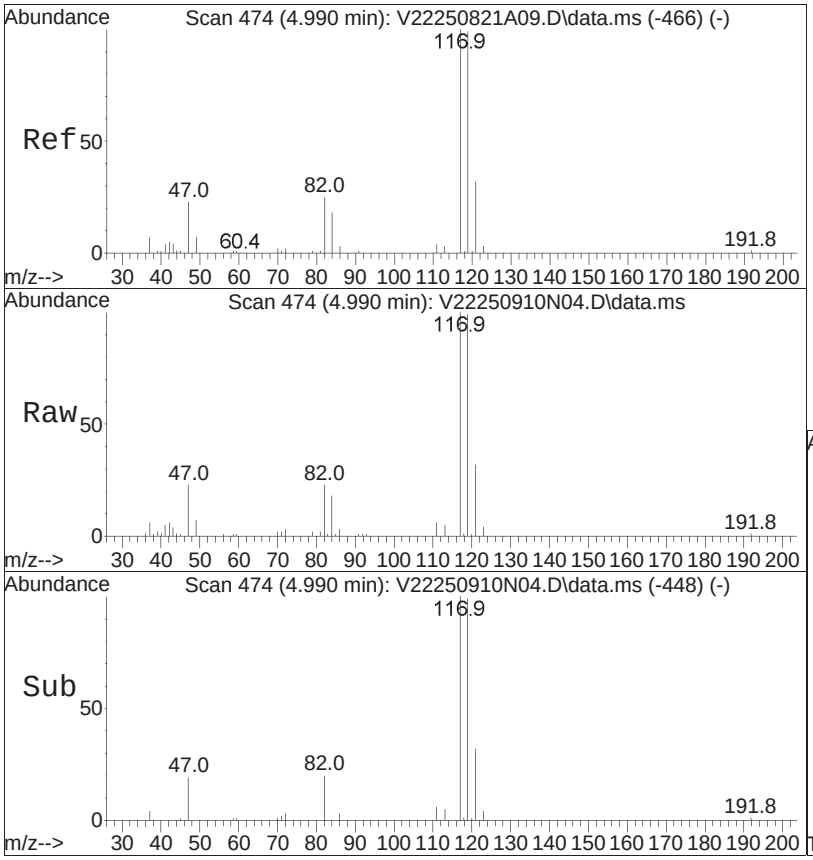


#36
Carbon tetrachloride
Concen: 9.73 ug/L
RT: 4.990 min Scan# 474
Delta R.T. 0.000 min
Lab File: V22250910N04.D
Acq: 10 Sep 2025 09:10 pm

Tgt Ion:117 Resp: 84695

| Ion | Ratio | Lower | Upper |
|---|---|---|---|
| 117 | 100 | | |
| 119 | 97.6 | 63.0 | 131.0 |
| 121 | 31.5 | 21.0 | 43.6 |
| 82 | 29.7 | 20.0 | 41.6 |

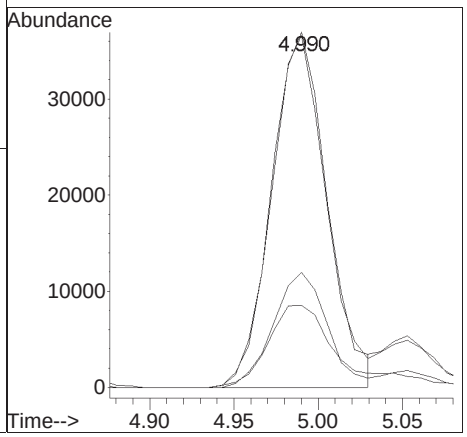

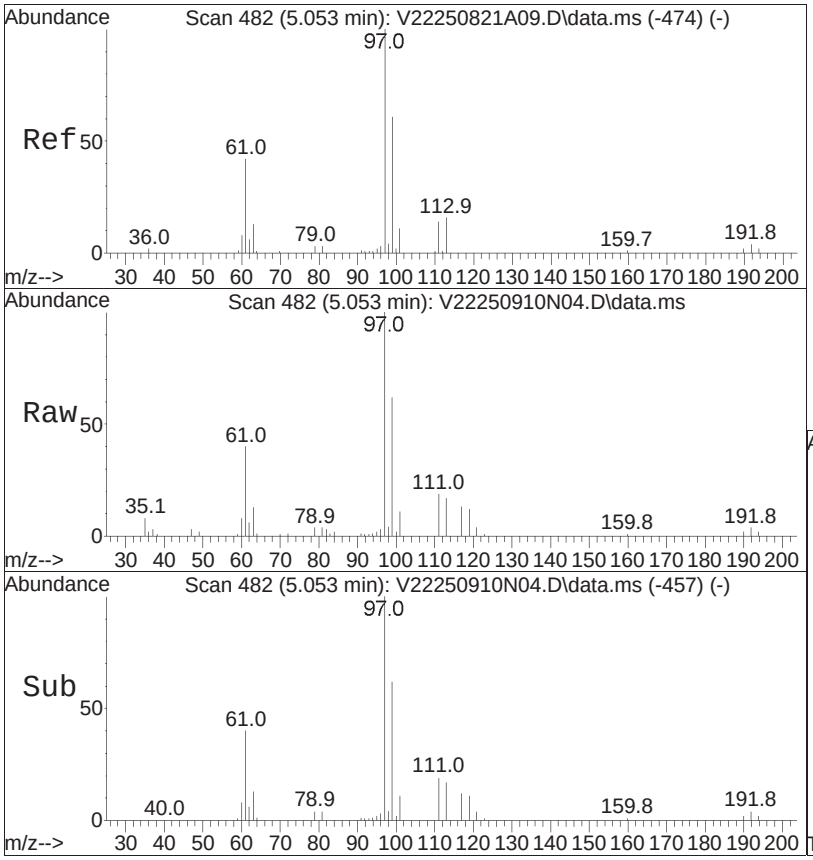


#39
1,1,1-Trichloroethane
Concen: 9.91 ug/L
RT: 5.053 min Scan# 482
Delta R.T. -0.000 min
Lab File: V22250910N04.D
Acq: 10 Sep 2025 09:10 pm

Tgt Ion: 97 Resp: 91704

| Ion | Ratio | Lower | Upper |
|---|---|---|---|
| 97 | 100 | | |
| 99 | 63.6 | 41.7 | 86.7 |
| 61 | 40.8 | 28.5 | 59.3 |
| 63 | 13.3 | 9.6 | 19.8 |

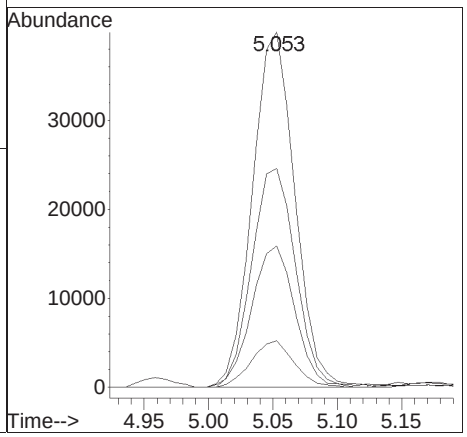

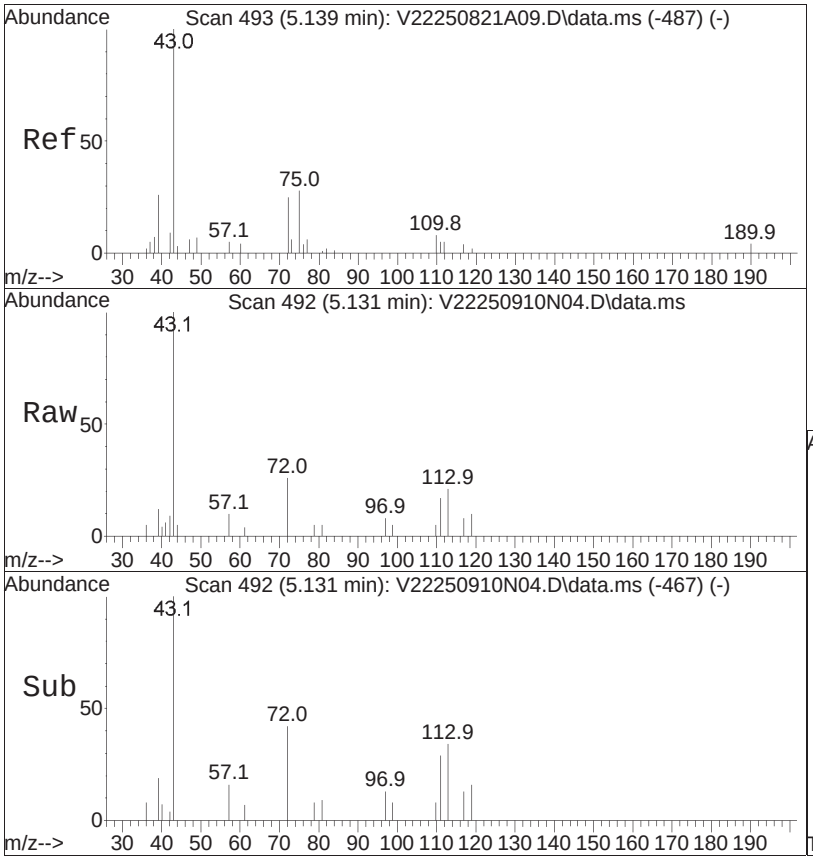


#41
2-Butanone
Concen: 9.84 ug/L
RT: 5.131 min Scan# 492
Delta R.T. -0.008 min
Lab File: V22250910N04.D
Acq: 10 Sep 2025 09:10 pm

Tgt Ion: 43 Resp: 9373

| Ion | Ratio | Lower | Upper |
|---|---|---|---|
| 43 | 100 | | |
| 72 | 46.9 | 42.7 | 64.1 |

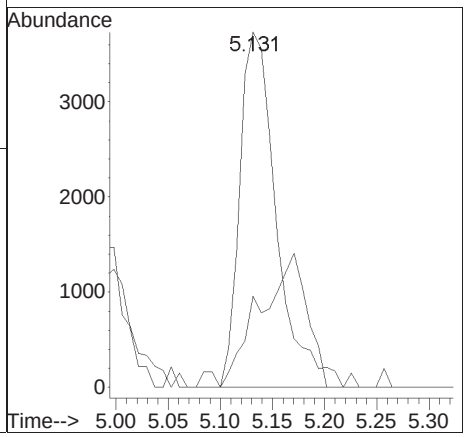

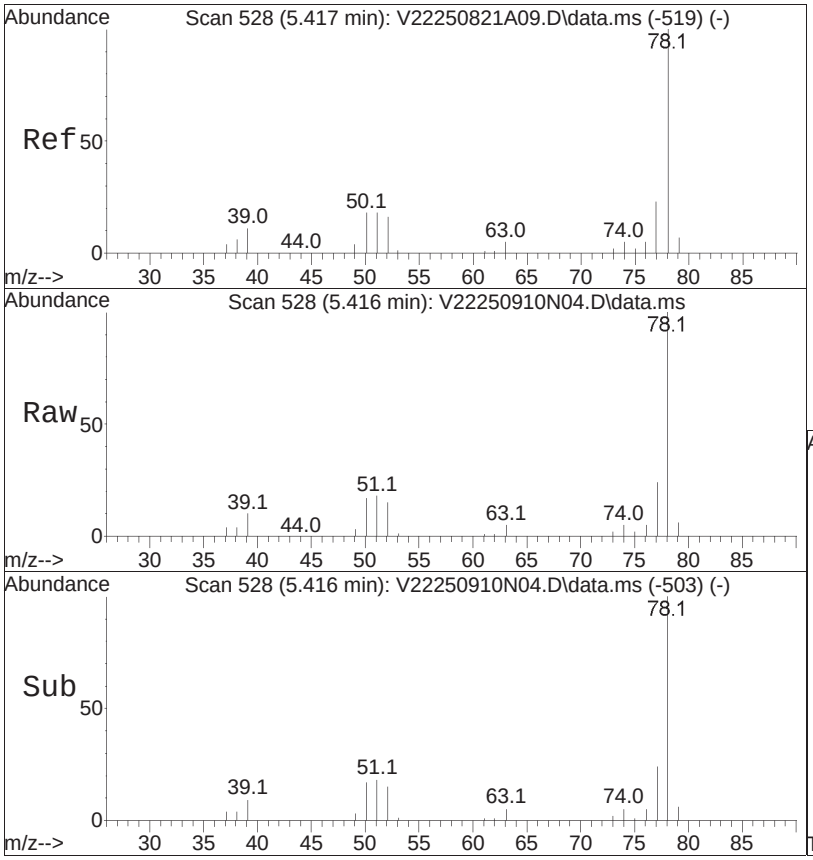


#44
Benzene
Concen: 8.72 ug/L
RT: 5.416 min Scan# 528
Delta R.T. -0.001 min
Lab File: V22250910N04.D
Acq: 10 Sep 2025 09:10 pm

Tgt Ion: 78 Resp: 161333

| Ion | Ratio | Lower | Upper |
|---|---|---|---|
| 78 | 100 | | |
| 77 | 24.1 | 15.8 | 32.8 |
| 51 | 18.5 | 11.8 | 24.6 |
| 52 | 16.1 | 10.8 | 22.4 |

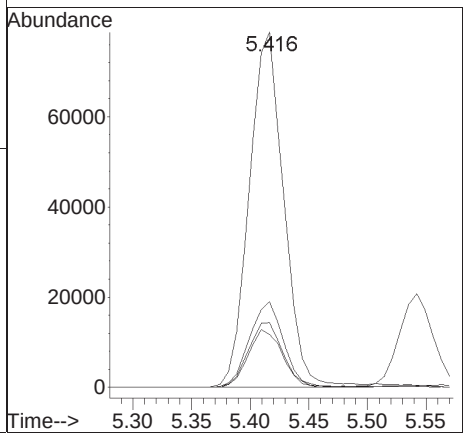

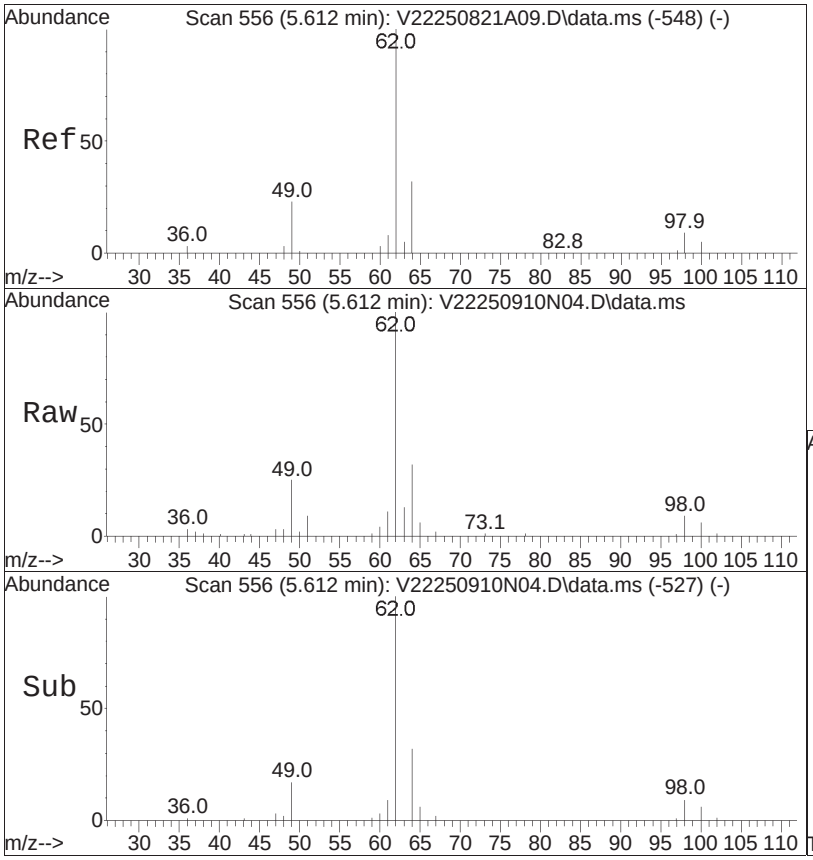


#47
1,2-Dichloroethane
Concen: 9.57 ug/L
RT: 5.612 min Scan# 556
Delta R.T. -0.000 min
Lab File: V22250910N04.D
Acq: 10 Sep 2025 09:10 pm

Tgt Ion: 62 Resp: 61003

| Ion | Ratio | Lower | Upper |
|---|---|---|---|
| 62 | 100 | | |
| 64 | 31.2 | 13.7 | 53.7 |
| 98 | 8.5 | 0.0 | 28.5 |

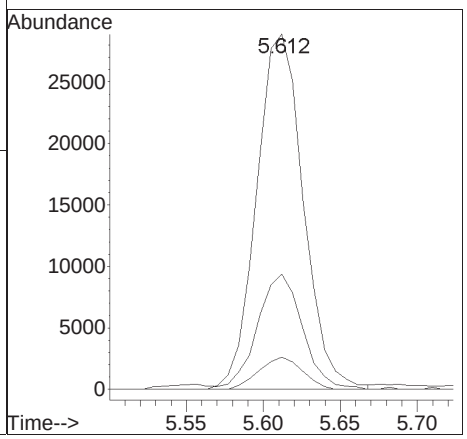

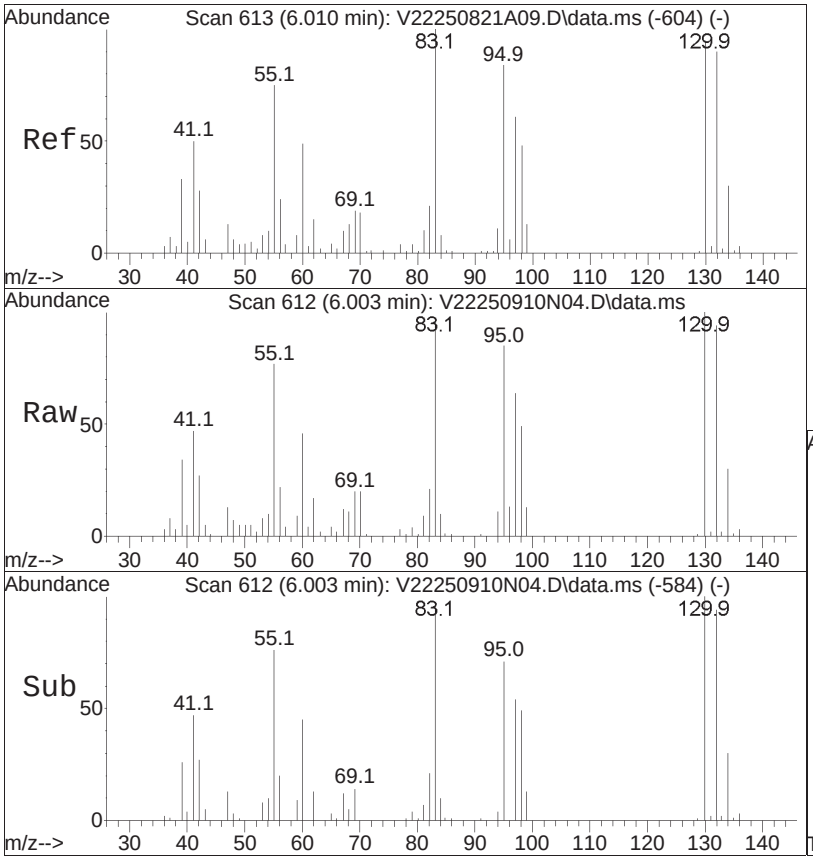


#50
Methyl cyclohexane
Concen: 7.71 ug/L
RT: 6.003 min Scan# 612
Delta R.T. -0.007 min
Lab File: V22250910N04.D
Acq: 10 Sep 2025 09:10 pm

Tgt Ion: 83 Resp: 56572

| Ion | Ratio | Lower | Upper |
|---|---|---|---|
| 83 | 100 | | |
| 55 | 79.9 | 63.1 | 94.7 |

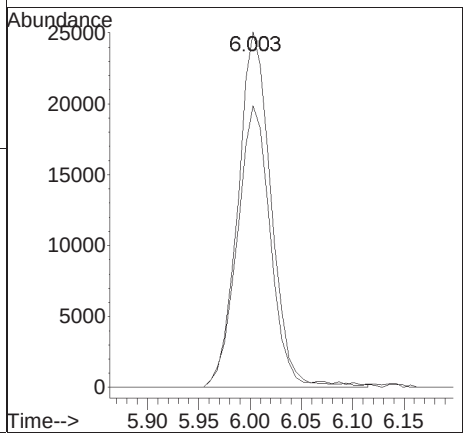

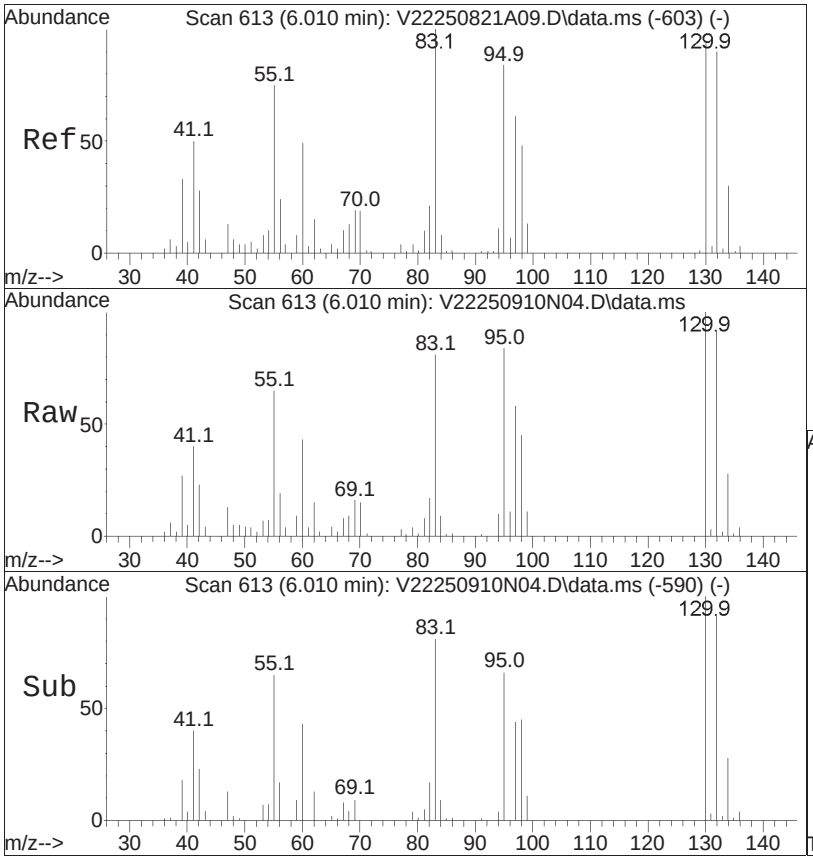


#51
Trichloroethene
Concen: 8.83 ug/L
RT: 6.010 min Scan# 613
Delta R.T. -0.000 min
Lab File: V22250910N04.D
Acq: 10 Sep 2025 09:10 pm

Tgt Ion: 95 Resp: 49822

| Ion | Ratio | Lower | Upper |
|---|---|---|---|
| 95 | 100 | | |
| 97 | 69.4 | 55.6 | 83.4 |
| 130 | 110.4 | 86.8 | 130.2 |

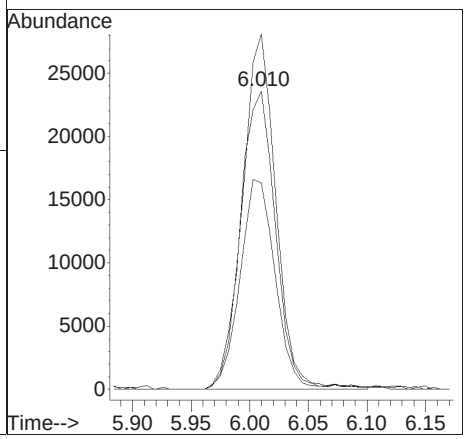

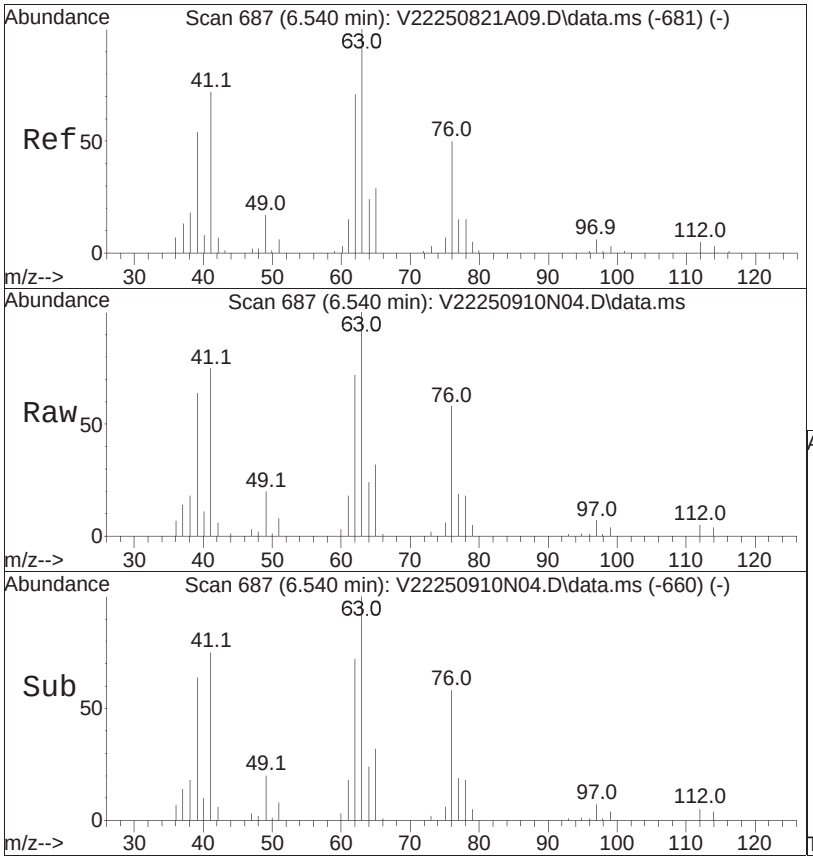


#54
1,2-Dichloropropane
Concen: 8.60 ug/L
RT: 6.540 min Scan# 687
Delta R.T. 0.000 min
Lab File: V22250910N04.D
Acq: 10 Sep 2025 09:10 pm

Tgt Ion: 63 Resp: 43387

| Ion | Ratio | Lower | Upper |
|---|---|---|---|
| 63 | 100 | | |
| 62 | 70.1 | 56.8 | 85.2 |
| 76 | 55.2 | 40.4 | 60.6 |

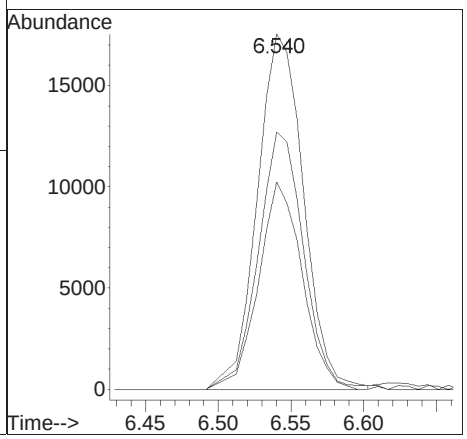

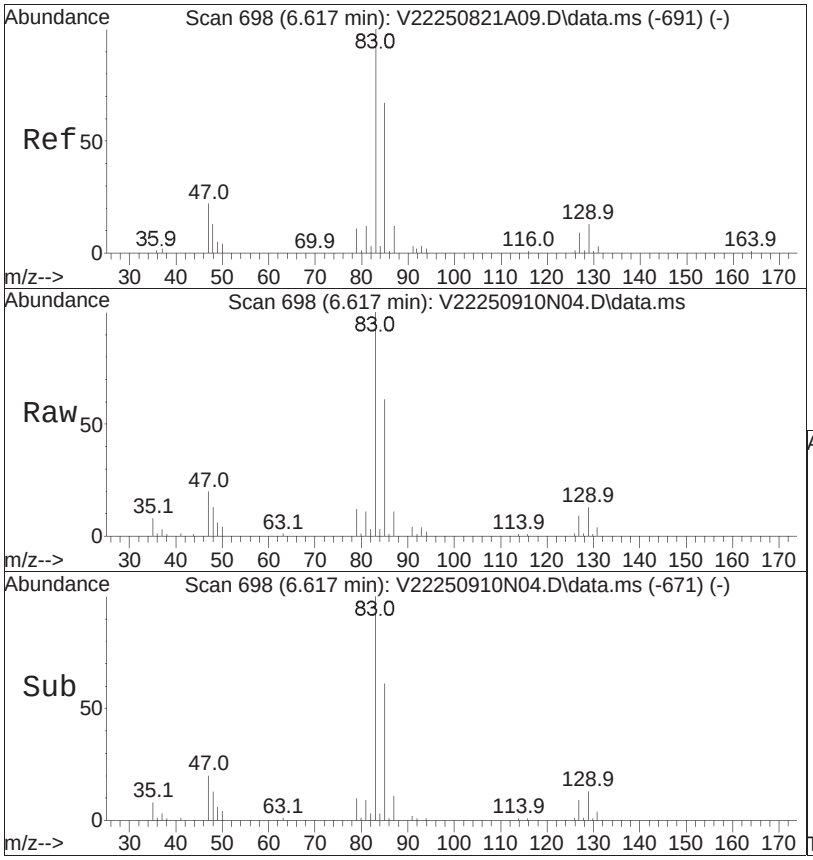


#57
Bromodichloromethane
Concen: 9.41 ug/L
RT: 6.617 min Scan# 698
Delta R.T. -0.000 min
Lab File: V22250910N04.D
Acq: 10 Sep 2025 09:10 pm

Tgt Ion: 83 Resp: 68651

| Ion | Ratio | Lower | Upper |
|---|---|---|---|
| 83 | 100 | | |
| 85 | 62.7 | 52.2 | 78.2 |
| 127 | 9.1 | 7.1 | 10.7 |

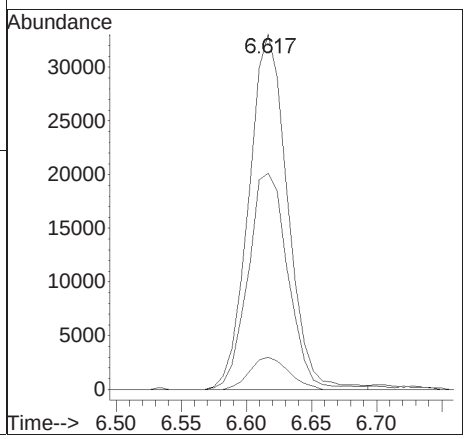

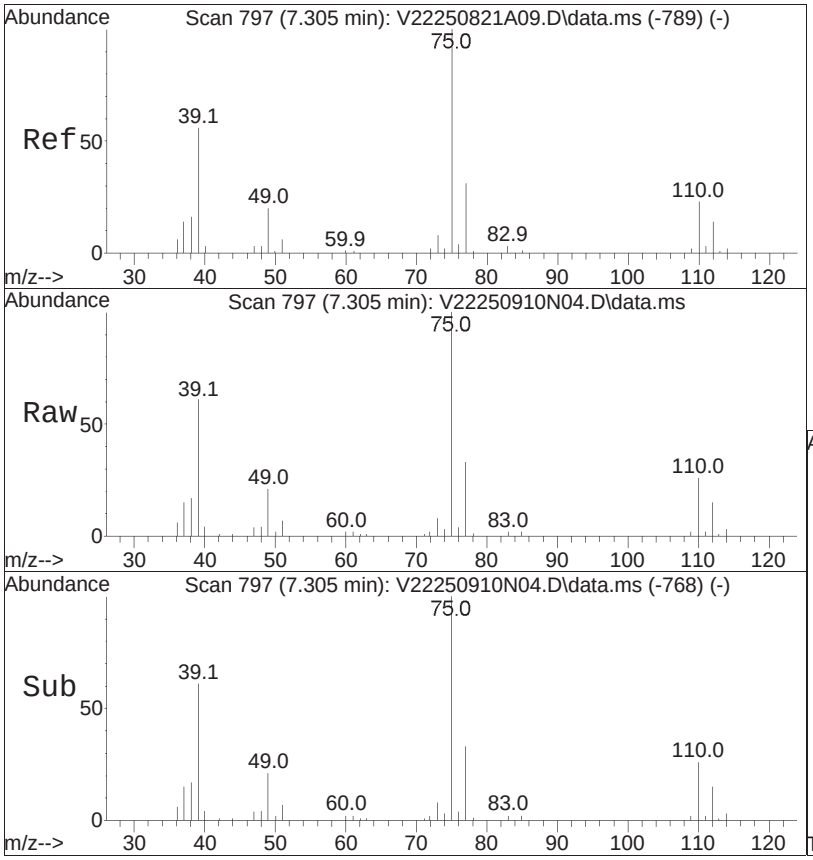


#61
cis-1,3-Dichloropropene
Concen: 8.67 ug/L
RT: 7.305 min Scan# 797
Delta R.T. -0.000 min
Lab File: V22250910N04.D
Acq: 10 Sep 2025 09:10 pm

Tgt Ion: 75 Resp: 57013

| Ion | Ratio | Lower | Upper |
|---|---|---|---|
| 75 | 100 | | |
| 77 | 32.1 | 25.6 | 38.4 |
| 39 | 61.3 | 48.1 | 72.1 |

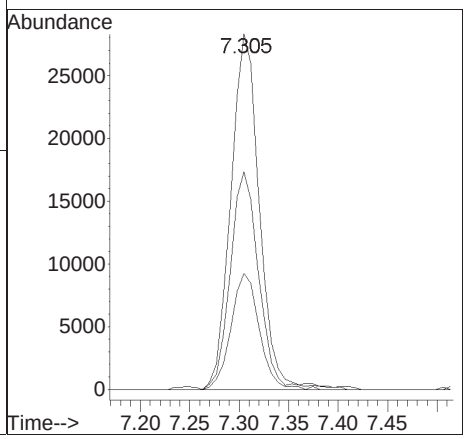




#64
Toluene
Concen: 9.22 ug/L
RT: 7.576 min Scan# 836
Delta R.T. -0.000 min
Lab File: V22250910N04.D
Acq: 10 Sep 2025 09:10 pm

Tgt Ion: 92 Resp: 111445

| Ion | Ratio | Lower | Upper |
|---|---|---|---|
| 92 | 100 | | |
| 91 | 172.1 | 138.0 | 207.0 |

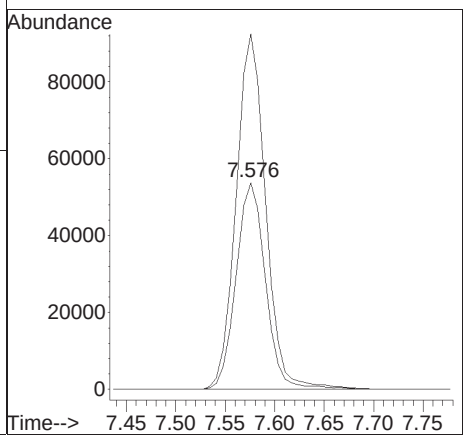

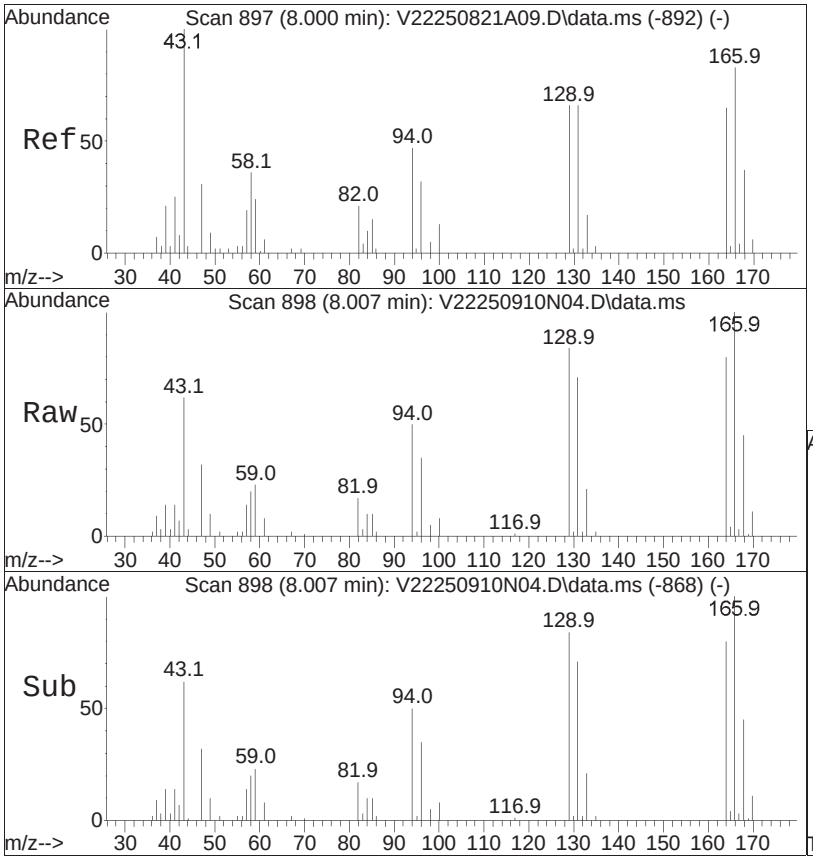


#65
4-Methyl-2-pentanone
Concen: 8.02 ug/L
RT: 8.007 min Scan# 898
Delta R.T. 0.007 min
Lab File: V22250910N04.D
Acq: 10 Sep 2025 09:10 pm

Tgt Ion: 58 Resp: 5441

| Ion | Ratio | Lower | Upper |
|---|---|---|---|
| 58 | 100 | | |
| 100 | 47.0 | 32.6 | 49.0 |
| 43 | 319.0 | 239.6 | 359.4 |

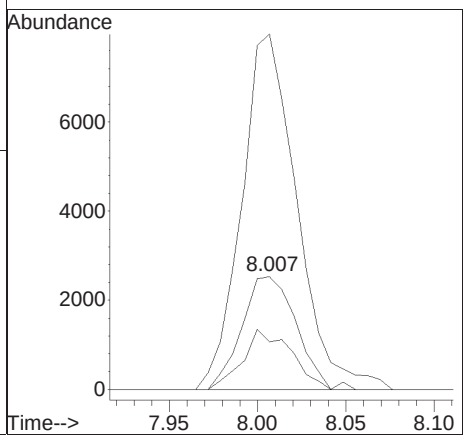

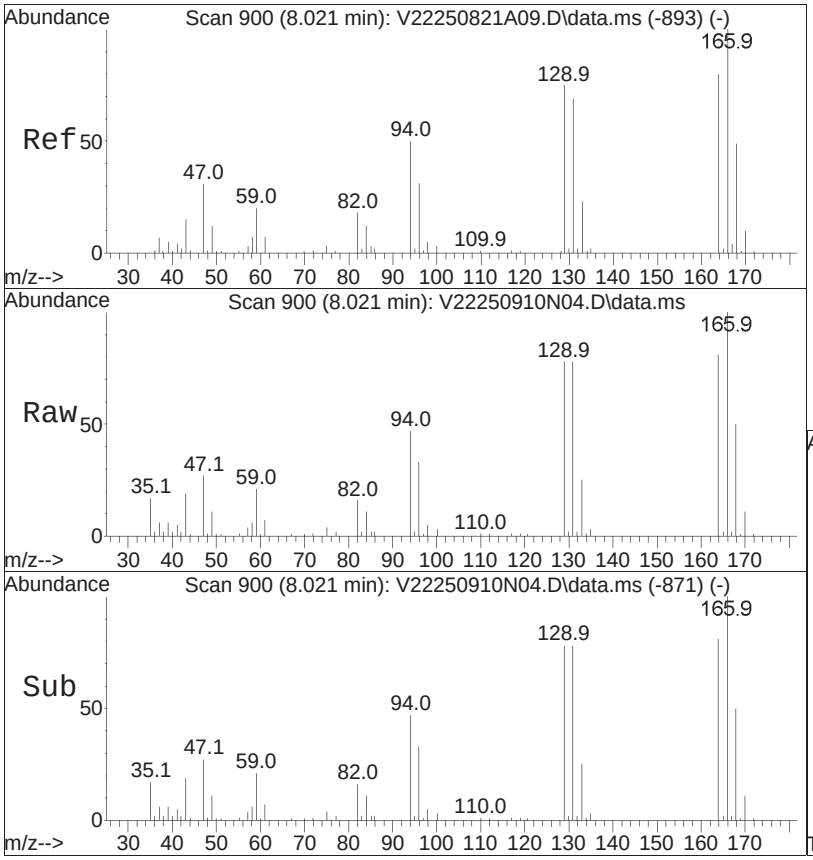


#66
Tetrachloroethene
Concen: 9.56 ug/L
RT: 8.021 min Scan# 900
Delta R.T. -0.000 min
Lab File: V22250910N04.D
Acq: 10 Sep 2025 09:10 pm

Tgt Ion:166 Resp: 56268

| Ion | Ratio | Lower | Upper |
|---|---|---|---|
| 166 | 100 | | |
| 168 | 47.6 | 27.3 | 67.3 |
| 94 | 46.5 | 28.2 | 68.2 |

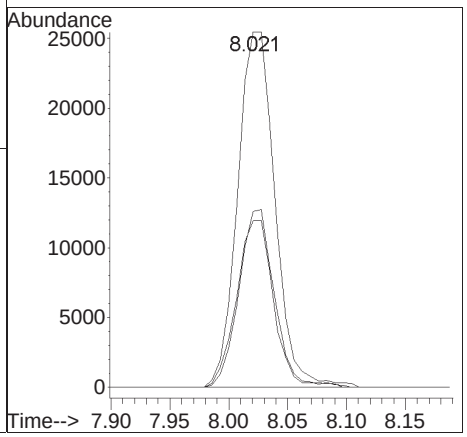

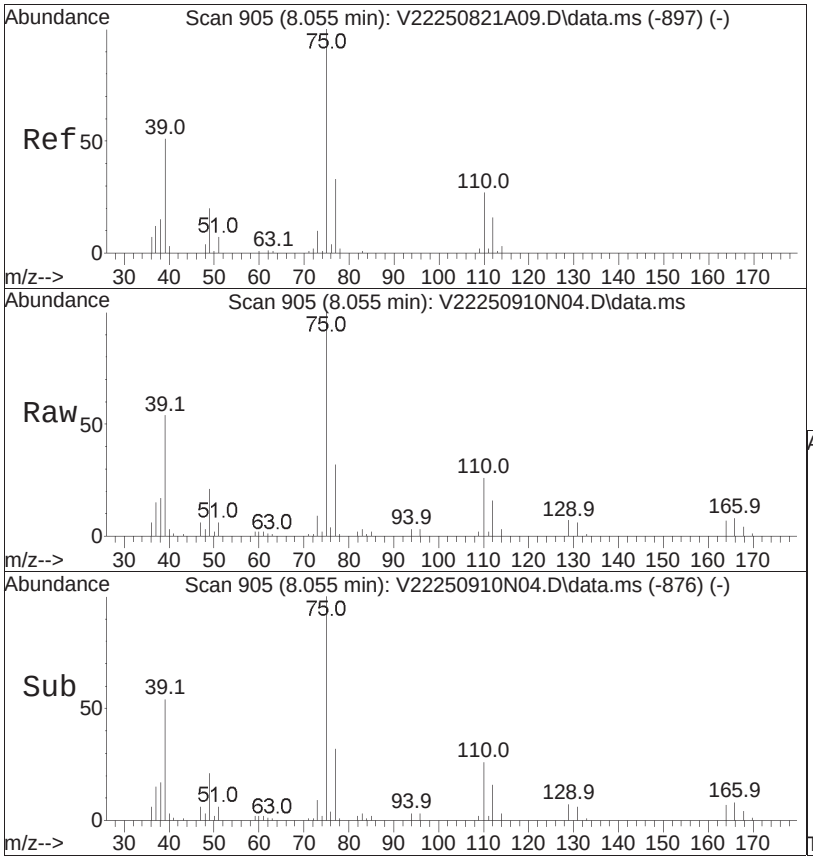


#68
trans-1,3-Dichloropropene
Concen: 8.95 ug/L
RT: 8.055 min Scan# 905
Delta R.T. 0.000 min
Lab File: V22250910N04.D
Acq: 10 Sep 2025 09:10 pm

Tgt Ion: 75 Resp: 49820

| Ion | Ratio | Lower | Upper |
|---|---|---|---|
| 75 | 100 | | |
| 77 | 32.4 | 12.3 | 52.3 |
| 39 | 62.0 | 42.1 | 82.1 |

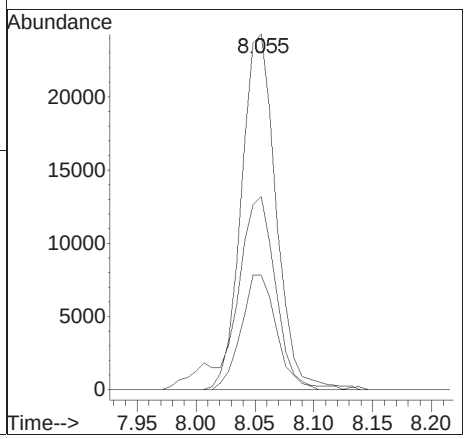

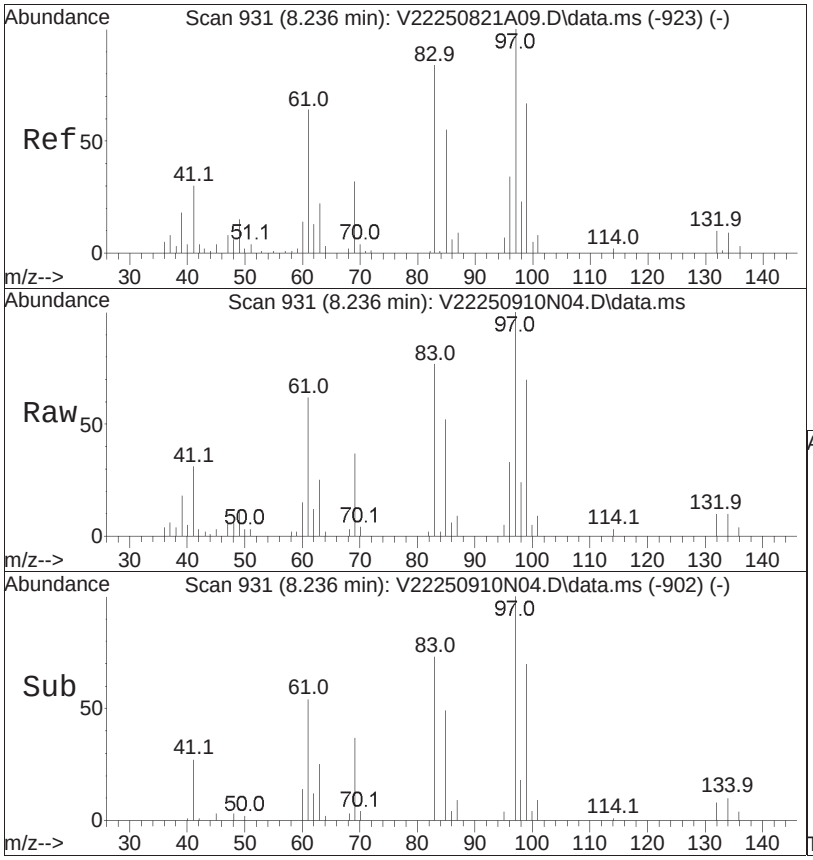


#71
1,1,2-Trichloroethane
Concen: 9.16 ug/L
RT: 8.236 min Scan# 931
Delta R.T. 0.000 min
Lab File: V22250910N04.D
Acq: 10 Sep 2025 09:10 pm

Tgt Ion: 83 Resp: 24061

| Ion | Ratio | Lower | Upper |
|---|---|---|---|
| 83 | 100 | | |
| 97 | 123.2 | 96.5 | 136.5 |
| 85 | 67.0 | 47.3 | 87.3 |

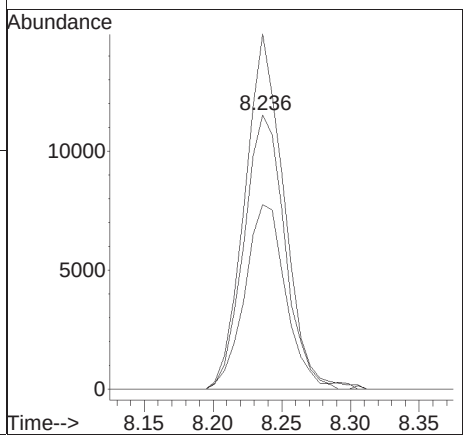

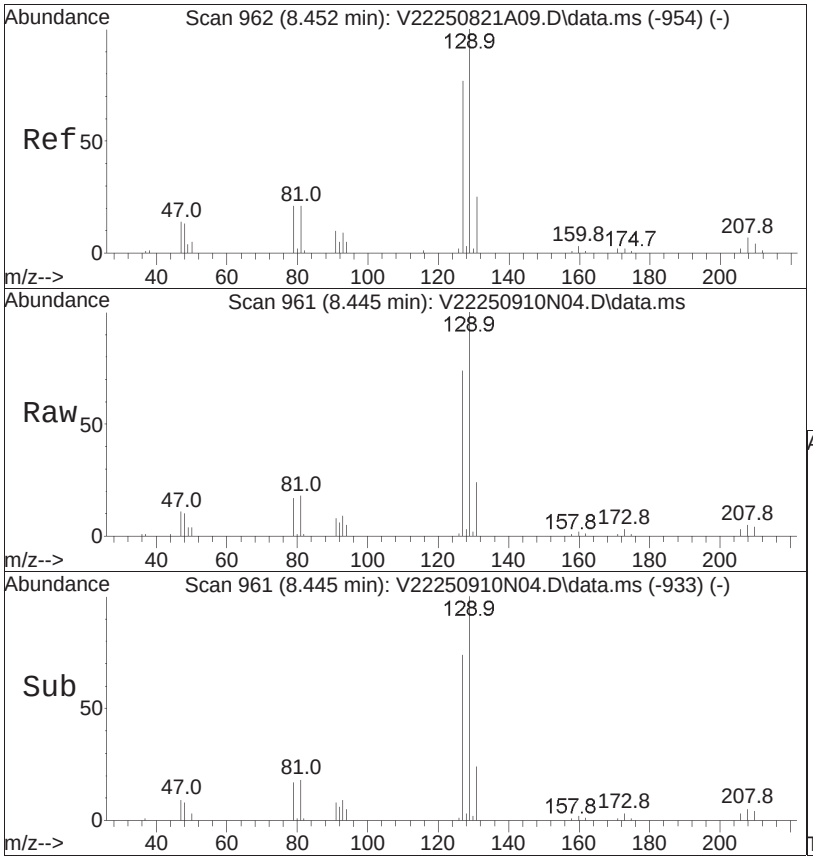


#72
Chlorodibromomethane
Concen: 9.42 ug/L
RT: 8.445 min Scan# 961
Delta R.T. -0.007 min
Lab File: V22250910N04.D
Acq: 10 Sep 2025 09:10 pm

Tgt Ion:129 Resp: 45245

| Ion | Ratio | Lower | Upper |
|---|---|---|---|
| 129 | 100 | | |
| 81 | 17.9 | 1.3 | 41.3 |
| 127 | 75.0 | 57.9 | 97.9 |

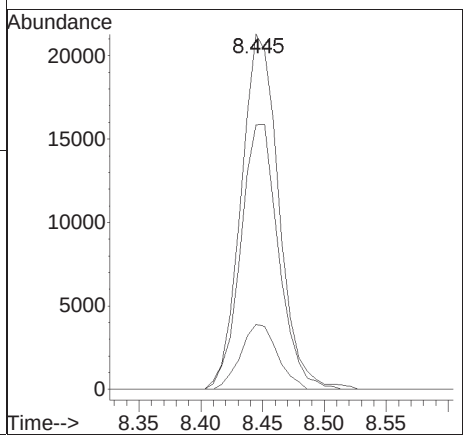

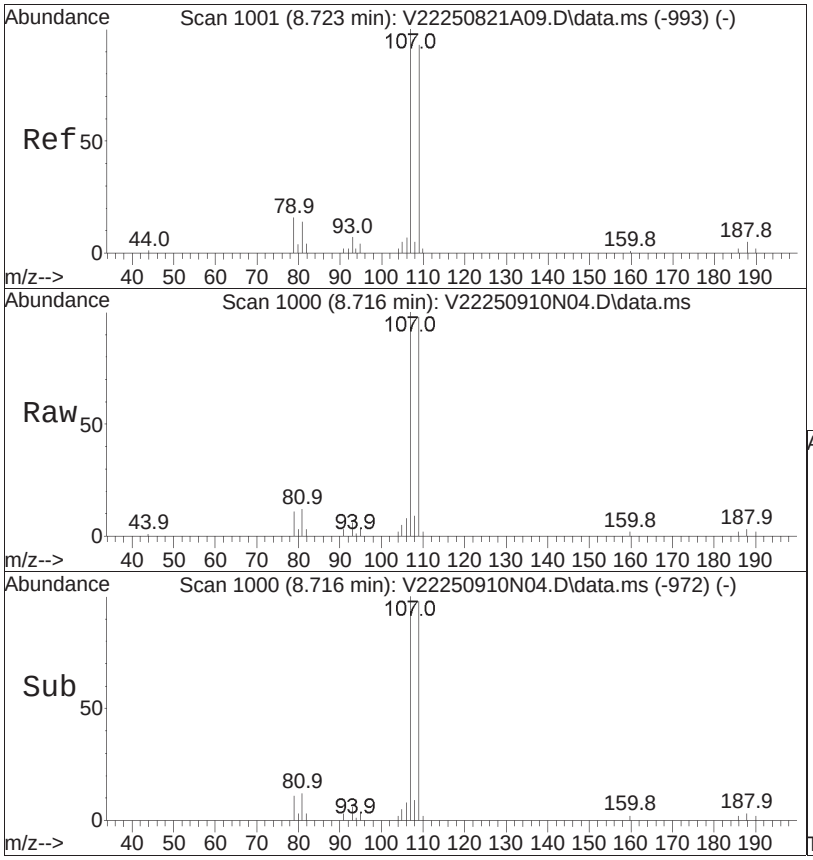


#74
1,2-Dibromoethane
Concen: 9.31 ug/L
RT: 8.716 min Scan# 1000
Delta R.T. -0.007 min
Lab File: V22250910N04.D
Acq: 10 Sep 2025 09:10 pm

Tgt Ion:107 Resp: 29546

| Ion | Ratio | Lower | Upper |
|---|---|---|---|
| 107 | 100 | | |
| 109 | 96.6 | 73.6 | 110.4 |

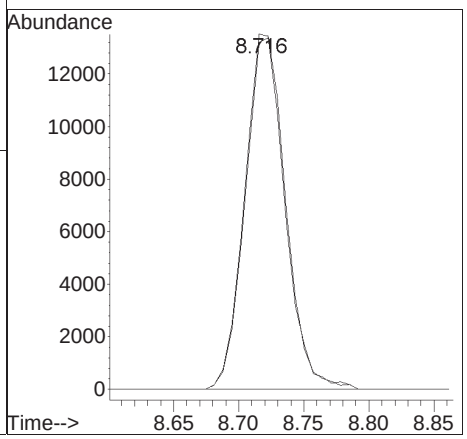

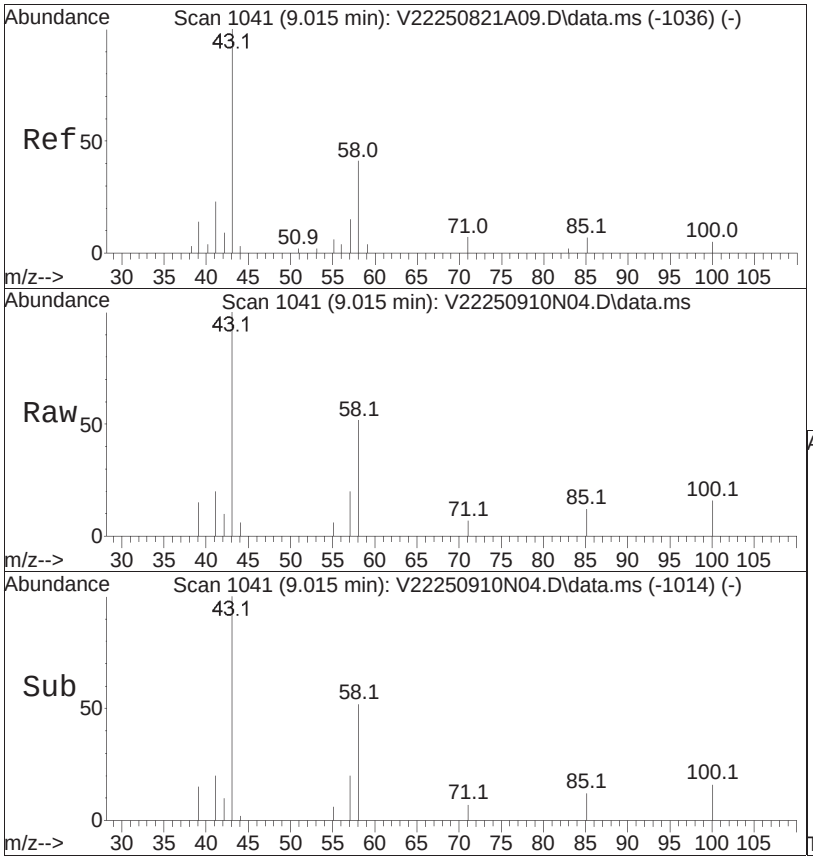


#76
2-Hexanone
Concen: 7.39 ug/L
RT: 9.015 min Scan# 1041
Delta R.T. -0.000 min
Lab File: V22250910N04.D
Acq: 10 Sep 2025 09:10 pm

Tgt Ion: 43 Resp: 7413

| Ion | Ratio | Lower | Upper |
|---|---|---|---|
| 43 | 100 | | |
| 58 | 43.4 | 33.0 | 49.6 |
| 57 | 16.2 | 12.2 | 18.4 |

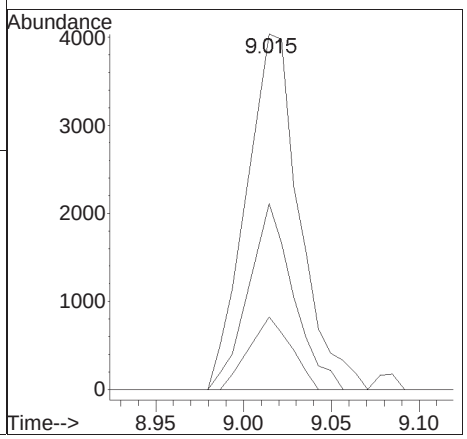

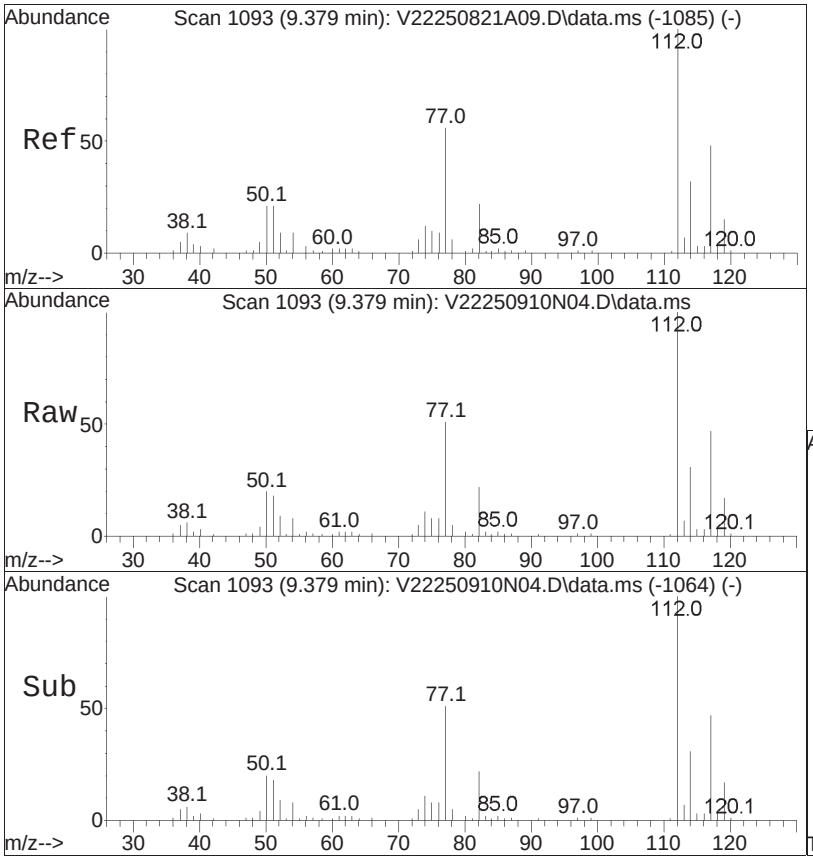


#77
Chlorobenzene
Concen: 9.30 ug/L
RT: 9.379 min Scan# 1093
Delta R.T. 0.000 min
Lab File: V22250910N04.D
Acq: 10 Sep 2025 09:10 pm

Tgt Ion:112 Resp: 134069

| Ion | Ratio | Lower | Upper |
|---|---|---|---|
| 112 | 100 | | |
| 77 | 55.3 | 46.7 | 70.1 |
| 114 | 32.1 | 26.0 | 39.0 |

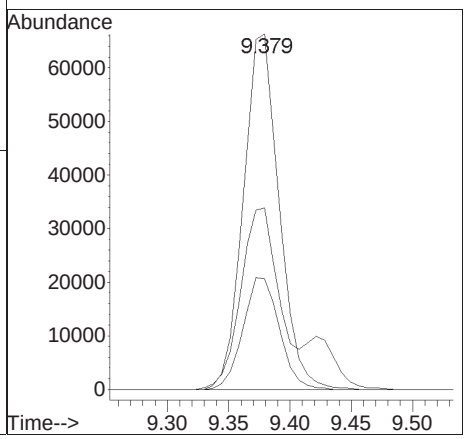

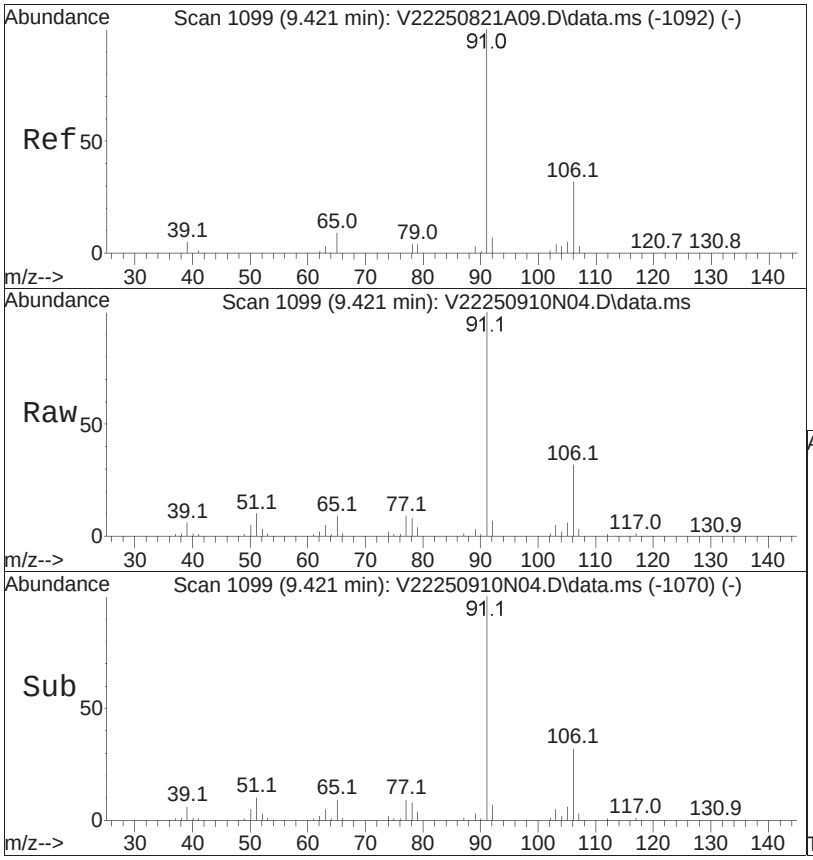


#78
Ethylbenzene
Concen: 8.82 ug/L
RT: 9.421 min Scan# 1099
Delta R.T. 0.000 min
Lab File: V22250910N04.D
Acq: 10 Sep 2025 09:10 pm

Tgt Ion: 91 Resp: 209903

| Ion | Ratio | Lower | Upper |
|---|---|---|---|
| 91 | 100 | | |
| 106 | 32.1 | 24.6 | 36.8 |

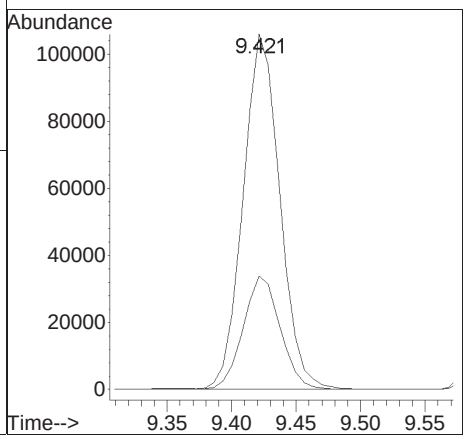




#80
p/m Xylene
Concen: 19.13 ug/L
RT: 9.611 min Scan# 1126
Delta R.T. -0.000 min
Lab File: V22250910N04.D
Acq: 10 Sep 2025 09:10 pm

Tgt Ion:106 Resp: 171151

| Ion | Ratio | Lower | Upper |
|---|---|---|---|
| 106 | 100 | | |
| 91 | 198.7 | 165.7 | 248.5 |

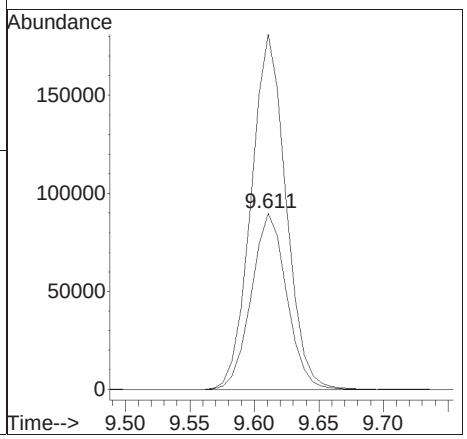

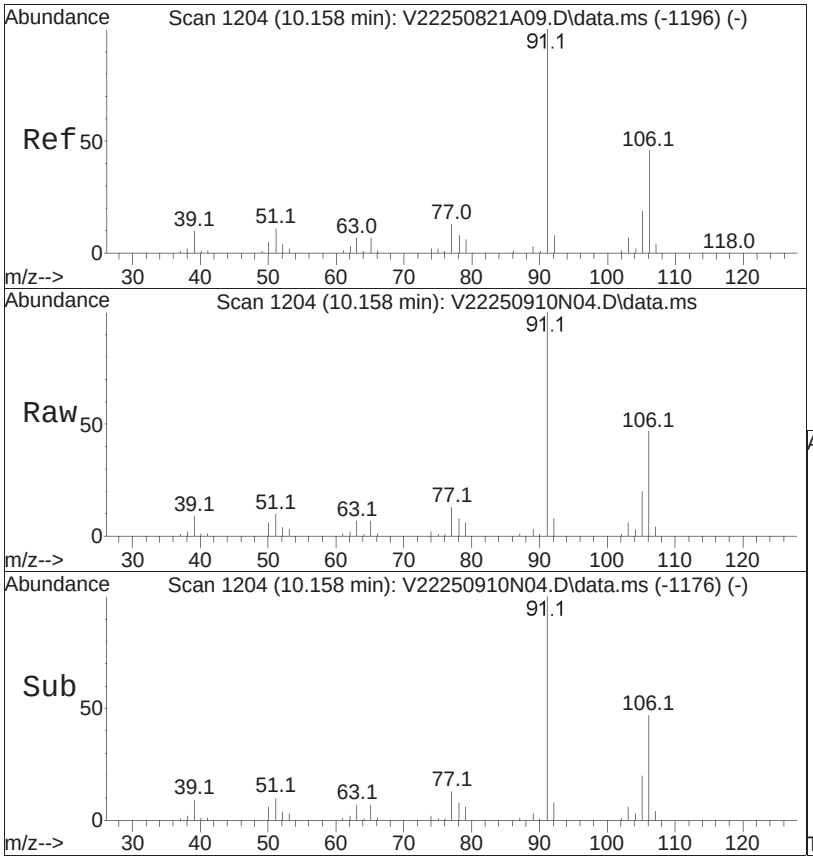


#81
o Xylene
Concen: 18.99 ug/L
RT: 10.158 min Scan# 1204
Delta R.T. -0.000 min
Lab File: V22250910N04.D
Acq: 10 Sep 2025 09:10 pm

Tgt Ion:106 Resp: 158672

| Ion | Ratio | Lower | Upper |
|---|---|---|---|
| 106 | 100 | | |
| 91 | 218.7 | 175.6 | 263.4 |

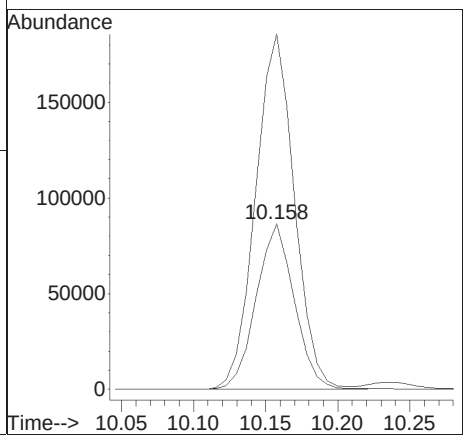

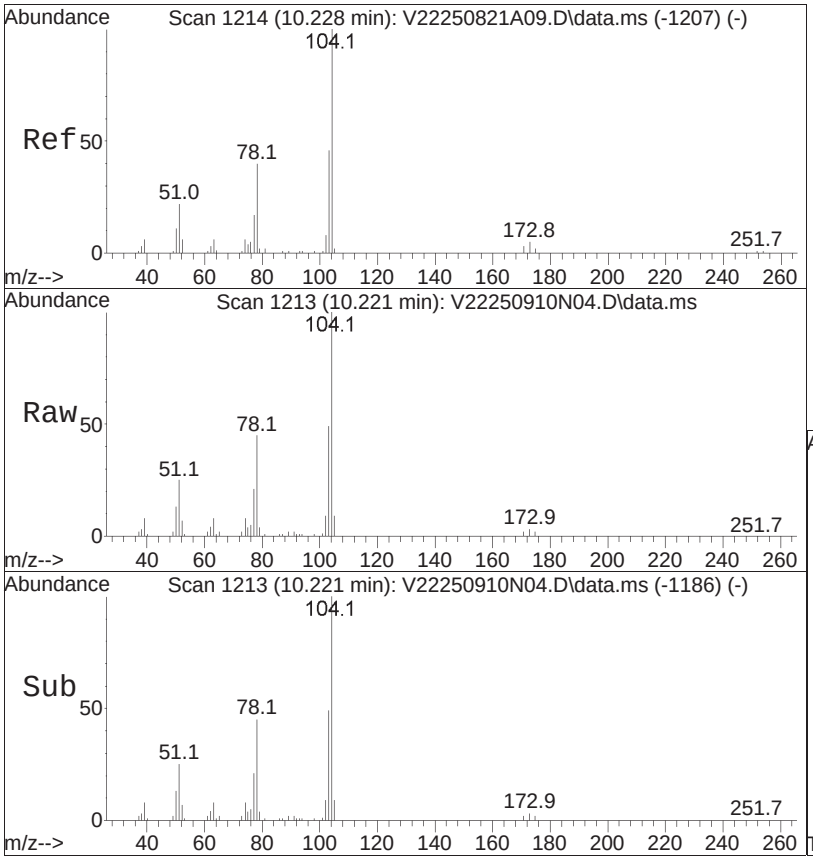


#82
Styrene
Concen: 20.14 ug/L
RT: 10.221 min Scan# 1213
Delta R.T. -0.007 min
Lab File: V22250910N04.D
Acq: 10 Sep 2025 09:10 pm

Tgt Ion:104 Resp: 277925

| Ion | Ratio | Lower | Upper |
|---|---|---|---|
| 104 | 100 | | |
| 78 | 43.4 | 34.9 | 52.3 |

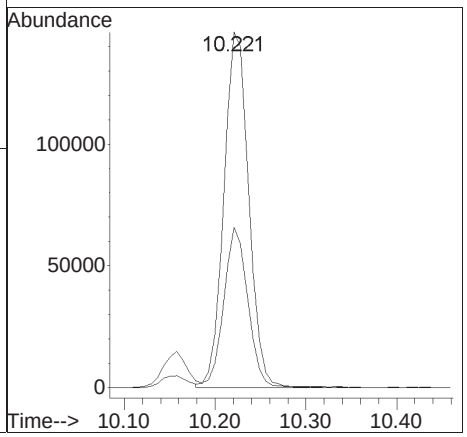

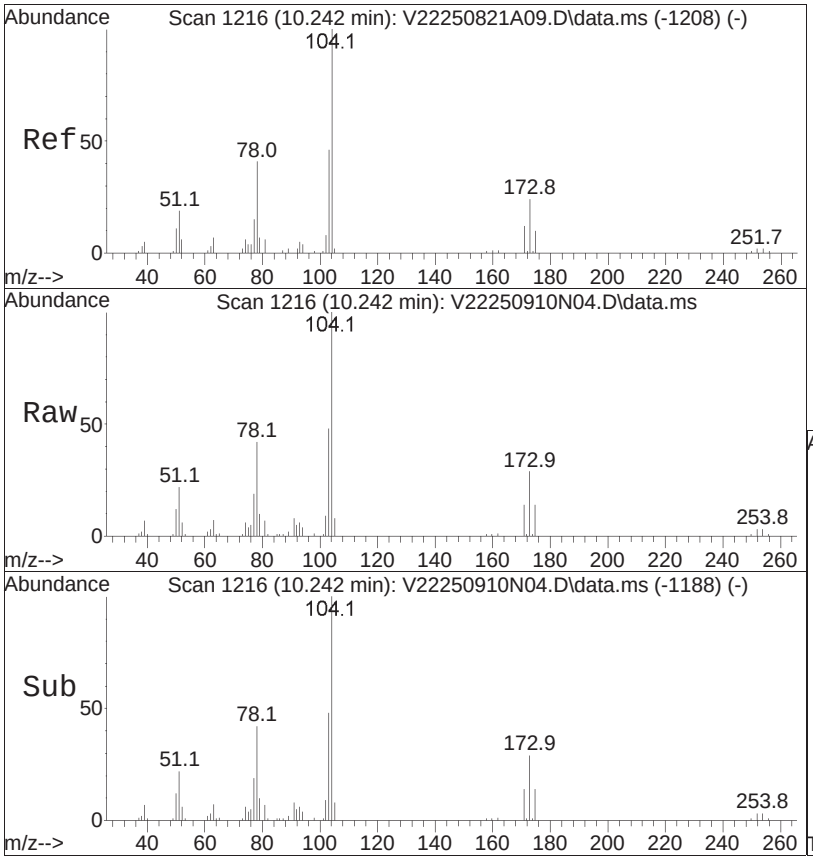


#84
Bromoform
Concen: 9.02 ug/L
RT: 10.242 min Scan# 1216
Delta R.T. -0.000 min
Lab File: V22250910N04.D
Acq: 10 Sep 2025 09:10 pm

Tgt Ion:173 Resp: 26735

| Ion | Ratio | Lower | Upper |
|---|---|---|---|
| 173 | 100 | | |
| 175 | 50.0 | 26.3 | 66.3 |

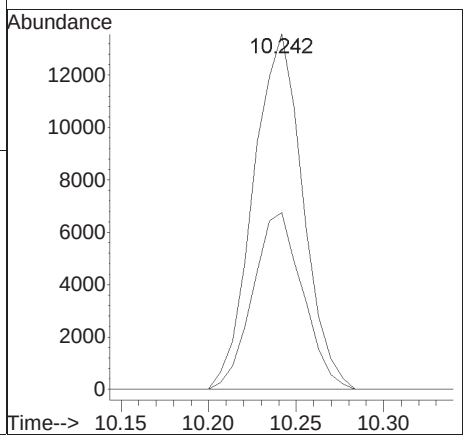

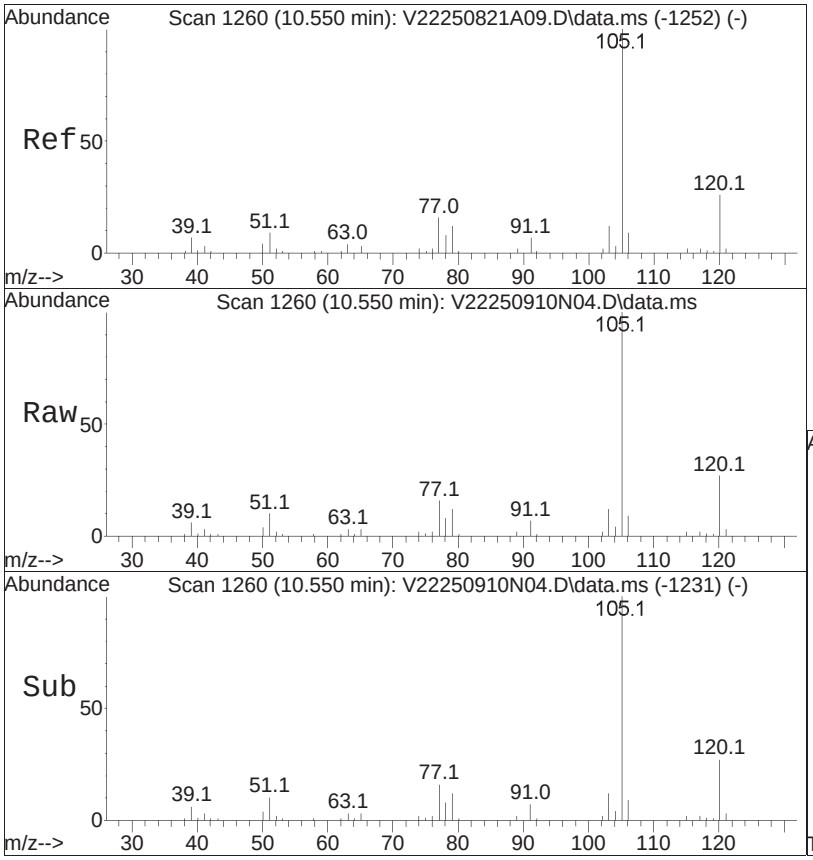


#86
Isopropylbenzene
Concen: 8.88 ug/L
RT: 10.550 min Scan# 1260
Delta R.T. 0.000 min
Lab File: V22250910N04.D
Acq: 10 Sep 2025 09:10 pm

Tgt Ion:105 Resp: 213928

| Ion | Ratio | Lower | Upper |
|---|---|---|---|
| 105 | 100 | | |
| 120 | 26.8 | 6.5 | 46.5 |

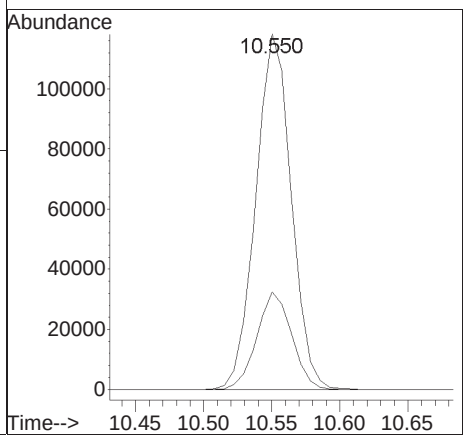

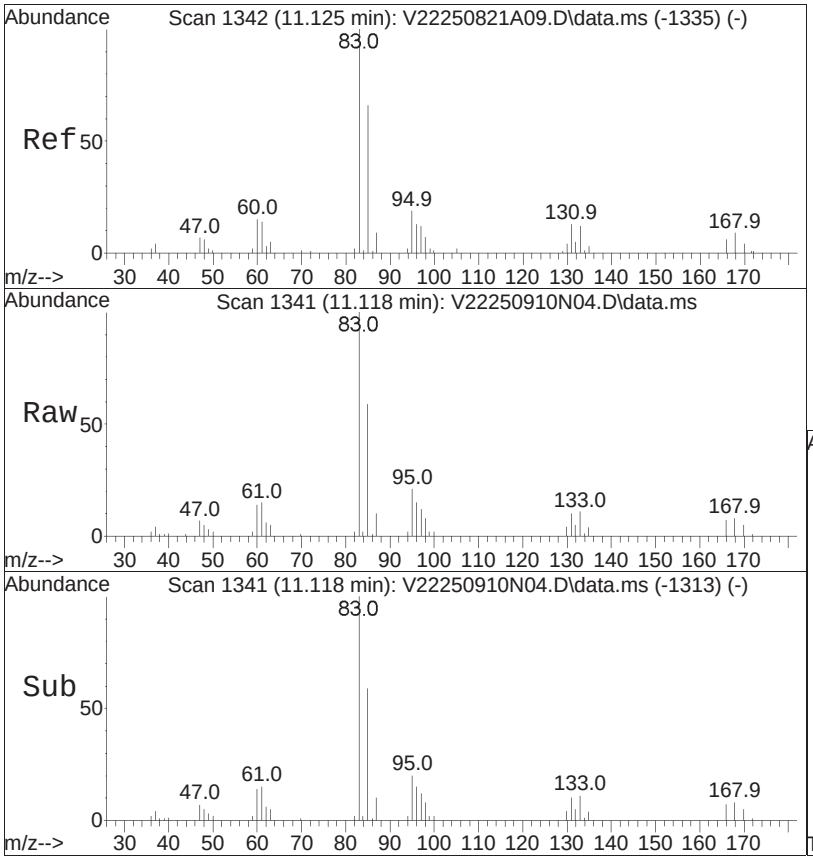


#91
1,1,2,2-Tetrachloroethane
Concen: 8.54 ug/L
RT: 11.118 min Scan# 1341
Delta R.T. -0.007 min
Lab File: V22250910N04.D
Acq: 10 Sep 2025 09:10 pm

Tgt Ion: 83 Resp: 34068

| Ion | Ratio | Lower | Upper |
|---|---|---|---|
| 83 | 100 | | |
| 131 | 11.1 | 0.0 | 32.0 |
| 85 | 64.0 | 45.6 | 85.6 |

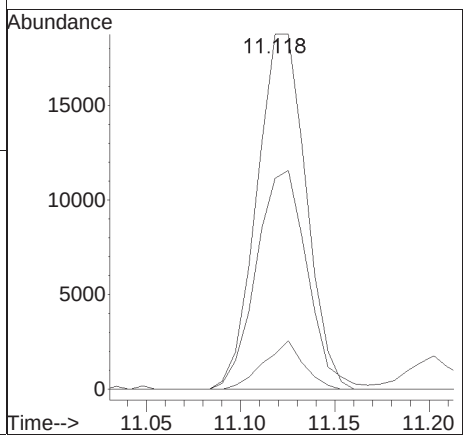

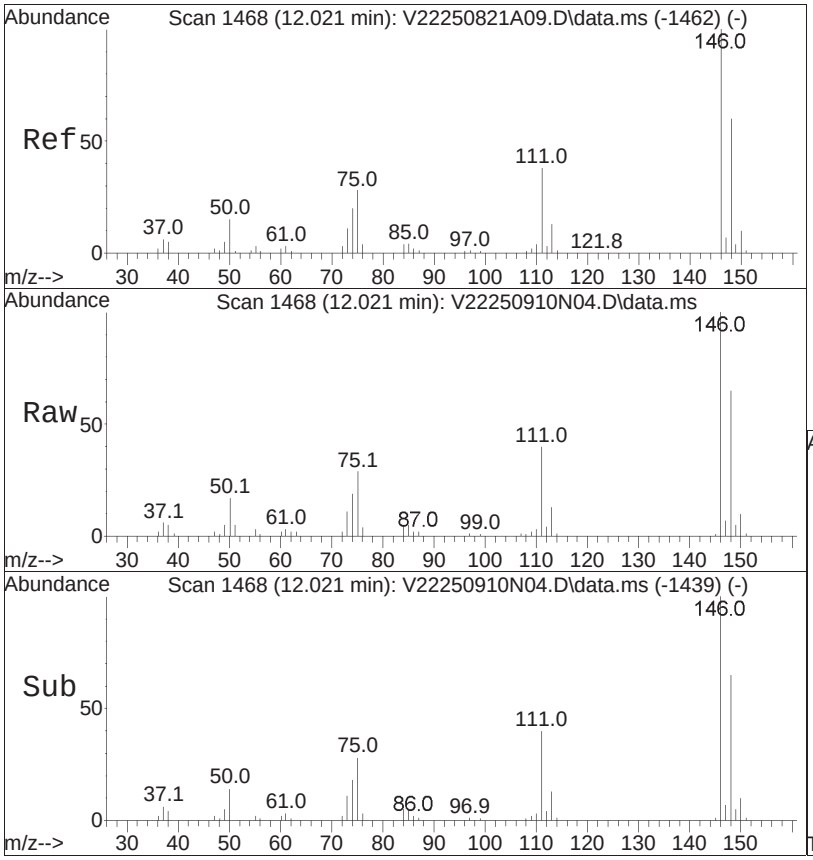


#104
1,3-Dichlorobenzene
Concen: 9.69 ug/L
RT: 12.021 min Scan# 1468
Delta R.T. -0.000 min
Lab File: V22250910N04.D
Acq: 10 Sep 2025 09:10 pm

Tgt Ion:146 Resp: 123547

| Ion | Ratio | Lower | Upper |
|---|---|---|---|
| 146 | 100 | | |
| 111 | 38.9 | 25.1 | 52.1 |
| 148 | 64.0 | 41.2 | 85.6 |

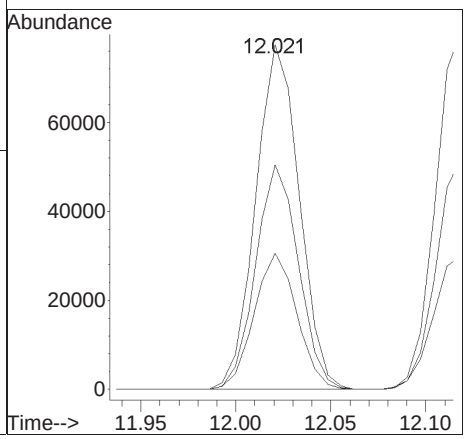

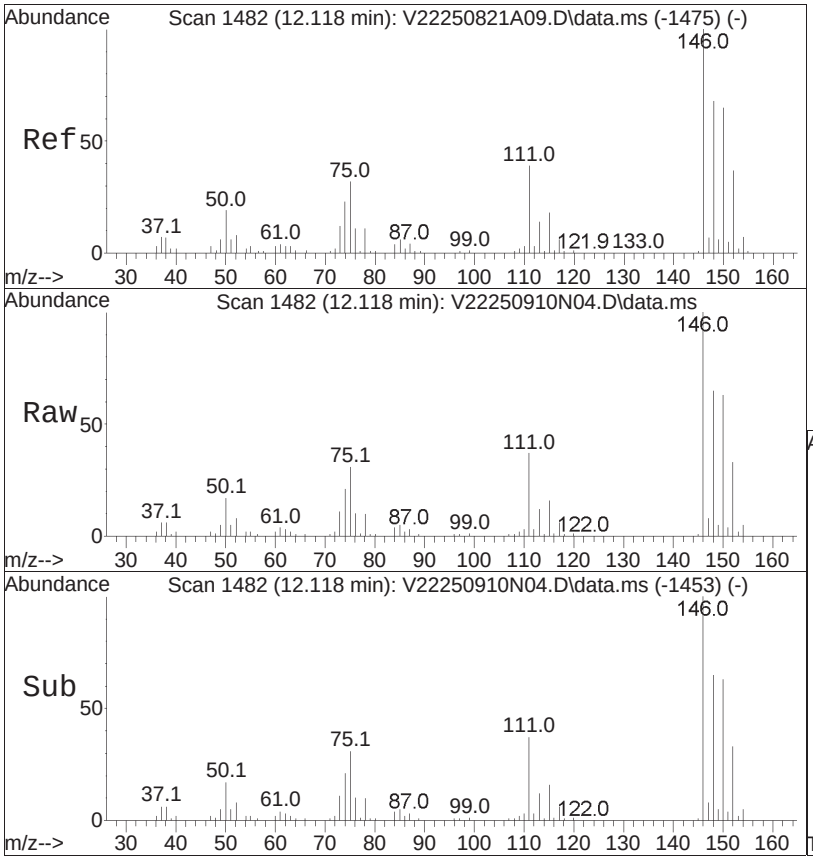


#105
1,4-Dichlorobenzene
Concen: 9.54 ug/L
RT: 12.118 min Scan# 1482
Delta R.T. 0.000 min
Lab File: V22250910N04.D
Acq: 10 Sep 2025 09:10 pm

Tgt Ion:146 Resp: 122251

| Ion | Ratio | Lower | Upper |
|---|---|---|---|
| 146 | 100 | | |
| 111 | 39.1 | 31.8 | 47.8 |
| 148 | 64.2 | 52.2 | 78.2 |

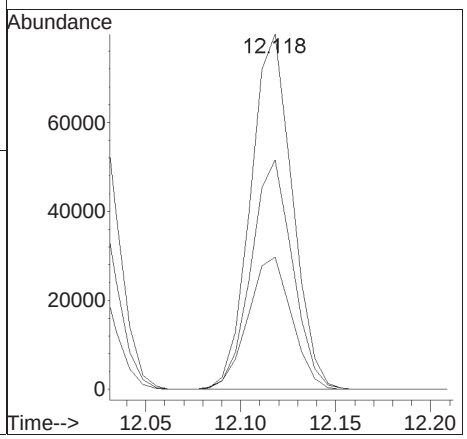

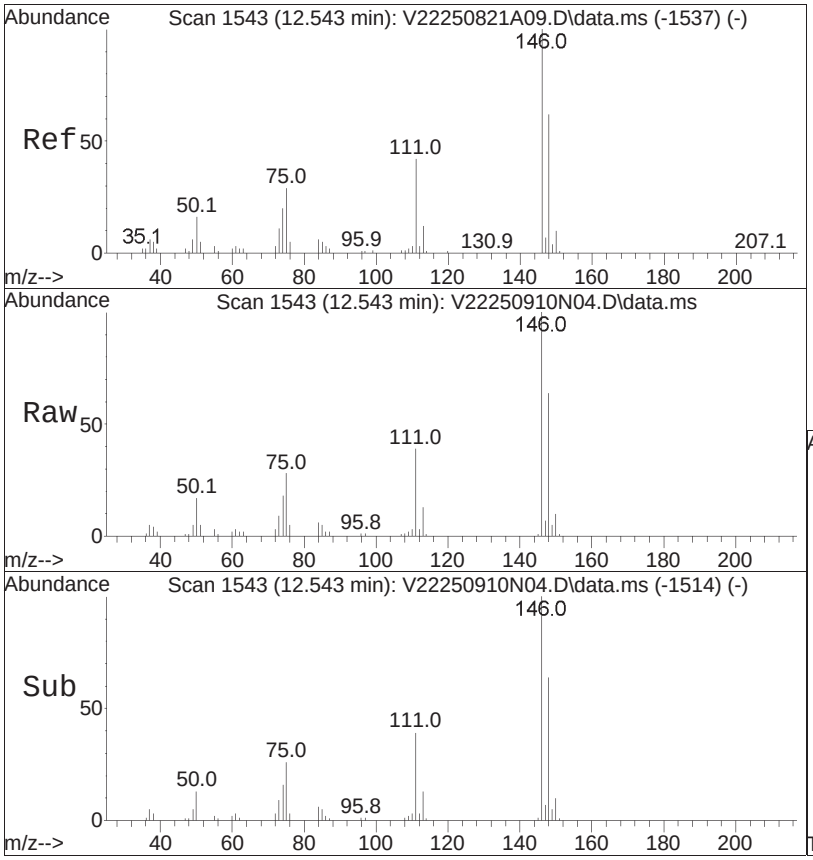


#108
1,2-Dichlorobenzene
Concen: 9.63 ug/L
RT: 12.543 min Scan# 1543
Delta R.T. -0.000 min
Lab File: V22250910N04.D
Acq: 10 Sep 2025 09:10 pm

Tgt Ion:146 Resp: 106505

| Ion | Ratio | Lower | Upper |
|---|---|---|---|
| 146 | 100 | | |
| 111 | 39.6 | 26.0 | 54.0 |
| 148 | 63.0 | 40.9 | 84.9 |

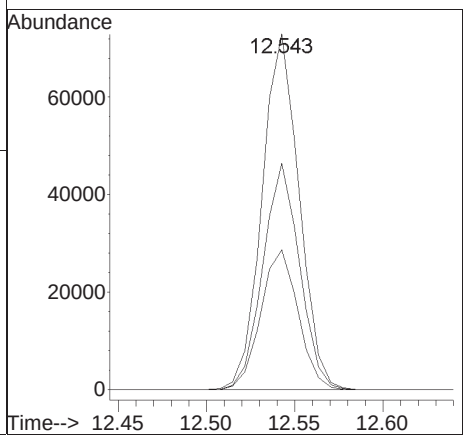

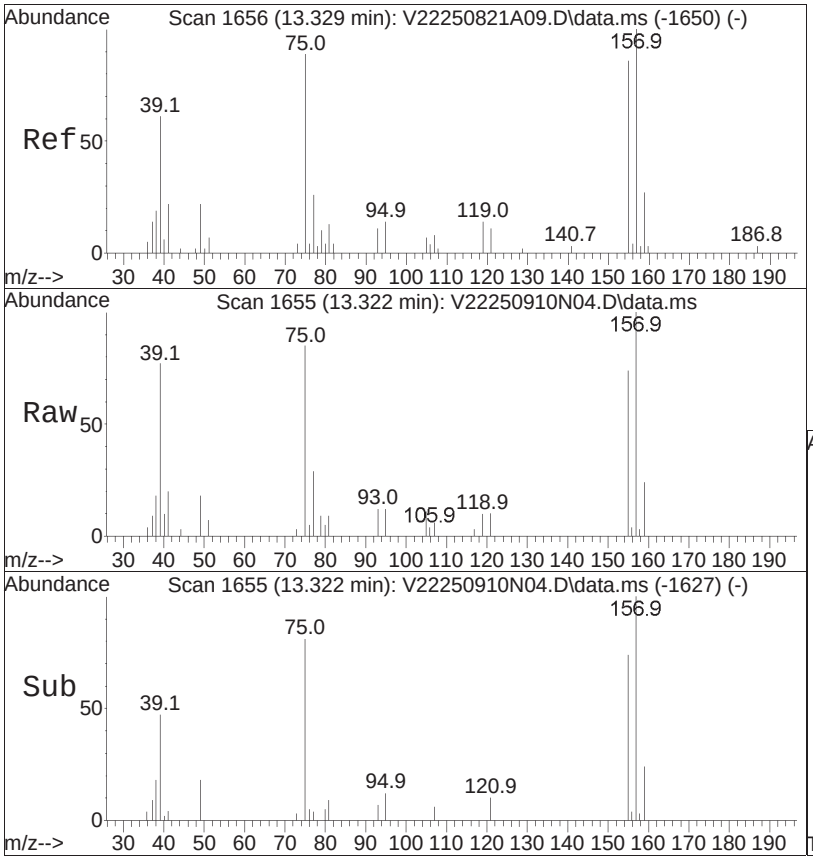


#110
1,2-Dibromo-3-chloropropane
Concen: 9.27 ug/L
RT: 13.322 min Scan# 1655
Delta R.T. -0.007 min
Lab File: V22250910N04.D
Acq: 10 Sep 2025 09:10 pm

Tgt Ion:155 Resp: 6324

| Ion | Ratio | Lower | Upper |
|---|---|---|---|
| 155 | 100 | | |
| 157 | 125.4 | 102.5 | 153.7 |

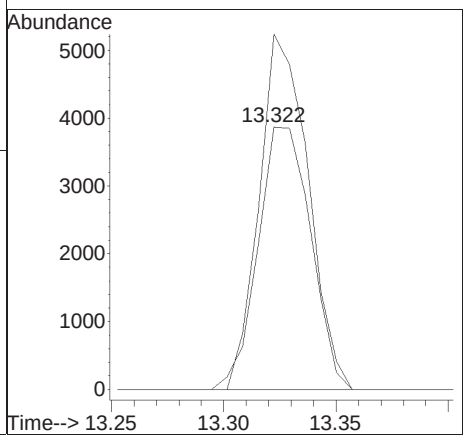

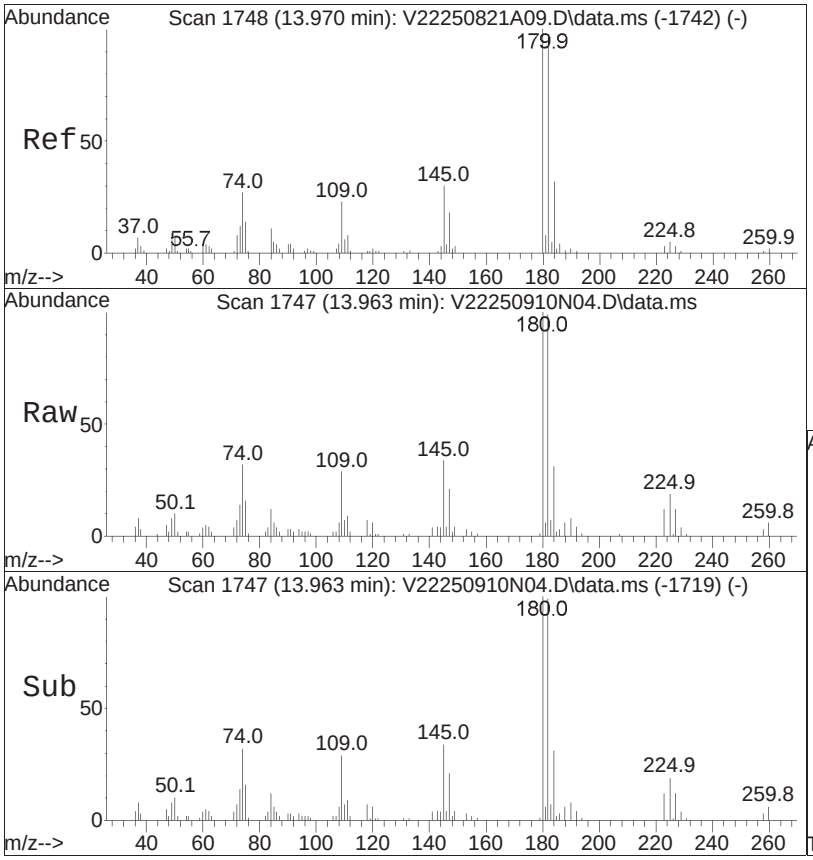


#113
1,2,4-Trichlorobenzene
Concen: 8.90 ug/L
RT: 13.963 min Scan# 1747
Delta R.T. -0.007 min
Lab File: V22250910N04.D
Acq: 10 Sep 2025 09:10 pm

Tgt Ion:180 Resp: 57884

| Ion | Ratio | Lower | Upper |
|---|---|---|---|
| 180 | 100 | | |
| 182 | 95.8 | 76.6 | 114.8 |
| 145 | 35.7 | 27.7 | 41.5 |

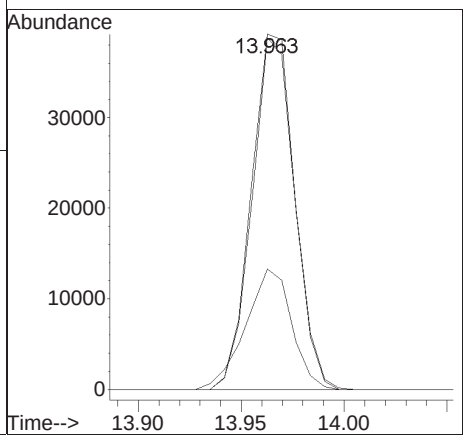

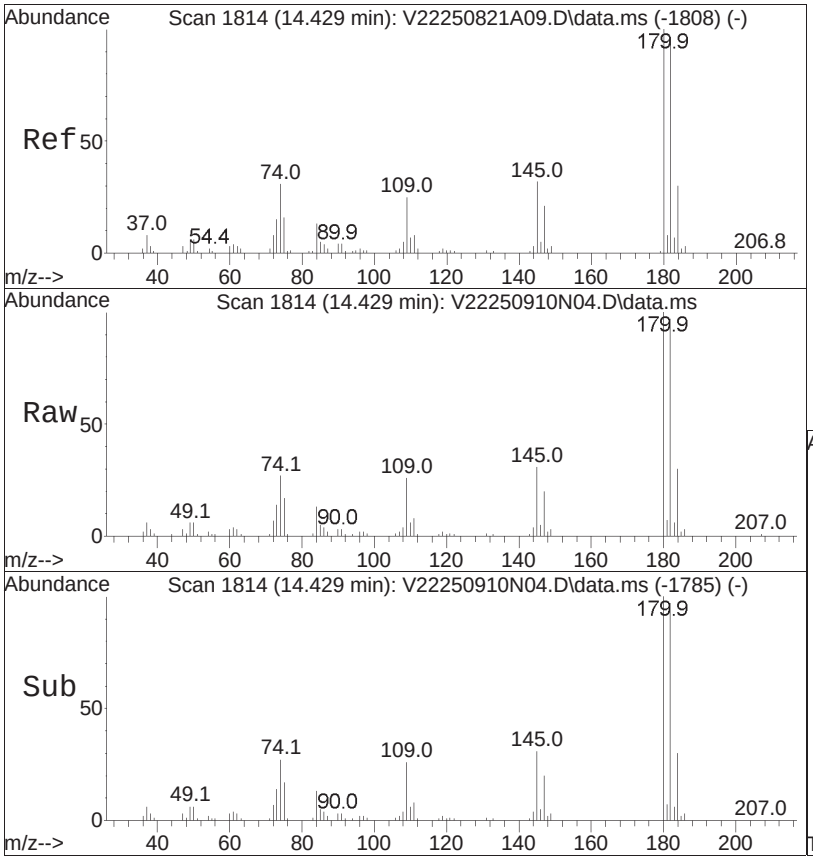


#115
1,2,3-Trichlorobenzene
Concen: 9.30 ug/L
RT: 14.429 min Scan# 1814
Delta R.T. 0.000 min
Lab File: V22250910N04.D
Acq: 10 Sep 2025 09:10 pm

Tgt Ion:180 Resp: 51574

| Ion | Ratio | Lower | Upper |
|---|---|---|---|
| 180 | 100 | | |
| 182 | 96.0 | 76.2 | 114.4 |
| 145 | 32.6 | 25.0 | 37.4 |

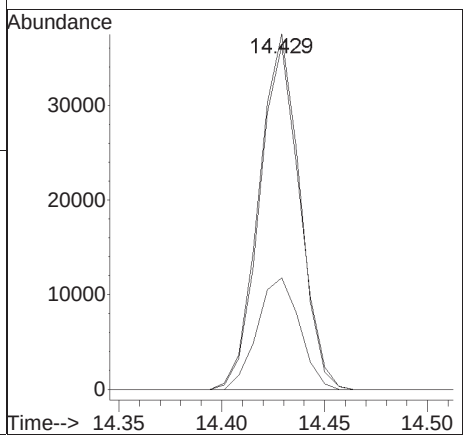

# Calculation of Volatile Organic Compounds

Aqueous Concentration Formula: Amt * DF * Uf * (1/Vo)

Where:
DF = Dilution Factor
Vo = Sample Volume Purged (mL)
Uf = ng Unit Correction Factor (mL)

Soil Concentration Formula: Amt * DF * (1/Wt)

Where:
DF = Dilution Factor
Wt = Weight of Sample (g)

PACE ANALYTICAL SERVICES

PACE WORK GROUP REPORT (wk02)

Sep 11 2025, 01:43 pm

Work Group: WG2113316  for Department: 31 GC/MS - Volatiles

Created: 11-SEP-25  Due:  Operator: mjv

| Sample | Client ID | C | Product | Matrix | Stat | UA | HOLD | DUE | PR | Location |
|---|---|---|---|---|---|---|---|---|---|---|
| L2554523-01 | BUFFALO RO TYPE 1 | S | NYTCL-8260-R2 | WATER | SEC | U | 0912 | 0922 | NC | Vial-B |
| L2554627-11 | TRC-TB-01 | S | NYTCL-8260 | WATER | SEC | U | 0912 | 0915 | S0 | Vial-B |
| L2554650-01 | TRC-GW-COMP | S | NYTCL-8260 | WATER | SENT | U | 0912 | 0915 | S0 | Vial-B |
| L2554661-03 | 002 | S | NYTCL-8260-R2 | WATER | SEC | U | 0912 | 0915 | S0 | Vial-B |
| L2554661-04 | TRIP BLANK (WATER) | S | NYTCL-8260-R2 | WATER | SEC | U | 0911 | 0915 | S0 | Vial-B |
| L2554723-01 | TW-01-20250829 | S | NYTCL-8260 | WATER | SEC | U | 0912 | 0915 | S0 | Vial-B |
| L2554723-02 | TW-08-20250829 | S | NYTCL-8260 | WATER | SEC | U | 0912 | 0915 | S0 | Vial-B |
| L2554900-01 | 25TMW-1 | S | NYTCL-8260 | WATER | DONE | U | 0916 | 0911 | 3F | Vial-B |
| L2554900-02 | 25TMW-2 | S | NYTCL-8260 | WATER | DONE | U | 0916 | 0911 | 3F | Vial-B |
| L2554996-01 | MW-11S | S | NYTCL-8260 | WATER | DONE | U | 0916 | 0911 | S0 | Vial-B |
| L2554996-02 | MW-11D | S | NYTCL-8260 | WATER | DONE | U | 0916 | 0911 | S0 | Vial-B |
| L2554996-03 | DUP_09022025 | S | NYTCL-8260 | WATER | DONE | U | 0916 | 0911 | S0 | Vial-B |
| L2554996-04 | EQUIPMENT BLANK_0902025 | S | NYTCL-8260 | WATER | DONE | U | 0916 | 0911 | S0 | Vial-B |
| L2554996-05 | TRIP BLANK | S | NYTCL-8260 | WATER | DONE | U | 0916 | 0911 | S0 | Vial-B |
| L2555531-01 | RIMW01_090425 | S | NYTCL-8260 | WATER | SEC | U | 0918 | 0911 | S0 | Vial-B |
| WG2113316-1 | MS BFB Tune Standard | S | NYTCL-8260 | WATER | DONE | U | | | | |
| WG2113316-1 | MS BFB Tune Standard | S | NYTCL-8260-R2 | WATER | DONE | U | | | | |
| WG2113316-2 | Continuing Calibrati | S | NYTCL-8260 | WATER | DONE | U | | | | |
| WG2113316-2 | Continuing Calibrati | S | NYTCL-8260-R2 | WATER | DONE | U | | | | |
| WG2113316-3 | Laboratory Control S | S | NYTCL-8260-R2 | WATER | DACQ | U | | | | |
| WG2113316-3 | Laboratory Control S | S | NYTCL-8260 | WATER | DONE | U | | | | |
| WG2113316-4 | LCS Duplicate | S | NYTCL-8260 | WATER | DONE | U | | | | |
| WG2113316-4 | LCS Duplicate | S | NYTCL-8260-R2 | WATER | DACQ | U | | | | |
| WG2113316-5 | Laboratory Method Bl | S | NYTCL-8260 | WATER | DONE | U | | | | |
| WG2113316-5 | Laboratory Method Bl | S | NYTCL-8260-R2 | WATER | DACQ | U | | | | |

Comments:

WG2113316-4  WG2113316-3



*!+,$-

./0+1&'(#)) 2321 &##4)5 671 8)9:

./;+;Ä<0Ā.= .>?>>1&##4@A (B+$0ÀCD<!E8)9:F Ä+!E

=Ä+!1 **!$Ā"$ĀÀ** .7(G1 &##4HH7I&##49H 7$/J!/+EÄ+$E8)9:"K#))

LB/ **#** .7&1 &##4@4I&##4@HI&##454I&##4)9I&##4@@I&##4@9 M71_____ >!N1_____

| &;Ä< | =Ä+Ä"3;<! | >ÄCD<! | |
|---|---|---|---|
| # | &)))@:8)#(23# | 232"OPQR #41)8 | |
| # | &)))@:8)#(:# | 2GS | |
| ) | &)))@:8)#(:) | 2GS | |
| 4 | &)))@:8)#(:4 | .8)9:>O =:T#AĀĀ2 | |
| H | &)))@:8)#(:H | .8)9:>O =:T#AĀĀ2 | |
| @ | &)))@:8)#(:@ | .8)9:>O =:T@ĀĀ2 | |
| 9 | &)))@:8)#(:9 | .8)9:>O =:T@ĀĀ2 | |
| 5 | &)))@:8)#(:5 | .8)9:>O =)ĀĀ2 | |
| 8 | &)))@:8)#(:8 | .8)9:>O =)ĀĀ2 | |
| A | &)))@:8)#(:A | .8)9:>O =#:ĀĀ2 | |
| #: | &)))@:8)#(#: | .8)9:>O =4:ĀĀ2 | |
| ## | &)))@:8)#(## | .8)9:>O =8:ĀĀ2 | |
| #) | &)))@:8)#(#) | .8)9:>O =#):ĀĀ2 | |
| #4 | &)))@:8)#(#4 | .8)9:>O =)::ĀĀ2 | |
| #H | &)))@:8)#(#H | 2GS | |
| #@ | &)))@:8)#(#@ | 2GS | |
| #9 | &)))@:8)#(#9 | 2GS | |
| #5 | &)))@:8)#(#5 | 2GS | |
| #8 | &)))@:8)#(#8 | 78)9:>O =#:ĀĀ2 | |
| #A | &)))@:8)#(#A | 78)9:>O =#:ĀĀ2 | |
| ): | &)))@:8)#(): | 2GS | |
| )# | &)))@:8)#()# | 2GS | |
| )) | &)))@:8)#()) | *=G '"*R OU' ="2GS | |
| )4 | &)))@:8)#()4 | *=G "G## | |
| )H | &)))@:8)#()H | *=G "G## | |
| )@ | &)))@:8)#()@ | *=G "G# | |
| )9 | &)))@:8)#()9 | *=G "G# | |
| )5 | &)))@:8)#()5 | *=G "G) | |
| )8 | &)))@:8)#()8 | *=G "G) | |
| )A | &)))@:8)#()A | 2GS | |



*!+,$-

./0+1&'(#))  2321 &##454  671 5)89

./:+:Ä;0Ā.<=7'>  .?=??1&##4@A  ( B+$0ÄCD;!E5)89FÄ+!E

<Ä+!1 **!$" $ĀÀ**  .7(G1 &##4AH7I&##J9)  7$/K!/+EÄ+$E5)89"L#))

MB/ **#**  N71_____  ?!O1_____

| &:Ä; | <Ä+Ä"3:;! | ?ÄCD;! | | | |
|---|---|---|---|---|---|
| )5 | &)))H9@#9P9# | 232">QPR=2GS | | | |
| )@ | &)))H9@#9P9) | 5)89"77( G | | | |
| 49 | &)))H9@#9P94 | 5)89"77( G | | | |
| 4# | &)))H9@#9P9J | 5)89"77( G | | | |
| 4) | &)))H9@#9P9H | 2GS | | | |
| 44 | &)))H9@#9P98 | *R>T'<"2GS | | | |
| 4J | &)))H9@#9P9A | G)HHJA)4U9#I4#I#9I#9II( | PV>7G | | DTW) |
| 4H | &)))H9@#9P95 | G)HHJA)4U9)I4#I#9I#9II( | PV>7G | | DTW) |
| 48 | &)))H9@#9P9@ | G)HHJ88#U94I4#I#9I#9II( | PV=M) | | DTW) |
| 4A | &)))H9@#9P#9 | G)HHJ88#U9JI4#I#9I#9II( | PV=M) | >2 | DTW) |
| 45 | &)))H9@#9P## | G)HHJH)4U9#I4#I#9I#9II( | PV=M) | | DTW) |
| 4@ | &)))H9@#9P#) | G)HHJ@99U9)I4#I#9I#9IIM43 | PV=M) | | DTW) |
| J9 | &)))H9@#9P#4 | G)HHJ@99U9#I4#I#9I#9IIM43 | PV=M) | | DTW) |
| J# | &)))H9@#9P#J | G)HHHH4#U9#I4#I#9I#9II( | PV7QM&R | | DTW) |
| J) | &)))H9@#9P#H | G)HHJ@@8U9#I4#I#9I#9II( | PV7QM&R | | DTW) |
| J4 | &)))H9@#9P#8 | G)HHJ@@8U9)I4#I#9I#9II( | PV7QM&R | | DTW) |
| JJ | &)))H9@#9P#A | G)HHJ@@8U94I4#I#9I#9II( | PV7QM&R | | DTW) |
| JH | &)))H9@#9P#5 | G)HHJ@@8U9JI4#I#9I#9II( | PV7QM&R | | DTW) |
| J8 | &)))H9@#9P#@ | G)HHJ@@8U9HI4#I#9I#9II( | PV7QM&R | >2 | DTW) |
| JA | &)))H9@#9P)9 | G)HHJ8)AU##I4#I#9I#9II( | PV7QM&R=#9 | >2 | DTW) |
| J5 | &)))H9@#9P)# | G)HHJ8H9U9#I4#I#9I#9II( | PV7QM&R=#9 | | DTW) |
| J@ | &)))H9@#9P)) | <8 | | | |

# Semivolatiles Data- Method 8270

# Semivolatiles QC Summary

# Surrogate Recovery Summary
# Form 2
# Semivolatiles

**Client: Roux Env. Eng. & Geology, DPC**
**Project Name: CORAM MATERIALS**

**Lab Number: L2554996**
**Project Number: 2232.0006Y005**
**Matrix: Equipment Blank/Water**

| CLIENT ID (LAB SAMPLE NO.) | S1 (2FP) | S2 (PHL) | S3 (NBZ) | S4 (FBP) | S5 (TBP) | S6 (TPH) | TOT OUT |
|---|---|---|---|---|---|---|---|
| MW-11S (L2554996-01) | 58 | 48 | 80 | 77 | 83 | 78 | 0 |
| MW-11D (L2554996-02) | 53 | 39 | 72 | 71 | 75 | 83 | 0 |
| DUP_09022025 (L2554996-03) | 58 | 45 | 79 | 77 | 77 | 81 | 0 |
| EQUIPMENT BLANK_0902025 (L2554996-04) | 58 | 43 | 77 | 79 | 73 | 73 | 0 |
| WG2110292-1BLANK | 52 | 38 | 75 | 76 | 83 | 87 | 0 |
| WG2110292-2LCS | 57 | 40 | 75 | 73 | 87 | 81 | 0 |
| WG2110292-3LCSD | 52 | 39 | 73 | 70 | 83 | 79 | 0 |

**QC LIMITS**

(21-120) 2FP = 2-FLUOROPHENOL
(10-120) PHL = PHENOL-D6
(23-120) NBZ = NITROBENZENE-D5
(15-120) FBP = 2-FLUOROBIPHENYL
(10-120) TBP = 2,4,6-TRIBROMOPHENOL
(41-149) TPH = 4-TERPHENYL-D14

* Values outside of QC limits

# Laboratory Control Sample Summary
# Form 3
# Semivolatiles

| | | | |
|---|---|---|---|
| **Client** | : Roux Env. Eng. & Geology, DPC | **Lab Number** | : L2554996 |
| **Project Name** | : CORAM MATERIALS | **Project Number** | : 2232.0006Y005 |
| **Matrix (Level)** | : WATER (LOW) | | |
| **LCS Sample ID** | : WG2110292-2 **Analysis Date** : 09/03/25 23:08 | **File ID** | : 110292-2 |
| **LCSD Sample ID** | : WG2110292-3 **Analysis Date** : 09/03/25 23:30 | **File ID** | : 110292-3 |

| | Laboratory Control Sample | | | Laboratory Control Duplicate | | | | | |
|---|---|---|---|---|---|---|---|---|---|
| Parameter | True (ug/l) | Found (ug/l) | %R | True (ug/l) | Found (ug/l) | %R | RPD | Recovery Limits | RPD Limit |
| 3,3'-Dichlorobenzidine | 20 | 15. | 76 | 20 | 13. | 67 | 13 | 40-140 | 30 |
| 2,4-Dinitrotoluene | 20 | 14. | 70 | 20 | 14. | 71 | 1 | 48-143 | 30 |
| 2,6-Dinitrotoluene | 20 | 14. | 72 | 20 | 14. | 69 | 4 | 40-140 | 30 |
| 4-Chlorophenyl phenyl ether | 20 | 14. | 71 | 20 | 14. | 71 | 0 | 40-140 | 30 |
| 4-Bromophenyl phenyl ether | 20 | 14. | 72 | 20 | 14. | 69 | 4 | 40-140 | 30 |
| Bis(2-chloroisopropyl)ether | 20 | 12. | 59 | 20 | 12. | 58 | 2 | 40-140 | 30 |
| Bis(2-chloroethoxy)methane | 20 | 13. | 65 | 20 | 13. | 63 | 3 | 40-140 | 30 |
| Hexachlorocyclopentadiene | 20 | 12. | 60 | 20 | 12. | 58 | 3 | 40-140 | 30 |
| Isophorone | 20 | 13. | 67 | 20 | 13. | 63 | 6 | 40-140 | 30 |
| Nitrobenzene | 20 | 14. | 68 | 20 | 13. | 65 | 5 | 40-140 | 30 |
| NDPA/DPA | 20 | 14. | 70 | 20 | 13. | 64 | 9 | 40-140 | 30 |
| n-Nitrosodi-n-propylamine | 20 | 14. | 70 | 20 | 13. | 66 | 6 | 29-132 | 30 |
| Bis(2-ethylhexyl)phthalate | 20 | 16. | 78 | 20 | 14. | 71 | 9 | 40-140 | 30 |
| Butyl benzyl phthalate | 20 | 15. | 74 | 20 | 14. | 71 | 4 | 40-140 | 30 |
| Di-n-butylphthalate | 20 | 18. | 88 | 20 | 14. | 70 | 23 | 40-140 | 30 |
| Di-n-octylphthalate | 20 | 14. | 71 | 20 | 13. | 67 | 6 | 40-140 | 30 |
| Diethyl phthalate | 20 | 14. | 71 | 20 | 14. | 68 | 4 | 40-140 | 30 |
| Dimethyl phthalate | 20 | 15. | 76 | 20 | 14. | 72 | 5 | 40-140 | 30 |
| Biphenyl | 20 | 12. | 63 | 20 | 13. | 64 | 2 | 40-140 | 30 |
| 4-Chloroaniline | 20 | 10. | 53 | 20 | 10. | 50 | 6 | 40-140 | 30 |
| 2-Nitroaniline | 20 | 15. | 74 | 20 | 15. | 74 | 0 | 52-143 | 30 |
| 3-Nitroaniline | 20 | 13. | 64 | 20 | 11. | 56 | 13 | 25-145 | 30 |
| 4-Nitroaniline | 20 | 14. | 70 | 20 | 15. | 73 | 4 | 51-143 | 30 |
| Dibenzofuran | 20 | 13. | 66 | 20 | 13. | 67 | 2 | 40-140 | 30 |
| 1,2,4,5-Tetrachlorobenzene | 20 | 13. | 65 | 20 | 12. | 63 | 3 | 2-134 | 30 |
| Acetophenone | 20 | 13. | 66 | 20 | 13. | 67 | 2 | 39-129 | 30 |

# Laboratory Control Sample Summary
# Form 3
# Semivolatiles

| | | | |
|---|---|---|---|
| **Client** | : Roux Env. Eng. & Geology, DPC | **Lab Number** | : L2554996 |
| **Project Name** | : CORAM MATERIALS | **Project Number** | : 2232.0006Y005 |
| **Matrix (Level)** | : WATER (LOW) | | |
| **LCS Sample ID** | : WG2110292-2 **Analysis Date** : 09/03/25 23:08 | **File ID** | : 110292-2 |
| **LCSD Sample ID** | : WG2110292-3 **Analysis Date** : 09/03/25 23:30 | **File ID** | : 110292-3 |

| | Laboratory Control Sample | | | Laboratory Control Duplicate | | | | | |
|---|---|---|---|---|---|---|---|---|---|
| Parameter | True (ug/l) | Found (ug/l) | %R | True (ug/l) | Found (ug/l) | %R | RPD | Recovery Limits | RPD Limit |
| 2,4,6-Trichlorophenol | 20 | 17. | 85 | 20 | 15. | 76 | 11 | 30-130 | 30 |
| p-Chloro-m-cresol | 20 | 15. | 77 | 20 | 14. | 73 | 5 | 23-97 | 30 |
| 2-Chlorophenol | 20 | 13. | 67 | 20 | 13. | 65 | 3 | 27-123 | 30 |
| 2,4-Dichlorophenol | 20 | 15. | 73 | 20 | 14. | 72 | 1 | 30-130 | 30 |
| 2,4-Dimethylphenol | 20 | 14. | 72 | 20 | 13. | 66 | 9 | 30-130 | 30 |
| 2-Nitrophenol | 20 | 15. | 74 | 20 | 14. | 71 | 4 | 30-130 | 30 |
| 4-Nitrophenol | 20 | 14. | 68 | 20 | 11. | 54 | 23 | 10-80 | 30 |
| 2,4-Dinitrophenol | 20 | 18. | 90 | 20 | 17. | 84 | 7 | 20-130 | 30 |
| 4,6-Dinitro-o-cresol | 20 | 17. | 86 | 20 | 15. | 73 | 16 | 20-164 | 30 |
| Phenol | 20 | 7.4 | 37 | 20 | 7.4 | 37 | 0 | 12-110 | 30 |
| 2-Methylphenol | 20 | 14. | 69 | 20 | 13. | 66 | 4 | 30-130 | 30 |
| 3-Methylphenol/4-Methylphenol | 20 | 12. | 63 | 20 | 12. | 58 | 8 | 30-130 | 30 |
| 2,4,5-Trichlorophenol | 20 | 17. | 85 | 20 | 17. | 85 | 0 | 30-130 | 30 |
| Carbazole | 20 | 14. | 72 | 20 | 14. | 68 | 6 | 55-144 | 30 |
| Atrazine | 20 | 16. | 78 | 20 | 15. | 73 | 7 | 40-140 | 30 |
| Benzaldehyde | 20 | 22. | 109 | 20 | 22. | 109 | 0 | 40-140 | 30 |
| Caprolactam | 20 | 7.9 | 39 | 20 | 5.4 | 27 | 36 Q | 10-130 | 30 |

# Method Blank Summary
# Form 4
# Semivolatiles

| | | | |
|---|---|---|---|
| **Client** | : Roux Env. Eng. & Geology, DPC | **Lab Number** | : L2554996 |
| **Project Name** | : CORAM MATERIALS | **Project Number** | : 2232.0006Y005 |
| **Lab Sample ID** | : WG2110292-1 | **Lab File ID** | : 110292-1 |
| **Instrument ID** | : DAKOTA | **Extraction Date** | : 09/03/25 |
| **Matrix** | : WATER | **Analysis Date** | : 09/03/25 22:46 |
| **Level** | : LOW | | |

| Client Sample No. | Lab Sample ID | Analysis Date |
|---|---|---|
| WG2110292-2LCS | WG2110292-2 | 09/03/25 23:08 |
| WG2110292-3LCSD | WG2110292-3 | 09/03/25 23:30 |
| MW-11S | L2554996-01 | 09/04/25 06:46 |
| MW-11D | L2554996-02 | 09/04/25 07:11 |
| DUP_09022025 | L2554996-03 | 09/04/25 07:37 |
| EQUIPMENT BLANK_0902025 | L2554996-04 | 09/04/25 08:02 |

# Instrument Performance Check (Tune) Summary
# Form 5
# Semivolatiles
# Decafluorotriphenylphosphine (DFTPP)

| | | | |
|---|---|---|---|
| **Client** | : Roux Env. Eng. & Geology, DPC | **Lab Number** | : L2554996 |
| **Project Name** | : CORAM MATERIALS | **Project Number** | : 2232.0006Y005 |
| **Instrument ID** | : DAKOTA | **Analysis Date** | : 08/20/25 12:25 |
| **Tune Standard** | : R2001985-1 | **Tune File ID** | : Tune1_tune |

| m/e | Ion Abundance Criteria | %Relative Abundance |
|---|---|---|
| 51 | 10.0 - 80.0% of Base Peak | 33.1 |
| 68 | Less than 2.0% of mass 69 | 0 (0 )1 |
| 69 | | 100 |
| 70 | Less than 2.0% of mass 69 | 0.2 (.5 )1 |
| 127 | 10.0 - 80.0% of Base Peak | 39.6 |
| 197 | Less than 2.0% of mass 198 | 0 |
| 198 | Base Peak, or >50% of mass 442 | 100 |
| 199 | 5.0 - 9.0% of mass 198 | 6.6 |
| 275 | 10.0 - 60.0% of Base Peak | 25.5 |
| 365 | Greater than 1.0% of mass 198 | 3.1 |
| 441 | Present, but less than 24% of mass 442 | 18.8 |
| 442 | Base Peak, or >50% of mass 198 | 78.1 |
| 443 | 15.0 - 24.0% of mass 442 | 14.9 (19.1)2 |

1-Value is % of mass 69 2-Value is % of mass 442

**This Check Applies to the following Samples, MS, MSD, Blanks, and Standards:**

| Client Sample ID | Lab Sample ID | File ID | Analysis Date/Time |
|---|---|---|---|
| ABNL9 | R2001985-11 | ABNL9 | 08/20/25 12:47 |
| ABNL8 | R2001985-10 | ABNL8 | 08/20/25 13:09 |
| ABNL7 | R2001985-9 | ABNL7 | 08/20/25 13:31 |
| ABNL6 | R2001985-8 | ABNL6 | 08/20/25 13:54 |
| ABNL5 | R2001985-7 | ABNL5 | 08/20/25 14:16 |
| ABNL4 | R2001985-6 | ABNL4 | 08/20/25 14:38 |
| ABNL3 | R2001985-5 | ABNL3 | 08/20/25 15:01 |
| ABNL2 | R2001985-4 | ABNL2 | 08/20/25 15:23 |
| ABNL1 | R2001985-3 | ABNL1 | 08/20/25 15:45 |
| AP9L9 | R2001985-29 | AP9L9 | 08/20/25 16:07 |
| AP9L8 | R2001985-28 | AP9L8 | 08/20/25 16:30 |
| AP9L7 | R2001985-27 | AP9L7 | 08/20/25 16:52 |
| AP9L6 | R2001985-26 | AP9L6 | 08/20/25 17:15 |
| AP9L5 | R2001985-25 | AP9L5 | 08/20/25 17:37 |
| AP9L4 | R2001985-24 | AP9L4 | 08/20/25 18:00 |
| AP9L3 | R2001985-23 | AP9L3 | 08/20/25 18:23 |
| AP9L2 | R2001985-22 | AP9L2 | 08/20/25 18:46 |
| AP9L1 | R2001985-21 | AP9L1 | 08/20/25 19:09 |
| ABN ICV Quant Report | R2001985-30 | ABNICV | 08/20/25 19:32 |
| AP9 ICV Quant Rep | R2001985-32 | AP9ICV | 08/20/25 19:55 |

# Instrument Performance Check (Tune) Summary
# Form 5
# Semivolatiles
# Decafluorotriphenylphosphine (DFTPP)

| | | | |
|---|---|---|---|
| **Client** | : Roux Env. Eng. & Geology, DPC | **Lab Number** | : L2554996 |
| **Project Name** | : CORAM MATERIALS | **Project Number** | : 2232.0006Y005 |
| **Instrument ID** | : DAKOTA | **Analysis Date** | : 08/20/25 20:17 |
| **Tune Standard** | : R2001985-2 | **Tune File ID** | : Tune2_tune |

| m/e | Ion Abundance Criteria | %Relative Abundance |
|---|---|---|
| 51 | 10.0 - 80.0% of Base Peak | 34.5 |
| 68 | Less than 2.0% of mass 69 | 0 (0 )1 |
| 69 | | 100 |
| 70 | Less than 2.0% of mass 69 | 0.2 (.5 )1 |
| 127 | 10.0 - 80.0% of Base Peak | 39.7 |
| 197 | Less than 2.0% of mass 198 | 0 |
| 198 | Base Peak, or >50% of mass 442 | 100 |
| 199 | 5.0 - 9.0% of mass 198 | 6.8 |
| 275 | 10.0 - 60.0% of Base Peak | 24.8 |
| 365 | Greater than 1.0% of mass 198 | 2.8 |
| 441 | Present, but less than 24% of mass 442 | 18.4 |
| 442 | Base Peak, or >50% of mass 198 | 70.4 |
| 443 | 15.0 - 24.0% of mass 442 | 13.3 (18.9)2 |

1-Value is % of mass 69 2-Value is % of mass 442

**This Check Applies to the following Samples, MS, MSD, Blanks, and Standards:**

| Client Sample ID | Lab Sample ID | File ID | Analysis Date/Time |
|---|---|---|---|
| ADPL9 | R2001985-19 | ADPL9 | 08/20/25 20:40 |
| ADPL8 | R2001985-20 | ADPL8 | 08/20/25 21:02 |
| ADPL7 | R2001985-18 | ADPL7 | 08/20/25 21:25 |
| ADPL6 | R2001985-17 | ADPL6 | 08/20/25 21:49 |
| ADPL5 | R2001985-15 | ADPL5 | 08/20/25 22:11 |
| ADPL4 | R2001985-16 | ADPL4 | 08/20/25 22:34 |
| ADPL3 | R2001985-14 | ADPL3 | 08/20/25 22:57 |
| ADPL2 | R2001985-13 | ADPL2 | 08/20/25 23:20 |
| ADPL1 | R2001985-12 | ADPL1 | 08/20/25 23:44 |
| ADP ICV Quant Report | R2001985-31 | ADPICV | 08/21/25 00:07 |

# Instrument Performance Check (Tune) Summary
# Form 5
# Semivolatiles
# Decafluorotriphenylphosphine (DFTPP)

| | | | |
|---|---|---|---|
| **Client** | : Roux Env. Eng. & Geology, DPC | **Lab Number** | : L2554996 |
| **Project Name** | : CORAM MATERIALS | **Project Number** | : 2232.0006Y005 |
| **Instrument ID** | : DAKOTA | **Analysis Date** | : 09/03/25 21:16 |
| **Tune Standard** | : WG2109963-1 | **Tune File ID** | : DEG0903_tune |

| m/e | Ion Abundance Criteria | %Relative Abundance |
|---|---|---|
| 51 | 10.0 - 80.0% of Base Peak | 34.1 |
| 68 | Less than 2.0% of mass 69 | 0 (0 )1 |
| 69 | | 100 |
| 70 | Less than 2.0% of mass 69 | 0.2 (.6 )1 |
| 127 | 10.0 - 80.0% of Base Peak | 38.9 |
| 197 | Less than 2.0% of mass 198 | 0 |
| 198 | Base Peak, or >50% of mass 442 | 100 |
| 199 | 5.0 - 9.0% of mass 198 | 6.5 |
| 275 | 10.0 - 60.0% of Base Peak | 26.3 |
| 365 | Greater than 1.0% of mass 198 | 3 |
| 441 | Present, but less than 24% of mass 442 | 18.6 |
| 442 | Base Peak, or >50% of mass 198 | 78.1 |
| 443 | 15.0 - 24.0% of mass 442 | 14.4 (18.4)2 |

1-Value is % of mass 69 2-Value is % of mass 442

**This Check Applies to the following Samples, MS, MSD, Blanks, and Standards:**

| Client Sample ID | Lab Sample ID | File ID | Analysis Date/Time |
|---|---|---|---|
| WG2109963-6TFACTOR-P | WG2109963-6 | DEG0903 | 09/03/25 21:16 |
| WG2109963-7TFACTOR-B | WG2109963-7 | DEG0903 | 09/03/25 21:16 |
| WG2109963-3CCAL | WG2109963-3 | ABN0903 | 09/03/25 21:39 |
| WG2109963-4CCAL | WG2109963-4 | AP90903 | 09/03/25 22:01 |
| WG2109963-5CCAL | WG2109963-5 | ADP0903 | 09/03/25 22:23 |
| WG2110292-1BLANK | WG2110292-1 | 110292-1 | 09/03/25 22:46 |
| WG2110292-2LCS | WG2110292-2 | 110292-2 | 09/03/25 23:08 |
| WG2110292-3LCSD | WG2110292-3 | 110292-3 | 09/03/25 23:30 |

# Instrument Performance Check (Tune) Summary
# Form 5
# Semivolatiles
# Decafluorotriphenylphosphine (DFTPP)

| | | | |
|---|---|---|---|
| **Client** | : Roux Env. Eng. & Geology, DPC | **Lab Number** | : L2554996 |
| **Project Name** | : CORAM MATERIALS | **Project Number** | : 2232.0006Y005 |
| **Instrument ID** | : SV107 | **Analysis Date** | : 08/26/25 18:18 |
| **Tune Standard** | : R2004662-31 | **Tune File ID** | : Tune1_tune |

| m/e | Ion Abundance Criteria | %Relative Abundance |
|---|---|---|
| 51 | 10.0 - 80.0% of Base Peak | 35.1 |
| 68 | Less than 2.0% of mass 69 | 0.4 (1.2 )1 |
| 70 | Less than 2.0% of mass 69 | 0.2 (.5 )1 |
| 127 | 10.0 - 80.0% of Base Peak | 43 |
| 197 | Less than 2.0% of mass 198 | 0 |
| 198 | Base Peak, or >50% of mass 442 | 100 |
| 199 | 5.0 - 9.0% of mass 198 | 6.8 |
| 275 | 10.0 - 60.0% of Base Peak | 21.2 |
| 365 | Greater than 1.0% of mass 198 | 2 |
| 441 | Present, but less than 24% of mass 442 | 91.2 |
| 442 | Base Peak, or >50% of mass 198 | 76.2 |
| 443 | 15.0 - 24.0% of mass 442 | 15 (19.6)2 |

1-Value is % of mass 69 2-Value is % of mass 442

**This Check Applies to the following Samples, MS, MSD, Blanks, and Standards:**

| Client Sample ID | Lab Sample ID | File ID | Analysis Date/Time |
|---|---|---|---|
| ABNL9 | R2004662-9 | ABNL9 | 08/26/25 18:52 |
| ABNL8 | R2004662-8 | ABNL8 | 08/26/25 19:16 |
| ABNL7 | R2004662-6 | ABNL7 | 08/26/25 19:42 |
| ABNL6 | R2004662-7 | ABNL6 | 08/26/25 20:07 |
| ABNL5 | R2004662-5 | ABNL5 | 08/26/25 20:32 |
| ABNL4 | R2004662-4 | ABNL4 | 08/26/25 20:58 |
| ABNL3 | R2004662-3 | ABNL3 | 08/26/25 21:23 |
| ABNL2 | R2004662-2 | ABNL2 | 08/26/25 21:48 |
| ABNL1 | R2004662-1 | ABNL1 | 08/26/25 22:14 |
| | R2004662-28 | ABNICV | 08/26/25 22:39 |

# Instrument Performance Check (Tune) Summary
# Form 5
# Semivolatiles
# Decafluorotriphenylphosphine (DFTPP)

| | | | |
|---|---|---|---|
| **Client** | : Roux Env. Eng. & Geology, DPC | **Lab Number** | : L2554996 |
| **Project Name** | : CORAM MATERIALS | **Project Number** | : 2232.0006Y005 |
| **Instrument ID** | : SV107 | **Analysis Date** | : 08/26/25 23:05 |
| **Tune Standard** | : R2004662-32 | **Tune File ID** | : Tune2_tune |

| m/e | Ion Abundance Criteria | %Relative Abundance |
|---|---|---|
| 51 | 10.0 - 80.0% of Base Peak | 32.1 |
| 68 | Less than 2.0% of mass 69 | 0.6 (1.8 )1 |
| 70 | Less than 2.0% of mass 69 | 0.2 (.5 )1 |
| 127 | 10.0 - 80.0% of Base Peak | 41.2 |
| 197 | Less than 2.0% of mass 198 | 0 |
| 198 | Base Peak, or >50% of mass 442 | 100 |
| 199 | 5.0 - 9.0% of mass 198 | 6.8 |
| 275 | 10.0 - 60.0% of Base Peak | 21.6 |
| 365 | Greater than 1.0% of mass 198 | 2.2 |
| 441 | Present, but less than 24% of mass 442 | 93.9 |
| 442 | Base Peak, or >50% of mass 198 | 87.9 |
| 443 | 15.0 - 24.0% of mass 442 | 16.6 (18.9)2 |

1-Value is % of mass 69 2-Value is % of mass 442

**This Check Applies to the following Samples, MS, MSD, Blanks, and Standards:**

| Client Sample ID | Lab Sample ID | File ID | Analysis Date/Time |
|---|---|---|---|
| ADPL9 | R2004662-18 | ADPL9 | 08/27/25 03:18 |
| ADPL8 | R2004662-17 | ADPL8 | 08/27/25 03:43 |
| ADPL7 | R2004662-16 | ADPL7 | 08/27/25 04:08 |
| ADPL6 | R2004662-15 | ADPL6 | 08/27/25 04:34 |
| ADPL5 | R2004662-14 | ADPL5 | 08/27/25 04:59 |
| ADPL4 | R2004662-13 | ADPL4 | 08/27/25 05:24 |
| ADPL3 | R2004662-12 | ADPL3 | 08/27/25 05:49 |
| ADPL2 | R2004662-11 | ADPL2 | 08/27/25 06:15 |
| ADPL1 | R2004662-10 | ADPL1 | 08/27/25 06:40 |
| | R2004662-29 | ADPICV | 08/27/25 07:30 |

# Instrument Performance Check (Tune) Summary
# Form 5
# Semivolatiles
# Decafluorotriphenylphosphine (DFTPP)

| | | | |
|---|---|---|---|
| **Client** | : Roux Env. Eng. & Geology, DPC | **Lab Number** | : L2554996 |
| **Project Name** | : CORAM MATERIALS | **Project Number** | : 2232.0006Y005 |
| **Instrument ID** | : SV107 | **Analysis Date** | : 08/27/25 12:52 |
| **Tune Standard** | : R2004662-33 | **Tune File ID** | : Tune3_tune |

| m/e | Ion Abundance Criteria | %Relative Abundance |
|---|---|---|
| 51 | 10.0 - 80.0% of Base Peak | 36.1 |
| 68 | Less than 2.0% of mass 69 | 0.6 (1.7 )1 |
| 70 | Less than 2.0% of mass 69 | 0.2 (.5 )1 |
| 127 | 10.0 - 80.0% of Base Peak | 44.5 |
| 197 | Less than 2.0% of mass 198 | 0 |
| 198 | Base Peak, or >50% of mass 442 | 100 |
| 199 | 5.0 - 9.0% of mass 198 | 6.7 |
| 275 | 10.0 - 60.0% of Base Peak | 18.3 |
| 365 | Greater than 1.0% of mass 198 | 1.6 |
| 441 | Present, but less than 24% of mass 442 | 89.8 |
| 442 | Base Peak, or >50% of mass 198 | 61.1 |
| 443 | 15.0 - 24.0% of mass 442 | 12 (19.6)2 |

1-Value is % of mass 69 2-Value is % of mass 442

**This Check Applies to the following Samples, MS, MSD, Blanks, and Standards:**

| Client Sample ID | Lab Sample ID | File ID | Analysis Date/Time |
|---|---|---|---|
| AP9L9a | R2004662-27 | AP9L9A | 08/27/25 13:17 |
| AP9L8a | R2004662-26 | AP9L8A | 08/27/25 13:42 |
| AP9L7a | R2004662-25 | AP9L7A | 08/27/25 14:07 |
| AP9L6a | R2004662-24 | AP9L6A | 08/27/25 14:32 |
| AP9L5a | R2004662-23 | AP9L5A | 08/27/25 14:57 |
| AP9L4a | R2004662-22 | AP9L4A | 08/27/25 15:22 |
| AP9L3a | R2004662-21 | AP9L3A | 08/27/25 15:47 |
| AP9L2a | R2004662-20 | AP9L2A | 08/27/25 16:12 |
| AP9L1a | R2004662-19 | AP9L1A | 08/27/25 16:37 |
| AP9 Quant Report | R2004662-30 | AP9ICVA | 08/27/25 17:02 |

# Instrument Performance Check (Tune) Summary
# Form 5
# Semivolatiles
# Decafluorotriphenylphosphine (DFTPP)

| | | | |
|---|---|---|---|
| **Client** | : Roux Env. Eng. & Geology, DPC | **Lab Number** | : L2554996 |
| **Project Name** | : CORAM MATERIALS | **Project Number** | : 2232.0006Y005 |
| **Instrument ID** | : SV107 | **Analysis Date** | : 09/04/25 01:12 |
| **Tune Standard** | : WG2110426-1 | **Tune File ID** | : DEG0903n_tune |

| m/e | Ion Abundance Criteria | %Relative Abundance |
|---|---|---|
| 51 | 10.0 - 80.0% of Base Peak | 34.1 |
| 68 | Less than 2.0% of mass 69 | 0.6 (1.7 )1 |
| 69 | | 100 |
| 70 | Less than 2.0% of mass 69 | 0.2 (.6 )1 |
| 127 | 10.0 - 80.0% of Base Peak | 44.1 |
| 197 | Less than 2.0% of mass 198 | 0 |
| 198 | Base Peak, or >50% of mass 442 | 100 |
| 199 | 5.0 - 9.0% of mass 198 | 6.8 |
| 275 | 10.0 - 60.0% of Base Peak | 21.6 |
| 365 | Greater than 1.0% of mass 198 | 2 |
| 441 | Present, but less than 24% of mass 442 | 18.4 |
| 442 | Base Peak, or >50% of mass 198 | 75 |
| 443 | 15.0 - 24.0% of mass 442 | 14.7 (19.6)2 |

1-Value is % of mass 69 2-Value is % of mass 442

**This Check Applies to the following Samples, MS, MSD, Blanks, and Standards:**

| Client Sample ID | Lab Sample ID | File ID | Analysis Date/Time |
|---|---|---|---|
| WG2110426-6TFACTOR-P | WG2110426-6 | DEG0903N | 09/04/25 01:12 |
| WG2110426-7TFACTOR-B | WG2110426-7 | DEG0903N | 09/04/25 01:12 |
| WG2110426-3CCAL | WG2110426-3 | ABN0903N | 09/04/25 01:37 |
| WG2110426-4CCAL | WG2110426-4 | AP90903N | 09/04/25 02:01 |
| WG2110426-5CCAL | WG2110426-5 | ADP0903N | 09/04/25 02:35 |
| MW-11S | L2554996-01 | 54996-01 | 09/04/25 06:46 |
| MW-11D | L2554996-02 | 54996-02 | 09/04/25 07:11 |
| DUP_09022025 | L2554996-03 | 54996-03 | 09/04/25 07:37 |
| EQUIPMENT BLANK_0902025 | L2554996-04 | 54996-04 | 09/04/25 08:02 |

# Internal Standard Area and RT Summary
# Form 8a
# Semivolatiles

| | | | |
|---|---|---|---|
| **Client** | : Roux Env. Eng. & Geology, DPC | **Lab Number** | : L2554996 |
| **Project Name** | : CORAM MATERIALS | **Project Number** | : 2232.0006Y005 |
| **Instrument ID** | : DAKOTA | **Analysis Date** | : 09/03/25 21:39:00 |
| **Sample No** | : WG2109963-3 | **Lab File ID** | : ABN0903 |

| | 1,4-Dichlorobenzene-d4 | | Naphthalene-d8 | | Acenaphthene-d10 | |
|---|---|---|---|---|---|---|
| | Area | RT | Area | RT | Area | RT |
| WG2109963-3 | 48484 | 4.45 | 184155 | 5.69 | 139656 | 7.38 |
| Upper Limit | 96968 | 4.95 | 368310 | 6.19 | 279312 | 7.88 |
| Lower Limit | 24242 | 3.95 | 92078 | 5.19 | 69828 | 6.88 |
| Sample ID | | | | | | |
| WG2109963-4 CCAL | 44466 | 4.45 | 161886 | 5.69 | 122750 | 7.38 |
| WG2109963-5 CCAL | 55710 | 4.45 | - | - | 139629 | 7.38 |
| WG2110292-1 BLANK | 57556 | 4.45 | 205054 | 5.68 | 149525 | 7.38 |
| WG2110292-2 LCS | 60924 | 4.45 | 217316 | 5.68 | 162946 | 7.38 |
| WG2110292-3 LCSD | 61080 | 4.45 | 217644 | 5.69 | 162331 | 7.38 |

Area Upper Limit = +100% of internal standard area
Area Lower Limit = - 50% of internal standard area

RT Upper Limit = +0.50 minutes of internal standard RT
RT Lower Limit = -0.50 minutes of internal standard RT

* Values outside of QC limits

# Internal Standard Area and RT Summary
# Form 8a
# Semivolatiles

| | | | |
|---|---|---|---|
| **Client** | : Roux Env. Eng. & Geology, DPC | **Lab Number** | : L2554996 |
| **Project Name** | : CORAM MATERIALS | **Project Number** | : 2232.0006Y005 |
| **Instrument ID** | : DAKOTA | **Analysis Date** | : 09/03/25 21:39:00 |
| **Sample No** | : WG2109963-3 | **Lab File ID** | : ABN0903 |

| | Phenanthrene-d10 | | Chrysene-d12 | | Perylene-d12 | |
|---|---|---|---|---|---|---|
| | Area | RT | Area | RT | Area | RT |
| WG2109963-3 | 324332 | 8.80 | 398936 | 11.39 | 448767 | 12.82 |
| Upper Limit | 648664 | 9.30 | 797872 | 11.89 | 897534 | 13.32 |
| Lower Limit | 162166 | 8.30 | 199468 | 10.89 | 224384 | 12.32 |
| Sample ID | | | | | | |
| WG2109963-4 CCAL | 308661 | 8.80 | - | - | - | - |
| WG2109963-5 CCAL | 352204 | 8.80 | - | - | - | - |
| WG2110292-1 BLANK | 371477 | 8.80 | 449123 | 11.39 | 529450 | 12.82 |
| WG2110292-2 LCS | 389498 | 8.80 | 478110 | 11.39 | 549679 | 12.82 |
| WG2110292-3 LCSD | 390811 | 8.80 | 485431 | 11.39 | 570318 | 12.82 |

Area Upper Limit = +100% of internal standard area
Area Lower Limit = - 50% of internal standard area

RT Upper Limit = +0.50 minutes of internal standard RT
RT Lower Limit = -0.50 minutes of internal standard RT

* Values outside of QC limits

# Internal Standard Area and RT Summary
# Form 8a
# Semivolatiles

| | | | |
|---|---|---|---|
| **Client** | : Roux Env. Eng. & Geology, DPC | **Lab Number** | : L2554996 |
| **Project Name** | : CORAM MATERIALS | **Project Number** | : 2232.0006Y005 |
| **Instrument ID** | : SV107 | **Analysis Date** | : 09/04/25 01:37:00 |
| **Sample No** | : WG2110426-3 | **Lab File ID** | : ABN0903N |

| | 1,4-Dichlorobenzene-d4 | | Naphthalene-d8 | | Acenaphthene-d10 | |
|---|---|---|---|---|---|---|
| | Area | RT | Area | RT | Area | RT |
| WG2110426-3 | 56019 | 6.44 | 214349 | 7.87 | 124112 | 9.63 |
| Upper Limit | 112038 | 6.94 | 428698 | 8.37 | 248224 | 10.13 |
| Lower Limit | 28010 | 5.94 | 107175 | 7.37 | 62056 | 9.13 |
| Sample ID | | | | | | |
| WG2110426-4 CCAL | 56284 | 6.44 | 213771 | 7.87 | 126785 | 9.63 |
| WG2110426-5 CCAL | 55692 | 6.44 | - | - | 121238 | 9.63 |
| MW-11S | 55359 | 6.44 | 213364 | 7.86 | 125628 | 9.63 |
| MW-11D | 57369 | 6.44 | 216815 | 7.86 | 132600 | 9.63 |
| DUP_09022025 | 57649 | 6.44 | 219865 | 7.87 | 129357 | 9.63 |
| EQUIPMENT BLANK_0902025 | 56872 | 6.44 | 208235 | 7.87 | 129211 | 9.63 |

Area Upper Limit = +100% of internal standard area
Area Lower Limit = - 50% of internal standard area

RT Upper Limit = +0.50 minutes of internal standard RT
RT Lower Limit = -0.50 minutes of internal standard RT

* Values outside of QC limits

# Internal Standard Area and RT Summary
# Form 8a
# Semivolatiles

| | | | |
|---|---|---|---|
| **Client** | : Roux Env. Eng. & Geology, DPC | **Lab Number** | : L2554996 |
| **Project Name** | : CORAM MATERIALS | **Project Number** | : 2232.0006Y005 |
| **Instrument ID** | : SV107 | **Analysis Date** | : 09/04/25 01:37:00 |
| **Sample No** | : WG2110426-3 | **Lab File ID** | : ABN0903N |

| | Phenanthrene-d10 | | Chrysene-d12 | | Perylene-d12 | |
|---|---|---|---|---|---|---|
| | Area | RT | Area | RT | Area | RT |
| WG2110426-3 | 232953 | 11.08 | 215548 | 13.73 | 206653 | 15.20 |
| Upper Limit | 465906 | 11.58 | 431096 | 14.23 | 413306 | 15.70 |
| Lower Limit | 116477 | 10.58 | 107774 | 13.23 | 103327 | 14.70 |
| Sample ID | | | | | | |
| WG2110426-4 CCAL | 254788 | 11.08 | - | - | - | - |
| WG2110426-5 CCAL | 252867 | 11.08 | - | - | - | - |
| MW-11S | 253298 | 11.07 | 211561 | 13.73 | 218172 | 15.20 |
| MW-11D | 256615 | 11.07 | 240379 | 13.73 | 250208 | 15.20 |
| DUP_09022025 | 257462 | 11.08 | 224652 | 13.73 | 230379 | 15.21 |
| EQUIPMENT BLANK_0902025 | 257189 | 11.08 | 208769 | 13.73 | 216947 | 15.20 |

Area Upper Limit = +100% of internal standard area
Area Lower Limit = - 50% of internal standard area

RT Upper Limit = +0.50 minutes of internal standard RT
RT Lower Limit = -0.50 minutes of internal standard RT

* Values outside of QC limits

**Date Created:** 04/17/25
**Created By:** Jason Hebert
**File:** PM19302-1
**Page:** 1

## ABN Extractables - EPA 8270E (RVT) (WATER)

**Holding Time:** 7 days
**Container/Sample Preservation:** 2 - Amber 100ml unpreserved

| Analyte | CAS # | RL | MDL | Units | LCS Criteria | LCS RPD | MS Criteria | MS RPD | Duplicate RPD | Surrogate Criteria | | |
|---|---|---|---|---|---|---|---|---|---|---|---|---|
| Acenaphthene | 83-32-9 | 2 | 0.403 | ug/l | 37-111 | 30 | 37-111 | 30 | 30 | | | |
| Benzidine | 92-87-5 | 20 | 6.01 | ug/l | 10-75 | 30 | 10-75 | 30 | 30 | | | |
| 1,2,4-Trichlorobenzene | 120-82-1 | 5 | 0.977 | ug/l | 39-98 | 30 | 39-98 | 30 | 30 | | | |
| Hexachlorobenzene | 118-74-1 | 2 | 0.452 | ug/l | 40-140 | 30 | 40-140 | 30 | 30 | | | |
| Bis(2-chloroethyl)ether | 111-44-4 | 2 | 0.392 | ug/l | 40-140 | 30 | 40-140 | 30 | 30 | | | |
| 2-Chloronaphthalene | 91-58-7 | 2 | 0.35 | ug/l | 40-140 | 30 | 40-140 | 30 | 30 | | | |
| 1,2-Dichlorobenzene | 95-50-1 | 2 | 0.329 | ug/l | 40-140 | 30 | 40-140 | 30 | 30 | | | |
| 1,3-Dichlorobenzene | 541-73-1 | 2 | 0.315 | ug/l | 40-140 | 30 | 40-140 | 30 | 30 | | | |
| 1,4-Dichlorobenzene | 106-46-7 | 2 | 0.391 | ug/l | 36-97 | 30 | 36-97 | 30 | 30 | | | |
| 3,3'-Dichlorobenzidine | 91-94-1 | 5 | 1.85 | ug/l | 40-140 | 30 | 40-140 | 30 | 30 | | | |
| 2,4-Dinitrotoluene | 121-14-2 | 5 | 0.541 | ug/l | 48-143 | 30 | 48-143 | 30 | 30 | | | |
| 2,6-Dinitrotoluene | 606-20-2 | 5 | 0.845 | ug/l | 40-140 | 30 | 40-140 | 30 | 30 | | | |
| Azobenzene | 122-66-7 | 2 | 0.418 | ug/l | 40-140 | 30 | 40-140 | 30 | 30 | | | |
| Fluoranthene | 206-44-0 | 2 | 0.411 | ug/l | 40-140 | 30 | 40-140 | 30 | 30 | | | |
| 4-Chlorophenyl phenyl ether | 7005-72-3 | 2 | 0.386 | ug/l | 40-140 | 30 | 40-140 | 30 | 30 | | | |
| 4-Bromophenyl phenyl ether | 101-55-3 | 2 | 0.244 | ug/l | 40-140 | 30 | 40-140 | 30 | 30 | | | |
| Bis(2-chloroisopropyl)ether | 108-60-1 | 2 | 0.403 | ug/l | 40-140 | 30 | 40-140 | 30 | 30 | | | |
| Bis(2-chloroethoxy)methane | 111-91-1 | 5 | 0.842 | ug/l | 40-140 | 30 | 40-140 | 30 | 30 | | | |
| Hexachlorobutadiene | 87-68-3 | 2 | 0.355 | ug/l | 40-140 | 30 | 40-140 | 30 | 30 | | | |
| Hexachlorocyclopentadiene | 77-47-4 | 20 | 1.23 | ug/l | 40-140 | 30 | 40-140 | 30 | 30 | | | |
| Hexachloroethane | 67-72-1 | 2 | 0.203 | ug/l | 40-140 | 30 | 40-140 | 30 | 30 | | | |
| Isophorone | 78-59-1 | 5 | 0.862 | ug/l | 40-140 | 30 | 40-140 | 30 | 30 | | | |
| Naphthalene | 91-20-3 | 2 | 0.542 | ug/l | 40-140 | 30 | 40-140 | 30 | 30 | | | |
| Nitrobenzene | 98-95-3 | 2 | 0.205 | ug/l | 40-140 | 30 | 40-140 | 30 | 30 | | | |
| NitrosoDiPhenylAmine(NDPA)/DPA | 86-30-6 | 2 | 0.924 | ug/l | 40-140 | 30 | 40-140 | 30 | 30 | | | |
| n-Nitrosodi-n-propylamine | 621-64-7 | 5 | 0.906 | ug/l | 29-132 | 30 | 29-132 | 30 | 30 | | | |
| Bis(2-Ethylhexyl)phthalate | 117-81-7 | 3 | 1.42 | ug/l | 40-140 | 30 | 40-140 | 30 | 30 | | | |
| Butyl benzyl phthalate | 85-68-7 | 5 | 2.61 | ug/l | 40-140 | 30 | 40-140 | 30 | 30 | | | |
| Di-n-butylphthalate | 84-74-2 | 5 | 0.957 | ug/l | 40-140 | 30 | 40-140 | 30 | 30 | | | |
| Di-n-octylphthalate | 117-84-0 | 5 | 2.26 | ug/l | 40-140 | 30 | 40-140 | 30 | 30 | | | |
| Diethyl phthalate | 84-66-2 | 5 | 0.765 | ug/l | 40-140 | 30 | 40-140 | 30 | 30 | | | |
| Dimethyl phthalate | 131-11-3 | 5 | 0.916 | ug/l | 40-140 | 30 | 40-140 | 30 | 30 | | | |
| Benzo(a)anthracene | 56-55-3 | 2 | 0.323 | ug/l | 40-140 | 30 | 40-140 | 30 | 30 | | | |
| Benzo(a)pyrene | 50-32-8 | 2 | 0.368 | ug/l | 40-140 | 30 | 40-140 | 30 | 30 | | | |
| Benzo(b)fluoranthene | 205-99-2 | 2 | 0.533 | ug/l | 40-140 | 30 | 40-140 | 30 | 30 | | | |
| Benzo(k)fluoranthene | 207-08-9 | 2 | 0.621 | ug/l | 40-140 | 30 | 40-140 | 30 | 30 | | | |
| Chrysene | 218-01-9 | 2 | 0.222 | ug/l | 40-140 | 30 | 40-140 | 30 | 30 | | | |
| Acenaphthylene | 208-96-8 | 2 | 0.315 | ug/l | 45-123 | 30 | 45-123 | 30 | 30 | | | |
| Anthracene | 120-12-7 | 2 | 0.467 | ug/l | 40-140 | 30 | 40-140 | 30 | 30 | | | |
| Benzo(ghi)perylene | 191-24-2 | 2 | 0.369 | ug/l | 40-140 | 30 | 40-140 | 30 | 30 | | | |
| Fluorene | 86-73-7 | 2 | 0.439 | ug/l | 40-140 | 30 | 40-140 | 30 | 30 | | | |
| Phenanthrene | 85-01-8 | 2 | 0.419 | ug/l | 40-140 | 30 | 40-140 | 30 | 30 | | | |

***Please Note that the RL information provided in this table is calculated using a 100% Solids factor. (Soil/Solids only)***
***Please Note that the information provided in this table is subject to change at anytime at the discretion of Pace Analytical Services.***

## ABN Extractables - EPA 8270E (RVT) (WATER)

**Holding Time:** 7 days
**Container/Sample Preservation:** 2 - Amber 100ml unpreserved

| Analyte | CAS # | RL | MDL | Units | LCS Criteria | LCS RPD | MS Criteria | MS RPD | Duplicate RPD | Surrogate Criteria | | |
|---|---|---|---|---|---|---|---|---|---|---|---|---|
| Dibenzo(a,h)anthracene | 53-70-3 | 2 | 0.286 | ug/l | 40-140 | 30 | 40-140 | 30 | 30 | | | |
| Indeno(1,2,3-cd)Pyrene | 193-39-5 | 2 | 0.484 | ug/l | 40-140 | 30 | 40-140 | 30 | 30 | | | |
| Pyrene | 129-00-0 | 2 | 0.407 | ug/l | 26-127 | 30 | 26-127 | 30 | 30 | | | |
| Biphenyl | 92-52-4 | 2 | 0.196 | ug/l | 40-140 | 30 | 40-140 | 30 | 30 | | | |
| Aniline | 62-53-3 | 2 | 0.67 | ug/l | 40-140 | 30 | 40-140 | 30 | 30 | | | |
| 4-Chloroaniline | 106-47-8 | 5 | 0.468 | ug/l | 40-140 | 30 | 40-140 | 30 | 30 | | | |
| 1-Methylnaphthalene | 90-12-0 | 2 | 0.415 | ug/l | 41-103 | 30 | 41-103 | 30 | 30 | | | |
| 2-Nitroaniline | 88-74-4 | 5 | 1.03 | ug/l | 52-143 | 30 | 52-143 | 30 | 30 | | | |
| 3-Nitroaniline | 99-09-2 | 5 | 1.16 | ug/l | 25-145 | 30 | 25-145 | 30 | 30 | | | |
| 4-Nitroaniline | 100-01-6 | 5 | 1.45 | ug/l | 51-143 | 30 | 51-143 | 30 | 30 | | | |
| Dibenzofuran | 132-64-9 | 2 | 0.401 | ug/l | 40-140 | 30 | 40-140 | 30 | 30 | | | |
| 2-Methylnaphthalene | 91-57-6 | 2 | 0.372 | ug/l | 40-140 | 30 | 40-140 | 30 | 30 | | | |
| n-Nitrosodimethylamine | 62-75-9 | 2 | 0.44 | ug/l | 22-74 | 30 | 22-74 | 30 | 30 | | | |
| 2,4,6-Trichlorophenol | 88-06-2 | 5 | 2.09 | ug/l | 30-130 | 30 | 30-130 | 30 | 30 | | | |
| P-Chloro-M-Cresol | 59-50-7 | 2 | 0.606 | ug/l | 23-97 | 30 | 23-97 | 30 | 30 | | | |
| 2-Chlorophenol | 95-57-8 | 2 | 0.653 | ug/l | 27-123 | 30 | 27-123 | 30 | 30 | | | |
| 2,4-Dichlorophenol | 120-83-2 | 5 | 1.7 | ug/l | 30-130 | 30 | 30-130 | 30 | 30 | | | |
| 2,4-Dimethylphenol | 105-67-9 | 5 | 2.04 | ug/l | 30-130 | 30 | 30-130 | 30 | 30 | | | |
| 2-Nitrophenol | 88-75-5 | 10 | 1.95 | ug/l | 30-130 | 30 | 30-130 | 30 | 30 | | | |
| 4-Nitrophenol | 100-02-7 | 10 | 1.42 | ug/l | 10-80 | 30 | 10-80 | 30 | 30 | | | |
| 2,4-Dinitrophenol | 51-28-5 | 20 | 5.42 | ug/l | 20-130 | 30 | 20-130 | 30 | 30 | | | |
| 4,6-Dinitro-o-cresol | 534-52-1 | 10 | 2.31 | ug/l | 20-164 | 30 | 20-164 | 30 | 30 | | | |
| Pentachlorophenol | 87-86-5 | 10 | 2.51 | ug/l | 9-103 | 30 | 9-103 | 30 | 30 | | | |
| Phenol | 108-95-2 | 5 | 0.35 | ug/l | 12-110 | 30 | 12-110 | 30 | 30 | | | |
| 2-Methylphenol | 95-48-7 | 5 | 2.31 | ug/l | 30-130 | 30 | 30-130 | 30 | 30 | | | |
| 3-Methylphenol/4-Methylphenol | 106-44-5 | 5 | 1.39 | ug/l | 30-130 | 30 | 30-130 | 30 | 30 | | | |
| 2,4,5-Trichlorophenol | 95-95-4 | 5 | 2.07 | ug/l | 30-130 | 30 | 30-130 | 30 | 30 | | | |
| Benzoic Acid | 65-85-0 | 50 | 2.62 | ug/l | 10-164 | 30 | 10-164 | 30 | 30 | | | |
| Benzyl Alcohol | 100-51-6 | 2 | 0.381 | ug/l | 26-116 | 30 | 26-116 | 30 | 30 | | | |
| Carbazole | 86-74-8 | 2 | 0.309 | ug/l | 55-144 | 30 | 55-144 | 30 | 30 | | | |
| Pyridine | 110-86-1 | 3.5 | 0.308 | ug/l | 10-66 | 30 | 10-66 | 30 | 30 | | | |
| *2-Fluorophenol* | *367-12-4* | | | | | | | | | *21-120* | | |
| *Phenol-d6* | *13127-88-3* | | | | | | | | | *10-120* | | |
| *Nitrobenzene-d5* | *4165-60-0* | | | | | | | | | *23-120* | | |
| *2-Fluorobiphenyl* | *321-60-8* | | | | | | | | | *15-120* | | |
| *2,4,6-Tribromophenol* | *118-79-6* | | | | | | | | | *10-120* | | |
| *4-Terphenyl-d14* | *1718-51-0* | | | | | | | | | *41-149* | | |
| | | | | | | | | | | | | |
| | | | | | | | | | | | | |
| | | | | | | | | | | | | |
| | | | | | | | | | | | | |
| | | | | | | | | | | | | |

***Please Note that the RL information provided in this table is calculated using a 100% Solids factor.*** ***(Soil/Solids only)***
***Please Note that the information provided in this table is subject to change at anytime at the discretion of Pace Analytical Services.***

# Semivolatile Sample Data

# Results Summary
# Form 1
# Semivolatile Organics by GC/MS

| | | | |
|---|---|---|---|
| Client | : Roux Env. Eng. & Geology, DPC | Lab Number | : L2554996 |
| Project Name | : CORAM MATERIALS | Project Number | : 2232.0006Y005 |
| Lab ID | : L2554996-01 | Date Collected | : 09/02/25 12:05 |
| Client ID | : MW-11S | Date Received | : 09/02/25 |
| Sample Location | : 416 MILLER PLACE-YAPHANK RD. | Date Analyzed | : 09/04/25 06:46 |
| Sample Matrix | : WATER | Date Extracted | : 09/03/25 |
| Analytical Method | : 1,8270E | Dilution Factor | : 1 |
| Lab File ID | : 54996-01 | Analyst | : SMZ |
| Sample Amount | : 100 ml | Instrument ID | : SV107 |
| Extraction Method | : EPA 3510C | GC Column | : RTX5-MS |
| Extract Volume | : 1000 uL | %Solids | : N/A |
| GPC Cleanup | : N | Injection Volume | : 1 uL |

| | | ug/L | | | |
|---|---|---|---|---|---|
| CAS NO. | Parameter | Results | RL | MDL | Qualifier |
| 91-94-1 | 3,3'-Dichlorobenzidine | ND | 5.0 | 1.8 | U |
| 121-14-2 | 2,4-Dinitrotoluene | ND | 5.0 | 0.54 | U |
| 606-20-2 | 2,6-Dinitrotoluene | ND | 5.0 | 0.84 | U |
| 7005-72-3 | 4-Chlorophenyl phenyl ether | ND | 2.0 | 0.39 | U |
| 101-55-3 | 4-Bromophenyl phenyl ether | ND | 2.0 | 0.24 | U |
| 108-60-1 | Bis(2-chloroisopropyl)ether | ND | 2.0 | 0.40 | U |
| 111-91-1 | Bis(2-chloroethoxy)methane | ND | 5.0 | 0.84 | U |
| 77-47-4 | Hexachlorocyclopentadiene | ND | 20 | 1.2 | U |
| 78-59-1 | Isophorone | ND | 5.0 | 0.86 | U |
| 98-95-3 | Nitrobenzene | ND | 2.0 | 0.20 | U |
| 86-30-6 | NDPA/DPA | ND | 2.0 | 0.92 | U |
| 621-64-7 | n-Nitrosodi-n-propylamine | ND | 5.0 | 0.91 | U |
| 117-81-7 | Bis(2-ethylhexyl)phthalate | ND | 3.0 | 1.4 | U |
| 85-68-7 | Butyl benzyl phthalate | ND | 5.0 | 2.6 | U |
| 84-74-2 | Di-n-butylphthalate | 1.6 | 5.0 | 0.96 | J |
| 117-84-0 | Di-n-octylphthalate | ND | 5.0 | 2.3 | U |
| 84-66-2 | Diethyl phthalate | ND | 5.0 | 0.76 | U |
| 131-11-3 | Dimethyl phthalate | ND | 5.0 | 0.92 | U |
| 92-52-4 | Biphenyl | ND | 2.0 | 0.20 | U |
| 106-47-8 | 4-Chloroaniline | ND | 5.0 | 0.47 | U |
| 88-74-4 | 2-Nitroaniline | ND | 5.0 | 1.0 | U |
| 99-09-2 | 3-Nitroaniline | ND | 5.0 | 1.2 | U |

# Results Summary
# Form 1
# Semivolatile Organics by GC/MS

| | | | |
|---|---|---|---|
| Client | : Roux Env. Eng. & Geology, DPC | Lab Number | : L2554996 |
| Project Name | : CORAM MATERIALS | Project Number | : 2232.0006Y005 |
| Lab ID | : L2554996-01 | Date Collected | : 09/02/25 12:05 |
| Client ID | : MW-11S | Date Received | : 09/02/25 |
| Sample Location | : 416 MILLER PLACE-YAPHANK RD. | Date Analyzed | : 09/04/25 06:46 |
| Sample Matrix | : WATER | Date Extracted | : 09/03/25 |
| Analytical Method | : 1,8270E | Dilution Factor | : 1 |
| Lab File ID | : 54996-01 | Analyst | : SMZ |
| Sample Amount | : 100 ml | Instrument ID | : SV107 |
| Extraction Method | : EPA 3510C | GC Column | : RTX5-MS |
| Extract Volume | : 1000 uL | %Solids | : N/A |
| GPC Cleanup | : N | Injection Volume | : 1 uL |

| | | ug/L | | | |
|---|---|---|---|---|---|
| CAS NO. | Parameter | Results | RL | MDL | Qualifier |
| 100-01-6 | 4-Nitroaniline | ND | 5.0 | 1.4 | U |
| 132-64-9 | Dibenzofuran | ND | 2.0 | 0.40 | U |
| 95-94-3 | 1,2,4,5-Tetrachlorobenzene | ND | 10 | 0.24 | U |
| 98-86-2 | Acetophenone | ND | 5.0 | 0.92 | U |
| 88-06-2 | 2,4,6-Trichlorophenol | ND | 5.0 | 2.1 | U |
| 59-50-7 | p-Chloro-m-cresol | ND | 2.0 | 0.61 | U |
| 95-57-8 | 2-Chlorophenol | ND | 2.0 | 0.65 | U |
| 120-83-2 | 2,4-Dichlorophenol | ND | 5.0 | 1.7 | U |
| 105-67-9 | 2,4-Dimethylphenol | ND | 5.0 | 2.0 | U |
| 88-75-5 | 2-Nitrophenol | ND | 10 | 2.0 | U |
| 100-02-7 | 4-Nitrophenol | ND | 10 | 1.4 | U |
| 51-28-5 | 2,4-Dinitrophenol | ND | 20 | 5.4 | U |
| 534-52-1 | 4,6-Dinitro-o-cresol | ND | 10 | 2.3 | U |
| 108-95-2 | Phenol | ND | 5.0 | 0.35 | U |
| 95-48-7 | 2-Methylphenol | ND | 5.0 | 2.3 | U |
| 108-39-4/106-44-5 | 3-Methylphenol/4-Methylphenol | ND | 5.0 | 1.4 | U |
| 95-95-4 | 2,4,5-Trichlorophenol | ND | 5.0 | 2.1 | U |
| 86-74-8 | Carbazole | ND | 2.0 | 0.31 | U |
| 1912-24-9 | Atrazine | ND | 10 | 1.0 | U |
| 100-52-7 | Benzaldehyde | ND | 5.0 | 1.1 | U |
| 105-60-2 | Caprolactam | ND | 10 | 1.2 | U |

# Results Summary
# Form 1
# Semivolatile Organics by GC/MS

| | | | |
|---|---|---|---|
| Client | : Roux Env. Eng. & Geology, DPC | Lab Number | : L2554996 |
| Project Name | : CORAM MATERIALS | Project Number | : 2232.0006Y005 |
| Lab ID | : L2554996-02 | Date Collected | : 09/02/25 12:33 |
| Client ID | : MW-11D | Date Received | : 09/02/25 |
| Sample Location | : 416 MILLER PLACE-YAPHANK RD. | Date Analyzed | : 09/04/25 07:11 |
| Sample Matrix | : WATER | Date Extracted | : 09/03/25 |
| Analytical Method | : 1,8270E | Dilution Factor | : 1 |
| Lab File ID | : 54996-02 | Analyst | : SMZ |
| Sample Amount | : 100 ml | Instrument ID | : SV107 |
| Extraction Method | : EPA 3510C | GC Column | : RTX5-MS |
| Extract Volume | : 1000 uL | %Solids | : N/A |
| GPC Cleanup | : N | Injection Volume | : 1 uL |

| | | ug/L | | | |
|---|---|---|---|---|---|
| CAS NO. | Parameter | Results | RL | MDL | Qualifier |
| 91-94-1 | 3,3'-Dichlorobenzidine | ND | 5.0 | 1.8 | U |
| 121-14-2 | 2,4-Dinitrotoluene | ND | 5.0 | 0.54 | U |
| 606-20-2 | 2,6-Dinitrotoluene | ND | 5.0 | 0.84 | U |
| 7005-72-3 | 4-Chlorophenyl phenyl ether | ND | 2.0 | 0.39 | U |
| 101-55-3 | 4-Bromophenyl phenyl ether | ND | 2.0 | 0.24 | U |
| 108-60-1 | Bis(2-chloroisopropyl)ether | ND | 2.0 | 0.40 | U |
| 111-91-1 | Bis(2-chloroethoxy)methane | ND | 5.0 | 0.84 | U |
| 77-47-4 | Hexachlorocyclopentadiene | ND | 20 | 1.2 | U |
| 78-59-1 | Isophorone | ND | 5.0 | 0.86 | U |
| 98-95-3 | Nitrobenzene | ND | 2.0 | 0.20 | U |
| 86-30-6 | NDPA/DPA | ND | 2.0 | 0.92 | U |
| 621-64-7 | n-Nitrosodi-n-propylamine | ND | 5.0 | 0.91 | U |
| 117-81-7 | Bis(2-ethylhexyl)phthalate | 2.3 | 3.0 | 1.4 | J |
| 85-68-7 | Butyl benzyl phthalate | ND | 5.0 | 2.6 | U |
| 84-74-2 | Di-n-butylphthalate | 1.5 | 5.0 | 0.96 | J |
| 117-84-0 | Di-n-octylphthalate | ND | 5.0 | 2.3 | U |
| 84-66-2 | Diethyl phthalate | ND | 5.0 | 0.76 | U |
| 131-11-3 | Dimethyl phthalate | ND | 5.0 | 0.92 | U |
| 92-52-4 | Biphenyl | ND | 2.0 | 0.20 | U |
| 106-47-8 | 4-Chloroaniline | ND | 5.0 | 0.47 | U |
| 88-74-4 | 2-Nitroaniline | ND | 5.0 | 1.0 | U |
| 99-09-2 | 3-Nitroaniline | ND | 5.0 | 1.2 | U |

# Results Summary
# Form 1
# Semivolatile Organics by GC/MS

| | | | |
|---|---|---|---|
| Client | : Roux Env. Eng. & Geology, DPC | Lab Number | : L2554996 |
| Project Name | : CORAM MATERIALS | Project Number | : 2232.0006Y005 |
| Lab ID | : L2554996-02 | Date Collected | : 09/02/25 12:33 |
| Client ID | : MW-11D | Date Received | : 09/02/25 |
| Sample Location | : 416 MILLER PLACE-YAPHANK RD. | Date Analyzed | : 09/04/25 07:11 |
| Sample Matrix | : WATER | Date Extracted | : 09/03/25 |
| Analytical Method | : 1,8270E | Dilution Factor | : 1 |
| Lab File ID | : 54996-02 | Analyst | : SMZ |
| Sample Amount | : 100 ml | Instrument ID | : SV107 |
| Extraction Method | : EPA 3510C | GC Column | : RTX5-MS |
| Extract Volume | : 1000 uL | %Solids | : N/A |
| GPC Cleanup | : N | Injection Volume | : 1 uL |

| | | ug/L | | | |
|---|---|---|---|---|---|
| CAS NO. | Parameter | Results | RL | MDL | Qualifier |
| 100-01-6 | 4-Nitroaniline | ND | 5.0 | 1.4 | U |
| 132-64-9 | Dibenzofuran | ND | 2.0 | 0.40 | U |
| 95-94-3 | 1,2,4,5-Tetrachlorobenzene | ND | 10 | 0.24 | U |
| 98-86-2 | Acetophenone | ND | 5.0 | 0.92 | U |
| 88-06-2 | 2,4,6-Trichlorophenol | ND | 5.0 | 2.1 | U |
| 59-50-7 | p-Chloro-m-cresol | ND | 2.0 | 0.61 | U |
| 95-57-8 | 2-Chlorophenol | ND | 2.0 | 0.65 | U |
| 120-83-2 | 2,4-Dichlorophenol | ND | 5.0 | 1.7 | U |
| 105-67-9 | 2,4-Dimethylphenol | ND | 5.0 | 2.0 | U |
| 88-75-5 | 2-Nitrophenol | ND | 10 | 2.0 | U |
| 100-02-7 | 4-Nitrophenol | ND | 10 | 1.4 | U |
| 51-28-5 | 2,4-Dinitrophenol | ND | 20 | 5.4 | U |
| 534-52-1 | 4,6-Dinitro-o-cresol | ND | 10 | 2.3 | U |
| 108-95-2 | Phenol | ND | 5.0 | 0.35 | U |
| 95-48-7 | 2-Methylphenol | ND | 5.0 | 2.3 | U |
| 108-39-4/106-44-5 | 3-Methylphenol/4-Methylphenol | ND | 5.0 | 1.4 | U |
| 95-95-4 | 2,4,5-Trichlorophenol | ND | 5.0 | 2.1 | U |
| 86-74-8 | Carbazole | ND | 2.0 | 0.31 | U |
| 1912-24-9 | Atrazine | ND | 10 | 1.0 | U |
| 100-52-7 | Benzaldehyde | ND | 5.0 | 1.1 | U |
| 105-60-2 | Caprolactam | ND | 10 | 1.2 | U |

# Results Summary
# Form 1
# Semivolatile Organics by GC/MS

| | | | |
|---|---|---|---|
| Client | : Roux Env. Eng. & Geology, DPC | Lab Number | : L2554996 |
| Project Name | : CORAM MATERIALS | Project Number | : 2232.0006Y005 |
| Lab ID | : L2554996-03 | Date Collected | : 09/02/25 12:00 |
| Client ID | : DUP_09022025 | Date Received | : 09/02/25 |
| Sample Location | : 416 MILLER PLACE-YAPHANK RD. | Date Analyzed | : 09/04/25 07:37 |
| Sample Matrix | : WATER | Date Extracted | : 09/03/25 |
| Analytical Method | : 1,8270E | Dilution Factor | : 1 |
| Lab File ID | : 54996-03 | Analyst | : SMZ |
| Sample Amount | : 100 ml | Instrument ID | : SV107 |
| Extraction Method | : EPA 3510C | GC Column | : RTX5-MS |
| Extract Volume | : 1000 uL | %Solids | : N/A |
| GPC Cleanup | : N | Injection Volume | : 1 uL |

| | | ug/L | | | |
|---|---|---|---|---|---|
| CAS NO. | Parameter | Results | RL | MDL | Qualifier |
| 91-94-1 | 3,3'-Dichlorobenzidine | ND | 5.0 | 1.8 | U |
| 121-14-2 | 2,4-Dinitrotoluene | ND | 5.0 | 0.54 | U |
| 606-20-2 | 2,6-Dinitrotoluene | ND | 5.0 | 0.84 | U |
| 7005-72-3 | 4-Chlorophenyl phenyl ether | ND | 2.0 | 0.39 | U |
| 101-55-3 | 4-Bromophenyl phenyl ether | ND | 2.0 | 0.24 | U |
| 108-60-1 | Bis(2-chloroisopropyl)ether | ND | 2.0 | 0.40 | U |
| 111-91-1 | Bis(2-chloroethoxy)methane | ND | 5.0 | 0.84 | U |
| 77-47-4 | Hexachlorocyclopentadiene | ND | 20 | 1.2 | U |
| 78-59-1 | Isophorone | ND | 5.0 | 0.86 | U |
| 98-95-3 | Nitrobenzene | ND | 2.0 | 0.20 | U |
| 86-30-6 | NDPA/DPA | ND | 2.0 | 0.92 | U |
| 621-64-7 | n-Nitrosodi-n-propylamine | ND | 5.0 | 0.91 | U |
| 117-81-7 | Bis(2-ethylhexyl)phthalate | 2.0 | 3.0 | 1.4 | J |
| 85-68-7 | Butyl benzyl phthalate | ND | 5.0 | 2.6 | U |
| 84-74-2 | Di-n-butylphthalate | 1.7 | 5.0 | 0.96 | J |
| 117-84-0 | Di-n-octylphthalate | ND | 5.0 | 2.3 | U |
| 84-66-2 | Diethyl phthalate | ND | 5.0 | 0.76 | U |
| 131-11-3 | Dimethyl phthalate | ND | 5.0 | 0.92 | U |
| 92-52-4 | Biphenyl | ND | 2.0 | 0.20 | U |
| 106-47-8 | 4-Chloroaniline | ND | 5.0 | 0.47 | U |
| 88-74-4 | 2-Nitroaniline | ND | 5.0 | 1.0 | U |
| 99-09-2 | 3-Nitroaniline | ND | 5.0 | 1.2 | U |

# Results Summary
# Form 1
# Semivolatile Organics by GC/MS

| | | | |
|---|---|---|---|
| Client | : Roux Env. Eng. & Geology, DPC | Lab Number | : L2554996 |
| Project Name | : CORAM MATERIALS | Project Number | : 2232.0006Y005 |
| Lab ID | : L2554996-03 | Date Collected | : 09/02/25 12:00 |
| Client ID | : DUP_09022025 | Date Received | : 09/02/25 |
| Sample Location | : 416 MILLER PLACE-YAPHANK RD. | Date Analyzed | : 09/04/25 07:37 |
| Sample Matrix | : WATER | Date Extracted | : 09/03/25 |
| Analytical Method | : 1,8270E | Dilution Factor | : 1 |
| Lab File ID | : 54996-03 | Analyst | : SMZ |
| Sample Amount | : 100 ml | Instrument ID | : SV107 |
| Extraction Method | : EPA 3510C | GC Column | : RTX5-MS |
| Extract Volume | : 1000 uL | %Solids | : N/A |
| GPC Cleanup | : N | Injection Volume | : 1 uL |

| | | ug/L | | | |
|---|---|---|---|---|---|
| CAS NO. | Parameter | Results | RL | MDL | Qualifier |
| 100-01-6 | 4-Nitroaniline | ND | 5.0 | 1.4 | U |
| 132-64-9 | Dibenzofuran | ND | 2.0 | 0.40 | U |
| 95-94-3 | 1,2,4,5-Tetrachlorobenzene | ND | 10 | 0.24 | U |
| 98-86-2 | Acetophenone | ND | 5.0 | 0.92 | U |
| 88-06-2 | 2,4,6-Trichlorophenol | ND | 5.0 | 2.1 | U |
| 59-50-7 | p-Chloro-m-cresol | ND | 2.0 | 0.61 | U |
| 95-57-8 | 2-Chlorophenol | ND | 2.0 | 0.65 | U |
| 120-83-2 | 2,4-Dichlorophenol | ND | 5.0 | 1.7 | U |
| 105-67-9 | 2,4-Dimethylphenol | ND | 5.0 | 2.0 | U |
| 88-75-5 | 2-Nitrophenol | ND | 10 | 2.0 | U |
| 100-02-7 | 4-Nitrophenol | ND | 10 | 1.4 | U |
| 51-28-5 | 2,4-Dinitrophenol | ND | 20 | 5.4 | U |
| 534-52-1 | 4,6-Dinitro-o-cresol | ND | 10 | 2.3 | U |
| 108-95-2 | Phenol | ND | 5.0 | 0.35 | U |
| 95-48-7 | 2-Methylphenol | ND | 5.0 | 2.3 | U |
| 108-39-4/106-44-5 | 3-Methylphenol/4-Methylphenol | ND | 5.0 | 1.4 | U |
| 95-95-4 | 2,4,5-Trichlorophenol | ND | 5.0 | 2.1 | U |
| 86-74-8 | Carbazole | ND | 2.0 | 0.31 | U |
| 1912-24-9 | Atrazine | ND | 10 | 1.0 | U |
| 100-52-7 | Benzaldehyde | ND | 5.0 | 1.1 | U |
| 105-60-2 | Caprolactam | ND | 10 | 1.2 | U |

# Results Summary
# Form 1
# Semivolatile Organics by GC/MS

| | | | |
|---|---|---|---|
| Client | : Roux Env. Eng. & Geology, DPC | Lab Number | : L2554996 |
| Project Name | : CORAM MATERIALS | Project Number | : 2232.0006Y005 |
| Lab ID | : L2554996-04 | Date Collected | : 09/02/25 14:00 |
| Client ID | : EQUIPMENT BLANK_0902025 | Date Received | : 09/02/25 |
| Sample Location | : 416 MILLER PLACE-YAPHANK RD. | Date Analyzed | : 09/04/25 08:02 |
| Sample Matrix | : Equipment Blank | Date Extracted | : 09/03/25 |
| Analytical Method | : 1,8270E | Dilution Factor | : 1 |
| Lab File ID | : 54996-04 | Analyst | : SMZ |
| Sample Amount | : 100 ml | Instrument ID | : SV107 |
| Extraction Method | : EPA 3510C | GC Column | : RTX5-MS |
| Extract Volume | : 1000 uL | %Solids | : N/A |
| GPC Cleanup | : N | Injection Volume | : 1 uL |

| | | ug/L | | | |
|---|---|---|---|---|---|
| CAS NO. | Parameter | Results | RL | MDL | Qualifier |
| 91-94-1 | 3,3'-Dichlorobenzidine | ND | 5.0 | 1.8 | U |
| 121-14-2 | 2,4-Dinitrotoluene | ND | 5.0 | 0.54 | U |
| 606-20-2 | 2,6-Dinitrotoluene | ND | 5.0 | 0.84 | U |
| 7005-72-3 | 4-Chlorophenyl phenyl ether | ND | 2.0 | 0.39 | U |
| 101-55-3 | 4-Bromophenyl phenyl ether | ND | 2.0 | 0.24 | U |
| 108-60-1 | Bis(2-chloroisopropyl)ether | ND | 2.0 | 0.40 | U |
| 111-91-1 | Bis(2-chloroethoxy)methane | ND | 5.0 | 0.84 | U |
| 77-47-4 | Hexachlorocyclopentadiene | ND | 20 | 1.2 | U |
| 78-59-1 | Isophorone | ND | 5.0 | 0.86 | U |
| 98-95-3 | Nitrobenzene | ND | 2.0 | 0.20 | U |
| 86-30-6 | NDPA/DPA | ND | 2.0 | 0.92 | U |
| 621-64-7 | n-Nitrosodi-n-propylamine | ND | 5.0 | 0.91 | U |
| 117-81-7 | Bis(2-ethylhexyl)phthalate | ND | 3.0 | 1.4 | U |
| 85-68-7 | Butyl benzyl phthalate | ND | 5.0 | 2.6 | U |
| 84-74-2 | Di-n-butylphthalate | 1.4 | 5.0 | 0.96 | J |
| 117-84-0 | Di-n-octylphthalate | ND | 5.0 | 2.3 | U |
| 84-66-2 | Diethyl phthalate | ND | 5.0 | 0.76 | U |
| 131-11-3 | Dimethyl phthalate | ND | 5.0 | 0.92 | U |
| 92-52-4 | Biphenyl | ND | 2.0 | 0.20 | U |
| 106-47-8 | 4-Chloroaniline | ND | 5.0 | 0.47 | U |
| 88-74-4 | 2-Nitroaniline | ND | 5.0 | 1.0 | U |
| 99-09-2 | 3-Nitroaniline | ND | 5.0 | 1.2 | U |

# Results Summary
# Form 1
# Semivolatile Organics by GC/MS

| | | | |
|---|---|---|---|
| Client | : Roux Env. Eng. & Geology, DPC | Lab Number | : L2554996 |
| Project Name | : CORAM MATERIALS | Project Number | : 2232.0006Y005 |
| Lab ID | : L2554996-04 | Date Collected | : 09/02/25 14:00 |
| Client ID | : EQUIPMENT BLANK_0902025 | Date Received | : 09/02/25 |
| Sample Location | : 416 MILLER PLACE-YAPHANK RD. | Date Analyzed | : 09/04/25 08:02 |
| Sample Matrix | : Equipment Blank | Date Extracted | : 09/03/25 |
| Analytical Method | : 1,8270E | Dilution Factor | : 1 |
| Lab File ID | : 54996-04 | Analyst | : SMZ |
| Sample Amount | : 100 ml | Instrument ID | : SV107 |
| Extraction Method | : EPA 3510C | GC Column | : RTX5-MS |
| Extract Volume | : 1000 uL | %Solids | : N/A |
| GPC Cleanup | : N | Injection Volume | : 1 uL |

| | | ug/L | | | |
|---|---|---|---|---|---|
| CAS NO. | Parameter | Results | RL | MDL | Qualifier |
| 100-01-6 | 4-Nitroaniline | ND | 5.0 | 1.4 | U |
| 132-64-9 | Dibenzofuran | ND | 2.0 | 0.40 | U |
| 95-94-3 | 1,2,4,5-Tetrachlorobenzene | ND | 10 | 0.24 | U |
| 98-86-2 | Acetophenone | ND | 5.0 | 0.92 | U |
| 88-06-2 | 2,4,6-Trichlorophenol | ND | 5.0 | 2.1 | U |
| 59-50-7 | p-Chloro-m-cresol | ND | 2.0 | 0.61 | U |
| 95-57-8 | 2-Chlorophenol | ND | 2.0 | 0.65 | U |
| 120-83-2 | 2,4-Dichlorophenol | ND | 5.0 | 1.7 | U |
| 105-67-9 | 2,4-Dimethylphenol | ND | 5.0 | 2.0 | U |
| 88-75-5 | 2-Nitrophenol | ND | 10 | 2.0 | U |
| 100-02-7 | 4-Nitrophenol | ND | 10 | 1.4 | U |
| 51-28-5 | 2,4-Dinitrophenol | ND | 20 | 5.4 | U |
| 534-52-1 | 4,6-Dinitro-o-cresol | ND | 10 | 2.3 | U |
| 108-95-2 | Phenol | ND | 5.0 | 0.35 | U |
| 95-48-7 | 2-Methylphenol | ND | 5.0 | 2.3 | U |
| 108-39-4/106-44-5 | 3-Methylphenol/4-Methylphenol | ND | 5.0 | 1.4 | U |
| 95-95-4 | 2,4,5-Trichlorophenol | ND | 5.0 | 2.1 | U |
| 86-74-8 | Carbazole | ND | 2.0 | 0.31 | U |
| 1912-24-9 | Atrazine | ND | 10 | 1.0 | U |
| 100-52-7 | Benzaldehyde | ND | 5.0 | 1.1 | U |
| 105-60-2 | Caprolactam | ND | 10 | 1.2 | U |

# Results Summary
# Form 1
# Semivolatile Organics by GC/MS

| | | | |
|---|---|---|---|
| Client | : Roux Env. Eng. & Geology, DPC | Lab Number | : L2554996 |
| Project Name | : CORAM MATERIALS | Project Number | : 2232.0006Y005 |
| Lab ID | : WG2110292-1 | Date Collected | : NA |
| Client ID | : WG2110292-1BLANK | Date Received | : NA |
| Sample Location | : | Date Analyzed | : 09/03/25 22:46 |
| Sample Matrix | : WATER | Date Extracted | : 09/03/25 |
| Analytical Method | : 1,8270E | Dilution Factor | : 1 |
| Lab File ID | : 110292-1 | Analyst | : HNY |
| Sample Amount | : 100 ml | Instrument ID | : DAKOTA |
| Extraction Method | : EPA 3510C | GC Column | : RTX5-MS |
| Extract Volume | : 1000 uL | %Solids | : N/A |
| GPC Cleanup | : N | Injection Volume | : 1 uL |

| | | ug/L | | | |
|---|---|---|---|---|---|
| CAS NO. | Parameter | Results | RL | MDL | Qualifier |
| 91-94-1 | 3,3'-Dichlorobenzidine | ND | 5.0 | 1.8 | U |
| 121-14-2 | 2,4-Dinitrotoluene | ND | 5.0 | 0.54 | U |
| 606-20-2 | 2,6-Dinitrotoluene | ND | 5.0 | 0.84 | U |
| 7005-72-3 | 4-Chlorophenyl phenyl ether | ND | 2.0 | 0.39 | U |
| 101-55-3 | 4-Bromophenyl phenyl ether | ND | 2.0 | 0.24 | U |
| 108-60-1 | Bis(2-chloroisopropyl)ether | ND | 2.0 | 0.40 | U |
| 111-91-1 | Bis(2-chloroethoxy)methane | ND | 5.0 | 0.84 | U |
| 77-47-4 | Hexachlorocyclopentadiene | ND | 20 | 1.2 | U |
| 78-59-1 | Isophorone | ND | 5.0 | 0.86 | U |
| 98-95-3 | Nitrobenzene | ND | 2.0 | 0.20 | U |
| 86-30-6 | NDPA/DPA | ND | 2.0 | 0.92 | U |
| 621-64-7 | n-Nitrosodi-n-propylamine | ND | 5.0 | 0.91 | U |
| 117-81-7 | Bis(2-ethylhexyl)phthalate | ND | 3.0 | 1.4 | U |
| 85-68-7 | Butyl benzyl phthalate | ND | 5.0 | 2.6 | U |
| 84-74-2 | Di-n-butylphthalate | 2.2 | 5.0 | 0.96 | J |
| 117-84-0 | Di-n-octylphthalate | ND | 5.0 | 2.3 | U |
| 84-66-2 | Diethyl phthalate | ND | 5.0 | 0.76 | U |
| 131-11-3 | Dimethyl phthalate | ND | 5.0 | 0.92 | U |
| 92-52-4 | Biphenyl | ND | 2.0 | 0.20 | U |
| 106-47-8 | 4-Chloroaniline | ND | 5.0 | 0.47 | U |
| 88-74-4 | 2-Nitroaniline | ND | 5.0 | 1.0 | U |
| 99-09-2 | 3-Nitroaniline | ND | 5.0 | 1.2 | U |

# Results Summary
# Form 1
# Semivolatile Organics by GC/MS

| | | | |
|---|---|---|---|
| Client | : Roux Env. Eng. & Geology, DPC | Lab Number | : L2554996 |
| Project Name | : CORAM MATERIALS | Project Number | : 2232.0006Y005 |
| Lab ID | : WG2110292-1 | Date Collected | : NA |
| Client ID | : WG2110292-1BLANK | Date Received | : NA |
| Sample Location | : | Date Analyzed | : 09/03/25 22:46 |
| Sample Matrix | : WATER | Date Extracted | : 09/03/25 |
| Analytical Method | : 1,8270E | Dilution Factor | : 1 |
| Lab File ID | : 110292-1 | Analyst | : HNY |
| Sample Amount | : 100 ml | Instrument ID | : DAKOTA |
| Extraction Method | : EPA 3510C | GC Column | : RTX5-MS |
| Extract Volume | : 1000 uL | %Solids | : N/A |
| GPC Cleanup | : N | Injection Volume | : 1 uL |

| | | ug/L | | | |
|---|---|---|---|---|---|
| CAS NO. | Parameter | Results | RL | MDL | Qualifier |
| 100-01-6 | 4-Nitroaniline | ND | 5.0 | 1.4 | U |
| 132-64-9 | Dibenzofuran | ND | 2.0 | 0.40 | U |
| 95-94-3 | 1,2,4,5-Tetrachlorobenzene | ND | 10 | 0.24 | U |
| 98-86-2 | Acetophenone | ND | 5.0 | 0.92 | U |
| 88-06-2 | 2,4,6-Trichlorophenol | ND | 5.0 | 2.1 | U |
| 59-50-7 | p-Chloro-m-cresol | ND | 2.0 | 0.61 | U |
| 95-57-8 | 2-Chlorophenol | ND | 2.0 | 0.65 | U |
| 120-83-2 | 2,4-Dichlorophenol | ND | 5.0 | 1.7 | U |
| 105-67-9 | 2,4-Dimethylphenol | ND | 5.0 | 2.0 | U |
| 88-75-5 | 2-Nitrophenol | ND | 10 | 2.0 | U |
| 100-02-7 | 4-Nitrophenol | ND | 10 | 1.4 | U |
| 51-28-5 | 2,4-Dinitrophenol | ND | 20 | 5.4 | U |
| 534-52-1 | 4,6-Dinitro-o-cresol | ND | 10 | 2.3 | U |
| 108-95-2 | Phenol | ND | 5.0 | 0.35 | U |
| 95-48-7 | 2-Methylphenol | ND | 5.0 | 2.3 | U |
| 108-39-4/106-44-5 | 3-Methylphenol/4-Methylphenol | ND | 5.0 | 1.4 | U |
| 95-95-4 | 2,4,5-Trichlorophenol | ND | 5.0 | 2.1 | U |
| 86-74-8 | Carbazole | ND | 2.0 | 0.31 | U |
| 1912-24-9 | Atrazine | ND | 10 | 1.0 | U |
| 100-52-7 | Benzaldehyde | ND | 5.0 | 1.1 | U |
| 105-60-2 | Caprolactam | 2.6 | 10 | 1.2 | J |

Quantitation Report (QT Reviewed)

Data Path : I:\8270\SV107\250903NRVT\
Data File : 54996-01.D
Acq On : 4 Sep 2025 6:46 am
Operator : SV107:smz
Sample : L2554996-01,32,,ASK
Misc : WG2110426,WG2110292,ical22592
ALS Vial : 10 Sample Multiplier: 1

Quant Time: Sep 09 12:12:08 2025
Quant Method : I:\8270\SV107\250903NRVT\FS250826SV107RVT.m
Quant Title : Semivolatiles by GC/MS by modified 8270
QLast Update : Thu Sep 04 02:58:48 2025
Response via : Initial Calibration

CCAL FILE(s) : 1 - I:\8270\SV107\250903NRVT\ABN0903n.D
: 2 - I:\8270\SV107\250903NRVT\ADP0903n.D
: 3 - I:\8270\SV107\250903NRVT\AP90903n.D
Sub List : 8270TCL_combo_REV1 - TCL/CT/MA

| Compound | R.T. | QIon | Response | Conc | Units | | Dev(Min) |
|---|---|---|---|---|---|---|---|
| Internal Standards | | | | | | | |
| 1) IS1_1,4-Dichlorobenzen... | 6.439 | 152 | 55359 | 4.000 | ug/ml | | 0.00 |
| Standard Area 1 = 56019 | | | Recovery = 98.82% | | | | |
| 27) IS2_1,4-Dichlorobenzen... | 6.439 | 152 | 55359 | 4.000 | ug/ml | | 0.00 |
| Standard Area 3 = 56284 | | | Recovery = 98.36% | | | | |
| 35) IS1_Naphthalene-d8 | 7.863 | 136 | 213364 | 4.000 | ug/ml | # | 0.00 |
| Standard Area 1 = 214349 | | | Recovery = 99.54% | | | | |
| 55) IS2_Naphthalene-d8 | 7.863 | 136 | 213364 | 4.000 | ug/ml | | 0.00 |
| Standard Area 3 = 213771 | | | Recovery = 99.81% | | | | |
| 63) IS1_Acenaphthene-d10 | 9.631 | 164 | 125628 | 4.000 | ug/ml | | 0.00 |
| Standard Area 1 = 124112 | | | Recovery = 101.22% | | | | |
| 83) IS2_Acenaphthene-d10 | 9.631 | 164 | 125628 | 4.000 | ug/ml | | 0.00 |
| Standard Area 3 = 126785 | | | Recovery = 99.09% | | | | |
| 86) IS3_Acenaphthene-d10 | 9.631 | 164 | 125628 | 4.000 | ug/ml | | 0.00 |
| Standard Area 2 = 121238 | | | Recovery = 103.62% | | | | |
| 88) IS1_Phenanthrene-d10 | 11.073 | 188 | 253298 | 4.000 | ug/ml | | 0.00 |
| Standard Area 1 = 232953 | | | Recovery = 108.73% | | | | |
| 100) IS3_Phenanthrene-d10 | 11.073 | 188 | 253298 | 4.000 | ug/ml | # | 0.00 |
| Standard Area 2 = 252867 | | | Recovery = 100.17% | | | | |
| 104) IS1_Chrysene-d12 | 13.725 | 240 | 211561 | 4.000 | ug/ml | | 0.00 |
| Standard Area 1 = 215548 | | | Recovery = 98.15% | | | | |
| 113) IS1_Perylene-d12 | 15.204 | 264 | 218172 | 4.000 | ug/ml | | 0.00 |
| Standard Area 1 = 206653 | | | Recovery = 105.57% | | | | |
| System Monitoring Compounds | | | | | | | |
| 4) 2-Fluorophenol | 4.515 | 112 | 16551 | 1.159 | ug/ml | | 0.00 |
| Spiked Amount 2.000 | Range 15 - 110 | | Recovery = 57.95% | | | | |
| 7) Phenol-d6 | 6.057 | 99 | 16671 | 0.950 | ug/ml | | 0.00 |
| Spiked Amount 2.000 | Range 15 - 110 | | Recovery = 47.50% | | | | |
| 19) Nitrobenzene-d5 | 7.095 | 82 | 12930 | 0.797 | ug/ml | | 0.00 |
| Spiked Amount 1.000 | Range 30 - 130 | | Recovery = 79.70% | | | | |
| 46) 2-Fluorobiphenyl | 8.991 | 172 | 35746 | 0.768 | ug/ml | | 0.00 |
| Spiked Amount 1.000 | Range 30 - 130 | | Recovery = 76.80% | | | | |
| 79) 2,4,6-Tribromophenol | 10.399 | 330 | 7980 | 1.667 | ug/ml | | 0.00 |
| Spiked Amount 2.000 | Range 15 - 110 | | Recovery = 83.35% | | | | |
| 96) 4-Terphenyl-d14 | 12.671 | 244 | 42790 | 0.781 | ug/ml | | 0.00 |
| Spiked Amount 1.000 | Range 30 - 130 | | Recovery = 78.10% | | | | |

Data Path : I:\8270\SV107\250903NRVT\
Data File : 54996-01.D
Acq On : 4 Sep 2025 6:46 am
Operator : SV107:smz
Sample : L2554996-01,32,,ASK
Misc : WG2110426,WG2110292,ical22592
ALS Vial : 10 Sample Multiplier: 1

Quant Time: Sep 09 12:12:08 2025
Quant Method : I:\8270\SV107\250903NRVT\FS250826SV107RVT.m
Quant Title : Semivolatiles by GC/MS by modified 8270
QLast Update : Thu Sep 04 02:58:48 2025
Response via : Initial Calibration

CCAL FILE(s) : 1 - I:\8270\SV107\250903NRVT\ABN0903n.D
: 2 - I:\8270\SV107\250903NRVT\ADP0903n.D
: 3 - I:\8270\SV107\250903NRVT\AP90903n.D
Sub List : 8270TCL_combo_REV1 - TCL/CT/MA

| Compound | R.T. | QIon | Response | Conc | Units | Dev(Min) |
|---|---|---|---|---|---|---|
| Target Compounds | | | | | | Qvalue |
| 6) 2-Chlorophenol | 0.000 | | 0 | N.D. | | |
| 8) Phenol | 0.000 | | 0 | N.D. | | |
| 14) Bis(2-chloroisopropyl)... | 0.000 | | 0 | N.D. | | |
| 15) 2-Methylphenol | 0.000 | | 0 | N.D. | | |
| 17) n-Nitrosodi-n-propylamine | 0.000 | | 0 | N.D. | | |
| 18) 3-Methylphenol/4-Methy... | 0.000 | | 0 | N.D. | | |
| 20) Nitrobenzene | 0.000 | | 0 | N.D. | | |
| 21) Isophorone | 0.000 | | 0 | N.D. | | |
| 22) 2-Nitrophenol | 0.000 | | 0 | N.D. | | |
| 23) 2,4-Dimethylphenol | 0.000 | | 0 | N.D. | | |
| 24) Bis(2-chloroethoxy)met... | 0.000 | | 0 | N.D. | | |
| 25) 2,4-Dichlorophenol | 0.000 | | 0 | N.D. | | |
| 28) Benzaldehyde | 0.000 | | 0 | N.D. | | |
| 29) Acetophenone | 0.000 | | 0 | N.D. | | |
| 38) 4-Chloroaniline | 0.000 | | 0 | N.D. | d | |
| 40) p-Chloro-m-cresol | 0.000 | | 0 | N.D. | | |
| 43) Hexachlorocyclopentadiene | 0.000 | | 0 | N.D. | | |
| 44) 2,4,6-Trichlorophenol | 0.000 | | 0 | N.D. | | |
| 45) 2,4,5-Trichlorophenol | 0.000 | | 0 | N.D. | | |
| 48) 2-Nitroaniline | 0.000 | | 0 | N.D. | | |
| 51) Dimethyl phthalate | 0.000 | | 0 | N.D. | | |
| 53) 2,6-Dinitrotoluene | 0.000 | | 0 | N.D. | | |
| 60) Caprolactam | 0.000 | | 0 | N.D. | d | |
| 61) 1,2,4,5-Tetrachloroben... | 0.000 | | 0 | N.D. | | |
| 62) Biphenyl | 0.000 | | 0 | N.D. | | |
| 64) 3-Nitroaniline | 0.000 | | 0 | N.D. | | |
| 66) 2,4-Dinitrophenol | 0.000 | | 0 | N.D. | | |
| 67) Dibenzofuran | 0.000 | | 0 | N.D. | | |
| 68) 2,4-Dinitrotoluene | 0.000 | | 0 | N.D. | | |
| 69) 4-Nitrophenol | 0.000 | | 0 | N.D. | | |
| 72) Diethyl phthalate | 0.000 | | 0 | N.D. | d | |
| 74) 4-Chlorophenyl phenyl ... | 0.000 | | 0 | N.D. | | |
| 75) 4-Nitroaniline | 0.000 | | 0 | N.D. | | |
| 76) 4,6-Dinitro-o-cresol | 0.000 | | 0 | N.D. | | |
| 77) NDPA/DPA | 0.000 | | 0 | N.D. | | |
| 80) 4-Bromophenyl phenyl e... | 0.000 | | 0 | N.D. | | |

Data Path : I:\8270\SV107\250903NRVT\
Data File : 54996-01.D
Acq On : 4 Sep 2025 6:46 am
Operator : SV107:smz
Sample : L2554996-01,32,,ASK
Misc : WG2110426,WG2110292,ical22592
ALS Vial : 10 Sample Multiplier: 1

Quant Time: Sep 09 12:12:08 2025
Quant Method : I:\8270\SV107\250903NRVT\FS250826SV107RVT.m
Quant Title : Semivolatiles by GC/MS by modified 8270
QLast Update : Thu Sep 04 02:58:48 2025
Response via : Initial Calibration

CCAL FILE(s) : 1 - I:\8270\SV107\250903NRVT\ABN0903n.D
: 2 - I:\8270\SV107\250903NRVT\ADP0903n.D
: 3 - I:\8270\SV107\250903NRVT\AP90903n.D
Sub List : 8270TCL_combo_REV1 - TCL/CT/MA

| Compound | R.T. | QIon | Response | Conc | Units | Dev(Min) |
|---|---|---|---|---|---|---|
| 87) Atrazine | 0.000 | | 0 | N.D. | | |
| 91) Carbazole | 0.000 | | 0 | N.D. | | |
| 92) Di-n-butylphthalate | 11.714 | 149 | 10493 | 0.155 | ug/ml# | 92 |
| 97) Butyl benzyl phthalate | 0.000 | | 0 | N.D. | | |
| 106) 3,3'-Dichlorobenzidine | 0.000 | | 0 | N.D. | | |
| 108) Bis(2-ethylhexyl)phtha... | 0.000 | | 0 | N.D. | d | |
| 109) Di-n-octylphthalate | 0.000 | | 0 | N.D. | d | |

(#) = qualifier out of range (m) = manual integration (+) = signals summed

Quantitation Report (QT Reviewed)

Data Path : I:\8270\SV107\250903NRVT\
Data File : 54996-01.D
Acq On : 4 Sep 2025 6:46 am
Operator : SV107:smz
Sample : L2554996-01,32,,ASK
Misc : WG2110426,WG2110292,ical22592
ALS Vial : 10 Sample Multiplier: 1

Quant Time: Sep 09 12:12:08 2025
Quant Method : I:\8270\SV107\250903NRVT\FS250826SV107RVT.m
Quant Title : Semivolatiles by GC/MS by modified 8270
QLast Update : Thu Sep 04 02:58:48 2025
Response via : Initial Calibration

Sub List : 8270ICAL8270MSV107250903NRVTMAP90903n.D•

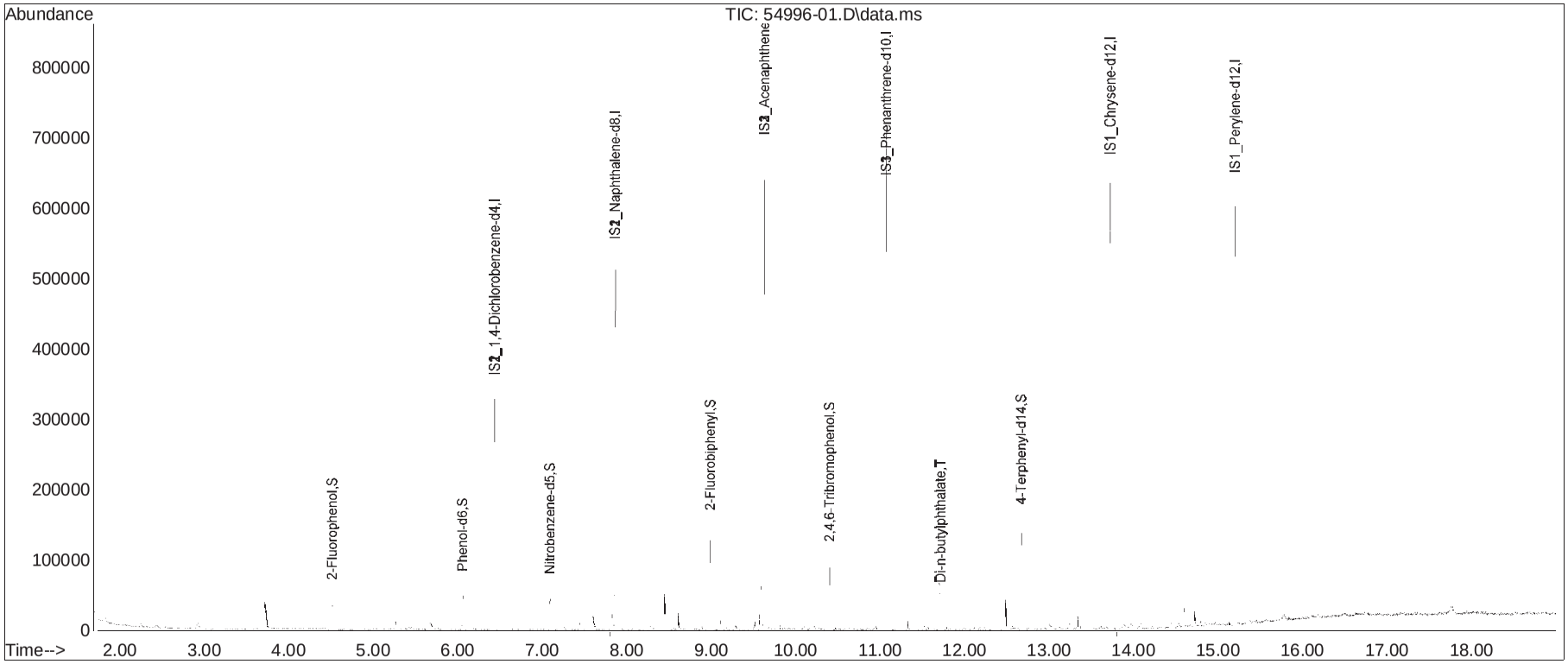

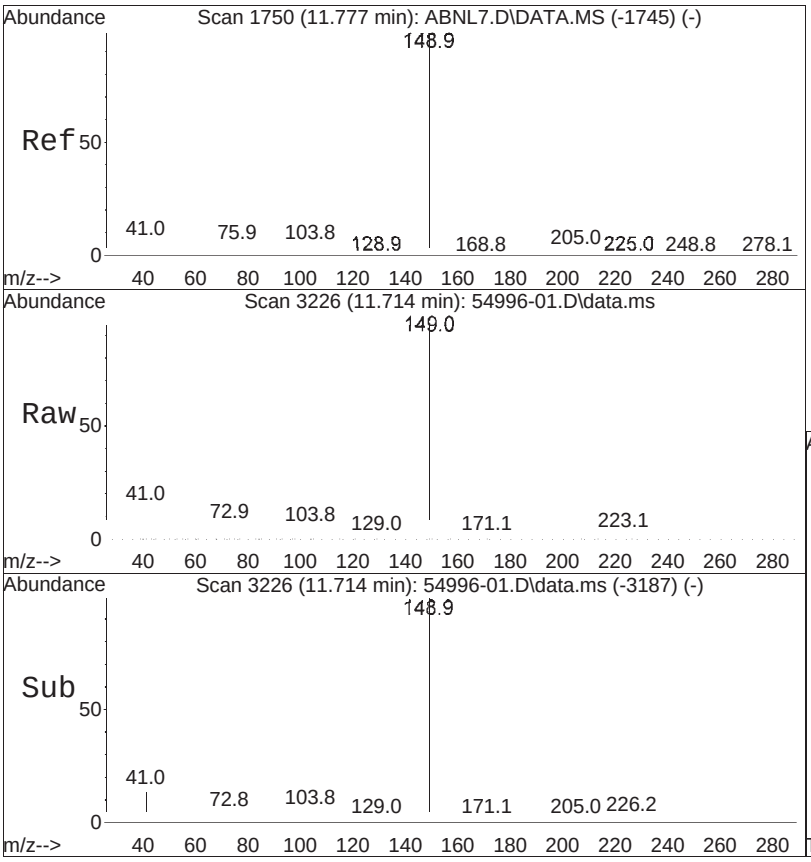


#92
Di-n-butylphthalate
Concen: 0.15 ug/ml
RT: 11.714 min Scan# 3226
Delta R.T. -0.003 min
Lab File: 54996-01.D
Acq: 4 Sep 2025 6:46 am

Tgt Ion:149 Resp: 10493

| Ion | Ratio | Lower | Upper |
|---|---|---|---|
| 149 | 100 | | |
| 150 | 9.6 | 7.0 | 10.6 |
| 104 | 0.0 | 4.5 | 6.7# |

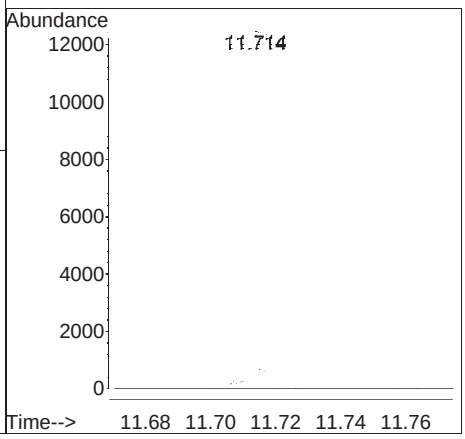

# Manual Integration Report

| | | | |
|---|---|---|---|
| Data Path | : I:\8270\SV107\250903NRVT\ | QMethod | : FS250826SV107RVT.m |
| Data File | : 54996-01.D | Operator | : SV107:smz |
| Date Inj'd | : 9/4/2025 6:46 am | Instrument | : SV107 |
| Sample | : L2554996-01,32,,ASK | Quant Date | : 9/4/2025 7:06 am |

There are no manual integrations or false positives in this file.

Quantitation Report (QT Reviewed)

Data Path : I:\8270\SV107\250903NRVT\
Data File : 54996-02.D
Acq On : 4 Sep 2025 7:11 am
Operator : SV107:smz
Sample : L2554996-02,32,,ASK
Misc : WG2110426,WG2110292,ical22592
ALS Vial : 11 Sample Multiplier: 1

Quant Time: Sep 09 12:12:33 2025
Quant Method : I:\8270\SV107\250903NRVT\FS250826SV107RVT.m
Quant Title : Semivolatiles by GC/MS by modified 8270
QLast Update : Thu Sep 04 02:58:48 2025
Response via : Initial Calibration

CCAL FILE(s) : 1 - I:\8270\SV107\250903NRVT\ABN0903n.D
: 2 - I:\8270\SV107\250903NRVT\ADP0903n.D
: 3 - I:\8270\SV107\250903NRVT\AP90903n.D
Sub List : 8270TCL_combo_REV1 - TCL/CT/MA

| Compound | R.T. | QIon | Response | Conc | Units | | Dev(Min) |
|---|---|---|---|---|---|---|---|
| Internal Standards | | | | | | | |
| 1) IS1_1,4-Dichlorobenzen... | 6.436 | 152 | 57369 | 4.000 | ug/ml | | 0.00 |
| Standard Area 1 = 56019 | | | Recovery = 102.41% | | | | |
| 27) IS2_1,4-Dichlorobenzen... | 6.436 | 152 | 57369 | 4.000 | ug/ml | | 0.00 |
| Standard Area 3 = 56284 | | | Recovery = 101.93% | | | | |
| 35) IS1_Naphthalene-d8 | 7.863 | 136 | 216815 | 4.000 | ug/ml | | 0.00 |
| Standard Area 1 = 214349 | | | Recovery = 101.15% | | | | |
| 55) IS2_Naphthalene-d8 | 7.863 | 136 | 216815 | 4.000 | ug/ml | | 0.00 |
| Standard Area 3 = 213771 | | | Recovery = 101.42% | | | | |
| 63) IS1_Acenaphthene-d10 | 9.631 | 164 | 132600 | 4.000 | ug/ml | | 0.00 |
| Standard Area 1 = 124112 | | | Recovery = 106.84% | | | | |
| 83) IS2_Acenaphthene-d10 | 9.631 | 164 | 132600 | 4.000 | ug/ml | | 0.00 |
| Standard Area 3 = 126785 | | | Recovery = 104.59% | | | | |
| 86) IS3_Acenaphthene-d10 | 9.631 | 164 | 132600 | 4.000 | ug/ml | | 0.00 |
| Standard Area 2 = 121238 | | | Recovery = 109.37% | | | | |
| 88) IS1_Phenanthrene-d10 | 11.073 | 188 | 256615 | 4.000 | ug/ml | | 0.00 |
| Standard Area 1 = 232953 | | | Recovery = 110.16% | | | | |
| 100) IS3_Phenanthrene-d10 | 11.073 | 188 | 256615 | 4.000 | ug/ml | # | 0.00 |
| Standard Area 2 = 252867 | | | Recovery = 101.48% | | | | |
| 104) IS1_Chrysene-d12 | 13.728 | 240 | 240379 | 4.000 | ug/ml | # | 0.00 |
| Standard Area 1 = 215548 | | | Recovery = 111.52% | | | | |
| 113) IS1_Perylene-d12 | 15.201 | 264 | 250208 | 4.000 | ug/ml | | 0.00 |
| Standard Area 1 = 206653 | | | Recovery = 121.08% | | | | |
| System Monitoring Compounds | | | | | | | |
| 4) 2-Fluorophenol | 4.512 | 112 | 15641 | 1.057 | ug/ml | | 0.00 |
| Spiked Amount 2.000 | Range 15 - 110 | | Recovery = 52.85% | | | | |
| 7) Phenol-d6 | 6.060 | 99 | 14049 | 0.772 | ug/ml | | 0.00 |
| Spiked Amount 2.000 | Range 15 - 110 | | Recovery = 38.60% | | | | |
| 19) Nitrobenzene-d5 | 7.095 | 82 | 12038 | 0.716 | ug/ml | | 0.00 |
| Spiked Amount 1.000 | Range 30 - 130 | | Recovery = 71.60% | | | | |
| 46) 2-Fluorobiphenyl | 8.991 | 172 | 33499 | 0.708 | ug/ml | | 0.00 |
| Spiked Amount 1.000 | Range 30 - 130 | | Recovery = 70.80% | | | | |
| 79) 2,4,6-Tribromophenol | 10.402 | 330 | 7621 | 1.509 | ug/ml | | 0.00 |
| Spiked Amount 2.000 | Range 15 - 110 | | Recovery = 75.45% | | | | |
| 96) 4-Terphenyl-d14 | 12.668 | 244 | 46202 | 0.832 | ug/ml | | 0.00 |
| Spiked Amount 1.000 | Range 30 - 130 | | Recovery = 83.20% | | | | |

Data Path : I:\8270\SV107\250903NRVT\
Data File : 54996-02.D
Acq On : 4 Sep 2025 7:11 am
Operator : SV107:smz
Sample : L2554996-02,32,,ASK
Misc : WG2110426,WG2110292,ical22592
ALS Vial : 11 Sample Multiplier: 1

Quant Time: Sep 09 12:12:33 2025
Quant Method : I:\8270\SV107\250903NRVT\FS250826SV107RVT.m
Quant Title : Semivolatiles by GC/MS by modified 8270
QLast Update : Thu Sep 04 02:58:48 2025
Response via : Initial Calibration

CCAL FILE(s) : 1 - I:\8270\SV107\250903NRVT\ABN0903n.D
: 2 - I:\8270\SV107\250903NRVT\ADP0903n.D
: 3 - I:\8270\SV107\250903NRVT\AP90903n.D
Sub List : 8270TCL_combo_REV1 - TCL/CT/MA

| Compound | R.T. | QIon | Response | Conc | Units | Dev(Min) |
|---|---|---|---|---|---|---|
| Target Compounds | | | | | | Qvalue |
| 6) 2-Chlorophenol | 0.000 | | 0 | N.D. | | |
| 8) Phenol | 0.000 | | 0 | N.D. | | |
| 14) Bis(2-chloroisopropyl)... | 0.000 | | 0 | N.D. | | |
| 15) 2-Methylphenol | 0.000 | | 0 | N.D. | | |
| 17) n-Nitrosodi-n-propylamine | 0.000 | | 0 | N.D. | | |
| 18) 3-Methylphenol/4-Methy... | 0.000 | | 0 | N.D. | | |
| 20) Nitrobenzene | 0.000 | | 0 | N.D. | | |
| 21) Isophorone | 0.000 | | 0 | N.D. | | |
| 22) 2-Nitrophenol | 0.000 | | 0 | N.D. | | |
| 23) 2,4-Dimethylphenol | 0.000 | | 0 | N.D. | | |
| 24) Bis(2-chloroethoxy)met... | 0.000 | | 0 | N.D. | | |
| 25) 2,4-Dichlorophenol | 0.000 | | 0 | N.D. | | |
| 28) Benzaldehyde | 0.000 | | 0 | N.D. | | |
| 29) Acetophenone | 0.000 | | 0 | N.D. | | |
| 38) 4-Chloroaniline | 0.000 | | 0 | N.D. | | |
| 40) p-Chloro-m-cresol | 0.000 | | 0 | N.D. | | |
| 43) Hexachlorocyclopentadiene | 0.000 | | 0 | N.D. | | |
| 44) 2,4,6-Trichlorophenol | 0.000 | | 0 | N.D. | | |
| 45) 2,4,5-Trichlorophenol | 0.000 | | 0 | N.D. | | |
| 48) 2-Nitroaniline | 0.000 | | 0 | N.D. | | |
| 51) Dimethyl phthalate | 0.000 | | 0 | N.D. | | |
| 53) 2,6-Dinitrotoluene | 0.000 | | 0 | N.D. | | |
| 60) Caprolactam | 0.000 | | 0 | N.D. | d | |
| 61) 1,2,4,5-Tetrachloroben... | 0.000 | | 0 | N.D. | | |
| 62) Biphenyl | 0.000 | | 0 | N.D. | | |
| 64) 3-Nitroaniline | 0.000 | | 0 | N.D. | | |
| 66) 2,4-Dinitrophenol | 0.000 | | 0 | N.D. | | |
| 67) Dibenzofuran | 0.000 | | 0 | N.D. | | |
| 68) 2,4-Dinitrotoluene | 0.000 | | 0 | N.D. | | |
| 69) 4-Nitrophenol | 0.000 | | 0 | N.D. | | |
| 72) Diethyl phthalate | 0.000 | | 0 | N.D. | d | |
| 74) 4-Chlorophenyl phenyl ... | 0.000 | | 0 | N.D. | | |
| 75) 4-Nitroaniline | 0.000 | | 0 | N.D. | | |
| 76) 4,6-Dinitro-o-cresol | 0.000 | | 0 | N.D. | | |
| 77) NDPA/DPA | 0.000 | | 0 | N.D. | | |
| 80) 4-Bromophenyl phenyl e... | 0.000 | | 0 | N.D. | | |

Data Path : I:\8270\SV107\250903NRVT\
Data File : 54996-02.D
Acq On : 4 Sep 2025 7:11 am
Operator : SV107:smz
Sample : L2554996-02,32,,ASK
Misc : WG2110426,WG2110292,ical22592
ALS Vial : 11 Sample Multiplier: 1

Quant Time: Sep 09 12:12:33 2025
Quant Method : I:\8270\SV107\250903NRVT\FS250826SV107RVT.m
Quant Title : Semivolatiles by GC/MS by modified 8270
QLast Update : Thu Sep 04 02:58:48 2025
Response via : Initial Calibration

CCAL FILE(s) : 1 - I:\8270\SV107\250903NRVT\ABN0903n.D
: 2 - I:\8270\SV107\250903NRVT\ADP0903n.D
: 3 - I:\8270\SV107\250903NRVT\AP90903n.D
Sub List : 8270TCL_combo_REV1 - TCL/CT/MA

| | Compound | R.T. | QIon | Response | Conc | Units | Dev(Min) |
|---|---|---|---|---|---|---|---|
| 87) | Atrazine | 0.000 | | 0 | N.D. | | |
| 91) | Carbazole | 0.000 | | 0 | N.D. | | |
| 92) | Di-n-butylphthalate | 11.714 | 149 | 10351M6 | 0.151 | ug/ml | |
| 97) | Butyl benzyl phthalate | 0.000 | | 0 | N.D. | | |
| 106) | 3,3'-Dichlorobenzidine | 0.000 | | 0 | N.D. | | |
| 108) | Bis(2-ethylhexyl)phtha... | 13.855 | 149 | 2891 | 0.230 | ug/ml# | 90 |
| 109) | Di-n-octylphthalate | 0.000 | | 0 | N.D. | d | |

(#) = qualifier out of range (m) = manual integration (+) = signals summed

Quantitation Report (QT Reviewed)

Data Path : I:\8270\SV107\250903NRVT\
Data File : 54996-02.D
Acq On : 4 Sep 2025 7:11 am
Operator : SV107:smz
Sample : L2554996-02,32,,ASK
Misc : WG2110426,WG2110292,ical22592
ALS Vial : 11 Sample Multiplier: 1

Quant Time: Sep 09 12:12:33 2025
Quant Method : I:\8270\SV107\250903NRVT\FS250826SV107RVT.m
Quant Title : Semivolatiles by GC/MS by modified 8270
QLast Update : Thu Sep 04 02:58:48 2025
Response via : Initial Calibration

Sub List : 8270_ICL_27MS_REV1_250903NRVT/MAP90903n.D•

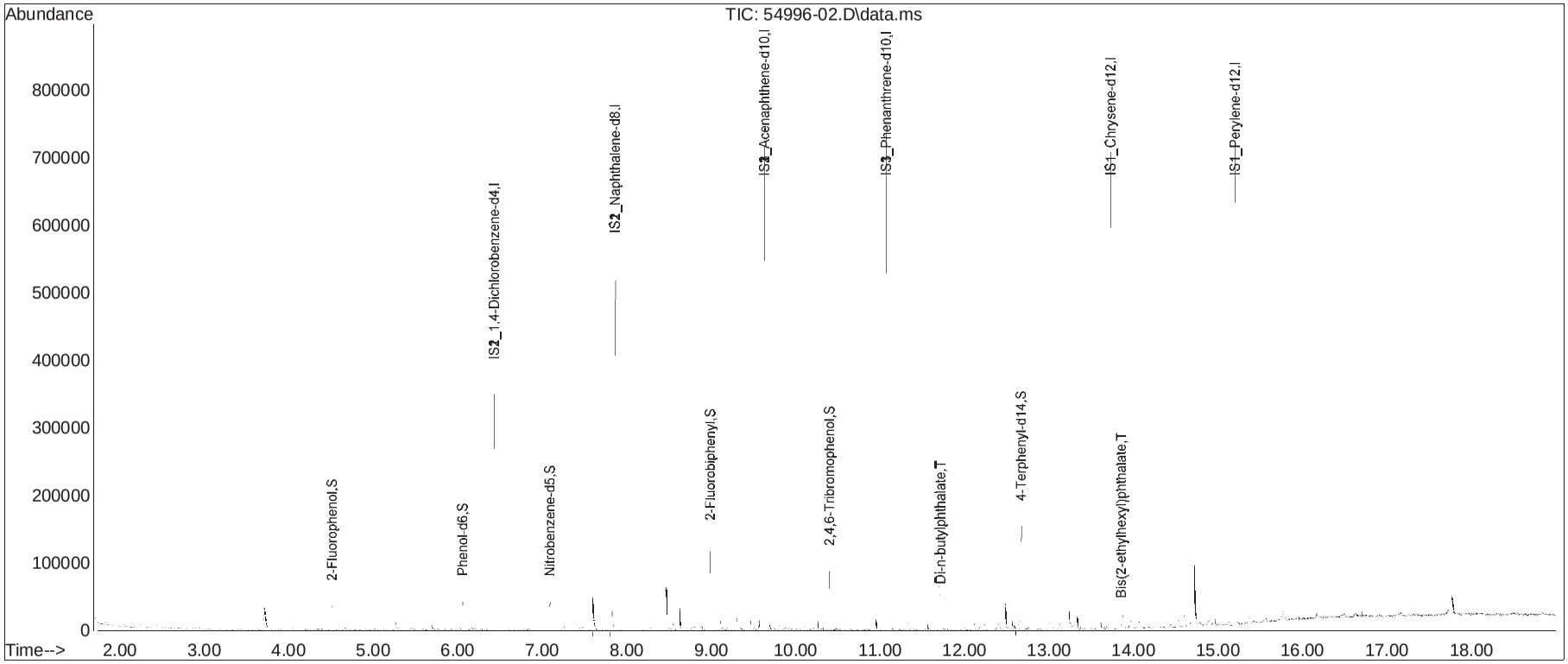

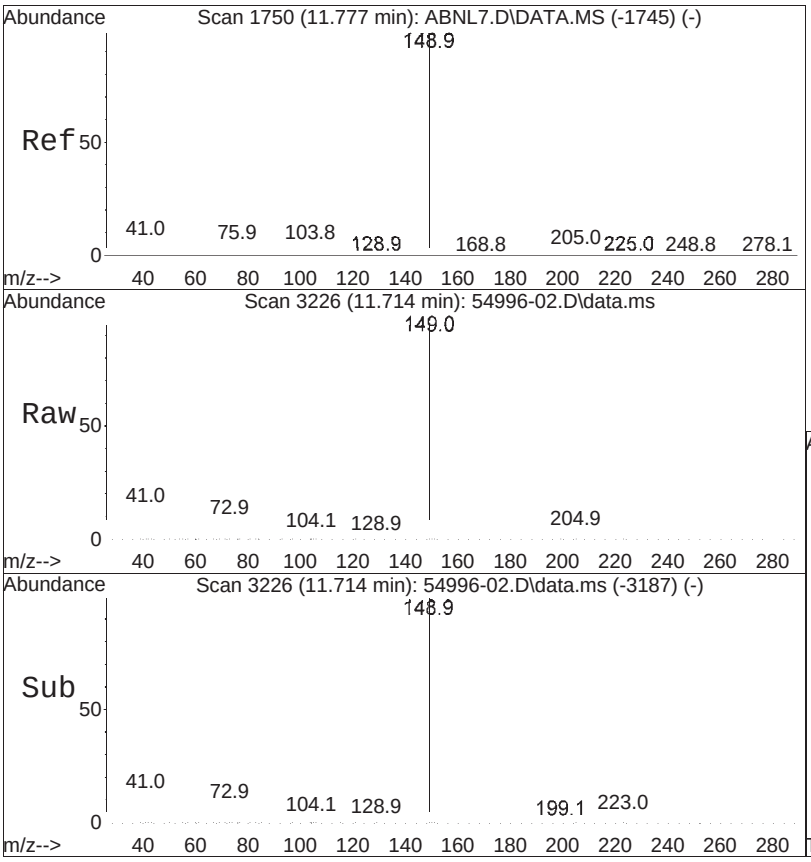


#92
Di-n-butylphthalate
Concen: 0.15 ug/ml M6
RT: 11.714 min Scan# 3226
Delta R.T. -0.003 min
Lab File: 54996-02.D
Acq: 4 Sep 2025 7:11 am

Tgt Ion:149 Resp: 10351

| Ion | Ratio | Lower | Upper |
|---|---|---|---|
| 149 | 100 | | |
| 150 | 8.4 | 7.0 | 10.6 |
| 104 | 4.0 | 4.5 | 6.7# |

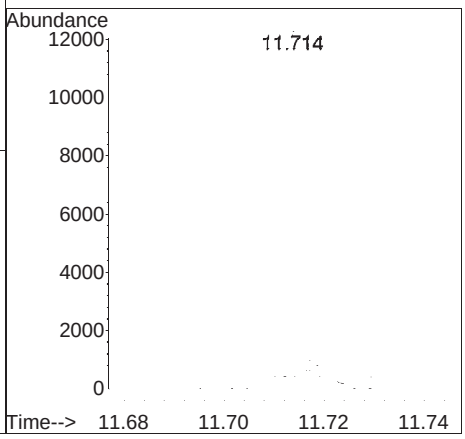

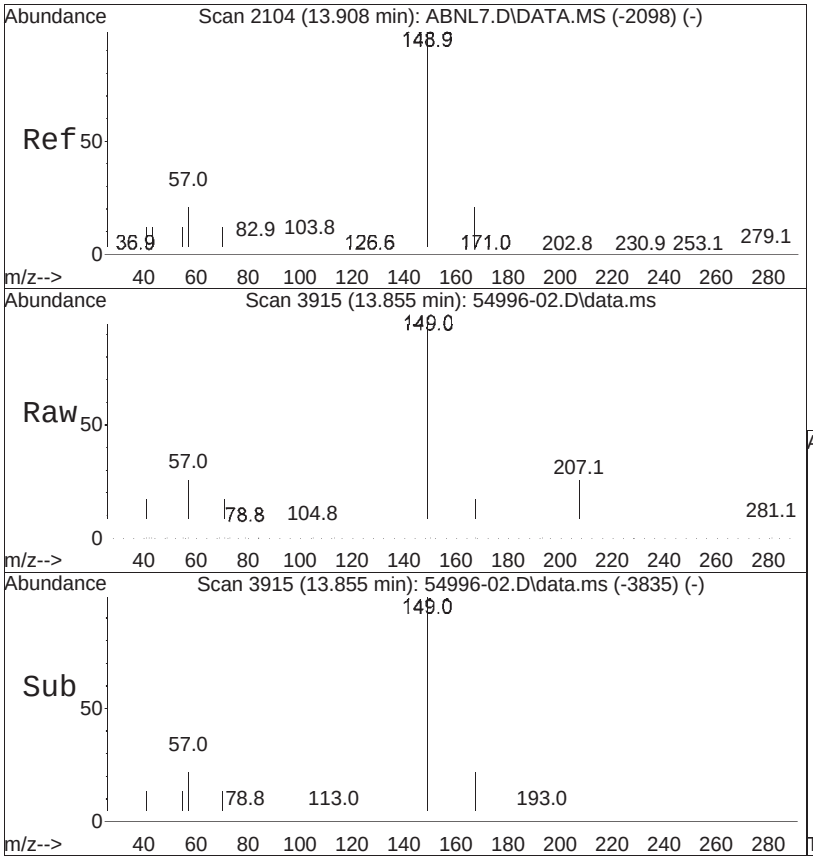


#108
Bis(2-ethylhexyl)phthalate
Concen: 0.23 ug/ml
RT: 13.855 min Scan# 3915
Delta R.T. 0.000 min
Lab File: 54996-02.D
Acq: 4 Sep 2025 7:11 am

Tgt Ion:149 Resp: 2891

| Ion | Ratio | Lower | Upper |
|---|---|---|---|
| 149 | 100 | | |
| 167 | 22.7 | 22.1 | 33.1 |
| 279 | 0.0 | 3.0 | 4.4# |

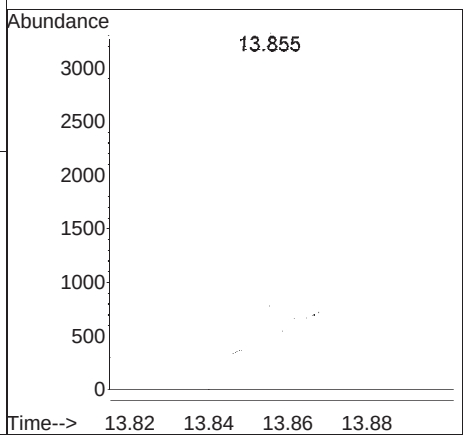

# Manual Integration Report

Data Path : I:\8270\SV107\250903NRVT\ QMethod : FS250826SV107RVT.m
Data File : 54996-02.D Operator : SV107:smz
Date Inj'd : 9/4/2025 7:11 am Instrument : SV107
Sample : L2554996-02,32,,ASK Quant Date : 9/4/2025 7:31 am

## Compound #92: Di-n-butylphthalate

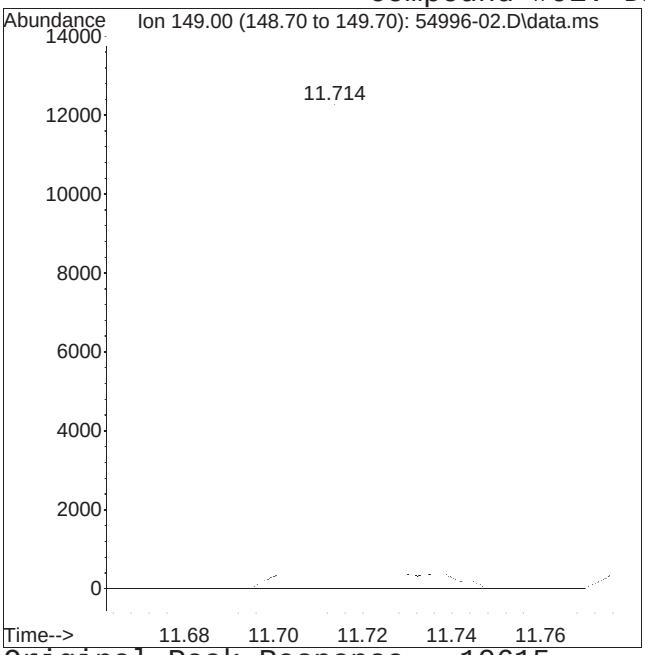


Original Peak Response = 10615

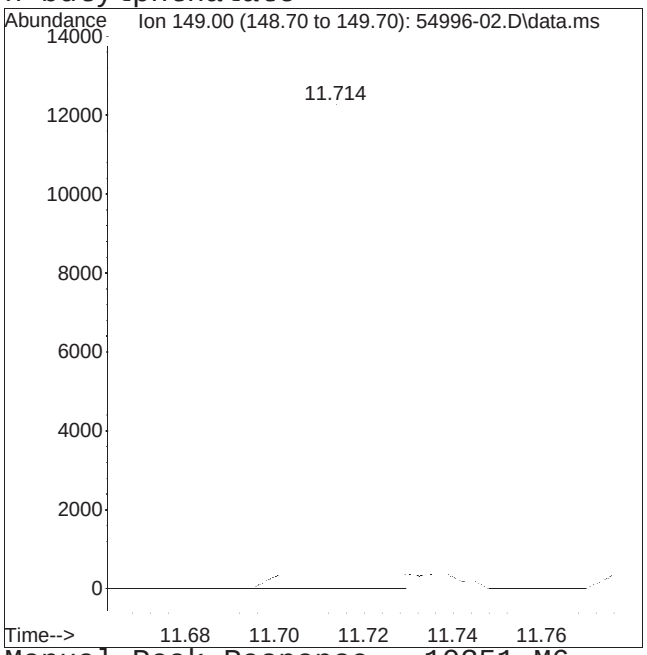


Manual Peak Response = 10351 M6

M6 = Misassignment of peak valley by automated integration (poor split of 2 peaks).

Quantitation Report (QT Reviewed)

Data Path : I:\8270\SV107\250903NRVT\
Data File : 54996-03.D
Acq On : 4 Sep 2025 7:37 am
Operator : SV107:smz
Sample : L2554996-03,32,,ASK
Misc : WG2110426,WG2110292,ical22592
ALS Vial : 12 Sample Multiplier: 1

Quant Time: Sep 09 12:12:57 2025
Quant Method : I:\8270\SV107\250903NRVT\FS250826SV107RVT.m
Quant Title : Semivolatiles by GC/MS by modified 8270
QLast Update : Thu Sep 04 02:58:48 2025
Response via : Initial Calibration

CCAL FILE(s) : 1 - I:\8270\SV107\250903NRVT\ABN0903n.D
: 2 - I:\8270\SV107\250903NRVT\ADP0903n.D
: 3 - I:\8270\SV107\250903NRVT\AP90903n.D
Sub List : 8270TCL_combo_REV1 - TCL/CT/MA

| Compound | R.T. | QIon | Response | Conc | Units | | Dev(Min) |
|---|---|---|---|---|---|---|---|
| Internal Standards | | | | | | | |
| 1) IS1_1,4-Dichlorobenzen... | 6.436 | 152 | 57649 | 4.000 | ug/ml | | 0.00 |
| Standard Area 1 = 56019 | | | Recovery = 102.91% | | | | |
| 27) IS2_1,4-Dichlorobenzen... | 6.436 | 152 | 57649 | 4.000 | ug/ml | | 0.00 |
| Standard Area 3 = 56284 | | | Recovery = 102.43% | | | | |
| 35) IS1_Naphthalene-d8 | 7.866 | 136 | 219865 | 4.000 | ug/ml | | 0.00 |
| Standard Area 1 = 214349 | | | Recovery = 102.57% | | | | |
| 55) IS2_Naphthalene-d8 | 7.866 | 136 | 219865 | 4.000 | ug/ml | | 0.00 |
| Standard Area 3 = 213771 | | | Recovery = 102.85% | | | | |
| 63) IS1_Acenaphthene-d10 | 9.631 | 164 | 129357 | 4.000 | ug/ml | | 0.00 |
| Standard Area 1 = 124112 | | | Recovery = 104.23% | | | | |
| 83) IS2_Acenaphthene-d10 | 9.631 | 164 | 129357 | 4.000 | ug/ml | | 0.00 |
| Standard Area 3 = 126785 | | | Recovery = 102.03% | | | | |
| 86) IS3_Acenaphthene-d10 | 9.631 | 164 | 129357 | 4.000 | ug/ml | | 0.00 |
| Standard Area 2 = 121238 | | | Recovery = 106.70% | | | | |
| 88) IS1_Phenanthrene-d10 | 11.076 | 188 | 257462 | 4.000 | ug/ml | | 0.00 |
| Standard Area 1 = 232953 | | | Recovery = 110.52% | | | | |
| 100) IS3_Phenanthrene-d10 | 11.076 | 188 | 257462 | 4.000 | ug/ml | # | 0.00 |
| Standard Area 2 = 252867 | | | Recovery = 101.82% | | | | |
| 104) IS1_Chrysene-d12 | 13.728 | 240 | 224652 | 4.000 | ug/ml | | 0.00 |
| Standard Area 1 = 215548 | | | Recovery = 104.22% | | | | |
| 113) IS1_Perylene-d12 | 15.210 | 264 | 230379 | 4.000 | ug/ml | | 0.01 |
| Standard Area 1 = 206653 | | | Recovery = 111.48% | | | | |
| System Monitoring Compounds | | | | | | | |
| 4) 2-Fluorophenol | 4.515 | 112 | 17208 | 1.157 | ug/ml | | 0.00 |
| Spiked Amount 2.000 | Range 15 - 110 | | Recovery = 57.85% | | | | |
| 7) Phenol-d6 | 6.060 | 99 | 16346 | 0.894 | ug/ml | | 0.00 |
| Spiked Amount 2.000 | Range 15 - 110 | | Recovery = 44.70% | | | | |
| 19) Nitrobenzene-d5 | 7.092 | 82 | 13304 | 0.787 | ug/ml | | 0.00 |
| Spiked Amount 1.000 | Range 30 - 130 | | Recovery = 78.70% | | | | |
| 46) 2-Fluorobiphenyl | 8.991 | 172 | 37139 | 0.774 | ug/ml | | 0.00 |
| Spiked Amount 1.000 | Range 30 - 130 | | Recovery = 77.40% | | | | |
| 79) 2,4,6-Tribromophenol | 10.402 | 330 | 7550 | 1.532 | ug/ml | | 0.00 |
| Spiked Amount 2.000 | Range 15 - 110 | | Recovery = 76.60% | | | | |
| 96) 4-Terphenyl-d14 | 12.671 | 244 | 45003 | 0.808 | ug/ml | | 0.00 |
| Spiked Amount 1.000 | Range 30 - 130 | | Recovery = 80.80% | | | | |

Data Path : I:\8270\SV107\250903NRVT\
Data File : 54996-03.D
Acq On : 4 Sep 2025 7:37 am
Operator : SV107:smz
Sample : L2554996-03,32,,ASK
Misc : WG2110426,WG2110292,ical22592
ALS Vial : 12 Sample Multiplier: 1

Quant Time: Sep 09 12:12:57 2025
Quant Method : I:\8270\SV107\250903NRVT\FS250826SV107RVT.m
Quant Title : Semivolatiles by GC/MS by modified 8270
QLast Update : Thu Sep 04 02:58:48 2025
Response via : Initial Calibration

CCAL FILE(s) : 1 - I:\8270\SV107\250903NRVT\ABN0903n.D
: 2 - I:\8270\SV107\250903NRVT\ADP0903n.D
: 3 - I:\8270\SV107\250903NRVT\AP90903n.D
Sub List : 8270TCL_combo_REV1 - TCL/CT/MA

| Compound | R.T. | QIon | Response | Conc | Units | Dev(Min) |
|---|---|---|---|---|---|---|
| Target Compounds | | | | | | Qvalue |
| 6) 2-Chlorophenol | 0.000 | | 0 | N.D. | | |
| 8) Phenol | 0.000 | | 0 | N.D. | | |
| 14) Bis(2-chloroisopropyl)... | 0.000 | | 0 | N.D. | | |
| 15) 2-Methylphenol | 0.000 | | 0 | N.D. | | |
| 17) n-Nitrosodi-n-propylamine | 0.000 | | 0 | N.D. | | |
| 18) 3-Methylphenol/4-Methy... | 0.000 | | 0 | N.D. | | |
| 20) Nitrobenzene | 0.000 | | 0 | N.D. | | |
| 21) Isophorone | 0.000 | | 0 | N.D. | | |
| 22) 2-Nitrophenol | 0.000 | | 0 | N.D. | | |
| 23) 2,4-Dimethylphenol | 0.000 | | 0 | N.D. | | |
| 24) Bis(2-chloroethoxy)met... | 0.000 | | 0 | N.D. | | |
| 25) 2,4-Dichlorophenol | 0.000 | | 0 | N.D. | | |
| 28) Benzaldehyde | 0.000 | | 0 | N.D. | | |
| 29) Acetophenone | 0.000 | | 0 | N.D. | | |
| 38) 4-Chloroaniline | 0.000 | | 0 | N.D. | d | |
| 40) p-Chloro-m-cresol | 0.000 | | 0 | N.D. | | |
| 43) Hexachlorocyclopentadiene | 0.000 | | 0 | N.D. | | |
| 44) 2,4,6-Trichlorophenol | 0.000 | | 0 | N.D. | | |
| 45) 2,4,5-Trichlorophenol | 0.000 | | 0 | N.D. | | |
| 48) 2-Nitroaniline | 0.000 | | 0 | N.D. | | |
| 51) Dimethyl phthalate | 0.000 | | 0 | N.D. | | |
| 53) 2,6-Dinitrotoluene | 0.000 | | 0 | N.D. | | |
| 60) Caprolactam | 0.000 | | 0 | N.D. | d | |
| 61) 1,2,4,5-Tetrachloroben... | 0.000 | | 0 | N.D. | | |
| 62) Biphenyl | 0.000 | | 0 | N.D. | | |
| 64) 3-Nitroaniline | 0.000 | | 0 | N.D. | | |
| 66) 2,4-Dinitrophenol | 0.000 | | 0 | N.D. | | |
| 67) Dibenzofuran | 0.000 | | 0 | N.D. | | |
| 68) 2,4-Dinitrotoluene | 0.000 | | 0 | N.D. | | |
| 69) 4-Nitrophenol | 0.000 | | 0 | N.D. | | |
| 72) Diethyl phthalate | 0.000 | | 0 | N.D. | | |
| 74) 4-Chlorophenyl phenyl ... | 0.000 | | 0 | N.D. | | |
| 75) 4-Nitroaniline | 0.000 | | 0 | N.D. | | |
| 76) 4,6-Dinitro-o-cresol | 0.000 | | 0 | N.D. | | |
| 77) NDPA/DPA | 0.000 | | 0 | N.D. | | |
| 80) 4-Bromophenyl phenyl e... | 0.000 | | 0 | N.D. | | |

Data Path : I:\8270\SV107\250903NRVT\
Data File : 54996-03.D
Acq On : 4 Sep 2025 7:37 am
Operator : SV107:smz
Sample : L2554996-03,32,,ASK
Misc : WG2110426,WG2110292,ical22592
ALS Vial : 12 Sample Multiplier: 1

Quant Time: Sep 09 12:12:57 2025
Quant Method : I:\8270\SV107\250903NRVT\FS250826SV107RVT.m
Quant Title : Semivolatiles by GC/MS by modified 8270
QLast Update : Thu Sep 04 02:58:48 2025
Response via : Initial Calibration

CCAL FILE(s) : 1 - I:\8270\SV107\250903NRVT\ABN0903n.D
: 2 - I:\8270\SV107\250903NRVT\ADP0903n.D
: 3 - I:\8270\SV107\250903NRVT\AP90903n.D
Sub List : 8270TCL_combo_REV1 - TCL/CT/MA

| Compound | R.T. | QIon | Response | Conc | Units | Dev(Min) |
|---|---|---|---|---|---|---|
| 87) Atrazine | 0.000 | | 0 | N.D. | | |
| 91) Carbazole | 0.000 | | 0 | N.D. | | |
| 92) Di-n-butylphthalate | 11.717 | 149 | 12012M6 | 0.174 | ug/ml | |
| 97) Butyl benzyl phthalate | 0.000 | | 0 | N.D. | | |
| 106) 3,3'-Dichlorobenzidine | 0.000 | | 0 | N.D. | | |
| 108) Bis(2-ethylhexyl)phtha... | 13.855 | 149 | 1158 | 0.198 | ug/ml# | 52 |
| 109) Di-n-octylphthalate | 0.000 | | 0 | N.D. d | | |

(#) = qualifier out of range (m) = manual integration (+) = signals summed

Quantitation Report (QT Reviewed)

Data Path : I:\8270\SV107\250903NRVT\
Data File : 54996-03.D
Acq On : 4 Sep 2025 7:37 am
Operator : SV107:smz
Sample : L2554996-03,32,,ASK
Misc : WG2110426,WG2110292,ical22592
ALS Vial : 12 Sample Multiplier: 1

Quant Time: Sep 09 12:12:57 2025
Quant Method : I:\8270\SV107\250903NRVT\FS250826SV107RVT.m
Quant Title : Semivolatiles by GC/MS by modified 8270
QLast Update : Thu Sep 04 02:58:48 2025
Response via : Initial Calibration

Sub List : 8270ICL8270MSVREV1250903NRVTMAP90903n.D•

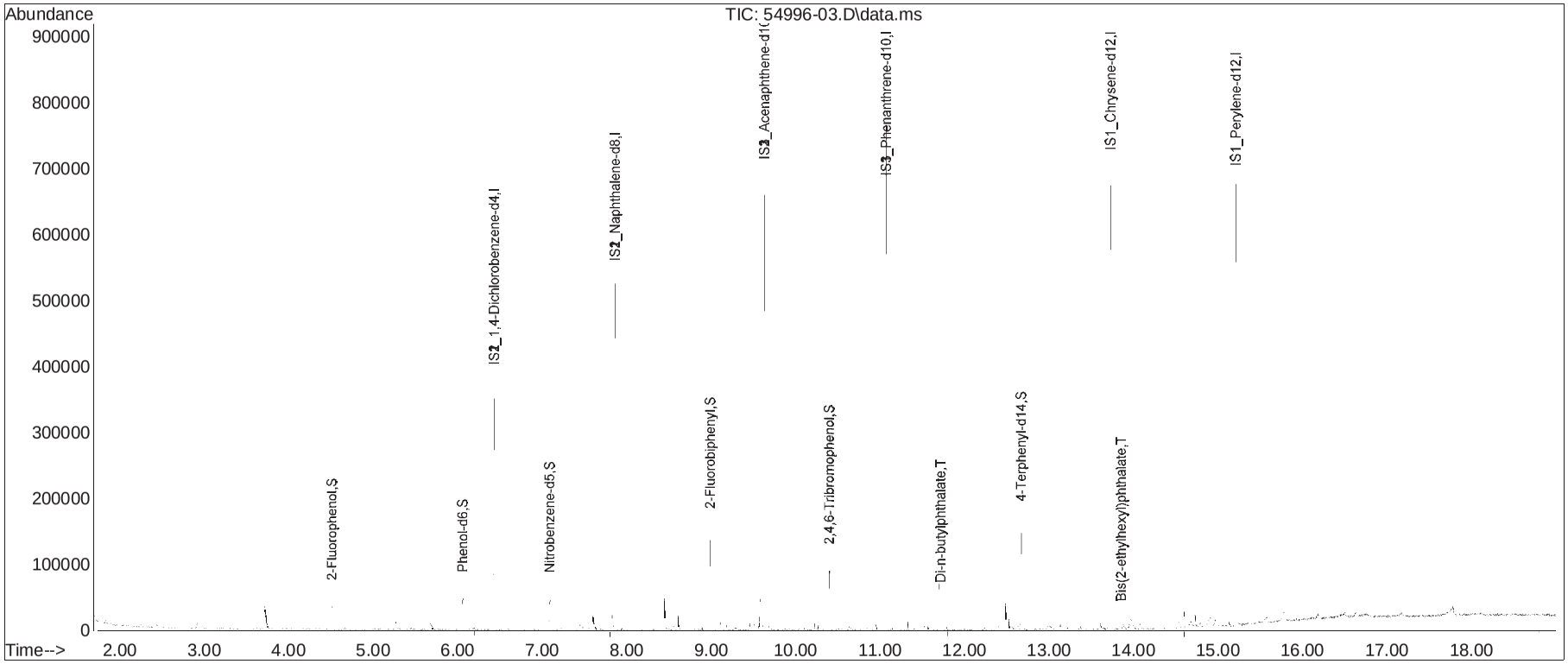

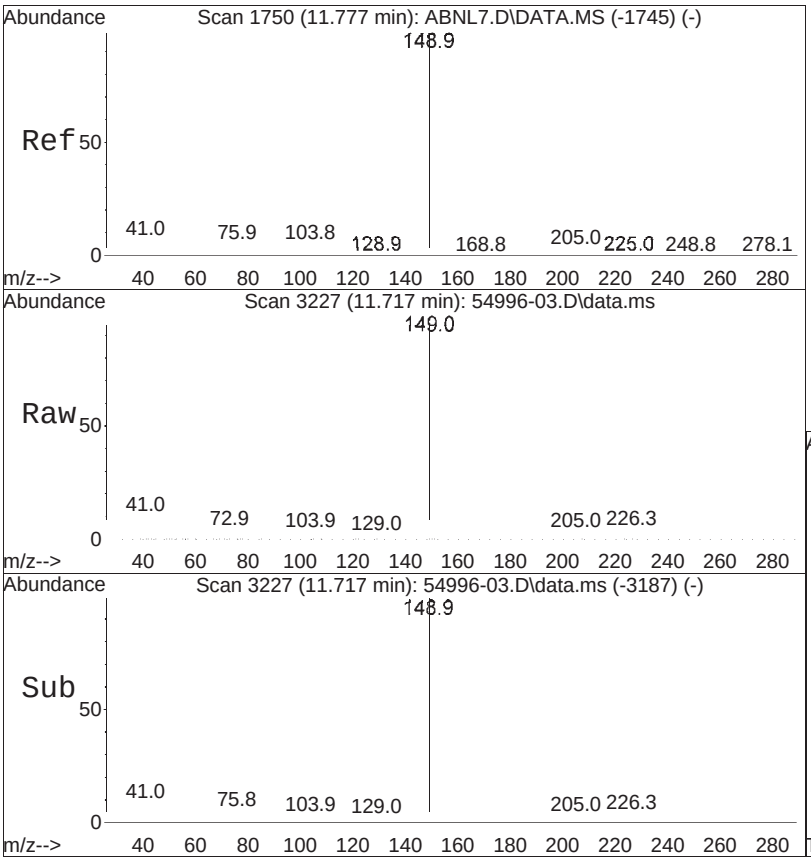


#92
Di-n-butylphthalate
Concen: 0.17 ug/ml M6
RT: 11.717 min Scan# 3227
Delta R.T. -0.000 min
Lab File: 54996-03.D
Acq: 4 Sep 2025 7:37 am

Tgt Ion:149 Resp: 12012

| Ion | Ratio | Lower | Upper |
|---|---|---|---|
| 149 | 100 | | |
| 150 | 9.1 | 7.0 | 10.6 |
| 104 | 4.0 | 4.5 | 6.7# |

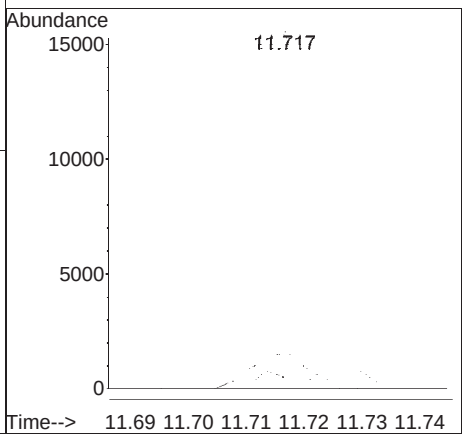

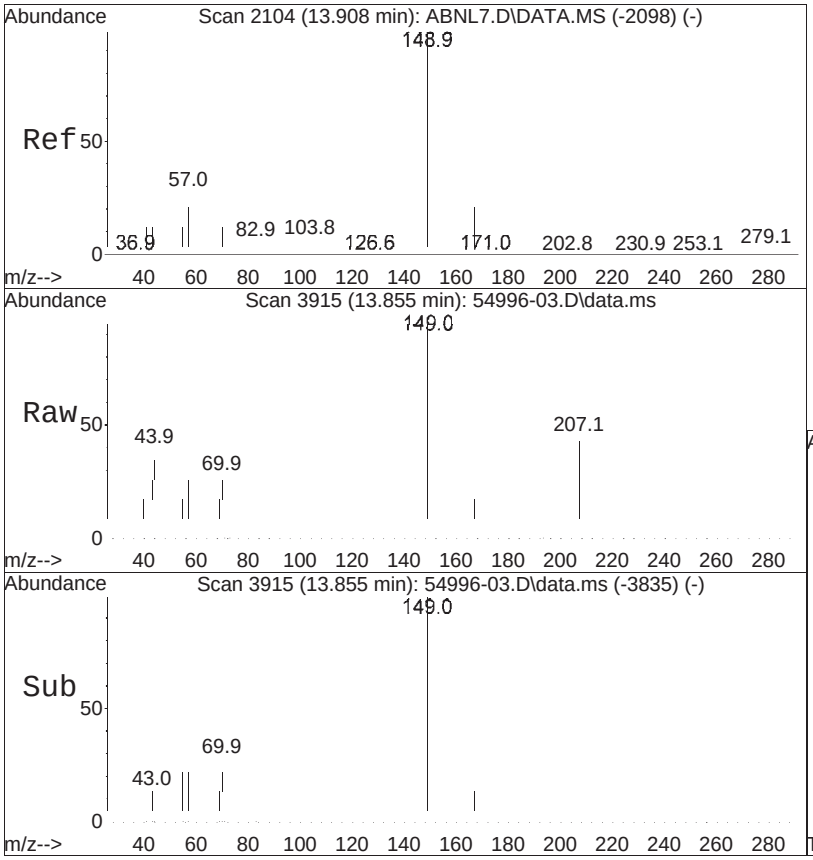


#108
Bis(2-ethylhexyl)phthalate
Concen: 0.20 ug/ml
RT: 13.855 min Scan# 3915
Delta R.T. -0.000 min
Lab File: 54996-03.D
Acq: 4 Sep 2025 7:37 am

Tgt Ion:149 Resp: 1158

| Ion | Ratio | Lower | Upper |
|---|---|---|---|
| 149 | 100 | | |
| 167 | 0.0 | 22.1 | 33.1# |
| 279 | 0.0 | 3.0 | 4.4# |

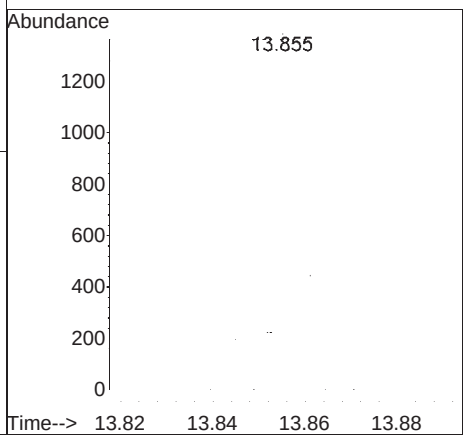

# Manual Integration Report

Data Path : I:\8270\SV107\250903NRVT\ QMethod : FS250826SV107RVT.m
Data File : 54996-03.D Operator : SV107:smz
Date Inj'd : 9/4/2025 7:37 am Instrument : SV107
Sample : L2554996-03,32,,ASK Quant Date : 9/4/2025 7:56 am

## Compound #92: Di-n-butylphthalate

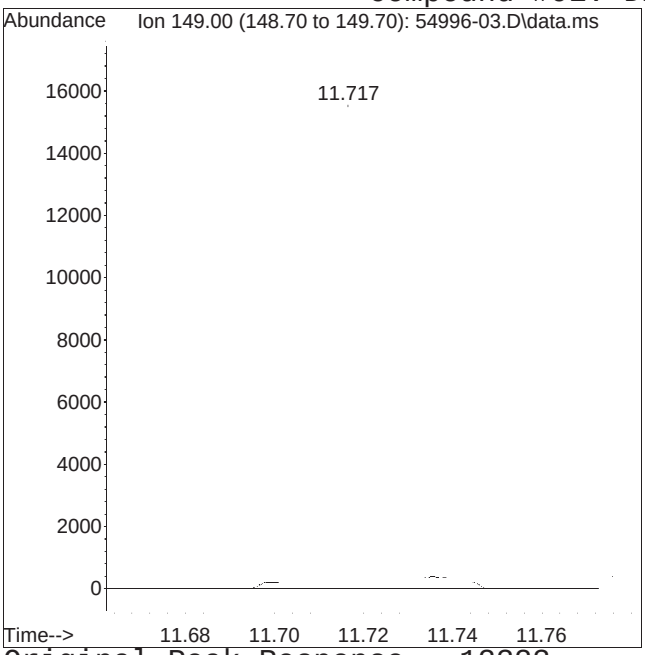


Original Peak Response = 12323

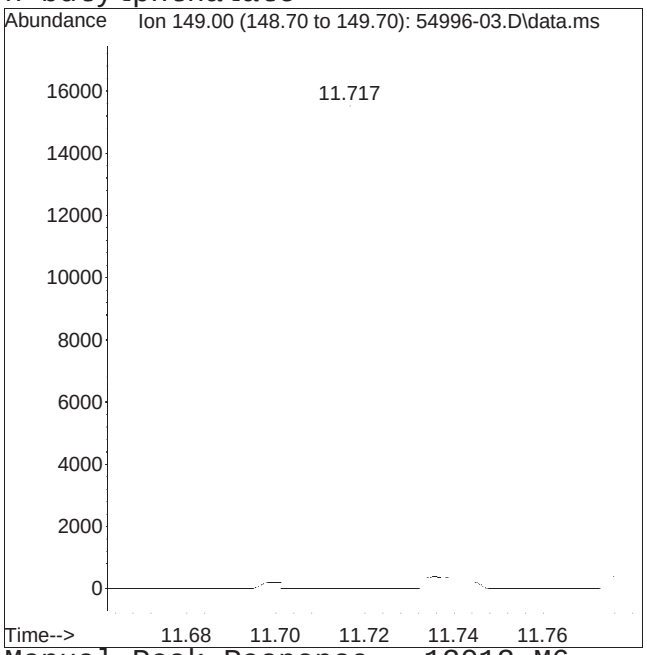


Manual Peak Response = 12012 M6

M6 = Misassignment of peak valley by automated integration (poor split of 2 peaks).

Quantitation Report (QT Reviewed)

Data Path : I:\8270\SV107\250903NRVT\
Data File : 54996-04.D
Acq On : 4 Sep 2025 8:02 am
Operator : SV107:smz
Sample : L2554996-04,32,,ASK
Misc : WG2110426,WG2110292,ical22592
ALS Vial : 13 Sample Multiplier: 1

Quant Time: Sep 09 12:14:16 2025
Quant Method : I:\8270\SV107\250903NRVT\FS250826SV107RVT.m
Quant Title : Semivolatiles by GC/MS by modified 8270
QLast Update : Thu Sep 04 02:58:48 2025
Response via : Initial Calibration

CCAL FILE(s) : 1 - I:\8270\SV107\250903NRVT\ABN0903n.D
: 2 - I:\8270\SV107\250903NRVT\ADP0903n.D
: 3 - I:\8270\SV107\250903NRVT\AP90903n.D
Sub List : 8270TCL_combo_REV1 - TCL/CT/MA

| Compound | R.T. | QIon | Response | Conc | Units | | Dev(Min) |
|---|---|---|---|---|---|---|---|
| Internal Standards | | | | | | | |
| 1) IS1_1,4-Dichlorobenzen... | 6.439 | 152 | 56872 | 4.000 | ug/ml | | 0.00 |
| Standard Area 1 = 56019 | | | Recovery = 101.52% | | | | |
| 27) IS2_1,4-Dichlorobenzen... | 6.439 | 152 | 56872 | 4.000 | ug/ml | | 0.00 |
| Standard Area 3 = 56284 | | | Recovery = 101.04% | | | | |
| 35) IS1_Naphthalene-d8 | 7.866 | 136 | 208235 | 4.000 | ug/ml | | 0.00 |
| Standard Area 1 = 214349 | | | Recovery = 97.15% | | | | |
| 55) IS2_Naphthalene-d8 | 7.866 | 136 | 208235 | 4.000 | ug/ml | | 0.00 |
| Standard Area 3 = 213771 | | | Recovery = 97.41% | | | | |
| 63) IS1_Acenaphthene-d10 | 9.631 | 164 | 129211 | 4.000 | ug/ml | | 0.00 |
| Standard Area 1 = 124112 | | | Recovery = 104.11% | | | | |
| 83) IS2_Acenaphthene-d10 | 9.631 | 164 | 129211 | 4.000 | ug/ml | | 0.00 |
| Standard Area 3 = 126785 | | | Recovery = 101.91% | | | | |
| 86) IS3_Acenaphthene-d10 | 9.631 | 164 | 129211 | 4.000 | ug/ml | | 0.00 |
| Standard Area 2 = 121238 | | | Recovery = 106.58% | | | | |
| 88) IS1_Phenanthrene-d10 | 11.076 | 188 | 257189 | 4.000 | ug/ml | | 0.00 |
| Standard Area 1 = 232953 | | | Recovery = 110.40% | | | | |
| 100) IS3_Phenanthrene-d10 | 11.076 | 188 | 257189 | 4.000 | ug/ml | # | 0.00 |
| Standard Area 2 = 252867 | | | Recovery = 101.71% | | | | |
| 104) IS1_Chrysene-d12 | 13.725 | 240 | 208769 | 4.000 | ug/ml | | 0.00 |
| Standard Area 1 = 215548 | | | Recovery = 96.85% | | | | |
| 113) IS1_Perylene-d12 | 15.201 | 264 | 216947 | 4.000 | ug/ml | | 0.00 |
| Standard Area 1 = 206653 | | | Recovery = 104.98% | | | | |
| System Monitoring Compounds | | | | | | | |
| 4) 2-Fluorophenol | 4.518 | 112 | 16960 | 1.156 | ug/ml | | 0.00 |
| Spiked Amount 2.000 | Range 15 - 110 | | Recovery = 57.80% | | | | |
| 7) Phenol-d6 | 6.057 | 99 | 15349 | 0.851 | ug/ml | | 0.00 |
| Spiked Amount 2.000 | Range 15 - 110 | | Recovery = 42.55% | | | | |
| 19) Nitrobenzene-d5 | 7.095 | 82 | 12829 | 0.770 | ug/ml | | 0.00 |
| Spiked Amount 1.000 | Range 30 - 130 | | Recovery = 77.00% | | | | |
| 46) 2-Fluorobiphenyl | 8.991 | 172 | 36036 | 0.793 | ug/ml | | 0.00 |
| Spiked Amount 1.000 | Range 30 - 130 | | Recovery = 79.30% | | | | |
| 79) 2,4,6-Tribromophenol | 10.402 | 330 | 7163 | 1.455 | ug/ml | | 0.00 |
| Spiked Amount 2.000 | Range 15 - 110 | | Recovery = 72.75% | | | | |
| 96) 4-Terphenyl-d14 | 12.671 | 244 | 40380 | 0.726 | ug/ml | | 0.00 |
| Spiked Amount 1.000 | Range 30 - 130 | | Recovery = 72.60% | | | | |

Data Path : I:\8270\SV107\250903NRVT\
Data File : 54996-04.D
Acq On : 4 Sep 2025 8:02 am
Operator : SV107:smz
Sample : L2554996-04,32,,ASK
Misc : WG2110426,WG2110292,ical22592
ALS Vial : 13 Sample Multiplier: 1

Quant Time: Sep 09 12:14:16 2025
Quant Method : I:\8270\SV107\250903NRVT\FS250826SV107RVT.m
Quant Title : Semivolatiles by GC/MS by modified 8270
QLast Update : Thu Sep 04 02:58:48 2025
Response via : Initial Calibration

CCAL FILE(s) : 1 - I:\8270\SV107\250903NRVT\ABN0903n.D
: 2 - I:\8270\SV107\250903NRVT\ADP0903n.D
: 3 - I:\8270\SV107\250903NRVT\AP90903n.D
Sub List : 8270TCL_combo_REV1 - TCL/CT/MA

| Compound | R.T. | QIon | Response | Conc | Units | Dev(Min) |
|---|---|---|---|---|---|---|
| Target Compounds | | | | | | Qvalue |
| 6) 2-Chlorophenol | 0.000 | | 0 | N.D. | | |
| 8) Phenol | 0.000 | | 0 | N.D. | | |
| 14) Bis(2-chloroisopropyl)... | 0.000 | | 0 | N.D. | | |
| 15) 2-Methylphenol | 0.000 | | 0 | N.D. | | |
| 17) n-Nitrosodi-n-propylamine | 0.000 | | 0 | N.D. | | |
| 18) 3-Methylphenol/4-Methy... | 0.000 | | 0 | N.D. | | |
| 20) Nitrobenzene | 0.000 | | 0 | N.D. | | |
| 21) Isophorone | 0.000 | | 0 | N.D. | | |
| 22) 2-Nitrophenol | 0.000 | | 0 | N.D. | | |
| 23) 2,4-Dimethylphenol | 0.000 | | 0 | N.D. | | |
| 24) Bis(2-chloroethoxy)met... | 0.000 | | 0 | N.D. | | |
| 25) 2,4-Dichlorophenol | 0.000 | | 0 | N.D. | | |
| 28) Benzaldehyde | 0.000 | | 0 | N.D. | | |
| 29) Acetophenone | 0.000 | | 0 | N.D. | | |
| 38) 4-Chloroaniline | 0.000 | | 0 | N.D. | | |
| 40) p-Chloro-m-cresol | 0.000 | | 0 | N.D. | | |
| 43) Hexachlorocyclopentadiene | 0.000 | | 0 | N.D. | | |
| 44) 2,4,6-Trichlorophenol | 0.000 | | 0 | N.D. | | |
| 45) 2,4,5-Trichlorophenol | 0.000 | | 0 | N.D. | | |
| 48) 2-Nitroaniline | 0.000 | | 0 | N.D. | | |
| 51) Dimethyl phthalate | 0.000 | | 0 | N.D. | | |
| 53) 2,6-Dinitrotoluene | 0.000 | | 0 | N.D. | | |
| 60) Caprolactam | 0.000 | | 0 | N.D. | d | |
| 61) 1,2,4,5-Tetrachloroben... | 0.000 | | 0 | N.D. | | |
| 62) Biphenyl | 0.000 | | 0 | N.D. | | |
| 64) 3-Nitroaniline | 0.000 | | 0 | N.D. | | |
| 66) 2,4-Dinitrophenol | 0.000 | | 0 | N.D. | | |
| 67) Dibenzofuran | 0.000 | | 0 | N.D. | | |
| 68) 2,4-Dinitrotoluene | 0.000 | | 0 | N.D. | | |
| 69) 4-Nitrophenol | 0.000 | | 0 | N.D. | | |
| 72) Diethyl phthalate | 0.000 | | 0 | N.D. | | |
| 74) 4-Chlorophenyl phenyl ... | 0.000 | | 0 | N.D. | | |
| 75) 4-Nitroaniline | 0.000 | | 0 | N.D. | | |
| 76) 4,6-Dinitro-o-cresol | 0.000 | | 0 | N.D. | | |
| 77) NDPA/DPA | 0.000 | | 0 | N.D. | | |
| 80) 4-Bromophenyl phenyl e... | 0.000 | | 0 | N.D. | | |

Data Path : I:\8270\SV107\250903NRVT\
Data File : 54996-04.D
Acq On : 4 Sep 2025 8:02 am
Operator : SV107:smz
Sample : L2554996-04,32,,ASK
Misc : WG2110426,WG2110292,ical22592
ALS Vial : 13 Sample Multiplier: 1

Quant Time: Sep 09 12:14:16 2025
Quant Method : I:\8270\SV107\250903NRVT\FS250826SV107RVT.m
Quant Title : Semivolatiles by GC/MS by modified 8270
QLast Update : Thu Sep 04 02:58:48 2025
Response via : Initial Calibration

CCAL FILE(s) : 1 - I:\8270\SV107\250903NRVT\ABN0903n.D
: 2 - I:\8270\SV107\250903NRVT\ADP0903n.D
: 3 - I:\8270\SV107\250903NRVT\AP90903n.D
Sub List : 8270TCL_combo_REV1 - TCL/CT/MA

| Compound | R.T. | QIon | Response | Conc | Units | Dev(Min) |
|---|---|---|---|---|---|---|
| 87) Atrazine | 0.000 | | 0 | N.D. | | |
| 91) Carbazole | 0.000 | | 0 | N.D. | | |
| 92) Di-n-butylphthalate | 11.717 | 149 | 9466M6 | 0.138 | ug/ml | |
| 97) Butyl benzyl phthalate | 0.000 | | 0 | N.D. | | |
| 106) 3,3'-Dichlorobenzidine | 0.000 | | 0 | N.D. | | |
| 108) Bis(2-ethylhexyl)phtha... | 0.000 | | 0 | N.D. | d | |
| 109) Di-n-octylphthalate | 0.000 | | 0 | N.D. | d | |

(#) = qualifier out of range (m) = manual integration (+) = signals summed

Quantitation Report (QT Reviewed)

Data Path : I:\8270\SV107\250903NRVT\
Data File : 54996-04.D
Acq On : 4 Sep 2025 8:02 am
Operator : SV107:smz
Sample : L2554996-04,32,,ASK
Misc : WG2110426,WG2110292,ical22592
ALS Vial : 13 Sample Multiplier: 1

Quant Time: Sep 09 12:14:16 2025
Quant Method : I:\8270\SV107\250903NRVT\FS250826SV107RVT.m
Quant Title : Semivolatiles by GC/MS by modified 8270
QLast Update : Thu Sep 04 02:58:48 2025
Response via : Initial Calibration

Sub List : 8270_CL_27mbs_REV1_250903NRVT/MAP90903n.D•

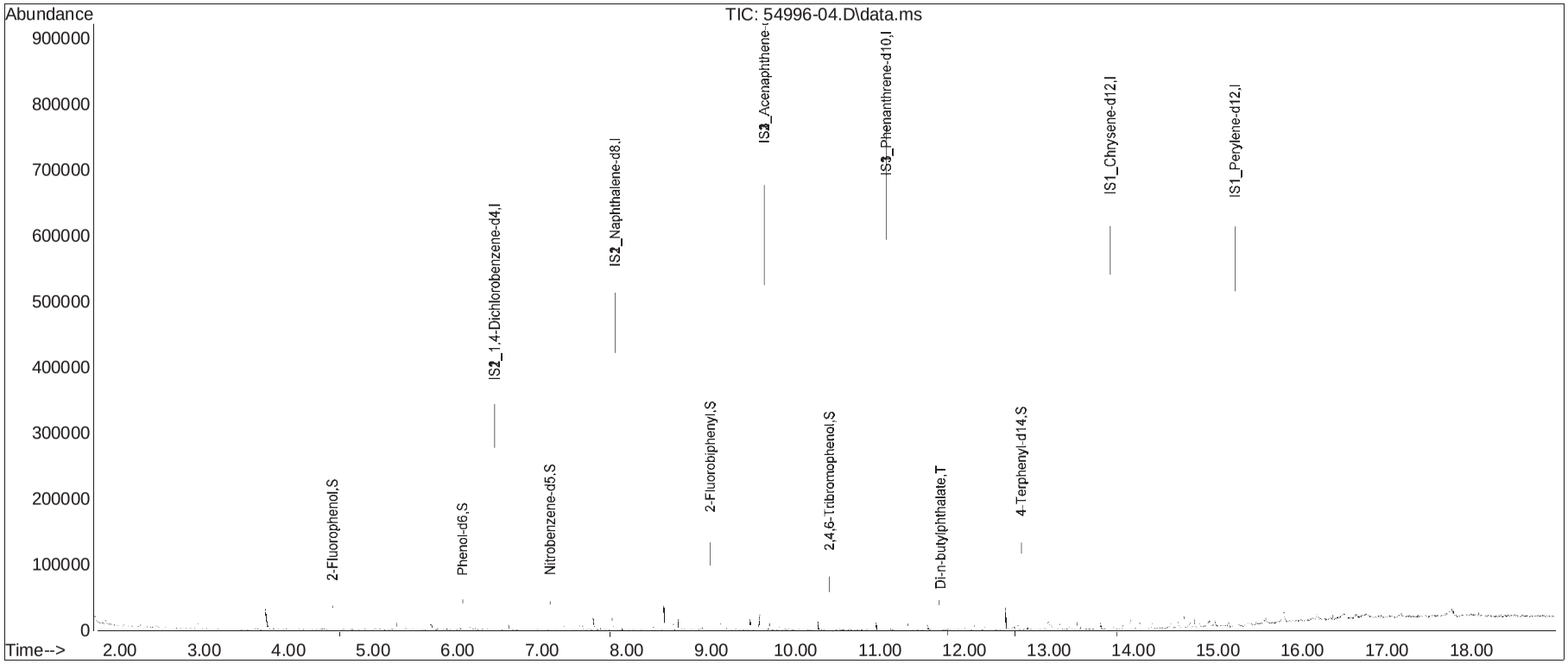

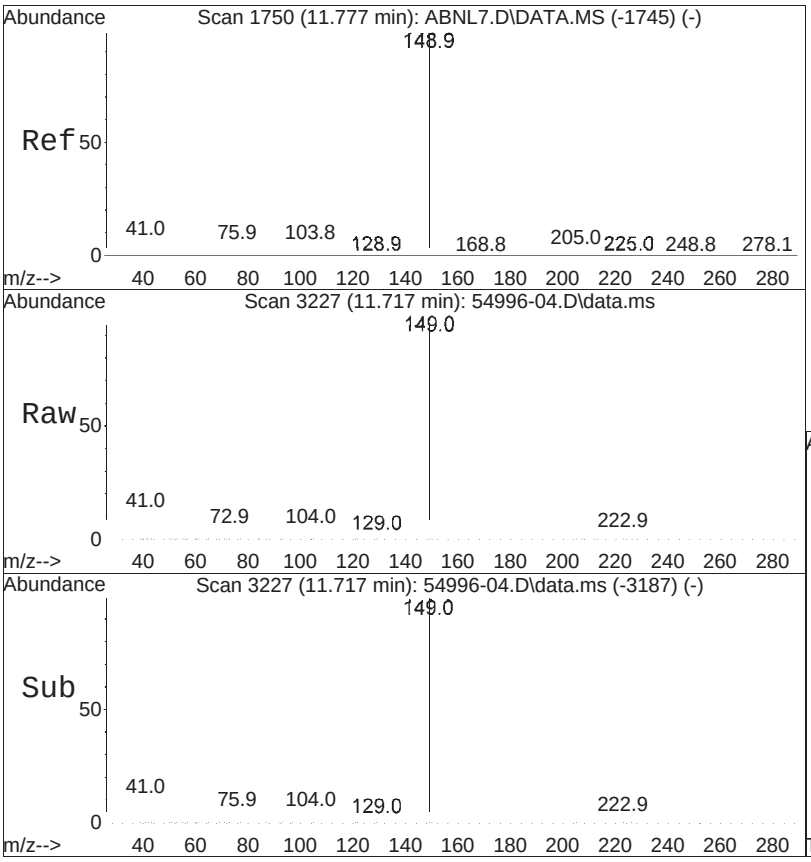


#92
Di-n-butylphthalate
Concen: 0.14 ug/ml M6
RT: 11.717 min Scan# 3227
Delta R.T. 0.000 min
Lab File: 54996-04.D
Acq: 4 Sep 2025 8:02 am

Tgt Ion:149 Resp: 9466

| Ion | Ratio | Lower | Upper |
|---|---|---|---|
| 149 | 100 | | |
| 150 | 7.5 | 7.0 | 10.6 |
| 104 | 5.0 | 4.5 | 6.7 |

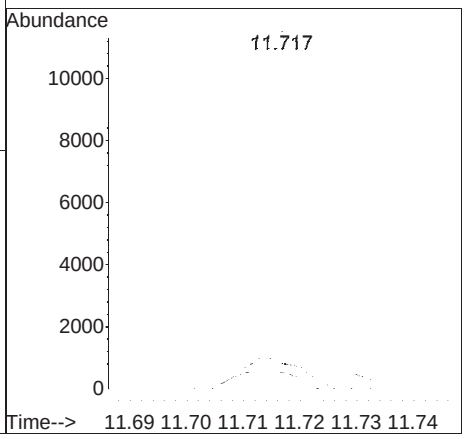

# Manual Integration Report

Data Path : I:\8270\SV107\250903NRVT\ QMethod : FS250826SV107RVT.m
Data File : 54996-04.D Operator : SV107:smz
Date Inj'd : 9/4/2025 8:02 am Instrument : SV107
Sample : L2554996-04,32,,ASK Quant Date : 9/4/2025 8:21 am

## Compound #92: Di-n-butylphthalate

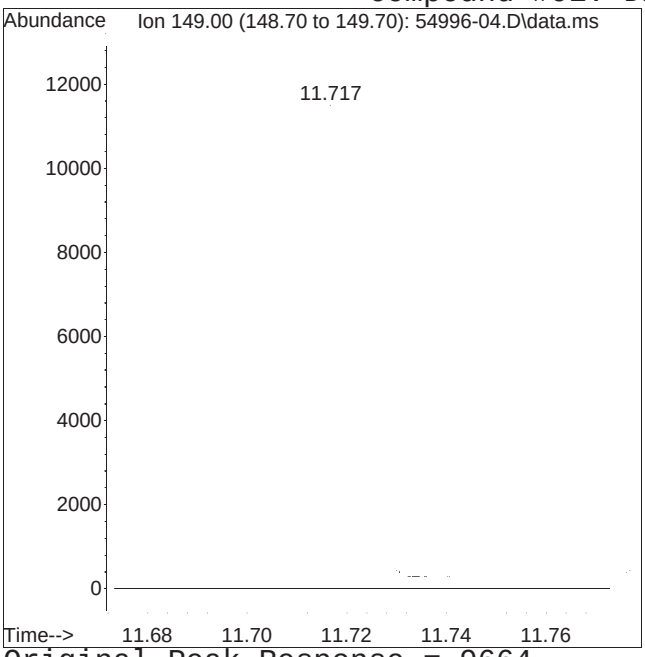


Original Peak Response = 9664

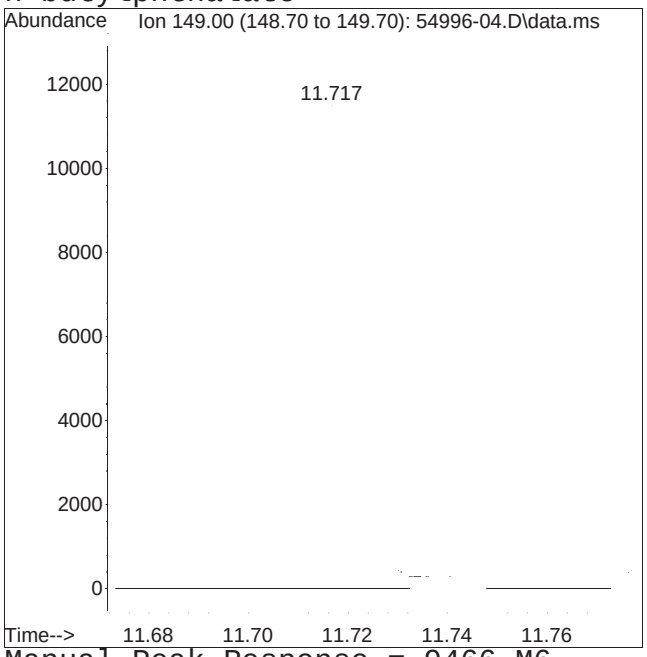


Manual Peak Response = 9466 M6

M6 = Misassignment of peak valley by automated integration (poor split of 2 peaks).

# Semivolatiles Standards Data

# Initial Calibration

# Initial Calibration Summary
# Form 6
# Semivolatiles

| | | | |
|---|---|---|---|
| **Client** | **: Roux Env. Eng. & Geology, DPC** | **Lab Number** | **: L2554996** |
| **Project Name** | **: CORAM MATERIALS** | **Project Number** | **: 2232.0006Y005** |
| **Instrument ID** | **: DAKOTA** | **Ical Ref** | **: ICAL22568** |
| **Calibration dates** | **: 08/20/25 12:47 08/20/25 23:44** | | |

Calibration Files
L1 =ADPL1.D L2 =ADPL2.D L3 =ADPL3.D L4 =ADPL4.D L5 =ADPL5.D L6 =ADPL6.D L7 =ADPL7.D
L8 =ADPL8.D L9 =ADPL9.D

| | | Compound | L1 | L2 | L3 | L4 | L5 | L6 | L7 | L8 | L9 | Avg | %RSD |
|---|---|---|---|---|---|---|---|---|---|---|---|---|---|
| 1) | I | IS1_1,4-Dichlorobenzene-d4 | ----------ISTD---------- | | | | | | | | | | |
| 2) | t | N-Nitrosodimethylamine | 0.577 | 0.598 | 0.609 | 0.613 | 0.578 | 0.591 | 0.582 | 0.581 | 0.619 | 0.594 | 2.73 |
| 3) | t | Pyridine | | 0.611 | 0.673 | 0.676 | 0.654 | 0.712 | 0.741 | 0.843 | 0.921 | *L | 0.9927 |
| 4) | S | 2-Fluorophenol | 0.741 | 0.777 | 0.906 | 0.965 | 0.866 | 0.902 | 0.896 | 0.909 | 0.966 | 0.881 | 8.69 |
| 5) | T | Aniline | 0.942 | 1.377 | 1.518 | 1.640 | 1.560 | 1.530 | 1.542 | 1.569 | 1.675 | 1.484 | 14.81 |
| 6) | t | 2-Chlorophenol | 0.985 | 1.034 | 1.103 | 1.092 | 1.054 | 1.078 | 1.073 | 1.087 | 1.171 | 1.075 | 4.72 |
| 7) | S | Phenol-d6 | 1.098 | 1.215 | 1.342 | 1.193 | 1.097 | 1.134 | 1.128 | 1.143 | 1.228 | 1.175 | 6.68 |
| 8) | T | Phenol | 1.200 | 1.279 | 1.357 | 1.430 | 1.351 | 1.357 | 1.340 | 1.380 | 1.467 | 1.351 | 5.77 |
| 9) | T | bis(2-Chloroethyl)ether | 0.919 | 1.013 | 1.043 | 1.021 | 0.973 | 0.934 | 0.907 | 0.918 | 0.981 | 0.968 | 5.21 |
| 10) | T | 1,3-Dichlorobenzene | 1.561 | 1.545 | 1.596 | 1.605 | 1.502 | 1.464 | 1.431 | 1.421 | 1.515 | 1.515 | 4.44 |
| 11) | T | 1,4-Dichlorobenzene | 1.356 | 1.667 | 1.656 | 1.635 | 1.498 | 1.503 | 1.464 | 1.445 | 1.562 | 1.532 | 6.93 |
| 12) | T | 1,2-Dichlorobenzene | 1.399 | 1.538 | 1.508 | 1.588 | 1.417 | 1.449 | 1.392 | 1.411 | 1.506 | 1.467 | 4.76 |
| 13) | t | Benzyl alcohol | 0.620 | 0.713 | 0.892 | 0.873 | 0.814 | 0.826 | 0.847 | 0.900 | 0.973 | 0.829 | 12.76 |
| 14) | T | bis(2-chloroisopropyl)ether | 1.746 | 1.925 | 1.794 | 1.749 | 1.706 | 1.655 | 1.600 | 1.616 | 1.725 | 1.724 | 5.74 |
| 15) | T | 2-Methylphenol | 0.756 | 0.780 | 0.983 | 0.900 | 0.941 | 0.935 | 0.944 | 0.960 | 1.040 | 0.915 | 10.07 |
| 16) | T | Hexachloroethane | 0.421 | 0.607 | 0.585 | 0.592 | 0.531 | 0.518 | 0.518 | 0.525 | 0.558 | 0.539 | 10.34 |
| 17) | T | n-Nitrosodi-n-propylamine | 0.856 | 0.694 | 0.813 | 0.790 | 0.768 | 0.783 | 0.777 | 0.826 | 0.867 | 0.797 | 6.53 |
| 18) | T | 3-Methylphenol/4-Methylphenol | 1.006 | 1.049 | 1.029 | 1.007 | 0.961 | 0.999 | 1.024 | 1.055 | 1.122 | 1.028 | 4.39 |
| 19) | S | Nitrobenzene-d5 | 1.248 | 0.917 | 1.027 | 1.175 | 1.059 | 1.119 | 1.117 | 1.162 | 1.227 | 1.117 | 9.31 |
| 20) | T | Nitrobenzene | 1.048 | 0.993 | 1.159 | 1.112 | 1.106 | 1.159 | 1.124 | 1.195 | 1.261 | 1.128 | 6.95 |
| 21) | T | Isophorone | 1.667 | 1.950 | 2.067 | 2.087 | 1.997 | 2.102 | 2.099 | 2.223 | 2.343 | 2.059 | 9.10 |
| 22) | T | 2-Nitrophenol | | | 0.450 | 0.515 | 0.473 | 0.508 | 0.537 | 0.590 | 0.634 | 0.530 | 12.14 |
| 23) | T | 2,4-Dimethylphenol | 0.828 | 0.933 | 1.052 | 1.115 | 1.050 | 1.093 | 1.097 | 1.158 | 1.219 | 1.061 | 11.09 |
| 24) | T | bis(2-Chloroethoxy)methane | 1.341 | 1.351 | 1.449 | 1.441 | 1.298 | 1.349 | 1.306 | 1.362 | 1.424 | 1.369 | 4.10 |
| 25) | T | 2,4-Dichlorophenol | | 1.045 | 1.134 | 1.240 | 1.130 | 1.158 | 1.190 | 1.253 | 1.361 | 1.189 | 8.05 |
| 26) | T | 1,2,4-Trichlorobenzene | 1.454 | 1.370 | 1.544 | 1.546 | 1.437 | 1.486 | 1.475 | 1.496 | 1.643 | 1.494 | 5.18 |
| 27) | I | IS2_1,4-Dichlorobenzene-d4 | ----------ISTD---------- | | | | | | | | | | |
| 28) | T | Benzaldehyde | | | 0.672 | 0.588 | 0.496 | 0.489 | 0.488 | 0.495 | 0.510 | 0.534 | 13.12 |
| 29) | T | Acetophenone | 1.576 | 1.918 | 1.940 | 1.655 | 1.532 | 1.523 | 1.565 | 1.597 | 1.661 | 1.663 | 9.51 |
| 30) | T | m-Toluidine | | | 0.953 | 0.792 | 0.880 | 0.958 | 1.004 | 1.029 | 1.080 | 0.957 | 10.06 |
| 31) | T | 2-Chloroaniline | 1.272 | 1.488 | 1.695 | 1.374 | 1.376 | 1.405 | 1.450 | 1.458 | 1.505 | 1.447 | 8.06 |
| 32) | I | IS3_1,4-Dichlorobenzene-d4 | ----------ISTD---------- | | | | | | | | | | |
| 33) | T | 1,4-Dioxane | | | | 0.437 | 0.421 | 0.402 | 0.408 | 0.405 | 0.396 | 0.411 | 3.66 |
| 34) | t | n-Nitrosodieth | | | | | | | | | | 0.000 | -1.00 |
| 35) | T | n-Decane | 1.620 | 1.286 | 1.394 | 1.260 | 1.144 | 1.198 | 1.201 | 1.165 | 1.164 | 1.270 | 12.01 |
| 36) | t | n-Nitrosopyrro | | | | | | | | | | 0.000 | -1.00 |

# Initial Calibration Summary
# Form 6
# Semivolatiles

| | | | |
|---|---|---|---|
| **Client** | **: Roux Env. Eng. & Geology, DPC** | **Lab Number** | **: L2554996** |
| **Project Name** | **: CORAM MATERIALS** | **Project Number** | **: 2232.0006Y005** |
| **Instrument ID** | **: DAKOTA** | **Ical Ref** | **: ICAL22568** |
| **Calibration dates** | **: 08/20/25 12:47 08/20/25 23:44** | | |

Calibration Files
L1 =ADPL1.D L2 =ADPL2.D L3 =ADPL3.D L4 =ADPL4.D L5 =ADPL5.D L6 =ADPL6.D L7 =ADPL7.D
L8 =ADPL8.D L9 =ADPL9.D

| | | Compound | L1 | L2 | L3 | L4 | L5 | L6 | L7 | L8 | L9 | Avg | %RSD |
|---|---|---|---|---|---|---|---|---|---|---|---|---|---|
| 37) | I | IS1_Naphthalene-d8 | ----------ISTD---------- | | | | | | | | | | |
| 38) | T | Naphthalene | 1.023 | 0.995 | 1.038 | 1.024 | 0.972 | 0.964 | 0.964 | 0.955 | 1.005 | 0.993 | 3.11 |
| 39) | T | Benzoic Acid | | | 0.052 | 0.076 | 0.112 | 0.127 | 0.162 | 0.208 | 0.235 | *Q | 0.9977 |
| 40) | T | 4-Chloroaniline | 0.154 | 0.114 | 0.140 | 0.125 | 0.116 | 0.118 | 0.122 | 0.122 | 0.129 | 0.127 | 10.24 |
| 41) | T | Hexachlorobutadiene | 0.292 | 0.260 | 0.266 | 0.274 | 0.264 | 0.260 | 0.262 | 0.262 | 0.288 | 0.270 | 4.49 |
| 42) | T | p-Chloro-m-cresol | 0.235 | 0.285 | 0.243 | 0.252 | 0.263 | 0.259 | 0.266 | 0.274 | 0.291 | 0.263 | 7.05 |
| 43) | T | 2-Methylnaphthalene | 0.598 | 0.634 | 0.700 | 0.671 | 0.647 | 0.644 | 0.655 | 0.654 | 0.697 | 0.656 | 4.82 |
| 44) | T | 1-Methylnaphthalene | 0.275 | 0.242 | 0.262 | 0.246 | 0.230 | 0.230 | 0.234 | 0.234 | 0.249 | 0.245 | 6.32 |
| 45) | T | Hexachlorocyclopentadiene | 0.222 | 0.278 | 0.304 | 0.300 | 0.305 | 0.314 | 0.318 | 0.336 | 0.373 | 0.306 | 13.42 |
| 46) | T | 2,4,6-Trichlorophenol | 0.231 | 0.236 | 0.279 | 0.279 | 0.280 | 0.279 | 0.293 | 0.309 | 0.337 | 0.280 | 11.63 |
| 47) | T | 2,4,5-Trichlorophenol | 0.274 | 0.264 | 0.289 | 0.296 | 0.304 | 0.318 | 0.332 | 0.338 | 0.372 | 0.310 | 10.99 |
| 48) | S | 2-Fluorobiphenyl | 0.966 | 0.983 | 1.004 | 1.001 | 0.982 | 0.965 | 0.956 | 0.976 | 1.052 | 0.987 | 2.93 |
| 49) | T | 2-Chloronaphthalene | 0.772 | 0.781 | 0.829 | 0.822 | 0.808 | 0.798 | 0.797 | 0.810 | 0.876 | 0.810 | 3.77 |
| 50) | T | 2-Nitroaniline | | | 0.179 | 0.173 | 0.186 | 0.200 | 0.214 | 0.231 | 0.246 | 0.204 | 13.37 |
| 51) | T | 1,4-Dinitrobenzene | 0.093 | 0.088 | 0.097 | 0.093 | 0.098 | 0.102 | 0.108 | 0.121 | 0.128 | 0.103 | 13.24 |
| 52) | T | 1,3-Dinitrobenzene | | 0.086 | 0.098 | 0.109 | 0.113 | 0.120 | 0.126 | 0.138 | 0.149 | 0.117 | 17.64 |
| 53) | T | Dimethyl phthalate | 0.964 | 0.928 | 1.008 | 1.049 | 1.020 | 1.019 | 0.989 | 1.046 | 1.107 | 1.014 | 5.11 |
| 54) | T | Acenaphthylene | 1.065 | 1.169 | 1.235 | 1.288 | 1.290 | 1.294 | 1.279 | 1.342 | 1.432 | 1.266 | 8.19 |
| 55) | T | 2,6-Dinitrotoluene | | | 0.174 | 0.191 | 0.194 | 0.197 | 0.196 | 0.214 | 0.228 | 0.199 | 8.64 |
| 56) | T | 1,2-Dinitrobenzene | | 0.056 | 0.067 | 0.066 | 0.072 | 0.076 | 0.078 | 0.086 | 0.089 | 0.074 | 15.07 |
| 57) | I | IS2_Naphthalene-d8 | ----------ISTD---------- | | | | | | | | | | |
| 58) | T | a-Terpineol | 0.191 | 0.256 | 0.322 | 0.246 | 0.223 | 0.230 | 0.236 | 0.245 | 0.257 | 0.245 | 14.38 |
| 59) | T | 3-Chloroaniline | | | | 0.137 | 0.114 | 0.116 | 0.120 | 0.119 | 0.124 | 0.122 | 6.99 |
| 60) | T | 2,6-Dichlorophenol | 0.273 | 0.361 | 0.373 | 0.321 | 0.308 | 0.316 | 0.326 | 0.332 | 0.356 | 0.330 | 9.32 |
| 61) | T | 1-chloro-2-nitrobenzene | 0.130 | 0.169 | 0.149 | 0.116 | 0.117 | 0.129 | 0.133 | 0.131 | 0.139 | 0.135 | 12.21 |
| 62) | T | Caprolactam | | | 0.135 | 0.124 | 0.102 | 0.120 | 0.131 | 0.136 | 0.149 | 0.128 | 11.40 |
| 63) | T | 1,2,4,5-Tetrachlorobenzene | 0.566 | 0.485 | 0.556 | 0.490 | 0.458 | 0.460 | 0.472 | 0.468 | 0.502 | 0.495 | 8.07 |
| 64) | T | Biphenyl | 0.996 | 1.084 | 1.212 | 1.022 | 0.960 | 0.953 | 0.993 | 0.958 | 1.005 | 1.020 | 8.10 |
| 65) | I | IS1_Acenaphthene-d10 | ----------ISTD---------- | | | | | | | | | | |
| 66) | T | 3-Nitroaniline | | | 0.256 | 0.259 | 0.255 | 0.268 | 0.284 | 0.294 | 0.301 | 0.274 | 6.99 |
| 67) | T | Acenaphthene | 1.116 | 1.079 | 1.113 | 1.055 | 0.992 | 0.966 | 0.974 | 0.979 | 1.038 | 1.035 | 5.76 |
| 68) | T | 2,4-Dinitrophenol | | | | 0.124 | 0.135 | 0.148 | 0.169 | 0.184 | 0.190 | 0.158 | 16.84 |
| 69) | T | Dibenzofuran | 1.893 | 1.923 | 1.955 | 1.862 | 1.743 | 1.701 | 1.721 | 1.712 | 1.822 | 1.815 | 5.41 |
| 70) | T | 2,4-Dinitrotoluene | 0.315 | 0.316 | 0.353 | 0.343 | 0.364 | 0.374 | 0.394 | 0.417 | 0.447 | 0.369 | 12.03 |
| 71) | T | 4-Nitrophenol | | 0.189 | 0.181 | 0.191 | 0.198 | 0.202 | 0.210 | 0.223 | 0.234 | 0.204 | 8.91 |
| 72) | T | 2,3,5,6-Tetrachlorophenol | 0.221 | 0.352 | 0.403 | 0.367 | 0.359 | 0.370 | 0.391 | 0.416 | 0.449 | 0.370 | 17.27 |

# Initial Calibration Summary
# Form 6
# Semivolatiles

| | | | |
|---|---|---|---|
| **Client** | **: Roux Env. Eng. & Geology, DPC** | **Lab Number** | **: L2554996** |
| **Project Name** | **: CORAM MATERIALS** | **Project Number** | **: 2232.0006Y005** |
| **Instrument ID** | **: DAKOTA** | **Ical Ref** | **: ICAL22568** |
| **Calibration dates** | **: 08/20/25 12:47 08/20/25 23:44** | | |

Calibration Files
L1 =ADPL1.D L2 =ADPL2.D L3 =ADPL3.D L4 =ADPL4.D L5 =ADPL5.D L6 =ADPL6.D L7 =ADPL7.D
L8 =ADPL8.D L9 =ADPL9.D

| | | Compound | L1 | L2 | L3 | L4 | L5 | L6 | L7 | L8 | L9 | Avg | %RSD | |
|---|---|---|---|---|---|---|---|---|---|---|---|---|---|---|
| 73) | T | 2,3,4,6-Tetrachlorophenol | 0.372 | 0.352 | 0.385 | 0.403 | 0.368 | 0.375 | 0.392 | 0.404 | 0.432 | 0.387 | 6.17 | |
| 74) | T | Diethyl phthalate | 1.369 | 1.351 | 1.418 | 1.458 | 1.388 | 1.369 | 1.369 | 1.380 | 1.447 | 1.394 | 2.70 | |
| 75) | T | Fluorene | 1.344 | 1.432 | 1.518 | 1.485 | 1.364 | 1.331 | 1.350 | 1.373 | 1.471 | 1.408 | 4.97 | |
| 76) | T | 4-Chlorophenyl-phenylether | 0.750 | 0.784 | 0.818 | 0.785 | 0.735 | 0.731 | 0.726 | 0.736 | 0.779 | 0.760 | 4.23 | |
| 77) | T | 4-Nitroaniline | | 0.221 | 0.257 | 0.264 | 0.270 | 0.267 | 0.278 | 0.299 | 0.308 | 0.270 | 9.83 | |
| 78) | T | 4,6-Dinitro-o-cresol | | | | 0.193 | 0.212 | 0.227 | 0.238 | 0.266 | 0.282 | 0.236 | 14.16 | |
| 79) | T | NDPA/DPA | 1.229 | 1.213 | 1.300 | 1.235 | 1.219 | 1.174 | 1.178 | 1.190 | 1.279 | 1.224 | 3.52 | |
| 80) | T | Azobenzene | 1.069 | 1.117 | 1.187 | 1.224 | 1.170 | 1.146 | 1.140 | 1.142 | 1.196 | 1.155 | 4.00 | |
| 81) | S | 2,4,6-Tribromophenol | 0.204 | 0.262 | 0.229 | 0.216 | 0.213 | 0.213 | 0.227 | 0.236 | 0.264 | 0.229 | 9.28 | |
| 82) | T | 4-Bromophenyl-phenylether | 0.563 | 0.503 | 0.534 | 0.499 | 0.434 | 0.443 | 0.455 | 0.459 | 0.501 | 0.488 | 8.90 | |
| 83) | T | Hexachlorobenzene | 0.596 | 0.581 | 0.602 | 0.571 | 0.525 | 0.528 | 0.530 | 0.545 | 0.593 | 0.564 | 5.60 | |
| 84) | T | Pentachlorophenol | | | 0.283 | 0.288 | 0.278 | 0.293 | 0.315 | 0.326 | 0.360 | 0.306 | 9.58 | |
| 85) | I | IS2_Acenaphthene-d10 | ----------ISTD---------- | | | | | | | | | | | |
| 86) | T | Dichloran | 0.165 | 0.233 | 0.207 | 0.185 | 0.159 | 0.175 | 0.213 | 0.216 | 0.241 | 0.199 | 14.72 | |
| 87) | T | Pentachloronitrobenzene | 0.161 | 0.189 | 0.228 | 0.176 | 0.174 | 0.183 | 0.210 | 0.215 | 0.240 | 0.197 | 13.69 | |
| 88) | I | IS3_Acenaphthene-d10 | ----------ISTD---------- | | | | | | | | | | | |
| 89) | T | Atrazine | 0.563 | 0.500 | 0.537 | 0.439 | 0.416 | 0.463 | 0.461 | 0.471 | 0.526 | 0.486 | 9.97 | |
| 90) | I | IS1_Phenanthrene-d10 | ----------ISTD---------- | | | | | | | | | | | |
| 91) | T | Phenanthrene | 1.135 | 1.204 | 1.178 | 1.110 | 1.053 | 1.025 | 1.034 | 1.041 | 1.094 | 1.097 | 5.93 | |
| 92) | T | Anthracene | 0.994 | 1.001 | 1.123 | 1.072 | 1.042 | 1.025 | 1.053 | 1.073 | 1.142 | 1.058 | 4.79 | |
| 93) | T | Carbazole | 0.987 | 0.991 | 1.011 | 0.970 | 0.952 | 0.948 | 0.955 | 0.982 | 1.034 | 0.981 | 2.91 | |
| 94) | T | Di-n-butylphthalate | 0.983 | 0.897 | 1.001 | 0.971 | 1.020 | 1.063 | 1.102 | 1.135 | 1.188 | 1.040 | 8.70 | |
| 95) | T | Fluoranthene | 1.267 | 1.264 | 1.372 | 1.318 | 1.292 | 1.283 | 1.309 | 1.358 | 1.404 | 1.319 | 3.73 | |
| 96) | T | Benzidine | | | | 0.606 | 0.636 | 0.737 | 0.761 | 0.829 | 0.896 | 0.744 | 14.88 | |
| 97) | T | Pyrene | 1.352 | 1.382 | 1.502 | 1.401 | 1.376 | 1.383 | 1.382 | 1.432 | 1.485 | 1.411 | 3.68 | |
| 98) | S | 4-Terphenyl-d14 | 0.975 | 0.953 | 1.068 | 1.046 | 1.018 | 1.023 | 1.018 | 1.074 | 1.142 | 1.035 | 5.41 | |
| 99) | T | Butyl benzyl phthalate | | | 0.392 | 0.371 | 0.410 | 0.445 | 0.483 | 0.542 | 0.581 | 0.461 | 17.07 | |
| 100) | I | IS2_Phenanthrene-d10 | ----------ISTD---------- | | | | | | | | | | | |
| 101) | T | Diphenamid | 0.421 | 0.527 | 0.567 | 0.459 | 0.453 | 0.446 | 0.488 | 0.494 | 0.517 | 0.486 | 9.47 | |
| 102) | I | IS3_Phenanthrene-d10 | ----------ISTD---------- | | | | | | | | | | | |
| 103) | T | n-Octadecane | 0.511 | 0.401 | 0.378 | 0.339 | 0.323 | 0.347 | 0.349 | 0.311 | 0.350 | 0.368 | 16.31 | |
| 104) | T | Parathion | 0.063 | 0.100 | 0.097 | 0.078 | 0.069 | 0.085 | 0.090 | 0.099 | 0.117 | | *Q | 0.9993 |
| 105) | T | 3,3'-Dimethylbenzidine | | 0.186 | 0.490 | 0.559 | 0.645 | 0.783 | 0.841 | 0.987 | 1.011 | | *Q | 0.9979 |
| 106) | I | IS1_Chrysene-d12 | ----------ISTD---------- | | | | | | | | | | | |
| 107) | T | Benzo[a]anthracene | 1.220 | 1.174 | 1.244 | 1.261 | 1.192 | 1.183 | 1.219 | 1.202 | 1.241 | 1.215 | 2.47 | |
| 108) | T | 3,3'-Dichlorobenzidine | 0.313 | 0.398 | 0.445 | 0.433 | 0.440 | 0.454 | 0.473 | 0.487 | 0.501 | 0.438 | 12.76 | |

# Initial Calibration Summary
# Form 6
# Semivolatiles

| | | | |
|---|---|---|---|
| **Client** | **: Roux Env. Eng. & Geology, DPC** | **Lab Number** | **: L2554996** |
| **Project Name** | **: CORAM MATERIALS** | **Project Number** | **: 2232.0006Y005** |
| **Instrument ID** | **: DAKOTA** | **Ical Ref** | **: ICAL22568** |
| **Calibration dates** | **: 08/20/25 12:47 08/20/25 23:44** | | |

Calibration Files
L1 =ADPL1.D L2 =ADPL2.D L3 =ADPL3.D L4 =ADPL4.D L5 =ADPL5.D L6 =ADPL6.D L7 =ADPL7.D
L8 =ADPL8.D L9 =ADPL9.D

| | | Compound | L1 | L2 | L3 | L4 | L5 | L6 | L7 | L8 | L9 | Avg | %RSD |
|---|---|---|---|---|---|---|---|---|---|---|---|---|---|
| 109) | T | Chrysene | 1.344 | 1.339 | 1.382 | 1.285 | 1.146 | 1.158 | 1.162 | 1.115 | 1.177 | 1.234 | 8.31 |
| 110) | T | bis(2-Ethylhexyl)phthalate | 0.443 | 0.456 | 0.524 | 0.508 | 0.591 | 0.646 | 0.667 | 0.672 | 0.705 | 0.579 | 17.14 |
| 111) | T | Di-n-octylphthalate | | | 0.848 | 0.844 | 0.938 | 1.066 | 1.110 | 1.151 | 1.214 | 1.024 | 14.48 |
| 112) | T | Benzo(b)fluoranthene | 1.074 | 1.273 | 1.392 | 1.184 | 1.220 | 1.198 | 1.245 | 1.177 | 1.280 | 1.227 | 7.12 |
| 113) | T | Benzo(k)fluoranthene | 1.074 | 1.214 | 1.328 | 1.269 | 1.228 | 1.231 | 1.193 | 1.231 | 1.272 | 1.227 | 5.68 |
| 114) | T | Benzo(a)pyrene | 0.971 | 1.055 | 1.159 | 1.127 | 1.105 | 1.139 | 1.143 | 1.150 | 1.225 | 1.119 | 6.41 |
| 115) | I | IS1_Perylene-d12 | ----------ISTD---------- | | | | | | | | | | |
| 116) | T | Indeno(1,2,3-cd)pyrene | 0.960 | 1.055 | 1.128 | 1.079 | 1.044 | 1.104 | 1.189 | 1.204 | 1.339 | 1.122 | 9.83 |
| 117) | T | Dibenzo[a,h]anthracene | 0.988 | 1.028 | 1.170 | 1.139 | 1.120 | 1.114 | 1.174 | 1.177 | 1.277 | 1.132 | 7.55 |
| 118) | T | Benzo(g,h,i)perylene | 0.982 | 1.180 | 1.180 | 1.137 | 1.125 | 1.105 | 1.177 | 1.168 | 1.251 | 1.145 | 6.46 |

# Initial Calibration Summary
# Form 6
# Semivolatiles

| | | | |
|---|---|---|---|
| **Client** | **: Roux Env. Eng. & Geology, DPC** | **Lab Number** | **: L2554996** |
| **Project Name** | **: CORAM MATERIALS** | **Project Number** | **: 2232.0006Y005** |
| **Instrument ID** | **: SV107** | **Ical Ref** | **: ICAL22592** |
| **Calibration dates** | **: 08/26/25 18:52 08/27/25 16:37** | | |

Calibration Files
L1 =ADPL1.D L2 =ADPL2.D L3 =ADPL3.D L4 =ADPL4.D L5 =ADPL5.D L6 =ADPL6.D L7 =ADPL7.D
L8 =ADPL8.D L9 =ADPL9.D

| | | Compound | L1 | L2 | L3 | L4 | L5 | L6 | L7 | L8 | L9 | Avg | %RSD |
|---|---|---|---|---|---|---|---|---|---|---|---|---|---|
| 1) | I | IS1_1,4-Dichlorobenzene-d4 | ----------ISTD---------- | | | | | | | | | | |
| 2) | t | N-Nitrosodimethylamine | 0.424 | 0.542 | 0.614 | 0.634 | 0.716 | 0.725 | 0.777 | 0.746 | 0.753 | 0.659 | 17.76 |
| 3) | t | Pyridine | | 0.972 | 1.102 | 1.146 | 1.279 | 1.264 | 1.427 | 1.344 | 1.362 | 1.237 | 12.32 |
| 4) | S | 2-Fluorophenol | 0.780 | 0.861 | 0.951 | 0.994 | 1.077 | 1.092 | 1.202 | 1.152 | 1.180 | 1.032 | 14.19 |
| 5) | T | Aniline | | 1.174 | 1.520 | 1.623 | 1.775 | 1.816 | 1.908 | 1.847 | 1.872 | 1.692 | 14.63 |
| 6) | t | 2-Chlorophenol | 1.039 | 1.140 | 1.109 | 1.147 | 1.258 | 1.278 | 1.378 | 1.343 | 1.357 | 1.228 | 9.95 |
| 7) | S | Phenol-d6 | 1.051 | 1.046 | 1.170 | 1.236 | 1.332 | 1.352 | 1.420 | 1.393 | 1.415 | 1.268 | 11.78 |
| 8) | T | Phenol | 1.236 | 1.325 | 1.288 | 1.337 | 1.477 | 1.459 | 1.555 | 1.512 | 1.523 | 1.412 | 8.26 |
| 9) | T | bis(2-Chloroethyl)ether | 1.199 | 1.170 | 1.164 | 1.149 | 1.190 | 1.178 | 1.242 | 1.210 | 1.239 | 1.193 | 2.72 |
| 10) | T | 1,3-Dichlorobenzene | 1.497 | 1.552 | 1.541 | 1.463 | 1.564 | 1.552 | 1.636 | 1.589 | 1.628 | 1.558 | 3.60 |
| 11) | T | 1,4-Dichlorobenzene | 1.544 | 1.594 | 1.538 | 1.531 | 1.606 | 1.575 | 1.683 | 1.626 | 1.628 | 1.592 | 3.15 |
| 12) | T | 1,2-Dichlorobenzene | 1.592 | 1.563 | 1.449 | 1.452 | 1.504 | 1.506 | 1.577 | 1.544 | 1.563 | 1.528 | 3.46 |
| 13) | t | Benzyl alcohol | 0.822 | 0.795 | 0.789 | 0.887 | 0.939 | 0.971 | 1.066 | 1.034 | 1.053 | 0.928 | 11.91 |
| 14) | T | bis(2-chloroisopropyl)ether | 1.880 | 1.813 | 1.806 | 1.833 | 1.847 | 1.864 | 1.954 | 1.900 | 1.905 | 1.867 | 2.58 |
| 15) | T | 2-Methylphenol | 0.859 | 0.875 | 0.979 | 1.014 | 1.091 | 1.078 | 1.182 | 1.135 | 1.150 | 1.040 | 11.26 |
| 16) | T | Hexachloroethane | 0.528 | 0.585 | 0.584 | 0.546 | 0.592 | 0.584 | 0.622 | 0.602 | 0.616 | 0.584 | 5.23 |
| 17) | T | n-Nitrosodi-n-propylamine | 0.711 | 0.799 | 0.785 | 0.808 | 0.809 | 0.854 | 0.912 | 0.862 | 0.869 | 0.823 | 7.12 |
| 18) | T | 3-Methylphenol/4-Methylphenol | 0.916 | 0.977 | 1.002 | 1.062 | 1.145 | 1.169 | 1.245 | 1.202 | 1.196 | 1.102 | 10.52 |
| 19) | S | Nitrobenzene-d5 | 1.106 | 1.087 | 1.100 | 1.114 | 1.184 | 1.207 | 1.292 | 1.239 | 1.224 | 1.172 | 6.25 |
| 20) | T | Nitrobenzene | 1.184 | 1.130 | 1.068 | 1.129 | 1.194 | 1.205 | 1.306 | 1.244 | 1.245 | 1.190 | 6.10 |
| 21) | T | Isophorone | 1.887 | 2.058 | 2.000 | 2.110 | 2.201 | 2.230 | 2.399 | 2.270 | 2.271 | 2.158 | 7.35 |
| 22) | T | 2-Nitrophenol | 0.409 | 0.369 | 0.405 | 0.445 | 0.495 | 0.522 | 0.606 | 0.602 | 0.597 | 0.494 | 18.73 |
| 23) | T | 2,4-Dimethylphenol | 0.987 | 1.053 | 1.023 | 1.114 | 1.202 | 1.217 | 1.274 | 1.242 | 1.275 | 1.154 | 9.70 |
| 24) | T | bis(2-Chloroethoxy)methane | 1.335 | 1.480 | 1.410 | 1.456 | 1.471 | 1.457 | 1.528 | 1.465 | 1.449 | 1.450 | 3.68 |
| 25) | T | 2,4-Dichlorophenol | 0.890 | 0.924 | 0.984 | 1.100 | 1.153 | 1.193 | 1.283 | 1.242 | 1.226 | 1.111 | 13.06 |
| 26) | T | 1,2,4-Trichlorobenzene | 1.531 | 1.458 | 1.442 | 1.390 | 1.452 | 1.411 | 1.505 | 1.430 | 1.414 | 1.448 | 3.14 |
| 27) | I | IS2_1,4-Dichlorobenzene-d4 | ----------ISTD---------- | | | | | | | | | | |
| 28) | T | Benzaldehyde | 0.511 | 0.598 | 0.602 | 0.617 | 0.637 | 0.606 | 0.622 | 0.630 | 0.624 | 0.605 | 6.23 |
| 29) | T | Acetophenone | 1.759 | 1.774 | 1.708 | 1.705 | 1.799 | 1.801 | 1.874 | 1.853 | 1.893 | 1.796 | 3.76 |
| 30) | T | m-Toluidine | | | | 0.803 | 1.041 | 1.126 | 1.218 | 1.261 | 1.325 | 1.129 | 16.70 |
| 31) | T | 2-Chloroaniline | 1.390 | 1.475 | 1.520 | 1.471 | 1.596 | 1.571 | 1.613 | 1.632 | 1.639 | 1.545 | 5.58 |
| 32) | I | IS3_1,4-Dichlorobenzene-d4 | ----------ISTD---------- | | | | | | | | | | |
| 33) | | 1,4-Dioxane | 0.742 | 0.561 | 0.521 | 0.546 | 0.532 | 0.497 | 0.496 | 0.517 | 0.495 | 0.545 | 14.16 |
| 34) | T | n-Decane | 1.668 | 1.600 | 1.560 | 1.567 | 1.519 | 1.486 | 1.495 | 1.609 | 1.598 | 1.567 | 3.78 |
| 35) | I | IS1_Naphthalene-d8 | ----------ISTD---------- | | | | | | | | | | |
| 36) | T | Naphthalene | 1.116 | 1.081 | 1.017 | 1.032 | 1.038 | 1.036 | 1.085 | 1.059 | 1.022 | 1.054 | 3.19 |

# Initial Calibration Summary
# Form 6
# Semivolatiles

| | | | |
|---|---|---|---|
| **Client** | **: Roux Env. Eng. & Geology, DPC** | **Lab Number** | **: L2554996** |
| **Project Name** | **: CORAM MATERIALS** | **Project Number** | **: 2232.0006Y005** |
| **Instrument ID** | **: SV107** | **Ical Ref** | **: ICAL22592** |
| **Calibration dates** | **: 08/26/25 18:52 08/27/25 16:37** | | |

Calibration Files
L1 =ADPL1.D L2 =ADPL2.D L3 =ADPL3.D L4 =ADPL4.D L5 =ADPL5.D L6 =ADPL6.D L7 =ADPL7.D
L8 =ADPL8.D L9 =ADPL9.D

| | Compound | L1 | L2 | L3 | L4 | L5 | L6 | L7 | L8 | L9 | Avg | %RSD |
|---|---|---|---|---|---|---|---|---|---|---|---|---|
| 37) T | Benzoic Acid | | | | | 0.128 | 0.165 | 0.198 | 0.222 | 0.220 | *L | 0.9995 |
| 38) T | 4-Chloroaniline | 0.103 | 0.109 | 0.117 | 0.118 | 0.123 | 0.124 | 0.131 | 0.127 | 0.125 | 0.120 | 7.57 |
| 39) T | Hexachlorobutadiene | 0.245 | 0.223 | 0.231 | 0.223 | 0.224 | 0.222 | 0.237 | 0.236 | 0.239 | 0.231 | 3.67 |
| 40) T | p-Chloro-m-cresol | 0.201 | 0.214 | 0.227 | 0.244 | 0.264 | 0.270 | 0.299 | 0.291 | 0.289 | 0.256 | 13.95 |
| 41) T | 2-Methylnaphthalene | 0.603 | 0.646 | 0.604 | 0.622 | 0.622 | 0.638 | 0.660 | 0.649 | 0.647 | 0.632 | 3.25 |
| 42) T | 1-Methylnaphthalene | 0.232 | 0.250 | 0.238 | 0.236 | 0.236 | 0.239 | 0.244 | 0.240 | 0.239 | 0.240 | 2.10 |
| 43) T | Hexachlorocyclopentadiene | 0.241 | 0.224 | 0.228 | 0.227 | 0.239 | 0.245 | 0.260 | 0.265 | 0.264 | 0.244 | 6.56 |
| 44) T | 2,4,6-Trichlorophenol | 0.169 | 0.174 | 0.192 | 0.200 | 0.218 | 0.237 | 0.252 | 0.243 | 0.245 | 0.214 | 14.86 |
| 45) T | 2,4,5-Trichlorophenol | 0.168 | 0.187 | 0.212 | 0.221 | 0.244 | 0.245 | 0.272 | 0.263 | 0.256 | 0.230 | 15.44 |
| 46) S | 2-Fluorobiphenyl | 0.884 | 0.896 | 0.868 | 0.866 | 0.869 | 0.857 | 0.888 | 0.870 | 0.854 | 0.872 | 1.62 |
| 47) T | 2-Chloronaphthalene | 0.762 | 0.777 | 0.718 | 0.721 | 0.721 | 0.724 | 0.745 | 0.724 | 0.713 | 0.734 | 3.05 |
| 48) T | 2-Nitroaniline | | 0.113 | 0.134 | 0.135 | 0.153 | 0.168 | 0.191 | 0.190 | 0.187 | 0.159 | 18.70 |
| 49) T | 1,4-Dinitrobenzene | | | 0.056 | 0.062 | 0.070 | 0.079 | 0.092 | 0.091 | 0.090 | 0.077 | 18.88 |
| 50) T | 1,3-Dinitrobenzene | | | 0.071 | 0.074 | 0.085 | 0.097 | 0.108 | 0.108 | 0.107 | 0.093 | 17.42 |
| 51) T | Dimethyl phthalate | 0.789 | 0.759 | 0.746 | 0.743 | 0.746 | 0.789 | 0.818 | 0.775 | 0.753 | 0.769 | 3.34 |
| 52) T | Acenaphthylene | 1.058 | 1.042 | 1.055 | 1.058 | 1.096 | 1.123 | 1.188 | 1.145 | 1.131 | 1.100 | 4.57 |
| 53) T | 2,6-Dinitrotoluene | 0.105 | 0.102 | 0.110 | 0.115 | 0.129 | 0.149 | 0.162 | 0.156 | 0.153 | 0.131 | 18.12 |
| 54) T | 1,2-Dinitrobenzene | | 0.040 | 0.053 | 0.052 | 0.060 | 0.064 | 0.071 | 0.069 | 0.067 | 0.060 | 17.83 |
| 55) I | IS2_Naphthalene-d8 | ----------ISTD---------- | | | | | | | | | | |
| 56) T | a-Terpineol | 0.211 | 0.206 | 0.238 | 0.241 | 0.252 | 0.257 | 0.273 | 0.280 | 0.293 | 0.250 | 11.85 |
| 57) T | 3-Chloroaniline | 0.074 | 0.105 | 0.125 | 0.114 | 0.126 | 0.128 | 0.126 | 0.126 | 0.127 | 0.117 | 15.31 |
| 58) T | 2,6-Dichlorophenol | 0.196 | 0.225 | 0.228 | 0.232 | 0.272 | 0.284 | 0.297 | 0.315 | 0.326 | 0.264 | 17.16 |
| 59) T | 1-chloro-2-nitrobenzene | 0.116 | 0.111 | 0.120 | 0.118 | 0.120 | 0.124 | 0.133 | 0.134 | 0.143 | 0.124 | 8.11 |
| 60) T | Caprolactam | | | | 0.088 | 0.107 | 0.120 | 0.138 | 0.145 | 0.151 | 0.125 | 19.44 |
| 61) T | 1,2,4,5-Tetrachlorobenzene | 0.446 | 0.417 | 0.429 | 0.394 | 0.417 | 0.402 | 0.410 | 0.400 | 0.417 | 0.415 | 3.88 |
| 62) T | Biphenyl | 1.055 | 0.900 | 0.963 | 0.916 | 0.946 | 0.925 | 0.933 | 0.923 | 0.968 | 0.948 | 4.83 |
| 63) I | IS1_Acenaphthene-d10 | ----------ISTD---------- | | | | | | | | | | |
| 64) T | 3-Nitroaniline | 0.171 | 0.202 | 0.194 | 0.228 | 0.266 | 0.273 | 0.301 | 0.298 | 0.284 | 0.246 | 19.77 |
| 65) T | Acenaphthene | 1.231 | 1.142 | 1.081 | 1.124 | 1.128 | 1.101 | 1.164 | 1.189 | 1.139 | 1.144 | 3.96 |
| 66) T | 2,4-Dinitrophenol | | | | 0.084 | 0.104 | 0.117 | 0.138 | 0.151 | 0.149 | *L | 0.9986 |
| 67) T | Dibenzofuran | 1.872 | 1.960 | 1.723 | 1.803 | 1.847 | 1.796 | 1.856 | 1.868 | 1.778 | 1.834 | 3.71 |
| 68) T | 2,4-Dinitrotoluene | | | 0.213 | 0.258 | 0.300 | 0.339 | 0.367 | 0.381 | 0.370 | *L | 0.9993 |
| 69) T | 4-Nitrophenol | | | 0.139 | 0.144 | 0.178 | 0.200 | 0.215 | 0.217 | 0.205 | 0.185 | 17.66 |
| 70) T | 2,3,5,6-Tetrachlorophenol | | 0.215 | 0.239 | 0.270 | 0.315 | 0.328 | 0.353 | 0.364 | 0.350 | 0.304 | 18.49 |
| 71) T | 2,3,4,6-Tetrachlorophenol | 0.235 | 0.237 | 0.244 | 0.296 | 0.330 | 0.323 | 0.342 | 0.349 | 0.342 | 0.300 | 16.14 |
| 72) T | Diethyl phthalate | 1.171 | 1.282 | 1.272 | 1.243 | 1.301 | 1.296 | 1.350 | 1.331 | 1.273 | 1.280 | 4.06 |

# Initial Calibration Summary
# Form 6
# Semivolatiles

| | | | |
|---|---|---|---|
| **Client** | **: Roux Env. Eng. & Geology, DPC** | **Lab Number** | **: L2554996** |
| **Project Name** | **: CORAM MATERIALS** | **Project Number** | **: 2232.0006Y005** |
| **Instrument ID** | **: SV107** | **Ical Ref** | **: ICAL22592** |
| **Calibration dates** | **: 08/26/25 18:52 08/27/25 16:37** | | |

Calibration Files
L1 =ADPL1.D L2 =ADPL2.D L3 =ADPL3.D L4 =ADPL4.D L5 =ADPL5.D L6 =ADPL6.D L7 =ADPL7.D
L8 =ADPL8.D L9 =ADPL9.D

| | | Compound | L1 | L2 | L3 | L4 | L5 | L6 | L7 | L8 | L9 | Avg | %RSD | |
|---|---|---|---|---|---|---|---|---|---|---|---|---|---|---|
| 73) | T | Fluorene | 1.293 | 1.396 | 1.354 | 1.402 | 1.459 | 1.416 | 1.489 | 1.453 | 1.419 | 1.409 | 4.17 | |
| 74) | T | 4-Chlorophenyl-phenylether | 0.770 | 0.766 | 0.703 | 0.688 | 0.719 | 0.696 | 0.726 | 0.717 | 0.686 | 0.719 | 4.31 | |
| 75) | T | 4-Nitroaniline | | | 0.178 | 0.209 | 0.246 | 0.251 | 0.285 | 0.280 | 0.270 | 0.246 | 16.01 | |
| 76) | T | 4,6-Dinitro-o-cresol | | | | 0.113 | 0.142 | 0.161 | 0.187 | 0.199 | 0.196 | | *L | 0.9991 |
| 77) | T | NDPA/DPA | 1.036 | 1.044 | 1.054 | 1.112 | 1.140 | 1.148 | 1.209 | 1.150 | 1.111 | 1.112 | 5.19 | |
| 78) | T | Azobenzene | 0.991 | 1.122 | 1.088 | 1.082 | 1.173 | 1.164 | 1.227 | 1.208 | 1.147 | 1.133 | 6.40 | |
| 79) | S | 2,4,6-Tribromophenol | | 0.121 | 0.129 | 0.137 | 0.153 | 0.165 | 0.175 | 0.172 | 0.167 | 0.152 | 13.62 | |
| 80) | T | 4-Bromophenyl-phenylether | 0.358 | 0.433 | 0.383 | 0.383 | 0.383 | 0.379 | 0.390 | 0.373 | 0.364 | 0.383 | 5.60 | |
| 81) | T | Hexachlorobenzene | 0.431 | 0.424 | 0.404 | 0.384 | 0.396 | 0.385 | 0.403 | 0.394 | 0.373 | 0.399 | 4.70 | |
| 82) | T | Pentachlorophenol | | | | 0.155 | 0.188 | 0.220 | 0.242 | 0.244 | 0.243 | 0.216 | 17.09 | |
| 83) | I | IS2_Acenaphthene-d10 | ----------ISTD---------- | | | | | | | | | | | |
| 84) | T | Dichloran | | | | | 0.114 | 0.125 | 0.147 | 0.162 | 0.174 | 0.145 | 17.39 | |
| 85) | T | Pentachloronitrobenzene | | 0.089 | 0.114 | 0.116 | 0.135 | 0.137 | 0.150 | 0.156 | 0.165 | 0.133 | 19.02 | |
| 86) | I | IS3_Acenaphthene-d10 | ----------ISTD---------- | | | | | | | | | | | |
| 87) | T | Atrazine | 0.267 | 0.273 | 0.279 | 0.288 | 0.315 | 0.335 | 0.361 | 0.423 | 0.431 | 0.330 | 19.01 | |
| 88) | I | IS1_Phenanthrene-d10 | ----------ISTD---------- | | | | | | | | | | | |
| 89) | T | Phenanthrene | 1.194 | 1.193 | 1.097 | 1.122 | 1.141 | 1.121 | 1.156 | 1.160 | 1.132 | 1.146 | 2.86 | |
| 90) | T | Anthracene | 1.069 | 1.116 | 1.064 | 1.054 | 1.101 | 1.122 | 1.218 | 1.173 | 1.184 | 1.122 | 5.16 | |
| 91) | T | Carbazole | 0.852 | 0.826 | 0.880 | 0.924 | 1.005 | 1.023 | 1.099 | 1.088 | 1.077 | 0.975 | 10.92 | |
| 92) | T | Di-n-butylphthalate | 0.878 | 0.876 | 0.893 | 0.938 | 1.048 | 1.138 | 1.283 | 1.299 | 1.273 | 1.070 | 17.08 | |
| 93) | T | Fluoranthene | 1.215 | 1.155 | 1.127 | 1.124 | 1.197 | 1.261 | 1.303 | 1.303 | 1.272 | 1.217 | 5.87 | |
| 94) | T | Benzidine | | | | 0.387 | 0.575 | 0.683 | 0.758 | 0.784 | 0.780 | | *L | 0.9998 |
| 95) | T | Pyrene | 1.320 | 1.243 | 1.190 | 1.180 | 1.299 | 1.344 | 1.356 | 1.369 | 1.330 | 1.292 | 5.51 | |
| 96) | S | 4-Terphenyl-d14 | 0.922 | 0.843 | 0.835 | 0.791 | 0.829 | 0.883 | 0.923 | 0.882 | 0.878 | 0.865 | 5.08 | |
| 97) | T | Butyl benzyl phthalate | | | 0.284 | 0.294 | 0.370 | 0.412 | 0.484 | 0.508 | 0.508 | | *L | 0.9980 |
| 98) | I | IS2_Phenanthrene-d10 | ----------ISTD---------- | | | | | | | | | | | |
| 99) | T | Diphenamid | | | 0.332 | 0.333 | 0.418 | 0.459 | 0.496 | 0.495 | 0.510 | 0.435 | 17.52 | |
| 100) | I | IS3_Phenanthrene-d10 | ----------ISTD---------- | | | | | | | | | | | |
| 101) | T | n-Octadecane | 0.421 | 0.409 | 0.375 | 0.423 | 0.428 | 0.454 | 0.464 | 0.502 | 0.492 | 0.441 | 9.28 | |
| 102) | T | Parathion | | | 0.060 | 0.056 | 0.061 | 0.068 | 0.079 | 0.103 | 0.112 | | *Q | 0.9968 |
| 103) | T | 3,3'-Dimethylbenzidine | | | | 0.246 | 0.398 | 0.496 | 0.590 | 0.781 | 0.795 | | *Q | 0.9961 |
| 104) | I | IS1_Chrysene-d12 | ----------ISTD---------- | | | | | | | | | | | |
| 105) | T | Benzo[a]anthracene | 1.400 | 1.365 | 1.241 | 1.294 | 1.330 | 1.355 | 1.493 | 1.459 | 1.366 | 1.367 | 5.68 | |
| 106) | T | 3,3'-Dichlorobenzidine | | | 0.316 | 0.353 | 0.406 | 0.442 | 0.508 | 0.507 | 0.517 | 0.436 | 18.50 | |
| 107) | T | Chrysene | 1.496 | 1.432 | 1.327 | 1.344 | 1.303 | 1.309 | 1.373 | 1.330 | 1.252 | 1.352 | 5.43 | |
| 108) | T | bis(2-Ethylhexyl)phthalate | | 0.449 | 0.514 | 0.566 | 0.681 | 0.779 | 0.927 | 0.916 | 0.860 | | *L | 0.9968 |

# Initial Calibration Summary
# Form 6
# Semivolatiles

| | | | |
|---|---|---|---|
| **Client** | **: Roux Env. Eng. & Geology, DPC** | **Lab Number** | **: L2554996** |
| **Project Name** | **: CORAM MATERIALS** | **Project Number** | **: 2232.0006Y005** |
| **Instrument ID** | **: SV107** | **Ical Ref** | **: ICAL22592** |
| **Calibration dates** | **: 08/26/25 18:52 08/27/25 16:37** | | |

Calibration Files
L1 =ADPL1.D L2 =ADPL2.D L3 =ADPL3.D L4 =ADPL4.D L5 =ADPL5.D L6 =ADPL6.D L7 =ADPL7.D
L8 =ADPL8.D L9 =ADPL9.D

| | | Compound | L1 | L2 | L3 | L4 | L5 | L6 | L7 | L8 | L9 | Avg | %RSD | |
|---|---|---|---|---|---|---|---|---|---|---|---|---|---|---|
| 109) | T | Di-n-octylphthalate | | | 0.742 | 0.789 | 1.000 | 1.168 | 1.452 | 1.443 | 1.432 | *L | 0.9976 | |
| 110) | T | Benzo(b)fluoranthene | 1.151 | 1.214 | 1.152 | 1.081 | 1.131 | 1.156 | 1.213 | 1.257 | 1.305 | 1.185 | 5.82 | |
| 111) | T | Benzo(k)fluoranthene | 1.211 | 1.131 | 1.099 | 1.137 | 1.168 | 1.212 | 1.278 | 1.249 | 1.306 | 1.199 | 5.89 | |
| 112) | T | Benzo(a)pyrene | 1.019 | 1.071 | 1.012 | 1.016 | 1.039 | 1.090 | 1.138 | 1.223 | 1.304 | 1.101 | 9.31 | |
| 113) | I | IS1_Perylene-d12 | ----------ISTD---------- | | | | | | | | | | | |
| 114) | T | Indeno(1,2,3-cd)pyrene | 0.957 | 0.915 | 0.984 | 1.007 | 1.111 | 1.178 | 1.269 | 1.372 | 1.208 | 1.111 | 14.07 | |
| 115) | T | Dibenzo[a,h]anthracene | 0.948 | 1.019 | 1.040 | 1.102 | 1.179 | 1.226 | 1.274 | 1.360 | 1.241 | 1.154 | 11.73 | |
| 116) | T | Benzo(g,h,i)perylene | 0.952 | 1.100 | 1.061 | 1.102 | 1.205 | 1.237 | 1.265 | 1.352 | 1.074 | 1.150 | 10.74 | |

# Response Factor Report Dakota

Method Path : I:\8270\Dakota\250820RVTICAL\
Method File : FS250821RVT_Dakota.m
Title : Semivolatiles by GC/MS by modified 8270
Last Update : Thu Aug 21 09:25:31 2025
Response Via : Initial Calibration

Calibration Files
L1 =ADPL1.D L2 =ADPL2.D L3 =ADPL3.D L4 =ADPL4.D L5 =ADPL5.D L6 =ADPL6.D L7 =ADPL7.D
L8 =ADPL8.D L9 =ADPL9.D

| | | Compound | L1 | L2 | L3 | L4 | L5 | L6 | L7 | L8 | L9 | Avg | %RSD |
|---|---|---|---|---|---|---|---|---|---|---|---|---|---|
| 1) | I | IS1_1,4-Dichlorobenzene-d4 | ----------ISTD---------- | | | | | | | | | | |
| 2) | t | N-Nitrosodimethylamine | 0.577 | 0.598 | 0.609 | 0.613 | 0.578 | 0.591 | 0.582 | 0.581 | 0.619 | 0.594 | 2.73 |
| 3) | t | Pyridine | | 0.611 | 0.673 | 0.676 | 0.654 | 0.712 | 0.741 | 0.843 | 0.921 | *L | 0.9927 |
| 4) | S | 2-Fluorophenol | 0.741 | 0.777 | 0.906 | 0.965 | 0.866 | 0.902 | 0.896 | 0.909 | 0.966 | 0.881 | 8.69 |
| 5) | T | Aniline | 0.942 | 1.377 | 1.518 | 1.640 | 1.560 | 1.530 | 1.542 | 1.569 | 1.675 | 1.484 | 14.81 |
| 6) | t | 2-Chlorophenol | 0.985 | 1.034 | 1.103 | 1.092 | 1.054 | 1.078 | 1.073 | 1.087 | 1.171 | 1.075 | 4.72 |
| 7) | S | Phenol-d6 | 1.098 | 1.215 | 1.342 | 1.193 | 1.097 | 1.134 | 1.128 | 1.143 | 1.228 | 1.175 | 6.68 |
| 8) | T | Phenol | 1.200 | 1.279 | 1.357 | 1.430 | 1.351 | 1.357 | 1.340 | 1.380 | 1.467 | 1.351 | 5.77 |
| 9) | T | bis(2-Chloroethyl)ether | 0.919 | 1.013 | 1.043 | 1.021 | 0.973 | 0.934 | 0.907 | 0.918 | 0.981 | 0.968 | 5.21 |
| 10) | T | 1,3-Dichlorobenzene | 1.561 | 1.545 | 1.596 | 1.605 | 1.502 | 1.464 | 1.431 | 1.421 | 1.515 | 1.515 | 4.44 |
| 11) | T | 1,4-Dichlorobenzene | 1.356 | 1.667 | 1.656 | 1.635 | 1.498 | 1.503 | 1.464 | 1.445 | 1.562 | 1.532 | 6.93 |
| 12) | T | 1,2-Dichlorobenzene | 1.399 | 1.538 | 1.508 | 1.588 | 1.417 | 1.449 | 1.392 | 1.411 | 1.506 | 1.467 | 4.76 |
| 13) | t | Benzyl alcohol | 0.620 | 0.713 | 0.892 | 0.873 | 0.814 | 0.826 | 0.847 | 0.900 | 0.973 | 0.829 | 12.76 |
| 14) | T | bis(2-chloroisopropyl)ether | 1.746 | 1.925 | 1.794 | 1.749 | 1.706 | 1.655 | 1.600 | 1.616 | 1.725 | 1.724 | 5.74 |
| 15) | T | 2-Methylphenol | 0.756 | 0.780 | 0.983 | 0.900 | 0.941 | 0.935 | 0.944 | 0.960 | 1.040 | 0.915 | 10.07 |
| 16) | T | Hexachloroethane | 0.421 | 0.607 | 0.585 | 0.592 | 0.531 | 0.518 | 0.518 | 0.525 | 0.558 | 0.539 | 10.34 |
| 17) | T | n-Nitrosodi-n-propylamine | 0.856 | 0.694 | 0.813 | 0.790 | 0.768 | 0.783 | 0.777 | 0.826 | 0.867 | 0.797 | 6.53 |
| 18) | T | 3-Methylphenol/4-Methylphenol | 1.006 | 1.049 | 1.029 | 1.007 | 0.961 | 0.999 | 1.024 | 1.055 | 1.122 | 1.028 | 4.39 |
| 19) | S | Nitrobenzene-d5 | 1.248 | 0.917 | 1.027 | 1.175 | 1.059 | 1.119 | 1.117 | 1.162 | 1.227 | 1.117 | 9.31 |
| 20) | T | Nitrobenzene | 1.048 | 0.993 | 1.159 | 1.112 | 1.106 | 1.159 | 1.124 | 1.195 | 1.261 | 1.128 | 6.95 |
| 21) | T | Isophorone | 1.667 | 1.950 | 2.067 | 2.087 | 1.997 | 2.102 | 2.099 | 2.223 | 2.343 | 2.059 | 9.10 |
| 22) | T | 2-Nitrophenol | | | 0.450 | 0.515 | 0.473 | 0.508 | 0.537 | 0.590 | 0.634 | 0.530 | 12.14 |
| 23) | T | 2,4-Dimethylphenol | 0.828 | 0.933 | 1.052 | 1.115 | 1.050 | 1.093 | 1.097 | 1.158 | 1.219 | 1.061 | 11.09 |
| 24) | T | bis(2-Chloroethoxy)methane | 1.341 | 1.351 | 1.449 | 1.441 | 1.298 | 1.349 | 1.306 | 1.362 | 1.424 | 1.369 | 4.10 |
| 25) | T | 2,4-Dichlorophenol | | 1.045 | 1.134 | 1.240 | 1.130 | 1.158 | 1.190 | 1.253 | 1.361 | 1.189 | 8.05 |
| 26) | T | 1,2,4-Trichlorobenzene | 1.454 | 1.370 | 1.544 | 1.546 | 1.437 | 1.486 | 1.475 | 1.496 | 1.643 | 1.494 | 5.18 |
| 27) | I | IS2_1,4-Dichlorobenzene-d4 | ----------ISTD---------- | | | | | | | | | | |
| 28) | T | Benzaldehyde | | | 0.672 | 0.588 | 0.496 | 0.489 | 0.488 | 0.495 | 0.510 | 0.534 | 13.12 |
| 29) | T | Acetophenone | 1.576 | 1.918 | 1.940 | 1.655 | 1.532 | 1.523 | 1.565 | 1.597 | 1.661 | 1.663 | 9.51 |
| 30) | T | m-Toluidine | | | 0.953 | 0.792 | 0.880 | 0.958 | 1.004 | 1.029 | 1.080 | 0.957 | 10.06 |
| 31) | T | 2-Chloroaniline | 1.272 | 1.488 | 1.695 | 1.374 | 1.376 | 1.405 | 1.450 | 1.458 | 1.505 | 1.447 | 8.06 |
| 32) | I | IS3_1,4-Dichlorobenzene-d4 | ----------ISTD---------- | | | | | | | | | | |
| 33) | T | 1,4-Dioxane | | | | 0.437 | 0.421 | 0.402 | 0.408 | 0.405 | 0.396 | 0.411 | 3.66 |
| 34) | t | n-Nitrosodieth... | | | | | | | | | | 0.000 | -1.00 |
| 35) | T | n-Decane | 1.620 | 1.286 | 1.394 | 1.260 | 1.144 | 1.198 | 1.201 | 1.165 | 1.164 | 1.270 | 12.01 |
| 36) | t | n-Nitrosopyrro... | | | | | | | | | | 0.000 | -1.00 |
| 37) | I | IS1_Naphthalene-d8 | ----------ISTD---------- | | | | | | | | | | |
| 38) | T | Naphthalene | 1.023 | 0.995 | 1.038 | 1.024 | 0.972 | 0.964 | 0.964 | 0.955 | 1.005 | 0.993 | 3.11 |
| 39) | T | Benzoic Acid | | | 0.052 | 0.076 | 0.112 | 0.127 | 0.162 | 0.208 | 0.235 | *Q | 0.9977 |
| 40) | T | 4-Chloroaniline | 0.154 | 0.114 | 0.140 | 0.125 | 0.116 | 0.118 | 0.122 | 0.122 | 0.129 | 0.127 | 10.24 |
| 41) | T | Hexachlorobutadiene | 0.292 | 0.260 | 0.266 | 0.274 | 0.264 | 0.260 | 0.262 | 0.262 | 0.288 | 0.270 | 4.49 |
| 42) | T | p-Chloro-m-cresol | 0.235 | 0.285 | 0.243 | 0.252 | 0.263 | 0.259 | 0.266 | 0.274 | 0.291 | 0.263 | 7.05 |
| 43) | T | 2-Methylnaphthalene | 0.598 | 0.634 | 0.700 | 0.671 | 0.647 | 0.644 | 0.655 | 0.654 | 0.697 | 0.656 | 4.82 |
| 44) | T | 1-Methylnaphthalene | 0.275 | 0.242 | 0.262 | 0.246 | 0.230 | 0.230 | 0.234 | 0.234 | 0.249 | 0.245 | 6.32 |
| 45) | T | Hexachlorocyclopentadiene | 0.222 | 0.278 | 0.304 | 0.300 | 0.305 | 0.314 | 0.318 | 0.336 | 0.373 | 0.306 | 13.42 |

Response Factor Report Dakota

Method Path : I:\8270\Dakota\250820RVTICAL\
Method File : FS250821RVT_Dakota.m
Title : Semivolatiles by GC/MS by modified 8270
Last Update : Thu Aug 21 09:25:31 2025
Response Via : Initial Calibration

Calibration Files
L1 =ADPL1.D L2 =ADPL2.D L3 =ADPL3.D L4 =ADPL4.D L5 =ADPL5.D L6 =ADPL6.D L7 =ADPL7.D
L8 =ADPL8.D L9 =ADPL9.D

| | | Compound | L1 | L2 | L3 | L4 | L5 | L6 | L7 | L8 | L9 | Avg | %RSD |
|---|---|---|---|---|---|---|---|---|---|---|---|---|---|
| 46) | T | 2,4,6-Trichlorophenol | 0.231 | 0.236 | 0.279 | 0.279 | 0.280 | 0.279 | 0.293 | 0.309 | 0.337 | 0.280 | 11.63 |
| 47) | T | 2,4,5-Trichlorophenol | 0.274 | 0.264 | 0.289 | 0.296 | 0.304 | 0.318 | 0.332 | 0.338 | 0.372 | 0.310 | 10.99 |
| 48) | S | 2-Fluorobiphenyl | 0.966 | 0.983 | 1.004 | 1.001 | 0.982 | 0.965 | 0.956 | 0.976 | 1.052 | 0.987 | 2.93 |
| 49) | T | 2-Chloronaphthalene | 0.772 | 0.781 | 0.829 | 0.822 | 0.808 | 0.798 | 0.797 | 0.810 | 0.876 | 0.810 | 3.77 |
| 50) | T | 2-Nitroaniline | | | 0.179 | 0.173 | 0.186 | 0.200 | 0.214 | 0.231 | 0.246 | 0.204 | 13.37 |
| 51) | T | 1,4-Dinitrobenzene | 0.093 | 0.088 | 0.097 | 0.093 | 0.098 | 0.102 | 0.108 | 0.121 | 0.128 | 0.103 | 13.24 |
| 52) | T | 1,3-Dinitrobenzene | | 0.086 | 0.098 | 0.109 | 0.113 | 0.120 | 0.126 | 0.138 | 0.149 | 0.117 | 17.64 |
| 53) | T | Dimethyl phthalate | 0.964 | 0.928 | 1.008 | 1.049 | 1.020 | 1.019 | 0.989 | 1.046 | 1.107 | 1.014 | 5.11 |
| 54) | T | Acenaphthylene | 1.065 | 1.169 | 1.235 | 1.288 | 1.290 | 1.294 | 1.279 | 1.342 | 1.432 | 1.266 | 8.19 |
| 55) | T | 2,6-Dinitrotoluene | | | 0.174 | 0.191 | 0.194 | 0.197 | 0.196 | 0.214 | 0.228 | 0.199 | 8.64 |
| 56) | T | 1,2-Dinitrobenzene | | 0.056 | 0.067 | 0.066 | 0.072 | 0.076 | 0.078 | 0.086 | 0.089 | 0.074 | 15.07 |
| 57) | I | IS2_Naphthalene-d8 | ISTD | | | | | | | | | | |
| 58) | T | a-Terpineol | 0.191 | 0.256 | 0.322 | 0.246 | 0.223 | 0.230 | 0.236 | 0.245 | 0.257 | 0.245 | 14.38 |
| 59) | T | 3-Chloroaniline | | | | 0.137 | 0.114 | 0.116 | 0.120 | 0.119 | 0.124 | 0.122 | 6.99 |
| 60) | T | 2,6-Dichlorophenol | 0.273 | 0.361 | 0.373 | 0.321 | 0.308 | 0.316 | 0.326 | 0.332 | 0.356 | 0.330 | 9.32 |
| 61) | T | 1-chloro-2-nitrobenzene | 0.130 | 0.169 | 0.149 | 0.116 | 0.117 | 0.129 | 0.133 | 0.131 | 0.139 | 0.135 | 12.21 |
| 62) | T | Caprolactam | | | 0.135 | 0.124 | 0.102 | 0.120 | 0.131 | 0.136 | 0.149 | 0.128 | 11.40 |
| 63) | T | 1,2,4,5-Tetrachlorobenzene | 0.566 | 0.485 | 0.556 | 0.490 | 0.458 | 0.460 | 0.472 | 0.468 | 0.502 | 0.495 | 8.07 |
| 64) | T | Biphenyl | 0.996 | 1.084 | 1.212 | 1.022 | 0.960 | 0.953 | 0.993 | 0.958 | 1.005 | 1.020 | 8.10 |
| 65) | I | IS1_Acenaphthene-d10 | ISTD | | | | | | | | | | |
| 66) | T | 3-Nitroaniline | | | 0.256 | 0.259 | 0.255 | 0.268 | 0.284 | 0.294 | 0.301 | 0.274 | 6.99 |
| 67) | T | Acenaphthene | 1.116 | 1.079 | 1.113 | 1.055 | 0.992 | 0.966 | 0.974 | 0.979 | 1.038 | 1.035 | 5.76 |
| 68) | T | 2,4-Dinitrophenol | | | | 0.124 | 0.135 | 0.148 | 0.169 | 0.184 | 0.190 | 0.158 | 16.84 |
| 69) | T | Dibenzofuran | 1.893 | 1.923 | 1.955 | 1.862 | 1.743 | 1.701 | 1.721 | 1.712 | 1.822 | 1.815 | 5.41 |
| 70) | T | 2,4-Dinitrotoluene | 0.315 | 0.316 | 0.353 | 0.343 | 0.364 | 0.374 | 0.394 | 0.417 | 0.447 | 0.369 | 12.03 |
| 71) | T | 4-Nitrophenol | | 0.189 | 0.181 | 0.191 | 0.198 | 0.202 | 0.210 | 0.223 | 0.234 | 0.204 | 8.91 |
| 72) | T | 2,3,5,6-Tetrachlorophenol | 0.221 | 0.352 | 0.403 | 0.367 | 0.359 | 0.370 | 0.391 | 0.416 | 0.449 | 0.370 | 17.27 |
| 73) | T | 2,3,4,6-Tetrachlorophenol | 0.372 | 0.352 | 0.385 | 0.403 | 0.368 | 0.375 | 0.392 | 0.404 | 0.432 | 0.387 | 6.17 |
| 74) | T | Diethyl phthalate | 1.369 | 1.351 | 1.418 | 1.458 | 1.388 | 1.369 | 1.369 | 1.380 | 1.447 | 1.394 | 2.70 |
| 75) | T | Fluorene | 1.344 | 1.432 | 1.518 | 1.485 | 1.364 | 1.331 | 1.350 | 1.373 | 1.471 | 1.408 | 4.97 |
| 76) | T | 4-Chlorophenyl-phenylether | 0.750 | 0.784 | 0.818 | 0.785 | 0.735 | 0.731 | 0.726 | 0.736 | 0.779 | 0.760 | 4.23 |
| 77) | T | 4-Nitroaniline | | 0.221 | 0.257 | 0.264 | 0.270 | 0.267 | 0.278 | 0.299 | 0.308 | 0.270 | 9.83 |
| 78) | T | 4,6-Dinitro-o-cresol | | | | 0.193 | 0.212 | 0.227 | 0.238 | 0.266 | 0.282 | 0.236 | 14.16 |
| 79) | T | NDPA/DPA | 1.229 | 1.213 | 1.300 | 1.235 | 1.219 | 1.174 | 1.178 | 1.190 | 1.279 | 1.224 | 3.52 |
| 80) | T | Azobenzene | 1.069 | 1.117 | 1.187 | 1.224 | 1.170 | 1.146 | 1.140 | 1.142 | 1.196 | 1.155 | 4.00 |
| 81) | S | 2,4,6-Tribromophenol | 0.204 | 0.262 | 0.229 | 0.216 | 0.213 | 0.213 | 0.227 | 0.236 | 0.264 | 0.229 | 9.28 |
| 82) | T | 4-Bromophenyl-phenylether | 0.563 | 0.503 | 0.534 | 0.499 | 0.434 | 0.443 | 0.455 | 0.459 | 0.501 | 0.488 | 8.90 |
| 83) | T | Hexachlorobenzene | 0.596 | 0.581 | 0.602 | 0.571 | 0.525 | 0.528 | 0.530 | 0.545 | 0.593 | 0.564 | 5.60 |
| 84) | T | Pentachlorophenol | | | 0.283 | 0.288 | 0.278 | 0.293 | 0.315 | 0.326 | 0.360 | 0.306 | 9.58 |
| 85) | I | IS2_Acenaphthene-d10 | ISTD | | | | | | | | | | |
| 86) | T | Dichloran | 0.165 | 0.233 | 0.207 | 0.185 | 0.159 | 0.175 | 0.213 | 0.216 | 0.241 | 0.199 | 14.72 |
| 87) | T | Pentachloronitrobenzene | 0.161 | 0.189 | 0.228 | 0.176 | 0.174 | 0.183 | 0.210 | 0.215 | 0.240 | 0.197 | 13.69 |
| 88) | I | IS3_Acenaphthene-d10 | ISTD | | | | | | | | | | |
| 89) | T | Atrazine | 0.563 | 0.500 | 0.537 | 0.439 | 0.416 | 0.463 | 0.461 | 0.471 | 0.526 | 0.486 | 9.97 |
| 90) | I | IS1_Phenanthrene-d10 | ISTD | | | | | | | | | | |

Response Factor Report Dakota

Method Path : I:\8270\Dakota\250820RVTICAL\
Method File : FS250821RVT_Dakota.m
Title : Semivolatiles by GC/MS by modified 8270
Last Update : Thu Aug 21 09:25:31 2025
Response Via : Initial Calibration

Calibration Files
L1 =ADPL1.D L2 =ADPL2.D L3 =ADPL3.D L4 =ADPL4.D L5 =ADPL5.D L6 =ADPL6.D L7 =ADPL7.D
L8 =ADPL8.D L9 =ADPL9.D

| | | Compound | L1 | L2 | L3 | L4 | L5 | L6 | L7 | L8 | L9 | Avg | %RSD | |
|---|---|---|---|---|---|---|---|---|---|---|---|---|---|---|
| 91) | T | Phenanthrene | 1.135 | 1.204 | 1.178 | 1.110 | 1.053 | 1.025 | 1.034 | 1.041 | 1.094 | 1.097 | 5.93 | |
| 92) | T | Anthracene | 0.994 | 1.001 | 1.123 | 1.072 | 1.042 | 1.025 | 1.053 | 1.073 | 1.142 | 1.058 | 4.79 | |
| 93) | T | Carbazole | 0.987 | 0.991 | 1.011 | 0.970 | 0.952 | 0.948 | 0.955 | 0.982 | 1.034 | 0.981 | 2.91 | |
| 94) | T | Di-n-butylphthalate | 0.983 | 0.897 | 1.001 | 0.971 | 1.020 | 1.063 | 1.102 | 1.135 | 1.188 | 1.040 | 8.70 | |
| 95) | T | Fluoranthene | 1.267 | 1.264 | 1.372 | 1.318 | 1.292 | 1.283 | 1.309 | 1.358 | 1.404 | 1.319 | 3.73 | |
| 96) | T | Benzidine | | | | 0.606 | 0.636 | 0.737 | 0.761 | 0.829 | 0.896 | 0.744 | 14.88 | |
| 97) | T | Pyrene | 1.352 | 1.382 | 1.502 | 1.401 | 1.376 | 1.383 | 1.382 | 1.432 | 1.485 | 1.411 | 3.68 | |
| 98) | S | 4-Terphenyl-d14 | 0.975 | 0.953 | 1.068 | 1.046 | 1.018 | 1.023 | 1.018 | 1.074 | 1.142 | 1.035 | 5.41 | |
| 99) | T | Butyl benzyl phthalate | | | 0.392 | 0.371 | 0.410 | 0.445 | 0.483 | 0.542 | 0.581 | 0.461 | 17.07 | |
| 100) | I | IS2_Phenanthrene-d10 | ----------ISTD---------- | | | | | | | | | | | |
| 101) | T | Diphenamid | 0.421 | 0.527 | 0.567 | 0.459 | 0.453 | 0.446 | 0.488 | 0.494 | 0.517 | 0.486 | 9.47 | |
| 102) | I | IS3_Phenanthrene-d10 | ----------ISTD---------- | | | | | | | | | | | |
| 103) | T | n-Octadecane | 0.511 | 0.401 | 0.378 | 0.339 | 0.323 | 0.347 | 0.349 | 0.311 | 0.350 | 0.368 | 16.31 | |
| 104) | T | Parathion | 0.063 | 0.100 | 0.097 | 0.078 | 0.069 | 0.085 | 0.090 | 0.099 | 0.117 | *Q | 0.9993 | |
| 105) | T | 3,3'-Dimethylbenzidine | | 0.186 | 0.490 | 0.559 | 0.645 | 0.783 | 0.841 | 0.987 | 1.011 | *Q | 0.9979 | |
| 106) | I | IS1_Chrysene-d12 | ----------ISTD---------- | | | | | | | | | | | |
| 107) | T | Benzo[a]anthracene | 1.220 | 1.174 | 1.244 | 1.261 | 1.192 | 1.183 | 1.219 | 1.202 | 1.241 | 1.215 | 2.47 | |
| 108) | T | 3,3'-Dichlorobenzidine | 0.313 | 0.398 | 0.445 | 0.433 | 0.440 | 0.454 | 0.473 | 0.487 | 0.501 | 0.438 | 12.76 | |
| 109) | T | Chrysene | 1.344 | 1.339 | 1.382 | 1.285 | 1.146 | 1.158 | 1.162 | 1.115 | 1.177 | 1.234 | 8.31 | |
| 110) | T | bis(2-Ethylhexyl)phthalate | 0.443 | 0.456 | 0.524 | 0.508 | 0.591 | 0.646 | 0.667 | 0.672 | 0.705 | 0.579 | 17.14 | |
| 111) | T | Di-n-octylphthalate | | | 0.848 | 0.844 | 0.938 | 1.066 | 1.110 | 1.151 | 1.214 | 1.024 | 14.48 | |
| 112) | T | Benzo(b)fluoranthene | 1.074 | 1.273 | 1.392 | 1.184 | 1.220 | 1.198 | 1.245 | 1.177 | 1.280 | 1.227 | 7.12 | |
| 113) | T | Benzo(k)fluoranthene | 1.074 | 1.214 | 1.328 | 1.269 | 1.228 | 1.231 | 1.193 | 1.231 | 1.272 | 1.227 | 5.68 | |
| 114) | T | Benzo(a)pyrene | 0.971 | 1.055 | 1.159 | 1.127 | 1.105 | 1.139 | 1.143 | 1.150 | 1.225 | 1.119 | 6.41 | |
| 115) | I | IS1_Perylene-d12 | ----------ISTD---------- | | | | | | | | | | | |
| 116) | T | Indeno(1,2,3-cd)pyrene | 0.960 | 1.055 | 1.128 | 1.079 | 1.044 | 1.104 | 1.189 | 1.204 | 1.339 | 1.122 | 9.83 | |
| 117) | T | Dibenzo[a,h]anthracene | 0.988 | 1.028 | 1.170 | 1.139 | 1.120 | 1.114 | 1.174 | 1.177 | 1.277 | 1.132 | 7.55 | |
| 118) | T | Benzo(g,h,i)perylene | 0.982 | 1.180 | 1.180 | 1.137 | 1.125 | 1.105 | 1.177 | 1.168 | 1.251 | 1.145 | 6.46 | |

(#) = Out of Range

Data Path : I:\8270\Dakota\250820RVTICAL\
Data File : Tune 1.D
Acq On : 20 Aug 2025 12:25 pm
Operator : Dakota:smz
Sample : Tune 1 Lot # 11857
Misc : WG2105679,,
ALS Vial : 100 Sample Multiplier: 1

Integration File: rteint.p

Method : I:\8270\Dakota\250820RVTICAL\FS250821RVT_Dakota.m
Title : Semivolatiles by GC/MS by modified 8270
Last Update : Thu Aug 21 09:25:31 2025

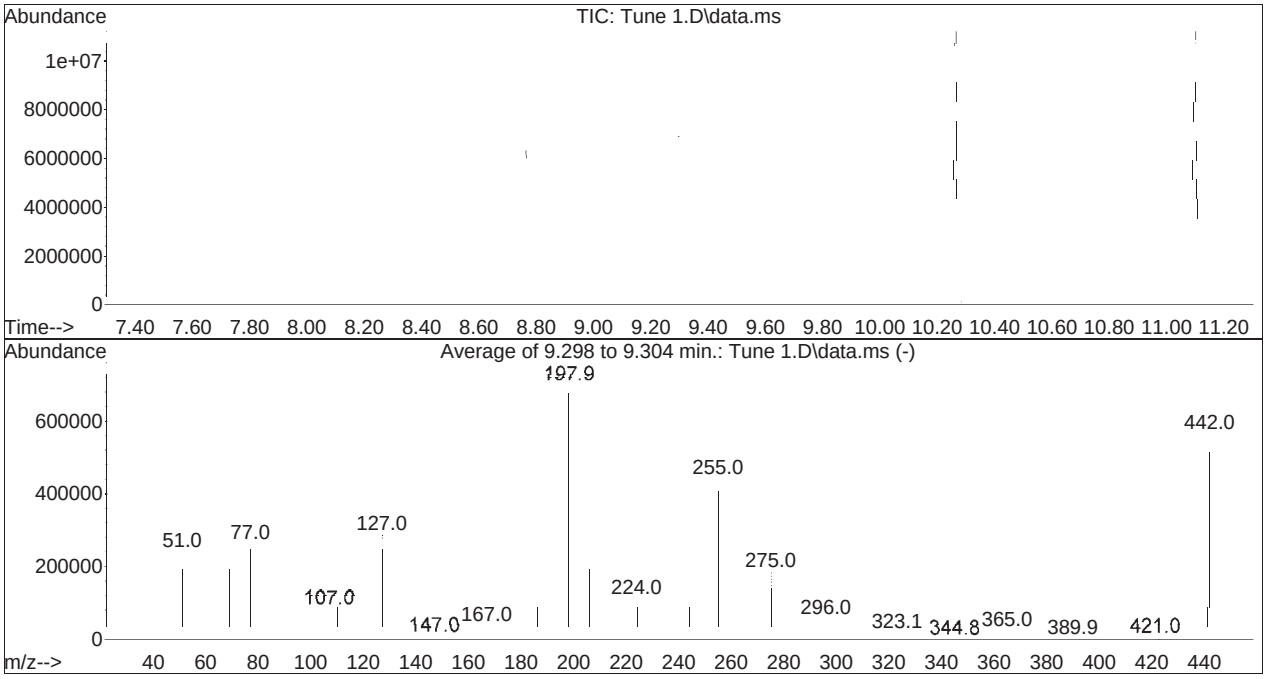


Spectrum Information: Average of 9.298 to 9.304 min.

| Target Mass | Rel. to Mass | Lower Limit% | Upper Limit% | Rel. Abn% | Raw Abn | Result Pass/Fail |
|---|---|---|---|---|---|---|
| 51 | 198 | 10 | 80 | 33.1 | 239808 | PASS |
| 68 | 69 | 0.00 | 2 | 0.0 | 0 | PASS |
| 69 | 69 | 100 | 100 | 100.0 | 237227 | PASS |
| 70 | 69 | 0.00 | 2 | 0.5 | 1302 | PASS |
| 127 | 198 | 10 | 80 | 39.6 | 286784 | PASS |
| 197 | 198 | 0.00 | 2 | 0.0 | 0 | PASS |
| 198 | 198 | 100 | 100 | 100.0 | 725099 | PASS |
| 199 | 198 | 5 | 9 | 6.6 | 48160 | PASS |
| 275 | 198 | 10 | 60 | 25.5 | 184789 | PASS |
| 365 | 198 | 1 | 100 | 3.1 | 22389 | PASS |
| 441 | 442 | 0.01 | 24 | 18.8 | 106365 | PASS |
| 442 | 198 | 50 | 100 | 78.1 | 566229 | PASS |
| 443 | 442 | 15 | 24 | 19.1 | 107888 | PASS |

Quantitation Report (Qedit)

Data Path : I:\8270\Dakota\250820RVTICAL\
Data File : Tune 1.D
Acq On : 20 Aug 2025 12:25 pm
Operator : Dakota:smz
Sample : Tune 1 Lot # 11857
Misc : WG2105679,,
ALS Vial : 100 Sample Multiplier: 1

Quant Time: Aug 20 12:42:48 2025
Quant Method : I:\8270\Dakota\250820RVTICAL\DftppDakota.m
Quant Title : Semivolatiles by GC/MS by modified 8270
QLast Update : Fri Aug 15 10:21:48 2025

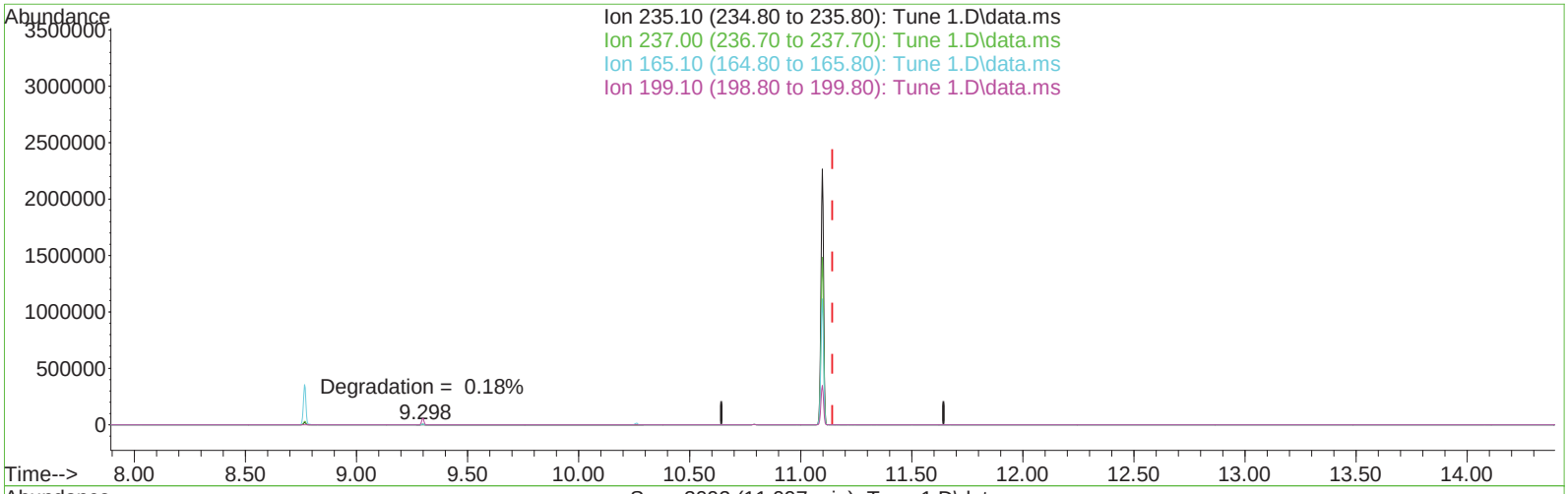


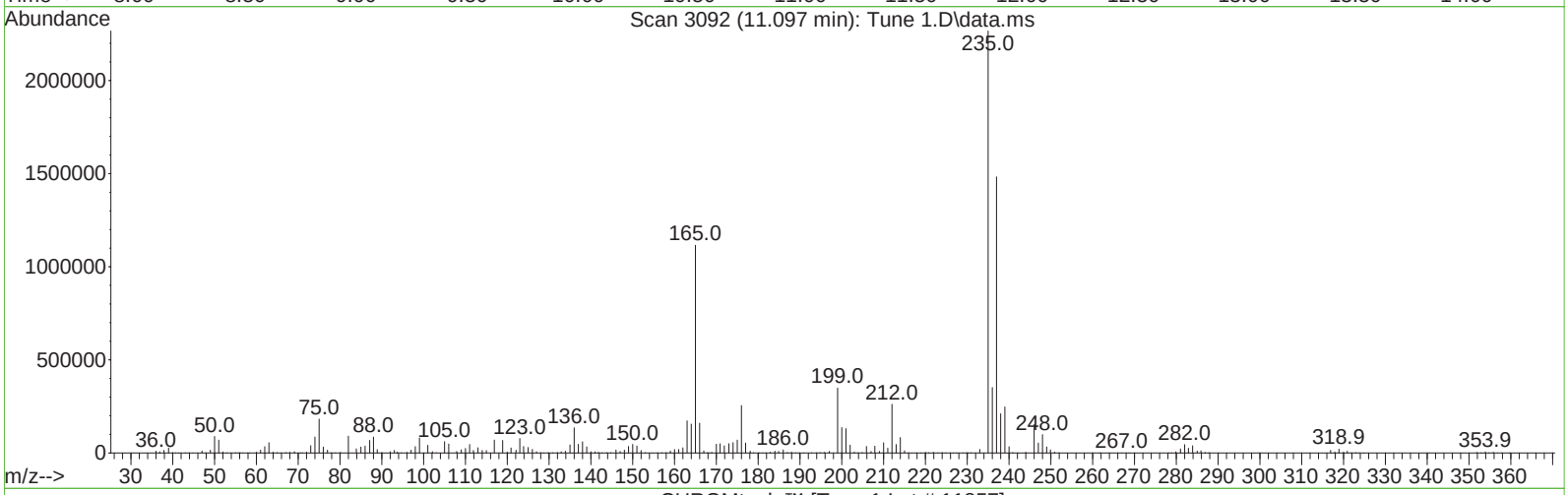


CHROMtools™ [Tune 1 Lot # 11857]

(6) DDT (T)

11.097min (-0.047) 307.41

response 1873877

| Ion | Exp% | Act% |
|---|---|---|
| 235.10 | 100.00 | 100.00 |
| 237.00 | 63.90 | 64.98 |
| 165.10 | 48.70 | 49.12 |
| 199.10 | 15.80 | 15.50 |

Quantitation Report (Qedit)

Data Path : I:\8270\Dakota\250820RVTICAL\
Data File : Tune 1.D
Acq On : 20 Aug 2025 12:25 pm
Operator : Dakota:smz
Sample : Tune 1 Lot # 11857
Misc : WG2105679,,
ALS Vial : 100 Sample Multiplier: 1

Quant Time: Aug 20 12:42:48 2025
Quant Method : I:\8270\Dakota\250820RVTICAL\DftppDakota.m
Quant Title : Semivolatiles by GC/MS by modified 8270
QLast Update : Fri Aug 15 10:21:48 2025

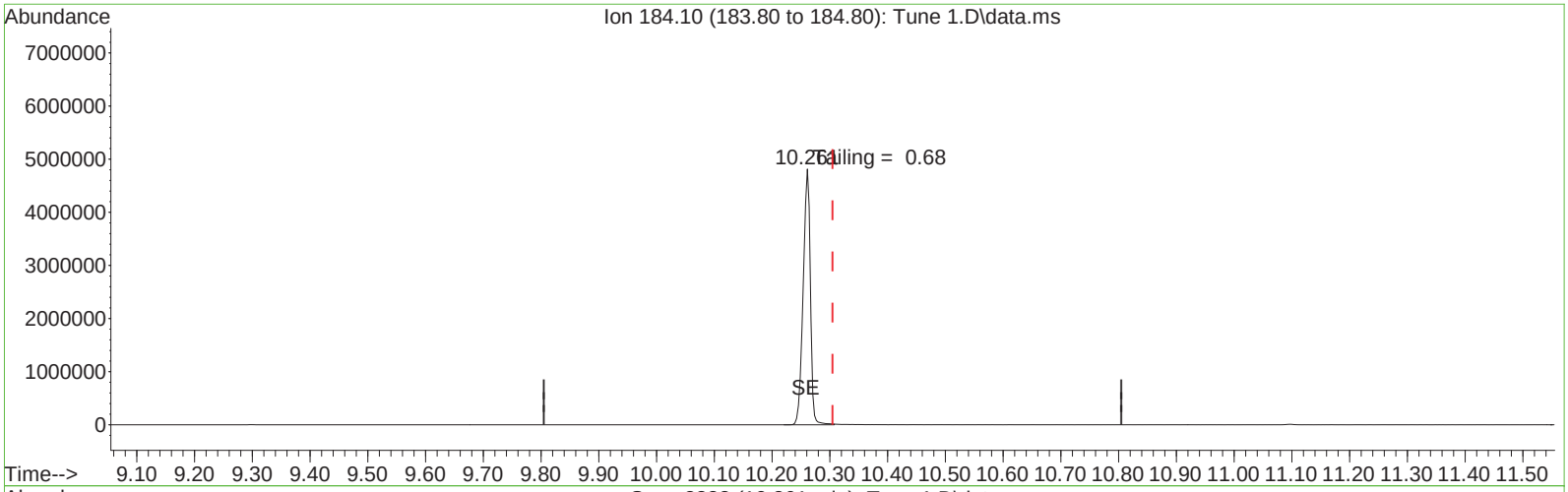


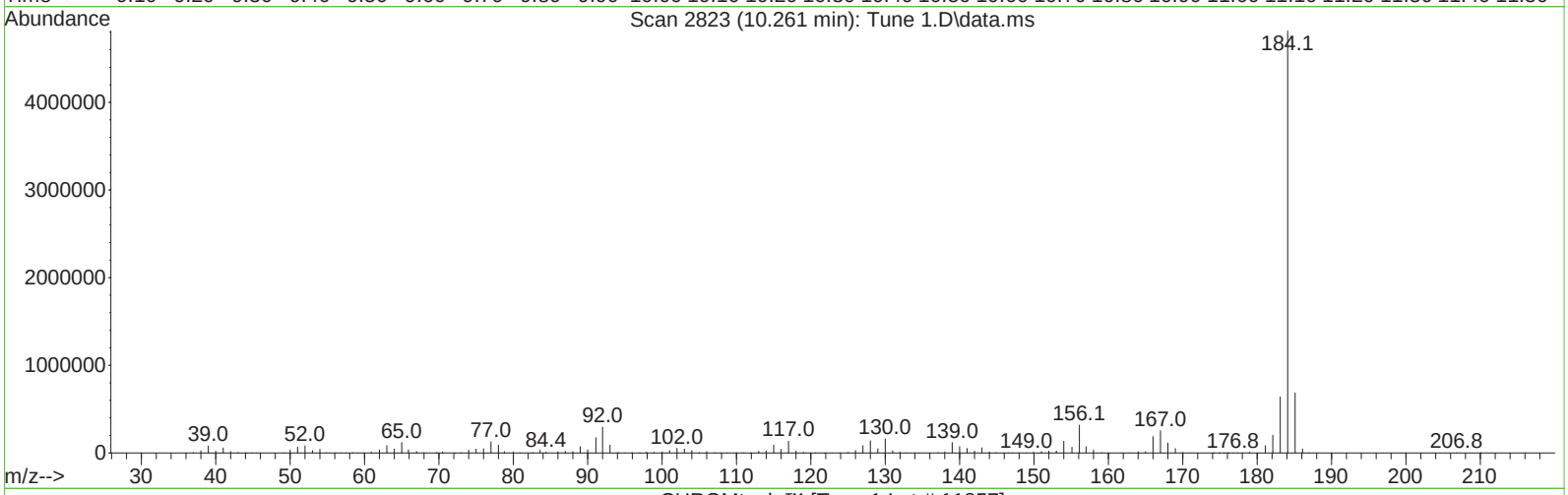


CHROMtools™ [Tune 1 Lot # 11857]

(3) Benzidine (T)

10.261min (-0.044) 411.32

response 4187295

| Ion | Exp% | Act% |
|---|---|---|
| 184.10 | 100.00 | 100.00 |
| 0.00 | 0.00 | 0.00 |
| 0.00 | 0.00 | 0.00 |
| 0.00 | 0.00 | 0.00 |

Quantitation Report (Qedit)

Data Path : I:\8270\Dakota\250820RVTICAL\
Data File : Tune 1.D
Acq On : 20 Aug 2025 12:25 pm
Operator : Dakota:smz
Sample : Tune 1 Lot # 11857
Misc : WG2105679,,
ALS Vial : 100 Sample Multiplier: 1

Quant Time: Aug 20 12:42:48 2025
Quant Method : I:\8270\Dakota\250820RVTICAL\DftppDakota.m
Quant Title : Semivolatiles by GC/MS by modified 8270
QLast Update : Fri Aug 15 10:21:48 2025

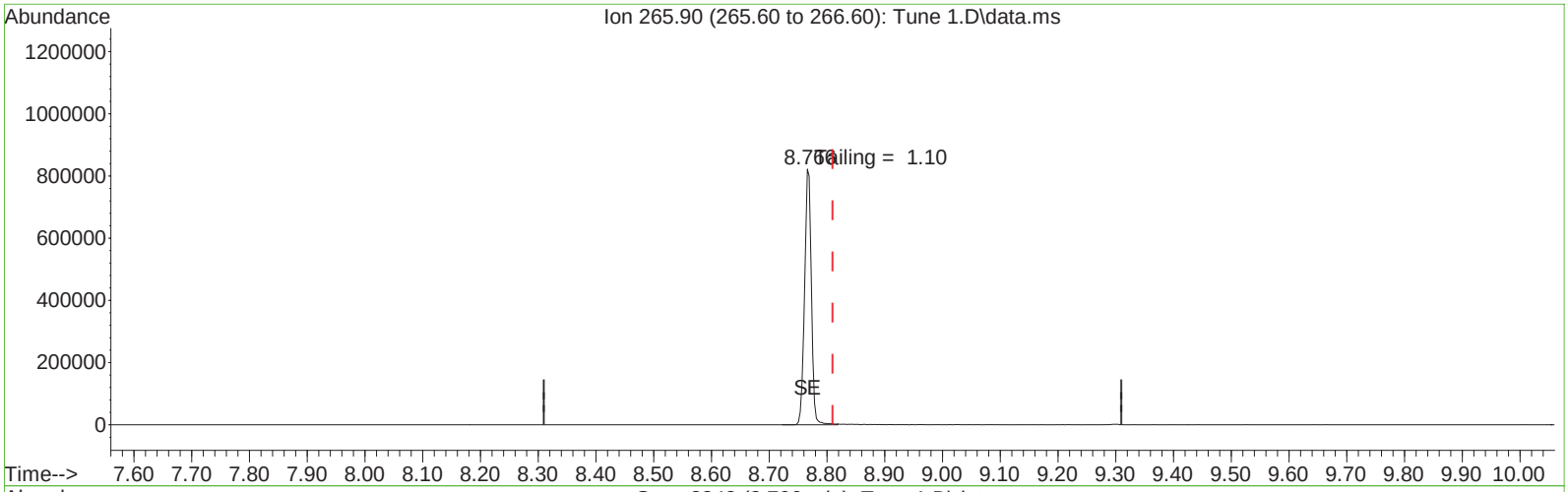


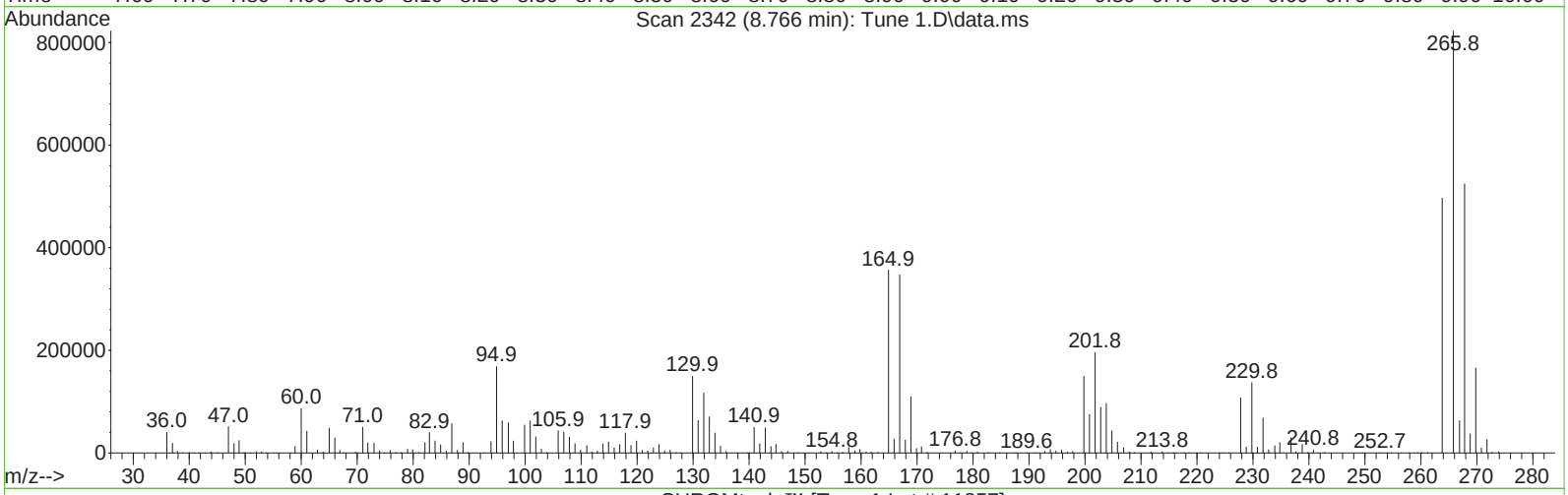


CHROMtools™ [Tune 1 Lot # 11857]

(1) Pentachlorophenol (T)

8.766min (-0.044) 319.52

response 671106

| Ion | Exp% | Act% |
|---|---|---|
| 265.90 | 100.00 | 100.00 |
| 0.00 | 0.00 | 0.00 |
| 0.00 | 0.00 | 0.00 |
| 0.00 | 0.00 | 0.00 |

Quantitation Report (QT Reviewed)

Data Path : I:\8270\Dakota\250820RVTICAL\
Data File : ABNL9.D
Acq On : 20 Aug 2025 12:47 pm
Operator : Dakota:smz
Sample : IL2,32,,ABNL50 Lot# 11827
Misc : WG2105679,,
ALS Vial : 1 Sample Multiplier: 1

Quant Time: Aug 21 06:14:07 2025
Quant Method : I:\8270\Dakota\250820RVTICAL\FS250821RVT_Dakota.m
Quant Title : Semivolatiles by GC/MS by modified 8270
QLast Update : Thu Aug 21 05:46:21 2025
Response via : Initial Calibration

CCAL FILE(s) : 1 - I:\8270\Dakota\250820RVTICAL\ABNL6.D
: 2 - I:\8270\Dakota\250820RVTICAL\ADPL6.D
: 3 - I:\8270\Dakota\250820RVTICAL\AP9L6.D
Sub List : ABNical - ABN ical sublist

| Compound | R.T. | QIon | Response | Conc | Units | Dev(Min) |
|---|---|---|---|---|---|---|
| Internal Standards | | | | | | |
| 1) IS1_1,4-Dichlorobenzen... | 4.576 | 152 | 64058 | 4.000 | ug/ml | 0.00 |
| Standard Area 1 = 57258 | | | Recovery = 111.88% | | | |
| 37) IS1_Naphthalene-d8 | 5.813 | 136 | 237432 | 4.000 | ug/ml | 0.00 |
| Standard Area 1 = 205727 | | | Recovery = 115.41% | | | |
| 65) IS1_Acenaphthene-d10 | 7.510 | 164 | 179396 | 4.000 | ug/ml | 0.00 |
| Standard Area 1 = 152249 | | | Recovery = 117.83% | | | |
| 90) IS1_Phenanthrene-d10 | 8.934 | 188 | 398352 | 4.000 | ug/ml | 0.00 |
| Standard Area 1 = 336420 | | | Recovery = 118.41% | | | |
| 106) IS1_Chrysene-d12 | 11.544 | 240 | 504678 | 4.000 | ug/ml | 0.01 |
| Standard Area 1 = 394707 | | | Recovery = 127.86% | | | |
| 115) IS1_Perylene-d12 | 12.984 | 264 | 522792 | 4.000 | ug/ml | 0.00 |
| Standard Area 1 = 434493 | | | Recovery = 120.32% | | | |
| System Monitoring Compounds | | | | | | |
| 4) 2-Fluorophenol | 3.296 | 112 | 773497 | 51.578 | ug/ml | 0.00 |
| Spiked Amount 2.000 | Range 15 - 110 | | Recovery = 2578.90%# | | | |
| 7) Phenol-d6 | 4.265 | 99 | 983031 | 49.718 | ug/ml | 0.00 |
| Spiked Amount 2.000 | Range 15 - 110 | | Recovery = 2485.90%# | | | |
| 19) Nitrobenzene-d5 | 5.120 | 82 | 982771 | 47.946 | ug/ml | 0.00 |
| Spiked Amount 1.000 | Range 30 - 130 | | Recovery = 4794.60%# | | | |
| 48) 2-Fluorobiphenyl | 6.879 | 172 | 3122437 | 52.993 | ug/ml | 0.00 |
| Spiked Amount 1.000 | Range 30 - 130 | | Recovery = 5299.30%# | | | |
| 81) 2,4,6-Tribromophenol | 8.272 | 330 | 591753 | 53.646 | ug/ml | 0.00 |
| Spiked Amount 2.000 | Range 15 - 110 | | Recovery = 2682.30%# | | | |
| 98) 4-Terphenyl-d14 | 10.506 | 244 | 5684386 | 54.471 | ug/ml | 0.00 |
| Spiked Amount 1.000 | Range 30 - 130 | | Recovery = 5447.10%# | | | |
| Target Compounds | | | | | | Qvalue |
| 2) n-Nitrosodimethylamine | 1.894 | 74 | 495556 | 50.126 | ug/ml# | 88 |
| 3) Pyridine | 1.925 | 79 | 737281 | 63.402 | ug/ml# | 56 |
| 5) Aniline | 4.259 | 93 | 1341388 | 50.967 | ug/ml | 94 |
| 6) 2-Chlorophenol | 4.371 | 128 | 937412 | 50.945 | ug/ml# | 88 |
| 8) Phenol | 4.278 | 94 | 1174812 | 48.772 | ug/ml# | 85 |
| 9) Bis(2-chloroethyl)ether | 4.343 | 93 | 785581 | 48.846 | ug/ml | 98 |
| 10) 1,3-Dichlorobenzene | 4.520 | 146 | 1213027 | 50.982 | ug/ml | 94 |
| 11) 1,4-Dichlorobenzene | 4.592 | 146 | 1250643 | 50.749 | ug/ml | 94 |
| 12) 1,2-Dichlorobenzene | 4.738 | 146 | 1205621 | 50.504 | ug/ml | 93 |

Data Path : I:\8270\Dakota\250820RVTICAL\
Data File : ABNL9.D
Acq On : 20 Aug 2025 12:47 pm
Operator : Dakota:smz
Sample : IL2,32,,ABNL50 Lot# 11827
Misc : WG2105679,,
ALS Vial : 1 Sample Multiplier: 1

Quant Time: Aug 21 06:14:07 2025
Quant Method : I:\8270\Dakota\250820RVTICAL\FS250821RVT_Dakota.m
Quant Title : Semivolatiles by GC/MS by modified 8270
QLast Update : Thu Aug 21 05:46:21 2025
Response via : Initial Calibration

CCAL FILE(s) : 1 - I:\8270\Dakota\250820RVTICAL\ABNL6.D
: 2 - I:\8270\Dakota\250820RVTICAL\ADPL6.D
: 3 - I:\8270\Dakota\250820RVTICAL\AP9L6.D
Sub List : ABNical - ABN ical sublist

| Compound | R.T. | QIon | Response | Conc | Units | Dev(Min) |
|---|---|---|---|---|---|---|
| 13) Benzyl alcohol | 4.735 | 79 | 779249 | 49.091 | ug/ml | 98 |
| 14) Bis(2-chloroisopropyl)... | 4.878 | 45 | 1381579 | 52.796 | ug/ml# | 59 |
| 15) 2-Methylphenol | 4.865 | 108 | 832375 | 49.624 | ug/ml | 100 |
| 16) Hexachloroethane | 5.067 | 117 | 446802 | 49.401 | ug/ml# | 40 |
| 17) n-Nitrosodi-n-propylamine | 5.005 | 70 | 694022 | 49.172 | ug/ml# | 89 |
| 18) 3-Methylphenol/4-Methy... | 5.024 | 108 | 898355 | 50.012 | ug/ml | 100 |
| 20) Nitrobenzene | 5.139 | 77 | 1009594 | 49.381 | ug/ml | 97 |
| 21) Isophorone | 5.384 | 82 | 1875928 | 48.915 | ug/ml | 95 |
| 22) 2-Nitrophenol | 5.453 | 139 | 507666 | 54.473 | ug/ml# | 86 |
| 23) 2,4-Dimethylphenol | 5.533 | 107 | 976208 | 48.637 | ug/ml | 99 |
| 24) Bis(2-chloroethoxy)met... | 5.620 | 93 | 1140301 | 48.057 | ug/ml# | 96 |
| 25) 2,4-Dichlorophenol | 5.692 | 162 | 1089437 | 48.523 | ug/ml# | 91 |
| 26) 1,2,4-Trichlorobenzene | 5.766 | 180 | 1315585 | 52.170 | ug/ml# | 96 |
| 38) Naphthalene | 5.832 | 128 | 2982360 | 50.616 | ug/ml | 99 |
| 39) Benzoic Acid | 5.689 | 105 | 698761 | 59.989 | ug/ml | 94 |
| 40) 4-Chloroaniline | 5.903 | 65 | 381862 | 53.532 | ug/ml | 81 |
| 41) Hexachlorobutadiene | 5.981 | 225 | 853908 | 62.418 | ug/ml | 98 |
| 42) p-Chloro-m-cresol | 6.401 | 107 | 862358 | 49.388 | ug/ml# | 86 |
| 43) 2-Methylnaphthalene | 6.509 | 142 | 2068160 | 51.570 | ug/ml | 97 |
| 44) 1-Methylnaphthalene | 6.599 | 115 | 738470 | 47.138 | ug/ml | 97 |
| 45) Hexachlorocyclopentadiene | 6.677 | 237 | 1107142 | 75.499 | ug/ml | 99 |
| 46) 2,4,6-Trichlorophenol | 6.795 | 196 | 999262 | 56.781 | ug/ml | 99 |
| 47) 2,4,5-Trichlorophenol | 6.823 | 196 | 1102777 | 52.025 | ug/ml | 99 |
| 49) 2-Chloronaphthalene | 6.972 | 162 | 2600722 | 51.044 | ug/ml# | 90 |
| 50) 2-Nitroaniline | 7.087 | 138 | 728913 | 53.628 | ug/ml# | 81 |
| 51) 1,4-Dinitrobenzene | 7.221 | 168 | 380153M3 | 60.256 | ug/ml | |
| 52) 1,3-Dinitrobenzene | 7.299 | 168 | 443198 | 57.201 | ug/ml# | 1 |
| 53) Dimethyl phthalate | 7.299 | 163 | 3284688 | 50.643 | ug/ml# | 97 |
| 54) Acenaphthylene | 7.370 | 152 | 4251159 | 52.312 | ug/ml | 98 |
| 55) 2,6-Dinitrotoluene | 7.336 | 165 | 676910 | 59.114 | ug/ml# | 72 |
| 56) 1,2-Dinitrobenzene | 7.383 | 168 | 265511 | 58.469 | ug/ml# | 1 |
| 66) 3-Nitroaniline | 7.492 | 138 | 675951 | 52.172 | ug/ml# | 86 |
| 67) Acenaphthene | 7.541 | 154 | 2328472 | 49.141 | ug/ml | 89 |
| 68) 2,4-Dinitrophenol | 7.588 | 184 | 425161 | 56.192 | ug/ml# | 75 |
| 69) Dibenzofuran | 7.712 | 168 | 4085620 | 49.407 | ug/ml | 88 |
| 70) 2,4-Dinitrotoluene | 7.721 | 165 | 1002902 | 59.470 | ug/ml# | 83 |
| 71) 4-Nitrophenol | 7.681 | 65 | 524912 | 51.412 | ug/ml# | 77 |
| 72) 2,3,5,6-Tetrachlorophenol | 7.799 | 232 | 1006511 | 57.382 | ug/ml | 98 |

Quantitation Report (QT Reviewed)

Data Path : I:\8270\Dakota\250820RVTICAL\
Data File : ABNL9.D
Acq On : 20 Aug 2025 12:47 pm
Operator : Dakota:smz
Sample : IL2,32,,ABNL50 Lot# 11827
Misc : WG2105679,,
ALS Vial : 1 Sample Multiplier: 1

Quant Time: Aug 21 06:14:07 2025
Quant Method : I:\8270\Dakota\250820RVTICAL\FS250821RVT_Dakota.m
Quant Title : Semivolatiles by GC/MS by modified 8270
QLast Update : Thu Aug 21 05:46:21 2025
Response via : Initial Calibration

CCAL FILE(s) : 1 - I:\8270\Dakota\250820RVTICAL\ABNL6.D
: 2 - I:\8270\Dakota\250820RVTICAL\ADPL6.D
: 3 - I:\8270\Dakota\250820RVTICAL\AP9L6.D
Sub List : ABNical - ABN ical sublist

| Compound | R.T. | QIon | Response | Conc | Units | Dev(Min) |
|---|---|---|---|---|---|---|
| 73) 2,3,4,6-Tetrachlorophenol | 7.840 | 232 | 968314 | 54.115 | ug/ml | 97 |
| 74) Diethyl phthalate | 7.983 | 149 | 3244204 | 48.895 | ug/ml | 99 |
| 75) Fluorene | 8.039 | 166 | 3299432 | 49.832 | ug/ml | 93 |
| 76) 4-Chlorophenyl phenyl ... | 8.060 | 204 | 1746464 | 52.362 | ug/ml# | 82 |
| 77) 4-Nitroaniline | 8.085 | 138 | 689833M3 | 49.607 | ug/ml | |
| 78) 4,6-Dinitro-o-cresol | 8.113 | 198 | 632926 | 72.072 | ug/ml# | 51 |
| 79) NDPA/DPA | 8.181 | 169 | 2868561 | 49.855 | ug/ml | 92 |
| 80) Azobenzene | 8.213 | 77 | 2682015 | 50.067 | ug/ml | 95 |
| 82) 4-Bromophenyl phenyl e... | 8.527 | 248 | 1124077M3 | 52.776 | ug/ml | |
| 83) Hexachlorobenzene | 8.576 | 284 | 1329941 | 53.283 | ug/ml# | 81 |
| 84) Pentachlorophenol | 8.766 | 266 | 806994 | 57.543 | ug/ml | 99 |
| 91) Phenanthrene | 8.959 | 178 | 5448557 | 48.827 | ug/ml | 98 |
| 92) Anthracene | 9.008 | 178 | 5687288 | 52.465 | ug/ml | 97 |
| 93) Carbazole | 9.176 | 167 | 5146689 | 49.340 | ug/ml | 97 |
| 94) Di-n-butylphthalate | 9.565 | 149 | 5913607 | 52.988 | ug/ml | 97 |
| 95) Fluoranthene | 10.102 | 202 | 6992904 | 51.181 | ug/ml# | 89 |
| 96) Benzidine | 10.258 | 184 | 4462065 | 60.230 | ug/ml# | 93 |
| 97) Pyrene | 10.317 | 202 | 7395913 | 50.955 | ug/ml | 98 |
| 99) Butyl benzyl phthalate | 11.025 | 149 | 2893620 | 58.011 | ug/ml# | 81 |
| 107) Benzo(a)anthracene | 11.535 | 228 | 7831290 | 48.776 | ug/ml | 97 |
| 108) 3,3'-Dichlorobenzidine | 11.538 | 252 | 3161492 | 54.973 | ug/ml# | 95 |
| 109) Chrysene | 11.576 | 228 | 7426183 | 47.928 | ug/ml | 97 |
| 110) Bis(2-ethylhexyl)phtha... | 11.656 | 149 | 4448817 | 54.254 | ug/ml# | 93 |
| 111) Di-n-octylphthalate | 12.331 | 149 | 7658630 | 56.162 | ug/ml# | 73 |
| 112) Benzo(b)fluoranthene | 12.629 | 252 | 8075465 | 53.281 | ug/ml# | 91 |
| 113) Benzo(k)fluoranthene | 12.660 | 252 | 8025846M3 | 52.684 | ug/ml | |
| 114) Benzo(a)pyrene | 12.940 | 252 | 7728510 | 54.955 | ug/ml# | 90 |
| 116) Indeno(1,2,3-cd)pyrene | 13.950 | 276 | 8748895 | 60.481 | ug/mL# | 85 |
| 117) Dibenzo(a,h)anthracene | 13.975 | 278 | 8343935 | 57.395 | ug/ml# | 86 |
| 118) Benzo(ghi)perylene | 14.193 | 276 | 8173063 | 55.821 | ug/ml# | 82 |

(#) = qualifier out of range (m) = manual integration (+) = signals summed

Quantitation Report (QT Reviewed)

Data Path : I:\8270\Dakota\250820RVTICAL\
Data File : ABNL9.D
Acq On : 20 Aug 2025 12:47 pm
Operator : Dakota:smz
Sample : IL2,32,,ABNL50 Lot# 11827
Misc : WG2105679,,
ALS Vial : 1 Sample Multiplier: 1

Quant Time: Aug 21 06:14:07 2025
Quant Method : I:\8270\Dakota\250820RVTICAL\FS250821RVT_Dakota.m
Quant Title : Semivolatiles by GC/MS by modified 8270
QLast Update : Thu Aug 21 05:46:21 2025
Response via : Initial Calibration

Sub List : ABNical\8270\Dakota\250820RVTICAL\AP9L6.D•

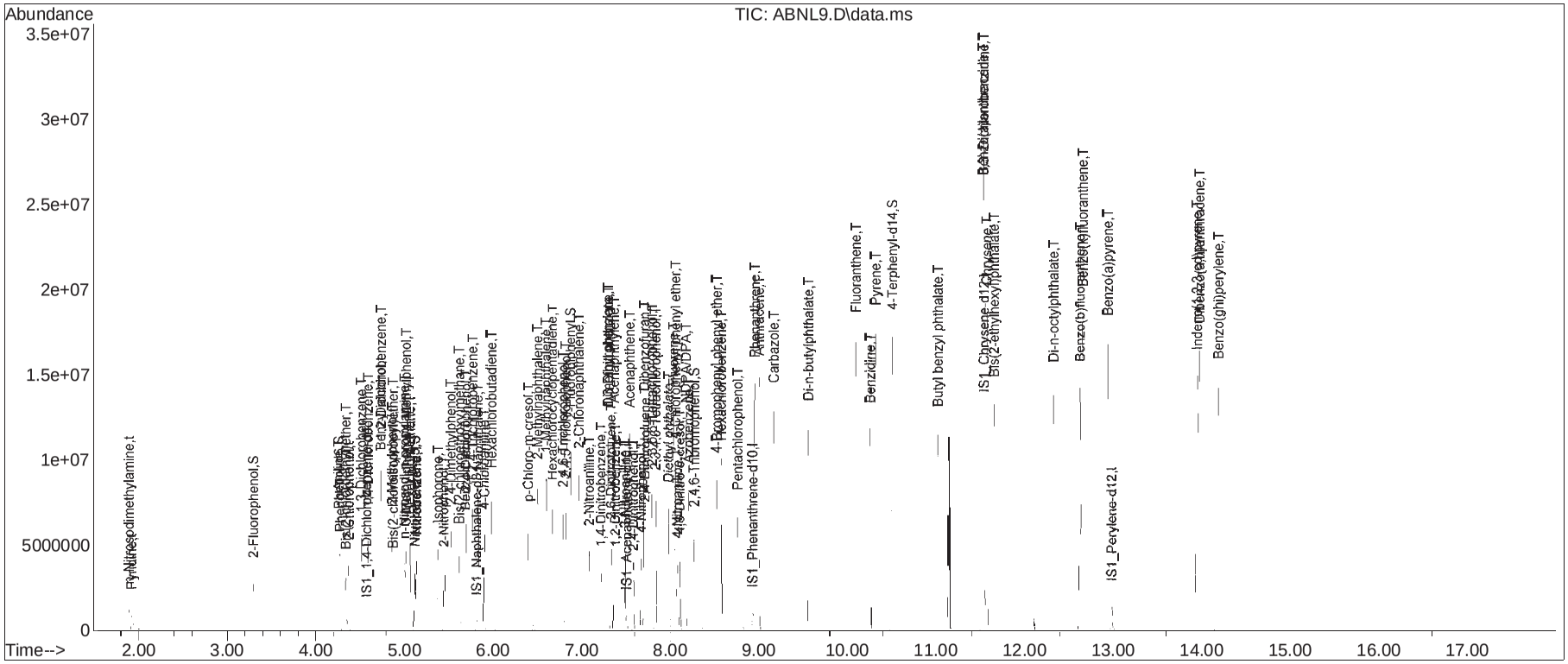

Manual Integration Report

Data Path : I:\8270\Dakota\250820RVTIC
Data File : ABNL9.D Operator : Dakota:smz
Date Inj'd : 8/20/2025 12:47 pm Instrument : Dakota
Sample : IL2,32,,ABNL50 Lot# 11827 Quant Date : 8/21/2025 5:50 am

Compound #51: 1,4-Dinitrobenzene

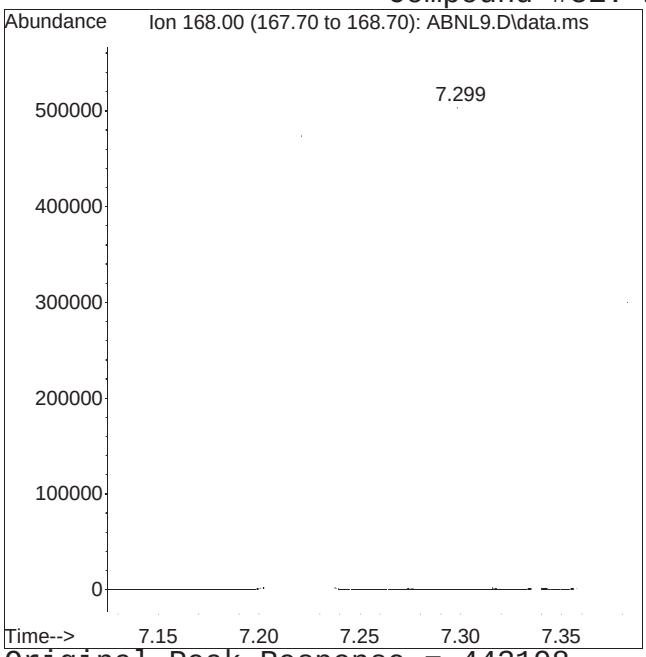


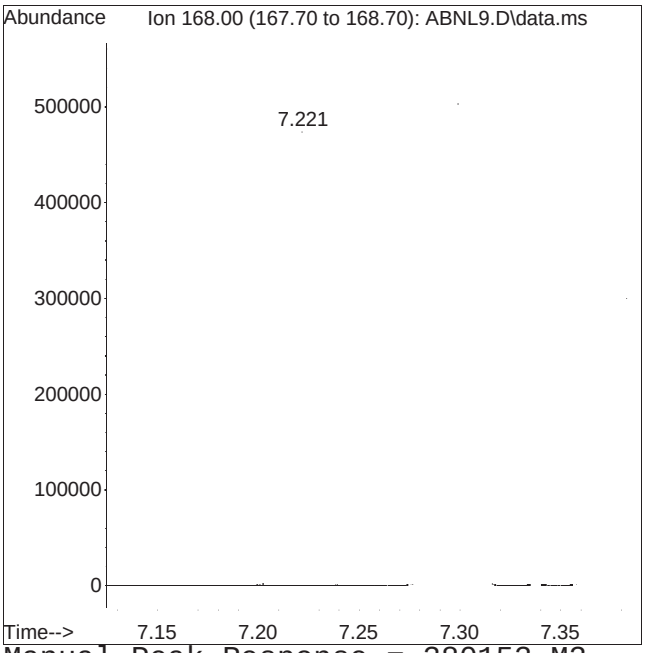


Original Peak Response = 443198 Manual Peak Response = 380153 M3
M3 = Misidentification of the peak (i.e. 1,4-dichlorobenzene identified as 1,3-dichlorobenzene), or misidentification from 2 partially resolved peaks not being split.

# Manual Integration Report

Data Path : I:\8270\Dakota\250820RVTICAL\
Data File : ABNL9.D
Date Inj'd : 8/20/2025 12:47 pm
Sample : IL2,32,,ABNL50 Lot# 11827
QMethod : FS250821RVT_Dakota.m
Operator : Dakota:smz
Instrument : Dakota
Quant Date : 8/21/2025 5:50 am

## Compound #77: 4-Nitroaniline

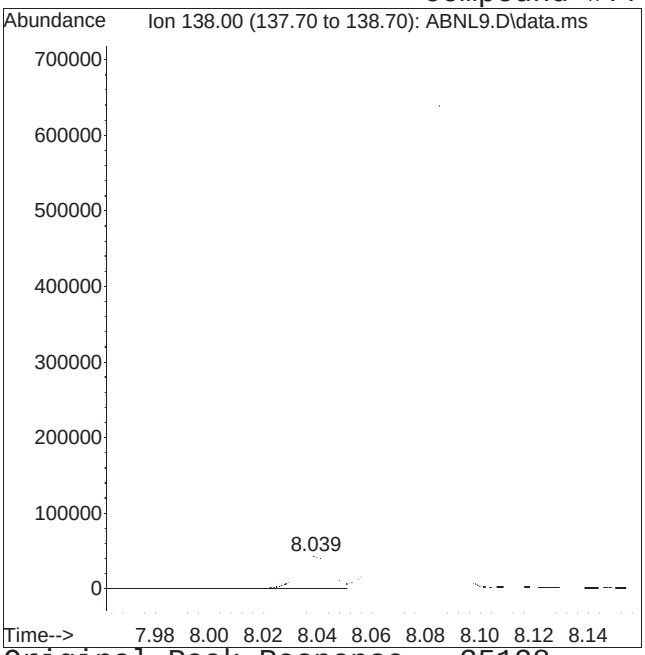


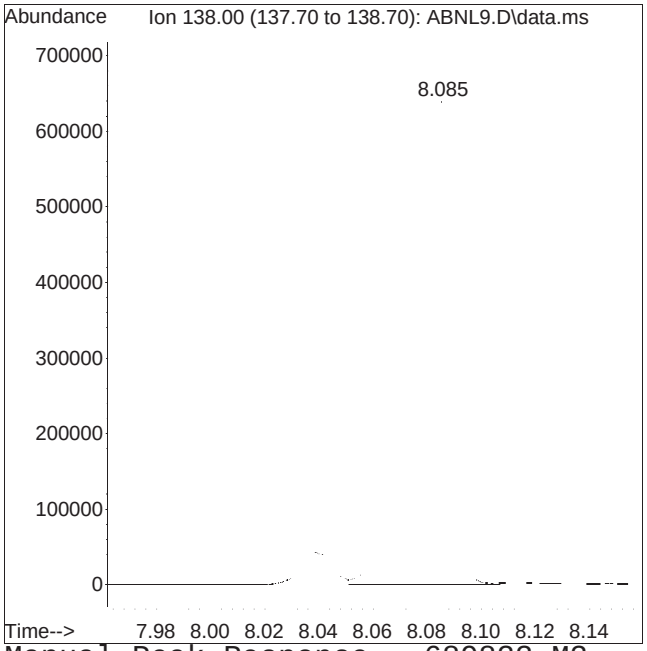


Original Peak Response = 35128 Manual Peak Response = 689833 M3

M3 = Misidentification of the peak (i.e. 1,4-dichlorobenzene identified as 1,3-dichlorobenzene), or misidentification from 2 partially resolved peaks not being split.

Manual Integration Report

Data Path : I:\8270\Dakota\250820RVTIC
Data File : ABNL9.D Operator : Dakota:smz
Date Inj'd : 8/20/2025 12:47 pm Instrument : Dakota
Sample : IL2,32,,ABNL50 Lot# 11827 Quant Date : 8/21/2025 5:50 am

Compound #82: 4-Bromophenyl phenyl ether

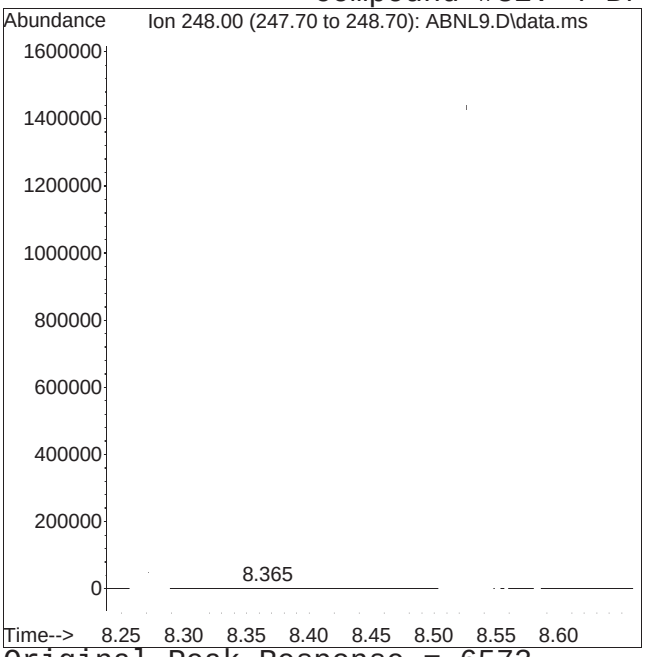


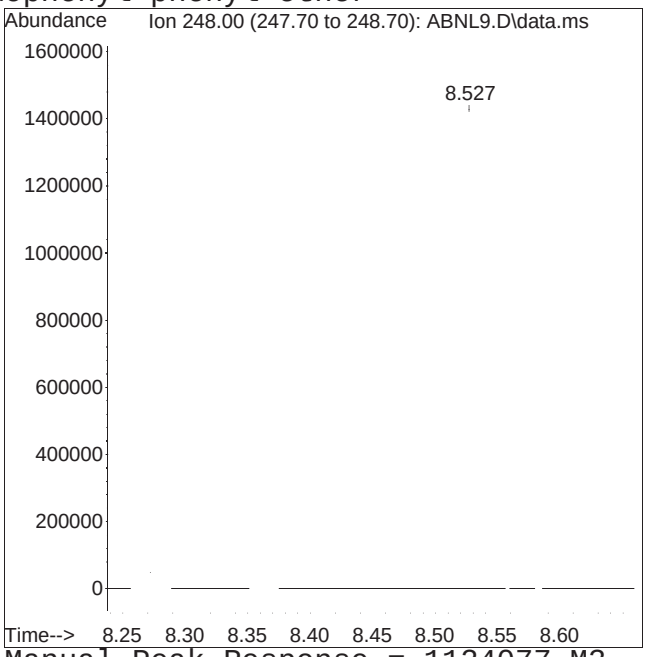


Original Peak Response = 6573 Manual Peak Response = 1124077 M3
M3 = Misidentification of the peak (i.e. 1,4-dichlorobenzene identified as 1,3-dichlorobenzene), or misidentification from 2 partially resolved peaks not being split.

Manual Integration Report

Data Path : I:\8270\Dakota\250820RVTIC
Data File : ABNL9.D Operator : Dakota:smz
Date Inj'd : 8/20/2025 12:47 pm Instrument : Dakota
Sample : IL2,32,,ABNL50 Lot# 11827 Quant Date : 8/21/2025 5:50 am

Compound #113: Benzo(k)fluoranthene

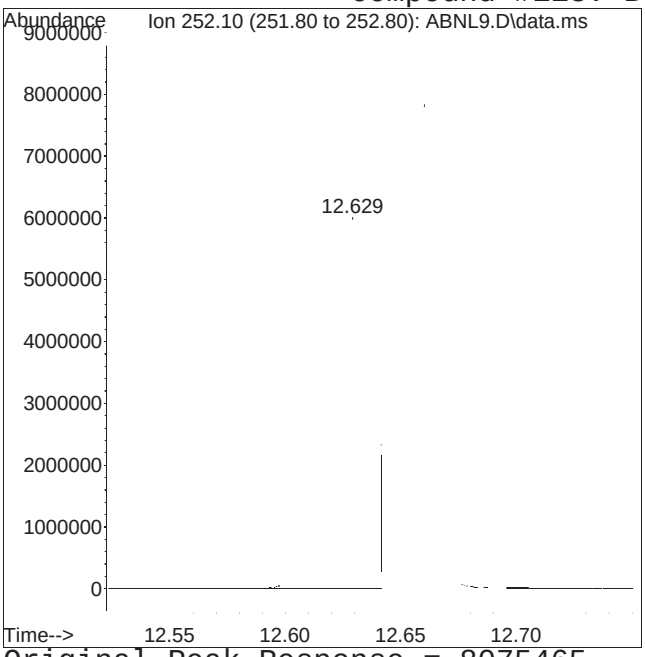


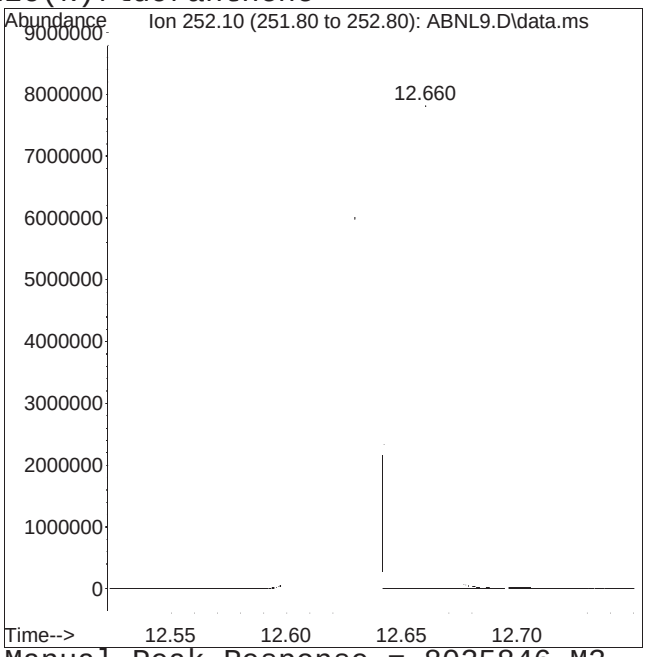


Original Peak Response = 8075465 Manual Peak Response = 8025846 M3
M3 = Misidentification of the peak (i.e. 1,4-dichlorobenzene identified as 1,3-dichlorobenzene), or misidentification from 2 partially resolved peaks not being split.

Quantitation Report (QT Reviewed)

Data Path : I:\8270\Dakota\250820RVTICAL\
Data File : ABNL8.D
Acq On : 20 Aug 2025 1:09 pm
Operator : Dakota:smz
Sample : IL3,32,,ABNL25 Lot# 11828
Misc : WG2105679,,
ALS Vial : 2 Sample Multiplier: 1

Quant Time: Aug 21 06:12:23 2025
Quant Method : I:\8270\Dakota\250820RVTICAL\FS250821RVT_Dakota.m
Quant Title : Semivolatiles by GC/MS by modified 8270
QLast Update : Thu Aug 21 05:46:21 2025
Response via : Initial Calibration

CCAL FILE(s) : 1 - I:\8270\Dakota\250820RVTICAL\ABNL6.D
: 2 - I:\8270\Dakota\250820RVTICAL\ADPL6.D
: 3 - I:\8270\Dakota\250820RVTICAL\AP9L6.D
Sub List : ABNical - ABN ical sublist

| Compound | R.T. | QIon | Response | Conc | Units | Dev(Min) |
|---|---|---|---|---|---|---|
| Internal Standards | | | | | | |
| 1) IS1_1,4-Dichlorobenzen... | 4.576 | 152 | 61358 | 4.000 | ug/ml | 0.00 |
| Standard Area 1 = 57258 | | | Recovery = 107.16% | | | |
| 37) IS1_Naphthalene-d8 | 5.810 | 136 | 225528 | 4.000 | ug/ml | # 0.00 |
| Standard Area 1 = 205727 | | | Recovery = 109.62% | | | |
| 65) IS1_Acenaphthene-d10 | 7.507 | 164 | 169210 | 4.000 | ug/ml | 0.00 |
| Standard Area 1 = 152249 | | | Recovery = 111.14% | | | |
| 90) IS1_Phenanthrene-d10 | 8.931 | 188 | 378315 | 4.000 | ug/ml | 0.00 |
| Standard Area 1 = 336420 | | | Recovery = 112.45% | | | |
| 106) IS1_Chrysene-d12 | 11.538 | 240 | 484788 | 4.000 | ug/ml | # 0.00 |
| Standard Area 1 = 394707 | | | Recovery = 122.82% | | | |
| 115) IS1_Perylene-d12 | 12.981 | 264 | 503886 | 4.000 | ug/ml | 0.00 |
| Standard Area 1 = 434493 | | | Recovery = 115.97% | | | |
| System Monitoring Compounds | | | | | | |
| 4) 2-Fluorophenol | 3.296 | 112 | 348615 | 24.269 | ug/ml | 0.00 |
| Spiked Amount 2.000 | Range 15 - 110 | | Recovery = 1213.45%# | | | |
| 7) Phenol-d6 | 4.259 | 99 | 438470 | 23.152 | ug/ml | 0.00 |
| Spiked Amount 2.000 | Range 15 - 110 | | Recovery = 1157.60%# | | | |
| 19) Nitrobenzene-d5 | 5.117 | 82 | 445698 | 22.701 | ug/ml | 0.00 |
| Spiked Amount 1.000 | Range 30 - 130 | | Recovery = 2270.10%# | | | |
| 48) 2-Fluorobiphenyl | 6.879 | 172 | 1376298 | 24.591 | ug/ml | 0.00 |
| Spiked Amount 1.000 | Range 30 - 130 | | Recovery = 2459.10%# | | | |
| 81) 2,4,6-Tribromophenol | 8.269 | 330 | 249585 | 23.989 | ug/ml | 0.00 |
| Spiked Amount 2.000 | Range 15 - 110 | | Recovery = 1199.45%# | | | |
| 98) 4-Terphenyl-d14 | 10.500 | 244 | 2539016 | 25.619 | ug/ml | 0.00 |
| Spiked Amount 1.000 | Range 30 - 130 | | Recovery = 2561.90%# | | | |
| Target Compounds | | | | | | Qvalue |
| 2) n-Nitrosodimethylamine | 1.894 | 74 | 222925 | 23.541 | ug/ml# | 90 |
| 3) Pyridine | 1.928 | 79 | 323092 | 29.007 | ug/ml# | 55 |
| 5) Aniline | 4.256 | 93 | 601786 | 23.871 | ug/ml | 93 |
| 6) 2-Chlorophenol | 4.371 | 128 | 416925 | 23.655 | ug/ml# | 89 |
| 8) Phenol | 4.272 | 94 | 529383 | 22.944 | ug/ml# | 59 |
| 9) Bis(2-chloroethyl)ether | 4.340 | 93 | 351856 | 22.840 | ug/ml | 98 |
| 10) 1,3-Dichlorobenzene | 4.517 | 146 | 544884 | 23.908 | ug/ml | 94 |
| 11) 1,4-Dichlorobenzene | 4.592 | 146 | 554074 | 23.473 | ug/ml | 94 |
| 12) 1,2-Dichlorobenzene | 4.738 | 146 | 541073 | 23.663 | ug/ml | 93 |

Data Path : I:\8270\Dakota\250820RVTICAL\
Data File : ABNL8.D
Acq On : 20 Aug 2025 1:09 pm
Operator : Dakota:smz
Sample : IL3,32,,ABNL25 Lot# 11828
Misc : WG2105679,,
ALS Vial : 2 Sample Multiplier: 1

Quant Time: Aug 21 06:12:23 2025
Quant Method : I:\8270\Dakota\250820RVTICAL\FS250821RVT_Dakota.m
Quant Title : Semivolatiles by GC/MS by modified 8270
QLast Update : Thu Aug 21 05:46:21 2025
Response via : Initial Calibration

CCAL FILE(s) : 1 - I:\8270\Dakota\250820RVTICAL\ABNL6.D
: 2 - I:\8270\Dakota\250820RVTICAL\ADPL6.D
: 3 - I:\8270\Dakota\250820RVTICAL\AP9L6.D
Sub List : ABNical - ABN ical sublist

| Compound | R.T. | QIon | Response | Conc | Units | Dev(Min) |
|---|---|---|---|---|---|---|
| 13) Benzyl alcohol | 4.732 | 79 | 345154 | 22.701 | ug/ml | 98 |
| 14) Bis(2-chloroisopropyl)... | 4.875 | 45 | 619750 | 24.725 | ug/ml# | 58 |
| 15) 2-Methylphenol | 4.862 | 108 | 368013 | 22.905 | ug/ml | 98 |
| 16) Hexachloroethane | 5.064 | 117 | 201331 | 23.240 | ug/ml# | 43 |
| 17) n-Nitrosodi-n-propylamine | 5.002 | 70 | 316812 | 23.434 | ug/ml# | 88 |
| 18) 3-Methylphenol/4-Methy... | 5.018 | 108 | 404412 | 23.505 | ug/ml | 99 |
| 20) Nitrobenzene | 5.136 | 77 | 458118 | 23.393 | ug/ml | 97 |
| 21) Isophorone | 5.378 | 82 | 852361 | 23.203 | ug/ml | 95 |
| 22) 2-Nitrophenol | 5.450 | 139 | 226279 | 25.349 | ug/ml# | 87 |
| 23) 2,4-Dimethylphenol | 5.531 | 107 | 444212 | 23.106 | ug/ml | 98 |
| 24) Bis(2-chloroethoxy)met... | 5.618 | 93 | 522193 | 22.976 | ug/ml# | 97 |
| 25) 2,4-Dichlorophenol | 5.689 | 162 | 480342 | 22.336 | ug/ml# | 92 |
| 26) 1,2,4-Trichlorobenzene | 5.767 | 180 | 573566 | 23.746 | ug/ml# | 95 |
| 38) Naphthalene | 5.829 | 128 | 1345462 | 24.040 | ug/ml | 99 |
| 39) Benzoic Acid | 5.649 | 105 | 292644 | 26.450 | ug/ml | 95 |
| 40) 4-Chloroaniline | 5.900 | 65 | 171834 | 25.361 | ug/ml | 78 |
| 41) Hexachlorobutadiene | 5.981 | 225 | 369287 | 28.418 | ug/ml | 98 |
| 42) p-Chloro-m-cresol | 6.398 | 107 | 386633 | 23.312 | ug/ml | 86 |
| 43) 2-Methylnaphthalene | 6.506 | 142 | 921972 | 24.203 | ug/ml | 97 |
| 44) 1-Methylnaphthalene | 6.600 | 115 | 329964 | 22.174 | ug/ml | 97 |
| 45) Hexachlorocyclopentadiene | 6.677 | 237 | 473392 | 33.986 | ug/ml | 98 |
| 46) 2,4,6-Trichlorophenol | 6.792 | 196 | 435709 | 26.065 | ug/ml | 99 |
| 47) 2,4,5-Trichlorophenol | 6.820 | 196 | 477015M1 | 23.692 | ug/ml | |
| 49) 2-Chloronaphthalene | 6.970 | 162 | 1142149 | 23.600 | ug/ml# | 91 |
| 50) 2-Nitroaniline | 7.085 | 138 | 324942 | 25.169 | ug/ml# | 82 |
| 51) 1,4-Dinitrobenzene | 7.218 | 168 | 171193M3 | 28.567 | ug/ml | |
| 52) 1,3-Dinitrobenzene | 7.293 | 168 | 195050 | 26.503 | ug/ml# | 1 |
| 53) Dimethyl phthalate | 7.293 | 163 | 1475020 | 23.942 | ug/ml# | 98 |
| 54) Acenaphthylene | 7.367 | 152 | 1891560 | 24.505 | ug/ml | 98 |
| 55) 2,6-Dinitrotoluene | 7.330 | 165 | 301889 | 27.755 | ug/ml# | 72 |
| 56) 1,2-Dinitrobenzene | 7.374 | 168 | 120754 | 27.995 | ug/ml# | 1 |
| 66) 3-Nitroaniline | 7.482 | 138 | 311227 | 25.468 | ug/ml# | 86 |
| 67) Acenaphthene | 7.538 | 154 | 1035567 | 23.171 | ug/ml | 88 |
| 68) 2,4-Dinitrophenol | 7.582 | 184 | 194280 | 27.510 | ug/ml# | 75 |
| 69) Dibenzofuran | 7.706 | 168 | 1810312 | 23.210 | ug/ml | 88 |
| 70) 2,4-Dinitrotoluene | 7.716 | 165 | 441058 | 27.728 | ug/ml | 85 |
| 71) 4-Nitrophenol | 7.672 | 65 | 236283 | 24.536 | ug/ml# | 77 |
| 72) 2,3,5,6-Tetrachlorophenol | 7.796 | 232 | 440062 | 26.599 | ug/ml | 99 |

Quantitation Report (QT Reviewed)

Data Path : I:\8270\Dakota\250820RVTICAL\
Data File : ABNL8.D
Acq On : 20 Aug 2025 1:09 pm
Operator : Dakota:smz
Sample : IL3,32,,ABNL25 Lot# 11828
Misc : WG2105679,,
ALS Vial : 2 Sample Multiplier: 1

Quant Time: Aug 21 06:12:23 2025
Quant Method : I:\8270\Dakota\250820RVTICAL\FS250821RVT_Dakota.m
Quant Title : Semivolatiles by GC/MS by modified 8270
QLast Update : Thu Aug 21 05:46:21 2025
Response via : Initial Calibration

CCAL FILE(s) : 1 - I:\8270\Dakota\250820RVTICAL\ABNL6.D
: 2 - I:\8270\Dakota\250820RVTICAL\ADPL6.D
: 3 - I:\8270\Dakota\250820RVTICAL\AP9L6.D
Sub List : ABNical - ABN ical sublist

| Compound | R.T. | QIon | Response | Conc | Units | Dev(Min) |
|---|---|---|---|---|---|---|
| 73) 2,3,4,6-Tetrachlorophenol | 7.837 | 232 | 427176 | 25.310 | ug/ml | 99 |
| 74) Diethyl phthalate | 7.980 | 149 | 1459884 | 23.327 | ug/ml | 99 |
| 75) Fluorene | 8.036 | 166 | 1451917 | 23.249 | ug/ml | 92 |
| 76) 4-Chlorophenyl phenyl ... | 8.057 | 204 | 778288 | 24.739 | ug/ml# | 82 |
| 77) 4-Nitroaniline | 8.073 | 138 | 316330 | 24.117 | ug/ml# | 77 |
| 78) 4,6-Dinitro-o-cresol | 8.104 | 198 | 281734 | 34.012 | ug/ml# | 52 |
| 79) NDPA/DPA | 8.176 | 169 | 1258719 | 23.193 | ug/ml | 91 |
| 80) Azobenzene | 8.207 | 77 | 1208026 | 23.908 | ug/ml | 95 |
| 82) 4-Bromophenyl phenyl e... | 8.524 | 248 | 485591 | 24.171 | ug/ml# | 79 |
| 83) Hexachlorobenzene | 8.570 | 284 | 576536 | 24.489 | ug/ml# | 80 |
| 84) Pentachlorophenol | 8.763 | 266 | 345047 | 26.085 | ug/ml | 99 |
| 91) Phenanthrene | 8.953 | 178 | 2462591 | 23.237 | ug/ml | 99 |
| 92) Anthracene | 9.002 | 178 | 2537162 | 24.645 | ug/ml | 98 |
| 93) Carbazole | 9.170 | 167 | 2320941 | 23.429 | ug/ml | 97 |
| 94) Di-n-butylphthalate | 9.562 | 149 | 2684100 | 25.324 | ug/ml# | 98 |
| 95) Fluoranthene | 10.099 | 202 | 3211620 | 24.751 | ug/ml# | 89 |
| 96) Benzidine | 10.252 | 184 | 1959025 | 27.844 | ug/ml# | 93 |
| 97) Pyrene | 10.311 | 202 | 3385337 | 24.559 | ug/ml | 98 |
| 99) Butyl benzyl phthalate | 11.023 | 149 | 1281246 | 27.047 | ug/ml# | 82 |
| 107) Benzo(a)anthracene | 11.529 | 228 | 3641045 | 23.608 | ug/ml | 98 |
| 108) 3,3'-Dichlorobenzidine | 11.532 | 252 | 1475005 | 26.700 | ug/ml# | 95 |
| 109) Chrysene | 11.566 | 228 | 3376942 | 22.689 | ug/ml | 98 |
| 110) Bis(2-ethylhexyl)phtha... | 11.657 | 149 | 2036879 | 25.859 | ug/ml# | 92 |
| 111) Di-n-octylphthalate | 12.325 | 149 | 3486350 | 26.615 | ug/ml# | 74 |
| 112) Benzo(b)fluoranthene | 12.620 | 252 | 3565826 | 24.492 | ug/ml# | 91 |
| 113) Benzo(k)fluoranthene | 12.648 | 252 | 3728736 | 25.481 | ug/ml# | 91 |
| 114) Benzo(a)pyrene | 12.931 | 252 | 3484588 | 25.794 | ug/ml# | 91 |
| 116) Indeno(1,2,3-cd)pyrene | 13.938 | 276 | 3791852 | 27.196 | ug/mL# | 85 |
| 117) Dibenzo(a,h)anthracene | 13.963 | 278 | 3707966 | 26.463 | ug/ml# | 86 |
| 118) Benzo(ghi)perylene | 14.177 | 276 | 3677457 | 26.059 | ug/ml# | 83 |

(#) = qualifier out of range (m) = manual integration (+) = signals summed

Quantitation Report (QT Reviewed)

Data Path : I:\8270\Dakota\250820RVTICAL\
Data File : ABNL8.D
Acq On : 20 Aug 2025 1:09 pm
Operator : Dakota:smz
Sample : IL3,32,,ABNL25 Lot# 11828
Misc : WG2105679,,
ALS Vial : 2 Sample Multiplier: 1

Quant Time: Aug 21 06:12:23 2025
Quant Method : I:\8270\Dakota\250820RVTICAL\FS250821RVT_Dakota.m
Quant Title : Semivolatiles by GC/MS by modified 8270
QLast Update : Thu Aug 21 05:46:21 2025
Response via : Initial Calibration

Sub List : ABNical 8270 Dakota 250820RVTICAL\AP9L6.D•

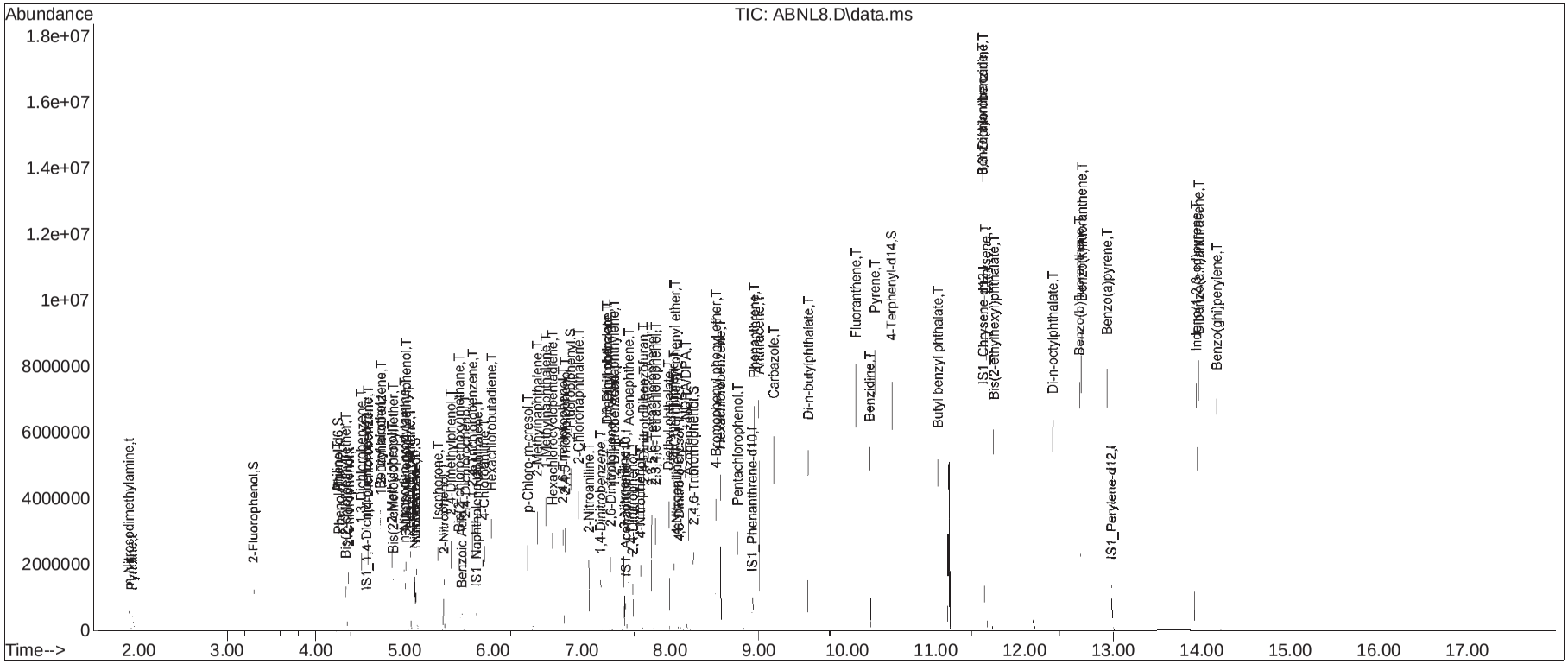

# Manual Integration Report

Data Path : I:\8270\Dakota\250820RVTIC
Data File : ABNL8.D Operator : Dakota:smz
Date Inj'd : 8/20/2025 1:09 pm Instrument : Dakota
Sample : IL3,32,,ABNL25 Lot# 11828 Quant Date : 8/21/2025 5:50 am

## Compound #47: 2,4,5-Trichlorophenol

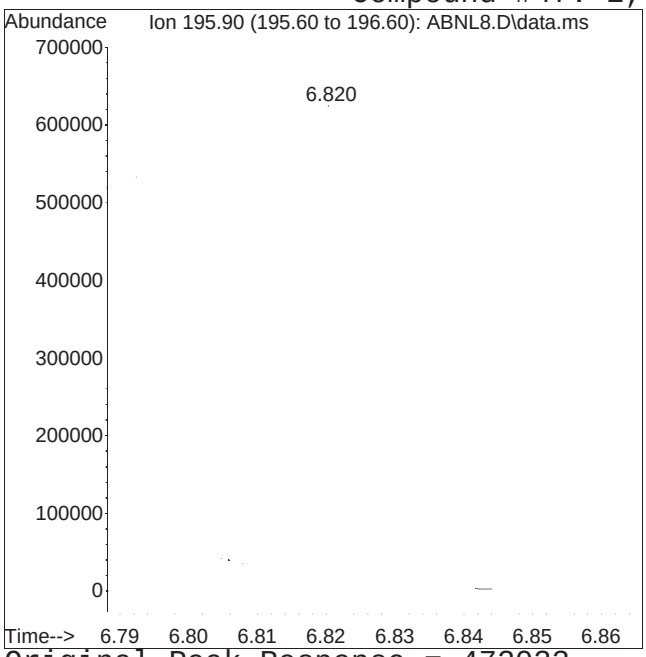


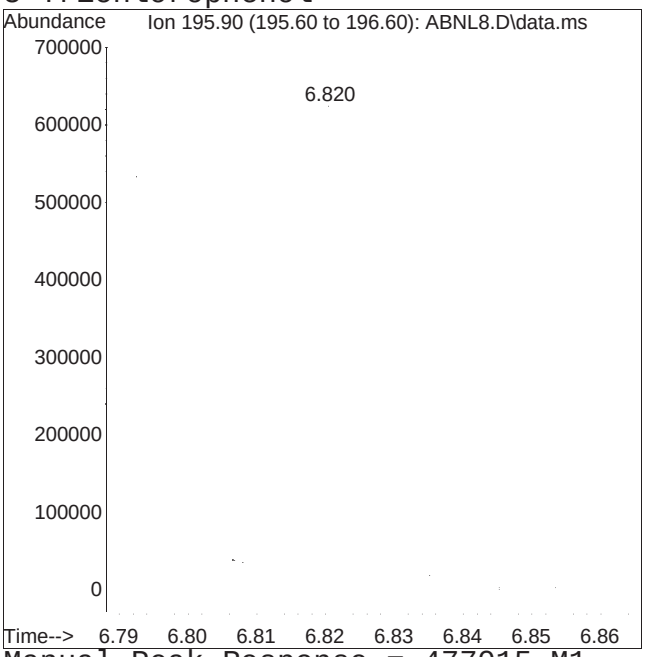


Original Peak Response = 472033 Manual Peak Response = 477015 M1

M1 = Split or tailing peak, auto integration stopped early resulting in false low area count.

Manual Integration Report

Data Path : I:\8270\Dakota\250820RVTIC
Data File : ABNL8.D Operator : Dakota:smz
Date Inj'd : 8/20/2025 1:09 pm Instrument : Dakota
Sample : IL3,32,,ABNL25 Lot# 11828 Quant Date : 8/21/2025 5:50 am

Compound #51: 1,4-Dinitrobenzene

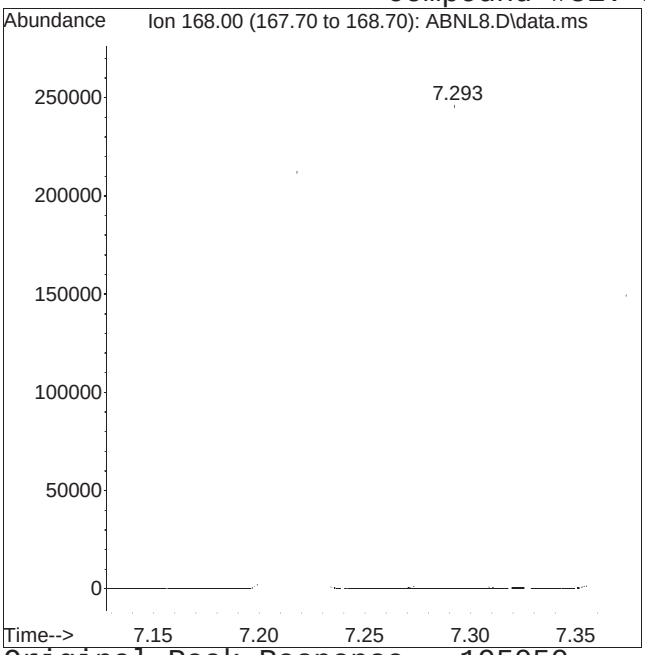


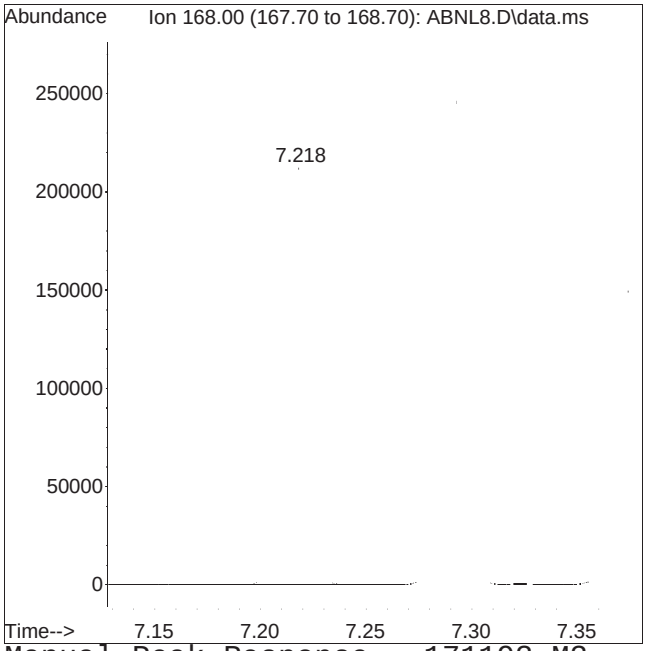


Original Peak Response = 195050 Manual Peak Response = 171193 M3

M3 = Misidentification of the peak (i.e. 1,4-dichlorobenzene identified as 1,3-dichlorobenzene), or misidentification from 2 partially resolved peaks not being split.

Quantitation Report (QT Reviewed)

Data Path : I:\8270\Dakota\250820RVTICAL\
Data File : ABNL7.D
Acq On : 20 Aug 2025 1:31 pm
Operator : Dakota:smz
Sample : IL4,32,,ABNL10 Lot# 11829
Misc : WG2105679,,
ALS Vial : 3 Sample Multiplier: 1

Quant Time: Aug 21 06:11:14 2025
Quant Method : I:\8270\Dakota\250820RVTICAL\FS250821RVT_Dakota.m
Quant Title : Semivolatiles by GC/MS by modified 8270
QLast Update : Thu Aug 21 05:46:21 2025
Response via : Initial Calibration

CCAL FILE(s) : 1 - I:\8270\Dakota\250820RVTICAL\ABNL6.D
: 2 - I:\8270\Dakota\250820RVTICAL\ADPL6.D
: 3 - I:\8270\Dakota\250820RVTICAL\AP9L6.D
Sub List : ABNical - ABN ical sublist

| Compound | R.T. | QIon | Response | Conc | Units | Dev(Min) |
|---|---|---|---|---|---|---|
| Internal Standards | | | | | | |
| 1) IS1_1,4-Dichlorobenzen... | 4.576 | 152 | 61688 | 4.000 | ug/ml | 0.00 |
| Standard Area 1 = 57258 | | | Recovery = 107.74% | | | |
| 37) IS1_Naphthalene-d8 | 5.810 | 136 | 218626 | 4.000 | ug/ml | # 0.00 |
| Standard Area 1 = 205727 | | | Recovery = 106.27% | | | |
| 65) IS1_Acenaphthene-d10 | 7.504 | 164 | 158185 | 4.000 | ug/ml | 0.00 |
| Standard Area 1 = 152249 | | | Recovery = 103.90% | | | |
| 90) IS1_Phenanthrene-d10 | 8.928 | 188 | 347088 | 4.000 | ug/ml | 0.00 |
| Standard Area 1 = 336420 | | | Recovery = 103.17% | | | |
| 106) IS1_Chrysene-d12 | 11.535 | 240 | 412689 | 4.000 | ug/ml | 0.00 |
| Standard Area 1 = 394707 | | | Recovery = 104.56% | | | |
| 115) IS1_Perylene-d12 | 12.978 | 264 | 438537 | 4.000 | ug/ml | 0.00 |
| Standard Area 1 = 434493 | | | Recovery = 100.93% | | | |
| System Monitoring Compounds | | | | | | |
| 4) 2-Fluorophenol | 3.299 | 112 | 138232 | 9.572 | ug/ml | 0.00 |
| Spiked Amount 2.000 | Range 15 - 110 | | Recovery = 478.60%# | | | |
| 7) Phenol-d6 | 4.256 | 99 | 174028 | 9.140 | ug/ml | 0.00 |
| Spiked Amount 2.000 | Range 15 - 110 | | Recovery = 457.00%# | | | |
| 19) Nitrobenzene-d5 | 5.117 | 82 | 172316 | 8.730 | ug/ml | 0.00 |
| Spiked Amount 1.000 | Range 30 - 130 | | Recovery = 873.00%# | | | |
| 48) 2-Fluorobiphenyl | 6.876 | 172 | 522628 | 9.633 | ug/ml | 0.00 |
| Spiked Amount 1.000 | Range 30 - 130 | | Recovery = 963.30%# | | | |
| 81) 2,4,6-Tribromophenol | 8.266 | 330 | 89844 | 9.237 | ug/ml | 0.00 |
| Spiked Amount 2.000 | Range 15 - 110 | | Recovery = 461.85%# | | | |
| 98) 4-Terphenyl-d14 | 10.500 | 244 | 883063 | 9.712 | ug/ml | 0.00 |
| Spiked Amount 1.000 | Range 30 - 130 | | Recovery = 971.20%# | | | |
| Target Compounds | | | | | | Qvalue |
| 2) n-Nitrosodimethylamine | 1.900 | 74 | 89729 | 9.425 | ug/ml | 87 |
| 3) Pyridine | 1.941 | 79 | 114271 | 10.204 | ug/ml# | 57 |
| 5) Aniline | 4.256 | 93 | 237757 | 9.381 | ug/ml# | 50 |
| 6) 2-Chlorophenol | 4.368 | 128 | 165477 | 9.339 | ug/ml# | 87 |
| 8) Phenol | 4.269 | 94 | 206670 | 8.909 | ug/ml# | 48 |
| 9) Bis(2-chloroethyl)ether | 4.340 | 93 | 139916 | 9.034 | ug/ml | 98 |
| 10) 1,3-Dichlorobenzene | 4.517 | 146 | 220672 | 9.631 | ug/ml | 94 |
| 11) 1,4-Dichlorobenzene | 4.592 | 146 | 225731 | 9.512 | ug/ml | 94 |
| 12) 1,2-Dichlorobenzene | 4.738 | 146 | 214675 | 9.338 | ug/ml | 93 |

Data Path : I:\8270\Dakota\250820RVTICAL\
Data File : ABNL7.D
Acq On : 20 Aug 2025 1:31 pm
Operator : Dakota:smz
Sample : IL4,32,,ABNL10 Lot# 11829
Misc : WG2105679,,
ALS Vial : 3 Sample Multiplier: 1

Quant Time: Aug 21 06:11:14 2025
Quant Method : I:\8270\Dakota\250820RVTICAL\FS250821RVT_Dakota.m
Quant Title : Semivolatiles by GC/MS by modified 8270
QLast Update : Thu Aug 21 05:46:21 2025
Response via : Initial Calibration

CCAL FILE(s) : 1 - I:\8270\Dakota\250820RVTICAL\ABNL6.D
: 2 - I:\8270\Dakota\250820RVTICAL\ADPL6.D
: 3 - I:\8270\Dakota\250820RVTICAL\AP9L6.D
Sub List : ABNical - ABN ical sublist

| Compound | R.T. | QIon | Response | Conc | Units | Dev(Min) |
|---|---|---|---|---|---|---|
| 13) Benzyl alcohol | 4.729 | 79 | 130605 | 8.544 | ug/ml | 97 |
| 14) Bis(2-chloroisopropyl)... | 4.878 | 45 | 246755 | 9.792 | ug/ml# | 59 |
| 15) 2-Methylphenol | 4.859 | 108 | 145628 | 9.016 | ug/ml | 99 |
| 16) Hexachloroethane | 5.068 | 117 | 79828 | 9.165 | ug/ml# | 43 |
| 17) n-Nitrosodi-n-propylamine | 4.999 | 70 | 119854 | 8.818 | ug/ml# | 87 |
| 18) 3-Methylphenol/4-Methy... | 5.018 | 108 | 157993 | 9.134 | ug/ml | 99 |
| 20) Nitrobenzene | 5.136 | 77 | 173323 | 8.803 | ug/ml | 97 |
| 21) Isophorone | 5.378 | 82 | 323755 | 8.766 | ug/ml | 95 |
| 22) 2-Nitrophenol | 5.450 | 139 | 82816 | 9.228 | ug/ml | 88 |
| 23) 2,4-Dimethylphenol | 5.528 | 107 | 169255 | 8.757 | ug/ml | 99 |
| 24) Bis(2-chloroethoxy)met... | 5.615 | 93 | 201348 | 8.812 | ug/ml | 98 |
| 25) 2,4-Dichlorophenol | 5.686 | 162 | 183544 | 8.489 | ug/ml# | 91 |
| 26) 1,2,4-Trichlorobenzene | 5.764 | 180 | 227459 | 9.367 | ug/ml# | 96 |
| 38) Naphthalene | 5.829 | 128 | 526834 | 9.710 | ug/ml | 98 |
| 39) Benzoic Acid | 5.615 | 105 | 88715 | 8.271 | ug/ml | 93 |
| 40) 4-Chloroaniline | 5.900 | 65 | 66759 | 10.164 | ug/ml | 82 |
| 41) Hexachlorobutadiene | 5.981 | 225 | 143123 | 11.362 | ug/ml | 99 |
| 42) p-Chloro-m-cresol | 6.395 | 107 | 145168 | 9.029 | ug/ml | 86 |
| 43) 2-Methylnaphthalene | 6.507 | 142 | 357851 | 9.691 | ug/ml | 98 |
| 44) 1-Methylnaphthalene | 6.597 | 115 | 127875 | 8.865 | ug/ml | 98 |
| 45) Hexachlorocyclopentadiene | 6.678 | 237 | 173697 | 12.864 | ug/ml | 99 |
| 46) 2,4,6-Trichlorophenol | 6.793 | 196 | 159954 | 9.871 | ug/ml | 98 |
| 47) 2,4,5-Trichlorophenol | 6.817 | 196 | 181637 | 9.306 | ug/ml | 99 |
| 49) 2-Chloronaphthalene | 6.970 | 162 | 435669 | 9.286 | ug/ml# | 91 |
| 50) 2-Nitroaniline | 7.082 | 138 | 116716 | 9.326 | ug/ml# | 82 |
| 51) 1,4-Dinitrobenzene | 7.212 | 168 | 59261 | 10.201 | ug/ml | 79 |
| 52) 1,3-Dinitrobenzene | 7.290 | 168 | 68745 | 9.636 | ug/ml# | 1 |
| 53) Dimethyl phthalate | 7.287 | 163 | 540485 | 9.050 | ug/ml# | 97 |
| 54) Acenaphthylene | 7.364 | 152 | 699212 | 9.344 | ug/ml | 98 |
| 55) 2,6-Dinitrotoluene | 7.327 | 165 | 107160 | 10.163 | ug/ml# | 73 |
| 56) 1,2-Dinitrobenzene | 7.367 | 168 | 42829 | 10.243 | ug/ml# | 1 |
| 66) 3-Nitroaniline | 7.479 | 138 | 112432 | 9.841 | ug/ml# | 87 |
| 67) Acenaphthene | 7.535 | 154 | 385290 | 9.222 | ug/ml | 88 |
| 68) 2,4-Dinitrophenol | 7.579 | 184 | 66688 | 10.454 | ug/ml# | 75 |
| 69) Dibenzofuran | 7.706 | 168 | 680547 | 9.333 | ug/ml | 88 |
| 70) 2,4-Dinitrotoluene | 7.709 | 165 | 155980 | 10.490 | ug/ml | 87 |
| 71) 4-Nitrophenol | 7.669 | 65 | 82946 | 9.213 | ug/ml# | 80 |
| 72) 2,3,5,6-Tetrachlorophenol | 7.793 | 232 | 154811 | 10.009 | ug/ml | 99 |

Quantitation Report (QT Reviewed)

Data Path : I:\8270\Dakota\250820RVTICAL\
Data File : ABNL7.D
Acq On : 20 Aug 2025 1:31 pm
Operator : Dakota:smz
Sample : IL4,32,,ABNL10 Lot# 11829
Misc : WG2105679,,
ALS Vial : 3 Sample Multiplier: 1

Quant Time: Aug 21 06:11:14 2025
Quant Method : I:\8270\Dakota\250820RVTICAL\FS250821RVT_Dakota.m
Quant Title : Semivolatiles by GC/MS by modified 8270
QLast Update : Thu Aug 21 05:46:21 2025
Response via : Initial Calibration

CCAL FILE(s) : 1 - I:\8270\Dakota\250820RVTICAL\ABNL6.D
: 2 - I:\8270\Dakota\250820RVTICAL\ADPL6.D
: 3 - I:\8270\Dakota\250820RVTICAL\AP9L6.D
Sub List : ABNical - ABN ical sublist

| Compound | R.T. | QIon | Response | Conc | Units | Dev(Min) |
|---|---|---|---|---|---|---|
| 73) 2,3,4,6-Tetrachlorophenol | 7.837 | 232 | 155067M1 | 9.828 | ug/ml | |
| 74) Diethyl phthalate | 7.974 | 149 | 541500 | 9.256 | ug/ml | 99 |
| 75) Fluorene | 8.036 | 166 | 533956 | 9.146 | ug/ml | 92 |
| 76) 4-Chlorophenyl phenyl ... | 8.054 | 204 | 287034 | 9.760 | ug/ml# | 82 |
| 77) 4-Nitroaniline | 8.064 | 138 | 109968 | 8.968 | ug/ml# | 80 |
| 78) 4,6-Dinitro-o-cresol | 8.098 | 198 | 94260 | 12.173 | ug/ml# | 53 |
| 79) NDPA/DPA | 8.169 | 169 | 465993 | 9.185 | ug/ml | 92 |
| 80) Azobenzene | 8.204 | 77 | 450695 | 9.542 | ug/ml | 95 |
| 82) 4-Bromophenyl phenyl e... | 8.521 | 248 | 180124 | 9.591 | ug/ml# | 80 |
| 83) Hexachlorobenzene | 8.567 | 284 | 209655 | 9.526 | ug/ml# | 81 |
| 84) Pentachlorophenol | 8.763 | 266 | 124594 | 10.076 | ug/ml | 99 |
| 91) Phenanthrene | 8.950 | 178 | 897092 | 9.227 | ug/ml | 98 |
| 92) Anthracene | 8.999 | 178 | 913631 | 9.673 | ug/ml | 98 |
| 93) Carbazole | 9.167 | 167 | 829014 | 9.121 | ug/ml | 98 |
| 94) Di-n-butylphthalate | 9.562 | 149 | 956156 | 9.833 | ug/ml | 98 |
| 95) Fluoranthene | 10.096 | 202 | 1135893 | 9.541 | ug/ml# | 90 |
| 96) Benzidine | 10.249 | 184 | 660762 | 10.236 | ug/ml# | 93 |
| 97) Pyrene | 10.308 | 202 | 1199393 | 9.484 | ug/ml | 99 |
| 99) Butyl benzyl phthalate | 11.020 | 149 | 418999 | 9.641 | ug/ml# | 82 |
| 107) Benzo(a)anthracene | 11.523 | 228 | 1257975 | 9.582 | ug/ml | 99 |
| 108) 3,3'-Dichlorobenzidine | 11.526 | 252 | 487814 | 10.373 | ug/ml# | 95 |
| 109) Chrysene | 11.560 | 228 | 1198419 | 9.459 | ug/ml | 98 |
| 110) Bis(2-ethylhexyl)phtha... | 11.654 | 149 | 687759 | 10.257 | ug/ml# | 91 |
| 111) Di-n-octylphthalate | 12.325 | 149 | 1145308 | 10.271 | ug/ml# | 74 |
| 112) Benzo(b)fluoranthene | 12.614 | 252 | 1284845 | 10.367 | ug/ml# | 91 |
| 113) Benzo(k)fluoranthene | 12.642 | 252 | 1230641 | 9.879 | ug/ml# | 92 |
| 114) Benzo(a)pyrene | 12.925 | 252 | 1179355 | 10.255 | ug/ml# | 91 |
| 116) Indeno(1,2,3-cd)pyrene | 13.932 | 276 | 1304010 | 10.746 | ug/mL# | 85 |
| 117) Dibenzo(a,h)anthracene | 13.954 | 278 | 1287622 | 10.559 | ug/ml# | 87 |
| 118) Benzo(ghi)perylene | 14.168 | 276 | 1290314 | 10.506 | ug/ml# | 83 |

(#) = qualifier out of range (m) = manual integration (+) = signals summed

Quantitation Report (QT Reviewed)

Data Path : I:\8270\Dakota\250820RVTICAL\
Data File : ABNL7.D
Acq On : 20 Aug 2025 1:31 pm
Operator : Dakota:smz
Sample : IL4,32,,ABNL10 Lot# 11829
Misc : WG2105679,,
ALS Vial : 3 Sample Multiplier: 1

Quant Time: Aug 21 06:11:14 2025
Quant Method : I:\8270\Dakota\250820RVTICAL\FS250821RVT_Dakota.m
Quant Title : Semivolatiles by GC/MS by modified 8270
QLast Update : Thu Aug 21 05:46:21 2025
Response via : Initial Calibration

Sub List : ABNICal 8270 Dakota 250820RVTICAL\AP9L6.D•

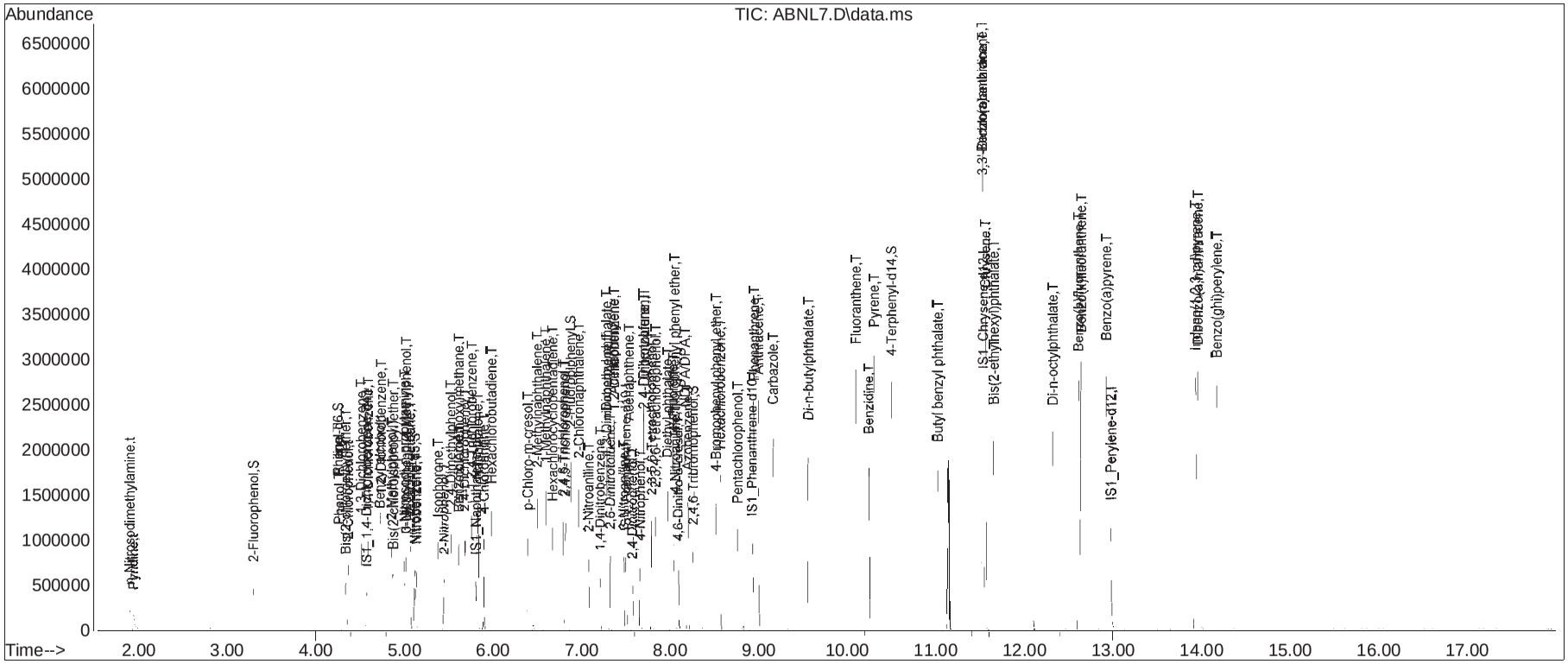

# Manual Integration Report

Data Path : I:\8270\Dakota\250820RVTIC
Data File : ABNL7.D Operator : Dakota:smz
Date Inj'd : 8/20/2025 1:31 pm Instrument : Dakota
Sample : IL4,32,,ABNL10 Lot# 11829 Quant Date : 8/21/2025 5:50 am

## Compound #73: 2,3,4,6-Tetrachlorophenol

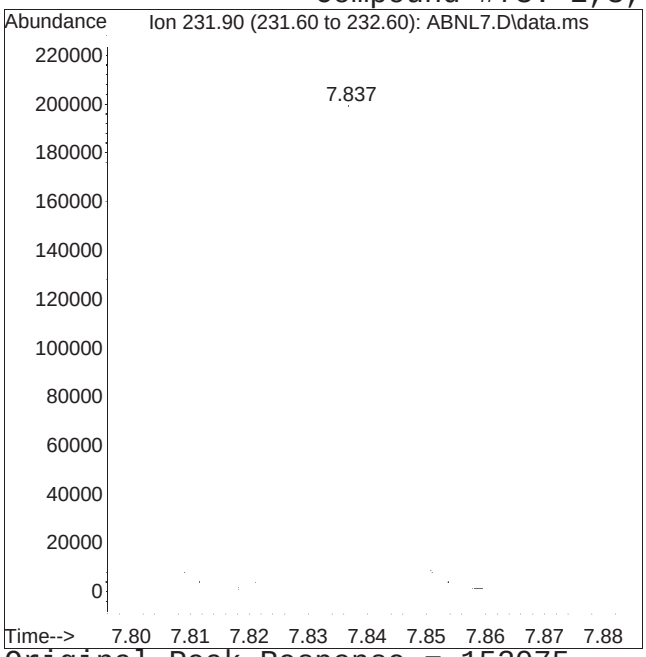


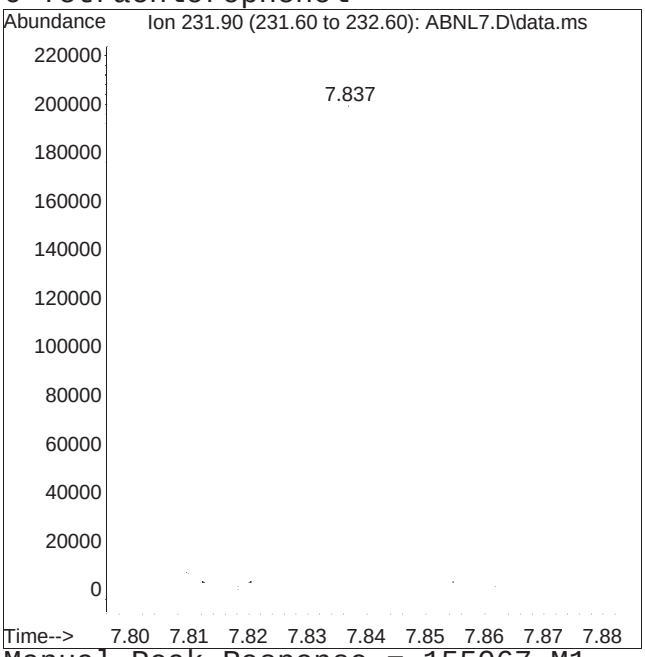


Original Peak Response = 152075 Manual Peak Response = 155067 M1
M1 = Split or tailing peak, auto integration stopped early resulting in false low area count.

Quantitation Report (QT Reviewed)

Data Path : I:\8270\Dakota\250820RVTICAL\
Data File : ABNL6.D
Acq On : 20 Aug 2025 1:54 pm
Operator : Dakota:smz
Sample : IL5,32,,ABNL5 Lot# 11830
Misc : WG2105679,,
ALS Vial : 4 Sample Multiplier: 1

Quant Time: Aug 21 06:09:55 2025
Quant Method : I:\8270\Dakota\250820RVTICAL\FS250821RVT_Dakota.m
Quant Title : Semivolatiles by GC/MS by modified 8270
QLast Update : Thu Aug 21 05:46:21 2025
Response via : Initial Calibration

CCAL FILE(s) : 1 - I:\8270\Dakota\250820RVTICAL\ABNL6.D
: 2 - I:\8270\Dakota\250820RVTICAL\ADPL6.D
: 3 - I:\8270\Dakota\250820RVTICAL\AP9L6.D
Sub List : ABNical - ABN ical sublist

| Compound | R.T. | QIon | Response | Conc | Units | Dev(Min) |
|---|---|---|---|---|---|---|
| Internal Standards | | | | | | |
| 1) IS1_1,4-Dichlorobenzen... | 4.576 | 152 | 57258 | 4.000 | ug/ml | 0.00 |
| Standard Area 1 = 57258 | | | Recovery = 100.00% | | | |
| 37) IS1_Naphthalene-d8 | 5.810 | 136 | 205727 | 4.000 | ug/ml | # 0.00 |
| Standard Area 1 = 205727 | | | Recovery = 100.00% | | | |
| 65) IS1_Acenaphthene-d10 | 7.504 | 164 | 152249 | 4.000 | ug/ml | 0.00 |
| Standard Area 1 = 152249 | | | Recovery = 100.00% | | | |
| 90) IS1_Phenanthrene-d10 | 8.928 | 188 | 336420 | 4.000 | ug/ml | 0.00 |
| Standard Area 1 = 336420 | | | Recovery = 100.00% | | | |
| 106) IS1_Chrysene-d12 | 11.532 | 240 | 394707 | 4.000 | ug/ml | 0.00 |
| Standard Area 1 = 394707 | | | Recovery = 100.00% | | | |
| 115) IS1_Perylene-d12 | 12.978 | 264 | 434493 | 4.000 | ug/ml | 0.00 |
| Standard Area 1 = 434493 | | | Recovery = 100.00% | | | |
| System Monitoring Compounds | | | | | | |
| 4) 2-Fluorophenol | 3.296 | 112 | 64528 | 4.814 | ug/ml | 0.00 |
| Spiked Amount 2.000 | Range 15 - 110 | | Recovery = 240.70%# | | | |
| 7) Phenol-d6 | 4.256 | 99 | 81180 | 4.593 | ug/ml | 0.00 |
| Spiked Amount 2.000 | Range 15 - 110 | | Recovery = 229.65%# | | | |
| 19) Nitrobenzene-d5 | 5.117 | 82 | 80121 | 4.373 | ug/ml | 0.00 |
| Spiked Amount 1.000 | Range 30 - 130 | | Recovery = 437.30%# | | | |
| 48) 2-Fluorobiphenyl | 6.876 | 172 | 248118 | 4.860 | ug/ml | 0.00 |
| Spiked Amount 1.000 | Range 30 - 130 | | Recovery = 486.00%# | | | |
| 81) 2,4,6-Tribromophenol | 8.266 | 330 | 40631 | 4.340 | ug/ml | 0.00 |
| Spiked Amount 2.000 | Range 15 - 110 | | Recovery = 217.00%# | | | |
| 98) 4-Terphenyl-d14 | 10.497 | 244 | 430206 | 4.881 | ug/ml | 0.00 |
| Spiked Amount 1.000 | Range 30 - 130 | | Recovery = 488.10%# | | | |
| Target Compounds | | | | | | Qvalue |
| 2) n-Nitrosodimethylamine | 1.897 | 74 | 42311 | 4.788 | ug/ml# | 89 |
| 3) Pyridine | 1.944 | 79 | 50980M1 | 4.905 | ug/ml | |
| 5) Aniline | 4.256 | 93 | 109490 | 4.654 | ug/ml# | 47 |
| 6) 2-Chlorophenol | 4.368 | 128 | 77138 | 4.690 | ug/ml# | 88 |
| 8) Phenol | 4.269 | 94 | 97128 | 4.511 | ug/ml# | 48 |
| 9) Bis(2-chloroethyl)ether | 4.340 | 93 | 66855 | 4.651 | ug/ml | 97 |
| 10) 1,3-Dichlorobenzene | 4.517 | 146 | 104769 | 4.926 | ug/ml | 93 |
| 11) 1,4-Dichlorobenzene | 4.592 | 146 | 107579 | 4.884 | ug/ml | 94 |
| 12) 1,2-Dichlorobenzene | 4.738 | 146 | 103708 | 4.860 | ug/ml | 94 |

Quantitation Report (QT Reviewed)

Data Path : I:\8270\Dakota\250820RVTICAL\
Data File : ABNL6.D
Acq On : 20 Aug 2025 1:54 pm
Operator : Dakota:smz
Sample : IL5,32,,ABNL5 Lot# 11830
Misc : WG2105679,,
ALS Vial : 4 Sample Multiplier: 1

Quant Time: Aug 21 06:09:55 2025
Quant Method : I:\8270\Dakota\250820RVTICAL\FS250821RVT_Dakota.m
Quant Title : Semivolatiles by GC/MS by modified 8270
QLast Update : Thu Aug 21 05:46:21 2025
Response via : Initial Calibration

CCAL FILE(s) : 1 - I:\8270\Dakota\250820RVTICAL\ABNL6.D
: 2 - I:\8270\Dakota\250820RVTICAL\ADPL6.D
: 3 - I:\8270\Dakota\250820RVTICAL\AP9L6.D
Sub List : ABNical - ABN ical sublist

| Compound | R.T. | QIon | Response | Conc | Units | Dev(Min) |
|---|---|---|---|---|---|---|
| 13) Benzyl alcohol | 4.729 | 79 | 59151 | 4.169 | ug/ml | 98 |
| 14) Bis(2-chloroisopropyl)... | 4.875 | 45 | 118466 | 5.065 | ug/ml# | 61 |
| 15) 2-Methylphenol | 4.859 | 108 | 66888 | 4.461 | ug/ml | 96 |
| 16) Hexachloroethane | 5.067 | 117 | 37060 | 4.584 | ug/ml# | 41 |
| 17) n-Nitrosodi-n-propylamine | 4.999 | 70 | 56030 | 4.441 | ug/ml# | 87 |
| 18) 3-Methylphenol/4-Methy... | 5.015 | 108 | 71508 | 4.454 | ug/ml | 98 |
| 20) Nitrobenzene | 5.136 | 77 | 82945 | 4.539 | ug/ml | 95 |
| 21) Isophorone | 5.375 | 82 | 150450 | 4.389 | ug/ml | 94 |
| 22) 2-Nitrophenol | 5.450 | 139 | 36358 | 4.365 | ug/ml | 88 |
| 23) 2,4-Dimethylphenol | 5.527 | 107 | 78236 | 4.361 | ug/ml | 99 |
| 24) Bis(2-chloroethoxy)met... | 5.614 | 93 | 96543 | 4.552 | ug/ml# | 95 |
| 25) 2,4-Dichlorophenol | 5.686 | 162 | 82897 | 4.131 | ug/ml# | 91 |
| 26) 1,2,4-Trichlorobenzene | 5.764 | 180 | 106332 | 4.717 | ug/ml# | 97 |
| 38) Naphthalene | 5.829 | 128 | 247977 | 4.857 | ug/ml | 99 |
| 39) Benzoic Acid | 5.596 | 105 | 32577 | 3.228 | ug/ml | 94 |
| 40) 4-Chloroaniline | 5.900 | 65 | 30275 | 4.898 | ug/ml | 76 |
| 41) Hexachlorobutadiene | 5.981 | 225 | 66956 | 5.649 | ug/ml | 100 |
| 42) p-Chloro-m-cresol | 6.395 | 107 | 66639 | 4.405 | ug/ml | 89 |
| 43) 2-Methylnaphthalene | 6.507 | 142 | 165649 | 4.767 | ug/ml | 96 |
| 44) 1-Methylnaphthalene | 6.597 | 115 | 59183 | 4.360 | ug/ml | 92 |
| 45) Hexachlorocyclopentadiene | 6.677 | 237 | 80839 | 6.362 | ug/ml | 98 |
| 46) 2,4,6-Trichlorophenol | 6.792 | 196 | 71681 | 4.701 | ug/ml | 97 |
| 47) 2,4,5-Trichlorophenol | 6.820 | 196 | 81651 | 4.446 | ug/ml | 99 |
| 49) 2-Chloronaphthalene | 6.970 | 162 | 205092 | 4.646 | ug/ml# | 91 |
| 50) 2-Nitroaniline | 7.082 | 138 | 51490 | 4.372 | ug/ml | 85 |
| 51) 1,4-Dinitrobenzene | 7.212 | 168 | 26110 | 4.776 | ug/ml | 81 |
| 52) 1,3-Dinitrobenzene | 7.287 | 168 | 30858 | 4.596 | ug/ml# | 1 |
| 53) Dimethyl phthalate | 7.284 | 163 | 262062 | 4.663 | ug/ml# | 98 |
| 54) Acenaphthylene | 7.364 | 152 | 332664 | 4.724 | ug/ml | 99 |
| 55) 2,6-Dinitrotoluene | 7.324 | 165 | 50568 | 5.097 | ug/ml# | 75 |
| 56) 1,2-Dinitrobenzene | 7.364 | 168 | 19548 | 4.968 | ug/ml# | 1 |
| 66) 3-Nitroaniline | 7.476 | 138 | 50983 | 4.637 | ug/ml# | 87 |
| 67) Acenaphthene | 7.535 | 154 | 183830 | 4.571 | ug/ml | 88 |
| 68) 2,4-Dinitrophenol | 7.579 | 184 | 28098 | 4.889 | ug/ml# | 76 |
| 69) Dibenzofuran | 7.703 | 168 | 323732 | 4.613 | ug/ml | 89 |
| 70) 2,4-Dinitrotoluene | 7.709 | 165 | 71110 | 4.969 | ug/ml | 90 |
| 71) 4-Nitrophenol | 7.666 | 65 | 38513 | 4.445 | ug/ml# | 80 |
| 72) 2,3,5,6-Tetrachlorophenol | 7.793 | 232 | 70324 | 4.724 | ug/ml | 99 |

Quantitation Report (QT Reviewed)

Data Path : I:\8270\Dakota\250820RVTICAL\
Data File : ABNL6.D
Acq On : 20 Aug 2025 1:54 pm
Operator : Dakota:smz
Sample : IL5,32,,ABNL5 Lot# 11830
Misc : WG2105679,,
ALS Vial : 4 Sample Multiplier: 1

Quant Time: Aug 21 06:09:55 2025
Quant Method : I:\8270\Dakota\250820RVTICAL\FS250821RVT_Dakota.m
Quant Title : Semivolatiles by GC/MS by modified 8270
QLast Update : Thu Aug 21 05:46:21 2025
Response via : Initial Calibration

CCAL FILE(s) : 1 - I:\8270\Dakota\250820RVTICAL\ABNL6.D
: 2 - I:\8270\Dakota\250820RVTICAL\ADPL6.D
: 3 - I:\8270\Dakota\250820RVTICAL\AP9L6.D
Sub List : ABNical - ABN ical sublist

| Compound | R.T. | QIon | Response | Conc Units | Dev(Min) |
|---|---|---|---|---|---|
| 73) 2,3,4,6-Tetrachlorophenol | 7.837 | 232 | 71383 | 4.701 ug/ml | 97 |
| 74) Diethyl phthalate | 7.970 | 149 | 260623 | 4.628 ug/ml | 99 |
| 75) Fluorene | 8.033 | 166 | 253319 | 4.508 ug/ml | 90 |
| 76) 4-Chlorophenyl phenyl ... | 8.054 | 204 | 139140 | 4.915 ug/ml# | 83 |
| 77) 4-Nitroaniline | 8.061 | 138 | 50754 | 4.301 ug/ml# | 83 |
| 78) 4,6-Dinitro-o-cresol | 8.098 | 198 | 43112 | 5.785 ug/ml# | 52 |
| 79) NDPA/DPA | 8.169 | 169 | 223362 | 4.574 ug/ml | 92 |
| 80) Azobenzene | 8.204 | 77 | 218063 | 4.797 ug/ml | 96 |
| 82) 4-Bromophenyl phenyl e... | 8.521 | 248 | 84317 | 4.665 ug/ml# | 79 |
| 83) Hexachlorobenzene | 8.567 | 284 | 100450 | 4.742 ug/ml# | 81 |
| 84) Pentachlorophenol | 8.763 | 266 | 55835 | 4.691 ug/ml | 99 |
| 91) Phenanthrene | 8.949 | 178 | 430920 | 4.573 ug/ml | 98 |
| 92) Anthracene | 8.999 | 178 | 431108 | 4.709 ug/ml | 98 |
| 93) Carbazole | 9.167 | 167 | 398482 | 4.523 ug/ml | 98 |
| 94) Di-n-butylphthalate | 9.562 | 149 | 446902 | 4.742 ug/ml | 98 |
| 95) Fluoranthene | 10.093 | 202 | 539705 | 4.677 ug/ml# | 90 |
| 96) Benzidine | 10.249 | 184 | 309833 | 4.952 ug/ml# | 93 |
| 97) Pyrene | 10.308 | 202 | 581405 | 4.743 ug/ml | 99 |
| 99) Butyl benzyl phthalate | 11.019 | 149 | 187162 | 4.443 ug/ml# | 84 |
| 107) Benzo(a)anthracene | 11.523 | 228 | 583437 | 4.646 ug/ml | 97 |
| 108) 3,3'-Dichlorobenzidine | 11.526 | 252 | 223763 | 4.975 ug/ml# | 95 |
| 109) Chrysene | 11.557 | 228 | 571174 | 4.713 ug/ml | 98 |
| 110) Bis(2-ethylhexyl)phtha... | 11.654 | 149 | 318716 | 4.970 ug/ml# | 92 |
| 111) Di-n-octylphthalate | 12.325 | 149 | 525728 | 4.929 ug/ml# | 74 |
| 112) Benzo(b)fluoranthene | 12.614 | 252 | 591068 | 4.986 ug/ml# | 92 |
| 113) Benzo(k)fluoranthene | 12.639 | 252 | 607229 | 5.097 ug/ml# | 91 |
| 114) Benzo(a)pyrene | 12.922 | 252 | 562204 | 5.111 ug/ml# | 91 |
| 116) Indeno(1,2,3-cd)pyrene | 13.929 | 276 | 599820 | 4.989 ug/mL# | 86 |
| 117) Dibenzo(a,h)anthracene | 13.954 | 278 | 604987 | 5.007 ug/ml# | 88 |
| 118) Benzo(ghi)perylene | 14.162 | 276 | 599922 | 4.930 ug/ml# | 84 |

(#) = qualifier out of range (m) = manual integration (+) = signals summed

Quantitation Report (QT Reviewed)

Data Path : I:\8270\Dakota\250820RVTICAL\
Data File : ABNL6.D
Acq On : 20 Aug 2025 1:54 pm
Operator : Dakota:smz
Sample : IL5,32,,ABNL5 Lot# 11830
Misc : WG2105679,,
ALS Vial : 4 Sample Multiplier: 1

Quant Time: Aug 21 06:09:55 2025
Quant Method : I:\8270\Dakota\250820RVTICAL\FS250821RVT_Dakota.m
Quant Title : Semivolatiles by GC/MS by modified 8270
QLast Update : Thu Aug 21 05:46:21 2025
Response via : Initial Calibration

Sub List : ABNical 8270Dakota 250820RVTICAL\AP9L6.D•

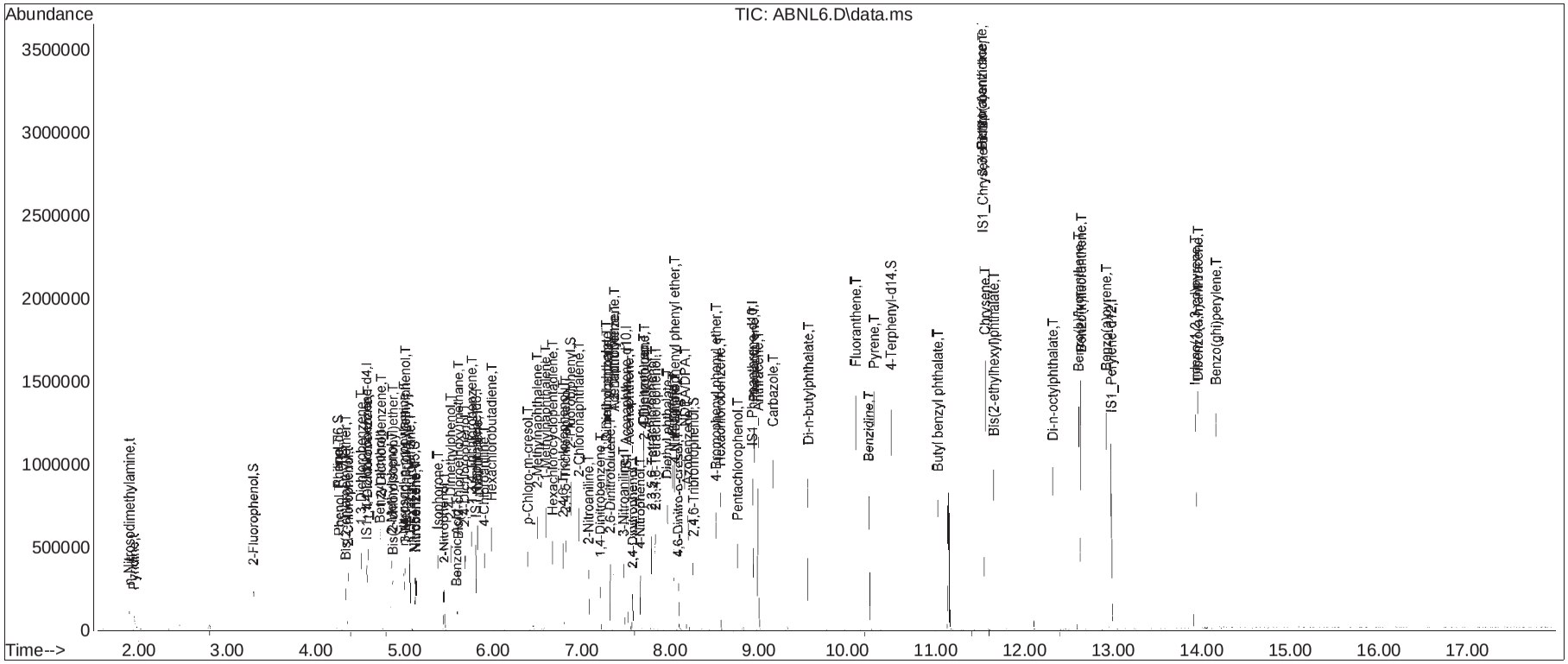

# Manual Integration Report

Data Path : I:\8270\Dakota\250820RVTIC
Data File : ABNL6.D Operator : Dakota:smz
Date Inj'd : 8/20/2025 1:54 pm Instrument : Dakota
Sample : IL5,32,,ABNL5 Lot# 11830 Quant Date : 8/21/2025 5:50 am

## Compound #3: Pyridine

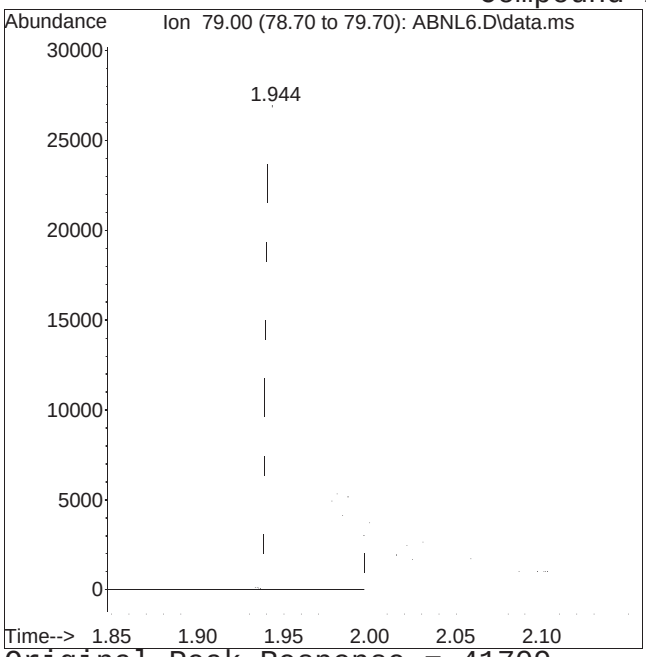


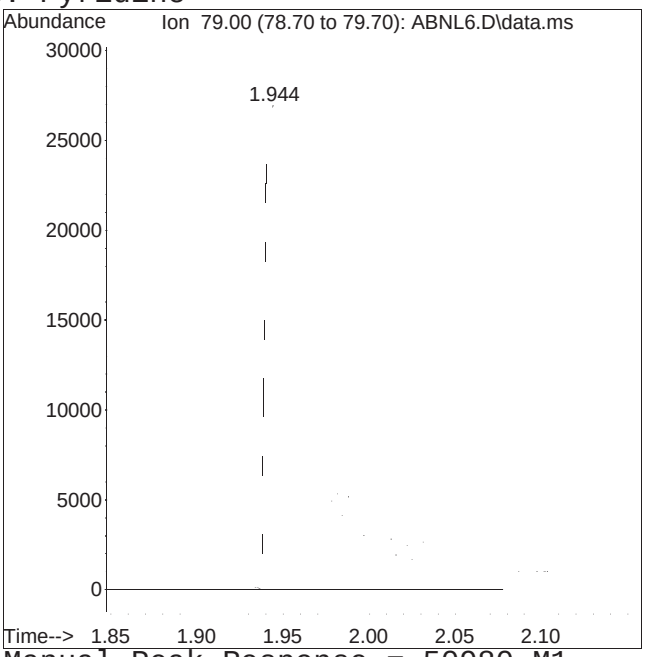


Original Peak Response = 41709 Manual Peak Response = 50980 M1
M1 = Split or tailing peak, auto integration stopped early resulting in false low area count.

Quantitation Report (QT Reviewed)

Data Path : I:\8270\Dakota\250820RVTICAL\
Data File : ABNL5.D
Acq On : 20 Aug 2025 2:16 pm
Operator : Dakota:smz
Sample : IL6,32,,ABNL2.5 Lot# 11831
Misc : WG2105679,,
ALS Vial : 5 Sample Multiplier: 1

Quant Time: Aug 21 06:09:19 2025
Quant Method : I:\8270\Dakota\250820RVTICAL\FS250821RVT_Dakota.m
Quant Title : Semivolatiles by GC/MS by modified 8270
QLast Update : Thu Aug 21 05:46:21 2025
Response via : Initial Calibration

CCAL FILE(s) : 1 - I:\8270\Dakota\250820RVTICAL\ABNL6.D
: 2 - I:\8270\Dakota\250820RVTICAL\ADPL6.D
: 3 - I:\8270\Dakota\250820RVTICAL\AP9L6.D
Sub List : ABNical - ABN ical sublist

| Compound | R.T. | QIon | Response | Conc | Units | Dev(Min) |
|---|---|---|---|---|---|---|
| Internal Standards | | | | | | |
| 1) IS1_1,4-Dichlorobenzen... | 4.576 | 152 | 56872 | 4.000 | ug/ml | 0.00 |
| Standard Area 1 = 57258 | | | Recovery = 99.33% | | | |
| 37) IS1_Naphthalene-d8 | 5.807 | 136 | 203526 | 4.000 | ug/ml | # 0.00 |
| Standard Area 1 = 205727 | | | Recovery = 98.93% | | | |
| 65) IS1_Acenaphthene-d10 | 7.504 | 164 | 148911 | 4.000 | ug/ml | 0.00 |
| Standard Area 1 = 152249 | | | Recovery = 97.81% | | | |
| 90) IS1_Phenanthrene-d10 | 8.928 | 188 | 331839 | 4.000 | ug/ml | 0.00 |
| Standard Area 1 = 336420 | | | Recovery = 98.64% | | | |
| 106) IS1_Chrysene-d12 | 11.532 | 240 | 389624 | 4.000 | ug/ml | # 0.00 |
| Standard Area 1 = 394707 | | | Recovery = 98.71% | | | |
| 115) IS1_Perylene-d12 | 12.975 | 264 | 422272 | 4.000 | ug/ml | 0.00 |
| Standard Area 1 = 434493 | | | Recovery = 97.19% | | | |
| System Monitoring Compounds | | | | | | |
| 4) 2-Fluorophenol | 3.296 | 112 | 30796 | 2.313 | ug/ml | 0.00 |
| Spiked Amount 2.000 | Range 15 - 110 | | Recovery = 115.65%# | | | |
| 7) Phenol-d6 | 4.256 | 99 | 38988 | 2.221 | ug/ml | 0.00 |
| Spiked Amount 2.000 | Range 15 - 110 | | Recovery = 111.05%# | | | |
| 19) Nitrobenzene-d5 | 5.117 | 82 | 37642 | 2.068 | ug/ml | 0.00 |
| Spiked Amount 1.000 | Range 30 - 130 | | Recovery = 206.80%# | | | |
| 48) 2-Fluorobiphenyl | 6.876 | 172 | 124915 | 2.473 | ug/ml | 0.00 |
| Spiked Amount 1.000 | Range 30 - 130 | | Recovery = 247.30%# | | | |
| 81) 2,4,6-Tribromophenol | 8.266 | 330 | 19867 | 2.170 | ug/ml | 0.00 |
| Spiked Amount 2.000 | Range 15 - 110 | | Recovery = 108.50% | | | |
| 98) 4-Terphenyl-d14 | 10.497 | 244 | 211088 | 2.428 | ug/ml | 0.00 |
| Spiked Amount 1.000 | Range 30 - 130 | | Recovery = 242.80%# | | | |
| Target Compounds | | | | | | Qvalue |
| 2) n-Nitrosodimethylamine | 1.900 | 74 | 20537 | 2.340 | ug/ml# | 95 |
| 3) Pyridine | 1.953 | 79 | 23244M1 | 2.251 | ug/ml | |
| 5) Aniline | 4.256 | 93 | 55449 | 2.373 | ug/ml# | 49 |
| 6) 2-Chlorophenol | 4.368 | 128 | 37457 | 2.293 | ug/ml# | 89 |
| 8) Phenol | 4.269 | 94 | 48031 | 2.246 | ug/ml# | 47 |
| 9) Bis(2-chloroethyl)ether | 4.340 | 93 | 34594 | 2.423 | ug/ml | 96 |
| 10) 1,3-Dichlorobenzene | 4.517 | 146 | 53390M3 | 2.527 | ug/ml | |
| 11) 1,4-Dichlorobenzene | 4.592 | 146 | 53252 | 2.434 | ug/ml | 95 |
| 12) 1,2-Dichlorobenzene | 4.738 | 146 | 50374 | 2.377 | ug/ml | 93 |

Data Path : I:\8270\Dakota\250820RVTICAL\
Data File : ABNL5.D
Acq On : 20 Aug 2025 2:16 pm
Operator : Dakota:smz
Sample : IL6,32,,ABNL2.5 Lot# 11831
Misc : WG2105679,,
ALS Vial : 5 Sample Multiplier: 1

Quant Time: Aug 21 06:09:19 2025
Quant Method : I:\8270\Dakota\250820RVTICAL\FS250821RVT_Dakota.m
Quant Title : Semivolatiles by GC/MS by modified 8270
QLast Update : Thu Aug 21 05:46:21 2025
Response via : Initial Calibration

CCAL FILE(s) : 1 - I:\8270\Dakota\250820RVTICAL\ABNL6.D
: 2 - I:\8270\Dakota\250820RVTICAL\ADPL6.D
: 3 - I:\8270\Dakota\250820RVTICAL\AP9L6.D
Sub List : ABNical - ABN ical sublist

| Compound | R.T. | QIon | Response | Conc | Units | Dev(Min) |
|---|---|---|---|---|---|---|
| 13) Benzyl alcohol | 4.729 | 79 | 28942 | 2.054 | ug/ml | 99 |
| 14) Bis(2-chloroisopropyl)... | 4.875 | 45 | 60624 | 2.609 | ug/ml# | 73 |
| 15) 2-Methylphenol | 4.859 | 108 | 33462 | 2.247 | ug/ml | 100 |
| 16) Hexachloroethane | 5.064 | 117 | 18865 | 2.349 | ug/ml# | 49 |
| 17) n-Nitrosodi-n-propylamine | 4.999 | 70 | 27291 | 2.178 | ug/ml# | 88 |
| 18) 3-Methylphenol/4-Methy... | 5.015 | 108 | 34149 | 2.141 | ug/ml | 98 |
| 20) Nitrobenzene | 5.136 | 77 | 39321 | 2.166 | ug/ml | 96 |
| 21) Isophorone | 5.378 | 82 | 70983 | 2.085 | ug/ml | 97 |
| 22) 2-Nitrophenol | 5.450 | 139 | 16809 | 2.032 | ug/ml | 89 |
| 23) 2,4-Dimethylphenol | 5.527 | 107 | 37335 | 2.095 | ug/ml | 99 |
| 24) Bis(2-chloroethoxy)met... | 5.615 | 93 | 46128 | 2.190 | ug/ml# | 95 |
| 25) 2,4-Dichlorophenol | 5.686 | 162 | 40156 | 2.015 | ug/ml# | 92 |
| 26) 1,2,4-Trichlorobenzene | 5.764 | 180 | 51075 | 2.281 | ug/ml# | 96 |
| 38) Naphthalene | 5.829 | 128 | 123654 | 2.448 | ug/ml | 99 |
| 39) Benzoic Acid | 5.583 | 105 | 14303 | 1.432 | ug/ml# | 86 |
| 40) 4-Chloroaniline | 5.900 | 65 | 14801 | 2.421 | ug/ml | 80 |
| 41) Hexachlorobutadiene | 5.981 | 225 | 33593 | 2.865 | ug/ml | 95 |
| 42) p-Chloro-m-cresol | 6.395 | 107 | 33502 | 2.238 | ug/ml | 91 |
| 43) 2-Methylnaphthalene | 6.507 | 142 | 82298 | 2.394 | ug/ml | 96 |
| 44) 1-Methylnaphthalene | 6.597 | 115 | 29199 | 2.174 | ug/ml | 93 |
| 45) Hexachlorocyclopentadiene | 6.678 | 237 | 38813 | 3.088 | ug/ml | 98 |
| 46) 2,4,6-Trichlorophenol | 6.793 | 196 | 35565 | 2.358 | ug/ml | 99 |
| 47) 2,4,5-Trichlorophenol | 6.820 | 196 | 38680 | 2.129 | ug/ml | 98 |
| 49) 2-Chloronaphthalene | 6.970 | 162 | 102766 | 2.353 | ug/ml# | 91 |
| 50) 2-Nitroaniline | 7.078 | 138 | 23720 | 2.036 | ug/ml | 85 |
| 51) 1,4-Dinitrobenzene | 7.212 | 168 | 12504 | 2.312 | ug/ml | 78 |
| 52) 1,3-Dinitrobenzene | 7.287 | 168 | 14352 | 2.161 | ug/ml# | 1 |
| 53) Dimethyl phthalate | 7.284 | 163 | 129710 | 2.333 | ug/ml# | 98 |
| 54) Acenaphthylene | 7.364 | 152 | 164050 | 2.355 | ug/ml | 98 |
| 55) 2,6-Dinitrotoluene | 7.324 | 165 | 24633 | 2.510 | ug/ml# | 73 |
| 56) 1,2-Dinitrobenzene | 7.361 | 168 | 9196 | 2.362 | ug/ml# | 1 |
| 66) 3-Nitroaniline | 7.476 | 138 | 23778 | 2.211 | ug/ml# | 87 |
| 67) Acenaphthene | 7.535 | 154 | 92306 | 2.347 | ug/ml | 88 |
| 68) 2,4-Dinitrophenol | 7.579 | 184 | 12572 | 2.539 | ug/ml# | 76 |
| 69) Dibenzofuran | 7.703 | 168 | 162229 | 2.363 | ug/ml | 89 |
| 70) 2,4-Dinitrotoluene | 7.709 | 165 | 33879 | 2.420 | ug/ml | 88 |
| 71) 4-Nitrophenol | 7.666 | 65 | 18470 | 2.179 | ug/ml# | 86 |
| 72) 2,3,5,6-Tetrachlorophenol | 7.793 | 232 | 33367 | 2.292 | ug/ml | 98 |

Quantitation Report (QT Reviewed)

Data Path : I:\8270\Dakota\250820RVTICAL\
Data File : ABNL5.D
Acq On : 20 Aug 2025 2:16 pm
Operator : Dakota:smz
Sample : IL6,32,,ABNL2.5 Lot# 11831
Misc : WG2105679,,
ALS Vial : 5 Sample Multiplier: 1

Quant Time: Aug 21 06:09:19 2025
Quant Method : I:\8270\Dakota\250820RVTICAL\FS250821RVT_Dakota.m
Quant Title : Semivolatiles by GC/MS by modified 8270
QLast Update : Thu Aug 21 05:46:21 2025
Response via : Initial Calibration

CCAL FILE(s) : 1 - I:\8270\Dakota\250820RVTICAL\ABNL6.D
: 2 - I:\8270\Dakota\250820RVTICAL\ADPL6.D
: 3 - I:\8270\Dakota\250820RVTICAL\AP9L6.D
Sub List : ABNical - ABN ical sublist

| Compound | R.T. | QIon | Response | Conc | Units | Dev(Min) |
|---|---|---|---|---|---|---|
| 73) 2,3,4,6-Tetrachlorophenol | 7.834 | 232 | 34229 | 2.305 | ug/ml | 98 |
| 74) Diethyl phthalate | 7.970 | 149 | 129184 | 2.346 | ug/ml | 99 |
| 75) Fluorene | 8.033 | 166 | 126987 | 2.311 | ug/ml | 93 |
| 76) 4-Chlorophenyl phenyl ... | 8.054 | 204 | 68383 | 2.470 | ug/ml# | 84 |
| 77) 4-Nitroaniline | 8.061 | 138 | 25145 | 2.178 | ug/ml# | 79 |
| 78) 4,6-Dinitro-o-cresol | 8.098 | 198 | 19699 | 2.702 | ug/ml# | 53 |
| 79) NDPA/DPA | 8.169 | 169 | 113478 | 2.376 | ug/ml | 92 |
| 80) Azobenzene | 8.204 | 77 | 108905 | 2.449 | ug/ml | 97 |
| 82) 4-Bromophenyl phenyl e... | 8.521 | 248 | 40370 | 2.283 | ug/ml# | 79 |
| 83) Hexachlorobenzene | 8.567 | 284 | 48866 | 2.359 | ug/ml# | 82 |
| 84) Pentachlorophenol | 8.763 | 266 | 25904 | 2.225 | ug/ml | 94 |
| 91) Phenanthrene | 8.950 | 178 | 218448 | 2.350 | ug/ml | 99 |
| 92) Anthracene | 8.999 | 178 | 216091 | 2.393 | ug/ml | 99 |
| 93) Carbazole | 9.167 | 167 | 197458 | 2.272 | ug/ml | 97 |
| 94) Di-n-butylphthalate | 9.562 | 149 | 211473 | 2.275 | ug/ml | 99 |
| 95) Fluoranthene | 10.093 | 202 | 268031 | 2.355 | ug/ml# | 90 |
| 96) Benzidine | 10.249 | 184 | 131856 | 2.137 | ug/ml# | 93 |
| 97) Pyrene | 10.305 | 202 | 285453 | 2.361 | ug/ml | 98 |
| 99) Butyl benzyl phthalate | 11.020 | 149 | 84941 | 2.044 | ug/ml# | 84 |
| 107) Benzo(a)anthracene | 11.523 | 228 | 290181 | 2.341 | ug/ml | 98 |
| 108) 3,3'-Dichlorobenzidine | 11.526 | 252 | 107244 | 2.415 | ug/ml# | 95 |
| 109) Chrysene | 11.557 | 228 | 279079 | 2.333 | ug/ml | 97 |
| 110) Bis(2-ethylhexyl)phtha... | 11.654 | 149 | 144018 | 2.275 | ug/ml# | 91 |
| 111) Di-n-octylphthalate | 12.325 | 149 | 228469 | 2.170 | ug/ml# | 74 |
| 112) Benzo(b)fluoranthene | 12.614 | 252 | 297203 | 2.540 | ug/ml# | 91 |
| 113) Benzo(k)fluoranthene | 12.639 | 252 | 299026 | 2.543 | ug/ml# | 93 |
| 114) Benzo(a)pyrene | 12.922 | 252 | 269201 | 2.479 | ug/ml# | 91 |
| 116) Indeno(1,2,3-cd)pyrene | 13.926 | 276 | 275499M6 | 2.358 | ug/mL | |
| 117) Dibenzo(a,h)anthracene | 13.950 | 278 | 295489 | 2.516 | ug/ml# | 88 |
| 118) Benzo(ghi)perylene | 14.162 | 276 | 296860 | 2.510 | ug/ml# | 83 |

(#) = qualifier out of range (m) = manual integration (+) = signals summed

Quantitation Report (QT Reviewed)

Data Path : I:\8270\Dakota\250820RVTICAL\
Data File : ABNL5.D
Acq On : 20 Aug 2025 2:16 pm
Operator : Dakota:smz
Sample : IL6,32,,ABNL2.5 Lot# 11831
Misc : WG2105679,,
ALS Vial : 5 Sample Multiplier: 1

Quant Time: Aug 21 06:09:19 2025
Quant Method : I:\8270\Dakota\250820RVTICAL\FS250821RVT_Dakota.m
Quant Title : Semivolatiles by GC/MS by modified 8270
QLast Update : Thu Aug 21 05:46:21 2025
Response via : Initial Calibration

Sub List : ABNICal 8270 ABNakota 250820RVTICAL\AP9L6.D•

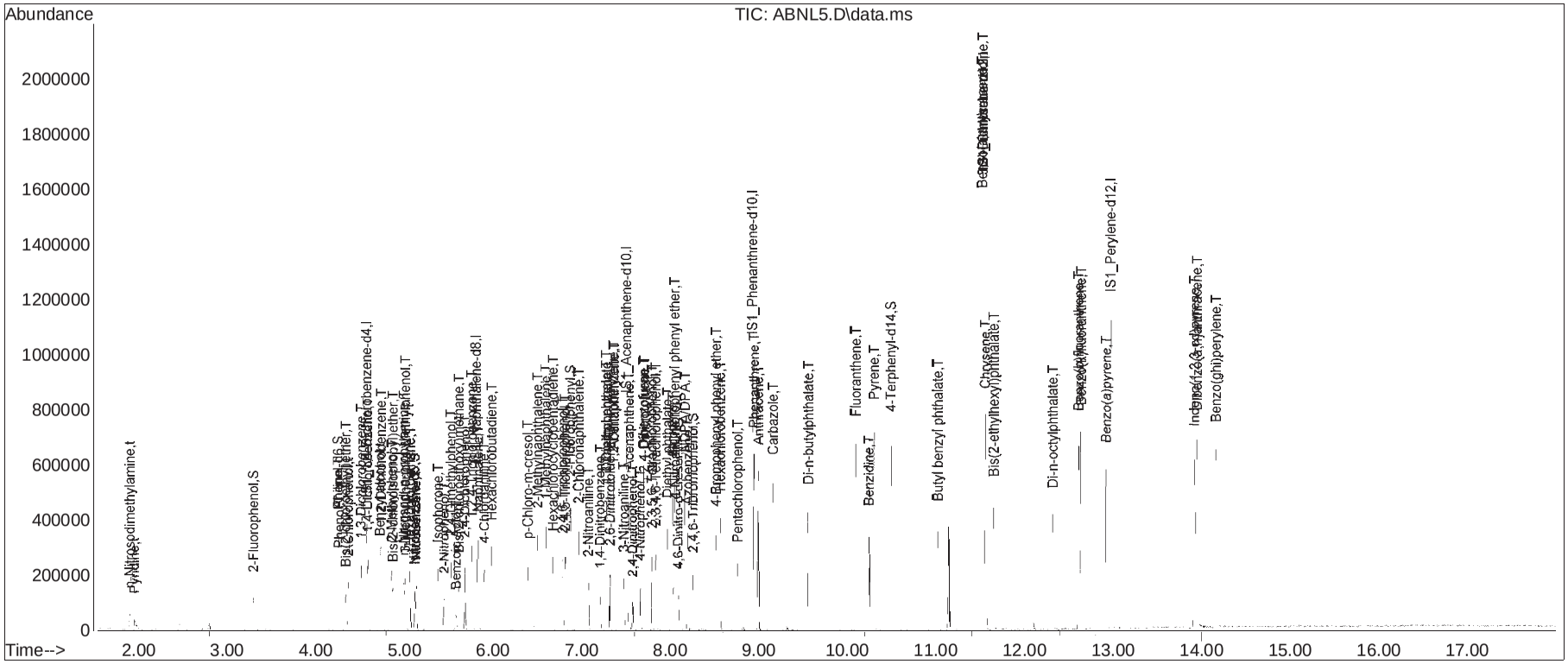

# Manual Integration Report

Data Path : I:\8270\Dakota\250820RVTIC
Data File : ABNL5.D Operator : Dakota:smz
Date Inj'd : 8/20/2025 2:16 pm Instrument : Dakota
Sample : IL6,32,,ABNL2.5 Lot# 11831Quant Date : 8/21/2025 5:50 am

## Compound #3: Pyridine

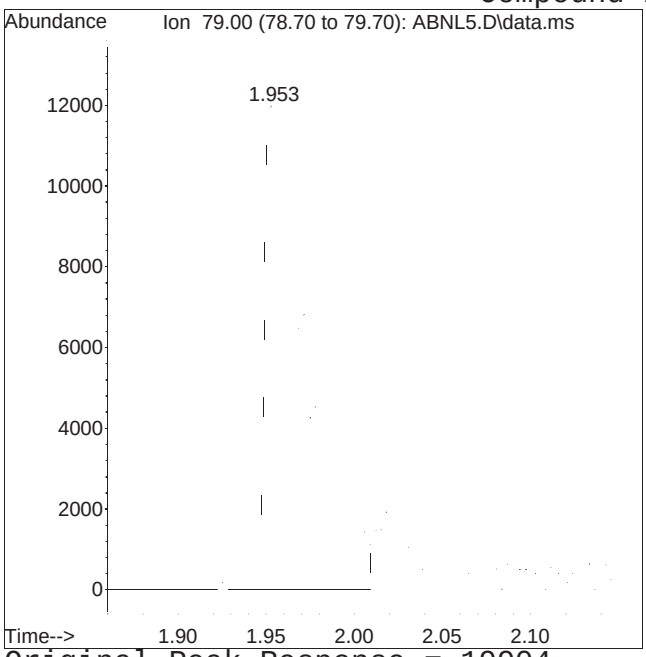


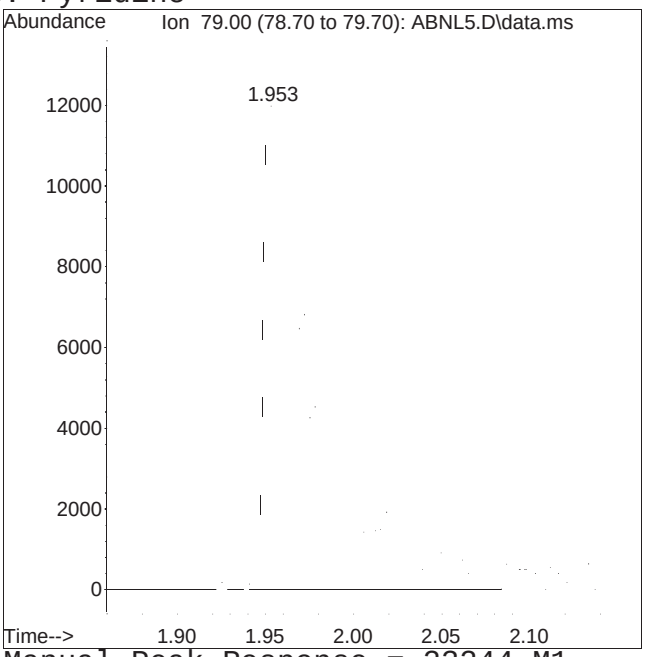


Original Peak Response = 19904 Manual Peak Response = 23244 M1
M1 = Split or tailing peak, auto integration stopped early resulting in false low area count.

Manual Integration Report

Data Path : I:\8270\Dakota\250820RVTIC
Data File : ABNL5.D Operator : Dakota:smz
Date Inj'd : 8/20/2025 2:16 pm Instrument : Dakota
Sample : IL6,32,,ABNL2.5 Lot# 11831 Quant Date : 8/21/2025 5:50 am

Compound #10: 1,3-Dichlorobenzene

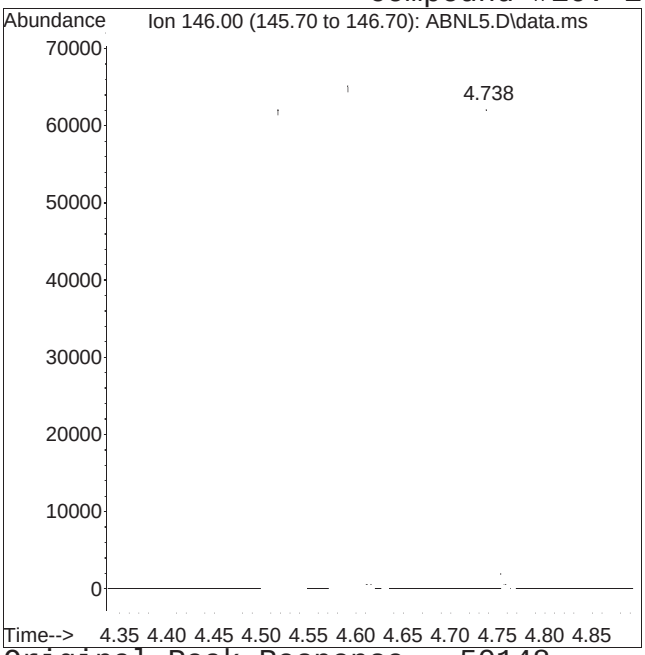


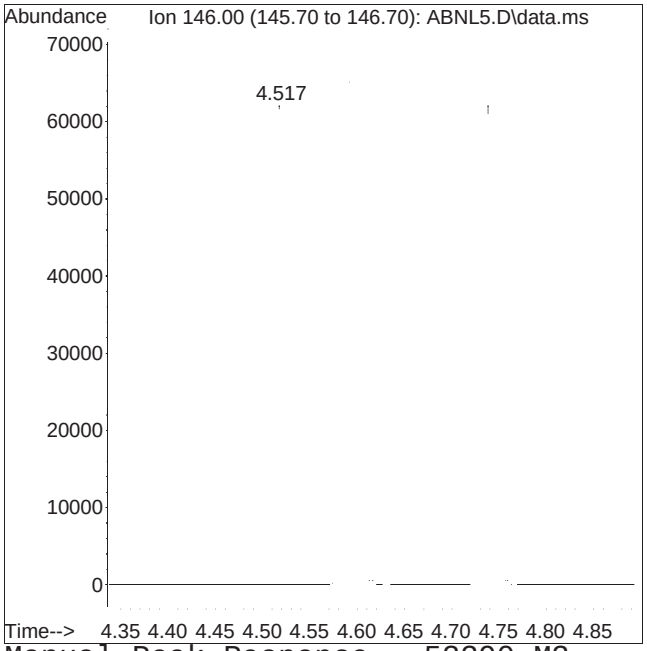


Original Peak Response = 50148 Manual Peak Response = 53390 M3

M3 = Misidentification of the peak (i.e. 1,4-dichlorobenzene identified as 1,3-dichlorobenzene), or misidentification from 2 partially resolved peaks not being split.

Manual Integration Report

Data Path : I:\8270\Dakota\250820RVTIC
Data File : ABNL5.D Operator : Dakota:smz
Date Inj'd : 8/20/2025 2:16 pm Instrument : Dakota
Sample : IL6,32,,ABNL2.5 Lot# 11831Quant Date : 8/21/2025 5:50 am

Compound #116: Indeno(1,2,3-cd)pyrene

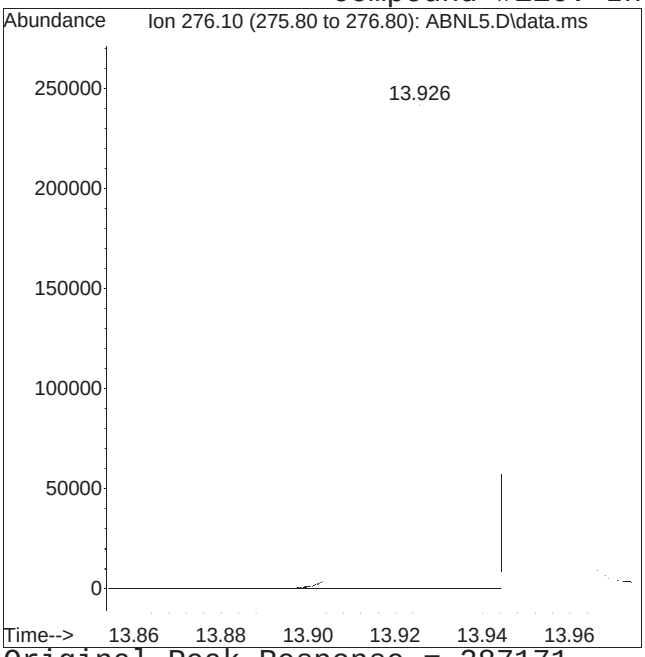


Original Peak Response = 287171

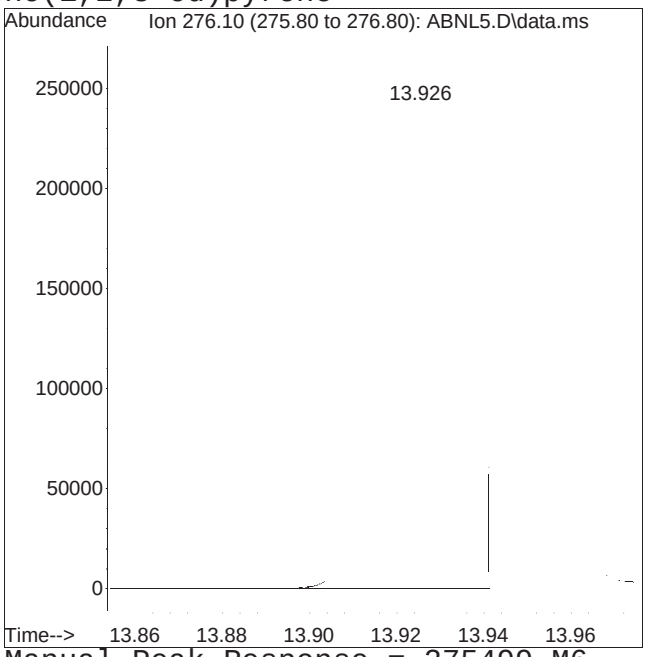


Manual Peak Response = 275499 M6

M6 = Misassignment of peak valley by automated integration (poor split of 2 peaks).

Quantitation Report (QT Reviewed)

Data Path : I:\8270\Dakota\250820RVTICAL\
Data File : ABNL4.D
Acq On : 20 Aug 2025 2:38 pm
Operator : Dakota:smz
Sample : IL7,32,,ABNL1 Lot# 11832
Misc : WG2105679,,
ALS Vial : 6 Sample Multiplier: 1

Quant Time: Aug 21 06:07:31 2025
Quant Method : I:\8270\Dakota\250820RVTICAL\FS250821RVT_Dakota.m
Quant Title : Semivolatiles by GC/MS by modified 8270
QLast Update : Thu Aug 21 05:46:21 2025
Response via : Initial Calibration

CCAL FILE(s) : 1 - I:\8270\Dakota\250820RVTICAL\ABNL6.D
: 2 - I:\8270\Dakota\250820RVTICAL\ADPL6.D
: 3 - I:\8270\Dakota\250820RVTICAL\AP9L6.D
Sub List : ABNical - ABN ical sublist

| Compound | R.T. | QIon | Response | Conc | Units | Dev(Min) |
|---|---|---|---|---|---|---|
| Internal Standards | | | | | | |
| 1) IS1_1,4-Dichlorobenzen... | 4.573 | 152 | 53170 | 4.000 | ug/ml | 0.00 |
| Standard Area 1 = 57258 | | | Recovery = 92.86% | | | |
| 37) IS1_Naphthalene-d8 | 5.807 | 136 | 193817 | 4.000 | ug/ml | # 0.00 |
| Standard Area 1 = 205727 | | | Recovery = 94.21% | | | |
| 65) IS1_Acenaphthene-d10 | 7.504 | 164 | 136179 | 4.000 | ug/ml | 0.00 |
| Standard Area 1 = 152249 | | | Recovery = 89.44% | | | |
| 90) IS1_Phenanthrene-d10 | 8.928 | 188 | 311880 | 4.000 | ug/ml | 0.00 |
| Standard Area 1 = 336420 | | | Recovery = 92.71% | | | |
| 106) IS1_Chrysene-d12 | 11.532 | 240 | 351499 | 4.000 | ug/ml | 0.00 |
| Standard Area 1 = 394707 | | | Recovery = 89.05% | | | |
| 115) IS1_Perylene-d12 | 12.978 | 264 | 389056 | 4.000 | ug/ml | 0.00 |
| Standard Area 1 = 434493 | | | Recovery = 89.54% | | | |
| System Monitoring Compounds | | | | | | |
| 4) 2-Fluorophenol | 3.299 | 112 | 12833 | 1.031 | ug/ml | 0.00 |
| Spiked Amount 2.000 | Range 15 - 110 | | Recovery = 51.55% | | | |
| 7) Phenol-d6 | 4.256 | 99 | 15862 | 0.967 | ug/ml | 0.00 |
| Spiked Amount 2.000 | Range 15 - 110 | | Recovery = 48.35% | | | |
| 19) Nitrobenzene-d5 | 5.117 | 82 | 15625 | 0.918 | ug/ml | 0.00 |
| Spiked Amount 1.000 | Range 30 - 130 | | Recovery = 91.80% | | | |
| 48) 2-Fluorobiphenyl | 6.876 | 172 | 48484 | 1.008 | ug/ml | 0.00 |
| Spiked Amount 1.000 | Range 30 - 130 | | Recovery = 100.80% | | | |
| 81) 2,4,6-Tribromophenol | 8.266 | 330 | 7339 | 0.876 | ug/ml | 0.00 |
| Spiked Amount 2.000 | Range 15 - 110 | | Recovery = 43.80% | | | |
| 98) 4-Terphenyl-d14 | 10.497 | 244 | 81522 | 0.998 | ug/ml | 0.00 |
| Spiked Amount 1.000 | Range 30 - 130 | | Recovery = 99.80% | | | |
| Target Compounds | | | | | | Qvalue |
| 2) n-Nitrosodimethylamine | 1.903 | 74 | 8147 | 0.993 | ug/ml | 90 |
| 3) Pyridine | 1.969 | 79 | 8986M1 | 0.931 | ug/ml | |
| 5) Aniline | 4.256 | 93 | 21806 | 0.998 | ug/ml# | 50 |
| 6) 2-Chlorophenol | 4.371 | 128 | 14514 | 0.950 | ug/ml# | 89 |
| 8) Phenol | 4.269 | 94 | 19004 | 0.950 | ug/ml# | 49 |
| 9) Bis(2-chloroethyl)ether | 4.343 | 93 | 13572 | 1.017 | ug/ml | 91 |
| 10) 1,3-Dichlorobenzene | 4.517 | 146 | 21329 | 1.080 | ug/ml | 95 |
| 11) 1,4-Dichlorobenzene | 4.592 | 146 | 21730 | 1.062 | ug/ml | 94 |
| 12) 1,2-Dichlorobenzene | 4.738 | 146 | 21113M3 | 1.066 | ug/ml | |

Quantitation Report (QT Reviewed)

Data Path : I:\8270\Dakota\250820RVTICAL\
Data File : ABNL4.D
Acq On : 20 Aug 2025 2:38 pm
Operator : Dakota:smz
Sample : IL7,32,,ABNL1 Lot# 11832
Misc : WG2105679,,
ALS Vial : 6 Sample Multiplier: 1

Quant Time: Aug 21 06:07:31 2025
Quant Method : I:\8270\Dakota\250820RVTICAL\FS250821RVT_Dakota.m
Quant Title : Semivolatiles by GC/MS by modified 8270
QLast Update : Thu Aug 21 05:46:21 2025
Response via : Initial Calibration

CCAL FILE(s) : 1 - I:\8270\Dakota\250820RVTICAL\ABNL6.D
: 2 - I:\8270\Dakota\250820RVTICAL\ADPL6.D
: 3 - I:\8270\Dakota\250820RVTICAL\AP9L6.D
Sub List : ABNical - ABN ical sublist

| Compound | R.T. | QIon | Response | Conc | Units | Dev(Min) |
|---|---|---|---|---|---|---|
| 13) Benzyl alcohol | 4.732 | 79 | 11606 | 0.881 | ug/ml | 97 |
| 14) Bis(2-chloroisopropyl)... | 4.878 | 45 | 23246 | 1.070 | ug/ml# | 68 |
| 15) 2-Methylphenol | 4.859 | 108 | 11958 | 0.859 | ug/ml | 99 |
| 16) Hexachloroethane | 5.064 | 117 | 7866 | 1.048 | ug/ml# | 54 |
| 17) n-Nitrosodi-n-propylamine | 4.999 | 70 | 10499 | 0.896 | ug/ml# | 87 |
| 18) 3-Methylphenol/4-Methy... | 5.015 | 108 | 13383 | 0.898 | ug/ml# | 95 |
| 20) Nitrobenzene | 5.133 | 77 | 14781 | 0.871 | ug/ml | 96 |
| 21) Isophorone | 5.378 | 82 | 27738 | 0.871 | ug/ml | 97 |
| 22) 2-Nitrophenol | 5.453 | 139 | 6841 | 0.884 | ug/ml# | 88 |
| 23) 2,4-Dimethylphenol | 5.527 | 107 | 14825 | 0.890 | ug/ml | 99 |
| 24) Bis(2-chloroethoxy)met... | 5.615 | 93 | 19149 | 0.972 | ug/ml# | 93 |
| 25) 2,4-Dichlorophenol | 5.689 | 162 | 16479 | 0.884 | ug/ml# | 90 |
| 26) 1,2,4-Trichlorobenzene | 5.764 | 180 | 20546 | 0.982 | ug/ml | 92 |
| 38) Naphthalene | 5.829 | 128 | 49638 | 1.032 | ug/ml# | 94 |
| 39) Benzoic Acid | 5.577 | 105 | 3663M3 | 0.385 | ug/ml | |
| 40) 4-Chloroaniline | 5.900 | 65 | 6038 | 1.037 | ug/ml | 81 |
| 41) Hexachlorobutadiene | 5.981 | 225 | 13259 | 1.187 | ug/ml | 98 |
| 42) p-Chloro-m-cresol | 6.395 | 107 | 12198 | 0.856 | ug/ml# | 88 |
| 43) 2-Methylnaphthalene | 6.507 | 142 | 32512 | 0.993 | ug/ml | 94 |
| 44) 1-Methylnaphthalene | 6.597 | 115 | 11935 | 0.933 | ug/ml | 97 |
| 45) Hexachlorocyclopentadiene | 6.678 | 237 | 14528 | 1.214 | ug/ml | 92 |
| 46) 2,4,6-Trichlorophenol | 6.793 | 196 | 13521 | 0.941 | ug/ml | 93 |
| 47) 2,4,5-Trichlorophenol | 6.820 | 196 | 14366 | 0.830 | ug/ml | 99 |
| 49) 2-Chloronaphthalene | 6.967 | 162 | 39828 | 0.958 | ug/ml# | 90 |
| 50) 2-Nitroaniline | 7.078 | 138 | 8372 | 0.755 | ug/ml | 85 |
| 51) 1,4-Dinitrobenzene | 7.209 | 168 | 4517 | 0.877 | ug/ml | 82 |
| 52) 1,3-Dinitrobenzene | 7.287 | 168 | 5261 | 0.832 | ug/ml# | 1 |
| 53) Dimethyl phthalate | 7.284 | 163 | 50837 | 0.960 | ug/ml# | 97 |
| 54) Acenaphthylene | 7.364 | 152 | 62403 | 0.941 | ug/ml | 97 |
| 55) 2,6-Dinitrotoluene | 7.321 | 165 | 9272 | 0.992 | ug/ml# | 76 |
| 56) 1,2-Dinitrobenzene | 7.364 | 168 | 3179 | 0.858 | ug/ml# | 1 |
| 66) 3-Nitroaniline | 7.476 | 138 | 8807 | 0.895 | ug/ml | 90 |
| 67) Acenaphthene | 7.535 | 154 | 35927 | 0.999 | ug/ml | 84 |
| 68) 2,4-Dinitrophenol | 7.579 | 184 | 4228 | 1.286 | ug/ml# | 72 |
| 69) Dibenzofuran | 7.703 | 168 | 63394 | 1.010 | ug/ml | 88 |
| 70) 2,4-Dinitrotoluene | 7.709 | 165 | 11684 | 0.913 | ug/ml | 86 |
| 71) 4-Nitrophenol | 7.666 | 65 | 6497 | 0.838 | ug/ml# | 87 |
| 72) 2,3,5,6-Tetrachlorophenol | 7.793 | 232 | 12489 | 0.938 | ug/ml | 97 |

Quantitation Report (QT Reviewed)

Data Path : I:\8270\Dakota\250820RVTICAL\
Data File : ABNL4.D
Acq On : 20 Aug 2025 2:38 pm
Operator : Dakota:smz
Sample : IL7,32,,ABNL1 Lot# 11832
Misc : WG2105679,,
ALS Vial : 6 Sample Multiplier: 1

Quant Time: Aug 21 06:07:31 2025
Quant Method : I:\8270\Dakota\250820RVTICAL\FS250821RVT_Dakota.m
Quant Title : Semivolatiles by GC/MS by modified 8270
QLast Update : Thu Aug 21 05:46:21 2025
Response via : Initial Calibration

CCAL FILE(s) : 1 - I:\8270\Dakota\250820RVTICAL\ABNL6.D
: 2 - I:\8270\Dakota\250820RVTICAL\ADPL6.D
: 3 - I:\8270\Dakota\250820RVTICAL\AP9L6.D
Sub List : ABNical - ABN ical sublist

| Compound | R.T. | QIon | Response | Conc | Units | Dev(Min) |
|---|---|---|---|---|---|---|
| 73) 2,3,4,6-Tetrachlorophenol | 7.834 | 232 | 13709 | 1.009 | ug/ml | 98 |
| 74) Diethyl phthalate | 7.970 | 149 | 49630 | 0.985 | ug/ml | 100 |
| 75) Fluorene | 8.033 | 166 | 50544 | 1.006 | ug/ml | 94 |
| 76) 4-Chlorophenyl phenyl ... | 8.054 | 204 | 26730 | 1.056 | ug/ml# | 79 |
| 77) 4-Nitroaniline | 8.057 | 138 | 8999 | 0.853 | ug/ml# | 81 |
| 78) 4,6-Dinitro-o-cresol | 8.098 | 198 | 6569 | 0.985 | ug/ml# | 54 |
| 79) NDPA/DPA | 8.169 | 169 | 42032 | 0.962 | ug/ml | 92 |
| 80) Azobenzene | 8.204 | 77 | 41685 | 1.025 | ug/ml | 96 |
| 82) 4-Bromophenyl phenyl e... | 8.521 | 248 | 16998 | 1.051 | ug/ml# | 80 |
| 83) Hexachlorobenzene | 8.567 | 284 | 19455 | 1.027 | ug/ml# | 82 |
| 84) Pentachlorophenol | 8.763 | 266 | 9794 | 0.920 | ug/ml | 97 |
| 91) Phenanthrene | 8.950 | 178 | 86527 | 0.990 | ug/ml | 98 |
| 92) Anthracene | 8.999 | 178 | 83604 | 0.985 | ug/ml | 99 |
| 93) Carbazole | 9.167 | 167 | 75621 | 0.926 | ug/ml | 98 |
| 94) Di-n-butylphthalate | 9.562 | 149 | 75714 | 0.867 | ug/ml | 97 |
| 95) Fluoranthene | 10.093 | 202 | 102767 | 0.961 | ug/ml# | 90 |
| 96) Benzidine | 10.249 | 184 | 47282 | 0.815 | ug/ml# | 95 |
| 97) Pyrene | 10.305 | 202 | 109208 | 0.961 | ug/ml | 99 |
| 99) Butyl benzyl phthalate | 11.020 | 149 | 28965 | 0.742 | ug/ml# | 80 |
| 107) Benzo(a)anthracene | 11.523 | 228 | 110844 | 0.991 | ug/ml | 99 |
| 108) 3,3'-Dichlorobenzidine | 11.526 | 252 | 38045 | 0.950 | ug/ml# | 96 |
| 109) Chrysene | 11.557 | 228 | 112881 | 1.046 | ug/ml | 98 |
| 110) Bis(2-ethylhexyl)phtha... | 11.654 | 149 | 44641 | 0.782 | ug/ml# | 95 |
| 111) Di-n-octylphthalate | 12.322 | 149 | 74166 | 0.781 | ug/ml# | 74 |
| 112) Benzo(b)fluoranthene | 12.611 | 252 | 104069 | 0.986 | ug/ml# | 92 |
| 113) Benzo(k)fluoranthene | 12.639 | 252 | 111474 | 1.051 | ug/ml# | 92 |
| 114) Benzo(a)pyrene | 12.922 | 252 | 98999 | 1.011 | ug/ml# | 91 |
| 116) Indeno(1,2,3-cd)pyrene | 13.926 | 276 | 104922 | 0.975 | ug/mL# | 84 |
| 117) Dibenzo(a,h)anthracene | 13.950 | 278 | 110775 | 1.024 | ug/ml# | 88 |
| 118) Benzo(ghi)perylene | 14.159 | 276 | 110631 | 1.015 | ug/ml# | 84 |

(#) = qualifier out of range (m) = manual integration (+) = signals summed

Quantitation Report (QT Reviewed)

Data Path : I:\8270\Dakota\250820RVTICAL\
Data File : ABNL4.D
Acq On : 20 Aug 2025 2:38 pm
Operator : Dakota:smz
Sample : IL7,32,,ABNL1 Lot# 11832
Misc : WG2105679,,
ALS Vial : 6 Sample Multiplier: 1

Quant Time: Aug 21 06:07:31 2025
Quant Method : I:\8270\Dakota\250820RVTICAL\FS250821RVT_Dakota.m
Quant Title : Semivolatiles by GC/MS by modified 8270
QLast Update : Thu Aug 21 05:46:21 2025
Response via : Initial Calibration

Sub List : ABNICal 8270 Dakota 250820RVTICAL\AP9L6.D•

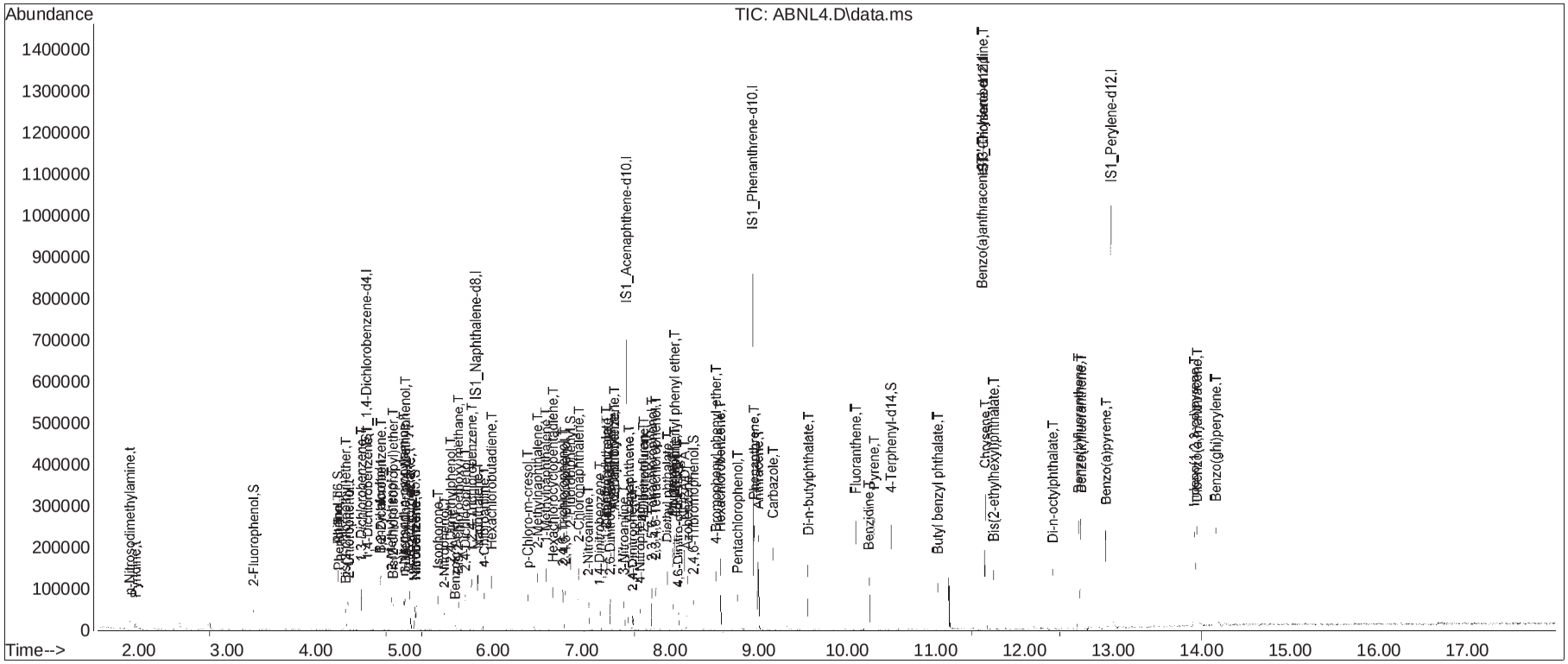

# Manual Integration Report

Data Path : I:\8270\Dakota\250820RVTIC
Data File : ABNL4.D Operator : Dakota:smz
Date Inj'd : 8/20/2025 2:38 pm Instrument : Dakota
Sample : IL7,32,,ABNL1 Lot# 11832 Quant Date : 8/21/2025 5:50 am

## Compound #3: Pyridine

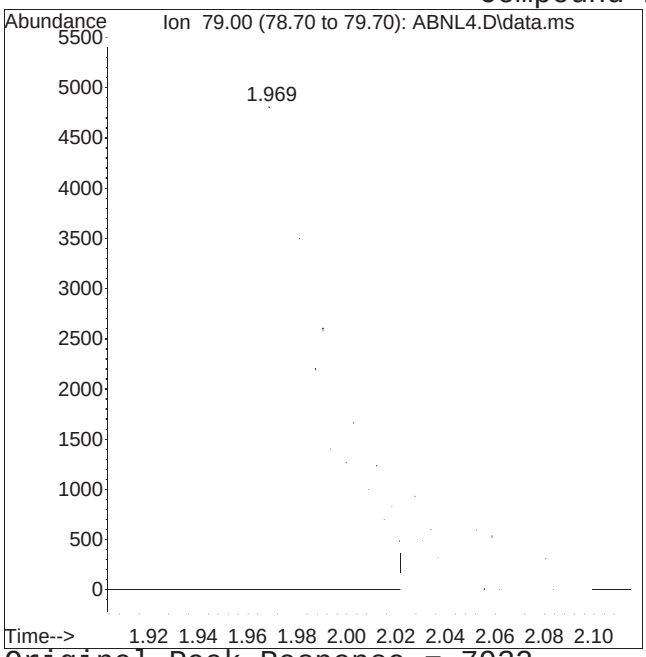


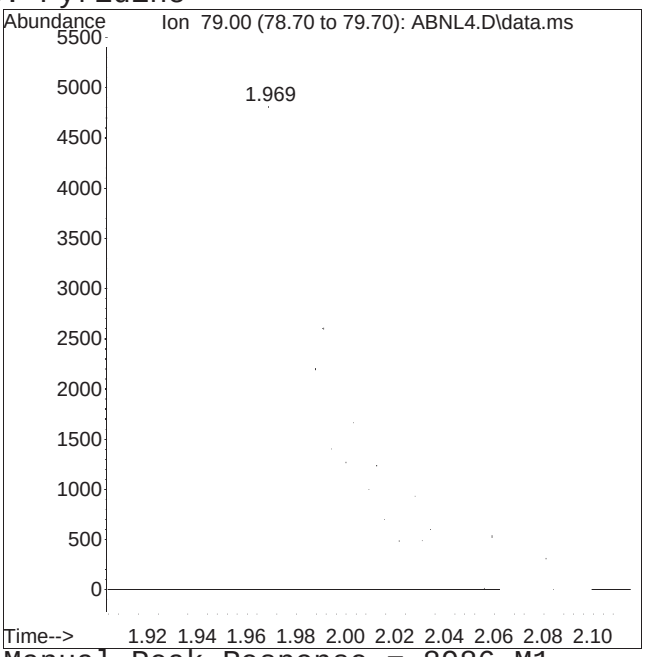


Original Peak Response = 7932 Manual Peak Response = 8986 M1
M1 = Split or tailing peak, auto integration stopped early resulting in false low area count.

Manual Integration Report

Data Path : I:\8270\Dakota\250820RVTIC
Data File : ABNL4.D Operator : Dakota:smz
Date Inj'd : 8/20/2025 2:38 pm Instrument : Dakota
Sample : IL7,32,,ABNL1 Lot# 11832 Quant Date : 8/21/2025 5:50 am

Compound #12: 1,2-Dichlorobenzene

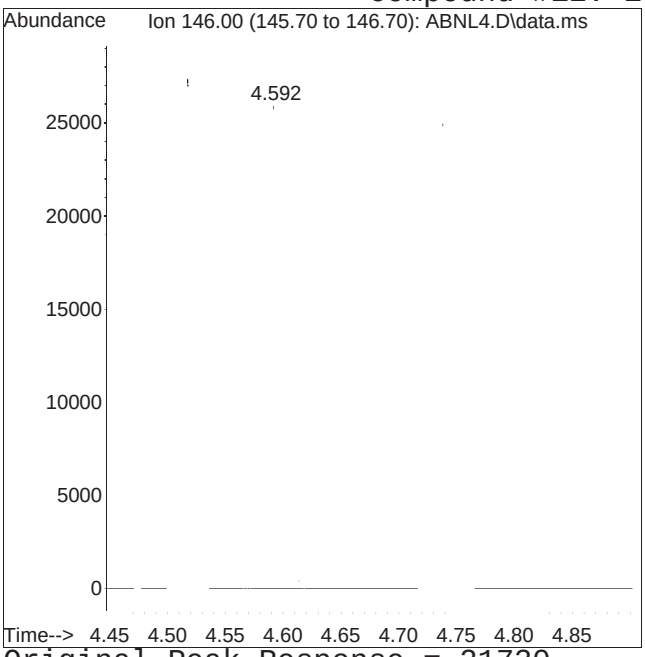


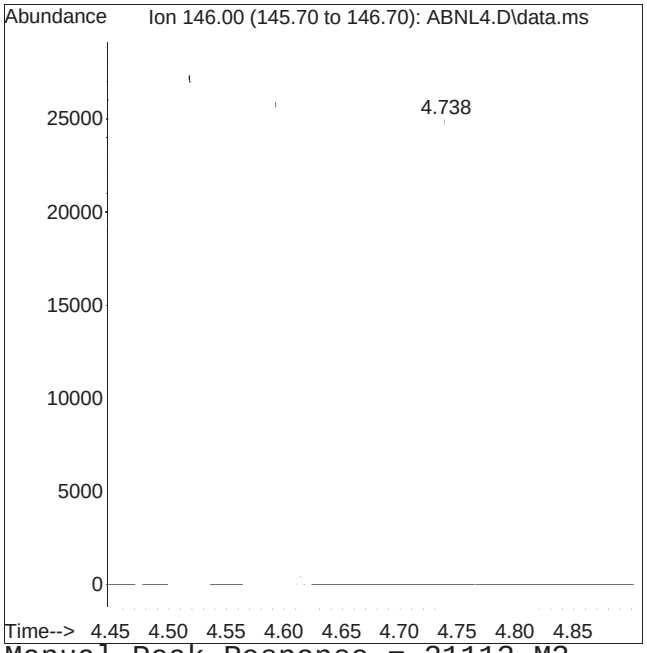


Original Peak Response = 21730 Manual Peak Response = 21113 M3
M3 = Misidentification of the peak (i.e. 1,4-dichlorobenzene identified as 1,3-dichlorobenzene), or misidentification from 2 partially resolved peaks not being split.

Manual Integration Report

Data Path : I:\8270\Dakota\250820RVTIC
Data File : ABNL4.D Operator : Dakota:smz
Date Inj'd : 8/20/2025 2:38 pm Instrument : Dakota
Sample : IL7,32,,ABNL1 Lot# 11832 Quant Date : 8/21/2025 5:50 am

Compound #39: Benzoic Acid

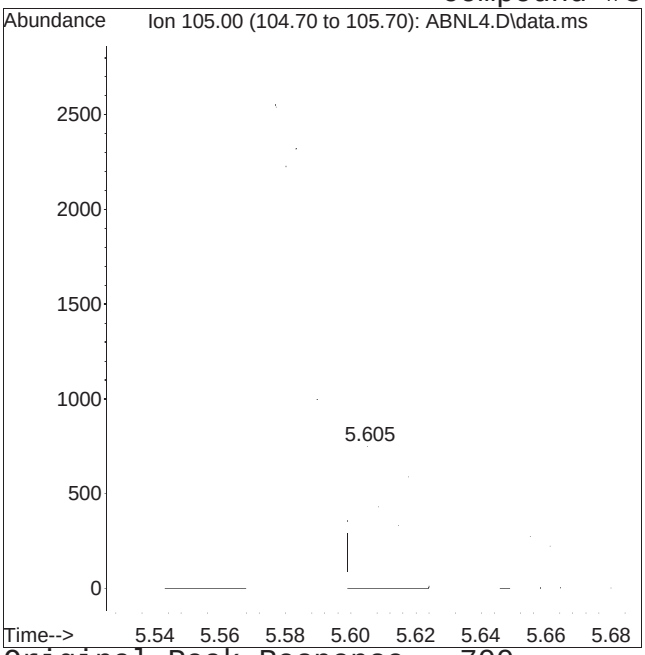


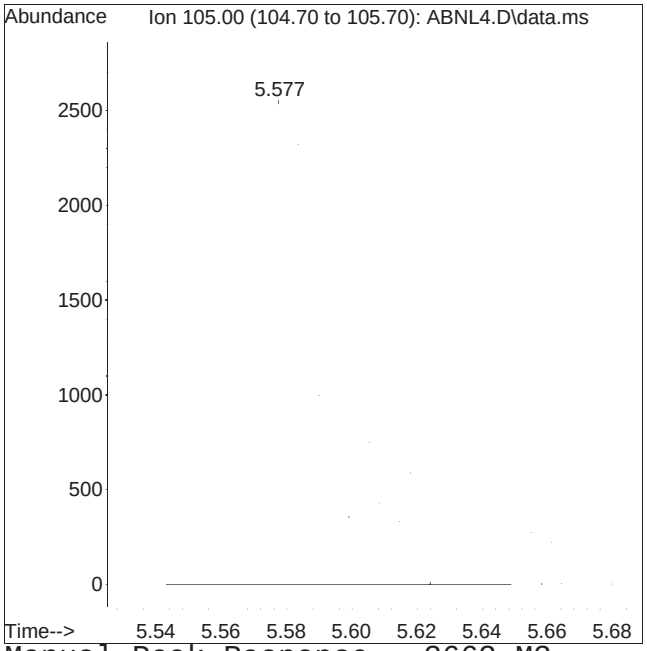


Original Peak Response = 700 Manual Peak Response = 3663 M3

M3 = Misidentification of the peak (i.e. 1,4-dichlorobenzene identified as 1,3-dichlorobenzene), or misidentification from 2 partially resolved peaks not being split.

Quantitation Report (QT Reviewed)

Data Path : I:\8270\Dakota\250820RVTICAL\
Data File : ABNL3.D
Acq On : 20 Aug 2025 3:01 pm
Operator : Dakota:smz
Sample : IL8,32,,ABNL0.5 Lot# 11833
Misc : WG2105679,,
ALS Vial : 7 Sample Multiplier: 1

Quant Time: Aug 21 06:05:43 2025
Quant Method : I:\8270\Dakota\250820RVTICAL\FS250821RVT_Dakota.m
Quant Title : Semivolatiles by GC/MS by modified 8270
QLast Update : Thu Aug 21 05:46:21 2025
Response via : Initial Calibration

CCAL FILE(s) : 1 - I:\8270\Dakota\250820RVTICAL\ABNL6.D
: 2 - I:\8270\Dakota\250820RVTICAL\ADPL6.D
: 3 - I:\8270\Dakota\250820RVTICAL\AP9L6.D
Sub List : ABNical - ABN ical sublist

| Compound | R.T. | QIon | Response | Conc | Units | | Dev(Min) |
|---|---|---|---|---|---|---|---|
| Internal Standards | | | | | | | |
| 1) IS1_1,4-Dichlorobenzen... | 4.576 | 152 | 51247 | 4.000 | ug/ml | | 0.00 |
| Standard Area 1 = 57258 | | | Recovery = 89.50% | | | | |
| 37) IS1_Naphthalene-d8 | 5.807 | 136 | 182324 | 4.000 | ug/ml | | 0.00 |
| Standard Area 1 = 205727 | | | Recovery = 88.62% | | | | |
| 65) IS1_Acenaphthene-d10 | 7.504 | 164 | 123838 | 4.000 | ug/ml | | 0.00 |
| Standard Area 1 = 152249 | | | Recovery = 81.34% | | | | |
| 90) IS1_Phenanthrene-d10 | 8.928 | 188 | 279816 | 4.000 | ug/ml | | 0.00 |
| Standard Area 1 = 336420 | | | Recovery = 83.17% | | | | |
| 106) IS1_Chrysene-d12 | 11.532 | 240 | 318781 | 4.000 | ug/ml | # | 0.00 |
| Standard Area 1 = 394707 | | | Recovery = 80.76% | | | | |
| 115) IS1_Perylene-d12 | 12.978 | 264 | 371755 | 4.000 | ug/ml | | 0.00 |
| Standard Area 1 = 434493 | | | Recovery = 85.56% | | | | |
| System Monitoring Compounds | | | | | | | |
| 4) 2-Fluorophenol | 3.299 | 112 | 5805 | 0.484 | ug/ml | | 0.00 |
| Spiked Amount 2.000 | Range 15 - 110 | | Recovery = 24.20% | | | | |
| 7) Phenol-d6 | 4.256 | 99 | 8595 | 0.543 | ug/ml | | 0.00 |
| Spiked Amount 2.000 | Range 15 - 110 | | Recovery = 27.15% | | | | |
| 19) Nitrobenzene-d5 | 5.117 | 82 | 6578 | 0.401 | ug/ml | | 0.00 |
| Spiked Amount 1.000 | Range 30 - 130 | | Recovery = 40.10% | | | | |
| 48) 2-Fluorobiphenyl | 6.876 | 172 | 22872 | 0.506 | ug/ml | | 0.00 |
| Spiked Amount 1.000 | Range 30 - 130 | | Recovery = 50.60% | | | | |
| 81) 2,4,6-Tribromophenol | 8.266 | 330 | 3545 | 0.466 | ug/ml | | 0.00 |
| Spiked Amount 2.000 | Range 15 - 110 | | Recovery = 23.30% | | | | |
| 98) 4-Terphenyl-d14 | 10.497 | 244 | 37342 | 0.509 | ug/ml | | 0.00 |
| Spiked Amount 1.000 | Range 30 - 130 | | Recovery = 50.90% | | | | |
| Target Compounds | | | | | | | Qvalue |
| 2) n-Nitrosodimethylamine | 1.910 | 74 | 3904 | 0.494 | ug/ml | # | 90 |
| 3) Pyridine | 1.984 | 79 | 4309M1 | 0.463 | ug/ml | | |
| 5) Aniline | 4.256 | 93 | 9726 | 0.462 | ug/ml | # | 43 |
| 6) 2-Chlorophenol | 4.368 | 128 | 7065 | 0.480 | ug/ml | # | 87 |
| 8) Phenol | 4.272 | 94 | 8693 | 0.451 | ug/ml | # | 45 |
| 9) Bis(2-chloroethyl)ether | 4.340 | 93 | 6680 | 0.519 | ug/ml | | 97 |
| 10) 1,3-Dichlorobenzene | 4.517 | 146 | 10222 | 0.537 | ug/ml | | 96 |
| 11) 1,4-Dichlorobenzene | 4.592 | 146 | 10610 | 0.538 | ug/ml | | 98 |
| 12) 1,2-Dichlorobenzene | 4.738 | 146 | 9658 | 0.506 | ug/ml | | 93 |

Quantitation Report (QT Reviewed)

Data Path : I:\8270\Dakota\250820RVTICAL\
Data File : ABNL3.D
Acq On : 20 Aug 2025 3:01 pm
Operator : Dakota:smz
Sample : IL8,32,,ABNL0.5 Lot# 11833
Misc : WG2105679,,
ALS Vial : 7 Sample Multiplier: 1

Quant Time: Aug 21 06:05:43 2025
Quant Method : I:\8270\Dakota\250820RVTICAL\FS250821RVT_Dakota.m
Quant Title : Semivolatiles by GC/MS by modified 8270
QLast Update : Thu Aug 21 05:46:21 2025
Response via : Initial Calibration

CCAL FILE(s) : 1 - I:\8270\Dakota\250820RVTICAL\ABNL6.D
: 2 - I:\8270\Dakota\250820RVTICAL\ADPL6.D
: 3 - I:\8270\Dakota\250820RVTICAL\AP9L6.D
Sub List : ABNical - ABN ical sublist

| Compound | R.T. | QIon | Response | Conc | Units | Dev(Min) |
|---|---|---|---|---|---|---|
| 13) Benzyl alcohol | 4.729 | 79 | 5711 | 0.450 | ug/ml | 97 |
| 14) Bis(2-chloroisopropyl)... | 4.875 | 45 | 11495 | 0.549 | ug/ml# | 70 |
| 15) 2-Methylphenol | 4.859 | 108 | 6298 | 0.469 | ug/ml | 94 |
| 16) Hexachloroethane | 5.067 | 117 | 3746 | 0.518 | ug/ml# | 43 |
| 17) n-Nitrosodi-n-propylamine | 5.002 | 70 | 5206 | 0.461 | ug/ml# | 74 |
| 18) 3-Methylphenol/4-Methy... | 5.015 | 108 | 6593 | 0.459 | ug/ml | 100 |
| 20) Nitrobenzene | 5.136 | 77 | 7422 | 0.454 | ug/ml | 92 |
| 21) Isophorone | 5.378 | 82 | 13239 | 0.432 | ug/ml | 95 |
| 22) 2-Nitrophenol | 5.450 | 139 | 2885 | 0.387 | ug/ml | 89 |
| 23) 2,4-Dimethylphenol | 5.527 | 107 | 6738 | 0.420 | ug/ml | 99 |
| 24) Bis(2-chloroethoxy)met... | 5.614 | 93 | 9284 | 0.489 | ug/ml# | 93 |
| 25) 2,4-Dichlorophenol | 5.686 | 162 | 7266 | 0.405 | ug/ml# | 93 |
| 26) 1,2,4-Trichlorobenzene | 5.764 | 180 | 9891 | 0.490 | ug/ml | 97 |
| 38) Naphthalene | 5.829 | 128 | 23656 | 0.523 | ug/ml | 98 |
| 39) Benzoic Acid | 5.593 | 105 | 1192M1 | 0.133 | ug/ml | |
| 40) 4-Chloroaniline | 5.897 | 65 | 3188 | 0.582 | ug/ml | 94 |
| 41) Hexachlorobutadiene | 5.981 | 225 | 6073 | 0.578 | ug/ml | 100 |
| 42) p-Chloro-m-cresol | 6.395 | 107 | 5527 | 0.412 | ug/ml# | 81 |
| 43) 2-Methylnaphthalene | 6.506 | 142 | 15962 | 0.518 | ug/ml | 99 |
| 44) 1-Methylnaphthalene | 6.600 | 115 | 5965 | 0.496 | ug/ml | 94 |
| 45) Hexachlorocyclopentadiene | 6.674 | 237 | 6919 | 0.614 | ug/ml# | 94 |
| 46) 2,4,6-Trichlorophenol | 6.792 | 196 | 6367 | 0.471 | ug/ml | 94 |
| 47) 2,4,5-Trichlorophenol | 6.820 | 196 | 6590 | 0.405 | ug/ml | 95 |
| 49) 2-Chloronaphthalene | 6.966 | 162 | 18885 | 0.483 | ug/ml# | 89 |
| 50) 2-Nitroaniline | 7.078 | 138 | 4073 | 0.390 | ug/ml# | 82 |
| 51) 1,4-Dinitrobenzene | 7.212 | 168 | 2204M3 | 0.455 | ug/ml | |
| 52) 1,3-Dinitrobenzene | 7.287 | 168 | 2243 | 0.377 | ug/ml# | 1 |
| 53) Dimethyl phthalate | 7.284 | 163 | 22966 | 0.461 | ug/ml# | 95 |
| 54) Acenaphthylene | 7.364 | 152 | 28143 | 0.451 | ug/ml | 96 |
| 55) 2,6-Dinitrotoluene | 7.324 | 165 | 3976 | 0.452 | ug/ml# | 76 |
| 56) 1,2-Dinitrobenzene | 7.361 | 168 | 1518 | 0.435 | ug/ml# | 1 |
| 66) 3-Nitroaniline | 7.476 | 138 | 3965 | 0.443 | ug/ml# | 89 |
| 67) Acenaphthene | 7.535 | 154 | 17226 | 0.527 | ug/ml | 87 |
| 68) 2,4-Dinitrophenol | 7.579 | 184 | 1958 | 0.928 | ug/ml# | 66 |
| 69) Dibenzofuran | 7.703 | 168 | 30259 | 0.530 | ug/ml | 90 |
| 70) 2,4-Dinitrotoluene | 7.706 | 165 | 5469 | 0.470 | ug/ml | 91 |
| 71) 4-Nitrophenol | 7.666 | 65 | 2796 | 0.397 | ug/ml# | 70 |
| 72) 2,3,5,6-Tetrachlorophenol | 7.793 | 232 | 6237 | 0.515 | ug/ml | 91 |

Quantitation Report (QT Reviewed)

Data Path : I:\8270\Dakota\250820RVTICAL\
Data File : ABNL3.D
Acq On : 20 Aug 2025 3:01 pm
Operator : Dakota:smz
Sample : IL8,32,,ABNL0.5 Lot# 11833
Misc : WG2105679,,
ALS Vial : 7 Sample Multiplier: 1

Quant Time: Aug 21 06:05:43 2025
Quant Method : I:\8270\Dakota\250820RVTICAL\FS250821RVT_Dakota.m
Quant Title : Semivolatiles by GC/MS by modified 8270
QLast Update : Thu Aug 21 05:46:21 2025
Response via : Initial Calibration

CCAL FILE(s) : 1 - I:\8270\Dakota\250820RVTICAL\ABNL6.D
: 2 - I:\8270\Dakota\250820RVTICAL\ADPL6.D
: 3 - I:\8270\Dakota\250820RVTICAL\AP9L6.D
Sub List : ABNical - ABN ical sublist

| Compound | R.T. | QIon | Response | Conc | Units | Dev(Min) |
|---|---|---|---|---|---|---|
| 73) 2,3,4,6-Tetrachlorophenol | 7.837 | 232 | 5965 | 0.483 | ug/ml | 98 |
| 74) Diethyl phthalate | 7.970 | 149 | 21945 | 0.479 | ug/ml | 98 |
| 75) Fluorene | 8.033 | 166 | 23502 | 0.514 | ug/ml | 94 |
| 76) 4-Chlorophenyl phenyl ... | 8.054 | 204 | 12666 | 0.550 | ug/ml# | 84 |
| 77) 4-Nitroaniline | 8.057 | 138 | 3974 | 0.414 | ug/ml# | 84 |
| 78) 4,6-Dinitro-o-cresol | 8.095 | 198 | 2691 | 0.444 | ug/ml# | 57 |
| 79) NDPA/DPA | 8.169 | 169 | 20122 | 0.507 | ug/ml | 93 |
| 80) Azobenzene | 8.204 | 77 | 18382 | 0.497 | ug/ml | 95 |
| 82) 4-Bromophenyl phenyl e... | 8.521 | 248 | 8260 | 0.562 | ug/ml# | 76 |
| 83) Hexachlorobenzene | 8.567 | 284 | 9312 | 0.540 | ug/ml# | 86 |
| 84) Pentachlorophenol | 8.760 | 266 | 4388 | 0.453 | ug/ml | 95 |
| 91) Phenanthrene | 8.949 | 178 | 41194 | 0.526 | ug/ml | 99 |
| 92) Anthracene | 8.996 | 178 | 39296 | 0.516 | ug/ml | 99 |
| 93) Carbazole | 9.167 | 167 | 35357 | 0.483 | ug/ml | 97 |
| 94) Di-n-butylphthalate | 9.559 | 149 | 35024 | 0.447 | ug/ml | 97 |
| 95) Fluoranthene | 10.093 | 202 | 47974 | 0.500 | ug/ml# | 90 |
| 96) Benzidine | 10.249 | 184 | 21690 | 0.417 | ug/ml# | 94 |
| 97) Pyrene | 10.305 | 202 | 52550 | 0.515 | ug/ml | 99 |
| 99) Butyl benzyl phthalate | 11.019 | 149 | 13722 | 0.392 | ug/ml# | 77 |
| 107) Benzo(a)anthracene | 11.523 | 228 | 49570 | 0.489 | ug/ml | 98 |
| 108) 3,3'-Dichlorobenzidine | 11.526 | 252 | 17721 | 0.488 | ug/ml | 98 |
| 109) Chrysene | 11.557 | 228 | 55083 | 0.563 | ug/ml | 97 |
| 110) Bis(2-ethylhexyl)phtha... | 11.653 | 149 | 20869 | 0.403 | ug/ml# | 95 |
| 111) Di-n-octylphthalate | 12.322 | 149 | 33799 | 0.392 | ug/ml# | 72 |
| 112) Benzo(b)fluoranthene | 12.611 | 252 | 55457 | 0.579 | ug/ml# | 93 |
| 113) Benzo(k)fluoranthene | 12.636 | 252 | 52931 | 0.550 | ug/ml# | 93 |
| 114) Benzo(a)pyrene | 12.922 | 252 | 46193 | 0.520 | ug/ml# | 90 |
| 116) Indeno(1,2,3-cd)pyrene | 13.926 | 276 | 52400 | 0.509 | ug/mL# | 86 |
| 117) Dibenzo(a,h)anthracene | 13.950 | 278 | 54383 | 0.526 | ug/ml# | 88 |
| 118) Benzo(ghi)perylene | 14.159 | 276 | 54813 | 0.526 | ug/ml# | 86 |

(#) = qualifier out of range (m) = manual integration (+) = signals summed

Quantitation Report (QT Reviewed)

Data Path : I:\8270\Dakota\250820RVTICAL\
Data File : ABNL3.D
Acq On : 20 Aug 2025 3:01 pm
Operator : Dakota:smz
Sample : IL8,32,,ABNL0.5 Lot# 11833
Misc : WG2105679,,
ALS Vial : 7 Sample Multiplier: 1

Quant Time: Aug 21 06:05:43 2025
Quant Method : I:\8270\Dakota\250820RVTICAL\FS250821RVT_Dakota.m
Quant Title : Semivolatiles by GC/MS by modified 8270
QLast Update : Thu Aug 21 05:46:21 2025
Response via : Initial Calibration

Sub List : ABNical\8270\Dakota\250820RVTICAL\AP9L6.D•

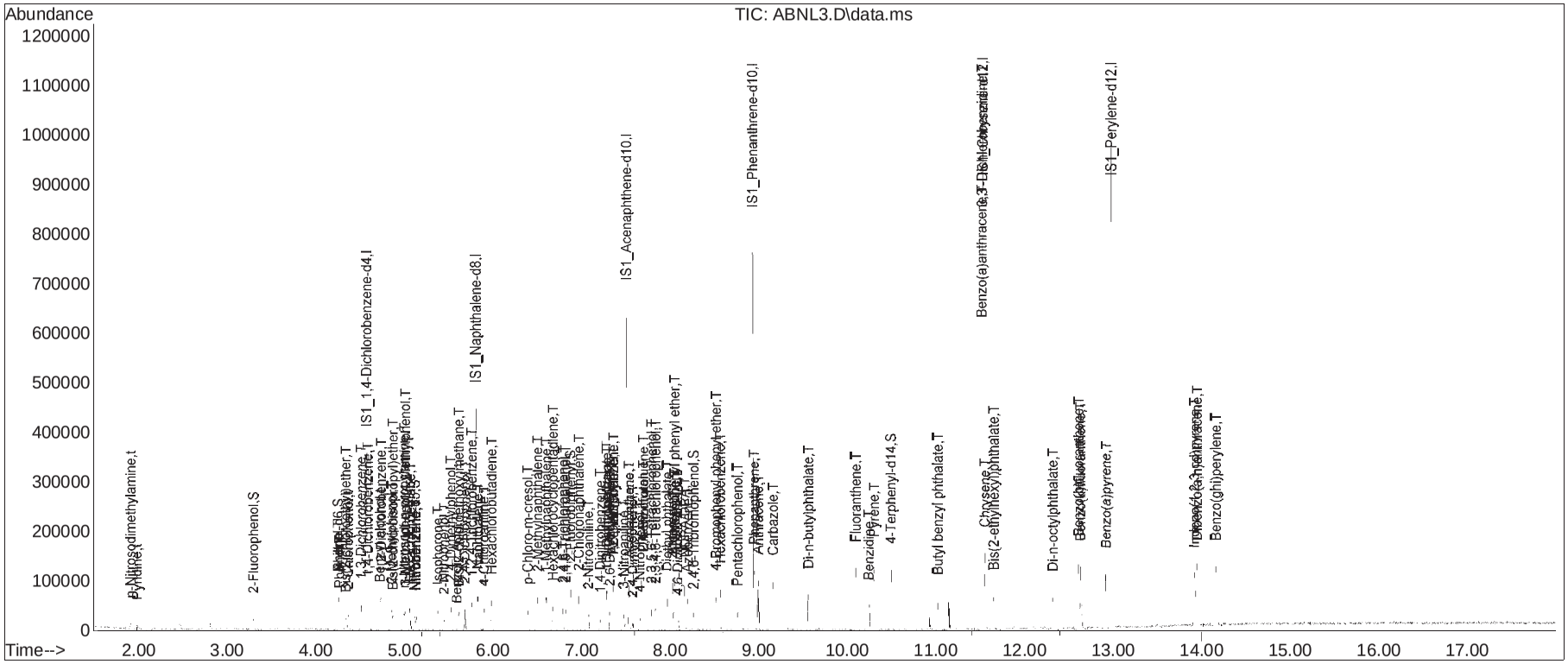

Manual Integration Report

Data Path : I:\8270\Dakota\250820RVTIC
Data File : ABNL3.D Operator : Dakota:smz
Date Inj'd : 8/20/2025 3:01 pm Instrument : Dakota
Sample : IL8,32,,ABNL0.5 Lot# 11833Quant Date : 8/21/2025 5:50 am

Compound #3: Pyridine

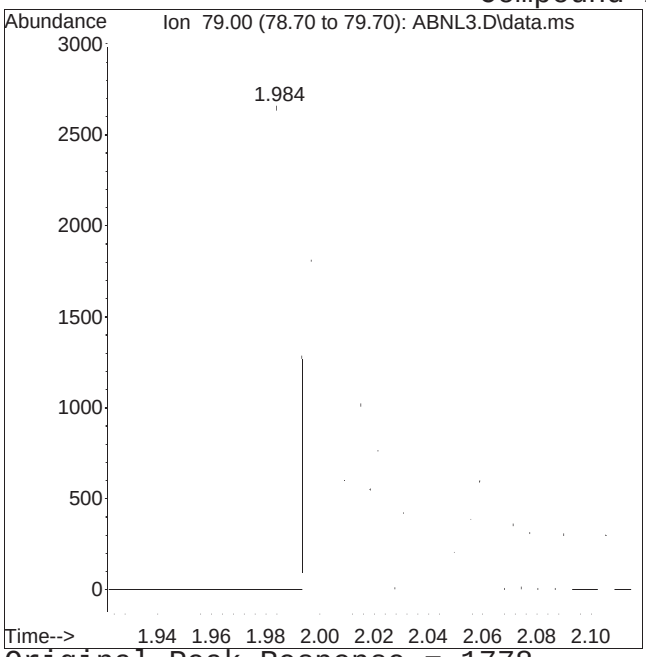


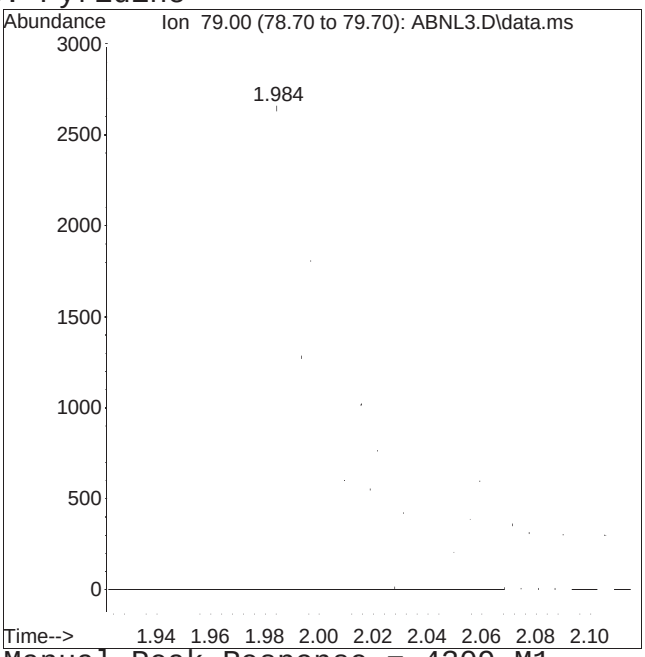


Original Peak Response = 1778 Manual Peak Response = 4309 M1
M1 = Split or tailing peak, auto integration stopped early resulting in false low area count.

# Manual Integration Report

Data Path : I:\8270\Dakota\250820RVTIC
Data File : ABNL3.D Operator : Dakota:smz
Date Inj'd : 8/20/2025 3:01 pm Instrument : Dakota
Sample : IL8,32,,ABNL0.5 Lot# 11833 Quant Date : 8/21/2025 5:50 am

## Compound #39: Benzoic Acid

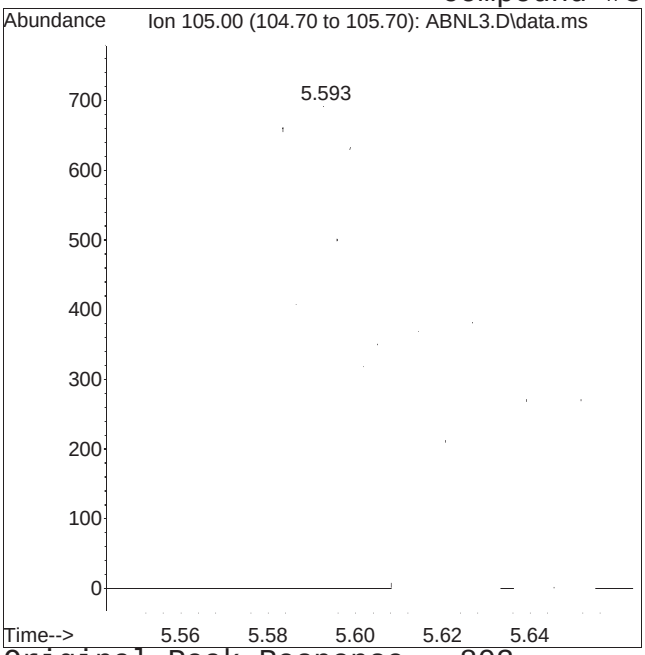


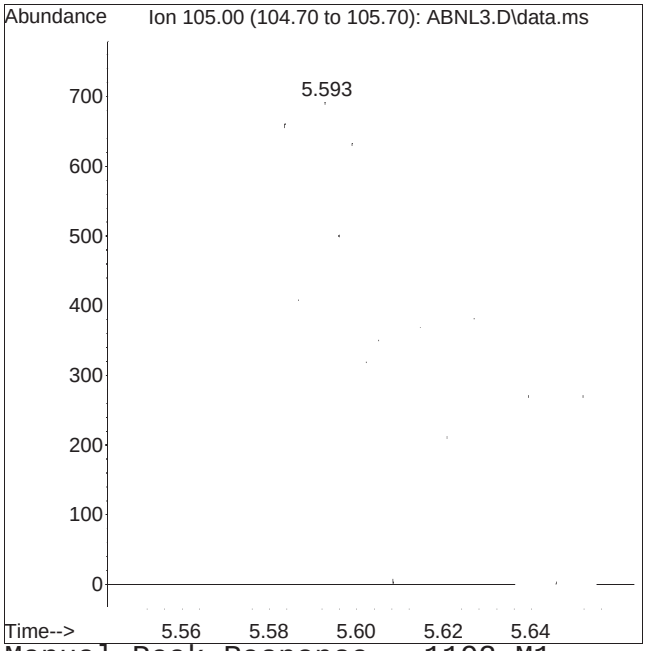


Original Peak Response = 803 Manual Peak Response = 1192 M1

M1 = Split or tailing peak, auto integration stopped early resulting in false low area count.

Manual Integration Report

Data Path : I:\8270\Dakota\250820RVTIC
Data File : ABNL3.D Operator : Dakota:smz
Date Inj'd : 8/20/2025 3:01 pm Instrument : Dakota
Sample : IL8,32,,ABNL0.5 Lot# 11833 Quant Date : 8/21/2025 5:50 am

Compound #51: 1,4-Dinitrobenzene

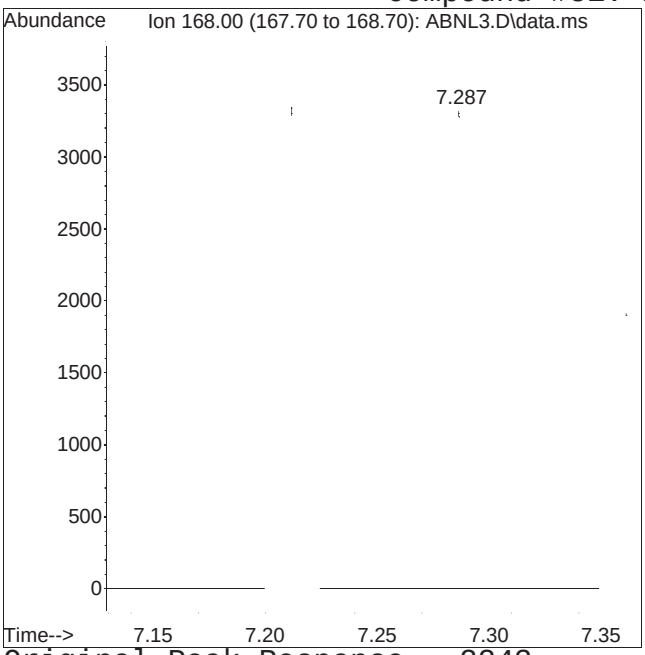


Original Peak Response = 2243

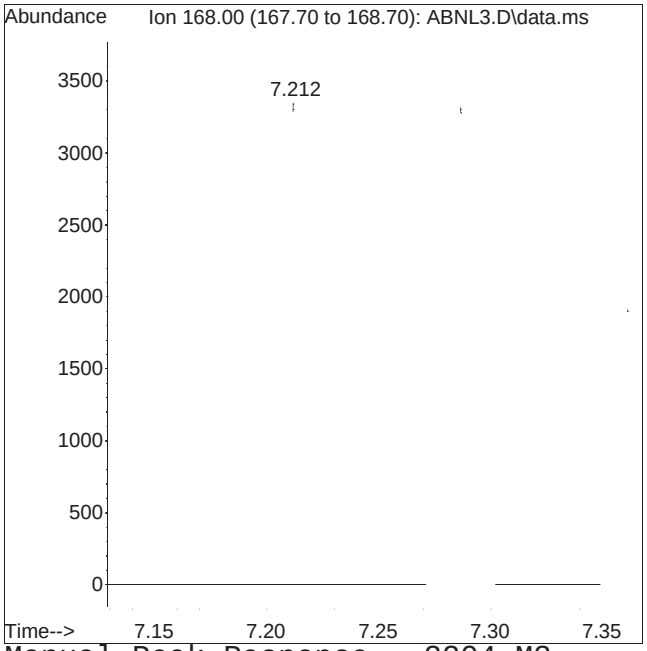


Manual Peak Response = 2204 M3

M3 = Misidentification of the peak (i.e. 1,4-dichlorobenzene identified as 1,3-dichlorobenzene), or misidentification from 2 partially resolved peaks not being split.

Quantitation Report (QT Reviewed)

Data Path : I:\8270\Dakota\250820RVTICAL\
Data File : ABNL2.D
Acq On : 20 Aug 2025 3:23 pm
Operator : Dakota:smz
Sample : IL9,32,,ABNL0.2 Lot# 11834
Misc : WG2105679,,
ALS Vial : 8 Sample Multiplier: 1

Quant Time: Aug 21 09:39:03 2025
Quant Method : I:\8270\Dakota\250820RVTICAL\FS250821RVT_Dakota.m
Quant Title : Semivolatiles by GC/MS by modified 8270
QLast Update : Thu Aug 21 05:46:21 2025
Response via : Initial Calibration

CCAL FILE(s) : 1 - I:\8270\Dakota\250820RVTICAL\ABNL6.D
: 2 - I:\8270\Dakota\250820RVTICAL\ADPL6.D
: 3 - I:\8270\Dakota\250820RVTICAL\AP9L6.D
Sub List : ABNical - ABN ical sublist

| Compound | R.T. | QIon | Response | Conc | Units | Dev(Min) |
|---|---|---|---|---|---|---|
| Internal Standards | | | | | | |
| 1) IS1_1,4-Dichlorobenzen... | 4.576 | 152 | 50780 | 4.000 | ug/ml | 0.00 |
| Standard Area 1 = 57258 | | | Recovery = 88.69% | | | |
| 37) IS1_Naphthalene-d8 | 5.807 | 136 | 177327 | 4.000 | ug/ml | # 0.00 |
| Standard Area 1 = 205727 | | | Recovery = 86.20% | | | |
| 65) IS1_Acenaphthene-d10 | 7.504 | 164 | 118374 | 4.000 | ug/ml | 0.00 |
| Standard Area 1 = 152249 | | | Recovery = 77.75% | | | |
| 90) IS1_Phenanthrene-d10 | 8.928 | 188 | 269998 | 4.000 | ug/ml | 0.00 |
| Standard Area 1 = 336420 | | | Recovery = 80.26% | | | |
| 106) IS1_Chrysene-d12 | 11.532 | 240 | 298594 | 4.000 | ug/ml | # 0.00 |
| Standard Area 1 = 394707 | | | Recovery = 75.65% | | | |
| 115) IS1_Perylene-d12 | 12.977 | 264 | 351808 | 4.000 | ug/ml | 0.00 |
| Standard Area 1 = 434493 | | | Recovery = 80.97% | | | |
| System Monitoring Compounds | | | | | | |
| 4) 2-Fluorophenol | 3.302 | 112 | 1973 | 0.166 | ug/ml | 0.00 |
| Spiked Amount 2.000 | Range 15 - 110 | | Recovery = 8.30%# | | | |
| 7) Phenol-d6 | 4.256 | 99 | 3085 | 0.197 | ug/ml | 0.00 |
| Spiked Amount 2.000 | Range 15 - 110 | | Recovery = 9.85%# | | | |
| 19) Nitrobenzene-d5 | 5.117 | 82 | 2328 | 0.143 | ug/ml | 0.00 |
| Spiked Amount 1.000 | Range 30 - 130 | | Recovery = 14.30%# | | | |
| 48) 2-Fluorobiphenyl | 6.876 | 172 | 8720 | 0.198 | ug/ml | 0.00 |
| Spiked Amount 1.000 | Range 30 - 130 | | Recovery = 19.80%# | | | |
| 81) 2,4,6-Tribromophenol | 8.269 | 330 | 1550 | 0.213 | ug/ml | 0.00 |
| Spiked Amount 2.000 | Range 15 - 110 | | Recovery = 10.65%# | | | |
| 98) 4-Terphenyl-d14 | 10.497 | 244 | 12862 | 0.182 | ug/ml | 0.00 |
| Spiked Amount 1.000 | Range 30 - 130 | | Recovery = 18.20%# | | | |
| Target Compounds | | | | | | Qvalue |
| 2) n-Nitrosodimethylamine | 1.919 | 74 | 1519 | 0.194 | ug/ml# | 89 |
| 3) Pyridine | 2.021 | 79 | 1551M1 | 0.168 | ug/ml | |
| 5) Aniline | 4.259 | 93 | 3496 | 0.168 | ug/ml# | 72 |
| 6) 2-Chlorophenol | 4.371 | 128 | 2626 | 0.180 | ug/ml | 95 |
| 8) Phenol | 4.272 | 94 | 3248 | 0.170 | ug/ml# | 76 |
| 9) Bis(2-chloroethyl)ether | 4.343 | 93 | 2571 | 0.202 | ug/ml | 95 |
| 10) 1,3-Dichlorobenzene | 4.520 | 146 | 3924 | 0.208 | ug/ml | 94 |
| 11) 1,4-Dichlorobenzene | 4.595 | 146 | 4233M3 | 0.217 | ug/ml | |
| 12) 1,2-Dichlorobenzene | 4.738 | 146 | 3904M3 | 0.206 | ug/ml | |

Data Path : I:\8270\Dakota\250820RVTICAL\
Data File : ABNL2.D
Acq On : 20 Aug 2025 3:23 pm
Operator : Dakota:smz
Sample : IL9,32,,ABNL0.2 Lot# 11834
Misc : WG2105679,,
ALS Vial : 8 Sample Multiplier: 1

Quant Time: Aug 21 09:39:03 2025
Quant Method : I:\8270\Dakota\250820RVTICAL\FS250821RVT_Dakota.m
Quant Title : Semivolatiles by GC/MS by modified 8270
QLast Update : Thu Aug 21 05:46:21 2025
Response via : Initial Calibration

CCAL FILE(s) : 1 - I:\8270\Dakota\250820RVTICAL\ABNL6.D
: 2 - I:\8270\Dakota\250820RVTICAL\ADPL6.D
: 3 - I:\8270\Dakota\250820RVTICAL\AP9L6.D
Sub List : ABNical - ABN ical sublist

| Compound | R.T. | QIon | Response | Conc | Units | Dev(Min) |
|---|---|---|---|---|---|---|
| 13) Benzyl alcohol | 4.732 | 79 | 1810 | 0.144 | ug/ml# | 89 |
| 14) Bis(2-chloroisopropyl)... | 4.875 | 45 | 4887 | 0.236 | ug/ml# | 80 |
| 15) 2-Methylphenol | 4.859 | 108 | 1981 | 0.149 | ug/ml | 95 |
| 16) Hexachloroethane | 5.067 | 117 | 1541 | 0.215 | ug/ml# | 62 |
| 17) n-Nitrosodi-n-propylamine | 5.002 | 70 | 1761 | 0.157 | ug/ml# | 59 |
| 18) 3-Methylphenol/4-Methy... | 5.018 | 108 | 2663 | 0.187 | ug/ml# | 85 |
| 20) Nitrobenzene | 5.133 | 77 | 2522 | 0.156 | ug/ml# | 90 |
| 21) Isophorone | 5.378 | 82 | 4951 | 0.163 | ug/ml# | 89 |
| 22) 2-Nitrophenol | 5.453 | 139 | 893 | 0.121 | ug/ml# | 84 |
| 23) 2,4-Dimethylphenol | 5.524 | 107 | 2370 | 0.149 | ug/ml | 94 |
| 24) Bis(2-chloroethoxy)met... | 5.617 | 93 | 3430 | 0.182 | ug/ml# | 87 |
| 25) 2,4-Dichlorophenol | 5.689 | 162 | 2654 | 0.149 | ug/ml | 94 |
| 26) 1,2,4-Trichlorobenzene | 5.764 | 180 | 3479 | 0.174 | ug/ml | 96 |
| 38) Naphthalene | 5.829 | 128 | 8826 | 0.201 | ug/ml# | 95 |
| 39) Benzoic Acid | 0.000 | | 0 | N.D. | | |
| 40) 4-Chloroaniline | 5.900 | 65 | 1009 | 0.189 | ug/ml# | 66 |
| 41) Hexachlorobutadiene | 5.978 | 225 | 2303 | 0.225 | ug/ml | 92 |
| 42) p-Chloro-m-cresol | 6.394 | 107 | 2528 | 0.194 | ug/ml# | 77 |
| 43) 2-Methylnaphthalene | 6.503 | 142 | 5619 | 0.188 | ug/ml | 96 |
| 44) 1-Methylnaphthalene | 6.600 | 115 | 2149 | 0.184 | ug/ml | 92 |
| 45) Hexachlorocyclopentadiene | 6.674 | 237 | 2466 | 0.225 | ug/ml# | 94 |
| 46) 2,4,6-Trichlorophenol | 6.789 | 196 | 2096 | 0.159 | ug/ml# | 86 |
| 47) 2,4,5-Trichlorophenol | 6.817 | 196 | 2337 | 0.148 | ug/ml# | 78 |
| 49) 2-Chloronaphthalene | 6.966 | 162 | 6927 | 0.182 | ug/ml# | 92 |
| 50) 2-Nitroaniline | 7.078 | 138 | 1479 | 0.146 | ug/ml# | 88 |
| 51) 1,4-Dinitrobenzene | 7.212 | 168 | 778M3 | 0.165 | ug/ml | |
| 52) 1,3-Dinitrobenzene | 7.283 | 168 | 760 | 0.131 | ug/ml# | 1 |
| 53) Dimethyl phthalate | 7.283 | 163 | 8229 | 0.170 | ug/ml# | 96 |
| 54) Acenaphthylene | 7.361 | 152 | 10365 | 0.171 | ug/ml | 95 |
| 55) 2,6-Dinitrotoluene | 7.324 | 165 | 1191 | 0.139 | ug/ml# | 84 |
| 56) 1,2-Dinitrobenzene | 7.361 | 168 | 493M3 | 0.145 | ug/ml | |
| 66) 3-Nitroaniline | 7.476 | 138 | 1164 | 0.136 | ug/ml# | 93 |
| 67) Acenaphthene | 7.535 | 154 | 6384 | 0.204 | ug/ml | 83 |
| 68) 2,4-Dinitrophenol | 0.000 | | 0 | N.D. d | | |
| 69) Dibenzofuran | 7.706 | 168 | 11380 | 0.209 | ug/ml | 89 |
| 70) 2,4-Dinitrotoluene | 7.706 | 165 | 1871 | 0.168 | ug/ml# | 87 |
| 71) 4-Nitrophenol | 7.666 | 65 | 1117 | 0.166 | ug/ml# | 81 |
| 72) 2,3,5,6-Tetrachlorophenol | 7.793 | 232 | 2082 | 0.180 | ug/ml | 90 |

Quantitation Report (QT Reviewed)

Data Path : I:\8270\Dakota\250820RVTICAL\
Data File : ABNL2.D
Acq On : 20 Aug 2025 3:23 pm
Operator : Dakota:smz
Sample : IL9,32,,ABNL0.2 Lot# 11834
Misc : WG2105679,,
ALS Vial : 8 Sample Multiplier: 1

Quant Time: Aug 21 09:39:03 2025
Quant Method : I:\8270\Dakota\250820RVTICAL\FS250821RVT_Dakota.m
Quant Title : Semivolatiles by GC/MS by modified 8270
QLast Update : Thu Aug 21 05:46:21 2025
Response via : Initial Calibration

CCAL FILE(s) : 1 - I:\8270\Dakota\250820RVTICAL\ABNL6.D
: 2 - I:\8270\Dakota\250820RVTICAL\ADPL6.D
: 3 - I:\8270\Dakota\250820RVTICAL\AP9L6.D
Sub List : ABNical - ABN ical sublist

| Compound | R.T. | QIon | Response | Conc | Units | Dev(Min) |
|---|---|---|---|---|---|---|
| 73) 2,3,4,6-Tetrachlorophenol | 7.837 | 232 | 2081M3 | 0.176 | ug/ml | |
| 74) Diethyl phthalate | 7.970 | 149 | 7995 | 0.183 | ug/ml | 97 |
| 75) Fluorene | 8.032 | 166 | 8478 | 0.194 | ug/ml | 89 |
| 76) 4-Chlorophenyl phenyl ... | 8.054 | 204 | 4640 | 0.211 | ug/ml# | 83 |
| 77) 4-Nitroaniline | 8.057 | 138 | 1308 | 0.143 | ug/ml# | 85 |
| 78) 4,6-Dinitro-o-cresol | 8.101 | 198 | 899 | 0.155 | ug/ml# | 6 |
| 79) NDPA/DPA | 8.169 | 169 | 7178 | 0.189 | ug/ml# | 86 |
| 80) Azobenzene | 8.203 | 77 | 6612 | 0.187 | ug/ml | 96 |
| 82) 4-Bromophenyl phenyl e... | 8.520 | 248 | 2979 | 0.212 | ug/ml# | 75 |
| 83) Hexachlorobenzene | 8.570 | 284 | 3441 | 0.209 | ug/ml | 90 |
| 84) Pentachlorophenol | 8.763 | 266 | 1337 | 0.144 | ug/ml | 95 |
| 91) Phenanthrene | 8.949 | 178 | 16258 | 0.215 | ug/ml# | 93 |
| 92) Anthracene | 8.999 | 178 | 13512 | 0.184 | ug/ml# | 93 |
| 93) Carbazole | 9.167 | 167 | 13385 | 0.189 | ug/ml | 97 |
| 94) Di-n-butylphthalate | 9.562 | 149 | 12114 | 0.160 | ug/ml# | 98 |
| 95) Fluoranthene | 10.093 | 202 | 17064 | 0.184 | ug/ml# | 90 |
| 96) Benzidine | 10.245 | 184 | 4810 | 0.096 | ug/ml# | 82 |
| 97) Pyrene | 10.308 | 202 | 18655 | 0.190 | ug/ml | 98 |
| 99) Butyl benzyl phthalate | 11.019 | 149 | 4787 | 0.142 | ug/ml# | 77 |
| 107) Benzo(a)anthracene | 11.523 | 228 | 17528 | 0.185 | ug/ml | 95 |
| 108) 3,3'-Dichlorobenzidine | 11.526 | 252 | 5948 | 0.175 | ug/ml# | 95 |
| 109) Chrysene | 11.557 | 228 | 19991 | 0.218 | ug/ml | 99 |
| 110) Bis(2-ethylhexyl)phtha... | 11.650 | 149 | 6802 | 0.140 | ug/ml# | 97 |
| 111) Di-n-octylphthalate | 12.322 | 149 | 11493 | 0.142 | ug/ml# | 74 |
| 112) Benzo(b)fluoranthene | 12.611 | 252 | 19008 | 0.212 | ug/ml# | 95 |
| 113) Benzo(k)fluoranthene | 12.639 | 252 | 18122 | 0.201 | ug/ml# | 92 |
| 114) Benzo(a)pyrene | 12.918 | 252 | 15747 | 0.189 | ug/ml# | 89 |
| 116) Indeno(1,2,3-cd)pyrene | 13.922 | 276 | 18559M6 | 0.191 | ug/mL | |
| 117) Dibenzo(a,h)anthracene | 13.950 | 278 | 18079 | 0.185 | ug/ml# | 86 |
| 118) Benzo(ghi)perylene | 14.159 | 276 | 20753 | 0.211 | ug/ml# | 83 |

(#) = qualifier out of range (m) = manual integration (+) = signals summed

Quantitation Report (QT Reviewed)

Data Path : I:\8270\Dakota\250820RVTICAL\
Data File : ABNL2.D
Acq On : 20 Aug 2025 3:23 pm
Operator : Dakota:smz
Sample : IL9,32,,ABNL0.2 Lot# 11834
Misc : WG2105679,,
ALS Vial : 8 Sample Multiplier: 1

Quant Time: Aug 21 09:39:03 2025
Quant Method : I:\8270\Dakota\250820RVTICAL\FS250821RVT_Dakota.m
Quant Title : Semivolatiles by GC/MS by modified 8270
QLast Update : Thu Aug 21 05:46:21 2025
Response via : Initial Calibration

Sub List : ABNical\8270\Dakota\250820RVTICAL\AP9L6.D•

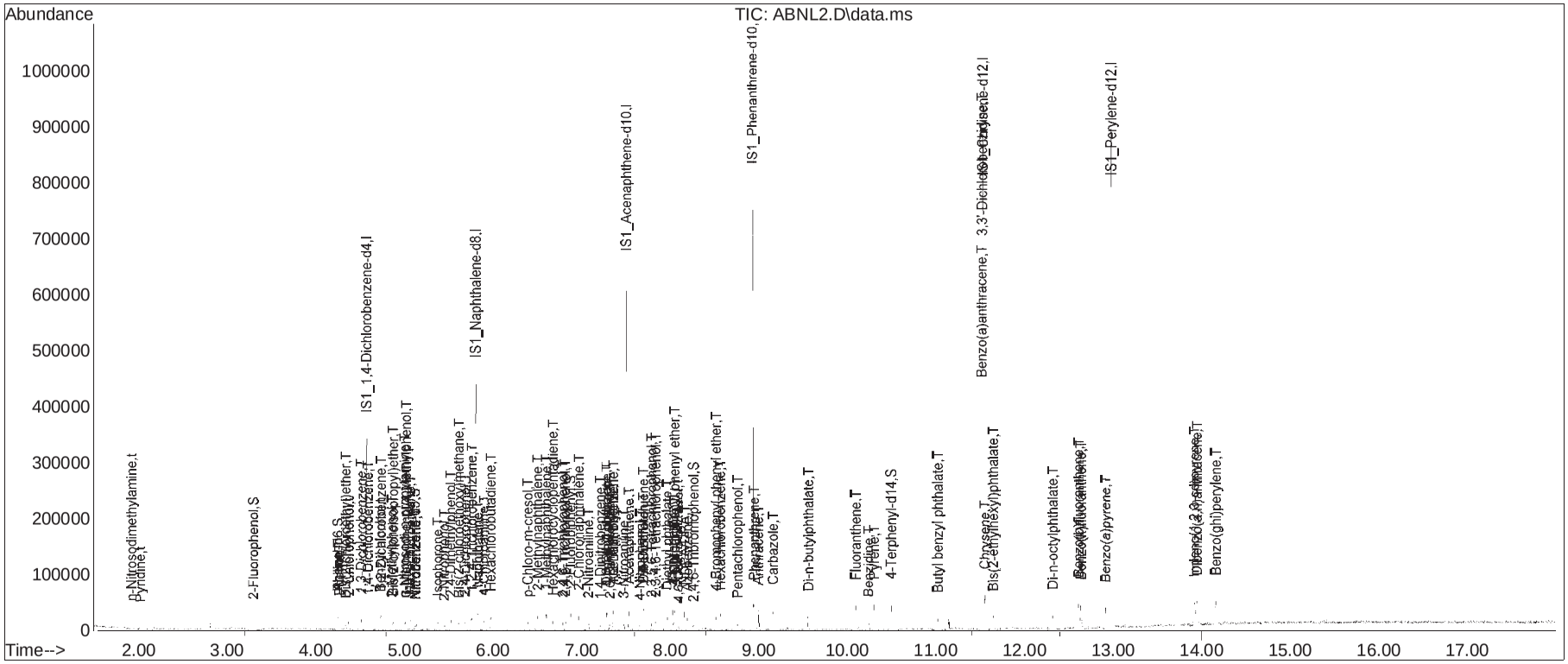

# Manual Integration Report

Data Path : I:\8270\Dakota\250820RVTIC
Data File : ABNL2.D Operator : Dakota:smz
Date Inj'd : 8/20/2025 3:23 pm Instrument : Dakota
Sample : IL9,32,,ABNL0.2 Lot# 11834Quant Date : 8/21/2025 5:49 am

## Compound #3: Pyridine

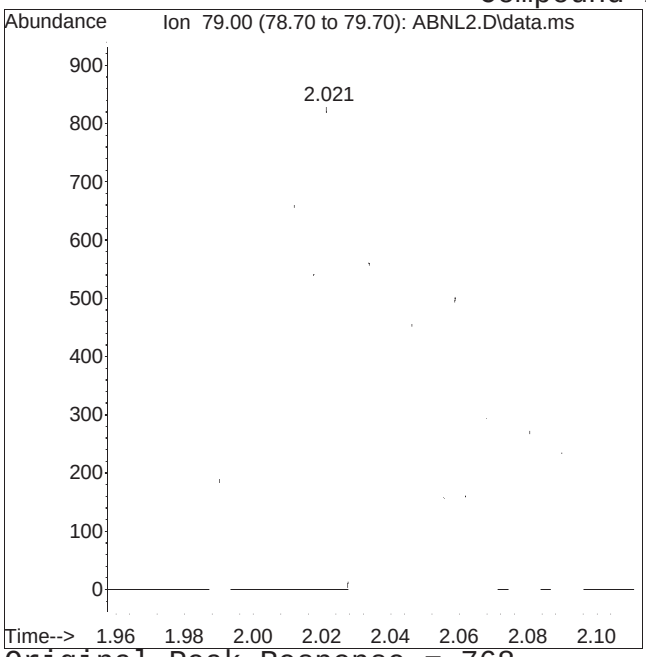


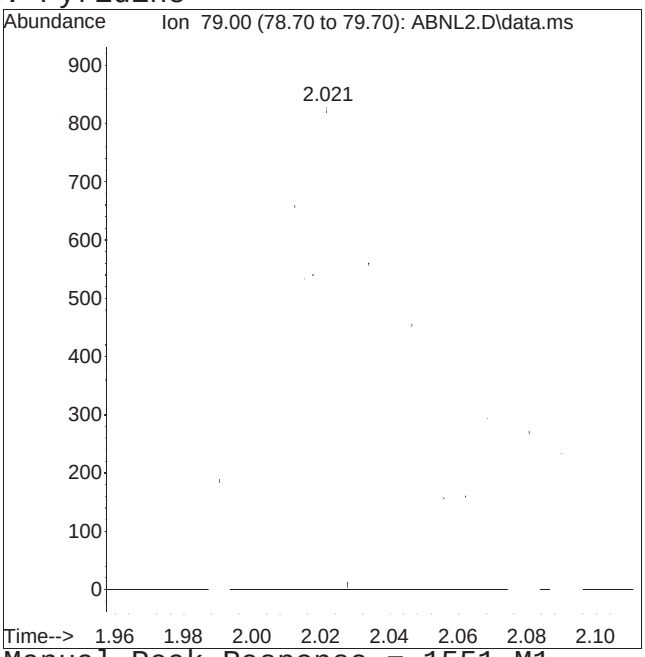


Original Peak Response = 768 Manual Peak Response = 1551 M1
M1 = Split or tailing peak, auto integration stopped early resulting in false low area count.

# Manual Integration Report

Data Path : I:\8270\Dakota\250820RVTIC
Data File : ABNL2.D Operator : Dakota:smz
Date Inj'd : 8/20/2025 3:23 pm Instrument : Dakota
Sample : IL9,32,,ABNL0.2 Lot# 11834 Quant Date : 8/21/2025 5:49 am

## Compound #11: 1,4-Dichlorobenzene

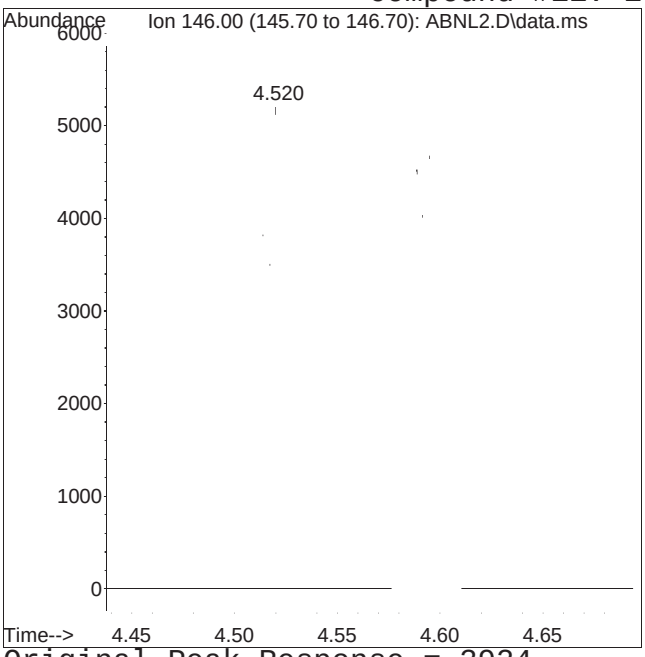


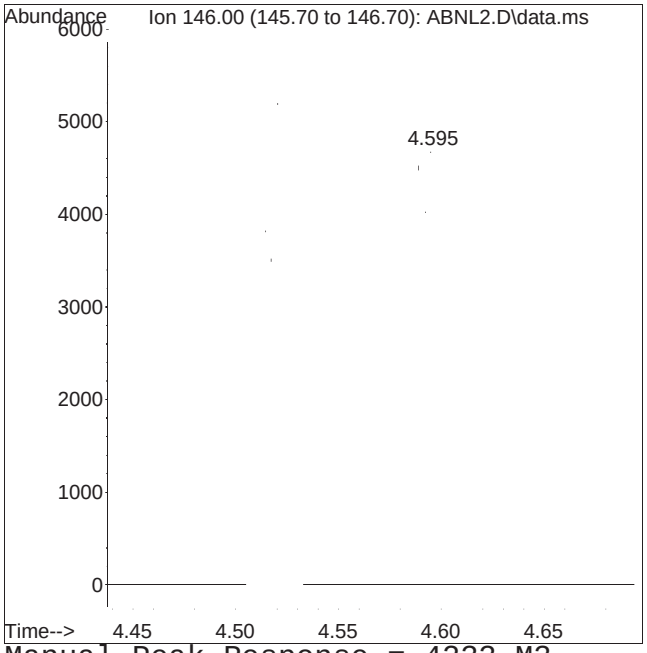


Original Peak Response = 3924 Manual Peak Response = 4233 M3

M3 = Misidentification of the peak (i.e. 1,4-dichlorobenzene identified as 1,3-dichlorobenzene), or misidentification from 2 partially resolved peaks not being split.

Manual Integration Report

Data Path : I:\8270\Dakota\250820RVTIC
Data File : ABNL2.D Operator : Dakota:smz
Date Inj'd : 8/20/2025 3:23 pm Instrument : Dakota
Sample : IL9,32,,ABNL0.2 Lot# 11834 Quant Date : 8/21/2025 5:49 am

Compound #12: 1,2-Dichlorobenzene

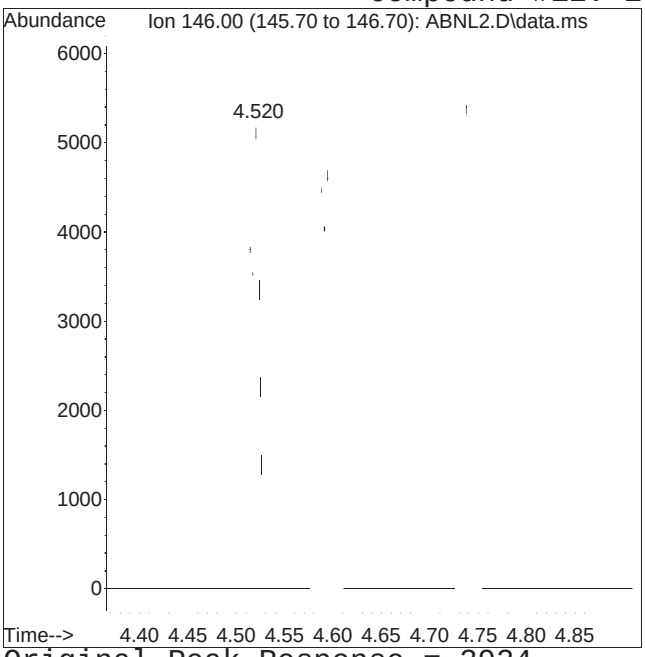


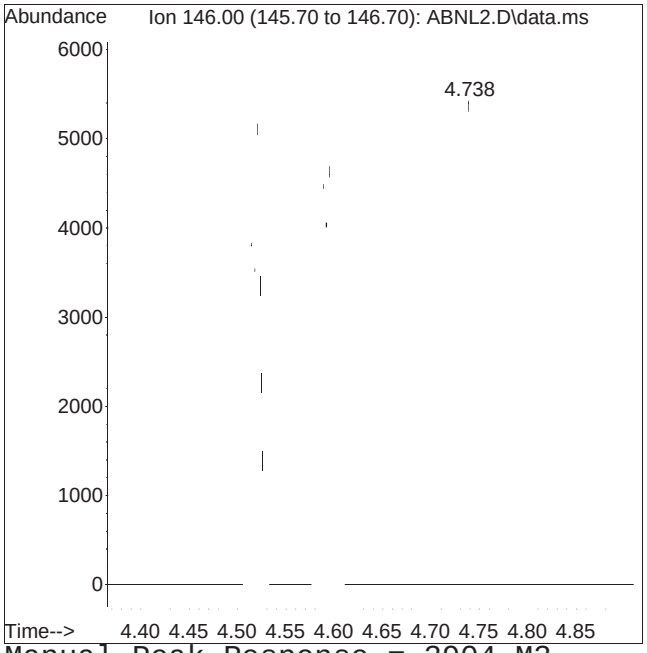


Original Peak Response = 3924 Manual Peak Response = 3904 M3

M3 = Misidentification of the peak (i.e. 1,4-dichlorobenzene identified as 1,3-dichlorobenzene), or misidentification from 2 partially resolved peaks not being split.

Data Path : I:\8270\Dakota\250820RVTIC
Data File : ABNL2.D Operator : Dakota:smz
Date Inj'd : 8/20/2025 3:23 pm Instrument : Dakota
Sample : IL9,32,,ABNL0.2 Lot# 11834 Quant Date : 8/21/2025 5:49 am

Compound #51: 1,4-Dinitrobenzene

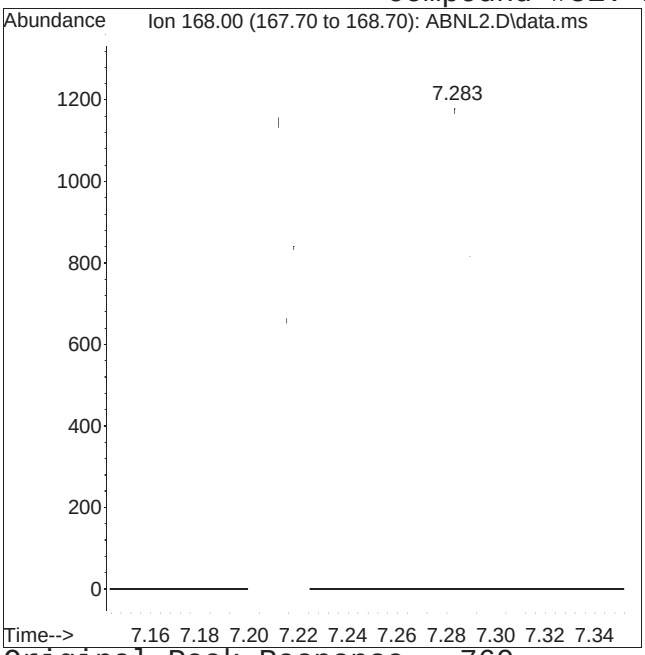


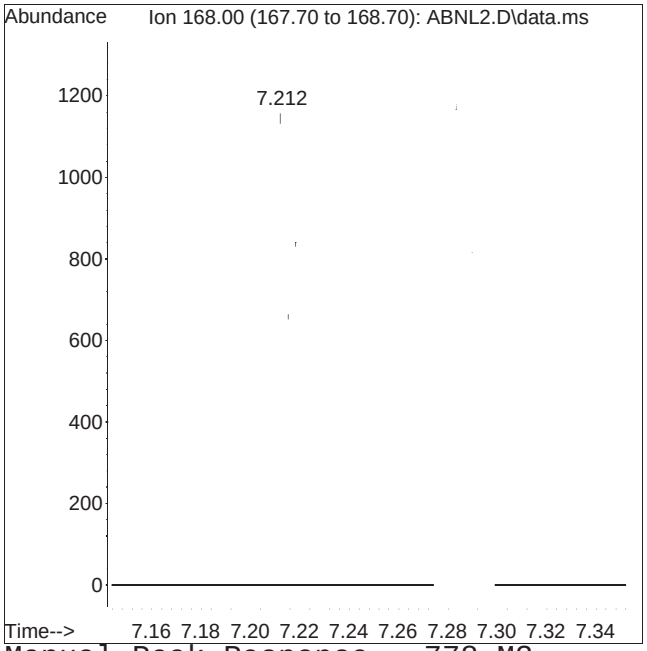


Original Peak Response = 760 Manual Peak Response = 778 M3
M3 = Misidentification of the peak (i.e. 1,4-dichlorobenzene identified as 1,3-dichlorobenzene), or misidentification from 2 partially resolved peaks not being split.

Manual Integration Report

Data Path : I:\8270\Dakota\250820RVTIC
Data File : ABNL2.D Operator : Dakota:smz
Date Inj'd : 8/20/2025 3:23 pm Instrument : Dakota
Sample : IL9,32,,ABNL0.2 Lot# 11834Quant Date : 8/21/2025 5:49 am

Compound #56: 1,2-Dinitrobenzene

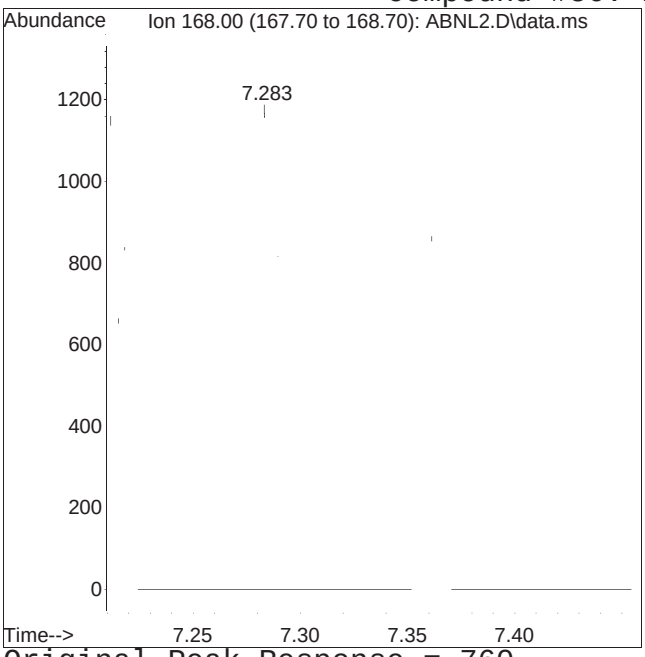


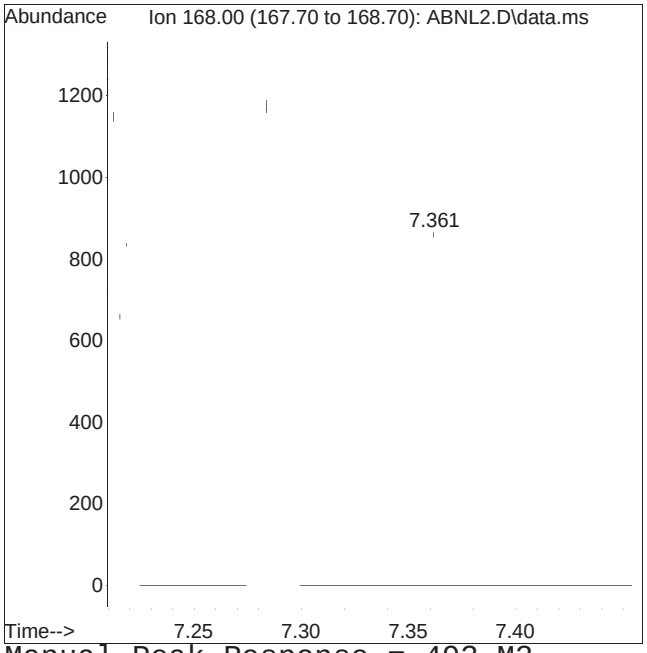


Original Peak Response = 760 Manual Peak Response = 493 M3

M3 = Misidentification of the peak (i.e. 1,4-dichlorobenzene identified as 1,3-dichlorobenzene), or misidentification from 2 partially resolved peaks not being split.

Manual Integration Report

Data Path : I:\8270\Dakota\250820RVTIC
Data File : ABNL2.D Operator : Dakota:smz
Date Inj'd : 8/20/2025 3:23 pm Instrument : Dakota
Sample : IL9,32,,ABNL0.2 Lot# 11834 Quant Date : 8/21/2025 5:49 am

Compound #73: 2,3,4,6-Tetrachlorophenol

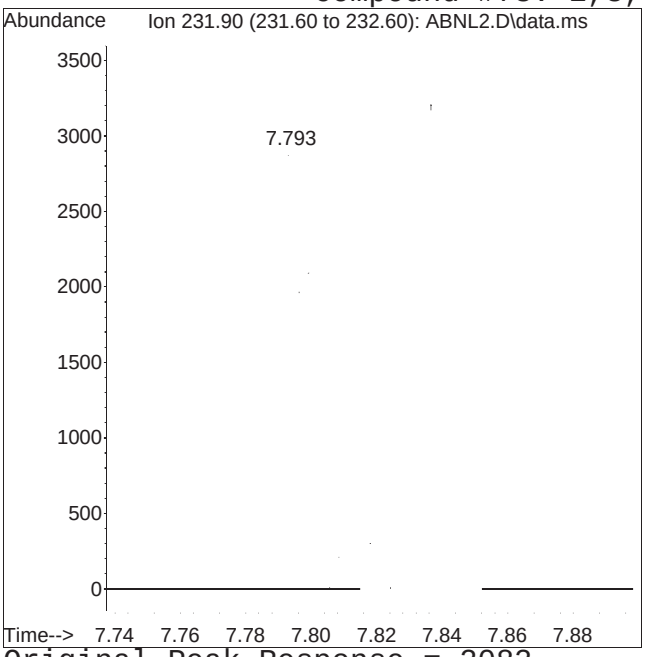


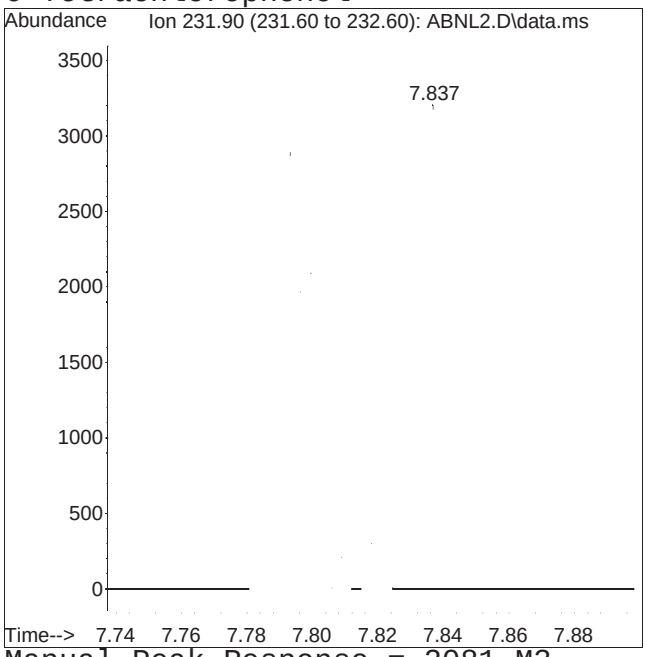


Original Peak Response = 2082 Manual Peak Response = 2081 M3
M3 = Misidentification of the peak (i.e. 1,4-dichlorobenzene identified as 1,3-dichlorobenzene), or misidentification from 2 partially resolved peaks not being split.

Manual Integration Report

Data Path : I:\8270\Dakota\250820RVTICAL\
Data File : ABNL2.D
Date Inj'd : 8/20/2025 3:23 pm
Sample : IL9,32,,ABNL0.2 Lot# 11834
Method : FS250821RVT_Dakota.m
Operator : Dakota:smz
Instrument : Dakota
Quant Date : 8/21/2025 5:49 am

Compound #116: Indeno(1,2,3-cd)pyrene

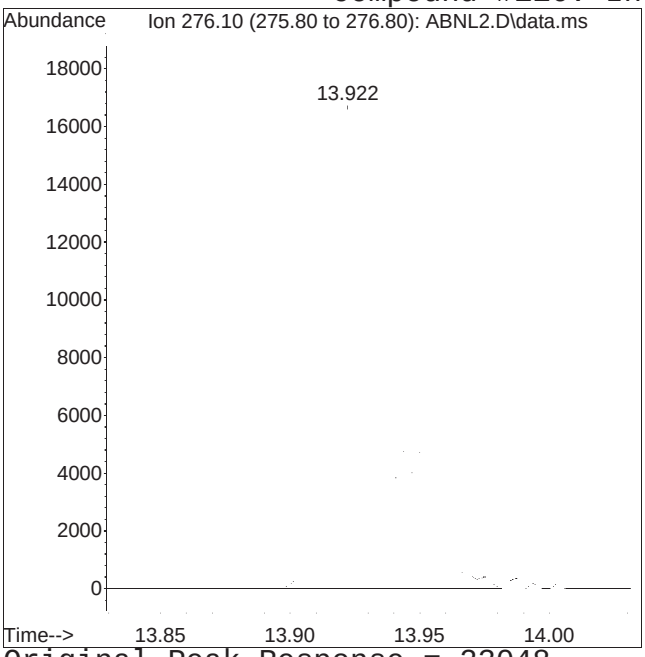


Original Peak Response = 23048

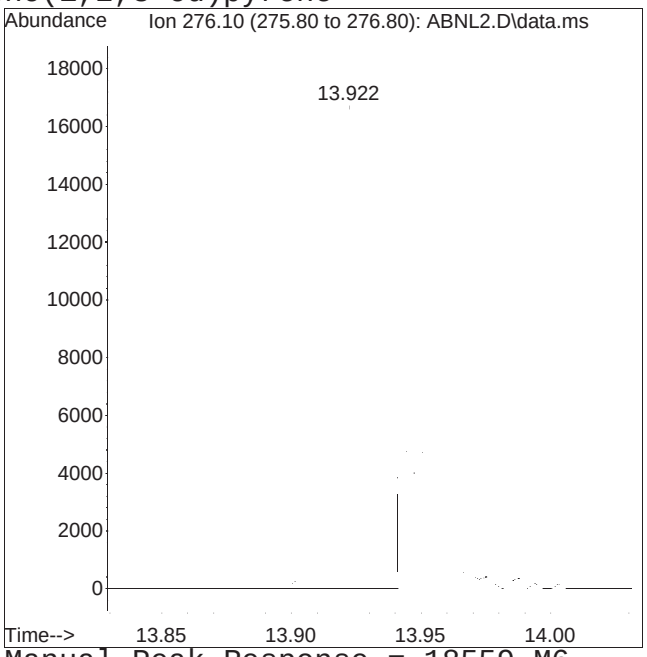


Manual Peak Response = 18559 M6

M6 = Misassignment of peak valley by automated integration (poor split of 2 peaks).

Quantitation Report (QT Reviewed)

Data Path : I:\8270\Dakota\250820RVTICAL\
Data File : ABNL1.D
Acq On : 20 Aug 2025 3:45 pm
Operator : Dakota:smz
Sample : IL10,32,,ABNL0.1 Lot# 11863
Misc : WG2105679,,
ALS Vial : 9 Sample Multiplier: 1

Quant Time: Aug 21 09:29:53 2025
Quant Method : I:\8270\Dakota\250820RVTICAL\FS250821RVT_Dakota.m
Quant Title : Semivolatiles by GC/MS by modified 8270
QLast Update : Thu Aug 21 05:46:21 2025
Response via : Initial Calibration

CCAL FILE(s) : 1 - I:\8270\Dakota\250820RVTICAL\ABNL6.D
: 2 - I:\8270\Dakota\250820RVTICAL\ADPL6.D
: 3 - I:\8270\Dakota\250820RVTICAL\AP9L6.D
Sub List : ABNical - ABN ical sublist

| Compound | R.T. | QIon | Response | Conc Units | Dev(Min) |
|---|---|---|---|---|---|
| Internal Standards | | | | | |
| 1) IS1_1,4-Dichlorobenzen... | 4.576 | 152 | 48127 | 4.000 ug/ml | 0.00 |
| Standard Area 1 = 57258 | | | Recovery = 84.05% | | |
| 37) IS1_Naphthalene-d8 | 5.810 | 136 | 169494 | 4.000 ug/ml | # 0.00 |
| Standard Area 1 = 205727 | | | Recovery = 82.39% | | |
| 65) IS1_Acenaphthene-d10 | 7.504 | 164 | 110863 | 4.000 ug/ml | 0.00 |
| Standard Area 1 = 152249 | | | Recovery = 72.82% | | |
| 90) IS1_Phenanthrene-d10 | 8.928 | 188 | 257394 | 4.000 ug/ml | 0.00 |
| Standard Area 1 = 336420 | | | Recovery = 76.51% | | |
| 106) IS1_Chrysene-d12 | 11.532 | 240 | 294120 | 4.000 ug/ml | # 0.00 |
| Standard Area 1 = 394707 | | | Recovery = 74.52% | | |
| 115) IS1_Perylene-d12 | 12.978 | 264 | 327581 | 4.000 ug/ml | 0.00 |
| Standard Area 1 = 434493 | | | Recovery = 75.39% | | |
| System Monitoring Compounds | | | | | |
| 4) 2-Fluorophenol | 3.299 | 112 | 892 | 0.079 ug/ml | 0.00 |
| Spiked Amount 2.000 | Range 15 - 110 | | Recovery = 3.95%# | | |
| 7) Phenol-d6 | 4.256 | 99 | 1321 | 0.089 ug/ml | 0.00 |
| Spiked Amount 2.000 | Range 15 - 110 | | Recovery = 4.45%# | | |
| 19) Nitrobenzene-d5 | 5.117 | 82 | 1502 | 0.098 ug/ml | 0.00 |
| Spiked Amount 1.000 | Range 30 - 130 | | Recovery = 9.80%# | | |
| 48) 2-Fluorobiphenyl | 6.876 | 172 | 4095 | 0.097 ug/ml | 0.00 |
| Spiked Amount 1.000 | Range 30 - 130 | | Recovery = 9.70%# | | |
| 81) 2,4,6-Tribromophenol | 8.259 | 330 | 566 | 0.083 ug/ml | 0.00 |
| Spiked Amount 2.000 | Range 15 - 110 | | Recovery = 4.15%# | | |
| 98) 4-Terphenyl-d14 | 10.500 | 244 | 6275 | 0.093 ug/ml | 0.00 |
| Spiked Amount 1.000 | Range 30 - 130 | | Recovery = 9.30%# | | |
| Target Compounds | | | | | Qvalue |
| 2) n-Nitrosodimethylamine | 1.922 | 74 | 694 | 0.093 ug/ml# | 90 |
| 3) Pyridine | 0.000 | | 0 | N.D. | |
| 5) Aniline | 4.262 | 93 | 1133 | 0.057 ug/ml# | 1 |
| 6) 2-Chlorophenol | 4.374 | 128 | 1185 | 0.086 ug/ml# | 69 |
| 8) Phenol | 4.272 | 94 | 1444 | 0.080 ug/ml# | 45 |
| 9) Bis(2-chloroethyl)ether | 4.343 | 93 | 1106 | 0.092 ug/ml# | 74 |
| 10) 1,3-Dichlorobenzene | 4.520 | 146 | 1878 | 0.105 ug/ml# | 90 |
| 11) 1,4-Dichlorobenzene | 4.592 | 146 | 1632 | 0.088 ug/ml# | 87 |
| 12) 1,2-Dichlorobenzene | 4.738 | 146 | 1683 | 0.094 ug/ml# | 88 |

Quantitation Report (QT Reviewed)

Data Path : I:\8270\Dakota\250820RVTICAL\
Data File : ABNL1.D
Acq On : 20 Aug 2025 3:45 pm
Operator : Dakota:smz
Sample : IL10,32,,ABNL0.1 Lot# 11863
Misc : WG2105679,,
ALS Vial : 9 Sample Multiplier: 1

Quant Time: Aug 21 09:29:53 2025
Quant Method : I:\8270\Dakota\250820RVTICAL\FS250821RVT_Dakota.m
Quant Title : Semivolatiles by GC/MS by modified 8270
QLast Update : Thu Aug 21 05:46:21 2025
Response via : Initial Calibration

CCAL FILE(s) : 1 - I:\8270\Dakota\250820RVTICAL\ABNL6.D
: 2 - I:\8270\Dakota\250820RVTICAL\ADPL6.D
: 3 - I:\8270\Dakota\250820RVTICAL\AP9L6.D
Sub List : ABNical - ABN ical sublist

| Compound | R.T. | QIon | Response | Conc Units | Dev(Min) |
|---|---|---|---|---|---|
| 13) Benzyl alcohol | 4.732 | 79 | 746 | 0.063 ug/ml# | 82 |
| 14) Bis(2-chloroisopropyl)... | 4.878 | 45 | 2101 | 0.107 ug/ml# | 72 |
| 15) 2-Methylphenol | 4.859 | 108 | 909 | 0.072 ug/ml# | 62 |
| 16) Hexachloroethane | 5.067 | 117 | 507 | 0.075 ug/ml# | 26 |
| 17) n-Nitrosodi-n-propylamine | 5.005 | 70 | 1030 | 0.097 ug/ml# | 59 |
| 18) 3-Methylphenol/4-Methy... | 5.011 | 108 | 1210 | 0.090 ug/ml# | 97 |
| 20) Nitrobenzene | 5.136 | 77 | 1261 | 0.082 ug/ml# | 39 |
| 21) Isophorone | 5.381 | 82 | 2006 | 0.070 ug/ml# | 65 |
| 22) 2-Nitrophenol | 0.000 | | 0 | N.D. d | |
| 23) 2,4-Dimethylphenol | 5.527 | 107 | 996 | 0.066 ug/ml | 91 |
| 24) Bis(2-chloroethoxy)met... | 5.618 | 93 | 1614 | 0.091 ug/ml# | 91 |
| 25) 2,4-Dichlorophenol | 5.686 | 162 | 902 | 0.053 ug/ml# | 55 |
| 26) 1,2,4-Trichlorobenzene | 5.764 | 180 | 1749 | 0.092 ug/ml# | 76 |
| 38) Naphthalene | 5.829 | 128 | 4336 | 0.103 ug/ml# | 86 |
| 39) Benzoic Acid | 0.000 | | 0 | N.D. | |
| 40) 4-Chloroaniline | 5.897 | 65 | 654M2 | 0.128 ug/ml | |
| 41) Hexachlorobutadiene | 5.981 | 225 | 1236 | 0.127 ug/ml | 96 |
| 42) p-Chloro-m-cresol | 6.398 | 107 | 994 | 0.080 ug/ml# | 84 |
| 43) 2-Methylnaphthalene | 6.506 | 142 | 2533 | 0.088 ug/ml# | 96 |
| 44) 1-Methylnaphthalene | 6.600 | 115 | 1166 | 0.104 ug/ml | 81 |
| 45) Hexachlorocyclopentadiene | 6.674 | 237 | 941 | 0.090 ug/ml# | 61 |
| 46) 2,4,6-Trichlorophenol | 6.792 | 196 | 980 | 0.078 ug/ml# | 84 |
| 47) 2,4,5-Trichlorophenol | 6.824 | 196 | 1160 | 0.077 ug/ml# | 82 |
| 49) 2-Chloronaphthalene | 6.966 | 162 | 3272 | 0.090 ug/ml | 94 |
| 50) 2-Nitroaniline | 7.081 | 138 | 579 | 0.060 ug/ml# | 57 |
| 51) 1,4-Dinitrobenzene | 7.212 | 168 | 394M2 | 0.087 ug/ml | |
| 52) 1,3-Dinitrobenzene | 0.000 | | 0 | N.D. d | |
| 53) Dimethyl phthalate | 7.284 | 163 | 4084 | 0.088 ug/ml# | 77 |
| 54) Acenaphthylene | 7.364 | 152 | 4514 | 0.078 ug/ml# | 80 |
| 55) 2,6-Dinitrotoluene | 7.321 | 165 | 518 | 0.063 ug/ml# | 33 |
| 56) 1,2-Dinitrobenzene | 0.000 | | 0 | N.D. d | |
| 66) 3-Nitroaniline | 0.000 | | 0 | N.D. d | |
| 67) Acenaphthene | 7.535 | 154 | 3094 | 0.106 ug/ml | 88 |
| 68) 2,4-Dinitrophenol | 0.000 | | 0 | N.D. | |
| 69) Dibenzofuran | 7.703 | 168 | 5246 | 0.103 ug/ml# | 87 |
| 70) 2,4-Dinitrotoluene | 7.706 | 165 | 872 | 0.084 ug/ml# | 53 |
| 71) 4-Nitrophenol | 0.000 | | 0 | N.D. d | |
| 72) 2,3,5,6-Tetrachlorophenol | 7.790 | 232 | 612 | 0.056 ug/ml# | 31 |

Quantitation Report (QT Reviewed)

Data Path : I:\8270\Dakota\250820RVTICAL\
Data File : ABNL1.D
Acq On : 20 Aug 2025 3:45 pm
Operator : Dakota:smz
Sample : IL10,32,,ABNL0.1 Lot# 11863
Misc : WG2105679,,
ALS Vial : 9 Sample Multiplier: 1

Quant Time: Aug 21 09:29:53 2025
Quant Method : I:\8270\Dakota\250820RVTICAL\FS250821RVT_Dakota.m
Quant Title : Semivolatiles by GC/MS by modified 8270
QLast Update : Thu Aug 21 05:46:21 2025
Response via : Initial Calibration

CCAL FILE(s) : 1 - I:\8270\Dakota\250820RVTICAL\ABNL6.D
: 2 - I:\8270\Dakota\250820RVTICAL\ADPL6.D
: 3 - I:\8270\Dakota\250820RVTICAL\AP9L6.D
Sub List : ABNical - ABN ical sublist

| Compound | R.T. | QIon | Response | Conc | Units | Dev(Min) |
|---|---|---|---|---|---|---|
| 73) 2,3,4,6-Tetrachlorophenol | 7.834 | 232 | 1031 | 0.093 | ug/ml# | 58 |
| 74) Diethyl phthalate | 7.970 | 149 | 3794 | 0.093 | ug/ml# | 90 |
| 75) Fluorene | 8.033 | 166 | 3725 | 0.091 | ug/ml# | 84 |
| 76) 4-Chlorophenyl phenyl ... | 8.057 | 204 | 2080 | 0.101 | ug/ml# | 80 |
| 77) 4-Nitroaniline | 8.057 | 138 | 501 | 0.058 | ug/ml# | 65 |
| 78) 4,6-Dinitro-o-cresol | 0.000 | | 0 | N.D. | | |
| 79) NDPA/DPA | 8.169 | 169 | 3405 | 0.096 | ug/ml# | 94 |
| 80) Azobenzene | 8.204 | 77 | 2963 | 0.090 | ug/ml | 98 |
| 82) 4-Bromophenyl phenyl e... | 8.517 | 248 | 1560 | 0.119 | ug/ml# | 80 |
| 83) Hexachlorobenzene | 8.567 | 284 | 1652 | 0.107 | ug/ml# | 70 |
| 84) Pentachlorophenol | 8.763 | 266 | 731 | 0.084 | ug/ml# | 19 |
| 91) Phenanthrene | 8.949 | 178 | 7301 | 0.101 | ug/ml | 98 |
| 92) Anthracene | 8.999 | 178 | 6395 | 0.091 | ug/ml | 98 |
| 93) Carbazole | 9.167 | 167 | 6352 | 0.094 | ug/ml | 96 |
| 94) Di-n-butylphthalate | 9.559 | 149 | 6326 | 0.088 | ug/ml# | 93 |
| 95) Fluoranthene | 10.093 | 202 | 8154 | 0.092 | ug/ml# | 88 |
| 96) Benzidine | 10.252 | 184 | 887 | 0.019 | ug/ml# | 68 |
| 97) Pyrene | 10.305 | 202 | 8700M3 | 0.093 | ug/ml | |
| 99) Butyl benzyl phthalate | 11.019 | 149 | 2319 | 0.072 | ug/ml# | 73 |
| 107) Benzo(a)anthracene | 11.523 | 228 | 8970 | 0.096 | ug/ml | 94 |
| 108) 3,3'-Dichlorobenzidine | 11.526 | 252 | 2304 | 0.069 | ug/ml# | 73 |
| 109) Chrysene | 11.557 | 228 | 9886 | 0.109 | ug/ml | 97 |
| 110) Bis(2-ethylhexyl)phtha... | 11.654 | 149 | 3255 | 0.068 | ug/ml# | 87 |
| 111) Di-n-octylphthalate | 12.319 | 149 | 6215 | 0.078 | ug/ml# | 83 |
| 112) Benzo(b)fluoranthene | 12.614 | 252 | 7897 | 0.089 | ug/ml# | 89 |
| 113) Benzo(k)fluoranthene | 12.639 | 252 | 7897M4 | 0.089 | ug/ml | |
| 114) Benzo(a)pyrene | 12.919 | 252 | 7137 | 0.087 | ug/ml# | 84 |
| 116) Indeno(1,2,3-cd)pyrene | 13.922 | 276 | 7859 | 0.087 | ug/mL# | 78 |
| 117) Dibenzo(a,h)anthracene | 13.947 | 278 | 8092 | 0.089 | ug/ml# | 86 |
| 118) Benzo(ghi)perylene | 14.159 | 276 | 8044 | 0.088 | ug/ml# | 84 |

(#) = qualifier out of range (m) = manual integration (+) = signals summed

Quantitation Report (QT Reviewed)

Data Path : I:\8270\Dakota\250820RVTICAL\
Data File : ABNL1.D
Acq On : 20 Aug 2025 3:45 pm
Operator : Dakota:smz
Sample : IL10,32,,ABNL0.1 Lot# 11863
Misc : WG2105679,,
ALS Vial : 9 Sample Multiplier: 1

Quant Time: Aug 21 09:29:53 2025
Quant Method : I:\8270\Dakota\250820RVTICAL\FS250821RVT_Dakota.m
Quant Title : Semivolatiles by GC/MS by modified 8270
QLast Update : Thu Aug 21 05:46:21 2025
Response via : Initial Calibration

Sub List : ABNICal 8270 Dakota 250820RVTICAL\AP9L6.D•

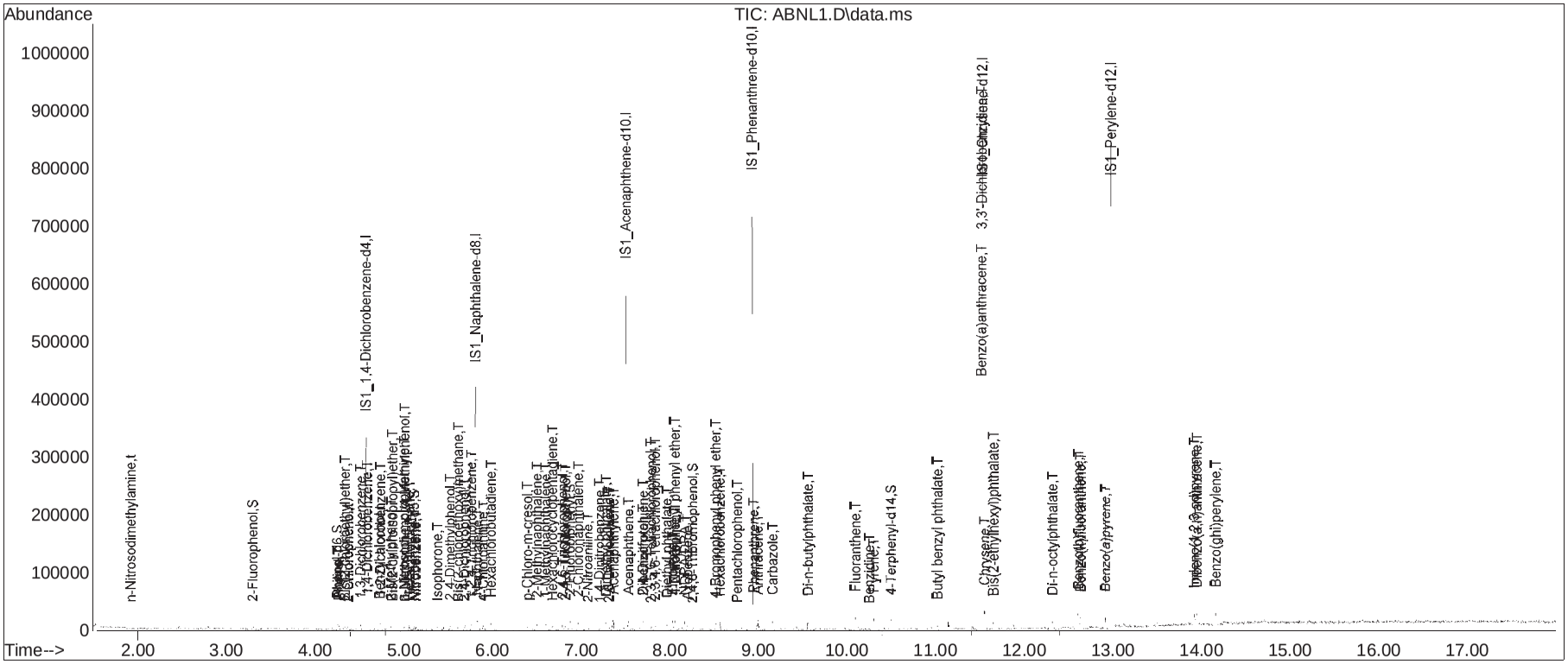

# Manual Integration Report

Data Path : I:\8270\Dakota\250820RVTICAL\
Data File : ABNL1.D
Date Inj'd : 8/20/2025 3:45 pm
Sample : IL10,32,,ABNL0.1 Lot# 1186

Method : FS250821RVT_Dakota.m
Operator : Dakota:smz
Instrument : Dakota

## Compound #40: 4-Chloroaniline

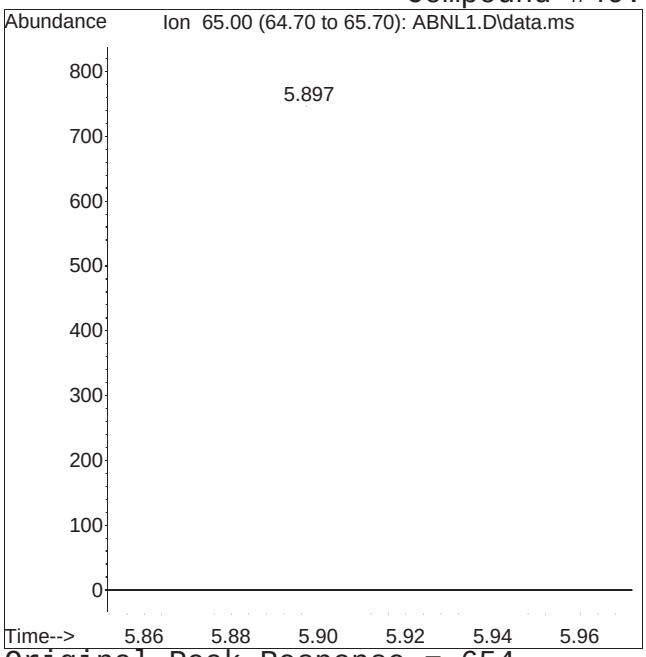


Original Peak Response = 654

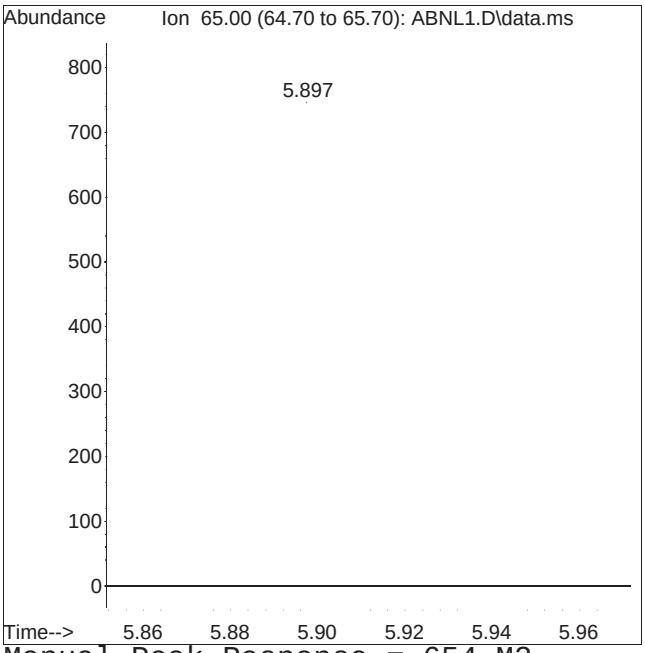


Manual Peak Response = 654 M2

M2 = Peak not found by automatic integration algorithm.

Manual Integration Report

Data Path : I:\8270\Dakota\250820RVTICAL\
Data File : ABNL1.D
Date Inj'd : 8/20/2025 3:45 pm
Sample : IL10,32,,ABNL0.1 Lot# 1186

Method : FS250821RVT_Dakota.m
Operator : Dakota:smz
Instrument : Dakota

Compound #51: 1,4-Dinitrobenzene

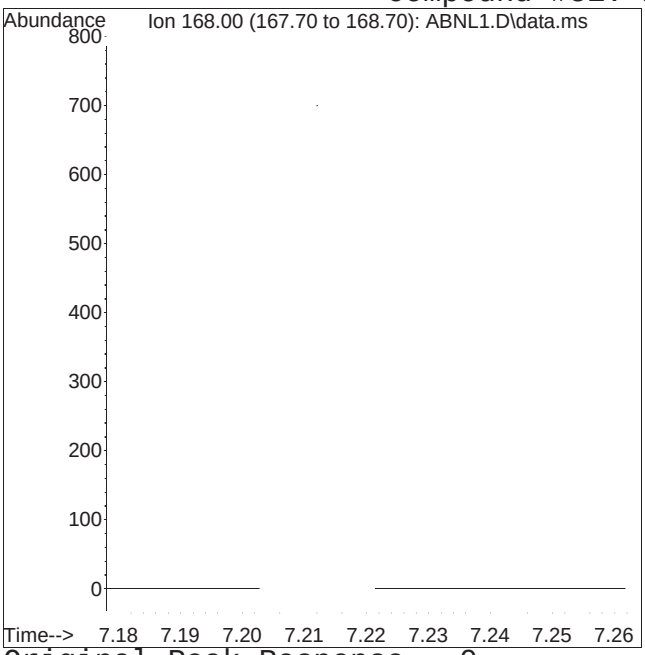


Original Peak Response = 0

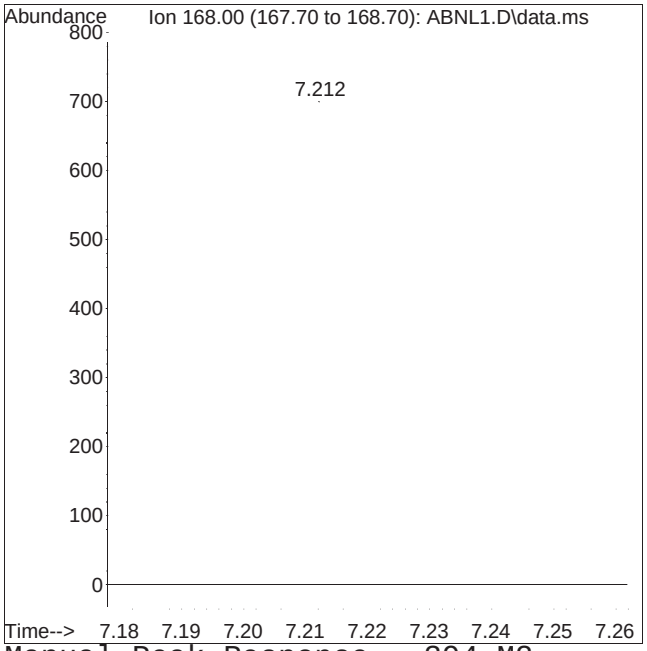


Manual Peak Response = 394 M2

M2 = Peak not found by automatic integration algorithm.

Manual Integration Report

Data Path : I:\8270\Dakota\250820RVTICAL\
Data File : ABNL1.D
Date Inj'd : 8/20/2025 3:45 pm
Sample : IL10,32,,ABNL0.1 Lot# 1186

Method : FS250821RVT_Dakota.m
Operator : Dakota:smz
Instrument : Dakota

Compound #97: Pyrene

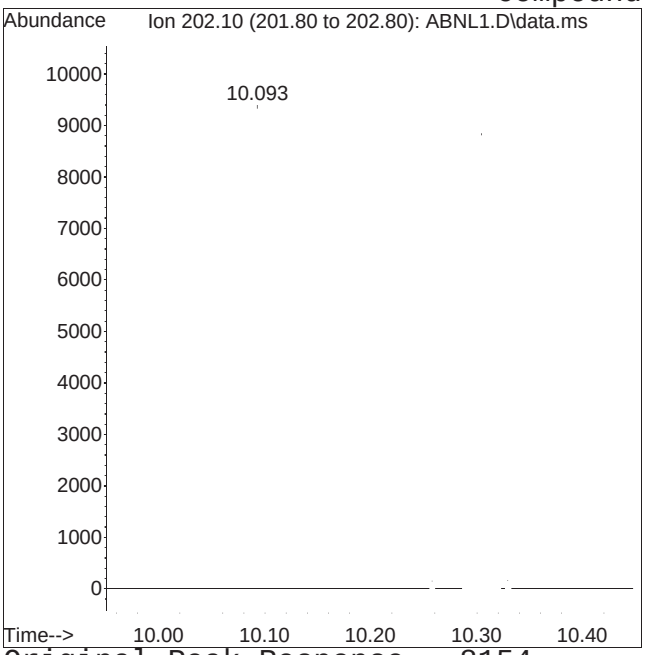


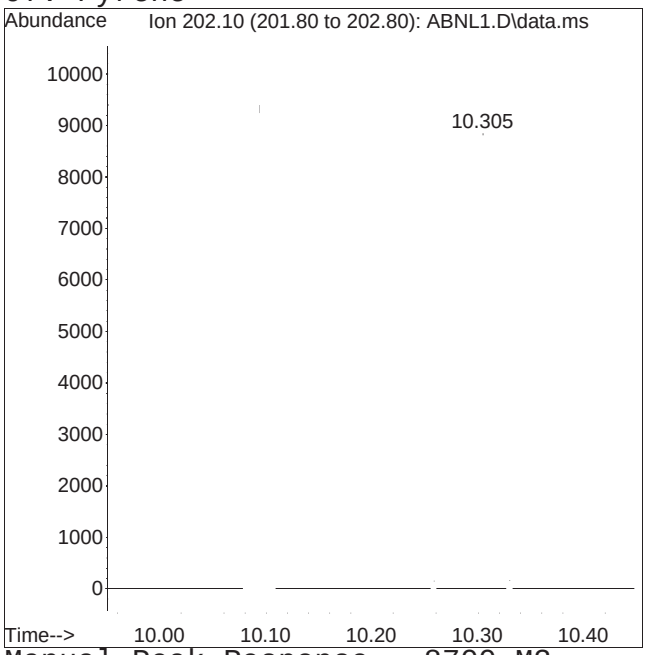


Original Peak Response = 8154 Manual Peak Response = 8700 M3

M3 = Misidentification of the peak (i.e. 1,4-dichlorobenzene identified as 1,3-dichlorobenzene), or misidentification from 2 partially resolved peaks not being split.

Manual Integration Report

Data Path : I:\8270\Dakota\250820RVTICAL\
Data File : ABNL1.D
Date Inj'd : 8/20/2025 3:45 pm
Sample : IL10,32,,ABNL0.1 Lot# 1186

Method : FS250821RVT_Dakota.m
Operator : Dakota:smz
Instrument : Dakota

Compound #113: Benzo(k)fluoranthene

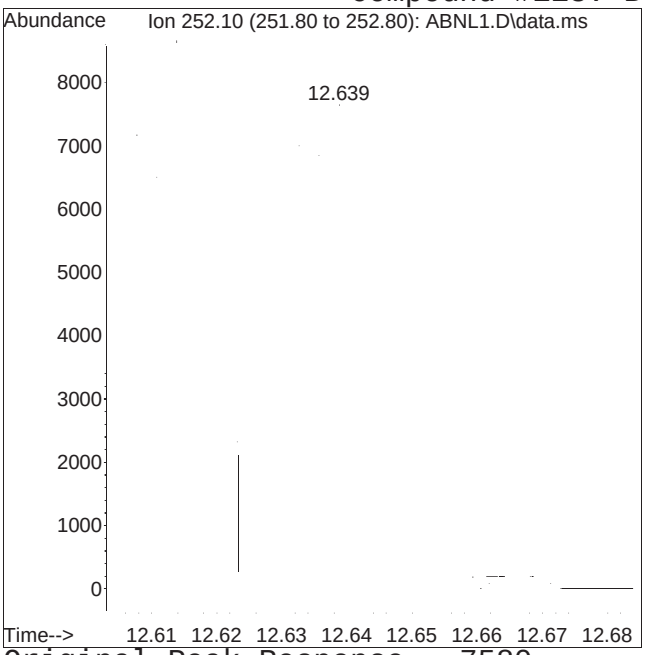


Original Peak Response = 7580

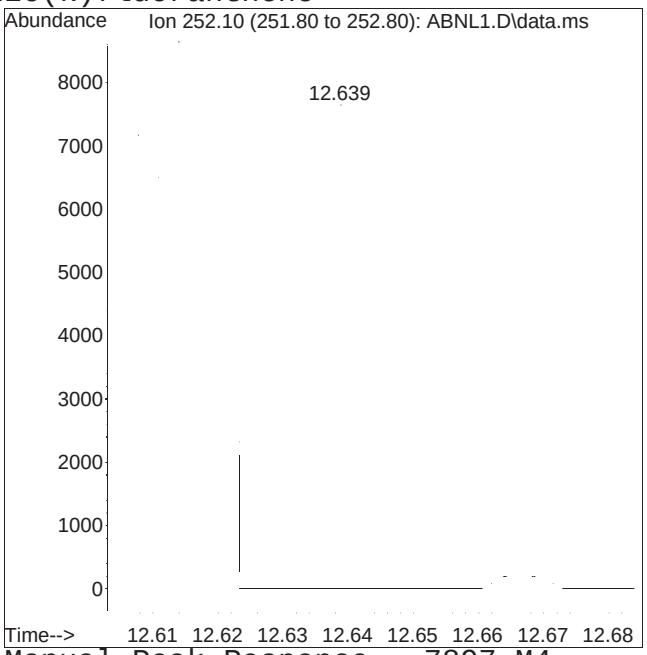


Manual Peak Response = 7897 M4

M4 = Poor automated baseline construction.

Quantitation Report (QT Reviewed)

Data Path : I:\8270\Dakota\250820RVTICAL\
Data File : AP9L9.D
Acq On : 20 Aug 2025 4:07 pm
Operator : Dakota:smz
Sample : IL2,32,,AP9L50 Lot# 11836
Misc : WG2105679,,
ALS Vial : 10 Sample Multiplier: 1

Quant Time: Aug 21 06:21:04 2025
Quant Method : I:\8270\Dakota\250820RVTICAL\FS250821RVT_Dakota.m
Quant Title : Semivolatiles by GC/MS by modified 8270
QLast Update : Thu Aug 21 05:46:21 2025
Response via : Initial Calibration

CCAL FILE(s) : 1 - I:\8270\Dakota\250820RVTICAL\ABNL6.D
: 2 - I:\8270\Dakota\250820RVTICAL\ADPL6.D
: 3 - I:\8270\Dakota\250820RVTICAL\AP9L6.D
Sub List : AP9ical - AP9 ical sublist

| Compound | R.T. | QIon | Response | Conc | Units | | Dev(Min) |
|---|---|---|---|---|---|---|---|
| Internal Standards | | | | | | | |
| 27) IS2_1,4-Dichlorobenzen... | 4.576 | 152 | 55419 | 4.000 | ug/ml | | 0.00 |
| Standard Area 3 = 53367 | | | Recovery = 103.85% | | | | |
| 57) IS2_Naphthalene-d8 | 5.807 | 136 | 200153 | 4.000 | ug/ml | # | 0.00 |
| Standard Area 3 = 185003 | | | Recovery = 108.19% | | | | |
| 85) IS2_Acenaphthene-d10 | 7.504 | 164 | 141262 | 4.000 | ug/ml | | 0.00 |
| Standard Area 3 = 131185 | | | Recovery = 107.68% | | | | |
| 100) IS2_Phenanthrene-d10 | 8.928 | 188 | 340413 | 4.000 | ug/ml | | 0.00 |
| Standard Area 3 = 300066 | | | Recovery = 113.45% | | | | |
| System Monitoring Compounds | | | | | | | |
| Target Compounds | | | | | | | Qvalue |
| 28) Benzaldehyde | 4.138 | 105 | 353388 | 43.696 | ug/ml | | 97 |
| 29) Acetophenone | 4.977 | 105 | 1150475 | 45.637 | ug/ml | # | 81 |
| 30) m-Toluidine | 5.061 | 106 | 748323 | 49.431 | ug/ml | | 94 |
| 31) 2-Chloroaniline | 5.419 | 127 | 1042268 | 47.650 | ug/ml | # | 93 |
| 58) a-Terpineol | 5.876 | 59 | 643710 | 53.394 | ug/ml | # | 73 |
| 59) 3-Chloroaniline | 5.885 | 65 | 310440 | 48.238 | ug/ml | | 91 |
| 60) 2,6-Dichlorophenol | 5.910 | 162 | 891164 | 45.910 | ug/ml | # | 83 |
| 61) 1-chloro-2-nitrobenzene | 6.161 | 111 | 346847 | 49.104 | ug/ml | # | 1 |
| 62) Caprolactam | 6.221 | 55 | 372031 | 51.030 | ug/ml | # | 74 |
| 63) 1,2,4,5-Tetrachloroben... | 6.674 | 216 | 1254734 | 52.649 | ug/ml | # | 97 |
| 64) Biphenyl | 6.966 | 154 | 2514129 | 47.516 | ug/ml | | 96 |
| 86) Dichloran | 8.632 | 206 | 424969 | 58.034 | ug/ml | # | 57 |
| 87) Pentachloronitrobenzene | 8.782 | 237 | 424422 | 57.402 | ug/ml | # | 77 |
| 101) Diphenamid | 9.838 | 167 | 2198244 | 51.827 | ug/ml | # | 69 |

(#) = qualifier out of range (m) = manual integration (+) = signals summed

Quantitation Report (QT Reviewed)

Data Path : I:\8270\Dakota\250820RVTICAL\
Data File : AP9L9.D
Acq On : 20 Aug 2025 4:07 pm
Operator : Dakota:smz
Sample : IL2,32,,AP9L50 Lot# 11836
Misc : WG2105679,,
ALS Vial : 10 Sample Multiplier: 1

Quant Time: Aug 21 06:21:04 2025
Quant Method : I:\8270\Dakota\250820RVTICAL\FS250821RVT_Dakota.m
Quant Title : Semivolatiles by GC/MS by modified 8270
QLast Update : Thu Aug 21 05:46:21 2025
Response via : Initial Calibration

Sub List : AP9ical 8270 Dakota 250820RVTICAL\AP9L6.D•

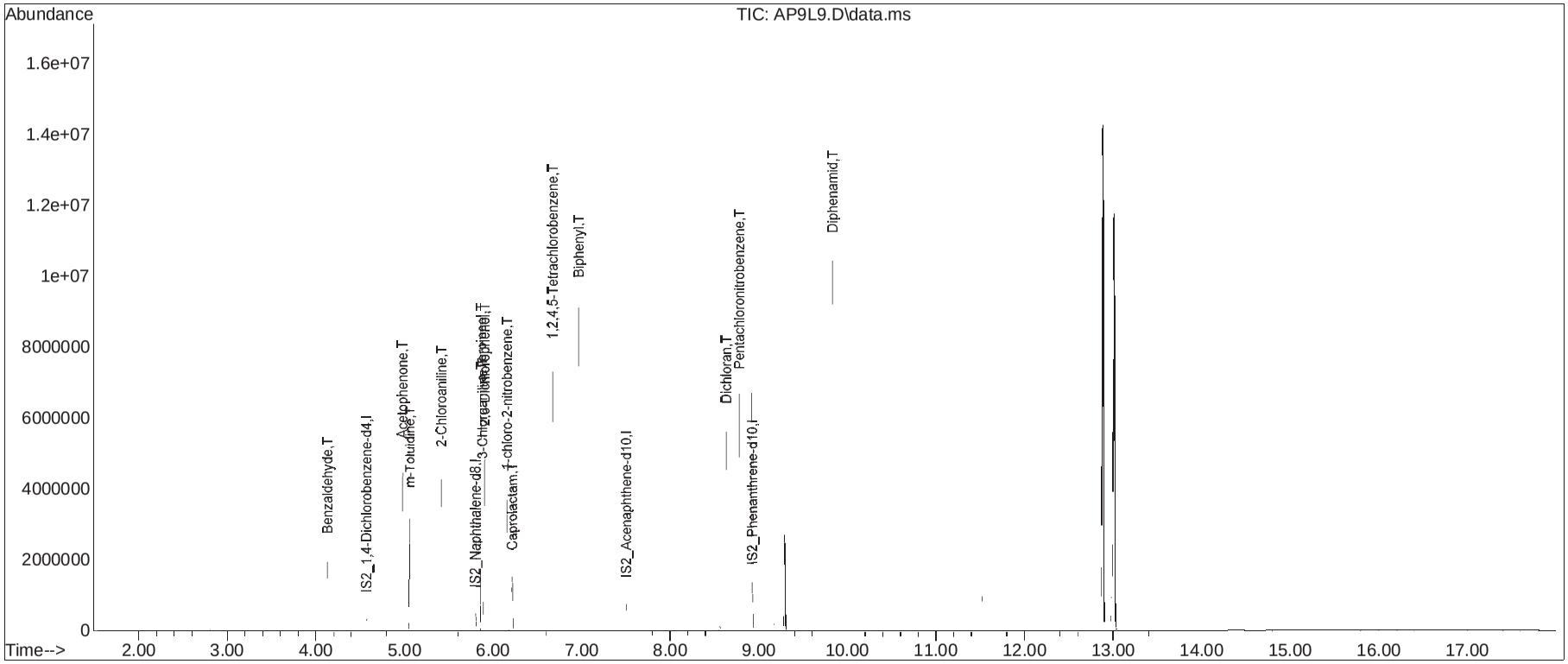

Manual Integration Report

| | | | |
|---|---|---|---|
| Data Path | : I:\8270\Dakota\250820RVTIC | | |
| Data File | : AP9L9.D | Operator | : Dakota:smz |
| Date Inj'd | : 8/20/2025 4:07 pm | Instrument | : Dakota |
| Sample | : IL2,32,,AP9L50 Lot# 11836 | Quant Date | : 8/21/2025 5:53 am |

There are no manual integrations or false positives in this file.

Quantitation Report (QT Reviewed)

Data Path : I:\8270\Dakota\250820RVTICAL\
Data File : AP9L8.D
Acq On : 20 Aug 2025 4:30 pm
Operator : Dakota:smz
Sample : IL3,32,,AP9L25 Lot# 11837
Misc : WG2105679,,
ALS Vial : 11 Sample Multiplier: 1

Quant Time: Aug 21 06:20:36 2025
Quant Method : I:\8270\Dakota\250820RVTICAL\FS250821RVT_Dakota.m
Quant Title : Semivolatiles by GC/MS by modified 8270
QLast Update : Thu Aug 21 05:46:21 2025
Response via : Initial Calibration

CCAL FILE(s) : 1 - I:\8270\Dakota\250820RVTICAL\ABNL6.D
: 2 - I:\8270\Dakota\250820RVTICAL\ADPL6.D
: 3 - I:\8270\Dakota\250820RVTICAL\AP9L6.D
Sub List : AP9ical - AP9 ical sublist

| Compound | R.T. | QIon | Response | Conc | Units | | Dev(Min) |
|---|---|---|---|---|---|---|---|
| Internal Standards | | | | | | | |
| 27) IS2_1,4-Dichlorobenzen... | 4.576 | 152 | 57491 | 4.000 | ug/ml | | 0.00 |
| Standard Area 3 = 53367 | | | Recovery = | 107.73% | | | |
| 57) IS2_Naphthalene-d8 | 5.807 | 136 | 207720 | 4.000 | ug/ml | # | 0.00 |
| Standard Area 3 = 185003 | | | Recovery = | 112.28% | | | |
| 85) IS2_Acenaphthene-d10 | 7.504 | 164 | 144885 | 4.000 | ug/ml | | 0.00 |
| Standard Area 3 = 131185 | | | Recovery = | 110.44% | | | |
| 100) IS2_Phenanthrene-d10 | 8.928 | 188 | 336410 | 4.000 | ug/ml | | 0.00 |
| Standard Area 3 = 300066 | | | Recovery = | 112.11% | | | |
| System Monitoring Compounds | | | | | | | |
| Target Compounds | | | | | | | Qvalue |
| 28) Benzaldehyde | 4.141 | 105 | 177989 | 21.215 | ug/ml | | 98 |
| 29) Acetophenone | 4.977 | 105 | 573942 | 21.946 | ug/ml | # | 81 |
| 30) m-Toluidine | 5.058 | 106 | 369758 | 23.544 | ug/ml | | 94 |
| 31) 2-Chloroaniline | 5.416 | 127 | 523936 | 23.090 | ug/ml | # | 92 |
| 58) a-Terpineol | 5.869 | 59 | 318148 | 25.428 | ug/ml | # | 74 |
| 59) 3-Chloroaniline | 5.882 | 65 | 154344 | 23.109 | ug/ml | | 92 |
| 60) 2,6-Dichlorophenol | 5.910 | 162 | 430861 | 21.388 | ug/ml | # | 83 |
| 61) 1-chloro-2-nitrobenzene | 6.162 | 111 | 170183 | 23.215 | ug/ml | # | 1 |
| 62) Caprolactam | 6.208 | 55 | 176709 | 23.355 | ug/ml | # | 72 |
| 63) 1,2,4,5-Tetrachloroben... | 6.674 | 216 | 607468 | 24.561 | ug/ml | # | 96 |
| 64) Biphenyl | 6.966 | 154 | 1243240 | 22.641 | ug/ml | | 96 |
| 86) Dichloran | 8.629 | 206 | 195327 | 26.007 | ug/ml | # | 58 |
| 87) Pentachloronitrobenzene | 8.779 | 237 | 194454 | 25.642 | ug/ml | # | 78 |
| 101) Diphenamid | 9.835 | 167 | 1038431 | 24.774 | ug/ml | # | 70 |

(#) = qualifier out of range (m) = manual integration (+) = signals summed

Quantitation Report (QT Reviewed)

Data Path : I:\8270\Dakota\250820RVTICAL\
Data File : AP9L8.D
Acq On : 20 Aug 2025 4:30 pm
Operator : Dakota:smz
Sample : IL3,32,,AP9L25 Lot# 11837
Misc : WG2105679,,
ALS Vial : 11 Sample Multiplier: 1

Quant Time: Aug 21 06:20:36 2025
Quant Method : I:\8270\Dakota\250820RVTICAL\FS250821RVT_Dakota.m
Quant Title : Semivolatiles by GC/MS by modified 8270
QLast Update : Thu Aug 21 05:46:21 2025
Response via : Initial Calibration

Sub List : AP9ical 8270 Dakota 250820RVTICAL\AP9L6.D•

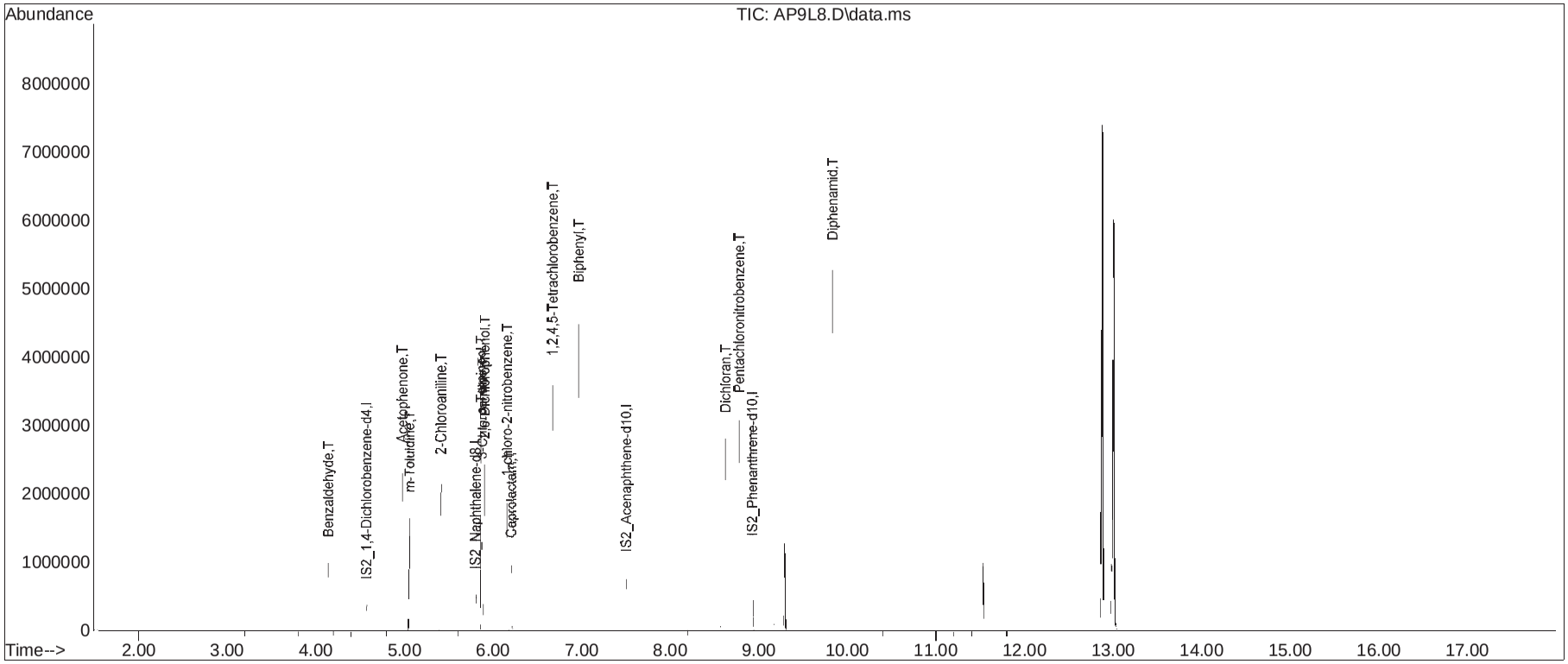

# Manual Integration Report

| | | | |
|---|---|---|---|
| Data Path | : I:\8270\Dakota\250820RVTIC | | |
| Data File | : AP9L8.D | Operator | : Dakota:smz |
| Date Inj'd | : 8/20/2025 4:30 pm | Instrument | : Dakota |
| Sample | : IL3,32,,AP9L25 Lot# 11837 | Quant Date | : 8/21/2025 5:52 am |

There are no manual integrations or false positives in this file.

Quantitation Report (QT Reviewed)

Data Path : I:\8270\Dakota\250820RVTICAL\
Data File : AP9L7.D
Acq On : 20 Aug 2025 4:52 pm
Operator : Dakota:smz
Sample : IL4,32,,AP9L10 Lot# 11838
Misc : WG2105679,,
ALS Vial : 12 Sample Multiplier: 1

Quant Time: Aug 21 06:20:11 2025
Quant Method : I:\8270\Dakota\250820RVTICAL\FS250821RVT_Dakota.m
Quant Title : Semivolatiles by GC/MS by modified 8270
QLast Update : Thu Aug 21 05:46:21 2025
Response via : Initial Calibration

CCAL FILE(s) : 1 - I:\8270\Dakota\250820RVTICAL\ABNL6.D
: 2 - I:\8270\Dakota\250820RVTICAL\ADPL6.D
: 3 - I:\8270\Dakota\250820RVTICAL\AP9L6.D
Sub List : AP9ical - AP9 ical sublist

| Compound | R.T. | QIon | Response | Conc | Units | Dev(Min) |
|---|---|---|---|---|---|---|
| Internal Standards | | | | | | |
| 27) IS2_1,4-Dichlorobenzen... | 4.573 | 152 | 52635 | 4.000 | ug/ml | 0.00 |
| Standard Area 3 = 53367 | | | Recovery = 98.63% | | | |
| 57) IS2_Naphthalene-d8 | 5.807 | 136 | 187969 | 4.000 | ug/ml | 0.00 |
| Standard Area 3 = 185003 | | | Recovery = 101.60% | | | |
| 85) IS2_Acenaphthene-d10 | 7.504 | 164 | 133105 | 4.000 | ug/ml | 0.00 |
| Standard Area 3 = 131185 | | | Recovery = 101.46% | | | |
| 100) IS2_Phenanthrene-d10 | 8.928 | 188 | 321250 | 4.000 | ug/ml | 0.00 |
| Standard Area 3 = 300066 | | | Recovery = 107.06% | | | |
| System Monitoring Compounds | | | | | | |
| Target Compounds | | | | | | Qvalue |
| 28) Benzaldehyde | 4.141 | 105 | 64188 | 8.356 | ug/ml | 99 |
| 29) Acetophenone | 4.977 | 105 | 205965 | 8.602 | ug/ml# | 81 |
| 30) m-Toluidine | 5.058 | 106 | 132082 | 9.186 | ug/ml | 94 |
| 31) 2-Chloroaniline | 5.416 | 127 | 190816 | 9.185 | ug/ml# | 92 |
| 58) a-Terpineol | 5.869 | 59 | 110961 | 9.801 | ug/ml# | 72 |
| 59) 3-Chloroaniline | 5.879 | 65 | 56212 | 9.301 | ug/ml | 92 |
| 60) 2,6-Dichlorophenol | 5.907 | 162 | 153036 | 8.395 | ug/ml# | 82 |
| 61) 1-chloro-2-nitrobenzene | 6.162 | 111 | 62311 | 9.393 | ug/ml# | 1 |
| 62) Caprolactam | 6.199 | 55 | 61400 | 8.968 | ug/ml# | 73 |
| 63) 1,2,4,5-Tetrachloroben... | 6.674 | 216 | 221874 | 9.913 | ug/ml | 98 |
| 64) Biphenyl | 6.967 | 154 | 466582 | 9.390 | ug/ml | 97 |
| 86) Dichloran | 8.629 | 206 | 70714 | 10.249 | ug/ml# | 55 |
| 87) Pentachloronitrobenzene | 8.775 | 237 | 69979 | 10.044 | ug/ml# | 77 |
| 101) Diphenamid | 9.832 | 167 | 391669 | 9.785 | ug/ml# | 70 |

(#) = qualifier out of range (m) = manual integration (+) = signals summed

Quantitation Report (QT Reviewed)

Data Path : I:\8270\Dakota\250820RVTICAL\
Data File : AP9L7.D
Acq On : 20 Aug 2025 4:52 pm
Operator : Dakota:smz
Sample : IL4,32,,AP9L10 Lot# 11838
Misc : WG2105679,,
ALS Vial : 12 Sample Multiplier: 1

Quant Time: Aug 21 06:20:11 2025
Quant Method : I:\8270\Dakota\250820RVTICAL\FS250821RVT_Dakota.m
Quant Title : Semivolatiles by GC/MS by modified 8270
QLast Update : Thu Aug 21 05:46:21 2025
Response via : Initial Calibration

Sub List : AP9ical I:\8270\Dakota\250820RVTICAL\AP9L6.D•

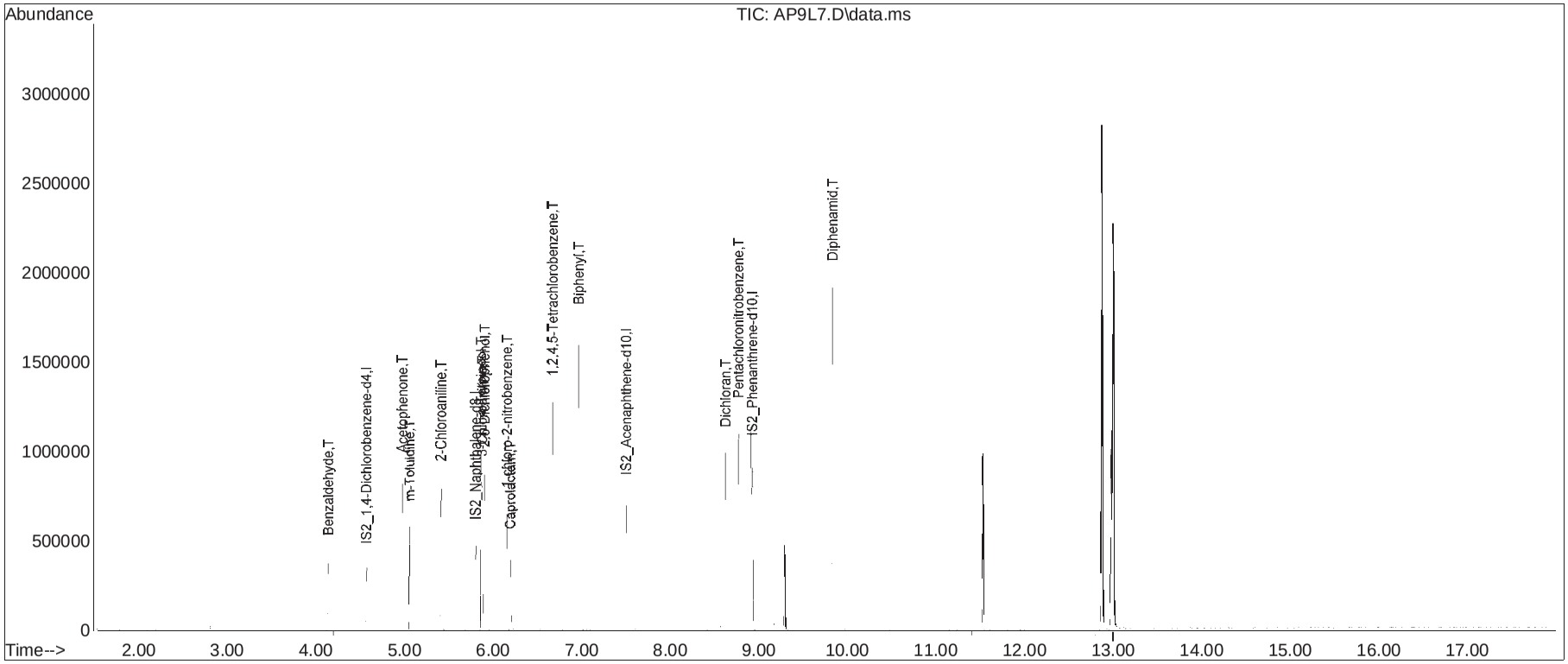

Manual Integration Report

| | | | |
|---|---|---|---|
| Data Path | : I:\8270\Dakota\250820RVTIC | | |
| Data File | : AP9L7.D | Operator | : Dakota:smz |
| Date Inj'd | : 8/20/2025 4:52 pm | Instrument | : Dakota |
| Sample | : IL4,32,,AP9L10 Lot# 11838 | Quant Date | : 8/21/2025 5:52 am |

There are no manual integrations or false positives in this file.

Quantitation Report (QT Reviewed)

Data Path : I:\8270\Dakota\250820RVTICAL\
Data File : AP9L6.D
Acq On : 20 Aug 2025 5:15 pm
Operator : Dakota:smz
Sample : IL5,32,,AP9L5 Lot# 11839
Misc : WG2105679,,
ALS Vial : 13 Sample Multiplier: 1

Quant Time: Aug 21 06:19:48 2025
Quant Method : I:\8270\Dakota\250820RVTICAL\FS250821RVT_Dakota.m
Quant Title : Semivolatiles by GC/MS by modified 8270
QLast Update : Thu Aug 21 05:46:21 2025
Response via : Initial Calibration

CCAL FILE(s) : 1 - I:\8270\Dakota\250820RVTICAL\ABNL6.D
: 2 - I:\8270\Dakota\250820RVTICAL\ADPL6.D
: 3 - I:\8270\Dakota\250820RVTICAL\AP9L6.D
Sub List : AP9ical - AP9 ical sublist

| Compound | R.T. | QIon | Response | Conc | Units | Dev(Min) |
|---|---|---|---|---|---|---|
| Internal Standards | | | | | | |
| 27) IS2_1,4-Dichlorobenzen... | 4.576 | 152 | 53367 | 4.000 | ug/ml | 0.00 |
| Standard Area 3 = 53367 | | | Recovery = | 100.00% | | |
| 57) IS2_Naphthalene-d8 | 5.810 | 136 | 185003 | 4.000 | ug/ml | 0.00 |
| Standard Area 3 = 185003 | | | Recovery = | 100.00% | | |
| 85) IS2_Acenaphthene-d10 | 7.504 | 164 | 131185 | 4.000 | ug/ml | 0.00 |
| Standard Area 3 = 131185 | | | Recovery = | 100.00% | | |
| 100) IS2_Phenanthrene-d10 | 8.928 | 188 | 300066 | 4.000 | ug/ml | 0.00 |
| Standard Area 3 = 300066 | | | Recovery = | 100.00% | | |
| System Monitoring Compounds | | | | | | |
| Target Compounds | | | | | | Qvalue |
| 28) Benzaldehyde | 4.141 | 105 | 32653 | 4.193 | ug/ml | 98 |
| 29) Acetophenone | 4.977 | 105 | 101590 | 4.185 | ug/ml# | 83 |
| 30) m-Toluidine | 5.058 | 106 | 63906 | 4.384 | ug/ml | 92 |
| 31) 2-Chloroaniline | 5.418 | 127 | 93756 | 4.451 | ug/ml# | 91 |
| 58) a-Terpineol | 5.869 | 59 | 53294 | 4.783 | ug/ml# | 71 |
| 59) 3-Chloroaniline | 5.882 | 65 | 26775 | 4.501 | ug/ml | 97 |
| 60) 2,6-Dichlorophenol | 5.906 | 162 | 72963 | 4.067 | ug/ml# | 82 |
| 61) 1-chloro-2-nitrobenzene | 6.161 | 111 | 29751 | 4.557 | ug/ml# | 1 |
| 62) Caprolactam | 6.196 | 55 | 27826 | 4.129 | ug/ml# | 71 |
| 63) 1,2,4,5-Tetrachloroben... | 6.674 | 216 | 106347 | 4.828 | ug/ml# | 97 |
| 64) Biphenyl | 6.966 | 154 | 220410 | 4.507 | ug/ml | 96 |
| 86) Dichloran | 8.629 | 206 | 28678 | 4.217 | ug/ml# | 60 |
| 87) Pentachloronitrobenzene | 8.778 | 237 | 30082 | 4.381 | ug/ml# | 77 |
| 101) Diphenamid | 9.832 | 167 | 167381 | 4.477 | ug/ml# | 72 |

(#) = qualifier out of range (m) = manual integration (+) = signals summed

Quantitation Report (QT Reviewed)

Data Path : I:\8270\Dakota\250820RVTICAL\
Data File : AP9L6.D
Acq On : 20 Aug 2025 5:15 pm
Operator : Dakota:smz
Sample : IL5,32,,AP9L5 Lot# 11839
Misc : WG2105679,,
ALS Vial : 13 Sample Multiplier: 1

Quant Time: Aug 21 06:19:48 2025
Quant Method : I:\8270\Dakota\250820RVTICAL\FS250821RVT_Dakota.m
Quant Title : Semivolatiles by GC/MS by modified 8270
QLast Update : Thu Aug 21 05:46:21 2025
Response via : Initial Calibration

Sub List : AP9ical I:\8270\Dakota\250820RVTICAL\AP9L6.D•

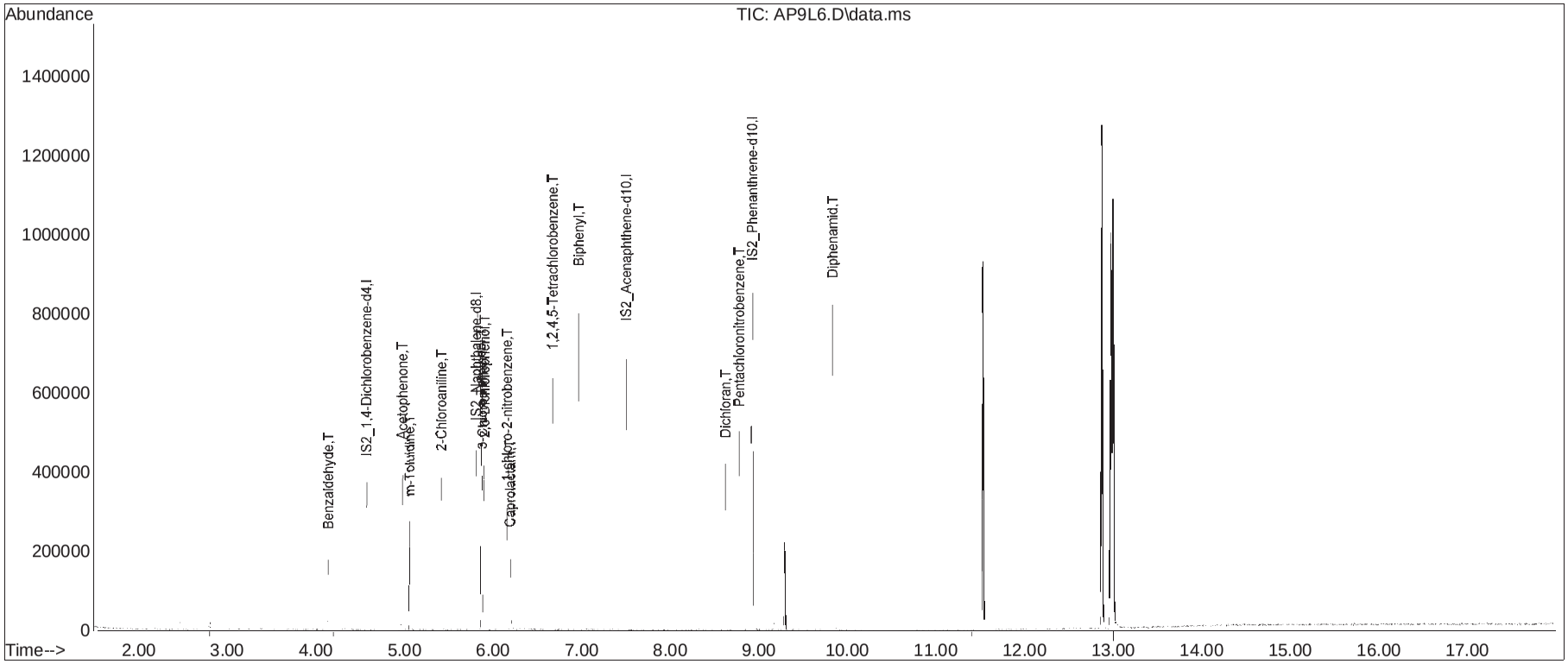

# Manual Integration Report

| | | | |
|---|---|---|---|
| Data Path | : I:\8270\Dakota\250820RVTIC | | |
| Data File | : AP9L6.D | Operator | : Dakota:smz |
| Date Inj'd | : 8/20/2025 5:15 pm | Instrument | : Dakota |
| Sample | : IL5,32,,AP9L5 Lot# 11839 | Quant Date | : 8/21/2025 5:52 am |

There are no manual integrations or false positives in this file.

Quantitation Report (QT Reviewed)

Data Path : I:\8270\Dakota\250820RVTICAL\
Data File : AP9L5.D
Acq On : 20 Aug 2025 5:37 pm
Operator : Dakota:smz
Sample : IL6,32,,AP9L2.5 Lot# 11840
Misc : WG2105679,,
ALS Vial : 14 Sample Multiplier: 1

Quant Time: Aug 21 06:19:19 2025
Quant Method : I:\8270\Dakota\250820RVTICAL\FS250821RVT_Dakota.m
Quant Title : Semivolatiles by GC/MS by modified 8270
QLast Update : Thu Aug 21 05:46:21 2025
Response via : Initial Calibration

CCAL FILE(s) : 1 - I:\8270\Dakota\250820RVTICAL\ABNL6.D
: 2 - I:\8270\Dakota\250820RVTICAL\ADPL6.D
: 3 - I:\8270\Dakota\250820RVTICAL\AP9L6.D
Sub List : AP9ical - AP9 ical sublist

| Compound | R.T. | QIon | Response | Conc | Units | Dev(Min) |
|---|---|---|---|---|---|---|
| Internal Standards | | | | | | |
| 27) IS2_1,4-Dichlorobenzen... | 4.576 | 152 | 53473 | 4.000 | ug/ml | 0.00 |
| Standard Area 3 = 53367 | | | Recovery = | 100.20% | | |
| 57) IS2_Naphthalene-d8 | 5.810 | 136 | 184093 | 4.000 | ug/ml | # 0.00 |
| Standard Area 3 = 185003 | | | Recovery = | 99.51% | | |
| 85) IS2_Acenaphthene-d10 | 7.504 | 164 | 125256 | 4.000 | ug/ml | 0.00 |
| Standard Area 3 = 131185 | | | Recovery = | 95.48% | | |
| 100) IS2_Phenanthrene-d10 | 8.928 | 188 | 284326 | 4.000 | ug/ml | 0.00 |
| Standard Area 3 = 300066 | | | Recovery = | 94.75% | | |
| System Monitoring Compounds | | | | | | |
| Target Compounds | | | | | | Qvalue |
| 28) Benzaldehyde | 4.144 | 105 | 16586 | 2.125 | ug/ml | 99 |
| 29) Acetophenone | 4.980 | 105 | 51214 | 2.105 | ug/ml# | 81 |
| 30) m-Toluidine | 5.061 | 106 | 29420 | 2.014 | ug/ml | 92 |
| 31) 2-Chloroaniline | 5.419 | 127 | 45992 | 2.179 | ug/ml# | 93 |
| 58) a-Terpineol | 5.869 | 59 | 25695 | 2.317 | ug/ml# | 65 |
| 59) 3-Chloroaniline | 5.882 | 65 | 13069 | 2.208 | ug/ml | 97 |
| 60) 2,6-Dichlorophenol | 5.907 | 162 | 35420 | 1.984 | ug/ml# | 80 |
| 61) 1-chloro-2-nitrobenzene | 6.162 | 111 | 13470 | 2.073 | ug/ml# | 1 |
| 62) Caprolactam | 6.193 | 55 | 11783 | 1.757 | ug/ml# | 69 |
| 63) 1,2,4,5-Tetrachloroben... | 6.674 | 216 | 52737 | 2.406 | ug/ml | 97 |
| 64) Biphenyl | 6.967 | 154 | 110470 | 2.270 | ug/ml | 97 |
| 86) Dichloran | 8.629 | 206 | 12465 | 1.920 | ug/ml# | 64 |
| 87) Pentachloronitrobenzene | 8.775 | 237 | 13645 | 2.081 | ug/ml# | 81 |
| 101) Diphenamid | 9.832 | 167 | 80508 | 2.273 | ug/ml# | 70 |

(#) = qualifier out of range (m) = manual integration (+) = signals summed

Quantitation Report (QT Reviewed)

Data Path : I:\8270\Dakota\250820RVTICAL\
Data File : AP9L5.D
Acq On : 20 Aug 2025 5:37 pm
Operator : Dakota:smz
Sample : IL6,32,,AP9L2.5 Lot# 11840
Misc : WG2105679,,
ALS Vial : 14 Sample Multiplier: 1

Quant Time: Aug 21 06:19:19 2025
Quant Method : I:\8270\Dakota\250820RVTICAL\FS250821RVT_Dakota.m
Quant Title : Semivolatiles by GC/MS by modified 8270
QLast Update : Thu Aug 21 05:46:21 2025
Response via : Initial Calibration

Sub List : AP9ical I:\8270\Dakota\250820RVTICAL\AP9L6.D•

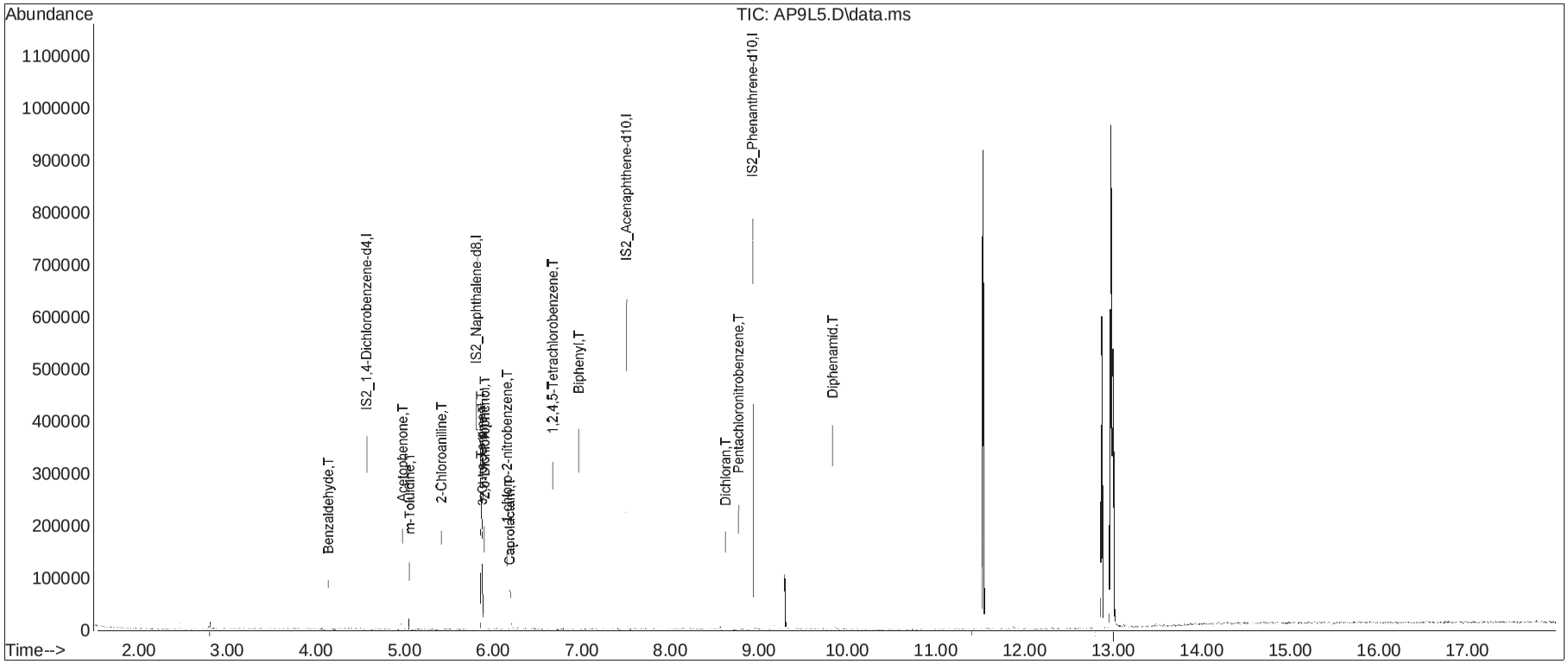

Manual Integration Report

Data Path : I:\8270\Dakota\250820RVTIC
Data File : AP9L5.D Operator : Dakota:smz
Date Inj'd : 8/20/2025 5:37 pm Instrument : Dakota
Sample : IL6,32,,AP9L2.5 Lot# 11840 Quant Date : 8/21/2025 5:52 am

There are no manual integrations or false positives in this file.

Quantitation Report (QT Reviewed)

Data Path : I:\8270\Dakota\250820RVTICAL\
Data File : AP9L4.D
Acq On : 20 Aug 2025 6:00 pm
Operator : Dakota:smz
Sample : IL7,32,,AP9L1 Lot# 11841
Misc : WG2105679,,
ALS Vial : 15 Sample Multiplier: 1

Quant Time: Aug 21 06:18:52 2025
Quant Method : I:\8270\Dakota\250820RVTICAL\FS250821RVT_Dakota.m
Quant Title : Semivolatiles by GC/MS by modified 8270
QLast Update : Thu Aug 21 05:46:21 2025
Response via : Initial Calibration

CCAL FILE(s) : 1 - I:\8270\Dakota\250820RVTICAL\ABNL6.D
: 2 - I:\8270\Dakota\250820RVTICAL\ADPL6.D
: 3 - I:\8270\Dakota\250820RVTICAL\AP9L6.D
Sub List : AP9ical - AP9 ical sublist

| Compound | R.T. | QIon | Response | Conc | Units | | Dev(Min) |
|---|---|---|---|---|---|---|---|
| Internal Standards | | | | | | | |
| 27) IS2_1,4-Dichlorobenzen... | 4.576 | 152 | 52878 | 4.000 | ug/ml | | 0.00 |
| Standard Area 3 = 53367 | | | Recovery = 99.08% | | | | |
| 57) IS2_Naphthalene-d8 | 5.810 | 136 | 183225 | 4.000 | ug/ml | # | 0.00 |
| Standard Area 3 = 185003 | | | Recovery = 99.04% | | | | |
| 85) IS2_Acenaphthene-d10 | 7.507 | 164 | 127136 | 4.000 | ug/ml | | 0.00 |
| Standard Area 3 = 131185 | | | Recovery = 96.91% | | | | |
| 100) IS2_Phenanthrene-d10 | 8.927 | 188 | 296912 | 4.000 | ug/ml | | 0.00 |
| Standard Area 3 = 300066 | | | Recovery = 98.95% | | | | |
| System Monitoring Compounds | | | | | | | |
| Target Compounds | | | | | | | Qvalue |
| 28) Benzaldehyde | 4.147 | 105 | 7774 | 1.007 | ug/ml | | 89 |
| 29) Acetophenone | 4.980 | 105 | 21883 | 0.910 | ug/ml | # | 82 |
| 30) m-Toluidine | 5.061 | 106 | 10474 | 0.725 | ug/ml | | 93 |
| 31) 2-Chloroaniline | 5.418 | 127 | 18170 | 0.871 | ug/ml | # | 93 |
| 58) a-Terpineol | 5.869 | 59 | 11291 | 1.023 | ug/ml | # | 65 |
| 59) 3-Chloroaniline | 5.878 | 65 | 6288 | 1.067 | ug/ml | | 80 |
| 60) 2,6-Dichlorophenol | 5.909 | 162 | 14715 | 0.828 | ug/ml | # | 83 |
| 61) 1-chloro-2-nitrobenzene | 6.161 | 111 | 5292 | 0.818 | ug/ml | # | 1 |
| 62) Caprolactam | 6.195 | 55 | 5677 | 0.851 | ug/ml | # | 81 |
| 63) 1,2,4,5-Tetrachloroben... | 6.674 | 216 | 22457 | 1.029 | ug/ml | | 98 |
| 64) Biphenyl | 6.966 | 154 | 46803 | 0.966 | ug/ml | | 94 |
| 86) Dichloran | 8.629 | 206 | 5893 | 0.894 | ug/ml | # | 56 |
| 87) Pentachloronitrobenzene | 8.778 | 237 | 5585 | 0.839 | ug/ml | # | 79 |
| 101) Diphenamid | 9.832 | 167 | 34051 | 0.920 | ug/ml | # | 71 |

(#) = qualifier out of range (m) = manual integration (+) = signals summed

Quantitation Report (QT Reviewed)

Data Path : I:\8270\Dakota\250820RVTICAL\
Data File : AP9L4.D
Acq On : 20 Aug 2025 6:00 pm
Operator : Dakota:smz
Sample : IL7,32,,AP9L1 Lot# 11841
Misc : WG2105679,,
ALS Vial : 15 Sample Multiplier: 1

Quant Time: Aug 21 06:18:52 2025
Quant Method : I:\8270\Dakota\250820RVTICAL\FS250821RVT_Dakota.m
Quant Title : Semivolatiles by GC/MS by modified 8270
QLast Update : Thu Aug 21 05:46:21 2025
Response via : Initial Calibration

Sub List : AP9ical I:\8270\Dakota\250820RVTICAL\AP9L6.D•

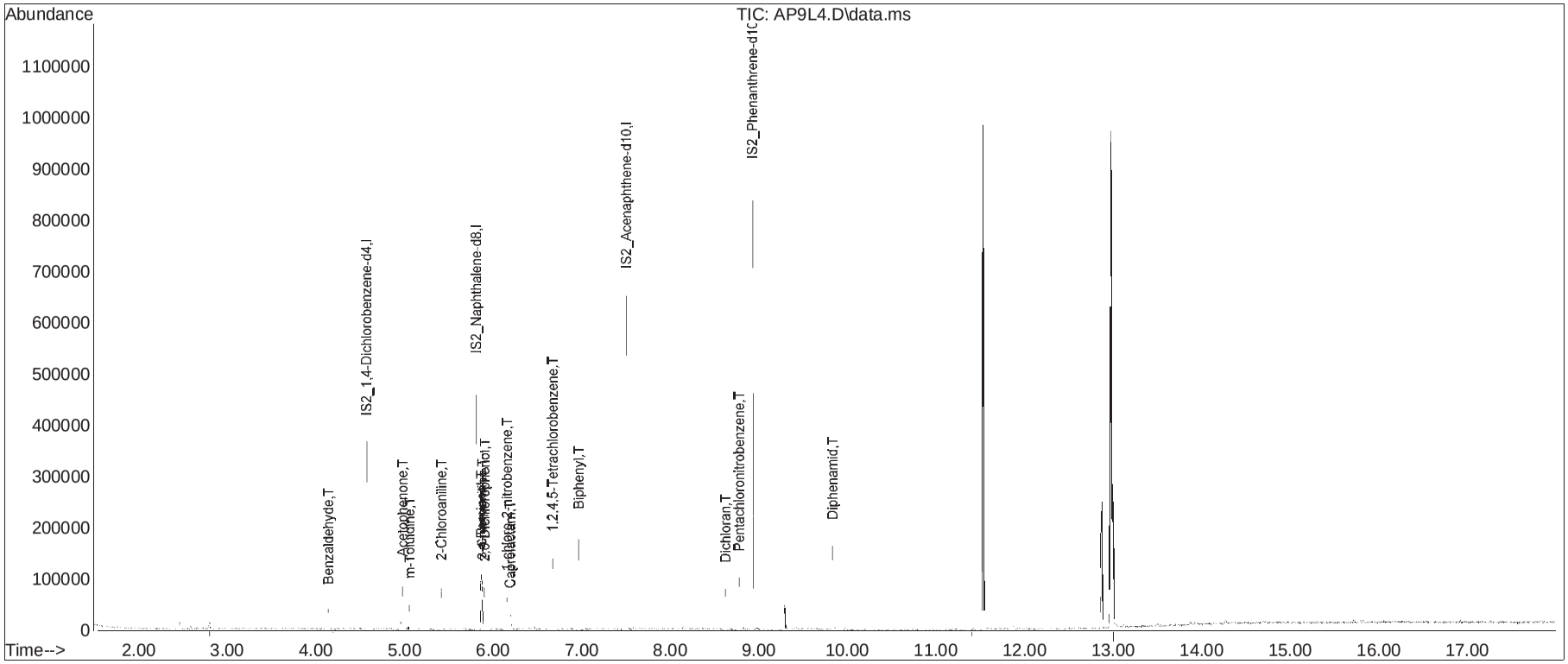

Manual Integration Report

| | | | |
|---|---|---|---|
| Data Path | : I:\8270\Dakota\250820RVTIC | | |
| Data File | : AP9L4.D | Operator | : Dakota:smz |
| Date Inj'd | : 8/20/2025 6:00 pm | Instrument | : Dakota |
| Sample | : IL7,32,,AP9L1 Lot# 11841 | Quant Date | : 8/21/2025 5:52 am |

There are no manual integrations or false positives in this file.

Quantitation Report (QT Reviewed)

Data Path : I:\8270\Dakota\250820RVTICAL\
Data File : AP9L3.D
Acq On : 20 Aug 2025 6:23 pm
Operator : Dakota:smz
Sample : IL8,32,,AP9L0.5 Lot# 11842
Misc : WG2105679,,
ALS Vial : 16 Sample Multiplier: 1

Quant Time: Aug 21 06:18:09 2025
Quant Method : I:\8270\Dakota\250820RVTICAL\FS250821RVT_Dakota.m
Quant Title : Semivolatiles by GC/MS by modified 8270
QLast Update : Thu Aug 21 05:46:21 2025
Response via : Initial Calibration

CCAL FILE(s) : 1 - I:\8270\Dakota\250820RVTICAL\ABNL6.D
: 2 - I:\8270\Dakota\250820RVTICAL\ADPL6.D
: 3 - I:\8270\Dakota\250820RVTICAL\AP9L6.D
Sub List : AP9ical - AP9 ical sublist

| Compound | R.T. | QIon | Response | Conc | Units | | Dev(Min) |
|---|---|---|---|---|---|---|---|
| Internal Standards | | | | | | | |
| 27) IS2_1,4-Dichlorobenzen... | 4.576 | 152 | 48936 | 4.000 | ug/ml | | 0.00 |
| Standard Area 3 = 53367 | | | Recovery = 91.70% | | | | |
| 57) IS2_Naphthalene-d8 | 5.810 | 136 | 171624 | 4.000 | ug/ml | # | 0.00 |
| Standard Area 3 = 185003 | | | Recovery = 92.77% | | | | |
| 85) IS2_Acenaphthene-d10 | 7.507 | 164 | 113645 | 4.000 | ug/ml | | 0.00 |
| Standard Area 3 = 131185 | | | Recovery = 86.63% | | | | |
| 100) IS2_Phenanthrene-d10 | 8.928 | 188 | 276241 | 4.000 | ug/ml | | 0.00 |
| Standard Area 3 = 300066 | | | Recovery = 92.06% | | | | |
| System Monitoring Compounds | | | | | | | |
| Target Compounds | | | | | | | Qvalue |
| 28) Benzaldehyde | 4.144 | 105 | 4108 | 0.575 | ug/ml | | 96 |
| 29) Acetophenone | 4.980 | 105 | 11870 | 0.533 | ug/ml | # | 83 |
| 30) m-Toluidine | 5.061 | 106 | 5830 | 0.436 | ug/ml | | 88 |
| 31) 2-Chloroaniline | 5.419 | 127 | 10366 | 0.537 | ug/ml | | 92 |
| 58) a-Terpineol | 5.869 | 59 | 6914 | 0.669 | ug/ml | # | 74 |
| 59) 3-Chloroaniline | 5.879 | 65 | 3281 | 0.595 | ug/ml | | 80 |
| 60) 2,6-Dichlorophenol | 5.910 | 162 | 8011 | 0.481 | ug/ml | # | 87 |
| 61) 1-chloro-2-nitrobenzene | 6.162 | 111 | 3189 | 0.527 | ug/ml | # | 1 |
| 62) Caprolactam | 6.199 | 55 | 2897 | 0.463 | ug/ml | # | 78 |
| 63) 1,2,4,5-Tetrachloroben... | 6.674 | 216 | 11923 | 0.583 | ug/ml | | 98 |
| 64) Biphenyl | 6.967 | 154 | 26010 | 0.573 | ug/ml | | 97 |
| 86) Dichloran | 8.632 | 206 | 2939 | 0.499 | ug/ml | # | 69 |
| 87) Pentachloronitrobenzene | 8.779 | 237 | 3232 | 0.543 | ug/ml | # | 86 |
| 101) Diphenamid | 9.835 | 167 | 19589 | 0.569 | ug/ml | # | 72 |

(#) = qualifier out of range (m) = manual integration (+) = signals summed

Quantitation Report (QT Reviewed)

Data Path : I:\8270\Dakota\250820RVTICAL\
Data File : AP9L3.D
Acq On : 20 Aug 2025 6:23 pm
Operator : Dakota:smz
Sample : IL8,32,,AP9L0.5 Lot# 11842
Misc : WG2105679,,
ALS Vial : 16 Sample Multiplier: 1

Quant Time: Aug 21 06:18:09 2025
Quant Method : I:\8270\Dakota\250820RVTICAL\FS250821RVT_Dakota.m
Quant Title : Semivolatiles by GC/MS by modified 8270
QLast Update : Thu Aug 21 05:46:21 2025
Response via : Initial Calibration

Sub List : AP9ical I:\8270\Dakota\250820RVTICAL\AP9L6.D•

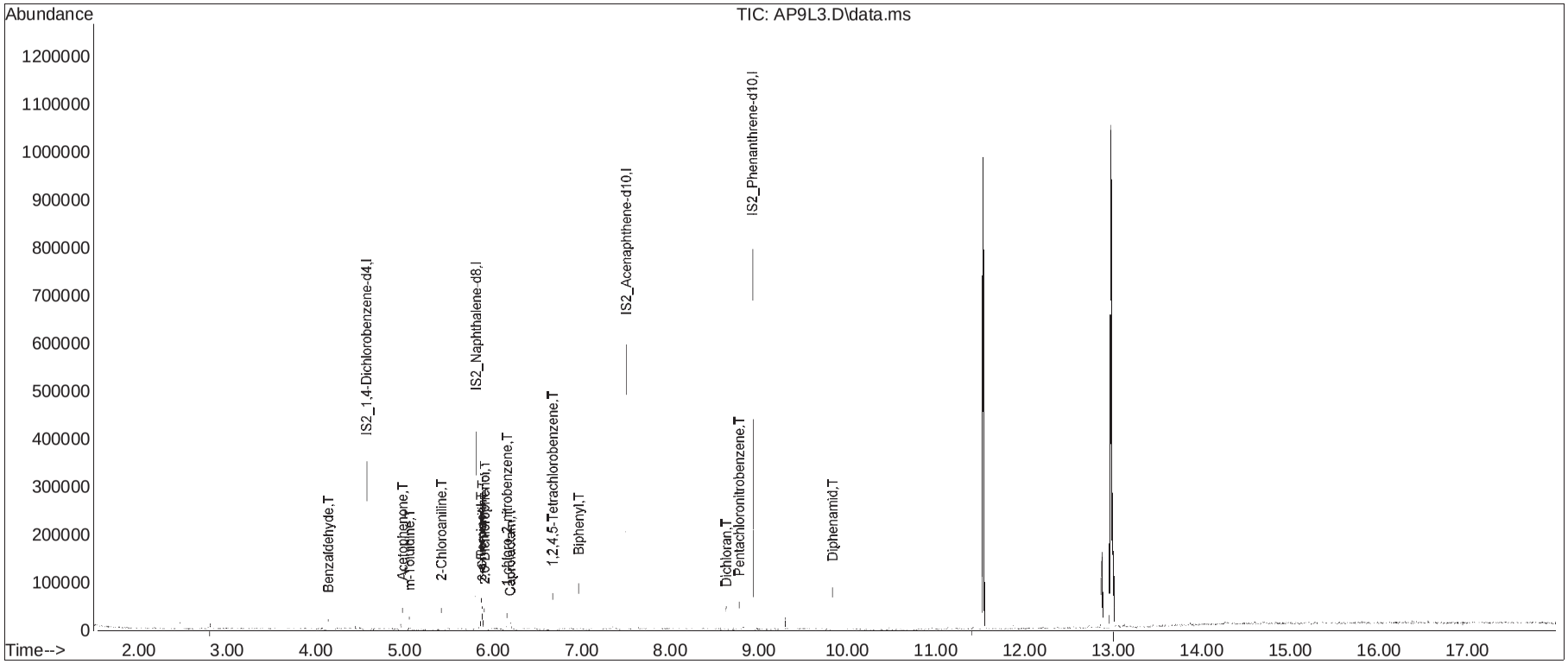

# Manual Integration Report

Data Path : I:\8270\Dakota\250820RVTIC
Data File : AP9L3.D Operator : Dakota:smz
Date Inj'd : 8/20/2025 6:23 pm Instrument : Dakota
Sample : IL8,32,,AP9L0.5 Lot# 11842 Quant Date : 8/21/2025 5:52 am

There are no manual integrations or false positives in this file.

Quantitation Report (QT Reviewed)

Data Path : I:\8270\Dakota\250820RVTICAL\
Data File : AP9L2.D
Acq On : 20 Aug 2025 6:46 pm
Operator : Dakota:smz
Sample : IL9,32,,AP9L0.2 Lot# 11843
Misc : WG2105679,,
ALS Vial : 17 Sample Multiplier: 1

Quant Time: Aug 21 06:17:41 2025
Quant Method : I:\8270\Dakota\250820RVTICAL\FS250821RVT_Dakota.m
Quant Title : Semivolatiles by GC/MS by modified 8270
QLast Update : Thu Aug 21 05:46:21 2025
Response via : Initial Calibration

CCAL FILE(s) : 1 - I:\8270\Dakota\250820RVTICAL\ABNL6.D
: 2 - I:\8270\Dakota\250820RVTICAL\ADPL6.D
: 3 - I:\8270\Dakota\250820RVTICAL\AP9L6.D
Sub List : AP9ical - AP9 ical sublist

| Compound | R.T. | QIon | Response | Conc | Units | Dev(Min) |
|---|---|---|---|---|---|---|
| Internal Standards | | | | | | |
| 27) IS2_1,4-Dichlorobenzen... | 4.579 | 152 | 49292 | 4.000 | ug/ml | 0.00 |
| Standard Area 3 = 53367 | | | Recovery = 92.36% | | | |
| 57) IS2_Naphthalene-d8 | 5.810 | 136 | 170450 | 4.000 | ug/ml | 0.00 |
| Standard Area 3 = 185003 | | | Recovery = 92.13% | | | |
| 85) IS2_Acenaphthene-d10 | 7.507 | 164 | 116035 | 4.000 | ug/ml | 0.00 |
| Standard Area 3 = 131185 | | | Recovery = 88.45% | | | |
| 100) IS2_Phenanthrene-d10 | 8.931 | 188 | 269878 | 4.000 | ug/ml | 0.00 |
| Standard Area 3 = 300066 | | | Recovery = 89.94% | | | |
| System Monitoring Compounds | | | | | | |
| Target Compounds | | | | | | Qvalue |
| 28) Benzaldehyde | 4.147 | 105 | 1483 | 0.206 | ug/ml | 89 |
| 29) Acetophenone | 4.984 | 105 | 4728 | 0.211 | ug/ml# | 80 |
| 30) m-Toluidine | 5.061 | 106 | 809 | 0.060 | ug/ml# | 94 |
| 31) 2-Chloroaniline | 5.422 | 127 | 3668 | 0.189 | ug/ml# | 90 |
| 58) a-Terpineol | 5.869 | 59 | 2179 | 0.212 | ug/ml# | 68 |
| 59) 3-Chloroaniline | 5.879 | 65 | 1340 | 0.245 | ug/ml | 85 |
| 60) 2,6-Dichlorophenol | 5.907 | 162 | 3074 | 0.186 | ug/ml# | 84 |
| 61) 1-chloro-2-nitrobenzene | 6.161 | 111 | 1443 | 0.240 | ug/ml# | 1 |
| 62) Caprolactam | 6.211 | 55 | 887 | 0.143 | ug/ml# | 43 |
| 63) 1,2,4,5-Tetrachloroben... | 6.677 | 216 | 4133 | 0.204 | ug/ml# | 85 |
| 64) Biphenyl | 6.966 | 154 | 9240 | 0.205 | ug/ml# | 89 |
| 86) Dichloran | 8.632 | 206 | 1349 | 0.224 | ug/ml# | 60 |
| 87) Pentachloronitrobenzene | 8.779 | 237 | 1097 | 0.181 | ug/ml# | 87 |
| 101) Diphenamid | 9.835 | 167 | 7117 | 0.212 | ug/ml# | 67 |

(#) = qualifier out of range (m) = manual integration (+) = signals summed

Quantitation Report (QT Reviewed)

Data Path : I:\8270\Dakota\250820RVTICAL\
Data File : AP9L2.D
Acq On : 20 Aug 2025 6:46 pm
Operator : Dakota:smz
Sample : IL9,32,,AP9L0.2 Lot# 11843
Misc : WG2105679,,
ALS Vial : 17 Sample Multiplier: 1

Quant Time: Aug 21 06:17:41 2025
Quant Method : I:\8270\Dakota\250820RVTICAL\FS250821RVT_Dakota.m
Quant Title : Semivolatiles by GC/MS by modified 8270
QLast Update : Thu Aug 21 05:46:21 2025
Response via : Initial Calibration

Sub List : AP9ical I:\8270\Dakota\250820RVTICAL\AP9L6.D•

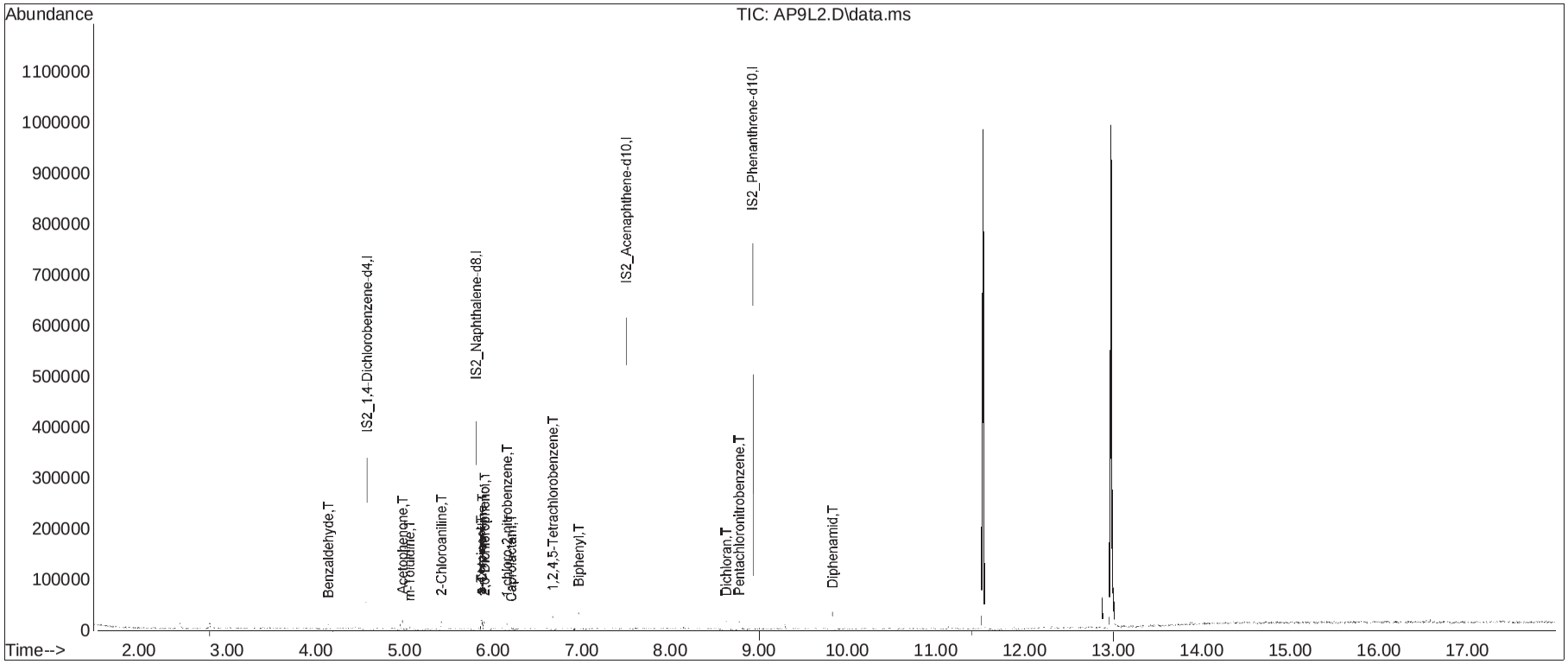

# Manual Integration Report

| | | | |
|---|---|---|---|
| Data Path | : I:\8270\Dakota\250820RVTIC | | |
| Data File | : AP9L2.D | Operator | : Dakota:smz |
| Date Inj'd | : 8/20/2025 6:46 pm | Instrument | : Dakota |
| Sample | : IL9,32,,AP9L0.2 Lot# 11843 | Quant Date | : 8/21/2025 5:51 am |

There are no manual integrations or false positives in this file.

Quantitation Report (QT Reviewed)

Data Path : I:\8270\Dakota\250820RVTICAL\
Data File : AP9L1.D
Acq On : 20 Aug 2025 7:09 pm
Operator : Dakota:smz
Sample : IL10,32,,AP9L0.1 Lot# 11865
Misc : WG2105679,,
ALS Vial : 18 Sample Multiplier: 1

Quant Time: Aug 21 10:13:35 2025
Quant Method : I:\8270\Dakota\250820RVTICAL\FS250821RVT_Dakota.m
Quant Title : Semivolatiles by GC/MS by modified 8270
QLast Update : Thu Aug 21 05:46:21 2025
Response via : Initial Calibration

CCAL FILE(s) : 1 - I:\8270\Dakota\250820RVTICAL\ABNL6.D
: 2 - I:\8270\Dakota\250820RVTICAL\ADPL6.D
: 3 - I:\8270\Dakota\250820RVTICAL\AP9L6.D
Sub List : AP9ical - AP9 ical sublist

| Compound | R.T. | QIon | Response | Conc | Units | Dev(Min) |
|---|---|---|---|---|---|---|
| Internal Standards | | | | | | |
| 27) IS2_1,4-Dichlorobenzen... | 4.576 | 152 | 48286 | 4.000 | ug/ml | 0.00 |
| Standard Area 3 = 53367 | | | Recovery = 90.48% | | | |
| 57) IS2_Naphthalene-d8 | 5.810 | 136 | 160524 | 4.000 | ug/ml | # 0.00 |
| Standard Area 3 = 185003 | | | Recovery = 86.77% | | | |
| 85) IS2_Acenaphthene-d10 | 7.507 | 164 | 106794 | 4.000 | ug/ml | 0.00 |
| Standard Area 3 = 131185 | | | Recovery = 81.41% | | | |
| 100) IS2_Phenanthrene-d10 | 8.931 | 188 | 242553 | 4.000 | ug/ml | 0.00 |
| Standard Area 3 = 300066 | | | Recovery = 80.83% | | | |
| System Monitoring Compounds | | | | | | |
| Target Compounds | | | | | | Qvalue |
| 28) Benzaldehyde | 4.144 | 105 | 904 | 0.128 | ug/ml | 89 |
| 29) Acetophenone | 4.984 | 105 | 1903 | 0.087 | ug/ml# | 67 |
| 30) m-Toluidine | 0.000 | | 0 | N.D. | | |
| 31) 2-Chloroaniline | 5.422 | 127 | 1536 | 0.081 | ug/ml# | 66 |
| 58) a-Terpineol | 5.872 | 59 | 765 | 0.079 | ug/ml# | 64 |
| 59) 3-Chloroaniline | 0.000 | | 0 | N.D. d | | |
| 60) 2,6-Dichlorophenol | 5.910 | 162 | 1096 | 0.070 | ug/ml | 88 |
| 61) 1-chloro-2-nitrobenzene | 6.158 | 111 | 522 | 0.092 | ug/ml# | 1 |
| 62) Caprolactam | 0.000 | | 0 | N.D. | | |
| 63) 1,2,4,5-Tetrachloroben... | 6.681 | 216 | 2273 | 0.119 | ug/ml# | 70 |
| 64) Biphenyl | 6.970 | 154 | 3998 | 0.094 | ug/ml | 93 |
| 86) Dichloran | 8.629 | 206 | 441M2 | 0.080 | ug/ml | |
| 87) Pentachloronitrobenzene | 8.775 | 237 | 429M2 | 0.077 | ug/ml | |
| 101) Diphenamid | 9.832 | 167 | 2555 | 0.085 | ug/ml# | 77 |

(#) = qualifier out of range (m) = manual integration (+) = signals summed

Quantitation Report (QT Reviewed)

Data Path : I:\8270\Dakota\250820RVTICAL\
Data File : AP9L1.D
Acq On : 20 Aug 2025 7:09 pm
Operator : Dakota:smz
Sample : IL10,32,,AP9L0.1 Lot# 11865
Misc : WG2105679,,
ALS Vial : 18 Sample Multiplier: 1

Quant Time: Aug 21 10:13:35 2025
Quant Method : I:\8270\Dakota\250820RVTICAL\FS250821RVT_Dakota.m
Quant Title : Semivolatiles by GC/MS by modified 8270
QLast Update : Thu Aug 21 05:46:21 2025
Response via : Initial Calibration

Sub List : AP9ical\8270\Dakota\250820RVTICAL\AP9L6.D•

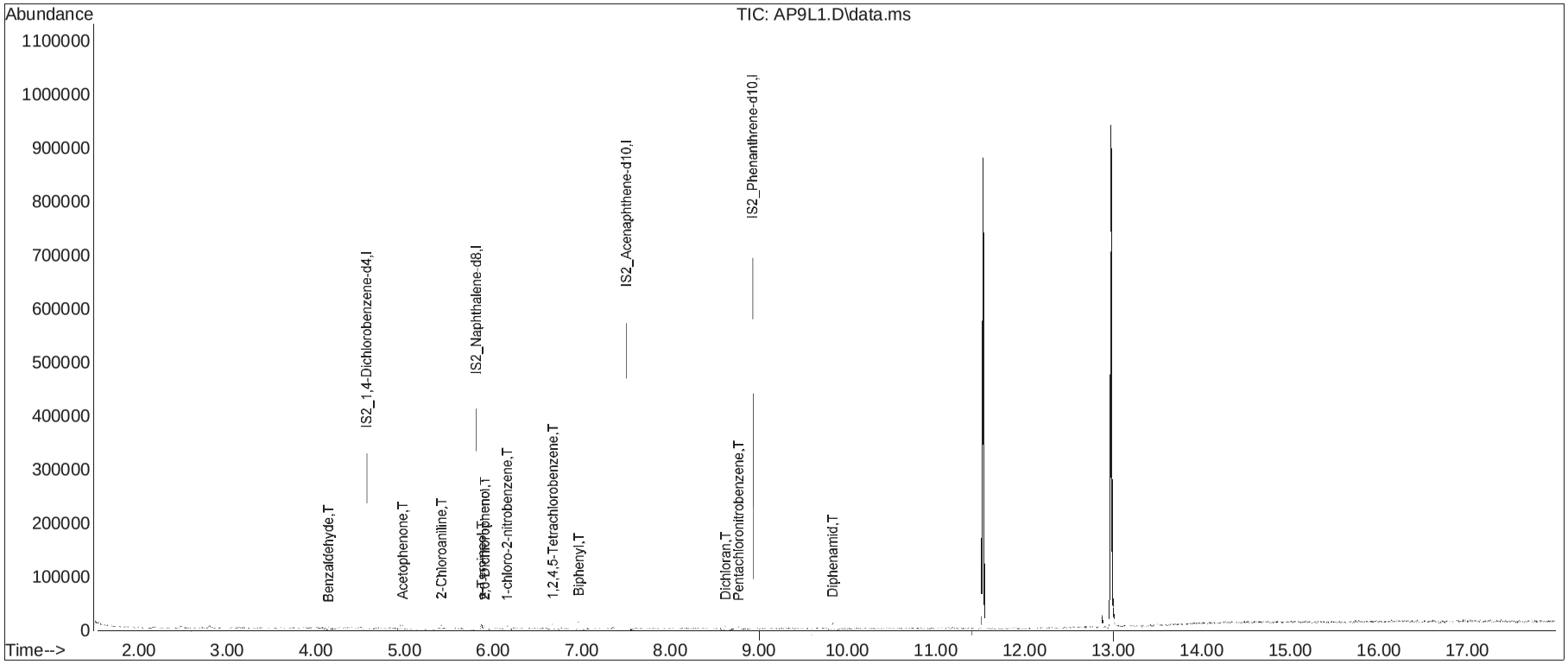

# Manual Integration Report

Data Path : I:\8270\Dakota\250820RVTICAL\
Data File : AP9L1.D
Date Inj'd : 8/20/2025 7:09 pm
Sample : IL10,32,,AP9L0.1 Lot# 1186

Method : FS250821RVT_Dakota.m
Operator : Dakota:smz
Instrument : Dakota

## Compound #86: Dichloran

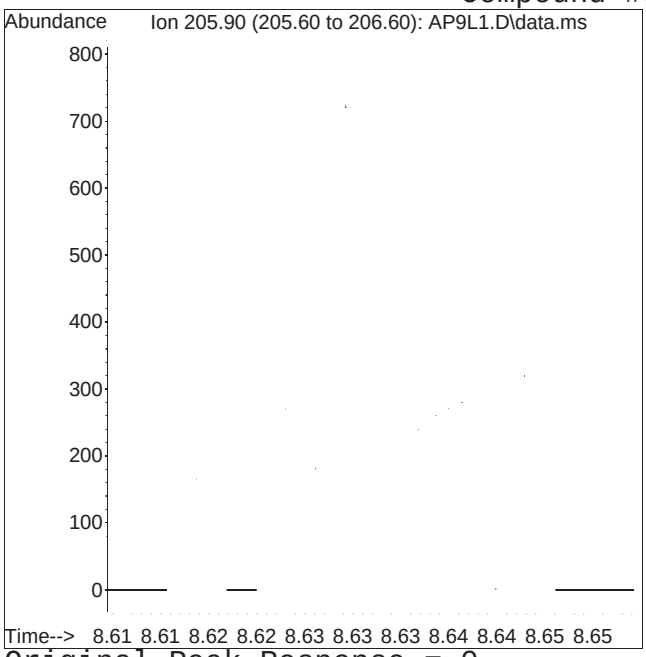


Original Peak Response = 0

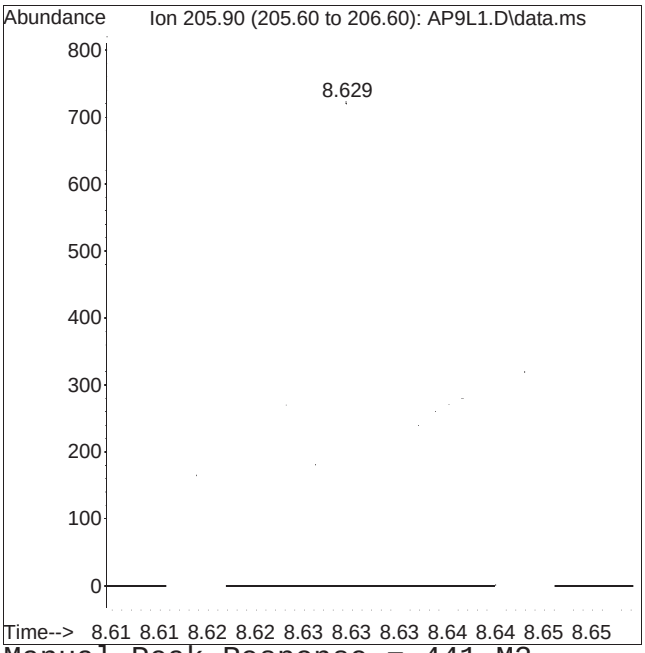


Manual Peak Response = 441 M2

M2 = Peak not found by automatic integration algorithm.

# Manual Integration Report

Data Path : I:\8270\Dakota\250820RVTICAL\
Data File : AP9L1.D
Date Inj'd : 8/20/2025 7:09 pm
Sample : IL10,32,,AP9L0.1 Lot# 1186

Method : FS250821RVT_Dakota.m
Operator : Dakota:smz
Instrument : Dakota

## Compound #87: Pentachloronitrobenzene

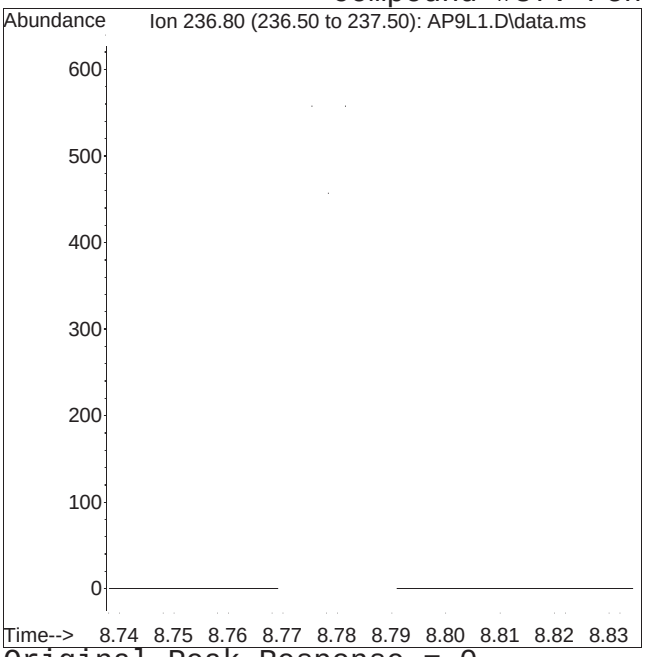


Original Peak Response = 0

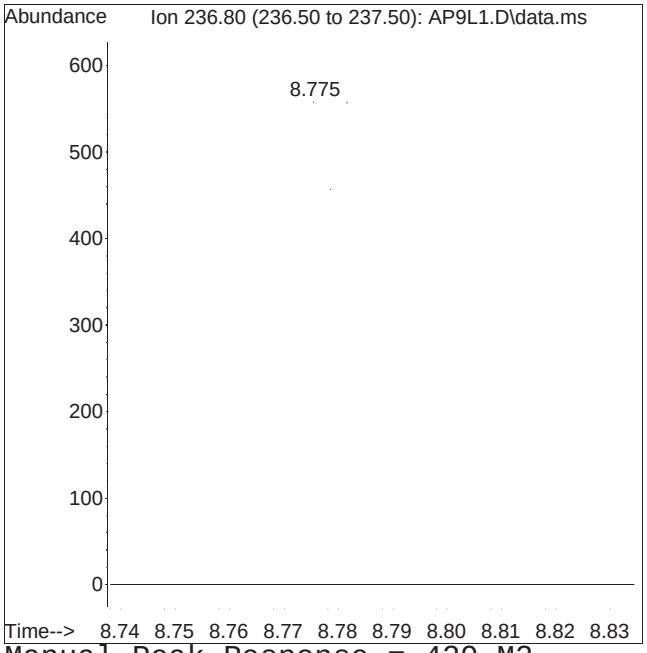


Manual Peak Response = 429 M2

M2 = Peak not found by automatic integration algorithm.

# Evaluate Continuing Calibration Report

Data Path : I:\8270\Dakota\250820RVTICAL\
Data File : ABNICV.D
Acq On : 20 Aug 2025 7:32 pm
Operator : Dakota:smz
Sample : CQICV1,32,,ABNICV Lot# 11854
Misc : WG2105679,,
ALS Vial : 19 Sample Multiplier: 1

Quant Time: Aug 21 07:08:07 2025
Quant Method : I:\8270\Dakota\250820RVTICAL\FS250821RVT_Dakota.m
Quant Title : Semivolatiles by GC/MS by modified 8270
QLast Update : Thu Aug 21 07:08:56 2025
Response via : Initial Calibration

Min. RRF : 0.000 Min. Rel. Area : 50% Max. R.T. Dev 0.50min
Max. RRF Dev : 20% Max. Rel. Area : 200%

| | | Compound | | AvgRF | CCRF | %Dev | Area% | Dev(min) |
|---|---|---|---|---|---|---|---|---|
| 1 | I | IS1_1,4-Dichlorobenzene-d4 | | 1.000 | 1.000 | 0.0 | 97 | 0.00 |
| 2 | t | n-Nitrosodimethylamine | | 0.594 | 0.613 | -3.2 | 101 | 0.00 |
| 3 | t | Pyridine | * | 5.000 | 6.446 | -28.9# | 149 | 0.00 |
| 4 | S | 2-Fluorophenol | | 0.881 | 0.939 | -6.6 | 101 | 0.00 |
| 5 | T | Aniline | | 1.484 | 1.637 | -10.3 | 104 | 0.00 |
| 6 | t | 2-Chlorophenol | | 1.075 | 1.092 | -1.6 | 99 | 0.00 |
| 7 | S | Phenol-d6 | | 1.175 | 1.203 | -2.4 | 103 | 0.00 |
| 8 | T | Phenol | | 1.351 | 1.384 | -2.4 | 99 | 0.00 |
| 9 | T | Bis(2-chloroethyl)ether | | 0.968 | 0.924 | 4.5 | 96 | 0.00 |
| 10 | T | 1,3-Dichlorobenzene | | 1.515 | 1.452 | 4.2 | 96 | 0.00 |
| 11 | T | 1,4-Dichlorobenzene | | 1.532 | 1.473 | 3.9 | 95 | 0.00 |
| 12 | T | 1,2-Dichlorobenzene | | 1.467 | 1.436 | 2.1 | 96 | 0.00 |
| 13 | t | Benzyl alcohol | | 0.829 | 0.846 | -2.1 | 100 | 0.00 |
| 14 | T | Bis(2-chloroisopropyl)ether | | 1.724 | 1.628 | 5.6 | 96 | 0.00 |
| 15 | T | 2-Methylphenol | | 0.915 | 0.970 | -6.0 | 101 | 0.00 |
| 16 | T | Hexachloroethane | | 0.539 | 0.523 | 3.0 | 98 | 0.00 |
| 17 | T | n-Nitrosodi-n-propylamine | | 0.797 | 0.816 | -2.4 | 101 | 0.00 |
| 18 | T | 3-Methylphenol/4-Methylphen | | 1.028 | 1.039 | -1.1 | 101 | 0.00 |
| 19 | S | Nitrobenzene-d5 | | 1.117 | 1.145 | -2.5 | 99 | 0.00 |
| 20 | T | Nitrobenzene | | 1.128 | 1.143 | -1.3 | 96 | 0.00 |
| 21 | T | Isophorone | | 2.059 | 2.212 | -7.4 | 102 | 0.00 |
| 22 | T | 2-Nitrophenol | | 0.530 | 0.490 | 7.5 | 94 | 0.00 |
| 23 | T | 2,4-Dimethylphenol | | 1.061 | 1.124 | -5.9 | 100 | 0.00 |
| 24 | T | Bis(2-chloroethoxy)methane | | 1.369 | 1.392 | -1.7 | 100 | 0.00 |
| 25 | T | 2,4-Dichlorophenol | | 1.189 | 1.146 | 3.6 | 96 | 0.00 |
| 26 | T | 1,2,4-Trichlorobenzene | | 1.494 | 1.446 | 3.2 | 95 | 0.00 |
| 37 | I | IS1_Naphthalene-d8 | | 1.000 | 1.000 | 0.0 | 97 | 0.00 |
| 38 | T | Naphthalene | | 0.993 | 0.986 | 0.7 | 99 | 0.00 |
| 39 | T | Benzoic Acid | * | 5.000 | 4.155 | 16.9 | 92 | 0.00 |
| 40 | T | 4-Chloroaniline | | 0.127 | 0.123 | 3.1 | 101 | 0.00 |
| 41 | T | Hexachlorobutadiene | | 0.270 | 0.249 | 7.8 | 92 | 0.00 |
| 42 | T | p-Chloro-m-cresol | | 0.263 | 0.264 | -0.4 | 99 | 0.00 |
| 43 | T | 2-Methylnaphthalene | | 0.656 | 0.652 | 0.6 | 98 | 0.00 |
| 44 | T | 1-Methylnaphthalene | | 0.245 | 0.245 | 0.0 | 103 | 0.00 |
| 45 | T | Hexachlorocyclopentadiene | | 0.306 | 0.297 | 2.9 | 91 | 0.00 |
| 46 | T | 2,4,6-Trichlorophenol | | 0.280 | 0.267 | 4.6 | 93 | 0.00 |
| 47 | T | 2,4,5-Trichlorophenol | | 0.310 | 0.298 | 3.9 | 91 | 0.00 |
| 48 | S | 2-Fluorobiphenyl | | 0.987 | 0.935 | 5.3 | 94 | 0.00 |

Evaluate Continuing Calibration Report

Data Path : I:\8270\Dakota\250820RVTICAL\
Data File : ABNICV.D
Acq On : 20 Aug 2025 7:32 pm
Operator : Dakota:smz
Sample : CQICV1,32,,ABNICV Lot# 11854
Misc : WG2105679,,
ALS Vial : 19 Sample Multiplier: 1

Quant Time: Aug 21 07:08:07 2025
Quant Method : I:\8270\Dakota\250820RVTICAL\FS250821RVT_Dakota.m
Quant Title : Semivolatiles by GC/MS by modified 8270
QLast Update : Thu Aug 21 07:08:56 2025
Response via : Initial Calibration

Min. RRF : 0.000 Min. Rel. Area : 50% Max. R.T. Dev 0.50min
Max. RRF Dev : 20% Max. Rel. Area : 200%

| | | Compound | AvgRF | CCRF | %Dev | Area% | Dev(min) |
|---|---|---|---|---|---|---|---|
| 49 | T | 2-Chloronaphthalene | 0.810 | 0.775 | 4.3 | 94 | 0.00 |
| 50 | T | 2-Nitroaniline | 0.204 | 0.197 | 3.4 | 95 | 0.00 |
| 51 | T | 1,4-Dinitrobenzene | 0.103 | 0.092 | 10.7 | 88 | 0.00 |
| 52 | T | 1,3-Dinitrobenzene | 0.117 | 0.110 | 6.0 | 89 | 0.00 |
| 53 | T | Dimethyl phthalate | 1.014 | 0.963 | 5.0 | 91 | 0.00 |
| 54 | T | Acenaphthylene | 1.266 | 1.303 | -2.9 | 97 | 0.00 |
| 55 | T | 2,6-Dinitrotoluene | 0.199 | 0.181 | 9.0 | 89 | 0.00 |
| 56 | T | 1,2-Dinitrobenzene | 0.074 | 0.070 | 5.4 | 89 | 0.00 |
| 65 | I | IS1_Acenaphthene-d10 | 1.000 | 1.000 | 0.0 | 91 | 0.00 |
| 66 | T | 3-Nitroaniline | 0.274 | 0.284 | -3.6 | 97 | 0.00 |
| 67 | T | Acenaphthene | 1.035 | 1.010 | 2.4 | 95 | 0.00 |
| 68 | T | 2,4-Dinitrophenol | 0.158 | 0.142 | 10.1 | 87 | 0.00 |
| 69 | T | Dibenzofuran | 1.815 | 1.743 | 4.0 | 93 | 0.00 |
| 70 | T | 2,4-Dinitrotoluene | 0.369 | 0.379 | -2.7 | 92 | 0.00 |
| 71 | T | 4-Nitrophenol | 0.204 | 0.206 | -1.0 | 93 | 0.00 |
| 72 | T | 2,3,5,6-Tetrachlorophenol | 0.370 | 0.384 | -3.8 | 95 | 0.00 |
| 73 | T | 2,3,4,6-Tetrachlorophenol | 0.387 | 0.373 | 3.6 | 90 | 0.00 |
| 74 | T | Diethyl phthalate | 1.394 | 1.360 | 2.4 | 90 | 0.00 |
| 75 | T | Fluorene | 1.408 | 1.366 | 3.0 | 93 | 0.00 |
| 76 | T | 4-Chlorophenyl phenyl ether | 0.760 | 0.712 | 6.3 | 89 | 0.00 |
| 77 | T | 4-Nitroaniline | 0.270 | 0.281 | -4.1 | 96 | 0.00 |
| 78 | T | 4,6-Dinitro-o-cresol | 0.236 | 0.204 | 13.6 | 82 | 0.00 |
| 79 | T | NDPA/DPA | 1.224 | 1.200 | 2.0 | 93 | 0.00 |
| 80 | T | Azobenzene | 1.155 | 1.219 | -5.5 | 97 | 0.00 |
| 81 | S | 2,4,6-Tribromophenol | 0.229 | 0.212 | 7.4 | 90 | 0.00 |
| 82 | T | 4-Bromophenyl phenyl ether | 0.488 | 0.453 | 7.2 | 93 | 0.00 |
| 83 | T | Hexachlorobenzene | 0.564 | 0.514 | 8.9 | 89 | 0.00 |
| 84 | T | Pentachlorophenol | 0.306 | 0.298 | 2.6 | 92 | 0.00 |
| 90 | I | IS1_Phenanthrene-d10 | 1.000 | 1.000 | 0.0 | 89 | 0.00 |
| 91 | T | Phenanthrene | 1.097 | 1.051 | 4.2 | 92 | 0.00 |
| 92 | T | Anthracene | 1.058 | 1.062 | -0.4 | 93 | 0.00 |
| 93 | T | Carbazole | 0.981 | 1.002 | -2.1 | 95 | 0.00 |
| 94 | T | Di-n-butylphthalate | 1.040 | 1.090 | -4.8 | 92 | 0.00 |
| 95 | T | Fluoranthene | 1.319 | 1.307 | 0.9 | 91 | 0.00 |
| 96 | T | Benzidine | 0.744 | 0.775 | -4.2 | 94 | 0.00 |
| 97 | T | Pyrene | 1.411 | 1.393 | 1.3 | 90 | 0.00 |
| 98 | S | 4-Terphenyl-d14 | 1.035 | 1.013 | 2.1 | 88 | 0.00 |

Evaluate Continuing Calibration Report

Data Path : I:\8270\Dakota\250820RVTICAL\
Data File : ABNICV.D
Acq On : 20 Aug 2025 7:32 pm
Operator : Dakota:smz
Sample : CQICV1,32,,ABNICV Lot# 11854
Misc : WG2105679,,
ALS Vial : 19 Sample Multiplier: 1

Quant Time: Aug 21 07:08:07 2025
Quant Method : I:\8270\Dakota\250820RVTICAL\FS250821RVT_Dakota.m
Quant Title : Semivolatiles by GC/MS by modified 8270
QLast Update : Thu Aug 21 07:08:56 2025
Response via : Initial Calibration

Min. RRF : 0.000 Min. Rel. Area : 50% Max. R.T. Dev 0.50min
Max. RRF Dev : 20% Max. Rel. Area : 200%

| | | Compound | AvgRF | CCRF | %Dev | Area% | Dev(min) |
|---|---|---|---|---|---|---|---|
| 99 | T | Butyl benzyl phthalate | 0.461 | 0.439 | 4.8 | 88 | 0.00 |
| 106 | I | IS1_Chrysene-d12 | 1.000 | 1.000 | 0.0 | 87 | 0.00 |
| 107 | T | Benzo(a)anthracene | 1.215 | 1.248 | -2.7 | 91 | 0.00 |
| 108 | T | 3,3'-Dichlorobenzidine | 0.438 | 0.478 | -9.1 | 91 | 0.00 |
| 109 | T | Chrysene | 1.234 | 1.182 | 4.2 | 88 | 0.00 |
| 110 | T | Bis(2-ethylhexyl)phthalate | 0.579 | 0.637 | -10.0 | 85 | 0.00 |
| 111 | T | Di-n-octylphthalate | 1.024 | 1.056 | -3.1 | 86 | 0.00 |
| 112 | T | Benzo(b)fluoranthene | 1.227 | 1.284 | -4.6 | 93 | 0.00 |
| 113 | T | Benzo(k)fluoranthene | 1.227 | 1.242 | -1.2 | 87 | 0.00 |
| 114 | T | Benzo(a)pyrene | 1.119 | 1.193 | -6.6 | 91 | 0.00 |
| 115 | I | IS1_Perylene-d12 | 1.000 | 1.000 | 0.0 | 87 | 0.00 |
| 116 | T | Indeno(1,2,3-cd)pyrene | 1.122 | 1.122 | 0.0 | 88 | 0.00 |
| 117 | T | Dibenzo(a,h)anthracene | 1.132 | 1.116 | 1.4 | 87 | 0.00 |
| 118 | T | Benzo(ghi)perylene | 1.145 | 1.129 | 1.4 | 89 | 0.00 |

* Evaluation of CC level amount vs concentration.
(#) = Out of Range SPCC's out = 0 CCC's out = 0

Quantitation Report (QT Reviewed)

Data Path : I:\8270\Dakota\250820RVTICAL\
Data File : ABNICV.D
Acq On : 20 Aug 2025 7:32 pm
Operator : Dakota:smz
Sample : CQICV1,32,,ABNICV Lot# 11854
Misc : WG2105679,,
ALS Vial : 19 Sample Multiplier: 1

Quant Time: Aug 21 07:08:07 2025
Quant Method : I:\8270\Dakota\250820RVTICAL\FS250821RVT_Dakota.m
Quant Title : Semivolatiles by GC/MS by modified 8270
QLast Update : Thu Aug 21 07:08:56 2025
Response via : Initial Calibration

CCAL FILE(s) : 1 - I:\8270\Dakota\250820RVTICAL\ABNL6.D
: 2 - I:\8270\Dakota\250820RVTICAL\ADPL6.D
: 3 - I:\8270\Dakota\250820RVTICAL\AP9L6.D
Sub List : ABNical - ABN ical sublist

| Compound | R.T. | QIon | Response | Conc | Units | Dev(Min) |
|---|---|---|---|---|---|---|
| Internal Standards | | | | | | |
| 1) IS1_1,4-Dichlorobenzen... | 4.579 | 152 | 55663 | 4.000 | ug/ml | 0.00 |
| Standard Area 1 = 57258 | | | Recovery = 97.21% | | | |
| 37) IS1_Naphthalene-d8 | 5.810 | 136 | 198836 | 4.000 | ug/ml | # 0.00 |
| Standard Area 1 = 205727 | | | Recovery = 96.65% | | | |
| 65) IS1_Acenaphthene-d10 | 7.507 | 164 | 138463 | 4.000 | ug/ml | 0.00 |
| Standard Area 1 = 152249 | | | Recovery = 90.95% | | | |
| 90) IS1_Phenanthrene-d10 | 8.931 | 188 | 300694 | 4.000 | ug/ml | 0.00 |
| Standard Area 1 = 336420 | | | Recovery = 89.38% | | | |
| 106) IS1_Chrysene-d12 | 11.535 | 240 | 342005 | 4.000 | ug/ml | 0.00 |
| Standard Area 1 = 394707 | | | Recovery = 86.65% | | | |
| 115) IS1_Perylene-d12 | 12.978 | 264 | 376978 | 4.000 | ug/ml | 0.00 |
| Standard Area 1 = 434493 | | | Recovery = 86.76% | | | |
| System Monitoring Compounds | | | | | | |
| 4) 2-Fluorophenol | 3.302 | 112 | 65309 | 5.327 | ug/ml | 0.00 |
| Spiked Amount 2.000 | Range 15 - 110 | | Recovery = 266.35%# | | | |
| 7) Phenol-d6 | 4.259 | 99 | 83696 | 5.117 | ug/ml | 0.00 |
| Spiked Amount 2.000 | Range 15 - 110 | | Recovery = 255.85%# | | | |
| 19) Nitrobenzene-d5 | 5.120 | 82 | 79641 | 5.124 | ug/ml | 0.00 |
| Spiked Amount 1.000 | Range 30 - 130 | | Recovery = 512.40%# | | | |
| 48) 2-Fluorobiphenyl | 6.879 | 172 | 232366 | 4.735 | ug/ml | 0.00 |
| Spiked Amount 1.000 | Range 30 - 130 | | Recovery = 473.50%# | | | |
| 81) 2,4,6-Tribromophenol | 8.266 | 330 | 36623 | 4.612 | ug/ml | 0.00 |
| Spiked Amount 2.000 | Range 15 - 110 | | Recovery = 230.60%# | | | |
| 98) 4-Terphenyl-d14 | 10.500 | 244 | 380699 | 4.893 | ug/ml | 0.00 |
| Spiked Amount 1.000 | Range 30 - 130 | | Recovery = 489.30%# | | | |
| Target Compounds | | | | | | Qvalue |
| 2) n-Nitrosodimethylamine | 1.903 | 74 | 42622 | 5.154 | ug/ml | 89 |
| 3) Pyridine | 1.941 | 79 | 76169 | 6.446 | ug/ml# | 59 |
| 5) Aniline | 4.259 | 93 | 113886 | 5.516 | ug/ml# | 50 |
| 6) 2-Chlorophenol | 4.371 | 128 | 76004 | 5.080 | ug/ml# | 86 |
| 8) Phenol | 4.272 | 94 | 96276 | 5.120 | ug/ml# | 45 |
| 9) Bis(2-chloroethyl)ether | 4.343 | 93 | 64268 | 4.773 | ug/ml | 98 |
| 10) 1,3-Dichlorobenzene | 4.520 | 146 | 101056 | 4.792 | ug/ml | 94 |
| 11) 1,4-Dichlorobenzene | 4.595 | 146 | 102489 | 4.808 | ug/ml | 93 |
| 12) 1,2-Dichlorobenzene | 4.741 | 146 | 99894 | 4.892 | ug/ml | 94 |

Data Path : I:\8270\Dakota\250820RVTICAL\
Data File : ABNICV.D
Acq On : 20 Aug 2025 7:32 pm
Operator : Dakota:smz
Sample : CQICV1,32,,ABNICV Lot# 11854
Misc : WG2105679,,
ALS Vial : 19 Sample Multiplier: 1

Quant Time: Aug 21 07:08:07 2025
Quant Method : I:\8270\Dakota\250820RVTICAL\FS250821RVT_Dakota.m
Quant Title : Semivolatiles by GC/MS by modified 8270
QLast Update : Thu Aug 21 07:08:56 2025
Response via : Initial Calibration

CCAL FILE(s) : 1 - I:\8270\Dakota\250820RVTICAL\ABNL6.D
: 2 - I:\8270\Dakota\250820RVTICAL\ADPL6.D
: 3 - I:\8270\Dakota\250820RVTICAL\AP9L6.D
Sub List : ABNical - ABN ical sublist

| Compound | R.T. | QIon | Response | Conc | Units | Dev(Min) |
|---|---|---|---|---|---|---|
| 13) Benzyl alcohol | 4.732 | 79 | 58881 | 5.106 | ug/ml | 95 |
| 14) Bis(2-chloroisopropyl)... | 4.884 | 45 | 113284 | 4.722 | ug/ml# | 93 |
| 15) 2-Methylphenol | 4.862 | 108 | 67519 | 5.301 | ug/ml | 99 |
| 16) Hexachloroethane | 5.071 | 117 | 36373 | 4.846 | ug/ml# | 50 |
| 17) n-Nitrosodi-n-propylamine | 5.002 | 70 | 56772 | 5.119 | ug/ml# | 87 |
| 18) 3-Methylphenol/4-Methy... | 5.018 | 108 | 72315 | 5.055 | ug/ml | 99 |
| 20) Nitrobenzene | 5.136 | 77 | 79502 | 5.063 | ug/ml | 93 |
| 21) Isophorone | 5.378 | 82 | 153910 | 5.371 | ug/ml# | 93 |
| 22) 2-Nitrophenol | 5.453 | 139 | 34067 | 4.623 | ug/ml# | 90 |
| 23) 2,4-Dimethylphenol | 5.531 | 107 | 78183 | 5.296 | ug/ml | 98 |
| 24) Bis(2-chloroethoxy)met... | 5.618 | 93 | 96831 | 5.083 | ug/ml# | 96 |
| 25) 2,4-Dichlorophenol | 5.689 | 162 | 79756 | 4.821 | ug/ml# | 92 |
| 26) 1,2,4-Trichlorobenzene | 5.767 | 180 | 100593 | 4.837 | ug/ml# | 95 |
| 38) Naphthalene | 5.832 | 128 | 244949 | 4.960 | ug/ml | 100 |
| 39) Benzoic Acid | 5.599 | 105 | 30004 | 4.155 | ug/ml | 90 |
| 40) 4-Chloroaniline | 5.904 | 65 | 30594 | 4.861 | ug/ml | 83 |
| 41) Hexachlorobutadiene | 5.981 | 225 | 61783 | 4.608 | ug/ml | 99 |
| 42) p-Chloro-m-cresol | 6.398 | 107 | 65704 | 5.026 | ug/ml | 88 |
| 43) 2-Methylnaphthalene | 6.510 | 142 | 162085 | 4.974 | ug/ml | 95 |
| 44) 1-Methylnaphthalene | 6.600 | 115 | 60980 | 5.014 | ug/ml | 98 |
| 45) Hexachlorocyclopentadiene | 6.677 | 237 | 73919 | 4.867 | ug/ml | 99 |
| 46) 2,4,6-Trichlorophenol | 6.792 | 196 | 66377 | 4.764 | ug/ml | 98 |
| 47) 2,4,5-Trichlorophenol | 6.820 | 196 | 74028 | 4.809 | ug/ml | 99 |
| 49) 2-Chloronaphthalene | 6.970 | 162 | 192583 | 4.781 | ug/ml | 92 |
| 50) 2-Nitroaniline | 7.081 | 138 | 48952 | 4.828 | ug/ml | 83 |
| 51) 1,4-Dinitrobenzene | 7.215 | 168 | 22936 | 4.473 | ug/ml | 83 |
| 52) 1,3-Dinitrobenzene | 7.290 | 168 | 27366 | 4.690 | ug/ml# | 1 |
| 53) Dimethyl phthalate | 7.287 | 163 | 239248 | 4.745 | ug/ml# | 98 |
| 54) Acenaphthylene | 7.367 | 152 | 323731 | 5.144 | ug/ml | 98 |
| 55) 2,6-Dinitrotoluene | 7.327 | 165 | 45040 | 4.549 | ug/ml# | 79 |
| 56) 1,2-Dinitrobenzene | 7.367 | 168 | 17353 | 4.737 | ug/ml# | 1 |
| 66) 3-Nitroaniline | 7.479 | 138 | 49215 | 5.188 | ug/ml | 89 |
| 67) Acenaphthene | 7.538 | 154 | 174866 | 4.882 | ug/ml | 88 |
| 68) 2,4-Dinitrophenol | 7.579 | 184 | 24501 | 4.476 | ug/ml# | 77 |
| 69) Dibenzofuran | 7.706 | 168 | 301655 | 4.802 | ug/ml | 90 |
| 70) 2,4-Dinitrotoluene | 7.712 | 165 | 65537 | 5.127 | ug/ml | 89 |
| 71) 4-Nitrophenol | 7.669 | 65 | 35713 | 5.069 | ug/ml# | 82 |
| 72) 2,3,5,6-Tetrachlorophenol | 7.796 | 232 | 66539 | 5.200 | ug/ml | 98 |

Quantitation Report (QT Reviewed)

Data Path : I:\8270\Dakota\250820RVTICAL\
Data File : ABNICV.D
Acq On : 20 Aug 2025 7:32 pm
Operator : Dakota:smz
Sample : CQICV1,32,,ABNICV Lot# 11854
Misc : WG2105679,,
ALS Vial : 19 Sample Multiplier: 1

Quant Time: Aug 21 07:08:07 2025
Quant Method : I:\8270\Dakota\250820RVTICAL\FS250821RVT_Dakota.m
Quant Title : Semivolatiles by GC/MS by modified 8270
QLast Update : Thu Aug 21 07:08:56 2025
Response via : Initial Calibration

CCAL FILE(s) : 1 - I:\8270\Dakota\250820RVTICAL\ABNL6.D
: 2 - I:\8270\Dakota\250820RVTICAL\ADPL6.D
: 3 - I:\8270\Dakota\250820RVTICAL\AP9L6.D
Sub List : ABNical - ABN ical sublist

| Compound | R.T. | QIon | Response | Conc | Units | Dev(Min) |
|---|---|---|---|---|---|---|
| 73) 2,3,4,6-Tetrachlorophenol | 7.837 | 232 | 64549 | 4.819 | ug/ml | 94 |
| 74) Diethyl phthalate | 7.973 | 149 | 235390 | 4.877 | ug/ml | 99 |
| 75) Fluorene | 8.036 | 166 | 236433 | 4.852 | ug/ml | 90 |
| 76) 4-Chlorophenyl phenyl ... | 8.057 | 204 | 123299 | 4.684 | ug/ml# | 83 |
| 77) 4-Nitroaniline | 8.061 | 138 | 48626 | 5.194 | ug/ml# | 80 |
| 78) 4,6-Dinitro-o-cresol | 8.098 | 198 | 35373 | 4.323 | ug/ml# | 56 |
| 79) NDPA/DPA | 8.172 | 169 | 207618 | 4.900 | ug/ml | 90 |
| 80) Azobenzene | 8.207 | 77 | 210964 | 5.278 | ug/ml | 96 |
| 82) 4-Bromophenyl phenyl e... | 8.524 | 248 | 78421 | 4.643 | ug/ml# | 81 |
| 83) Hexachlorobenzene | 8.570 | 284 | 89014 | 4.563 | ug/ml# | 83 |
| 84) Pentachlorophenol | 8.763 | 266 | 51565 | 4.863 | ug/ml | 98 |
| 91) Phenanthrene | 8.953 | 178 | 395105 | 4.791 | ug/ml | 98 |
| 92) Anthracene | 9.002 | 178 | 399217 | 5.018 | ug/ml | 99 |
| 93) Carbazole | 9.167 | 167 | 376746 | 5.108 | ug/ml | 98 |
| 94) Di-n-butylphthalate | 9.562 | 149 | 409517 | 5.238 | ug/ml | 99 |
| 95) Fluoranthene | 10.096 | 202 | 491421 | 4.957 | ug/ml# | 90 |
| 96) Benzidine | 10.252 | 184 | 291243 | 5.206 | ug/ml# | 92 |
| 97) Pyrene | 10.308 | 202 | 523428 | 4.936 | ug/ml | 98 |
| 99) Butyl benzyl phthalate | 11.019 | 149 | 164937 | 4.763 | ug/ml | 86 |
| 107) Benzo(a)anthracene | 11.526 | 228 | 533403 | 5.134 | ug/ml | 98 |
| 108) 3,3'-Dichlorobenzidine | 11.529 | 252 | 204486 | 5.457 | ug/ml# | 95 |
| 109) Chrysene | 11.560 | 228 | 505259 | 4.788 | ug/ml | 97 |
| 110) Bis(2-ethylhexyl)phtha... | 11.657 | 149 | 272365 | 5.501 | ug/ml# | 92 |
| 111) Di-n-octylphthalate | 12.325 | 149 | 451519 | 5.155 | ug/ml# | 75 |
| 112) Benzo(b)fluoranthene | 12.614 | 252 | 548854 | 5.231 | ug/ml# | 91 |
| 113) Benzo(k)fluoranthene | 12.642 | 252 | 531005 | 5.063 | ug/ml# | 91 |
| 114) Benzo(a)pyrene | 12.925 | 252 | 510132M3 | 5.330 | ug/ml | |
| 116) Indeno(1,2,3-cd)pyrene | 13.929 | 276 | 528526M6 | 4.996 | ug/mL | |
| 117) Dibenzo(a,h)anthracene | 13.953 | 278 | 525967 | 4.930 | ug/ml# | 89 |
| 118) Benzo(ghi)perylene | 14.165 | 276 | 532012 | 4.931 | ug/ml# | 85 |

(#) = qualifier out of range (m) = manual integration (+) = signals summed

Quantitation Report (QT Reviewed)

Data Path : I:\8270\Dakota\250820RVTICAL\
Data File : ABNICV.D
Acq On : 20 Aug 2025 7:32 pm
Operator : Dakota:smz
Sample : CQICV1,32,,ABNICV Lot# 11854
Misc : WG2105679,,
ALS Vial : 19 Sample Multiplier: 1

Quant Time: Aug 21 07:08:07 2025
Quant Method : I:\8270\Dakota\250820RVTICAL\FS250821RVT_Dakota.m
Quant Title : Semivolatiles by GC/MS by modified 8270
QLast Update : Thu Aug 21 07:08:56 2025
Response via : Initial Calibration

Sub List : ABNical 8270 Dakota 250820RVTICAL\AP9L6.D•

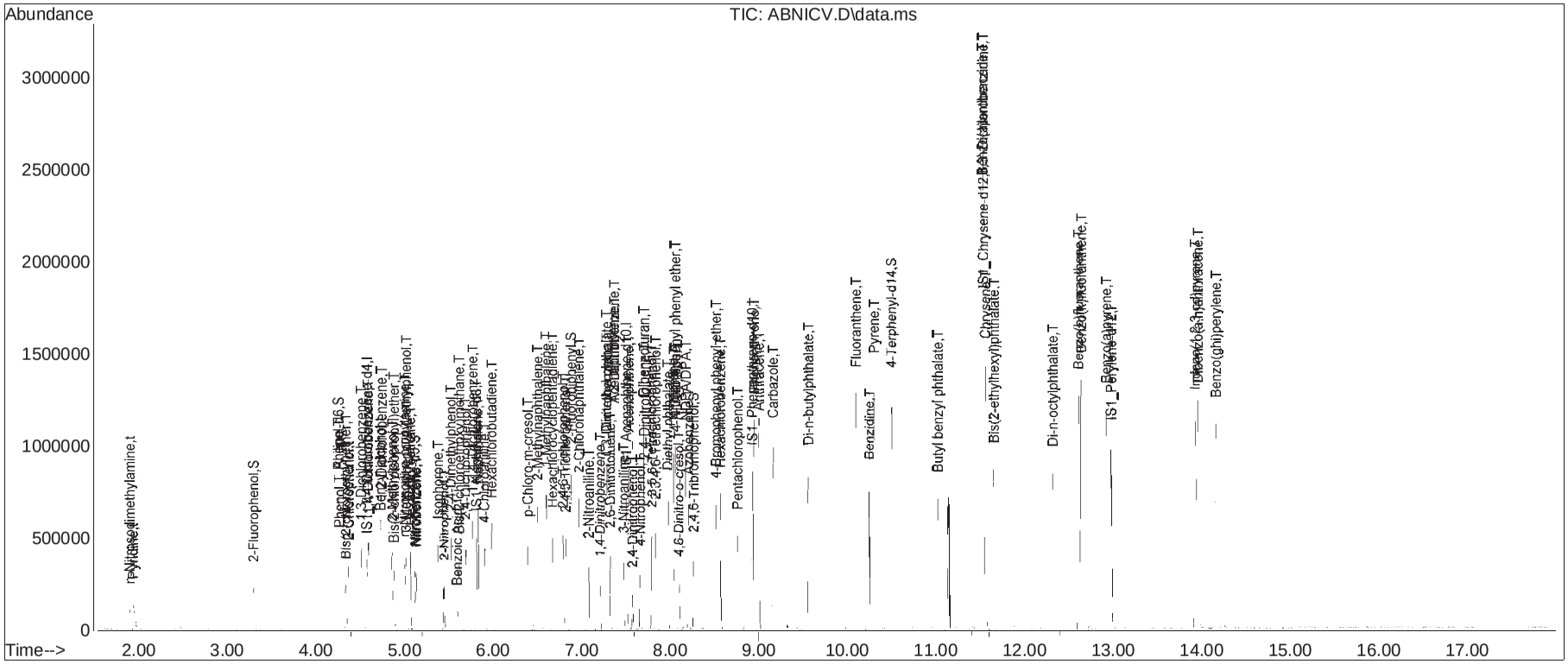

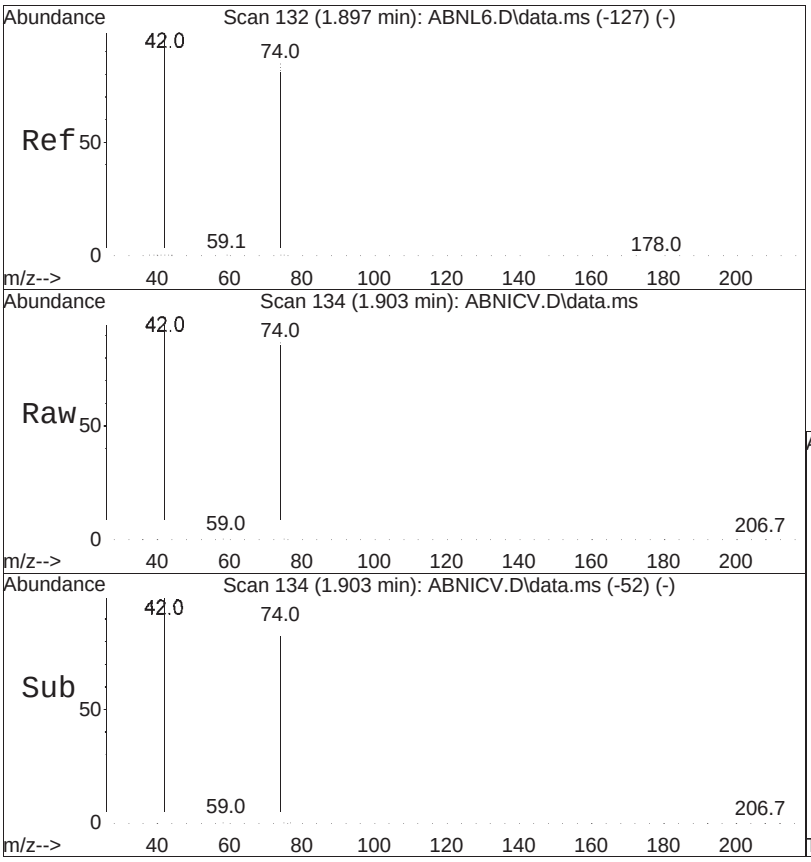


#2
n-Nitrosodimethylamine
Concen: 5.15 ug/ml
RT: 1.903 min Scan# 134
Delta R.T. 0.006 min
Lab File: ABNICV.D
Acq: 20 Aug 2025 7:32 pm

Tgt Ion: 74 Resp: 42622

| Ion | Ratio | Lower | Upper |
|---|---|---|---|
| 74 | 100 | | |
| 42 | 112.0 | 100.0 | 150.0 |
| 44 | 7.1 | 6.7 | 10.1 |

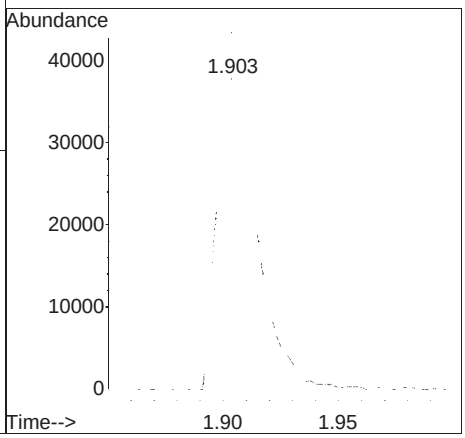

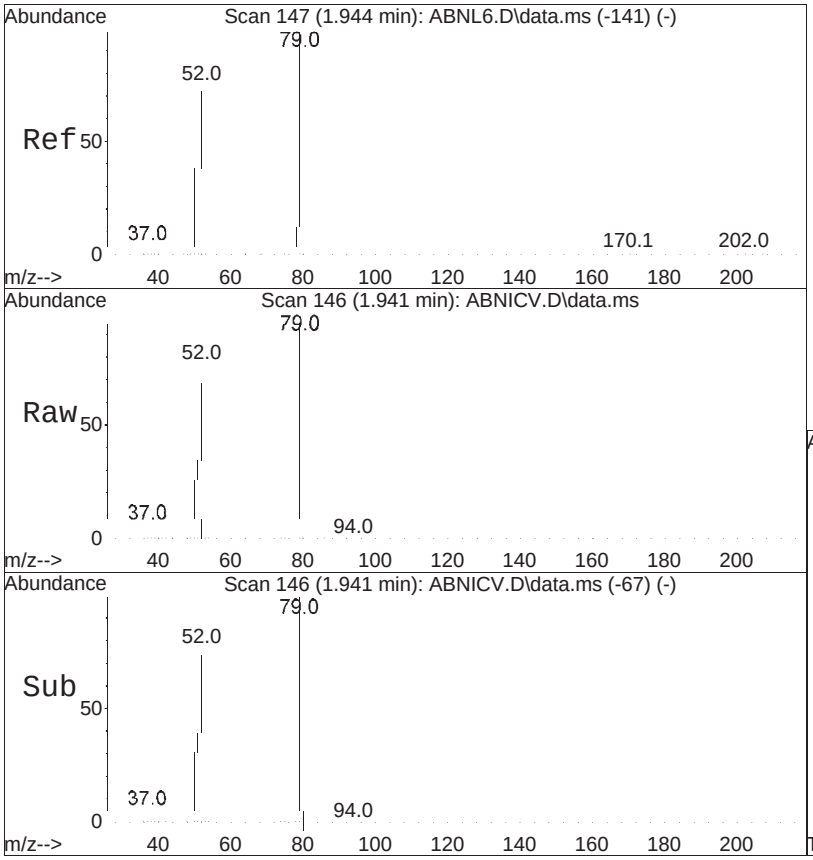


#3
Pyridine
Concen: 6.45 ug/ml
RT: 1.941 min Scan# 146
Delta R.T. -0.003 min
Lab File: ABNICV.D
Acq: 20 Aug 2025 7:32 pm

Tgt Ion: 79 Resp: 76169

| Ion | Ratio | Lower | Upper |
|---|---|---|---|
| 79 | 100 | | |
| 52 | 71.3 | 93.1 | 139.7# |

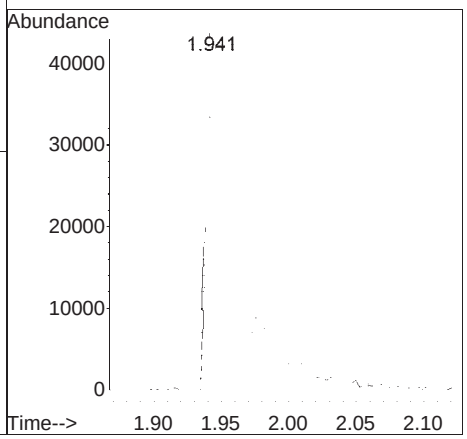

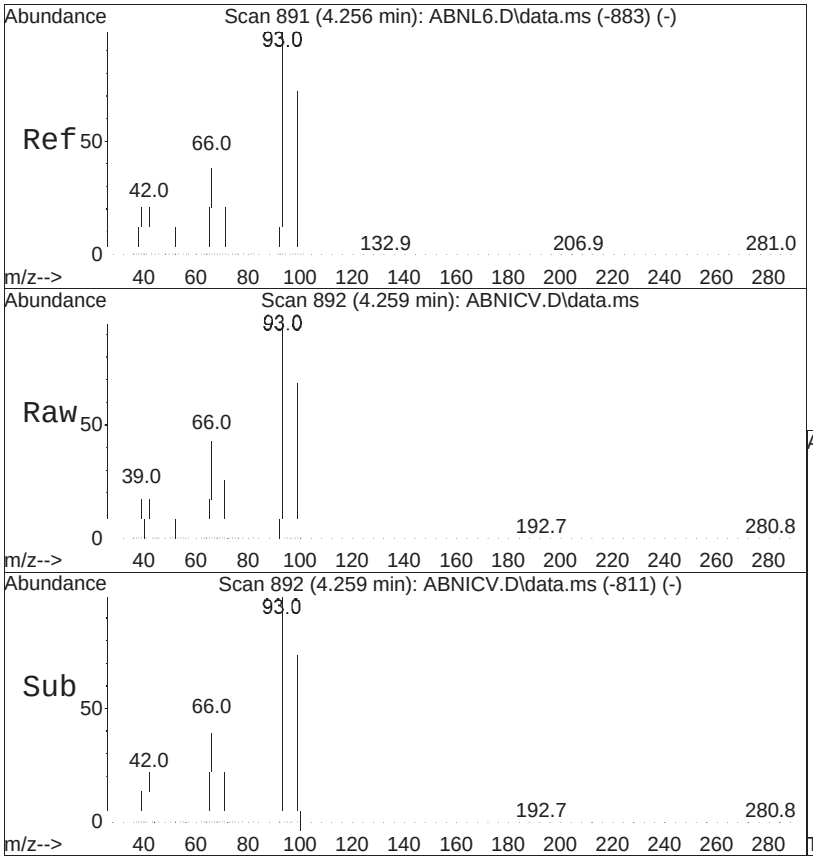


#5
Aniline
Concen: 5.52 ug/ml
RT: 4.259 min Scan# 892
Delta R.T. 0.003 min
Lab File: ABNICV.D
Acq: 20 Aug 2025 7:32 pm

Tgt Ion: 93 Resp: 113886

| Ion | Ratio | Lower | Upper |
|---|---|---|---|
| 93 | 100 | | |
| 66 | 72.8 | 32.6 | 49.0# |
| 65 | 45.3 | 17.6 | 26.4# |

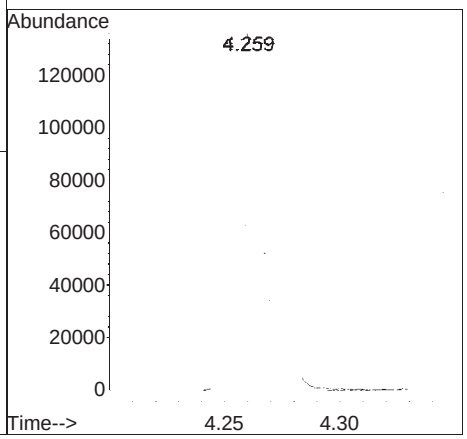

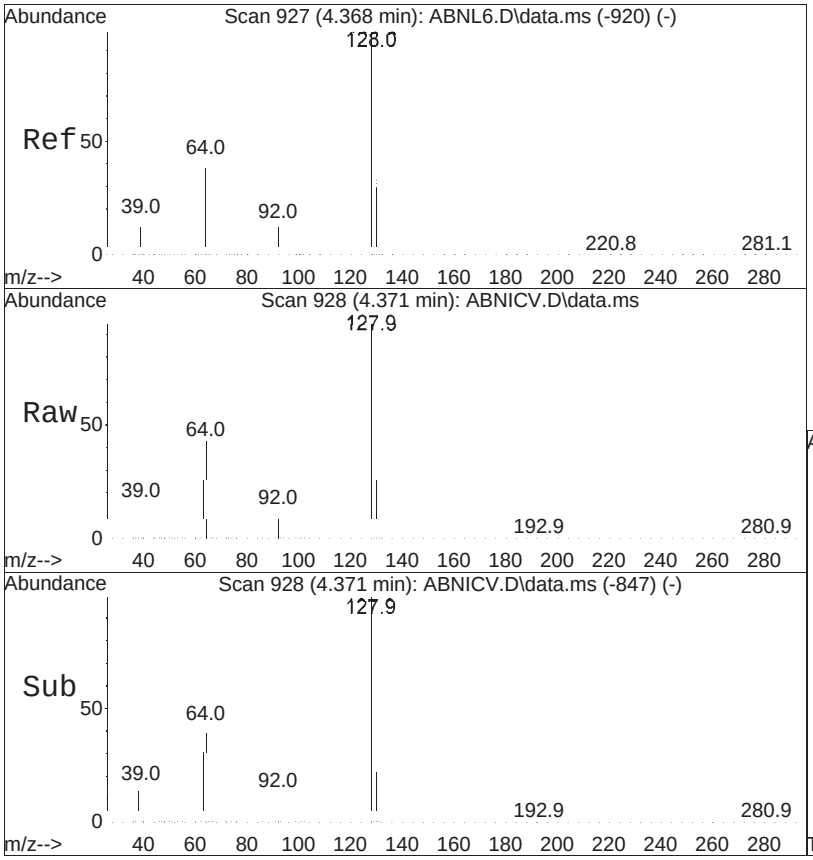


#6
2-Chlorophenol
Concen: 5.08 ug/ml
RT: 4.371 min Scan# 928
Delta R.T. 0.003 min
Lab File: ABNICV.D
Acq: 20 Aug 2025 7:32 pm

Tgt Ion:128 Resp: 76004

| Ion | Ratio | Lower | Upper |
|---|---|---|---|
| 128 | 100 | | |
| 64 | 42.1 | 45.1 | 67.7# |
| 130 | 30.4 | 26.2 | 39.4 |

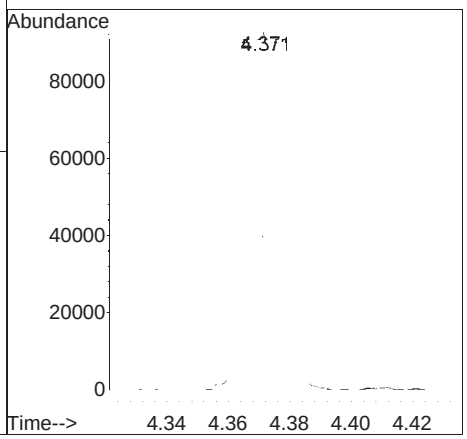

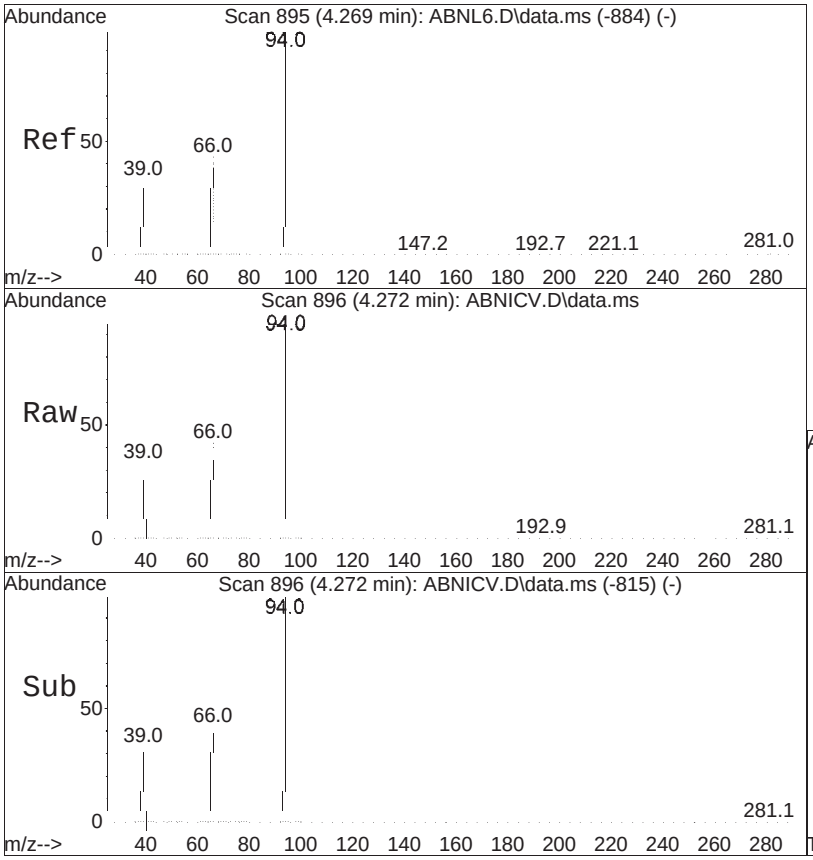


#8
Phenol
Concen: 5.12 ug/ml
RT: 4.272 min Scan# 896
Delta R.T. 0.003 min
Lab File: ABNICV.D
Acq: 20 Aug 2025 7:32 pm

Tgt Ion: 94 Resp: 96276

| Ion | Ratio | Lower | Upper |
|---|---|---|---|
| 94 | 100 | | |
| 65 | 53.5 | 26.0 | 39.0# |
| 66 | 86.1 | 33.8 | 50.8# |

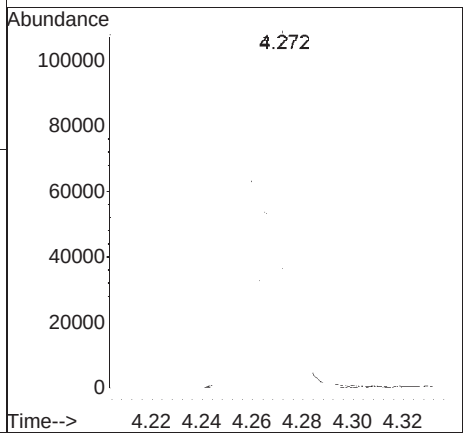

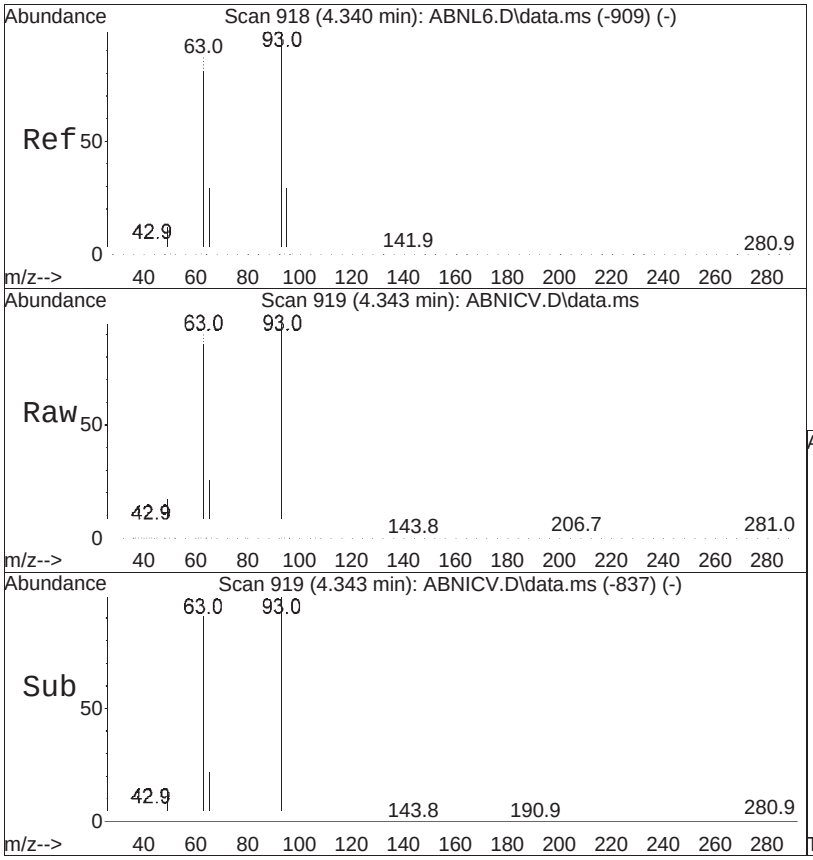


#9
Bis(2-chloroethyl)ether
Concen: 4.77 ug/ml
RT: 4.343 min Scan# 919
Delta R.T. 0.003 min
Lab File: ABNICV.D
Acq: 20 Aug 2025 7:32 pm

Tgt Ion: 93 Resp: 64268

| Ion | Ratio | Lower | Upper |
|---|---|---|---|
| 93 | 100 | | |
| 63 | 90.6 | 74.6 | 111.8 |
| 95 | 32.3 | 25.9 | 38.9 |

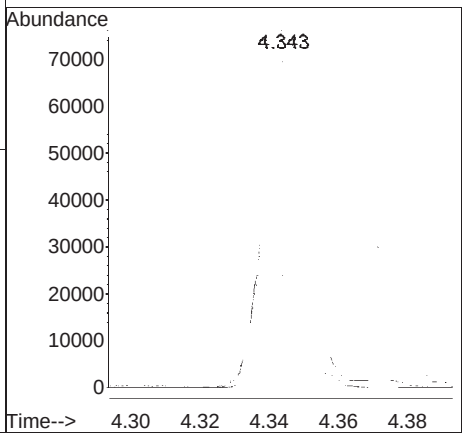

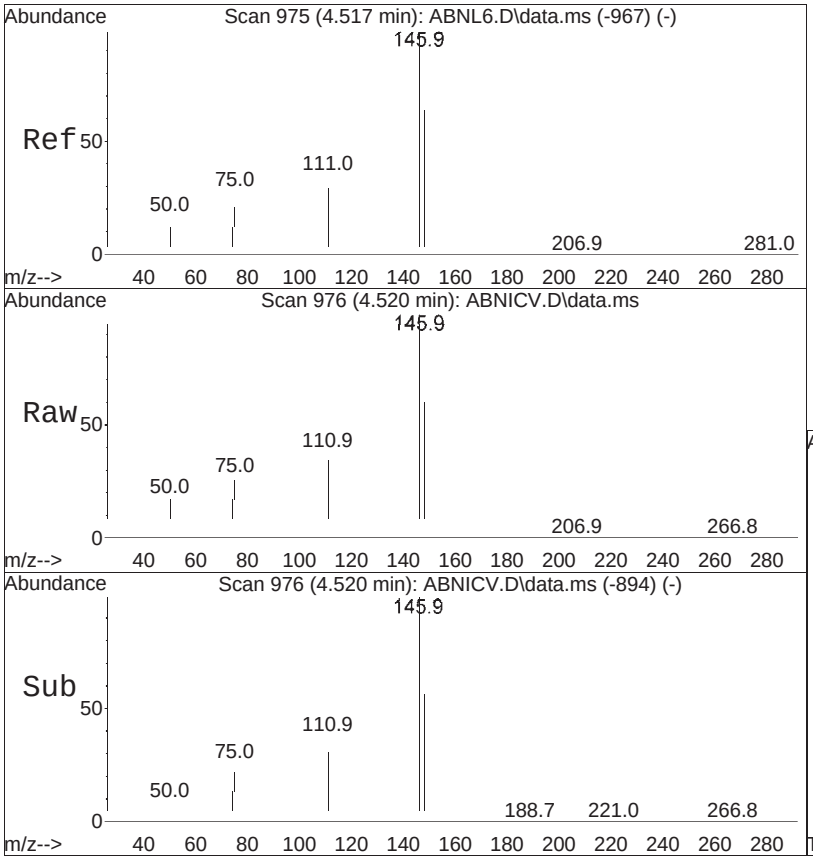


#10
1,3-Dichlorobenzene
Concen: 4.79 ug/ml
RT: 4.520 min Scan# 976
Delta R.T. 0.003 min
Lab File: ABNICV.D
Acq: 20 Aug 2025 7:32 pm

Tgt Ion:146 Resp: 101056

| Ion | Ratio | Lower | Upper |
|---|---|---|---|
| 146 | 100 | | |
| 111 | 35.9 | 34.3 | 51.5 |
| 148 | 65.6 | 50.8 | 76.2 |

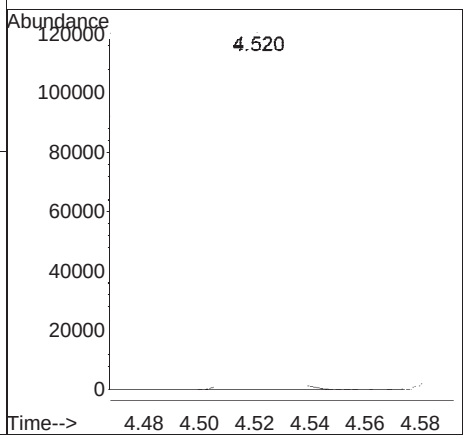

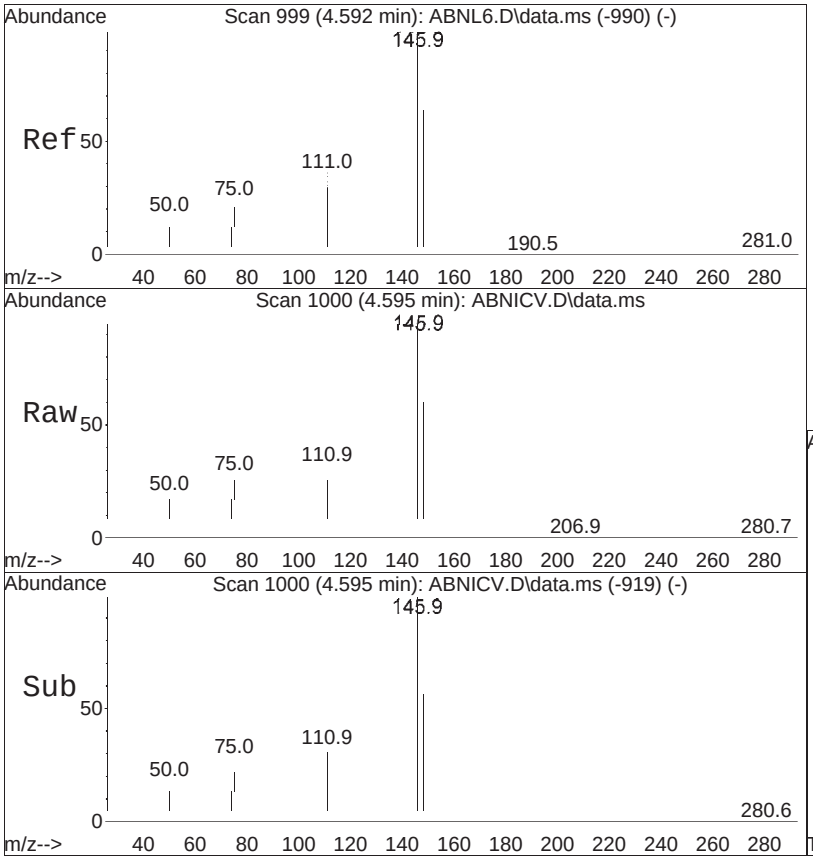


#11
1,4-Dichlorobenzene
Concen: 4.81 ug/ml
RT: 4.595 min Scan# 1000
Delta R.T. 0.003 min
Lab File: ABNICV.D
Acq: 20 Aug 2025 7:32 pm

Tgt Ion:146 Resp: 102489

| Ion | Ratio | Lower | Upper |
|---|---|---|---|
| 146 | 100 | | |
| 148 | 66.2 | 50.7 | 76.1 |
| 111 | 34.2 | 33.4 | 50.0 |

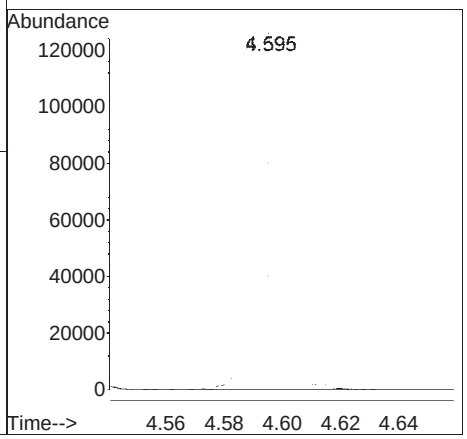

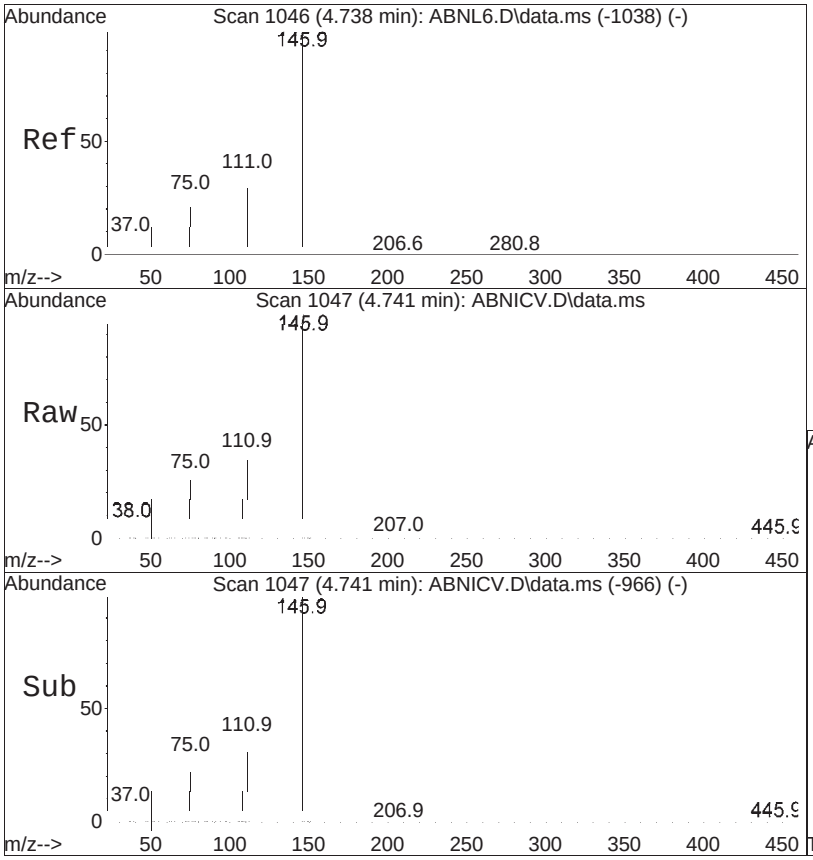


#12
1,2-Dichlorobenzene
Concen: 4.89 ug/ml
RT: 4.741 min Scan# 1047
Delta R.T. 0.003 min
Lab File: ABNICV.D
Acq: 20 Aug 2025 7:32 pm

Tgt Ion:146 Resp: 99894

| Ion | Ratio | Lower | Upper |
|---|---|---|---|
| 146 | 100 | | |
| 111 | 35.5 | 34.6 | 52.0 |
| 148 | 64.7 | 50.2 | 75.4 |

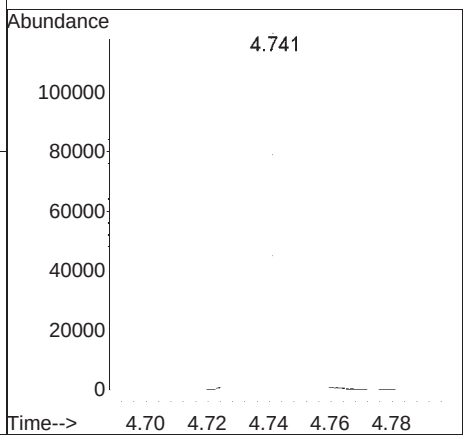

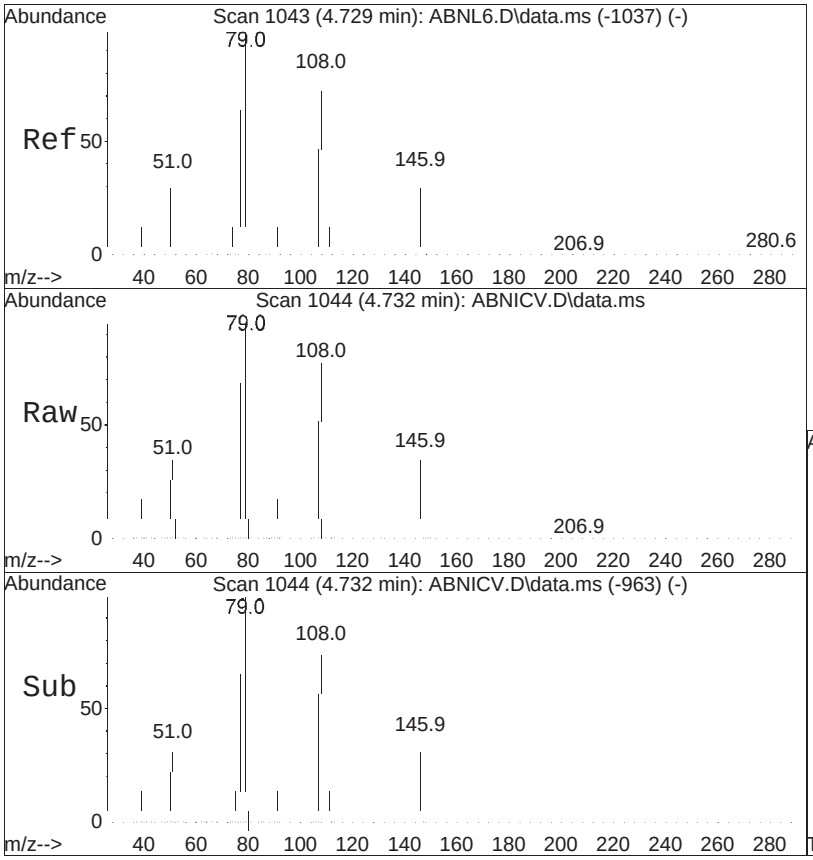


#13
Benzyl alcohol
Concen: 5.11 ug/ml
RT: 4.732 min Scan# 1044
Delta R.T. 0.003 min
Lab File: ABNICV.D
Acq: 20 Aug 2025 7:32 pm

Tgt Ion: 79 Resp: 58881

| Ion | Ratio | Lower | Upper |
|---|---|---|---|
| 79 | 100 | | |
| 77 | 74.1 | 54.9 | 82.3 |
| 108 | 82.3 | 63.1 | 94.7 |

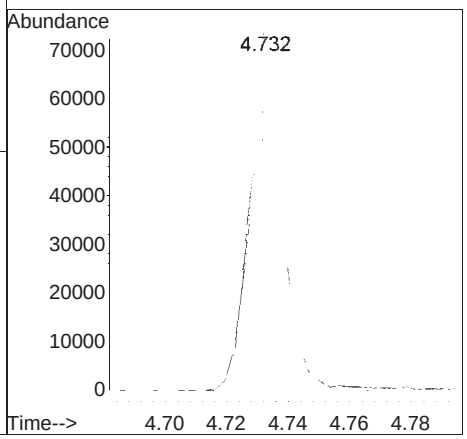

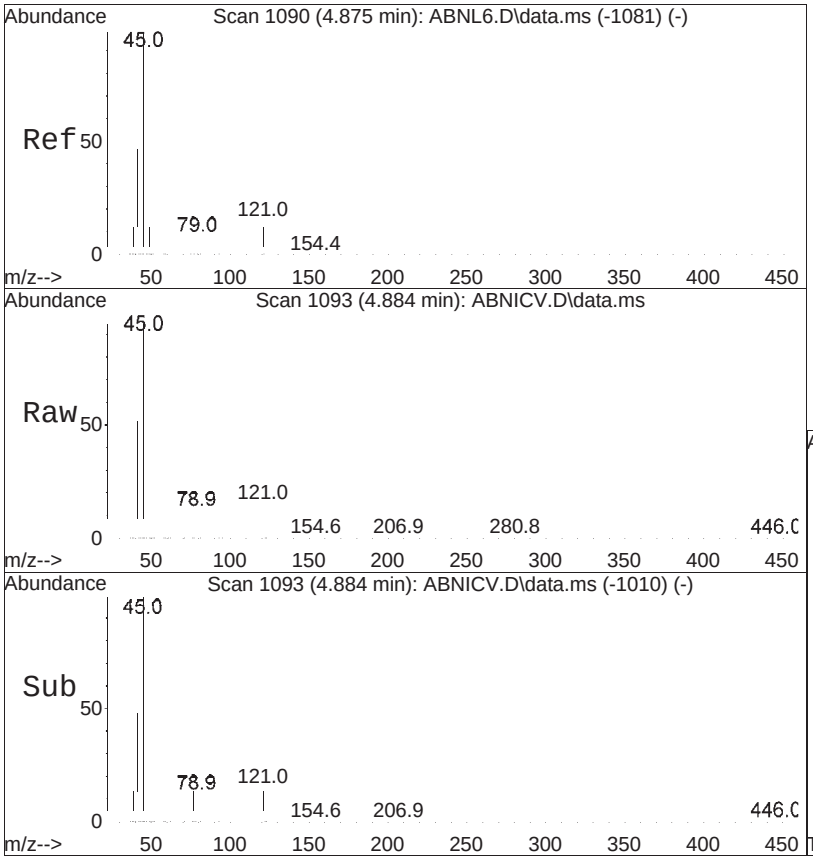


#14
Bis(2-chloroisopropyl)ether
Concen: 4.72 ug/ml
RT: 4.884 min Scan# 1093
Delta R.T. 0.009 min
Lab File: ABNICV.D
Acq: 20 Aug 2025 7:32 pm

Tgt Ion: 45 Resp: 113284

| Ion | Ratio | Lower | Upper |
|---|---|---|---|
| 45 | 100 | | |
| 121 | 15.4 | 9.8 | 14.6# |
| 77 | 9.3 | 6.1 | 9.1# |

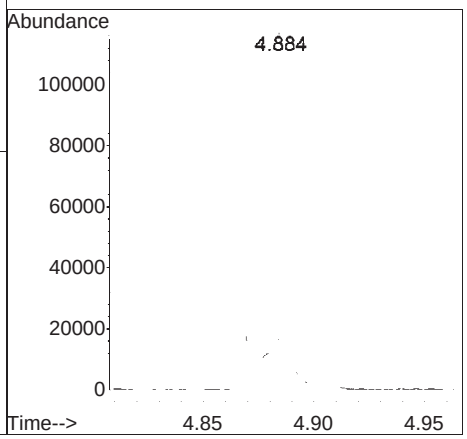

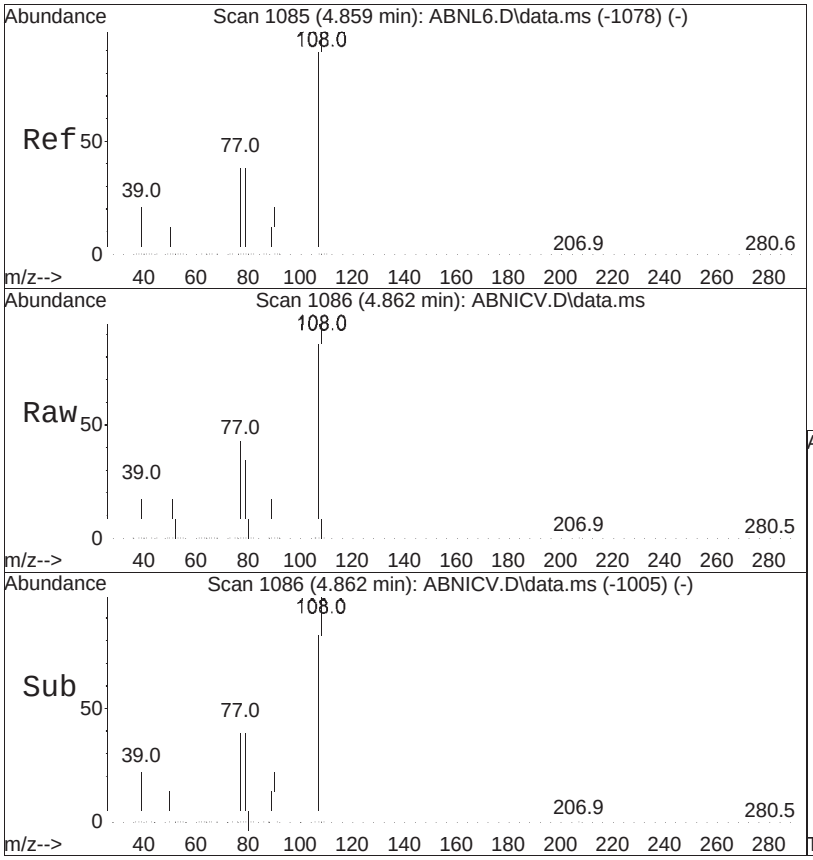


#15
2-Methylphenol
Concen: 5.30 ug/ml
RT: 4.862 min Scan# 1086
Delta R.T. 0.003 min
Lab File: ABNICV.D
Acq: 20 Aug 2025 7:32 pm

Tgt Ion:108 Resp: 67519

| Ion | Ratio | Lower | Upper |
|---|---|---|---|
| 108 | 100 | | |
| 107 | 89.2 | 70.7 | 106.1 |
| 90 | 23.0 | 18.7 | 28.1 |

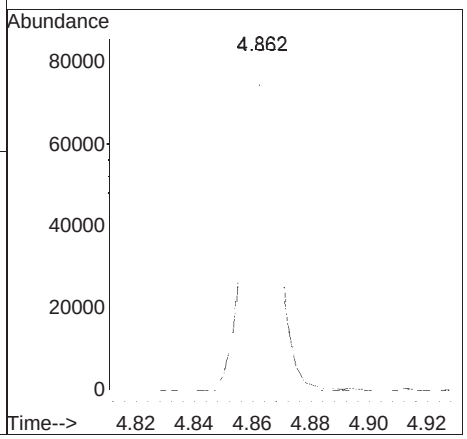

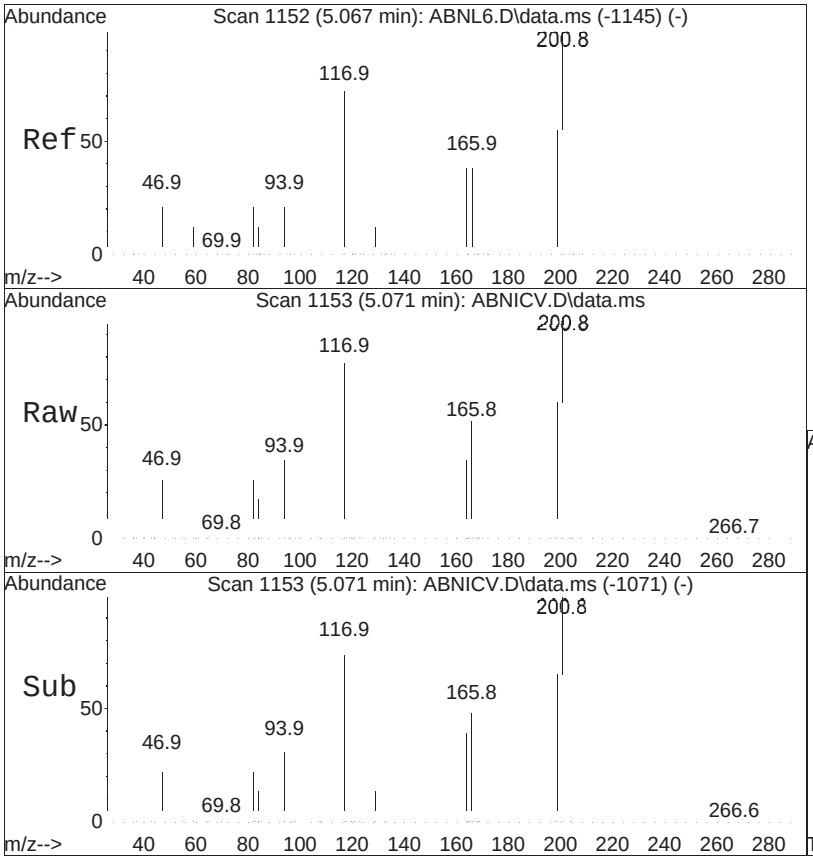


#16
Hexachloroethane
Concen: 4.85 ug/ml
RT: 5.071 min Scan# 1153
Delta R.T. 0.004 min
Lab File: ABNICV.D
Acq: 20 Aug 2025 7:32 pm

Tgt Ion:117 Resp: 36373

| Ion | Ratio | Lower | Upper |
|---|---|---|---|
| 117 | 100 | | |
| 201 | 118.0 | 58.6 | 87.8# |
| 199 | 76.1 | 36.9 | 55.3# |

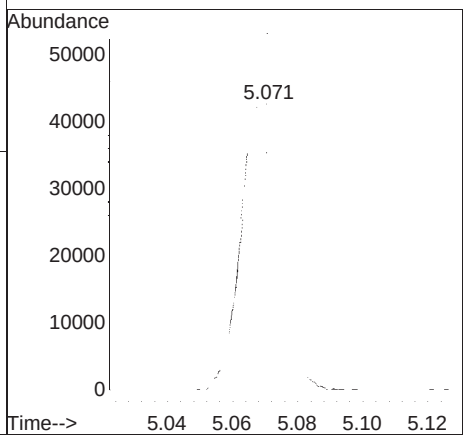

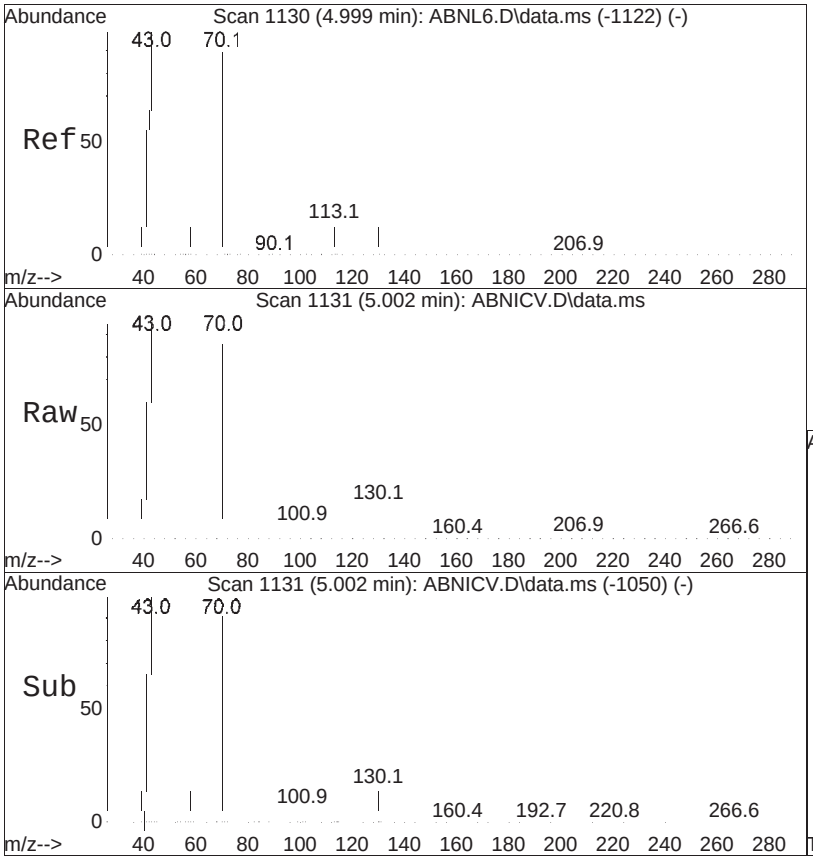


#17
n-Nitrosodi-n-propylamine
Concen: 5.12 ug/ml
RT: 5.002 min Scan# 1131
Delta R.T. 0.003 min
Lab File: ABNICV.D
Acq: 20 Aug 2025 7:32 pm

Tgt Ion: 70 Resp: 56772

| Ion | Ratio | Lower | Upper |
|---|---|---|---|
| 70 | 100 | | |
| 130 | 15.4 | 18.2 | 27.4# |
| 101 | 6.6 | 7.8 | 11.8# |

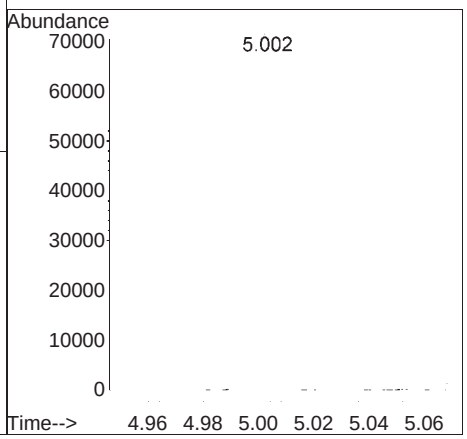

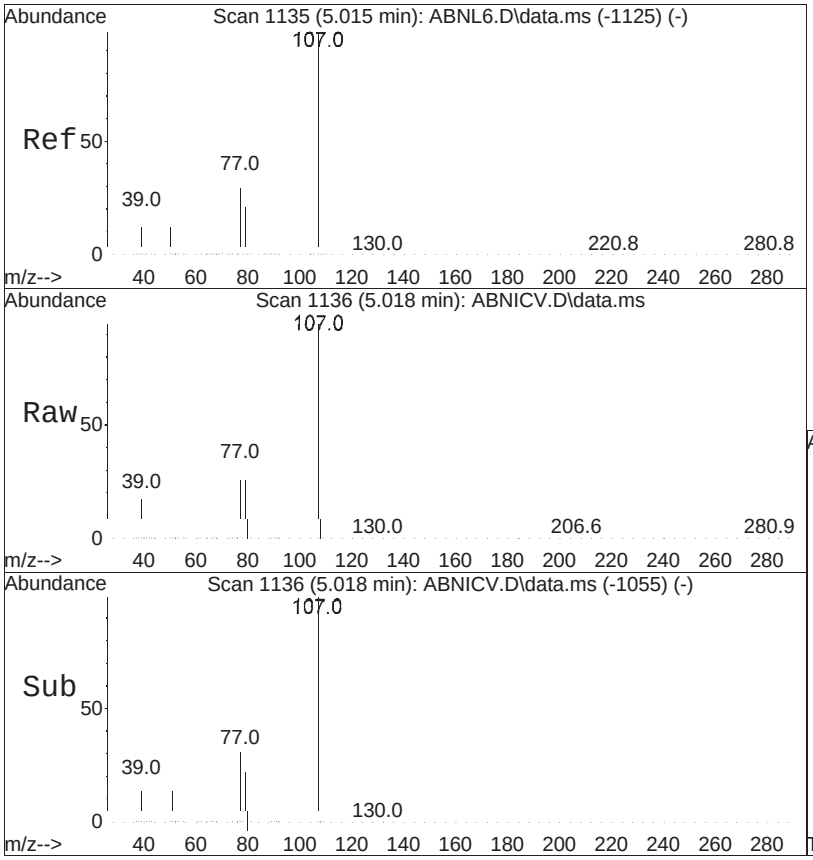


#18
3-Methylphenol/4-Methylphenol
Concen: 5.06 ug/ml
RT: 5.018 min Scan# 1136
Delta R.T. 0.003 min
Lab File: ABNICV.D
Acq: 20 Aug 2025 7:32 pm

Tgt Ion:108 Resp: 72315

| Ion | Ratio | Lower | Upper |
|---|---|---|---|
| 108 | 100 | | |
| 107 | 111.2 | 88.6 | 132.8 |
| 90 | 12.1 | 8.8 | 13.2 |

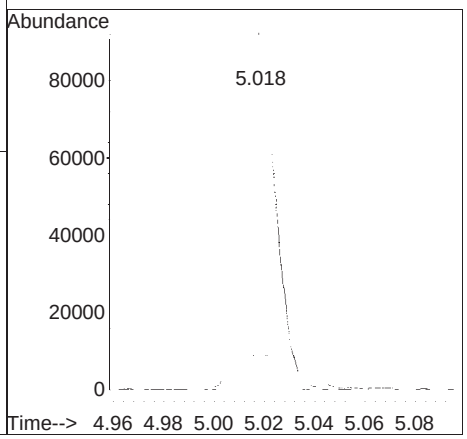

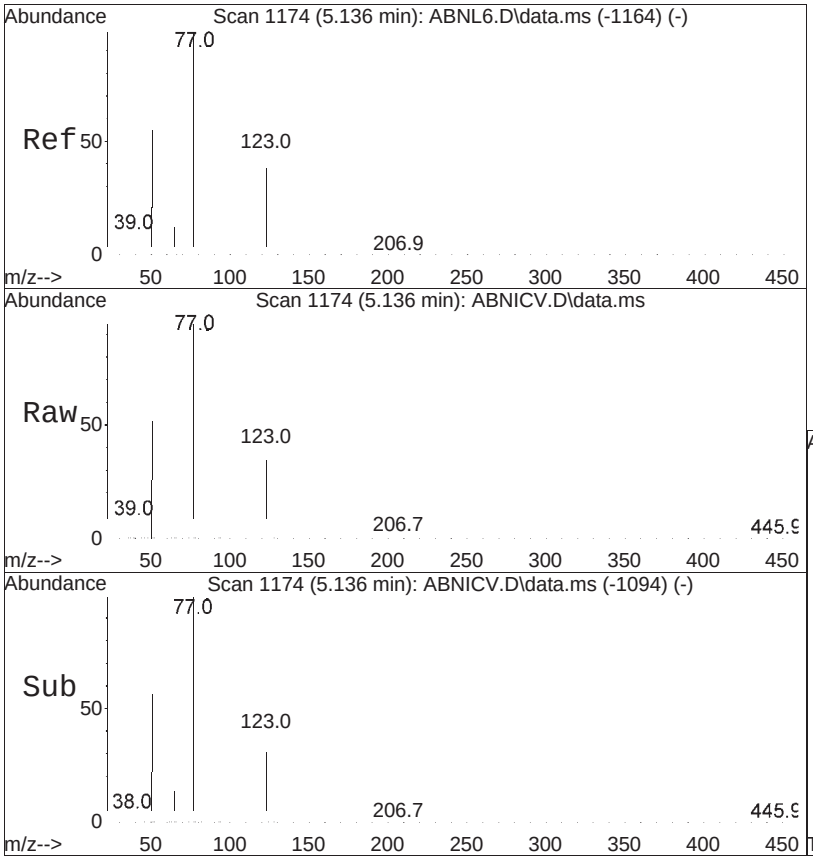


#20
Nitrobenzene
Concen: 5.06 ug/ml
RT: 5.136 min Scan# 1174
Delta R.T. -0.000 min
Lab File: ABNICV.D
Acq: 20 Aug 2025 7:32 pm

Tgt Ion: 77 Resp: 79502

| Ion | Ratio | Lower | Upper |
|---|---|---|---|
| 77 | 100 | | |
| 123 | 40.0 | 36.3 | 54.5 |
| 65 | 13.3 | 11.6 | 17.4 |

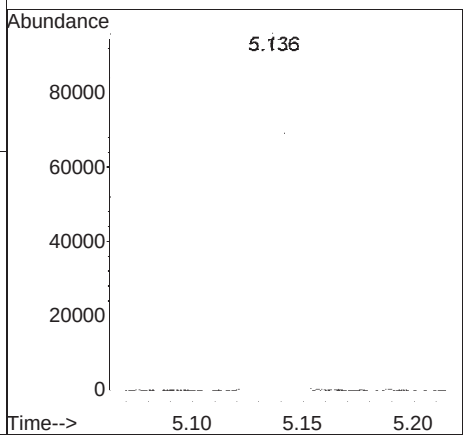

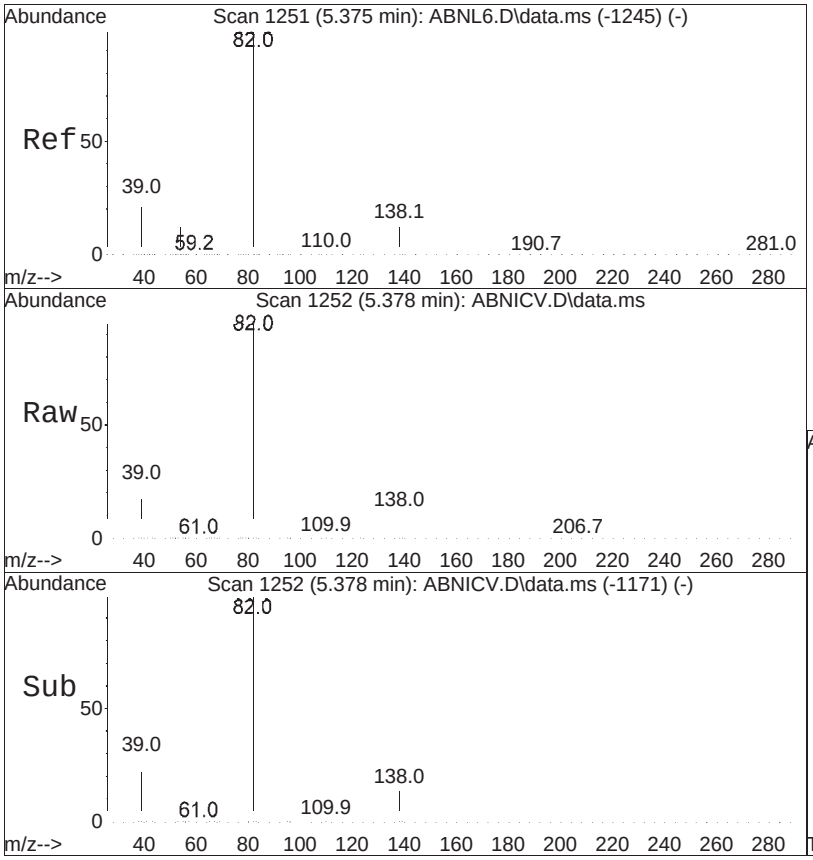


#21
Isophorone
Concen: 5.37 ug/ml
RT: 5.378 min Scan# 1252
Delta R.T. 0.003 min
Lab File: ABNICV.D
Acq: 20 Aug 2025 7:32 pm

Tgt Ion: 82 Resp: 153910

| Ion | Ratio | Lower | Upper |
|---|---|---|---|
| 82 | 100 | | |
| 138 | 14.1 | 14.7 | 22.1# |
| 95 | 6.4 | 5.2 | 7.8 |

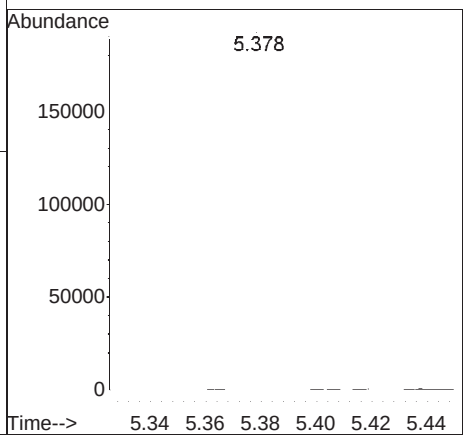

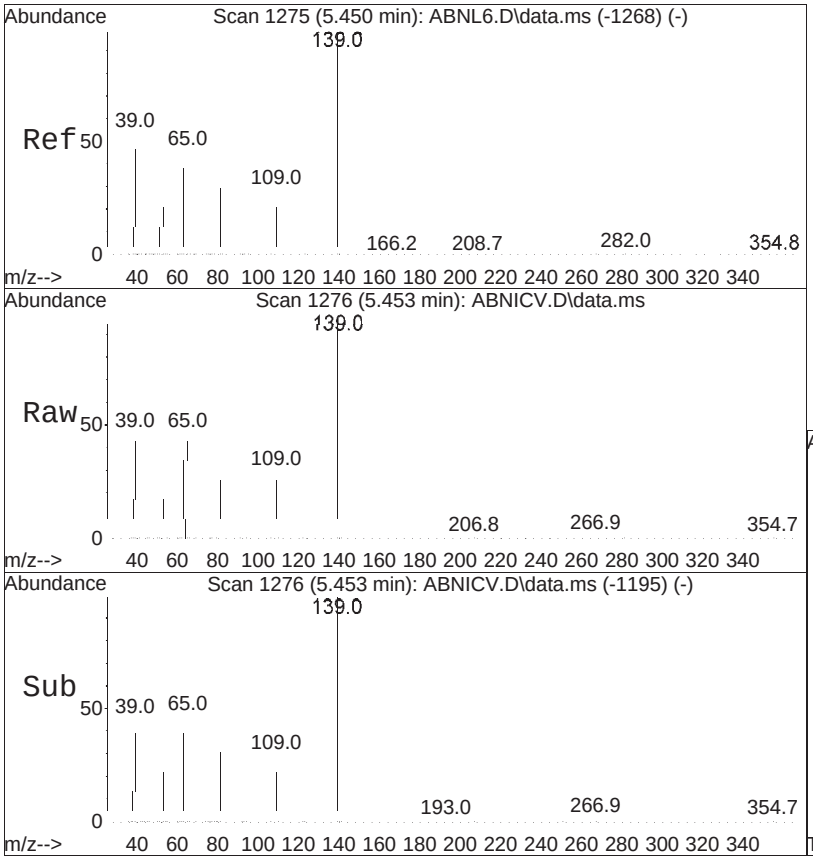


#22
2-Nitrophenol
Concen: 4.62 ug/ml
RT: 5.453 min Scan# 1276
Delta R.T. 0.003 min
Lab File: ABNICV.D
Acq: 20 Aug 2025 7:32 pm

Tgt Ion:139 Resp: 34067

| Ion | Ratio | Lower | Upper |
|---|---|---|---|
| 139 | 100 | | |
| 109 | 30.3 | 19.4 | 29.0# |
| 65 | 50.5 | 46.1 | 69.1 |

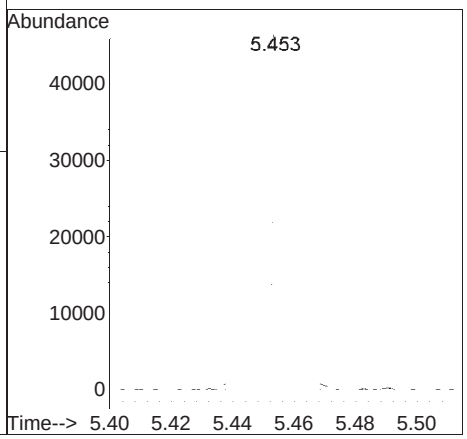

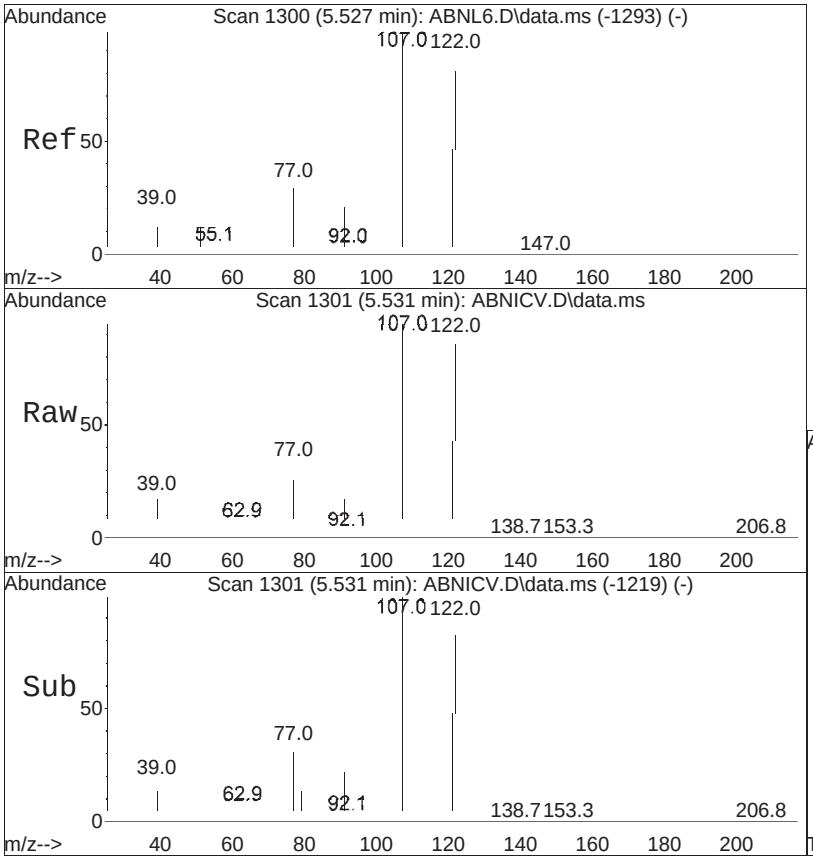


#23
2,4-Dimethylphenol
Concen: 5.30 ug/ml
RT: 5.531 min Scan# 1301
Delta R.T. 0.004 min
Lab File: ABNICV.D
Acq: 20 Aug 2025 7:32 pm

Tgt Ion:107 Resp: 78183

| Ion | Ratio | Lower | Upper |
|---|---|---|---|
| 107 | 100 | | |
| 121 | 51.3 | 40.0 | 60.0 |
| 122 | 85.5 | 70.2 | 105.4 |

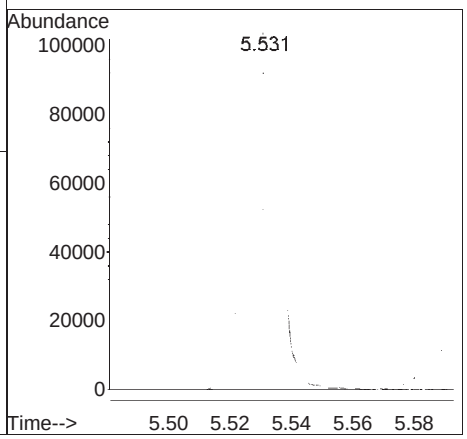

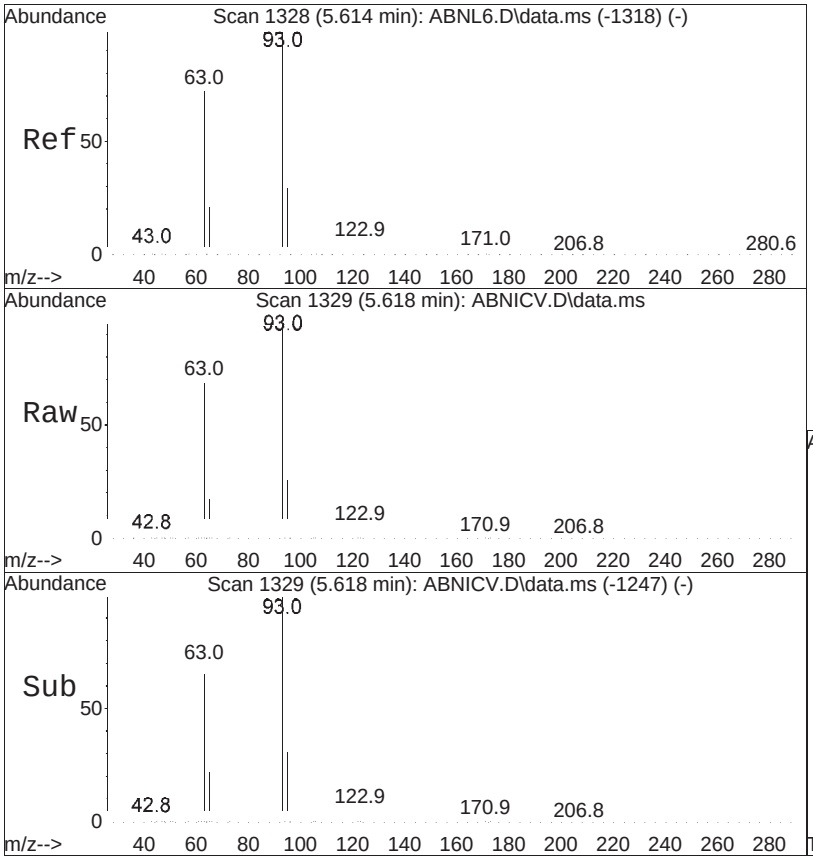


#24
Bis(2-chloroethoxy)methane
Concen: 5.08 ug/ml
RT: 5.618 min Scan# 1329
Delta R.T. 0.004 min
Lab File: ABNICV.D
Acq: 20 Aug 2025 7:32 pm

Tgt Ion: 93 Resp: 96831

| Ion | Ratio | Lower | Upper |
|---|---|---|---|
| 93 | 100 | | |
| 95 | 30.8 | 25.8 | 38.8 |
| 123 | 9.4 | 10.1 | 15.1# |

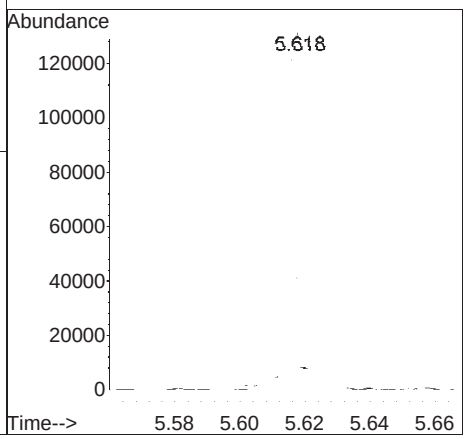

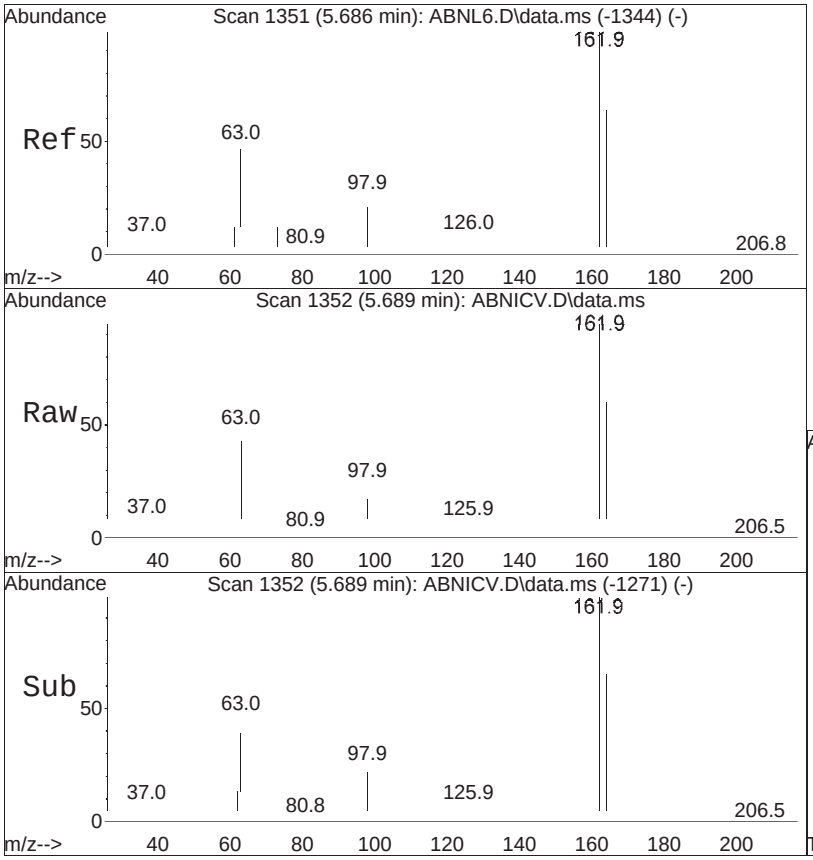


#25
2,4-Dichlorophenol
Concen: 4.82 ug/ml
RT: 5.689 min Scan# 1352
Delta R.T. 0.003 min
Lab File: ABNICV.D
Acq: 20 Aug 2025 7:32 pm

Tgt Ion:162 Resp: 79756

| Ion | Ratio | Lower | Upper |
|---|---|---|---|
| 162 | 100 | | |
| 164 | 64.9 | 51.0 | 76.4 |
| 98 | 28.1 | 32.2 | 48.2# |

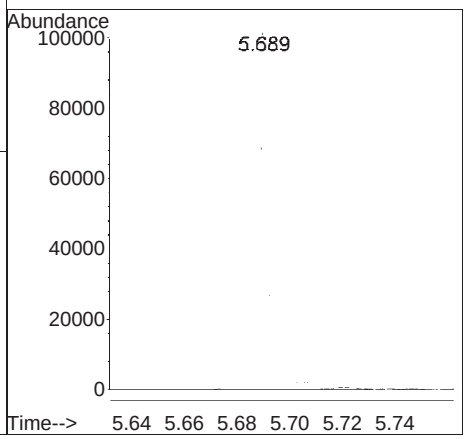

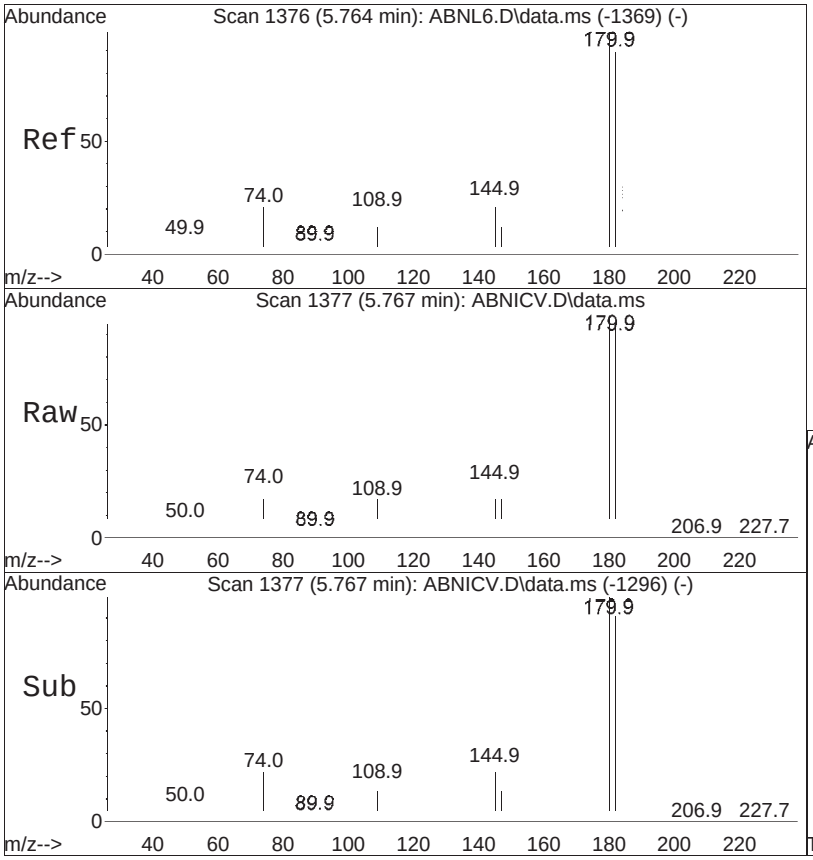


#26
1,2,4-Trichlorobenzene
Concen: 4.84 ug/ml
RT: 5.767 min Scan# 1377
Delta R.T. 0.003 min
Lab File: ABNICV.D
Acq: 20 Aug 2025 7:32 pm

Tgt Ion:180 Resp: 100593

| Ion | Ratio | Lower | Upper |
|---|---|---|---|
| 180 | 100 | | |
| 182 | 96.7 | 76.0 | 114.0 |
| 145 | 24.8 | 25.7 | 38.5# |

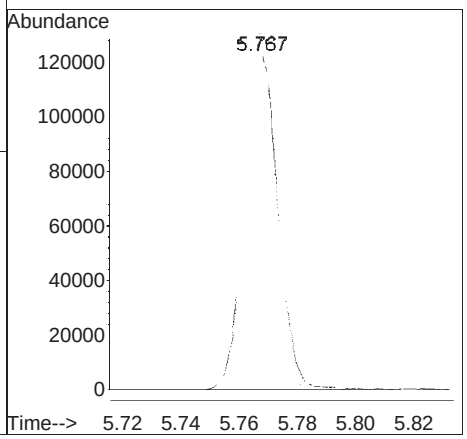

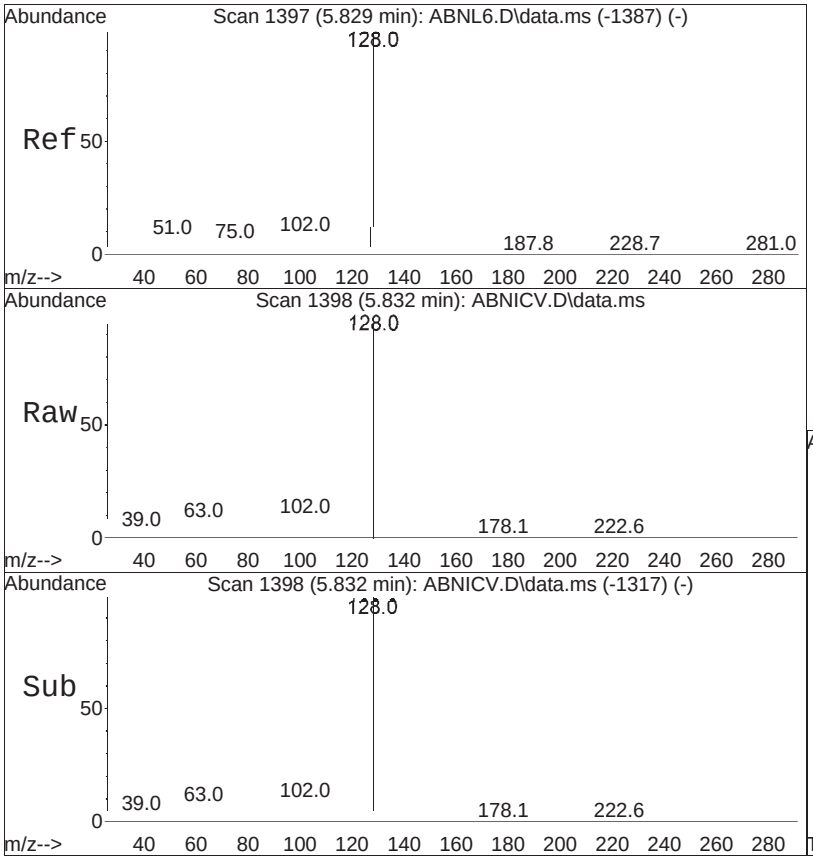


#38
Naphthalene
Concen: 4.96 ug/ml
RT: 5.832 min Scan# 1398
Delta R.T. 0.003 min
Lab File: ABNICV.D
Acq: 20 Aug 2025 7:32 pm

Tgt Ion:128 Resp: 244949

| Ion | Ratio | Lower | Upper |
|---|---|---|---|
| 128 | 100 | | |
| 129 | 10.9 | 8.7 | 13.1 |
| 127 | 13.2 | 10.3 | 15.5 |

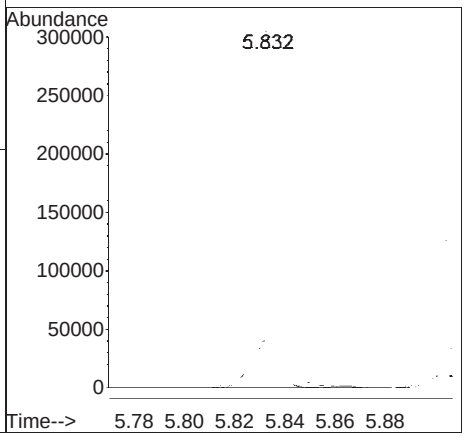

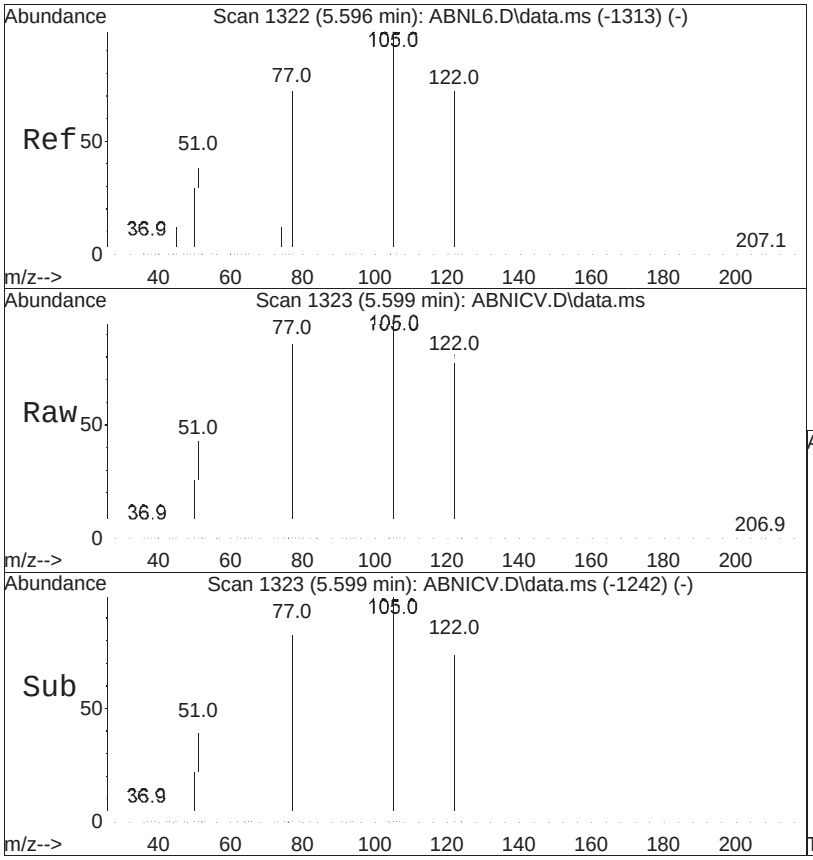


#39
Benzoic Acid
Concen: 4.16 ug/ml
RT: 5.599 min Scan# 1323
Delta R.T. 0.003 min
Lab File: ABNICV.D
Acq: 20 Aug 2025 7:32 pm

Tgt Ion:105 Resp: 30004

| Ion | Ratio | Lower | Upper |
|---|---|---|---|
| 105 | 100 | | |
| 122 | 87.6 | 59.9 | 89.9 |
| 77 | 79.6 | 60.1 | 90.1 |

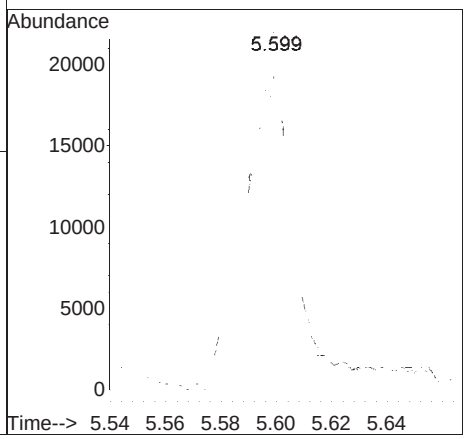

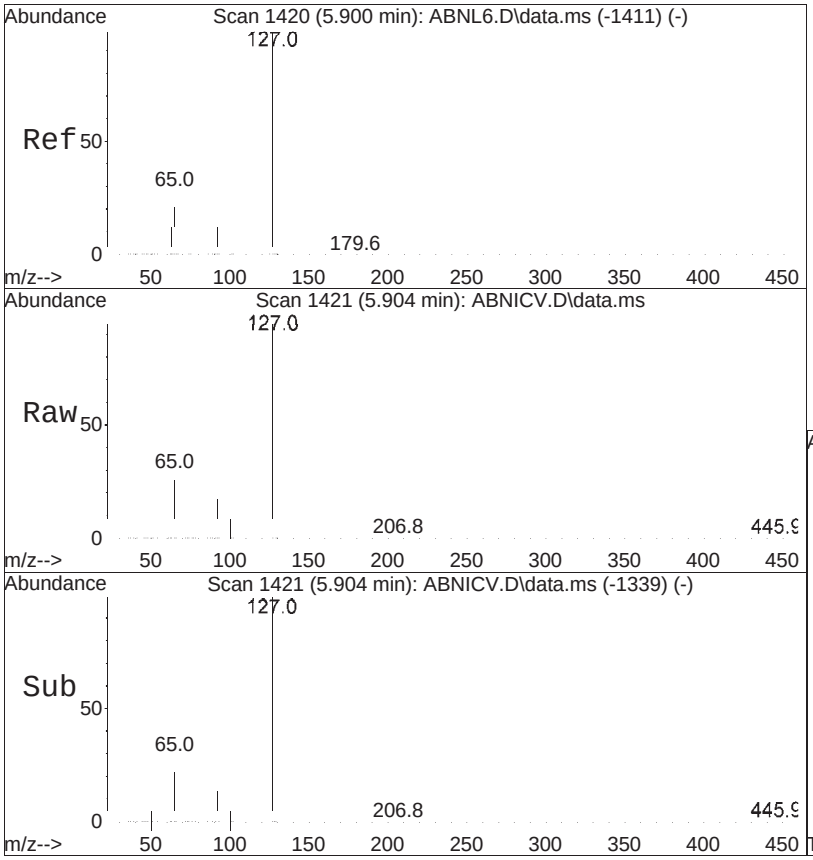


#40
4-Chloroaniline
Concen: 4.86 ug/ml
RT: 5.904 min Scan# 1421
Delta R.T. 0.003 min
Lab File: ABNICV.D
Acq: 20 Aug 2025 7:32 pm

Tgt Ion: 65 Resp: 30594

| Ion | Ratio | Lower | Upper |
|---|---|---|---|
| 65 | 100 | | |
| 127 | 332.4 | 237.6 | 356.4 |
| 129 | 107.9 | 76.3 | 114.5 |

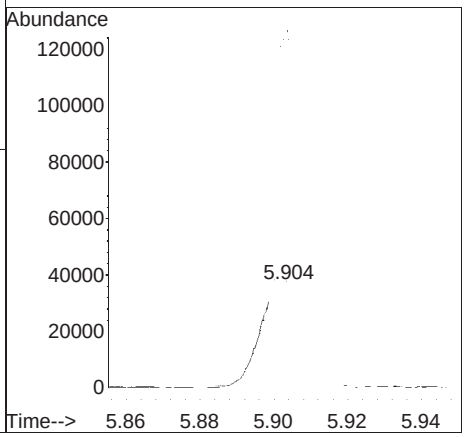

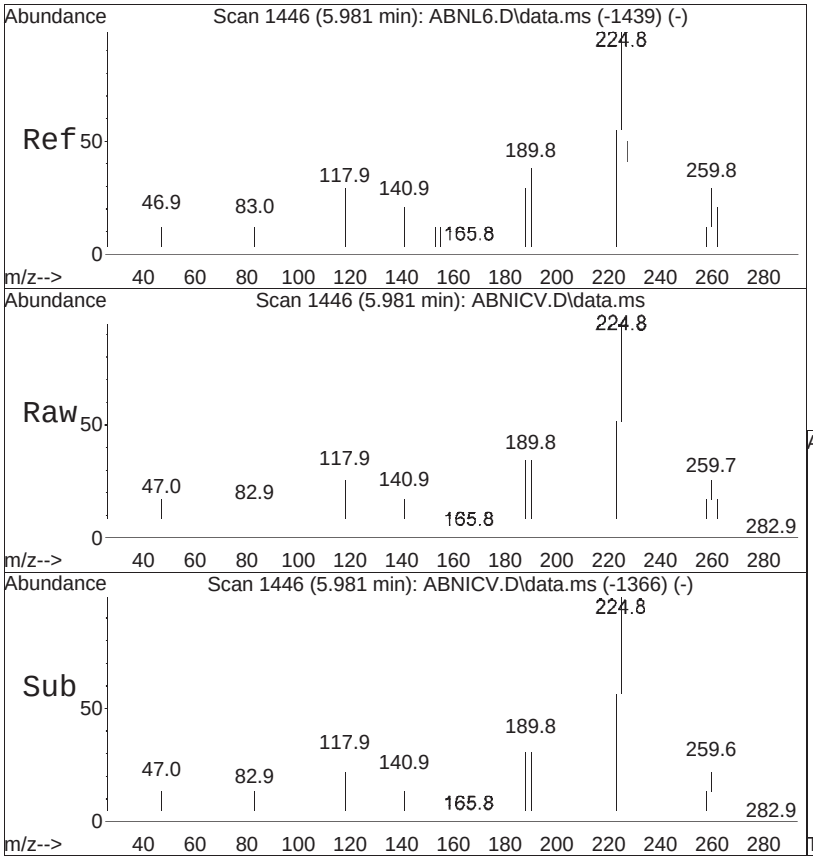


#41
Hexachlorobutadiene
Concen: 4.61 ug/ml
RT: 5.981 min Scan# 1446
Delta R.T. 0.000 min
Lab File: ABNICV.D
Acq: 20 Aug 2025 7:32 pm

Tgt Ion:225 Resp: 61783

| Ion | Ratio | Lower | Upper |
|---|---|---|---|
| 225 | 100 | | |
| 223 | 62.5 | 50.3 | 75.5 |
| 227 | 63.8 | 52.2 | 78.2 |

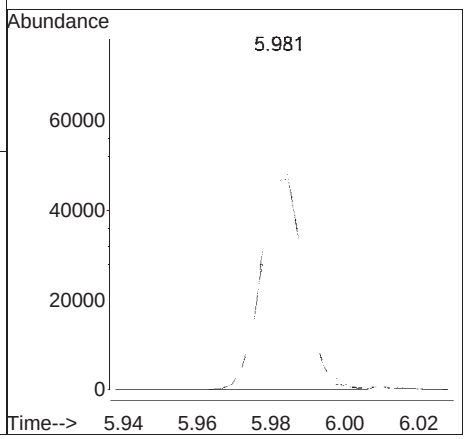

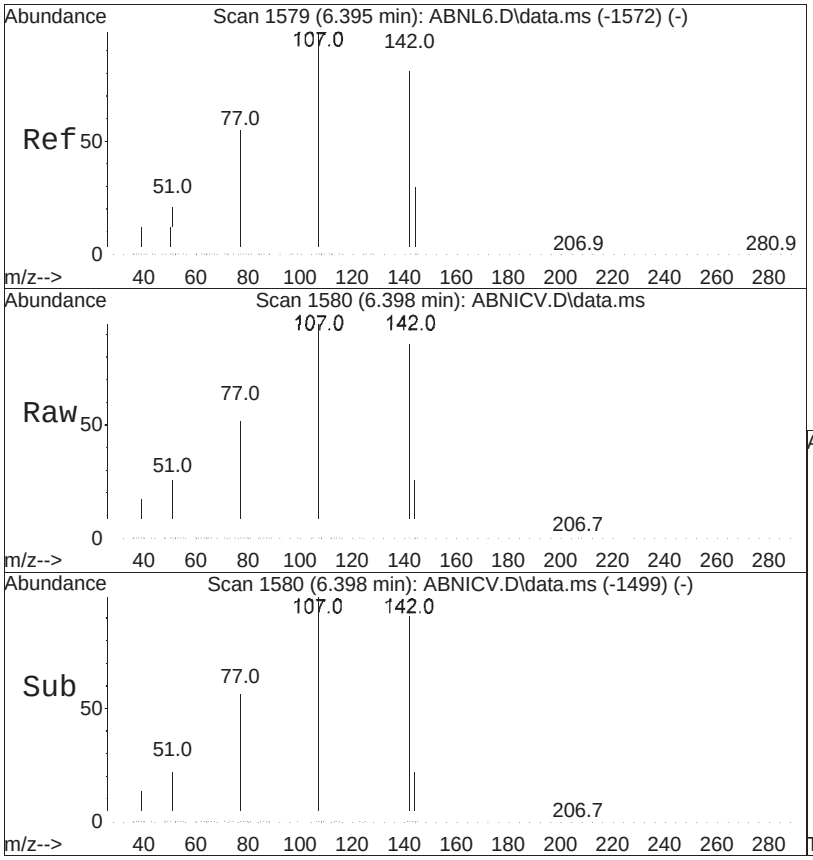


#42
p-Chloro-m-cresol
Concen: 5.03 ug/ml
RT: 6.398 min Scan# 1580
Delta R.T. 0.003 min
Lab File: ABNICV.D
Acq: 20 Aug 2025 7:32 pm

Tgt Ion:107 Resp: 65704

| Ion | Ratio | Lower | Upper |
|---|---|---|---|
| 107 | 100 | | |
| 144 | 30.4 | 20.9 | 31.3 |
| 142 | 94.5 | 66.1 | 99.1 |

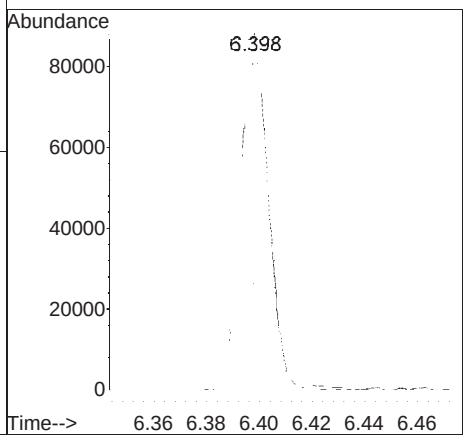

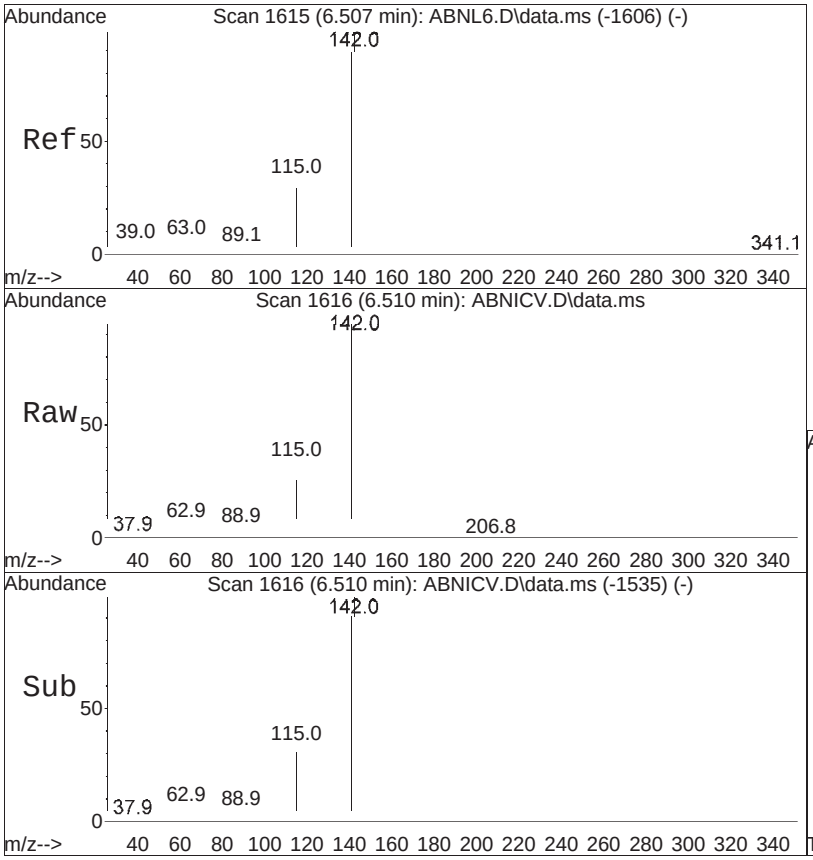


#43
2-Methylnaphthalene
Concen: 4.97 ug/ml
RT: 6.510 min Scan# 1616
Delta R.T. 0.003 min
Lab File: ABNICV.D
Acq: 20 Aug 2025 7:32 pm

Tgt Ion:142 Resp: 162085

| Ion | Ratio | Lower | Upper |
|---|---|---|---|
| 142 | 100 | | |
| 141 | 92.7 | 69.6 | 104.4 |
| 115 | 33.7 | 26.6 | 40.0 |

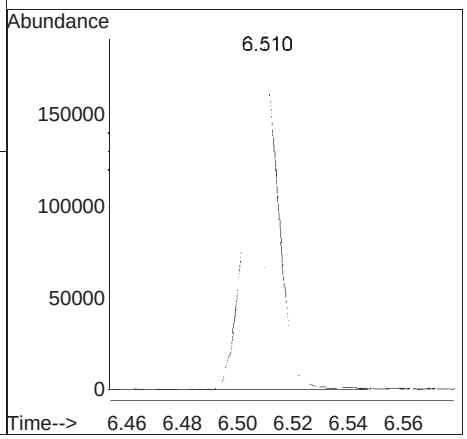

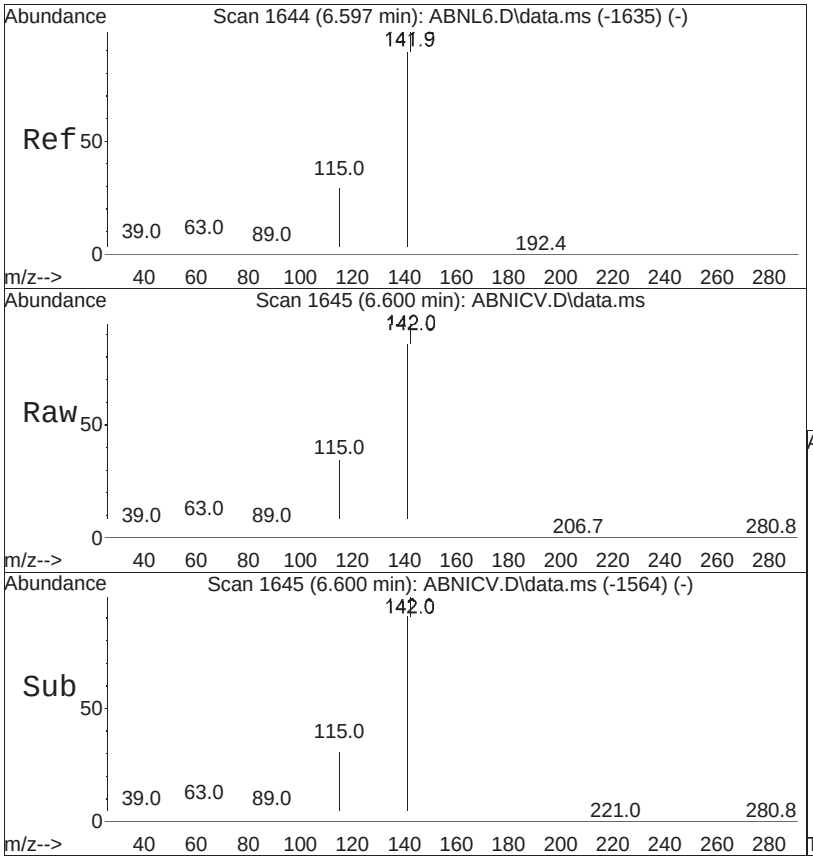


#44
1-Methylnaphthalene
Concen: 5.01 ug/ml
RT: 6.600 min Scan# 1645
Delta R.T. 0.003 min
Lab File: ABNICV.D
Acq: 20 Aug 2025 7:32 pm

Tgt Ion:115 Resp: 60980

| Ion | Ratio | Lower | Upper |
|---|---|---|---|
| 115 | 100 | | |
| 141 | 266.7 | 207.8 | 311.6 |
| 142 | 282.8 | 226.8 | 340.2 |

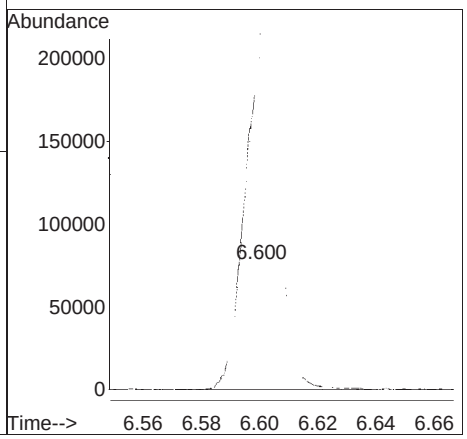

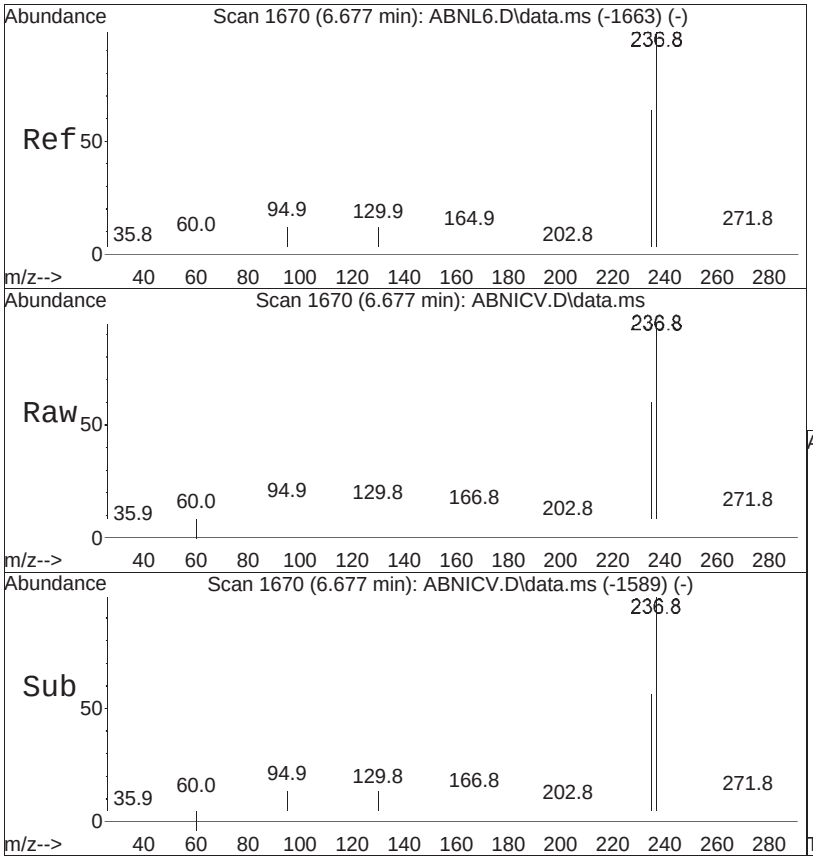


#45
Hexachlorocyclopentadiene
Concen: 4.87 ug/ml
RT: 6.677 min Scan# 1670
Delta R.T. 0.000 min
Lab File: ABNICV.D
Acq: 20 Aug 2025 7:32 pm

Tgt Ion:237 Resp: 73919

| Ion | Ratio | Lower | Upper |
|---|---|---|---|
| 237 | 100 | | |
| 235 | 63.4 | 49.7 | 74.5 |
| 272 | 12.1 | 9.8 | 14.6 |

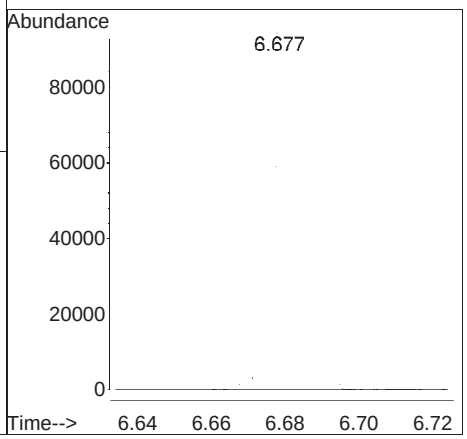

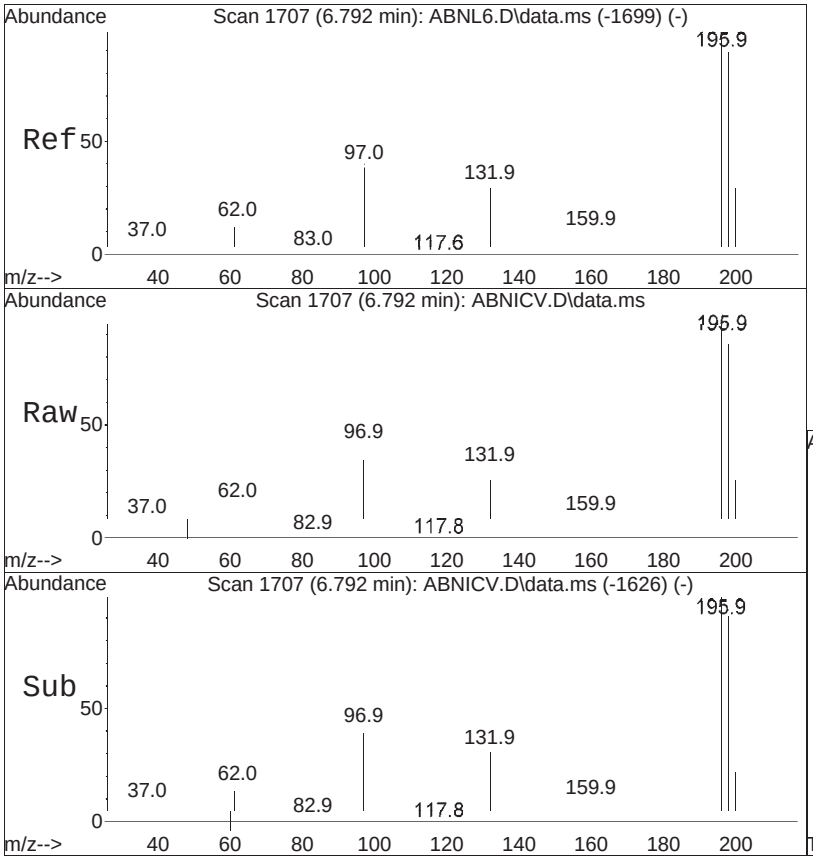


#46
2,4,6-Trichlorophenol
Concen: 4.76 ug/ml
RT: 6.792 min Scan# 1707
Delta R.T. 0.000 min
Lab File: ABNICV.D
Acq: 20 Aug 2025 7:32 pm

Tgt Ion:196 Resp: 66377

| Ion | Ratio | Lower | Upper |
|---|---|---|---|
| 196 | 100 | | |
| 198 | 98.9 | 77.5 | 116.3 |
| 200 | 31.4 | 23.8 | 35.6 |

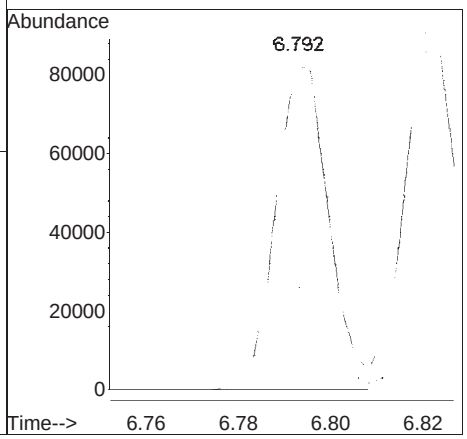

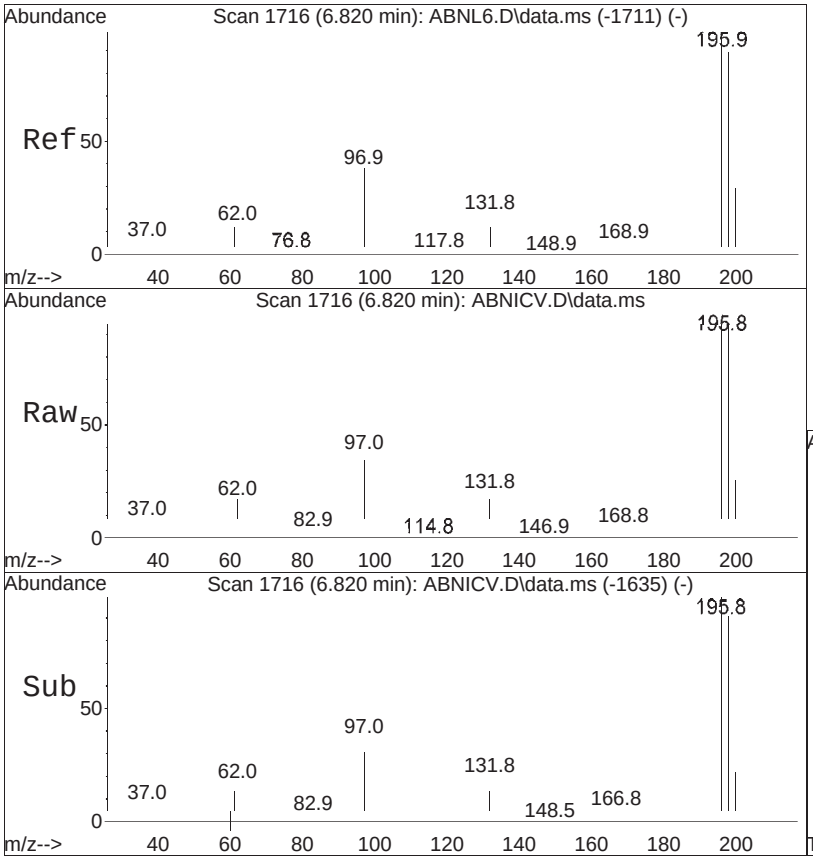


#47
2,4,5-Trichlorophenol
Concen: 4.81 ug/ml
RT: 6.820 min Scan# 1716
Delta R.T. 0.000 min
Lab File: ABNICV.D
Acq: 20 Aug 2025 7:32 pm

Tgt Ion:196 Resp: 74028

| Ion | Ratio | Lower | Upper |
|---|---|---|---|
| 196 | 100 | | |
| 200 | 32.4 | 25.4 | 38.0 |
| 198 | 96.5 | 78.0 | 117.0 |

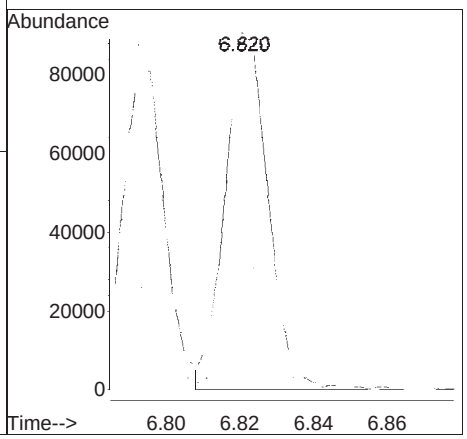

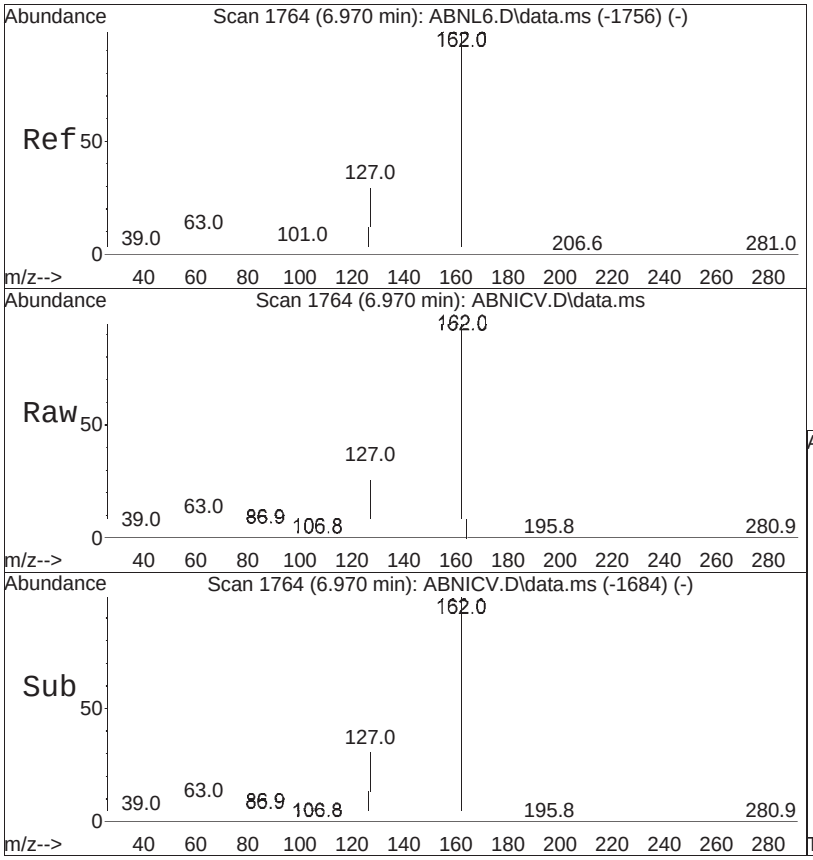


#49
2-Chloronaphthalene
Concen: 4.78 ug/ml
RT: 6.970 min Scan# 1764
Delta R.T. -0.000 min
Lab File: ABNICV.D
Acq: 20 Aug 2025 7:32 pm

Tgt Ion:162 Resp: 192583

| Ion | Ratio | Lower | Upper |
|---|---|---|---|
| 162 | 100 | | |
| 127 | 32.7 | 32.2 | 48.4 |
| 164 | 33.4 | 25.7 | 38.5 |

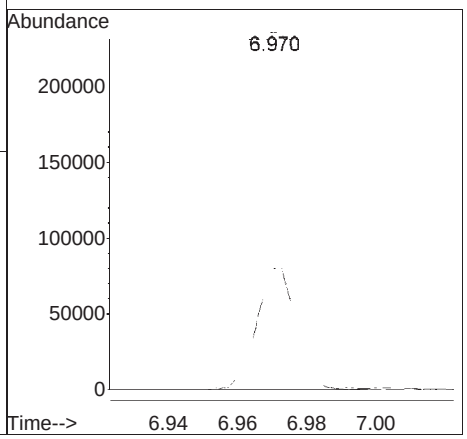

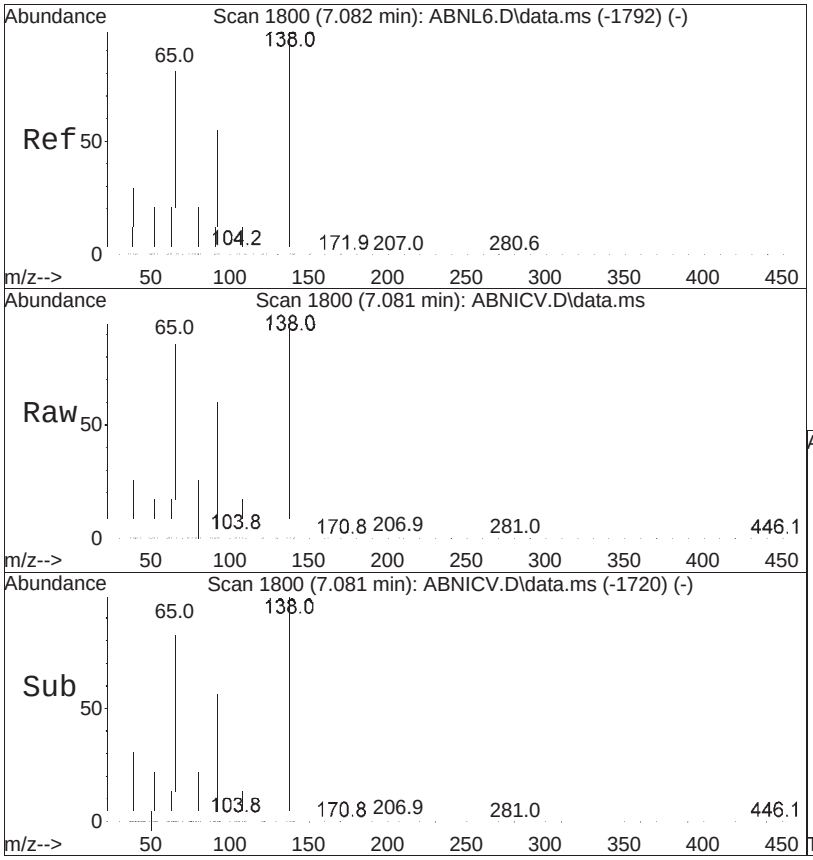


#50
2-Nitroaniline
Concen: 4.83 ug/ml
RT: 7.081 min Scan# 1800
Delta R.T. -0.001 min
Lab File: ABNICV.D
Acq: 20 Aug 2025 7:32 pm

Tgt Ion:138 Resp: 48952

| Ion | Ratio | Lower | Upper |
|---|---|---|---|
| 138 | 100 | | |
| 92 | 57.3 | 53.5 | 80.3 |
| 65 | 87.7 | 86.3 | 129.5 |

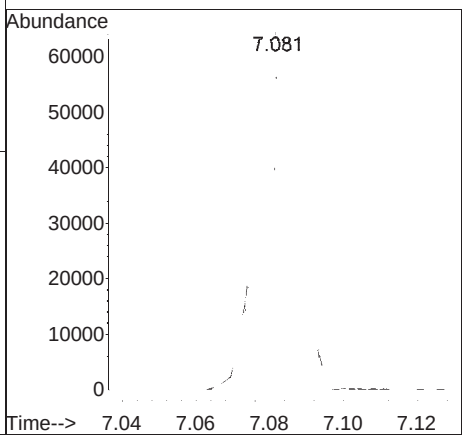

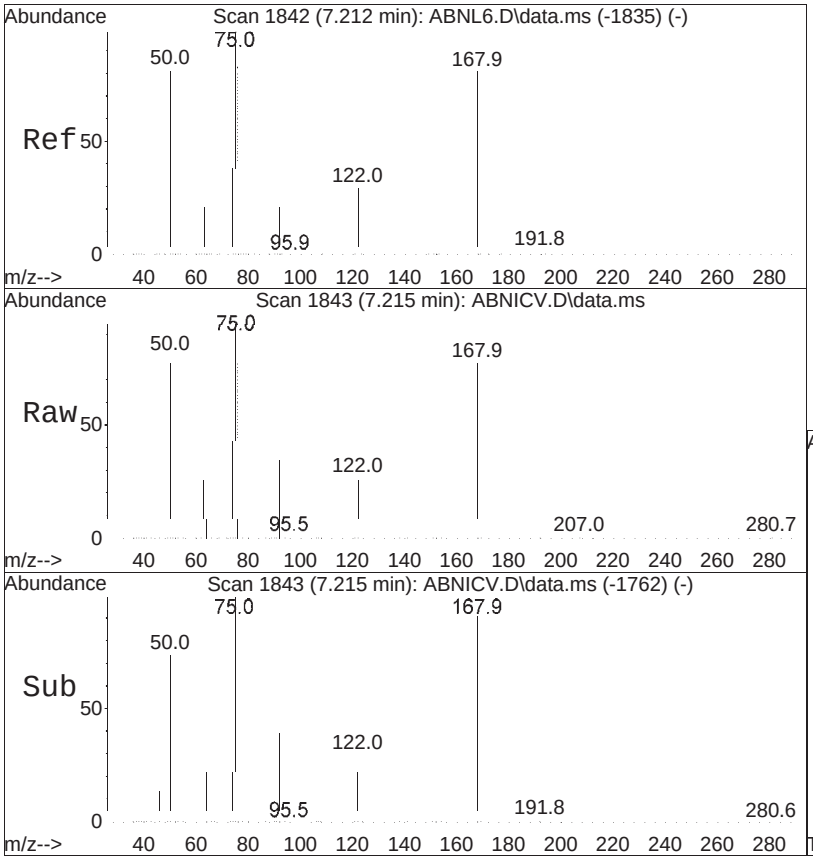


#51
1,4-Dinitrobenzene
Concen: 4.47 ug/ml
RT: 7.215 min Scan# 1843
Delta R.T. 0.003 min
Lab File: ABNICV.D
Acq: 20 Aug 2025 7:32 pm

Tgt Ion:168 Resp: 22936

| Ion | Ratio | Lower | Upper |
|---|---|---|---|
| 168 | 100 | | |
| 75 | 130.6 | 121.8 | 182.8 |

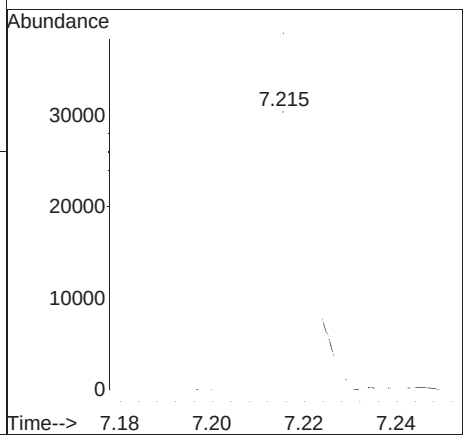

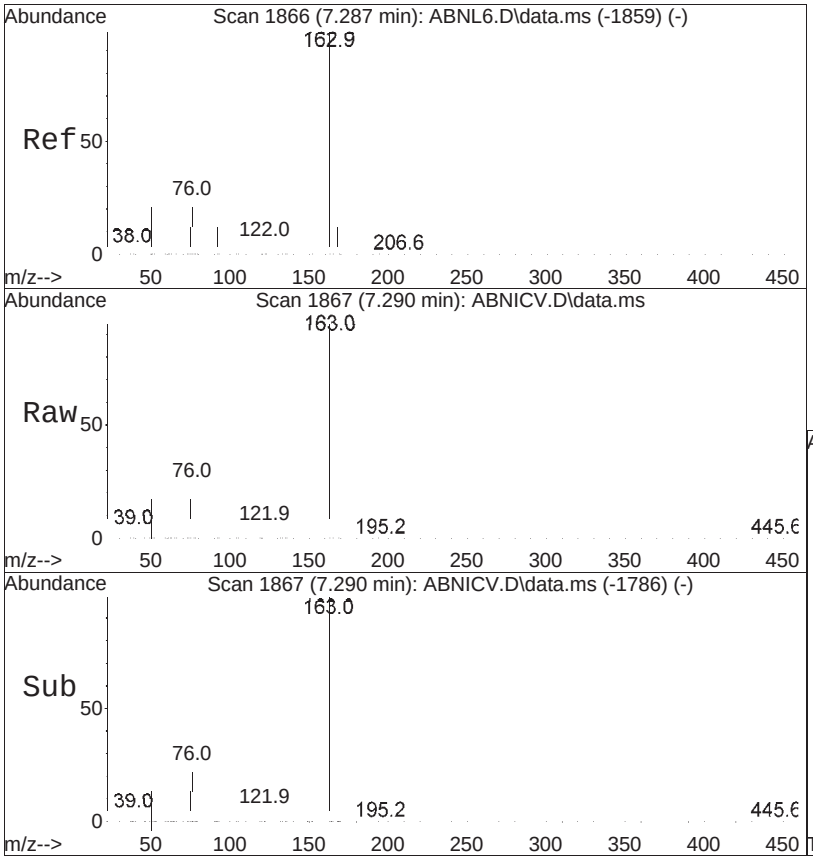


#52
1,3-Dinitrobenzene
Concen: 4.69 ug/ml
RT: 7.290 min Scan# 1867
Delta R.T. 0.003 min
Lab File: ABNICV.D
Acq: 20 Aug 2025 7:32 pm

Tgt Ion:168 Resp: 27366

| Ion | Ratio | Lower | Upper |
|---|---|---|---|
| 168 | 100 | | |
| 75 | 144.5 | 22.7 | 34.1# |

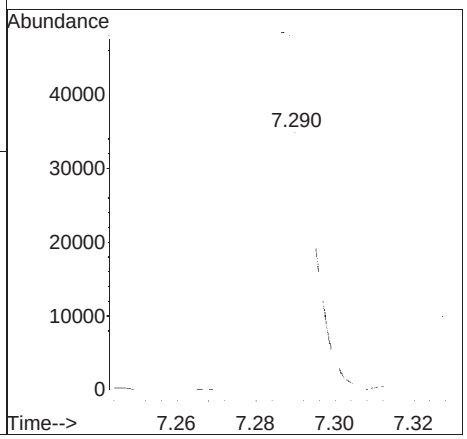

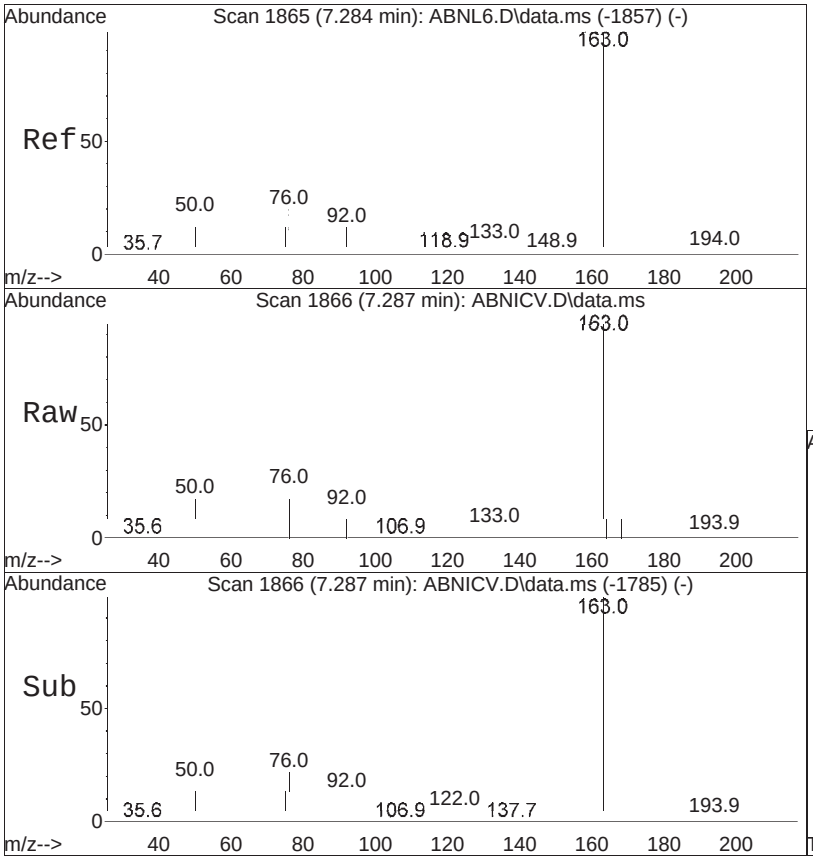


#53
Dimethyl phthalate
Concen: 4.74 ug/ml
RT: 7.287 min Scan# 1866
Delta R.T. 0.003 min
Lab File: ABNICV.D
Acq: 20 Aug 2025 7:32 pm

Tgt Ion:163 Resp: 239248

| Ion | Ratio | Lower | Upper |
|---|---|---|---|
| 163 | 100 | | |
| 194 | 2.2 | 3.5 | 5.3# |
| 164 | 9.8 | 7.9 | 11.9 |

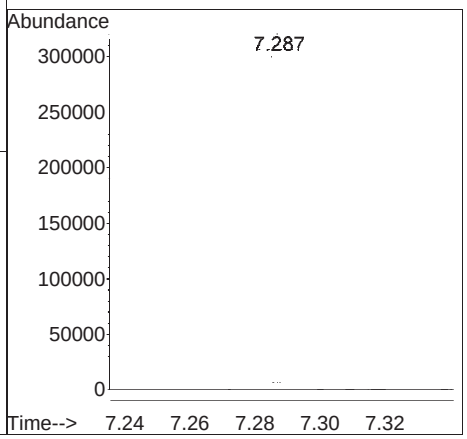

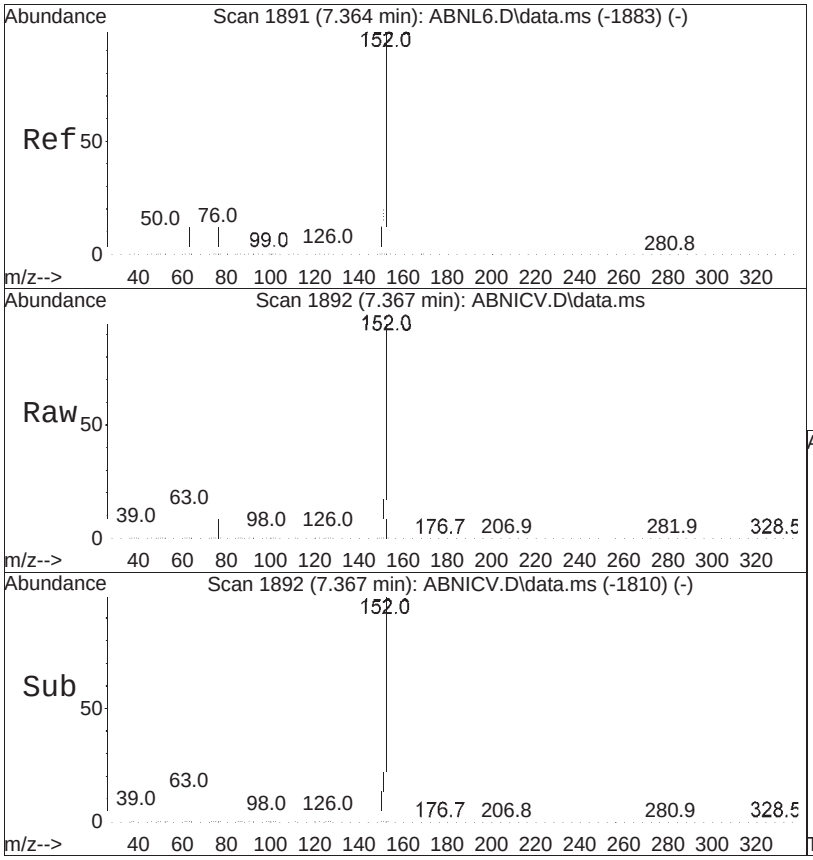


#54
Acenaphthylene
Concen: 5.14 ug/ml
RT: 7.367 min Scan# 1892
Delta R.T. 0.003 min
Lab File: ABNICV.D
Acq: 20 Aug 2025 7:32 pm

Tgt Ion:152 Resp: 323731

| Ion | Ratio | Lower | Upper |
|---|---|---|---|
| 152 | 100 | | |
| 151 | 21.3 | 15.8 | 23.6 |
| 153 | 12.8 | 10.5 | 15.7 |

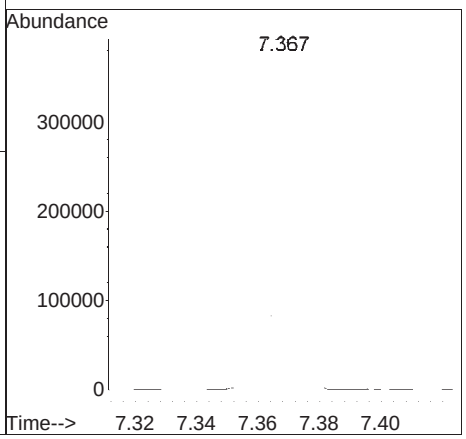

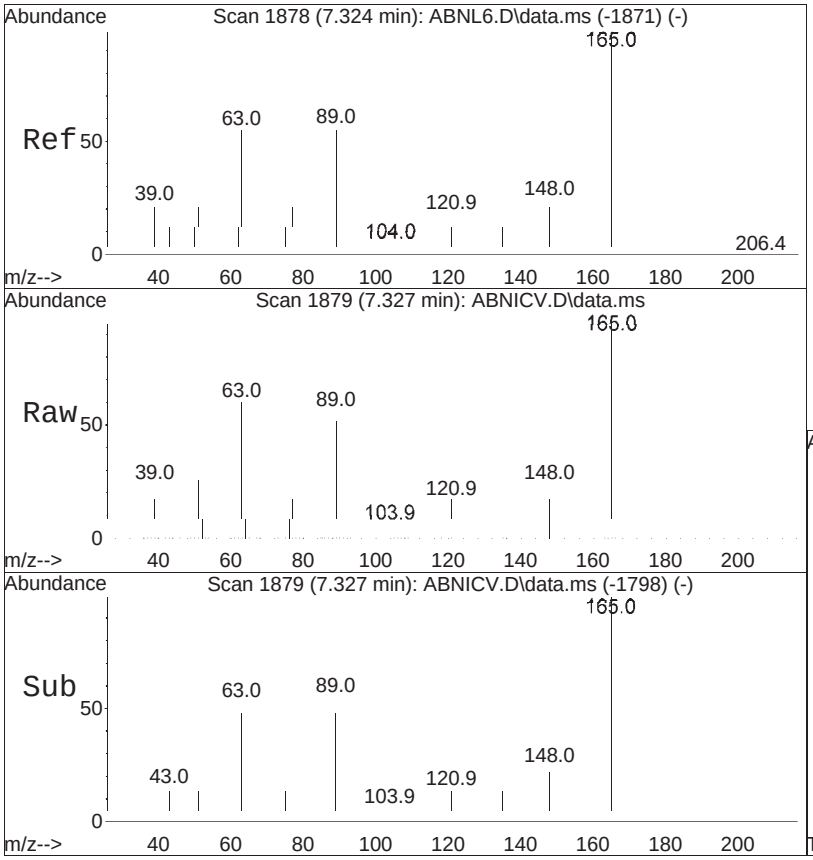


#55
2,6-Dinitrotoluene
Concen: 4.55 ug/ml
RT: 7.327 min Scan# 1879
Delta R.T. 0.003 min
Lab File: ABNICV.D
Acq: 20 Aug 2025 7:32 pm

Tgt Ion:165 Resp: 45040

| Ion | Ratio | Lower | Upper |
|---|---|---|---|
| 165 | 100 | | |
| 89 | 54.9 | 54.2 | 81.2 |
| 63 | 58.4 | 64.2 | 96.2# |

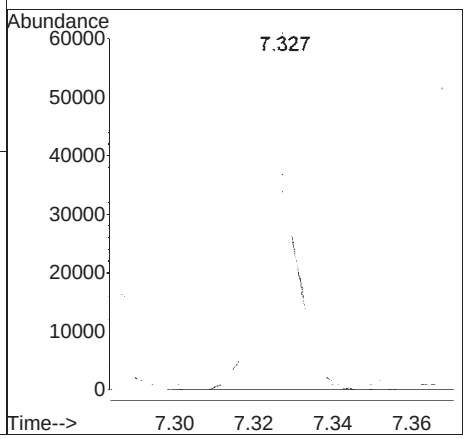

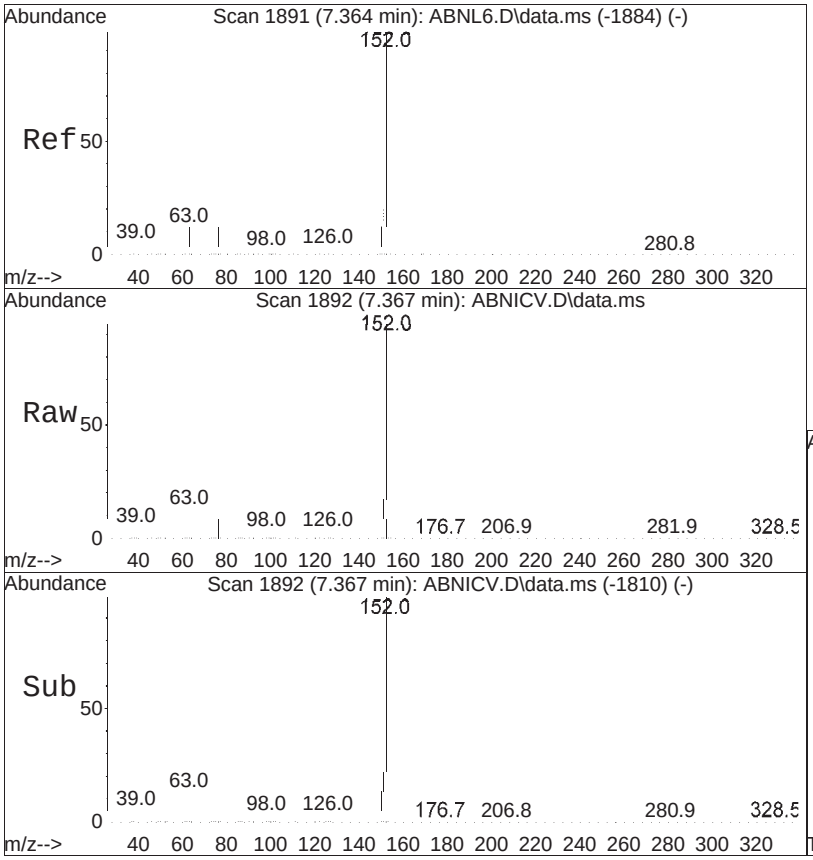


#56
1,2-Dinitrobenzene
Concen: 4.74 ug/ml
RT: 7.367 min Scan# 1892
Delta R.T. 0.003 min
Lab File: ABNICV.D
Acq: 20 Aug 2025 7:32 pm

Tgt Ion:168 Resp: 17353

| Ion | Ratio | Lower | Upper |
|---|---|---|---|
| 168 | 100 | | |
| 75 | 136.6 | 30.9 | 46.3# |

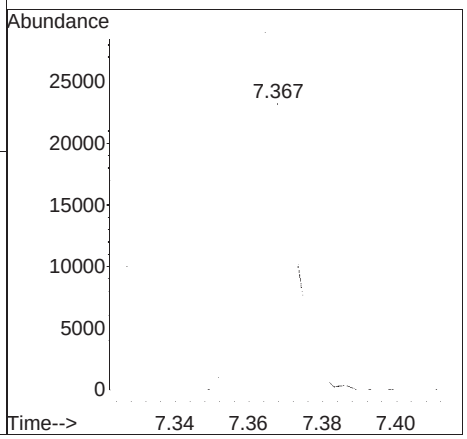

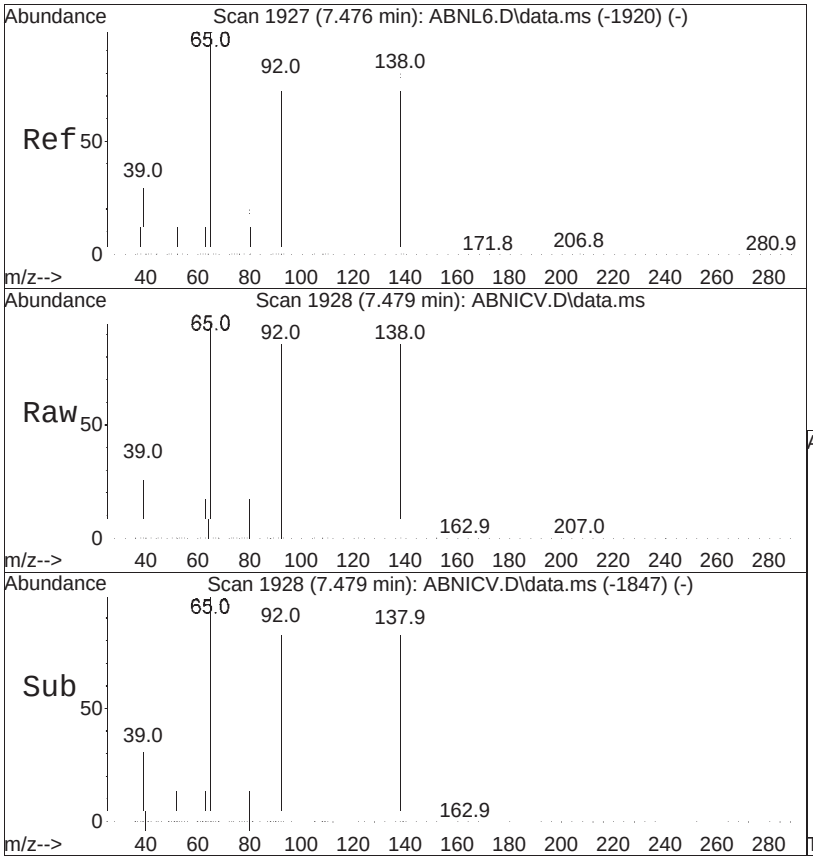


#66
3-Nitroaniline
Concen: 5.19 ug/ml
RT: 7.479 min Scan# 1928
Delta R.T. 0.003 min
Lab File: ABNICV.D
Acq: 20 Aug 2025 7:32 pm

Tgt Ion:138 Resp: 49215

| Ion | Ratio | Lower | Upper |
|---|---|---|---|
| 138 | 100 | | |
| 92 | 103.5 | 93.4 | 140.2 |
| 108 | 10.3 | 9.5 | 14.3 |

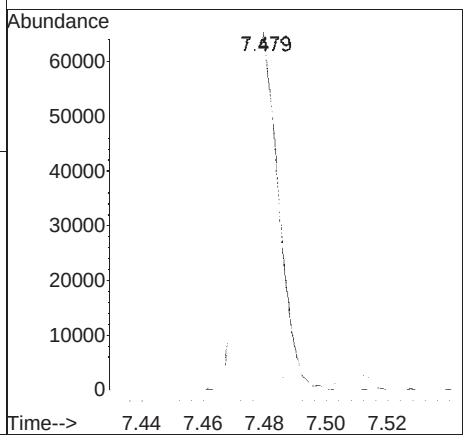

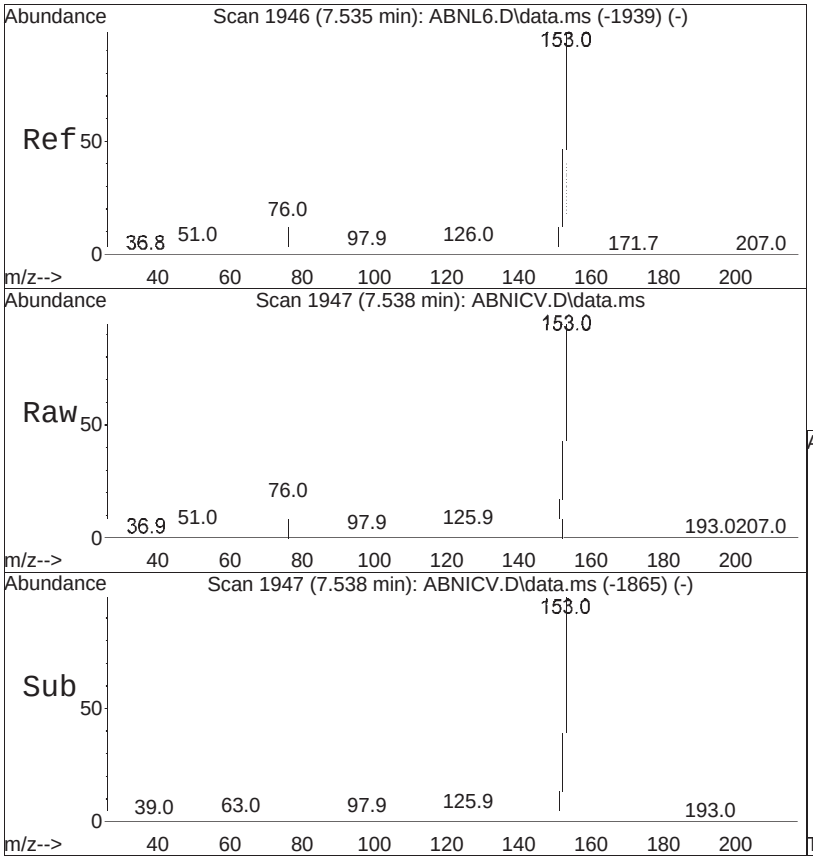


#67
Acenaphthene
Concen: 4.88 ug/ml
RT: 7.538 min Scan# 1947
Delta R.T. 0.003 min
Lab File: ABNICV.D
Acq: 20 Aug 2025 7:32 pm

Tgt Ion:154 Resp: 174866

| Ion | Ratio | Lower | Upper |
|---|---|---|---|
| 154 | 100 | | |
| 153 | 120.2 | 85.3 | 127.9 |
| 152 | 58.0 | 41.4 | 62.0 |

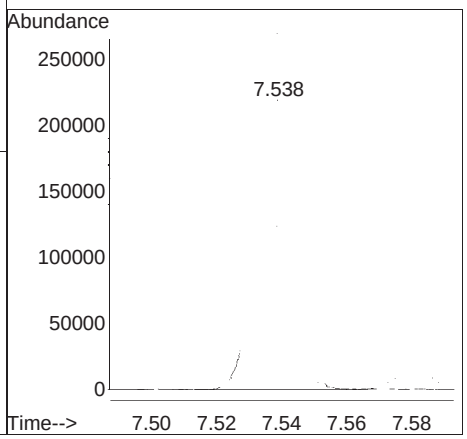

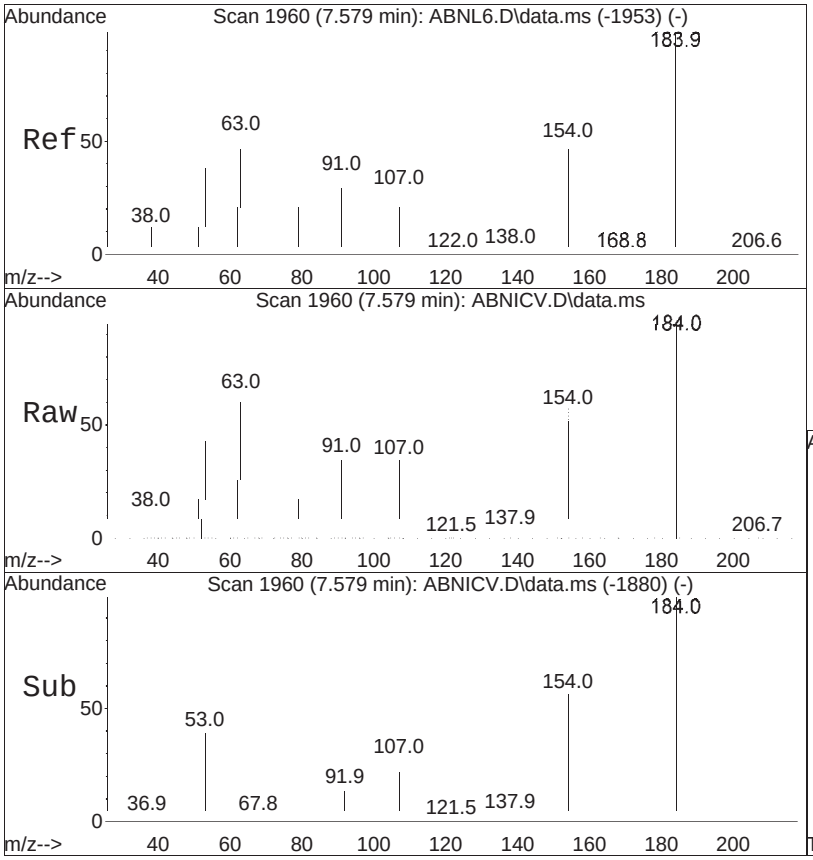


#68
2,4-Dinitrophenol
Concen: 4.48 ug/ml
RT: 7.579 min Scan# 1960
Delta R.T. -0.000 min
Lab File: ABNICV.D
Acq: 20 Aug 2025 7:32 pm

Tgt Ion:184 Resp: 24501

| Ion | Ratio | Lower | Upper |
|---|---|---|---|
| 184 | 100 | | |
| 107 | 34.2 | 37.7 | 56.5# |
| 91 | 39.0 | 46.3 | 69.5# |

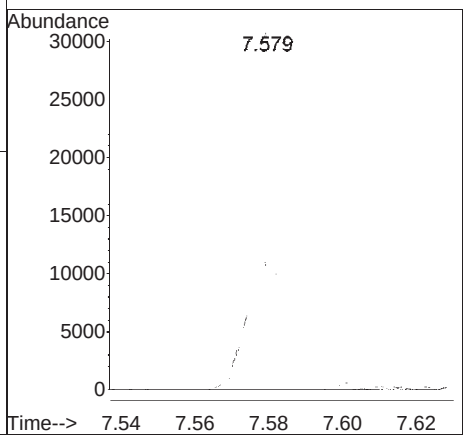

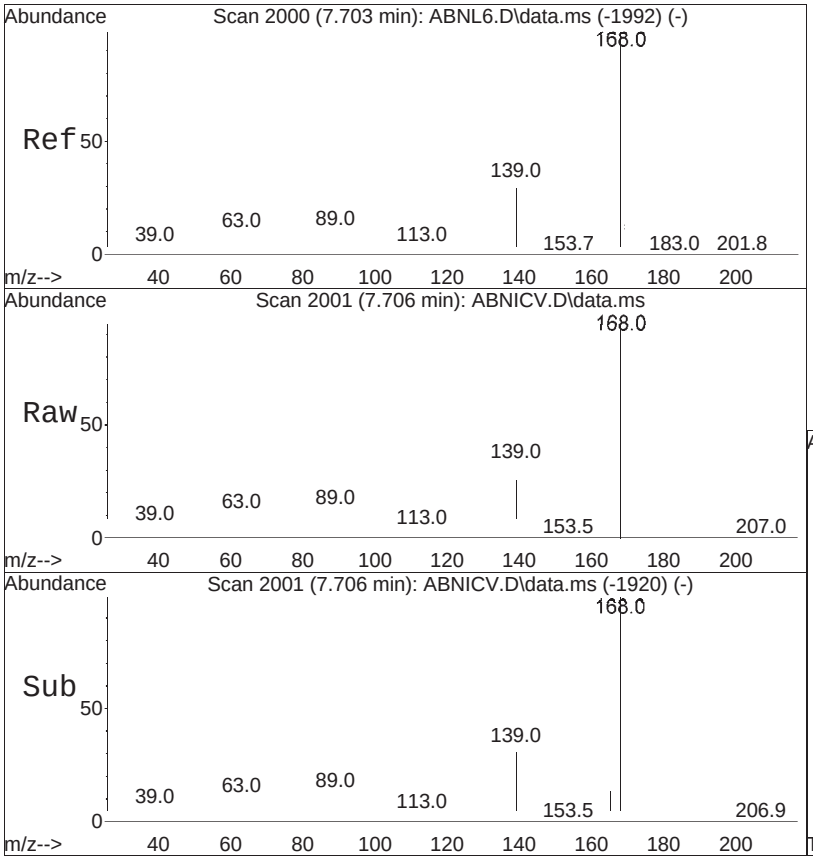


#69
Dibenzofuran
Concen: 4.80 ug/ml
RT: 7.706 min Scan# 2001
Delta R.T. 0.003 min
Lab File: ABNICV.D
Acq: 20 Aug 2025 7:32 pm

Tgt Ion:168 Resp: 301655

| Ion | Ratio | Lower | Upper |
|---|---|---|---|
| 168 | 100 | | |
| 139 | 33.1 | 31.4 | 47.2 |

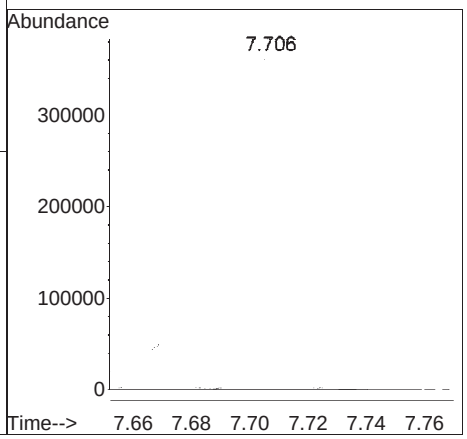

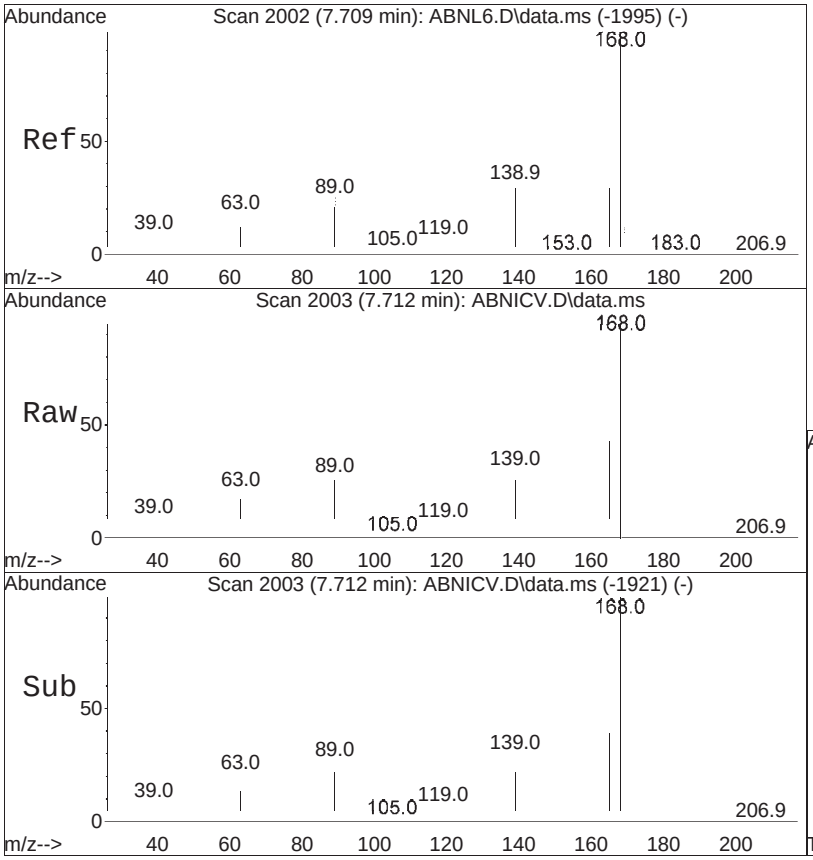


#70
2,4-Dinitrotoluene
Concen: 5.13 ug/ml
RT: 7.712 min Scan# 2003
Delta R.T. 0.003 min
Lab File: ABNICV.D
Acq: 20 Aug 2025 7:32 pm

Tgt Ion:165 Resp: 65537

| Ion | Ratio | Lower | Upper |
|---|---|---|---|
| 165 | 100 | | |
| 89 | 74.9 | 72.0 | 108.0 |
| 63 | 63.2 | 52.7 | 79.1 |

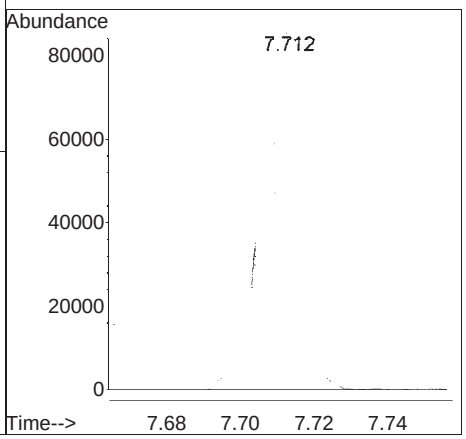

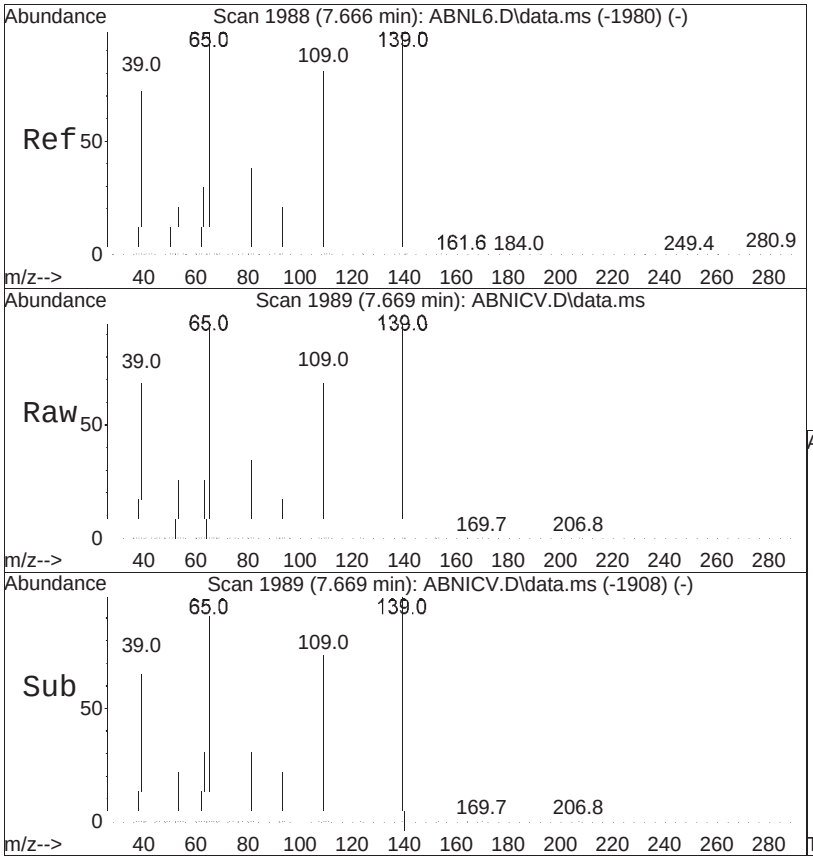


#71
4-Nitrophenol
Concen: 5.07 ug/ml
RT: 7.669 min Scan# 1989
Delta R.T. 0.003 min
Lab File: ABNICV.D
Acq: 20 Aug 2025 7:32 pm

Tgt Ion: 65 Resp: 35713

| Ion | Ratio | Lower | Upper |
|---|---|---|---|
| 65 | 100 | | |
| 109 | 82.4 | 47.4 | 71.2# |
| 139 | 106.2 | 76.6 | 115.0 |

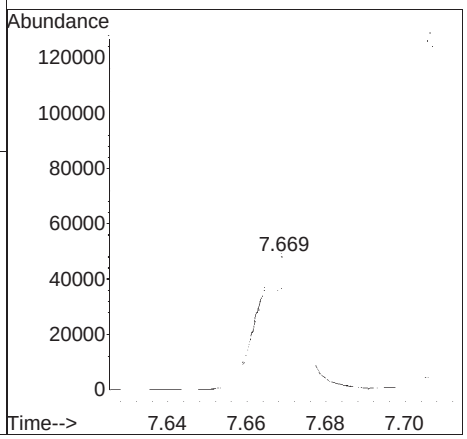

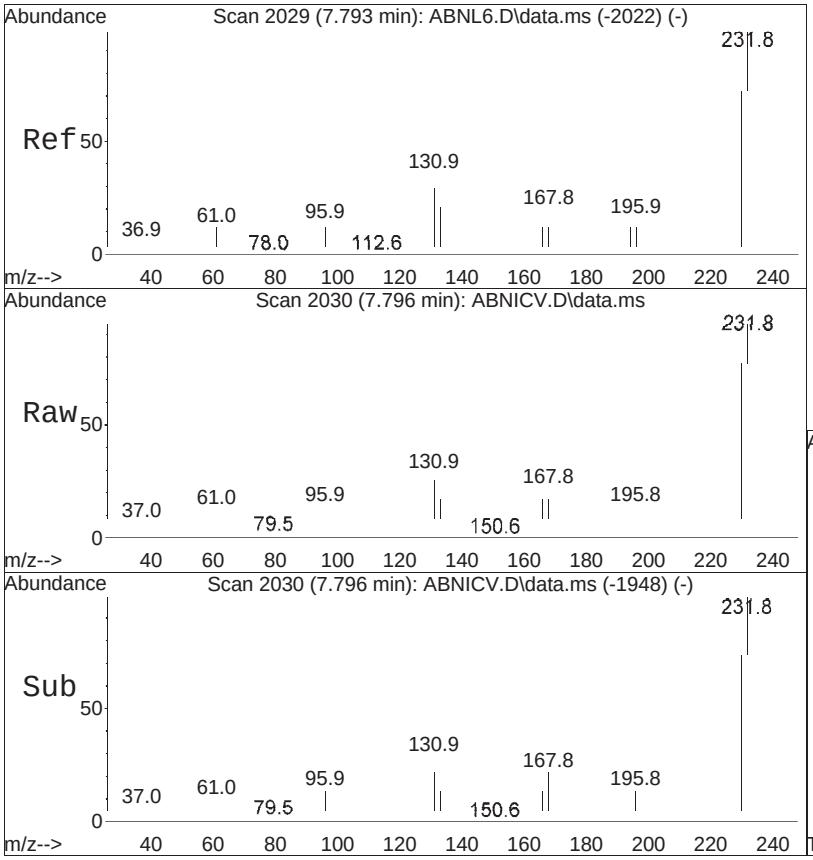


#72
2,3,5,6-Tetrachlorophenol
Concen: 5.20 ug/ml
RT: 7.796 min Scan# 2030
Delta R.T. 0.003 min
Lab File: ABNICV.D
Acq: 20 Aug 2025 7:32 pm

Tgt Ion:232 Resp: 66539

| Ion | Ratio | Lower | Upper |
|---|---|---|---|
| 232 | 100 | | |
| 230 | 78.0 | 64.2 | 96.4 |
| 234 | 48.1 | 38.1 | 57.1 |

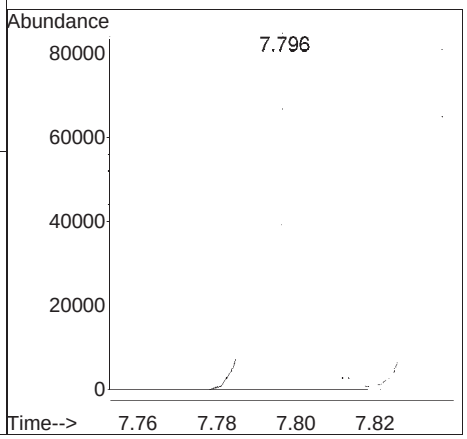

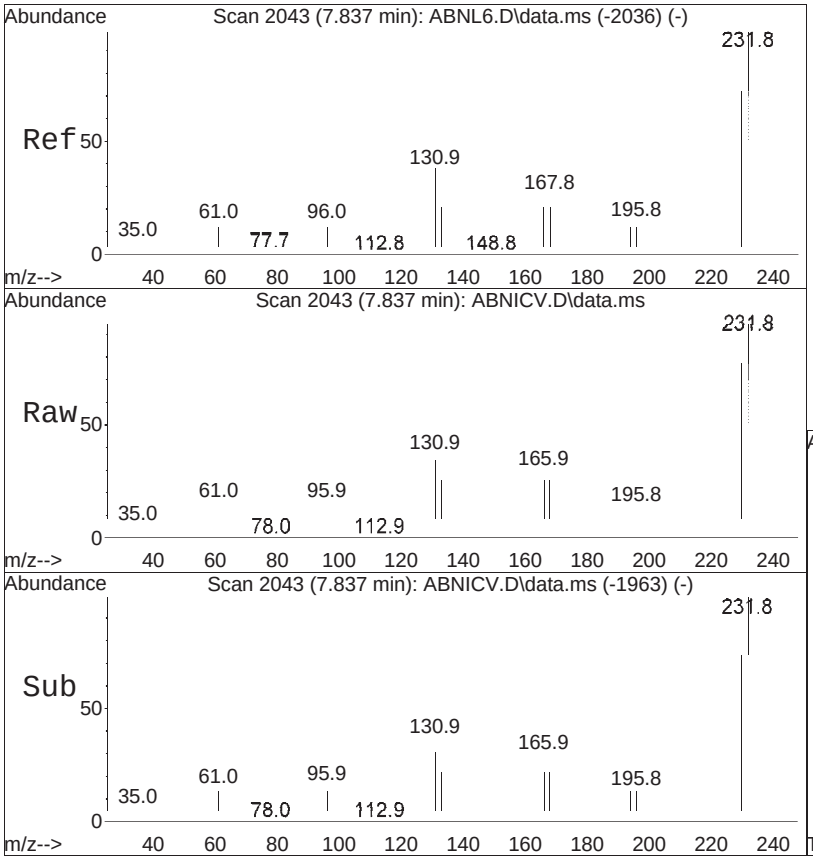


#73
2,3,4,6-Tetrachlorophenol
Concen: 4.82 ug/ml
RT: 7.837 min Scan# 2043
Delta R.T. -0.000 min
Lab File: ABNICV.D
Acq: 20 Aug 2025 7:32 pm

Tgt Ion:232 Resp: 64549

| Ion | Ratio | Lower | Upper |
|---|---|---|---|
| 232 | 100 | | |
| 230 | 84.2 | 61.8 | 92.8 |
| 234 | 46.7 | 36.2 | 54.2 |

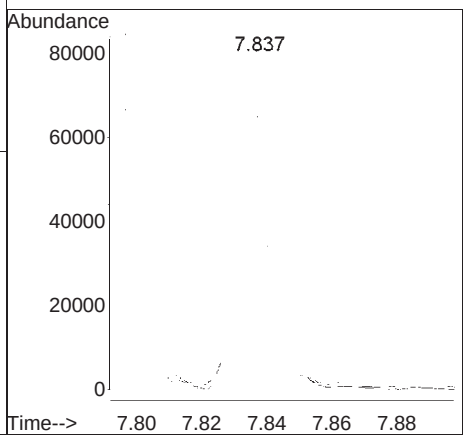




#74
Diethyl phthalate
Concen: 4.88 ug/ml
RT: 7.973 min Scan# 2087
Delta R.T. 0.003 min
Lab File: ABNICV.D
Acq: 20 Aug 2025 7:32 pm

Tgt Ion:149 Resp: 235390

| Ion | Ratio | Lower | Upper |
|---|---|---|---|
| 149 | 100 | | |
| 177 | 19.8 | 16.1 | 24.1 |
| 150 | 11.6 | 9.4 | 14.2 |

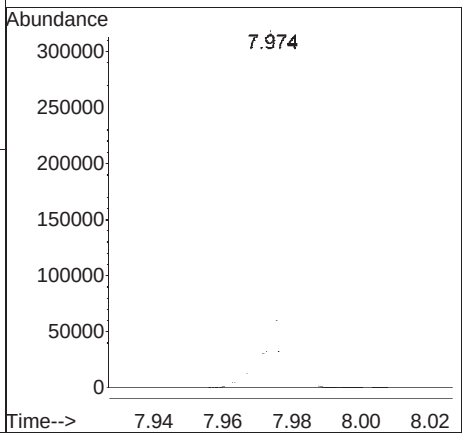




#75
Fluorene
Concen: 4.85 ug/ml
RT: 8.036 min Scan# 2107
Delta R.T. 0.003 min
Lab File: ABNICV.D
Acq: 20 Aug 2025 7:32 pm

Tgt Ion:166 Resp: 236433

| Ion | Ratio | Lower | Upper |
|---|---|---|---|
| 166 | 100 | | |
| 165 | 106.3 | 76.2 | 114.2 |
| 167 | 13.3 | 10.6 | 15.8 |

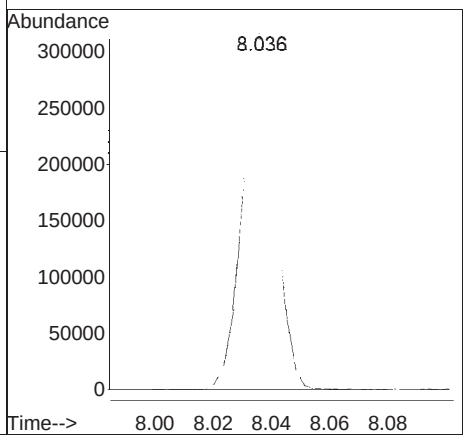

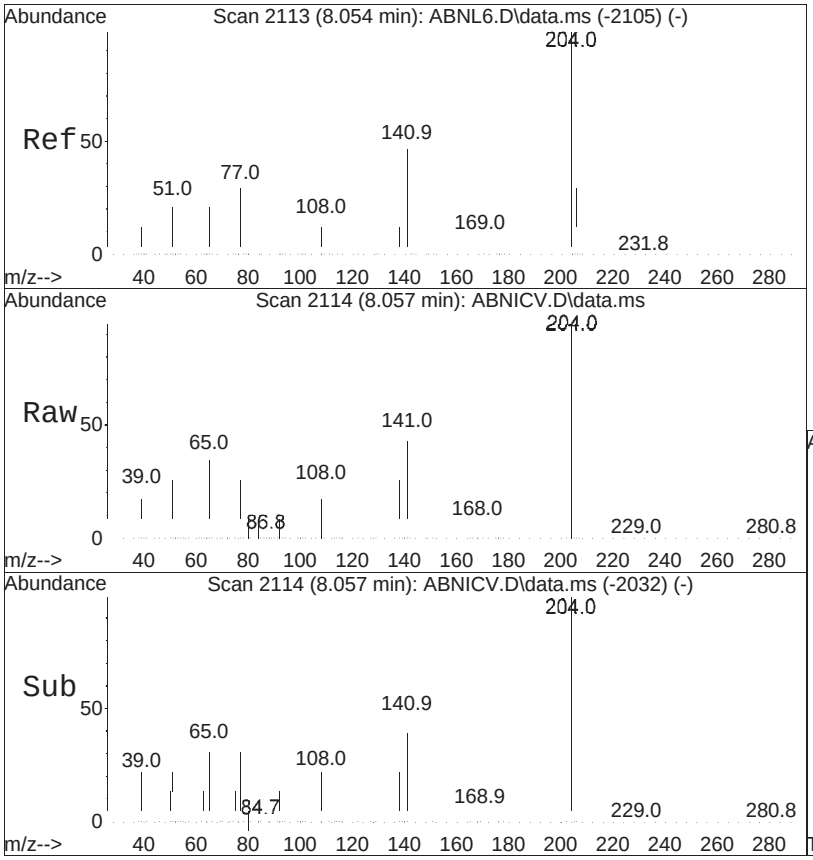


#76
4-Chlorophenyl phenyl ether
Concen: 4.68 ug/ml
RT: 8.057 min Scan# 2114
Delta R.T. 0.003 min
Lab File: ABNICV.D
Acq: 20 Aug 2025 7:32 pm

Tgt Ion:204 Resp: 123299

| Ion | Ratio | Lower | Upper |
|---|---|---|---|
| 204 | 100 | | |
| 206 | 32.8 | 25.8 | 38.6 |
| 141 | 47.4 | 53.6 | 80.4# |

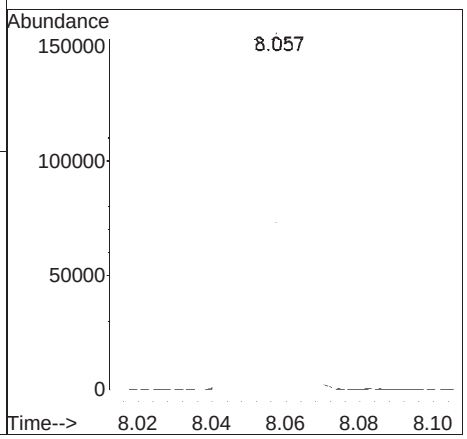

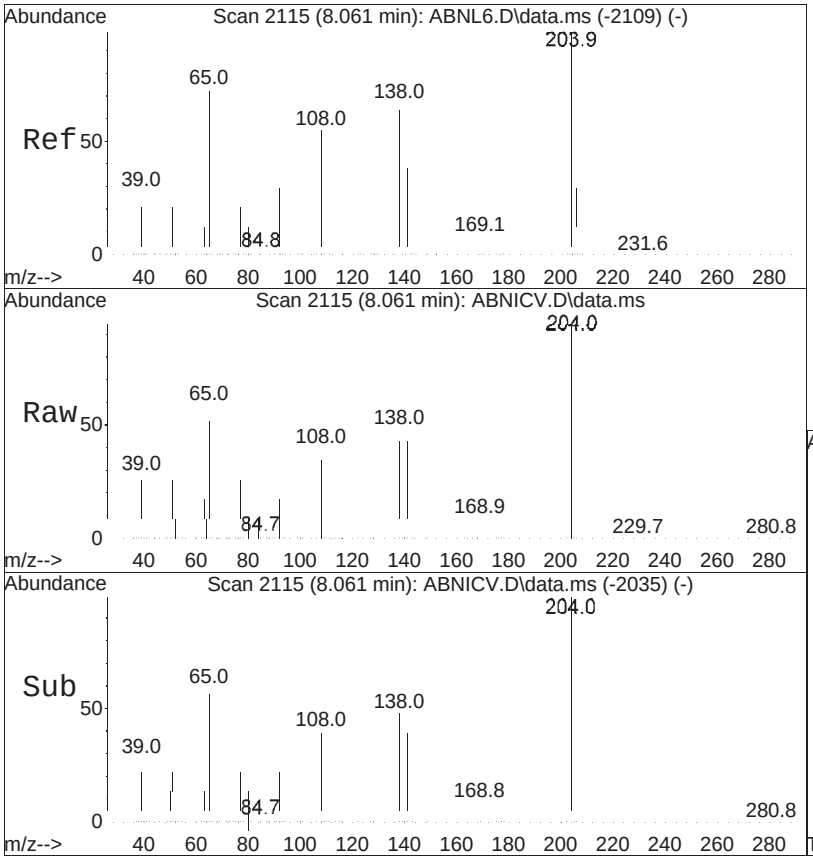


#77
4-Nitroaniline
Concen: 5.19 ug/ml
RT: 8.061 min Scan# 2115
Delta R.T. -0.000 min
Lab File: ABNICV.D
Acq: 20 Aug 2025 7:32 pm

Tgt Ion:138 Resp: 48626

| Ion | Ratio | Lower | Upper |
|---|---|---|---|
| 138 | 100 | | |
| 108 | 86.2 | 52.1 | 78.1# |
| 65 | 122.6 | 115.0 | 172.6 |

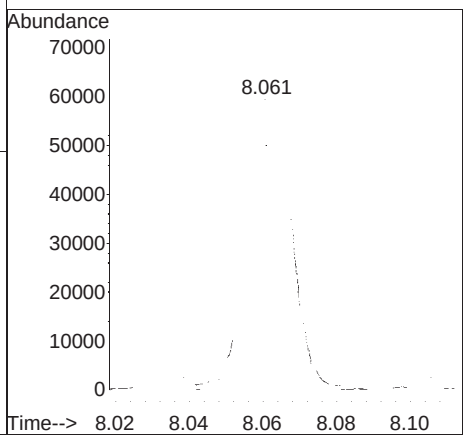

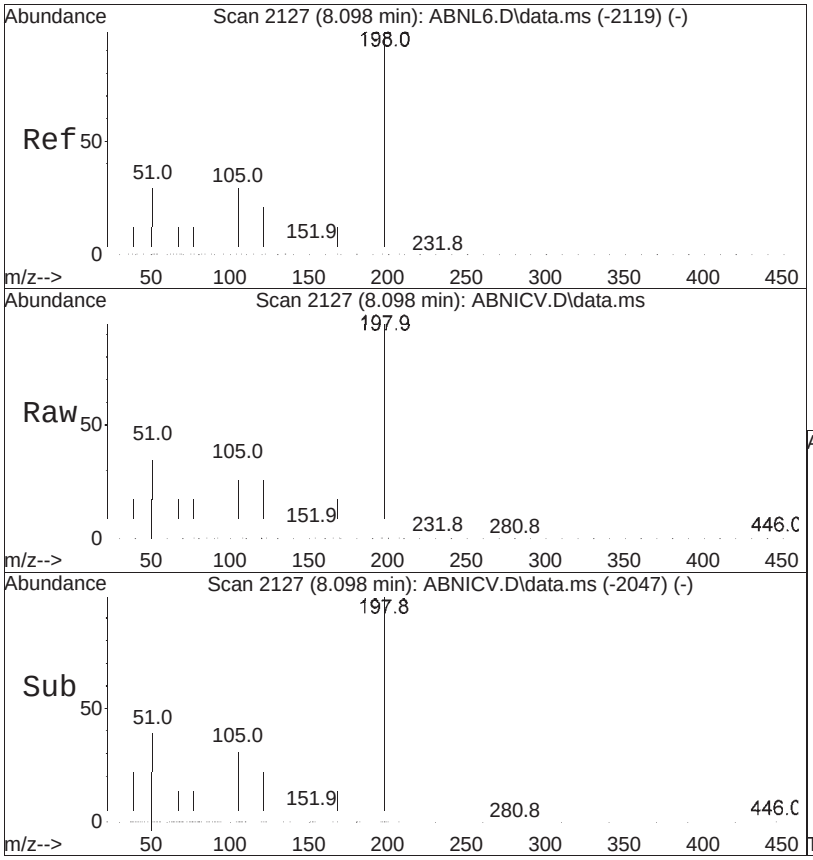


#78
4,6-Dinitro-o-cresol
Concen: 4.32 ug/ml
RT: 8.098 min Scan# 2127
Delta R.T. -0.000 min
Lab File: ABNICV.D
Acq: 20 Aug 2025 7:32 pm

Tgt Ion:198 Resp: 35373

| Ion | Ratio | Lower | Upper |
|---|---|---|---|
| 198 | 100 | | |
| 51 | 43.6 | 76.0 | 114.0# |
| 105 | 36.1 | 45.6 | 68.4# |

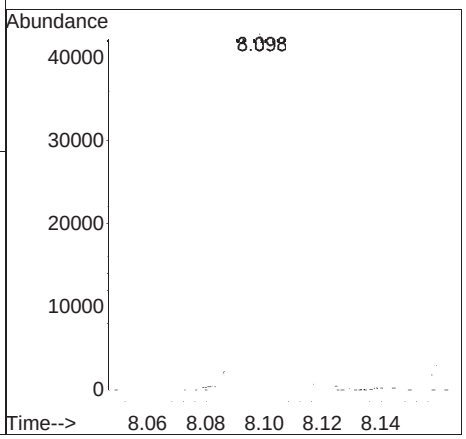




#79
NDPA/DPA
Concen: 4.90 ug/ml
RT: 8.172 min Scan# 2151
Delta R.T. 0.003 min
Lab File: ABNICV.D
Acq: 20 Aug 2025 7:32 pm

Tgt Ion:169 Resp: 207618

| Ion | Ratio | Lower | Upper |
|---|---|---|---|
| 169 | 100 | | |
| 168 | 76.4 | 54.0 | 81.0 |
| 167 | 40.9 | 28.6 | 42.8 |

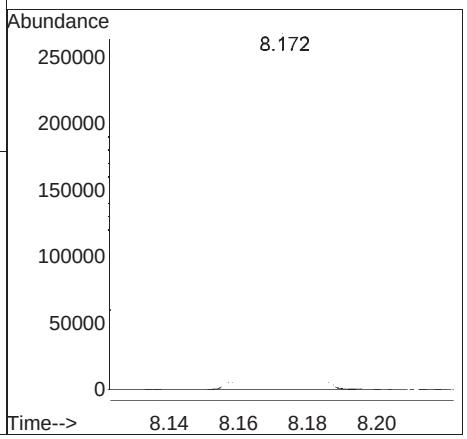

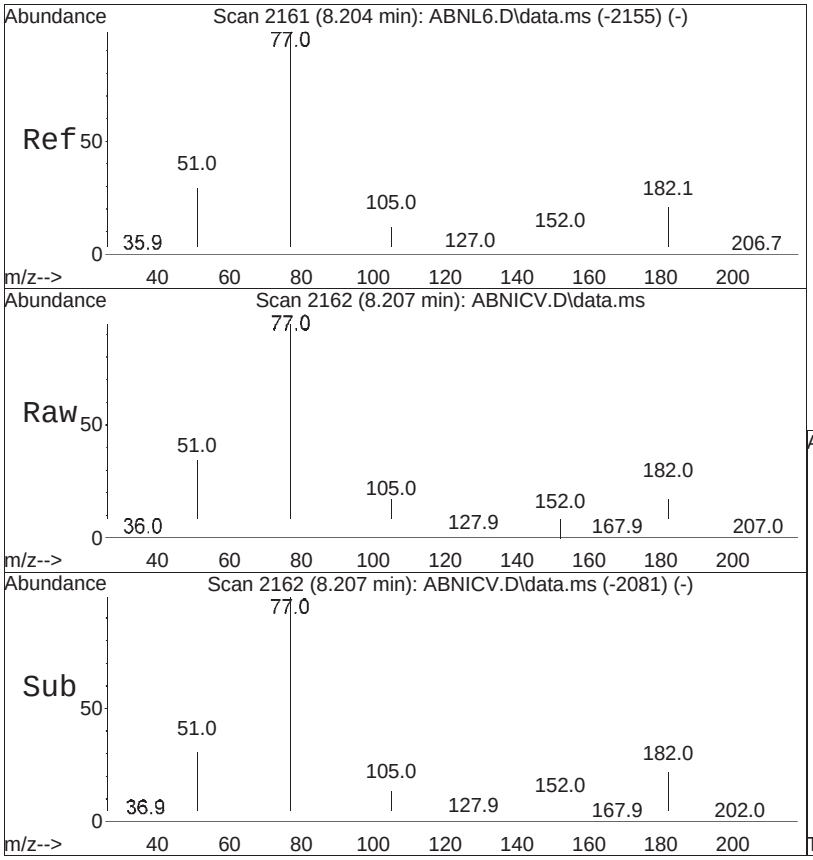


#80
Azobenzene
Concen: 5.28 ug/ml
RT: 8.207 min Scan# 2162
Delta R.T. 0.003 min
Lab File: ABNICV.D
Acq: 20 Aug 2025 7:32 pm

Tgt Ion: 77 Resp: 210964

| Ion | Ratio | Lower | Upper |
|---|---|---|---|
| 77 | 100 | | |
| 182 | 23.6 | 17.4 | 26.2 |
| 105 | 17.4 | 15.4 | 23.2 |

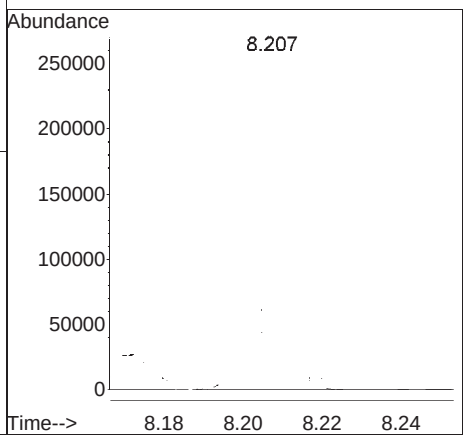

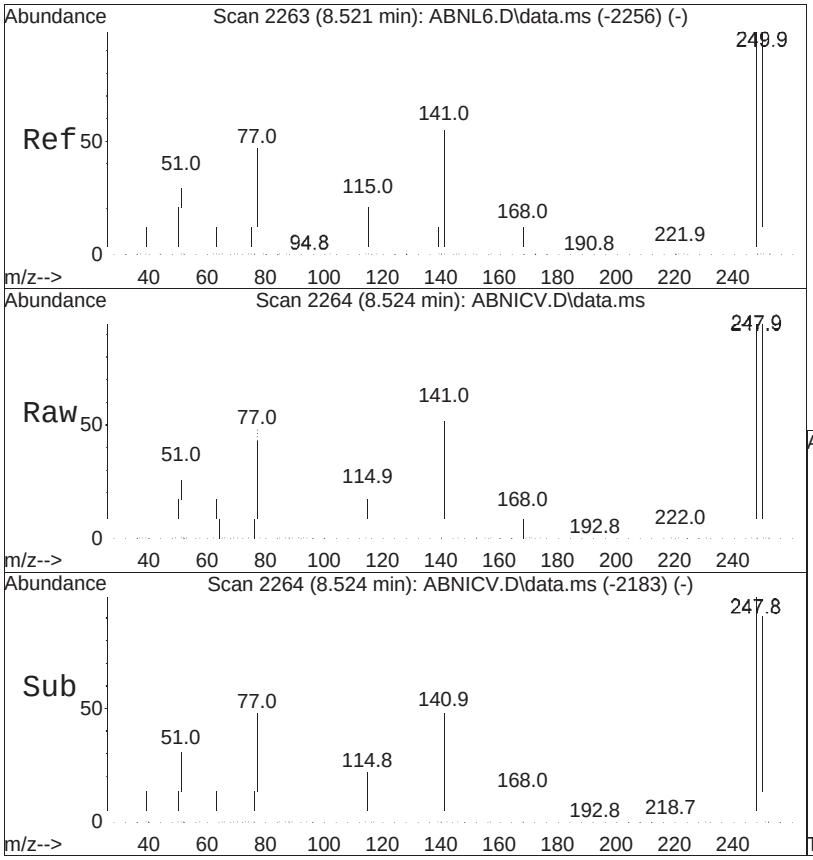


#82
4-Bromophenyl phenyl ether
Concen: 4.64 ug/ml
RT: 8.524 min Scan# 2264
Delta R.T. 0.003 min
Lab File: ABNICV.D
Acq: 20 Aug 2025 7:32 pm

Tgt Ion:248 Resp: 78421

| Ion | Ratio | Lower | Upper |
|---|---|---|---|
| 248 | 100 | | |
| 141 | 59.2 | 76.6 | 114.8# |
| 250 | 98.3 | 77.3 | 115.9 |

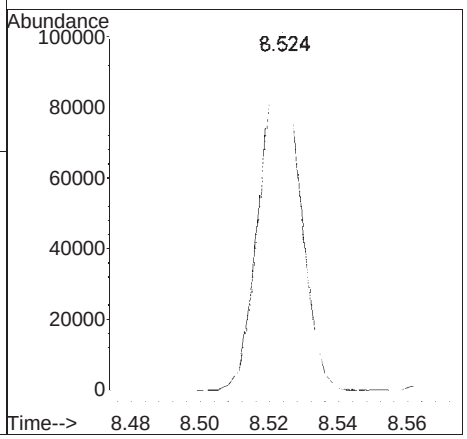

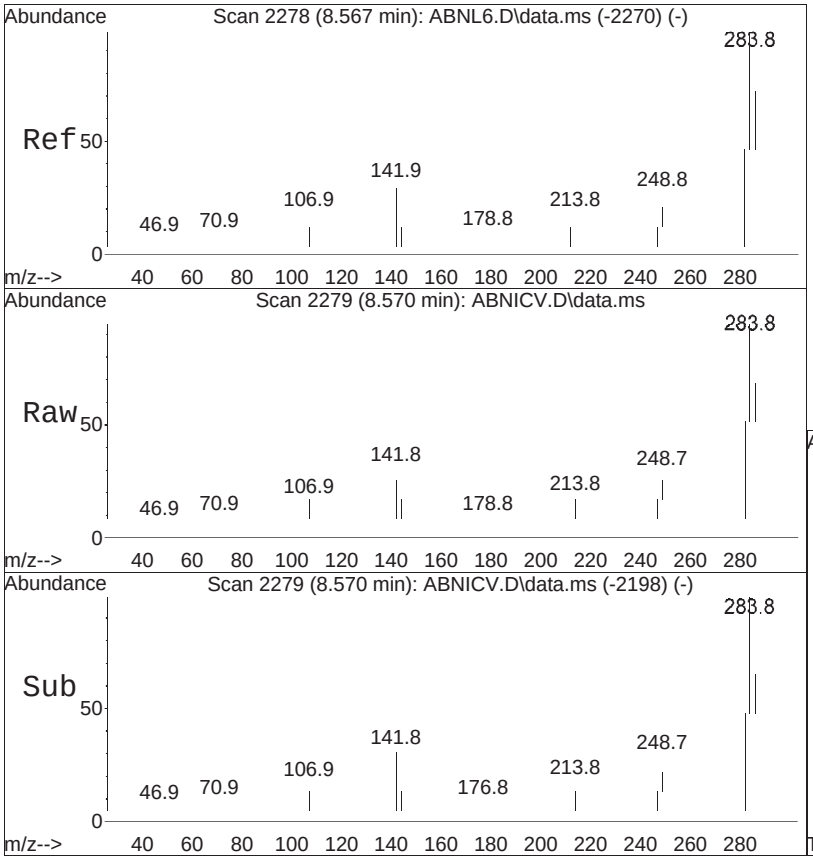


#83
Hexachlorobenzene
Concen: 4.56 ug/ml
RT: 8.570 min Scan# 2279
Delta R.T. 0.003 min
Lab File: ABNICV.D
Acq: 20 Aug 2025 7:32 pm

Tgt Ion:284 Resp: 89014

| Ion | Ratio | Lower | Upper |
|---|---|---|---|
| 284 | 100 | | |
| 142 | 33.9 | 41.9 | 62.9# |
| 249 | 29.9 | 24.1 | 36.1 |

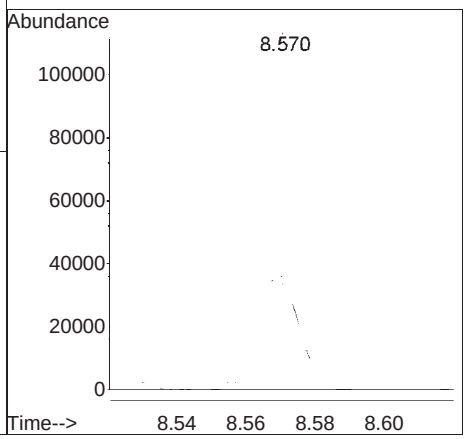

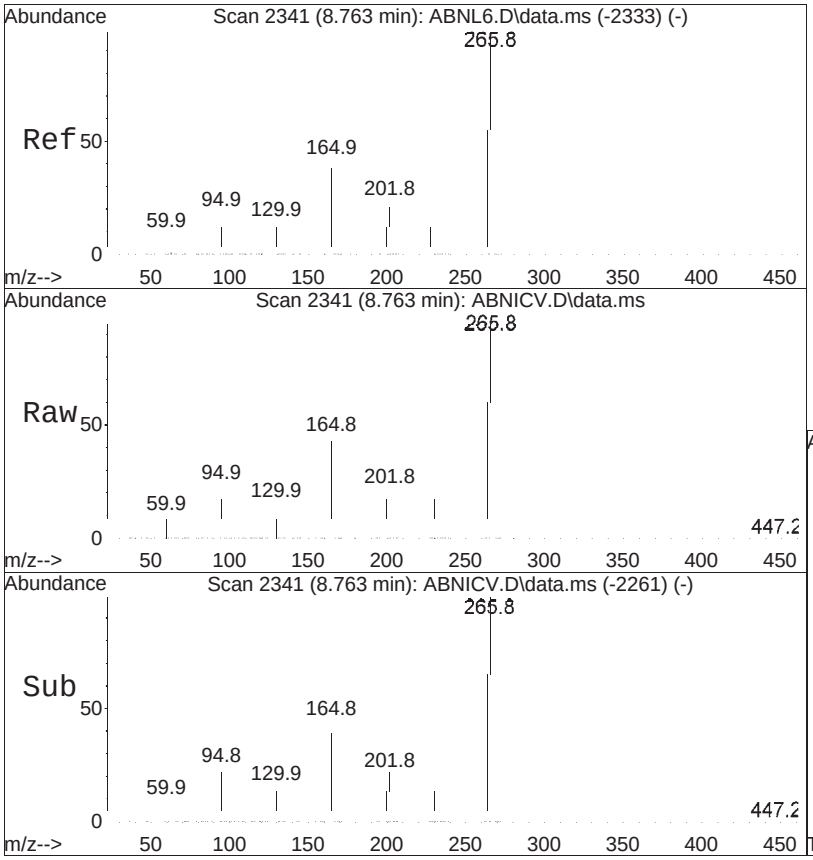


#84
Pentachlorophenol
Concen: 4.86 ug/ml
RT: 8.763 min Scan# 2341
Delta R.T. -0.000 min
Lab File: ABNICV.D
Acq: 20 Aug 2025 7:32 pm

Tgt Ion:266 Resp: 51565

| Ion | Ratio | Lower | Upper |
|---|---|---|---|
| 266 | 100 | | |
| 264 | 63.2 | 49.7 | 74.5 |
| 268 | 61.8 | 50.5 | 75.7 |

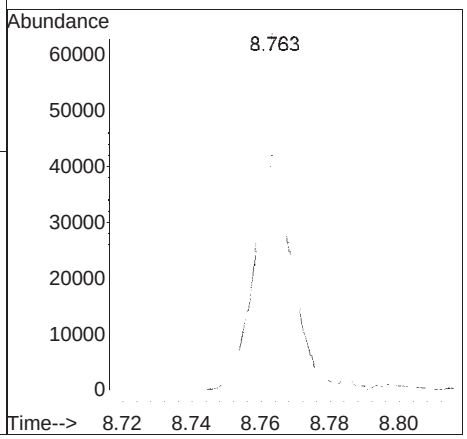

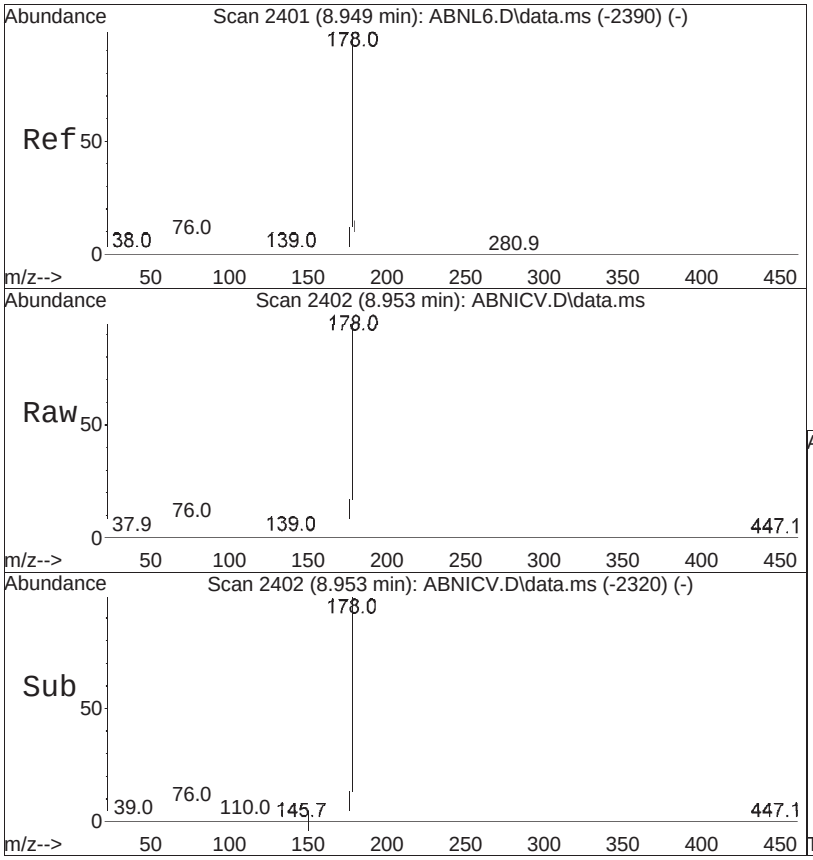


#91
Phenanthrene
Concen: 4.79 ug/ml
RT: 8.953 min Scan# 2402
Delta R.T. 0.004 min
Lab File: ABNICV.D
Acq: 20 Aug 2025 7:32 pm

Tgt Ion:178 Resp: 395105

| Ion | Ratio | Lower | Upper |
|---|---|---|---|
| 178 | 100 | | |
| 179 | 15.5 | 12.2 | 18.2 |
| 176 | 20.4 | 15.4 | 23.2 |

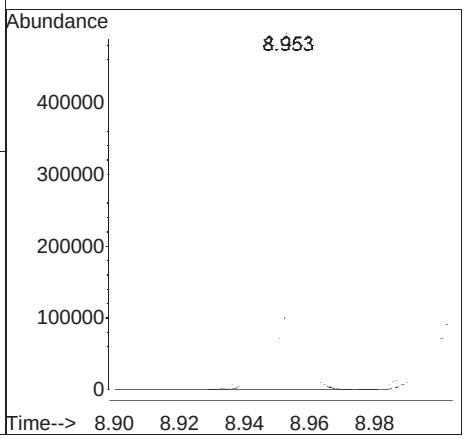

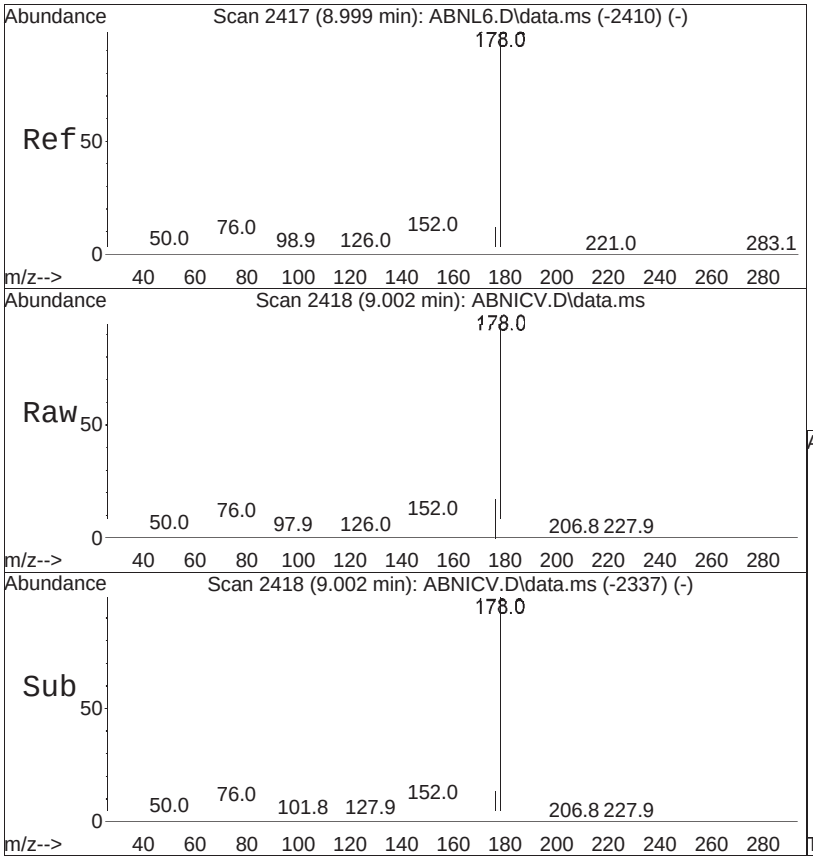


#92
Anthracene
Concen: 5.02 ug/ml
RT: 9.002 min Scan# 2418
Delta R.T. 0.003 min
Lab File: ABNICV.D
Acq: 20 Aug 2025 7:32 pm

Tgt Ion:178 Resp: 399217

| Ion | Ratio | Lower | Upper |
|---|---|---|---|
| 178 | 100 | | |
| 179 | 15.0 | 12.0 | 18.0 |
| 176 | 19.5 | 14.6 | 22.0 |

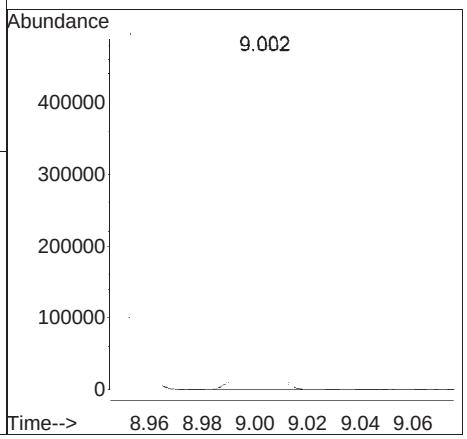

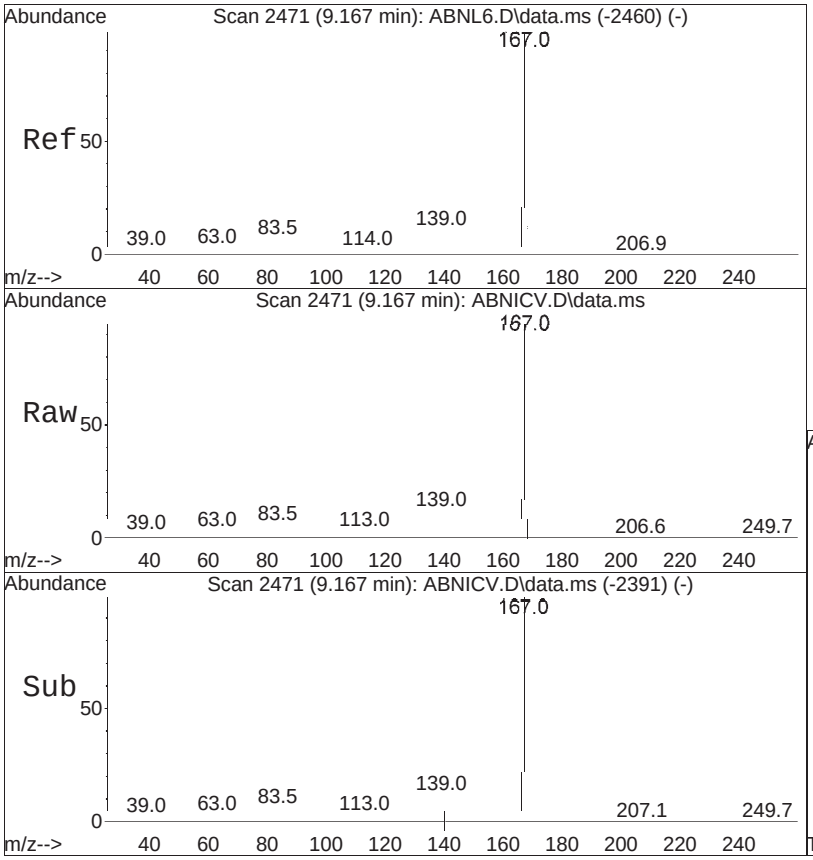


#93
Carbazole
Concen: 5.11 ug/ml
RT: 9.167 min Scan# 2471
Delta R.T. 0.000 min
Lab File: ABNICV.D
Acq: 20 Aug 2025 7:32 pm

Tgt Ion:167 Resp: 376746

| Ion | Ratio | Lower | Upper |
|---|---|---|---|
| 167 | 100 | | |
| 168 | 13.4 | 10.6 | 15.8 |
| 166 | 22.8 | 17.4 | 26.0 |

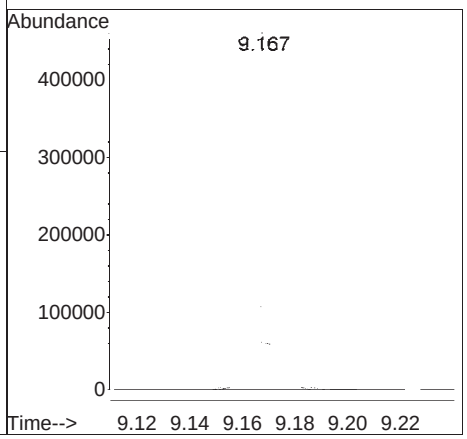




#94
Di-n-butylphthalate
Concen: 5.24 ug/ml
RT: 9.562 min Scan# 2598
Delta R.T. -0.000 min
Lab File: ABNICV.D
Acq: 20 Aug 2025 7:32 pm

Tgt Ion:149 Resp: 409517

| Ion | Ratio | Lower | Upper |
|---|---|---|---|
| 149 | 100 | | |
| 150 | 9.0 | 7.0 | 10.6 |
| 104 | 4.7 | 4.5 | 6.7 |

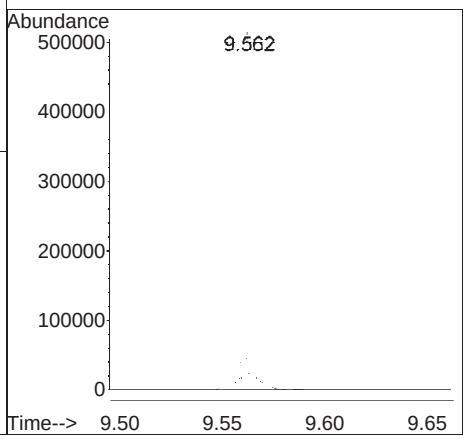

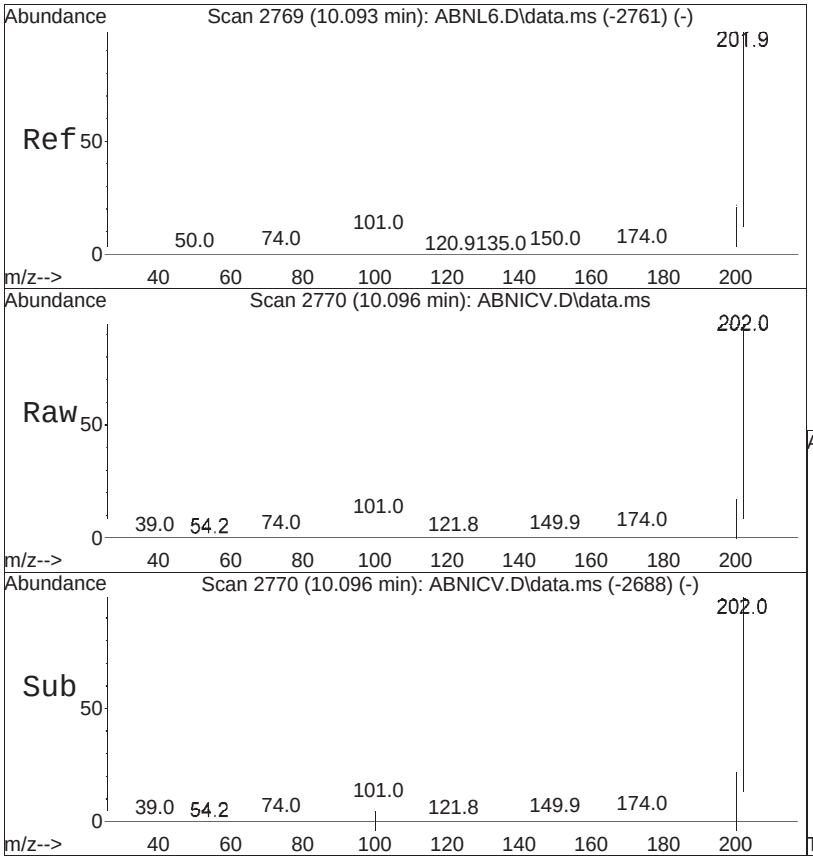


#95
Fluoranthene
Concen: 4.96 ug/ml
RT: 10.096 min Scan# 2770
Delta R.T. 0.003 min
Lab File: ABNICV.D
Acq: 20 Aug 2025 7:32 pm

Tgt Ion:202 Resp: 491421

| Ion | Ratio | Lower | Upper |
|---|---|---|---|
| 202 | 100 | | |
| 101 | 8.4 | 13.5 | 20.3# |
| 203 | 17.3 | 13.6 | 20.4 |

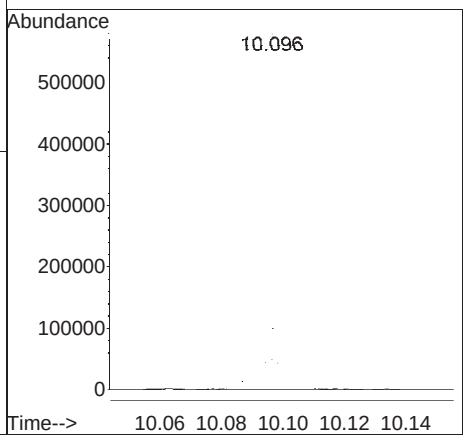

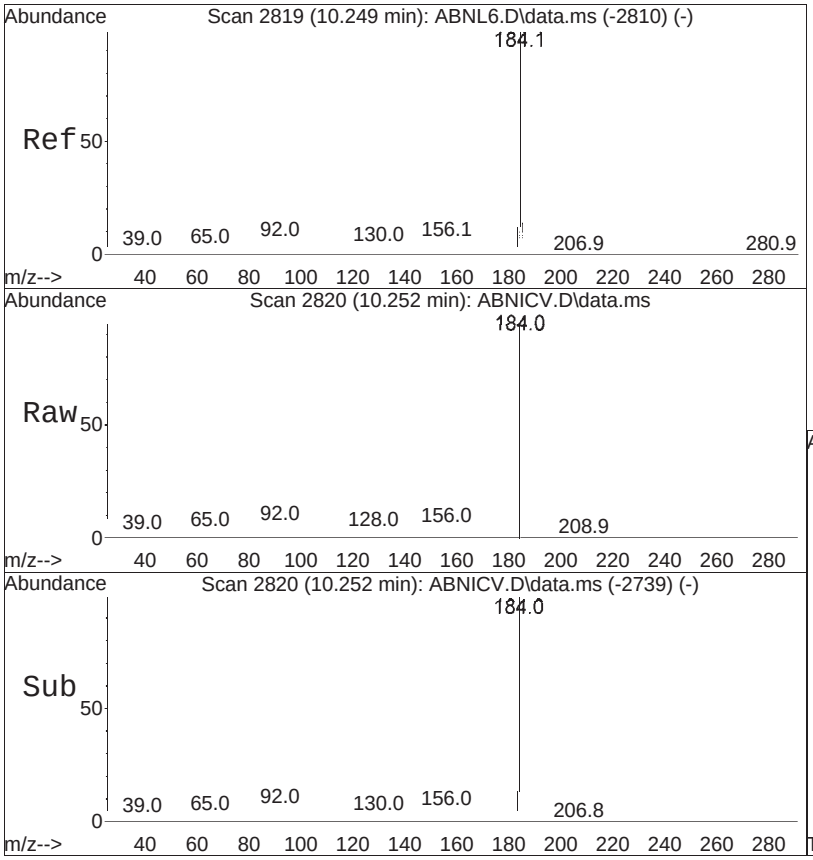


#96
Benzidine
Concen: 5.21 ug/ml
RT: 10.252 min Scan# 2820
Delta R.T. 0.003 min
Lab File: ABNICV.D
Acq: 20 Aug 2025 7:32 pm

Tgt Ion:184 Resp: 291243

| Ion | Ratio | Lower | Upper |
|---|---|---|---|
| 184 | 100 | | |
| 92 | 5.9 | 9.1 | 13.7# |
| 185 | 14.7 | 11.1 | 16.7 |

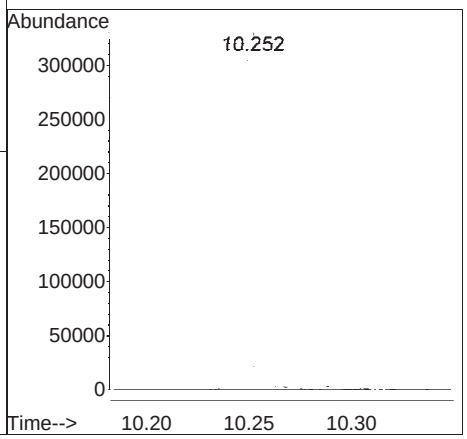




#97
Pyrene
Concen: 4.94 ug/ml
RT: 10.308 min Scan# 2838
Delta R.T. -0.000 min
Lab File: ABNICV.D
Acq: 20 Aug 2025 7:32 pm

Tgt Ion:202 Resp: 523428

| Ion | Ratio | Lower | Upper |
|---|---|---|---|
| 202 | 100 | | |
| 200 | 21.7 | 16.7 | 25.1 |
| 203 | 17.2 | 14.2 | 21.4 |

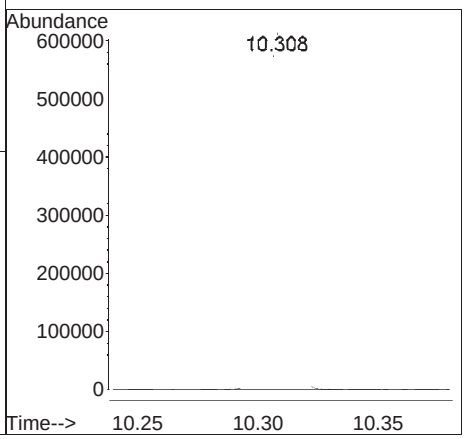

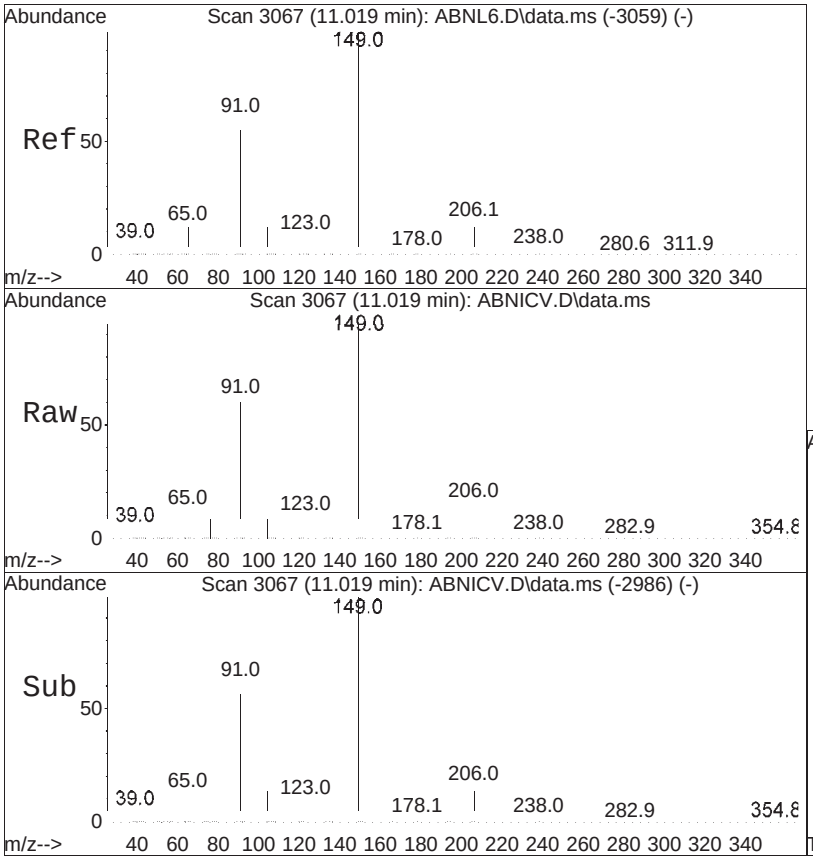


#99
Butyl benzyl phthalate
Concen: 4.76 ug/ml
RT: 11.019 min Scan# 3067
Delta R.T. 0.000 min
Lab File: ABNICV.D
Acq: 20 Aug 2025 7:32 pm

Tgt Ion:149 Resp: 164937

| Ion | Ratio | Lower | Upper |
|---|---|---|---|
| 149 | 100 | | |
| 91 | 64.2 | 63.3 | 94.9 |
| 206 | 16.2 | 13.9 | 20.9 |

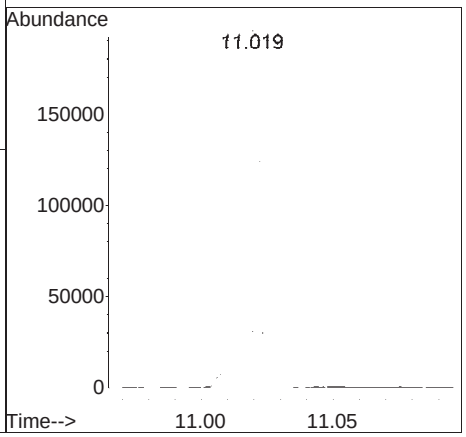

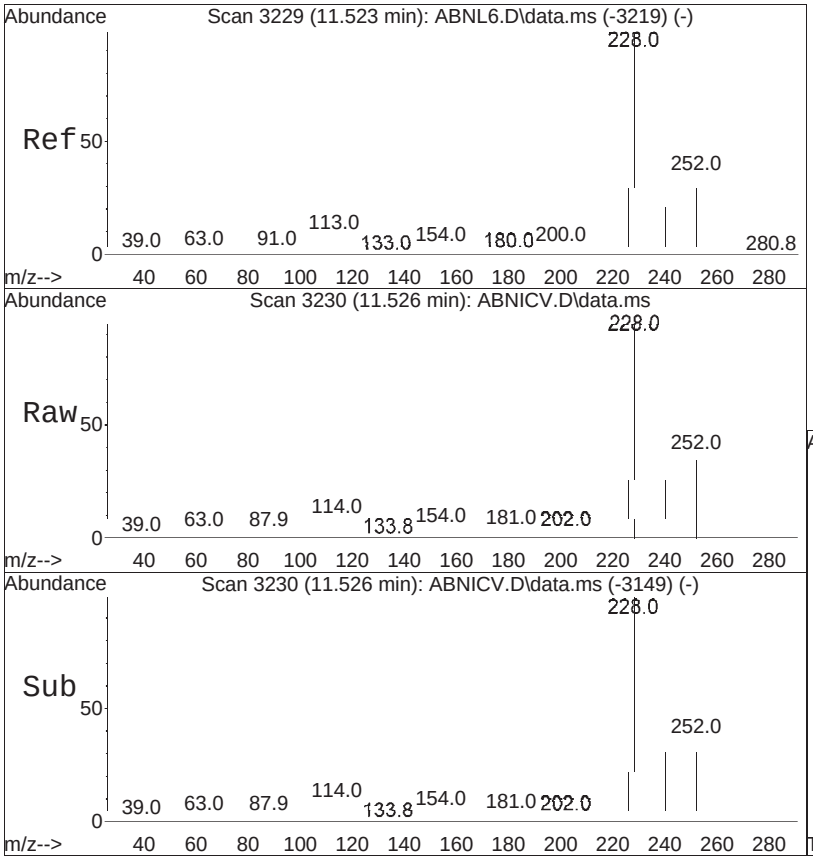


#107
Benzo(a)anthracene
Concen: 5.13 ug/ml
RT: 11.526 min Scan# 3230
Delta R.T. 0.003 min
Lab File: ABNICV.D
Acq: 20 Aug 2025 7:32 pm

Tgt Ion:228 Resp: 533403

| Ion | Ratio | Lower | Upper |
|---|---|---|---|
| 228 | 100 | | |
| 226 | 28.9 | 22.2 | 33.4 |
| 229 | 19.2 | 15.6 | 23.4 |

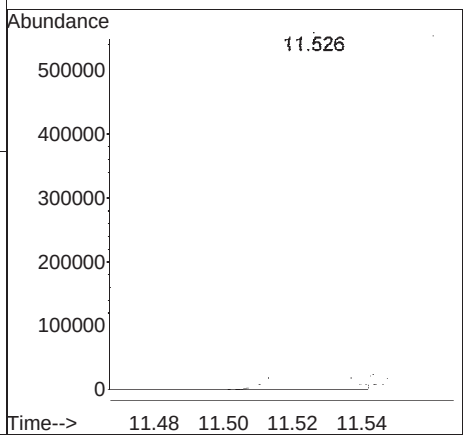

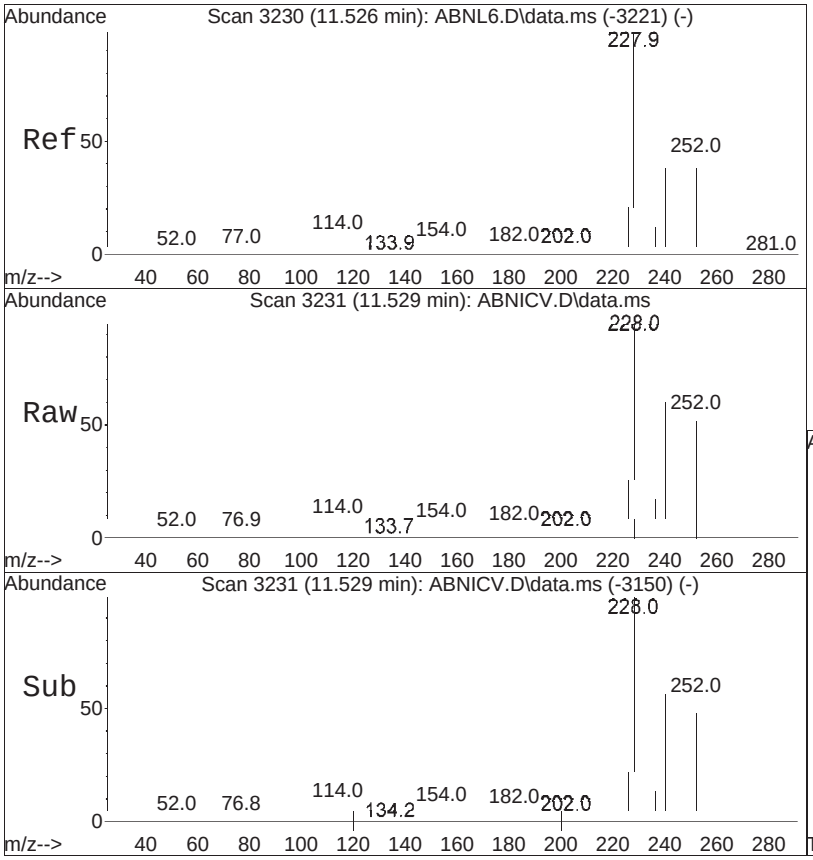


#108
3,3'-Dichlorobenzidine
Concen: 5.46 ug/ml
RT: 11.529 min Scan# 3231
Delta R.T. 0.003 min
Lab File: ABNICV.D
Acq: 20 Aug 2025 7:32 pm

Tgt Ion:252 Resp: 204486

| Ion | Ratio | Lower | Upper |
|---|---|---|---|
| 252 | 100 | | |
| 126 | 11.0 | 14.5 | 21.7# |
| 254 | 65.4 | 51.2 | 76.8 |

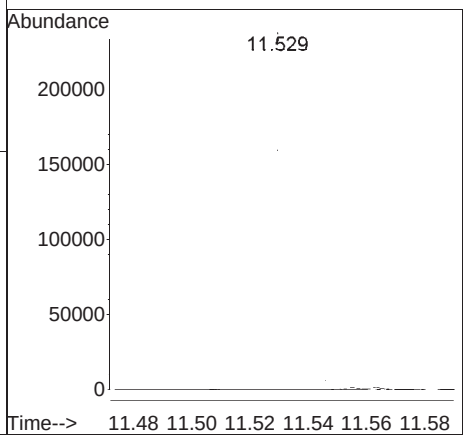

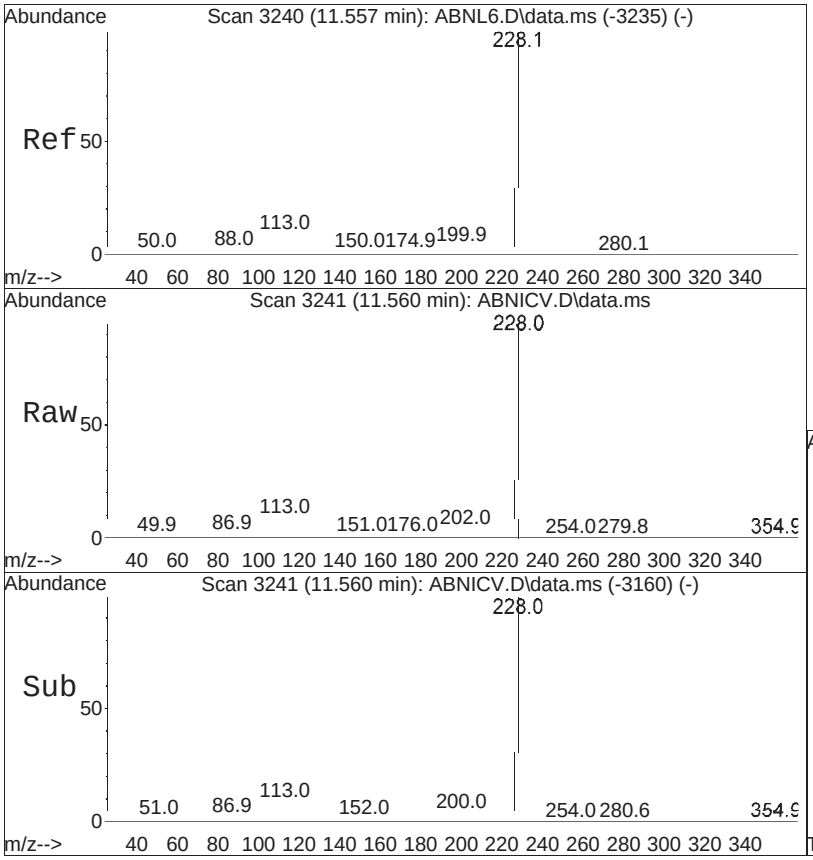


#109
Chrysene
Concen: 4.79 ug/ml
RT: 11.560 min Scan# 3241
Delta R.T. 0.003 min
Lab File: ABNICV.D
Acq: 20 Aug 2025 7:32 pm

Tgt Ion:228 Resp: 505259

| Ion | Ratio | Lower | Upper |
|---|---|---|---|
| 228 | 100 | | |
| 226 | 32.3 | 24.0 | 36.0 |
| 229 | 19.4 | 15.8 | 23.8 |

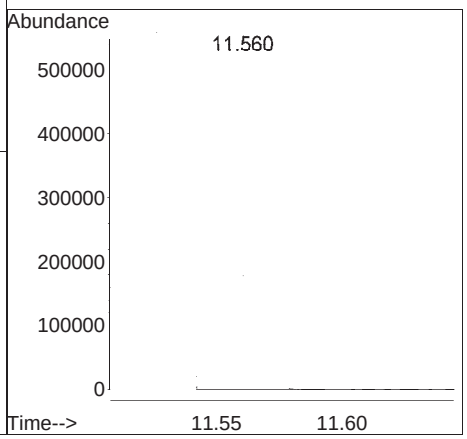

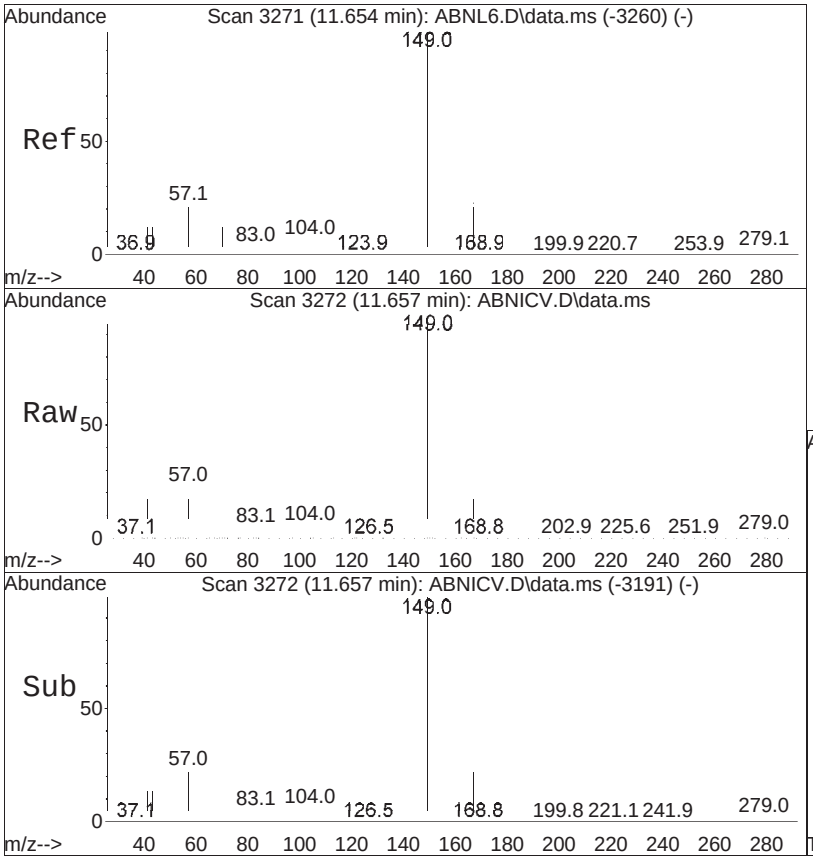


#110
Bis(2-ethylhexyl)phthalate
Concen: 5.50 ug/ml
RT: 11.657 min Scan# 3272
Delta R.T. 0.003 min
Lab File: ABNICV.D
Acq: 20 Aug 2025 7:32 pm

Tgt Ion:149 Resp: 272365

| Ion | Ratio | Lower | Upper |
|---|---|---|---|
| 149 | 100 | | |
| 167 | 23.1 | 22.1 | 33.1 |
| 279 | 2.1 | 3.0 | 4.4# |

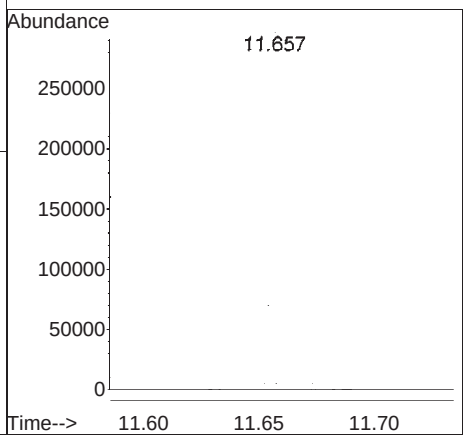

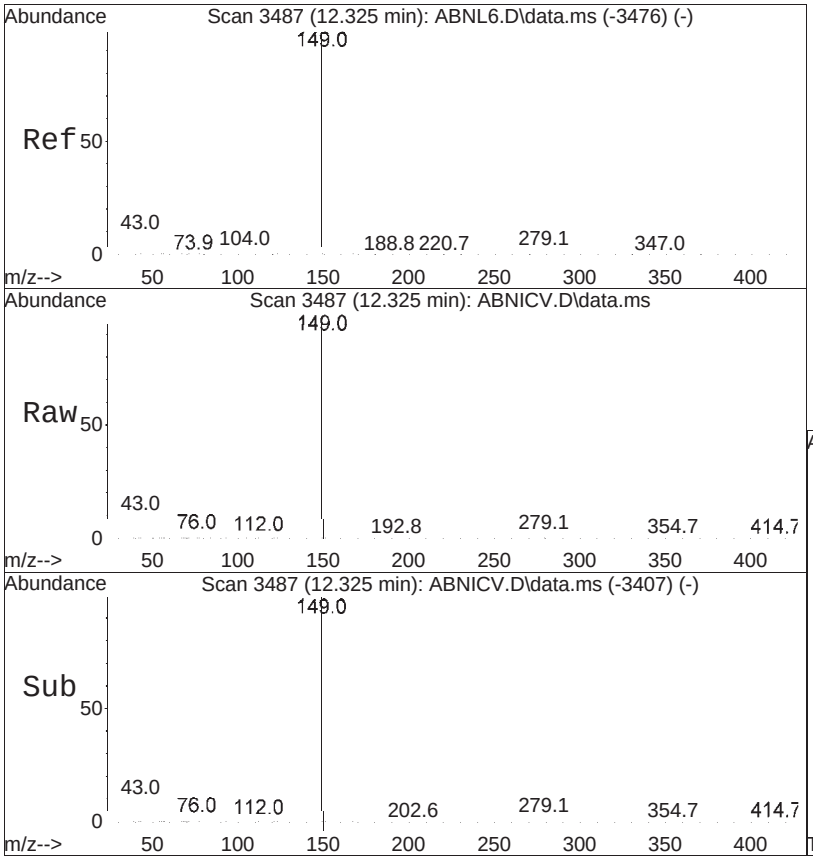


#111
Di-n-octylphthalate
Concen: 5.16 ug/ml
RT: 12.325 min Scan# 3487
Delta R.T. -0.000 min
Lab File: ABNICV.D
Acq: 20 Aug 2025 7:32 pm

Tgt Ion:149 Resp: 451519

| Ion | Ratio | Lower | Upper |
|---|---|---|---|
| 149 | 100 | | |
| 43 | 10.4 | 18.8 | 28.2# |
| 167 | 1.3 | 1.3 | 1.9 |

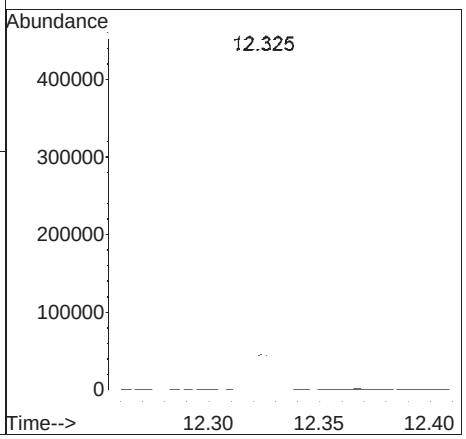

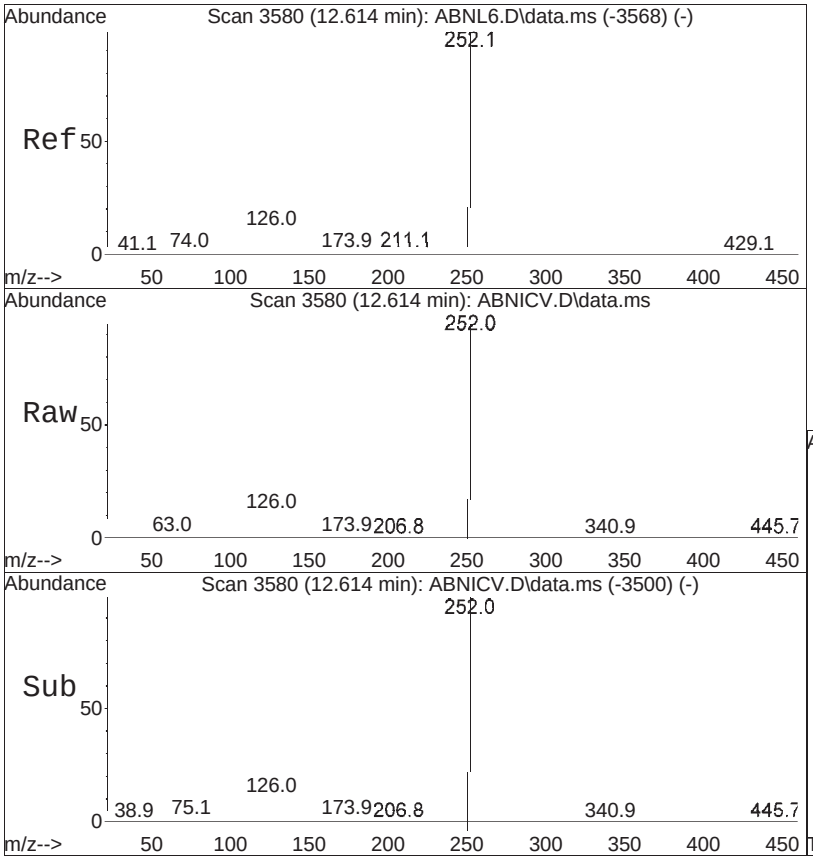


#112
Benzo(b)fluoranthene
Concen: 5.23 ug/ml
RT: 12.614 min Scan# 3580
Delta R.T. -0.000 min
Lab File: ABNICV.D
Acq: 20 Aug 2025 7:32 pm

Tgt Ion:252 Resp: 548854

| Ion | Ratio | Lower | Upper |
|---|---|---|---|
| 252 | 100 | | |
| 125 | 9.3 | 13.3 | 19.9# |
| 253 | 20.5 | 17.1 | 25.7 |

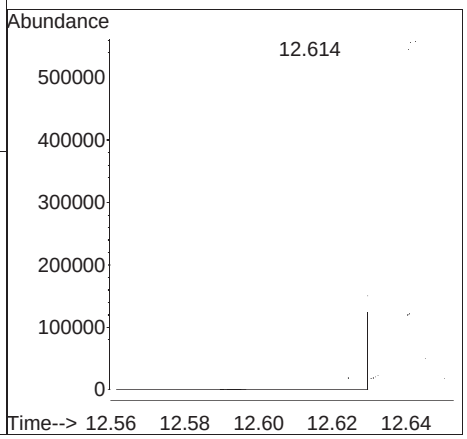

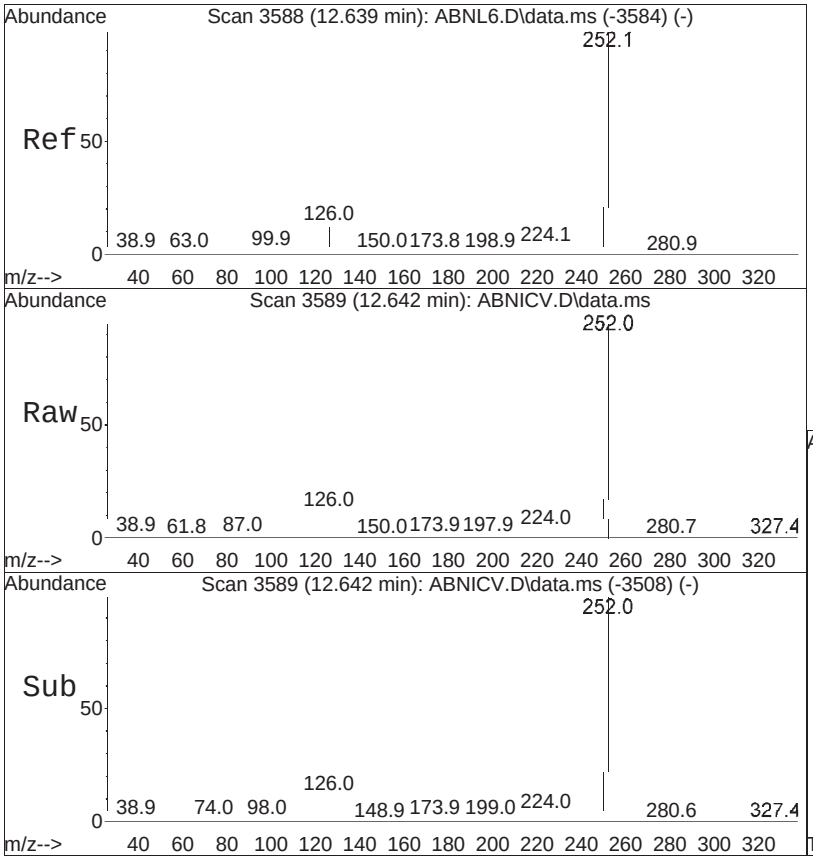


#113
Benzo(k)fluoranthene
Concen: 5.06 ug/ml
RT: 12.642 min Scan# 3589
Delta R.T. 0.003 min
Lab File: ABNICV.D
Acq: 20 Aug 2025 7:32 pm

Tgt Ion:252 Resp: 531005

| Ion | Ratio | Lower | Upper |
|---|---|---|---|
| 252 | 100 | | |
| 125 | 10.1 | 13.0 | 19.6# |
| 253 | 23.4 | 16.8 | 25.2 |

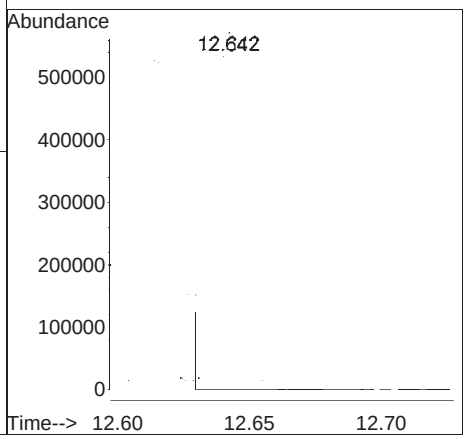




#114
Benzo(a)pyrene
Concen: 5.33 ug/ml M3
RT: 12.925 min Scan# 3680
Delta R.T. 0.003 min
Lab File: ABNICV.D
Acq: 20 Aug 2025 7:32 pm

Tgt Ion:252 Resp: 510132

| Ion | Ratio | Lower | Upper |
|---|---|---|---|
| 252 | 100 | | |
| 125 | 0.5 | 14.2 | 21.2# |
| 253 | 0.6 | 16.9 | 25.3# |

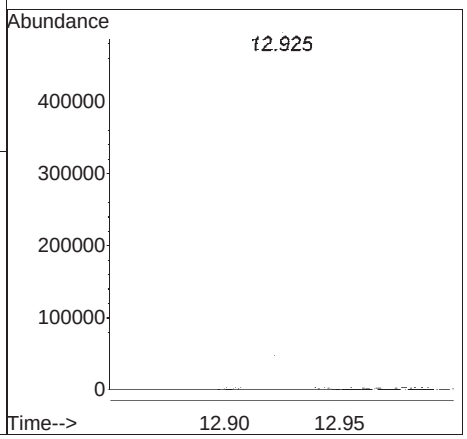

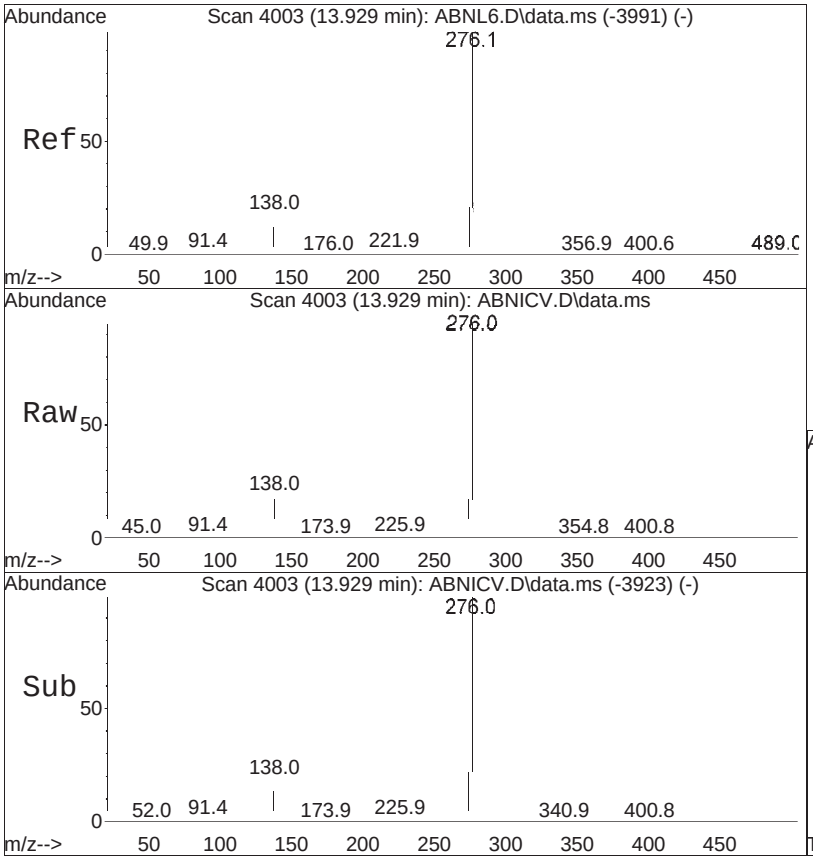


#116
Indeno(1,2,3-cd)pyrene
Concen: 5.00 ug/mL M6
RT: 13.929 min Scan# 4003
Delta R.T. -0.000 min
Lab File: ABNICV.D
Acq: 20 Aug 2025 7:32 pm

Tgt Ion:276 Resp: 528526

| Ion | Ratio | Lower | Upper |
|---|---|---|---|
| 276 | 100 | | |
| 138 | 19.1 | 25.1 | 37.7# |
| 277 | 24.1 | 18.6 | 28.0 |

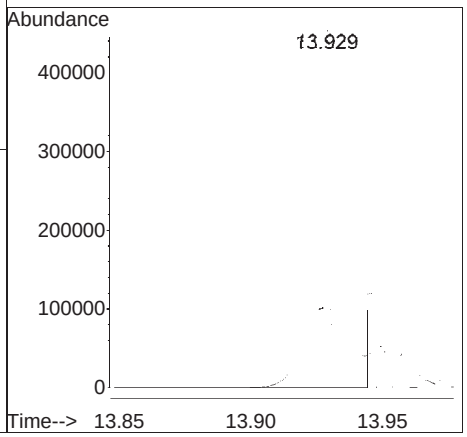

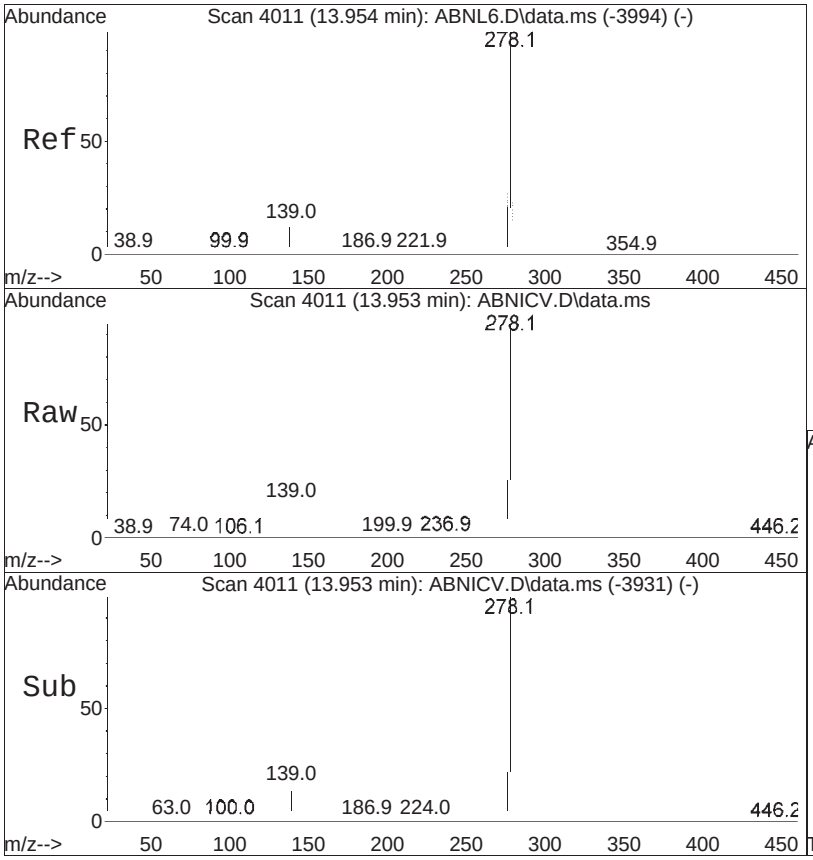


#117
Dibenzo(a,h)anthracene
Concen: 4.93 ug/ml
RT: 13.953 min Scan# 4011
Delta R.T. -0.001 min
Lab File: ABNICV.D
Acq: 20 Aug 2025 7:32 pm

Tgt Ion:278 Resp: 525967

| Ion | Ratio | Lower | Upper |
|---|---|---|---|
| 278 | 100 | | |
| 139 | 15.6 | 20.8 | 31.2# |
| 279 | 23.3 | 18.3 | 27.5 |

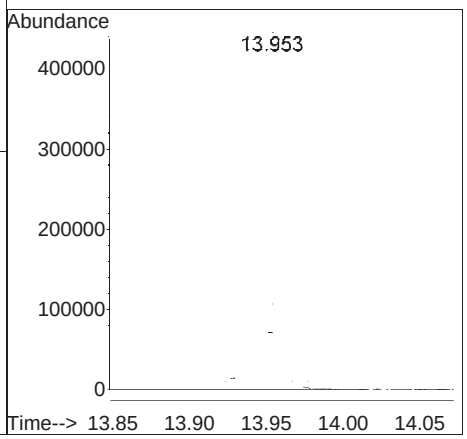

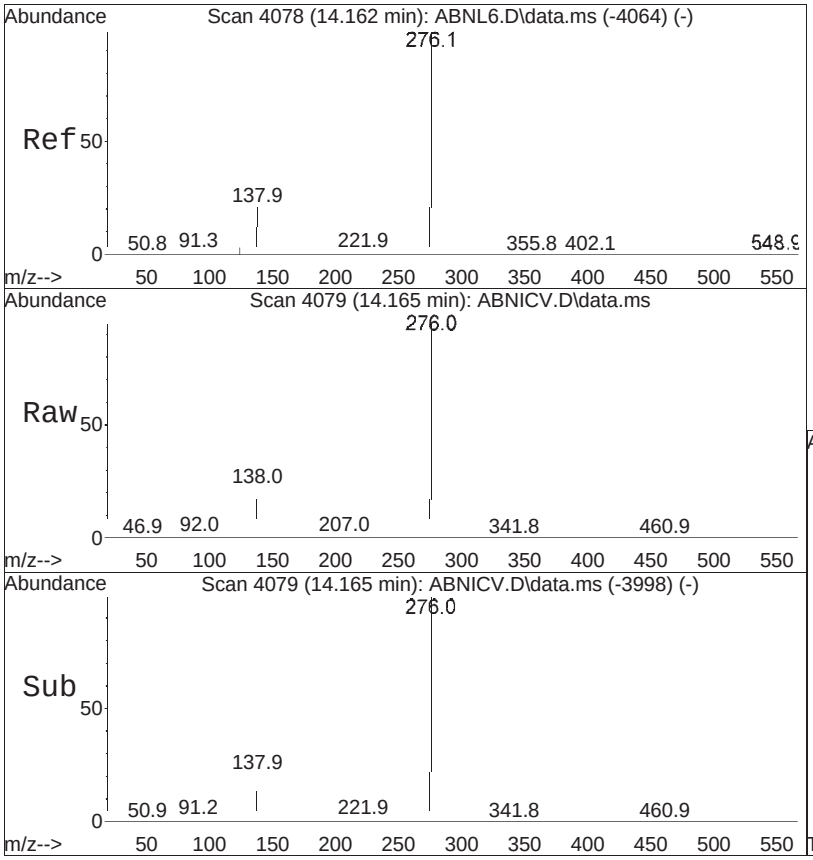


#118
Benzo(ghi)perylene
Concen: 4.93 ug/ml
RT: 14.165 min Scan# 4079
Delta R.T. 0.003 min
Lab File: ABNICV.D
Acq: 20 Aug 2025 7:32 pm

Tgt Ion:276 Resp: 532012

| Ion | Ratio | Lower | Upper |
|---|---|---|---|
| 276 | 100 | | |
| 138 | 21.8 | 29.2 | 43.8# |
| 277 | 23.3 | 18.8 | 28.2 |

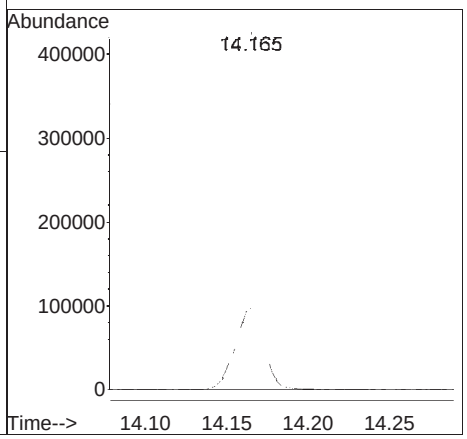

# Manual Integration Report

Data Path : I:\8270\Dakota\250820RVTICAL\
Data File : ABNICV.D
Date Inj'd : 8/20/2025 7:32 pm
Sample : CQICV1,32,,ABNICV Lot# 118041

QMethod : FS250821RVT_Dakota.m
Operator : Dakota:smz
Instrument : Dakota
Quant Date : 8/21/2025 7:08 am

## Compound #114: Benzo(a)pyrene

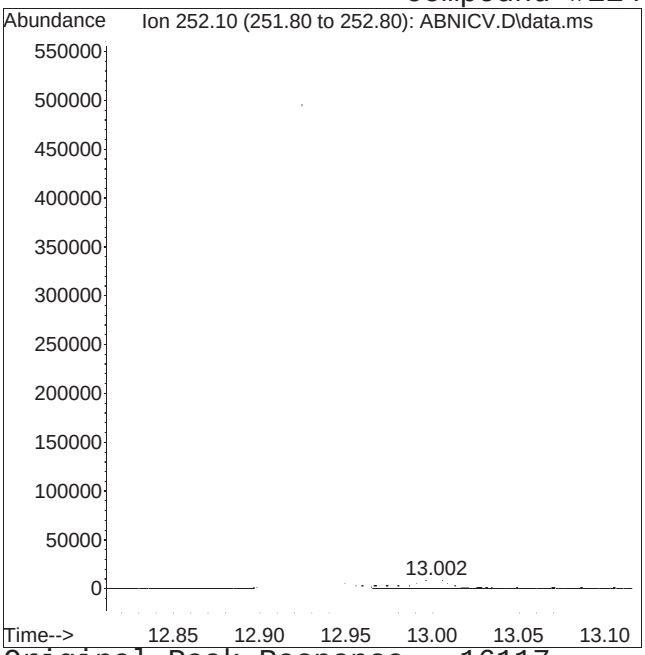


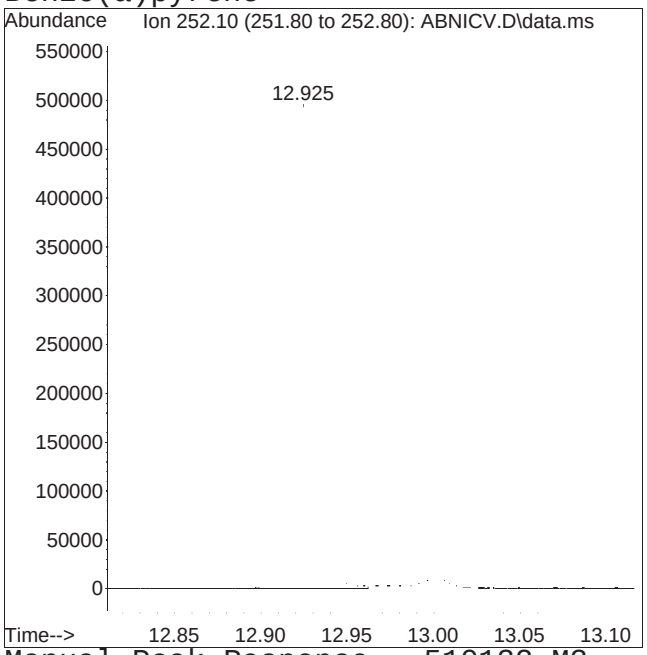


Original Peak Response = 16117 Manual Peak Response = 510132 M3

M3 = Misidentification of the peak (i.e. 1,4-dichlorobenzene identified as 1,3-dichlorobenzene), or misidentification from 2 partially resolved peaks not being split.

# Manual Integration Report

Data Path : I:\8270\Dakota\250820RVTICAL\
Data File : ABNICV.D
Date Inj'd : 8/20/2025 7:32 pm
Sample : CQICV1,32,,ABNICV Lot# 118
Method : FS250821RVT_Dakota.m
Operator : Dakota:smz
Instrument : Dakota
Quant Date 7:08 am

## Compound #116: Indeno(1,2,3-cd)pyrene

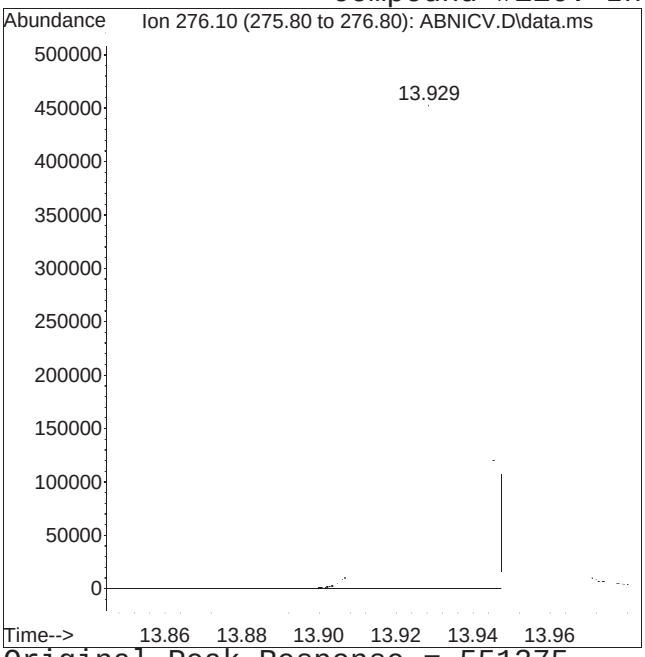


Original Peak Response = 551375

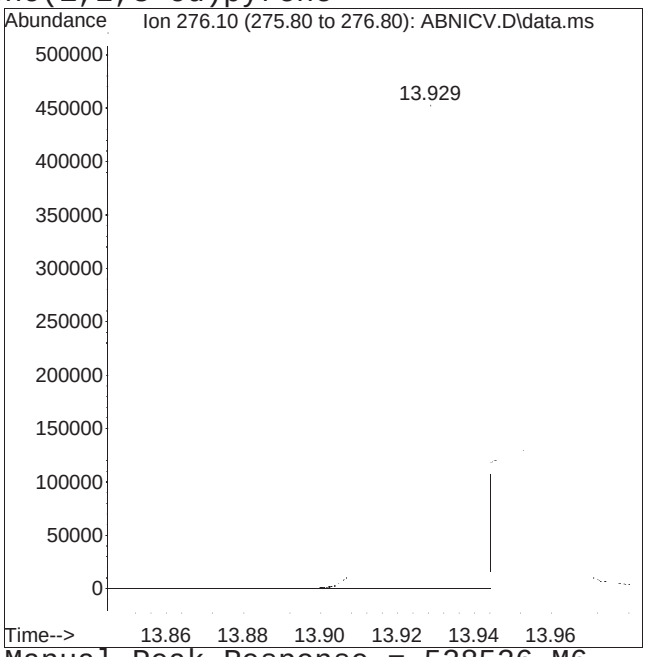


Manual Peak Response = 528526 M6

M6 = Misassignment of peak valley by automated integration (poor split of 2 peaks).

# Evaluate Continuing Calibration Report

Data Path : I:\8270\Dakota\250820RVTICAL\
Data File : AP9ICV.D
Acq On : 20 Aug 2025 7:55 pm
Operator : Dakota:smz
Sample : CQICV2,32,,AP9ICV Lot# 11855
Misc : WG2105679,,
ALS Vial : 20 Sample Multiplier: 1

Quant Time: Aug 21 07:08:40 2025
Quant Method : I:\8270\Dakota\250820RVTICAL\FS250821RVT_Dakota.m
Quant Title : Semivolatiles by GC/MS by modified 8270
QLast Update : Thu Aug 21 05:46:21 2025
Response via : Initial Calibration

Min. RRF : 0.000 Min. Rel. Area : 50% Max. R.T. Dev 0.50min
Max. RRF Dev : 20% Max. Rel. Area : 200%

| | | Compound | AvgRF | CCRF | %Dev | Area% | Dev(min) |
|---|---|---|---|---|---|---|---|
| 27 | I | IS2_1,4-Dichlorobenzene-d4 | 1.000 | 1.000 | 0.0 | 97 | 0.00 |
| 28 | T | Benzaldehyde | 0.534 | 0.614 | -15.0 | 122 | 0.00 |
| 29 | T | Acetophenone | 1.663 | 1.577 | 5.2 | 100 | 0.00 |
| 30 | T | m-Toluidine | 0.957 | 1.146 | -19.7 | 116 | 0.00 |
| 31 | T | 2-Chloroaniline | 1.447 | 1.399 | 3.3 | 96 | 0.00 |
| 57 | I | IS2_Naphthalene-d8 | 1.000 | 1.000 | 0.0 | 100 | 0.00 |
| 58 | T | a-Terpineol | 0.245 | 0.228 | 6.9 | 99 | 0.00 |
| 59 | T | 3-Chloroaniline | 0.122 | 0.123 | -0.8 | 106 | 0.00 |
| 60 | T | 2,6-Dichlorophenol | 0.330 | 0.313 | 5.2 | 100 | 0.00 |
| 61 | T | 1-chloro-2-nitrobenzene | 0.135 | 0.126 | 6.7 | 98 | 0.00 |
| 62 | T | Caprolactam | 0.128 | 0.122 | 4.7 | 102 | 0.00 |
| 63 | T | 1,2,4,5-Tetrachlorobenzene | 0.495 | 0.440 | 11.1 | 96 | 0.00 |
| 64 | T | Biphenyl | 1.020 | 0.909 | 10.9 | 96 | 0.00 |
| 85 | I | IS2_Acenaphthene-d10 | 1.000 | 1.000 | 0.0 | 97 | 0.00 |
| 86 | T | Dichloran | 0.199 | 0.175 | 12.1 | 97 | 0.00 |
| 87 | T | Pentachloronitrobenzene | 0.197 | 0.183 | 7.1 | 97 | 0.00 |
| 100 | I | IS2_Phenanthrene-d10 | 1.000 | 1.000 | 0.0 | 97 | 0.00 |
| 101 | T | Diphenamid | 0.486 | 0.448 | 7.8 | 98 | 0.00 |

* Evaluation of CC level amount vs concentration.
(#) = Out of Range SPCC's out = 0 CCC's out = 0

Quantitation Report (QT Reviewed)

Data Path : I:\8270\Dakota\250820RVTICAL\
Data File : AP9ICV.D
Acq On : 20 Aug 2025 7:55 pm
Operator : Dakota:smz
Sample : CQICV2,32,,AP9ICV Lot# 11855
Misc : WG2105679,,
ALS Vial : 20 Sample Multiplier: 1

Quant Time: Aug 21 07:08:40 2025
Quant Method : I:\8270\Dakota\250820RVTICAL\FS250821RVT_Dakota.m
Quant Title : Semivolatiles by GC/MS by modified 8270
QLast Update : Thu Aug 21 05:46:21 2025
Response via : Initial Calibration

CCAL FILE(s) : 1 - I:\8270\Dakota\250820RVTICAL\ABNL6.D
: 2 - I:\8270\Dakota\250820RVTICAL\ADPL6.D
: 3 - I:\8270\Dakota\250820RVTICAL\AP9L6.D
Sub List : AP9ical - AP9 ical sublist

| Compound | R.T. | QIon | Response | Conc | Units | Dev(Min) |
|---|---|---|---|---|---|---|
| Internal Standards | | | | | | |
| 27) IS2_1,4-Dichlorobenzen... | 4.579 | 152 | 51723 | 4.000 | ug/ml | 0.00 |
| Standard Area 3 = 53367 | | | Recovery = 96.92% | | | |
| 57) IS2_Naphthalene-d8 | 5.810 | 136 | 185755 | 4.000 | ug/ml | # 0.00 |
| Standard Area 3 = 185003 | | | Recovery = 100.41% | | | |
| 85) IS2_Acenaphthene-d10 | 7.507 | 164 | 126650 | 4.000 | ug/ml | 0.00 |
| Standard Area 3 = 131185 | | | Recovery = 96.54% | | | |
| 100) IS2_Phenanthrene-d10 | 8.928 | 188 | 292162 | 4.000 | ug/ml | 0.00 |
| Standard Area 3 = 300066 | | | Recovery = 97.37% | | | |
| System Monitoring Compounds | | | | | | |
| Target Compounds | | | | | | Qvalue |
| 28) Benzaldehyde | 4.144 | 105 | 39683 | 5.257 | ug/ml | 96 |
| 29) Acetophenone | 4.980 | 105 | 101942 | 4.333 | ug/ml# | 81 |
| 30) m-Toluidine | 5.061 | 106 | 74067 | 5.242 | ug/ml | 97 |
| 31) 2-Chloroaniline | 5.419 | 127 | 90443 | 4.430 | ug/ml# | 92 |
| 58) a-Terpineol | 5.869 | 59 | 52954 | 4.733 | ug/ml# | 76 |
| 59) 3-Chloroaniline | 5.882 | 65 | 28510 | 4.773 | ug/ml | 94 |
| 60) 2,6-Dichlorophenol | 5.910 | 162 | 72780 | 4.040 | ug/ml# | 83 |
| 61) 1-chloro-2-nitrobenzene | 6.161 | 111 | 29209 | 4.456 | ug/ml# | 1 |
| 62) Caprolactam | 6.196 | 55 | 28245 | 4.175 | ug/ml# | 77 |
| 63) 1,2,4,5-Tetrachloroben... | 6.674 | 216 | 102143 | 4.618 | ug/ml# | 97 |
| 64) Biphenyl | 6.966 | 154 | 211120 | 4.299 | ug/ml | 97 |
| 86) Dichloran | 8.629 | 206 | 27752 | 4.227 | ug/ml# | 64 |
| 87) Pentachloronitrobenzene | 8.775 | 237 | 29032 | 4.379 | ug/ml# | 80 |
| 101) Diphenamid | 9.835 | 167 | 163489 | 4.491 | ug/ml# | 71 |

(#) = qualifier out of range (m) = manual integration (+) = signals summed

Quantitation Report (QT Reviewed)

Data Path : I:\8270\Dakota\250820RVTICAL\
Data File : AP9ICV.D
Acq On : 20 Aug 2025 7:55 pm
Operator : Dakota:smz
Sample : CQICV2,32,,AP9ICV Lot# 11855
Misc : WG2105679,,
ALS Vial : 20 Sample Multiplier: 1

Quant Time: Aug 21 07:08:40 2025
Quant Method : I:\8270\Dakota\250820RVTICAL\FS250821RVT_Dakota.m
Quant Title : Semivolatiles by GC/MS by modified 8270
QLast Update : Thu Aug 21 05:46:21 2025
Response via : Initial Calibration

Sub List : AP9ICV.D\data.ms, I:\8270\Dakota\250820RVTICAL\AP9L6.D•

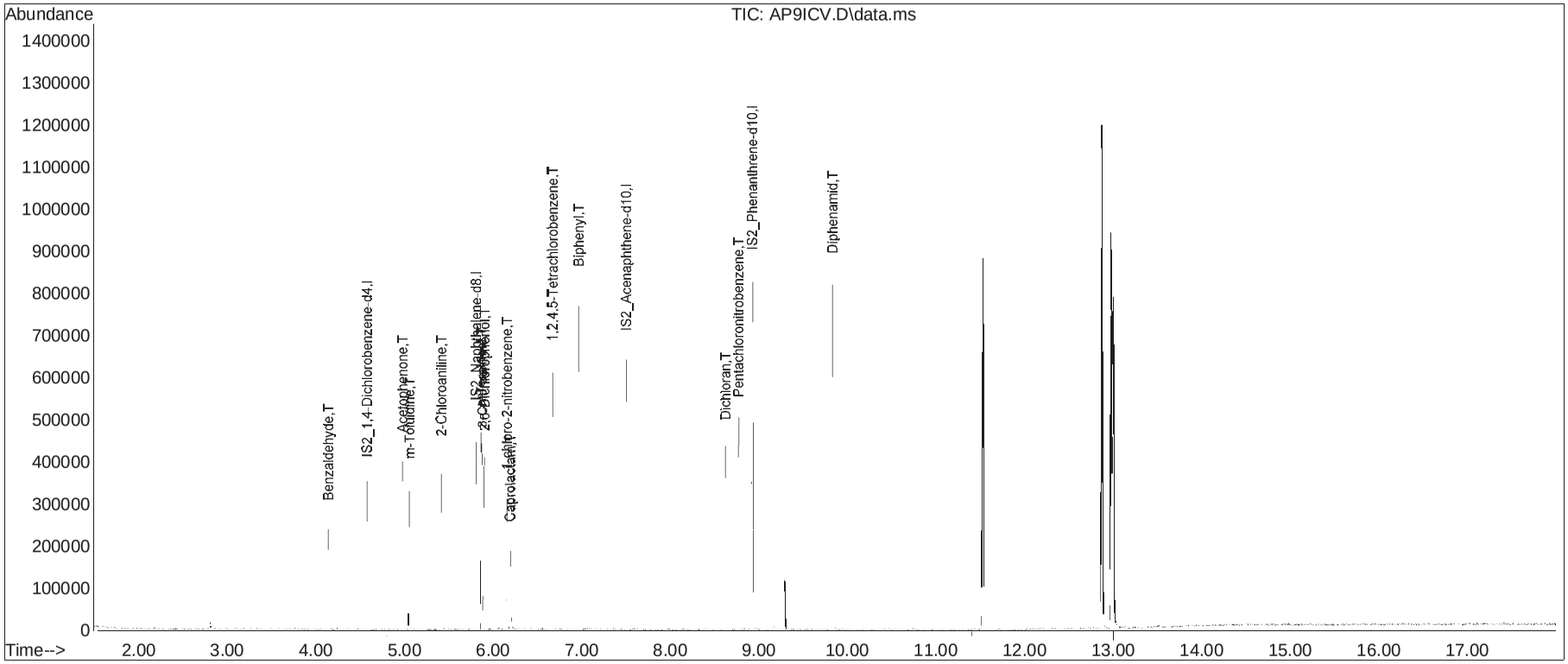

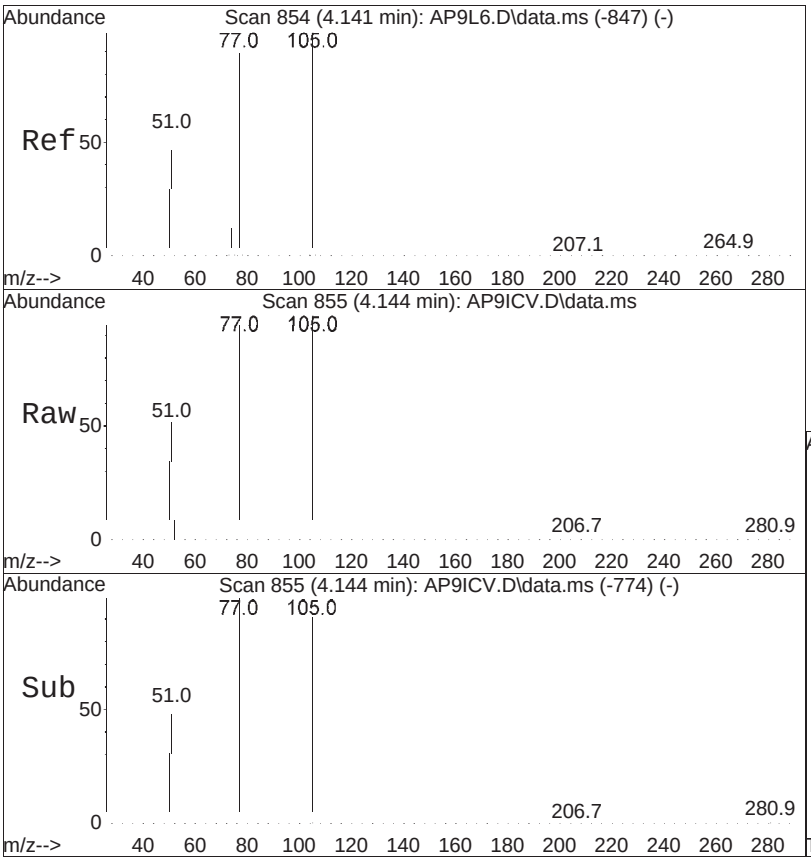


#28
Benzaldehyde
Concen: 5.26 ug/ml
RT: 4.144 min Scan# 855
Delta R.T. 0.003 min
Lab File: AP9ICV.D
Acq: 20 Aug 2025 7:55 pm

Tgt Ion:105 Resp: 39683

| Ion | Ratio | Lower | Upper |
|---|---|---|---|
| 105 | 100 | | |
| 77 | 107.1 | 82.2 | 123.4 |

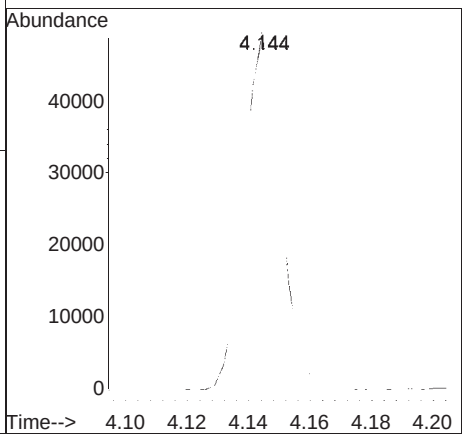

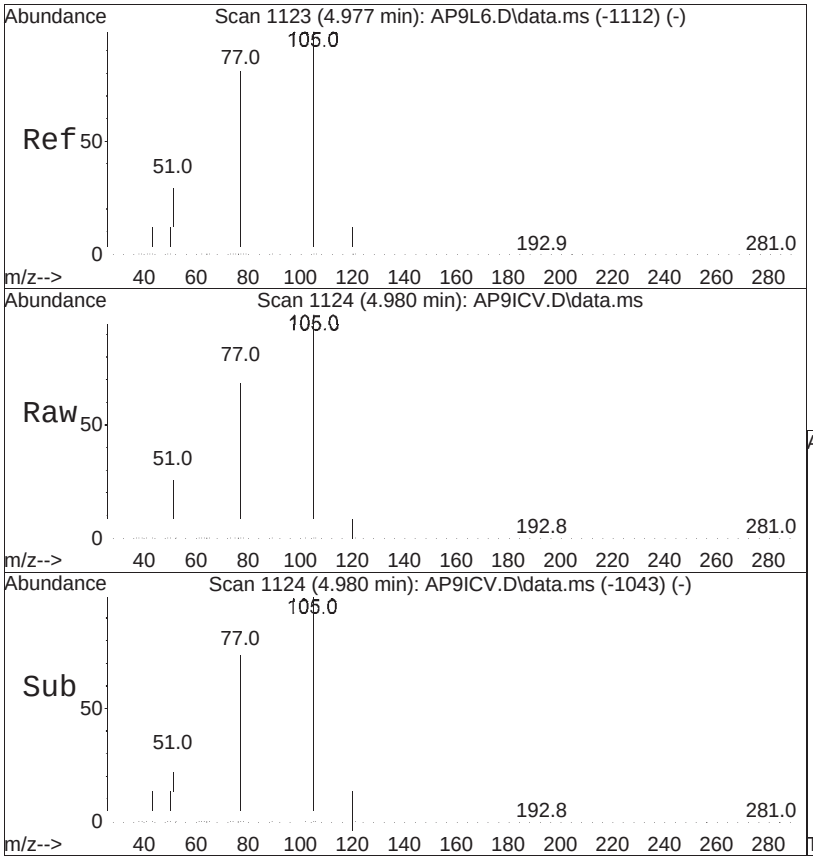


#29
Acetophenone
Concen: 4.33 ug/ml
RT: 4.980 min Scan# 1124
Delta R.T. 0.003 min
Lab File: AP9ICV.D
Acq: 20 Aug 2025 7:55 pm

Tgt Ion:105 Resp: 101942

| Ion | Ratio | Lower | Upper |
|---|---|---|---|
| 105 | 100 | | |
| 120 | 16.1 | 20.5 | 30.7# |
| 51 | 31.7 | 34.9 | 52.3# |

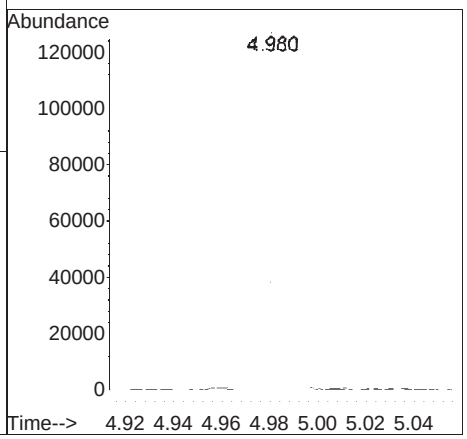

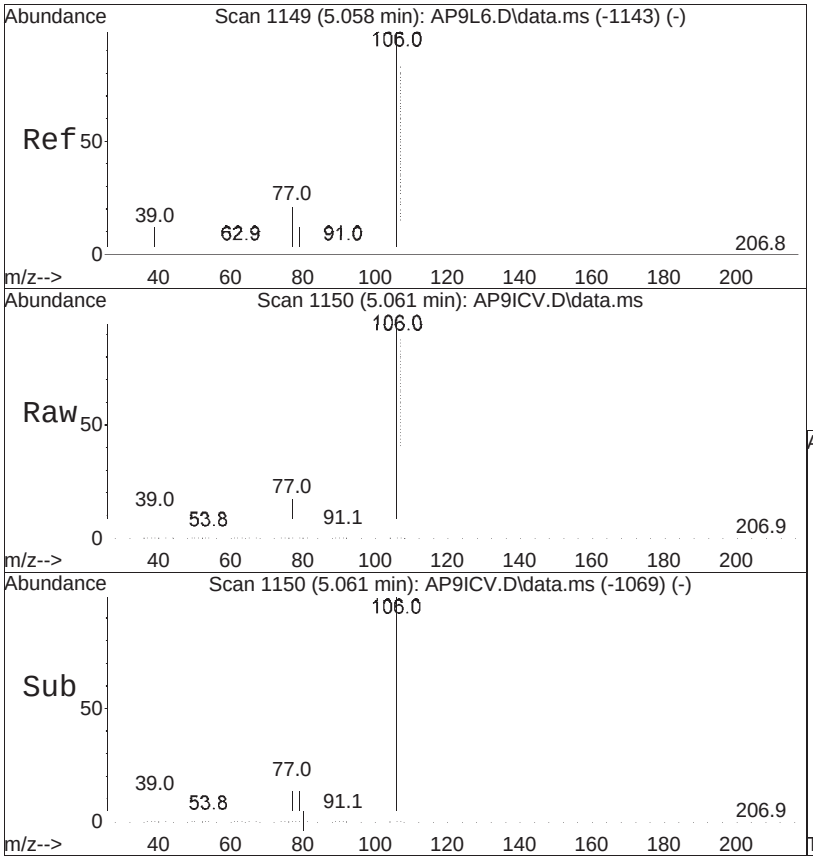


#30
m-Toluidine
Concen: 5.24 ug/ml
RT: 5.061 min Scan# 1150
Delta R.T. 0.003 min
Lab File: AP9ICV.D
Acq: 20 Aug 2025 7:55 pm

Tgt Ion:106 Resp: 74067

| Ion | Ratio | Lower | Upper |
|---|---|---|---|
| 106 | 100 | | |
| 107 | 91.6 | 75.7 | 113.5 |
| 79 | 14.7 | 11.8 | 17.8 |

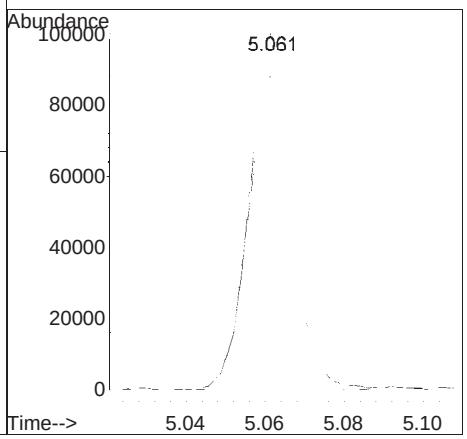

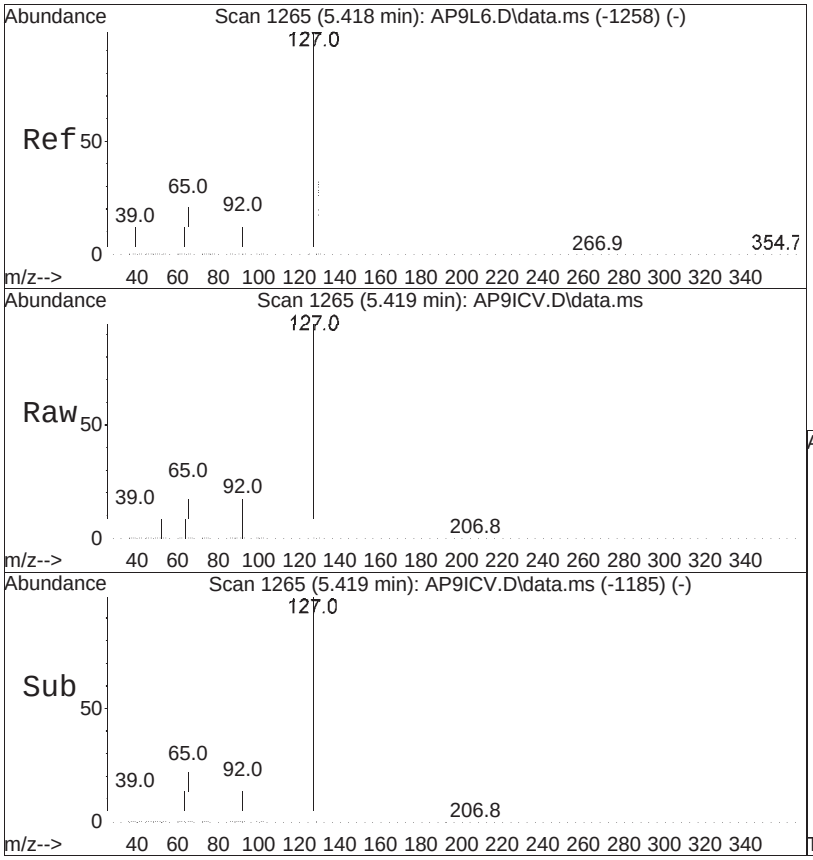


#31
2-Chloroaniline
Concen: 4.43 ug/ml
RT: 5.419 min Scan# 1265
Delta R.T. 0.000 min
Lab File: AP9ICV.D
Acq: 20 Aug 2025 7:55 pm

Tgt Ion:127 Resp: 90443

| Ion | Ratio | Lower | Upper |
|---|---|---|---|
| 127 | 100 | | |
| 129 | 33.2 | 25.9 | 38.9 |
| 65 | 24.5 | 26.3 | 39.5# |

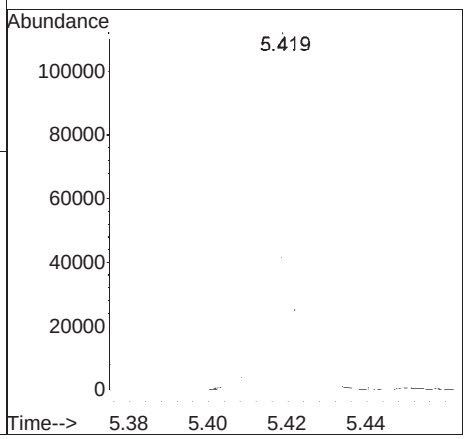

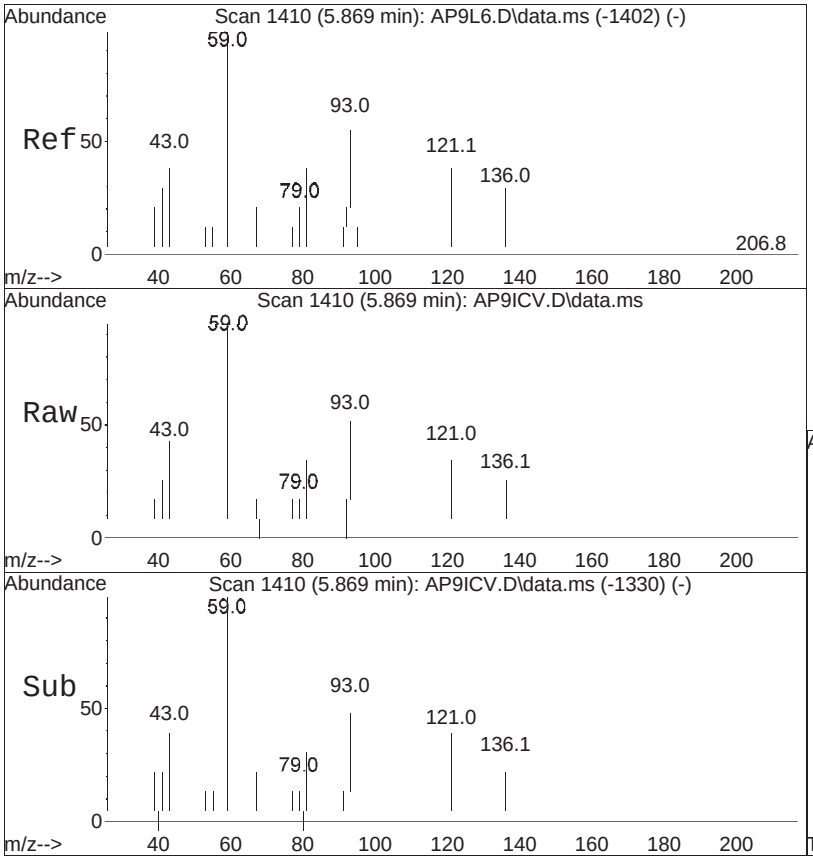


#58
a-Terpineol
Concen: 4.73 ug/ml
RT: 5.869 min Scan# 1410
Delta R.T. 0.000 min
Lab File: AP9ICV.D
Acq: 20 Aug 2025 7:55 pm

Tgt Ion: 59 Resp: 52954

| Ion | Ratio | Lower | Upper |
|---|---|---|---|
| 59 | 100 | | |
| 93 | 60.1 | 35.6 | 53.4# |

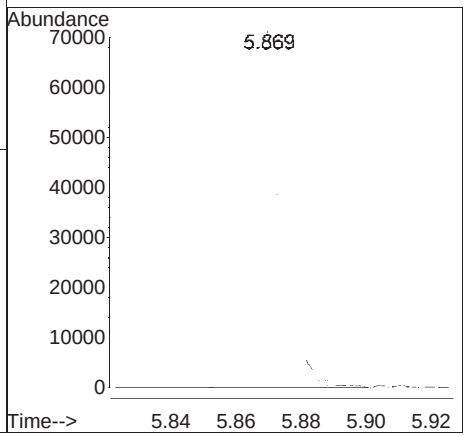

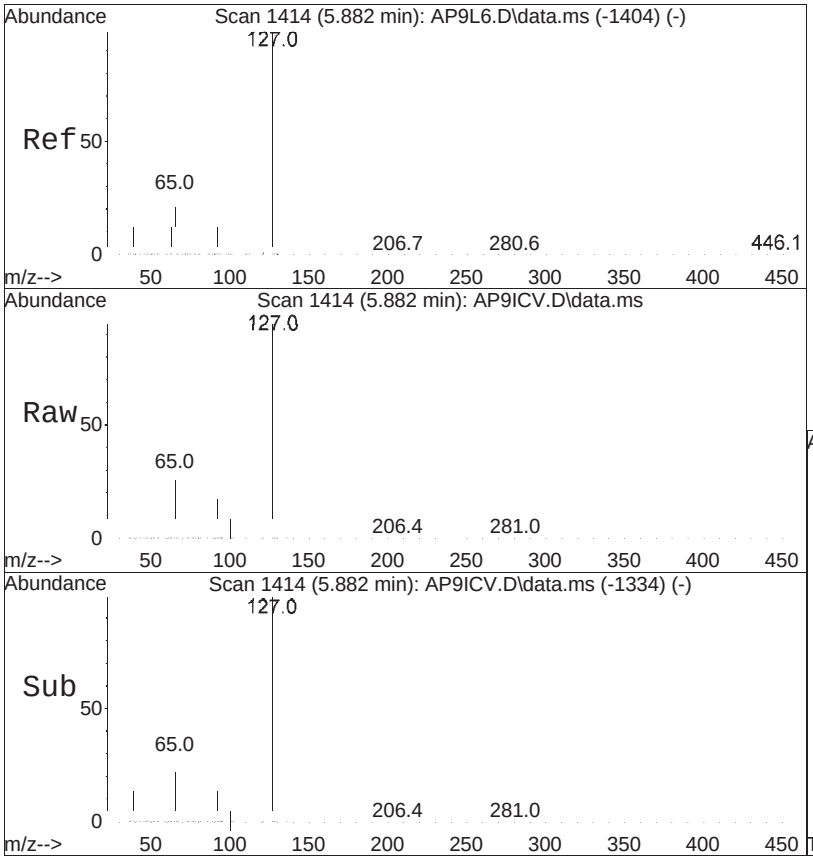


#59
3-Chloroaniline
Concen: 4.77 ug/ml
RT: 5.882 min Scan# 1414
Delta R.T. 0.000 min
Lab File: AP9ICV.D
Acq: 20 Aug 2025 7:55 pm

Tgt Ion: 65 Resp: 28510

| Ion | Ratio | Lower | Upper |
|---|---|---|---|
| 65 | 100 | | |
| 127 | 289.7 | 243.2 | 364.8 |
| 129 | 96.6 | 78.8 | 118.2 |

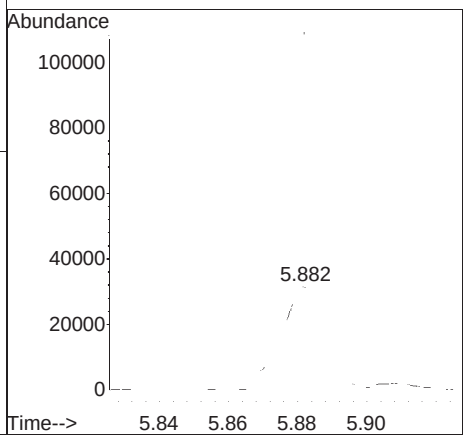

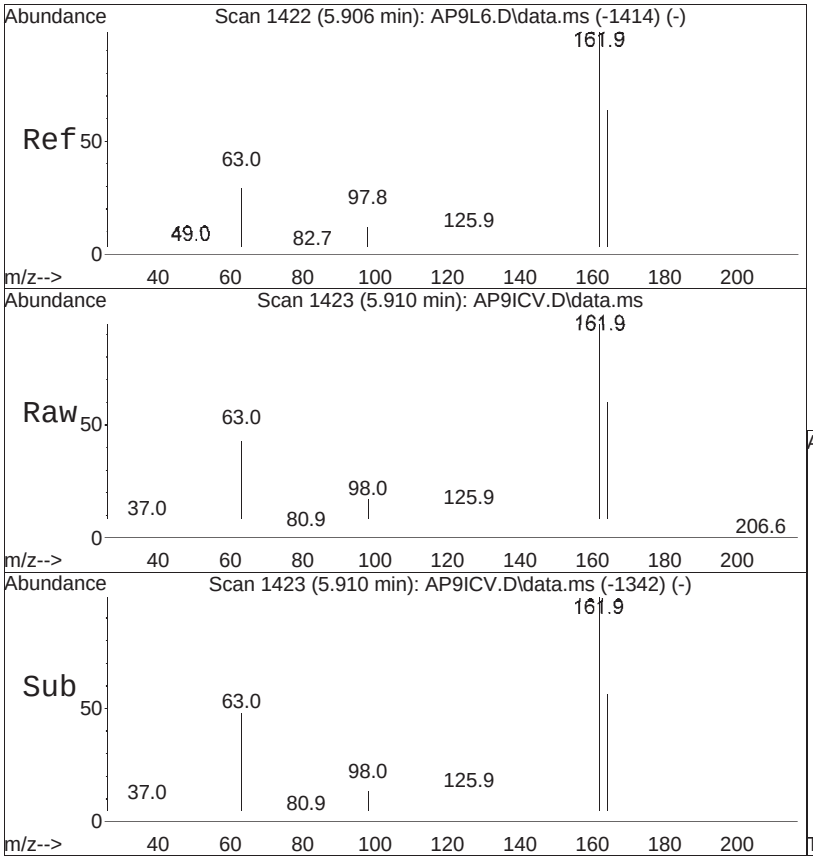


#60
2,6-Dichlorophenol
Concen: 4.04 ug/ml
RT: 5.910 min Scan# 1423
Delta R.T. 0.003 min
Lab File: AP9ICV.D
Acq: 20 Aug 2025 7:55 pm

Tgt Ion:162 Resp: 72780

| Ion | Ratio | Lower | Upper |
|---|---|---|---|
| 162 | 100 | | |
| 164 | 62.4 | 51.1 | 76.7 |
| 63 | 50.4 | 60.8 | 91.2# |

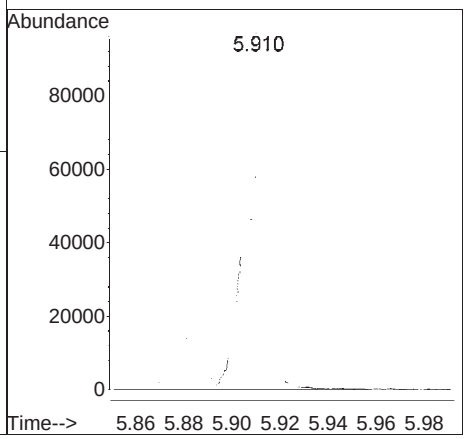

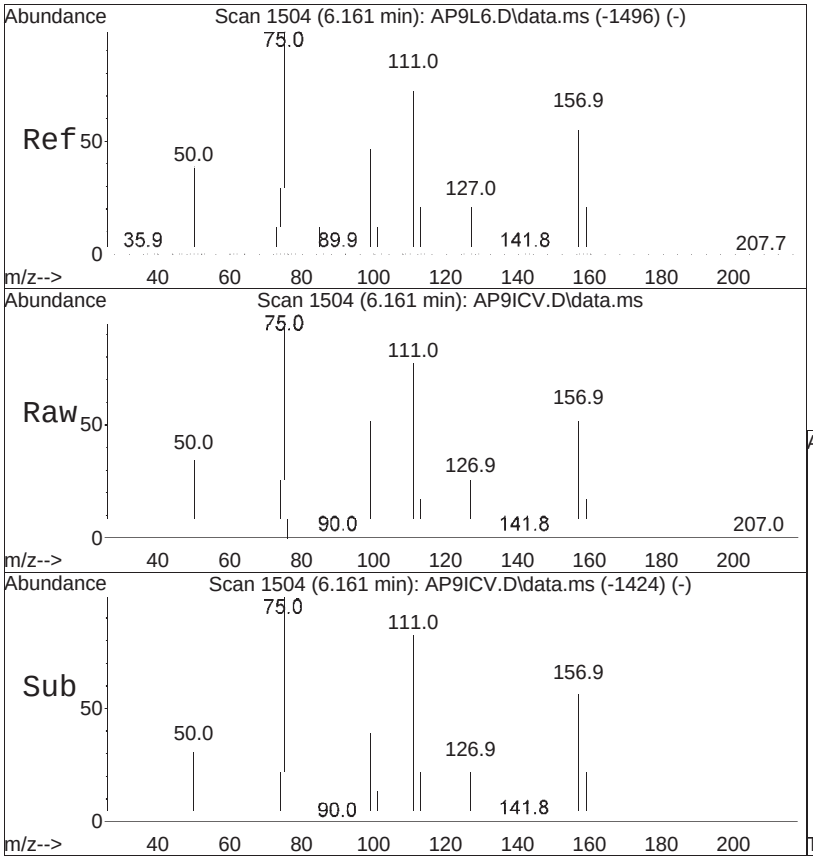


#61
1-chloro-2-nitrobenzene
Concen: 4.46 ug/ml
RT: 6.161 min Scan# 1504
Delta R.T. 0.000 min
Lab File: AP9ICV.D
Acq: 20 Aug 2025 7:55 pm

Tgt Ion:111 Resp: 29209

| Ion | Ratio | Lower | Upper |
|---|---|---|---|
| 111 | 100 | | |
| 157 | 82.5 | 0.0 | 0.0# |
| 75 | 127.1 | 28.2 | 42.2# |

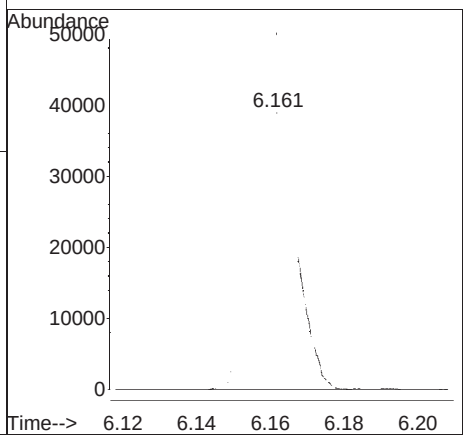

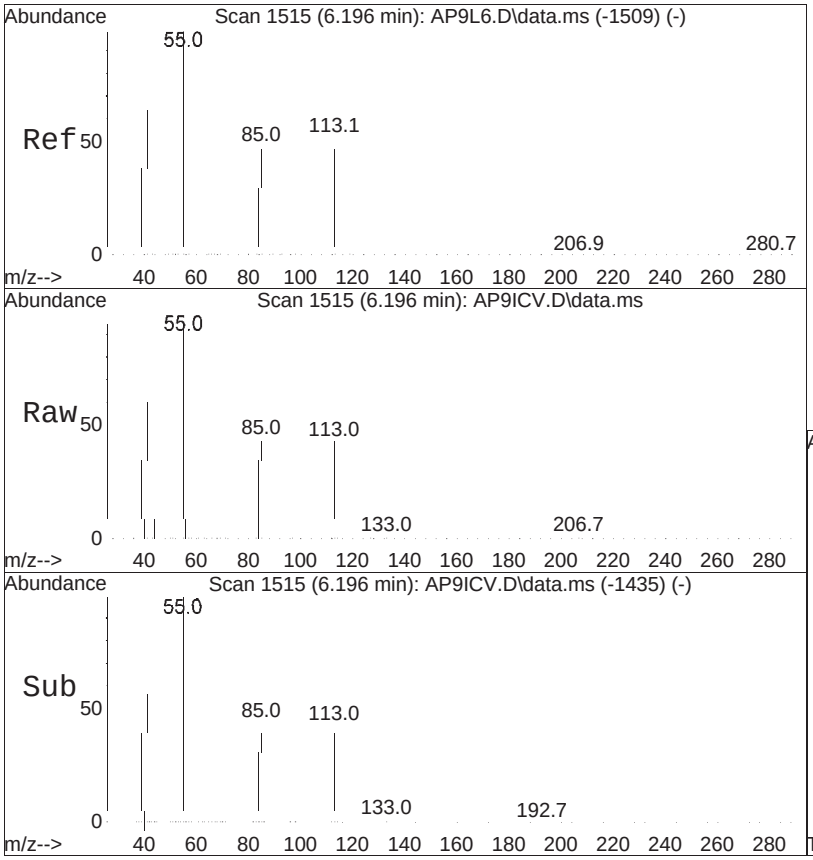


#62
Caprolactam
Concen: 4.17 ug/ml
RT: 6.196 min Scan# 1515
Delta R.T. 0.000 min
Lab File: AP9ICV.D
Acq: 20 Aug 2025 7:55 pm

Tgt Ion: 55 Resp: 28245

| Ion | Ratio | Lower | Upper |
|---|---|---|---|
| 55 | 100 | | |
| 85 | 42.6 | 19.8 | 29.6# |
| 113 | 45.6 | 29.6 | 44.4# |

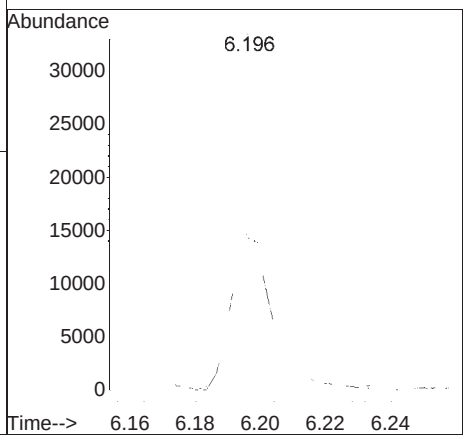

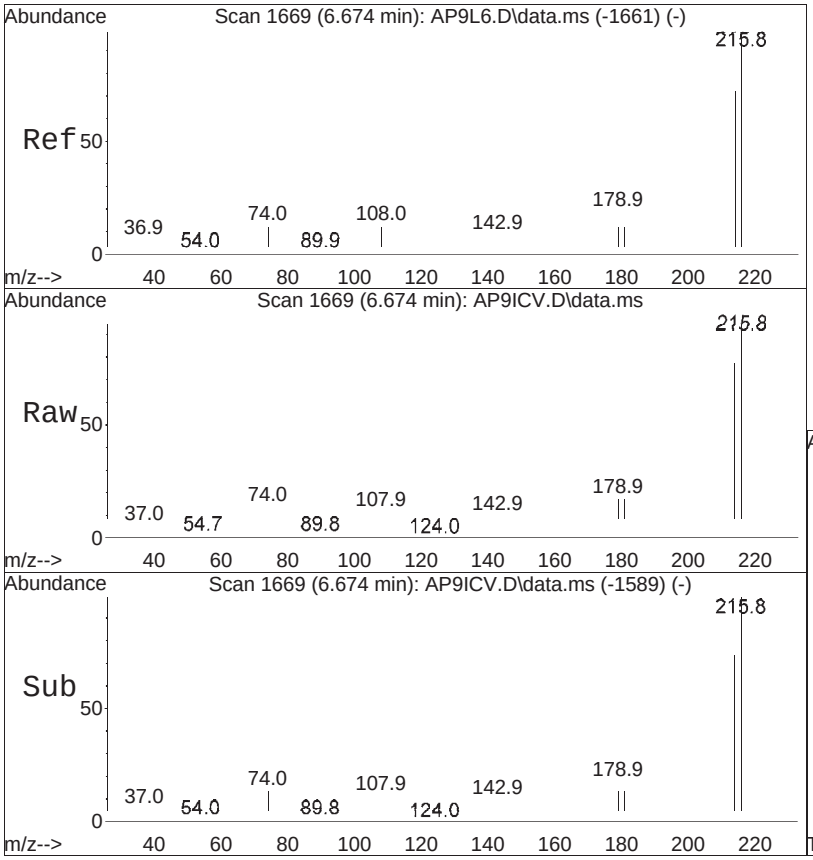


#63
1,2,4,5-Tetrachlorobenzene
Concen: 4.62 ug/ml
RT: 6.674 min Scan# 1669
Delta R.T. 0.000 min
Lab File: AP9ICV.D
Acq: 20 Aug 2025 7:55 pm

Tgt Ion:216 Resp: 102143

| Ion | Ratio | Lower | Upper |
|---|---|---|---|
| 216 | 100 | | |
| 214 | 79.9 | 63.7 | 95.5 |
| 179 | 18.1 | 19.0 | 28.6# |

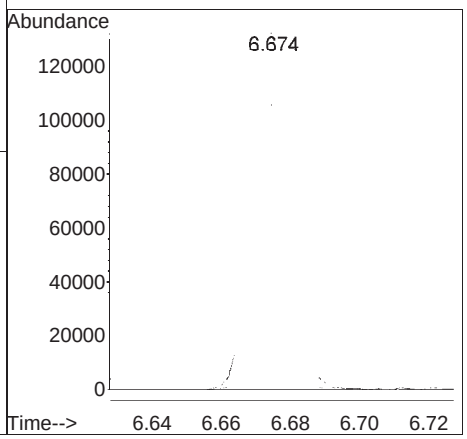

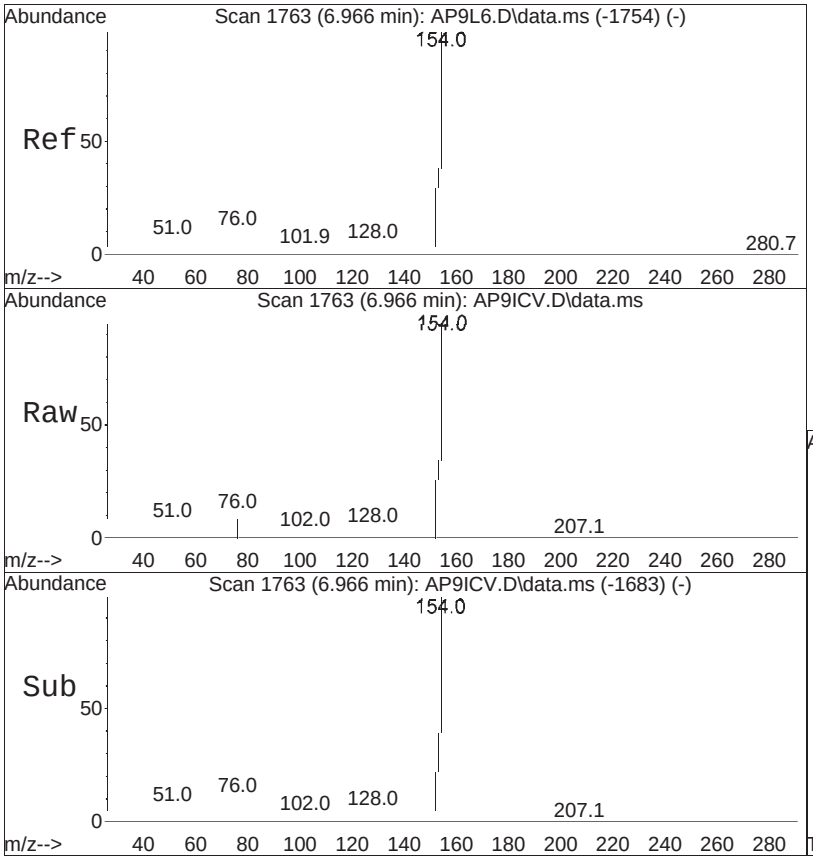


#64
Biphenyl
Concen: 4.30 ug/ml
RT: 6.966 min Scan# 1763
Delta R.T. 0.000 min
Lab File: AP9ICV.D
Acq: 20 Aug 2025 7:55 pm

Tgt Ion:154 Resp: 211120

| Ion | Ratio | Lower | Upper |
|---|---|---|---|
| 154 | 100 | | |
| 153 | 42.1 | 32.3 | 48.5 |
| 152 | 30.3 | 22.5 | 33.7 |

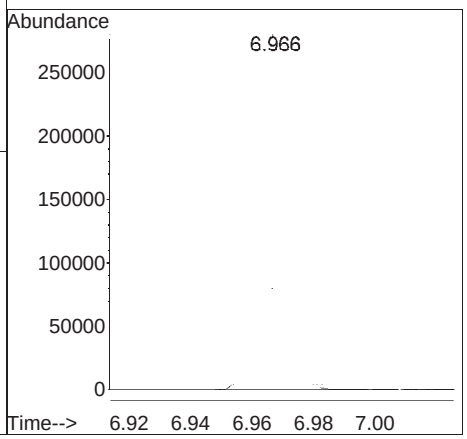

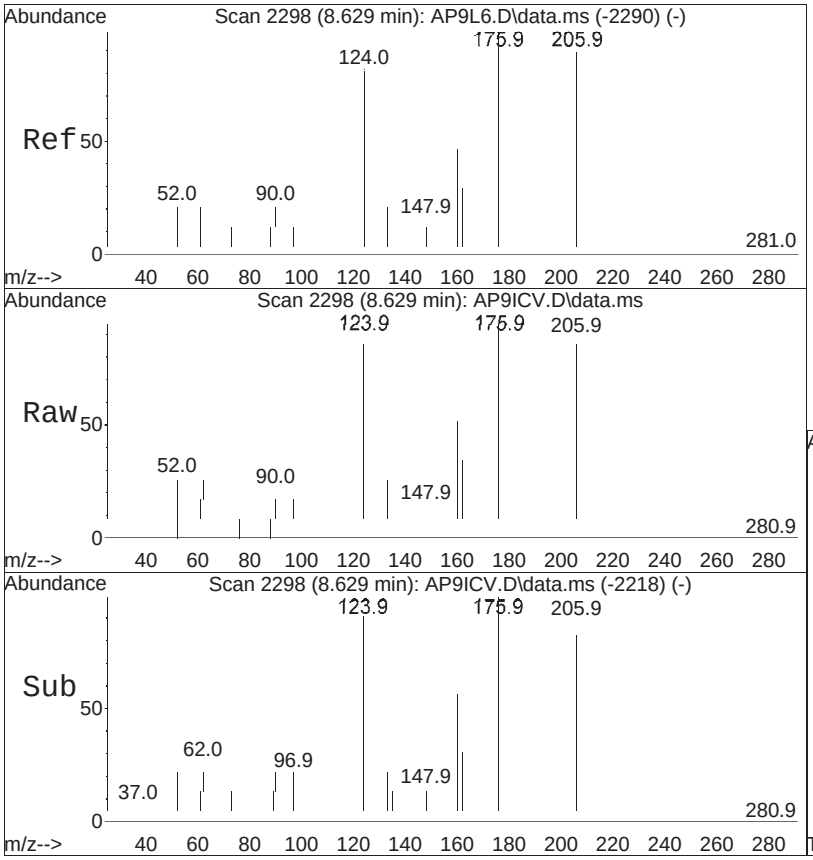


#86
Dichloran
Concen: 4.23 ug/ml
RT: 8.629 min Scan# 2298
Delta R.T. 0.000 min
Lab File: AP9ICV.D
Acq: 20 Aug 2025 7:55 pm

Tgt Ion:206 Resp: 27752

| Ion | Ratio | Lower | Upper |
|---|---|---|---|
| 206 | 100 | | |
| 176 | 110.1 | 104.6 | 157.0 |
| 124 | 95.6 | 130.5 | 195.7# |

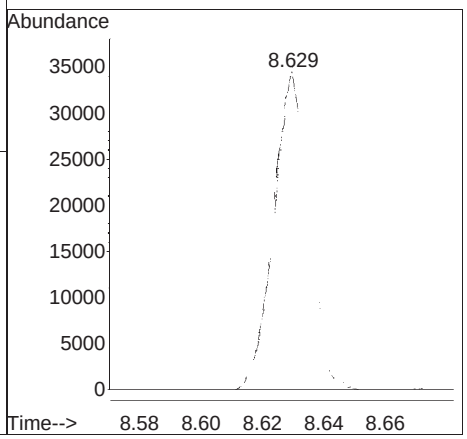

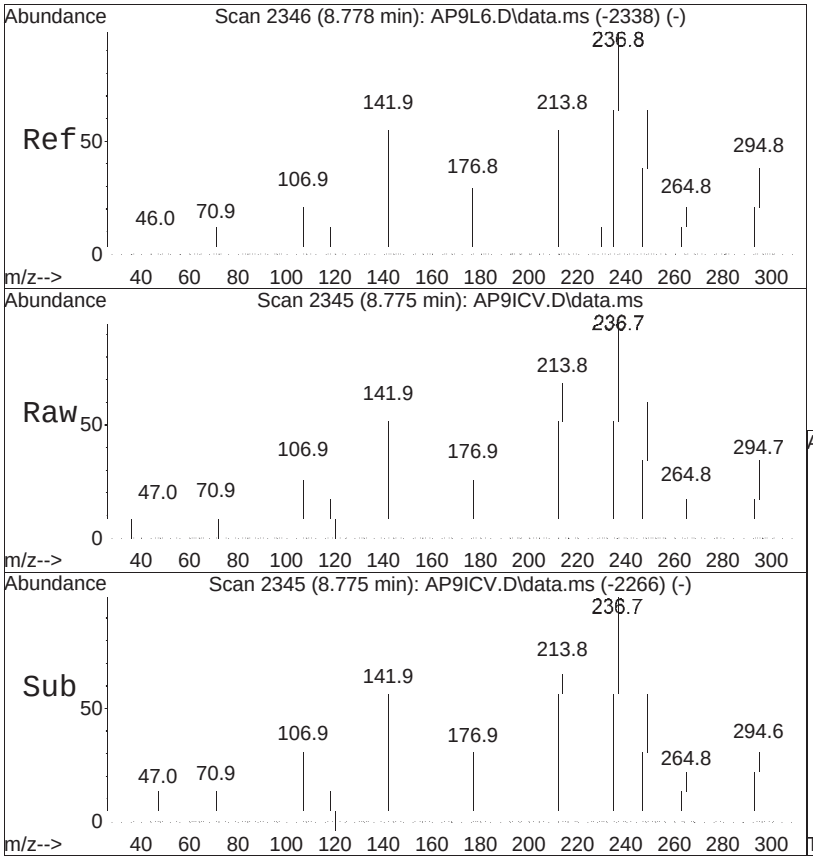


#87
Pentachloronitrobenzene
Concen: 4.38 ug/ml
RT: 8.775 min Scan# 2345
Delta R.T. -0.003 min
Lab File: AP9ICV.D
Acq: 20 Aug 2025 7:55 pm

Tgt Ion:237 Resp: 29032

| Ion | Ratio | Lower | Upper |
|---|---|---|---|
| 237 | 100 | | |
| 142 | 64.0 | 77.0 | 115.4# |
| 214 | 71.2 | 58.2 | 87.4 |

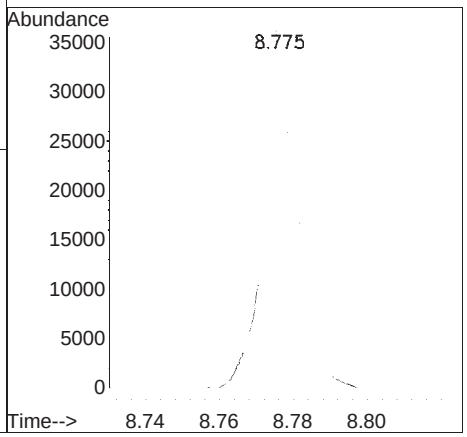

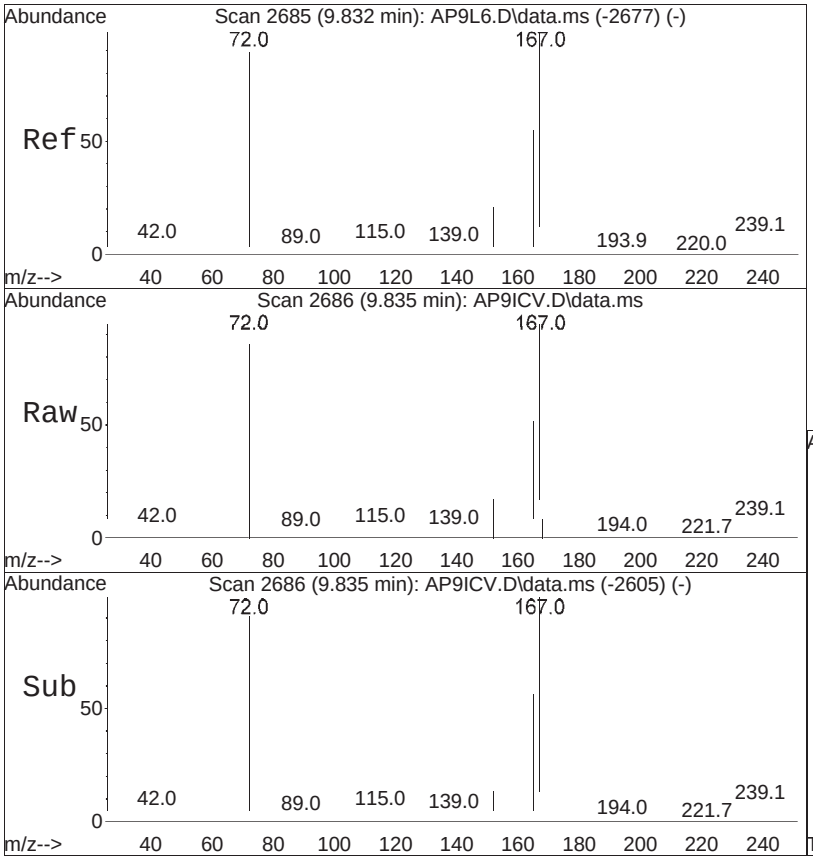


#101
Diphenamid
Concen: 4.49 ug/ml
RT: 9.835 min Scan# 2686
Delta R.T. 0.003 min
Lab File: AP9ICV.D
Acq: 20 Aug 2025 7:55 pm

Tgt Ion:167 Resp: 163489

| Ion | Ratio | Lower | Upper |
|---|---|---|---|
| 167 | 100 | | |
| 72 | 94.8 | 109.7 | 164.5# |
| 165 | 61.2 | 41.8 | 62.6 |

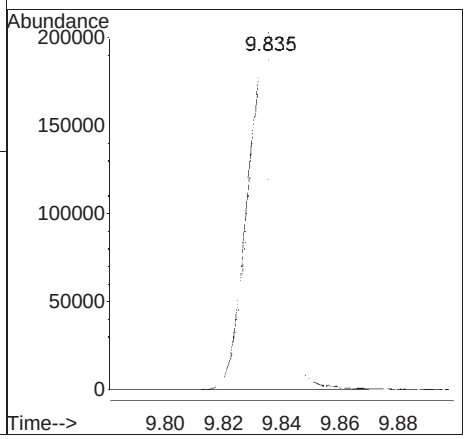

Manual Integration Report

| | | | |
|---|---|---|---|
| Data Path | : I:\8270\Dakota\250820RVTICAL\ | QM Method | : FS250821RVT_Dakota.m |
| Data File | : AP9ICV.D | Operator | : Dakota:smz |
| Date Inj'd | : 8/20/2025 7:55 pm | Instrument | : Dakota |
| Sample | : CQICV2,32,,AP9ICV Lot# 118 | Quant Date | 5:51 am |

There are no manual integrations or false positives in this file.

Data Path : I:\8270\Dakota\250820RVTICAL\
Data File : Tune 2.D
Acq On : 20 Aug 2025 8:17 pm
Operator : Dakota:smz
Sample : Tune 2 Lot # 11857
Misc : WG2105679,,
ALS Vial : 100 Sample Multiplier: 1

Integration File: rteint.p

Method : I:\8270\Dakota\250820RVTICAL\FS250821RVT_Dakota.m
Title : Semivolatiles by GC/MS by modified 8270
Last Update : Thu Aug 21 09:25:31 2025

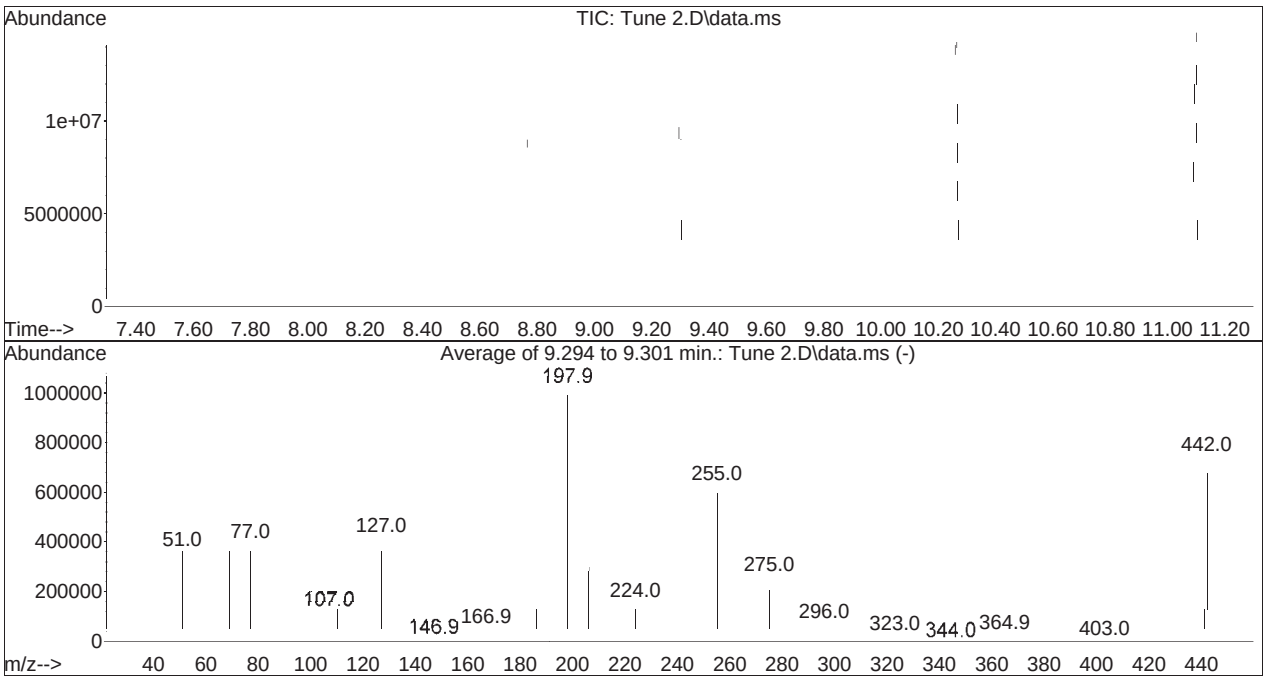


Spectrum Information: Average of 9.294 to 9.301 min.

| Target Mass | Rel. to Mass | Lower Limit% | Upper Limit% | Rel. Abn% | Raw Abn | Result Pass/Fail |
|---|---|---|---|---|---|---|
| 51 | 198 | 10 | 80 | 34.5 | 366208 | PASS |
| 68 | 69 | 0.00 | 2 | 0.0 | 0 | PASS |
| 69 | 69 | 100 | 100 | 100.0 | 364608 | PASS |
| 70 | 69 | 0.00 | 2 | 0.5 | 1913 | PASS |
| 127 | 198 | 10 | 80 | 39.7 | 421952 | PASS |
| 197 | 198 | 0.00 | 2 | 0.0 | 0 | PASS |
| 198 | 198 | 100 | 100 | 100.0 | 1061525 | PASS |
| 199 | 198 | 5 | 9 | 6.8 | 71989 | PASS |
| 275 | 198 | 10 | 60 | 24.8 | 263125 | PASS |
| 365 | 198 | 1 | 100 | 2.8 | 30075 | PASS |
| 441 | 442 | 0.01 | 24 | 18.4 | 137107 | PASS |
| 442 | 198 | 50 | 100 | 70.4 | 747115 | PASS |
| 443 | 442 | 15 | 24 | 18.9 | 141144 | PASS |

Quantitation Report (Qedit)

Data Path : I:\8270\Dakota\250820RVTICAL\
Data File : Tune 2.D
Acq On : 20 Aug 2025 8:17 pm
Operator : Dakota:smz
Sample : Tune 2 Lot # 11857
Misc : WG2105679,,
ALS Vial : 100 Sample Multiplier: 1

Quant Time: Aug 21 05:36:18 2025
Quant Method : I:\8270\Dakota\250820RVTICAL\DftppDakota.m
Quant Title : Semivolatiles by GC/MS by modified 8270
QLast Update : Fri Aug 15 10:21:48 2025

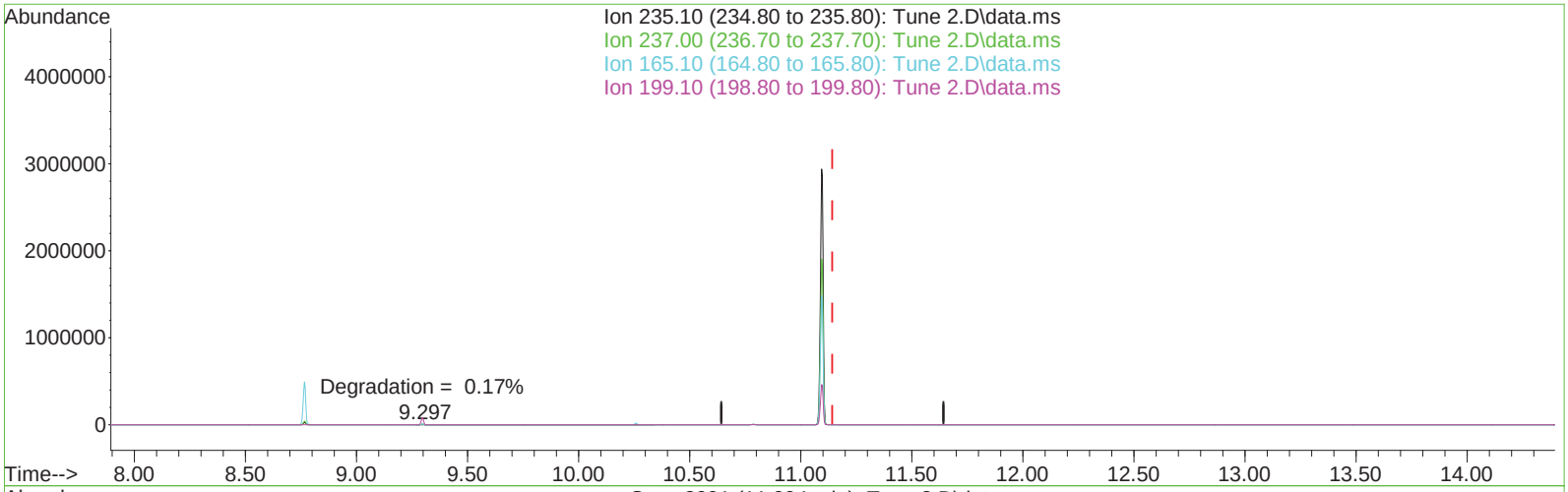


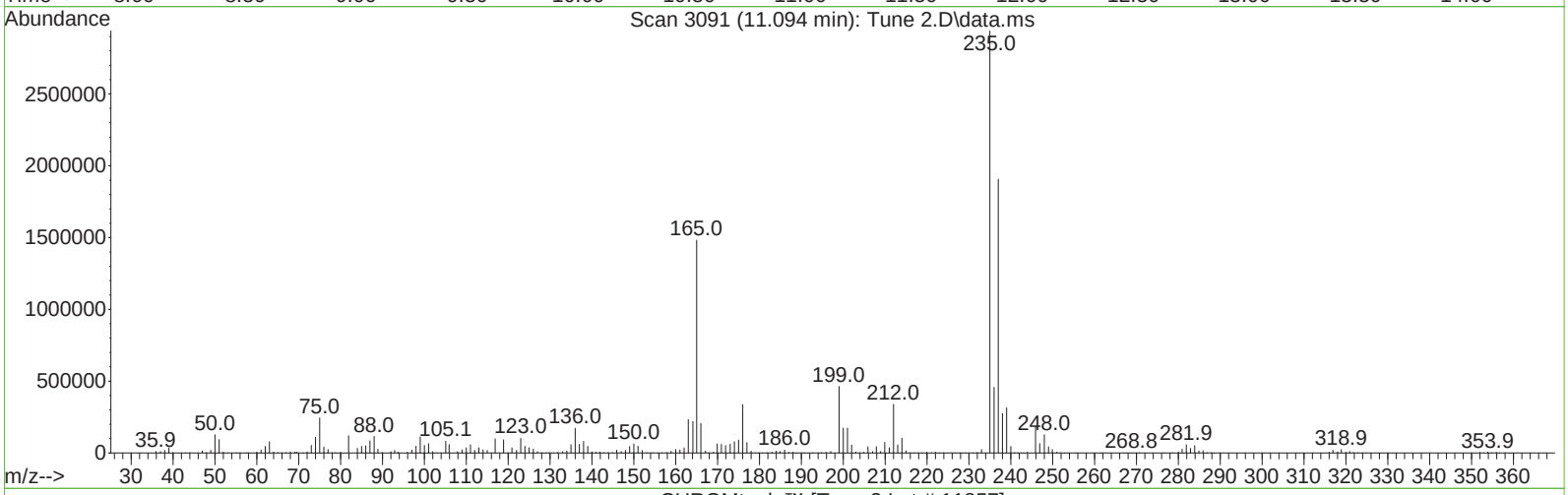


CHROMtools™ [Tune 2 Lot # 11857]

(6) DDT (T)

11.094min (-0.050) 419.73

response 2558547

| Ion | Exp% | Act% |
|---|---|---|
| 235.10 | 100.00 | 100.00 |
| 237.00 | 63.90 | 64.25 |
| 165.10 | 48.70 | 49.57 |
| 199.10 | 15.80 | 15.66 |

Quantitation Report (Qedit)

Data Path : I:\8270\Dakota\250820RVTICAL\
Data File : Tune 2.D
Acq On : 20 Aug 2025 8:17 pm
Operator : Dakota:smz
Sample : Tune 2 Lot # 11857
Misc : WG2105679,,
ALS Vial : 100 Sample Multiplier: 1

Quant Time: Aug 21 05:36:18 2025
Quant Method : I:\8270\Dakota\250820RVTICAL\DftppDakota.m
Quant Title : Semivolatiles by GC/MS by modified 8270
QLast Update : Fri Aug 15 10:21:48 2025

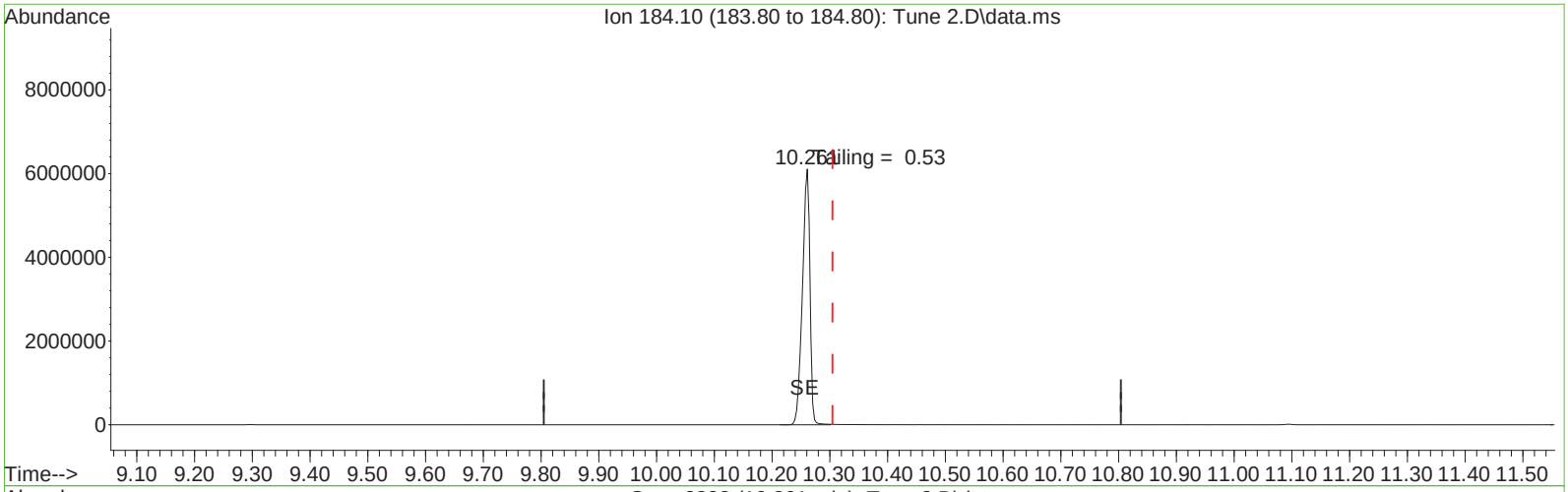


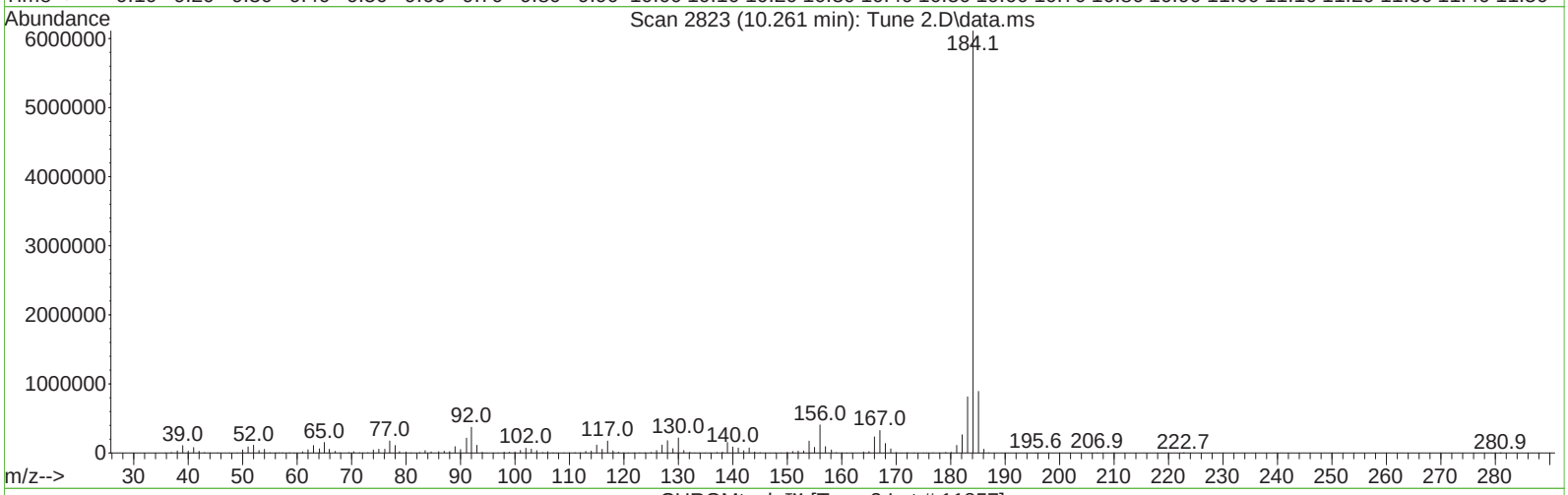


CHROMtools™ [Tune 2 Lot # 11857]

(3) Benzidine (T)

10.261min (-0.044) 543.26

response 5530413

| Ion | Exp% | Act% |
|---|---|---|
| 184.10 | 100.00 | 100.00 |
| 0.00 | 0.00 | 0.00 |
| 0.00 | 0.00 | 0.00 |
| 0.00 | 0.00 | 0.00 |

Quantitation Report (Qedit)

Data Path : I:\8270\Dakota\250820RVTICAL\
Data File : Tune 2.D
Acq On : 20 Aug 2025 8:17 pm
Operator : Dakota:smz
Sample : Tune 2 Lot # 11857
Misc : WG2105679,,
ALS Vial : 100 Sample Multiplier: 1

Quant Time: Aug 21 05:36:18 2025
Quant Method : I:\8270\Dakota\250820RVTICAL\DftppDakota.m
Quant Title : Semivolatiles by GC/MS by modified 8270
QLast Update : Fri Aug 15 10:21:48 2025

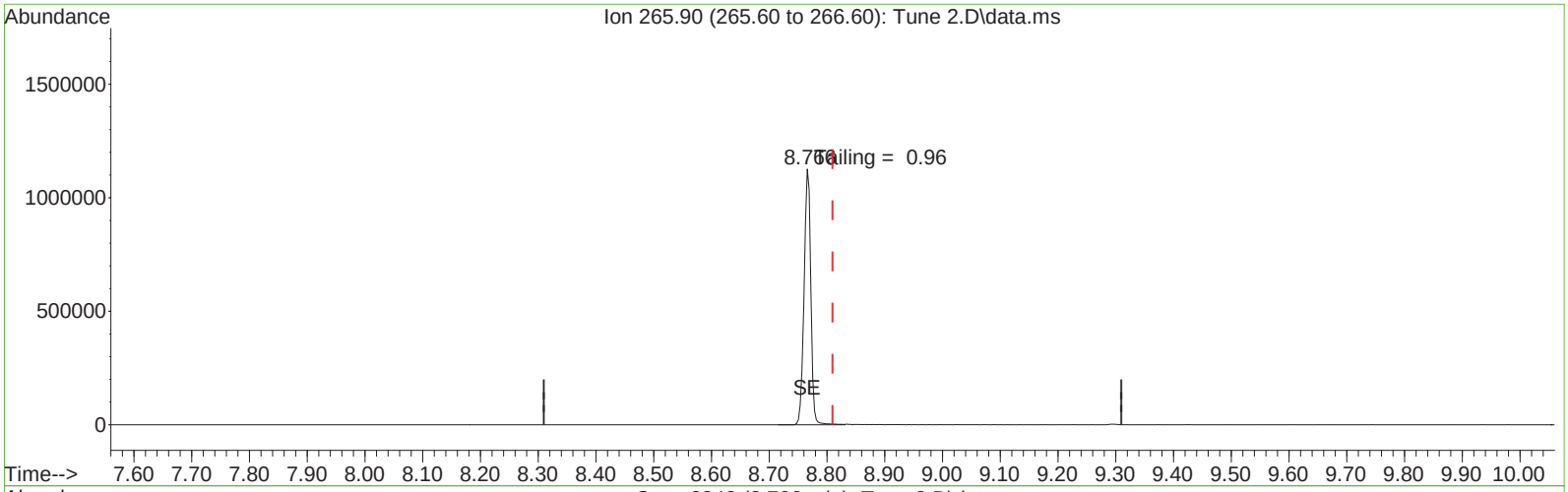


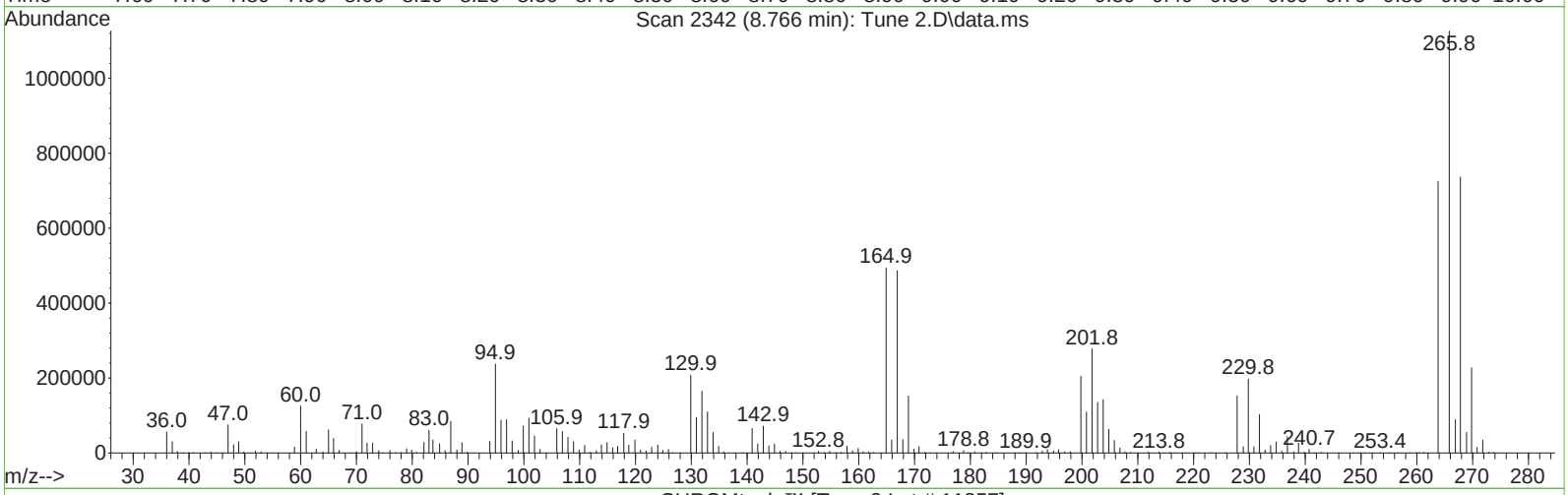


CHROMtools™ [Tune 2 Lot # 11857]

(1) Pentachlorophenol (T)

8.766min (-0.044) 433.82

response 911183

| Ion | Exp% | Act% |
|---|---|---|
| 265.90 | 100.00 | 100.00 |
| 0.00 | 0.00 | 0.00 |
| 0.00 | 0.00 | 0.00 |
| 0.00 | 0.00 | 0.00 |

Quantitation Report (QT Reviewed)

Data Path : I:\8270\Dakota\250820RVTICAL\
Data File : ADPL9.D
Acq On : 20 Aug 2025 8:40 pm
Operator : Dakota:smz
Sample : IL2,32,,ADPL50 Lot# 11845
Misc : WG2105679,,
ALS Vial : 21 Sample Multiplier: 1

Quant Time: Aug 21 06:26:40 2025
Quant Method : I:\8270\Dakota\250820RVTICAL\FS250821RVT_Dakota.m
Quant Title : Semivolatiles by GC/MS by modified 8270
QLast Update : Thu Aug 21 05:46:21 2025
Response via : Initial Calibration

CCAL FILE(s) : 1 - I:\8270\Dakota\250820RVTICAL\ABNL6.D
: 2 - I:\8270\Dakota\250820RVTICAL\ADPL6.D
: 3 - I:\8270\Dakota\250820RVTICAL\AP9L6.D
Sub List : ADPical_REV2 - ADP sublist

| Compound | R.T. | QIon | Response | Conc | Units | Dev(Min) |
|---|---|---|---|---|---|---|
| Internal Standards | | | | | | |
| 32) IS3_1,4-Dichlorobenzen... | 4.579 | 152 | 60762 | 4.000 | ug/ml | 0.00 |
| Standard Area 2 = 53798 | | | Recovery = | 112.94% | | |
| 88) IS3_Acenaphthene-d10 | 7.507 | 164 | 144469 | 4.000 | ug/ml | 0.00 |
| Standard Area 2 = 125869 | | | Recovery = | 114.78% | | |
| 102) IS3_Phenanthrene-d10 | 8.928 | 188 | 356423 | 4.000 | ug/ml | 0.00 |
| Standard Area 2 = 293121 | | | Recovery = | 121.60% | | |
| System Monitoring Compounds | | | | | | |
| Target Compounds | | | | | | Qvalue |
| 33) 1,4-Dioxane | 1.664 | 88 | 300537 | 49.396 | ug/ml# | 82 |
| 35) n-Decane | 4.474 | 57 | 883757 | 55.396 | ug/ml# | 26 |
| 89) Atrazine | 8.719 | 200 | 949130 | 55.999 | ug/ml | 92 |
| 103) n-Octadecane | 8.921 | 57 | 1559200 | 62.567 | ug/ml# | 1 |
| 104) Parathion | 9.720 | 109 | 519803 | 48.418 | ug/ml | 94 |
| 105) 3,3'-Dimethylbenzidine | 10.988 | 212 | 4505069 | 49.953 | ug/ml | 98 |

(#) = qualifier out of range (m) = manual integration (+) = signals summed

Quantitation Report (QT Reviewed)

Data Path : I:\8270\Dakota\250820RVTICAL\
Data File : ADPL9.D
Acq On : 20 Aug 2025 8:40 pm
Operator : Dakota:smz
Sample : IL2,32,,ADPL50 Lot# 11845
Misc : WG2105679,,
ALS Vial : 21 Sample Multiplier: 1

Quant Time: Aug 21 06:26:40 2025
Quant Method : I:\8270\Dakota\250820RVTICAL\FS250821RVT_Dakota.m
Quant Title : Semivolatiles by GC/MS by modified 8270
QLast Update : Thu Aug 21 05:46:21 2025
Response via : Initial Calibration

Sub List : ADPical_2702 ADP\250820RVTICAL\AP9L6.D•

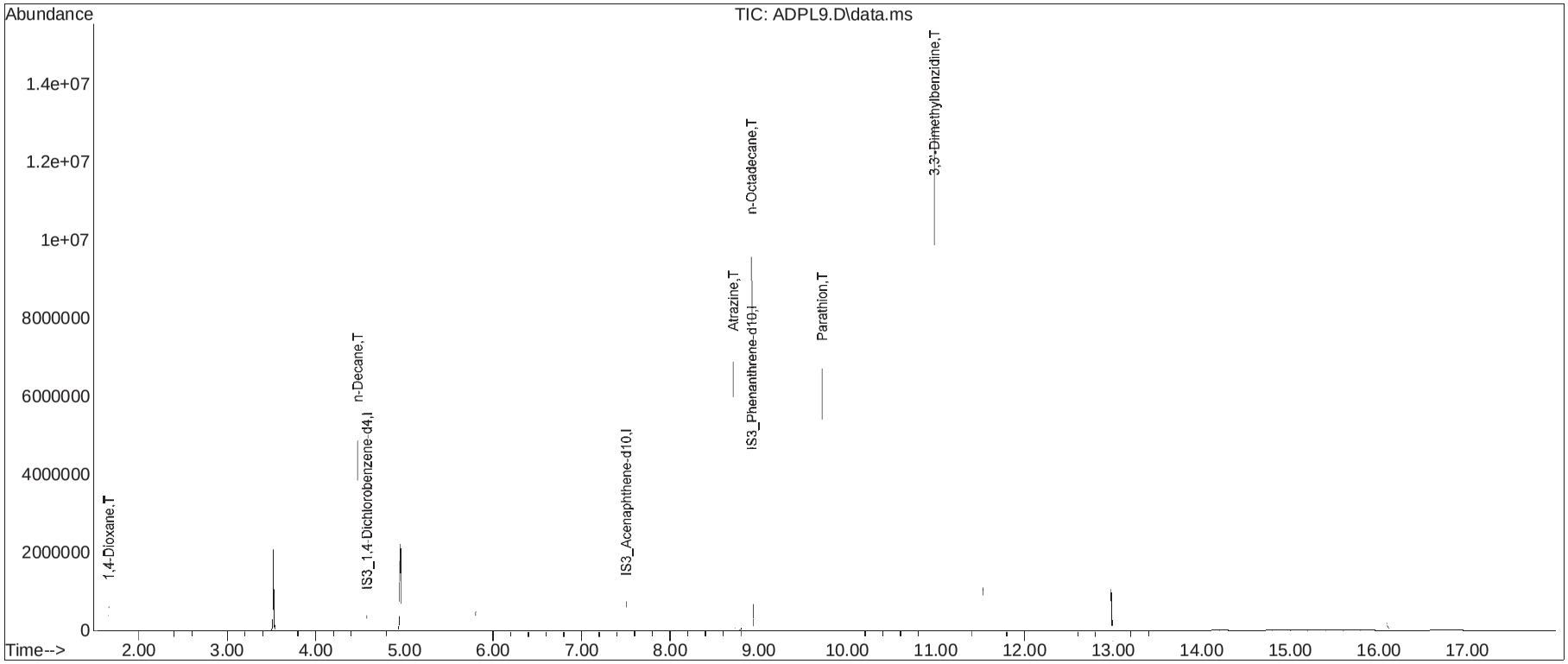

Manual Integration Report

| | | | |
|---|---|---|---|
| Data Path | : I:\8270\Dakota\250820RVTIC | | |
| Data File | : ADPL9.D | Operator | : Dakota:smz |
| Date Inj'd | : 8/20/2025 8:40 pm | Instrument | : Dakota |
| Sample | : IL2,32,,ADPL50 Lot# 11845 | Quant Date | : 8/21/2025 5:51 am |

There are no manual integrations or false positives in this file.

Quantitation Report (QT Reviewed)

Data Path : I:\8270\Dakota\250820RVTICAL\
Data File : ADPL8.D
Acq On : 20 Aug 2025 9:02 pm
Operator : Dakota:smz
Sample : IL3,32,,ADPL25 Lot# 11846
Misc : WG2105679,,
ALS Vial : 22 Sample Multiplier: 1

Quant Time: Aug 21 06:25:00 2025
Quant Method : I:\8270\Dakota\250820RVTICAL\FS250821RVT_Dakota.m
Quant Title : Semivolatiles by GC/MS by modified 8270
QLast Update : Thu Aug 21 05:46:21 2025
Response via : Initial Calibration

CCAL FILE(s) : 1 - I:\8270\Dakota\250820RVTICAL\ABNL6.D
: 2 - I:\8270\Dakota\250820RVTICAL\ADPL6.D
: 3 - I:\8270\Dakota\250820RVTICAL\AP9L6.D
Sub List : ADPical_REV2 - ADP sublist

| Compound | R.T. | QIon | Response | Conc | Units | Dev(Min) |
|---|---|---|---|---|---|---|
| Internal Standards | | | | | | |
| 32) IS3_1,4-Dichlorobenzen... | 4.579 | 152 | 47005 | 4.000 | ug/ml | 0.00 |
| Standard Area 2 = 53798 | | | Recovery = 87.37% | | | |
| 88) IS3_Acenaphthene-d10 | 7.504 | 164 | 109637 | 4.000 | ug/ml | 0.00 |
| Standard Area 2 = 125869 | | | Recovery = 87.10% | | | |
| 102) IS3_Phenanthrene-d10 | 8.928 | 188 | 257521 | 4.000 | ug/ml | 0.00 |
| Standard Area 2 = 293121 | | | Recovery = 87.85% | | | |
| System Monitoring Compounds | | | | | | |
| Target Compounds | | | | | | Qvalue |
| 33) 1,4-Dioxane | 1.658 | 88 | 119055 | 25.295 | ug/ml# | 82 |
| 35) n-Decane | 4.474 | 57 | 342136 | 27.722 | ug/ml# | 27 |
| 89) Atrazine | 8.713 | 200 | 322428 | 25.067 | ug/ml | 92 |
| 103) n-Octadecane | 8.918 | 57 | 500617 | 27.804 | ug/ml# | 1 |
| 104) Parathion | 9.717 | 109 | 159921 | 24.781 | ug/ml | 94 |
| 105) 3,3'-Dimethylbenzidine | 10.982 | 212 | 1588417 | 24.641 | ug/ml | 98 |

(#) = qualifier out of range (m) = manual integration (+) = signals summed

Quantitation Report (QT Reviewed)

Data Path : I:\8270\Dakota\250820RVTICAL\
Data File : ADPL8.D
Acq On : 20 Aug 2025 9:02 pm
Operator : Dakota:smz
Sample : IL3,32,,ADPL25 Lot# 11846
Misc : WG2105679,,
ALS Vial : 22 Sample Multiplier: 1

Quant Time: Aug 21 06:25:00 2025
Quant Method : I:\8270\Dakota\250820RVTICAL\FS250821RVT_Dakota.m
Quant Title : Semivolatiles by GC/MS by modified 8270
QLast Update : Thu Aug 21 05:46:21 2025
Response via : Initial Calibration

Sub List : ADPical_RV02 ADP\250820RVTICAL\AP9L6.D•

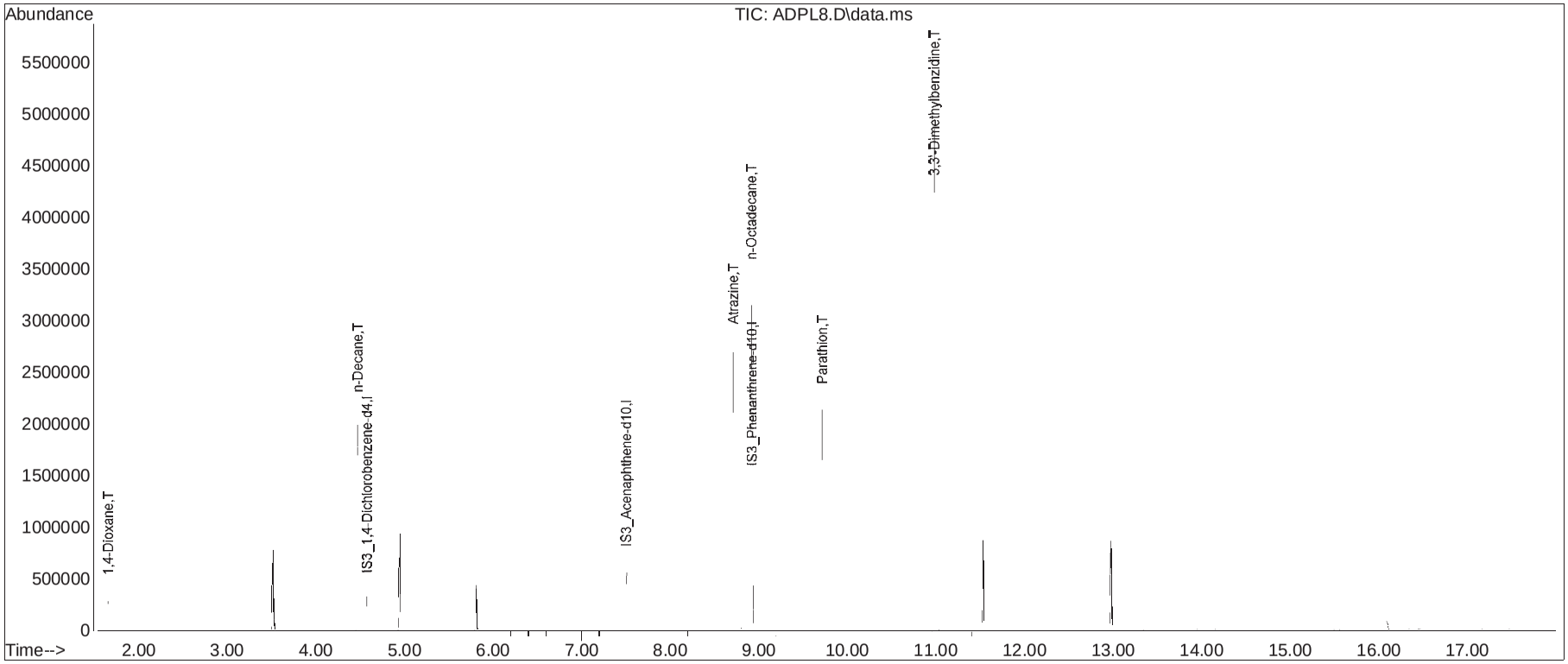

Manual Integration Report

| | | | |
|---|---|---|---|
| Data Path | : I:\8270\Dakota\250820RVTIC | | |
| Data File | : ADPL8.D | Operator | : Dakota:smz |
| Date Inj'd | : 8/20/2025 9:02 pm | Instrument | : Dakota |
| Sample | : IL3,32,,ADPL25 Lot# 11846 | Quant Date | : 8/21/2025 5:51 am |

There are no manual integrations or false positives in this file.

Quantitation Report (QT Reviewed)

Data Path : I:\8270\Dakota\250820RVTICAL\
Data File : ADPL7.D
Acq On : 20 Aug 2025 9:25 pm
Operator : Dakota:smz
Sample : IL4,32,,ADPL10 Lot# 11847
Misc : WG2105679,,
ALS Vial : 23 Sample Multiplier: 1

Quant Time: Aug 21 06:24:36 2025
Quant Method : I:\8270\Dakota\250820RVTICAL\FS250821RVT_Dakota.m
Quant Title : Semivolatiles by GC/MS by modified 8270
QLast Update : Thu Aug 21 05:46:21 2025
Response via : Initial Calibration

CCAL FILE(s) : 1 - I:\8270\Dakota\250820RVTICAL\ABNL6.D
: 2 - I:\8270\Dakota\250820RVTICAL\ADPL6.D
: 3 - I:\8270\Dakota\250820RVTICAL\AP9L6.D
Sub List : ADPical_REV2 - ADP sublist

| Compound | R.T. | QIon | Response | Conc | Units | Dev(Min) |
|---|---|---|---|---|---|---|
| Internal Standards | | | | | | |
| 32) IS3_1,4-Dichlorobenzen... | 4.576 | 152 | 49968 | 4.000 | ug/ml | 0.00 |
| Standard Area 2 = 53798 | | | Recovery = 92.88% | | | |
| 88) IS3_Acenaphthene-d10 | 7.507 | 164 | 120551 | 4.000 | ug/ml | 0.00 |
| Standard Area 2 = 125869 | | | Recovery = 95.77% | | | |
| 102) IS3_Phenanthrene-d10 | 8.928 | 188 | 284297 | 4.000 | ug/ml | 0.00 |
| Standard Area 2 = 293121 | | | Recovery = 96.99% | | | |
| System Monitoring Compounds | | | | | | |
| Target Compounds | | | | | | Qvalue |
| 33) 1,4-Dioxane | 1.658 | 88 | 50932 | 10.180 | ug/ml# | 82 |
| 35) n-Decane | 4.471 | 57 | 150048 | 11.437 | ug/ml# | 26 |
| 89) Atrazine | 8.710 | 200 | 138794 | 9.814 | ug/ml | 91 |
| 103) n-Octadecane | 8.918 | 57 | 248262 | 12.490 | ug/ml# | 1 |
| 104) Parathion | 9.717 | 109 | 63672 | 10.233 | ug/ml | 92 |
| 105) 3,3'-Dimethylbenzidine | 10.982 | 212 | 598045 | 8.744 | ug/ml | 98 |

(#) = qualifier out of range (m) = manual integration (+) = signals summed

Quantitation Report (QT Reviewed)

Data Path : I:\8270\Dakota\250820RVTICAL\
Data File : ADPL7.D
Acq On : 20 Aug 2025 9:25 pm
Operator : Dakota:smz
Sample : IL4,32,,ADPL10 Lot# 11847
Misc : WG2105679,,
ALS Vial : 23 Sample Multiplier: 1

Quant Time: Aug 21 06:24:36 2025
Quant Method : I:\8270\Dakota\250820RVTICAL\FS250821RVT_Dakota.m
Quant Title : Semivolatiles by GC/MS by modified 8270
QLast Update : Thu Aug 21 05:46:21 2025
Response via : Initial Calibration

Sub List : ADPical_2702 ADP\250820RVTICAL\AP9L6.D•

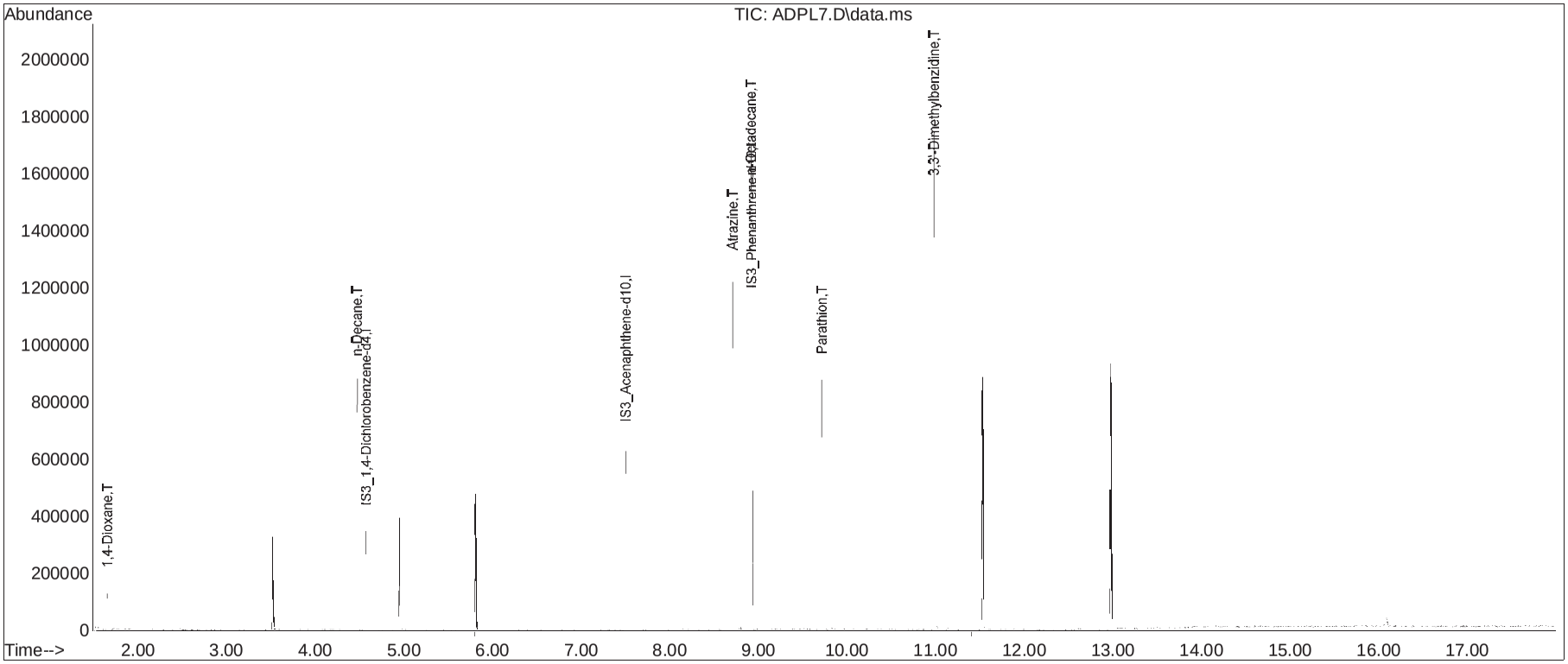

Manual Integration Report

| | | | |
|---|---|---|---|
| Data Path | : I:\8270\Dakota\250820RVTIC | | |
| Data File | : ADPL7.D | Operator | : Dakota:smz |
| Date Inj'd | : 8/20/2025 9:25 pm | Instrument | : Dakota |
| Sample | : IL4,32,,ADPL10 Lot# 11847 | Quant Date | : 8/21/2025 5:51 am |

There are no manual integrations or false positives in this file.

Quantitation Report (QT Reviewed)

Data Path : I:\8270\Dakota\250820RVTICAL\
Data File : ADPL6.D
Acq On : 20 Aug 2025 9:49 pm
Operator : Dakota:smz
Sample : IL5,32,,ADPL5 Lot# 11848
Misc : WG2105679,,
ALS Vial : 24 Sample Multiplier: 1

Quant Time: Aug 21 06:24:10 2025
Quant Method : I:\8270\Dakota\250820RVTICAL\FS250821RVT_Dakota.m
Quant Title : Semivolatiles by GC/MS by modified 8270
QLast Update : Thu Aug 21 05:46:21 2025
Response via : Initial Calibration

CCAL FILE(s) : 1 - I:\8270\Dakota\250820RVTICAL\ABNL6.D
: 2 - I:\8270\Dakota\250820RVTICAL\ADPL6.D
: 3 - I:\8270\Dakota\250820RVTICAL\AP9L6.D
Sub List : ADPical_REV2 - ADP sublist

| Compound | R.T. | QIon | Response | Conc | Units | Dev(Min) |
|---|---|---|---|---|---|---|
| Internal Standards | | | | | | |
| 32) IS3_1,4-Dichlorobenzen... | 4.580 | 152 | 53798 | 4.000 | ug/ml | 0.00 |
| Standard Area 2 = 53798 | | | Recovery = | 100.00% | | |
| 88) IS3_Acenaphthene-d10 | 7.507 | 164 | 125869 | 4.000 | ug/ml | 0.00 |
| Standard Area 2 = 125869 | | | Recovery = | 100.00% | | |
| 102) IS3_Phenanthrene-d10 | 8.928 | 188 | 293121 | 4.000 | ug/ml | 0.00 |
| Standard Area 2 = 293121 | | | Recovery = | 100.00% | | |
| System Monitoring Compounds | | | | | | |
| Target Compounds | | | | | | Qvalue |
| 33) 1,4-Dioxane | 1.667 | 88 | 27002 | 5.013 | ug/ml# | 78 |
| 35) n-Decane | 4.474 | 57 | 80555 | 5.703 | ug/ml# | 26 |
| 89) Atrazine | 8.707 | 200 | 72807 | 4.930 | ug/ml | 91 |
| 103) n-Octadecane | 8.918 | 57 | 127216 | 6.207 | ug/ml# | 1 |
| 104) Parathion | 9.714 | 109 | 31215 | 5.150 | ug/ml | 94 |
| 105) 3,3'-Dimethylbenzidine | 10.979 | 212 | 287021 | 4.346 | ug/ml | 98 |

(#) = qualifier out of range (m) = manual integration (+) = signals summed

Quantitation Report (QT Reviewed)

Data Path : I:\8270\Dakota\250820RVTICAL\
Data File : ADPL6.D
Acq On : 20 Aug 2025 9:49 pm
Operator : Dakota:smz
Sample : IL5,32,,ADPL5 Lot# 11848
Misc : WG2105679,,
ALS Vial : 24 Sample Multiplier: 1

Quant Time: Aug 21 06:24:10 2025
Quant Method : I:\8270\Dakota\250820RVTICAL\FS250821RVT_Dakota.m
Quant Title : Semivolatiles by GC/MS by modified 8270
QLast Update : Thu Aug 21 05:46:21 2025
Response via : Initial Calibration

Sub List : ADPical_RV02 ADP\250820RVTICAL\AP9L6.D•

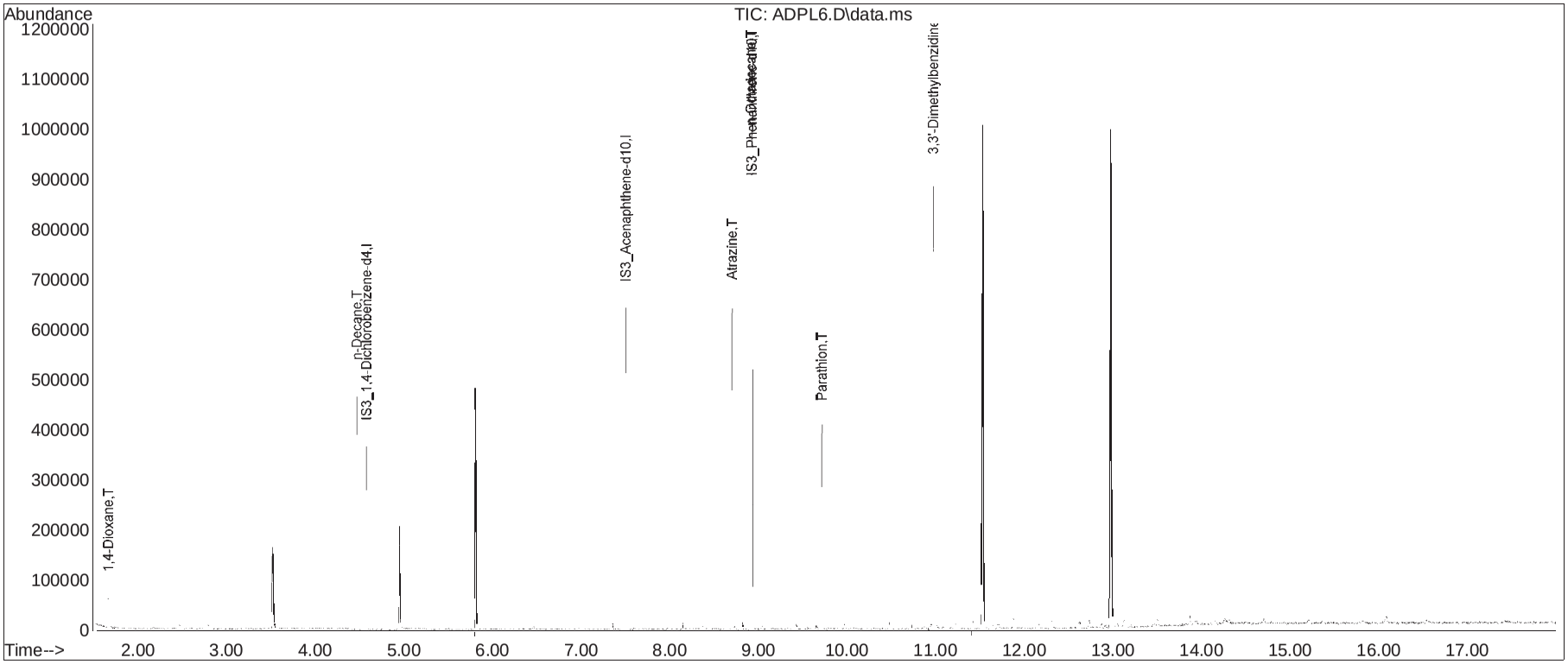

# Manual Integration Report

| | | | |
|---|---|---|---|
| Data Path | : I:\8270\Dakota\250820RVTIC | | |
| Data File | : ADPL6.D | Operator | : Dakota:smz |
| Date Inj'd | : 8/20/2025 9:49 pm | Instrument | : Dakota |
| Sample | : IL5,32,,ADPL5 Lot# 11848 | Quant Date | : 8/21/2025 5:51 am |

There are no manual integrations or false positives in this file.

Quantitation Report (QT Reviewed)

Data Path : I:\8270\Dakota\250820RVTICAL\
Data File : ADPL5.D
Acq On : 20 Aug 2025 10:11 pm
Operator : Dakota:smz
Sample : IL6,32,,ADPL2.5 Lot# 11849
Misc : WG2105679,,
ALS Vial : 25 Sample Multiplier: 1

Quant Time: Aug 21 06:23:44 2025
Quant Method : I:\8270\Dakota\250820RVTICAL\FS250821RVT_Dakota.m
Quant Title : Semivolatiles by GC/MS by modified 8270
QLast Update : Thu Aug 21 05:46:21 2025
Response via : Initial Calibration

CCAL FILE(s) : 1 - I:\8270\Dakota\250820RVTICAL\ABNL6.D
: 2 - I:\8270\Dakota\250820RVTICAL\ADPL6.D
: 3 - I:\8270\Dakota\250820RVTICAL\AP9L6.D
Sub List : ADPical_REV2 - ADP sublist

| Compound | R.T. | QIon | Response | Conc | Units | Dev(Min) |
|---|---|---|---|---|---|---|
| Internal Standards | | | | | | |
| 32) IS3_1,4-Dichlorobenzen... | 4.579 | 152 | 50805 | 4.000 | ug/ml | 0.00 |
| Standard Area 2 = 53798 | | | Recovery = 94.44% | | | |
| 88) IS3_Acenaphthene-d10 | 7.507 | 164 | 119555 | 4.000 | ug/ml | 0.00 |
| Standard Area 2 = 125869 | | | Recovery = 94.98% | | | |
| 102) IS3_Phenanthrene-d10 | 8.931 | 188 | 277292 | 4.000 | ug/ml | 0.00 |
| Standard Area 2 = 293121 | | | Recovery = 94.60% | | | |
| System Monitoring Compounds | | | | | | |
| Target Compounds | | | | | | Qvalue |
| 33) 1,4-Dioxane | 1.664 | 88 | 13362 | 2.627 | ug/ml# | 84 |
| 35) n-Decane | 4.474 | 57 | 36337 | 2.724 | ug/ml# | 26 |
| 89) Atrazine | 8.707 | 200 | 31115 | 2.218 | ug/ml | 94 |
| 103) n-Octadecane | 8.918 | 57 | 56017 | 2.889 | ug/ml# | 1 |
| 104) Parathion | 9.714 | 109 | 11949 | 2.187 | ug/ml# | 82 |
| 105) 3,3'-Dimethylbenzidine | 10.979 | 212 | 111817 | 2.093 | ug/ml | 97 |

(#) = qualifier out of range (m) = manual integration (+) = signals summed

Quantitation Report (QT Reviewed)

Data Path : I:\8270\Dakota\250820RVTICAL\
Data File : ADPL5.D
Acq On : 20 Aug 2025 10:11 pm
Operator : Dakota:smz
Sample : IL6,32,,ADPL2.5 Lot# 11849
Misc : WG2105679,,
ALS Vial : 25 Sample Multiplier: 1

Quant Time: Aug 21 06:23:44 2025
Quant Method : I:\8270\Dakota\250820RVTICAL\FS250821RVT_Dakota.m
Quant Title : Semivolatiles by GC/MS by modified 8270
QLast Update : Thu Aug 21 05:46:21 2025
Response via : Initial Calibration

Sub List : ADPical_RV2 ADP 250820RVTICAL\AP9L6.D•

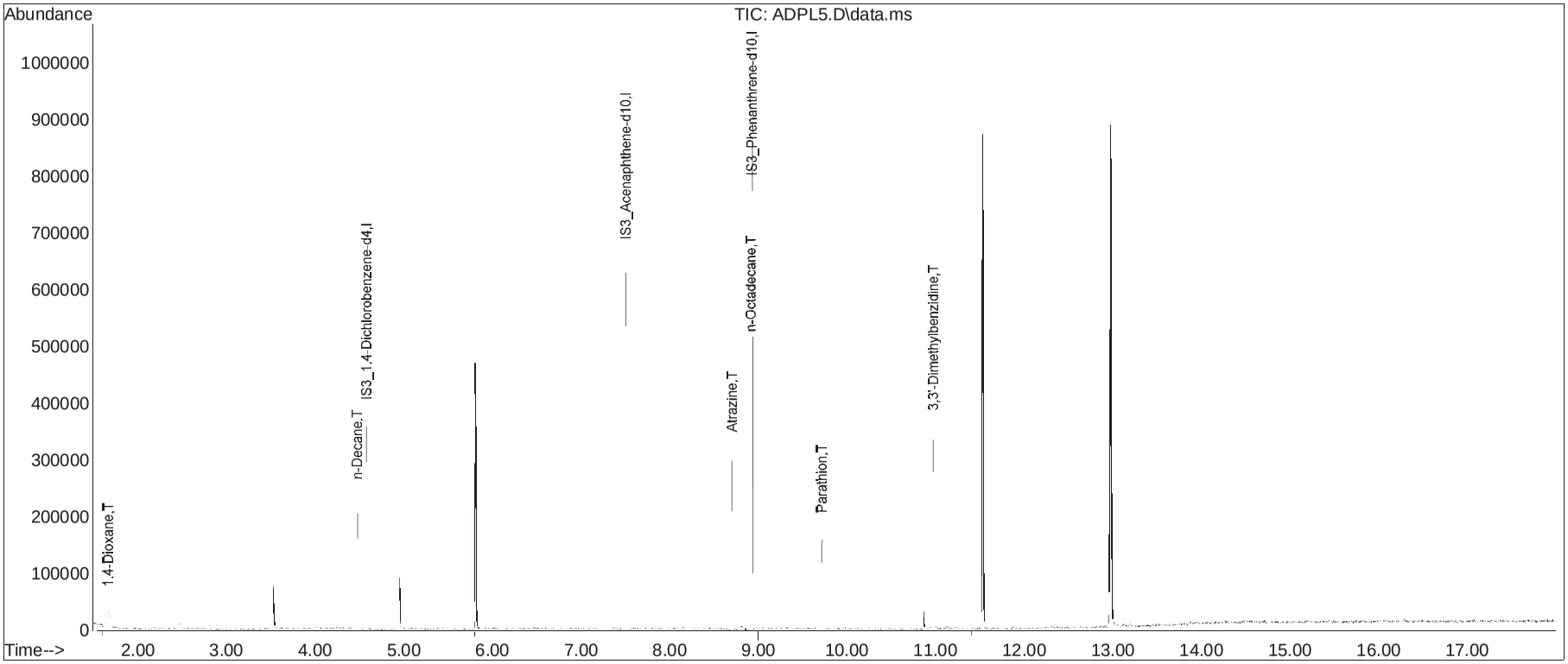

Manual Integration Report

Data Path : I:\8270\Dakota\250820RVTIC
Data File : ADPL5.D Operator : Dakota:smz
Date Inj'd : 8/20/2025 10:11 pm Instrument : Dakota
Sample : IL6,32,,ADPL2.5 Lot# 11849 Quant Date : 8/21/2025 5:50 am

There are no manual integrations or false positives in this file.

Quantitation Report (QT Reviewed)

Data Path : I:\8270\Dakota\250820RVTICAL\
Data File : ADPL4.D
Acq On : 20 Aug 2025 10:34 pm
Operator : Dakota:smz
Sample : IL7,32,,ADPL1 Lot# 11850
Misc : WG2105679,,
ALS Vial : 26 Sample Multiplier: 1

Quant Time: Aug 21 06:23:22 2025
Quant Method : I:\8270\Dakota\250820RVTICAL\FS250821RVT_Dakota.m
Quant Title : Semivolatiles by GC/MS by modified 8270
QLast Update : Thu Aug 21 05:46:21 2025
Response via : Initial Calibration

CCAL FILE(s) : 1 - I:\8270\Dakota\250820RVTICAL\ABNL6.D
: 2 - I:\8270\Dakota\250820RVTICAL\ADPL6.D
: 3 - I:\8270\Dakota\250820RVTICAL\AP9L6.D
Sub List : ADPical_REV2 - ADP sublist

| Compound | R.T. | QIon | Response | Conc | Units | Dev(Min) |
|---|---|---|---|---|---|---|
| Internal Standards | | | | | | |
| 32) IS3_1,4-Dichlorobenzen... | 4.579 | 152 | 52936 | 4.000 | ug/ml | 0.00 |
| Standard Area 2 = 53798 | | | Recovery = 98.40% | | | |
| 88) IS3_Acenaphthene-d10 | 7.507 | 164 | 119354 | 4.000 | ug/ml | 0.00 |
| Standard Area 2 = 125869 | | | Recovery = 94.82% | | | |
| 102) IS3_Phenanthrene-d10 | 8.931 | 188 | 278505 | 4.000 | ug/ml | 0.00 |
| Standard Area 2 = 293121 | | | Recovery = 95.01% | | | |
| System Monitoring Compounds | | | | | | |
| Target Compounds | | | | | | Qvalue |
| 33) 1,4-Dioxane | 1.670 | 88 | 5782 | 1.091 | ug/ml# | 77 |
| 35) n-Decane | 4.474 | 57 | 16674 | 1.200 | ug/ml# | 31 |
| 89) Atrazine | 8.707 | 200 | 13098 | 0.935 | ug/ml | 89 |
| 103) n-Octadecane | 8.918 | 57 | 23626 | 1.213 | ug/ml# | 1 |
| 104) Parathion | 9.714 | 109 | 5447 | 1.040 | ug/ml | 94 |
| 105) 3,3'-Dimethylbenzidine | 10.979 | 212 | 38927 | 1.063 | ug/ml | 97 |

(#) = qualifier out of range (m) = manual integration (+) = signals summed

Quantitation Report (QT Reviewed)

Data Path : I:\8270\Dakota\250820RVTICAL\
Data File : ADPL4.D
Acq On : 20 Aug 2025 10:34 pm
Operator : Dakota:smz
Sample : IL7,32,,ADPL1 Lot# 11850
Misc : WG2105679,,
ALS Vial : 26 Sample Multiplier: 1

Quant Time: Aug 21 06:23:22 2025
Quant Method : I:\8270\Dakota\250820RVTICAL\FS250821RVT_Dakota.m
Quant Title : Semivolatiles by GC/MS by modified 8270
QLast Update : Thu Aug 21 05:46:21 2025
Response via : Initial Calibration

Sub List : ADPical_2702 ADP\250820RVTICAL\AP9L6.D•

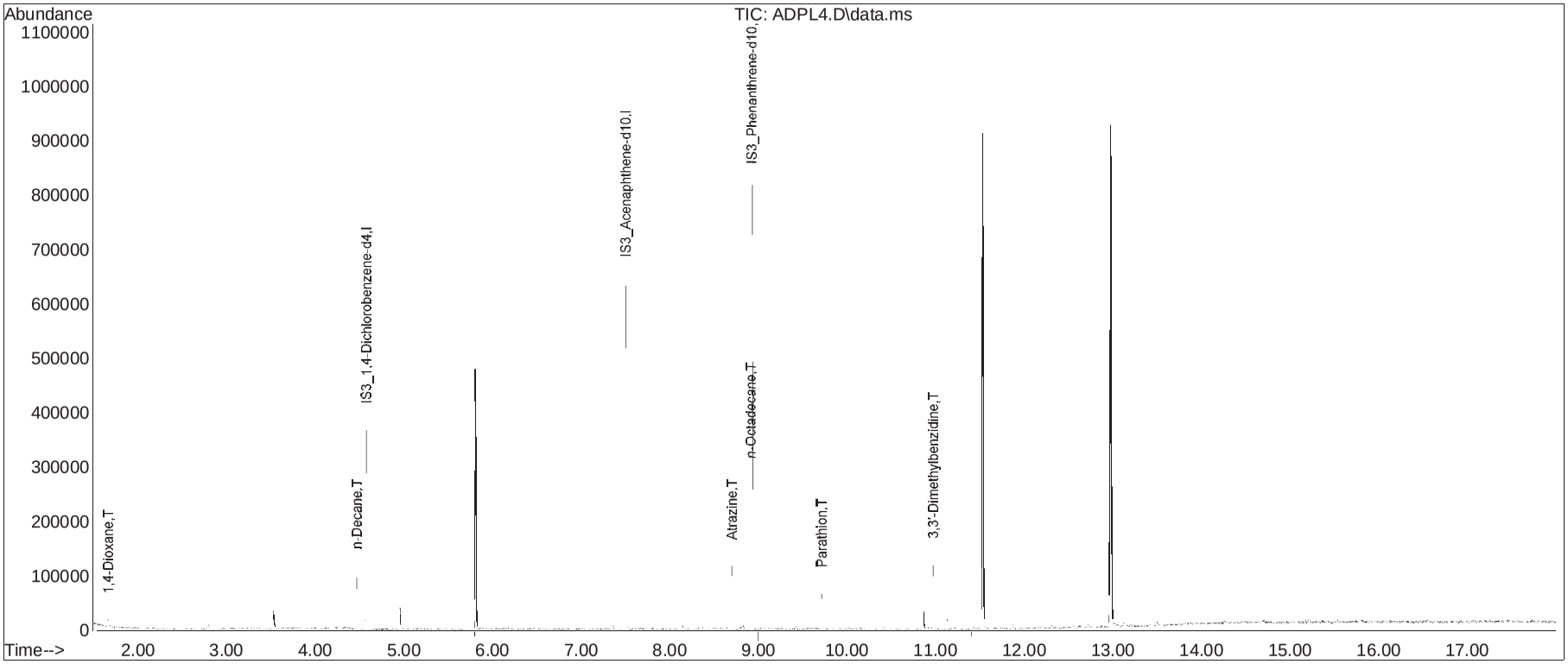

# Manual Integration Report

| | | | |
|---|---|---|---|
| Data Path | : I:\8270\Dakota\250820RVTIC | | |
| Data File | : ADPL4.D | Operator | : Dakota:smz |
| Date Inj'd | : 8/20/2025 10:34 pm | Instrument | : Dakota |
| Sample | : IL7,32,,ADPL1 Lot# 11850 | Quant Date | : 8/21/2025 5:50 am |

There are no manual integrations or false positives in this file.

Quantitation Report (QT Reviewed)

Data Path : I:\8270\Dakota\250820RVTICAL\
Data File : ADPL3.D
Acq On : 20 Aug 2025 10:57 pm
Operator : Dakota:smz
Sample : IL8,32,,ADPL0.5 Lot# 11851
Misc : WG2105679,,
ALS Vial : 27 Sample Multiplier: 1

Quant Time: Aug 21 06:23:00 2025
Quant Method : I:\8270\Dakota\250820RVTICAL\FS250821RVT_Dakota.m
Quant Title : Semivolatiles by GC/MS by modified 8270
QLast Update : Thu Aug 21 05:46:21 2025
Response via : Initial Calibration

CCAL FILE(s) : 1 - I:\8270\Dakota\250820RVTICAL\ABNL6.D
: 2 - I:\8270\Dakota\250820RVTICAL\ADPL6.D
: 3 - I:\8270\Dakota\250820RVTICAL\AP9L6.D
Sub List : ADPical_REV2 - ADP sublist

| Compound | R.T. | QIon | Response | Conc | Units | Dev(Min) |
|---|---|---|---|---|---|---|
| Internal Standards | | | | | | |
| 32) IS3_1,4-Dichlorobenzen... | 4.580 | 152 | 53755 | 4.000 | ug/ml | 0.00 |
| Standard Area 2 = 53798 | | | Recovery = 99.92% | | | |
| 88) IS3_Acenaphthene-d10 | 7.507 | 164 | 126355 | 4.000 | ug/ml | 0.00 |
| Standard Area 2 = 125869 | | | Recovery = 100.39% | | | |
| 102) IS3_Phenanthrene-d10 | 8.928 | 188 | 295916 | 4.000 | ug/ml | 0.00 |
| Standard Area 2 = 293121 | | | Recovery = 100.95% | | | |
| System Monitoring Compounds | | | | | | |
| Target Compounds | | | | | | Qvalue |
| 33) 1,4-Dioxane | 1.673 | 88 | 3767 | 0.700 | ug/ml# | 83 |
| 35) n-Decane | 4.474 | 57 | 9368 | 0.664 | ug/ml# | 25 |
| 89) Atrazine | 8.704 | 200 | 8479 | 0.572 | ug/ml | 94 |
| 103) n-Octadecane | 8.918 | 57 | 13986 | 0.676 | ug/ml# | 1 |
| 104) Parathion | 9.714 | 109 | 3592 | 0.673 | ug/ml# | 95 |
| 105) 3,3'-Dimethylbenzidine | 10.979 | 212 | 18124 | 0.756 | ug/ml | 97 |

(#) = qualifier out of range (m) = manual integration (+) = signals summed

Quantitation Report (QT Reviewed)

Data Path : I:\8270\Dakota\250820RVTICAL\
Data File : ADPL3.D
Acq On : 20 Aug 2025 10:57 pm
Operator : Dakota:smz
Sample : IL8,32,,ADPL0.5 Lot# 11851
Misc : WG2105679,,
ALS Vial : 27 Sample Multiplier: 1

Quant Time: Aug 21 06:23:00 2025
Quant Method : I:\8270\Dakota\250820RVTICAL\FS250821RVT_Dakota.m
Quant Title : Semivolatiles by GC/MS by modified 8270
QLast Update : Thu Aug 21 05:46:21 2025
Response via : Initial Calibration

Sub List : ADPical_8270\Dakota\250820RVTICAL\AP9L6.D•

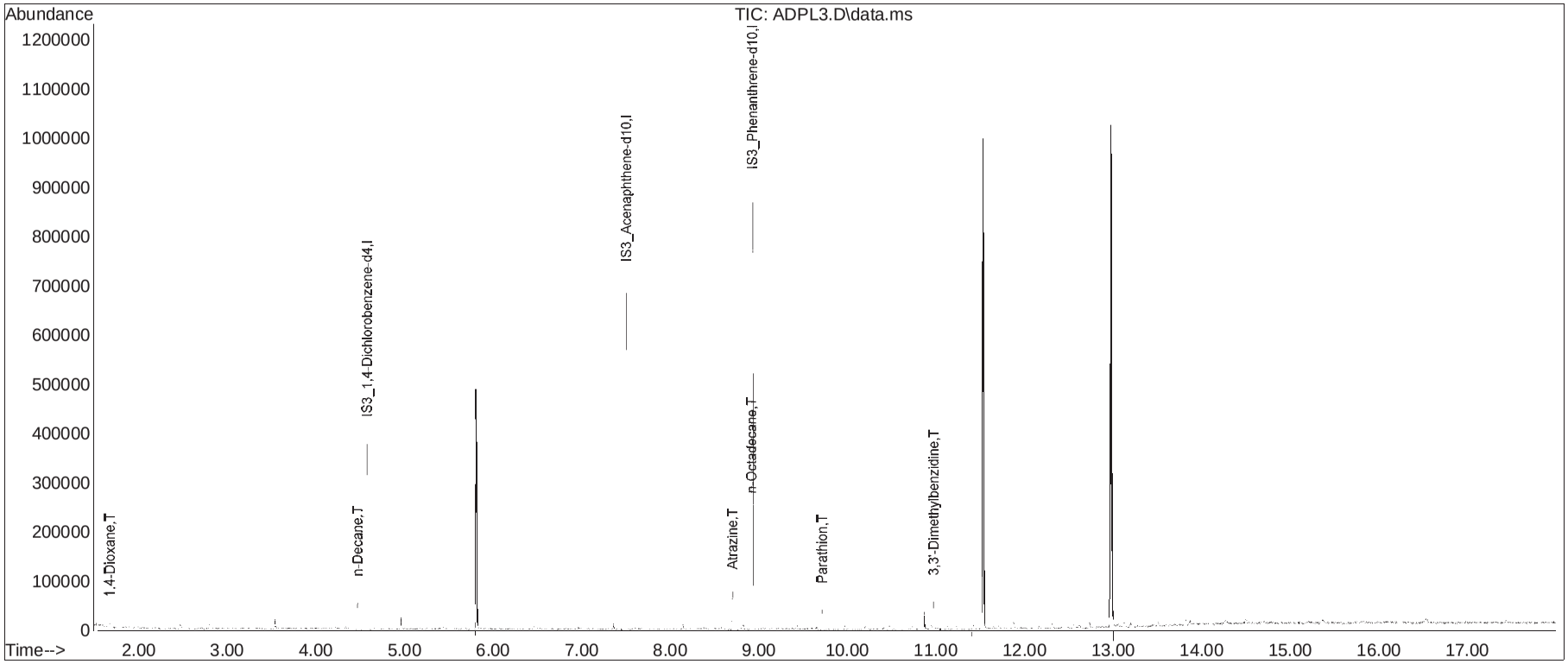

Manual Integration Report

Data Path : I:\8270\Dakota\250820RVTIC
Data File : ADPL3.D Operator : Dakota:smz
Date Inj'd : 8/20/2025 10:57 pm Instrument : Dakota
Sample : IL8,32,,ADPL0.5 Lot# 11851 Quant Date : 8/21/2025 5:50 am

There are no manual integrations or false positives in this file.

Quantitation Report (QT Reviewed)

Data Path : I:\8270\Dakota\250820RVTICAL\
Data File : ADPL2.D
Acq On : 20 Aug 2025 11:20 pm
Operator : Dakota:smz
Sample : IL9,32,,ADPL0.2 Lot# 11852
Misc : WG2105679,,
ALS Vial : 28 Sample Multiplier: 1

Quant Time: Aug 21 06:22:34 2025
Quant Method : I:\8270\Dakota\250820RVTICAL\FS250821RVT_Dakota.m
Quant Title : Semivolatiles by GC/MS by modified 8270
QLast Update : Thu Aug 21 05:46:21 2025
Response via : Initial Calibration

CCAL FILE(s) : 1 - I:\8270\Dakota\250820RVTICAL\ABNL6.D
: 2 - I:\8270\Dakota\250820RVTICAL\ADPL6.D
: 3 - I:\8270\Dakota\250820RVTICAL\AP9L6.D
Sub List : ADPical_REV2 - ADP sublist

| Compound | R.T. | QIon | Response | Conc | Units | Dev(Min) |
|---|---|---|---|---|---|---|
| Internal Standards | | | | | | |
| 32) IS3_1,4-Dichlorobenzen... | 4.579 | 152 | 52570 | 4.000 | ug/ml | 0.00 |
| Standard Area 2 = 53798 | | | Recovery = 97.72% | | | |
| 88) IS3_Acenaphthene-d10 | 7.507 | 164 | 119687 | 4.000 | ug/ml | 0.00 |
| Standard Area 2 = 125869 | | | Recovery = 95.09% | | | |
| 102) IS3_Phenanthrene-d10 | 8.928 | 188 | 285382 | 4.000 | ug/ml | 0.00 |
| Standard Area 2 = 293121 | | | Recovery = 97.36% | | | |
| System Monitoring Compounds | | | | | | |
| Target Compounds | | | | | | Qvalue |
| 33) 1,4-Dioxane | 1.667 | 88 | 749 | 0.142 | ug/ml# | 1 |
| 35) n-Decane | 4.474 | 57 | 3381 | 0.245 | ug/ml# | 20 |
| 89) Atrazine | 8.707 | 200 | 2995 | 0.213 | ug/ml# | 86 |
| 103) n-Octadecane | 8.918 | 57 | 5726 | 0.287 | ug/ml# | 1 |
| 104) Parathion | 9.714 | 109 | 1427 | 0.317 | ug/ml | 94 |
| 105) 3,3'-Dimethylbenzidine | 10.976 | 212 | 2653 | 0.553 | ug/ml# | 62 |

(#) = qualifier out of range (m) = manual integration (+) = signals summed

Quantitation Report (QT Reviewed)

Data Path : I:\8270\Dakota\250820RVTICAL\
Data File : ADPL2.D
Acq On : 20 Aug 2025 11:20 pm
Operator : Dakota:smz
Sample : IL9,32,,ADPL0.2 Lot# 11852
Misc : WG2105679,,
ALS Vial : 28 Sample Multiplier: 1

Quant Time: Aug 21 06:22:34 2025
Quant Method : I:\8270\Dakota\250820RVTICAL\FS250821RVT_Dakota.m
Quant Title : Semivolatiles by GC/MS by modified 8270
QLast Update : Thu Aug 21 05:46:21 2025
Response via : Initial Calibration

Sub List : ADPical_2702 ADP\250820RVTICAL\AP9L6.D•

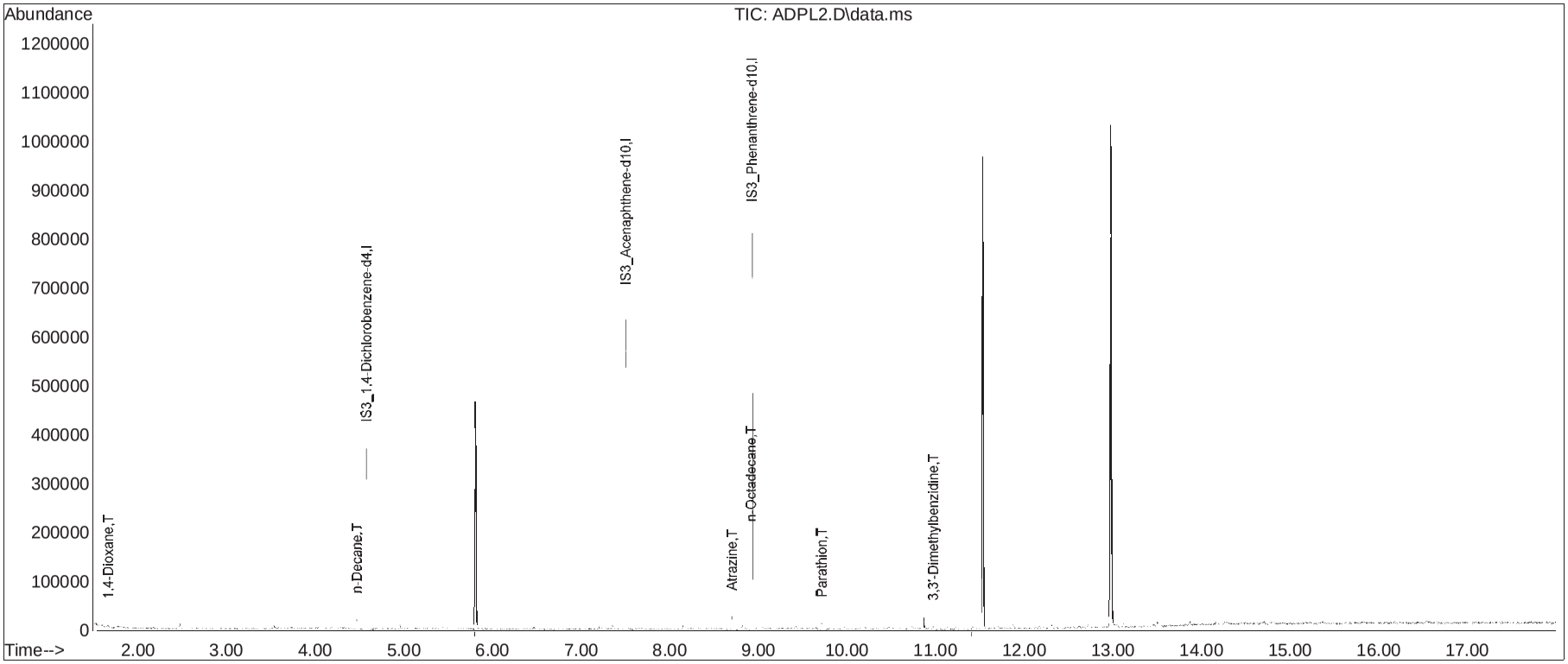

# Manual Integration Report

Data Path : I:\8270\Dakota\250820RVTIC
Data File : ADPL2.D Operator : Dakota:smz
Date Inj'd : 8/20/2025 11:20 pm Instrument : Dakota
Sample : IL9,32,,ADPL0.2 Lot# 11852 Quant Date : 8/21/2025 5:50 am

There are no manual integrations or false positives in this file.

Quantitation Report (QT Reviewed)

Data Path : I:\8270\Dakota\250820RVTICAL\
Data File : ADPL1.D
Acq On : 20 Aug 2025 11:44 pm
Operator : Dakota:smz
Sample : IL10,32,,ADPL0.1 Lot# 11867
Misc : WG2105679,,
ALS Vial : 29 Sample Multiplier: 1

Quant Time: Aug 21 09:53:59 2025
Quant Method : I:\8270\Dakota\250820RVTICAL\FS250821RVT_Dakota.m
Quant Title : Semivolatiles by GC/MS by modified 8270
QLast Update : Thu Aug 21 05:46:21 2025
Response via : Initial Calibration

CCAL FILE(s) : 1 - I:\8270\Dakota\250820RVTICAL\ABNL6.D
: 2 - I:\8270\Dakota\250820RVTICAL\ADPL6.D
: 3 - I:\8270\Dakota\250820RVTICAL\AP9L6.D
Sub List : ADPical_REV2 - ADP sublist

| Compound | R.T. | QIon | Response | Conc | Units | Dev(Min) |
|---|---|---|---|---|---|---|
| Internal Standards | | | | | | |
| 32) IS3_1,4-Dichlorobenzen... | 4.579 | 152 | 47866 | 4.000 | ug/ml | 0.00 |
| Standard Area 2 = 53798 | | | Recovery = 88.97% | | | |
| 88) IS3_Acenaphthene-d10 | 7.507 | 164 | 109592 | 4.000 | ug/ml | 0.00 |
| Standard Area 2 = 125869 | | | Recovery = 87.07% | | | |
| 102) IS3_Phenanthrene-d10 | 8.931 | 188 | 247606 | 4.000 | ug/ml | 0.00 |
| Standard Area 2 = 293121 | | | Recovery = 84.47% | | | |
| System Monitoring Compounds | | | | | | |
| Target Compounds | | | | | | Qvalue |
| 33) 1,4-Dioxane | 0.000 | | 0 | N.D. | d | |
| 35) n-Decane | 4.477 | 57 | 1938 | 0.154 | ug/ml# | 14 |
| 89) Atrazine | 8.710 | 200 | 1543 | 0.120 | ug/ml# | 64 |
| 103) n-Octadecane | 8.915 | 57 | 3162 | 0.183 | ug/ml# | 1 |
| 104) Parathion | 9.714 | 109 | 392M2 | 0.146 | ug/ml | |
| 105) 3,3'-Dimethylbenzidine | 0.000 | | 0 | N.D. | d | |

(#) = qualifier out of range (m) = manual integration (+) = signals summed

Quantitation Report (QT Reviewed)

Data Path : I:\8270\Dakota\250820RVTICAL\
Data File : ADPL1.D
Acq On : 20 Aug 2025 11:44 pm
Operator : Dakota:smz
Sample : IL10,32,,ADPL0.1 Lot# 11867
Misc : WG2105679,,
ALS Vial : 29 Sample Multiplier: 1

Quant Time: Aug 21 09:53:59 2025
Quant Method : I:\8270\Dakota\250820RVTICAL\FS250821RVT_Dakota.m
Quant Title : Semivolatiles by GC/MS by modified 8270
QLast Update : Thu Aug 21 05:46:21 2025
Response via : Initial Calibration

Sub List : ADPical_8270\Dakota\250820RVTICAL\AP9L6.D•

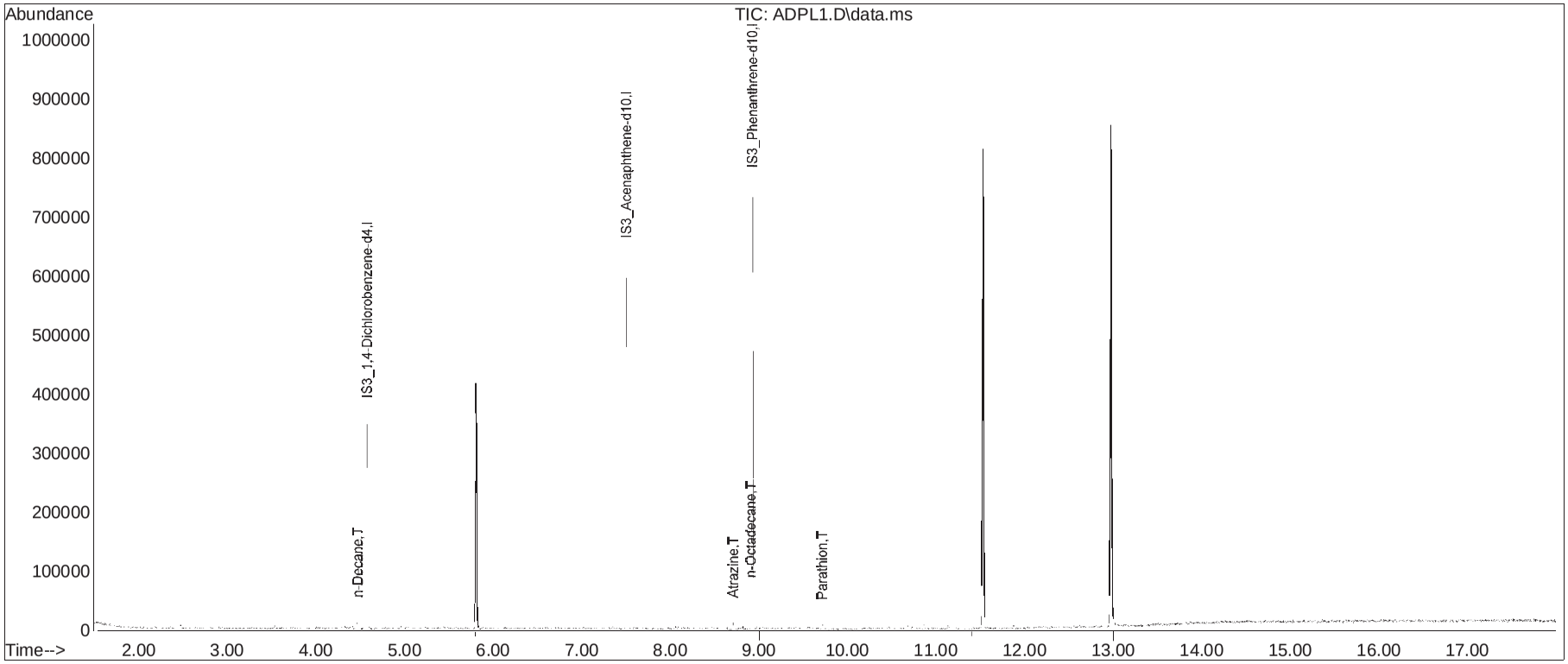

# Manual Integration Report

Data Path : I:\8270\Dakota\250820RVTICAL\
Data File : ADPL1.D
Date Inj'd : 8/20/2025 11:44 pm
Sample : IL10,32,,ADPL0.1 Lot# 1186

QMethod : FS250821RVT_Dakota.m
Operator : Dakota:smz
Instrument : Dakota

## Compound #104: Parathion

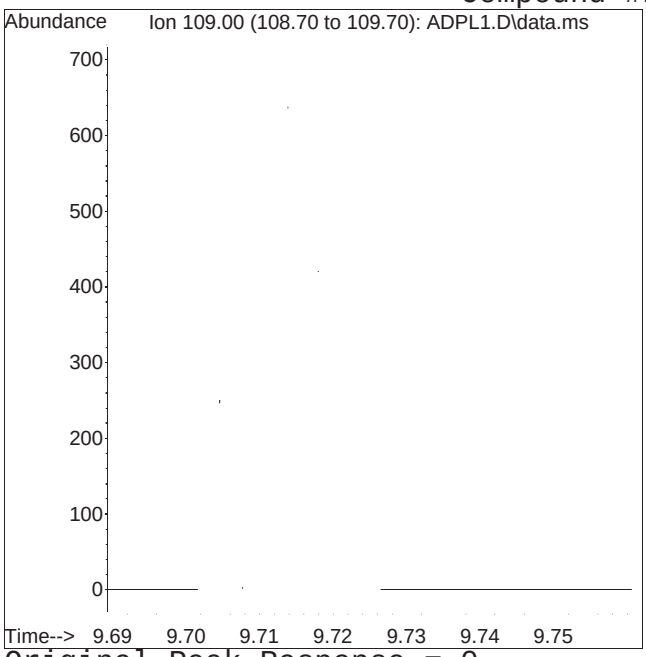


Original Peak Response = 0

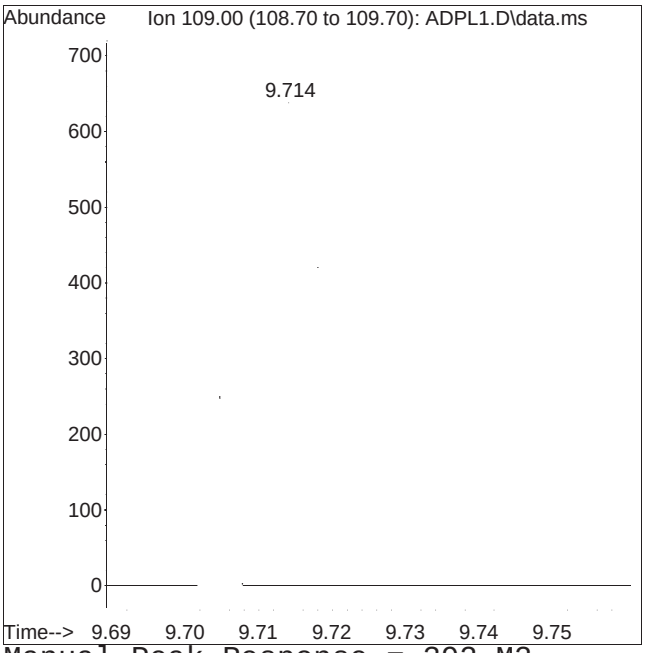


Manual Peak Response = 392 M2

M2 = Peak not found by automatic integration algorithm.

# Evaluate Continuing Calibration Report

Data Path : I:\8270\Dakota\250820RVTICAL\
Data File : ADPICV.D
Acq On : 21 Aug 2025 12:07 am
Operator : Dakota:smz
Sample : CQICV,32,,ADPICV Lot# 11856
Misc : WG2105679,,
ALS Vial : 30 Sample Multiplier: 1

Quant Time: Aug 21 07:09:09 2025
Quant Method : I:\8270\Dakota\250820RVTICAL\FS250821RVT_Dakota.m
Quant Title : Semivolatiles by GC/MS by modified 8270
QLast Update : Thu Aug 21 05:46:21 2025
Response via : Initial Calibration

Min. RRF : 0.000 Min. Rel. Area : 50% Max. R.T. Dev 0.50min
Max. RRF Dev : 20% Max. Rel. Area : 200%

| | | Compound | | AvgRF | CCRF | %Dev | Area% | Dev(min) |
|---|---|---|---|---|---|---|---|---|
| 32 | I | IS3_1,4-Dichlorobenzene-d4 | | 1.000 | 1.000 | 0.0 | 105 | 0.00 |
| 33 | T | 1,4-Dioxane | | 0.411 | 0.378 | 8.0 | 98 | 0.00 |
| 35 | T | n-Decane | | 1.270 | 1.072 | 15.6 | 94 | 0.00 |
| 88 | I | IS3_Acenaphthene-d10 | | 1.000 | 1.000 | 0.0 | 102 | 0.00 |
| 89 | T | Atrazine | | 0.486 | 0.422 | 13.2 | 93 | 0.00 |
| 102 | I | IS3_Phenanthrene-d10 | | 1.000 | 1.000 | 0.0 | 102 | 0.00 |
| 103 | T | n-Octadecane | | 0.368 | 0.327 | 11.1 | 96 | 0.00 |
| 104 | T | Parathion | * | 5.000 | 4.401 | 12.0 | 86 | 0.00 |
| 105 | T | 3,3'-Dimethylbenzidine | * | 5.000 | 3.906 | 21.9# | 90 | 0.00 |

* Evaluation of CC level amount vs concentration.
(#) = Out of Range SPCC's out = 0 CCC's out = 0

Quantitation Report (QT Reviewed)

Data Path : I:\8270\Dakota\250820RVTICAL\
Data File : ADPICV.D
Acq On : 21 Aug 2025 12:07 am
Operator : Dakota:smz
Sample : CQICV,32,,ADPICV Lot# 11856
Misc : WG2105679,,
ALS Vial : 30 Sample Multiplier: 1

Quant Time: Aug 21 07:09:09 2025
Quant Method : I:\8270\Dakota\250820RVTICAL\FS250821RVT_Dakota.m
Quant Title : Semivolatiles by GC/MS by modified 8270
QLast Update : Thu Aug 21 05:46:21 2025
Response via : Initial Calibration

CCAL FILE(s) : 1 - I:\8270\Dakota\250820RVTICAL\ABNL6.D
: 2 - I:\8270\Dakota\250820RVTICAL\ADPL6.D
: 3 - I:\8270\Dakota\250820RVTICAL\AP9L6.D
Sub List : ADPical_REV2 - ADP sublist

| Compound | R.T. | QIon | Response | Conc | Units | Dev(Min) |
|---|---|---|---|---|---|---|
| Internal Standards | | | | | | |
| 32) IS3_1,4-Dichlorobenzen... | 4.579 | 152 | 56260 | 4.000 | ug/ml | 0.00 |
| Standard Area 2 = 53798 | | | Recovery = | 104.58% | | |
| 88) IS3_Acenaphthene-d10 | 7.507 | 164 | 128222 | 4.000 | ug/ml | 0.00 |
| Standard Area 2 = 125869 | | | Recovery = | 101.87% | | |
| 102) IS3_Phenanthrene-d10 | 8.928 | 188 | 297833 | 4.000 | ug/ml | 0.00 |
| Standard Area 2 = 293121 | | | Recovery = | 101.61% | | |
| System Monitoring Compounds | | | | | | |
| Target Compounds | | | | | | Qvalue |
| 33) 1,4-Dioxane | 1.670 | 88 | 26596 | 4.721 | ug/ml# | 78 |
| 35) n-Decane | 4.474 | 57 | 75373 | 5.103 | ug/ml# | 25 |
| 89) Atrazine | 8.710 | 200 | 67640 | 4.496 | ug/ml | 91 |
| 103) n-Octadecane | 8.918 | 57 | 121633 | 5.841 | ug/ml# | 1 |
| 104) Parathion | 9.717 | 109 | 26839 | 4.401 | ug/ml | 90 |
| 105) 3,3'-Dimethylbenzidine | 10.979 | 212 | 258090 | 3.906 | ug/ml | 98 |

(#) = qualifier out of range (m) = manual integration (+) = signals summed

Quantitation Report (QT Reviewed)

Data Path : I:\8270\Dakota\250820RVTICAL\
Data File : ADPICV.D
Acq On : 21 Aug 2025 12:07 am
Operator : Dakota:smz
Sample : CQICV,32,,ADPICV Lot# 11856
Misc : WG2105679,,
ALS Vial : 30 Sample Multiplier: 1

Quant Time: Aug 21 07:09:09 2025
Quant Method : I:\8270\Dakota\250820RVTICAL\FS250821RVT_Dakota.m
Quant Title : Semivolatiles by GC/MS by modified 8270
QLast Update : Thu Aug 21 05:46:21 2025
Response via : Initial Calibration

Sub List : ADPical_RV02 ADP\250820RVTICAL\AP9L6.D•

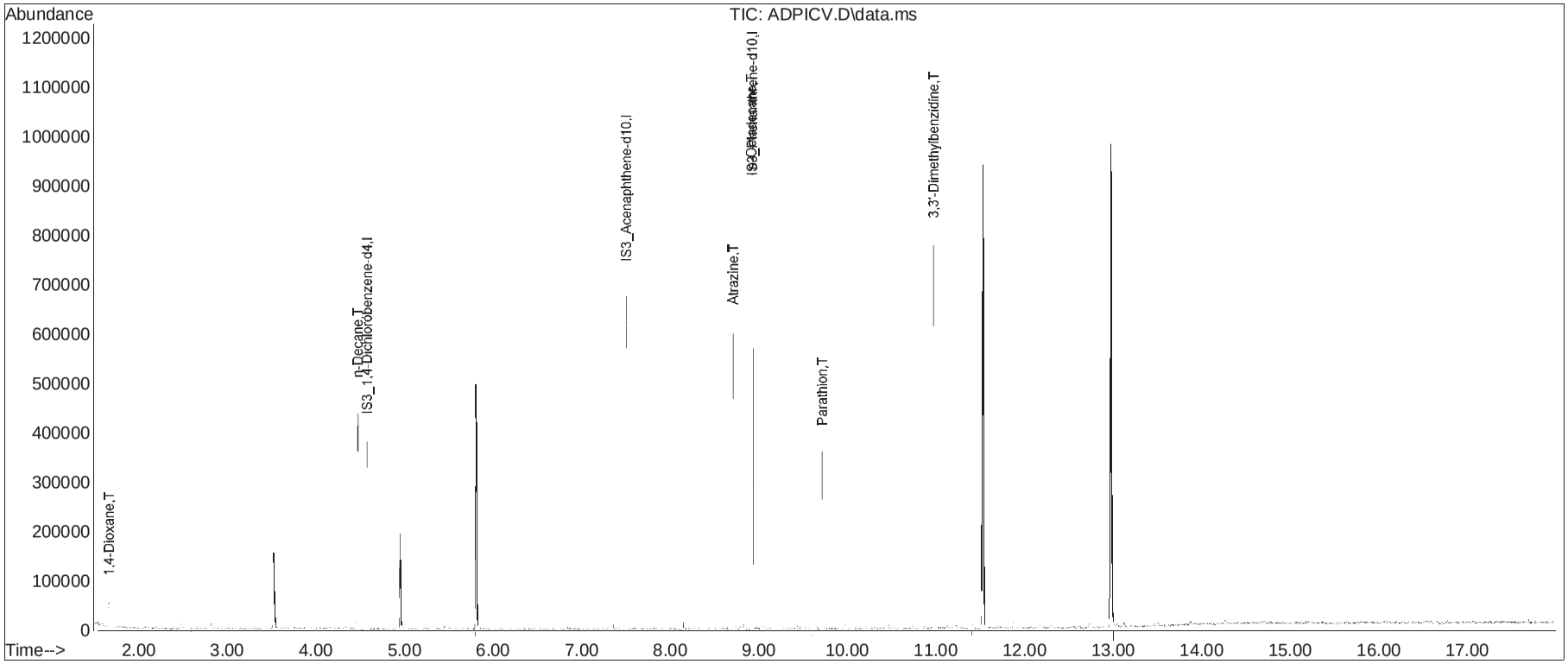

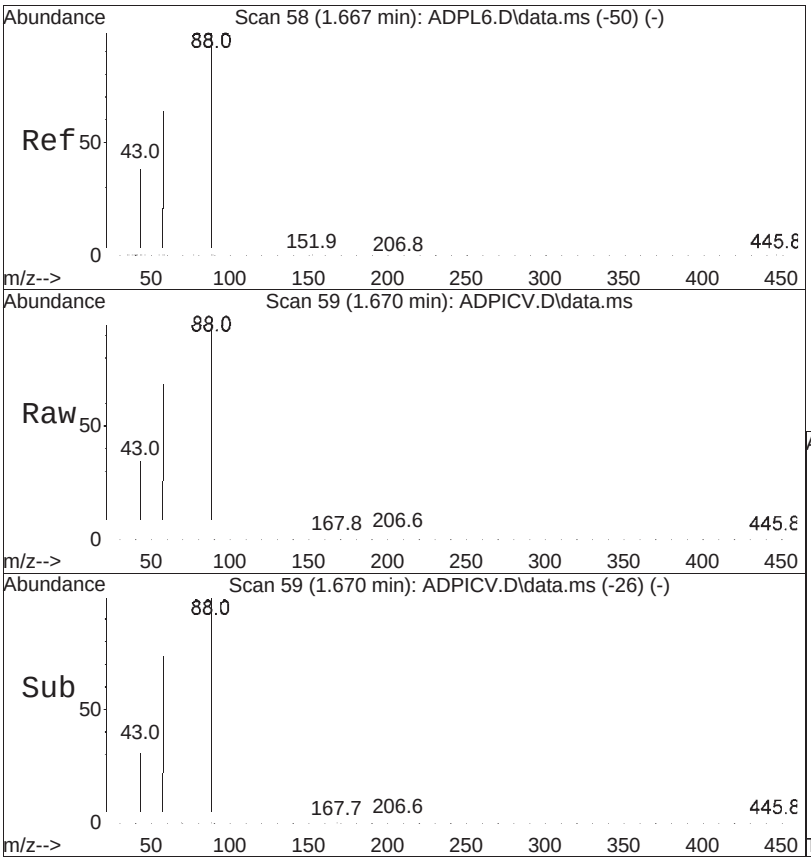


#33
1,4-Dioxane
Concen: 4.72 ug/ml
RT: 1.670 min Scan# 59
Delta R.T. 0.003 min
Lab File: ADPICV.D
Acq: 21 Aug 2025 12:07 am

Tgt Ion: 88 Resp: 26596

| Ion | Ratio | Lower | Upper |
|---|---|---|---|
| 88 | 100 | | |
| 58 | 70.9 | 44.8 | 67.2# |
| 43 | 40.6 | 22.4 | 33.6# |

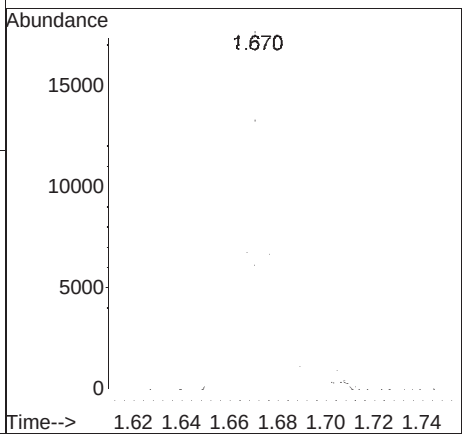

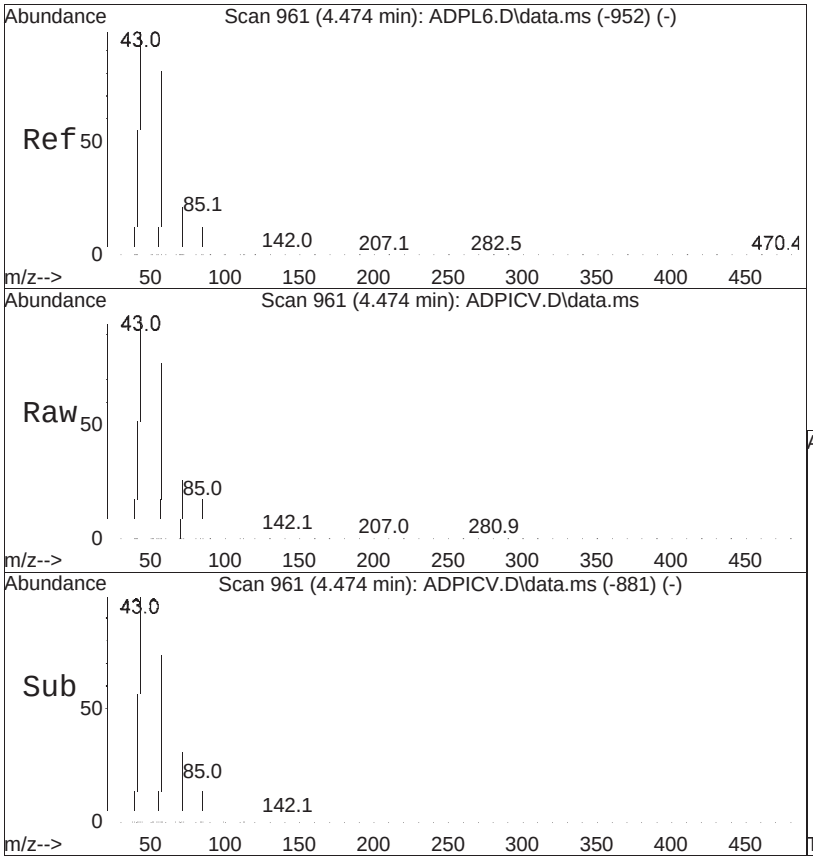


#35
n-Decane
Concen: 5.10 ug/ml
RT: 4.474 min Scan# 961
Delta R.T. -0.000 min
Lab File: ADPICV.D
Acq: 21 Aug 2025 12:07 am

Tgt Ion: 57 Resp: 75373

| Ion | Ratio | Lower | Upper |
|---|---|---|---|
| 57 | 100 | | |
| 43 | 121.7 | 0.2 | 0.2# |
| 41 | 72.2 | 0.2 | 0.2# |

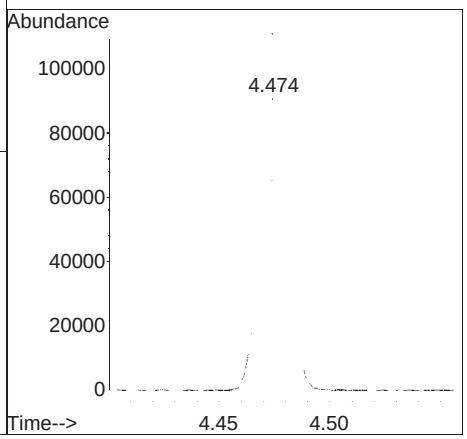

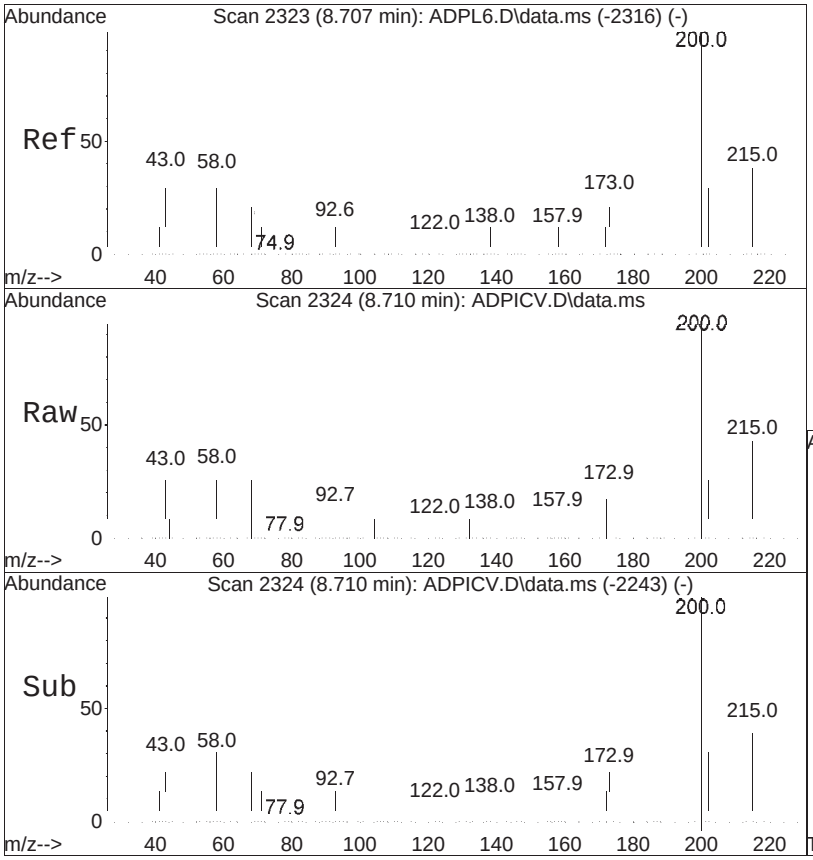


#89
Atrazine
Concen: 4.50 ug/ml
RT: 8.710 min Scan# 2324
Delta R.T. 0.003 min
Lab File: ADPICV.D
Acq: 21 Aug 2025 12:07 am

Tgt Ion:200 Resp: 67640

| Ion | Ratio | Lower | Upper |
|---|---|---|---|
| 200 | 100 | | |
| 202 | 32.0 | 25.8 | 38.6 |
| 215 | 40.5 | 40.2 | 60.4 |

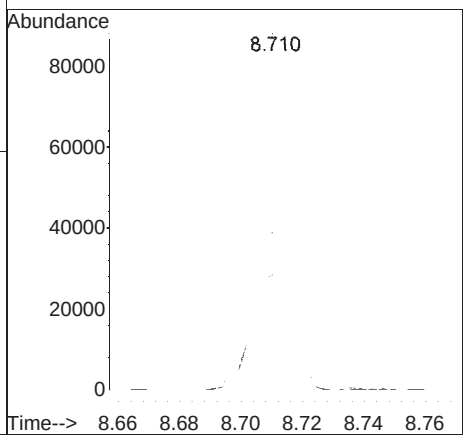

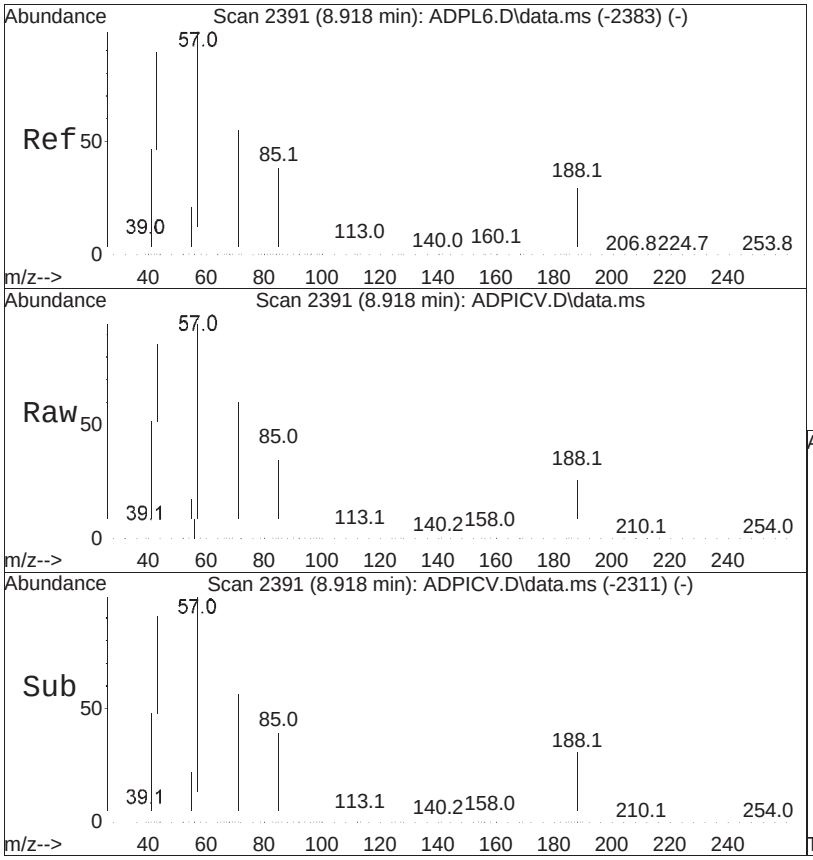


#103
n-Octadecane
Concen: 5.84 ug/ml
RT: 8.918 min Scan# 2391
Delta R.T. -0.000 min
Lab File: ADPICV.D
Acq: 21 Aug 2025 12:07 am

Tgt Ion: 57 Resp: 121633

| Ion | Ratio | Lower | Upper |
|---|---|---|---|
| 57 | 100 | | |
| 43 | 91.2 | 9.0 | 13.6# |
| 70 | 10.6 | 0.2 | 0.2# |

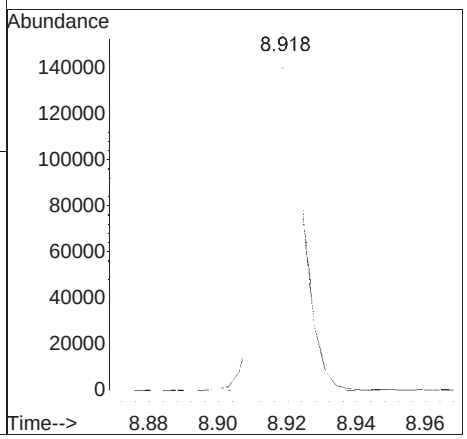

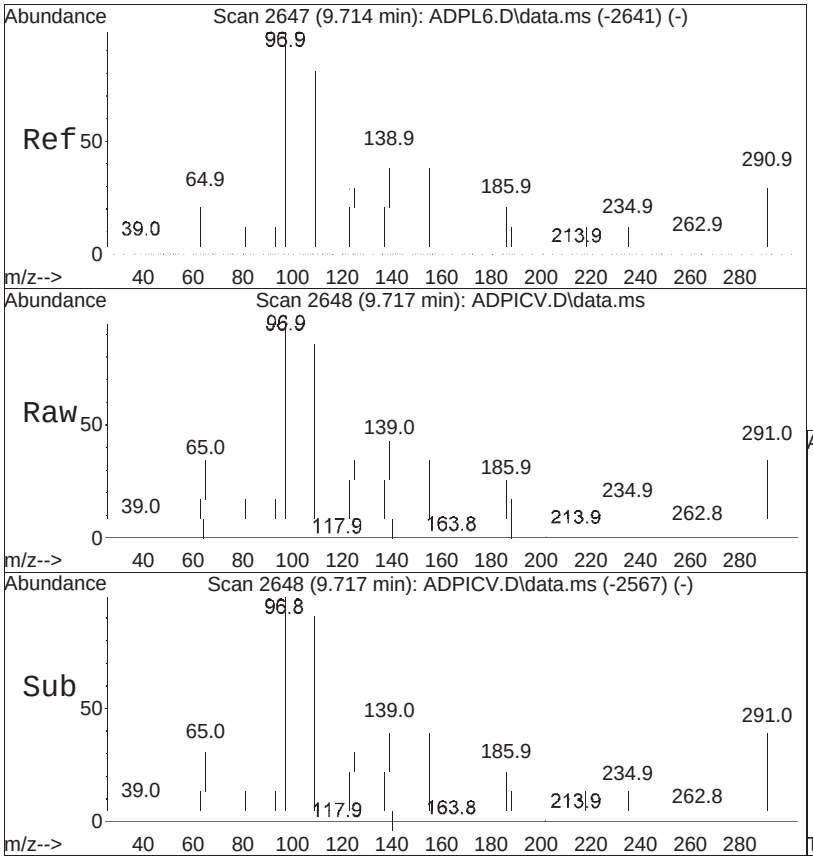


#104
Parathion
Concen: 4.40 ug/ml
RT: 9.717 min Scan# 2648
Delta R.T. 0.003 min
Lab File: ADPICV.D
Acq: 21 Aug 2025 12:07 am

Tgt Ion:109 Resp: 26839

| Ion | Ratio | Lower | Upper |
|---|---|---|---|
| 109 | 100 | | |
| 97 | 120.4 | 87.4 | 131.2 |
| 291 | 47.6 | 34.2 | 51.2 |

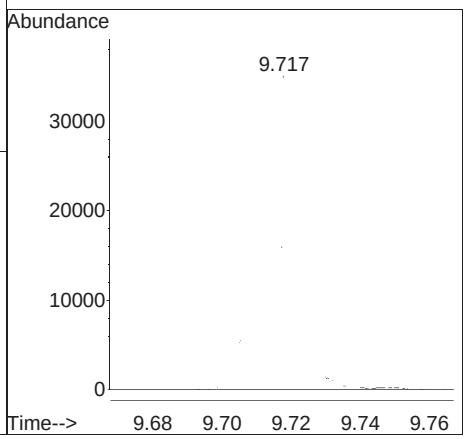




#105
3,3'-Dimethylbenzidine
Concen: 3.91 ug/ml
RT: 10.979 min Scan# 3054
Delta R.T. -0.000 min
Lab File: ADPICV.D
Acq: 21 Aug 2025 12:07 am

Tgt Ion:212 Resp: 258090

| Ion | Ratio | Lower | Upper |
|---|---|---|---|
| 212 | 100 | | |
| 211 | 17.8 | 12.9 | 19.3 |
| 213 | 16.3 | 13.2 | 19.8 |

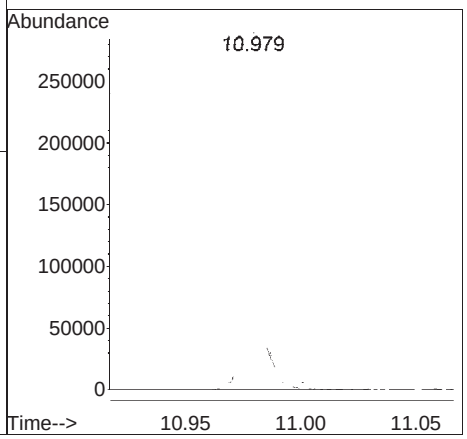

# Manual Integration Report

| | | | |
|---|---|---|---|
| Data Path | : I:\8270\Dakota\250820RVTICAL\ | QMethod | : FS250821RVT_Dakota.m |
| Data File | : ADPICV.D | Operator | : Dakota:smz |
| Date Inj'd | : 8/21/2025 12:07 am | Instrument | : Dakota |
| Sample | : CQICV,32,,ADPICV Lot# 1185 | | |

There are no manual integrations or false positives in this file.

## Evaluate Relative Error Report Dakota

Method Path : I:\8270\Dakota\250820RVTICAL\
Method File : FS250821RVT_Dakota.m
Title : Semivolatiles by GC/MS by modified 8270
Last Update : Thu Aug 21 09:25:31 2025

| | COMPOUND | CalFit | Units | TrueMid | MidConc | %RE | TrueLow | LowConc | %RE |
|---|---|---|---|---|---|---|---|---|---|
| 3 | T Pyridine | L | ug/ml | 5.0 | 4.245 | -15.1 | 0.20 | 0.288 | 44.0 |
| 39 | T Benzoic Acid | Q | ug/ml | 5.0 | 4.330 | -13.4 | 0.50 | 0.636 | 27.2 |
| 104 | T Parathion | Q | ug/ml | 5.0 | 5.054 | 1.1 | 0.10 | 0.075 | -25.0 |
| 105 | T 3,3'-Dimethylbenzidine | Q | ug/ml | 5.0 | 4.759 | -4.8 | 0.20 | 0.259 | 29.5 |

## Calibration Correlation Report

| | COMPOUND | CalFit | CoefOfDet | QuadTerm | LinTerm | Constant |
|---|---|---|---|---|---|---|
| 3 | T Pyridine | Linear | 0.992739 | 0.000000 | 0.869073 | -0.0320369 |
| 39 | T Benzoic Acid | Quadratic | 0.997744 | 0.006691 | 0.156051 | -0.0184314 |
| 104 | T Parathion | Quadratic | 0.999282 | 0.002904 | 0.0805637 | 6.50804e-005 |
| 105 | T 3,3'-Dimethylbenzidine | Quadratic | 0.997889 | 0.014716 | 0.843818 | -0.0454928 |

# Response Factor Report SV107

Method Path : I:\8270\SV107\250826ical\
Method File : FS250826SV107RVT.m
Title : Semivolatiles by GC/MS by modified 8270
Last Update : Wed Aug 27 17:27:22 2025
Response Via : Initial Calibration

Calibration Files
L1 =ADPL1.D L2 =ADPL2.D L3 =ADPL3.D L4 =ADPL4.D L5 =ADPL5.D L6 =ADPL6.D L7 =ADPL7.D
L8 =ADPL8.D L9 =ADPL9.D

| | | Compound | L1 | L2 | L3 | L4 | L5 | L6 | L7 | L8 | L9 | Avg | %RSD |
|---|---|---|---|---|---|---|---|---|---|---|---|---|---|
| 1) | I | IS1_1,4-Dichlorobenzene-d4 | ----------ISTD---------- | | | | | | | | | | |
| 2) | t | N-Nitrosodimethylamine | 0.424 | 0.542 | 0.614 | 0.634 | 0.716 | 0.725 | 0.777 | 0.746 | 0.753 | 0.659 | 17.76 |
| 3) | t | Pyridine | | 0.972 | 1.102 | 1.146 | 1.279 | 1.264 | 1.427 | 1.344 | 1.362 | 1.237 | 12.32 |
| 4) | S | 2-Fluorophenol | 0.780 | 0.861 | 0.951 | 0.994 | 1.077 | 1.092 | 1.202 | 1.152 | 1.180 | 1.032 | 14.19 |
| 5) | T | Aniline | | 1.174 | 1.520 | 1.623 | 1.775 | 1.816 | 1.908 | 1.847 | 1.872 | 1.692 | 14.63 |
| 6) | t | 2-Chlorophenol | 1.039 | 1.140 | 1.109 | 1.147 | 1.258 | 1.278 | 1.378 | 1.343 | 1.357 | 1.228 | 9.95 |
| 7) | S | Phenol-d6 | 1.051 | 1.046 | 1.170 | 1.236 | 1.332 | 1.352 | 1.420 | 1.393 | 1.415 | 1.268 | 11.78 |
| 8) | T | Phenol | 1.236 | 1.325 | 1.288 | 1.337 | 1.477 | 1.459 | 1.555 | 1.512 | 1.523 | 1.412 | 8.26 |
| 9) | T | bis(2-Chloroethyl)ether | 1.199 | 1.170 | 1.164 | 1.149 | 1.190 | 1.178 | 1.242 | 1.210 | 1.239 | 1.193 | 2.72 |
| 10) | T | 1,3-Dichlorobenzene | 1.497 | 1.552 | 1.541 | 1.463 | 1.564 | 1.552 | 1.636 | 1.589 | 1.628 | 1.558 | 3.60 |
| 11) | T | 1,4-Dichlorobenzene | 1.544 | 1.594 | 1.538 | 1.531 | 1.606 | 1.575 | 1.683 | 1.626 | 1.628 | 1.592 | 3.15 |
| 12) | T | 1,2-Dichlorobenzene | 1.592 | 1.563 | 1.449 | 1.452 | 1.504 | 1.506 | 1.577 | 1.544 | 1.563 | 1.528 | 3.46 |
| 13) | t | Benzyl alcohol | 0.822 | 0.795 | 0.789 | 0.887 | 0.939 | 0.971 | 1.066 | 1.034 | 1.053 | 0.928 | 11.91 |
| 14) | T | bis(2-chloroisopropyl)ether | 1.880 | 1.813 | 1.806 | 1.833 | 1.847 | 1.864 | 1.954 | 1.900 | 1.905 | 1.867 | 2.58 |
| 15) | T | 2-Methylphenol | 0.859 | 0.875 | 0.979 | 1.014 | 1.091 | 1.078 | 1.182 | 1.135 | 1.150 | 1.040 | 11.26 |
| 16) | T | Hexachloroethane | 0.528 | 0.585 | 0.584 | 0.546 | 0.592 | 0.584 | 0.622 | 0.602 | 0.616 | 0.584 | 5.23 |
| 17) | T | n-Nitrosodi-n-propylamine | 0.711 | 0.799 | 0.785 | 0.808 | 0.809 | 0.854 | 0.912 | 0.862 | 0.869 | 0.823 | 7.12 |
| 18) | T | 3-Methylphenol/4-Methylphenol | 0.916 | 0.977 | 1.002 | 1.062 | 1.145 | 1.169 | 1.245 | 1.202 | 1.196 | 1.102 | 10.52 |
| 19) | S | Nitrobenzene-d5 | 1.106 | 1.087 | 1.100 | 1.114 | 1.184 | 1.207 | 1.292 | 1.239 | 1.224 | 1.172 | 6.25 |
| 20) | T | Nitrobenzene | 1.184 | 1.130 | 1.068 | 1.129 | 1.194 | 1.205 | 1.306 | 1.244 | 1.245 | 1.190 | 6.10 |
| 21) | T | Isophorone | 1.887 | 2.058 | 2.000 | 2.110 | 2.201 | 2.230 | 2.399 | 2.270 | 2.271 | 2.158 | 7.35 |
| 22) | T | 2-Nitrophenol | 0.409 | 0.369 | 0.405 | 0.445 | 0.495 | 0.522 | 0.606 | 0.602 | 0.597 | 0.494 | 18.73 |
| 23) | T | 2,4-Dimethylphenol | 0.987 | 1.053 | 1.023 | 1.114 | 1.202 | 1.217 | 1.274 | 1.242 | 1.275 | 1.154 | 9.70 |
| 24) | T | bis(2-Chloroethoxy)methane | 1.335 | 1.480 | 1.410 | 1.456 | 1.471 | 1.457 | 1.528 | 1.465 | 1.449 | 1.450 | 3.68 |
| 25) | T | 2,4-Dichlorophenol | 0.890 | 0.924 | 0.984 | 1.100 | 1.153 | 1.193 | 1.283 | 1.242 | 1.226 | 1.111 | 13.06 |
| 26) | T | 1,2,4-Trichlorobenzene | 1.531 | 1.458 | 1.442 | 1.390 | 1.452 | 1.411 | 1.505 | 1.430 | 1.414 | 1.448 | 3.14 |
| 27) | I | IS2_1,4-Dichlorobenzene-d4 | ----------ISTD---------- | | | | | | | | | | |
| 28) | T | Benzaldehyde | 0.511 | 0.598 | 0.602 | 0.617 | 0.637 | 0.606 | 0.622 | 0.630 | 0.624 | 0.605 | 6.23 |
| 29) | T | Acetophenone | 1.759 | 1.774 | 1.708 | 1.705 | 1.799 | 1.801 | 1.874 | 1.853 | 1.893 | 1.796 | 3.76 |
| 30) | T | m-Toluidine | | | | 0.803 | 1.041 | 1.126 | 1.218 | 1.261 | 1.325 | 1.129 | 16.70 |
| 31) | T | 2-Chloroaniline | 1.390 | 1.475 | 1.520 | 1.471 | 1.596 | 1.571 | 1.613 | 1.632 | 1.639 | 1.545 | 5.58 |
| 32) | I | IS3_1,4-Dichlorobenzene-d4 | ----------ISTD---------- | | | | | | | | | | |
| 33) | | 1,4-Dioxane | 0.742 | 0.561 | 0.521 | 0.546 | 0.532 | 0.497 | 0.496 | 0.517 | 0.495 | 0.545 | 14.16 |
| 34) | T | n-Decane | 1.668 | 1.600 | 1.560 | 1.567 | 1.519 | 1.486 | 1.495 | 1.609 | 1.598 | 1.567 | 3.78 |
| 35) | I | IS1_Naphthalene-d8 | ----------ISTD---------- | | | | | | | | | | |
| 36) | T | Naphthalene | 1.116 | 1.081 | 1.017 | 1.032 | 1.038 | 1.036 | 1.085 | 1.059 | 1.022 | 1.054 | 3.19 |
| 37) | T | Benzoic Acid | | | | | 0.128 | 0.165 | 0.198 | 0.222 | 0.220 | *L | 0.9995 |
| 38) | T | 4-Chloroaniline | 0.103 | 0.109 | 0.117 | 0.118 | 0.123 | 0.124 | 0.131 | 0.127 | 0.125 | 0.120 | 7.57 |
| 39) | T | Hexachlorobutadiene | 0.245 | 0.223 | 0.231 | 0.223 | 0.224 | 0.222 | 0.237 | 0.236 | 0.239 | 0.231 | 3.67 |
| 40) | T | p-Chloro-m-cresol | 0.201 | 0.214 | 0.227 | 0.244 | 0.264 | 0.270 | 0.299 | 0.291 | 0.289 | 0.256 | 13.95 |
| 41) | T | 2-Methylnaphthalene | 0.603 | 0.646 | 0.604 | 0.622 | 0.622 | 0.638 | 0.660 | 0.649 | 0.647 | 0.632 | 3.25 |
| 42) | T | 1-Methylnaphthalene | 0.232 | 0.250 | 0.238 | 0.236 | 0.236 | 0.239 | 0.244 | 0.240 | 0.239 | 0.240 | 2.10 |
| 43) | T | Hexachlorocyclopentadiene | 0.241 | 0.224 | 0.228 | 0.227 | 0.239 | 0.245 | 0.260 | 0.265 | 0.264 | 0.244 | 6.56 |
| 44) | T | 2,4,6-Trichlorophenol | 0.169 | 0.174 | 0.192 | 0.200 | 0.218 | 0.237 | 0.252 | 0.243 | 0.245 | 0.214 | 14.86 |
| 45) | T | 2,4,5-Trichlorophenol | 0.168 | 0.187 | 0.212 | 0.221 | 0.244 | 0.245 | 0.272 | 0.263 | 0.256 | 0.230 | 15.44 |

Method Path : I:\8270\SV107\250826ical\
Method File : FS250826SV107RVT.m
Title : Semivolatiles by GC/MS by modified 8270
Last Update : Wed Aug 27 17:27:22 2025
Response Via : Initial Calibration

Calibration Files
L1 =ADPL1.D L2 =ADPL2.D L3 =ADPL3.D L4 =ADPL4.D L5 =ADPL5.D L6 =ADPL6.D L7 =ADPL7.D
L8 =ADPL8.D L9 =ADPL9.D

| | | Compound | L1 | L2 | L3 | L4 | L5 | L6 | L7 | L8 | L9 | Avg | %RSD |
|---|---|---|---|---|---|---|---|---|---|---|---|---|---|
| 46) | S | 2-Fluorobiphenyl | 0.884 | 0.896 | 0.868 | 0.866 | 0.869 | 0.857 | 0.888 | 0.870 | 0.854 | 0.872 | 1.62 |
| 47) | T | 2-Chloronaphthalene | 0.762 | 0.777 | 0.718 | 0.721 | 0.721 | 0.724 | 0.745 | 0.724 | 0.713 | 0.734 | 3.05 |
| 48) | T | 2-Nitroaniline | | 0.113 | 0.134 | 0.135 | 0.153 | 0.168 | 0.191 | 0.190 | 0.187 | 0.159 | 18.70 |
| 49) | T | 1,4-Dinitrobenzene | | | 0.056 | 0.062 | 0.070 | 0.079 | 0.092 | 0.091 | 0.090 | 0.077 | 18.88 |
| 50) | T | 1,3-Dinitrobenzene | | | 0.071 | 0.074 | 0.085 | 0.097 | 0.108 | 0.108 | 0.107 | 0.093 | 17.42 |
| 51) | T | Dimethyl phthalate | 0.789 | 0.759 | 0.746 | 0.743 | 0.746 | 0.789 | 0.818 | 0.775 | 0.753 | 0.769 | 3.34 |
| 52) | T | Acenaphthylene | 1.058 | 1.042 | 1.055 | 1.058 | 1.096 | 1.123 | 1.188 | 1.145 | 1.131 | 1.100 | 4.57 |
| 53) | T | 2,6-Dinitrotoluene | 0.105 | 0.102 | 0.110 | 0.115 | 0.129 | 0.149 | 0.162 | 0.156 | 0.153 | 0.131 | 18.12 |
| 54) | T | 1,2-Dinitrobenzene | | 0.040 | 0.053 | 0.052 | 0.060 | 0.064 | 0.071 | 0.069 | 0.067 | 0.060 | 17.83 |
| 55) | I | IS2_Naphthalene-d8 | ISTD | | | | | | | | | | |
| 56) | T | a-Terpineol | 0.211 | 0.206 | 0.238 | 0.241 | 0.252 | 0.257 | 0.273 | 0.280 | 0.293 | 0.250 | 11.85 |
| 57) | T | 3-Chloroaniline | 0.074 | 0.105 | 0.125 | 0.114 | 0.126 | 0.128 | 0.126 | 0.126 | 0.127 | 0.117 | 15.31 |
| 58) | T | 2,6-Dichlorophenol | 0.196 | 0.225 | 0.228 | 0.232 | 0.272 | 0.284 | 0.297 | 0.315 | 0.326 | 0.264 | 17.16 |
| 59) | T | 1-chloro-2-nitrobenzene | 0.116 | 0.111 | 0.120 | 0.118 | 0.120 | 0.124 | 0.133 | 0.134 | 0.143 | 0.124 | 8.11 |
| 60) | T | Caprolactam | | | | 0.088 | 0.107 | 0.120 | 0.138 | 0.145 | 0.151 | 0.125 | 19.44 |
| 61) | T | 1,2,4,5-Tetrachlorobenzene | 0.446 | 0.417 | 0.429 | 0.394 | 0.417 | 0.402 | 0.410 | 0.400 | 0.417 | 0.415 | 3.88 |
| 62) | T | Biphenyl | 1.055 | 0.900 | 0.963 | 0.916 | 0.946 | 0.925 | 0.933 | 0.923 | 0.968 | 0.948 | 4.83 |
| 63) | I | IS1_Acenaphthene-d10 | ISTD | | | | | | | | | | |
| 64) | T | 3-Nitroaniline | 0.171 | 0.202 | 0.194 | 0.228 | 0.266 | 0.273 | 0.301 | 0.298 | 0.284 | 0.246 | 19.77 |
| 65) | T | Acenaphthene | 1.231 | 1.142 | 1.081 | 1.124 | 1.128 | 1.101 | 1.164 | 1.189 | 1.139 | 1.144 | 3.96 |
| 66) | T | 2,4-Dinitrophenol | | | | 0.084 | 0.104 | 0.117 | 0.138 | 0.151 | 0.149 | *L | 0.9986 |
| 67) | T | Dibenzofuran | 1.872 | 1.960 | 1.723 | 1.803 | 1.847 | 1.796 | 1.856 | 1.868 | 1.778 | 1.834 | 3.71 |
| 68) | T | 2,4-Dinitrotoluene | | | 0.213 | 0.258 | 0.300 | 0.339 | 0.367 | 0.381 | 0.370 | *L | 0.9993 |
| 69) | T | 4-Nitrophenol | | | 0.139 | 0.144 | 0.178 | 0.200 | 0.215 | 0.217 | 0.205 | 0.185 | 17.66 |
| 70) | T | 2,3,5,6-Tetrachlorophenol | | 0.215 | 0.239 | 0.270 | 0.315 | 0.328 | 0.353 | 0.364 | 0.350 | 0.304 | 18.49 |
| 71) | T | 2,3,4,6-Tetrachlorophenol | 0.235 | 0.237 | 0.244 | 0.296 | 0.330 | 0.323 | 0.342 | 0.349 | 0.342 | 0.300 | 16.14 |
| 72) | T | Diethyl phthalate | 1.171 | 1.282 | 1.272 | 1.243 | 1.301 | 1.296 | 1.350 | 1.331 | 1.273 | 1.280 | 4.06 |
| 73) | T | Fluorene | 1.293 | 1.396 | 1.354 | 1.402 | 1.459 | 1.416 | 1.489 | 1.453 | 1.419 | 1.409 | 4.17 |
| 74) | T | 4-Chlorophenyl-phenylether | 0.770 | 0.766 | 0.703 | 0.688 | 0.719 | 0.696 | 0.726 | 0.717 | 0.686 | 0.719 | 4.31 |
| 75) | T | 4-Nitroaniline | | | 0.178 | 0.209 | 0.246 | 0.251 | 0.285 | 0.280 | 0.270 | 0.246 | 16.01 |
| 76) | T | 4,6-Dinitro-o-cresol | | | | 0.113 | 0.142 | 0.161 | 0.187 | 0.199 | 0.196 | *L | 0.9991 |
| 77) | T | NDPA/DPA | 1.036 | 1.044 | 1.054 | 1.112 | 1.140 | 1.148 | 1.209 | 1.150 | 1.111 | 1.112 | 5.19 |
| 78) | T | Azobenzene | 0.991 | 1.122 | 1.088 | 1.082 | 1.173 | 1.164 | 1.227 | 1.208 | 1.147 | 1.133 | 6.40 |
| 79) | S | 2,4,6-Tribromophenol | | 0.121 | 0.129 | 0.137 | 0.153 | 0.165 | 0.175 | 0.172 | 0.167 | 0.152 | 13.62 |
| 80) | T | 4-Bromophenyl-phenylether | 0.358 | 0.433 | 0.383 | 0.383 | 0.383 | 0.379 | 0.390 | 0.373 | 0.364 | 0.383 | 5.60 |
| 81) | T | Hexachlorobenzene | 0.431 | 0.424 | 0.404 | 0.384 | 0.396 | 0.385 | 0.403 | 0.394 | 0.373 | 0.399 | 4.70 |
| 82) | T | Pentachlorophenol | | | | 0.155 | 0.188 | 0.220 | 0.242 | 0.244 | 0.243 | 0.216 | 17.09 |
| 83) | I | IS2_Acenaphthene-d10 | ISTD | | | | | | | | | | |
| 84) | T | Dichloran | | | | | 0.114 | 0.125 | 0.147 | 0.162 | 0.174 | 0.145 | 17.39 |
| 85) | T | Pentachloronitrobenzene | | 0.089 | 0.114 | 0.116 | 0.135 | 0.137 | 0.150 | 0.156 | 0.165 | 0.133 | 19.02 |
| 86) | I | IS3_Acenaphthene-d10 | ISTD | | | | | | | | | | |
| 87) | T | Atrazine | 0.267 | 0.273 | 0.279 | 0.288 | 0.315 | 0.335 | 0.361 | 0.423 | 0.431 | 0.330 | 19.01 |
| 88) | I | IS1_Phenanthrene-d10 | ISTD | | | | | | | | | | |
| 89) | T | Phenanthrene | 1.194 | 1.193 | 1.097 | 1.122 | 1.141 | 1.121 | 1.156 | 1.160 | 1.132 | 1.146 | 2.86 |
| 90) | T | Anthracene | 1.069 | 1.116 | 1.064 | 1.054 | 1.101 | 1.122 | 1.218 | 1.173 | 1.184 | 1.122 | 5.16 |

Response Factor Report SV107

Method Path : I:\8270\SV107\250826ical\
Method File : FS250826SV107RVT.m
Title : Semivolatiles by GC/MS by modified 8270
Last Update : Wed Aug 27 17:27:22 2025
Response Via : Initial Calibration

Calibration Files
L1 =ADPL1.D L2 =ADPL2.D L3 =ADPL3.D L4 =ADPL4.D L5 =ADPL5.D L6 =ADPL6.D L7 =ADPL7.D
L8 =ADPL8.D L9 =ADPL9.D

| | | Compound | L1 | L2 | L3 | L4 | L5 | L6 | L7 | L8 | L9 | Avg | %RSD | |
|---|---|---|---|---|---|---|---|---|---|---|---|---|---|---|
| 91) | T | Carbazole | 0.852 | 0.826 | 0.880 | 0.924 | 1.005 | 1.023 | 1.099 | 1.088 | 1.077 | 0.975 | 10.92 | |
| 92) | T | Di-n-butylphthalate | 0.878 | 0.876 | 0.893 | 0.938 | 1.048 | 1.138 | 1.283 | 1.299 | 1.273 | 1.070 | 17.08 | |
| 93) | T | Fluoranthene | 1.215 | 1.155 | 1.127 | 1.124 | 1.197 | 1.261 | 1.303 | 1.303 | 1.272 | 1.217 | 5.87 | |
| 94) | T | Benzidine | | | | 0.387 | 0.575 | 0.683 | 0.758 | 0.784 | 0.780 | | *L | 0.9998 |
| 95) | T | Pyrene | 1.320 | 1.243 | 1.190 | 1.180 | 1.299 | 1.344 | 1.356 | 1.369 | 1.330 | 1.292 | 5.51 | |
| 96) | S | 4-Terphenyl-d14 | 0.922 | 0.843 | 0.835 | 0.791 | 0.829 | 0.883 | 0.923 | 0.882 | 0.878 | 0.865 | 5.08 | |
| 97) | T | Butyl benzyl phthalate | | | 0.284 | 0.294 | 0.370 | 0.412 | 0.484 | 0.508 | 0.508 | | *L | 0.9980 |
| 98) | I | IS2_Phenanthrene-d10 | ----------ISTD---------- | | | | | | | | | | | |
| 99) | T | Diphenamid | | | 0.332 | 0.333 | 0.418 | 0.459 | 0.496 | 0.495 | 0.510 | 0.435 | 17.52 | |
| 100) | I | IS3_Phenanthrene-d10 | ----------ISTD---------- | | | | | | | | | | | |
| 101) | T | n-Octadecane | 0.421 | 0.409 | 0.375 | 0.423 | 0.428 | 0.454 | 0.464 | 0.502 | 0.492 | 0.441 | 9.28 | |
| 102) | T | Parathion | | | 0.060 | 0.056 | 0.061 | 0.068 | 0.079 | 0.103 | 0.112 | | *Q | 0.9968 |
| 103) | T | 3,3'-Dimethylbenzidine | | | | 0.246 | 0.398 | 0.496 | 0.590 | 0.781 | 0.795 | | *Q | 0.9961 |
| 104) | I | IS1_Chrysene-d12 | ----------ISTD---------- | | | | | | | | | | | |
| 105) | T | Benzo[a]anthracene | 1.400 | 1.365 | 1.241 | 1.294 | 1.330 | 1.355 | 1.493 | 1.459 | 1.366 | 1.367 | 5.68 | |
| 106) | T | 3,3'-Dichlorobenzidine | | | 0.316 | 0.353 | 0.406 | 0.442 | 0.508 | 0.507 | 0.517 | 0.436 | 18.50 | |
| 107) | T | Chrysene | 1.496 | 1.432 | 1.327 | 1.344 | 1.303 | 1.309 | 1.373 | 1.330 | 1.252 | 1.352 | 5.43 | |
| 108) | T | bis(2-Ethylhexyl)phthalate | | 0.449 | 0.514 | 0.566 | 0.681 | 0.779 | 0.927 | 0.916 | 0.860 | | *L | 0.9968 |
| 109) | T | Di-n-octylphthalate | | | 0.742 | 0.789 | 1.000 | 1.168 | 1.452 | 1.443 | 1.432 | | *L | 0.9976 |
| 110) | T | Benzo(b)fluoranthene | 1.151 | 1.214 | 1.152 | 1.081 | 1.131 | 1.156 | 1.213 | 1.257 | 1.305 | 1.185 | 5.82 | |
| 111) | T | Benzo(k)fluoranthene | 1.211 | 1.131 | 1.099 | 1.137 | 1.168 | 1.212 | 1.278 | 1.249 | 1.306 | 1.199 | 5.89 | |
| 112) | T | Benzo(a)pyrene | 1.019 | 1.071 | 1.012 | 1.016 | 1.039 | 1.090 | 1.138 | 1.223 | 1.304 | 1.101 | 9.31 | |
| 113) | I | IS1_Perylene-d12 | ----------ISTD---------- | | | | | | | | | | | |
| 114) | T | Indeno(1,2,3-cd)pyrene | 0.957 | 0.915 | 0.984 | 1.007 | 1.111 | 1.178 | 1.269 | 1.372 | 1.208 | 1.111 | 14.07 | |
| 115) | T | Dibenzo[a,h]anthracene | 0.948 | 1.019 | 1.040 | 1.102 | 1.179 | 1.226 | 1.274 | 1.360 | 1.241 | 1.154 | 11.73 | |
| 116) | T | Benzo(g,h,i)perylene | 0.952 | 1.100 | 1.061 | 1.102 | 1.205 | 1.237 | 1.265 | 1.352 | 1.074 | 1.150 | 10.74 | |

(#) = Out of Range

Data Path : I:\8270\SV107\250826ical\
Data File : Tune1.D
Acq On : 26 Aug 2025 6:18 pm
Operator : SV107:ljg
Sample : Tune lot #11857
Misc : WG2108478
ALS Vial : 141 Sample Multiplier: 1

Integration File: rteint.p

Method : I:\8270\SV107\250826ical\DftppSV107.m
Title : Semivolatiles by GC/MS by modified 8270
Last Update : Wed Mar 05 13:38:17 2025

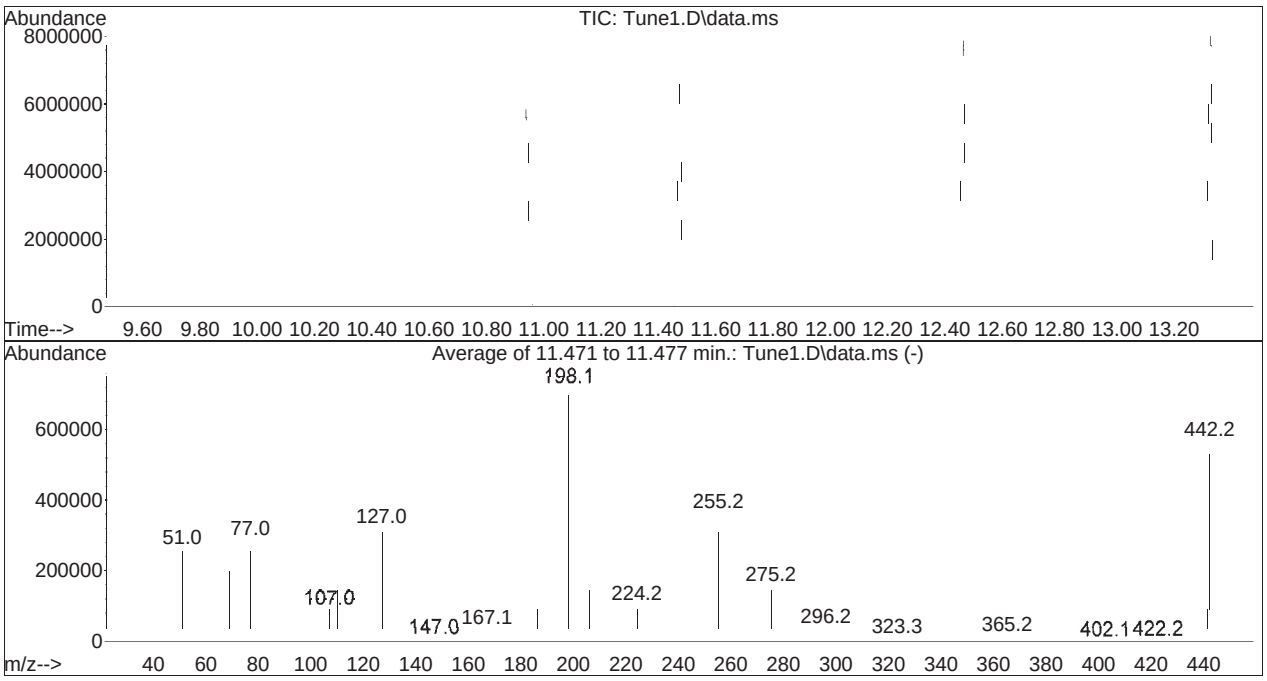


Spectrum Information: Average of 11.471 to 11.477 min.

| Target Mass | Rel. to Mass | Lower Limit% | Upper Limit% | Rel. Abn% | Raw Abn | Result Pass/Fail |
|---|---|---|---|---|---|---|
| 51 | 198 | 30 | 60 | 35.1 | 262379 | PASS |
| 68 | 69 | 0.00 | 2 | 1.2 | 2882 | PASS |
| 70 | 69 | 0.00 | 2 | 0.5 | 1272 | PASS |
| 127 | 198 | 40 | 60 | 43.0 | 321067 | PASS |
| 197 | 198 | 0.00 | 1 | 0.0 | 0 | PASS |
| 198 | 198 | 100 | 100 | 100.0 | 747136 | PASS |
| 199 | 198 | 5 | 9 | 6.8 | 50931 | PASS |
| 275 | 198 | 10 | 30 | 21.2 | 158491 | PASS |
| 365 | 198 | 1 | 100 | 2.0 | 14869 | PASS |
| 441 | 443 | 0.01 | 100 | 91.2 | 102013 | PASS |
| 442 | 198 | 40 | 100 | 76.2 | 569472 | PASS |
| 443 | 442 | 17 | 23 | 19.6 | 111861 | PASS |

Quantitation Report (Qedit)

Data Path : I:\8270\SV107\250826ical\
Data File : Tune1.D
Acq On : 26 Aug 2025 6:18 pm
Operator : SV107:ljg
Sample : Tune lot #11857
Misc : WG2108478
ALS Vial : 141 Sample Multiplier: 1

Quant Time: Aug 27 05:39:39 2025
Quant Method : I:\8270\SV107\250826ical\DftppSV107.m
Quant Title : Semivolatiles by GC/MS by modified 8270
QLast Update : Wed Mar 05 13:38:17 2025
Response via : Initial Calibration

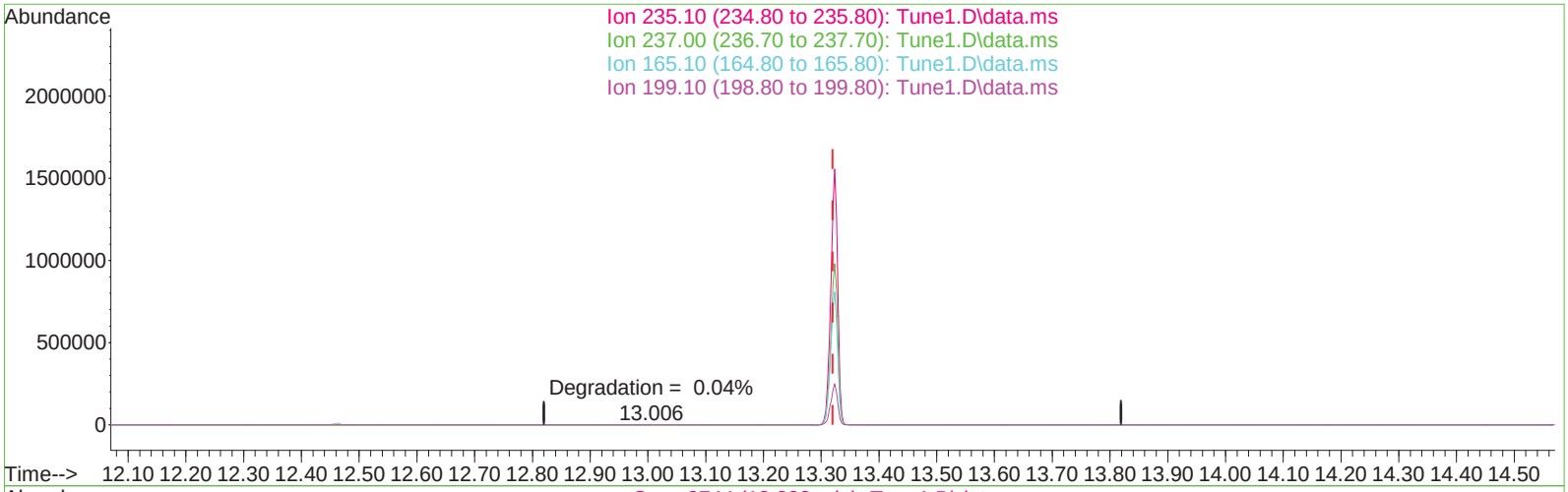


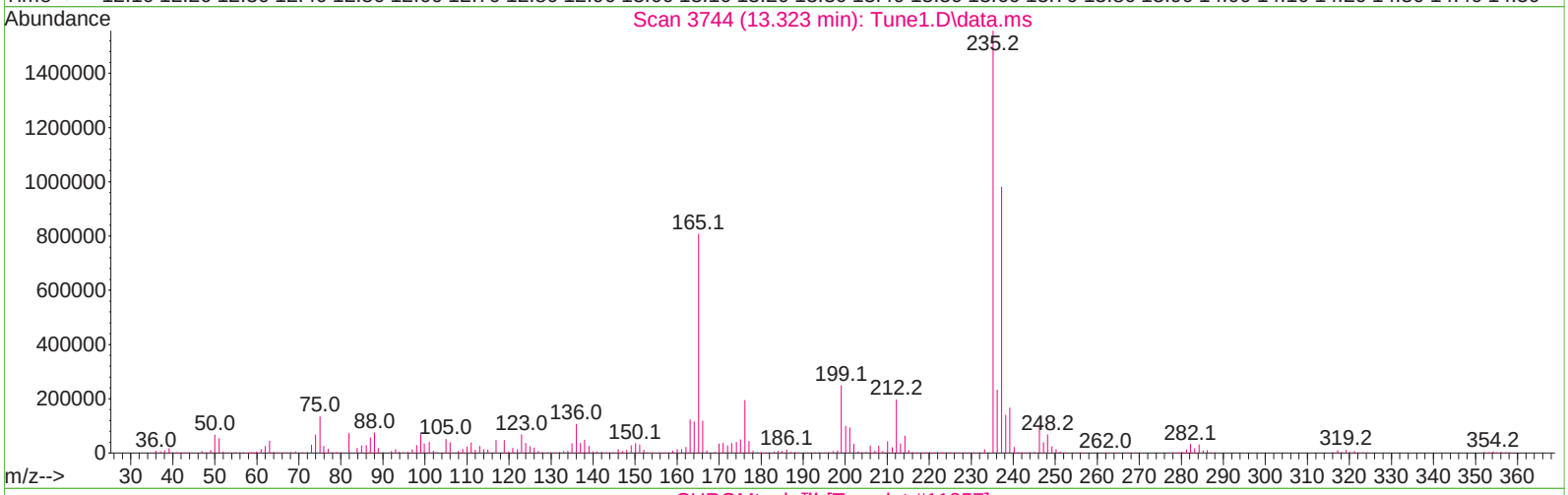


CHROMtools™ [Tune lot #11857]

(6) DDT (T)

13.323min (+ 0.003) 211.00

response 1286184

| Ion | Exp% | Act% |
|---|---|---|
| 235.10 | 100.00 | 100.00 |
| 237.00 | 64.30 | 63.99 |
| 165.10 | 55.40 | 52.27 |
| 199.10 | 16.20 | 16.05 |

Quantitation Report (Qedit)

Data Path : I:\8270\SV107\250826ical\
Data File : Tune1.D
Acq On : 26 Aug 2025 6:18 pm
Operator : SV107:ljg
Sample : Tune lot #11857
Misc : WG2108478
ALS Vial : 141 Sample Multiplier: 1

Quant Time: Aug 27 05:39:39 2025
Quant Method : I:\8270\SV107\250826ical\DftppSV107.m
Quant Title : Semivolatiles by GC/MS by modified 8270
QLast Update : Wed Mar 05 13:38:17 2025
Response via : Initial Calibration

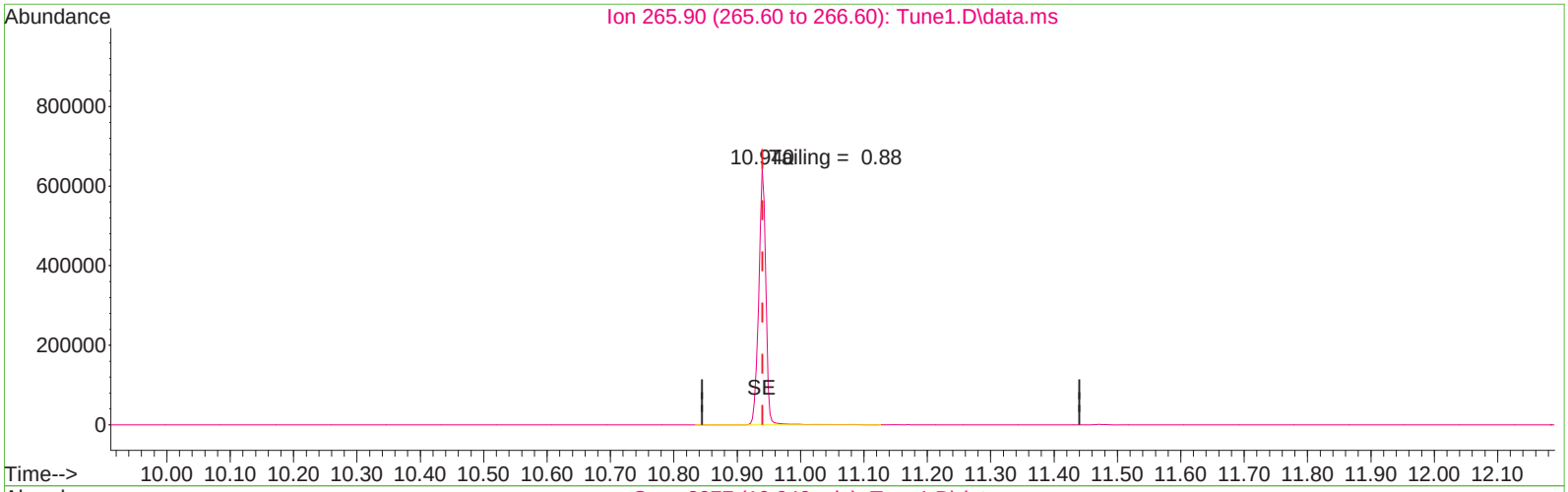


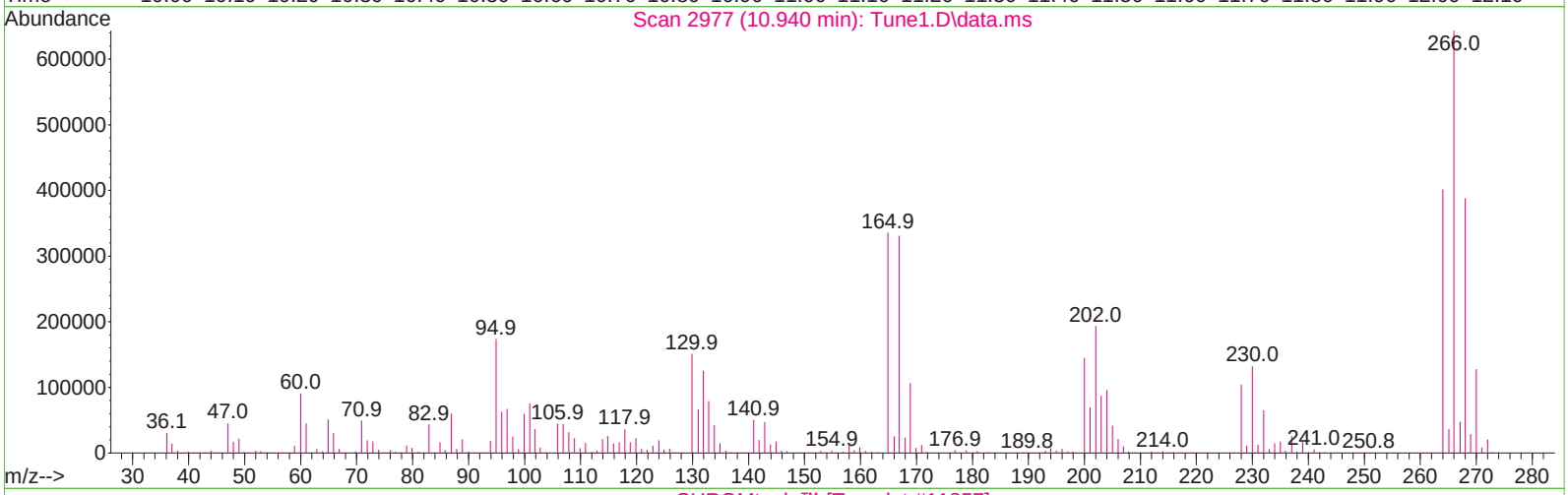


CHROMtools™ [Tune lot #11857]

(1) Pentachlorophenol (T)

10.940min (-0.000) 236.21

response 496124

| Ion | Exp% | Act% |
|---|---|---|
| 265.90 | 100.00 | 100.00 |
| 0.00 | 0.00 | 0.00 |
| 0.00 | 0.00 | 0.00 |
| 0.00 | 0.00 | 0.00 |

Quantitation Report (Qedit)

Data Path : I:\8270\SV107\250826ical\
Data File : Tune1.D
Acq On : 26 Aug 2025 6:18 pm
Operator : SV107:ljg
Sample : Tune lot #11857
Misc : WG2108478
ALS Vial : 141 Sample Multiplier: 1

Quant Time: Aug 27 05:39:39 2025
Quant Method : I:\8270\SV107\250826ical\DftppSV107.m
Quant Title : Semivolatiles by GC/MS by modified 8270
QLast Update : Wed Mar 05 13:38:17 2025
Response via : Initial Calibration

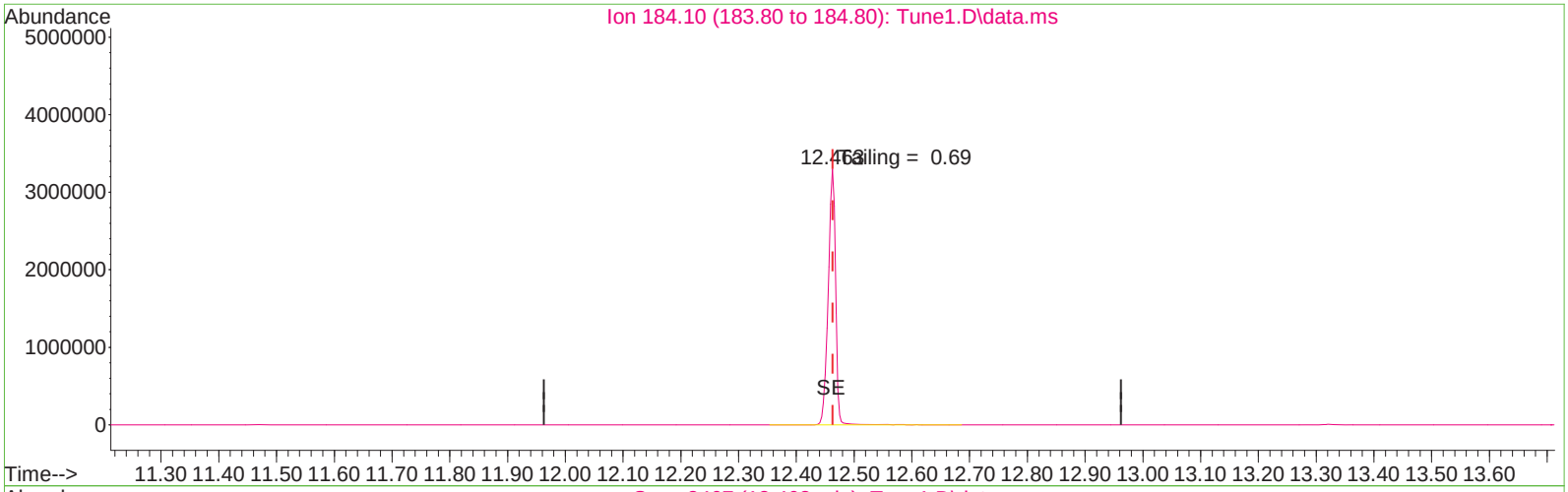


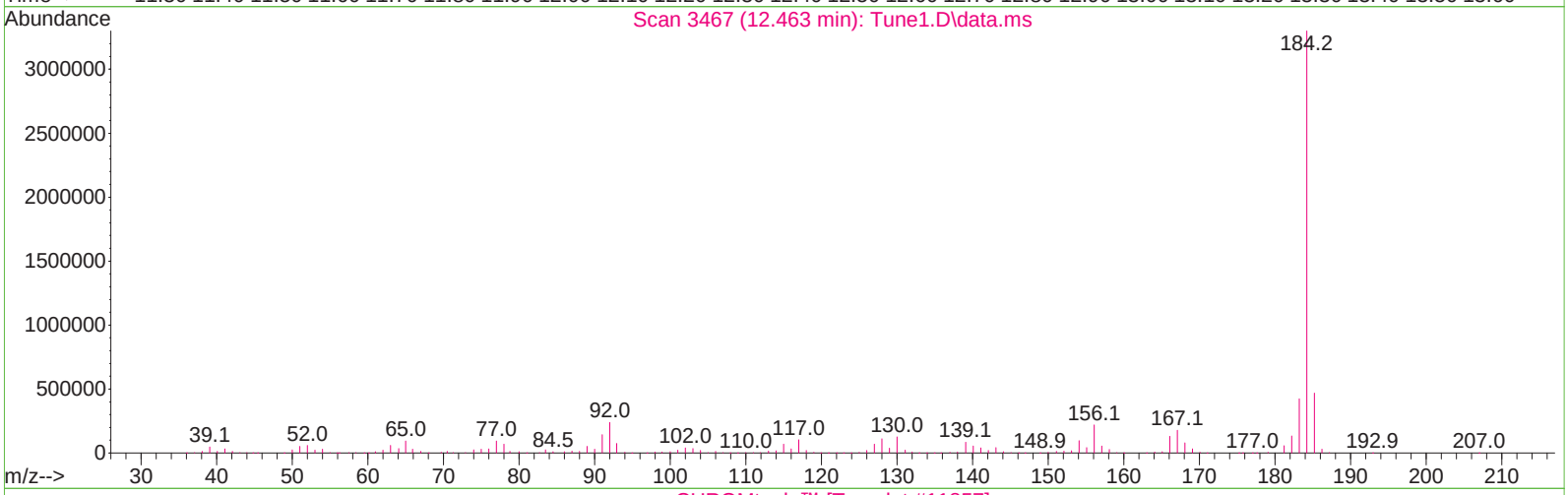


CHROMtools™ [Tune lot #11857]

(3) Benzidine (T)

12.463min (-0.000) 284.57

response 2896894

| Ion | Exp% | Act% |
|---|---|---|
| 184.10 | 100.00 | 100.00 |
| 0.00 | 0.00 | 0.00 |
| 0.00 | 0.00 | 0.00 |
| 0.00 | 0.00 | 0.00 |

Quantitation Report (QT Reviewed)

Data Path : I:\8270\SV107\250826ical\
Data File : ABNL9.D
Acq On : 26 Aug 2025 6:52 pm
Operator : SV107:ljg
Sample : IL2,32,,ABNL50 Lot# 11885
Misc : WG2108478
ALS Vial : 1 Sample Multiplier: 1

Quant Time: Aug 28 16:38:13 2025
Quant Method : I:\8270\SV107\250826ical\FS250826SV107RVT.m
Quant Title : Semivolatiles by GC/MS by modified 8270
QLast Update : Wed Aug 27 17:27:22 2025
Response via : Initial Calibration

CCAL FILE(s) : 1 - I:\8270\SV107\250826ical\ABNL6.D
: 2 - I:\8270\SV107\250826ical\ADPL6.D
: 3 - I:\8270\SV107\250826ical\AP9L6a.D
Sub List : ABNical - ABN ical sublist

| Compound | R.T. | QIon | Response | Conc | Units | Dev(Min) |
|---|---|---|---|---|---|---|
| Internal Standards | | | | | | |
| 1) IS1_1,4-Dichlorobenzen... | 6.486 | 152 | 60517 | 4.000 | ug/ml | 0.00 |
| Standard Area 1 = 56159 | | | Recovery = 107.76% | | | |
| 35) IS1_Naphthalene-d8 | 7.909 | 136 | 220127 | 4.000 | ug/ml | 0.00 |
| Standard Area 1 = 205165 | | | Recovery = 107.29% | | | |
| 63) IS1_Acenaphthene-d10 | 9.675 | 164 | 124200 | 4.000 | ug/ml | 0.00 |
| Standard Area 1 = 119448 | | | Recovery = 103.98% | | | |
| 88) IS1_Phenanthrene-d10 | 11.120 | 188 | 205818 | 4.000 | ug/ml | 0.00 |
| Standard Area 1 = 214039 | | | Recovery = 96.16% | | | |
| 104) IS1_Chrysene-d12 | 13.784 | 240 | 188366 | 4.000 | ug/ml | 0.02 |
| Standard Area 1 = 186272 | | | Recovery = 101.12% | | | |
| 113) IS1_Perylene-d12 | 15.266 | 264 | 181508 | 4.000 | ug/ml | 0.02 |
| Standard Area 1 = 167117 | | | Recovery = 108.61% | | | |
| System Monitoring Compounds | | | | | | |
| 4) 2-Fluorophenol | 4.590 | 112 | 892285 | 57.151 | ug/ml | 0.01 |
| Spiked Amount 2.000 | Range 15 - 110 | | Recovery = 2857.55%# | | | |
| 7) Phenol-d6 | 6.113 | 99 | 1070401 | 55.776 | ug/ml | 0.02 |
| Spiked Amount 2.000 | Range 15 - 110 | | Recovery = 2788.80%# | | | |
| 19) Nitrobenzene-d5 | 7.148 | 82 | 925642 | 52.183 | ug/ml | 0.02 |
| Spiked Amount 1.000 | Range 30 - 130 | | Recovery = 5218.30%# | | | |
| 46) 2-Fluorobiphenyl | 9.034 | 172 | 2349781 | 48.942 | ug/ml | 0.00 |
| Spiked Amount 1.000 | Range 30 - 130 | | Recovery = 4894.20%# | | | |
| 79) 2,4,6-Tribromophenol | 10.449 | 330 | 259689 | 54.881 | ug/ml | 0.00 |
| Spiked Amount 2.000 | Range 15 - 110 | | Recovery = 2744.05%# | | | |
| 96) 4-Terphenyl-d14 | 12.718 | 244 | 2259914 | 50.766 | ug/ml | 0.00 |
| Spiked Amount 1.000 | Range 30 - 130 | | Recovery = 5076.60%# | | | |
| Target Compounds | | | | | | Qvalue |
| 2) n-Nitrosodimethylamine | 2.194 | 74 | 569527 | 57.119 | ug/ml# | 73 |
| 3) Pyridine | 2.225 | 79 | 1030519 | 55.065 | ug/ml# | 64 |
| 5) Aniline | 6.085 | 93 | 1415885 | 55.322 | ug/ml | 98 |
| 6) 2-Chlorophenol | 6.222 | 128 | 1026230 | 55.246 | ug/ml | 92 |
| 8) Phenol | 6.132 | 94 | 1152465 | 53.933 | ug/ml | 96 |
| 9) Bis(2-chloroethyl)ether | 6.219 | 93 | 937357 | 51.924 | ug/ml# | 84 |
| 10) 1,3-Dichlorobenzene | 6.408 | 146 | 1231217 | 52.234 | ug/ml | 97 |
| 11) 1,4-Dichlorobenzene | 6.508 | 146 | 1231653 | 51.144 | ug/ml | 97 |
| 12) 1,2-Dichlorobenzene | 6.679 | 146 | 1182692 | 51.170 | ug/ml | 96 |

Data Path : I:\8270\SV107\250826ical\
Data File : ABNL9.D
Acq On : 26 Aug 2025 6:52 pm
Operator : SV107:ljg
Sample : IL2,32,,ABNL50 Lot# 11885
Misc : WG2108478
ALS Vial : 1 Sample Multiplier: 1

Quant Time: Aug 28 16:38:13 2025
Quant Method : I:\8270\SV107\250826ical\FS250826SV107RVT.m
Quant Title : Semivolatiles by GC/MS by modified 8270
QLast Update : Wed Aug 27 17:27:22 2025
Response via : Initial Calibration

CCAL FILE(s) : 1 - I:\8270\SV107\250826ical\ABNL6.D
: 2 - I:\8270\SV107\250826ical\ADPL6.D
: 3 - I:\8270\SV107\250826ical\AP9L6a.D
Sub List : ABNical - ABN ical sublist

| Compound | R.T. | QIon | Response | Conc | Units | Dev(Min) |
|---|---|---|---|---|---|---|
| 13) Benzyl alcohol | 6.700 | 79 | 796443 | 56.702 | ug/ml | 97 |
| 14) Bis(2-chloroisopropyl)... | 6.884 | 45 | 1440903 | 51.014 | ug/ml# | 89 |
| 15) 2-Methylphenol | 6.859 | 108 | 869638 | 55.250 | ug/ml | 98 |
| 16) Hexachloroethane | 7.067 | 117 | 465878 | 52.691 | ug/ml# | 61 |
| 17) n-Nitrosodi-n-propylamine | 7.027 | 70 | 657610 | 52.791 | ug/ml | 95 |
| 18) 3-Methylphenol/4-Methy... | 7.048 | 108 | 904728 | 54.285 | ug/ml | 97 |
| 20) Nitrobenzene | 7.170 | 77 | 942164 | 52.352 | ug/ml | 96 |
| 21) Isophorone | 7.452 | 82 | 1718280 | 52.619 | ug/ml | 98 |
| 22) 2-Nitrophenol | 7.518 | 139 | 451338 | 60.335 | ug/ml | 88 |
| 23) 2,4-Dimethylphenol | 7.617 | 107 | 964740 | 55.258 | ug/ml | 100 |
| 24) Bis(2-chloroethoxy)met... | 7.720 | 93 | 1096070 | 49.956 | ug/ml | 98 |
| 25) 2,4-Dichlorophenol | 7.782 | 162 | 927089 | 55.170 | ug/ml# | 95 |
| 26) 1,2,4-Trichlorobenzene | 7.863 | 180 | 1069565 | 48.819 | ug/ml | 98 |
| 36) Naphthalene | 7.934 | 128 | 2813453 | 48.494 | ug/ml | 98 |
| 37) Benzoic Acid | 7.797 | 105 | 604588M3 | 49.594 | ug/ml | |
| 38) 4-Chloroaniline | 8.015 | 65 | 344753 | 52.333 | ug/ml | 78 |
| 39) Hexachlorobutadiene | 8.086 | 225 | 657877 | 51.731 | ug/ml | 98 |
| 40) p-Chloro-m-cresol | 8.534 | 107 | 794056 | 56.465 | ug/ml | 96 |
| 41) 2-Methylnaphthalene | 8.649 | 142 | 1779603 | 51.133 | ug/ml | 96 |
| 42) 1-Methylnaphthalene | 8.745 | 115 | 658490 | 49.959 | ug/ml | 97 |
| 43) Hexachlorocyclopentadiene | 8.817 | 237 | 726515 | 54.193 | ug/ml | 98 |
| 44) 2,4,6-Trichlorophenol | 8.944 | 196 | 673725 | 57.077 | ug/ml | 99 |
| 45) 2,4,5-Trichlorophenol | 8.972 | 196 | 703309 | 55.604 | ug/ml | 100 |
| 47) 2-Chloronaphthalene | 9.131 | 162 | 1962040 | 48.573 | ug/ml | 95 |
| 48) 2-Nitroaniline | 9.246 | 138 | 513657 | 58.773 | ug/ml | 84 |
| 49) 1,4-Dinitrobenzene | 9.392 | 168 | 247516 | 58.262 | ug/ml# | 71 |
| 50) 1,3-Dinitrobenzene | 9.463 | 168 | 293071 | 57.434 | ug/ml# | 1 |
| 51) Dimethyl phthalate | 9.463 | 163 | 2070673 | 48.953 | ug/ml# | 98 |
| 52) Acenaphthylene | 9.535 | 152 | 3113154 | 51.448 | ug/ml | 97 |
| 53) 2,6-Dinitrotoluene | 9.504 | 165 | 420373 | 58.182 | ug/ml# | 77 |
| 54) 1,2-Dinitrobenzene | 9.547 | 168 | 184306 | 56.206 | ug/ml# | 1 |
| 64) 3-Nitroaniline | 9.656 | 138 | 440259 | 57.581 | ug/ml | 92 |
| 65) Acenaphthene | 9.709 | 154 | 1767604 | 49.746 | ug/ml | 92 |
| 66) 2,4-Dinitrophenol | 9.756 | 184 | 231124 | 50.080 | ug/ml# | 83 |
| 67) Dibenzofuran | 9.880 | 168 | 2760089 | 48.478 | ug/ml | 92 |
| 68) 2,4-Dinitrotoluene | 9.889 | 165 | 574991 | 49.668 | ug/ml | 92 |
| 69) 4-Nitrophenol | 9.836 | 65 | 318746 | 55.398 | ug/ml# | 81 |
| 70) 2,3,5,6-Tetrachlorophenol | 9.964 | 232 | 542688 | 57.460 | ug/ml | 99 |

Quantitation Report (QT Reviewed)

Data Path : I:\8270\SV107\250826ical\
Data File : ABNL9.D
Acq On : 26 Aug 2025 6:52 pm
Operator : SV107:ljg
Sample : IL2,32,,ABNL50 Lot# 11885
Misc : WG2108478
ALS Vial : 1 Sample Multiplier: 1

Quant Time: Aug 28 16:38:13 2025
Quant Method : I:\8270\SV107\250826ical\FS250826SV107RVT.m
Quant Title : Semivolatiles by GC/MS by modified 8270
QLast Update : Wed Aug 27 17:27:22 2025
Response via : Initial Calibration

CCAL FILE(s) : 1 - I:\8270\SV107\250826ical\ABNL6.D
: 2 - I:\8270\SV107\250826ical\ADPL6.D
: 3 - I:\8270\SV107\250826ical\AP9L6a.D
Sub List : ABNical - ABN ical sublist

| Compound | R.T. | QIon | Response | Conc | Units | Dev(Min) |
|---|---|---|---|---|---|---|
| 71) 2,3,4,6-Tetrachlorophenol | 10.007 | 232 | 530692 | 56.998 | ug/ml | 97 |
| 72) Diethyl phthalate | 10.156 | 149 | 1976133 | 49.722 | ug/ml | 98 |
| 73) Fluorene | 10.216 | 166 | 2202584 | 50.344 | ug/ml | 97 |
| 74) 4-Chlorophenyl phenyl ... | 10.234 | 204 | 1065167 | 47.705 | ug/ml# | 88 |
| 75) 4-Nitroaniline | 10.256 | 138 | 419458 | 55.019 | ug/ml | 83 |
| 76) 4,6-Dinitro-o-cresol | 10.284 | 198 | 304268 | 49.880 | ug/ml# | 59 |
| 77) NDPA/DPA | 10.355 | 169 | 1724542 | 49.963 | ug/ml | 92 |
| 78) Azobenzene | 10.390 | 77 | 1780740 | 50.603 | ug/ml# | 92 |
| 80) 4-Bromophenyl phenyl e... | 10.707 | 248 | 564650 | 47.511 | ug/ml# | 88 |
| 81) Hexachlorobenzene | 10.747 | 284 | 579093 | 46.695 | ug/ml# | 88 |
| 82) Pentachlorophenol | 10.943 | 266 | 377352 | 56.383 | ug/ml | 98 |
| 89) Phenanthrene | 11.145 | 178 | 2912408 | 49.381 | ug/ml | 97 |
| 90) Anthracene | 11.195 | 178 | 3046154 | 52.747 | ug/ml | 97 |
| 91) Carbazole | 11.366 | 167 | 2771934 | 55.261 | ug/ml | 97 |
| 92) Di-n-butylphthalate | 11.760 | 149 | 3276100 | 59.522 | ug/ml | 98 |
| 93) Fluoranthene | 12.307 | 202 | 3273516 | 52.255 | ug/ml# | 92 |
| 94) Benzidine | 12.463 | 184 | 2007931 | 49.778 | ug/ml# | 94 |
| 95) Pyrene | 12.525 | 202 | 3421749 | 51.454 | ug/ml | 99 |
| 97) Butyl benzyl phthalate | 13.258 | 149 | 1307388 | 50.489 | ug/ml | 87 |
| 105) Benzo(a)anthracene | 13.774 | 228 | 3215200 | 49.943 | ug/ml | 98 |
| 106) 3,3'-Dichlorobenzidine | 13.777 | 252 | 1217436 | 59.361 | ug/ml# | 97 |
| 107) Chrysene | 13.818 | 228 | 2948308 | 46.313 | ug/ml | 98 |
| 108) Bis(2-ethylhexyl)phtha... | 13.911 | 149 | 2024693 | 49.030 | ug/ml# | 96 |
| 109) Di-n-octylphthalate | 14.607 | 149 | 3370697 | 50.032 | ug/ml# | 73 |
| 110) Benzo(b)fluoranthene | 14.899 | 252 | 3073345 | 55.097 | ug/ml# | 95 |
| 111) Benzo(k)fluoranthene | 14.931 | 252 | 3074359 | 54.456 | ug/ml# | 94 |
| 112) Benzo(a)pyrene | 15.220 | 252 | 3070333 | 59.195 | ug/ml# | 94 |
| 114) Indeno(1,2,3-cd)pyrene | 16.286 | 276 | 2741672 | 54.365 | ug/mL | 94 |
| 115) Dibenzo(a,h)anthracene | 16.314 | 278 | 2815725 | 53.757 | ug/ml# | 93 |
| 116) Benzo(ghi)perylene | 16.550 | 276 | 2436506 | 46.703 | ug/ml# | 91 |

(#) = qualifier out of range (m) = manual integration (+) = signals summed

Quantitation Report (QT Reviewed)

Data Path : I:\8270\SV107\250826ical\
Data File : ABNL9.D
Acq On : 26 Aug 2025 6:52 pm
Operator : SV107:ljg
Sample : IL2,32,,ABNL50 Lot# 11885
Misc : WG2108478
ALS Vial : 1 Sample Multiplier: 1

Quant Time: Aug 28 16:38:13 2025
Quant Method : I:\8270\SV107\250826ical\FS250826SV107RVT.m
Quant Title : Semivolatiles by GC/MS by modified 8270
QLast Update : Wed Aug 27 17:27:22 2025
Response via : Initial Calibration

Sub List : ABNical8270SV107250826ical\AP9L6a.D•

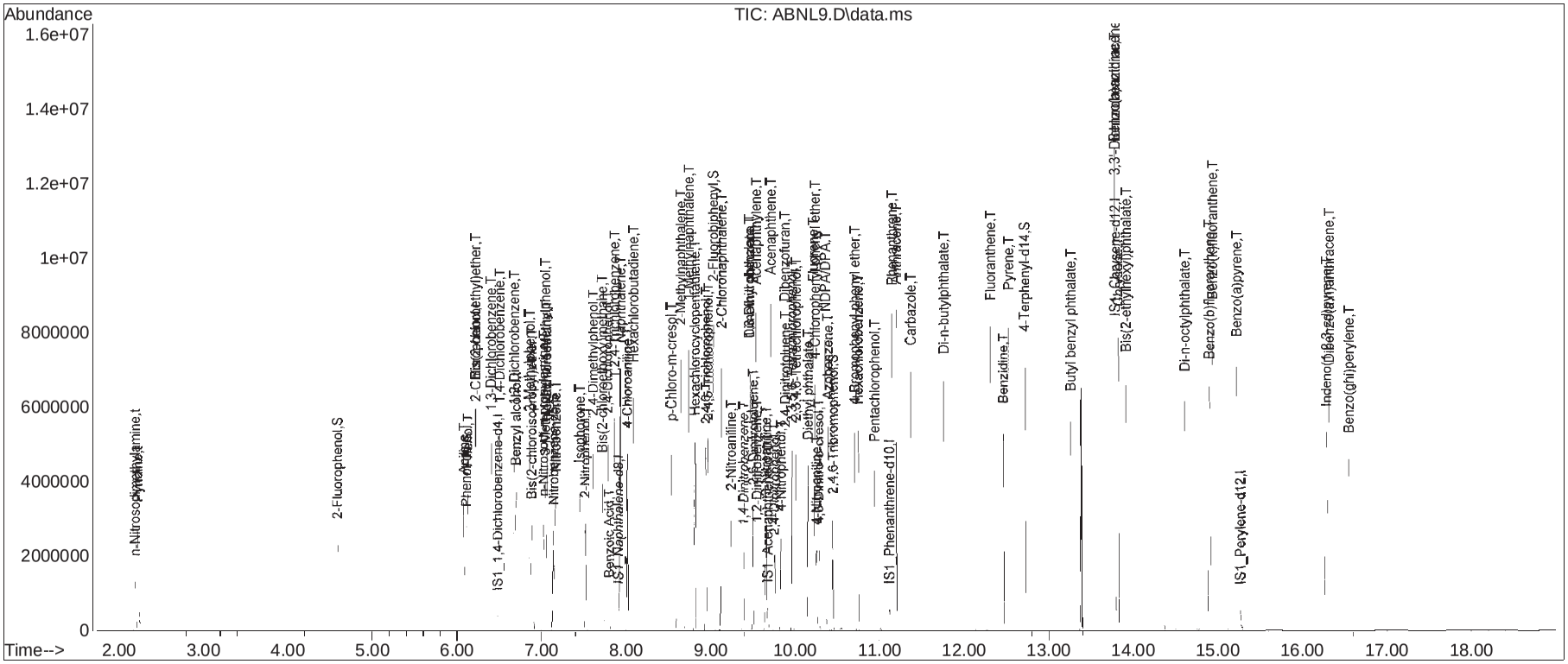

# Manual Integration Report

Data Path : I:\8270\SV107\250826ical\ QMethod : FS250826SV107RVT.m
Data File : ABNL9.D Operator : SV107:ljg
Date Inj'd : 8/26/2025 6:52 pm Instrument : SV107
Sample : IL2,32,,ABNL50 Lot# 11885 Quant Date : 8/28/2025 4:39 pm

## Compound #37: Benzoic Acid

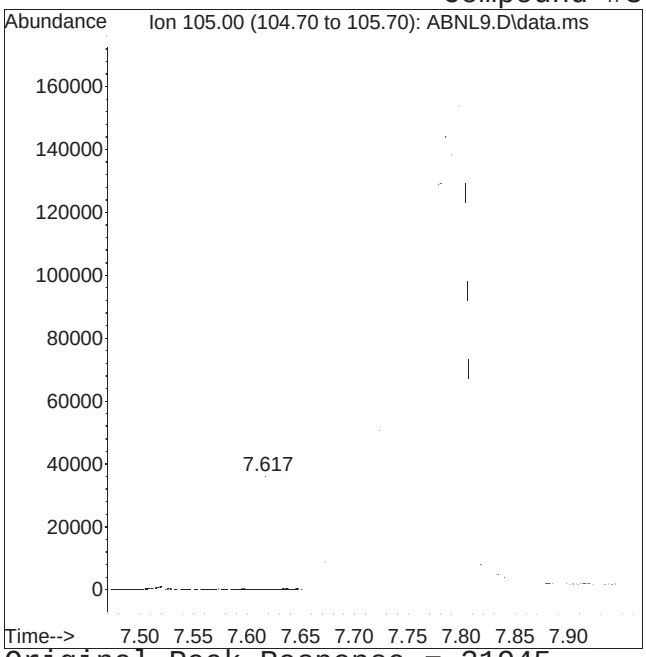


Original Peak Response = 31945

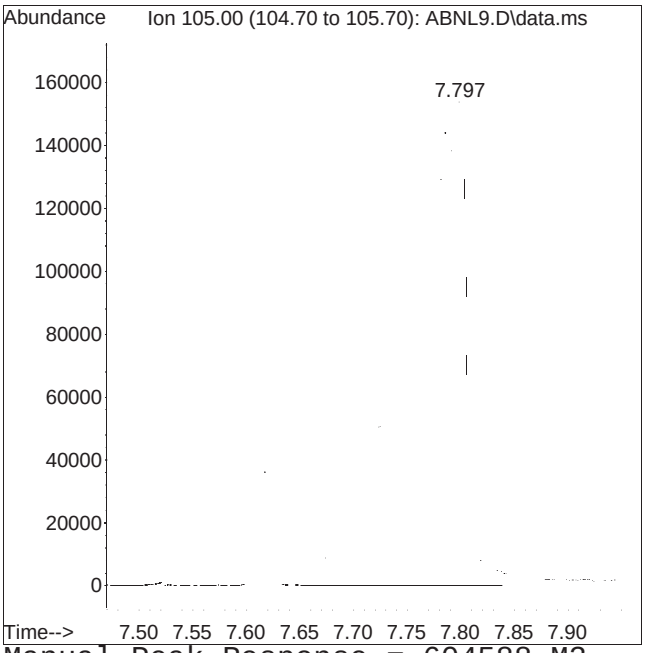


Manual Peak Response = 604588 M3

M3 = Misidentification of the peak (i.e. 1,4-dichlorobenzene identified as 1,3-dichlorobenzene), or misidentification from 2 partially resolved peaks not being split.

Quantitation Report (QT Reviewed)

Data Path : I:\8270\SV107\250826ical\
Data File : ABNL8.D
Acq On : 26 Aug 2025 7:16 pm
Operator : SV107:ljg
Sample : IL3,32,,ABNL25 Lot# 11886
Misc : WG2108478
ALS Vial : 2 Sample Multiplier: 1

Quant Time: Aug 28 16:38:04 2025
Quant Method : I:\8270\SV107\250826ical\FS250826SV107RVT.m
Quant Title : Semivolatiles by GC/MS by modified 8270
QLast Update : Wed Aug 27 17:27:22 2025
Response via : Initial Calibration

CCAL FILE(s) : 1 - I:\8270\SV107\250826ical\ABNL6.D
: 2 - I:\8270\SV107\250826ical\ADPL6.D
: 3 - I:\8270\SV107\250826ical\AP9L6a.D
Sub List : ABNical - ABN ical sublist

| Compound | R.T. | QIon | Response | Conc | Units | Dev(Min) |
|---|---|---|---|---|---|---|
| Internal Standards | | | | | | |
| 1) IS1_1,4-Dichlorobenzen... | 6.483 | 152 | 65239 | 4.000 | ug/ml | 0.00 |
| Standard Area 1 = 56159 | | | Recovery = 116.17% | | | |
| 35) IS1_Naphthalene-d8 | 7.906 | 136 | 233814 | 4.000 | ug/ml | # 0.00 |
| Standard Area 1 = 205165 | | | Recovery = 113.96% | | | |
| 63) IS1_Acenaphthene-d10 | 9.672 | 164 | 127615 | 4.000 | ug/ml | 0.00 |
| Standard Area 1 = 119448 | | | Recovery = 106.84% | | | |
| 88) IS1_Phenanthrene-d10 | 11.114 | 188 | 215215 | 4.000 | ug/ml | 0.00 |
| Standard Area 1 = 214039 | | | Recovery = 100.55% | | | |
| 104) IS1_Chrysene-d12 | 13.771 | 240 | 181128 | 4.000 | ug/ml | 0.00 |
| Standard Area 1 = 186272 | | | Recovery = 97.24% | | | |
| 113) IS1_Perylene-d12 | 15.244 | 264 | 164360 | 4.000 | ug/ml | 0.00 |
| Standard Area 1 = 167117 | | | Recovery = 98.35% | | | |
| System Monitoring Compounds | | | | | | |
| 4) 2-Fluorophenol | 4.584 | 112 | 469530 | 27.897 | ug/ml | 0.00 |
| Spiked Amount 2.000 | Range 15 - 110 | | Recovery = 1394.85%# | | | |
| 7) Phenol-d6 | 6.100 | 99 | 568019 | 27.456 | ug/ml | 0.00 |
| Spiked Amount 2.000 | Range 15 - 110 | | Recovery = 1372.80%# | | | |
| 19) Nitrobenzene-d5 | 7.138 | 82 | 505202 | 26.419 | ug/ml | 0.00 |
| Spiked Amount 1.000 | Range 30 - 130 | | Recovery = 2641.90%# | | | |
| 46) 2-Fluorobiphenyl | 9.031 | 172 | 1271684 | 24.937 | ug/ml | 0.00 |
| Spiked Amount 1.000 | Range 30 - 130 | | Recovery = 2493.70%# | | | |
| 79) 2,4,6-Tribromophenol | 10.442 | 330 | 137131 | 28.205 | ug/ml | 0.00 |
| Spiked Amount 2.000 | Range 15 - 110 | | Recovery = 1410.25%# | | | |
| 96) 4-Terphenyl-d14 | 12.711 | 244 | 1185955 | 25.478 | ug/ml | 0.00 |
| Spiked Amount 1.000 | Range 30 - 130 | | Recovery = 2547.80%# | | | |
| Target Compounds | | | | | | Qvalue |
| 2) n-Nitrosodimethylamine | 2.187 | 74 | 304249 | 28.305 | ug/ml# | 72 |
| 3) Pyridine | 2.221 | 79 | 548001 | 27.163 | ug/ml# | 64 |
| 5) Aniline | 6.079 | 93 | 753133 | 27.297 | ug/ml | 97 |
| 6) 2-Chlorophenol | 6.215 | 128 | 547512 | 27.341 | ug/ml | 92 |
| 8) Phenol | 6.119 | 94 | 616349 | 26.756 | ug/ml | 96 |
| 9) Bis(2-chloroethyl)ether | 6.209 | 93 | 493326 | 25.350 | ug/ml# | 84 |
| 10) 1,3-Dichlorobenzene | 6.405 | 146 | 647957 | 25.500 | ug/ml | 97 |
| 11) 1,4-Dichlorobenzene | 6.504 | 146 | 663012 | 25.539 | ug/ml | 97 |
| 12) 1,2-Dichlorobenzene | 6.675 | 146 | 629457 | 25.263 | ug/ml | 96 |

Data Path : I:\8270\SV107\250826ical\
Data File : ABNL8.D
Acq On : 26 Aug 2025 7:16 pm
Operator : SV107:ljg
Sample : IL3,32,,ABNL25 Lot# 11886
Misc : WG2108478
ALS Vial : 2 Sample Multiplier: 1

Quant Time: Aug 28 16:38:04 2025
Quant Method : I:\8270\SV107\250826ical\FS250826SV107RVT.m
Quant Title : Semivolatiles by GC/MS by modified 8270
QLast Update : Wed Aug 27 17:27:22 2025
Response via : Initial Calibration

CCAL FILE(s) : 1 - I:\8270\SV107\250826ical\ABNL6.D
: 2 - I:\8270\SV107\250826ical\ADPL6.D
: 3 - I:\8270\SV107\250826ical\AP9L6a.D
Sub List : ABNical - ABN ical sublist

| Compound | R.T. | QIon | Response | Conc | Units | Dev(Min) |
|---|---|---|---|---|---|---|
| 13) Benzyl alcohol | 6.691 | 79 | 421655 | 27.847 | ug/ml | 96 |
| 14) Bis(2-chloroisopropyl)... | 6.877 | 45 | 774594 | 25.439 | ug/ml# | 87 |
| 15) 2-Methylphenol | 6.849 | 108 | 462988 | 27.285 | ug/ml | 98 |
| 16) Hexachloroethane | 7.064 | 117 | 245593 | 25.766 | ug/ml# | 60 |
| 17) n-Nitrosodi-n-propylamine | 7.014 | 70 | 351615 | 26.184 | ug/ml | 97 |
| 18) 3-Methylphenol/4-Methy... | 7.039 | 108 | 490172 | 27.282 | ug/ml | 98 |
| 20) Nitrobenzene | 7.160 | 77 | 507226 | 26.145 | ug/ml | 96 |
| 21) Isophorone | 7.443 | 82 | 925603 | 26.293 | ug/ml | 98 |
| 22) 2-Nitrophenol | 7.511 | 139 | 245319 | 30.421 | ug/ml | 88 |
| 23) 2,4-Dimethylphenol | 7.611 | 107 | 506319 | 26.902 | ug/ml | 100 |
| 24) Bis(2-chloroethoxy)met... | 7.710 | 93 | 597548 | 25.263 | ug/ml | 99 |
| 25) 2,4-Dichlorophenol | 7.776 | 162 | 506536 | 27.961 | ug/ml# | 95 |
| 26) 1,2,4-Trichlorobenzene | 7.860 | 180 | 583037 | 24.686 | ug/ml | 98 |
| 36) Naphthalene | 7.928 | 128 | 1548261 | 25.124 | ug/ml | 99 |
| 37) Benzoic Acid | 7.760 | 105 | 324479 | 25.635 | ug/ml | 95 |
| 38) 4-Chloroaniline | 8.009 | 65 | 186061 | 26.590 | ug/ml | 78 |
| 39) Hexachlorobutadiene | 8.083 | 225 | 344607 | 25.511 | ug/ml | 99 |
| 40) p-Chloro-m-cresol | 8.528 | 107 | 425973 | 28.517 | ug/ml | 95 |
| 41) 2-Methylnaphthalene | 8.646 | 142 | 948707 | 25.663 | ug/ml | 96 |
| 42) 1-Methylnaphthalene | 8.742 | 115 | 350172 | 25.012 | ug/ml | 97 |
| 43) Hexachlorocyclopentadiene | 8.814 | 237 | 386531 | 27.145 | ug/ml | 98 |
| 44) 2,4,6-Trichlorophenol | 8.938 | 196 | 354598 | 28.282 | ug/ml | 99 |
| 45) 2,4,5-Trichlorophenol | 8.966 | 196 | 384407 | 28.612 | ug/ml | 99 |
| 47) 2-Chloronaphthalene | 9.125 | 162 | 1058706 | 24.676 | ug/ml | 95 |
| 48) 2-Nitroaniline | 9.240 | 138 | 277251 | 29.866 | ug/ml | 84 |
| 49) 1,4-Dinitrobenzene | 9.386 | 168 | 132989 | 29.471 | ug/ml# | 70 |
| 50) 1,3-Dinitrobenzene | 9.457 | 168 | 157123 | 28.989 | ug/ml# | 1 |
| 51) Dimethyl phthalate | 9.454 | 163 | 1131927 | 25.194 | ug/ml# | 99 |
| 52) Acenaphthylene | 9.529 | 152 | 1672894 | 26.028 | ug/ml | 97 |
| 53) 2,6-Dinitrotoluene | 9.494 | 165 | 227567 | 29.653 | ug/ml# | 78 |
| 54) 1,2-Dinitrobenzene | 9.535 | 168 | 101270 | 29.076 | ug/ml# | 1 |
| 64) 3-Nitroaniline | 9.647 | 138 | 237760 | 30.264 | ug/ml | 94 |
| 65) Acenaphthene | 9.703 | 154 | 948032 | 25.967 | ug/ml | 91 |
| 66) 2,4-Dinitrophenol | 9.749 | 184 | 120083 | 25.621 | ug/ml# | 82 |
| 67) Dibenzofuran | 9.877 | 168 | 1489845 | 25.467 | ug/ml | 92 |
| 68) 2,4-Dinitrotoluene | 9.883 | 165 | 303488 | 25.651 | ug/ml | 94 |
| 69) 4-Nitrophenol | 9.827 | 65 | 173354 | 29.322 | ug/ml# | 82 |
| 70) 2,3,5,6-Tetrachlorophenol | 9.961 | 232 | 290696 | 29.955 | ug/ml | 99 |

Quantitation Report (QT Reviewed)

Data Path : I:\8270\SV107\250826ical\
Data File : ABNL8.D
Acq On : 26 Aug 2025 7:16 pm
Operator : SV107:ljg
Sample : IL3,32,,ABNL25 Lot# 11886
Misc : WG2108478
ALS Vial : 2 Sample Multiplier: 1

Quant Time: Aug 28 16:38:04 2025
Quant Method : I:\8270\SV107\250826ical\FS250826SV107RVT.m
Quant Title : Semivolatiles by GC/MS by modified 8270
QLast Update : Wed Aug 27 17:27:22 2025
Response via : Initial Calibration

CCAL FILE(s) : 1 - I:\8270\SV107\250826ical\ABNL6.D
: 2 - I:\8270\SV107\250826ical\ADPL6.D
: 3 - I:\8270\SV107\250826ical\AP9L6a.D
Sub List : ABNical - ABN ical sublist

| | Compound | R.T. | QIon | Response | Conc | Units | | Dev(Min) |
|---|---|---|---|---|---|---|---|---|
| 71) | 2,3,4,6-Tetrachlorophenol | 10.001 | 232 | 278534 | 29.115 | ug/ml | | 96 |
| 72) | Diethyl phthalate | 10.150 | 149 | 1061772 | 26.001 | ug/ml | | 98 |
| 73) | Fluorene | 10.209 | 166 | 1159017 | 25.782 | ug/ml | | 97 |
| 74) | 4-Chlorophenyl phenyl ... | 10.231 | 204 | 571499 | 24.910 | ug/ml | # | 87 |
| 75) | 4-Nitroaniline | 10.240 | 138 | 223039 | 28.473 | ug/ml | # | 81 |
| 76) | 4,6-Dinitro-o-cresol | 10.275 | 198 | 158487 | 25.557 | ug/ml | # | 58 |
| 77) | NDPA/DPA | 10.349 | 169 | 917407 | 25.868 | ug/ml | | 92 |
| 78) | Azobenzene | 10.383 | 77 | 963118 | 26.636 | ug/ml | # | 92 |
| 80) | 4-Bromophenyl phenyl e... | 10.703 | 248 | 297122 | 24.332 | ug/ml | # | 89 |
| 81) | Hexachlorobenzene | 10.741 | 284 | 314080 | 24.648 | ug/ml | # | 88 |
| 82) | Pentachlorophenol | 10.937 | 266 | 194926 | 28.346 | ug/ml | | 99 |
| 89) | Phenanthrene | 11.139 | 178 | 1559697 | 25.290 | ug/ml | | 99 |
| 90) | Anthracene | 11.188 | 178 | 1577488 | 26.123 | ug/ml | | 97 |
| 91) | Carbazole | 11.356 | 167 | 1462800 | 27.889 | ug/ml | | 98 |
| 92) | Di-n-butylphthalate | 11.754 | 149 | 1747074 | 30.356 | ug/ml | | 98 |
| 93) | Fluoranthene | 12.298 | 202 | 1753217 | 26.764 | ug/ml | # | 91 |
| 94) | Benzidine | 12.456 | 184 | 1054693 | 25.286 | ug/ml | # | 94 |
| 95) | Pyrene | 12.515 | 202 | 1841964 | 26.489 | ug/ml | | 99 |
| 97) | Butyl benzyl phthalate | 13.249 | 149 | 683052 | 25.407 | ug/ml | | 87 |
| 105) | Benzo(a)anthracene | 13.762 | 228 | 1652022 | 26.687 | ug/ml | | 99 |
| 106) | 3,3'-Dichlorobenzidine | 13.765 | 252 | 573641 | 29.088 | ug/ml | # | 97 |
| 107) | Chrysene | 13.802 | 228 | 1505948 | 24.601 | ug/ml | | 98 |
| 108) | Bis(2-ethylhexyl)phtha... | 13.895 | 149 | 1036835 | 26.193 | ug/ml | # | 96 |
| 109) | Di-n-octylphthalate | 14.589 | 149 | 1633174 | 25.399 | ug/ml | # | 74 |
| 110) | Benzo(b)fluoranthene | 14.881 | 252 | 1422744 | 26.525 | ug/ml | # | 95 |
| 111) | Benzo(k)fluoranthene | 14.909 | 252 | 1413559 | 26.039 | ug/ml | # | 94 |
| 112) | Benzo(a)pyrene | 15.195 | 252 | 1384727 | 27.764 | ug/ml | # | 94 |
| 114) | Indeno(1,2,3-cd)pyrene | 16.261 | 276 | 1409047 | 30.855 | ug/mL | | 93 |
| 115) | Dibenzo(a,h)anthracene | 16.286 | 278 | 1397348 | 29.461 | ug/ml | # | 92 |
| 116) | Benzo(ghi)perylene | 16.522 | 276 | 1388475 | 29.391 | ug/ml | # | 90 |

(#) = qualifier out of range (m) = manual integration (+) = signals summed

Quantitation Report (QT Reviewed)

Data Path : I:\8270\SV107\250826ical\
Data File : ABNL8.D
Acq On : 26 Aug 2025 7:16 pm
Operator : SV107:ljg
Sample : IL3,32,,ABNL25 Lot# 11886
Misc : WG2108478
ALS Vial : 2 Sample Multiplier: 1

Quant Time: Aug 28 16:38:04 2025
Quant Method : I:\8270\SV107\250826ical\FS250826SV107RVT.m
Quant Title : Semivolatiles by GC/MS by modified 8270
QLast Update : Wed Aug 27 17:27:22 2025
Response via : Initial Calibration

Sub List : ABNL8 I:\8270\SV107\250826ical\AP9L6a.D•

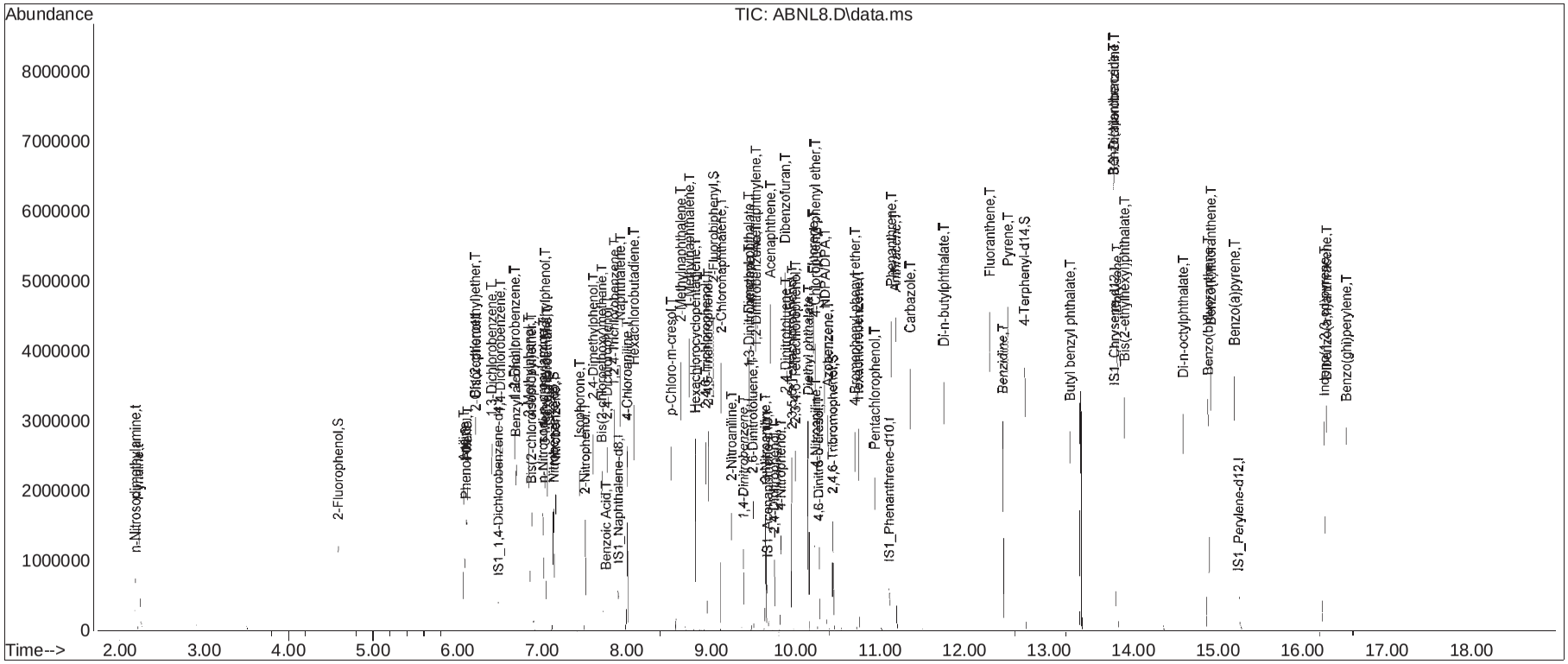

# Manual Integration Report

| | | | |
|---|---|---|---|
| Data Path | : I:\8270\SV107\250826ical\ | QMethod | : FS250826SV107RVT.m |
| Data File | : ABNL8.D | Operator | : SV107:ljg |
| Date Inj'd | : 8/26/2025 7:16 pm | Instrument | : SV107 |
| Sample | : IL3,32,,ABNL25 Lot# 11886 | Quant Date | : 8/28/2025 4:38 pm |

There are no manual integrations or false positives in this file.

Quantitation Report (QT Reviewed)

Data Path : I:\8270\SV107\250826ical\
Data File : ABNL7.D
Acq On : 26 Aug 2025 7:42 pm
Operator : SV107:ljg
Sample : IL4,32,,ABNL10 Lot# 11887
Misc : WG2108478
ALS Vial : 3 Sample Multiplier: 1

Quant Time: Aug 28 16:37:56 2025
Quant Method : I:\8270\SV107\250826ical\FS250826SV107RVT.m
Quant Title : Semivolatiles by GC/MS by modified 8270
QLast Update : Wed Aug 27 17:27:22 2025
Response via : Initial Calibration

CCAL FILE(s) : 1 - I:\8270\SV107\250826ical\ABNL6.D
: 2 - I:\8270\SV107\250826ical\ADPL6.D
: 3 - I:\8270\SV107\250826ical\AP9L6a.D
Sub List : ABNical - ABN ical sublist

| Compound | R.T. | QIon | Response | Conc | Units | Dev(Min) |
|---|---|---|---|---|---|---|
| Internal Standards | | | | | | |
| 1) IS1_1,4-Dichlorobenzen... | 6.483 | 152 | 67671 | 4.000 | ug/ml | 0.00 |
| Standard Area 1 = 56159 | | | Recovery = 120.50% | | | |
| 35) IS1_Naphthalene-d8 | 7.903 | 136 | 249470 | 4.000 | ug/ml | # 0.00 |
| Standard Area 1 = 205165 | | | Recovery = 121.59% | | | |
| 63) IS1_Acenaphthene-d10 | 9.668 | 164 | 143255 | 4.000 | ug/ml | 0.00 |
| Standard Area 1 = 119448 | | | Recovery = 119.93% | | | |
| 88) IS1_Phenanthrene-d10 | 11.114 | 188 | 250779 | 4.000 | ug/ml | 0.00 |
| Standard Area 1 = 214039 | | | Recovery = 117.17% | | | |
| 104) IS1_Chrysene-d12 | 13.771 | 240 | 204673 | 4.000 | ug/ml | 0.00 |
| Standard Area 1 = 186272 | | | Recovery = 109.88% | | | |
| 113) IS1_Perylene-d12 | 15.241 | 264 | 175599 | 4.000 | ug/ml | 0.00 |
| Standard Area 1 = 167117 | | | Recovery = 105.08% | | | |
| System Monitoring Compounds | | | | | | |
| 4) 2-Fluorophenol | 4.584 | 112 | 203334 | 11.647 | ug/ml | 0.00 |
| Spiked Amount 2.000 | Range 15 - 110 | | Recovery = 582.35%# | | | |
| 7) Phenol-d6 | 6.097 | 99 | 240276 | 11.197 | ug/ml | 0.00 |
| Spiked Amount 2.000 | Range 15 - 110 | | Recovery = 559.85%# | | | |
| 19) Nitrobenzene-d5 | 7.135 | 82 | 218521 | 11.017 | ug/ml | 0.00 |
| Spiked Amount 1.000 | Range 30 - 130 | | Recovery = 1101.70%# | | | |
| 46) 2-Fluorobiphenyl | 9.028 | 172 | 553647 | 10.175 | ug/ml | 0.00 |
| Spiked Amount 1.000 | Range 30 - 130 | | Recovery = 1017.50%# | | | |
| 79) 2,4,6-Tribromophenol | 10.439 | 330 | 62529 | 11.457 | ug/ml | 0.00 |
| Spiked Amount 2.000 | Range 15 - 110 | | Recovery = 572.85%# | | | |
| 96) 4-Terphenyl-d14 | 12.708 | 244 | 578685 | 10.669 | ug/ml | 0.00 |
| Spiked Amount 1.000 | Range 30 - 130 | | Recovery = 1066.90%# | | | |
| Target Compounds | | | | | | Qvalue |
| 2) n-Nitrosodimethylamine | 2.193 | 74 | 131514 | 11.795 | ug/ml# | 73 |
| 3) Pyridine | 2.231 | 79 | 241363 | 11.534 | ug/ml# | 63 |
| 5) Aniline | 6.075 | 93 | 322718 | 11.276 | ug/ml | 98 |
| 6) 2-Chlorophenol | 6.212 | 128 | 233211 | 11.227 | ug/ml | 91 |
| 8) Phenol | 6.113 | 94 | 263099 | 11.011 | ug/ml | 95 |
| 9) Bis(2-chloroethyl)ether | 6.206 | 93 | 210068 | 10.406 | ug/ml# | 84 |
| 10) 1,3-Dichlorobenzene | 6.402 | 146 | 276853 | 10.504 | ug/ml | 97 |
| 11) 1,4-Dichlorobenzene | 6.501 | 146 | 284735 | 10.574 | ug/ml | 97 |
| 12) 1,2-Dichlorobenzene | 6.675 | 146 | 266756 | 10.321 | ug/ml | 96 |

Data Path : I:\8270\SV107\250826ical\
Data File : ABNL7.D
Acq On : 26 Aug 2025 7:42 pm
Operator : SV107:ljg
Sample : IL4,32,,ABNL10 Lot# 11887
Misc : WG2108478
ALS Vial : 3 Sample Multiplier: 1

Quant Time: Aug 28 16:37:56 2025
Quant Method : I:\8270\SV107\250826ical\FS250826SV107RVT.m
Quant Title : Semivolatiles by GC/MS by modified 8270
QLast Update : Wed Aug 27 17:27:22 2025
Response via : Initial Calibration

CCAL FILE(s) : 1 - I:\8270\SV107\250826ical\ABNL6.D
: 2 - I:\8270\SV107\250826ical\ADPL6.D
: 3 - I:\8270\SV107\250826ical\AP9L6a.D
Sub List : ABNical - ABN ical sublist

| Compound | R.T. | QIon | Response | Conc | Units | Dev(Min) |
|---|---|---|---|---|---|---|
| 13) Benzyl alcohol | 6.688 | 79 | 180343 | 11.482 | ug/ml | 98 |
| 14) Bis(2-chloroisopropyl)... | 6.874 | 45 | 330649 | 10.469 | ug/ml# | 88 |
| 15) 2-Methylphenol | 6.846 | 108 | 200007 | 11.363 | ug/ml | 98 |
| 16) Hexachloroethane | 7.064 | 117 | 105240 | 10.644 | ug/ml# | 59 |
| 17) n-Nitrosodi-n-propylamine | 7.008 | 70 | 154234 | 11.073 | ug/ml | 95 |
| 18) 3-Methylphenol/4-Methy... | 7.033 | 108 | 210637 | 11.302 | ug/ml | 98 |
| 20) Nitrobenzene | 7.154 | 77 | 221018 | 10.983 | ug/ml | 96 |
| 21) Isophorone | 7.437 | 82 | 405807 | 11.113 | ug/ml | 98 |
| 22) 2-Nitrophenol | 7.511 | 139 | 102554 | 12.260 | ug/ml | 88 |
| 23) 2,4-Dimethylphenol | 7.608 | 107 | 215557 | 11.041 | ug/ml | 99 |
| 24) Bis(2-chloroethoxy)met... | 7.707 | 93 | 258570 | 10.539 | ug/ml | 99 |
| 25) 2,4-Dichlorophenol | 7.772 | 162 | 217109 | 11.554 | ug/ml# | 95 |
| 26) 1,2,4-Trichlorobenzene | 7.856 | 180 | 254672 | 10.395 | ug/ml | 97 |
| 36) Naphthalene | 7.925 | 128 | 676744 | 10.293 | ug/ml | 99 |
| 37) Benzoic Acid | 7.723 | 105 | 123264 | 9.878 | ug/ml | 92 |
| 38) 4-Chloroaniline | 8.009 | 65 | 81756 | 10.951 | ug/ml | 76 |
| 39) Hexachlorobutadiene | 8.083 | 225 | 147780 | 10.254 | ug/ml | 98 |
| 40) p-Chloro-m-cresol | 8.528 | 107 | 186578 | 11.707 | ug/ml | 98 |
| 41) 2-Methylnaphthalene | 8.643 | 142 | 411661 | 10.437 | ug/ml | 95 |
| 42) 1-Methylnaphthalene | 8.739 | 115 | 152460 | 10.206 | ug/ml | 97 |
| 43) Hexachlorocyclopentadiene | 8.811 | 237 | 161953 | 10.660 | ug/ml | 97 |
| 44) 2,4,6-Trichlorophenol | 8.938 | 196 | 157431 | 11.769 | ug/ml | 99 |
| 45) 2,4,5-Trichlorophenol | 8.963 | 196 | 169919 | 11.854 | ug/ml | 100 |
| 47) 2-Chloronaphthalene | 9.124 | 162 | 464558 | 10.148 | ug/ml | 95 |
| 48) 2-Nitroaniline | 9.236 | 138 | 119378 | 12.053 | ug/ml | 85 |
| 49) 1,4-Dinitrobenzene | 9.382 | 168 | 57083 | 11.856 | ug/ml# | 72 |
| 50) 1,3-Dinitrobenzene | 9.451 | 168 | 67628 | 11.694 | ug/ml# | 1 |
| 51) Dimethyl phthalate | 9.448 | 163 | 509869 | 10.636 | ug/ml# | 99 |
| 52) Acenaphthylene | 9.525 | 152 | 741040 | 10.806 | ug/ml | 98 |
| 53) 2,6-Dinitrotoluene | 9.491 | 165 | 100763 | 12.306 | ug/ml# | 79 |
| 54) 1,2-Dinitrobenzene | 9.529 | 168 | 44491 | 11.972 | ug/ml# | 1 |
| 64) 3-Nitroaniline | 9.640 | 138 | 107807 | 12.225 | ug/ml | 93 |
| 65) Acenaphthene | 9.703 | 154 | 417012 | 10.175 | ug/ml | 91 |
| 66) 2,4-Dinitrophenol | 9.746 | 184 | 49595 | 9.807 | ug/ml# | 83 |
| 67) Dibenzofuran | 9.874 | 168 | 664630 | 10.121 | ug/ml | 91 |
| 68) 2,4-Dinitrotoluene | 9.880 | 165 | 131371 | 10.065 | ug/ml | 96 |
| 69) 4-Nitrophenol | 9.824 | 65 | 76872 | 11.583 | ug/ml# | 83 |
| 70) 2,3,5,6-Tetrachlorophenol | 9.957 | 232 | 126330 | 11.597 | ug/ml | 99 |

Quantitation Report (QT Reviewed)

Data Path : I:\8270\SV107\250826ical\
Data File : ABNL7.D
Acq On : 26 Aug 2025 7:42 pm
Operator : SV107:ljg
Sample : IL4,32,,ABNL10 Lot# 11887
Misc : WG2108478
ALS Vial : 3 Sample Multiplier: 1

Quant Time: Aug 28 16:37:56 2025
Quant Method : I:\8270\SV107\250826ical\FS250826SV107RVT.m
Quant Title : Semivolatiles by GC/MS by modified 8270
QLast Update : Wed Aug 27 17:27:22 2025
Response via : Initial Calibration

CCAL FILE(s) : 1 - I:\8270\SV107\250826ical\ABNL6.D
: 2 - I:\8270\SV107\250826ical\ADPL6.D
: 3 - I:\8270\SV107\250826ical\AP9L6a.D
Sub List : ABNical - ABN ical sublist

| Compound | R.T. | QIon | Response | Conc | Units | Dev(Min) |
|---|---|---|---|---|---|---|
| 71) 2,3,4,6-Tetrachlorophenol | 9.998 | 232 | 122632 | 11.419 | ug/ml | 95 |
| 72) Diethyl phthalate | 10.144 | 149 | 483460 | 10.547 | ug/ml | 98 |
| 73) Fluorene | 10.206 | 166 | 533150 | 10.565 | ug/ml | 96 |
| 74) 4-Chlorophenyl phenyl ... | 10.231 | 204 | 260004 | 10.096 | ug/ml# | 87 |
| 75) 4-Nitroaniline | 10.234 | 138 | 101970 | 11.596 | ug/ml# | 82 |
| 76) 4,6-Dinitro-o-cresol | 10.271 | 198 | 67119 | 9.985 | ug/ml# | 59 |
| 77) NDPA/DPA | 10.346 | 169 | 432980 | 10.876 | ug/ml | 93 |
| 78) Azobenzene | 10.380 | 77 | 439345 | 10.824 | ug/ml# | 91 |
| 80) 4-Bromophenyl phenyl e... | 10.703 | 248 | 139848 | 10.202 | ug/ml# | 87 |
| 81) Hexachlorobenzene | 10.741 | 284 | 144459 | 10.099 | ug/ml# | 88 |
| 82) Pentachlorophenol | 10.936 | 266 | 86830 | 11.248 | ug/ml | 98 |
| 89) Phenanthrene | 11.135 | 178 | 724733 | 10.085 | ug/ml | 98 |
| 90) Anthracene | 11.188 | 178 | 763524 | 10.851 | ug/ml | 98 |
| 91) Carbazole | 11.356 | 167 | 689198 | 11.276 | ug/ml | 98 |
| 92) Di-n-butylphthalate | 11.751 | 149 | 804115 | 11.990 | ug/ml | 99 |
| 93) Fluoranthene | 12.295 | 202 | 816784 | 10.701 | ug/ml# | 92 |
| 94) Benzidine | 12.453 | 184 | 475416 | 10.128 | ug/ml# | 94 |
| 95) Pyrene | 12.512 | 202 | 850341 | 10.494 | ug/ml | 99 |
| 97) Butyl benzyl phthalate | 13.246 | 149 | 303491 | 9.911 | ug/ml | 87 |
| 105) Benzo(a)anthracene | 13.762 | 228 | 764114 | 10.924 | ug/ml | 99 |
| 106) 3,3'-Dichlorobenzidine | 13.762 | 252 | 259726 | 11.655 | ug/ml# | 97 |
| 107) Chrysene | 13.799 | 228 | 702543 | 10.157 | ug/ml | 98 |
| 108) Bis(2-ethylhexyl)phtha... | 13.895 | 149 | 474092 | 10.703 | ug/ml# | 95 |
| 109) Di-n-octylphthalate | 14.589 | 149 | 743031 | 10.454 | ug/ml# | 73 |
| 110) Benzo(b)fluoranthene | 14.874 | 252 | 620685 | 10.241 | ug/ml# | 95 |
| 111) Benzo(k)fluoranthene | 14.902 | 252 | 654074 | 10.663 | ug/ml# | 94 |
| 112) Benzo(a)pyrene | 15.191 | 252 | 582534 | 10.336 | ug/ml# | 94 |
| 114) Indeno(1,2,3-cd)pyrene | 16.248 | 276 | 556989 | 11.416 | ug/mL# | 93 |
| 115) Dibenzo(a,h)anthracene | 16.279 | 278 | 559126 | 11.034 | ug/ml# | 92 |
| 116) Benzo(ghi)perylene | 16.509 | 276 | 555206 | 11.000 | ug/ml# | 90 |

(#) = qualifier out of range (m) = manual integration (+) = signals summed

Quantitation Report (QT Reviewed)

Data Path : I:\8270\SV107\250826ical\
Data File : ABNL7.D
Acq On : 26 Aug 2025 7:42 pm
Operator : SV107:ljg
Sample : IL4,32,,ABNL10 Lot# 11887
Misc : WG2108478
ALS Vial : 3 Sample Multiplier: 1

Quant Time: Aug 28 16:37:56 2025
Quant Method : I:\8270\SV107\250826ical\FS250826SV107RVT.m
Quant Title : Semivolatiles by GC/MS by modified 8270
QLast Update : Wed Aug 27 17:27:22 2025
Response via : Initial Calibration

Sub List : ABNical8270SV107250826ical\AP9L6a.D•

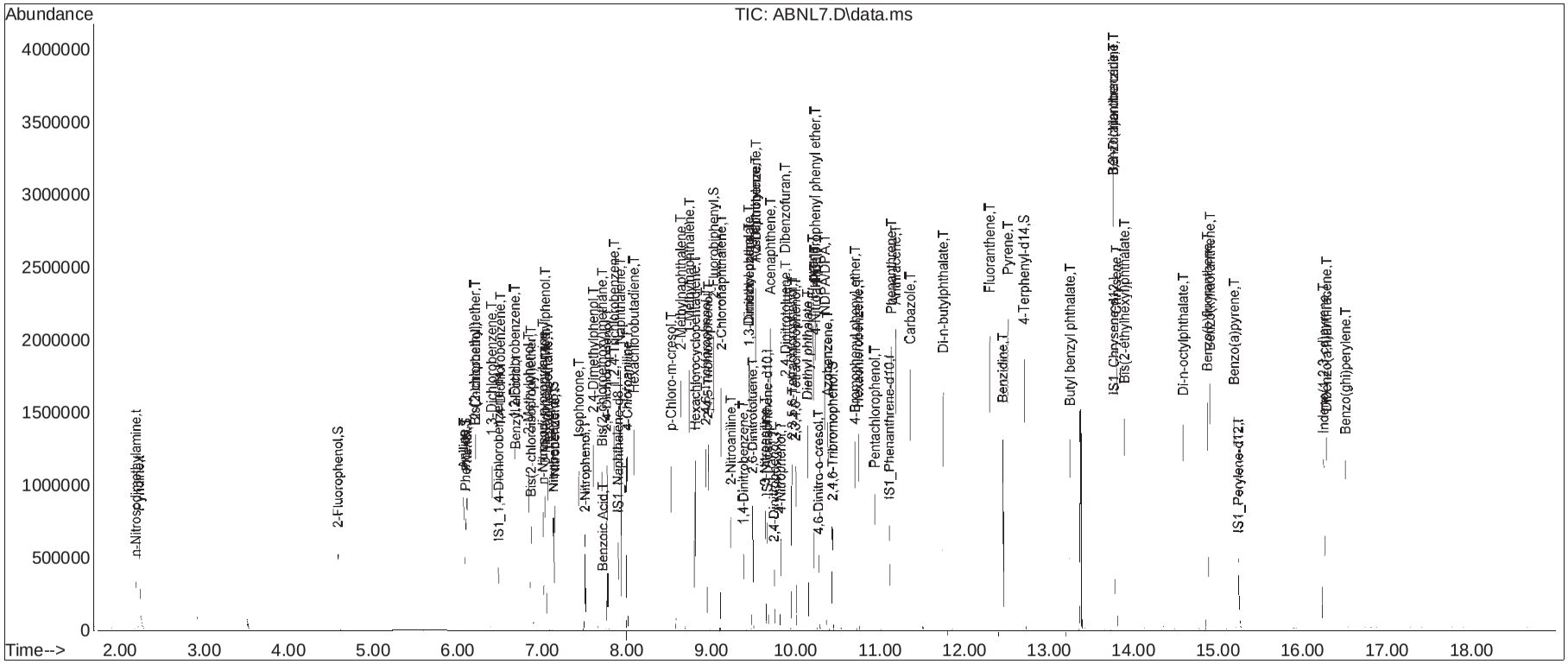

# Manual Integration Report

| | | | |
|---|---|---|---|
| Data Path | : I:\8270\SV107\250826ical\ | QMethod | : FS250826SV107RVT.m |
| Data File | : ABNL7.D | Operator | : SV107:ljg |
| Date Inj'd | : 8/26/2025 7:42 pm | Instrument | : SV107 |
| Sample | : IL4,32,,ABNL10 Lot# 11887 | Quant Date | : 8/28/2025 4:38 pm |

There are no manual integrations or false positives in this file.

Quantitation Report (QT Reviewed)

Data Path : I:\8270\SV107\250826ical\
Data File : ABNL6.D
Acq On : 26 Aug 2025 8:07 pm
Operator : SV107:ljg
Sample : IL5,32,,ABNL5 Lot# 11888
Misc : WG2108478
ALS Vial : 4 Sample Multiplier: 1

Quant Time: Aug 28 16:37:48 2025
Quant Method : I:\8270\SV107\250826ical\FS250826SV107RVT.m
Quant Title : Semivolatiles by GC/MS by modified 8270
QLast Update : Wed Aug 27 17:27:22 2025
Response via : Initial Calibration

CCAL FILE(s) : 1 - I:\8270\SV107\250826ical\ABNL6.D
: 2 - I:\8270\SV107\250826ical\ADPL6.D
: 3 - I:\8270\SV107\250826ical\AP9L6a.D
Sub List : ABNical - ABN ical sublist

| Compound | R.T. | QIon | Response | Conc | Units | Dev(Min) |
|---|---|---|---|---|---|---|
| Internal Standards | | | | | | |
| 1) IS1_1,4-Dichlorobenzen... | 6.483 | 152 | 56159 | 4.000 | ug/ml | 0.00 |
| Standard Area 1 = 56159 | | | Recovery = 100.00% | | | |
| 35) IS1_Naphthalene-d8 | 7.903 | 136 | 205165 | 4.000 | ug/ml | 0.00 |
| Standard Area 1 = 205165 | | | Recovery = 100.00% | | | |
| 63) IS1_Acenaphthene-d10 | 9.668 | 164 | 119448 | 4.000 | ug/ml | 0.00 |
| Standard Area 1 = 119448 | | | Recovery = 100.00% | | | |
| 88) IS1_Phenanthrene-d10 | 11.114 | 188 | 214039 | 4.000 | ug/ml | 0.00 |
| Standard Area 1 = 214039 | | | Recovery = 100.00% | | | |
| 104) IS1_Chrysene-d12 | 13.768 | 240 | 186272 | 4.000 | ug/ml # | 0.00 |
| Standard Area 1 = 186272 | | | Recovery = 100.00% | | | |
| 113) IS1_Perylene-d12 | 15.248 | 264 | 167117 | 4.000 | ug/ml | 0.00 |
| Standard Area 1 = 167117 | | | Recovery = 100.00% | | | |
| System Monitoring Compounds | | | | | | |
| 4) 2-Fluorophenol | 4.577 | 112 | 76669 | 5.292 | ug/ml | 0.00 |
| Spiked Amount 2.000 | Range 15 - 110 | | Recovery = 264.60%# | | | |
| 7) Phenol-d6 | 6.094 | 99 | 94930 | 5.330 | ug/ml | 0.00 |
| Spiked Amount 2.000 | Range 15 - 110 | | Recovery = 266.50%# | | | |
| 19) Nitrobenzene-d5 | 7.132 | 82 | 84725 | 5.147 | ug/ml | 0.00 |
| Spiked Amount 1.000 | Range 30 - 130 | | Recovery = 514.70%# | | | |
| 46) 2-Fluorobiphenyl | 9.028 | 172 | 219711 | 4.910 | ug/ml | 0.00 |
| Spiked Amount 1.000 | Range 30 - 130 | | Recovery = 491.00%# | | | |
| 79) 2,4,6-Tribromophenol | 10.439 | 330 | 24646 | 5.416 | ug/ml | 0.00 |
| Spiked Amount 2.000 | Range 15 - 110 | | Recovery = 270.80%# | | | |
| 96) 4-Terphenyl-d14 | 12.711 | 244 | 236149 | 5.101 | ug/ml | 0.00 |
| Spiked Amount 1.000 | Range 30 - 130 | | Recovery = 510.10%# | | | |
| Target Compounds | | | | | | Qvalue |
| 2) n-Nitrosodimethylamine | 2.184 | 74 | 50902 | 5.501 | ug/ml# | 72 |
| 3) Pyridine | 2.231 | 79 | 88752 | 5.110 | ug/ml# | 61 |
| 5) Aniline | 6.075 | 93 | 127510 | 5.369 | ug/ml | 98 |
| 6) 2-Chlorophenol | 6.212 | 128 | 89690 | 5.203 | ug/ml | 91 |
| 8) Phenol | 6.110 | 94 | 102402 | 5.164 | ug/ml | 95 |
| 9) Bis(2-chloroethyl)ether | 6.203 | 93 | 82688 | 4.936 | ug/ml | 86 |
| 10) 1,3-Dichlorobenzene | 6.402 | 146 | 108973 | 4.982 | ug/ml | 96 |
| 11) 1,4-Dichlorobenzene | 6.501 | 146 | 110531 | 4.946 | ug/ml | 97 |
| 12) 1,2-Dichlorobenzene | 6.672 | 146 | 105699 | 4.928 | ug/ml | 97 |

Data Path : I:\8270\SV107\250826ical\
Data File : ABNL6.D
Acq On : 26 Aug 2025 8:07 pm
Operator : SV107:ljg
Sample : IL5,32,,ABNL5 Lot# 11888
Misc : WG2108478
ALS Vial : 4 Sample Multiplier: 1

Quant Time: Aug 28 16:37:48 2025
Quant Method : I:\8270\SV107\250826ical\FS250826SV107RVT.m
Quant Title : Semivolatiles by GC/MS by modified 8270
QLast Update : Wed Aug 27 17:27:22 2025
Response via : Initial Calibration

CCAL FILE(s) : 1 - I:\8270\SV107\250826ical\ABNL6.D
: 2 - I:\8270\SV107\250826ical\ADPL6.D
: 3 - I:\8270\SV107\250826ical\AP9L6a.D
Sub List : ABNical - ABN ical sublist

| Compound | R.T. | QIon | Response | Conc Units | Dev(Min) |
|---|---|---|---|---|---|
| 13) Benzyl alcohol | 6.685 | 79 | 68133 | 5.227 ug/ml | 97 |
| 14) Bis(2-chloroisopropyl)... | 6.874 | 45 | 130872 | 4.993 ug/ml# | 88 |
| 15) 2-Methylphenol | 6.846 | 108 | 75668 | 5.180 ug/ml | 99 |
| 16) Hexachloroethane | 7.064 | 117 | 41004 | 4.997 ug/ml# | 57 |
| 17) n-Nitrosodi-n-propylamine | 7.008 | 70 | 59962 | 5.187 ug/ml | 96 |
| 18) 3-Methylphenol/4-Methy... | 7.033 | 108 | 82047 | 5.305 ug/ml | 98 |
| 20) Nitrobenzene | 7.154 | 77 | 84586 | 5.065 ug/ml | 97 |
| 21) Isophorone | 7.437 | 82 | 156556 | 5.166 ug/ml | 99 |
| 22) 2-Nitrophenol | 7.508 | 139 | 36676 | 5.283 ug/ml | 89 |
| 23) 2,4-Dimethylphenol | 7.605 | 107 | 85441 | 5.274 ug/ml | 99 |
| 24) Bis(2-chloroethoxy)met... | 7.707 | 93 | 102267 | 5.023 ug/ml | 99 |
| 25) 2,4-Dichlorophenol | 7.773 | 162 | 83770 | 5.372 ug/ml# | 92 |
| 26) 1,2,4-Trichlorobenzene | 7.853 | 180 | 99042 | 4.871 ug/ml | 97 |
| 36) Naphthalene | 7.925 | 128 | 265805 | 4.916 ug/ml | 99 |
| 37) Benzoic Acid | 7.692 | 105 | 42433M2 | 4.812 ug/ml | |
| 38) 4-Chloroaniline | 8.006 | 65 | 31713 | 5.165 ug/ml | 78 |
| 39) Hexachlorobutadiene | 8.083 | 225 | 56863 | 4.797 ug/ml | 98 |
| 40) p-Chloro-m-cresol | 8.528 | 107 | 69281 | 5.286 ug/ml | 95 |
| 41) 2-Methylnaphthalene | 8.643 | 142 | 163733 | 5.048 ug/ml | 95 |
| 42) 1-Methylnaphthalene | 8.739 | 115 | 61413 | 4.999 ug/ml | 96 |
| 43) Hexachlorocyclopentadiene | 8.811 | 237 | 62824 | 5.028 ug/ml | 98 |
| 44) 2,4,6-Trichlorophenol | 8.935 | 196 | 60818 | 5.528 ug/ml | 99 |
| 45) 2,4,5-Trichlorophenol | 8.963 | 196 | 62871 | 5.333 ug/ml | 99 |
| 47) 2-Chloronaphthalene | 9.121 | 162 | 185649 | 4.931 ug/ml | 95 |
| 48) 2-Nitroaniline | 9.233 | 138 | 42984 | 5.277 ug/ml | 87 |
| 49) 1,4-Dinitrobenzene | 9.379 | 168 | 20349 | 5.139 ug/ml# | 74 |
| 50) 1,3-Dinitrobenzene | 9.451 | 168 | 24905 | 5.237 ug/ml# | 1 |
| 51) Dimethyl phthalate | 9.445 | 163 | 202361 | 5.133 ug/ml# | 99 |
| 52) Acenaphthylene | 9.525 | 152 | 287890 | 5.105 ug/ml | 98 |
| 53) 2,6-Dinitrotoluene | 9.488 | 165 | 38332 | 5.692 ug/ml# | 79 |
| 54) 1,2-Dinitrobenzene | 9.525 | 168 | 16360 | 5.353 ug/ml# | 1 |
| 64) 3-Nitroaniline | 9.640 | 138 | 40814 | 5.550 ug/ml | 96 |
| 65) Acenaphthene | 9.700 | 154 | 164358 | 4.810 ug/ml | 92 |
| 66) 2,4-Dinitrophenol | 9.743 | 184 | 17486 | 4.495 ug/ml# | 84 |
| 67) Dibenzofuran | 9.874 | 168 | 268216 | 4.898 ug/ml | 92 |
| 68) 2,4-Dinitrotoluene | 9.877 | 165 | 50585 | 4.800 ug/ml | 95 |
| 69) 4-Nitrophenol | 9.821 | 65 | 29800 | 5.385 ug/ml# | 87 |
| 70) 2,3,5,6-Tetrachlorophenol | 9.958 | 232 | 48922 | 5.386 ug/ml | 99 |

Quantitation Report (QT Reviewed)

Data Path : I:\8270\SV107\250826ical\
Data File : ABNL6.D
Acq On : 26 Aug 2025 8:07 pm
Operator : SV107:ljg
Sample : IL5,32,,ABNL5 Lot# 11888
Misc : WG2108478
ALS Vial : 4 Sample Multiplier: 1

Quant Time: Aug 28 16:37:48 2025
Quant Method : I:\8270\SV107\250826ical\FS250826SV107RVT.m
Quant Title : Semivolatiles by GC/MS by modified 8270
QLast Update : Wed Aug 27 17:27:22 2025
Response via : Initial Calibration

CCAL FILE(s) : 1 - I:\8270\SV107\250826ical\ABNL6.D
: 2 - I:\8270\SV107\250826ical\ADPL6.D
: 3 - I:\8270\SV107\250826ical\AP9L6a.D
Sub List : ABNical - ABN ical sublist

| Compound | R.T. | QIon | Response | Conc | Units | Dev(Min) |
|---|---|---|---|---|---|---|
| 71) 2,3,4,6-Tetrachlorophenol | 9.998 | 232 | 48290 | 5.393 | ug/ml | 96 |
| 72) Diethyl phthalate | 10.144 | 149 | 193505 | 5.063 | ug/ml | 98 |
| 73) Fluorene | 10.206 | 166 | 211473 | 5.026 | ug/ml | 97 |
| 74) 4-Chlorophenyl phenyl ... | 10.228 | 204 | 103978 | 4.842 | ug/ml# | 87 |
| 75) 4-Nitroaniline | 10.231 | 138 | 37480 | 5.112 | ug/ml# | 83 |
| 76) 4,6-Dinitro-o-cresol | 10.268 | 198 | 24100 | 4.613 | ug/ml# | 62 |
| 77) NDPA/DPA | 10.346 | 169 | 171388 | 5.163 | ug/ml | 92 |
| 78) Azobenzene | 10.380 | 77 | 173724 | 5.133 | ug/ml# | 91 |
| 80) 4-Bromophenyl phenyl e... | 10.703 | 248 | 56536 | 4.946 | ug/ml# | 87 |
| 81) Hexachlorobenzene | 10.741 | 284 | 57516 | 4.822 | ug/ml# | 87 |
| 82) Pentachlorophenol | 10.937 | 266 | 32897 | 5.111 | ug/ml | 98 |
| 89) Phenanthrene | 11.136 | 178 | 299957 | 4.890 | ug/ml | 99 |
| 90) Anthracene | 11.185 | 178 | 300270 | 5.000 | ug/ml | 98 |
| 91) Carbazole | 11.356 | 167 | 273715 | 5.247 | ug/ml | 98 |
| 92) Di-n-butylphthalate | 11.754 | 149 | 304597 | 5.322 | ug/ml | 99 |
| 93) Fluoranthene | 12.295 | 202 | 337456 | 5.180 | ug/ml# | 91 |
| 94) Benzidine | 12.453 | 184 | 182841 | 4.874 | ug/ml# | 94 |
| 95) Pyrene | 12.512 | 202 | 359689 | 5.201 | ug/ml | 100 |
| 97) Butyl benzyl phthalate | 13.249 | 149 | 110233 | 4.425 | ug/ml | 89 |
| 105) Benzo(a)anthracene | 13.759 | 228 | 315613 | 4.958 | ug/ml | 99 |
| 106) 3,3'-Dichlorobenzidine | 13.762 | 252 | 103008 | 5.079 | ug/ml# | 97 |
| 107) Chrysene | 13.796 | 228 | 304705 | 4.840 | ug/ml | 99 |
| 108) Bis(2-ethylhexyl)phtha... | 13.899 | 149 | 181465 | 4.603 | ug/ml# | 95 |
| 109) Di-n-octylphthalate | 14.589 | 149 | 271942 | 4.432 | ug/ml# | 74 |
| 110) Benzo(b)fluoranthene | 14.878 | 252 | 269268 | 4.882 | ug/ml# | 94 |
| 111) Benzo(k)fluoranthene | 14.903 | 252 | 282142M3 | 5.054 | ug/ml | |
| 112) Benzo(a)pyrene | 15.192 | 252 | 253682 | 4.946 | ug/ml# | 94 |
| 114) Indeno(1,2,3-cd)pyrene | 16.258 | 276 | 246116 | 5.301 | ug/mL# | 92 |
| 115) Dibenzo(a,h)anthracene | 16.286 | 278 | 256110 | 5.311 | ug/ml# | 91 |
| 116) Benzo(ghi)perylene | 16.519 | 276 | 258383 | 5.379 | ug/ml# | 89 |

(#) = qualifier out of range (m) = manual integration (+) = signals summed

Quantitation Report (QT Reviewed)

Data Path : I:\8270\SV107\250826ical\
Data File : ABNL6.D
Acq On : 26 Aug 2025 8:07 pm
Operator : SV107:ljg
Sample : IL5,32,,ABNL5 Lot# 11888
Misc : WG2108478
ALS Vial : 4 Sample Multiplier: 1

Quant Time: Aug 28 16:37:48 2025
Quant Method : I:\8270\SV107\250826ical\FS250826SV107RVT.m
Quant Title : Semivolatiles by GC/MS by modified 8270
QLast Update : Wed Aug 27 17:27:22 2025
Response via : Initial Calibration

Sub List : ABNL6.D\data.ms
ABNL6.D\data.ms
I:\8270\SV107\250826ical\AP9L6a.D•

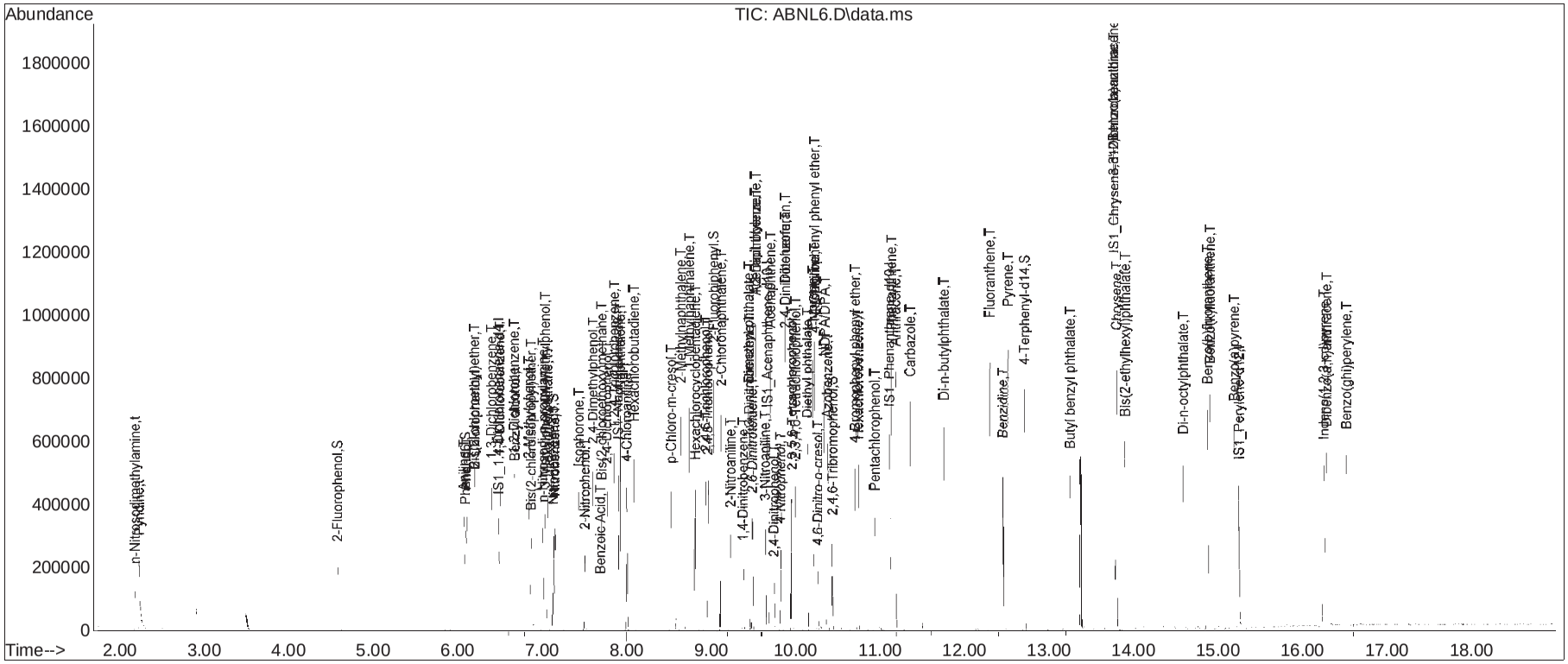

# Manual Integration Report

Data Path : I:\8270\SV107\250826ical\ QMethod : FS250826SV107RVT.m
Data File : ABNL6.D Operator : SV107:ljg
Date Inj'd : 8/26/2025 8:07 pm Instrument : SV107
Sample : IL5,32,,ABNL5 Lot# 11888 Quant Date : 8/28/2025 4:38 pm

## Compound #37: Benzoic Acid

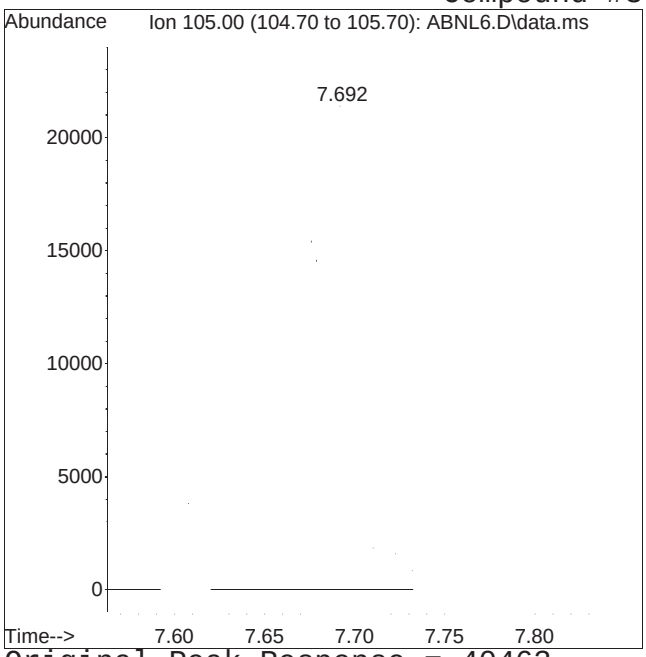


Original Peak Response = 40463

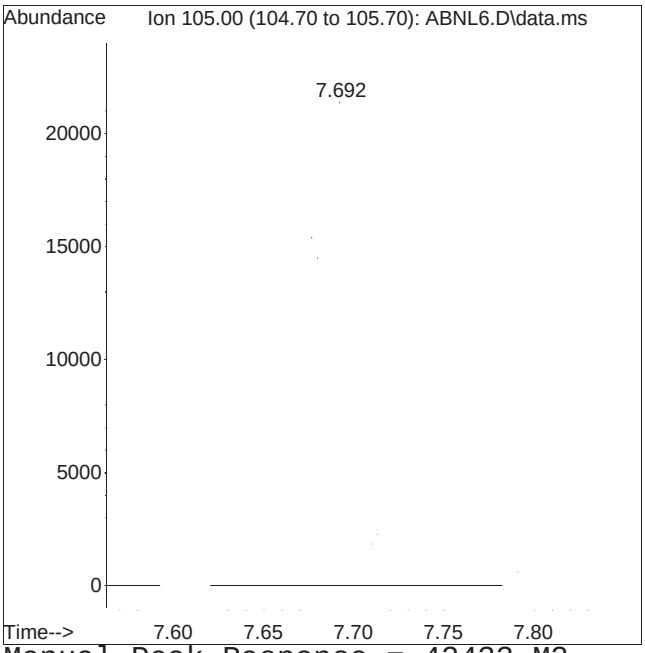


Manual Peak Response = 42433 M2

M2 = Peak not found by automatic integration algorithm.

# Manual Integration Report

Data Path : I:\8270\SV107\250826ical\ QMethod : FS250826SV107RVT.m
Data File : ABNL6.D Operator : SV107:ljg
Date Inj'd : 8/26/2025 8:07 pm Instrument : SV107
Sample : IL5,32,,ABNL5 Lot# 11888 Quant Date : 8/28/2025 4:38 pm

## Compound #111: Benzo(k)fluoranthene

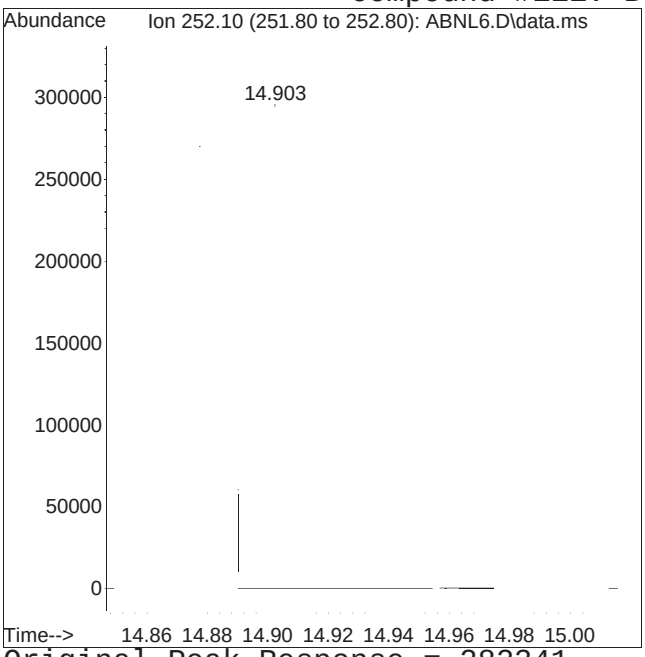


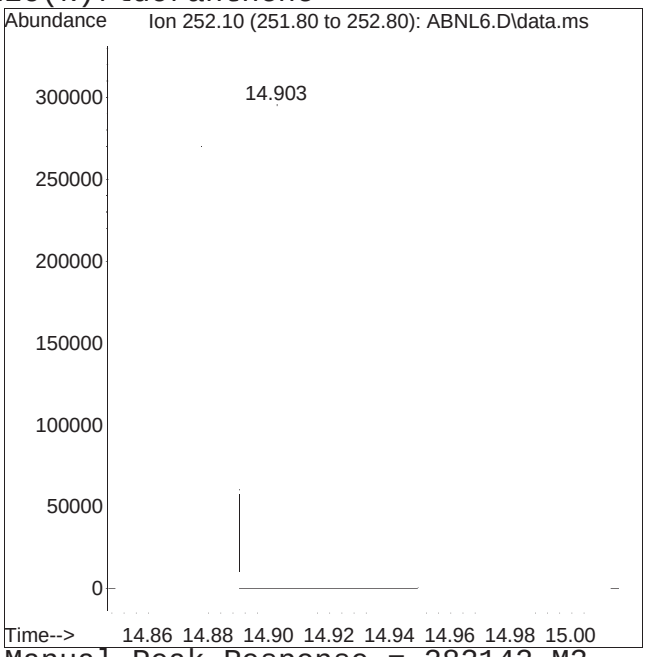


Original Peak Response = 282341 Manual Peak Response = 282142 M3

M3 = Misidentification of the peak (i.e. 1,4-dichlorobenzene identified as 1,3-dichlorobenzene), or misidentification from 2 partially resolved peaks not being split.

Quantitation Report (QT Reviewed)

Data Path : I:\8270\SV107\250826ical\
Data File : ABNL5.D
Acq On : 26 Aug 2025 8:32 pm
Operator : SV107:ljg
Sample : IL6,32,,ABNL2.5 Lot# 11889
Misc : WG2108478
ALS Vial : 5 Sample Multiplier: 1

Quant Time: Aug 28 16:37:40 2025
Quant Method : I:\8270\SV107\250826ical\FS250826SV107RVT.m
Quant Title : Semivolatiles by GC/MS by modified 8270
QLast Update : Wed Aug 27 17:27:22 2025
Response via : Initial Calibration

CCAL FILE(s) : 1 - I:\8270\SV107\250826ical\ABNL6.D
: 2 - I:\8270\SV107\250826ical\ADPL6.D
: 3 - I:\8270\SV107\250826ical\AP9L6a.D
Sub List : ABNical - ABN ical sublist

| Compound | R.T. | QIon | Response | Conc | Units | Dev(Min) |
|---|---|---|---|---|---|---|
| Internal Standards | | | | | | |
| 1) IS1_1,4-Dichlorobenzen... | 6.480 | 152 | 58942 | 4.000 | ug/ml | 0.00 |
| Standard Area 1 = 56159 | | | Recovery = 104.96% | | | |
| 35) IS1_Naphthalene-d8 | 7.903 | 136 | 219266 | 4.000 | ug/ml | 0.00 |
| Standard Area 1 = 205165 | | | Recovery = 106.87% | | | |
| 63) IS1_Acenaphthene-d10 | 9.668 | 164 | 121885 | 4.000 | ug/ml | 0.00 |
| Standard Area 1 = 119448 | | | Recovery = 102.04% | | | |
| 88) IS1_Phenanthrene-d10 | 11.114 | 188 | 219243 | 4.000 | ug/ml | 0.00 |
| Standard Area 1 = 214039 | | | Recovery = 102.43% | | | |
| 104) IS1_Chrysene-d12 | 13.768 | 240 | 184891 | 4.000 | ug/ml | 0.00 |
| Standard Area 1 = 186272 | | | Recovery = 99.26% | | | |
| 113) IS1_Perylene-d12 | 15.251 | 264 | 162161 | 4.000 | ug/ml | 0.00 |
| Standard Area 1 = 167117 | | | Recovery = 97.03% | | | |
| System Monitoring Compounds | | | | | | |
| 4) 2-Fluorophenol | 4.580 | 112 | 39684 | 2.610 | ug/ml | 0.00 |
| Spiked Amount 2.000 | Range 15 - 110 | | Recovery = 130.50%# | | | |
| 7) Phenol-d6 | 6.094 | 99 | 49086 | 2.626 | ug/ml | 0.00 |
| Spiked Amount 2.000 | Range 15 - 110 | | Recovery = 131.30%# | | | |
| 19) Nitrobenzene-d5 | 7.132 | 82 | 43610 | 2.524 | ug/ml | 0.00 |
| Spiked Amount 1.000 | Range 30 - 130 | | Recovery = 252.40%# | | | |
| 46) 2-Fluorobiphenyl | 9.028 | 172 | 119076 | 2.490 | ug/ml | 0.00 |
| Spiked Amount 1.000 | Range 30 - 130 | | Recovery = 249.00%# | | | |
| 79) 2,4,6-Tribromophenol | 10.439 | 330 | 11664 | 2.512 | ug/ml | 0.00 |
| Spiked Amount 2.000 | Range 15 - 110 | | Recovery = 125.60%# | | | |
| 96) 4-Terphenyl-d14 | 12.708 | 244 | 113644 | 2.397 | ug/ml | 0.00 |
| Spiked Amount 1.000 | Range 30 - 130 | | Recovery = 239.70%# | | | |
| Target Compounds | | | | | | Qvalue |
| 2) n-Nitrosodimethylamine | 2.190 | 74 | 26384 | 2.717 | ug/ml# | 75 |
| 3) Pyridine | 2.237 | 79 | 47122M1 | 2.585 | ug/ml | |
| 5) Aniline | 6.075 | 93 | 65381 | 2.623 | ug/ml | 99 |
| 6) 2-Chlorophenol | 6.209 | 128 | 46341 | 2.561 | ug/ml | 92 |
| 8) Phenol | 6.110 | 94 | 54404 | 2.614 | ug/ml | 94 |
| 9) Bis(2-chloroethyl)ether | 6.203 | 93 | 43822 | 2.492 | ug/ml# | 85 |
| 10) 1,3-Dichlorobenzene | 6.402 | 146 | 57606 | 2.509 | ug/ml | 97 |
| 11) 1,4-Dichlorobenzene | 6.501 | 146 | 59179 | 2.523 | ug/ml | 97 |
| 12) 1,2-Dichlorobenzene | 6.672 | 146 | 55404 | 2.461 | ug/ml | 97 |

Data Path : I:\8270\SV107\250826ical\
Data File : ABNL5.D
Acq On : 26 Aug 2025 8:32 pm
Operator : SV107:ljg
Sample : IL6,32,,ABNL2.5 Lot# 11889
Misc : WG2108478
ALS Vial : 5 Sample Multiplier: 1

Quant Time: Aug 28 16:37:40 2025
Quant Method : I:\8270\SV107\250826ical\FS250826SV107RVT.m
Quant Title : Semivolatiles by GC/MS by modified 8270
QLast Update : Wed Aug 27 17:27:22 2025
Response via : Initial Calibration

CCAL FILE(s) : 1 - I:\8270\SV107\250826ical\ABNL6.D
: 2 - I:\8270\SV107\250826ical\ADPL6.D
: 3 - I:\8270\SV107\250826ical\AP9L6a.D
Sub List : ABNical - ABN ical sublist

| Compound | R.T. | QIon | Response | Conc | Units | Dev(Min) |
|---|---|---|---|---|---|---|
| 13) Benzyl alcohol | 6.685 | 79 | 34604 | 2.529 | ug/ml | 98 |
| 14) Bis(2-chloroisopropyl)... | 6.874 | 45 | 68038 | 2.473 | ug/ml# | 87 |
| 15) 2-Methylphenol | 6.846 | 108 | 40193 | 2.622 | ug/ml | 99 |
| 16) Hexachloroethane | 7.064 | 117 | 21826 | 2.534 | ug/ml# | 63 |
| 17) n-Nitrosodi-n-propylamine | 7.005 | 70 | 29814 | 2.457 | ug/ml | 96 |
| 18) 3-Methylphenol/4-Methy... | 7.030 | 108 | 42176 | 2.598 | ug/ml | 97 |
| 20) Nitrobenzene | 7.154 | 77 | 43993 | 2.510 | ug/ml | 98 |
| 21) Isophorone | 7.437 | 82 | 81075 | 2.549 | ug/ml | 99 |
| 22) 2-Nitrophenol | 7.508 | 139 | 18233 | 2.503 | ug/ml# | 88 |
| 23) 2,4-Dimethylphenol | 7.608 | 107 | 44267 | 2.603 | ug/ml | 100 |
| 24) Bis(2-chloroethoxy)met... | 7.707 | 93 | 54206 | 2.537 | ug/ml | 99 |
| 25) 2,4-Dichlorophenol | 7.773 | 162 | 42487 | 2.596 | ug/ml | 94 |
| 26) 1,2,4-Trichlorobenzene | 7.856 | 180 | 53508 | 2.508 | ug/ml | 97 |
| 36) Naphthalene | 7.925 | 128 | 142301 | 2.462 | ug/ml | 99 |
| 37) Benzoic Acid | 7.676 | 105 | 17604 | 2.581 | ug/ml | 92 |
| 38) 4-Chloroaniline | 8.009 | 65 | 16886 | 2.573 | ug/ml | 80 |
| 39) Hexachlorobutadiene | 8.083 | 225 | 30707 | 2.424 | ug/ml | 98 |
| 40) p-Chloro-m-cresol | 8.528 | 107 | 36177 | 2.583 | ug/ml | 98 |
| 41) 2-Methylnaphthalene | 8.643 | 142 | 85223 | 2.458 | ug/ml | 95 |
| 42) 1-Methylnaphthalene | 8.739 | 115 | 32360 | 2.465 | ug/ml | 97 |
| 43) Hexachlorocyclopentadiene | 8.811 | 237 | 32798 | 2.456 | ug/ml | 97 |
| 44) 2,4,6-Trichlorophenol | 8.935 | 196 | 29929 | 2.545 | ug/ml | 98 |
| 45) 2,4,5-Trichlorophenol | 8.963 | 196 | 33426 | 2.653 | ug/ml | 98 |
| 47) 2-Chloronaphthalene | 9.125 | 162 | 98804 | 2.456 | ug/ml | 95 |
| 48) 2-Nitroaniline | 9.236 | 138 | 20912 | 2.402 | ug/ml | 87 |
| 49) 1,4-Dinitrobenzene | 9.379 | 168 | 9584 | 2.265 | ug/ml# | 74 |
| 50) 1,3-Dinitrobenzene | 9.451 | 168 | 11581 | 2.278 | ug/ml# | 1 |
| 51) Dimethyl phthalate | 9.445 | 163 | 102266 | 2.427 | ug/ml# | 99 |
| 52) Acenaphthylene | 9.525 | 152 | 150208 | 2.492 | ug/ml | 98 |
| 53) 2,6-Dinitrotoluene | 9.488 | 165 | 17691 | 2.458 | ug/ml# | 83 |
| 54) 1,2-Dinitrobenzene | 9.525 | 168 | 8287 | 2.537 | ug/ml# | 1 |
| 64) 3-Nitroaniline | 9.637 | 138 | 20245 | 2.698 | ug/ml | 95 |
| 65) Acenaphthene | 9.700 | 154 | 85952 | 2.465 | ug/ml | 92 |
| 66) 2,4-Dinitrophenol | 9.743 | 184 | 7958 | 2.339 | ug/ml# | 82 |
| 67) Dibenzofuran | 9.870 | 168 | 140722 | 2.519 | ug/ml | 92 |
| 68) 2,4-Dinitrotoluene | 9.877 | 165 | 22833 | 2.280 | ug/ml | 94 |
| 69) 4-Nitrophenol | 9.821 | 65 | 13522 | 2.395 | ug/ml# | 82 |
| 70) 2,3,5,6-Tetrachlorophenol | 9.957 | 232 | 24020 | 2.592 | ug/ml | 100 |

Quantitation Report (QT Reviewed)

Data Path : I:\8270\SV107\250826ical\
Data File : ABNL5.D
Acq On : 26 Aug 2025 8:32 pm
Operator : SV107:ljg
Sample : IL6,32,,ABNL2.5 Lot# 11889
Misc : WG2108478
ALS Vial : 5 Sample Multiplier: 1

Quant Time: Aug 28 16:37:40 2025
Quant Method : I:\8270\SV107\250826ical\FS250826SV107RVT.m
Quant Title : Semivolatiles by GC/MS by modified 8270
QLast Update : Wed Aug 27 17:27:22 2025
Response via : Initial Calibration

CCAL FILE(s) : 1 - I:\8270\SV107\250826ical\ABNL6.D
: 2 - I:\8270\SV107\250826ical\ADPL6.D
: 3 - I:\8270\SV107\250826ical\AP9L6a.D
Sub List : ABNical - ABN ical sublist

| Compound | R.T. | QIon | Response | Conc | Units | Dev(Min) |
|---|---|---|---|---|---|---|
| 71) 2,3,4,6-Tetrachlorophenol | 9.998 | 232 | 25141 | 2.751 | ug/ml | 97 |
| 72) Diethyl phthalate | 10.141 | 149 | 99135 | 2.542 | ug/ml | 98 |
| 73) Fluorene | 10.206 | 166 | 111141 | 2.589 | ug/ml | 98 |
| 74) 4-Chlorophenyl phenyl ... | 10.228 | 204 | 54782 | 2.500 | ug/ml# | 88 |
| 75) 4-Nitroaniline | 10.231 | 138 | 18767 | 2.508 | ug/ml# | 86 |
| 76) 4,6-Dinitro-o-cresol | 10.265 | 198 | 10854 | 2.344 | ug/ml# | 63 |
| 77) NDPA/DPA | 10.343 | 169 | 86850 | 2.564 | ug/ml | 93 |
| 78) Azobenzene | 10.380 | 77 | 89337 | 2.587 | ug/ml# | 91 |
| 80) 4-Bromophenyl phenyl e... | 10.700 | 248 | 29152 | 2.500 | ug/ml# | 84 |
| 81) Hexachlorobenzene | 10.738 | 284 | 30143 | 2.477 | ug/ml# | 89 |
| 82) Pentachlorophenol | 10.937 | 266 | 14355 | 2.186 | ug/ml | 97 |
| 89) Phenanthrene | 11.135 | 178 | 156308 | 2.488 | ug/ml | 98 |
| 90) Anthracene | 11.185 | 178 | 150823 | 2.452 | ug/ml | 98 |
| 91) Carbazole | 11.353 | 167 | 137695 | 2.577 | ug/ml | 98 |
| 92) Di-n-butylphthalate | 11.754 | 149 | 143628 | 2.450 | ug/ml# | 98 |
| 93) Fluoranthene | 12.295 | 202 | 164025 | 2.458 | ug/ml# | 92 |
| 94) Benzidine | 12.453 | 184 | 78836 | 2.379 | ug/ml# | 95 |
| 95) Pyrene | 12.512 | 202 | 178000 | 2.513 | ug/ml | 99 |
| 97) Butyl benzyl phthalate | 13.249 | 149 | 50740 | 2.187 | ug/ml | 87 |
| 105) Benzo(a)anthracene | 13.762 | 228 | 153694 | 2.432 | ug/ml | 99 |
| 106) 3,3'-Dichlorobenzidine | 13.762 | 252 | 46895 | 2.330 | ug/ml# | 97 |
| 107) Chrysene | 13.796 | 228 | 150562 | 2.410 | ug/ml | 98 |
| 108) Bis(2-ethylhexyl)phtha... | 13.899 | 149 | 78643 | 2.108 | ug/ml# | 96 |
| 109) Di-n-octylphthalate | 14.592 | 149 | 115577 | 2.116 | ug/ml# | 75 |
| 110) Benzo(b)fluoranthene | 14.881 | 252 | 130708 | 2.387 | ug/ml# | 94 |
| 111) Benzo(k)fluoranthene | 14.906 | 252 | 134976 | 2.436 | ug/ml# | 95 |
| 112) Benzo(a)pyrene | 15.195 | 252 | 120100 | 2.359 | ug/ml# | 94 |
| 114) Indeno(1,2,3-cd)pyrene | 16.258 | 276 | 112644 | 2.500 | ug/mL# | 93 |
| 115) Dibenzo(a,h)anthracene | 16.286 | 278 | 119471 | 2.553 | ug/ml# | 91 |
| 116) Benzo(ghi)perylene | 16.519 | 276 | 122102 | 2.620 | ug/ml# | 88 |

(#) = qualifier out of range (m) = manual integration (+) = signals summed

Quantitation Report (QT Reviewed)

Data Path : I:\8270\SV107\250826ical\
Data File : ABNL5.D
Acq On : 26 Aug 2025 8:32 pm
Operator : SV107:ljg
Sample : IL6,32,,ABNL2.5 Lot# 11889
Misc : WG2108478
ALS Vial : 5 Sample Multiplier: 1

Quant Time: Aug 28 16:37:40 2025
Quant Method : I:\8270\SV107\250826ical\FS250826SV107RVT.m
Quant Title : Semivolatiles by GC/MS by modified 8270
QLast Update : Wed Aug 27 17:27:22 2025
Response via : Initial Calibration

Sub List : 8270ABNV107\250826ical\AP9L6a.D•

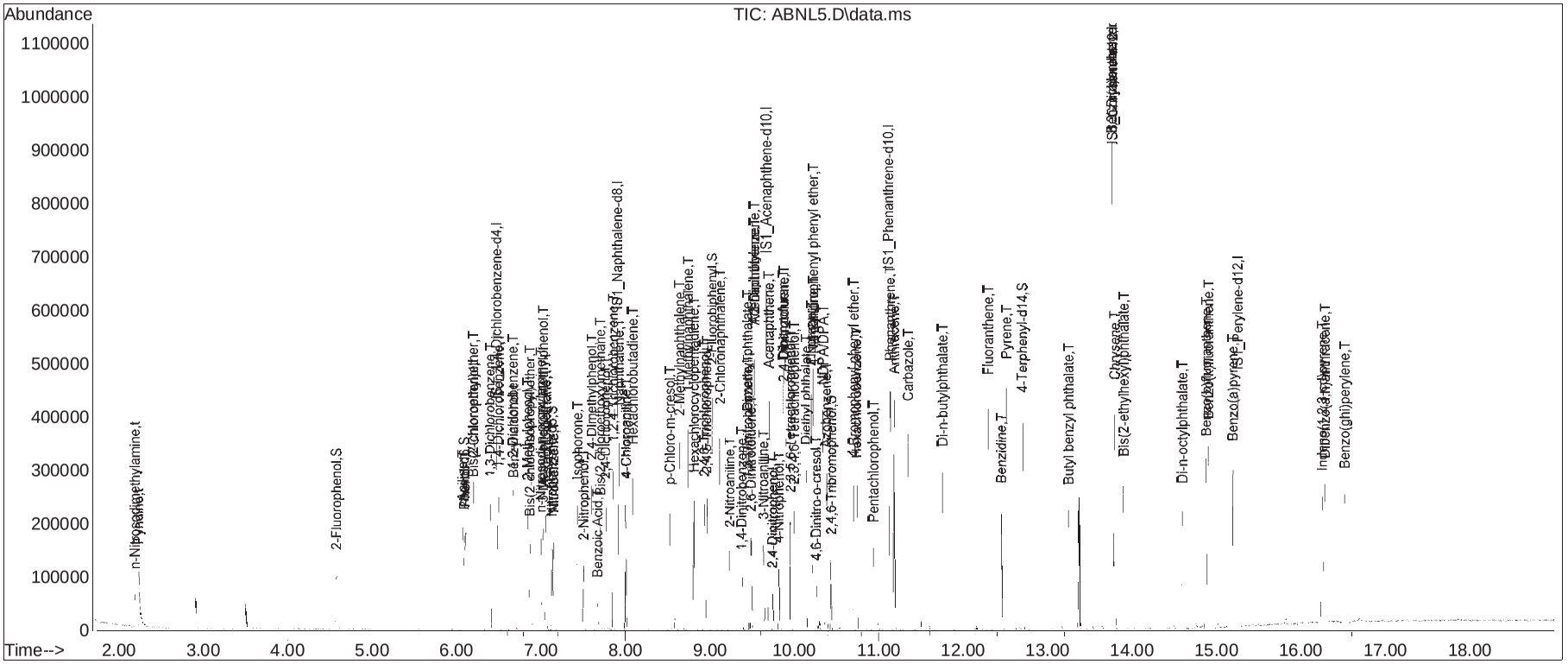

Manual Integration Report

Data Path : I:\8270\SV107\250826ical\ QMethod : FS250826SV107RVT.m
Data File : ABNL5.D Operator : SV107:ljg
Date Inj'd : 8/26/2025 8:32 pm Instrument : SV107
Sample : IL6,32,,ABNL2.5 Lot# 11889Quant Date : 8/28/2025 4:38 pm

Compound #3: Pyridine

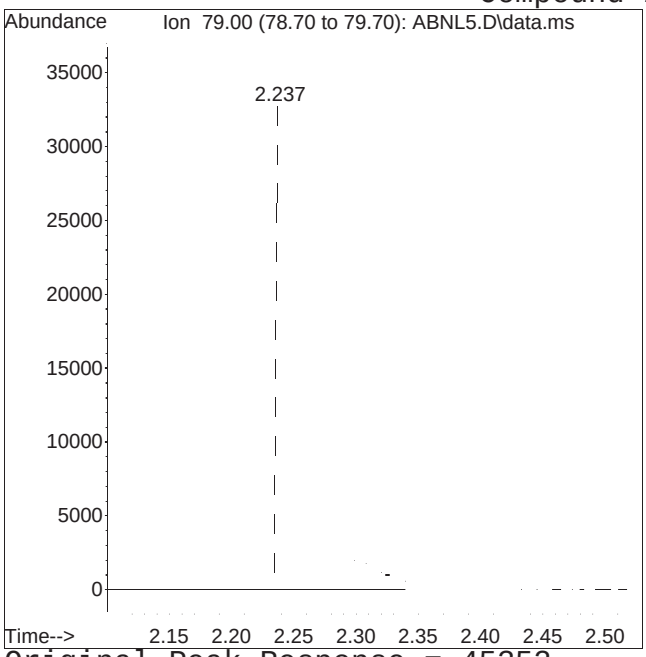


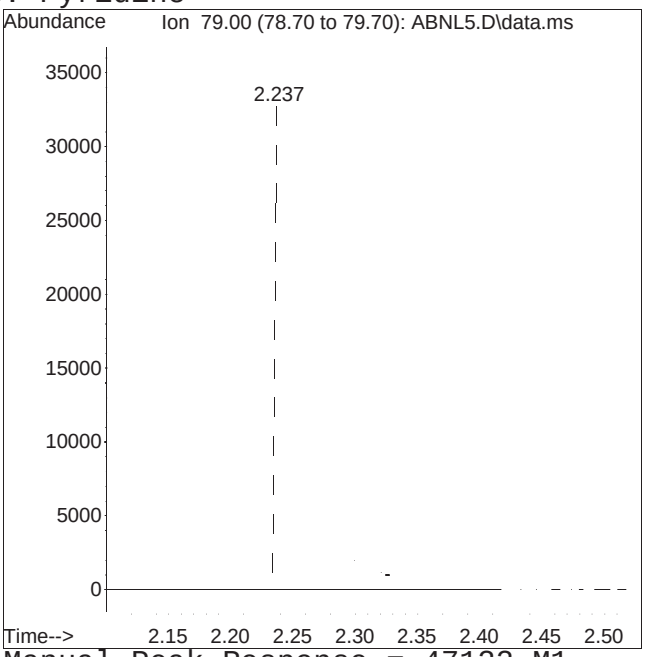


Original Peak Response = 45352 Manual Peak Response = 47122 M1
M1 = Split or tailing peak, auto integration stopped early resulting in false low area count.

Quantitation Report (QT Reviewed)

Data Path : I:\8270\SV107\250826ical\
Data File : ABNL4.D
Acq On : 26 Aug 2025 8:58 pm
Operator : SV107:ljg
Sample : IL7,32,,ABNL1 Lot# 11890
Misc : WG2108478
ALS Vial : 6 Sample Multiplier: 1

Quant Time: Aug 28 16:37:33 2025
Quant Method : I:\8270\SV107\250826ical\FS250826SV107RVT.m
Quant Title : Semivolatiles by GC/MS by modified 8270
QLast Update : Wed Aug 27 17:27:22 2025
Response via : Initial Calibration

CCAL FILE(s) : 1 - I:\8270\SV107\250826ical\ABNL6.D
: 2 - I:\8270\SV107\250826ical\ADPL6.D
: 3 - I:\8270\SV107\250826ical\AP9L6a.D
Sub List : ABNical - ABN ical sublist

| Compound | R.T. | QIon | Response | Conc | Units | Dev(Min) |
|---|---|---|---|---|---|---|
| Internal Standards | | | | | | |
| 1) IS1_1,4-Dichlorobenzen... | 6.480 | 152 | 59515 | 4.000 | ug/ml | 0.00 |
| Standard Area 1 = 56159 | | | Recovery = 105.98% | | | |
| 35) IS1_Naphthalene-d8 | 7.903 | 136 | 220086 | 4.000 | ug/ml | # 0.00 |
| Standard Area 1 = 205165 | | | Recovery = 107.27% | | | |
| 63) IS1_Acenaphthene-d10 | 9.668 | 164 | 126130 | 4.000 | ug/ml | 0.00 |
| Standard Area 1 = 119448 | | | Recovery = 105.59% | | | |
| 88) IS1_Phenanthrene-d10 | 11.114 | 188 | 234875 | 4.000 | ug/ml | 0.00 |
| Standard Area 1 = 214039 | | | Recovery = 109.73% | | | |
| 104) IS1_Chrysene-d12 | 13.768 | 240 | 185560 | 4.000 | ug/ml | # 0.00 |
| Standard Area 1 = 186272 | | | Recovery = 99.62% | | | |
| 113) IS1_Perylene-d12 | 15.241 | 264 | 174668 | 4.000 | ug/ml | 0.00 |
| Standard Area 1 = 167117 | | | Recovery = 104.52% | | | |
| System Monitoring Compounds | | | | | | |
| 4) 2-Fluorophenol | 4.577 | 112 | 14784 | 0.963 | ug/ml | 0.00 |
| Spiked Amount 2.000 | Range 15 - 110 | | Recovery = 48.15% | | | |
| 7) Phenol-d6 | 6.094 | 99 | 18393 | 0.975 | ug/ml | 0.00 |
| Spiked Amount 2.000 | Range 15 - 110 | | Recovery = 48.75% | | | |
| 19) Nitrobenzene-d5 | 7.132 | 82 | 16570 | 0.950 | ug/ml | 0.00 |
| Spiked Amount 1.000 | Range 30 - 130 | | Recovery = 95.00% | | | |
| 46) 2-Fluorobiphenyl | 9.028 | 172 | 47670 | 0.993 | ug/ml | 0.00 |
| Spiked Amount 1.000 | Range 30 - 130 | | Recovery = 99.30% | | | |
| 79) 2,4,6-Tribromophenol | 10.436 | 330 | 4316 | 0.898 | ug/ml | 0.00 |
| Spiked Amount 2.000 | Range 15 - 110 | | Recovery = 44.90% | | | |
| 96) 4-Terphenyl-d14 | 12.708 | 244 | 46459 | 0.915 | ug/ml | 0.00 |
| Spiked Amount 1.000 | Range 30 - 130 | | Recovery = 91.50% | | | |
| Target Compounds | | | | | | Qvalue |
| 2) n-Nitrosodimethylamine | 2.197 | 74 | 9429 | 0.962 | ug/ml# | 68 |
| 3) Pyridine | 2.253 | 79 | 17055M1 | 0.927 | ug/ml | |
| 5) Aniline | 6.075 | 93 | 24142 | 0.959 | ug/ml | 98 |
| 6) 2-Chlorophenol | 6.209 | 128 | 17073 | 0.935 | ug/ml | 92 |
| 8) Phenol | 6.110 | 94 | 19892 | 0.947 | ug/ml | 99 |
| 9) Bis(2-chloroethyl)ether | 6.206 | 93 | 17089 | 0.963 | ug/ml# | 85 |
| 10) 1,3-Dichlorobenzene | 6.402 | 146 | 21762 | 0.939 | ug/ml | 95 |
| 11) 1,4-Dichlorobenzene | 6.501 | 146 | 22783 | 0.962 | ug/ml | 98 |
| 12) 1,2-Dichlorobenzene | 6.672 | 146 | 21607 | 0.951 | ug/ml | 95 |

Quantitation Report (QT Reviewed)

Data Path : I:\8270\SV107\250826ical\
Data File : ABNL4.D
Acq On : 26 Aug 2025 8:58 pm
Operator : SV107:ljg
Sample : IL7,32,,ABNL1 Lot# 11890
Misc : WG2108478
ALS Vial : 6 Sample Multiplier: 1

Quant Time: Aug 28 16:37:33 2025
Quant Method : I:\8270\SV107\250826ical\FS250826SV107RVT.m
Quant Title : Semivolatiles by GC/MS by modified 8270
QLast Update : Wed Aug 27 17:27:22 2025
Response via : Initial Calibration

CCAL FILE(s) : 1 - I:\8270\SV107\250826ical\ABNL6.D
: 2 - I:\8270\SV107\250826ical\ADPL6.D
: 3 - I:\8270\SV107\250826ical\AP9L6a.D
Sub List : ABNical - ABN ical sublist

| Compound | R.T. | QIon | Response | Conc Units | Dev(Min) |
|---|---|---|---|---|---|
| 13) Benzyl alcohol | 6.685 | 79 | 13192 | 0.955 ug/ml | 99 |
| 14) Bis(2-chloroisopropyl)... | 6.871 | 45 | 27266 | 0.982 ug/ml# | 88 |
| 15) 2-Methylphenol | 6.846 | 108 | 15091 | 0.975 ug/ml | 98 |
| 16) Hexachloroethane | 7.064 | 117 | 8126 | 0.935 ug/ml# | 57 |
| 17) n-Nitrosodi-n-propylamine | 7.005 | 70 | 12020 | 0.981 ug/ml | 94 |
| 18) 3-Methylphenol/4-Methy... | 7.033 | 108 | 15807 | 0.964 ug/ml | 98 |
| 20) Nitrobenzene | 7.154 | 77 | 16792 | 0.949 ug/ml | 99 |
| 21) Isophorone | 7.434 | 82 | 31398 | 0.978 ug/ml | 98 |
| 22) 2-Nitrophenol | 7.508 | 139 | 6614 | 0.899 ug/ml# | 88 |
| 23) 2,4-Dimethylphenol | 7.605 | 107 | 16571 | 0.965 ug/ml | 98 |
| 24) Bis(2-chloroethoxy)met... | 7.707 | 93 | 21668 | 1.004 ug/ml# | 98 |
| 25) 2,4-Dichlorophenol | 7.773 | 162 | 16364 | 0.990 ug/ml | 93 |
| 26) 1,2,4-Trichlorobenzene | 7.856 | 180 | 20681 | 0.960 ug/ml | 98 |
| 36) Naphthalene | 7.925 | 128 | 56780 | 0.979 ug/ml | 99 |
| 37) Benzoic Acid | 7.661 | 105 | 6150M1 | 1.658 ug/ml | |
| 38) 4-Chloroaniline | 8.009 | 65 | 6492 | 0.986 ug/ml | 82 |
| 39) Hexachlorobutadiene | 8.083 | 225 | 12295 | 0.967 ug/ml | 98 |
| 40) p-Chloro-m-cresol | 8.528 | 107 | 13431 | 0.955 ug/ml | 98 |
| 41) 2-Methylnaphthalene | 8.643 | 142 | 34246 | 0.984 ug/ml | 96 |
| 42) 1-Methylnaphthalene | 8.739 | 115 | 13009 | 0.987 ug/ml | 95 |
| 43) Hexachlorocyclopentadiene | 8.811 | 237 | 12483 | 0.931 ug/ml | 97 |
| 44) 2,4,6-Trichlorophenol | 8.935 | 196 | 11022 | 0.934 ug/ml | 98 |
| 45) 2,4,5-Trichlorophenol | 8.963 | 196 | 12186 | 0.964 ug/ml | 99 |
| 47) 2-Chloronaphthalene | 9.125 | 162 | 39666 | 0.982 ug/ml | 94 |
| 48) 2-Nitroaniline | 9.233 | 138 | 7435 | 0.851 ug/ml | 88 |
| 49) 1,4-Dinitrobenzene | 9.379 | 168 | 3433 | 0.808 ug/ml | 77 |
| 50) 1,3-Dinitrobenzene | 9.451 | 168 | 4073 | 0.798 ug/ml# | 1 |
| 51) Dimethyl phthalate | 9.445 | 163 | 40887 | 0.967 ug/ml | 98 |
| 52) Acenaphthylene | 9.525 | 152 | 58191 | 0.962 ug/ml | 98 |
| 53) 2,6-Dinitrotoluene | 9.488 | 165 | 6319 | 0.875 ug/ml# | 86 |
| 54) 1,2-Dinitrobenzene | 9.525 | 168 | 2852 | 0.870 ug/ml# | 1 |
| 64) 3-Nitroaniline | 9.637 | 138 | 7184 | 0.925 ug/ml | 94 |
| 65) Acenaphthene | 9.700 | 154 | 35446 | 0.982 ug/ml | 93 |
| 66) 2,4-Dinitrophenol | 9.743 | 184 | 2636 | 1.158 ug/ml# | 82 |
| 67) Dibenzofuran | 9.874 | 168 | 56850 | 0.983 ug/ml | 91 |
| 68) 2,4-Dinitrotoluene | 9.877 | 165 | 8134 | 0.970 ug/ml# | 91 |
| 69) 4-Nitrophenol | 9.818 | 65 | 4545 | 0.778 ug/ml# | 82 |
| 70) 2,3,5,6-Tetrachlorophenol | 9.958 | 232 | 8501 | 0.886 ug/ml | 97 |

Quantitation Report (QT Reviewed)

Data Path : I:\8270\SV107\250826ical\
Data File : ABNL4.D
Acq On : 26 Aug 2025 8:58 pm
Operator : SV107:ljg
Sample : IL7,32,,ABNL1 Lot# 11890
Misc : WG2108478
ALS Vial : 6 Sample Multiplier: 1

Quant Time: Aug 28 16:37:33 2025
Quant Method : I:\8270\SV107\250826ical\FS250826SV107RVT.m
Quant Title : Semivolatiles by GC/MS by modified 8270
QLast Update : Wed Aug 27 17:27:22 2025
Response via : Initial Calibration

CCAL FILE(s) : 1 - I:\8270\SV107\250826ical\ABNL6.D
: 2 - I:\8270\SV107\250826ical\ADPL6.D
: 3 - I:\8270\SV107\250826ical\AP9L6a.D
Sub List : ABNical - ABN ical sublist

| | Compound | R.T. | QIon | Response | Conc | Units | Dev(Min) |
|---|---|---|---|---|---|---|---|
| 71) | 2,3,4,6-Tetrachlorophenol | 9.998 | 232 | 9324 | 0.986 | ug/ml | 97 |
| 72) | Diethyl phthalate | 10.141 | 149 | 39196 | 0.971 | ug/ml | 97 |
| 73) | Fluorene | 10.206 | 166 | 44219 | 0.995 | ug/ml | 98 |
| 74) | 4-Chlorophenyl phenyl ... | 10.231 | 204 | 21703 | 0.957 | ug/ml# | 86 |
| 75) | 4-Nitroaniline | 10.228 | 138 | 6600 | 0.852 | ug/ml# | 88 |
| 76) | 4,6-Dinitro-o-cresol | 10.268 | 198 | 3578 | 1.122 | ug/ml# | 66 |
| 77) | NDPA/DPA | 10.343 | 169 | 35069 | 1.000 | ug/ml | 93 |
| 78) | Azobenzene | 10.380 | 77 | 34112 | 0.955 | ug/ml# | 91 |
| 80) | 4-Bromophenyl phenyl e... | 10.700 | 248 | 12063 | 0.999 | ug/ml# | 84 |
| 81) | Hexachlorobenzene | 10.738 | 284 | 12118 | 0.962 | ug/ml# | 87 |
| 82) | Pentachlorophenol | 10.937 | 266 | 4875 | 0.717 | ug/ml | 96 |
| 89) | Phenanthrene | 11.135 | 178 | 65902 | 0.979 | ug/ml | 98 |
| 90) | Anthracene | 11.185 | 178 | 61868 | 0.939 | ug/ml | 98 |
| 91) | Carbazole | 11.353 | 167 | 54229 | 0.947 | ug/ml | 98 |
| 92) | Di-n-butylphthalate | 11.754 | 149 | 55098 | 0.877 | ug/ml | 99 |
| 93) | Fluoranthene | 12.295 | 202 | 66011 | 0.923 | ug/ml# | 91 |
| 94) | Benzidine | 12.453 | 184 | 22751 | 1.054 | ug/ml# | 93 |
| 95) | Pyrene | 12.512 | 202 | 69286 | 0.913 | ug/ml | 99 |
| 97) | Butyl benzyl phthalate | 13.246 | 149 | 17253 | 0.940 | ug/ml | 89 |
| 105) | Benzo(a)anthracene | 13.759 | 228 | 60029 | 0.947 | ug/ml | 100 |
| 106) | 3,3'-Dichlorobenzidine | 13.759 | 252 | 16378 | 0.811 | ug/ml | 98 |
| 107) | Chrysene | 13.796 | 228 | 62337 | 0.994 | ug/ml | 99 |
| 108) | Bis(2-ethylhexyl)phtha... | 13.895 | 149 | 26265 | 0.818 | ug/ml# | 97 |
| 109) | Di-n-octylphthalate | 14.585 | 149 | 36602 | 0.928 | ug/ml# | 76 |
| 110) | Benzo(b)fluoranthene | 14.871 | 252 | 50163 | 0.913 | ug/ml# | 93 |
| 111) | Benzo(k)fluoranthene | 14.899 | 252 | 52734 | 0.948 | ug/ml# | 95 |
| 112) | Benzo(a)pyrene | 15.185 | 252 | 47144 | 0.923 | ug/ml# | 93 |
| 114) | Indeno(1,2,3-cd)pyrene | 16.242 | 276 | 43987 | 0.906 | ug/mL | 92 |
| 115) | Dibenzo(a,h)anthracene | 16.276 | 278 | 48125 | 0.955 | ug/ml# | 91 |
| 116) | Benzo(ghi)perylene | 16.503 | 276 | 48116 | 0.958 | ug/ml# | 90 |

(#) = qualifier out of range (m) = manual integration (+) = signals summed

Quantitation Report (QT Reviewed)

Data Path : I:\8270\SV107\250826ical\
Data File : ABNL4.D
Acq On : 26 Aug 2025 8:58 pm
Operator : SV107:ljg
Sample : IL7,32,,ABNL1 Lot# 11890
Misc : WG2108478
ALS Vial : 6 Sample Multiplier: 1

Quant Time: Aug 28 16:37:33 2025
Quant Method : I:\8270\SV107\250826ical\FS250826SV107RVT.m
Quant Title : Semivolatiles by GC/MS by modified 8270
QLast Update : Wed Aug 27 17:27:22 2025
Response via : Initial Calibration

Sub List : ABNL4.D\data.ms
ABNL4.D\data.ms
I:\8270\SV107\250826ical\AP9L6a.D•

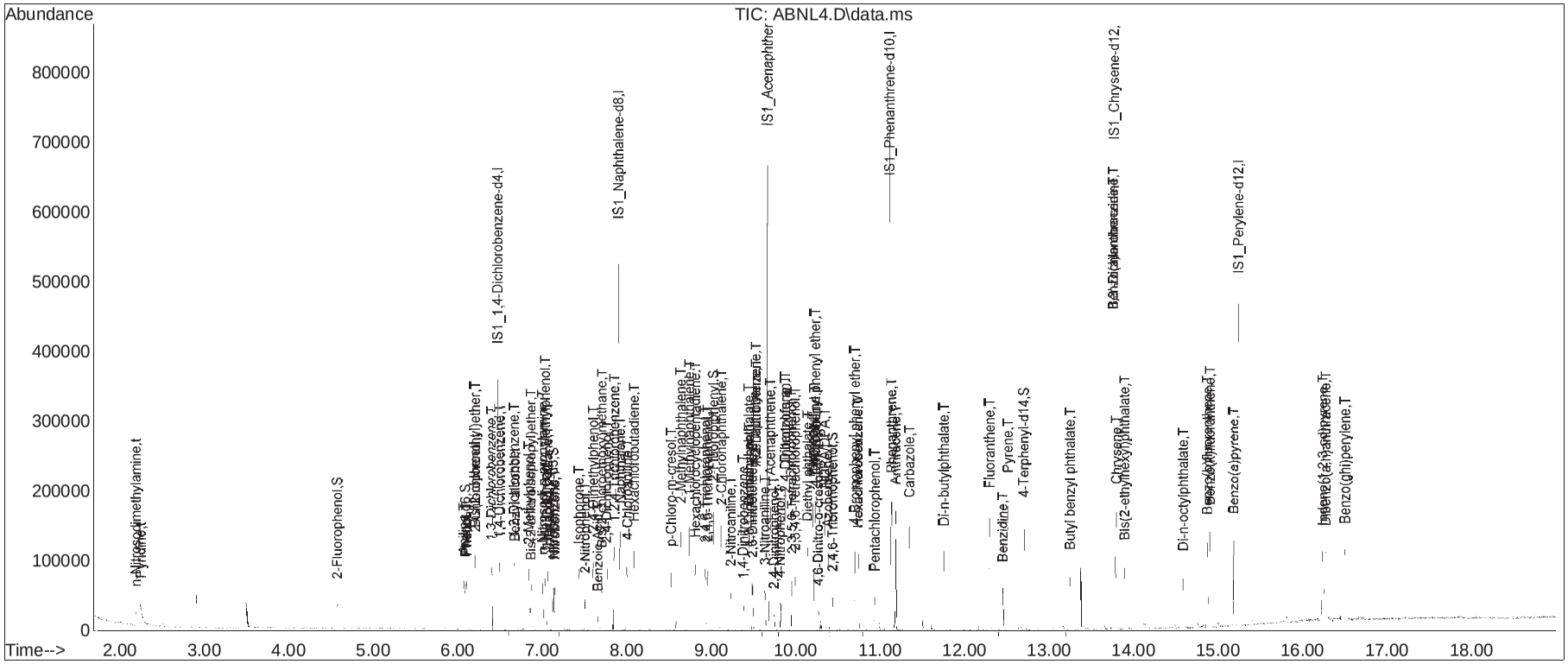

# Manual Integration Report

Data Path : I:\8270\SV107\250826ical\ QMethod : FS250826SV107RVT.m
Data File : ABNL4.D Operator : SV107:ljg
Date Inj'd : 8/26/2025 8:58 pm Instrument : SV107
Sample : IL7,32,,ABNL1 Lot# 11890 Quant Date : 8/28/2025 4:38 pm

## Compound #3: Pyridine

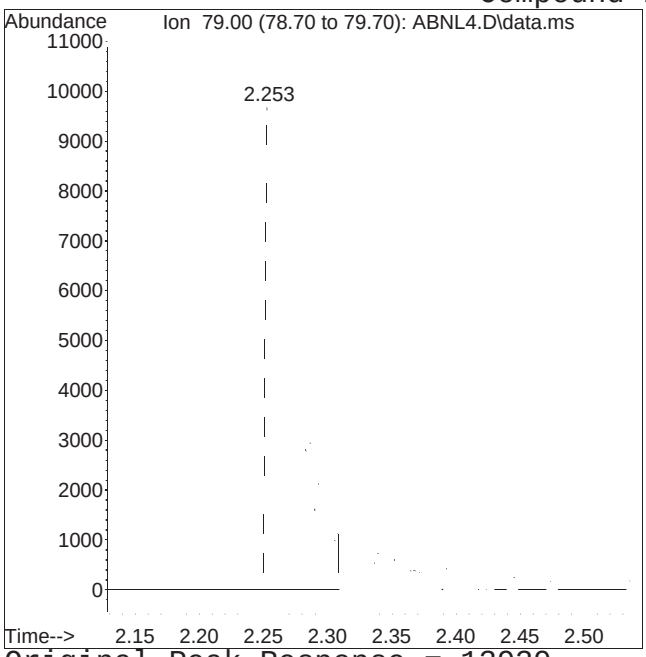


Original Peak Response = 13939

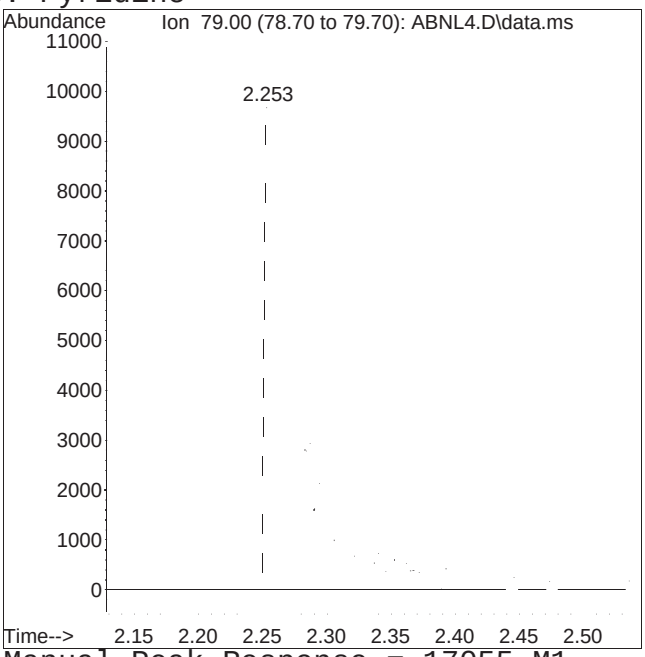


Manual Peak Response = 17055 M1

M1 = Split or tailing peak, auto integration stopped early resulting in false low area count.

Manual Integration Report

Data Path : I:\8270\SV107\250826ical\ QMethod : FS250826SV107RVT.m
Data File : ABNL4.D Operator : SV107:ljg
Date Inj'd : 8/26/2025 8:58 pm Instrument : SV107
Sample : IL7,32,,ABNL1 Lot# 11890 Quant Date : 8/28/2025 4:38 pm

Compound #37: Benzoic Acid

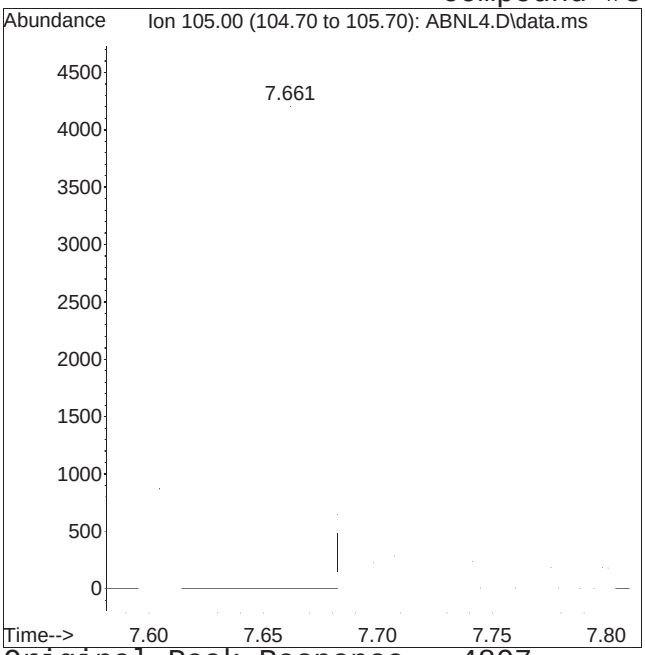


Original Peak Response = 4807

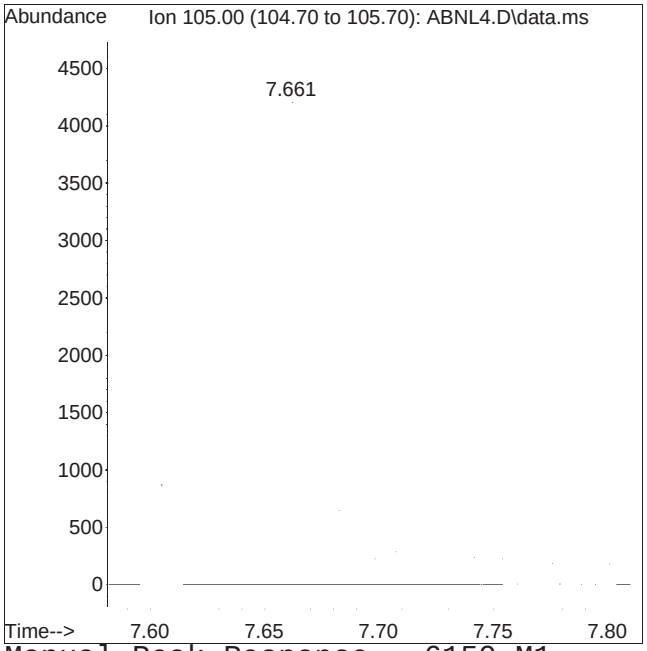


Manual Peak Response = 6150 M1

M1 = Split or tailing peak, auto integration stopped early resulting in false low area count.

Quantitation Report (QT Reviewed)

Data Path : I:\8270\SV107\250826ical\
Data File : ABNL3.D
Acq On : 26 Aug 2025 9:23 pm
Operator : SV107:ljg
Sample : IL8,32,,ABNL0.5 Lot# 11891
Misc : WG2108478
ALS Vial : 7 Sample Multiplier: 1

Quant Time: Aug 28 16:37:25 2025
Quant Method : I:\8270\SV107\250826ical\FS250826SV107RVT.m
Quant Title : Semivolatiles by GC/MS by modified 8270
QLast Update : Wed Aug 27 17:27:22 2025
Response via : Initial Calibration

CCAL FILE(s) : 1 - I:\8270\SV107\250826ical\ABNL6.D
: 2 - I:\8270\SV107\250826ical\ADPL6.D
: 3 - I:\8270\SV107\250826ical\AP9L6a.D
Sub List : ABNical - ABN ical sublist

| Compound | R.T. | QIon | Response | Conc | Units | Dev(Min) |
|---|---|---|---|---|---|---|
| Internal Standards | | | | | | |
| 1) IS1_1,4-Dichlorobenzen... | 6.483 | 152 | 57575 | 4.000 | ug/ml | 0.00 |
| Standard Area 1 = 56159 | | | Recovery = 102.52% | | | |
| 35) IS1_Naphthalene-d8 | 7.903 | 136 | 216128 | 4.000 | ug/ml | # 0.00 |
| Standard Area 1 = 205165 | | | Recovery = 105.34% | | | |
| 63) IS1_Acenaphthene-d10 | 9.668 | 164 | 126101 | 4.000 | ug/ml | 0.00 |
| Standard Area 1 = 119448 | | | Recovery = 105.57% | | | |
| 88) IS1_Phenanthrene-d10 | 11.114 | 188 | 238525 | 4.000 | ug/ml | 0.00 |
| Standard Area 1 = 214039 | | | Recovery = 111.44% | | | |
| 104) IS1_Chrysene-d12 | 13.768 | 240 | 203421 | 4.000 | ug/ml | 0.00 |
| Standard Area 1 = 186272 | | | Recovery = 109.21% | | | |
| 113) IS1_Perylene-d12 | 15.244 | 264 | 194775 | 4.000 | ug/ml | 0.00 |
| Standard Area 1 = 167117 | | | Recovery = 116.55% | | | |
| System Monitoring Compounds | | | | | | |
| 4) 2-Fluorophenol | 4.577 | 112 | 6842 | 0.461 | ug/ml | 0.00 |
| Spiked Amount 2.000 | Range 15 - 110 | | Recovery = 23.05% | | | |
| 7) Phenol-d6 | 6.094 | 99 | 8420 | 0.461 | ug/ml | 0.00 |
| Spiked Amount 2.000 | Range 15 - 110 | | Recovery = 23.05% | | | |
| 19) Nitrobenzene-d5 | 7.132 | 82 | 7920 | 0.469 | ug/ml | 0.00 |
| Spiked Amount 1.000 | Range 30 - 130 | | Recovery = 46.90% | | | |
| 46) 2-Fluorobiphenyl | 9.028 | 172 | 23447 | 0.497 | ug/ml | 0.00 |
| Spiked Amount 1.000 | Range 30 - 130 | | Recovery = 49.70% | | | |
| 79) 2,4,6-Tribromophenol | 10.439 | 330 | 2039 | 0.424 | ug/ml | 0.00 |
| Spiked Amount 2.000 | Range 15 - 110 | | Recovery = 21.20% | | | |
| 96) 4-Terphenyl-d14 | 12.708 | 244 | 24899 | 0.483 | ug/ml | 0.00 |
| Spiked Amount 1.000 | Range 30 - 130 | | Recovery = 48.30% | | | |
| Target Compounds | | | | | | Qvalue |
| 2) n-Nitrosodimethylamine | 2.203 | 74 | 4419M1 | 0.466 | ug/ml | |
| 3) Pyridine | 2.271 | 79 | 7928M1 | 0.445 | ug/ml | |
| 5) Aniline | 6.075 | 93 | 10936 | 0.449 | ug/ml | 97 |
| 6) 2-Chlorophenol | 6.209 | 128 | 7984 | 0.452 | ug/ml | 92 |
| 8) Phenol | 6.110 | 94 | 9267 | 0.456 | ug/ml | 95 |
| 9) Bis(2-chloroethyl)ether | 6.206 | 93 | 8375 | 0.488 | ug/ml | 90 |
| 10) 1,3-Dichlorobenzene | 6.402 | 146 | 11093 | 0.495 | ug/ml | 95 |
| 11) 1,4-Dichlorobenzene | 6.501 | 146 | 11069 | 0.483 | ug/ml | 98 |
| 12) 1,2-Dichlorobenzene | 6.672 | 146 | 10426 | 0.474 | ug/ml | 94 |

Data Path : I:\8270\SV107\250826ical\
Data File : ABNL3.D
Acq On : 26 Aug 2025 9:23 pm
Operator : SV107:ljg
Sample : IL8,32,,ABNL0.5 Lot# 11891
Misc : WG2108478
ALS Vial : 7 Sample Multiplier: 1

Quant Time: Aug 28 16:37:25 2025
Quant Method : I:\8270\SV107\250826ical\FS250826SV107RVT.m
Quant Title : Semivolatiles by GC/MS by modified 8270
QLast Update : Wed Aug 27 17:27:22 2025
Response via : Initial Calibration

CCAL FILE(s) : 1 - I:\8270\SV107\250826ical\ABNL6.D
: 2 - I:\8270\SV107\250826ical\ADPL6.D
: 3 - I:\8270\SV107\250826ical\AP9L6a.D
Sub List : ABNical - ABN ical sublist

| Compound | R.T. | QIon | Response | Conc Units | Dev(Min) |
|---|---|---|---|---|---|
| 13) Benzyl alcohol | 6.688 | 79 | 5675 | 0.425 ug/ml | 93 |
| 14) Bis(2-chloroisopropyl)... | 6.874 | 45 | 12998 | 0.484 ug/ml# | 84 |
| 15) 2-Methylphenol | 6.846 | 108 | 7046 | 0.471 ug/ml | 100 |
| 16) Hexachloroethane | 7.064 | 117 | 4206 | 0.500 ug/ml# | 66 |
| 17) n-Nitrosodi-n-propylamine | 7.005 | 70 | 5652 | 0.477 ug/ml# | 89 |
| 18) 3-Methylphenol/4-Methy... | 7.033 | 108 | 7213 | 0.455 ug/ml | 97 |
| 20) Nitrobenzene | 7.154 | 77 | 7686 | 0.449 ug/ml | 99 |
| 21) Isophorone | 7.434 | 82 | 14393 | 0.463 ug/ml | 99 |
| 22) 2-Nitrophenol | 7.511 | 139 | 2918 | 0.410 ug/ml | 89 |
| 23) 2,4-Dimethylphenol | 7.608 | 107 | 7359 | 0.443 ug/ml | 92 |
| 24) Bis(2-chloroethoxy)met... | 7.707 | 93 | 10145 | 0.486 ug/ml# | 96 |
| 25) 2,4-Dichlorophenol | 7.772 | 162 | 7083 | 0.443 ug/ml# | 94 |
| 26) 1,2,4-Trichlorobenzene | 7.853 | 180 | 10376 | 0.498 ug/ml | 97 |
| 36) Naphthalene | 7.925 | 128 | 27464 | 0.482 ug/ml | 99 |
| 37) Benzoic Acid | 7.660 | 105 | 2159 | 1.342 ug/ml | 93 |
| 38) 4-Chloroaniline | 8.009 | 65 | 3161 | 0.489 ug/ml | 86 |
| 39) Hexachlorobutadiene | 8.083 | 225 | 6244 | 0.500 ug/ml | 97 |
| 40) p-Chloro-m-cresol | 8.525 | 107 | 6124 | 0.444 ug/ml | 98 |
| 41) 2-Methylnaphthalene | 8.643 | 142 | 16314 | 0.477 ug/ml | 95 |
| 42) 1-Methylnaphthalene | 8.739 | 115 | 6434 | 0.497 ug/ml | 96 |
| 43) Hexachlorocyclopentadiene | 8.810 | 237 | 6150 | 0.467 ug/ml | 94 |
| 44) 2,4,6-Trichlorophenol | 8.938 | 196 | 5189 | 0.448 ug/ml | 95 |
| 45) 2,4,5-Trichlorophenol | 8.963 | 196 | 5733 | 0.462 ug/ml | 97 |
| 47) 2-Chloronaphthalene | 9.121 | 162 | 19403 | 0.489 ug/ml | 96 |
| 48) 2-Nitroaniline | 9.233 | 138 | 3631 | 0.423 ug/ml | 84 |
| 49) 1,4-Dinitrobenzene | 9.382 | 168 | 1519 | 0.364 ug/ml | 84 |
| 50) 1,3-Dinitrobenzene | 9.448 | 168 | 1917 | 0.383 ug/ml# | 1 |
| 51) Dimethyl phthalate | 9.445 | 163 | 20163 | 0.485 ug/ml# | 99 |
| 52) Acenaphthylene | 9.525 | 152 | 28512 | 0.480 ug/ml | 97 |
| 53) 2,6-Dinitrotoluene | 9.488 | 165 | 2982 | 0.420 ug/ml | 90 |
| 54) 1,2-Dinitrobenzene | 9.528 | 168 | 1428 | 0.444 ug/ml# | 1 |
| 64) 3-Nitroaniline | 9.640 | 138 | 3054 | 0.393 ug/ml# | 96 |
| 65) Acenaphthene | 9.699 | 154 | 17046 | 0.472 ug/ml | 93 |
| 66) 2,4-Dinitrophenol | 9.746 | 184 | 1087 | 0.832 ug/ml | 86 |
| 67) Dibenzofuran | 9.873 | 168 | 27158 | 0.470 ug/ml | 93 |
| 68) 2,4-Dinitrotoluene | 9.873 | 165 | 3359 | 0.566 ug/ml# | 74 |
| 69) 4-Nitrophenol | 9.818 | 65 | 2185 | 0.374 ug/ml# | 92 |
| 70) 2,3,5,6-Tetrachlorophenol | 9.957 | 232 | 3775 | 0.394 ug/ml | 98 |

Quantitation Report (QT Reviewed)

Data Path : I:\8270\SV107\250826ical\
Data File : ABNL3.D
Acq On : 26 Aug 2025 9:23 pm
Operator : SV107:ljg
Sample : IL8,32,,ABNL0.5 Lot# 11891
Misc : WG2108478
ALS Vial : 7 Sample Multiplier: 1

Quant Time: Aug 28 16:37:25 2025
Quant Method : I:\8270\SV107\250826ical\FS250826SV107RVT.m
Quant Title : Semivolatiles by GC/MS by modified 8270
QLast Update : Wed Aug 27 17:27:22 2025
Response via : Initial Calibration

CCAL FILE(s) : 1 - I:\8270\SV107\250826ical\ABNL6.D
: 2 - I:\8270\SV107\250826ical\ADPL6.D
: 3 - I:\8270\SV107\250826ical\AP9L6a.D
Sub List : ABNical - ABN ical sublist

| | Compound | R.T. | QIon | Response | Conc | Units | Dev(Min) |
|---|---|---|---|---|---|---|---|
| 71) | 2,3,4,6-Tetrachlorophenol | 9.998 | 232 | 3843 | 0.407 | ug/ml | 90 |
| 72) | Diethyl phthalate | 10.141 | 149 | 20050 | 0.497 | ug/ml | 98 |
| 73) | Fluorene | 10.206 | 166 | 21345 | 0.481 | ug/ml | 97 |
| 74) | 4-Chlorophenyl phenyl ... | 10.228 | 204 | 11085 | 0.489 | ug/ml# | 87 |
| 75) | 4-Nitroaniline | 10.228 | 138 | 2798 | 0.361 | ug/ml# | 89 |
| 76) | 4,6-Dinitro-o-cresol | 10.268 | 198 | 1650 | 0.814 | ug/ml# | 72 |
| 77) | NDPA/DPA | 10.343 | 169 | 16621 | 0.474 | ug/ml | 91 |
| 78) | Azobenzene | 10.380 | 77 | 17155 | 0.480 | ug/ml | 93 |
| 80) | 4-Bromophenyl phenyl e... | 10.700 | 248 | 6032 | 0.500 | ug/ml# | 87 |
| 81) | Hexachlorobenzene | 10.738 | 284 | 6370 | 0.506 | ug/ml# | 87 |
| 82) | Pentachlorophenol | 10.936 | 266 | 2070 | 0.305 | ug/ml | 95 |
| 89) | Phenanthrene | 11.135 | 178 | 32716 | 0.479 | ug/ml | 97 |
| 90) | Anthracene | 11.185 | 178 | 31729 | 0.474 | ug/ml | 99 |
| 91) | Carbazole | 11.353 | 167 | 26223 | 0.451 | ug/ml | 97 |
| 92) | Di-n-butylphthalate | 11.751 | 149 | 26624 | 0.417 | ug/ml | 98 |
| 93) | Fluoranthene | 12.295 | 202 | 33594 | 0.463 | ug/ml# | 90 |
| 94) | Benzidine | 12.453 | 184 | 9389 | 0.764 | ug/ml# | 93 |
| 95) | Pyrene | 12.512 | 202 | 35478 | 0.460 | ug/ml | 99 |
| 97) | Butyl benzyl phthalate | 13.246 | 149 | 8482 | 0.641 | ug/ml | 91 |
| 105) | Benzo(a)anthracene | 13.762 | 228 | 31558 | 0.454 | ug/ml | 98 |
| 106) | 3,3'-Dichlorobenzidine | 13.762 | 252 | 8034 | 0.363 | ug/ml | 98 |
| 107) | Chrysene | 13.796 | 228 | 33746 | 0.491 | ug/ml | 99 |
| 108) | Bis(2-ethylhexyl)phtha... | 13.895 | 149 | 13074 | 0.467 | ug/ml# | 94 |
| 109) | Di-n-octylphthalate | 14.585 | 149 | 18864 | 0.638 | ug/ml# | 79 |
| 110) | Benzo(b)fluoranthene | 14.871 | 252 | 29293 | 0.486 | ug/ml# | 92 |
| 111) | Benzo(k)fluoranthene | 14.899 | 252 | 27951 | 0.458 | ug/ml# | 96 |
| 112) | Benzo(a)pyrene | 15.188 | 252 | 25726 | 0.459 | ug/ml# | 91 |
| 114) | Indeno(1,2,3-cd)pyrene | 16.248 | 276 | 23965 | 0.443 | ug/mL# | 90 |
| 115) | Dibenzo(a,h)anthracene | 16.279 | 278 | 25319 | 0.450 | ug/ml# | 93 |
| 116) | Benzo(ghi)perylene | 16.509 | 276 | 25829 | 0.461 | ug/ml# | 89 |

(#) = qualifier out of range (m) = manual integration (+) = signals summed

Quantitation Report (QT Reviewed)

Data Path : I:\8270\SV107\250826ical\
Data File : ABNL3.D
Acq On : 26 Aug 2025 9:23 pm
Operator : SV107:ljg
Sample : IL8,32,,ABNL0.5 Lot# 11891
Misc : WG2108478
ALS Vial : 7 Sample Multiplier: 1

Quant Time: Aug 28 16:37:25 2025
Quant Method : I:\8270\SV107\250826ical\FS250826SV107RVT.m
Quant Title : Semivolatiles by GC/MS by modified 8270
QLast Update : Wed Aug 27 17:27:22 2025
Response via : Initial Calibration

Sub List : ABNical827ABNV107\250826ical\AP9L6a.D•

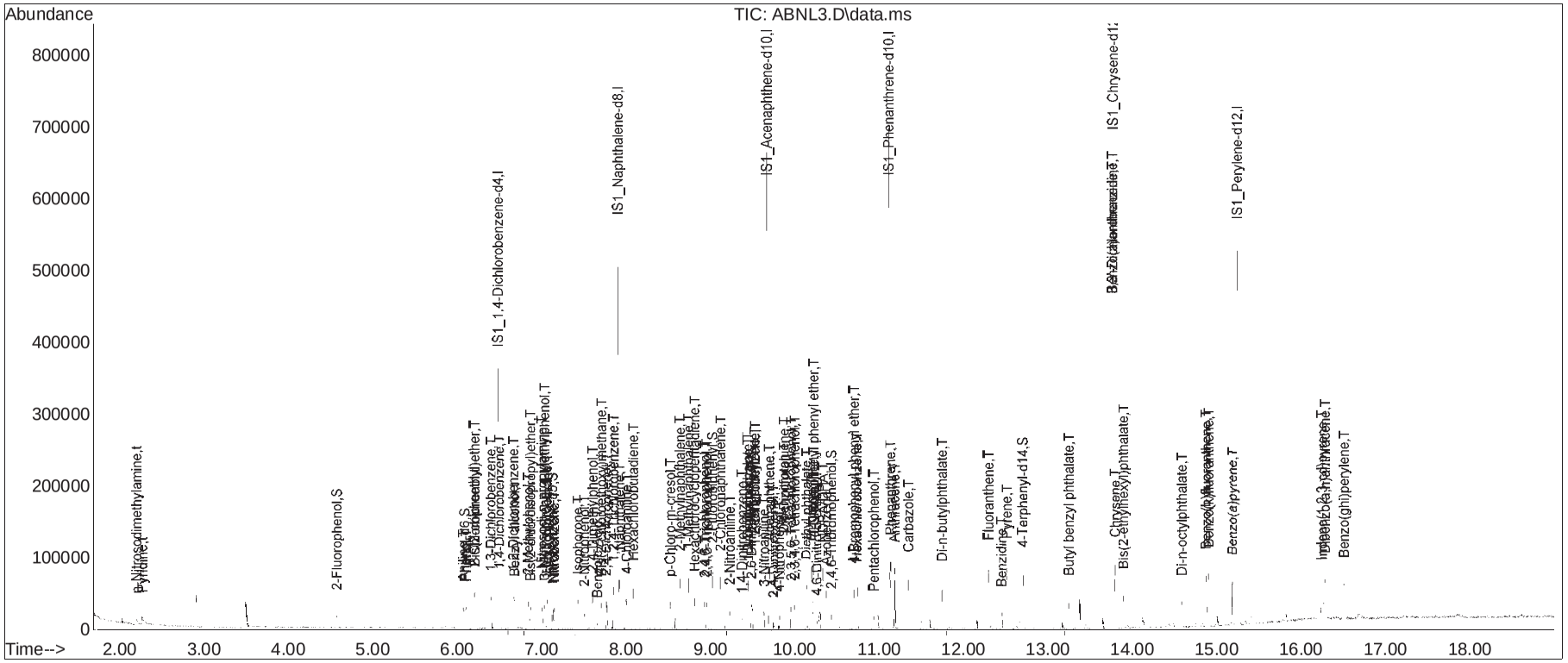

Manual Integration Report

Data Path : I:\8270\SV107\250826ical\ QMethod : FS250826SV107RVT.m
Data File : ABNL3.D Operator : SV107:ljg
Date Inj'd : 8/26/2025 9:23 pm Instrument : SV107
Sample : IL8,32,,ABNL0.5 Lot# 11891 Quant Date : 8/28/2025 4:38 pm

Compound #2: n-Nitrosodimethylamine

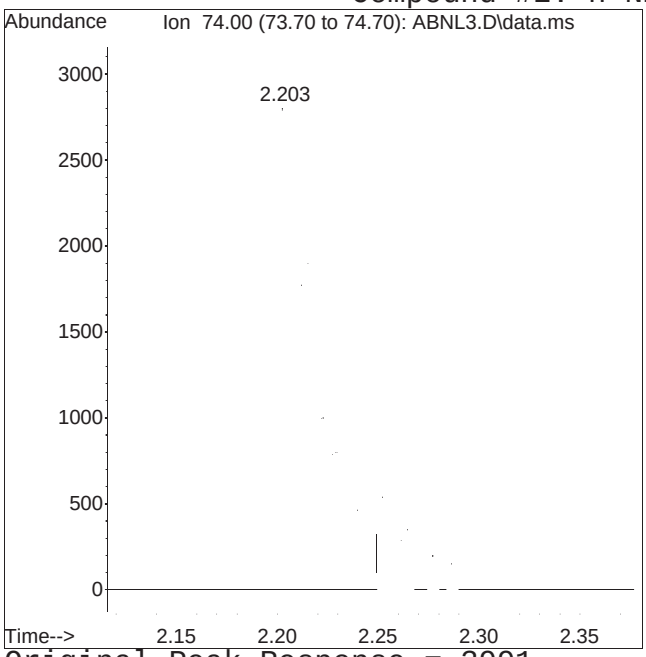


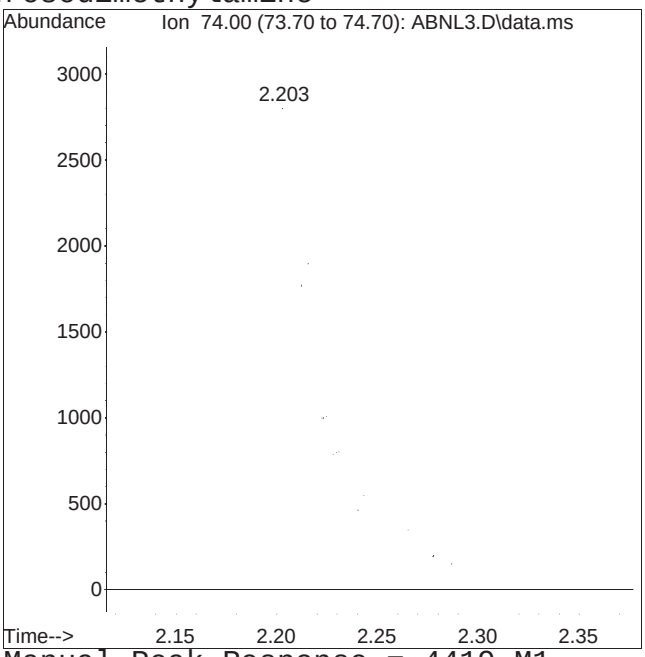


Original Peak Response = 3991 Manual Peak Response = 4419 M1
M1 = Split or tailing peak, auto integration stopped early resulting in false low area count.

Manual Integration Report

Data Path : I:\8270\SV107\250826ical\ QMethod : FS250826SV107RVT.m
Data File : ABNL3.D Operator : SV107:ljg
Date Inj'd : 8/26/2025 9:23 pm Instrument : SV107
Sample : IL8,32,,ABNL0.5 Lot# 11891 Quant Date : 8/28/2025 4:38 pm

Compound #3: Pyridine

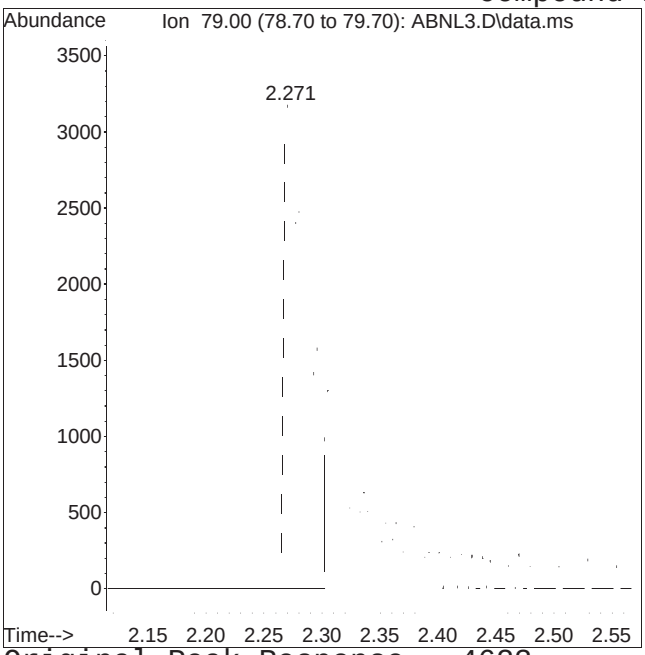


Original Peak Response = 4623

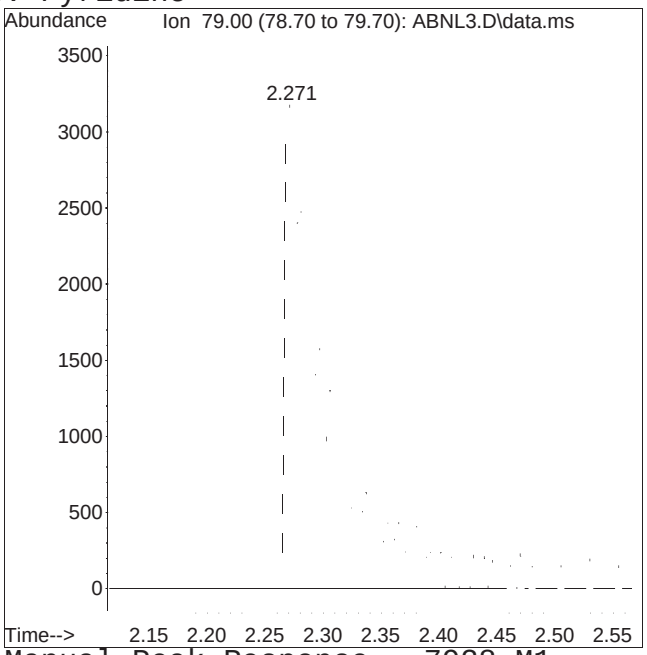


Manual Peak Response = 7928 M1

M1 = Split or tailing peak, auto integration stopped early resulting in false low area count.

Quantitation Report (QT Reviewed)

Data Path : I:\8270\SV107\250826ical\
Data File : ABNL2.D
Acq On : 26 Aug 2025 9:48 pm
Operator : SV107:ljg
Sample : IL9,32,,ABNL0.2 Lot# 11892
Misc : WG2108478
ALS Vial : 8 Sample Multiplier: 1

Quant Time: Aug 28 16:37:17 2025
Quant Method : I:\8270\SV107\250826ical\FS250826SV107RVT.m
Quant Title : Semivolatiles by GC/MS by modified 8270
QLast Update : Wed Aug 27 17:27:22 2025
Response via : Initial Calibration

CCAL FILE(s) : 1 - I:\8270\SV107\250826ical\ABNL6.D
: 2 - I:\8270\SV107\250826ical\ADPL6.D
: 3 - I:\8270\SV107\250826ical\AP9L6a.D
Sub List : ABNical - ABN ical sublist

| Compound | R.T. | QIon | Response | Conc Units | Dev(Min) |
|---|---|---|---|---|---|
| Internal Standards | | | | | |
| 1) IS1_1,4-Dichlorobenzen... | 6.479 | 152 | 54945 | 4.000 ug/ml | 0.00 |
| Standard Area 1 = 56159 | | | Recovery = 97.84% | | |
| 35) IS1_Naphthalene-d8 | 7.903 | 136 | 205930 | 4.000 ug/ml | # 0.00 |
| Standard Area 1 = 205165 | | | Recovery = 100.37% | | |
| 63) IS1_Acenaphthene-d10 | 9.668 | 164 | 116408 | 4.000 ug/ml | 0.00 |
| Standard Area 1 = 119448 | | | Recovery = 97.45% | | |
| 88) IS1_Phenanthrene-d10 | 11.114 | 188 | 223805 | 4.000 ug/ml | 0.00 |
| Standard Area 1 = 214039 | | | Recovery = 104.56% | | |
| 104) IS1_Chrysene-d12 | 13.780 | 240 | 190540 | 4.000 ug/ml | # 0.01 |
| Standard Area 1 = 186272 | | | Recovery = 102.29% | | |
| 113) IS1_Perylene-d12 | 15.260 | 264 | 186754 | 4.000 ug/ml | 0.01 |
| Standard Area 1 = 167117 | | | Recovery = 111.75% | | |
| System Monitoring Compounds | | | | | |
| 4) 2-Fluorophenol | 4.577 | 112 | 2366 | 0.167 ug/ml | 0.00 |
| Spiked Amount 2.000 | Range 15 - 110 | | Recovery = 8.35%# | | |
| 7) Phenol-d6 | 6.091 | 99 | 2873 | 0.165 ug/ml | 0.00 |
| Spiked Amount 2.000 | Range 15 - 110 | | Recovery = 8.25%# | | |
| 19) Nitrobenzene-d5 | 7.132 | 82 | 2987 | 0.185 ug/ml | 0.00 |
| Spiked Amount 1.000 | Range 30 - 130 | | Recovery = 18.50%# | | |
| 46) 2-Fluorobiphenyl | 9.028 | 172 | 9229 | 0.205 ug/ml | 0.00 |
| Spiked Amount 1.000 | Range 30 - 130 | | Recovery = 20.50%# | | |
| 79) 2,4,6-Tribromophenol | 10.439 | 330 | 704 | 0.159 ug/ml | 0.00 |
| Spiked Amount 2.000 | Range 15 - 110 | | Recovery = 7.95%# | | |
| 96) 4-Terphenyl-d14 | 12.714 | 244 | 9436 | 0.195 ug/ml | 0.00 |
| Spiked Amount 1.000 | Range 30 - 130 | | Recovery = 19.50%# | | |
| Target Compounds | | | | | Qvalue |
| 2) n-Nitrosodimethylamine | 2.221 | 74 | 1489M1 | 0.164 ug/ml | |
| 3) Pyridine | 2.308 | 79 | 2669M1 | 0.157 ug/ml | |
| 5) Aniline | 6.079 | 93 | 3224 | 0.139 ug/ml# | 95 |
| 6) 2-Chlorophenol | 6.209 | 128 | 3133 | 0.186 ug/ml | 87 |
| 8) Phenol | 6.110 | 94 | 3641 | 0.188 ug/ml | 92 |
| 9) Bis(2-chloroethyl)ether | 6.206 | 93 | 3213 | 0.196 ug/ml | 89 |
| 10) 1,3-Dichlorobenzene | 6.402 | 146 | 4263 | 0.199 ug/ml | 98 |
| 11) 1,4-Dichlorobenzene | 6.501 | 146 | 4379 | 0.200 ug/ml | 98 |
| 12) 1,2-Dichlorobenzene | 6.675 | 146 | 4293 | 0.205 ug/ml | 95 |

Quantitation Report (QT Reviewed)

Data Path : I:\8270\SV107\250826ical\
Data File : ABNL2.D
Acq On : 26 Aug 2025 9:48 pm
Operator : SV107:ljg
Sample : IL9,32,,ABNL0.2 Lot# 11892
Misc : WG2108478
ALS Vial : 8 Sample Multiplier: 1

Quant Time: Aug 28 16:37:17 2025
Quant Method : I:\8270\SV107\250826ical\FS250826SV107RVT.m
Quant Title : Semivolatiles by GC/MS by modified 8270
QLast Update : Wed Aug 27 17:27:22 2025
Response via : Initial Calibration

CCAL FILE(s) : 1 - I:\8270\SV107\250826ical\ABNL6.D
: 2 - I:\8270\SV107\250826ical\ADPL6.D
: 3 - I:\8270\SV107\250826ical\AP9L6a.D
Sub List : ABNical - ABN ical sublist

| Compound | R.T. | QIon | Response | Conc Units | Dev(Min) |
|---|---|---|---|---|---|
| 13) Benzyl alcohol | 6.688 | 79 | 2185 | 0.171 ug/ml | 96 |
| 14) Bis(2-chloroisopropyl)... | 6.874 | 45 | 4981 | 0.194 ug/ml# | 82 |
| 15) 2-Methylphenol | 6.849 | 108 | 2403 | 0.168 ug/ml | 87 |
| 16) Hexachloroethane | 7.061 | 117 | 1606 | 0.200 ug/ml# | 56 |
| 17) n-Nitrosodi-n-propylamine | 7.008 | 70 | 2196 | 0.194 ug/ml# | 59 |
| 18) 3-Methylphenol/4-Methy... | 7.033 | 108 | 2683 | 0.177 ug/ml# | 97 |
| 20) Nitrobenzene | 7.151 | 77 | 3104 | 0.190 ug/ml# | 91 |
| 21) Isophorone | 7.437 | 82 | 5653 | 0.191 ug/ml | 94 |
| 22) 2-Nitrophenol | 7.511 | 139 | 1015 | 0.149 ug/ml# | 76 |
| 23) 2,4-Dimethylphenol | 7.605 | 107 | 2893 | 0.183 ug/ml | 99 |
| 24) Bis(2-chloroethoxy)met... | 7.707 | 93 | 4067 | 0.204 ug/ml# | 87 |
| 25) 2,4-Dichlorophenol | 7.772 | 162 | 2539 | 0.166 ug/ml# | 91 |
| 26) 1,2,4-Trichlorobenzene | 7.856 | 180 | 4005 | 0.201 ug/ml | 98 |
| 36) Naphthalene | 7.925 | 128 | 11134 | 0.205 ug/ml | 98 |
| 37) Benzoic Acid | 7.664 | 105 | 401 | 1.200 ug/ml# | 30 |
| 38) 4-Chloroaniline | 8.009 | 65 | 1122 | 0.182 ug/ml | 78 |
| 39) Hexachlorobutadiene | 8.083 | 225 | 2293 | 0.193 ug/ml | 90 |
| 40) p-Chloro-m-cresol | 8.525 | 107 | 2206 | 0.168 ug/ml | 93 |
| 41) 2-Methylnaphthalene | 8.646 | 142 | 6655 | 0.204 ug/ml | 97 |
| 42) 1-Methylnaphthalene | 8.739 | 115 | 2571 | 0.209 ug/ml | 93 |
| 43) Hexachlorocyclopentadiene | 8.811 | 237 | 2310 | 0.184 ug/ml# | 90 |
| 44) 2,4,6-Trichlorophenol | 8.938 | 196 | 1788 | 0.162 ug/ml | 98 |
| 45) 2,4,5-Trichlorophenol | 8.966 | 196 | 1921 | 0.162 ug/ml | 97 |
| 47) 2-Chloronaphthalene | 9.124 | 162 | 8002 | 0.212 ug/ml | 93 |
| 48) 2-Nitroaniline | 9.233 | 138 | 1163 | 0.142 ug/ml | 95 |
| 49) 1,4-Dinitrobenzene | 9.379 | 168 | 602 | 0.151 ug/ml | 83 |
| 50) 1,3-Dinitrobenzene | 9.451 | 168 | 658 | 0.138 ug/ml# | 1 |
| 51) Dimethyl phthalate | 9.442 | 163 | 7813 | 0.197 ug/ml# | 96 |
| 52) Acenaphthylene | 9.525 | 152 | 10726 | 0.189 ug/ml | 98 |
| 53) 2,6-Dinitrotoluene | 9.488 | 165 | 1053 | 0.156 ug/ml# | 85 |
| 54) 1,2-Dinitrobenzene | 9.522 | 168 | 413 | 0.135 ug/ml# | 1 |
| 64) 3-Nitroaniline | 9.640 | 138 | 1177 | 0.164 ug/ml# | 93 |
| 65) Acenaphthene | 9.700 | 154 | 6649 | 0.200 ug/ml | 86 |
| 66) 2,4-Dinitrophenol | 0.000 | | 0 | N.D. | |
| 67) Dibenzofuran | 9.874 | 168 | 11410 | 0.214 ug/ml | 90 |
| 68) 2,4-Dinitrotoluene | 9.877 | 165 | 1183 | 0.390 ug/ml# | 69 |
| 69) 4-Nitrophenol | 9.821 | 65 | 597 | 0.111 ug/ml# | 76 |
| 70) 2,3,5,6-Tetrachlorophenol | 9.954 | 232 | 1249 | 0.141 ug/ml | 96 |

Quantitation Report (QT Reviewed)

Data Path : I:\8270\SV107\250826ical\
Data File : ABNL2.D
Acq On : 26 Aug 2025 9:48 pm
Operator : SV107:ljg
Sample : IL9,32,,ABNL0.2 Lot# 11892
Misc : WG2108478
ALS Vial : 8 Sample Multiplier: 1

Quant Time: Aug 28 16:37:17 2025
Quant Method : I:\8270\SV107\250826ical\FS250826SV107RVT.m
Quant Title : Semivolatiles by GC/MS by modified 8270
QLast Update : Wed Aug 27 17:27:22 2025
Response via : Initial Calibration

CCAL FILE(s) : 1 - I:\8270\SV107\250826ical\ABNL6.D
: 2 - I:\8270\SV107\250826ical\ADPL6.D
: 3 - I:\8270\SV107\250826ical\AP9L6a.D
Sub List : ABNical - ABN ical sublist

| Compound | R.T. | QIon | Response | Conc | Units | Dev(Min) |
|---|---|---|---|---|---|---|
| 71) 2,3,4,6-Tetrachlorophenol | 9.998 | 232 | 1382 | 0.158 | ug/ml | 94 |
| 72) Diethyl phthalate | 10.144 | 149 | 7464 | 0.200 | ug/ml | 97 |
| 73) Fluorene | 10.206 | 166 | 8127 | 0.198 | ug/ml | 97 |
| 74) 4-Chlorophenyl phenyl ... | 10.228 | 204 | 4458 | 0.213 | ug/ml# | 84 |
| 75) 4-Nitroaniline | 10.228 | 138 | 1037 | 0.145 | ug/ml | 96 |
| 76) 4,6-Dinitro-o-cresol | 10.268 | 198 | 557 | 0.647 | ug/ml# | 69 |
| 77) NDPA/DPA | 10.343 | 169 | 6076 | 0.188 | ug/ml | 88 |
| 78) Azobenzene | 10.380 | 77 | 6529 | 0.198 | ug/ml# | 89 |
| 80) 4-Bromophenyl phenyl e... | 10.700 | 248 | 2521 | 0.226 | ug/ml# | 79 |
| 81) Hexachlorobenzene | 10.741 | 284 | 2470 | 0.212 | ug/ml# | 80 |
| 82) Pentachlorophenol | 10.937 | 266 | 640 | 0.102 | ug/ml# | 55 |
| 89) Phenanthrene | 11.135 | 178 | 13353 | 0.208 | ug/ml | 99 |
| 90) Anthracene | 11.185 | 178 | 12491 | 0.199 | ug/ml | 99 |
| 91) Carbazole | 11.356 | 167 | 9248 | 0.170 | ug/ml | 98 |
| 92) Di-n-butylphthalate | 11.754 | 149 | 9808 | 0.164 | ug/ml# | 92 |
| 93) Fluoranthene | 12.298 | 202 | 12923 | 0.190 | ug/ml# | 90 |
| 94) Benzidine | 12.459 | 184 | 1502 | 0.599 | ug/ml# | 68 |
| 95) Pyrene | 12.515 | 202 | 13908 | 0.192 | ug/ml | 99 |
| 97) Butyl benzyl phthalate | 13.252 | 149 | 3075 | 0.469 | ug/ml | 92 |
| 105) Benzo(a)anthracene | 13.771 | 228 | 13004 | 0.200 | ug/ml | 99 |
| 106) 3,3'-Dichlorobenzidine | 13.771 | 252 | 2863 | 0.138 | ug/ml# | 97 |
| 107) Chrysene | 13.805 | 228 | 13646 | 0.212 | ug/ml | 95 |
| 108) Bis(2-ethylhexyl)phtha... | 13.905 | 149 | 4274 | 0.277 | ug/ml# | 95 |
| 109) Di-n-octylphthalate | 14.604 | 149 | 6831 | 0.481 | ug/ml# | 76 |
| 110) Benzo(b)fluoranthene | 14.887 | 252 | 11565 | 0.205 | ug/ml# | 93 |
| 111) Benzo(k)fluoranthene | 14.915 | 252 | 10771 | 0.189 | ug/ml | 97 |
| 112) Benzo(a)pyrene | 15.204 | 252 | 10203 | 0.194 | ug/ml# | 91 |
| 114) Indeno(1,2,3-cd)pyrene | 16.258 | 276 | 8544 | 0.165 | ug/mL | 94 |
| 115) Dibenzo(a,h)anthracene | 16.289 | 278 | 9513 | 0.177 | ug/ml# | 91 |
| 116) Benzo(ghi)perylene | 16.519 | 276 | 10276 | 0.191 | ug/ml# | 86 |

(#) = qualifier out of range (m) = manual integration (+) = signals summed

Quantitation Report (QT Reviewed)

Data Path : I:\8270\SV107\250826ical\
Data File : ABNL2.D
Acq On : 26 Aug 2025 9:48 pm
Operator : SV107:ljg
Sample : IL9,32,,ABNL0.2 Lot# 11892
Misc : WG2108478
ALS Vial : 8 Sample Multiplier: 1

Quant Time: Aug 28 16:37:17 2025
Quant Method : I:\8270\SV107\250826ical\FS250826SV107RVT.m
Quant Title : Semivolatiles by GC/MS by modified 8270
QLast Update : Wed Aug 27 17:27:22 2025
Response via : Initial Calibration

Sub List : ABNical827SV107250826ical\AP9L6a.D•

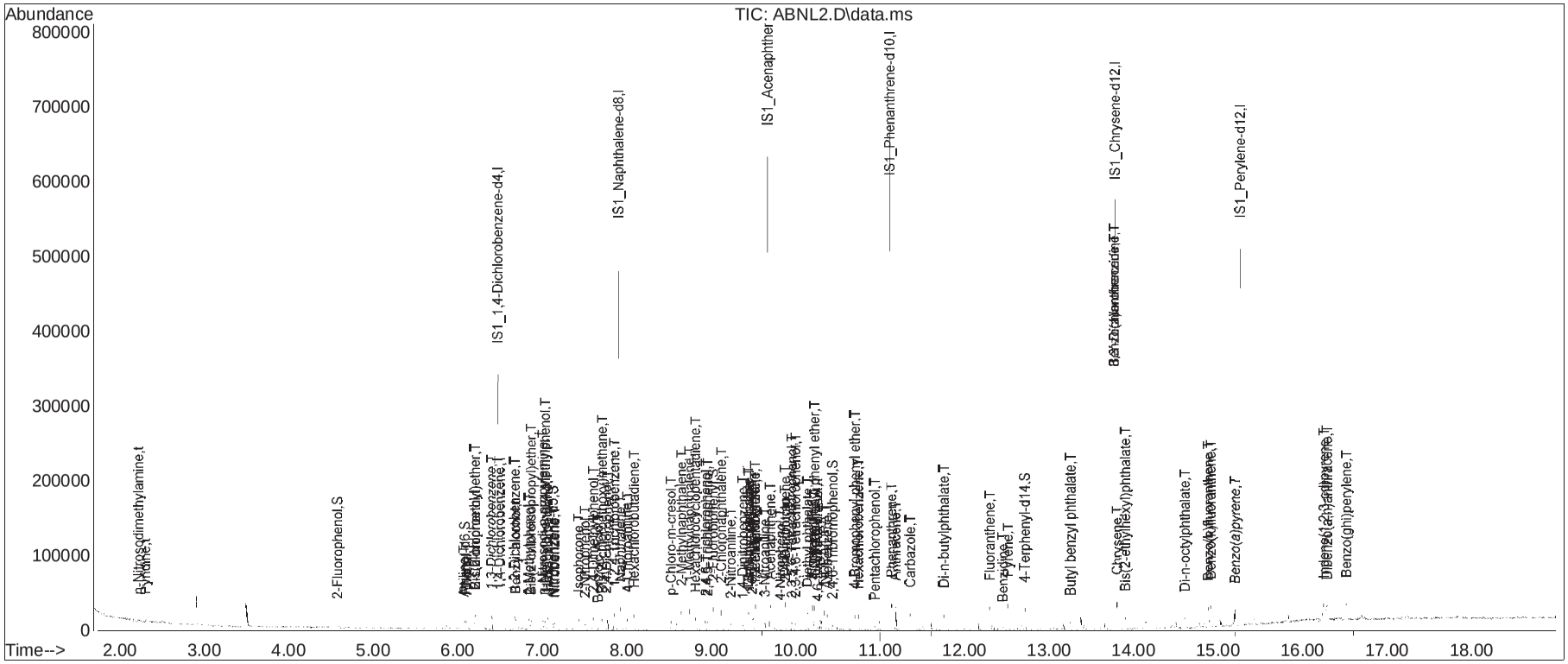

# Manual Integration Report

Data Path : I:\8270\SV107\250826ical\ QMethod : FS250826SV107RVT.m
Data File : ABNL2.D Operator : SV107:ljg
Date Inj'd : 8/26/2025 9:48 pm Instrument : SV107
Sample : IL9,32,,ABNL0.2 Lot# 11892 Quant Date : 8/28/2025 4:38 pm

## Compound #2: n-Nitrosodimethylamine

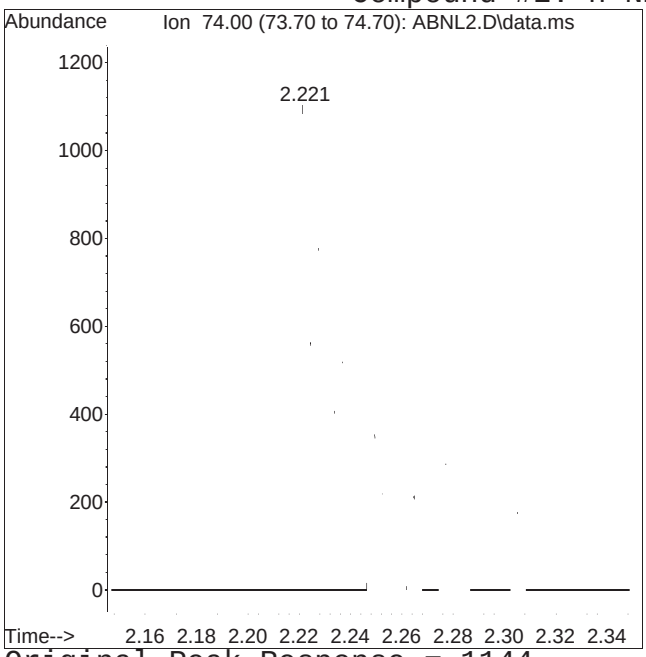


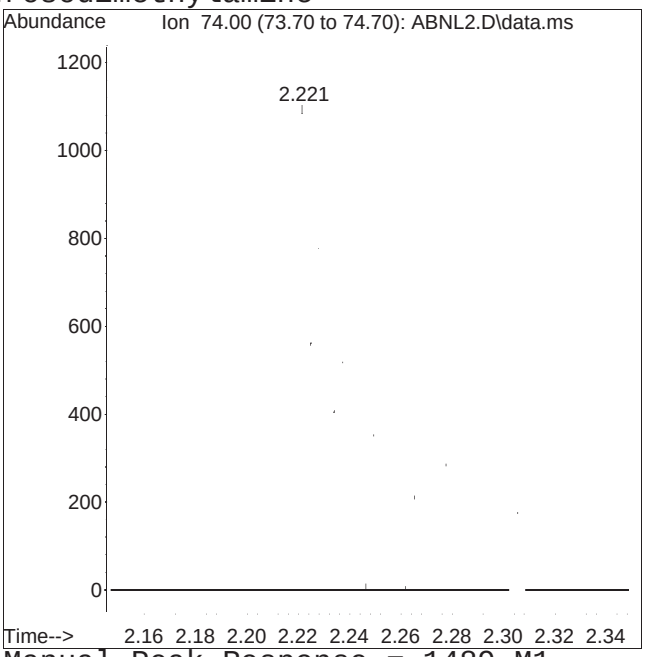


Original Peak Response = 1144 Manual Peak Response = 1489 M1
M1 = Split or tailing peak, auto integration stopped early resulting in false low area count.

Manual Integration Report

Data Path : I:\8270\SV107\250826ical\ QMethod : FS250826SV107RVT.m
Data File : ABNL2.D Operator : SV107:ljg
Date Inj'd : 8/26/2025 9:48 pm Instrument : SV107
Sample : IL9,32,,ABNL0.2 Lot# 11892 Quant Date : 8/28/2025 4:38 pm

Compound #3: Pyridine

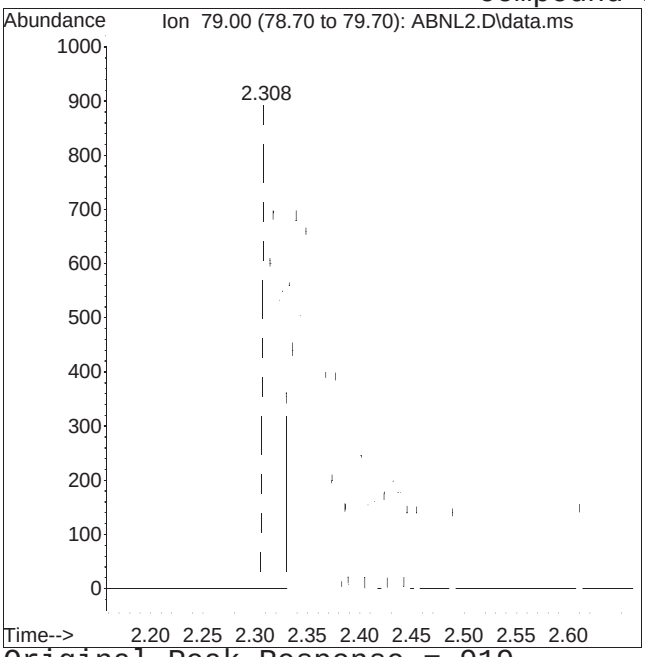


Original Peak Response = 919

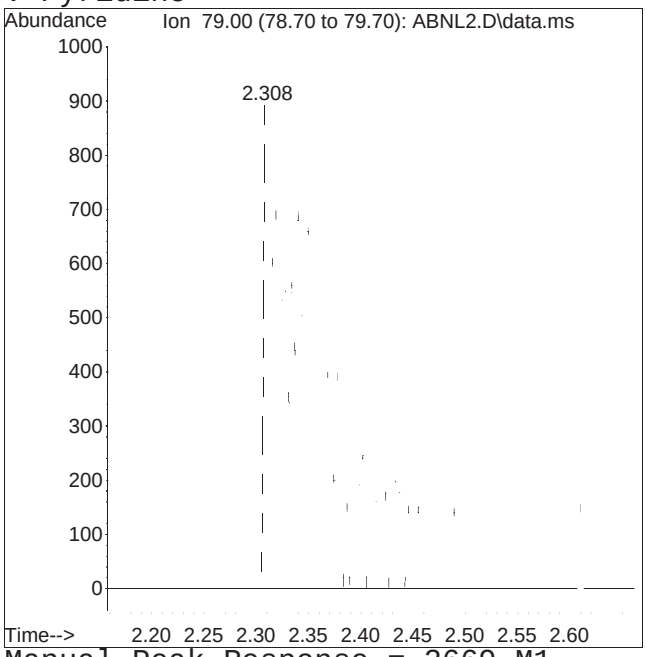


Manual Peak Response = 2669 M1

M1 = Split or tailing peak, auto integration stopped early resulting in false low area count.

Quantitation Report (QT Reviewed)

Data Path : I:\8270\SV107\250826ical\
Data File : ABNL1.D
Acq On : 26 Aug 2025 10:14 pm
Operator : SV107:ljg
Sample : IL10,32,,ABNL0.1 Lot# 11893
Misc : WG2108478
ALS Vial : 9 Sample Multiplier: 1

Quant Time: Aug 28 16:37:09 2025
Quant Method : I:\8270\SV107\250826ical\FS250826SV107RVT.m
Quant Title : Semivolatiles by GC/MS by modified 8270
QLast Update : Wed Aug 27 17:27:22 2025
Response via : Initial Calibration

CCAL FILE(s) : 1 - I:\8270\SV107\250826ical\ABNL6.D
: 2 - I:\8270\SV107\250826ical\ADPL6.D
: 3 - I:\8270\SV107\250826ical\AP9L6a.D
Sub List : ABNical - ABN ical sublist

| Compound | R.T. | QIon | Response | Conc | Units | Dev(Min) |
|---|---|---|---|---|---|---|
| Internal Standards | | | | | | |
| 1) IS1_1,4-Dichlorobenzen... | 6.479 | 152 | 57454 | 4.000 | ug/ml | 0.00 |
| Standard Area 1 = 56159 | | | Recovery = 102.31% | | | |
| 35) IS1_Naphthalene-d8 | 7.903 | 136 | 210059 | 4.000 | ug/ml | 0.00 |
| Standard Area 1 = 205165 | | | Recovery = 102.39% | | | |
| 63) IS1_Acenaphthene-d10 | 9.668 | 164 | 123108 | 4.000 | ug/ml | 0.00 |
| Standard Area 1 = 119448 | | | Recovery = 103.06% | | | |
| 88) IS1_Phenanthrene-d10 | 11.114 | 188 | 233199 | 4.000 | ug/ml | 0.00 |
| Standard Area 1 = 214039 | | | Recovery = 108.95% | | | |
| 104) IS1_Chrysene-d12 | 13.768 | 240 | 199668 | 4.000 | ug/ml # | 0.00 |
| Standard Area 1 = 186272 | | | Recovery = 107.19% | | | |
| 113) IS1_Perylene-d12 | 15.251 | 264 | 198221 | 4.000 | ug/ml | 0.00 |
| Standard Area 1 = 167117 | | | Recovery = 118.61% | | | |
| System Monitoring Compounds | | | | | | |
| 4) 2-Fluorophenol | 4.580 | 112 | 1120M1 | 0.076 | ug/ml | 0.00 |
| Spiked Amount 2.000 | Range 15 - 110 | | Recovery = 3.80%# | | | |
| 7) Phenol-d6 | 6.094 | 99 | 1510 | 0.083 | ug/ml | 0.00 |
| Spiked Amount 2.000 | Range 15 - 110 | | Recovery = 4.15%# | | | |
| 19) Nitrobenzene-d5 | 7.132 | 82 | 1588 | 0.094 | ug/ml | 0.00 |
| Spiked Amount 1.000 | Range 30 - 130 | | Recovery = 9.40%# | | | |
| 46) 2-Fluorobiphenyl | 9.028 | 172 | 4641 | 0.101 | ug/ml | 0.00 |
| Spiked Amount 1.000 | Range 30 - 130 | | Recovery = 10.10%# | | | |
| 79) 2,4,6-Tribromophenol | 10.436 | 330 | 253M2 | 0.054 | ug/ml | 0.00 |
| Spiked Amount 2.000 | Range 15 - 110 | | Recovery = 2.70%# | | | |
| 96) 4-Terphenyl-d14 | 12.708 | 244 | 5374 | 0.107 | ug/ml | 0.00 |
| Spiked Amount 1.000 | Range 30 - 130 | | Recovery = 10.70%# | | | |
| Target Compounds | | | | | | Qvalue |
| 2) n-Nitrosodimethylamine | 2.231 | 74 | 609M2 | 0.064 | ug/ml | |
| 3) Pyridine | 0.000 | | 0 | N.D. | | |
| 5) Aniline | 6.085 | 93 | 1140 | 0.047 | ug/ml# | 79 |
| 6) 2-Chlorophenol | 6.212 | 128 | 1493 | 0.085 | ug/ml# | 67 |
| 8) Phenol | 6.110 | 94 | 1775 | 0.087 | ug/ml# | 87 |
| 9) Bis(2-chloroethyl)ether | 6.206 | 93 | 1722 | 0.100 | ug/ml | 96 |
| 10) 1,3-Dichlorobenzene | 6.402 | 146 | 2150 | 0.096 | ug/ml | 92 |

Data Path : I:\8270\SV107\250826ical\
Data File : ABNL1.D
Acq On : 26 Aug 2025 10:14 pm
Operator : SV107:ljg
Sample : IL10,32,,ABNL0.1 Lot# 11893
Misc : WG2108478
ALS Vial : 9 Sample Multiplier: 1

Quant Time: Aug 28 16:37:09 2025
Quant Method : I:\8270\SV107\250826ical\FS250826SV107RVT.m
Quant Title : Semivolatiles by GC/MS by modified 8270
QLast Update : Wed Aug 27 17:27:22 2025
Response via : Initial Calibration

CCAL FILE(s) : 1 - I:\8270\SV107\250826ical\ABNL6.D
: 2 - I:\8270\SV107\250826ical\ADPL6.D
: 3 - I:\8270\SV107\250826ical\AP9L6a.D
Sub List : ABNical - ABN ical sublist

| Compound | R.T. | QIon | Response | Conc | Units | Dev(Min) |
|---|---|---|---|---|---|---|
| 11) 1,4-Dichlorobenzene | 6.504 | 146 | 2218 | 0.097 | ug/ml# | 88 |
| 12) 1,2-Dichlorobenzene | 6.675 | 146 | 2287 | 0.104 | ug/ml# | 91 |
| 13) Benzyl alcohol | 6.688 | 79 | 1181 | 0.089 | ug/ml | 91 |
| 14) Bis(2-chloroisopropyl)... | 6.871 | 45 | 2701 | 0.101 | ug/ml# | 73 |
| 15) 2-Methylphenol | 6.846 | 108 | 1234 | 0.083 | ug/ml# | 87 |
| 16) Hexachloroethane | 7.061 | 117 | 758 | 0.090 | ug/ml# | 56 |
| 17) n-Nitrosodi-n-propylamine | 7.008 | 70 | 1021 | 0.086 | ug/ml# | 59 |
| 18) 3-Methylphenol/4-Methy... | 7.030 | 108 | 1316 | 0.083 | ug/ml# | 94 |
| 20) Nitrobenzene | 7.154 | 77 | 1701 | 0.100 | ug/ml# | 74 |
| 21) Isophorone | 7.434 | 82 | 2710 | 0.087 | ug/ml# | 65 |
| 22) 2-Nitrophenol | 7.508 | 139 | 587 | 0.083 | ug/ml# | 31 |
| 23) 2,4-Dimethylphenol | 7.608 | 107 | 1417 | 0.085 | ug/ml | 93 |
| 24) Bis(2-chloroethoxy)met... | 7.707 | 93 | 1917 | 0.092 | ug/ml# | 91 |
| 25) 2,4-Dichlorophenol | 7.772 | 162 | 1279 | 0.080 | ug/ml# | 93 |
| 26) 1,2,4-Trichlorobenzene | 7.856 | 180 | 2199 | 0.106 | ug/ml# | 93 |
| 36) Naphthalene | 7.925 | 128 | 5863 | 0.106 | ug/ml | 99 |
| 37) Benzoic Acid | 0.000 | | 0 | N.D. | | |
| 38) 4-Chloroaniline | 8.009 | 65 | 540 | 0.086 | ug/ml# | 75 |
| 39) Hexachlorobutadiene | 8.086 | 225 | 1286 | 0.106 | ug/ml# | 83 |
| 40) p-Chloro-m-cresol | 8.525 | 107 | 1058 | 0.079 | ug/ml# | 83 |
| 41) 2-Methylnaphthalene | 8.643 | 142 | 3166 | 0.095 | ug/ml | 86 |
| 42) 1-Methylnaphthalene | 8.739 | 115 | 1220 | 0.097 | ug/ml | 93 |
| 43) Hexachlorocyclopentadiene | 8.811 | 237 | 1266 | 0.099 | ug/ml# | 94 |
| 44) 2,4,6-Trichlorophenol | 8.935 | 196 | 887 | 0.079 | ug/ml# | 85 |
| 45) 2,4,5-Trichlorophenol | 8.966 | 196 | 883 | 0.073 | ug/ml# | 75 |
| 47) 2-Chloronaphthalene | 9.124 | 162 | 4004 | 0.104 | ug/ml | 96 |
| 48) 2-Nitroaniline | 9.236 | 138 | 534 | 0.064 | ug/ml# | 67 |
| 49) 1,4-Dinitrobenzene | 9.382 | 168 | 221M2 | 0.055 | ug/ml | |
| 50) 1,3-Dinitrobenzene | 9.451 | 168 | 298M2 | 0.061 | ug/ml | |
| 51) Dimethyl phthalate | 9.445 | 163 | 4146 | 0.103 | ug/ml# | 77 |
| 52) Acenaphthylene | 9.525 | 152 | 5558 | 0.096 | ug/ml | 96 |
| 53) 2,6-Dinitrotoluene | 9.488 | 165 | 554 | 0.080 | ug/ml# | 80 |
| 54) 1,2-Dinitrobenzene | 9.519 | 168 | 157M2 | 0.050 | ug/ml | |
| 64) 3-Nitroaniline | 9.640 | 138 | 525 | 0.069 | ug/ml# | 93 |
| 65) Acenaphthene | 9.699 | 154 | 3788 | 0.108 | ug/ml | 93 |
| 66) 2,4-Dinitrophenol | 0.000 | | 0 | N.D. | | |
| 67) Dibenzofuran | 9.870 | 168 | 5760 | 0.102 | ug/ml | 93 |
| 68) 2,4-Dinitrotoluene | 9.877 | 165 | 530 | 0.328 | ug/ml# | 63 |

Quantitation Report (QT Reviewed)

Data Path : I:\8270\SV107\250826ical\
Data File : ABNL1.D
Acq On : 26 Aug 2025 10:14 pm
Operator : SV107:ljg
Sample : IL10,32,,ABNL0.1 Lot# 11893
Misc : WG2108478
ALS Vial : 9 Sample Multiplier: 1

Quant Time: Aug 28 16:37:09 2025
Quant Method : I:\8270\SV107\250826ical\FS250826SV107RVT.m
Quant Title : Semivolatiles by GC/MS by modified 8270
QLast Update : Wed Aug 27 17:27:22 2025
Response via : Initial Calibration

CCAL FILE(s) : 1 - I:\8270\SV107\250826ical\ABNL6.D
: 2 - I:\8270\SV107\250826ical\ADPL6.D
: 3 - I:\8270\SV107\250826ical\AP9L6a.D
Sub List : ABNical - ABN ical sublist

| Compound | R.T. | QIon | Response | Conc Units | Dev(Min) |
|---|---|---|---|---|---|
| 69) 4-Nitrophenol | 9.824 | 65 | 320M2 | 0.056 ug/ml | |
| 70) 2,3,5,6-Tetrachlorophenol | 9.961 | 232 | 682 | 0.073 ug/ml# | 58 |
| 71) 2,3,4,6-Tetrachlorophenol | 9.998 | 232 | 723 | 0.078 ug/ml# | 70 |
| 72) Diethyl phthalate | 10.141 | 149 | 3604 | 0.091 ug/ml# | 88 |
| 73) Fluorene | 10.206 | 166 | 3979 | 0.092 ug/ml | 90 |
| 74) 4-Chlorophenyl phenyl ... | 10.228 | 204 | 2371 | 0.107 ug/ml# | 82 |
| 75) 4-Nitroaniline | 10.228 | 138 | 388M2 | 0.051 ug/ml | |
| 76) 4,6-Dinitro-o-cresol | 10.268 | 198 | 157M2 | 0.576 ug/ml | |
| 77) NDPA/DPA | 10.343 | 169 | 3189 | 0.093 ug/ml | 95 |
| 78) Azobenzene | 10.380 | 77 | 3049 | 0.087 ug/ml | 94 |
| 80) 4-Bromophenyl phenyl e... | 10.700 | 248 | 1103 | 0.094 ug/ml# | 82 |
| 81) Hexachlorobenzene | 10.741 | 284 | 1326 | 0.108 ug/ml | 98 |
| 82) Pentachlorophenol | 10.936 | 266 | 310M2 | 0.047 ug/ml | |
| 89) Phenanthrene | 11.135 | 178 | 6960 | 0.104 ug/ml | 99 |
| 90) Anthracene | 11.185 | 178 | 6235 | 0.095 ug/ml | 97 |
| 91) Carbazole | 11.356 | 167 | 4968 | 0.087 ug/ml | 98 |
| 92) Di-n-butylphthalate | 11.754 | 149 | 5118 | 0.082 ug/ml# | 79 |
| 93) Fluoranthene | 12.295 | 202 | 7082 | 0.100 ug/ml# | 89 |
| 94) Benzidine | 0.000 | | 0 | N.D. | |
| 95) Pyrene | 12.512 | 202 | 7695 | 0.102 ug/ml | 97 |
| 97) Butyl benzyl phthalate | 13.246 | 149 | 1602 | 0.415 ug/ml# | 90 |
| 105) Benzo(a)anthracene | 13.762 | 228 | 6988 | 0.102 ug/ml | 97 |
| 106) 3,3'-Dichlorobenzidine | 13.759 | 252 | 1552 | 0.071 ug/ml# | 84 |
| 107) Chrysene | 13.796 | 228 | 7469 | 0.111 ug/ml | 98 |
| 108) Bis(2-ethylhexyl)phtha... | 13.895 | 149 | 2394 | 0.230 ug/ml# | 97 |
| 109) Di-n-octylphthalate | 14.589 | 149 | 3490 | 0.430 ug/ml# | 79 |
| 110) Benzo(b)fluoranthene | 14.874 | 252 | 5744 | 0.097 ug/ml# | 92 |
| 111) Benzo(k)fluoranthene | 14.906 | 252 | 6043 | 0.101 ug/ml# | 92 |
| 112) Benzo(a)pyrene | 15.188 | 252 | 5089 | 0.093 ug/ml# | 89 |
| 114) Indeno(1,2,3-cd)pyrene | 16.254 | 276 | 4744 | 0.086 ug/mL# | 91 |
| 115) Dibenzo(a,h)anthracene | 16.282 | 278 | 4699 | 0.082 ug/ml# | 83 |
| 116) Benzo(ghi)perylene | 16.512 | 276 | 4719 | 0.083 ug/ml | 93 |

(#) = qualifier out of range (m) = manual integration (+) = signals summed

Quantitation Report (QT Reviewed)

Data Path : I:\8270\SV107\250826ical\
Data File : ABNL1.D
Acq On : 26 Aug 2025 10:14 pm
Operator : SV107:ljg
Sample : IL10,32,,ABNL0.1 Lot# 11893
Misc : WG2108478
ALS Vial : 9 Sample Multiplier: 1

Quant Time: Aug 28 16:37:09 2025
Quant Method : I:\8270\SV107\250826ical\FS250826SV107RVT.m
Quant Title : Semivolatiles by GC/MS by modified 8270
QLast Update : Wed Aug 27 17:27:22 2025
Response via : Initial Calibration

Sub List : ABNical827ABNV107l250826ist I:\8270\SV107\250826ical\AP9L6a.D•

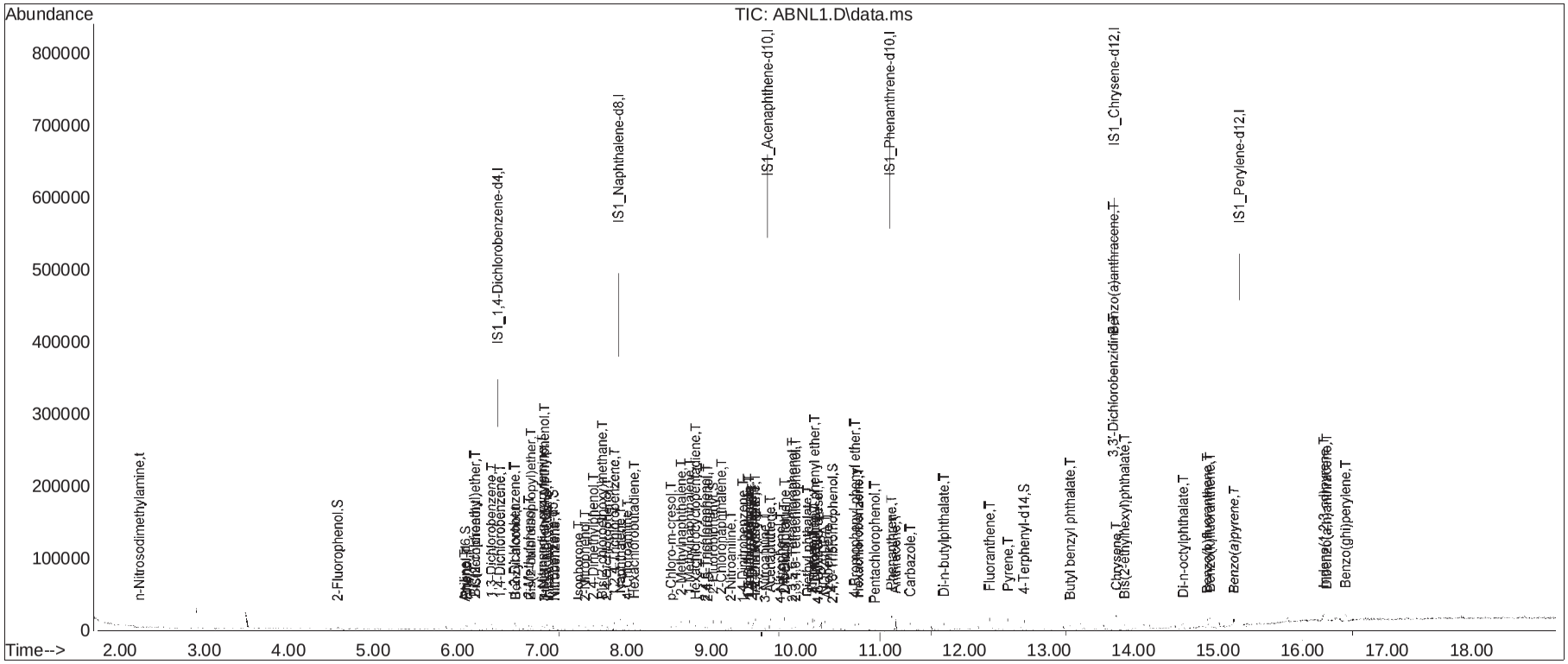

# Manual Integration Report

Data Path : I:\8270\SV107\250826ical\ QMethod : FS250826SV107RVT.m
Data File : ABNL1.D Operator : SV107:ljg
Date Inj'd : 8/26/2025 10:14 pm Instrument : SV107
Sample : IL10,32,,ABNL0.1 Lot# 1189

## Compound #2: n-Nitrosodimethylamine

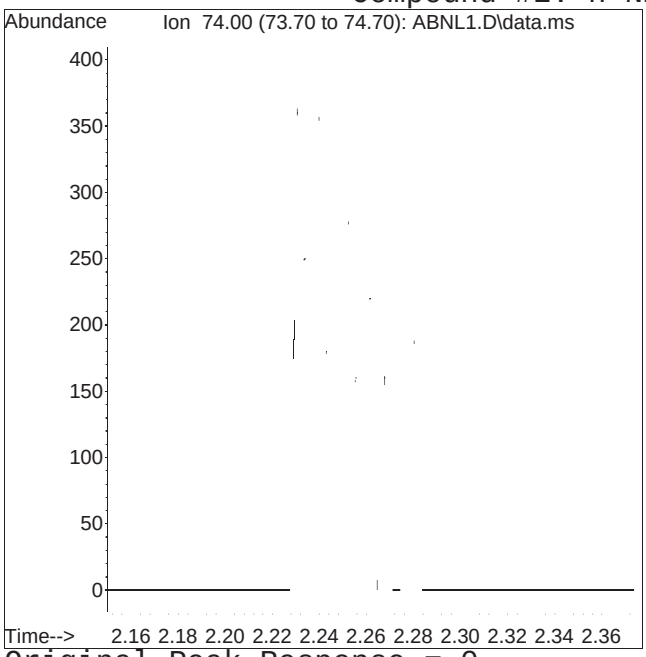


Original Peak Response = 0

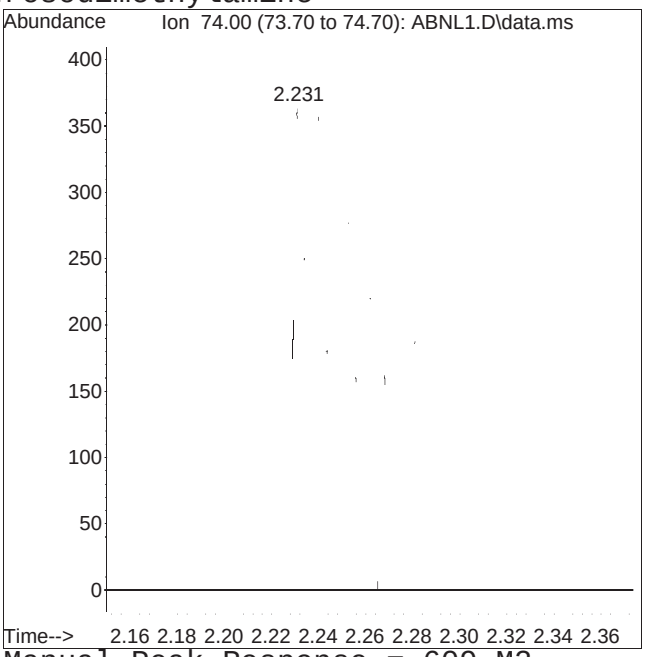


Manual Peak Response = 609 M2

M2 = Peak not found by automatic integration algorithm.

Manual Integration Report

Data Path : I:\8270\SV107\250826ical\ QMethod : FS250826SV107RVT.m
Data File : ABNL1.D Operator : SV107:ljg
Date Inj'd : 8/26/2025 10:14 pm Instrument : SV107
Sample : IL10,32,,ABNL0.1 Lot# 1189

Compound #4: 2-Fluorophenol

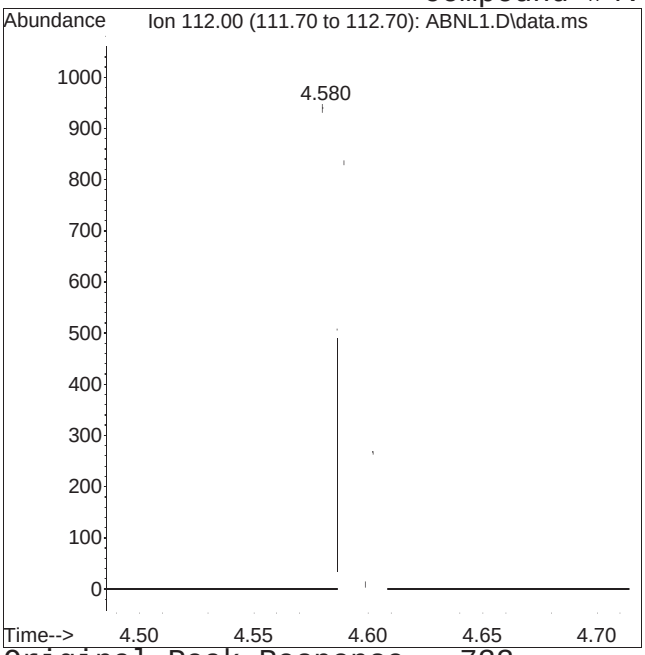


Original Peak Response = 733

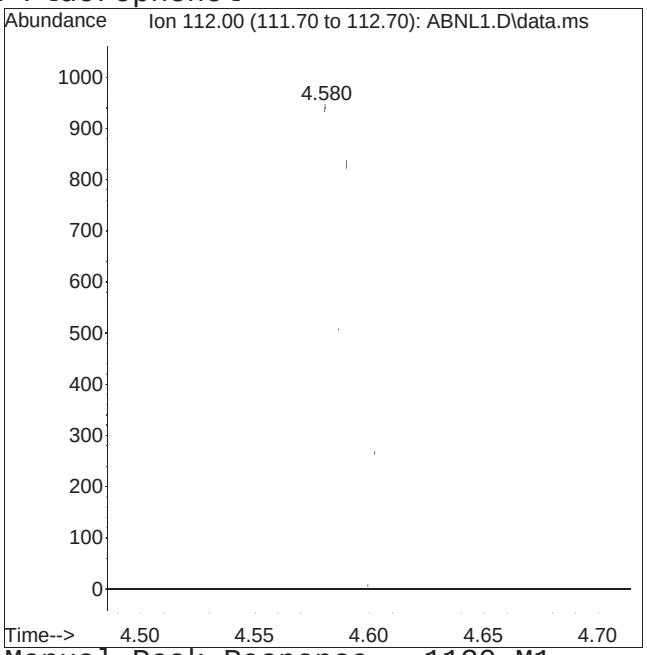


Manual Peak Response = 1120 M1

M1 = Split or tailing peak, auto integration stopped early resulting in false low area count.

# Manual Integration Report

Data Path : I:\8270\SV107\250826ical\ QMethod : FS250826SV107RVT.m
Data File : ABNL1.D Operator : SV107:ljg
Date Inj'd : 8/26/2025 10:14 pm Instrument : SV107
Sample : IL10,32,,ABNL0.1 Lot# 1189

## Compound #49: 1,4-Dinitrobenzene

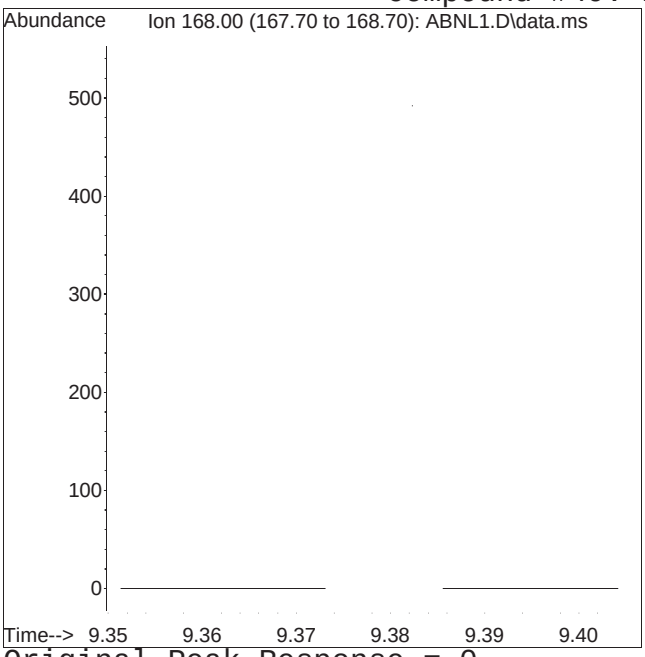


Original Peak Response = 0

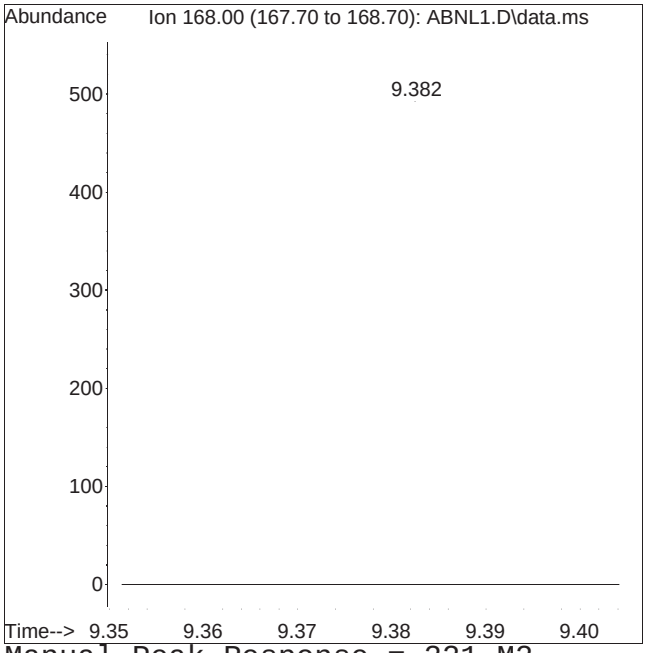


Manual Peak Response = 221 M2

M2 = Peak not found by automatic integration algorithm.

# Manual Integration Report

Data Path : I:\8270\SV107\250826ical\ QMethod : FS250826SV107RVT.m
Data File : ABNL1.D Operator : SV107:ljg
Date Inj'd : 8/26/2025 10:14 pm Instrument : SV107
Sample : IL10,32,,ABNL0.1 Lot# 1189

## Compound #50: 1,3-Dinitrobenzene

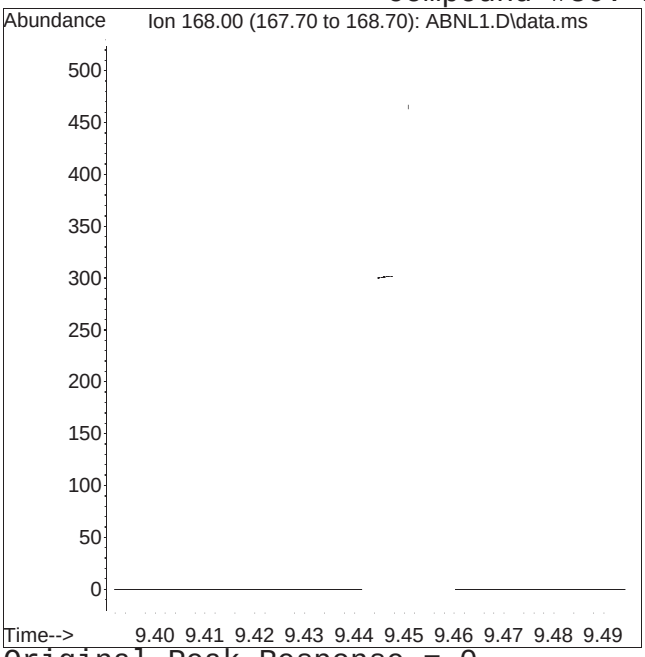


Original Peak Response = 0

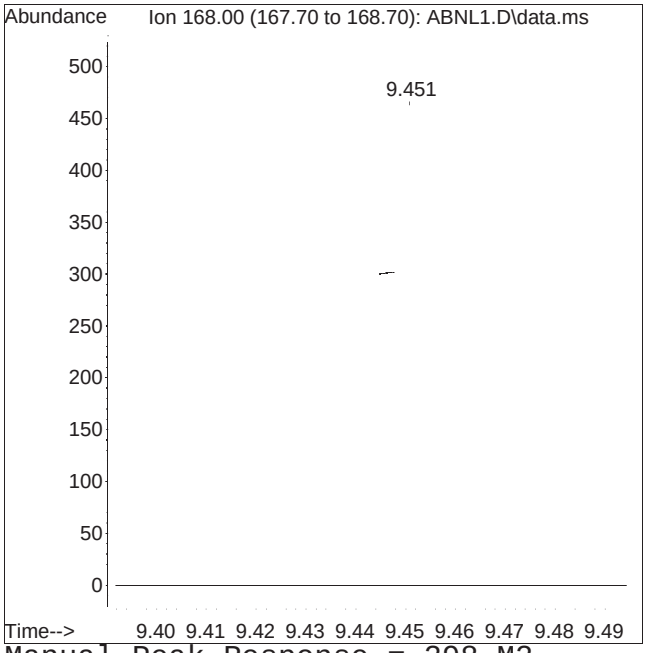


Manual Peak Response = 298 M2

M2 = Peak not found by automatic integration algorithm.

# Manual Integration Report

Data Path : I:\8270\SV107\250826ical\ QMethod : FS250826SV107RVT.m
Data File : ABNL1.D Operator : SV107:ljg
Date Inj'd : 8/26/2025 10:14 pm Instrument : SV107
Sample : IL10,32,,ABNL0.1 Lot# 1189

## Compound #54: 1,2-Dinitrobenzene

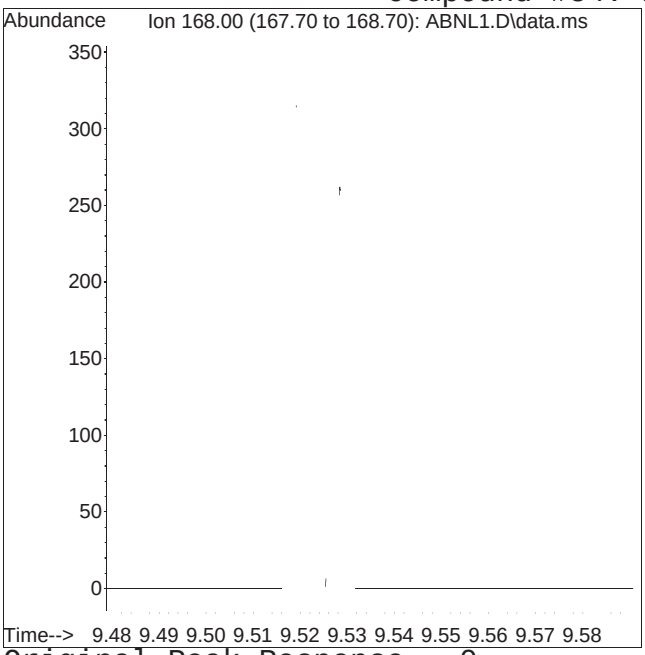


Original Peak Response = 0

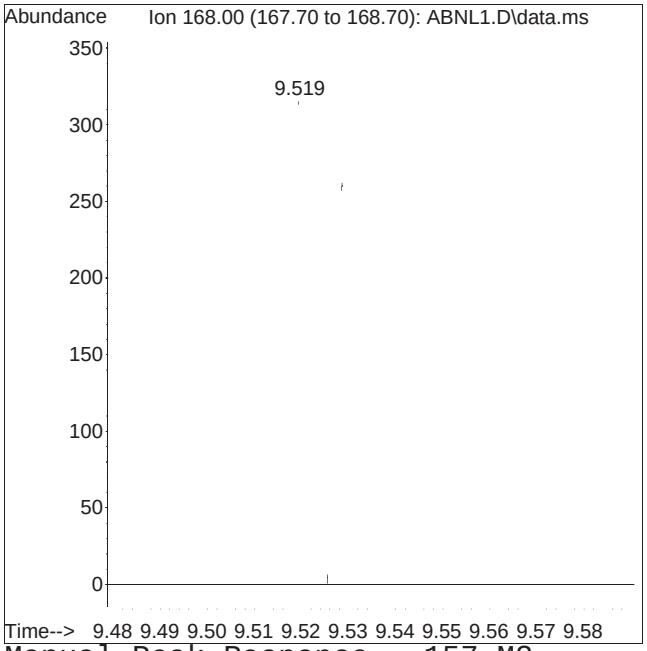


Manual Peak Response = 157 M2

M2 = Peak not found by automatic integration algorithm.

Manual Integration Report

Data Path : I:\8270\SV107\250826ical\ QMethod : FS250826SV107RVT.m
Data File : ABNL1.D Operator : SV107:ljg
Date Inj'd : 8/26/2025 10:14 pm Instrument : SV107
Sample : IL10,32,,ABNL0.1 Lot# 1189

Compound #69: 4-Nitrophenol

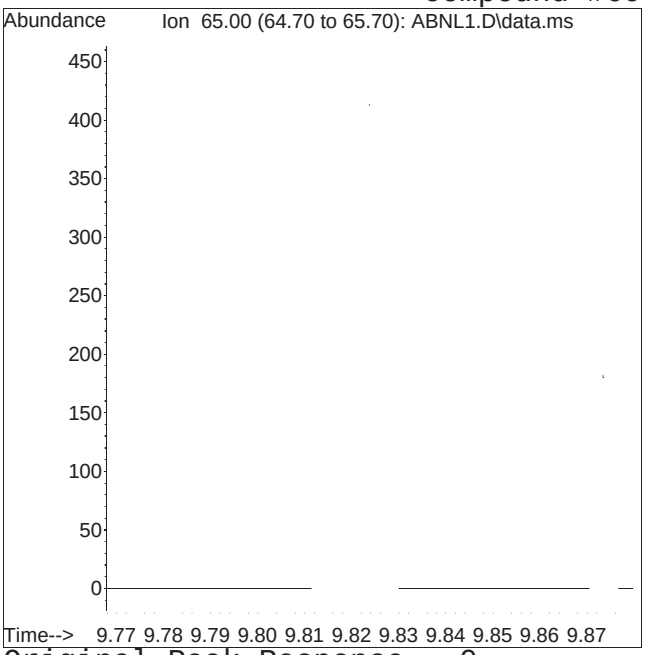


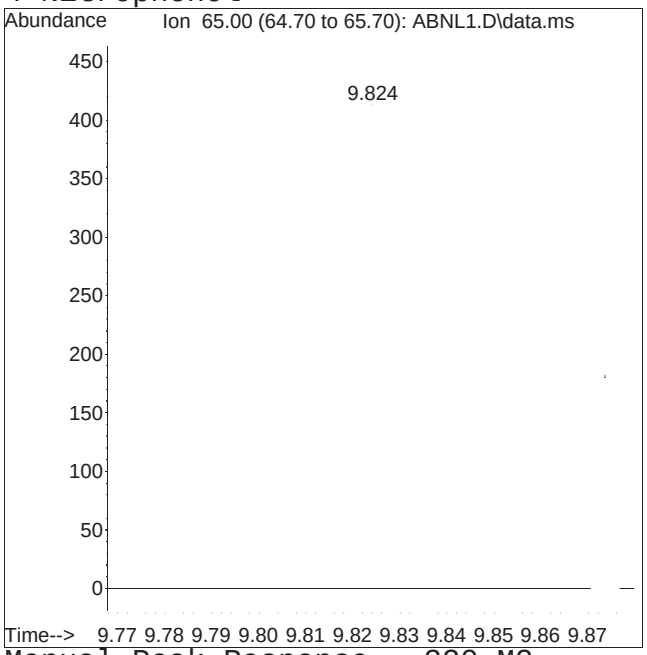


Original Peak Response = 0 Manual Peak Response = 320 M2
M2 = Peak not found by automatic integration algorithm.

# Manual Integration Report

Data Path : I:\8270\SV107\250826ical\ QMethod : FS250826SV107RVT.m
Data File : ABNL1.D Operator : SV107:ljg
Date Inj'd : 8/26/2025 10:14 pm Instrument : SV107
Sample : IL10,32,,ABNL0.1 Lot# 1189

## Compound #75: 4-Nitroaniline

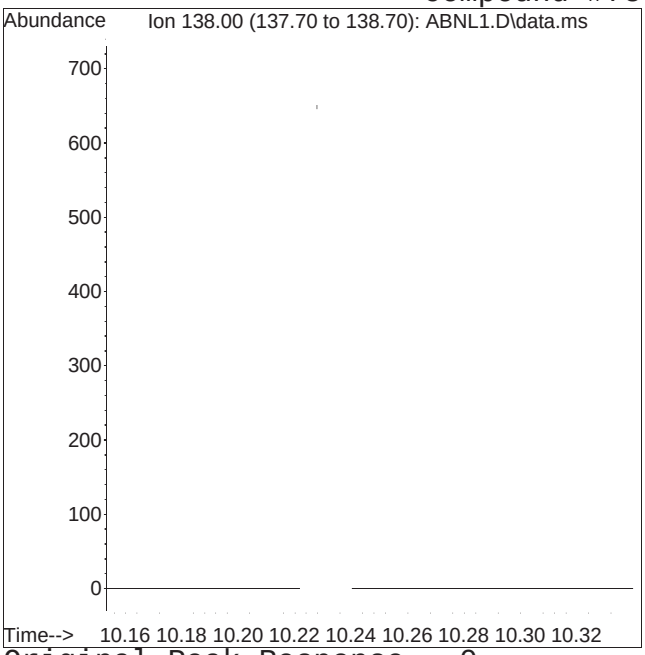


Original Peak Response = 0

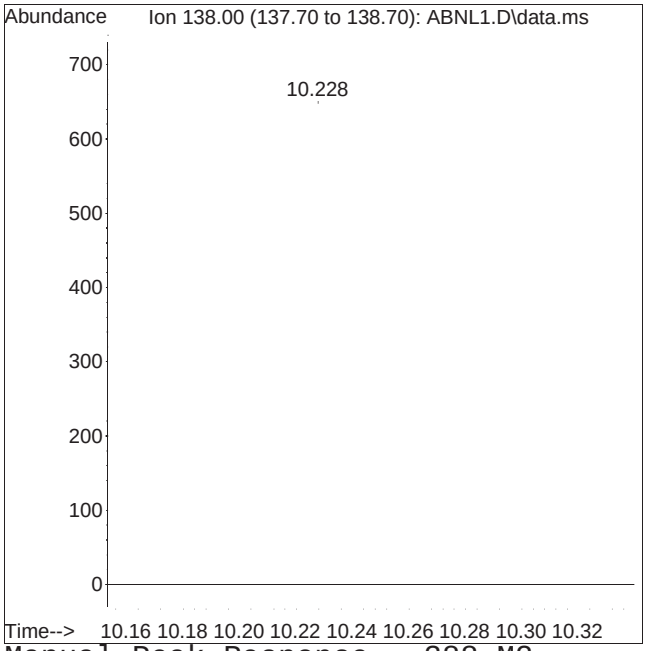


Manual Peak Response = 388 M2

M2 = Peak not found by automatic integration algorithm.

# Manual Integration Report

Data Path : I:\8270\SV107\250826ical\ QMethod : FS250826SV107RVT.m
Data File : ABNL1.D Operator : SV107:ljg
Date Inj'd : 8/26/2025 10:14 pm Instrument : SV107
Sample : IL10,32,,ABNL0.1 Lot# 1189

## Compound #76: 4,6-Dinitro-o-cresol

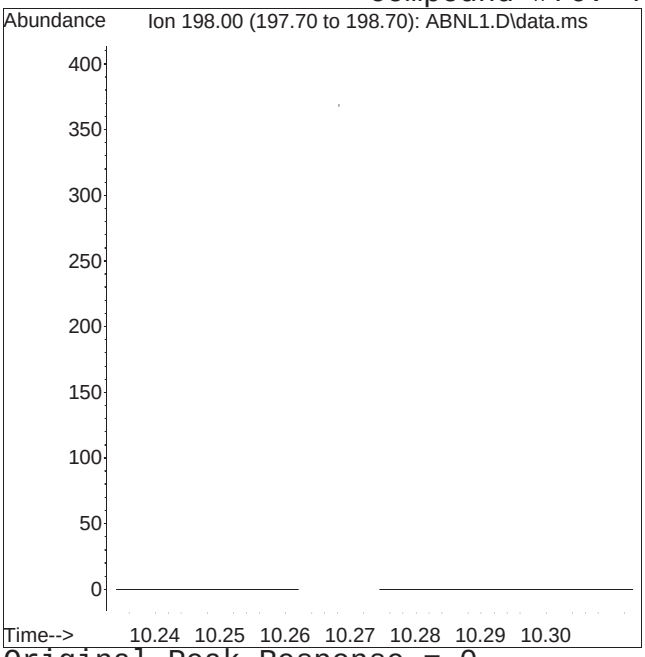


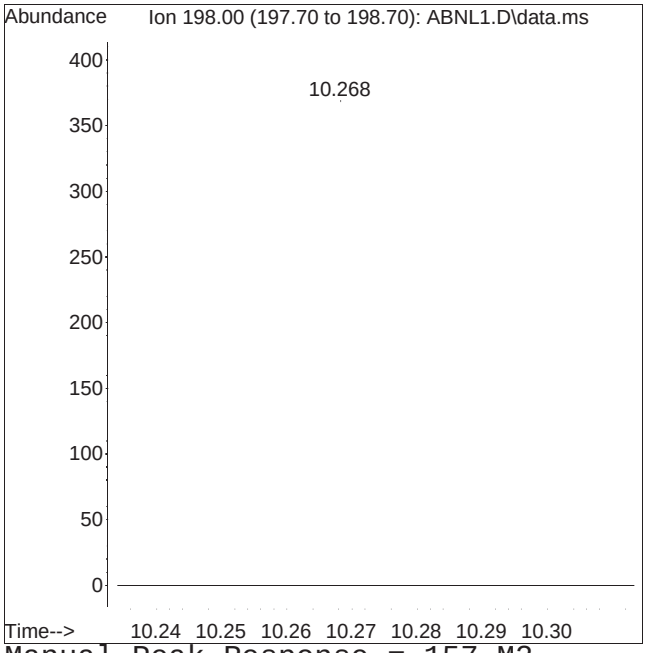


Original Peak Response = 0 Manual Peak Response = 157 M2
M2 = Peak not found by automatic integration algorithm.

Manual Integration Report

Data Path : I:\8270\SV107\250826ical\ QMethod : FS250826SV107RVT.m
Data File : ABNL1.D Operator : SV107:ljg
Date Inj'd : 8/26/2025 10:14 pm Instrument : SV107
Sample : IL10,32,,ABNL0.1 Lot# 1189

Compound #79: 2,4,6-Tribromophenol

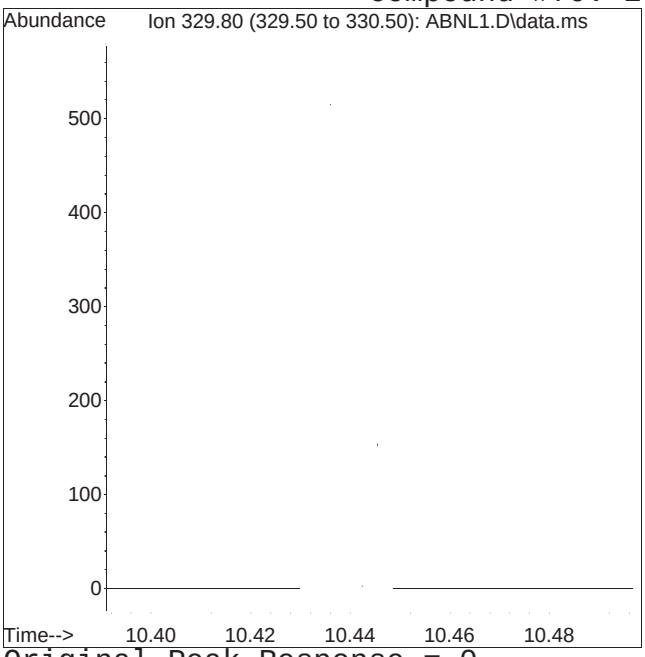


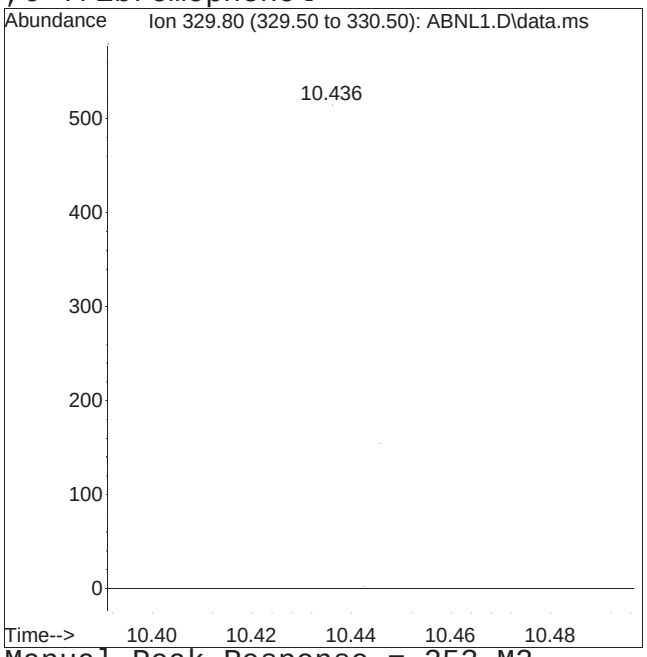


Original Peak Response = 0 Manual Peak Response = 253 M2
M2 = Peak not found by automatic integration algorithm.

# Manual Integration Report

Data Path : I:\8270\SV107\250826ical\ QMethod : FS250826SV107RVT.m
Data File : ABNL1.D Operator : SV107:ljg
Date Inj'd : 8/26/2025 10:14 pm Instrument : SV107
Sample : IL10,32,,ABNL0.1 Lot# 1189

## Compound #82: Pentachlorophenol

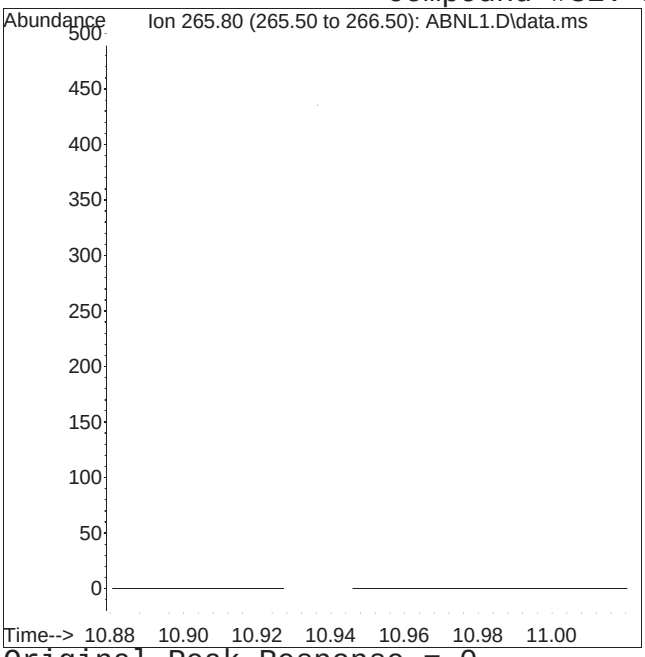


Original Peak Response = 0

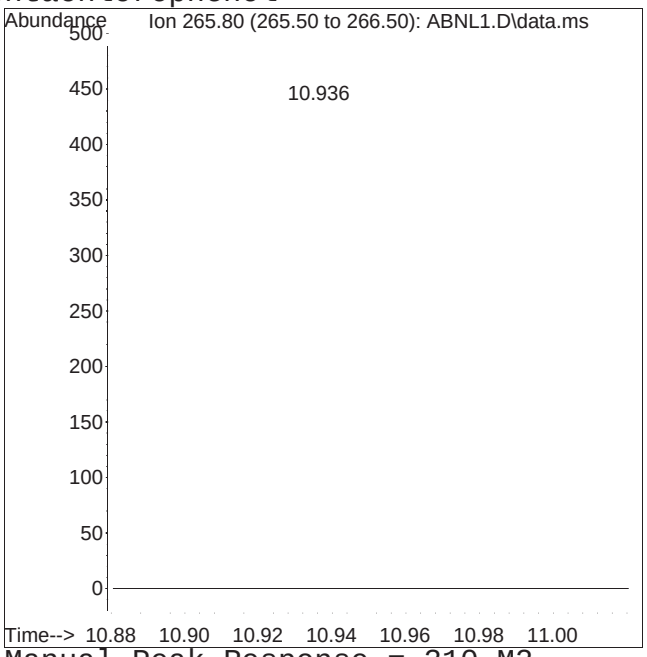


Manual Peak Response = 310 M2

M2 = Peak not found by automatic integration algorithm.

# Evaluate Continuing Calibration Report

Data Path : I:\8270\SV107\250826ical\
Data File : ABNICV.D
Acq On : 26 Aug 2025 10:39 pm
Operator : SV107:ljg
Sample : CQICV1,32,,ABNICV Lot# 11915
Misc : WG2108478
ALS Vial : 10 Sample Multiplier: 1

Quant Time: Aug 29 06:20:00 2025
Quant Method : I:\8270\SV107\250826ical\FS250826SV107RVT.m
Quant Title : Semivolatiles by GC/MS by modified 8270
QLast Update : Fri Aug 29 06:20:49 2025
Response via : Initial Calibration

Min. RRF : 0.000 Min. Rel. Area : 50% Max. R.T. Dev 0.50min
Max. RRF Dev : 20% Max. Rel. Area : 200%

| | | Compound | | AvgRF | CCRF | %Dev | Area% | Dev(min) |
|---|---|---|---|---|---|---|---|---|
| 1 | I | IS1_1,4-Dichlorobenzene-d4 | | 1.000 | 1.000 | 0.0 | 103 | 0.00 |
| 2 | t | n-Nitrosodimethylamine | | 0.659 | 0.684 | -3.8 | 97 | 0.00 |
| 3 | t | Pyridine | | 1.237 | 1.114 | 9.9 | 91 | 0.00 |
| 4 | S | 2-Fluorophenol | | 1.032 | 0.984 | 4.7 | 93 | 0.00 |
| 5 | T | Aniline | | 1.692 | 1.650 | 2.5 | 93 | 0.00 |
| 6 | t | 2-Chlorophenol | | 1.228 | 1.153 | 6.1 | 93 | 0.00 |
| 7 | S | Phenol-d6 | | 1.268 | 1.254 | 1.1 | 95 | 0.00 |
| 8 | T | Phenol | | 1.412 | 1.370 | 3.0 | 97 | 0.00 |
| 9 | T | Bis(2-chloroethyl)ether | | 1.193 | 1.112 | 6.8 | 97 | 0.00 |
| 10 | T | 1,3-Dichlorobenzene | | 1.558 | 1.498 | 3.9 | 99 | 0.00 |
| 11 | T | 1,4-Dichlorobenzene | | 1.592 | 1.509 | 5.2 | 99 | 0.00 |
| 12 | T | 1,2-Dichlorobenzene | | 1.528 | 1.446 | 5.4 | 99 | 0.00 |
| 13 | t | Benzyl alcohol | | 0.928 | 0.895 | 3.6 | 95 | 0.00 |
| 14 | T | Bis(2-chloroisopropyl)ether | | 1.867 | 1.781 | 4.6 | 98 | 0.00 |
| 15 | T | 2-Methylphenol | | 1.040 | 1.042 | -0.2 | 99 | 0.00 |
| 16 | T | Hexachloroethane | | 0.584 | 0.545 | 6.7 | 96 | 0.00 |
| 17 | T | n-Nitrosodi-n-propylamine | | 0.823 | 0.773 | 6.1 | 93 | 0.00 |
| 18 | T | 3-Methylphenol/4-Methylphen | | 1.102 | 1.091 | 1.0 | 96 | 0.00 |
| 19 | S | Nitrobenzene-d5 | | 1.172 | 1.076 | 8.2 | 92 | 0.00 |
| 20 | T | Nitrobenzene | | 1.190 | 1.099 | 7.6 | 94 | 0.00 |
| 21 | T | Isophorone | | 2.158 | 2.051 | 5.0 | 95 | 0.00 |
| 22 | T | 2-Nitrophenol | | 0.494 | 0.447 | 9.5 | 88 | 0.00 |
| 23 | T | 2,4-Dimethylphenol | | 1.154 | 1.148 | 0.5 | 97 | 0.00 |
| 24 | T | Bis(2-chloroethoxy)methane | | 1.450 | 1.365 | 5.9 | 96 | 0.00 |
| 25 | T | 2,4-Dichlorophenol | | 1.111 | 1.092 | 1.7 | 94 | 0.00 |
| 26 | T | 1,2,4-Trichlorobenzene | | 1.448 | 1.382 | 4.6 | 101 | 0.00 |
| 35 | I | IS1_Naphthalene-d8 | | 1.000 | 1.000 | 0.0 | 103 | 0.00 |
| 36 | T | Naphthalene | | 1.054 | 0.995 | 5.6 | 99 | 0.00 |
| 37 | T | Benzoic Acid | * | 5.000 | 3.981 | 20.4# | 80 | 0.00 |
| 38 | T | 4-Chloroaniline | | 0.120 | 0.114 | 5.0 | 95 | 0.00 |
| 39 | T | Hexachlorobutadiene | | 0.231 | 0.217 | 6.1 | 101 | 0.00 |
| 40 | T | p-Chloro-m-cresol | | 0.256 | 0.248 | 3.1 | 95 | 0.00 |
| 41 | T | 2-Methylnaphthalene | | 0.632 | 0.613 | 3.0 | 99 | 0.00 |
| 42 | T | 1-Methylnaphthalene | | 0.240 | 0.227 | 5.4 | 98 | 0.00 |
| 43 | T | Hexachlorocyclopentadiene | | 0.244 | 0.235 | 3.7 | 99 | 0.00 |
| 44 | T | 2,4,6-Trichlorophenol | | 0.214 | 0.211 | 1.4 | 92 | 0.00 |
| 45 | T | 2,4,5-Trichlorophenol | | 0.230 | 0.232 | -0.9 | 98 | 0.00 |
| 46 | S | 2-Fluorobiphenyl | | 0.872 | 0.813 | 6.8 | 98 | 0.00 |

Data Path : I:\8270\SV107\250826ical\
Data File : ABNICV.D
Acq On : 26 Aug 2025 10:39 pm
Operator : SV107:ljg
Sample : CQICV1,32,,ABNICV Lot# 11915
Misc : WG2108478
ALS Vial : 10 Sample Multiplier: 1

Quant Time: Aug 29 06:20:00 2025
Quant Method : I:\8270\SV107\250826ical\FS250826SV107RVT.m
Quant Title : Semivolatiles by GC/MS by modified 8270
QLast Update : Fri Aug 29 06:20:49 2025
Response via : Initial Calibration

Min. RRF : 0.000 Min. Rel. Area : 50% Max. R.T. Dev 0.50min
Max. RRF Dev : 20% Max. Rel. Area : 200%

| | | Compound | | AvgRF | CCRF | %Dev | Area% | Dev(min) |
|---|---|---|---|---|---|---|---|---|
| 47 | T | 2-Chloronaphthalene | | 0.734 | 0.700 | 4.6 | 100 | 0.00 |
| 48 | T | 2-Nitroaniline | | 0.159 | 0.152 | 4.4 | 94 | 0.00 |
| 49 | T | 1,4-Dinitrobenzene | | 0.077 | 0.069 | 10.4 | 90 | 0.00 |
| 50 | T | 1,3-Dinitrobenzene | | 0.093 | 0.083 | 10.8 | 89 | 0.00 |
| 51 | T | Dimethyl phthalate | | 0.769 | 0.730 | 5.1 | 96 | 0.00 |
| 52 | T | Acenaphthylene | | 1.100 | 1.043 | 5.2 | 96 | 0.00 |
| 53 | T | 2,6-Dinitrotoluene | | 0.131 | 0.133 | -1.5 | 92 | 0.00 |
| 54 | T | 1,2-Dinitrobenzene | | 0.060 | 0.058 | 3.3 | 94 | 0.00 |
| 63 | I | IS1_Acenaphthene-d10 | | 1.000 | 1.000 | 0.0 | 100 | 0.00 |
| 64 | T | 3-Nitroaniline | | 0.246 | 0.255 | -3.7 | 94 | 0.00 |
| 65 | T | Acenaphthene | | 1.144 | 1.077 | 5.9 | 98 | 0.00 |
| 66 | T | 2,4-Dinitrophenol | * | 5.000 | 3.955 | 20.9# | 86 | 0.00 |
| 67 | T | Dibenzofuran | | 1.834 | 1.739 | 5.2 | 97 | 0.00 |
| 68 | T | 2,4-Dinitrotoluene | * | 5.000 | 4.354 | 12.9 | 90 | 0.00 |
| 69 | T | 4-Nitrophenol | | 0.185 | 0.173 | 6.5 | 87 | 0.00 |
| 70 | T | 2,3,5,6-Tetrachlorophenol | | 0.304 | 0.305 | -0.3 | 93 | 0.00 |
| 71 | T | 2,3,4,6-Tetrachlorophenol | | 0.300 | 0.294 | 2.0 | 91 | 0.00 |
| 72 | T | Diethyl phthalate | | 1.280 | 1.241 | 3.0 | 96 | 0.00 |
| 73 | T | Fluorene | | 1.409 | 1.370 | 2.8 | 97 | 0.00 |
| 74 | T | 4-Chlorophenyl phenyl ether | | 0.719 | 0.661 | 8.1 | 95 | 0.00 |
| 75 | T | 4-Nitroaniline | | 0.246 | 0.239 | 2.8 | 95 | 0.00 |
| 76 | T | 4,6-Dinitro-o-cresol | * | 5.000 | 4.089 | 18.2 | 87 | 0.00 |
| 77 | T | NDPA/DPA | | 1.112 | 1.101 | 1.0 | 96 | 0.00 |
| 78 | T | Azobenzene | | 1.133 | 1.116 | 1.5 | 96 | 0.00 |
| 79 | S | 2,4,6-Tribromophenol | | 0.152 | 0.147 | 3.3 | 89 | 0.00 |
| 80 | T | 4-Bromophenyl phenyl ether | | 0.383 | 0.368 | 3.9 | 97 | 0.00 |
| 81 | T | Hexachlorobenzene | | 0.399 | 0.376 | 5.8 | 98 | 0.00 |
| 82 | T | Pentachlorophenol | | 0.216 | 0.189 | 12.5 | 86 | 0.00 |
| 88 | I | IS1_Phenanthrene-d10 | | 1.000 | 1.000 | 0.0 | 103 | 0.00 |
| 89 | T | Phenanthrene | | 1.146 | 1.057 | 7.8 | 97 | 0.00 |
| 90 | T | Anthracene | | 1.122 | 1.054 | 6.1 | 97 | 0.00 |
| 91 | T | Carbazole | | 0.975 | 0.939 | 3.7 | 95 | 0.00 |
| 92 | T | Di-n-butylphthalate | | 1.070 | 0.996 | 6.9 | 90 | 0.00 |
| 93 | T | Fluoranthene | | 1.217 | 1.128 | 7.3 | 92 | 0.00 |
| 94 | T | Benzidine | * | 5.000 | 4.170 | 16.6 | 86 | 0.00 |
| 95 | T | Pyrene | | 1.292 | 1.203 | 6.9 | 92 | 0.00 |
| 96 | S | 4-Terphenyl-d14 | | 0.865 | 0.790 | 8.7 | 92 | 0.00 |

Data Path : I:\8270\SV107\250826ical\
Data File : ABNICV.D
Acq On : 26 Aug 2025 10:39 pm
Operator : SV107:ljg
Sample : CQICV1,32,,ABNICV Lot# 11915
Misc : WG2108478
ALS Vial : 10 Sample Multiplier: 1

Quant Time: Aug 29 06:20:00 2025
Quant Method : I:\8270\SV107\250826ical\FS250826SV107RVT.m
Quant Title : Semivolatiles by GC/MS by modified 8270
QLast Update : Fri Aug 29 06:20:49 2025
Response via : Initial Calibration

Min. RRF : 0.000 Min. Rel. Area : 50% Max. R.T. Dev 0.50min
Max. RRF Dev : 20% Max. Rel. Area : 200%

| | | Compound | | AvgRF | CCRF | %Dev | Area% | Dev(min) |
|---|---|---|---|---|---|---|---|---|
| 97 | T | Butyl benzyl phthalate | * | 5.000 | 3.659 | 26.8# | 84 | 0.00 |
| 104 | I | IS1_Chrysene-d12 | | 1.000 | 1.000 | 0.0 | 98 | 0.00 |
| 105 | T | Benzo(a)anthracene | | 1.367 | 1.273 | 6.9 | 92 | 0.00 |
| 106 | T | 3,3'-Dichlorobenzidine | | 0.436 | 0.377 | 13.5 | 83 | 0.00 |
| 107 | T | Chrysene | | 1.352 | 1.242 | 8.1 | 93 | 0.00 |
| 108 | T | Bis(2-ethylhexyl)phthalate | * | 5.000 | 4.060 | 18.8 | 86 | 0.00 |
| 109 | T | Di-n-octylphthalate | * | 5.000 | 3.779 | 24.4# | 82 | 0.00 |
| 110 | T | Benzo(b)fluoranthene | | 1.185 | 1.087 | 8.3 | 92 | 0.00 |
| 111 | T | Benzo(k)fluoranthene | | 1.199 | 1.100 | 8.3 | 89 | 0.00 |
| 112 | T | Benzo(a)pyrene | | 1.101 | 0.991 | 10.0 | 89 | 0.00 |
| 113 | I | IS1_Perylene-d12 | | 1.000 | 1.000 | 0.0 | 98 | 0.00 |
| 114 | T | Indeno(1,2,3-cd)pyrene | | 1.111 | 1.000 | 10.0 | 83 | 0.00 |
| 115 | T | Dibenzo(a,h)anthracene | | 1.154 | 1.037 | 10.1 | 83 | 0.00 |
| 116 | T | Benzo(ghi)perylene | | 1.150 | 1.066 | 7.3 | 84 | 0.00 |

* Evaluation of CC level amount vs concentration.
(#) = Out of Range SPCC's out = 0 CCC's out = 0

Quantitation Report (QT Reviewed)

Data Path : I:\8270\SV107\250826ical\
Data File : ABNICV.D
Acq On : 26 Aug 2025 10:39 pm
Operator : SV107:ljg
Sample : CQICV1,32,,ABNICV Lot# 11915
Misc : WG2108478
ALS Vial : 10 Sample Multiplier: 1

Quant Time: Aug 29 06:20:00 2025
Quant Method : I:\8270\SV107\250826ical\FS250826SV107RVT.m
Quant Title : Semivolatiles by GC/MS by modified 8270
QLast Update : Fri Aug 29 06:20:49 2025
Response via : Initial Calibration

CCAL FILE(s) : 1 - I:\8270\SV107\250826ical\ABNL6.D
: 2 - I:\8270\SV107\250826ical\ADPL6.D
: 3 - I:\8270\SV107\250826ical\AP9L6a.D
Sub List : ABNical - ABN ical sublist

| Compound | R.T. | QIon | Response | Conc | Units | Dev(Min) |
|---|---|---|---|---|---|---|
| Internal Standards | | | | | | |
| 1) IS1_1,4-Dichlorobenzen... | 6.480 | 152 | 57803 | 4.000 | ug/ml | 0.00 |
| Standard Area 1 = 56159 | | | Recovery = 102.93% | | | |
| 35) IS1_Naphthalene-d8 | 7.903 | 136 | 212204 | 4.000 | ug/ml | # 0.00 |
| Standard Area 1 = 205165 | | | Recovery = 103.43% | | | |
| 63) IS1_Acenaphthene-d10 | 9.668 | 164 | 119601 | 4.000 | ug/ml | 0.00 |
| Standard Area 1 = 119448 | | | Recovery = 100.13% | | | |
| 88) IS1_Phenanthrene-d10 | 11.114 | 188 | 220787 | 4.000 | ug/ml | 0.00 |
| Standard Area 1 = 214039 | | | Recovery = 103.15% | | | |
| 104) IS1_Chrysene-d12 | 13.771 | 240 | 181689 | 4.000 | ug/ml | # 0.00 |
| Standard Area 1 = 186272 | | | Recovery = 97.54% | | | |
| 113) IS1_Perylene-d12 | 15.254 | 264 | 163258 | 4.000 | ug/ml | 0.00 |
| Standard Area 1 = 167117 | | | Recovery = 97.69% | | | |
| System Monitoring Compounds | | | | | | |
| 4) 2-Fluorophenol | 4.581 | 112 | 71082 | 4.767 | ug/ml | 0.00 |
| Spiked Amount 2.000 | Range 15 - 110 | | Recovery = 238.35%# | | | |
| 7) Phenol-d6 | 6.094 | 99 | 90578 | 4.941 | ug/ml | 0.00 |
| Spiked Amount 2.000 | Range 15 - 110 | | Recovery = 247.05%# | | | |
| 19) Nitrobenzene-d5 | 7.132 | 82 | 77745 | 4.589 | ug/ml | 0.00 |
| Spiked Amount 1.000 | Range 30 - 130 | | Recovery = 458.90%# | | | |
| 46) 2-Fluorobiphenyl | 9.028 | 172 | 215583 | 4.658 | ug/ml | 0.00 |
| Spiked Amount 1.000 | Range 30 - 130 | | Recovery = 465.80%# | | | |
| 79) 2,4,6-Tribromophenol | 10.439 | 330 | 22047 | 4.838 | ug/ml | 0.00 |
| Spiked Amount 2.000 | Range 15 - 110 | | Recovery = 241.90%# | | | |
| 96) 4-Terphenyl-d14 | 12.711 | 244 | 218124 | 4.568 | ug/ml | 0.00 |
| Spiked Amount 1.000 | Range 30 - 130 | | Recovery = 456.80%# | | | |
| Target Compounds | | | | | | Qvalue |
| 2) n-Nitrosodimethylamine | 2.184 | 74 | 49430 | 5.190 | ug/ml# | 74 |
| 3) Pyridine | 2.231 | 79 | 80462 | 4.501 | ug/ml# | 63 |
| 5) Aniline | 6.076 | 93 | 119221 | 4.877 | ug/ml | 97 |
| 6) 2-Chlorophenol | 6.209 | 128 | 83321 | 4.696 | ug/ml | 93 |
| 8) Phenol | 6.110 | 94 | 99016 | 4.851 | ug/ml | 96 |
| 9) Bis(2-chloroethyl)ether | 6.203 | 93 | 80315 | 4.658 | ug/ml | 86 |
| 10) 1,3-Dichlorobenzene | 6.402 | 146 | 108207 | 4.806 | ug/ml | 97 |
| 11) 1,4-Dichlorobenzene | 6.501 | 146 | 109020 | 4.740 | ug/ml | 97 |
| 12) 1,2-Dichlorobenzene | 6.672 | 146 | 104485 | 4.733 | ug/ml | 96 |

Data Path : I:\8270\SV107\250826ical\
Data File : ABNICV.D
Acq On : 26 Aug 2025 10:39 pm
Operator : SV107:ljg
Sample : CQICV1,32,,ABNICV Lot# 11915
Misc : WG2108478
ALS Vial : 10 Sample Multiplier: 1

Quant Time: Aug 29 06:20:00 2025
Quant Method : I:\8270\SV107\250826ical\FS250826SV107RVT.m
Quant Title : Semivolatiles by GC/MS by modified 8270
QLast Update : Fri Aug 29 06:20:49 2025
Response via : Initial Calibration

CCAL FILE(s) : 1 - I:\8270\SV107\250826ical\ABNL6.D
: 2 - I:\8270\SV107\250826ical\ADPL6.D
: 3 - I:\8270\SV107\250826ical\AP9L6a.D
Sub List : ABNical - ABN ical sublist

| Compound | R.T. | QIon | Response | Conc | Units | Dev(Min) |
|---|---|---|---|---|---|---|
| 13) Benzyl alcohol | 6.685 | 79 | 64669 | 4.820 | ug/ml | 97 |
| 14) Bis(2-chloroisopropyl)... | 6.874 | 45 | 128664 | 4.769 | ug/ml# | 87 |
| 15) 2-Methylphenol | 6.846 | 108 | 75278 | 5.007 | ug/ml | 98 |
| 16) Hexachloroethane | 7.064 | 117 | 39411 | 4.667 | ug/ml# | 58 |
| 17) n-Nitrosodi-n-propylamine | 7.008 | 70 | 55840 | 4.693 | ug/ml | 95 |
| 18) 3-Methylphenol/4-Methy... | 7.033 | 108 | 78809 | 4.951 | ug/ml | 97 |
| 20) Nitrobenzene | 7.154 | 77 | 79372 | 4.617 | ug/ml | 97 |
| 21) Isophorone | 7.437 | 82 | 148204 | 4.752 | ug/ml | 98 |
| 22) 2-Nitrophenol | 7.508 | 139 | 32316 | 4.523 | ug/ml# | 89 |
| 23) 2,4-Dimethylphenol | 7.608 | 107 | 82927 | 4.973 | ug/ml | 100 |
| 24) Bis(2-chloroethoxy)met... | 7.707 | 93 | 98654 | 4.707 | ug/ml | 99 |
| 25) 2,4-Dichlorophenol | 7.773 | 162 | 78909 | 4.916 | ug/ml# | 94 |
| 26) 1,2,4-Trichlorobenzene | 7.856 | 180 | 99890 | 4.773 | ug/ml | 97 |
| 36) Naphthalene | 7.925 | 128 | 263895 | 4.718 | ug/ml | 99 |
| 37) Benzoic Acid | 7.692 | 105 | 33881M1 | 3.981 | ug/ml | |
| 38) 4-Chloroaniline | 8.006 | 65 | 30178 | 4.752 | ug/ml | 74 |
| 39) Hexachlorobutadiene | 8.083 | 225 | 57529 | 4.693 | ug/ml | 98 |
| 40) p-Chloro-m-cresol | 8.528 | 107 | 65763 | 4.851 | ug/ml | 97 |
| 41) 2-Methylnaphthalene | 8.643 | 142 | 162555 | 4.845 | ug/ml | 94 |
| 42) 1-Methylnaphthalene | 8.739 | 115 | 60133 | 4.733 | ug/ml | 97 |
| 43) Hexachlorocyclopentadiene | 8.811 | 237 | 62209 | 4.814 | ug/ml | 98 |
| 44) 2,4,6-Trichlorophenol | 8.938 | 196 | 55914 | 4.914 | ug/ml | 99 |
| 45) 2,4,5-Trichlorophenol | 8.963 | 196 | 61610 | 5.053 | ug/ml | 99 |
| 47) 2-Chloronaphthalene | 9.125 | 162 | 185606 | 4.767 | ug/ml | 94 |
| 48) 2-Nitroaniline | 9.236 | 138 | 40390 | 4.794 | ug/ml | 86 |
| 49) 1,4-Dinitrobenzene | 9.383 | 168 | 18410 | 4.495 | ug/ml# | 73 |
| 50) 1,3-Dinitrobenzene | 9.451 | 168 | 22145 | 4.502 | ug/ml# | 1 |
| 51) Dimethyl phthalate | 9.445 | 163 | 193621 | 4.748 | ug/ml# | 99 |
| 52) Acenaphthylene | 9.525 | 152 | 276532 | 4.741 | ug/ml | 98 |
| 53) 2,6-Dinitrotoluene | 9.488 | 165 | 35269 | 5.064 | ug/ml# | 78 |
| 54) 1,2-Dinitrobenzene | 9.529 | 168 | 15402 | 4.872 | ug/ml# | 1 |
| 64) 3-Nitroaniline | 9.640 | 138 | 38178 | 5.185 | ug/ml | 94 |
| 65) Acenaphthene | 9.700 | 154 | 160984 | 4.705 | ug/ml | 93 |
| 66) 2,4-Dinitrophenol | 9.746 | 184 | 15079 | 3.955 | ug/ml# | 82 |
| 67) Dibenzofuran | 9.874 | 168 | 259993 | 4.742 | ug/ml | 91 |
| 68) 2,4-Dinitrotoluene | 9.877 | 165 | 45655 | 4.354 | ug/ml | 95 |
| 69) 4-Nitrophenol | 9.821 | 65 | 25823 | 4.661 | ug/ml# | 83 |
| 70) 2,3,5,6-Tetrachlorophenol | 9.958 | 232 | 45536 | 5.007 | ug/ml | 99 |

Quantitation Report (QT Reviewed)

Data Path : I:\8270\SV107\250826ical\
Data File : ABNICV.D
Acq On : 26 Aug 2025 10:39 pm
Operator : SV107:ljg
Sample : CQICV1,32,,ABNICV Lot# 11915
Misc : WG2108478
ALS Vial : 10 Sample Multiplier: 1

Quant Time: Aug 29 06:20:00 2025
Quant Method : I:\8270\SV107\250826ical\FS250826SV107RVT.m
Quant Title : Semivolatiles by GC/MS by modified 8270
QLast Update : Fri Aug 29 06:20:49 2025
Response via : Initial Calibration

CCAL FILE(s) : 1 - I:\8270\SV107\250826ical\ABNL6.D
: 2 - I:\8270\SV107\250826ical\ADPL6.D
: 3 - I:\8270\SV107\250826ical\AP9L6a.D
Sub List : ABNical - ABN ical sublist

| Compound | R.T. | QIon | Response | Conc | Units | Dev(Min) |
|---|---|---|---|---|---|---|
| 71) 2,3,4,6-Tetrachlorophenol | 9.998 | 232 | 43967 | 4.904 | ug/ml | 95 |
| 72) Diethyl phthalate | 10.144 | 149 | 185541 | 4.848 | ug/ml | 99 |
| 73) Fluorene | 10.206 | 166 | 204758 | 4.860 | ug/ml | 98 |
| 74) 4-Chlorophenyl phenyl ... | 10.231 | 204 | 98811 | 4.596 | ug/ml | 89 |
| 75) 4-Nitroaniline | 10.231 | 138 | 35737 | 4.868 | ug/ml# | 83 |
| 76) 4,6-Dinitro-o-cresol | 10.268 | 198 | 21016 | 4.089 | ug/ml# | 60 |
| 77) NDPA/DPA | 10.343 | 169 | 164607 | 4.952 | ug/ml | 92 |
| 78) Azobenzene | 10.380 | 77 | 166872 | 4.924 | ug/ml# | 92 |
| 80) 4-Bromophenyl phenyl e... | 10.703 | 248 | 54967 | 4.803 | ug/ml# | 85 |
| 81) Hexachlorobenzene | 10.741 | 284 | 56276 | 4.712 | ug/ml# | 88 |
| 82) Pentachlorophenol | 10.937 | 266 | 28293 | 4.390 | ug/ml | 98 |
| 89) Phenanthrene | 11.136 | 178 | 291648 | 4.610 | ug/ml | 99 |
| 90) Anthracene | 11.188 | 178 | 290796 | 4.694 | ug/ml | 98 |
| 91) Carbazole | 11.353 | 167 | 259039 | 4.814 | ug/ml | 98 |
| 92) Di-n-butylphthalate | 11.754 | 149 | 275006 | 4.658 | ug/ml | 99 |
| 93) Fluoranthene | 12.295 | 202 | 311269 | 4.632 | ug/ml# | 91 |
| 94) Benzidine | 12.453 | 184 | 157791 | 4.170 | ug/ml# | 94 |
| 95) Pyrene | 12.512 | 202 | 331953 | 4.653 | ug/ml | 99 |
| 97) Butyl benzyl phthalate | 13.249 | 149 | 92290 | 3.659 | ug/ml | 89 |
| 105) Benzo(a)anthracene | 13.762 | 228 | 289059 | 4.655 | ug/ml | 99 |
| 106) 3,3'-Dichlorobenzidine | 13.762 | 252 | 85720 | 4.333 | ug/ml# | 97 |
| 107) Chrysene | 13.799 | 228 | 282064 | 4.594 | ug/ml | 98 |
| 108) Bis(2-ethylhexyl)phtha... | 13.899 | 149 | 155296 | 4.060 | ug/ml# | 94 |
| 109) Di-n-octylphthalate | 14.595 | 149 | 222528 | 3.779 | ug/ml# | 74 |
| 110) Benzo(b)fluoranthene | 14.881 | 252 | 246766 | 4.586 | ug/ml# | 94 |
| 111) Benzo(k)fluoranthene | 14.909 | 252 | 249825 | 4.588 | ug/ml# | 94 |
| 112) Benzo(a)pyrene | 15.198 | 252 | 225085 | 4.499 | ug/ml# | 94 |
| 114) Indeno(1,2,3-cd)pyrene | 16.261 | 276 | 204167 | 4.501 | ug/mL# | 92 |
| 115) Dibenzo(a,h)anthracene | 16.292 | 278 | 211576 | 4.491 | ug/ml# | 91 |
| 116) Benzo(ghi)perylene | 16.522 | 276 | 217481 | 4.635 | ug/ml# | 89 |

(#) = qualifier out of range (m) = manual integration (+) = signals summed

Quantitation Report (QT Reviewed)

Data Path : I:\8270\SV107\250826ical\
Data File : ABNICV.D
Acq On : 26 Aug 2025 10:39 pm
Operator : SV107:ljg
Sample : CQICV1,32,,ABNICV Lot# 11915
Misc : WG2108478
ALS Vial : 10 Sample Multiplier: 1

Quant Time: Aug 29 06:20:00 2025
Quant Method : I:\8270\SV107\250826ical\FS250826SV107RVT.m
Quant Title : Semivolatiles by GC/MS by modified 8270
QLast Update : Fri Aug 29 06:20:49 2025
Response via : Initial Calibration

Sub List : ABNICV I:\8270\SV107\250826ical\AP9L6a.D•

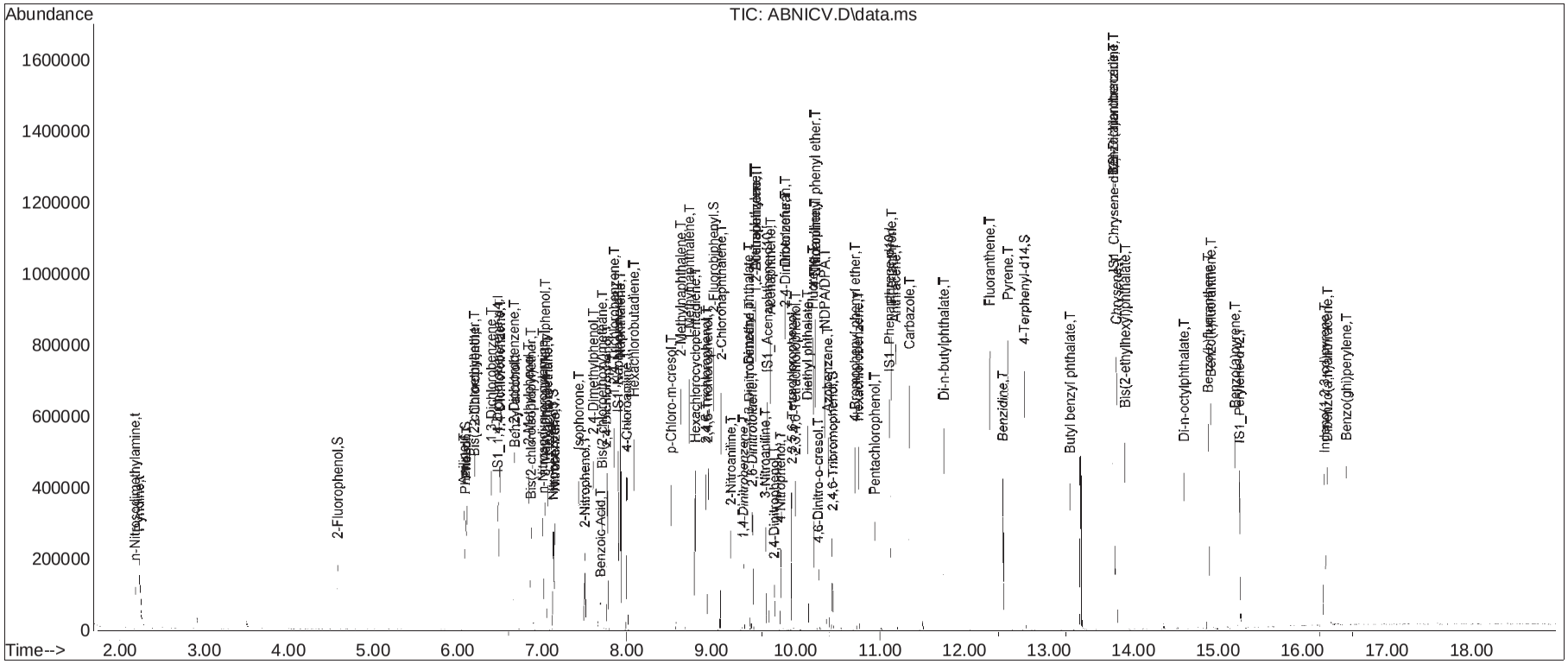

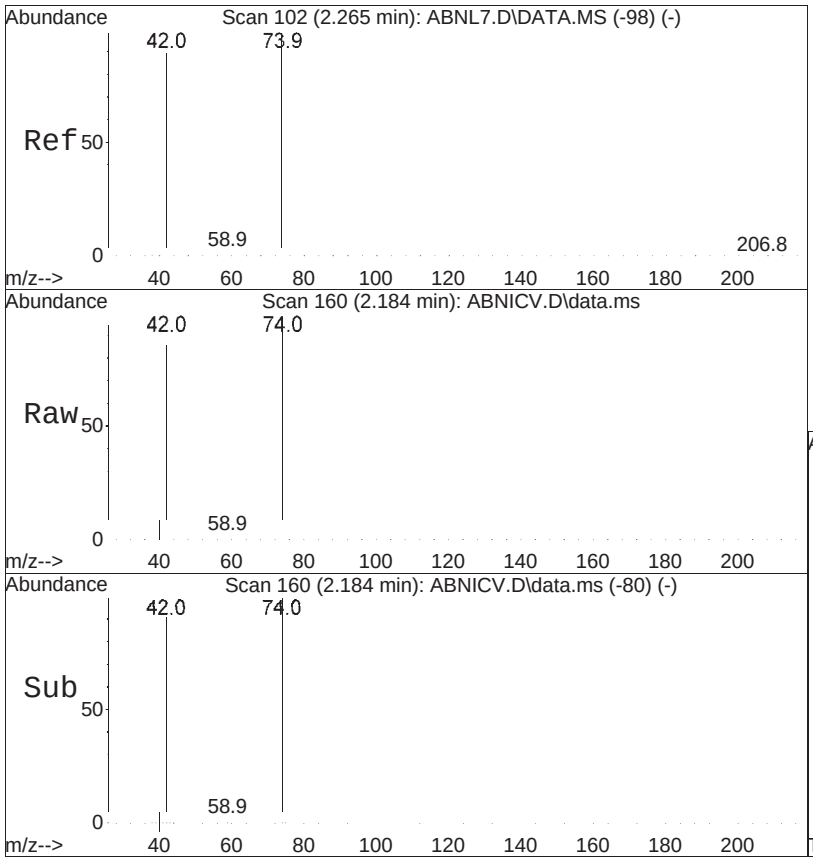


#2
n-Nitrosodimethylamine
Concen: 5.19 ug/ml
RT: 2.184 min Scan# 160
Delta R.T. 0.000 min
Lab File: ABNICV.D
Acq: 26 Aug 2025 10:39 pm

Tgt Ion: 74 Resp: 49430

| Ion | Ratio | Lower | Upper |
|---|---|---|---|
| 74 | 100 | | |
| 42 | 94.3 | 100.0 | 150.0# |
| 44 | 6.6 | 6.7 | 10.1# |

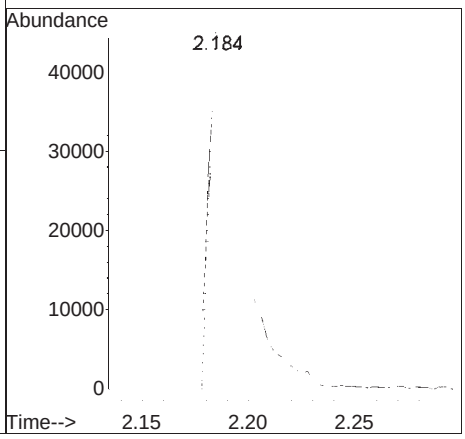

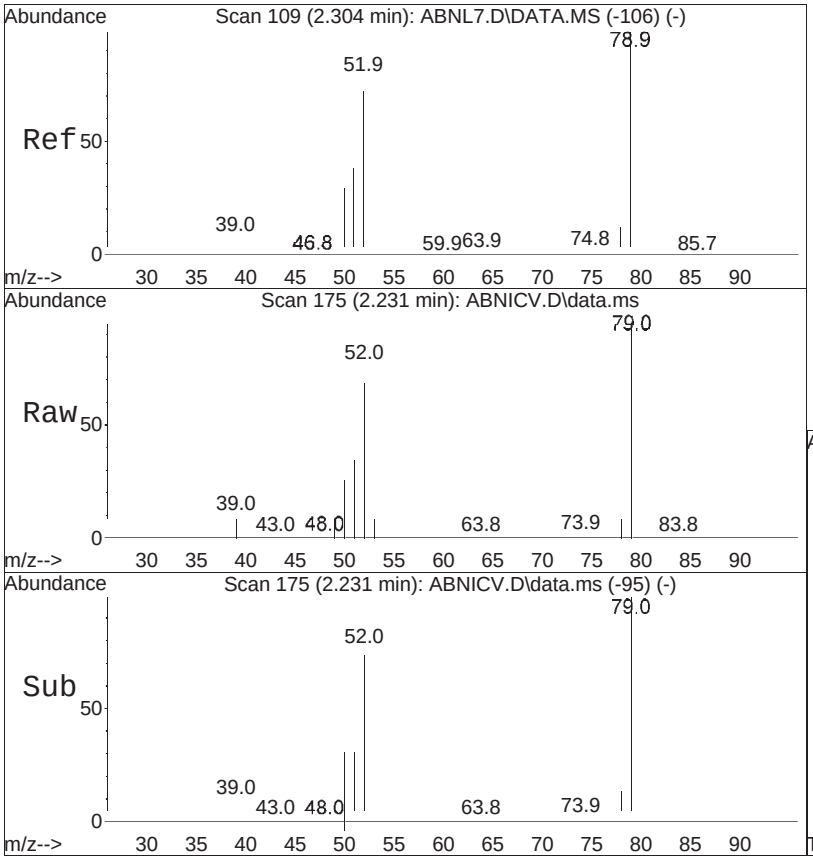


#3
Pyridine
Concen: 4.50 ug/ml
RT: 2.231 min Scan# 175
Delta R.T. -0.000 min
Lab File: ABNICV.D
Acq: 26 Aug 2025 10:39 pm

Tgt Ion: 79 Resp: 80462

| Ion | Ratio | Lower | Upper |
|---|---|---|---|
| 79 | 100 | | |
| 52 | 76.0 | 93.1 | 139.7# |

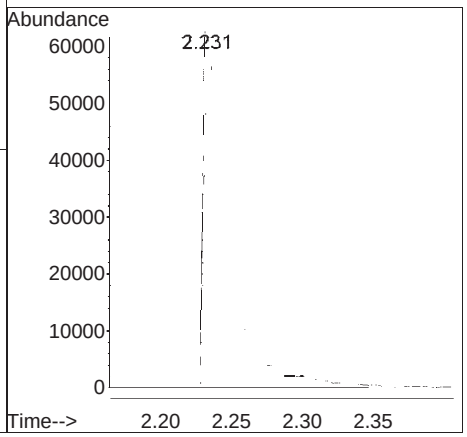

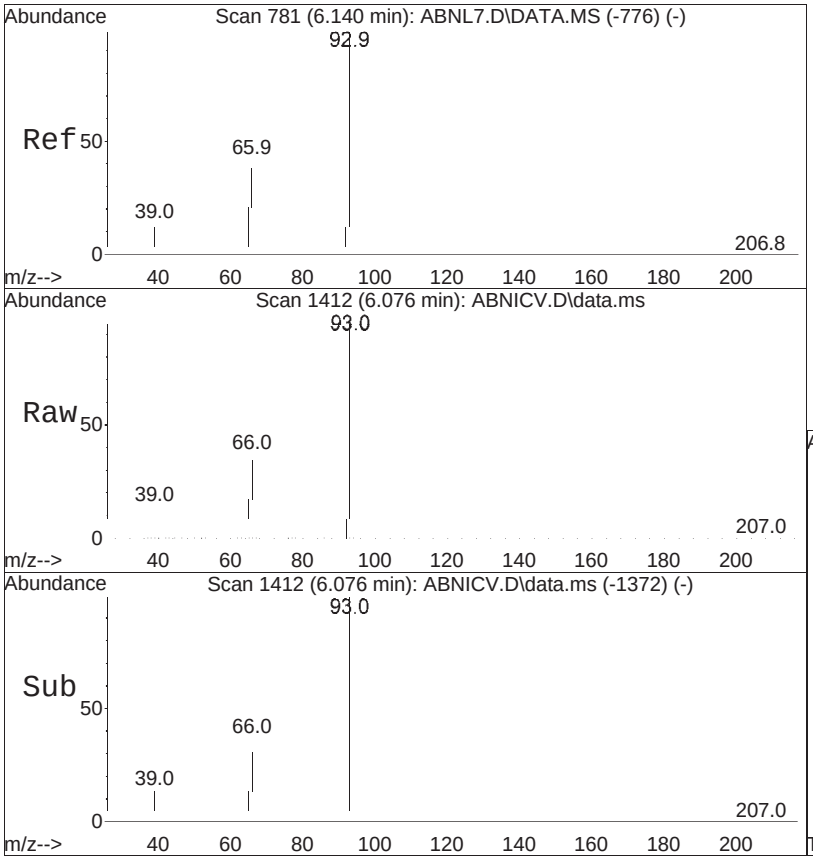


#5
Aniline
Concen: 4.88 ug/ml
RT: 6.076 min Scan# 1412
Delta R.T. 0.001 min
Lab File: ABNICV.D
Acq: 26 Aug 2025 10:39 pm

Tgt Ion: 93 Resp: 119221

| Ion | Ratio | Lower | Upper |
|---|---|---|---|
| 93 | 100 | | |
| 66 | 39.0 | 32.6 | 49.0 |
| 65 | 20.3 | 17.6 | 26.4 |

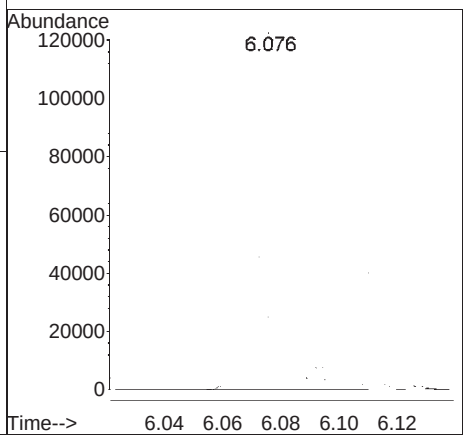

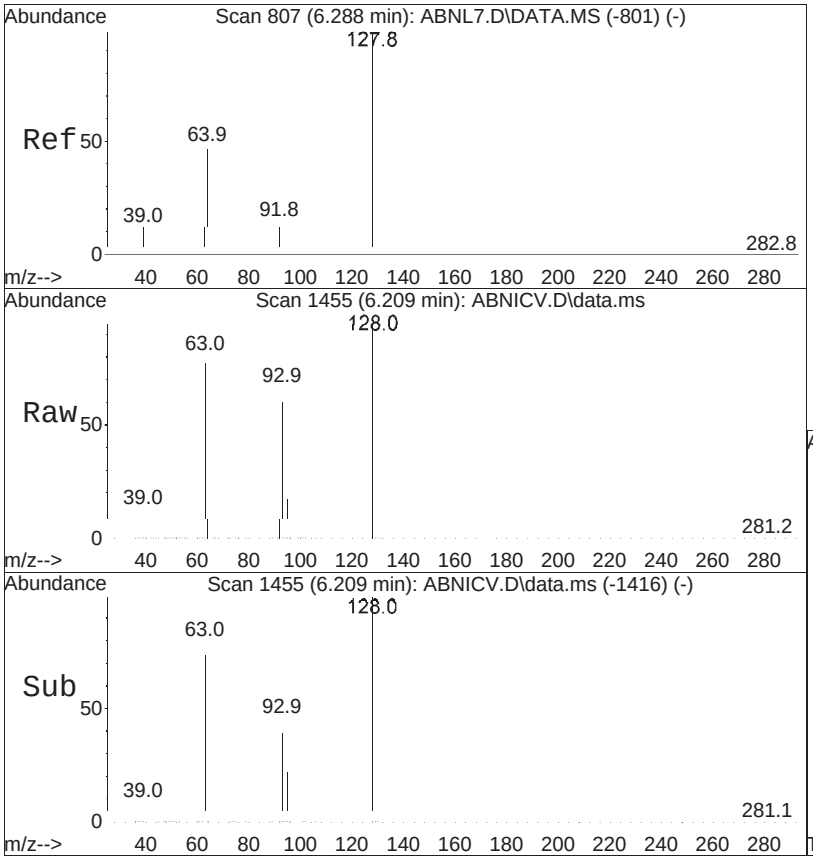


#6
2-Chlorophenol
Concen: 4.70 ug/ml
RT: 6.209 min Scan# 1455
Delta R.T. -0.003 min
Lab File: ABNICV.D
Acq: 26 Aug 2025 10:39 pm

Tgt Ion:128 Resp: 83321

| Ion | Ratio | Lower | Upper |
|---|---|---|---|
| 128 | 100 | | |
| 64 | 48.4 | 45.1 | 67.7 |
| 130 | 32.2 | 26.2 | 39.4 |

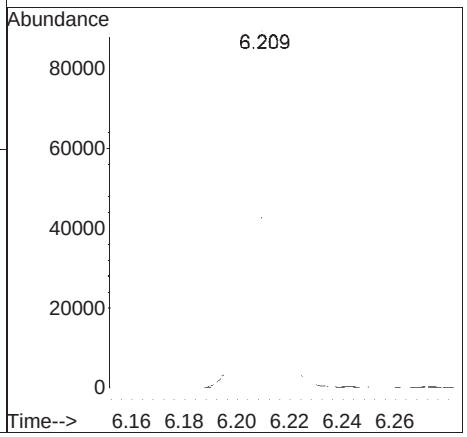

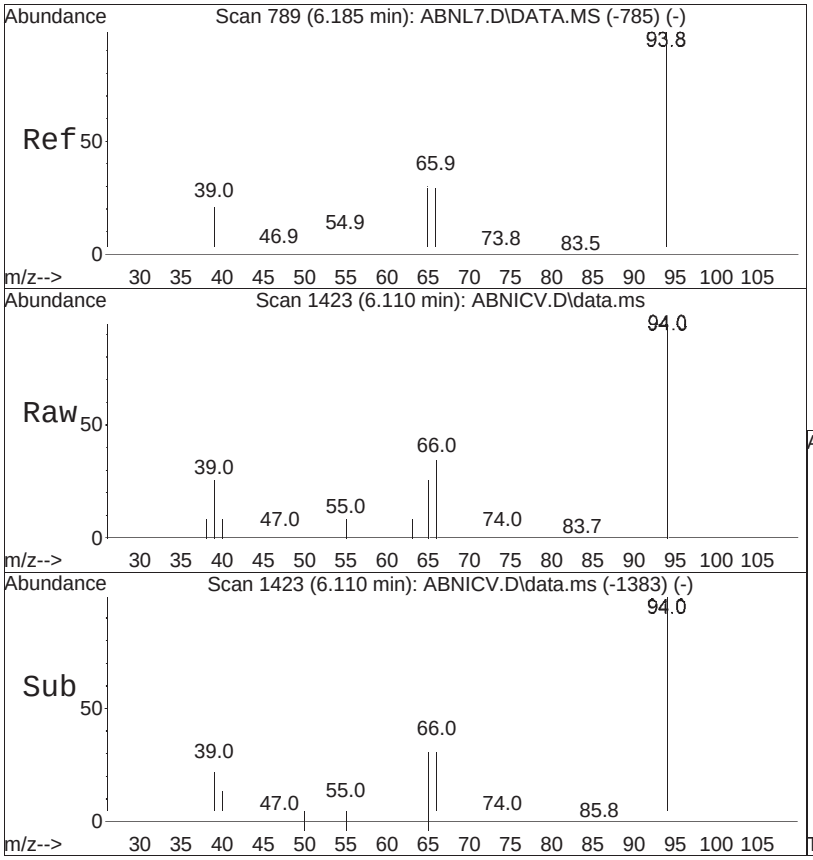


#8
Phenol
Concen: 4.85 ug/ml
RT: 6.110 min Scan# 1423
Delta R.T. -0.000 min
Lab File: ABNICV.D
Acq: 26 Aug 2025 10:39 pm

Tgt Ion: 94 Resp: 99016

| Ion | Ratio | Lower | Upper |
|---|---|---|---|
| 94 | 100 | | |
| 65 | 30.4 | 26.0 | 39.0 |
| 66 | 39.5 | 33.8 | 50.8 |

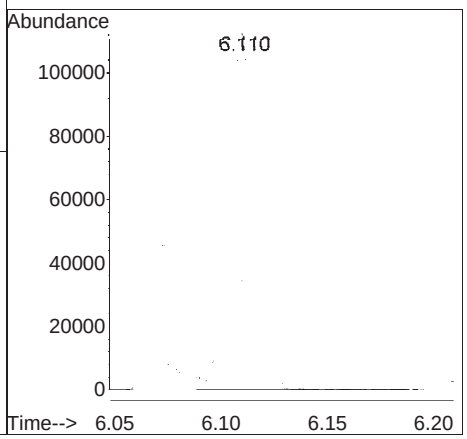

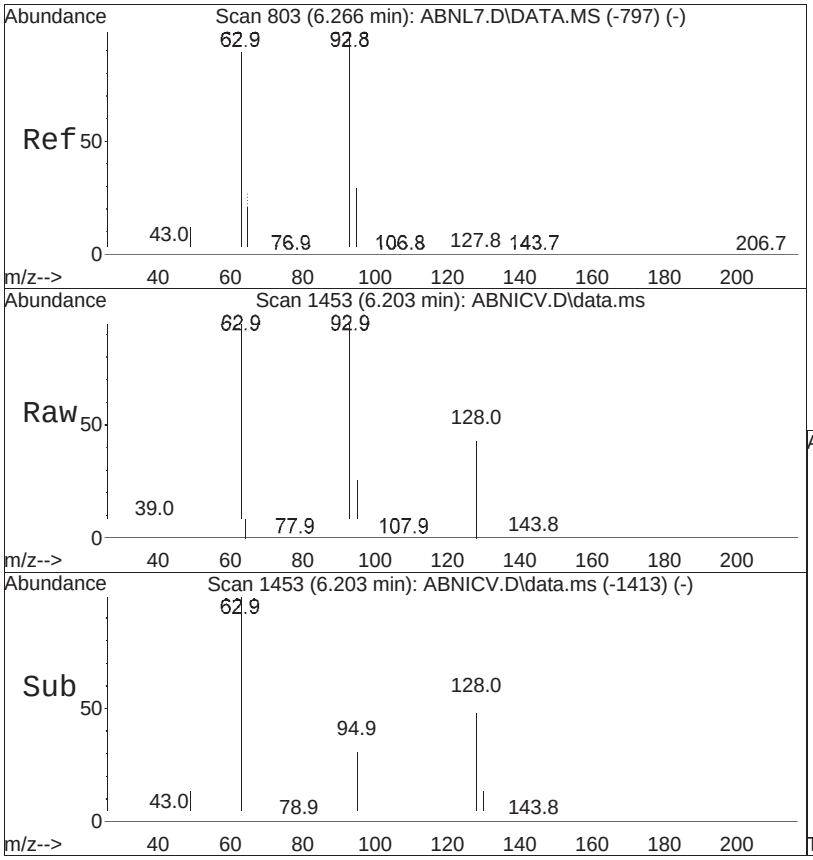


#9
Bis(2-chloroethyl)ether
Concen: 4.66 ug/ml
RT: 6.203 min Scan# 1453
Delta R.T. -0.000 min
Lab File: ABNICV.D
Acq: 26 Aug 2025 10:39 pm

Tgt Ion: 93 Resp: 80315

| Ion | Ratio | Lower | Upper |
|---|---|---|---|
| 93 | 100 | | |
| 63 | 111.4 | 74.6 | 111.8 |
| 95 | 31.6 | 25.9 | 38.9 |

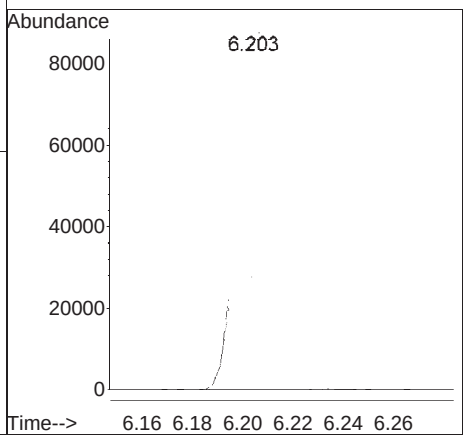

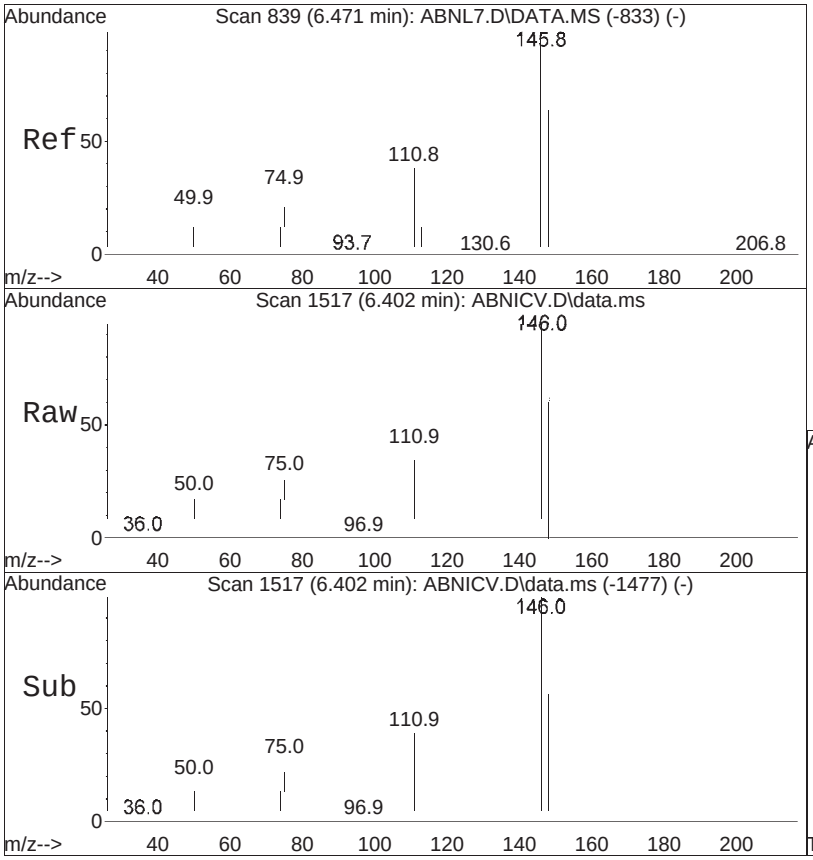


#10
1,3-Dichlorobenzene
Concen: 4.81 ug/ml
RT: 6.402 min Scan# 1517
Delta R.T. -0.000 min
Lab File: ABNICV.D
Acq: 26 Aug 2025 10:39 pm

Tgt Ion:146 Resp: 108207

| Ion | Ratio | Lower | Upper |
|---|---|---|---|
| 146 | 100 | | |
| 111 | 38.7 | 34.3 | 51.5 |
| 148 | 63.1 | 50.8 | 76.2 |

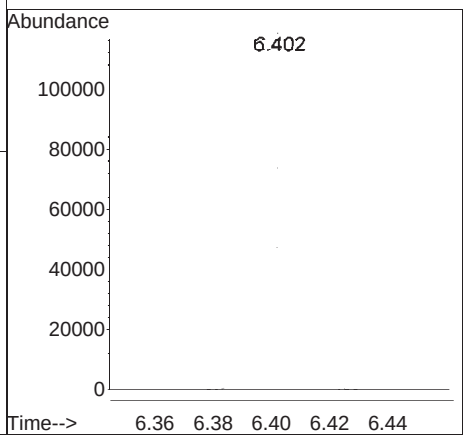

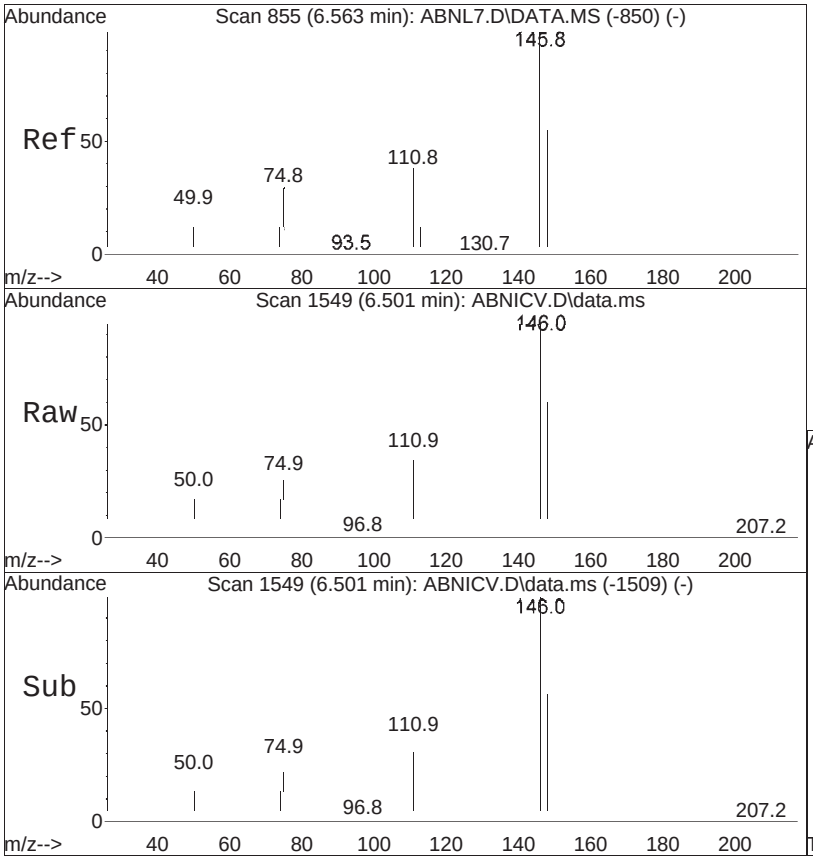


#11
1,4-Dichlorobenzene
Concen: 4.74 ug/ml
RT: 6.501 min Scan# 1549
Delta R.T. 0.000 min
Lab File: ABNICV.D
Acq: 26 Aug 2025 10:39 pm

Tgt Ion:146 Resp: 109020

| Ion | Ratio | Lower | Upper |
|---|---|---|---|
| 146 | 100 | | |
| 148 | 63.7 | 50.7 | 76.1 |
| 111 | 38.1 | 33.4 | 50.0 |

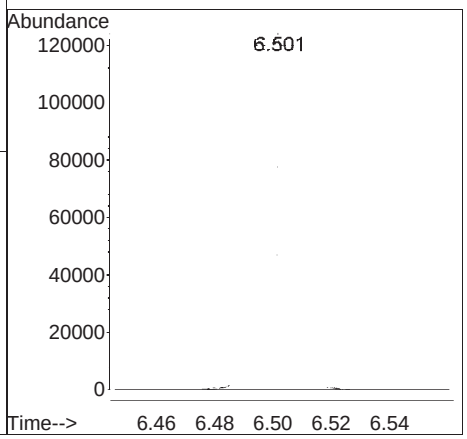

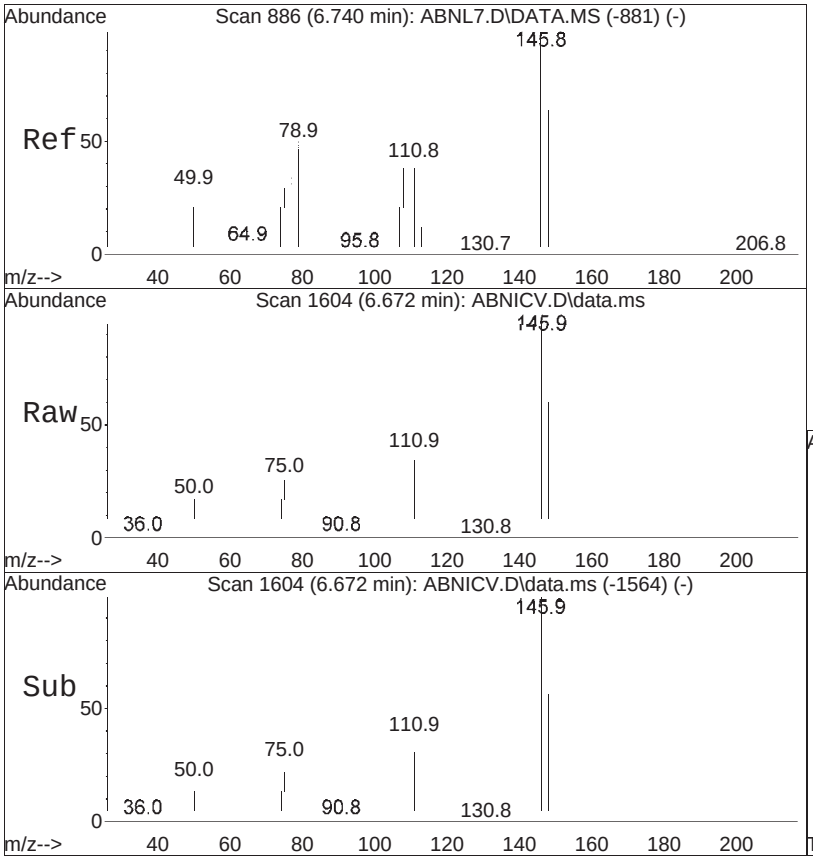


#12
1,2-Dichlorobenzene
Concen: 4.73 ug/ml
RT: 6.672 min Scan# 1604
Delta R.T. 0.000 min
Lab File: ABNICV.D
Acq: 26 Aug 2025 10:39 pm

Tgt Ion:146 Resp: 104485

| Ion | Ratio | Lower | Upper |
|---|---|---|---|
| 146 | 100 | | |
| 111 | 38.8 | 34.6 | 52.0 |
| 148 | 63.8 | 50.2 | 75.4 |

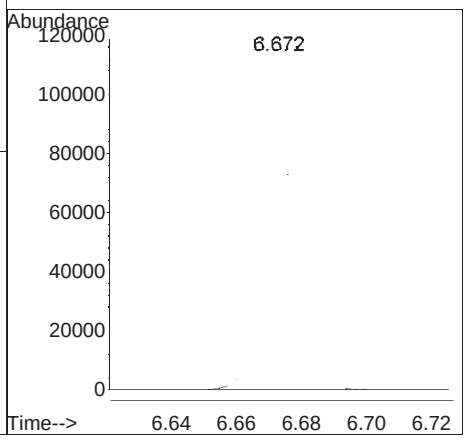

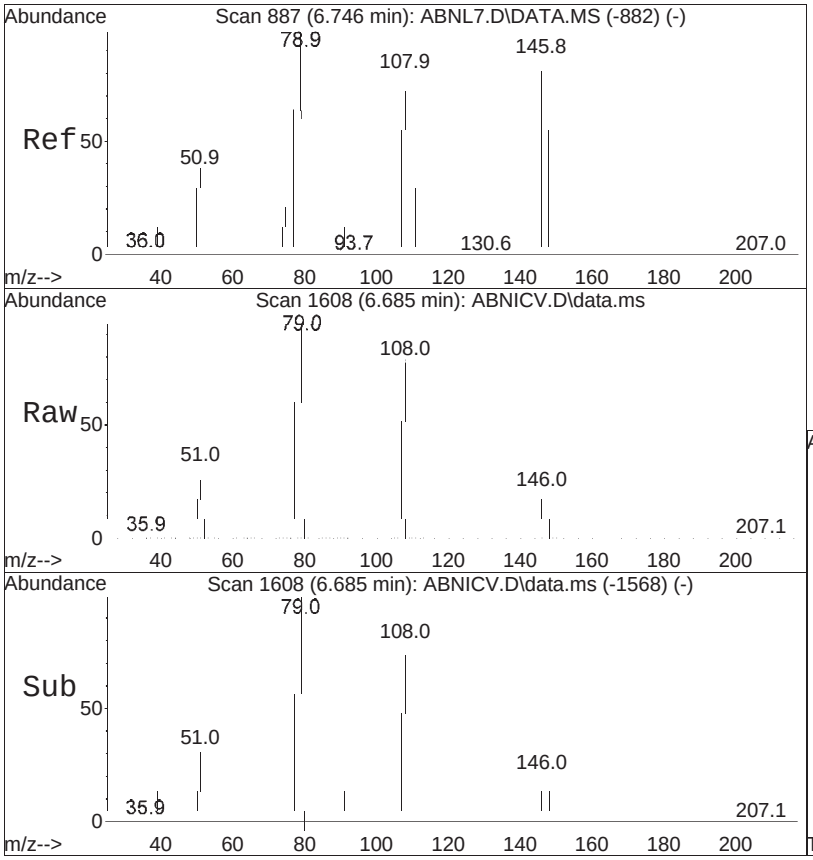


#13
Benzyl alcohol
Concen: 4.82 ug/ml
RT: 6.685 min Scan# 1608
Delta R.T. -0.000 min
Lab File: ABNICV.D
Acq: 26 Aug 2025 10:39 pm

Tgt Ion: 79 Resp: 64669

| Ion | Ratio | Lower | Upper |
|---|---|---|---|
| 79 | 100 | | |
| 77 | 64.5 | 54.9 | 82.3 |
| 108 | 80.1 | 63.1 | 94.7 |

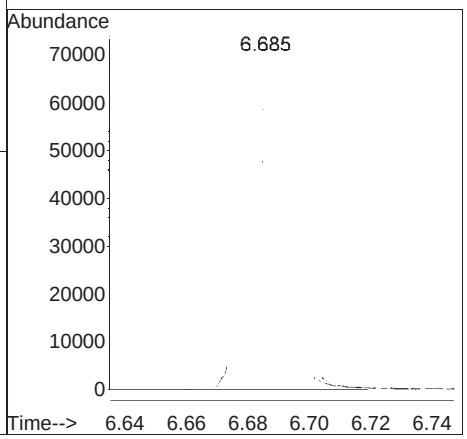

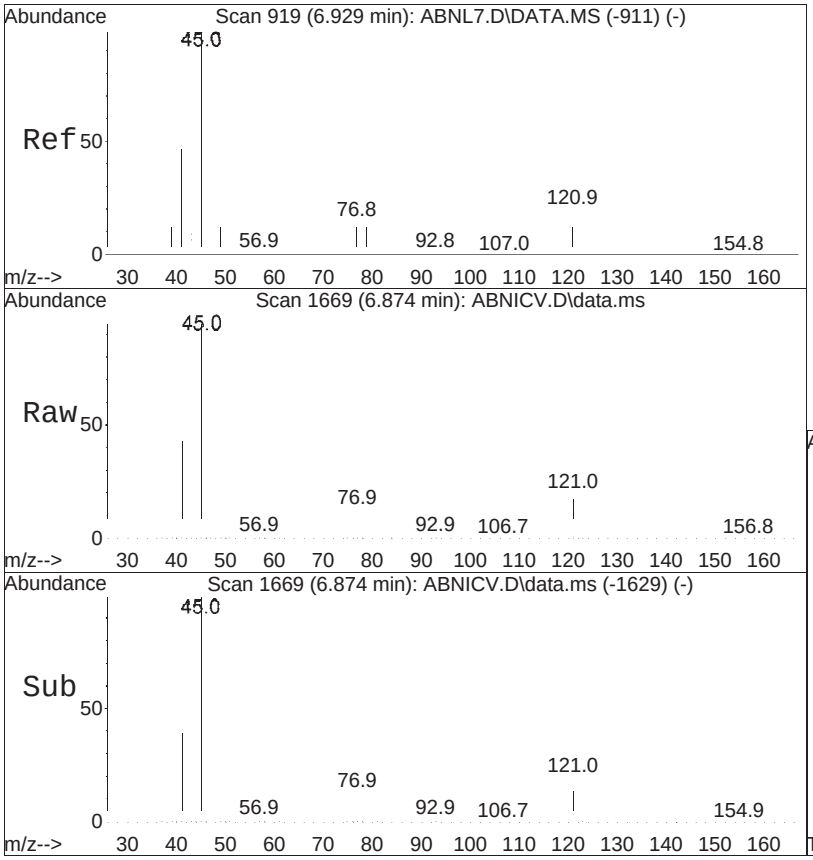


#14
Bis(2-chloroisopropyl)ether
Concen: 4.77 ug/ml
RT: 6.874 min Scan# 1669
Delta R.T. 0.000 min
Lab File: ABNICV.D
Acq: 26 Aug 2025 10:39 pm

Tgt Ion: 45 Resp: 128664

| Ion | Ratio | Lower | Upper |
|---|---|---|---|
| 45 | 100 | | |
| 121 | 18.3 | 9.8 | 14.6# |
| 77 | 10.4 | 6.1 | 9.1# |

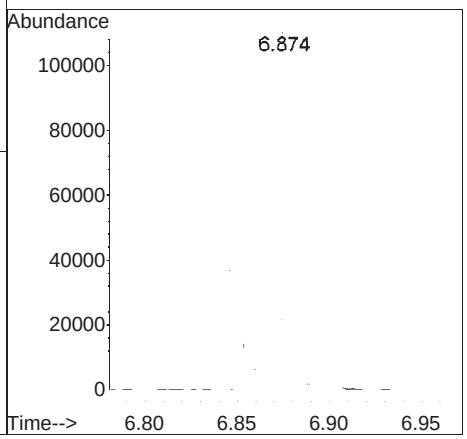

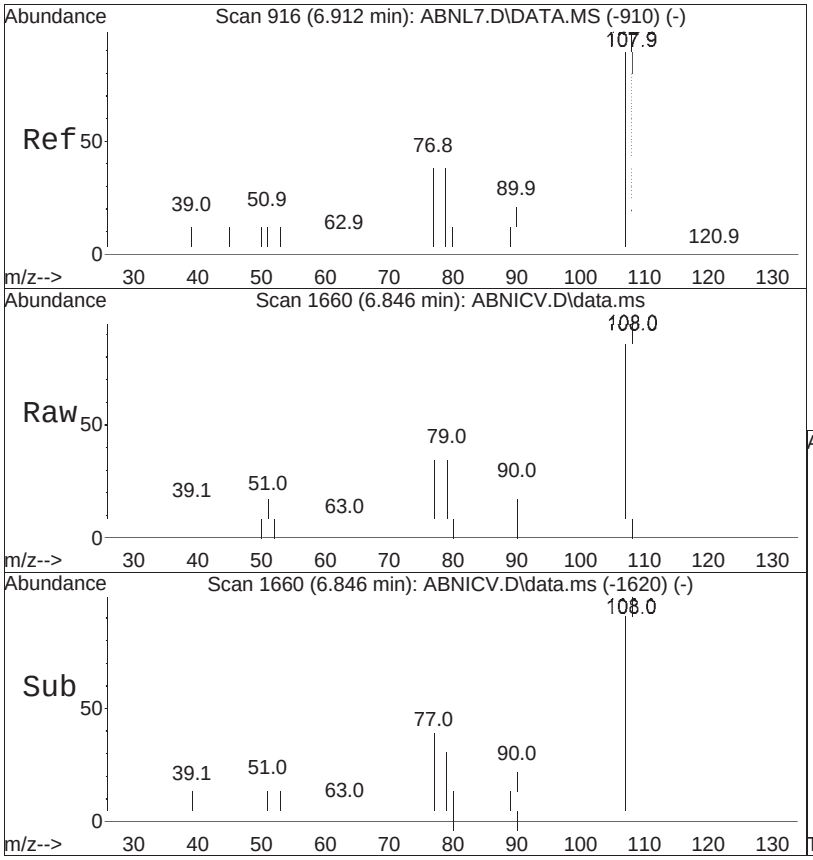


#15
2-Methylphenol
Concen: 5.01 ug/ml
RT: 6.846 min Scan# 1660
Delta R.T. 0.000 min
Lab File: ABNICV.D
Acq: 26 Aug 2025 10:39 pm

Tgt Ion:108 Resp: 75278

| Ion | Ratio | Lower | Upper |
|---|---|---|---|
| 108 | 100 | | |
| 107 | 90.4 | 70.7 | 106.1 |
| 90 | 24.0 | 18.7 | 28.1 |

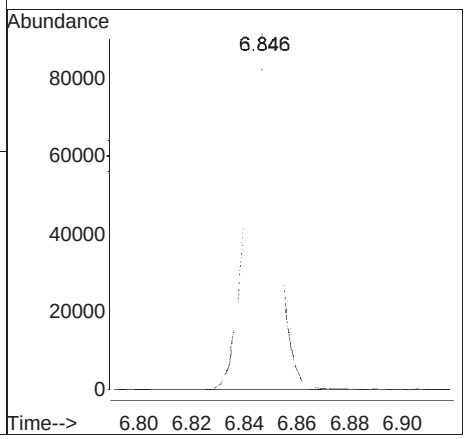

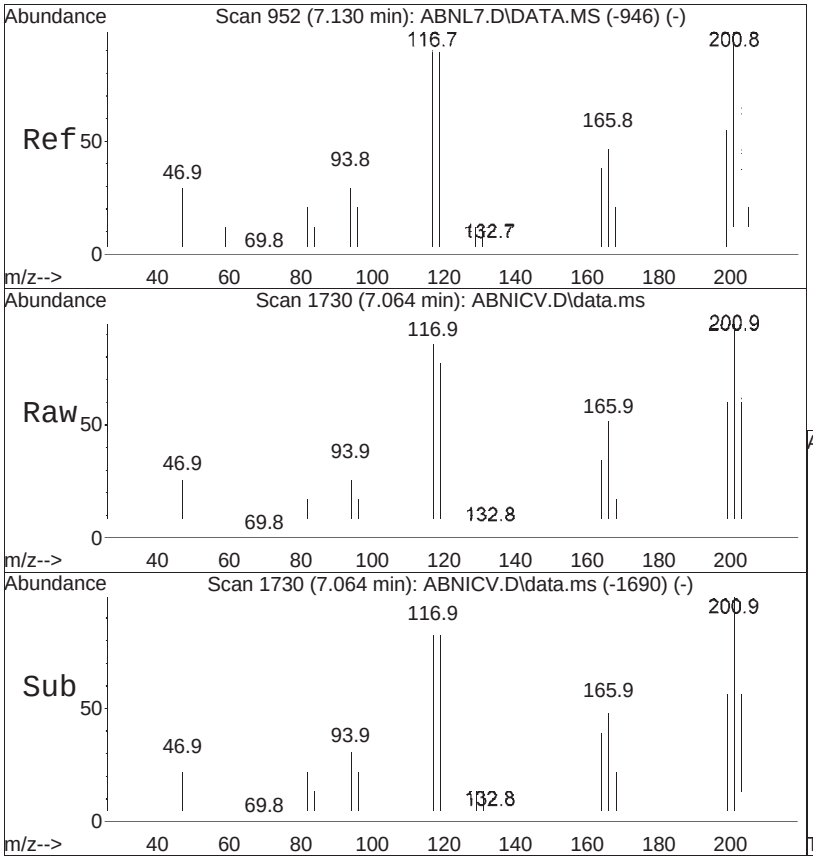


#16
Hexachloroethane
Concen: 4.67 ug/ml
RT: 7.064 min Scan# 1730
Delta R.T. -0.000 min
Lab File: ABNICV.D
Acq: 26 Aug 2025 10:39 pm

Tgt Ion:117 Resp: 39411

| Ion | Ratio | Lower | Upper |
|---|---|---|---|
| 117 | 100 | | |
| 201 | 112.3 | 58.6 | 87.8# |
| 199 | 69.2 | 36.9 | 55.3# |

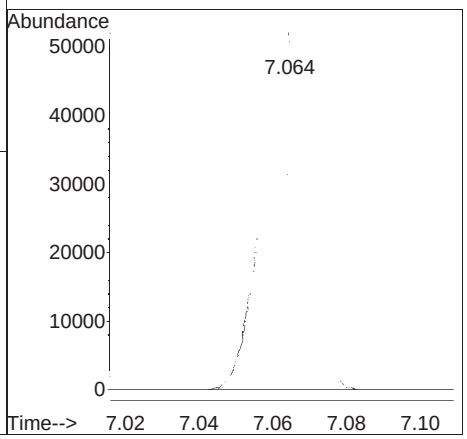

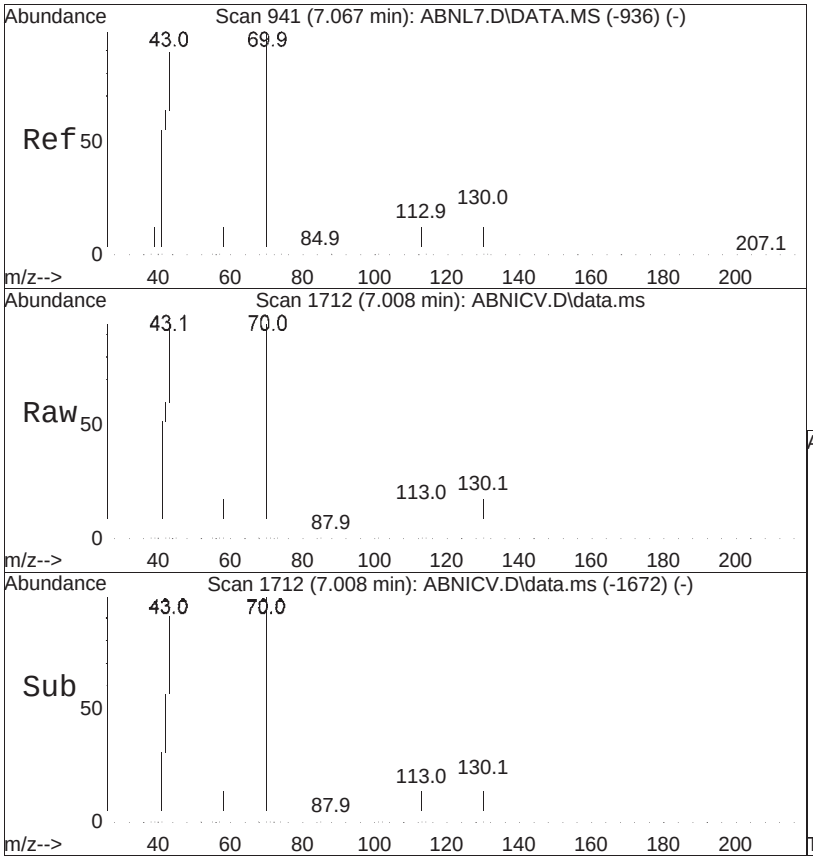


#17
n-Nitrosodi-n-propylamine
Concen: 4.69 ug/ml
RT: 7.008 min Scan# 1712
Delta R.T. -0.000 min
Lab File: ABNICV.D
Acq: 26 Aug 2025 10:39 pm

Tgt Ion: 70 Resp: 55840

| Ion | Ratio | Lower | Upper |
|---|---|---|---|
| 70 | 100 | | |
| 130 | 19.7 | 18.2 | 27.4 |
| 101 | 9.3 | 7.8 | 11.8 |

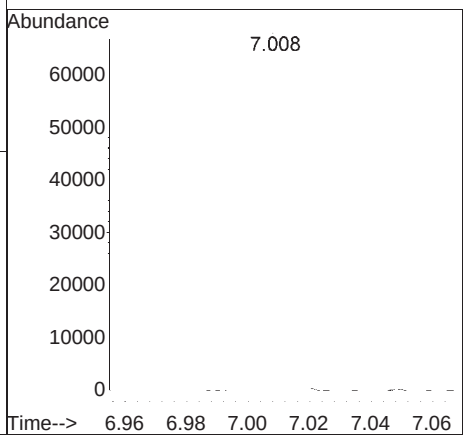

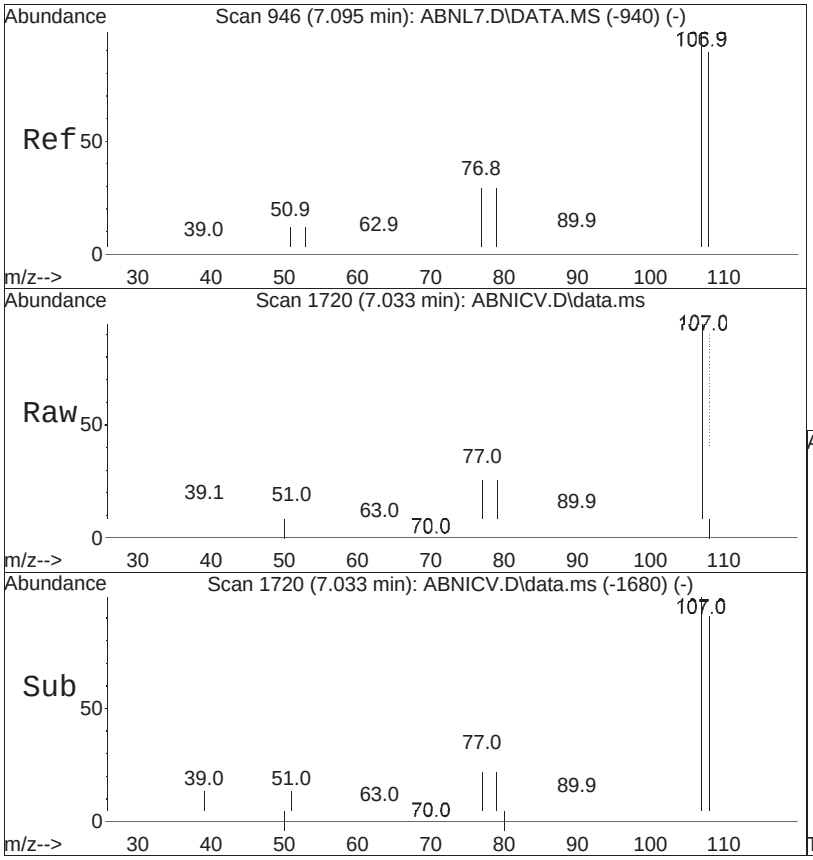


#18
3-Methylphenol/4-Methylphenol
Concen: 4.95 ug/ml
RT: 7.033 min Scan# 1720
Delta R.T. -0.000 min
Lab File: ABNICV.D
Acq: 26 Aug 2025 10:39 pm

Tgt Ion:108 Resp: 78809

| Ion | Ratio | Lower | Upper |
|---|---|---|---|
| 108 | 100 | | |
| 107 | 113.8 | 88.6 | 132.8 |
| 90 | 11.4 | 8.8 | 13.2 |

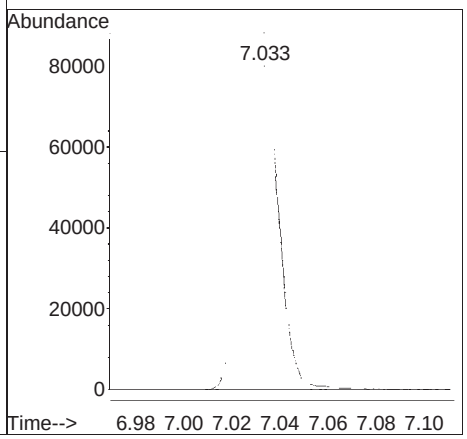

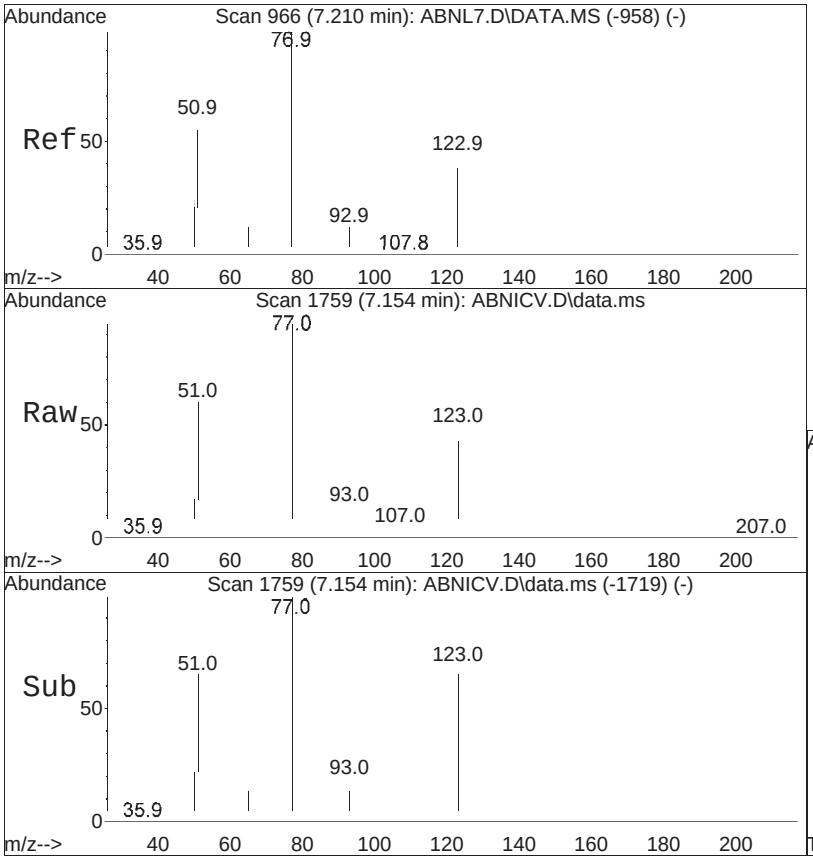


#20
Nitrobenzene
Concen: 4.62 ug/ml
RT: 7.154 min Scan# 1759
Delta R.T. 0.000 min
Lab File: ABNICV.D
Acq: 26 Aug 2025 10:39 pm

Tgt Ion: 77 Resp: 79372

| Ion | Ratio | Lower | Upper |
|---|---|---|---|
| 77 | 100 | | |
| 123 | 47.8 | 36.3 | 54.5 |
| 65 | 14.3 | 11.6 | 17.4 |

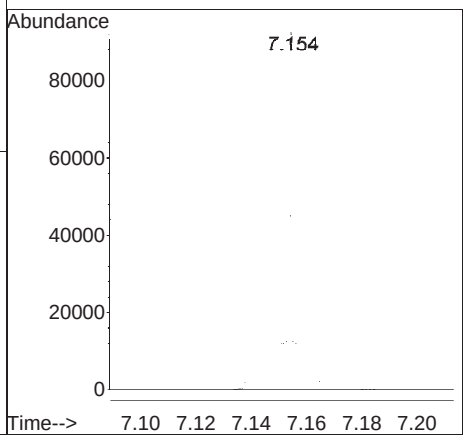

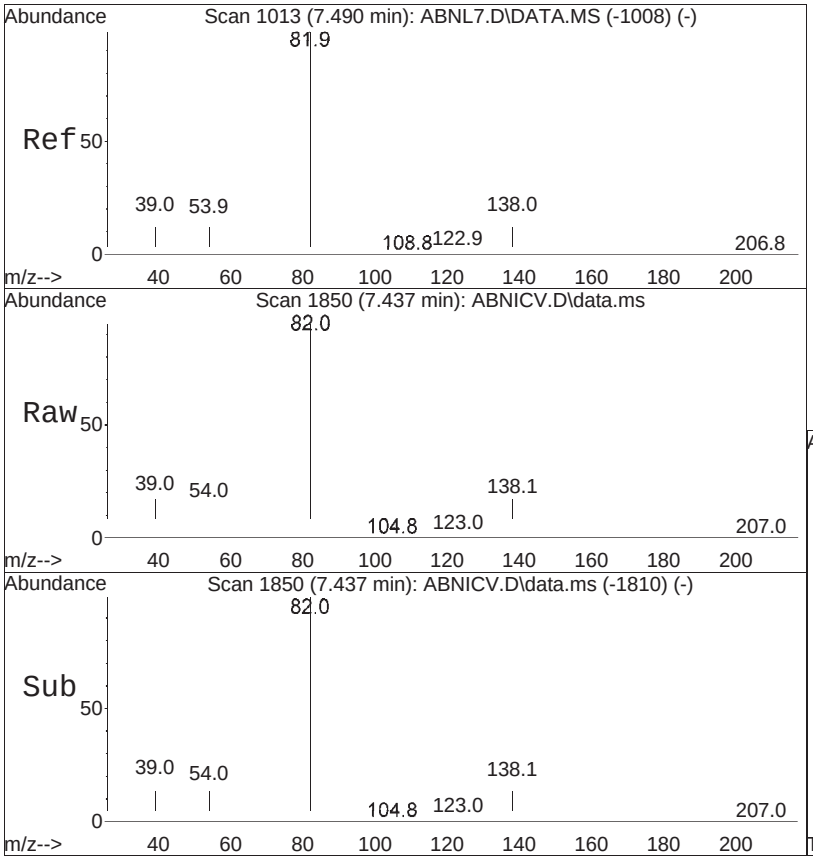


#21
Isophorone
Concen: 4.75 ug/ml
RT: 7.437 min Scan# 1850
Delta R.T. -0.000 min
Lab File: ABNICV.D
Acq: 26 Aug 2025 10:39 pm

Tgt Ion: 82 Resp: 148204

| Ion | Ratio | Lower | Upper |
|---|---|---|---|
| 82 | 100 | | |
| 138 | 17.5 | 14.7 | 22.1 |
| 95 | 7.0 | 5.2 | 7.8 |

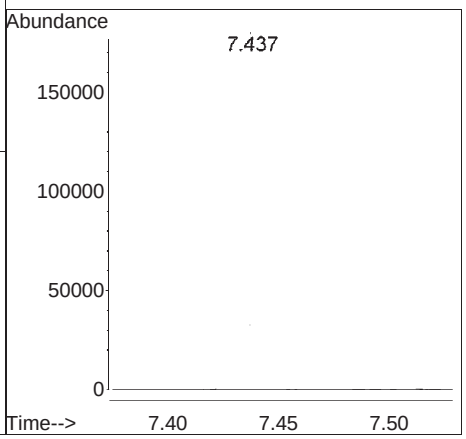

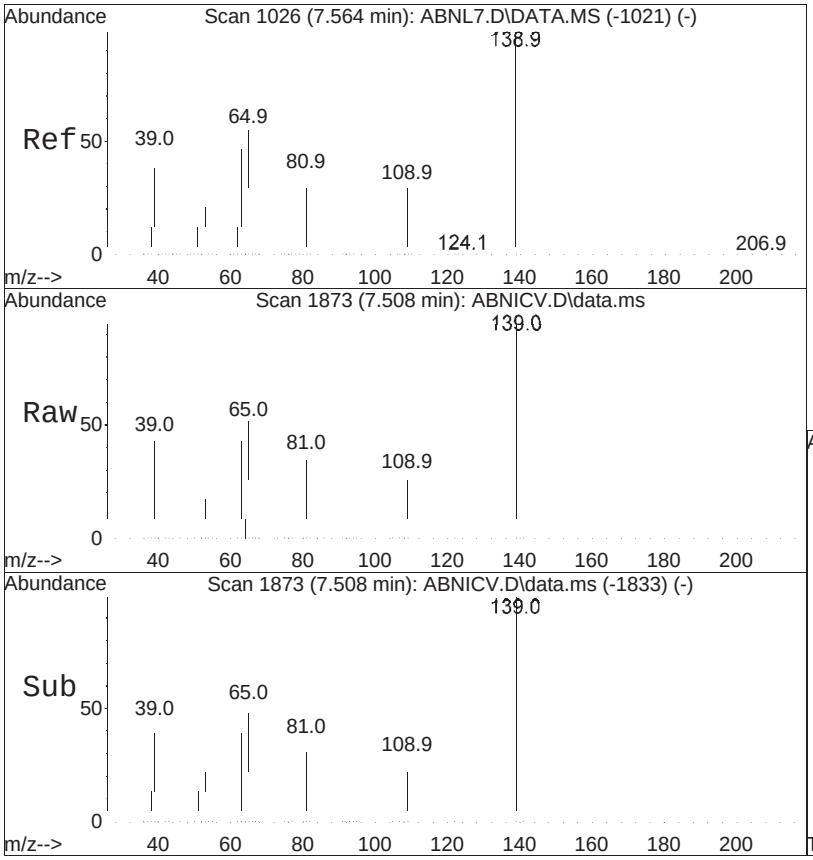


#22
2-Nitrophenol
Concen: 4.52 ug/ml
RT: 7.508 min Scan# 1873
Delta R.T. 0.000 min
Lab File: ABNICV.D
Acq: 26 Aug 2025 10:39 pm

Tgt Ion:139 Resp: 32316

| Ion | Ratio | Lower | Upper |
|---|---|---|---|
| 139 | 100 | | |
| 109 | 29.4 | 19.4 | 29.0# |
| 65 | 49.2 | 46.1 | 69.1 |

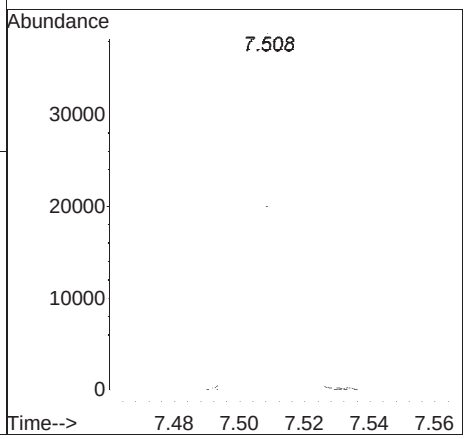

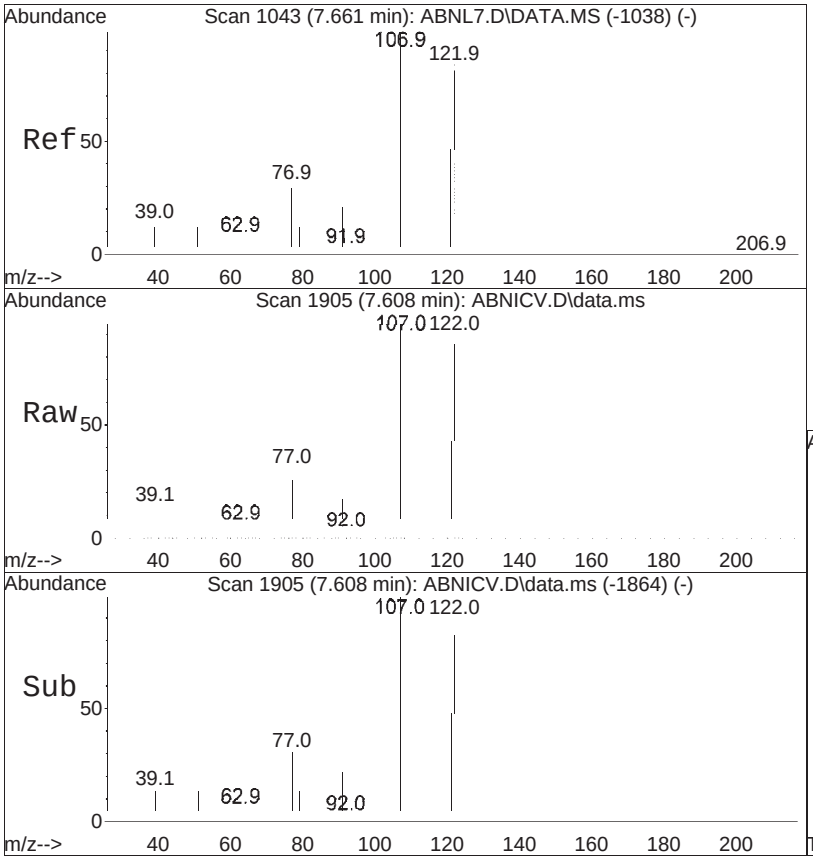


#23
2,4-Dimethylphenol
Concen: 4.97 ug/ml
RT: 7.608 min Scan# 1905
Delta R.T. 0.003 min
Lab File: ABNICV.D
Acq: 26 Aug 2025 10:39 pm

Tgt Ion:107 Resp: 82927

| Ion | Ratio | Lower | Upper |
|---|---|---|---|
| 107 | 100 | | |
| 121 | 49.4 | 40.0 | 60.0 |
| 122 | 87.8 | 70.2 | 105.4 |

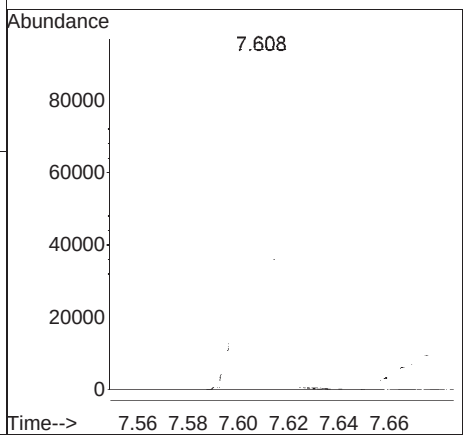

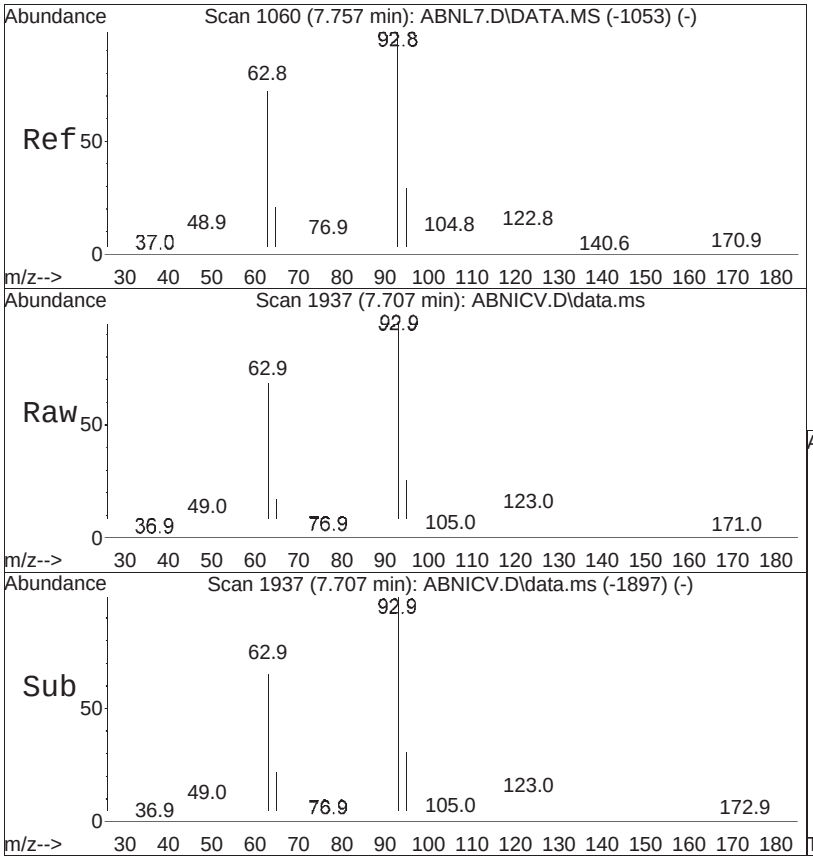


#24
Bis(2-chloroethoxy)methane
Concen: 4.71 ug/ml
RT: 7.707 min Scan# 1937
Delta R.T. 0.000 min
Lab File: ABNICV.D
Acq: 26 Aug 2025 10:39 pm

Tgt Ion: 93 Resp: 98654

| Ion | Ratio | Lower | Upper |
|---|---|---|---|
| 93 | 100 | | |
| 95 | 32.8 | 25.8 | 38.8 |
| 123 | 13.4 | 10.1 | 15.1 |

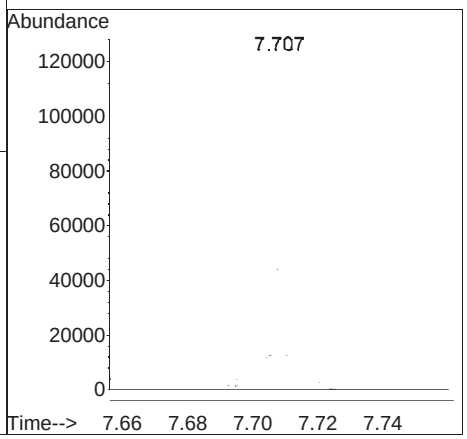

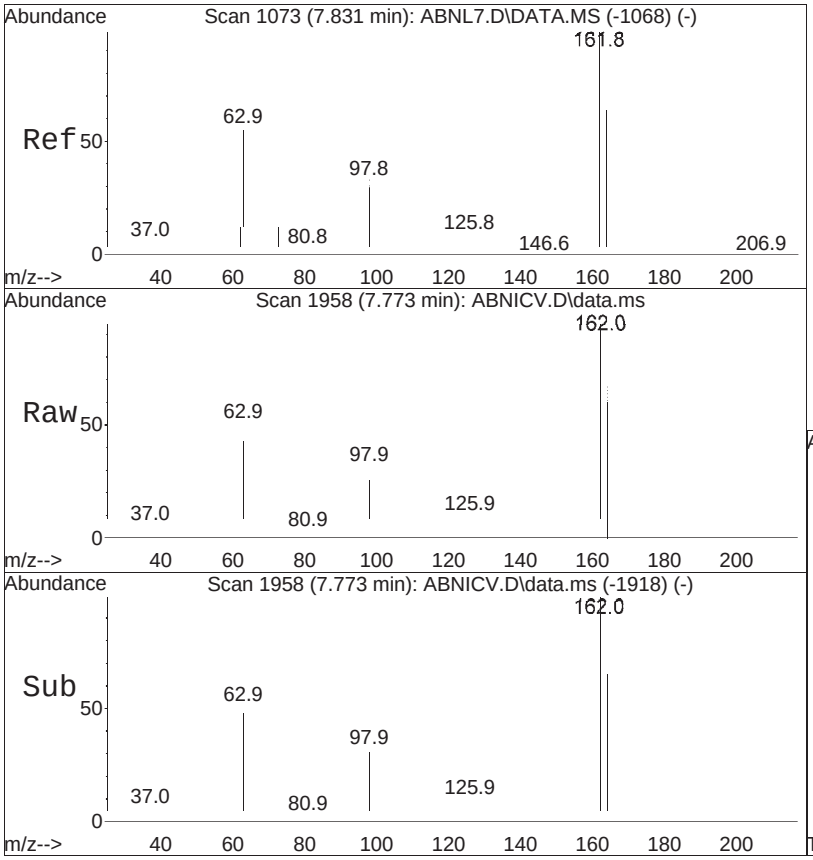


#25
2,4-Dichlorophenol
Concen: 4.92 ug/ml
RT: 7.773 min Scan# 1958
Delta R.T. -0.000 min
Lab File: ABNICV.D
Acq: 26 Aug 2025 10:39 pm

Tgt Ion:162 Resp: 78909

| Ion | Ratio | Lower | Upper |
|---|---|---|---|
| 162 | 100 | | |
| 164 | 64.5 | 51.0 | 76.4 |
| 98 | 32.1 | 32.2 | 48.2# |

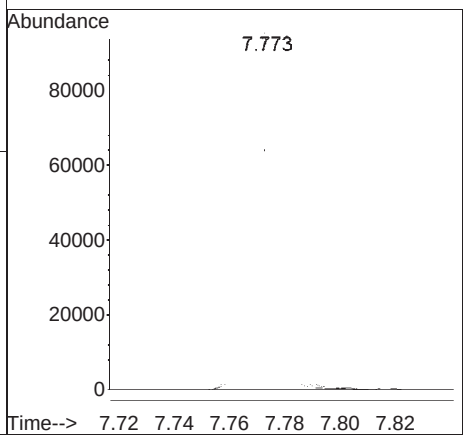

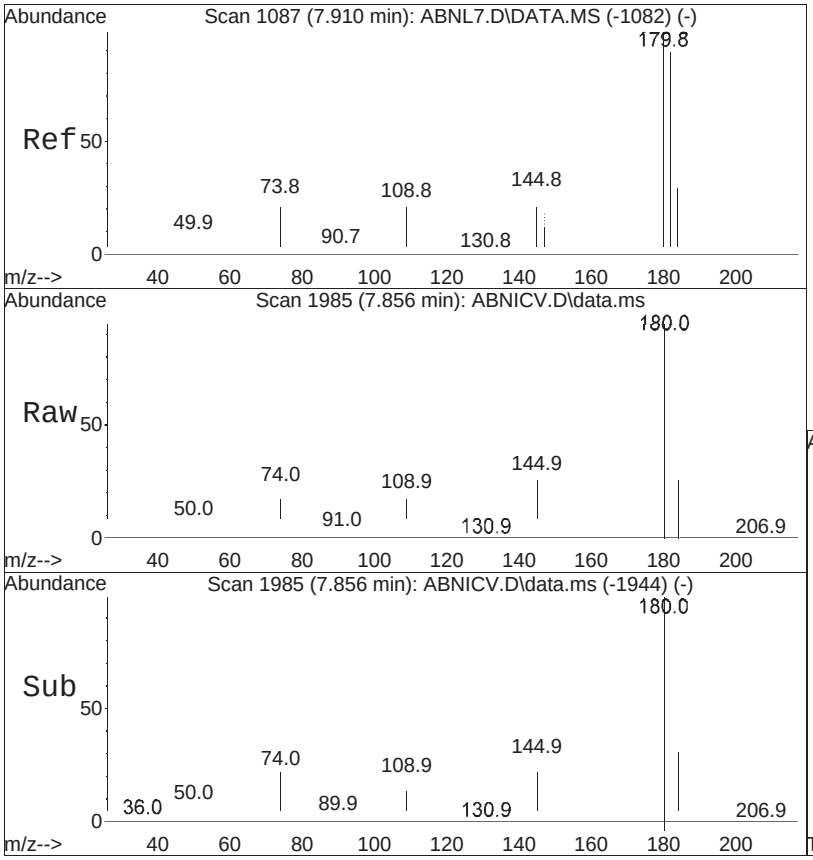


#26
1,2,4-Trichlorobenzene
Concen: 4.77 ug/ml
RT: 7.856 min Scan# 1985
Delta R.T. 0.003 min
Lab File: ABNICV.D
Acq: 26 Aug 2025 10:39 pm

Tgt Ion:180 Resp: 99890

| Ion | Ratio | Lower | Upper |
|---|---|---|---|
| 180 | 100 | | |
| 182 | 94.1 | 76.0 | 114.0 |
| 145 | 27.9 | 25.7 | 38.5 |

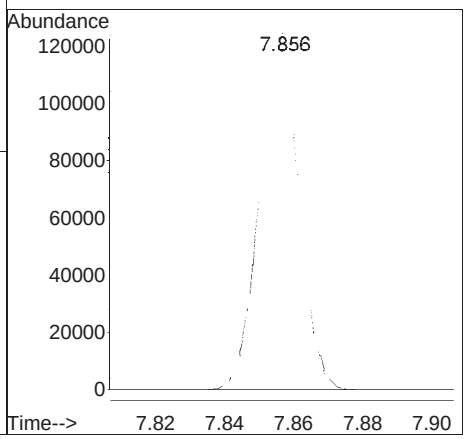

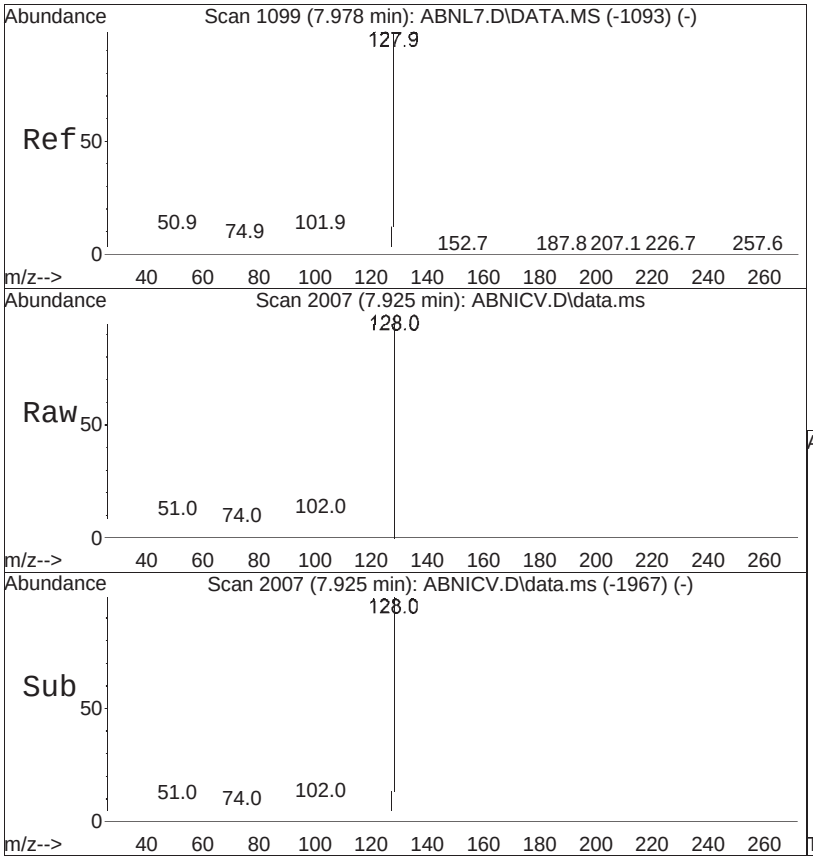


#36
Naphthalene
Concen: 4.72 ug/ml
RT: 7.925 min Scan# 2007
Delta R.T. -0.000 min
Lab File: ABNICV.D
Acq: 26 Aug 2025 10:39 pm

Tgt Ion:128 Resp: 263895

| Ion | Ratio | Lower | Upper |
|---|---|---|---|
| 128 | 100 | | |
| 129 | 11.1 | 8.7 | 13.1 |
| 127 | 13.7 | 10.3 | 15.5 |

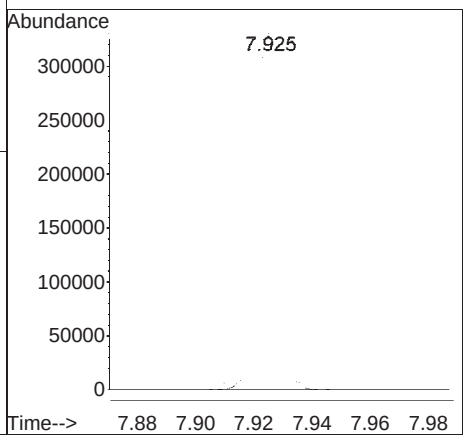

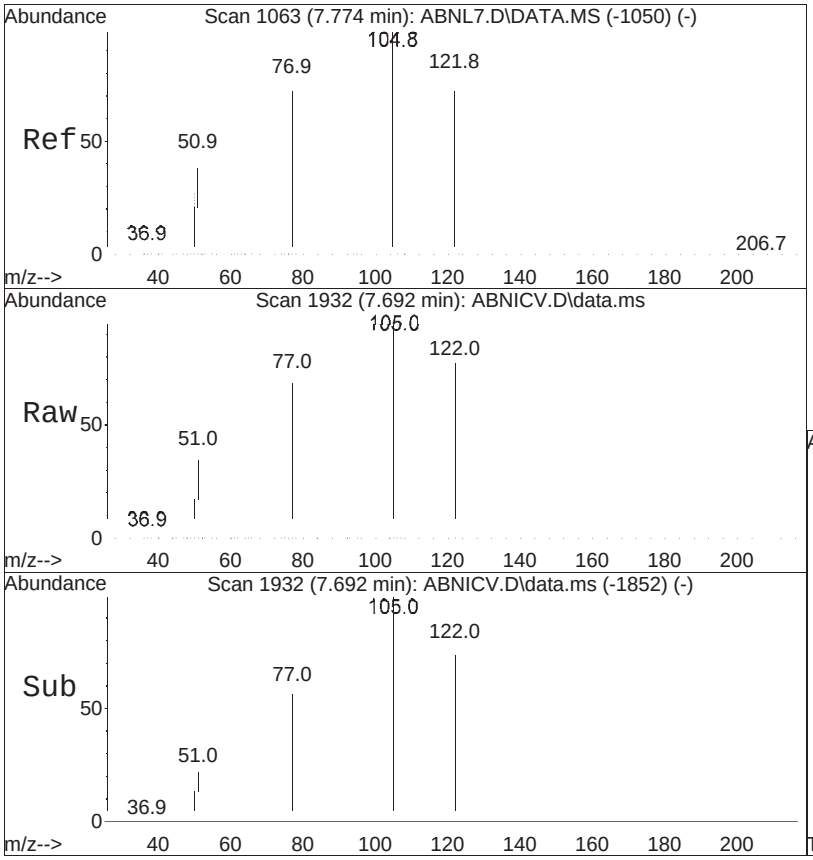


#37
Benzoic Acid
Concen: 3.98 ug/ml M1
RT: 7.692 min Scan# 1932
Delta R.T. -0.000 min
Lab File: ABNICV.D
Acq: 26 Aug 2025 10:39 pm

Tgt Ion:105 Resp: 33881

| Ion | Ratio | Lower | Upper |
|---|---|---|---|
| 105 | 100 | | |
| 122 | 75.2 | 59.9 | 89.9 |
| 77 | 67.0 | 60.1 | 90.1 |

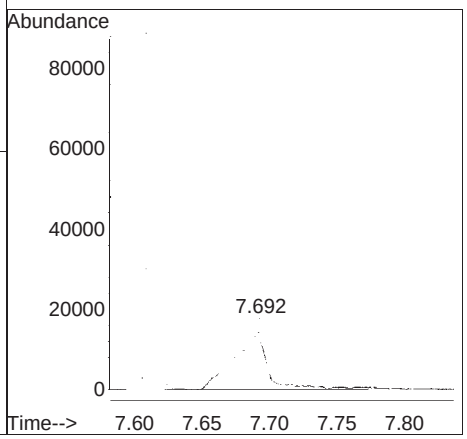

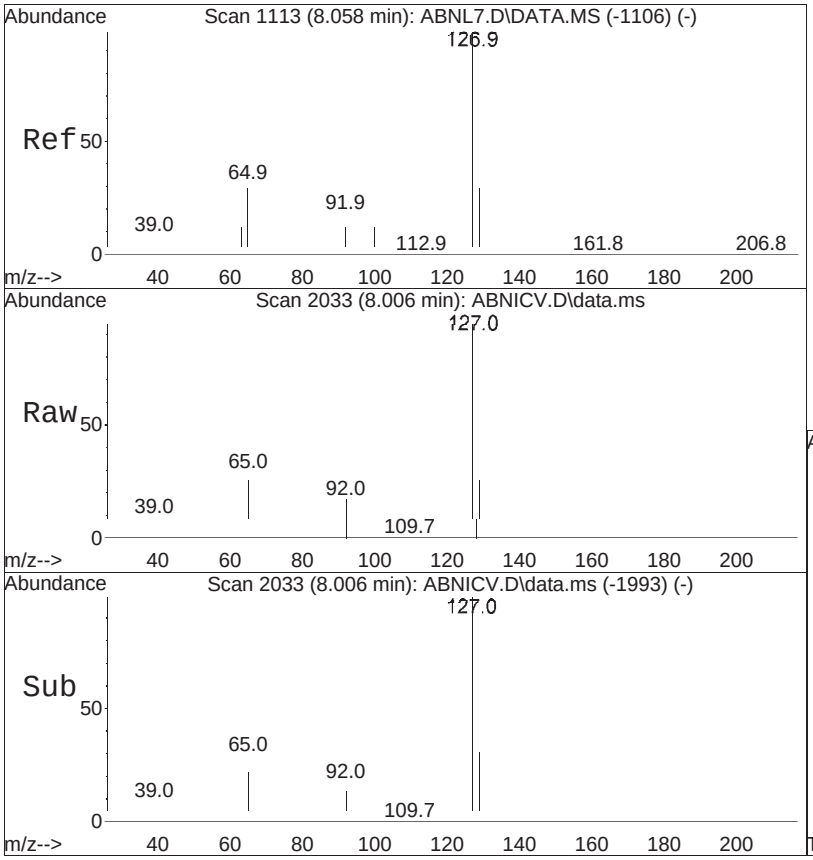


#38
4-Chloroaniline
Concen: 4.75 ug/ml
RT: 8.006 min Scan# 2033
Delta R.T. -0.000 min
Lab File: ABNICV.D
Acq: 26 Aug 2025 10:39 pm

Tgt Ion: 65 Resp: 30178

| Ion | Ratio | Lower | Upper |
|---|---|---|---|
| 65 | 100 | | |
| 127 | 351.6 | 237.6 | 356.4 |
| 129 | 113.2 | 76.3 | 114.5 |

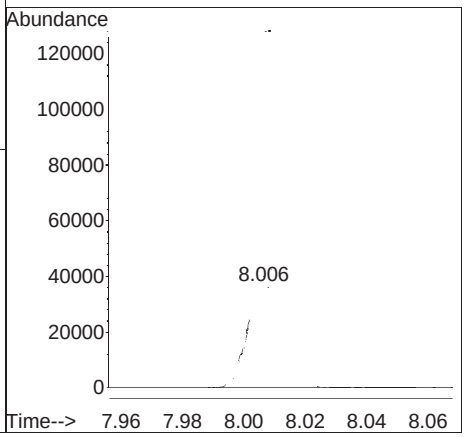

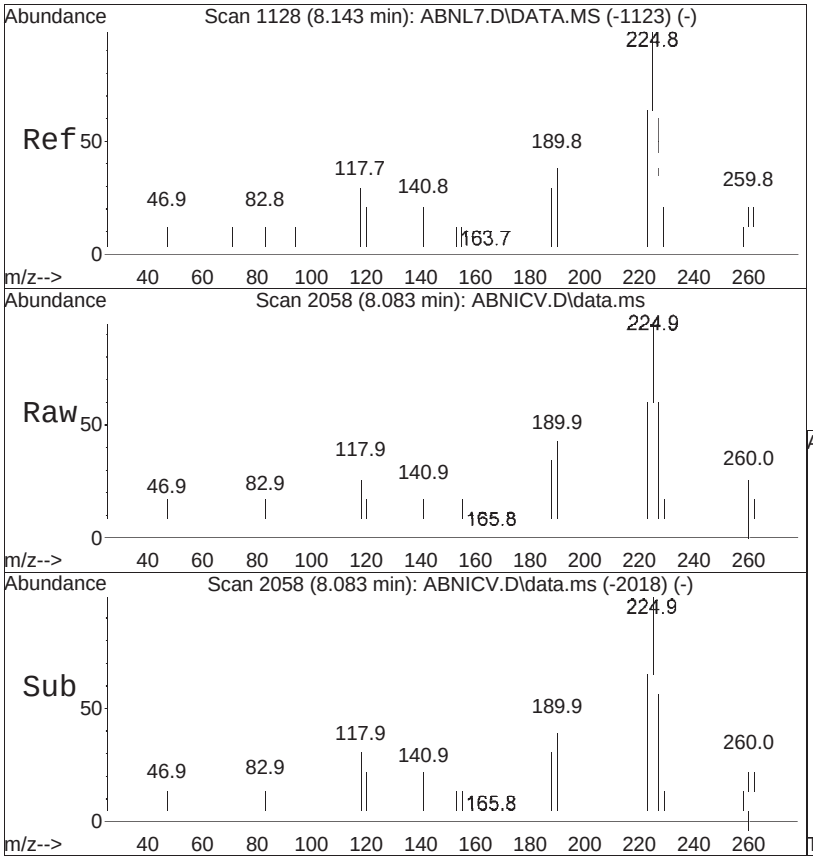


#39
Hexachlorobutadiene
Concen: 4.69 ug/ml
RT: 8.083 min Scan# 2058
Delta R.T. 0.000 min
Lab File: ABNICV.D
Acq: 26 Aug 2025 10:39 pm

Tgt Ion:225 Resp: 57529

| Ion | Ratio | Lower | Upper |
|---|---|---|---|
| 225 | 100 | | |
| 223 | 63.6 | 50.3 | 75.5 |
| 227 | 63.4 | 52.2 | 78.2 |

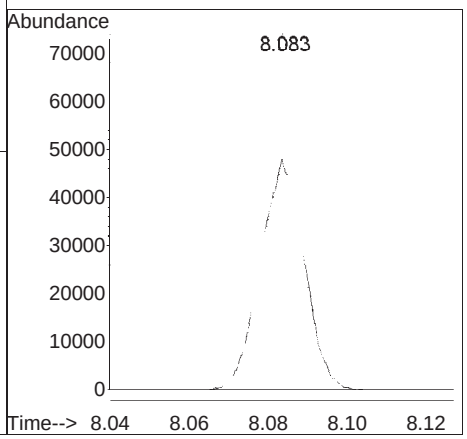

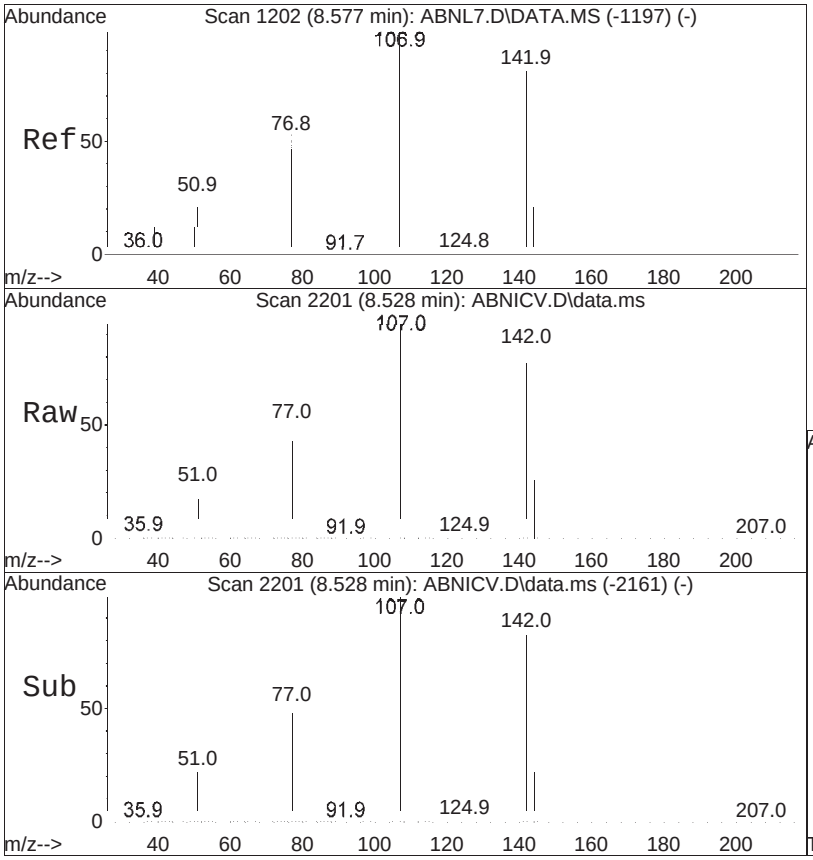


#40
p-Chloro-m-cresol
Concen: 4.85 ug/ml
RT: 8.528 min Scan# 2201
Delta R.T. -0.000 min
Lab File: ABNICV.D
Acq: 26 Aug 2025 10:39 pm

Tgt Ion:107 Resp: 65763

| Ion | Ratio | Lower | Upper |
|---|---|---|---|
| 107 | 100 | | |
| 144 | 28.8 | 20.9 | 31.3 |
| 142 | 84.2 | 66.1 | 99.1 |

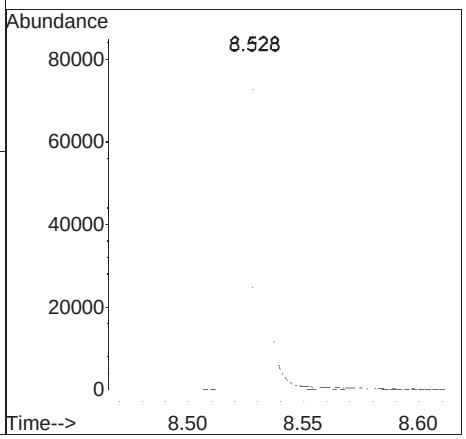

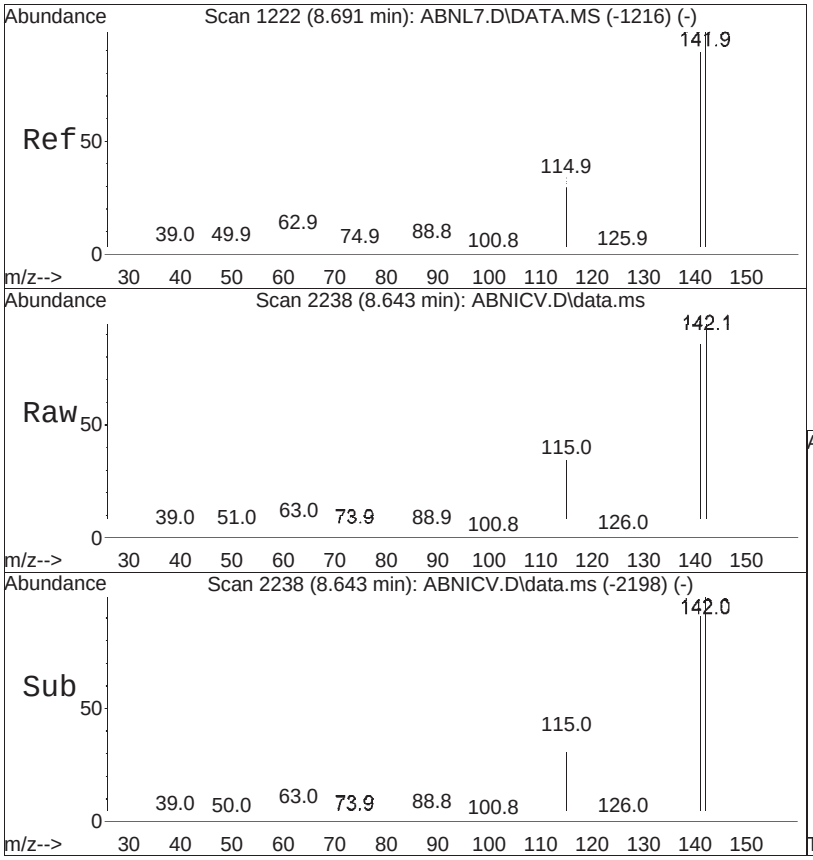


#41
2-Methylnaphthalene
Concen: 4.85 ug/ml
RT: 8.643 min Scan# 2238
Delta R.T. -0.000 min
Lab File: ABNICV.D
Acq: 26 Aug 2025 10:39 pm

Tgt Ion:142 Resp: 162555

| Ion | Ratio | Lower | Upper |
|---|---|---|---|
| 142 | 100 | | |
| 141 | 93.5 | 69.6 | 104.4 |
| 115 | 35.2 | 26.6 | 40.0 |

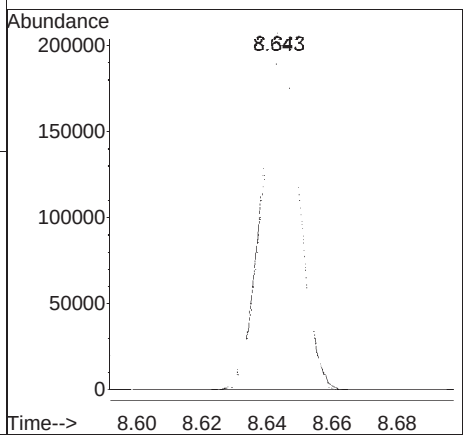

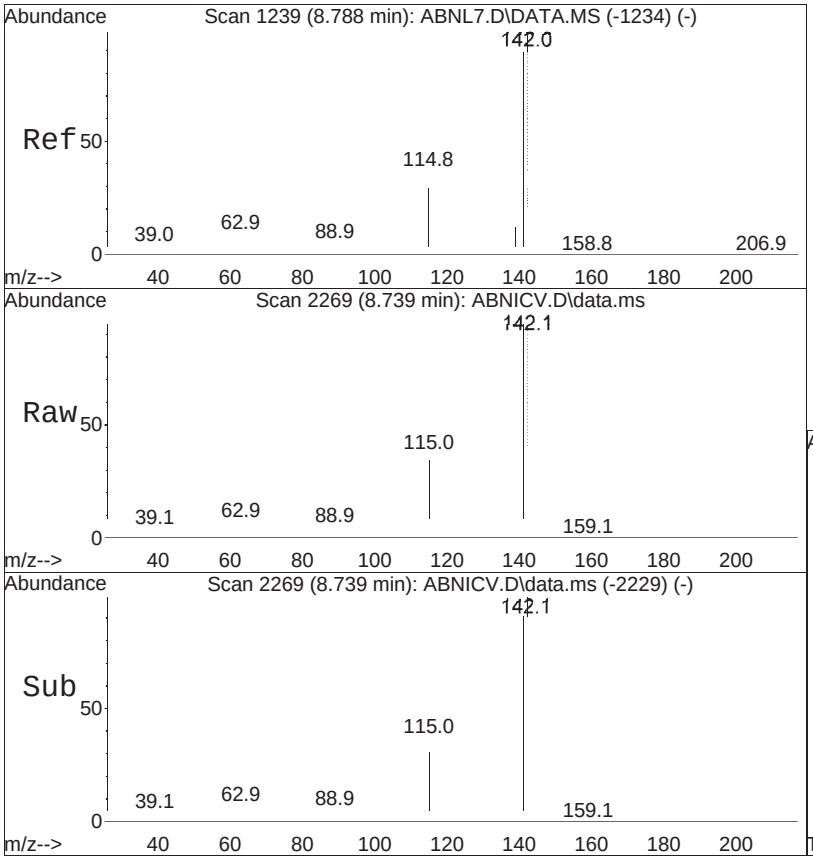


#42
1-Methylnaphthalene
Concen: 4.73 ug/ml
RT: 8.739 min Scan# 2269
Delta R.T. 0.000 min
Lab File: ABNICV.D
Acq: 26 Aug 2025 10:39 pm

Tgt Ion:115 Resp: 60133

| Ion | Ratio | Lower | Upper |
|---|---|---|---|
| 115 | 100 | | |
| 141 | 265.8 | 207.8 | 311.6 |
| 142 | 279.1 | 226.8 | 340.2 |

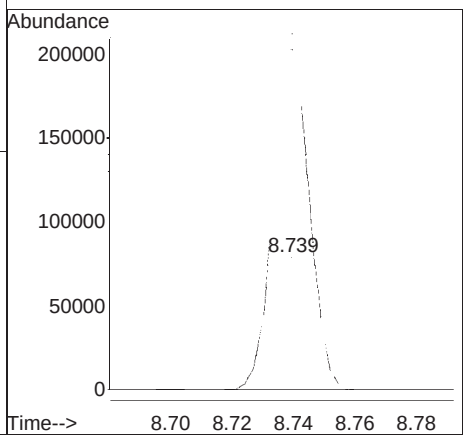

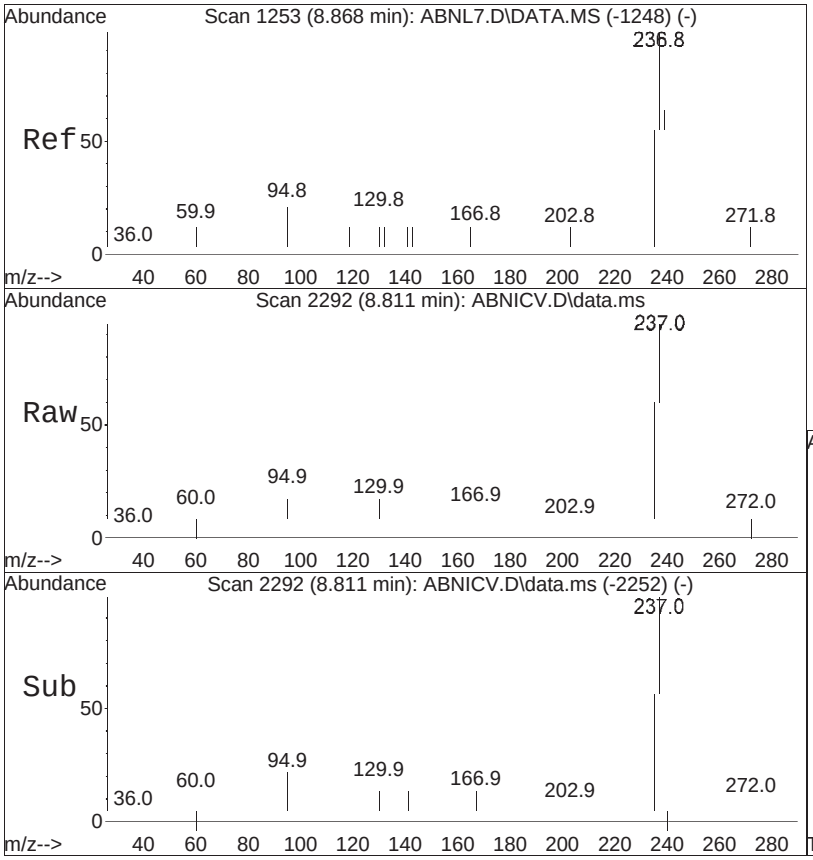


#43
Hexachlorocyclopentadiene
Concen: 4.81 ug/ml
RT: 8.811 min Scan# 2292
Delta R.T. -0.000 min
Lab File: ABNICV.D
Acq: 26 Aug 2025 10:39 pm

Tgt Ion:237 Resp: 62209

| Ion | Ratio | Lower | Upper |
|---|---|---|---|
| 237 | 100 | | |
| 235 | 60.3 | 49.7 | 74.5 |
| 272 | 11.6 | 9.8 | 14.6 |

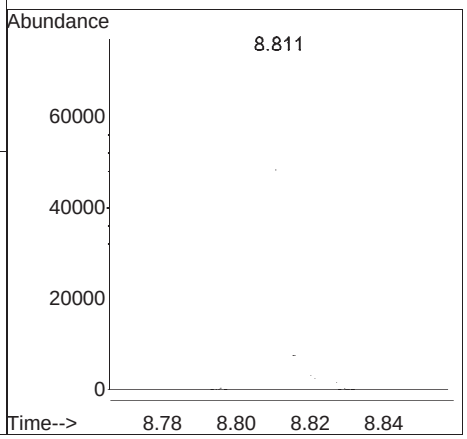

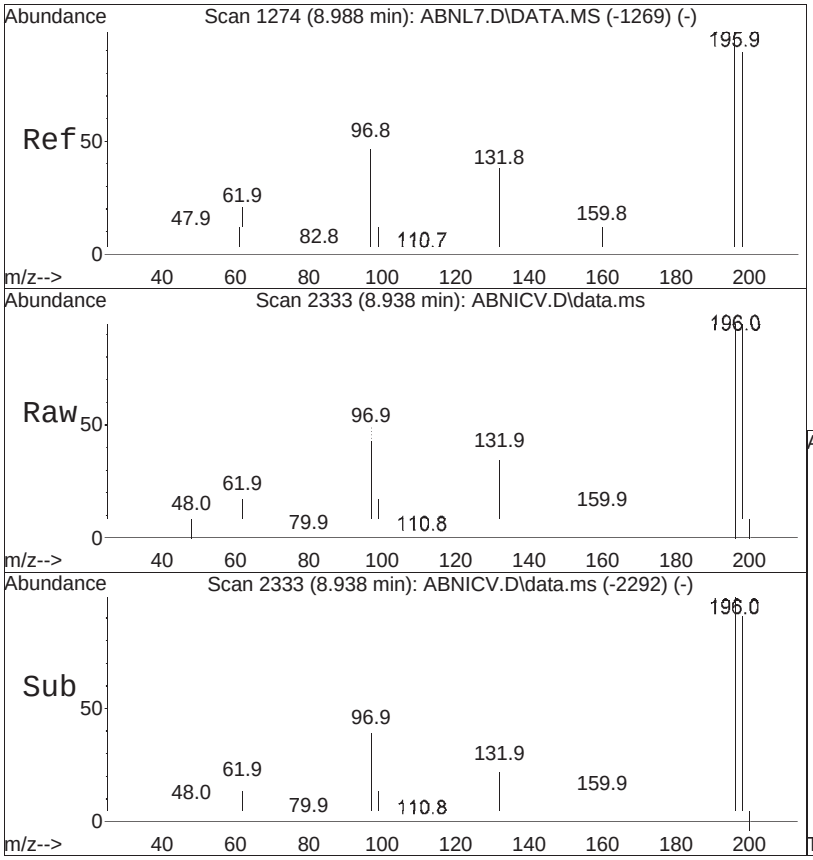


#44
2,4,6-Trichlorophenol
Concen: 4.91 ug/ml
RT: 8.938 min Scan# 2333
Delta R.T. 0.003 min
Lab File: ABNICV.D
Acq: 26 Aug 2025 10:39 pm

Tgt Ion:196 Resp: 55914

| Ion | Ratio | Lower | Upper |
|---|---|---|---|
| 196 | 100 | | |
| 198 | 97.9 | 77.5 | 116.3 |
| 200 | 31.0 | 23.8 | 35.6 |

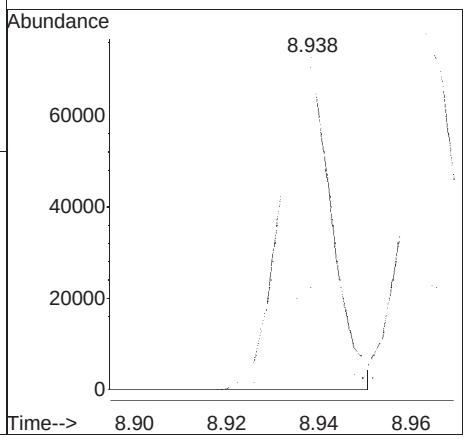

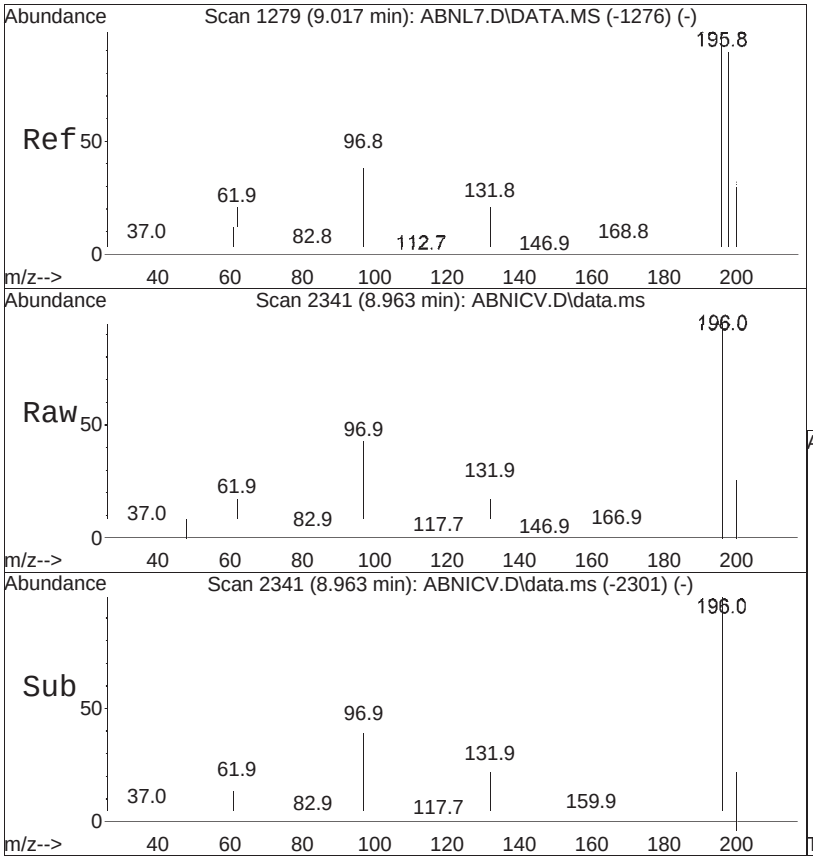


#45
2,4,5-Trichlorophenol
Concen: 5.05 ug/ml
RT: 8.963 min Scan# 2341
Delta R.T. -0.000 min
Lab File: ABNICV.D
Acq: 26 Aug 2025 10:39 pm

Tgt Ion:196 Resp: 61610

| Ion | Ratio | Lower | Upper |
|---|---|---|---|
| 196 | 100 | | |
| 200 | 31.3 | 25.4 | 38.0 |
| 198 | 98.3 | 78.0 | 117.0 |

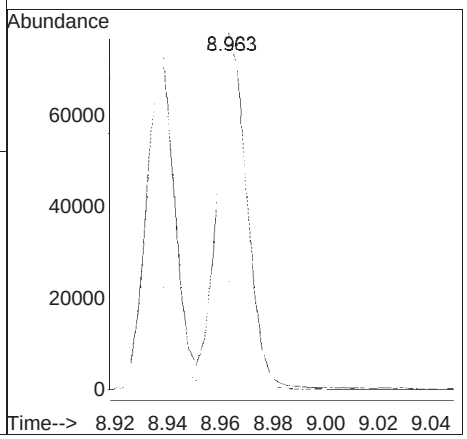

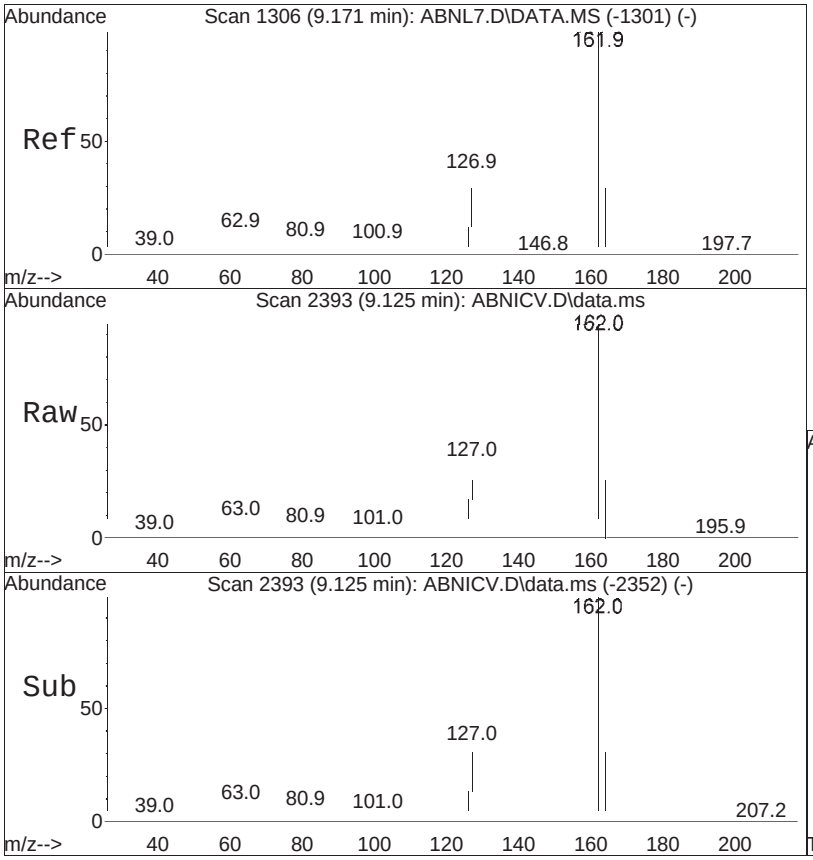


#47
2-Chloronaphthalene
Concen: 4.77 ug/ml
RT: 9.125 min Scan# 2393
Delta R.T. 0.004 min
Lab File: ABNICV.D
Acq: 26 Aug 2025 10:39 pm

Tgt Ion:162 Resp: 185606

| Ion | Ratio | Lower | Upper |
|---|---|---|---|
| 162 | 100 | | |
| 127 | 34.3 | 32.2 | 48.4 |
| 164 | 31.8 | 25.7 | 38.5 |

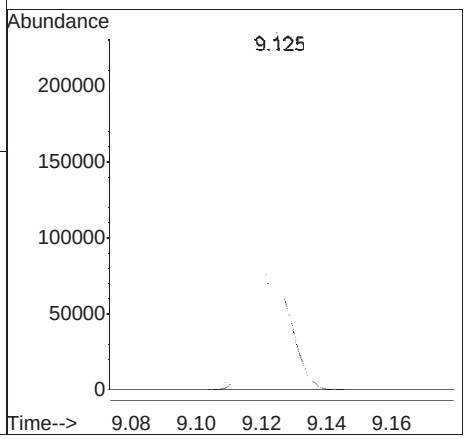

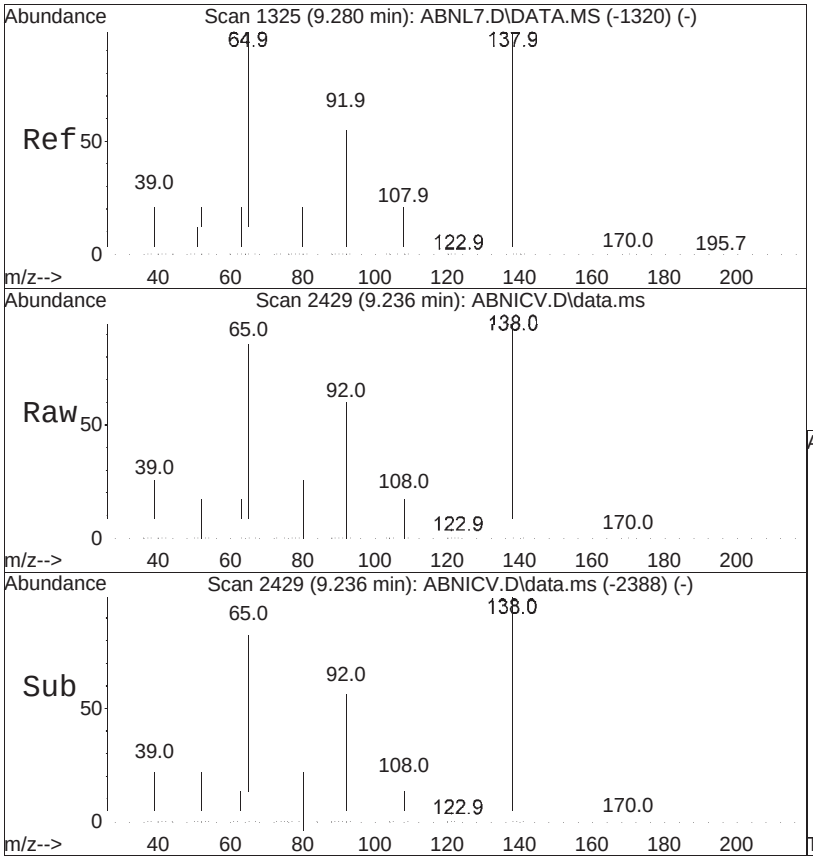


#48
2-Nitroaniline
Concen: 4.79 ug/ml
RT: 9.236 min Scan# 2429
Delta R.T. 0.003 min
Lab File: ABNICV.D
Acq: 26 Aug 2025 10:39 pm

Tgt Ion:138 Resp: 40390

| Ion | Ratio | Lower | Upper |
|---|---|---|---|
| 138 | 100 | | |
| 92 | 60.5 | 53.5 | 80.3 |
| 65 | 88.6 | 86.3 | 129.5 |

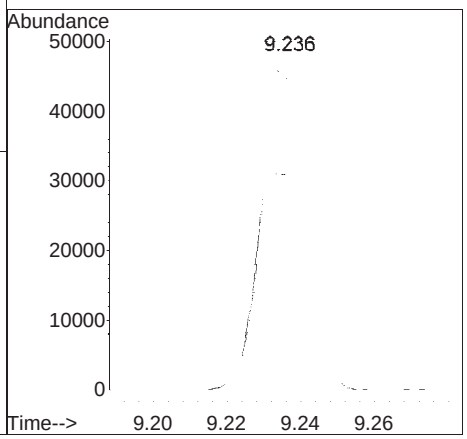

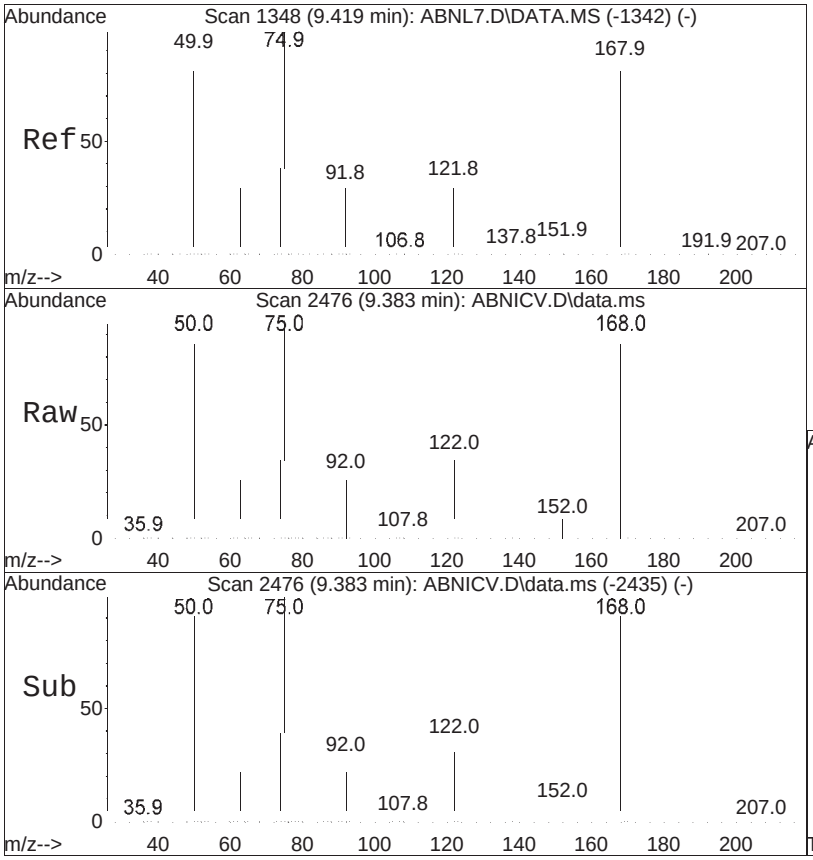


#49
1,4-Dinitrobenzene
Concen: 4.50 ug/ml
RT: 9.383 min Scan# 2476
Delta R.T. 0.004 min
Lab File: ABNICV.D
Acq: 26 Aug 2025 10:39 pm

Tgt Ion:168 Resp: 18410

| Ion | Ratio | Lower | Upper |
|---|---|---|---|
| 168 | 100 | | |
| 75 | 117.2 | 121.8 | 182.8# |

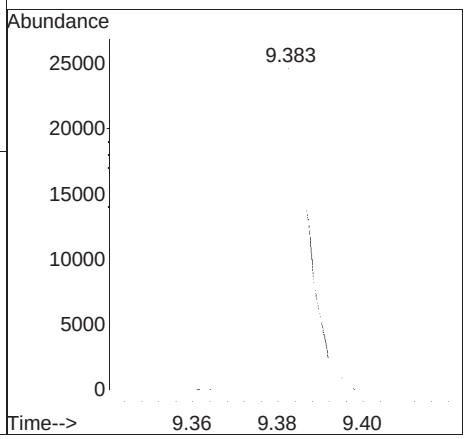

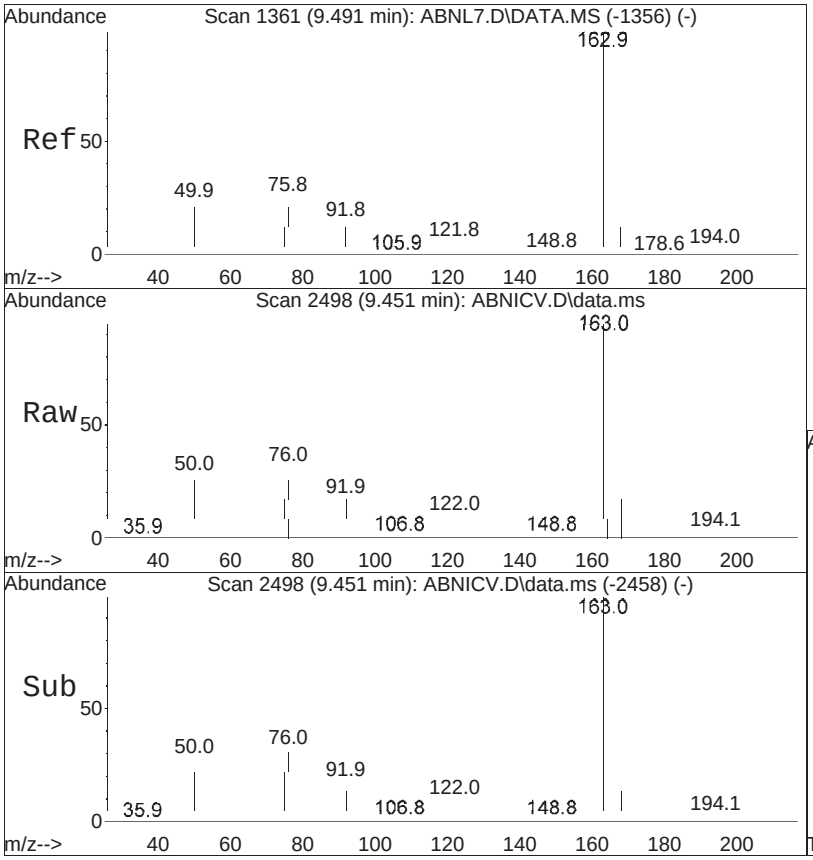


#50
1,3-Dinitrobenzene
Concen: 4.50 ug/ml
RT: 9.451 min Scan# 2498
Delta R.T. -0.000 min
Lab File: ABNICV.D
Acq: 26 Aug 2025 10:39 pm

Tgt Ion:168 Resp: 22145

| Ion | Ratio | Lower | Upper |
|---|---|---|---|
| 168 | 100 | | |
| 75 | 126.5 | 22.7 | 34.1# |

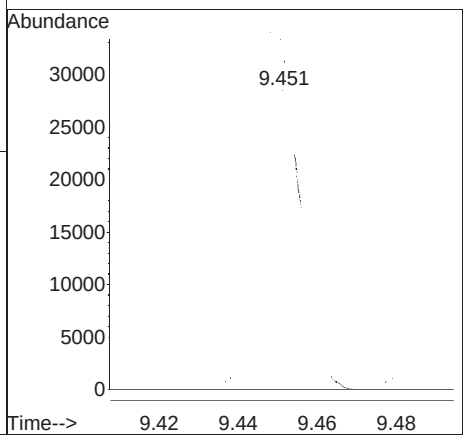

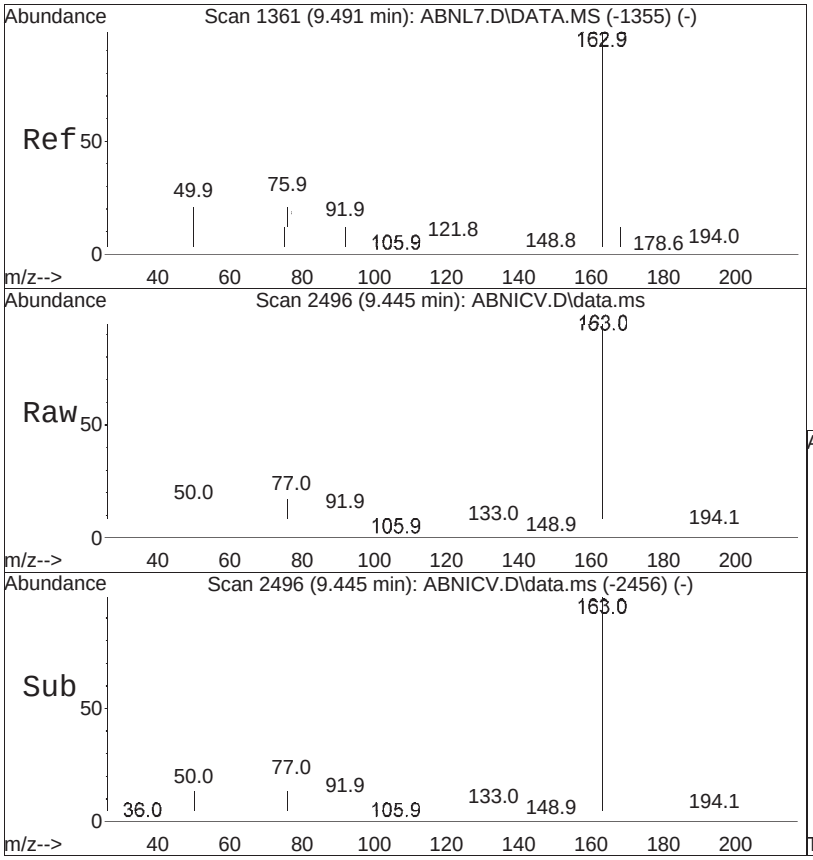


#51
Dimethyl phthalate
Concen: 4.75 ug/ml
RT: 9.445 min Scan# 2496
Delta R.T. -0.000 min
Lab File: ABNICV.D
Acq: 26 Aug 2025 10:39 pm

Tgt Ion:163 Resp: 193621

| Ion | Ratio | Lower | Upper |
|---|---|---|---|
| 163 | 100 | | |
| 194 | 3.4 | 3.5 | 5.3# |
| 164 | 10.1 | 7.9 | 11.9 |

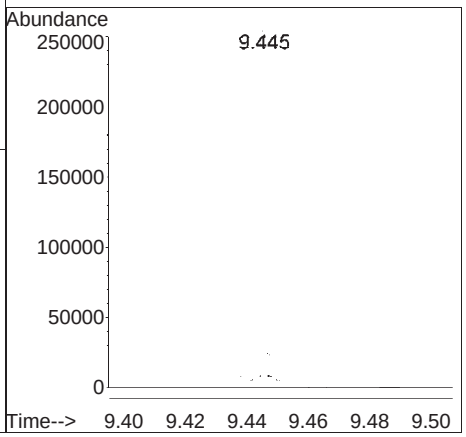

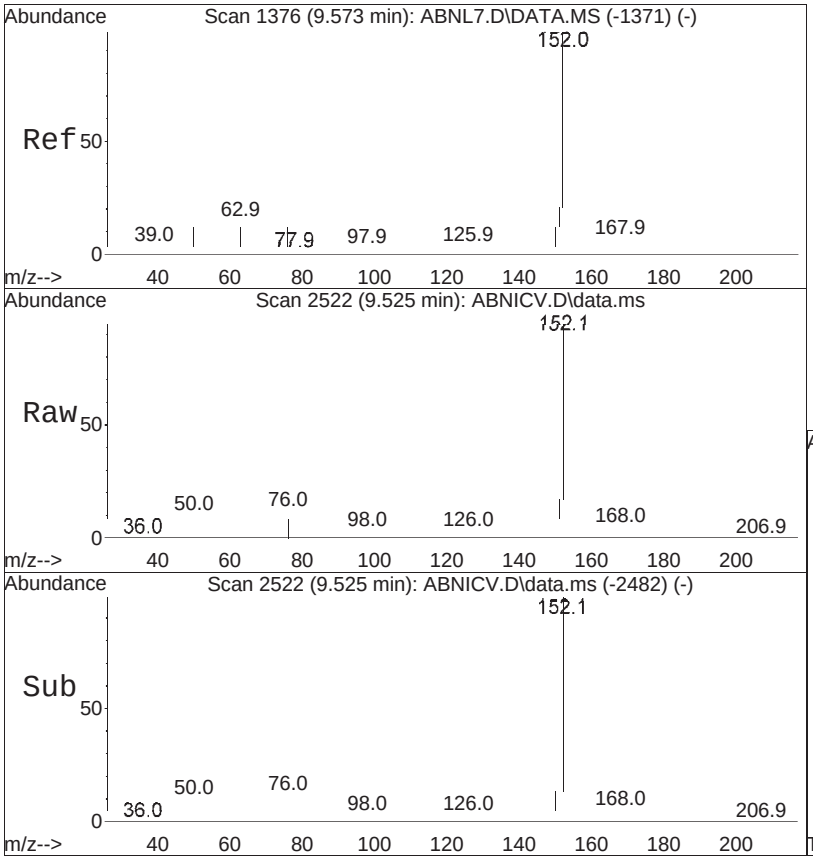


#52
Acenaphthylene
Concen: 4.74 ug/ml
RT: 9.525 min Scan# 2522
Delta R.T. 0.000 min
Lab File: ABNICV.D
Acq: 26 Aug 2025 10:39 pm

Tgt Ion:152 Resp: 276532

| Ion | Ratio | Lower | Upper |
|---|---|---|---|
| 152 | 100 | | |
| 151 | 21.1 | 15.8 | 23.6 |
| 153 | 13.6 | 10.5 | 15.7 |

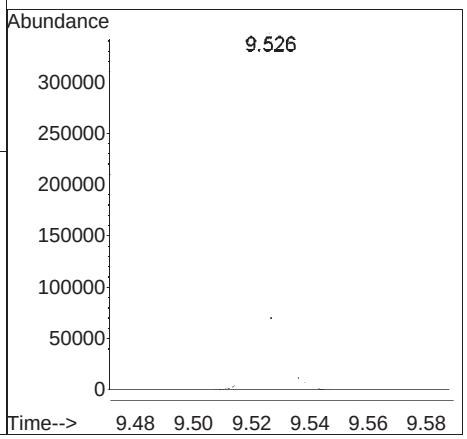

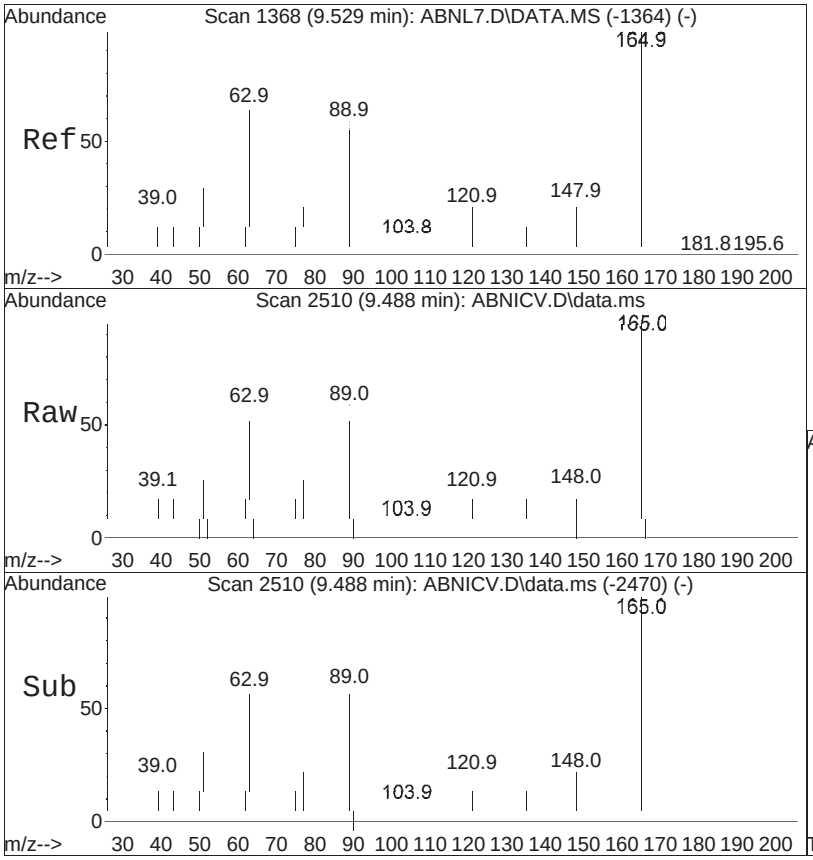


#53
2,6-Dinitrotoluene
Concen: 5.06 ug/ml
RT: 9.488 min Scan# 2510
Delta R.T. 0.000 min
Lab File: ABNICV.D
Acq: 26 Aug 2025 10:39 pm

Tgt Ion:165 Resp: 35269

| Ion | Ratio | Lower | Upper |
|---|---|---|---|
| 165 | 100 | | |
| 89 | 57.1 | 54.2 | 81.2 |
| 63 | 54.9 | 64.2 | 96.2# |

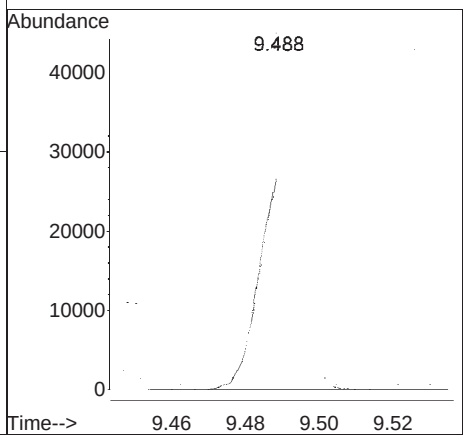

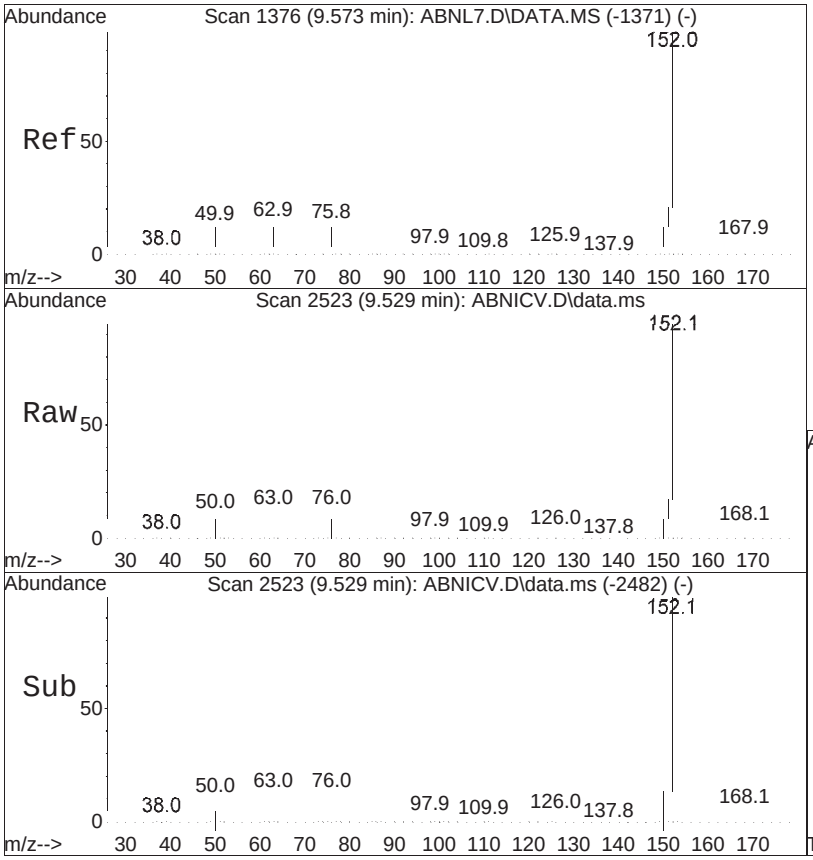


#54
1,2-Dinitrobenzene
Concen: 4.87 ug/ml
RT: 9.529 min Scan# 2523
Delta R.T. 0.004 min
Lab File: ABNICV.D
Acq: 26 Aug 2025 10:39 pm

Tgt Ion:168 Resp: 15402

| Ion | Ratio | Lower | Upper |
|---|---|---|---|
| 168 | 100 | | |
| 75 | 131.8 | 30.9 | 46.3# |

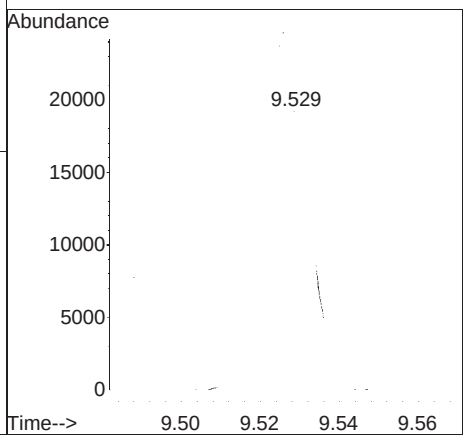

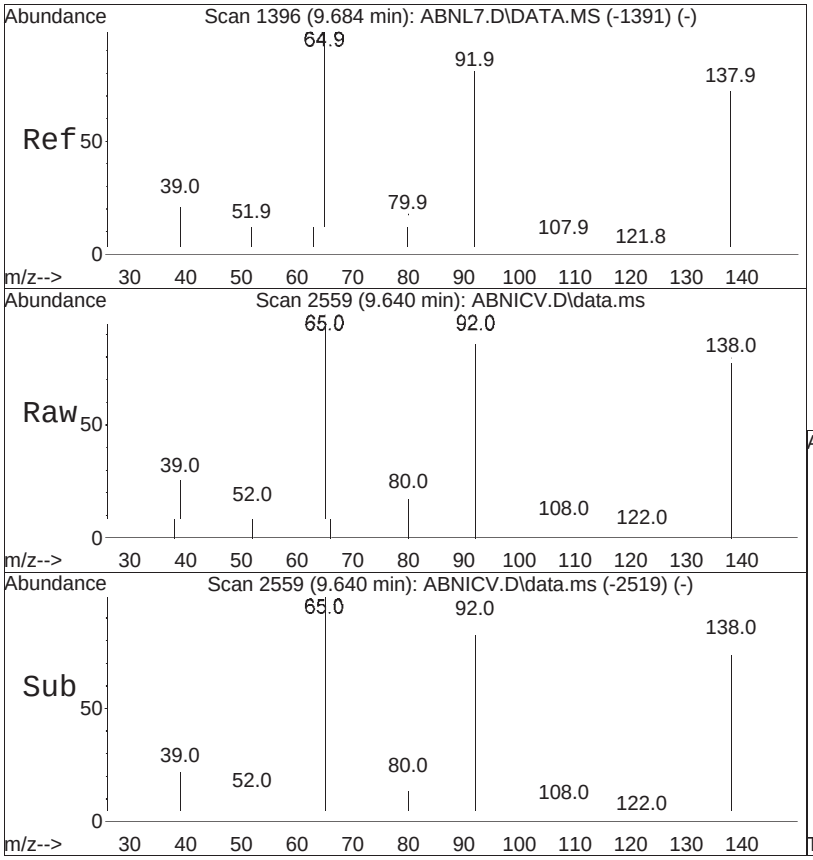


#64
3-Nitroaniline
Concen: 5.19 ug/ml
RT: 9.640 min Scan# 2559
Delta R.T. 0.000 min
Lab File: ABNICV.D
Acq: 26 Aug 2025 10:39 pm

Tgt Ion:138 Resp: 38178

| Ion | Ratio | Lower | Upper |
|---|---|---|---|
| 138 | 100 | | |
| 92 | 109.2 | 93.4 | 140.2 |
| 108 | 11.2 | 9.5 | 14.3 |

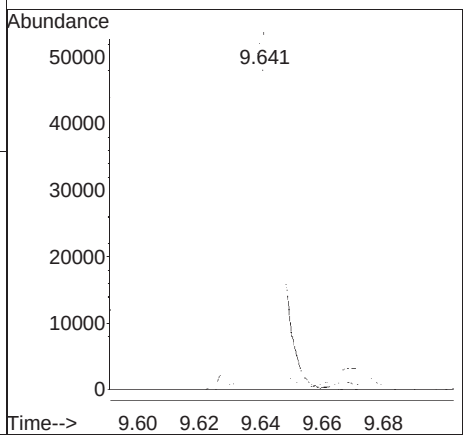

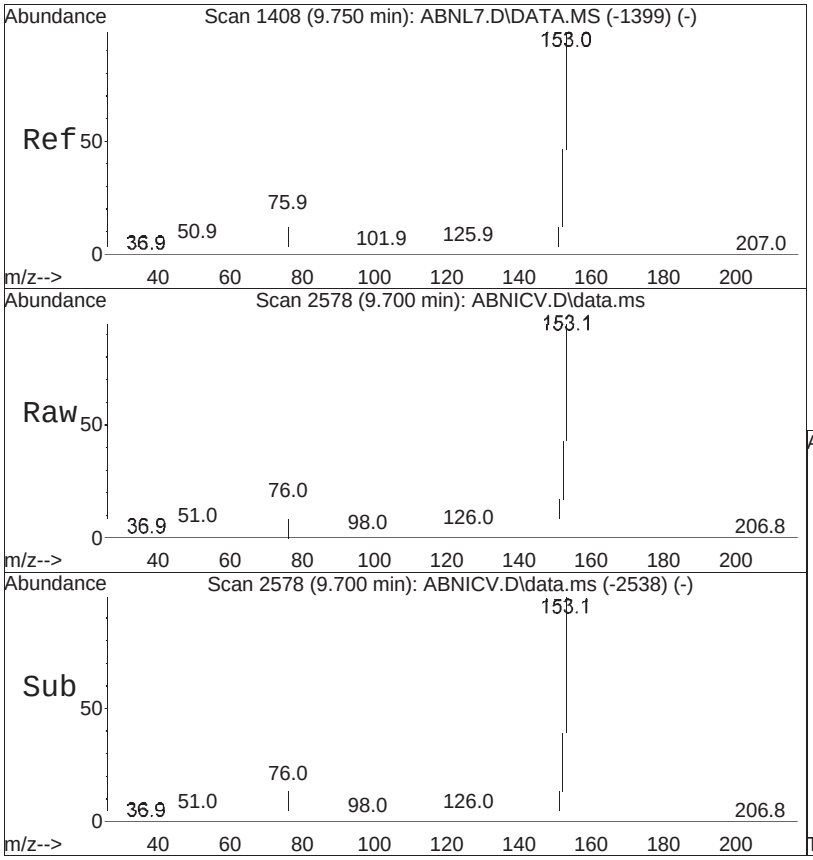


#65
Acenaphthene
Concen: 4.70 ug/ml
RT: 9.700 min Scan# 2578
Delta R.T. -0.000 min
Lab File: ABNICV.D
Acq: 26 Aug 2025 10:39 pm

Tgt Ion:154 Resp: 160984

| Ion | Ratio | Lower | Upper |
|---|---|---|---|
| 154 | 100 | | |
| 153 | 116.7 | 85.3 | 127.9 |
| 152 | 53.6 | 41.4 | 62.0 |

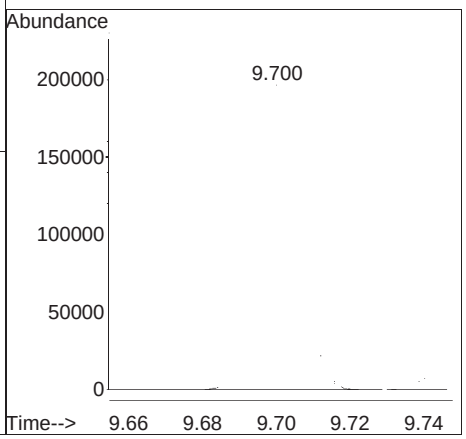

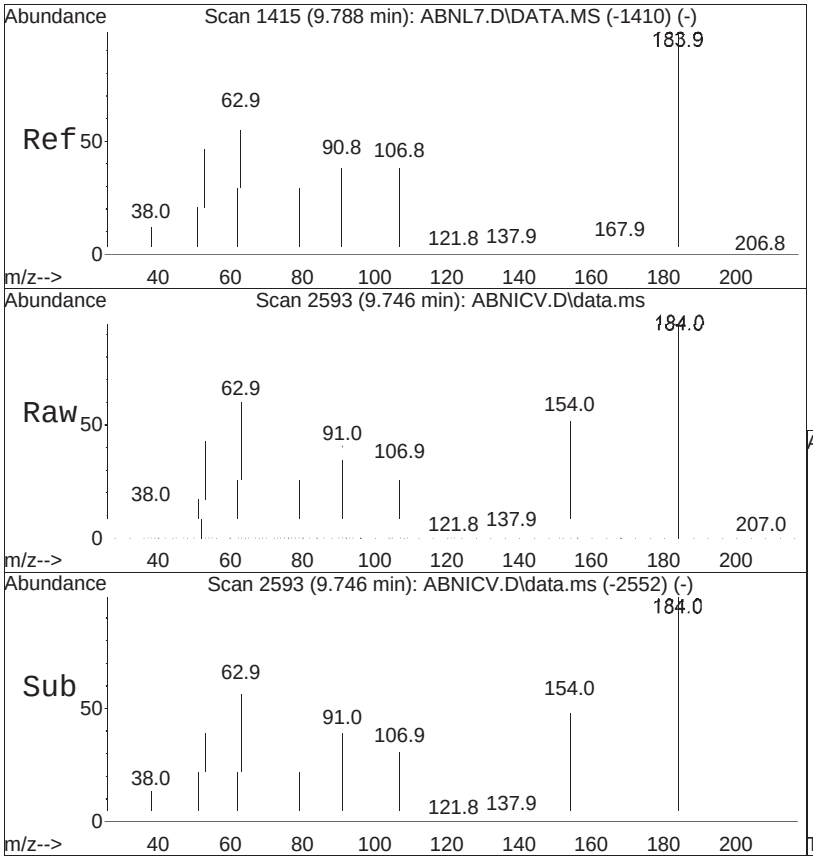


#66
2,4-Dinitrophenol
Concen: 3.95 ug/ml
RT: 9.746 min Scan# 2593
Delta R.T. 0.003 min
Lab File: ABNICV.D
Acq: 26 Aug 2025 10:39 pm

Tgt Ion:184 Resp: 15079

| Ion | Ratio | Lower | Upper |
|---|---|---|---|
| 184 | 100 | | |
| 107 | 39.0 | 37.7 | 56.5 |
| 91 | 41.2 | 46.3 | 69.5# |

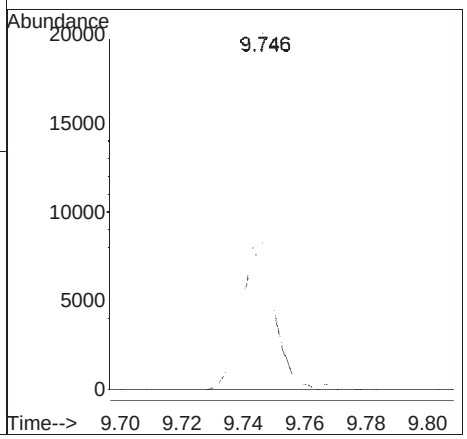

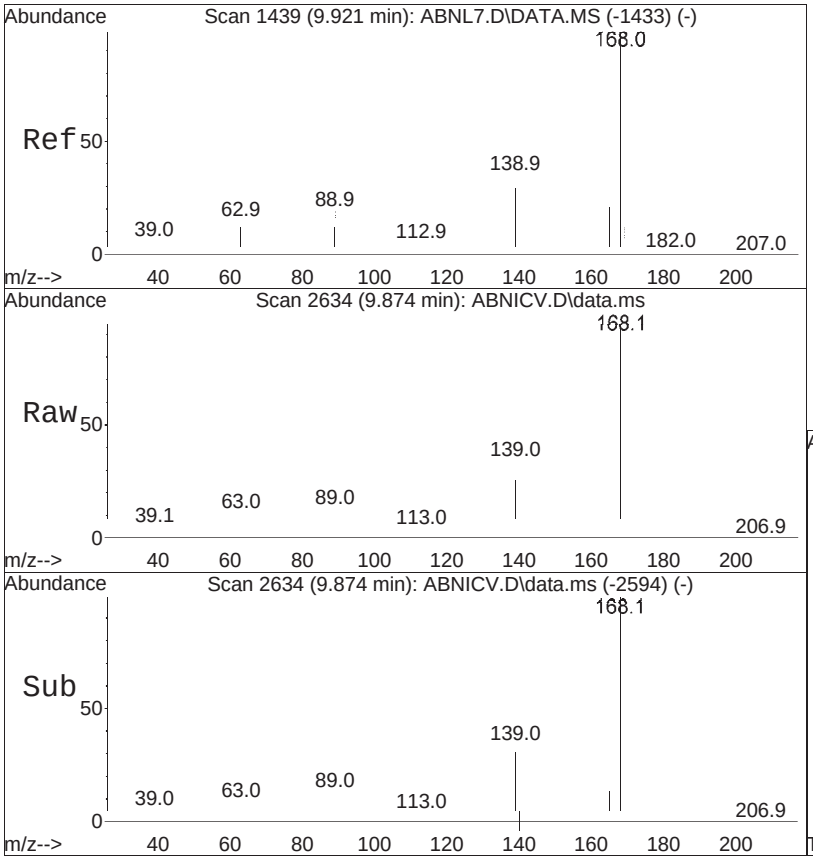


#67
Dibenzofuran
Concen: 4.74 ug/ml
RT: 9.874 min Scan# 2634
Delta R.T. -0.000 min
Lab File: ABNICV.D
Acq: 26 Aug 2025 10:39 pm

Tgt Ion:168 Resp: 259993

| Ion | Ratio | Lower | Upper |
|---|---|---|---|
| 168 | 100 | | |
| 139 | 33.8 | 31.4 | 47.2 |

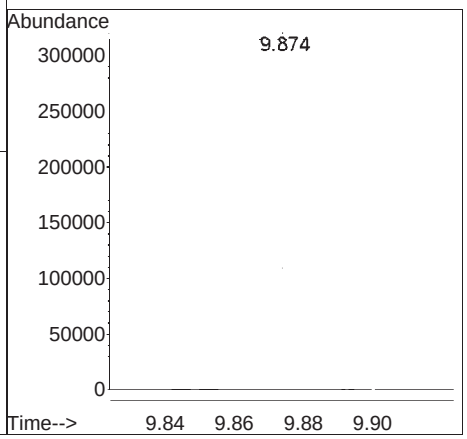

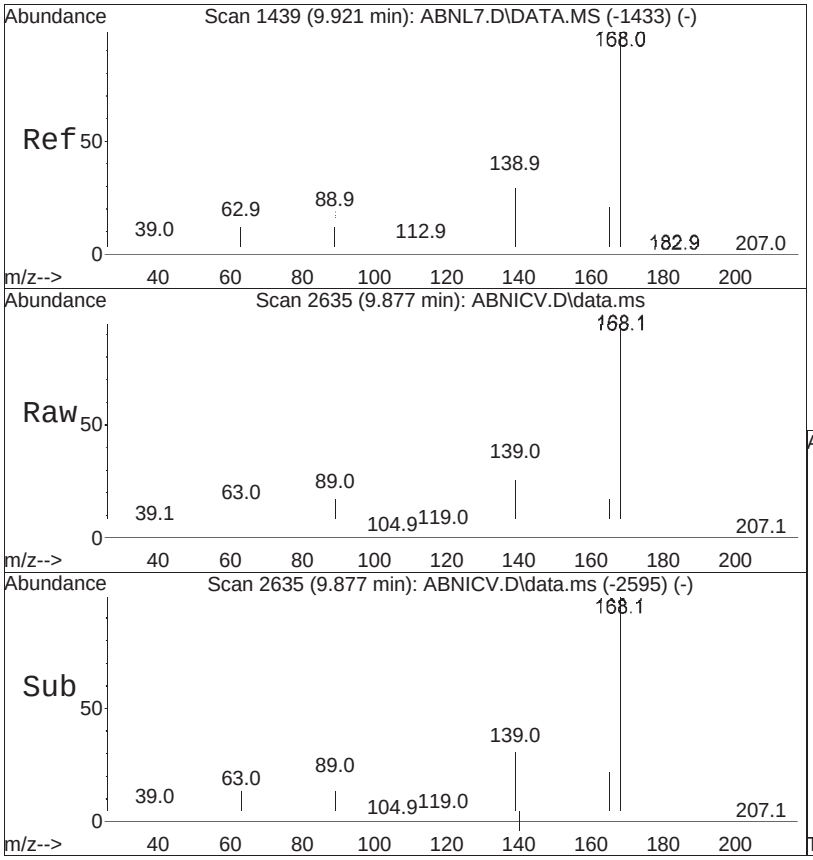


#68
2,4-Dinitrotoluene
Concen: 4.35 ug/ml
RT: 9.877 min Scan# 2635
Delta R.T. -0.000 min
Lab File: ABNICV.D
Acq: 26 Aug 2025 10:39 pm

Tgt Ion:165 Resp: 45655

| Ion | Ratio | Lower | Upper |
|---|---|---|---|
| 165 | 100 | | |
| 89 | 85.9 | 72.0 | 108.0 |
| 63 | 70.6 | 52.7 | 79.1 |

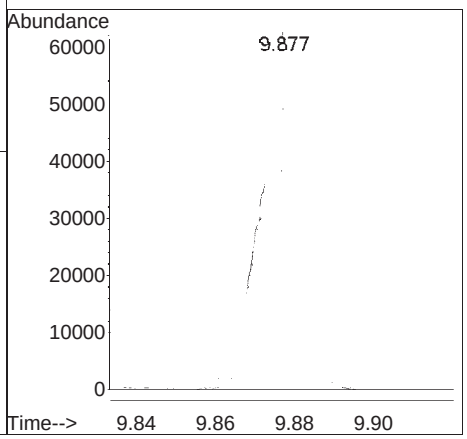

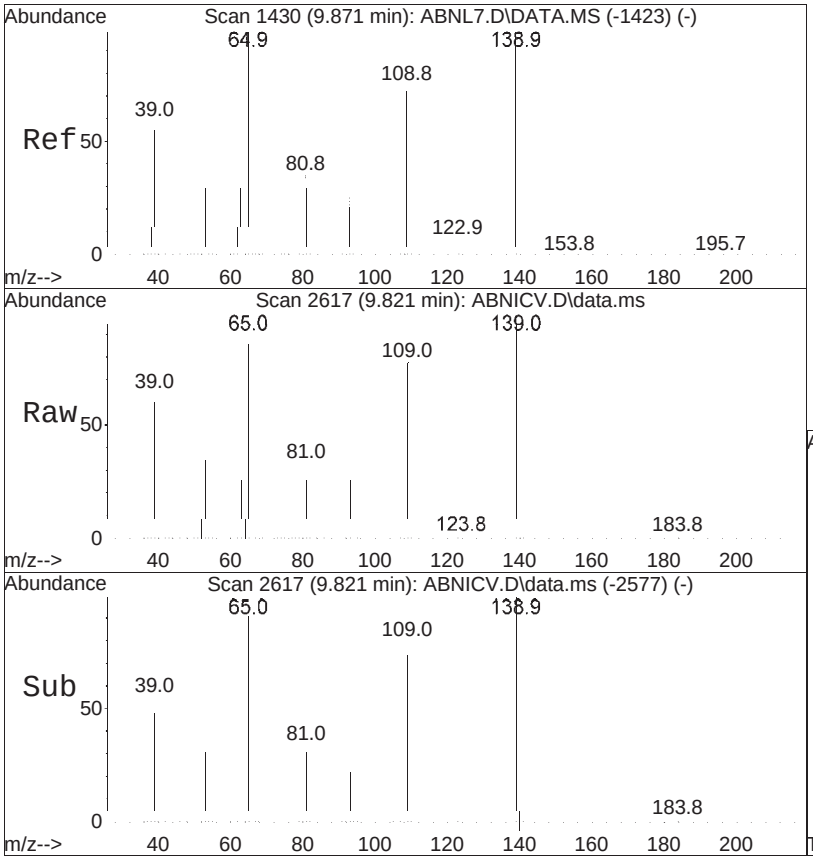


#69
4-Nitrophenol
Concen: 4.66 ug/ml
RT: 9.821 min Scan# 2617
Delta R.T. -0.000 min
Lab File: ABNICV.D
Acq: 26 Aug 2025 10:39 pm

Tgt Ion: 65 Resp: 25823

| Ion | Ratio | Lower | Upper |
|---|---|---|---|
| 65 | 100 | | |
| 109 | 80.4 | 47.4 | 71.2# |
| 139 | 106.3 | 76.6 | 115.0 |

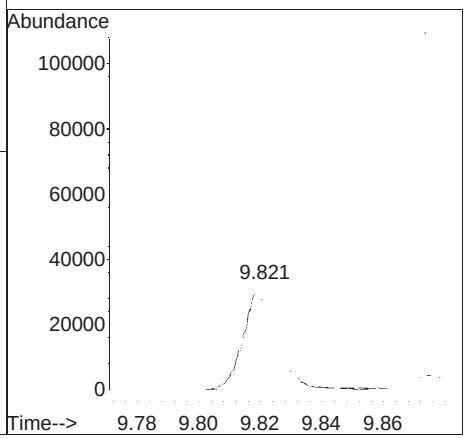

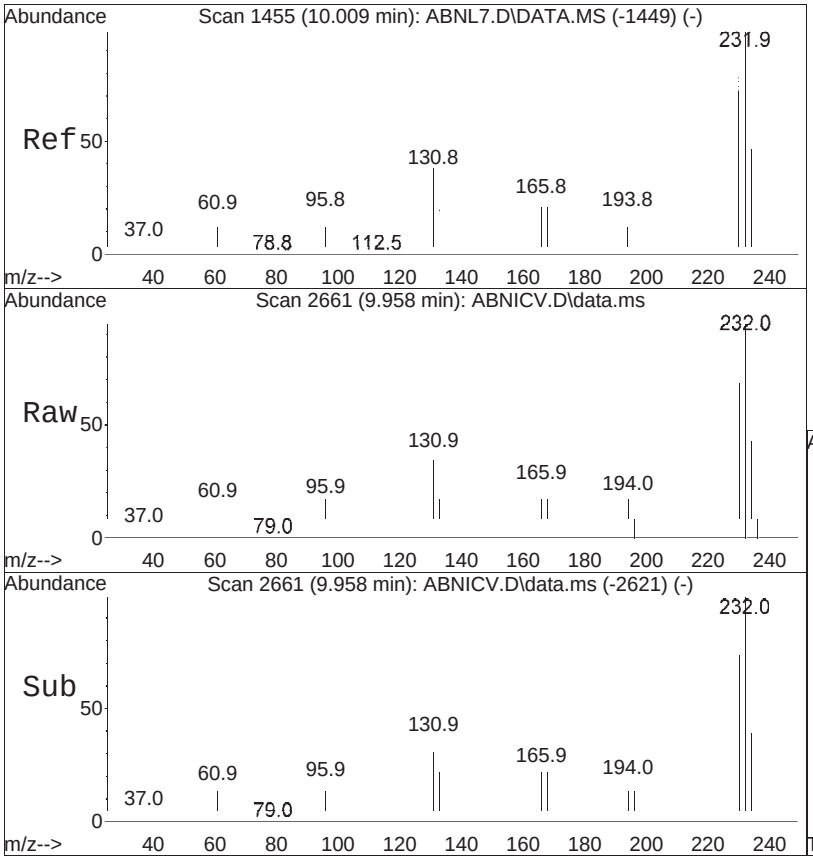


#70
2,3,5,6-Tetrachlorophenol
Concen: 5.01 ug/ml
RT: 9.958 min Scan# 2661
Delta R.T. -0.000 min
Lab File: ABNICV.D
Acq: 26 Aug 2025 10:39 pm

Tgt Ion:232 Resp: 45536

| Ion | Ratio | Lower | Upper |
|---|---|---|---|
| 232 | 100 | | |
| 230 | 79.7 | 64.2 | 96.4 |
| 234 | 46.9 | 38.1 | 57.1 |

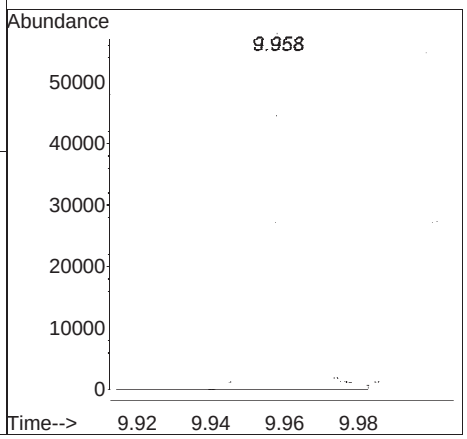

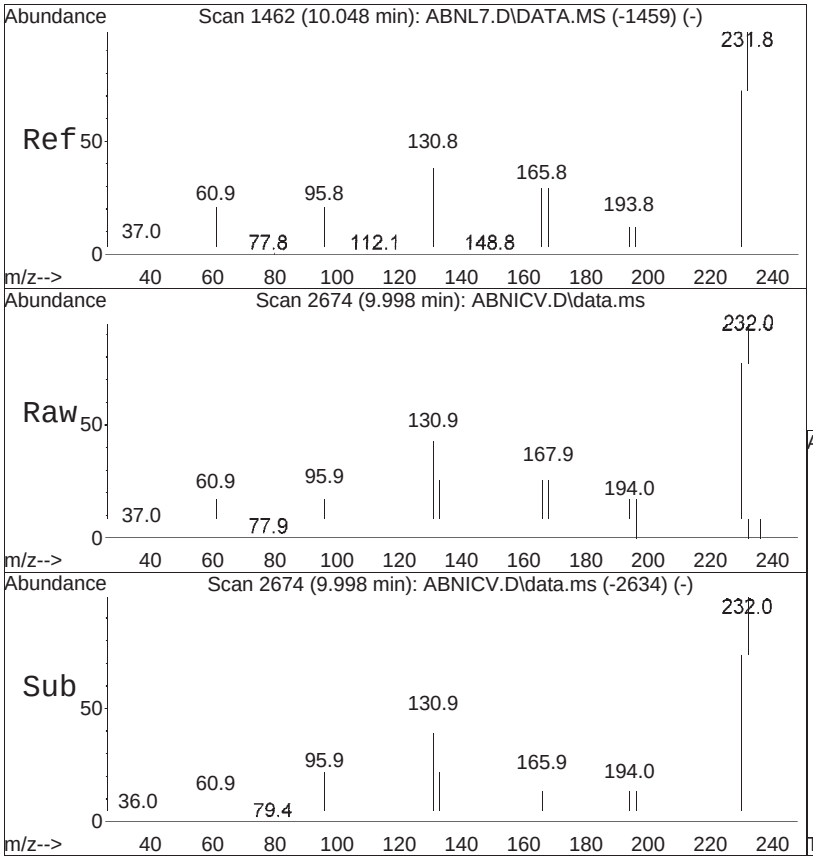


#71
2,3,4,6-Tetrachlorophenol
Concen: 4.90 ug/ml
RT: 9.998 min Scan# 2674
Delta R.T. -0.000 min
Lab File: ABNICV.D
Acq: 26 Aug 2025 10:39 pm

Tgt Ion:232 Resp: 43967

| Ion | Ratio | Lower | Upper |
|---|---|---|---|
| 232 | 100 | | |
| 230 | 79.1 | 61.8 | 92.8 |
| 234 | 51.3 | 36.2 | 54.2 |

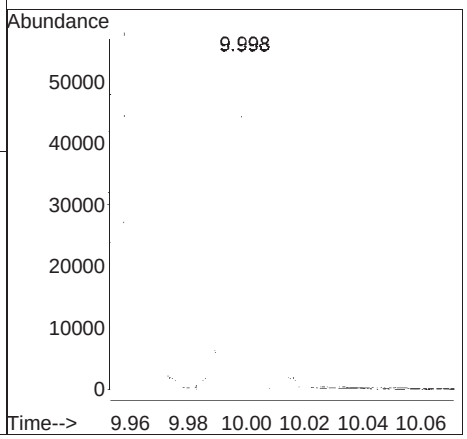

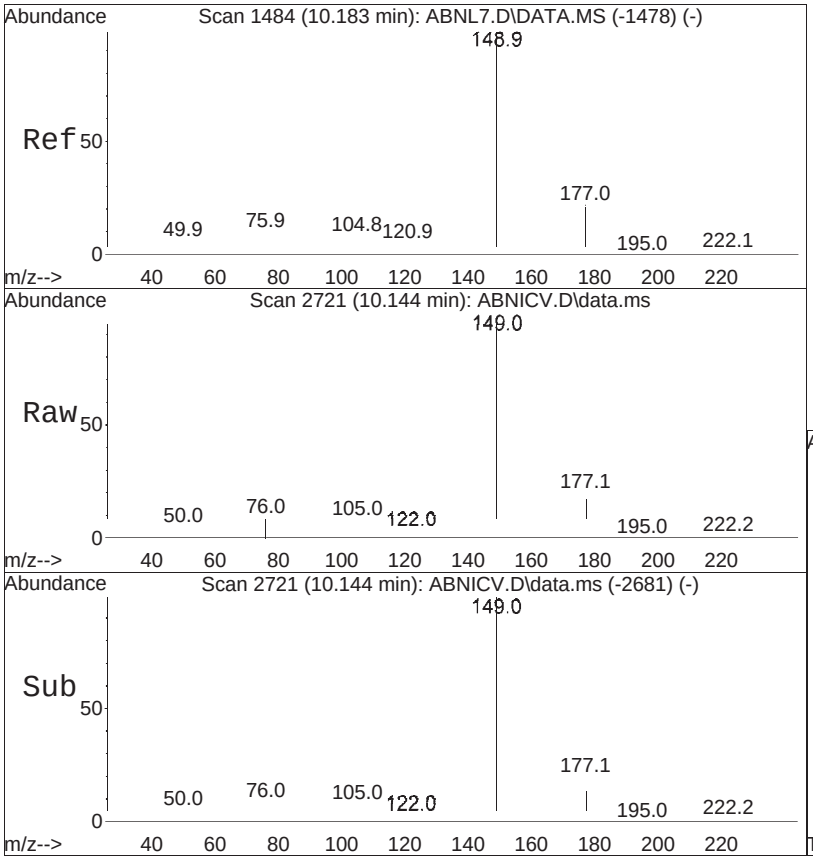


#72
Diethyl phthalate
Concen: 4.85 ug/ml
RT: 10.144 min Scan# 2721
Delta R.T. 0.000 min
Lab File: ABNICV.D
Acq: 26 Aug 2025 10:39 pm

Tgt Ion:149 Resp: 185541

| Ion | Ratio | Lower | Upper |
|---|---|---|---|
| 149 | 100 | | |
| 177 | 21.0 | 16.1 | 24.1 |
| 150 | 11.8 | 9.4 | 14.2 |

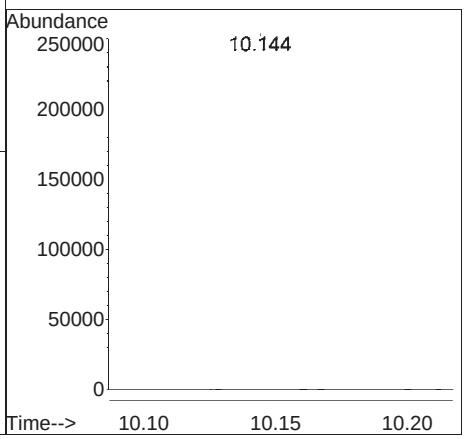

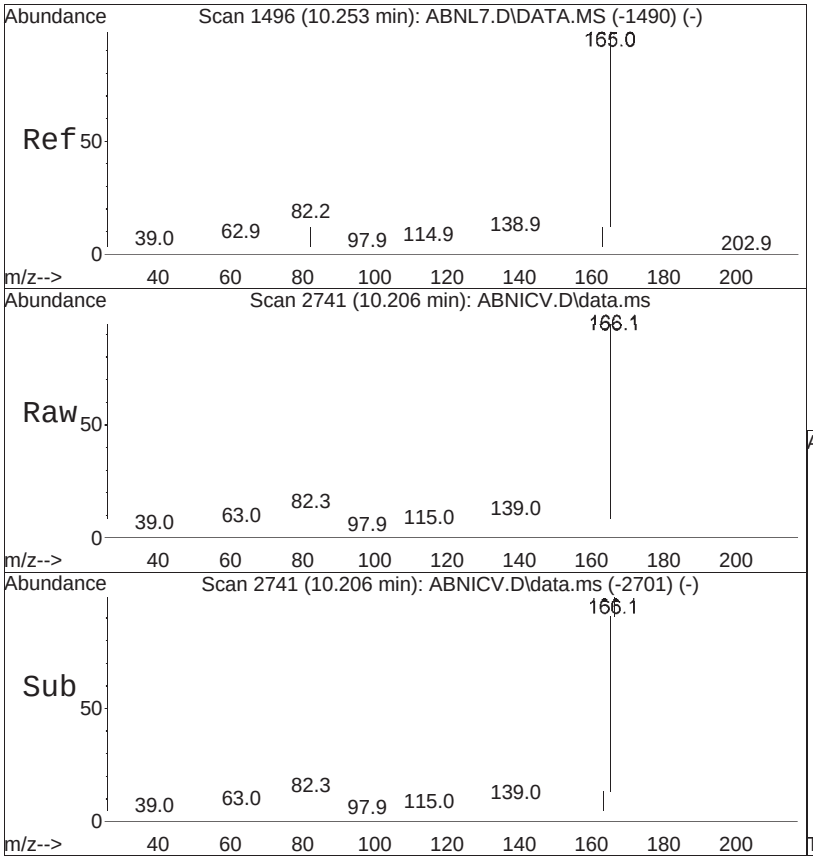


#73
Fluorene
Concen: 4.86 ug/ml
RT: 10.206 min Scan# 2741
Delta R.T. 0.000 min
Lab File: ABNICV.D
Acq: 26 Aug 2025 10:39 pm

Tgt Ion:166 Resp: 204758

| Ion | Ratio | Lower | Upper |
|---|---|---|---|
| 166 | 100 | | |
| 165 | 97.1 | 76.2 | 114.2 |
| 167 | 13.1 | 10.6 | 15.8 |

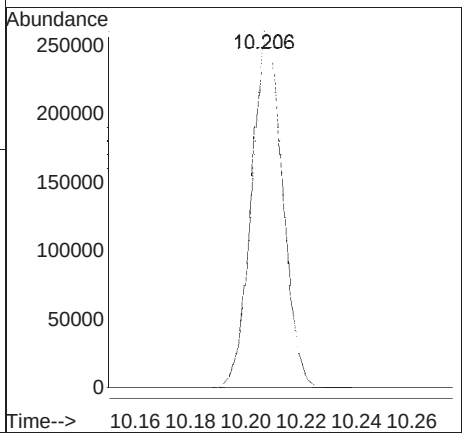

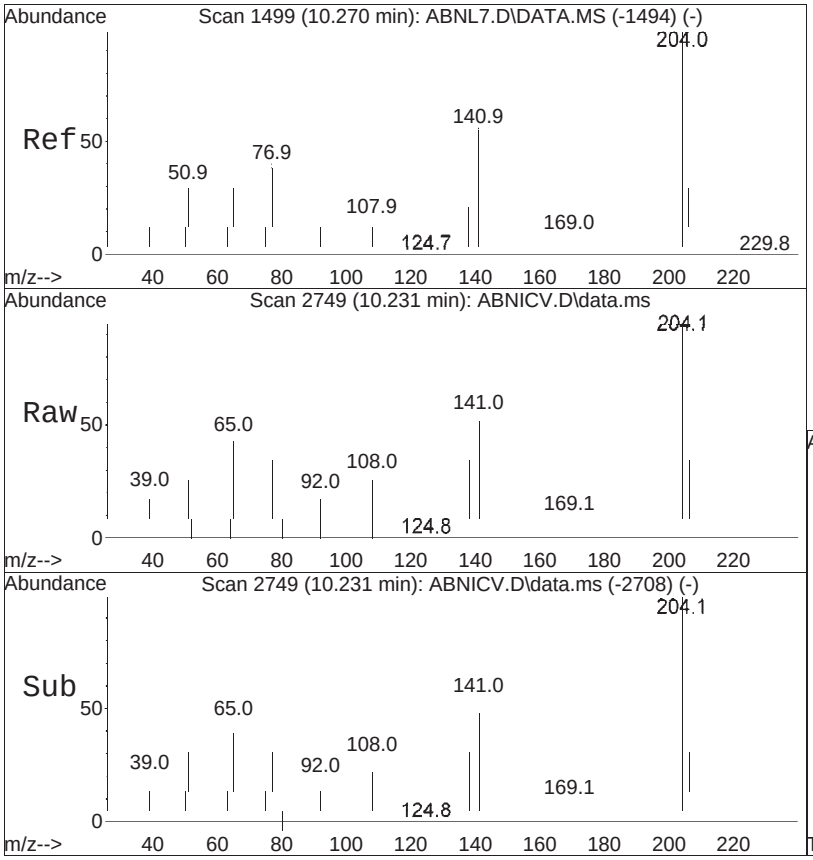


#74
4-Chlorophenyl phenyl ether
Concen: 4.60 ug/ml
RT: 10.231 min Scan# 2749
Delta R.T. 0.003 min
Lab File: ABNICV.D
Acq: 26 Aug 2025 10:39 pm

Tgt Ion:204 Resp: 98811

| Ion | Ratio | Lower | Upper |
|---|---|---|---|
| 204 | 100 | | |
| 206 | 33.3 | 25.8 | 38.6 |
| 141 | 54.5 | 53.6 | 80.4 |

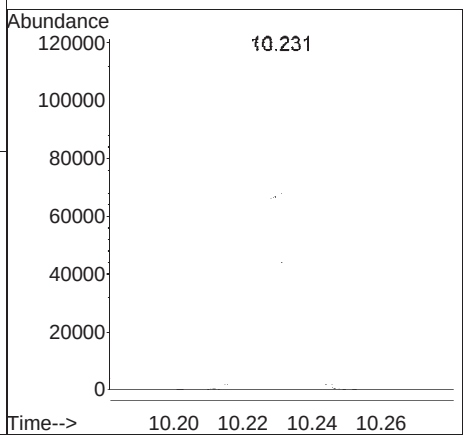

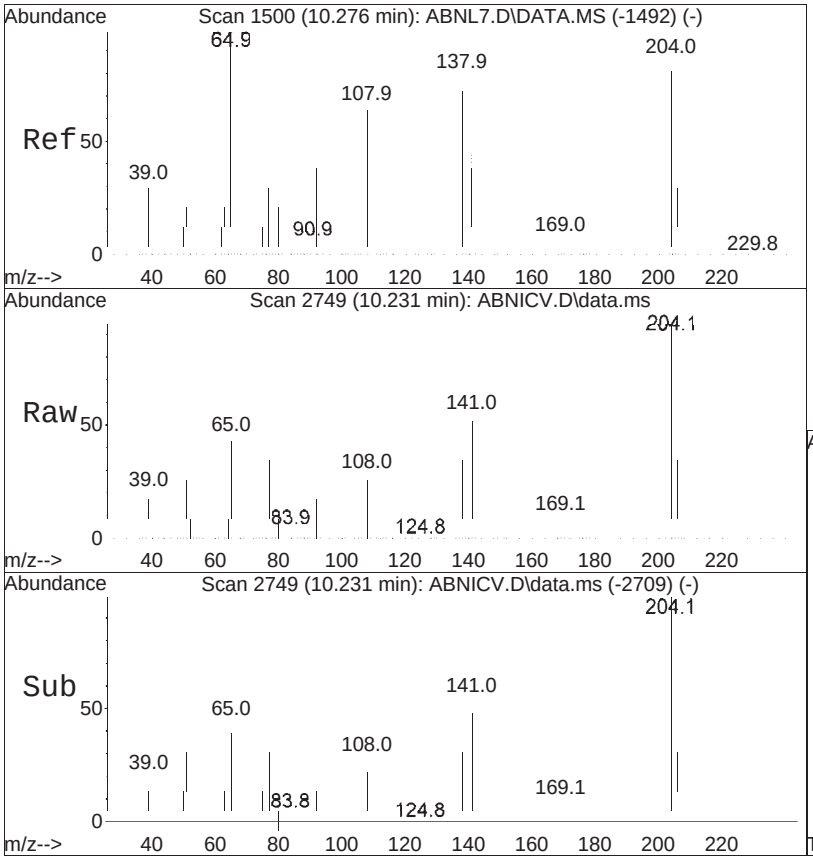


#75
4-Nitroaniline
Concen: 4.87 ug/ml
RT: 10.231 min Scan# 2749
Delta R.T. 0.000 min
Lab File: ABNICV.D
Acq: 26 Aug 2025 10:39 pm

Tgt Ion:138 Resp: 35737

| Ion | Ratio | Lower | Upper |
|---|---|---|---|
| 138 | 100 | | |
| 108 | 78.7 | 52.1 | 78.1# |
| 65 | 123.6 | 115.0 | 172.6 |

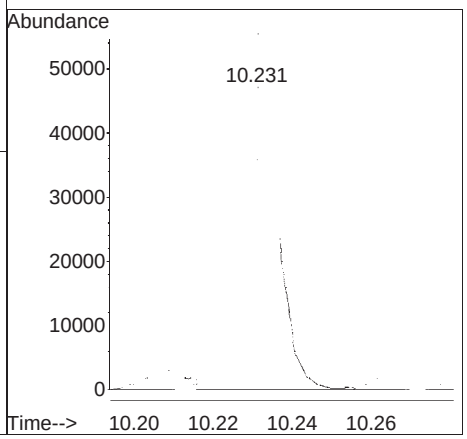

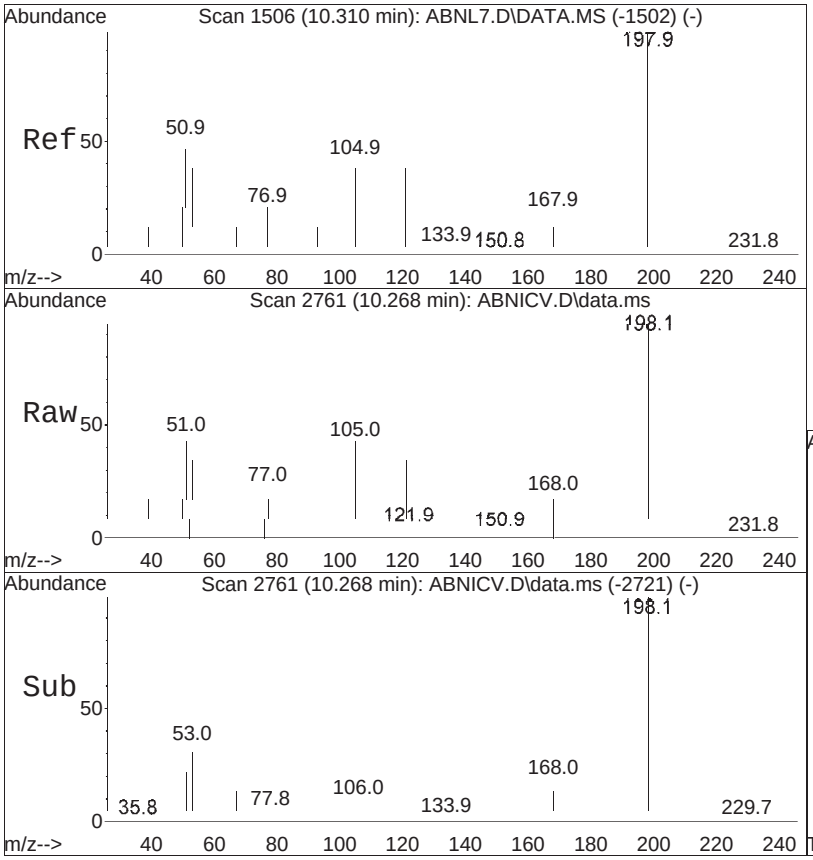


#76
4,6-Dinitro-o-cresol
Concen: 4.09 ug/ml
RT: 10.268 min Scan# 2761
Delta R.T. 0.000 min
Lab File: ABNICV.D
Acq: 26 Aug 2025 10:39 pm

Tgt Ion:198 Resp: 21016

| Ion | Ratio | Lower | Upper |
|---|---|---|---|
| 198 | 100 | | |
| 51 | 45.1 | 76.0 | 114.0# |
| 105 | 41.5 | 45.6 | 68.4# |

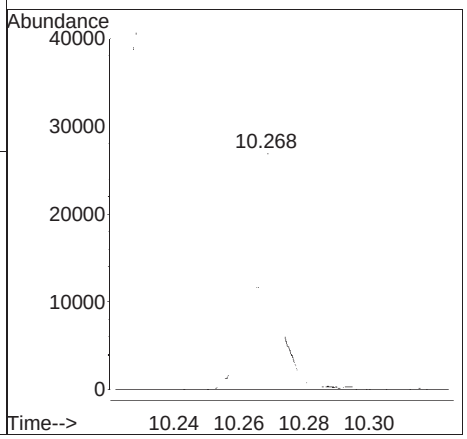

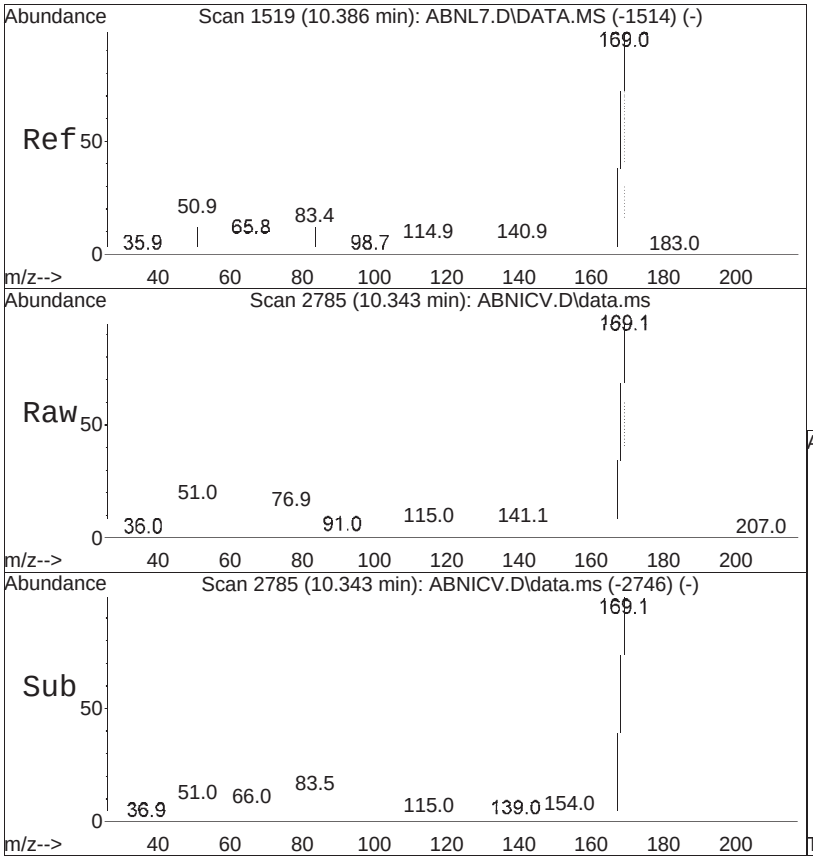


#77
NDPA/DPA
Concen: 4.95 ug/ml
RT: 10.343 min Scan# 2785
Delta R.T. -0.003 min
Lab File: ABNICV.D
Acq: 26 Aug 2025 10:39 pm

Tgt Ion:169 Resp: 164607

| Ion | Ratio | Lower | Upper |
|---|---|---|---|
| 169 | 100 | | |
| 168 | 74.4 | 54.0 | 81.0 |
| 167 | 40.3 | 28.6 | 42.8 |

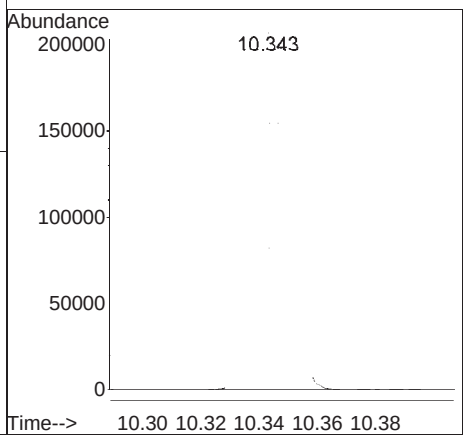

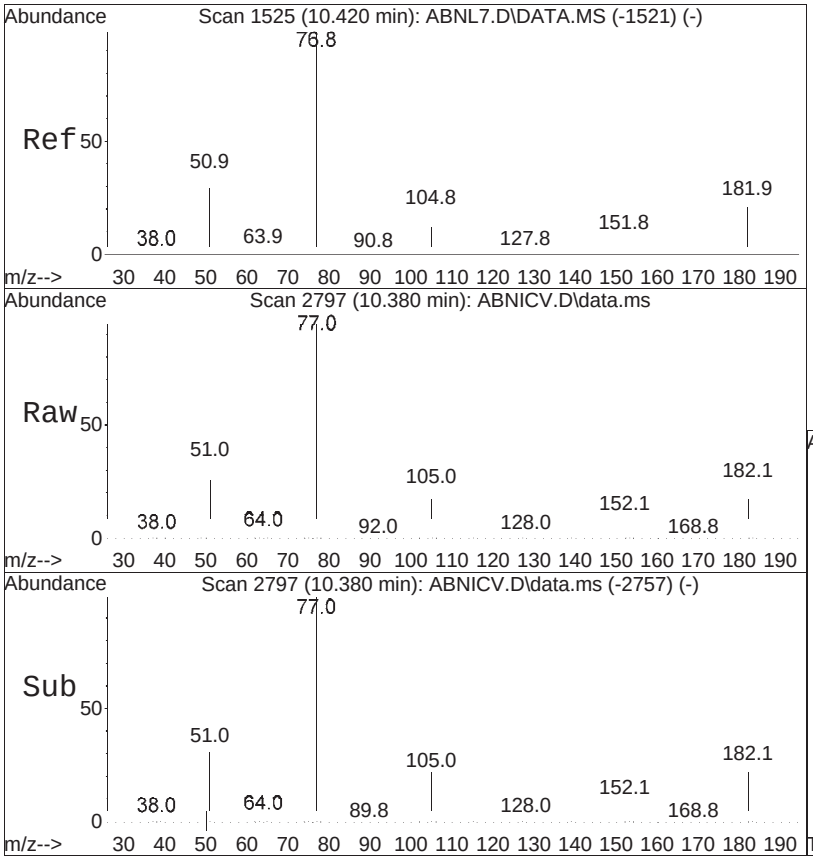


#78
Azobenzene
Concen: 4.92 ug/ml
RT: 10.380 min Scan# 2797
Delta R.T. 0.000 min
Lab File: ABNICV.D
Acq: 26 Aug 2025 10:39 pm

Tgt Ion: 77 Resp: 166872

| Ion | Ratio | Lower | Upper |
|---|---|---|---|
| 77 | 100 | | |
| 182 | 26.9 | 17.4 | 26.2# |
| 105 | 21.8 | 15.4 | 23.2 |

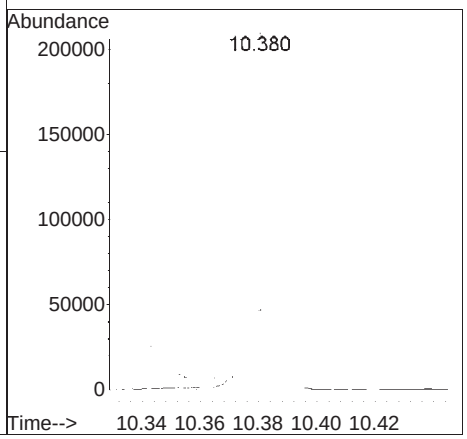

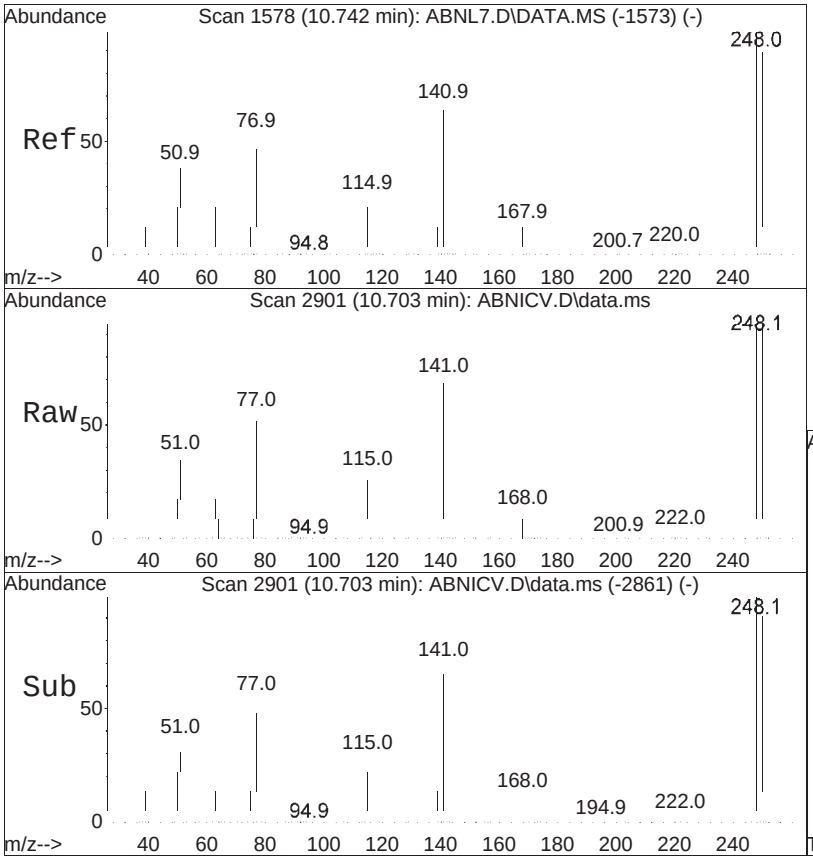


#80
4-Bromophenyl phenyl ether
Concen: 4.80 ug/ml
RT: 10.703 min Scan# 2901
Delta R.T. 0.000 min
Lab File: ABNICV.D
Acq: 26 Aug 2025 10:39 pm

Tgt Ion:248 Resp: 54967

| Ion | Ratio | Lower | Upper |
|---|---|---|---|
| 248 | 100 | | |
| 141 | 69.1 | 76.6 | 114.8# |
| 250 | 93.6 | 77.3 | 115.9 |

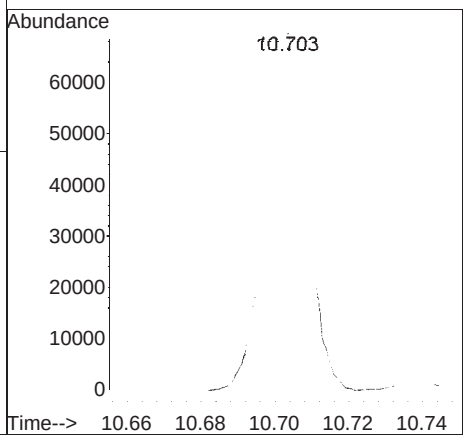

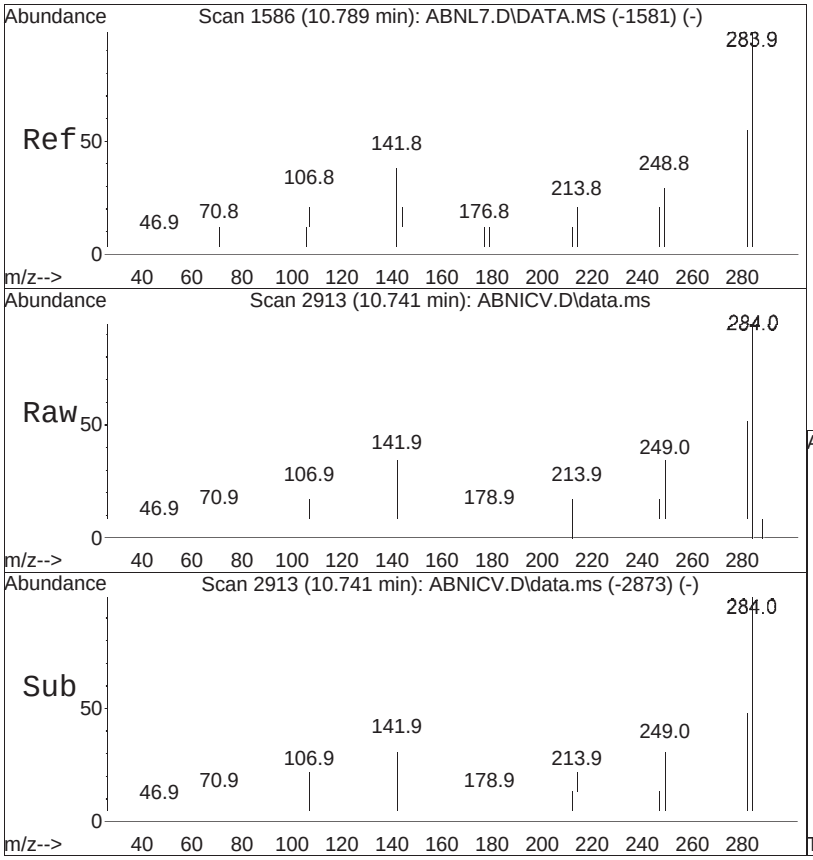


#81
Hexachlorobenzene
Concen: 4.71 ug/ml
RT: 10.741 min Scan# 2913
Delta R.T. -0.000 min
Lab File: ABNICV.D
Acq: 26 Aug 2025 10:39 pm

Tgt Ion:284 Resp: 56276

| Ion | Ratio | Lower | Upper |
|---|---|---|---|
| 284 | 100 | | |
| 142 | 41.3 | 41.9 | 62.9# |
| 249 | 33.7 | 24.1 | 36.1 |

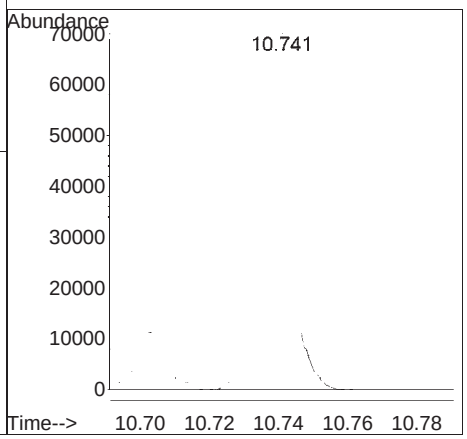

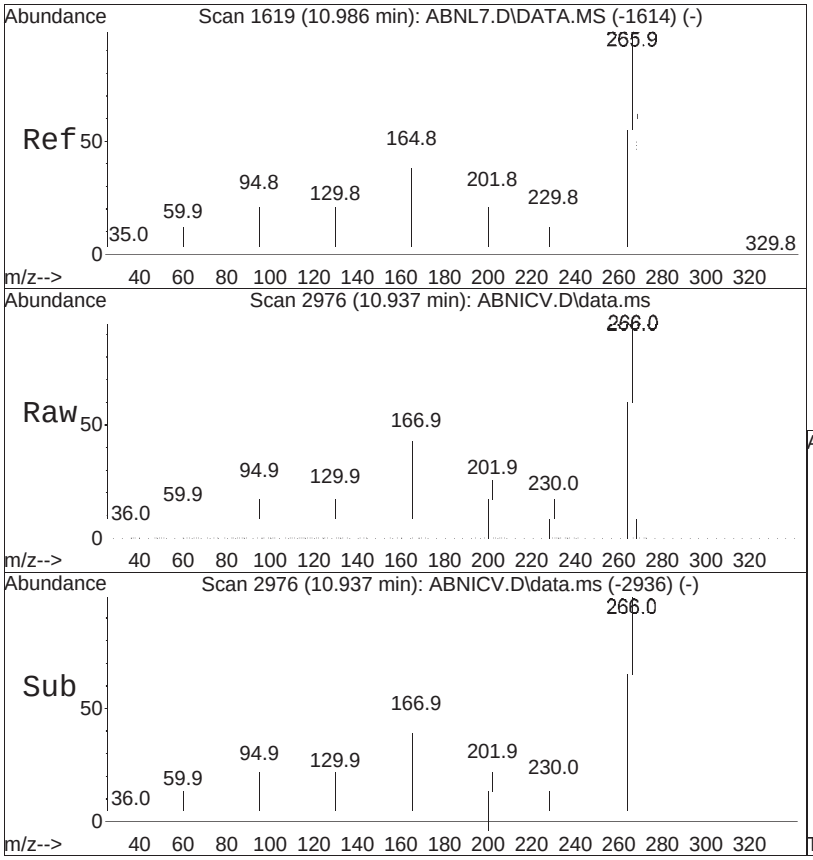


#82
Pentachlorophenol
Concen: 4.39 ug/ml
RT: 10.937 min Scan# 2976
Delta R.T. -0.000 min
Lab File: ABNICV.D
Acq: 26 Aug 2025 10:39 pm

Tgt Ion:266 Resp: 28293

| Ion | Ratio | Lower | Upper |
|---|---|---|---|
| 266 | 100 | | |
| 264 | 63.3 | 49.7 | 74.5 |
| 268 | 65.7 | 50.5 | 75.7 |

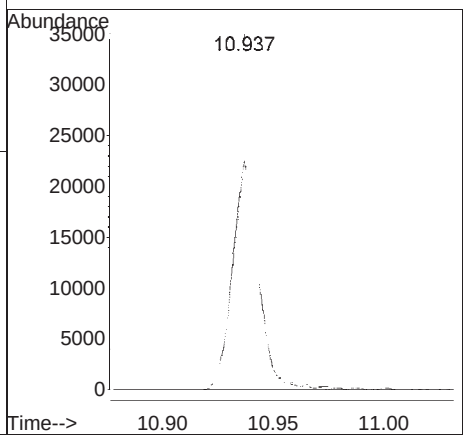

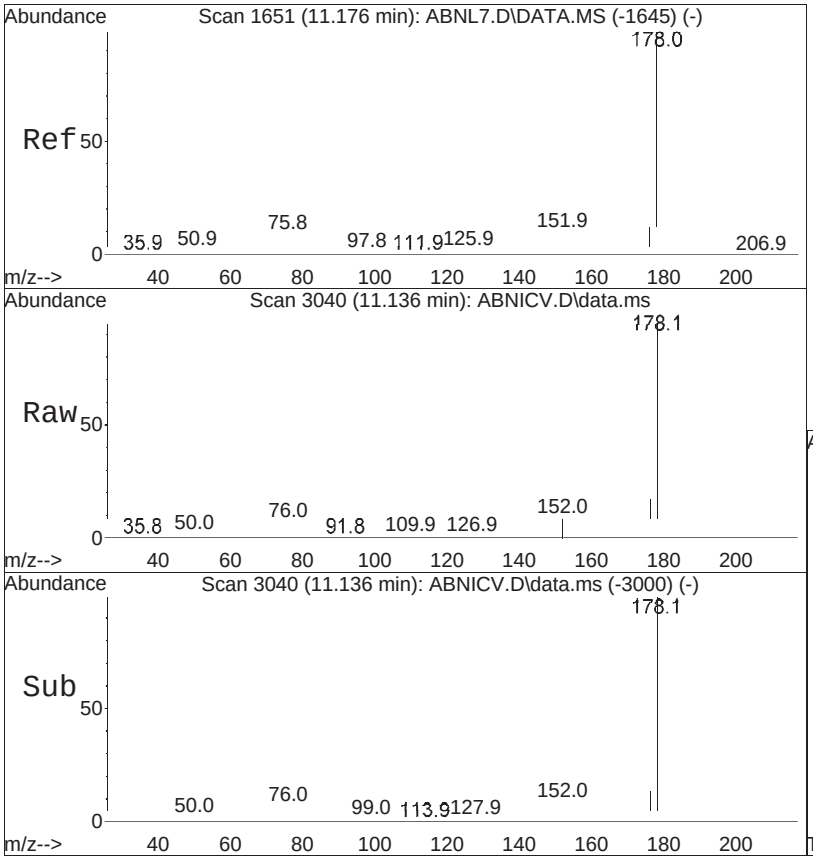


#89
Phenanthrene
Concen: 4.61 ug/ml
RT: 11.136 min Scan# 3040
Delta R.T. -0.000 min
Lab File: ABNICV.D
Acq: 26 Aug 2025 10:39 pm

Tgt Ion:178 Resp: 291648

| Ion | Ratio | Lower | Upper |
|---|---|---|---|
| 178 | 100 | | |
| 179 | 15.7 | 12.2 | 18.2 |
| 176 | 19.9 | 15.4 | 23.2 |

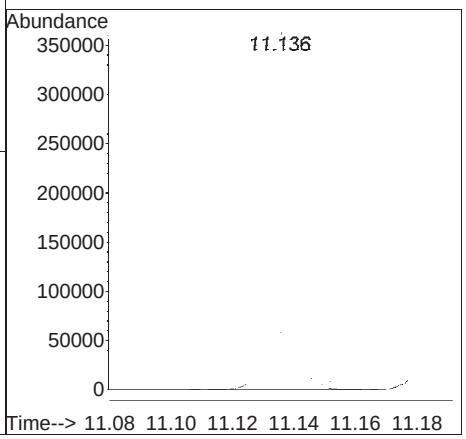

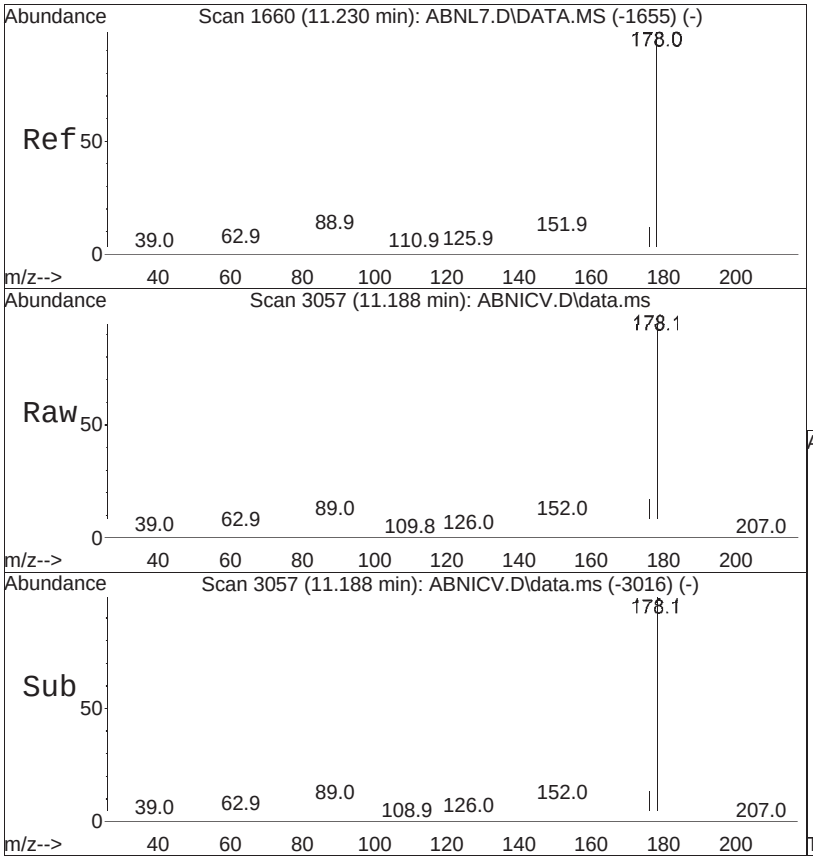


#90
Anthracene
Concen: 4.69 ug/ml
RT: 11.188 min Scan# 3057
Delta R.T. 0.003 min
Lab File: ABNICV.D
Acq: 26 Aug 2025 10:39 pm

Tgt Ion:178 Resp: 290796

| Ion | Ratio | Lower | Upper |
|---|---|---|---|
| 178 | 100 | | |
| 179 | 15.6 | 12.0 | 18.0 |
| 176 | 19.0 | 14.6 | 22.0 |

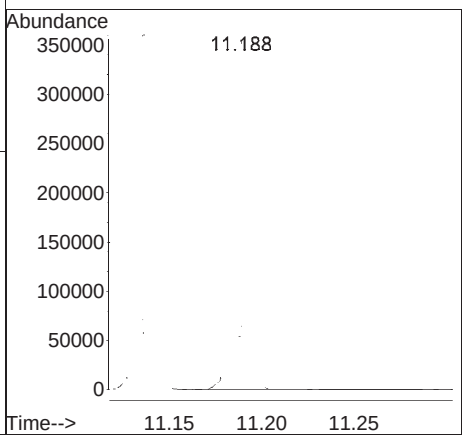




#91
Carbazole
Concen: 4.81 ug/ml
RT: 11.353 min Scan# 3110
Delta R.T. -0.003 min
Lab File: ABNICV.D
Acq: 26 Aug 2025 10:39 pm

Tgt Ion:167 Resp: 259039

| Ion | Ratio | Lower | Upper |
|---|---|---|---|
| 167 | 100 | | |
| 168 | 13.4 | 10.6 | 15.8 |
| 166 | 23.2 | 17.4 | 26.0 |

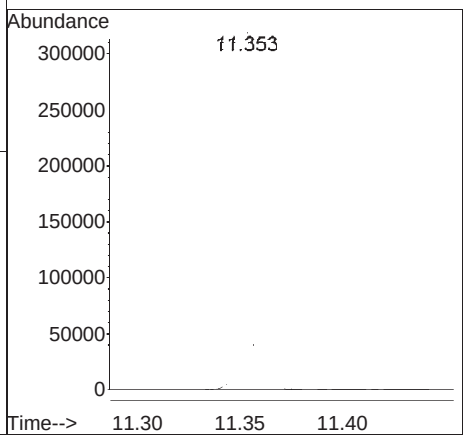

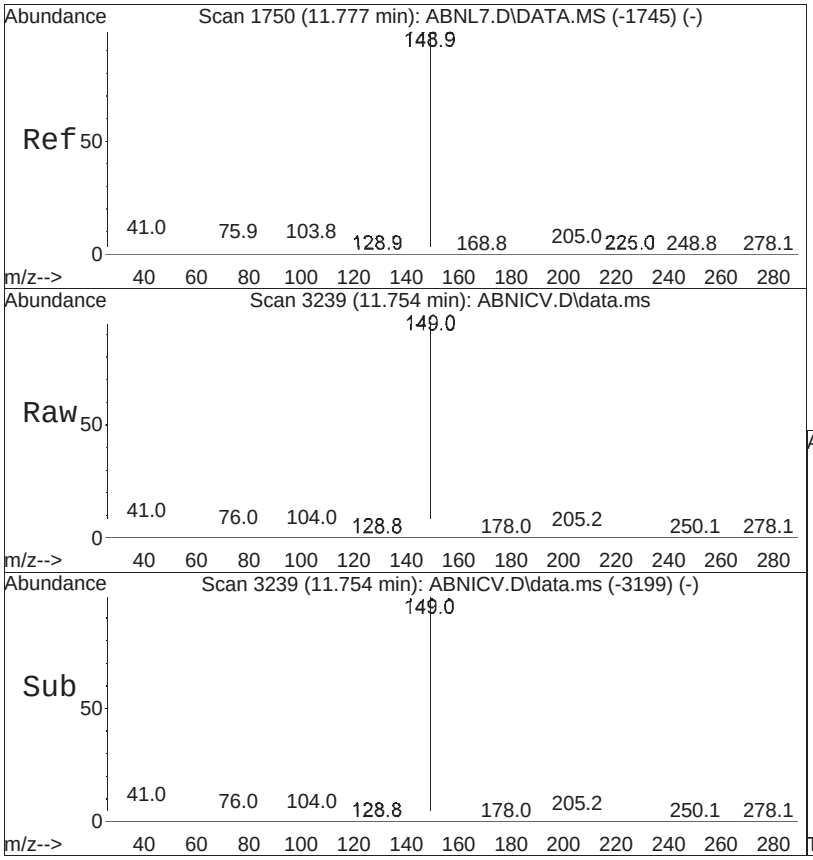


#92
Di-n-butylphthalate
Concen: 4.66 ug/ml
RT: 11.754 min Scan# 3239
Delta R.T. 0.000 min
Lab File: ABNICV.D
Acq: 26 Aug 2025 10:39 pm

Tgt Ion:149 Resp: 275006

| Ion | Ratio | Lower | Upper |
|---|---|---|---|
| 149 | 100 | | |
| 150 | 9.0 | 7.0 | 10.6 |
| 104 | 4.6 | 4.5 | 6.7 |

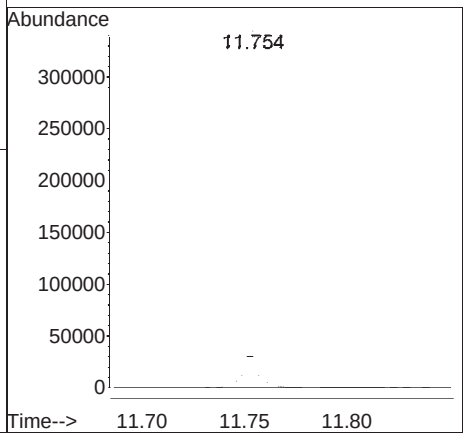

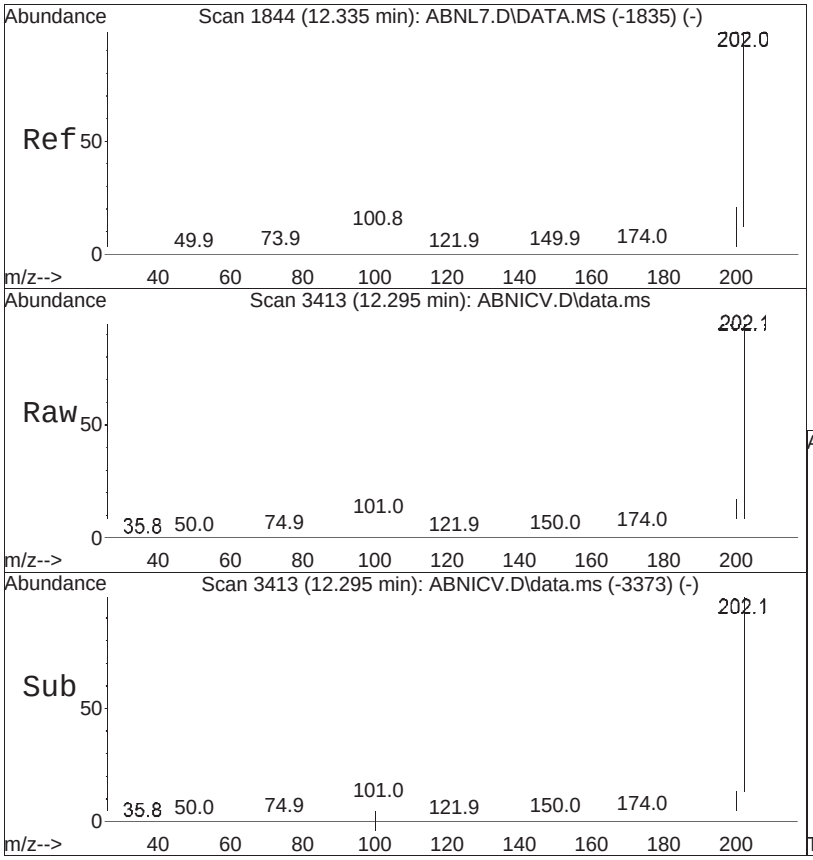


#93
Fluoranthene
Concen: 4.63 ug/ml
RT: 12.295 min Scan# 3413
Delta R.T. -0.000 min
Lab File: ABNICV.D
Acq: 26 Aug 2025 10:39 pm

Tgt Ion:202 Resp: 311269

| Ion | Ratio | Lower | Upper |
|---|---|---|---|
| 202 | 100 | | |
| 101 | 9.4 | 13.5 | 20.3# |
| 203 | 17.4 | 13.6 | 20.4 |

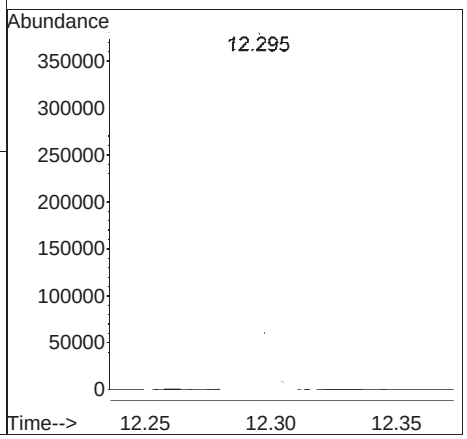

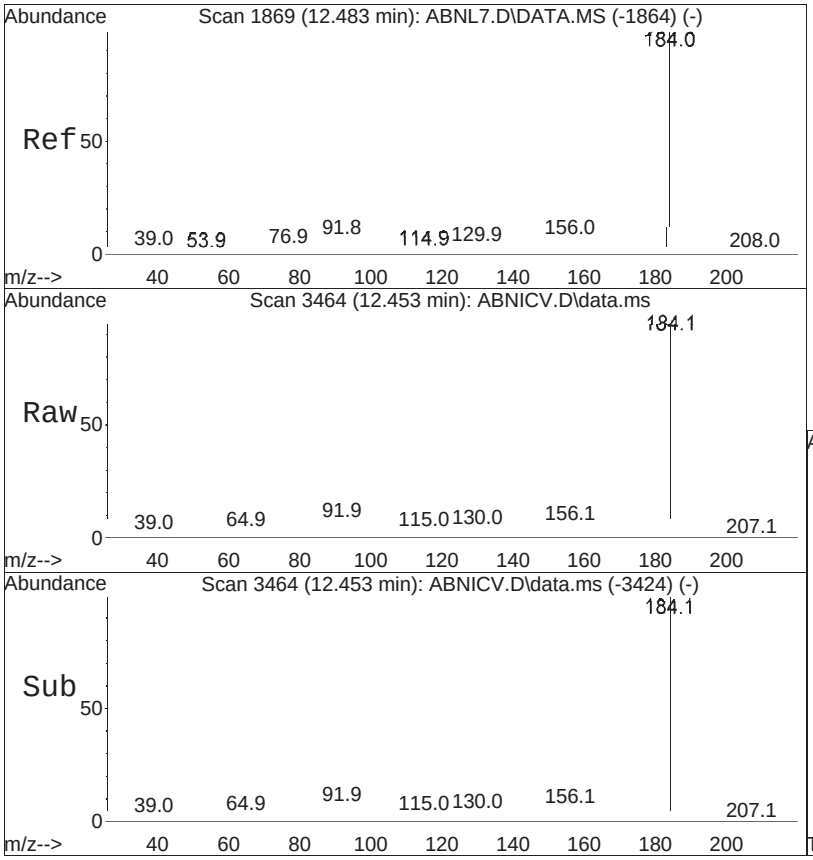


#94
Benzidine
Concen: 4.17 ug/ml
RT: 12.453 min Scan# 3464
Delta R.T. 0.000 min
Lab File: ABNICV.D
Acq: 26 Aug 2025 10:39 pm

Tgt Ion:184 Resp: 157791

| Ion | Ratio | Lower | Upper |
|---|---|---|---|
| 184 | 100 | | |
| 92 | 6.4 | 9.1 | 13.7# |
| 185 | 14.1 | 11.1 | 16.7 |

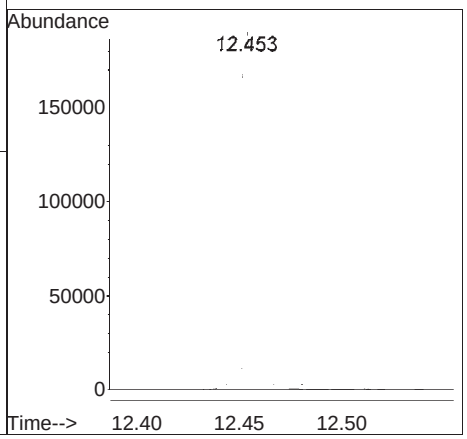

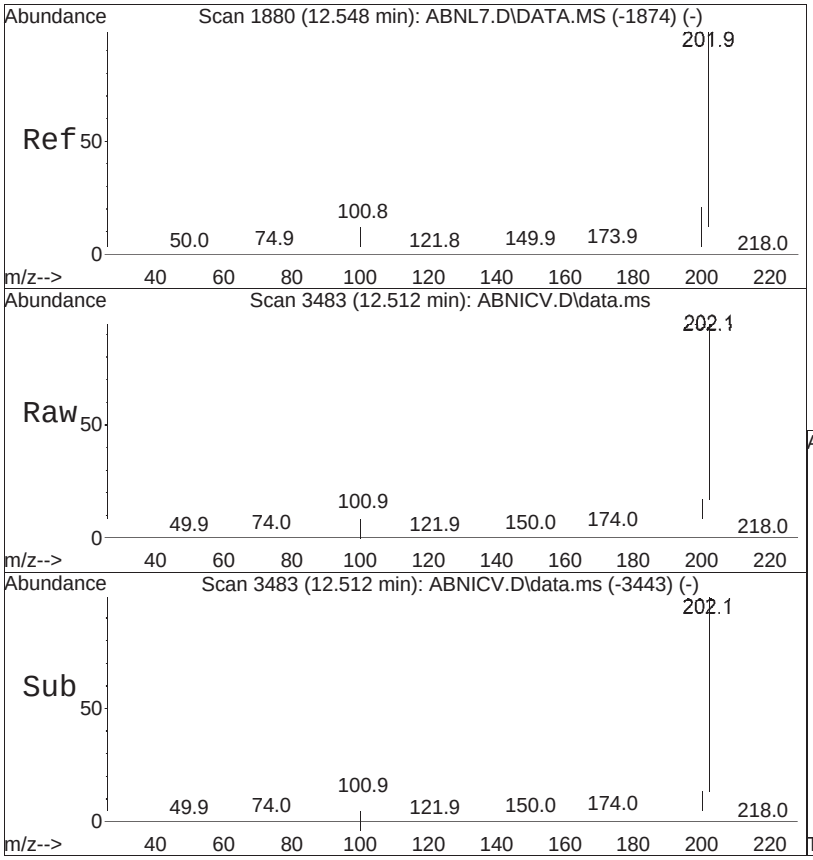


#95
Pyrene
Concen: 4.65 ug/ml
RT: 12.512 min Scan# 3483
Delta R.T. 0.000 min
Lab File: ABNICV.D
Acq: 26 Aug 2025 10:39 pm

Tgt Ion:202 Resp: 331953

| Ion | Ratio | Lower | Upper |
|---|---|---|---|
| 202 | 100 | | |
| 200 | 21.5 | 16.7 | 25.1 |
| 203 | 17.4 | 14.2 | 21.4 |

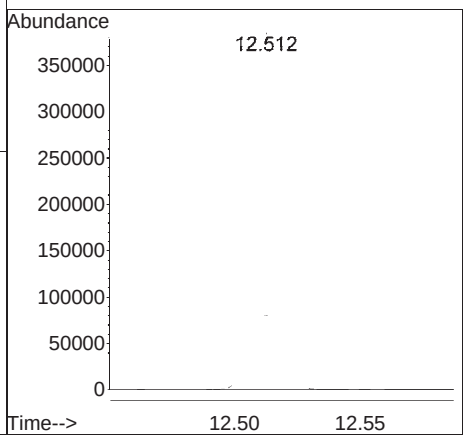

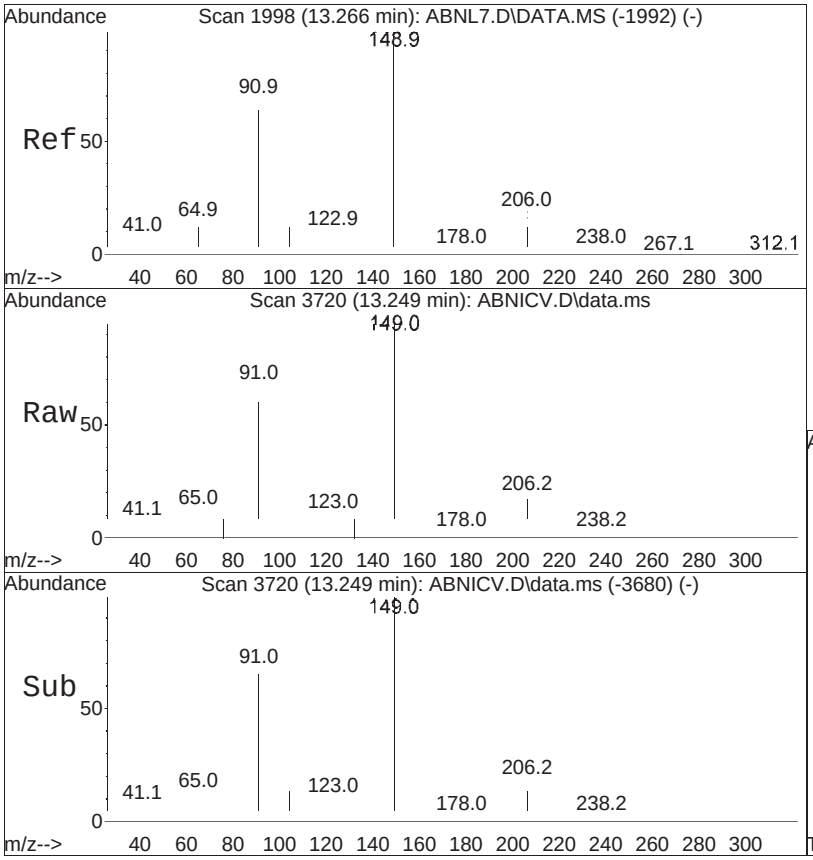


#97
Butyl benzyl phthalate
Concen: 3.66 ug/ml
RT: 13.249 min Scan# 3720
Delta R.T. 0.000 min
Lab File: ABNICV.D
Acq: 26 Aug 2025 10:39 pm

Tgt Ion:149 Resp: 92290

| Ion | Ratio | Lower | Upper |
|---|---|---|---|
| 149 | 100 | | |
| 91 | 67.9 | 63.3 | 94.9 |
| 206 | 19.3 | 13.9 | 20.9 |

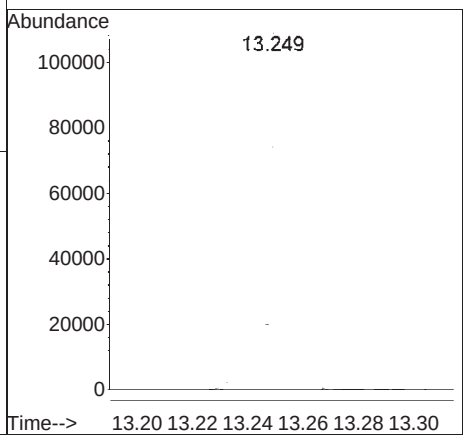

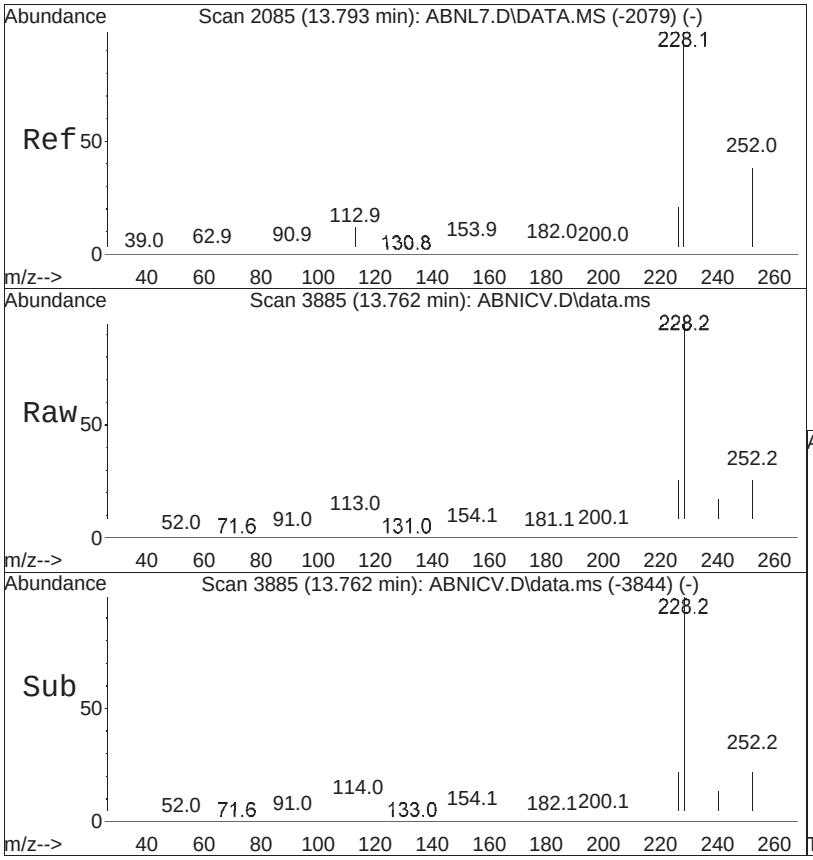


#105
Benzo(a)anthracene
Concen: 4.66 ug/ml
RT: 13.762 min Scan# 3885
Delta R.T. 0.003 min
Lab File: ABNICV.D
Acq: 26 Aug 2025 10:39 pm

Tgt Ion:228 Resp: 289059

| Ion | Ratio | Lower | Upper |
|---|---|---|---|
| 228 | 100 | | |
| 226 | 28.5 | 22.2 | 33.4 |
| 229 | 19.6 | 15.6 | 23.4 |

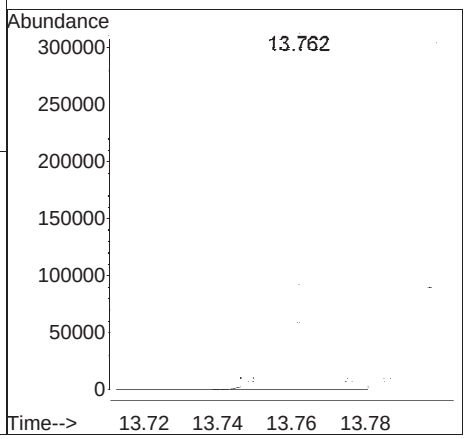

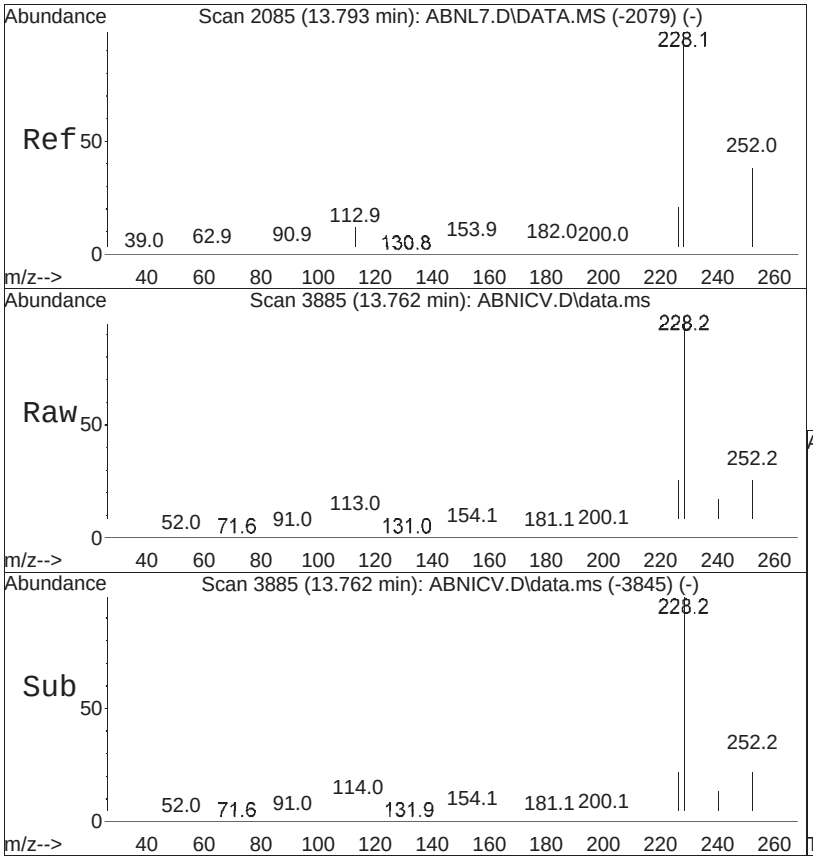


#106
3,3'-Dichlorobenzidine
Concen: 4.33 ug/ml
RT: 13.762 min Scan# 3885
Delta R.T. -0.000 min
Lab File: ABNICV.D
Acq: 26 Aug 2025 10:39 pm

Tgt Ion:252 Resp: 85720

| Ion | Ratio | Lower | Upper |
|---|---|---|---|
| 252 | 100 | | |
| 126 | 13.2 | 14.5 | 21.7# |
| 254 | 63.0 | 51.2 | 76.8 |

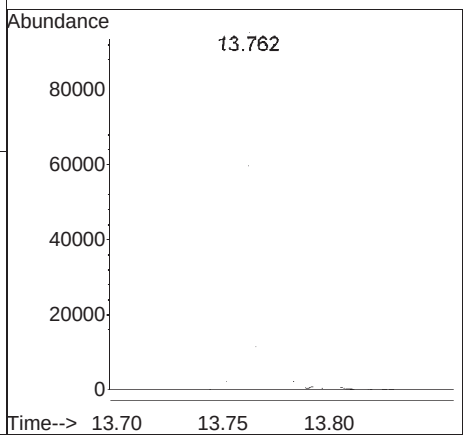

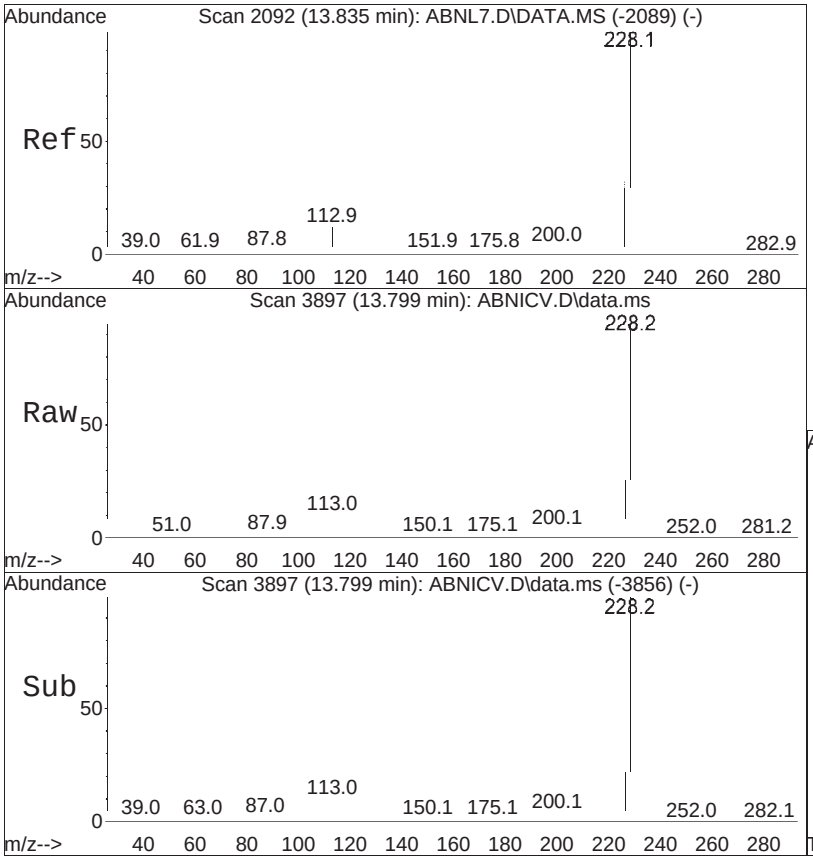


#107
Chrysene
Concen: 4.59 ug/ml
RT: 13.799 min Scan# 3897
Delta R.T. 0.003 min
Lab File: ABNICV.D
Acq: 26 Aug 2025 10:39 pm

Tgt Ion:228 Resp: 282064

| Ion | Ratio | Lower | Upper |
|---|---|---|---|
| 228 | 100 | | |
| 226 | 31.0 | 24.0 | 36.0 |
| 229 | 19.1 | 15.8 | 23.8 |

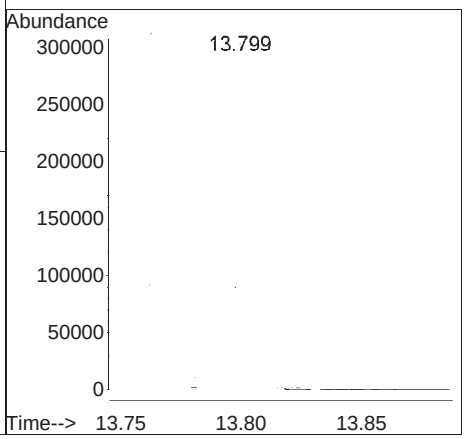

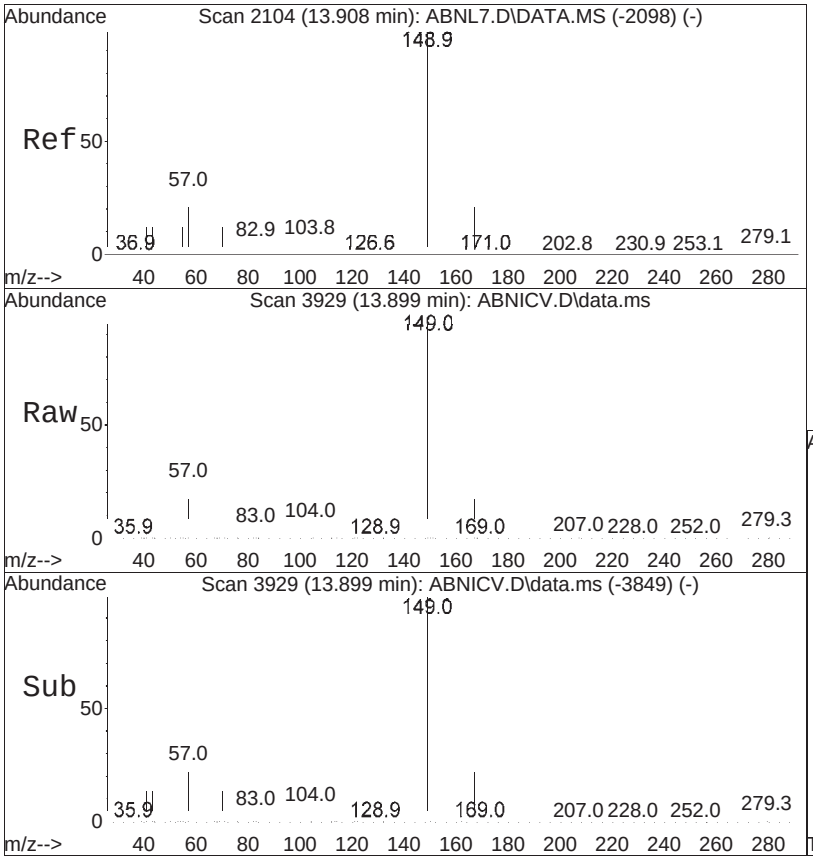


#108
Bis(2-ethylhexyl)phthalate
Concen: 4.06 ug/ml
RT: 13.899 min Scan# 3929
Delta R.T. -0.000 min
Lab File: ABNICV.D
Acq: 26 Aug 2025 10:39 pm

Tgt Ion:149 Resp: 155296

| Ion | Ratio | Lower | Upper |
|---|---|---|---|
| 149 | 100 | | |
| 167 | 24.5 | 22.1 | 33.1 |
| 279 | 2.7 | 3.0 | 4.4# |

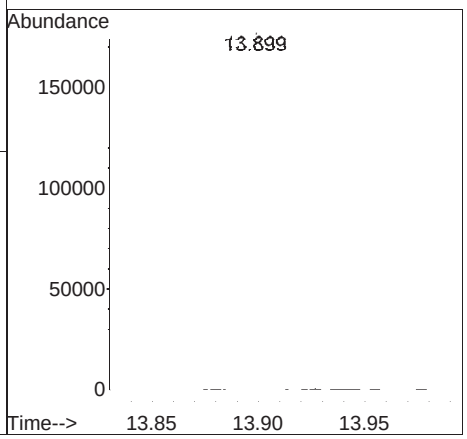

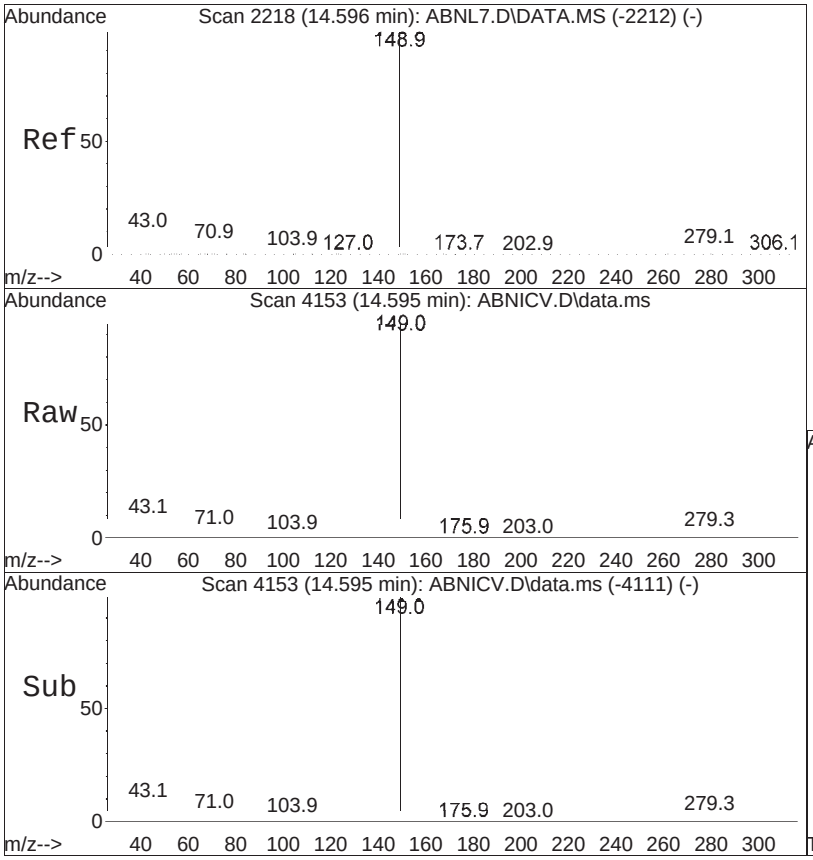


#109
Di-n-octylphthalate
Concen: 3.78 ug/ml
RT: 14.595 min Scan# 4153
Delta R.T. 0.006 min
Lab File: ABNICV.D
Acq: 26 Aug 2025 10:39 pm

Tgt Ion:149 Resp: 222528

| Ion | Ratio | Lower | Upper |
|---|---|---|---|
| 149 | 100 | | |
| 43 | 9.9 | 18.8 | 28.2# |
| 167 | 1.4 | 1.3 | 1.9 |

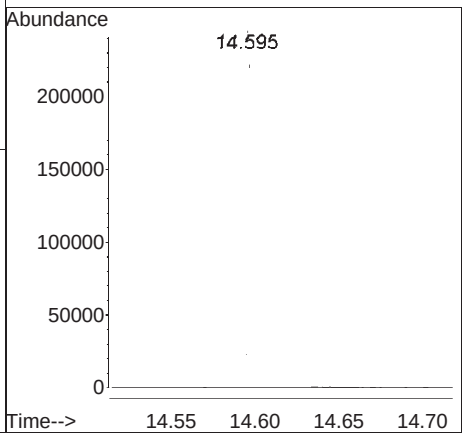

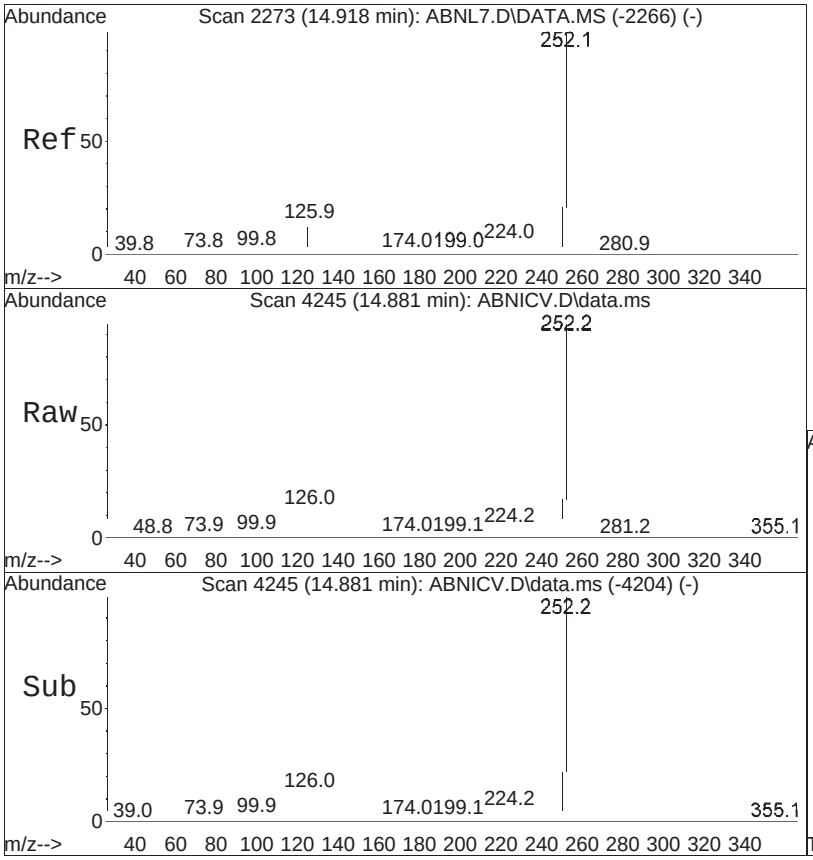


#110
Benzo(b)fluoranthene
Concen: 4.59 ug/ml
RT: 14.881 min Scan# 4245
Delta R.T. 0.003 min
Lab File: ABNICV.D
Acq: 26 Aug 2025 10:39 pm

Tgt Ion:252 Resp: 246766

| Ion | Ratio | Lower | Upper |
|---|---|---|---|
| 252 | 100 | | |
| 125 | 11.3 | 13.3 | 19.9# |
| 253 | 21.7 | 17.1 | 25.7 |

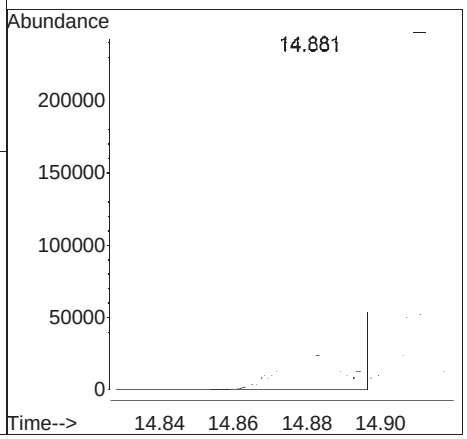




#111
Benzo(k)fluoranthene
Concen: 4.59 ug/ml
RT: 14.909 min Scan# 4254
Delta R.T. 0.006 min
Lab File: ABNICV.D
Acq: 26 Aug 2025 10:39 pm

Tgt Ion:252 Resp: 249825

| Ion | Ratio | Lower | Upper |
|---|---|---|---|
| 252 | 100 | | |
| 125 | 11.3 | 13.0 | 19.6# |
| 253 | 21.5 | 16.8 | 25.2 |

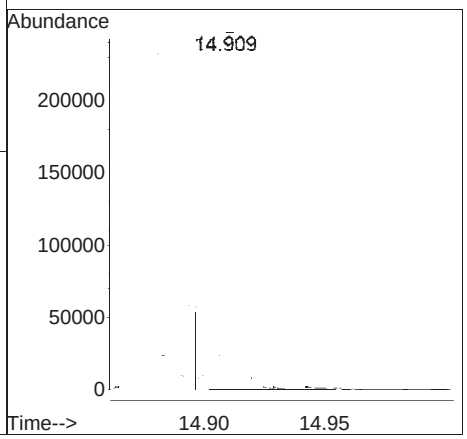

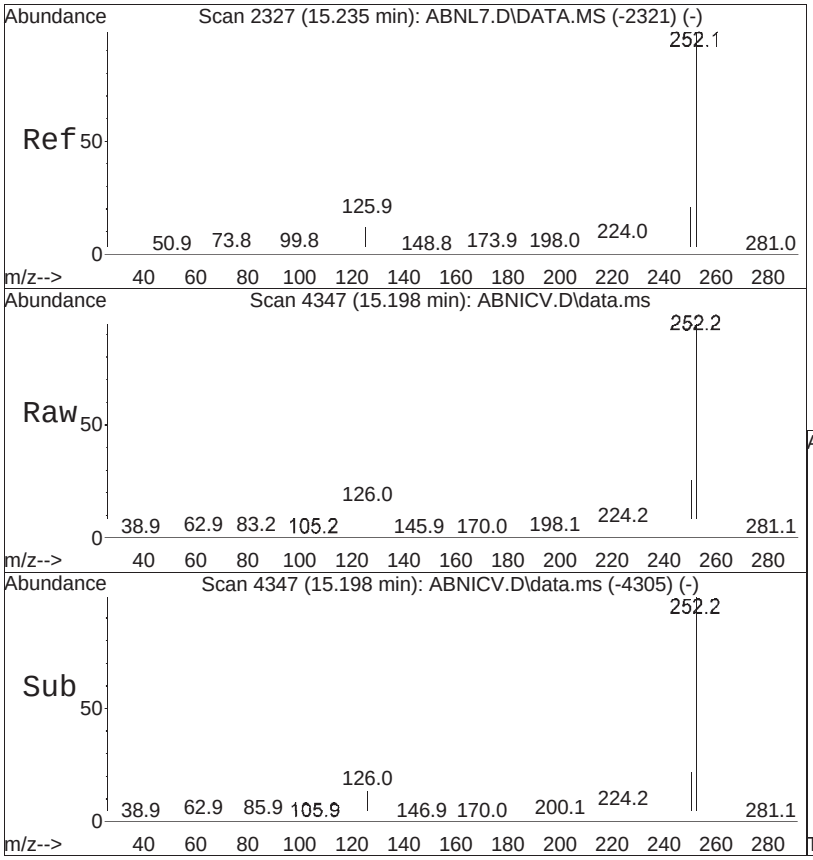


#112
Benzo(a)pyrene
Concen: 4.50 ug/ml
RT: 15.198 min Scan# 4347
Delta R.T. 0.006 min
Lab File: ABNICV.D
Acq: 26 Aug 2025 10:39 pm

Tgt Ion:252 Resp: 225085

| Ion | Ratio | Lower | Upper |
|---|---|---|---|
| 252 | 100 | | |
| 125 | 12.4 | 14.2 | 21.2# |
| 253 | 21.6 | 16.9 | 25.3 |

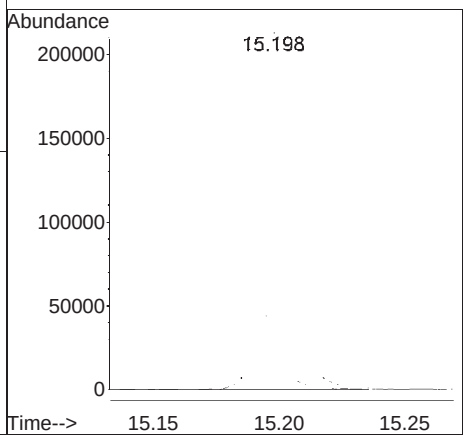

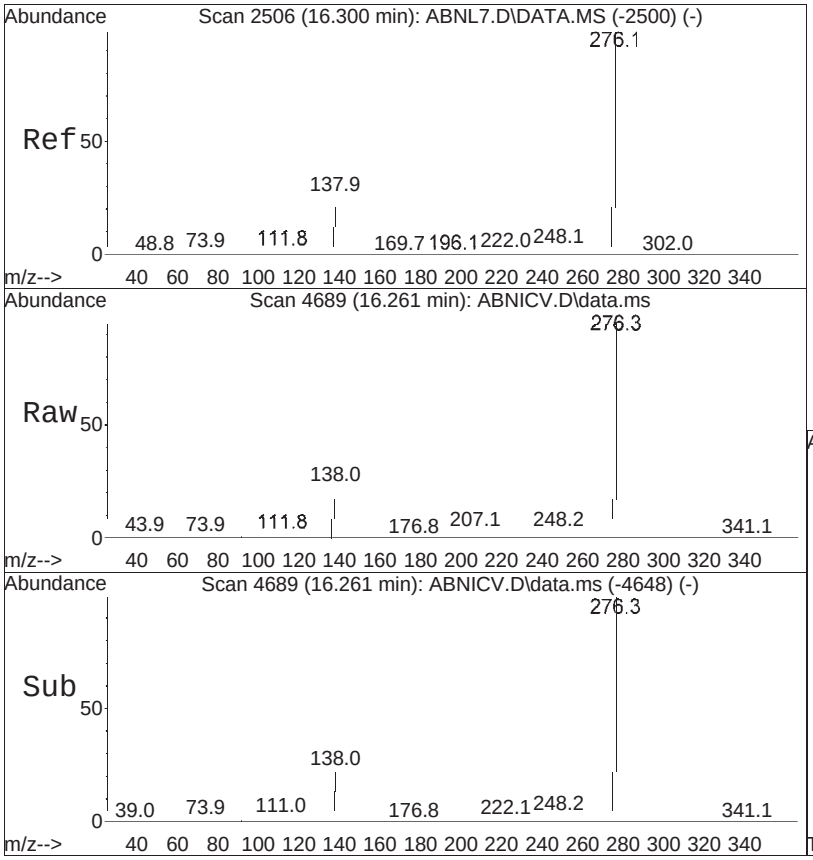


#114
Indeno(1,2,3-cd)pyrene
Concen: 4.50 ug/mL
RT: 16.261 min Scan# 4689
Delta R.T. 0.003 min
Lab File: ABNICV.D
Acq: 26 Aug 2025 10:39 pm

Tgt Ion:276 Resp: 204167

| Ion | Ratio | Lower | Upper |
|---|---|---|---|
| 276 | 100 | | |
| 138 | 23.4 | 25.1 | 37.7# |
| 277 | 23.5 | 18.6 | 28.0 |

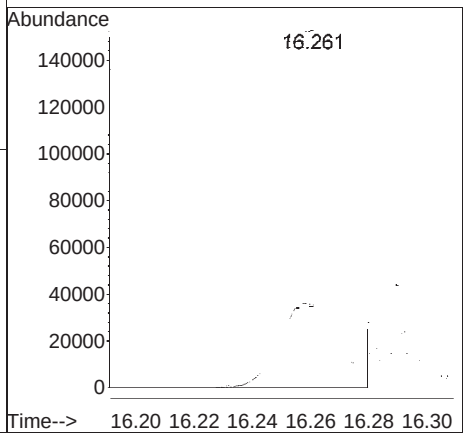

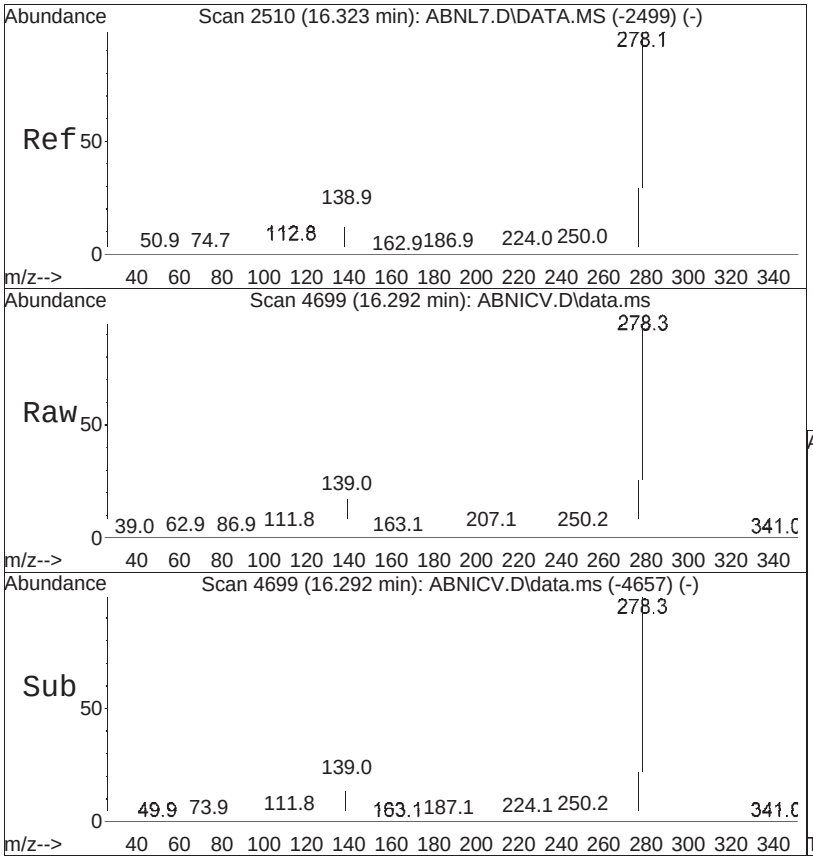


#115
Dibenzo(a,h)anthracene
Concen: 4.49 ug/ml
RT: 16.292 min Scan# 4699
Delta R.T. 0.006 min
Lab File: ABNICV.D
Acq: 26 Aug 2025 10:39 pm

Tgt Ion:278 Resp: 211576

| Ion | Ratio | Lower | Upper |
|---|---|---|---|
| 278 | 100 | | |
| 139 | 18.1 | 20.8 | 31.2# |
| 279 | 23.7 | 18.3 | 27.5 |

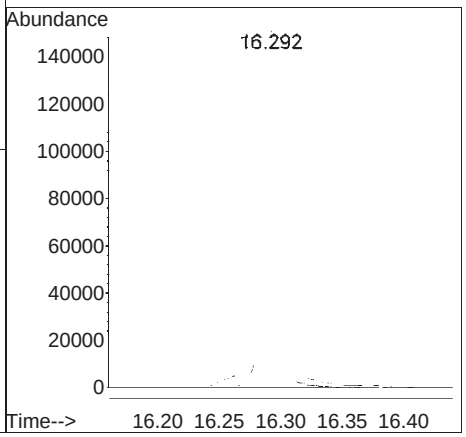




#116
Benzo(ghi)perylene
Concen: 4.63 ug/ml
RT: 16.522 min Scan# 4773
Delta R.T. 0.003 min
Lab File: ABNICV.D
Acq: 26 Aug 2025 10:39 pm

Tgt Ion:276 Resp: 217481

| Ion | Ratio | Lower | Upper |
|---|---|---|---|
| 276 | 100 | | |
| 138 | 25.7 | 29.2 | 43.8# |
| 277 | 23.4 | 18.8 | 28.2 |

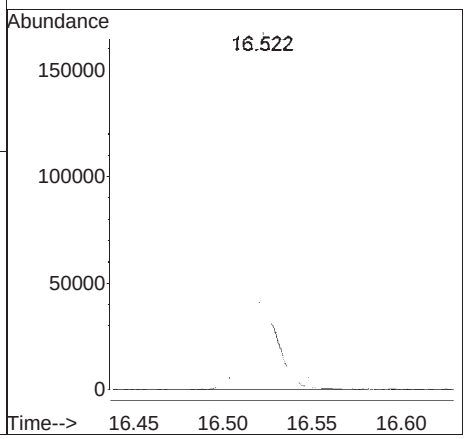

# Manual Integration Report

Data Path : I:\8270\SV107\250826ical\ QMethod : FS250826SV107RVT.m
Data File : ABNICV.D Operator : SV107:ljg
Date Inj'd : 8/26/2025 10:39 pm Instrument : SV107
Sample : CQICV1,32,,ABNICV Lot# 119 Quant Date 6:20 am

## Compound #37: Benzoic Acid

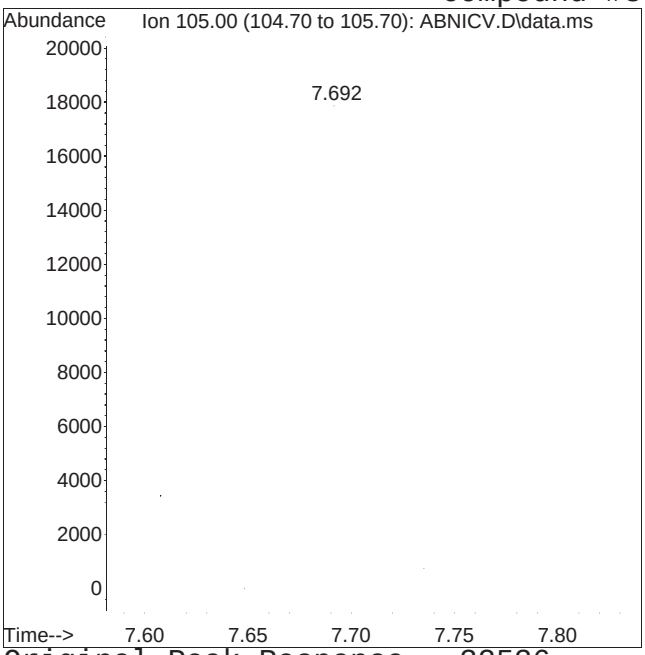


Original Peak Response = 32536

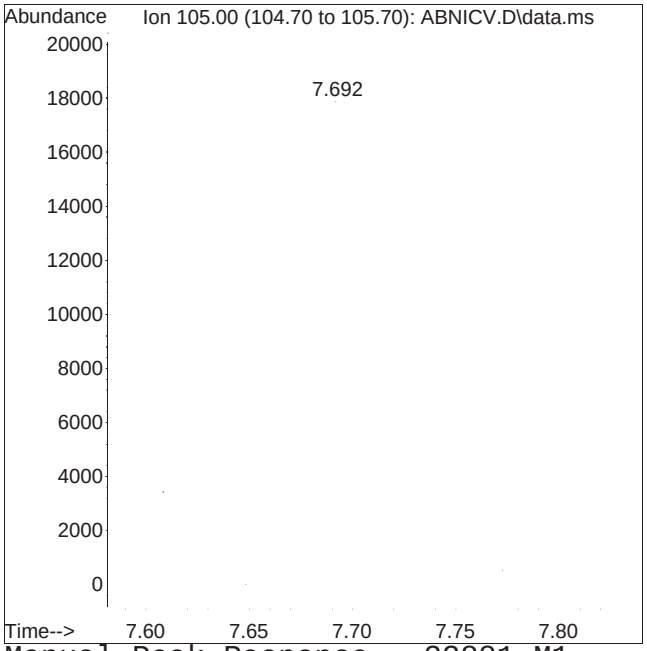


Manual Peak Response = 33881 M1

M1 = Split or tailing peak, auto integration stopped early resulting in false low area count.

Data Path : I:\8270\SV107\250826ical\
Data File : Tune2.D
Acq On : 26 Aug 2025 11:05 pm
Operator : SV107:ljg
Sample : Tune lot #11857
Misc : WG2108478
ALS Vial : 141 Sample Multiplier: 1

Integration File: rteint.p

Method : I:\8270\SV107\250826ical\DftppSV107.m
Title : Semivolatiles by GC/MS by modified 8270
Last Update : Wed Mar 05 13:38:17 2025

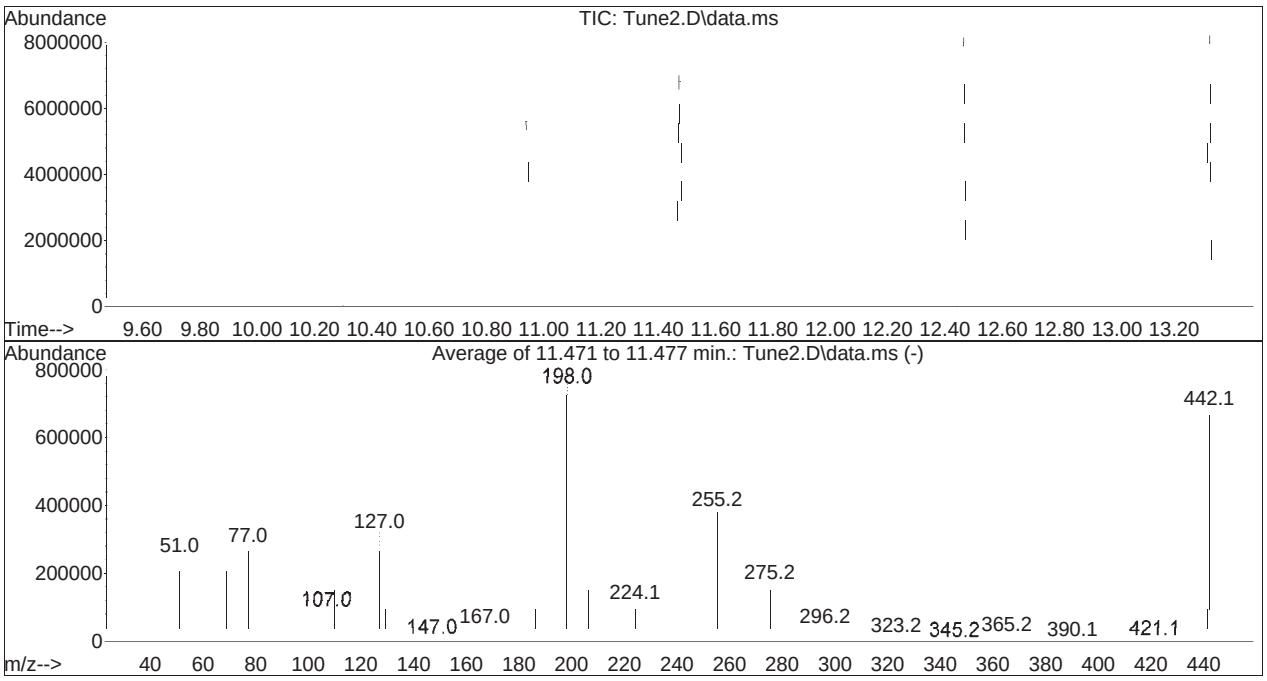


Spectrum Information: Average of 11.471 to 11.477 min.

| Target Mass | Rel. to Mass | Lower Limit% | Upper Limit% | Rel. Abn% | Raw Abn | Result Pass/Fail |
|---|---|---|---|---|---|---|
| 51 | 198 | 30 | 60 | 32.1 | 249365 | PASS |
| 68 | 69 | 0.00 | 2 | 1.8 | 4376 | PASS |
| 70 | 69 | 0.00 | 2 | 0.5 | 1202 | PASS |
| 127 | 198 | 40 | 60 | 41.2 | 320192 | PASS |
| 197 | 198 | 0.00 | 1 | 0.0 | 0 | PASS |
| 198 | 198 | 100 | 100 | 100.0 | 776320 | PASS |
| 199 | 198 | 5 | 9 | 6.8 | 52739 | PASS |
| 275 | 198 | 10 | 30 | 21.6 | 167915 | PASS |
| 365 | 198 | 1 | 100 | 2.2 | 16971 | PASS |
| 441 | 443 | 0.01 | 100 | 93.9 | 120699 | PASS |
| 442 | 198 | 40 | 100 | 87.9 | 682219 | PASS |
| 443 | 442 | 17 | 23 | 18.9 | 128600 | PASS |

Quantitation Report (Qedit)

Data Path : I:\8270\SV107\250826ical\
Data File : Tune2.D
Acq On : 26 Aug 2025 11:05 pm
Operator : SV107:ljg
Sample : Tune lot #11857
Misc : WG2108478
ALS Vial : 141 Sample Multiplier: 1

Quant Time: Aug 27 05:39:31 2025
Quant Method : I:\8270\SV107\250826ical\DftppSV107.m
Quant Title : Semivolatiles by GC/MS by modified 8270
QLast Update : Wed Mar 05 13:38:17 2025
Response via : Initial Calibration

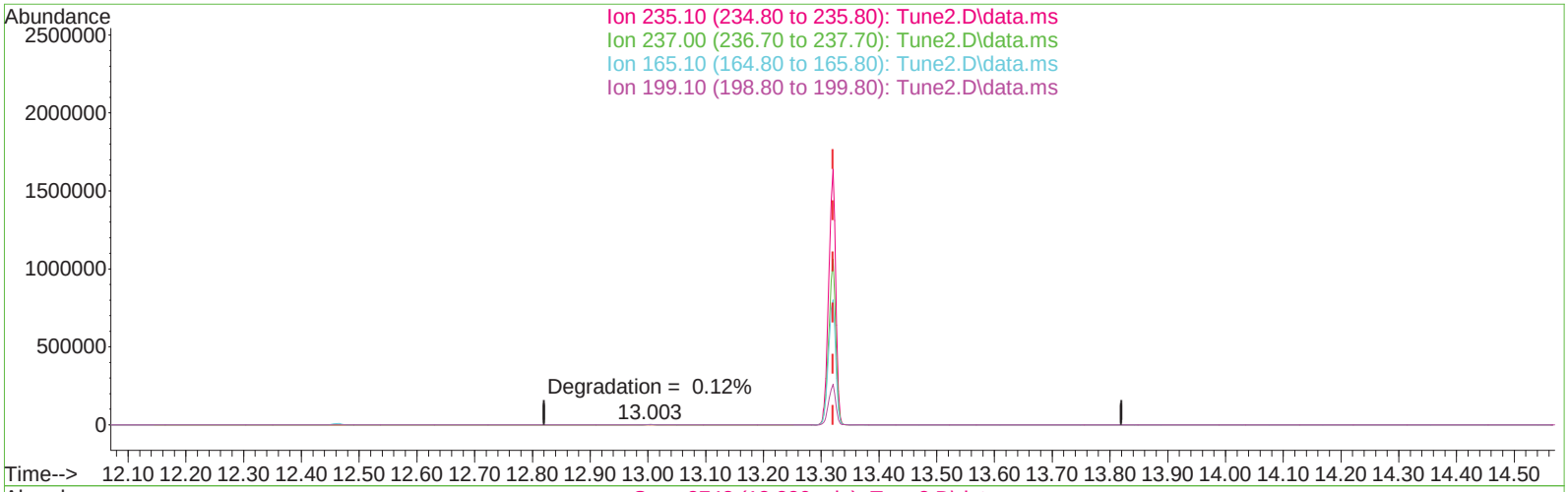


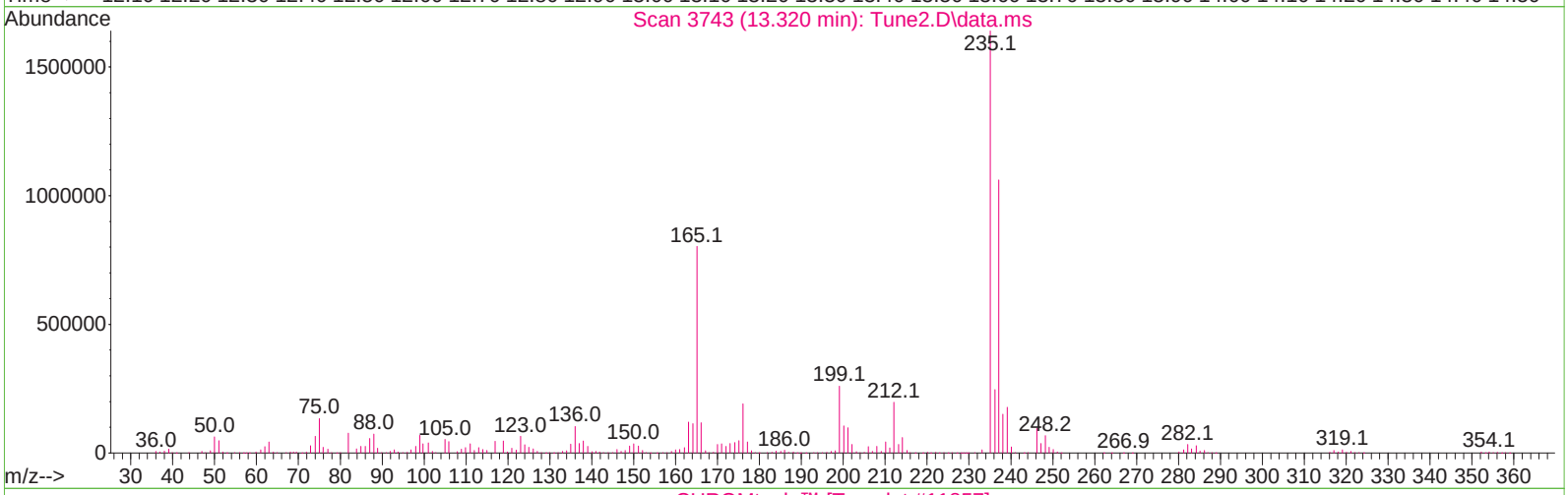


CHROMtools™ [Tune lot #11857]

(6) DDT (T)

13.320min (+ 0.000) 227.48

response 1386664

| Ion | Exp% | Act% |
|---|---|---|
| 235.10 | 100.00 | 100.00 |
| 237.00 | 64.30 | 63.99 |
| 165.10 | 55.40 | 50.01 |
| 199.10 | 16.20 | 15.93 |

Quantitation Report (Qedit)

Data Path : I:\8270\SV107\250826ical\
Data File : Tune2.D
Acq On : 26 Aug 2025 11:05 pm
Operator : SV107:ljg
Sample : Tune lot #11857
Misc : WG2108478
ALS Vial : 141 Sample Multiplier: 1

Quant Time: Aug 27 05:39:31 2025
Quant Method : I:\8270\SV107\250826ical\DftppSV107.m
Quant Title : Semivolatiles by GC/MS by modified 8270
QLast Update : Wed Mar 05 13:38:17 2025
Response via : Initial Calibration

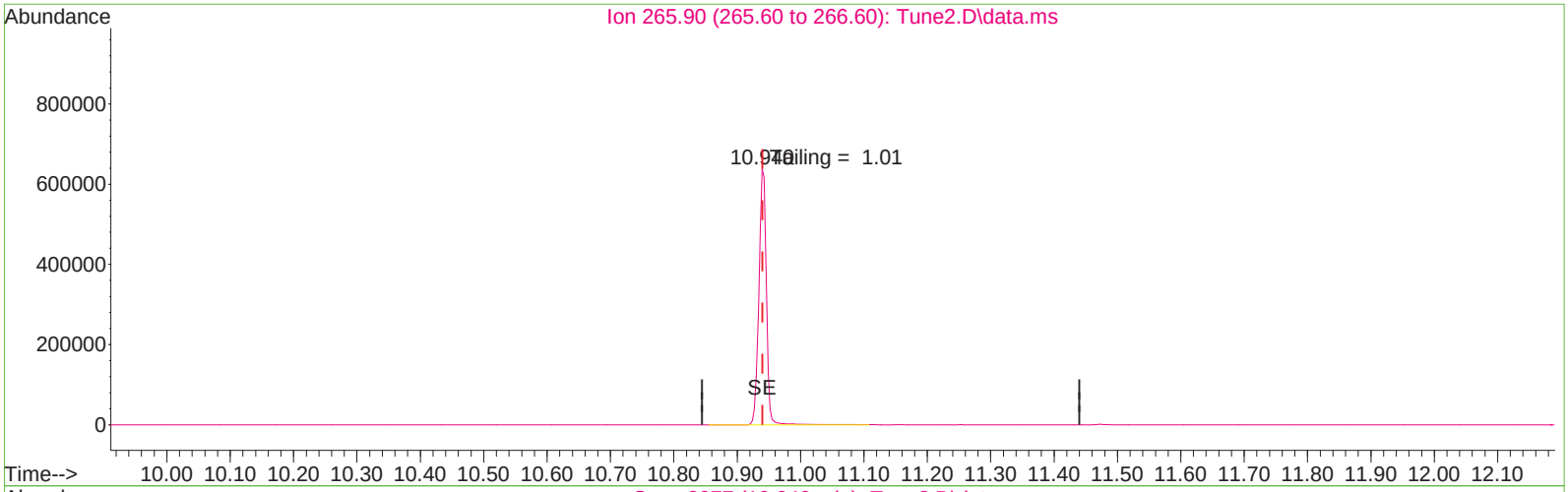


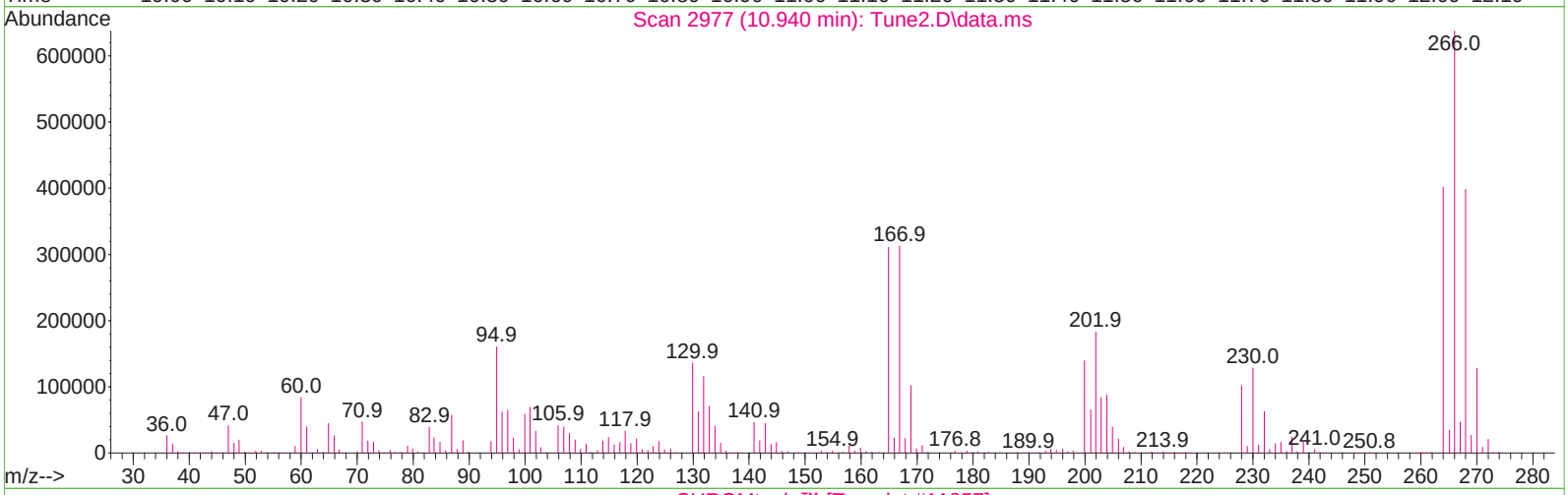


CHROMtools™ [Tune lot #11857]

(1) Pentachlorophenol (T)

10.940min (-0.000) 247.93

response 520732

| Ion | Exp% | Act% |
|---|---|---|
| 265.90 | 100.00 | 100.00 |
| 0.00 | 0.00 | 0.00 |
| 0.00 | 0.00 | 0.00 |
| 0.00 | 0.00 | 0.00 |

Quantitation Report (Qedit)

Data Path : I:\8270\SV107\250826ical\
Data File : Tune2.D
Acq On : 26 Aug 2025 11:05 pm
Operator : SV107:ljg
Sample : Tune lot #11857
Misc : WG2108478
ALS Vial : 141 Sample Multiplier: 1

Quant Time: Aug 27 05:39:31 2025
Quant Method : I:\8270\SV107\250826ical\DftppSV107.m
Quant Title : Semivolatiles by GC/MS by modified 8270
QLast Update : Wed Mar 05 13:38:17 2025
Response via : Initial Calibration

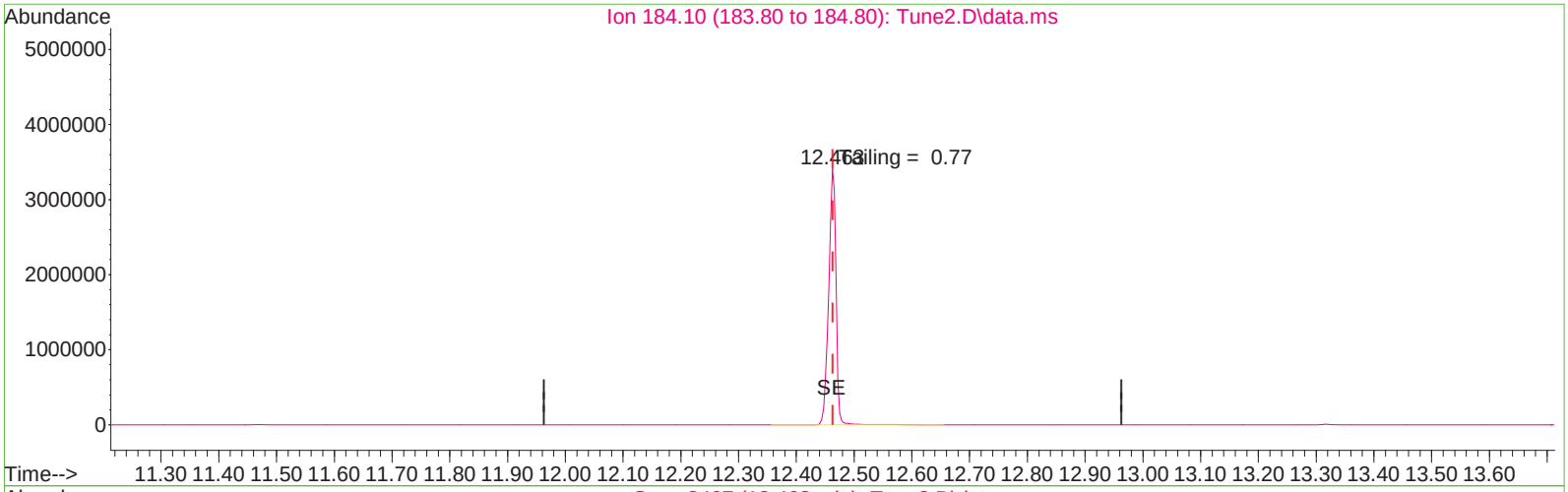


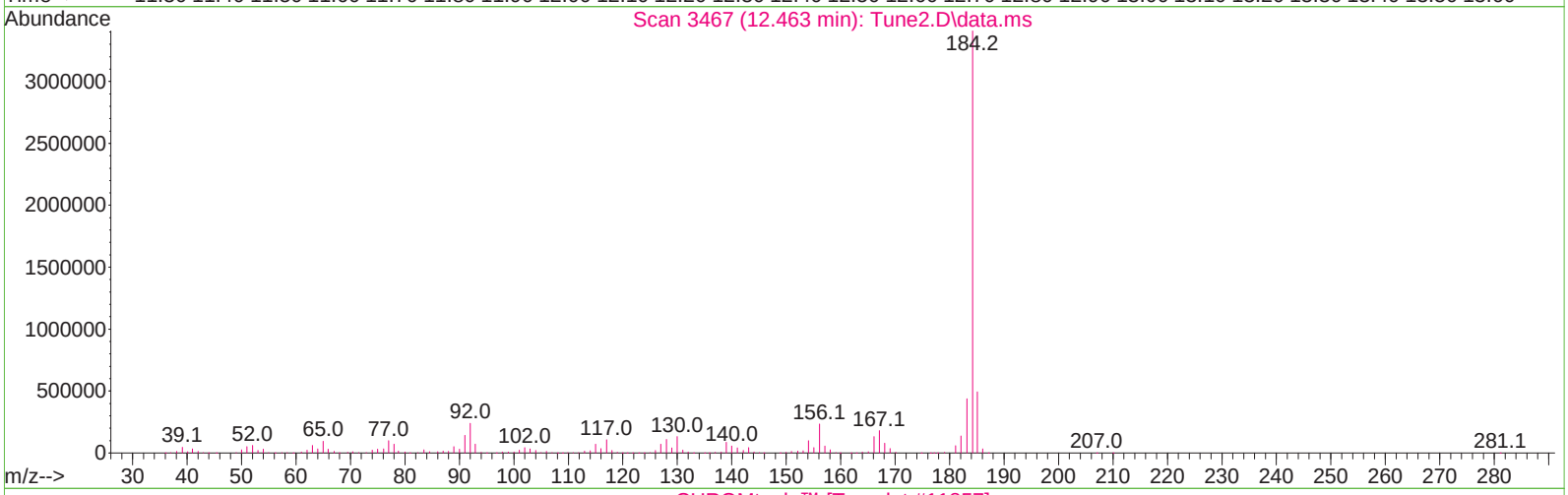


CHROMtools™ [Tune lot #11857]

(3) Benzidine (T)

12.463min (-0.000) 291.34

response 2965827

| Ion | Exp% | Act% |
|---|---|---|
| 184.10 | 100.00 | 100.00 |
| 0.00 | 0.00 | 0.00 |
| 0.00 | 0.00 | 0.00 |
| 0.00 | 0.00 | 0.00 |

Quantitation Report (QT Reviewed)

Data Path : I:\8270\SV107\250826ical\
Data File : ADPL9.D
Acq On : 27 Aug 2025 3:18 am
Operator : SV107:ljg
Sample : IL2,32,,ADPL50 Lot# 11903
Misc : WG2108478
ALS Vial : 20 Sample Multiplier: 1

Quant Time: Aug 27 17:20:04 2025
Quant Method : I:\8270\SV107\250826ical\FS250826SV107RVT.m
Quant Title : Semivolatiles by GC/MS by modified 8270
QLast Update : Wed Aug 27 17:20:36 2025
Response via : Initial Calibration

CCAL FILE(s) : 1 - I:\8270\SV107\250826ical\ABNL6.D
: 2 - I:\8270\SV107\250826ical\ADPL6.D
: 3 - I:\8270\SV107\250826ical\AP9L6a.D
Sub List : ADPical_REV2 - ADP sublist

| Compound | R.T. | QIon | Response | Conc | Units | Dev(Min) |
|---|---|---|---|---|---|---|
| Internal Standards | | | | | | |
| 32) IS3_1,4-Dichlorobenzen... | 6.480 | 152 | 55201 | 4.000 | ug/ml | 0.00 |
| Standard Area 2 = 55561 | | | Recovery = 99.35% | | | |
| 86) IS3_Acenaphthene-d10 | 9.668 | 164 | 115890 | 4.000 | ug/ml | 0.00 |
| Standard Area 2 = 118952 | | | Recovery = 97.43% | | | |
| 100) IS3_Phenanthrene-d10 | 11.114 | 188 | 245277 | 4.000 | ug/ml | # 0.00 |
| Standard Area 2 = 234302 | | | Recovery = 104.68% | | | |
| System Monitoring Compounds | | | | | | |
| Target Compounds | | | | | | Qvalue |
| 33) 1,4-Dioxane | 1.901 | 88 | 341567 | 48.833 | ug/ml# | 81 |
| 34) n-Decane | 6.371 | 57 | 1102802 | 51.496 | ug/ml# | 41 |
| 87) Atrazine | 10.899 | 200 | 623991 | 54.964 | ug/ml | 97 |
| 101) n-Octadecane | 11.101 | 57 | 1508895 | 50.953 | ug/ml# | 1 |
| 102) Parathion | 11.913 | 109 | 342130 | 61.422 | ug/ml | 98 |
| 103) 3,3'-Dimethylbenzidine | 13.205 | 212 | 2438351 | 58.029 | ug/ml | 98 |

(#) = qualifier out of range (m) = manual integration (+) = signals summed

Quantitation Report (QT Reviewed)

Data Path : I:\8270\SV107\250826ical\
Data File : ADPL9.D
Acq On : 27 Aug 2025 3:18 am
Operator : SV107:ljg
Sample : IL2,32,,ADPL50 Lot# 11903
Misc : WG2108478
ALS Vial : 20 Sample Multiplier: 1

Quant Time: Aug 27 17:20:04 2025
Quant Method : I:\8270\SV107\250826ical\FS250826SV107RVT.m
Quant Title : Semivolatiles by GC/MS by modified 8270
QLast Update : Wed Aug 27 17:20:36 2025
Response via : Initial Calibration

Sub List : ADPical_RVT SV107 250826ical\AP9L6a.D•

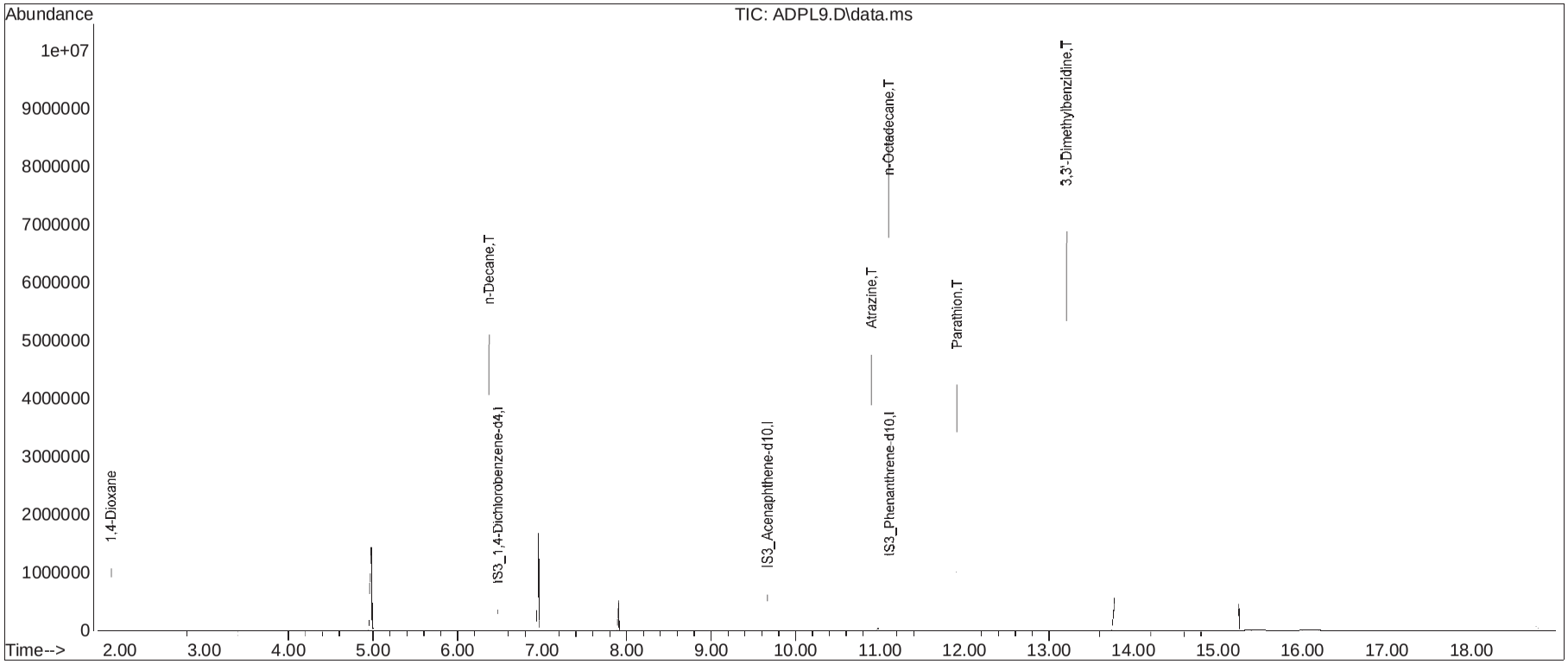

# Manual Integration Report

| | | | |
|---|---|---|---|
| Data Path | : I:\8270\SV107\250826ical\ | QMethod | : FS250826SV107RVT.m |
| Data File | : ADPL9.D | Operator | : SV107:ljg |
| Date Inj'd | : 8/27/2025 3:18 am | Instrument | : SV107 |
| Sample | : IL2,32,,ADPL50 Lot# 11903 | Quant Date | : 8/27/2025 5:20 pm |

There are no manual integrations or false positives in this file.

Quantitation Report (QT Reviewed)

Data Path : I:\8270\SV107\250826ical\
Data File : ADPL8.D
Acq On : 27 Aug 2025 3:43 am
Operator : SV107:ljg
Sample : IL3,32,,ADPL25 Lot# 11904
Misc : WG2108478
ALS Vial : 21 Sample Multiplier: 1

Quant Time: Aug 27 17:19:33 2025
Quant Method : I:\8270\SV107\250826ical\FS250826SV107RVT.m
Quant Title : Semivolatiles by GC/MS by modified 8270
QLast Update : Wed Aug 27 17:20:03 2025
Response via : Initial Calibration

CCAL FILE(s) : 1 - I:\8270\SV107\250826ical\ABNL6.D
: 2 - I:\8270\SV107\250826ical\ADPL6.D
: 3 - I:\8270\SV107\250826ical\AP9L6a.D
Sub List : ADPical_REV2 - ADP sublist

| Compound | R.T. | QIon | Response | Conc | Units | | Dev(Min) |
|---|---|---|---|---|---|---|---|
| Internal Standards | | | | | | | |
| 32) IS3_1,4-Dichlorobenzen... | 6.480 | 152 | 54697 | 4.000 | ug/ml | | 0.00 |
| Standard Area 2 = 55561 | | | Recovery = 98.44% | | | | |
| 86) IS3_Acenaphthene-d10 | 9.668 | 164 | 114016 | 4.000 | ug/ml | | 0.00 |
| Standard Area 2 = 118952 | | | Recovery = 95.85% | | | | |
| 100) IS3_Phenanthrene-d10 | 11.114 | 188 | 232467 | 4.000 | ug/ml | # | 0.00 |
| Standard Area 2 = 234302 | | | Recovery = 99.22% | | | | |
| System Monitoring Compounds | | | | | | | |
| Target Compounds | | | | | | | Qvalue |
| 33) 1,4-Dioxane | 1.904 | 88 | 176834 | 26.051 | ug/ml | # | 81 |
| 34) n-Decane | 6.371 | 57 | 550054 | 26.914 | ug/ml | # | 40 |
| 87) Atrazine | 10.893 | 200 | 301114 | 29.252 | ug/ml | | 97 |
| 101) n-Octadecane | 11.098 | 57 | 729195 | 27.042 | ug/ml | # | 1 |
| 102) Parathion | 11.909 | 109 | 149665 | 32.736 | ug/ml | | 98 |
| 103) 3,3'-Dimethylbenzidine | 13.202 | 212 | 1134175 | 33.083 | ug/ml | | 98 |

(#) = qualifier out of range (m) = manual integration (+) = signals summed

Quantitation Report (QT Reviewed)

Data Path : I:\8270\SV107\250826ical\
Data File : ADPL8.D
Acq On : 27 Aug 2025 3:43 am
Operator : SV107:ljg
Sample : IL3,32,,ADPL25 Lot# 11904
Misc : WG2108478
ALS Vial : 21 Sample Multiplier: 1

Quant Time: Aug 27 17:19:33 2025
Quant Method : I:\8270\SV107\250826ical\FS250826SV107RVT.m
Quant Title : Semivolatiles by GC/MS by modified 8270
QLast Update : Wed Aug 27 17:20:03 2025
Response via : Initial Calibration

Sub List : ADPical_RE02 - ADPL25 - 8270 - I:\8270\SV107\250826ical\AP9L6a.D•

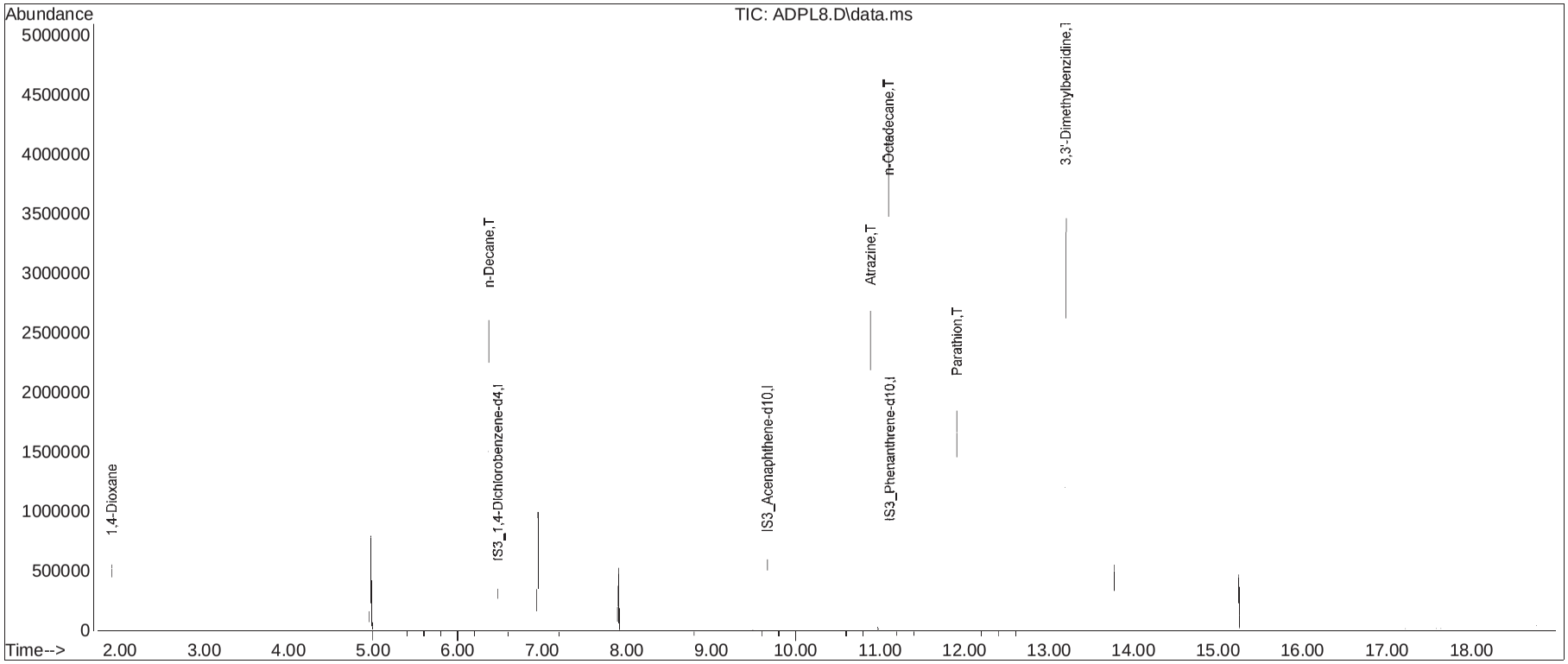

# Manual Integration Report

| | | | |
|---|---|---|---|
| Data Path | : I:\8270\SV107\250826ical\ | QMethod | : FS250826SV107RVT.m |
| Data File | : ADPL8.D | Operator | : SV107:ljg |
| Date Inj'd | : 8/27/2025 3:43 am | Instrument | : SV107 |
| Sample | : IL3,32,,ADPL25 Lot# 11904 | Quant Date | : 8/27/2025 5:20 pm |

There are no manual integrations or false positives in this file.

Quantitation Report (QT Reviewed)

Data Path : I:\8270\SV107\250826ical\
Data File : ADPL7.D
Acq On : 27 Aug 2025 4:08 am
Operator : SV107:ljg
Sample : IL4,32,,ADPL10 Lot# 11905
Misc : WG2108478
ALS Vial : 22 Sample Multiplier: 1

Quant Time: Aug 28 16:38:21 2025
Quant Method : I:\8270\SV107\250826ical\FS250826SV107RVT.m
Quant Title : Semivolatiles by GC/MS by modified 8270
QLast Update : Wed Aug 27 17:27:22 2025
Response via : Initial Calibration

CCAL FILE(s) : 1 - I:\8270\SV107\250826ical\ABNL6.D
: 2 - I:\8270\SV107\250826ical\ADPL6.D
: 3 - I:\8270\SV107\250826ical\AP9L6a.D
Sub List : ADPical_REV2 - ADP sublist

| Compound | R.T. | QIon | Response | Conc | Units | | Dev(Min) |
|---|---|---|---|---|---|---|---|
| Internal Standards | | | | | | | |
| 32) IS3_1,4-Dichlorobenzen... | 6.480 | 152 | 55677 | 4.000 | ug/ml | | 0.00 |
| Standard Area 2 = 55561 | | | Recovery = 100.21% | | | | |
| 86) IS3_Acenaphthene-d10 | 9.669 | 164 | 117236 | 4.000 | ug/ml | | 0.00 |
| Standard Area 2 = 118952 | | | Recovery = 98.56% | | | | |
| 100) IS3_Phenanthrene-d10 | 11.111 | 188 | 232048 | 4.000 | ug/ml | # | 0.00 |
| Standard Area 2 = 234302 | | | Recovery = 99.04% | | | | |
| System Monitoring Compounds | | | | | | | |
| Target Compounds | | | | | | | Qvalue |
| 33) 1,4-Dioxane | 1.905 | 88 | 69096 | 9.106 | ug/ml | # | 82 |
| 34) n-Decane | 6.371 | 57 | 208034 | 9.539 | ug/ml | # | 40 |
| 87) Atrazine | 10.890 | 200 | 105845 | 10.938 | ug/ml | | 96 |
| 101) n-Octadecane | 11.095 | 57 | 269170 | 10.526 | ug/ml | # | 1 |
| 102) Parathion | 11.906 | 109 | 45637 | 9.488 | ug/ml | | 100 |
| 103) 3,3'-Dimethylbenzidine | 13.202 | 212 | 342211 | 9.284 | ug/ml | | 98 |

(#) = qualifier out of range (m) = manual integration (+) = signals summed

Quantitation Report (QT Reviewed)

Data Path : I:\8270\SV107\250826ical\
Data File : ADPL7.D
Acq On : 27 Aug 2025 4:08 am
Operator : SV107:ljg
Sample : IL4,32,,ADPL10 Lot# 11905
Misc : WG2108478
ALS Vial : 22 Sample Multiplier: 1

Quant Time: Aug 28 16:38:21 2025
Quant Method : I:\8270\SV107\250826ical\FS250826SV107RVT.m
Quant Title : Semivolatiles by GC/MS by modified 8270
QLast Update : Wed Aug 27 17:27:22 2025
Response via : Initial Calibration

Sub List : ADPical_REV2SV107\250826ical\AP9L6a.D•

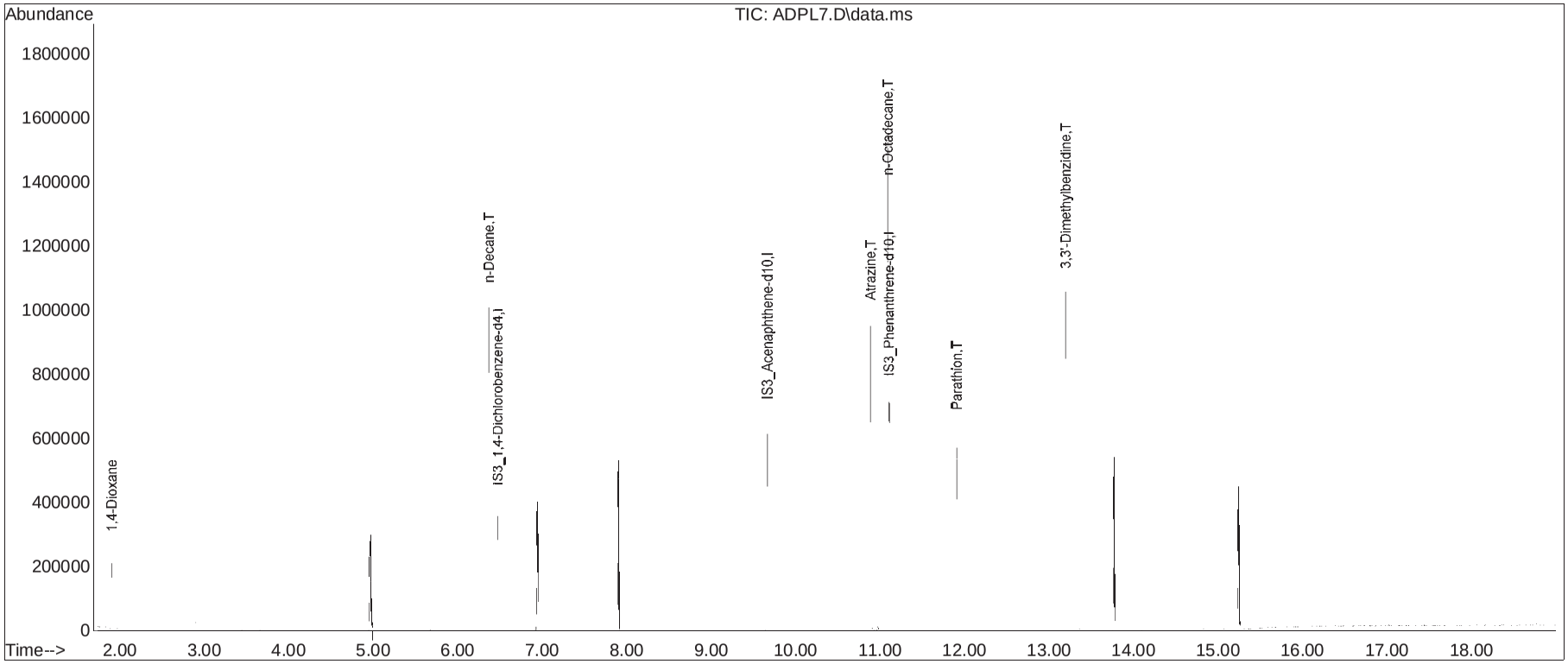

# Manual Integration Report

| | | | |
|---|---|---|---|
| Data Path | : I:\8270\SV107\250826ical\ | QMethod | : FS250826SV107RVT.m |
| Data File | : ADPL7.D | Operator | : SV107:ljg |
| Date Inj'd | : 8/27/2025 4:08 am | Instrument | : SV107 |
| Sample | : IL4,32,,ADPL10 Lot# 11905 | Quant Date | : 8/28/2025 4:39 pm |

There are no manual integrations or false positives in this file.

Quantitation Report (QT Reviewed)

Data Path : I:\8270\SV107\250826ical\
Data File : ADPL6.D
Acq On : 27 Aug 2025 4:34 am
Operator : SV107:ljg
Sample : IL5,32,,ADPL5 Lot# 11906
Misc : WG2108478
ALS Vial : 23 Sample Multiplier: 1

Quant Time: Aug 27 05:35:26 2025
Quant Method : I:\8270\SV107\250826ical\FS250826SV107RVT.m
Quant Title : Semivolatiles by GC/MS by modified 8270
QLast Update : Wed Aug 27 05:35:45 2025
Response via : Initial Calibration

CCAL FILE(s) : 1 - I:\8270\SV107\250826ical\ABNL6.D
: 2 - I:\8270\SV107\250826ical\ADPL6.D
: 3 - I:\8270\SV107\250826ical\AP9L6a.D
Sub List : ADPical_REV2 - ADP sublist

| Compound | R.T. | QIon | Response | Conc | Units | Dev(Min) |
|---|---|---|---|---|---|---|
| Internal Standards | | | | | | |
| 32) IS3_1,4-Dichlorobenzen... | 6.480 | 152 | 55561 | 4.000 | ug/ml | -0.05 |
| Standard Area 2 = 55561 | | | Recovery = 100.00% | | | |
| 86) IS3_Acenaphthene-d10 | 9.668 | 164 | 118952 | 4.000 | ug/ml | -0.07 |
| Standard Area 2 = 118952 | | | Recovery = 100.00% | | | |
| 100) IS3_Phenanthrene-d10 | 11.114 | 188 | 234302M3 | 4.000 | ug/ml | -0.06 |
| Standard Area 2 = 234302 | | | Recovery = 100.00% | | | |
| System Monitoring Compounds | | | | | | |
| Target Compounds | | | | | | Qvalue |
| 33) 1,4-Dioxane | 1.908 | 88 | 34492 | 3.454 | ug/ml# | 83 |
| 34) n-Decane | 6.368 | 57 | 103215 | 2.946 | ug/ml# | 40 |
| 87) Atrazine | 10.887 | 200 | 49849 | 6.339 | ug/ml | 97 |
| 101) n-Octadecane | 11.098 | 57 | 133107 | 2.830 | ug/ml# | 1 |
| 102) Parathion | 11.906 | 109 | 20062 | 3.836 | ug/ml | 97 |
| 103) 3,3'-Dimethylbenzidine | 13.199 | 212 | 145378 | 5.968 | ug/ml | 98 |

(#) = qualifier out of range (m) = manual integration (+) = signals summed

Quantitation Report (QT Reviewed)

Data Path : I:\8270\SV107\250826ical\
Data File : ADPL6.D
Acq On : 27 Aug 2025 4:34 am
Operator : SV107:ljg
Sample : IL5,32,,ADPL5 Lot# 11906
Misc : WG2108478
ALS Vial : 23 Sample Multiplier: 1

Quant Time: Aug 27 05:35:26 2025
Quant Method : I:\8270\SV107\250826ical\FS250826SV107RVT.m
Quant Title : Semivolatiles by GC/MS by modified 8270
QLast Update : Wed Aug 27 05:35:45 2025
Response via : Initial Calibration

Sub List : ADPical_RFO2SV107\250826ical\AP9L6a.D•

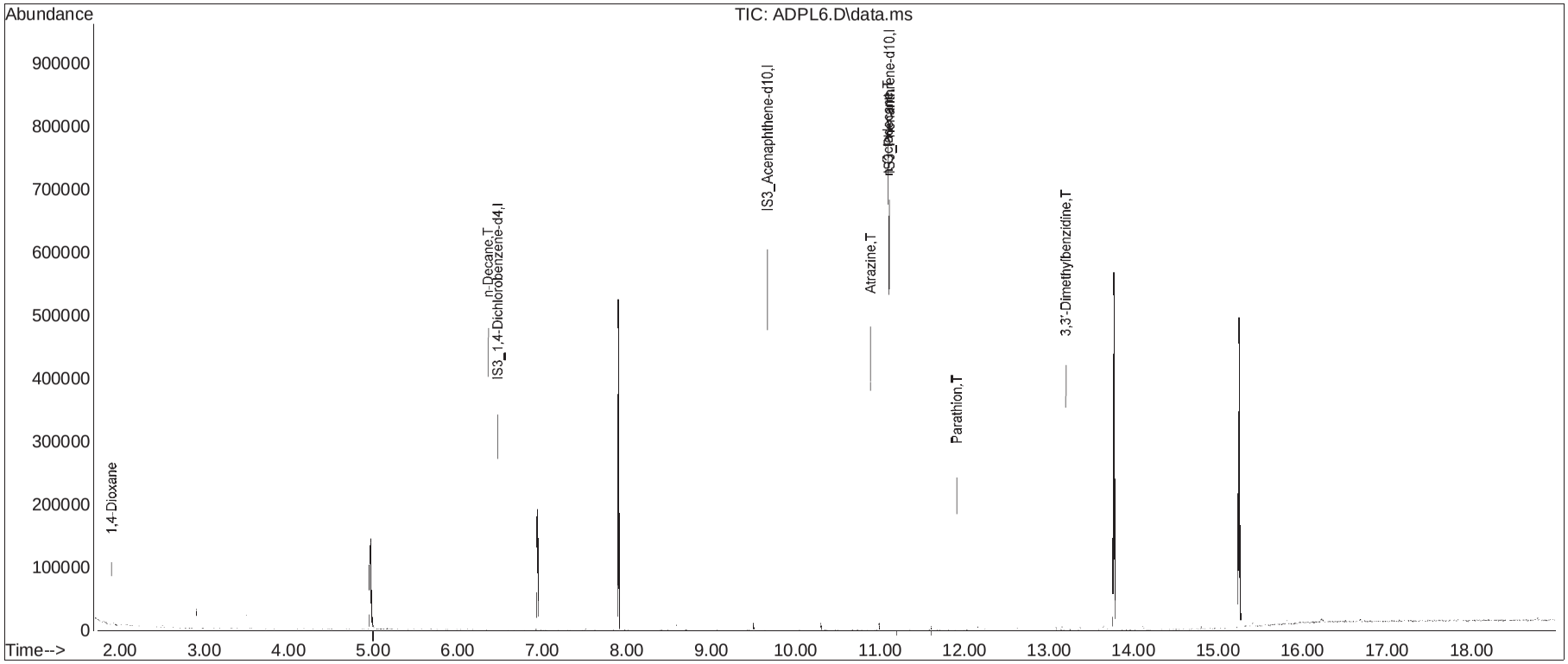

Manual Integration Report

Data Path : I:\8270\SV107\250826ical\ QMethod : FS250826SV107RVT.m
Data File : ADPL6.D Operator : SV107:ljg
Date Inj'd : 8/27/2025 4:34 am Instrument : SV107
Sample : IL5,32,,ADPL5 Lot# 11906 Quant Date : 8/27/2025 5:36 am

Compound #100: IS3_Phenanthrene-d10

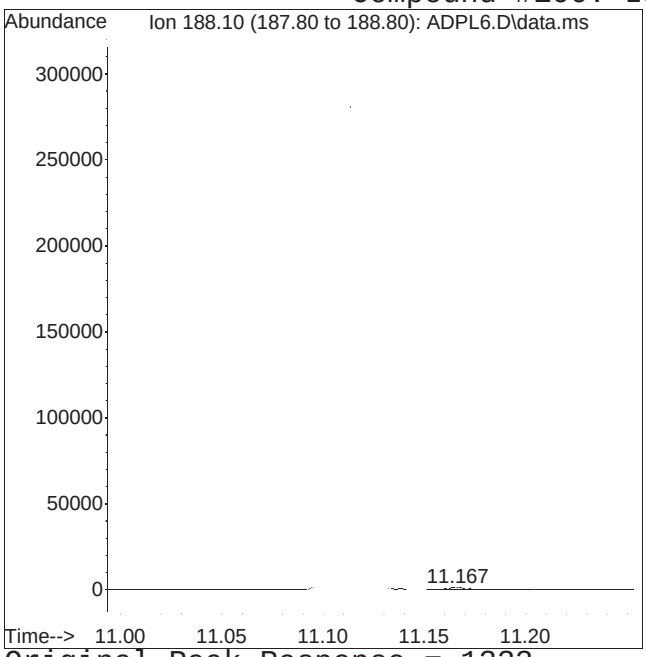


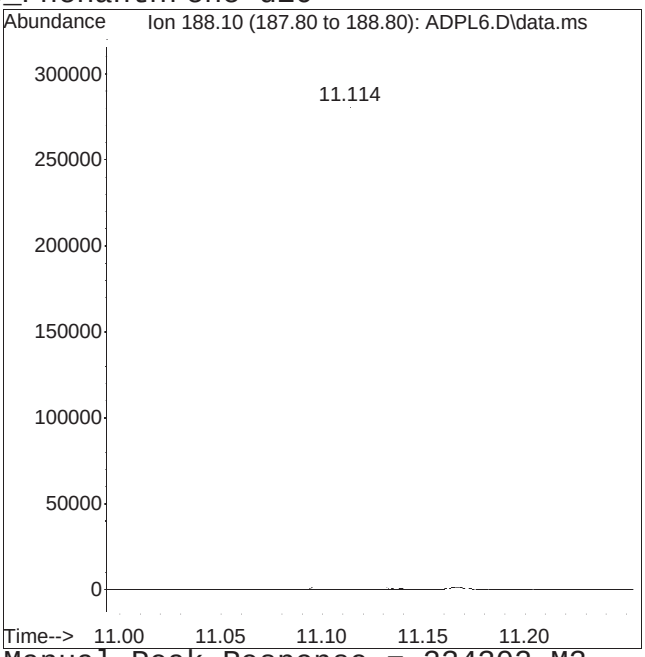


Original Peak Response = 1333 Manual Peak Response = 234302 M3
M3 = Misidentification of the peak (i.e. 1,4-dichlorobenzene identified as 1,3-dichlorobenzene), or misidentification from 2 partially resolved peaks not being split.

Quantitation Report (QT Reviewed)

Data Path : I:\8270\SV107\250826ical\
Data File : ADPL5.D
Acq On : 27 Aug 2025 4:59 am
Operator : SV107:ljg
Sample : IL6,32,,ADPL2.5 Lot# 11907
Misc : WG2108478
ALS Vial : 24 Sample Multiplier: 1

Quant Time: Aug 27 17:23:28 2025
Quant Method : I:\8270\SV107\250826ical\FS250826SV107RVT.m
Quant Title : Semivolatiles by GC/MS by modified 8270
QLast Update : Wed Aug 27 17:23:59 2025
Response via : Initial Calibration

CCAL FILE(s) : 1 - I:\8270\SV107\250826ical\ABNL6.D
: 2 - I:\8270\SV107\250826ical\ADPL6.D
: 3 - I:\8270\SV107\250826ical\AP9L6a.D
Sub List : ADPical_REV2 - ADP sublist

| Compound | R.T. | QIon | Response | Conc | Units | | Dev(Min) |
|---|---|---|---|---|---|---|---|
| Internal Standards | | | | | | | |
| 32) IS3_1,4-Dichlorobenzen... | 6.479 | 152 | 52931 | 4.000 | ug/ml | | 0.00 |
| Standard Area 2 = 55561 | | | Recovery = 95.27% | | | | |
| 86) IS3_Acenaphthene-d10 | 9.668 | 164 | 116117 | 4.000 | ug/ml | | 0.00 |
| Standard Area 2 = 118952 | | | Recovery = 97.62% | | | | |
| 100) IS3_Phenanthrene-d10 | 11.114 | 188 | 232228 | 4.000 | ug/ml | # | 0.00 |
| Standard Area 2 = 234302 | | | Recovery = 99.11% | | | | |
| System Monitoring Compounds | | | | | | | |
| Target Compounds | | | | | | | Qvalue |
| 33) 1,4-Dioxane | 1.904 | 88 | 17590 | 2.399 | ug/ml | # | 85 |
| 34) n-Decane | 6.368 | 57 | 50259 | 2.396 | ug/ml | # | 40 |
| 87) Atrazine | 10.887 | 200 | 22835 | 2.372 | ug/ml | | 96 |
| 101) n-Octadecane | 11.098 | 57 | 62050 | 2.425 | ug/ml | # | 1 |
| 102) Parathion | 11.906 | 109 | 8870 | 1.964 | ug/ml | | 100 |
| 103) 3,3'-Dimethylbenzidine | 13.202 | 212 | 57716 | 1.967 | ug/ml | | 98 |

(#) = qualifier out of range (m) = manual integration (+) = signals summed

Quantitation Report (QT Reviewed)

Data Path : I:\8270\SV107\250826ical\
Data File : ADPL5.D
Acq On : 27 Aug 2025 4:59 am
Operator : SV107:ljg
Sample : IL6,32,,ADPL2.5 Lot# 11907
Misc : WG2108478
ALS Vial : 24 Sample Multiplier: 1

Quant Time: Aug 27 17:23:28 2025
Quant Method : I:\8270\SV107\250826ical\FS250826SV107RVT.m
Quant Title : Semivolatiles by GC/MS by modified 8270
QLast Update : Wed Aug 27 17:23:59 2025
Response via : Initial Calibration

Sub List : ADPical_REV2SV107\250826ical\AP9L6a.D•

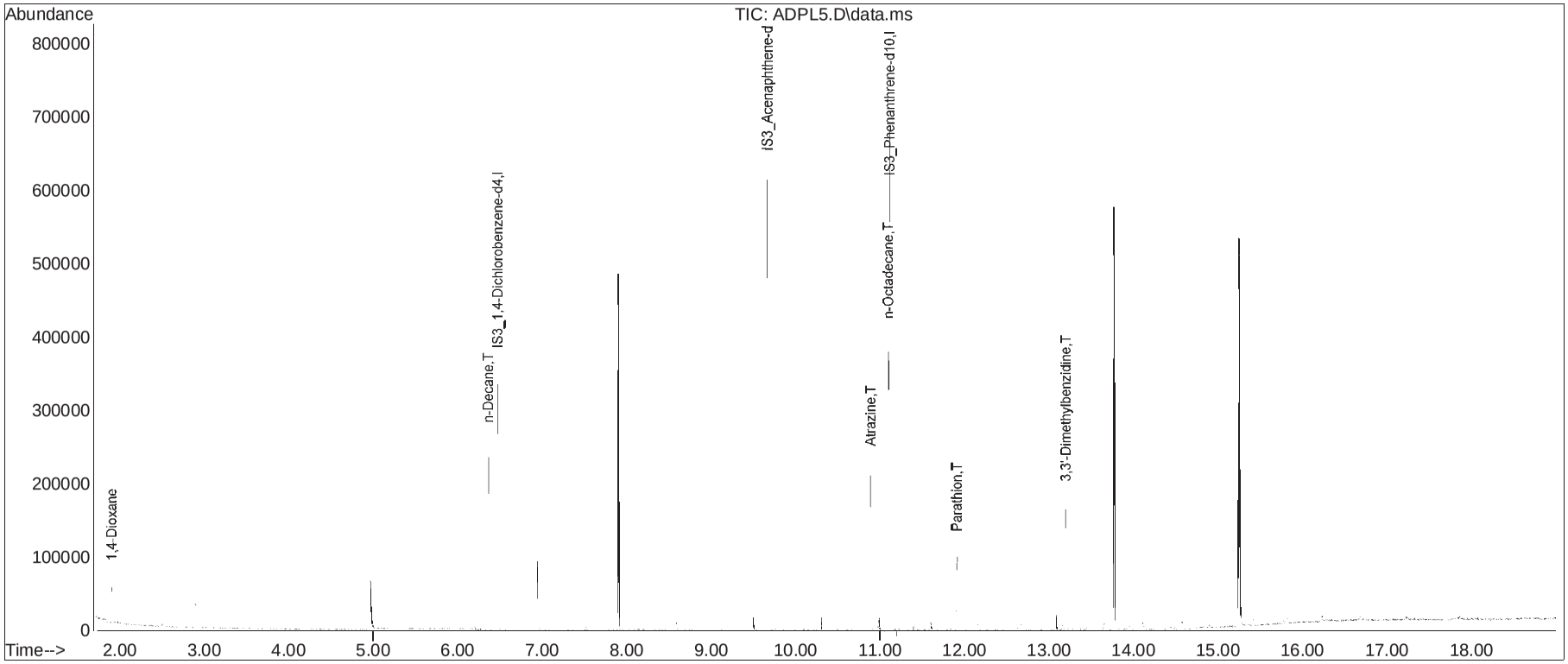

Manual Integration Report

| | | | |
|---|---|---|---|
| Data Path | : I:\8270\SV107\250826ical\ | QMethod | : FS250826SV107RVT.m |
| Data File | : ADPL5.D | Operator | : SV107:ljg |
| Date Inj'd | : 8/27/2025 4:59 am | Instrument | : SV107 |
| Sample | : IL6,32,,ADPL2.5 Lot# 11907 | Quant Date | : 8/27/2025 5:24 pm |

There are no manual integrations or false positives in this file.

Quantitation Report (QT Reviewed)

Data Path : I:\8270\SV107\250826ical\
Data File : ADPL4.D
Acq On : 27 Aug 2025 5:24 am
Operator : SV107:ljg
Sample : IL7,32,,ADPL1 Lot# 11908
Misc : WG2108478
ALS Vial : 25 Sample Multiplier: 1

Quant Time: Aug 27 17:22:59 2025
Quant Method : I:\8270\SV107\250826ical\FS250826SV107RVT.m
Quant Title : Semivolatiles by GC/MS by modified 8270
QLast Update : Wed Aug 27 17:23:31 2025
Response via : Initial Calibration

CCAL FILE(s) : 1 - I:\8270\SV107\250826ical\ABNL6.D
: 2 - I:\8270\SV107\250826ical\ADPL6.D
: 3 - I:\8270\SV107\250826ical\AP9L6a.D
Sub List : ADPical_REV2 - ADP sublist

| Compound | R.T. | QIon | Response | Conc | Units | Dev(Min) |
|---|---|---|---|---|---|---|
| Internal Standards | | | | | | |
| 32) IS3_1,4-Dichlorobenzen... | 6.480 | 152 | 54394 | 4.000 | ug/ml | 0.00 |
| Standard Area 2 = 55561 | | | Recovery = 97.90% | | | |
| 86) IS3_Acenaphthene-d10 | 9.669 | 164 | 119275 | 4.000 | ug/ml | 0.00 |
| Standard Area 2 = 118952 | | | Recovery = 100.27% | | | |
| 100) IS3_Phenanthrene-d10 | 11.111 | 188 | 234742 | 4.000 | ug/ml | # 0.00 |
| Standard Area 2 = 234302 | | | Recovery = 100.19% | | | |
| System Monitoring Compounds | | | | | | |
| Target Compounds | | | | | | Qvalue |
| 33) 1,4-Dioxane | 1.911 | 88 | 7427 | 0.983 | ug/ml | # 84 |
| 34) n-Decane | 6.368 | 57 | 21312 | 0.987 | ug/ml | # 40 |
| 87) Atrazine | 10.887 | 200 | 8592 | 0.850 | ug/ml | 98 |
| 101) n-Octadecane | 11.095 | 57 | 24820 | 0.953 | ug/ml | # 1 |
| 102) Parathion | 11.903 | 109 | 3259 | 0.675 | ug/ml | 99 |
| 103) 3,3'-Dimethylbenzidine | 13.199 | 212 | 14414 | 0.431 | ug/ml | 97 |

(#) = qualifier out of range (m) = manual integration (+) = signals summed

Quantitation Report (QT Reviewed)

Data Path : I:\8270\SV107\250826ical\
Data File : ADPL4.D
Acq On : 27 Aug 2025 5:24 am
Operator : SV107:ljg
Sample : IL7,32,,ADPL1 Lot# 11908
Misc : WG2108478
ALS Vial : 25 Sample Multiplier: 1

Quant Time: Aug 27 17:22:59 2025
Quant Method : I:\8270\SV107\250826ical\FS250826SV107RVT.m
Quant Title : Semivolatiles by GC/MS by modified 8270
QLast Update : Wed Aug 27 17:23:31 2025
Response via : Initial Calibration

Sub List : ADPical_REV2SV107R250826ical\AP9L6a.D•

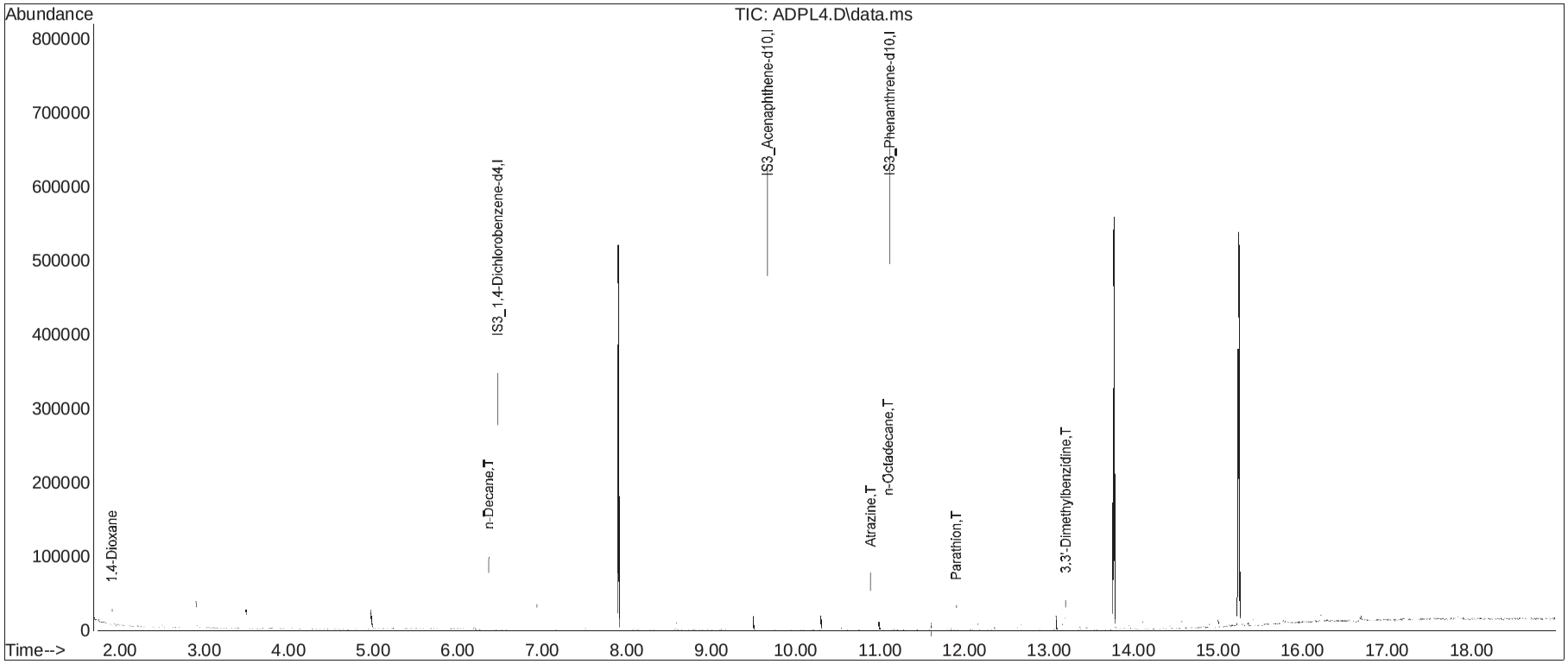

Manual Integration Report

| | | | |
|---|---|---|---|
| Data Path | : I:\8270\SV107\250826ical\ | QMethod | : FS250826SV107RVT.m |
| Data File | : ADPL4.D | Operator | : SV107:ljg |
| Date Inj'd | : 8/27/2025 5:24 am | Instrument | : SV107 |
| Sample | : IL7,32,,ADPL1 Lot# 11908 | Quant Date | : 8/27/2025 5:23 pm |

There are no manual integrations or false positives in this file.

Quantitation Report (QT Reviewed)

Data Path : I:\8270\SV107\250826ical\
Data File : ADPL3.D
Acq On : 27 Aug 2025 5:49 am
Operator : SV107:ljg
Sample : IL8,32,,ADPL0.5 Lot# 11909
Misc : WG2108478
ALS Vial : 26 Sample Multiplier: 1

Quant Time: Aug 27 17:22:31 2025
Quant Method : I:\8270\SV107\250826ical\FS250826SV107RVT.m
Quant Title : Semivolatiles by GC/MS by modified 8270
QLast Update : Wed Aug 27 17:23:04 2025
Response via : Initial Calibration

CCAL FILE(s) : 1 - I:\8270\SV107\250826ical\ABNL6.D
: 2 - I:\8270\SV107\250826ical\ADPL6.D
: 3 - I:\8270\SV107\250826ical\AP9L6a.D
Sub List : ADPical_REV2 - ADP sublist

| Compound | R.T. | QIon | Response | Conc | Units | Dev(Min) |
|---|---|---|---|---|---|---|
| Internal Standards | | | | | | |
| 32) IS3_1,4-Dichlorobenzen... | 6.480 | 152 | 55986 | 4.000 | ug/ml | 0.00 |
| Standard Area 2 = 55561 | | | Recovery = | 100.76% | | |
| 86) IS3_Acenaphthene-d10 | 9.668 | 164 | 118016 | 4.000 | ug/ml | 0.00 |
| Standard Area 2 = 118952 | | | Recovery = | 99.21% | | |
| 100) IS3_Phenanthrene-d10 | 11.114 | 188 | 229299 | 4.000 | ug/ml | # 0.00 |
| Standard Area 2 = 234302 | | | Recovery = | 97.86% | | |
| System Monitoring Compounds | | | | | | |
| Target Compounds | | | | | | Qvalue |
| 33) 1,4-Dioxane | 1.911 | 88 | 3645 | 0.463 | ug/ml# | 87 |
| 34) n-Decane | 6.368 | 57 | 10916 | 0.489 | ug/ml# | 38 |
| 87) Atrazine | 10.884 | 200 | 4118 | 0.398 | ug/ml | 94 |
| 101) n-Octadecane | 11.098 | 57 | 10738 | 0.409 | ug/ml# | 1 |
| 102) Parathion | 11.906 | 109 | 1719 | 0.341 | ug/ml | 96 |
| 103) 3,3'-Dimethylbenzidine | 13.202 | 212 | 3310 | 0.080 | ug/ml | 96 |

(#) = qualifier out of range (m) = manual integration (+) = signals summed

Quantitation Report (QT Reviewed)

Data Path : I:\8270\SV107\250826ical\
Data File : ADPL3.D
Acq On : 27 Aug 2025 5:49 am
Operator : SV107:ljg
Sample : IL8,32,,ADPL0.5 Lot# 11909
Misc : WG2108478
ALS Vial : 26 Sample Multiplier: 1

Quant Time: Aug 27 17:22:31 2025
Quant Method : I:\8270\SV107\250826ical\FS250826SV107RVT.m
Quant Title : Semivolatiles by GC/MS by modified 8270
QLast Update : Wed Aug 27 17:23:04 2025
Response via : Initial Calibration

Sub List : ADPical_REV2SV107R250826ical\AP9L6a.D•

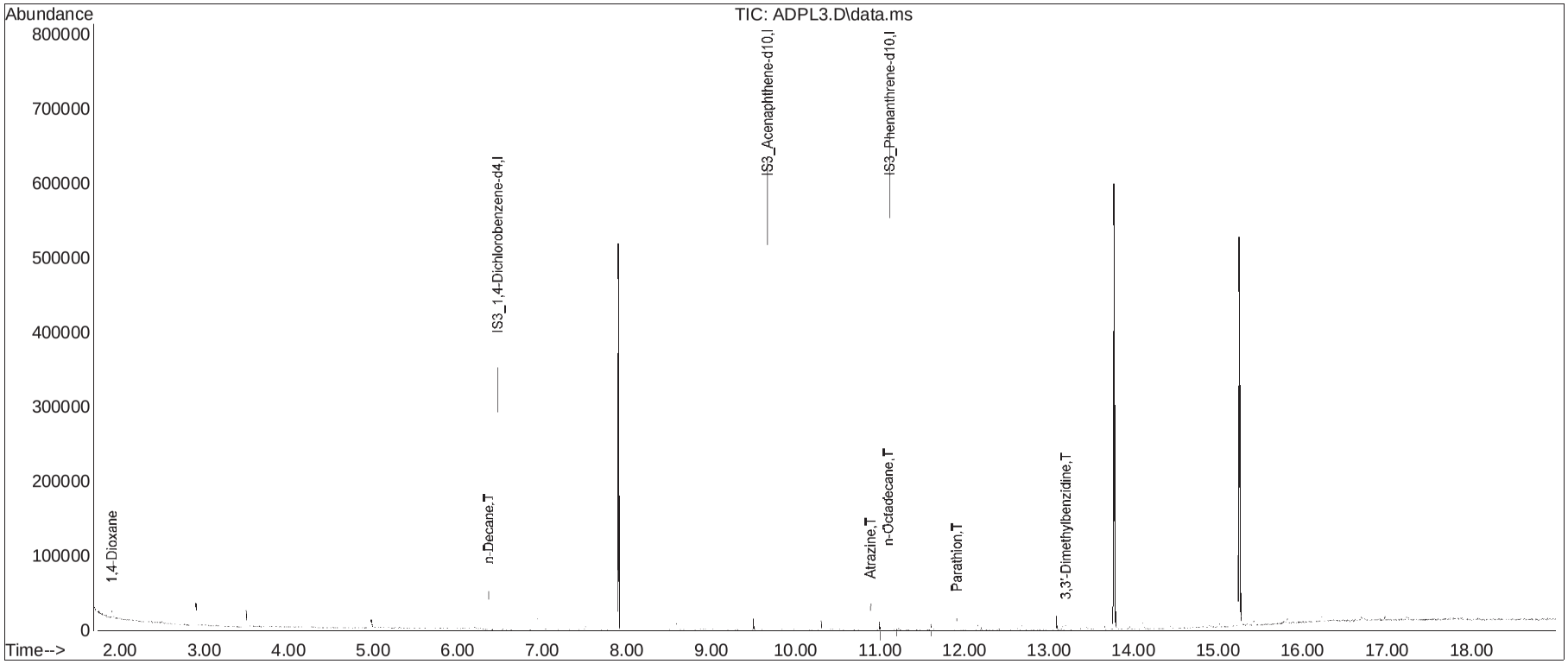

# Manual Integration Report

| | | | |
|---|---|---|---|
| Data Path | : I:\8270\SV107\250826ical\ | QMethod | : FS250826SV107RVT.m |
| Data File | : ADPL3.D | Operator | : SV107:ljg |
| Date Inj'd | : 8/27/2025 5:49 am | Instrument | : SV107 |
| Sample | : IL8,32,,ADPL0.5 Lot# 11909 | Quant Date | : 8/27/2025 5:23 pm |

There are no manual integrations or false positives in this file.

Quantitation Report (QT Reviewed)

Data Path : I:\8270\SV107\250826ical\
Data File : ADPL2.D
Acq On : 27 Aug 2025 6:15 am
Operator : SV107:ljg
Sample : IL9,32,,ADPL0.2 Lot# 11910
Misc : WG2108478
ALS Vial : 27 Sample Multiplier: 1

Quant Time: Aug 27 17:22:03 2025
Quant Method : I:\8270\SV107\250826ical\FS250826SV107RVT.m
Quant Title : Semivolatiles by GC/MS by modified 8270
QLast Update : Wed Aug 27 17:22:35 2025
Response via : Initial Calibration

CCAL FILE(s) : 1 - I:\8270\SV107\250826ical\ABNL6.D
: 2 - I:\8270\SV107\250826ical\ADPL6.D
: 3 - I:\8270\SV107\250826ical\AP9L6a.D
Sub List : ADPical_REV2 - ADP sublist

| Compound | R.T. | QIon | Response | Conc | Units | Dev(Min) |
|---|---|---|---|---|---|---|
| Internal Standards | | | | | | |
| 32) IS3_1,4-Dichlorobenzen... | 6.479 | 152 | 52939 | 4.000 | ug/ml | 0.00 |
| Standard Area 2 = 55561 | | | Recovery = 95.28% | | | |
| 86) IS3_Acenaphthene-d10 | 9.668 | 164 | 113233 | 4.000 | ug/ml | 0.00 |
| Standard Area 2 = 118952 | | | Recovery = 95.19% | | | |
| 100) IS3_Phenanthrene-d10 | 11.114 | 188 | 225942 | 4.000 | ug/ml # | 0.00 |
| Standard Area 2 = 234302 | | | Recovery = 96.43% | | | |
| System Monitoring Compounds | | | | | | |
| Target Compounds | | | | | | Qvalue |
| 33) 1,4-Dioxane | 1.917 | 88 | 1484 | 0.199 | ug/ml# | 84 |
| 34) n-Decane | 6.368 | 57 | 4235 | 0.201 | ug/ml# | 35 |
| 87) Atrazine | 10.887 | 200 | 1545 | 0.147 | ug/ml | 97 |
| 101) n-Octadecane | 11.098 | 57 | 4616 | 0.174 | ug/ml# | 1 |
| 102) Parathion | 11.906 | 109 | 655 | 0.119 | ug/ml# | 79 |
| 103) 3,3'-Dimethylbenzidine | 0.000 | | 0 | N.D. | | |

(#) = qualifier out of range (m) = manual integration (+) = signals summed

Quantitation Report (QT Reviewed)

Data Path : I:\8270\SV107\250826ical\
Data File : ADPL2.D
Acq On : 27 Aug 2025 6:15 am
Operator : SV107:ljg
Sample : IL9,32,,ADPL0.2 Lot# 11910
Misc : WG2108478
ALS Vial : 27 Sample Multiplier: 1

Quant Time: Aug 27 17:22:03 2025
Quant Method : I:\8270\SV107\250826ical\FS250826SV107RVT.m
Quant Title : Semivolatiles by GC/MS by modified 8270
QLast Update : Wed Aug 27 17:22:35 2025
Response via : Initial Calibration

Sub List : ADPical_REV2 ADR250826ical\AP9L6a.D•

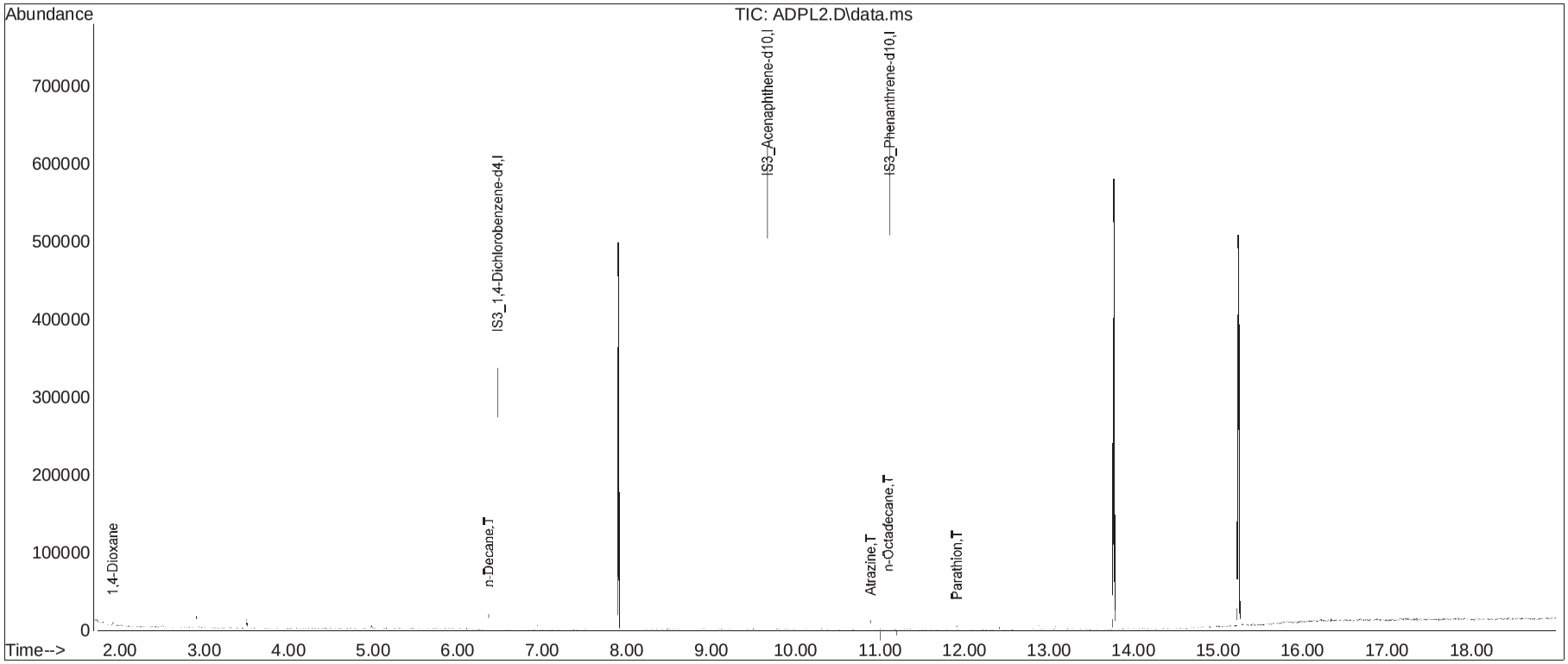

Manual Integration Report

| | | | |
|---|---|---|---|
| Data Path | : I:\8270\SV107\250826ical\ | QMethod | : FS250826SV107RVT.m |
| Data File | : ADPL2.D | Operator | : SV107:ljg |
| Date Inj'd | : 8/27/2025 6:15 am | Instrument | : SV107 |
| Sample | : IL9,32,,ADPL0.2 Lot# 11910 | Quant Date | : 8/27/2025 5:22 pm |

There are no manual integrations or false positives in this file.

Quantitation Report (QT Reviewed)

Data Path : I:\8270\SV107\250826ical\
Data File : ADPL1.D
Acq On : 27 Aug 2025 6:40 am
Operator : SV107:ljg
Sample : IL10,32,,ADPL0.1 Lot# 11911
Misc : WG2108478
ALS Vial : 28 Sample Multiplier: 1

Quant Time: Aug 27 17:20:52 2025
Quant Method : I:\8270\SV107\250826ical\FS250826SV107RVT.m
Quant Title : Semivolatiles by GC/MS by modified 8270
QLast Update : Wed Aug 27 17:21:04 2025
Response via : Initial Calibration

CCAL FILE(s) : 1 - I:\8270\SV107\250826ical\ABNL6.D
: 2 - I:\8270\SV107\250826ical\ADPL6.D
: 3 - I:\8270\SV107\250826ical\AP9L6a.D
Sub List : ADPical_REV2 - ADP sublist

| Compound | R.T. | QIon | Response | Conc | Units | Dev(Min) |
|---|---|---|---|---|---|---|
| Internal Standards | | | | | | |
| 32) IS3_1,4-Dichlorobenzen... | 6.480 | 152 | 53491 | 4.000 | ug/ml | 0.00 |
| Standard Area 2 = 55561 | | | Recovery = 96.27% | | | |
| 86) IS3_Acenaphthene-d10 | 9.669 | 164 | 115239 | 4.000 | ug/ml | 0.00 |
| Standard Area 2 = 118952 | | | Recovery = 96.88% | | | |
| 100) IS3_Phenanthrene-d10 | 11.114 | 188 | 231425 | 4.000 | ug/ml | # 0.00 |
| Standard Area 2 = 234302 | | | Recovery = 98.77% | | | |
| System Monitoring Compounds | | | | | | |
| Target Compounds | | | | | | Qvalue |
| 33) 1,4-Dioxane | 1.920 | 88 | 992M4 | 0.148 | ug/ml | |
| 34) n-Decane | 6.368 | 57 | 2230 | 0.106 | ug/ml# | 40 |
| 87) Atrazine | 10.887 | 200 | 769 | 0.066 | ug/ml# | 33 |
| 101) n-Octadecane | 11.098 | 57 | 2436 | 0.087 | ug/ml# | 1 |
| 102) Parathion | 0.000 | | 0 | N.D. | | |
| 103) 3,3'-Dimethylbenzidine | 0.000 | | 0 | N.D. | | |

(#) = qualifier out of range (m) = manual integration (+) = signals summed

Quantitation Report (QT Reviewed)

Data Path : I:\8270\SV107\250826ical\
Data File : ADPL1.D
Acq On : 27 Aug 2025 6:40 am
Operator : SV107:ljg
Sample : IL10,32,,ADPL0.1 Lot# 11911
Misc : WG2108478
ALS Vial : 28 Sample Multiplier: 1

Quant Time: Aug 27 17:20:52 2025
Quant Method : I:\8270\SV107\250826ical\FS250826SV107RVT.m
Quant Title : Semivolatiles by GC/MS by modified 8270
QLast Update : Wed Aug 27 17:21:04 2025
Response via : Initial Calibration

Sub List : ADPical_REV2SV107\250826ical\AP9L6a.D•

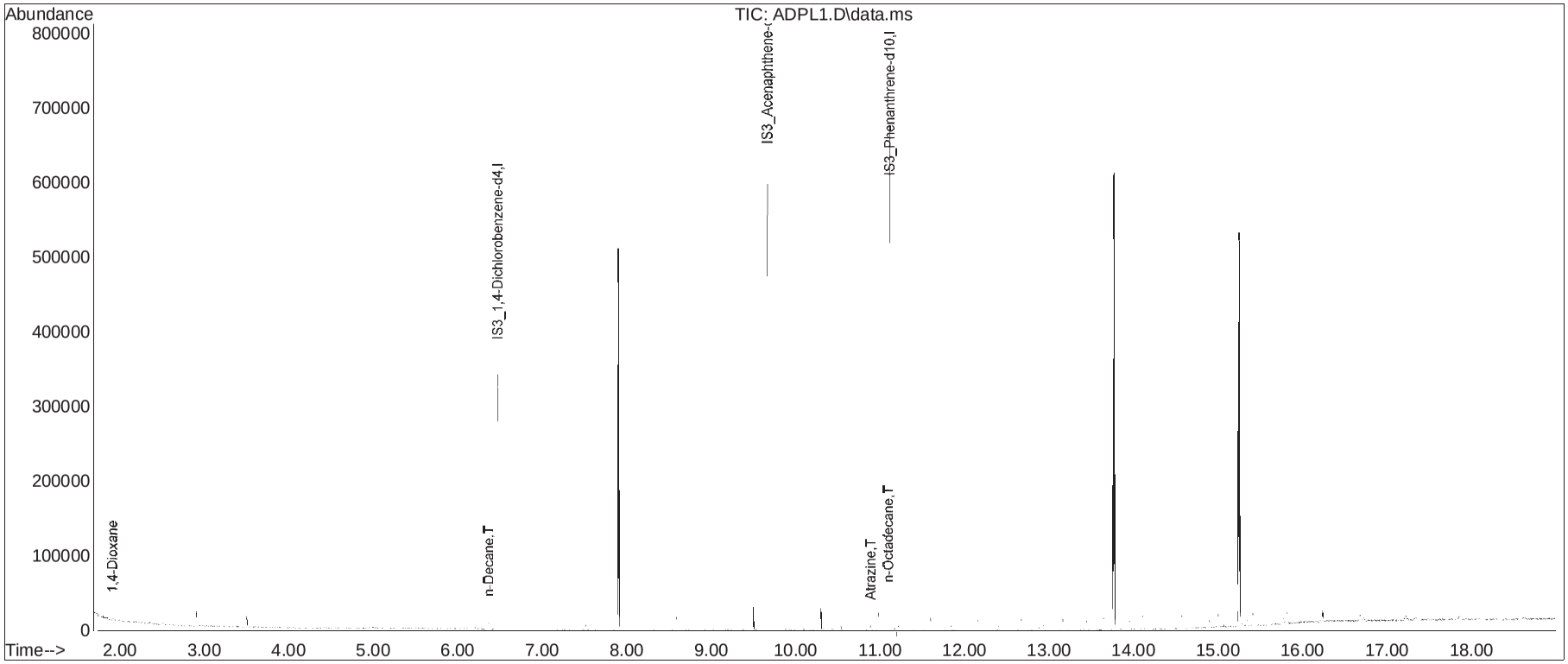

# Manual Integration Report

Data Path : I:\8270\SV107\250826ical\ QMethod : FS250826SV107RVT.m
Data File : ADPL1.D Operator : SV107:ljg
Date Inj'd : 8/27/2025 6:40 am Instrument : SV107
Sample : IL10,32,,ADPL0.1 Lot# 1191 Quant Date : 8/27/2025 5:21 pm

## Compound #33: 1,4-Dioxane

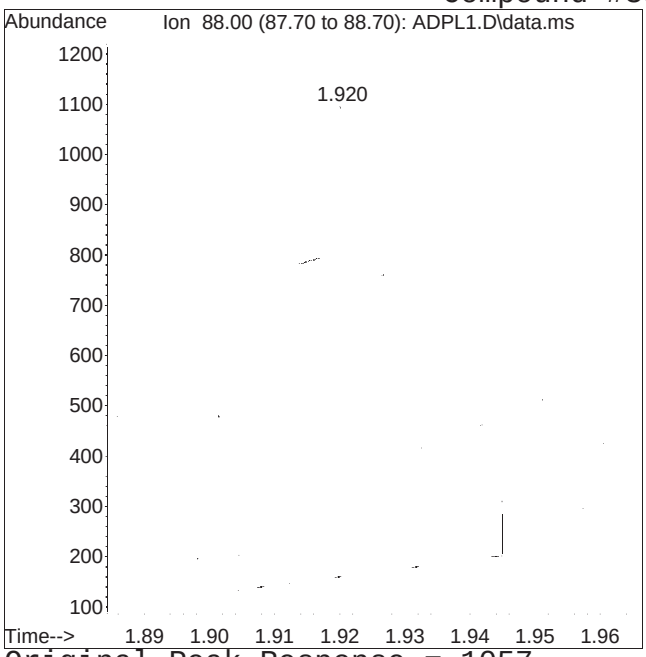


Original Peak Response = 1057

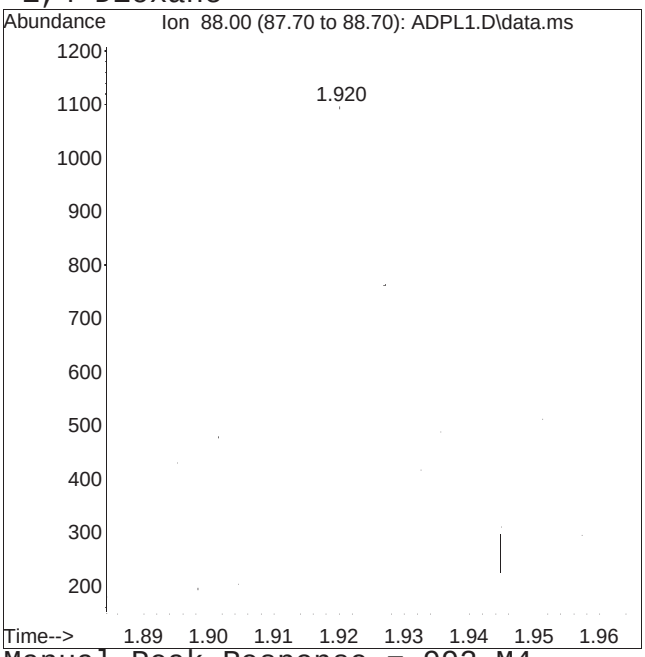


Manual Peak Response = 992 M4

M4 = Poor automated baseline construction.

# Evaluate Continuing Calibration Report

Data Path : I:\8270\SV107\250826ical\
Data File : ADPICV.D
Acq On : 27 Aug 2025 7:30 am
Operator : SV107:ljg
Sample : CQICV,32,,ADPICV Lot# 11914
Misc : WG2108478
ALS Vial : 30 Sample Multiplier: 1

Quant Time: Aug 29 06:20:58 2025
Quant Method : I:\8270\SV107\250826ical\FS250826SV107RVT.m
Quant Title : Semivolatiles by GC/MS by modified 8270
QLast Update : Fri Aug 29 06:21:46 2025
Response via : Initial Calibration

Min. RRF : 0.000 Min. Rel. Area : 50% Max. R.T. Dev 0.50min
Max. RRF Dev : 20% Max. Rel. Area : 200%

| | | Compound | | AvgRF | CCRF | %Dev | Area% | Dev(min) |
|---|---|---|---|---|---|---|---|---|
| 32 | I | IS3_1,4-Dichlorobenzene-d4 | | 1.000 | 1.000 | 0.0 | 95 | 0.00 |
| 33 | | 1,4-Dioxane | | 0.545 | 0.446 | 18.2 | 85 | 0.00 |
| 34 | T | n-Decane | | 1.567 | 1.299 | 17.1 | 83 | 0.00 |
| 86 | I | IS3_Acenaphthene-d10 | | 1.000 | 1.000 | 0.0 | 96 | 0.00 |
| 87 | T | Atrazine | | 0.330 | 0.297 | 10.0 | 85 | 0.00 |
| 100 | I | IS3_Phenanthrene-d10 | | 1.000 | 1.000 | 0.0 | 100 | 0.00 |
| 101 | T | n-Octadecane | | 0.441 | 0.386 | 12.5 | 85 | 0.00 |
| 102 | T | Parathion | * | 5.000 | 3.554 | 28.9# | 78 | 0.00 |
| 103 | T | 3,3'-Dimethylbenzidine | * | 5.000 | 3.657 | 26.9# | 77 | 0.00 |

* Evaluation of CC level amount vs concentration.
(#) = Out of Range SPCC's out = 0 CCC's out = 0

Quantitation Report (QT Reviewed)

Data Path : I:\8270\SV107\250826ical\
Data File : ADPICV.D
Acq On : 27 Aug 2025 7:30 am
Operator : SV107:ljg
Sample : CQICV,32,,ADPICV Lot# 11914
Misc : WG2108478
ALS Vial : 30 Sample Multiplier: 1

Quant Time: Aug 29 06:20:58 2025
Quant Method : I:\8270\SV107\250826ical\FS250826SV107RVT.m
Quant Title : Semivolatiles by GC/MS by modified 8270
QLast Update : Fri Aug 29 06:21:46 2025
Response via : Initial Calibration

CCAL FILE(s) : 1 - I:\8270\SV107\250826ical\ABNL6.D
: 2 - I:\8270\SV107\250826ical\ADPL6.D
: 3 - I:\8270\SV107\250826ical\AP9L6a.D
Sub List : ADPical_REV2 - ADP sublist

| Compound | R.T. | QIon | Response | Conc | Units | Dev(Min) |
|---|---|---|---|---|---|---|
| Internal Standards | | | | | | |
| 32) IS3_1,4-Dichlorobenzen... | 6.480 | 152 | 52889 | 4.000 | ug/ml | 0.00 |
| Standard Area 2 = 55561 | | | Recovery = 95.19% | | | |
| 86) IS3_Acenaphthene-d10 | 9.669 | 164 | 114234 | 4.000 | ug/ml | 0.00 |
| Standard Area 2 = 118952 | | | Recovery = 96.03% | | | |
| 100) IS3_Phenanthrene-d10 | 11.114 | 188 | 234251 | 4.000 | ug/ml | # 0.00 |
| Standard Area 2 = 234302 | | | Recovery = 99.98% | | | |
| System Monitoring Compounds | | | | | | |
| Target Compounds | | | | | | Qvalue |
| 33) 1,4-Dioxane | 1.905 | 88 | 29471 | 4.088 | ug/ml# | 86 |
| 34) n-Decane | 6.368 | 57 | 85893 | 4.146 | ug/ml# | 40 |
| 87) Atrazine | 10.887 | 200 | 42356 | 4.492 | ug/ml | 97 |
| 101) n-Octadecane | 11.098 | 57 | 113065 | 4.380 | ug/ml# | 1 |
| 102) Parathion | 11.906 | 109 | 15642 | 3.554 | ug/ml | 98 |
| 103) 3,3'-Dimethylbenzidine | 13.203 | 212 | 112644 | 3.657 | ug/ml | 98 |

(#) = qualifier out of range (m) = manual integration (+) = signals summed

Quantitation Report (QT Reviewed)

Data Path : I:\8270\SV107\250826ical\
Data File : ADPICV.D
Acq On : 27 Aug 2025 7:30 am
Operator : SV107:ljg
Sample : CQICV,32,,ADPICV Lot# 11914
Misc : WG2108478
ALS Vial : 30 Sample Multiplier: 1

Quant Time: Aug 29 06:20:58 2025
Quant Method : I:\8270\SV107\250826ical\FS250826SV107RVT.m
Quant Title : Semivolatiles by GC/MS by modified 8270
QLast Update : Fri Aug 29 06:21:46 2025
Response via : Initial Calibration

Sub List : ADPICV,ADPICV2,ADPICV3,ADPICV4,ADPICV5,ADPICV6,ADPICV7,ADPICV8,ADPICV9,ADPICV10,ADPICV11,ADPICV12,ADPICV13,ADPICV14,ADPICV15,ADPICV16,ADPICV17,ADPICV18,ADPICV19,ADPICV20,ADPICV21,ADPICV22,ADPICV23,ADPICV24,ADPICV25,ADPICV26,ADPICV27,ADPICV28,ADPICV29,ADPICV30,ADPICV31,ADPICV32,ADPICV33,ADPICV34,ADPICV35,ADPICV36,ADPICV37,ADPICV38,ADPICV39,ADPICV40,ADPICV41,ADPICV42,ADPICV43,ADPICV44,ADPICV45,ADPICV46,ADPICV47,ADPICV48,ADPICV49,ADPICV50,ADPICV51,ADPICV52,ADPICV53,ADPICV54,ADPICV55,ADPICV56,ADPICV57,ADPICV58,ADPICV59,ADPICV60,ADPICV61,ADPICV62,ADPICV63,ADPICV64,ADPICV65,ADPICV66,ADPICV67,ADPICV68,ADPICV69,ADPICV70,ADPICV71,ADPICV72,ADPICV73,ADPICV74,ADPICV75,ADPICV76,ADPICV77,ADPICV78,ADPICV79,ADPICV80,ADPICV81,ADPICV82,ADPICV83,ADPICV84,ADPICV85,ADPICV86,ADPICV87,ADPICV88,ADPICV89,ADPICV90,ADPICV91,ADPICV92,ADPICV93,ADPICV94,ADPICV95,ADPICV96,ADPICV97,ADPICV98,ADPICV99,ADPICV100,ADPICV101,ADPICV102,ADPICV103,ADPICV104,ADPICV105,ADPICV106,ADPICV107,ADPICV108,ADPICV109,ADPICV110,ADPICV111,ADPICV112,ADPICV113,ADPICV114,ADPICV115,ADPICV116,ADPICV117,ADPICV118,ADPICV119,ADPICV120,ADPICV121,ADPICV122,ADPICV123,ADPICV124,ADPICV125,ADPICV126,ADPICV127,ADPICV128,ADPICV129,ADPICV130,ADPICV131,ADPICV132,ADPICV133,ADPICV134,ADPICV135,ADPICV136,ADPICV137,ADPICV138,ADPICV139,ADPICV140,ADPICV141,ADPICV142,ADPICV143,ADPICV144,ADPICV145,ADPICV146,ADPICV147,ADPICV148,ADPICV149,ADPICV150,ADPICV151,ADPICV152,ADPICV153,ADPICV154,ADPICV155,ADPICV156,ADPICV157,ADPICV158,ADPICV159,ADPICV160,ADPICV161,ADPICV162,ADPICV163,ADPICV164,ADPICV165,ADPICV166,ADPICV167,ADPICV168,ADPICV169,ADPICV170,ADPICV171,ADPICV172,ADPICV173,ADPICV174,ADPICV175,ADPICV176,ADPICV177,ADPICV178,ADPICV179,ADPICV180,ADPICV181,ADPICV182,ADPICV183,ADPICV184,ADPICV185,ADPICV186,ADPICV187,ADPICV188,ADPICV189,ADPICV190,ADPICV191,ADPICV192,ADPICV193,ADPICV194,ADPICV195,ADPICV196,ADPICV197,ADPICV198,ADPICV199,ADPICV200,ADPICV201,ADPICV202,ADPICV203,ADPICV204,ADPICV205,ADPICV206,ADPICV207,ADPICV208,ADPICV209,ADPICV210,ADPICV211,ADPICV212,ADPICV213,ADPICV214,ADPICV215,ADPICV216,ADPICV217,ADPICV218,ADPICV219,ADPICV220,ADPICV221,ADPICV222,ADPICV223,ADPICV224,ADPICV225,ADPICV226,ADPICV227,ADPICV228,ADPICV229,ADPICV230,ADPICV231,ADPICV232,ADPICV233,ADPICV234,ADPICV235,ADPICV236,ADPICV237,ADPICV238,ADPICV239,ADPICV240,ADPICV241,ADPICV242,ADPICV243,ADPICV244,ADPICV245,ADPICV246,ADPICV247,ADPICV248,ADPICV249,ADPICV250,ADPICV251,ADPICV252,ADPICV253,ADPICV254,ADPICV255,ADPICV256,ADPICV257,ADPICV258,ADPICV259,ADPICV260,ADPICV261,ADPICV262,ADPICV263,ADPICV264,ADPICV265,ADPICV266,ADPICV267,ADPICV268,ADPICV269,ADPICV270,ADPICV271,ADPICV272,ADPICV273,ADPICV274,ADPICV275,ADPICV276,ADPICV277,ADPICV278,ADPICV279,ADPICV280,ADPICV281,ADPICV282,ADPICV283,ADPICV284,ADPICV285,ADPICV286,ADPICV287,ADPICV288,ADPICV289,ADPICV290,ADPICV291,ADPICV292,ADPICV293,ADPICV294,ADPICV295,ADPICV296,ADPICV297,ADPICV298,ADPICV299,ADPICV300,ADPICV301,ADPICV302,ADPICV303,ADPICV304,ADPICV305,ADPICV306,ADPICV307,ADPICV308,ADPICV309,ADPICV310,ADPICV311,ADPICV312,ADPICV313,ADPICV314,ADPICV315,ADPICV316,ADPICV317,ADPICV318,ADPICV319,ADPICV320,ADPICV321,ADPICV322,ADPICV323,ADPICV324,ADPICV325,ADPICV326,ADPICV327,ADPICV328,ADPICV329,ADPICV330,ADPICV331,ADPICV332,ADPICV333,ADPICV334,ADPICV335,ADPICV336,ADPICV337,ADPICV338,ADPICV339,ADPICV340,ADPICV341,ADPICV342,ADPICV343,ADPICV344,ADPICV345,ADPICV346,ADPICV347,ADPICV348,ADPICV349,ADPICV350,ADPICV351,ADPICV352,ADPICV353,ADPICV354,ADPICV355,ADPICV356,ADPICV357,ADPICV358,ADPICV359,ADPICV360,ADPICV361,ADPICV362,ADPICV363,ADPICV364,ADPICV365,ADPICV366,ADPICV367,ADPICV368,ADPICV369,ADPICV370,ADPICV371,ADPICV372,ADPICV373,ADPICV374,ADPICV375,ADPICV376,ADPICV377,ADPICV378,ADPICV379,ADPICV380,ADPICV381,ADPICV382,ADPICV383,ADPICV384,ADPICV385,ADPICV386,ADPICV387,ADPICV388,ADPICV389,ADPICV390,ADPICV391,ADPICV392,ADPICV393,ADPICV394,ADPICV395,ADPICV396,ADPICV397,ADPICV398,ADPICV399,ADPICV400,ADPICV401,ADPICV402,ADPICV403,ADPICV404,ADPICV405,ADPICV406,ADPICV407,ADPICV408,ADPICV409,ADPICV410,ADPICV411,ADPICV412,ADPICV413,ADPICV414,ADPICV415,ADPICV416,ADPICV417,ADPICV418,ADPICV419,ADPICV420,ADPICV421,ADPICV422,ADPICV423,ADPICV424,ADPICV425,ADPICV426,ADPICV427,ADPICV428,ADPICV429,ADPICV430,ADPICV431,ADPICV432,ADPICV433,ADPICV434,ADPICV435,ADPICV436,ADPICV437,ADPICV438,ADPICV439,ADPICV440,ADPICV441,ADPICV442,ADPICV443,ADPICV444,ADPICV445,ADPICV446,ADPICV447,ADPICV448,ADPICV449,ADPICV450,ADPICV451,ADPICV452,ADPICV453,ADPICV454,ADPICV455,ADPICV456,ADPICV457,ADPICV458,ADPICV459,ADPICV460,ADPICV461,ADPICV462,ADPICV463,ADPICV464,ADPICV465,ADPICV466,ADPICV467,ADPICV468,ADPICV469,ADPICV470,ADPICV471,ADPICV472,ADPICV473,ADPICV474,ADPICV475,ADPICV476,ADPICV477,ADPICV478,ADPICV479,ADPICV480,ADPICV481,ADPICV482,ADPICV483,ADPICV484,ADPICV485,ADPICV486,ADPICV487,ADPICV488,ADPICV489,ADPICV490,ADPICV491,ADPICV492,ADPICV493,ADPICV494,ADPICV495,ADPICV496,ADPICV497,ADPICV498,ADPICV499,ADPICV500,ADPICV501,ADPICV502,ADPICV503,ADPICV504,ADPICV505,ADPICV506,ADPICV507,ADPICV508,ADPICV509,ADPICV510,ADPICV511,ADPICV512,ADPICV513,ADPICV514,ADPICV515,ADPICV516,ADPICV517,ADPICV518,ADPICV519,ADPICV520,ADPICV521,ADPICV522,ADPICV523,ADPICV524,ADPICV525,ADPICV526,ADPICV527,ADPICV528,ADPICV529,ADPICV530,ADPICV531,ADPICV532,ADPICV533,ADPICV534,ADPICV535,ADPICV536,ADPICV537,ADPICV538,ADPICV539,ADPICV540,ADPICV541,ADPICV542,ADPICV543,ADPICV544,ADPICV545,ADPICV546,ADPICV547,ADPICV548,ADPICV549,ADPICV550,ADPICV551,ADPICV552,ADPICV553,ADPICV554,ADPICV555,ADPICV556,ADPICV557,ADPICV558,ADPICV559,ADPICV560,ADPICV561,ADPICV562,ADPICV563,ADPICV564,ADPICV565,ADPICV566,ADPICV567,ADPICV568,ADPICV569,ADPICV570,ADPICV571,ADPICV572,ADPICV573,ADPICV574,ADPICV575,ADPICV576,ADPICV577,ADPICV578,ADPICV579,ADPICV580,ADPICV581,ADPICV582,ADPICV583,ADPICV584,ADPICV585,ADPICV586,ADPICV587,ADPICV588,ADPICV589,ADPICV590,ADPICV591,ADPICV592,ADPICV593,ADPICV594,ADPICV595,ADPICV596,ADPICV597,ADPICV598,ADPICV599,ADPICV600,ADPICV601,ADPICV602,ADPICV603,ADPICV604,ADPICV605,ADPICV606,ADPICV607,ADPICV608,ADPICV609,ADPICV610,ADPICV611,ADPICV612,ADPICV613,ADPICV614,ADPICV615,ADPICV616,ADPICV617,ADPICV618,ADPICV619,ADPICV620,ADPICV621,ADPICV622,ADPICV623,ADPICV624,ADPICV625,ADPICV626,ADPICV627,ADPICV628,ADPICV629,ADPICV630,ADPICV631,ADPICV632,ADPICV633,ADPICV634,ADPICV635,ADPICV636,ADPICV637,ADPICV638,ADPICV639,ADPICV640,ADPICV641,ADPICV642,ADPICV643,ADPICV644,ADPICV645,ADPICV646,ADPICV647,ADPICV648,ADPICV649,ADPICV650,ADPICV651,ADPICV652,ADPICV653,ADPICV654,ADPICV655,ADPICV656,ADPICV657,ADPICV658,ADPICV659,ADPICV660,ADPICV661,ADPICV662,ADPICV663,ADPICV664,ADPICV665,ADPICV666,ADPICV667,ADPICV668,ADPICV669,ADPICV670,ADPICV671,ADPICV672,ADPICV673,ADPICV674,ADPICV675,ADPICV676,ADPICV677,ADPICV678,ADPICV679,ADPICV680,ADPICV681,ADPICV682,ADPICV683,ADPICV684,ADPICV685,ADPICV686,ADPICV687,ADPICV688,ADPICV689,ADPICV690,ADPICV691,ADPICV692,ADPICV693,ADPICV694,ADPICV695,ADPICV696,ADPICV697,ADPICV698,ADPICV699,ADPICV700,ADPICV701,ADPICV702,ADPICV703,ADPICV704,ADPICV705,ADPICV706,ADPICV707,ADPICV708,ADPICV709,ADPICV710,ADPICV711,ADPICV712,ADPICV713,ADPICV714,ADPICV715,ADPICV716,ADPICV717,ADPICV718,ADPICV719,ADPICV720,ADPICV721,ADPICV722,ADPICV723,ADPICV724,ADPICV725,ADPICV726,ADPICV727,ADPICV728,ADPICV729,ADPICV730,ADPICV731,ADPICV732,ADPICV733,ADPICV734,ADPICV735,ADPICV736,ADPICV737,ADPICV738,ADPICV739,ADPICV740,ADPICV741,ADPICV742,ADPICV743,ADPICV744,ADPICV745,ADPICV746,ADPICV747,ADPICV748,ADPICV749,ADPICV750,ADPICV751,ADPICV752,ADPICV753,ADPICV754,ADPICV755,ADPICV756,ADPICV757,ADPICV758,ADPICV759,ADPICV760,ADPICV761,ADPICV762,ADPICV763,ADPICV764,ADPICV765,ADPICV766,ADPICV767,ADPICV768,ADPICV769,ADPICV770,ADPICV771,ADPICV772,ADPICV773,ADPICV774,ADPICV775,ADPICV776,ADPICV777,ADPICV778,ADPICV779,ADPICV780,ADPICV781,ADPICV782,ADPICV783,ADPICV784,ADPICV785,ADPICV786,ADPICV787,ADPICV788,ADPICV789,ADPICV790,ADPICV791,ADPICV792,ADPICV793,ADPICV794,ADPICV795,ADPICV796,ADPICV797,ADPICV798,ADPICV799,ADPICV800,ADPICV801,ADPICV802,ADPICV803,ADPICV804,ADPICV805,ADPICV806,ADPICV807,ADPICV808,ADPICV809,ADPICV810,ADPICV811,ADPICV812,ADPICV813,ADPICV814,ADPICV815,ADPICV816,ADPICV817,ADPICV818,ADPICV819,ADPICV820,ADPICV821,ADPICV822,ADPICV823,ADPICV824,ADPICV825,ADPICV826,ADPICV827,ADPICV828,ADPICV829,ADPICV830,ADPICV831,ADPICV832,ADPICV833,ADPICV834,ADPICV835,ADPICV836,ADPICV837,ADPICV838,ADPICV839,ADPICV840,ADPICV841,ADPICV842,ADPICV843,ADPICV844,ADPICV845,ADPICV846,ADPICV847,ADPICV848,ADPICV849,ADPICV850,ADPICV851,ADPICV852,ADPICV853,ADPICV854,ADPICV855,ADPICV856,ADPICV857,ADPICV858,ADPICV859,ADPICV860,ADPICV861,ADPICV862,ADPICV863,ADPICV864,ADPICV865,ADPICV866,ADPICV867,ADPICV868,ADPICV869,ADPICV870,ADPICV871,ADPICV872,ADPICV873,ADPICV874,ADPICV875,ADPICV876,ADPICV877,ADPICV878,ADPICV879,ADPICV880,ADPICV881,ADPICV882,ADPICV883,ADPICV884,ADPICV885,ADPICV886,ADPICV887,ADPICV888,ADPICV889,ADPICV890,ADPICV891,ADPICV892,ADPICV893,ADPICV894,ADPICV895,ADPICV896,ADPICV897,ADPICV898,ADPICV899,ADPICV900,ADPICV901,ADPICV902,ADPICV903,ADPICV904,ADPICV905,ADPICV906,ADPICV907,ADPICV908,ADPICV909,ADPICV910,ADPICV911,ADPICV912,ADPICV913,ADPICV914,ADPICV915,ADPICV916,ADPICV917,ADPICV918,ADPICV919,ADPICV920,ADPICV921,ADPICV922,ADPICV923,ADPICV924,ADPICV925,ADPICV926,ADPICV927,ADPICV928,ADPICV929,ADPICV930,ADPICV931,ADPICV932,ADPICV933,ADPICV934,ADPICV935,ADPICV936,ADPICV937,ADPICV938,ADPICV939,ADPICV940,ADPICV941,ADPICV942,ADPICV943,ADPICV944,ADPICV945,ADPICV946,ADPICV947,ADPICV948,ADPICV949,ADPICV950,ADPICV951,ADPICV952,ADPICV953,ADPICV954,ADPICV955,ADPICV956,ADPICV957,ADPICV958,ADPICV959,ADPICV960,ADPICV961,ADPICV962,ADPICV963,ADPICV964,ADPICV965,ADPICV966,ADPICV967,ADPICV968,ADPICV969,ADPICV970,ADPICV971,ADPICV972,ADPICV973,ADPICV974,ADPICV975,ADPICV976,ADPICV977,ADPICV978,ADPICV979,ADPICV980,ADPICV981,ADPICV982,ADPICV983,ADPICV984,ADPICV985,ADPICV986,ADPICV987,ADPICV988,ADPICV989,ADPICV990,ADPICV991,ADPICV992,ADPICV993,ADPICV994,ADPICV995,ADPICV996,ADPICV997,ADPICV998,ADPICV999,ADPICV1000,ADPICV1001,ADPICV1002,ADPICV1003,ADPICV1004,ADPICV1005,ADPICV1006,ADPICV1007,ADPICV1008,ADPICV1009,ADPICV1010,ADPICV1011,ADPICV1012,ADPICV1013,ADPICV1014,ADPICV1015,ADPICV1016,ADPICV1017,ADPICV1018,ADPICV1019,ADPICV1020,ADPICV1021,ADPICV1022,ADPICV1023,ADPICV1024,ADPICV1025,ADPICV1026,ADPICV1027,ADPICV1028,ADPICV1029,ADPICV1030,ADPICV1031,ADPICV1032,ADPICV1033,ADPICV1034,ADPICV1035,ADPICV1036,ADPICV1037,ADPICV1038,ADPICV1039,ADPICV1040,ADPICV1041,ADPICV1042,ADPICV1043,ADPICV1044,ADPICV1045,ADPICV1046,ADPICV1047,ADPICV1048,ADPICV1049,ADPICV1050,ADPICV1051,ADPICV1052,ADPICV1053,ADPICV1054,ADPICV1055,ADPICV1056,ADPICV1057,ADPICV1058,ADPICV1059,ADPICV1060,ADPICV1061,ADPICV1062,ADPICV1063,ADPICV1064,ADPICV1065,ADPICV1066,ADPICV1067,ADPICV1068,ADPICV1069,ADPICV1070,ADPICV1071,ADPICV1072,ADPICV1073,ADPICV1074,ADPICV1075,ADPICV1076,ADPICV1077,ADPICV1078,ADPICV1079,ADPICV1080,ADPICV1081,ADPICV1082,ADPICV1083,ADPICV1084,ADPICV1085,ADPICV1086,ADPICV1087,ADPICV1088,ADPICV1089,ADPICV1090,ADPICV1091,ADPICV1092,ADPICV1093,ADPICV1094,ADPICV1095,ADPICV1096,ADPICV1097,ADPICV1098,ADPICV1099,ADPICV1100,ADPICV1101,ADPICV1102,ADPICV1103,ADPICV1104,ADPICV1105,ADPICV1106,ADPICV1107,ADPICV1108,ADPICV1109,ADPICV1110,ADPICV1111,ADPICV1112,ADPICV1113,ADPICV1114,ADPICV1115,ADPICV1116,ADPICV1117,ADPICV1118,ADPICV1119,ADPICV1120,ADPICV1121,ADPICV1122,ADPICV1123,ADPICV1124,ADPICV1125,ADPICV1126,ADPICV1127,ADPICV1128,ADPICV1129,ADPICV1130,ADPICV1131,ADPICV1132,ADPICV1133,ADPICV1134,ADPICV1135,ADPICV1136,ADPICV1137,ADPICV1138,ADPICV1139,ADPICV1140,ADPICV1141,ADPICV1142,ADPICV1143,ADPICV1144,ADPICV1145,ADPICV1146,ADPICV1147,ADPICV1148,ADPICV1149,ADPICV1150,ADPICV1151,ADPICV1152,ADPICV1153,ADPICV1154,ADPICV1155,ADPICV1156,ADPICV1157,ADPICV1158,ADPICV1159,ADPICV1160,ADPICV1161,ADPICV1162,ADPICV1163,ADPICV1164,ADPICV1165,ADPICV1166,ADPICV1167,ADPICV1168,ADPICV1169,ADPICV1170,ADPICV1171,ADPICV1172,ADPICV1173,ADPICV1174,ADPICV1175,ADPICV1176,ADPICV1177,ADPICV1178,ADPICV1179,ADPICV1180,ADPICV1181,ADPICV1182,ADPICV1183,ADPICV1184,ADPICV1185,ADPICV1186,ADPICV1187,ADPICV1188,ADPICV1189,ADPICV1190,ADPICV1191,ADPICV1192,ADPICV1193,ADPICV1194,ADPICV1195,ADPICV1196,ADPICV1197,ADPICV1198,ADPICV1199,ADPICV1200,ADPICV1201,ADPICV1202,ADPICV1203,ADPICV1204,ADPICV1205,ADPICV1206,ADPICV1207,ADPICV1208,ADPICV1209,ADPICV1210,ADPICV1211,ADPICV1212,ADPICV1213,ADPICV1214,ADPICV1215,ADPICV1216,ADPICV1217,ADPICV1218,ADPICV1219,ADPICV1220,ADPICV1221,ADPICV1222,ADPICV1223,ADPICV1224,ADPICV1225,ADPICV1226,ADPICV1227,ADPICV1228,ADPICV1229,ADPICV1230,ADPICV1231,ADPICV1232,ADPICV1233,ADPICV1234,ADPICV1235,ADPICV1236,ADPICV1237,ADPICV1238,ADPICV1239,ADPICV1240,ADPICV1241,ADPICV1242,ADPICV1243,ADPICV1244,ADPICV1245,ADPICV1246,ADPICV1247,ADPICV1248,ADPICV1249,ADPICV1250,ADPICV1251,ADPICV1252,ADPICV1253,ADPICV1254,ADPICV1255,ADPICV1256,ADPICV1257,ADPICV1258,ADPICV1259,ADPICV1260,ADPICV1261,ADPICV1262,ADPICV1263,ADPICV1264,ADPICV1265,ADPICV1266,ADPICV1267,ADPICV1268,ADPICV1269,ADPICV1270,ADPICV1271,ADPICV1272,ADPICV1273,ADPICV1274,ADPICV1275,ADPICV1276,ADPICV1277,ADPICV1278,ADPICV1279,ADPICV1280,ADPICV1281,ADPICV1282,ADPICV1283,ADPICV1284,ADPICV1285,ADPICV1286,ADPICV1287,ADPICV1288,ADPICV1289,ADPICV1290,ADPICV1291,ADPICV1292,ADPICV1293,ADPICV1294,ADPICV1295,ADPICV1296,ADPICV1297,ADPICV1298,ADPICV1299,ADPICV1300,ADPICV1301,ADPICV1302,ADPICV1303,ADPICV1304,ADPICV1305,ADPICV1306,ADPICV1307,ADPICV1308,ADPICV1309,ADPICV1310,ADPICV1311,ADPICV1312,ADPICV1313,ADPICV1314,ADPICV1315,ADPICV1316,ADPICV1317,ADPICV1318,ADPICV1319,ADPICV1320,ADPICV1321,ADPICV1322,ADPICV1323,ADPICV1324,ADPICV1325,ADPICV1326,ADPICV1327,ADPICV1328,ADPICV1329,ADPICV1330,ADPICV1331,ADPICV1332,ADPICV1333,ADPICV1334,ADPICV1335,ADPICV1336,ADPICV1337,ADPICV1338,ADPICV1339,ADPICV1340,ADPICV1341,ADPICV1342,ADPICV1343,ADPICV1344,ADPICV1345,ADPICV1346,ADPICV1347,ADPICV1348,ADPICV1349,ADPICV1350,ADPICV1351,ADPICV1352,ADPICV1353,ADPICV1354,ADPICV1355,ADPICV1356,ADPICV1357,ADPICV1358,ADPICV1359,ADPICV1360,ADPICV1361,ADPICV1362,ADPICV1363,ADPICV1364,ADPICV1365,ADPICV1366,ADPICV1367,ADPICV1368,ADPICV1369,ADPICV1370,ADPICV1371,ADPICV1372,ADPICV1373,ADPICV1374,ADPICV1375,ADPICV1376,ADPICV1377,ADPICV1378,ADPICV1379,ADPICV1380,ADPICV1381,ADPICV1382,ADPICV1383,ADPICV1384,ADPICV1385,ADPICV1386,ADPICV1387,ADPICV1388,ADPICV1389,ADPICV1390,ADPICV1391,ADPICV1392,ADPICV1393,ADPICV1394,ADPICV1395,ADPICV1396,ADPICV1397,ADPICV1398,ADPICV1399,ADPICV1400,ADPICV1401,ADPICV1402,ADPICV1403,ADPICV1404,ADPICV1405,ADPICV1406,ADPICV1407,ADPICV1408,ADPICV1409,ADPICV1410,ADPICV1411,ADPICV1412,ADPICV1413,ADPICV1414,ADPICV1415,ADPICV1416,ADPICV1417,ADPICV1418,ADPICV1419,ADPICV1420,ADPICV1421,ADPICV1422,ADPICV1423,ADPICV1424,ADPICV1425,ADPICV1426,ADPICV1427,ADPICV1428,ADPICV1429,ADPICV1430,ADPICV1431,ADPICV1432,ADPICV1433,ADPICV1434,ADPICV1435,ADPICV1436,ADPICV1437,ADPICV1438,ADPICV1439,ADPICV1440,ADPICV1441,ADPICV1442,ADPICV1443,ADPICV1444,ADPICV1445,ADPICV1446,ADPICV1447,ADPICV1448,ADPICV1449,ADPICV1450,ADPICV1451,ADPICV1452,ADPICV1453,ADPICV1454,ADPICV1455,ADPICV1456,ADPICV1457,ADPICV1458,ADPICV1459,ADPICV1460,ADPICV1461,ADPICV1462,ADPICV1463,ADPICV1464,ADPICV1465,ADPICV1466,ADPICV1467,ADPICV1468,ADPICV1469,ADPICV1470,ADPICV1471,ADPICV1472,ADPICV1473,ADPICV1474,ADPICV1475,ADPICV1476,ADPICV1477,ADPICV1478,ADPICV1479,ADPICV1480,ADPICV1481,ADPICV1482,ADPICV1483,ADPICV1484,ADPICV1485,ADPICV1486,ADPICV1487,ADPICV1488,ADPICV1489,ADPICV1490,ADPICV1491,ADPICV1492,ADPICV1493,ADPICV1494,ADPICV1495,ADPICV1496,ADPICV1497,ADPICV1498,ADPICV1499,ADPICV1500,ADPICV1501,ADPICV1502,ADPICV1503,ADPICV1504,ADPICV1505,ADPICV1506,ADPICV1507,ADPICV1508,ADPICV1509,ADPICV1510,ADPICV1511,ADPICV1512,ADPICV1513,ADPICV1514,ADPICV1515,ADPICV1516,ADPICV1517,ADPICV1518,ADPICV1519,ADPICV1520,ADPICV1521,ADPICV1522,ADPICV1523,ADPICV1524,ADPICV1525,ADPICV1526,ADPICV1527,ADPICV1528,ADPICV1529,ADPICV1530,ADPICV1531,ADPICV1532,ADPICV1533,ADPICV1534,ADPICV1535,ADPICV1536,ADPICV1537,ADPICV1538,ADPICV1539,ADPICV1540,ADPICV1541,ADPICV1542,ADPICV1543,ADPICV1544,ADPICV1545,ADPICV1546,ADPICV1547,ADPICV1548,ADPICV1549,ADPICV1550,ADPICV1551,ADPICV1552,ADPICV1553,ADPICV1554,ADPICV1555,ADPICV1556,ADPICV1557,ADPICV1558,ADPICV1559,ADPICV1560,ADPICV1561,ADPICV1562,ADPICV1563,ADPICV1564,ADPICV1565,ADPICV1566,ADPICV1567,ADPICV1568,ADPICV1569,ADPICV1570,ADPICV1571,ADPICV1572,ADPICV1573,ADPICV1574,ADPICV1575,ADPICV1576,ADPICV1577,ADPICV1578,ADPICV1579,ADPICV1580,ADPICV1581,ADPICV1582,ADPICV1583,ADPICV1584,ADPICV1585,ADPICV1586,ADPICV1587,ADPICV1588,ADPICV1589,ADPICV1590,ADPICV1591,ADPICV1592,ADPICV1593,ADPICV1594,ADPICV1595,ADPICV1596,ADPICV1597,ADPICV1598,ADPICV1599,ADPICV1600,ADPICV1601,ADPICV1602,ADPICV1603,ADPICV1604,ADPICV1605,ADPICV1606,ADPICV1607,ADPICV1608,ADPICV1609,ADPICV1610,ADPICV1611,ADPICV1612,ADPICV1613,ADPICV1614,ADPICV1615,ADPICV1616,ADPICV1617,ADPICV1618,ADPICV1619,ADPICV1620,ADPICV1621,ADPICV1622,ADPICV1623,ADPICV1624,ADPICV1625,ADPICV1626,ADPICV1627,ADPICV1628,ADPICV1629,ADPICV1630,ADPICV1631,ADPICV1632,ADPICV1633,ADPICV1634,ADPICV1635,ADPICV1636,ADPICV1637,ADPICV1638,ADPICV1639,ADPICV1640,ADPICV1641,ADPICV1642,ADPICV1643,ADPICV1644,ADPICV1645,ADPICV1646,ADPICV1647,ADPICV1648,ADPICV1649,ADPICV1650,ADPICV1651,ADPICV1652,ADPICV1653,ADPICV1654,ADPICV1655,ADPICV1656,ADPICV1657,ADPICV1658,ADPICV1659,ADPICV1660,ADPICV1661,ADPICV1662,ADPICV1663,ADPICV1664,ADPICV1665,ADPICV1666,ADPICV1667,ADPICV1668,ADPICV1669,ADPICV1670,ADPICV1671,ADPICV1672,ADPICV1673,ADPICV1674,ADPICV1675,ADPICV1676,ADPICV1677,ADPICV1678,ADPICV1679,ADPICV1680,ADPICV1681,ADPICV1682,ADPICV1683,ADPICV1684,ADPICV1685,ADPICV1686,ADPICV1687,ADPICV1688,ADPICV1689,ADPICV1690,ADPICV1691,ADPICV1692,ADPICV1693,ADPICV1694,ADPICV1695,ADPICV1696,ADPICV1697,ADPICV1698,ADPICV1699,ADPICV1700,ADPICV1701,ADPICV1702,ADPICV1703,ADPICV1704,ADPICV1705,ADPICV1706,ADPICV1707,ADPICV1708,ADPICV1709,ADPICV1710,ADPICV1711,ADPICV1712,ADPICV1713,ADPICV1714,ADPICV1715,ADPICV1716,ADPICV1717,ADPICV1718,ADPICV1719,ADPICV1720,ADPICV1721,ADPICV1722,ADPICV1723,ADPICV1724,ADPICV1725,ADPICV1726,ADPICV1727,ADPICV1728,ADPICV1729,ADPICV1730,ADPICV1731,ADPICV1732,ADPICV1733,ADPICV1734,ADPICV1735,ADPICV1736,ADPICV1737,ADPICV1738,ADPICV1739,ADPICV1740,ADPICV1741,ADPICV1742,ADPICV1743,ADPICV1744,ADPICV1745,ADPICV1746,ADPICV1747,ADPICV1748,ADPICV1749,ADPICV1750,ADPICV1751,ADPICV1752,ADPICV1753,ADPICV1754,ADPICV1755,ADPICV1756,ADPICV1757,ADPICV1758,ADPICV1759,ADPICV1760,ADPICV1761,ADPICV1762,ADPICV1763,ADPICV1764,ADPICV1765,ADPICV1766,ADPICV1767,ADPICV1768,ADPICV1769,ADPICV1770,ADPICV1771,ADPICV1772,ADPICV1773,ADPICV1774,ADPICV1775,ADPICV1776,ADPICV1777,ADPICV1778,ADPICV1779,ADPICV1780,ADPICV1781,ADPICV1782,ADPICV1783,ADPICV1784,ADPICV1785,ADPICV1786,ADPICV1787,ADPICV1788,ADPICV1789,ADPICV1790,ADPICV1791,ADPICV1792,ADPICV1793,ADPICV1794,ADPICV1795,ADPICV1796,ADPICV1797,ADPICV1798,ADPICV1799,ADPICV1800,ADPICV1801,ADPICV1802,ADPICV1803,ADPICV1804,ADPICV1805,ADPICV1806,ADPICV1807,ADPICV1808,ADPICV1809,ADPICV1810,ADPICV1811,ADPICV1812,ADPICV1813,ADPICV1814,ADPICV1815,ADPICV1816,ADPICV1817,ADPICV1818,ADPICV1819,ADPICV1820,ADPICV1821,ADPICV1822,ADPICV1823,ADPICV1824,ADPICV1825,ADPICV1826,ADPICV1827,ADPICV1828,ADPICV1829,ADPICV1830,ADPICV1831,ADPICV1832,ADPICV1833,ADPICV1834,ADPICV1835,ADPICV1836,ADPICV1837,ADPICV1838,ADPICV1839,ADPICV1840,ADPICV1841,ADPICV1842,ADPICV1843,ADPICV1844,ADPICV1845,ADPICV1846,ADPICV1847,ADPICV1848,ADPICV1849,ADPICV1850,ADPICV1851,ADPICV1852,ADPICV1853,ADPICV1854,ADPICV1855,ADPICV1856,ADPICV1857,ADPICV1858,ADPICV1859,ADPICV1860,ADPICV1861,ADPICV1862,ADPICV1863,ADPICV1864,ADPICV1865,ADPICV1866,ADPICV1867,ADPICV1868,ADPICV1869,ADPICV1870,ADPICV1871,ADPICV1872,ADPICV1873,ADPICV1874,ADPICV1875,ADPICV1876,ADPICV1877,ADPICV1878,ADPICV1879,ADPICV1880,ADPICV1881,ADPICV1882,ADPICV1883,ADPICV1884,ADPICV1885,ADPICV1886,ADPICV1887,ADPICV1888,ADPICV1889,ADPICV1890,ADPICV1891,ADPICV1892,ADPICV1893,ADPICV1894,ADPICV1895,ADPICV1896,ADPICV1897,ADPICV1898,ADPICV1899,ADPICV1900,ADPICV1901,ADPICV1902,ADPICV1903,ADPICV1904,ADPICV1905,ADPICV1906,ADPICV1907,ADPICV1908,ADPICV1909,ADPICV1910,ADPICV1911,ADPICV1912,ADPICV1913,ADPICV1914,ADPICV1915,ADPICV1916,ADPICV1917,ADPICV1918,ADPICV1919,ADPICV1920,ADPICV1921,ADPICV1922,ADPICV1923,ADPICV1924,ADPICV1925,ADPICV1926,ADPICV1927,ADPICV1928,ADPICV1929,ADPICV1930,ADPICV1931,ADPICV1932,ADPICV1933,ADPICV1934,ADPICV1935,ADPICV1936,ADPICV1937,ADPICV1938,ADPICV1939,ADPICV1940,ADPICV1941,ADPICV1942,ADPICV1943,ADPICV1944,ADPICV1945,ADPICV1946,ADPICV1947,ADPICV1948,ADPICV1949,ADPICV1950,ADPICV1951,ADPICV1952,ADPICV1953,ADPICV1954,ADPICV1955,ADPICV1956,ADPICV1957,ADPICV1958,ADPICV1959,ADPICV1960,ADPICV1961,ADPICV1962,ADPICV1963,ADPICV1964,ADPICV1965,ADPICV1966,ADPICV1967,ADPICV1968,ADPICV1969,ADPICV1970,ADPICV1971,ADPICV1972,ADPICV1973,ADPICV1974,ADPICV1975,ADPICV1976,ADPICV1977,ADPICV1978,ADPICV1979,ADPICV1980,ADPICV1981,ADPICV1982,ADPICV1983,ADPICV1984,ADPICV1985,ADPICV1986,ADPICV1987,ADPICV1988,ADPICV1989,ADPICV1990,ADPICV1991,ADPICV1992,ADPICV1993,ADPICV1994,ADPICV1995,ADPICV1996,ADPICV1997,ADPICV1998,ADPICV1999,ADPICV2000,ADPICV2001,ADPICV2002,ADPICV2003,ADPICV2004,ADPICV2005,ADPICV2006,ADPICV2007,ADPICV2008,ADPICV2009,ADPICV2010,ADPICV2011,ADPICV2012,ADPICV2013,ADPICV2014,ADPICV2015,ADPICV2016,ADPICV2017,ADPICV2018,ADPICV2019,ADPICV2020,ADPICV2021,ADPICV2022,ADPICV2023,ADPICV2024,ADPICV2025,ADPICV2026,ADPICV2027,ADPICV2028,ADPICV2029,ADPICV2030,ADPICV2031,ADPICV2032,ADPICV2033,ADPICV2034,ADPICV2035,ADPICV2036,ADPICV2037,ADPICV2038,ADPICV2039,ADPICV2040,ADPICV2041,ADPICV2042,ADPICV2043,ADPICV2044,ADPICV2045,ADPICV2046,ADPICV2047,ADPICV2048,ADPICV2049,ADPICV2050,ADPICV2051,ADPICV2052,ADPICV2053,ADPICV2054,ADPICV2055,ADPICV2056,ADPICV2057,ADPICV2058,ADPICV2059,ADPICV2060,ADPICV2061,ADPICV2062,ADPICV2063,ADPICV2064,ADPICV2065,ADPICV2066,ADPICV2067,ADPICV2068,ADPICV2069,ADPICV2070,ADPICV2071,ADPICV2072,ADPICV2073,ADPICV2074,ADPICV2075,ADPICV2076,ADPICV2077,ADPICV2078,ADPICV2079,ADPICV2080,ADPICV2081,ADPICV2082,ADPICV2083,ADPICV2084,ADPICV2085,ADPICV2086,ADPICV2087,ADPICV2088,ADPICV2089,ADPICV2090,ADPICV2

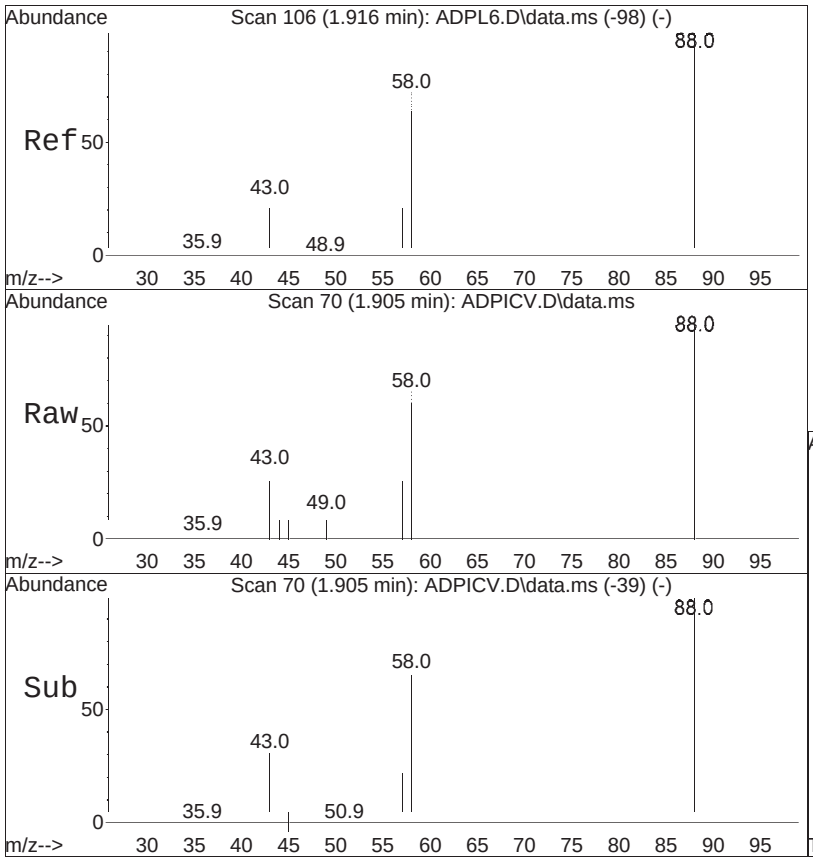


#33
1,4-Dioxane
Concen: 4.09 ug/ml
RT: 1.905 min Scan# 70
Delta R.T. -0.003 min
Lab File: ADPICV.D
Acq: 27 Aug 2025 7:30 am

Tgt Ion: 88 Resp: 29471

| Ion | Ratio | Lower | Upper |
|---|---|---|---|
| 88 | 100 | | |
| 58 | 68.7 | 44.8 | 67.2# |
| 43 | 31.5 | 22.4 | 33.6 |

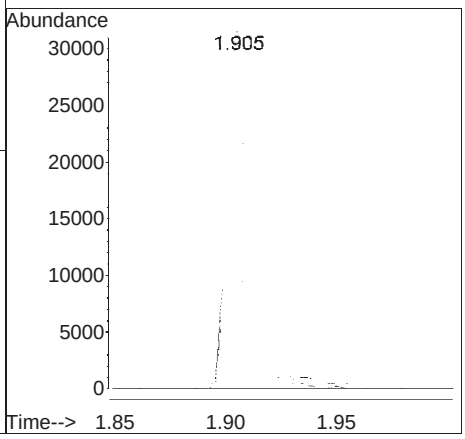

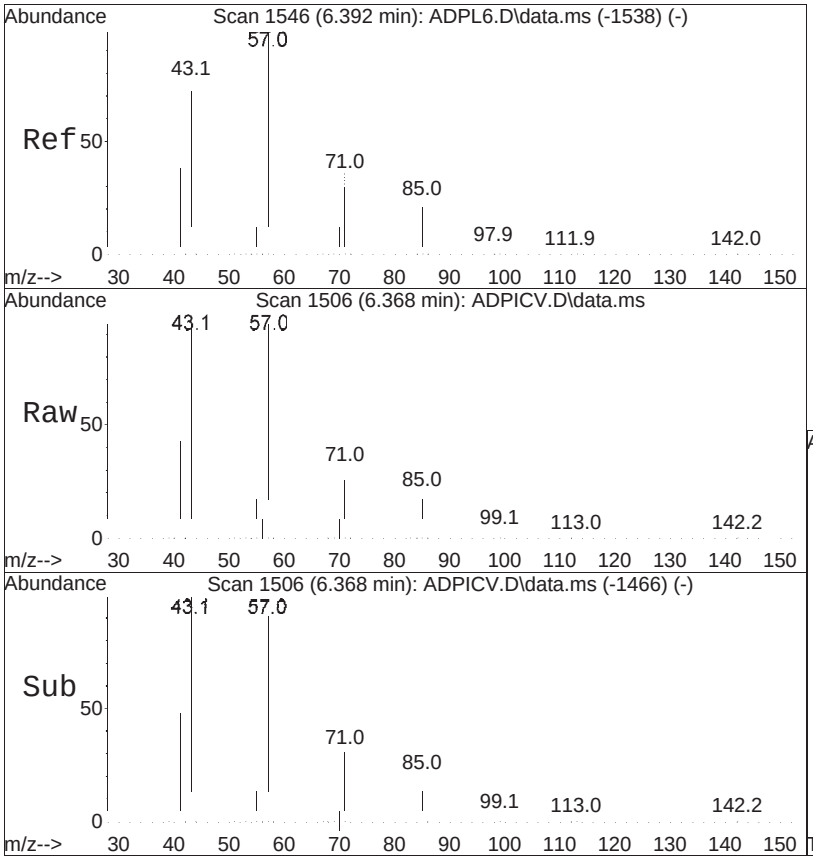


#34
n-Decane
Concen: 4.15 ug/ml
RT: 6.368 min Scan# 1506
Delta R.T. -0.000 min
Lab File: ADPICV.D
Acq: 27 Aug 2025 7:30 am

Tgt Ion: 57 Resp: 85893

| Ion | Ratio | Lower | Upper |
|---|---|---|---|
| 57 | 100 | | |
| 43 | 101.6 | 0.2 | 0.2# |
| 41 | 52.0 | 0.2 | 0.2# |

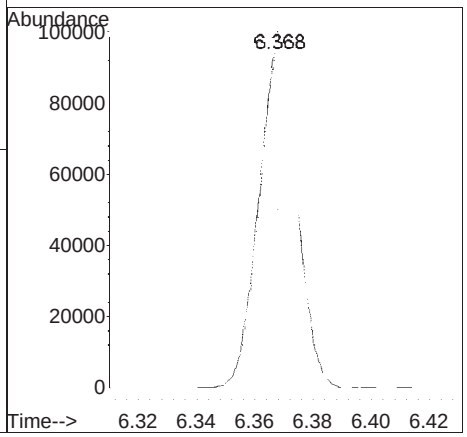

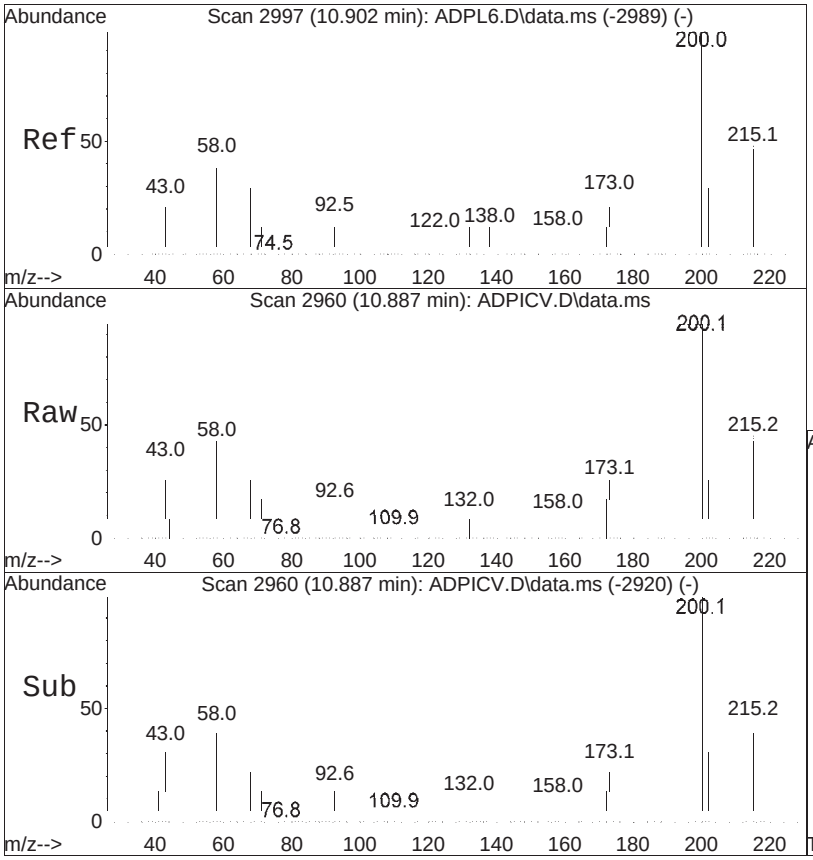


#87
Atrazine
Concen: 4.49 ug/ml
RT: 10.887 min Scan# 2960
Delta R.T. -0.000 min
Lab File: ADPICV.D
Acq: 27 Aug 2025 7:30 am

Tgt Ion:200 Resp: 42356

| Ion | Ratio | Lower | Upper |
|---|---|---|---|
| 200 | 100 | | |
| 202 | 31.8 | 25.8 | 38.6 |
| 215 | 47.5 | 40.2 | 60.4 |

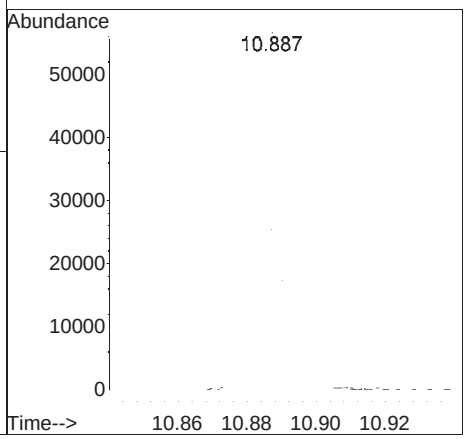

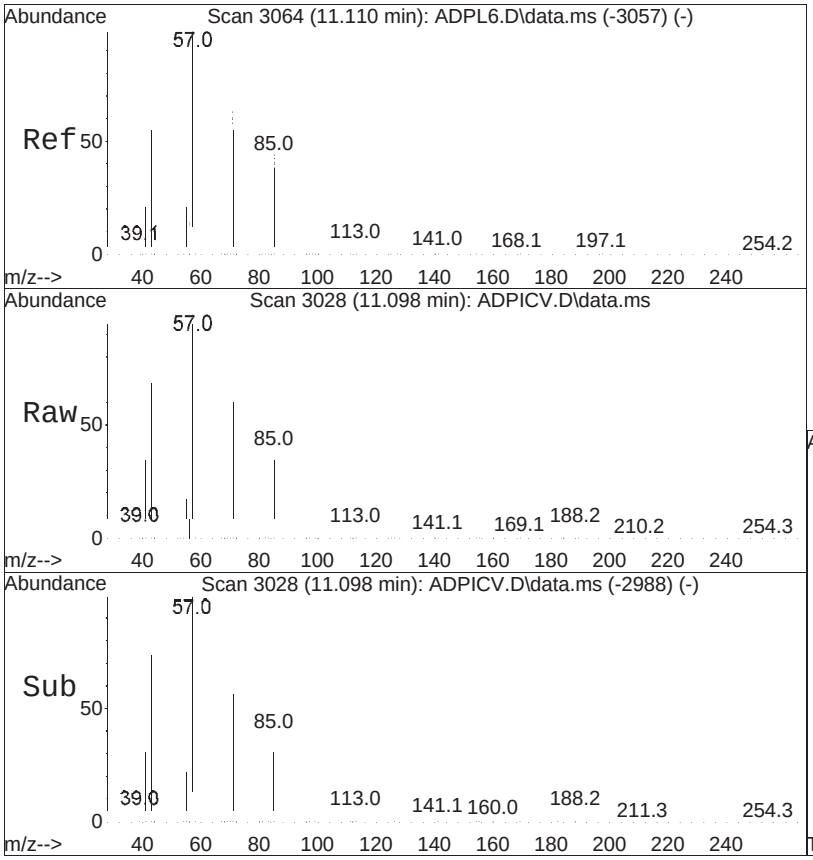


#101
n-Octadecane
Concen: 4.38 ug/ml
RT: 11.098 min Scan# 3028
Delta R.T. 0.000 min
Lab File: ADPICV.D
Acq: 27 Aug 2025 7:30 am

Tgt Ion: 57 Resp: 113065

| Ion | Ratio | Lower | Upper |
|---|---|---|---|
| 57 | 100 | | |
| 43 | 74.9 | 9.0 | 13.6# |
| 70 | 9.9 | 0.2 | 0.2# |

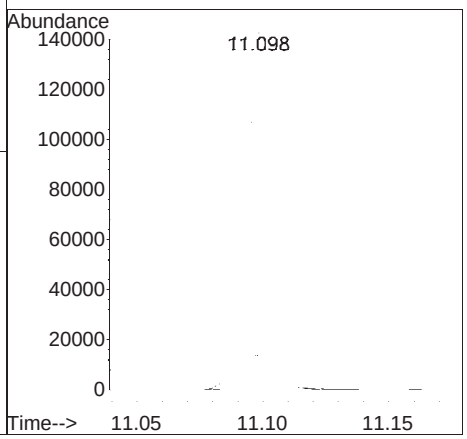

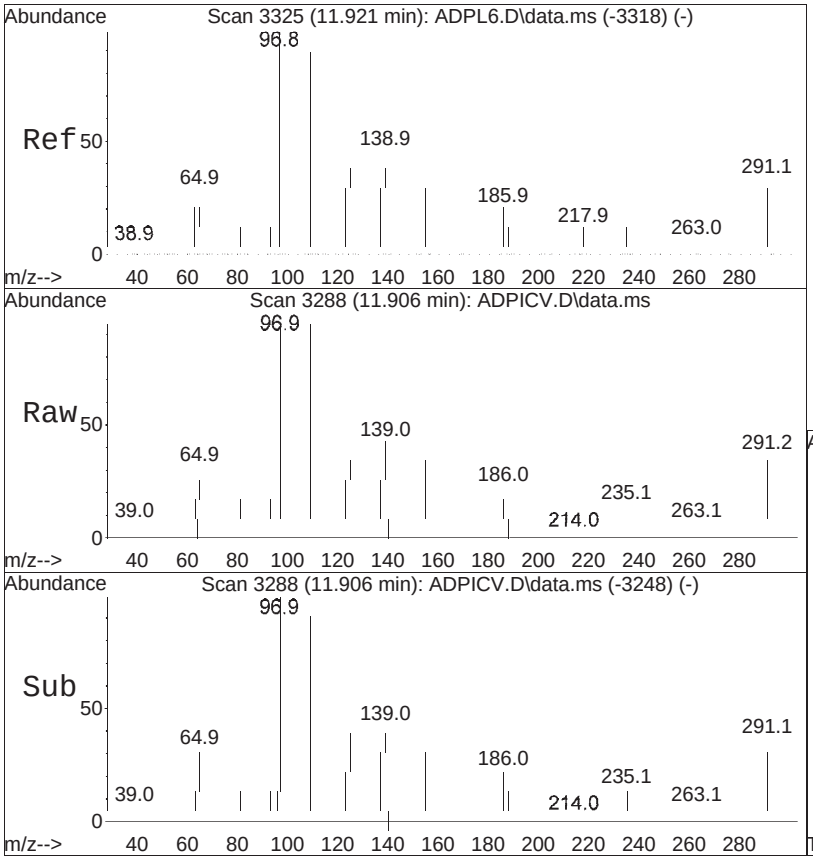


#102
Parathion
Concen: 3.55 ug/ml
RT: 11.906 min Scan# 3288
Delta R.T. 0.000 min
Lab File: ADPICV.D
Acq: 27 Aug 2025 7:30 am

Tgt Ion:109 Resp: 15642

| Ion | Ratio | Lower | Upper |
|---|---|---|---|
| 109 | 100 | | |
| 97 | 111.8 | 87.4 | 131.2 |
| 291 | 43.0 | 34.2 | 51.2 |

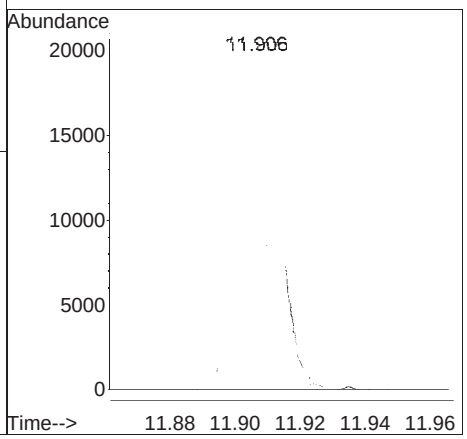




#103
3,3'-Dimethylbenzidine
Concen: 3.66 ug/ml
RT: 13.203 min Scan# 3705
Delta R.T. 0.004 min
Lab File: ADPICV.D
Acq: 27 Aug 2025 7:30 am

Tgt Ion:212 Resp: 112644

| Ion | Ratio | Lower | Upper |
|---|---|---|---|
| 212 | 100 | | |
| 211 | 17.7 | 12.9 | 19.3 |
| 213 | 16.1 | 13.2 | 19.8 |

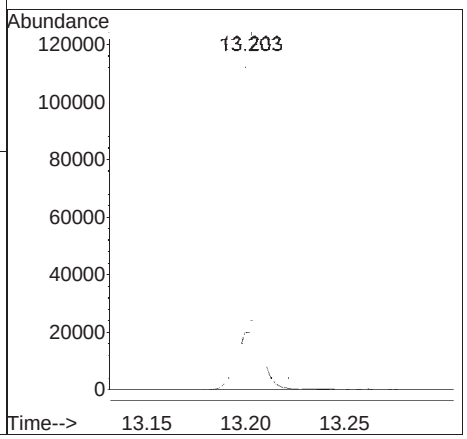

# Manual Integration Report

| | | | |
|---|---|---|---|
| Data Path | : I:\8270\SV107\250826ical\ | QMethod | : FS250826SV107RVT.m |
| Data File | : ADPICV.D | Operator | : SV107:ljg |
| Date Inj'd | : 8/27/2025 7:30 am | Instrument | : SV107 |
| Sample | : CQICV,32,,ADPICV Lot# 1191 | | |

There are no manual integrations or false positives in this file.

Data Path : I:\8270\SV107\250826ical\
Data File : Tune3.D
Acq On : 27 Aug 2025 12:52 pm
Operator : SV107:ljg
Sample : Tune lot #11857
Misc : WG2108478
ALS Vial : 141 Sample Multiplier: 1

Integration File: rteint.p

Method : I:\8270\SV107\250826ical\DftppSV107.m
Title : Semivolatiles by GC/MS by modified 8270
Last Update : Wed Mar 05 13:38:17 2025

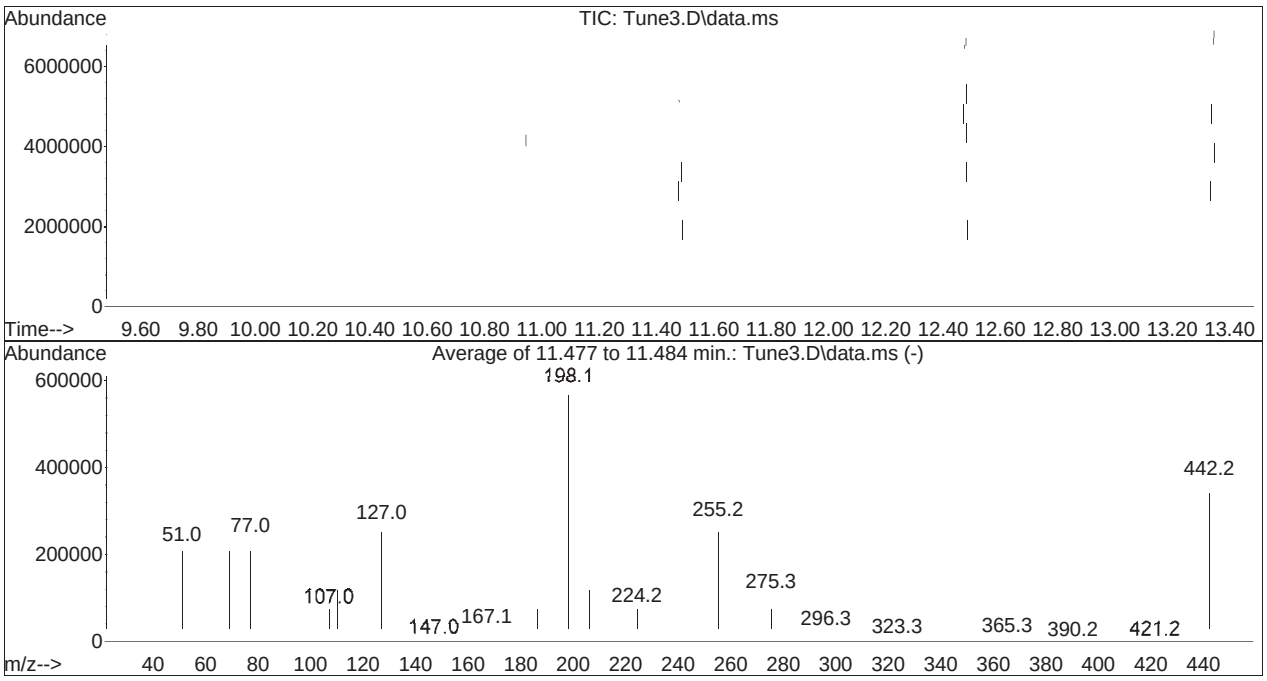


Spectrum Information: Average of 11.477 to 11.484 min.

| Target Mass | Rel. to Mass | Lower Limit% | Upper Limit% | Rel. Abn% | Raw Abn | Result Pass/Fail |
|---|---|---|---|---|---|---|
| 51 | 198 | 30 | 60 | 36.1 | 219029 | PASS |
| 68 | 69 | 0.00 | 2 | 1.7 | 3469 | PASS |
| 70 | 69 | 0.00 | 2 | 0.5 | 1097 | PASS |
| 127 | 198 | 40 | 60 | 44.5 | 270336 | PASS |
| 197 | 198 | 0.00 | 1 | 0.0 | 0 | PASS |
| 198 | 198 | 100 | 100 | 100.0 | 607040 | PASS |
| 199 | 198 | 5 | 9 | 6.7 | 40437 | PASS |
| 275 | 198 | 10 | 30 | 18.3 | 110824 | PASS |
| 365 | 198 | 1 | 100 | 1.6 | 9579 | PASS |
| 441 | 443 | 0.01 | 100 | 89.8 | 65171 | PASS |
| 442 | 198 | 40 | 100 | 61.1 | 371115 | PASS |
| 443 | 442 | 17 | 23 | 19.6 | 72613 | PASS |

Quantitation Report (Qedit)

Data Path : I:\8270\SV107\250826ical\
Data File : Tune3.D
Acq On : 27 Aug 2025 12:52 pm
Operator : SV107:ljg
Sample : Tune lot #11857
Misc : WG2108478
ALS Vial : 141 Sample Multiplier: 1

Quant Time: Aug 28 13:32:54 2025
Quant Method : I:\8270\SV107\250826ical\DftppSV107.m
Quant Title : Semivolatiles by GC/MS by modified 8270
QLast Update : Wed Mar 05 13:38:17 2025
Response via : Initial Calibration

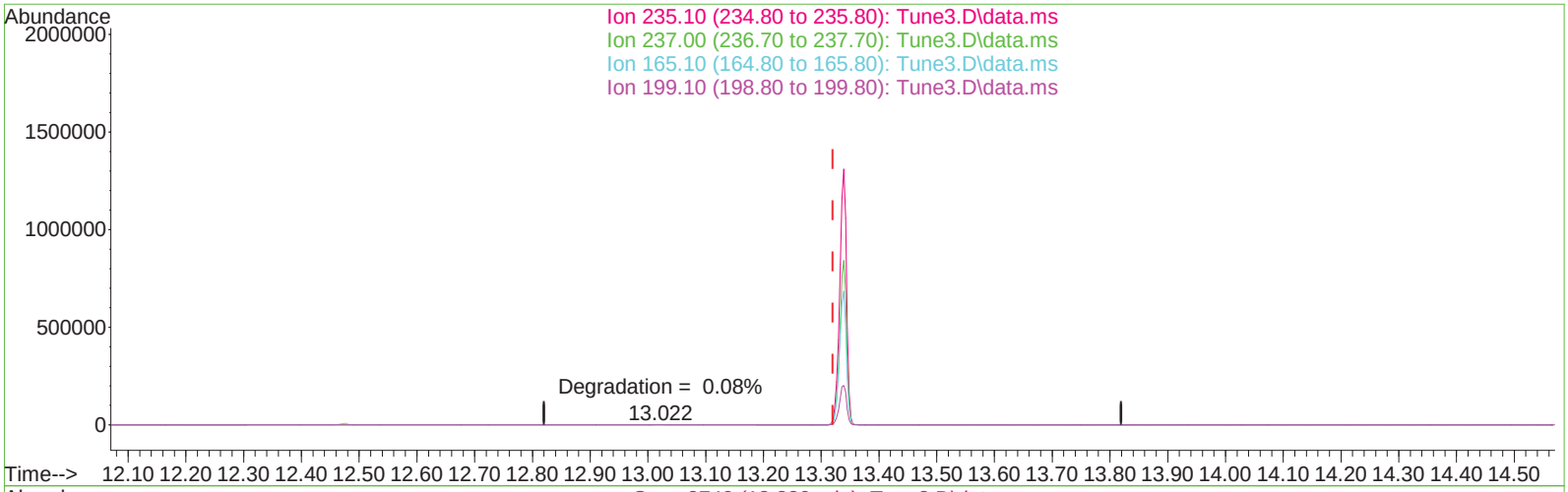


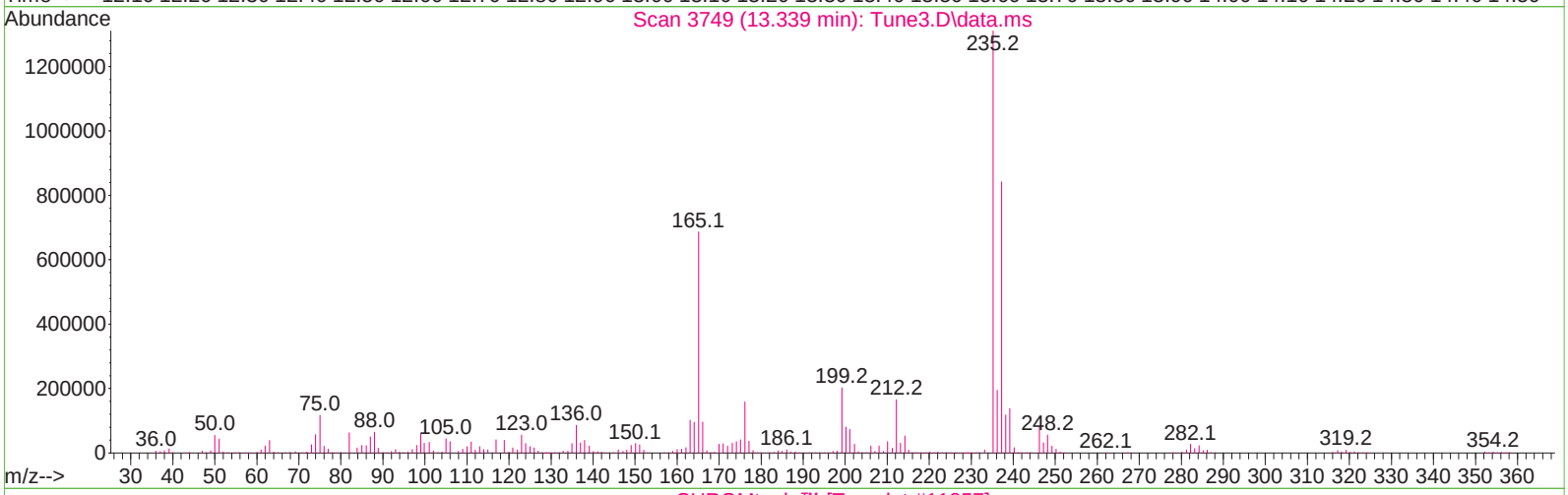


CHROMtools™ [Tune lot #11857]

(6) DDT (T)

13.339min (+ 0.019) 178.17

response 1086089

| Ion | Exp% | Act% |
|---|---|---|
| 235.10 | 100.00 | 100.00 |
| 237.00 | 64.30 | 64.60 |
| 165.10 | 55.40 | 52.87 |
| 199.10 | 16.20 | 16.20 |

Quantitation Report (Qedit)

Data Path : I:\8270\SV107\250826ical\
Data File : Tune3.D
Acq On : 27 Aug 2025 12:52 pm
Operator : SV107:ljg
Sample : Tune lot #11857
Misc : WG2108478
ALS Vial : 141 Sample Multiplier: 1

Quant Time: Aug 28 13:32:54 2025
Quant Method : I:\8270\SV107\250826ical\DftppSV107.m
Quant Title : Semivolatiles by GC/MS by modified 8270
QLast Update : Wed Mar 05 13:38:17 2025
Response via : Initial Calibration

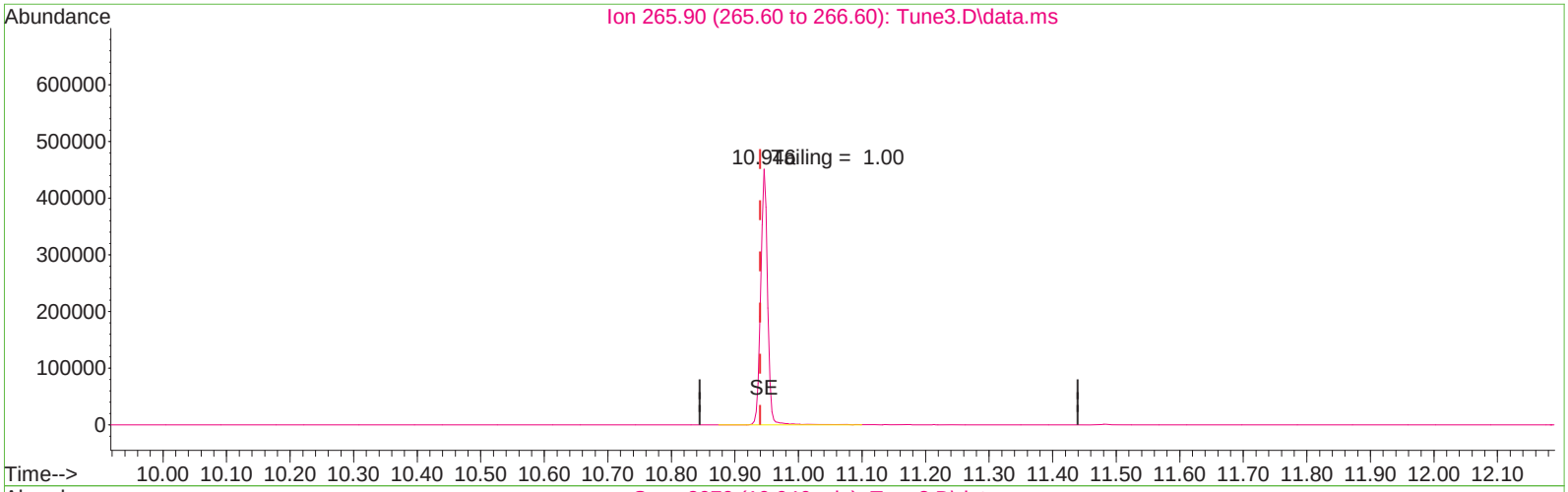


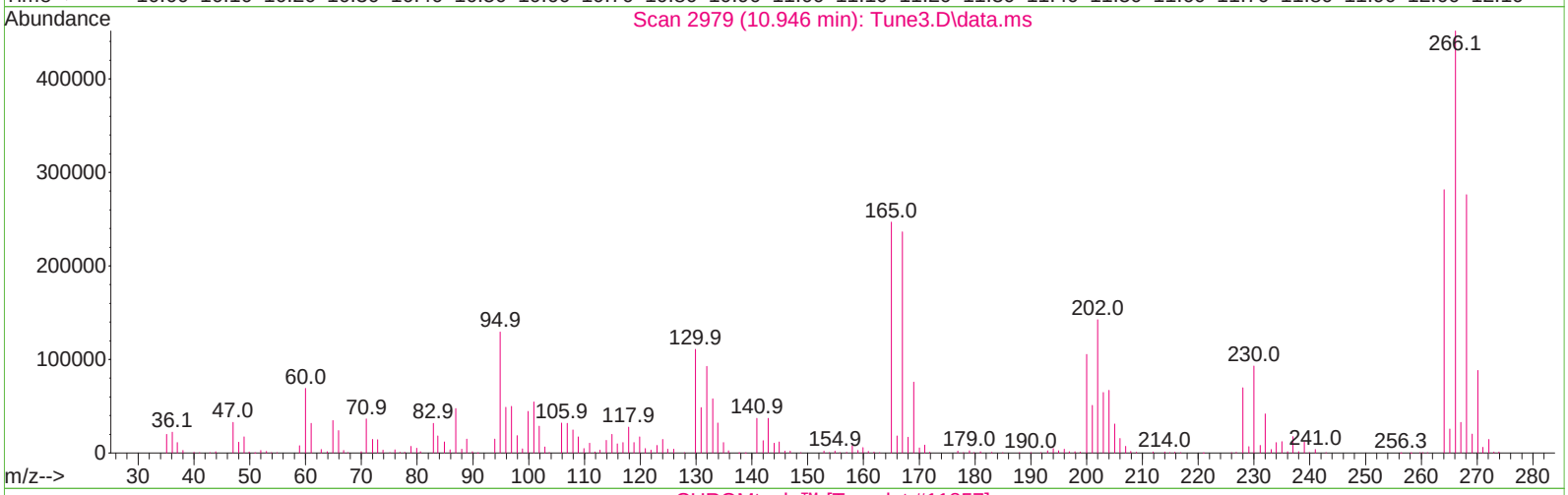


CHROMtools™ [Tune lot #11857]

(1) Pentachlorophenol (T)

10.946min (+ 0.006) 162.17

response 340625

| Ion | Exp% | Act% |
|---|---|---|
| 265.90 | 100.00 | 100.00 |
| 0.00 | 0.00 | 0.00 |
| 0.00 | 0.00 | 0.00 |
| 0.00 | 0.00 | 0.00 |

Quantitation Report (Qedit)

Data Path : I:\8270\SV107\250826ical\
Data File : Tune3.D
Acq On : 27 Aug 2025 12:52 pm
Operator : SV107:ljg
Sample : Tune lot #11857
Misc : WG2108478
ALS Vial : 141 Sample Multiplier: 1

Quant Time: Aug 28 13:32:54 2025
Quant Method : I:\8270\SV107\250826ical\DftppSV107.m
Quant Title : Semivolatiles by GC/MS by modified 8270
QLast Update : Wed Mar 05 13:38:17 2025
Response via : Initial Calibration

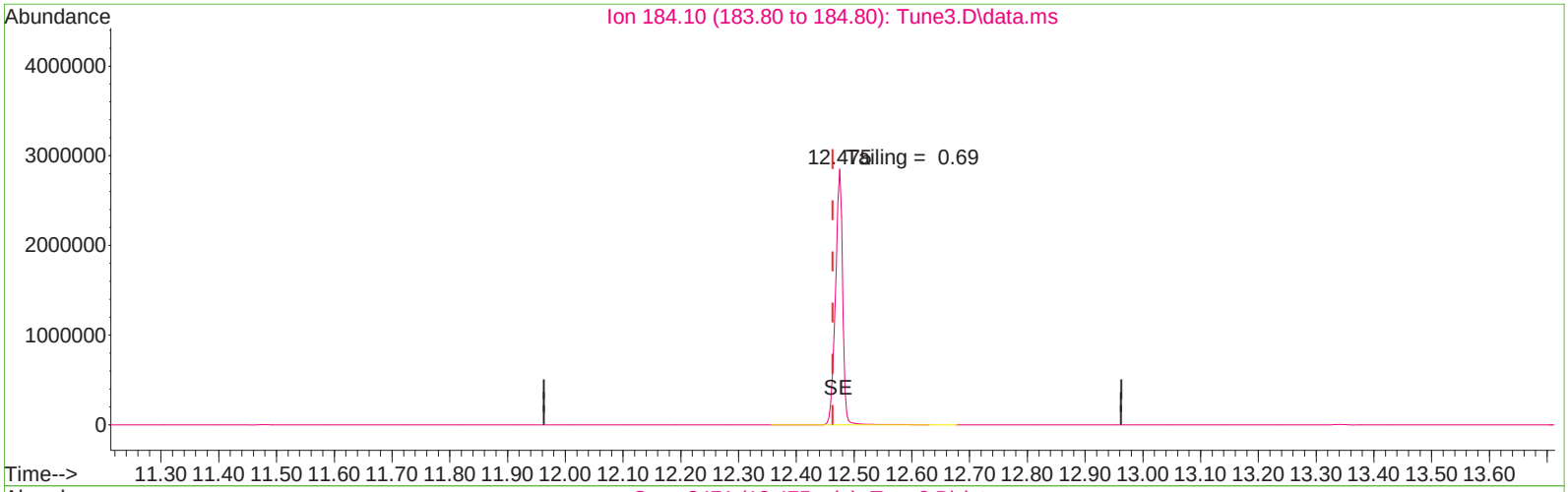


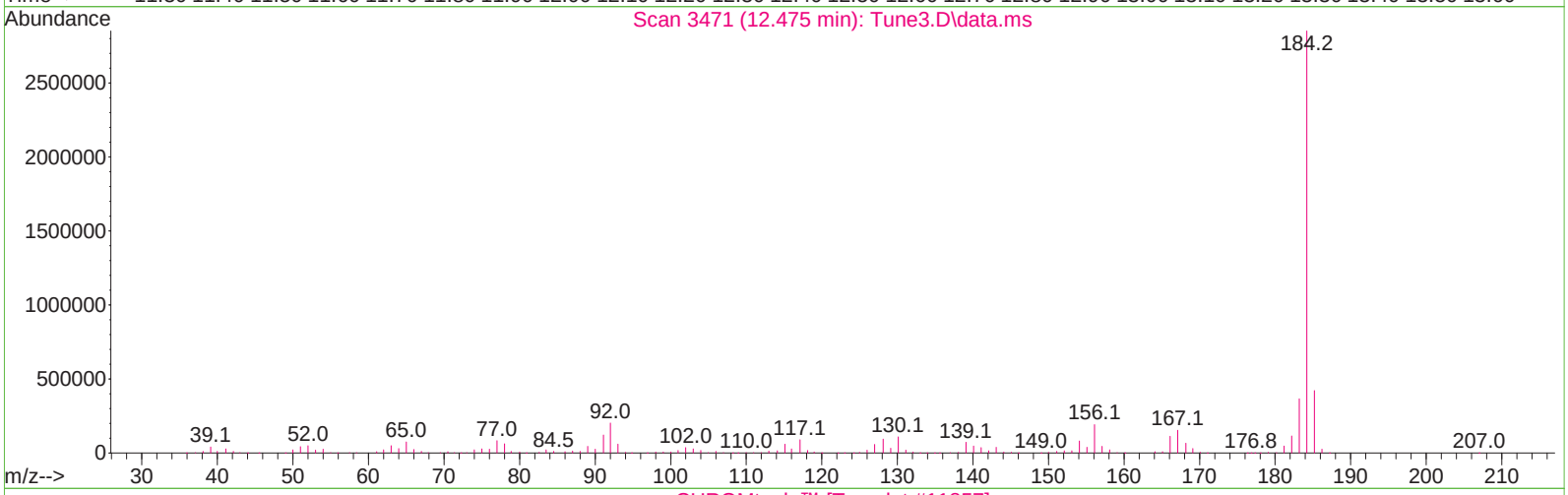


CHROMtools™ [Tune lot #11857]

(3) Benzidine (T)

12.475min (+ 0.012) 242.65

response 2470214

| Ion | Exp% | Act% |
|---|---|---|
| 184.10 | 100.00 | 100.00 |
| 0.00 | 0.00 | 0.00 |
| 0.00 | 0.00 | 0.00 |
| 0.00 | 0.00 | 0.00 |

Quantitation Report (QT Reviewed)

Data Path : I:\8270\SV107\250826ical\
Data File : AP9L9a.D
Acq On : 27 Aug 2025 1:17 pm
Operator : SV107:ljg
Sample : IL2,32,,AP9L50 Lot# 11923
Misc : WG2108478
ALS Vial : 11 Sample Multiplier: 1

Quant Time: Aug 27 16:36:55 2025
Quant Method : I:\8270\SV107\250826ical\FS250826SV107RVT.m
Quant Title : Semivolatiles by GC/MS by modified 8270
QLast Update : Wed Aug 27 16:37:23 2025
Response via : Initial Calibration

CCAL FILE(s) : 1 - I:\8270\SV107\250826ical\ABNL6.D
: 2 - I:\8270\SV107\250826ical\ADPL6.D
: 3 - I:\8270\SV107\250826ical\AP9L6a.D
Sub List : AP9ical - AP9 ical sublist

| Compound | R.T. | QIon | Response | Conc | Units | | Dev(Min) |
|---|---|---|---|---|---|---|---|
| Internal Standards | | | | | | | |
| 27) IS2_1,4-Dichlorobenzen... | 6.479 | 152 | 52659 | 4.000 | ug/ml | | 0.00 |
| Standard Area 3 = 49428 | | | Recovery = 106.54% | | | | |
| 55) IS2_Naphthalene-d8 | 7.903 | 136 | 191130 | 4.000 | ug/ml | | 0.00 |
| Standard Area 3 = 182686 | | | Recovery = 104.62% | | | | |
| 83) IS2_Acenaphthene-d10 | 9.668 | 164 | 108702 | 4.000 | ug/ml | | 0.00 |
| Standard Area 3 = 105346 | | | Recovery = 103.19% | | | | |
| 98) IS2_Phenanthrene-d10 | 11.117 | 188 | 206280 | 4.000 | ug/ml | # | 0.00 |
| Standard Area 3 = 200291 | | | Recovery = 102.99% | | | | |
| System Monitoring Compounds | | | | | | | |
| Target Compounds | | | | | | | Qvalue |
| 28) Benzaldehyde | 5.914 | 105 | 410994 | 43.341 | ug/ml | | 91 |
| 29) Acetophenone | 6.980 | 105 | 1246045 | 44.321 | ug/ml | # | 81 |
| 30) m-Toluidine | 7.079 | 106 | 871933 | 51.828 | ug/ml | | 94 |
| 31) 2-Chloroaniline | 7.480 | 127 | 1078940 | 44.576 | ug/ml | # | 92 |
| 56) a-Terpineol | 7.984 | 59 | 699950 | 49.034 | ug/ml | # | 79 |
| 57) 3-Chloroaniline | 7.993 | 65 | 302721 | 43.984 | ug/ml | | 99 |
| 58) 2,6-Dichlorophenol | 8.018 | 162 | 778677 | 48.779 | ug/ml | # | 84 |
| 59) 1-chloro-2-nitrobenzene | 8.288 | 111 | 340661 | 50.671 | ug/ml | # | 1 |
| 60) Caprolactam | 8.360 | 55 | 360408 | 54.052 | ug/ml | # | 68 |
| 61) 1,2,4,5-Tetrachloroben... | 8.817 | 216 | 996779 | 43.465 | ug/ml | | 98 |
| 62) Biphenyl | 9.124 | 154 | 2311761 | 43.682 | ug/ml | | 98 |
| 84) Dichloran | 10.812 | 206 | 236755 | 62.924 | ug/ml | # | 67 |
| 85) Pentachloronitrobenzene | 10.955 | 237 | 223867 | 52.148 | ug/ml | # | 83 |
| 99) Diphenamid | 12.037 | 167 | 1314100 | 49.054 | ug/ml | # | 79 |

(#) = qualifier out of range (m) = manual integration (+) = signals summed

Quantitation Report (QT Reviewed)

Data Path : I:\8270\SV107\250826ical\
Data File : AP9L9a.D
Acq On : 27 Aug 2025 1:17 pm
Operator : SV107:ljg
Sample : IL2,32,,AP9L50 Lot# 11923
Misc : WG2108478
ALS Vial : 11 Sample Multiplier: 1

Quant Time: Aug 27 16:36:55 2025
Quant Method : I:\8270\SV107\250826ical\FS250826SV107RVT.m
Quant Title : Semivolatiles by GC/MS by modified 8270
QLast Update : Wed Aug 27 16:37:23 2025
Response via : Initial Calibration

Sub List : AP9ical827AR9V107l250826ical\AP9L6a.D•

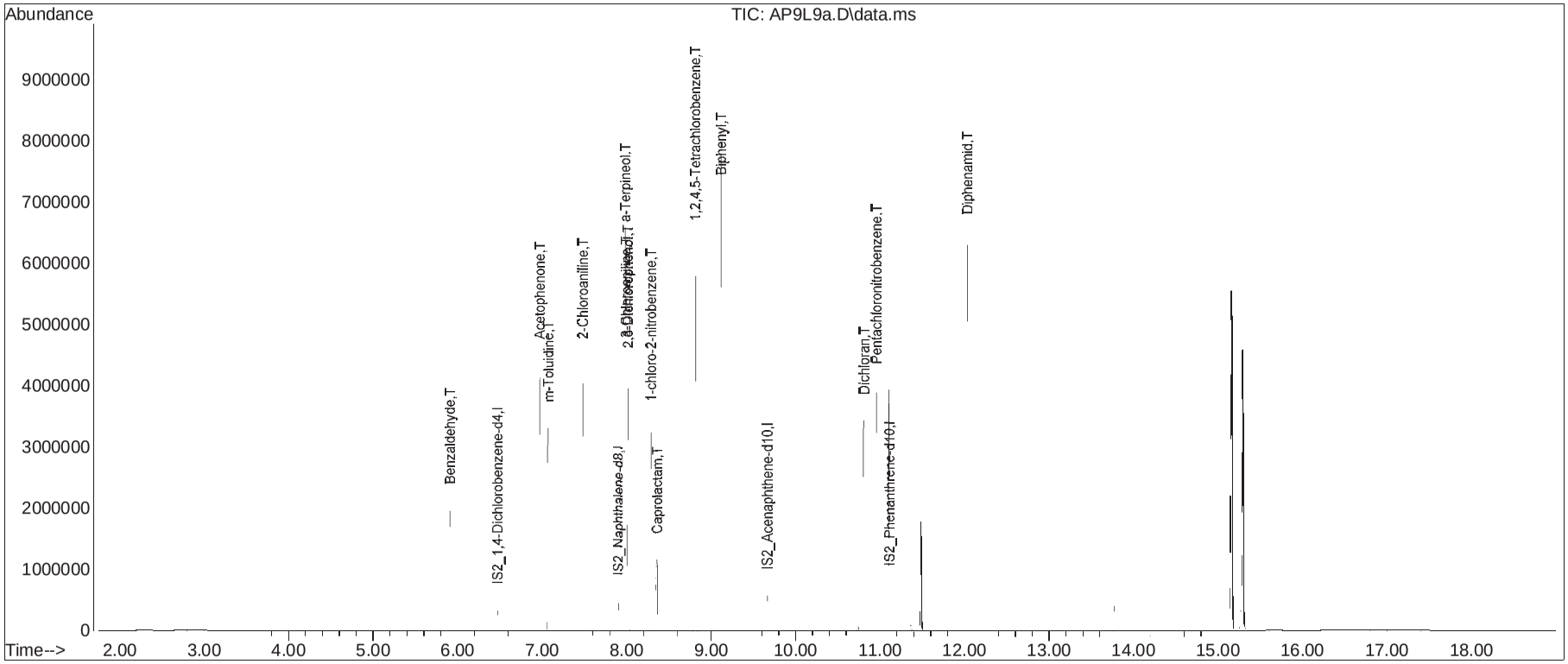

Manual Integration Report

| | | | |
|---|---|---|---|
| Data Path | : I:\8270\SV107\250826ical\ | QMethod | : FS250826SV107RVT.m |
| Data File | : AP9L9a.D | Operator | : SV107:ljg |
| Date Inj'd | : 8/27/2025 1:17 pm | Instrument | : SV107 |
| Sample | : IL2,32,,AP9L50 Lot# 11923 | Quant Date | : 8/27/2025 4:37 pm |

There are no manual integrations or false positives in this file.

Quantitation Report (QT Reviewed)

Data Path : I:\8270\SV107\250826ical\
Data File : AP9L8a.D
Acq On : 27 Aug 2025 1:42 pm
Operator : SV107:ljg
Sample : IL3,32,,AP9L25 Lot# 11924
Misc : WG2108478
ALS Vial : 12 Sample Multiplier: 1

Quant Time: Aug 27 16:36:11 2025
Quant Method : I:\8270\SV107\250826ical\FS250826SV107RVT.m
Quant Title : Semivolatiles by GC/MS by modified 8270
QLast Update : Wed Aug 27 16:36:42 2025
Response via : Initial Calibration

CCAL FILE(s) : 1 - I:\8270\SV107\250826ical\ABNL6.D
: 2 - I:\8270\SV107\250826ical\ADPL6.D
: 3 - I:\8270\SV107\250826ical\AP9L6a.D
Sub List : AP9ical - AP9 ical sublist

| Compound | R.T. | QIon | Response | Conc | Units | Dev(Min) |
|---|---|---|---|---|---|---|
| Internal Standards | | | | | | |
| 27) IS2_1,4-Dichlorobenzen... | 6.480 | 152 | 49974 | 4.000 | ug/ml | 0.00 |
| Standard Area 3 = 49428 | | | Recovery = | 101.10% | | |
| 55) IS2_Naphthalene-d8 | 7.903 | 136 | 187743 | 4.000 | ug/ml | 0.00 |
| Standard Area 3 = 182686 | | | Recovery = | 102.77% | | |
| 83) IS2_Acenaphthene-d10 | 9.668 | 164 | 105191 | 4.000 | ug/ml | 0.00 |
| Standard Area 3 = 105346 | | | Recovery = | 99.85% | | |
| 98) IS2_Phenanthrene-d10 | 11.114 | 188 | 203962 | 4.000 | ug/ml # | 0.00 |
| Standard Area 3 = 200291 | | | Recovery = | 101.83% | | |
| System Monitoring Compounds | | | | | | |
| Target Compounds | | | | | | Qvalue |
| 28) Benzaldehyde | 5.911 | 105 | 196893 | 22.041 | ug/ml | 89 |
| 29) Acetophenone | 6.977 | 105 | 578716 | 21.710 | ug/ml# | 82 |
| 30) m-Toluidine | 7.073 | 106 | 393881 | 24.700 | ug/ml | 94 |
| 31) 2-Chloroaniline | 7.477 | 127 | 509777 | 22.253 | ug/ml# | 92 |
| 56) a-Terpineol | 7.981 | 59 | 328574 | 23.305 | ug/ml# | 78 |
| 57) 3-Chloroaniline | 7.990 | 65 | 147902 | 21.861 | ug/ml | 98 |
| 58) 2,6-Dichlorophenol | 8.015 | 162 | 369962 | 23.436 | ug/ml# | 84 |
| 59) 1-chloro-2-nitrobenzene | 8.282 | 111 | 156968 | 23.697 | ug/ml# | 1 |
| 60) Caprolactam | 8.344 | 55 | 170597 | 25.891 | ug/ml# | 69 |
| 61) 1,2,4,5-Tetrachloroben... | 8.814 | 216 | 468879 | 20.750 | ug/ml | 97 |
| 62) Biphenyl | 9.121 | 154 | 1082932 | 20.726 | ug/ml | 98 |
| 84) Dichloran | 10.809 | 206 | 106772 | 29.447 | ug/ml# | 71 |
| 85) Pentachloronitrobenzene | 10.952 | 237 | 102482 | 24.695 | ug/ml# | 83 |
| 99) Diphenamid | 12.031 | 167 | 630756 | 23.707 | ug/ml# | 80 |

(#) = qualifier out of range (m) = manual integration (+) = signals summed

Quantitation Report (QT Reviewed)

Data Path : I:\8270\SV107\250826ical\
Data File : AP9L8a.D
Acq On : 27 Aug 2025 1:42 pm
Operator : SV107:ljg
Sample : IL3,32,,AP9L25 Lot# 11924
Misc : WG2108478
ALS Vial : 12 Sample Multiplier: 1

Quant Time: Aug 27 16:36:11 2025
Quant Method : I:\8270\SV107\250826ical\FS250826SV107RVT.m
Quant Title : Semivolatiles by GC/MS by modified 8270
QLast Update : Wed Aug 27 16:36:42 2025
Response via : Initial Calibration

Sub List : AP9ical\8270\SV107\250826ical\AP9L6a.D•

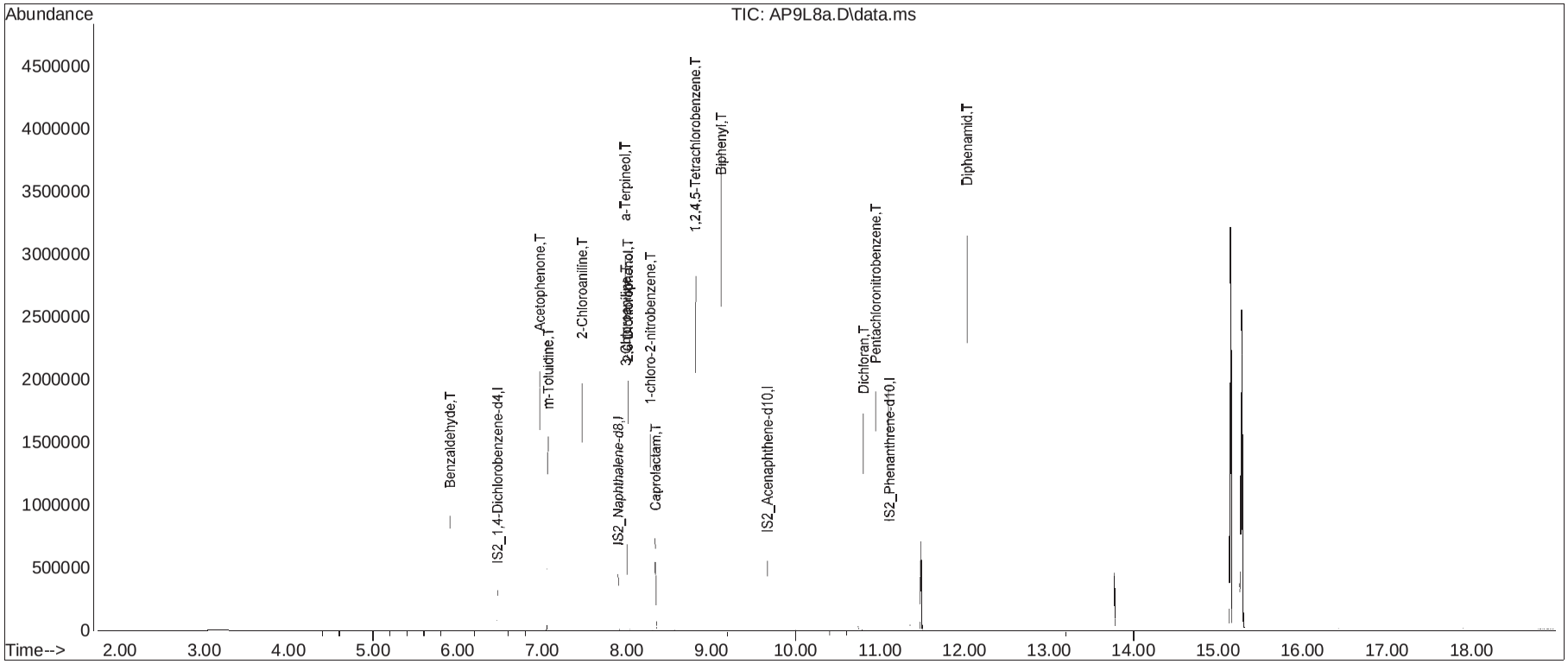

# Manual Integration Report

| | | | |
|---|---|---|---|
| Data Path | : I:\8270\SV107\250826ical\ | QMethod | : FS250826SV107RVT.m |
| Data File | : AP9L8a.D | Operator | : SV107:ljg |
| Date Inj'd | : 8/27/2025 1:42 pm | Instrument | : SV107 |
| Sample | : IL3,32,,AP9L25 Lot# 11924 | Quant Date | : 8/27/2025 4:36 pm |

There are no manual integrations or false positives in this file.

Quantitation Report (QT Reviewed)

Data Path : I:\8270\SV107\250826ical\
Data File : AP9L7a.D
Acq On : 27 Aug 2025 2:07 pm
Operator : SV107:ljg
Sample : IL4,32,,AP9L10 Lot# 11925
Misc : WG2108478
ALS Vial : 13 Sample Multiplier: 1

Quant Time: Aug 27 16:35:42 2025
Quant Method : I:\8270\SV107\250826ical\FS250826SV107RVT.m
Quant Title : Semivolatiles by GC/MS by modified 8270
QLast Update : Wed Aug 27 16:36:11 2025
Response via : Initial Calibration

CCAL FILE(s) : 1 - I:\8270\SV107\250826ical\ABNL6.D
: 2 - I:\8270\SV107\250826ical\ADPL6.D
: 3 - I:\8270\SV107\250826ical\AP9L6a.D
Sub List : AP9ical - AP9 ical sublist

| Compound | R.T. | QIon | Response | Conc | Units | Dev(Min) |
|---|---|---|---|---|---|---|
| Internal Standards | | | | | | |
| 27) IS2_1,4-Dichlorobenzen... | 6.480 | 152 | 49254 | 4.000 | ug/ml | 0.00 |
| Standard Area 3 = 49428 | | | Recovery = 99.65% | | | |
| 55) IS2_Naphthalene-d8 | 7.903 | 136 | 185968 | 4.000 | ug/ml | 0.00 |
| Standard Area 3 = 182686 | | | Recovery = 101.80% | | | |
| 83) IS2_Acenaphthene-d10 | 9.669 | 164 | 108950 | 4.000 | ug/ml | 0.00 |
| Standard Area 3 = 105346 | | | Recovery = 103.42% | | | |
| 98) IS2_Phenanthrene-d10 | 11.114 | 188 | 208439 | 4.000 | ug/ml | # 0.00 |
| Standard Area 3 = 200291 | | | Recovery = 104.07% | | | |
| System Monitoring Compounds | | | | | | |
| Target Compounds | | | | | | Qvalue |
| 28) Benzaldehyde | 5.911 | 105 | 76568 | 8.748 | ug/ml | 90 |
| 29) Acetophenone | 6.977 | 105 | 230758 | 8.818 | ug/ml# | 81 |
| 30) m-Toluidine | 7.073 | 106 | 149945 | 9.550 | ug/ml | 95 |
| 31) 2-Chloroaniline | 7.477 | 127 | 198613 | 8.813 | ug/ml# | 93 |
| 56) a-Terpineol | 7.978 | 59 | 126914 | 9.083 | ug/ml# | 79 |
| 57) 3-Chloroaniline | 7.987 | 65 | 58498 | 8.758 | ug/ml | 96 |
| 58) 2,6-Dichlorophenol | 8.012 | 162 | 138257 | 8.806 | ug/ml# | 86 |
| 59) 1-chloro-2-nitrobenzene | 8.282 | 111 | 61602 | 9.418 | ug/ml# | 1 |
| 60) Caprolactam | 8.332 | 55 | 64084 | 9.823 | ug/ml# | 71 |
| 61) 1,2,4,5-Tetrachloroben... | 8.814 | 216 | 190751 | 8.535 | ug/ml | 96 |
| 62) Biphenyl | 9.122 | 154 | 433599 | 8.386 | ug/ml | 98 |
| 84) Dichloran | 10.806 | 206 | 40000 | 10.668 | ug/ml# | 72 |
| 85) Pentachloronitrobenzene | 10.949 | 237 | 40826 | 9.519 | ug/ml# | 84 |
| 99) Diphenamid | 12.028 | 167 | 258609 | 9.565 | ug/ml# | 80 |

(#) = qualifier out of range (m) = manual integration (+) = signals summed

Quantitation Report (QT Reviewed)

Data Path : I:\8270\SV107\250826ical\
Data File : AP9L7a.D
Acq On : 27 Aug 2025 2:07 pm
Operator : SV107:ljg
Sample : IL4,32,,AP9L10 Lot# 11925
Misc : WG2108478
ALS Vial : 13 Sample Multiplier: 1

Quant Time: Aug 27 16:35:42 2025
Quant Method : I:\8270\SV107\250826ical\FS250826SV107RVT.m
Quant Title : Semivolatiles by GC/MS by modified 8270
QLast Update : Wed Aug 27 16:36:11 2025
Response via : Initial Calibration

Sub List : AP9ical\8270\SV107\250826ical\AP9L6a.D•

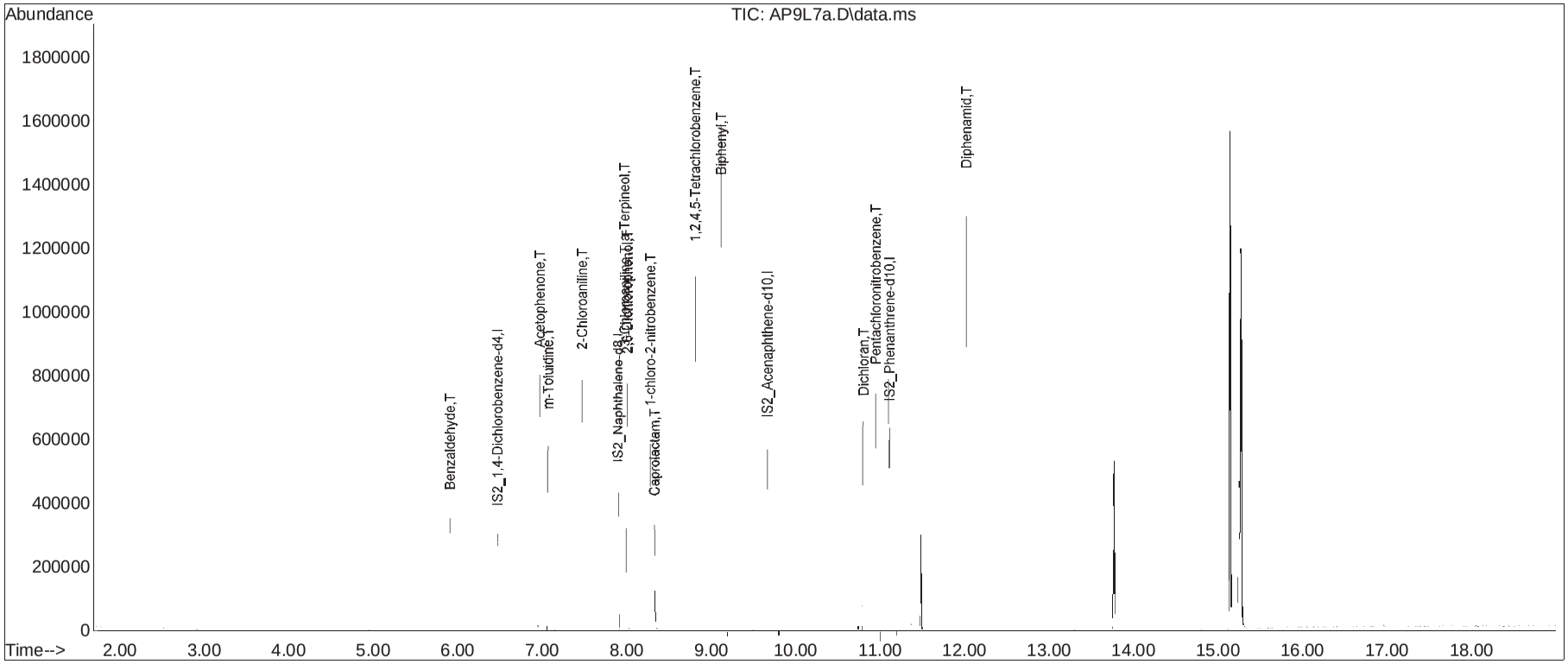


FS250826SV107RVT.m Thu Aug 28 13:24:05 2025 Page: 2

# Manual Integration Report

| | | | |
|---|---|---|---|
| Data Path | : I:\8270\SV107\250826ical\ | QMethod | : FS250826SV107RVT.m |
| Data File | : AP9L7a.D | Operator | : SV107:ljg |
| Date Inj'd | : 8/27/2025 2:07 pm | Instrument | : SV107 |
| Sample | : IL4,32,,AP9L10 Lot# 11925 | Quant Date | : 8/27/2025 4:36 pm |

There are no manual integrations or false positives in this file.

Quantitation Report (QT Reviewed)

Data Path : I:\8270\SV107\250826ical\
Data File : AP9L6a.D
Acq On : 27 Aug 2025 2:32 pm
Operator : SV107:ljg
Sample : IL5,32,,AP9L5 Lot# 11926
Misc : WG2108478
ALS Vial : 14 Sample Multiplier: 1

Quant Time: Aug 27 16:35:08 2025
Quant Method : I:\8270\SV107\250826ical\FS250826SV107RVT.m
Quant Title : Semivolatiles by GC/MS by modified 8270
QLast Update : Wed Aug 27 16:35:00 2025
Response via : Initial Calibration

CCAL FILE(s) : 1 - I:\8270\SV107\250826ical\ABNL6.D
: 2 - I:\8270\SV107\250826ical\ADPL6.D
: 3 - I:\8270\SV107\250826ical\AP9L6a.D
Sub List : AP9ical - AP9 ical sublist

| Compound | R.T. | QIon | Response | Conc | Units | | Dev(Min) |
|---|---|---|---|---|---|---|---|
| Internal Standards | | | | | | | |
| 27) IS2_1,4-Dichlorobenzen... | 6.480 | 152 | 49428 | 4.000 | ug/ml | | 0.00 |
| Standard Area 3 = 49428 | | | Recovery = 100.00% | | | | |
| 55) IS2_Naphthalene-d8 | 7.903 | 136 | 182686 | 4.000 | ug/ml | | 0.00 |
| Standard Area 3 = 182686 | | | Recovery = 100.00% | | | | |
| 83) IS2_Acenaphthene-d10 | 9.669 | 164 | 105346 | 4.000 | ug/ml | | 0.00 |
| Standard Area 3 = 105346 | | | Recovery = 100.00% | | | | |
| 98) IS2_Phenanthrene-d10 | 11.114 | 188 | 200291 | 4.000 | ug/ml | # | 0.00 |
| Standard Area 3 = 200291 | | | Recovery = 100.00% | | | | |
| System Monitoring Compounds | | | | | | | |
| Target Compounds | | | | | | | Qvalue |
| 28) Benzaldehyde | 5.911 | 105 | 37459 | 4.301 | ug/ml | | 92 |
| 29) Acetophenone | 6.974 | 105 | 111261 | 4.264 | ug/ml | # | 81 |
| 30) m-Toluidine | 7.073 | 106 | 69563 | 4.434 | ug/ml | | 93 |
| 31) 2-Chloroaniline | 7.477 | 127 | 97062 | 4.319 | ug/ml | # | 92 |
| 56) a-Terpineol | 7.975 | 59 | 58787 | 4.300 | ug/ml | # | 79 |
| 57) 3-Chloroaniline | 7.987 | 65 | 29167 | 4.511 | ug/ml | | 90 |
| 58) 2,6-Dichlorophenol | 8.009 | 162 | 64891 | 4.207 | ug/ml | # | 85 |
| 59) 1-chloro-2-nitrobenzene | 8.282 | 111 | 28385 | 4.432 | ug/ml | # | 1 |
| 60) Caprolactam | 8.326 | 55 | 27466 | 4.300 | ug/ml | # | 68 |
| 61) 1,2,4,5-Tetrachloroben... | 8.814 | 216 | 91738 | 4.197 | ug/ml | | 96 |
| 62) Biphenyl | 9.122 | 154 | 211313 | 4.191 | ug/ml | | 98 |
| 84) Dichloran | 10.806 | 206 | 16518 | 4.572 | ug/ml | # | 73 |
| 85) Pentachloronitrobenzene | 10.952 | 237 | 17993 | 4.376 | ug/ml | # | 85 |
| 99) Diphenamid | 12.028 | 167 | 114933 | 4.465 | ug/ml | # | 81 |

(#) = qualifier out of range (m) = manual integration (+) = signals summed

Quantitation Report (QT Reviewed)

Data Path : I:\8270\SV107\250826ical\
Data File : AP9L6a.D
Acq On : 27 Aug 2025 2:32 pm
Operator : SV107:ljg
Sample : IL5,32,,AP9L5 Lot# 11926
Misc : WG2108478
ALS Vial : 14 Sample Multiplier: 1

Quant Time: Aug 27 16:35:08 2025
Quant Method : I:\8270\SV107\250826ical\FS250826SV107RVT.m
Quant Title : Semivolatiles by GC/MS by modified 8270
QLast Update : Wed Aug 27 16:35:00 2025
Response via : Initial Calibration

Sub List : AP9ical827AR9V107l250826ist I:\8270\SV107\250826ical\AP9L6a.D•

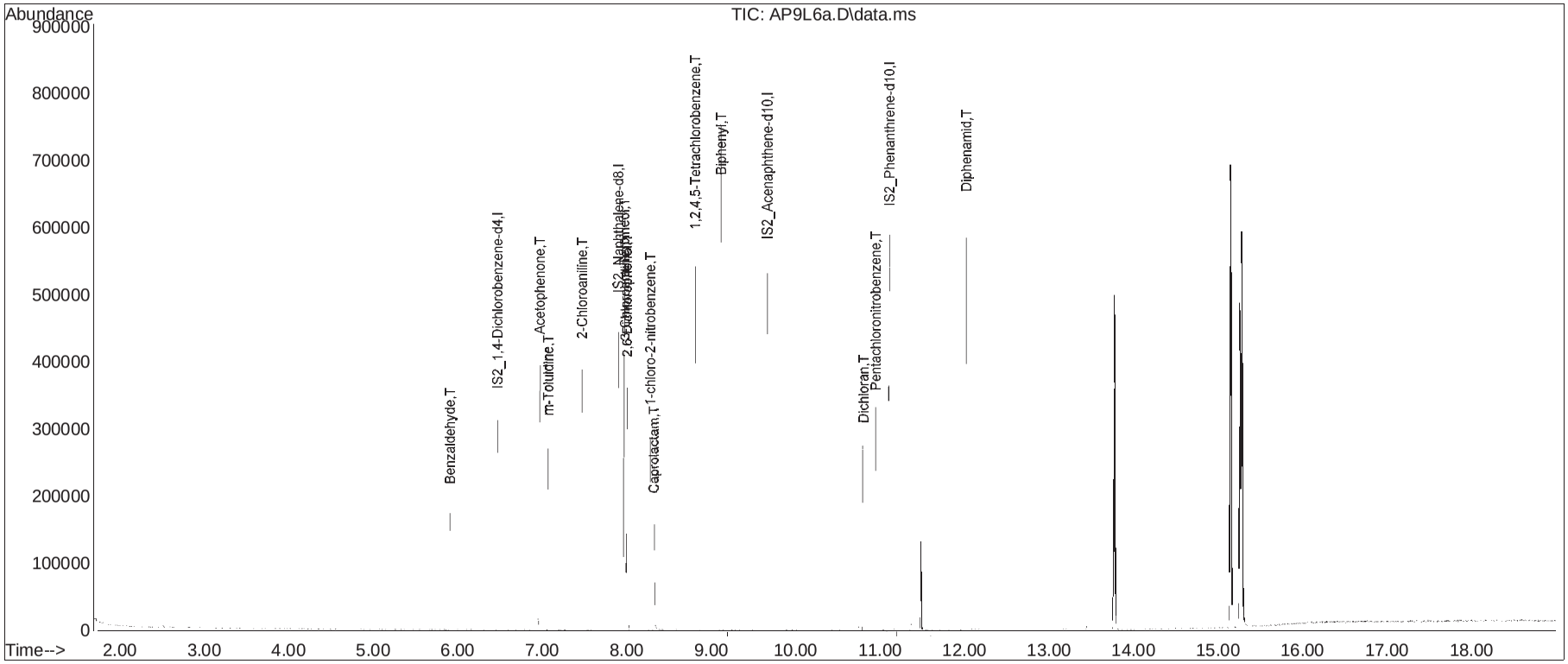

# Manual Integration Report

| | | | |
|---|---|---|---|
| Data Path | : I:\8270\SV107\250826ical\ | QMethod | : FS250826SV107RVT.m |
| Data File | : AP9L6a.D | Operator | : SV107:ljg |
| Date Inj'd | : 8/27/2025 2:32 pm | Instrument | : SV107 |
| Sample | : IL5,32,,AP9L5 Lot# 11926 | Quant Date | : 8/27/2025 4:35 pm |

There are no manual integrations or false positives in this file.

Quantitation Report (QT Reviewed)

Data Path : I:\8270\SV107\250826ical\
Data File : AP9L5a.D
Acq On : 27 Aug 2025 2:57 pm
Operator : SV107:ljg
Sample : IL6,32,,AP9L2.5 Lot# 11927
Misc : WG2108478
ALS Vial : 15 Sample Multiplier: 1

Quant Time: Aug 27 16:39:22 2025
Quant Method : I:\8270\SV107\250826ical\FS250826SV107RVT.m
Quant Title : Semivolatiles by GC/MS by modified 8270
QLast Update : Wed Aug 27 16:39:37 2025
Response via : Initial Calibration

CCAL FILE(s) : 1 - I:\8270\SV107\250826ical\ABNL6.D
: 2 - I:\8270\SV107\250826ical\ADPL6.D
: 3 - I:\8270\SV107\250826ical\AP9L6a.D
Sub List : AP9ical - AP9 ical sublist

| Compound | R.T. | QIon | Response | Conc | Units | Dev(Min) |
|---|---|---|---|---|---|---|
| Internal Standards | | | | | | |
| 27) IS2_1,4-Dichlorobenzen... | 6.480 | 152 | 49194 | 4.000 | ug/ml | 0.00 |
| Standard Area 3 = 49428 | | | Recovery = 99.53% | | | |
| 55) IS2_Naphthalene-d8 | 7.903 | 136 | 187382 | 4.000 | ug/ml | 0.00 |
| Standard Area 3 = 182686 | | | Recovery = 102.57% | | | |
| 83) IS2_Acenaphthene-d10 | 9.669 | 164 | 107032 | 4.000 | ug/ml | 0.00 |
| Standard Area 3 = 105346 | | | Recovery = 101.60% | | | |
| 98) IS2_Phenanthrene-d10 | 11.111 | 188 | 215746 | 4.000 | ug/ml # | 0.00 |
| Standard Area 3 = 200291 | | | Recovery = 107.72% | | | |
| System Monitoring Compounds | | | | | | |
| Target Compounds | | | | | | Qvalue |
| 28) Benzaldehyde | 5.911 | 105 | 19588 | 2.612 | ug/ml | 91 |
| 29) Acetophenone | 6.977 | 105 | 55308 | 2.509 | ug/ml# | 82 |
| 30) m-Toluidine | 7.073 | 106 | 31994 | 2.470 | ug/ml | 96 |
| 31) 2-Chloroaniline | 7.477 | 127 | 49070 | 2.570 | ug/ml# | 92 |
| 56) a-Terpineol | 7.975 | 59 | 29567 | 2.497 | ug/ml# | 76 |
| 57) 3-Chloroaniline | 7.987 | 65 | 14707 | 2.593 | ug/ml | 94 |
| 58) 2,6-Dichlorophenol | 8.009 | 162 | 31840 | 2.489 | ug/ml# | 85 |
| 59) 1-chloro-2-nitrobenzene | 8.279 | 111 | 14054 | 2.433 | ug/ml# | 1 |
| 60) Caprolactam | 8.323 | 55 | 12512 | 2.407 | ug/ml# | 72 |
| 61) 1,2,4,5-Tetrachloroben... | 8.814 | 216 | 48845 | 2.537 | ug/ml | 96 |
| 62) Biphenyl | 9.118 | 154 | 110753 | 2.539 | ug/ml | 98 |
| 84) Dichloran | 10.803 | 206 | 7601 | 2.322 | ug/ml# | 79 |
| 85) Pentachloronitrobenzene | 10.949 | 237 | 9003 | 2.570 | ug/ml# | 83 |
| 99) Diphenamid | 12.028 | 167 | 56350 | 2.493 | ug/ml# | 79 |

(#) = qualifier out of range (m) = manual integration (+) = signals summed

Quantitation Report (QT Reviewed)

Data Path : I:\8270\SV107\250826ical\
Data File : AP9L5a.D
Acq On : 27 Aug 2025 2:57 pm
Operator : SV107:ljg
Sample : IL6,32,,AP9L2.5 Lot# 11927
Misc : WG2108478
ALS Vial : 15 Sample Multiplier: 1

Quant Time: Aug 27 16:39:22 2025
Quant Method : I:\8270\SV107\250826ical\FS250826SV107RVT.m
Quant Title : Semivolatiles by GC/MS by modified 8270
QLast Update : Wed Aug 27 16:39:37 2025
Response via : Initial Calibration

Sub List : AP9ical\8270SV107\250826ical\AP9L6a.D•

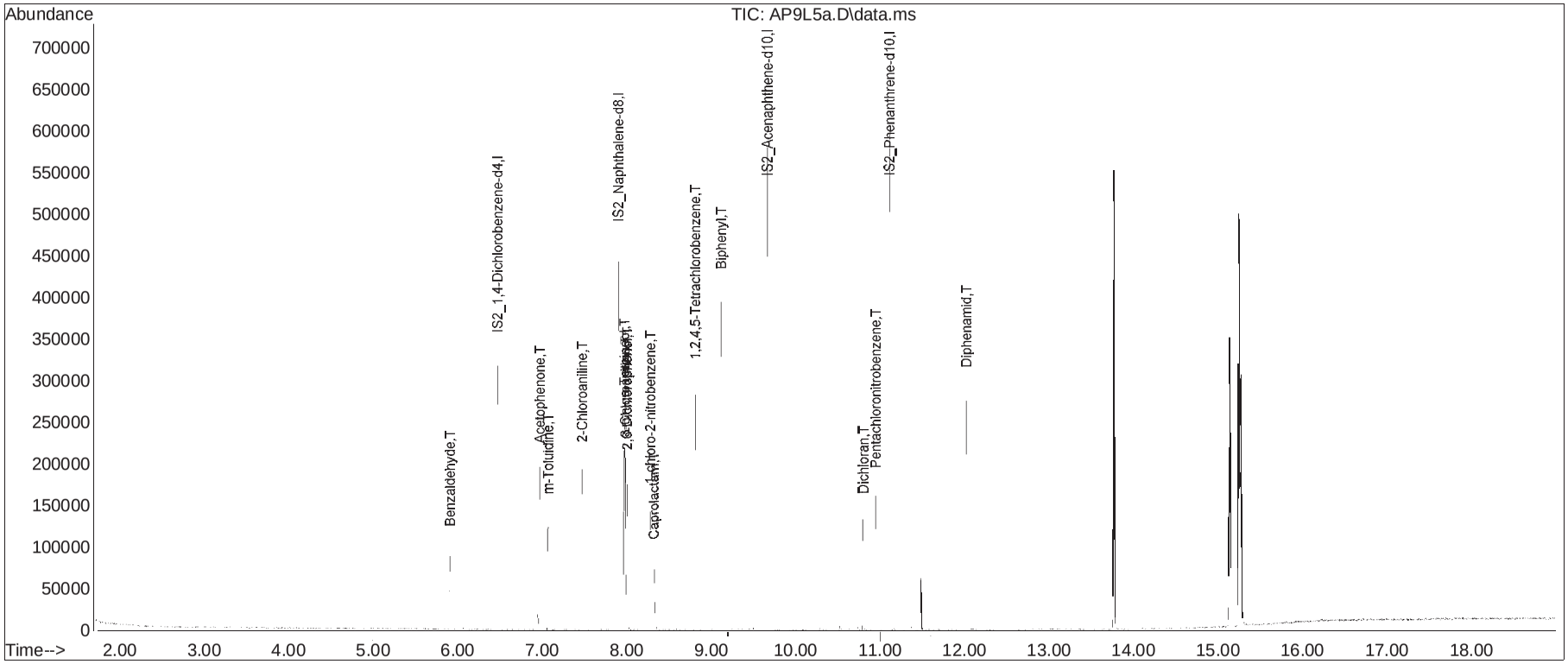

# Manual Integration Report

| | | | |
|---|---|---|---|
| Data Path | : I:\8270\SV107\250826ical\ | QMethod | : FS250826SV107RVT.m |
| Data File | : AP9L5a.D | Operator | : SV107:ljg |
| Date Inj'd | : 8/27/2025 2:57 pm | Instrument | : SV107 |
| Sample | : IL6,32,,AP9L2.5 Lot# 11927 | Quant Date | : 8/27/2025 4:39 pm |

There are no manual integrations or false positives in this file.

Quantitation Report (QT Reviewed)

Data Path : I:\8270\SV107\250826ical\
Data File : AP9L4a.D
Acq On : 27 Aug 2025 3:22 pm
Operator : SV107:ljg
Sample : IL7,32,,AP9L1 Lot# 11928
Misc : WG2108478
ALS Vial : 16 Sample Multiplier: 1

Quant Time: Aug 27 16:38:36 2025
Quant Method : I:\8270\SV107\250826ical\FS250826SV107RVT.m
Quant Title : Semivolatiles by GC/MS by modified 8270
QLast Update : Wed Aug 27 16:38:54 2025
Response via : Initial Calibration

CCAL FILE(s) : 1 - I:\8270\SV107\250826ical\ABNL6.D
: 2 - I:\8270\SV107\250826ical\ADPL6.D
: 3 - I:\8270\SV107\250826ical\AP9L6a.D
Sub List : AP9ical - AP9 ical sublist

| Compound | R.T. | QIon | Response | Conc | Units | Dev(Min) |
|---|---|---|---|---|---|---|
| Internal Standards | | | | | | |
| 27) IS2_1,4-Dichlorobenzen... | 6.480 | 152 | 48087 | 4.000 | ug/ml | 0.00 |
| Standard Area 3 = 49428 | | | Recovery = 97.29% | | | |
| 55) IS2_Naphthalene-d8 | 7.903 | 136 | 179409 | 4.000 | ug/ml | 0.00 |
| Standard Area 3 = 182686 | | | Recovery = 98.21% | | | |
| 83) IS2_Acenaphthene-d10 | 9.668 | 164 | 104567 | 4.000 | ug/ml | 0.00 |
| Standard Area 3 = 105346 | | | Recovery = 99.26% | | | |
| 98) IS2_Phenanthrene-d10 | 11.114 | 188 | 210738 | 4.000 | ug/ml | # 0.00 |
| Standard Area 3 = 200291 | | | Recovery = 105.22% | | | |
| System Monitoring Compounds | | | | | | |
| Target Compounds | | | | | | Qvalue |
| 28) Benzaldehyde | 5.914 | 105 | 7417 | 0.907 | ug/ml | 90 |
| 29) Acetophenone | 6.974 | 105 | 20501 | 0.852 | ug/ml# | 83 |
| 30) m-Toluidine | 7.076 | 106 | 9654 | 0.678 | ug/ml | 97 |
| 31) 2-Chloroaniline | 7.474 | 127 | 17687 | 0.849 | ug/ml# | 92 |
| 56) a-Terpineol | 7.975 | 59 | 10805 | 0.858 | ug/ml# | 79 |
| 57) 3-Chloroaniline | 7.987 | 65 | 5125 | 0.835 | ug/ml | 94 |
| 58) 2,6-Dichlorophenol | 8.009 | 162 | 10415 | 0.761 | ug/ml# | 85 |
| 59) 1-chloro-2-nitrobenzene | 8.282 | 111 | 5284 | 0.866 | ug/ml# | 1 |
| 60) Caprolactam | 8.323 | 55 | 3960 | 0.713 | ug/ml# | 77 |
| 61) 1,2,4,5-Tetrachloroben... | 8.814 | 216 | 17663 | 0.864 | ug/ml# | 94 |
| 62) Biphenyl | 9.118 | 154 | 41077 | 0.873 | ug/ml | 98 |
| 84) Dichloran | 10.803 | 206 | 2579 | 0.740 | ug/ml# | 75 |
| 85) Pentachloronitrobenzene | 10.949 | 237 | 3026 | 0.806 | ug/ml# | 84 |
| 99) Diphenamid | 12.028 | 167 | 17525 | 0.706 | ug/ml# | 79 |

(#) = qualifier out of range (m) = manual integration (+) = signals summed

Quantitation Report (QT Reviewed)

Data Path : I:\8270\SV107\250826ical\
Data File : AP9L4a.D
Acq On : 27 Aug 2025 3:22 pm
Operator : SV107:ljg
Sample : IL7,32,,AP9L1 Lot# 11928
Misc : WG2108478
ALS Vial : 16 Sample Multiplier: 1

Quant Time: Aug 27 16:38:36 2025
Quant Method : I:\8270\SV107\250826ical\FS250826SV107RVT.m
Quant Title : Semivolatiles by GC/MS by modified 8270
QLast Update : Wed Aug 27 16:38:54 2025
Response via : Initial Calibration

Sub List : AP9ical827AR9V107l250826ical\AP9L6a.D•

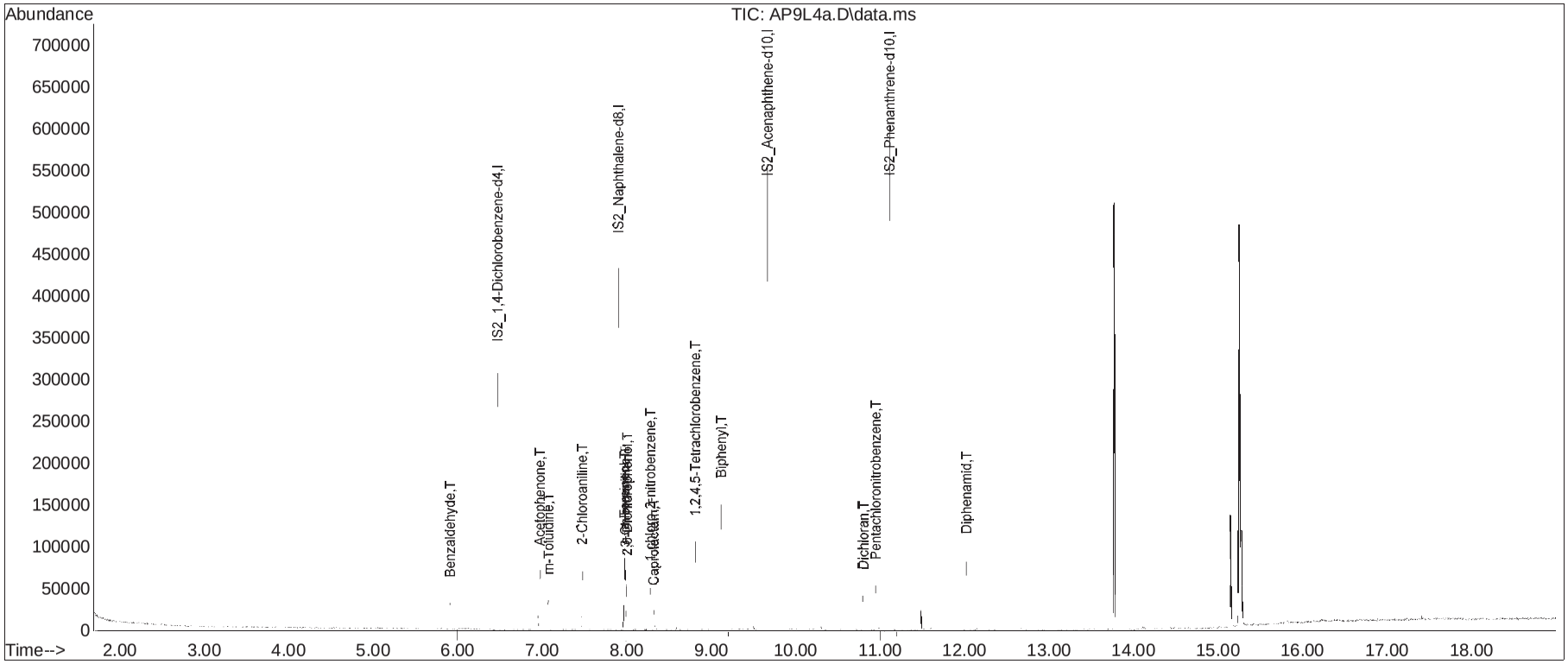

# Manual Integration Report

| | | | |
|---|---|---|---|
| Data Path | : I:\8270\SV107\250826ical\ | QMethod | : FS250826SV107RVT.m |
| Data File | : AP9L4a.D | Operator | : SV107:ljg |
| Date Inj'd | : 8/27/2025 3:22 pm | Instrument | : SV107 |
| Sample | : IL7,32,,AP9L1 Lot# 11928 | Quant Date | : 8/27/2025 4:39 pm |

There are no manual integrations or false positives in this file.

Quantitation Report (QT Reviewed)

Data Path : I:\8270\SV107\250826ical\
Data File : AP9L3a.D
Acq On : 27 Aug 2025 3:47 pm
Operator : SV107:ljg
Sample : IL8,32,,AP9L0.5 Lot# 11929
Misc : WG2108478
ALS Vial : 17 Sample Multiplier: 1

Quant Time: Aug 27 16:37:54 2025
Quant Method : I:\8270\SV107\250826ical\FS250826SV107RVT.m
Quant Title : Semivolatiles by GC/MS by modified 8270
QLast Update : Wed Aug 27 16:38:24 2025
Response via : Initial Calibration

CCAL FILE(s) : 1 - I:\8270\SV107\250826ical\ABNL6.D
: 2 - I:\8270\SV107\250826ical\ADPL6.D
: 3 - I:\8270\SV107\250826ical\AP9L6a.D
Sub List : AP9ical - AP9 ical sublist

| Compound | R.T. | QIon | Response | Conc | Units | Dev(Min) |
|---|---|---|---|---|---|---|
| Internal Standards | | | | | | |
| 27) IS2_1,4-Dichlorobenzen... | 6.480 | 152 | 46636 | 4.000 | ug/ml | 0.00 |
| Standard Area 3 = 49428 | | | Recovery = 94.35% | | | |
| 55) IS2_Naphthalene-d8 | 7.903 | 136 | 176922 | 4.000 | ug/ml | 0.00 |
| Standard Area 3 = 182686 | | | Recovery = 96.84% | | | |
| 83) IS2_Acenaphthene-d10 | 9.669 | 164 | 102552 | 4.000 | ug/ml | 0.00 |
| Standard Area 3 = 105346 | | | Recovery = 97.35% | | | |
| 98) IS2_Phenanthrene-d10 | 11.114 | 188 | 200439 | 4.000 | ug/ml # | 0.00 |
| Standard Area 3 = 200291 | | | Recovery = 100.07% | | | |
| System Monitoring Compounds | | | | | | |
| Target Compounds | | | | | | Qvalue |
| 28) Benzaldehyde | 5.914 | 105 | 3512 | 0.425 | ug/ml | 95 |
| 29) Acetophenone | 6.977 | 105 | 9959 | 0.408 | ug/ml# | 85 |
| 30) m-Toluidine | 7.073 | 106 | 3477 | 0.233 | ug/ml | 93 |
| 31) 2-Chloroaniline | 7.477 | 127 | 8858 | 0.424 | ug/ml# | 90 |
| 56) a-Terpineol | 7.975 | 59 | 5260 | 0.411 | ug/ml# | 71 |
| 57) 3-Chloroaniline | 7.984 | 65 | 2771 | 0.452 | ug/ml | 92 |
| 58) 2,6-Dichlorophenol | 8.009 | 162 | 5049 | 0.361 | ug/ml# | 85 |
| 59) 1-chloro-2-nitrobenzene | 8.279 | 111 | 2647 | 0.431 | ug/ml# | 1 |
| 60) Caprolactam | 8.320 | 55 | 1850 | 0.326 | ug/ml# | 93 |
| 61) 1,2,4,5-Tetrachloroben... | 8.814 | 216 | 9486 | 0.455 | ug/ml# | 97 |
| 62) Biphenyl | 9.118 | 154 | 21295 | 0.442 | ug/ml | 97 |
| 84) Dichloran | 10.803 | 206 | 1320 | 0.376 | ug/ml# | 72 |
| 85) Pentachloronitrobenzene | 10.949 | 237 | 1467 | 0.387 | ug/ml# | 81 |
| 99) Diphenamid | 12.028 | 167 | 8328 | 0.339 | ug/ml# | 80 |

(#) = qualifier out of range (m) = manual integration (+) = signals summed

Quantitation Report (QT Reviewed)

Data Path : I:\8270\SV107\250826ical\
Data File : AP9L3a.D
Acq On : 27 Aug 2025 3:47 pm
Operator : SV107:ljg
Sample : IL8,32,,AP9L0.5 Lot# 11929
Misc : WG2108478
ALS Vial : 17 Sample Multiplier: 1

Quant Time: Aug 27 16:37:54 2025
Quant Method : I:\8270\SV107\250826ical\FS250826SV107RVT.m
Quant Title : Semivolatiles by GC/MS by modified 8270
QLast Update : Wed Aug 27 16:38:24 2025
Response via : Initial Calibration

Sub List : AP9ical827AR9V107l250826ist I:\8270\SV107\250826ical\AP9L6a.D•

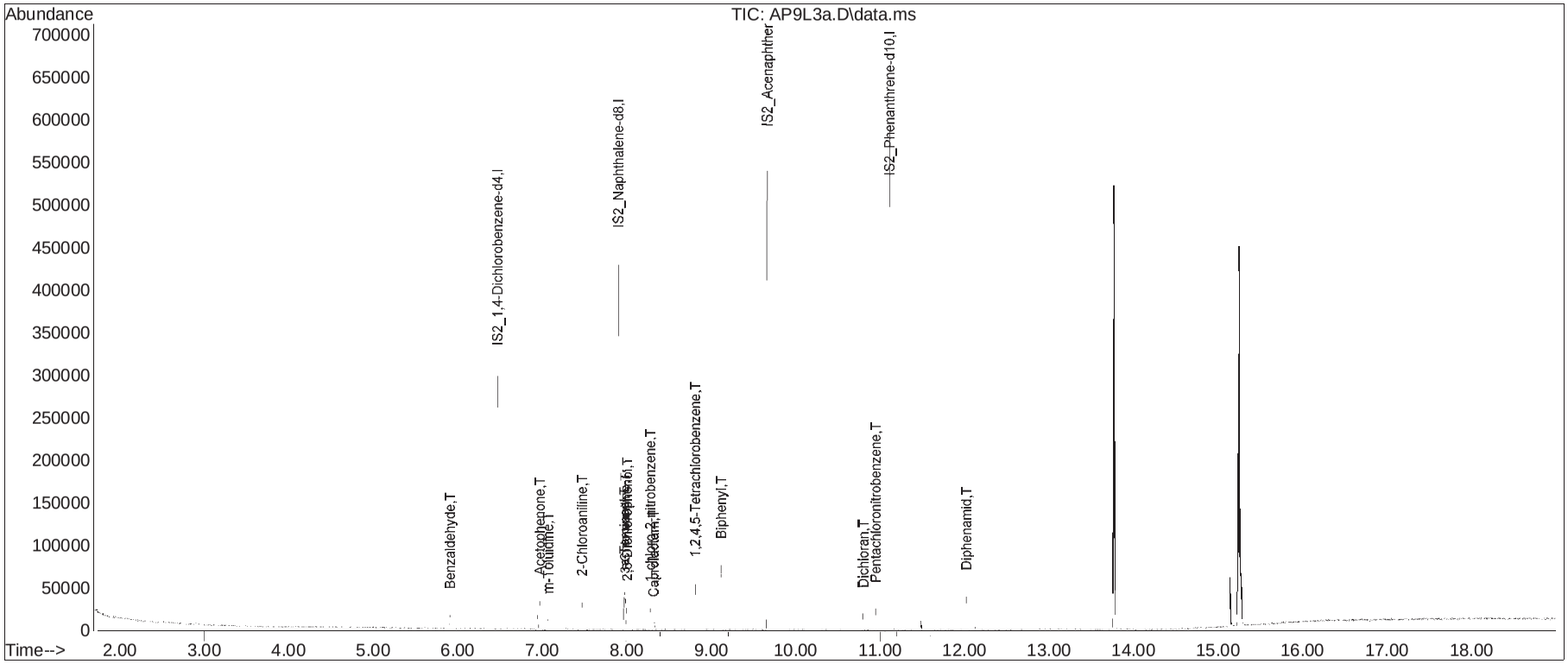

Manual Integration Report

| | | | |
|---|---|---|---|
| Data Path | : I:\8270\SV107\250826ical\ | QMethod | : FS250826SV107RVT.m |
| Data File | : AP9L3a.D | Operator | : SV107:ljg |
| Date Inj'd | : 8/27/2025 3:47 pm | Instrument | : SV107 |
| Sample | : IL8,32,,AP9L0.5 Lot# 11929 | Quant Date | : 8/27/2025 4:38 pm |

There are no manual integrations or false positives in this file.

Quantitation Report (QT Reviewed)

Data Path : I:\8270\SV107\250826ical\
Data File : AP9L2a.D
Acq On : 27 Aug 2025 4:12 pm
Operator : SV107:ljg
Sample : IL9,32,,AP9L0.2 Lot# 11930
Misc : WG2108478
ALS Vial : 18 Sample Multiplier: 1

Quant Time: Aug 27 16:37:25 2025
Quant Method : I:\8270\SV107\250826ical\FS250826SV107RVT.m
Quant Title : Semivolatiles by GC/MS by modified 8270
QLast Update : Wed Aug 27 16:37:54 2025
Response via : Initial Calibration

CCAL FILE(s) : 1 - I:\8270\SV107\250826ical\ABNL6.D
: 2 - I:\8270\SV107\250826ical\ADPL6.D
: 3 - I:\8270\SV107\250826ical\AP9L6a.D
Sub List : AP9ical - AP9 ical sublist

| Compound | R.T. | QIon | Response | Conc | Units | Dev(Min) |
|---|---|---|---|---|---|---|
| Internal Standards | | | | | | |
| 27) IS2_1,4-Dichlorobenzen... | 6.480 | 152 | 47594 | 4.000 | ug/ml | 0.00 |
| Standard Area 3 = 49428 | | | Recovery = 96.29% | | | |
| 55) IS2_Naphthalene-d8 | 7.903 | 136 | 183972 | 4.000 | ug/ml | 0.00 |
| Standard Area 3 = 182686 | | | Recovery = 100.70% | | | |
| 83) IS2_Acenaphthene-d10 | 9.668 | 164 | 105040 | 4.000 | ug/ml | 0.00 |
| Standard Area 3 = 105346 | | | Recovery = 99.71% | | | |
| 98) IS2_Phenanthrene-d10 | 11.114 | 188 | 198820 | 4.000 | ug/ml | # 0.00 |
| Standard Area 3 = 200291 | | | Recovery = 99.27% | | | |
| System Monitoring Compounds | | | | | | |
| Target Compounds | | | | | | Qvalue |
| 28) Benzaldehyde | 5.914 | 105 | 1422 | 0.165 | ug/ml | 95 |
| 29) Acetophenone | 6.977 | 105 | 4222 | 0.166 | ug/ml# | 88 |
| 30) m-Toluidine | 0.000 | | 0 | N.D. | | |
| 31) 2-Chloroaniline | 7.477 | 127 | 3509 | 0.160 | ug/ml# | 91 |
| 56) a-Terpineol | 7.975 | 59 | 1896 | 0.138 | ug/ml# | 55 |
| 57) 3-Chloroaniline | 7.987 | 65 | 964 | 0.145 | ug/ml | 94 |
| 58) 2,6-Dichlorophenol | 8.009 | 162 | 2072 | 0.136 | ug/ml# | 85 |
| 59) 1-chloro-2-nitrobenzene | 8.279 | 111 | 1022 | 0.158 | ug/ml# | 1 |
| 60) Caprolactam | 8.329 | 55 | 448 | 0.070 | ug/ml# | 43 |
| 61) 1,2,4,5-Tetrachloroben... | 8.814 | 216 | 3837 | 0.174 | ug/ml | 96 |
| 62) Biphenyl | 9.121 | 154 | 8282 | 0.162 | ug/ml | 99 |
| 84) Dichloran | 10.803 | 206 | 493 | 0.136 | ug/ml# | 62 |
| 85) Pentachloronitrobenzene | 10.949 | 237 | 465 | 0.112 | ug/ml# | 7 |
| 99) Diphenamid | 12.028 | 167 | 3137 | 0.122 | ug/ml# | 78 |

(#) = qualifier out of range (m) = manual integration (+) = signals summed

Quantitation Report (QT Reviewed)

Data Path : I:\8270\SV107\250826ical\
Data File : AP9L2a.D
Acq On : 27 Aug 2025 4:12 pm
Operator : SV107:ljg
Sample : IL9,32,,AP9L0.2 Lot# 11930
Misc : WG2108478
ALS Vial : 18 Sample Multiplier: 1

Quant Time: Aug 27 16:37:25 2025
Quant Method : I:\8270\SV107\250826ical\FS250826SV107RVT.m
Quant Title : Semivolatiles by GC/MS by modified 8270
QLast Update : Wed Aug 27 16:37:54 2025
Response via : Initial Calibration

Sub List : AP9ical827AR9V107l250826ical\AP9L6a.D•

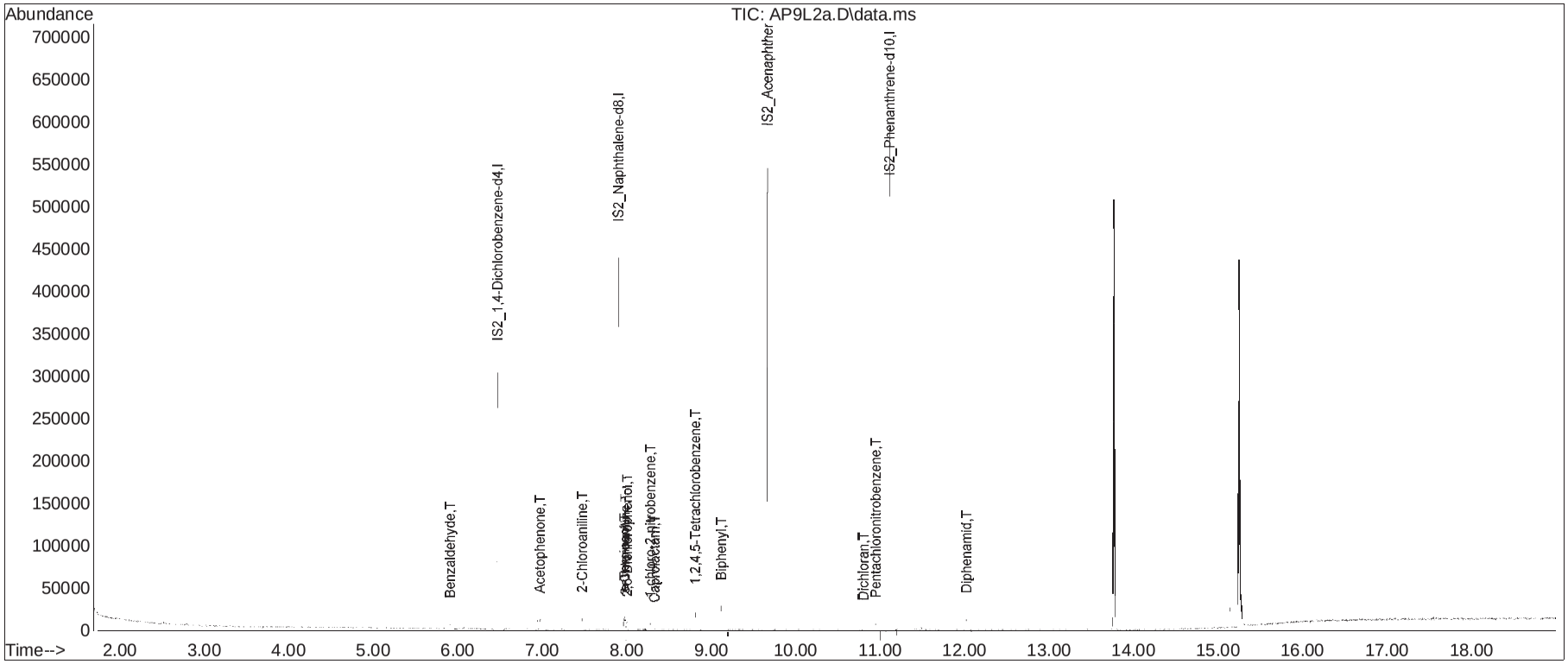

Manual Integration Report

| | | | |
|---|---|---|---|
| Data Path | : I:\8270\SV107\250826ical\ | QMethod | : FS250826SV107RVT.m |
| Data File | : AP9L2a.D | Operator | : SV107:ljg |
| Date Inj'd | : 8/27/2025 4:12 pm | Instrument | : SV107 |
| Sample | : IL9,32,,AP9L0.2 Lot# 11930 | Quant Date | : 8/27/2025 4:38 pm |

There are no manual integrations or false positives in this file.

Quantitation Report (QT Reviewed)

Data Path : I:\8270\SV107\250826ical\
Data File : AP9L1a.D
Acq On : 27 Aug 2025 4:37 pm
Operator : SV107:ljg
Sample : IL10,32,,AP9L0.1 Lot# 11931
Misc : WG2108478
ALS Vial : 19 Sample Multiplier: 1

Quant Time: Aug 27 17:13:31 2025
Quant Method : I:\8270\SV107\250826ical\FS250826SV107RVT.m
Quant Title : Semivolatiles by GC/MS by modified 8270
QLast Update : Wed Aug 27 16:42:29 2025
Response via : Initial Calibration

CCAL FILE(s) : 1 - I:\8270\SV107\250826ical\ABNL6.D
: 2 - I:\8270\SV107\250826ical\ADPL6.D
: 3 - I:\8270\SV107\250826ical\AP9L6a.D
Sub List : AP9ical - AP9 ical sublist

| Compound | R.T. | QIon | Response | Conc | Units | | Dev(Min) |
|---|---|---|---|---|---|---|---|
| Internal Standards | | | | | | | |
| 27) IS2_1,4-Dichlorobenzen... | 6.480 | 152 | 47515 | 4.000 | ug/ml | | 0.00 |
| Standard Area 3 = 49428 | | | Recovery = 96.13% | | | | |
| 55) IS2_Naphthalene-d8 | 7.903 | 136 | 179942 | 4.000 | ug/ml | | 0.00 |
| Standard Area 3 = 182686 | | | Recovery = 98.50% | | | | |
| 83) IS2_Acenaphthene-d10 | 9.668 | 164 | 103954 | 4.000 | ug/ml | | 0.00 |
| Standard Area 3 = 105346 | | | Recovery = 98.68% | | | | |
| 98) IS2_Phenanthrene-d10 | 11.114 | 188 | 204575 | 4.000 | ug/ml | # | 0.00 |
| Standard Area 3 = 200291 | | | Recovery = 102.14% | | | | |
| System Monitoring Compounds | | | | | | | |
| Target Compounds | | | | | | | Qvalue |
| 28) Benzaldehyde | 5.917 | 105 | 607 | 0.083 | ug/ml | # | 78 |
| 29) Acetophenone | 6.983 | 105 | 2090 | 0.098 | ug/ml | # | 78 |
| 30) m-Toluidine | 0.000 | | 0 | N.D. | | | |
| 31) 2-Chloroaniline | 7.474 | 127 | 1651 | 0.089 | ug/ml | # | 70 |
| 56) a-Terpineol | 7.975 | 59 | 948 | 0.084 | ug/ml | # | 86 |
| 57) 3-Chloroaniline | 7.987 | 65 | 331M2 | 0.060 | ug/ml | | |
| 58) 2,6-Dichlorophenol | 8.009 | 162 | 883 | 0.072 | ug/ml | | 95 |
| 59) 1-chloro-2-nitrobenzene | 8.282 | 111 | 523 | 0.094 | ug/ml | # | 1 |
| 60) Caprolactam | 0.000 | | 0 | N.D. | | | |
| 61) 1,2,4,5-Tetrachloroben... | 8.814 | 216 | 2008 | 0.108 | ug/ml | # | 89 |
| 62) Biphenyl | 9.121 | 154 | 4746 | 0.113 | ug/ml | | 96 |
| 84) Dichloran | 10.803 | 206 | 125M2 | 0.033 | ug/ml | | |
| 85) Pentachloronitrobenzene | 10.952 | 237 | 218M2 | 0.063 | ug/ml | | |
| 99) Diphenamid | 12.027 | 167 | 1679 | 0.078 | ug/ml | # | 81 |

(#) = qualifier out of range (m) = manual integration (+) = signals summed

Quantitation Report (QT Reviewed)

Data Path : I:\8270\SV107\250826ical\
Data File : AP9L1a.D
Acq On : 27 Aug 2025 4:37 pm
Operator : SV107:ljg
Sample : IL10,32,,AP9L0.1 Lot# 11931
Misc : WG2108478
ALS Vial : 19 Sample Multiplier: 1

Quant Time: Aug 27 17:13:31 2025
Quant Method : I:\8270\SV107\250826ical\FS250826SV107RVT.m
Quant Title : Semivolatiles by GC/MS by modified 8270
QLast Update : Wed Aug 27 16:42:29 2025
Response via : Initial Calibration

Sub List : AP9ical827AR9V107l250826ical\AP9L6a.D•

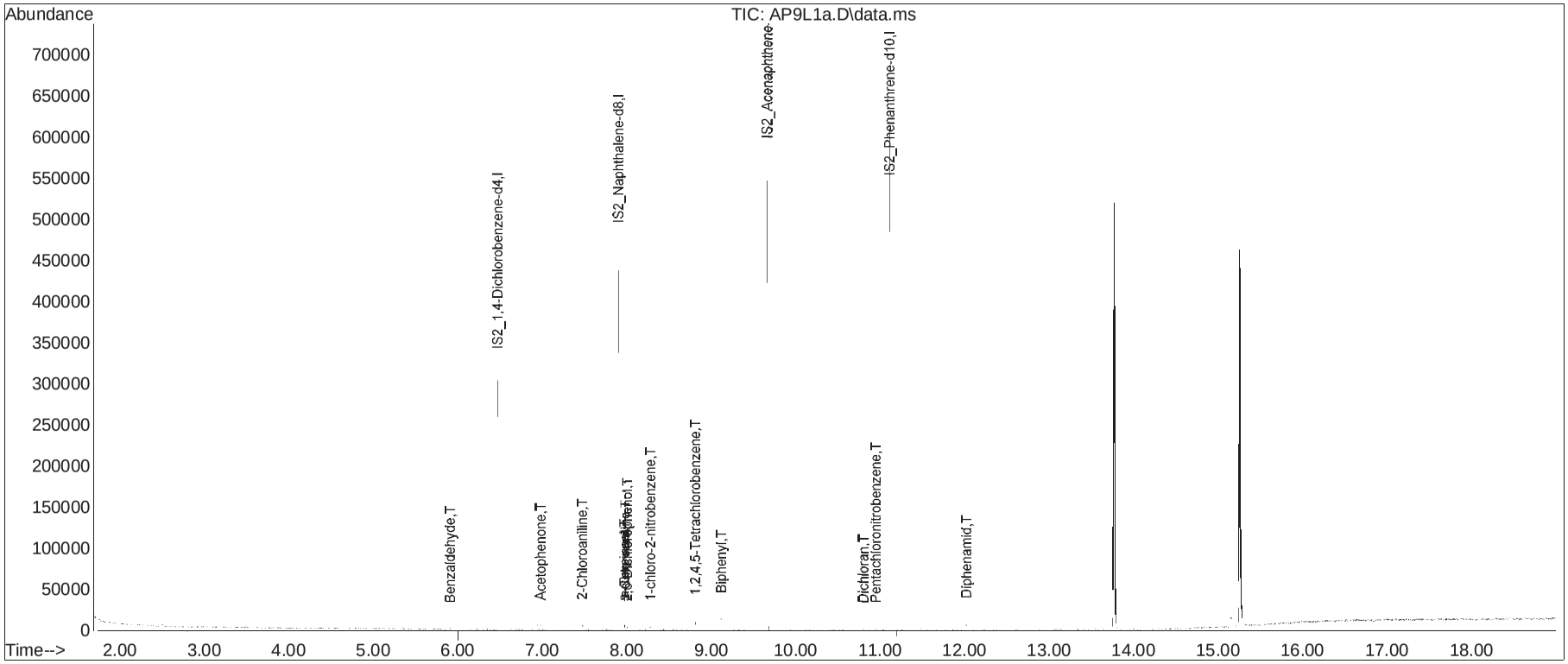

# Manual Integration Report

Data Path : I:\8270\SV107\250826ical\ QMethod : FS250826SV107RVT.m
Data File : AP9L1a.D Operator : SV107:ljg
Date Inj'd : 8/27/2025 4:37 pm Instrument : SV107
Sample : IL10,32,,AP9L0.1 Lot# 1193

## Compound #57: 3-Chloroaniline

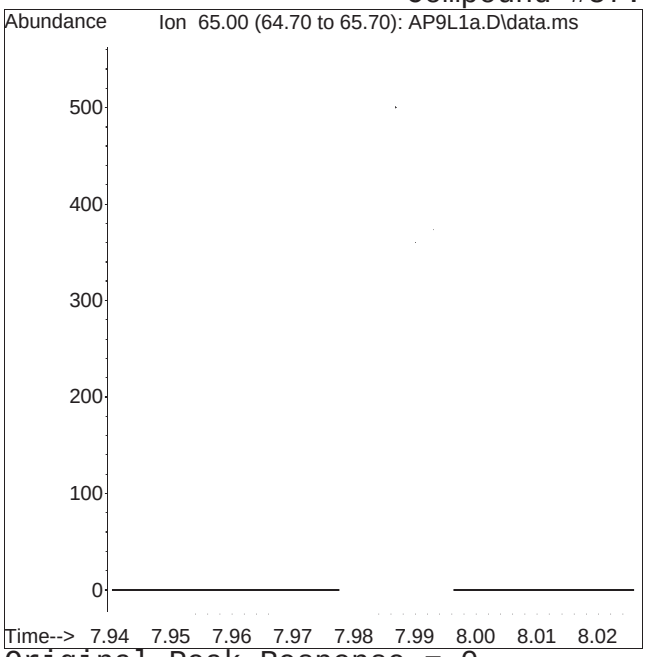


Original Peak Response = 0

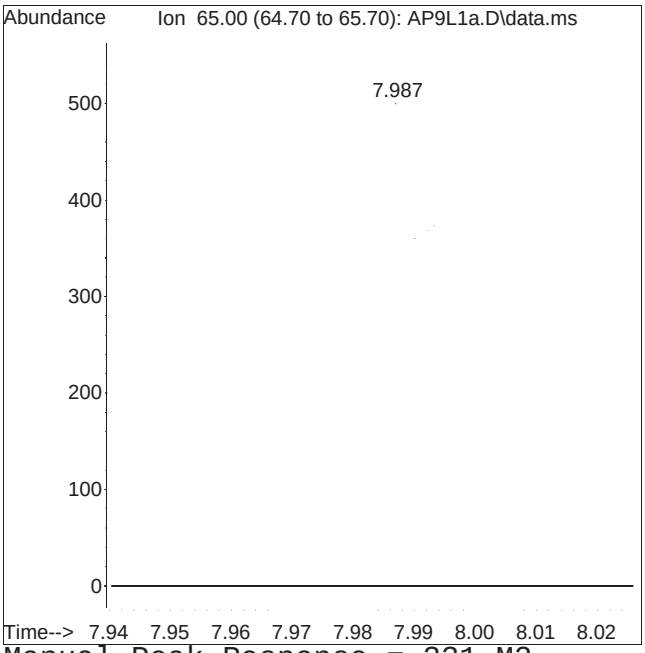


Manual Peak Response = 331 M2

M2 = Peak not found by automatic integration algorithm.

Manual Integration Report

Data Path : I:\8270\SV107\250826ical\ QMethod : FS250826SV107RVT.m
Data File : AP9L1a.D Operator : SV107:ljg
Date Inj'd : 8/27/2025 4:37 pm Instrument : SV107
Sample : IL10,32,,AP9L0.1 Lot# 1193

Compound #84: Dichloran

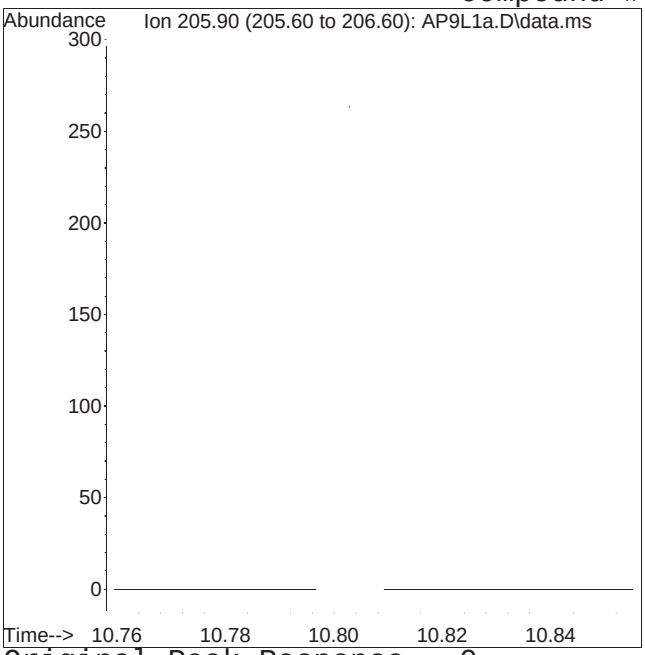


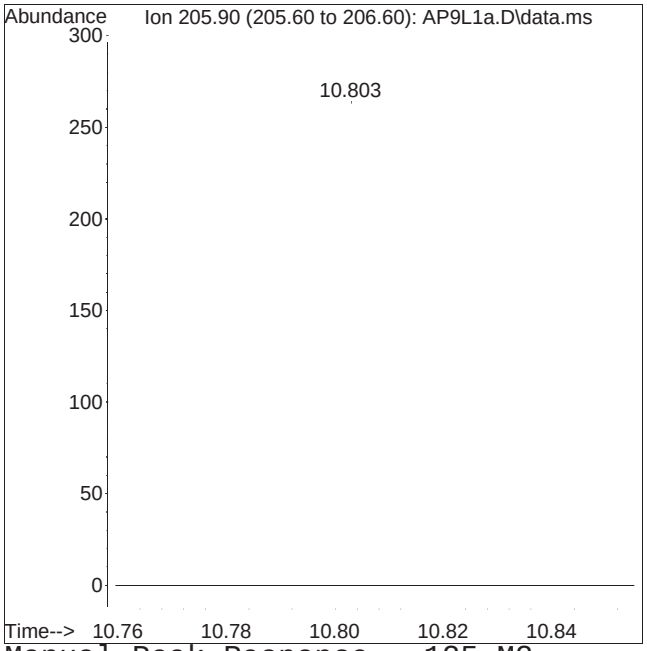


Original Peak Response = 0 Manual Peak Response = 125 M2
M2 = Peak not found by automatic integration algorithm.

# Manual Integration Report

Data Path : I:\8270\SV107\250826ical\ QMethod : FS250826SV107RVT.m
Data File : AP9L1a.D Operator : SV107:ljg
Date Inj'd : 8/27/2025 4:37 pm Instrument : SV107
Sample : IL10,32,,AP9L0.1 Lot# 1193

## Compound #85: Pentachloronitrobenzene

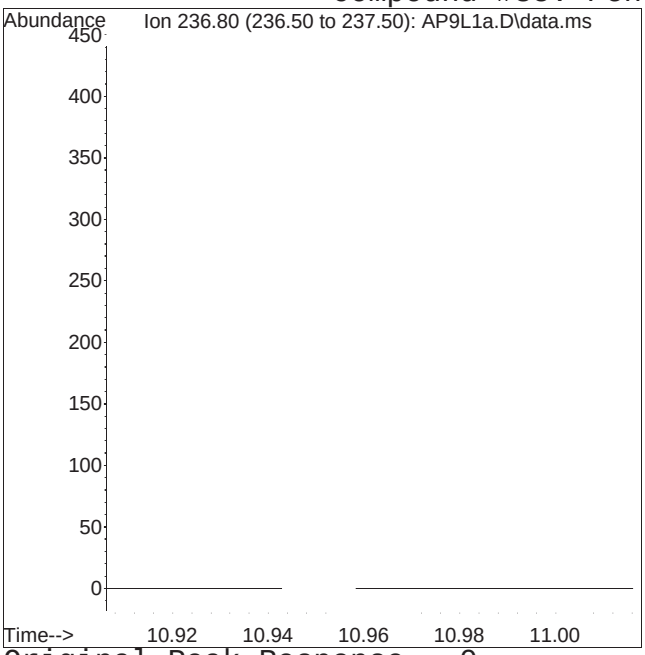


Original Peak Response = 0

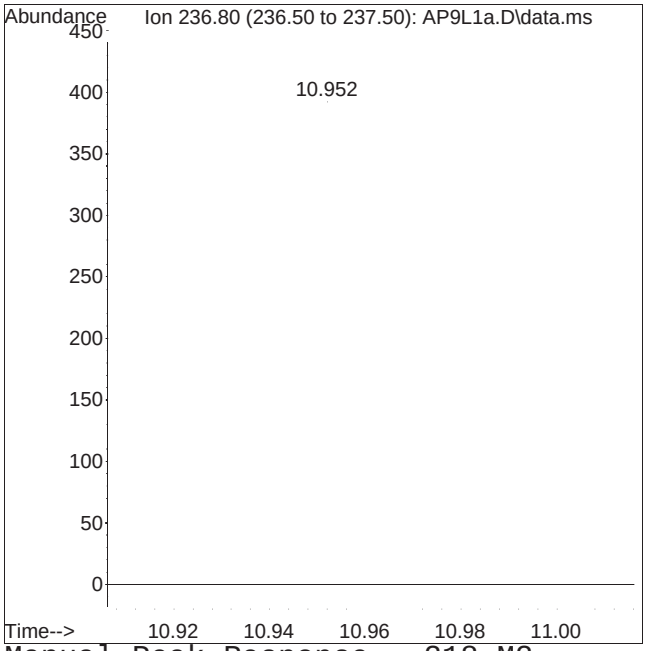


Manual Peak Response = 218 M2

M2 = Peak not found by automatic integration algorithm.

Evaluate Continuing Calibration Report

Data Path : I:\8270\SV107\250826ical\
Data File : AP9ICVa.D
Acq On : 27 Aug 2025 5:02 pm
Operator : SV107:ljg
Sample : CQICV2,32,,AP9ICV Lot# 11932
Misc : WG2108478
ALS Vial : 29 Sample Multiplier: 1

Quant Time: Aug 28 13:16:16 2025
Quant Method : I:\8270\SV107\250826ical\FS250826SV107RVT.m
Quant Title : Semivolatiles by GC/MS by modified 8270
QLast Update : Thu Aug 28 13:17:03 2025
Response via : Initial Calibration

Min. RRF : 0.000 Min. Rel. Area : 50% Max. R.T. Dev 0.50min
Max. RRF Dev : 20% Max. Rel. Area : 200%

| | | Compound | AvgRF | CCRF | %Dev | Area% | Dev(min) |
|---|---|---|---|---|---|---|---|
| 27 | I | IS2_1,4-Dichlorobenzene-d4 | 1.000 | 1.000 | 0.0 | 90 | 0.00 |
| 28 | T | Benzaldehyde | 0.605 | 0.669 | -10.6 | 99 | 0.00 |
| 29 | T | Acetophenone | 1.796 | 1.832 | -2.0 | 92 | 0.00 |
| 30 | T | m-Toluidine | 1.129 | 1.218 | -7.9 | 97 | 0.00 |
| 31 | T | 2-Chloroaniline | 1.545 | 1.606 | -3.9 | 92 | 0.00 |
| 55 | I | IS2_Naphthalene-d8 | 1.000 | 1.000 | 0.0 | 93 | 0.00 |
| 56 | T | a-Terpineol | 0.250 | 0.247 | 1.2 | 89 | 0.00 |
| 57 | T | 3-Chloroaniline | 0.117 | 0.127 | -8.5 | 92 | 0.00 |
| 58 | T | 2,6-Dichlorophenol | 0.264 | 0.275 | -4.2 | 90 | 0.00 |
| 59 | T | 1-chloro-2-nitrobenzene | 0.124 | 0.122 | 1.6 | 91 | 0.00 |
| 60 | T | Caprolactam | 0.125 | 0.109 | 12.8 | 84 | 0.00 |
| 61 | T | 1,2,4,5-Tetrachlorobenzene | 0.415 | 0.405 | 2.4 | 93 | 0.00 |
| 62 | T | Biphenyl | 0.948 | 0.939 | 0.9 | 94 | 0.00 |
| 83 | I | IS2_Acenaphthene-d10 | 1.000 | 1.000 | 0.0 | 92 | 0.00 |
| 84 | T | Dichloran | 0.145 | 0.110 | 24.1# | 81 | 0.00 |
| 85 | T | Pentachloronitrobenzene | 0.133 | 0.129 | 3.0 | 87 | 0.00 |
| 98 | I | IS2_Phenanthrene-d10 | 1.000 | 1.000 | 0.0 | 96 | 0.00 |
| 99 | T | Diphenamid | 0.435 | 0.427 | 1.8 | 89 | 0.00 |

* Evaluation of CC level amount vs concentration.
(#) = Out of Range SPCC's out = 0 CCC's out = 0

Quantitation Report (QT Reviewed)

Data Path : I:\8270\SV107\250826ical\
Data File : AP9ICVa.D
Acq On : 27 Aug 2025 5:02 pm
Operator : SV107:ljg
Sample : CQICV2,32,,AP9ICV Lot# 11932
Misc : WG2108478
ALS Vial : 29 Sample Multiplier: 1

Quant Time: Aug 28 13:16:16 2025
Quant Method : I:\8270\SV107\250826ical\FS250826SV107RVT.m
Quant Title : Semivolatiles by GC/MS by modified 8270
QLast Update : Thu Aug 28 13:17:03 2025
Response via : Initial Calibration

CCAL FILE(s) : 1 - I:\8270\SV107\250826ical\ABNL6.D
: 2 - I:\8270\SV107\250826ical\ADPL6.D
: 3 - I:\8270\SV107\250826ical\AP9L6a.D
Sub List : AP9ical - AP9 ical sublist

| Compound | R.T. | QIon | Response | Conc | Units | Dev(Min) |
|---|---|---|---|---|---|---|
| Internal Standards | | | | | | |
| 27) IS2_1,4-Dichlorobenzen... | 6.480 | 152 | 44456 | 4.000 | ug/ml | 0.00 |
| Standard Area 3 = 49428 | | | Recovery = 89.94% | | | |
| 55) IS2_Naphthalene-d8 | 7.903 | 136 | 169103 | 4.000 | ug/ml | 0.00 |
| Standard Area 3 = 182686 | | | Recovery = 92.56% | | | |
| 83) IS2_Acenaphthene-d10 | 9.668 | 164 | 97134 | 4.000 | ug/ml | 0.00 |
| Standard Area 3 = 105346 | | | Recovery = 92.20% | | | |
| 98) IS2_Phenanthrene-d10 | 11.114 | 188 | 191295 | 4.000 | ug/ml | # 0.00 |
| Standard Area 3 = 200291 | | | Recovery = 95.51% | | | |
| System Monitoring Compounds | | | | | | |
| Target Compounds | | | | | | Qvalue |
| 28) Benzaldehyde | 5.911 | 105 | 37155 | 5.523 | ug/ml | 94 |
| 29) Acetophenone | 6.974 | 105 | 101829 | 5.101 | ug/ml# | 82 |
| 30) m-Toluidine | 7.073 | 106 | 67659 | 5.393 | ug/ml | 95 |
| 31) 2-Chloroaniline | 7.477 | 127 | 89268 | 5.198 | ug/ml# | 93 |
| 56) a-Terpineol | 7.975 | 59 | 52242 | 4.940 | ug/ml# | 76 |
| 57) 3-Chloroaniline | 7.987 | 65 | 26856 | 5.446 | ug/ml | 96 |
| 58) 2,6-Dichlorophenol | 8.009 | 162 | 58142 | 5.208 | ug/ml# | 86 |
| 59) 1-chloro-2-nitrobenzene | 8.282 | 111 | 25847 | 4.922 | ug/ml# | 1 |
| 60) Caprolactam | 8.326 | 55 | 22964 | 4.349 | ug/ml# | 69 |
| 61) 1,2,4,5-Tetrachloroben... | 8.814 | 216 | 85602 | 4.883 | ug/ml | 97 |
| 62) Biphenyl | 9.118 | 154 | 198422 | 4.953 | ug/ml | 98 |
| 84) Dichloran | 10.803 | 206 | 13359 | 3.807 | ug/ml# | 76 |
| 85) Pentachloronitrobenzene | 10.952 | 237 | 15683 | 4.872 | ug/ml# | 83 |
| 99) Diphenamid | 12.031 | 167 | 102176 | 4.915 | ug/ml# | 79 |

(#) = qualifier out of range (m) = manual integration (+) = signals summed

Quantitation Report (QT Reviewed)

Data Path : I:\8270\SV107\250826ical\
Data File : AP9ICVa.D
Acq On : 27 Aug 2025 5:02 pm
Operator : SV107:ljg
Sample : CQICV2,32,,AP9ICV Lot# 11932
Misc : WG2108478
ALS Vial : 29 Sample Multiplier: 1

Quant Time: Aug 28 13:16:16 2025
Quant Method : I:\8270\SV107\250826ical\FS250826SV107RVT.m
Quant Title : Semivolatiles by GC/MS by modified 8270
QLast Update : Thu Aug 28 13:17:03 2025
Response via : Initial Calibration

Sub List : AP9ical\8270\SV107\250826ical\AP9L6a.D•

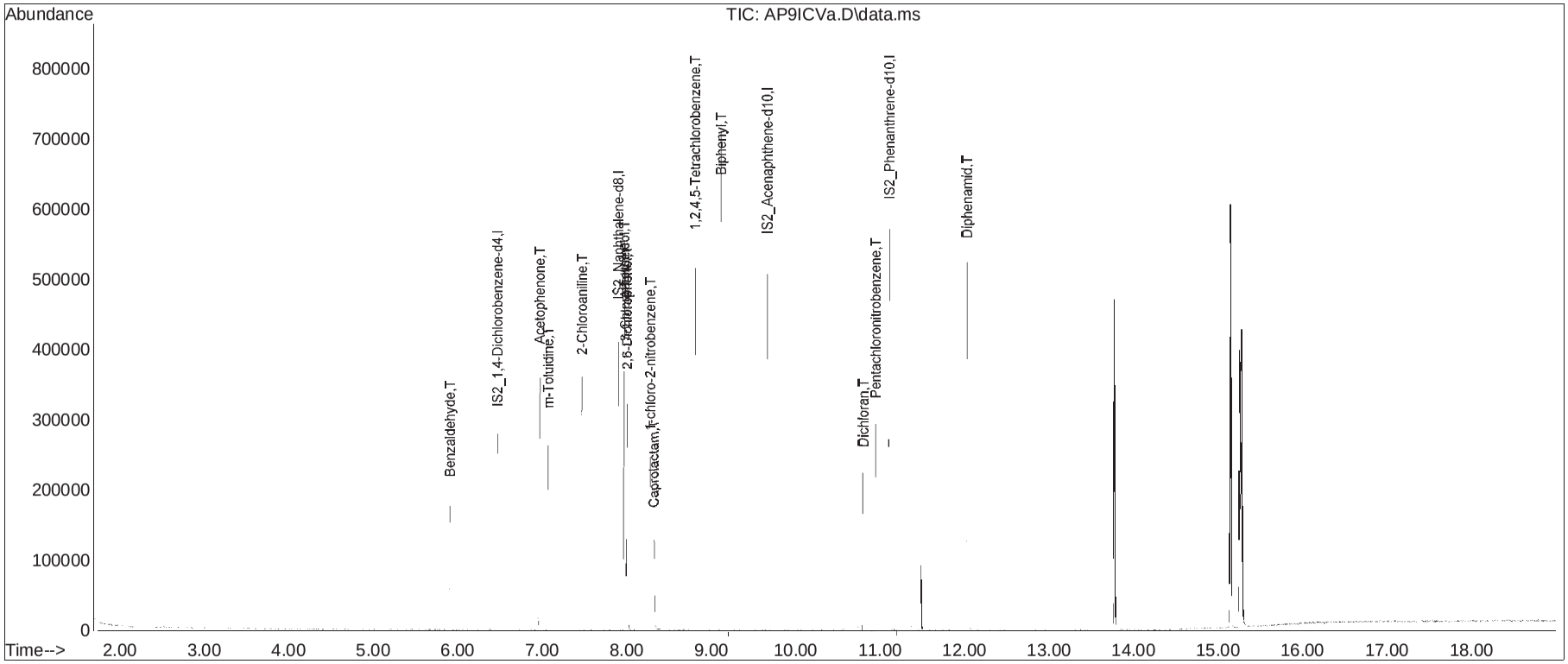

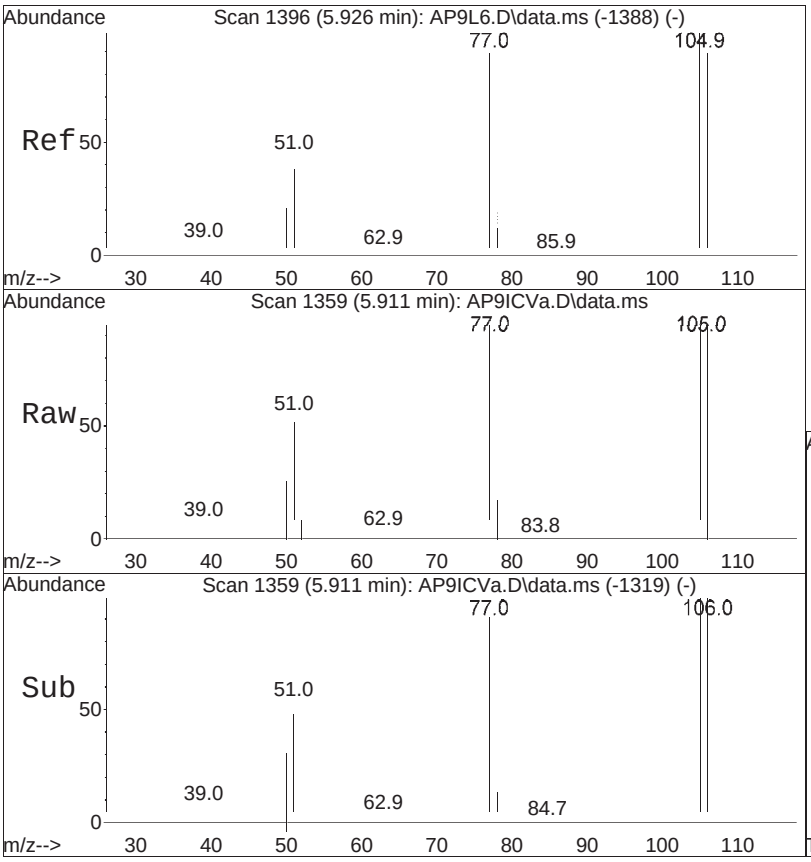


#28
Benzaldehyde
Concen: 5.52 ug/ml
RT: 5.911 min Scan# 1359
Delta R.T. -0.000 min
Lab File: AP9ICVa.D
Acq: 27 Aug 2025 5:02 pm

Tgt Ion:105 Resp: 37155

| Ion | Ratio | Lower | Upper |
|---|---|---|---|
| 105 | 100 | | |
| 77 | 96.9 | 82.2 | 123.4 |

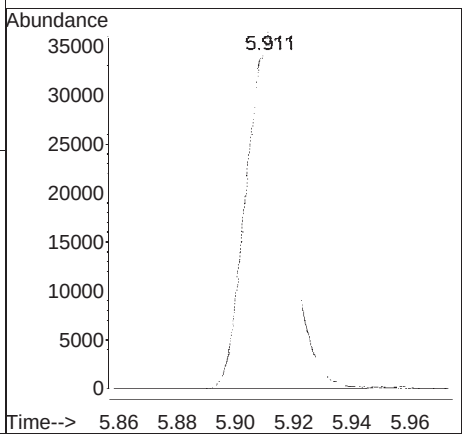

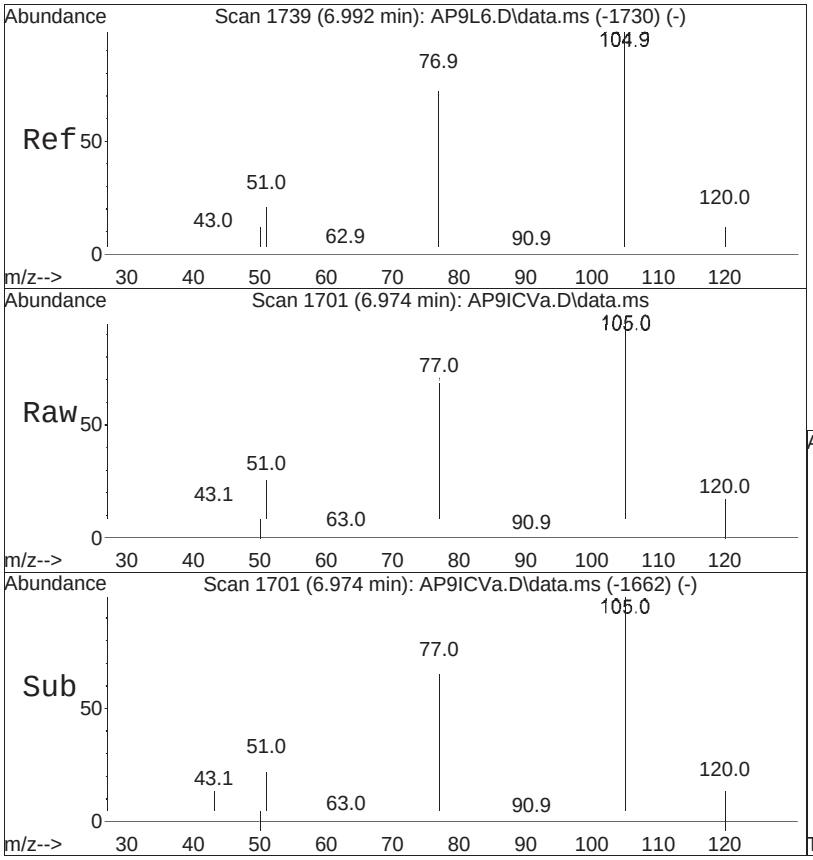


#29
Acetophenone
Concen: 5.10 ug/ml
RT: 6.974 min Scan# 1701
Delta R.T. -0.003 min
Lab File: AP9ICVa.D
Acq: 27 Aug 2025 5:02 pm

Tgt Ion:105 Resp: 101829

| Ion | Ratio | Lower | Upper |
|---|---|---|---|
| 105 | 100 | | |
| 120 | 18.8 | 20.5 | 30.7# |
| 51 | 29.8 | 34.9 | 52.3# |

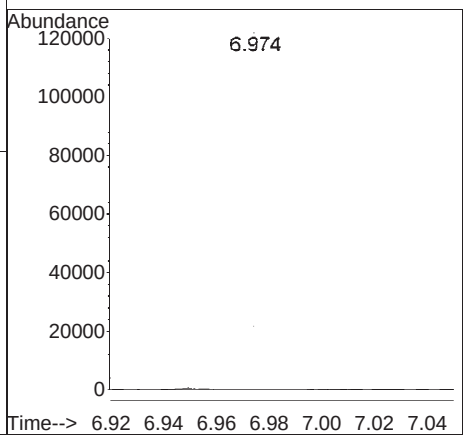

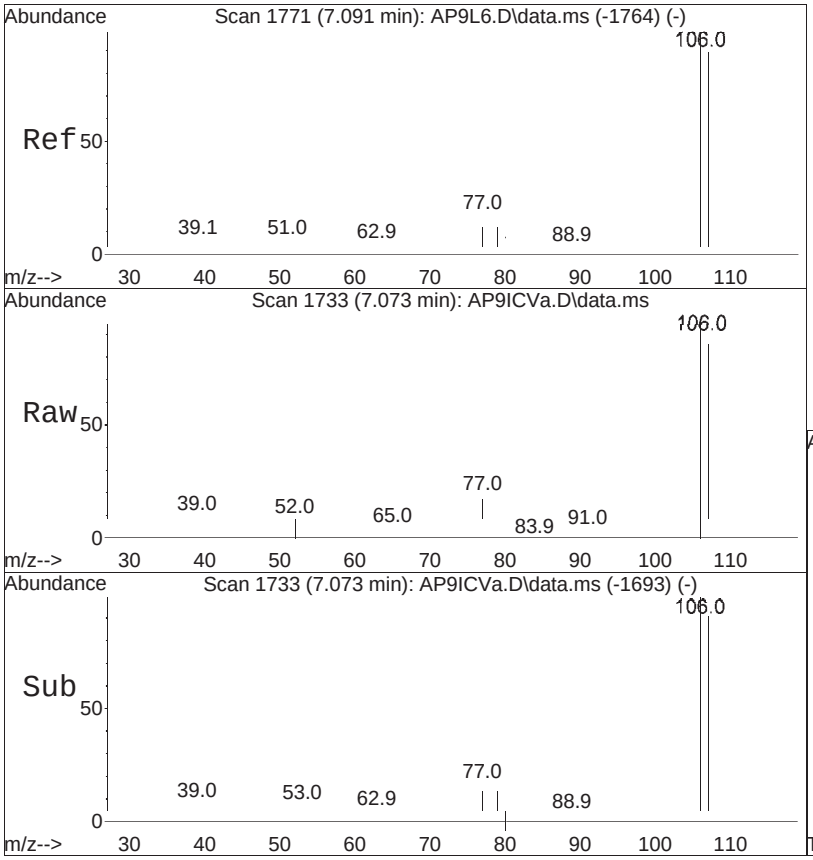


#30
m-Toluidine
Concen: 5.39 ug/ml
RT: 7.073 min Scan# 1733
Delta R.T. 0.000 min
Lab File: AP9ICVa.D
Acq: 27 Aug 2025 5:02 pm

Tgt Ion:106 Resp: 67659

| Ion | Ratio | Lower | Upper |
|---|---|---|---|
| 106 | 100 | | |
| 107 | 89.6 | 75.7 | 113.5 |
| 79 | 15.2 | 11.8 | 17.8 |

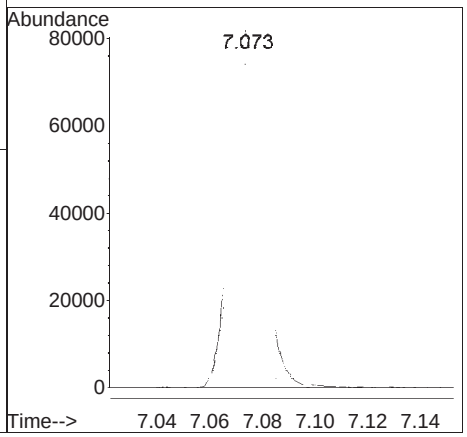

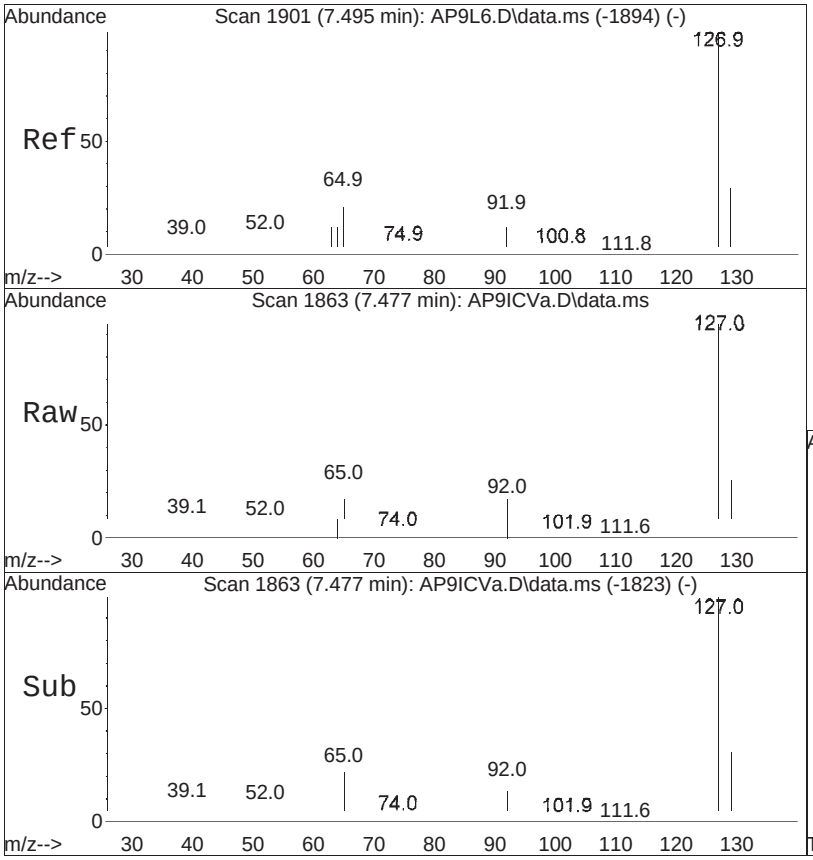


#31
2-Chloroaniline
Concen: 5.20 ug/ml
RT: 7.477 min Scan# 1863
Delta R.T. 0.000 min
Lab File: AP9ICVa.D
Acq: 27 Aug 2025 5:02 pm

Tgt Ion:127 Resp: 89268

| Ion | Ratio | Lower | Upper |
|---|---|---|---|
| 127 | 100 | | |
| 129 | 32.4 | 25.9 | 38.9 |
| 65 | 24.9 | 26.3 | 39.5# |

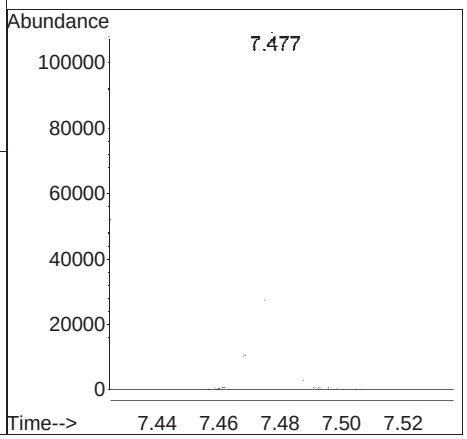

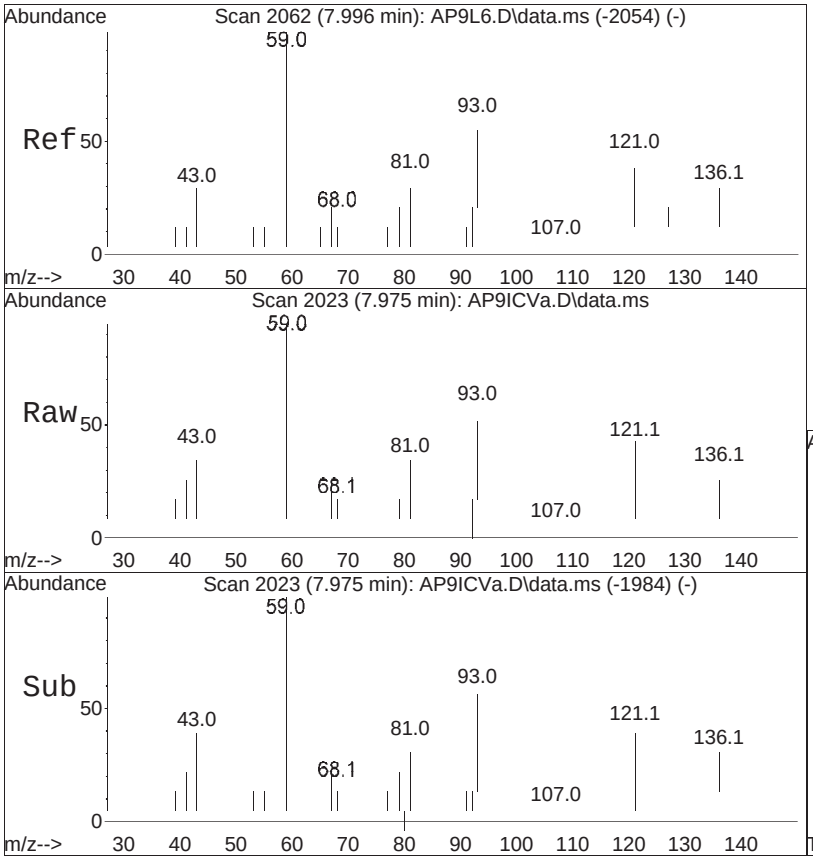


#56
a-Terpineol
Concen: 4.94 ug/ml
RT: 7.975 min Scan# 2023
Delta R.T. -0.003 min
Lab File: AP9ICVa.D
Acq: 27 Aug 2025 5:02 pm

Tgt Ion: 59 Resp: 52242

| Ion | Ratio | Lower | Upper |
|---|---|---|---|
| 59 | 100 | | |
| 93 | 59.9 | 35.6 | 53.4# |

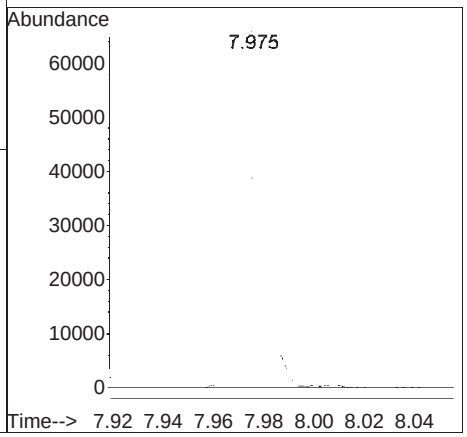

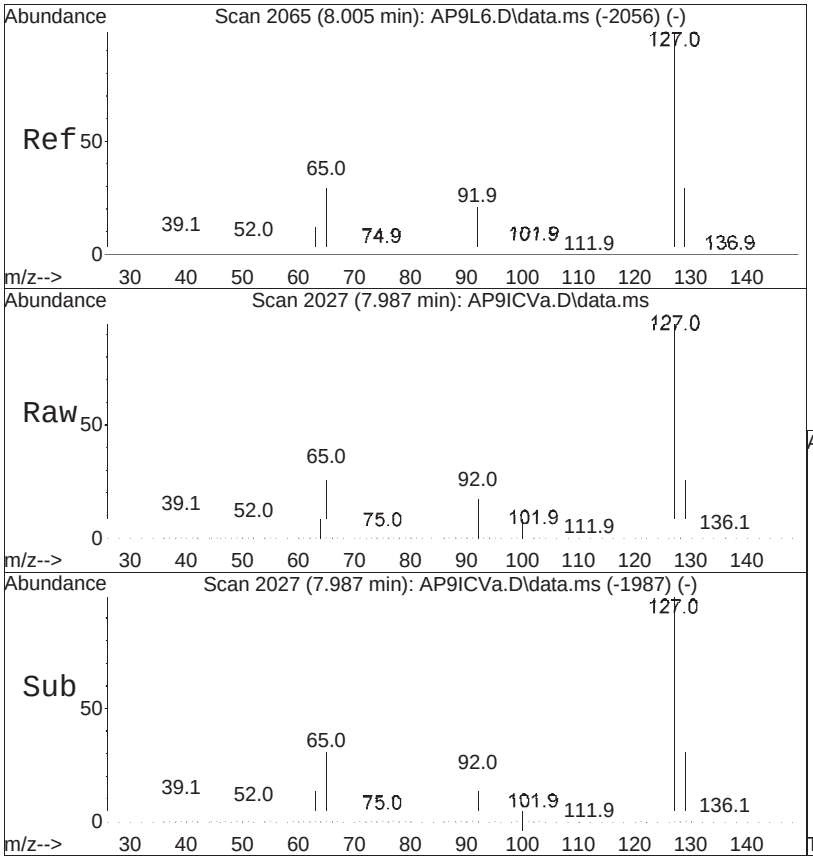


#57
3-Chloroaniline
Concen: 5.45 ug/ml
RT: 7.987 min Scan# 2027
Delta R.T. -0.000 min
Lab File: AP9ICVa.D
Acq: 27 Aug 2025 5:02 pm

Tgt Ion: 65 Resp: 26856

| Ion | Ratio | Lower | Upper |
|---|---|---|---|
| 65 | 100 | | |
| 127 | 294.5 | 243.2 | 364.8 |
| 129 | 95.7 | 78.8 | 118.2 |

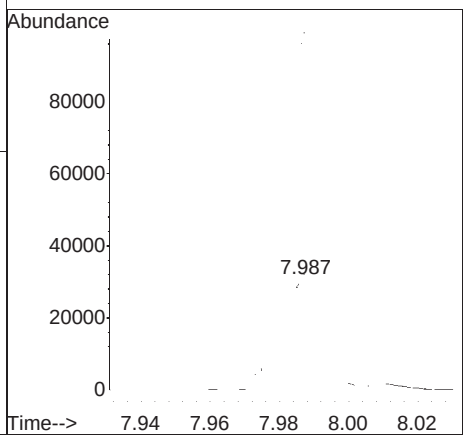

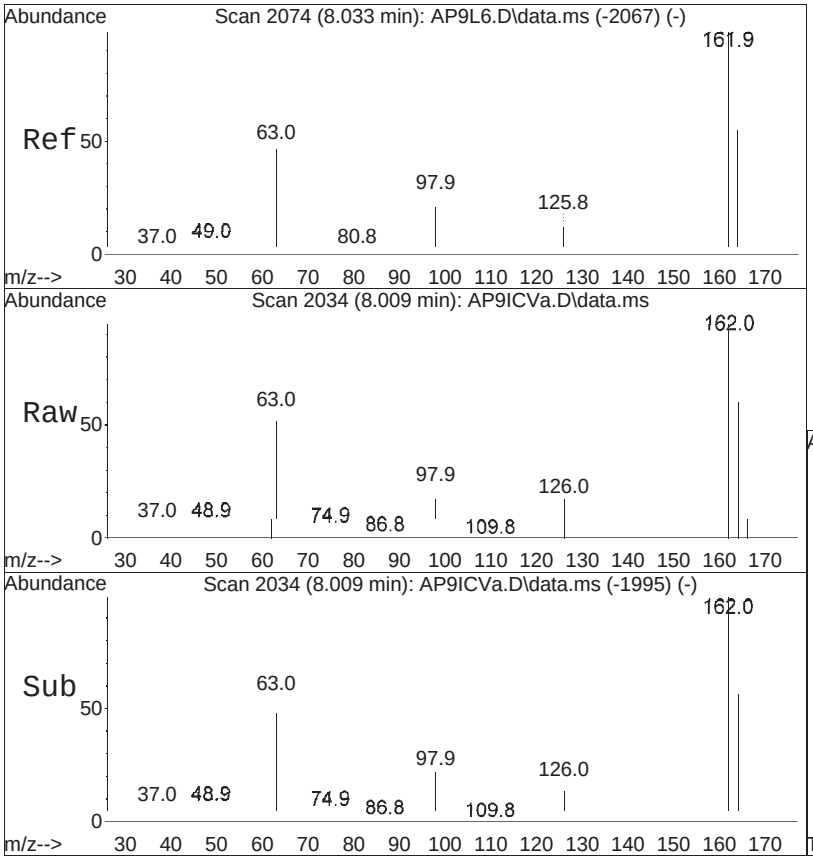


#58
2,6-Dichlorophenol
Concen: 5.21 ug/ml
RT: 8.009 min Scan# 2034
Delta R.T. -0.003 min
Lab File: AP9ICVa.D
Acq: 27 Aug 2025 5:02 pm

Tgt Ion:162 Resp: 58142

| Ion | Ratio | Lower | Upper |
|---|---|---|---|
| 162 | 100 | | |
| 164 | 63.2 | 51.1 | 76.7 |
| 63 | 53.8 | 60.8 | 91.2# |

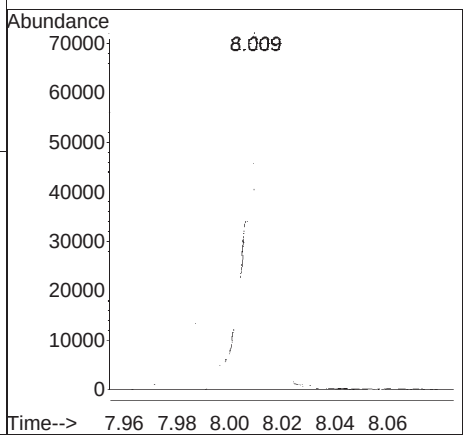

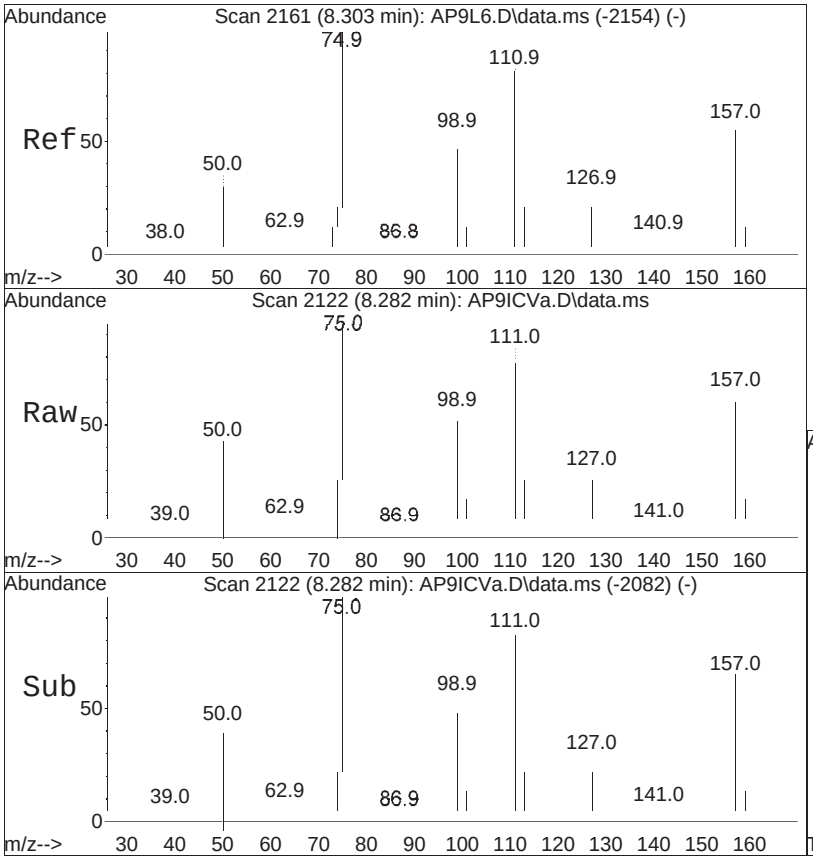


#59
1-chloro-2-nitrobenzene
Concen: 4.92 ug/ml
RT: 8.282 min Scan# 2122
Delta R.T. 0.000 min
Lab File: AP9ICVa.D
Acq: 27 Aug 2025 5:02 pm

Tgt Ion:111 Resp: 25847

| Ion | Ratio | Lower | Upper |
|---|---|---|---|
| 111 | 100 | | |
| 157 | 76.7 | 0.0 | 0.0# |
| 75 | 120.5 | 28.2 | 42.2# |

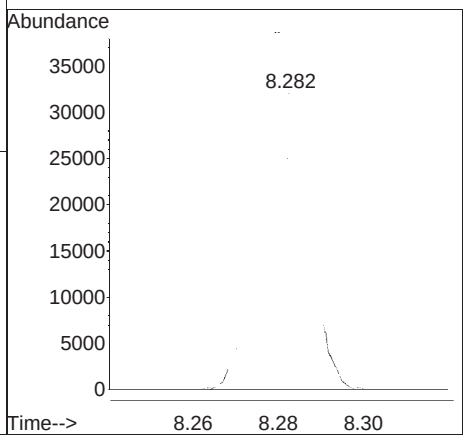

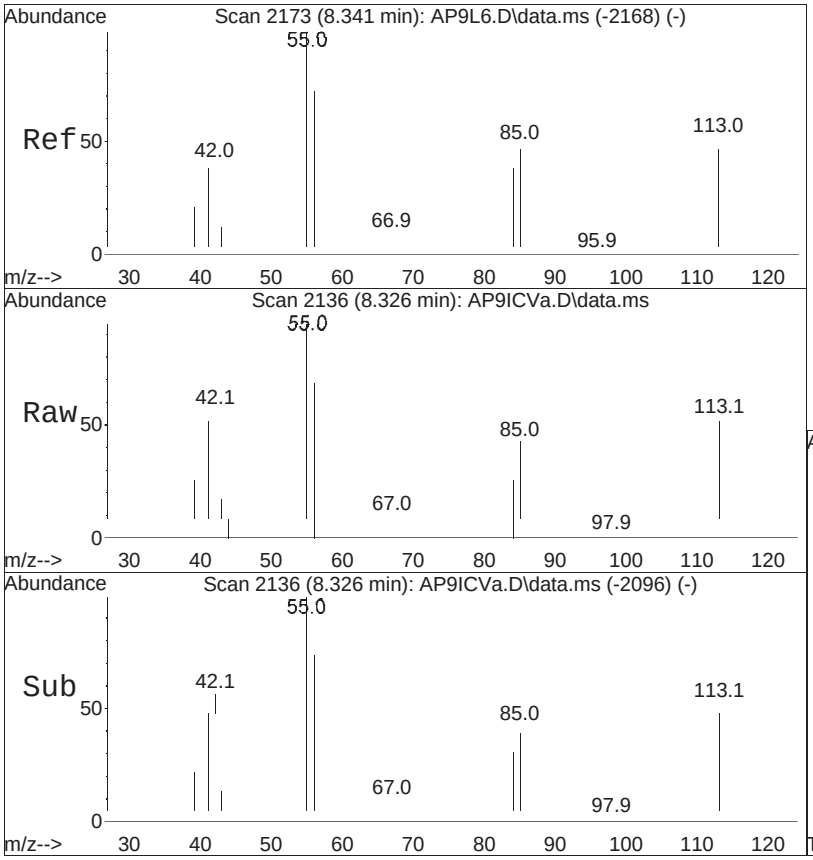


#60
Caprolactam
Concen: 4.35 ug/ml
RT: 8.326 min Scan# 2136
Delta R.T. -0.000 min
Lab File: AP9ICVa.D
Acq: 27 Aug 2025 5:02 pm

Tgt Ion: 55 Resp: 22964

| Ion | Ratio | Lower | Upper |
|---|---|---|---|
| 55 | 100 | | |
| 85 | 43.0 | 19.8 | 29.6# |
| 113 | 52.8 | 29.6 | 44.4# |

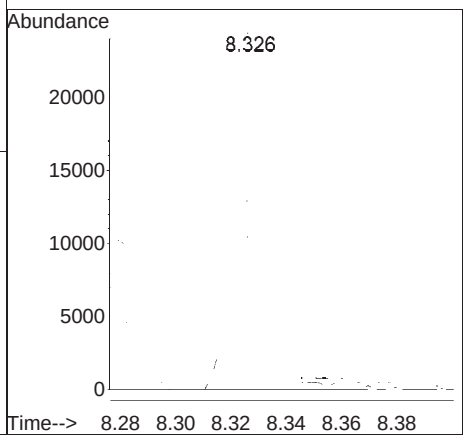

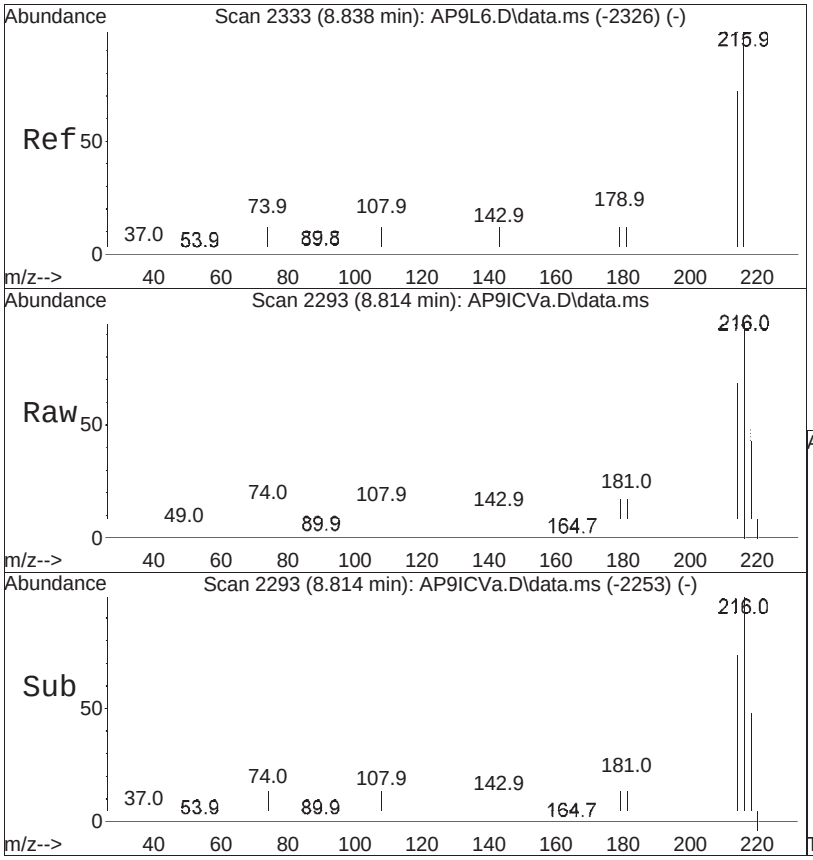


#61
1,2,4,5-Tetrachlorobenzene
Concen: 4.88 ug/ml
RT: 8.814 min Scan# 2293
Delta R.T. -0.000 min
Lab File: AP9ICVa.D
Acq: 27 Aug 2025 5:02 pm

Tgt Ion:216 Resp: 85602

| Ion | Ratio | Lower | Upper |
|---|---|---|---|
| 216 | 100 | | |
| 214 | 78.1 | 63.7 | 95.5 |
| 179 | 20.2 | 19.0 | 28.6 |

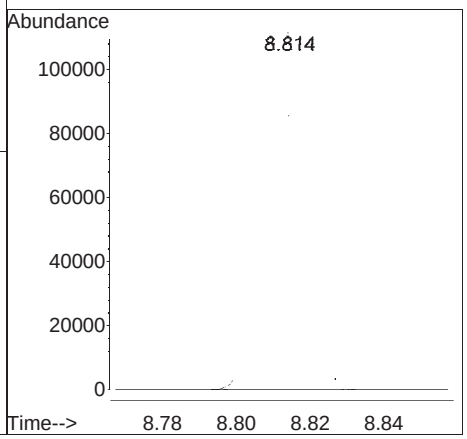

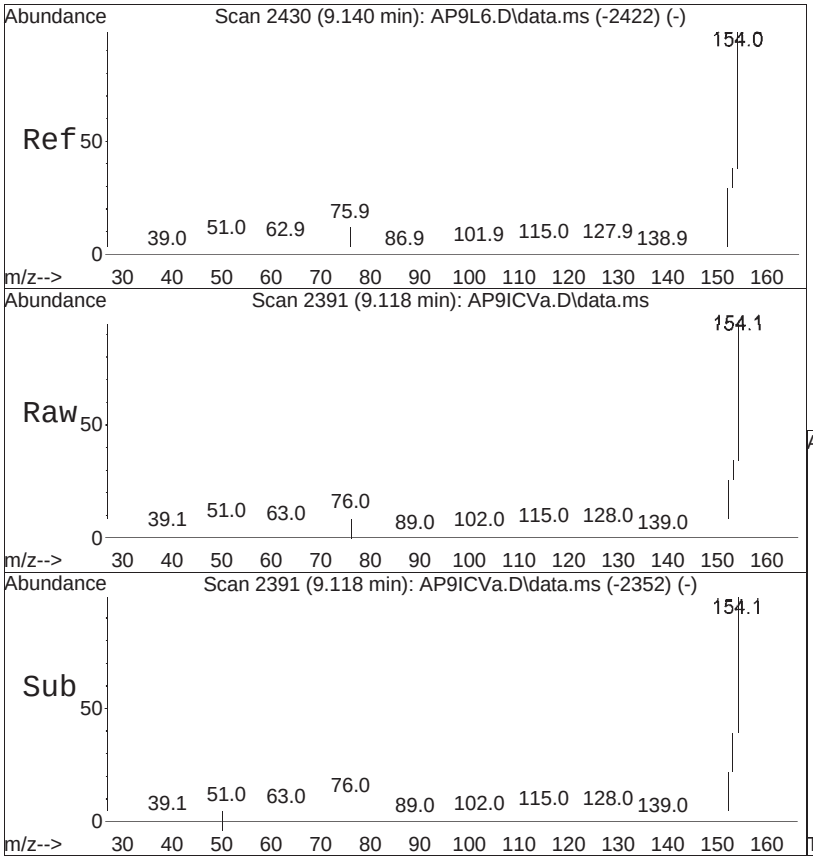


#62
Biphenyl
Concen: 4.95 ug/ml
RT: 9.118 min Scan# 2391
Delta R.T. -0.003 min
Lab File: AP9ICVa.D
Acq: 27 Aug 2025 5:02 pm

Tgt Ion:154 Resp: 198422

| Ion | Ratio | Lower | Upper |
|---|---|---|---|
| 154 | 100 | | |
| 153 | 42.3 | 32.3 | 48.5 |
| 152 | 28.1 | 22.5 | 33.7 |

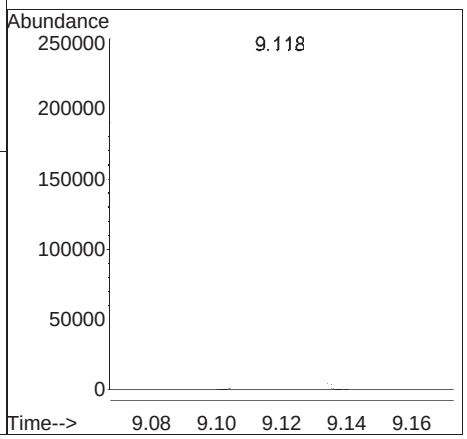

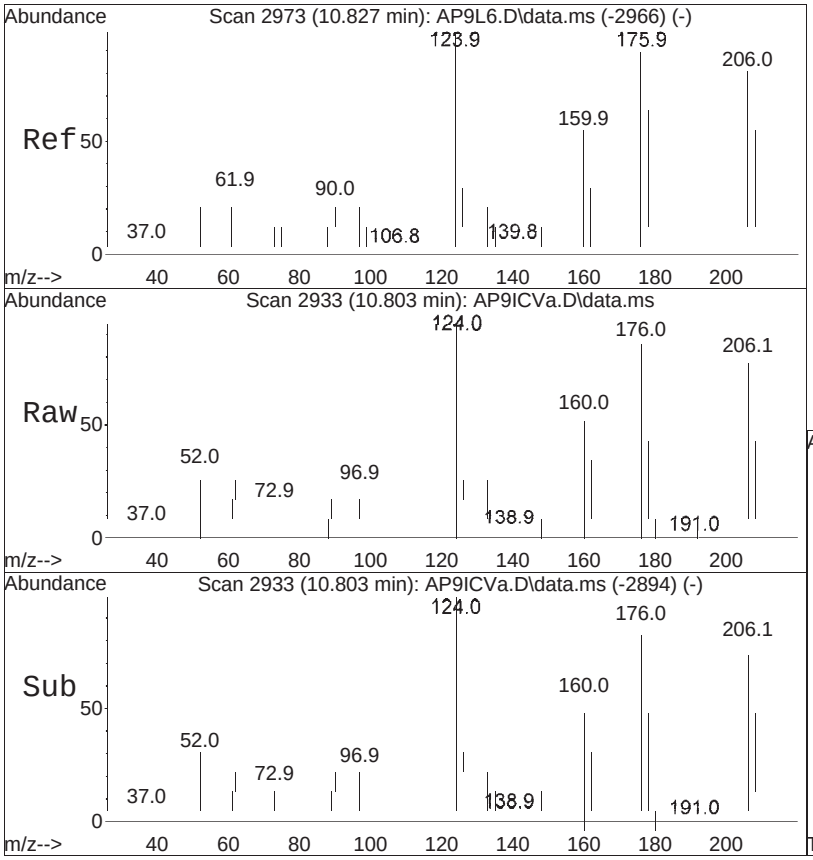


#84
Dichloran
Concen: 3.81 ug/ml
RT: 10.803 min Scan# 2933
Delta R.T. -0.003 min
Lab File: AP9ICVa.D
Acq: 27 Aug 2025 5:02 pm

Tgt Ion:206 Resp: 13359

| Ion | Ratio | Lower | Upper |
|---|---|---|---|
| 206 | 100 | | |
| 176 | 116.5 | 104.6 | 157.0 |
| 124 | 119.3 | 130.5 | 195.7# |

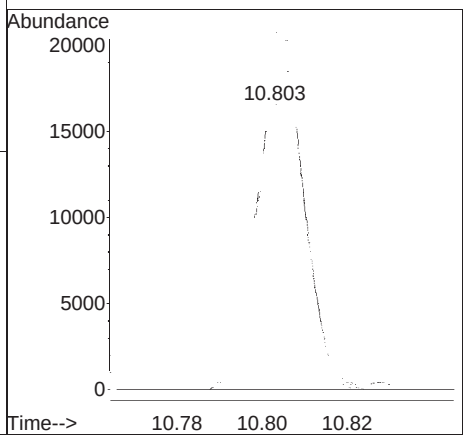

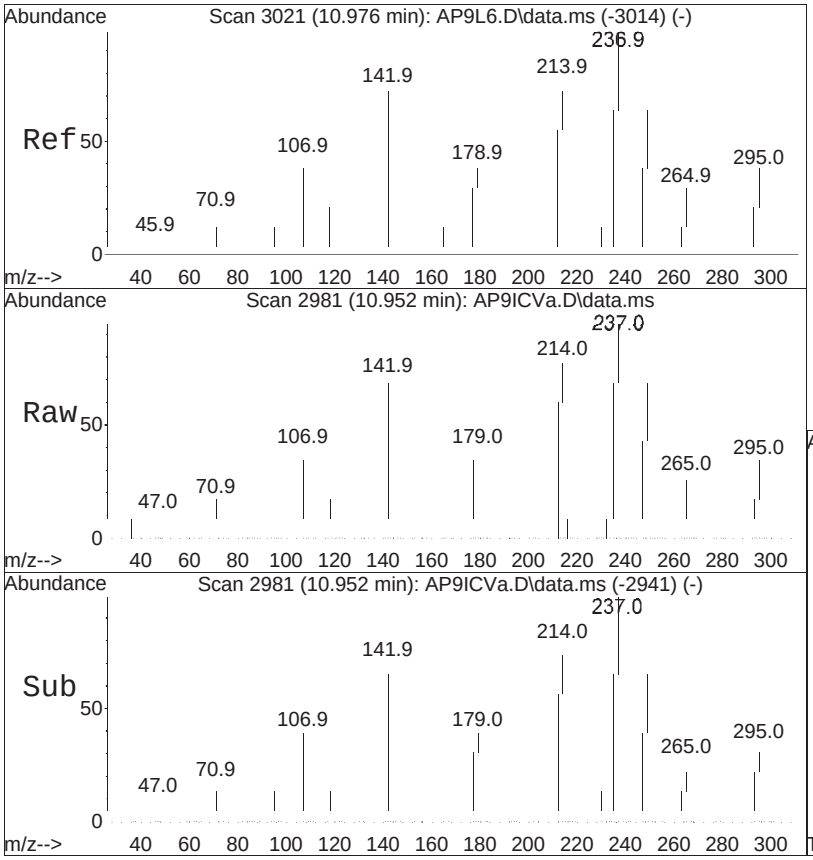


#85
Pentachloronitrobenzene
Concen: 4.87 ug/ml
RT: 10.952 min Scan# 2981
Delta R.T. 0.000 min
Lab File: AP9ICVa.D
Acq: 27 Aug 2025 5:02 pm

Tgt Ion:237 Resp: 15683

| Ion | Ratio | Lower | Upper |
|---|---|---|---|
| 237 | 100 | | |
| 142 | 74.5 | 77.0 | 115.4# |
| 214 | 81.2 | 58.2 | 87.4 |

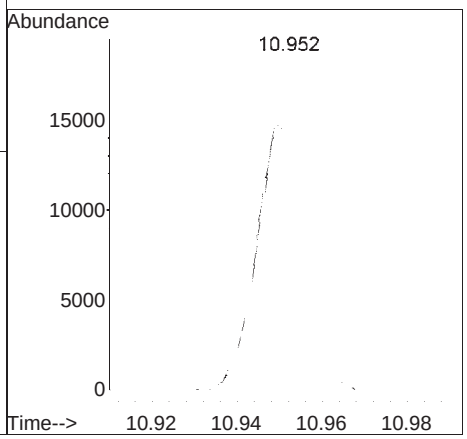




#99
Diphenamid
Concen: 4.92 ug/ml
RT: 12.031 min Scan# 3328
Delta R.T. 0.004 min
Lab File: AP9ICVa.D
Acq: 27 Aug 2025 5:02 pm

Tgt Ion:167 Resp: 102176

| Ion | Ratio | Lower | Upper |
|---|---|---|---|
| 167 | 100 | | |
| 72 | 104.1 | 109.7 | 164.5# |
| 165 | 55.3 | 41.8 | 62.6 |

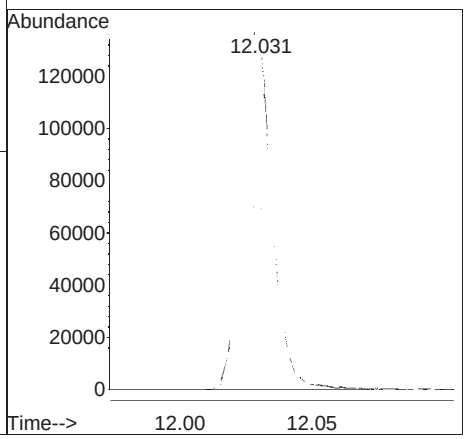

Manual Integration Report

| | | | |
|---|---|---|---|
| Data Path | : I:\8270\SV107\250826ical\ | QMethod | : FS250826SV107RVT.m |
| Data File | : AP9ICVa.D | Operator | : SV107:ljg |
| Date Inj'd | : 8/27/2025 5:02 pm | Instrument | : SV107 |
| Sample | : CQICV2,32,,AP9ICV Lot# 119 | Quant Date | 1:17 pm |

There are no manual integrations or false positives in this file.

## Evaluate Relative Error Report SV107

Method Path : I:\8270\SV107\250826ical\
Method File : FS250826SV107RVT.m
Title : Semivolatiles by GC/MS by modified 8270
Last Update : Wed Aug 27 17:27:22 2025

| | COMPOUND | CalFit | Units | TrueMid | MidConc | %RE | TrueLow | LowConc | %RE |
|---|---|---|---|---|---|---|---|---|---|
| 37 | T Benzoic Acid | L | ug/ml | 5.0 | 4.812 | -3.8 | 2.50 | 2.581 | 3.2 |
| 66 | T 2,4-Dinitrophenol | L | ug/ml | 5.0 | 4.495 | -10.1 | 1.00 | 1.158 | 15.8 |
| 68 | T 2,4-Dinitrotoluene | L | ug/ml | 5.0 | 4.800 | -4.0 | 0.50 | 0.566 | 13.2 |
| 76 | T 4,6-Dinitro-o-cresol | L | ug/ml | 5.0 | 4.613 | -7.7 | 1.00 | 1.122 | 12.2 |
| 94 | T Benzidine | L | ug/ml | 5.0 | 4.874 | -2.5 | 1.00 | 1.054 | 5.4 |
| 97 | T Butyl benzyl phthalate | L | ug/ml | 5.0 | 4.425 | -11.5 | 0.50 | 0.641 | 28.2 |
| 102 | T Parathion | Q | ug/ml | 5.0 | 4.452 | -11.0 | 0.50 | 0.639 | 27.8 |
| 103 | T 3,3'-Dimethylbenzidine | Q | ug/ml | 5.0 | 4.464 | -10.7 | 1.00 | 1.197 | 19.7 |
| 108 | T Bis(2-ethylhexyl)phthalate | L | ug/ml | 5.0 | 4.603 | -7.9 | 0.20 | 0.277 | 38.5 |
| 109 | T Di-n-octylphthalate | L | ug/ml | 5.0 | 4.432 | -11.4 | 0.50 | 0.638 | 27.6 |

## Calibration Correlation Report

| | COMPOUND | CalFit | CoefOfDet | QuadTerm | LinTerm | Constant |
|---|---|---|---|---|---|---|
| 37 | T Benzoic Acid | Linear | 0.999487 | 0.000000 | 0.226856 | -0.0661035 |
| 66 | T 2,4-Dinitrophenol | Linear | 0.998554 | 0.000000 | 0.150446 | -0.0226696 |
| 68 | T 2,4-Dinitrotoluene | Linear | 0.999302 | 0.000000 | 0.374966 | -0.0264295 |
| 76 | T 4,6-Dinitro-o-cresol | Linear | 0.999080 | 0.000000 | 0.198651 | -0.027335 |
| 94 | T Benzidine | Linear | 0.999756 | 0.000000 | 0.792944 | -0.112018 |
| 97 | T Butyl benzyl phthalate | Linear | 0.998015 | 0.000000 | 0.506876 | -0.045709 |
| 102 | T Parathion | Quadratic | 0.996849 | 0.002823 | 0.0783597 | -0.00508409 |
| 103 | T 3,3'-Dimethylbenzidine | Quadratic | 0.996137 | 0.012094 | 0.667361 | -0.139405 |
| 108 | T Bis(2-ethylhexyl)phthalate | Linear | 0.996755 | 0.000000 | 0.880051 | -0.0385049 |
| 109 | T Di-n-octylphthalate | Linear | 0.997608 | 0.000000 | 1.44162 | -0.137365 |

# Continuing Calibration

# Calibration Verification Summary
# Form 7
# Semivolatiles

| | | | | | |
|---|---|---|---|---|---|
| **Client** | : Roux Env. Eng. & Geology, DPC | **Lab Number** | : L2554996 | | |
| **Project Name** | : CORAM MATERIALS | **Project Number** | : 2232.0006Y005 | | |
| **Instrument ID** | : DAKOTA | **Calibration Date** | : 09/03/25 21:39 | | |
| **Lab File ID** | : ABN0903 | **Init. Calib. Date(s)** | : 08/20/25 | 08/20/25 | |
| **Sample No** | : WG2109963-3 | **Init. Calib. Times** | : 12:47 | 23:44 | |
| **Channel** | : | | | | |

| Compound | Ave. RRF | RRF | Min RRF | %D | Max %D | Area% | Dev(min) |
|---|---|---|---|---|---|---|---|
| IS1_1,4-Dichlorobenzene-d4 | 1 | 1 | - | 0 | 20 | 85 | 0 |
| n-Nitrosodimethylamine | 0.594 | 0.639 | - | -7.6 | 20 | 92 | 0 |
| Pyridine | 5 | 6.169 | - | -23.4* | 20 | 124 | 0 |
| 2-Fluorophenol | 0.881 | 0.945 | - | -7.3 | 20 | 89 | 0 |
| Aniline | 1.484 | 1.627 | - | -9.6 | 20 | 90 | 0 |
| 2-Chlorophenol | 1.075 | 1.136 | - | -5.7 | 20 | 89 | 0 |
| Phenol-d6 | 1.175 | 1.259 | - | -7.1 | 20 | 94 | 0 |
| Phenol | 1.351 | 1.337 | - | 1 | 20 | 83 | 0 |
| Bis(2-chloroethyl)ether | 0.968 | 0.934 | - | 3.5 | 20 | 85 | 0 |
| 1,3-Dichlorobenzene | 1.515 | 1.496 | - | 1.3 | 20 | 87 | 0 |
| 1,4-Dichlorobenzene | 1.532 | 1.512 | - | 1.3 | 20 | 85 | 0 |
| 1,2-Dichlorobenzene | 1.467 | 1.467 | - | 0 | 20 | 86 | 0 |
| Benzyl alcohol | 0.829 | 0.933 | - | -12.5 | 20 | 96 | 0 |
| Bis(2-chloroisopropyl)ethe | 1.724 | 1.602 | - | 7.1 | 20 | 82 | 0 |
| 2-Methylphenol | 0.915 | 1.024 | - | -11.9 | 20 | 93 | 0 |
| Hexachloroethane | 0.539 | 0.525 | - | 2.6 | 20 | 86 | 0 |
| n-Nitrosodi-n-propylamine | 0.797 | 0.835 | - | -4.8 | 20 | 90 | 0 |
| 3-Methylphenol/4-Methylphe | 1.028 | 1.067 | - | -3.8 | 20 | 90 | 0 |
| Nitrobenzene-d5 | 1.117 | 1.196 | - | -7.1 | 20 | 90 | 0 |
| Nitrobenzene | 1.128 | 1.219 | - | -8.1 | 20 | 89 | 0 |
| Isophorone | 2.059 | 2.204 | - | -7 | 20 | 89 | 0 |
| 2-Nitrophenol | 0.53 | 0.635 | - | -19.8 | 20 | 106 | 0 |
| 2,4-Dimethylphenol | 1.061 | 1.211 | - | -14.1 | 20 | 94 | 0 |
| Bis(2-chloroethoxy)methane | 1.369 | 1.405 | - | -2.6 | 20 | 88 | 0 |
| 2,4-Dichlorophenol | 1.189 | 1.3 | - | -9.3 | 20 | 95 | 0 |
| 1,2,4-Trichlorobenzene | 1.494 | 1.6 | - | -7.1 | 20 | 91 | 0 |
| IS1_Naphthalene-d8 | 1 | 1 | - | 0 | 20 | 90 | 0 |
| Naphthalene | 0.993 | 0.982 | - | 1.1 | 20 | 91 | 0 |
| Benzoic Acid | 5 | 7.582 | - | -51.6* | 20 | 170 | 0 |
| 4-Chloroaniline | 0.127 | 0.118 | - | 7.1 | 20 | 89 | 0 |
| Hexachlorobutadiene | 0.27 | 0.279 | - | -3.3 | 20 | 96 | 0 |
| p-Chloro-m-cresol | 0.263 | 0.273 | - | -3.8 | 20 | 94 | 0 |
| 2-Methylnaphthalene | 0.656 | 0.662 | - | -0.9 | 20 | 92 | 0 |
| 1-Methylnaphthalene | 0.245 | 0.244 | - | 0.4 | 20 | 95 | 0 |
| Hexachlorocyclopentadiene | 0.306 | 0.369 | - | -20.6* | 20 | 105 | 0 |
| 2,4,6-Trichlorophenol | 0.28 | 0.325 | - | -16.1 | 20 | 104 | 0 |
| 2,4,5-Trichlorophenol | 0.31 | 0.359 | - | -15.8 | 20 | 101 | 0 |
| 2-Fluorobiphenyl | 0.987 | 1.033 | - | -4.7 | 20 | 96 | 0 |
| 2-Chloronaphthalene | 0.81 | 0.836 | - | -3.2 | 20 | 94 | 0 |
| 2-Nitroaniline | 0.204 | 0.225 | - | -10.3 | 20 | 101 | 0 |
| 1,4-Dinitrobenzene | 0.103 | 0.116 | - | -12.6 | 20 | 102 | 0 |
| 1,3-Dinitrobenzene | 0.117 | 0.141 | - | -20.5* | 20 | 105 | 0 |
| Dimethyl phthalate | 1.014 | 1.056 | - | -4.1 | 20 | 93 | 0 |

* Value outside of QC limits.

# Calibration Verification Summary
# Form 7
# Semivolatiles

| | | | | | |
|---|---|---|---|---|---|
| **Client** | : Roux Env. Eng. & Geology, DPC | **Lab Number** | : L2554996 | | |
| **Project Name** | : CORAM MATERIALS | **Project Number** | : 2232.0006Y005 | | |
| **Instrument ID** | : DAKOTA | **Calibration Date** | : 09/03/25 21:39 | | |
| **Lab File ID** | : ABN0903 | **Init. Calib. Date(s)** | : 08/20/25 | 08/20/25 | |
| **Sample No** | : WG2109963-3 | **Init. Calib. Times** | : 12:47 | 23:44 | |
| **Channel** | : | | | | |

| Compound | Ave. RRF | RRF | Min RRF | %D | Max %D | Area% | Dev(min) |
|---|---|---|---|---|---|---|---|
| Acenaphthylene | 1.266 | 1.385 | - | -9.4 | 20 | 96 | 0 |
| 2,6-Dinitrotoluene | 0.199 | 0.217 | - | -9 | 20 | 99 | 0 |
| 1,2-Dinitrobenzene | 0.074 | 0.078 | - | -5.4 | 20 | 92 | 0 |
| IS1_Acenaphthene-d10 | 1 | 1 | - | 0 | 20 | 92 | 0 |
| 3-Nitroaniline | 0.274 | 0.288 | - | -5.1 | 20 | 99 | 0 |
| Acenaphthene | 1.035 | 0.98 | - | 5.3 | 20 | 93 | 0 |
| 2,4-Dinitrophenol | 0.158 | 0.181 | - | -14.6 | 20 | 112 | 0 |
| Dibenzofuran | 1.815 | 1.769 | - | 2.5 | 20 | 95 | 0 |
| 2,4-Dinitrotoluene | 0.369 | 0.421 | - | -14.1 | 20 | 103 | 0 |
| 4-Nitrophenol | 0.204 | 0.247 | - | -21.1* | 20 | 112 | 0 |
| 2,3,5,6-Tetrachlorophenol | 0.37 | 0.457 | - | -23.5* | 20 | 113 | 0 |
| 2,3,4,6-Tetrachlorophenol | 0.387 | 0.445 | - | -15 | 20 | 109 | 0 |
| Diethyl phthalate | 1.394 | 1.348 | - | 3.3 | 20 | 90 | 0 |
| Fluorene | 1.408 | 1.429 | - | -1.5 | 20 | 98 | 0 |
| 4-Chlorophenyl phenyl ethe | 0.76 | 0.77 | - | -1.3 | 20 | 97 | 0 |
| 4-Nitroaniline | 0.27 | 0.29 | - | -7.4 | 20 | 100 | 0 |
| 4,6-Dinitro-o-cresol | 0.236 | 0.28 | - | -18.6 | 20 | 113 | 0 |
| NDPA/DPA | 1.224 | 1.23 | - | -0.5 | 20 | 96 | 0 |
| Azobenzene | 1.155 | 1.117 | - | 3.3 | 20 | 89 | 0 |
| 2,4,6-Tribromophenol | 0.229 | 0.251 | - | -9.6 | 20 | 108 | 0 |
| 4-Bromophenyl phenyl ether | 0.488 | 0.497 | - | -1.8 | 20 | 103 | 0 |
| Hexachlorobenzene | 0.564 | 0.587 | - | -4.1 | 20 | 102 | 0 |
| Pentachlorophenol | 0.306 | 0.375 | - | -22.5* | 20 | 117 | 0 |
| IS1_Phenanthrene-d10 | 1 | 1 | - | 0 | 20 | 96 | 0 |
| Phenanthrene | 1.097 | 1.059 | - | 3.5 | 20 | 100 | 0 |
| Anthracene | 1.058 | 1.058 | - | 0 | 20 | 100 | 0 |
| Carbazole | 0.981 | 0.965 | - | 1.6 | 20 | 98 | 0 |
| Di-n-butylphthalate | 1.04 | 1.017 | - | 2.2 | 20 | 92 | 0 |
| Fluoranthene | 1.319 | 1.373 | - | -4.1 | 20 | 103 | 0 |
| Benzidine | 0.744 | 0.84 | - | -12.9 | 20 | 110 | 0 |
| Pyrene | 1.411 | 1.473 | - | -4.4 | 20 | 103 | 0 |
| 4-Terphenyl-d14 | 1.035 | 1.113 | - | -7.5 | 20 | 105 | 0 |
| Butyl benzyl phthalate | 0.461 | 0.476 | - | -3.3 | 20 | 103 | 0 |
| IS1_Chrysene-d12 | 1 | 1 | - | 0 | 20 | 101 | 0 |
| Benzo(a)anthracene | 1.215 | 1.234 | - | -1.6 | 20 | 105 | 0 |
| 3,3'-Dichlorobenzidine | 0.438 | 0.496 | - | -13.2 | 20 | 111 | 0 |
| Chrysene | 1.234 | 1.194 | - | 3.2 | 20 | 104 | 0 |
| Bis(2-ethylhexyl)phthalate | 0.579 | 0.593 | - | -2.4 | 20 | 93 | 0 |
| Di-n-octylphthalate | 1.024 | 1.009 | - | 1.5 | 20 | 96 | 0 |
| Benzo(b)fluoranthene | 1.227 | 1.324 | - | -7.9 | 20 | 112 | 0 |
| Benzo(k)fluoranthene | 1.227 | 1.307 | - | -6.5 | 20 | 107 | 0 |
| Benzo(a)pyrene | 1.119 | 1.223 | - | -9.3 | 20 | 108 | 0 |
| IS1_Perylene-d12 | 1 | 1 | - | 0 | 20 | 103 | 0 |

* Value outside of QC limits.

# Calibration Verification Summary
# Form 7
# Semivolatiles

| | | | | | |
|---|---|---|---|---|---|
| **Client** | : Roux Env. Eng. & Geology, DPC | **Lab Number** | : L2554996 | | |
| **Project Name** | : CORAM MATERIALS | **Project Number** | : 2232.0006Y005 | | |
| **Instrument ID** | : DAKOTA | **Calibration Date** | : 09/03/25 21:39 | | |
| **Lab File ID** | : ABN0903 | **Init. Calib. Date(s)** | : 08/20/25 | 08/20/25 | |
| **Sample No** | : WG2109963-3 | **Init. Calib. Times** | : 12:47 | 23:44 | |
| **Channel** | : | | | | |

| Compound | Ave. RRF | RRF | Min RRF | %D | Max %D | Area% | Dev(min) |
|---|---|---|---|---|---|---|---|
| Indeno(1,2,3-cd)pyrene | 1.122 | 1.163 | - | -3.7 | 20 | 109 | 0 |
| Dibenzo(a,h)anthracene | 1.132 | 1.161 | - | -2.6 | 20 | 108 | 0 |
| Benzo(ghi)perylene | 1.145 | 1.139 | - | 0.5 | 20 | 106 | 0 |

* Value outside of QC limits.

# Calibration Verification Summary
# Form 7
# Semivolatiles

| | | | | | |
|---|---|---|---|---|---|
| **Client** | : Roux Env. Eng. & Geology, DPC | **Lab Number** | : L2554996 | | |
| **Project Name** | : CORAM MATERIALS | **Project Number** | : 2232.0006Y005 | | |
| **Instrument ID** | : DAKOTA | **Calibration Date** | : 09/03/25 22:01 | | |
| **Lab File ID** | : AP90903 | **Init. Calib. Date(s)** | : 08/20/25 | 08/20/25 | |
| **Sample No** | : WG2109963-4 | **Init. Calib. Times** | : 12:47 | 23:44 | |
| **Channel** | : | | | | |

| Compound | Ave. RRF | RRF | Min RRF | %D | Max %D | Area% | Dev(min) |
|---|---|---|---|---|---|---|---|
| IS2_1,4-Dichlorobenzene-d4 | 1 | 1 | - | 0 | 20 | 83 | 0 |
| Benzaldehyde | 0.534 | 0.61 | - | -14.2 | 20 | 104 | 0 |
| Acetophenone | 1.663 | 1.556 | - | 6.4 | 20 | 85 | 0 |
| m-Toluidine | 0.957 | 1.082 | - | -13.1 | 20 | 94 | 0 |
| 2-Chloroaniline | 1.447 | 1.448 | - | -0.1 | 20 | 86 | 0 |
| IS2_Naphthalene-d8 | 1 | 1 | - | 0 | 20 | 88 | 0 |
| a-Terpineol | 0.245 | 0.224 | - | 8.6 | 20 | 85 | 0 |
| 3-Chloroaniline | 0.122 | 0.128 | - | -4.9 | 20 | 96 | 0 |
| 2,6-Dichlorophenol | 0.33 | 0.351 | - | -6.4 | 20 | 97 | 0 |
| 1-chloro-2-nitrobenzene | 0.135 | 0.131 | - | 3 | 20 | 89 | 0 |
| Caprolactam | 0.128 | 0.13 | - | -1.6 | 20 | 95 | 0 |
| 1,2,4,5-Tetrachlorobenzene | 0.495 | 0.504 | - | -1.8 | 20 | 96 | 0 |
| Biphenyl | 1.02 | 0.985 | - | 3.4 | 20 | 90 | 0 |
| IS2_Acenaphthene-d10 | 1 | 1 | - | 0 | 20 | 94 | 0 |
| Dichloran | 0.199 | 0.208 | - | -4.5 | 20 | 111 | 0 |
| Pentachloronitrobenzene | 0.197 | 0.218 | - | -10.7 | 20 | 111 | 0 |
| IS2_Phenanthrene-d10 | 1 | 1 | - | 0 | 20 | 103 | 0 |
| Diphenamid | 0.486 | 0.424 | - | 12.8 | 20 | 98 | 0 |

* Value outside of QC limits.

# Calibration Verification Summary
# Form 7
# Semivolatiles

| | | | | | |
|---|---|---|---|---|---|
| **Client** | : Roux Env. Eng. & Geology, DPC | **Lab Number** | : L2554996 | | |
| **Project Name** | : CORAM MATERIALS | **Project Number** | : 2232.0006Y005 | | |
| **Instrument ID** | : DAKOTA | **Calibration Date** | : 09/03/25 22:23 | | |
| **Lab File ID** | : ADP0903 | **Init. Calib. Date(s)** | : 08/20/25 | 08/20/25 | |
| **Sample No** | : WG2109963-5 | **Init. Calib. Times** | : 12:47 | 23:44 | |
| **Channel** | : | | | | |

| Compound | Ave. RRF | RRF | Min RRF | %D | Max %D | Area% | Dev(min) |
|---|---|---|---|---|---|---|---|
| IS3_1,4-Dichlorobenzene-d4 | 1 | 1 | - | 0 | 20 | 104 | 0 |
| 1,4-Dioxane | 0.411 | 0.362 | - | 11.9 | 20 | 93 | 0 |
| n-Decane | 1.27 | 0.969 | - | 23.7* | 20 | 84 | 0 |
| IS3_Acenaphthene-d10 | 1 | 1 | - | 0 | 20 | 111 | 0 |
| Atrazine | 0.486 | 0.482 | - | 0.8 | 20 | 116 | 0 |
| IS3_Phenanthrene-d10 | 1 | 1 | - | 0 | 20 | 120 | 0 |
| n-Octadecane | 0.368 | 0.268 | - | 27.2* | 20 | 93 | 0 |
| Parathion | 5 | 4.772 | - | 4.6 | 20 | 113 | 0 |
| 3,3'-Dimethylbenzidine | 5 | 3.36 | - | 32.8* | 20 | 83 | 0 |

* Value outside of QC limits.

# Calibration Verification Summary
# Form 7
# Semivolatiles

| | | | | | |
|---|---|---|---|---|---|
| **Client** | : Roux Env. Eng. & Geology, DPC | **Lab Number** | : L2554996 | | |
| **Project Name** | : CORAM MATERIALS | **Project Number** | : 2232.0006Y005 | | |
| **Instrument ID** | : SV107 | **Calibration Date** | : 09/04/25 01:37 | | |
| **Lab File ID** | : ABN0903N | **Init. Calib. Date(s)** | : 08/26/25 | 08/27/25 | |
| **Sample No** | : WG2110426-3 | **Init. Calib. Times** | : 18:52 | 16:37 | |
| **Channel** | : | | | | |

| Compound | Ave. RRF | RRF | Min RRF | %D | Max %D | Area% | Dev(min) |
|---|---|---|---|---|---|---|---|
| IS1_1,4-Dichlorobenzene-d4 | 1 | 1 | - | 0 | 20 | 100 | 0 |
| n-Nitrosodimethylamine | 0.659 | 0.678 | - | -2.9 | 20 | 93 | 0 |
| Pyridine | 1.237 | 1.12 | - | 9.5 | 20 | 88 | 0 |
| 2-Fluorophenol | 1.032 | 0.976 | - | 5.4 | 20 | 89 | 0 |
| Aniline | 1.692 | 1.65 | - | 2.5 | 20 | 91 | 0 |
| 2-Chlorophenol | 1.228 | 1.191 | - | 3 | 20 | 93 | 0 |
| Phenol-d6 | 1.268 | 1.271 | - | -0.2 | 20 | 94 | 0 |
| Phenol | 1.412 | 1.389 | - | 1.6 | 20 | 95 | 0 |
| Bis(2-chloroethyl)ether | 1.193 | 1.092 | - | 8.5 | 20 | 92 | 0 |
| 1,3-Dichlorobenzene | 1.558 | 1.45 | - | 6.9 | 20 | 93 | 0 |
| 1,4-Dichlorobenzene | 1.592 | 1.463 | - | 8.1 | 20 | 93 | 0 |
| 1,2-Dichlorobenzene | 1.528 | 1.406 | - | 8 | 20 | 93 | 0 |
| Benzyl alcohol | 0.928 | 0.897 | - | 3.3 | 20 | 92 | 0 |
| Bis(2-chloroisopropyl)ethe | 1.867 | 1.697 | - | 9.1 | 20 | 91 | 0 |
| 2-Methylphenol | 1.04 | 1.018 | - | 2.1 | 20 | 94 | 0 |
| Hexachloroethane | 0.584 | 0.518 | - | 11.3 | 20 | 89 | 0 |
| n-Nitrosodi-n-propylamine | 0.823 | 0.747 | - | 9.2 | 20 | 87 | 0 |
| 3-Methylphenol/4-Methylphe | 1.102 | 1.092 | - | 0.9 | 20 | 93 | 0 |
| Nitrobenzene-d5 | 1.172 | 1.118 | - | 4.6 | 20 | 92 | 0 |
| Nitrobenzene | 1.19 | 1.14 | - | 4.2 | 20 | 94 | 0 |
| Isophorone | 2.158 | 1.975 | - | 8.5 | 20 | 88 | 0 |
| 2-Nitrophenol | 0.494 | 0.555 | - | -12.3 | 20 | 106 | 0 |
| 2,4-Dimethylphenol | 1.154 | 1.159 | - | -0.4 | 20 | 95 | 0 |
| Bis(2-chloroethoxy)methane | 1.45 | 1.367 | - | 5.7 | 20 | 94 | 0 |
| 2,4-Dichlorophenol | 1.111 | 1.124 | - | -1.2 | 20 | 94 | 0 |
| 1,2,4-Trichlorobenzene | 1.448 | 1.341 | - | 7.4 | 20 | 95 | 0 |
| IS1_Naphthalene-d8 | 1 | 1 | - | 0 | 20 | 104 | 0 |
| Naphthalene | 1.054 | 0.927 | - | 12 | 20 | 93 | 0 |
| Benzoic Acid | 5 | 4.99 | - | 0.2 | 20 | 110 | 0 |
| 4-Chloroaniline | 0.12 | 0.111 | - | 7.5 | 20 | 93 | 0 |
| Hexachlorobutadiene | 0.231 | 0.195 | - | 15.6 | 20 | 92 | 0 |
| p-Chloro-m-cresol | 0.256 | 0.251 | - | 2 | 20 | 97 | 0 |
| 2-Methylnaphthalene | 0.632 | 0.581 | - | 8.1 | 20 | 95 | 0 |
| 1-Methylnaphthalene | 0.24 | 0.212 | - | 11.7 | 20 | 92 | 0 |
| Hexachlorocyclopentadiene | 0.244 | 0.226 | - | 7.4 | 20 | 96 | 0 |
| 2,4,6-Trichlorophenol | 0.214 | 0.21 | - | 1.9 | 20 | 92 | 0 |
| 2,4,5-Trichlorophenol | 0.23 | 0.236 | - | -2.6 | 20 | 101 | 0 |
| 2-Fluorobiphenyl | 0.872 | 0.762 | - | 12.6 | 20 | 93 | 0 |
| 2-Chloronaphthalene | 0.734 | 0.642 | - | 12.5 | 20 | 93 | 0 |
| 2-Nitroaniline | 0.159 | 0.164 | - | -3.1 | 20 | 102 | 0 |
| 1,4-Dinitrobenzene | 0.077 | 0.084 | - | -9.1 | 20 | 110 | 0 |
| 1,3-Dinitrobenzene | 0.093 | 0.1 | - | -7.5 | 20 | 108 | 0 |
| Dimethyl phthalate | 0.769 | 0.725 | - | 5.7 | 20 | 96 | 0 |

* Value outside of QC limits.

# Calibration Verification Summary
# Form 7
# Semivolatiles

| | | | | | |
|---|---|---|---|---|---|
| **Client** | : Roux Env. Eng. & Geology, DPC | **Lab Number** | : L2554996 | | |
| **Project Name** | : CORAM MATERIALS | **Project Number** | : 2232.0006Y005 | | |
| **Instrument ID** | : SV107 | **Calibration Date** | : 09/04/25 01:37 | | |
| **Lab File ID** | : ABN0903N | **Init. Calib. Date(s)** | : 08/26/25 | 08/27/25 | |
| **Sample No** | : WG2110426-3 | **Init. Calib. Times** | : 18:52 | 16:37 | |
| **Channel** | : | | | | |

| Compound | Ave. RRF | RRF | Min RRF | %D | Max %D | Area% | Dev(min) |
|---|---|---|---|---|---|---|---|
| Acenaphthylene | 1.1 | 1.027 | - | 6.6 | 20 | 96 | 0 |
| 2,6-Dinitrotoluene | 0.131 | 0.147 | - | -12.2 | 20 | 102 | 0 |
| 1,2-Dinitrobenzene | 0.06 | 0.071 | - | -18.3 | 20 | 117 | 0 |
| IS1_Acenaphthene-d10 | 1 | 1 | - | 0 | 20 | 104 | 0 |
| 3-Nitroaniline | 0.246 | 0.279 | - | -13.4 | 20 | 106 | 0 |
| Acenaphthene | 1.144 | 1.015 | - | 11.3 | 20 | 96 | 0 |
| 2,4-Dinitrophenol | 5 | 5.353 | - | -7.1 | 20 | 127 | 0 |
| Dibenzofuran | 1.834 | 1.659 | - | 9.5 | 20 | 96 | 0 |
| 2,4-Dinitrotoluene | 5 | 4.924 | - | 1.5 | 20 | 107 | 0 |
| 4-Nitrophenol | 0.185 | 0.209 | - | -13 | 20 | 109 | 0 |
| 2,3,5,6-Tetrachlorophenol | 0.304 | 0.331 | - | -8.9 | 20 | 105 | 0 |
| 2,3,4,6-Tetrachlorophenol | 0.3 | 0.317 | - | -5.7 | 20 | 102 | 0 |
| Diethyl phthalate | 1.28 | 1.179 | - | 7.9 | 20 | 95 | 0 |
| Fluorene | 1.409 | 1.316 | - | 6.6 | 20 | 97 | 0 |
| 4-Chlorophenyl phenyl ethe | 0.719 | 0.631 | - | 12.2 | 20 | 94 | 0 |
| 4-Nitroaniline | 0.246 | 0.264 | - | -7.3 | 20 | 109 | 0 |
| 4,6-Dinitro-o-cresol | 5 | 5.509 | - | -10.2 | 20 | 127 | 0 |
| NDPA/DPA | 1.112 | 1.038 | - | 6.7 | 20 | 94 | 0 |
| Azobenzene | 1.133 | 1.069 | - | 5.6 | 20 | 95 | 0 |
| 2,4,6-Tribromophenol | 0.152 | 0.151 | - | 0.7 | 20 | 95 | 0 |
| 4-Bromophenyl phenyl ether | 0.383 | 0.33 | - | 13.8 | 20 | 91 | 0 |
| Hexachlorobenzene | 0.399 | 0.347 | - | 13 | 20 | 94 | 0 |
| Pentachlorophenol | 0.216 | 0.204 | - | 5.6 | 20 | 96 | 0 |
| IS1_Phenanthrene-d10 | 1 | 1 | - | 0 | 20 | 109 | 0 |
| Phenanthrene | 1.146 | 1.013 | - | 11.6 | 20 | 98 | 0 |
| Anthracene | 1.122 | 1 | - | 10.9 | 20 | 97 | 0 |
| Carbazole | 0.975 | 0.931 | - | 4.5 | 20 | 99 | 0 |
| Di-n-butylphthalate | 1.07 | 0.936 | - | 12.5 | 20 | 89 | 0 |
| Fluoranthene | 1.217 | 1.123 | - | 7.7 | 20 | 97 | 0 |
| Benzidine | 5 | 4.521 | - | 9.6 | 20 | 100 | 0 |
| Pyrene | 1.292 | 1.212 | - | 6.2 | 20 | 98 | 0 |
| 4-Terphenyl-d14 | 0.865 | 0.765 | - | 11.6 | 20 | 94 | 0 |
| Butyl benzyl phthalate | 5 | 4.009 | - | 19.8 | 20 | 98 | 0 |
| IS1_Chrysene-d12 | 1 | 1 | - | 0 | 20 | 116 | 0 |
| Benzo(a)anthracene | 1.367 | 1.199 | - | 12.3 | 20 | 102 | 0 |
| 3,3'-Dichlorobenzidine | 0.436 | 0.375 | - | 14 | 20 | 98 | 0 |
| Chrysene | 1.352 | 1.168 | - | 13.6 | 20 | 103 | 0 |
| Bis(2-ethylhexyl)phthalate | 5 | 3.713 | - | 25.7* | 20 | 92 | 0 |
| Di-n-octylphthalate | 5 | 3.731 | - | 25.4* | 20 | 96 | 0 |
| Benzo(b)fluoranthene | 1.185 | 1.09 | - | 8 | 20 | 109 | 0 |
| Benzo(k)fluoranthene | 1.199 | 1.118 | - | 6.8 | 20 | 107 | 0 |
| Benzo(a)pyrene | 1.101 | 1.019 | - | 7.4 | 20 | 108 | 0 |
| IS1_Perylene-d12 | 1 | 1 | - | 0 | 20 | 124 | 0 |

* Value outside of QC limits.

# Calibration Verification Summary
# Form 7
# Semivolatiles

| | | | | | |
|---|---|---|---|---|---|
| **Client** | : Roux Env. Eng. & Geology, DPC | **Lab Number** | : L2554996 | | |
| **Project Name** | : CORAM MATERIALS | **Project Number** | : 2232.0006Y005 | | |
| **Instrument ID** | : SV107 | **Calibration Date** | : 09/04/25 01:37 | | |
| **Lab File ID** | : ABN0903N | **Init. Calib. Date(s)** | : 08/26/25 | 08/27/25 | |
| **Sample No** | : WG2110426-3 | **Init. Calib. Times** | : 18:52 | 16:37 | |
| **Channel** | : | | | | |

| Compound | Ave. RRF | RRF | Min RRF | %D | Max %D | Area% | Dev(min) |
|---|---|---|---|---|---|---|---|
| Indeno(1,2,3-cd)pyrene | 1.111 | 1.057 | - | 4.9 | 20 | 111 | 0 |
| Dibenzo(a,h)anthracene | 1.154 | 1.075 | - | 6.8 | 20 | 108 | 0 |
| Benzo(ghi)perylene | 1.15 | 1.11 | - | 3.5 | 20 | 111 | 0 |

* Value outside of QC limits.

# Calibration Verification Summary
# Form 7
# Semivolatiles

| | | | | | |
|---|---|---|---|---|---|
| **Client** | : Roux Env. Eng. & Geology, DPC | **Lab Number** | : L2554996 | | |
| **Project Name** | : CORAM MATERIALS | **Project Number** | : 2232.0006Y005 | | |
| **Instrument ID** | : SV107 | **Calibration Date** | : 09/04/25 02:01 | | |
| **Lab File ID** | : AP90903N | **Init. Calib. Date(s)** | : 08/26/25 | 08/27/25 | |
| **Sample No** | : WG2110426-4 | **Init. Calib. Times** | : 18:52 | 16:37 | |
| **Channel** | : | | | | |

| Compound | Ave. RRF | RRF | Min RRF | %D | Max %D | Area% | Dev(min) |
|---|---|---|---|---|---|---|---|
| IS2_1,4-Dichlorobenzene-d4 | 1 | 1 | - | 0 | 20 | 114 | 0 |
| Benzaldehyde | 0.605 | 0.664 | - | -9.8 | 20 | 125 | 0 |
| Acetophenone | 1.796 | 1.654 | - | 7.9 | 20 | 105 | 0 |
| m-Toluidine | 1.129 | 1.216 | - | -7.7 | 20 | 123 | 0 |
| 2-Chloroaniline | 1.545 | 1.508 | - | 2.4 | 20 | 109 | 0 |
| IS2_Naphthalene-d8 | 1 | 1 | - | 0 | 20 | 117 | 0 |
| a-Terpineol | 0.25 | 0.24 | - | 4 | 20 | 109 | 0 |
| 3-Chloroaniline | 0.117 | 0.12 | - | -2.6 | 20 | 110 | 0 |
| 2,6-Dichlorophenol | 0.264 | 0.293 | - | -11 | 20 | 121 | 0 |
| 1-chloro-2-nitrobenzene | 0.124 | 0.126 | - | -1.6 | 20 | 118 | 0 |
| Caprolactam | 0.125 | 0.122 | - | 2.4 | 20 | 119 | 0 |
| 1,2,4,5-Tetrachlorobenzene | 0.415 | 0.377 | - | 9.2 | 20 | 110 | 0 |
| Biphenyl | 0.948 | 0.851 | - | 10.2 | 20 | 108 | 0 |
| IS2_Acenaphthene-d10 | 1 | 1 | - | 0 | 20 | 120 | 0 |
| Dichloran | 0.145 | 0.131 | - | 9.7 | 20 | 126 | 0 |
| Pentachloronitrobenzene | 0.133 | 0.131 | - | 1.5 | 20 | 116 | 0 |
| IS2_Phenanthrene-d10 | 1 | 1 | - | 0 | 20 | 127 | 0 |
| Diphenamid | 0.435 | 0.388 | - | 10.8 | 20 | 108 | 0 |

* Value outside of QC limits.

# Calibration Verification Summary
# Form 7
# Semivolatiles

| | | | |
|---|---|---|---|
| **Client** | : Roux Env. Eng. & Geology, DPC | **Lab Number** | : L2554996 |
| **Project Name** | : CORAM MATERIALS | **Project Number** | : 2232.0006Y005 |
| **Instrument ID** | : SV107 | **Calibration Date** | : 09/04/25 02:35 |
| **Lab File ID** | : ADP0903N | **Init. Calib. Date(s)** | : 08/26/25 08/27/25 |
| **Sample No** | : WG2110426-5 | **Init. Calib. Times** | : 18:52 16:37 |
| **Channel** | : | | |

| Compound | Ave. RRF | RRF | Min RRF | %D | Max %D | Area% | Dev(min) |
|---|---|---|---|---|---|---|---|
| IS3_1,4-Dichlorobenzene-d4 | 1 | 1 | - | 0 | 20 | 100 | 0 |
| 1,4-Dioxane | 0.545 | 0.474 | - | 13 | 20 | 96 | 0 |
| n-Decane | 1.567 | 1.364 | - | 13 | 20 | 92 | 0 |
| IS3_Acenaphthene-d10 | 1 | 1 | - | 0 | 20 | 102 | 0 |
| Atrazine | 0.33 | 0.302 | - | 8.5 | 20 | 92 | 0 |
| IS3_Phenanthrene-d10 | 1 | 1 | - | 0 | 20 | 108 | 0 |
| n-Octadecane | 0.441 | 0.359 | - | 18.6 | 20 | 85 | 0 |
| Parathion | 5 | 3.932 | - | 21.4* | 20 | 94 | 0 |
| 3,3'-Dimethylbenzidine | 5 | 3.948 | - | 21* | 20 | 92 | 0 |

* Value outside of QC limits.

# Evaluate Continuing Calibration Report

Data Path : I:\8270\Dakota\250903RVT\
Data File : ABN0903.D
Acq On : 3 Sep 2025 9:39 pm
Operator : Dakota:HNY
Sample : WG2109963-3,32,,ABN RVT CCV Lot # 11912
Misc : WG2109963,,ical22568
ALS Vial : 96 Sample Multiplier: 1

Quant Time: Sep 03 22:00:29 2025
Quant Method : I:\8270\Dakota\250903RVT\FS250821RVT_Dakota.m
Quant Title : Semivolatiles by GC/MS by modified 8270
QLast Update : Wed Sep 03 22:01:09 2025
Response via : Initial Calibration

Min. RRF : 0.000 Min. Rel. Area : 50% Max. R.T. Dev 0.50min
Max. RRF Dev : 20% Max. Rel. Area : 200%

| | | Compound | | AvgRF | CCRF | %Dev | Area% | Dev(min) |
|---|---|---|---|---|---|---|---|---|
| 1 | I | IS1_1,4-Dichlorobenzene-d4 | | 1.000 | 1.000 | 0.0 | 85 | 0.00 |
| 2 | t | n-Nitrosodimethylamine | | 0.594 | 0.639 | -7.6 | 92 | 0.00 |
| 3 | t | Pyridine | * | 5.000 | 6.169 | -23.4# | 124 | 0.00 |
| 4 | S | 2-Fluorophenol | | 0.881 | 0.945 | -7.3 | 89 | 0.00 |
| 5 | T | Aniline | | 1.484 | 1.627 | -9.6 | 90 | 0.00 |
| 6 | t | 2-Chlorophenol | | 1.075 | 1.136 | -5.7 | 89 | 0.00 |
| 7 | S | Phenol-d6 | | 1.175 | 1.259 | -7.1 | 94 | 0.00 |
| 8 | T | Phenol | | 1.351 | 1.337 | 1.0 | 83 | 0.00 |
| 9 | T | Bis(2-chloroethyl)ether | | 0.968 | 0.934 | 3.5 | 85 | 0.00 |
| 10 | T | 1,3-Dichlorobenzene | | 1.515 | 1.496 | 1.3 | 87 | 0.00 |
| 11 | T | 1,4-Dichlorobenzene | | 1.532 | 1.512 | 1.3 | 85 | 0.00 |
| 12 | T | 1,2-Dichlorobenzene | | 1.467 | 1.467 | 0.0 | 86 | 0.00 |
| 13 | t | Benzyl alcohol | | 0.829 | 0.933 | -12.5 | 96 | 0.00 |
| 14 | T | Bis(2-chloroisopropyl)ether | | 1.724 | 1.602 | 7.1 | 82 | 0.00 |
| 15 | T | 2-Methylphenol | | 0.915 | 1.024 | -11.9 | 93 | 0.00 |
| 16 | T | Hexachloroethane | | 0.539 | 0.525 | 2.6 | 86 | 0.00 |
| 17 | T | n-Nitrosodi-n-propylamine | | 0.797 | 0.835 | -4.8 | 90 | 0.00 |
| 18 | T | 3-Methylphenol/4-Methylphen | | 1.028 | 1.067 | -3.8 | 90 | 0.00 |
| 19 | S | Nitrobenzene-d5 | | 1.117 | 1.196 | -7.1 | 90 | 0.00 |
| 20 | T | Nitrobenzene | | 1.128 | 1.219 | -8.1 | 89 | 0.00 |
| 21 | T | Isophorone | | 2.059 | 2.204 | -7.0 | 89 | 0.00 |
| 22 | T | 2-Nitrophenol | | 0.530 | 0.635 | -19.8 | 106 | 0.00 |
| 23 | T | 2,4-Dimethylphenol | | 1.061 | 1.211 | -14.1 | 94 | 0.00 |
| 24 | T | Bis(2-chloroethoxy)methane | | 1.369 | 1.405 | -2.6 | 88 | 0.00 |
| 25 | T | 2,4-Dichlorophenol | | 1.189 | 1.300 | -9.3 | 95 | 0.00 |
| 26 | T | 1,2,4-Trichlorobenzene | | 1.494 | 1.600 | -7.1 | 91 | 0.00 |
| 37 | I | IS1_Naphthalene-d8 | | 1.000 | 1.000 | 0.0 | 90 | 0.00 |
| 38 | T | Naphthalene | | 0.993 | 0.982 | 1.1 | 91 | 0.00 |
| 39 | T | Benzoic Acid | * | 5.000 | 7.582 | -51.6# | 170 | 0.00 |
| 40 | T | 4-Chloroaniline | | 0.127 | 0.118 | 7.1 | 89 | 0.00 |
| 41 | T | Hexachlorobutadiene | | 0.270 | 0.279 | -3.3 | 96 | 0.00 |
| 42 | T | p-Chloro-m-cresol | | 0.263 | 0.273 | -3.8 | 94 | 0.00 |
| 43 | T | 2-Methylnaphthalene | | 0.656 | 0.662 | -0.9 | 92 | 0.00 |
| 44 | T | 1-Methylnaphthalene | | 0.245 | 0.244 | 0.4 | 95 | 0.00 |
| 45 | T | Hexachlorocyclopentadiene | | 0.306 | 0.369 | -20.6# | 105 | 0.00 |
| 46 | T | 2,4,6-Trichlorophenol | | 0.280 | 0.325 | -16.1 | 104 | 0.00 |
| 47 | T | 2,4,5-Trichlorophenol | | 0.310 | 0.359 | -15.8 | 101 | 0.00 |
| 48 | S | 2-Fluorobiphenyl | | 0.987 | 1.033 | -4.7 | 96 | 0.00 |

Data Path : I:\8270\Dakota\250903RVT\
Data File : ABN0903.D
Acq On : 3 Sep 2025 9:39 pm
Operator : Dakota:HNY
Sample : WG2109963-3,32,,ABN RVT CCV Lot # 11912
Misc : WG2109963,,ical22568
ALS Vial : 96 Sample Multiplier: 1

Quant Time: Sep 03 22:00:29 2025
Quant Method : I:\8270\Dakota\250903RVT\FS250821RVT_Dakota.m
Quant Title : Semivolatiles by GC/MS by modified 8270
QLast Update : Wed Sep 03 22:01:09 2025
Response via : Initial Calibration

Min. RRF : 0.000 Min. Rel. Area : 50% Max. R.T. Dev 0.50min
Max. RRF Dev : 20% Max. Rel. Area : 200%

| | | Compound | AvgRF | CCRF | %Dev | Area% | Dev(min) |
|---|---|---|---|---|---|---|---|
| 49 | T | 2-Chloronaphthalene | 0.810 | 0.836 | -3.2 | 94 | 0.00 |
| 50 | T | 2-Nitroaniline | 0.204 | 0.225 | -10.3 | 101 | 0.00 |
| 51 | T | 1,4-Dinitrobenzene | 0.103 | 0.116 | -12.6 | 102 | 0.00 |
| 52 | T | 1,3-Dinitrobenzene | 0.117 | 0.141 | -20.5# | 105 | 0.00 |
| 53 | T | Dimethyl phthalate | 1.014 | 1.056 | -4.1 | 93 | 0.00 |
| 54 | T | Acenaphthylene | 1.266 | 1.385 | -9.4 | 96 | 0.00 |
| 55 | T | 2,6-Dinitrotoluene | 0.199 | 0.217 | -9.0 | 99 | 0.00 |
| 56 | T | 1,2-Dinitrobenzene | 0.074 | 0.078 | -5.4 | 92 | 0.00 |
| 65 | I | IS1_Acenaphthene-d10 | 1.000 | 1.000 | 0.0 | 92 | 0.00 |
| 66 | T | 3-Nitroaniline | 0.274 | 0.288 | -5.1 | 99 | 0.00 |
| 67 | T | Acenaphthene | 1.035 | 0.980 | 5.3 | 93 | 0.00 |
| 68 | T | 2,4-Dinitrophenol | 0.158 | 0.181 | -14.6 | 112 | 0.00 |
| 69 | T | Dibenzofuran | 1.815 | 1.769 | 2.5 | 95 | 0.00 |
| 70 | T | 2,4-Dinitrotoluene | 0.369 | 0.421 | -14.1 | 103 | 0.00 |
| 71 | T | 4-Nitrophenol | 0.204 | 0.247 | -21.1# | 112 | 0.00 |
| 72 | T | 2,3,5,6-Tetrachlorophenol | 0.370 | 0.457 | -23.5# | 113 | 0.00 |
| 73 | T | 2,3,4,6-Tetrachlorophenol | 0.387 | 0.445 | -15.0 | 109 | 0.00 |
| 74 | T | Diethyl phthalate | 1.394 | 1.348 | 3.3 | 90 | 0.00 |
| 75 | T | Fluorene | 1.408 | 1.429 | -1.5 | 98 | 0.00 |
| 76 | T | 4-Chlorophenyl phenyl ether | 0.760 | 0.770 | -1.3 | 97 | 0.00 |
| 77 | T | 4-Nitroaniline | 0.270 | 0.290 | -7.4 | 100 | 0.00 |
| 78 | T | 4,6-Dinitro-o-cresol | 0.236 | 0.280 | -18.6 | 113 | 0.00 |
| 79 | T | NDPA/DPA | 1.224 | 1.230 | -0.5 | 96 | 0.00 |
| 80 | T | Azobenzene | 1.155 | 1.117 | 3.3 | 89 | 0.00 |
| 81 | S | 2,4,6-Tribromophenol | 0.229 | 0.251 | -9.6 | 108 | 0.00 |
| 82 | T | 4-Bromophenyl phenyl ether | 0.488 | 0.497 | -1.8 | 103 | 0.00 |
| 83 | T | Hexachlorobenzene | 0.564 | 0.587 | -4.1 | 102 | 0.00 |
| 84 | T | Pentachlorophenol | 0.306 | 0.375 | -22.5# | 117 | 0.00 |
| 90 | I | IS1_Phenanthrene-d10 | 1.000 | 1.000 | 0.0 | 96 | 0.00 |
| 91 | T | Phenanthrene | 1.097 | 1.059 | 3.5 | 100 | 0.00 |
| 92 | T | Anthracene | 1.058 | 1.058 | 0.0 | 100 | 0.00 |
| 93 | T | Carbazole | 0.981 | 0.965 | 1.6 | 98 | 0.00 |
| 94 | T | Di-n-butylphthalate | 1.040 | 1.017 | 2.2 | 92 | 0.00 |
| 95 | T | Fluoranthene | 1.319 | 1.373 | -4.1 | 103 | 0.00 |
| 96 | T | Benzidine | 0.744 | 0.840 | -12.9 | 110 | 0.00 |
| 97 | T | Pyrene | 1.411 | 1.473 | -4.4 | 103 | 0.00 |
| 98 | S | 4-Terphenyl-d14 | 1.035 | 1.113 | -7.5 | 105 | 0.00 |

Evaluate Continuing Calibration Report

Data Path : I:\8270\Dakota\250903RVT\
Data File : ABN0903.D
Acq On : 3 Sep 2025 9:39 pm
Operator : Dakota:HNY
Sample : WG2109963-3,32,,ABN RVT CCV Lot # 11912
Misc : WG2109963,,ical22568
ALS Vial : 96 Sample Multiplier: 1

Quant Time: Sep 03 22:00:29 2025
Quant Method : I:\8270\Dakota\250903RVT\FS250821RVT_Dakota.m
Quant Title : Semivolatiles by GC/MS by modified 8270
QLast Update : Wed Sep 03 22:01:09 2025
Response via : Initial Calibration

Min. RRF : 0.000 Min. Rel. Area : 50% Max. R.T. Dev 0.50min
Max. RRF Dev : 20% Max. Rel. Area : 200%

| | | Compound | AvgRF | CCRF | %Dev | Area% | Dev(min) |
|---|---|---|---|---|---|---|---|
| 99 | T | Butyl benzyl phthalate | 0.461 | 0.476 | -3.3 | 103 | 0.00 |
| 106 | I | IS1_Chrysene-d12 | 1.000 | 1.000 | 0.0 | 101 | 0.00 |
| 107 | T | Benzo(a)anthracene | 1.215 | 1.234 | -1.6 | 105 | 0.00 |
| 108 | T | 3,3'-Dichlorobenzidine | 0.438 | 0.496 | -13.2 | 111 | 0.00 |
| 109 | T | Chrysene | 1.234 | 1.194 | 3.2 | 104 | 0.00 |
| 110 | T | Bis(2-ethylhexyl)phthalate | 0.579 | 0.593 | -2.4 | 93 | 0.00 |
| 111 | T | Di-n-octylphthalate | 1.024 | 1.009 | 1.5 | 96 | 0.00 |
| 112 | T | Benzo(b)fluoranthene | 1.227 | 1.324 | -7.9 | 112 | 0.00 |
| 113 | T | Benzo(k)fluoranthene | 1.227 | 1.307 | -6.5 | 107 | 0.00 |
| 114 | T | Benzo(a)pyrene | 1.119 | 1.223 | -9.3 | 108 | 0.00 |
| 115 | I | IS1_Perylene-d12 | 1.000 | 1.000 | 0.0 | 103 | 0.00 |
| 116 | T | Indeno(1,2,3-cd)pyrene | 1.122 | 1.163 | -3.7 | 109 | 0.00 |
| 117 | T | Dibenzo(a,h)anthracene | 1.132 | 1.161 | -2.6 | 108 | 0.00 |
| 118 | T | Benzo(ghi)perylene | 1.145 | 1.139 | 0.5 | 106 | 0.00 |

* Evaluation of CC level amount vs concentration.
(#) = Out of Range SPCC's out = 0 CCC's out = 0

Quantitation Report (QT Reviewed)

Data Path : I:\8270\Dakota\250903RVT\
Data File : ABN0903.D
Acq On : 3 Sep 2025 9:39 pm
Operator : Dakota:HNY
Sample : WG2109963-3,32,,ABN RVT CCV Lot # 11912
Misc : WG2109963,,ical22568
ALS Vial : 96 Sample Multiplier: 1

Quant Time: Sep 03 22:00:29 2025
Quant Method : I:\8270\Dakota\250903RVT\FS250821RVT_Dakota.m
Quant Title : Semivolatiles by GC/MS by modified 8270
QLast Update : Wed Sep 03 22:01:09 2025
Response via : Initial Calibration

Sub List : ABNical - ABN ical sublist

| Compound | R.T. | QIon | Response | Conc | Units | | Dev(Min) |
|---|---|---|---|---|---|---|---|
| Internal Standards | | | | | | | |
| 1) IS1_1,4-Dichlorobenzen... | 4.448 | 152 | 48484 | 4.000 | ug/ml | | 0.00 |
| 37) IS1_Naphthalene-d8 | 5.685 | 136 | 184155 | 4.000 | ug/ml | | 0.00 |
| 65) IS1_Acenaphthene-d10 | 7.379 | 164 | 139656 | 4.000 | ug/ml | | 0.00 |
| 90) IS1_Phenanthrene-d10 | 8.796 | 188 | 324332 | 4.000 | ug/ml | | 0.00 |
| 106) IS1_Chrysene-d12 | 11.385 | 240 | 398936 | 4.000 | ug/ml | # | 0.00 |
| 115) IS1_Perylene-d12 | 12.821 | 264 | 448767 | 4.000 | ug/ml | | 0.00 |
| System Monitoring Compounds | | | | | | | |
| 4) 2-Fluorophenol | 3.183 | 112 | 57267 | 5.362 | ug/ml | | 0.00 |
| Spiked Amount 2.000 | Range 15 - 110 | | Recovery = 268.10%# | | | | |
| 7) Phenol-d6 | 4.156 | 99 | 76304 | 5.356 | ug/ml | | 0.00 |
| Spiked Amount 2.000 | Range 15 - 110 | | Recovery = 267.80%# | | | | |
| 19) Nitrobenzene-d5 | 4.995 | 82 | 72475 | 5.353 | ug/ml | | 0.00 |
| Spiked Amount 1.000 | Range 30 - 130 | | Recovery = 535.30%# | | | | |
| 48) 2-Fluorobiphenyl | 6.754 | 172 | 237869 | 5.233 | ug/ml | | 0.00 |
| Spiked Amount 1.000 | Range 30 - 130 | | Recovery = 523.30%# | | | | |
| 81) 2,4,6-Tribromophenol | 8.141 | 330 | 43871 | 5.477 | ug/ml | | 0.00 |
| Spiked Amount 2.000 | Range 15 - 110 | | Recovery = 273.85%# | | | | |
| 98) 4-Terphenyl-d14 | 10.366 | 244 | 451306 | 5.378 | ug/ml | | 0.00 |
| Spiked Amount 1.000 | Range 30 - 130 | | Recovery = 537.80%# | | | | |
| Target Compounds | | | | | | | Qvalue |
| 2) n-Nitrosodimethylamine | 1.756 | 74 | 38753 | 5.380 | ug/ml | # | 91 |
| 3) Pyridine | 1.797 | 79 | 63433 | 6.169 | ug/ml | # | 60 |
| 5) Aniline | 4.134 | 93 | 98594 | 5.482 | ug/ml | | 97 |
| 6) 2-Chlorophenol | 4.249 | 128 | 68819 | 5.281 | ug/ml | # | 89 |
| 8) Phenol | 4.168 | 94 | 81022 | 4.946 | ug/ml | | 97 |
| 9) Bis(2-chloroethyl)ether | 4.218 | 93 | 56607 | 4.826 | ug/ml | | 99 |
| 10) 1,3-Dichlorobenzene | 4.392 | 146 | 90662 | 4.936 | ug/ml | | 94 |
| 11) 1,4-Dichlorobenzene | 4.464 | 146 | 91633 | 4.935 | ug/ml | | 94 |
| 12) 1,2-Dichlorobenzene | 4.613 | 146 | 88929 | 5.000 | ug/ml | | 94 |
| 13) Benzyl alcohol | 4.613 | 79 | 56519 | 5.627 | ug/ml | | 97 |
| 14) Bis(2-chloroisopropyl)... | 4.759 | 45 | 97087 | 4.646 | ug/ml | # | 55 |
| 15) 2-Methylphenol | 4.753 | 108 | 62031 | 5.591 | ug/ml | | 97 |
| 16) Hexachloroethane | 4.939 | 117 | 31828 | 4.869 | ug/ml | # | 32 |
| 17) n-Nitrosodi-n-propylamine | 4.877 | 70 | 50600 | 5.238 | ug/ml | # | 86 |
| 18) 3-Methylphenol/4-Methy... | 4.911 | 108 | 64685 | 5.192 | ug/ml | | 96 |
| 20) Nitrobenzene | 5.011 | 77 | 73857 | 5.400 | ug/ml | | 95 |
| 21) Isophorone | 5.253 | 82 | 133581 | 5.351 | ug/ml | | 95 |
| 22) 2-Nitrophenol | 5.325 | 139 | 38500 | 5.998 | ug/ml | | 86 |

Quantitation Report (QT Reviewed)

Data Path : I:\8270\Dakota\250903RVT\
Data File : ABN0903.D
Acq On : 3 Sep 2025 9:39 pm
Operator : Dakota:HNY
Sample : WG2109963-3,32,,ABN RVT CCV Lot # 11912
Misc : WG2109963,,ical22568
ALS Vial : 96 Sample Multiplier: 1

Quant Time: Sep 03 22:00:29 2025
Quant Method : I:\8270\Dakota\250903RVT\FS250821RVT_Dakota.m
Quant Title : Semivolatiles by GC/MS by modified 8270
QLast Update : Wed Sep 03 22:01:09 2025
Response via : Initial Calibration

Sub List : ABNical - ABN ical sublist

| Compound | R.T. | QIon | Response | Conc | Units | Dev(Min) |
|---|---|---|---|---|---|---|
| 23) 2,4-Dimethylphenol | 5.418 | 107 | 73399 | 5.709 | ug/ml | 97 |
| 24) Bis(2-chloroethoxy)met... | 5.496 | 93 | 85137 | 5.131 | ug/ml | 98 |
| 25) 2,4-Dichlorophenol | 5.573 | 162 | 78795 | 5.468 | ug/ml# | 90 |
| 26) 1,2,4-Trichlorobenzene | 5.642 | 180 | 96938 | 5.352 | ug/ml# | 94 |
| 38) Naphthalene | 5.704 | 128 | 226014 | 4.942 | ug/ml | 99 |
| 39) Benzoic Acid | 5.505 | 105 | 55501 | 7.582 | ug/ml | 94 |
| 40) 4-Chloroaniline | 5.781 | 65 | 27084 | 4.647 | ug/ml# | 72 |
| 41) Hexachlorobutadiene | 5.856 | 225 | 64164 | 5.167 | ug/ml | 99 |
| 42) p-Chloro-m-cresol | 6.291 | 107 | 62852 | 5.191 | ug/ml | 88 |
| 43) 2-Methylnaphthalene | 6.381 | 142 | 152431 | 5.051 | ug/ml | 95 |
| 44) 1-Methylnaphthalene | 6.471 | 115 | 56182 | 4.987 | ug/ml | 97 |
| 45) Hexachlorocyclopentadiene | 6.552 | 237 | 84992 | 6.042 | ug/ml | 100 |
| 46) 2,4,6-Trichlorophenol | 6.673 | 196 | 74792 | 5.795 | ug/ml | 99 |
| 47) 2,4,5-Trichlorophenol | 6.705 | 196 | 82753 | 5.805 | ug/ml | 99 |
| 49) 2-Chloronaphthalene | 6.841 | 162 | 192422 | 5.158 | ug/ml# | 91 |
| 50) 2-Nitroaniline | 6.959 | 138 | 51789 | 5.515 | ug/ml | 84 |
| 51) 1,4-Dinitrobenzene | 7.093 | 168 | 26592 | 5.599 | ug/ml | 77 |
| 52) 1,3-Dinitrobenzene | 7.165 | 168 | 32347 | 5.986 | ug/ml# | 1 |
| 53) Dimethyl phthalate | 7.165 | 163 | 243171 | 5.207 | ug/ml# | 98 |
| 54) Acenaphthylene | 7.236 | 152 | 318733 | 5.469 | ug/ml | 99 |
| 55) 2,6-Dinitrotoluene | 7.202 | 165 | 49938 | 5.445 | ug/ml# | 73 |
| 56) 1,2-Dinitrobenzene | 7.242 | 168 | 17943 | 5.288 | ug/ml# | 1 |
| 66) 3-Nitroaniline | 7.357 | 138 | 50247 | 5.252 | ug/ml# | 89 |
| 67) Acenaphthene | 7.407 | 154 | 171142 | 4.737 | ug/ml | 88 |
| 68) 2,4-Dinitrophenol | 7.457 | 184 | 31552 | 5.715 | ug/ml# | 73 |
| 69) Dibenzofuran | 7.578 | 168 | 308887 | 4.876 | ug/ml | 90 |
| 70) 2,4-Dinitrotoluene | 7.587 | 165 | 73528 | 5.703 | ug/ml# | 83 |
| 71) 4-Nitrophenol | 7.566 | 65 | 43131 | 6.070 | ug/ml# | 1 |
| 72) 2,3,5,6-Tetrachlorophenol | 7.671 | 232 | 79767 | 6.181 | ug/ml | 98 |
| 73) 2,3,4,6-Tetrachlorophenol | 7.712 | 232 | 77625 | 5.746 | ug/ml | 98 |
| 74) Diethyl phthalate | 7.851 | 149 | 235359 | 4.835 | ug/ml | 99 |
| 75) Fluorene | 7.904 | 166 | 249457 | 5.076 | ug/ml | 94 |
| 76) 4-Chlorophenyl phenyl ... | 7.929 | 204 | 134399 | 5.062 | ug/ml# | 80 |
| 77) 4-Nitroaniline | 7.942 | 138 | 50648 | 5.364 | ug/ml# | 78 |
| 78) 4,6-Dinitro-o-cresol | 7.973 | 198 | 48899 | 5.926 | ug/ml# | 51 |
| 79) NDPA/DPA | 8.047 | 169 | 214734 | 5.025 | ug/ml | 90 |
| 80) Azobenzene | 8.078 | 77 | 195050 | 4.838 | ug/ml | 94 |
| 82) 4-Bromophenyl phenyl e... | 8.395 | 248 | 86707 | 5.089 | ug/ml# | 78 |
| 83) Hexachlorobenzene | 8.439 | 284 | 102529 | 5.211 | ug/ml# | 78 |
| 84) Pentachlorophenol | 8.635 | 266 | 65435 | 6.119 | ug/ml | 98 |
| 91) Phenanthrene | 8.818 | 178 | 429329 | 4.826 | ug/ml | 99 |

Quantitation Report (QT Reviewed)

Data Path : I:\8270\Dakota\250903RVT\
Data File : ABN0903.D
Acq On : 3 Sep 2025 9:39 pm
Operator : Dakota:HNY
Sample : WG2109963-3,32,,ABN RVT CCV Lot # 11912
Misc : WG2109963,,ical22568
ALS Vial : 96 Sample Multiplier: 1

Quant Time: Sep 03 22:00:29 2025
Quant Method : I:\8270\Dakota\250903RVT\FS250821RVT_Dakota.m
Quant Title : Semivolatiles by GC/MS by modified 8270
QLast Update : Wed Sep 03 22:01:09 2025
Response via : Initial Calibration

Sub List : ABNical - ABN ical sublist

| | Compound | R.T. | QIon | Response | Conc | Units | Dev(Min) |
|---|---|---|---|---|---|---|---|
| 92) | Anthracene | 8.868 | 178 | 429041 | 4.999 | ug/ml | 98 |
| 93) | Carbazole | 9.039 | 167 | 391050 | 4.916 | ug/ml | 98 |
| 94) | Di-n-butylphthalate | 9.437 | 149 | 412411 | 4.891 | ug/ml# | 98 |
| 95) | Fluoranthene | 9.962 | 202 | 556568 | 5.205 | ug/ml# | 89 |
| 96) | Benzidine | 10.120 | 184 | 340546 | 5.644 | ug/ml# | 93 |
| 97) | Pyrene | 10.170 | 202 | 597314 | 5.222 | ug/ml | 99 |
| 99) | Butyl benzyl phthalate | 10.885 | 149 | 192956 | 5.166 | ug/ml# | 80 |
| 107) | Benzo(a)anthracene | 11.376 | 228 | 615444 | 5.078 | ug/ml | 98 |
| 108) | 3,3'-Dichlorobenzidine | 11.385 | 252 | 247494 | 5.663 | ug/ml# | 95 |
| 109) | Chrysene | 11.413 | 228 | 595593 | 4.839 | ug/ml | 98 |
| 110) | Bis(2-ethylhexyl)phtha... | 11.516 | 149 | 295712 | 5.120 | ug/ml# | 92 |
| 111) | Di-n-octylphthalate | 12.184 | 149 | 503260 | 4.926 | ug/ml# | 73 |
| 112) | Benzo(b)fluoranthene | 12.461 | 252 | 660212 | 5.395 | ug/ml# | 90 |
| 113) | Benzo(k)fluoranthene | 12.486 | 252 | 651715 | 5.328 | ug/ml# | 89 |
| 114) | Benzo(a)pyrene | 12.765 | 252 | 609677M3 | 5.461 | ug/ml | |
| 116) | Indeno(1,2,3-cd)pyrene | 13.760 | 276 | 652513 | 5.182 | ug/mL# | 83 |
| 117) | Dibenzo(a,h)anthracene | 13.785 | 278 | 651259 | 5.128 | ug/ml# | 86 |
| 118) | Benzo(ghi)perylene | 13.984 | 276 | 638868 | 4.974 | ug/ml# | 81 |

(#) = qualifier out of range (m) = manual integration (+) = signals summed

Quantitation Report (QT Reviewed)

Data Path : I:\8270\Dakota\250903RVT\
Data File : ABN0903.D
Acq On : 3 Sep 2025 9:39 pm
Operator : Dakota:HNY
Sample : WG2109963-3,32,,ABN RVT CCV Lot # 11912
Misc : WG2109963,,ical22568
ALS Vial : 96 Sample Multiplier: 1

Quant Time: Sep 03 22:00:29 2025
Quant Method : I:\8270\Dakota\250903RVT\FS250821RVT_Dakota.m
Quant Title : Semivolatiles by GC/MS by modified 8270
QLast Update : Wed Sep 03 22:01:09 2025
Response via : Initial Calibration

Sub List : ABNical - ABN ical sublist

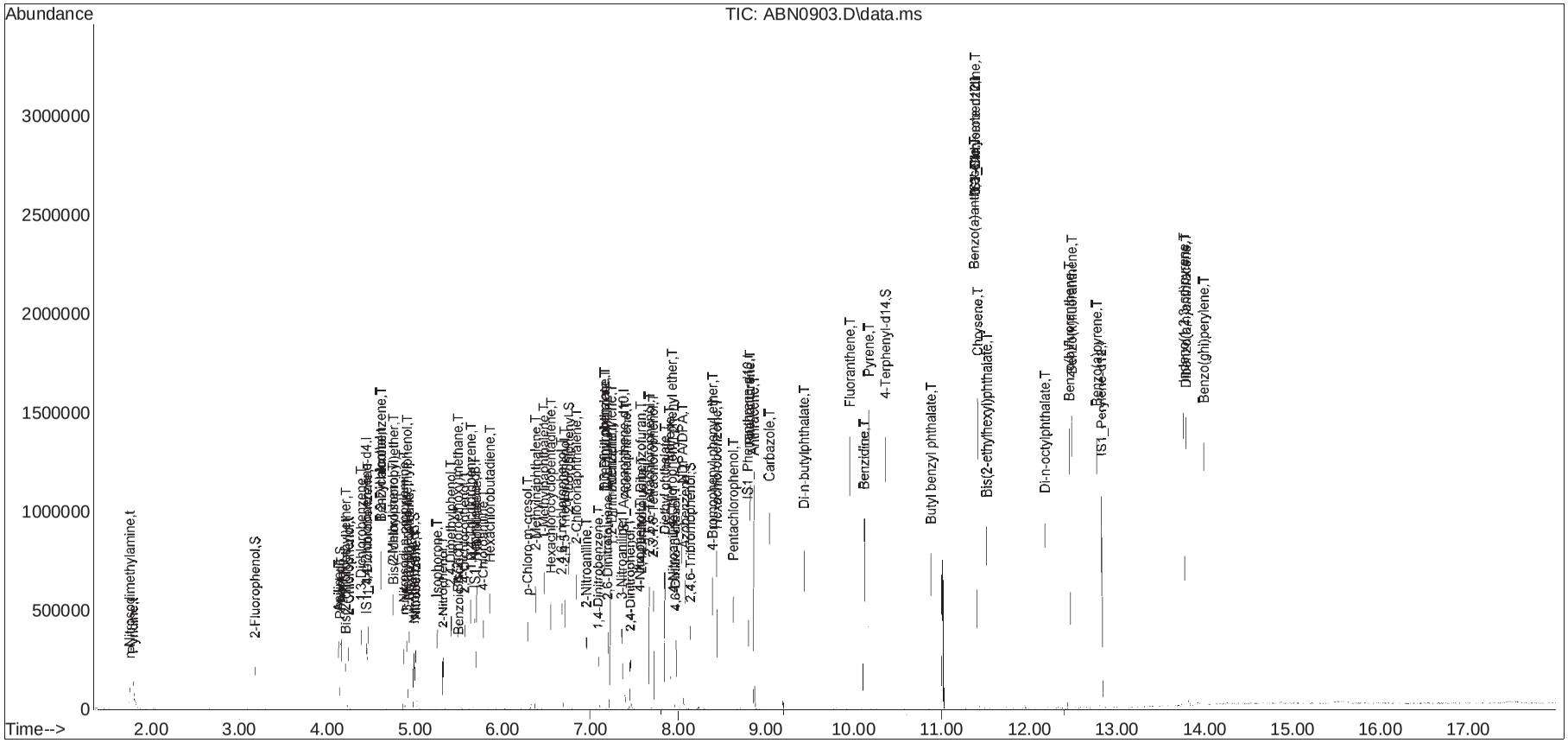

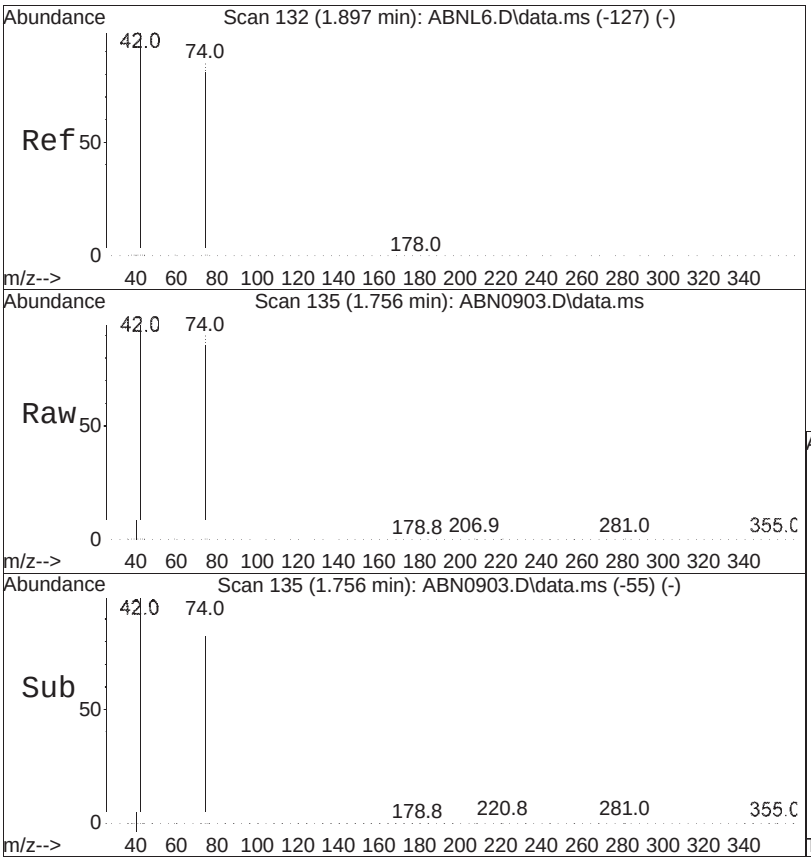


#2
n-Nitrosodimethylamine
Concen: 5.38 ug/ml
RT: 1.756 min Scan# 135
Delta R.T. 0.000 min
Lab File: ABN0903.D
Acq: 3 Sep 2025 9:39 pm

Tgt Ion: 74 Resp: 38753

| Ion | Ratio | Lower | Upper |
|---|---|---|---|
| 74 | 100 | | |
| 42 | 115.0 | 100.0 | 150.0 |
| 44 | 5.7 | 6.7 | 10.1# |

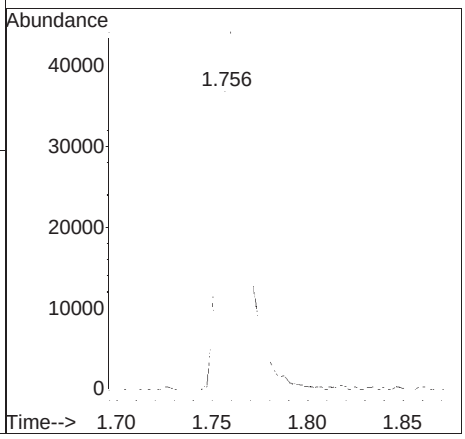

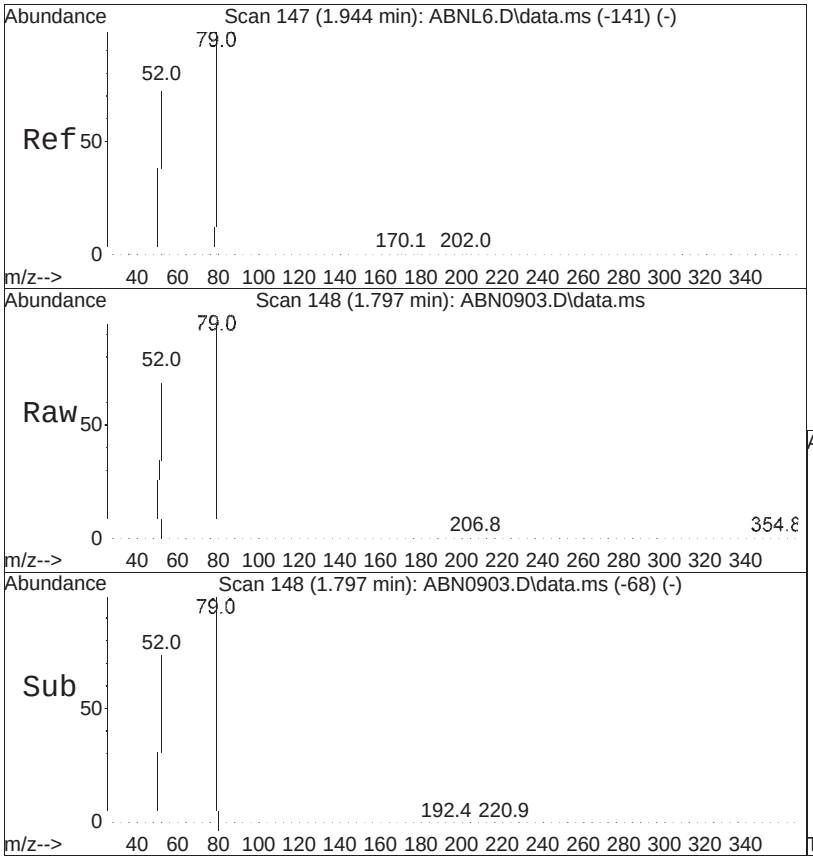


#3
Pyridine
Concen: 6.17 ug/ml
RT: 1.797 min Scan# 148
Delta R.T. 0.000 min
Lab File: ABN0903.D
Acq: 3 Sep 2025 9:39 pm

Tgt Ion: 79 Resp: 63433

| Ion | Ratio | Lower | Upper |
|---|---|---|---|
| 79 | 100 | | |
| 52 | 72.3 | 93.1 | 139.7# |

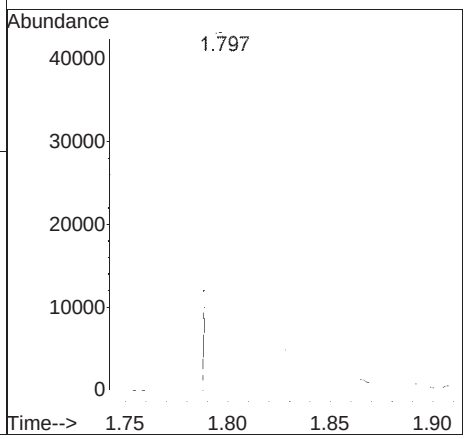

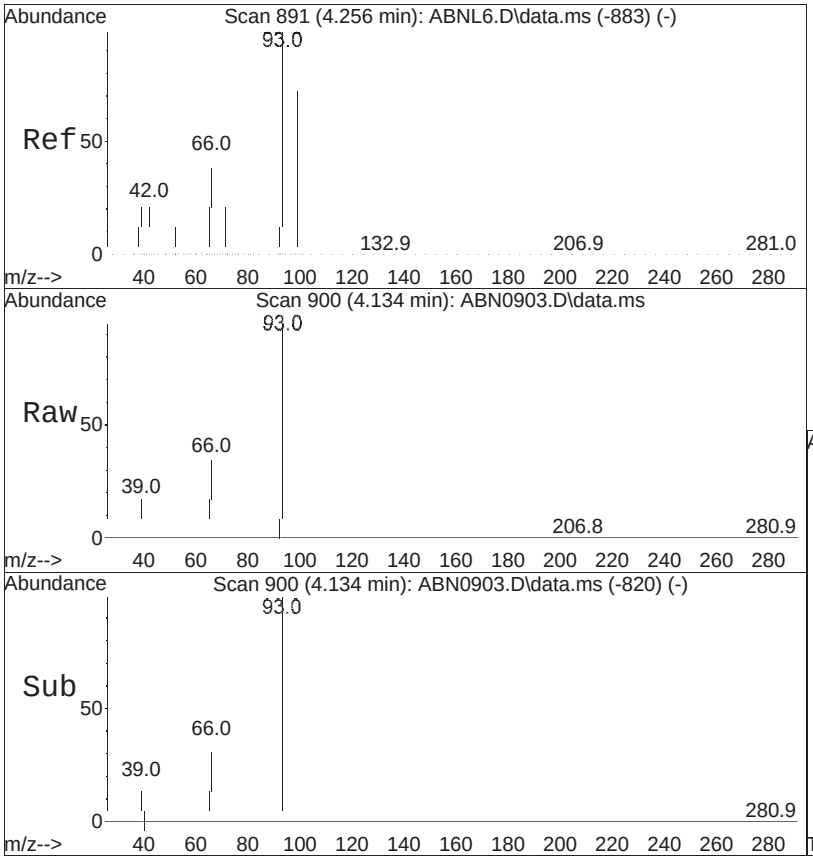


#5
Aniline
Concen: 5.48 ug/ml
RT: 4.134 min Scan# 900
Delta R.T. 0.000 min
Lab File: ABN0903.D
Acq: 3 Sep 2025 9:39 pm

Tgt Ion: 93 Resp: 98594

| Ion | Ratio | Lower | Upper |
|---|---|---|---|
| 93 | 100 | | |
| 66 | 39.3 | 32.6 | 49.0 |
| 65 | 20.3 | 17.6 | 26.4 |

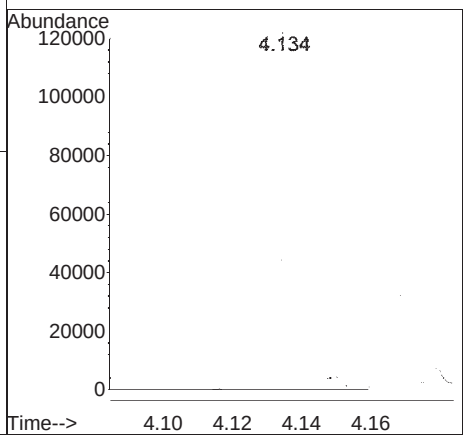

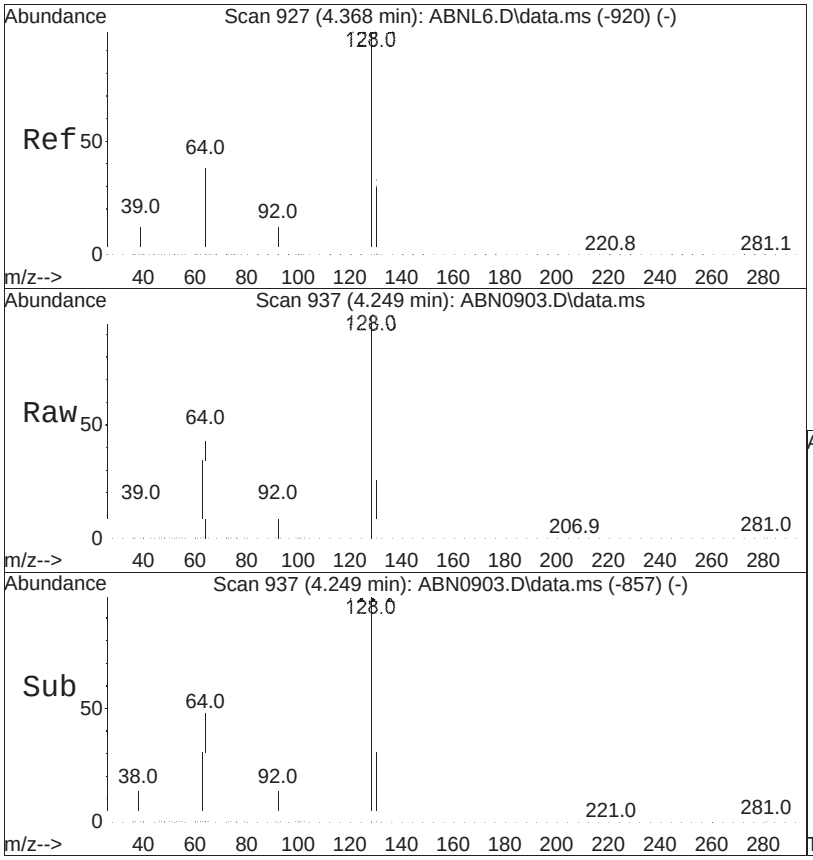


#6
2-Chlorophenol
Concen: 5.28 ug/ml
RT: 4.249 min Scan# 937
Delta R.T. 0.000 min
Lab File: ABN0903.D
Acq: 3 Sep 2025 9:39 pm

Tgt Ion:128 Resp: 68819

| Ion | Ratio | Lower | Upper |
|---|---|---|---|
| 128 | 100 | | |
| 64 | 45.0 | 45.1 | 67.7# |
| 130 | 31.5 | 26.2 | 39.4 |

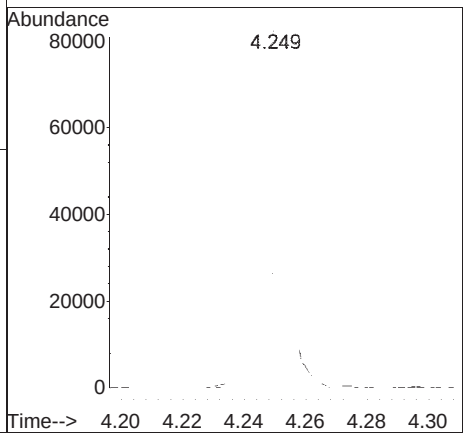

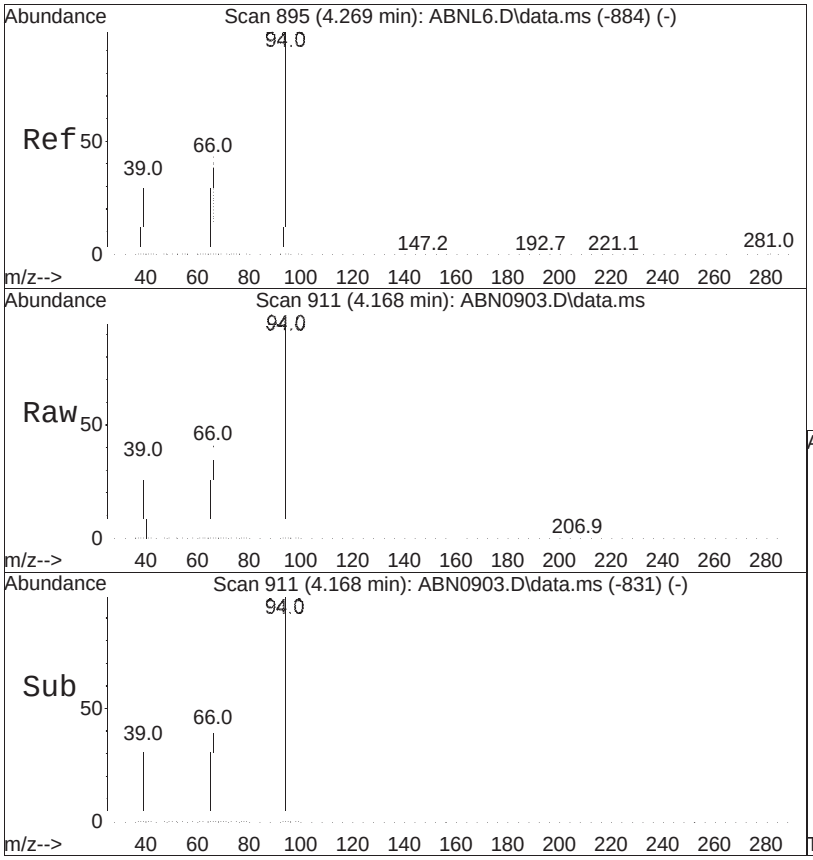


#8
Phenol
Concen: 4.95 ug/ml
RT: 4.168 min Scan# 911
Delta R.T. 0.000 min
Lab File: ABN0903.D
Acq: 3 Sep 2025 9:39 pm

Tgt Ion: 94 Resp: 81022

| Ion | Ratio | Lower | Upper |
|---|---|---|---|
| 94 | 100 | | |
| 65 | 33.2 | 26.0 | 39.0 |
| 66 | 45.2 | 33.8 | 50.8 |

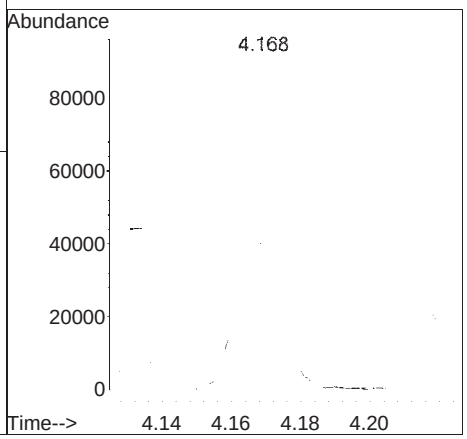

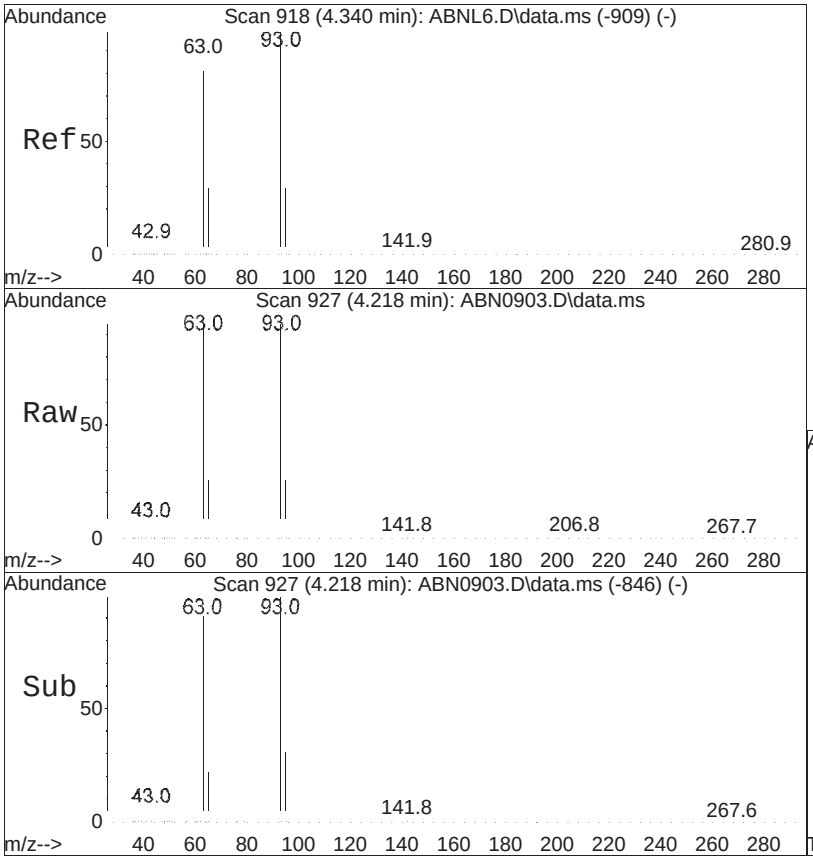


#9
Bis(2-chloroethyl)ether
Concen: 4.83 ug/ml
RT: 4.218 min Scan# 927
Delta R.T. 0.000 min
Lab File: ABN0903.D
Acq: 3 Sep 2025 9:39 pm

Tgt Ion: 93 Resp: 56607

| Ion | Ratio | Lower | Upper |
|---|---|---|---|
| 93 | 100 | | |
| 63 | 94.3 | 74.6 | 111.8 |
| 95 | 31.9 | 25.9 | 38.9 |

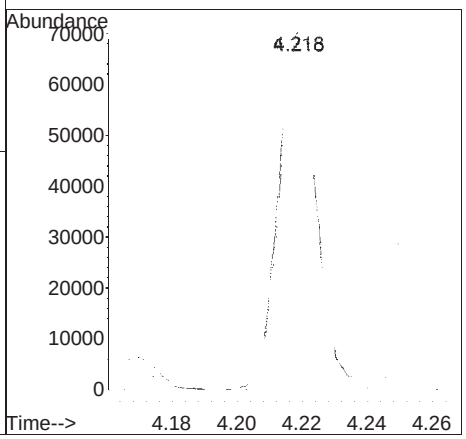

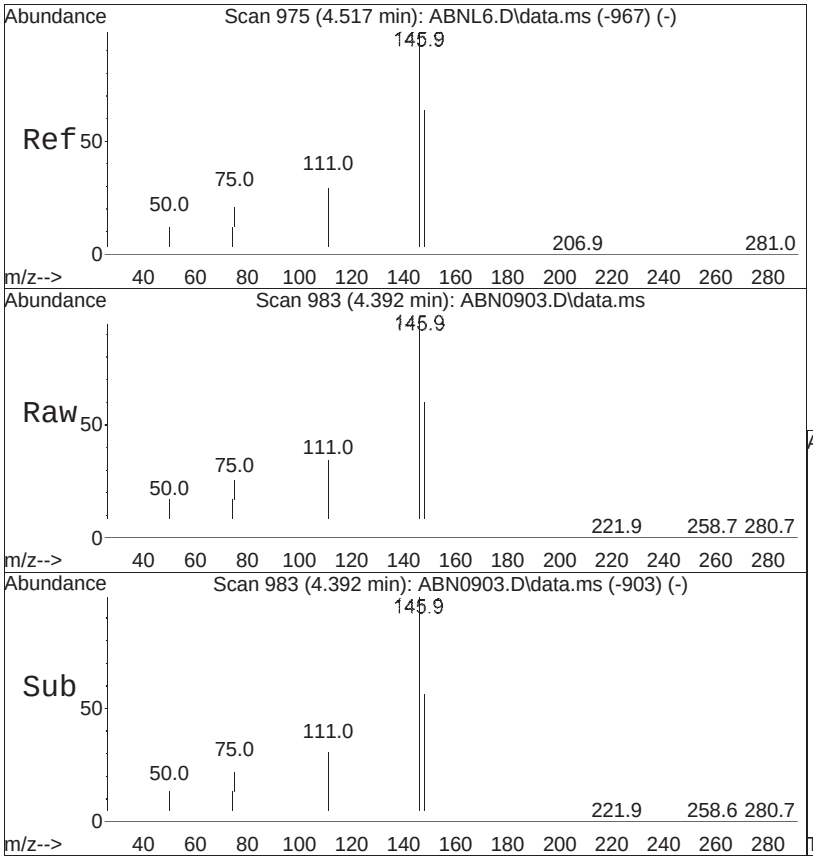


#10
1,3-Dichlorobenzene
Concen: 4.94 ug/ml
RT: 4.392 min Scan# 983
Delta R.T. 0.000 min
Lab File: ABN0903.D
Acq: 3 Sep 2025 9:39 pm

Tgt Ion:146 Resp: 90662

| Ion | Ratio | Lower | Upper |
|---|---|---|---|
| 146 | 100 | | |
| 111 | 35.0 | 34.3 | 51.5 |
| 148 | 64.5 | 50.8 | 76.2 |

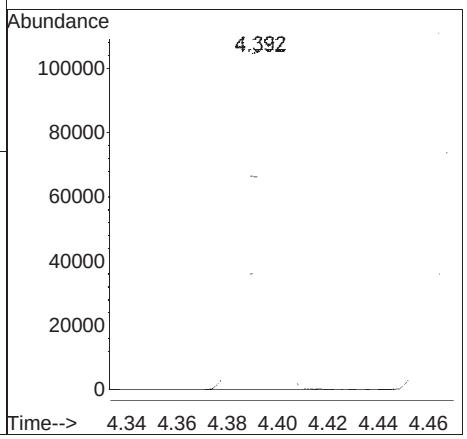

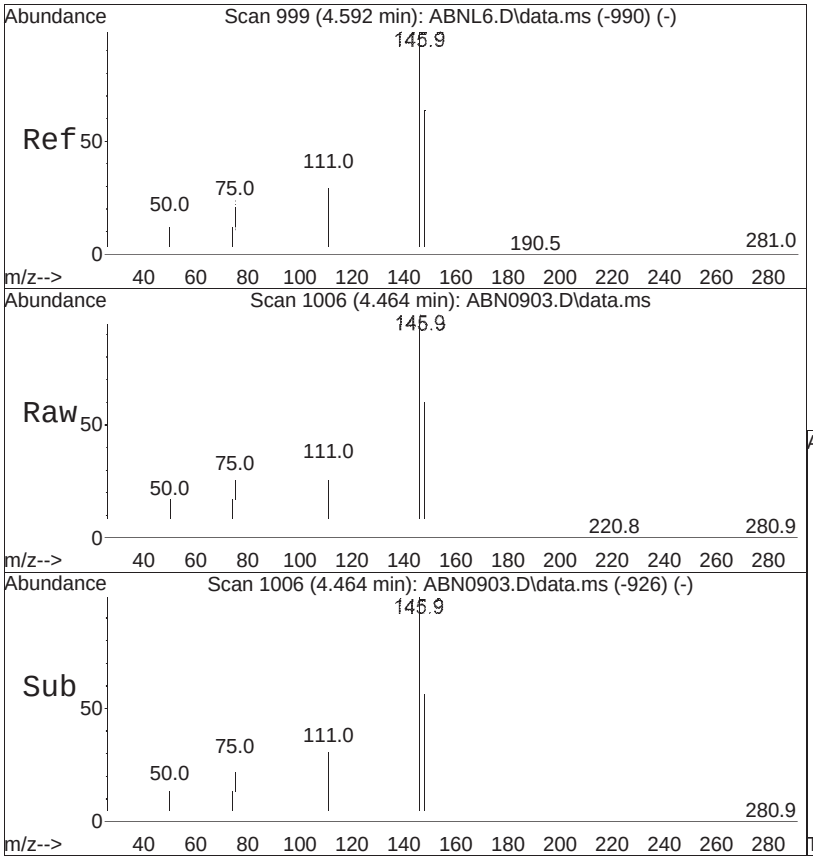


#11
1,4-Dichlorobenzene
Concen: 4.94 ug/ml
RT: 4.464 min Scan# 1006
Delta R.T. 0.000 min
Lab File: ABN0903.D
Acq: 3 Sep 2025 9:39 pm

Tgt Ion:146 Resp: 91633

| Ion | Ratio | Lower | Upper |
|---|---|---|---|
| 146 | 100 | | |
| 148 | 65.2 | 50.7 | 76.1 |
| 111 | 35.0 | 33.4 | 50.0 |

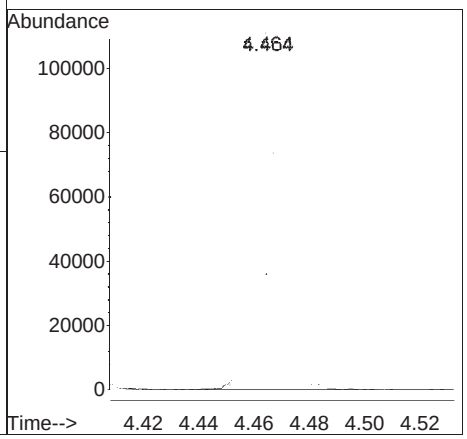

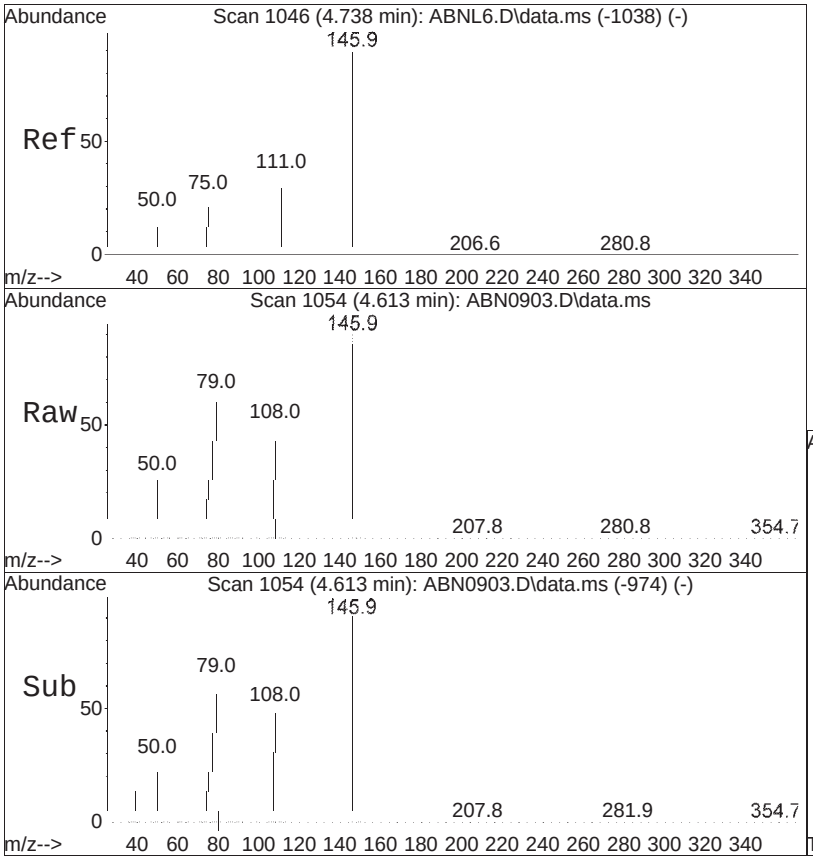


#12
1,2-Dichlorobenzene
Concen: 5.00 ug/ml
RT: 4.613 min Scan# 1054
Delta R.T. 0.000 min
Lab File: ABN0903.D
Acq: 3 Sep 2025 9:39 pm

Tgt Ion:146 Resp: 88929

| Ion | Ratio | Lower | Upper |
|---|---|---|---|
| 146 | 100 | | |
| 111 | 35.2 | 34.6 | 52.0 |
| 148 | 64.2 | 50.2 | 75.4 |

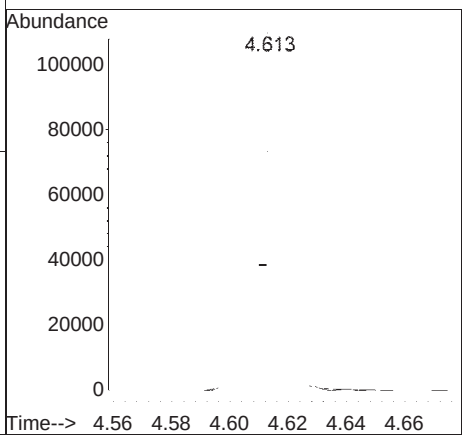

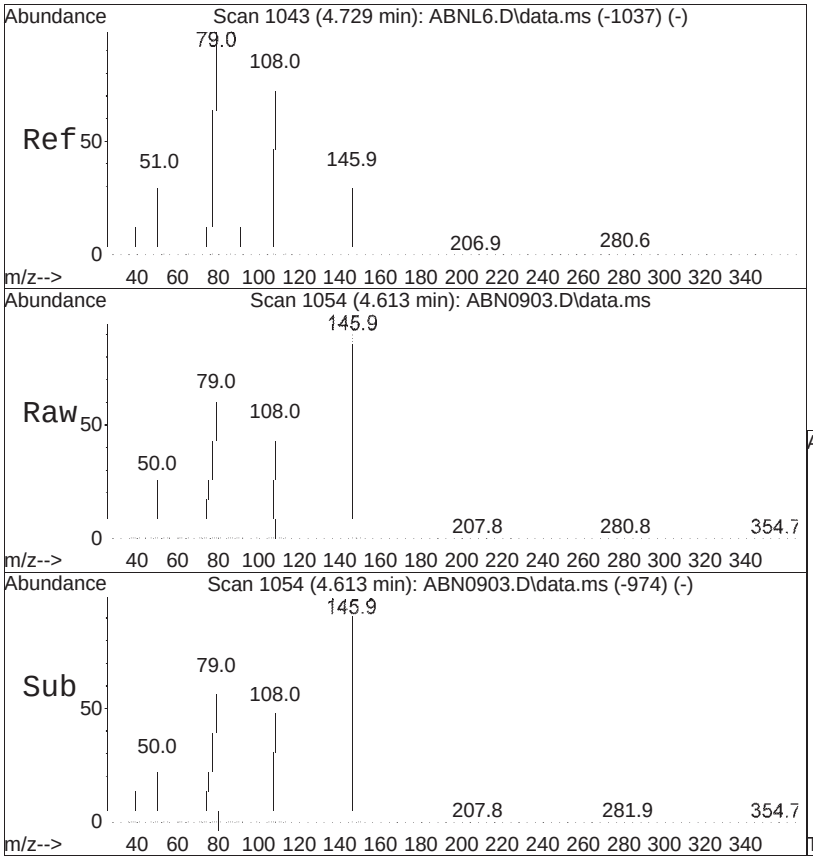


#13
Benzyl alcohol
Concen: 5.63 ug/ml
RT: 4.613 min Scan# 1054
Delta R.T. 0.000 min
Lab File: ABN0903.D
Acq: 3 Sep 2025 9:39 pm

Tgt Ion: 79 Resp: 56519

| Ion | Ratio | Lower | Upper |
|---|---|---|---|
| 79 | 100 | | |
| 77 | 69.9 | 54.9 | 82.3 |
| 108 | 75.7 | 63.1 | 94.7 |

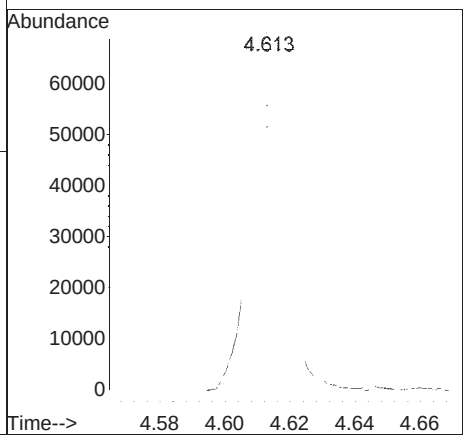

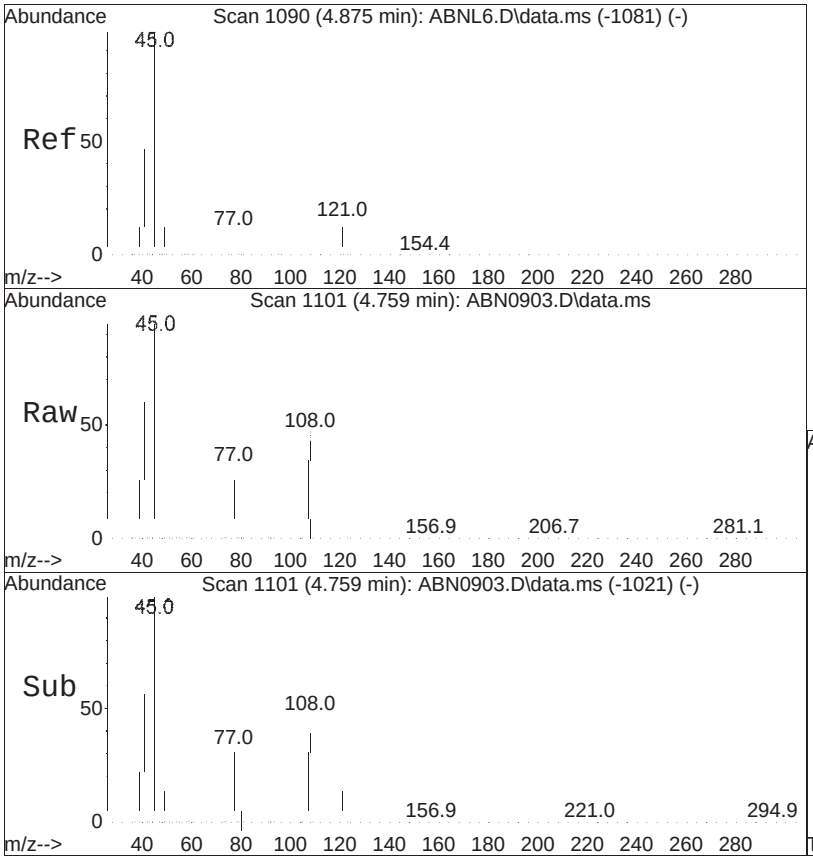


#14
Bis(2-chloroisopropyl)ether
Concen: 4.65 ug/ml
RT: 4.759 min Scan# 1101
Delta R.T. 0.000 min
Lab File: ABN0903.D
Acq: 3 Sep 2025 9:39 pm

Tgt Ion: 45 Resp: 97087

| Ion | Ratio | Lower | Upper |
|---|---|---|---|
| 45 | 100 | | |
| 121 | 17.1 | 9.8 | 14.6# |
| 77 | 41.3 | 6.1 | 9.1# |

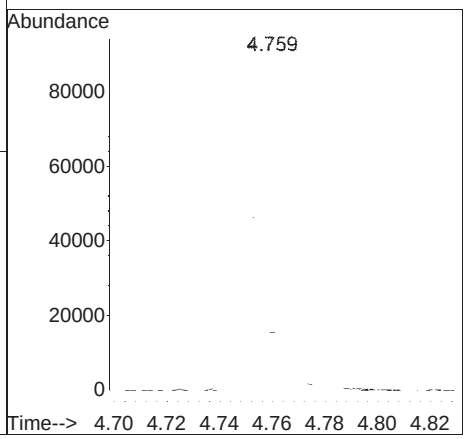

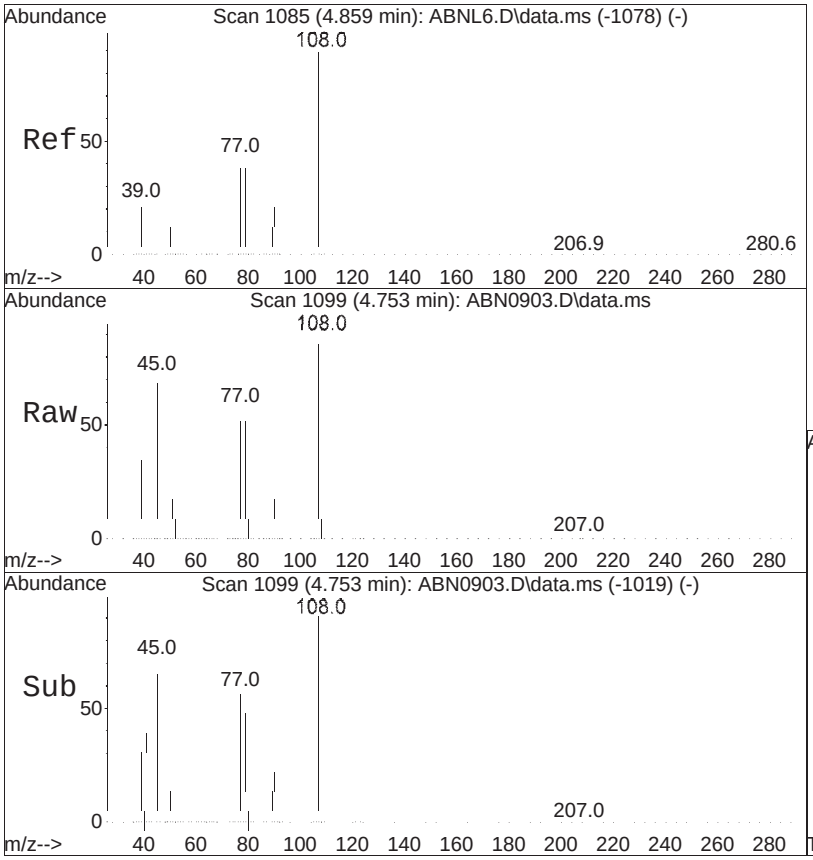


#15
2-Methylphenol
Concen: 5.59 ug/ml
RT: 4.753 min Scan# 1099
Delta R.T. 0.000 min
Lab File: ABN0903.D
Acq: 3 Sep 2025 9:39 pm

Tgt Ion:108 Resp: 62031

| Ion | Ratio | Lower | Upper |
|---|---|---|---|
| 108 | 100 | | |
| 107 | 91.4 | 70.7 | 106.1 |
| 90 | 23.0 | 18.7 | 28.1 |

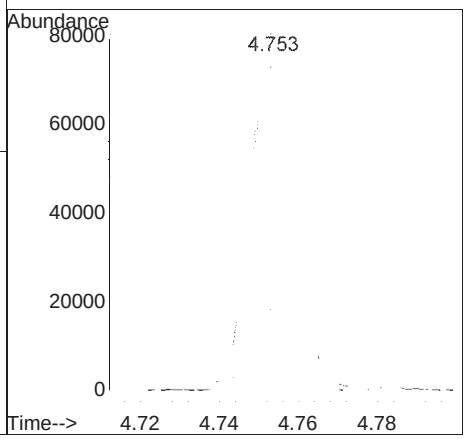

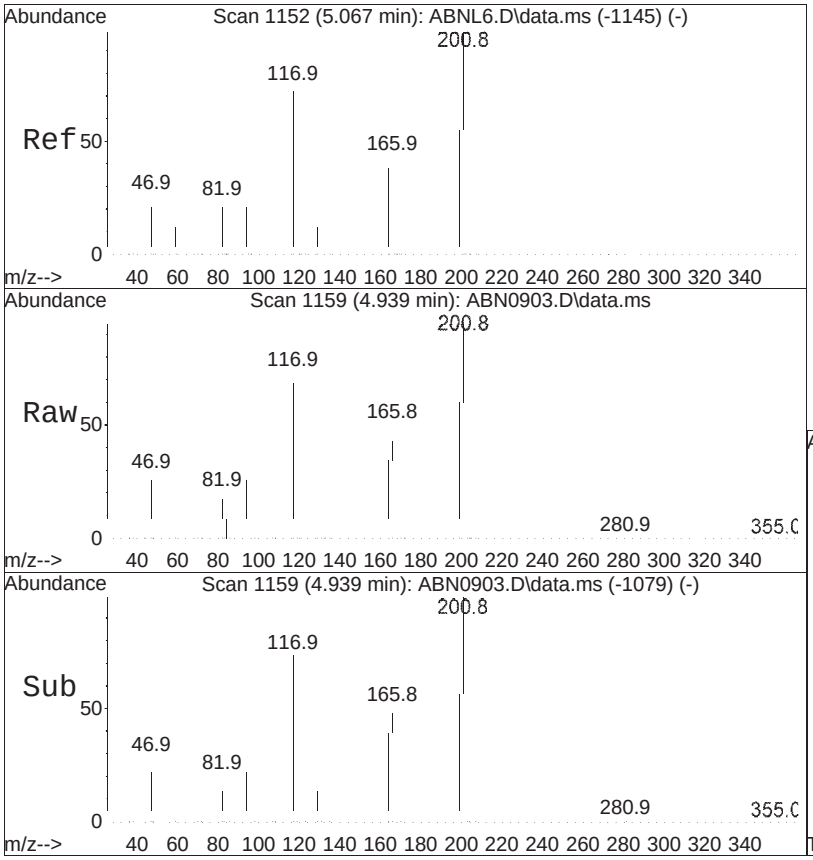


#16
Hexachloroethane
Concen: 4.87 ug/ml
RT: 4.939 min Scan# 1159
Delta R.T. 0.000 min
Lab File: ABN0903.D
Acq: 3 Sep 2025 9:39 pm

Tgt Ion:117 Resp: 31828

| Ion | Ratio | Lower | Upper |
|---|---|---|---|
| 117 | 100 | | |
| 201 | 136.4 | 58.6 | 87.8# |
| 199 | 83.8 | 36.9 | 55.3# |

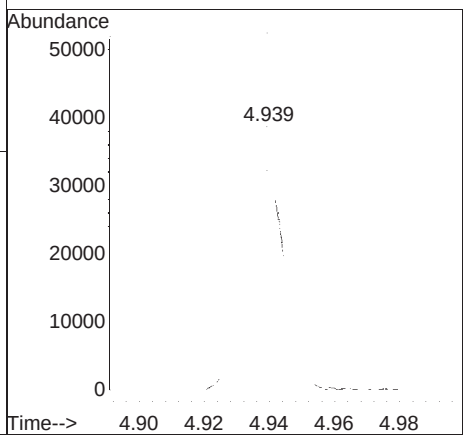

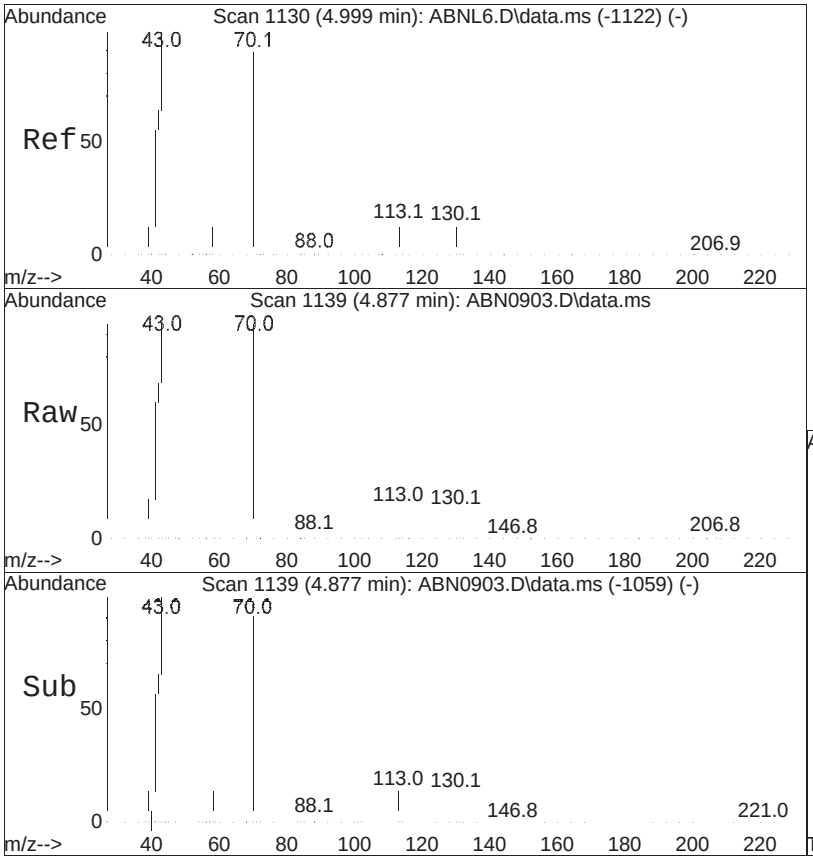


#17
n-Nitrosodi-n-propylamine
Concen: 5.24 ug/ml
RT: 4.877 min Scan# 1139
Delta R.T. 0.000 min
Lab File: ABN0903.D
Acq: 3 Sep 2025 9:39 pm

Tgt Ion: 70 Resp: 50600

| Ion | Ratio | Lower | Upper |
|---|---|---|---|
| 70 | 100 | | |
| 130 | 14.7 | 18.2 | 27.4# |
| 101 | 7.3 | 7.8 | 11.8# |

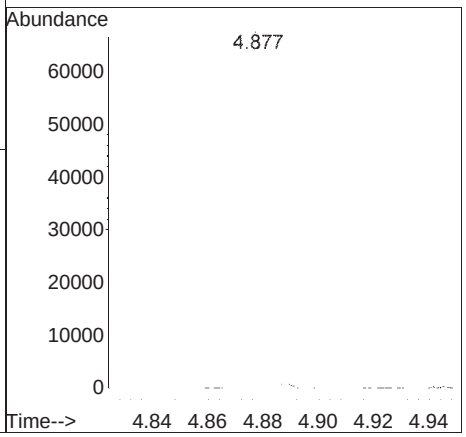

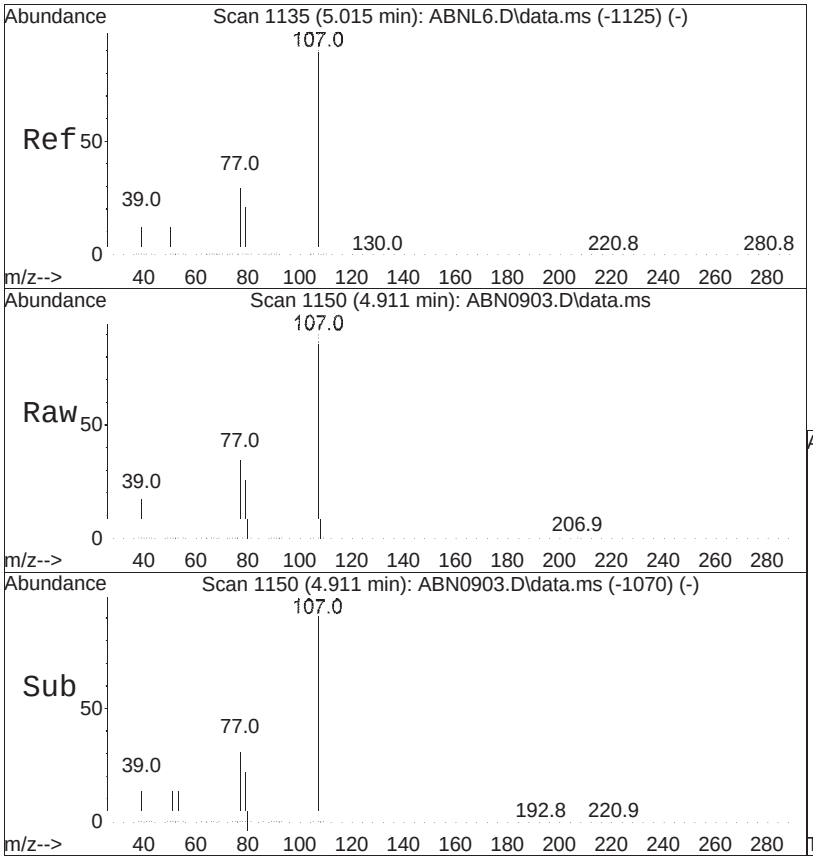


#18
3-Methylphenol/4-Methylphenol
Concen: 5.19 ug/ml
RT: 4.911 min Scan# 1150
Delta R.T. 0.000 min
Lab File: ABN0903.D
Acq: 3 Sep 2025 9:39 pm

Tgt Ion:108 Resp: 64685

| Ion | Ratio | Lower | Upper |
|---|---|---|---|
| 108 | 100 | | |
| 107 | 114.9 | 88.6 | 132.8 |
| 90 | 11.3 | 8.8 | 13.2 |

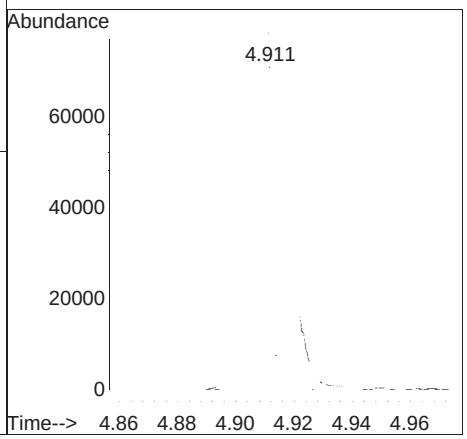

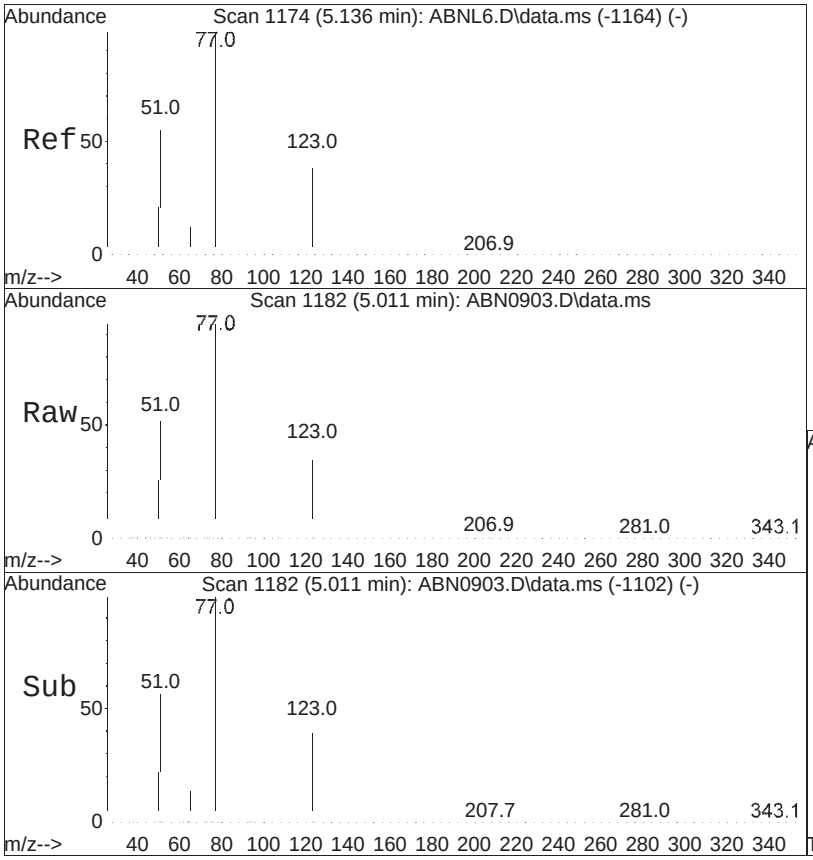


#20
Nitrobenzene
Concen: 5.40 ug/ml
RT: 5.011 min Scan# 1182
Delta R.T. 0.000 min
Lab File: ABN0903.D
Acq: 3 Sep 2025 9:39 pm

Tgt Ion: 77 Resp: 73857

| Ion | Ratio | Lower | Upper |
|---|---|---|---|
| 77 | 100 | | |
| 123 | 41.5 | 36.3 | 54.5 |
| 65 | 14.1 | 11.6 | 17.4 |

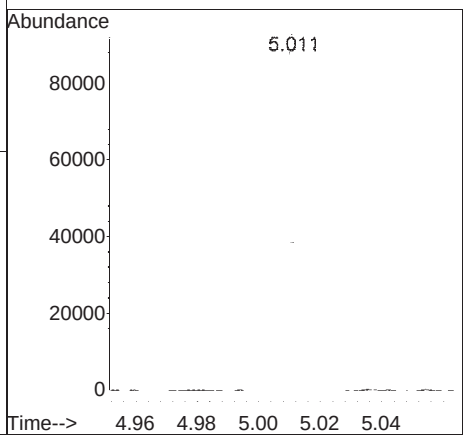

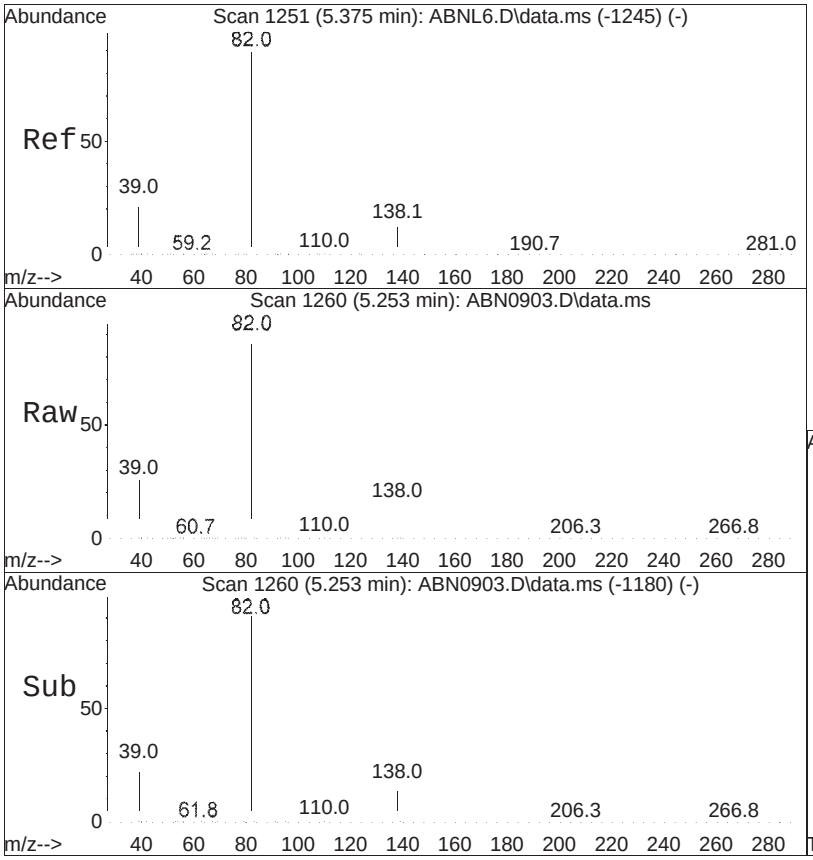


#21
Isophorone
Concen: 5.35 ug/ml
RT: 5.253 min Scan# 1260
Delta R.T. 0.000 min
Lab File: ABN0903.D
Acq: 3 Sep 2025 9:39 pm

Tgt Ion: 82 Resp: 133581

| Ion | Ratio | Lower | Upper |
|---|---|---|---|
| 82 | 100 | | |
| 138 | 15.6 | 14.7 | 22.1 |
| 95 | 7.5 | 5.2 | 7.8 |

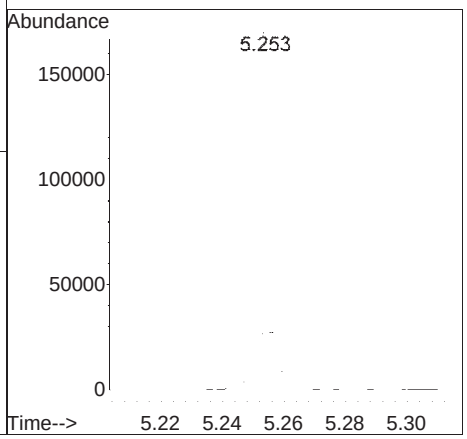

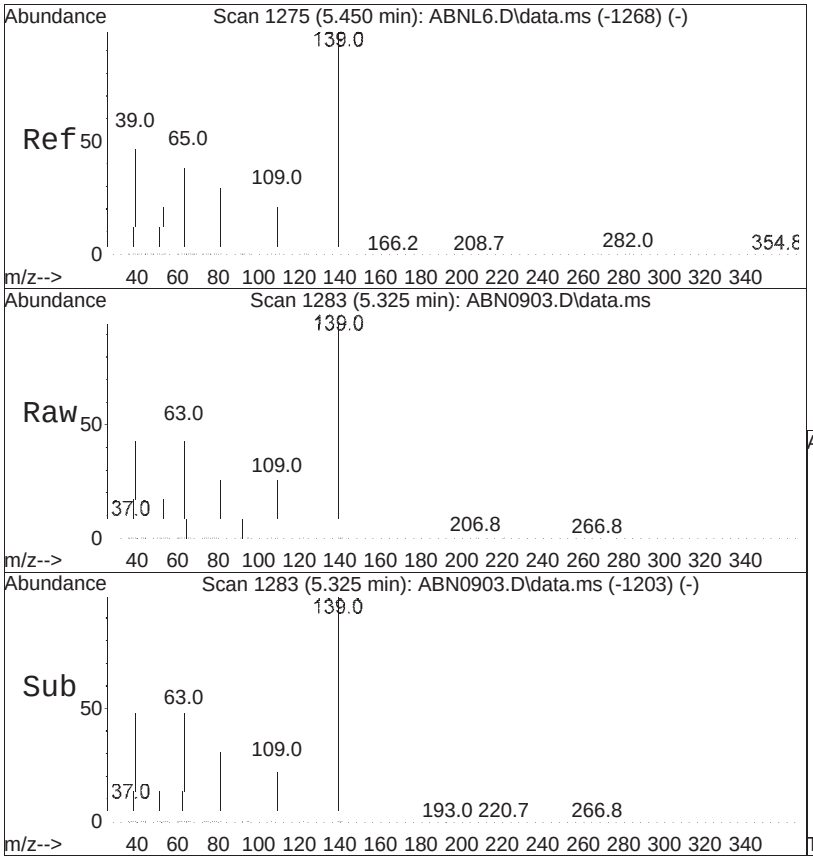


#22
2-Nitrophenol
Concen: 6.00 ug/ml
RT: 5.325 min Scan# 1283
Delta R.T. 0.000 min
Lab File: ABN0903.D
Acq: 3 Sep 2025 9:39 pm

Tgt Ion:139 Resp: 38500

| Ion | Ratio | Lower | Upper |
|---|---|---|---|
| 139 | 100 | | |
| 109 | 29.0 | 19.4 | 29.0 |
| 65 | 46.2 | 46.1 | 69.1 |

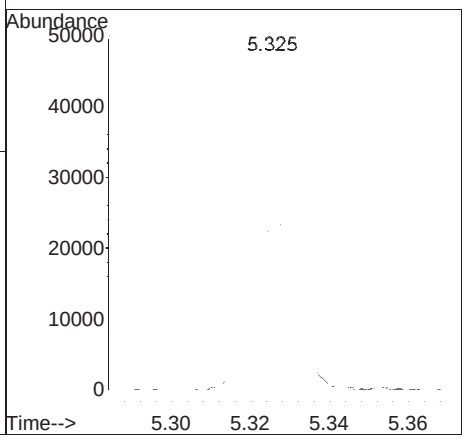

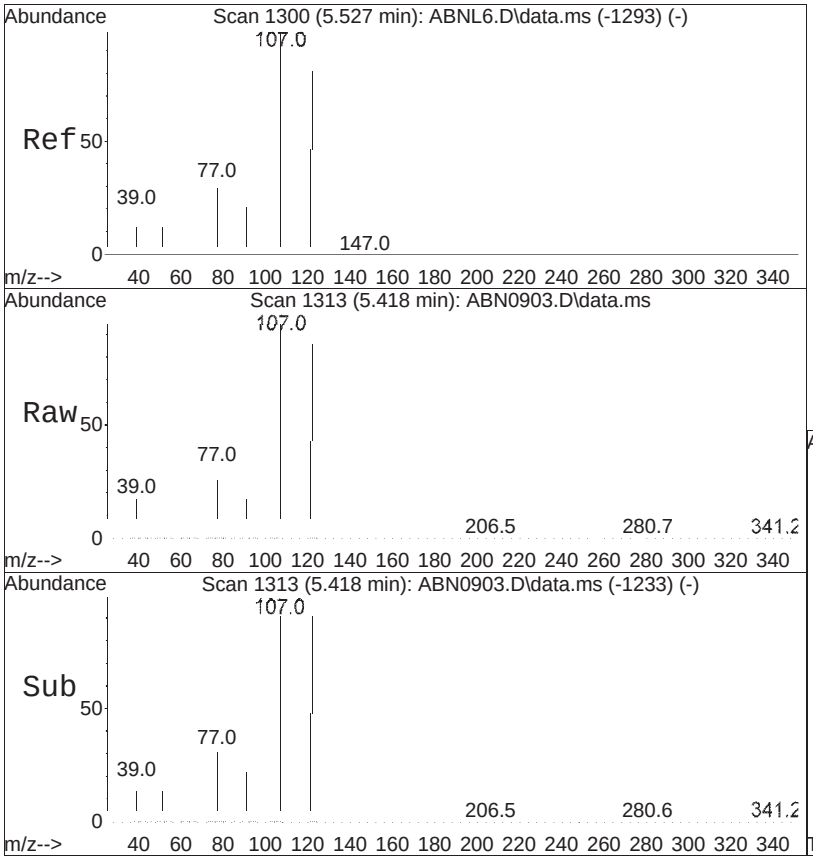


#23
2,4-Dimethylphenol
Concen: 5.71 ug/ml
RT: 5.418 min Scan# 1313
Delta R.T. 0.000 min
Lab File: ABN0903.D
Acq: 3 Sep 2025 9:39 pm

Tgt Ion:107 Resp: 73399

| Ion | Ratio | Lower | Upper |
|---|---|---|---|
| 107 | 100 | | |
| 121 | 48.8 | 40.0 | 60.0 |
| 122 | 84.6 | 70.2 | 105.4 |

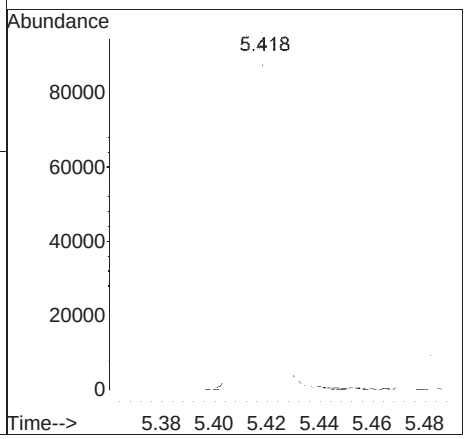

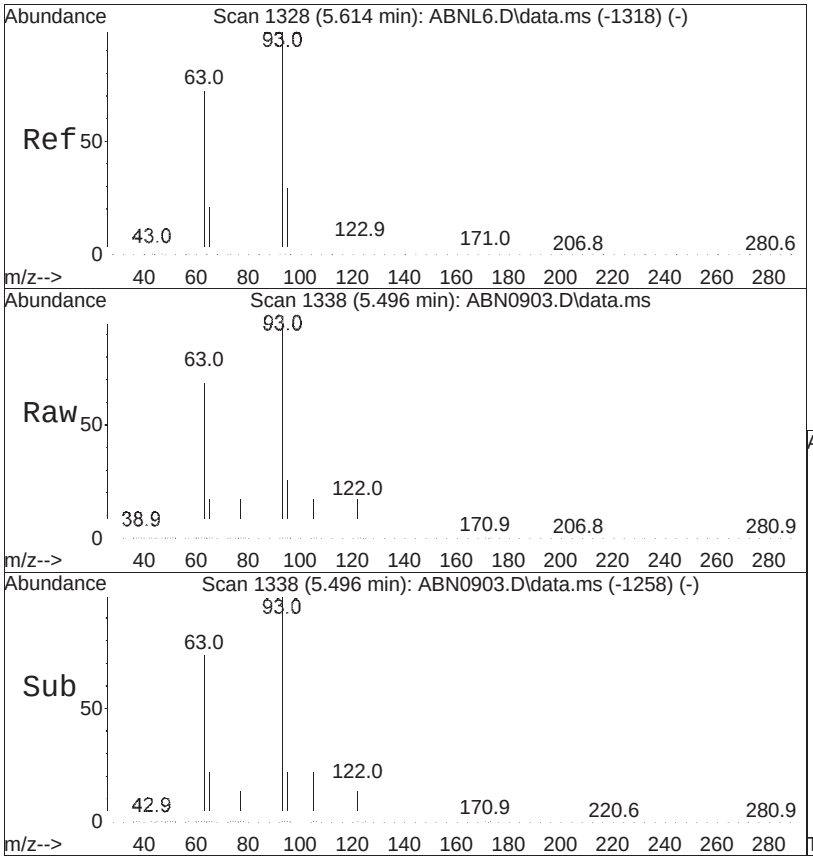


#24
Bis(2-chloroethoxy)methane
Concen: 5.13 ug/ml
RT: 5.496 min Scan# 1338
Delta R.T. 0.000 min
Lab File: ABN0903.D
Acq: 3 Sep 2025 9:39 pm

Tgt Ion: 93 Resp: 85137

| Ion | Ratio | Lower | Upper |
|---|---|---|---|
| 93 | 100 | | |
| 95 | 31.9 | 25.8 | 38.8 |
| 123 | 11.2 | 10.1 | 15.1 |

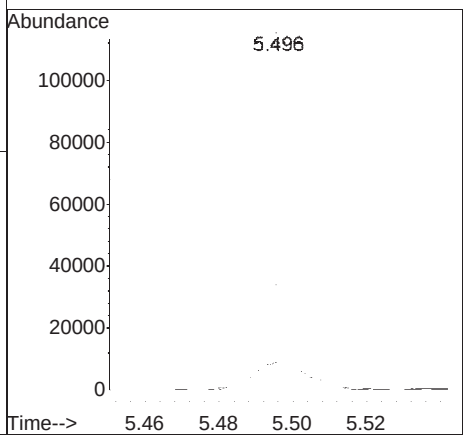

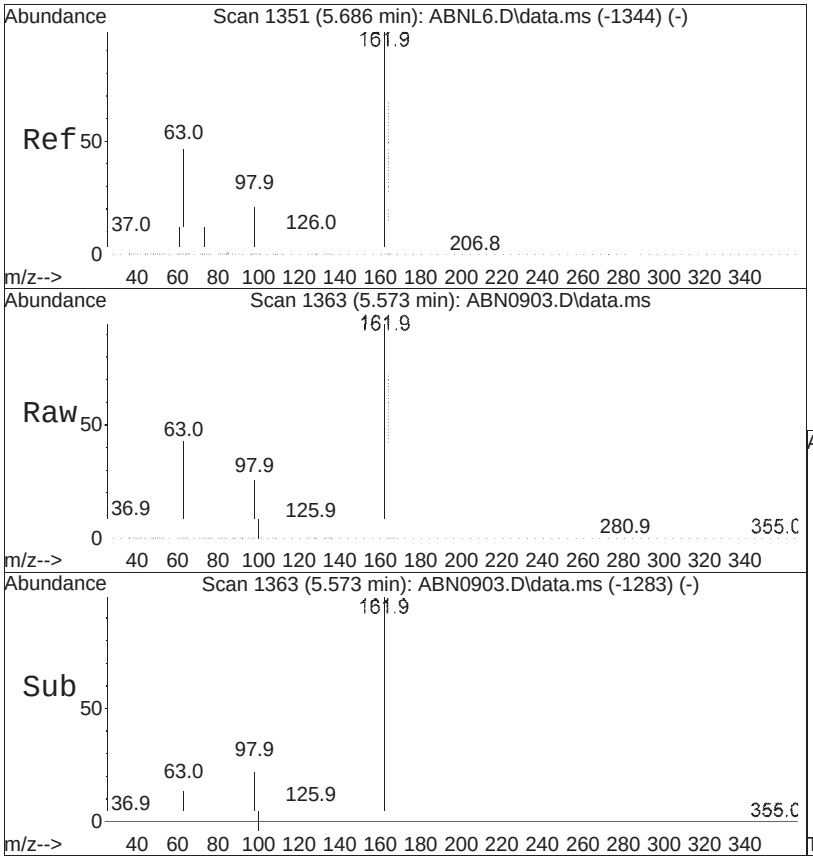


#25
2,4-Dichlorophenol
Concen: 5.47 ug/ml
RT: 5.573 min Scan# 1363
Delta R.T. 0.000 min
Lab File: ABN0903.D
Acq: 3 Sep 2025 9:39 pm

Tgt Ion:162 Resp: 78795

| Ion | Ratio | Lower | Upper |
|---|---|---|---|
| 162 | 100 | | |
| 164 | 65.0 | 51.0 | 76.4 |
| 98 | 25.9 | 32.2 | 48.2# |

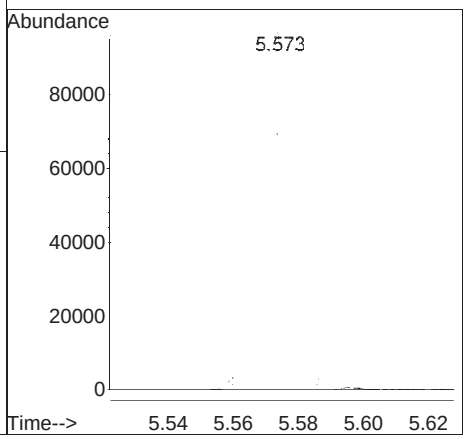

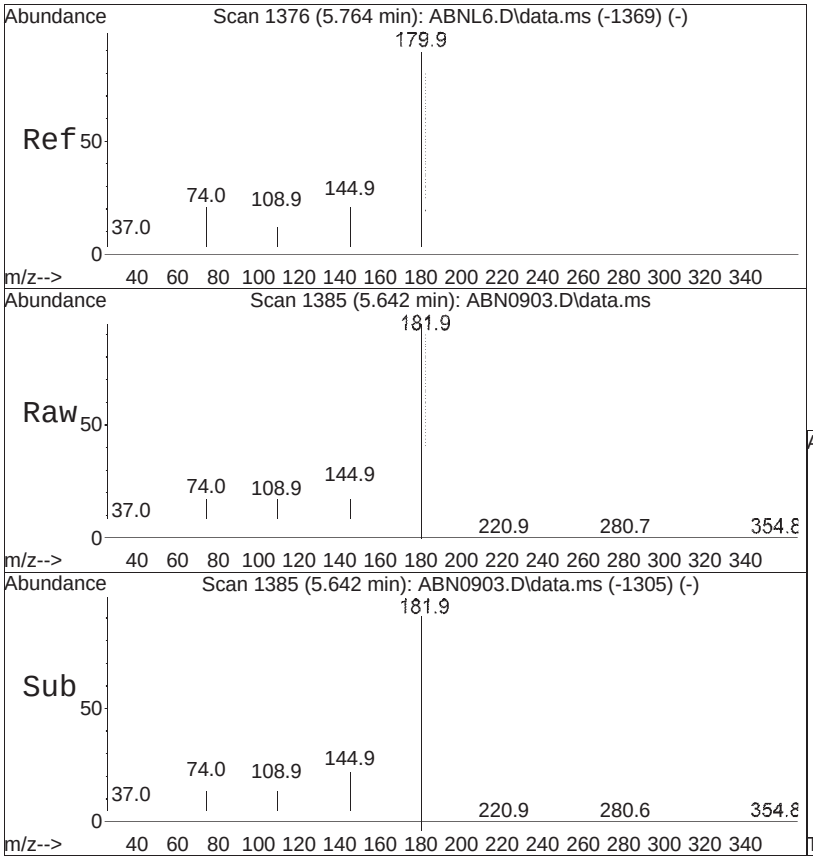


#26
1,2,4-Trichlorobenzene
Concen: 5.35 ug/ml
RT: 5.642 min Scan# 1385
Delta R.T. 0.000 min
Lab File: ABN0903.D
Acq: 3 Sep 2025 9:39 pm

Tgt Ion:180 Resp: 96938

| Ion | Ratio | Lower | Upper |
|---|---|---|---|
| 180 | 100 | | |
| 182 | 98.3 | 76.0 | 114.0 |
| 145 | 24.0 | 25.7 | 38.5# |

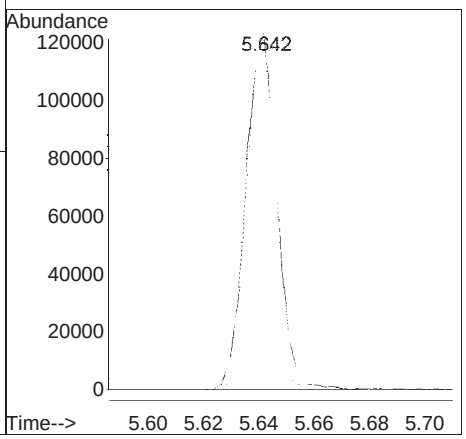




#38
Naphthalene
Concen: 4.94 ug/ml
RT: 5.704 min Scan# 1405
Delta R.T. 0.000 min
Lab File: ABN0903.D
Acq: 3 Sep 2025 9:39 pm

Tgt Ion:128 Resp: 226014

| Ion | Ratio | Lower | Upper |
|---|---|---|---|
| 128 | 100 | | |
| 129 | 10.7 | 8.7 | 13.1 |
| 127 | 13.1 | 10.3 | 15.5 |

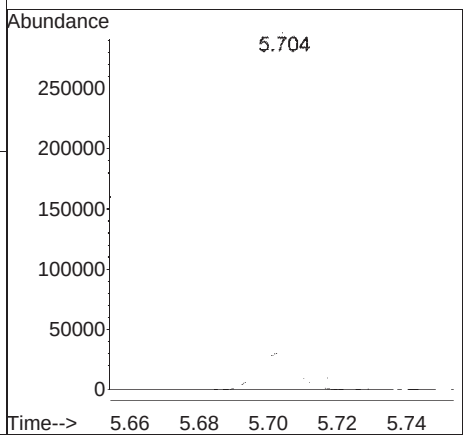

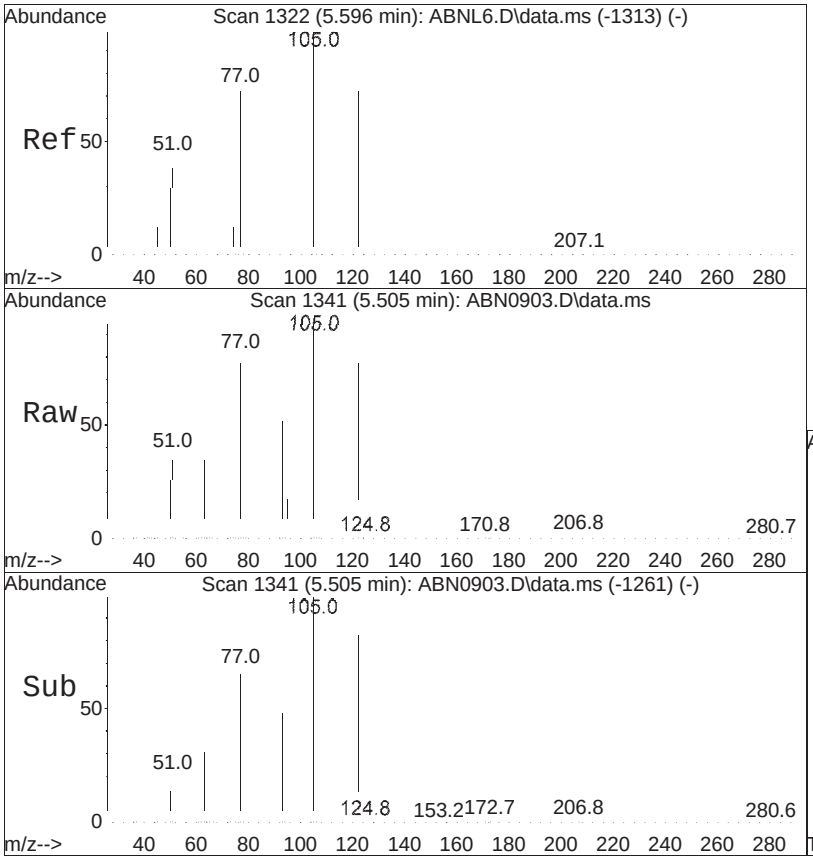


#39
Benzoic Acid
Concen: 7.58 ug/ml
RT: 5.505 min Scan# 1341
Delta R.T. 0.000 min
Lab File: ABN0903.D
Acq: 3 Sep 2025 9:39 pm

Tgt Ion:105 Resp: 55501

| Ion | Ratio | Lower | Upper |
|---|---|---|---|
| 105 | 100 | | |
| 122 | 82.4 | 59.9 | 89.9 |
| 77 | 77.8 | 60.1 | 90.1 |

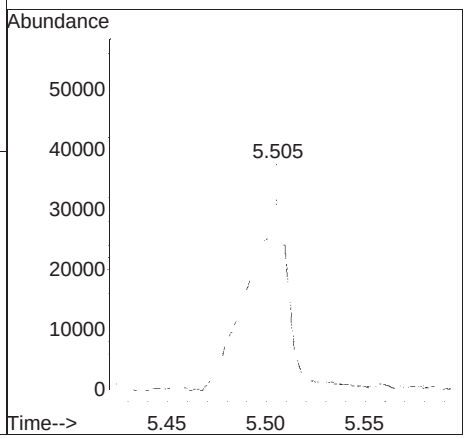

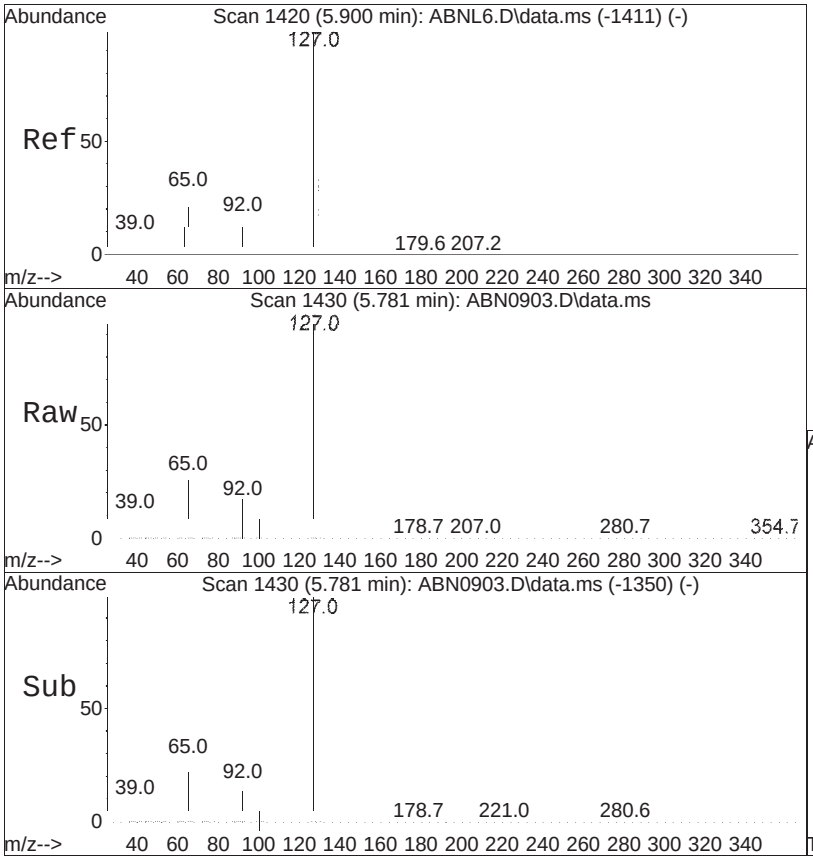


#40
4-Chloroaniline
Concen: 4.65 ug/ml
RT: 5.781 min Scan# 1430
Delta R.T. 0.000 min
Lab File: ABN0903.D
Acq: 3 Sep 2025 9:39 pm

Tgt Ion: 65 Resp: 27084

| Ion | Ratio | Lower | Upper |
|---|---|---|---|
| 65 | 100 | | |
| 127 | 356.8 | 237.6 | 356.4# |
| 129 | 113.0 | 76.3 | 114.5 |

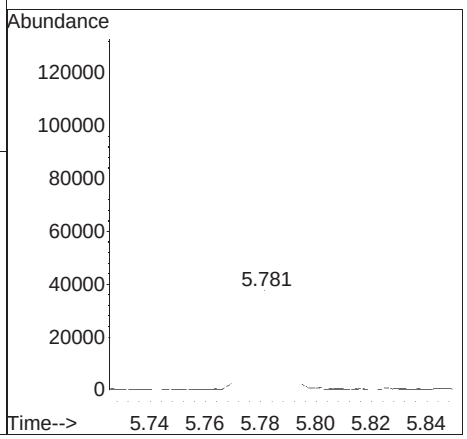

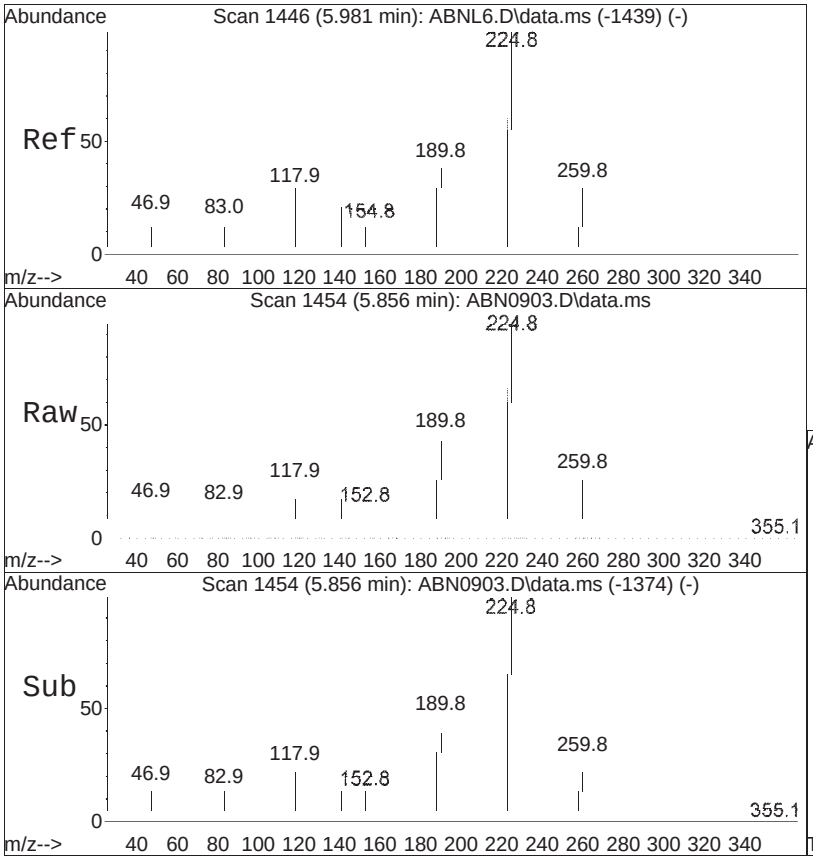


#41
Hexachlorobutadiene
Concen: 5.17 ug/ml
RT: 5.856 min Scan# 1454
Delta R.T. 0.000 min
Lab File: ABN0903.D
Acq: 3 Sep 2025 9:39 pm

Tgt Ion:225 Resp: 64164

| Ion | Ratio | Lower | Upper |
|---|---|---|---|
| 225 | 100 | | |
| 223 | 64.0 | 50.3 | 75.5 |
| 227 | 65.5 | 52.2 | 78.2 |

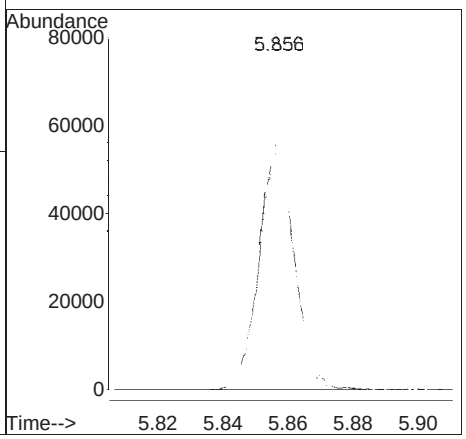

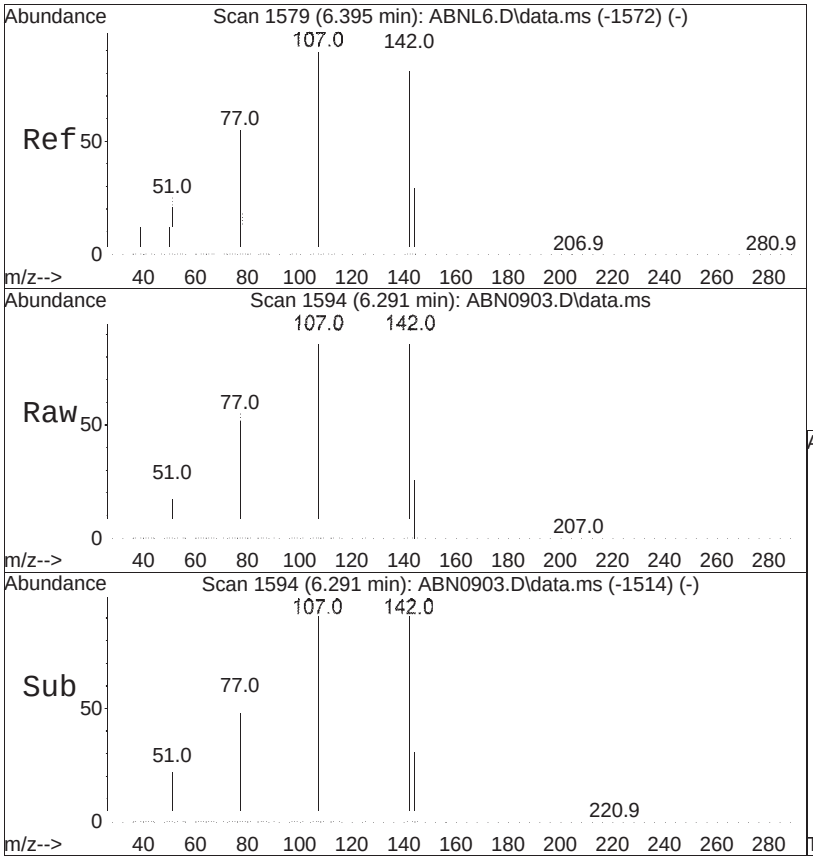


#42
p-Chloro-m-cresol
Concen: 5.19 ug/ml
RT: 6.291 min Scan# 1594
Delta R.T. 0.000 min
Lab File: ABN0903.D
Acq: 3 Sep 2025 9:39 pm

Tgt Ion:107 Resp: 62852

| Ion | Ratio | Lower | Upper |
|---|---|---|---|
| 107 | 100 | | |
| 144 | 30.9 | 20.9 | 31.3 |
| 142 | 94.0 | 66.1 | 99.1 |

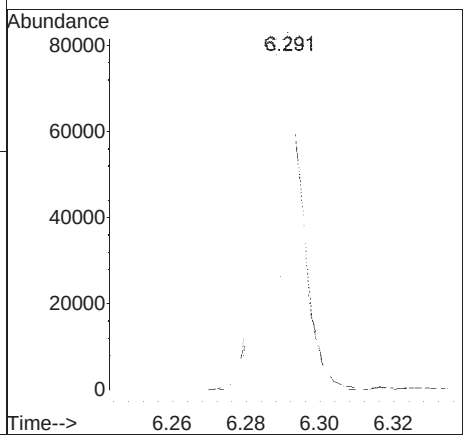

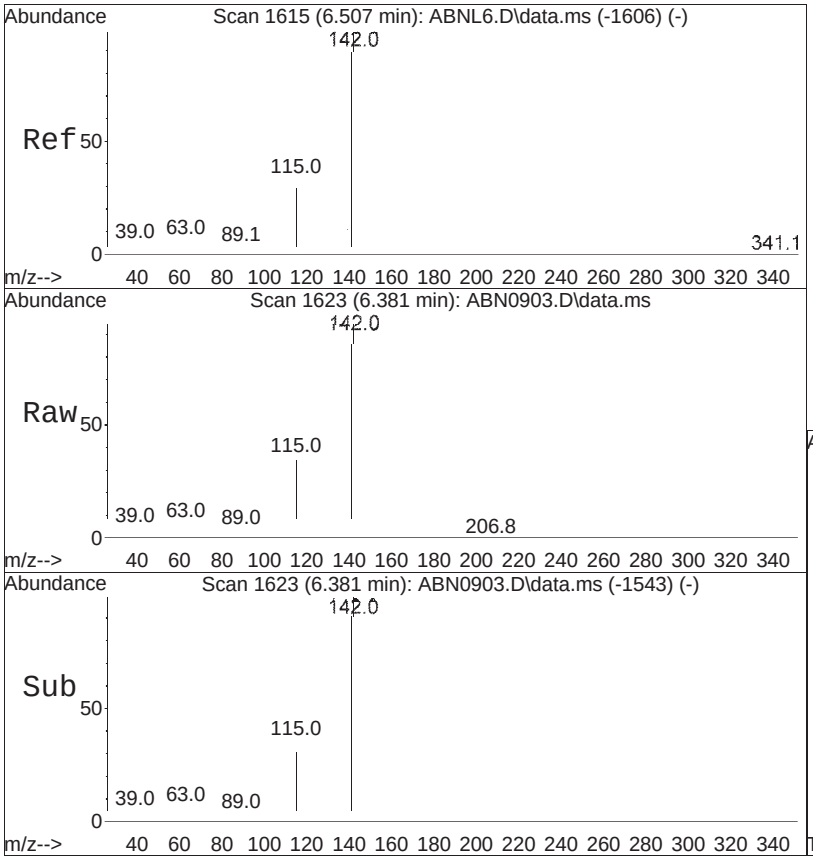


#43
2-Methylnaphthalene
Concen: 5.05 ug/ml
RT: 6.381 min Scan# 1623
Delta R.T. 0.000 min
Lab File: ABN0903.D
Acq: 3 Sep 2025 9:39 pm

Tgt Ion:142 Resp: 152431

| Ion | Ratio | Lower | Upper |
|---|---|---|---|
| 142 | 100 | | |
| 141 | 92.1 | 69.6 | 104.4 |
| 115 | 34.6 | 26.6 | 40.0 |

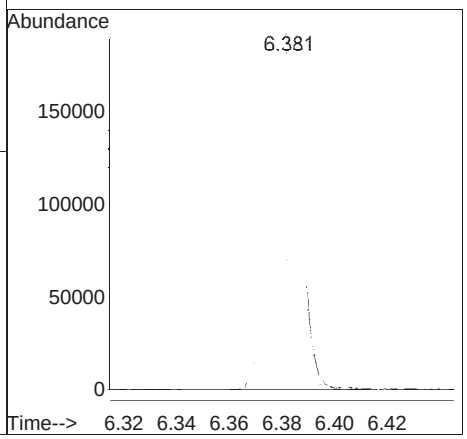

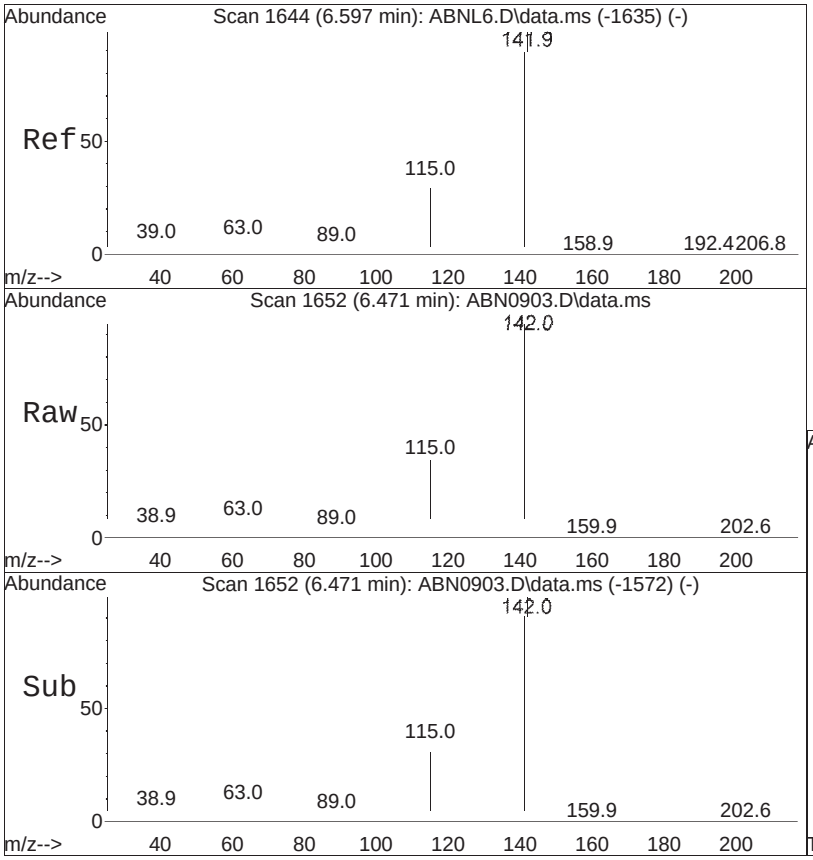


#44
1-Methylnaphthalene
Concen: 4.99 ug/ml
RT: 6.471 min Scan# 1652
Delta R.T. 0.000 min
Lab File: ABN0903.D
Acq: 3 Sep 2025 9:39 pm

Tgt Ion:115 Resp: 56182

| Ion | Ratio | Lower | Upper |
|---|---|---|---|
| 115 | 100 | | |
| 141 | 268.9 | 207.8 | 311.6 |
| 142 | 281.7 | 226.8 | 340.2 |

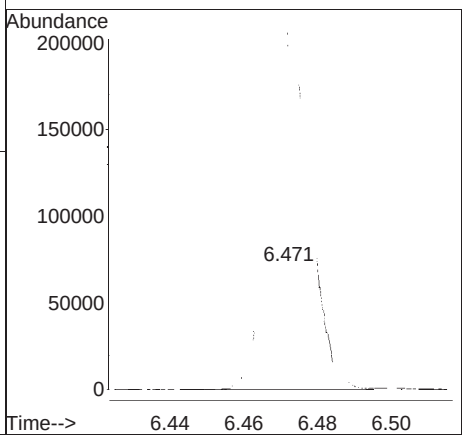

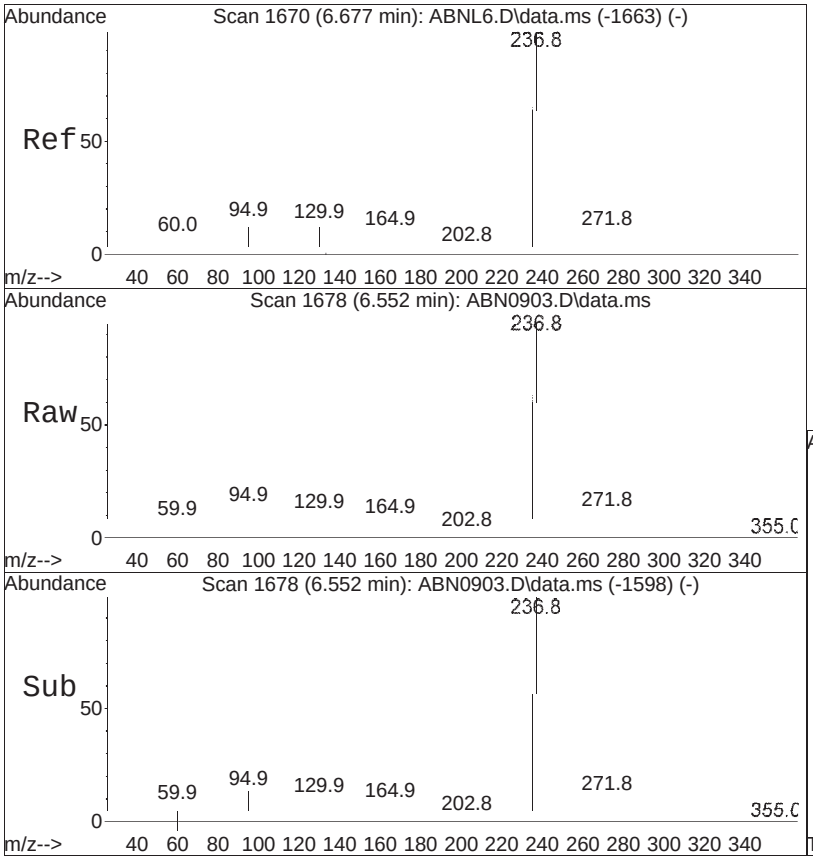


#45
Hexachlorocyclopentadiene
Concen: 6.04 ug/ml
RT: 6.552 min Scan# 1678
Delta R.T. 0.000 min
Lab File: ABN0903.D
Acq: 3 Sep 2025 9:39 pm

Tgt Ion:237 Resp: 84992

| Ion | Ratio | Lower | Upper |
|---|---|---|---|
| 237 | 100 | | |
| 235 | 62.3 | 49.7 | 74.5 |
| 272 | 12.1 | 9.8 | 14.6 |

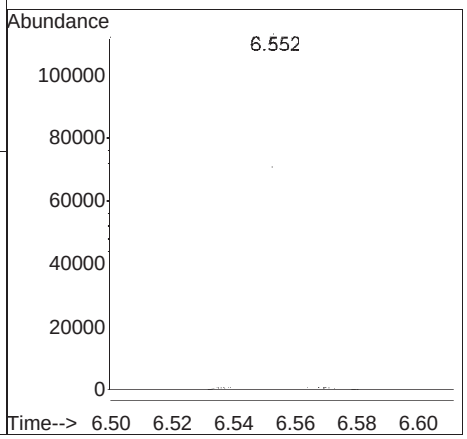

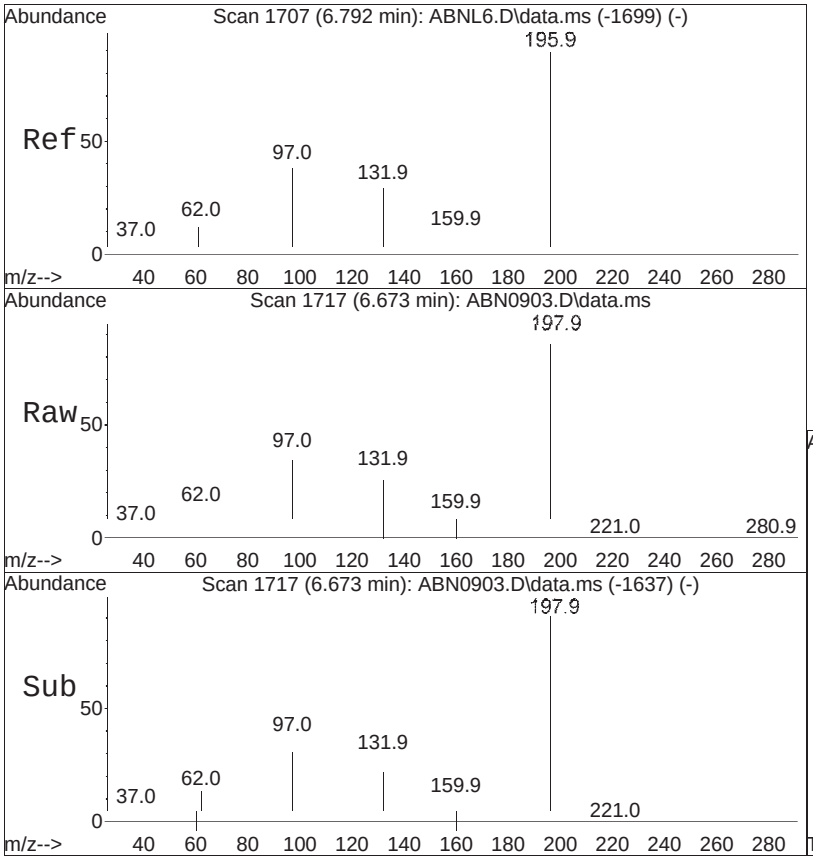


#46
2,4,6-Trichlorophenol
Concen: 5.80 ug/ml
RT: 6.673 min Scan# 1717
Delta R.T. 0.000 min
Lab File: ABN0903.D
Acq: 3 Sep 2025 9:39 pm

Tgt Ion:196 Resp: 74792

| Ion | Ratio | Lower | Upper |
|---|---|---|---|
| 196 | 100 | | |
| 198 | 98.5 | 77.5 | 116.3 |
| 200 | 30.0 | 23.8 | 35.6 |

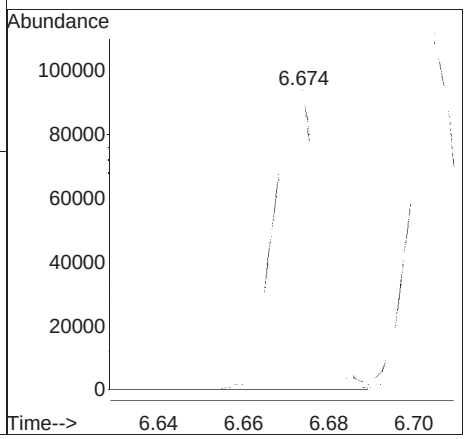

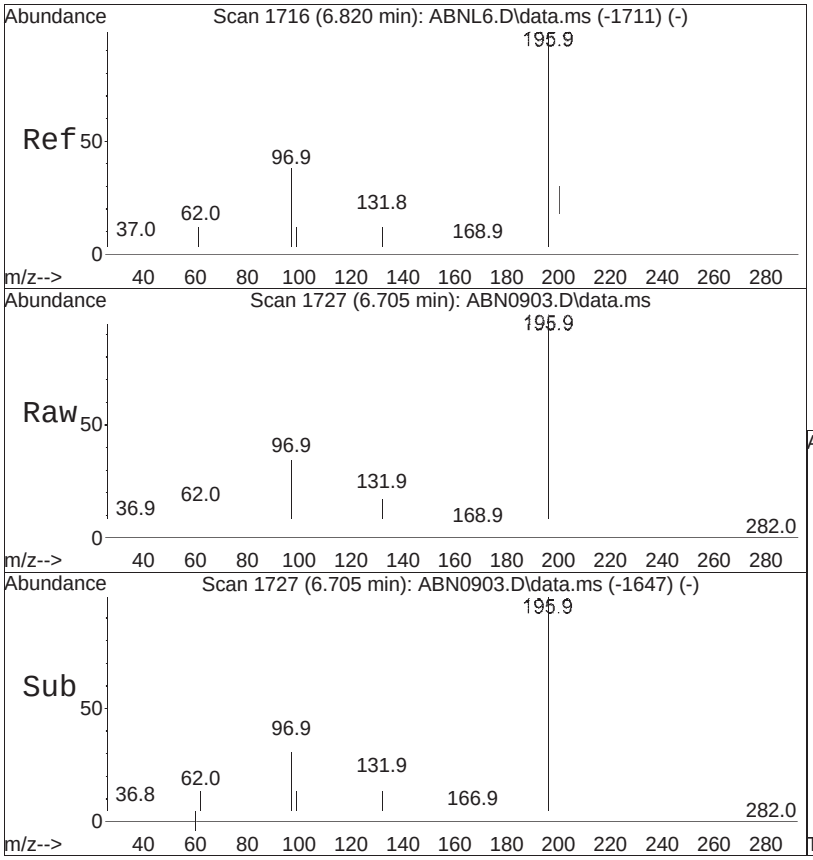


#47
2,4,5-Trichlorophenol
Concen: 5.80 ug/ml
RT: 6.705 min Scan# 1727
Delta R.T. 0.000 min
Lab File: ABN0903.D
Acq: 3 Sep 2025 9:39 pm

Tgt Ion:196 Resp: 82753

| Ion | Ratio | Lower | Upper |
|---|---|---|---|
| 196 | 100 | | |
| 200 | 32.4 | 25.4 | 38.0 |
| 198 | 98.1 | 78.0 | 117.0 |

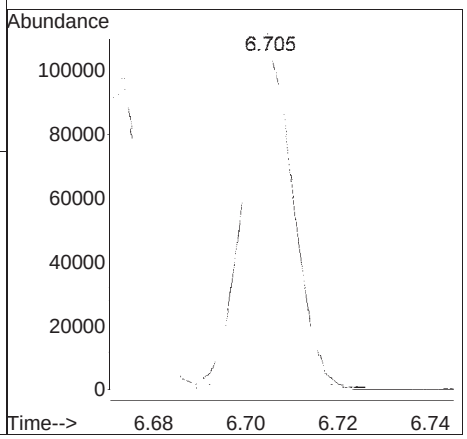

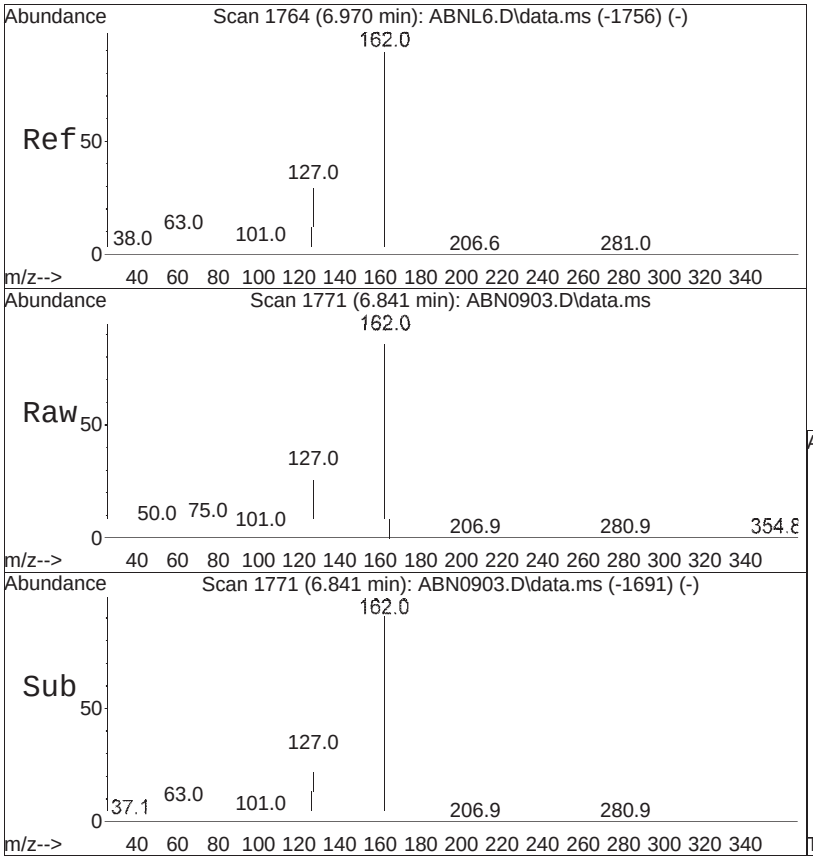


#49
2-Chloronaphthalene
Concen: 5.16 ug/ml
RT: 6.841 min Scan# 1771
Delta R.T. 0.000 min
Lab File: ABN0903.D
Acq: 3 Sep 2025 9:39 pm

Tgt Ion:162 Resp: 192422

| Ion | Ratio | Lower | Upper |
|---|---|---|---|
| 162 | 100 | | |
| 127 | 30.9 | 32.2 | 48.4# |
| 164 | 32.9 | 25.7 | 38.5 |

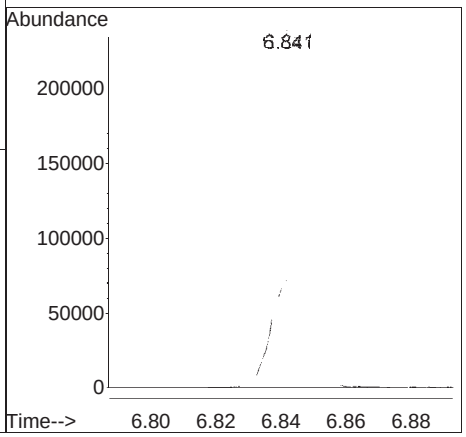

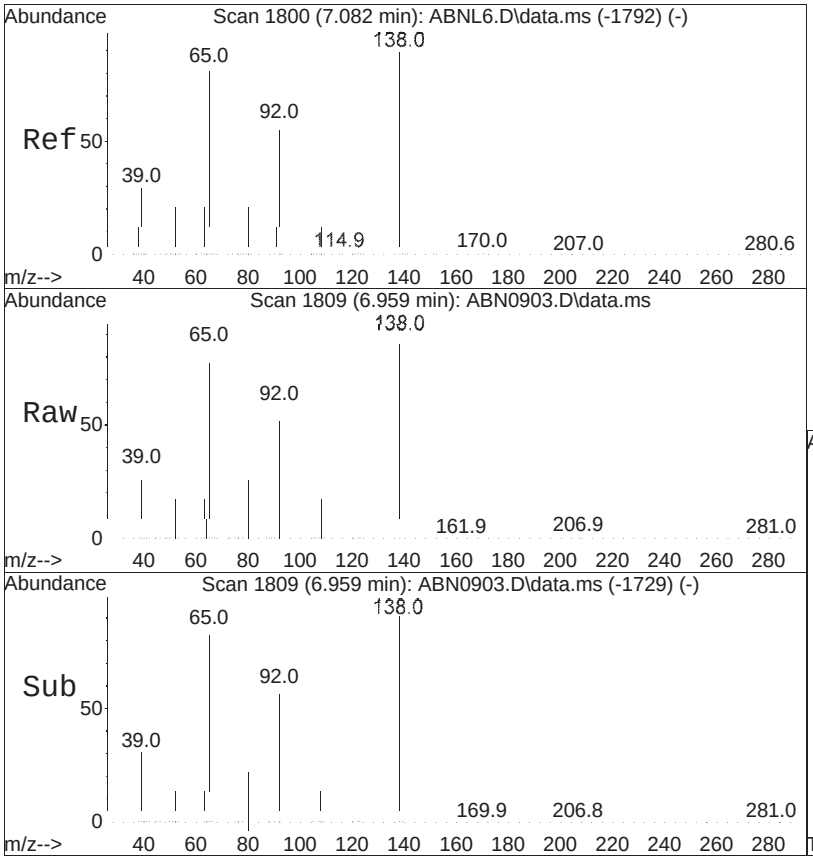


#50
2-Nitroaniline
Concen: 5.51 ug/ml
RT: 6.959 min Scan# 1809
Delta R.T. 0.000 min
Lab File: ABN0903.D
Acq: 3 Sep 2025 9:39 pm

Tgt Ion:138 Resp: 51789

| Ion | Ratio | Lower | Upper |
|---|---|---|---|
| 138 | 100 | | |
| 92 | 58.5 | 53.5 | 80.3 |
| 65 | 87.2 | 86.3 | 129.5 |

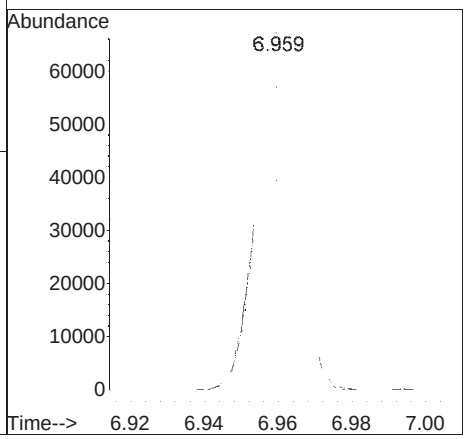

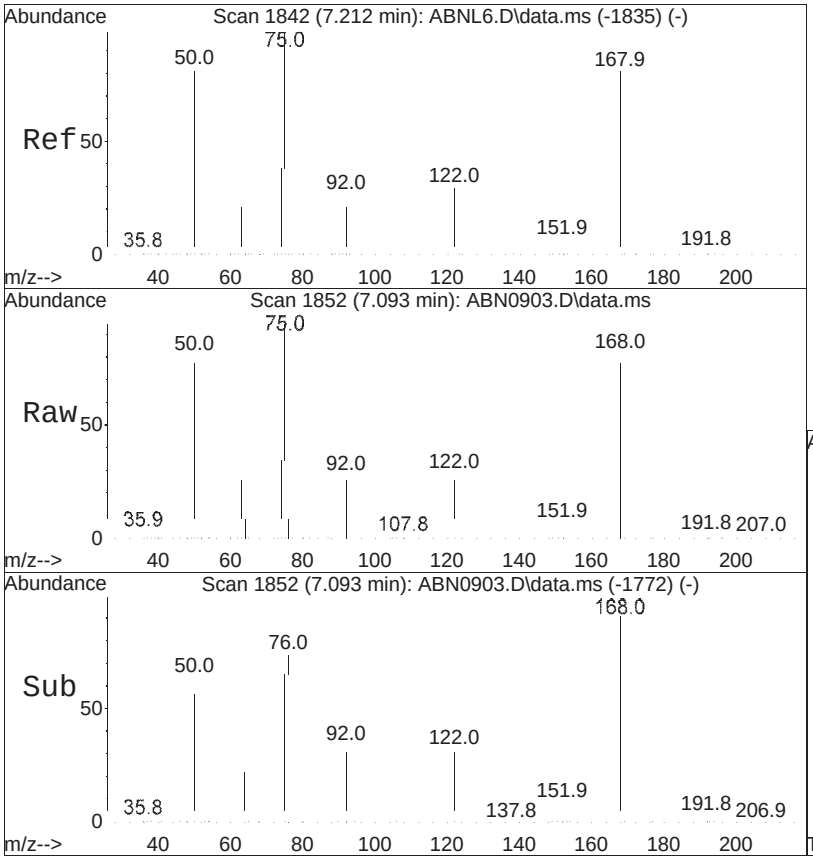


#51
1,4-Dinitrobenzene
Concen: 5.60 ug/ml
RT: 7.093 min Scan# 1852
Delta R.T. 0.000 min
Lab File: ABN0903.D
Acq: 3 Sep 2025 9:39 pm

Tgt Ion:168 Resp: 26592

| Ion | Ratio | Lower | Upper |
|---|---|---|---|
| 168 | 100 | | |
| 75 | 122.4 | 121.8 | 182.8 |

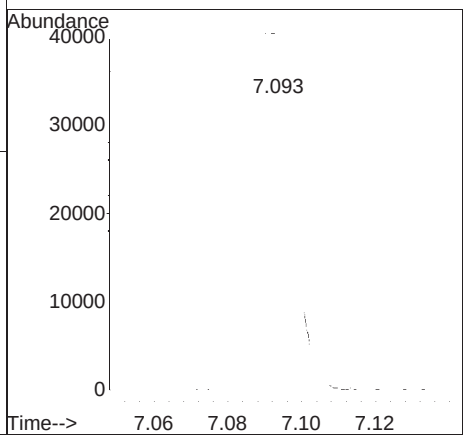

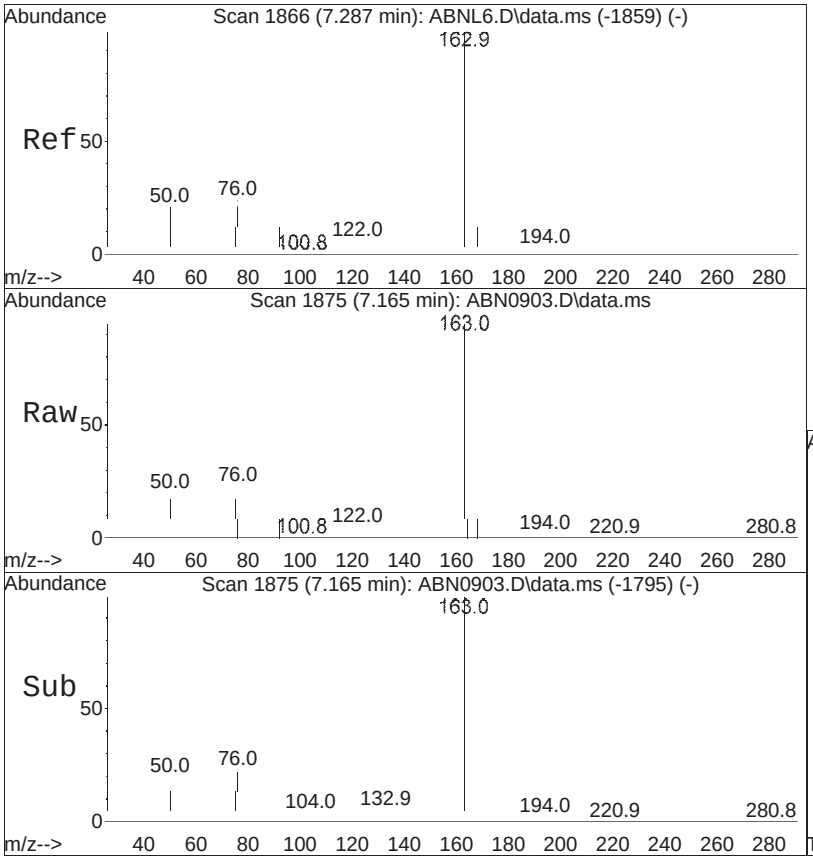


#52
1,3-Dinitrobenzene
Concen: 5.99 ug/ml
RT: 7.165 min Scan# 1875
Delta R.T. 0.000 min
Lab File: ABN0903.D
Acq: 3 Sep 2025 9:39 pm

Tgt Ion:168 Resp: 32347

| Ion | Ratio | Lower | Upper |
|---|---|---|---|
| 168 | 100 | | |
| 75 | 128.9 | 22.7 | 34.1# |

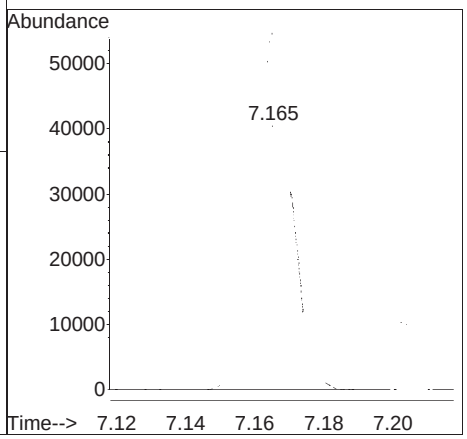

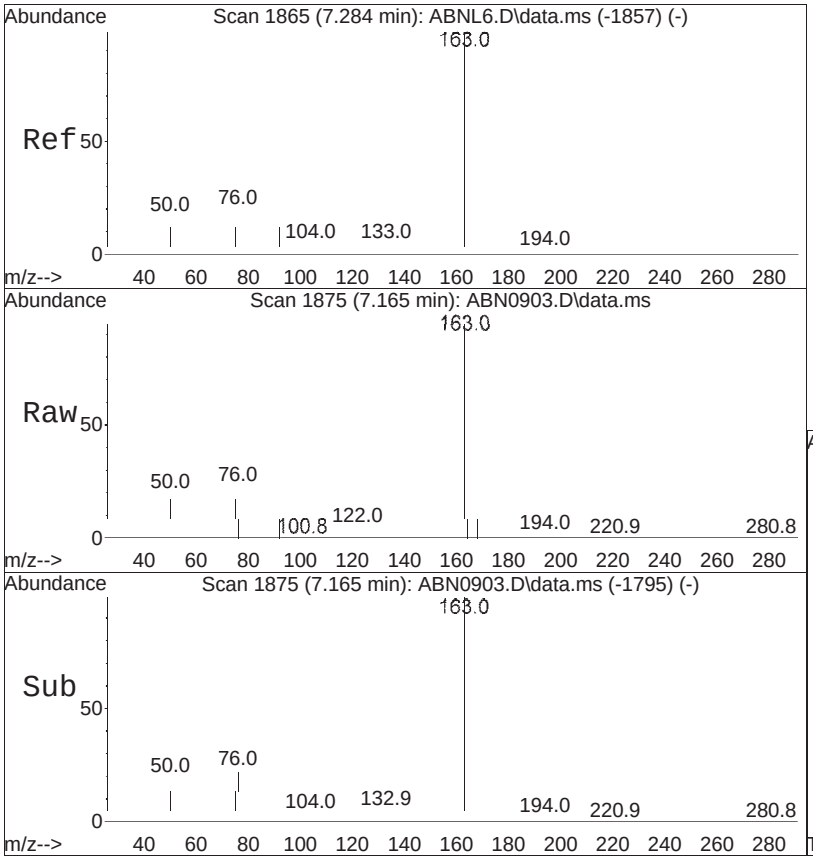


#53
Dimethyl phthalate
Concen: 5.21 ug/ml
RT: 7.165 min Scan# 1875
Delta R.T. 0.000 min
Lab File: ABN0903.D
Acq: 3 Sep 2025 9:39 pm

Tgt Ion:163 Resp: 243171

| Ion | Ratio | Lower | Upper |
|---|---|---|---|
| 163 | 100 | | |
| 194 | 2.7 | 3.5 | 5.3# |
| 164 | 9.6 | 7.9 | 11.9 |

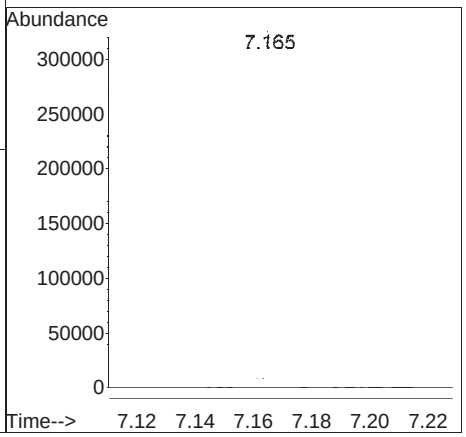

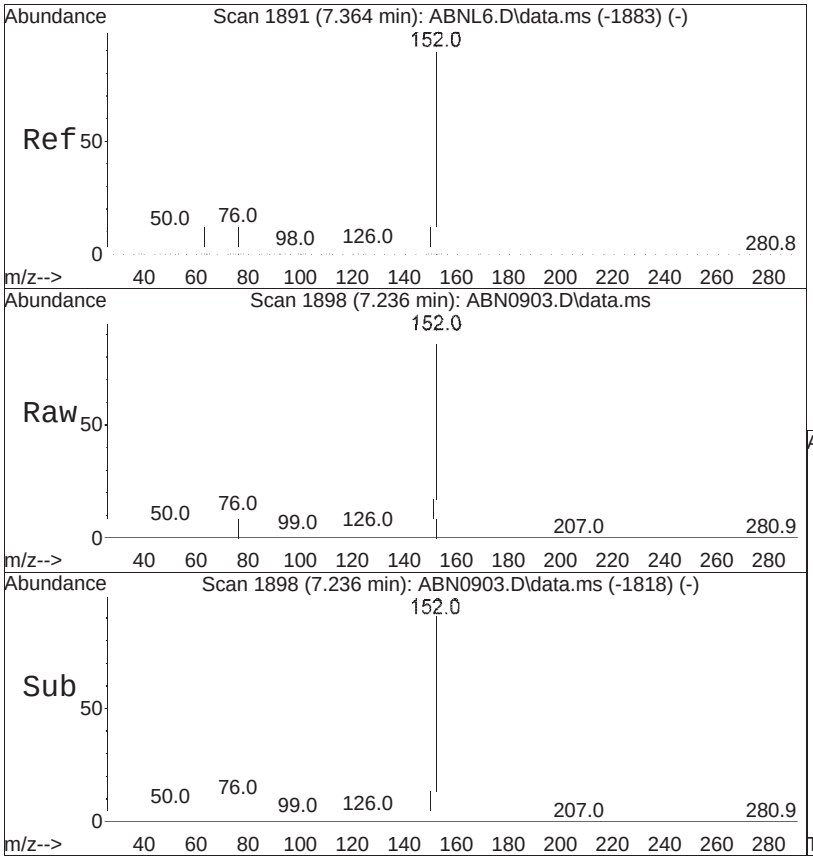


#54
Acenaphthylene
Concen: 5.47 ug/ml
RT: 7.236 min Scan# 1898
Delta R.T. 0.000 min
Lab File: ABN0903.D
Acq: 3 Sep 2025 9:39 pm

Tgt Ion:152 Resp: 318733

| Ion | Ratio | Lower | Upper |
|---|---|---|---|
| 152 | 100 | | |
| 151 | 20.7 | 15.8 | 23.6 |
| 153 | 13.3 | 10.5 | 15.7 |

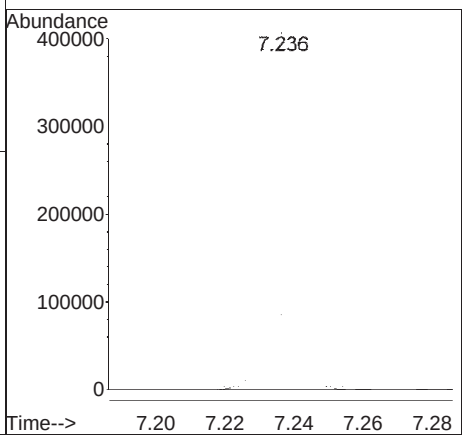

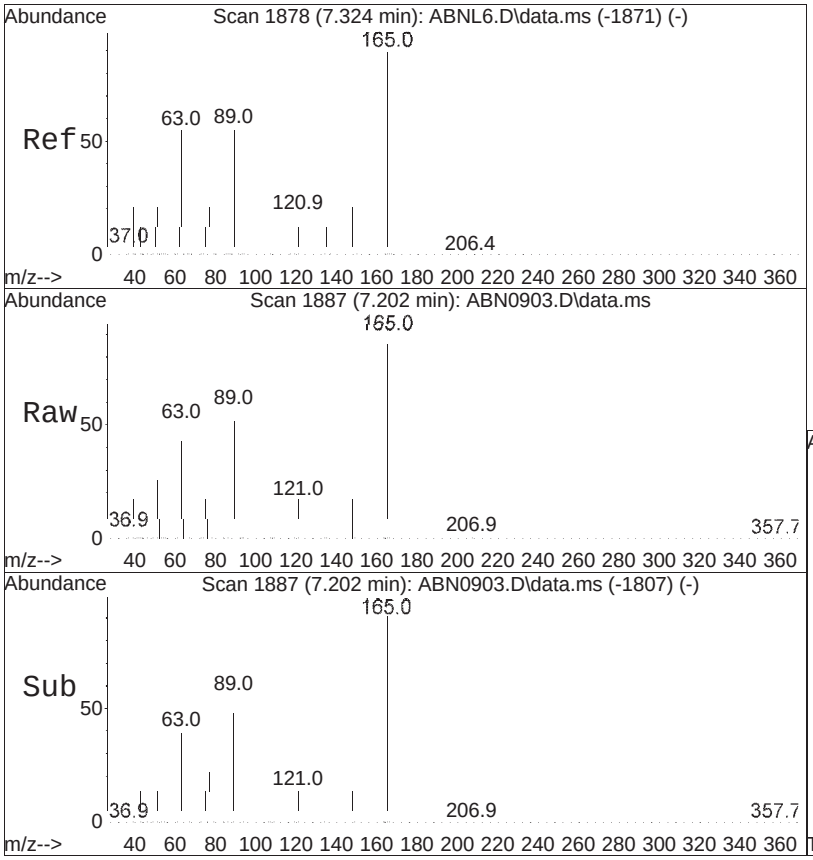


#55
2,6-Dinitrotoluene
Concen: 5.45 ug/ml
RT: 7.202 min Scan# 1887
Delta R.T. 0.000 min
Lab File: ABN0903.D
Acq: 3 Sep 2025 9:39 pm

Tgt Ion:165 Resp: 49938

| Ion | Ratio | Lower | Upper |
|---|---|---|---|
| 165 | 100 | | |
| 89 | 50.6 | 54.2 | 81.2# |
| 63 | 51.6 | 64.2 | 96.2# |

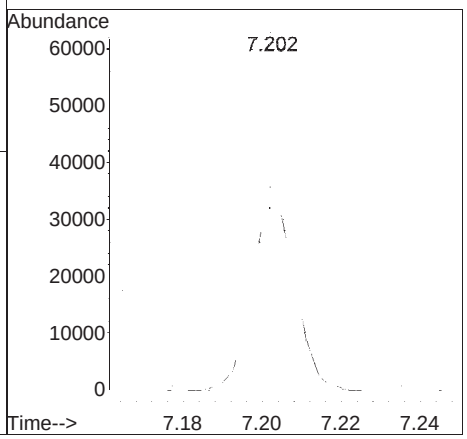

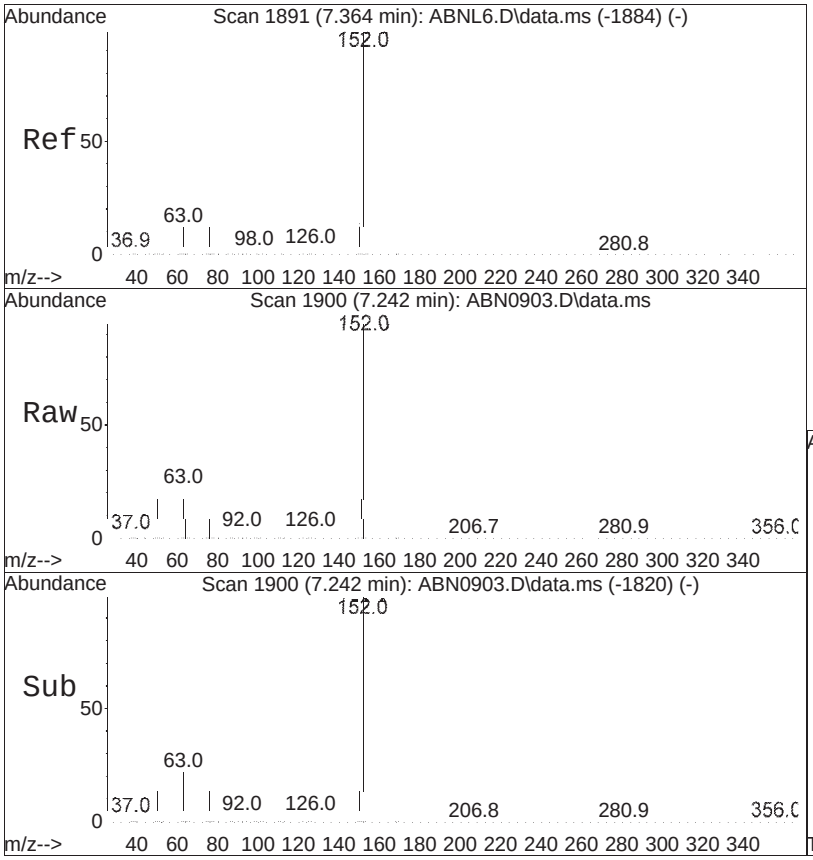


#56
1,2-Dinitrobenzene
Concen: 5.29 ug/ml
RT: 7.242 min Scan# 1900
Delta R.T. 0.000 min
Lab File: ABN0903.D
Acq: 3 Sep 2025 9:39 pm

Tgt Ion:168 Resp: 17943

| Ion | Ratio | Lower | Upper |
|---|---|---|---|
| 168 | 100 | | |
| 75 | 132.1 | 30.9 | 46.3# |

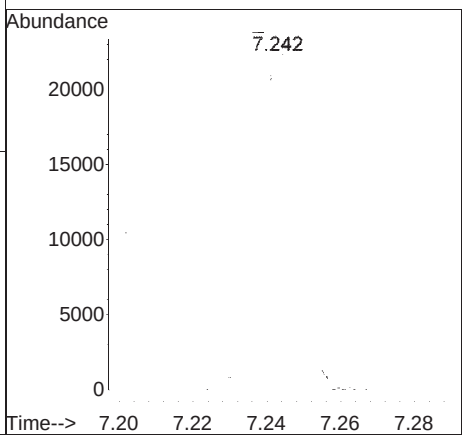

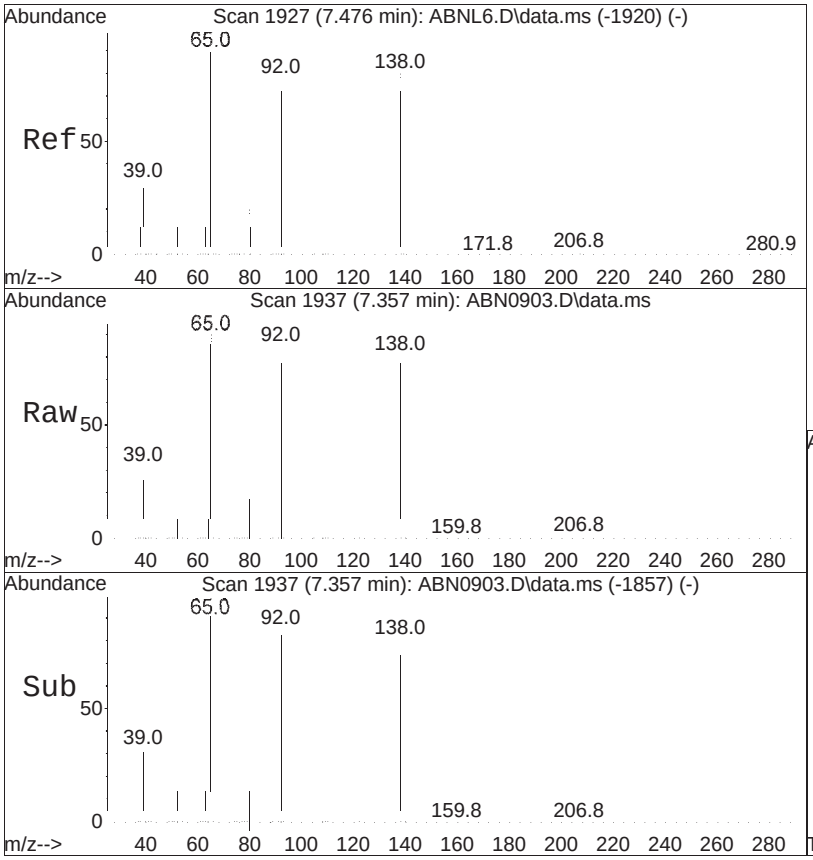


#66
3-Nitroaniline
Concen: 5.25 ug/ml
RT: 7.357 min Scan# 1937
Delta R.T. 0.000 min
Lab File: ABN0903.D
Acq: 3 Sep 2025 9:39 pm

Tgt Ion:138 Resp: 50247

| Ion | Ratio | Lower | Upper |
|---|---|---|---|
| 138 | 100 | | |
| 92 | 104.9 | 93.4 | 140.2 |
| 108 | 8.2 | 9.5 | 14.3# |

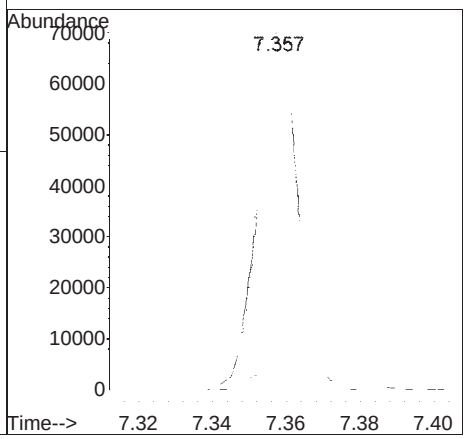

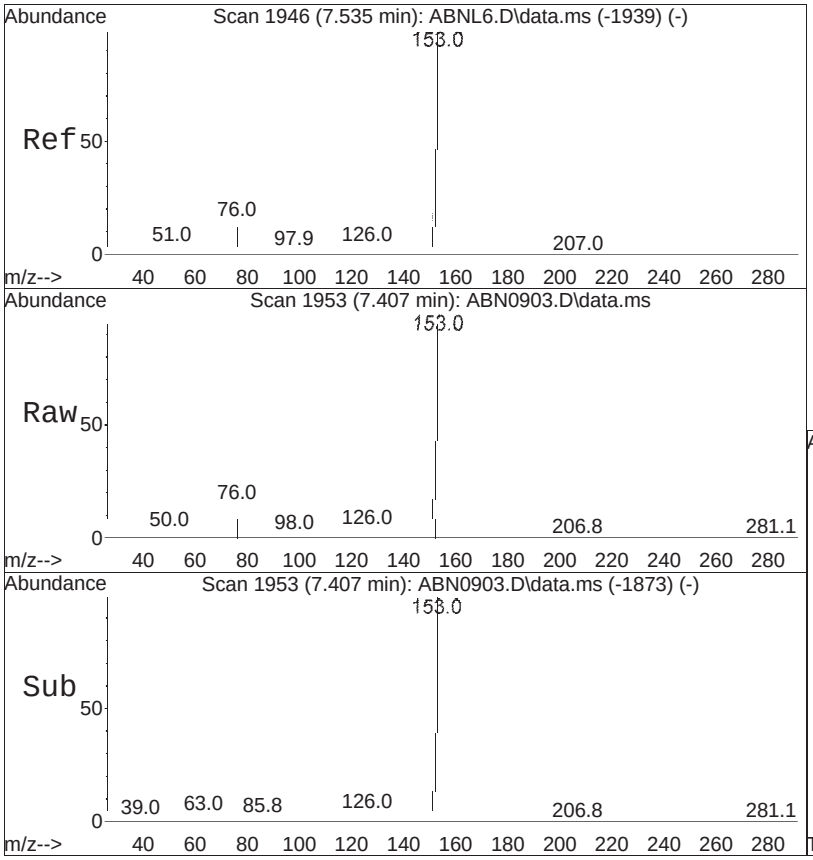


#67
Acenaphthene
Concen: 4.74 ug/ml
RT: 7.407 min Scan# 1953
Delta R.T. 0.000 min
Lab File: ABN0903.D
Acq: 3 Sep 2025 9:39 pm

Tgt Ion:154 Resp: 171142

| Ion | Ratio | Lower | Upper |
|---|---|---|---|
| 154 | 100 | | |
| 153 | 121.1 | 85.3 | 127.9 |
| 152 | 57.6 | 41.4 | 62.0 |

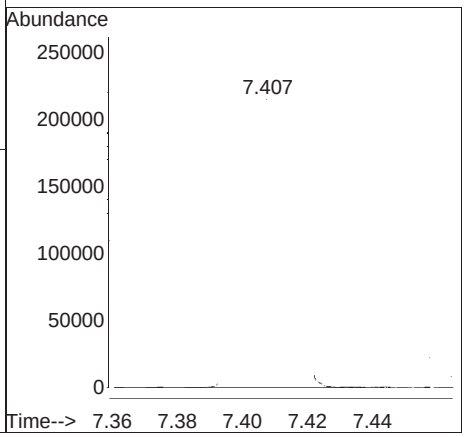

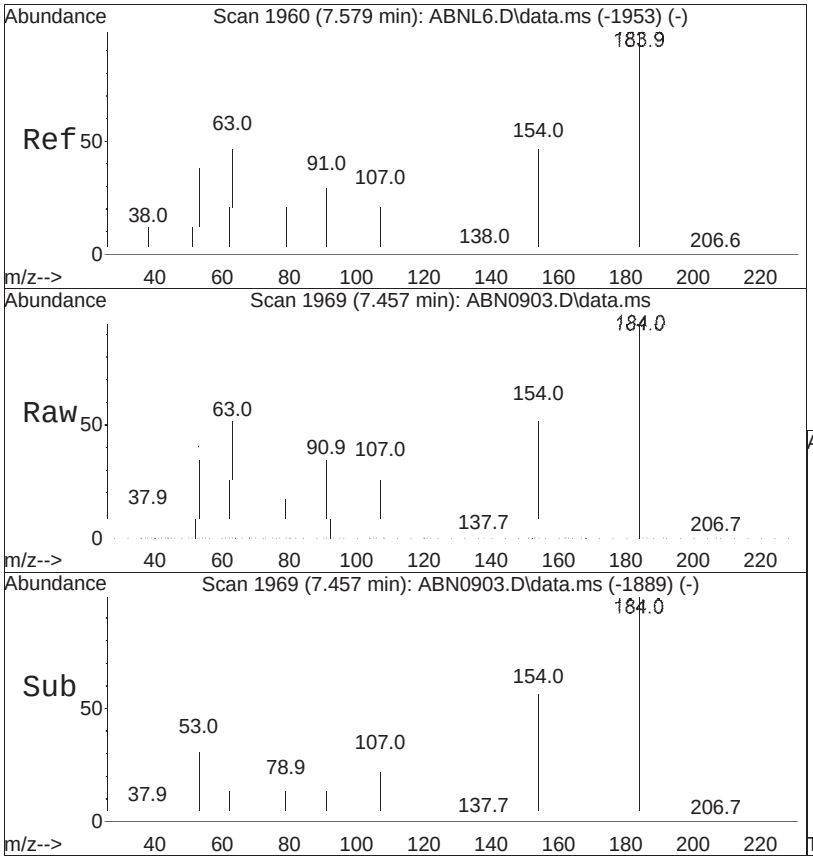


#68
2,4-Dinitrophenol
Concen: 5.71 ug/ml
RT: 7.457 min Scan# 1969
Delta R.T. 0.000 min
Lab File: ABN0903.D
Acq: 3 Sep 2025 9:39 pm

Tgt Ion:184 Resp: 31552

| Ion | Ratio | Lower | Upper |
|---|---|---|---|
| 184 | 100 | | |
| 107 | 33.5 | 37.7 | 56.5# |
| 91 | 34.4 | 46.3 | 69.5# |

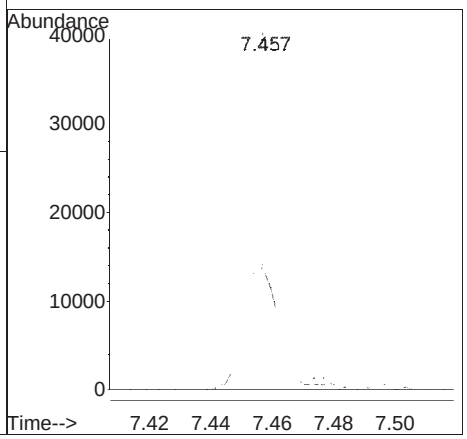

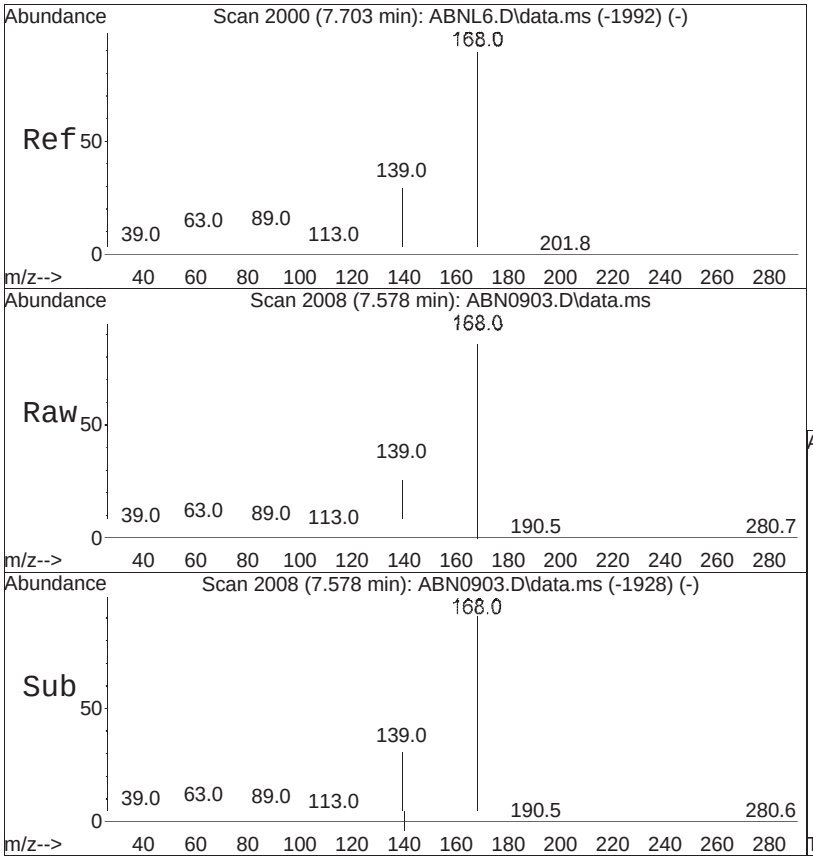


#69
Dibenzofuran
Concen: 4.88 ug/ml
RT: 7.578 min Scan# 2008
Delta R.T. 0.000 min
Lab File: ABN0903.D
Acq: 3 Sep 2025 9:39 pm

Tgt Ion:168 Resp: 308887

| Ion | Ratio | Lower | Upper |
|---|---|---|---|
| 168 | 100 | | |
| 139 | 45.6 | 31.4 | 47.2 |

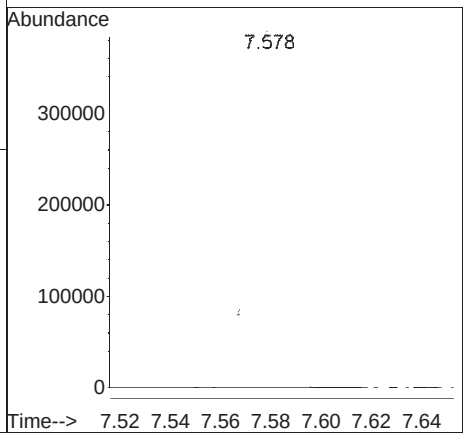

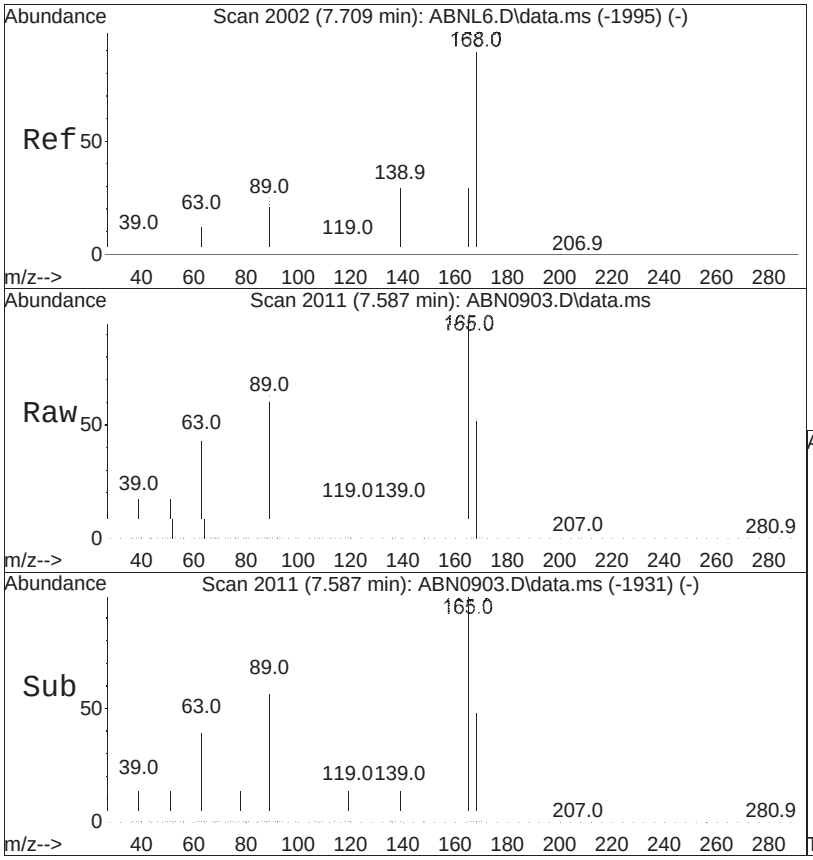


#70
2,4-Dinitrotoluene
Concen: 5.70 ug/ml
RT: 7.587 min Scan# 2011
Delta R.T. 0.000 min
Lab File: ABN0903.D
Acq: 3 Sep 2025 9:39 pm

Tgt Ion:165 Resp: 73528

| Ion | Ratio | Lower | Upper |
|---|---|---|---|
| 165 | 100 | | |
| 89 | 71.0 | 72.0 | 108.0# |
| 63 | 76.7 | 52.7 | 79.1 |

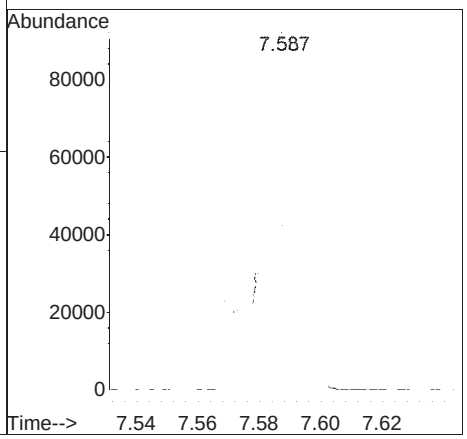

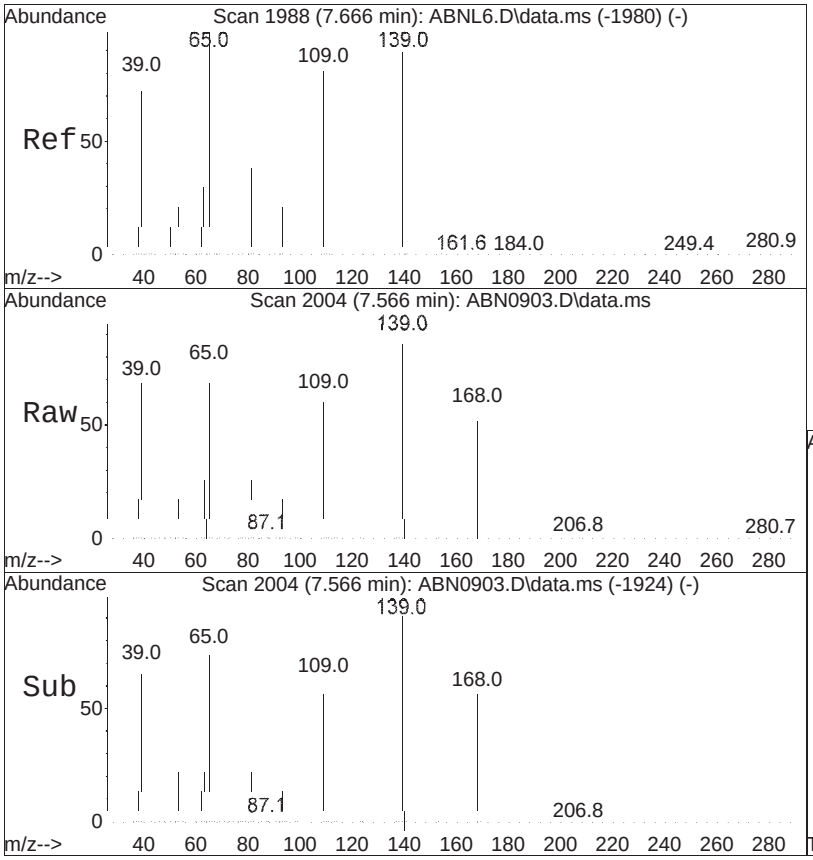


#71
4-Nitrophenol
Concen: 6.07 ug/ml
RT: 7.566 min Scan# 2004
Delta R.T. 0.000 min
Lab File: ABN0903.D
Acq: 3 Sep 2025 9:39 pm

Tgt Ion: 65 Resp: 43131

| Ion | Ratio | Lower | Upper |
|---|---|---|---|
| 65 | 100 | | |
| 109 | 78.2 | 47.4 | 71.2# |
| 139 | 326.3 | 76.6 | 115.0# |

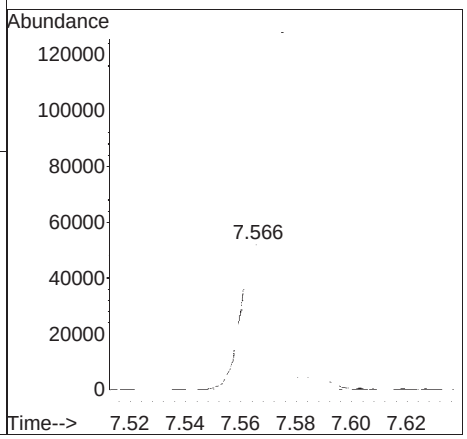

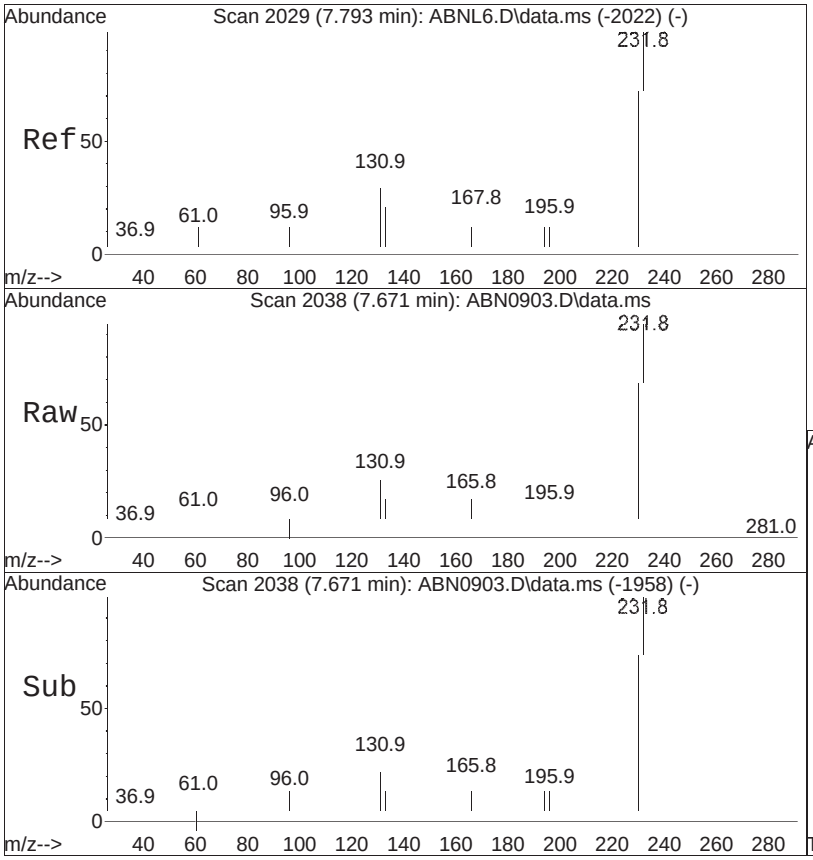


#72
2,3,5,6-Tetrachlorophenol
Concen: 6.18 ug/ml
RT: 7.671 min Scan# 2038
Delta R.T. 0.000 min
Lab File: ABN0903.D
Acq: 3 Sep 2025 9:39 pm

Tgt Ion:232 Resp: 79767

| Ion | Ratio | Lower | Upper |
|---|---|---|---|
| 232 | 100 | | |
| 230 | 78.2 | 64.2 | 96.4 |
| 234 | 47.6 | 38.1 | 57.1 |

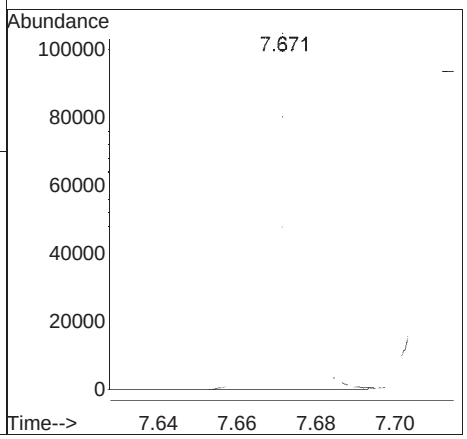

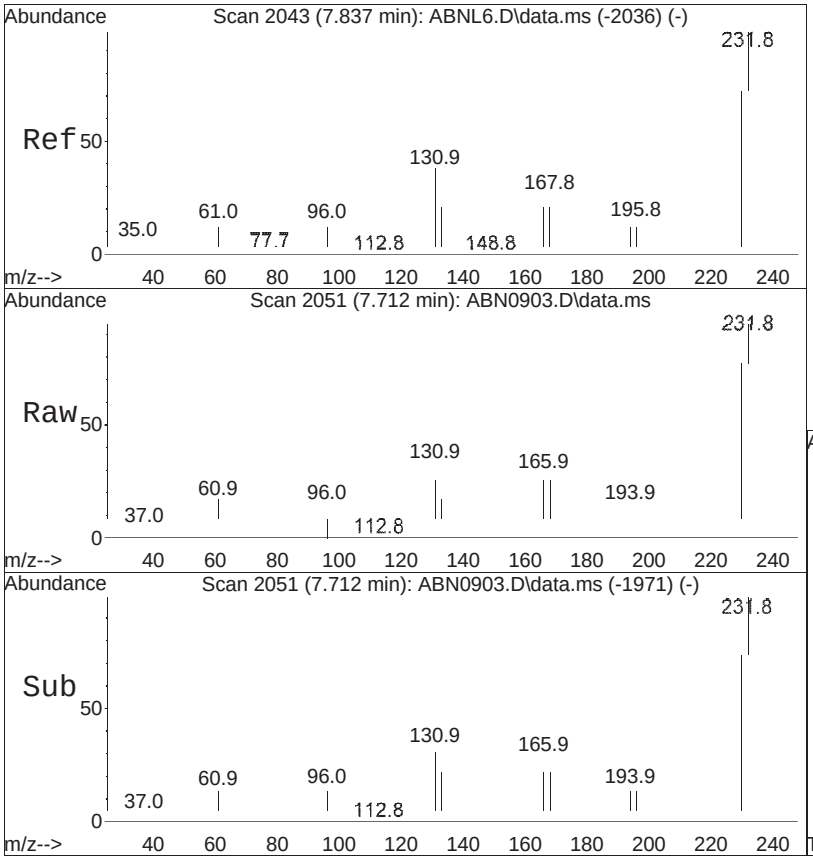


#73
2,3,4,6-Tetrachlorophenol
Concen: 5.75 ug/ml
RT: 7.712 min Scan# 2051
Delta R.T. 0.000 min
Lab File: ABN0903.D
Acq: 3 Sep 2025 9:39 pm

Tgt Ion:232 Resp: 77625

| Ion | Ratio | Lower | Upper |
|---|---|---|---|
| 232 | 100 | | |
| 230 | 79.0 | 61.8 | 92.8 |
| 234 | 47.0 | 36.2 | 54.2 |

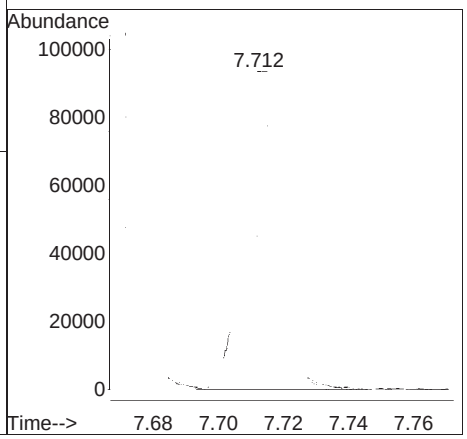

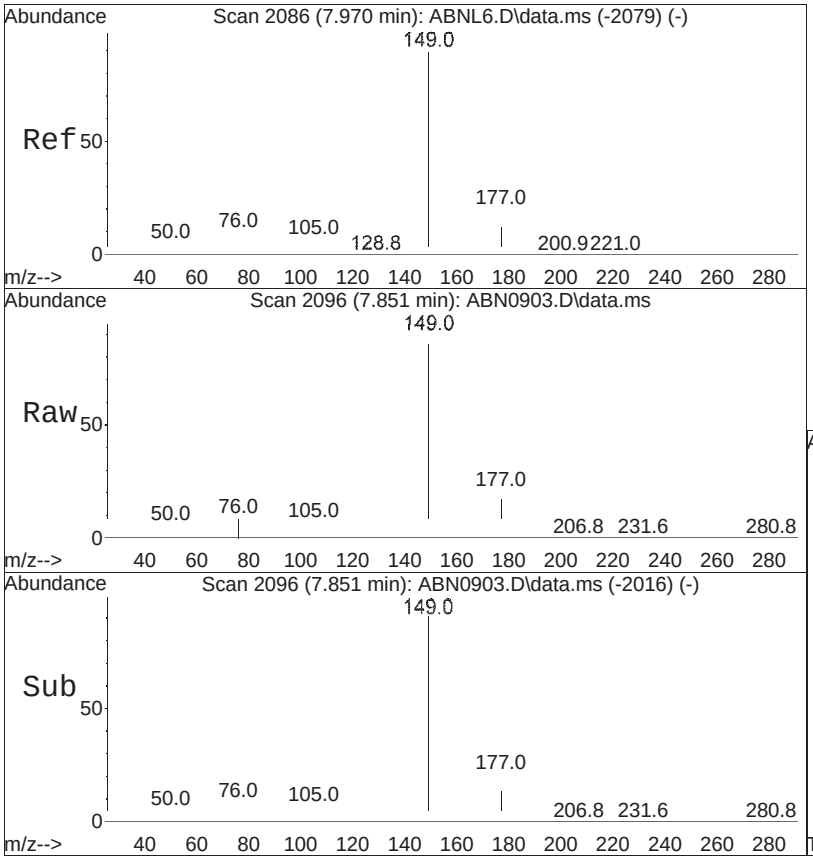


#74
Diethyl phthalate
Concen: 4.83 ug/ml
RT: 7.851 min Scan# 2096
Delta R.T. 0.000 min
Lab File: ABN0903.D
Acq: 3 Sep 2025 9:39 pm

Tgt Ion:149 Resp: 235359

| Ion | Ratio | Lower | Upper |
|---|---|---|---|
| 149 | 100 | | |
| 177 | 20.7 | 16.1 | 24.1 |
| 150 | 11.3 | 9.4 | 14.2 |

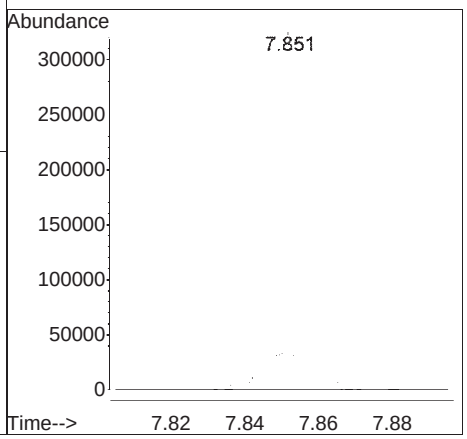

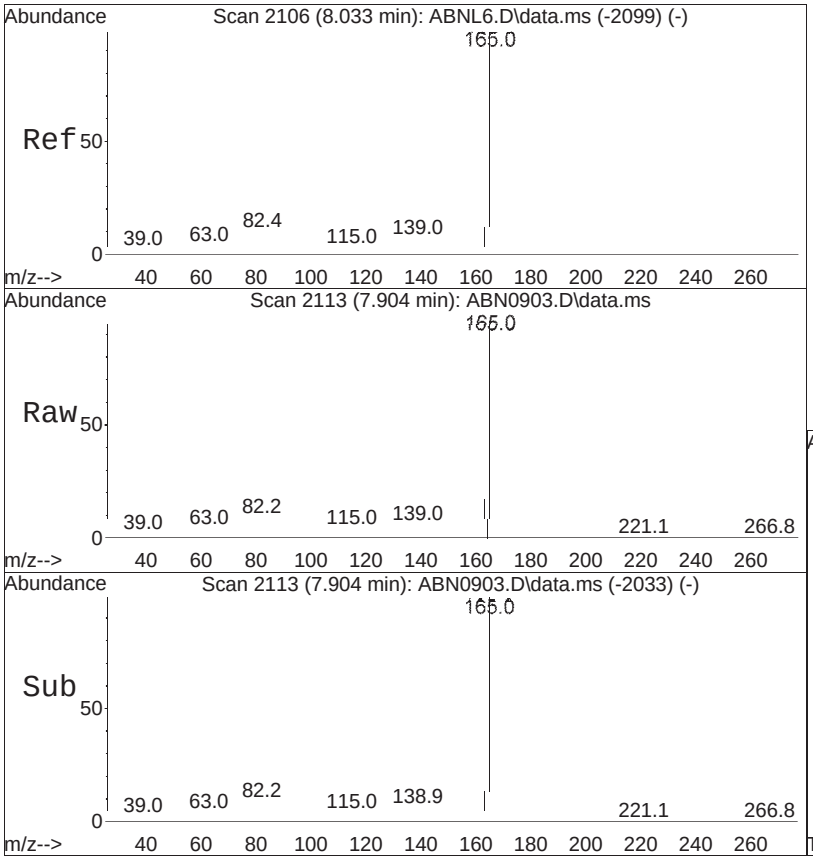


#75
Fluorene
Concen: 5.08 ug/ml
RT: 7.904 min Scan# 2113
Delta R.T. 0.000 min
Lab File: ABN0903.D
Acq: 3 Sep 2025 9:39 pm

Tgt Ion:166 Resp: 249457

| Ion | Ratio | Lower | Upper |
|---|---|---|---|
| 166 | 100 | | |
| 165 | 102.2 | 76.2 | 114.2 |
| 167 | 12.9 | 10.6 | 15.8 |

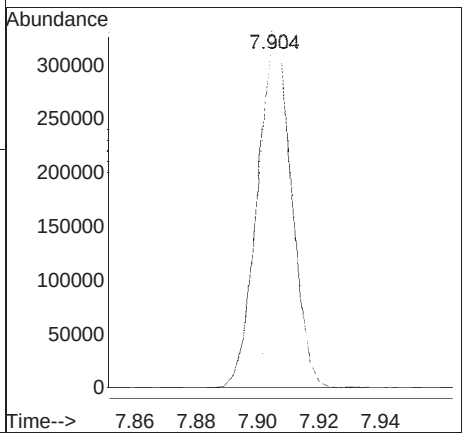

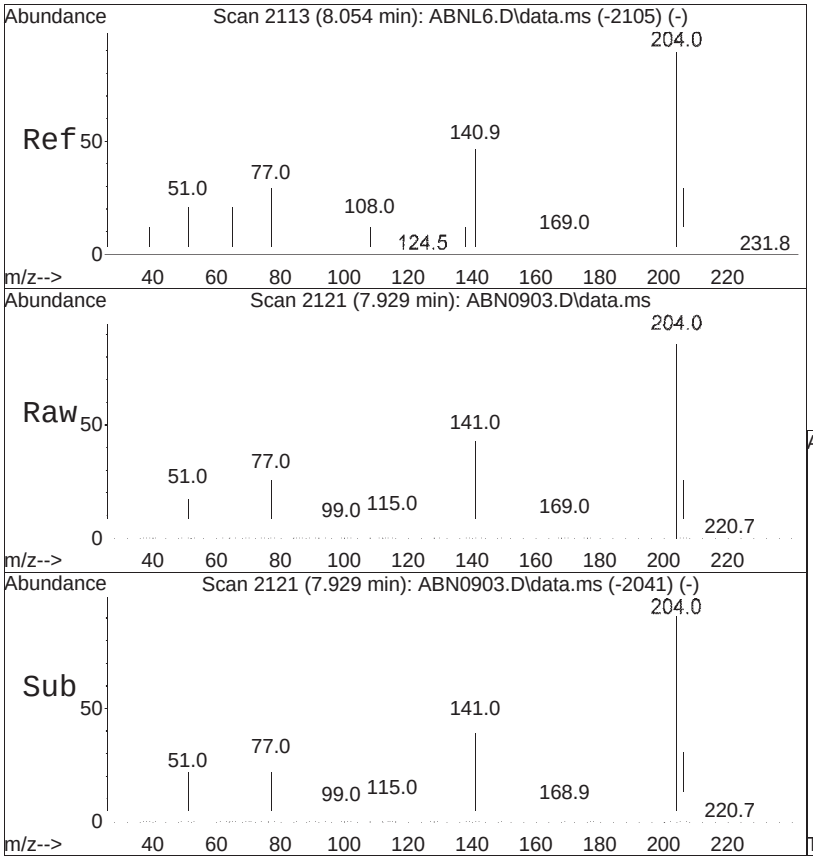


#76
4-Chlorophenyl phenyl ether
Concen: 5.06 ug/ml
RT: 7.929 min Scan# 2121
Delta R.T. 0.000 min
Lab File: ABN0903.D
Acq: 3 Sep 2025 9:39 pm

Tgt Ion:204 Resp: 134399

| Ion | Ratio | Lower | Upper |
|---|---|---|---|
| 204 | 100 | | |
| 206 | 32.5 | 25.8 | 38.6 |
| 141 | 43.4 | 53.6 | 80.4# |

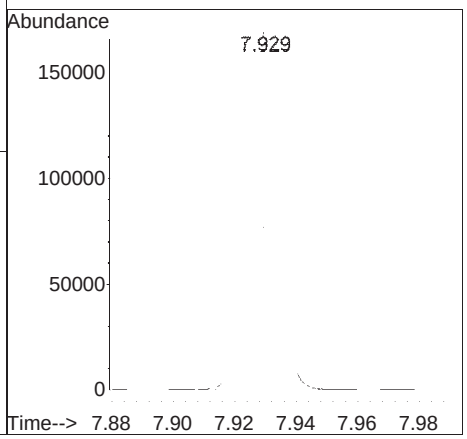

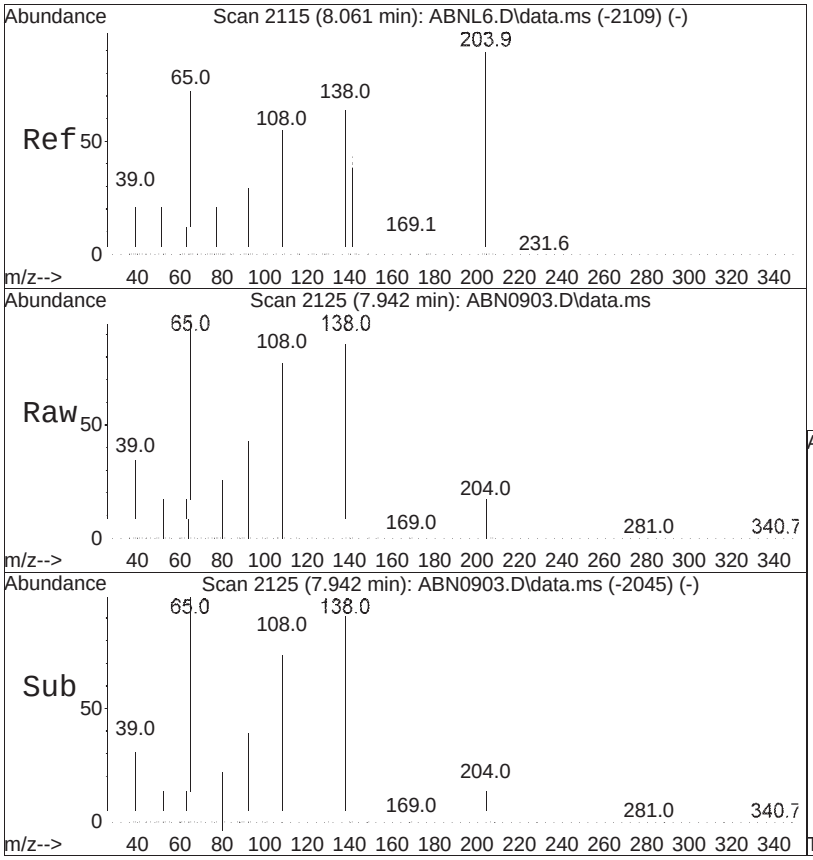


#77
4-Nitroaniline
Concen: 5.36 ug/ml
RT: 7.942 min Scan# 2125
Delta R.T. 0.000 min
Lab File: ABN0903.D
Acq: 3 Sep 2025 9:39 pm

Tgt Ion:138 Resp: 50648

| Ion | Ratio | Lower | Upper |
|---|---|---|---|
| 138 | 100 | | |
| 108 | 85.2 | 52.1 | 78.1# |
| 65 | 118.6 | 115.0 | 172.6 |

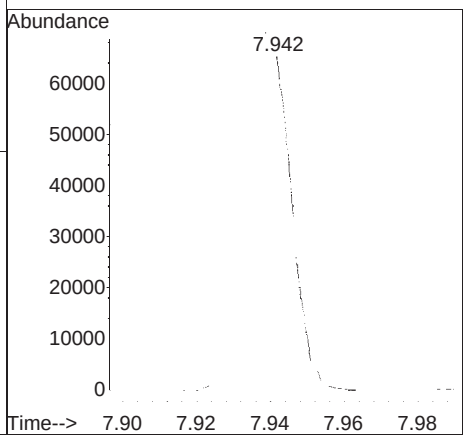

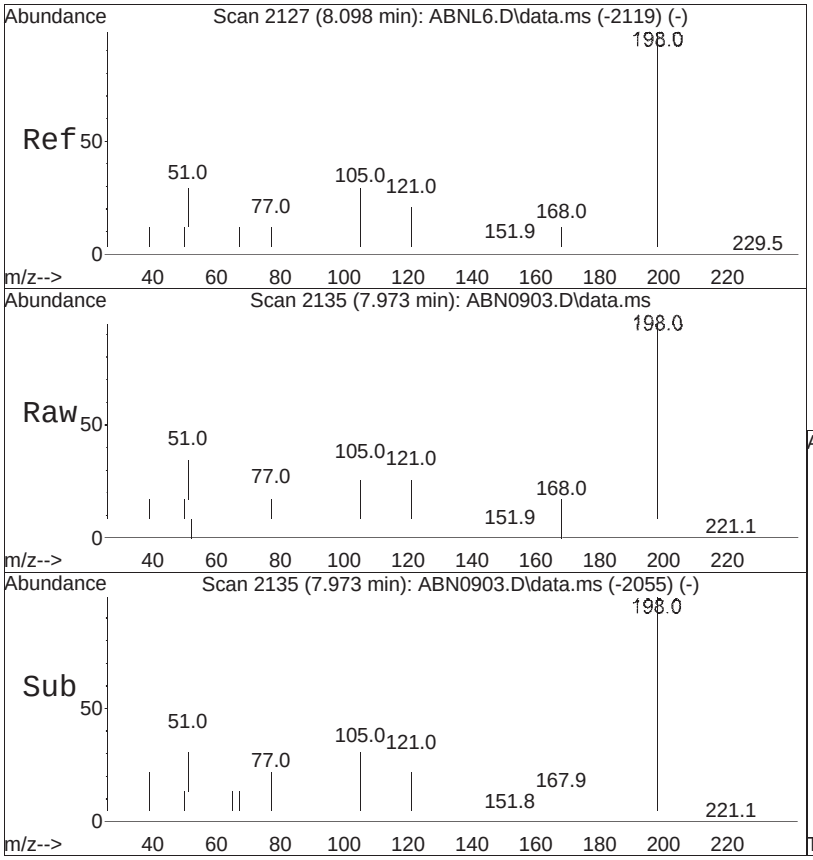


#78
4,6-Dinitro-o-cresol
Concen: 5.93 ug/ml
RT: 7.973 min Scan# 2135
Delta R.T. 0.000 min
Lab File: ABN0903.D
Acq: 3 Sep 2025 9:39 pm

Tgt Ion:198 Resp: 48899

| Ion | Ratio | Lower | Upper |
|---|---|---|---|
| 198 | 100 | | |
| 51 | 37.6 | 76.0 | 114.0# |
| 105 | 33.1 | 45.6 | 68.4# |

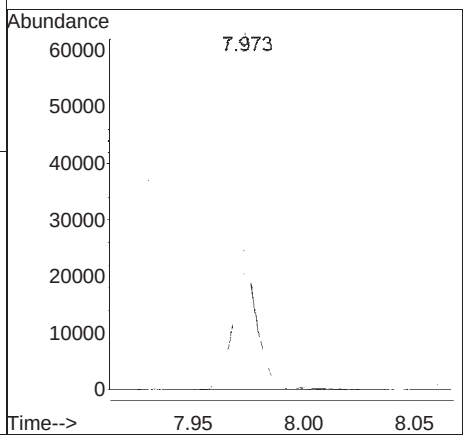

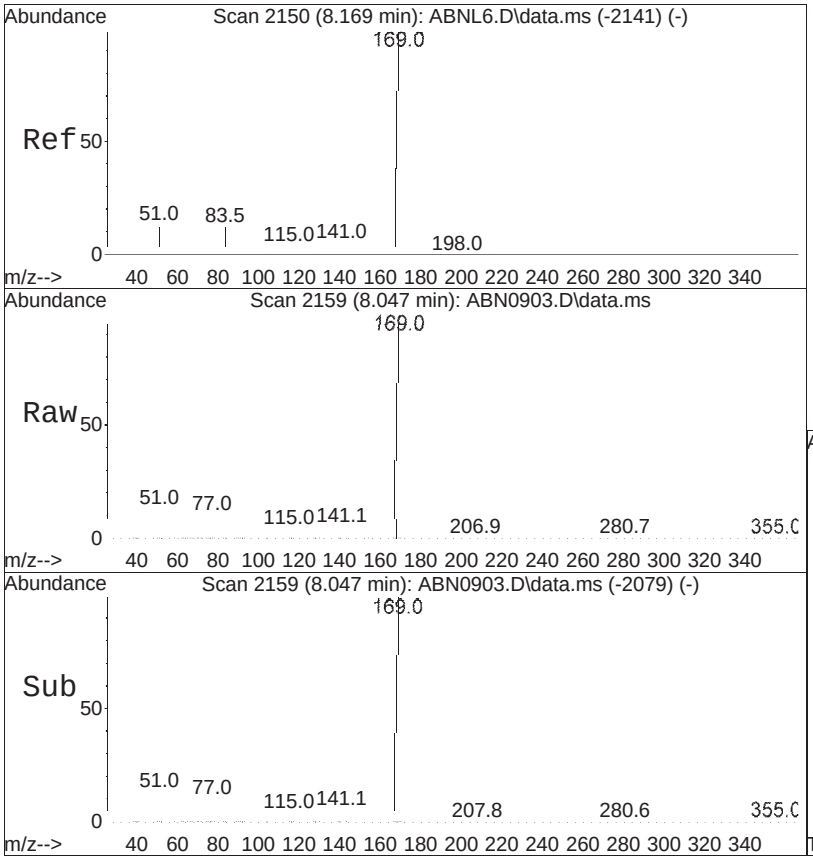


#79
NDPA/DPA
Concen: 5.02 ug/ml
RT: 8.047 min Scan# 2159
Delta R.T. 0.000 min
Lab File: ABN0903.D
Acq: 3 Sep 2025 9:39 pm

Tgt Ion:169 Resp: 214734

| Ion | Ratio | Lower | Upper |
|---|---|---|---|
| 169 | 100 | | |
| 168 | 75.4 | 54.0 | 81.0 |
| 167 | 42.3 | 28.6 | 42.8 |

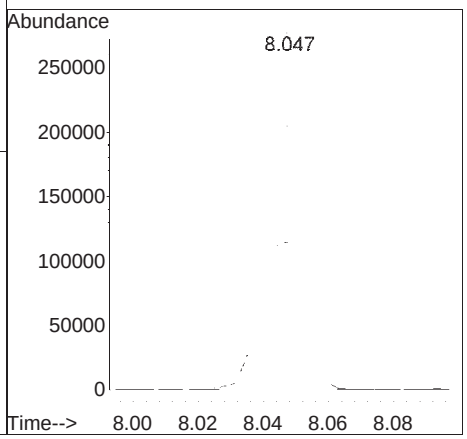

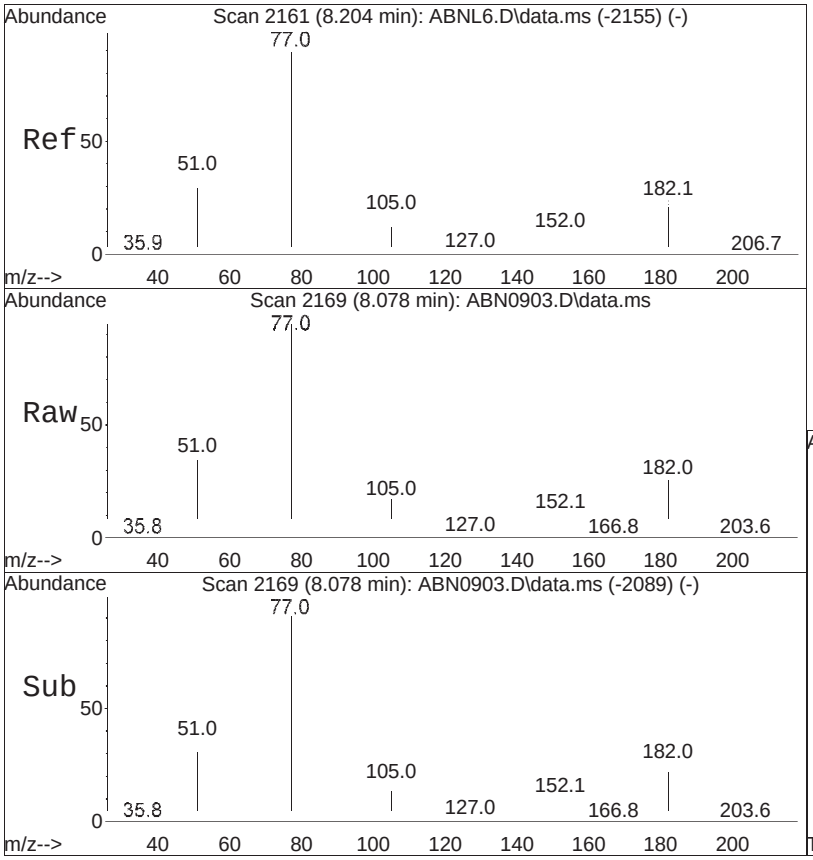


#80
Azobenzene
Concen: 4.84 ug/ml
RT: 8.078 min Scan# 2169
Delta R.T. 0.000 min
Lab File: ABN0903.D
Acq: 3 Sep 2025 9:39 pm

Tgt Ion: 77 Resp: 195050

| Ion | Ratio | Lower | Upper |
|---|---|---|---|
| 77 | 100 | | |
| 182 | 25.8 | 17.4 | 26.2 |
| 105 | 17.4 | 15.4 | 23.2 |

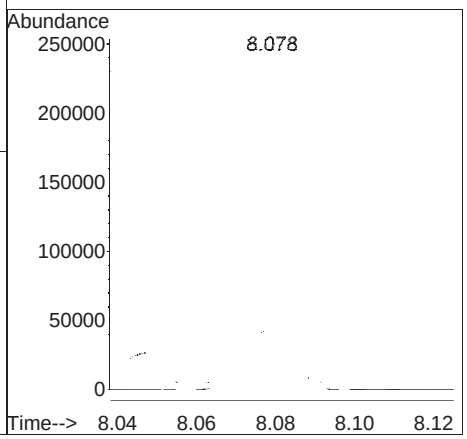

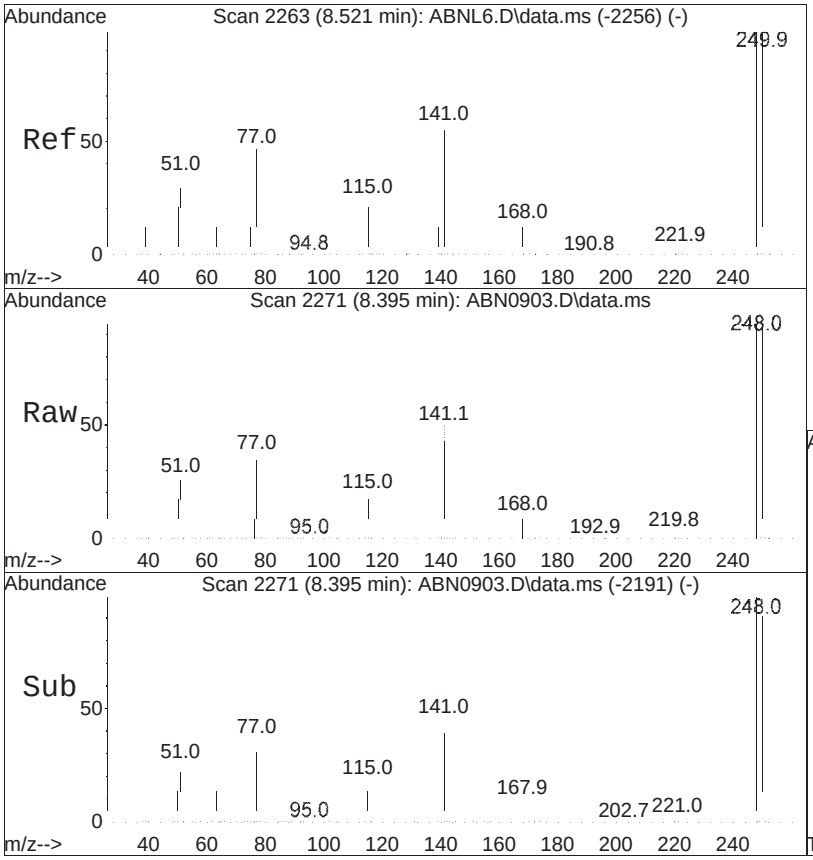


#82
4-Bromophenyl phenyl ether
Concen: 5.09 ug/ml
RT: 8.395 min Scan# 2271
Delta R.T. 0.000 min
Lab File: ABN0903.D
Acq: 3 Sep 2025 9:39 pm

Tgt Ion:248 Resp: 86707

| Ion | Ratio | Lower | Upper |
|---|---|---|---|
| 248 | 100 | | |
| 141 | 52.5 | 76.6 | 114.8# |
| 250 | 96.2 | 77.3 | 115.9 |

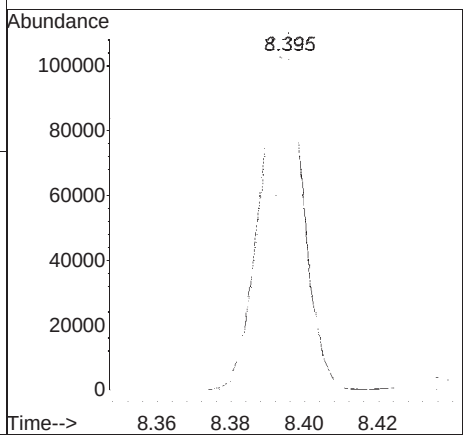

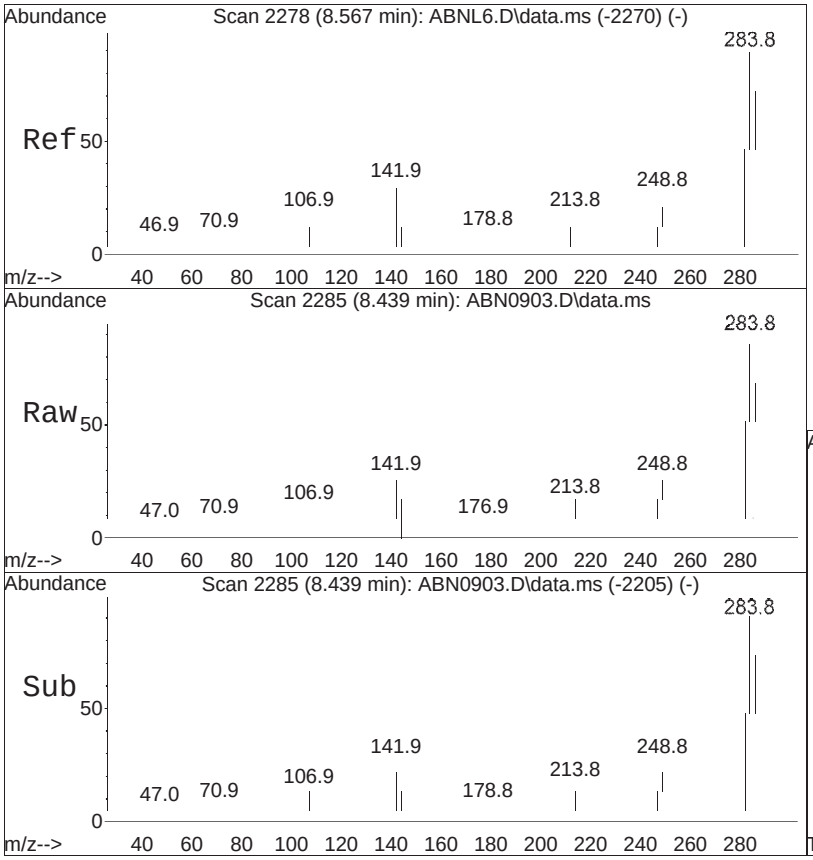


#83
Hexachlorobenzene
Concen: 5.21 ug/ml
RT: 8.439 min Scan# 2285
Delta R.T. 0.000 min
Lab File: ABN0903.D
Acq: 3 Sep 2025 9:39 pm

Tgt Ion:284 Resp: 102529

| Ion | Ratio | Lower | Upper |
|---|---|---|---|
| 284 | 100 | | |
| 142 | 27.9 | 41.9 | 62.9# |
| 249 | 30.1 | 24.1 | 36.1 |

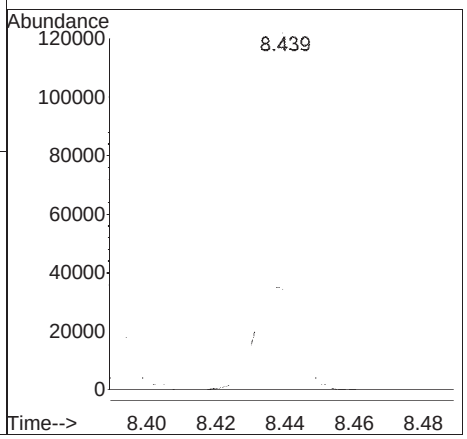

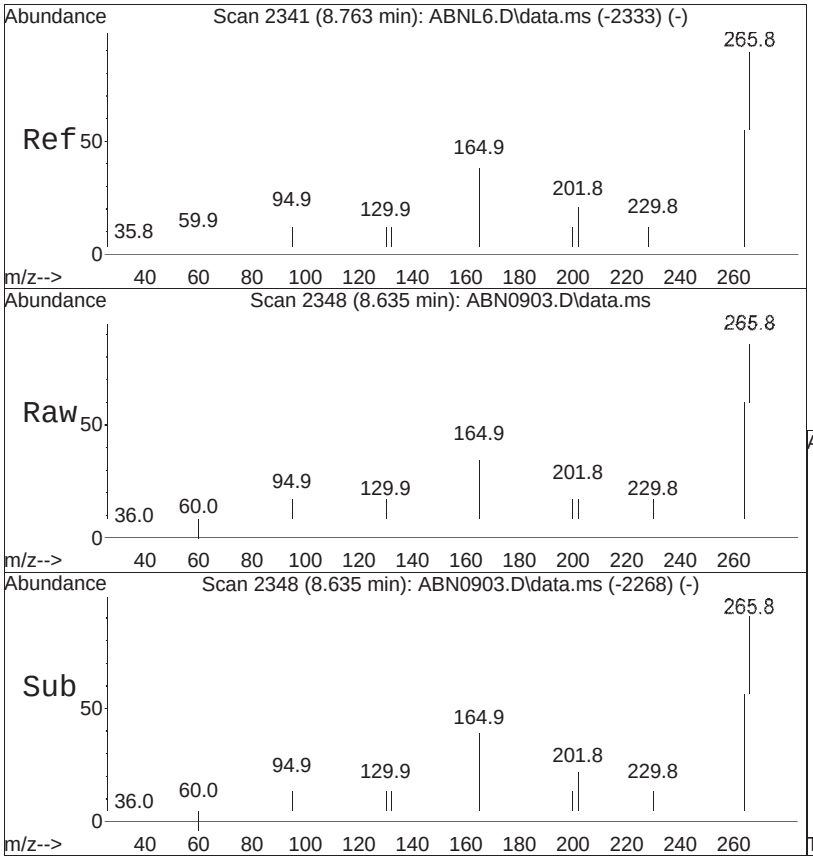


#84
Pentachlorophenol
Concen: 6.12 ug/ml
RT: 8.635 min Scan# 2348
Delta R.T. 0.000 min
Lab File: ABN0903.D
Acq: 3 Sep 2025 9:39 pm

Tgt Ion:266 Resp: 65435

| Ion | Ratio | Lower | Upper |
|---|---|---|---|
| 266 | 100 | | |
| 264 | 62.4 | 49.7 | 74.5 |
| 268 | 65.9 | 50.5 | 75.7 |

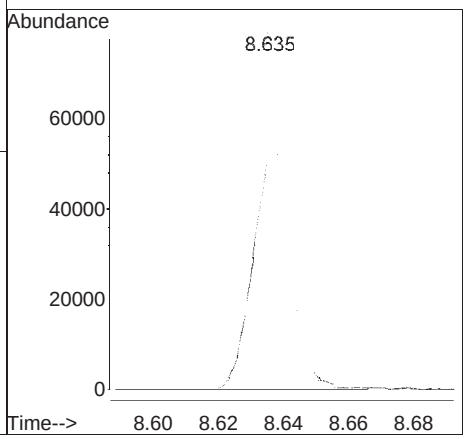

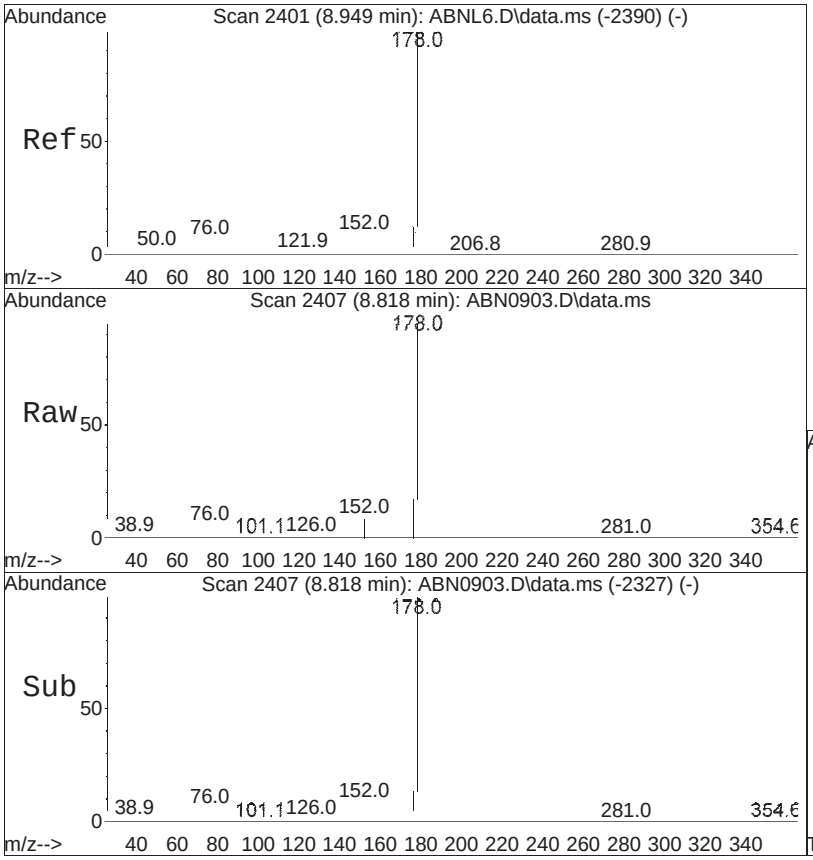


#91
Phenanthrene
Concen: 4.83 ug/ml
RT: 8.818 min Scan# 2407
Delta R.T. 0.000 min
Lab File: ABN0903.D
Acq: 3 Sep 2025 9:39 pm

Tgt Ion:178 Resp: 429329

| Ion | Ratio | Lower | Upper |
|---|---|---|---|
| 178 | 100 | | |
| 179 | 14.9 | 12.2 | 18.2 |
| 176 | 19.6 | 15.4 | 23.2 |

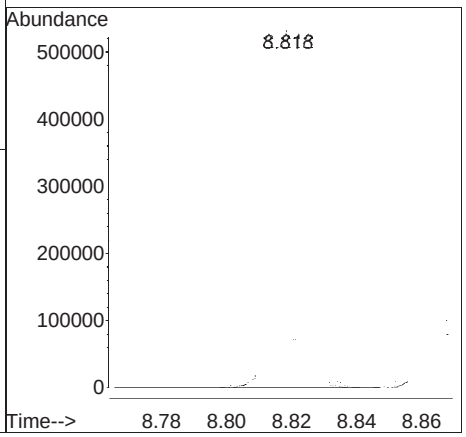

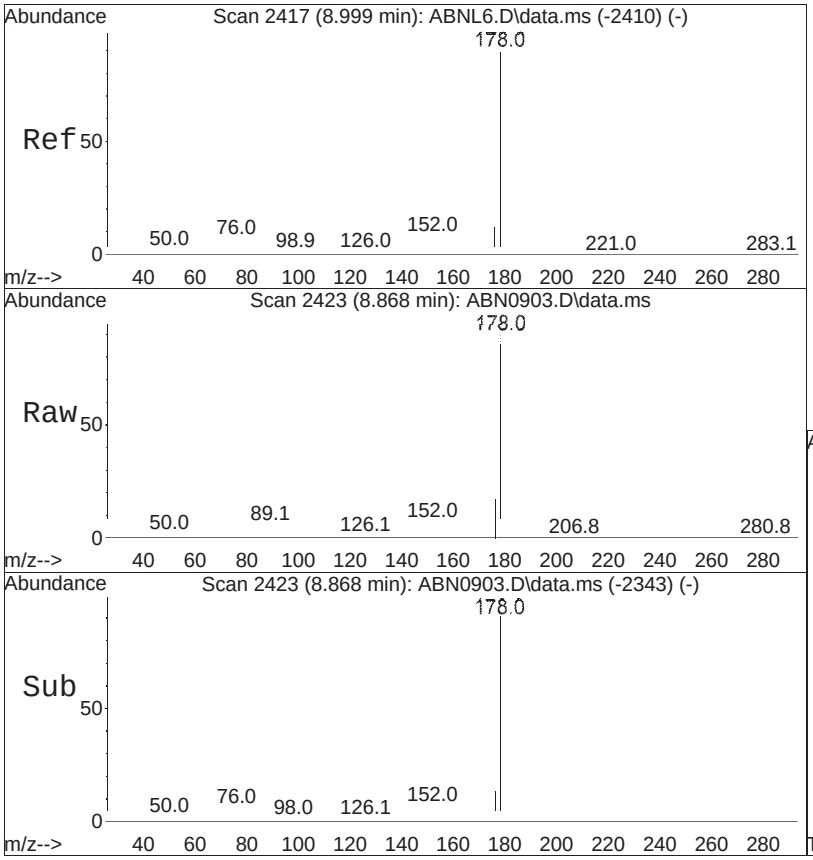


#92
Anthracene
Concen: 5.00 ug/ml
RT: 8.868 min Scan# 2423
Delta R.T. 0.000 min
Lab File: ABN0903.D
Acq: 3 Sep 2025 9:39 pm

Tgt Ion:178 Resp: 429041

| Ion | Ratio | Lower | Upper |
|---|---|---|---|
| 178 | 100 | | |
| 179 | 15.5 | 12.0 | 18.0 |
| 176 | 19.3 | 14.6 | 22.0 |

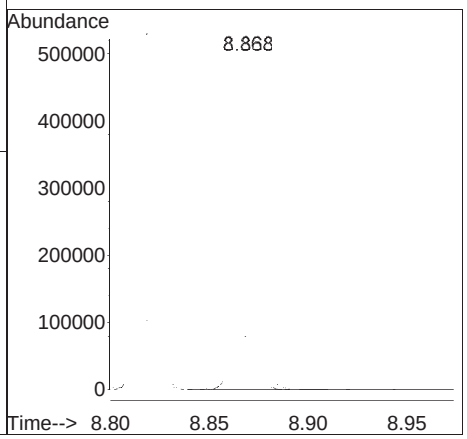

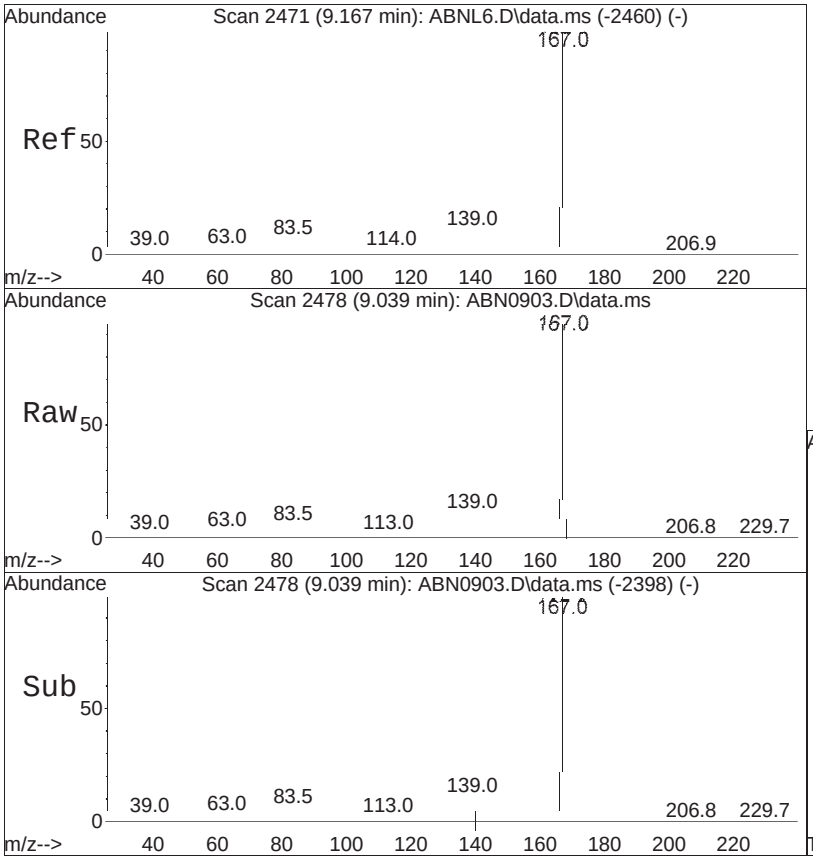


#93
Carbazole
Concen: 4.92 ug/ml
RT: 9.039 min Scan# 2478
Delta R.T. 0.000 min
Lab File: ABN0903.D
Acq: 3 Sep 2025 9:39 pm

Tgt Ion:167 Resp: 391050

| Ion | Ratio | Lower | Upper |
|---|---|---|---|
| 167 | 100 | | |
| 168 | 13.5 | 10.6 | 15.8 |
| 166 | 23.0 | 17.4 | 26.0 |

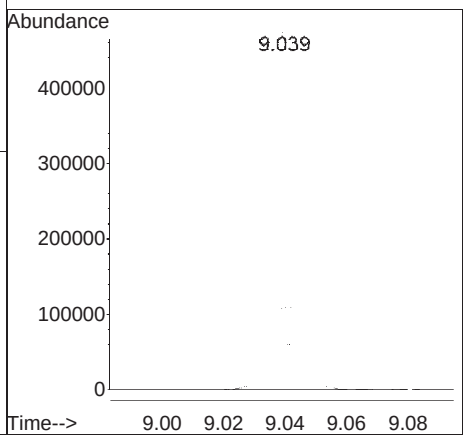

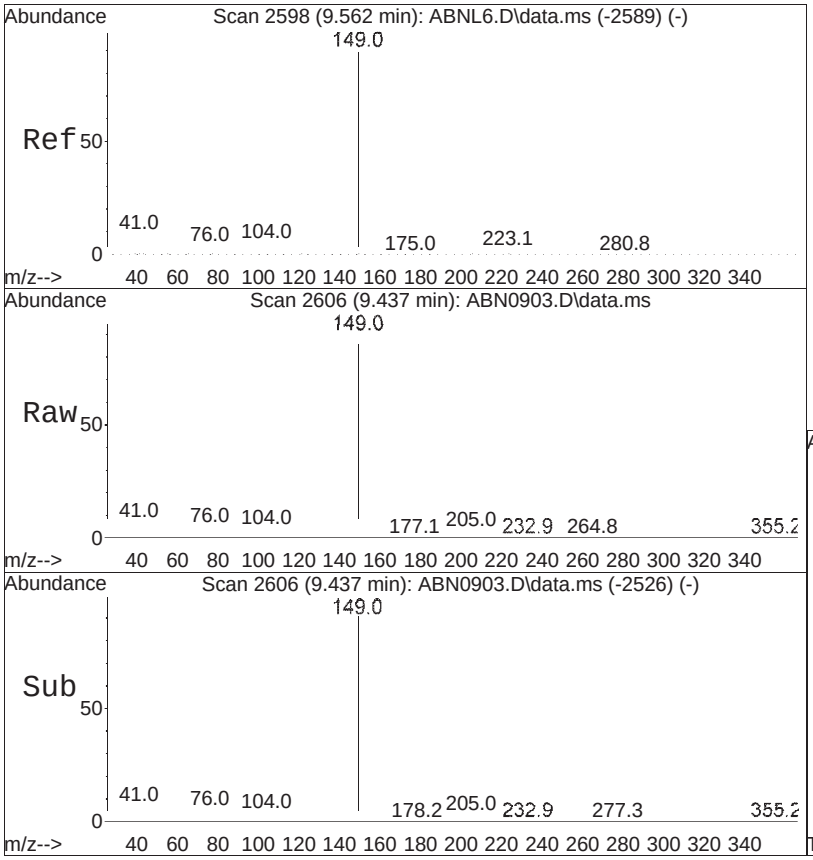


#94
Di-n-butylphthalate
Concen: 4.89 ug/ml
RT: 9.437 min Scan# 2606
Delta R.T. 0.000 min
Lab File: ABN0903.D
Acq: 3 Sep 2025 9:39 pm

Tgt Ion:149 Resp: 412411

| Ion | Ratio | Lower | Upper |
|---|---|---|---|
| 149 | 100 | | |
| 150 | 8.9 | 7.0 | 10.6 |
| 104 | 4.3 | 4.5 | 6.7# |

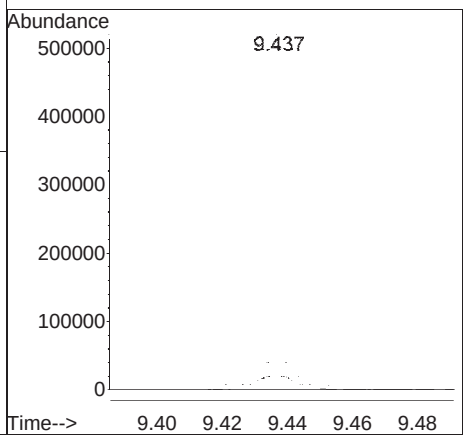




#95
Fluoranthene
Concen: 5.21 ug/ml
RT: 9.962 min Scan# 2775
Delta R.T. 0.000 min
Lab File: ABN0903.D
Acq: 3 Sep 2025 9:39 pm

Tgt Ion:202 Resp: 556568

| Ion | Ratio | Lower | Upper |
|---|---|---|---|
| 202 | 100 | | |
| 101 | 7.5 | 13.5 | 20.3# |
| 203 | 17.1 | 13.6 | 20.4 |

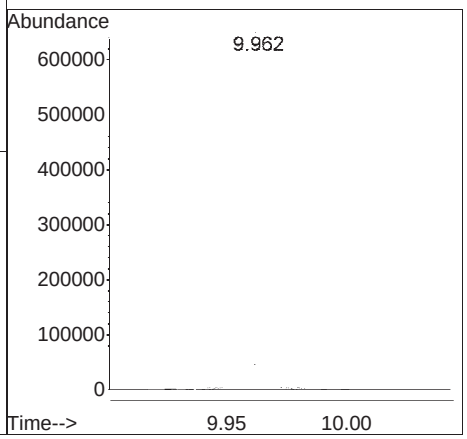

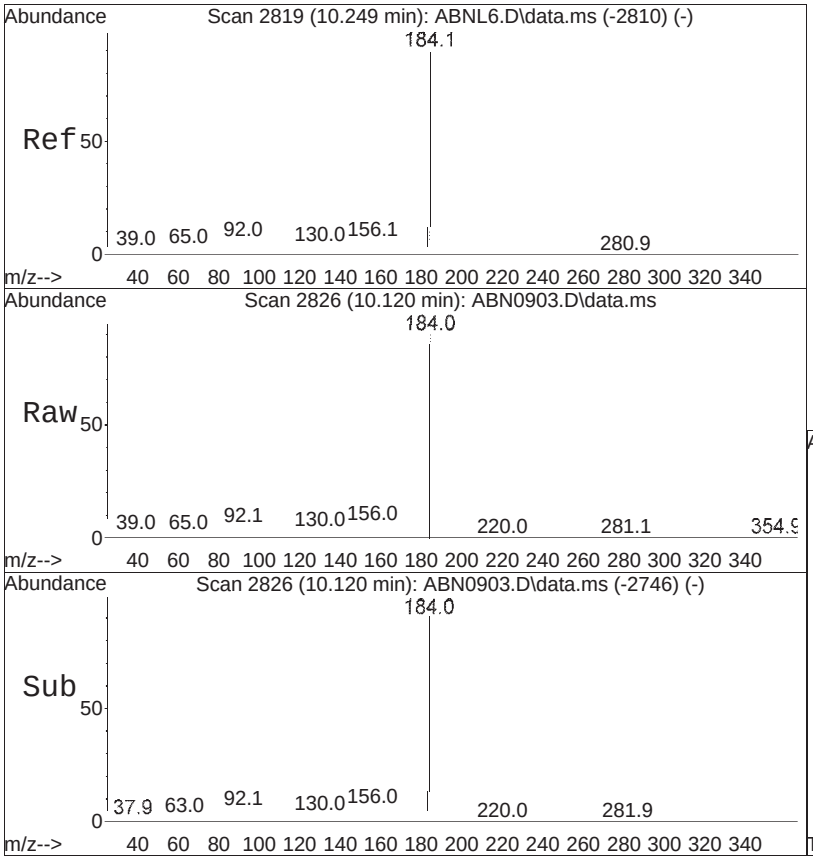


#96
Benzidine
Concen: 5.64 ug/ml
RT: 10.120 min Scan# 2826
Delta R.T. 0.000 min
Lab File: ABN0903.D
Acq: 3 Sep 2025 9:39 pm

Tgt Ion:184 Resp: 340546

| Ion | Ratio | Lower | Upper |
|---|---|---|---|
| 184 | 100 | | |
| 92 | 5.3 | 9.1 | 13.7# |
| 185 | 13.8 | 11.1 | 16.7 |

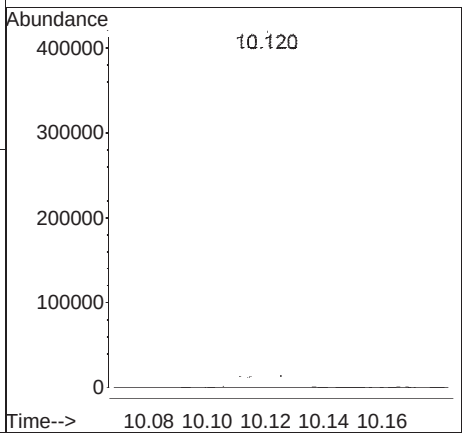

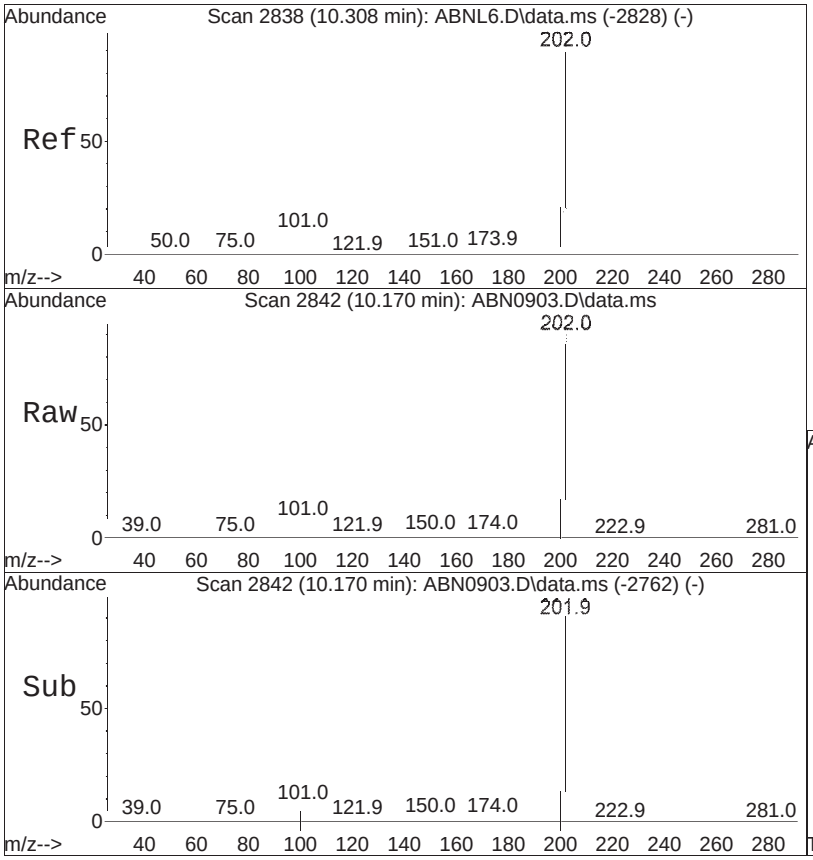


#97
Pyrene
Concen: 5.22 ug/ml
RT: 10.170 min Scan# 2842
Delta R.T. 0.000 min
Lab File: ABN0903.D
Acq: 3 Sep 2025 9:39 pm

Tgt Ion:202 Resp: 597314

| Ion | Ratio | Lower | Upper |
|---|---|---|---|
| 202 | 100 | | |
| 200 | 21.4 | 16.7 | 25.1 |
| 203 | 17.4 | 14.2 | 21.4 |

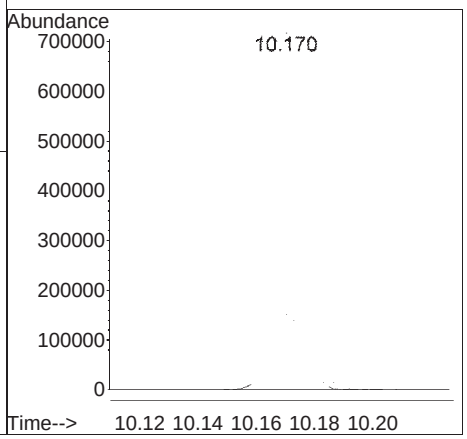

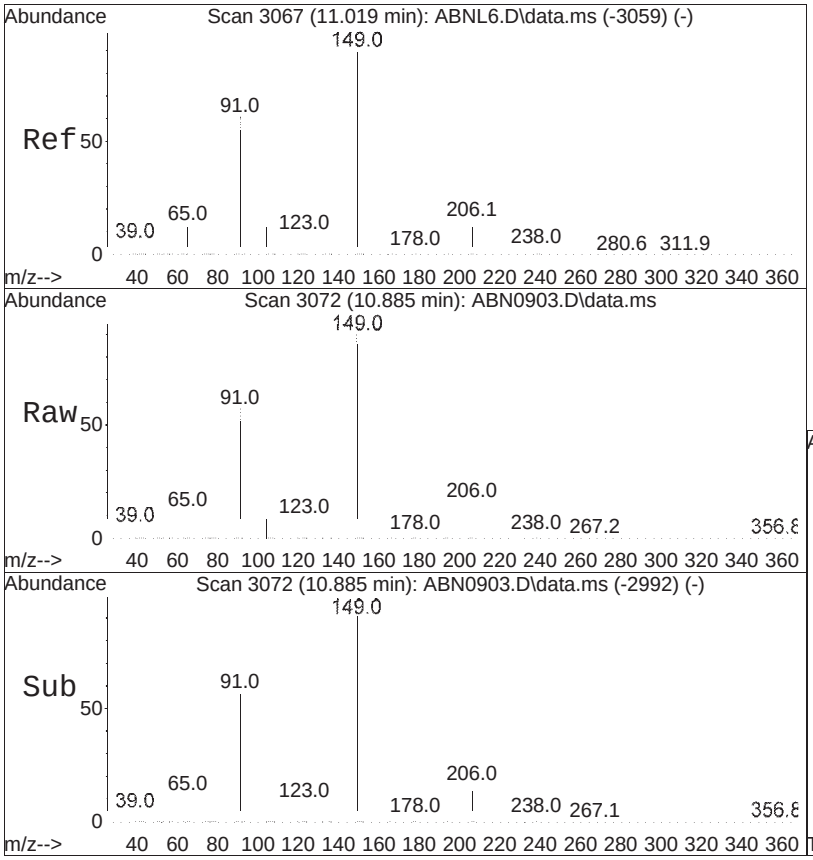


#99
Butyl benzyl phthalate
Concen: 5.17 ug/ml
RT: 10.885 min Scan# 3072
Delta R.T. 0.000 min
Lab File: ABN0903.D
Acq: 3 Sep 2025 9:39 pm

Tgt Ion:149 Resp: 192956

| Ion | Ratio | Lower | Upper |
|---|---|---|---|
| 149 | 100 | | |
| 91 | 58.3 | 63.3 | 94.9# |
| 206 | 16.4 | 13.9 | 20.9 |

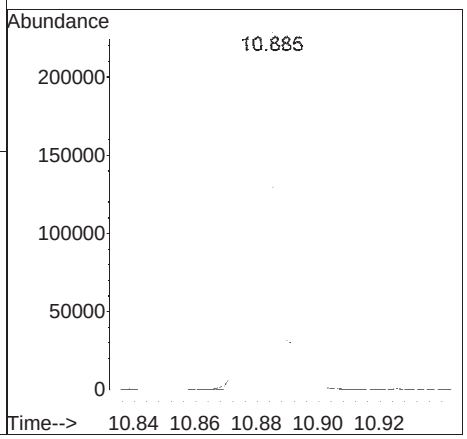

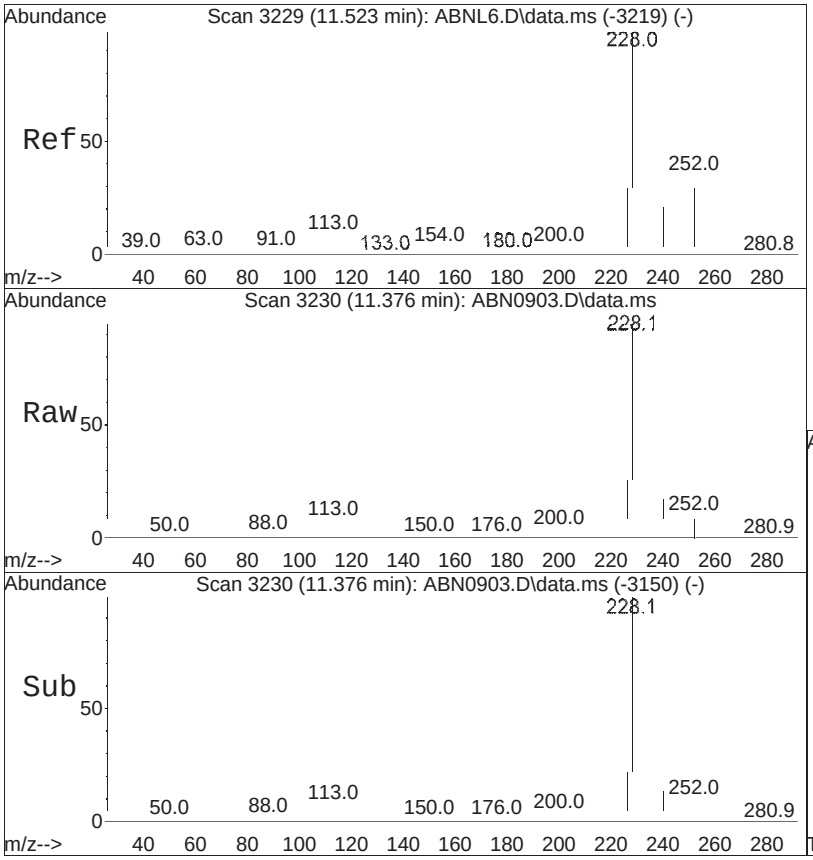


#107
Benzo(a)anthracene
Concen: 5.08 ug/ml
RT: 11.376 min Scan# 3230
Delta R.T. 0.000 min
Lab File: ABN0903.D
Acq: 3 Sep 2025 9:39 pm

Tgt Ion:228 Resp: 615444

| Ion | Ratio | Lower | Upper |
|---|---|---|---|
| 228 | 100 | | |
| 226 | 29.3 | 22.2 | 33.4 |
| 229 | 19.4 | 15.6 | 23.4 |

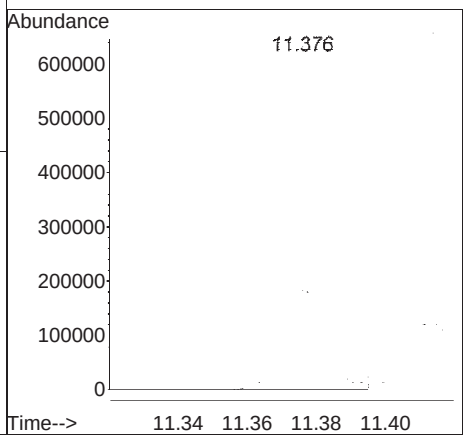

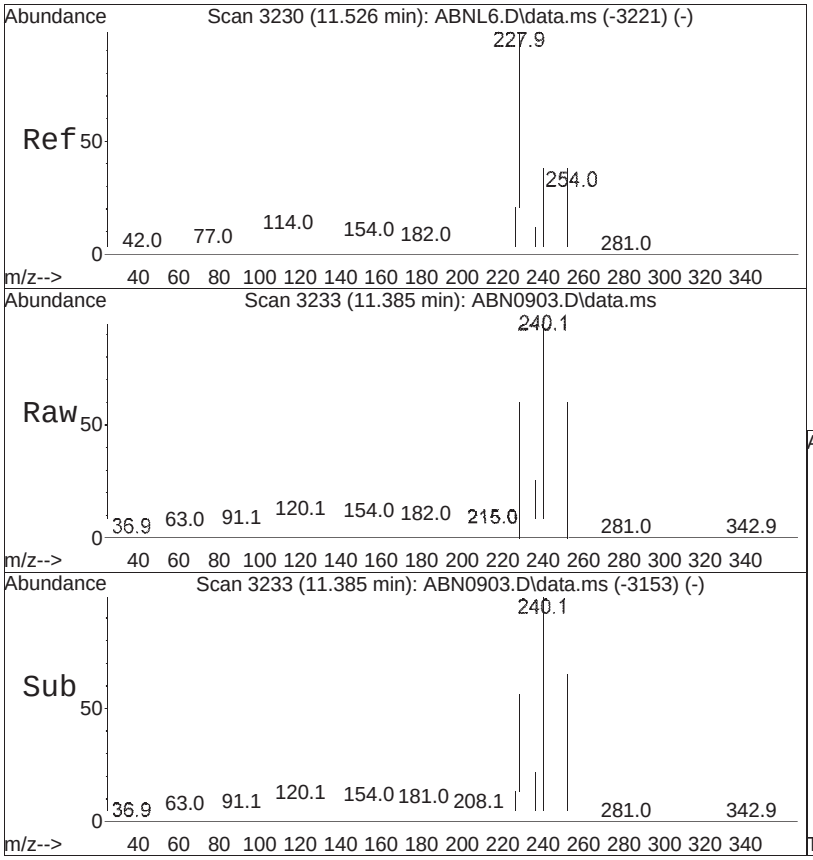


#108
3,3'-Dichlorobenzidine
Concen: 5.66 ug/ml
RT: 11.385 min Scan# 3233
Delta R.T. 0.000 min
Lab File: ABN0903.D
Acq: 3 Sep 2025 9:39 pm

Tgt Ion:252 Resp: 247494

| Ion | Ratio | Lower | Upper |
|---|---|---|---|
| 252 | 100 | | |
| 126 | 9.1 | 14.5 | 21.7# |
| 254 | 64.1 | 51.2 | 76.8 |

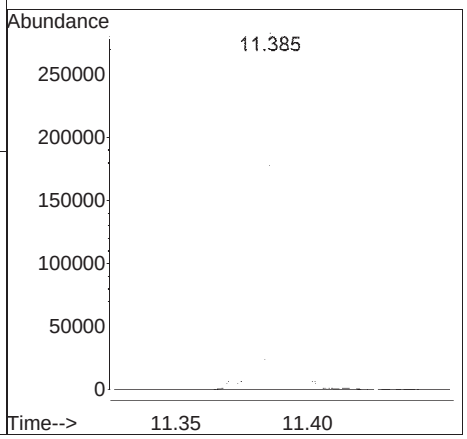




#109
Chrysene
Concen: 4.84 ug/ml
RT: 11.413 min Scan# 3242
Delta R.T. 0.000 min
Lab File: ABN0903.D
Acq: 3 Sep 2025 9:39 pm

Tgt Ion:228 Resp: 595593

| Ion | Ratio | Lower | Upper |
|---|---|---|---|
| 228 | 100 | | |
| 226 | 31.3 | 24.0 | 36.0 |
| 229 | 19.4 | 15.8 | 23.8 |

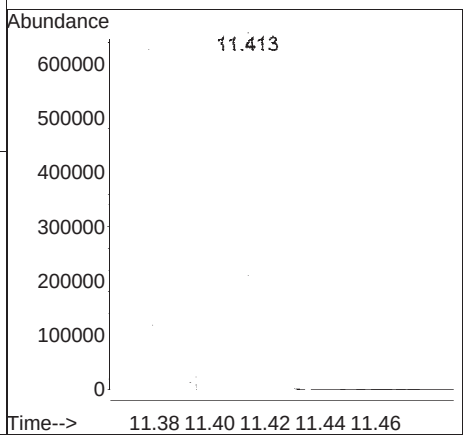

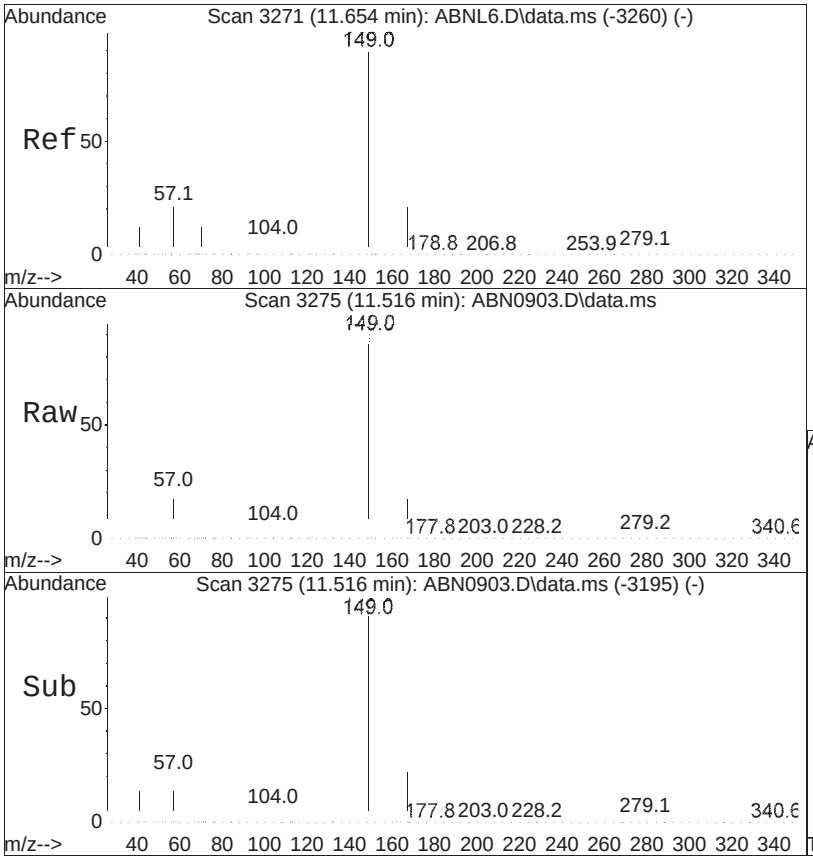


#110
Bis(2-ethylhexyl)phthalate
Concen: 5.12 ug/ml
RT: 11.516 min Scan# 3275
Delta R.T. 0.000 min
Lab File: ABN0903.D
Acq: 3 Sep 2025 9:39 pm

Tgt Ion:149 Resp: 295712

| Ion | Ratio | Lower | Upper |
|---|---|---|---|
| 149 | 100 | | |
| 167 | 23.1 | 22.1 | 33.1 |
| 279 | 2.3 | 3.0 | 4.4# |

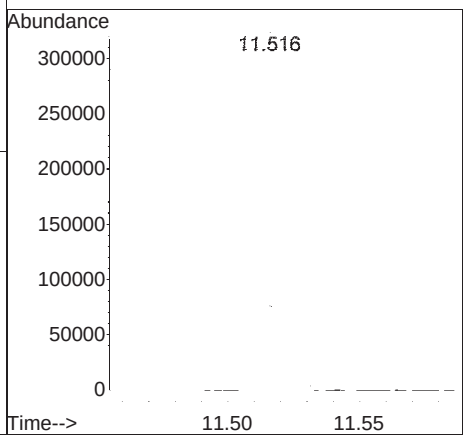




#111
Di-n-octylphthalate
Concen: 4.93 ug/ml
RT: 12.184 min Scan# 3490
Delta R.T. 0.000 min
Lab File: ABN0903.D
Acq: 3 Sep 2025 9:39 pm

Tgt Ion:149 Resp: 503260

| Ion | Ratio | Lower | Upper |
|---|---|---|---|
| 149 | 100 | | |
| 43 | 9.3 | 18.8 | 28.2# |
| 167 | 1.3 | 1.3 | 1.9 |

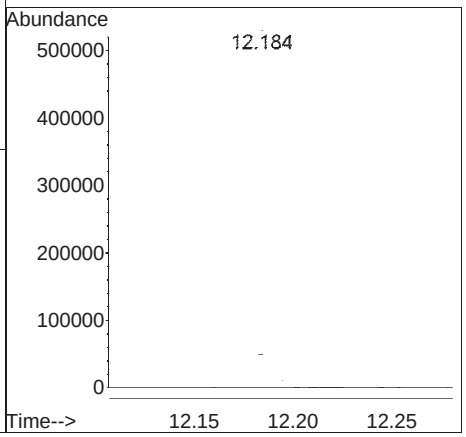

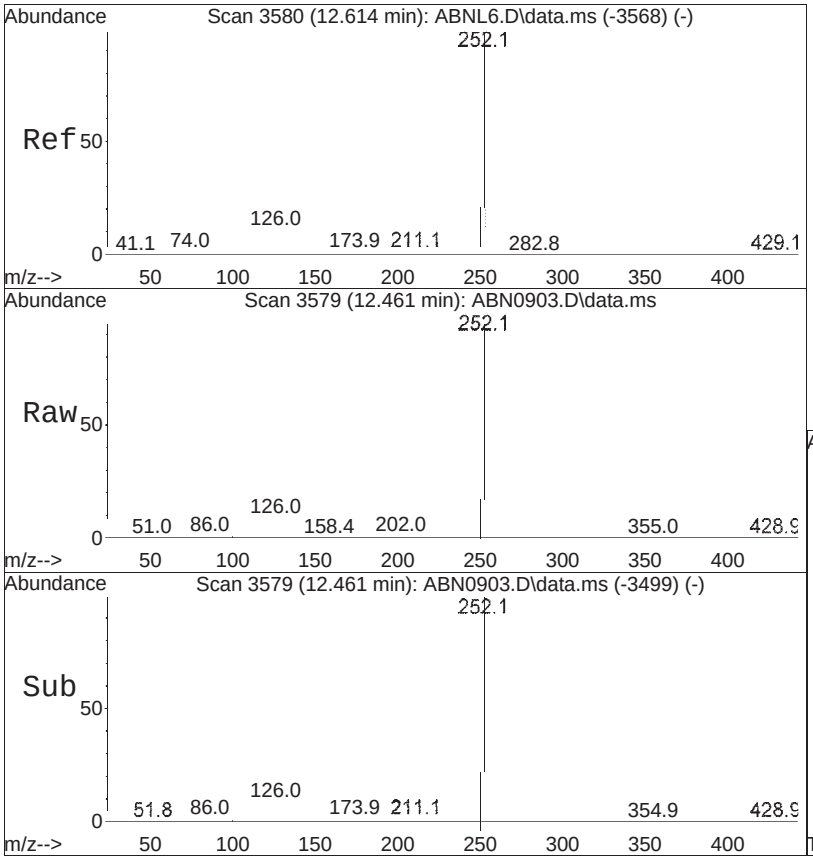


#112
Benzo(b)fluoranthene
Concen: 5.39 ug/ml
RT: 12.461 min Scan# 3579
Delta R.T. 0.000 min
Lab File: ABN0903.D
Acq: 3 Sep 2025 9:39 pm

Tgt Ion:252 Resp: 660212

| Ion | Ratio | Lower | Upper |
|---|---|---|---|
| 252 | 100 | | |
| 125 | 8.0 | 13.3 | 19.9# |
| 253 | 20.4 | 17.1 | 25.7 |

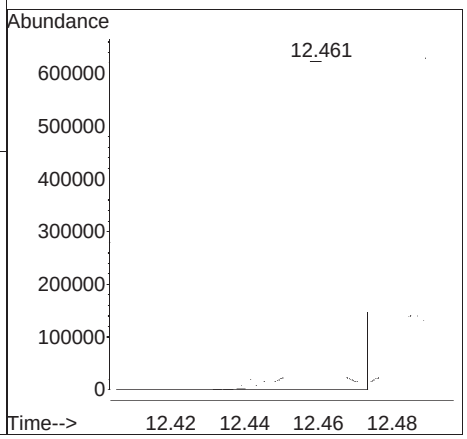

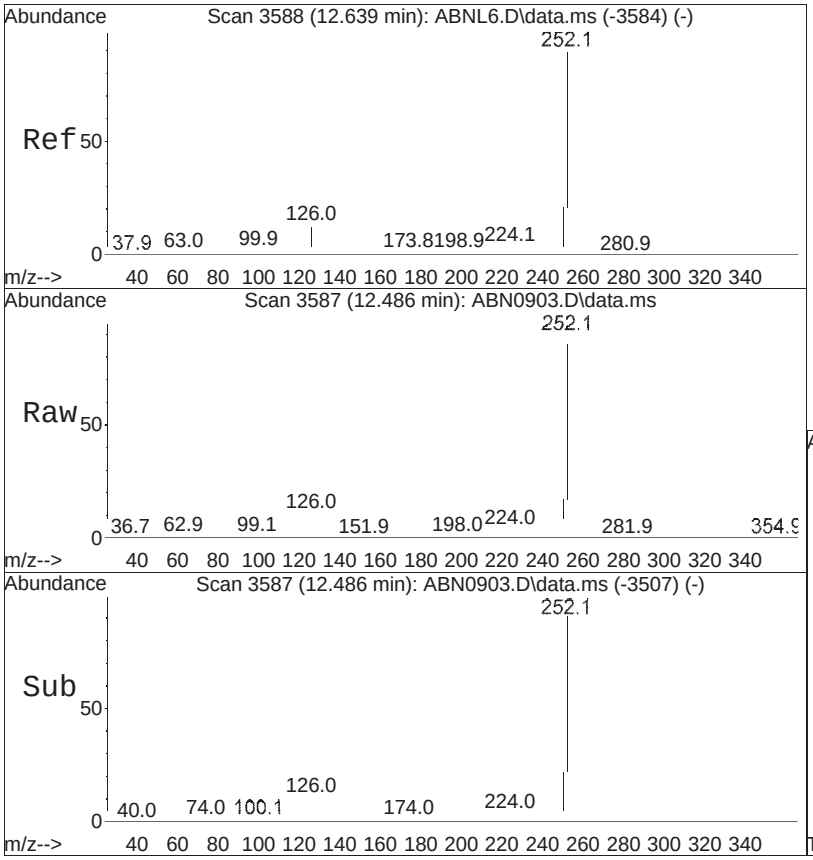


#113
Benzo(k)fluoranthene
Concen: 5.33 ug/ml
RT: 12.486 min Scan# 3587
Delta R.T. 0.000 min
Lab File: ABN0903.D
Acq: 3 Sep 2025 9:39 pm

Tgt Ion:252 Resp: 651715

| Ion | Ratio | Lower | Upper |
|---|---|---|---|
| 252 | 100 | | |
| 125 | 7.6 | 13.0 | 19.6# |
| 253 | 22.4 | 16.8 | 25.2 |

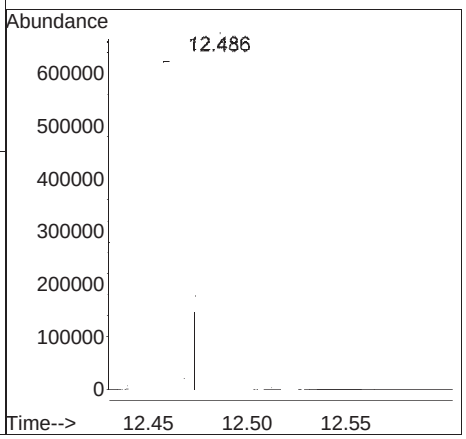

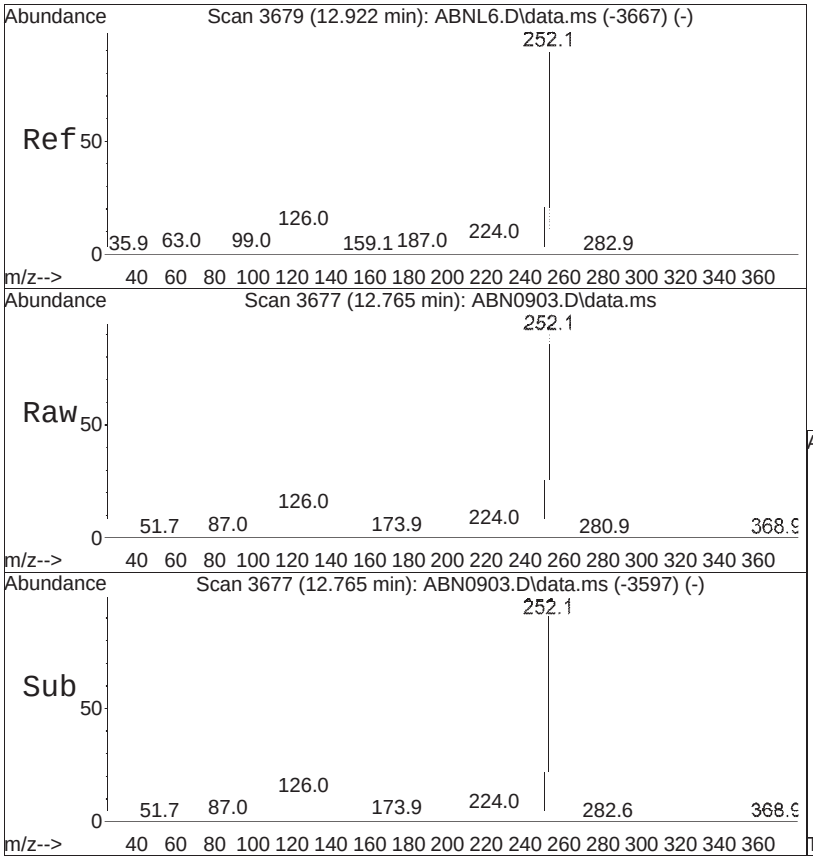


#114
Benzo(a)pyrene
Concen: 5.46 ug/ml M3
RT: 12.765 min Scan# 3677
Delta R.T. 0.000 min
Lab File: ABN0903.D
Acq: 3 Sep 2025 9:39 pm

Tgt Ion:252 Resp: 609677

| Ion | Ratio | Lower | Upper |
|---|---|---|---|
| 252 | 100 | | |
| 125 | 0.3 | 14.2 | 21.2# |
| 253 | 0.4 | 16.9 | 25.3# |

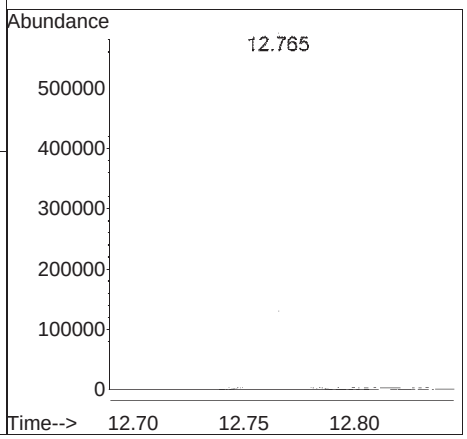

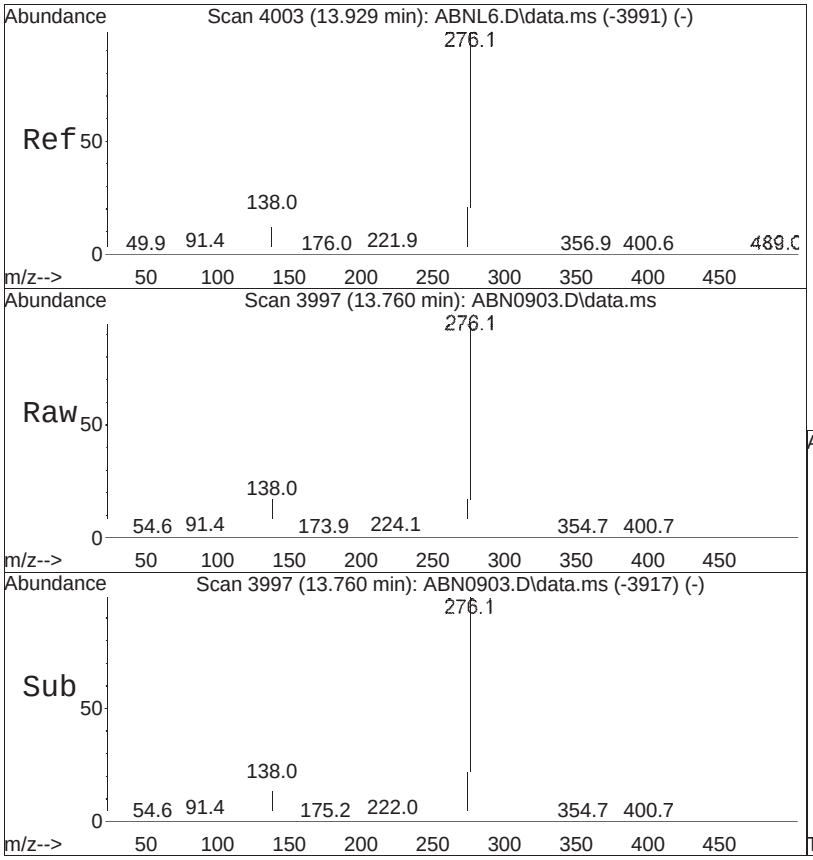


#116
Indeno(1,2,3-cd)pyrene
Concen: 5.18 ug/mL
RT: 13.760 min Scan# 3997
Delta R.T. 0.000 min
Lab File: ABN0903.D
Acq: 3 Sep 2025 9:39 pm

Tgt Ion:276 Resp: 652513

| Ion | Ratio | Lower | Upper |
|---|---|---|---|
| 276 | 100 | | |
| 138 | 15.4 | 25.1 | 37.7# |
| 277 | 22.6 | 18.6 | 28.0 |

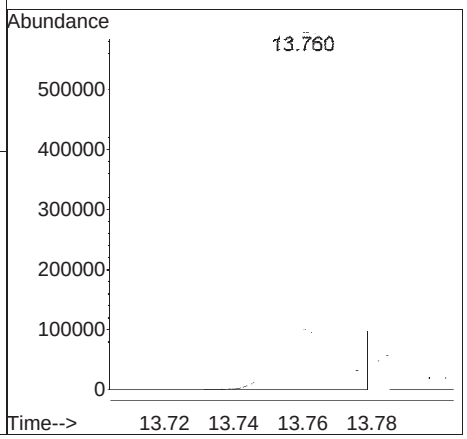




#117
Dibenzo(a,h)anthracene
Concen: 5.13 ug/ml
RT: 13.785 min Scan# 4005
Delta R.T. 0.000 min
Lab File: ABN0903.D
Acq: 3 Sep 2025 9:39 pm

Tgt Ion:278 Resp: 651259

| Ion | Ratio | Lower | Upper |
|---|---|---|---|
| 278 | 100 | | |
| 139 | 12.8 | 20.8 | 31.2# |
| 279 | 23.1 | 18.3 | 27.5 |

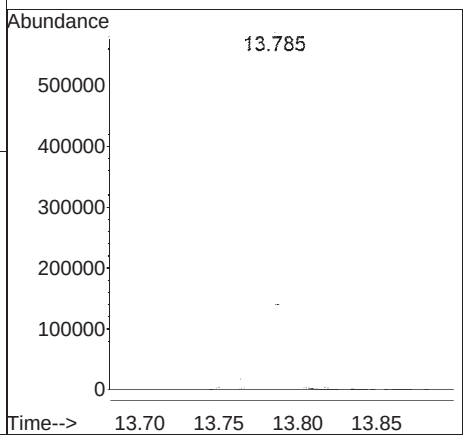

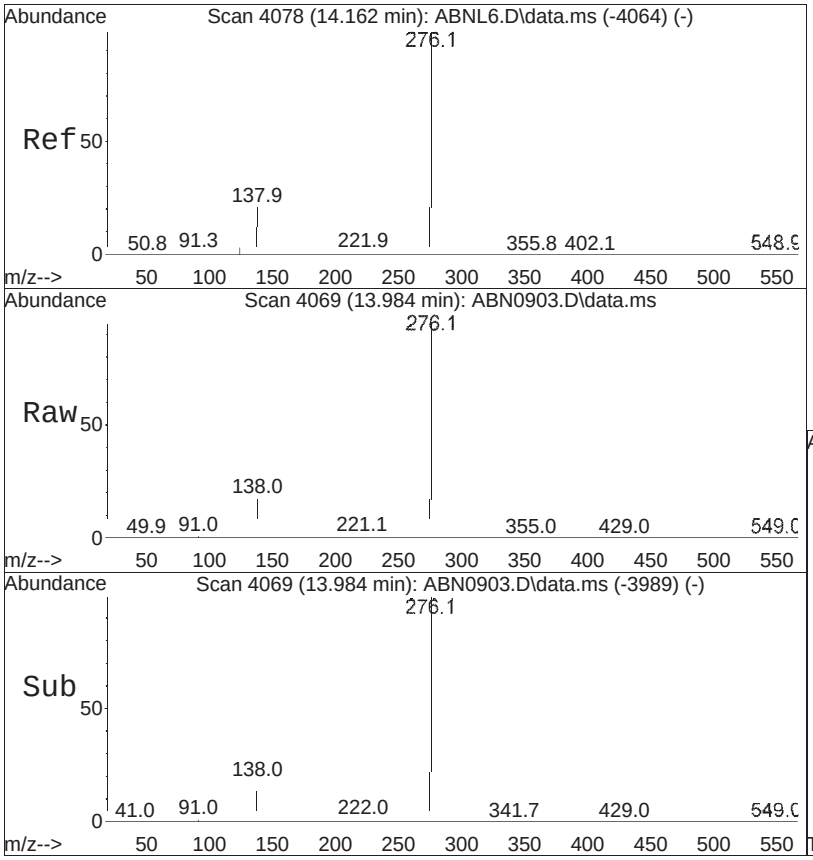


#118
Benzo(ghi)perylene
Concen: 4.97 ug/ml
RT: 13.984 min Scan# 4069
Delta R.T. 0.000 min
Lab File: ABN0903.D
Acq: 3 Sep 2025 9:39 pm

Tgt Ion:276 Resp: 638868

| Ion | Ratio | Lower | Upper |
|---|---|---|---|
| 276 | 100 | | |
| 138 | 18.2 | 29.2 | 43.8# |
| 277 | 23.4 | 18.8 | 28.2 |

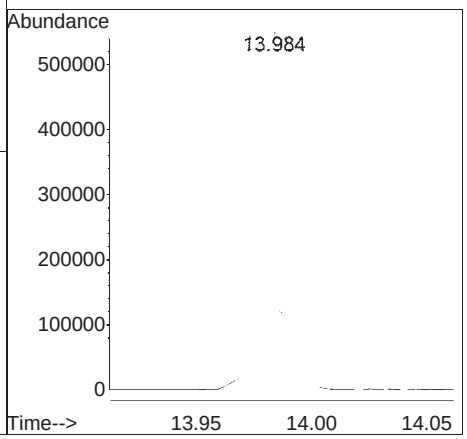

Manual Integration Report

Data Path : I:\8270\Dakota\250903RVT\ QMethod : FS250821RVT_Dakota.m
Data File : ABN0903.D Operator : Dakota:HNY
Date Inj'd : 9/3/2025 9:39 pm Instrument : Dakota
Sample : WG2109963-3,32,,ABN RVT CCQuant Date

Compound #114: Benzo(a)pyrene

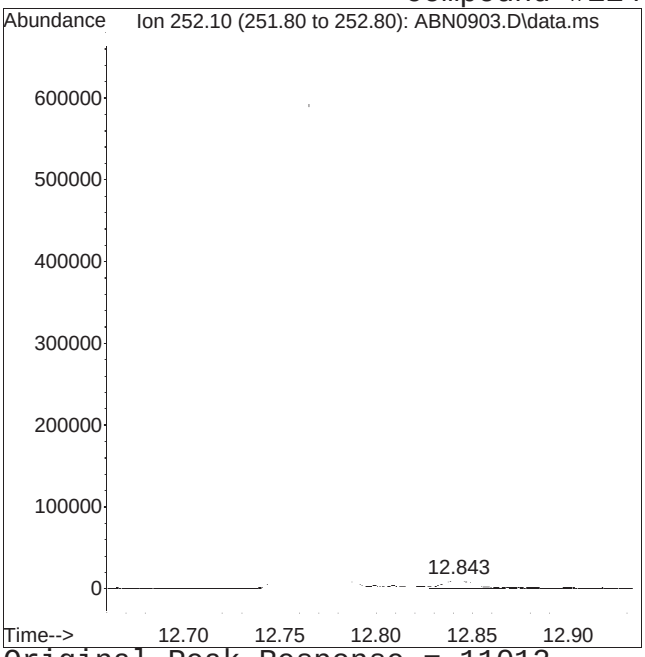


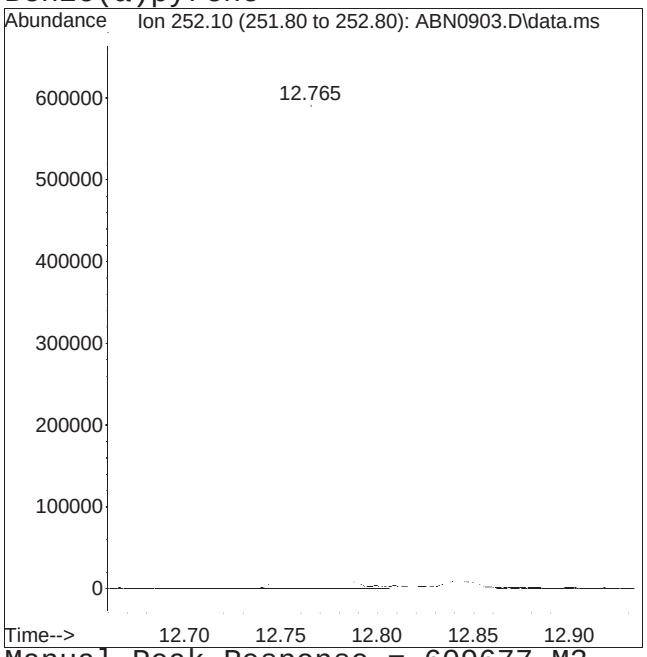


Original Peak Response = 11012 Manual Peak Response = 609677 M3

M3 = Misidentification of the peak (i.e. 1,4-dichlorobenzene identified as 1,3-dichlorobenzene), or misidentification from 2 partially resolved peaks not being split.

# Evaluate Continuing Calibration Report

Data Path : I:\8270\Dakota\250903RVT\
Data File : AP90903.D
Acq On : 3 Sep 2025 10:01 pm
Operator : Dakota:HNY
Sample : WG2109963-4,32,,AP9 RVT CCV Lot 11913
Misc : WG2109963,,ical22568
ALS Vial : 97 Sample Multiplier: 1

Quant Time: Sep 03 22:39:49 2025
Quant Method : I:\8270\Dakota\250903RVT\FS250821RVT_Dakota.m
Quant Title : Semivolatiles by GC/MS by modified 8270
QLast Update : Wed Sep 03 22:40:28 2025
Response via : Initial Calibration

Min. RRF : 0.000 Min. Rel. Area : 50% Max. R.T. Dev 0.50min
Max. RRF Dev : 20% Max. Rel. Area : 200%

| | | Compound | AvgRF | CCRF | %Dev | Area% | Dev(min) |
|---|---|---|---|---|---|---|---|
| 27 | I | IS2_1,4-Dichlorobenzene-d4 | 1.000 | 1.000 | 0.0 | 83 | 0.00 |
| 28 | T | Benzaldehyde | 0.534 | 0.610 | -14.2 | 104 | 0.00 |
| 29 | T | Acetophenone | 1.663 | 1.556 | 6.4 | 85 | 0.00 |
| 30 | T | m-Toluidine | 0.957 | 1.082 | -13.1 | 94 | 0.00 |
| 31 | T | 2-Chloroaniline | 1.447 | 1.448 | -0.1 | 86 | 0.00 |
| 57 | I | IS2_Naphthalene-d8 | 1.000 | 1.000 | 0.0 | 88 | 0.00 |
| 58 | T | a-Terpineol | 0.245 | 0.224 | 8.6 | 85 | 0.00 |
| 59 | T | 3-Chloroaniline | 0.122 | 0.128 | -4.9 | 96 | 0.00 |
| 60 | T | 2,6-Dichlorophenol | 0.330 | 0.351 | -6.4 | 97 | 0.00 |
| 61 | T | 1-chloro-2-nitrobenzene | 0.135 | 0.131 | 3.0 | 89 | 0.00 |
| 62 | T | Caprolactam | 0.128 | 0.130 | -1.6 | 95 | 0.00 |
| 63 | T | 1,2,4,5-Tetrachlorobenzene | 0.495 | 0.504 | -1.8 | 96 | 0.00 |
| 64 | T | Biphenyl | 1.020 | 0.985 | 3.4 | 90 | 0.00 |
| 85 | I | IS2_Acenaphthene-d10 | 1.000 | 1.000 | 0.0 | 94 | 0.00 |
| 86 | T | Dichloran | 0.199 | 0.208 | -4.5 | 111 | 0.00 |
| 87 | T | Pentachloronitrobenzene | 0.197 | 0.218 | -10.7 | 111 | 0.00 |
| 100 | I | IS2_Phenanthrene-d10 | 1.000 | 1.000 | 0.0 | 103 | 0.00 |
| 101 | T | Diphenamid | 0.486 | 0.424 | 12.8 | 98 | 0.00 |

* Evaluation of CC level amount vs concentration.
(#) = Out of Range SPCC's out = 0 CCC's out = 0

Quantitation Report (QT Reviewed)

Data Path : I:\8270\Dakota\250903RVT\
Data File : AP90903.D
Acq On : 3 Sep 2025 10:01 pm
Operator : Dakota:HNY
Sample : WG2109963-4,32,,AP9 RVT CCV Lot 11913
Misc : WG2109963,,ical22568
ALS Vial : 97 Sample Multiplier: 1

Quant Time: Sep 03 22:39:49 2025
Quant Method : I:\8270\Dakota\250903RVT\FS250821RVT_Dakota.m
Quant Title : Semivolatiles by GC/MS by modified 8270
QLast Update : Wed Sep 03 22:40:28 2025
Response via : Initial Calibration

Sub List : AP9ical - AP9 ical sublist

| | Compound | R.T. | QIon | Response | Conc | Units | | Dev(Min) |
|---|---|---|---|---|---|---|---|---|
| | Internal Standards | | | | | | | |
| 27) | IS2_1,4-Dichlorobenzen... | 4.448 | 152 | 44466 | 4.000 | ug/ml | | 0.00 |
| 57) | IS2_Naphthalene-d8 | 5.685 | 136 | 161886 | 4.000 | ug/ml | # | 0.00 |
| 85) | IS2_Acenaphthene-d10 | 7.379 | 164 | 122750 | 4.000 | ug/ml | | 0.00 |
| 100) | IS2_Phenanthrene-d10 | 8.796 | 188 | 308661 | 4.000 | ug/ml | # | 0.00 |
| | System Monitoring Compounds | | | | | | | |
| | Target Compounds | | | | | | | Qvalue |
| 28) | Benzaldehyde | 4.013 | 105 | 33892 | 5.708 | ug/ml | | 98 |
| 29) | Acetophenone | 4.855 | 105 | 86473 | 4.677 | ug/ml | # | 81 |
| 30) | m-Toluidine | 4.939 | 106 | 60153 | 5.656 | ug/ml | | 94 |
| 31) | 2-Chloroaniline | 5.296 | 127 | 80498 | 5.004 | ug/ml | # | 92 |
| 58) | a-Terpineol | 5.747 | 59 | 45252 | 4.559 | ug/ml | # | 72 |
| 59) | 3-Chloroaniline | 5.763 | 65 | 25805 | 5.246 | ug/ml | | 91 |
| 60) | 2,6-Dichlorophenol | 5.788 | 162 | 70991 | 5.323 | ug/ml | # | 82 |
| 61) | 1-chloro-2-nitrobenzene | 6.039 | 111 | 26421 | 4.849 | ug/ml | # | 1 |
| 62) | Caprolactam | 6.077 | 55 | 26313 | 5.073 | ug/ml | # | 69 |
| 63) | 1,2,4,5-Tetrachloroben... | 6.549 | 216 | 102074 | 5.093 | ug/ml | # | 97 |
| 64) | Biphenyl | 6.841 | 154 | 199378 | 4.828 | ug/ml | | 97 |
| 86) | Dichloran | 8.501 | 206 | 31862 | 5.212 | ug/ml | # | 53 |
| 87) | Pentachloronitrobenzene | 8.647 | 237 | 33393 | 5.514 | ug/ml | # | 74 |
| 101) | Diphenamid | 9.707 | 167 | 163445 | 4.360 | ug/ml | # | 66 |

(#) = qualifier out of range (m) = manual integration (+) = signals summed

Quantitation Report (QT Reviewed)

Data Path : I:\8270\Dakota\250903RVT\
Data File : AP90903.D
Acq On : 3 Sep 2025 10:01 pm
Operator : Dakota:HNY
Sample : WG2109963-4,32,,AP9 RVT CCV Lot 11913
Misc : WG2109963,,ical22568
ALS Vial : 97 Sample Multiplier: 1

Quant Time: Sep 03 22:39:49 2025
Quant Method : I:\8270\Dakota\250903RVT\FS250821RVT_Dakota.m
Quant Title : Semivolatiles by GC/MS by modified 8270
QLast Update : Wed Sep 03 22:40:28 2025
Response via : Initial Calibration

Sub List : AP9ical - AP9 ical sublist

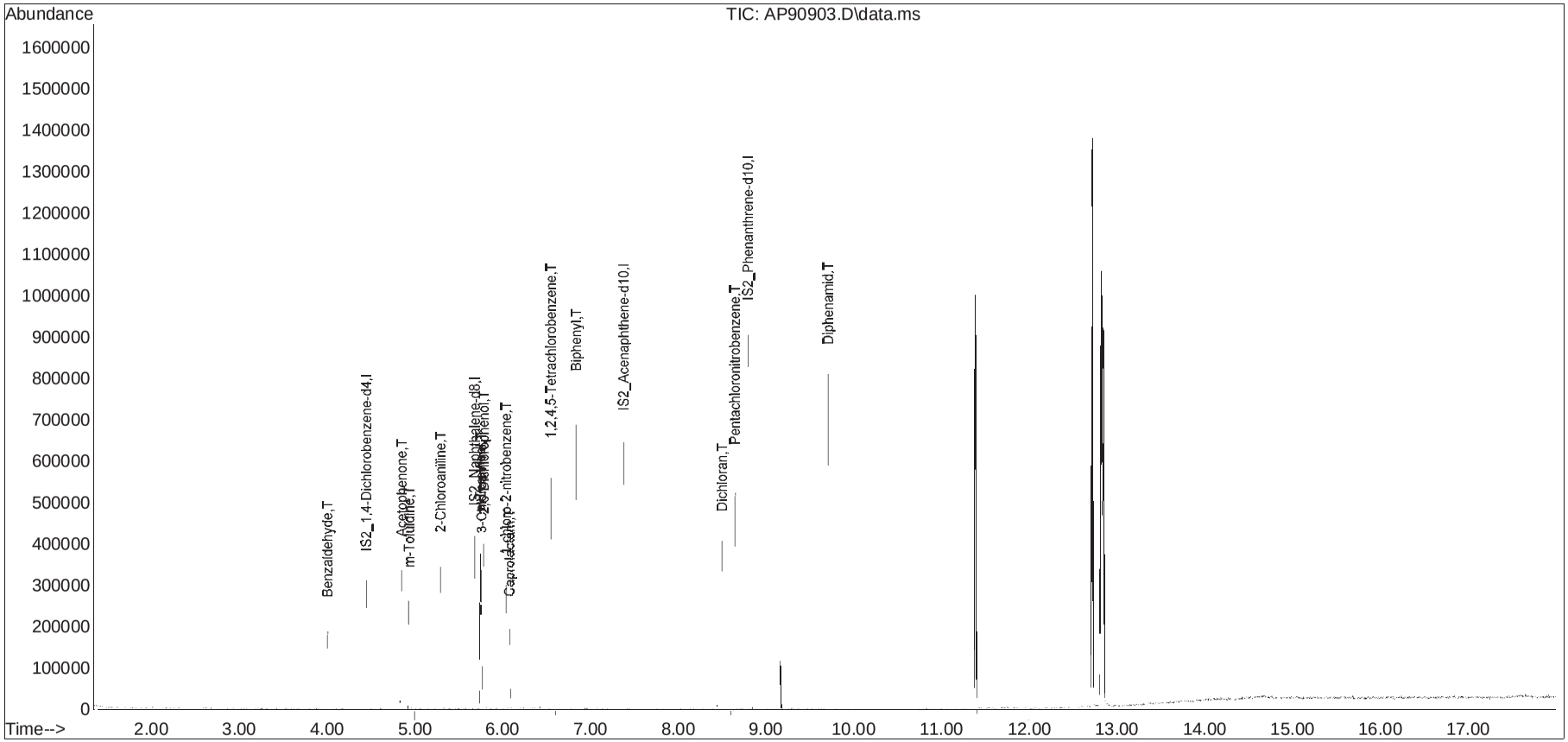

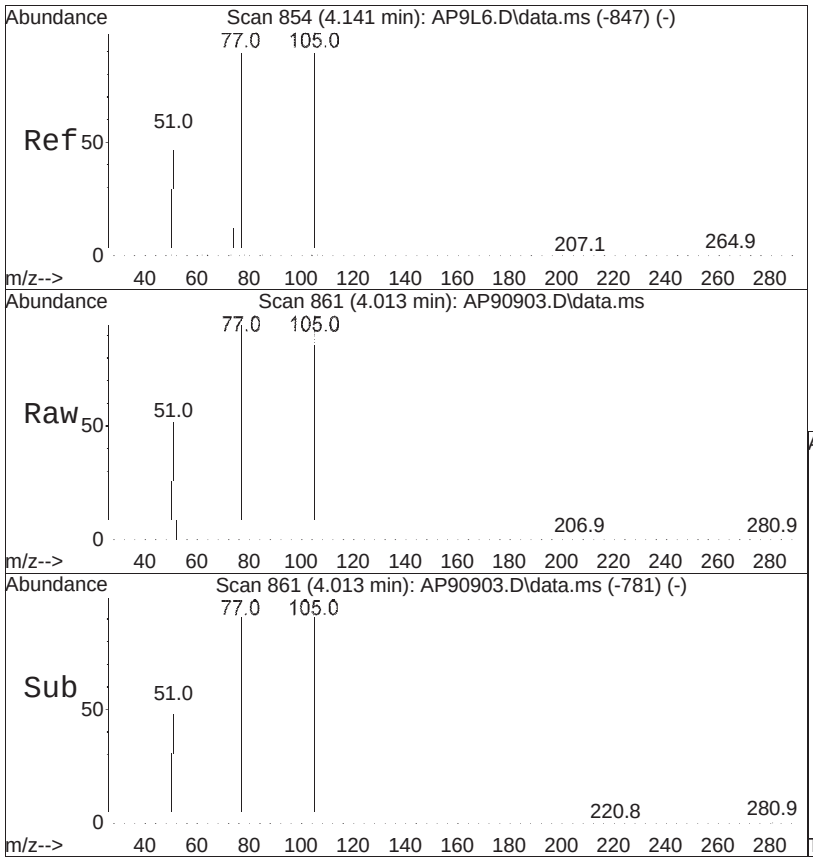


#28
Benzaldehyde
Concen: 5.71 ug/ml
RT: 4.013 min Scan# 861
Delta R.T. 0.000 min
Lab File: AP90903.D
Acq: 3 Sep 2025 10:01 pm

Tgt Ion:105 Resp: 33892

| Ion | Ratio | Lower | Upper |
|---|---|---|---|
| 105 | 100 | | |
| 77 | 100.4 | 82.2 | 123.4 |

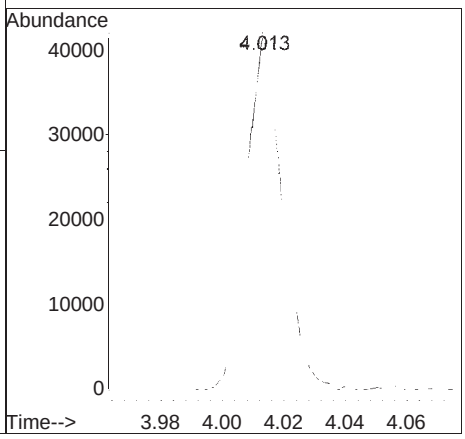

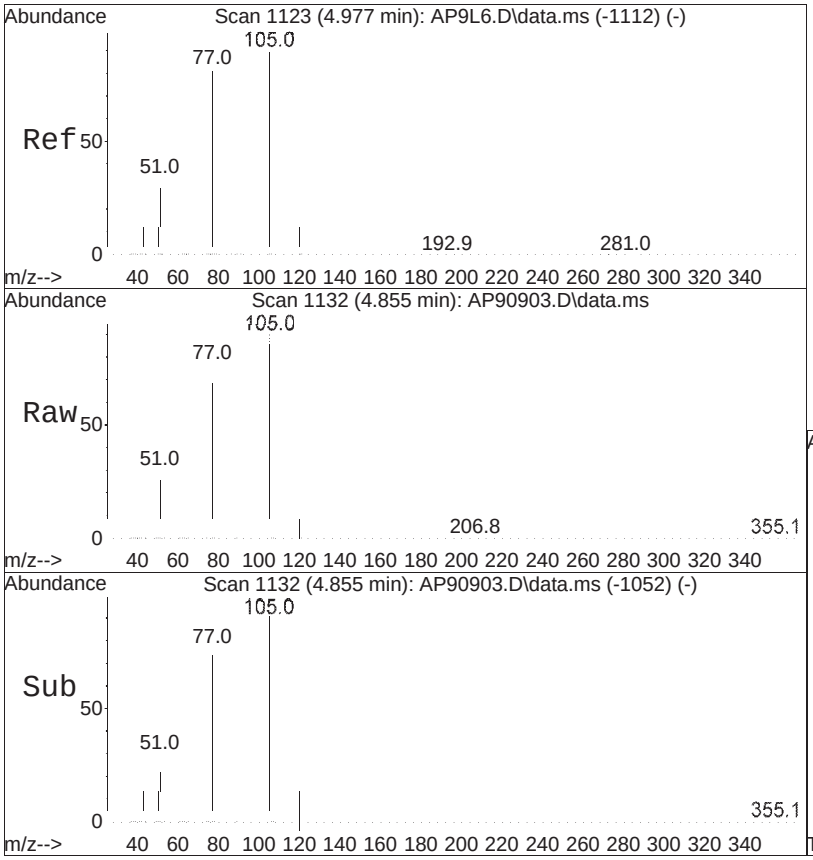


#29
Acetophenone
Concen: 4.68 ug/ml
RT: 4.855 min Scan# 1132
Delta R.T. 0.000 min
Lab File: AP90903.D
Acq: 3 Sep 2025 10:01 pm

Tgt Ion:105 Resp: 86473

| Ion | Ratio | Lower | Upper |
|---|---|---|---|
| 105 | 100 | | |
| 120 | 15.3 | 20.5 | 30.7# |
| 51 | 31.9 | 34.9 | 52.3# |

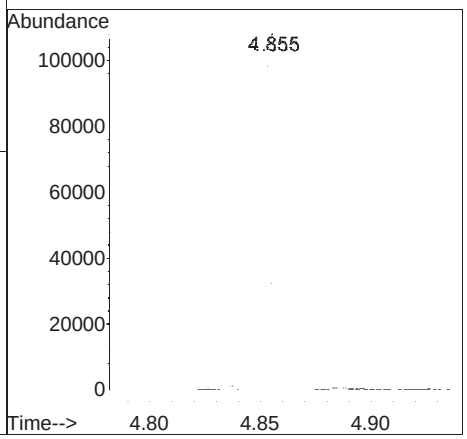

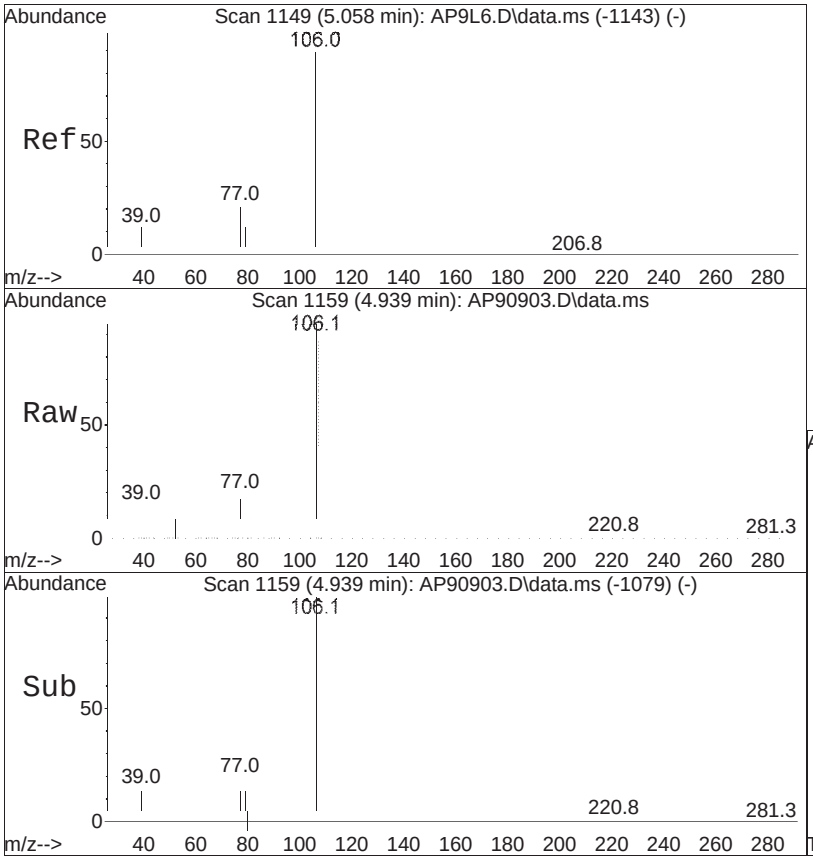


#30
m-Toluidine
Concen: 5.66 ug/ml
RT: 4.939 min Scan# 1159
Delta R.T. 0.000 min
Lab File: AP90903.D
Acq: 3 Sep 2025 10:01 pm

Tgt Ion:106 Resp: 60153

| Ion | Ratio | Lower | Upper |
|---|---|---|---|
| 106 | 100 | | |
| 107 | 88.0 | 75.7 | 113.5 |
| 79 | 14.9 | 11.8 | 17.8 |

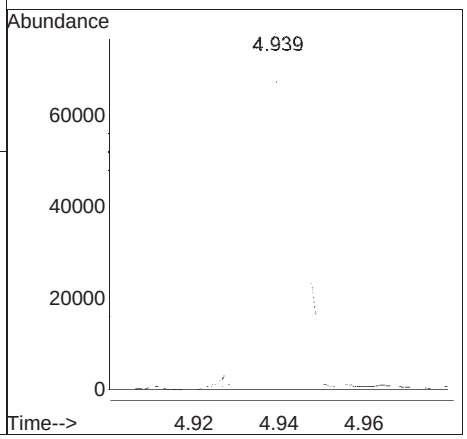

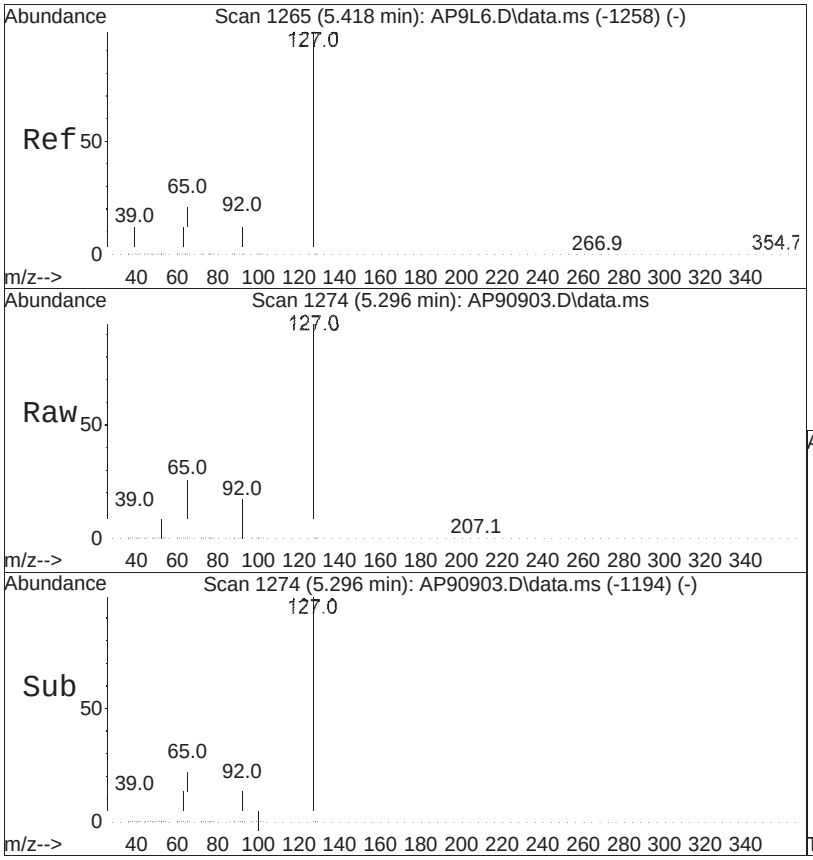


#31
2-Chloroaniline
Concen: 5.00 ug/ml
RT: 5.296 min Scan# 1274
Delta R.T. 0.000 min
Lab File: AP90903.D
Acq: 3 Sep 2025 10:01 pm

Tgt Ion:127 Resp: 80498

| Ion | Ratio | Lower | Upper |
|---|---|---|---|
| 127 | 100 | | |
| 129 | 31.1 | 25.9 | 38.9 |
| 65 | 24.7 | 26.3 | 39.5# |

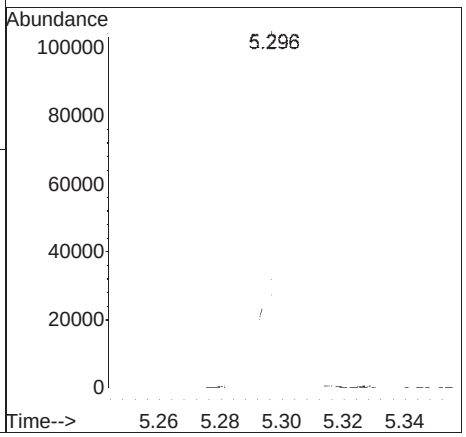

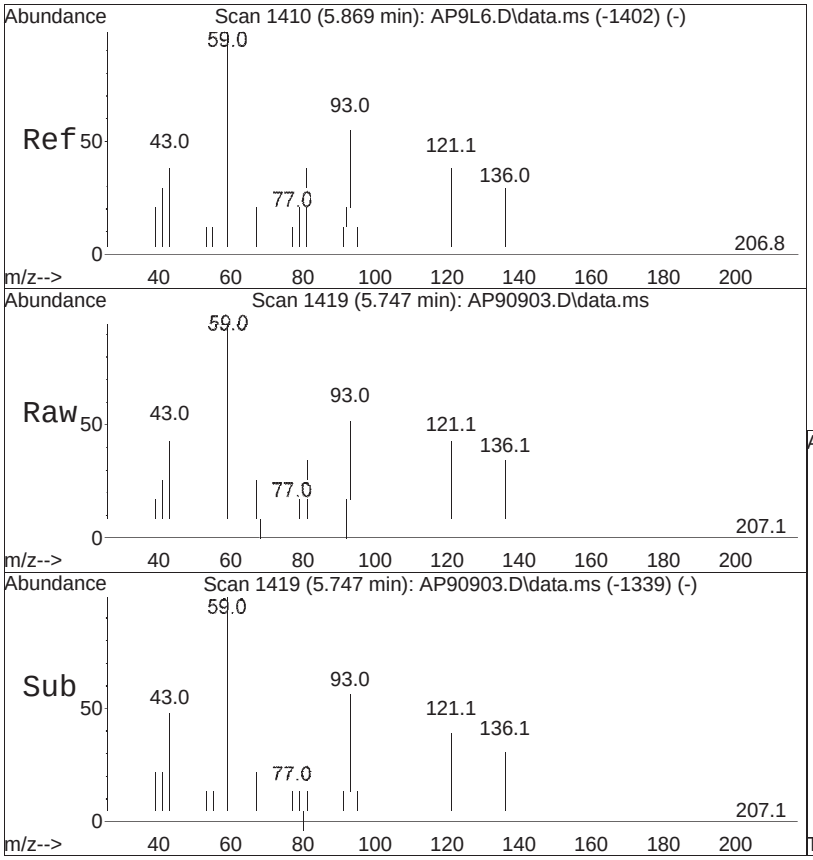


#58
a-Terpineol
Concen: 4.56 ug/ml
RT: 5.747 min Scan# 1419
Delta R.T. 0.000 min
Lab File: AP90903.D
Acq: 3 Sep 2025 10:01 pm

Tgt Ion: 59 Resp: 45252

| Ion | Ratio | Lower | Upper |
|---|---|---|---|
| 59 | 100 | | |
| 93 | 62.4 | 35.6 | 53.4# |

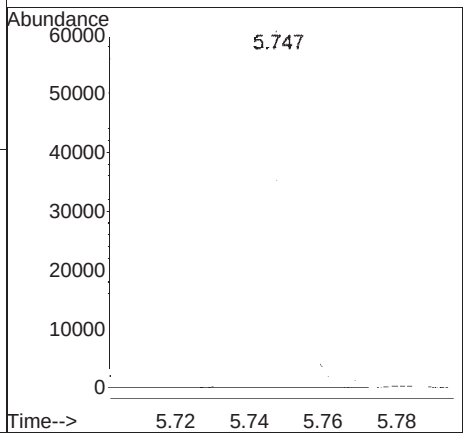

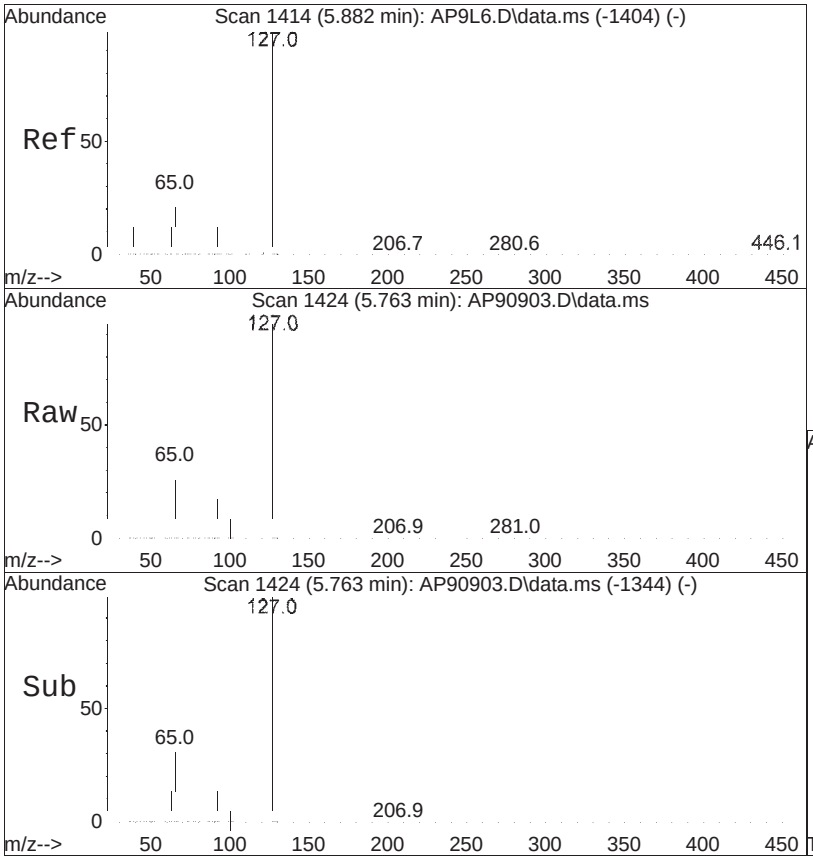


#59
3-Chloroaniline
Concen: 5.25 ug/ml
RT: 5.763 min Scan# 1424
Delta R.T. 0.000 min
Lab File: AP90903.D
Acq: 3 Sep 2025 10:01 pm

Tgt Ion: 65 Resp: 25805

| Ion | Ratio | Lower | Upper |
|---|---|---|---|
| 65 | 100 | | |
| 127 | 285.1 | 243.2 | 364.8 |
| 129 | 91.1 | 78.8 | 118.2 |

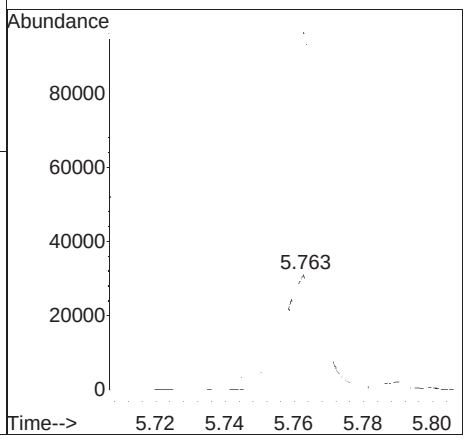

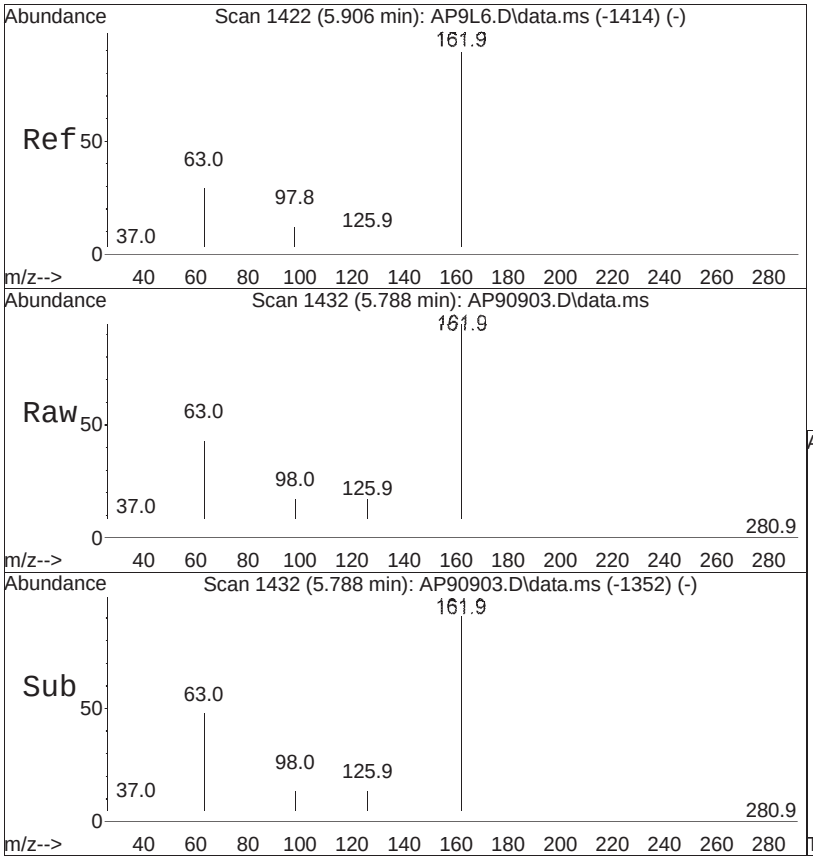


#60
2,6-Dichlorophenol
Concen: 5.32 ug/ml
RT: 5.788 min Scan# 1432
Delta R.T. 0.000 min
Lab File: AP90903.D
Acq: 3 Sep 2025 10:01 pm

Tgt Ion:162 Resp: 70991

| Ion | Ratio | Lower | Upper |
|---|---|---|---|
| 162 | 100 | | |
| 164 | 65.0 | 51.1 | 76.7 |
| 63 | 48.9 | 60.8 | 91.2# |

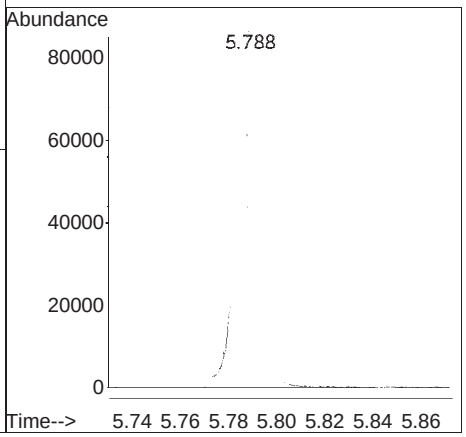

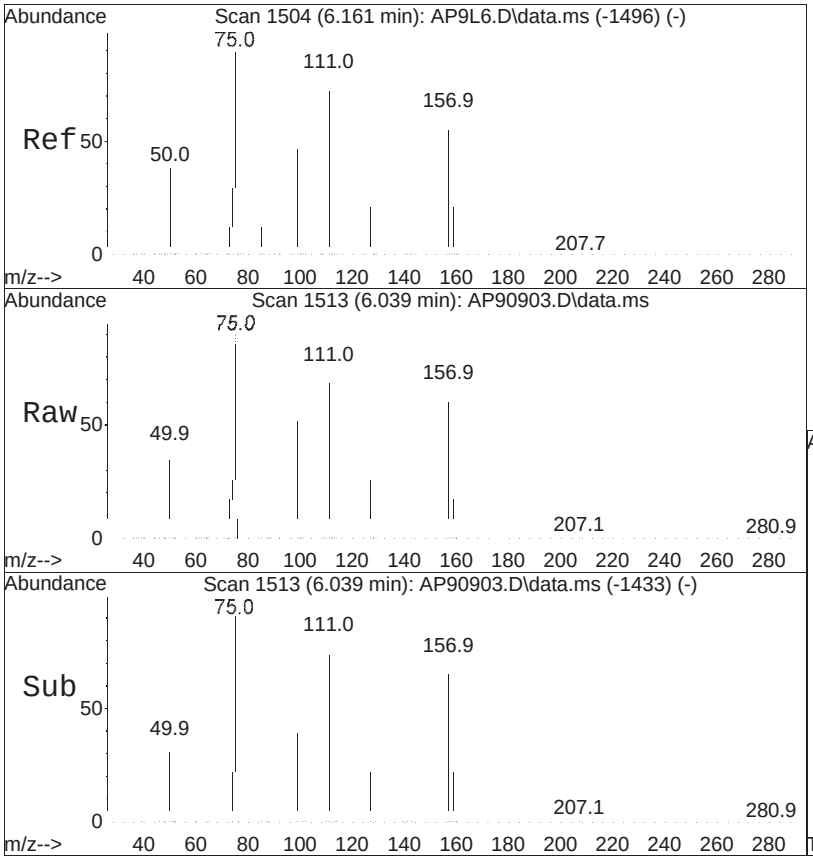


#61
1-chloro-2-nitrobenzene
Concen: 4.85 ug/ml
RT: 6.039 min Scan# 1513
Delta R.T. 0.000 min
Lab File: AP90903.D
Acq: 3 Sep 2025 10:01 pm

Tgt Ion:111 Resp: 26421

| Ion | Ratio | Lower | Upper |
|---|---|---|---|
| 111 | 100 | | |
| 157 | 90.8 | 0.0 | 0.0# |
| 75 | 139.7 | 28.2 | 42.2# |

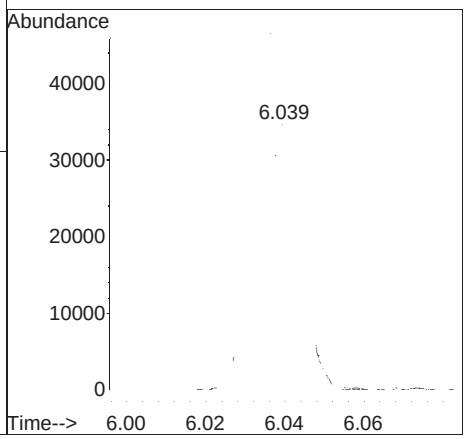

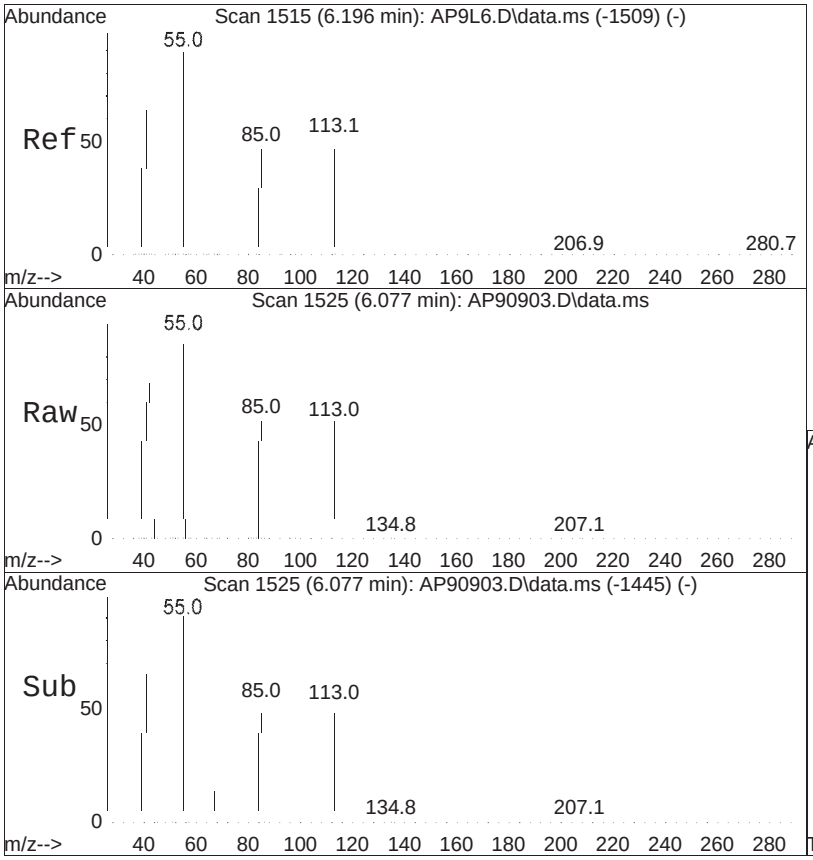


#62
Caprolactam
Concen: 5.07 ug/ml
RT: 6.077 min Scan# 1525
Delta R.T. 0.000 min
Lab File: AP90903.D
Acq: 3 Sep 2025 10:01 pm

Tgt Ion: 55 Resp: 26313

| Ion | Ratio | Lower | Upper |
|---|---|---|---|
| 55 | 100 | | |
| 85 | 49.1 | 19.8 | 29.6# |
| 113 | 48.6 | 29.6 | 44.4# |

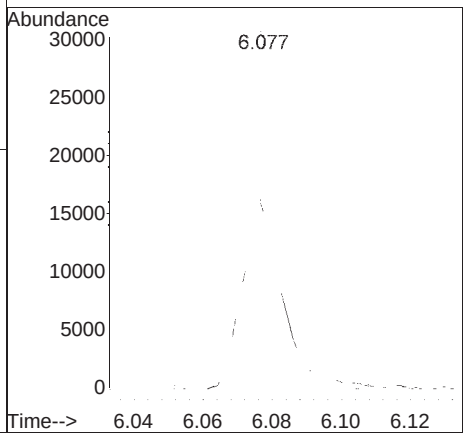

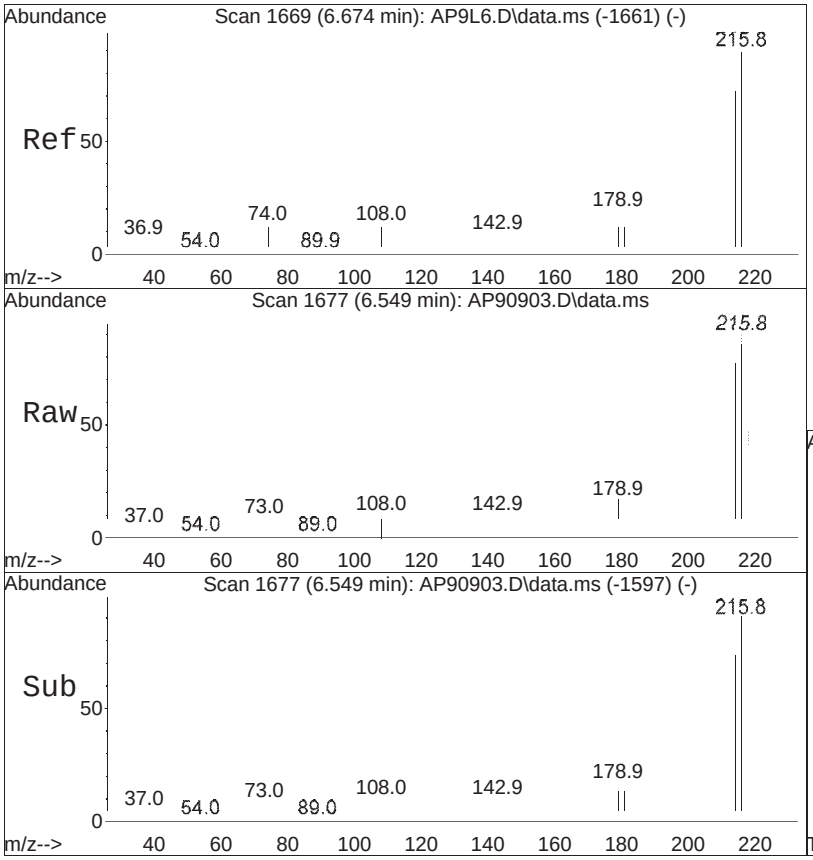


#63
1,2,4,5-Tetrachlorobenzene
Concen: 5.09 ug/ml
RT: 6.549 min Scan# 1677
Delta R.T. 0.000 min
Lab File: AP90903.D
Acq: 3 Sep 2025 10:01 pm

Tgt Ion:216 Resp: 102074

| Ion | Ratio | Lower | Upper |
|---|---|---|---|
| 216 | 100 | | |
| 214 | 79.4 | 63.7 | 95.5 |
| 179 | 18.0 | 19.0 | 28.6# |

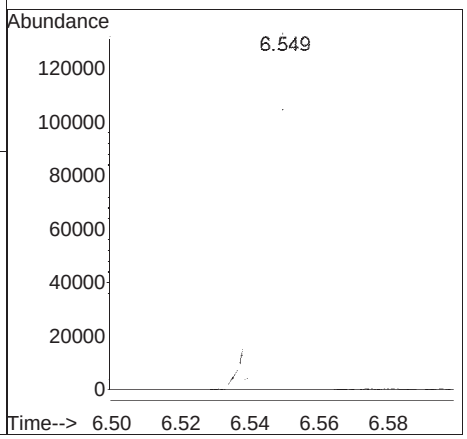

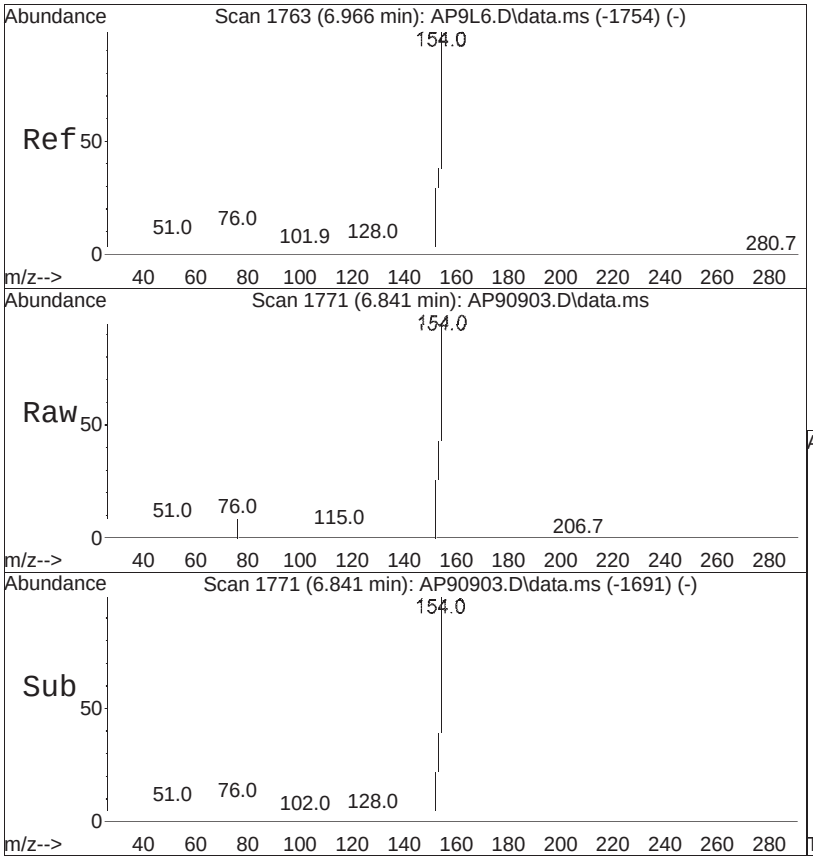


#64
Biphenyl
Concen: 4.83 ug/ml
RT: 6.841 min Scan# 1771
Delta R.T. 0.000 min
Lab File: AP90903.D
Acq: 3 Sep 2025 10:01 pm

Tgt Ion:154 Resp: 199378

| Ion | Ratio | Lower | Upper |
|---|---|---|---|
| 154 | 100 | | |
| 153 | 42.7 | 32.3 | 48.5 |
| 152 | 29.4 | 22.5 | 33.7 |

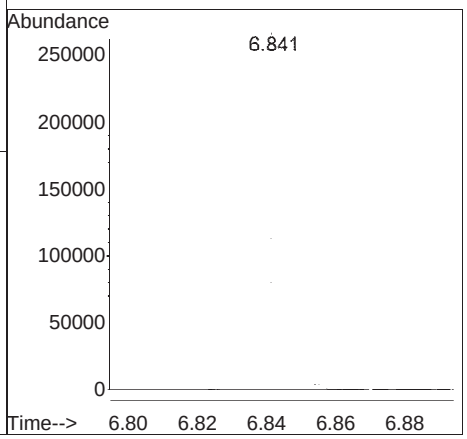

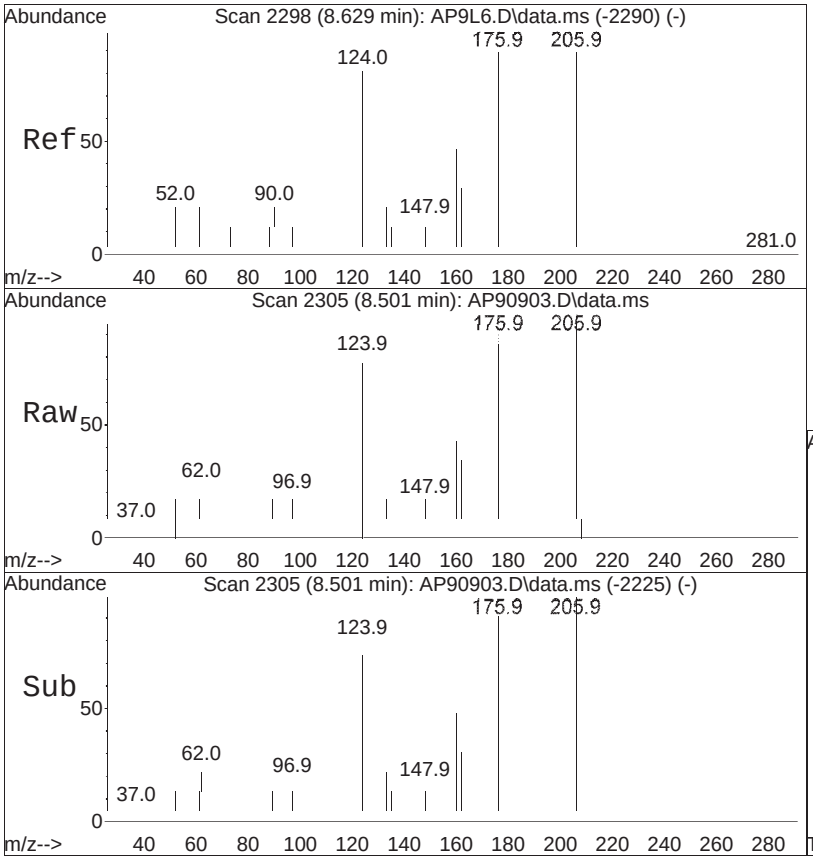


#86
Dichloran
Concen: 5.21 ug/ml
RT: 8.501 min Scan# 2305
Delta R.T. 0.000 min
Lab File: AP90903.D
Acq: 3 Sep 2025 10:01 pm

Tgt Ion:206 Resp: 31862

| Ion | Ratio | Lower | Upper |
|---|---|---|---|
| 206 | 100 | | |
| 176 | 99.4 | 104.6 | 157.0# |
| 124 | 79.5 | 130.5 | 195.7# |

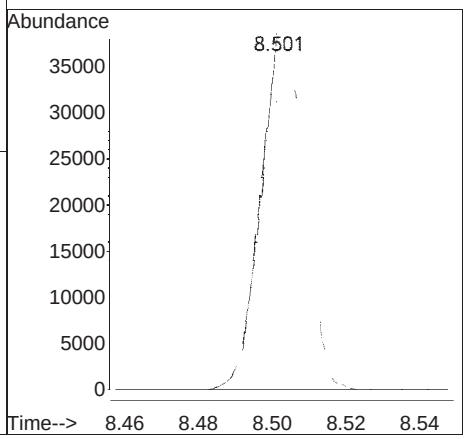

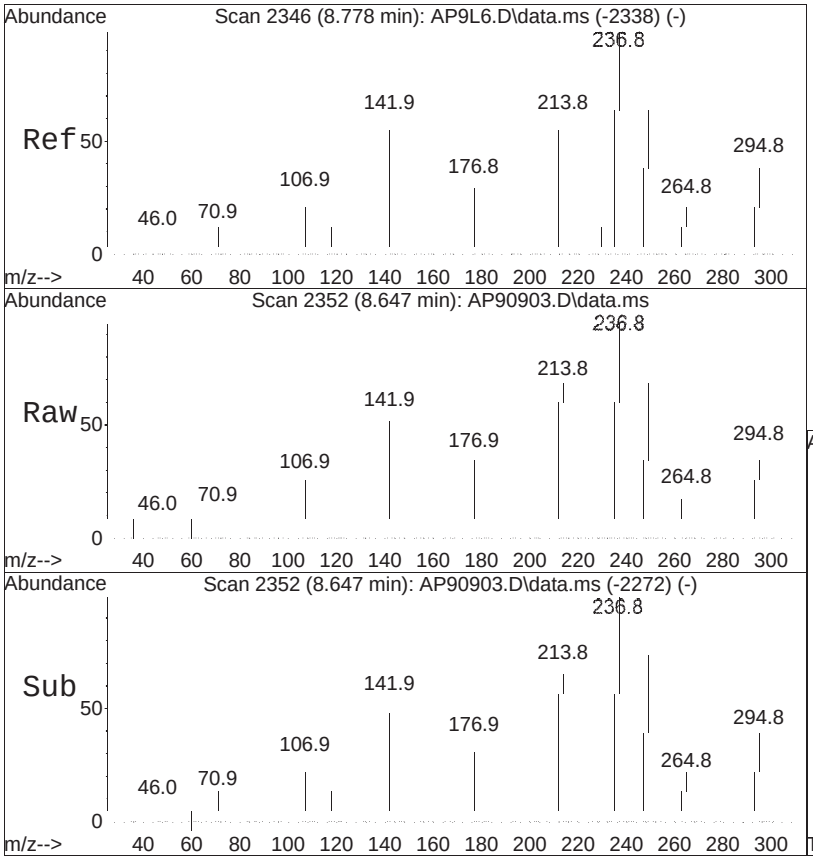


#87
Pentachloronitrobenzene
Concen: 5.51 ug/ml
RT: 8.647 min Scan# 2352
Delta R.T. 0.000 min
Lab File: AP90903.D
Acq: 3 Sep 2025 10:01 pm

Tgt Ion:237 Resp: 33393

| Ion | Ratio | Lower | Upper |
|---|---|---|---|
| 237 | 100 | | |
| 142 | 56.6 | 77.0 | 115.4# |
| 214 | 67.2 | 58.2 | 87.4 |

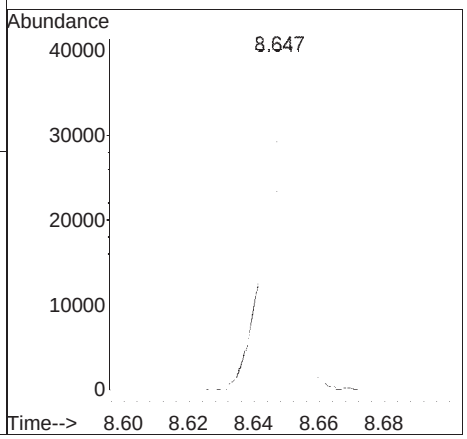

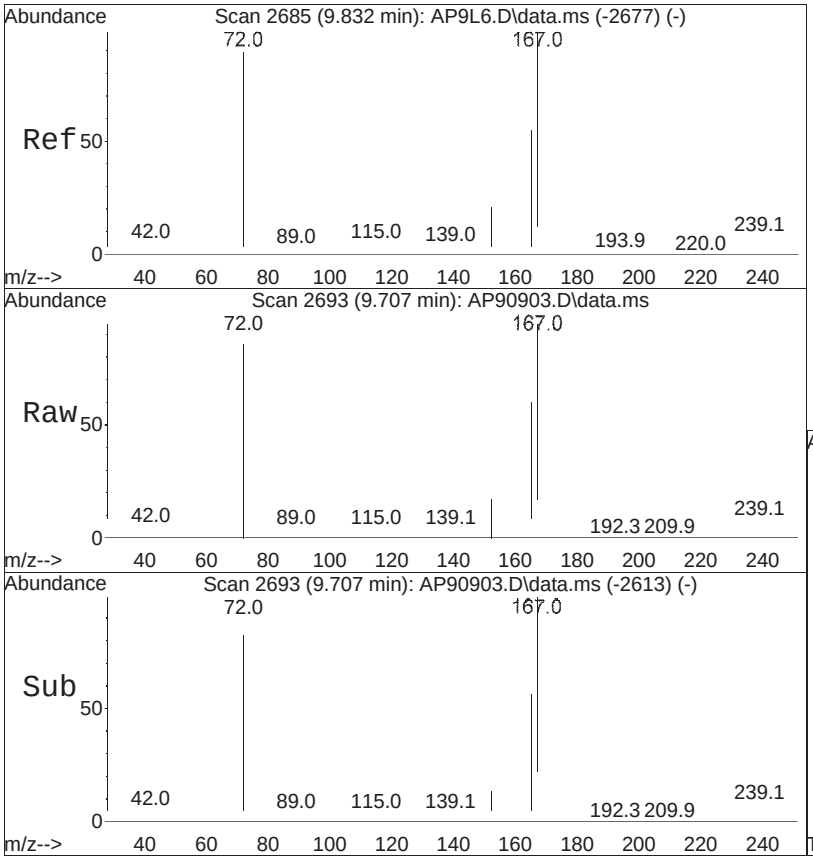


#101
Diphenamid
Concen: 4.36 ug/ml
RT: 9.707 min Scan# 2693
Delta R.T. 0.000 min
Lab File: AP90903.D
Acq: 3 Sep 2025 10:01 pm

Tgt Ion:167 Resp: 163445

| Ion | Ratio | Lower | Upper |
|---|---|---|---|
| 167 | 100 | | |
| 72 | 86.4 | 109.7 | 164.5# |
| 165 | 60.2 | 41.8 | 62.6 |

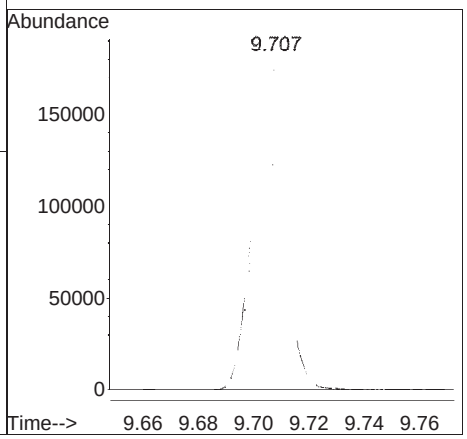

Manual Integration Report

Data Path : I:\8270\Dakota\250903RVT\ QMethod : FS250821RVT_Dakota.m
Data File : AP90903.D Operator : Dakota:HNY
Date Inj'd : 9/3/2025 10:01 pm Instrument : Dakota
Sample : WG2109963-4,32,,AP9 RVT CCQuant Date

There are no manual integrations or false positives in this file.

# Evaluate Continuing Calibration Report

Data Path : I:\8270\Dakota\250903RVT\
Data File : ADP0903.D
Acq On : 3 Sep 2025 10:23 pm
Operator : Dakota:HNY
Sample : WG2109963-5,32,,ADP RVT CCV Lot 11661
Misc : WG2109963,,ical22568
ALS Vial : 98 Sample Multiplier: 1

Quant Time: Sep 03 22:54:21 2025
Quant Method : I:\8270\Dakota\250903RVT\FS250821RVT_Dakota.m
Quant Title : Semivolatiles by GC/MS by modified 8270
QLast Update : Wed Sep 03 22:44:21 2025
Response via : Initial Calibration

Min. RRF : 0.000 Min. Rel. Area : 50% Max. R.T. Dev 0.50min
Max. RRF Dev : 20% Max. Rel. Area : 200%

| | | Compound | | AvgRF | CCRF | %Dev | Area% | Dev(min) |
|---|---|---|---|---|---|---|---|---|
| 32 | I | IS3_1,4-Dichlorobenzene-d4 | | 1.000 | 1.000 | 0.0 | 104 | 0.00 |
| 33 | T | 1,4-Dioxane | | 0.411 | 0.362 | 11.9 | 93 | 0.00 |
| 35 | T | n-Decane | | 1.270 | 0.969 | 23.7# | 84 | 0.00 |
| 88 | I | IS3_Acenaphthene-d10 | | 1.000 | 1.000 | 0.0 | 111 | 0.00 |
| 89 | T | Atrazine | | 0.486 | 0.482 | 0.8 | 116 | 0.00 |
| 102 | I | IS3_Phenanthrene-d10 | | 1.000 | 1.000 | 0.0 | 120 | 0.00 |
| 103 | T | n-Octadecane | | 0.368 | 0.268 | 27.2# | 93 | 0.00 |
| 104 | T | Parathion | * | 5.000 | 4.772 | 4.6 | 113 | 0.00 |
| 105 | T | 3,3'-Dimethylbenzidine | * | 5.000 | 3.360 | 32.8# | 83 | 0.00 |

* Evaluation of CC level amount vs concentration.
(#) = Out of Range SPCC's out = 0 CCC's out = 0

Quantitation Report (QT Reviewed)

Data Path : I:\8270\Dakota\250903RVT\
Data File : ADP0903.D
Acq On : 3 Sep 2025 10:23 pm
Operator : Dakota:HNY
Sample : WG2109963-5,32,,ADP RVT CCV Lot 11661
Misc : WG2109963,,ical22568
ALS Vial : 98 Sample Multiplier: 1

Quant Time: Sep 03 22:54:21 2025
Quant Method : I:\8270\Dakota\250903RVT\FS250821RVT_Dakota.m
Quant Title : Semivolatiles by GC/MS by modified 8270
QLast Update : Wed Sep 03 22:44:21 2025
Response via : Initial Calibration

Sub List : ADPical_REV2 - ADP sublist

| | Compound | R.T. | QIon | Response | Conc | Units | Dev(Min) |
|---|---|---|---|---|---|---|---|
| | Internal Standards | | | | | | |
| 32) | IS3_1,4-Dichlorobenzen... | 4.448 | 152 | 55710 | 4.000 | ug/ml | 0.00 |
| 88) | IS3_Acenaphthene-d10 | 7.376 | 164 | 139629 | 4.000 | ug/ml | 0.00 |
| 102) | IS3_Phenanthrene-d10 | 8.796 | 188 | 352204 | 4.000 | ug/ml | 0.00 |
| | System Monitoring Compounds | | | | | | |
| | Target Compounds | | | | | | Qvalue |
| 33) | 1,4-Dioxane | 1.536 | 88 | 25236 | 4.405 | ug/ml# | 82 |
| 35) | n-Decane | 4.346 | 57 | 67487 | 3.815 | ug/ml# | 24 |
| 89) | Atrazine | 8.585 | 200 | 84170 | 4.960 | ug/ml | 91 |
| 103) | n-Octadecane | 8.793 | 57 | 118017 | 3.644 | ug/ml# | 1 |
| 104) | Parathion | 9.586 | 109 | 35328 | 4.772 | ug/ml# | 92 |
| 105) | 3,3'-Dimethylbenzidine | 10.842 | 212 | 237295 | 3.360 | ug/ml | 97 |

(#) = qualifier out of range (m) = manual integration (+) = signals summed

Quantitation Report (QT Reviewed)

Data Path : I:\8270\Dakota\250903RVT\
Data File : ADP0903.D
Acq On : 3 Sep 2025 10:23 pm
Operator : Dakota:HNY
Sample : WG2109963-5,32,,ADP RVT CCV Lot 11661
Misc : WG2109963,,ical22568
ALS Vial : 98 Sample Multiplier: 1

Quant Time: Sep 03 22:54:21 2025
Quant Method : I:\8270\Dakota\250903RVT\FS250821RVT_Dakota.m
Quant Title : Semivolatiles by GC/MS by modified 8270
QLast Update : Wed Sep 03 22:44:21 2025
Response via : Initial Calibration

Sub List : ADPical_REV2 - ADP sublist

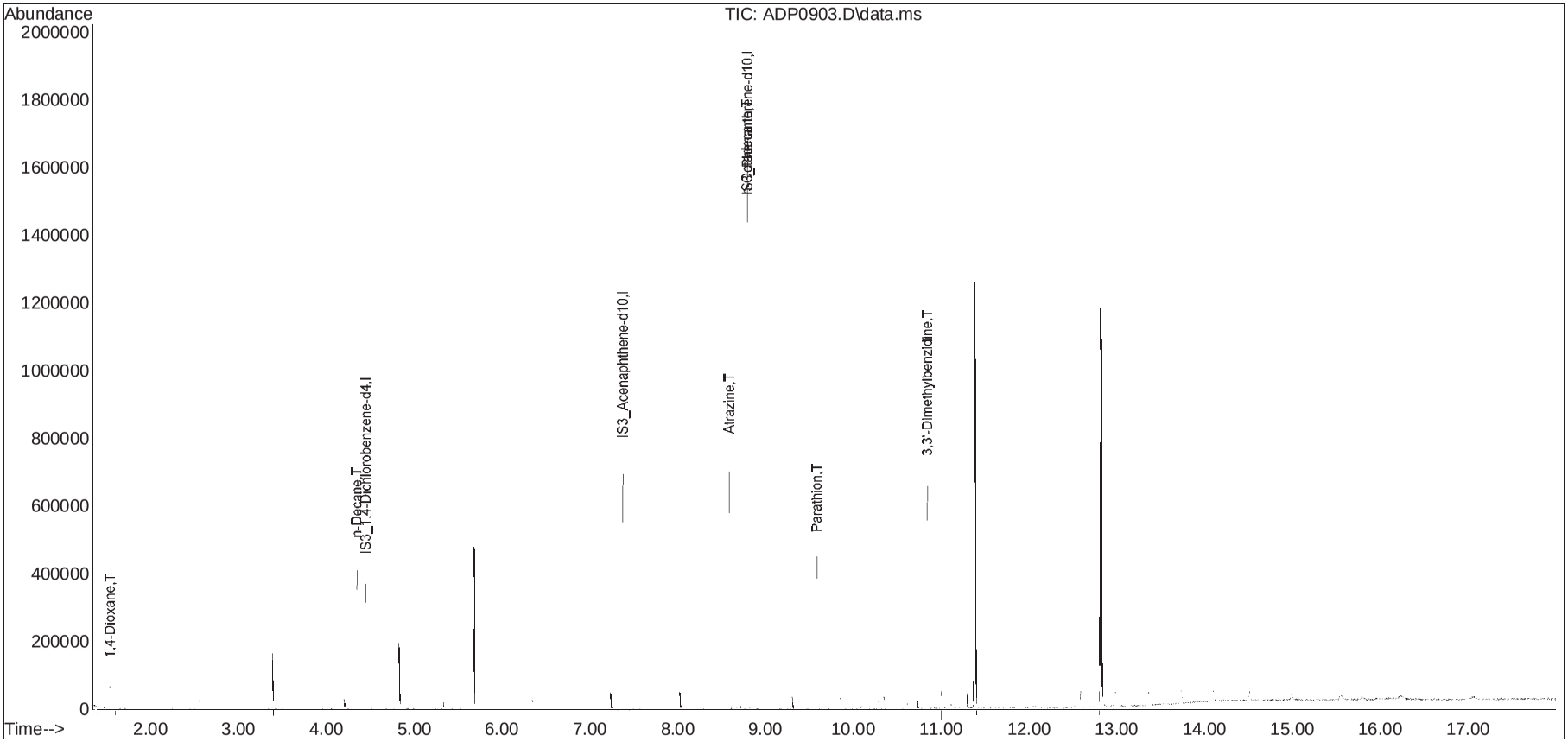

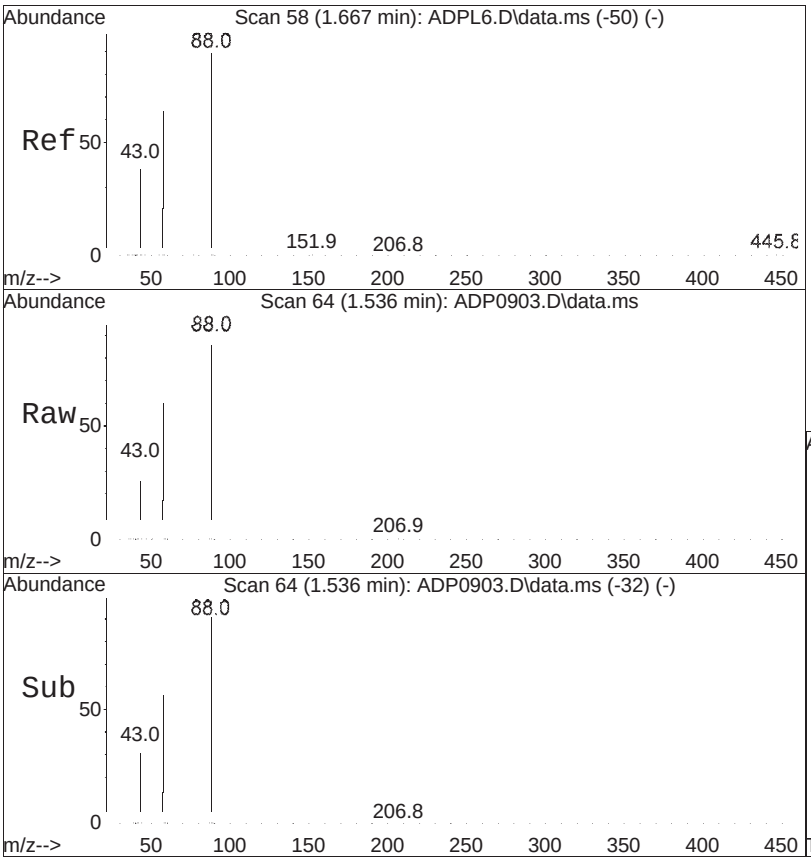


#33
1,4-Dioxane
Concen: 4.41 ug/ml
RT: 1.536 min Scan# 64
Delta R.T. 0.000 min
Lab File: ADP0903.D
Acq: 3 Sep 2025 10:23 pm

Tgt Ion: 88 Resp: 25236

| Ion | Ratio | Lower | Upper |
|---|---|---|---|
| 88 | 100 | | |
| 58 | 66.4 | 44.8 | 67.2 |
| 43 | 41.5 | 22.4 | 33.6# |

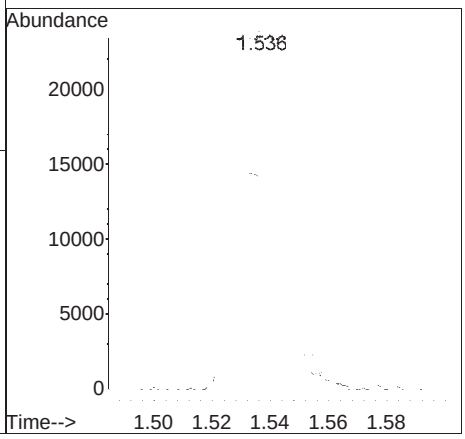

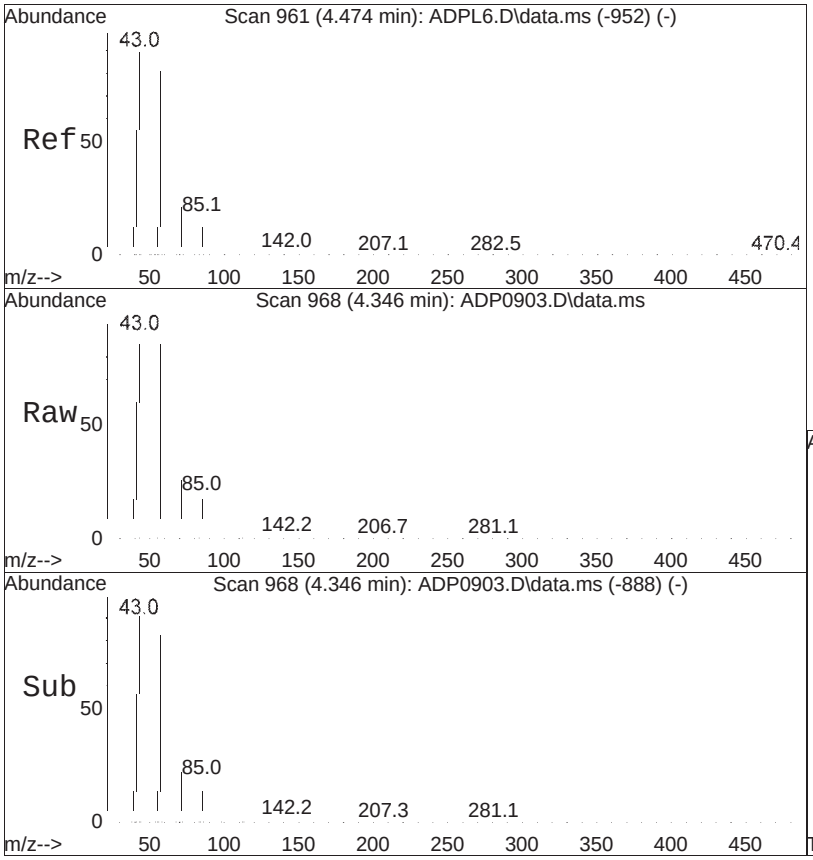


#35
n-Decane
Concen: 3.81 ug/ml
RT: 4.346 min Scan# 968
Delta R.T. 0.000 min
Lab File: ADP0903.D
Acq: 3 Sep 2025 10:23 pm

Tgt Ion: 57 Resp: 67487

| Ion | Ratio | Lower | Upper |
|---|---|---|---|
| 57 | 100 | | |
| 43 | 121.5 | 0.2 | 0.2# |
| 41 | 74.0 | 0.2 | 0.2# |

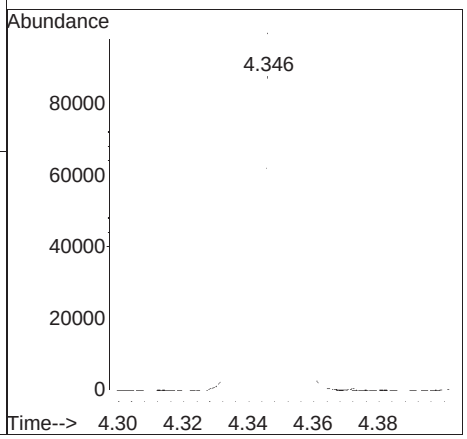

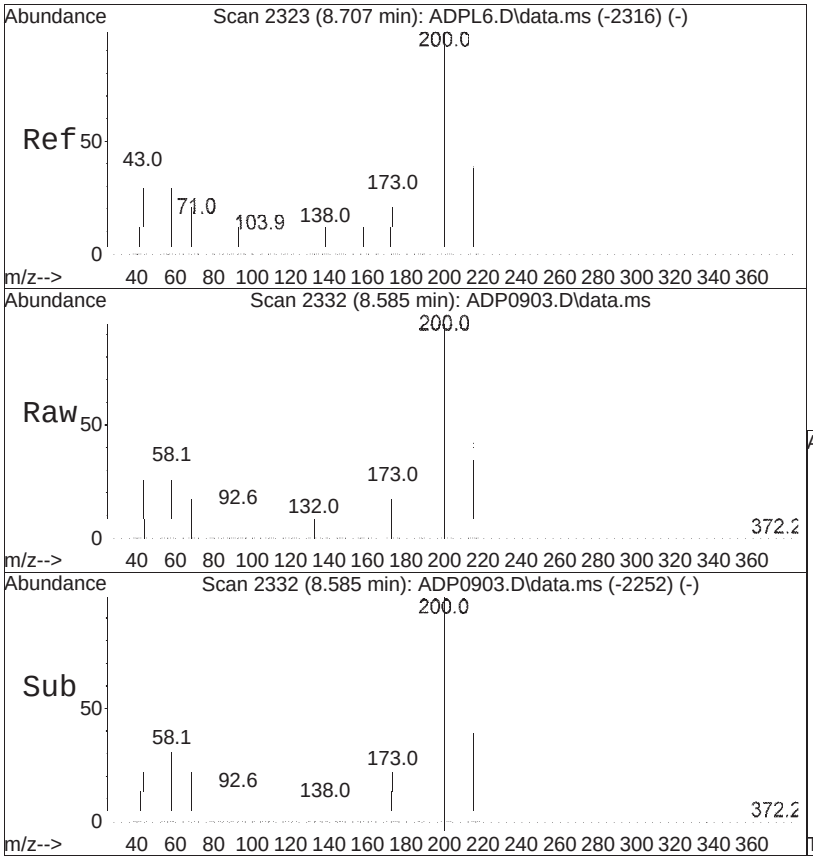


#89
Atrazine
Concen: 4.96 ug/ml
RT: 8.585 min Scan# 2332
Delta R.T. 0.000 min
Lab File: ADP0903.D
Acq: 3 Sep 2025 10:23 pm

Tgt Ion:200 Resp: 84170

| Ion | Ratio | Lower | Upper |
|---|---|---|---|
| 200 | 100 | | |
| 202 | 30.9 | 25.8 | 38.6 |
| 215 | 41.6 | 40.2 | 60.4 |

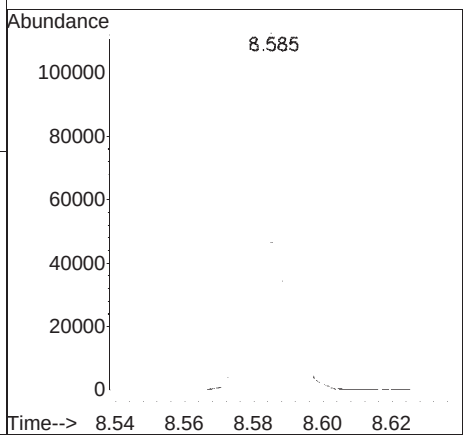

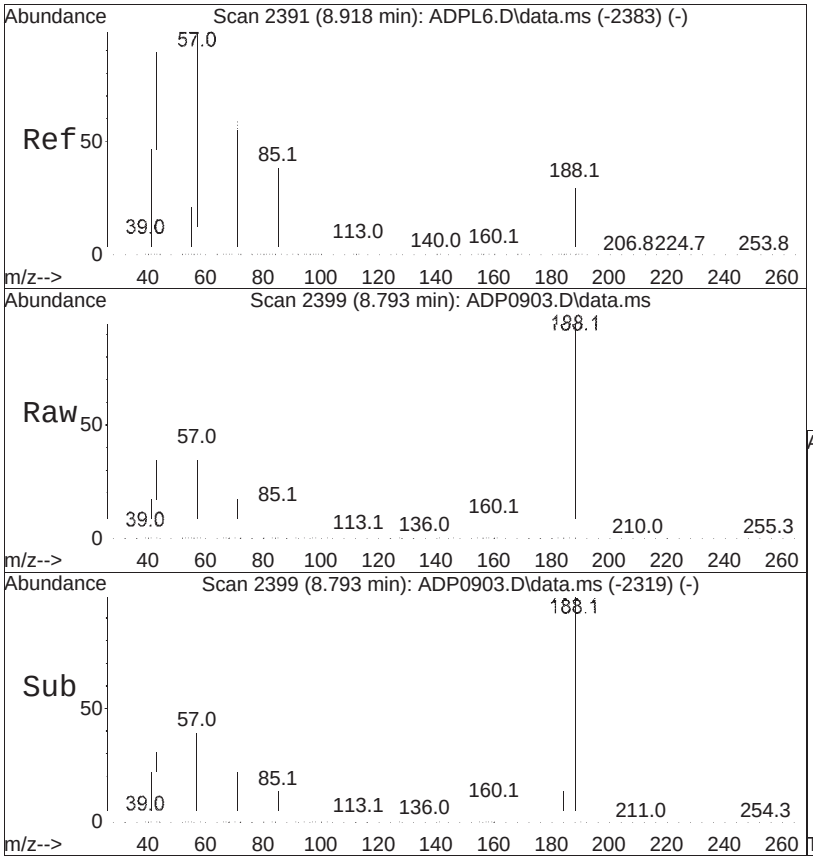


#103
n-Octadecane
Concen: 3.64 ug/ml
RT: 8.793 min Scan# 2399
Delta R.T. 0.000 min
Lab File: ADP0903.D
Acq: 3 Sep 2025 10:23 pm

Tgt Ion: 57 Resp: 118017

| Ion | Ratio | Lower | Upper |
|---|---|---|---|
| 57 | 100 | | |
| 43 | 90.6 | 9.0 | 13.6# |
| 70 | 11.1 | 0.2 | 0.2# |

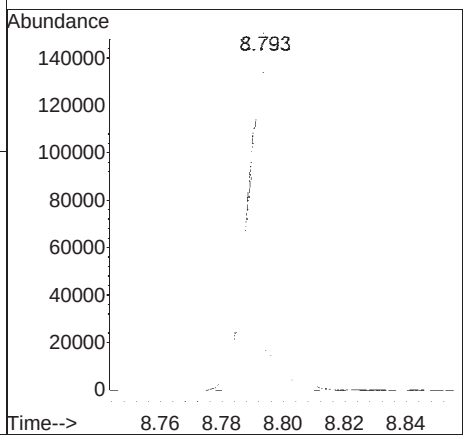

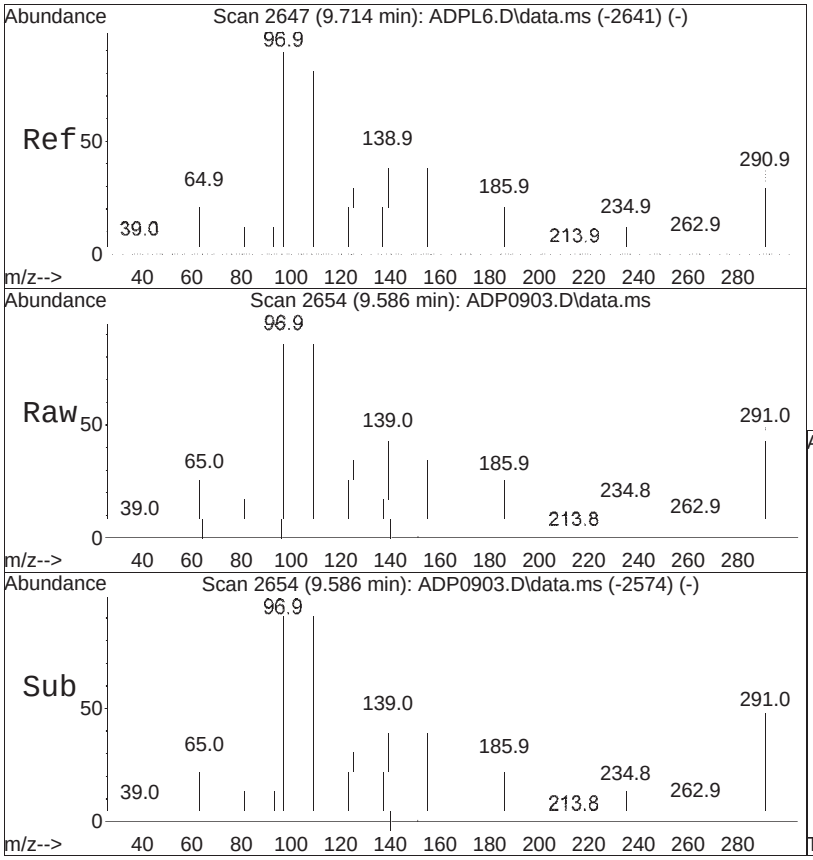


#104
Parathion
Concen: 4.77 ug/ml
RT: 9.586 min Scan# 2654
Delta R.T. 0.000 min
Lab File: ADP0903.D
Acq: 3 Sep 2025 10:23 pm

Tgt Ion:109 Resp: 35328

| Ion | Ratio | Lower | Upper |
|---|---|---|---|
| 109 | 100 | | |
| 97 | 110.2 | 87.4 | 131.2 |
| 291 | 58.6 | 34.2 | 51.2# |

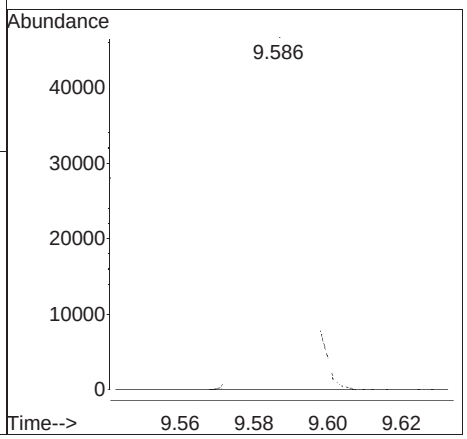

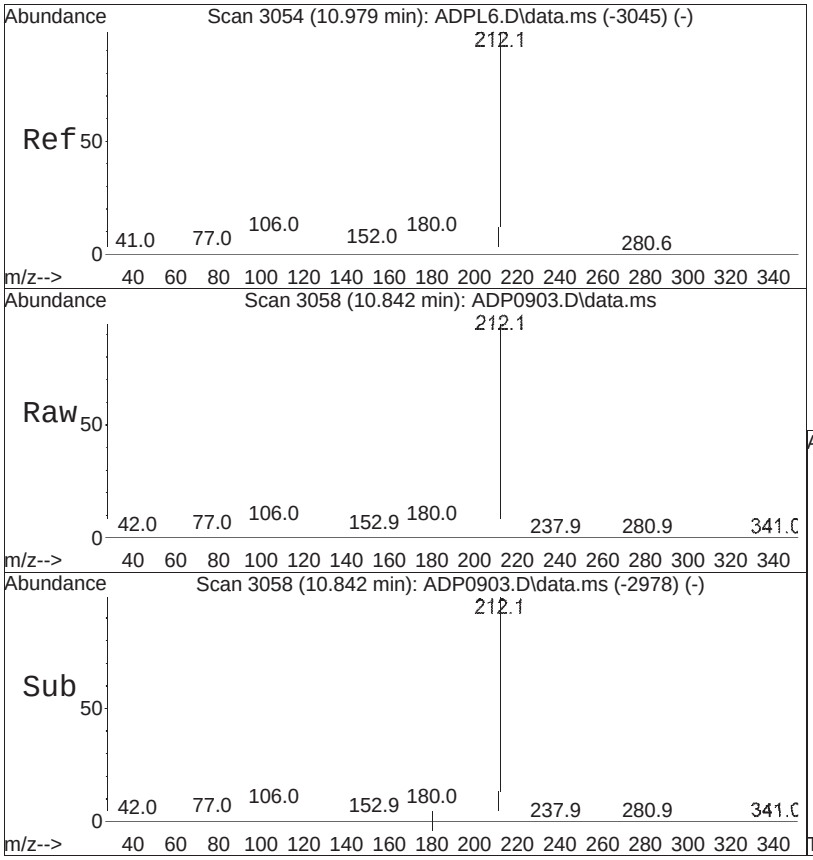


#105
3,3'-Dimethylbenzidine
Concen: 3.36 ug/ml
RT: 10.842 min Scan# 3058
Delta R.T. 0.000 min
Lab File: ADP0903.D
Acq: 3 Sep 2025 10:23 pm

Tgt Ion:212 Resp: 237295

| Ion | Ratio | Lower | Upper |
|---|---|---|---|
| 212 | 100 | | |
| 211 | 17.3 | 12.9 | 19.3 |
| 213 | 15.3 | 13.2 | 19.8 |

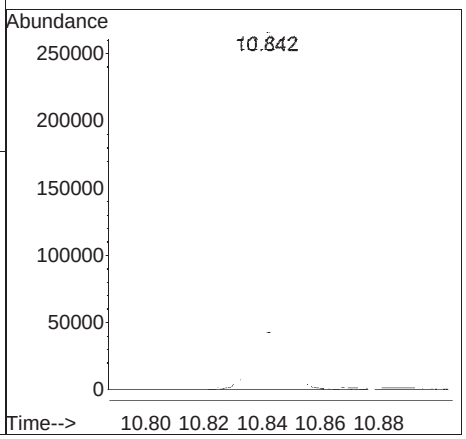

# Manual Integration Report

| | | | |
|---|---|---|---|
| Data Path | : I:\8270\Dakota\250903RVT\ | QMethod | : FS250821RVT_Dakota.m |
| Data File | : ADP0903.D | Operator | : Dakota:HNY |
| Date Inj'd | : 9/3/2025 10:23 pm | Instrument | : Dakota |
| Sample | : WG2109963-5,32,,ADP RVT CC | Quant Date | |

There are no manual integrations or false positives in this file.

# Quantitation Report (Qedit)

Data Path : I:\8270\Dakota\250903RVT\
Data File : DEG0903.D
Acq On : 3 Sep 2025 9:16 pm
Operator : Dakota:HNY
Sample : WG2109963-2,32,,Degdftpp Lot # 11883
Misc : WG2109963,,ical22568
ALS Vial : 100 Sample Multiplier: 1

Quant Time: Sep 03 21:36:43 2025
Quant Method : I:\8270\Dakota\250903RVT\DftppDakota.m
Quant Title : Semivolatiles by GC/MS by modified 8270
QLast Update : Wed Sep 03 21:37:31 2025
Response via : Initial Calibration

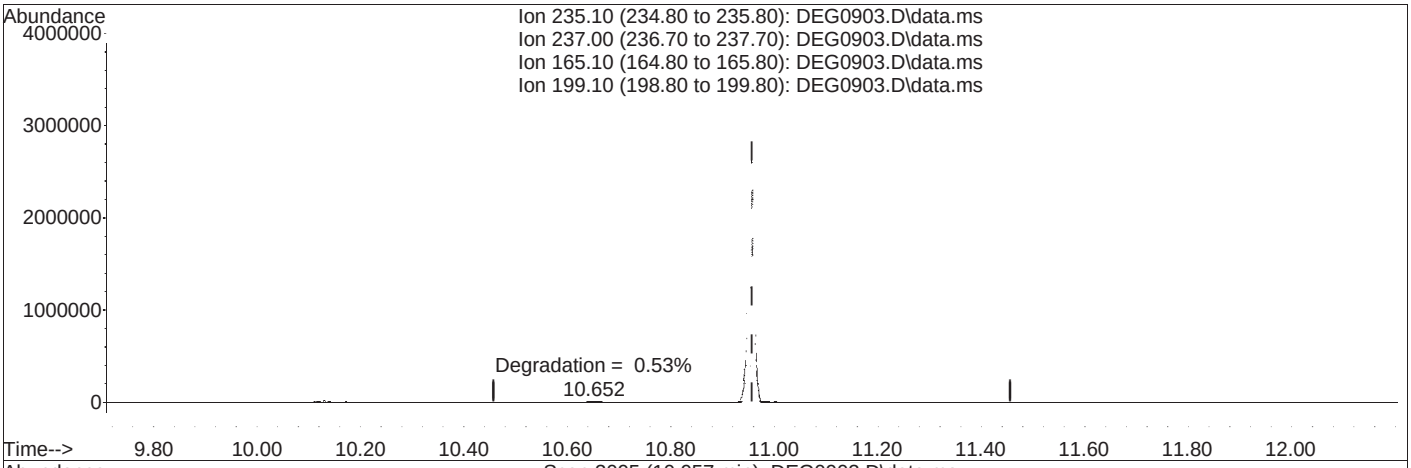


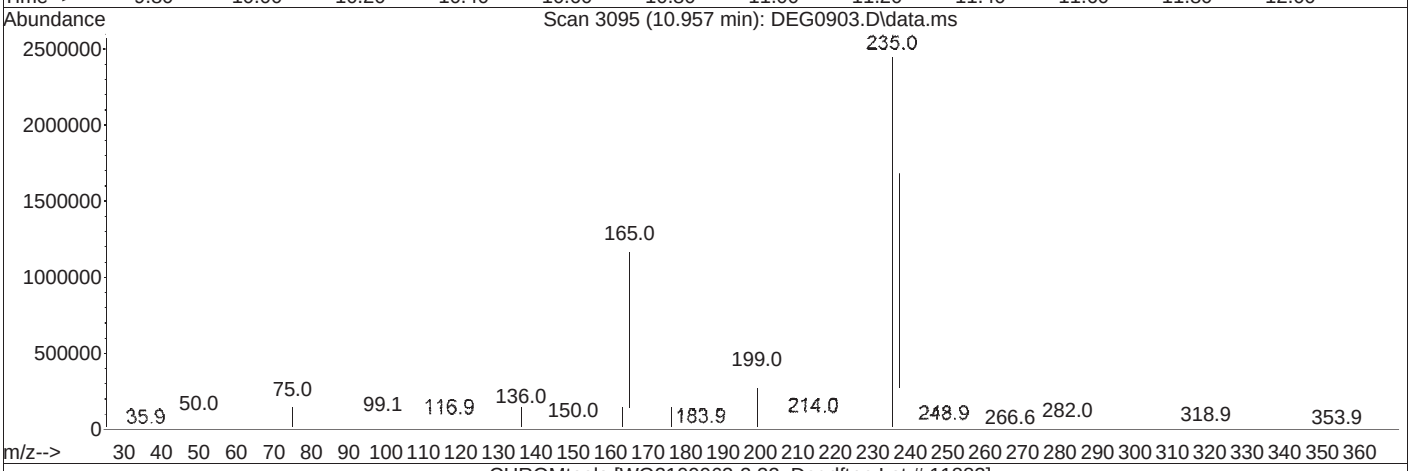


CHROMtools [WG2109963-2,32,,Degdftpp Lot # 11883]

(6) DDT (T)

10.957min (-0.000) 390.37

response 2379607

| Ion | Exp% | Act% |
|---|---|---|
| 235.10 | 100.00 | 100.00 |
| 237.00 | 63.90 | 64.08 |
| 165.10 | 48.70 | 46.72 |
| 199.10 | 15.80 | 15.09 |

Data Path : I:\8270\Dakota\250903RVT\
Data File : DEG0903.D
Acq On : 3 Sep 2025 9:16 pm
Operator : Dakota:HNY
Sample : WG2109963-1,32,,Degdftpp Lot # 11883
Misc : WG2109963,,ical22568
ALS Vial : 100 Sample Multiplier: 1

Integration File: rteint.p

Method : I:\8270\Dakota\250903RVT\FS250821RVT_Dakota.m
Title : Semivolatiles by GC/MS by modified 8270
Last Update : Wed Sep 03 22:44:19 2025

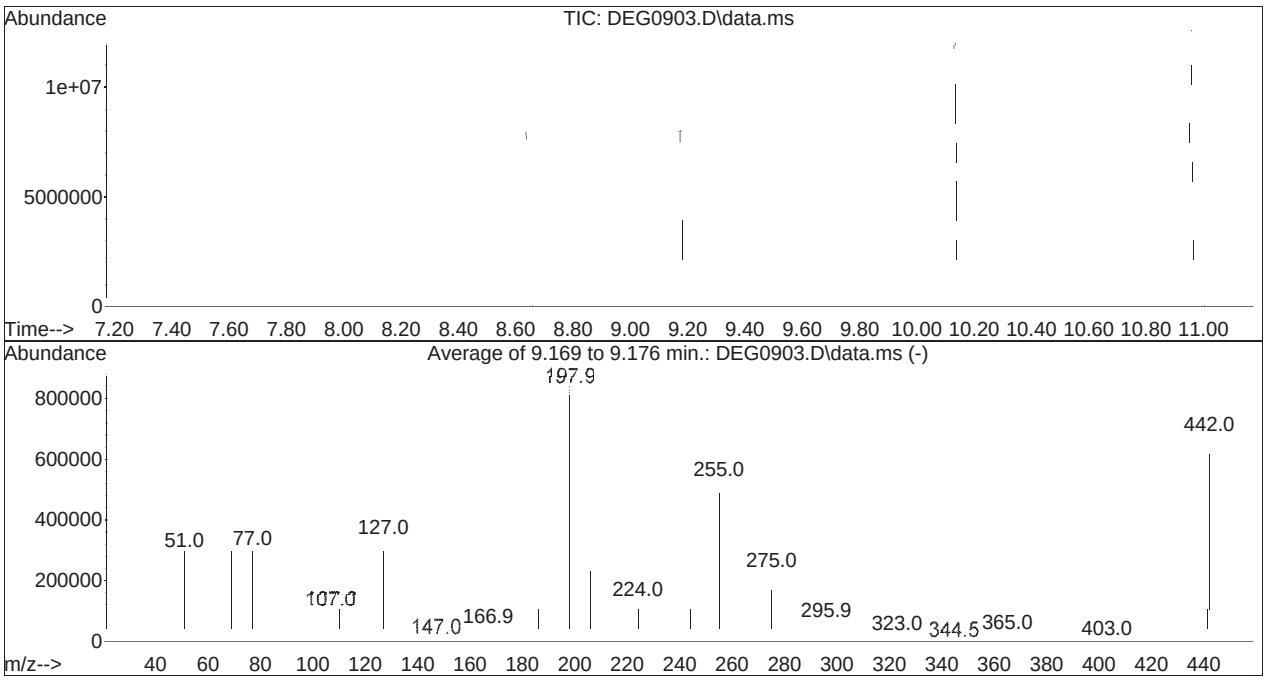


Spectrum Information: Average of 9.169 to 9.176 min.

| Target Mass | Rel. to Mass | Lower Limit% | Upper Limit% | Rel. Abn% | Raw Abn | Result Pass/Fail |
|---|---|---|---|---|---|---|
| 51 | 198 | 10 | 80 | 34.1 | 296363 | PASS |
| 68 | 69 | 0.00 | 2 | 0.0 | 0 | PASS |
| 69 | 69 | 100 | 100 | 100.0 | 296320 | PASS |
| 70 | 69 | 0.00 | 2 | 0.6 | 1632 | PASS |
| 127 | 198 | 10 | 80 | 38.9 | 337643 | PASS |
| 197 | 198 | 0.00 | 2 | 0.0 | 0 | PASS |
| 198 | 198 | 100 | 100 | 100.0 | 869013 | PASS |
| 199 | 198 | 5 | 9 | 6.5 | 56664 | PASS |
| 275 | 198 | 10 | 60 | 26.3 | 228139 | PASS |
| 365 | 198 | 1 | 100 | 3.0 | 25712 | PASS |
| 441 | 442 | 0.01 | 24 | 18.6 | 126208 | PASS |
| 442 | 198 | 50 | 100 | 78.1 | 678293 | PASS |
| 443 | 442 | 15 | 24 | 18.4 | 124789 | PASS |

# Quantitation Report (Qedit)

Data Path : I:\8270\Dakota\250903RVT\
Data File : DEG0903.D
Acq On : 3 Sep 2025 9:16 pm
Operator : Dakota:HNY
Sample : WG2109963-7,32,,Degdftpp Lot # 11883
Misc : WG2109963,,ical22568
ALS Vial : 100 Sample Multiplier: 1

Quant Time: Sep 03 21:36:43 2025
Quant Method : I:\8270\Dakota\250903RVT\DftppDakota.m
Quant Title : Semivolatiles by GC/MS by modified 8270
QLast Update : Wed Sep 03 21:37:31 2025
Response via : Initial Calibration

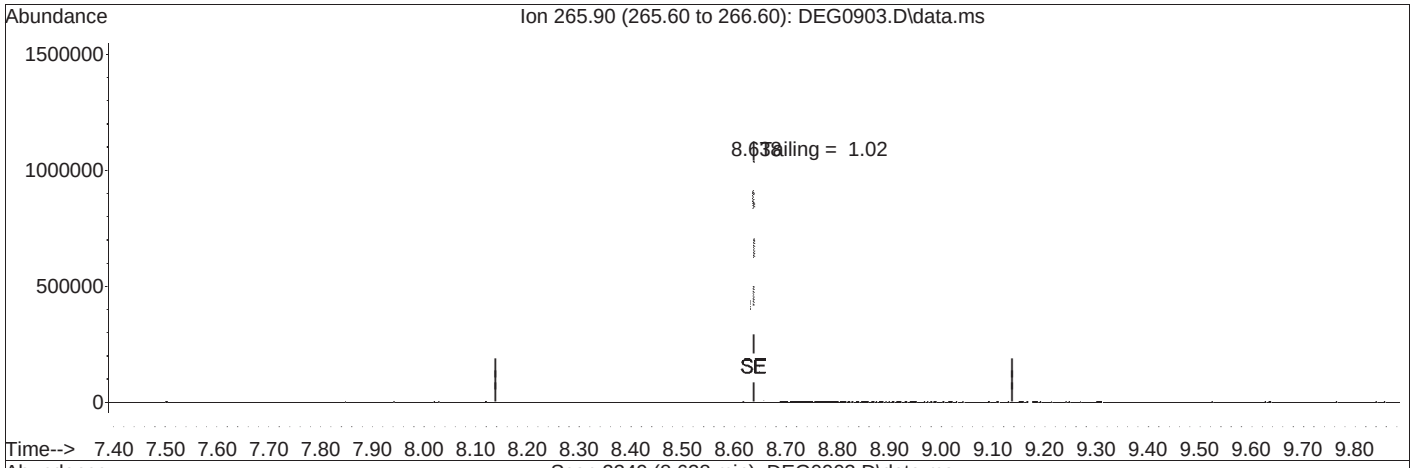


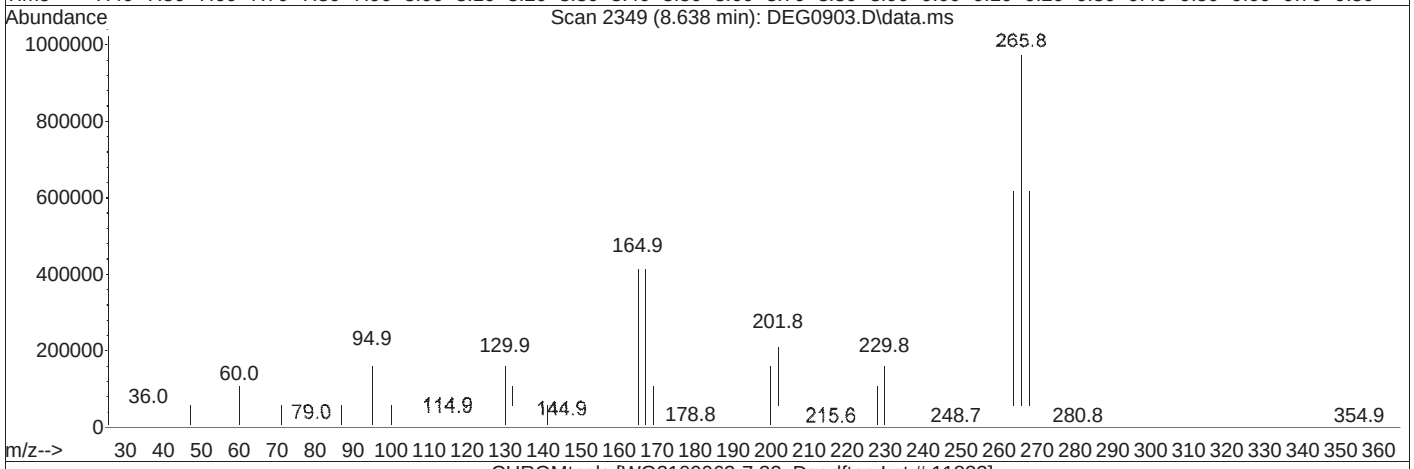


CHROMtools [WG2109963-7,32,,Degdftpp Lot # 11883]

(1) Pentachlorophenol (T)

8.638min (-0.000) 407.31

response 855503

| Ion | Exp% | Act% |
|---|---|---|
| 265.90 | 100.00 | 100.00 |
| 0.00 | 0.00 | 0.00 |
| 0.00 | 0.00 | 0.00 |
| 0.00 | 0.00 | 0.00 |

# Quantitation Report (Qedit)

Data Path : I:\8270\Dakota\250903RVT\
Data File : DEG0903.D
Acq On : 3 Sep 2025 9:16 pm
Operator : Dakota:HNY
Sample : WG2109963-6,32,,Degdftpp Lot # 11883
Misc : WG2109963,,ical22568
ALS Vial : 100 Sample Multiplier: 1

Quant Time: Sep 03 21:36:43 2025
Quant Method : I:\8270\Dakota\250903RVT\DftppDakota.m
Quant Title : Semivolatiles by GC/MS by modified 8270
QLast Update : Wed Sep 03 21:37:31 2025
Response via : Initial Calibration

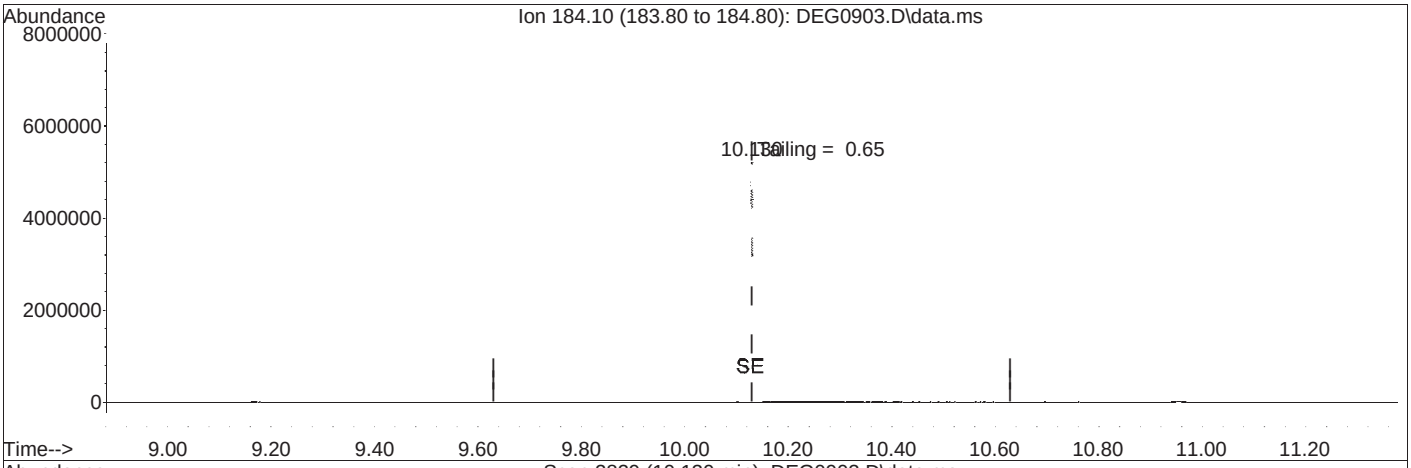


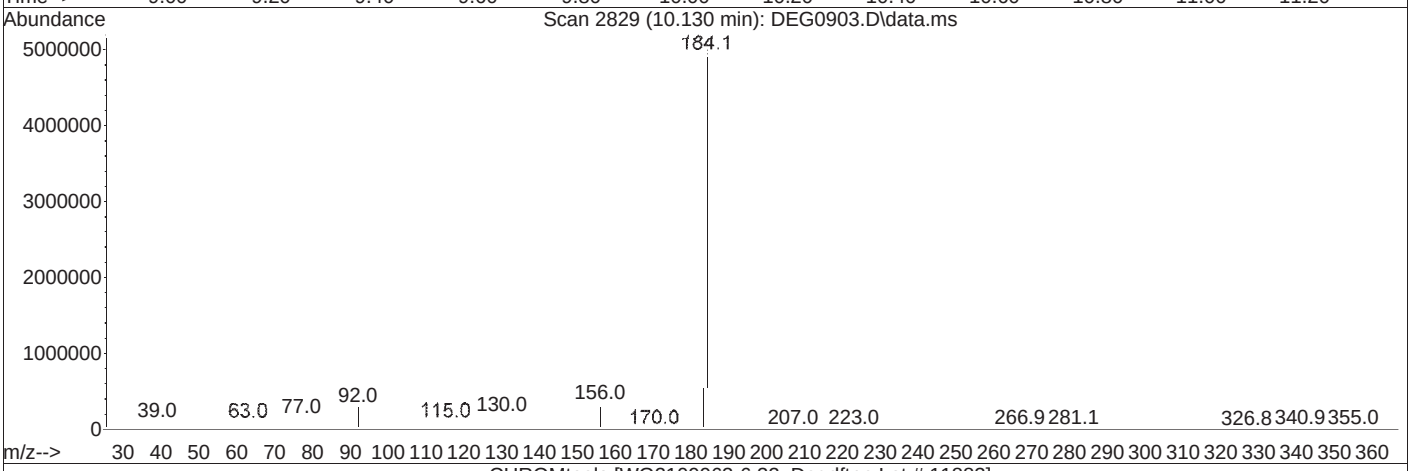


CHROMtools [WG2109963-6,32,,Degdftpp Lot # 11883]

(3) Benzidine (T)

10.130min (-0.000) 476.90

response 4854905

| Ion | Exp% | Act% |
|---|---|---|
| 184.10 | 100.00 | 100.00 |
| 0.00 | 0.00 | 0.00 |
| 0.00 | 0.00 | 0.00 |
| 0.00 | 0.00 | 0.00 |

# Calibration Verification Summary
# Form 7
# Semivolatiles

| | | | | | |
|---|---|---|---|---|---|
| **Client** | : Roux Env. Eng. & Geology, DPC | **Lab Number** | : L2554996 | | |
| **Project Name** | : CORAM MATERIALS | **Project Number** | : 2232.0006Y005 | | |
| **Instrument ID** | : DAKOTA | **Calibration Date** | : 09/03/25 21:39 | | |
| **Lab File ID** | : ABN0903 | **Init. Calib. Date(s)** | : 08/20/25 | 08/20/25 | |
| **Sample No** | : WG2109963-3 | **Init. Calib. Times** | : 12:47 | 23:44 | |
| **Channel** | : | | | | |

| Compound | Ave. RRF | RRF | Min RRF | %D | Max %D | Area% | Dev(min) |
|---|---|---|---|---|---|---|---|
| IS1_1,4-Dichlorobenzene-d4 | 1 | 1 | - | 0 | 20 | 85 | 0 |
| n-Nitrosodimethylamine | 0.594 | 0.639 | - | -7.6 | 20 | 92 | 0 |
| Pyridine | 5 | 6.169 | - | -23.4* | 20 | 124 | 0 |
| 2-Fluorophenol | 0.881 | 0.945 | - | -7.3 | 20 | 89 | 0 |
| Aniline | 1.484 | 1.627 | - | -9.6 | 20 | 90 | 0 |
| 2-Chlorophenol | 1.075 | 1.136 | - | -5.7 | 20 | 89 | 0 |
| Phenol-d6 | 1.175 | 1.259 | - | -7.1 | 20 | 94 | 0 |
| Phenol | 1.351 | 1.337 | - | 1 | 20 | 83 | 0 |
| Bis(2-chloroethyl)ether | 0.968 | 0.934 | - | 3.5 | 20 | 85 | 0 |
| 1,3-Dichlorobenzene | 1.515 | 1.496 | - | 1.3 | 20 | 87 | 0 |
| 1,4-Dichlorobenzene | 1.532 | 1.512 | - | 1.3 | 20 | 85 | 0 |
| 1,2-Dichlorobenzene | 1.467 | 1.467 | - | 0 | 20 | 86 | 0 |
| Benzyl alcohol | 0.829 | 0.933 | - | -12.5 | 20 | 96 | 0 |
| Bis(2-chloroisopropyl)ethe | 1.724 | 1.602 | - | 7.1 | 20 | 82 | 0 |
| 2-Methylphenol | 0.915 | 1.024 | - | -11.9 | 20 | 93 | 0 |
| Hexachloroethane | 0.539 | 0.525 | - | 2.6 | 20 | 86 | 0 |
| n-Nitrosodi-n-propylamine | 0.797 | 0.835 | - | -4.8 | 20 | 90 | 0 |
| 3-Methylphenol/4-Methylphe | 1.028 | 1.067 | - | -3.8 | 20 | 90 | 0 |
| Nitrobenzene-d5 | 1.117 | 1.196 | - | -7.1 | 20 | 90 | 0 |
| Nitrobenzene | 1.128 | 1.219 | - | -8.1 | 20 | 89 | 0 |
| Isophorone | 2.059 | 2.204 | - | -7 | 20 | 89 | 0 |
| 2-Nitrophenol | 0.53 | 0.635 | - | -19.8 | 20 | 106 | 0 |
| 2,4-Dimethylphenol | 1.061 | 1.211 | - | -14.1 | 20 | 94 | 0 |
| Bis(2-chloroethoxy)methane | 1.369 | 1.405 | - | -2.6 | 20 | 88 | 0 |
| 2,4-Dichlorophenol | 1.189 | 1.3 | - | -9.3 | 20 | 95 | 0 |
| 1,2,4-Trichlorobenzene | 1.494 | 1.6 | - | -7.1 | 20 | 91 | 0 |
| IS1_Naphthalene-d8 | 1 | 1 | - | 0 | 20 | 90 | 0 |
| Naphthalene | 0.993 | 0.982 | - | 1.1 | 20 | 91 | 0 |
| Benzoic Acid | 5 | 7.582 | - | -51.6* | 20 | 170 | 0 |
| 4-Chloroaniline | 0.127 | 0.118 | - | 7.1 | 20 | 89 | 0 |
| Hexachlorobutadiene | 0.27 | 0.279 | - | -3.3 | 20 | 96 | 0 |
| p-Chloro-m-cresol | 0.263 | 0.273 | - | -3.8 | 20 | 94 | 0 |
| 2-Methylnaphthalene | 0.656 | 0.662 | - | -0.9 | 20 | 92 | 0 |
| 1-Methylnaphthalene | 0.245 | 0.244 | - | 0.4 | 20 | 95 | 0 |
| Hexachlorocyclopentadiene | 0.306 | 0.369 | - | -20.6* | 20 | 105 | 0 |
| 2,4,6-Trichlorophenol | 0.28 | 0.325 | - | -16.1 | 20 | 104 | 0 |
| 2,4,5-Trichlorophenol | 0.31 | 0.359 | - | -15.8 | 20 | 101 | 0 |
| 2-Fluorobiphenyl | 0.987 | 1.033 | - | -4.7 | 20 | 96 | 0 |
| 2-Chloronaphthalene | 0.81 | 0.836 | - | -3.2 | 20 | 94 | 0 |
| 2-Nitroaniline | 0.204 | 0.225 | - | -10.3 | 20 | 101 | 0 |
| 1,4-Dinitrobenzene | 0.103 | 0.116 | - | -12.6 | 20 | 102 | 0 |
| 1,3-Dinitrobenzene | 0.117 | 0.141 | - | -20.5* | 20 | 105 | 0 |
| Dimethyl phthalate | 1.014 | 1.056 | - | -4.1 | 20 | 93 | 0 |

* Value outside of QC limits.

# Calibration Verification Summary
# Form 7
# Semivolatiles

| | | | | | |
|---|---|---|---|---|---|
| **Client** | : Roux Env. Eng. & Geology, DPC | **Lab Number** | : L2554996 | | |
| **Project Name** | : CORAM MATERIALS | **Project Number** | : 2232.0006Y005 | | |
| **Instrument ID** | : DAKOTA | **Calibration Date** | : 09/03/25 21:39 | | |
| **Lab File ID** | : ABN0903 | **Init. Calib. Date(s)** | : 08/20/25 | 08/20/25 | |
| **Sample No** | : WG2109963-3 | **Init. Calib. Times** | : 12:47 | 23:44 | |
| **Channel** | : | | | | |

| Compound | Ave. RRF | RRF | Min RRF | %D | Max %D | Area% | Dev(min) |
|---|---|---|---|---|---|---|---|
| Acenaphthylene | 1.266 | 1.385 | - | -9.4 | 20 | 96 | 0 |
| 2,6-Dinitrotoluene | 0.199 | 0.217 | - | -9 | 20 | 99 | 0 |
| 1,2-Dinitrobenzene | 0.074 | 0.078 | - | -5.4 | 20 | 92 | 0 |
| IS1_Acenaphthene-d10 | 1 | 1 | - | 0 | 20 | 92 | 0 |
| 3-Nitroaniline | 0.274 | 0.288 | - | -5.1 | 20 | 99 | 0 |
| Acenaphthene | 1.035 | 0.98 | - | 5.3 | 20 | 93 | 0 |
| 2,4-Dinitrophenol | 0.158 | 0.181 | - | -14.6 | 20 | 112 | 0 |
| Dibenzofuran | 1.815 | 1.769 | - | 2.5 | 20 | 95 | 0 |
| 2,4-Dinitrotoluene | 0.369 | 0.421 | - | -14.1 | 20 | 103 | 0 |
| 4-Nitrophenol | 0.204 | 0.247 | - | -21.1* | 20 | 112 | 0 |
| 2,3,5,6-Tetrachlorophenol | 0.37 | 0.457 | - | -23.5* | 20 | 113 | 0 |
| 2,3,4,6-Tetrachlorophenol | 0.387 | 0.445 | - | -15 | 20 | 109 | 0 |
| Diethyl phthalate | 1.394 | 1.348 | - | 3.3 | 20 | 90 | 0 |
| Fluorene | 1.408 | 1.429 | - | -1.5 | 20 | 98 | 0 |
| 4-Chlorophenyl phenyl ethe | 0.76 | 0.77 | - | -1.3 | 20 | 97 | 0 |
| 4-Nitroaniline | 0.27 | 0.29 | - | -7.4 | 20 | 100 | 0 |
| 4,6-Dinitro-o-cresol | 0.236 | 0.28 | - | -18.6 | 20 | 113 | 0 |
| NDPA/DPA | 1.224 | 1.23 | - | -0.5 | 20 | 96 | 0 |
| Azobenzene | 1.155 | 1.117 | - | 3.3 | 20 | 89 | 0 |
| 2,4,6-Tribromophenol | 0.229 | 0.251 | - | -9.6 | 20 | 108 | 0 |
| 4-Bromophenyl phenyl ether | 0.488 | 0.497 | - | -1.8 | 20 | 103 | 0 |
| Hexachlorobenzene | 0.564 | 0.587 | - | -4.1 | 20 | 102 | 0 |
| Pentachlorophenol | 0.306 | 0.375 | - | -22.5* | 20 | 117 | 0 |
| IS1_Phenanthrene-d10 | 1 | 1 | - | 0 | 20 | 96 | 0 |
| Phenanthrene | 1.097 | 1.059 | - | 3.5 | 20 | 100 | 0 |
| Anthracene | 1.058 | 1.058 | - | 0 | 20 | 100 | 0 |
| Carbazole | 0.981 | 0.965 | - | 1.6 | 20 | 98 | 0 |
| Di-n-butylphthalate | 1.04 | 1.017 | - | 2.2 | 20 | 92 | 0 |
| Fluoranthene | 1.319 | 1.373 | - | -4.1 | 20 | 103 | 0 |
| Benzidine | 0.744 | 0.84 | - | -12.9 | 20 | 110 | 0 |
| Pyrene | 1.411 | 1.473 | - | -4.4 | 20 | 103 | 0 |
| 4-Terphenyl-d14 | 1.035 | 1.113 | - | -7.5 | 20 | 105 | 0 |
| Butyl benzyl phthalate | 0.461 | 0.476 | - | -3.3 | 20 | 103 | 0 |
| IS1_Chrysene-d12 | 1 | 1 | - | 0 | 20 | 101 | 0 |
| Benzo(a)anthracene | 1.215 | 1.234 | - | -1.6 | 20 | 105 | 0 |
| 3,3'-Dichlorobenzidine | 0.438 | 0.496 | - | -13.2 | 20 | 111 | 0 |
| Chrysene | 1.234 | 1.194 | - | 3.2 | 20 | 104 | 0 |
| Bis(2-ethylhexyl)phthalate | 0.579 | 0.593 | - | -2.4 | 20 | 93 | 0 |
| Di-n-octylphthalate | 1.024 | 1.009 | - | 1.5 | 20 | 96 | 0 |
| Benzo(b)fluoranthene | 1.227 | 1.324 | - | -7.9 | 20 | 112 | 0 |
| Benzo(k)fluoranthene | 1.227 | 1.307 | - | -6.5 | 20 | 107 | 0 |
| Benzo(a)pyrene | 1.119 | 1.223 | - | -9.3 | 20 | 108 | 0 |
| IS1_Perylene-d12 | 1 | 1 | - | 0 | 20 | 103 | 0 |

* Value outside of QC limits.

# Calibration Verification Summary
# Form 7
# Semivolatiles

| | | | | | |
|---|---|---|---|---|---|
| **Client** | : Roux Env. Eng. & Geology, DPC | **Lab Number** | : L2554996 | | |
| **Project Name** | : CORAM MATERIALS | **Project Number** | : 2232.0006Y005 | | |
| **Instrument ID** | : DAKOTA | **Calibration Date** | : 09/03/25 21:39 | | |
| **Lab File ID** | : ABN0903 | **Init. Calib. Date(s)** | : 08/20/25 | 08/20/25 | |
| **Sample No** | : WG2109963-3 | **Init. Calib. Times** | : 12:47 | 23:44 | |
| **Channel** | : | | | | |

| Compound | Ave. RRF | RRF | Min RRF | %D | Max %D | Area% | Dev(min) |
|---|---|---|---|---|---|---|---|
| Indeno(1,2,3-cd)pyrene | 1.122 | 1.163 | - | -3.7 | 20 | 109 | 0 |
| Dibenzo(a,h)anthracene | 1.132 | 1.161 | - | -2.6 | 20 | 108 | 0 |
| Benzo(ghi)perylene | 1.145 | 1.139 | - | 0.5 | 20 | 106 | 0 |

* Value outside of QC limits.

# Calibration Verification Summary
# Form 7
# Semivolatiles

| | | | | | |
|---|---|---|---|---|---|
| **Client** | : Roux Env. Eng. & Geology, DPC | **Lab Number** | : L2554996 | | |
| **Project Name** | : CORAM MATERIALS | **Project Number** | : 2232.0006Y005 | | |
| **Instrument ID** | : DAKOTA | **Calibration Date** | : 09/03/25 22:01 | | |
| **Lab File ID** | : AP90903 | **Init. Calib. Date(s)** | : 08/20/25 | 08/20/25 | |
| **Sample No** | : WG2109963-4 | **Init. Calib. Times** | : 12:47 | 23:44 | |
| **Channel** | : | | | | |

| Compound | Ave. RRF | RRF | Min RRF | %D | Max %D | Area% | Dev(min) |
|---|---|---|---|---|---|---|---|
| IS2_1,4-Dichlorobenzene-d4 | 1 | 1 | - | 0 | 20 | 83 | 0 |
| Benzaldehyde | 0.534 | 0.61 | - | -14.2 | 20 | 104 | 0 |
| Acetophenone | 1.663 | 1.556 | - | 6.4 | 20 | 85 | 0 |
| m-Toluidine | 0.957 | 1.082 | - | -13.1 | 20 | 94 | 0 |
| 2-Chloroaniline | 1.447 | 1.448 | - | -0.1 | 20 | 86 | 0 |
| IS2_Naphthalene-d8 | 1 | 1 | - | 0 | 20 | 88 | 0 |
| a-Terpineol | 0.245 | 0.224 | - | 8.6 | 20 | 85 | 0 |
| 3-Chloroaniline | 0.122 | 0.128 | - | -4.9 | 20 | 96 | 0 |
| 2,6-Dichlorophenol | 0.33 | 0.351 | - | -6.4 | 20 | 97 | 0 |
| 1-chloro-2-nitrobenzene | 0.135 | 0.131 | - | 3 | 20 | 89 | 0 |
| Caprolactam | 0.128 | 0.13 | - | -1.6 | 20 | 95 | 0 |
| 1,2,4,5-Tetrachlorobenzene | 0.495 | 0.504 | - | -1.8 | 20 | 96 | 0 |
| Biphenyl | 1.02 | 0.985 | - | 3.4 | 20 | 90 | 0 |
| IS2_Acenaphthene-d10 | 1 | 1 | - | 0 | 20 | 94 | 0 |
| Dichloran | 0.199 | 0.208 | - | -4.5 | 20 | 111 | 0 |
| Pentachloronitrobenzene | 0.197 | 0.218 | - | -10.7 | 20 | 111 | 0 |
| IS2_Phenanthrene-d10 | 1 | 1 | - | 0 | 20 | 103 | 0 |
| Diphenamid | 0.486 | 0.424 | - | 12.8 | 20 | 98 | 0 |

* Value outside of QC limits.

# Calibration Verification Summary
# Form 7
# Semivolatiles

| | | | | | |
|---|---|---|---|---|---|
| **Client** | : Roux Env. Eng. & Geology, DPC | **Lab Number** | : L2554996 | | |
| **Project Name** | : CORAM MATERIALS | **Project Number** | : 2232.0006Y005 | | |
| **Instrument ID** | : DAKOTA | **Calibration Date** | : 09/03/25 22:23 | | |
| **Lab File ID** | : ADP0903 | **Init. Calib. Date(s)** | : 08/20/25 | 08/20/25 | |
| **Sample No** | : WG2109963-5 | **Init. Calib. Times** | : 12:47 | 23:44 | |
| **Channel** | : | | | | |

| Compound | Ave. RRF | RRF | Min RRF | %D | Max %D | Area% | Dev(min) |
|---|---|---|---|---|---|---|---|
| IS3_1,4-Dichlorobenzene-d4 | 1 | 1 | - | 0 | 20 | 104 | 0 |
| 1,4-Dioxane | 0.411 | 0.362 | - | 11.9 | 20 | 93 | 0 |
| n-Decane | 1.27 | 0.969 | - | 23.7* | 20 | 84 | 0 |
| IS3_Acenaphthene-d10 | 1 | 1 | - | 0 | 20 | 111 | 0 |
| Atrazine | 0.486 | 0.482 | - | 0.8 | 20 | 116 | 0 |
| IS3_Phenanthrene-d10 | 1 | 1 | - | 0 | 20 | 120 | 0 |
| n-Octadecane | 0.368 | 0.268 | - | 27.2* | 20 | 93 | 0 |
| Parathion | 5 | 4.772 | - | 4.6 | 20 | 113 | 0 |
| 3,3'-Dimethylbenzidine | 5 | 3.36 | - | 32.8* | 20 | 83 | 0 |

* Value outside of QC limits.

# Calibration Verification Summary
# Form 7
# Semivolatiles

| | | | | | |
|---|---|---|---|---|---|
| **Client** | : Roux Env. Eng. & Geology, DPC | **Lab Number** | : L2554996 | | |
| **Project Name** | : CORAM MATERIALS | **Project Number** | : 2232.0006Y005 | | |
| **Instrument ID** | : SV107 | **Calibration Date** | : 09/04/25 01:37 | | |
| **Lab File ID** | : ABN0903N | **Init. Calib. Date(s)** | : 08/26/25 | 08/27/25 | |
| **Sample No** | : WG2110426-3 | **Init. Calib. Times** | : 18:52 | 16:37 | |
| **Channel** | : | | | | |

| Compound | Ave. RRF | RRF | Min RRF | %D | Max %D | Area% | Dev(min) |
|---|---|---|---|---|---|---|---|
| IS1_1,4-Dichlorobenzene-d4 | 1 | 1 | - | 0 | 20 | 100 | 0 |
| n-Nitrosodimethylamine | 0.659 | 0.678 | - | -2.9 | 20 | 93 | 0 |
| Pyridine | 1.237 | 1.12 | - | 9.5 | 20 | 88 | 0 |
| 2-Fluorophenol | 1.032 | 0.976 | - | 5.4 | 20 | 89 | 0 |
| Aniline | 1.692 | 1.65 | - | 2.5 | 20 | 91 | 0 |
| 2-Chlorophenol | 1.228 | 1.191 | - | 3 | 20 | 93 | 0 |
| Phenol-d6 | 1.268 | 1.271 | - | -0.2 | 20 | 94 | 0 |
| Phenol | 1.412 | 1.389 | - | 1.6 | 20 | 95 | 0 |
| Bis(2-chloroethyl)ether | 1.193 | 1.092 | - | 8.5 | 20 | 92 | 0 |
| 1,3-Dichlorobenzene | 1.558 | 1.45 | - | 6.9 | 20 | 93 | 0 |
| 1,4-Dichlorobenzene | 1.592 | 1.463 | - | 8.1 | 20 | 93 | 0 |
| 1,2-Dichlorobenzene | 1.528 | 1.406 | - | 8 | 20 | 93 | 0 |
| Benzyl alcohol | 0.928 | 0.897 | - | 3.3 | 20 | 92 | 0 |
| Bis(2-chloroisopropyl)ethe | 1.867 | 1.697 | - | 9.1 | 20 | 91 | 0 |
| 2-Methylphenol | 1.04 | 1.018 | - | 2.1 | 20 | 94 | 0 |
| Hexachloroethane | 0.584 | 0.518 | - | 11.3 | 20 | 89 | 0 |
| n-Nitrosodi-n-propylamine | 0.823 | 0.747 | - | 9.2 | 20 | 87 | 0 |
| 3-Methylphenol/4-Methylphe | 1.102 | 1.092 | - | 0.9 | 20 | 93 | 0 |
| Nitrobenzene-d5 | 1.172 | 1.118 | - | 4.6 | 20 | 92 | 0 |
| Nitrobenzene | 1.19 | 1.14 | - | 4.2 | 20 | 94 | 0 |
| Isophorone | 2.158 | 1.975 | - | 8.5 | 20 | 88 | 0 |
| 2-Nitrophenol | 0.494 | 0.555 | - | -12.3 | 20 | 106 | 0 |
| 2,4-Dimethylphenol | 1.154 | 1.159 | - | -0.4 | 20 | 95 | 0 |
| Bis(2-chloroethoxy)methane | 1.45 | 1.367 | - | 5.7 | 20 | 94 | 0 |
| 2,4-Dichlorophenol | 1.111 | 1.124 | - | -1.2 | 20 | 94 | 0 |
| 1,2,4-Trichlorobenzene | 1.448 | 1.341 | - | 7.4 | 20 | 95 | 0 |
| IS1_Naphthalene-d8 | 1 | 1 | - | 0 | 20 | 104 | 0 |
| Naphthalene | 1.054 | 0.927 | - | 12 | 20 | 93 | 0 |
| Benzoic Acid | 5 | 4.99 | - | 0.2 | 20 | 110 | 0 |
| 4-Chloroaniline | 0.12 | 0.111 | - | 7.5 | 20 | 93 | 0 |
| Hexachlorobutadiene | 0.231 | 0.195 | - | 15.6 | 20 | 92 | 0 |
| p-Chloro-m-cresol | 0.256 | 0.251 | - | 2 | 20 | 97 | 0 |
| 2-Methylnaphthalene | 0.632 | 0.581 | - | 8.1 | 20 | 95 | 0 |
| 1-Methylnaphthalene | 0.24 | 0.212 | - | 11.7 | 20 | 92 | 0 |
| Hexachlorocyclopentadiene | 0.244 | 0.226 | - | 7.4 | 20 | 96 | 0 |
| 2,4,6-Trichlorophenol | 0.214 | 0.21 | - | 1.9 | 20 | 92 | 0 |
| 2,4,5-Trichlorophenol | 0.23 | 0.236 | - | -2.6 | 20 | 101 | 0 |
| 2-Fluorobiphenyl | 0.872 | 0.762 | - | 12.6 | 20 | 93 | 0 |
| 2-Chloronaphthalene | 0.734 | 0.642 | - | 12.5 | 20 | 93 | 0 |
| 2-Nitroaniline | 0.159 | 0.164 | - | -3.1 | 20 | 102 | 0 |
| 1,4-Dinitrobenzene | 0.077 | 0.084 | - | -9.1 | 20 | 110 | 0 |
| 1,3-Dinitrobenzene | 0.093 | 0.1 | - | -7.5 | 20 | 108 | 0 |
| Dimethyl phthalate | 0.769 | 0.725 | - | 5.7 | 20 | 96 | 0 |

* Value outside of QC limits.

# Calibration Verification Summary
# Form 7
# Semivolatiles

| | | | | | |
|---|---|---|---|---|---|
| **Client** | : Roux Env. Eng. & Geology, DPC | **Lab Number** | : L2554996 | | |
| **Project Name** | : CORAM MATERIALS | **Project Number** | : 2232.0006Y005 | | |
| **Instrument ID** | : SV107 | **Calibration Date** | : 09/04/25 01:37 | | |
| **Lab File ID** | : ABN0903N | **Init. Calib. Date(s)** | : 08/26/25 | 08/27/25 | |
| **Sample No** | : WG2110426-3 | **Init. Calib. Times** | : 18:52 | 16:37 | |
| **Channel** | : | | | | |

| Compound | Ave. RRF | RRF | Min RRF | %D | Max %D | Area% | Dev(min) |
|---|---|---|---|---|---|---|---|
| Acenaphthylene | 1.1 | 1.027 | - | 6.6 | 20 | 96 | 0 |
| 2,6-Dinitrotoluene | 0.131 | 0.147 | - | -12.2 | 20 | 102 | 0 |
| 1,2-Dinitrobenzene | 0.06 | 0.071 | - | -18.3 | 20 | 117 | 0 |
| IS1_Acenaphthene-d10 | 1 | 1 | - | 0 | 20 | 104 | 0 |
| 3-Nitroaniline | 0.246 | 0.279 | - | -13.4 | 20 | 106 | 0 |
| Acenaphthene | 1.144 | 1.015 | - | 11.3 | 20 | 96 | 0 |
| 2,4-Dinitrophenol | 5 | 5.353 | - | -7.1 | 20 | 127 | 0 |
| Dibenzofuran | 1.834 | 1.659 | - | 9.5 | 20 | 96 | 0 |
| 2,4-Dinitrotoluene | 5 | 4.924 | - | 1.5 | 20 | 107 | 0 |
| 4-Nitrophenol | 0.185 | 0.209 | - | -13 | 20 | 109 | 0 |
| 2,3,5,6-Tetrachlorophenol | 0.304 | 0.331 | - | -8.9 | 20 | 105 | 0 |
| 2,3,4,6-Tetrachlorophenol | 0.3 | 0.317 | - | -5.7 | 20 | 102 | 0 |
| Diethyl phthalate | 1.28 | 1.179 | - | 7.9 | 20 | 95 | 0 |
| Fluorene | 1.409 | 1.316 | - | 6.6 | 20 | 97 | 0 |
| 4-Chlorophenyl phenyl ethe | 0.719 | 0.631 | - | 12.2 | 20 | 94 | 0 |
| 4-Nitroaniline | 0.246 | 0.264 | - | -7.3 | 20 | 109 | 0 |
| 4,6-Dinitro-o-cresol | 5 | 5.509 | - | -10.2 | 20 | 127 | 0 |
| NDPA/DPA | 1.112 | 1.038 | - | 6.7 | 20 | 94 | 0 |
| Azobenzene | 1.133 | 1.069 | - | 5.6 | 20 | 95 | 0 |
| 2,4,6-Tribromophenol | 0.152 | 0.151 | - | 0.7 | 20 | 95 | 0 |
| 4-Bromophenyl phenyl ether | 0.383 | 0.33 | - | 13.8 | 20 | 91 | 0 |
| Hexachlorobenzene | 0.399 | 0.347 | - | 13 | 20 | 94 | 0 |
| Pentachlorophenol | 0.216 | 0.204 | - | 5.6 | 20 | 96 | 0 |
| IS1_Phenanthrene-d10 | 1 | 1 | - | 0 | 20 | 109 | 0 |
| Phenanthrene | 1.146 | 1.013 | - | 11.6 | 20 | 98 | 0 |
| Anthracene | 1.122 | 1 | - | 10.9 | 20 | 97 | 0 |
| Carbazole | 0.975 | 0.931 | - | 4.5 | 20 | 99 | 0 |
| Di-n-butylphthalate | 1.07 | 0.936 | - | 12.5 | 20 | 89 | 0 |
| Fluoranthene | 1.217 | 1.123 | - | 7.7 | 20 | 97 | 0 |
| Benzidine | 5 | 4.521 | - | 9.6 | 20 | 100 | 0 |
| Pyrene | 1.292 | 1.212 | - | 6.2 | 20 | 98 | 0 |
| 4-Terphenyl-d14 | 0.865 | 0.765 | - | 11.6 | 20 | 94 | 0 |
| Butyl benzyl phthalate | 5 | 4.009 | - | 19.8 | 20 | 98 | 0 |
| IS1_Chrysene-d12 | 1 | 1 | - | 0 | 20 | 116 | 0 |
| Benzo(a)anthracene | 1.367 | 1.199 | - | 12.3 | 20 | 102 | 0 |
| 3,3'-Dichlorobenzidine | 0.436 | 0.375 | - | 14 | 20 | 98 | 0 |
| Chrysene | 1.352 | 1.168 | - | 13.6 | 20 | 103 | 0 |
| Bis(2-ethylhexyl)phthalate | 5 | 3.713 | - | 25.7* | 20 | 92 | 0 |
| Di-n-octylphthalate | 5 | 3.731 | - | 25.4* | 20 | 96 | 0 |
| Benzo(b)fluoranthene | 1.185 | 1.09 | - | 8 | 20 | 109 | 0 |
| Benzo(k)fluoranthene | 1.199 | 1.118 | - | 6.8 | 20 | 107 | 0 |
| Benzo(a)pyrene | 1.101 | 1.019 | - | 7.4 | 20 | 108 | 0 |
| IS1_Perylene-d12 | 1 | 1 | - | 0 | 20 | 124 | 0 |

* Value outside of QC limits.

# Calibration Verification Summary
# Form 7
# Semivolatiles

| | | | | | |
|---|---|---|---|---|---|
| **Client** | : Roux Env. Eng. & Geology, DPC | **Lab Number** | : L2554996 | | |
| **Project Name** | : CORAM MATERIALS | **Project Number** | : 2232.0006Y005 | | |
| **Instrument ID** | : SV107 | **Calibration Date** | : 09/04/25 01:37 | | |
| **Lab File ID** | : ABN0903N | **Init. Calib. Date(s)** | : 08/26/25 | 08/27/25 | |
| **Sample No** | : WG2110426-3 | **Init. Calib. Times** | : 18:52 | 16:37 | |
| **Channel** | : | | | | |

| Compound | Ave. RRF | RRF | Min RRF | %D | Max %D | Area% | Dev(min) |
|---|---|---|---|---|---|---|---|
| Indeno(1,2,3-cd)pyrene | 1.111 | 1.057 | - | 4.9 | 20 | 111 | 0 |
| Dibenzo(a,h)anthracene | 1.154 | 1.075 | - | 6.8 | 20 | 108 | 0 |
| Benzo(ghi)perylene | 1.15 | 1.11 | - | 3.5 | 20 | 111 | 0 |

* Value outside of QC limits.

# Calibration Verification Summary
# Form 7
# Semivolatiles

| | | | | | |
|---|---|---|---|---|---|
| **Client** | : Roux Env. Eng. & Geology, DPC | **Lab Number** | : L2554996 | | |
| **Project Name** | : CORAM MATERIALS | **Project Number** | : 2232.0006Y005 | | |
| **Instrument ID** | : SV107 | **Calibration Date** | : 09/04/25 02:01 | | |
| **Lab File ID** | : AP90903N | **Init. Calib. Date(s)** | : 08/26/25 | 08/27/25 | |
| **Sample No** | : WG2110426-4 | **Init. Calib. Times** | : 18:52 | 16:37 | |
| **Channel** | : | | | | |

| Compound | Ave. RRF | RRF | Min RRF | %D | Max %D | Area% | Dev(min) |
|---|---|---|---|---|---|---|---|
| IS2_1,4-Dichlorobenzene-d4 | 1 | 1 | - | 0 | 20 | 114 | 0 |
| Benzaldehyde | 0.605 | 0.664 | - | -9.8 | 20 | 125 | 0 |
| Acetophenone | 1.796 | 1.654 | - | 7.9 | 20 | 105 | 0 |
| m-Toluidine | 1.129 | 1.216 | - | -7.7 | 20 | 123 | 0 |
| 2-Chloroaniline | 1.545 | 1.508 | - | 2.4 | 20 | 109 | 0 |
| IS2_Naphthalene-d8 | 1 | 1 | - | 0 | 20 | 117 | 0 |
| a-Terpineol | 0.25 | 0.24 | - | 4 | 20 | 109 | 0 |
| 3-Chloroaniline | 0.117 | 0.12 | - | -2.6 | 20 | 110 | 0 |
| 2,6-Dichlorophenol | 0.264 | 0.293 | - | -11 | 20 | 121 | 0 |
| 1-chloro-2-nitrobenzene | 0.124 | 0.126 | - | -1.6 | 20 | 118 | 0 |
| Caprolactam | 0.125 | 0.122 | - | 2.4 | 20 | 119 | 0 |
| 1,2,4,5-Tetrachlorobenzene | 0.415 | 0.377 | - | 9.2 | 20 | 110 | 0 |
| Biphenyl | 0.948 | 0.851 | - | 10.2 | 20 | 108 | 0 |
| IS2_Acenaphthene-d10 | 1 | 1 | - | 0 | 20 | 120 | 0 |
| Dichloran | 0.145 | 0.131 | - | 9.7 | 20 | 126 | 0 |
| Pentachloronitrobenzene | 0.133 | 0.131 | - | 1.5 | 20 | 116 | 0 |
| IS2_Phenanthrene-d10 | 1 | 1 | - | 0 | 20 | 127 | 0 |
| Diphenamid | 0.435 | 0.388 | - | 10.8 | 20 | 108 | 0 |

* Value outside of QC limits.

# Calibration Verification Summary
# Form 7
# Semivolatiles

| | | | |
|---|---|---|---|
| **Client** | : Roux Env. Eng. & Geology, DPC | **Lab Number** | : L2554996 |
| **Project Name** | : CORAM MATERIALS | **Project Number** | : 2232.0006Y005 |
| **Instrument ID** | : SV107 | **Calibration Date** | : 09/04/25 02:35 |
| **Lab File ID** | : ADP0903N | **Init. Calib. Date(s)** | : 08/26/25 08/27/25 |
| **Sample No** | : WG2110426-5 | **Init. Calib. Times** | : 18:52 16:37 |
| **Channel** | : | | |

| Compound | Ave. RRF | RRF | Min RRF | %D | Max %D | Area% | Dev(min) |
|---|---|---|---|---|---|---|---|
| IS3_1,4-Dichlorobenzene-d4 | 1 | 1 | - | 0 | 20 | 100 | 0 |
| 1,4-Dioxane | 0.545 | 0.474 | - | 13 | 20 | 96 | 0 |
| n-Decane | 1.567 | 1.364 | - | 13 | 20 | 92 | 0 |
| IS3_Acenaphthene-d10 | 1 | 1 | - | 0 | 20 | 102 | 0 |
| Atrazine | 0.33 | 0.302 | - | 8.5 | 20 | 92 | 0 |
| IS3_Phenanthrene-d10 | 1 | 1 | - | 0 | 20 | 108 | 0 |
| n-Octadecane | 0.441 | 0.359 | - | 18.6 | 20 | 85 | 0 |
| Parathion | 5 | 3.932 | - | 21.4* | 20 | 94 | 0 |
| 3,3'-Dimethylbenzidine | 5 | 3.948 | - | 21* | 20 | 92 | 0 |

* Value outside of QC limits.

# Evaluate Continuing Calibration Report

Data Path : I:\8270\SV107\250903NRVT\
Data File : ABN0903n.D
Acq On : 4 Sep 2025 1:37 am
Operator : SV107:slr
Sample : WG2110426-3,32,,ABN RVT ICV Lot # 11823
Misc : WG2110426,,ical22592
ALS Vial : 142 Sample Multiplier: 1

Quant Time: Sep 05 11:37:32 2025
Quant Method : I:\8270\SV107\250903NRVT\FS250826SV107RVT.m
Quant Title : Semivolatiles by GC/MS by modified 8270
QLast Update : Thu Sep 04 02:28:33 2025
Response via : Initial Calibration

Min. RRF : 0.000 Min. Rel. Area : 50% Max. R.T. Dev 0.50min
Max. RRF Dev : 20% Max. Rel. Area : 200%

| | | Compound | | AvgRF | CCRF | %Dev | Area% | Dev(min) |
|---|---|---|---|---|---|---|---|---|
| 1 | I | IS1_1,4-Dichlorobenzene-d4 | | 1.000 | 1.000 | 0.0 | 100 | 0.00 |
| 2 | t | n-Nitrosodimethylamine | | 0.659 | 0.678 | -2.9 | 93 | 0.00 |
| 3 | t | Pyridine | | 1.237 | 1.120 | 9.5 | 88 | 0.00 |
| 4 | S | 2-Fluorophenol | | 1.032 | 0.976 | 5.4 | 89 | 0.00 |
| 5 | T | Aniline | | 1.692 | 1.650 | 2.5 | 91 | 0.00 |
| 6 | t | 2-Chlorophenol | | 1.228 | 1.191 | 3.0 | 93 | 0.00 |
| 7 | S | Phenol-d6 | | 1.268 | 1.271 | -0.2 | 94 | 0.00 |
| 8 | T | Phenol | | 1.412 | 1.389 | 1.6 | 95 | 0.00 |
| 9 | T | Bis(2-chloroethyl)ether | | 1.193 | 1.092 | 8.5 | 92 | 0.00 |
| 10 | T | 1,3-Dichlorobenzene | | 1.558 | 1.450 | 6.9 | 93 | 0.00 |
| 11 | T | 1,4-Dichlorobenzene | | 1.592 | 1.463 | 8.1 | 93 | 0.00 |
| 12 | T | 1,2-Dichlorobenzene | | 1.528 | 1.406 | 8.0 | 93 | 0.00 |
| 13 | t | Benzyl alcohol | | 0.928 | 0.897 | 3.3 | 92 | 0.00 |
| 14 | T | Bis(2-chloroisopropyl)ether | | 1.867 | 1.697 | 9.1 | 91 | 0.00 |
| 15 | T | 2-Methylphenol | | 1.040 | 1.018 | 2.1 | 94 | 0.00 |
| 16 | T | Hexachloroethane | | 0.584 | 0.518 | 11.3 | 89 | 0.00 |
| 17 | T | n-Nitrosodi-n-propylamine | | 0.823 | 0.747 | 9.2 | 87 | 0.00 |
| 18 | T | 3-Methylphenol/4-Methylphen | | 1.102 | 1.092 | 0.9 | 93 | 0.00 |
| 19 | S | Nitrobenzene-d5 | | 1.172 | 1.118 | 4.6 | 92 | 0.00 |
| 20 | T | Nitrobenzene | | 1.190 | 1.140 | 4.2 | 94 | 0.00 |
| 21 | T | Isophorone | | 2.158 | 1.975 | 8.5 | 88 | 0.00 |
| 22 | T | 2-Nitrophenol | | 0.494 | 0.555 | -12.3 | 106 | 0.00 |
| 23 | T | 2,4-Dimethylphenol | | 1.154 | 1.159 | -0.4 | 95 | 0.00 |
| 24 | T | Bis(2-chloroethoxy)methane | | 1.450 | 1.367 | 5.7 | 94 | 0.00 |
| 25 | T | 2,4-Dichlorophenol | | 1.111 | 1.124 | -1.2 | 94 | 0.00 |
| 26 | T | 1,2,4-Trichlorobenzene | | 1.448 | 1.341 | 7.4 | 95 | 0.00 |
| 35 | I | IS1_Naphthalene-d8 | | 1.000 | 1.000 | 0.0 | 104 | 0.00 |
| 36 | T | Naphthalene | | 1.054 | 0.927 | 12.0 | 93 | 0.00 |
| 37 | T | Benzoic Acid | * | 5.000 | 4.990 | 0.2 | 110 | 0.00 |
| 38 | T | 4-Chloroaniline | | 0.120 | 0.111 | 7.5 | 93 | 0.00 |
| 39 | T | Hexachlorobutadiene | | 0.231 | 0.195 | 15.6 | 92 | 0.00 |
| 40 | T | p-Chloro-m-cresol | | 0.256 | 0.251 | 2.0 | 97 | 0.00 |
| 41 | T | 2-Methylnaphthalene | | 0.632 | 0.581 | 8.1 | 95 | 0.00 |
| 42 | T | 1-Methylnaphthalene | | 0.240 | 0.212 | 11.7 | 92 | 0.00 |
| 43 | T | Hexachlorocyclopentadiene | | 0.244 | 0.226 | 7.4 | 96 | 0.00 |
| 44 | T | 2,4,6-Trichlorophenol | | 0.214 | 0.210 | 1.9 | 92 | 0.00 |
| 45 | T | 2,4,5-Trichlorophenol | | 0.230 | 0.236 | -2.6 | 101 | 0.00 |
| 46 | S | 2-Fluorobiphenyl | | 0.872 | 0.762 | 12.6 | 93 | 0.00 |

Data Path : I:\8270\SV107\250903NRVT\
Data File : ABN0903n.D
Acq On : 4 Sep 2025 1:37 am
Operator : SV107:slr
Sample : WG2110426-3,32,,ABN RVT ICV Lot # 11823
Misc : WG2110426,,ical22592
ALS Vial : 142 Sample Multiplier: 1

Quant Time: Sep 05 11:37:32 2025
Quant Method : I:\8270\SV107\250903NRVT\FS250826SV107RVT.m
Quant Title : Semivolatiles by GC/MS by modified 8270
QLast Update : Thu Sep 04 02:28:33 2025
Response via : Initial Calibration

Min. RRF : 0.000 Min. Rel. Area : 50% Max. R.T. Dev 0.50min
Max. RRF Dev : 20% Max. Rel. Area : 200%

| | | Compound | | AvgRF | CCRF | %Dev | Area% | Dev(min) |
|---|---|---|---|---|---|---|---|---|
| 47 | T | 2-Chloronaphthalene | | 0.734 | 0.642 | 12.5 | 93 | 0.00 |
| 48 | T | 2-Nitroaniline | | 0.159 | 0.164 | -3.1 | 102 | 0.00 |
| 49 | T | 1,4-Dinitrobenzene | | 0.077 | 0.084 | -9.1 | 110 | 0.00 |
| 50 | T | 1,3-Dinitrobenzene | | 0.093 | 0.100 | -7.5 | 108 | 0.00 |
| 51 | T | Dimethyl phthalate | | 0.769 | 0.725 | 5.7 | 96 | 0.00 |
| 52 | T | Acenaphthylene | | 1.100 | 1.027 | 6.6 | 96 | 0.00 |
| 53 | T | 2,6-Dinitrotoluene | | 0.131 | 0.147 | -12.2 | 102 | 0.00 |
| 54 | T | 1,2-Dinitrobenzene | | 0.060 | 0.071 | -18.3 | 117 | 0.00 |
| 63 | I | IS1_Acenaphthene-d10 | | 1.000 | 1.000 | 0.0 | 104 | 0.00 |
| 64 | T | 3-Nitroaniline | | 0.246 | 0.279 | -13.4 | 106 | 0.00 |
| 65 | T | Acenaphthene | | 1.144 | 1.015 | 11.3 | 96 | 0.00 |
| 66 | T | 2,4-Dinitrophenol | * | 5.000 | 5.353 | -7.1 | 127 | 0.00 |
| 67 | T | Dibenzofuran | | 1.834 | 1.659 | 9.5 | 96 | 0.00 |
| 68 | T | 2,4-Dinitrotoluene | * | 5.000 | 4.924 | 1.5 | 107 | 0.00 |
| 69 | T | 4-Nitrophenol | | 0.185 | 0.209 | -13.0 | 109 | 0.00 |
| 70 | T | 2,3,5,6-Tetrachlorophenol | | 0.304 | 0.331 | -8.9 | 105 | 0.00 |
| 71 | T | 2,3,4,6-Tetrachlorophenol | | 0.300 | 0.317 | -5.7 | 102 | 0.00 |
| 72 | T | Diethyl phthalate | | 1.280 | 1.179 | 7.9 | 95 | 0.00 |
| 73 | T | Fluorene | | 1.409 | 1.316 | 6.6 | 97 | 0.00 |
| 74 | T | 4-Chlorophenyl phenyl ether | | 0.719 | 0.631 | 12.2 | 94 | 0.00 |
| 75 | T | 4-Nitroaniline | | 0.246 | 0.264 | -7.3 | 109 | 0.00 |
| 76 | T | 4,6-Dinitro-o-cresol | * | 5.000 | 5.509 | -10.2 | 127 | 0.00 |
| 77 | T | NDPA/DPA | | 1.112 | 1.038 | 6.7 | 94 | 0.00 |
| 78 | T | Azobenzene | | 1.133 | 1.069 | 5.6 | 95 | 0.00 |
| 79 | S | 2,4,6-Tribromophenol | | 0.152 | 0.151 | 0.7 | 95 | 0.00 |
| 80 | T | 4-Bromophenyl phenyl ether | | 0.383 | 0.330 | 13.8 | 91 | 0.00 |
| 81 | T | Hexachlorobenzene | | 0.399 | 0.347 | 13.0 | 94 | 0.00 |
| 82 | T | Pentachlorophenol | | 0.216 | 0.204 | 5.6 | 96 | 0.00 |
| 88 | I | IS1_Phenanthrene-d10 | | 1.000 | 1.000 | 0.0 | 109 | 0.00 |
| 89 | T | Phenanthrene | | 1.146 | 1.013 | 11.6 | 98 | 0.00 |
| 90 | T | Anthracene | | 1.122 | 1.000 | 10.9 | 97 | 0.00 |
| 91 | T | Carbazole | | 0.975 | 0.931 | 4.5 | 99 | 0.00 |
| 92 | T | Di-n-butylphthalate | | 1.070 | 0.936 | 12.5 | 89 | 0.00 |
| 93 | T | Fluoranthene | | 1.217 | 1.123 | 7.7 | 97 | 0.00 |
| 94 | T | Benzidine | * | 5.000 | 4.521 | 9.6 | 100 | 0.00 |
| 95 | T | Pyrene | | 1.292 | 1.212 | 6.2 | 98 | 0.00 |
| 96 | S | 4-Terphenyl-d14 | | 0.865 | 0.765 | 11.6 | 94 | 0.00 |

Data Path : I:\8270\SV107\250903NRVT\
Data File : ABN0903n.D
Acq On : 4 Sep 2025 1:37 am
Operator : SV107:slr
Sample : WG2110426-3,32,,ABN RVT ICV Lot # 11823
Misc : WG2110426,,ical22592
ALS Vial : 142 Sample Multiplier: 1

Quant Time: Sep 05 11:37:32 2025
Quant Method : I:\8270\SV107\250903NRVT\FS250826SV107RVT.m
Quant Title : Semivolatiles by GC/MS by modified 8270
QLast Update : Thu Sep 04 02:28:33 2025
Response via : Initial Calibration

Min. RRF : 0.000 Min. Rel. Area : 50% Max. R.T. Dev 0.50min
Max. RRF Dev : 20% Max. Rel. Area : 200%

| | | Compound | | AvgRF | CCRF | %Dev | Area% | Dev(min) |
|---|---|---|---|---|---|---|---|---|
| 97 | T | Butyl benzyl phthalate | * | 5.000 | 4.009 | 19.8 | 98 | 0.00 |
| 104 | I | IS1_Chrysene-d12 | | 1.000 | 1.000 | 0.0 | 116 | 0.00 |
| 105 | T | Benzo(a)anthracene | | 1.367 | 1.199 | 12.3 | 102 | 0.00 |
| 106 | T | 3,3'-Dichlorobenzidine | | 0.436 | 0.375 | 14.0 | 98 | 0.00 |
| 107 | T | Chrysene | | 1.352 | 1.168 | 13.6 | 103 | 0.00 |
| 108 | T | Bis(2-ethylhexyl)phthalate | * | 5.000 | 3.713 | 25.7# | 92 | 0.00 |
| 109 | T | Di-n-octylphthalate | * | 5.000 | 3.731 | 25.4# | 96 | 0.00 |
| 110 | T | Benzo(b)fluoranthene | | 1.185 | 1.090 | 8.0 | 109 | 0.00 |
| 111 | T | Benzo(k)fluoranthene | | 1.199 | 1.118 | 6.8 | 107 | 0.00 |
| 112 | T | Benzo(a)pyrene | | 1.101 | 1.019 | 7.4 | 108 | 0.00 |
| 113 | I | IS1_Perylene-d12 | | 1.000 | 1.000 | 0.0 | 124 | 0.00 |
| 114 | T | Indeno(1,2,3-cd)pyrene | | 1.111 | 1.057 | 4.9 | 111 | 0.00 |
| 115 | T | Dibenzo(a,h)anthracene | | 1.154 | 1.075 | 6.8 | 108 | 0.00 |
| 116 | T | Benzo(ghi)perylene | | 1.150 | 1.110 | 3.5 | 111 | 0.00 |

* Evaluation of CC level amount vs concentration.
(#) = Out of Range SPCC's out = 0 CCC's out = 0

Quantitation Report (QT Reviewed)

Data Path : I:\8270\SV107\250903NRVT\
Data File : ABN0903n.D
Acq On : 4 Sep 2025 1:37 am
Operator : SV107:slr
Sample : WG2110426-3,32,,ABN RVT ICV Lot # 11823
Misc : WG2110426,,ical22592
ALS Vial : 142 Sample Multiplier: 1

Quant Time: Sep 05 11:37:32 2025
Quant Method : I:\8270\SV107\250903NRVT\FS250826SV107RVT.m
Quant Title : Semivolatiles by GC/MS by modified 8270
QLast Update : Thu Sep 04 02:28:33 2025
Response via : Initial Calibration

Sub List : ABNical - ABN ical sublist

| Compound | R.T. | QIon | Response | Conc | Units | | Dev(Min) |
|---|---|---|---|---|---|---|---|
| Internal Standards | | | | | | | |
| 1) IS1_1,4-Dichlorobenzen... | 6.439 | 152 | 56019 | 4.000 | ug/ml | | 0.00 |
| 35) IS1_Naphthalene-d8 | 7.866 | 136 | 214349 | 4.000 | ug/ml | # | 0.00 |
| 63) IS1_Acenaphthene-d10 | 9.631 | 164 | 124112 | 4.000 | ug/ml | | 0.00 |
| 88) IS1_Phenanthrene-d10 | 11.076 | 188 | 232953 | 4.000 | ug/ml | | 0.00 |
| 104) IS1_Chrysene-d12 | 13.728 | 240 | 215548 | 4.000 | ug/ml | | 0.00 |
| 113) IS1_Perylene-d12 | 15.198 | 264 | 206653 | 4.000 | ug/ml | | 0.00 |
| System Monitoring Compounds | | | | | | | |
| 4) 2-Fluorophenol | 4.512 | 112 | 68317 | 4.727 | ug/ml | | 0.00 |
| Spiked Amount 2.000 | Range 15 - 110 | | Recovery = 236.35%# | | | | |
| 7) Phenol-d6 | 6.060 | 99 | 88994 | 5.010 | ug/ml | | 0.00 |
| Spiked Amount 2.000 | Range 15 - 110 | | Recovery = 250.50%# | | | | |
| 19) Nitrobenzene-d5 | 7.095 | 82 | 78320 | 4.770 | ug/ml | | 0.00 |
| Spiked Amount 1.000 | Range 30 - 130 | | Recovery = 477.00%# | | | | |
| 46) 2-Fluorobiphenyl | 8.991 | 172 | 204048 | 4.365 | ug/ml | | 0.00 |
| Spiked Amount 1.000 | Range 30 - 130 | | Recovery = 436.50%# | | | | |
| 79) 2,4,6-Tribromophenol | 10.402 | 330 | 23456 | 4.961 | ug/ml | | 0.00 |
| Spiked Amount 2.000 | Range 15 - 110 | | Recovery = 248.05%# | | | | |
| 96) 4-Terphenyl-d14 | 12.671 | 244 | 222744 | 4.421 | ug/ml | | 0.00 |
| Spiked Amount 1.000 | Range 30 - 130 | | Recovery = 442.10%# | | | | |
| Target Compounds | | | | | | | Qvalue |
| 2) n-Nitrosodimethylamine | 2.138 | 74 | 47473 | 5.143 | ug/ml | # | 72 |
| 3) Pyridine | 2.175 | 79 | 78454 | 4.529 | ug/ml | # | 62 |
| 5) Aniline | 6.029 | 93 | 115553 | 4.877 | ug/ml | | 96 |
| 6) 2-Chlorophenol | 6.169 | 128 | 83404 | 4.850 | ug/ml | | 92 |
| 8) Phenol | 6.076 | 94 | 97256 | 4.917 | ug/ml | | 97 |
| 9) Bis(2-chloroethyl)ether | 6.163 | 93 | 76470 | 4.576 | ug/ml | # | 85 |
| 10) 1,3-Dichlorobenzene | 6.358 | 146 | 101518 | 4.653 | ug/ml | | 96 |
| 11) 1,4-Dichlorobenzene | 6.458 | 146 | 102413 | 4.594 | ug/ml | | 96 |
| 12) 1,2-Dichlorobenzene | 6.632 | 146 | 98422 | 4.600 | ug/ml | | 97 |
| 13) Benzyl alcohol | 6.647 | 79 | 62808 | 4.831 | ug/ml | | 97 |
| 14) Bis(2-chloroisopropyl)... | 6.834 | 45 | 118827 | 4.545 | ug/ml | # | 90 |
| 15) 2-Methylphenol | 6.812 | 108 | 71294 | 4.893 | ug/ml | | 97 |
| 16) Hexachloroethane | 7.024 | 117 | 36306 | 4.436 | ug/ml | # | 59 |
| 17) n-Nitrosodi-n-propylamine | 6.968 | 70 | 52291 | 4.535 | ug/ml | | 95 |
| 18) 3-Methylphenol/4-Methy... | 6.999 | 108 | 76500 | 4.959 | ug/ml | | 98 |
| 20) Nitrobenzene | 7.114 | 77 | 79831 | 4.792 | ug/ml | | 96 |
| 21) Isophorone | 7.396 | 82 | 138312 | 4.576 | ug/ml | | 99 |
| 22) 2-Nitrophenol | 7.471 | 139 | 38840 | 5.609 | ug/ml | | 91 |

Quantitation Report (QT Reviewed)

Data Path : I:\8270\SV107\250903NRVT\
Data File : ABN0903n.D
Acq On : 4 Sep 2025 1:37 am
Operator : SV107:slr
Sample : WG2110426-3,32,,ABN RVT ICV Lot # 11823
Misc : WG2110426,,ical22592
ALS Vial : 142 Sample Multiplier: 1

Quant Time: Sep 05 11:37:32 2025
Quant Method : I:\8270\SV107\250903NRVT\FS250826SV107RVT.m
Quant Title : Semivolatiles by GC/MS by modified 8270
QLast Update : Thu Sep 04 02:28:33 2025
Response via : Initial Calibration

Sub List : ABNical - ABN ical sublist

| Compound | R.T. | QIon | Response | Conc | Units | Dev(Min) |
|---|---|---|---|---|---|---|
| 23) 2,4-Dimethylphenol | 7.574 | 107 | 81147 | 5.021 | ug/ml | 99 |
| 24) Bis(2-chloroethoxy)met... | 7.673 | 93 | 95710 | 4.712 | ug/ml | 99 |
| 25) 2,4-Dichlorophenol | 7.738 | 162 | 78741 | 5.062 | ug/ml# | 94 |
| 26) 1,2,4-Trichlorobenzene | 7.816 | 180 | 93913 | 4.631 | ug/ml | 97 |
| 36) Naphthalene | 7.888 | 128 | 248398 | 4.397 | ug/ml | 99 |
| 37) Benzoic Acid | 7.661 | 105 | 46492 | 4.990 | ug/ml | 95 |
| 38) 4-Chloroaniline | 7.971 | 65 | 29612 | 4.616 | ug/ml | 78 |
| 39) Hexachlorobutadiene | 8.046 | 225 | 52193 | 4.215 | ug/ml | 98 |
| 40) p-Chloro-m-cresol | 8.497 | 107 | 67255 | 4.911 | ug/ml | 96 |
| 41) 2-Methylnaphthalene | 8.606 | 142 | 155671 | 4.593 | ug/ml | 94 |
| 42) 1-Methylnaphthalene | 8.702 | 115 | 56684 | 4.416 | ug/ml | 96 |
| 43) Hexachlorocyclopentadiene | 8.773 | 237 | 60494 | 4.634 | ug/ml | 97 |
| 44) 2,4,6-Trichlorophenol | 8.901 | 196 | 56154 | 4.886 | ug/ml | 97 |
| 45) 2,4,5-Trichlorophenol | 8.932 | 196 | 63339 | 5.143 | ug/ml | 99 |
| 47) 2-Chloronaphthalene | 9.087 | 162 | 172120 | 4.376 | ug/ml | 95 |
| 48) 2-Nitroaniline | 9.199 | 138 | 43870 | 5.155 | ug/ml | 87 |
| 49) 1,4-Dinitrobenzene | 9.345 | 168 | 22386 | 5.411 | ug/ml# | 75 |
| 50) 1,3-Dinitrobenzene | 9.417 | 168 | 26856 | 5.405 | ug/ml# | 1 |
| 51) Dimethyl phthalate | 9.411 | 163 | 194165 | 4.714 | ug/ml# | 99 |
| 52) Acenaphthylene | 9.491 | 152 | 275263 | 4.672 | ug/ml | 98 |
| 53) 2,6-Dinitrotoluene | 9.454 | 165 | 39256 | 5.580 | ug/ml# | 78 |
| 54) 1,2-Dinitrobenzene | 9.491 | 168 | 19077 | 5.975 | ug/ml# | 1 |
| 64) 3-Nitroaniline | 9.606 | 138 | 43330 | 5.671 | ug/ml# | 92 |
| 65) Acenaphthene | 9.662 | 154 | 157512 | 4.436 | ug/ml | 92 |
| 66) 2,4-Dinitrophenol | 9.709 | 184 | 22176 | 5.353 | ug/ml# | 83 |
| 67) Dibenzofuran | 9.836 | 168 | 257425 | 4.525 | ug/ml | 91 |
| 68) 2,4-Dinitrotoluene | 9.843 | 165 | 54009 | 4.924 | ug/ml | 96 |
| 69) 4-Nitrophenol | 9.793 | 65 | 32400 | 5.635 | ug/ml# | 83 |
| 70) 2,3,5,6-Tetrachlorophenol | 9.923 | 232 | 51278 | 5.433 | ug/ml | 99 |
| 71) 2,3,4,6-Tetrachlorophenol | 9.964 | 232 | 49126 | 5.280 | ug/ml | 96 |
| 72) Diethyl phthalate | 10.110 | 149 | 182876 | 4.605 | ug/ml | 98 |
| 73) Fluorene | 10.169 | 166 | 204227 | 4.671 | ug/ml | 98 |
| 74) 4-Chlorophenyl phenyl ... | 10.194 | 204 | 97933 | 4.389 | ug/ml# | 88 |
| 75) 4-Nitroaniline | 10.197 | 138 | 40891 | 5.367 | ug/ml | 82 |
| 76) 4,6-Dinitro-o-cresol | 10.234 | 198 | 30564 | 5.509 | ug/ml# | 62 |
| 77) NDPA/DPA | 10.309 | 169 | 160979 | 4.667 | ug/ml | 91 |
| 78) Azobenzene | 10.343 | 77 | 165801 | 4.715 | ug/ml# | 93 |
| 80) 4-Bromophenyl phenyl e... | 10.666 | 248 | 51198 | 4.311 | ug/ml# | 89 |
| 81) Hexachlorobenzene | 10.704 | 284 | 53778 | 4.339 | ug/ml | 89 |
| 82) Pentachlorophenol | 10.899 | 266 | 31726 | 4.744 | ug/ml | 99 |
| 89) Phenanthrene | 11.098 | 178 | 295037 | 4.420 | ug/ml | 99 |

Data Path : I:\8270\SV107\250903NRVT\
Data File : ABN0903n.D
Acq On : 4 Sep 2025 1:37 am
Operator : SV107:slr
Sample : WG2110426-3,32,,ABN RVT ICV Lot # 11823
Misc : WG2110426,,ical22592
ALS Vial : 142 Sample Multiplier: 1

Quant Time: Sep 05 11:37:32 2025
Quant Method : I:\8270\SV107\250903NRVT\FS250826SV107RVT.m
Quant Title : Semivolatiles by GC/MS by modified 8270
QLast Update : Thu Sep 04 02:28:33 2025
Response via : Initial Calibration

Sub List : ABNical - ABN ical sublist

| Compound | R.T. | QIon | Response | Conc | Units | Dev(Min) |
|---|---|---|---|---|---|---|
| 90) Anthracene | 11.148 | 178 | 291072 | 4.453 | ug/ml | 99 |
| 91) Carbazole | 11.319 | 167 | 270964 | 4.773 | ug/ml | 98 |
| 92) Di-n-butylphthalate | 11.717 | 149 | 272477 | 4.374 | ug/ml | 99 |
| 93) Fluoranthene | 12.258 | 202 | 327081 | 4.613 | ug/ml# | 91 |
| 94) Benzidine | 12.416 | 184 | 182683 | 4.521 | ug/ml# | 94 |
| 95) Pyrene | 12.472 | 202 | 352789 | 4.687 | ug/ml | 99 |
| 97) Butyl benzyl phthalate | 13.209 | 149 | 107702 | 4.009 | ug/ml | 89 |
| 105) Benzo(a)anthracene | 13.718 | 228 | 323158 | 4.387 | ug/ml | 98 |
| 106) 3,3'-Dichlorobenzidine | 13.721 | 252 | 101141 | 4.310 | ug/ml# | 98 |
| 107) Chrysene | 13.756 | 228 | 314803 | 4.321 | ug/ml | 98 |
| 108) Bis(2-ethylhexyl)phtha... | 13.855 | 149 | 167787 | 3.713 | ug/ml# | 95 |
| 109) Di-n-octylphthalate | 14.545 | 149 | 260252 | 3.731 | ug/ml# | 75 |
| 110) Benzo(b)fluoranthene | 14.831 | 252 | 293597 | 4.600 | ug/ml# | 94 |
| 111) Benzo(k)fluoranthene | 14.856 | 252 | 301252 | 4.663 | ug/ml# | 94 |
| 112) Benzo(a)pyrene | 15.145 | 252 | 274445 | 4.624 | ug/ml# | 94 |
| 114) Indeno(1,2,3-cd)pyrene | 16.192 | 276 | 273091 | 4.756 | ug/mL# | 92 |
| 115) Dibenzo(a,h)anthracene | 16.224 | 278 | 277643M6 | 4.656 | ug/ml | |
| 116) Benzo(ghi)perylene | 16.450 | 276 | 286749 | 4.828 | ug/ml# | 90 |

(#) = qualifier out of range (m) = manual integration (+) = signals summed

Quantitation Report (QT Reviewed)

Data Path : I:\8270\SV107\250903NRVT\
Data File : ABN0903n.D
Acq On : 4 Sep 2025 1:37 am
Operator : SV107:slr
Sample : WG2110426-3,32,,ABN RVT ICV Lot # 11823
Misc : WG2110426,,ical22592
ALS Vial : 142 Sample Multiplier: 1

Quant Time: Sep 05 11:37:32 2025
Quant Method : I:\8270\SV107\250903NRVT\FS250826SV107RVT.m
Quant Title : Semivolatiles by GC/MS by modified 8270
QLast Update : Thu Sep 04 02:28:33 2025
Response via : Initial Calibration

Sub List : ABNical - ABN ical sublist

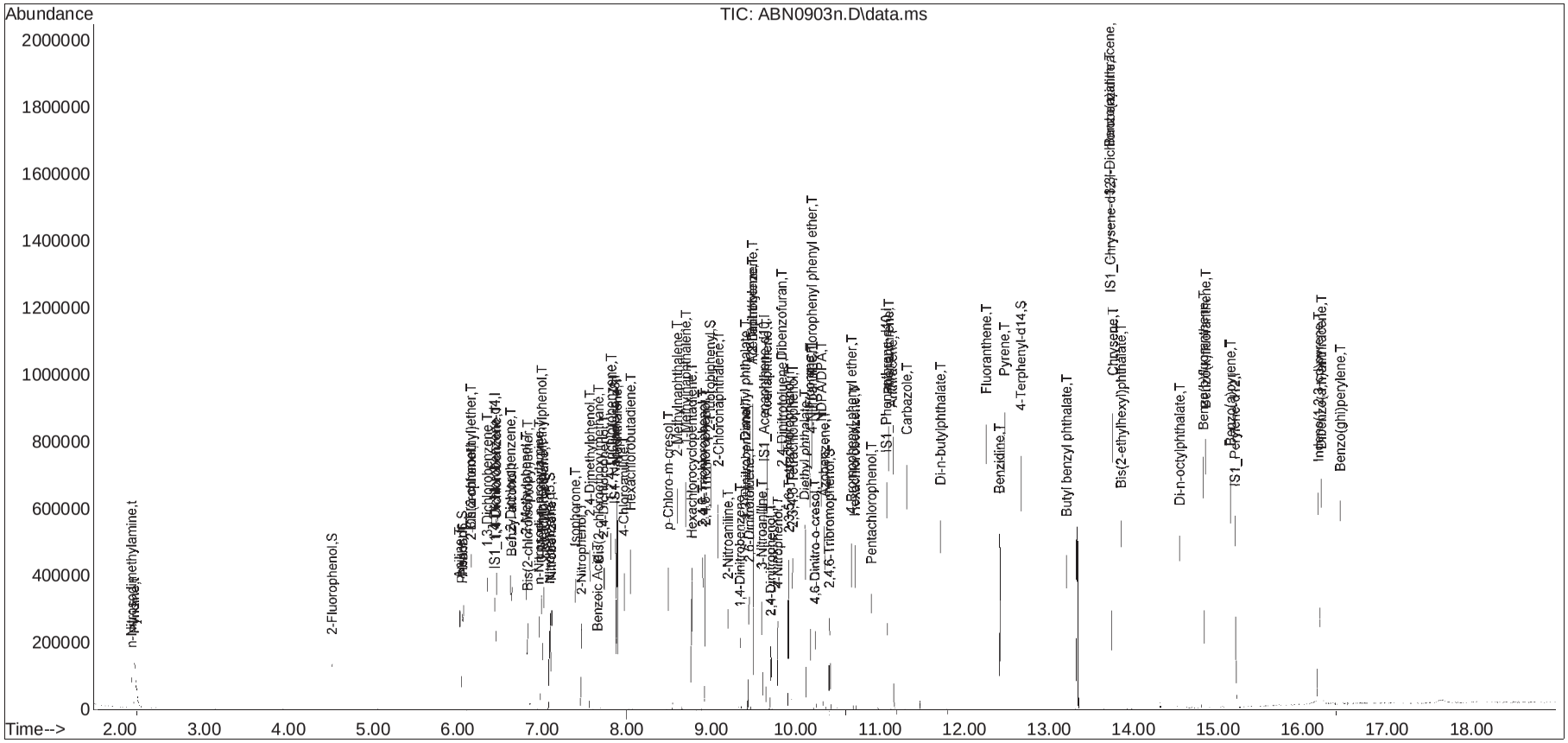

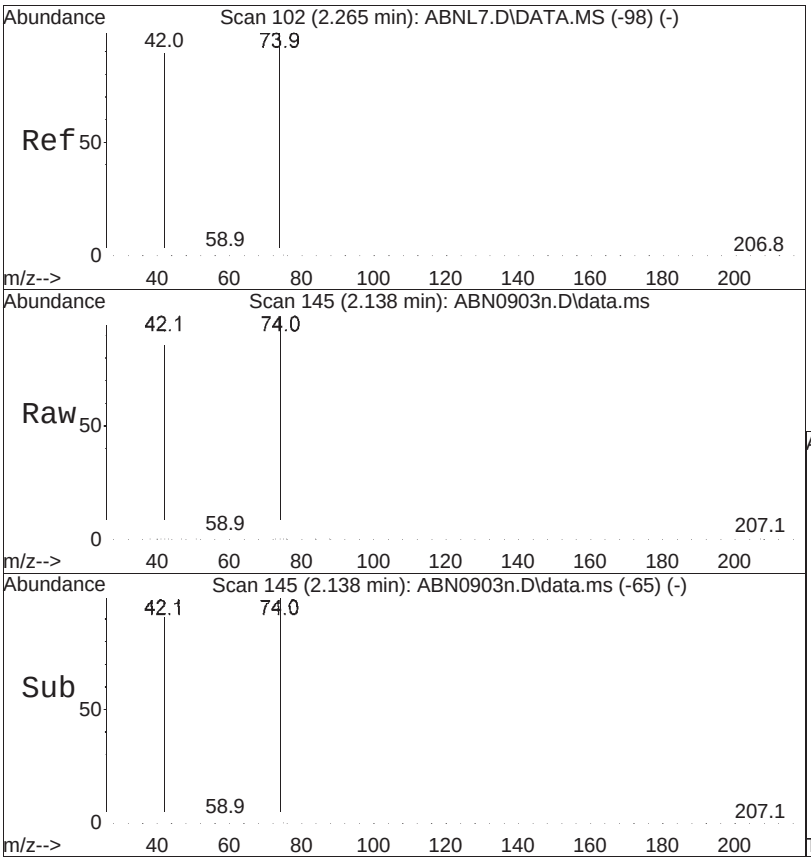


#2
n-Nitrosodimethylamine
Concen: 5.14 ug/ml
RT: 2.138 min Scan# 145
Delta R.T. 0.000 min
Lab File: ABN0903n.D
Acq: 4 Sep 2025 1:37 am

Tgt Ion: 74 Resp: 47473

| Ion | Ratio | Lower | Upper |
|---|---|---|---|
| 74 | 100 | | |
| 42 | 91.6 | 100.0 | 150.0# |
| 44 | 6.9 | 6.7 | 10.1 |

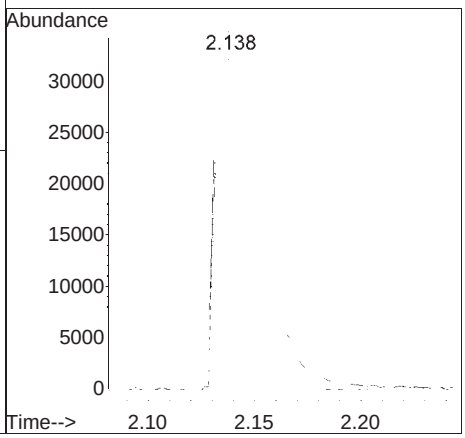

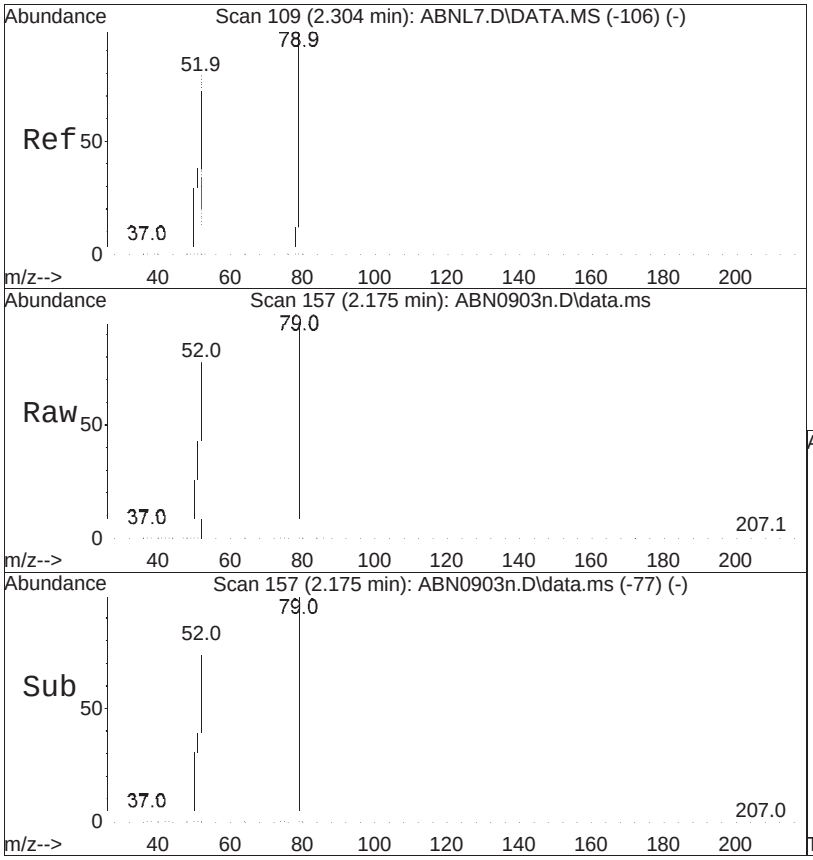


#3
Pyridine
Concen: 4.53 ug/ml
RT: 2.175 min Scan# 157
Delta R.T. 0.000 min
Lab File: ABN0903n.D
Acq: 4 Sep 2025 1:37 am

Tgt Ion: 79 Resp: 78454

| Ion | Ratio | Lower | Upper |
|---|---|---|---|
| 79 | 100 | | |
| 52 | 74.7 | 93.1 | 139.7# |

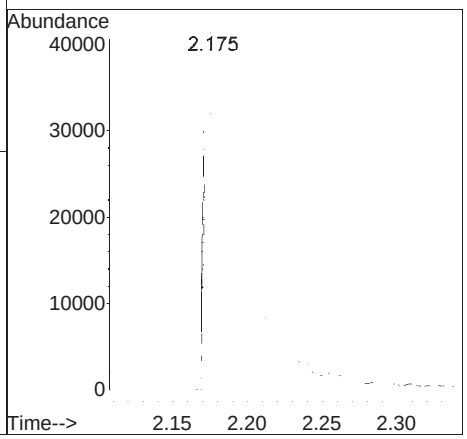

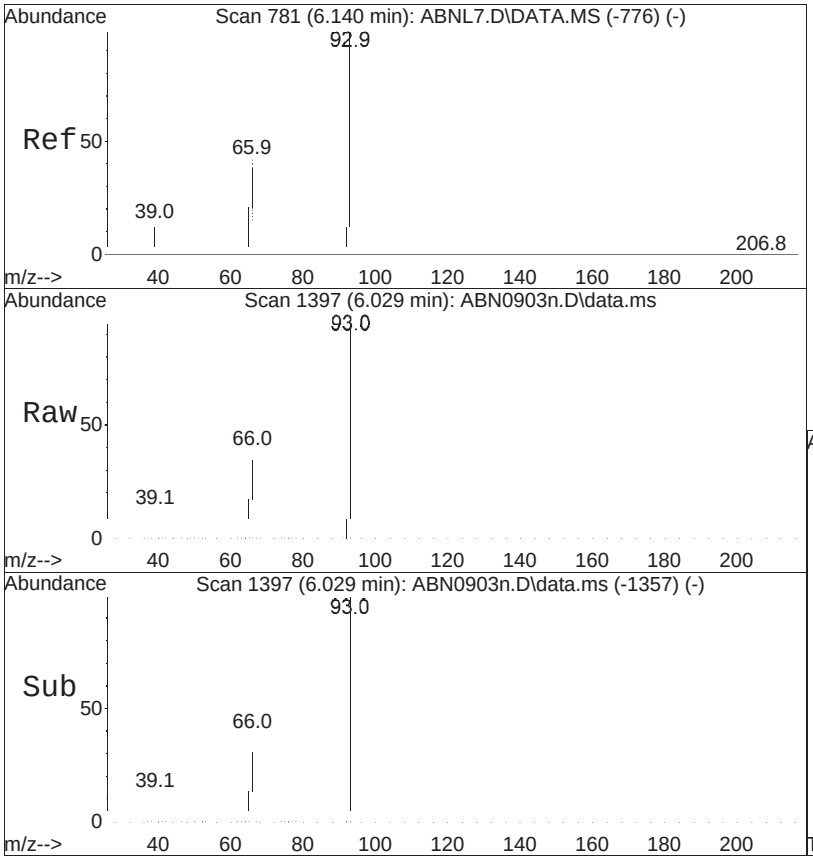


#5
Aniline
Concen: 4.88 ug/ml
RT: 6.029 min Scan# 1397
Delta R.T. 0.000 min
Lab File: ABN0903n.D
Acq: 4 Sep 2025 1:37 am

Tgt Ion: 93 Resp: 115553

| Ion | Ratio | Lower | Upper |
|---|---|---|---|
| 93 | 100 | | |
| 66 | 38.3 | 32.6 | 49.0 |
| 65 | 19.9 | 17.6 | 26.4 |

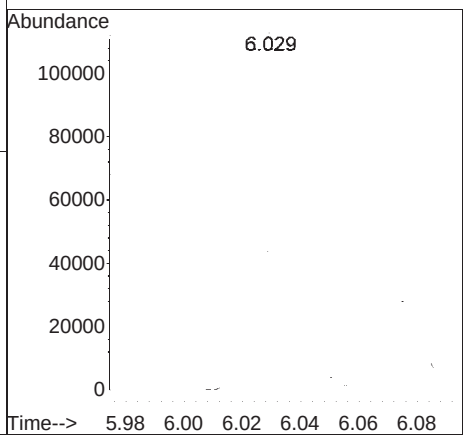

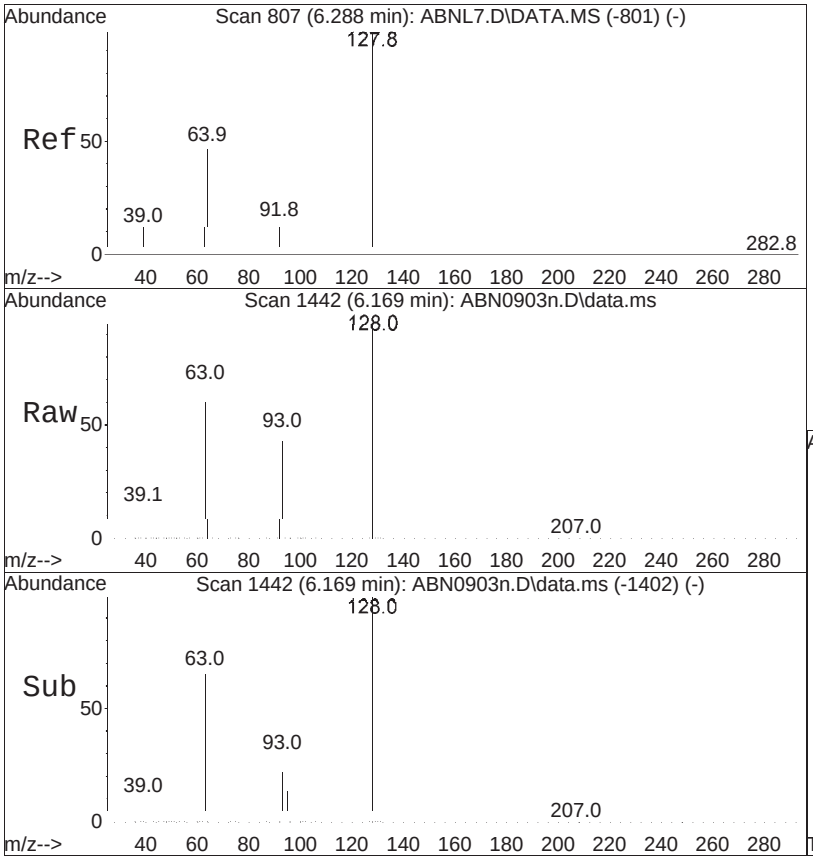


#6
2-Chlorophenol
Concen: 4.85 ug/ml
RT: 6.169 min Scan# 1442
Delta R.T. 0.000 min
Lab File: ABN0903n.D
Acq: 4 Sep 2025 1:37 am

Tgt Ion:128 Resp: 83404

| Ion | Ratio | Lower | Upper |
|---|---|---|---|
| 128 | 100 | | |
| 64 | 47.8 | 45.1 | 67.7 |
| 130 | 31.6 | 26.2 | 39.4 |

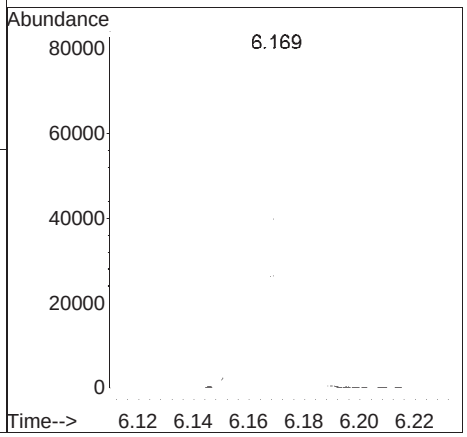

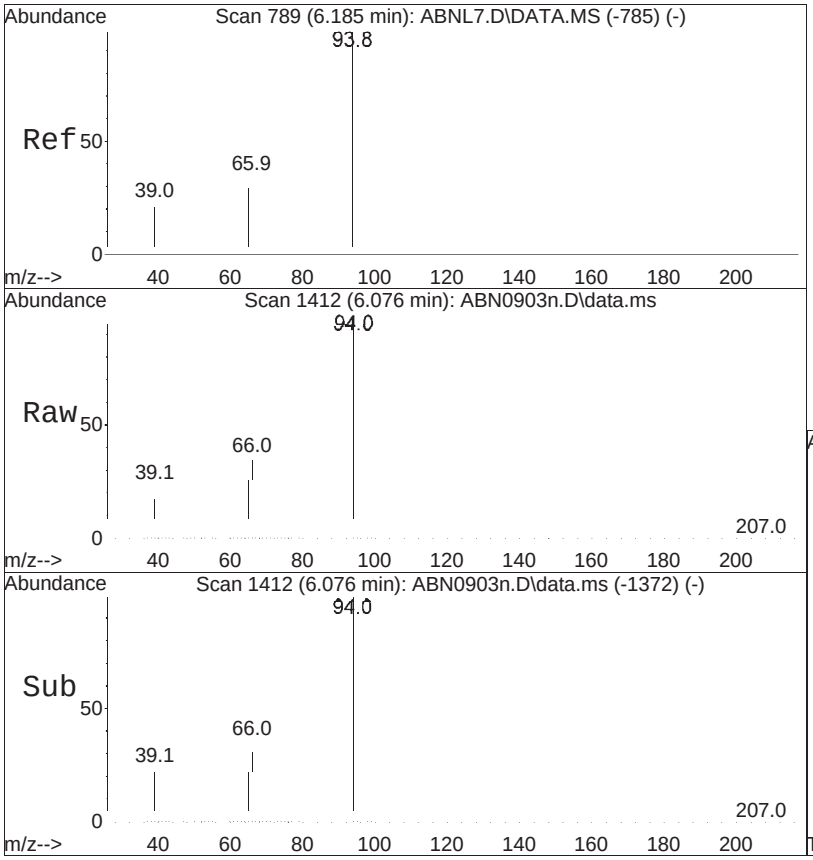


#8
Phenol
Concen: 4.92 ug/ml
RT: 6.076 min Scan# 1412
Delta R.T. 0.000 min
Lab File: ABN0903n.D
Acq: 4 Sep 2025 1:37 am

Tgt Ion: 94 Resp: 97256

| Ion | Ratio | Lower | Upper |
|---|---|---|---|
| 94 | 100 | | |
| 65 | 29.7 | 26.0 | 39.0 |
| 66 | 41.0 | 33.8 | 50.8 |

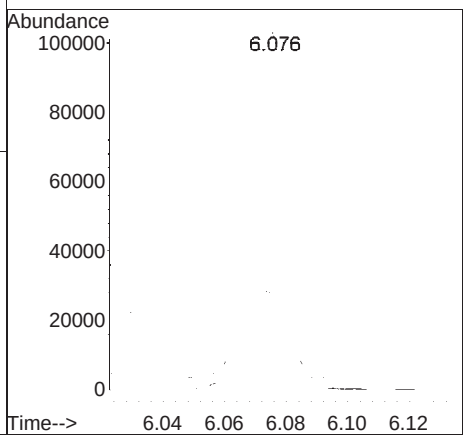

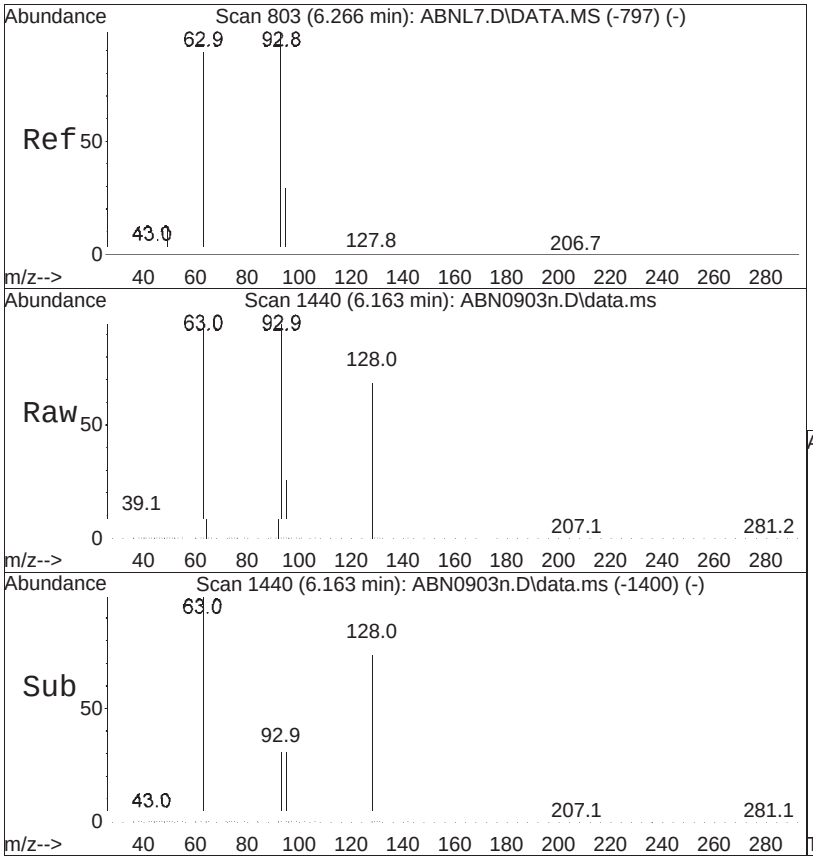


#9
Bis(2-chloroethyl)ether
Concen: 4.58 ug/ml
RT: 6.163 min Scan# 1440
Delta R.T. 0.000 min
Lab File: ABN0903n.D
Acq: 4 Sep 2025 1:37 am

Tgt Ion: 93 Resp: 76470

| Ion | Ratio | Lower | Upper |
|---|---|---|---|
| 93 | 100 | | |
| 63 | 112.1 | 74.6 | 111.8# |
| 95 | 31.7 | 25.9 | 38.9 |

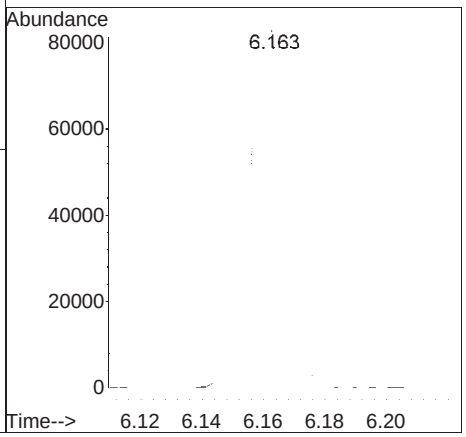

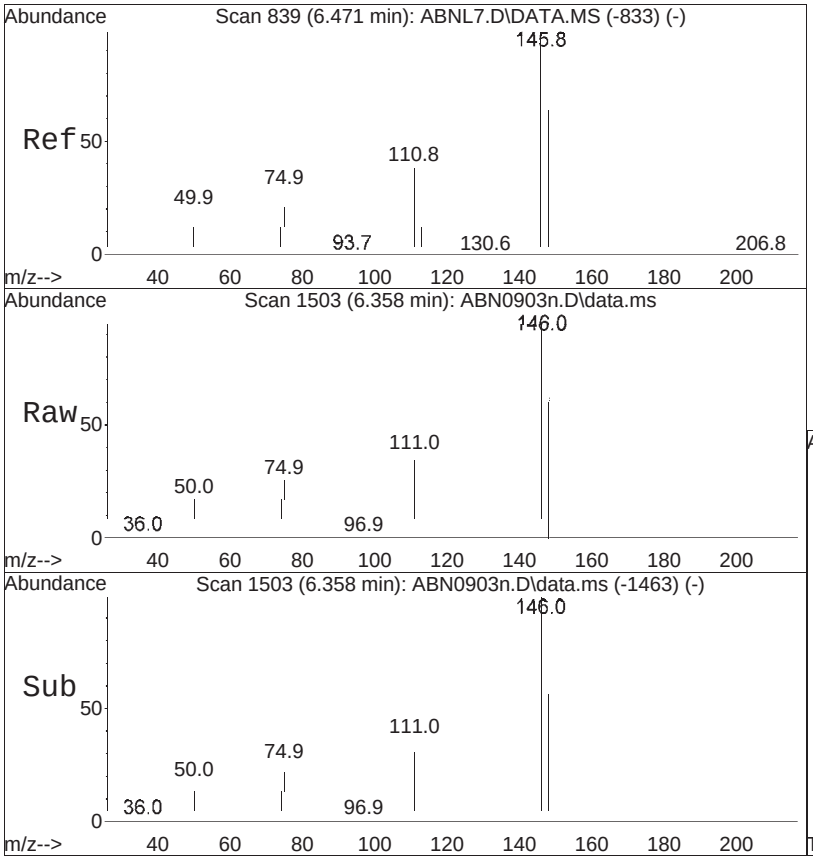


#10
1,3-Dichlorobenzene
Concen: 4.65 ug/ml
RT: 6.358 min Scan# 1503
Delta R.T. 0.000 min
Lab File: ABN0903n.D
Acq: 4 Sep 2025 1:37 am

Tgt Ion:146 Resp: 101518

| Ion | Ratio | Lower | Upper |
|---|---|---|---|
| 146 | 100 | | |
| 111 | 38.1 | 34.3 | 51.5 |
| 148 | 62.9 | 50.8 | 76.2 |

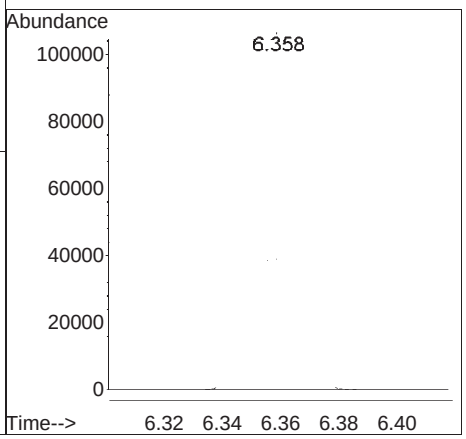

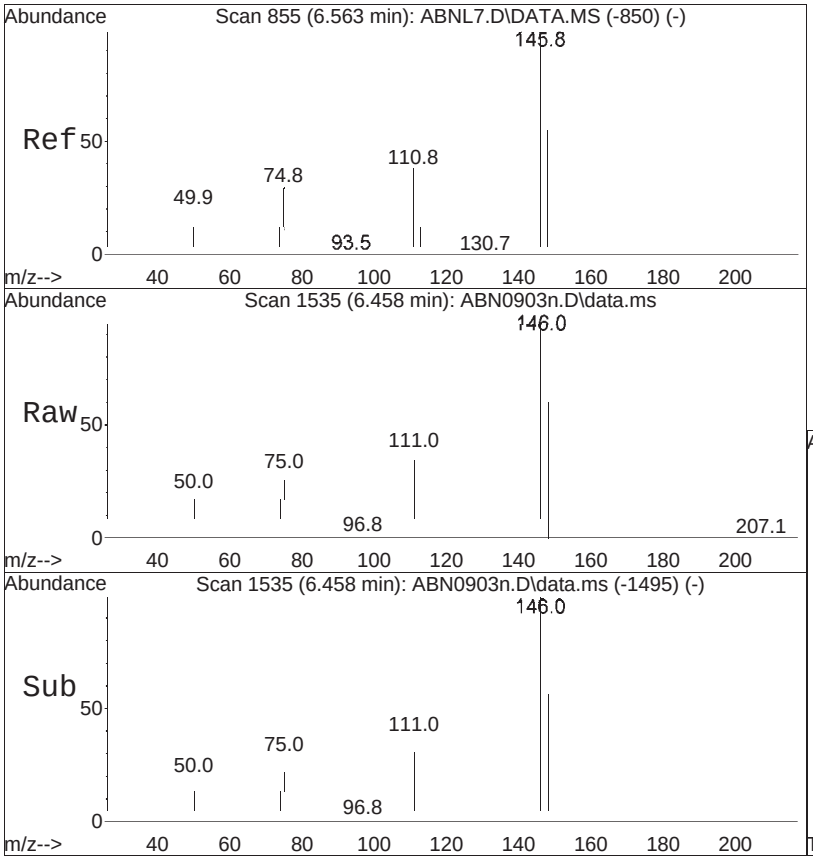


#11
1,4-Dichlorobenzene
Concen: 4.59 ug/ml
RT: 6.458 min Scan# 1535
Delta R.T. 0.000 min
Lab File: ABN0903n.D
Acq: 4 Sep 2025 1:37 am

Tgt Ion:146 Resp: 102413

| Ion | Ratio | Lower | Upper |
|---|---|---|---|
| 146 | 100 | | |
| 148 | 62.2 | 50.7 | 76.1 |
| 111 | 37.2 | 33.4 | 50.0 |

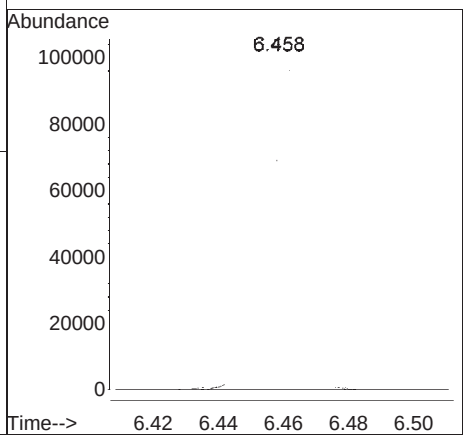

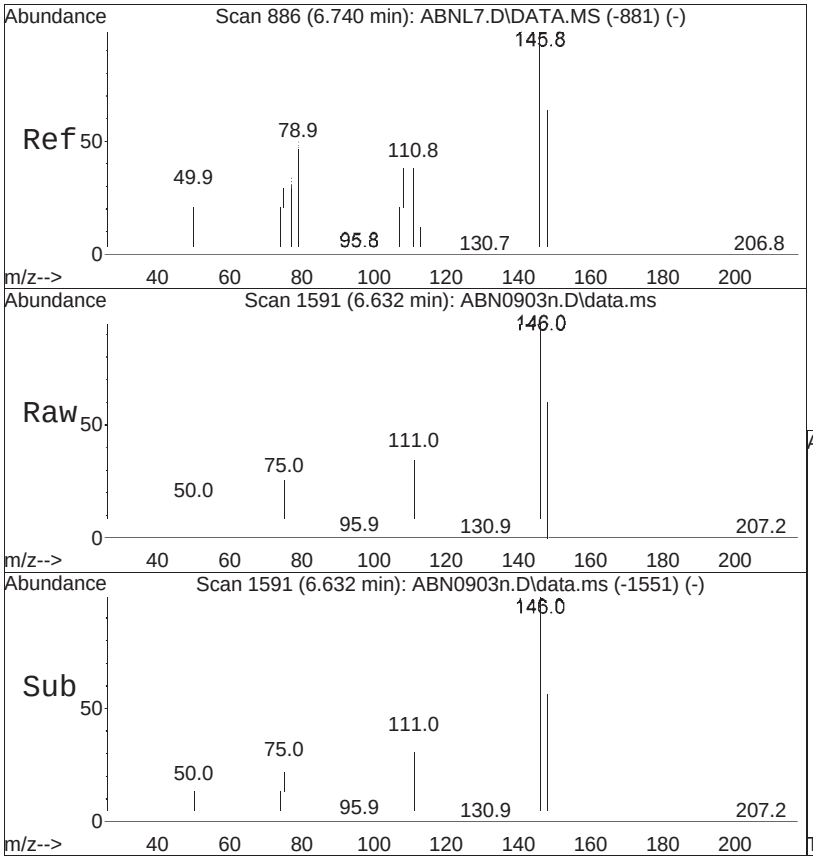


#12
1,2-Dichlorobenzene
Concen: 4.60 ug/ml
RT: 6.632 min Scan# 1591
Delta R.T. 0.000 min
Lab File: ABN0903n.D
Acq: 4 Sep 2025 1:37 am

Tgt Ion:146 Resp: 98422

| Ion | Ratio | Lower | Upper |
|---|---|---|---|
| 146 | 100 | | |
| 111 | 38.3 | 34.6 | 52.0 |
| 148 | 63.0 | 50.2 | 75.4 |

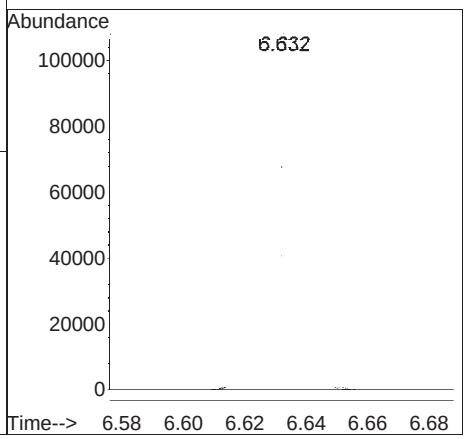

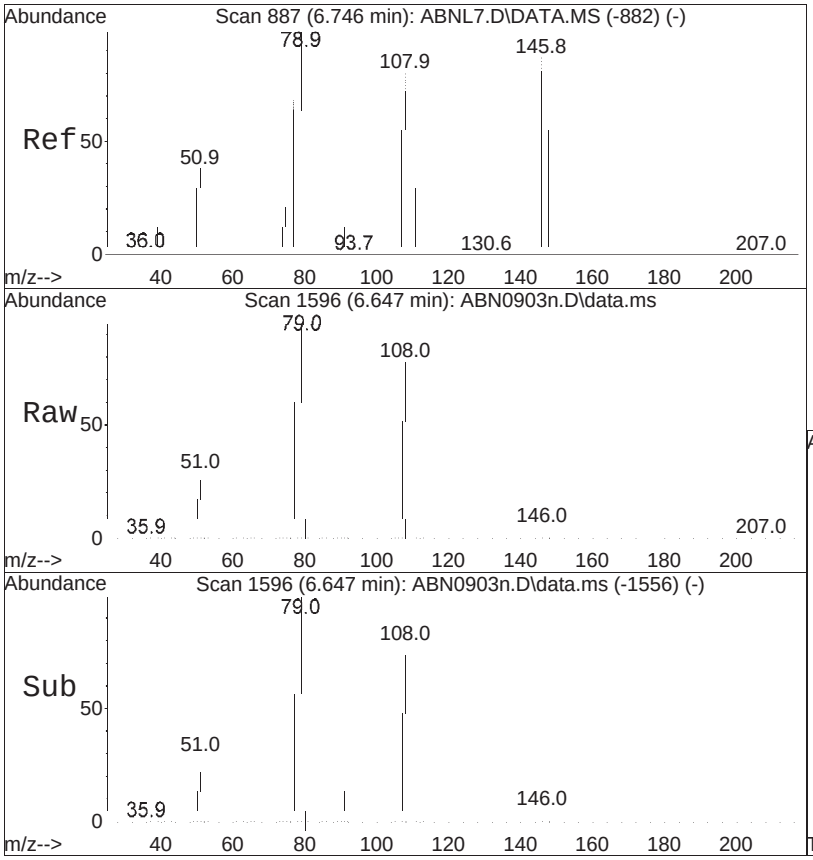


#13
Benzyl alcohol
Concen: 4.83 ug/ml
RT: 6.647 min Scan# 1596
Delta R.T. 0.000 min
Lab File: ABN0903n.D
Acq: 4 Sep 2025 1:37 am

Tgt Ion: 79 Resp: 62808

| Ion | Ratio | Lower | Upper |
|---|---|---|---|
| 79 | 100 | | |
| 77 | 63.8 | 54.9 | 82.3 |
| 108 | 77.9 | 63.1 | 94.7 |

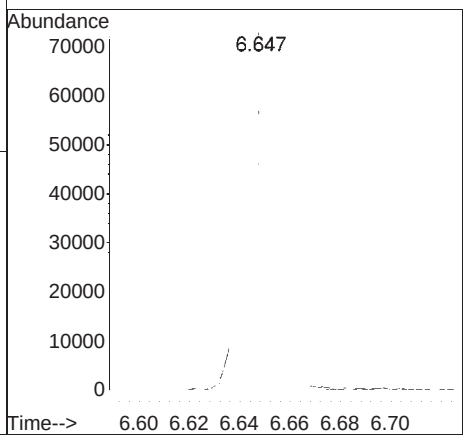

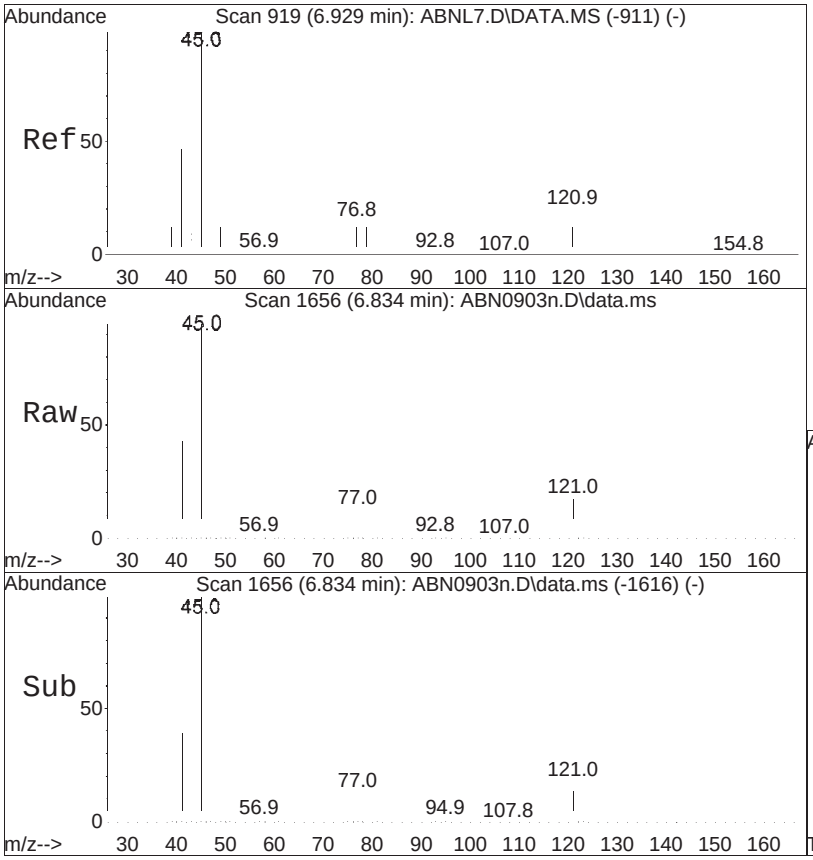


#14
Bis(2-chloroisopropyl)ether
Concen: 4.54 ug/ml
RT: 6.834 min Scan# 1656
Delta R.T. 0.000 min
Lab File: ABN0903n.D
Acq: 4 Sep 2025 1:37 am

Tgt Ion: 45 Resp: 118827

| Ion | Ratio | Lower | Upper |
|---|---|---|---|
| 45 | 100 | | |
| 121 | 18.1 | 9.8 | 14.6# |
| 77 | 8.3 | 6.1 | 9.1 |

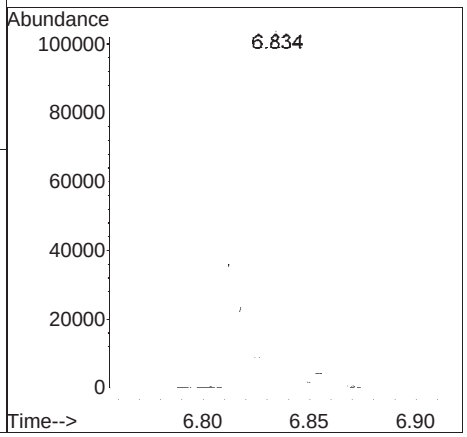

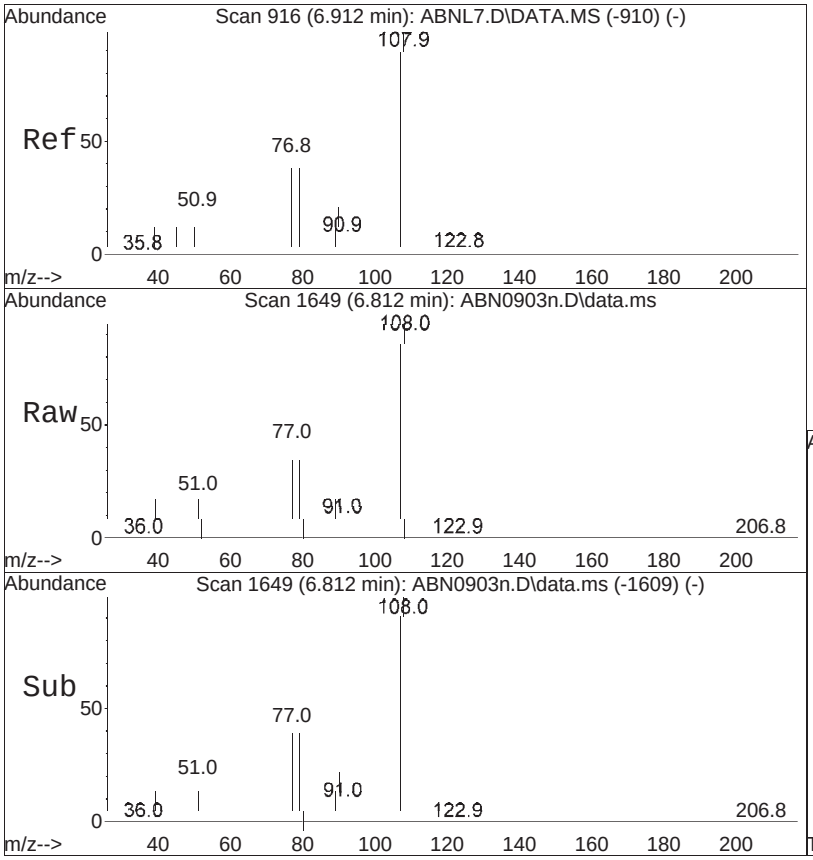


#15
2-Methylphenol
Concen: 4.89 ug/ml
RT: 6.812 min Scan# 1649
Delta R.T. 0.000 min
Lab File: ABN0903n.D
Acq: 4 Sep 2025 1:37 am

Tgt Ion:108 Resp: 71294

| Ion | Ratio | Lower | Upper |
|---|---|---|---|
| 108 | 100 | | |
| 107 | 91.3 | 70.7 | 106.1 |
| 90 | 24.0 | 18.7 | 28.1 |

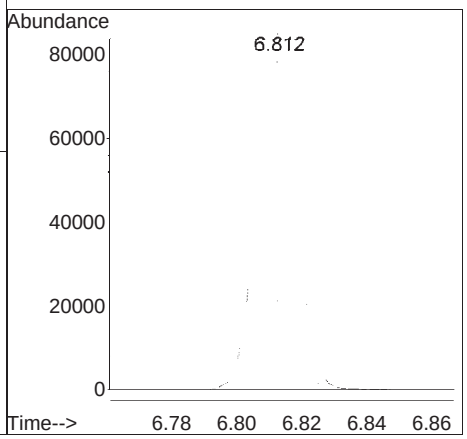

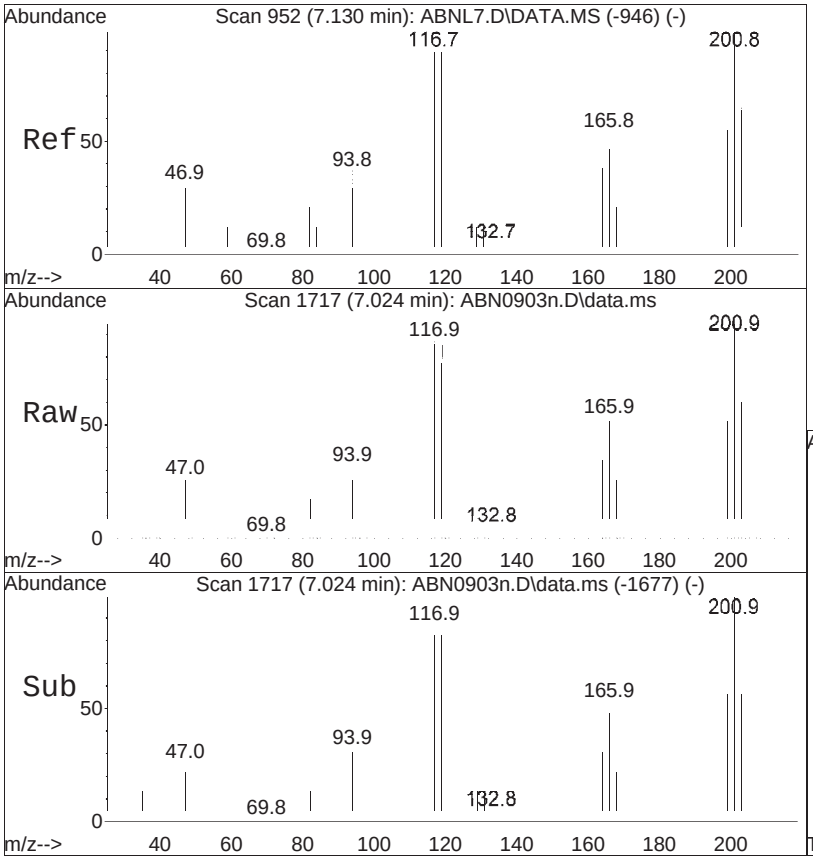


#16
Hexachloroethane
Concen: 4.44 ug/ml
RT: 7.024 min Scan# 1717
Delta R.T. 0.000 min
Lab File: ABN0903n.D
Acq: 4 Sep 2025 1:37 am

Tgt Ion:117 Resp: 36306

| Ion | Ratio | Lower | Upper |
|---|---|---|---|
| 117 | 100 | | |
| 201 | 111.1 | 58.6 | 87.8# |
| 199 | 68.7 | 36.9 | 55.3# |

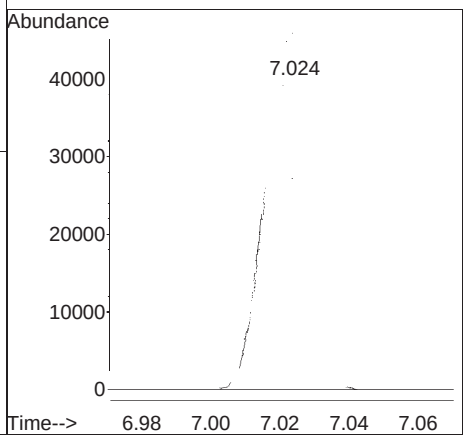

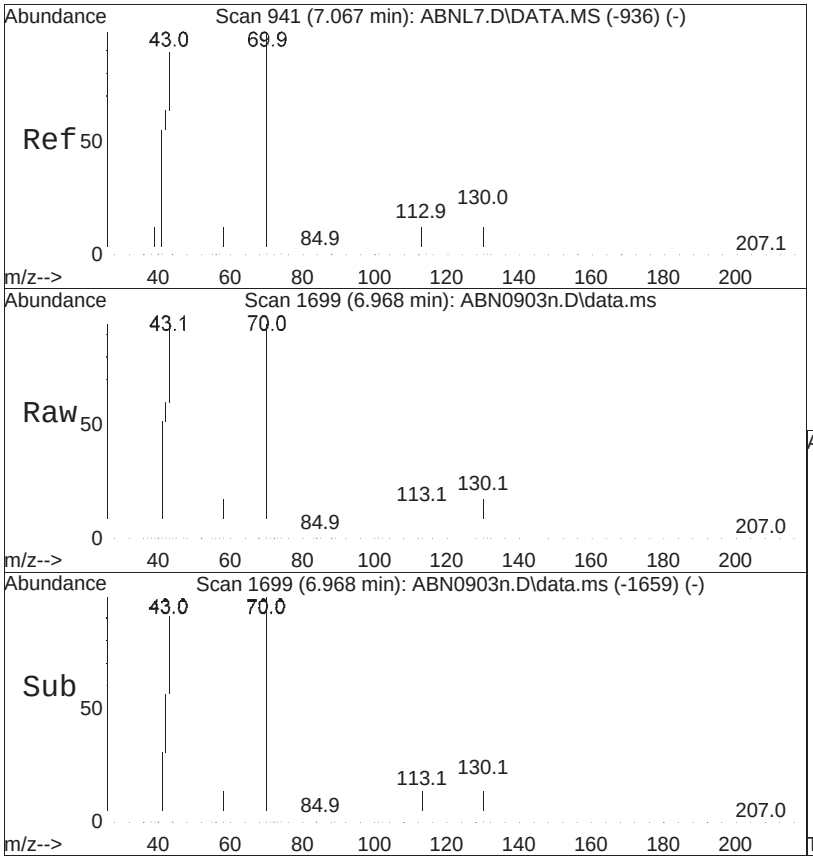


#17
n-Nitrosodi-n-propylamine
Concen: 4.53 ug/ml
RT: 6.968 min Scan# 1699
Delta R.T. 0.000 min
Lab File: ABN0903n.D
Acq: 4 Sep 2025 1:37 am

Tgt Ion: 70 Resp: 52291

| Ion | Ratio | Lower | Upper |
|---|---|---|---|
| 70 | 100 | | |
| 130 | 19.6 | 18.2 | 27.4 |
| 101 | 9.5 | 7.8 | 11.8 |

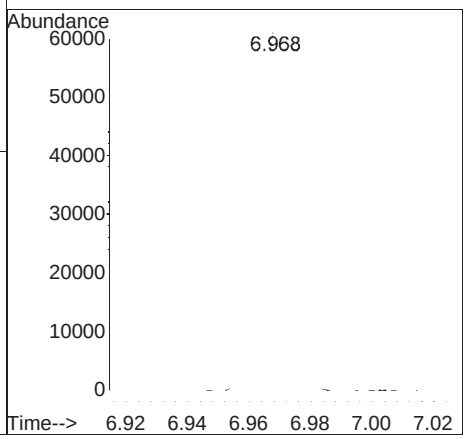

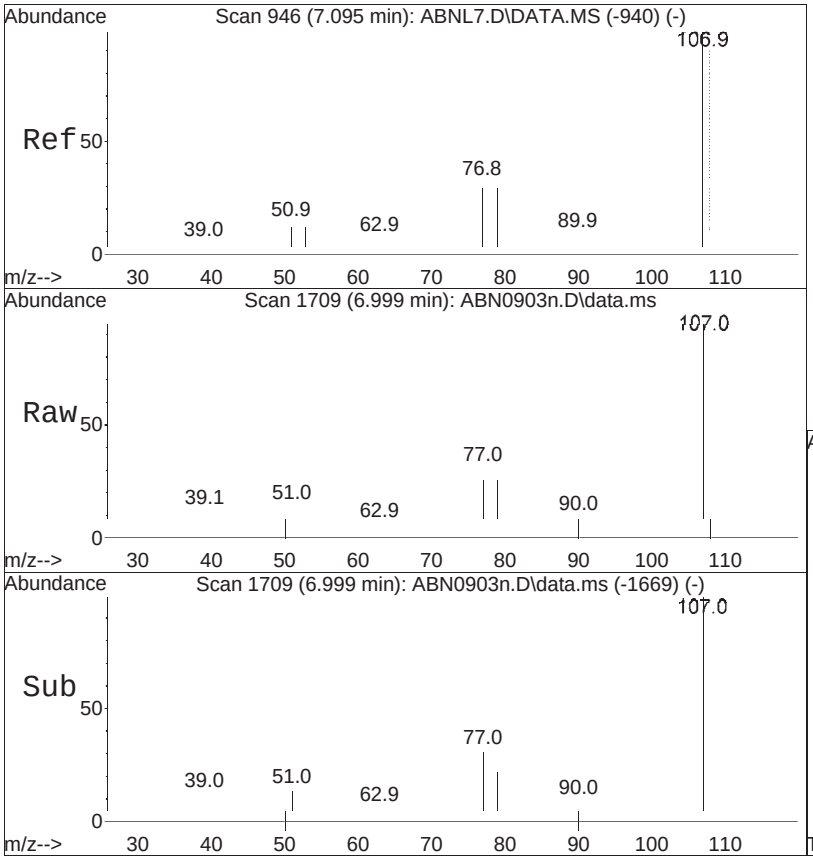


#18
3-Methylphenol/4-Methylphenol
Concen: 4.96 ug/ml
RT: 6.999 min Scan# 1709
Delta R.T. 0.000 min
Lab File: ABN0903n.D
Acq: 4 Sep 2025 1:37 am

Tgt Ion:108 Resp: 76500

| Ion | Ratio | Lower | Upper |
|---|---|---|---|
| 108 | 100 | | |
| 107 | 113.6 | 88.6 | 132.8 |
| 90 | 11.0 | 8.8 | 13.2 |

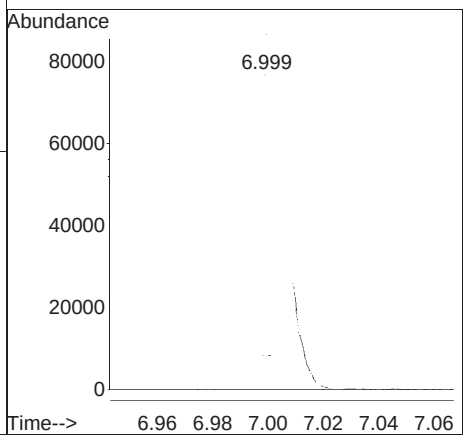

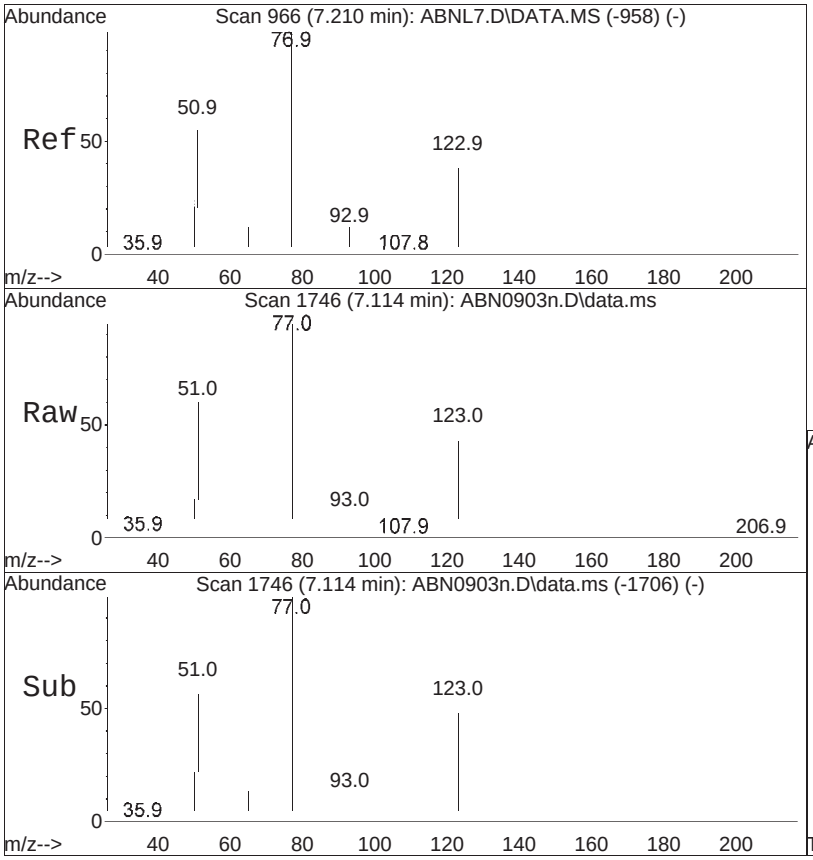


#20
Nitrobenzene
Concen: 4.79 ug/ml
RT: 7.114 min Scan# 1746
Delta R.T. 0.000 min
Lab File: ABN0903n.D
Acq: 4 Sep 2025 1:37 am

Tgt Ion: 77 Resp: 79831

| Ion | Ratio | Lower | Upper |
|---|---|---|---|
| 77 | 100 | | |
| 123 | 48.9 | 36.3 | 54.5 |
| 65 | 14.1 | 11.6 | 17.4 |

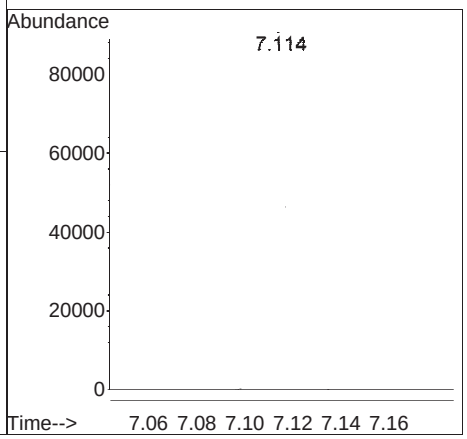

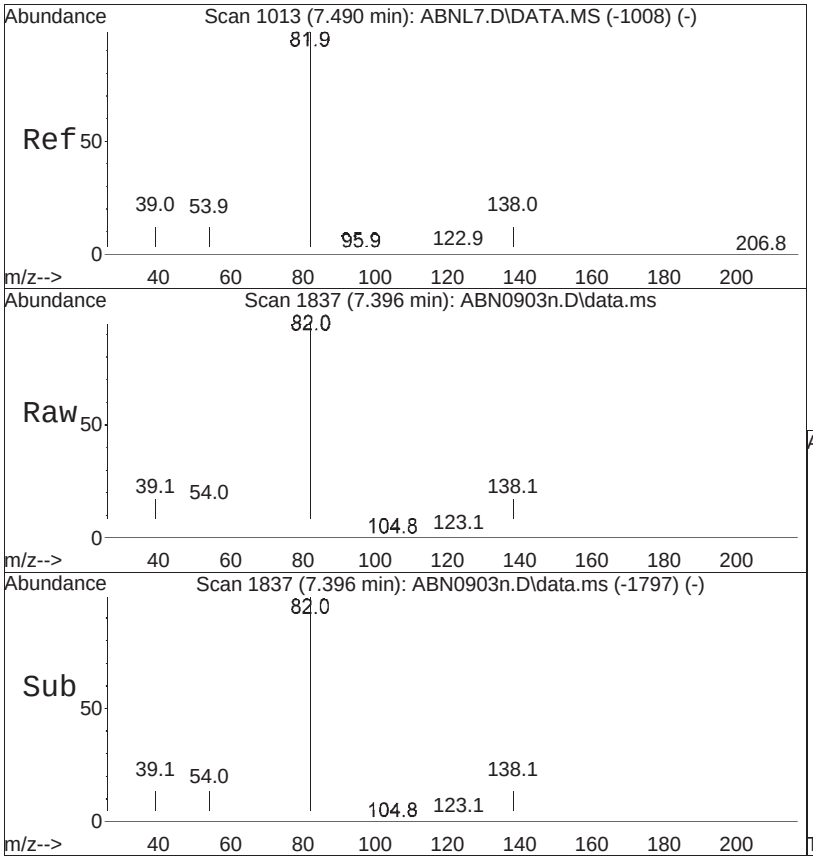


#21
Isophorone
Concen: 4.58 ug/ml
RT: 7.396 min Scan# 1837
Delta R.T. 0.000 min
Lab File: ABN0903n.D
Acq: 4 Sep 2025 1:37 am

Tgt Ion: 82 Resp: 138312

| Ion | Ratio | Lower | Upper |
|---|---|---|---|
| 82 | 100 | | |
| 138 | 18.1 | 14.7 | 22.1 |
| 95 | 7.3 | 5.2 | 7.8 |

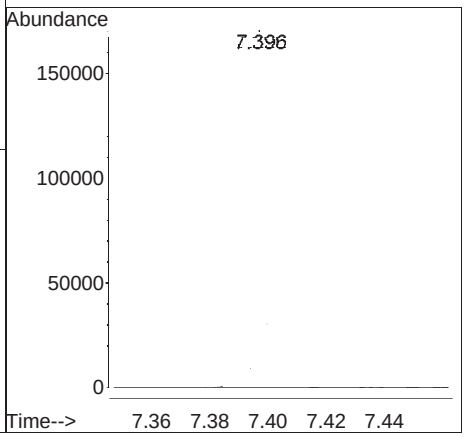

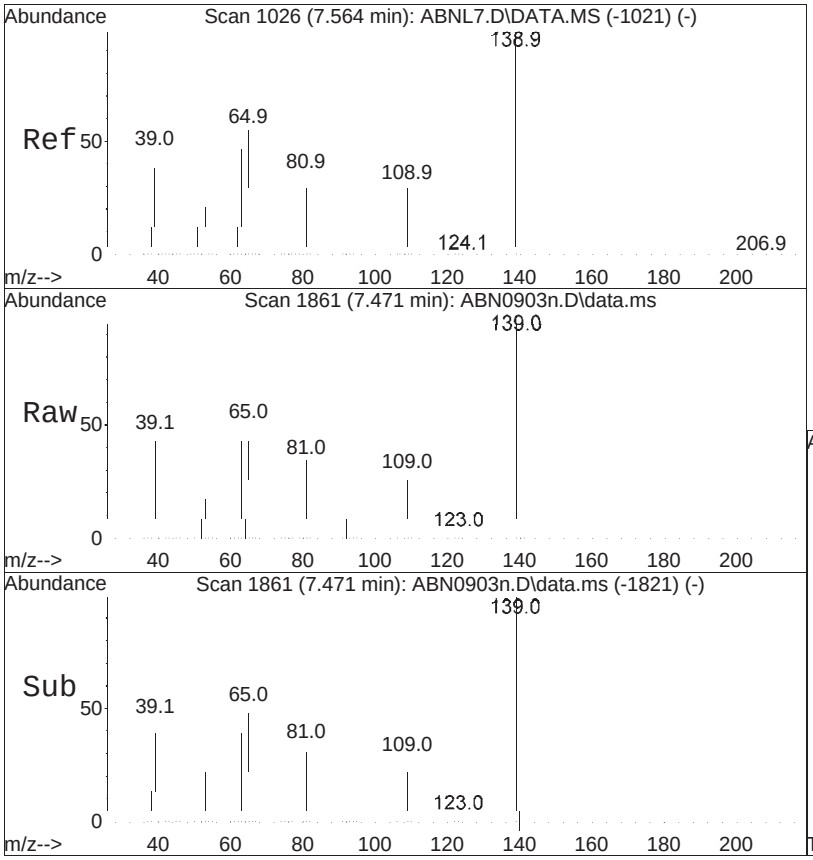


#22
2-Nitrophenol
Concen: 5.61 ug/ml
RT: 7.471 min Scan# 1861
Delta R.T. 0.000 min
Lab File: ABN0903n.D
Acq: 4 Sep 2025 1:37 am

Tgt Ion:139 Resp: 38840

| Ion | Ratio | Lower | Upper |
|---|---|---|---|
| 139 | 100 | | |
| 109 | 29.0 | 19.4 | 29.0 |
| 65 | 50.9 | 46.1 | 69.1 |

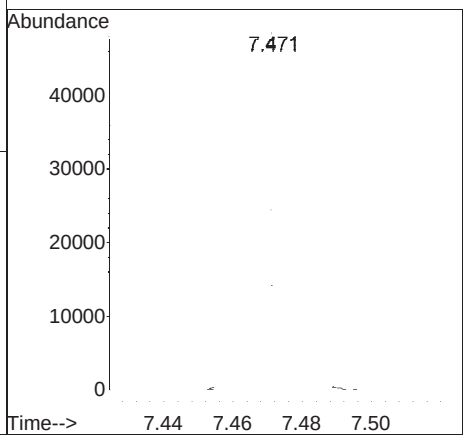

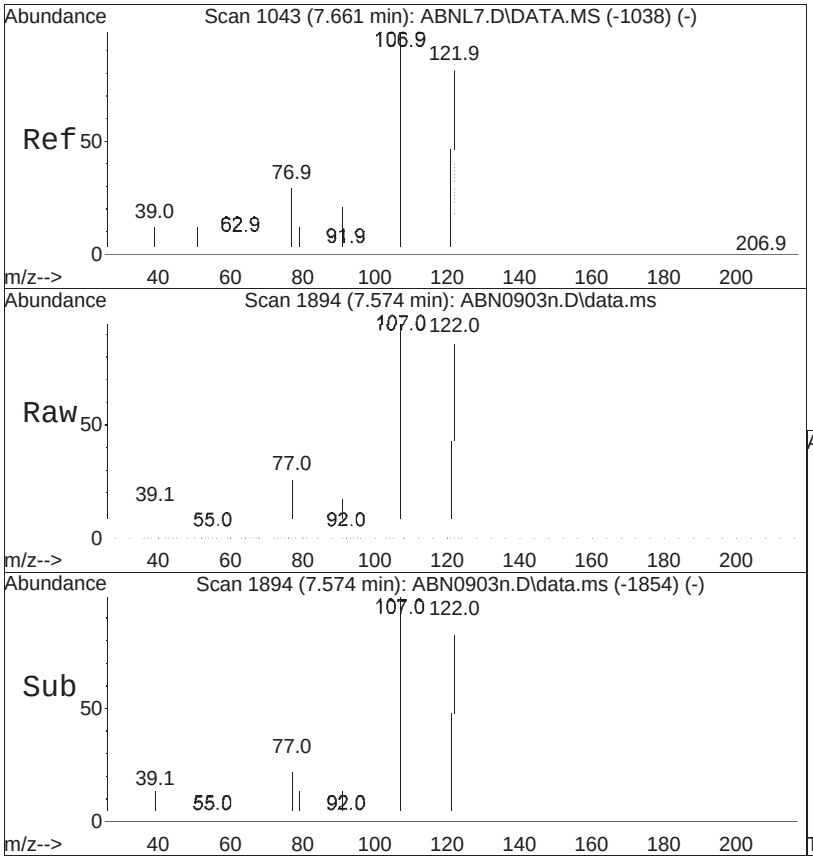


#23
2,4-Dimethylphenol
Concen: 5.02 ug/ml
RT: 7.574 min Scan# 1894
Delta R.T. 0.000 min
Lab File: ABN0903n.D
Acq: 4 Sep 2025 1:37 am

Tgt Ion:107 Resp: 81147

| Ion | Ratio | Lower | Upper |
|---|---|---|---|
| 107 | 100 | | |
| 121 | 50.8 | 40.0 | 60.0 |
| 122 | 89.4 | 70.2 | 105.4 |

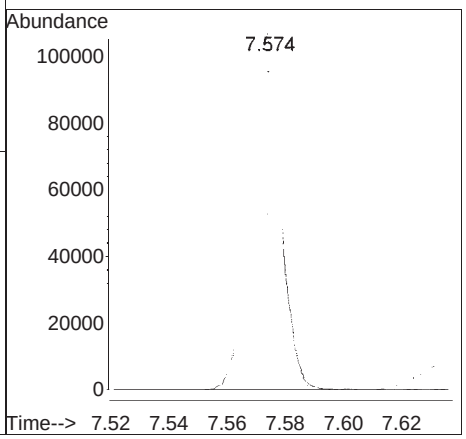

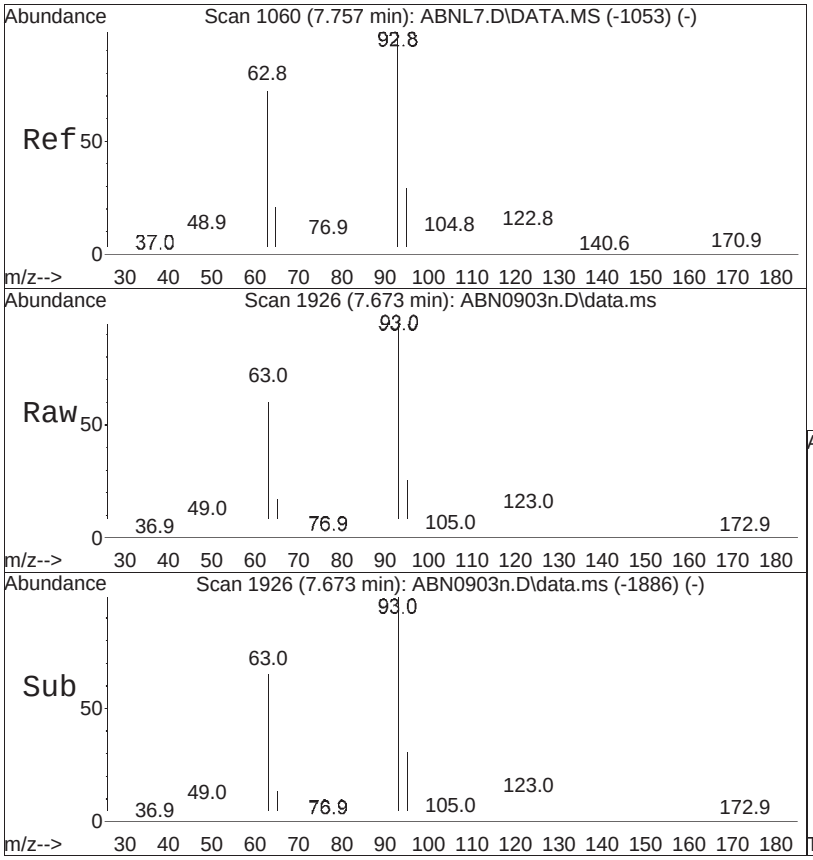


#24
Bis(2-chloroethoxy)methane
Concen: 4.71 ug/ml
RT: 7.673 min Scan# 1926
Delta R.T. 0.000 min
Lab File: ABN0903n.D
Acq: 4 Sep 2025 1:37 am

Tgt Ion: 93 Resp: 95710

| Ion | Ratio | Lower | Upper |
|---|---|---|---|
| 93 | 100 | | |
| 95 | 32.5 | 25.8 | 38.8 |
| 123 | 13.7 | 10.1 | 15.1 |

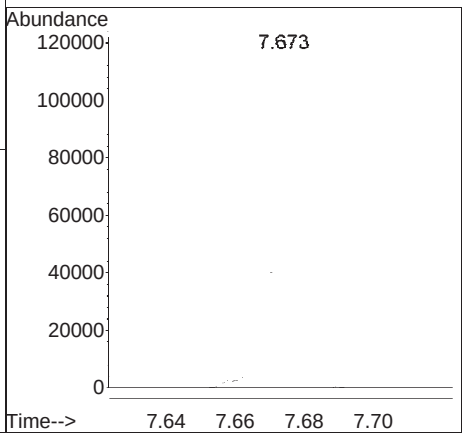

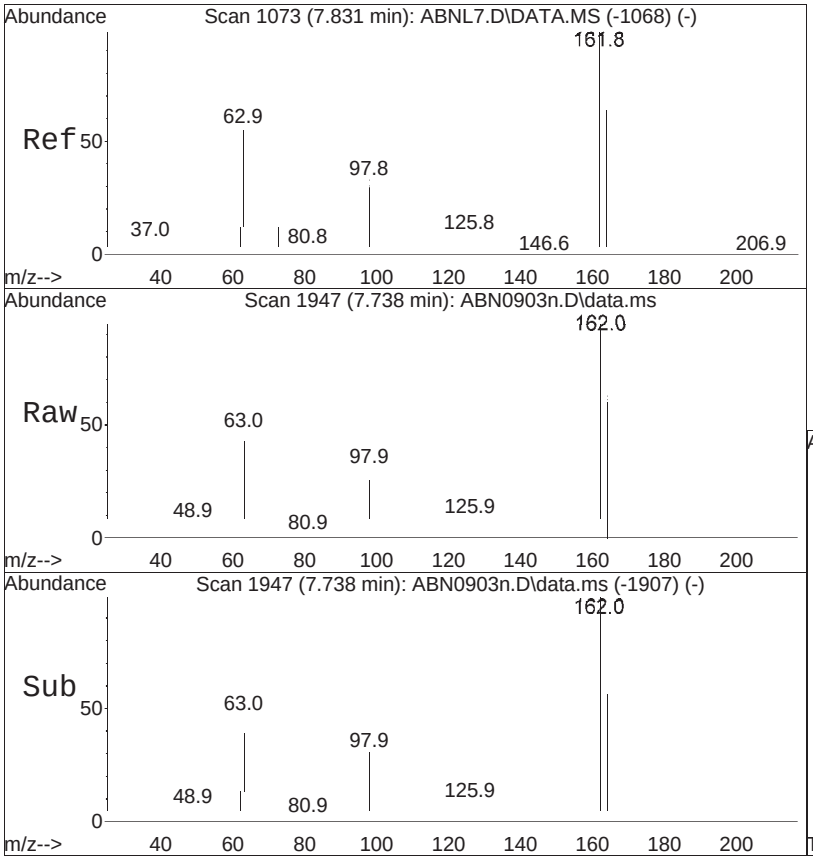


#25
2,4-Dichlorophenol
Concen: 5.06 ug/ml
RT: 7.738 min Scan# 1947
Delta R.T. 0.000 min
Lab File: ABN0903n.D
Acq: 4 Sep 2025 1:37 am

Tgt Ion:162 Resp: 78741

| Ion | Ratio | Lower | Upper |
|---|---|---|---|
| 162 | 100 | | |
| 164 | 62.9 | 51.0 | 76.4 |
| 98 | 31.5 | 32.2 | 48.2# |

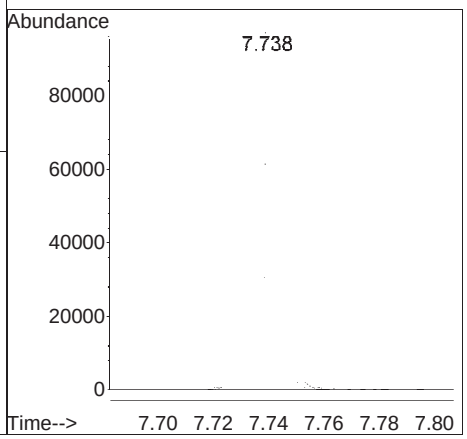

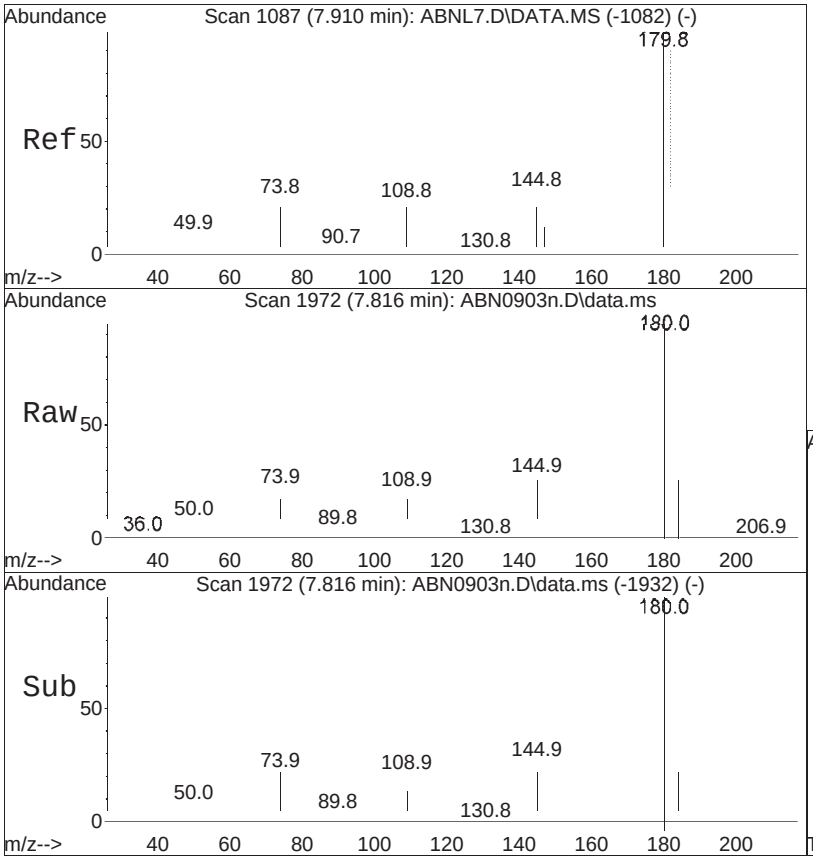


#26
1,2,4-Trichlorobenzene
Concen: 4.63 ug/ml
RT: 7.816 min Scan# 1972
Delta R.T. 0.000 min
Lab File: ABN0903n.D
Acq: 4 Sep 2025 1:37 am

Tgt Ion:180 Resp: 93913

| Ion | Ratio | Lower | Upper |
|---|---|---|---|
| 180 | 100 | | |
| 182 | 93.7 | 76.0 | 114.0 |
| 145 | 28.2 | 25.7 | 38.5 |

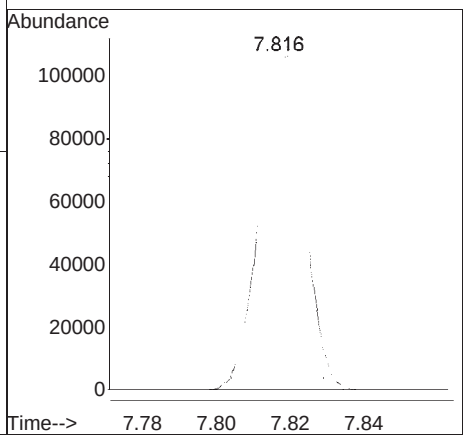

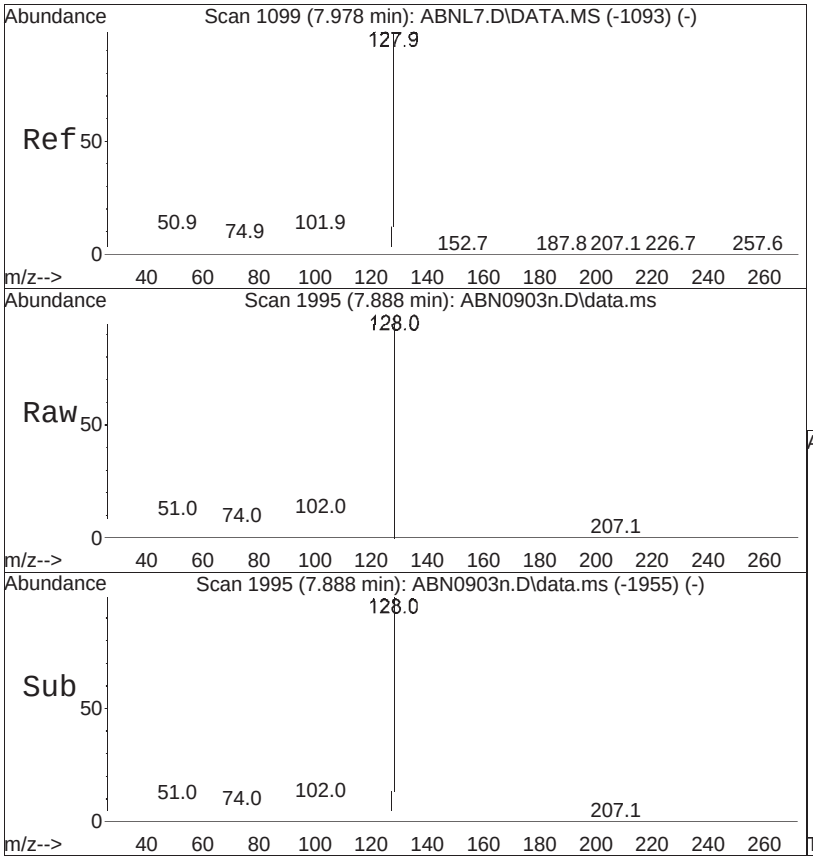


#36
Naphthalene
Concen: 4.40 ug/ml
RT: 7.888 min Scan# 1995
Delta R.T. 0.000 min
Lab File: ABN0903n.D
Acq: 4 Sep 2025 1:37 am

Tgt Ion:128 Resp: 248398

| Ion | Ratio | Lower | Upper |
|---|---|---|---|
| 128 | 100 | | |
| 129 | 10.5 | 8.7 | 13.1 |
| 127 | 13.5 | 10.3 | 15.5 |

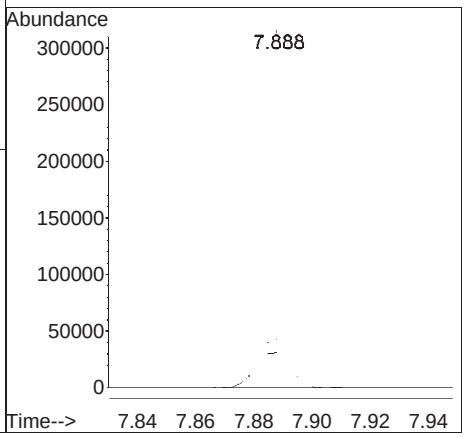

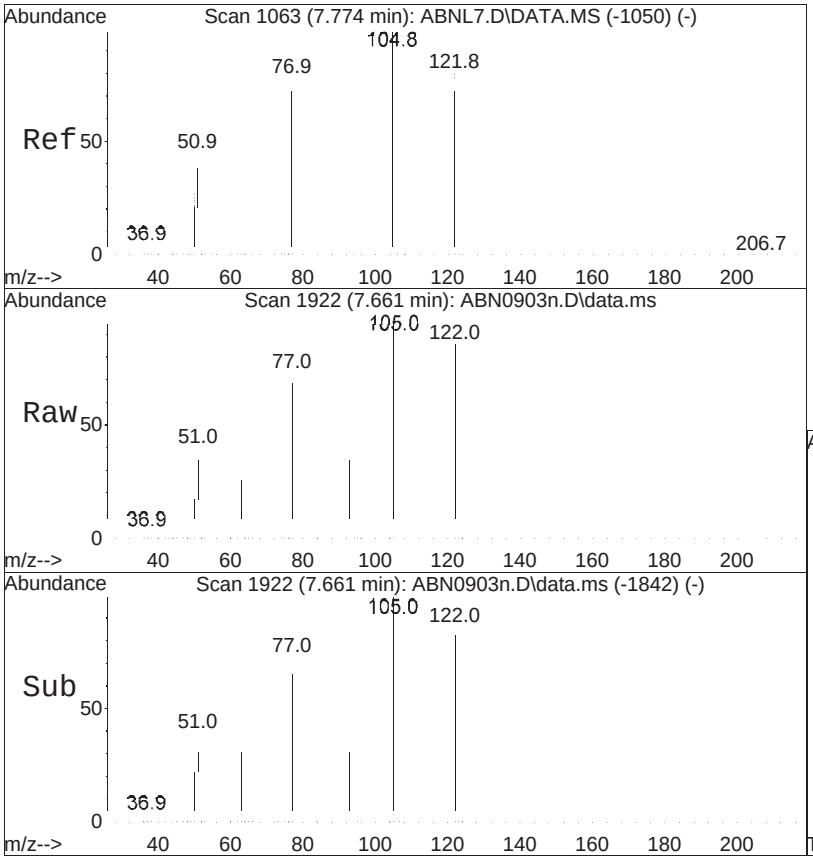


#37
Benzoic Acid
Concen: 4.99 ug/ml
RT: 7.661 min Scan# 1922
Delta R.T. 0.000 min
Lab File: ABN0903n.D
Acq: 4 Sep 2025 1:37 am

Tgt Ion:105 Resp: 46492

| Ion | Ratio | Lower | Upper |
|---|---|---|---|
| 105 | 100 | | |
| 122 | 81.4 | 59.9 | 89.9 |
| 77 | 73.6 | 60.1 | 90.1 |

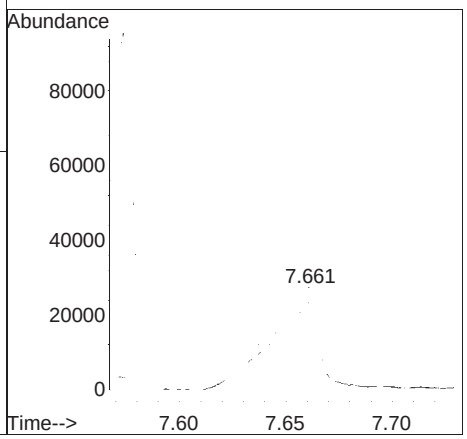

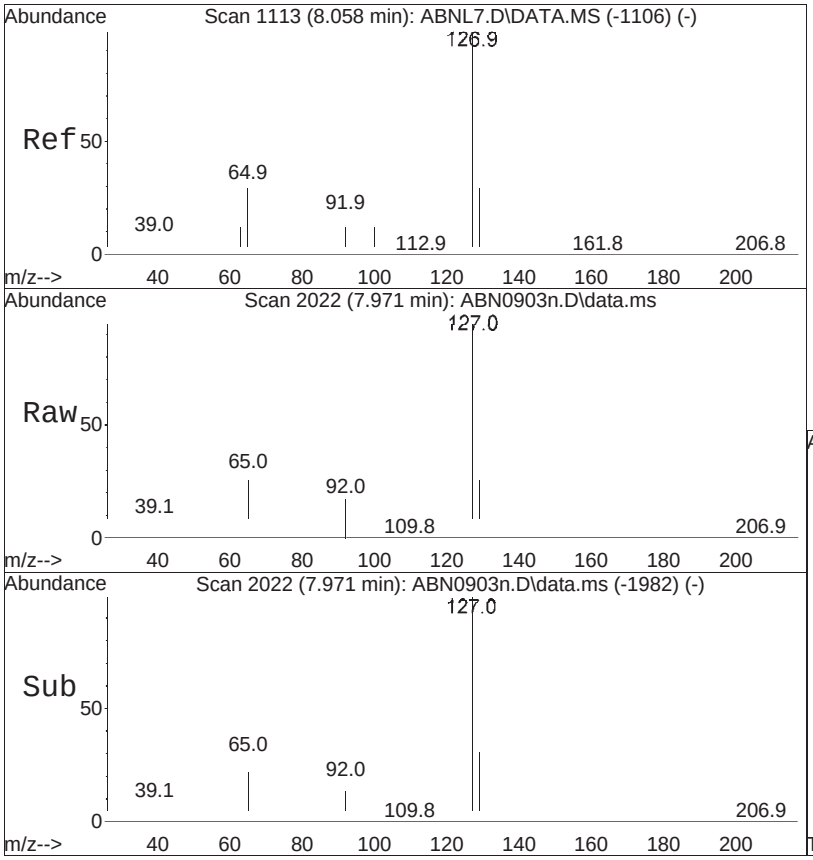


#38
4-Chloroaniline
Concen: 4.62 ug/ml
RT: 7.971 min Scan# 2022
Delta R.T. 0.000 min
Lab File: ABN0903n.D
Acq: 4 Sep 2025 1:37 am

Tgt Ion: 65 Resp: 29612

| Ion | Ratio | Lower | Upper |
|---|---|---|---|
| 65 | 100 | | |
| 127 | 343.3 | 237.6 | 356.4 |
| 129 | 111.3 | 76.3 | 114.5 |

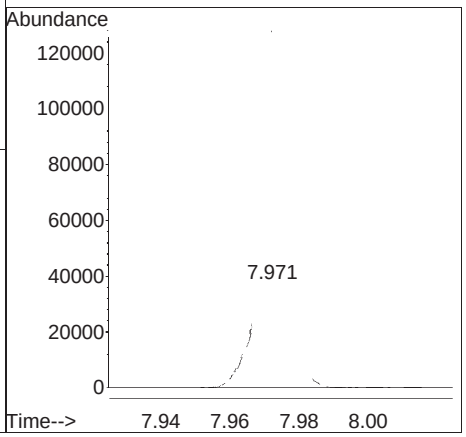

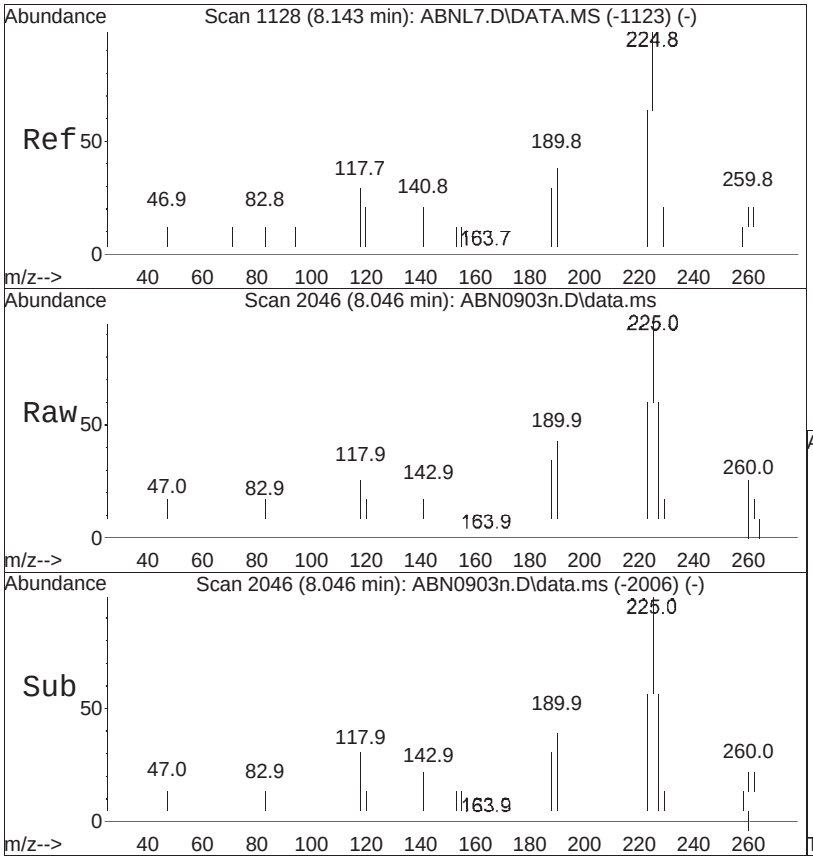


#39
Hexachlorobutadiene
Concen: 4.21 ug/ml
RT: 8.046 min Scan# 2046
Delta R.T. 0.000 min
Lab File: ABN0903n.D
Acq: 4 Sep 2025 1:37 am

Tgt Ion:225 Resp: 52193

| Ion | Ratio | Lower | Upper |
|---|---|---|---|
| 225 | 100 | | |
| 223 | 62.7 | 50.3 | 75.5 |
| 227 | 62.3 | 52.2 | 78.2 |

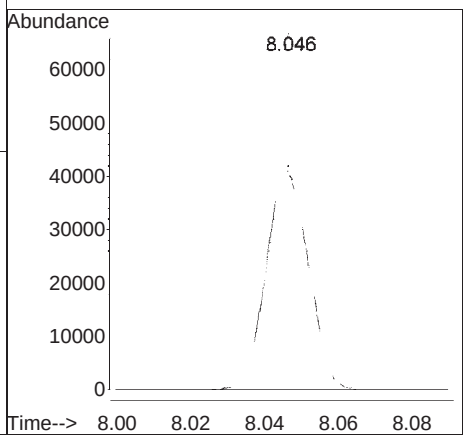

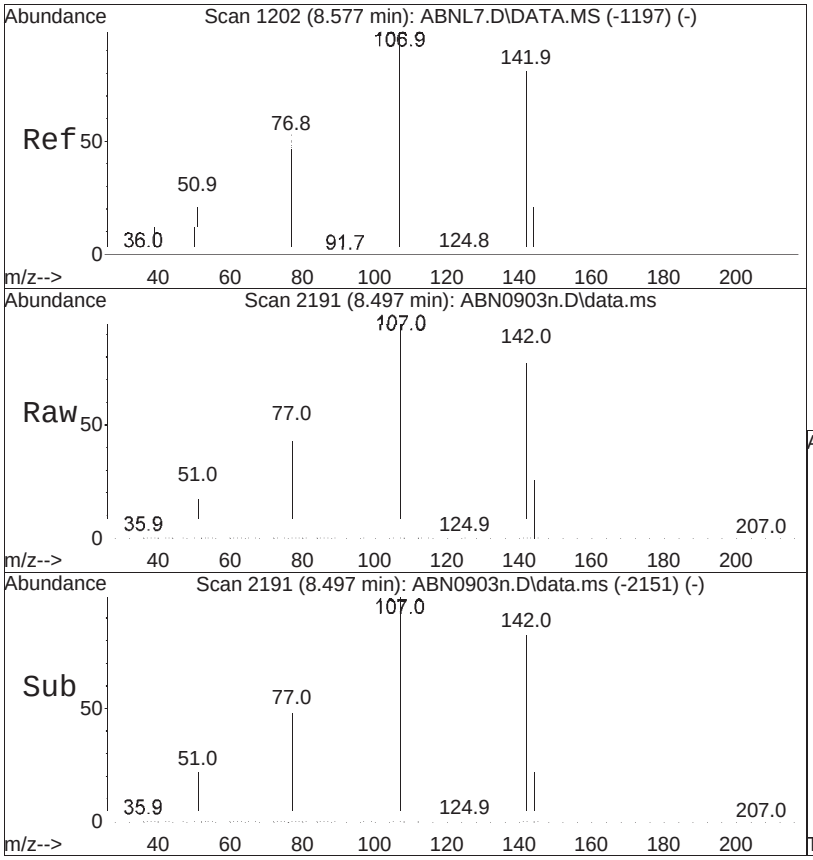


#40
p-Chloro-m-cresol
Concen: 4.91 ug/ml
RT: 8.497 min Scan# 2191
Delta R.T. 0.000 min
Lab File: ABN0903n.D
Acq: 4 Sep 2025 1:37 am

Tgt Ion:107 Resp: 67255

| Ion | Ratio | Lower | Upper |
|---|---|---|---|
| 107 | 100 | | |
| 144 | 28.3 | 20.9 | 31.3 |
| 142 | 85.8 | 66.1 | 99.1 |

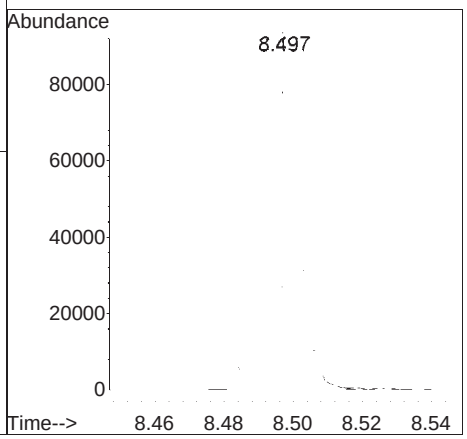

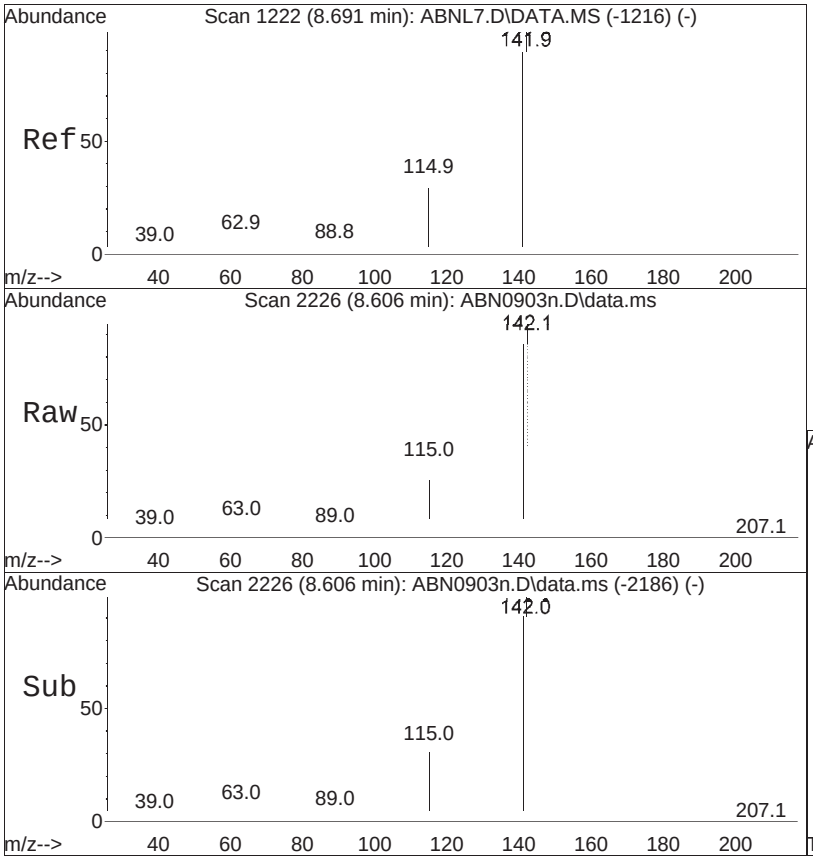


#41
2-Methylnaphthalene
Concen: 4.59 ug/ml
RT: 8.606 min Scan# 2226
Delta R.T. 0.000 min
Lab File: ABN0903n.D
Acq: 4 Sep 2025 1:37 am

Tgt Ion:142 Resp: 155671

| Ion | Ratio | Lower | Upper |
|---|---|---|---|
| 142 | 100 | | |
| 141 | 93.8 | 69.6 | 104.4 |
| 115 | 34.2 | 26.6 | 40.0 |

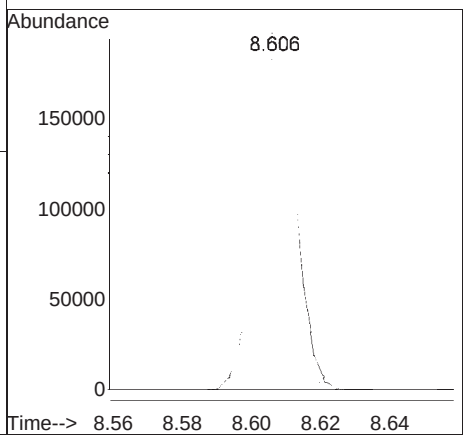

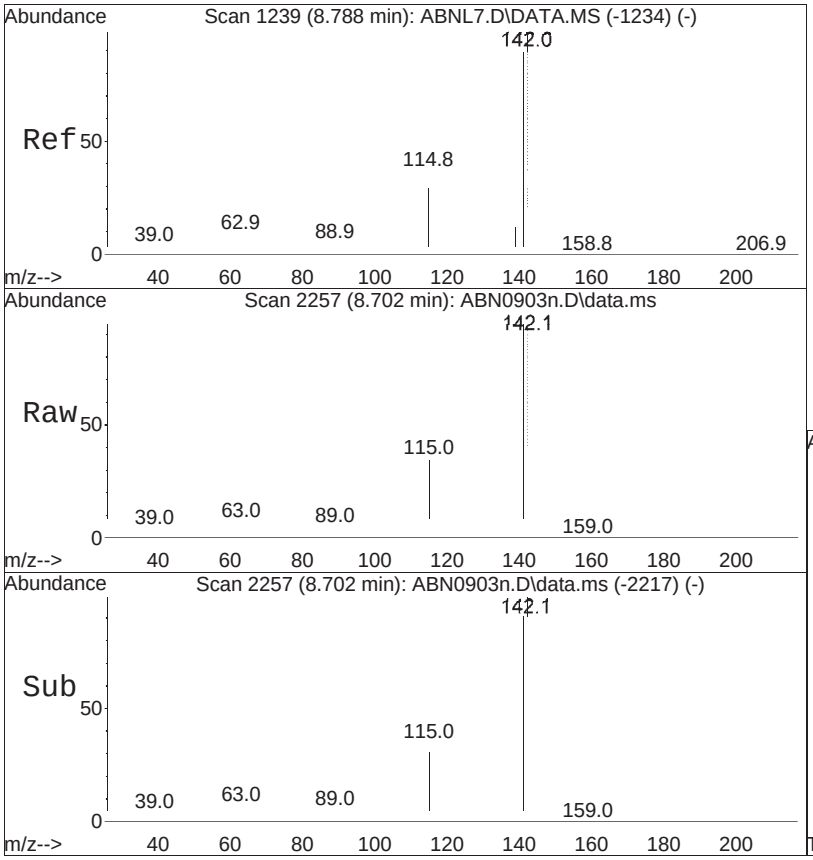


#42
1-Methylnaphthalene
Concen: 4.42 ug/ml
RT: 8.702 min Scan# 2257
Delta R.T. 0.000 min
Lab File: ABN0903n.D
Acq: 4 Sep 2025 1:37 am

Tgt Ion:115 Resp: 56684

| Ion | Ratio | Lower | Upper |
|---|---|---|---|
| 115 | 100 | | |
| 141 | 272.0 | 207.8 | 311.6 |
| 142 | 284.7 | 226.8 | 340.2 |

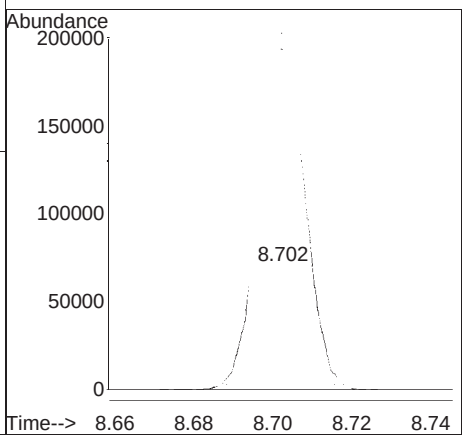

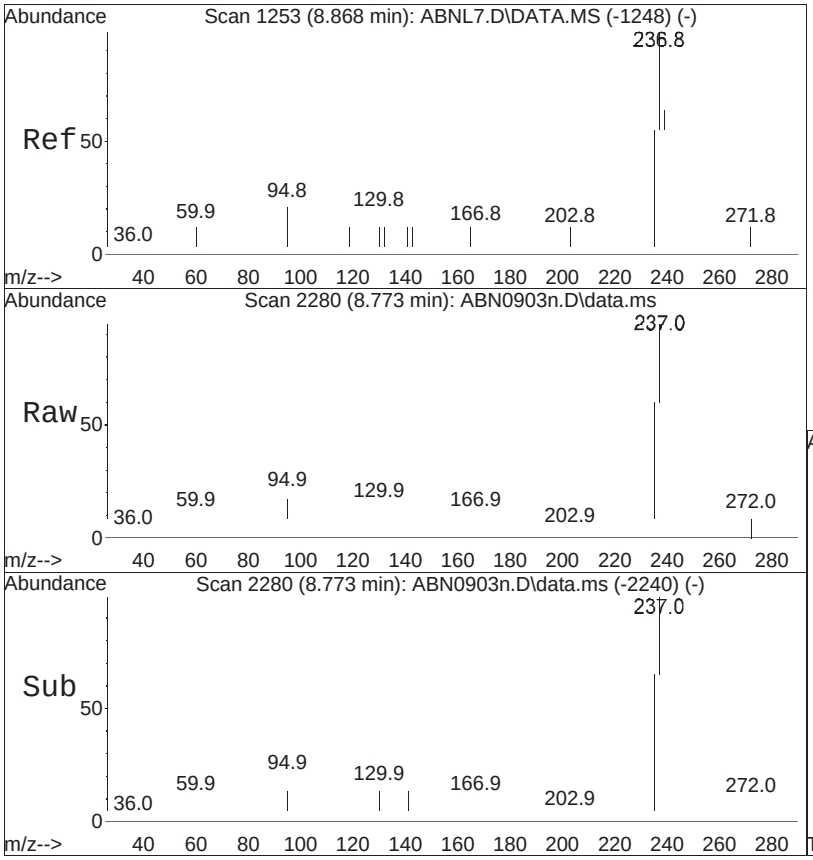


#43
Hexachlorocyclopentadiene
Concen: 4.63 ug/ml
RT: 8.773 min Scan# 2280
Delta R.T. 0.000 min
Lab File: ABN0903n.D
Acq: 4 Sep 2025 1:37 am

Tgt Ion:237 Resp: 60494

| Ion | Ratio | Lower | Upper |
|---|---|---|---|
| 237 | 100 | | |
| 235 | 64.2 | 49.7 | 74.5 |
| 272 | 11.3 | 9.8 | 14.6 |

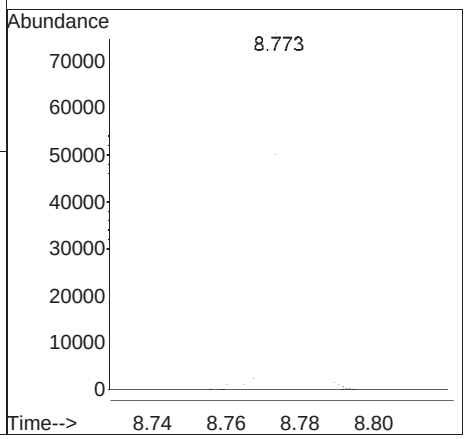

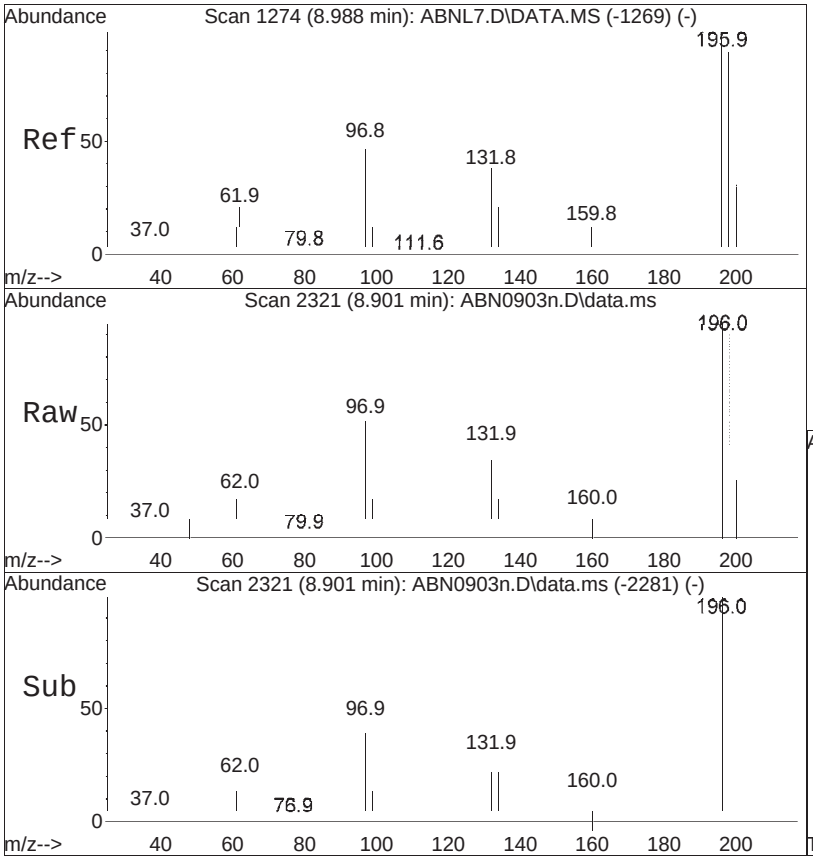


#44
2,4,6-Trichlorophenol
Concen: 4.89 ug/ml
RT: 8.901 min Scan# 2321
Delta R.T. 0.000 min
Lab File: ABN0903n.D
Acq: 4 Sep 2025 1:37 am

Tgt Ion:196 Resp: 56154

| Ion | Ratio | Lower | Upper |
|---|---|---|---|
| 196 | 100 | | |
| 198 | 100.0 | 77.5 | 116.3 |
| 200 | 31.6 | 23.8 | 35.6 |

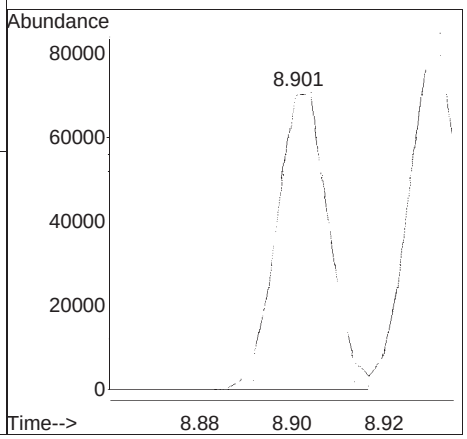

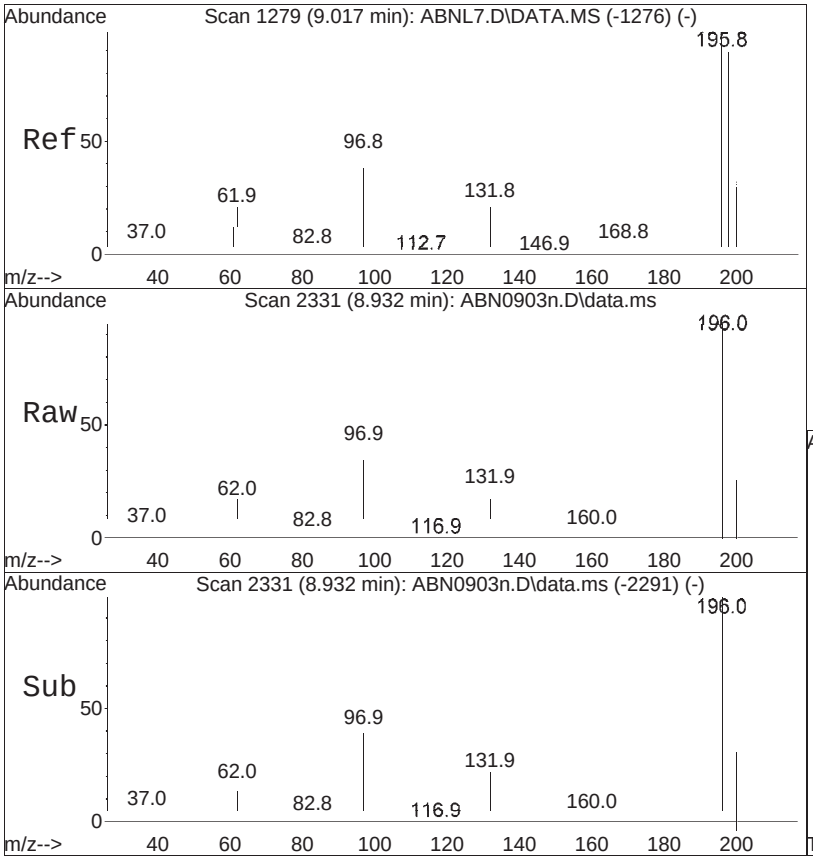


#45
2,4,5-Trichlorophenol
Concen: 5.14 ug/ml
RT: 8.932 min Scan# 2331
Delta R.T. 0.000 min
Lab File: ABN0903n.D
Acq: 4 Sep 2025 1:37 am

Tgt Ion:196 Resp: 63339

| Ion | Ratio | Lower | Upper |
|---|---|---|---|
| 196 | 100 | | |
| 200 | 31.3 | 25.4 | 38.0 |
| 198 | 98.9 | 78.0 | 117.0 |

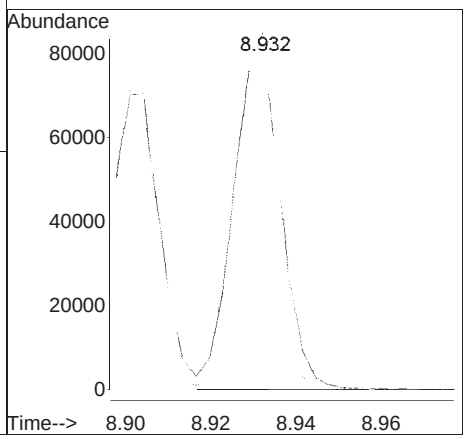

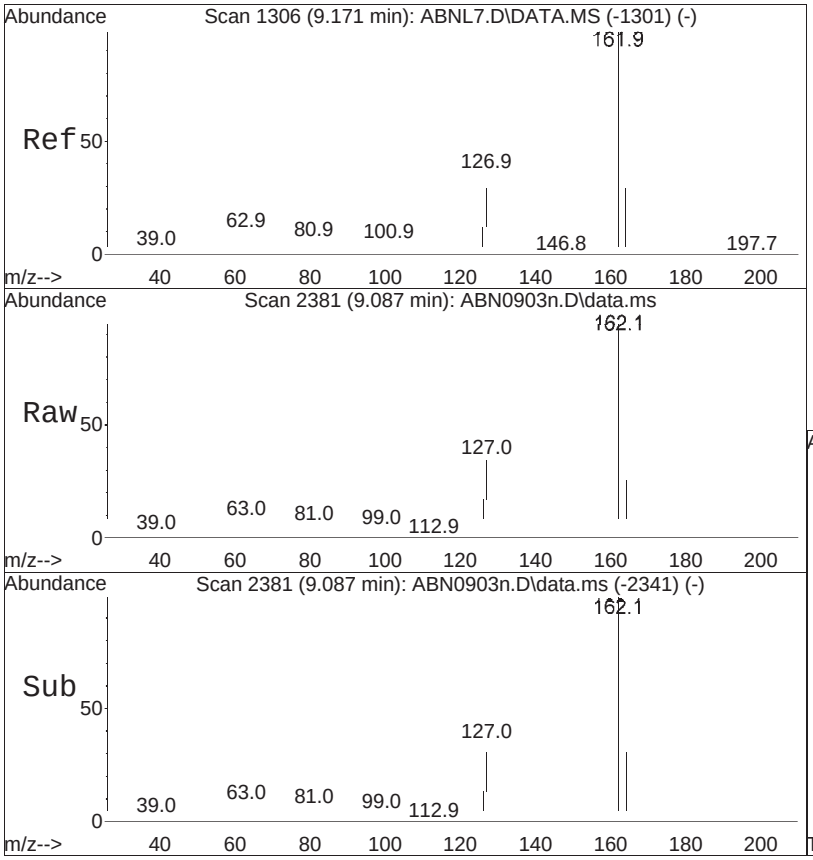


#47
2-Chloronaphthalene
Concen: 4.38 ug/ml
RT: 9.087 min Scan# 2381
Delta R.T. 0.000 min
Lab File: ABN0903n.D
Acq: 4 Sep 2025 1:37 am

Tgt Ion:162 Resp: 172120

| Ion | Ratio | Lower | Upper |
|---|---|---|---|
| 162 | 100 | | |
| 127 | 35.8 | 32.2 | 48.4 |
| 164 | 32.8 | 25.7 | 38.5 |

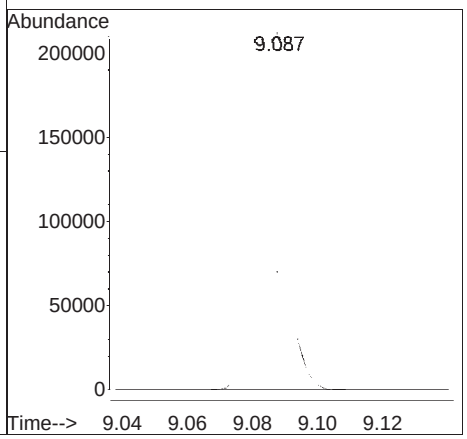

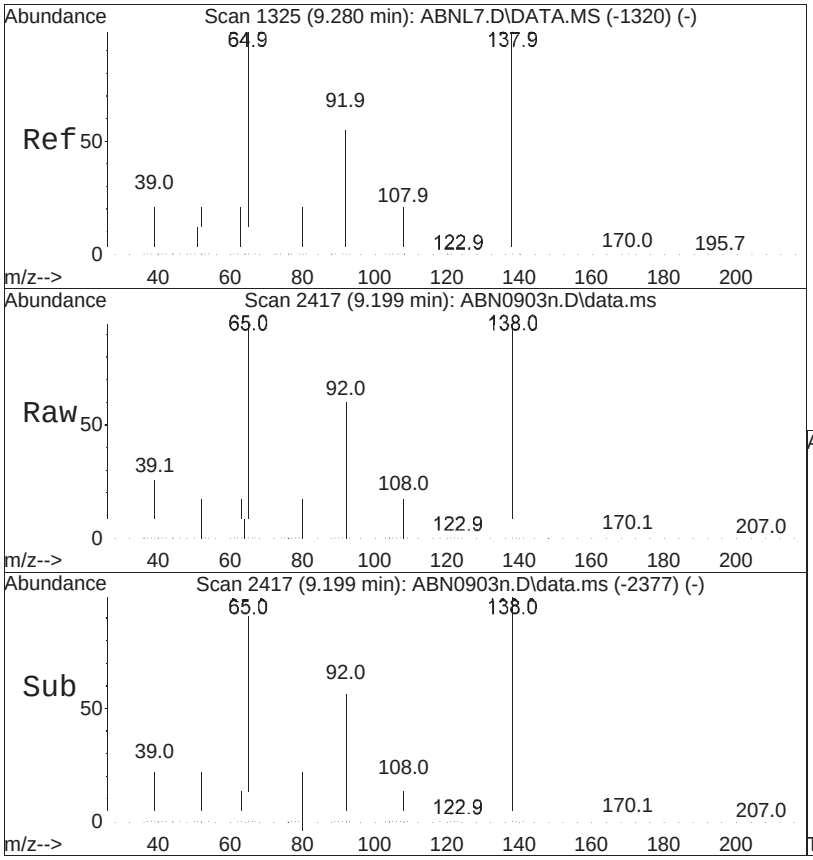


#48
2-Nitroaniline
Concen: 5.15 ug/ml
RT: 9.199 min Scan# 2417
Delta R.T. 0.000 min
Lab File: ABN0903n.D
Acq: 4 Sep 2025 1:37 am

Tgt Ion:138 Resp: 43870

| Ion | Ratio | Lower | Upper |
|---|---|---|---|
| 138 | 100 | | |
| 92 | 61.4 | 53.5 | 80.3 |
| 65 | 91.2 | 86.3 | 129.5 |

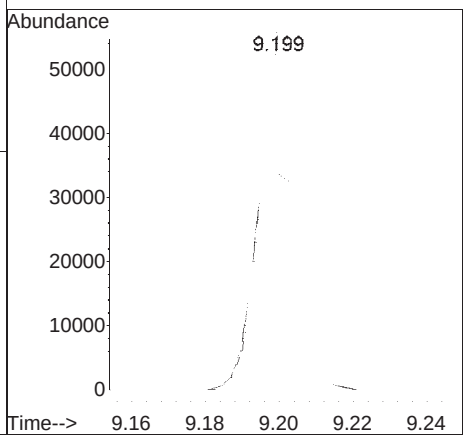

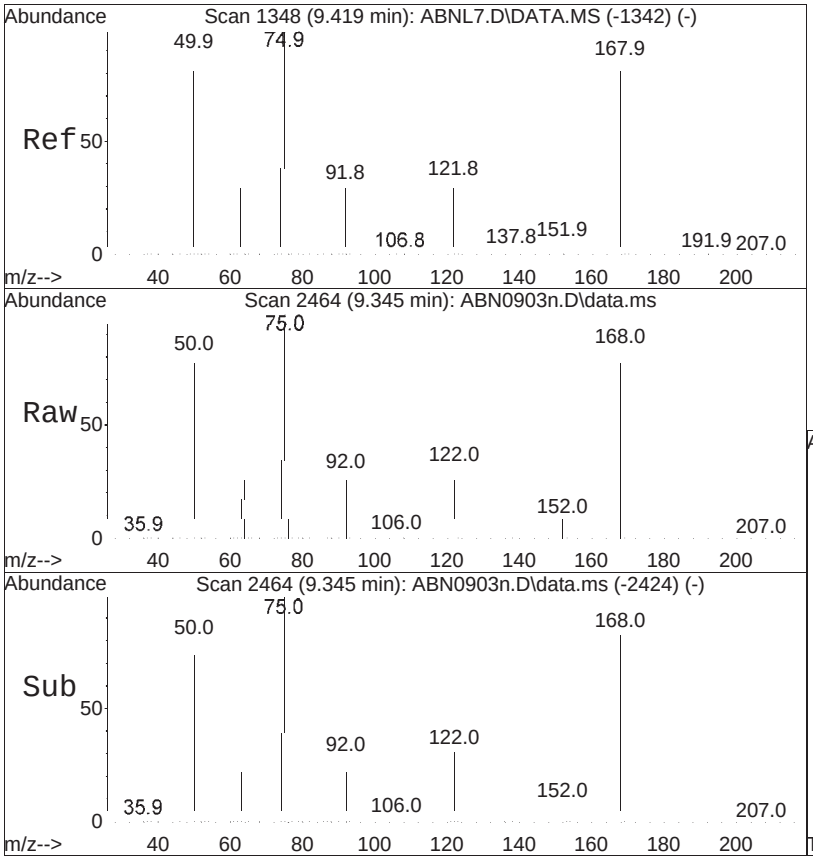


#49
1,4-Dinitrobenzene
Concen: 5.41 ug/ml
RT: 9.345 min Scan# 2464
Delta R.T. 0.000 min
Lab File: ABN0903n.D
Acq: 4 Sep 2025 1:37 am

Tgt Ion:168 Resp: 22386

| Ion | Ratio | Lower | Upper |
|---|---|---|---|
| 168 | 100 | | |
| 75 | 120.1 | 121.8 | 182.8# |

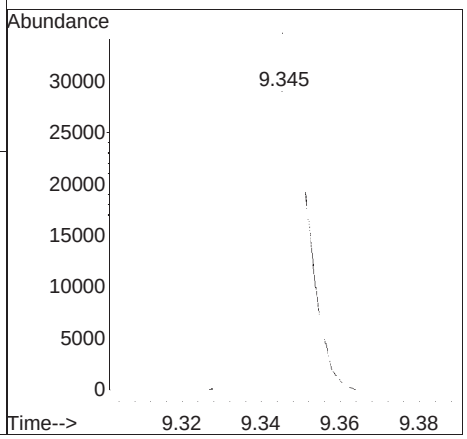

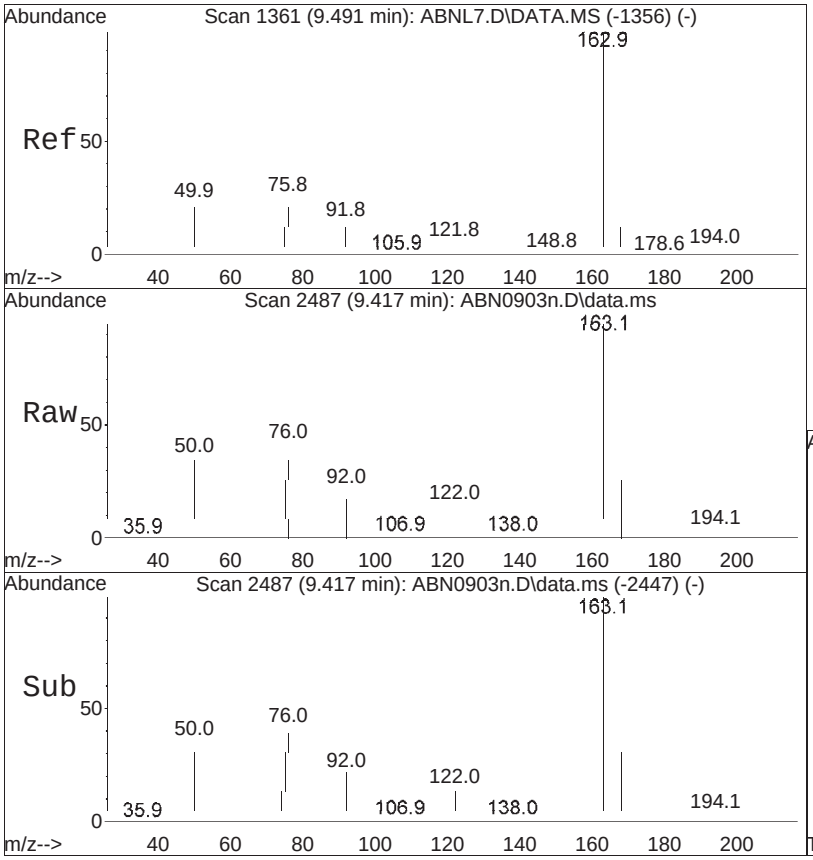


#50
1,3-Dinitrobenzene
Concen: 5.40 ug/ml
RT: 9.417 min Scan# 2487
Delta R.T. 0.000 min
Lab File: ABN0903n.D
Acq: 4 Sep 2025 1:37 am

Tgt Ion:168 Resp: 26856

| Ion | Ratio | Lower | Upper |
|---|---|---|---|
| 168 | 100 | | |
| 75 | 122.2 | 22.7 | 34.1# |

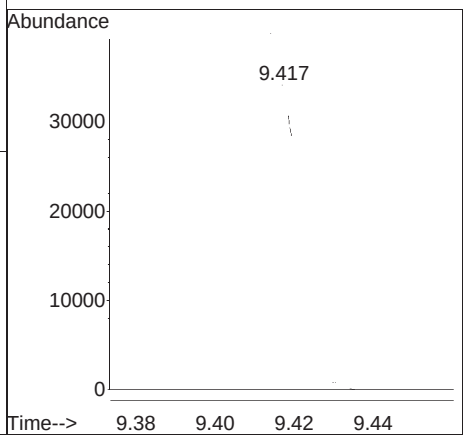

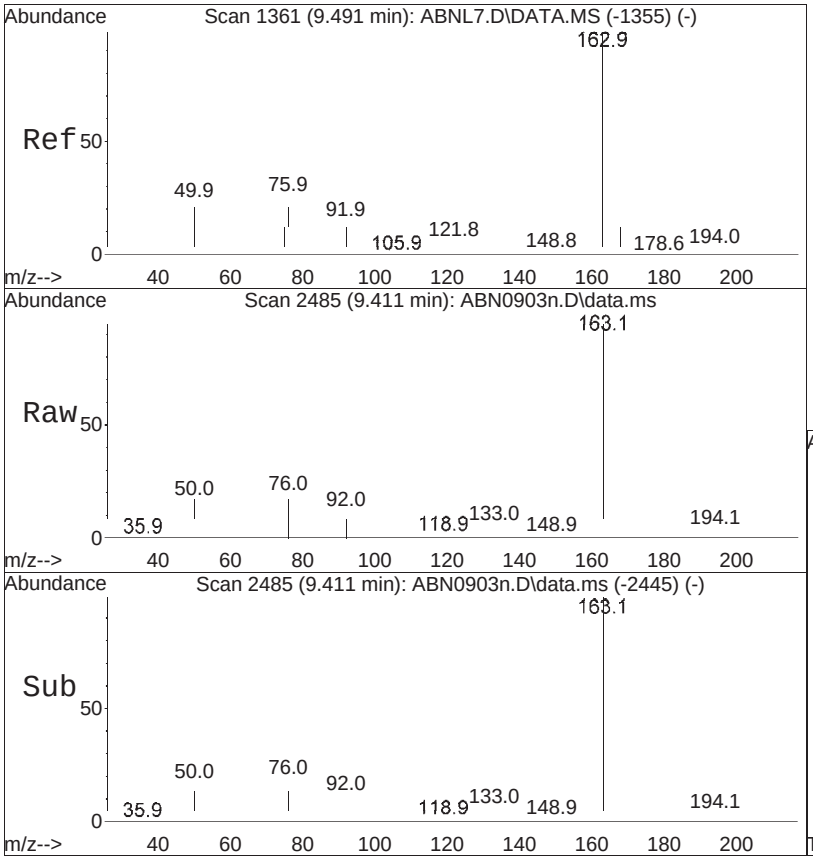


#51
Dimethyl phthalate
Concen: 4.71 ug/ml
RT: 9.411 min Scan# 2485
Delta R.T. 0.000 min
Lab File: ABN0903n.D
Acq: 4 Sep 2025 1:37 am

Tgt Ion:163 Resp: 194165

| Ion | Ratio | Lower | Upper |
|---|---|---|---|
| 163 | 100 | | |
| 194 | 3.4 | 3.5 | 5.3# |
| 164 | 10.1 | 7.9 | 11.9 |

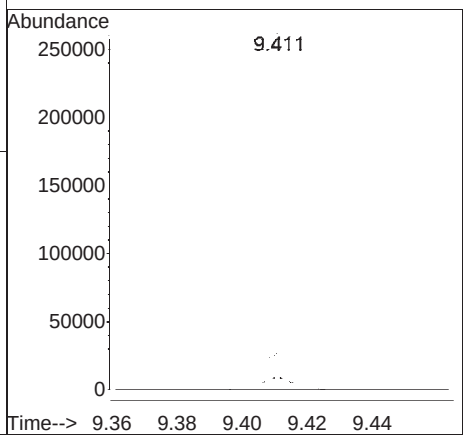

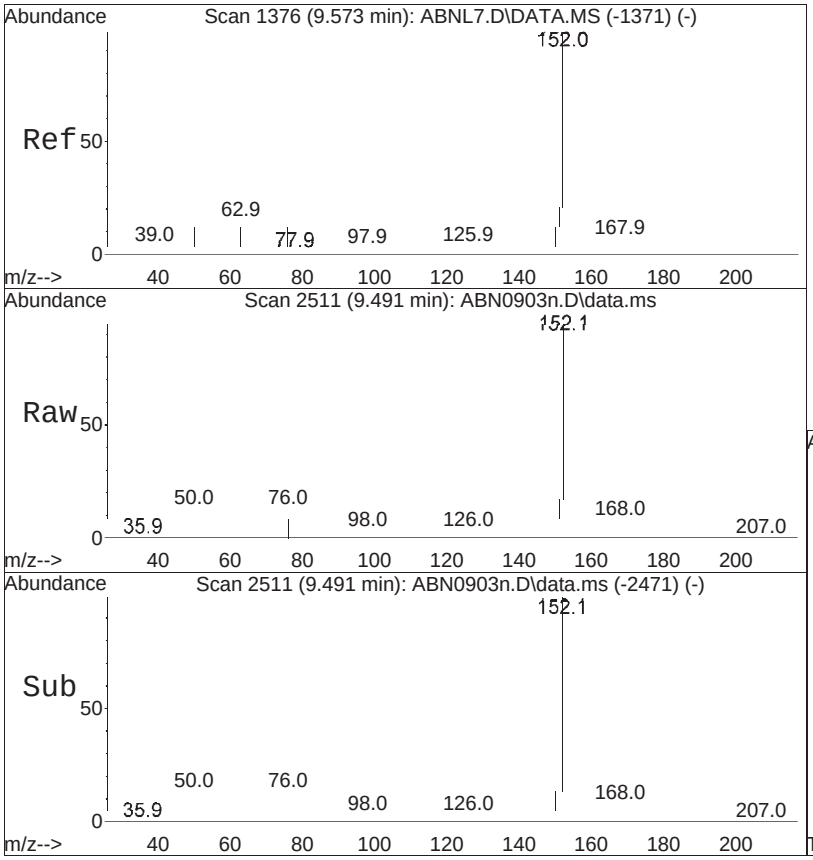


#52
Acenaphthylene
Concen: 4.67 ug/ml
RT: 9.491 min Scan# 2511
Delta R.T. 0.000 min
Lab File: ABN0903n.D
Acq: 4 Sep 2025 1:37 am

Tgt Ion:152 Resp: 275263

| Ion | Ratio | Lower | Upper |
|---|---|---|---|
| 152 | 100 | | |
| 151 | 20.6 | 15.8 | 23.6 |
| 153 | 13.8 | 10.5 | 15.7 |

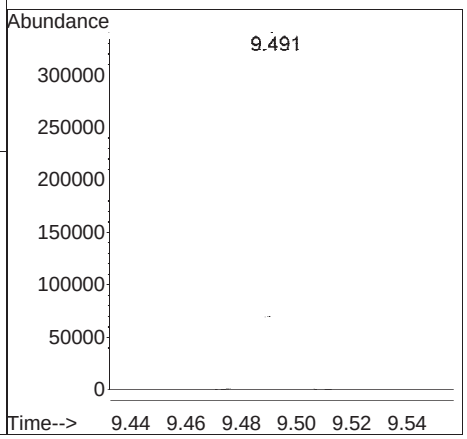

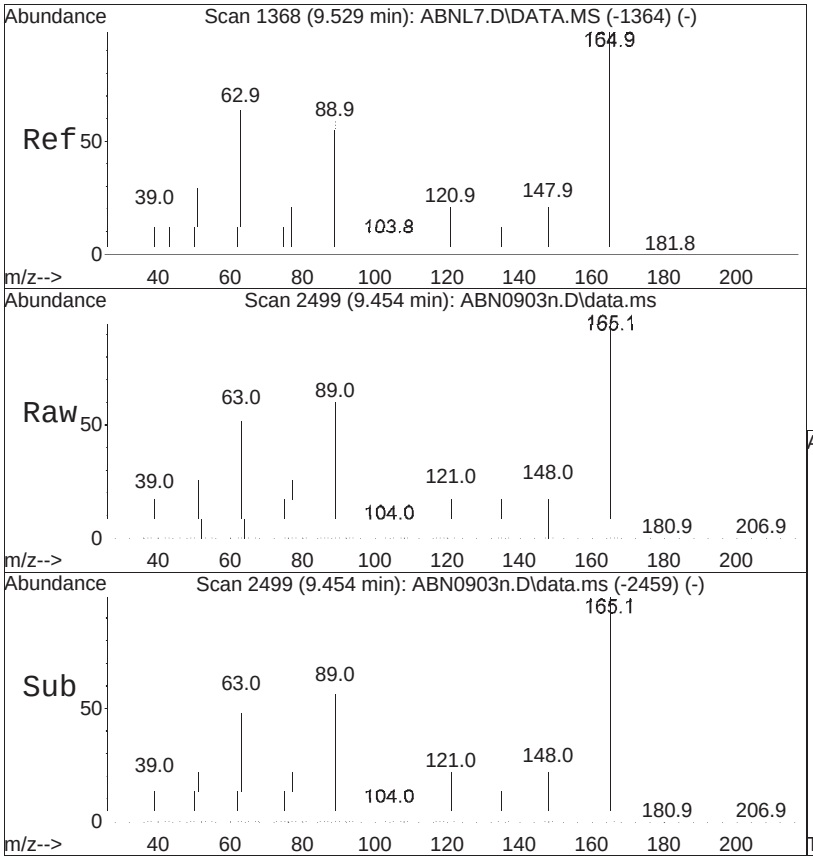


#53
2,6-Dinitrotoluene
Concen: 5.58 ug/ml
RT: 9.454 min Scan# 2499
Delta R.T. 0.000 min
Lab File: ABN0903n.D
Acq: 4 Sep 2025 1:37 am

Tgt Ion:165 Resp: 39256

| Ion | Ratio | Lower | Upper |
|---|---|---|---|
| 165 | 100 | | |
| 89 | 56.8 | 54.2 | 81.2 |
| 63 | 54.5 | 64.2 | 96.2# |

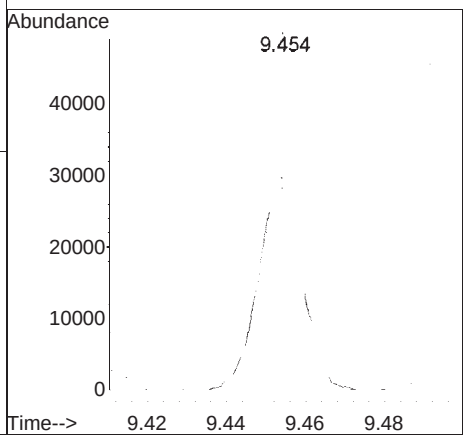

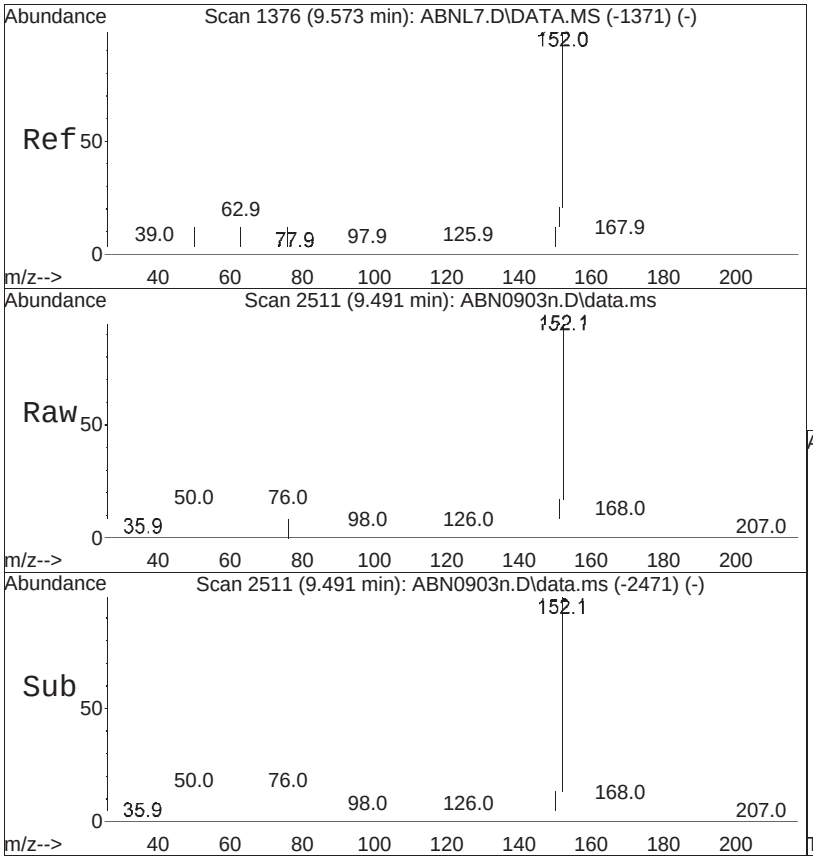


#54
1,2-Dinitrobenzene
Concen: 5.97 ug/ml
RT: 9.491 min Scan# 2511
Delta R.T. 0.000 min
Lab File: ABN0903n.D
Acq: 4 Sep 2025 1:37 am

Tgt Ion:168 Resp: 19077

| Ion | Ratio | Lower | Upper |
|---|---|---|---|
| 168 | 100 | | |
| 75 | 108.9 | 30.9 | 46.3# |

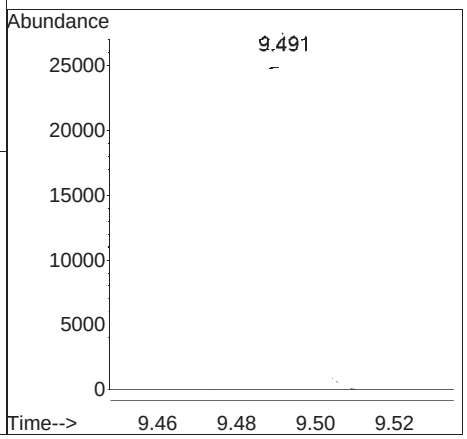

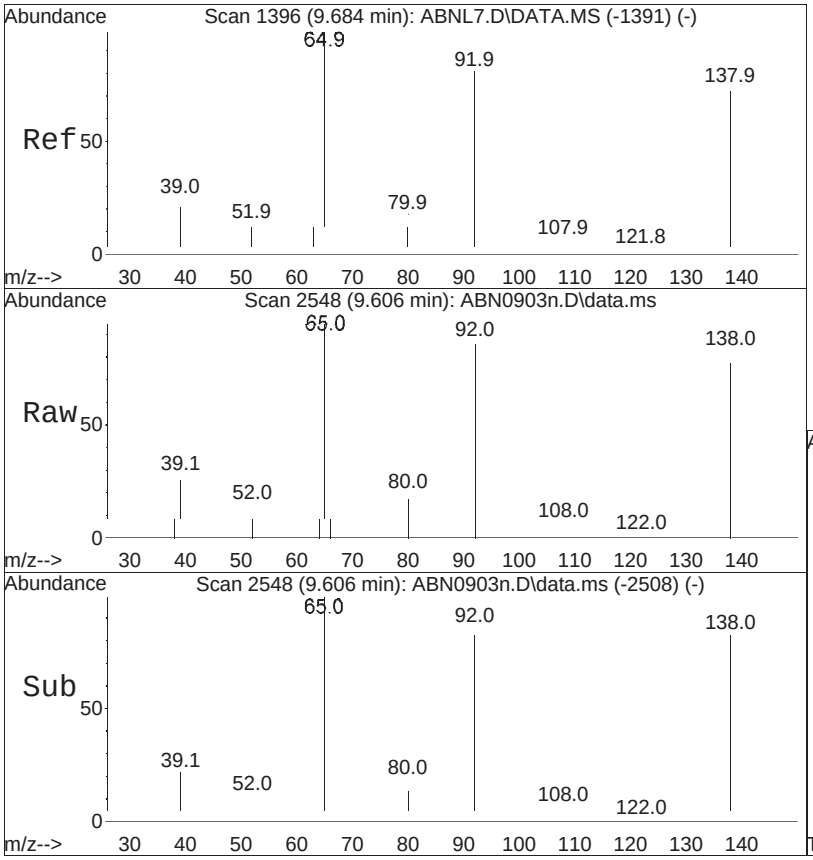


#64
3-Nitroaniline
Concen: 5.67 ug/ml
RT: 9.606 min Scan# 2548
Delta R.T. 0.000 min
Lab File: ABN0903n.D
Acq: 4 Sep 2025 1:37 am

Tgt Ion:138 Resp: 43330

| Ion | Ratio | Lower | Upper |
|---|---|---|---|
| 138 | 100 | | |
| 92 | 107.7 | 93.4 | 140.2 |
| 108 | 9.4 | 9.5 | 14.3# |

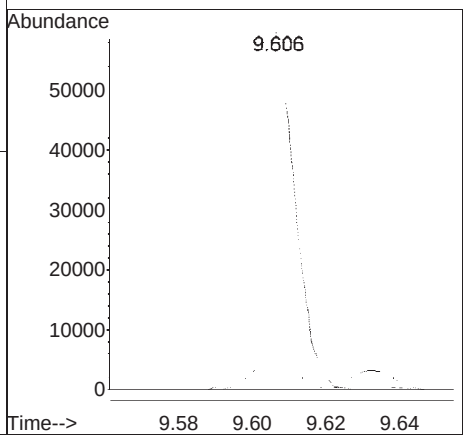

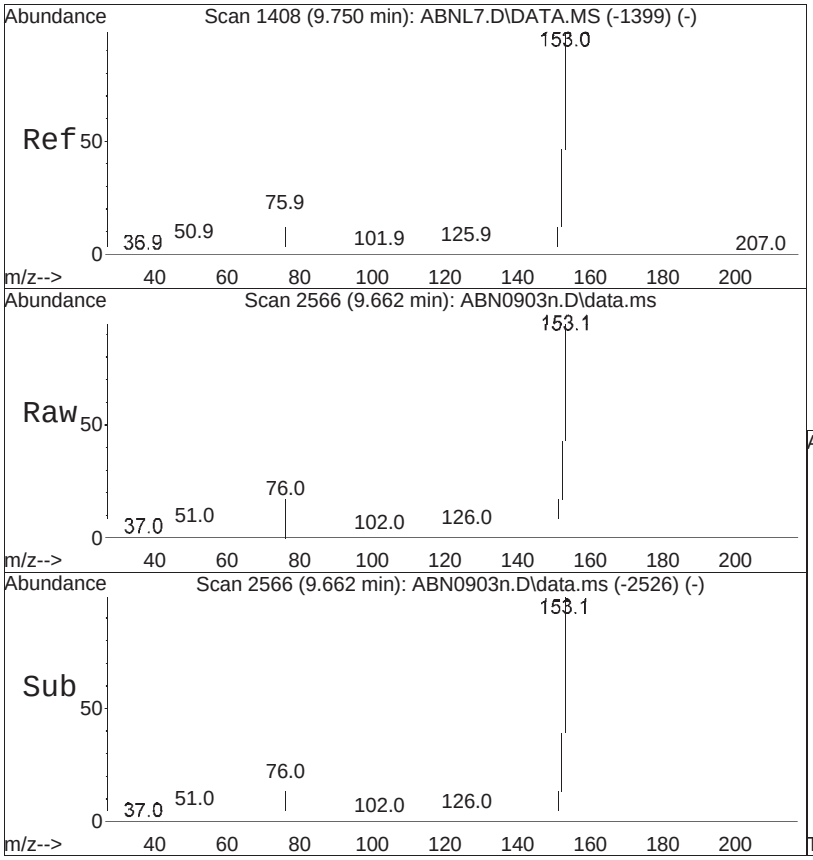


#65
Acenaphthene
Concen: 4.44 ug/ml
RT: 9.662 min Scan# 2566
Delta R.T. 0.000 min
Lab File: ABN0903n.D
Acq: 4 Sep 2025 1:37 am

Tgt Ion:154 Resp: 157512

| Ion | Ratio | Lower | Upper |
|---|---|---|---|
| 154 | 100 | | |
| 153 | 117.8 | 85.3 | 127.9 |
| 152 | 54.2 | 41.4 | 62.0 |

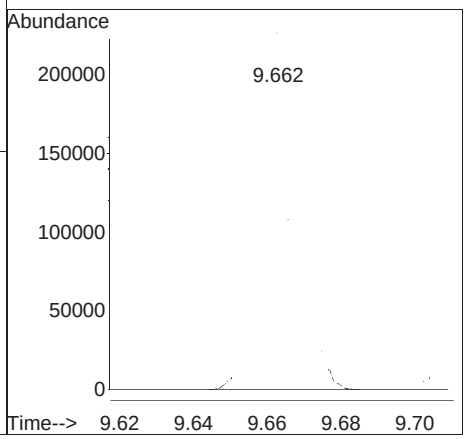

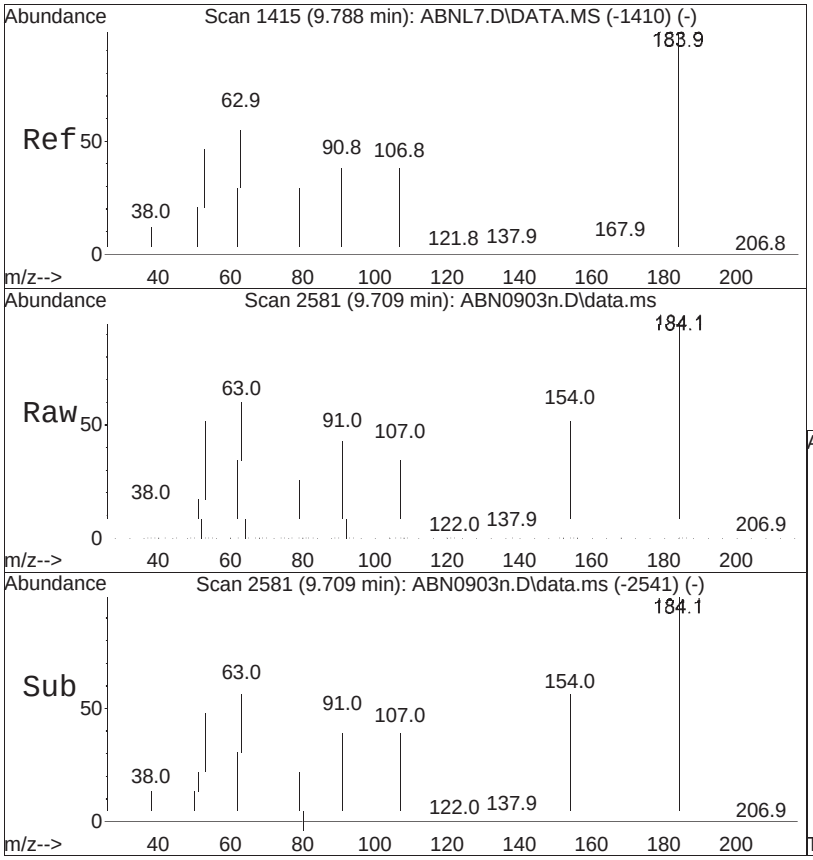


#66
2,4-Dinitrophenol
Concen: 5.35 ug/ml
RT: 9.709 min Scan# 2581
Delta R.T. 0.000 min
Lab File: ABN0903n.D
Acq: 4 Sep 2025 1:37 am

Tgt Ion:184 Resp: 22176

| Ion | Ratio | Lower | Upper |
|---|---|---|---|
| 184 | 100 | | |
| 107 | 38.8 | 37.7 | 56.5 |
| 91 | 41.9 | 46.3 | 69.5# |

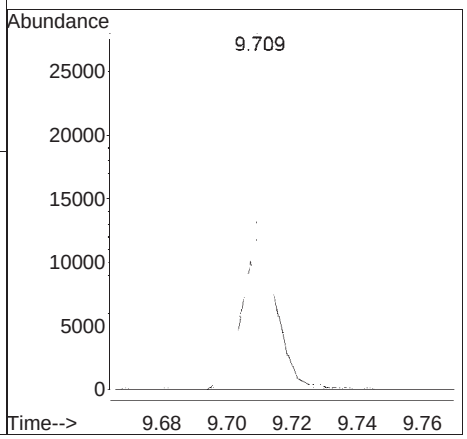

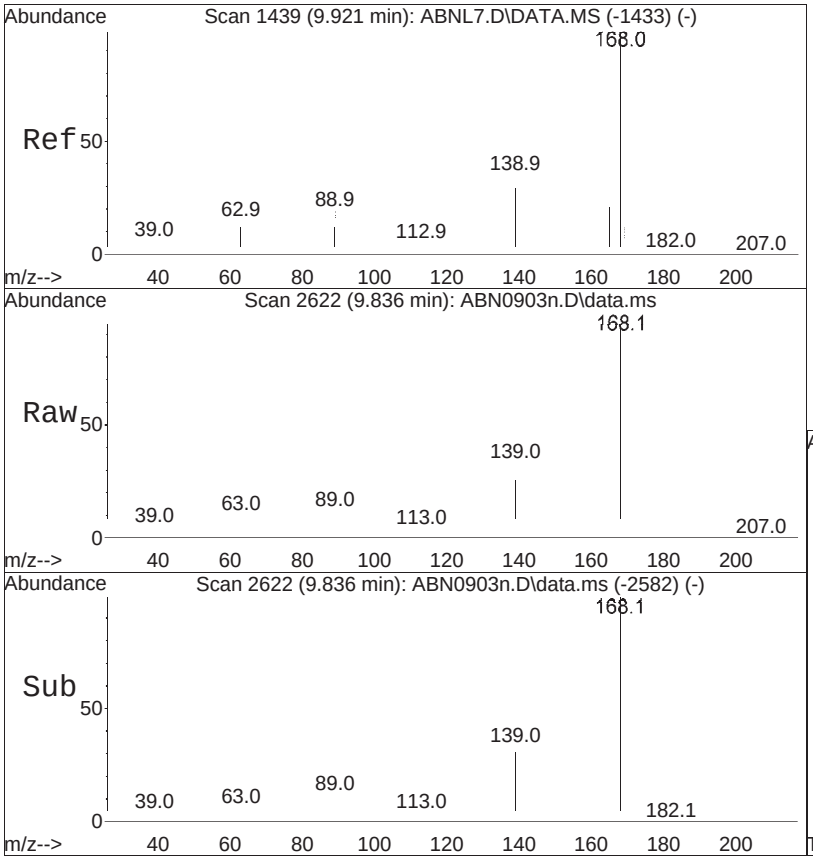


#67
Dibenzofuran
Concen: 4.52 ug/ml
RT: 9.836 min Scan# 2622
Delta R.T. 0.000 min
Lab File: ABN0903n.D
Acq: 4 Sep 2025 1:37 am

Tgt Ion:168 Resp: 257425

| Ion | Ratio | Lower | Upper |
|---|---|---|---|
| 168 | 100 | | |
| 139 | 34.0 | 31.4 | 47.2 |

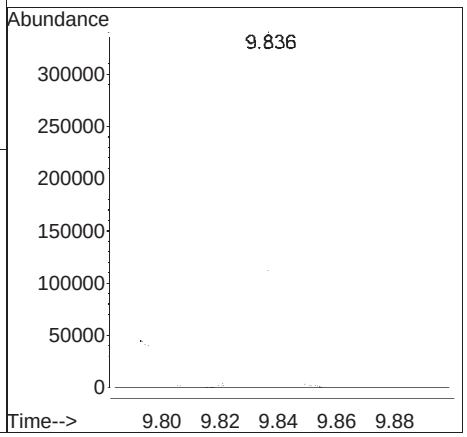

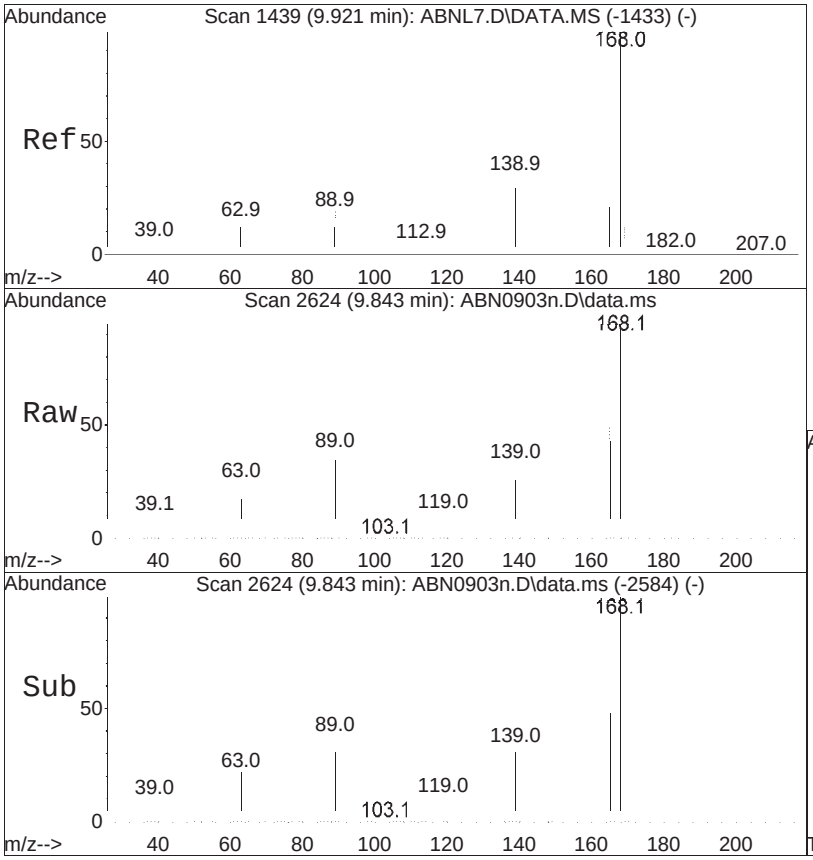


#68
2,4-Dinitrotoluene
Concen: 4.92 ug/ml
RT: 9.843 min Scan# 2624
Delta R.T. 0.000 min
Lab File: ABN0903n.D
Acq: 4 Sep 2025 1:37 am

Tgt Ion:165 Resp: 54009

| Ion | Ratio | Lower | Upper |
|---|---|---|---|
| 165 | 100 | | |
| 89 | 82.8 | 72.0 | 108.0 |
| 63 | 65.9 | 52.7 | 79.1 |

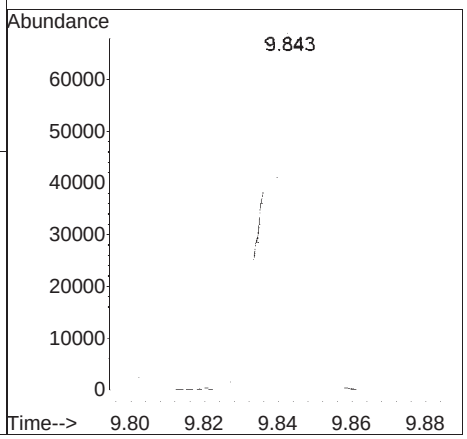

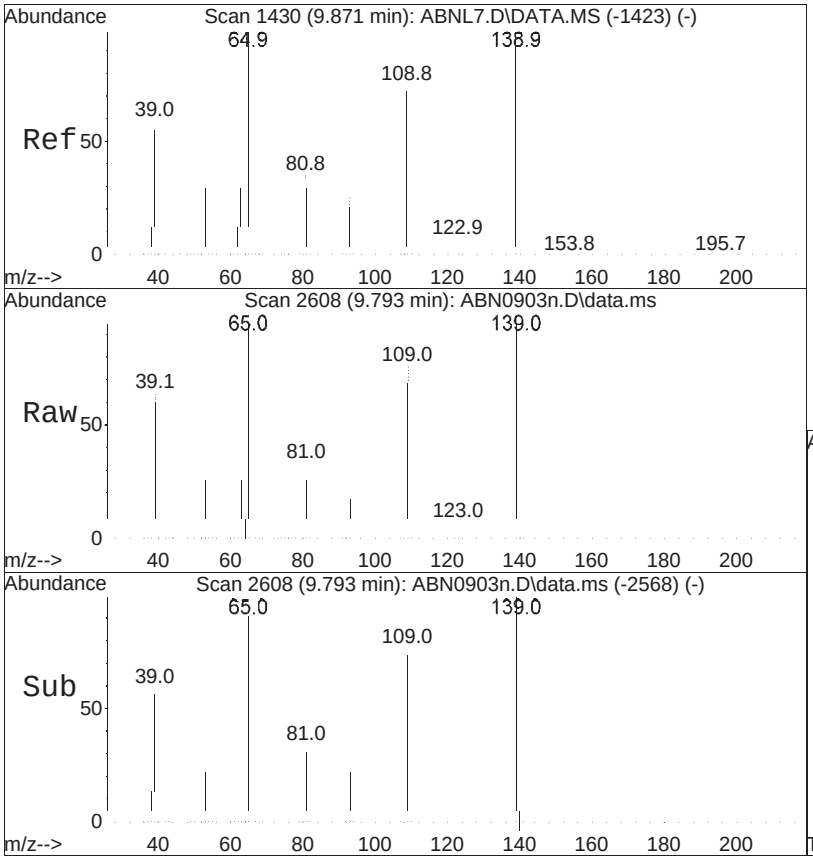


#69
4-Nitrophenol
Concen: 5.64 ug/ml
RT: 9.793 min Scan# 2608
Delta R.T. 0.000 min
Lab File: ABN0903n.D
Acq: 4 Sep 2025 1:37 am

Tgt Ion: 65 Resp: 32400

| Ion | Ratio | Lower | Upper |
|---|---|---|---|
| 65 | 100 | | |
| 109 | 78.5 | 47.4 | 71.2# |
| 139 | 106.6 | 76.6 | 115.0 |

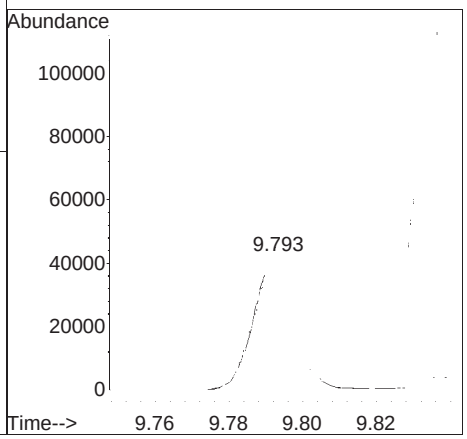

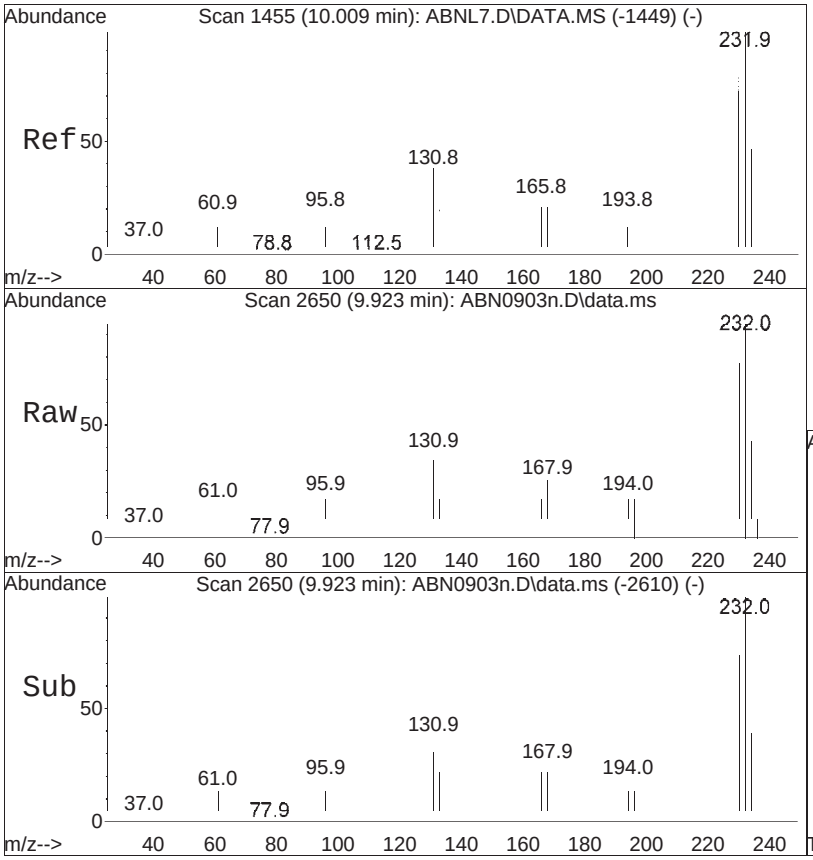


#70
2,3,5,6-Tetrachlorophenol
Concen: 5.43 ug/ml
RT: 9.923 min Scan# 2650
Delta R.T. 0.000 min
Lab File: ABN0903n.D
Acq: 4 Sep 2025 1:37 am

Tgt Ion:232 Resp: 51278

| Ion | Ratio | Lower | Upper |
|---|---|---|---|
| 232 | 100 | | |
| 230 | 79.4 | 64.2 | 96.4 |
| 234 | 47.2 | 38.1 | 57.1 |

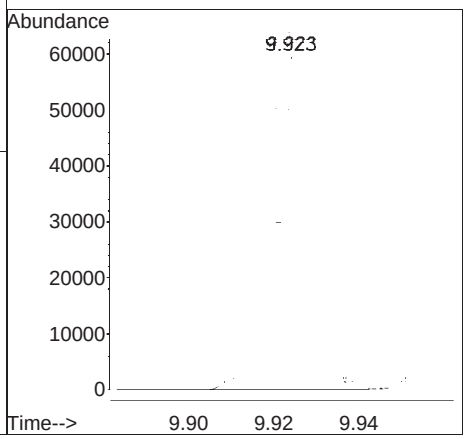

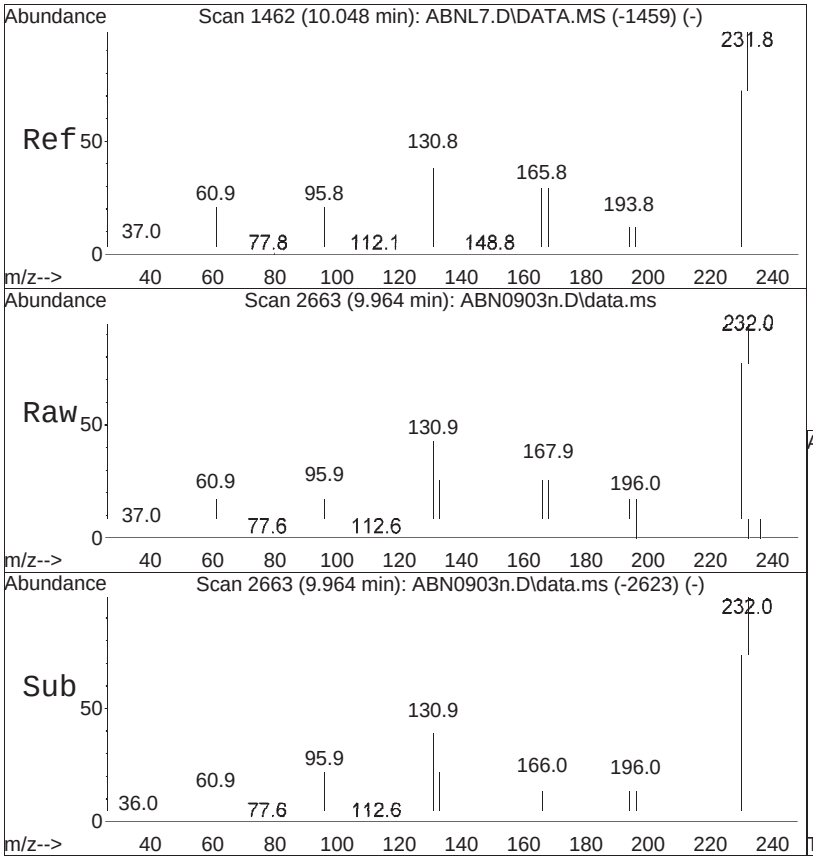


#71
2,3,4,6-Tetrachlorophenol
Concen: 5.28 ug/ml
RT: 9.964 min Scan# 2663
Delta R.T. 0.000 min
Lab File: ABN0903n.D
Acq: 4 Sep 2025 1:37 am

Tgt Ion:232 Resp: 49126

| Ion | Ratio | Lower | Upper |
|---|---|---|---|
| 232 | 100 | | |
| 230 | 79.5 | 61.8 | 92.8 |
| 234 | 48.8 | 36.2 | 54.2 |

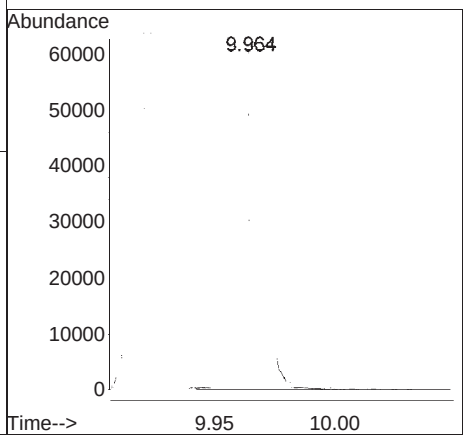

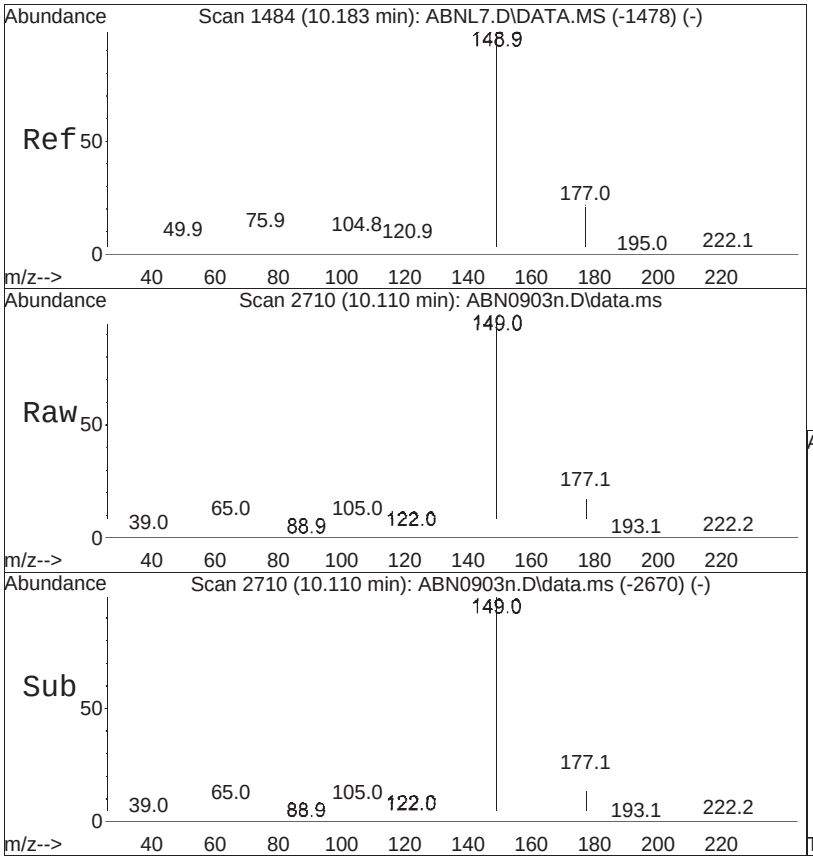


#72
Diethyl phthalate
Concen: 4.60 ug/ml
RT: 10.110 min Scan# 2710
Delta R.T. 0.000 min
Lab File: ABN0903n.D
Acq: 4 Sep 2025 1:37 am

Tgt Ion:149 Resp: 182876

| Ion | Ratio | Lower | Upper |
|---|---|---|---|
| 149 | 100 | | |
| 177 | 21.5 | 16.1 | 24.1 |
| 150 | 12.2 | 9.4 | 14.2 |

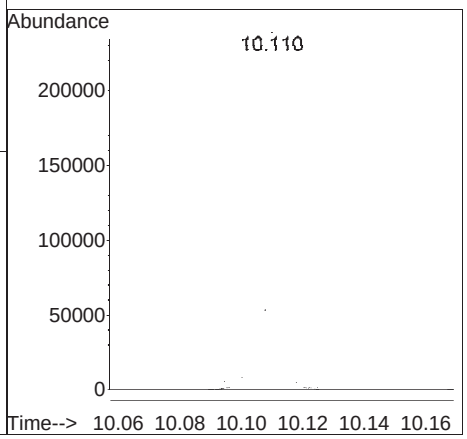

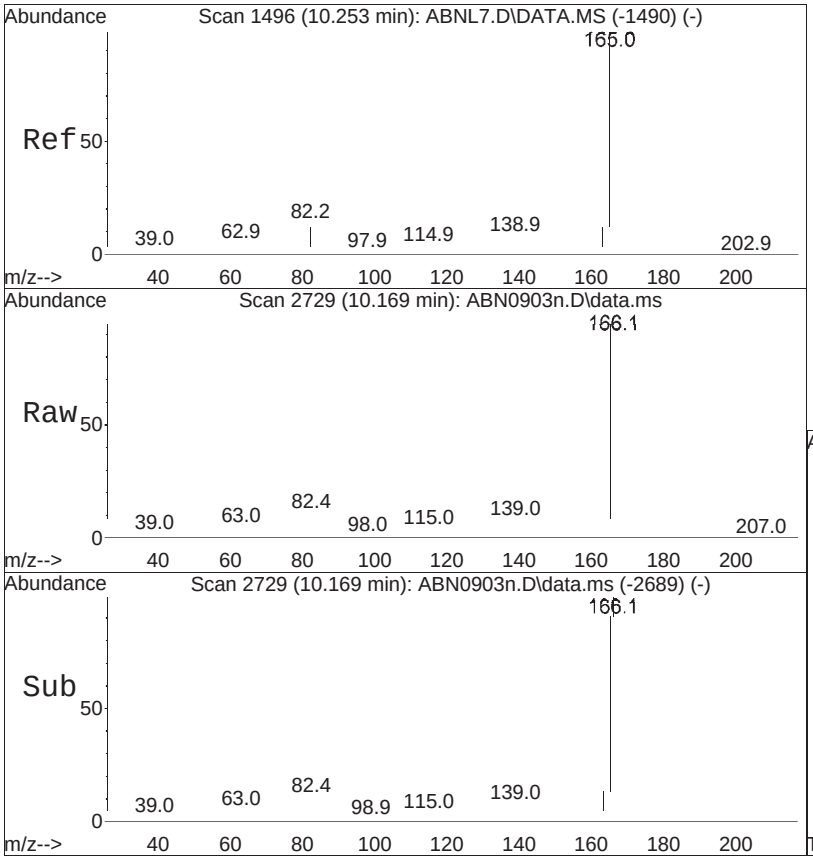


#73
Fluorene
Concen: 4.67 ug/ml
RT: 10.169 min Scan# 2729
Delta R.T. 0.000 min
Lab File: ABN0903n.D
Acq: 4 Sep 2025 1:37 am

Tgt Ion:166 Resp: 204227

| Ion | Ratio | Lower | Upper |
|---|---|---|---|
| 166 | 100 | | |
| 165 | 97.8 | 76.2 | 114.2 |
| 167 | 13.5 | 10.6 | 15.8 |

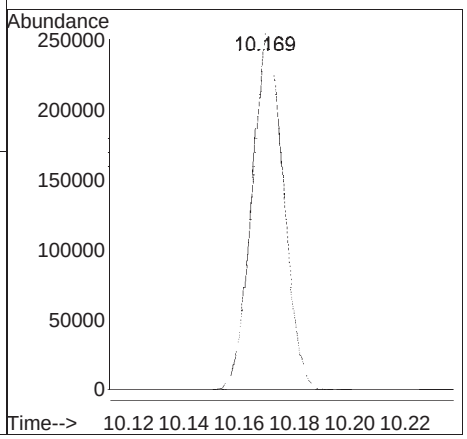

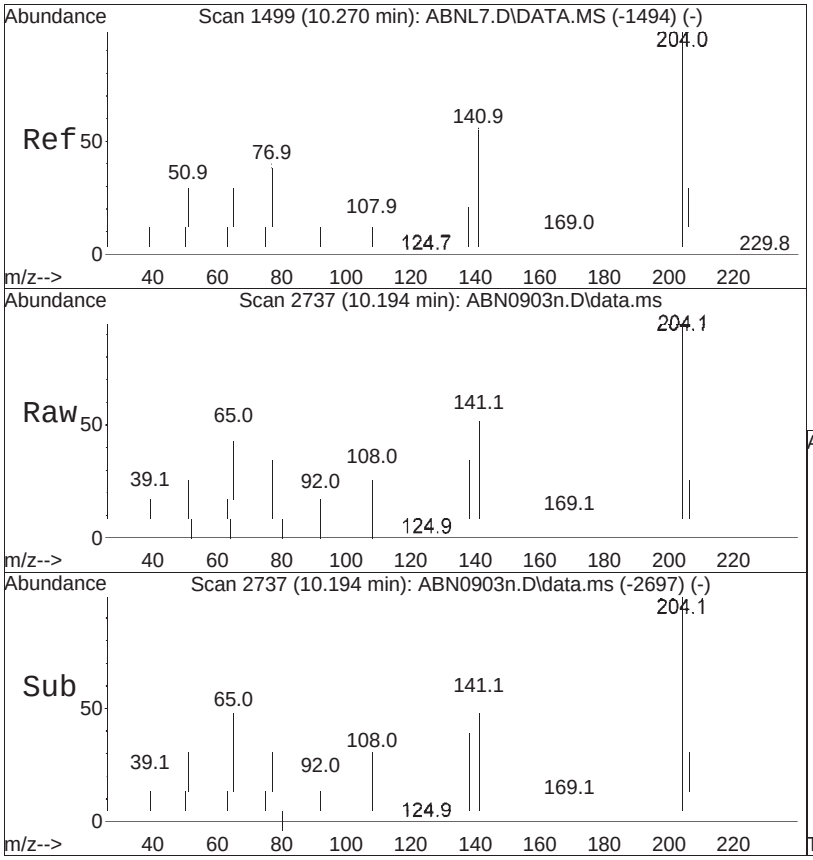


#74
4-Chlorophenyl phenyl ether
Concen: 4.39 ug/ml
RT: 10.194 min Scan# 2737
Delta R.T. 0.000 min
Lab File: ABN0903n.D
Acq: 4 Sep 2025 1:37 am

Tgt Ion:204 Resp: 97933

| Ion | Ratio | Lower | Upper |
|---|---|---|---|
| 204 | 100 | | |
| 206 | 33.6 | 25.8 | 38.6 |
| 141 | 53.4 | 53.6 | 80.4# |

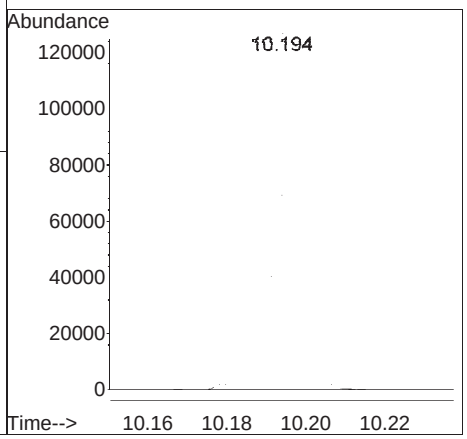

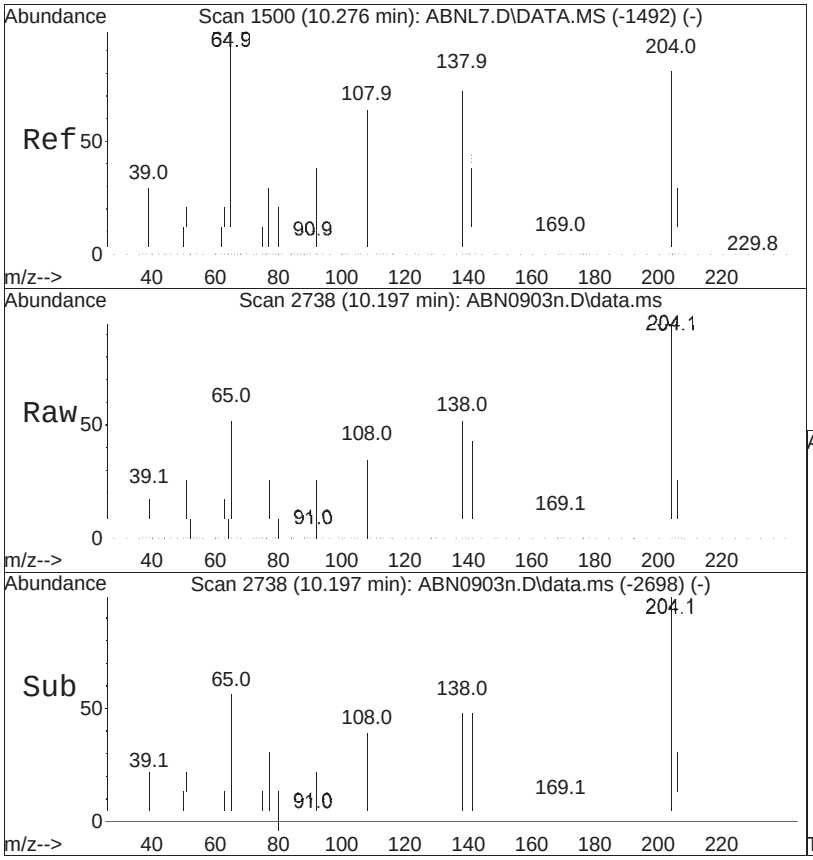


#75
4-Nitroaniline
Concen: 5.37 ug/ml
RT: 10.197 min Scan# 2738
Delta R.T. 0.000 min
Lab File: ABN0903n.D
Acq: 4 Sep 2025 1:37 am

Tgt Ion:138 Resp: 40891

| Ion | Ratio | Lower | Upper |
|---|---|---|---|
| 138 | 100 | | |
| 108 | 74.7 | 52.1 | 78.1 |
| 65 | 117.9 | 115.0 | 172.6 |

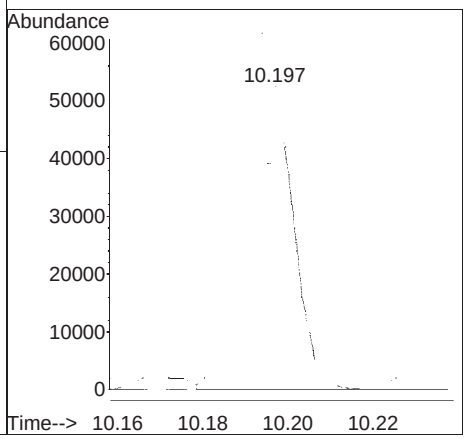

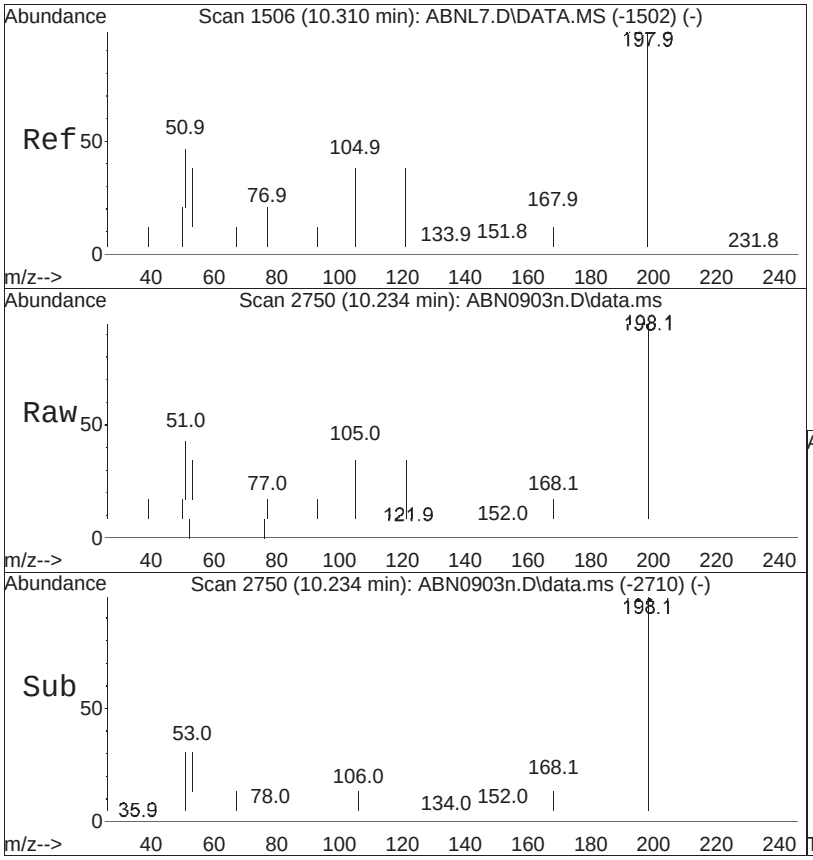


#76
4,6-Dinitro-o-cresol
Concen: 5.51 ug/ml
RT: 10.234 min Scan# 2750
Delta R.T. 0.000 min
Lab File: ABN0903n.D
Acq: 4 Sep 2025 1:37 am

Tgt Ion:198 Resp: 30564

| Ion | Ratio | Lower | Upper |
|---|---|---|---|
| 198 | 100 | | |
| 51 | 47.9 | 76.0 | 114.0# |
| 105 | 41.3 | 45.6 | 68.4# |

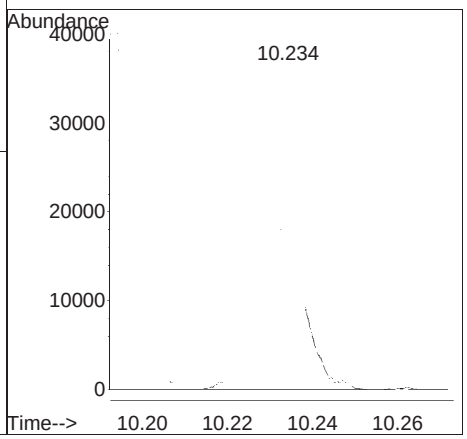

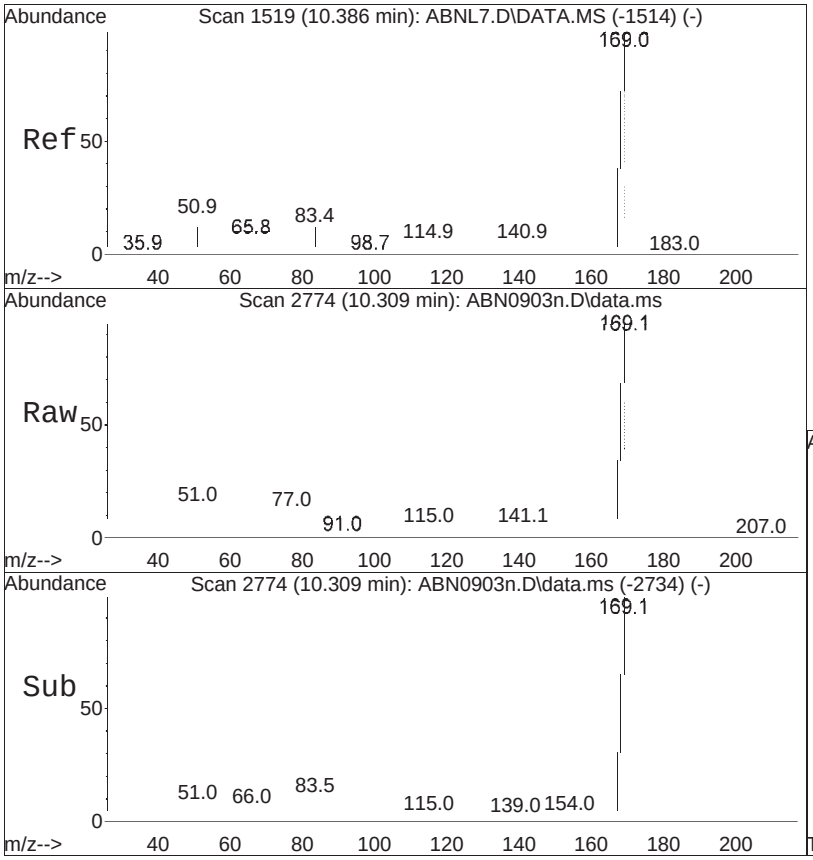


#77
NDPA/DPA
Concen: 4.67 ug/ml
RT: 10.309 min Scan# 2774
Delta R.T. 0.000 min
Lab File: ABN0903n.D
Acq: 4 Sep 2025 1:37 am

Tgt Ion:169 Resp: 160979

| Ion | Ratio | Lower | Upper |
|---|---|---|---|
| 169 | 100 | | |
| 168 | 74.5 | 54.0 | 81.0 |
| 167 | 40.5 | 28.6 | 42.8 |

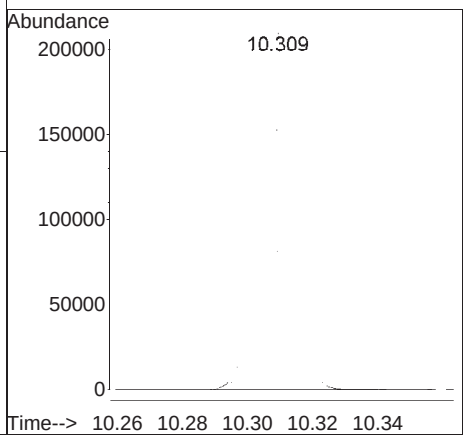

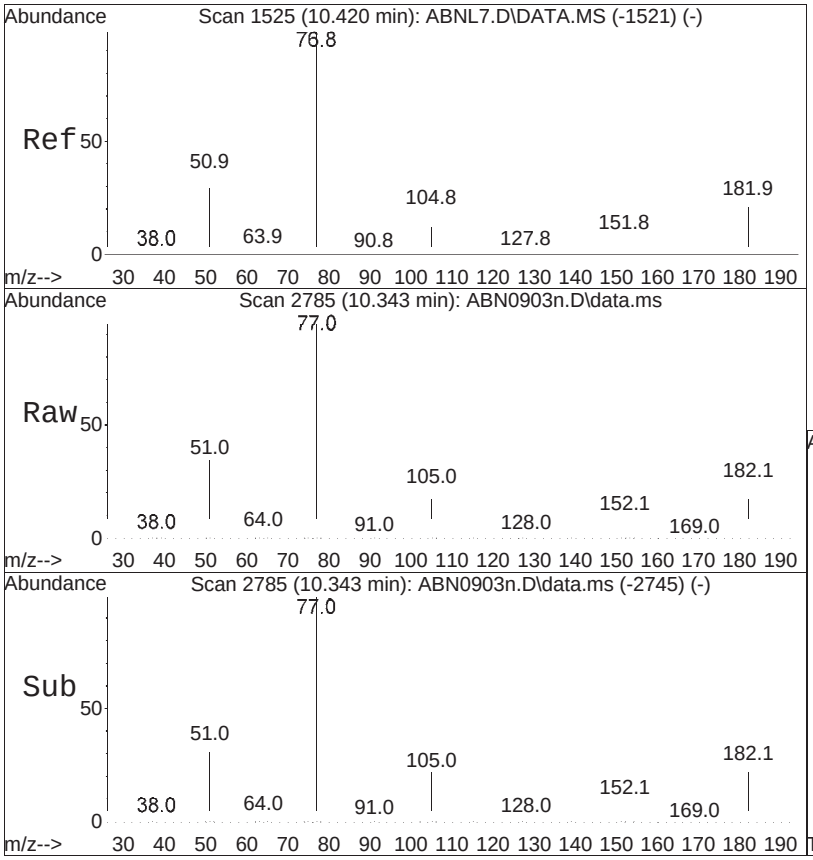


#78
Azobenzene
Concen: 4.71 ug/ml
RT: 10.343 min Scan# 2785
Delta R.T. 0.000 min
Lab File: ABN0903n.D
Acq: 4 Sep 2025 1:37 am

Tgt Ion: 77 Resp: 165801

| Ion | Ratio | Lower | Upper |
|---|---|---|---|
| 77 | 100 | | |
| 182 | 26.2 | 17.4 | 26.2# |
| 105 | 21.5 | 15.4 | 23.2 |

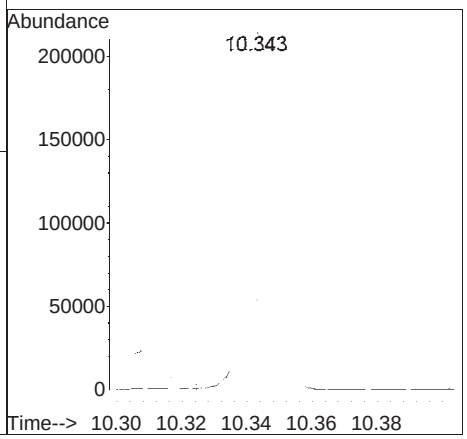

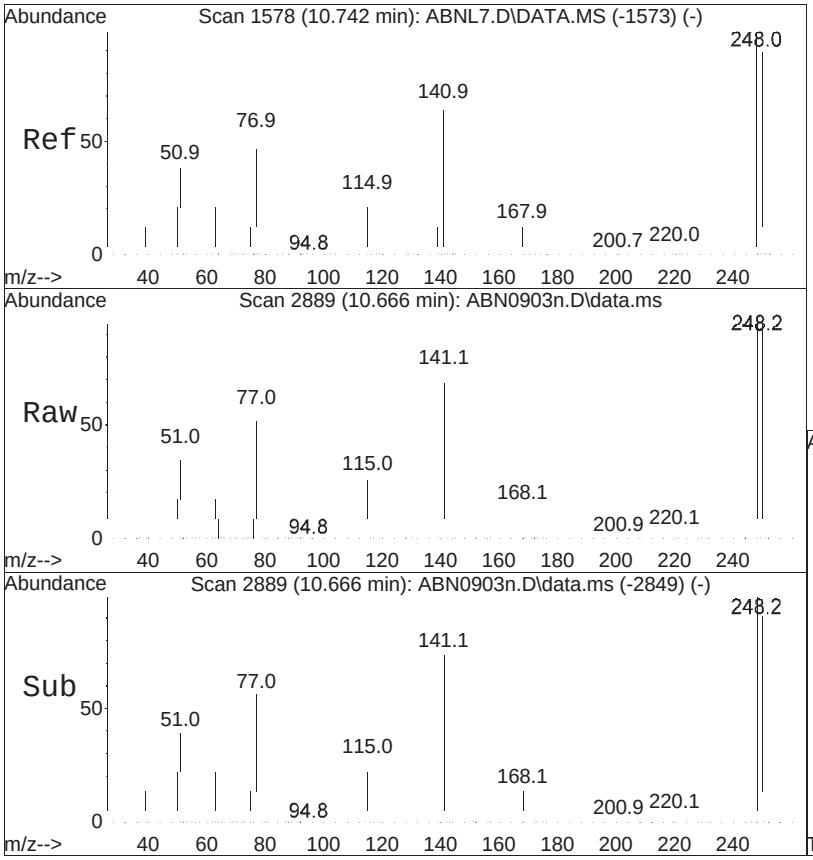


#80
4-Bromophenyl phenyl ether
Concen: 4.31 ug/ml
RT: 10.666 min Scan# 2889
Delta R.T. 0.000 min
Lab File: ABN0903n.D
Acq: 4 Sep 2025 1:37 am

Tgt Ion:248 Resp: 51198

| Ion | Ratio | Lower | Upper |
|---|---|---|---|
| 248 | 100 | | |
| 141 | 75.3 | 76.6 | 114.8# |
| 250 | 98.5 | 77.3 | 115.9 |

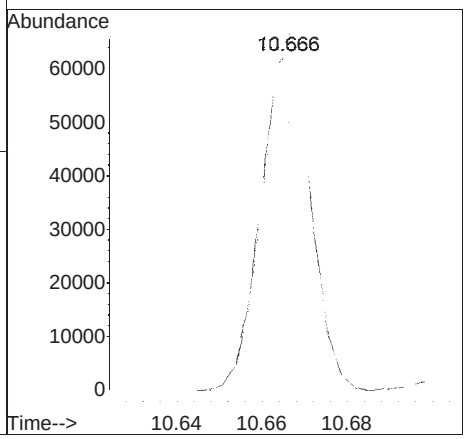

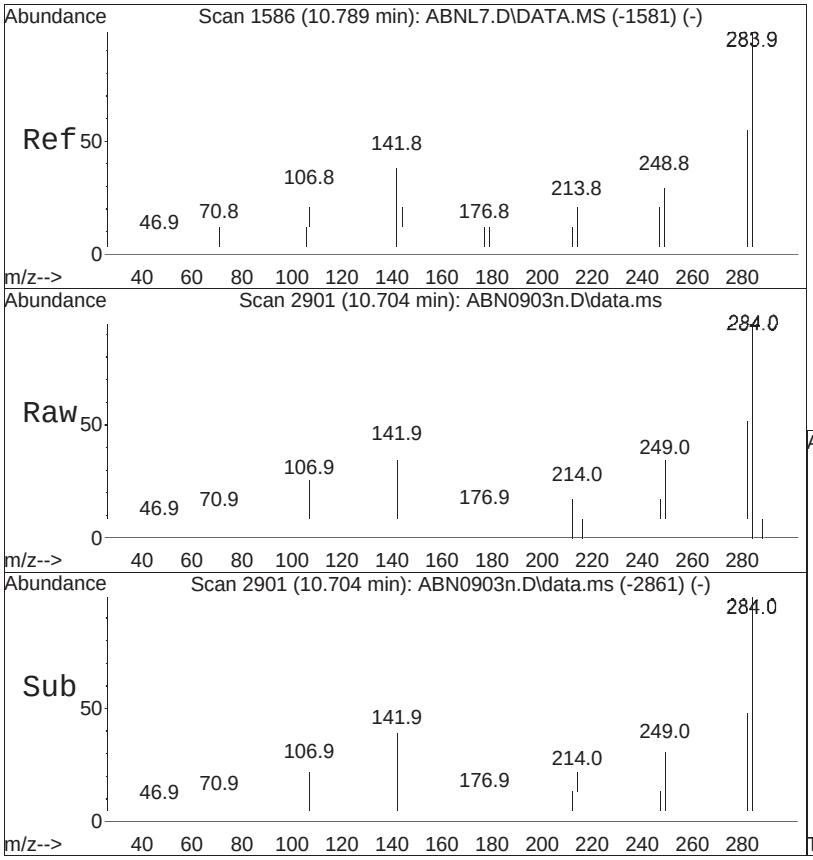


#81
Hexachlorobenzene
Concen: 4.34 ug/ml
RT: 10.704 min Scan# 2901
Delta R.T. 0.000 min
Lab File: ABN0903n.D
Acq: 4 Sep 2025 1:37 am

Tgt Ion:284 Resp: 53778

| Ion | Ratio | Lower | Upper |
|---|---|---|---|
| 284 | 100 | | |
| 142 | 43.3 | 41.9 | 62.9 |
| 249 | 34.9 | 24.1 | 36.1 |

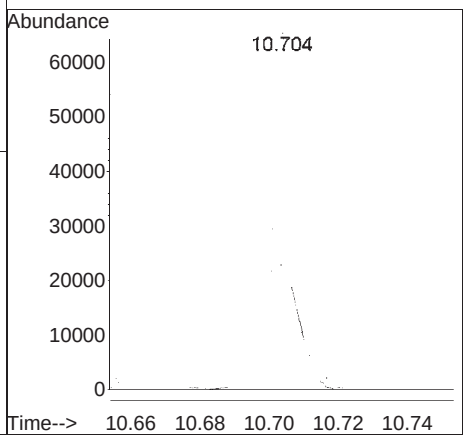

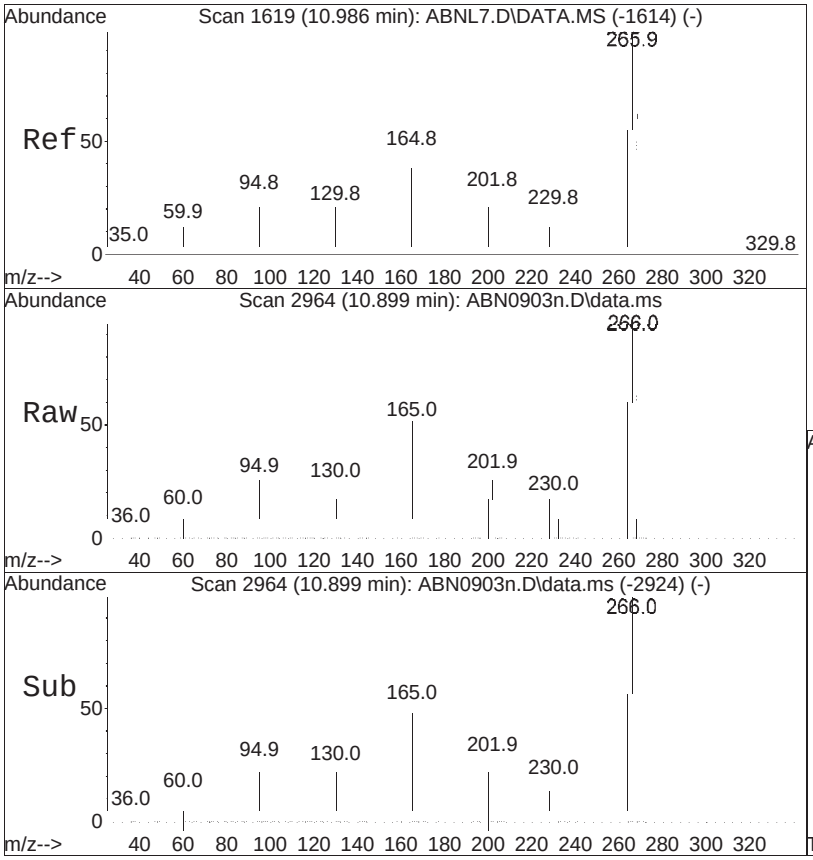


#82
Pentachlorophenol
Concen: 4.74 ug/ml
RT: 10.899 min Scan# 2964
Delta R.T. 0.000 min
Lab File: ABN0903n.D
Acq: 4 Sep 2025 1:37 am

Tgt Ion:266 Resp: 31726

| Ion | Ratio | Lower | Upper |
|---|---|---|---|
| 266 | 100 | | |
| 264 | 60.7 | 49.7 | 74.5 |
| 268 | 62.6 | 50.5 | 75.7 |

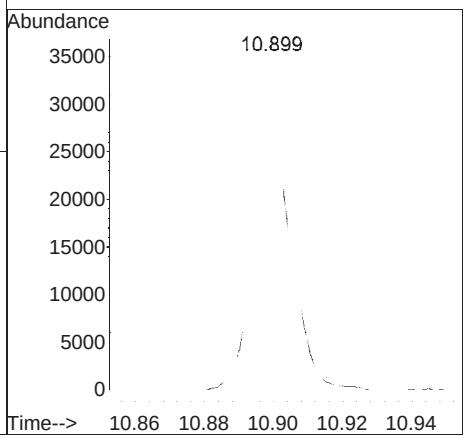

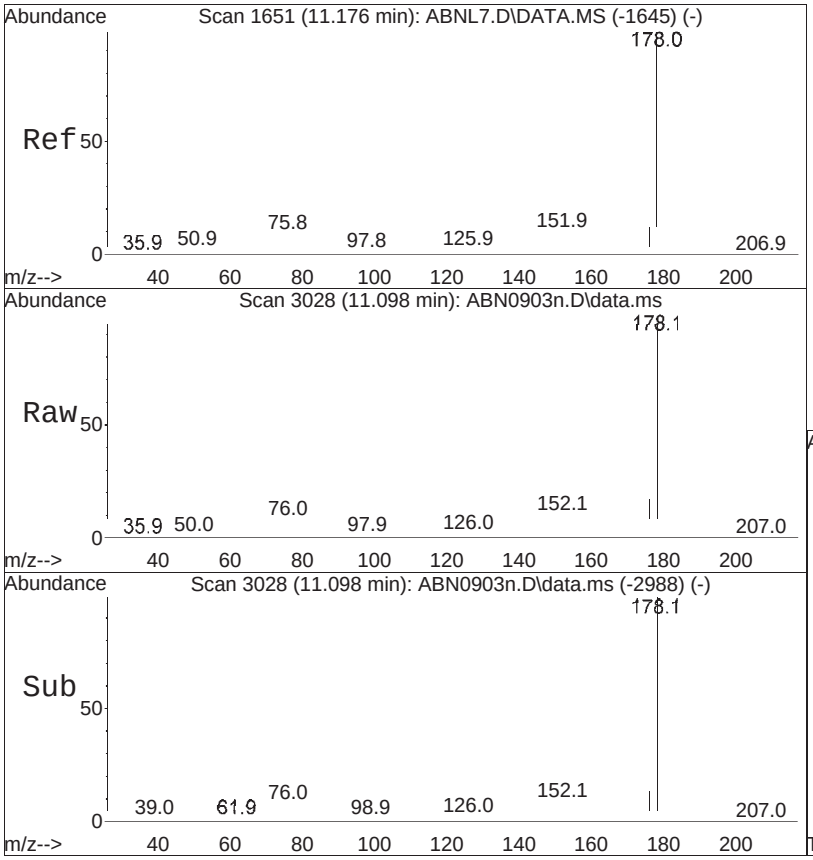


#89
Phenanthrene
Concen: 4.42 ug/ml
RT: 11.098 min Scan# 3028
Delta R.T. 0.000 min
Lab File: ABN0903n.D
Acq: 4 Sep 2025 1:37 am

Tgt Ion:178 Resp: 295037

| Ion | Ratio | Lower | Upper |
|---|---|---|---|
| 178 | 100 | | |
| 179 | 15.6 | 12.2 | 18.2 |
| 176 | 19.8 | 15.4 | 23.2 |

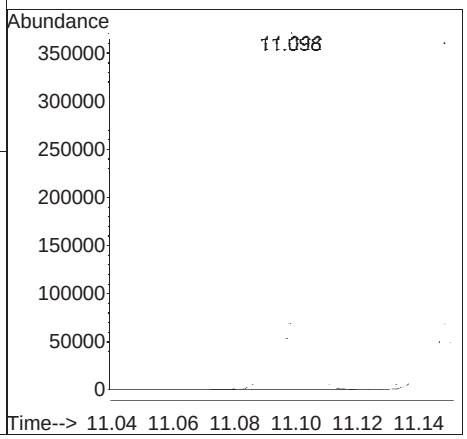

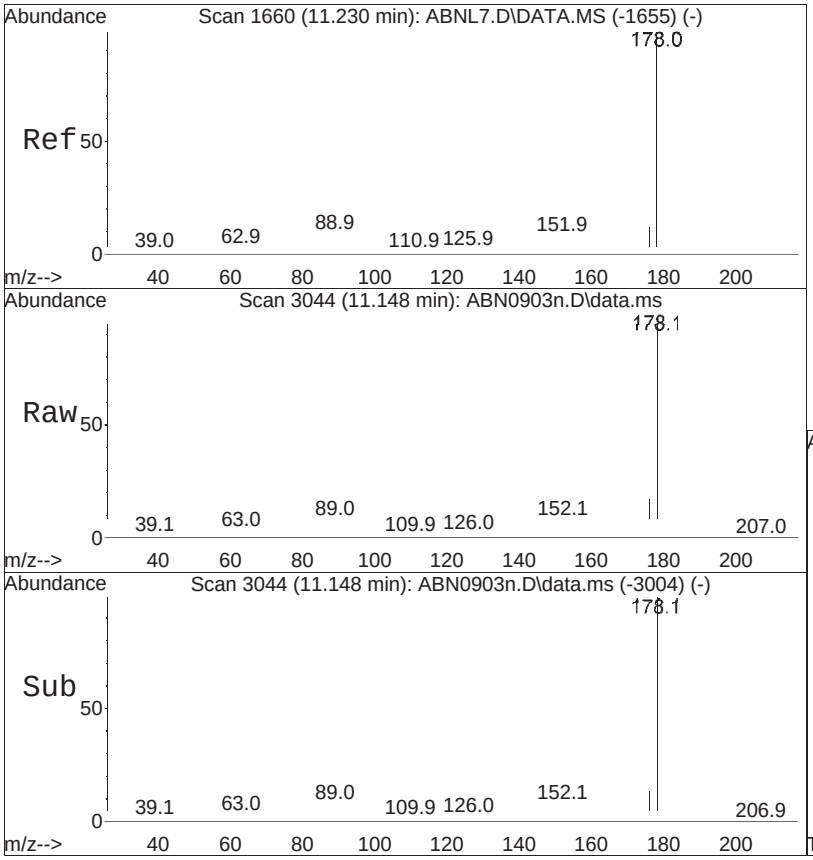


#90
Anthracene
Concen: 4.45 ug/ml
RT: 11.148 min Scan# 3044
Delta R.T. 0.000 min
Lab File: ABN0903n.D
Acq: 4 Sep 2025 1:37 am

Tgt Ion:178 Resp: 291072

| Ion | Ratio | Lower | Upper |
|---|---|---|---|
| 178 | 100 | | |
| 179 | 15.4 | 12.0 | 18.0 |
| 176 | 19.0 | 14.6 | 22.0 |

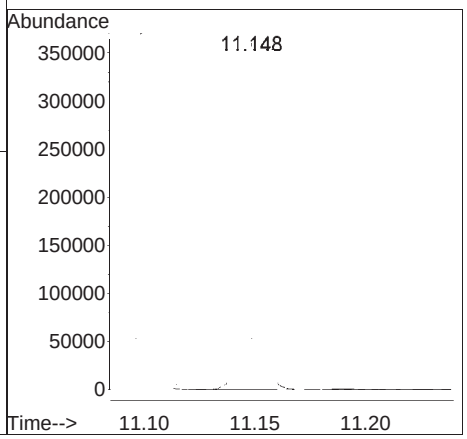

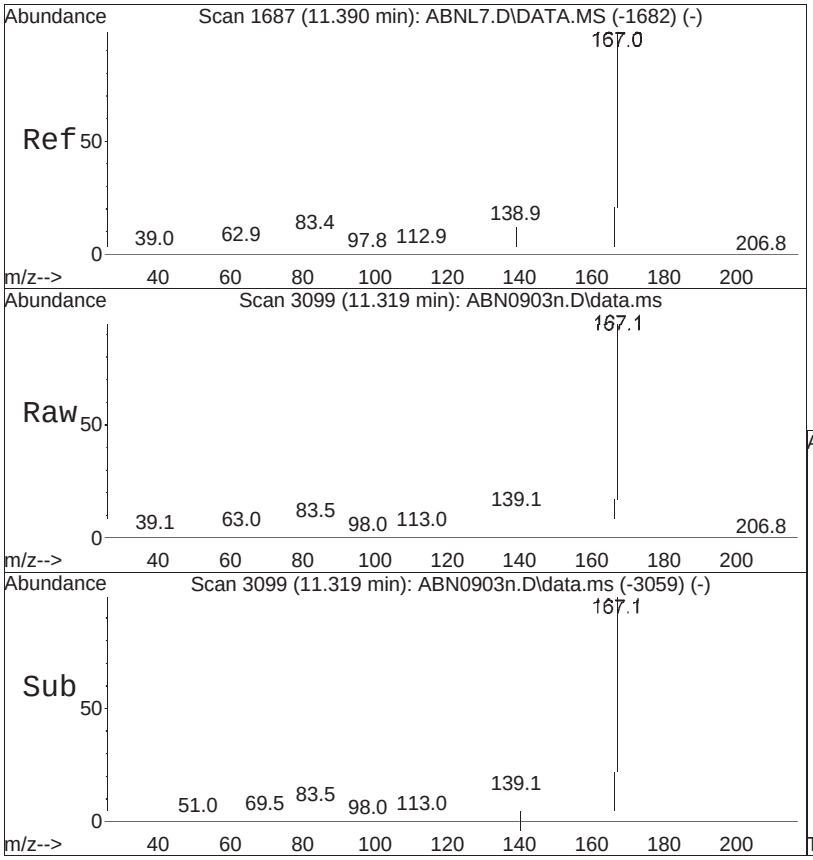


#91
Carbazole
Concen: 4.77 ug/ml
RT: 11.319 min Scan# 3099
Delta R.T. 0.000 min
Lab File: ABN0903n.D
Acq: 4 Sep 2025 1:37 am

Tgt Ion:167 Resp: 270964

| Ion | Ratio | Lower | Upper |
|---|---|---|---|
| 167 | 100 | | |
| 168 | 13.2 | 10.6 | 15.8 |
| 166 | 23.3 | 17.4 | 26.0 |

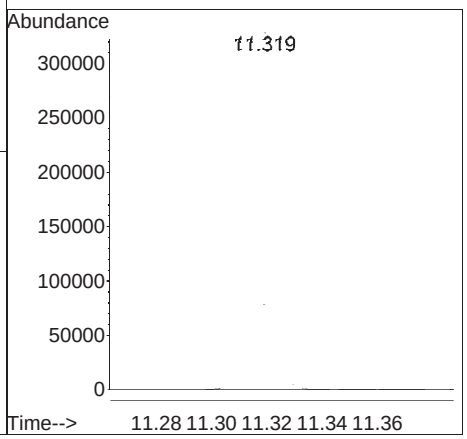




#92
Di-n-butylphthalate
Concen: 4.37 ug/ml
RT: 11.717 min Scan# 3227
Delta R.T. 0.000 min
Lab File: ABN0903n.D
Acq: 4 Sep 2025 1:37 am

Tgt Ion:149 Resp: 272477

| Ion | Ratio | Lower | Upper |
|---|---|---|---|
| 149 | 100 | | |
| 150 | 8.9 | 7.0 | 10.6 |
| 104 | 4.7 | 4.5 | 6.7 |

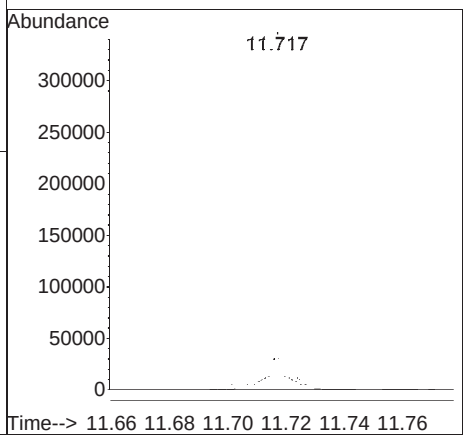

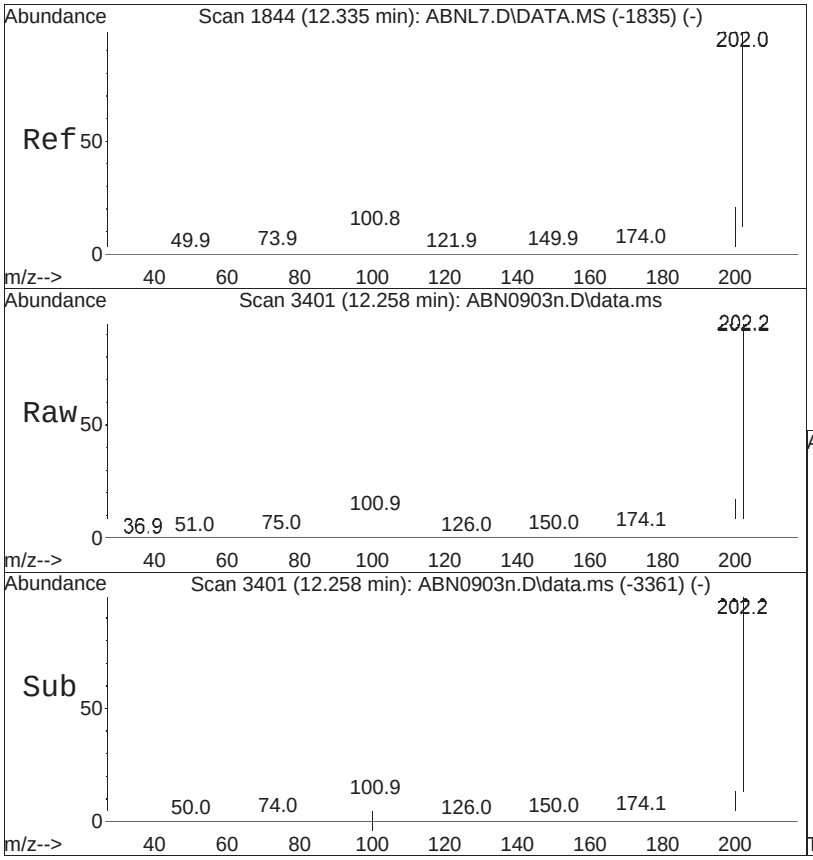


#93
Fluoranthene
Concen: 4.61 ug/ml
RT: 12.258 min Scan# 3401
Delta R.T. 0.000 min
Lab File: ABN0903n.D
Acq: 4 Sep 2025 1:37 am

Tgt Ion:202 Resp: 327081

| Ion | Ratio | Lower | Upper |
|---|---|---|---|
| 202 | 100 | | |
| 101 | 10.1 | 13.5 | 20.3# |
| 203 | 17.6 | 13.6 | 20.4 |

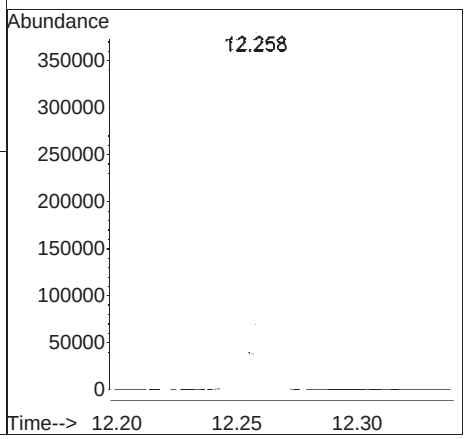

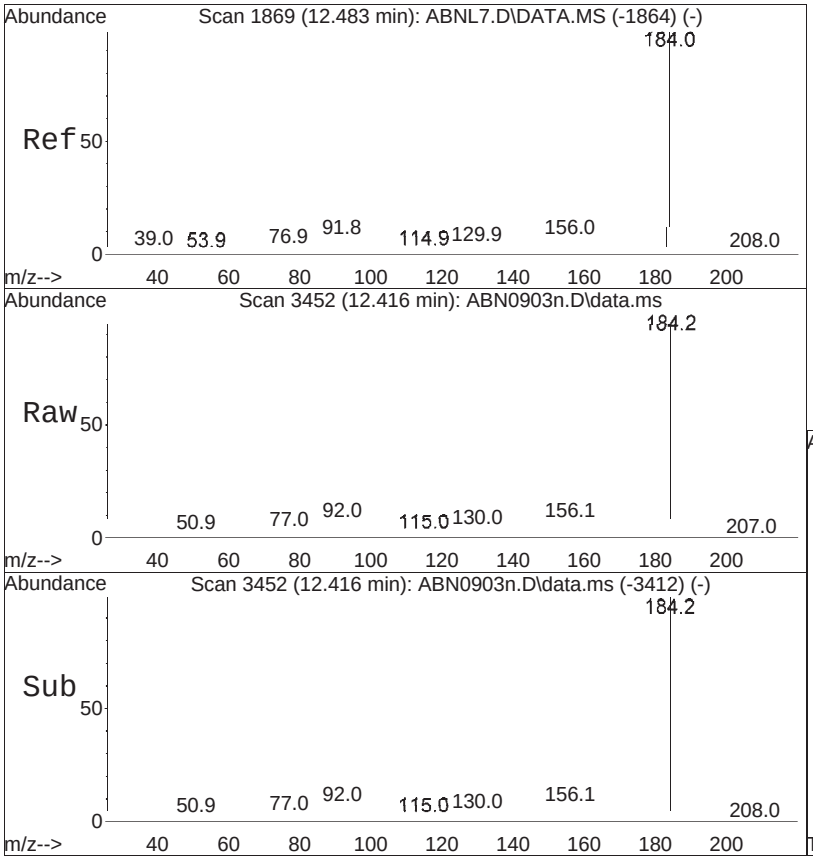


#94
Benzidine
Concen: 4.52 ug/ml
RT: 12.416 min Scan# 3452
Delta R.T. 0.000 min
Lab File: ABN0903n.D
Acq: 4 Sep 2025 1:37 am

Tgt Ion:184 Resp: 182683

| Ion | Ratio | Lower | Upper |
|---|---|---|---|
| 184 | 100 | | |
| 92 | 6.6 | 9.1 | 13.7# |
| 185 | 14.0 | 11.1 | 16.7 |

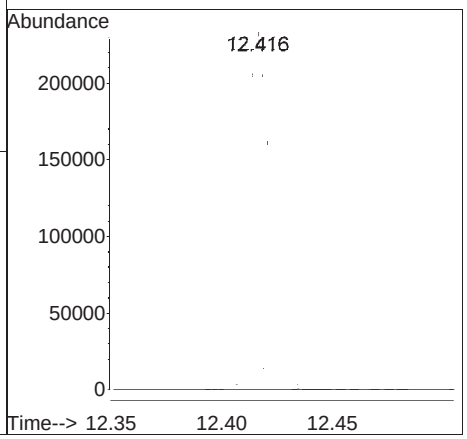




#95
Pyrene
Concen: 4.69 ug/ml
RT: 12.472 min Scan# 3470
Delta R.T. 0.000 min
Lab File: ABN0903n.D
Acq: 4 Sep 2025 1:37 am

Tgt Ion:202 Resp: 352789

| Ion | Ratio | Lower | Upper |
|---|---|---|---|
| 202 | 100 | | |
| 200 | 21.2 | 16.7 | 25.1 |
| 203 | 17.6 | 14.2 | 21.4 |

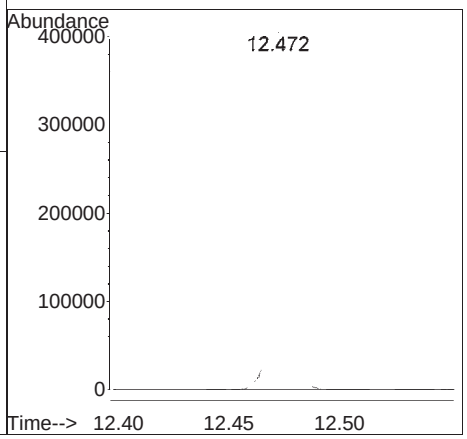

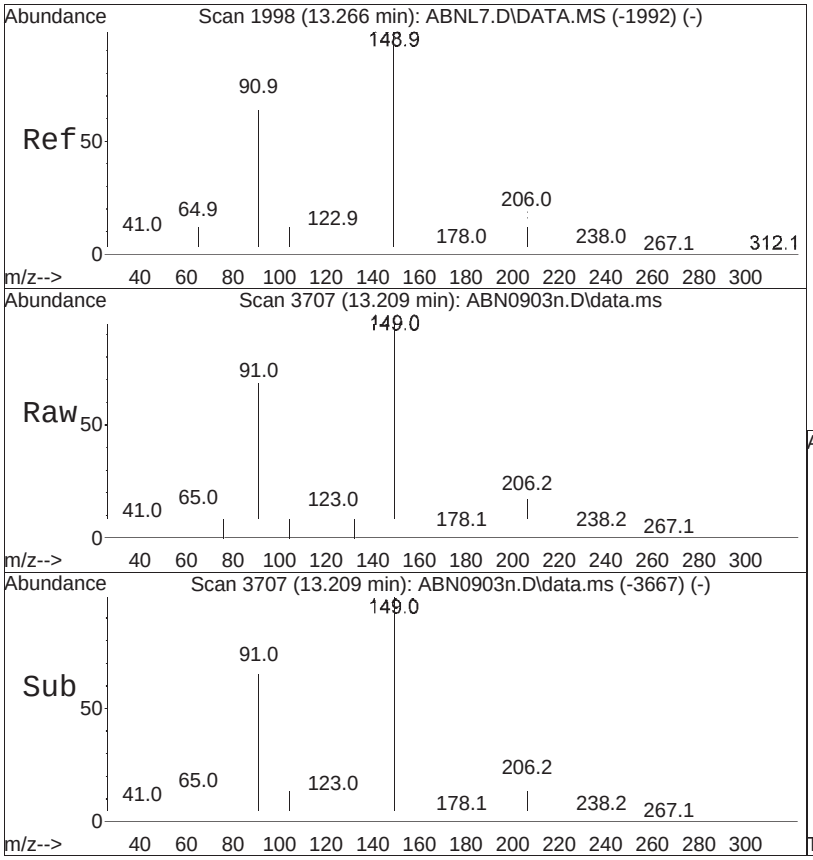


#97
Butyl benzyl phthalate
Concen: 4.01 ug/ml
RT: 13.209 min Scan# 3707
Delta R.T. 0.000 min
Lab File: ABN0903n.D
Acq: 4 Sep 2025 1:37 am

Tgt Ion:149 Resp: 107702

| Ion | Ratio | Lower | Upper |
|---|---|---|---|
| 149 | 100 | | |
| 91 | 67.8 | 63.3 | 94.9 |
| 206 | 18.3 | 13.9 | 20.9 |

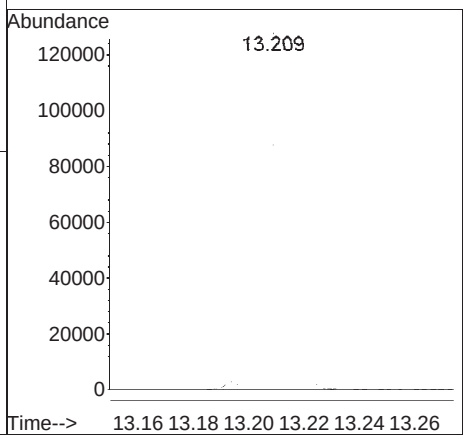

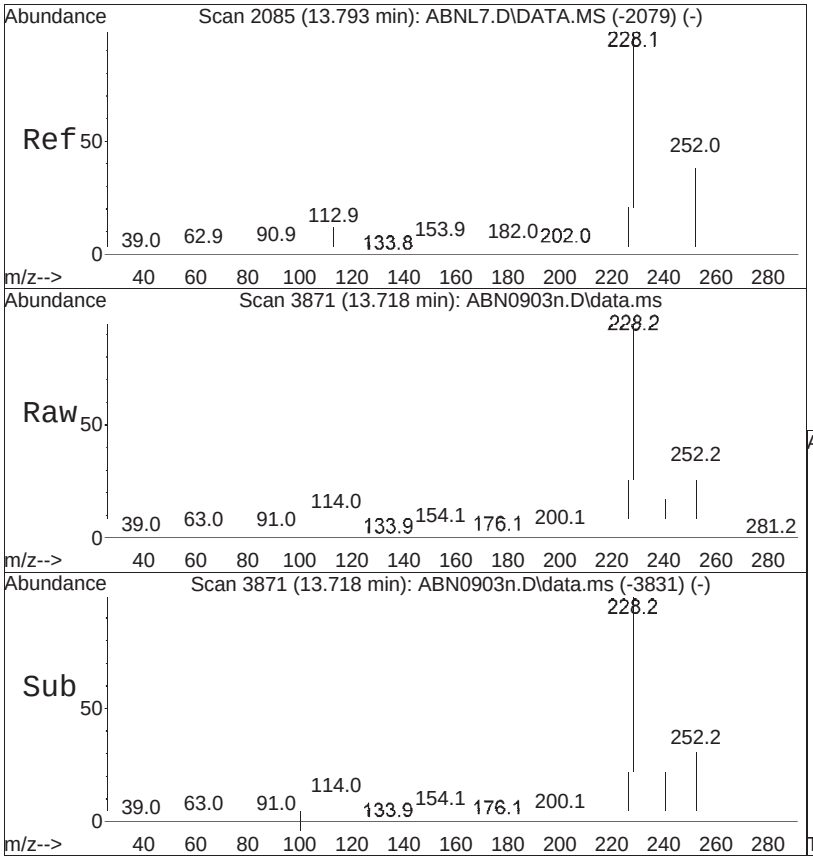


#105
Benzo(a)anthracene
Concen: 4.39 ug/ml
RT: 13.718 min Scan# 3871
Delta R.T. 0.000 min
Lab File: ABN0903n.D
Acq: 4 Sep 2025 1:37 am

Tgt Ion:228 Resp: 323158

| Ion | Ratio | Lower | Upper |
|---|---|---|---|
| 228 | 100 | | |
| 226 | 29.0 | 22.2 | 33.4 |
| 229 | 20.0 | 15.6 | 23.4 |

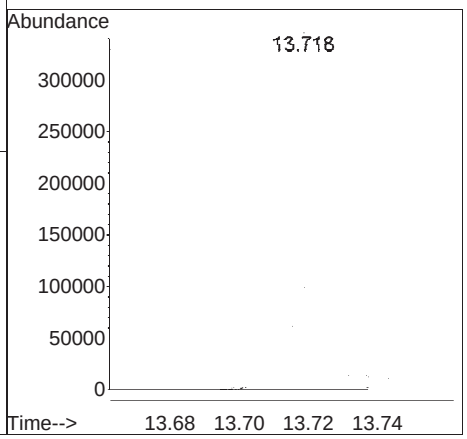

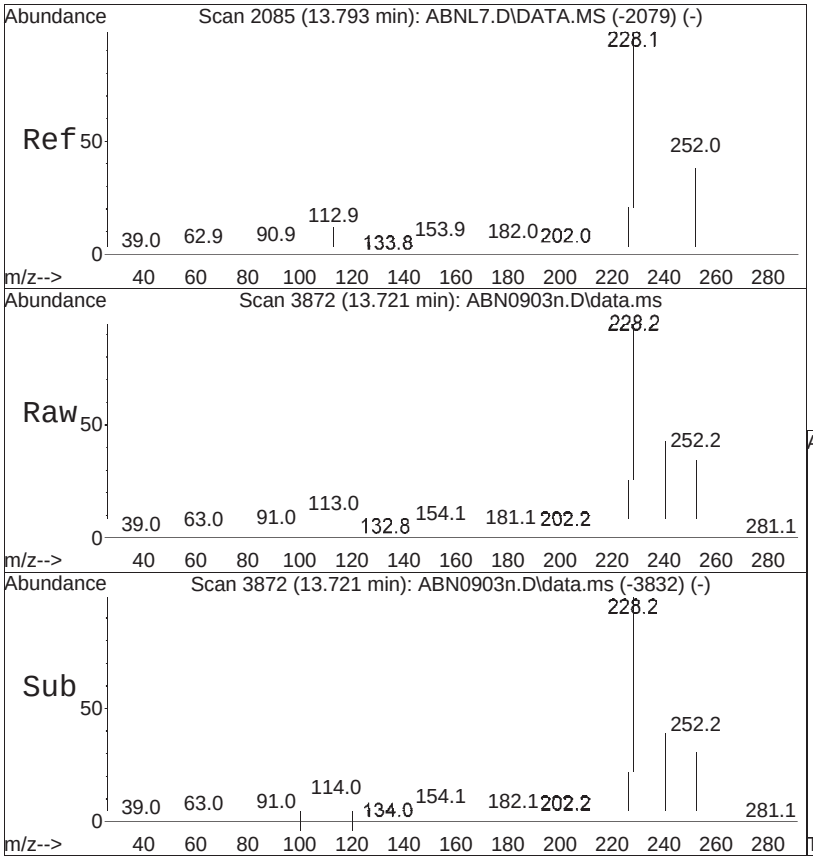


#106
3,3'-Dichlorobenzidine
Concen: 4.31 ug/ml
RT: 13.721 min Scan# 3872
Delta R.T. 0.000 min
Lab File: ABN0903n.D
Acq: 4 Sep 2025 1:37 am

Tgt Ion:252 Resp: 101141

| Ion | Ratio | Lower | Upper |
|---|---|---|---|
| 252 | 100 | | |
| 126 | 14.2 | 14.5 | 21.7# |
| 254 | 64.1 | 51.2 | 76.8 |

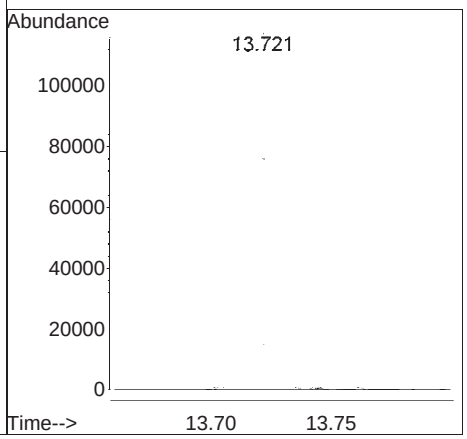

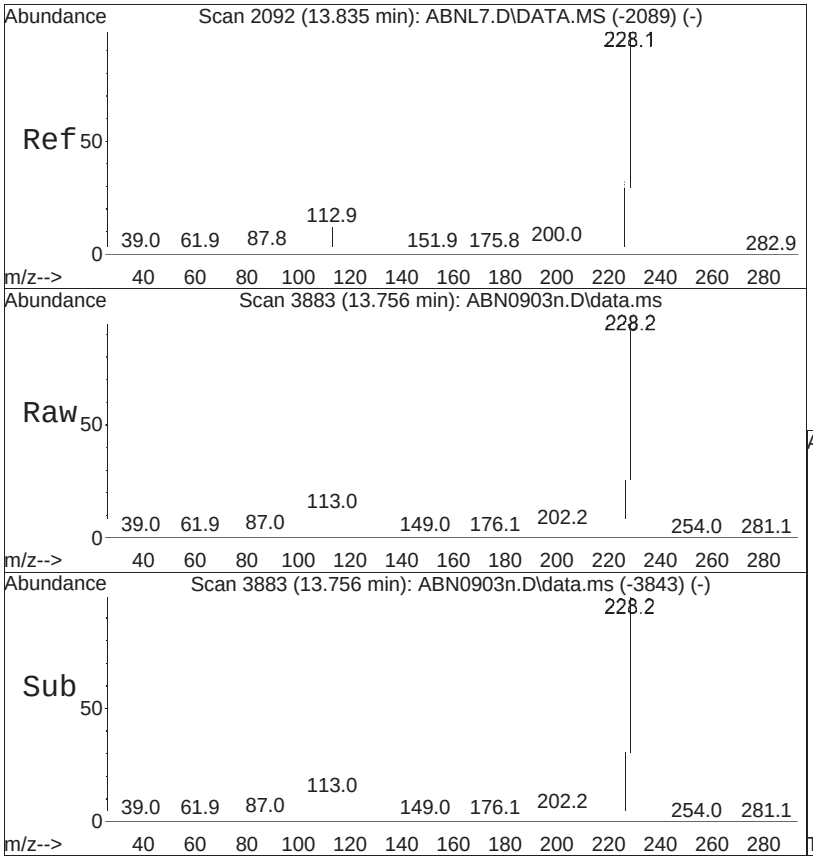


#107
Chrysene
Concen: 4.32 ug/ml
RT: 13.756 min Scan# 3883
Delta R.T. 0.000 min
Lab File: ABN0903n.D
Acq: 4 Sep 2025 1:37 am

Tgt Ion:228 Resp: 314803

| Ion | Ratio | Lower | Upper |
|---|---|---|---|
| 228 | 100 | | |
| 226 | 31.5 | 24.0 | 36.0 |
| 229 | 19.3 | 15.8 | 23.8 |

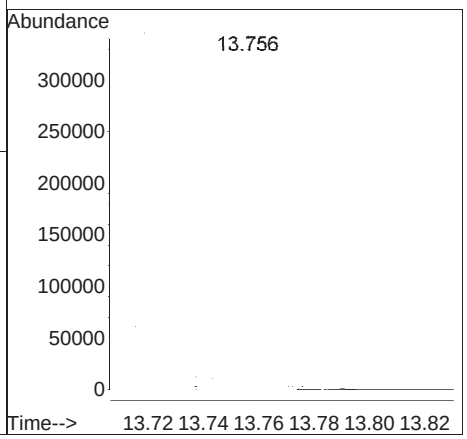

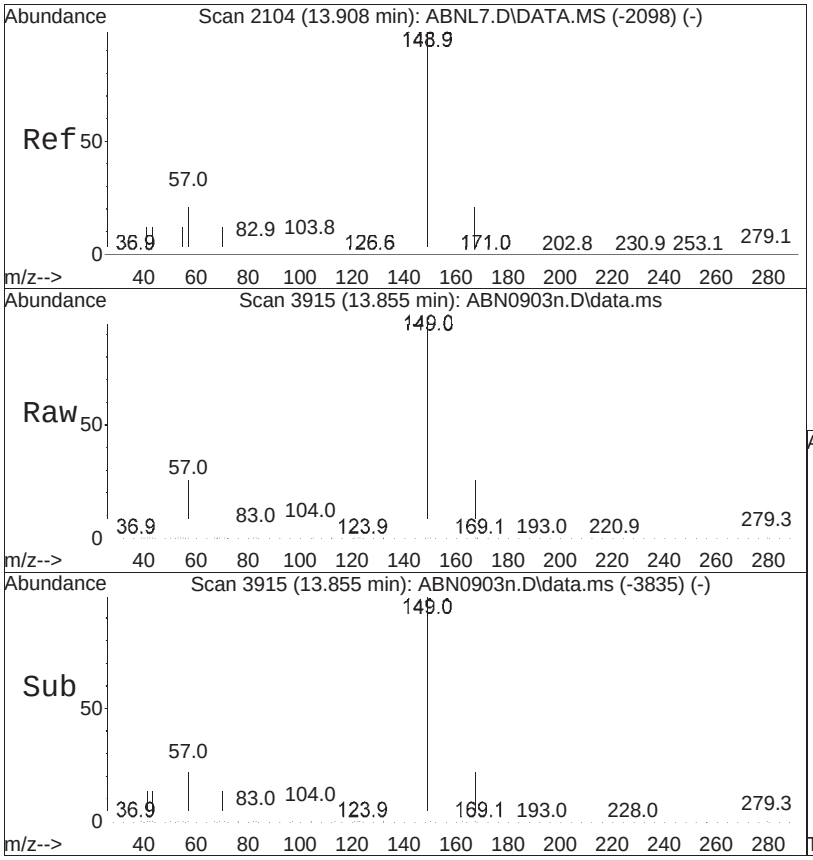


#108
Bis(2-ethylhexyl)phthalate
Concen: 3.71 ug/ml
RT: 13.855 min Scan# 3915
Delta R.T. 0.000 min
Lab File: ABN0903n.D
Acq: 4 Sep 2025 1:37 am

Tgt Ion:149 Resp: 167787

| Ion | Ratio | Lower | Upper |
|---|---|---|---|
| 149 | 100 | | |
| 167 | 24.9 | 22.1 | 33.1 |
| 279 | 2.5 | 3.0 | 4.4# |

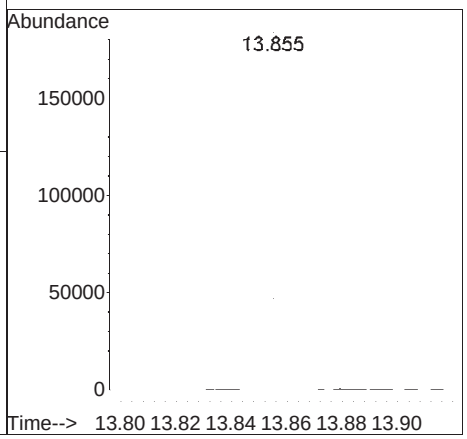

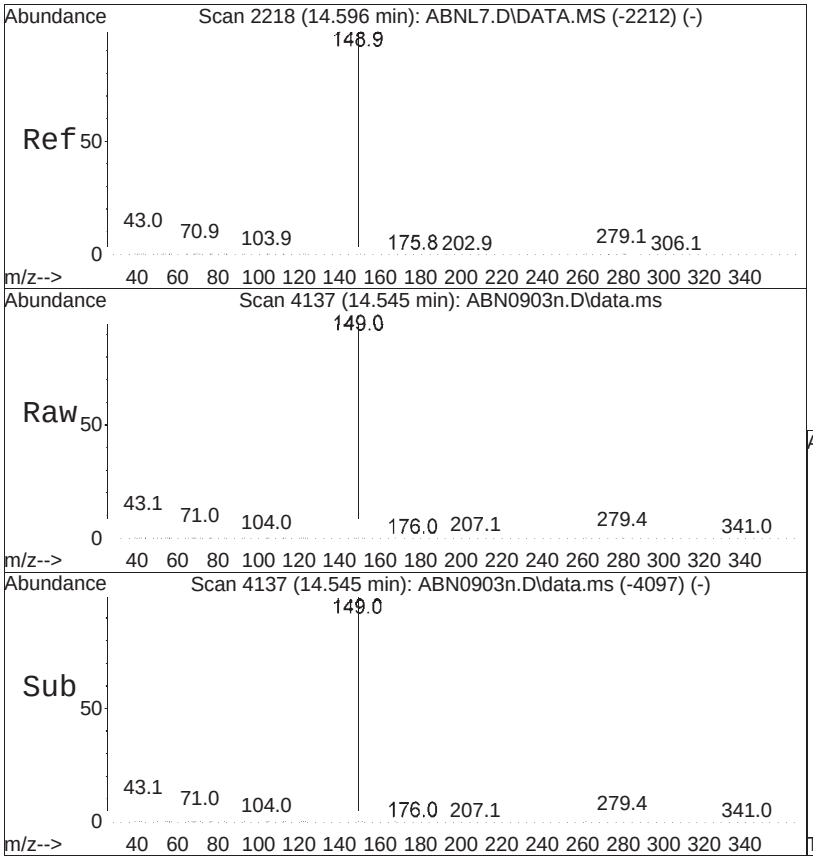


#109
Di-n-octylphthalate
Concen: 3.73 ug/ml
RT: 14.545 min Scan# 4137
Delta R.T. 0.000 min
Lab File: ABN0903n.D
Acq: 4 Sep 2025 1:37 am

Tgt Ion:149 Resp: 260252

| Ion | Ratio | Lower | Upper |
|---|---|---|---|
| 149 | 100 | | |
| 43 | 10.2 | 18.8 | 28.2# |
| 167 | 1.5 | 1.3 | 1.9 |

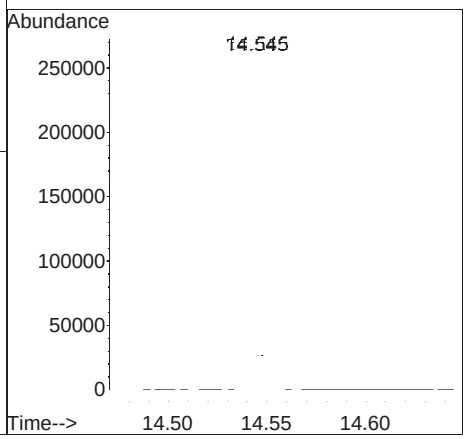

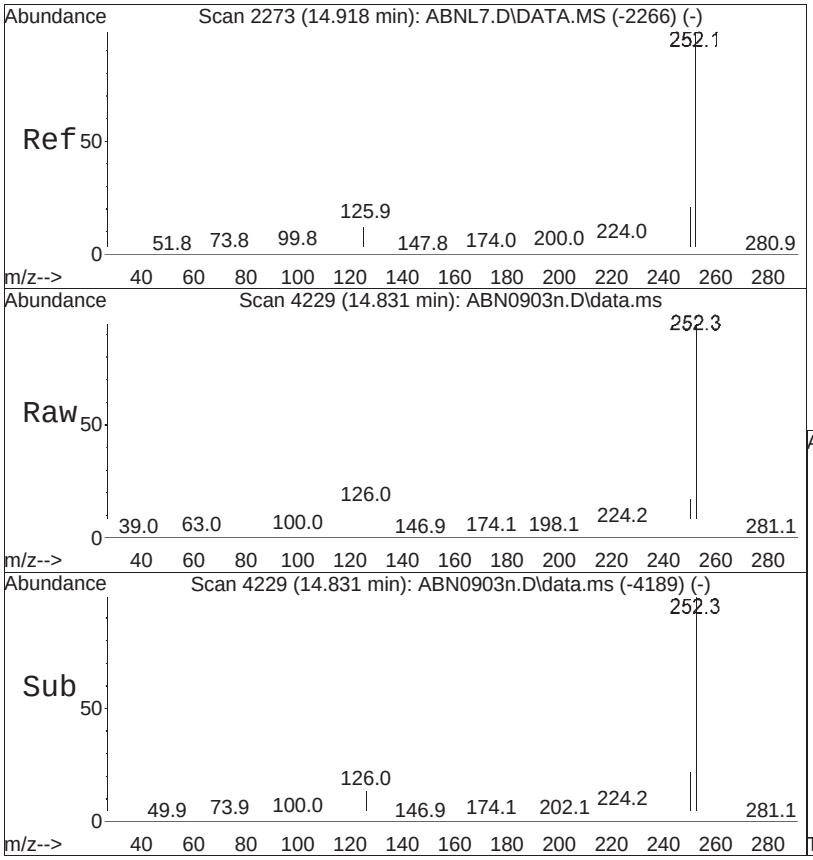


#110
Benzo(b)fluoranthene
Concen: 4.60 ug/ml
RT: 14.831 min Scan# 4229
Delta R.T. 0.000 min
Lab File: ABN0903n.D
Acq: 4 Sep 2025 1:37 am

Tgt Ion:252 Resp: 293597

| Ion | Ratio | Lower | Upper |
|---|---|---|---|
| 252 | 100 | | |
| 125 | 12.1 | 13.3 | 19.9# |
| 253 | 22.2 | 17.1 | 25.7 |

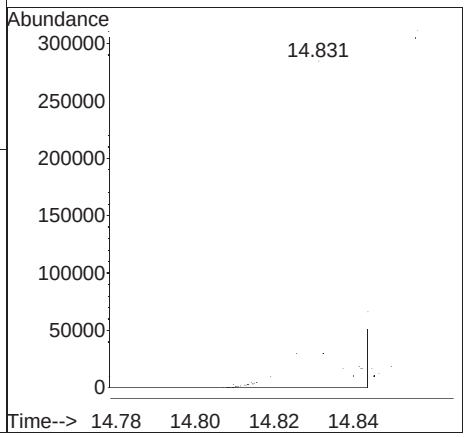

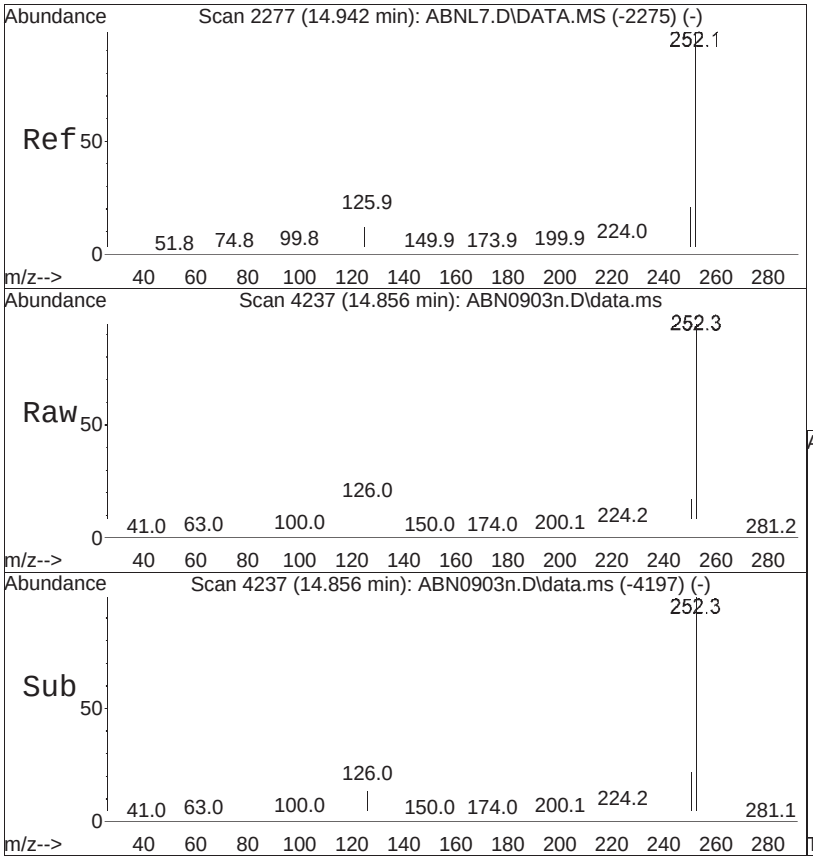


#111
Benzo(k)fluoranthene
Concen: 4.66 ug/ml
RT: 14.856 min Scan# 4237
Delta R.T. 0.000 min
Lab File: ABN0903n.D
Acq: 4 Sep 2025 1:37 am

Tgt Ion:252 Resp: 301252

| Ion | Ratio | Lower | Upper |
|---|---|---|---|
| 252 | 100 | | |
| 125 | 11.6 | 13.0 | 19.6# |
| 253 | 21.7 | 16.8 | 25.2 |

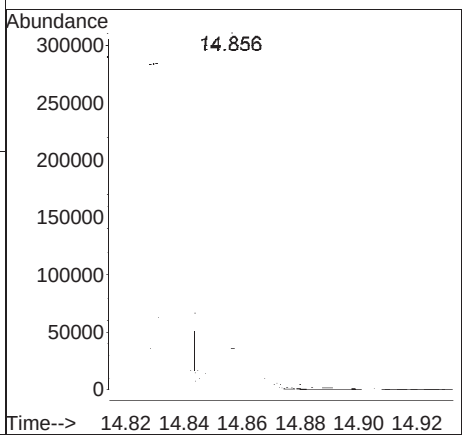

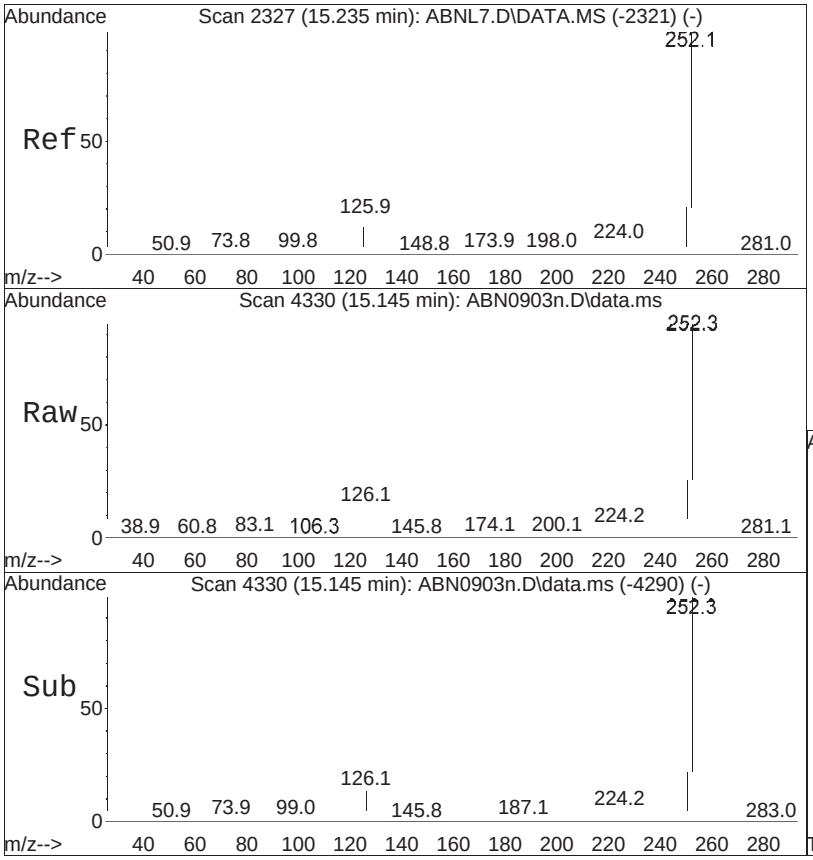


#112
Benzo(a)pyrene
Concen: 4.62 ug/ml
RT: 15.145 min Scan# 4330
Delta R.T. 0.000 min
Lab File: ABN0903n.D
Acq: 4 Sep 2025 1:37 am

Tgt Ion:252 Resp: 274445

| Ion | Ratio | Lower | Upper |
|---|---|---|---|
| 252 | 100 | | |
| 125 | 13.0 | 14.2 | 21.2# |
| 253 | 22.0 | 16.9 | 25.3 |

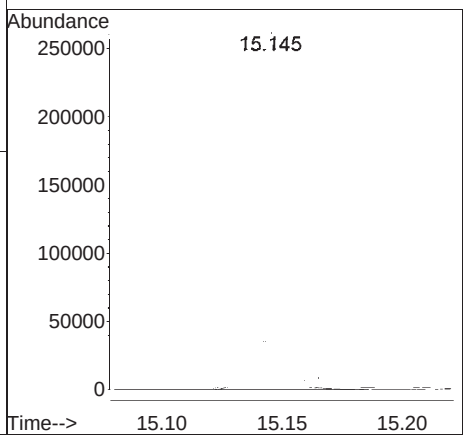




#114
Indeno(1,2,3-cd)pyrene
Concen: 4.76 ug/mL
RT: 16.192 min Scan# 4667
Delta R.T. 0.000 min
Lab File: ABN0903n.D
Acq: 4 Sep 2025 1:37 am

Tgt Ion:276 Resp: 273091

| Ion | Ratio | Lower | Upper |
|---|---|---|---|
| 276 | 100 | | |
| 138 | 24.5 | 25.1 | 37.7# |
| 277 | 24.1 | 18.6 | 28.0 |

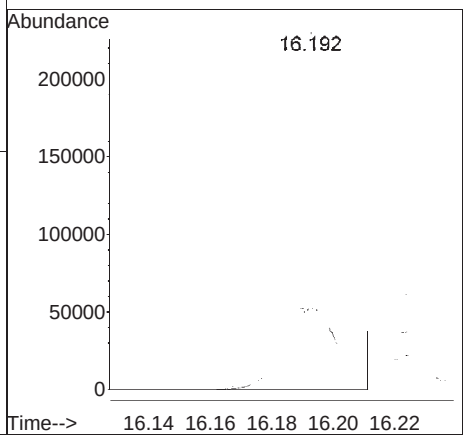

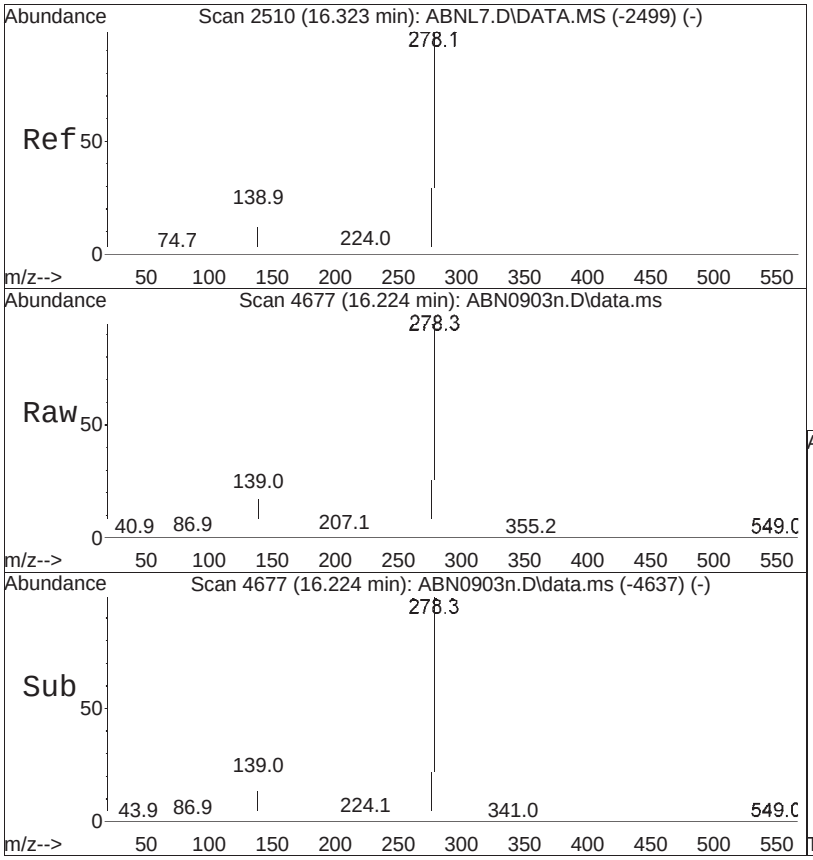


#115
Dibenzo(a,h)anthracene
Concen: 4.66 ug/ml M6
RT: 16.224 min Scan# 4677
Delta R.T. 0.000 min
Lab File: ABN0903n.D
Acq: 4 Sep 2025 1:37 am

Tgt Ion:278 Resp: 277643

| Ion | Ratio | Lower | Upper |
|---|---|---|---|
| 278 | 100 | | |
| 139 | 20.2 | 20.8 | 31.2# |
| 279 | 24.1 | 18.3 | 27.5 |

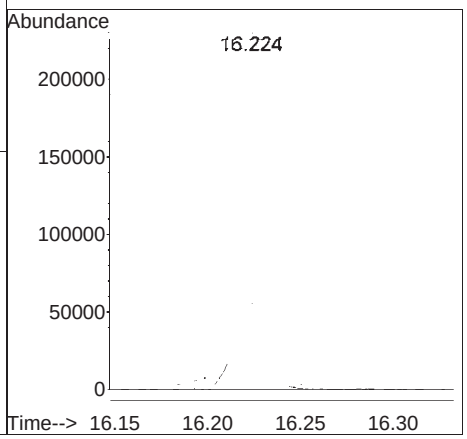

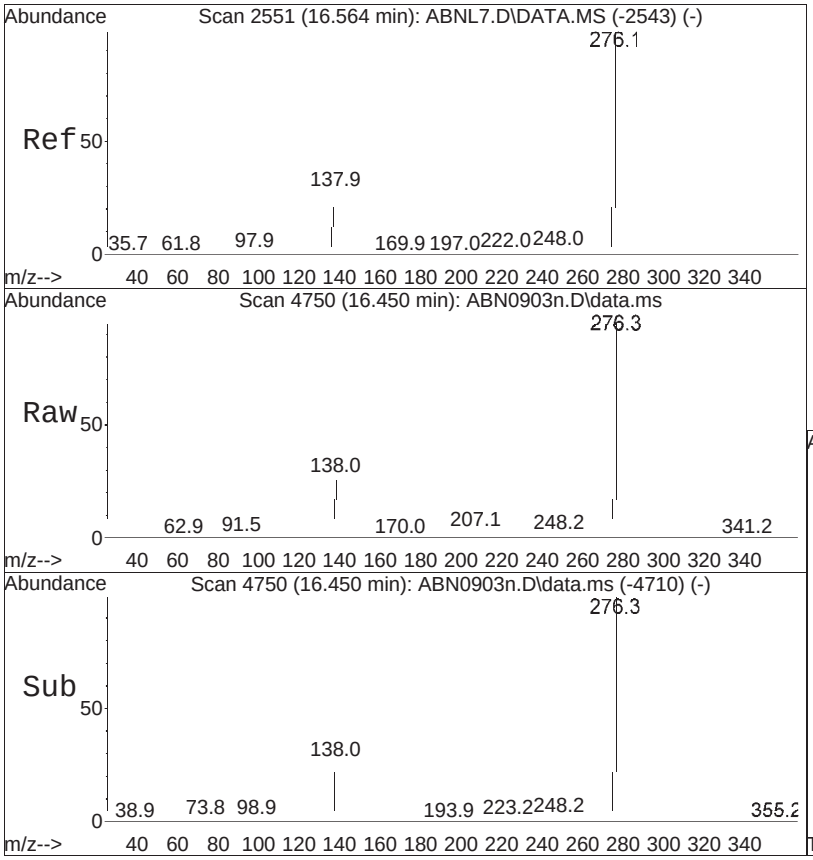


#116
Benzo(ghi)perylene
Concen: 4.83 ug/ml
RT: 16.450 min Scan# 4750
Delta R.T. 0.000 min
Lab File: ABN0903n.D
Acq: 4 Sep 2025 1:37 am

Tgt Ion:276 Resp: 286749

| Ion | Ratio | Lower | Upper |
|---|---|---|---|
| 276 | 100 | | |
| 138 | 27.1 | 29.2 | 43.8# |
| 277 | 23.4 | 18.8 | 28.2 |

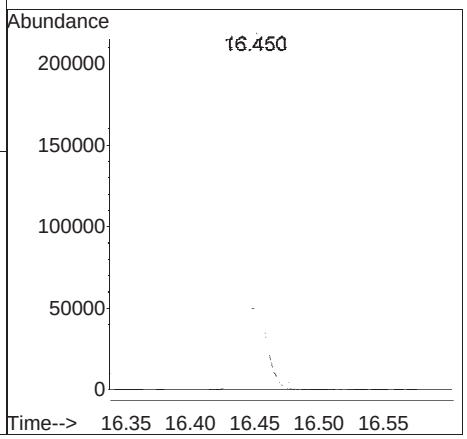

# Manual Integration Report

Data Path : I:\8270\SV107\250903NRVT\ QMethod : FS250826SV107RVT.m
Data File : ABN0903n.D Operator : SV107:slr
Date Inj'd : 9/4/2025 1:37 am Instrument : SV107
Sample : WG2110426-3,32,,ABN RVT ICQuant Date 2:28 am

## Compound #115: Dibenzo(a,h)anthracene

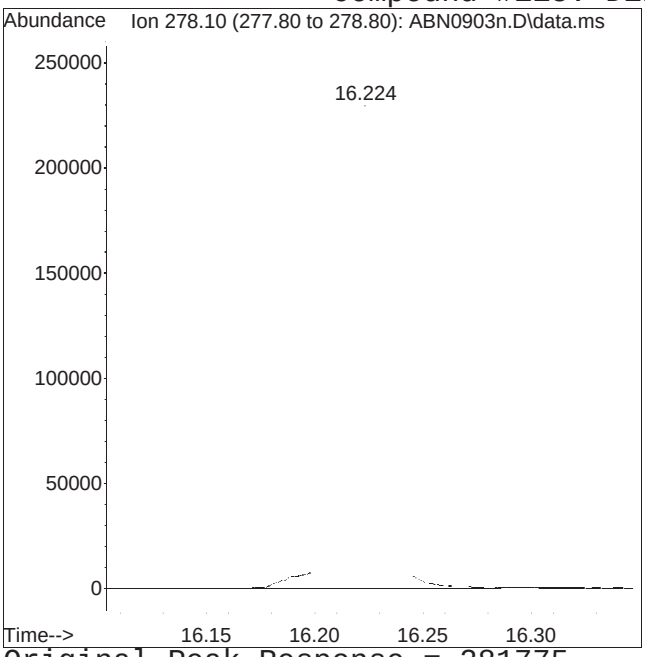


Original Peak Response = 281775

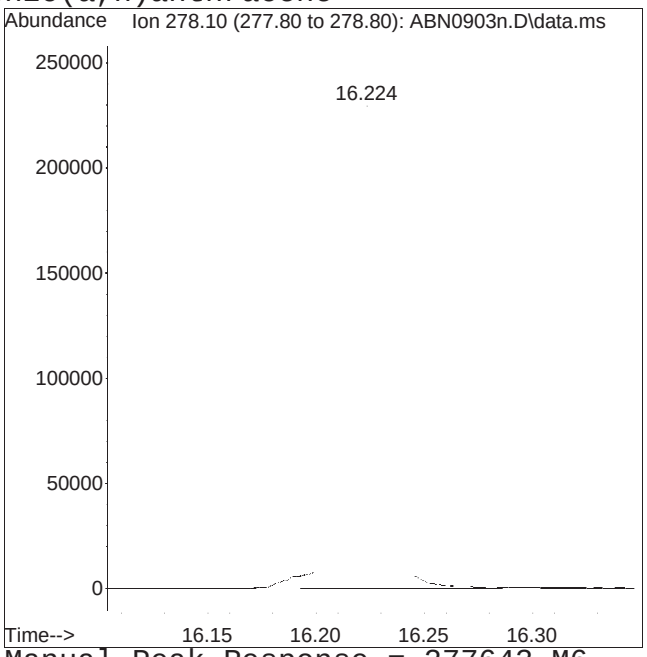


Manual Peak Response = 277643 M6

M6 = Misassignment of peak valley by automated integration (poor split of 2 peaks).

# Evaluate Continuing Calibration Report

Data Path : I:\8270\SV107\250903NRVT\
Data File : AP90903n.D
Acq On : 4 Sep 2025 2:01 am
Operator : SV107:slr
Sample : WG2110426-4,32,,AP9 RVT ICV Lot# 11965
Misc : WG2110426,,ical22592
ALS Vial : 143 Sample Multiplier: 1

Quant Time: Sep 04 02:35:10 2025
Quant Method : I:\8270\SV107\250903NRVT\FS250826SV107RVT.m
Quant Title : Semivolatiles by GC/MS by modified 8270
QLast Update : Thu Sep 04 02:35:37 2025
Response via : Initial Calibration

Min. RRF : 0.000 Min. Rel. Area : 50% Max. R.T. Dev 0.50min
Max. RRF Dev : 20% Max. Rel. Area : 200%

| | | Compound | AvgRF | CCRF | %Dev | Area% | Dev(min) |
|---|---|---|---|---|---|---|---|
| 27 | I | IS2_1,4-Dichlorobenzene-d4 | 1.000 | 1.000 | 0.0 | 114 | 0.00 |
| 28 | T | Benzaldehyde | 0.605 | 0.664 | -9.8 | 125 | 0.00 |
| 29 | T | Acetophenone | 1.796 | 1.654 | 7.9 | 105 | 0.00 |
| 30 | T | m-Toluidine | 1.129 | 1.216 | -7.7 | 123 | 0.00 |
| 31 | T | 2-Chloroaniline | 1.545 | 1.508 | 2.4 | 109 | 0.00 |
| 55 | I | IS2_Naphthalene-d8 | 1.000 | 1.000 | 0.0 | 117 | 0.00 |
| 56 | T | a-Terpineol | 0.250 | 0.240 | 4.0 | 109 | 0.00 |
| 57 | T | 3-Chloroaniline | 0.117 | 0.120 | -2.6 | 110 | 0.00 |
| 58 | T | 2,6-Dichlorophenol | 0.264 | 0.293 | -11.0 | 121 | 0.00 |
| 59 | T | 1-chloro-2-nitrobenzene | 0.124 | 0.126 | -1.6 | 118 | 0.00 |
| 60 | T | Caprolactam | 0.125 | 0.122 | 2.4 | 119 | 0.00 |
| 61 | T | 1,2,4,5-Tetrachlorobenzene | 0.415 | 0.377 | 9.2 | 110 | 0.00 |
| 62 | T | Biphenyl | 0.948 | 0.851 | 10.2 | 108 | 0.00 |
| 83 | I | IS2_Acenaphthene-d10 | 1.000 | 1.000 | 0.0 | 120 | 0.00 |
| 84 | T | Dichloran | 0.145 | 0.131 | 9.7 | 126 | 0.00 |
| 85 | T | Pentachloronitrobenzene | 0.133 | 0.131 | 1.5 | 116 | 0.00 |
| 98 | I | IS2_Phenanthrene-d10 | 1.000 | 1.000 | 0.0 | 127 | 0.00 |
| 99 | T | Diphenamid | 0.435 | 0.388 | 10.8 | 108 | 0.00 |

* Evaluation of CC level amount vs concentration.
(#) = Out of Range SPCC's out = 0 CCC's out = 0

Quantitation Report (QT Reviewed)

Data Path : I:\8270\SV107\250903NRVT\
Data File : AP90903n.D
Acq On : 4 Sep 2025 2:01 am
Operator : SV107:slr
Sample : WG2110426-4,32,,AP9 RVT ICV Lot# 11965
Misc : WG2110426,,ical22592
ALS Vial : 143 Sample Multiplier: 1

Quant Time: Sep 04 02:35:10 2025
Quant Method : I:\8270\SV107\250903NRVT\FS250826SV107RVT.m
Quant Title : Semivolatiles by GC/MS by modified 8270
QLast Update : Thu Sep 04 02:35:37 2025
Response via : Initial Calibration

Sub List : AP9ical - AP9 ical sublist

| Compound | R.T. | QIon | Response | Conc | Units | | Dev(Min) |
|---|---|---|---|---|---|---|---|
| Internal Standards | | | | | | | |
| 27) IS2_1,4-Dichlorobenzen... | 6.436 | 152 | 56284 | 4.000 | ug/ml | | 0.00 |
| 55) IS2_Naphthalene-d8 | 7.866 | 136 | 213771 | 4.000 | ug/ml | | 0.00 |
| 83) IS2_Acenaphthene-d10 | 9.631 | 164 | 126785 | 4.000 | ug/ml | | 0.00 |
| 98) IS2_Phenanthrene-d10 | 11.076 | 188 | 254788 | 4.000 | ug/ml | # | 0.00 |
| System Monitoring Compounds | | | | | | | |
| Target Compounds | | | | | | | Qvalue |
| 28) Benzaldehyde | 5.867 | 105 | 46716 | 5.485 | ug/ml | | 89 |
| 29) Acetophenone | 6.936 | 105 | 116376 | 4.604 | ug/ml | # | 81 |
| 30) m-Toluidine | 7.036 | 106 | 85522 | 5.384 | ug/ml | | 94 |
| 31) 2-Chloroaniline | 7.437 | 127 | 106067 | 4.878 | ug/ml | # | 92 |
| 56) a-Terpineol | 7.937 | 59 | 64096 | 4.794 | ug/ml | # | 81 |
| 57) 3-Chloroaniline | 7.950 | 65 | 32071 | 5.145 | ug/ml | | 97 |
| 58) 2,6-Dichlorophenol | 7.975 | 162 | 78388 | 5.554 | ug/ml | # | 84 |
| 59) 1-chloro-2-nitrobenzene | 8.245 | 111 | 33555 | 5.054 | ug/ml | # | 1 |
| 60) Caprolactam | 8.288 | 55 | 32572 | 4.879 | ug/ml | # | 70 |
| 61) 1,2,4,5-Tetrachloroben... | 8.776 | 216 | 100633 | 4.541 | ug/ml | | 98 |
| 62) Biphenyl | 9.084 | 154 | 227361 | 4.490 | ug/ml | | 98 |
| 84) Dichloran | 10.769 | 206 | 20785 | 4.538 | ug/ml | # | 66 |
| 85) Pentachloronitrobenzene | 10.915 | 237 | 20831 | 4.958 | ug/ml | # | 84 |
| 99) Diphenamid | 11.990 | 167 | 123629 | 4.465 | ug/ml | # | 78 |

(#) = qualifier out of range (m) = manual integration (+) = signals summed

Quantitation Report (QT Reviewed)

Data Path : I:\8270\SV107\250903NRVT\
Data File : AP90903n.D
Acq On : 4 Sep 2025 2:01 am
Operator : SV107:slr
Sample : WG2110426-4,32,,AP9 RVT ICV Lot# 11965
Misc : WG2110426,,ical22592
ALS Vial : 143 Sample Multiplier: 1

Quant Time: Sep 04 02:35:10 2025
Quant Method : I:\8270\SV107\250903NRVT\FS250826SV107RVT.m
Quant Title : Semivolatiles by GC/MS by modified 8270
QLast Update : Thu Sep 04 02:35:37 2025
Response via : Initial Calibration

Sub List : AP9ical - AP9 ical sublist

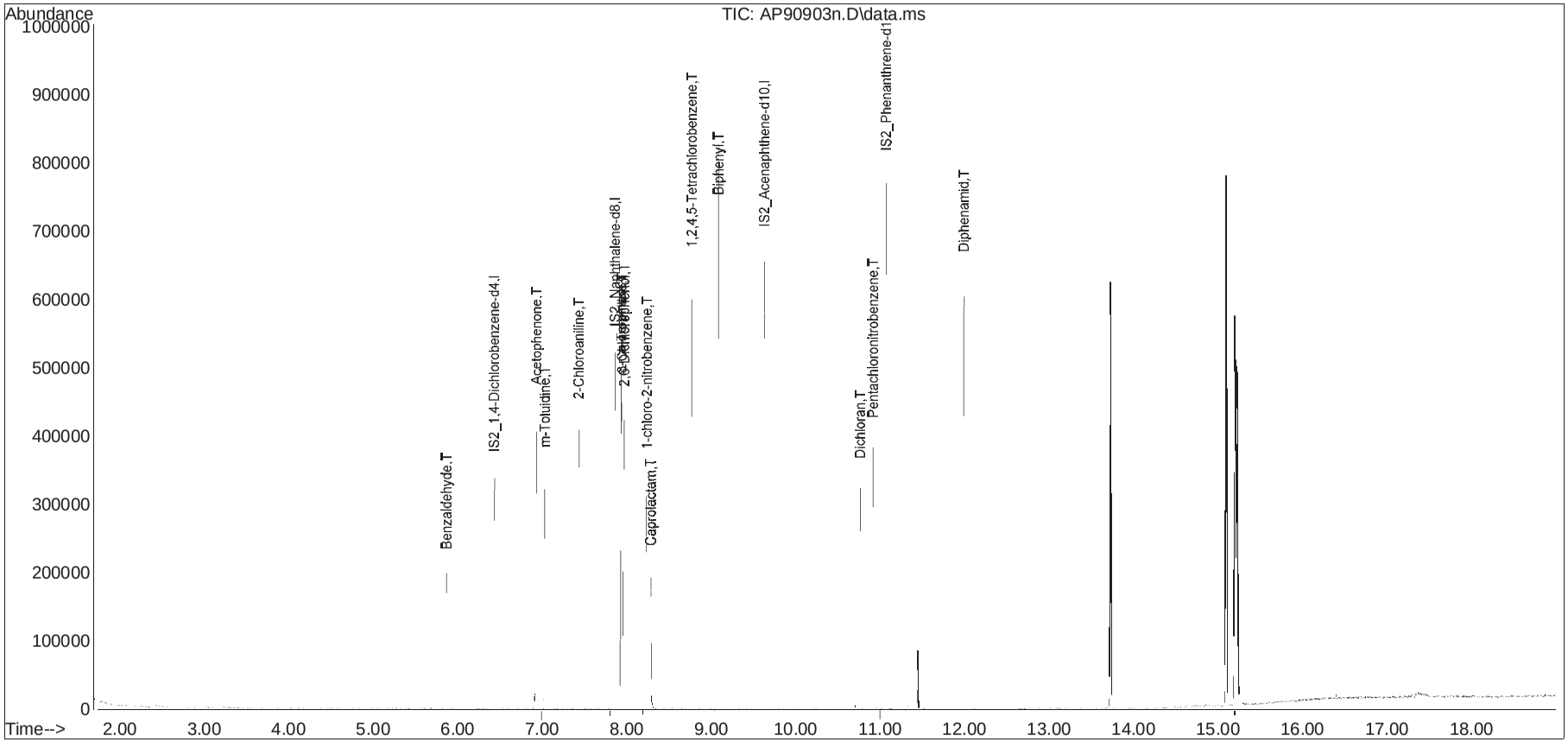

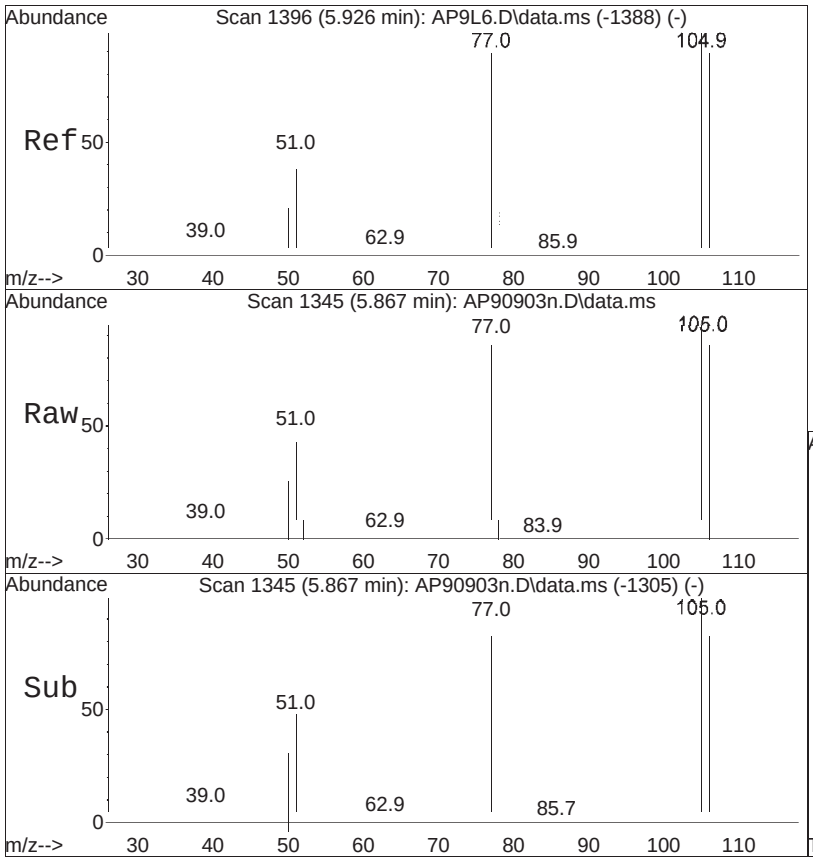


#28
Benzaldehyde
Concen: 5.48 ug/ml
RT: 5.867 min Scan# 1345
Delta R.T. 0.000 min
Lab File: AP90903n.D
Acq: 4 Sep 2025 2:01 am

Tgt Ion:105 Resp: 46716

| Ion | Ratio | Lower | Upper |
|---|---|---|---|
| 105 | 100 | | |
| 77 | 91.9 | 82.2 | 123.4 |

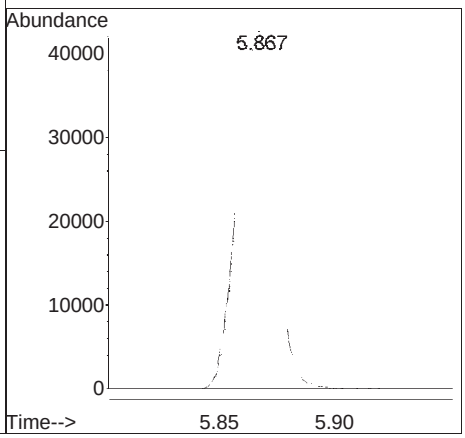

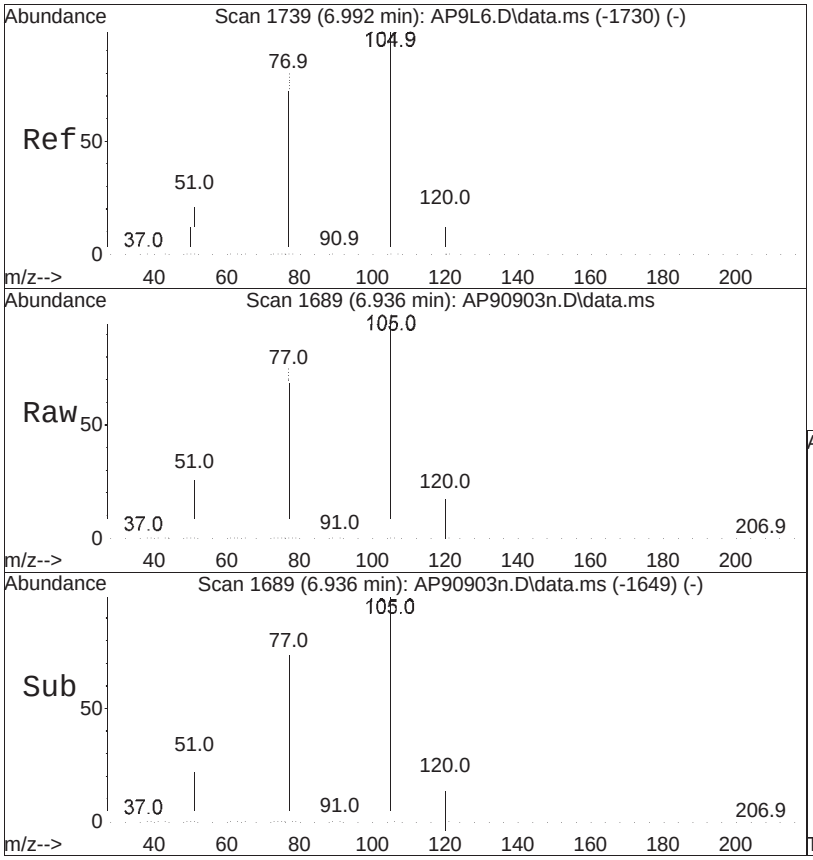


#29
Acetophenone
Concen: 4.60 ug/ml
RT: 6.936 min Scan# 1689
Delta R.T. 0.000 min
Lab File: AP90903n.D
Acq: 4 Sep 2025 2:01 am

Tgt Ion:105 Resp: 116376

| Ion | Ratio | Lower | Upper |
|---|---|---|---|
| 105 | 100 | | |
| 120 | 19.0 | 20.5 | 30.7# |
| 51 | 28.8 | 34.9 | 52.3# |

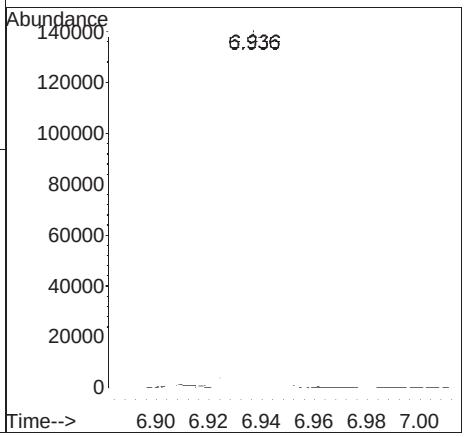

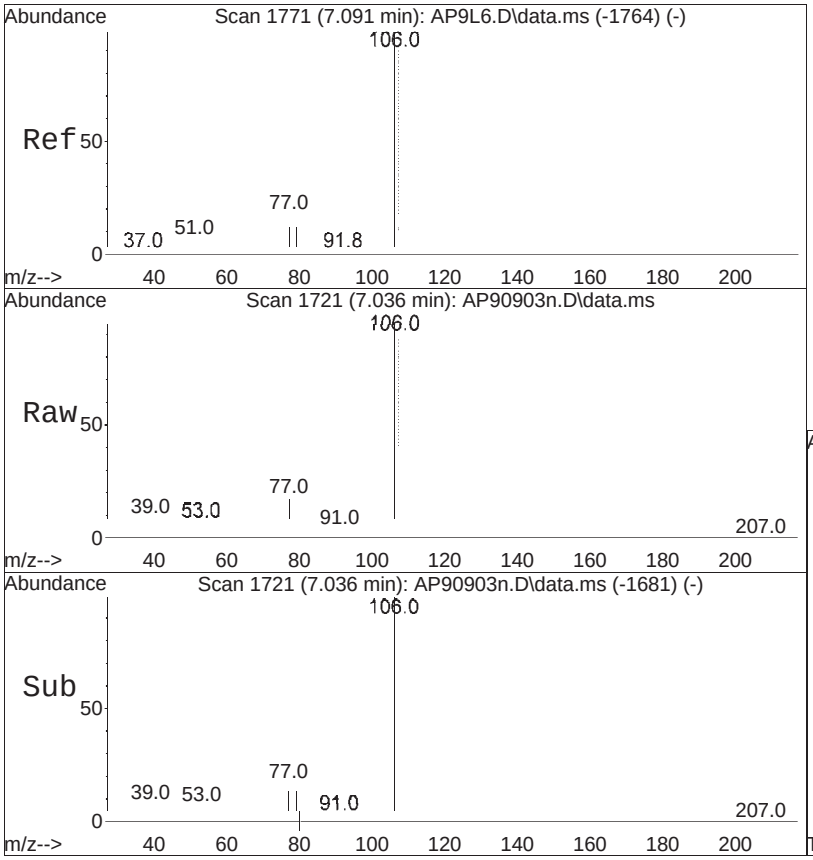


#30
m-Toluidine
Concen: 5.38 ug/ml
RT: 7.036 min Scan# 1721
Delta R.T. 0.000 min
Lab File: AP90903n.D
Acq: 4 Sep 2025 2:01 am

Tgt Ion:106 Resp: 85522

| Ion | Ratio | Lower | Upper |
|---|---|---|---|
| 106 | 100 | | |
| 107 | 87.9 | 75.7 | 113.5 |
| 79 | 15.1 | 11.8 | 17.8 |

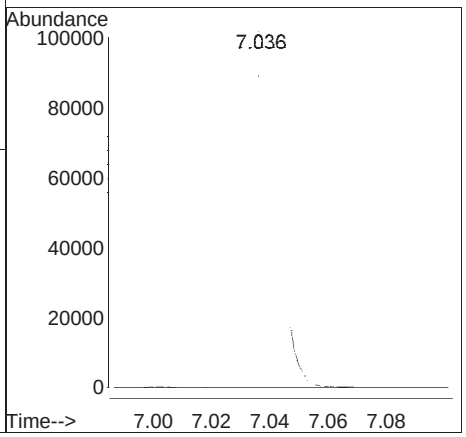

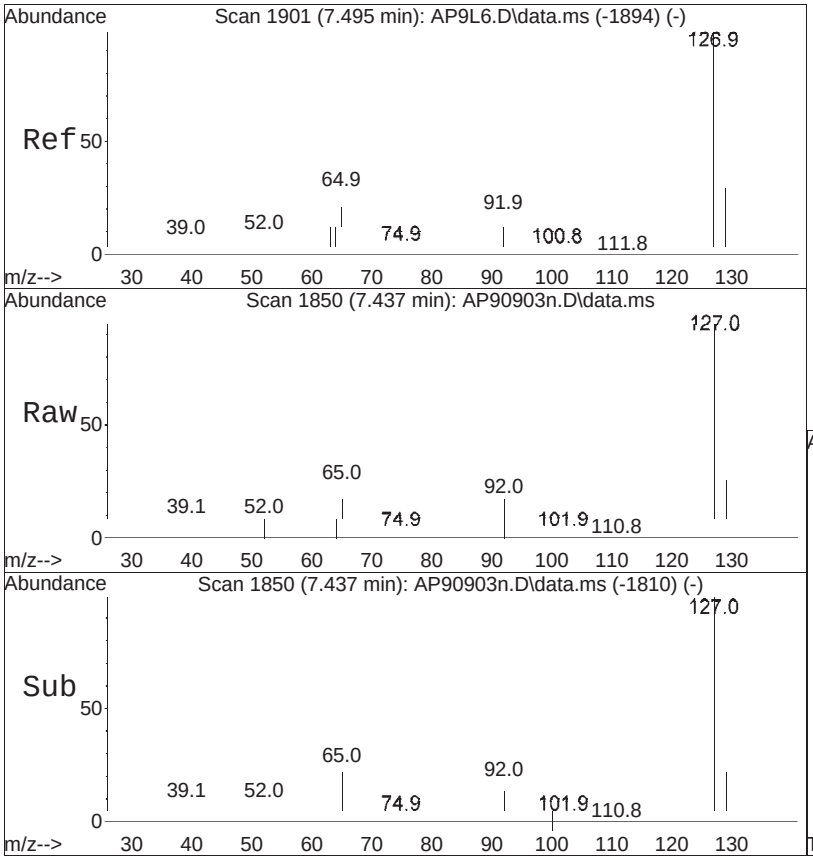


#31
2-Chloroaniline
Concen: 4.88 ug/ml
RT: 7.437 min Scan# 1850
Delta R.T. 0.000 min
Lab File: AP90903n.D
Acq: 4 Sep 2025 2:01 am

Tgt Ion:127 Resp: 106067

| Ion | Ratio | Lower | Upper |
|---|---|---|---|
| 127 | 100 | | |
| 129 | 31.2 | 25.9 | 38.9 |
| 65 | 24.6 | 26.3 | 39.5# |

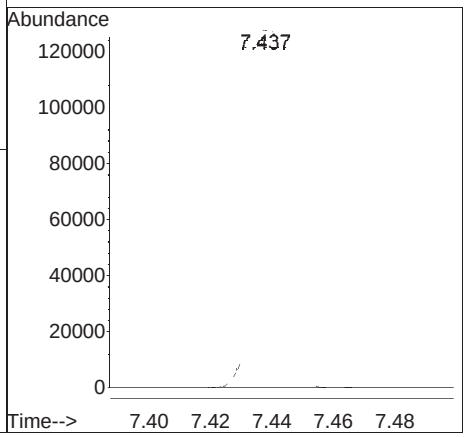

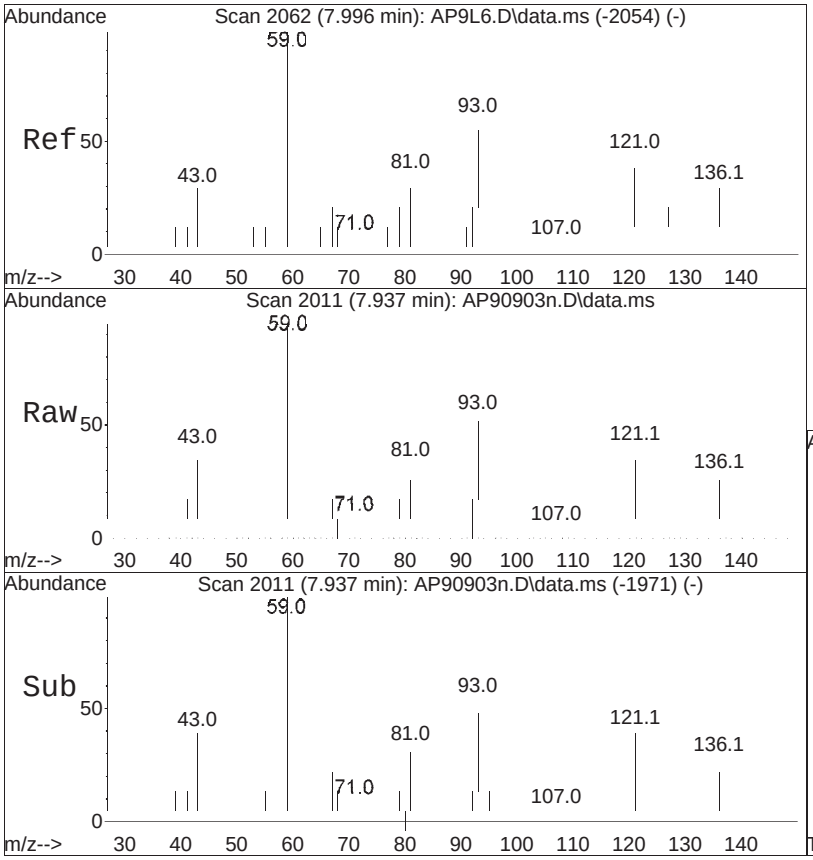


#56
a-Terpineol
Concen: 4.79 ug/ml
RT: 7.937 min Scan# 2011
Delta R.T. 0.000 min
Lab File: AP90903n.D
Acq: 4 Sep 2025 2:01 am

Tgt Ion: 59 Resp: 64096

| Ion | Ratio | Lower | Upper |
|---|---|---|---|
| 59 | 100 | | |
| 93 | 56.6 | 35.6 | 53.4# |

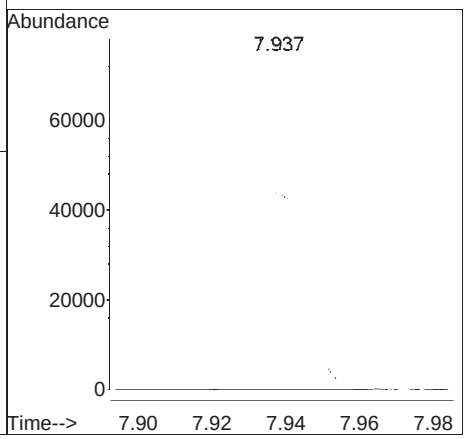

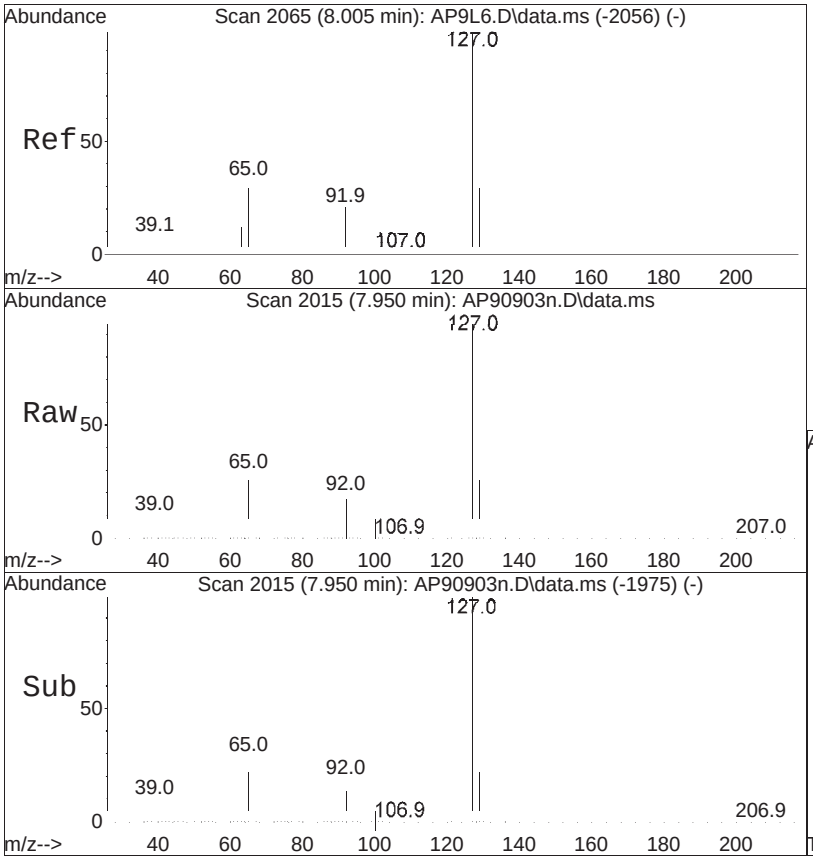


#57
3-Chloroaniline
Concen: 5.14 ug/ml
RT: 7.950 min Scan# 2015
Delta R.T. 0.000 min
Lab File: AP90903n.D
Acq: 4 Sep 2025 2:01 am

Tgt Ion: 65 Resp: 32071

| Ion | Ratio | Lower | Upper |
|---|---|---|---|
| 65 | 100 | | |
| 127 | 312.8 | 243.2 | 364.8 |
| 129 | 98.0 | 78.8 | 118.2 |

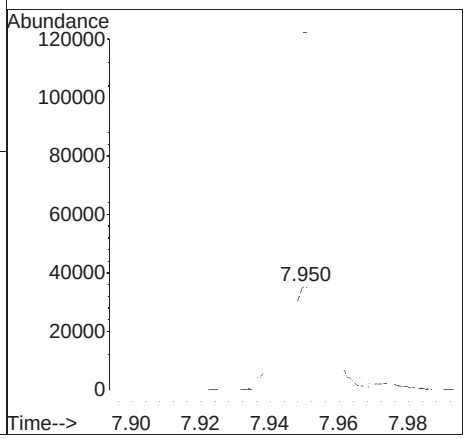

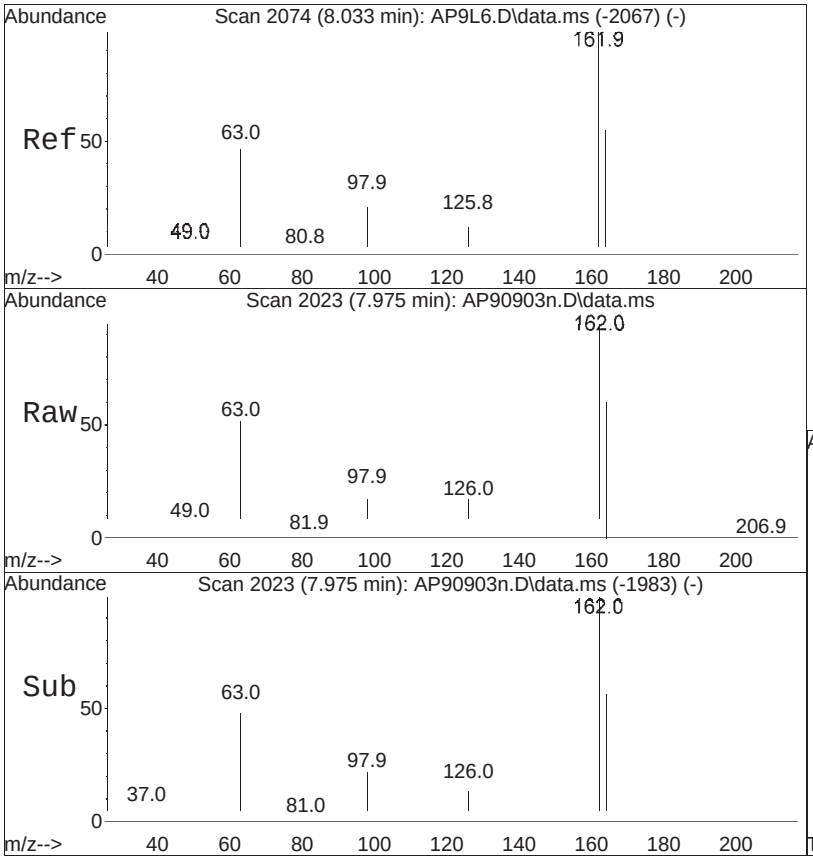


#58
2,6-Dichlorophenol
Concen: 5.55 ug/ml
RT: 7.975 min Scan# 2023
Delta R.T. 0.000 min
Lab File: AP90903n.D
Acq: 4 Sep 2025 2:01 am

Tgt Ion:162 Resp: 78388

| Ion | Ratio | Lower | Upper |
|---|---|---|---|
| 162 | 100 | | |
| 164 | 63.4 | 51.1 | 76.7 |
| 63 | 50.5 | 60.8 | 91.2# |

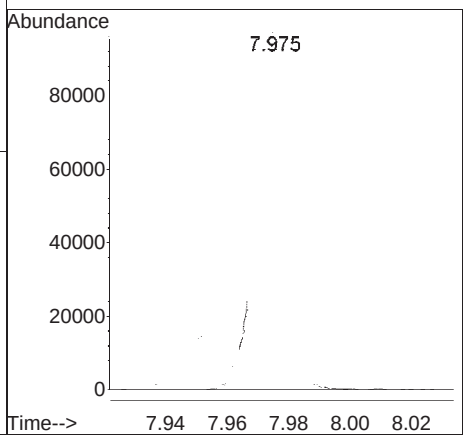

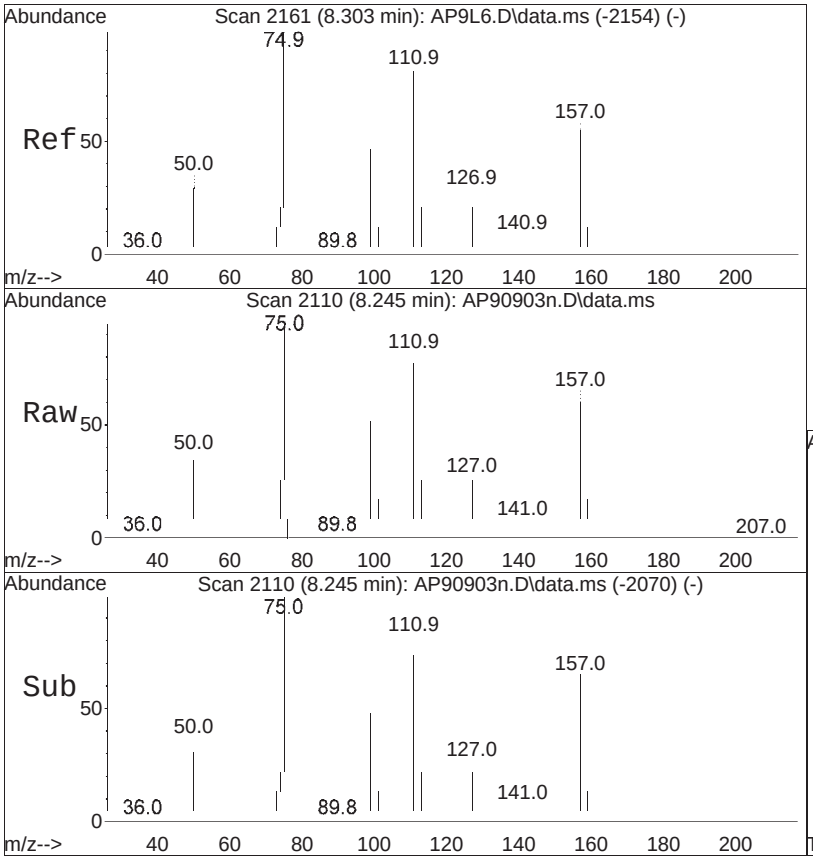


#59
1-chloro-2-nitrobenzene
Concen: 5.05 ug/ml
RT: 8.245 min Scan# 2110
Delta R.T. 0.000 min
Lab File: AP90903n.D
Acq: 4 Sep 2025 2:01 am

Tgt Ion:111 Resp: 33555

| Ion | Ratio | Lower | Upper |
|---|---|---|---|
| 111 | 100 | | |
| 157 | 81.3 | 0.0 | 0.0# |
| 75 | 122.5 | 28.2 | 42.2# |

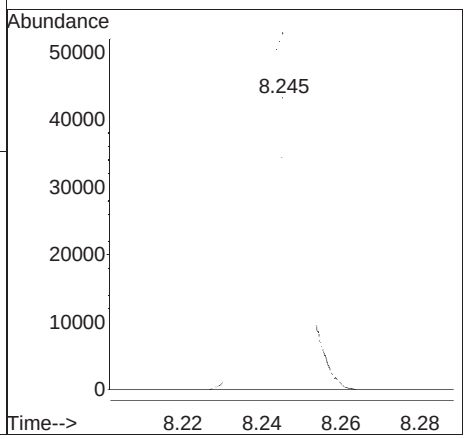

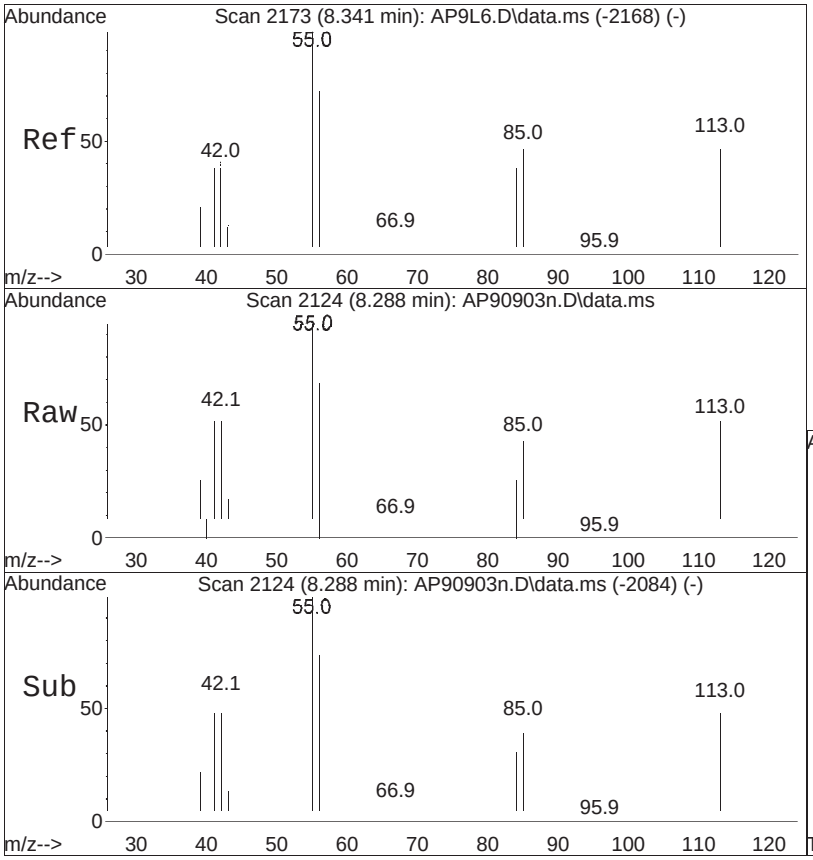


#60
Caprolactam
Concen: 4.88 ug/ml
RT: 8.288 min Scan# 2124
Delta R.T. 0.000 min
Lab File: AP90903n.D
Acq: 4 Sep 2025 2:01 am

Tgt Ion: 55 Resp: 32572

| Ion | Ratio | Lower | Upper |
|---|---|---|---|
| 55 | 100 | | |
| 85 | 43.8 | 19.8 | 29.6# |
| 113 | 51.9 | 29.6 | 44.4# |

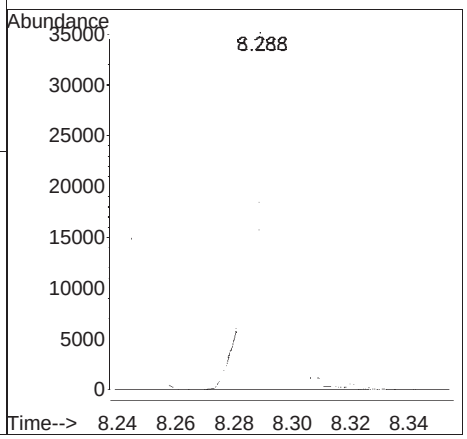

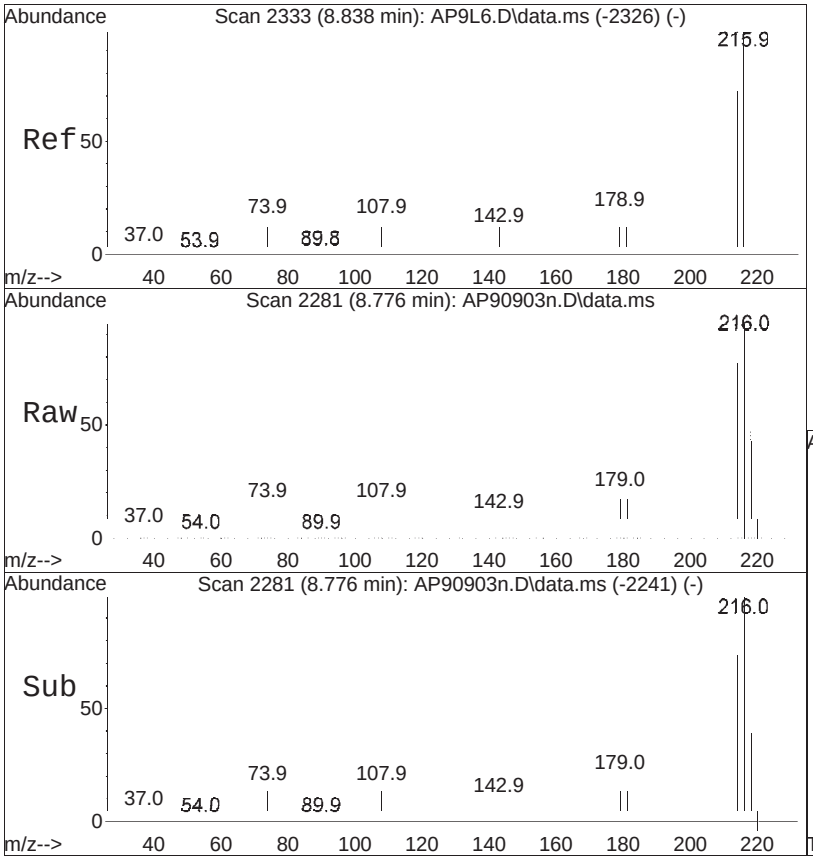


#61
1,2,4,5-Tetrachlorobenzene
Concen: 4.54 ug/ml
RT: 8.776 min Scan# 2281
Delta R.T. 0.000 min
Lab File: AP90903n.D
Acq: 4 Sep 2025 2:01 am

Tgt Ion:216 Resp: 100633

| Ion | Ratio | Lower | Upper |
|---|---|---|---|
| 216 | 100 | | |
| 214 | 79.3 | 63.7 | 95.5 |
| 179 | 20.5 | 19.0 | 28.6 |

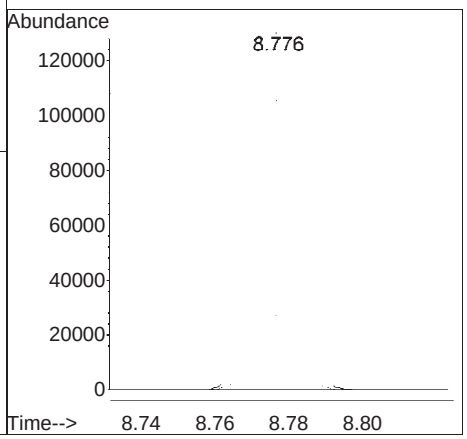

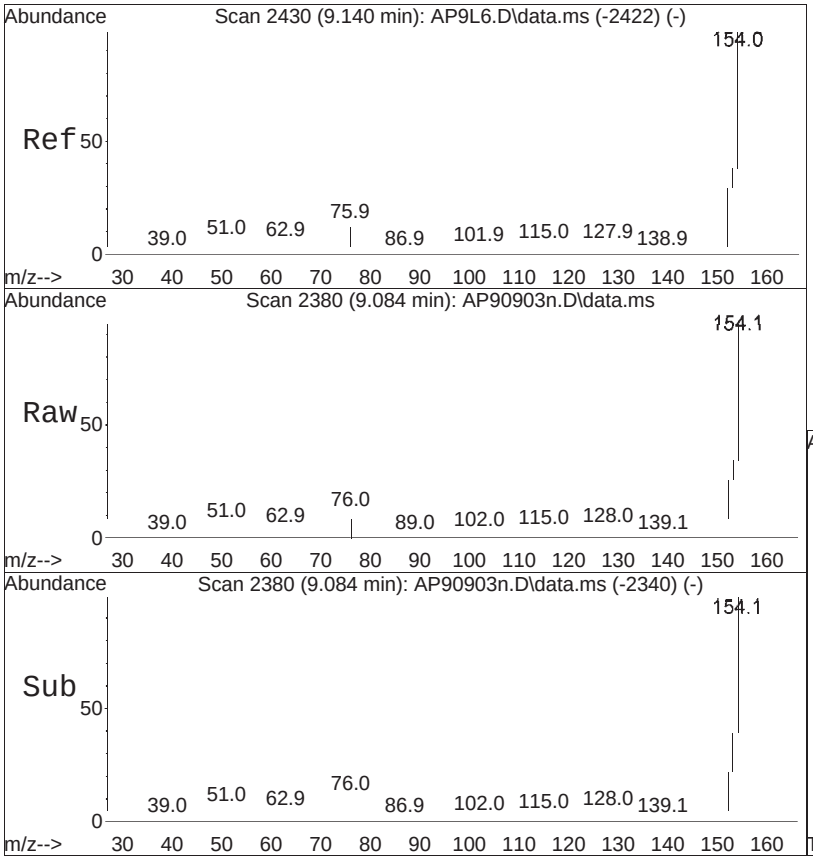


#62
Biphenyl
Concen: 4.49 ug/ml
RT: 9.084 min Scan# 2380
Delta R.T. 0.000 min
Lab File: AP90903n.D
Acq: 4 Sep 2025 2:01 am

Tgt Ion:154 Resp: 227361

| Ion | Ratio | Lower | Upper |
|---|---|---|---|
| 154 | 100 | | |
| 153 | 42.2 | 32.3 | 48.5 |
| 152 | 28.2 | 22.5 | 33.7 |

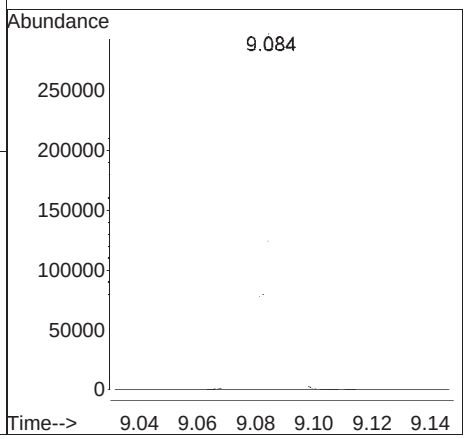

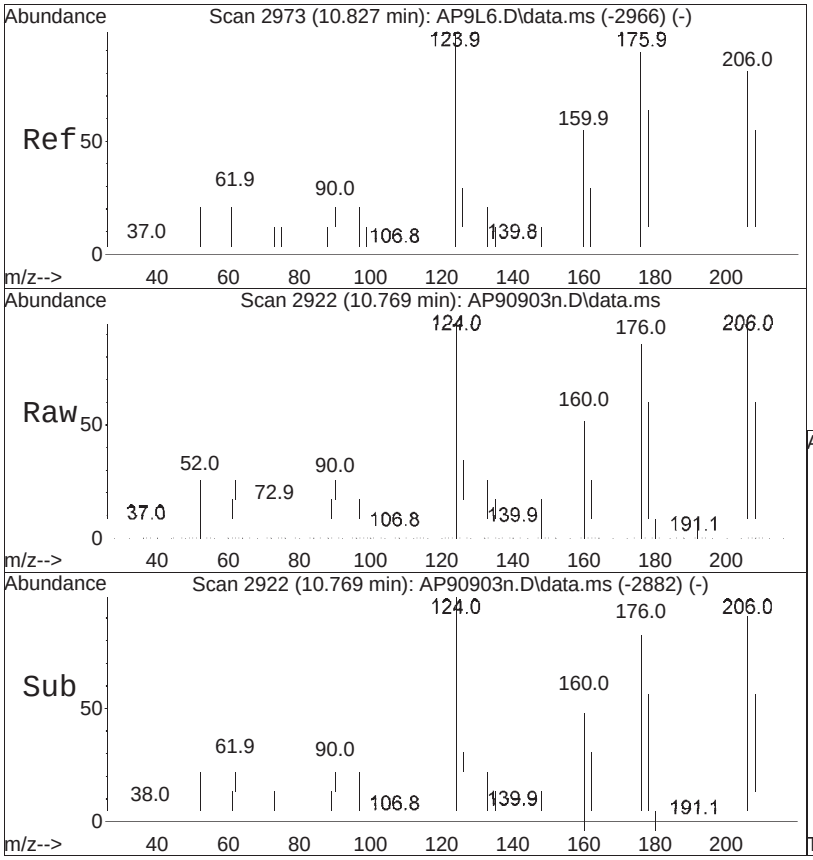


#84
Dichloran
Concen: 4.54 ug/ml
RT: 10.769 min Scan# 2922
Delta R.T. 0.000 min
Lab File: AP90903n.D
Acq: 4 Sep 2025 2:01 am

Tgt Ion:206 Resp: 20785

| Ion | Ratio | Lower | Upper |
|---|---|---|---|
| 206 | 100 | | |
| 176 | 99.9 | 104.6 | 157.0# |
| 124 | 108.8 | 130.5 | 195.7# |

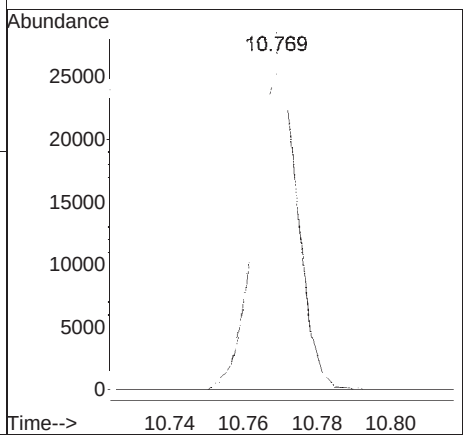

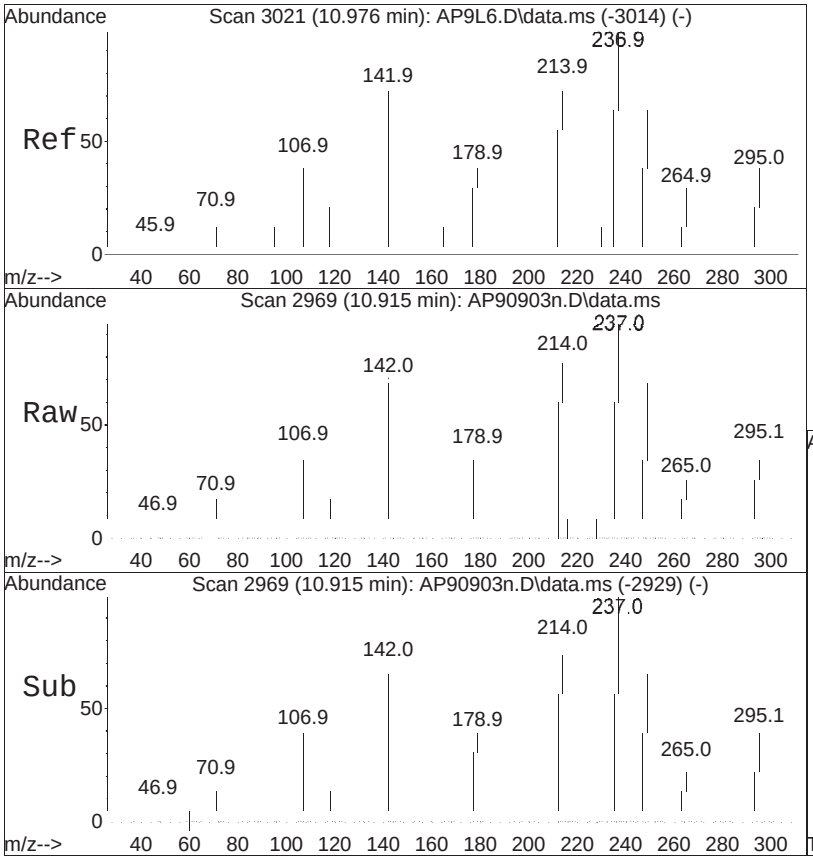


#85
Pentachloronitrobenzene
Concen: 4.96 ug/ml
RT: 10.915 min Scan# 2969
Delta R.T. 0.000 min
Lab File: AP90903n.D
Acq: 4 Sep 2025 2:01 am

Tgt Ion:237 Resp: 20831

| Ion | Ratio | Lower | Upper |
|---|---|---|---|
| 237 | 100 | | |
| 142 | 74.2 | 77.0 | 115.4# |
| 214 | 79.9 | 58.2 | 87.4 |

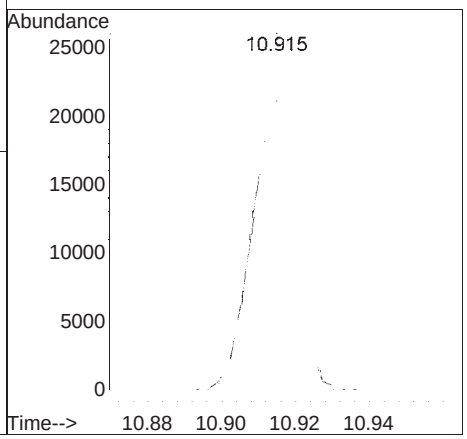

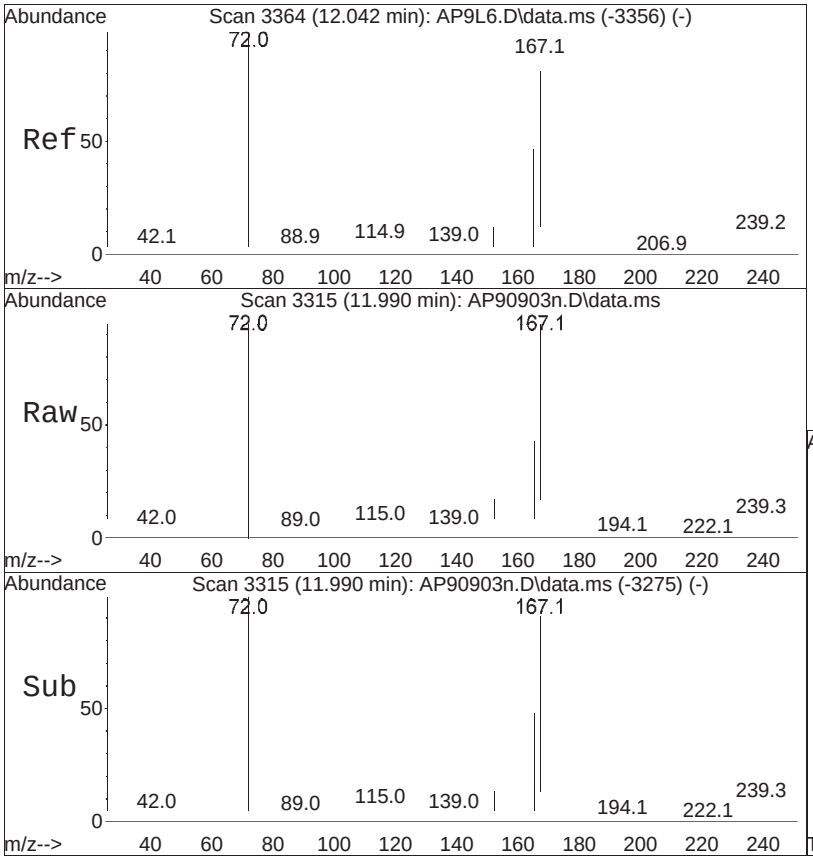


#99
Diphenamid
Concen: 4.47 ug/ml
RT: 11.990 min Scan# 3315
Delta R.T. 0.000 min
Lab File: AP90903n.D
Acq: 4 Sep 2025 2:01 am

Tgt Ion:167 Resp: 123629

| Ion | Ratio | Lower | Upper |
|---|---|---|---|
| 167 | 100 | | |
| 72 | 100.7 | 109.7 | 164.5# |
| 165 | 53.1 | 41.8 | 62.6 |

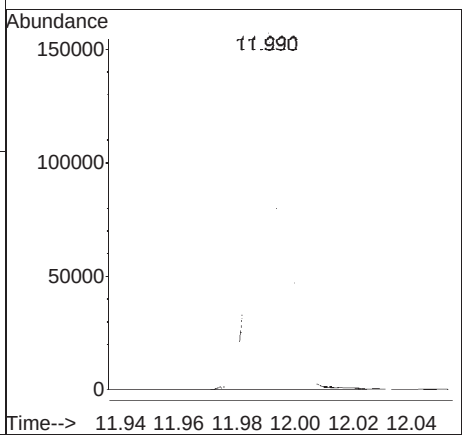

Manual Integration Report

| | | | |
|---|---|---|---|
| Data Path | : I:\8270\SV107\250903NRVT\ | QMethod | : FS250826SV107RVT.m |
| Data File | : AP90903n.D | Operator | : SV107:slr |
| Date Inj'd | : 9/4/2025 2:01 am | Instrument | : SV107 |
| Sample | : WG2110426-4,32,,AP9 RVT IC | Quant Date | 2:35 am |

There are no manual integrations or false positives in this file.

# Evaluate Continuing Calibration Report

Data Path : I:\8270\SV107\250903NRVT\
Data File : ADP0903n.D
Acq On : 4 Sep 2025 2:35 am
Operator : SV107:slr
Sample : WG2110426-5,32,,ADP RVT CCV Lot # 11661
Misc : WG2110426,,ical22592
ALS Vial : 144 Sample Multiplier: 1

Quant Time: Sep 04 02:58:11 2025
Quant Method : I:\8270\SV107\250903NRVT\FS250826SV107RVT.m
Quant Title : Semivolatiles by GC/MS by modified 8270
QLast Update : Thu Sep 04 02:58:50 2025
Response via : Initial Calibration

Min. RRF : 0.000 Min. Rel. Area : 50% Max. R.T. Dev 0.50min
Max. RRF Dev : 20% Max. Rel. Area : 200%

| | | Compound | | AvgRF | CCRF | %Dev | Area% | Dev(min) |
|---|---|---|---|---|---|---|---|---|
| 32 | I | IS3_1,4-Dichlorobenzene-d4 | | 1.000 | 1.000 | 0.0 | 100 | 0.00 |
| 33 | | 1,4-Dioxane | | 0.545 | 0.474 | 13.0 | 96 | 0.00 |
| 34 | T | n-Decane | | 1.567 | 1.364 | 13.0 | 92 | 0.00 |
| 86 | I | IS3_Acenaphthene-d10 | | 1.000 | 1.000 | 0.0 | 102 | 0.00 |
| 87 | T | Atrazine | | 0.330 | 0.302 | 8.5 | 92 | 0.00 |
| 100 | I | IS3_Phenanthrene-d10 | | 1.000 | 1.000 | 0.0 | 108 | 0.00 |
| 101 | T | n-Octadecane | | 0.441 | 0.359 | 18.6 | 85 | 0.00 |
| 102 | T | Parathion | * | 5.000 | 3.932 | 21.4# | 94 | 0.00 |
| 103 | T | 3,3'-Dimethylbenzidine | * | 5.000 | 3.948 | 21.0# | 92 | 0.00 |

* Evaluation of CC level amount vs concentration.
(#) = Out of Range SPCC's out = 0 CCC's out = 0

Quantitation Report (QT Reviewed)

Data Path : I:\8270\SV107\250903NRVT\
Data File : ADP0903n.D
Acq On : 4 Sep 2025 2:35 am
Operator : SV107:slr
Sample : WG2110426-5,32,,ADP RVT CCV Lot # 11661
Misc : WG2110426,,ical22592
ALS Vial : 144 Sample Multiplier: 1

Quant Time: Sep 04 02:58:11 2025
Quant Method : I:\8270\SV107\250903NRVT\FS250826SV107RVT.m
Quant Title : Semivolatiles by GC/MS by modified 8270
QLast Update : Thu Sep 04 02:58:50 2025
Response via : Initial Calibration

Sub List : ADPical_REV2 - ADP sublist

| | Compound | R.T. | QIon | Response | Conc | Units | | Dev(Min) |
|---|---|---|---|---|---|---|---|---|
| | Internal Standards | | | | | | | |
| 32) | IS3_1,4-Dichlorobenzen... | 6.439 | 152 | 55692 | 4.000 | ug/ml | | 0.00 |
| 86) | IS3_Acenaphthene-d10 | 9.634 | 164 | 121238 | 4.000 | ug/ml | | 0.00 |
| 100) | IS3_Phenanthrene-d10 | 11.077 | 188 | 252867 | 4.000 | ug/ml | # | 0.00 |
| | System Monitoring Compounds | | | | | | | |
| | Target Compounds | | | | | | | Qvalue |
| 33) | 1,4-Dioxane | 1.867 | 88 | 32965 | 4.343 | ug/ml | # | 80 |
| 34) | n-Decane | 6.330 | 57 | 94987 | 4.354 | ug/ml | # | 41 |
| 87) | Atrazine | 10.853 | 200 | 45818 | 4.579 | ug/ml | | 96 |
| 101) | n-Octadecane | 11.064 | 57 | 113368 | 4.068 | ug/ml | # | 1 |
| 102) | Parathion | 11.875 | 109 | 18881 | 3.932 | ug/ml | | 97 |
| 103) | 3,3'-Dimethylbenzidine | 13.168 | 212 | 134295 | 3.948 | ug/ml | | 98 |

(#) = qualifier out of range (m) = manual integration (+) = signals summed

Quantitation Report (QT Reviewed)

Data Path : I:\8270\SV107\250903NRVT\
Data File : ADP0903n.D
Acq On : 4 Sep 2025 2:35 am
Operator : SV107:slr
Sample : WG2110426-5,32,,ADP RVT CCV Lot # 11661
Misc : WG2110426,,ical22592
ALS Vial : 144 Sample Multiplier: 1

Quant Time: Sep 04 02:58:11 2025
Quant Method : I:\8270\SV107\250903NRVT\FS250826SV107RVT.m
Quant Title : Semivolatiles by GC/MS by modified 8270
QLast Update : Thu Sep 04 02:58:50 2025
Response via : Initial Calibration

Sub List : ADPical_REV2 - ADP sublist

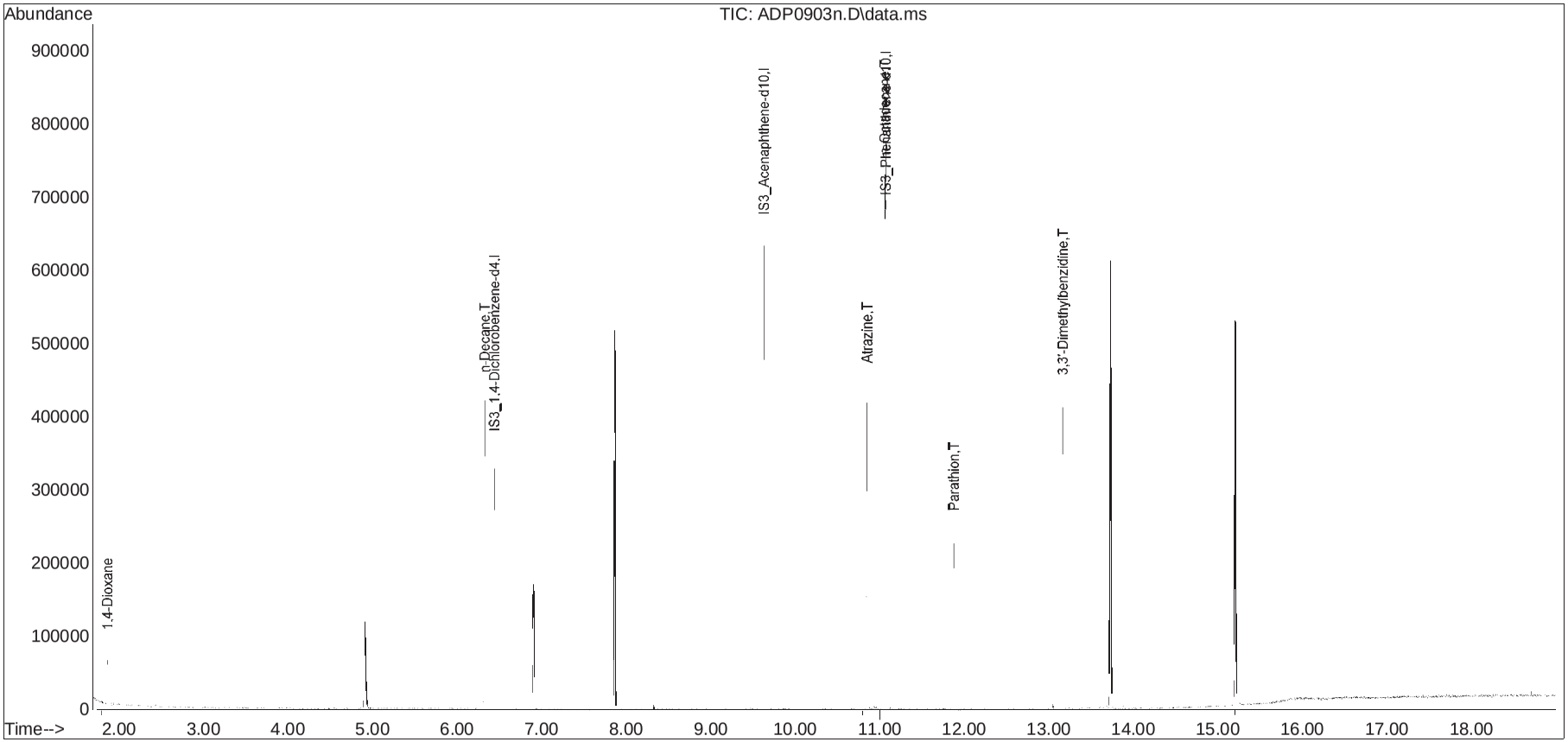

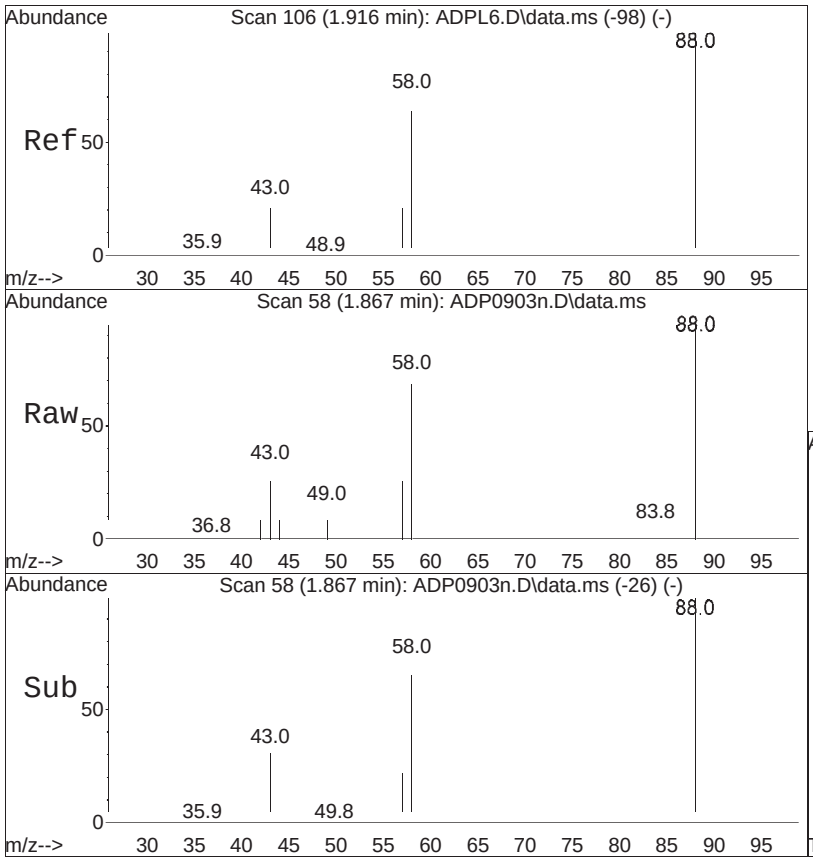


#33
1,4-Dioxane
Concen: 4.34 ug/ml
RT: 1.867 min Scan# 58
Delta R.T. 0.000 min
Lab File: ADP0903n.D
Acq: 4 Sep 2025 2:35 am

Tgt Ion: 88 Resp: 32965

| Ion | Ratio | Lower | Upper |
|---|---|---|---|
| 88 | 100 | | |
| 58 | 74.9 | 44.8 | 67.2# |
| 43 | 32.6 | 22.4 | 33.6 |

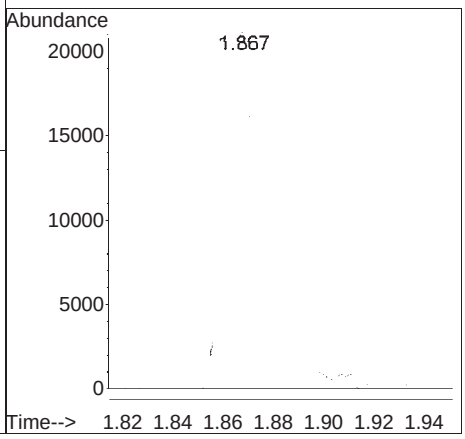

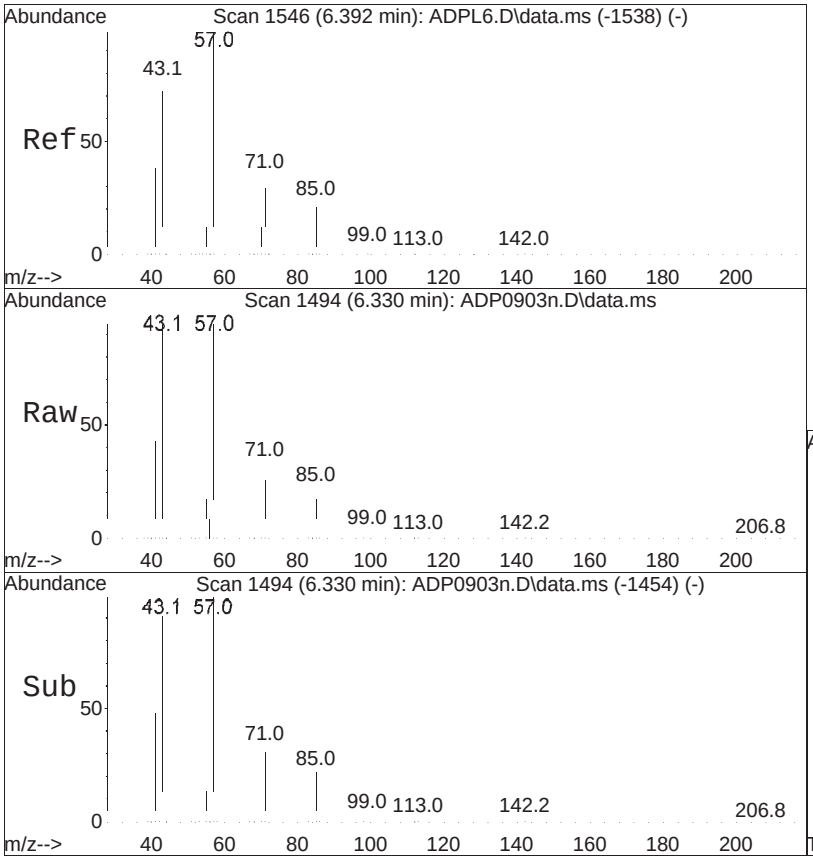


#34
n-Decane
Concen: 4.35 ug/ml
RT: 6.330 min Scan# 1494
Delta R.T. 0.000 min
Lab File: ADP0903n.D
Acq: 4 Sep 2025 2:35 am

Tgt Ion: 57 Resp: 94987

| Ion | Ratio | Lower | Upper |
|---|---|---|---|
| 57 | 100 | | |
| 43 | 101.1 | 0.2 | 0.2# |
| 41 | 50.6 | 0.2 | 0.2# |

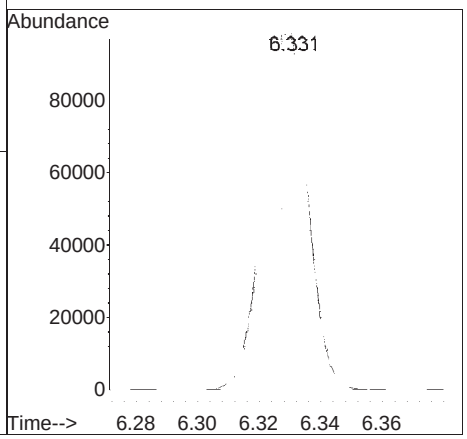

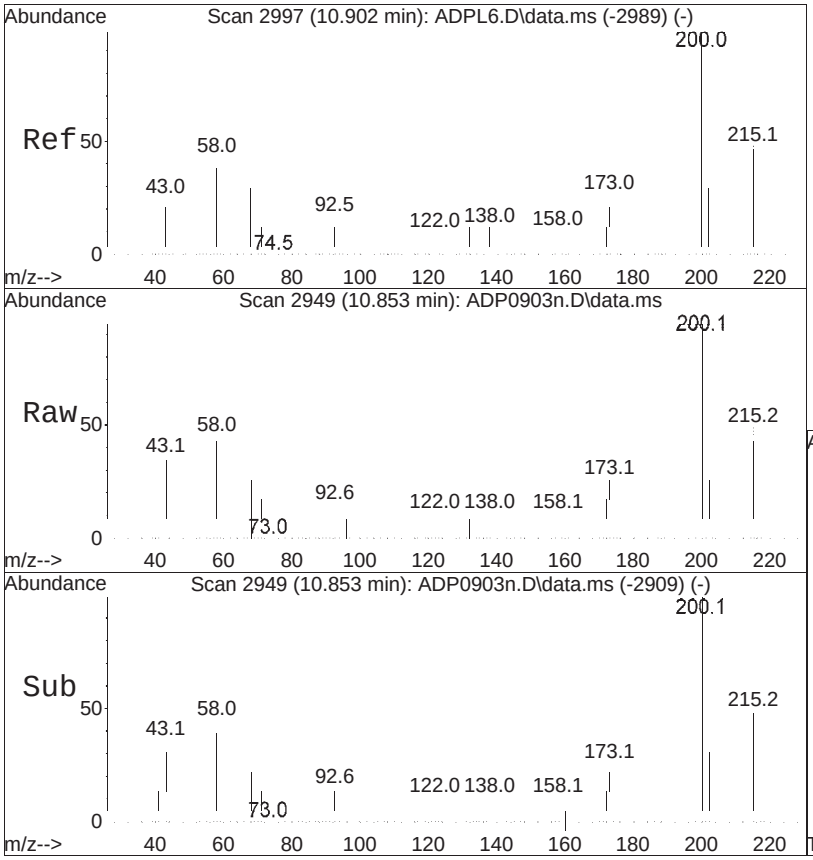


#87
Atrazine
Concen: 4.58 ug/ml
RT: 10.853 min Scan# 2949
Delta R.T. 0.000 min
Lab File: ADP0903n.D
Acq: 4 Sep 2025 2:35 am

Tgt Ion:200 Resp: 45818

| Ion | Ratio | Lower | Upper |
|---|---|---|---|
| 200 | 100 | | |
| 202 | 32.3 | 25.8 | 38.6 |
| 215 | 46.3 | 40.2 | 60.4 |

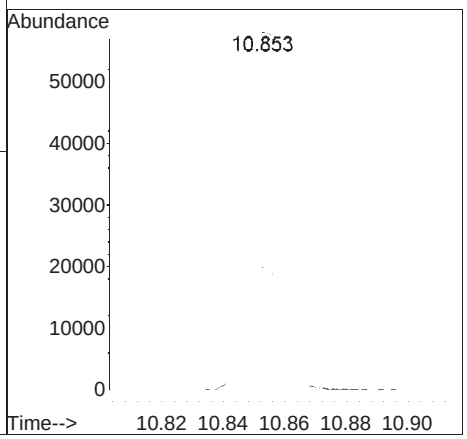

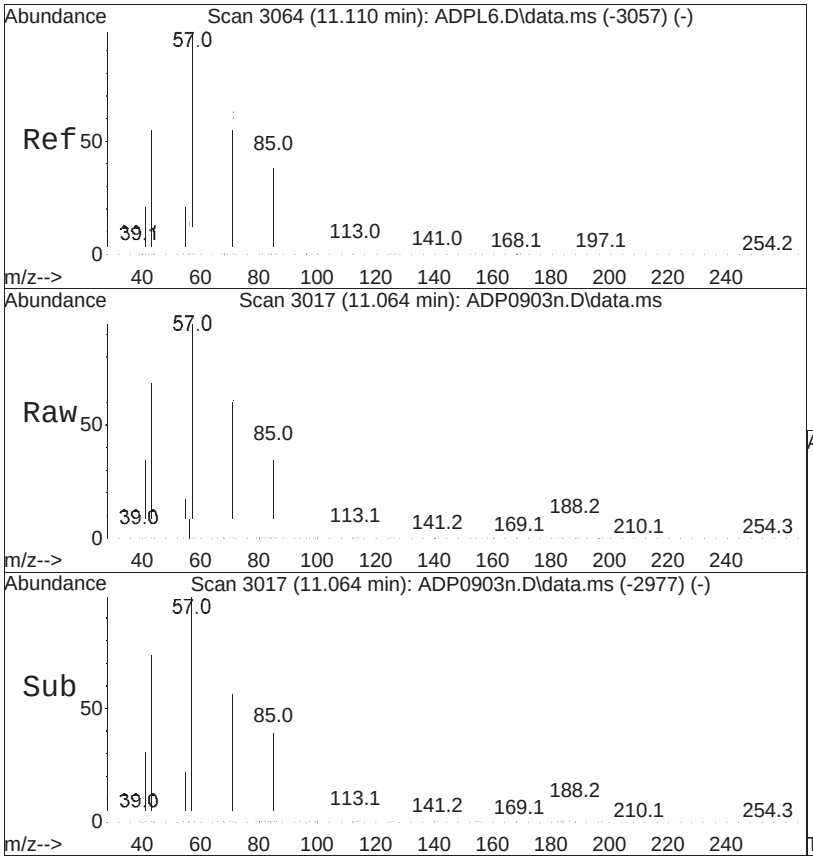


#101
n-Octadecane
Concen: 4.07 ug/ml
RT: 11.064 min Scan# 3017
Delta R.T. 0.000 min
Lab File: ADP0903n.D
Acq: 4 Sep 2025 2:35 am

Tgt Ion: 57 Resp: 113368

| Ion | Ratio | Lower | Upper |
|---|---|---|---|
| 57 | 100 | | |
| 43 | 76.5 | 9.0 | 13.6# |
| 70 | 10.1 | 0.2 | 0.2# |

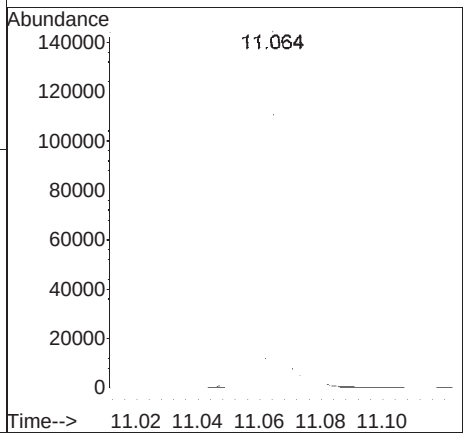

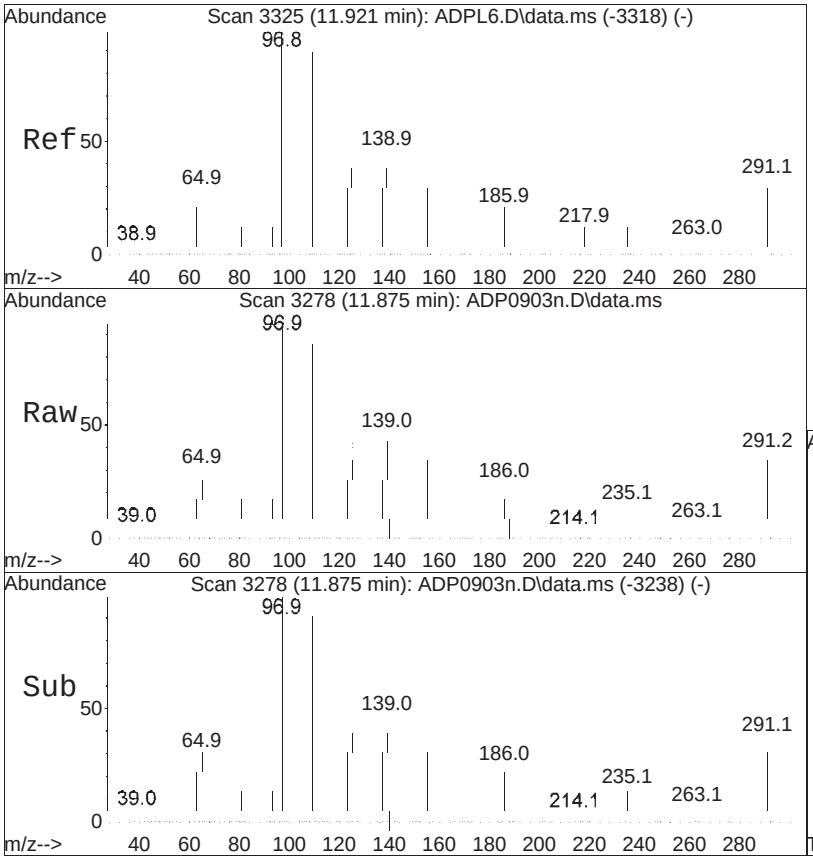


#102
Parathion
Concen: 3.93 ug/ml
RT: 11.875 min Scan# 3278
Delta R.T. 0.000 min
Lab File: ADP0903n.D
Acq: 4 Sep 2025 2:35 am

Tgt Ion:109 Resp: 18881

| Ion | Ratio | Lower | Upper |
|---|---|---|---|
| 109 | 100 | | |
| 97 | 112.3 | 87.4 | 131.2 |
| 291 | 43.9 | 34.2 | 51.2 |

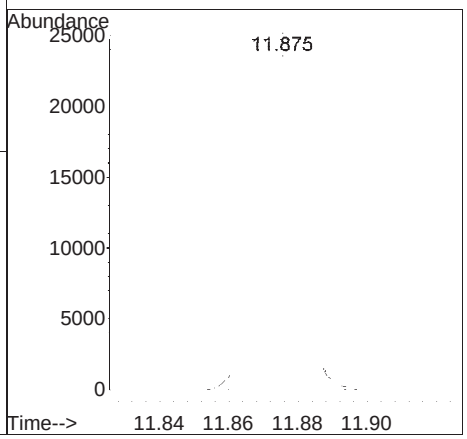




#103
3,3'-Dimethylbenzidine
Concen: 3.95 ug/ml
RT: 13.168 min Scan# 3694
Delta R.T. 0.000 min
Lab File: ADP0903n.D
Acq: 4 Sep 2025 2:35 am

Tgt Ion:212 Resp: 134295

| Ion | Ratio | Lower | Upper |
|---|---|---|---|
| 212 | 100 | | |
| 211 | 17.7 | 12.9 | 19.3 |
| 213 | 16.1 | 13.2 | 19.8 |

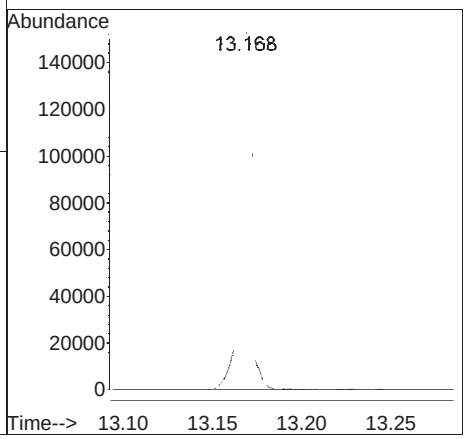

Manual Integration Report

| | | | |
|---|---|---|---|
| Data Path | : I:\8270\SV107\250903NRVT\ | QMethod | : FS250826SV107RVT.m |
| Data File | : ADP0903n.D | Operator | : SV107:slr |
| Date Inj'd | : 9/4/2025 2:35 am | Instrument | : SV107 |
| Sample | : WG2110426-5,32,,ADP RVT CC | Quant Date | 2:58 am |

There are no manual integrations or false positives in this file.

Quantitation Report (Qedit)

Data Path : I:\8270\SV107\250903NRVT\
Data File : DEG0903n.D
Acq On : 4 Sep 2025 1:12 am
Operator : SV107: slr
Sample : WG2110426-2,32,,Degdftpp Lot # 11883
Misc : WG2110426,,ical22592
ALS Vial : 141 Sample Multiplier: 1

Quant Time: Sep 04 01:33:15 2025
Quant Method : I:\8270\SV107\250903NRVT\DftppSV107.m
Quant Title : Semivolatiles by GC/MS by modified 8270
QLast Update : Wed Mar 05 13:38:17 2025
Response via : Initial Calibration

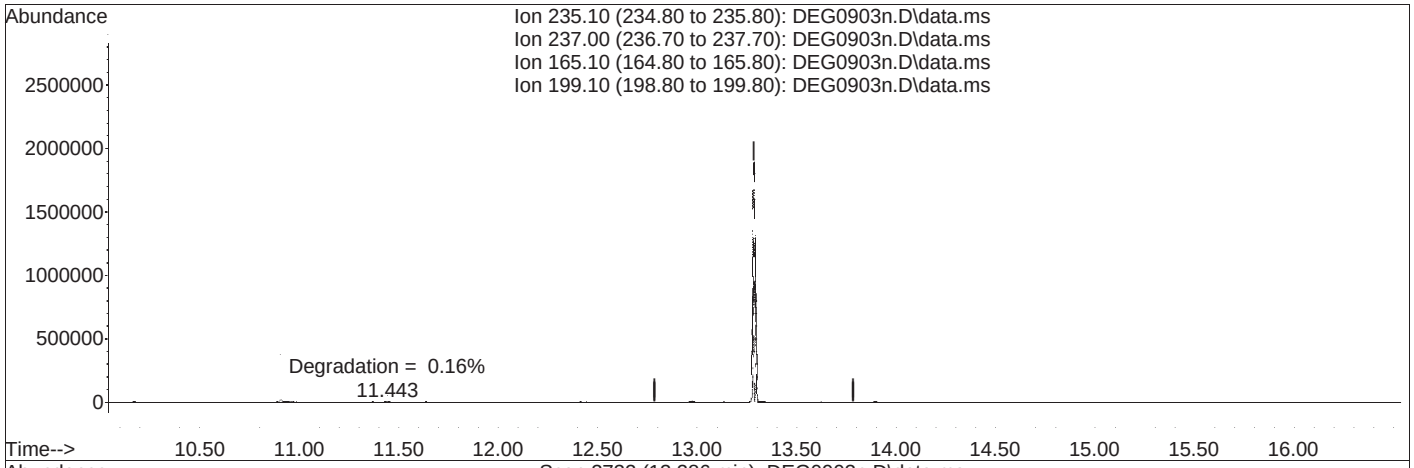


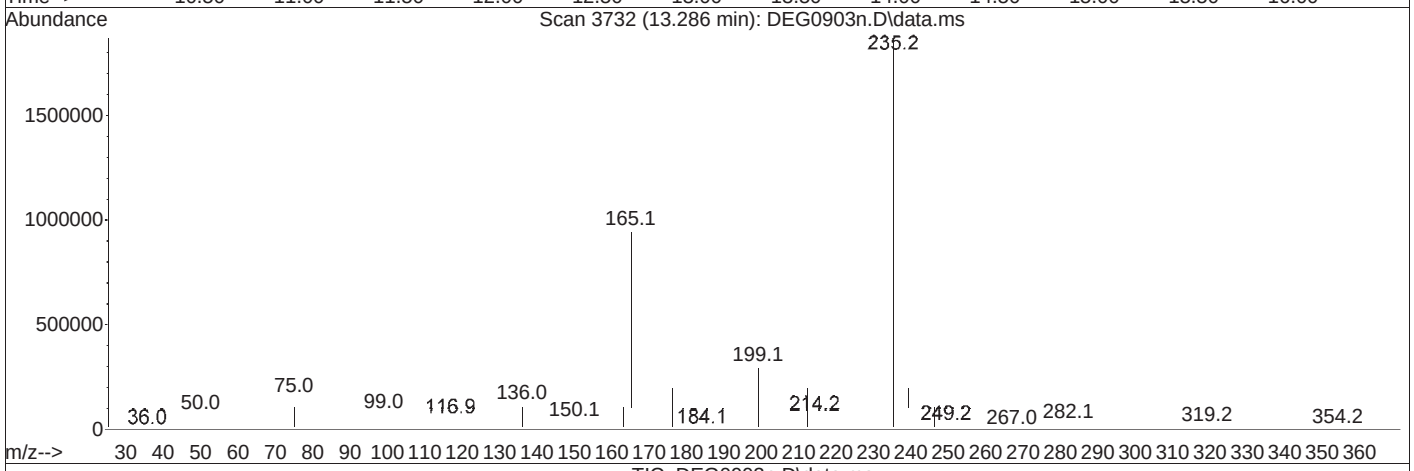


TIC: DEG0903n.D\data.ms

(6) DDT (T)

13.286min (+ 0.000) 267.09

response 1628136

| Ion | Exp% | Act% |
|---|---|---|
| 235.10 | 100.00 | 100.00 |
| 237.00 | 64.30 | 65.38 |
| 165.10 | 55.40 | 51.26 |
| 199.10 | 16.20 | 15.55 |

Data Path : I:\8270\SV107\250903NRVT\
Data File : DEG0903n.D
Acq On : 4 Sep 2025 1:12 am
Operator : SV107: ASK
Sample : WG2110426-1,32,,Degdftpp Lot # 11883
Misc : WG2110426,,ical22592
ALS Vial : 141 Sample Multiplier: 1

Integration File: rteint.p

Method : I:\8270\SV107\250903NRVT\FS250826SV107RVT.m
Title : Semivolatiles by GC/MS by modified 8270
Last Update : Thu Sep 04 02:35:34 2025

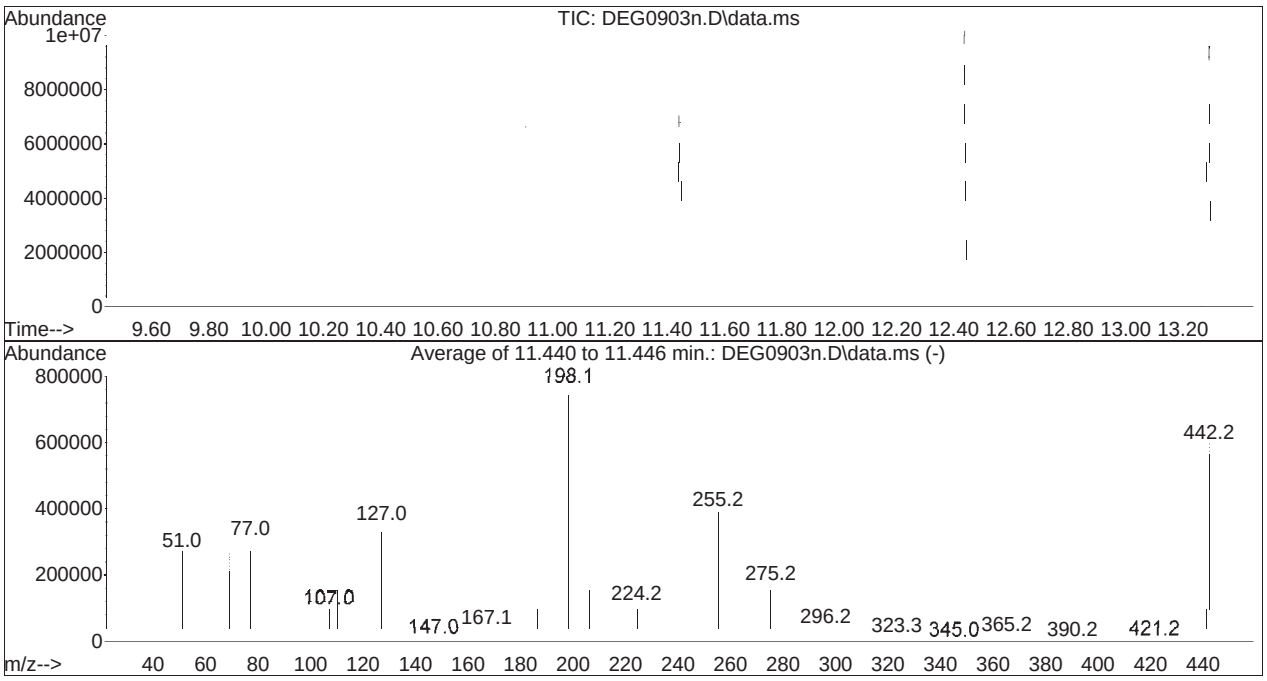


Spectrum Information: Average of 11.440 to 11.446 min.

| Target Mass | Rel. to Mass | Lower Limit% | Upper Limit% | Rel. Abn% | Raw Abn | Result Pass/Fail |
|---|---|---|---|---|---|---|
| 51 | 198 | 10 | 80 | 34.1 | 271225 | PASS |
| 68 | 69 | 0.00 | 2 | 1.7 | 4520 | PASS |
| 69 | 69 | 100 | 100 | 100.0 | 263723 | PASS |
| 70 | 69 | 0.00 | 2 | 0.6 | 1497 | PASS |
| 127 | 198 | 10 | 80 | 44.1 | 351403 | PASS |
| 197 | 198 | 0.00 | 2 | 0.0 | 0 | PASS |
| 198 | 198 | 100 | 100 | 100.0 | 795989 | PASS |
| 199 | 198 | 5 | 9 | 6.8 | 53848 | PASS |
| 275 | 198 | 10 | 60 | 21.6 | 171669 | PASS |
| 365 | 198 | 1 | 100 | 2.0 | 15642 | PASS |
| 441 | 442 | 0.01 | 24 | 18.4 | 110045 | PASS |
| 442 | 198 | 50 | 100 | 75.0 | 597355 | PASS |
| 443 | 442 | 15 | 24 | 19.6 | 116848 | PASS |

# Quantitation Report (Qedit)

Data Path : I:\8270\SV107\250903NRVT\
Data File : DEG0903n.D
Acq On : 4 Sep 2025 1:12 am
Operator : SV107: slr
Sample : WG2110426-7,32,,Degdftpp Lot # 11883
Misc : WG2110426,,ical22592
ALS Vial : 141 Sample Multiplier: 1

Quant Time: Sep 04 01:33:15 2025
Quant Method : I:\8270\SV107\250903NRVT\DftppSV107.m
Quant Title : Semivolatiles by GC/MS by modified 8270
QLast Update : Wed Mar 05 13:38:17 2025
Response via : Initial Calibration

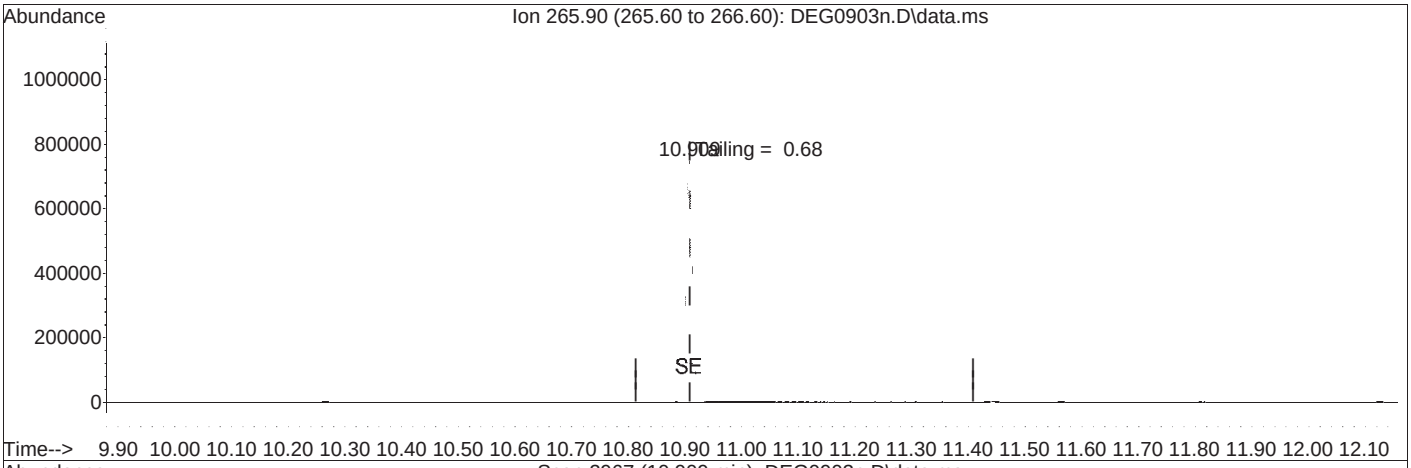


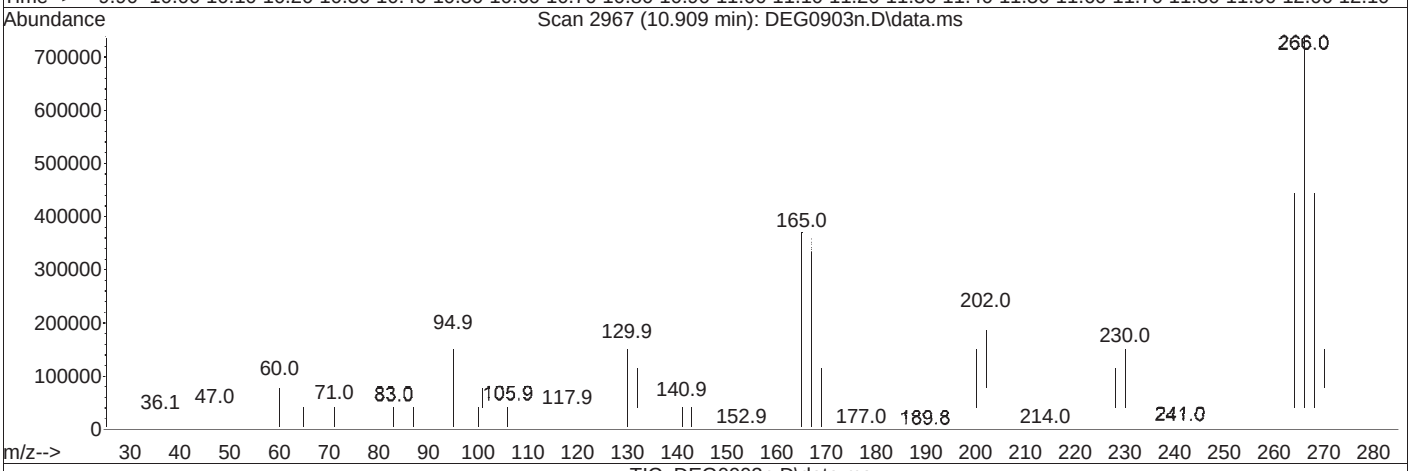


TIC: DEG0903n.D\data.ms

(1) Pentachlorophenol (T)

10.909min (-0.000) 276.37

response 580472

| Ion | Exp% | Act% |
|---|---|---|
| 265.90 | 100.00 | 100.00 |
| 0.00 | 0.00 | 0.00 |
| 0.00 | 0.00 | 0.00 |
| 0.00 | 0.00 | 0.00 |

# Quantitation Report (Qedit)

Data Path : I:\8270\SV107\250903NRVT\
Data File : DEG0903n.D
Acq On : 4 Sep 2025 1:12 am
Operator : SV107: slr
Sample : WG2110426-6,32,,Degdftpp Lot # 11883
Misc : WG2110426,,ical22592
ALS Vial : 141 Sample Multiplier: 1

Quant Time: Sep 04 01:33:15 2025
Quant Method : I:\8270\SV107\250903NRVT\DftppSV107.m
Quant Title : Semivolatiles by GC/MS by modified 8270
QLast Update : Wed Mar 05 13:38:17 2025
Response via : Initial Calibration

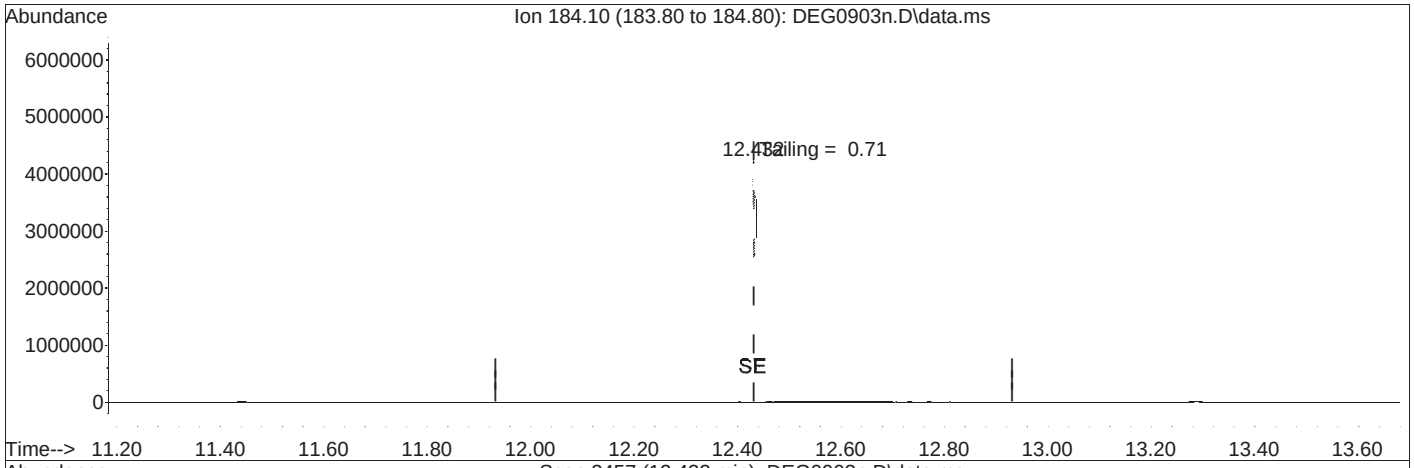


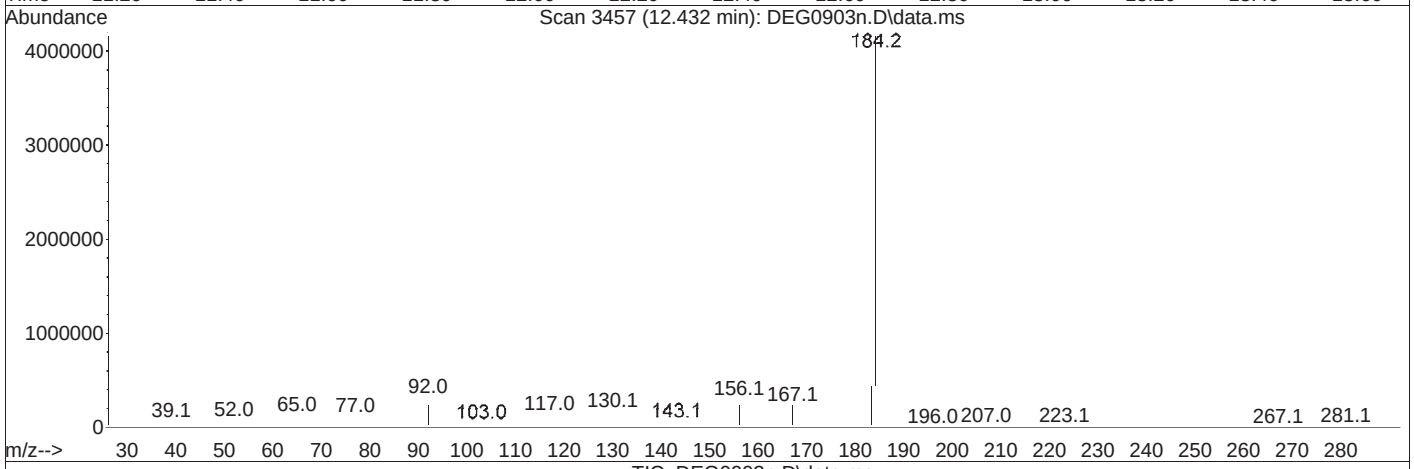


TIC: DEG0903n.D\data.ms

(3) Benzidine (T)

12.432min (-0.000) 382.25

response 3891312

| Ion | Exp% | Act% |
|---|---|---|
| 184.10 | 100.00 | 100.00 |
| 0.00 | 0.00 | 0.00 |
| 0.00 | 0.00 | 0.00 |
| 0.00 | 0.00 | 0.00 |

# Semivolatiles Raw QC Data

Quantitation Report (QT/LSC Reviewed)

Data Path : I:\8270\Dakota\250903RVT\
Data File : 110292-1.D
Acq On : 3 Sep 2025 10:46 pm
Operator : Dakota:HNY
Sample : WG2110292-1,32,,ASK
Misc : WG2109963,WG2110292,ical22568
ALS Vial : 1 Sample Multiplier: 1

Quant Time: Sep 09 15:20:13 2025
Quant Method : I:\8270\Dakota\250903RVT\FS250821RVT_Dakota.m
Quant Title : Semivolatiles by GC/MS by modified 8270
QLast Update : Wed Sep 03 22:44:19 2025
Response via : Initial Calibration

CCAL FILE(s) : 1 - I:\8270\Dakota\250903RVT\ABN0903.D
: 2 - I:\8270\Dakota\250903RVT\ADP0903.D
: 3 - I:\8270\Dakota\250903RVT\AP90903.D
Sub List : Default - All compounds listed

| Compound | R.T. | QIon | Response | Conc | Units | Dev(Min) |
|---|---|---|---|---|---|---|
| Internal Standards | | | | | | |
| 1) IS1_1,4-Dichlorobenzen... | 4.448 | 152 | 57556 | 4.000 | ug/ml | 0.00 |
| Standard Area 1 = 48484 | | | Recovery = 118.71% | | | |
| 27) IS2_1,4-Dichlorobenzen... | 4.448 | 152 | 57556 | 4.000 | ug/ml | 0.00 |
| Standard Area 3 = 44466 | | | Recovery = 129.44% | | | |
| 32) IS3_1,4-Dichlorobenzen... | 4.448 | 152 | 57556 | 4.000 | ug/ml | 0.00 |
| Standard Area 2 = 55710 | | | Recovery = 103.31% | | | |
| 37) IS1_Naphthalene-d8 | 5.682 | 136 | 205054 | 4.000 | ug/ml | 0.00 |
| Standard Area 1 = 184155 | | | Recovery = 111.35% | | | |
| 57) IS2_Naphthalene-d8 | 5.682 | 136 | 205054 | 4.000 | ug/ml | 0.00 |
| Standard Area 3 = 161886 | | | Recovery = 126.67% | | | |
| 65) IS1_Acenaphthene-d10 | 7.379 | 164 | 149525 | 4.000 | ug/ml | 0.00 |
| Standard Area 1 = 139656 | | | Recovery = 107.07% | | | |
| 85) IS2_Acenaphthene-d10 | 7.379 | 164 | 149525 | 4.000 | ug/ml | 0.00 |
| Standard Area 3 = 122750 | | | Recovery = 121.81% | | | |
| 88) IS3_Acenaphthene-d10 | 7.379 | 164 | 149525 | 4.000 | ug/ml | 0.00 |
| Standard Area 2 = 139629 | | | Recovery = 107.09% | | | |
| 90) IS1_Phenanthrene-d10 | 8.796 | 188 | 371477 | 4.000 | ug/ml | 0.00 |
| Standard Area 1 = 324332 | | | Recovery = 114.54% | | | |
| 100) IS2_Phenanthrene-d10 | 8.796 | 188 | 371477 | 4.000 | ug/ml | 0.00 |
| Standard Area 3 = 308661 | | | Recovery = 120.35% | | | |
| 102) IS3_Phenanthrene-d10 | 8.796 | 188 | 371477 | 4.000 | ug/ml | 0.00 |
| Standard Area 2 = 352204 | | | Recovery = 105.47% | | | |
| 106) IS1_Chrysene-d12 | 11.385 | 240 | 449123 | 4.000 | ug/ml | # 0.00 |
| Standard Area 1 = 398936 | | | Recovery = 112.58% | | | |
| 115) IS1_Perylene-d12 | 12.818 | 264 | 529450 | 4.000 | ug/ml | 0.00 |
| Standard Area 1 = 448767 | | | Recovery = 117.98% | | | |
| System Monitoring Compounds | | | | | | |
| 4) 2-Fluorophenol | 3.183 | 112 | 13081 | 1.032 | ug/ml | 0.00 |
| Spiked Amount 2.000 | Range 15 - 110 | | Recovery = 51.60% | | | |
| 7) Phenol-d6 | 4.159 | 99 | 12813 | 0.758 | ug/ml | 0.00 |
| Spiked Amount 2.000 | Range 15 - 110 | | Recovery = 37.90% | | | |
| 19) Nitrobenzene-d5 | 4.995 | 82 | 12005 | 0.747 | ug/ml | 0.00 |
| Spiked Amount 1.000 | Range 30 - 130 | | Recovery = 74.70% | | | |
| 48) 2-Fluorobiphenyl | 6.754 | 172 | 38405 | 0.759 | ug/ml | 0.00 |
| Spiked Amount 1.000 | Range 30 - 130 | | Recovery = 75.90% | | | |

Data Path : I:\8270\Dakota\250903RVT\
Data File : 110292-1.D
Acq On : 3 Sep 2025 10:46 pm
Operator : Dakota:HNY
Sample : WG2110292-1,32,,ASK
Misc : WG2109963,WG2110292,ical22568
ALS Vial : 1 Sample Multiplier: 1

Quant Time: Sep 09 15:20:13 2025
Quant Method : I:\8270\Dakota\250903RVT\FS250821RVT_Dakota.m
Quant Title : Semivolatiles by GC/MS by modified 8270
QLast Update : Wed Sep 03 22:44:19 2025
Response via : Initial Calibration

CCAL FILE(s) : 1 - I:\8270\Dakota\250903RVT\ABN0903.D
: 2 - I:\8270\Dakota\250903RVT\ADP0903.D
: 3 - I:\8270\Dakota\250903RVT\AP90903.D
Sub List : Default - All compounds listed

| Compound | R.T. | QIon | Response | Conc | Units | Dev(Min) |
|---|---|---|---|---|---|---|
| 81) 2,4,6-Tribromophenol | 8.140 | 330 | 14239 | 1.660 | ug/ml | 0.00 |

Spiked Amount 2.000 Range 15 - 110 Recovery = 83.00%
Spiked Amount 1.000 Range 30 - 130 Recovery = 87.40%

| Target Compounds | | | | | Qvalue |
|---|---|---|---|---|---|
| 6) 2-Chlorophenol | 0.000 | | 0 | N.D. | |
| 8) Phenol | 0.000 | | 0 | N.D. | |
| 14) Bis(2-chloroisopropyl)... | 0.000 | | 0 | N.D. | |
| 15) 2-Methylphenol | 0.000 | | 0 | N.D. | |
| 17) n-Nitrosodi-n-propylamine | 0.000 | | 0 | N.D. | d |
| 18) 3-Methylphenol/4-Methy... | 0.000 | | 0 | N.D. | |
| 20) Nitrobenzene | 0.000 | | 0 | N.D. | |
| 21) Isophorone | 0.000 | | 0 | N.D. | |
| 22) 2-Nitrophenol | 0.000 | | 0 | N.D. | |
| 23) 2,4-Dimethylphenol | 0.000 | | 0 | N.D. | |
| 24) Bis(2-chloroethoxy)met... | 0.000 | | 0 | N.D. | |
| 25) 2,4-Dichlorophenol | 0.000 | | 0 | N.D. | |
| 28) Benzaldehyde | 0.000 | | 0 | N.D. | |
| 29) Acetophenone | 0.000 | | 0 | N.D. | |
| 40) 4-Chloroaniline | 0.000 | | 0 | N.D. | d |
| 42) p-Chloro-m-cresol | 0.000 | | 0 | N.D. | |
| 45) Hexachlorocyclopentadiene | 0.000 | | 0 | N.D. | |
| 46) 2,4,6-Trichlorophenol | 0.000 | | 0 | N.D. | |
| 47) 2,4,5-Trichlorophenol | 0.000 | | 0 | N.D. | |
| 50) 2-Nitroaniline | 0.000 | | 0 | N.D. | |
| 53) Dimethyl phthalate | 0.000 | | 0 | N.D. | d |
| 55) 2,6-Dinitrotoluene | 0.000 | | 0 | N.D. | d |
| 62) Caprolactam | 6.080 | 55 | 1691M4 | 0.257 | ug/ml |
| 63) 1,2,4,5-Tetrachloroben... | 0.000 | | 0 | N.D. | |
| 64) Biphenyl | 0.000 | | 0 | N.D. | |
| 66) 3-Nitroaniline | 0.000 | | 0 | N.D. | |
| 68) 2,4-Dinitrophenol | 0.000 | | 0 | N.D. | |
| 69) Dibenzofuran | 0.000 | | 0 | N.D. | |
| 70) 2,4-Dinitrotoluene | 0.000 | | 0 | N.D. | d |
| 71) 4-Nitrophenol | 0.000 | | 0 | N.D. | d |
| 74) Diethyl phthalate | 0.000 | | 0 | N.D. | d |
| 76) 4-Chlorophenyl phenyl ... | 0.000 | | 0 | N.D. | |

Quantitation Report (QT/LSC Reviewed)

Data Path : I:\8270\Dakota\250903RVT\
Data File : 110292-1.D
Acq On : 3 Sep 2025 10:46 pm
Operator : Dakota:HNY
Sample : WG2110292-1,32,,ASK
Misc : WG2109963,WG2110292,ical22568
ALS Vial : 1 Sample Multiplier: 1

Quant Time: Sep 09 15:20:13 2025
Quant Method : I:\8270\Dakota\250903RVT\FS250821RVT_Dakota.m
Quant Title : Semivolatiles by GC/MS by modified 8270
QLast Update : Wed Sep 03 22:44:19 2025
Response via : Initial Calibration

CCAL FILE(s) : 1 - I:\8270\Dakota\250903RVT\ABN0903.D
: 2 - I:\8270\Dakota\250903RVT\ADP0903.D
: 3 - I:\8270\Dakota\250903RVT\AP90903.D
Sub List : Default - All compounds listed

| | Compound | R.T. | QIon | Response | Conc | Units | Dev(Min) |
|---|---|---|---|---|---|---|---|
| 77) | 4-Nitroaniline | 0.000 | | 0 | N.D. | | |
| 78) | 4,6-Dinitro-o-cresol | 0.000 | | 0 | N.D. | | |
| 79) | NDPA/DPA | 0.000 | | 0 | N.D. | d | |
| 82) | 4-Bromophenyl phenyl e... | 0.000 | | 0 | N.D. | | |
| 89) | Atrazine | 0.000 | | 0 | N.D. | | |
| 93) | Carbazole | 0.000 | | 0 | N.D. | | |
| 94) | Di-n-butylphthalate | 9.437 | 149 | 20736 | 0.215 | ug/ml# | 94 |
| 99) | Butyl benzyl phthalate | 0.000 | | 0 | N.D. | | |
| 108) | 3,3'-Dichlorobenzidine | 0.000 | | 0 | N.D. | | |
| 110) | Bis(2-ethylhexyl)phtha... | 0.000 | | 0 | N.D. | d | |
| 111) | Di-n-octylphthalate | 0.000 | | 0 | N.D. | d | |

(#) = qualifier out of range (m) = manual integration (+) = signals summed

Quantitation Report (QT/LSC Reviewed)

Data Path : I:\8270\Dakota\250903RVT\
Data File : 110292-1.D
Acq On : 3 Sep 2025 10:46 pm
Operator : Dakota:HNY
Sample : WG2110292-1,32,,ASK
Misc : WG2109963,WG2110292,ical22568
ALS Vial : 1 Sample Multiplier: 1

Quant Time: Sep 09 15:20:13 2025
Quant Method : I:\8270\Dakota\250903RVT\FS250821RVT_Dakota.m
Quant Title : Semivolatiles by GC/MS by modified 8270
QLast Update : Wed Sep 03 22:44:19 2025
Response via : Initial Calibration

Sub List : Default: All compounds 3RVTeAP90903.D•

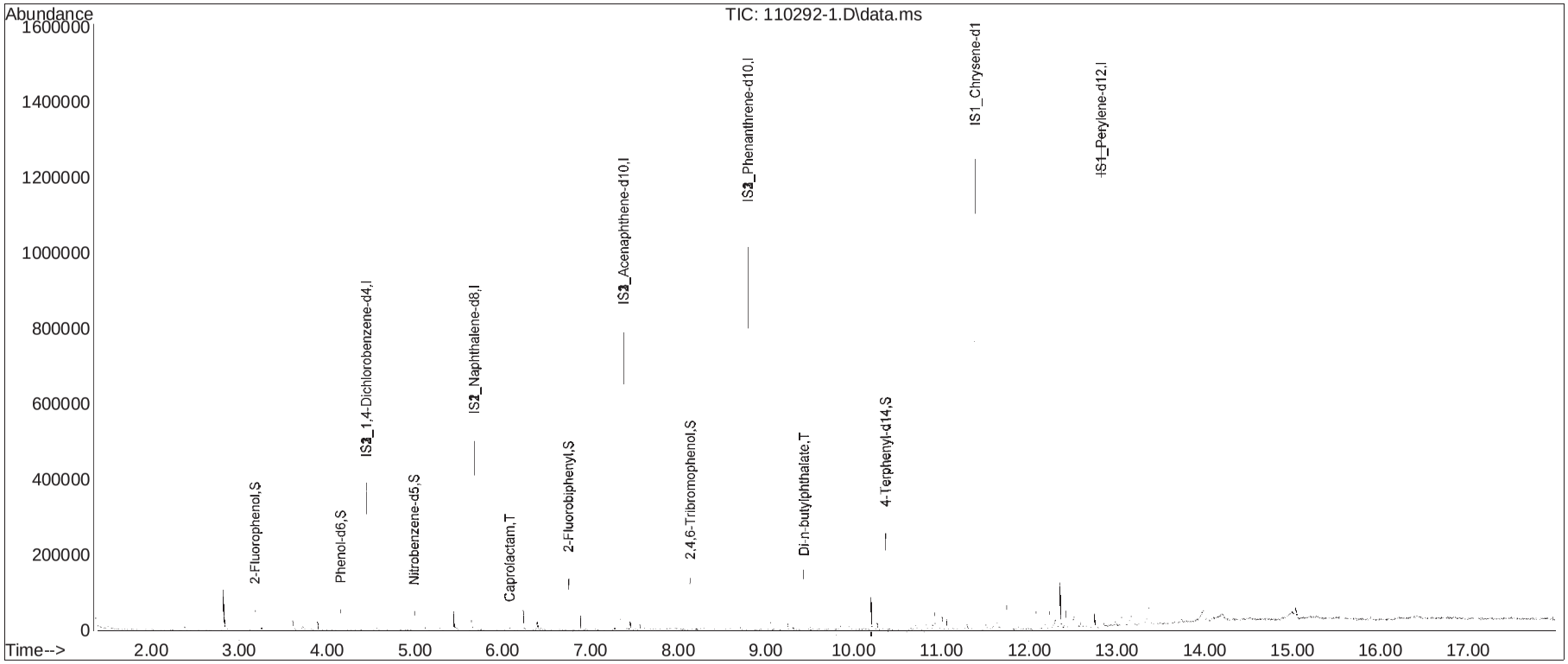


FS250821RVT_Dakota.m Tue Sep 09 15:26:44 2025 Page: 5

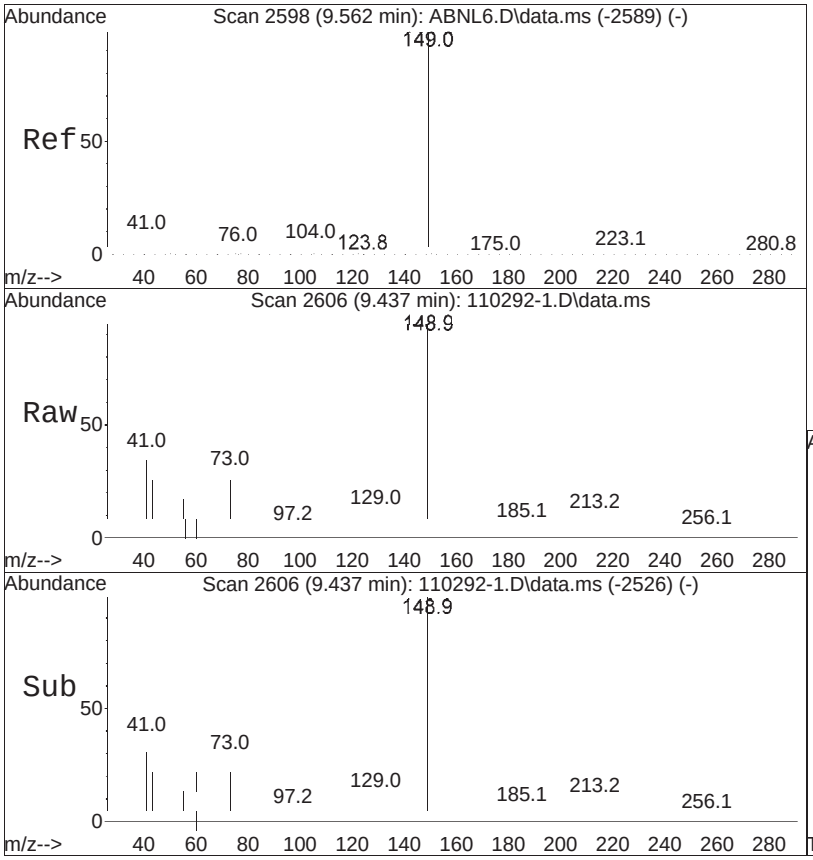


#94
Di-n-butylphthalate
Concen: 0.21 ug/ml
RT: 9.437 min Scan# 2606
Delta R.T. -0.000 min
Lab File: 110292-1.D
Acq: 3 Sep 2025 10:46 pm

Tgt Ion:149 Resp: 20736

| Ion | Ratio | Lower | Upper |
|---|---|---|---|
| 149 | 100 | | |
| 150 | 11.5 | 7.0 | 10.6# |
| 104 | 4.6 | 4.5 | 6.7 |

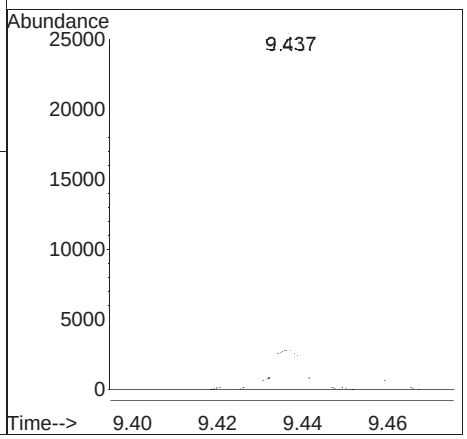

# Manual Integration Report

Data Path : I:\8270\Dakota\250903RVT\ QMethod : FS250821RVT_Dakota.m
Data File : 110292-1.D Operator : Dakota:HNY
Date Inj'd : 9/3/2025 10:46 pm Instrument : Dakota
Sample : WG2110292-1,32,,ASK Quant Date : 9/3/2025 11:04 pm

## Compound #62: Caprolactam

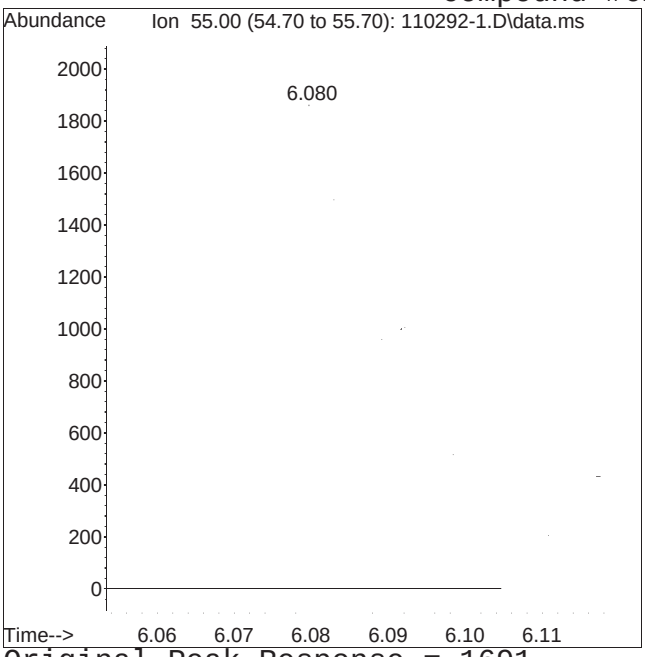


Original Peak Response = 1691

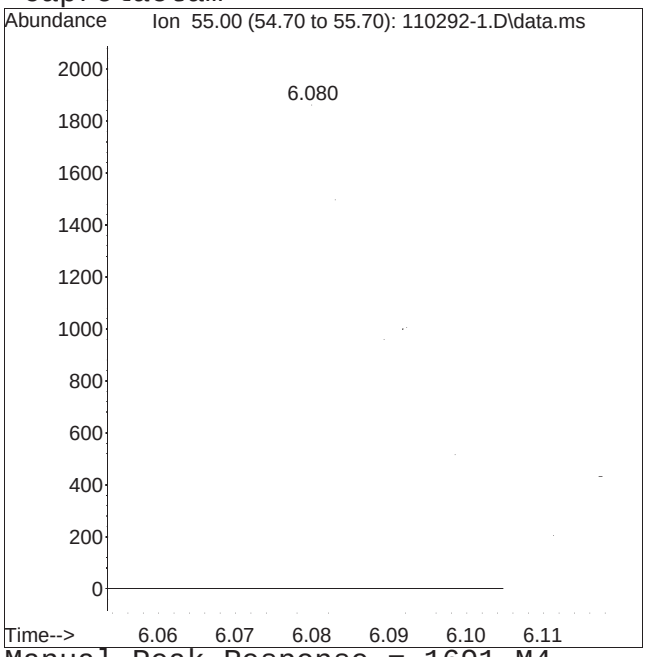


Manual Peak Response = 1691 M4

M4 = Poor automated baseline construction.

# Manual Integration Report

Data Path : I:\8270\Dakota\250903RVT\ QMethod : FS250821RVT_Dakota.m
Data File : 110292-1.D Operator : Dakota:HNY
Date Inj'd : 9/3/2025 10:46 pm Instrument : Dakota
Sample : WG2110292-1,32,,ASK Quant Date : 9/3/2025 11:04 pm

## Compound #62: Caprolactam

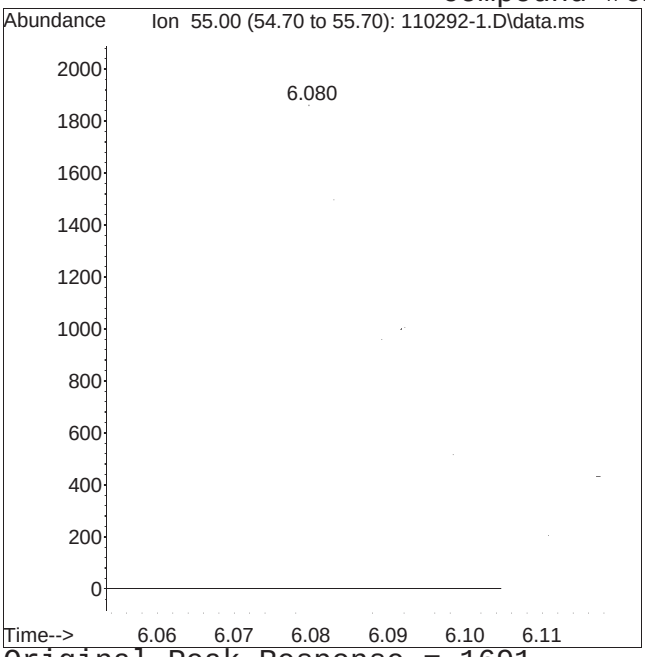


Original Peak Response = 1691

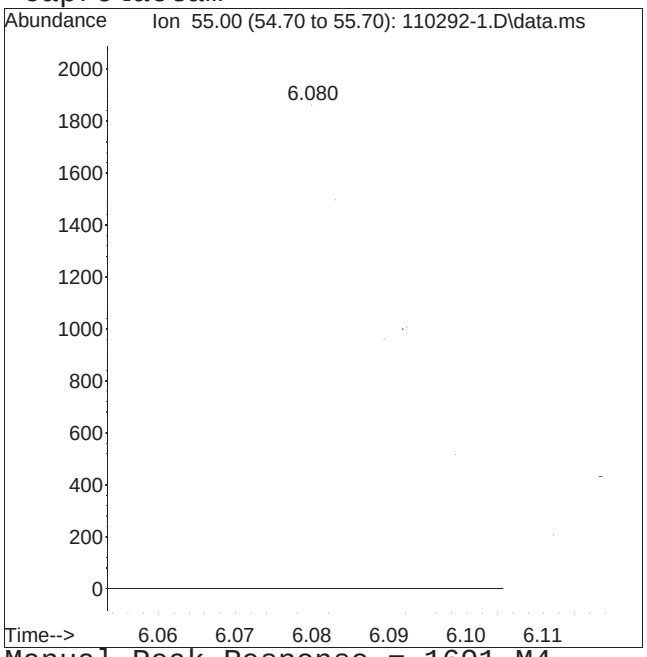


Manual Peak Response = 1691 M4

M4 = Poor automated baseline construction.

LSC Area Percent Report

Data Path : I:\8270\Dakota\250903RVT\
Data File : 110292-1.D
Acq On : 3 Sep 2025 10:46 pm
Operator : Dakota:HNY
Sample : WG2110292-1,32,,ASK
Misc : WG2109963,WG2110292,ical22568
ALS Vial : 1 Sample Multiplier: 1

Integration Parameters: rteint.p
Integrator: RTE
Smoothing : ON Filtering: 5
Sampling : 1 Min Area: 500 Area counts
Start Thrs: 0.2 Max Peaks: 100
Stop Thrs : 0 Peak Location: TOP

If leading or trailing edge < 100 prefer < Baseline drop else tangent >
Peak separation: 5

Method : I:\8270\Dakota\250903RVT\FS250821RVT_Dakota.m
Title : Semivolatiles by GC/MS by modified 8270

Signal : TIC: 110292-1.D\data.ms

| peak # | R.T. min | first scan | max scan | last scan | PK TY | peak height | corr. area | corr. % max. | % of total |
|---|---|---|---|---|---|---|---|---|---|
| 1 | 2.813 | 471 | 475 | 492 | rBV | 108832 | 113744 | 8.34% | 1.673% |
| 2 | 3.183 | 589 | 594 | 602 | rVB2 | 55183 | 52973 | 3.88% | 0.779% |
| 3 | 3.606 | 724 | 730 | 736 | rBV3 | 25107 | 20481 | 1.50% | 0.301% |
| 4 | 3.892 | 812 | 822 | 827 | rBV5 | 19894 | 23072 | 1.69% | 0.339% |
| 5 | 4.159 | 901 | 908 | 915 | rBV | 55234 | 45237 | 3.32% | 0.666% |
| 6 | 4.448 | 995 | 1001 | 1013 | rBV | 390830 | 327940 | 24.04% | 4.825% |
| 7 | 4.995 | 1172 | 1177 | 1185 | rVB2 | 52199 | 38021 | 2.79% | 0.559% |
| 8 | 5.440 | 1315 | 1320 | 1325 | rBV | 49179 | 38527 | 2.82% | 0.567% |
| 9 | 5.648 | 1382 | 1387 | 1392 | rBV2 | 27678 | 26209 | 1.92% | 0.386% |
| 10 | 5.682 | 1392 | 1398 | 1405 | rVB | 500616 | 409848 | 30.04% | 6.030% |
| 11 | 6.229 | 1568 | 1574 | 1583 | rBV3 | 51226 | 65195 | 4.78% | 0.959% |
| 12 | 6.394 | 1622 | 1627 | 1635 | rBV4 | 20081 | 20687 | 1.52% | 0.304% |
| 13 | 6.754 | 1737 | 1743 | 1749 | rVB | 138923 | 106437 | 7.80% | 1.566% |
| 14 | 6.885 | 1779 | 1785 | 1792 | rBV | 36477 | 28049 | 2.06% | 0.413% |
| 15 | 7.342 | 1926 | 1932 | 1938 | rBV5 | 30703 | 36873 | 2.70% | 0.543% |
| 16 | 7.379 | 1938 | 1944 | 1951 | rVB | 791548 | 640643 | 46.95% | 9.426% |
| 17 | 7.454 | 1964 | 1968 | 1973 | rVB2 | 23781 | 18461 | 1.35% | 0.272% |
| 18 | 8.137 | 2181 | 2188 | 2195 | rBV2 | 138128 | 115823 | 8.49% | 1.704% |
| 19 | 8.796 | 2390 | 2400 | 2409 | rBV2 | 1065517 | 863369 | 63.28% | 12.702% |
| 20 | 9.051 | 2476 | 2482 | 2488 | rVB | 19817 | 14230 | 1.04% | 0.209% |
| 21 | 9.433 | 2597 | 2605 | 2619 | rBV2 | 166128 | 155525 | 11.40% | 2.288% |
| 22 | 10.195 | 2844 | 2850 | 2855 | rBV2 | 84625 | 74690 | 5.47% | 1.099% |
| 23 | 10.366 | 2894 | 2905 | 2911 | rBV | 257561 | 236241 | 17.31% | 3.476% |
| 24 | 10.695 | 2999 | 3011 | 3016 | rBV8 | 12367 | 23356 | 1.71% | 0.344% |
| 25 | 10.916 | 3077 | 3082 | 3086 | rBV4 | 36359 | 29066 | 2.13% | 0.428% |
| 26 | 11.006 | 3104 | 3111 | 3117 | rVB7 | 32383 | 34981 | 2.56% | 0.515% |
| 27 | 11.050 | 3120 | 3125 | 3132 | rVV3 | 24393 | 22721 | 1.67% | 0.334% |
| 28 | 11.385 | 3224 | 3233 | 3246 | rVB | 1262157 | 1233377 | 90.40% | 18.146% |

LSC Area Percent Report

Data Path : I:\8270\Dakota\250903RVT\
Data File : 110292-1.D
Acq On : 3 Sep 2025 10:46 pm
Operator : Dakota:HNY
Sample : WG2110292-1,32,,ASK
Misc : WG2109963,WG2110292,ical22568
ALS Vial : 1 Sample Multiplier: 1

Integration Parameters: rteint.p
Integrator: RTE
Smoothing : ON Filtering: 5
Sampling : 1 Min Area: 500 Area counts
Start Thrs: 0.2 Max Peaks: 100
Stop Thrs : 0 Peak Location: TOP

If leading or trailing edge < 100 prefer < Baseline drop else tangent >
Peak separation: 5

Method : I:\8270\Dakota\250903RVT\FS250821RVT_Dakota.m
Title : Semivolatiles by GC/MS by modified 8270

| | | | | | | | | | |
|---|---|---|---|---|---|---|---|---|---|
| 29 | 11.513 | 3267 | 3274 | 3279 | rBV3 | 14040 | 14391 | 1.05% | 0.212% |
| 30 | 11.541 | 3279 | 3283 | 3290 | rVB6 | 14538 | 15707 | 1.15% | 0.231% |
| 31 | 11.618 | 3301 | 3308 | 3314 | rBV8 | 21272 | 32544 | 2.39% | 0.479% |
| 32 | 11.743 | 3340 | 3348 | 3354 | rVB3 | 62443 | 62370 | 4.57% | 0.918% |
| 33 | 12.078 | 3450 | 3456 | 3463 | rBV2 | 46812 | 46570 | 3.41% | 0.685% |
| 34 | 12.178 | 3481 | 3488 | 3497 | rVB8 | 11837 | 14804 | 1.08% | 0.218% |
| 35 | 12.228 | 3499 | 3504 | 3512 | rVV4 | 44904 | 42141 | 3.09% | 0.620% |
| 36 | 12.299 | 3515 | 3527 | 3533 | rVV8 | 20684 | 39318 | 2.88% | 0.578% |
| 37 | 12.349 | 3536 | 3543 | 3556 | rVB3 | 117822 | 126541 | 9.27% | 1.862% |
| 38 | 12.411 | 3556 | 3563 | 3571 | rBV4 | 44328 | 49886 | 3.66% | 0.734% |
| 39 | 12.501 | 3586 | 3592 | 3593 | rBV4 | 18671 | 13787 | 1.01% | 0.203% |
| 40 | 12.737 | 3662 | 3668 | 3674 | rBV3 | 32066 | 28517 | 2.09% | 0.420% |
| 41 | 12.818 | 3685 | 3694 | 3704 | rBV | 1330468 | 1364424 | 100.00% | 20.074% |
| 42 | 12.986 | 3745 | 3748 | 3756 | rVB7 | 12321 | 13681 | 1.00% | 0.201% |
| 43 | 13.054 | 3765 | 3770 | 3779 | rVB5 | 21829 | 23409 | 1.72% | 0.344% |
| 44 | 13.163 | 3797 | 3805 | 3813 | rVB5 | 22396 | 35193 | 2.58% | 0.518% |
| 45 | 13.368 | 3865 | 3871 | 3879 | rVB9 | 42109 | 57788 | 4.24% | 0.850% |

Sum of corrected areas: 6796847

# LSC Report - Integrated Chromatogram

Data Path : I:\8270\Dakota\250903RVT\
Data File : 110292-1.D
Acq On : 3 Sep 2025 10:46 pm
Operator : Dakota:HNY
Sample : WG2110292-1,32,,ASK
Misc : WG2109963,WG2110292,ical22568
ALS Vial : 1 Sample Multiplier: 1

Quant Method : I:\8270\Dakota\250903RVT\FS250821RVT_Dakota.m
Quant Title : Semivolatiles by GC/MS by modified 8270

TIC Library : I:\nist-db\NIST02.L
TIC Integration Parameters: LSCINT.P

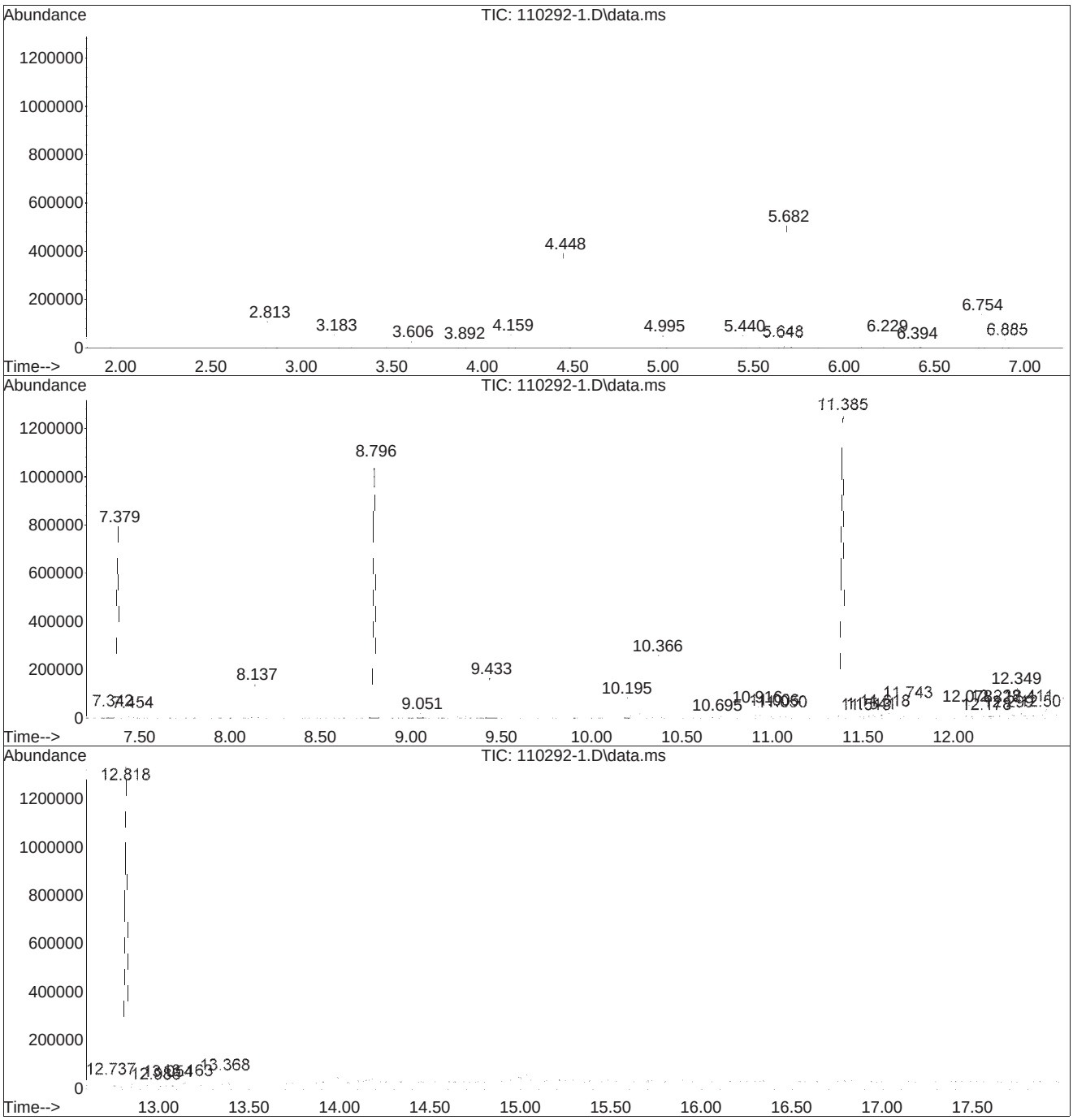

Data Path : I:\8270\Dakota\250903RVT\
Data File : 110292-1.D
Acq On : 3 Sep 2025 10:46 pm
Operator : Dakota:HNY
Sample : WG2110292-1,32,,ASK
Misc : WG2109963,WG2110292,ical22568
ALS Vial : 1 Sample Multiplier: 1

Quant Method : I:\8270\Dakota\250903RVT\FS250821RVT_Dakota.m
Quant Title : Semivolatiles by GC/MS by modified 8270

TIC Library : I:\nist-db\NIST02.L
TIC Integration Parameters: LSCINT.P

**********

Peak Number 2 Unknown Concentration Rank 2

| R.T. | EstConc | Area | Relative to ISTD | R.T. |
|---|---|---|---|---|
| 6.229 | 0.64 ug/ml | 65195 | IS2_Naphthalene-d8 | 5.682 |

| Hit# of 5 | Tentative ID | MW | MolForm | CAS# | Qual |
|---|---|---|---|---|---|
| 1 | Oxirane, trimethyl- | 86 | C5H10O | 005076-19-7 | 50 |
| 2 | Butanal, 3-hydroxy- | 88 | C4H8O2 | 000107-89-1 | 38 |
| 3 | 1-Propanamine, N-methyl-N-nitroso- | 102 | C4H10N2O | 000924-46-9 | 37 |
| 4 | 1,3-Propanediol, 2,2-bis(hydroxy... | 136 | C5H12O4 | 000115-77-5 | 35 |
| 5 | m-Dioxan-4-ol, 2,6-dimethyl- | 132 | C6H12O3 | 004740-77-6 | 28 |

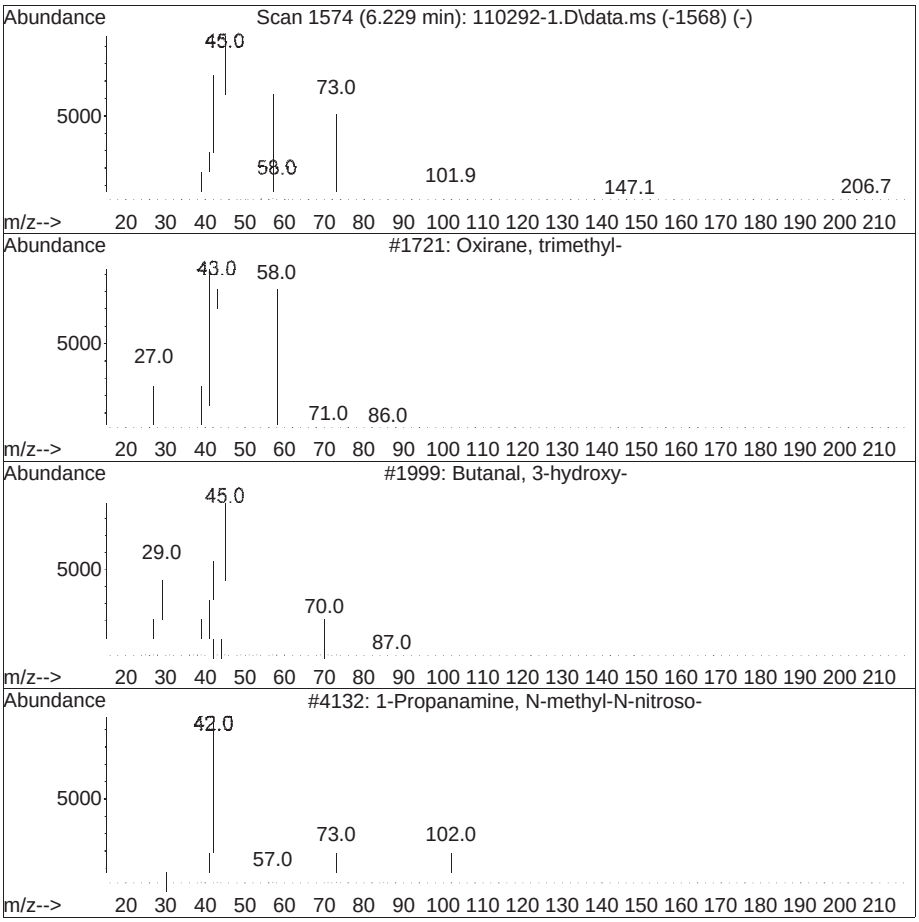


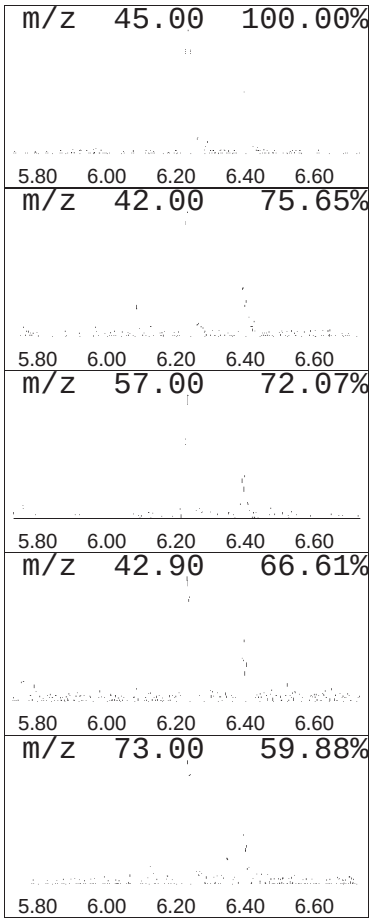

Tentatively Identified Compound (LSC) summary

Data Path : I:\8270\Dakota\250903RVT\
Data File : 110292-1.D
Acq On : 3 Sep 2025 10:46 pm
Operator : Dakota:HNY
Sample : WG2110292-1,32,,ASK
Misc : WG2109963,WG2110292,ical22568
ALS Vial : 1 Sample Multiplier: 1

Quant Method : I:\8270\Dakota\250903RVT\FS250821RVT_Dakota.m
Quant Title : Semivolatiles by GC/MS by modified 8270

TIC Library : I:\nist-db\NIST02.L
TIC Integration Parameters: LSCINT.P

| | | | | | Internal Standard | | |
|---|---|---|---|---|---|---|---|
| TIC Top Hit name | RT | EstConc | Units | Response | # | RT | Resp | Conc |
| Unknown | 6.229 | 0.6 | ug/ml | 65195 | 5 | 5.682 | 409848 | 4.0 |

Quantitation Report (QT Reviewed)

Data Path : I:\8270\Dakota\250903RVT\
Data File : 110292-2.D
Acq On : 3 Sep 2025 11:08 pm
Operator : Dakota:HNY
Sample : WG2110292-2,32,,ASK
Misc : WG2109963,WG2110292,ical22568
ALS Vial : 2 Sample Multiplier: 1

Quant Time: Sep 09 15:20:41 2025
Quant Method : I:\8270\Dakota\250903RVT\FS250821RVT_Dakota.m
Quant Title : Semivolatiles by GC/MS by modified 8270
QLast Update : Wed Sep 03 22:44:19 2025
Response via : Initial Calibration

CCAL FILE(s) : 1 - I:\8270\Dakota\250903RVT\ABN0903.D
: 2 - I:\8270\Dakota\250903RVT\ADP0903.D
: 3 - I:\8270\Dakota\250903RVT\AP90903.D
Sub List : Default - All compounds listed

| Compound | R.T. | QIon | Response | Conc | Units | | Dev(Min) |
|---|---|---|---|---|---|---|---|
| Internal Standards | | | | | | | |
| 1) IS1_1,4-Dichlorobenzen... | 4.448 | 152 | 60924 | 4.000 | ug/ml | | 0.00 |
| Standard Area 1 = 48484 | | | Recovery = 125.66% | | | | |
| 27) IS2_1,4-Dichlorobenzen... | 4.448 | 152 | 60924 | 4.000 | ug/ml | | 0.00 |
| Standard Area 3 = 44466 | | | Recovery = 137.01% | | | | |
| 32) IS3_1,4-Dichlorobenzen... | 4.448 | 152 | 60924 | 4.000 | ug/ml | | 0.00 |
| Standard Area 2 = 55710 | | | Recovery = 109.36% | | | | |
| 37) IS1_Naphthalene-d8 | 5.682 | 136 | 217316 | 4.000 | ug/ml | # | 0.00 |
| Standard Area 1 = 184155 | | | Recovery = 118.01% | | | | |
| 57) IS2_Naphthalene-d8 | 5.682 | 136 | 217316 | 4.000 | ug/ml | # | 0.00 |
| Standard Area 3 = 161886 | | | Recovery = 134.24% | | | | |
| 65) IS1_Acenaphthene-d10 | 7.376 | 164 | 162946 | 4.000 | ug/ml | | 0.00 |
| Standard Area 1 = 139656 | | | Recovery = 116.68% | | | | |
| 85) IS2_Acenaphthene-d10 | 7.376 | 164 | 162946 | 4.000 | ug/ml | | 0.00 |
| Standard Area 3 = 122750 | | | Recovery = 132.75% | | | | |
| 88) IS3_Acenaphthene-d10 | 7.376 | 164 | 162946 | 4.000 | ug/ml | | 0.00 |
| Standard Area 2 = 139629 | | | Recovery = 116.70% | | | | |
| 90) IS1_Phenanthrene-d10 | 8.796 | 188 | 389498 | 4.000 | ug/ml | | 0.00 |
| Standard Area 1 = 324332 | | | Recovery = 120.09% | | | | |
| 100) IS2_Phenanthrene-d10 | 8.796 | 188 | 389498 | 4.000 | ug/ml | | 0.00 |
| Standard Area 3 = 308661 | | | Recovery = 126.19% | | | | |
| 102) IS3_Phenanthrene-d10 | 8.796 | 188 | 389498 | 4.000 | ug/ml | | 0.00 |
| Standard Area 2 = 352204 | | | Recovery = 110.59% | | | | |
| 106) IS1_Chrysene-d12 | 11.385 | 240 | 478110 | 4.000 | ug/ml | # | 0.00 |
| Standard Area 1 = 398936 | | | Recovery = 119.85% | | | | |
| 115) IS1_Perylene-d12 | 12.818 | 264 | 549679 | 4.000 | ug/ml | | 0.00 |
| Standard Area 1 = 448767 | | | Recovery = 122.49% | | | | |
| System Monitoring Compounds | | | | | | | |
| 4) 2-Fluorophenol | 3.186 | 112 | 15247 | 1.136 | ug/ml | | 0.00 |
| Spiked Amount 2.000 | Range 15 - 110 | | Recovery = 56.80% | | | | |
| 7) Phenol-d6 | 4.159 | 99 | 14327 | 0.800 | ug/ml | | 0.00 |
| Spiked Amount 2.000 | Range 15 - 110 | | Recovery = 40.00% | | | | |
| 19) Nitrobenzene-d5 | 4.995 | 82 | 12802 | 0.752 | ug/ml | | 0.00 |
| Spiked Amount 1.000 | Range 30 - 130 | | Recovery = 75.20% | | | | |
| 48) 2-Fluorobiphenyl | 6.754 | 172 | 39006 | 0.727 | ug/ml | | 0.00 |
| Spiked Amount 1.000 | Range 30 - 130 | | Recovery = 72.70% | | | | |

Data Path : I:\8270\Dakota\250903RVT\
Data File : 110292-2.D
Acq On : 3 Sep 2025 11:08 pm
Operator : Dakota:HNY
Sample : WG2110292-2,32,,ASK
Misc : WG2109963,WG2110292,ical22568
ALS Vial : 2 Sample Multiplier: 1

Quant Time: Sep 09 15:20:41 2025
Quant Method : I:\8270\Dakota\250903RVT\FS250821RVT_Dakota.m
Quant Title : Semivolatiles by GC/MS by modified 8270
QLast Update : Wed Sep 03 22:44:19 2025
Response via : Initial Calibration

CCAL FILE(s) : 1 - I:\8270\Dakota\250903RVT\ABN0903.D
: 2 - I:\8270\Dakota\250903RVT\ADP0903.D
: 3 - I:\8270\Dakota\250903RVT\AP90903.D
Sub List : Default - All compounds listed

| Compound | R.T. | QIon | Response | Conc | Units | Dev(Min) |
|---|---|---|---|---|---|---|
| 81) 2,4,6-Tribromophenol | 8.137 | 330 | 16195 | 1.733 | ug/ml | 0.00 |

Spiked Amount 2.000 Range 15 - 110 Recovery = 86.65%
Spiked Amount 1.000 Range 30 - 130 Recovery = 81.40%

| Target Compounds | | | | | | Qvalue |
|---|---|---|---|---|---|---|
| 6) 2-Chlorophenol | 4.252 | 128 | 21809 | 1.332 | ug/ml# | 88 |
| 8) Phenol | 4.171 | 94 | 15251 | 0.741 | ug/ml | 90 |
| 14) Bis(2-chloroisopropyl)... | 4.759 | 45 | 31195 | 1.188 | ug/ml# | 55 |
| 15) 2-Methylphenol | 4.756 | 108 | 19251 | 1.381 | ug/ml | 100 |
| 17) n-Nitrosodi-n-propylamine | 4.877 | 70 | 16870 | 1.390 | ug/ml# | 92 |
| 18) 3-Methylphenol/4-Methy... | 4.914 | 108 | 19610 | 1.253 | ug/ml | 99 |
| 20) Nitrobenzene | 5.011 | 77 | 23546 | 1.370 | ug/ml | 95 |
| 21) Isophorone | 5.256 | 82 | 42159 | 1.344 | ug/ml# | 94 |
| 22) 2-Nitrophenol | 5.328 | 139 | 12020 | 1.490 | ug/ml# | 88 |
| 23) 2,4-Dimethylphenol | 5.418 | 107 | 23328 | 1.444 | ug/ml | 97 |
| 24) Bis(2-chloroethoxy)met... | 5.499 | 93 | 26980 | 1.294 | ug/ml | 98 |
| 25) 2,4-Dichlorophenol | 5.573 | 162 | 26592 | 1.469 | ug/ml# | 92 |
| 28) Benzaldehyde | 4.013 | 105 | 17675 | 2.173 | ug/ml | 97 |
| 29) Acetophenone | 4.855 | 105 | 33594 | 1.326 | ug/ml# | 82 |
| 40) 4-Chloroaniline | 5.781 | 65 | 7268 | 1.057 | ug/ml | 89 |
| 42) p-Chloro-m-cresol | 6.291 | 107 | 22105 | 1.547 | ug/ml# | 80 |
| 45) Hexachlorocyclopentadiene | 6.549 | 237 | 19864 | 1.197 | ug/ml | 96 |
| 46) 2,4,6-Trichlorophenol | 6.673 | 196 | 25905 | 1.701 | ug/ml | 95 |
| 47) 2,4,5-Trichlorophenol | 6.704 | 196 | 28620 | 1.701 | ug/ml | 96 |
| 50) 2-Nitroaniline | 6.959 | 138 | 16401 | 1.480 | ug/ml | 85 |
| 53) Dimethyl phthalate | 7.161 | 163 | 83695 | 1.519 | ug/ml# | 97 |
| 55) 2,6-Dinitrotoluene | 7.202 | 165 | 15607 | 1.442 | ug/ml# | 72 |
| 62) Caprolactam | 6.077 | 55 | 5483 | 0.787 | ug/ml# | 68 |
| 63) 1,2,4,5-Tetrachloroben... | 6.549 | 216 | 34850 | 1.295 | ug/ml# | 95 |
| 64) Biphenyl | 6.841 | 154 | 69480 | 1.253 | ug/ml | 95 |
| 66) 3-Nitroaniline | 7.357 | 138 | 14270 | 1.278 | ug/ml# | 95 |
| 68) 2,4-Dinitrophenol | 7.457 | 184 | 11535 | 1.791 | ug/ml# | 78 |
| 69) Dibenzofuran | 7.575 | 168 | 98189 | 1.328 | ug/ml | 94 |
| 70) 2,4-Dinitrotoluene | 7.587 | 165 | 21229 | 1.411 | ug/ml# | 84 |
| 71) 4-Nitrophenol | 7.565 | 65 | 11210 | 1.352 | ug/ml# | 1 |
| 74) Diethyl phthalate | 7.848 | 149 | 80922 | 1.425 | ug/ml | 98 |
| 76) 4-Chlorophenyl phenyl ... | 7.929 | 204 | 44126 | 1.424 | ug/ml# | 77 |

Data Path : I:\8270\Dakota\250903RVT\
Data File : 110292-2.D
Acq On : 3 Sep 2025 11:08 pm
Operator : Dakota:HNY
Sample : WG2110292-2,32,,ASK
Misc : WG2109963,WG2110292,ical22568
ALS Vial : 2 Sample Multiplier: 1

Quant Time: Sep 09 15:20:41 2025
Quant Method : I:\8270\Dakota\250903RVT\FS250821RVT_Dakota.m
Quant Title : Semivolatiles by GC/MS by modified 8270
QLast Update : Wed Sep 03 22:44:19 2025
Response via : Initial Calibration

CCAL FILE(s) : 1 - I:\8270\Dakota\250903RVT\ABN0903.D
: 2 - I:\8270\Dakota\250903RVT\ADP0903.D
: 3 - I:\8270\Dakota\250903RVT\AP90903.D
Sub List : Default - All compounds listed

| Compound | R.T. | QIon | Response | Conc | Units | Dev(Min) |
|---|---|---|---|---|---|---|
| 77) 4-Nitroaniline | 7.938 | 138 | 15487 | 1.406 | ug/ml# | 79 |
| 78) 4,6-Dinitro-o-cresol | 7.973 | 198 | 16564 | 1.720 | ug/ml# | 47 |
| 79) NDPA/DPA | 8.044 | 169 | 70225 | 1.408 | ug/ml | 89 |
| 82) 4-Bromophenyl phenyl e... | 8.392 | 248 | 28566 | 1.437 | ug/ml# | 77 |
| 89) Atrazine | 8.585 | 200 | 30741 | 1.552 | ug/ml | 92 |
| 93) Carbazole | 9.039 | 167 | 137586 | 1.440 | ug/ml | 98 |
| 94) Di-n-butylphthalate | 9.437 | 149 | 177213 | 1.750 | ug/ml | 98 |
| 99) Butyl benzyl phthalate | 10.885 | 149 | 66452 | 1.482 | ug/ml# | 81 |
| 108) 3,3'-Dichlorobenzidine | 11.385 | 252 | 79675 | 1.521 | ug/ml# | 96 |
| 110) Bis(2-ethylhexyl)phtha... | 11.516 | 149 | 107458 | 1.553 | ug/ml# | 90 |
| 111) Di-n-octylphthalate | 12.181 | 149 | 172984 | 1.413 | ug/ml# | 73 |

(#) = qualifier out of range (m) = manual integration (+) = signals summed

Quantitation Report (QT Reviewed)

Data Path : I:\8270\Dakota\250903RVT\
Data File : 110292-2.D
Acq On : 3 Sep 2025 11:08 pm
Operator : Dakota:HNY
Sample : WG2110292-2,32,,ASK
Misc : WG2109963,WG2110292,ical22568
ALS Vial : 2 Sample Multiplier: 1

Quant Time: Sep 09 15:20:41 2025
Quant Method : I:\8270\Dakota\250903RVT\FS250821RVT_Dakota.m
Quant Title : Semivolatiles by GC/MS by modified 8270
QLast Update : Wed Sep 03 22:44:19 2025
Response via : Initial Calibration

Sub List : Default: I:\8270\Dakota\250903RVT\AP90903.D•

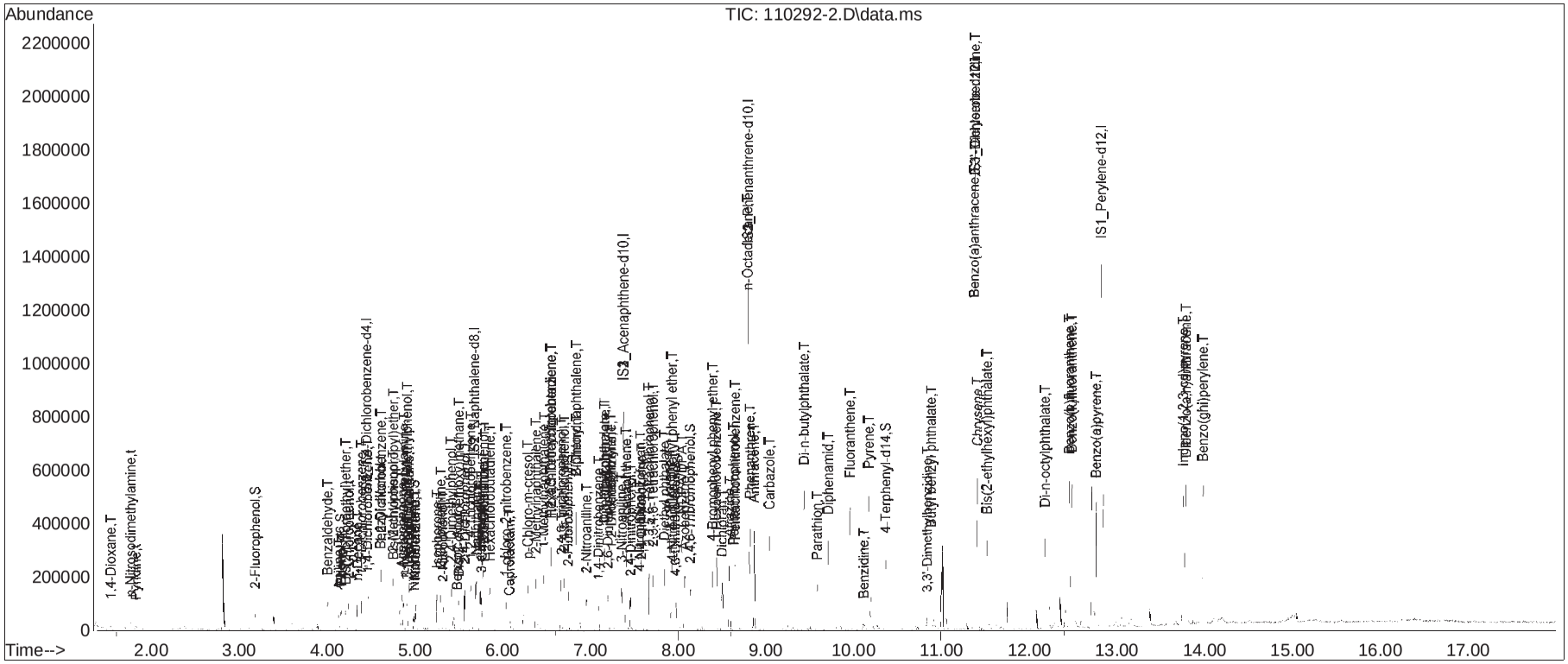

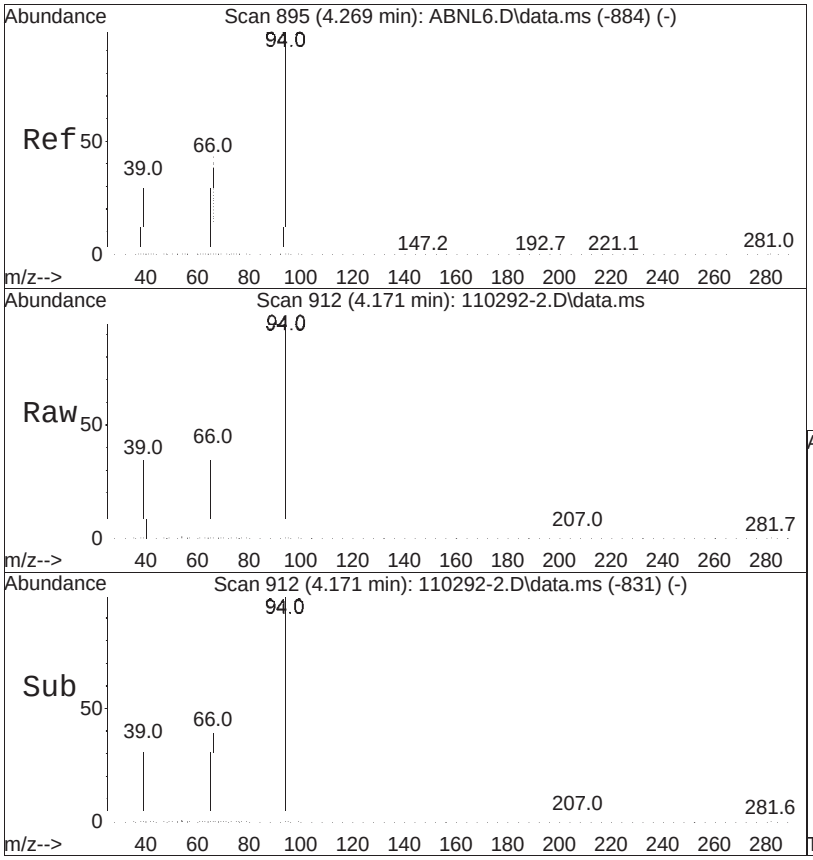


#8
Phenol
Concen: 0.74 ug/ml
RT: 4.171 min Scan# 912
Delta R.T. 0.003 min
Lab File: 110292-2.D
Acq: 3 Sep 2025 11:08 pm

Tgt Ion: 94 Resp: 15251

| Ion | Ratio | Lower | Upper |
|---|---|---|---|
| 94 | 100 | | |
| 65 | 36.7 | 26.0 | 39.0 |
| 66 | 49.9 | 33.8 | 50.8 |

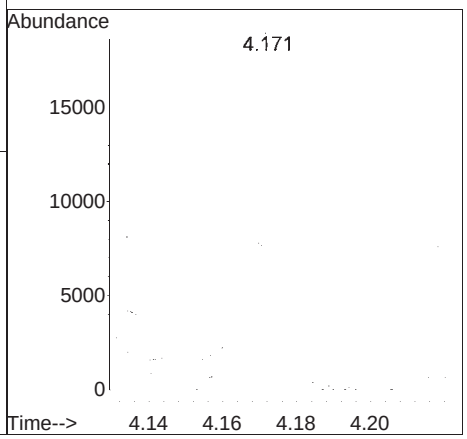

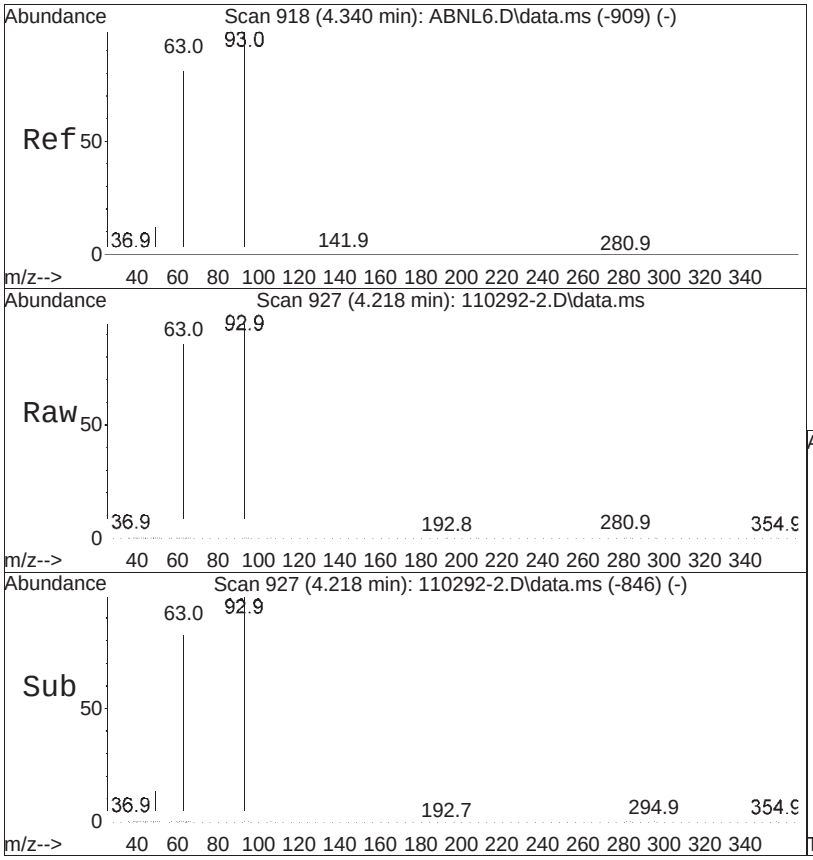


#9
Bis(2-chloroethyl)ether
Concen: 1.29 ug/ml
RT: 4.218 min Scan# 927
Delta R.T. -0.000 min
Lab File: 110292-2.D
Acq: 3 Sep 2025 11:08 pm

Tgt Ion: 93 Resp: 18999

| Ion | Ratio | Lower | Upper |
|---|---|---|---|
| 93 | 100 | | |
| 63 | 90.0 | 74.6 | 111.8 |
| 95 | 31.9 | 25.9 | 38.9 |

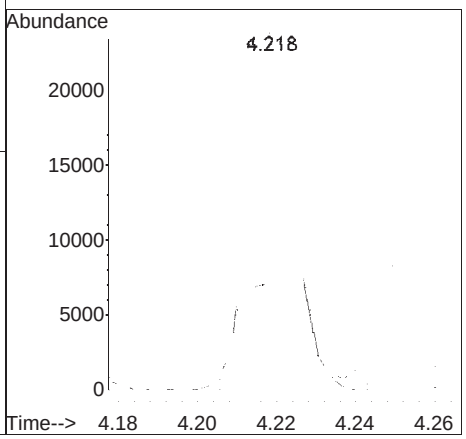

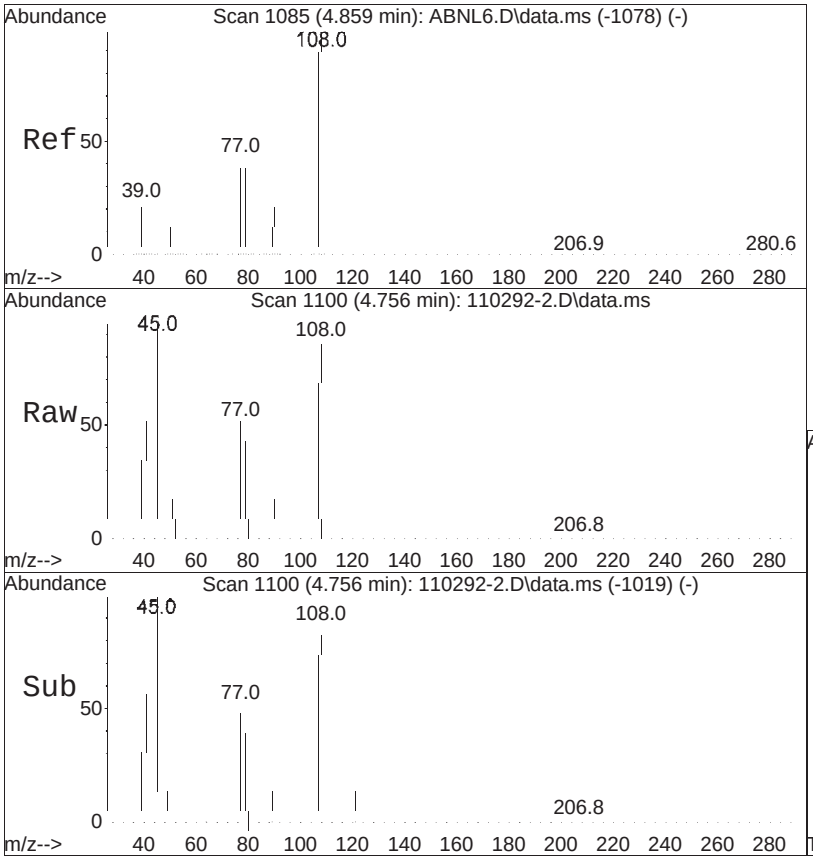


#15
2-Methylphenol
Concen: 1.38 ug/ml
RT: 4.756 min Scan# 1100
Delta R.T. 0.003 min
Lab File: 110292-2.D
Acq: 3 Sep 2025 11:08 pm

Tgt Ion:108 Resp: 19251

| Ion | Ratio | Lower | Upper |
|---|---|---|---|
| 108 | 100 | | |
| 107 | 87.9 | 70.7 | 106.1 |
| 90 | 23.4 | 18.7 | 28.1 |

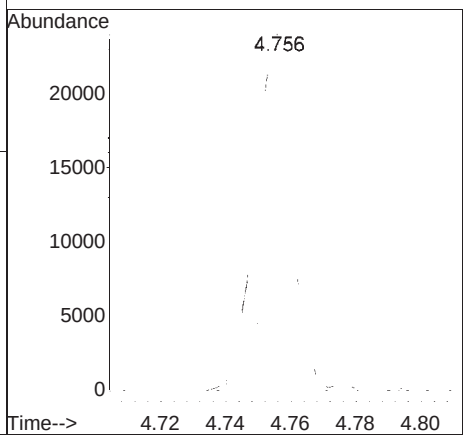

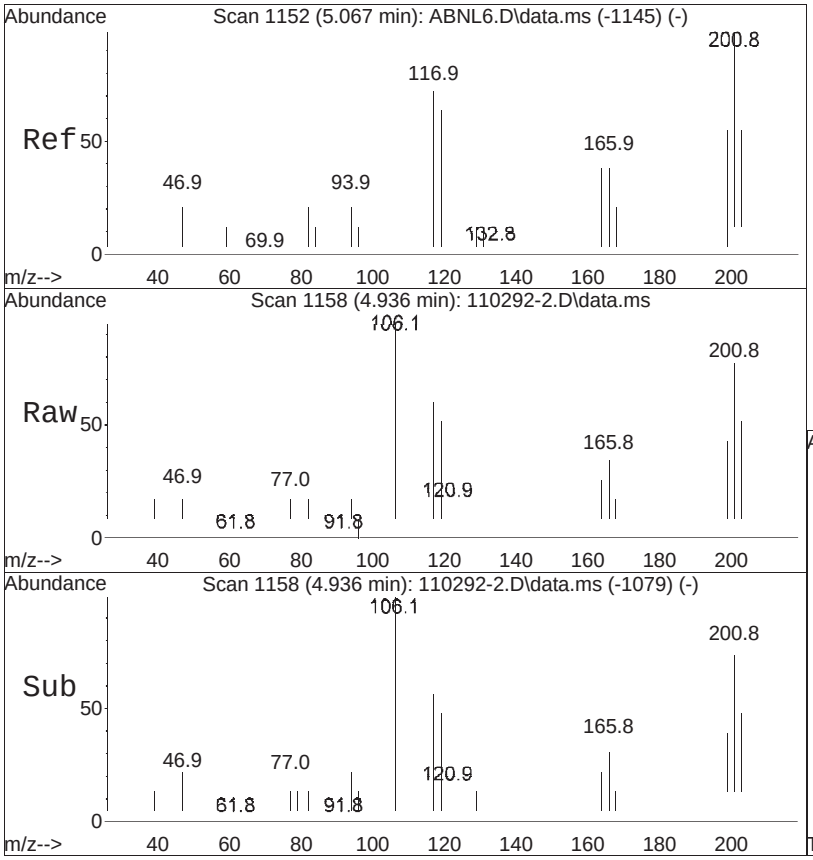


#16
Hexachloroethane
Concen: 1.03 ug/ml
RT: 4.936 min Scan# 1158
Delta R.T. -0.003 min
Lab File: 110292-2.D
Acq: 3 Sep 2025 11:08 pm

Tgt Ion:117 Resp: 8430

| Ion | Ratio | Lower | Upper |
|---|---|---|---|
| 117 | 100 | | |
| 201 | 132.4 | 58.6 | 87.8# |
| 199 | 79.8 | 36.9 | 55.3# |

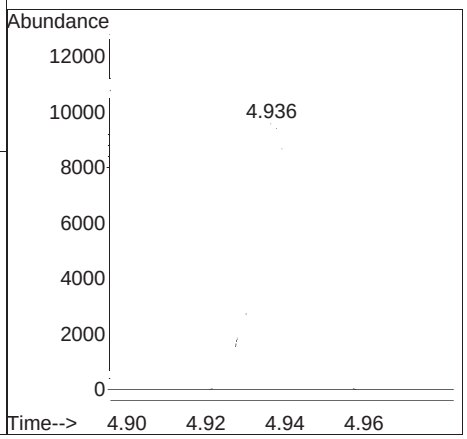

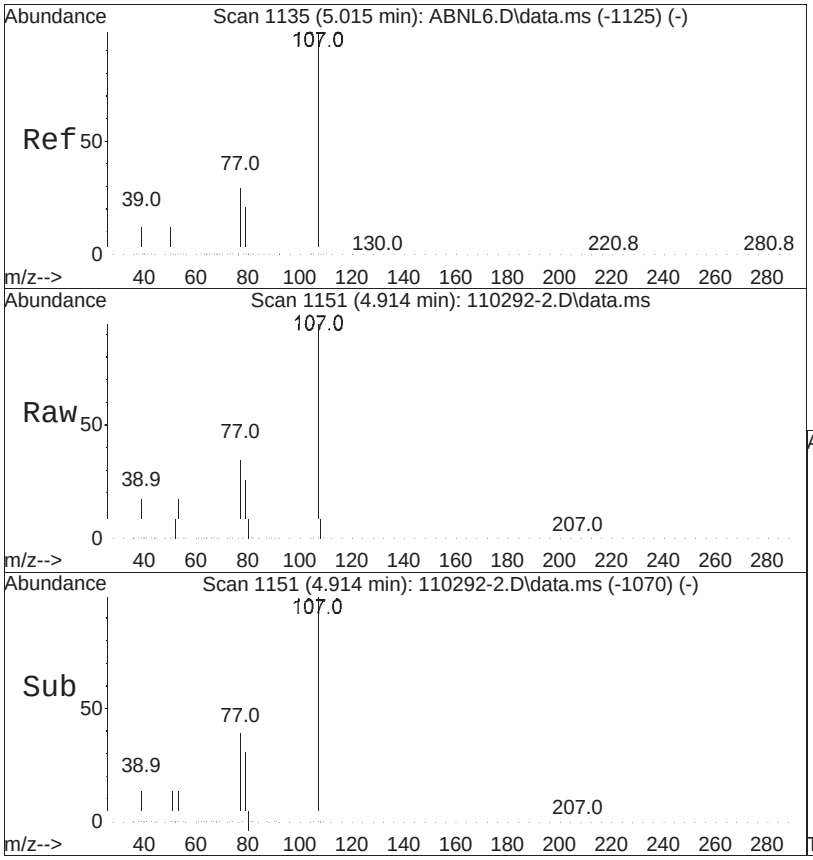


#18
3-Methylphenol/4-Methylphenol
Concen: 1.25 ug/ml
RT: 4.914 min Scan# 1151
Delta R.T. 0.003 min
Lab File: 110292-2.D
Acq: 3 Sep 2025 11:08 pm

Tgt Ion:108 Resp: 19610

| Ion | Ratio | Lower | Upper |
|---|---|---|---|
| 108 | 100 | | |
| 107 | 111.1 | 88.6 | 132.8 |
| 90 | 12.9 | 8.8 | 13.2 |

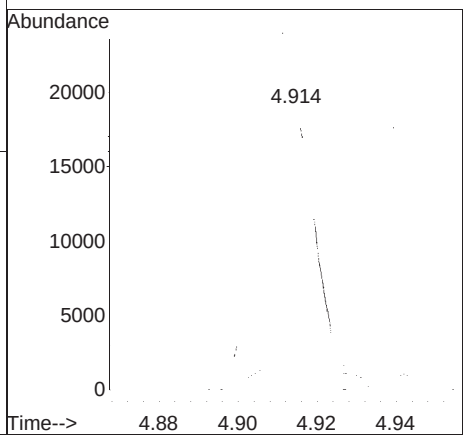

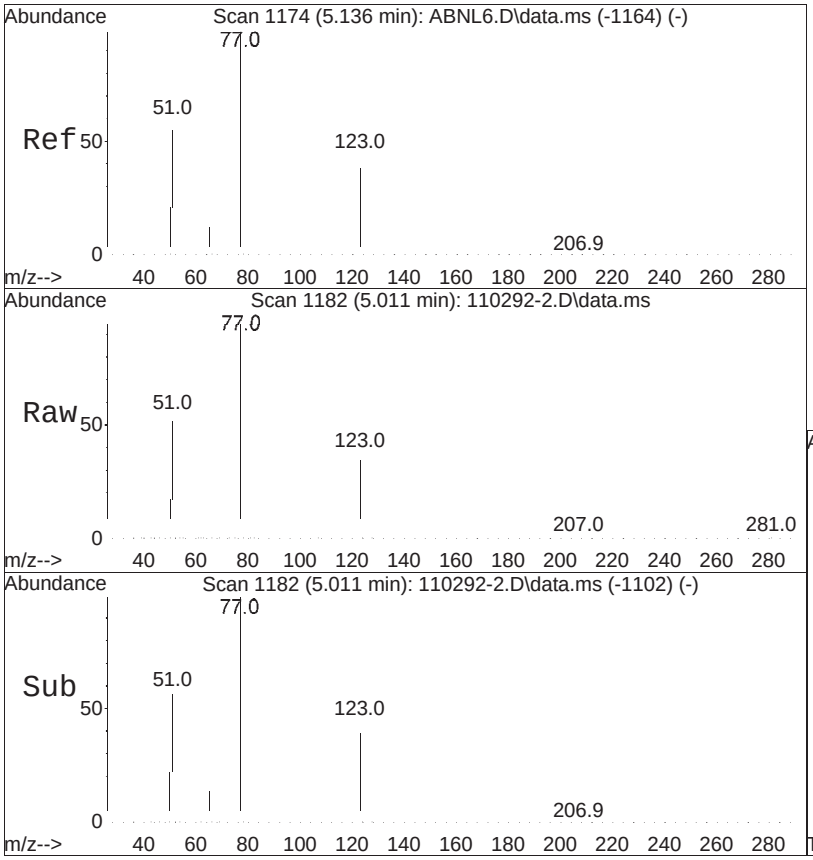


#20
Nitrobenzene
Concen: 1.37 ug/ml
RT: 5.011 min Scan# 1182
Delta R.T. -0.000 min
Lab File: 110292-2.D
Acq: 3 Sep 2025 11:08 pm

Tgt Ion: 77 Resp: 23546

| Ion | Ratio | Lower | Upper |
|---|---|---|---|
| 77 | 100 | | |
| 123 | 41.5 | 36.3 | 54.5 |
| 65 | 14.8 | 11.6 | 17.4 |

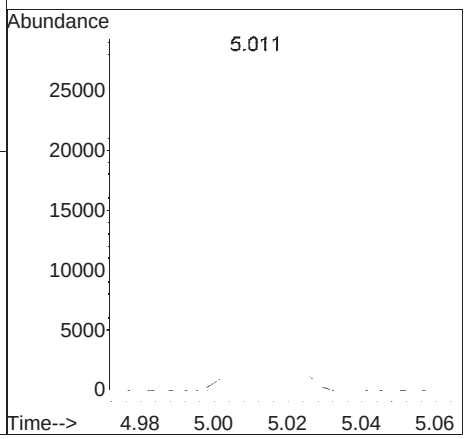

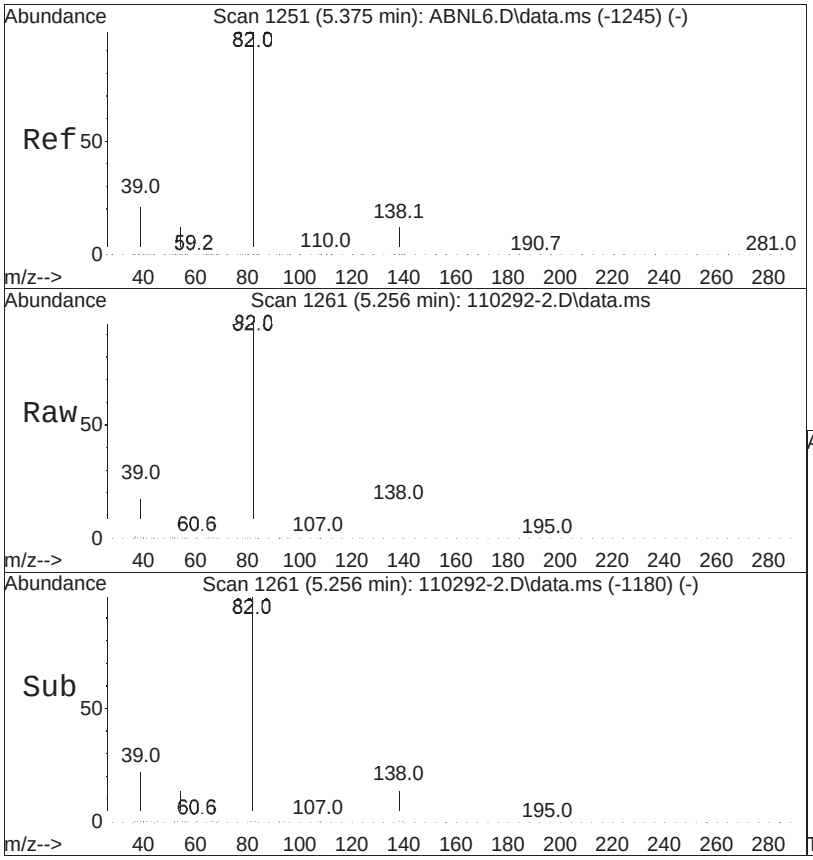


#21
Isophorone
Concen: 1.34 ug/ml
RT: 5.256 min Scan# 1261
Delta R.T. 0.003 min
Lab File: 110292-2.D
Acq: 3 Sep 2025 11:08 pm

Tgt Ion: 82 Resp: 42159

| Ion | Ratio | Lower | Upper |
|---|---|---|---|
| 82 | 100 | | |
| 138 | 15.2 | 14.7 | 22.1 |
| 95 | 7.8 | 5.2 | 7.8# |

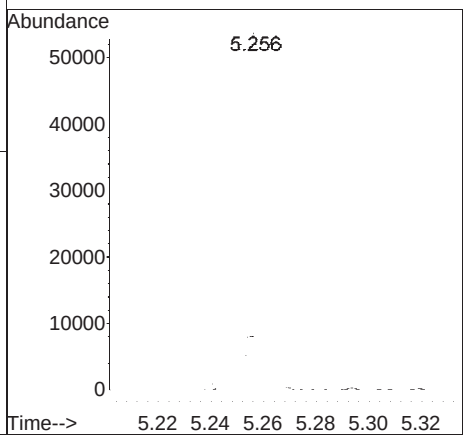

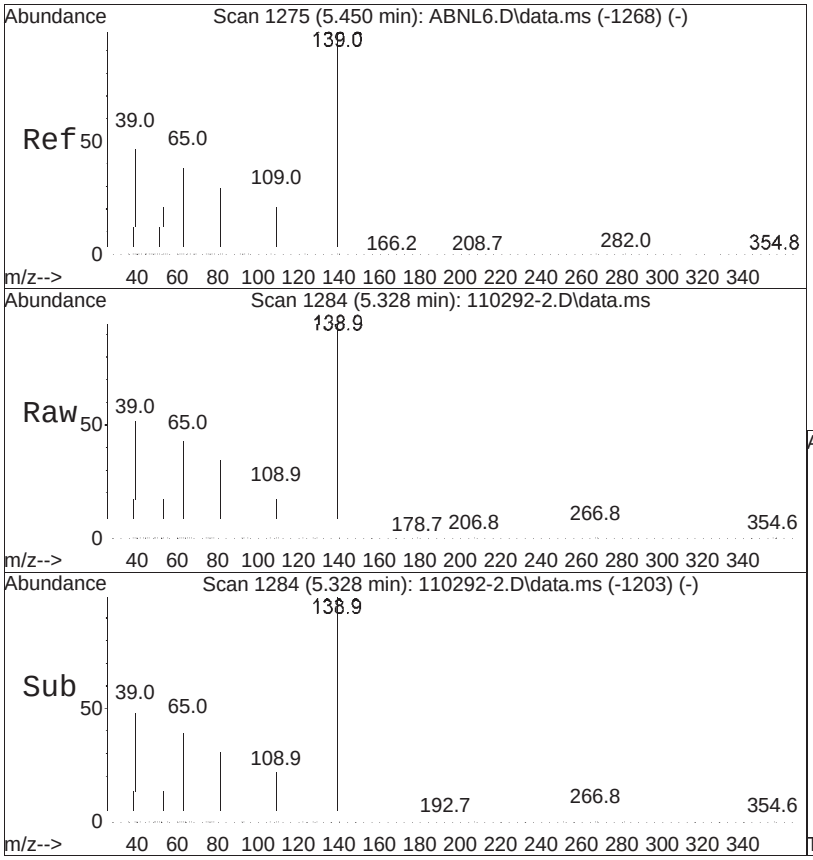


#22
2-Nitrophenol
Concen: 1.49 ug/ml
RT: 5.328 min Scan# 1284
Delta R.T. 0.003 min
Lab File: 110292-2.D
Acq: 3 Sep 2025 11:08 pm

Tgt Ion:139 Resp: 12020

| Ion | Ratio | Lower | Upper |
|---|---|---|---|
| 139 | 100 | | |
| 109 | 26.0 | 19.4 | 29.0 |
| 65 | 46.0 | 46.1 | 69.1# |

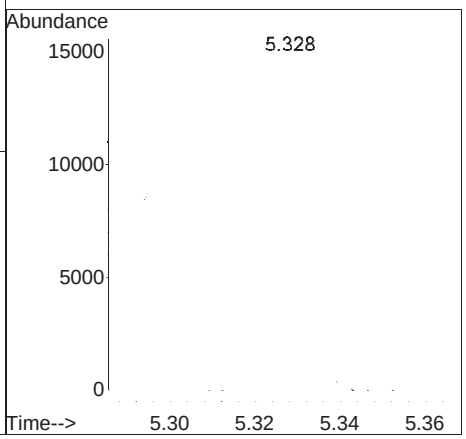

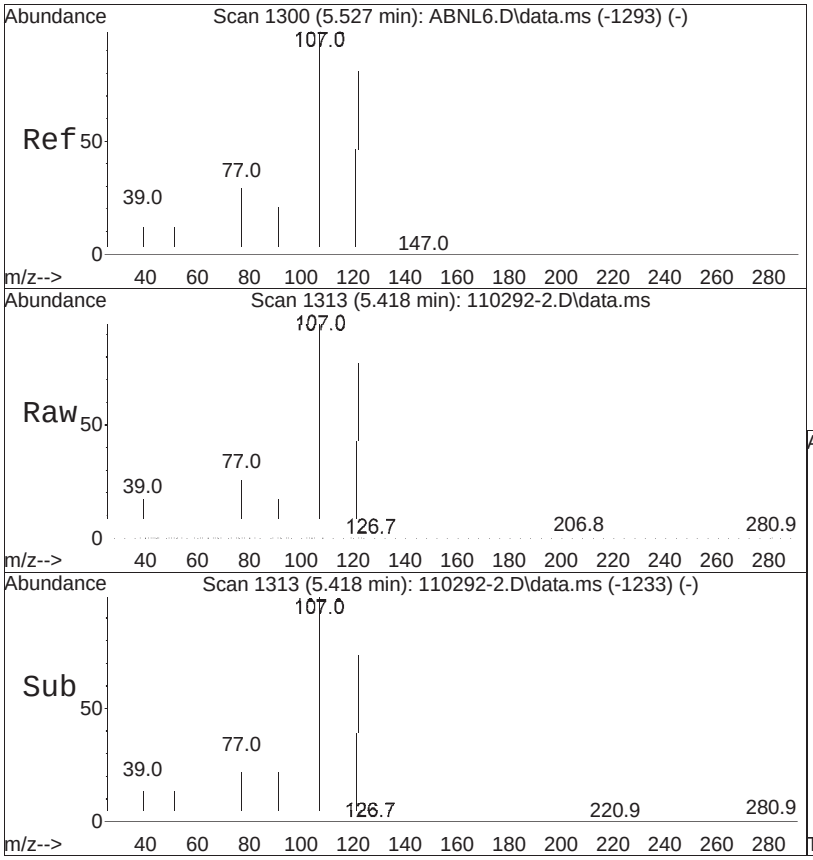


#23
2,4-Dimethylphenol
Concen: 1.44 ug/ml
RT: 5.418 min Scan# 1313
Delta R.T. -0.000 min
Lab File: 110292-2.D
Acq: 3 Sep 2025 11:08 pm

Tgt Ion:107 Resp: 23328

| Ion | Ratio | Lower | Upper |
|---|---|---|---|
| 107 | 100 | | |
| 121 | 49.1 | 40.0 | 60.0 |
| 122 | 84.6 | 70.2 | 105.4 |

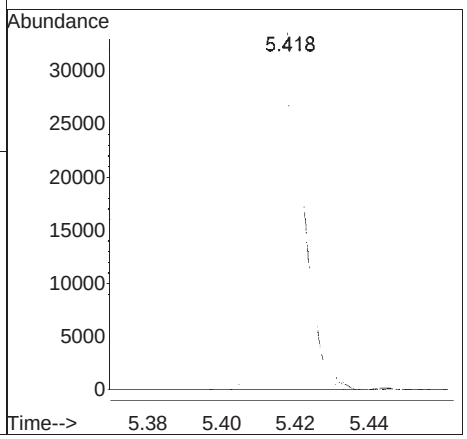

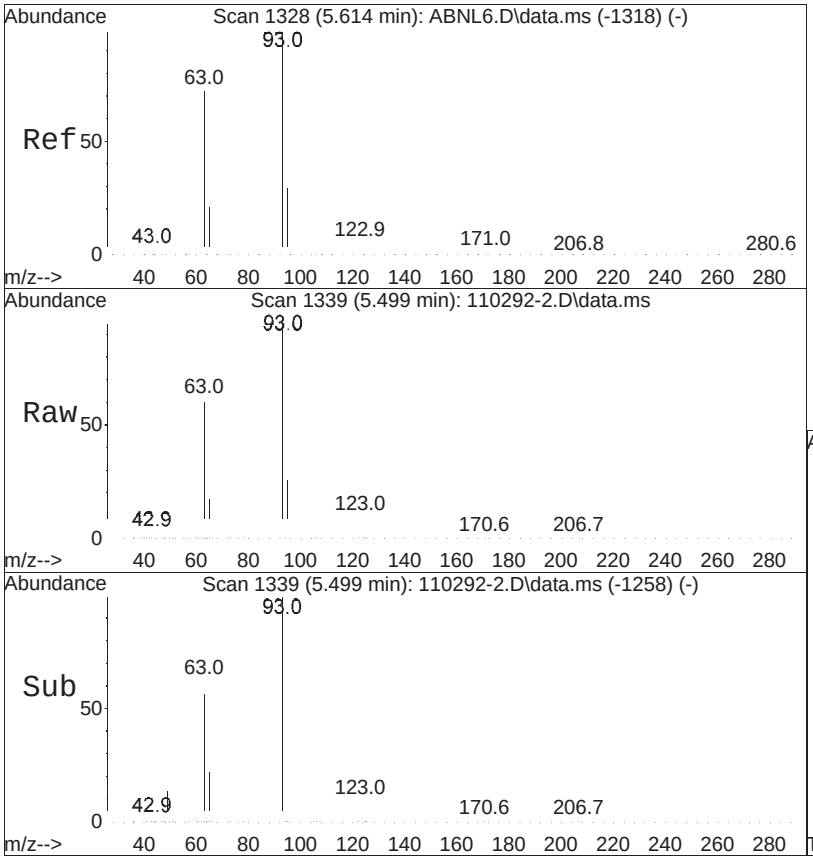


#24
Bis(2-chloroethoxy)methane
Concen: 1.29 ug/ml
RT: 5.499 min Scan# 1339
Delta R.T. 0.003 min
Lab File: 110292-2.D
Acq: 3 Sep 2025 11:08 pm

Tgt Ion: 93 Resp: 26980

| Ion | Ratio | Lower | Upper |
|---|---|---|---|
| 93 | 100 | | |
| 95 | 32.9 | 25.8 | 38.8 |
| 123 | 11.1 | 10.1 | 15.1 |

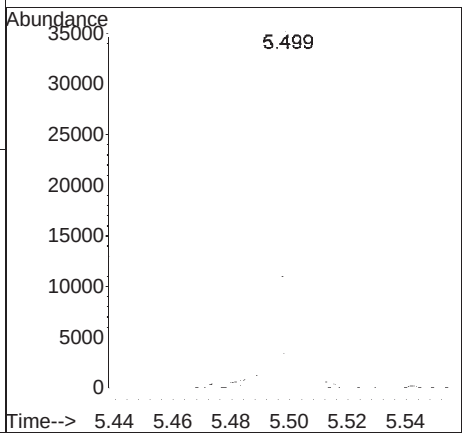

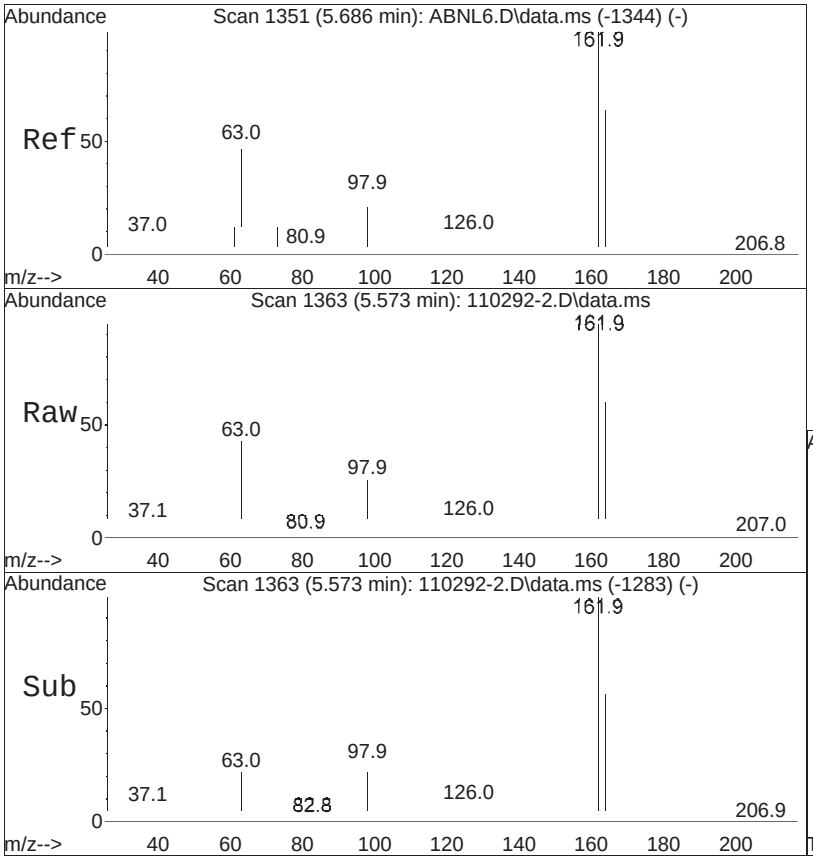


#25
2,4-Dichlorophenol
Concen: 1.47 ug/ml
RT: 5.573 min Scan# 1363
Delta R.T. -0.000 min
Lab File: 110292-2.D
Acq: 3 Sep 2025 11:08 pm

Tgt Ion:162 Resp: 26592

| Ion | Ratio | Lower | Upper |
|---|---|---|---|
| 162 | 100 | | |
| 164 | 64.5 | 51.0 | 76.4 |
| 98 | 27.7 | 32.2 | 48.2# |

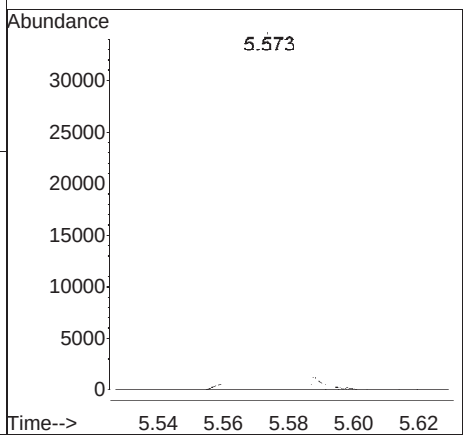

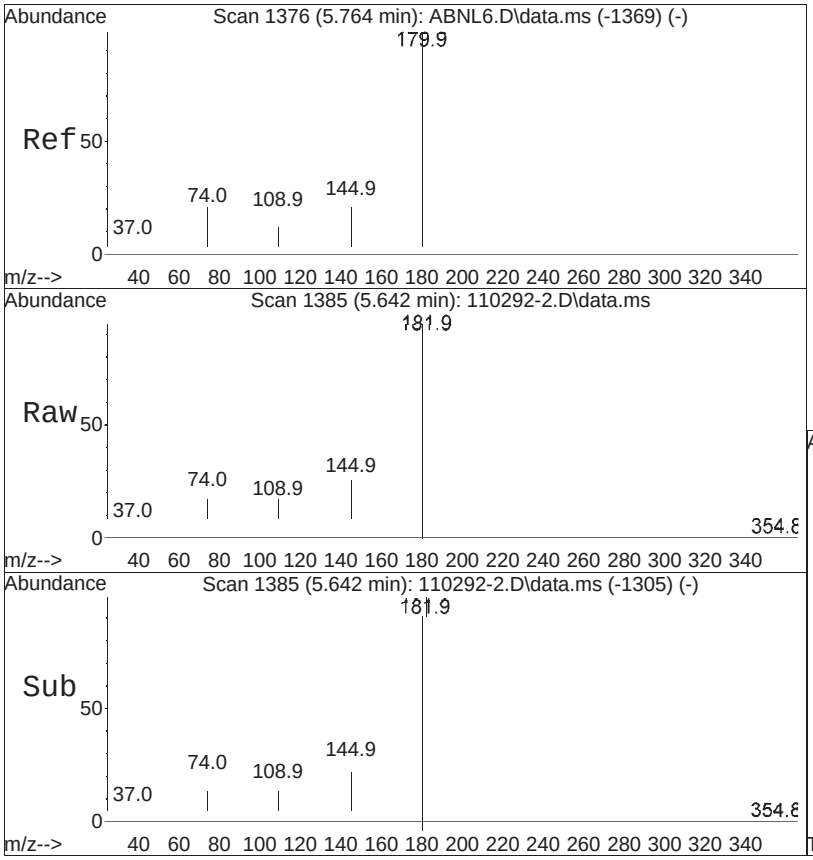


#26
1,2,4-Trichlorobenzene
Concen: 1.21 ug/ml
RT: 5.642 min Scan# 1385
Delta R.T. -0.000 min
Lab File: 110292-2.D
Acq: 3 Sep 2025 11:08 pm

Tgt Ion:180 Resp: 27525

| Ion | Ratio | Lower | Upper |
|---|---|---|---|
| 180 | 100 | | |
| 182 | 93.4 | 76.0 | 114.0 |
| 145 | 26.3 | 25.7 | 38.5 |

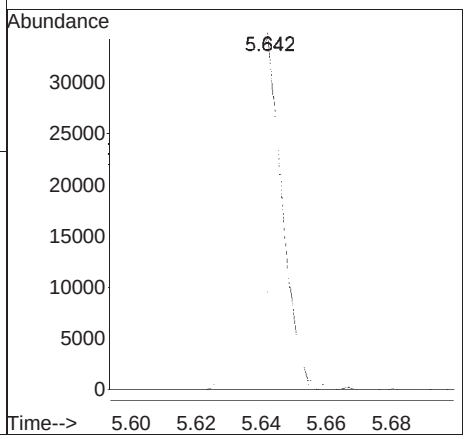

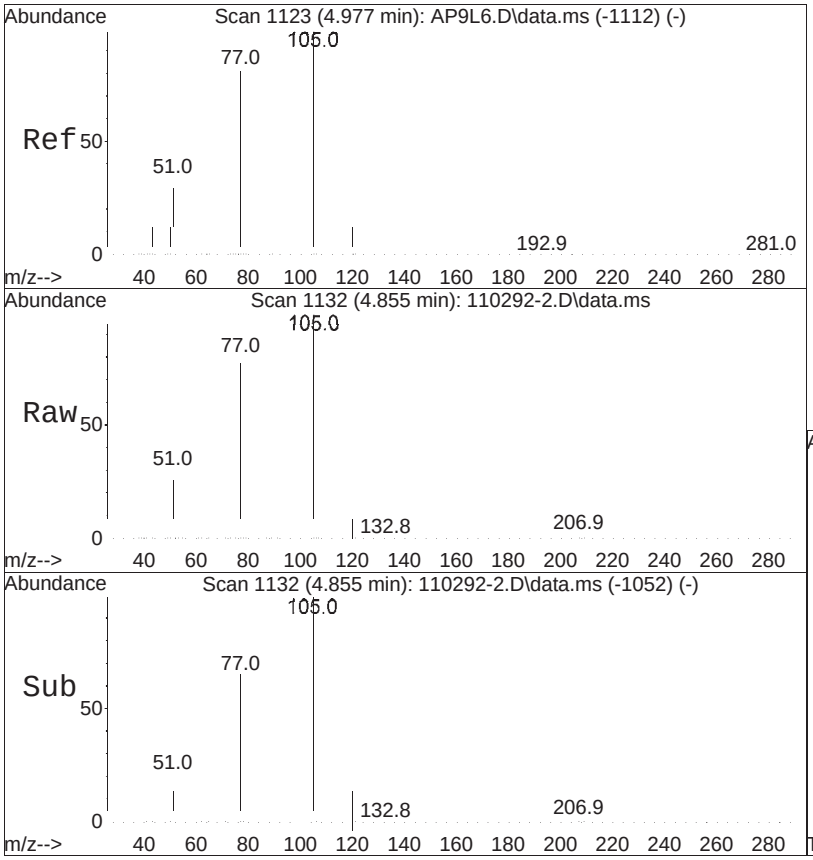


#29
Acetophenone
Concen: 1.33 ug/ml
RT: 4.855 min Scan# 1132
Delta R.T. 0.000 min
Lab File: 110292-2.D
Acq: 3 Sep 2025 11:08 pm

Tgt Ion:105 Resp: 33594

| Ion | Ratio | Lower | Upper |
|---|---|---|---|
| 105 | 100 | | |
| 120 | 15.8 | 20.5 | 30.7# |
| 51 | 32.7 | 34.9 | 52.3# |

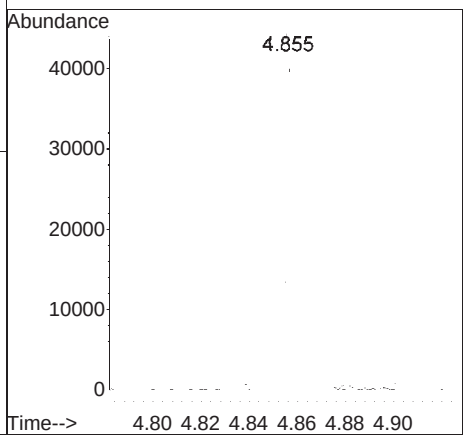

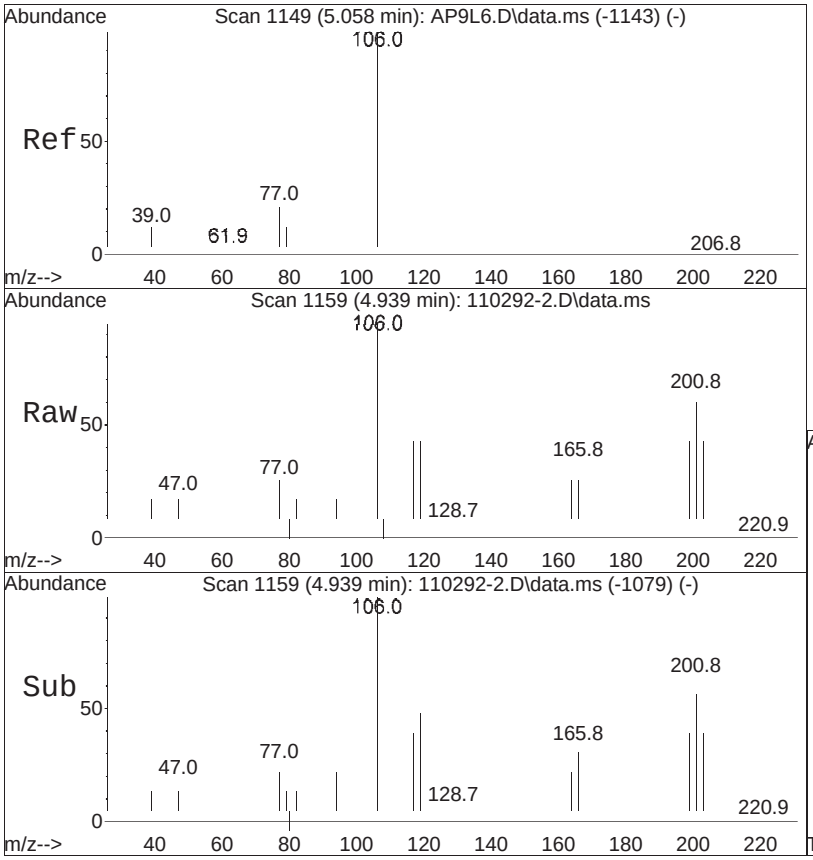


#30
m-Toluidine
Concen: 1.10 ug/ml
RT: 4.939 min Scan# 1159
Delta R.T. 0.000 min
Lab File: 110292-2.D
Acq: 3 Sep 2025 11:08 pm

Tgt Ion:106 Resp: 16085

| Ion | Ratio | Lower | Upper |
|---|---|---|---|
| 106 | 100 | | |
| 107 | 85.3 | 75.7 | 113.5 |
| 79 | 14.8 | 11.8 | 17.8 |

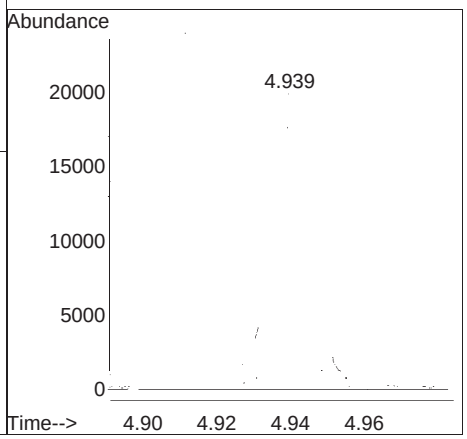

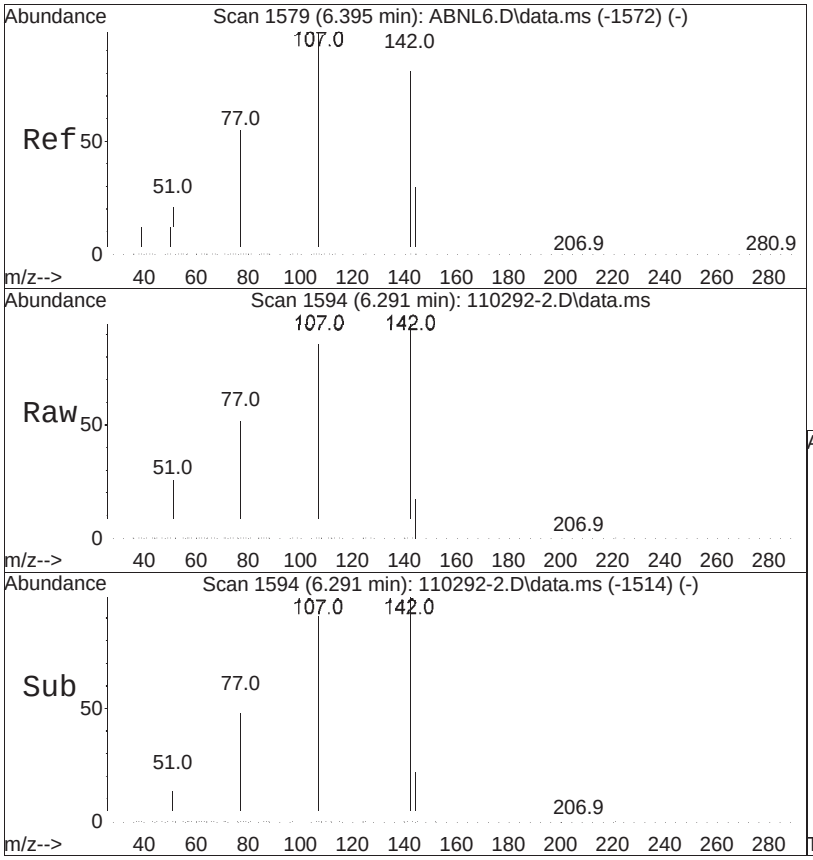


#42
p-Chloro-m-cresol
Concen: 1.55 ug/ml
RT: 6.291 min Scan# 1594
Delta R.T. -0.000 min
Lab File: 110292-2.D
Acq: 3 Sep 2025 11:08 pm

Tgt Ion:107 Resp: 22105

| Ion | Ratio | Lower | Upper |
|---|---|---|---|
| 107 | 100 | | |
| 144 | 30.7 | 20.9 | 31.3 |
| 142 | 104.2 | 66.1 | 99.1# |

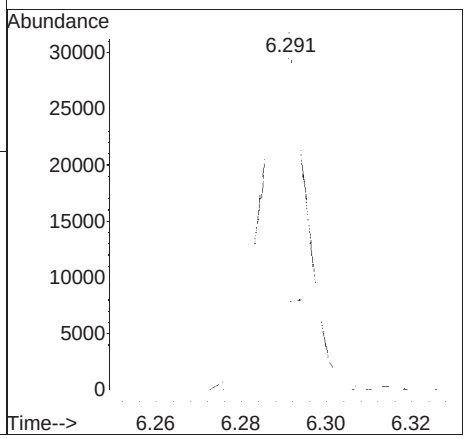

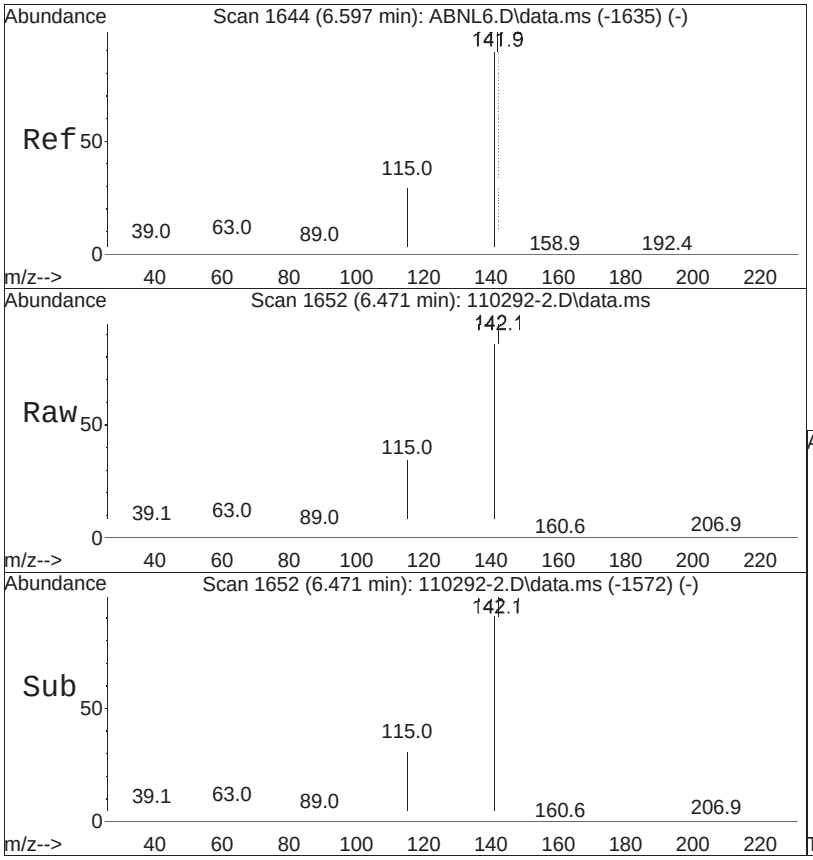


#44
1-Methylnaphthalene
Concen: 1.24 ug/ml
RT: 6.471 min Scan# 1652
Delta R.T. -0.000 min
Lab File: 110292-2.D
Acq: 3 Sep 2025 11:08 pm

Tgt Ion:115 Resp: 16520

| Ion | Ratio | Lower | Upper |
|---|---|---|---|
| 115 | 100 | | |
| 141 | 263.1 | 207.8 | 311.6 |
| 142 | 294.6 | 226.8 | 340.2 |

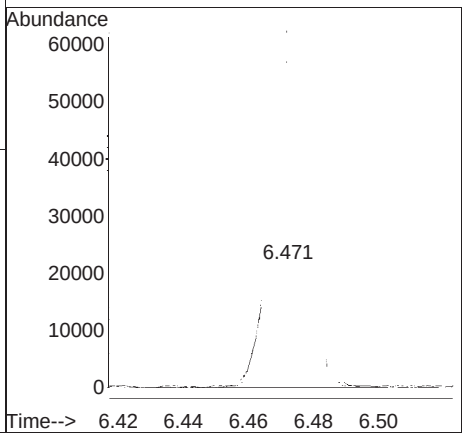

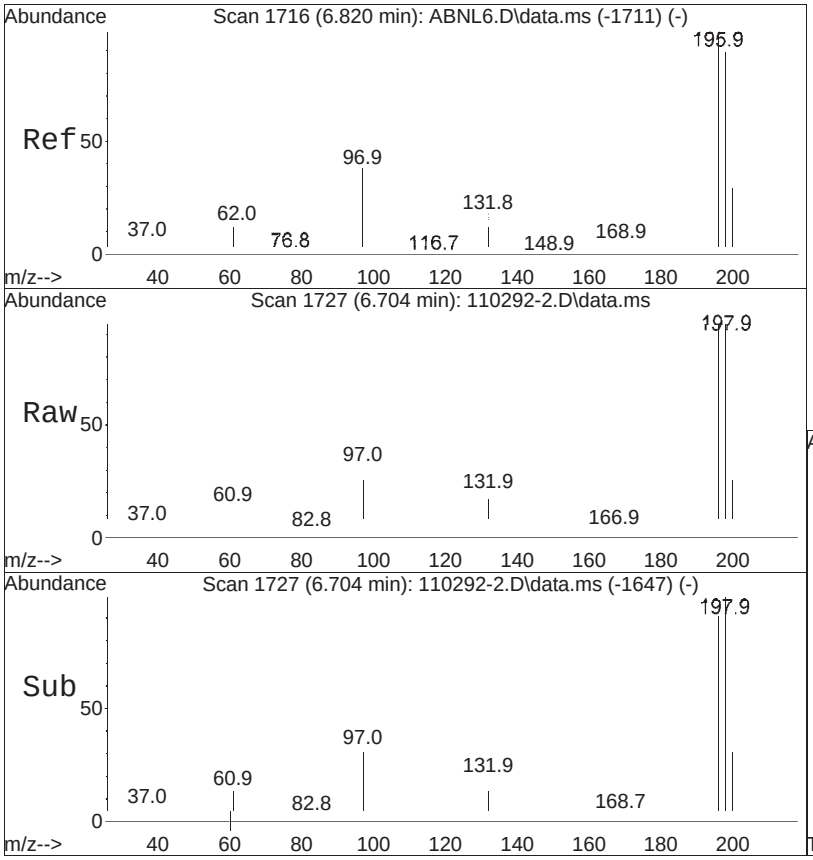


#47
2,4,5-Trichlorophenol
Concen: 1.70 ug/ml
RT: 6.704 min Scan# 1727
Delta R.T. -0.000 min
Lab File: 110292-2.D
Acq: 3 Sep 2025 11:08 pm

Tgt Ion:196 Resp: 28620

| Ion | Ratio | Lower | Upper |
|---|---|---|---|
| 196 | 100 | | |
| 200 | 31.5 | 25.4 | 38.0 |
| 198 | 102.2 | 78.0 | 117.0 |

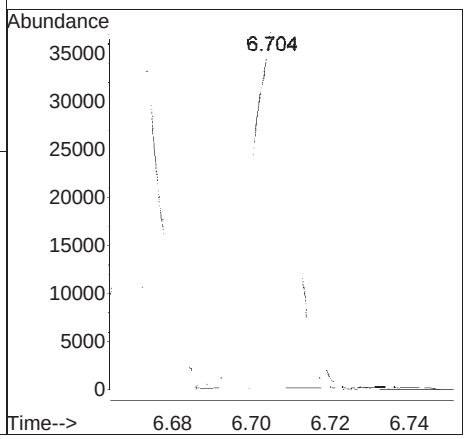

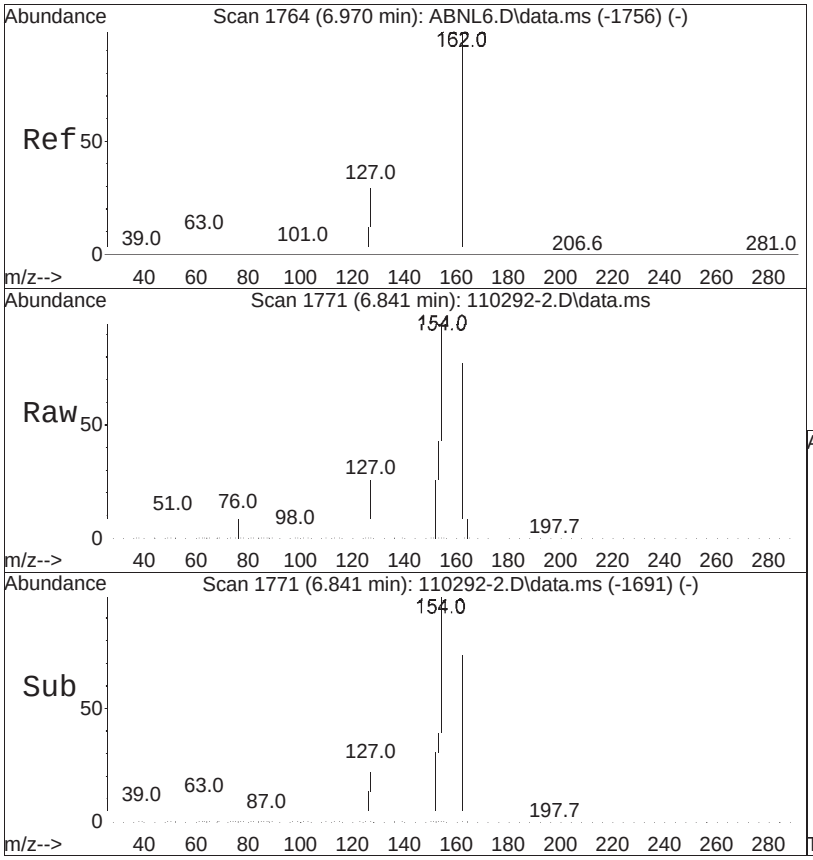


#49
2-Chloronaphthalene
Concen: 1.35 ug/ml
RT: 6.841 min Scan# 1771
Delta R.T. -0.000 min
Lab File: 110292-2.D
Acq: 3 Sep 2025 11:08 pm

Tgt Ion:162 Resp: 59328

| Ion | Ratio | Lower | Upper |
|---|---|---|---|
| 162 | 100 | | |
| 127 | 32.1 | 32.2 | 48.4# |
| 164 | 32.3 | 25.7 | 38.5 |

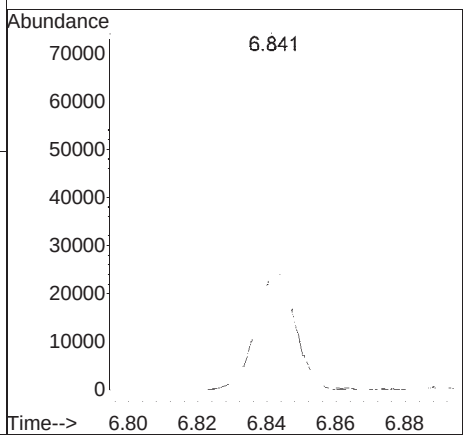

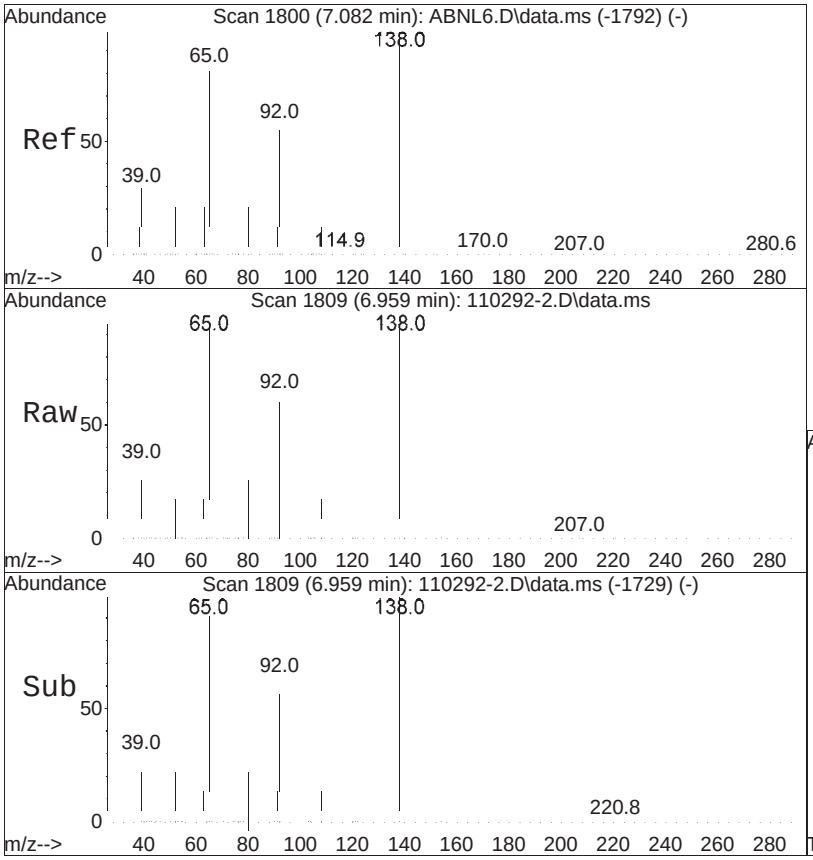


#50
2-Nitroaniline
Concen: 1.48 ug/ml
RT: 6.959 min Scan# 1809
Delta R.T. -0.000 min
Lab File: 110292-2.D
Acq: 3 Sep 2025 11:08 pm

Tgt Ion:138 Resp: 16401

| Ion | Ratio | Lower | Upper |
|---|---|---|---|
| 138 | 100 | | |
| 92 | 59.5 | 53.5 | 80.3 |
| 65 | 88.9 | 86.3 | 129.5 |

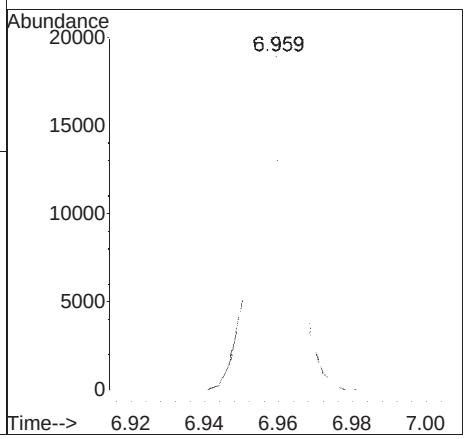

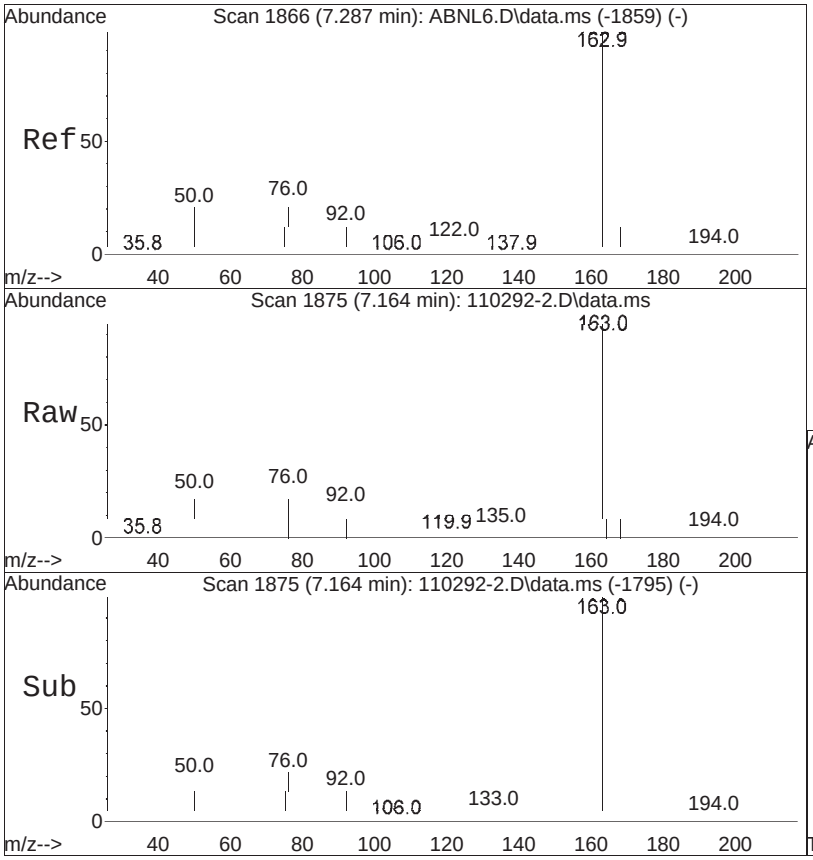


#52
1,3-Dinitrobenzene
Concen: 1.54 ug/ml
RT: 7.164 min Scan# 1875
Delta R.T. -0.000 min
Lab File: 110292-2.D
Acq: 3 Sep 2025 11:08 pm

Tgt Ion:168 Resp: 9806

| Ion | Ratio | Lower | Upper |
|---|---|---|---|
| 168 | 100 | | |
| 75 | 130.7 | 22.7 | 34.1# |

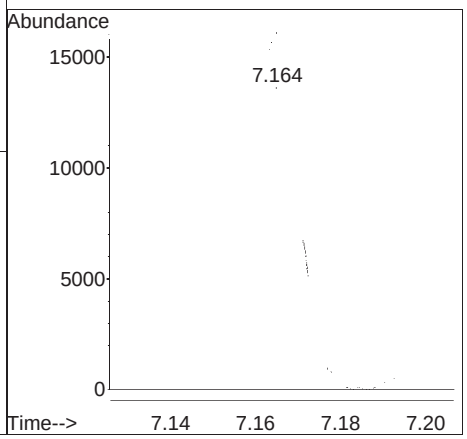

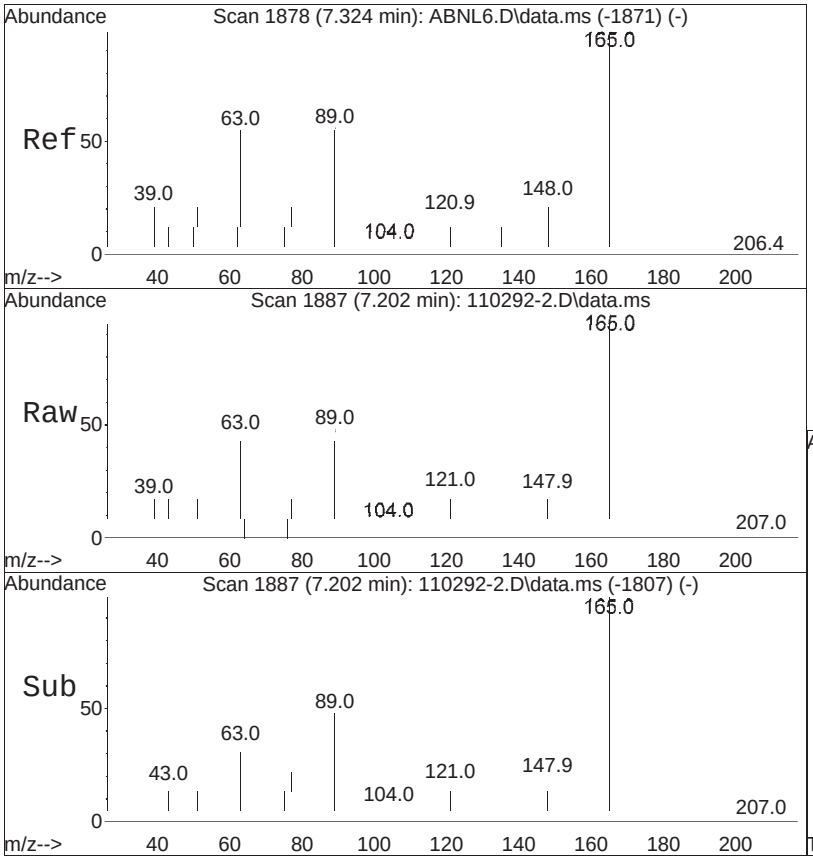


#55
2,6-Dinitrotoluene
Concen: 1.44 ug/ml
RT: 7.202 min Scan# 1887
Delta R.T. -0.000 min
Lab File: 110292-2.D
Acq: 3 Sep 2025 11:08 pm

Tgt Ion:165 Resp: 15607

| Ion | Ratio | Lower | Upper |
|---|---|---|---|
| 165 | 100 | | |
| 89 | 51.5 | 54.2 | 81.2# |
| 63 | 49.4 | 64.2 | 96.2# |

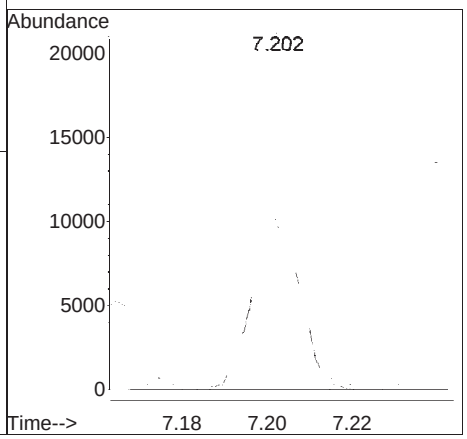

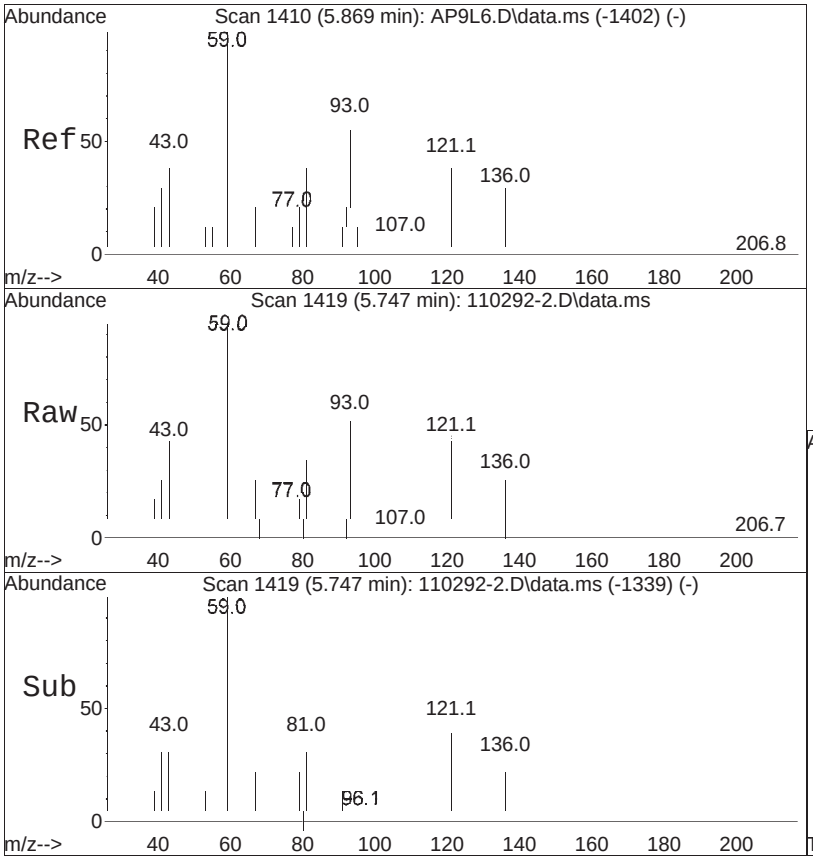


#58
a-Terpineol
Concen: 1.35 ug/ml
RT: 5.747 min Scan# 1419
Delta R.T. 0.000 min
Lab File: 110292-2.D
Acq: 3 Sep 2025 11:08 pm

Tgt Ion: 59 Resp: 18021

| Ion | Ratio | Lower | Upper |
|---|---|---|---|
| 59 | 100 | | |
| 93 | 59.7 | 35.6 | 53.4# |

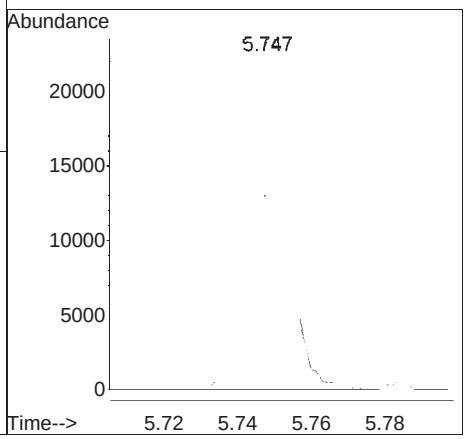

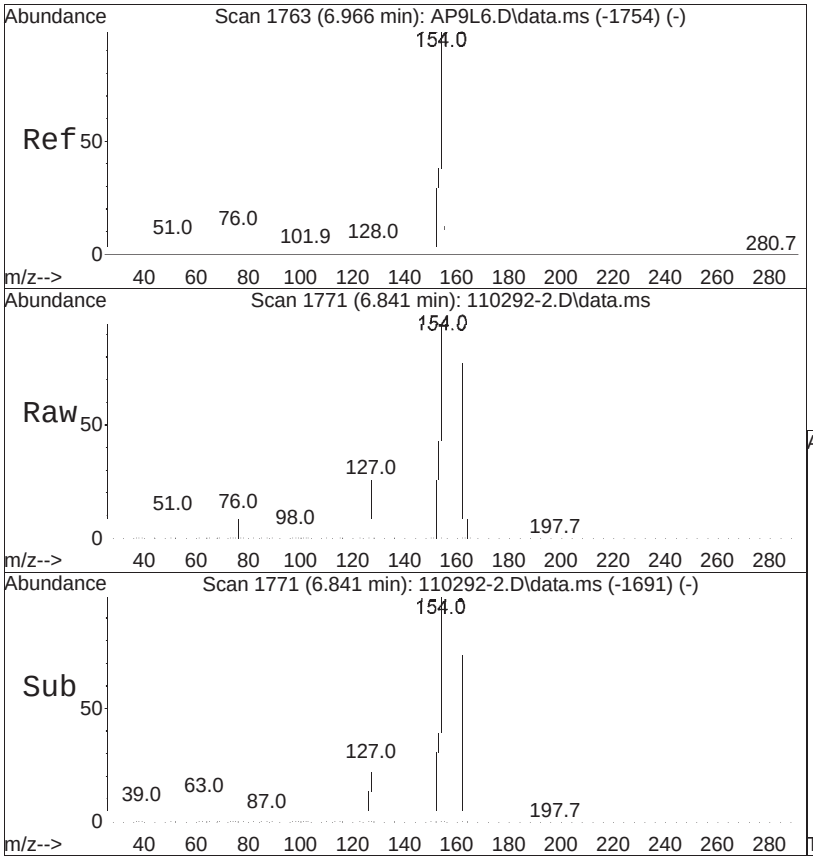


#64
Biphenyl
Concen: 1.25 ug/ml
RT: 6.841 min Scan# 1771
Delta R.T. 0.000 min
Lab File: 110292-2.D
Acq: 3 Sep 2025 11:08 pm

Tgt Ion:154 Resp: 69480

| Ion | Ratio | Lower | Upper |
|---|---|---|---|
| 154 | 100 | | |
| 153 | 43.8 | 32.3 | 48.5 |
| 152 | 31.0 | 22.5 | 33.7 |

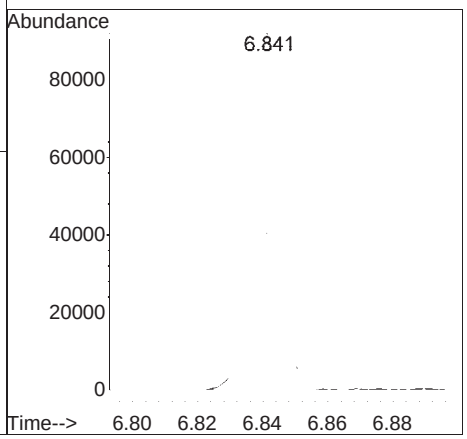

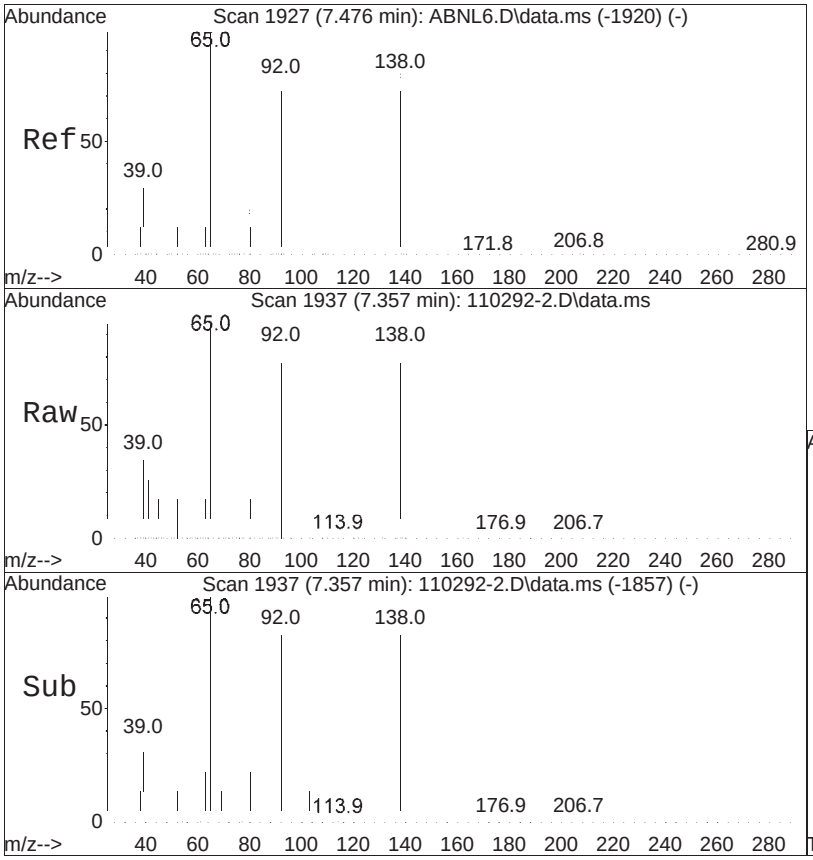


#66
3-Nitroaniline
Concen: 1.28 ug/ml
RT: 7.357 min Scan# 1937
Delta R.T. -0.000 min
Lab File: 110292-2.D
Acq: 3 Sep 2025 11:08 pm

Tgt Ion:138 Resp: 14270

| Ion | Ratio | Lower | Upper |
|---|---|---|---|
| 138 | 100 | | |
| 92 | 112.0 | 93.4 | 140.2 |
| 108 | 6.5 | 9.5 | 14.3# |

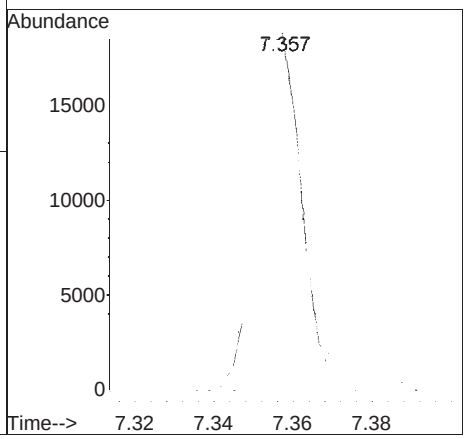

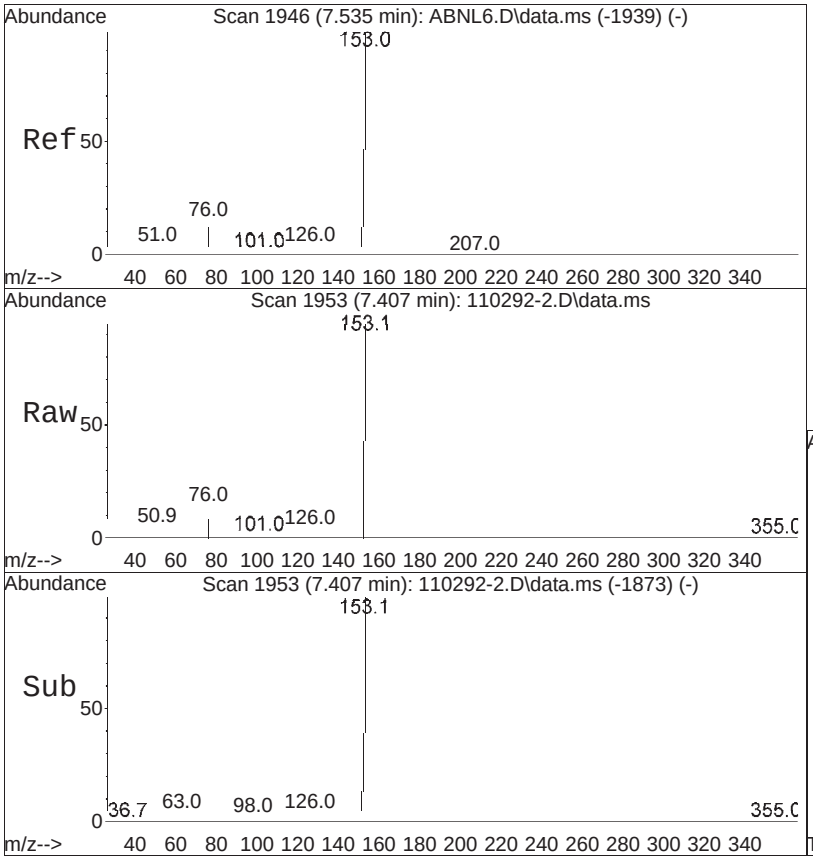


#67
Acenaphthene
Concen: 1.27 ug/ml
RT: 7.407 min Scan# 1953
Delta R.T. -0.000 min
Lab File: 110292-2.D
Acq: 3 Sep 2025 11:08 pm

Tgt Ion:154 Resp: 53732

| Ion | Ratio | Lower | Upper |
|---|---|---|---|
| 154 | 100 | | |
| 153 | 122.2 | 85.3 | 127.9 |
| 152 | 59.9 | 41.4 | 62.0 |

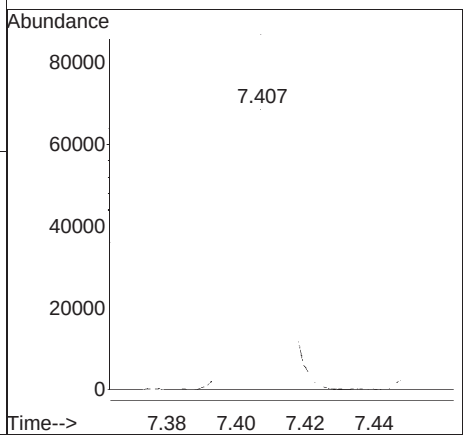

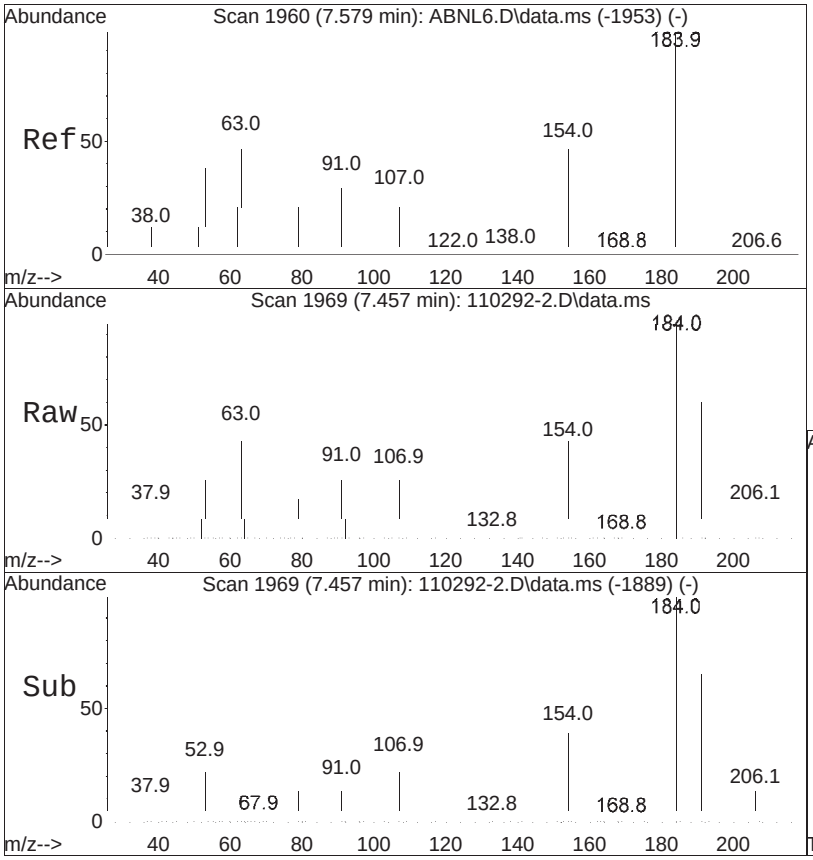


#68
2,4-Dinitrophenol
Concen: 1.79 ug/ml
RT: 7.457 min Scan# 1969
Delta R.T. -0.000 min
Lab File: 110292-2.D
Acq: 3 Sep 2025 11:08 pm

Tgt Ion:184 Resp: 11535

| Ion | Ratio | Lower | Upper |
|---|---|---|---|
| 184 | 100 | | |
| 107 | 36.2 | 37.7 | 56.5# |
| 91 | 38.0 | 46.3 | 69.5# |

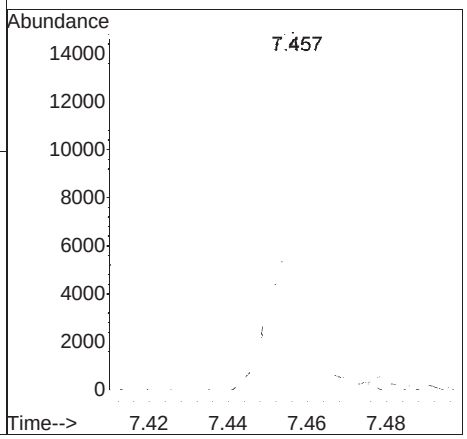

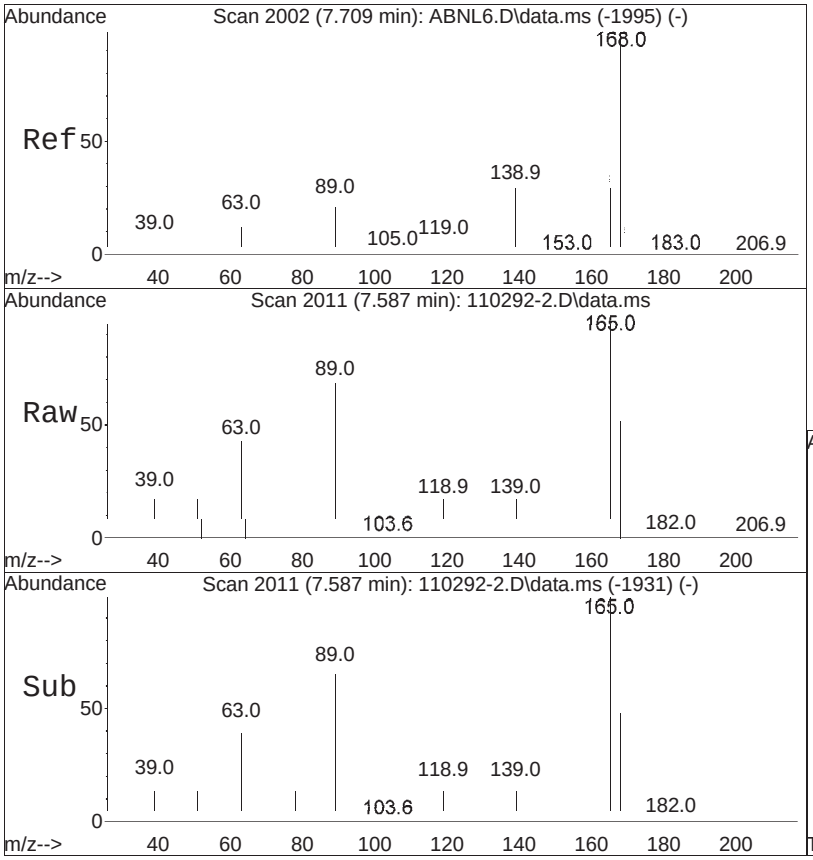


#70
2,4-Dinitrotoluene
Concen: 1.41 ug/ml
RT: 7.587 min Scan# 2011
Delta R.T. -0.000 min
Lab File: 110292-2.D
Acq: 3 Sep 2025 11:08 pm

Tgt Ion:165 Resp: 21229

| Ion | Ratio | Lower | Upper |
|---|---|---|---|
| 165 | 100 | | |
| 89 | 75.9 | 72.0 | 108.0 |
| 63 | 80.5 | 52.7 | 79.1# |

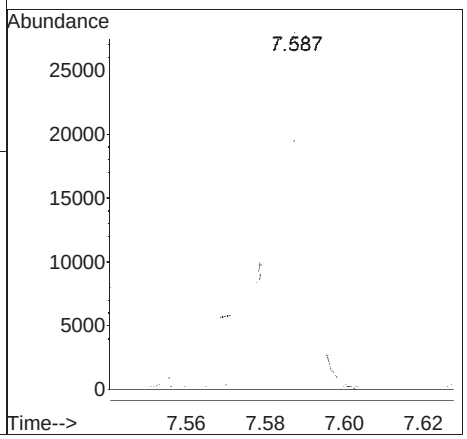

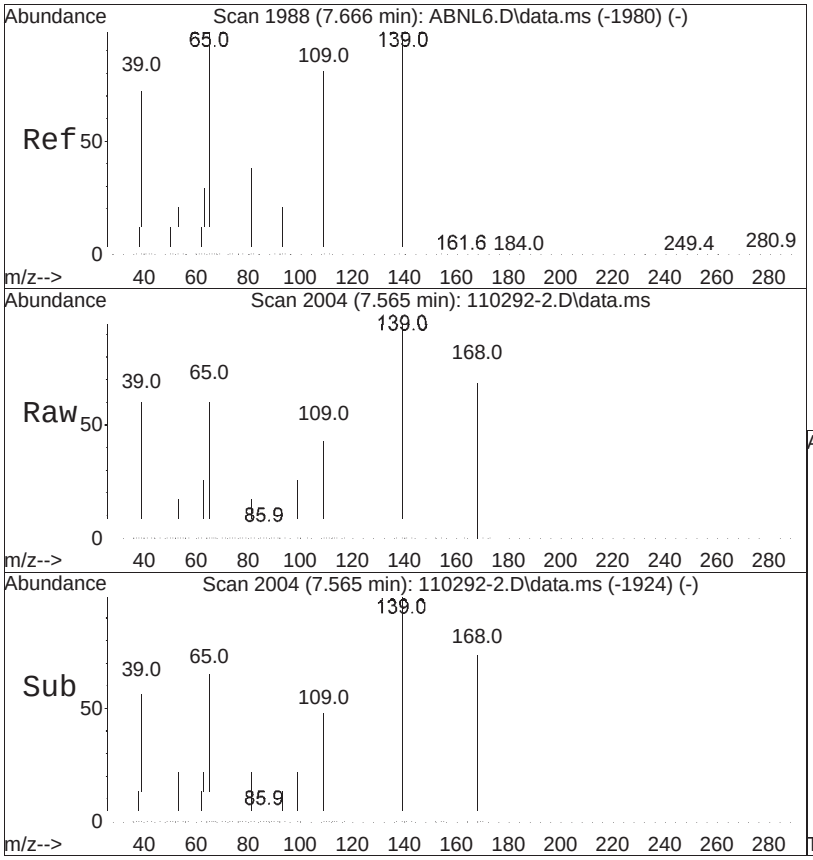


#71
4-Nitrophenol
Concen: 1.35 ug/ml
RT: 7.565 min Scan# 2004
Delta R.T. -0.000 min
Lab File: 110292-2.D
Acq: 3 Sep 2025 11:08 pm

Tgt Ion: 65 Resp: 11210

| Ion | Ratio | Lower | Upper |
|---|---|---|---|
| 65 | 100 | | |
| 109 | 72.3 | 47.4 | 71.2# |
| 139 | 375.8 | 76.6 | 115.0# |

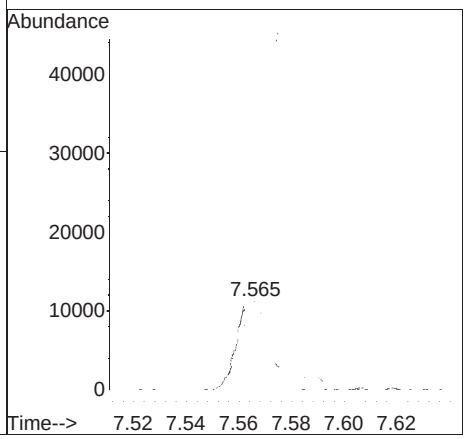

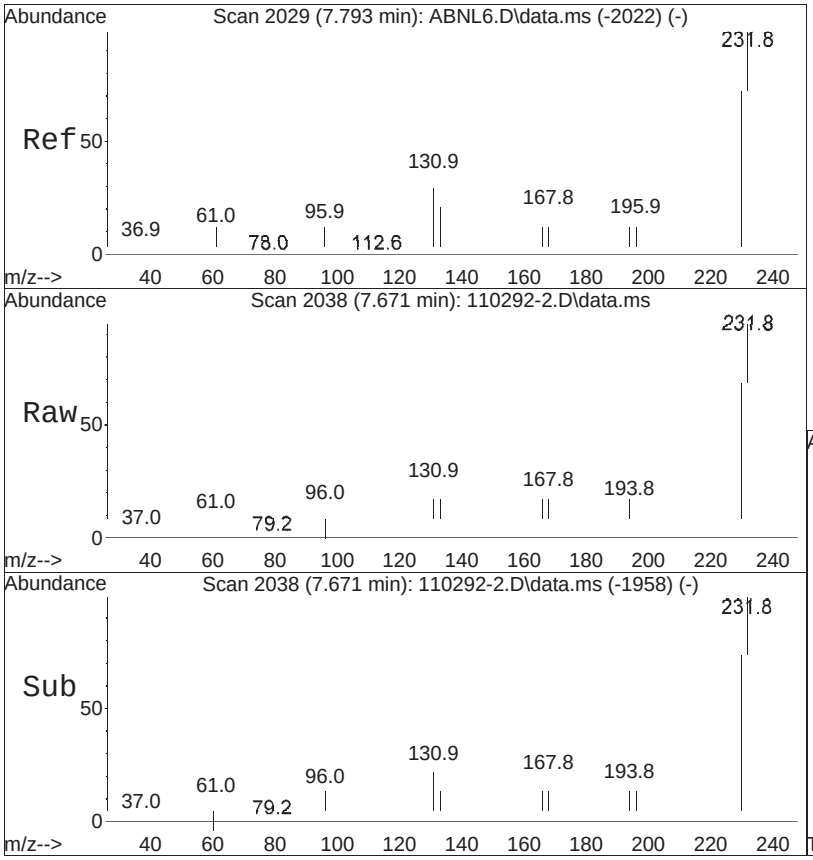


#72
2,3,5,6-Tetrachlorophenol
Concen: 1.81 ug/ml
RT: 7.671 min Scan# 2038
Delta R.T. -0.000 min
Lab File: 110292-2.D
Acq: 3 Sep 2025 11:08 pm

Tgt Ion:232 Resp: 27315

| Ion | Ratio | Lower | Upper |
|---|---|---|---|
| 232 | 100 | | |
| 230 | 80.9 | 64.2 | 96.4 |
| 234 | 48.9 | 38.1 | 57.1 |

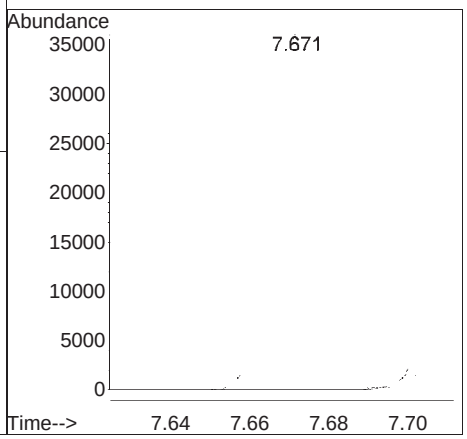

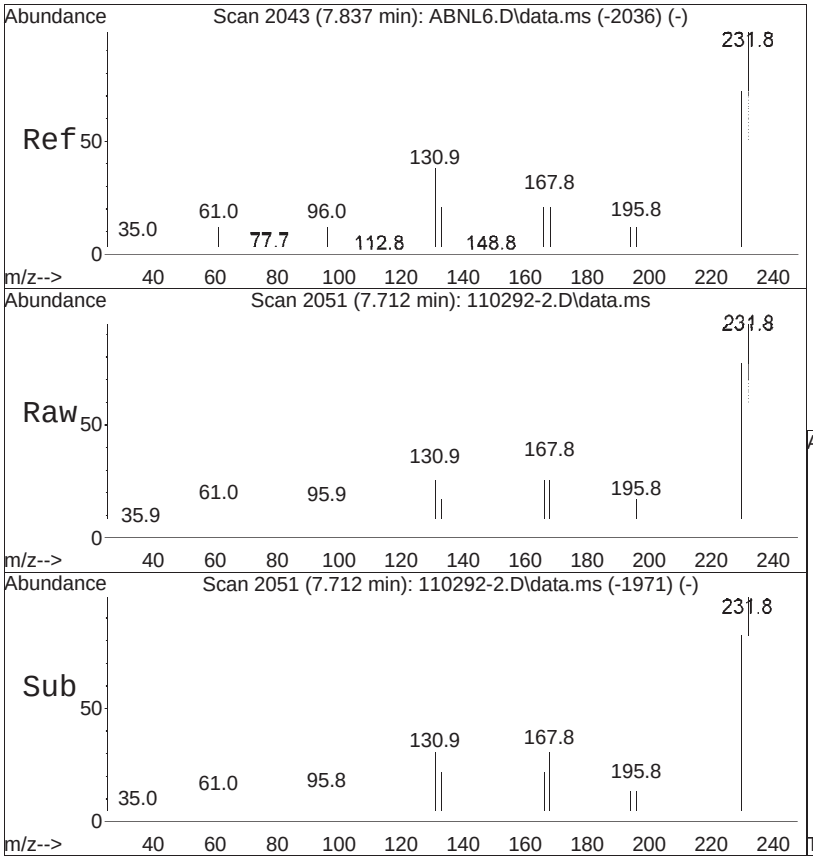


#73
2,3,4,6-Tetrachlorophenol
Concen: 1.64 ug/ml
RT: 7.712 min Scan# 2051
Delta R.T. -0.000 min
Lab File: 110292-2.D
Acq: 3 Sep 2025 11:08 pm

Tgt Ion:232 Resp: 25808

| Ion | Ratio | Lower | Upper |
|---|---|---|---|
| 232 | 100 | | |
| 230 | 82.2 | 61.8 | 92.8 |
| 234 | 48.7 | 36.2 | 54.2 |

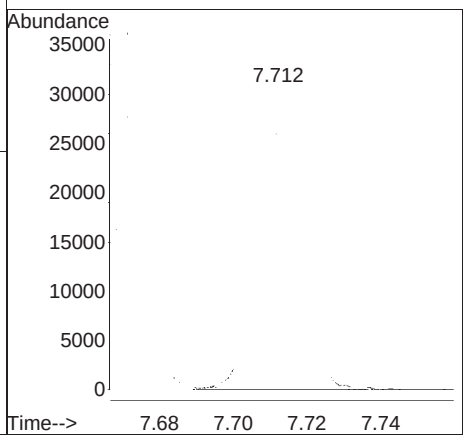

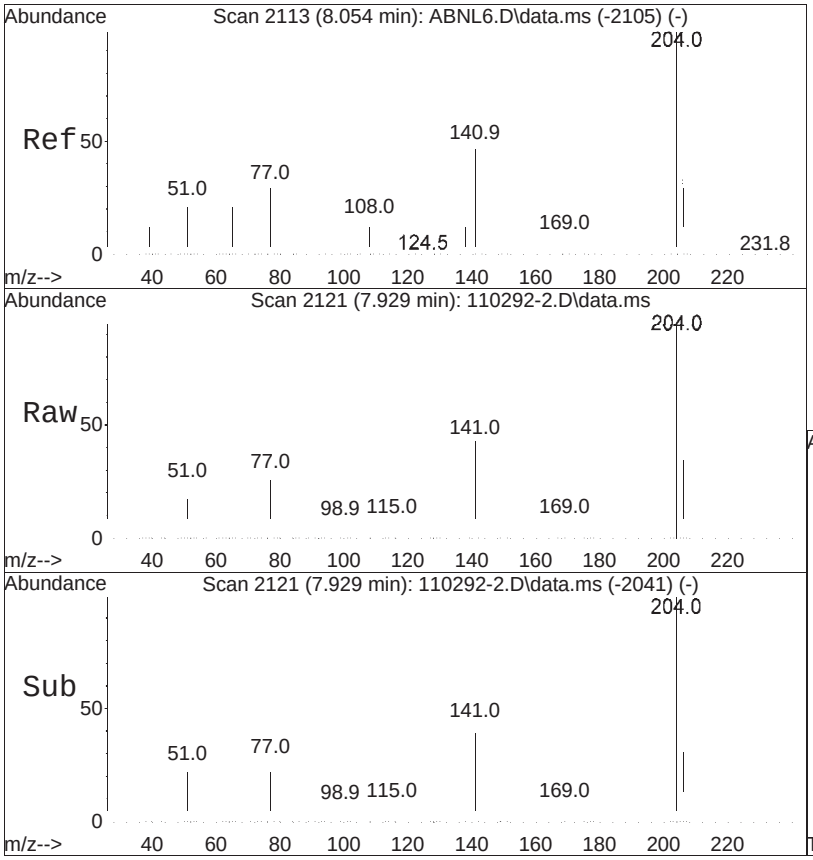


#76
4-Chlorophenyl phenyl ether
Concen: 1.42 ug/ml
RT: 7.929 min Scan# 2121
Delta R.T. -0.000 min
Lab File: 110292-2.D
Acq: 3 Sep 2025 11:08 pm

Tgt Ion:204 Resp: 44126

| Ion | Ratio | Lower | Upper |
|---|---|---|---|
| 204 | 100 | | |
| 206 | 35.3 | 25.8 | 38.6 |
| 141 | 41.9 | 53.6 | 80.4# |

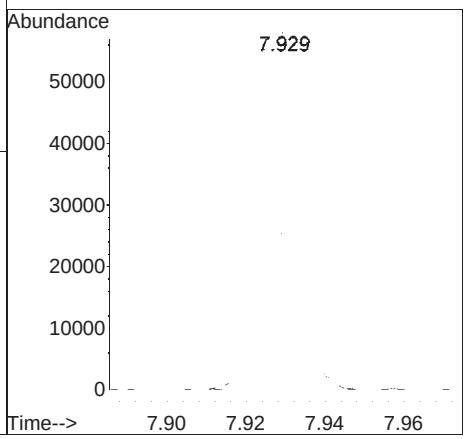

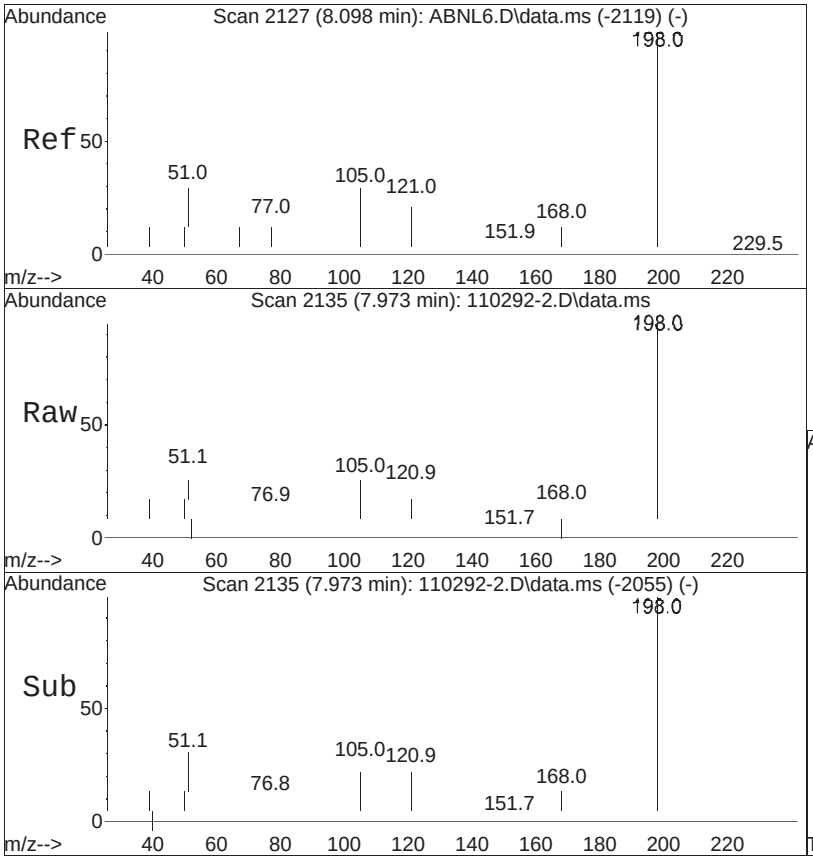


#78
4,6-Dinitro-o-cresol
Concen: 1.72 ug/ml
RT: 7.973 min Scan# 2135
Delta R.T. -0.000 min
Lab File: 110292-2.D
Acq: 3 Sep 2025 11:08 pm

Tgt Ion:198 Resp: 16564

| Ion | Ratio | Lower | Upper |
|---|---|---|---|
| 198 | 100 | | |
| 51 | 34.9 | 76.0 | 114.0# |
| 105 | 28.4 | 45.6 | 68.4# |

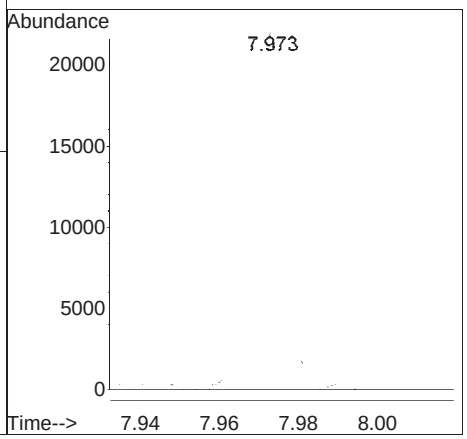

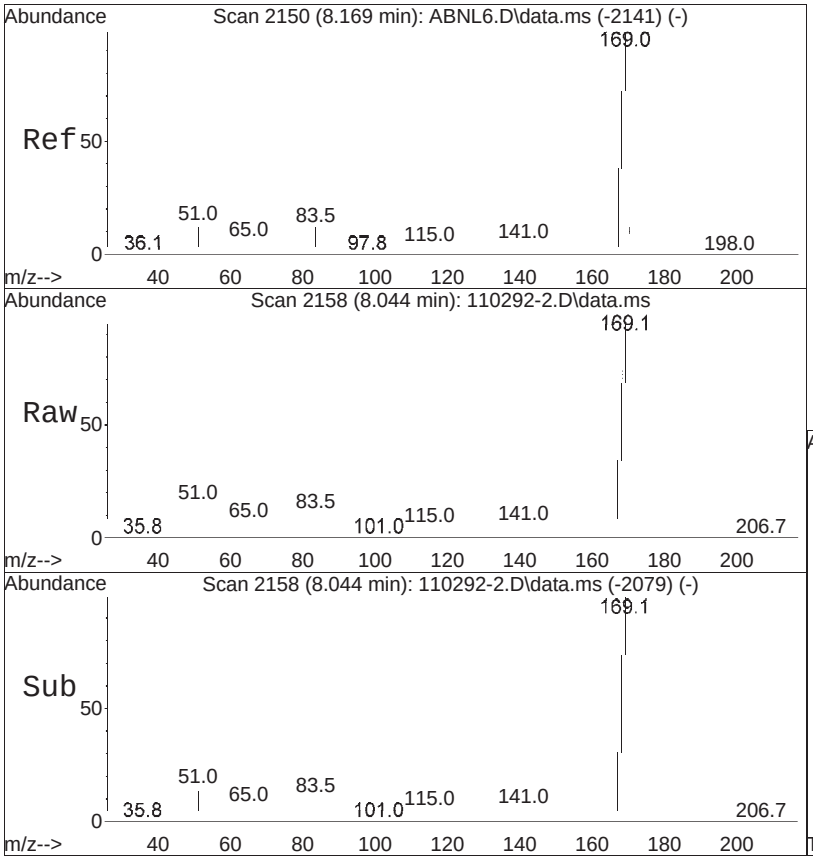


#79
NDPA/DPA
Concen: 1.41 ug/ml
RT: 8.044 min Scan# 2158
Delta R.T. -0.003 min
Lab File: 110292-2.D
Acq: 3 Sep 2025 11:08 pm

Tgt Ion:169 Resp: 70225

| Ion | Ratio | Lower | Upper |
|---|---|---|---|
| 169 | 100 | | |
| 168 | 76.5 | 54.0 | 81.0 |
| 167 | 42.3 | 28.6 | 42.8 |

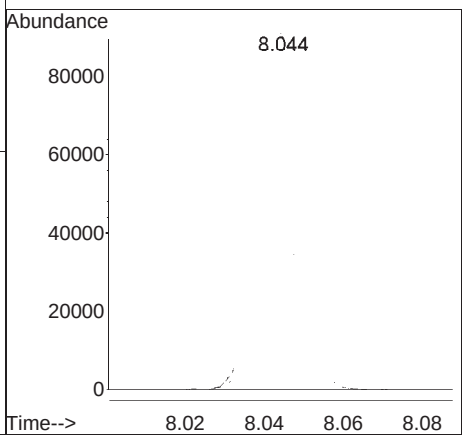

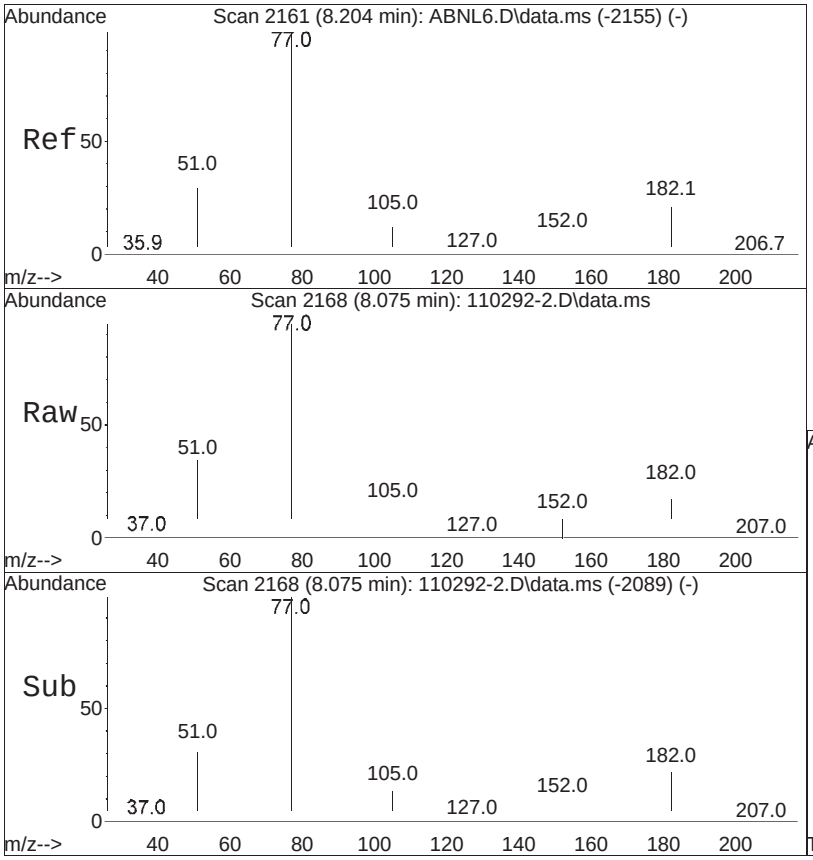


#80
Azobenzene
Concen: 1.33 ug/ml
RT: 8.075 min Scan# 2168
Delta R.T. -0.003 min
Lab File: 110292-2.D
Acq: 3 Sep 2025 11:08 pm

Tgt Ion: 77 Resp: 62599

| Ion | Ratio | Lower | Upper |
|---|---|---|---|
| 77 | 100 | | |
| 182 | 26.1 | 17.4 | 26.2 |
| 105 | 16.8 | 15.4 | 23.2 |

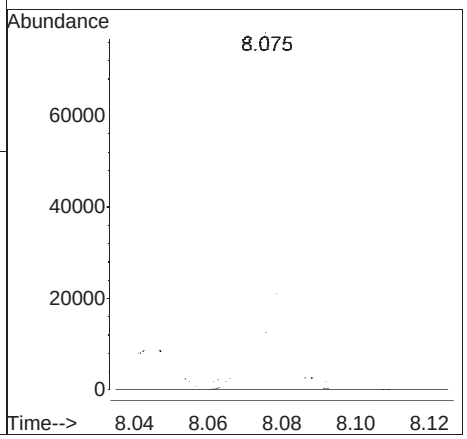

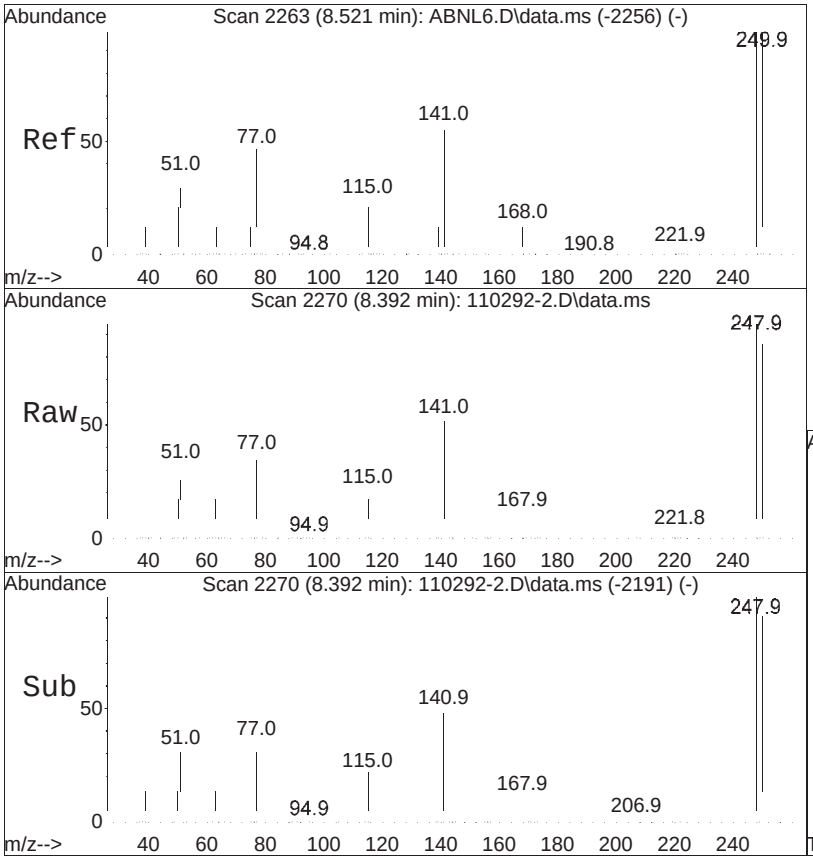


#82
4-Bromophenyl phenyl ether
Concen: 1.44 ug/ml
RT: 8.392 min Scan# 2270
Delta R.T. -0.003 min
Lab File: 110292-2.D
Acq: 3 Sep 2025 11:08 pm

Tgt Ion:248 Resp: 28566

| Ion | Ratio | Lower | Upper |
|---|---|---|---|
| 248 | 100 | | |
| 141 | 53.6 | 76.6 | 114.8# |
| 250 | 98.9 | 77.3 | 115.9 |

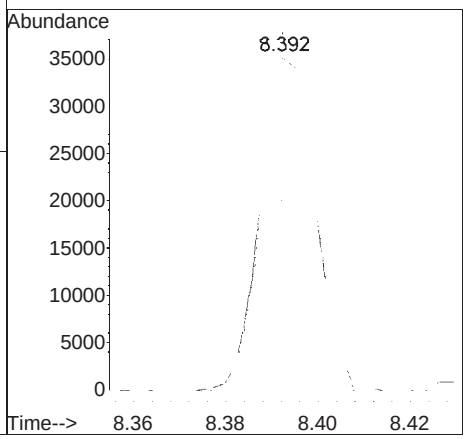

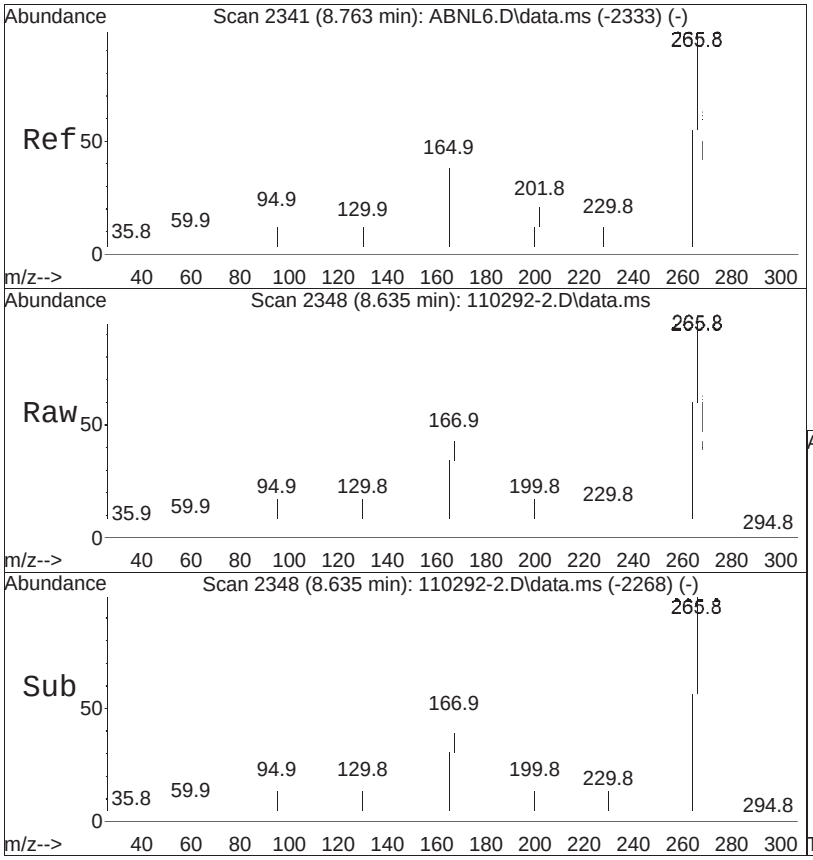


#84
Pentachlorophenol
Concen: 1.94 ug/ml
RT: 8.635 min Scan# 2348
Delta R.T. -0.000 min
Lab File: 110292-2.D
Acq: 3 Sep 2025 11:08 pm

Tgt Ion:266 Resp: 24152

| Ion | Ratio | Lower | Upper |
|---|---|---|---|
| 266 | 100 | | |
| 264 | 58.8 | 49.7 | 74.5 |
| 268 | 64.8 | 50.5 | 75.7 |

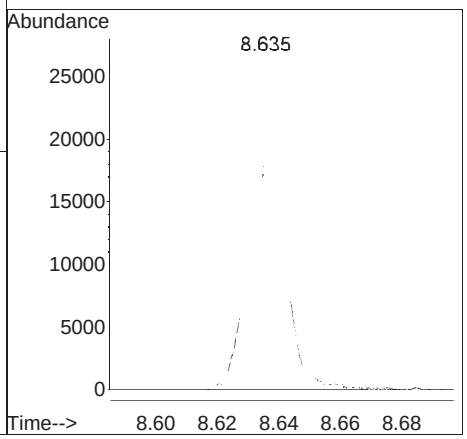

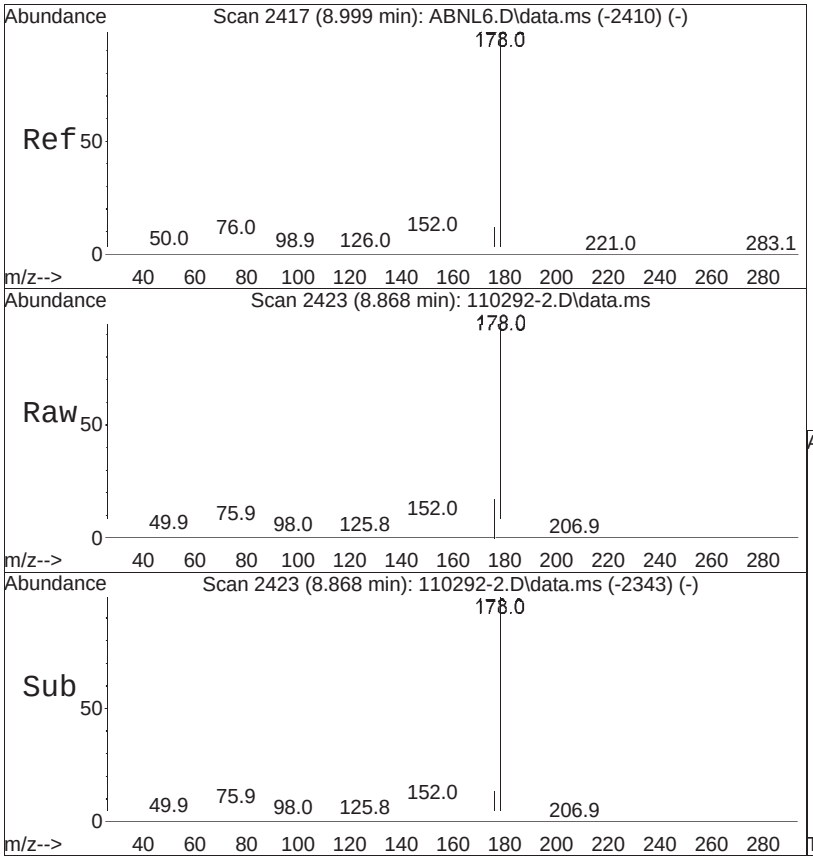


#92
Anthracene
Concen: 1.41 ug/ml
RT: 8.868 min Scan# 2423
Delta R.T. -0.000 min
Lab File: 110292-2.D
Acq: 3 Sep 2025 11:08 pm

Tgt Ion:178 Resp: 145188

| Ion | Ratio | Lower | Upper |
|---|---|---|---|
| 178 | 100 | | |
| 179 | 15.3 | 12.0 | 18.0 |
| 176 | 18.7 | 14.6 | 22.0 |

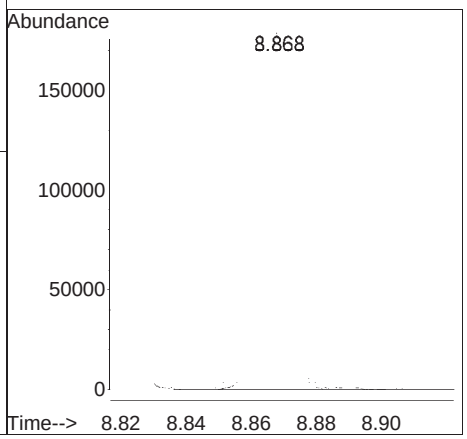

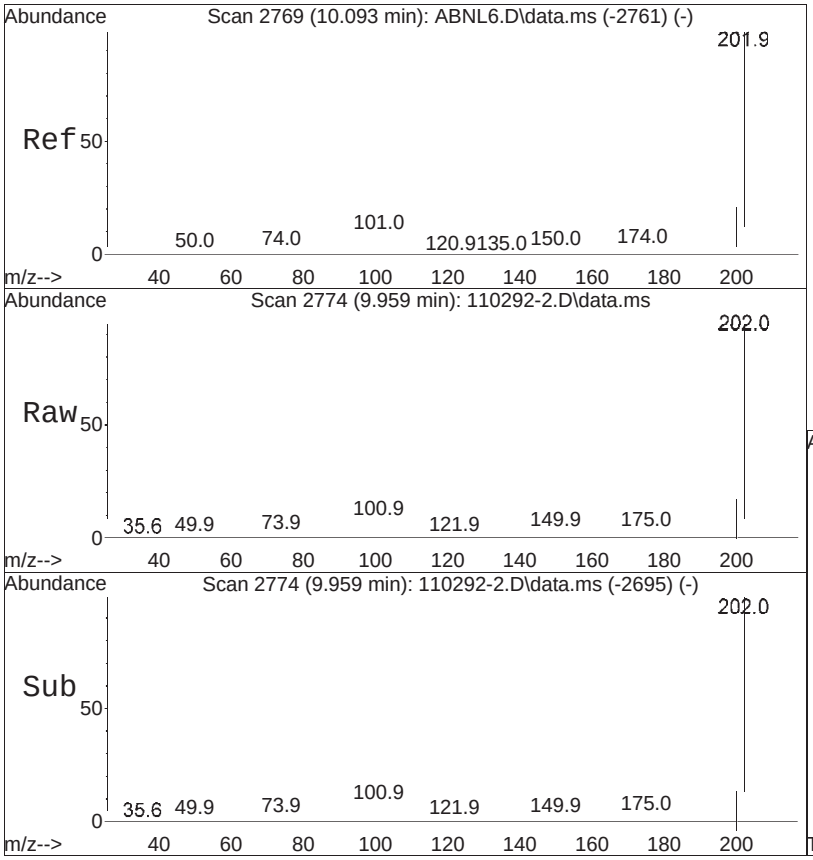


#95
Fluoranthene
Concen: 1.51 ug/ml
RT: 9.959 min Scan# 2774
Delta R.T. -0.003 min
Lab File: 110292-2.D
Acq: 3 Sep 2025 11:08 pm

Tgt Ion:202 Resp: 193840

| Ion | Ratio | Lower | Upper |
|---|---|---|---|
| 202 | 100 | | |
| 101 | 7.3 | 13.5 | 20.3# |
| 203 | 17.4 | 13.6 | 20.4 |

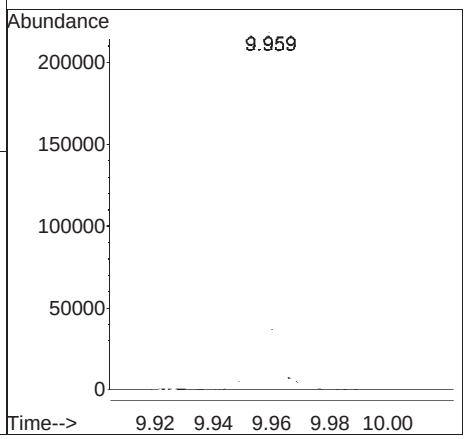

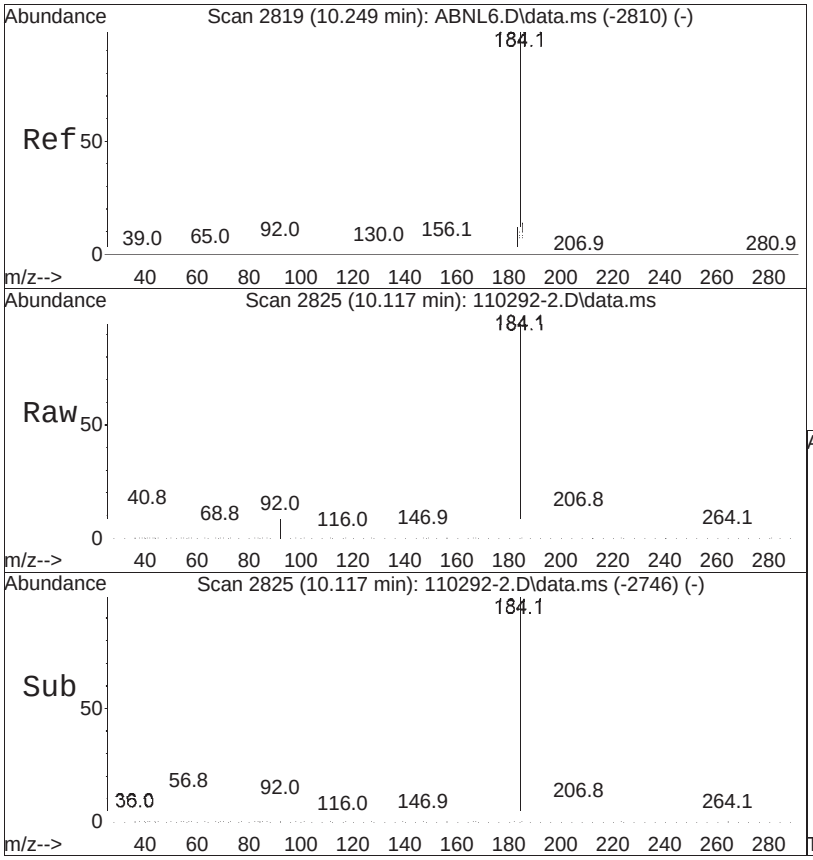


#96
Benzidine
Concen: 0.08 ug/ml
RT: 10.117 min Scan# 2825
Delta R.T. -0.003 min
Lab File: 110292-2.D
Acq: 3 Sep 2025 11:08 pm

Tgt Ion:184 Resp: 5843

| Ion | Ratio | Lower | Upper |
|---|---|---|---|
| 184 | 100 | | |
| 92 | 0.0 | 9.1 | 13.7# |
| 185 | 16.9 | 11.1 | 16.7# |

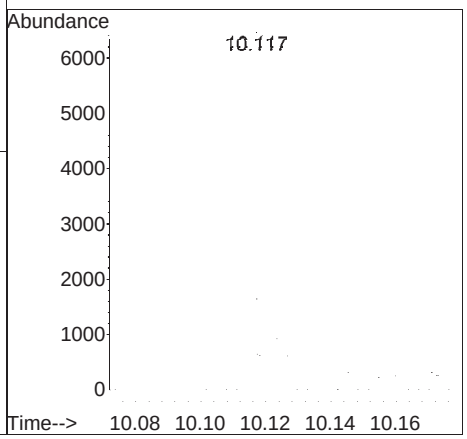

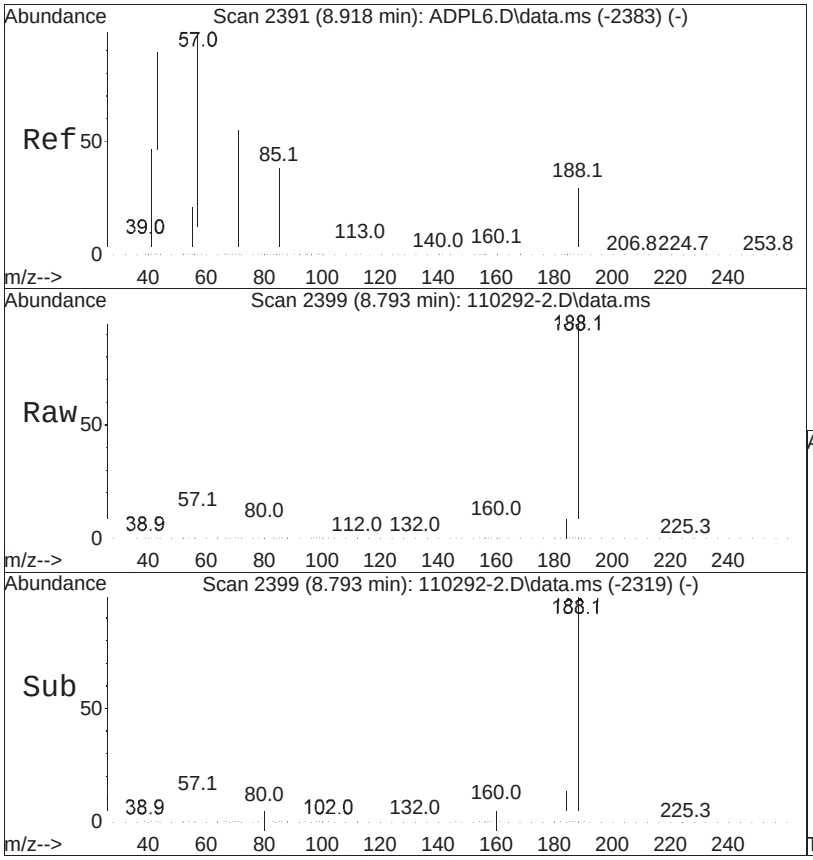


#103
n-Octadecane
Concen: 1.09 ug/ml
RT: 8.793 min Scan# 2399
Delta R.T. -0.000 min
Lab File: 110292-2.D
Acq: 3 Sep 2025 11:08 pm

Tgt Ion: 57 Resp: 39157

| Ion | Ratio | Lower | Upper |
|---|---|---|---|
| 57 | 100 | | |
| 43 | 93.5 | 9.0 | 13.6# |
| 70 | 11.4 | 0.2 | 0.2# |

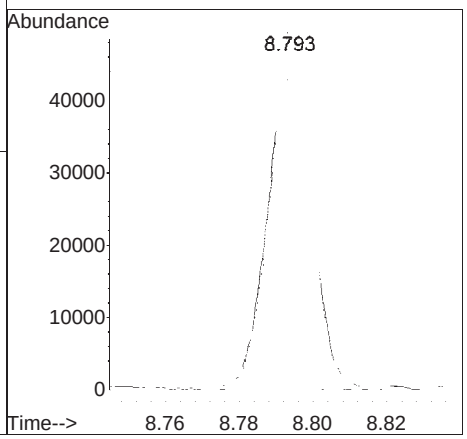

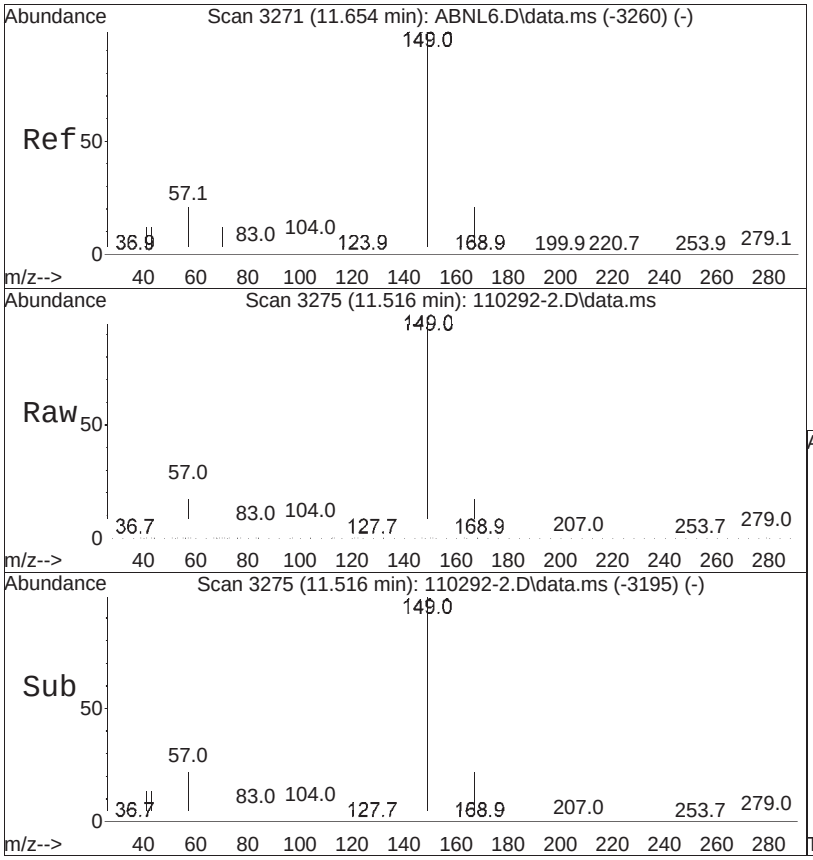


#110
Bis(2-ethylhexyl)phthalate
Concen: 1.55 ug/ml
RT: 11.516 min Scan# 3275
Delta R.T. -0.000 min
Lab File: 110292-2.D
Acq: 3 Sep 2025 11:08 pm

Tgt Ion:149 Resp: 107458

| Ion | Ratio | Lower | Upper |
|---|---|---|---|
| 149 | 100 | | |
| 167 | 22.1 | 22.1 | 33.1# |
| 279 | 2.6 | 3.0 | 4.4# |

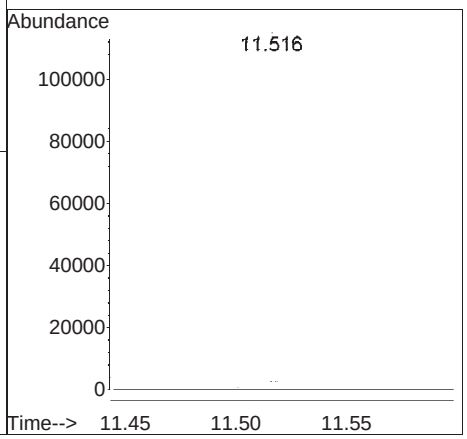

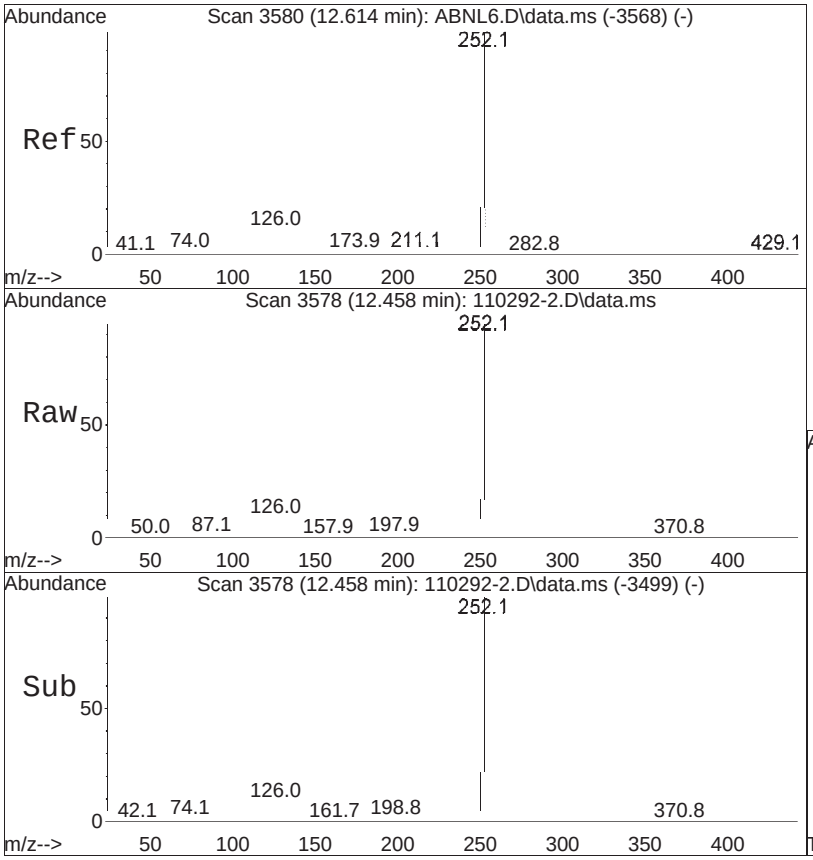


#112
Benzo(b)fluoranthene
Concen: 1.56 ug/ml
RT: 12.458 min Scan# 3578
Delta R.T. -0.003 min
Lab File: 110292-2.D
Acq: 3 Sep 2025 11:08 pm

Tgt Ion:252 Resp: 229421

| Ion | Ratio | Lower | Upper |
|---|---|---|---|
| 252 | 100 | | |
| 125 | 7.9 | 13.3 | 19.9# |
| 253 | 21.2 | 17.1 | 25.7 |

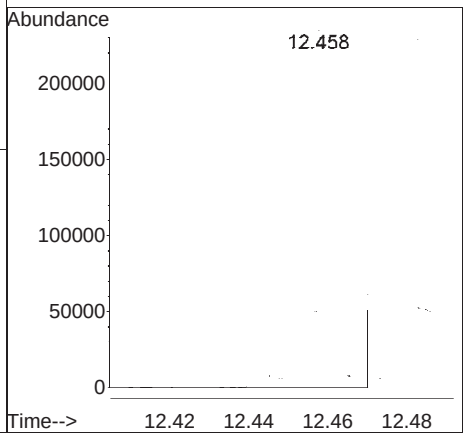

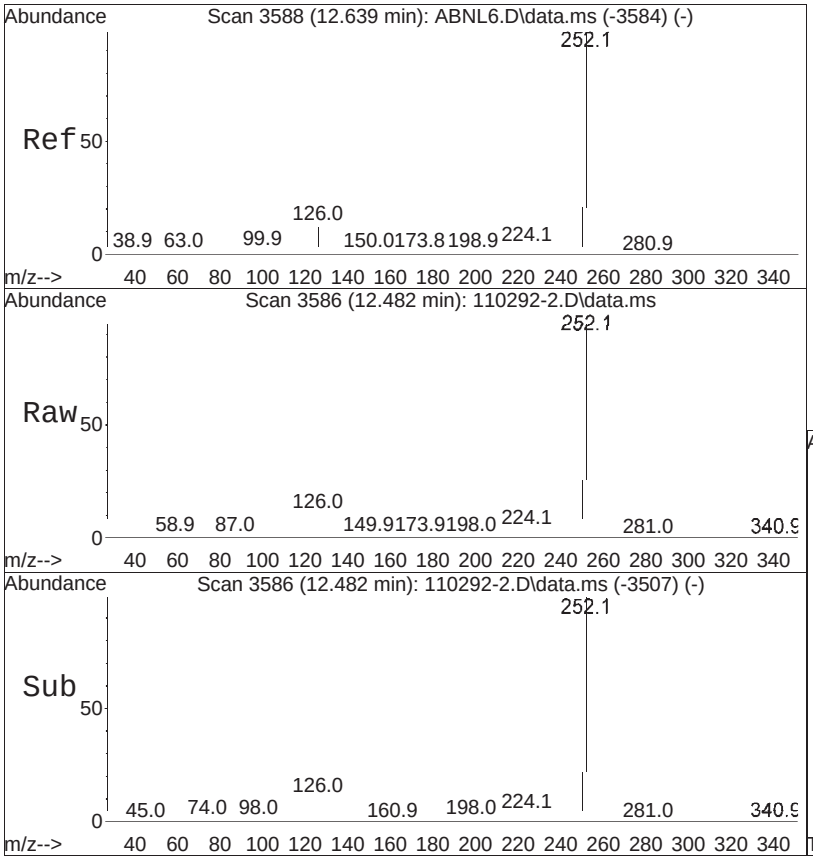


#113
Benzo(k)fluoranthene
Concen: 1.56 ug/ml
RT: 12.482 min Scan# 3586
Delta R.T. -0.003 min
Lab File: 110292-2.D
Acq: 3 Sep 2025 11:08 pm

Tgt Ion:252 Resp: 228975

| Ion | Ratio | Lower | Upper |
|---|---|---|---|
| 252 | 100 | | |
| 125 | 8.1 | 13.0 | 19.6# |
| 253 | 21.5 | 16.8 | 25.2 |

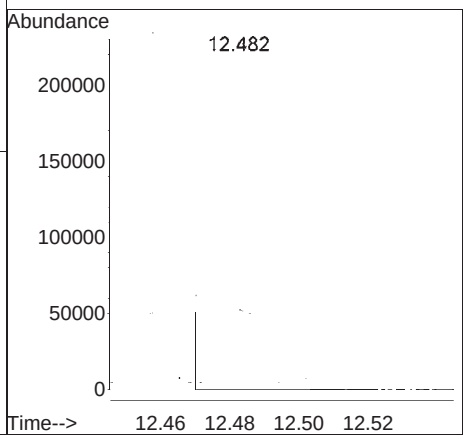

Quantitation Report (QT Reviewed)

Data Path : I:\8270\Dakota\250903RVT\
Data File : 110292-3.D
Acq On : 3 Sep 2025 11:30 pm
Operator : Dakota:HNY
Sample : WG2110292-3,32,,ASK
Misc : WG2109963,WG2110292,ical22568
ALS Vial : 3 Sample Multiplier: 1

Quant Time: Sep 09 15:21:46 2025
Quant Method : I:\8270\Dakota\250903RVT\FS250821RVT_Dakota.m
Quant Title : Semivolatiles by GC/MS by modified 8270
QLast Update : Wed Sep 03 22:44:19 2025
Response via : Initial Calibration

CCAL FILE(s) : 1 - I:\8270\Dakota\250903RVT\ABN0903.D
: 2 - I:\8270\Dakota\250903RVT\ADP0903.D
: 3 - I:\8270\Dakota\250903RVT\AP90903.D
Sub List : Default - All compounds listed

| Compound | R.T. | QIon | Response | Conc | Units | | Dev(Min) |
|---|---|---|---|---|---|---|---|
| Internal Standards | | | | | | | |
| 1) IS1_1,4-Dichlorobenzen... | 4.448 | 152 | 61080 | 4.000 | ug/ml | | 0.00 |
| Standard Area 1 = 48484 | | | Recovery = 125.98% | | | | |
| 27) IS2_1,4-Dichlorobenzen... | 4.448 | 152 | 61080 | 4.000 | ug/ml | | 0.00 |
| Standard Area 3 = 44466 | | | Recovery = 137.36% | | | | |
| 32) IS3_1,4-Dichlorobenzen... | 4.448 | 152 | 61080 | 4.000 | ug/ml | | 0.00 |
| Standard Area 2 = 55710 | | | Recovery = 109.64% | | | | |
| 37) IS1_Naphthalene-d8 | 5.685 | 136 | 217644 | 4.000 | ug/ml | # | 0.00 |
| Standard Area 1 = 184155 | | | Recovery = 118.19% | | | | |
| 57) IS2_Naphthalene-d8 | 5.685 | 136 | 217644 | 4.000 | ug/ml | # | 0.00 |
| Standard Area 3 = 161886 | | | Recovery = 134.44% | | | | |
| 65) IS1_Acenaphthene-d10 | 7.379 | 164 | 162331 | 4.000 | ug/ml | | 0.00 |
| Standard Area 1 = 139656 | | | Recovery = 116.24% | | | | |
| 85) IS2_Acenaphthene-d10 | 7.379 | 164 | 162331 | 4.000 | ug/ml | | 0.00 |
| Standard Area 3 = 122750 | | | Recovery = 132.25% | | | | |
| 88) IS3_Acenaphthene-d10 | 7.379 | 164 | 162331 | 4.000 | ug/ml | | 0.00 |
| Standard Area 2 = 139629 | | | Recovery = 116.26% | | | | |
| 90) IS1_Phenanthrene-d10 | 8.796 | 188 | 390811 | 4.000 | ug/ml | | 0.00 |
| Standard Area 1 = 324332 | | | Recovery = 120.50% | | | | |
| 100) IS2_Phenanthrene-d10 | 8.796 | 188 | 390811 | 4.000 | ug/ml | | 0.00 |
| Standard Area 3 = 308661 | | | Recovery = 126.61% | | | | |
| 102) IS3_Phenanthrene-d10 | 8.796 | 188 | 390811 | 4.000 | ug/ml | | 0.00 |
| Standard Area 2 = 352204 | | | Recovery = 110.96% | | | | |
| 106) IS1_Chrysene-d12 | 11.385 | 240 | 485431 | 4.000 | ug/ml | # | 0.00 |
| Standard Area 1 = 398936 | | | Recovery = 121.68% | | | | |
| 115) IS1_Perylene-d12 | 12.818 | 264 | 570318 | 4.000 | ug/ml | | 0.00 |
| Standard Area 1 = 448767 | | | Recovery = 127.09% | | | | |
| System Monitoring Compounds | | | | | | | |
| 4) 2-Fluorophenol | 3.183 | 112 | 13882 | 1.032 | ug/ml | | 0.00 |
| Spiked Amount 2.000 | Range 15 - 110 | | Recovery = 51.60% | | | | |
| 7) Phenol-d6 | 4.159 | 99 | 13964 | 0.778 | ug/ml | | 0.00 |
| Spiked Amount 2.000 | Range 15 - 110 | | Recovery = 38.90% | | | | |
| 19) Nitrobenzene-d5 | 4.995 | 82 | 12358 | 0.725 | ug/ml | | 0.00 |
| Spiked Amount 1.000 | Range 30 - 130 | | Recovery = 72.50% | | | | |
| 48) 2-Fluorobiphenyl | 6.754 | 172 | 37432 | 0.697 | ug/ml | | 0.00 |
| Spiked Amount 1.000 | Range 30 - 130 | | Recovery = 69.70% | | | | |

Data Path : I:\8270\Dakota\250903RVT\
Data File : 110292-3.D
Acq On : 3 Sep 2025 11:30 pm
Operator : Dakota:HNY
Sample : WG2110292-3,32,,ASK
Misc : WG2109963,WG2110292,ical22568
ALS Vial : 3 Sample Multiplier: 1

Quant Time: Sep 09 15:21:46 2025
Quant Method : I:\8270\Dakota\250903RVT\FS250821RVT_Dakota.m
Quant Title : Semivolatiles by GC/MS by modified 8270
QLast Update : Wed Sep 03 22:44:19 2025
Response via : Initial Calibration

CCAL FILE(s) : 1 - I:\8270\Dakota\250903RVT\ABN0903.D
: 2 - I:\8270\Dakota\250903RVT\ADP0903.D
: 3 - I:\8270\Dakota\250903RVT\AP90903.D
Sub List : Default - All compounds listed

| Compound | R.T. | QIon | Response | Conc | Units | Dev(Min) |
|---|---|---|---|---|---|---|
| 81) 2,4,6-Tribromophenol | 8.137 | 330 | 15524 | 1.667 | ug/ml | 0.00 |

Spiked Amount 2.000 Range 15 - 110 Recovery = 83.35%
Spiked Amount 1.000 Range 30 - 130 Recovery = 79.30%

| Target Compounds | | | | | | Qvalue |
|---|---|---|---|---|---|---|
| 6) 2-Chlorophenol | 4.249 | 128 | 21260 | 1.295 | ug/ml | 90 |
| 8) Phenol | 4.171 | 94 | 15178 | 0.736 | ug/ml | 97 |
| 14) Bis(2-chloroisopropyl)... | 4.759 | 45 | 30636 | 1.164 | ug/ml# | 54 |
| 15) 2-Methylphenol | 4.756 | 108 | 18597 | 1.331 | ug/ml | 99 |
| 17) n-Nitrosodi-n-propylamine | 4.880 | 70 | 16071 | 1.321 | ug/ml# | 90 |
| 18) 3-Methylphenol/4-Methy... | 4.914 | 108 | 18335 | 1.168 | ug/ml | 94 |
| 20) Nitrobenzene | 5.011 | 77 | 22370 | 1.298 | ug/ml | 94 |
| 21) Isophorone | 5.256 | 82 | 39662 | 1.261 | ug/ml# | 94 |
| 22) 2-Nitrophenol | 5.328 | 139 | 11431 | 1.414 | ug/ml | 93 |
| 23) 2,4-Dimethylphenol | 5.418 | 107 | 21445 | 1.324 | ug/ml | 97 |
| 24) Bis(2-chloroethoxy)met... | 5.495 | 93 | 26434 | 1.265 | ug/ml# | 97 |
| 25) 2,4-Dichlorophenol | 5.573 | 162 | 26032 | 1.434 | ug/ml# | 91 |
| 28) Benzaldehyde | 4.013 | 105 | 17784 | 2.181 | ug/ml | 94 |
| 29) Acetophenone | 4.855 | 105 | 34066 | 1.341 | ug/ml# | 81 |
| 40) 4-Chloroaniline | 5.781 | 65 | 6946 | 1.008 | ug/ml | 97 |
| 42) p-Chloro-m-cresol | 6.291 | 107 | 20879 | 1.459 | ug/ml | 85 |
| 45) Hexachlorocyclopentadiene | 6.552 | 237 | 19309 | 1.161 | ug/ml | 98 |
| 46) 2,4,6-Trichlorophenol | 6.670 | 196 | 23213 | 1.522 | ug/ml | 95 |
| 47) 2,4,5-Trichlorophenol | 6.704 | 196 | 28604 | 1.698 | ug/ml | 98 |
| 50) 2-Nitroaniline | 6.959 | 138 | 16468 | 1.484 | ug/ml# | 82 |
| 53) Dimethyl phthalate | 7.161 | 163 | 79456 | 1.440 | ug/ml# | 98 |
| 55) 2,6-Dinitrotoluene | 7.202 | 165 | 15032 | 1.387 | ug/ml# | 76 |
| 62) Caprolactam | 6.080 | 55 | 3768 | 0.540 | ug/ml# | 64 |
| 63) 1,2,4,5-Tetrachloroben... | 6.549 | 216 | 33796 | 1.254 | ug/ml# | 95 |
| 64) Biphenyl | 6.841 | 154 | 71273 | 1.284 | ug/ml | 97 |
| 66) 3-Nitroaniline | 7.360 | 138 | 12575 | 1.131 | ug/ml# | 98 |
| 68) 2,4-Dinitrophenol | 7.460 | 184 | 10744 | 1.674 | ug/ml# | 74 |
| 69) Dibenzofuran | 7.578 | 168 | 98400 | 1.336 | ug/ml | 95 |
| 70) 2,4-Dinitrotoluene | 7.587 | 165 | 21271 | 1.419 | ug/ml | 84 |
| 71) 4-Nitrophenol | 7.565 | 65 | 8978 | 1.087 | ug/ml# | 1 |
| 74) Diethyl phthalate | 7.848 | 149 | 76410 | 1.350 | ug/ml | 99 |
| 76) 4-Chlorophenyl phenyl ... | 7.929 | 204 | 43746 | 1.417 | ug/ml# | 81 |

Data Path : I:\8270\Dakota\250903RVT\
Data File : 110292-3.D
Acq On : 3 Sep 2025 11:30 pm
Operator : Dakota:HNY
Sample : WG2110292-3,32,,ASK
Misc : WG2109963,WG2110292,ical22568
ALS Vial : 3 Sample Multiplier: 1

Quant Time: Sep 09 15:21:46 2025
Quant Method : I:\8270\Dakota\250903RVT\FS250821RVT_Dakota.m
Quant Title : Semivolatiles by GC/MS by modified 8270
QLast Update : Wed Sep 03 22:44:19 2025
Response via : Initial Calibration

CCAL FILE(s) : 1 - I:\8270\Dakota\250903RVT\ABN0903.D
: 2 - I:\8270\Dakota\250903RVT\ADP0903.D
: 3 - I:\8270\Dakota\250903RVT\AP90903.D
Sub List : Default - All compounds listed

| | Compound | R.T. | QIon | Response | Conc | Units | Dev(Min) |
|---|---|---|---|---|---|---|---|
| 77) | 4-Nitroaniline | 7.938 | 138 | 16058 | 1.463 | ug/ml# | 79 |
| 78) | 4,6-Dinitro-o-cresol | 7.973 | 198 | 14032 | 1.463 | ug/ml# | 55 |
| 79) | NDPA/DPA | 8.044 | 169 | 63393 | 1.276 | ug/ml | 89 |
| 82) | 4-Bromophenyl phenyl e... | 8.395 | 248 | 27197 | 1.373 | ug/ml# | 79 |
| 89) | Atrazine | 8.585 | 200 | 28912 | 1.465 | ug/ml | 93 |
| 93) | Carbazole | 9.039 | 167 | 131185 | 1.369 | ug/ml | 98 |
| 94) | Di-n-butylphthalate | 9.436 | 149 | 143104 | 1.408 | ug/ml# | 98 |
| 99) | Butyl benzyl phthalate | 10.885 | 149 | 63757 | 1.417 | ug/ml# | 80 |
| 108) | 3,3'-Dichlorobenzidine | 11.385 | 252 | 71264 | 1.340 | ug/ml# | 95 |
| 110) | Bis(2-ethylhexyl)phtha... | 11.516 | 149 | 100306 | 1.427 | ug/ml# | 91 |
| 111) | Di-n-octylphthalate | 12.181 | 149 | 166161 | 1.337 | ug/ml# | 73 |

(#) = qualifier out of range (m) = manual integration (+) = signals summed

Quantitation Report (QT Reviewed)

Data Path : I:\8270\Dakota\250903RVT\
Data File : 110292-3.D
Acq On : 3 Sep 2025 11:30 pm
Operator : Dakota:HNY
Sample : WG2110292-3,32,,ASK
Misc : WG2109963,WG2110292,ical22568
ALS Vial : 3 Sample Multiplier: 1

Quant Time: Sep 09 15:21:46 2025
Quant Method : I:\8270\Dakota\250903RVT\FS250821RVT_Dakota.m
Quant Title : Semivolatiles by GC/MS by modified 8270
QLast Update : Wed Sep 03 22:44:19 2025
Response via : Initial Calibration

Sub List : Default,8270_Dakota,250903RVT,DP90903.D•

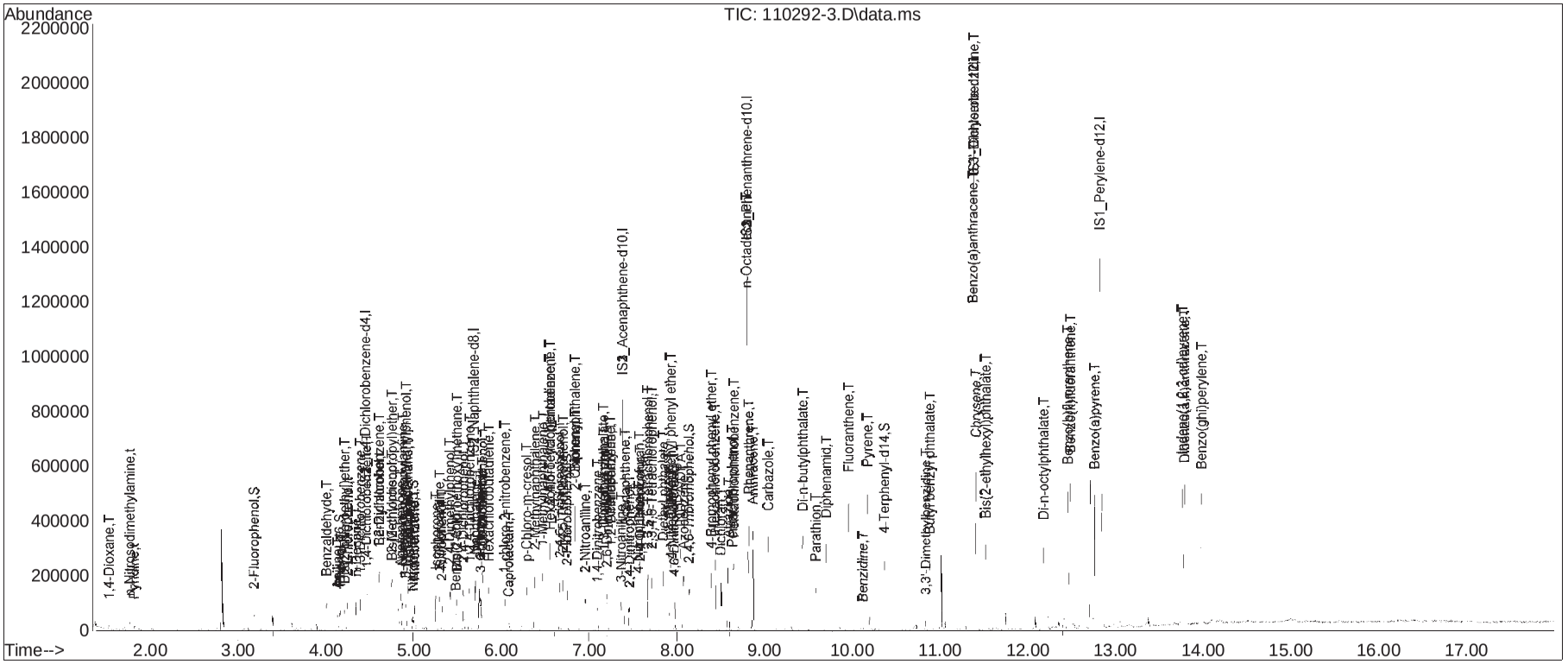

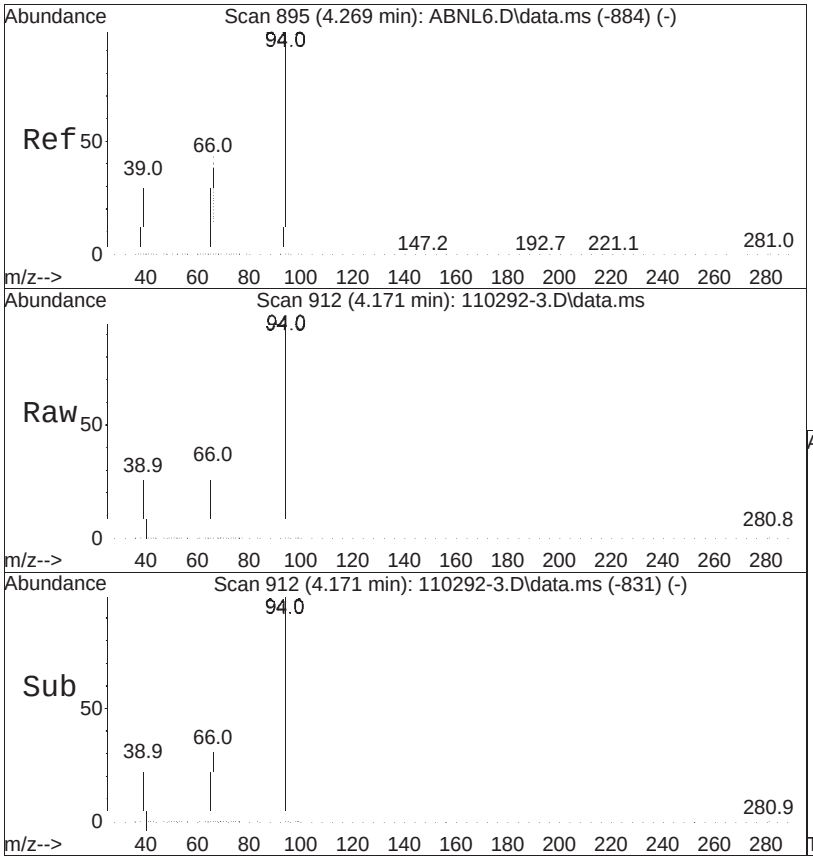


#8
Phenol
Concen: 0.74 ug/ml
RT: 4.171 min Scan# 912
Delta R.T. 0.003 min
Lab File: 110292-3.D
Acq: 3 Sep 2025 11:30 pm

Tgt Ion: 94 Resp: 15178

| Ion | Ratio | Lower | Upper |
|---|---|---|---|
| 94 | 100 | | |
| 65 | 32.4 | 26.0 | 39.0 |
| 66 | 45.9 | 33.8 | 50.8 |

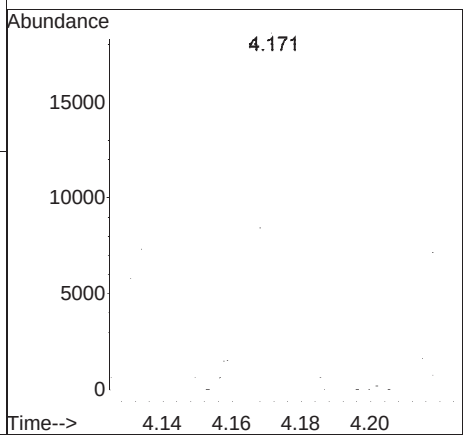

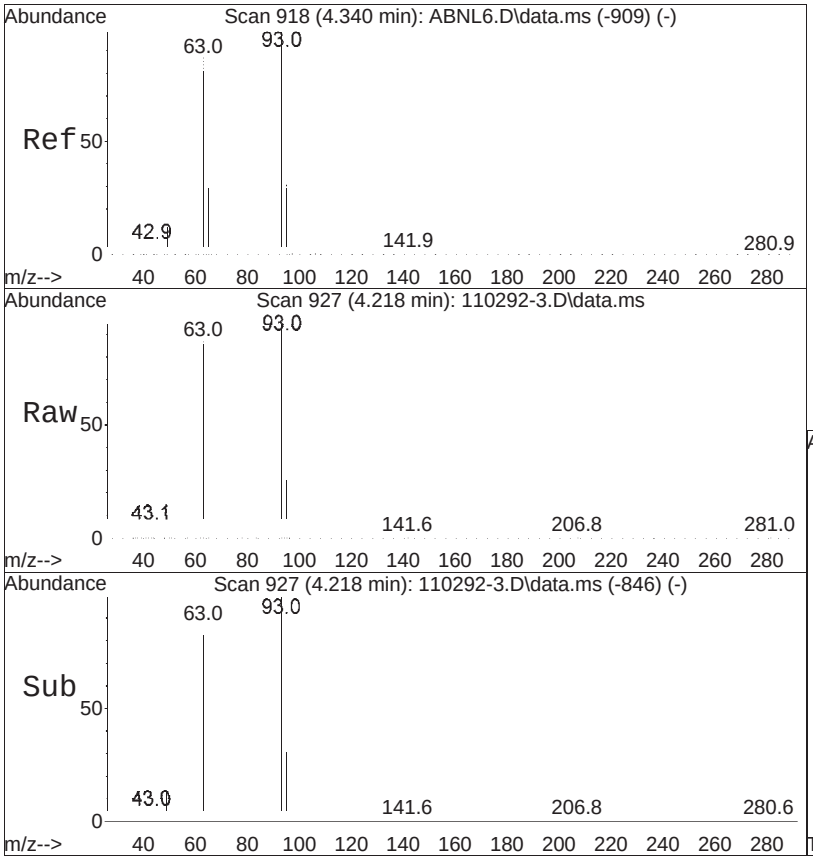


#9
Bis(2-chloroethyl)ether
Concen: 1.20 ug/ml
RT: 4.218 min Scan# 927
Delta R.T. -0.000 min
Lab File: 110292-3.D
Acq: 3 Sep 2025 11:30 pm

Tgt Ion: 93 Resp: 17793

| Ion | Ratio | Lower | Upper |
|---|---|---|---|
| 93 | 100 | | |
| 63 | 91.9 | 74.6 | 111.8 |
| 95 | 35.6 | 25.9 | 38.9 |

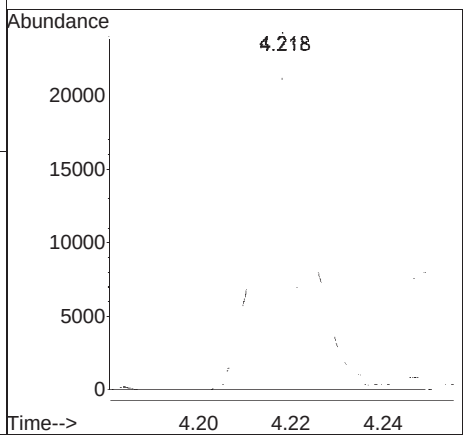

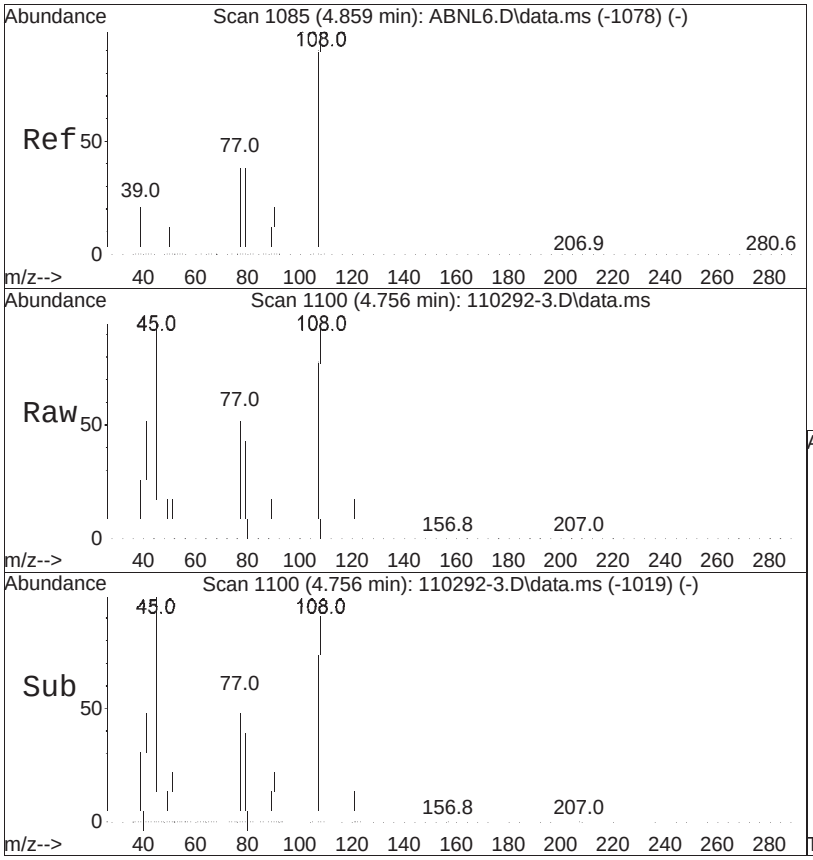


#15
2-Methylphenol
Concen: 1.33 ug/ml
RT: 4.756 min Scan# 1100
Delta R.T. 0.003 min
Lab File: 110292-3.D
Acq: 3 Sep 2025 11:30 pm

Tgt Ion:108 Resp: 18597

| Ion | Ratio | Lower | Upper |
|---|---|---|---|
| 108 | 100 | | |
| 107 | 87.6 | 70.7 | 106.1 |
| 90 | 23.6 | 18.7 | 28.1 |

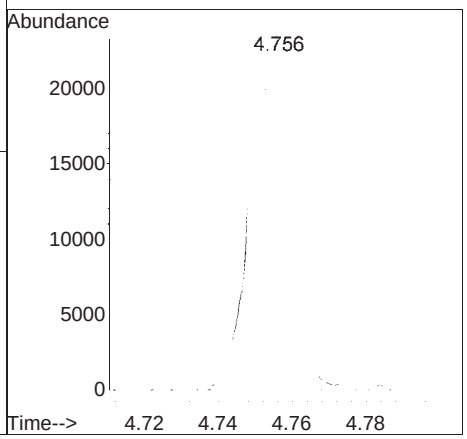

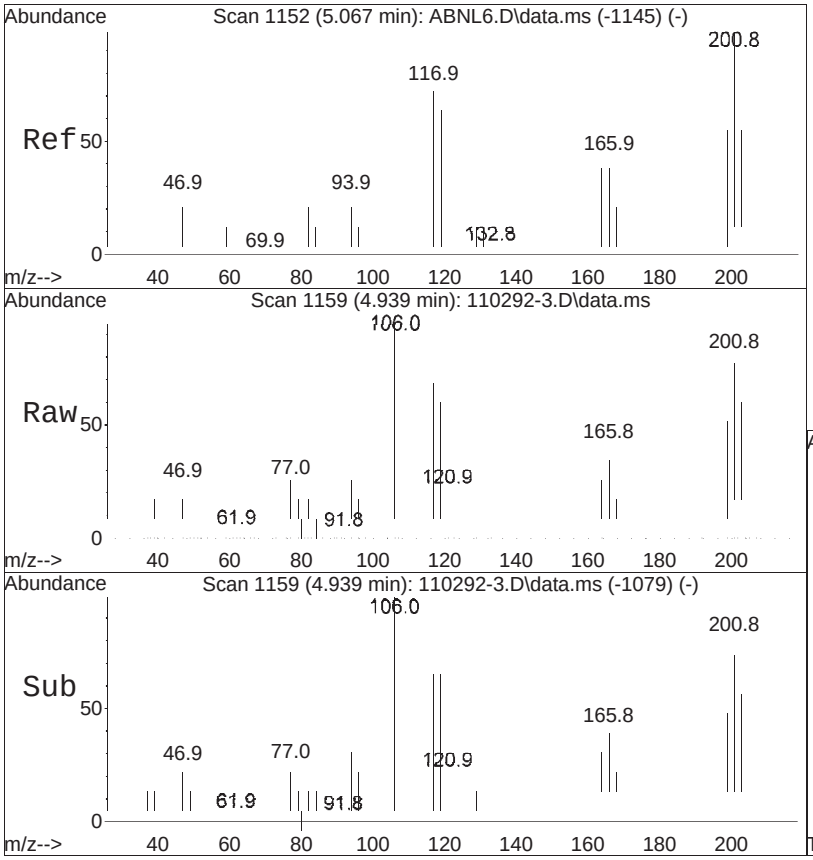


#16
Hexachloroethane
Concen: 1.01 ug/ml
RT: 4.939 min Scan# 1159
Delta R.T. -0.000 min
Lab File: 110292-3.D
Acq: 3 Sep 2025 11:30 pm

Tgt Ion:117 Resp: 8312

| Ion | Ratio | Lower | Upper |
|---|---|---|---|
| 117 | 100 | | |
| 201 | 147.3 | 58.6 | 87.8# |
| 199 | 86.7 | 36.9 | 55.3# |

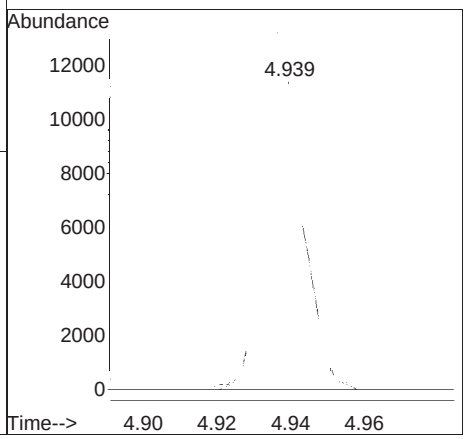

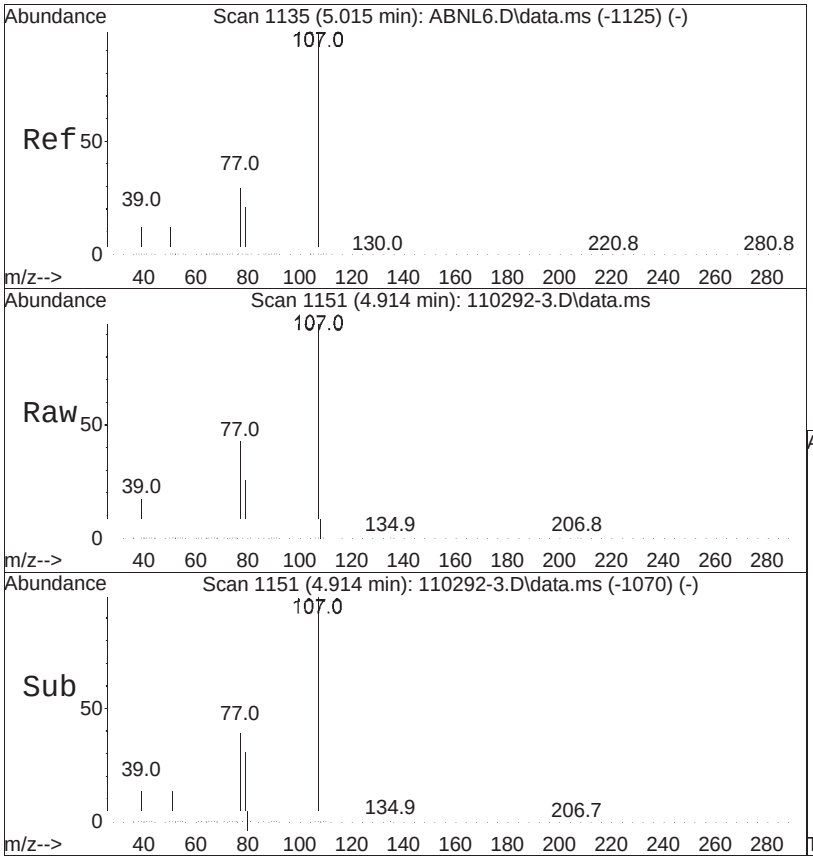


#18
3-Methylphenol/4-Methylphenol
Concen: 1.17 ug/ml
RT: 4.914 min Scan# 1151
Delta R.T. 0.003 min
Lab File: 110292-3.D
Acq: 3 Sep 2025 11:30 pm

Tgt Ion:108 Resp: 18335

| Ion | Ratio | Lower | Upper |
|---|---|---|---|
| 108 | 100 | | |
| 107 | 117.8 | 88.6 | 132.8 |
| 90 | 10.8 | 8.8 | 13.2 |

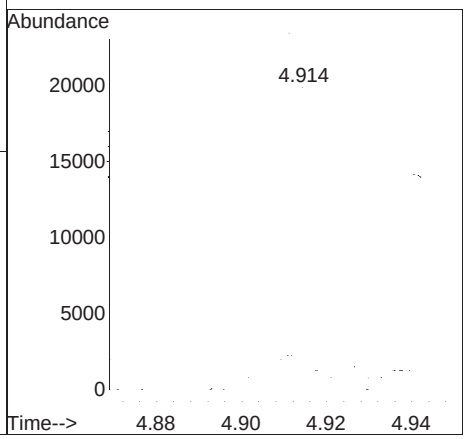

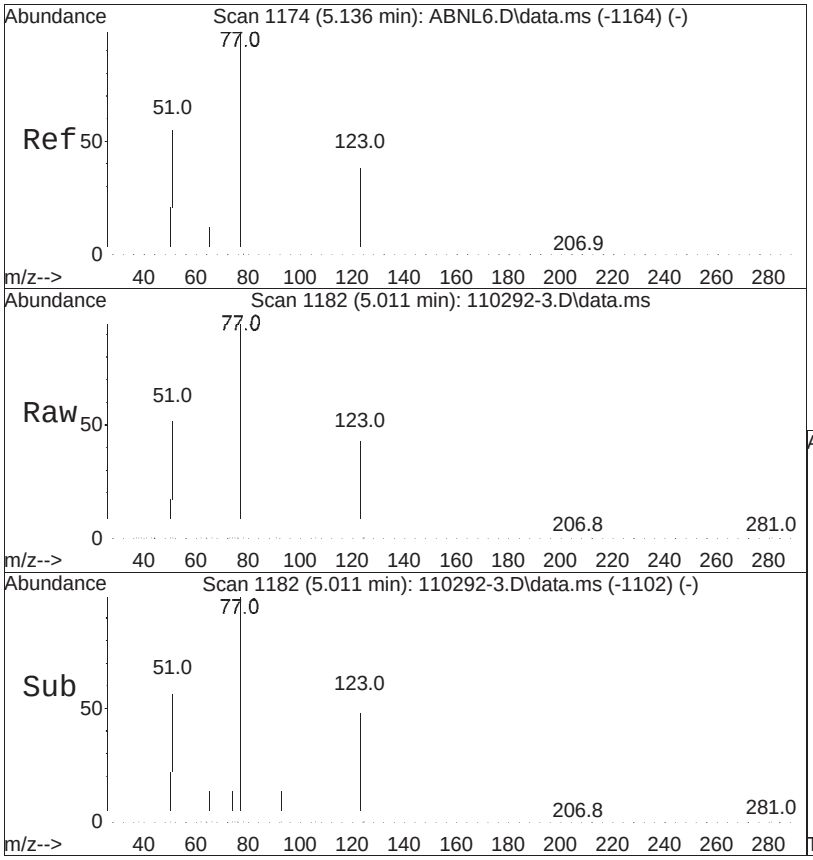


#20
Nitrobenzene
Concen: 1.30 ug/ml
RT: 5.011 min Scan# 1182
Delta R.T. -0.000 min
Lab File: 110292-3.D
Acq: 3 Sep 2025 11:30 pm

Tgt Ion: 77 Resp: 22370

| Ion | Ratio | Lower | Upper |
|---|---|---|---|
| 77 | 100 | | |
| 123 | 40.8 | 36.3 | 54.5 |
| 65 | 15.6 | 11.6 | 17.4 |

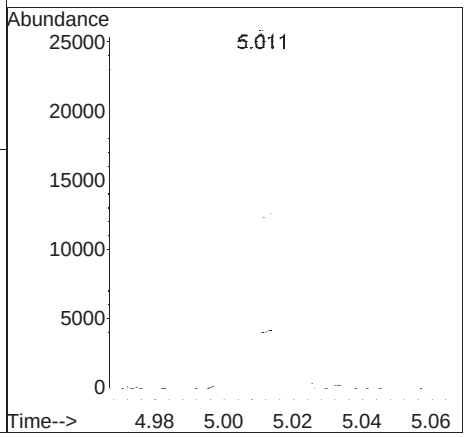

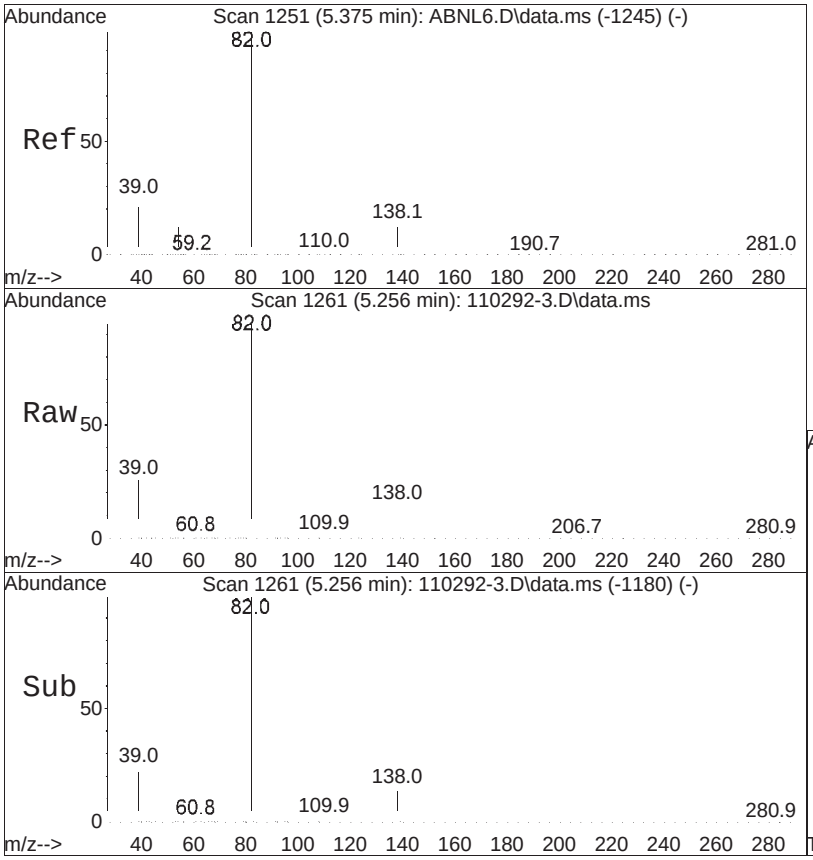


#21
Isophorone
Concen: 1.26 ug/ml
RT: 5.256 min Scan# 1261
Delta R.T. 0.003 min
Lab File: 110292-3.D
Acq: 3 Sep 2025 11:30 pm

Tgt Ion: 82 Resp: 39662

| Ion | Ratio | Lower | Upper |
|---|---|---|---|
| 82 | 100 | | |
| 138 | 15.3 | 14.7 | 22.1 |
| 95 | 8.0 | 5.2 | 7.8# |

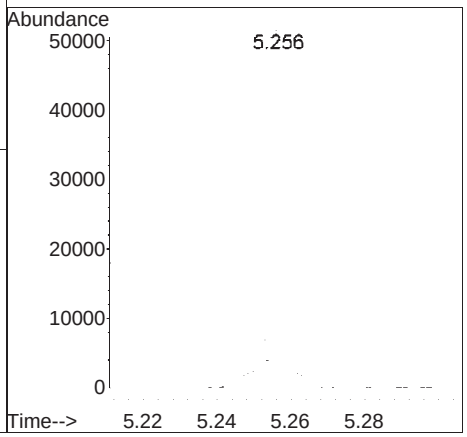

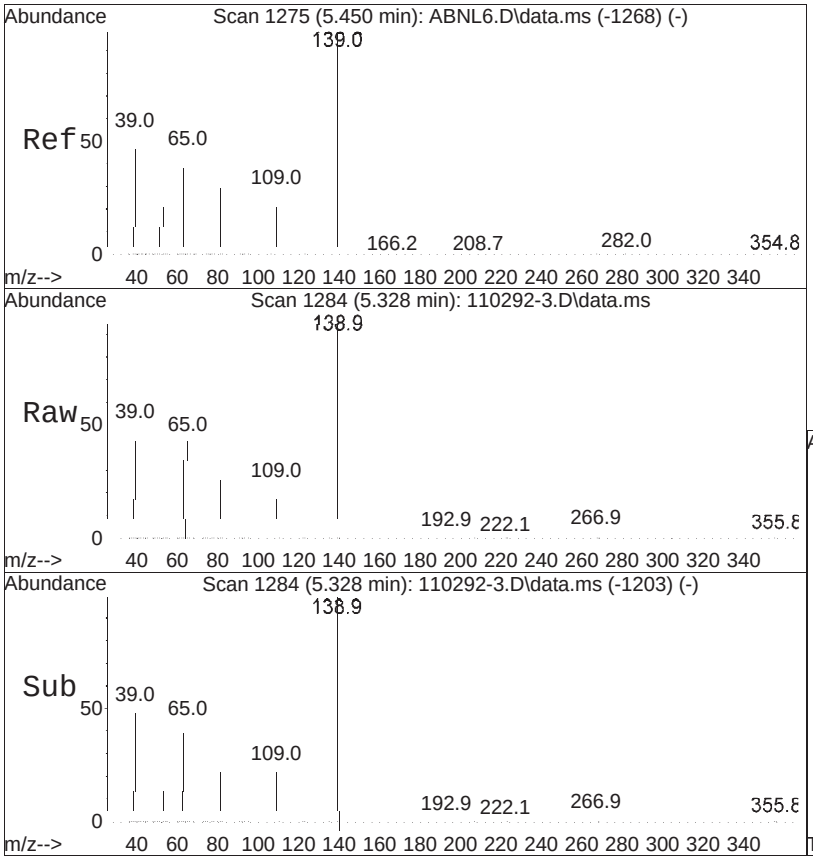


#22
2-Nitrophenol
Concen: 1.41 ug/ml
RT: 5.328 min Scan# 1284
Delta R.T. 0.003 min
Lab File: 110292-3.D
Acq: 3 Sep 2025 11:30 pm

Tgt Ion:139 Resp: 11431

| Ion | Ratio | Lower | Upper |
|---|---|---|---|
| 139 | 100 | | |
| 109 | 27.0 | 19.4 | 29.0 |
| 65 | 51.8 | 46.1 | 69.1 |

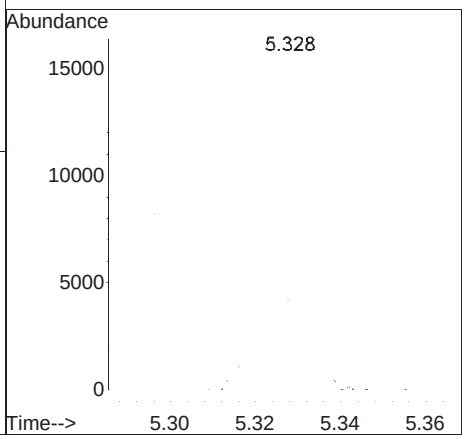

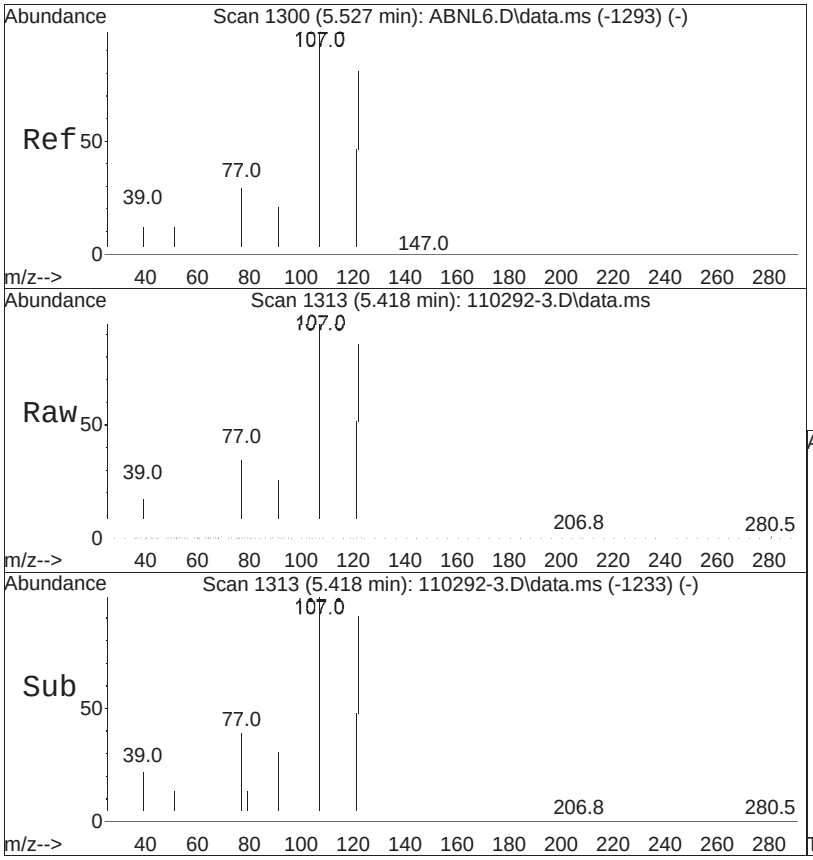


#23
2,4-Dimethylphenol
Concen: 1.32 ug/ml
RT: 5.418 min Scan# 1313
Delta R.T. -0.000 min
Lab File: 110292-3.D
Acq: 3 Sep 2025 11:30 pm

Tgt Ion:107 Resp: 21445

| Ion | Ratio | Lower | Upper |
|---|---|---|---|
| 107 | 100 | | |
| 121 | 53.3 | 40.0 | 60.0 |
| 122 | 89.2 | 70.2 | 105.4 |

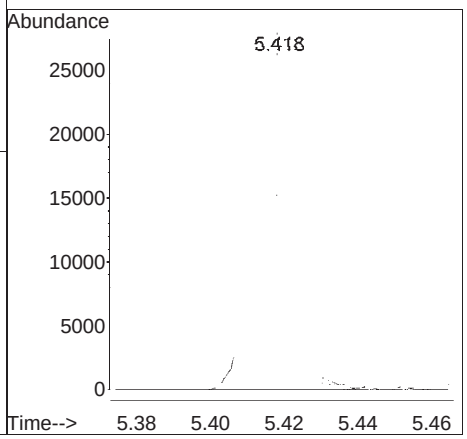

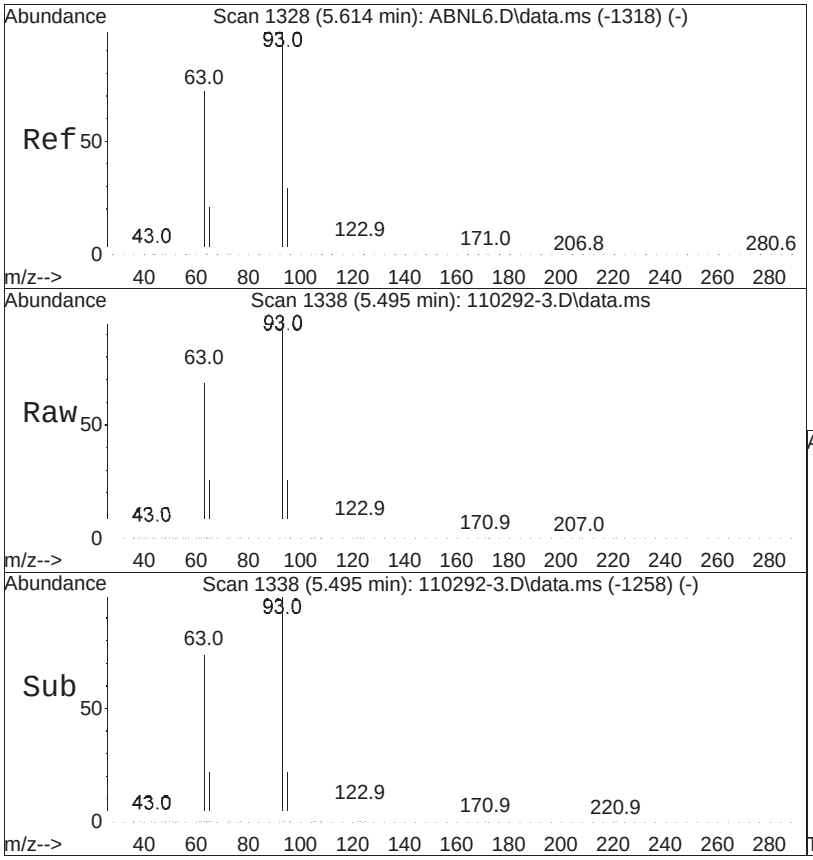


#24
Bis(2-chloroethoxy)methane
Concen: 1.26 ug/ml
RT: 5.495 min Scan# 1338
Delta R.T. -0.000 min
Lab File: 110292-3.D
Acq: 3 Sep 2025 11:30 pm

Tgt Ion: 93 Resp: 26434

| Ion | Ratio | Lower | Upper |
|---|---|---|---|
| 93 | 100 | | |
| 95 | 32.6 | 25.8 | 38.8 |
| 123 | 8.2 | 10.1 | 15.1# |

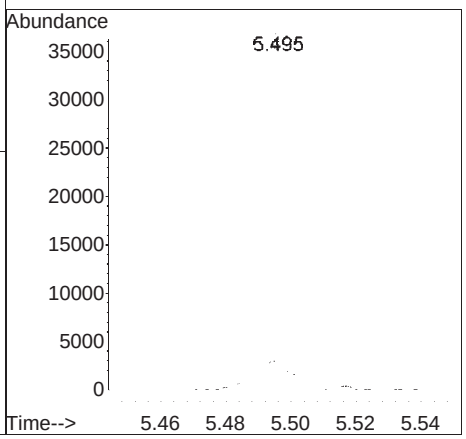

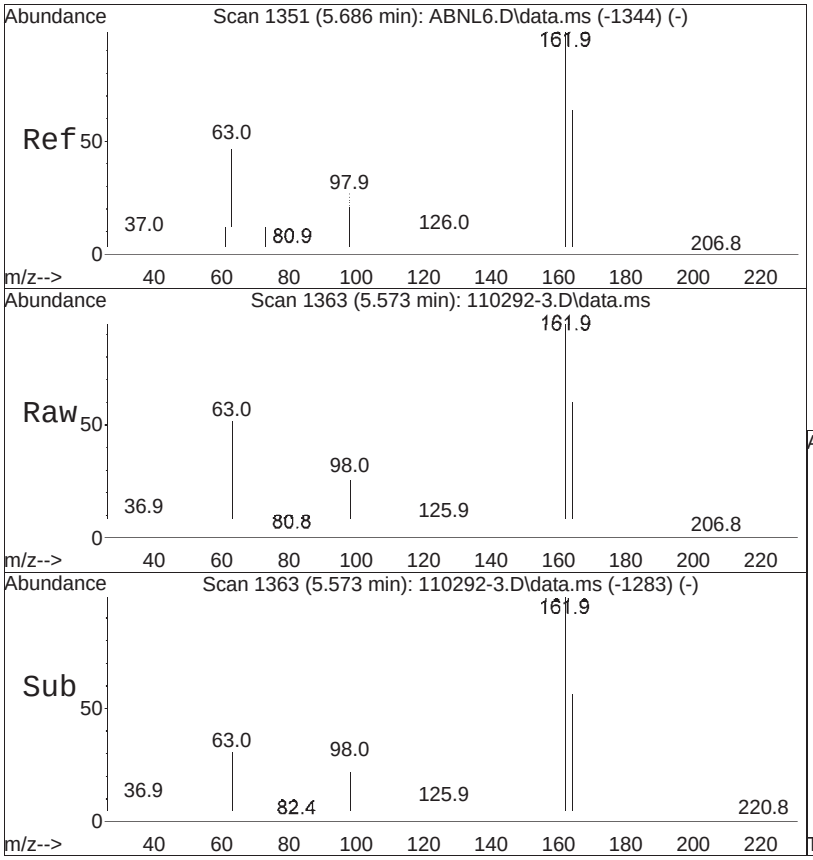


#25
2,4-Dichlorophenol
Concen: 1.43 ug/ml
RT: 5.573 min Scan# 1363
Delta R.T. -0.000 min
Lab File: 110292-3.D
Acq: 3 Sep 2025 11:30 pm

Tgt Ion:162 Resp: 26032

| Ion | Ratio | Lower | Upper |
|---|---|---|---|
| 162 | 100 | | |
| 164 | 62.5 | 51.0 | 76.4 |
| 98 | 26.9 | 32.2 | 48.2# |

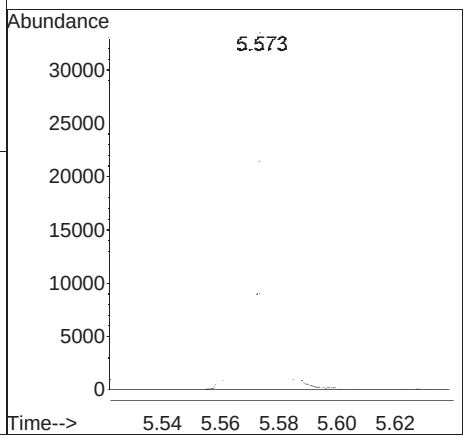

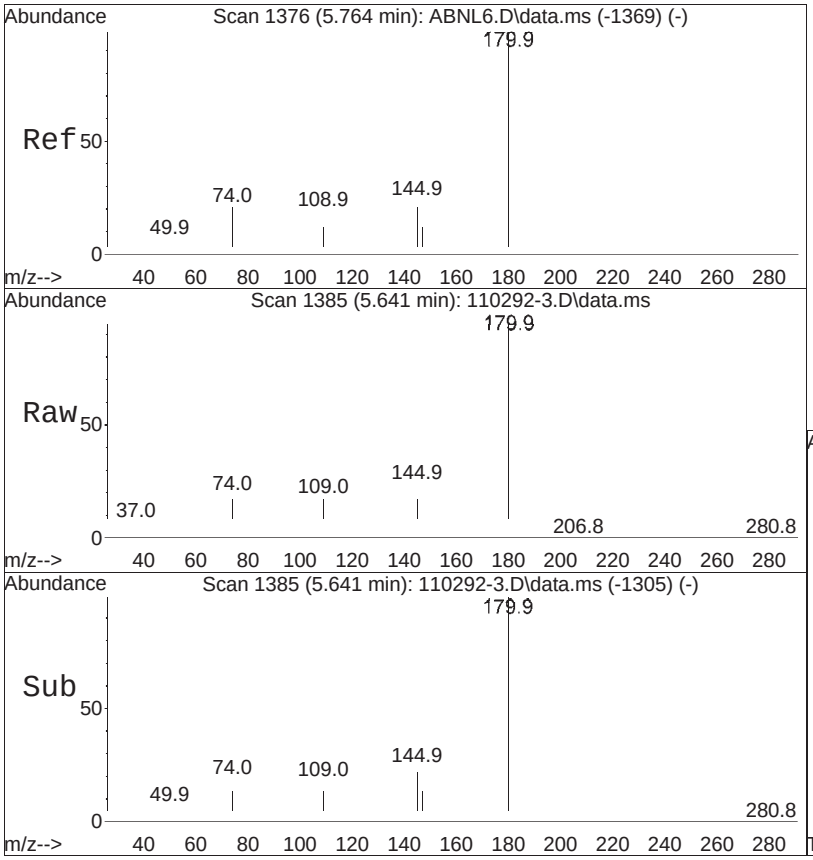


#26
1,2,4-Trichlorobenzene
Concen: 1.20 ug/ml
RT: 5.641 min Scan# 1385
Delta R.T. -0.000 min
Lab File: 110292-3.D
Acq: 3 Sep 2025 11:30 pm

Tgt Ion:180 Resp: 27401

| Ion | Ratio | Lower | Upper |
|---|---|---|---|
| 180 | 100 | | |
| 182 | 97.9 | 76.0 | 114.0 |
| 145 | 25.1 | 25.7 | 38.5# |

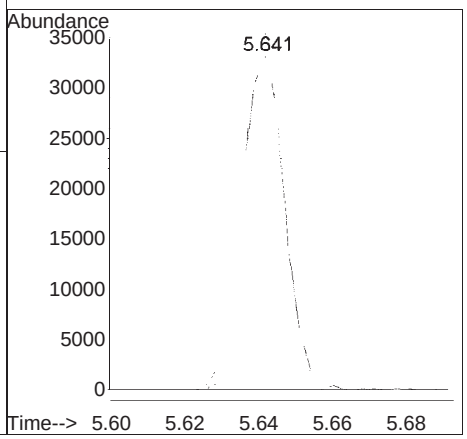

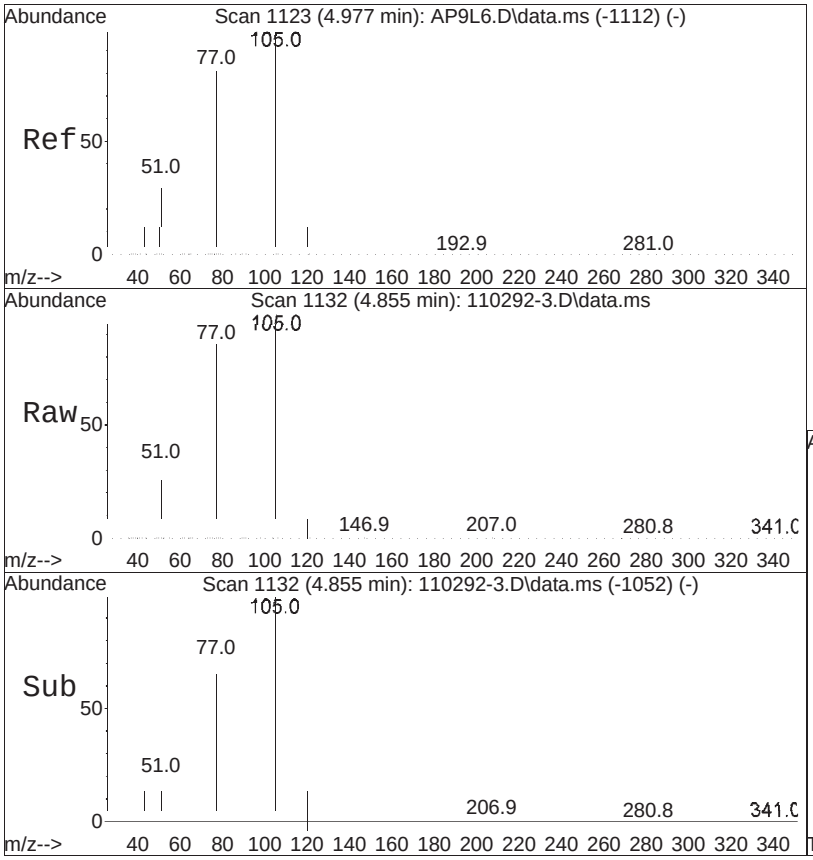


#29
Acetophenone
Concen: 1.34 ug/ml
RT: 4.855 min Scan# 1132
Delta R.T. -0.000 min
Lab File: 110292-3.D
Acq: 3 Sep 2025 11:30 pm

Tgt Ion:105 Resp: 34066

| Ion | Ratio | Lower | Upper |
|---|---|---|---|
| 105 | 100 | | |
| 120 | 14.6 | 20.5 | 30.7# |
| 51 | 32.2 | 34.9 | 52.3# |

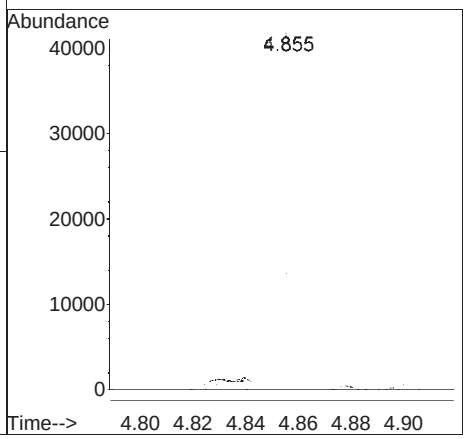

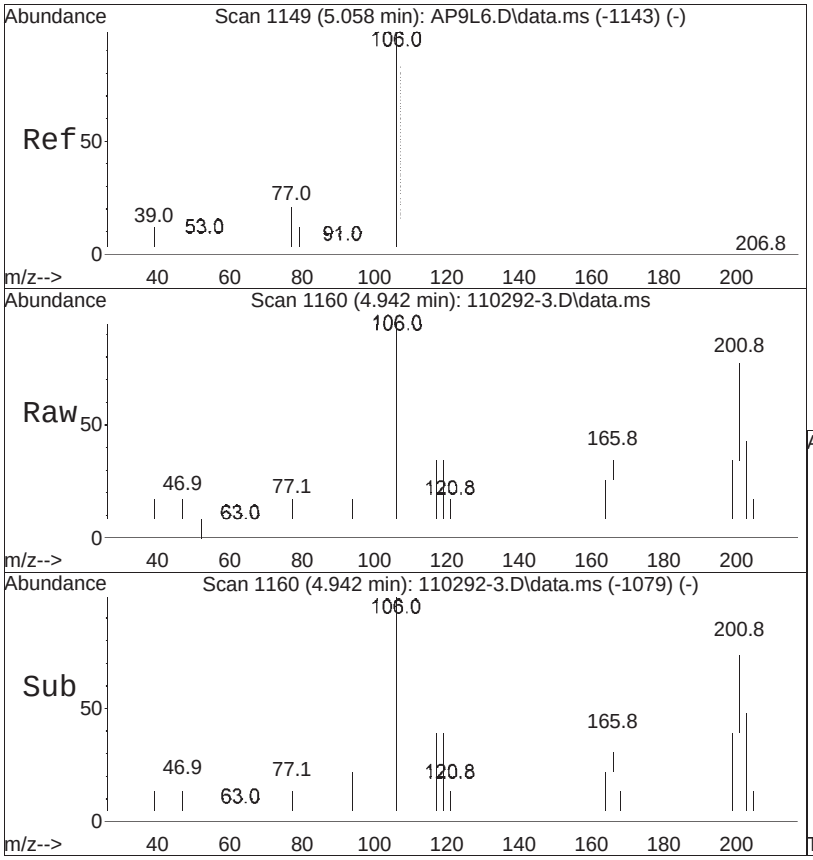


#30
m-Toluidine
Concen: 0.93 ug/ml
RT: 4.942 min Scan# 1160
Delta R.T. 0.003 min
Lab File: 110292-3.D
Acq: 3 Sep 2025 11:30 pm

Tgt Ion:106 Resp: 13542

| Ion | Ratio | Lower | Upper |
|---|---|---|---|
| 106 | 100 | | |
| 107 | 88.5 | 75.7 | 113.5 |
| 79 | 14.1 | 11.8 | 17.8 |

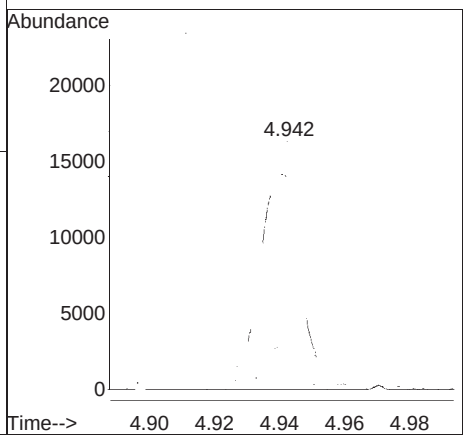

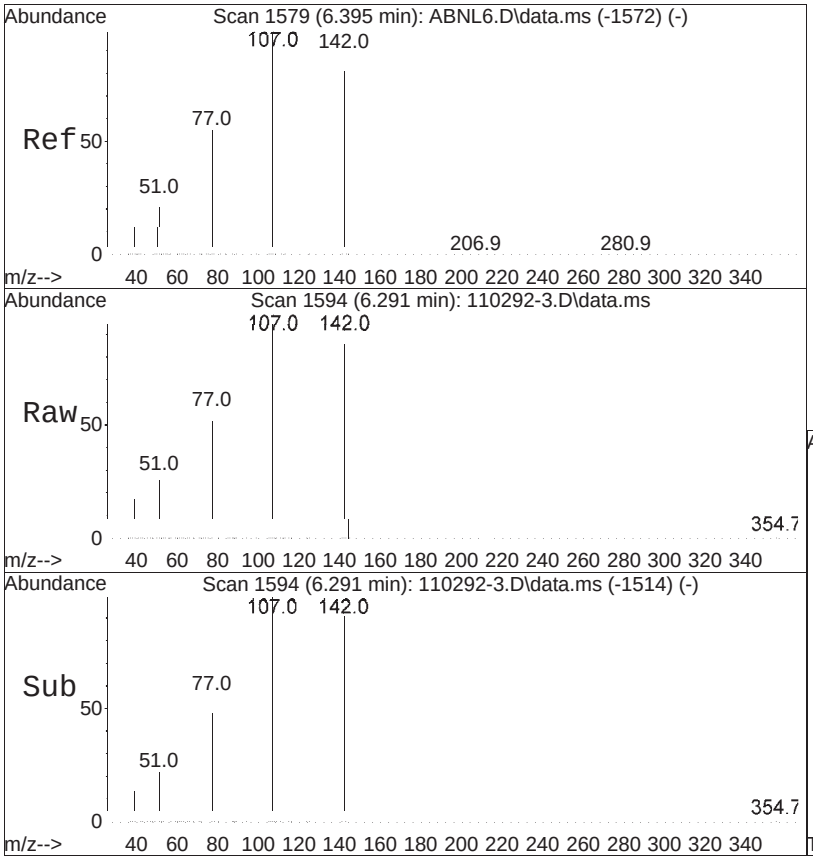


#42
p-Chloro-m-cresol
Concen: 1.46 ug/ml
RT: 6.291 min Scan# 1594
Delta R.T. -0.000 min
Lab File: 110292-3.D
Acq: 3 Sep 2025 11:30 pm

Tgt Ion:107 Resp: 20879

| Ion | Ratio | Lower | Upper |
|---|---|---|---|
| 107 | 100 | | |
| 144 | 31.2 | 20.9 | 31.3 |
| 142 | 97.7 | 66.1 | 99.1 |

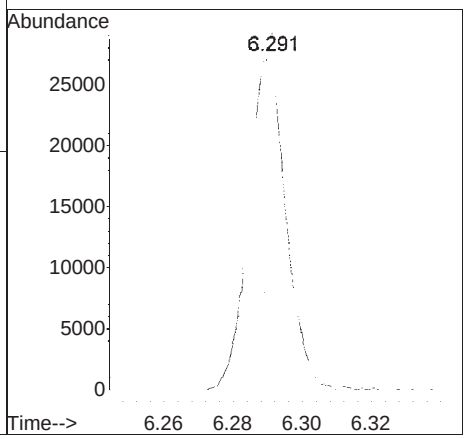

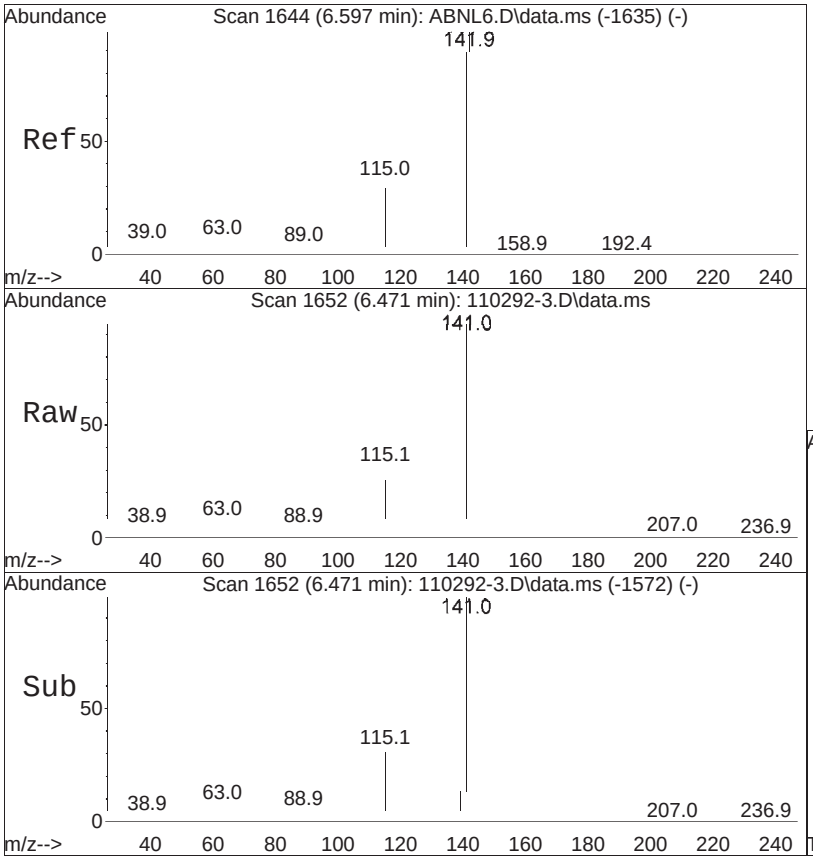


#44
1-Methylnaphthalene
Concen: 1.27 ug/ml
RT: 6.471 min Scan# 1652
Delta R.T. -0.000 min
Lab File: 110292-3.D
Acq: 3 Sep 2025 11:30 pm

Tgt Ion:115 Resp: 16971

| Ion | Ratio | Lower | Upper |
|---|---|---|---|
| 115 | 100 | | |
| 141 | 265.5 | 207.8 | 311.6 |
| 142 | 281.8 | 226.8 | 340.2 |

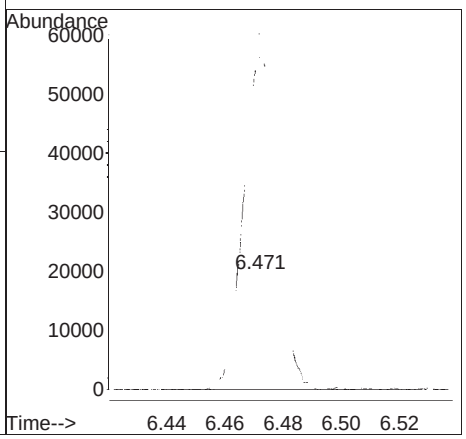

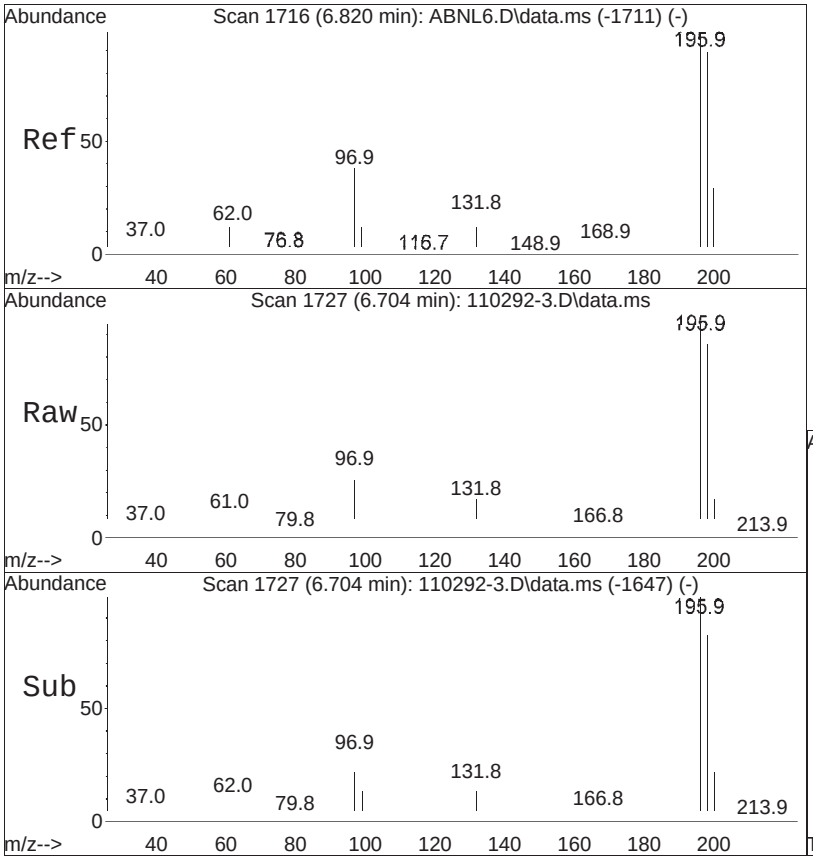


#47
2,4,5-Trichlorophenol
Concen: 1.70 ug/ml
RT: 6.704 min Scan# 1727
Delta R.T. -0.000 min
Lab File: 110292-3.D
Acq: 3 Sep 2025 11:30 pm

Tgt Ion:196 Resp: 28604

| Ion | Ratio | Lower | Upper |
|---|---|---|---|
| 196 | 100 | | |
| 200 | 30.1 | 25.4 | 38.0 |
| 198 | 95.4 | 78.0 | 117.0 |

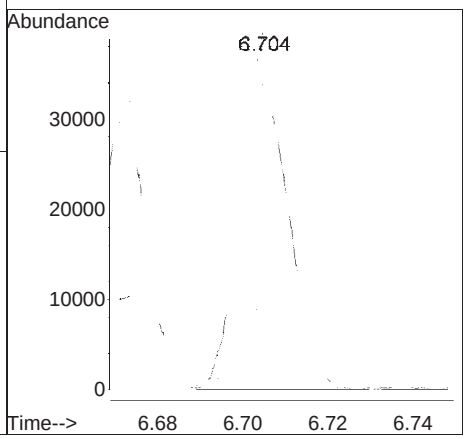

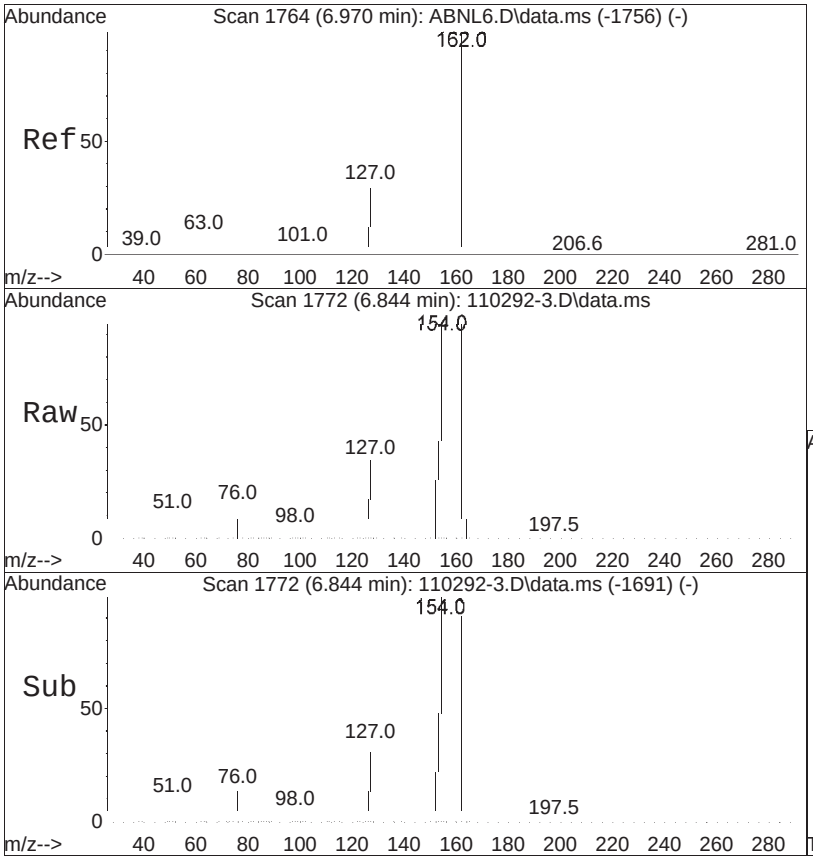


#49
2-Chloronaphthalene
Concen: 1.28 ug/ml
RT: 6.844 min Scan# 1772
Delta R.T. 0.003 min
Lab File: 110292-3.D
Acq: 3 Sep 2025 11:30 pm

Tgt Ion:162 Resp: 56430

| Ion | Ratio | Lower | Upper |
|---|---|---|---|
| 162 | 100 | | |
| 127 | 36.7 | 32.2 | 48.4 |
| 164 | 33.2 | 25.7 | 38.5 |

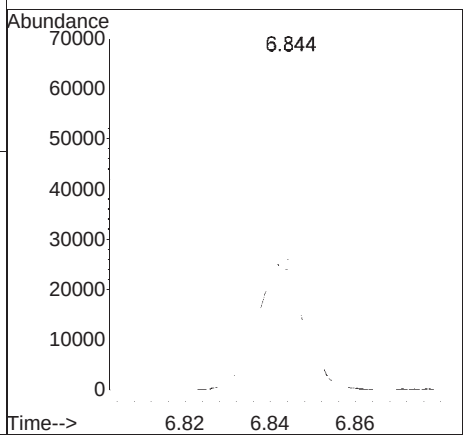

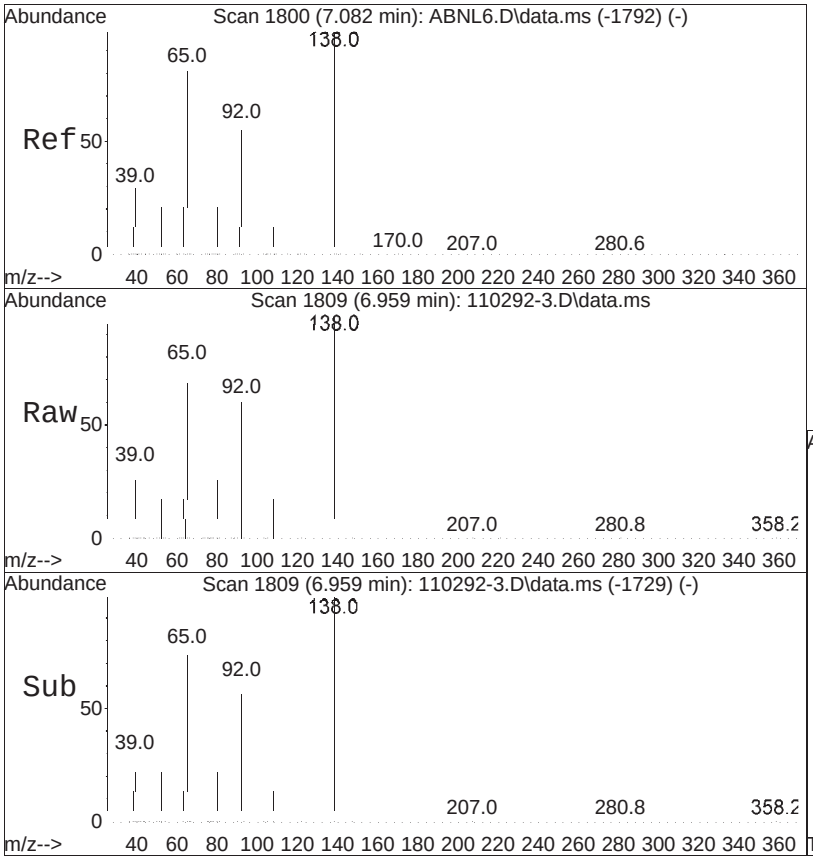


#50
2-Nitroaniline
Concen: 1.48 ug/ml
RT: 6.959 min Scan# 1809
Delta R.T. -0.000 min
Lab File: 110292-3.D
Acq: 3 Sep 2025 11:30 pm

Tgt Ion:138 Resp: 16468

| Ion | Ratio | Lower | Upper |
|---|---|---|---|
| 138 | 100 | | |
| 92 | 57.1 | 53.5 | 80.3 |
| 65 | 86.0 | 86.3 | 129.5# |

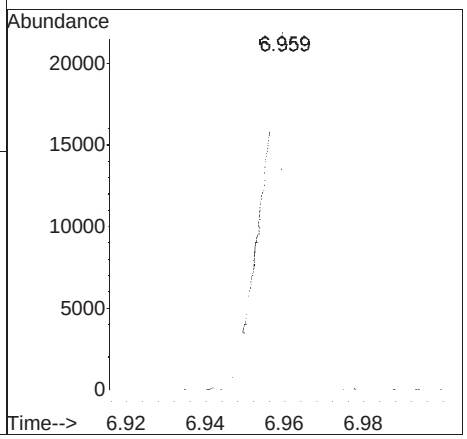

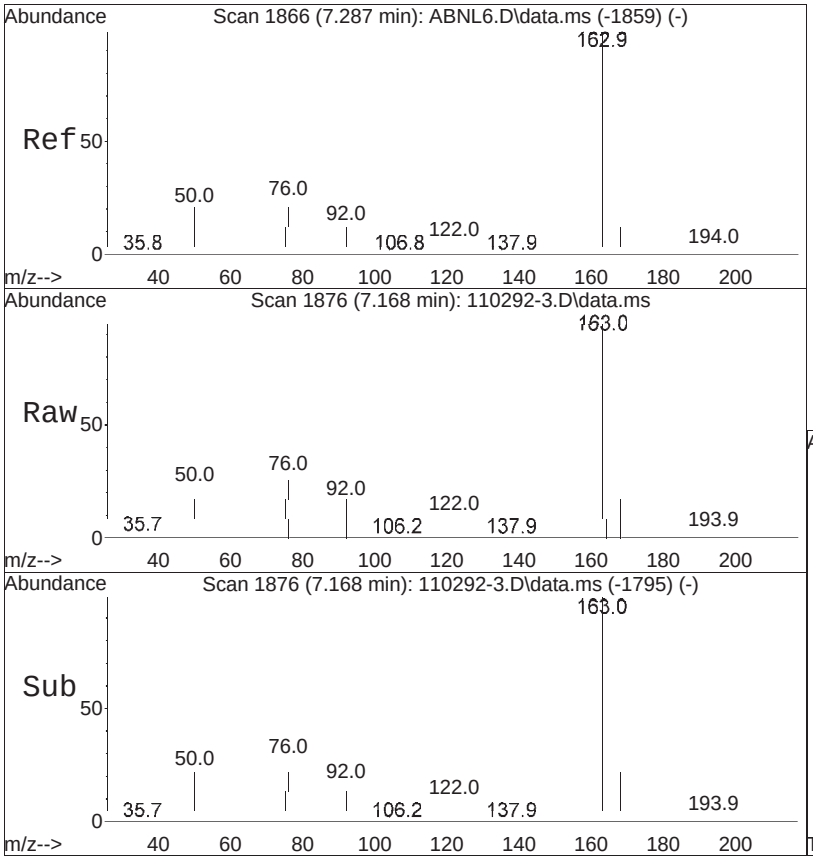


#52
1,3-Dinitrobenzene
Concen: 1.49 ug/ml
RT: 7.168 min Scan# 1876
Delta R.T. 0.003 min
Lab File: 110292-3.D
Acq: 3 Sep 2025 11:30 pm

Tgt Ion:168 Resp: 9498

| Ion | Ratio | Lower | Upper |
|---|---|---|---|
| 168 | 100 | | |
| 75 | 134.0 | 22.7 | 34.1# |

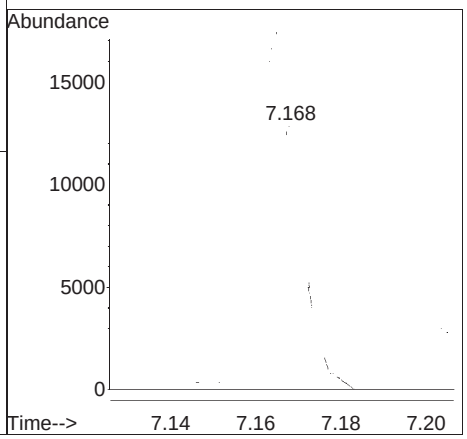

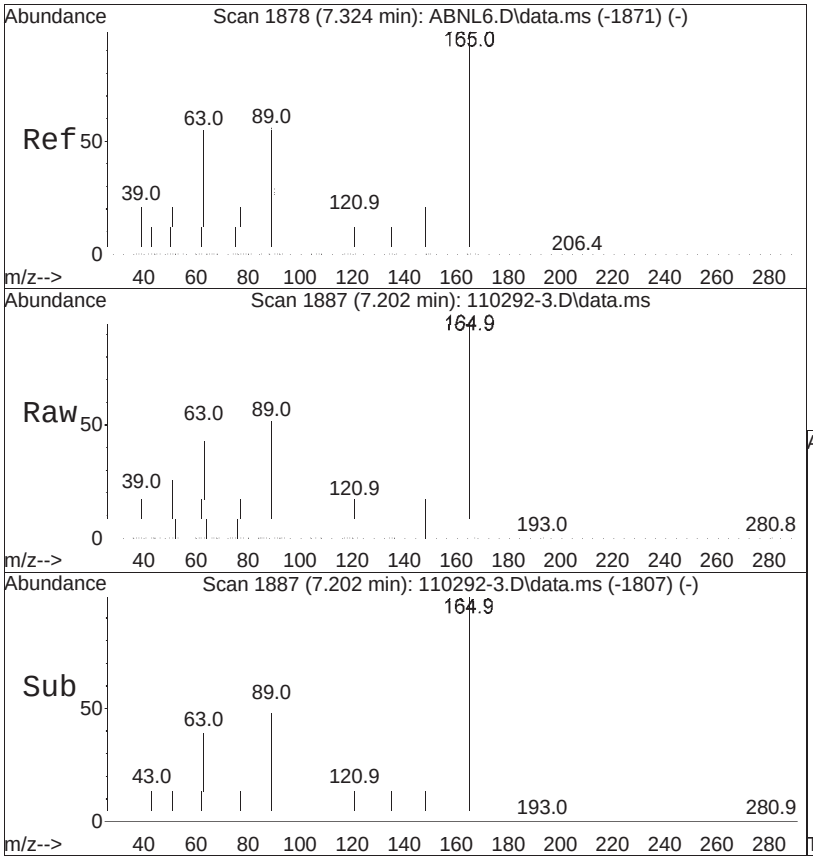


#55
2,6-Dinitrotoluene
Concen: 1.39 ug/ml
RT: 7.202 min Scan# 1887
Delta R.T. -0.000 min
Lab File: 110292-3.D
Acq: 3 Sep 2025 11:30 pm

Tgt Ion:165 Resp: 15032

| Ion | Ratio | Lower | Upper |
|---|---|---|---|
| 165 | 100 | | |
| 89 | 54.1 | 54.2 | 81.2# |
| 63 | 53.8 | 64.2 | 96.2# |

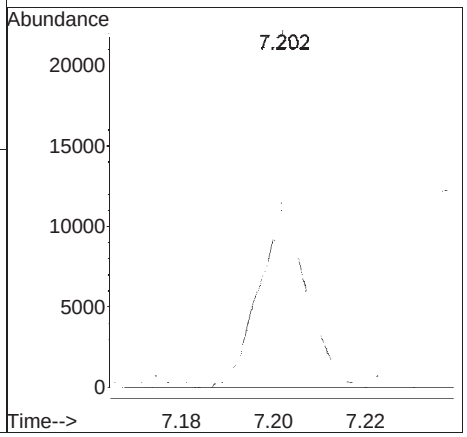

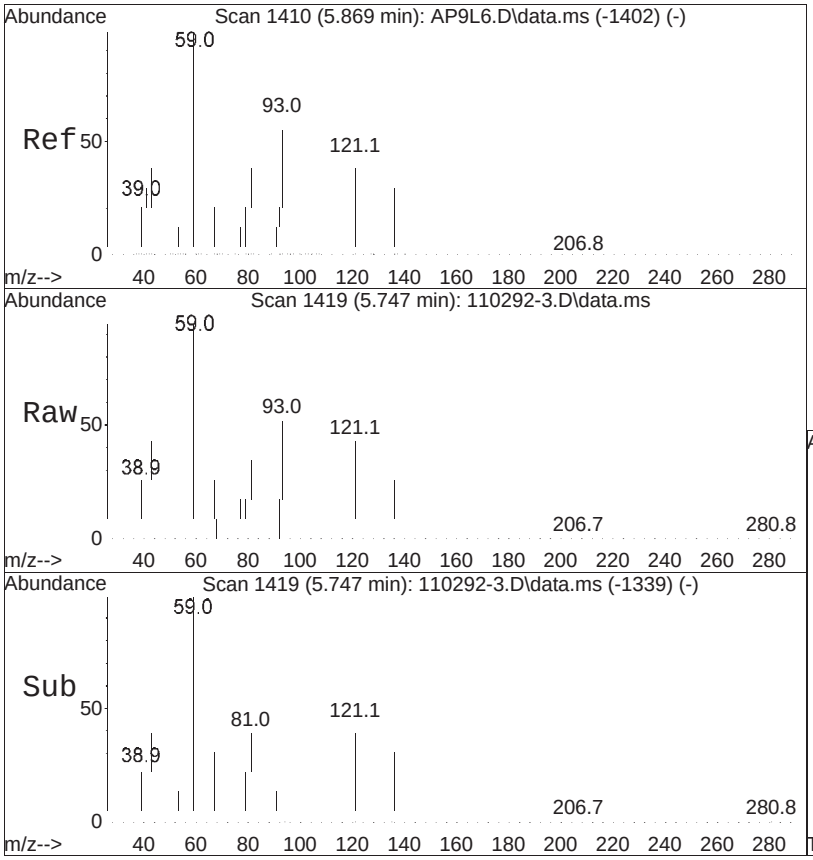


#58
a-Terpineol
Concen: 1.32 ug/ml
RT: 5.747 min Scan# 1419
Delta R.T. 0.000 min
Lab File: 110292-3.D
Acq: 3 Sep 2025 11:30 pm

Tgt Ion: 59 Resp: 17606

| Ion | Ratio | Lower | Upper |
|---|---|---|---|
| 59 | 100 | | |
| 93 | 58.9 | 35.6 | 53.4# |

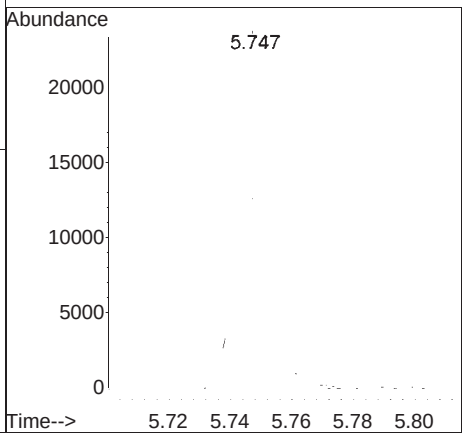

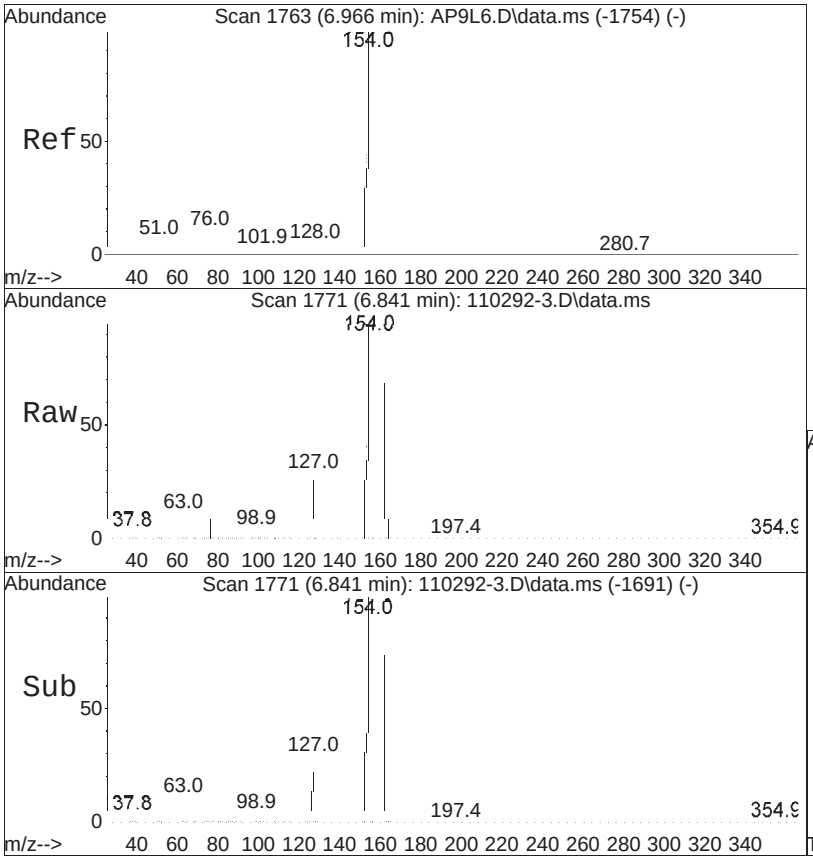


#64
Biphenyl
Concen: 1.28 ug/ml
RT: 6.841 min Scan# 1771
Delta R.T. -0.000 min
Lab File: 110292-3.D
Acq: 3 Sep 2025 11:30 pm

Tgt Ion:154 Resp: 71273

| Ion | Ratio | Lower | Upper |
|---|---|---|---|
| 154 | 100 | | |
| 153 | 42.7 | 32.3 | 48.5 |
| 152 | 28.8 | 22.5 | 33.7 |

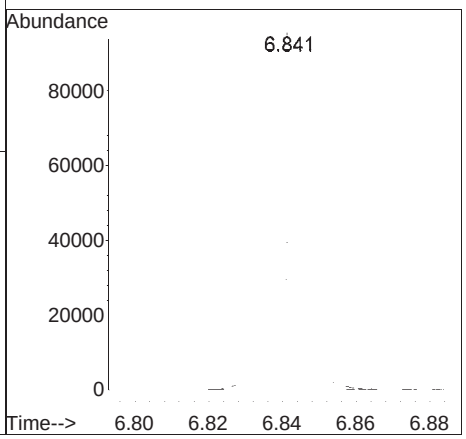

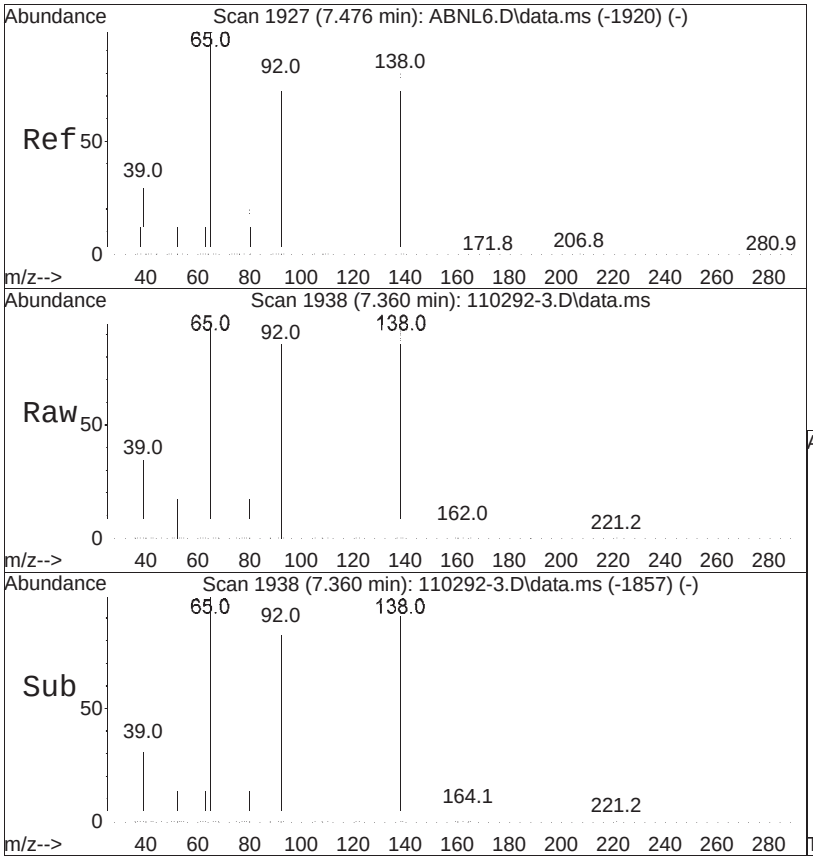


#66
3-Nitroaniline
Concen: 1.13 ug/ml
RT: 7.360 min Scan# 1938
Delta R.T. 0.003 min
Lab File: 110292-3.D
Acq: 3 Sep 2025 11:30 pm

Tgt Ion:138 Resp: 12575

| Ion | Ratio | Lower | Upper |
|---|---|---|---|
| 138 | 100 | | |
| 92 | 117.6 | 93.4 | 140.2 |
| 108 | 7.9 | 9.5 | 14.3# |

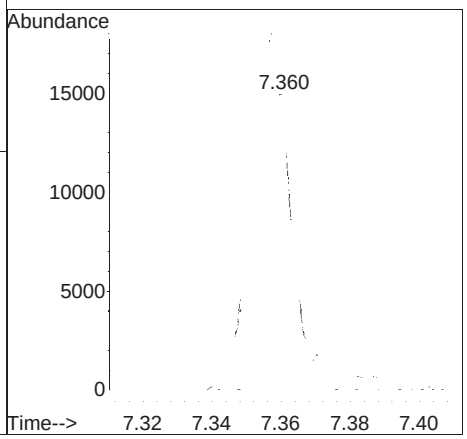

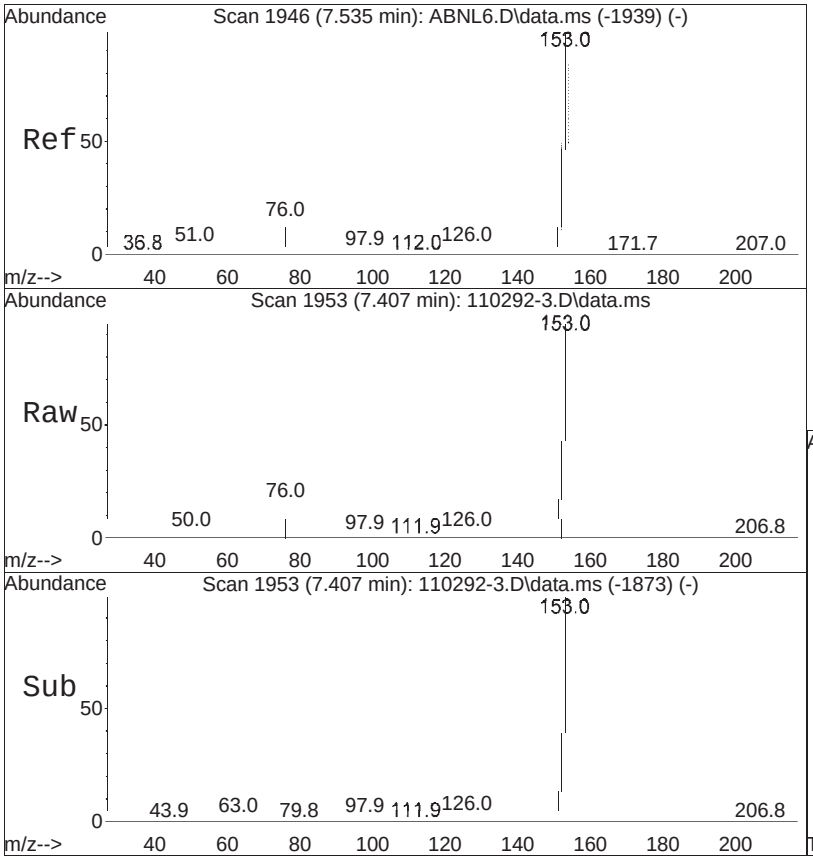


#67
Acenaphthene
Concen: 1.25 ug/ml
RT: 7.407 min Scan# 1953
Delta R.T. -0.000 min
Lab File: 110292-3.D
Acq: 3 Sep 2025 11:30 pm

Tgt Ion:154 Resp: 52435

| Ion | Ratio | Lower | Upper |
|---|---|---|---|
| 154 | 100 | | |
| 153 | 124.1 | 85.3 | 127.9 |
| 152 | 59.0 | 41.4 | 62.0 |

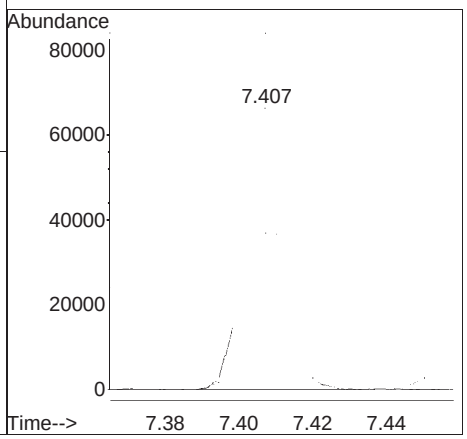

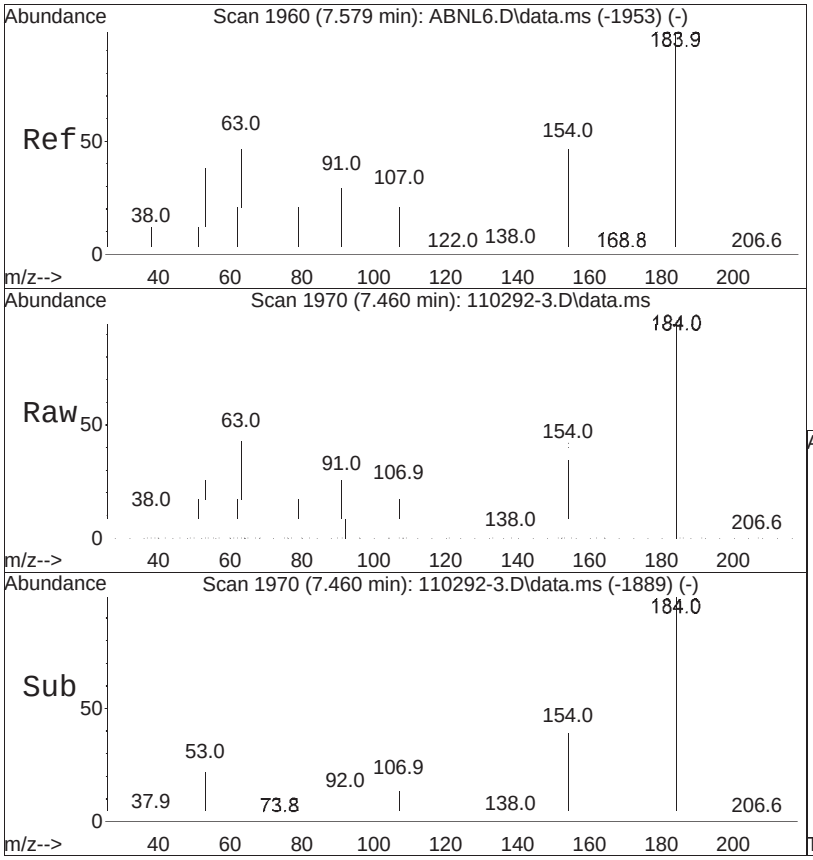


#68
2,4-Dinitrophenol
Concen: 1.67 ug/ml
RT: 7.460 min Scan# 1970
Delta R.T. 0.003 min
Lab File: 110292-3.D
Acq: 3 Sep 2025 11:30 pm

Tgt Ion:184 Resp: 10744

| Ion | Ratio | Lower | Upper |
|---|---|---|---|
| 184 | 100 | | |
| 107 | 33.8 | 37.7 | 56.5# |
| 91 | 35.3 | 46.3 | 69.5# |

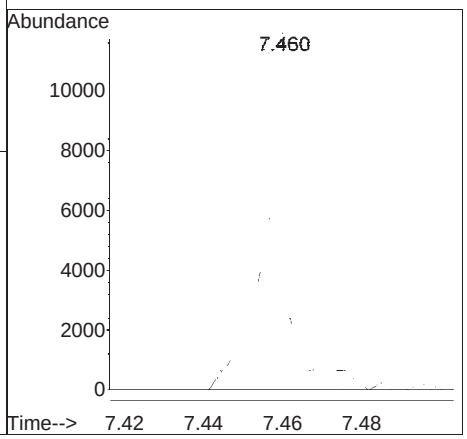

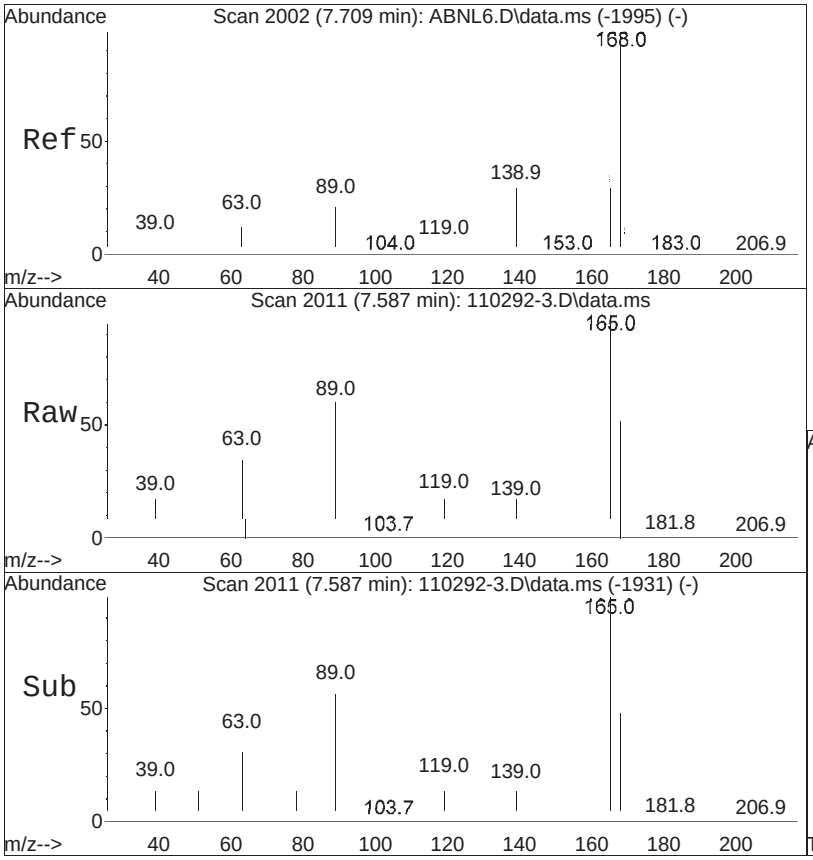


#70
2,4-Dinitrotoluene
Concen: 1.42 ug/ml
RT: 7.587 min Scan# 2011
Delta R.T. -0.000 min
Lab File: 110292-3.D
Acq: 3 Sep 2025 11:30 pm

Tgt Ion:165 Resp: 21271

| Ion | Ratio | Lower | Upper |
|---|---|---|---|
| 165 | 100 | | |
| 89 | 74.6 | 72.0 | 108.0 |
| 63 | 78.0 | 52.7 | 79.1 |

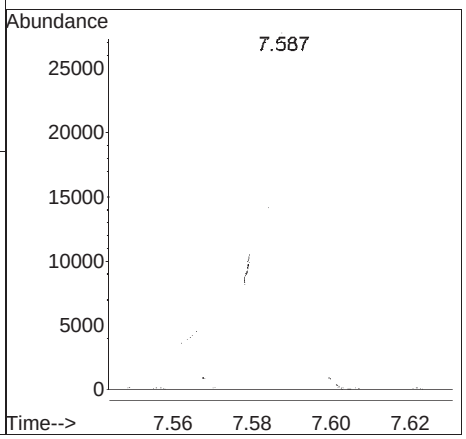

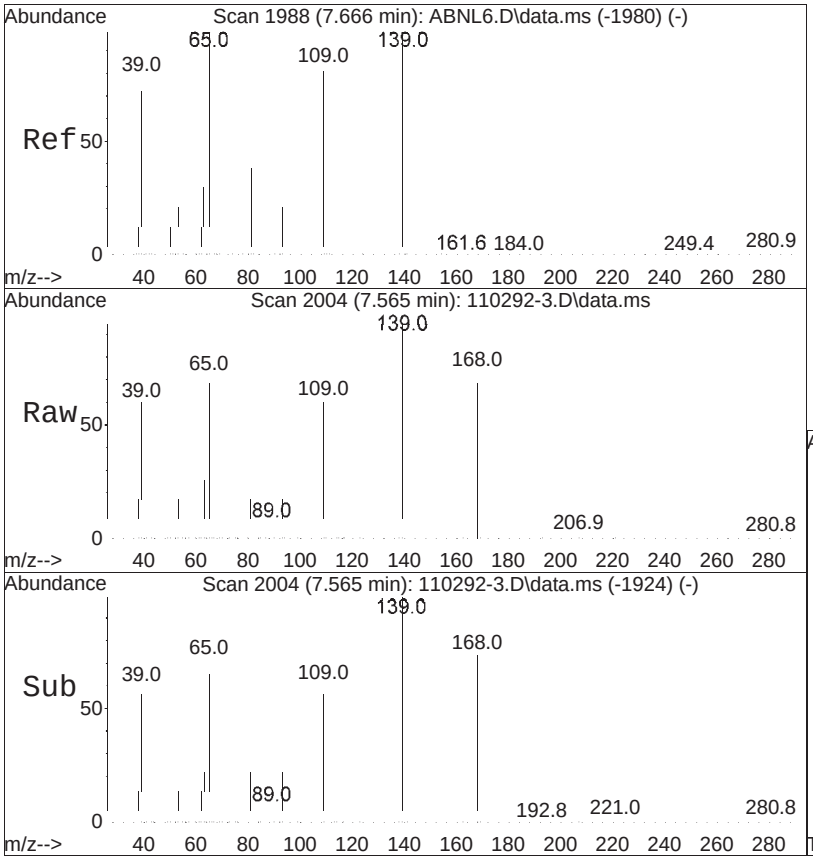


#71
4-Nitrophenol
Concen: 1.09 ug/ml
RT: 7.565 min Scan# 2004
Delta R.T. -0.000 min
Lab File: 110292-3.D
Acq: 3 Sep 2025 11:30 pm

Tgt Ion: 65 Resp: 8978

| Ion | Ratio | Lower | Upper |
|---|---|---|---|
| 65 | 100 | | |
| 109 | 85.3 | 47.4 | 71.2# |
| 139 | 463.1 | 76.6 | 115.0# |

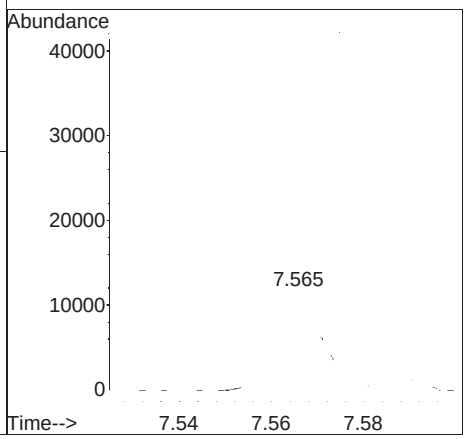

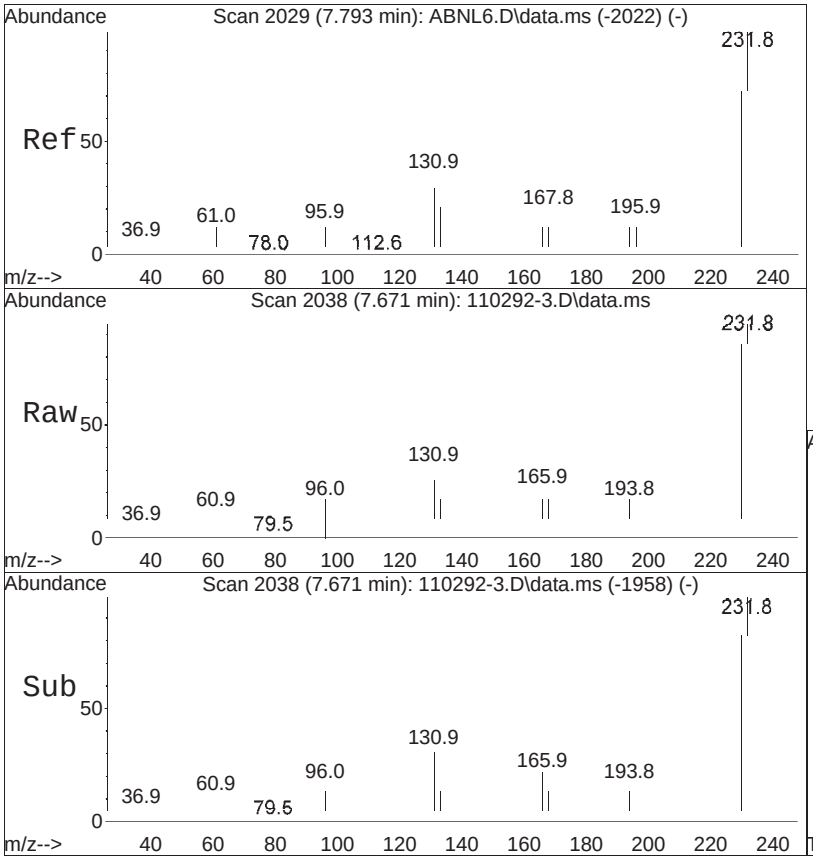


#72
2,3,5,6-Tetrachlorophenol
Concen: 1.75 ug/ml
RT: 7.671 min Scan# 2038
Delta R.T. -0.000 min
Lab File: 110292-3.D
Acq: 3 Sep 2025 11:30 pm

Tgt Ion:232 Resp: 26201

| Ion | Ratio | Lower | Upper |
|---|---|---|---|
| 232 | 100 | | |
| 230 | 80.7 | 64.2 | 96.4 |
| 234 | 46.5 | 38.1 | 57.1 |

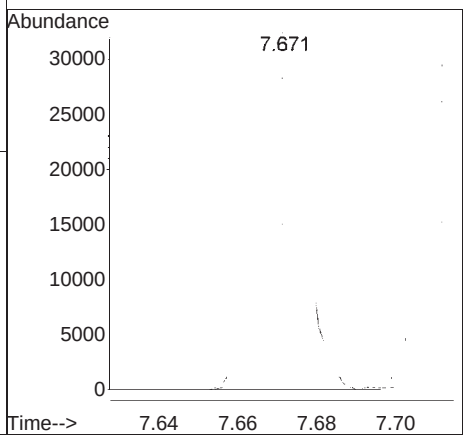

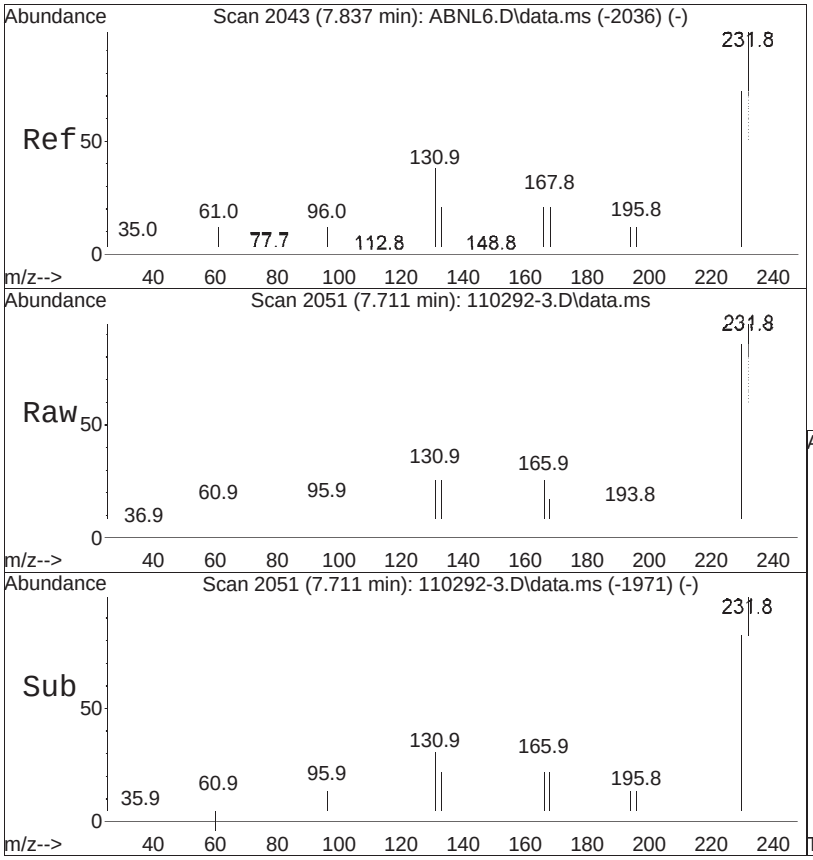


#73
2,3,4,6-Tetrachlorophenol
Concen: 1.57 ug/ml M1
RT: 7.711 min Scan# 2051
Delta R.T. -0.000 min
Lab File: 110292-3.D
Acq: 3 Sep 2025 11:30 pm

Tgt Ion:232 Resp: 24705

| Ion | Ratio | Lower | Upper |
|---|---|---|---|
| 232 | 100 | | |
| 230 | 80.2 | 61.8 | 92.8 |
| 234 | 49.4 | 36.2 | 54.2 |

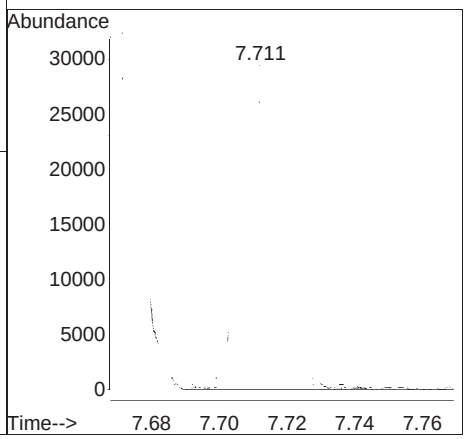

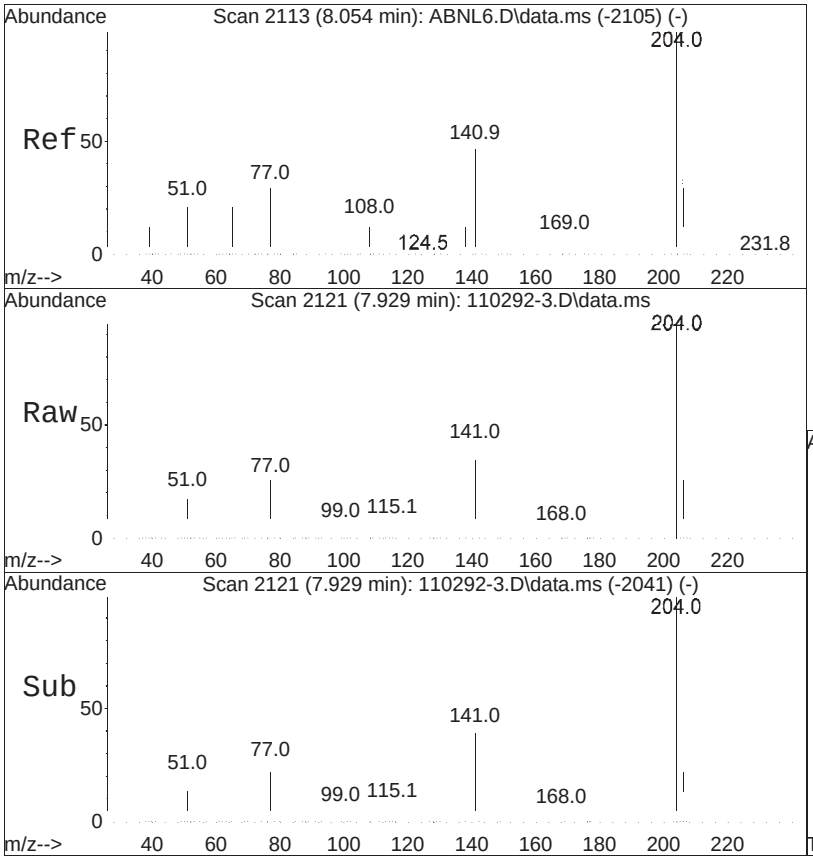


#76
4-Chlorophenyl phenyl ether
Concen: 1.42 ug/ml
RT: 7.929 min Scan# 2121
Delta R.T. -0.000 min
Lab File: 110292-3.D
Acq: 3 Sep 2025 11:30 pm

Tgt Ion:204 Resp: 43746

| Ion | Ratio | Lower | Upper |
|---|---|---|---|
| 204 | 100 | | |
| 206 | 31.6 | 25.8 | 38.6 |
| 141 | 44.7 | 53.6 | 80.4# |

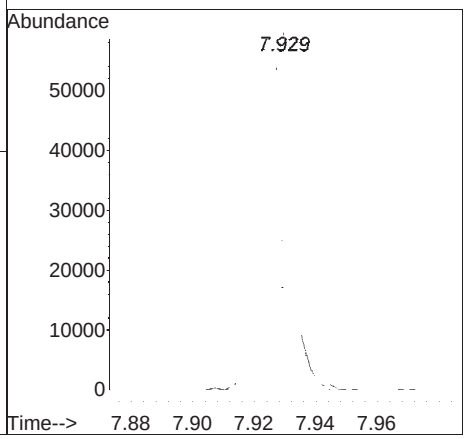

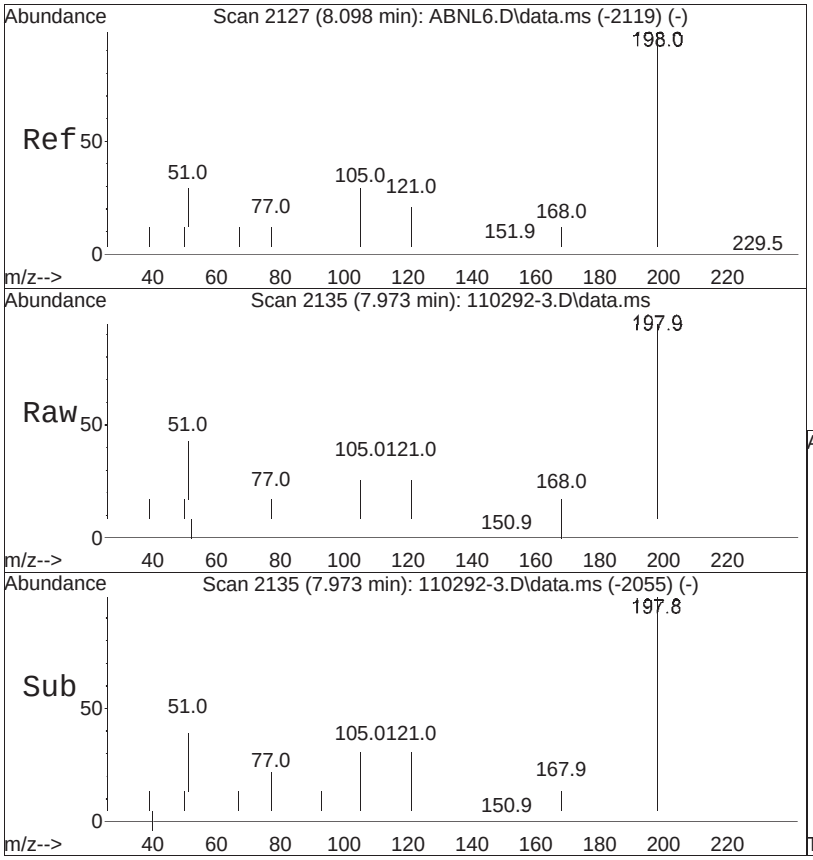


#78
4,6-Dinitro-o-cresol
Concen: 1.46 ug/ml
RT: 7.973 min Scan# 2135
Delta R.T. -0.000 min
Lab File: 110292-3.D
Acq: 3 Sep 2025 11:30 pm

Tgt Ion:198 Resp: 14032

| Ion | Ratio | Lower | Upper |
|---|---|---|---|
| 198 | 100 | | |
| 51 | 43.2 | 76.0 | 114.0# |
| 105 | 33.7 | 45.6 | 68.4# |

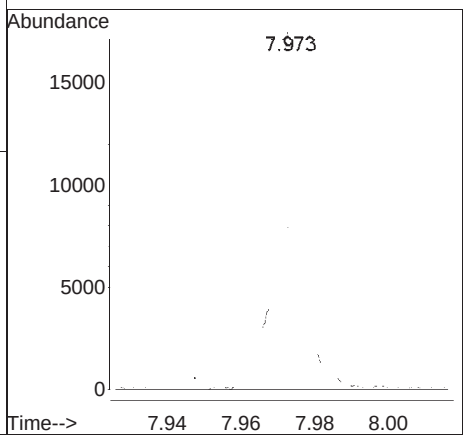

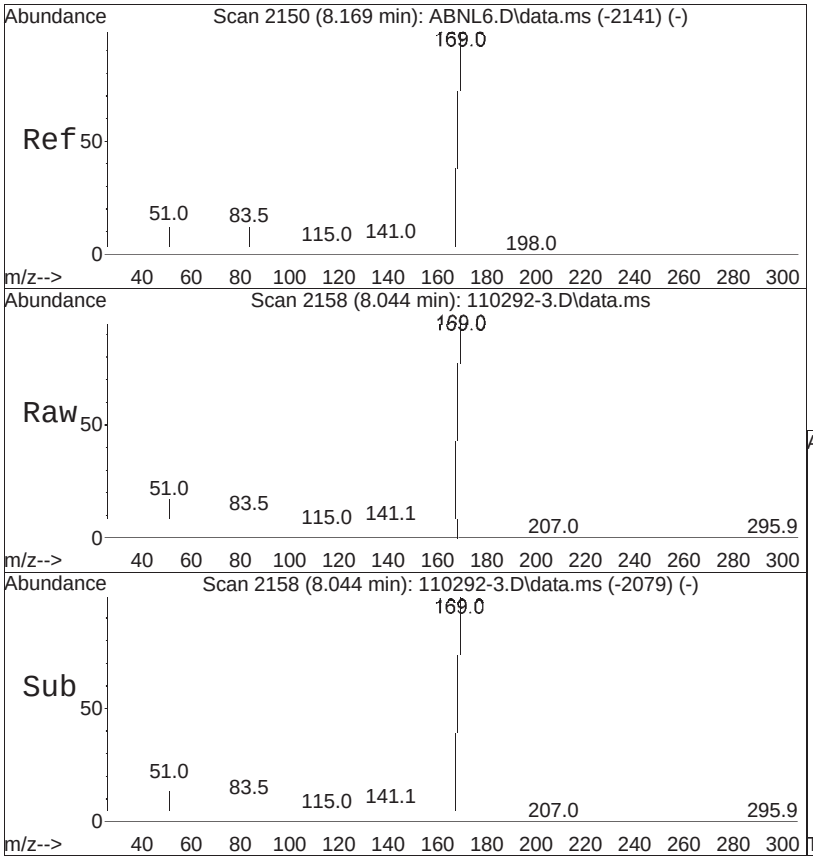


#79
NDPA/DPA
Concen: 1.28 ug/ml
RT: 8.044 min Scan# 2158
Delta R.T. -0.003 min
Lab File: 110292-3.D
Acq: 3 Sep 2025 11:30 pm

Tgt Ion:169 Resp: 63393

| Ion | Ratio | Lower | Upper |
|---|---|---|---|
| 169 | 100 | | |
| 168 | 76.4 | 54.0 | 81.0 |
| 167 | 42.2 | 28.6 | 42.8 |

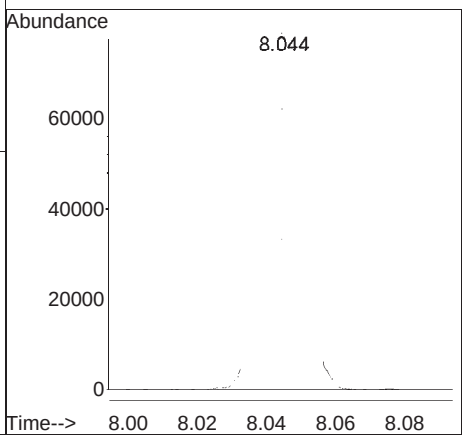

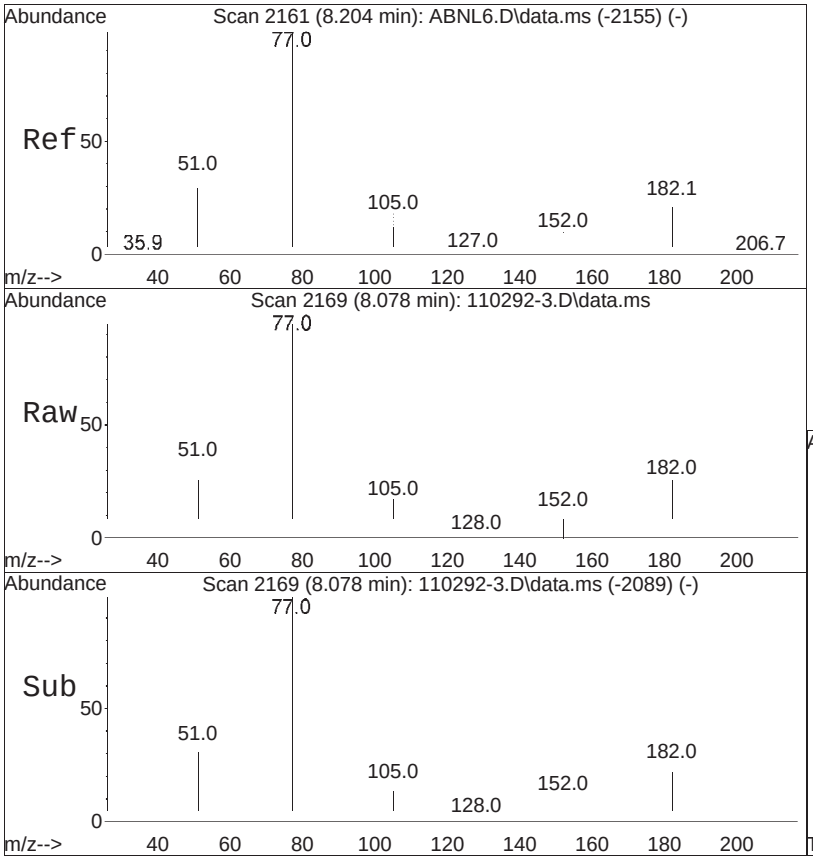


#80
Azobenzene
Concen: 1.32 ug/ml
RT: 8.078 min Scan# 2169
Delta R.T. -0.000 min
Lab File: 110292-3.D
Acq: 3 Sep 2025 11:30 pm

Tgt Ion: 77 Resp: 61696

| Ion | Ratio | Lower | Upper |
|---|---|---|---|
| 77 | 100 | | |
| 182 | 24.7 | 17.4 | 26.2 |
| 105 | 16.5 | 15.4 | 23.2 |

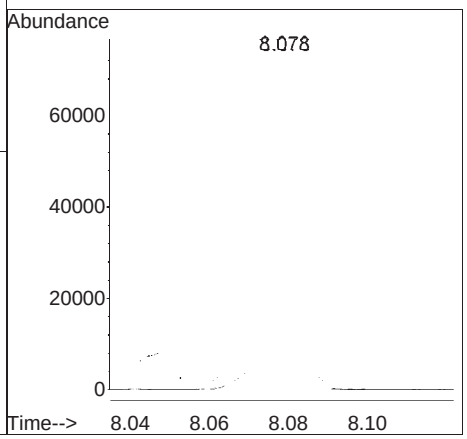

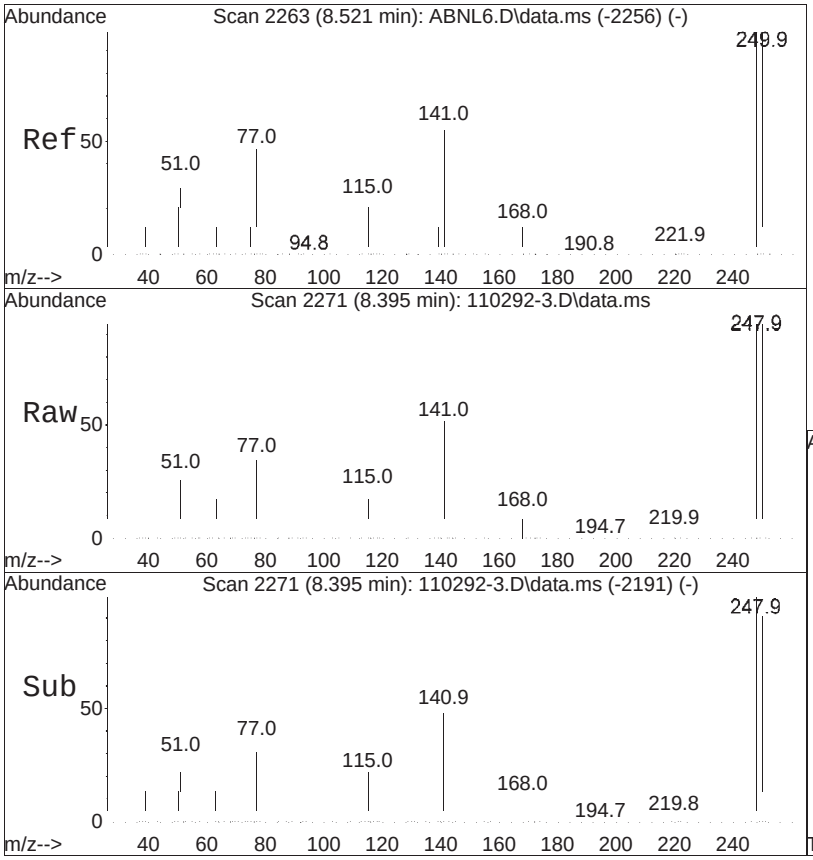


#82
4-Bromophenyl phenyl ether
Concen: 1.37 ug/ml
RT: 8.395 min Scan# 2271
Delta R.T. -0.000 min
Lab File: 110292-3.D
Acq: 3 Sep 2025 11:30 pm

Tgt Ion:248 Resp: 27197

| Ion | Ratio | Lower | Upper |
|---|---|---|---|
| 248 | 100 | | |
| 141 | 56.3 | 76.6 | 114.8# |
| 250 | 98.4 | 77.3 | 115.9 |

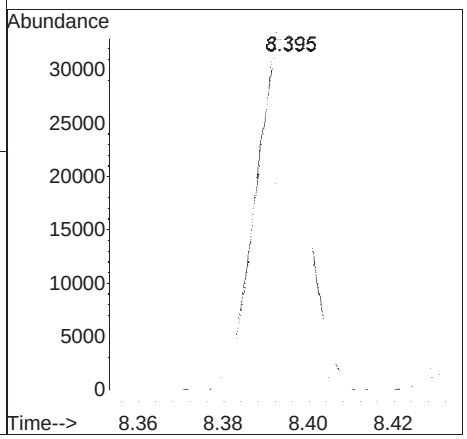

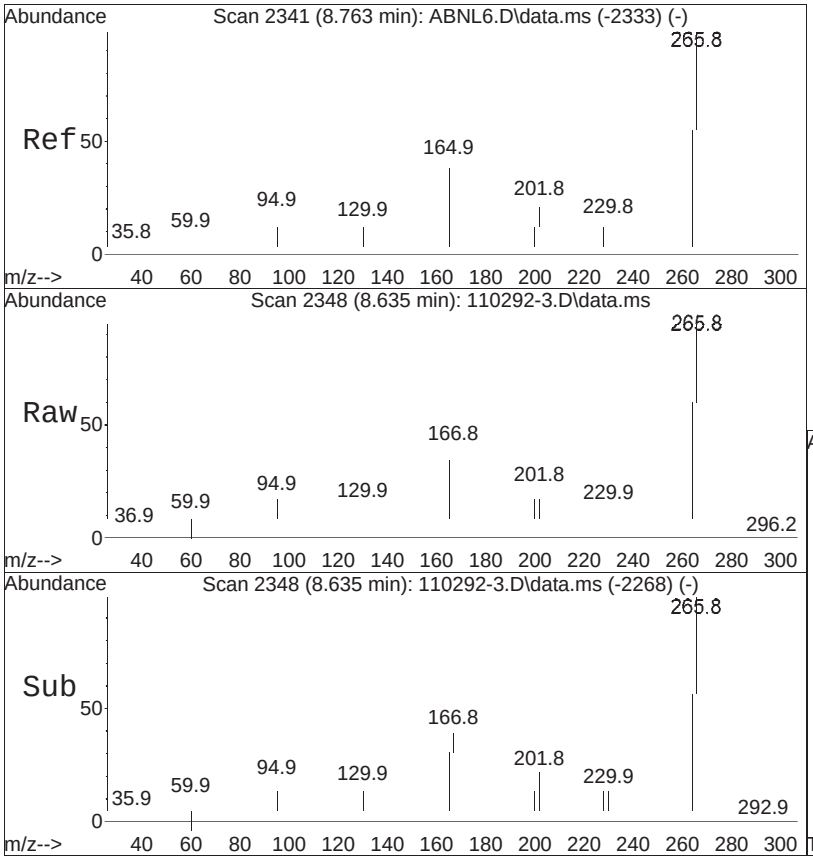


#84
Pentachlorophenol
Concen: 1.75 ug/ml
RT: 8.635 min Scan# 2348
Delta R.T. -0.000 min
Lab File: 110292-3.D
Acq: 3 Sep 2025 11:30 pm

Tgt Ion:266 Resp: 21749

| Ion | Ratio | Lower | Upper |
|---|---|---|---|
| 266 | 100 | | |
| 264 | 65.7 | 49.7 | 74.5 |
| 268 | 63.4 | 50.5 | 75.7 |

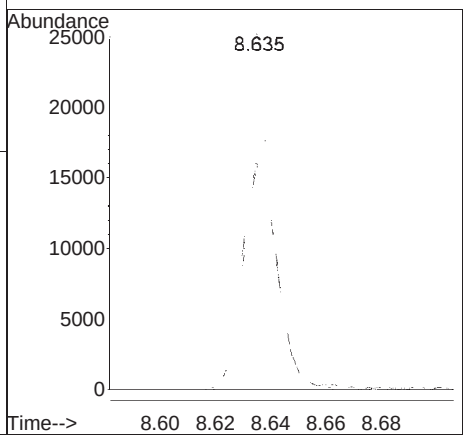

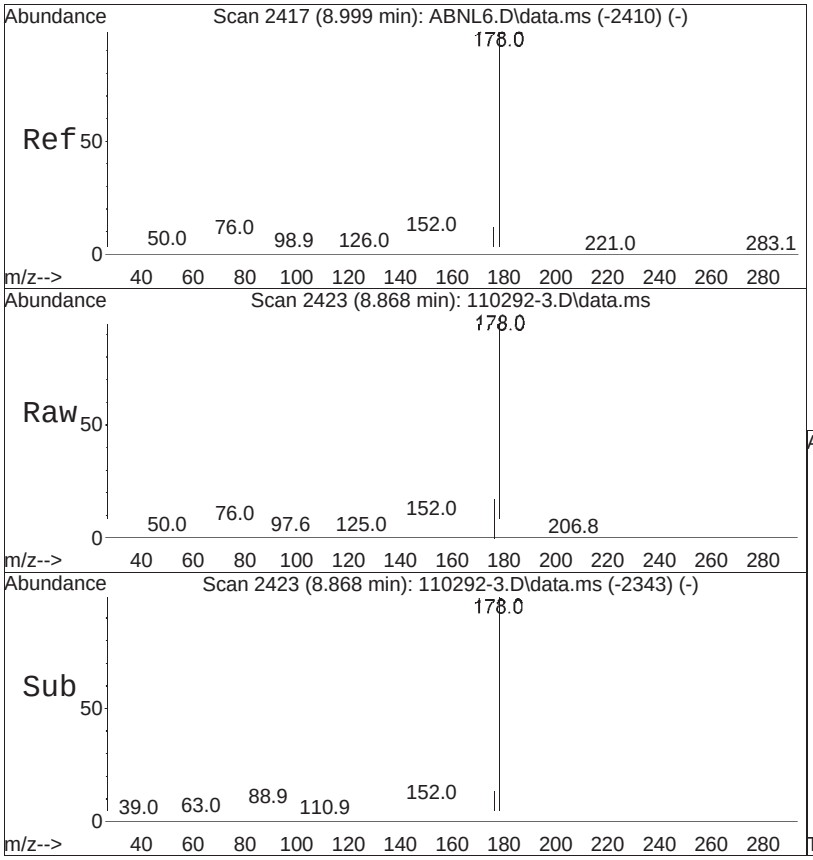


#92
Anthracene
Concen: 1.32 ug/ml
RT: 8.868 min Scan# 2423
Delta R.T. -0.000 min
Lab File: 110292-3.D
Acq: 3 Sep 2025 11:30 pm

Tgt Ion:178 Resp: 136495

| Ion | Ratio | Lower | Upper |
|---|---|---|---|
| 178 | 100 | | |
| 179 | 15.6 | 12.0 | 18.0 |
| 176 | 18.9 | 14.6 | 22.0 |

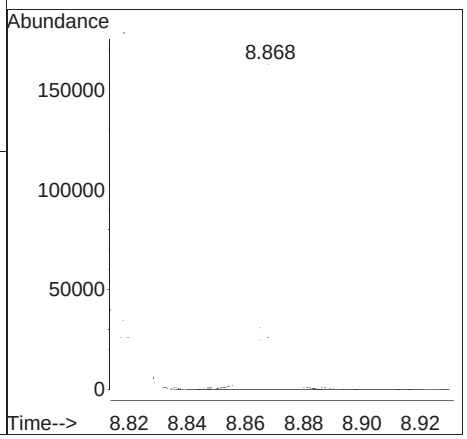




#95
Fluoranthene
Concen: 1.46 ug/ml
RT: 9.959 min Scan# 2774
Delta R.T. -0.003 min
Lab File: 110292-3.D
Acq: 3 Sep 2025 11:30 pm

Tgt Ion:202 Resp: 188207

| Ion | Ratio | Lower | Upper |
|---|---|---|---|
| 202 | 100 | | |
| 101 | 7.5 | 13.5 | 20.3# |
| 203 | 17.4 | 13.6 | 20.4 |

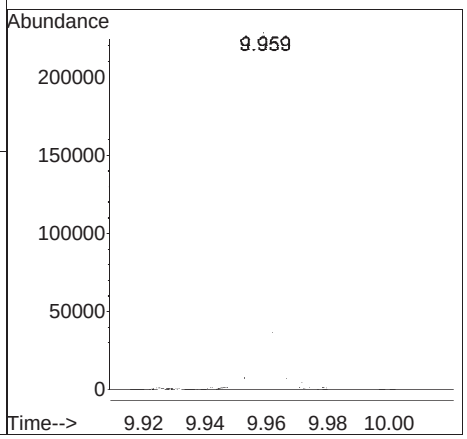

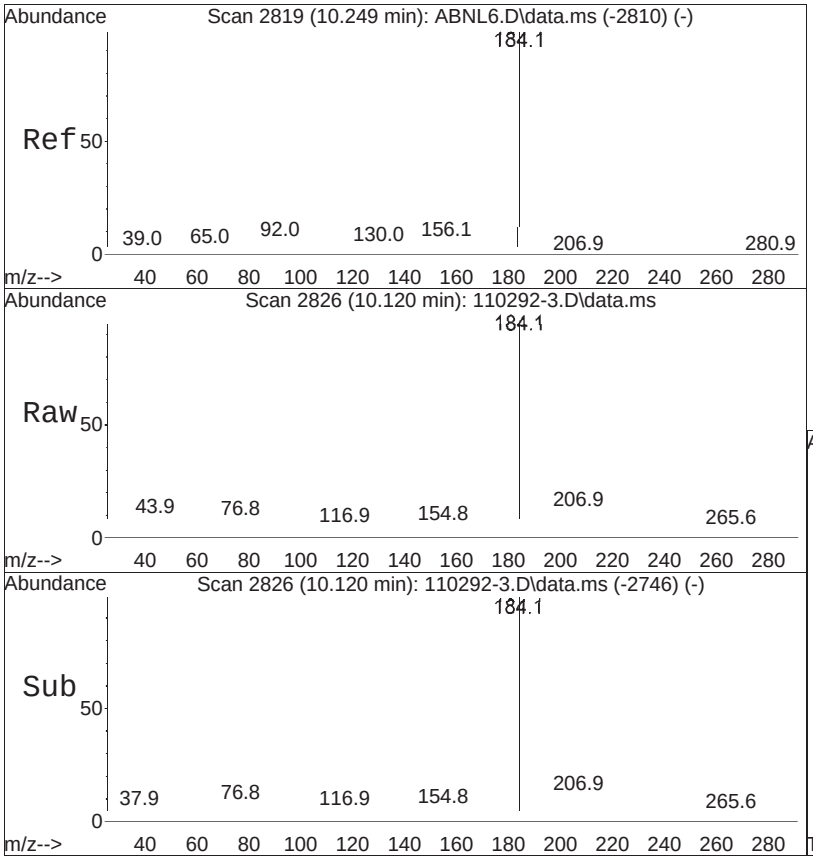


#96
Benzidine
Concen: 0.06 ug/ml
RT: 10.120 min Scan# 2826
Delta R.T. -0.000 min
Lab File: 110292-3.D
Acq: 3 Sep 2025 11:30 pm

Tgt Ion:184 Resp: 4542

| Ion | Ratio | Lower | Upper |
|---|---|---|---|
| 184 | 100 | | |
| 92 | 0.0 | 9.1 | 13.7# |
| 185 | 29.8 | 11.1 | 16.7# |

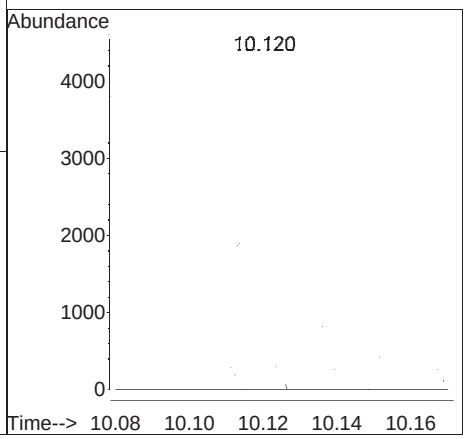

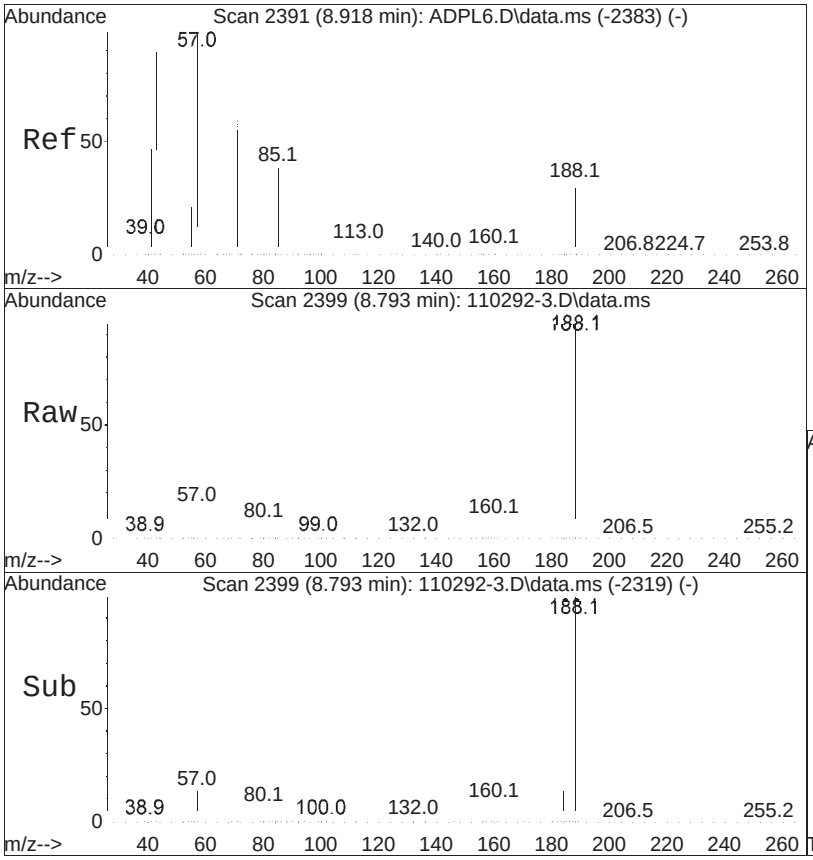


#103
n-Octadecane
Concen: 1.06 ug/ml
RT: 8.793 min Scan# 2399
Delta R.T. -0.000 min
Lab File: 110292-3.D
Acq: 3 Sep 2025 11:30 pm

Tgt Ion: 57 Resp: 38023

| Ion | Ratio | Lower | Upper |
|---|---|---|---|
| 57 | 100 | | |
| 43 | 93.8 | 9.0 | 13.6# |
| 70 | 11.2 | 0.2 | 0.2# |

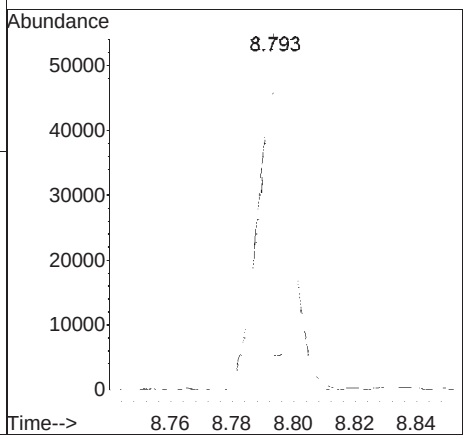

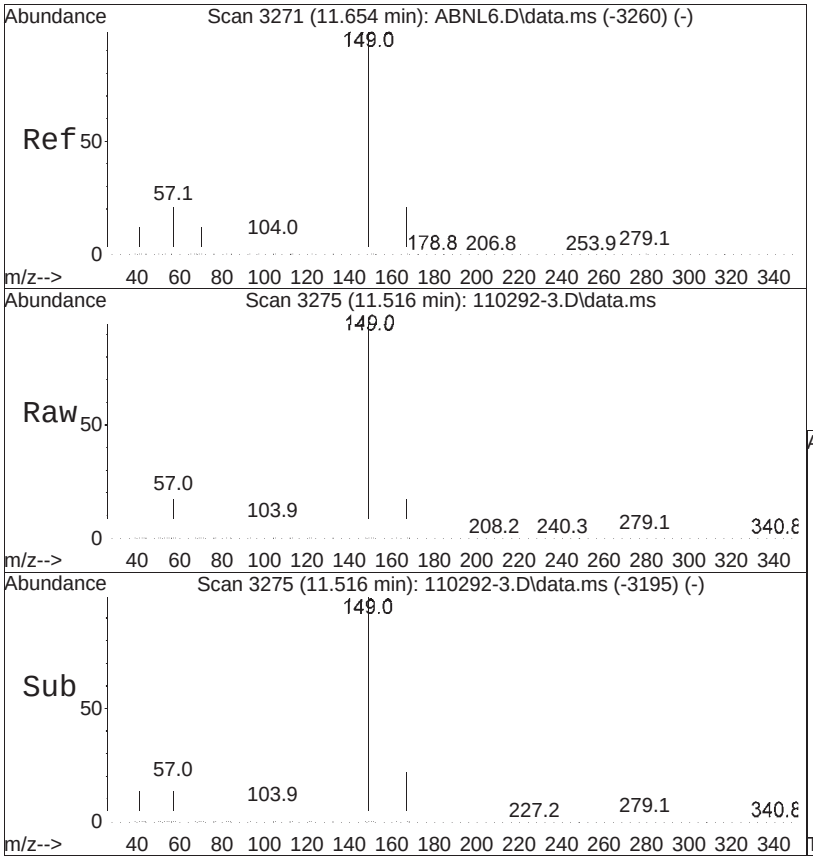


#110
Bis(2-ethylhexyl)phthalate
Concen: 1.43 ug/ml
RT: 11.516 min Scan# 3275
Delta R.T. -0.000 min
Lab File: 110292-3.D
Acq: 3 Sep 2025 11:30 pm

Tgt Ion:149 Resp: 100306

| Ion | Ratio | Lower | Upper |
|---|---|---|---|
| 149 | 100 | | |
| 167 | 22.4 | 22.1 | 33.1 |
| 279 | 2.2 | 3.0 | 4.4# |

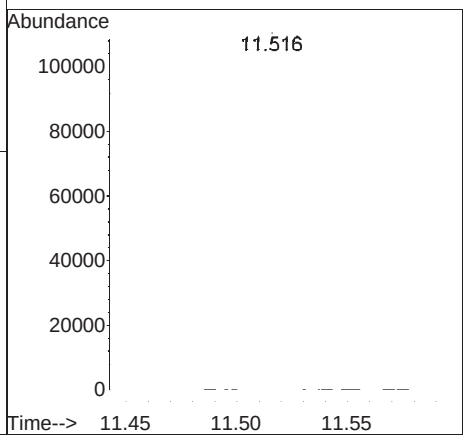




#112
Benzo(b)fluoranthene
Concen: 1.51 ug/ml
RT: 12.458 min Scan# 3578
Delta R.T. -0.003 min
Lab File: 110292-3.D
Acq: 3 Sep 2025 11:30 pm

Tgt Ion:252 Resp: 224683

| Ion | Ratio | Lower | Upper |
|---|---|---|---|
| 252 | 100 | | |
| 125 | 8.2 | 13.3 | 19.9# |
| 253 | 21.6 | 17.1 | 25.7 |

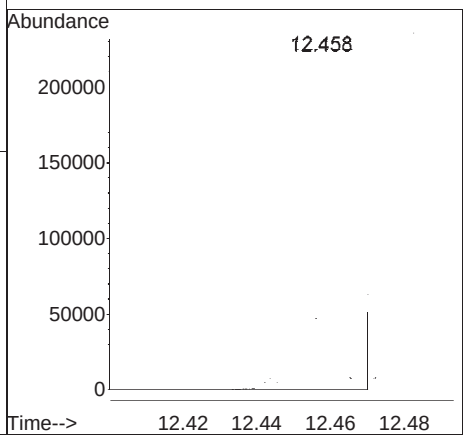

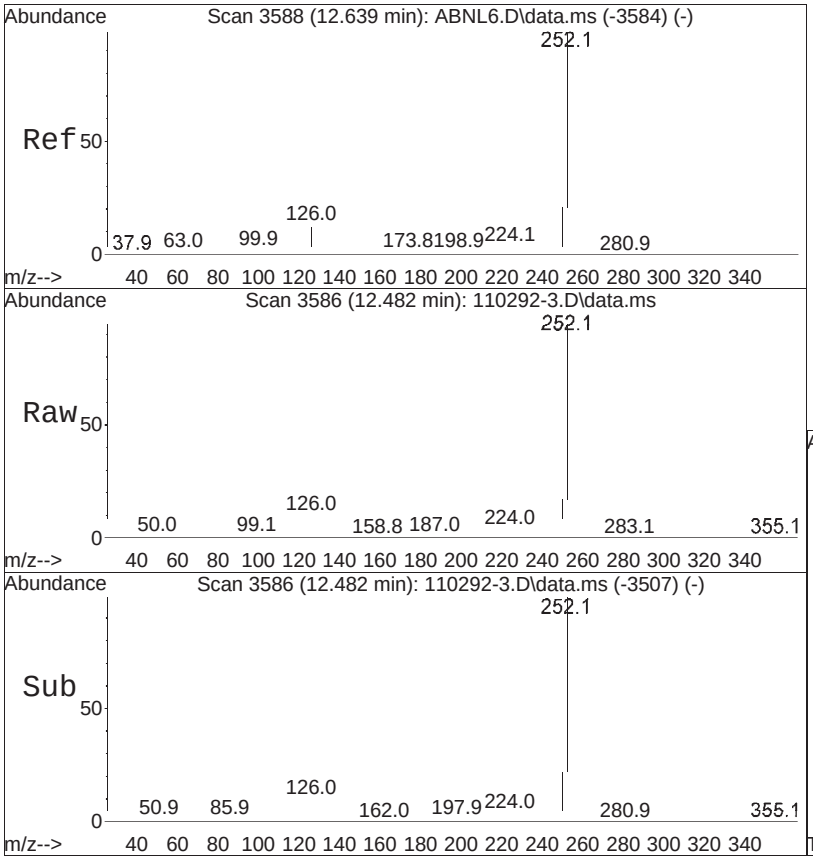


#113
Benzo(k)fluoranthene
Concen: 1.50 ug/ml
RT: 12.482 min Scan# 3586
Delta R.T. -0.003 min
Lab File: 110292-3.D
Acq: 3 Sep 2025 11:30 pm

Tgt Ion:252 Resp: 223759

| Ion | Ratio | Lower | Upper |
|---|---|---|---|
| 252 | 100 | | |
| 125 | 9.2 | 13.0 | 19.6# |
| 253 | 20.3 | 16.8 | 25.2 |

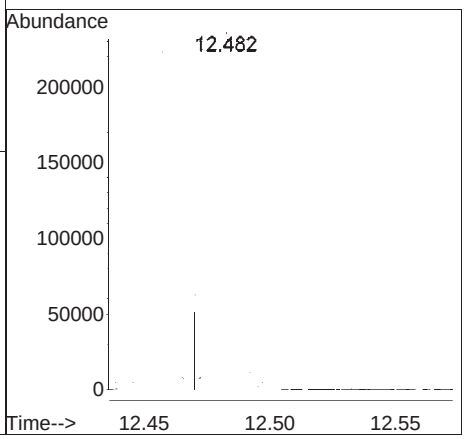

# Calculation of Semi Volatile Organic Compounds

Aqueous Concentration Formula: Amt * DF * 1000 * (1/Vo) * Vf

Where:
DF = Dilution Factor
Vo = Volume of Sample (mL)
Vf = Extraction Lab Final Volume (mL)

Soil Concentration Formula: Amt * DF * 1000 * (1/Wt) * Vf * (100/TS)
Where:
DF = Dilution Factor
Wt = Weight of Sample (g)
Vf = Extraction Lab Final Volume (mL)
TS = Total Solids

PACE ANALYTICAL SERVICES

PACE WORK GROUP REPORT (wk02)

Sep 10 2025, 06:26 pm

Work Group: WG2110292  for Department: 2 Organic Preparation

Created: 03-SEP-25  Due:  Operator: BRH

| Sample | Client ID | C | Product | Matrix | Stat | UA | HOLD | DUE | PR | Location |
|---|---|---|---|---|---|---|---|---|---|---|
| L2554326-01 | TW-2 | C | NYTCL-8270-RVT | WATER | DONE | U | 0904 | 0905 | 3E | Amber-A.1 |
| L2554326-02 | TW-3 | C | NYTCL-8270-RVT | WATER | DONE | U | 0904 | 0905 | 3E | Amber-A.1 |
| L2554326-03 | TW-4 | C | NYTCL-8270-RVT | WATER | DONE | U | 0904 | 0905 | 3E | Amber-A.1 |
| L2554627-07 | TRC-GW-01 | C | NYTCL-8270-RVT | WATER | DONE | U | 0905 | 0915 | S0 | Amber-A.1 |
| L2554627-08 | TRC-GW-02 | C | NYTCL-8270-RVT | WATER | DONE | U | 0905 | 0915 | S0 | Amber-A.1 |
| L2554627-09 | TRC-GW-03 | C | NYTCL-8270-RVT | WATER | DONE | U | 0905 | 0915 | S0 | Amber-A.1 |
| L2554627-10 | TRC-GW-04 | C | NYTCL-8270-RVT | WATER | DONE | U | 0905 | 0915 | S0 | Amber-A.1 |
| L2554627-12 | TRC-GW-DUP | C | NYTCL-8270-RVT | WATER | DONE | U | 0905 | 0915 | S0 | Amber-A.1 |
| L2554683-01 | TW-5 | C | NYTCL-8270-RVT | WATER | DONE | U | 0905 | 0908 | 3E | Amber-A.1 |
| L2554683-02 | TW-6 | C | NYTCL-8270-RVT | WATER | DONE | U | 0905 | 0908 | 3E | Amber-A.1 |
| L2554683-04 | EQUIPMENT BLANK-082925 | C | NYTCL-8270-RVT | WATER | DONE | U | 0905 | 0908 | 3E | Amber-A.1 |
| L2554900-01 | 25TMW-1 | C | NYTCL-8270-RVT | WATER | DONE | U | 0909 | 0911 | 3F | Amber-A.1 |
| L2554900-02 | 25TMW-2 | C | NYTCL-8270-RVT | WATER | DONE | U | 0909 | 0911 | 3F | Amber-A.1 |
| L2554909-01 | MW-PBCP-17A-08292025 | C | NYTCL-8270-RVT | WATER | DONE | U | 0905 | 0916 | S0 | Amber-A.1 |
| L2554925-01 | TW-7 | C | NYTCL-8270-RVT | WATER | DONE | U | 0909 | 0909 | 3E | Amber-A.1 |
| L2554996-01 | MW-11S | C | NYTCL-8270-RVT | WATER | DONE | U | 0909 | 0911 | S0 | Amber-A.1 |
| L2554996-02 | MW-11D | C | NYTCL-8270-RVT | WATER | DONE | U | 0909 | 0911 | S0 | Amber-A.1 |
| L2554996-03 | DUP_09022025 | C | NYTCL-8270-RVT | WATER | DONE | U | 0909 | 0911 | S0 | Amber-A.1 |
| L2554996-04 | EQUIPMENT BLANK_0902025 | C | NYTCL-8270-RVT | WATER | DONE | U | 0909 | 0911 | S0 | Amber-A.1 |
| WG2110292-1 | Laboratory Method Bl | S | NYTCL-8270-RVT | WATER | DONE | U | | | | |
| WG2110292-2 | Laboratory Control S | S | NYTCL-8270-RVT | WATER | DONE | U | | | | |
| WG2110292-3 | LCS Duplicate | S | NYTCL-8270-RVT | WATER | DONE | U | | | | |
| WG2110292-4 | Matrix Spike | S | NYTCL-8270-RVT | WATER | DONE | U | | | | |
| WG2110292-5 | Matrix Spike Duplica | S | NYTCL-8270-RVT | WATER | DONE | U | | | | |

Comments:

| | |
|---|---|
| WG2110292-3 | WG2110292-2 |
| WG2110292-4 | L2554909-01 |
| WG2110292-5 | L2554909-01 |

Analysis log File

Total Files Reported in Log : 33

| No. | DATA FILE | INJ METH | SAMPLE NAME | MISC | DATE INJ'D |
|---|---|---|---|---|---|
| 1 | Tune 1.D | ABNRVT.M | Tune 1 Lot # 11857 | WG2105679,, | 8/20/2025 12:25 pm |
| 2 | ABNL9.D | ABNRVT.M | IL2,32,,ABNL50 Lot# 118 | WG2105679,, | 8/20/2025 12:47 pm |
| 3 | ABNL8.D | ABNRVT.M | IL3,32,,ABNL25 Lot# 118 | WG2105679,, | 8/20/2025 1:09 pm |
| 4 | ABNL7.D | ABNRVT.M | IL4,32,,ABNL10 Lot# 118 | WG2105679,, | 8/20/2025 1:31 pm |
| 5 | ABNL6.D | ABNRVT.M | IL5,32,,ABNL5 Lot# 1183 | WG2105679,, | 8/20/2025 1:54 pm |
| 6 | ABNL5.D | ABNRVT.M | IL6,32,,ABNL2.5 Lot# 11 | WG2105679,, | 8/20/2025 2:16 pm |
| 7 | ABNL4.D | ABNRVT.M | IL7,32,,ABNL1 Lot# 1183 | WG2105679,, | 8/20/2025 2:38 pm |
| 8 | ABNL3.D | ABNRVT.M | IL8,32,,ABNL0.5 Lot# 11 | WG2105679,, | 8/20/2025 3:01 pm |
| 9 | ABNL2.D | ABNRVT.M | IL9,32,,ABNL0.2 Lot# 11 | WG2105679,, | 8/20/2025 3:23 pm |
| 10 | ABNL1.D | ABNRVT.M | IL10,32,,ABNL0.1 Lot# 1 | WG2105679,, | 8/20/2025 3:45 pm |
| 11 | AP9L9.D | ABNRVT.M | IL2,32,,AP9L50 Lot# 118 | WG2105679,, | 8/20/2025 4:07 pm |
| 12 | AP9L8.D | ABNRVT.M | IL3,32,,AP9L25 Lot# 118 | WG2105679,, | 8/20/2025 4:30 pm |
| 13 | AP9L7.D | ABNRVT.M | IL4,32,,AP9L10 Lot# 118 | WG2105679,, | 8/20/2025 4:52 pm |
| 14 | AP9L6.D | ABNRVT.M | IL5,32,,AP9L5 Lot# 1183 | WG2105679,, | 8/20/2025 5:15 pm |
| 15 | AP9L5.D | ABNRVT.M | IL6,32,,AP9L2.5 Lot# 11 | WG2105679,, | 8/20/2025 5:37 pm |
| 16 | AP9L4.D | ABNRVT.M | IL7,32,,AP9L1 Lot# 1184 | WG2105679,, | 8/20/2025 6:00 pm |
| 17 | AP9L3.D | ABNRVT.M | IL8,32,,AP9L0.5 Lot# 11 | WG2105679,, | 8/20/2025 6:23 pm |
| 18 | AP9L2.D | ABNRVT.M | IL9,32,,AP9L0.2 Lot# 11 | WG2105679,, | 8/20/2025 6:46 pm |
| 19 | AP9L1.D | ABNRVT.M | IL10,32,,AP9L0.1 Lot# 1 | WG2105679,, | 8/20/2025 7:09 pm |
| 20 | ABNICV.D | ABNRVT.M | CQICV1,32,,ABNICV Lot# | WG2105679,, | 8/20/2025 7:32 pm |
| 21 | AP9ICV.D | ABNRVT.M | CQICV2,32,,AP9ICV Lot# | WG2105679,, | 8/20/2025 7:55 pm |
| 22 | Tune 2.D | ABNRVT.M | Tune 2 Lot # 11857 | WG2105679,, | 8/20/2025 8:17 pm |
| 23 | ADPL9.D | ABNRVT.M | IL2,32,,ADPL50 Lot# 118 | WG2105679,, | 8/20/2025 8:40 pm |
| 24 | ADPL8.D | ABNRVT.M | IL3,32,,ADPL25 Lot# 118 | WG2105679,, | 8/20/2025 9:02 pm |
| 25 | ADPL7.D | ABNRVT.M | IL4,32,,ADPL10 Lot# 118 | WG2105679,, | 8/20/2025 9:25 pm |
| 26 | ADPL6.D | ABNRVT.M | IL5,32,,ADPL5 Lot# 1184 | WG2105679,, | 8/20/2025 9:49 pm |
| 27 | ADPL5.D | ABNRVT.M | IL6,32,,ADPL2.5 Lot# 11 | WG2105679,, | 8/20/2025 10:11 pm |
| 28 | ADPL4.D | ABNRVT.M | IL7,32,,ADPL1 Lot# 1185 | WG2105679,, | 8/20/2025 10:34 pm |
| 29 | ADPL3.D | ABNRVT.M | IL8,32,,ADPL0.5 Lot# 11 | WG2105679,, | 8/20/2025 10:57 pm |
| 30 | ADPL2.D | ABNRVT.M | IL9,32,,ADPL0.2 Lot# 11 | WG2105679,, | 8/20/2025 11:20 pm |
| 31 | ADPL1.D | ABNRVT.M | IL10,32,,ADPL0.1 Lot# 1 | WG2105679,, | 8/20/2025 11:44 pm |
| 32 | ADPICV.D | ABNRVT.M | CQICV,32,,ADPICV Lot# 1 | WG2105679,, | 8/21/2025 12:07 am |
| 33 | Blank.D | ABNRVT.M | Instrument Blank | | 8/21/2025 12:30 am |

Dep.: GCMS
Inst: **SV107**
Date: **08/26/25**
Run: **ICAL**

Method
GC: **8270RVT(SIM)**

Seq:
ICAL:

| Vial | Data File | Sample | CCAL/Notes | Screen | Verified | Initials |
|---|---|---|---|---|---|---|
| 141 | Tune1 | Tune lot #11857 | | | | |
| 1 | ABNL9 | IL2,32,,ABNL50 Lot# 11885 | | | | |
| 2 | ABNL8 | IL3,32,,ABNL25 Lot# 11886 | | | | |
| 3 | ABNL7 | IL4,32,,ABNL10 Lot# 11887 | | | | |
| 4 | ABNL6 | IL5,32,,ABNL5 Lot# 11888 | | | | |
| 5 | ABNL5 | IL6,32,,ABNL2.5 Lot# 11889 | | | | |
| 6 | ABNL4 | IL7,32,,ABNL1 Lot# 11890 | | | | |
| 7 | ABNL3 | IL8,32,,ABNL0.5 Lot# 11891 | | | | |
| 8 | ABNL2 | IL9,32,,ABNL0.2 Lot# 11892 | | | | |
| 9 | ABNL1 | IL10,32,,ABNL0.1 Lot# 11893 | | | | |
| 10 | ABNICV | CQICV1,32,,ABNICV Lot# 11915 | | | | |
| 141 | Tune2 | Tune lot #11857 | | | | |
| 11 | AP9L9 | IL2,32,,AP9L50 Lot# 11894 | | | | |
| 12 | AP9L8 | IL3,32,,AP9L25 Lot# 11895 | | | | |
| 13 | AP9L7 | IL4,32,,AP9L10 Lot# 11896 | | | | |
| 14 | AP9L6 | IL5,32,,AP9L5 Lot# 11897 | | | | |
| 15 | AP9L5 | IL6,32,,AP9L2.5 Lot# 11898 | | | | |
| 16 | AP9L4 | IL7,32,,AP9L1 Lot# 11899 | | | | |
| 17 | AP9L3 | IL8,32,,AP9L0.5 Lot# 11900 | | | | |
| 18 | AP9L2 | IL9,32,,AP9L0.2 Lot# 11901 | | | | |
| 19 | AP9L1 | IL10,32,,AP9L0.1 Lot# 11902 | | | | |
| 20 | ADPL9 | IL2,32,,ADPL50 Lot# 11903 | | | | |
| 21 | ADPL8 | IL3,32,,ADPL25 Lot# 11904 | | | | |
| 22 | ADPL7 | IL4,32,,ADPL10 Lot# 11905 | | | | |
| 23 | ADPL6 | IL5,32,,ADPL5 Lot# 11906 | | | | |
| 24 | ADPL5 | IL6,32,,ADPL2.5 Lot# 11907 | | | | |
| 25 | ADPL4 | IL7,32,,ADPL1 Lot# 11908 | | | | |
| 26 | ADPL3 | IL8,32,,ADPL0.5 Lot# 11909 | | | | |
| 27 | ADPL2 | IL9,32,,ADPL0.2 Lot# 11910 | | | | |
| 28 | ADPL1 | IL10,32,,ADPL0.1 Lot# 11911 | | | | |
| 29 | AP9ICV | CQICV2,32,,AP9ICV Lot# 11913 | | | | |
| 30 | ADPICV | CQICV,32,,ADPICV Lot# 11914 | | | | |
| 31 | InstBlnk | Instrument Blank | | | **mrg** | |
| 141 | Tune3 | Tune lot #11857 | | | | |
| 11 | AP9L9a | IL2,32,,AP9L50 Lot# 11923 | | | | |
| 12 | AP9L8a | IL3,32,,AP9L25 Lot# 11924 | | | | |
| 13 | AP9L7a | IL4,32,,AP9L10 Lot# 11925 | | | | |
| 14 | AP9L6a | IL5,32,,AP9L5 Lot# 11926 | | | | |
| 15 | AP9L5a | IL6,32,,AP9L2.5 Lot# 11927 | | | | |
| 16 | AP9L4a | IL7,32,,AP9L1 Lot# 11928 | | | | |
| 17 | AP9L3a | IL8,32,,AP9L0.5 Lot# 11929 | | | | |
| 18 | AP9L2a | IL9,32,,AP9L0.2 Lot# 11930 | | | | |
| 19 | AP9L1a | IL10,32,,AP9L0.1 Lot# 11931 | | | | |
| 29 | AP9ICVa | CQICV2,32,,AP9ICV Lot# 11932 | | | | |
| 31 | InstBlnka | Instrument Blank | | | **gmr** | |

Dep.: GCMS
Inst: DAKOTA
Date: 09/03/25
Run: Night-Run

Method
GC: ABNRVT

Seq: WG2109963
ICAL: 22568



| Vial | Data File | Sample | CCAL/Notes | Screen | Verified | Initials |
|---|---|---|---|---|---|---|
| 100 | DEG0903 | wg-1,32,,Degdftpp Lot # 11883 | | | | HNY 9/5 |
| 96 | ABN0903 | wg-3,32,,ABN RVT CCV Lot # 1191 | Full List | | | HNY 9/5 |
| 97 | AP90903 | wg-4,32,,AP9 RVT CCV Lot 11913 | | | | HNY 9/5 |
| 98 | ADP0903 | wg-5,32,,ADP RVT CCV Lot 11661 | | | | HNY 9/5 |
| 1 | 110292-1 | WG2110292-1,32,,ASK | | | | HNY 9/5 |
| 2 | 110292-2 | WG2110292-2,32,,ASK | | | | HNY 9/5 |
| 3 | 110292-3 | WG2110292-3,32,,ASK | | | | HNY 9/5 |
| 4 | 110076-1 | WG2110076-1,32,,ASK | | | | |
| 5 | 110076-2 | WG2110076-2,32,,ASK | | | | |
| 6 | 110076-3 | WG2110076-3,32,,ASK | | | | |
| 7 | 110075-1 | WG2110075-1,32,,ASK | | | | |
| 8 | 110075-2 | WG2110075-2,32,,ASK | | | | |
| 9 | 110075-3 | WG2110075-3,32,,ASK | | | | |
| 10 | 54925-01 | L2554925-01,32,,R3E,ASK | | | | smz 9/9 |
| 11 | 54130-11 | L2554130-11,32,,ASK | | | | |
| 12 | 54627-07 | L2554627-07,32,,ASK | | | | |
| 13 | 54627-08 | L2554627-08,32,,ASK | | | | |
| 14 | 54627-09 | L2554627-09,32,,ASK | | | | |
| 15 | 54627-10 | L2554627-10,32,,ASK | | | | |
| 16 | 54627-12 | L2554627-12,32,,ASK | | | | |
| 17 | 110292-4 | WG2110292-4,32,,ASK | | | | |
| 18 | 110292-5 | WG2110292-5,32,,ASK | | | | |
| 19 | 54909-01 | L2554909-01,32,,ASK | | | | |
| 20 | 53924-01 | L2553924-01d,32,5,FV=5,ASK | | | | |
| 21 | 097318-4 | WG2097318-4,32,,ASK | | | | |
| 22 | 097318-5 | WG2097318-5,32,,ASK | | | | |
| 23 | 39267-05 | L2539267-05,32,,ASK | | | | |
| 24 | 102748-4 | WG2102748-4,32,,ASK | | | | |
| 25 | 102748-5 | WG2102748-5,32,,ASK | | | | |
| 26 | 39267-37 | L2539267-37,32,,ASK | | | | |
| 27 | 106540-4 | WG2106540-4,32,,ASK | | | | |
| 28 | 106540-5 | WG2106540-5,32,,ASK | | | | |
| 29 | 39267-43 | L2539267-43,32,,ASK | | | ASK | |
| | | | | | sv-imk | |
| | | | | | | |

Dep.: GCMS
Inst: SV107
Date: 09/03/25
Run: Night-Run

Method
GC: 8270RVT(SIM)

Seq: WG2110426
ICAL: 22592

| Vial | Data File | Sample | CCAL/Notes | Screen | Verified | Initials |
|---|---|---|---|---|---|---|
| 141 | DEG0903n | wg-1,32,,Degdftpp Lot # 11883 | | | | slr 9/5 |
| 142 | ABN0903n | wg-3,32,,ABN RVT ICV Lot # 11823 | Full List: | | | slr 9/5 |
| 143 | AP90903n | wg-4,32,,AP9 RVT ICV Lot# 11965 | | | | slr 9/5 |
| 144 | ADP0903n | wg-5,32,,ADP RVT CCV Lot # 11661 | | | | slr 9/5 |
| 1 | 110392-1 | WG2110392-1,32,,ASK | | | | smz 9/9 |
| 2 | 110392-2 | WG2110392-2,32,,ASK | | | | smz 9/9 |
| 3 | 110392-3 | WG2110392-3,32,,ASK | | | | smz 9/9 |
| 4 | 55269-01 | L2555269-01,32,,R1C,ASK | | | | slr 9/5 |
| 5 | 55269-02 | L2555269-02,32,,R1C,ASK | | | | slr 9/5 |
| 6 | 55269-03 | L2555269-03,32,,R1C,ASK | | | | slr 9/5 |
| 7 | 54913-05 | L2554913-05,32,,ASK | | | | smz 9/9 |
| 8 | 54900-01 | L2554900-01,32,,R3F,ASK | | | | smz 9/9 |
| 9 | 54900-02 | L2554900-02,32,,R3F,ASK | | | | smz 9/9 |
| 10 | 54996-01 | L2554996-01,32,,ASK | | | | smz 9/9 |
| 11 | 54996-02 | L2554996-02,32,,ASK | | | | smz 9/9 |
| 12 | 54996-03 | L2554996-03,32,,ASK | | | | smz 9/9 |
| 13 | 54996-04 | L2554996-04,32,,ASK | | | | smz 9/9 |
| 14 | 086015-4 | WG2086015-4,32,,ASK | | | | |
| 15 | 086015-5 | WG2086015-5,32,,ASK | | | | |
| 16 | 39267-07 | L2539267-07,32,,ASK | | | | |
| 17 | 089903-4 | WG2089903-4,32,,ASK | | | | |
| 18 | 089903-5 | WG2089903-5,32,,ASK | | | | |
| 19 | 39267-18 | L2539267-18,32,,ASK | | | | |
| 20 | 102169-4 | WG2102169-4,32,,ASK | | | | |
| 21 | 102169-5 | WG2102169-5,32,,ASK | | | | |
| 22 | 39267-36 | L2539267-36,32,,ASK | | | | |
| 23 | 110392-4 | WG2110392-4,32,,ASK | | | | |
| 24 | 110392-5 | WG2110392-5,32,,ASK | | | | |
| 25 | 39267-52 | L2539267-52,32,,ASK | | | ASK | |
| | | | | | sv-imk | |
| | | | | | | |

# ORGANIC ELN REPORT

**Workgroup:** WG2110292

**Prep Method:** EPA 3510C
**Solvent Type:** DCM **Lot #:** EK611
**Surrogate Type:** ABN **Lot #:** 11819ag,01/30/2026,2r,7,1
**Spike Type:** ABN **Lot #:** ag,11/30/2025,11818al,02/03/2(
**Spike Verify by:** BRH
**Lims Spikelot:** 8270-RVT

**Additional Reagents/Stds**

| | |
|---|---|
| H2SO4 | A062825 |
| Na2SO4 | 244434 |
| NaOH | 10NNaOH070625 |

**Conc.Method:** Buchi
**Solvent Type:** DCM
**Lot #:** EK611

**Additional Reagents/Stds**

***Cleanup 1***

**Cleanup Method 1:**
**Cleanup Method 2:**
**Solvent Type:** **Lot #:**

**Additional Reagents/Stds**

| Sample/ Type | Extraction | | | | | | Concentration | | | |
|---|---|---|---|---|---|---|---|---|---|---|
| | Extract Date | Analyst | Sample Vol ml | Ph | Surr Amt ml | Spike Amt ml | Conc Date | Analyst | Final Vol ml | Conc Unit |
| L2554326-01 SAMP | 09/04/25 14:34 | Sydney Meyer | 90 | <2,>12 | .1 | | 09/04/25 15:37 | Victor Kono | 1 | K |
| | **SURR 11819aj,01/30/2026, LIM VOL RCVD FROM CLIENT** | | | | | | | | | |
| L2554326-02 SAMP | 09/04/25 14:34 | Sydney Meyer | 100 | <2,>12 | .1 | | 09/04/25 15:37 | Victor Kono | 1 | K |
| | **SURR 11819aj,01/30/2026** | | | | | | | | | |
| L2554326-03 SAMP | 09/04/25 14:34 | Sydney Meyer | 90 | <2,>12 | .1 | | 09/04/25 15:37 | Victor Kono | 1 | K |
| | **SURR 11819aj,01/30/2026, LIM VOL RCVD FROM CLIENT** | | | | | | | | | |
| L2554627-07 WATER | 09/03/25 17:40 | Brendan Halloran | 100 | <2,>12 | .1 | | 09/03/25 18:22 | Victor Kono | 1 | K |
| L2554627-08 WATER | 09/03/25 17:40 | Brendan Halloran | 100 | <2,>12 | .1 | | 09/03/25 18:22 | Victor Kono | 1 | K |
| L2554627-09 WATER | 09/03/25 17:40 | Brendan Halloran | 100 | <2,>12 | .1 | | 09/03/25 18:22 | Victor Kono | 1 | K |
| L2554627-10 WATER | 09/03/25 17:40 | Brendan Halloran | 100 | <2,>12 | .1 | | 09/03/25 18:22 | Victor Kono | 1 | K |



Reported: 10-SEP-25 06:26 PM

# ORGANIC ELN REPORT

**Workgroup: WG2110292**

| Sample/ Type | Extraction | | | | | | Concentration | | | |
|---|---|---|---|---|---|---|---|---|---|---|
| | Extract Date | Analyst | Sample Vol **ml** | Ph | Surr Amt **ml** | Spike Amt **ml** | Conc Date | Analyst | Final Vol **ml** | Conc Unit |
| L2554627-12 WATER | 09/03/25 17:40 | Brendan Halloran | 100 | <2,>12 | .1 | | 09/03/25 18:22 | Victor Kono | 1 | K |
| L2554683-01 SAMP | 09/04/25 14:34 | Sydney Meyer | 100 | <2,>12 | .1 | | 09/04/25 15:37 | Victor Kono | 1 | K |
| | **SURR 11819aj,01/30/2026** | | | | | | | | | |
| L2554683-02 SAMP | 09/04/25 14:34 | Sydney Meyer | 100 | <2,>12 | .1 | | 09/04/25 15:37 | Victor Kono | 1 | K |
| | **SURR 11819aj,01/30/2026** | | | | | | | | | |
| L2554683-04 SAMP | 09/04/25 14:34 | Sydney Meyer | 100 | <2,>12 | .1 | | 09/04/25 15:37 | Victor Kono | 1 | K |
| | **SURR 11819aj,01/30/2026** | | | | | | | | | |
| L2554900-01 WATER | 09/03/25 20:56 | Francis Mbro-Menyah | 100 | <2,>12 | .1 | | 09/03/25 23:54 | Mary Asare | 1 | K |
| L2554900-02 WATER | 09/03/25 20:56 | Francis Mbro-Menyah | 100 | <2,>12 | .1 | | 09/03/25 23:54 | Mary Asare | 1 | K |
| L2554909-01 SAMP | 09/03/25 17:40 | Brendan Halloran | 100 | <2,>12 | .1 | | 09/03/25 18:22 | Victor Kono | 1 | K |
| L2554925-01 SAMP | 09/03/25 17:40 | Brendan Halloran | 100 | <2,>12 | .1 | | 09/03/25 18:22 | Victor Kono | 1 | K |
| L2554996-01 SAMP | 09/03/25 20:56 | Francis Mbro-Menyah | 100 | <2,>12 | .1 | | 09/03/25 23:54 | Mary Asare | 1 | K |

# ORGANIC ELN REPORT

**Workgroup: WG2110292**

| Sample/ Type | Extraction | | | | | | Concentration | | | |
|---|---|---|---|---|---|---|---|---|---|---|
| | Extract Date | Analyst | Sample Vol **ml** | Ph | Surr Amt **ml** | Spike Amt **ml** | Conc Date | Analyst | Final Vol **ml** | Conc Unit |
| L2554996-02 SAMP | 09/03/25 20:56 | Francis Mbro-Menyah | 100 | <2,>12 | .1 | | 09/03/25 23:54 | Mary Asare | 1 | K |
| L2554996-03 SAMP | 09/03/25 20:56 | Francis Mbro-Menyah | 100 | <2,>12 | .1 | | 09/03/25 23:54 | Mary Asare | 1 | K |
| L2554996-04 SAMP | 09/03/25 20:56 | Francis Mbro-Menyah | 100 | <2,>12 | .1 | | 09/03/25 23:54 | Mary Asare | 1 | K |
| WG2110292-1 BLANK | 09/03/25 17:40 | Brendan Halloran | 100 | <2,>12 | .1 | | 09/03/25 18:22 | Victor Kono | 1 | K |
| WG2110292-2 LCS | 09/03/25 17:40 | Brendan Halloran | 100 | <2,>12 | .1 | .1 | 09/03/25 18:22 | Victor Kono | 1 | K |
| WG2110292-3 LCSD | 09/03/25 17:40 | Brendan Halloran | 100 | <2,>12 | .1 | .1 | 09/03/25 18:22 | Victor Kono | 1 | K |
| WG2110292-4 MS | 09/03/25 17:40 | Brendan Halloran | 100 | <2,>12 | .1 | .1 | 09/03/25 18:22 | Victor Kono | 1 | K |
| WG2110292-5 MSD | 09/03/25 17:40 | Brendan Halloran | 100 | <2,>12 | .1 | .1 | 09/03/25 18:22 | Victor Kono | 1 | K |

# Semivolatiles Data
# **by** Method 8270**D**-SIM

# Semivolatiles QC Summary

# Surrogate Recovery Summary
# Form 2
# Semivolatiles

**Client: Roux Env. Eng. & Geology, DPC**
**Project Name: CORAM MATERIALS**

**Lab Number: L2554996**
**Project Number: 2232.0006Y005**
**Matrix: Equipment Blank/Water**

| CLIENT ID (LAB SAMPLE NO.) | S1 (2FP) | S2 (PHL) | S3 (NBZ) | S4 (FBP) | S5 (TBP) | S6 (TPH) | TOT OUT |
|---|---|---|---|---|---|---|---|
| MW-11S (L2554996-01) | 38 | 29 | 83 | 81 | 71 | 84 | 0 |
| MW-11D (L2554996-02) | 48 | 37 | 109 | 76 | 86 | 78 | 0 |
| DUP_09022025 (L2554996-03) | 57 | 43 | 84 | 93 | 107 | 95 | 0 |
| EQUIPMENT BLANK_0902025 (L2554996-04) | 53 | 39 | 76 | 82 | 95 | 105 | 0 |
| WG2110294-1BLANK | 49 | 36 | 73 | 78 | 95 | 107 | 0 |
| WG2110294-2LCS | 56 | 42 | 78 | 82 | 102 | 82 | 0 |
| WG2110294-3LCSD | 60 | 46 | 85 | 90 | 109 | 89 | 0 |

**QC LIMITS**

(21-120) 2FP = 2-FLUOROPHENOL
(10-120) PHL = PHENOL-D6
(23-120) NBZ = NITROBENZENE-D5
(15-120) FBP = 2-FLUOROBIPHENYL
(10-120) TBP = 2,4,6-TRIBROMOPHENOL
(41-149) TPH = 4-TERPHENYL-D14

*** Values outside of QC limits**

**FORM II NYTCL-8270-SIM-RVT**

# Laboratory Control Sample Summary
# Form 3
# Semivolatiles

| | | | |
|---|---|---|---|
| **Client** | : Roux Env. Eng. & Geology, DPC | **Lab Number** | : L2554996 |
| **Project Name** | : CORAM MATERIALS | **Project Number** | : 2232.0006Y005 |
| **Matrix (Level)** | : WATER (LOW) | | |
| **LCS Sample ID** | : WG2110294-2 **Analysis Date** : 09/04/25 13:50 | **File ID** | : 110294-2 |
| **LCSD Sample ID** | : WG2110294-3 **Analysis Date** : 09/04/25 14:07 | **File ID** | : 110294-3 |

| | Laboratory Control Sample | | | Laboratory Control Duplicate | | | | | |
|---|---|---|---|---|---|---|---|---|---|
| Parameter | True (ug/l) | Found (ug/l) | %R | True (ug/l) | Found (ug/l) | %R | RPD | Recovery Limits | RPD Limit |
| Acenaphthene | 20 | 14 | 72 | 20 | 16 | 82 | 13 | 40-140 | 40 |
| 2-Chloronaphthalene | 20 | 15 | 76 | 20 | 17 | 86 | 12 | 40-140 | 40 |
| Fluoranthene | 20 | 15 | 76 | 20 | 16 | 83 | 9 | 40-140 | 40 |
| Hexachlorobutadiene | 20 | 12 | 62 | 20 | 14 | 72 | 15 | 40-140 | 40 |
| Naphthalene | 20 | 13 | 65 | 20 | 15 | 74 | 13 | 40-140 | 40 |
| Benzo(a)anthracene | 20 | 17 | 84 | 20 | 18 | 90 | 7 | 40-140 | 40 |
| Benzo(a)pyrene | 20 | 18 | 93 | 20 | 20 | 99 | 6 | 40-140 | 40 |
| Benzo(b)fluoranthene | 20 | 19 | 97 | 20 | 21 | 105 | 8 | 40-140 | 40 |
| Benzo(k)fluoranthene | 20 | 16 | 82 | 20 | 18 | 90 | 9 | 40-140 | 40 |
| Chrysene | 20 | 16 | 79 | 20 | 17 | 86 | 8 | 40-140 | 40 |
| Acenaphthylene | 20 | 16 | 79 | 20 | 17 | 87 | 10 | 40-140 | 40 |
| Anthracene | 20 | 15 | 74 | 20 | 16 | 81 | 9 | 40-140 | 40 |
| Benzo(ghi)perylene | 20 | 19 | 96 | 20 | 21 | 104 | 8 | 40-140 | 40 |
| Fluorene | 20 | 15 | 76 | 20 | 17 | 86 | 12 | 40-140 | 40 |
| Phenanthrene | 20 | 15 | 74 | 20 | 16 | 81 | 9 | 40-140 | 40 |
| Dibenzo(a,h)anthracene | 20 | 18 | 91 | 20 | 20 | 100 | 9 | 40-140 | 40 |
| Indeno(1,2,3-cd)pyrene | 20 | 20 | 100 | 20 | 22 | 109 | 9 | 40-140 | 40 |
| Pyrene | 20 | 15 | 74 | 20 | 16 | 81 | 9 | 40-140 | 40 |
| 2-Methylnaphthalene | 20 | 13 | 67 | 20 | 15 | 76 | 13 | 40-140 | 40 |
| Pentachlorophenol | 20 | 22 | 111 | 20 | 24 | 118 | 6 | 40-140 | 40 |
| Hexachlorobenzene | 20 | 13 | 66 | 20 | 14 | 73 | 10 | 40-140 | 40 |
| Hexachloroethane | 20 | 11 | 57 | 20 | 13 | 66 | 15 | 40-140 | 40 |
| Bis(2-chloroethyl)ether | 20 | 12 | 63 | 20 | 14 | 70 | 11 | 40-140 | 40 |

# Method Blank Summary
# Form 4
# Semivolatiles

| | | | |
|---|---|---|---|
| **Client** | : Roux Env. Eng. & Geology, DPC | **Lab Number** | : L2554996 |
| **Project Name** | : CORAM MATERIALS | **Project Number** | : 2232.0006Y005 |
| **Lab Sample ID** | : WG2110294-1 | **Lab File ID** | : 110294-1 |
| **Instrument ID** | : SV119 | **Extraction Date** | : 09/03/25 |
| **Matrix** | : WATER | **Analysis Date** | : 09/04/25 14:24 |
| **Level** | : LOW | | |

| Client Sample No. | Lab Sample ID | Analysis Date |
|---|---|---|
| WG2110294-2LCS | WG2110294-2 | 09/04/25 13:50 |
| WG2110294-3LCSD | WG2110294-3 | 09/04/25 14:07 |
| MW-11S | L2554996-01 | 09/04/25 17:11 |
| MW-11D | L2554996-02 | 09/04/25 17:28 |
| DUP_09022025 | L2554996-03 | 09/04/25 17:45 |
| EQUIPMENT BLANK_0902025 | L2554996-04 | 09/04/25 18:01 |

# Instrument Performance Check (Tune) Summary
# Form 5
# Semivolatiles
# Decafluorotriphenylphosphine (DFTPP)

| | | | |
|---|---|---|---|
| **Client** | : Roux Env. Eng. & Geology, DPC | **Lab Number** | : L2554996 |
| **Project Name** | : CORAM MATERIALS | **Project Number** | : 2232.0006Y005 |
| **Instrument ID** | : SV119 | **Analysis Date** | : 06/25/25 19:48 |
| **Tune Standard** | : R1981927-2 | **Tune File ID** | : TUNE_tune |

| m/e | Ion Abundance Criteria | %Relative Abundance |
|---|---|---|
| 51 | 10.0 - 80.0% of Base Peak | 47 |
| 68 | Less than 2.0% of mass 69 | 0.8 (2 )1 |
| 69 | | 100 |
| 70 | Less than 2.0% of mass 69 | 0.2 (.4 )1 |
| 127 | 10.0 - 80.0% of Base Peak | 50.5 |
| 197 | Less than 2.0% of mass 198 | 0 |
| 198 | Base Peak, or >50% of mass 442 | 100 |
| 199 | 5.0 - 9.0% of mass 198 | 6.6 |
| 275 | 10.0 - 60.0% of Base Peak | 24 |
| 365 | Greater than 1.0% of mass 198 | 3.3 |
| 441 | Present, but less than 24% of mass 442 | 18.8 |
| 442 | Base Peak, or >50% of mass 198 | 85.2 |
| 443 | 15.0 - 24.0% of mass 442 | 16.2 (19 )2 |

1-Value is % of mass 69 2-Value is % of mass 442

**This Check Applies to the following Samples, MS, MSD, Blanks, and Standards:**

| Client Sample ID | Lab Sample ID | File ID | Analysis Date/Time |
|---|---|---|---|
| L10 | R1981927-4 | L10 | 06/25/25 20:07 |
| L9 | R1981927-10 | L9 | 06/25/25 20:23 |
| L8 | R1981927-11 | L8 | 06/25/25 20:40 |
| L7 | R1981927-12 | L7 | 06/25/25 20:57 |
| L6 | R1981927-9 | L6 | 06/25/25 21:14 |
| L5 | R1981927-8 | L5 | 06/25/25 21:31 |
| L4 | R1981927-7 | L4 | 06/25/25 21:48 |
| L3 | R1981927-6 | L3 | 06/25/25 22:04 |
| L2 | R1981927-5 | L2 | 06/25/25 22:24 |
| L1 | R1981927-3 | L1 | 06/25/25 22:41 |
| ICV Quant Report | R1981927-1 | ICV | 06/25/25 22:58 |

# Instrument Performance Check (Tune) Summary
# Form 5
# Semivolatiles
# Decafluorotriphenylphosphine (DFTPP)

| | | | |
|---|---|---|---|
| **Client** | : Roux Env. Eng. & Geology, DPC | **Lab Number** | : L2554996 |
| **Project Name** | : CORAM MATERIALS | **Project Number** | : 2232.0006Y005 |
| **Instrument ID** | : SV119 | **Analysis Date** | : 09/04/25 07:45 |
| **Tune Standard** | : WG2110591-1 | **Tune File ID** | : deg0904b_tune |

| m/e | Ion Abundance Criteria | %Relative Abundance |
|---|---|---|
| 51 | 10.0 - 80.0% of Base Peak | 51.9 |
| 68 | Less than 2.0% of mass 69 | 0.2 (.5 )1 |
| 69 | | 100 |
| 70 | Less than 2.0% of mass 69 | 0 (0 )1 |
| 127 | 10.0 - 80.0% of Base Peak | 54.4 |
| 197 | Less than 2.0% of mass 198 | 0 |
| 198 | Base Peak, or >50% of mass 442 | 100 |
| 199 | 5.0 - 9.0% of mass 198 | 7.4 |
| 275 | 10.0 - 60.0% of Base Peak | 24.3 |
| 365 | Greater than 1.0% of mass 198 | 2.7 |
| 441 | Present, but less than 24% of mass 442 | 18.4 |
| 442 | Base Peak, or >50% of mass 198 | 78.4 |
| 443 | 15.0 - 24.0% of mass 442 | 15.8 (20.2)2 |

1-Value is % of mass 69 2-Value is % of mass 442

**This Check Applies to the following Samples, MS, MSD, Blanks, and Standards:**

| Client Sample ID | Lab Sample ID | File ID | Analysis Date/Time |
|---|---|---|---|
| WG2110591-4TFACTOR-B | WG2110591-4 | DEG0904B | 09/04/25 07:45 |
| WG2110591-5TFACTOR-P | WG2110591-5 | DEG0904B | 09/04/25 07:45 |
| WG2110591-3CCAL | WG2110591-3 | CCV0904A | 09/04/25 08:22 |
| WG2110294-2LCS | WG2110294-2 | 110294-2 | 09/04/25 13:50 |
| WG2110294-3LCSD | WG2110294-3 | 110294-3 | 09/04/25 14:07 |
| WG2110294-1BLANK | WG2110294-1 | 110294-1 | 09/04/25 14:24 |
| MW-11S | L2554996-01 | 54996-01 | 09/04/25 17:11 |
| MW-11D | L2554996-02 | 54996-02 | 09/04/25 17:28 |
| DUP_09022025 | L2554996-03 | 54996-03 | 09/04/25 17:45 |
| EQUIPMENT BLANK_0902025 | L2554996-04 | 54996-04 | 09/04/25 18:01 |

# Internal Standard Area and RT Summary
# Form 8a
# Semivolatiles

| | | | |
|---|---|---|---|
| **Client** | : Roux Env. Eng. & Geology, DPC | **Lab Number** | : L2554996 |
| **Project Name** | : CORAM MATERIALS | **Project Number** | : 2232.0006Y005 |
| **Instrument ID** | : SV119 | **Analysis Date** | : 09/04/25 08:22:00 |
| **Sample No** | : WG2110591-3 | **Lab File ID** | : CCV0904A |

| | 1,4-Dichlorobenzene-d4 | | Naphthalene-d8 | | Acenaphthene-d10 | |
|---|---|---|---|---|---|---|
| | Area | RT | Area | RT | Area | RT |
| WG2110591-3 | 110778 | 2.24 | 386962 | 2.90 | 240356 | 3.87 |
| Upper Limit | 221556 | 2.74 | 773924 | 3.40 | 480712 | 4.37 |
| Lower Limit | 55389 | 1.74 | 193481 | 2.40 | 120178 | 3.37 |
| Sample ID | | | | | | |
| WG2110294-2 LCS | 123723 | 2.24 | 436304 | 2.90 | 275378 | 3.87 |
| WG2110294-3 LCSD | 115056 | 2.24 | 404149 | 2.90 | 251563 | 3.88 |
| WG2110294-1 BLANK | 131145 | 2.24 | 460102 | 2.90 | 285558 | 3.87 |
| MW-11S | 160124 | 2.24 | 589545 | 2.90 | 347937 | 3.87 |
| MW-11D | 118339 | 2.24 | 651064 | 2.90 | 404036 | 3.87 |
| DUP_09022025 | 115749 | 2.24 | 408443 | 2.90 | 258222 | 3.87 |
| EQUIPMENT BLANK_0902025 | 119904 | 2.24 | 424018 | 2.90 | 267705 | 3.87 |

Area Upper Limit = +100% of internal standard area
Area Lower Limit = - 50% of internal standard area

RT Upper Limit = +0.50 minutes of internal standard RT
RT Lower Limit = -0.50 minutes of internal standard RT

* Values outside of QC limits

# Internal Standard Area and RT Summary
# Form 8a
# Semivolatiles

| | | | |
|---|---|---|---|
| **Client** | : Roux Env. Eng. & Geology, DPC | **Lab Number** | : L2554996 |
| **Project Name** | : CORAM MATERIALS | **Project Number** | : 2232.0006Y005 |
| **Instrument ID** | : SV119 | **Analysis Date** | : 09/04/25 08:22:00 |
| **Sample No** | : WG2110591-3 | **Lab File ID** | : CCV0904A |

| | Phenanthrene-d10 | | Chrysene-d12 | | Perylene-d12 | |
|---|---|---|---|---|---|---|
| | Area | RT | Area | RT | Area | RT |
| WG2110591-3 | 547916 | 4.71 | 651920 | 6.32 | 724873 | 7.53 |
| Upper Limit | 1095832 | 5.21 | 1303840 | 6.82 | 1449746 | 8.03 |
| Lower Limit | 273958 | 4.21 | 325960 | 5.82 | 362437 | 7.03 |
| Sample ID | | | | | | |
| WG2110294-2 LCS | 630922 | 4.71 | 951788 | 6.29 | 975948 | 7.50 |
| WG2110294-3 LCSD | 586230 | 4.71 | 674110 | 6.29 | 689149 | 7.50 |
| WG2110294-1 BLANK | 654385 | 4.71 | 1087023 | 6.29 | 1065049 | 7.50 |
| MW-11S | 597285 | 4.71 | 718628 | 6.29 | 719207 | 7.50 |
| MW-11D | 894729 | 4.71 | 1046727 | 6.29 | 969648 | 7.50 |
| DUP_09022025 | 787603 | 4.71 | 997959 | 6.29 | 954050 | 7.49 |
| EQUIPMENT BLANK_0902025 | 649872 | 4.71 | 1037846 | 6.29 | 993347 | 7.49 |

Area Upper Limit = +100% of internal standard area
Area Lower Limit = - 50% of internal standard area

RT Upper Limit = +0.50 minutes of internal standard RT
RT Lower Limit = -0.50 minutes of internal standard RT

* Values outside of QC limits

**Date Created:** 04/17/25
**Created By:** Jason Hebert
**File:** PM19302-1
**Page:** 1

## EPA 8270E Low Level PAH (RVT) (WATER)

**Holding Time:** 7 days
**Container/Sample Preservation:** 2 - Amber 100ml unpreserved

| Analyte | CAS # | RL | MDL | Units | LCS Criteria | LCS RPD | MS Criteria | MS RPD | Duplicate RPD | Surrogate Criteria | | |
|---|---|---|---|---|---|---|---|---|---|---|---|---|
| Acenaphthene | 83-32-9 | 0.1 | 0.0235 | ug/l | 40-140 | 40 | 40-140 | 40 | 40 | | | |
| 2-Chloronaphthalene | 91-58-7 | 0.2 | 0.0227 | ug/l | 40-140 | 40 | 40-140 | 40 | 40 | | | |
| Fluoranthene | 206-44-0 | 0.1 | 0.0272 | ug/l | 40-140 | 40 | 40-140 | 40 | 40 | | | |
| Hexachlorobutadiene | 87-68-3 | 0.5 | 0.02 | ug/l | 40-140 | 40 | 40-140 | 40 | 40 | | | |
| Naphthalene | 91-20-3 | 0.1 | 0.0245 | ug/l | 40-140 | 40 | 40-140 | 40 | 40 | | | |
| Benzo(a)anthracene | 56-55-3 | 0.1 | 0.0295 | ug/l | 40-140 | 40 | 40-140 | 40 | 40 | | | |
| Benzo(a)pyrene | 50-32-8 | 0.1 | 0.024 | ug/l | 40-140 | 40 | 40-140 | 40 | 40 | | | |
| Benzo(b)fluoranthene | 205-99-2 | 0.1 | 0.0272 | ug/l | 40-140 | 40 | 40-140 | 40 | 40 | | | |
| Benzo(k)fluoranthene | 207-08-9 | 0.1 | 0.0338 | ug/l | 40-140 | 40 | 40-140 | 40 | 40 | | | |
| Chrysene | 218-01-9 | 0.1 | 0.031 | ug/l | 40-140 | 40 | 40-140 | 40 | 40 | | | |
| Acenaphthylene | 208-96-8 | 0.1 | 0.0205 | ug/l | 40-140 | 40 | 40-140 | 40 | 40 | | | |
| Anthracene | 120-12-7 | 0.1 | 0.0239 | ug/l | 40-140 | 40 | 40-140 | 40 | 40 | | | |
| Benzo(ghi)perylene | 191-24-2 | 0.1 | 0.0237 | ug/l | 40-140 | 40 | 40-140 | 40 | 40 | | | |
| Fluorene | 86-73-7 | 0.1 | 0.0255 | ug/l | 40-140 | 40 | 40-140 | 40 | 40 | | | |
| Phenanthrene | 85-01-8 | 0.1 | 0.0392 | ug/l | 40-140 | 40 | 40-140 | 40 | 40 | | | |
| Dibenzo(a,h)anthracene | 53-70-3 | 0.1 | 0.0235 | ug/l | 40-140 | 40 | 40-140 | 40 | 40 | | | |
| Indeno(1,2,3-cd)Pyrene | 193-39-5 | 0.1 | 0.022 | ug/l | 40-140 | 40 | 40-140 | 40 | 40 | | | |
| Pyrene | 129-00-0 | 0.1 | 0.0425 | ug/l | 40-140 | 40 | 40-140 | 40 | 40 | | | |
| 1-Methylnaphthalene | 90-12-0 | 0.1 | 0.0251 | ug/l | 40-140 | 40 | 40-140 | 40 | 40 | | | |
| 2-Methylnaphthalene | 91-57-6 | 0.1 | 0.0277 | ug/l | 40-140 | 40 | 40-140 | 40 | 40 | | | |
| Pentachlorophenol | 87-86-5 | 0.8 | 0.0565 | ug/l | 40-140 | 40 | 40-140 | 40 | 40 | | | |
| Hexachlorobenzene | 118-74-1 | 0.8 | 0.0134 | ug/l | 40-140 | 40 | 40-140 | 40 | 40 | | | |
| Hexachloroethane | 67-72-1 | 0.8 | 0.0224 | ug/l | 40-140 | 40 | 40-140 | 40 | 40 | | | |
| *2-Fluorophenol* | *367-12-4* | | | | | | | | | *21-120* | | |
| *Phenol-d6* | *13127-88-3* | | | | | | | | | *10-120* | | |
| *Nitrobenzene-d5* | *4165-60-0* | | | | | | | | | *23-120* | | |
| *2-Fluorobiphenyl* | *321-60-8* | | | | | | | | | *15-120* | | |
| *2,4,6-Tribromophenol* | *118-79-6* | | | | | | | | | *10-120* | | |
| *4-Terphenyl-d14* | *1718-51-0* | | | | | | | | | *41-149* | | |

***Please Note that the RL information provided in this table is calculated using a 100% Solids factor. (Soil/Solids only)***
***Please Note that the information provided in this table is subject to change at anytime at the discretion of Pace Analytical Services.***

# Semivolatile Sample Data

# Results Summary
# Form 1
# Semivolatile Organics by GC/MS-SIM

| | | | |
|---|---|---|---|
| Client | : Roux Env. Eng. & Geology, DPC | Lab Number | : L2554996 |
| Project Name | : CORAM MATERIALS | Project Number | : 2232.0006Y005 |
| Lab ID | : L2554996-01 | Date Collected | : 09/02/25 12:05 |
| Client ID | : MW-11S | Date Received | : 09/02/25 |
| Sample Location | : 416 MILLER PLACE-YAPHANK RD. | Date Analyzed | : 09/04/25 17:11 |
| Sample Matrix | : WATER | Date Extracted | : 09/03/25 |
| Analytical Method | : 1,8270E-SIM | Dilution Factor | : 1 |
| Lab File ID | : 54996-01 | Analyst | : JJW |
| Sample Amount | : 100 ml | Instrument ID | : SV119 |
| Extraction Method | : EPA 3510C | GC Column | : RXI-5SilM |
| Extract Volume | : 1000 uL | %Solids | : N/A |
| GPC Cleanup | : N | Injection Volume | : 1 uL |

| | | ug/L | | | |
|---|---|---|---|---|---|
| CAS NO. | Parameter | Results | RL | MDL | Qualifier |
| 83-32-9 | Acenaphthene | ND | 0.10 | 0.02 | U |
| 91-58-7 | 2-Chloronaphthalene | ND | 0.20 | 0.02 | U |
| 206-44-0 | Fluoranthene | ND | 0.10 | 0.03 | U |
| 87-68-3 | Hexachlorobutadiene | ND | 0.50 | 0.02 | U |
| 91-20-3 | Naphthalene | ND | 0.10 | 0.02 | U |
| 56-55-3 | Benzo(a)anthracene | ND | 0.10 | 0.03 | U |
| 50-32-8 | Benzo(a)pyrene | ND | 0.10 | 0.02 | U |
| 205-99-2 | Benzo(b)fluoranthene | ND | 0.10 | 0.03 | U |
| 207-08-9 | Benzo(k)fluoranthene | ND | 0.10 | 0.03 | U |
| 218-01-9 | Chrysene | ND | 0.10 | 0.03 | U |
| 208-96-8 | Acenaphthylene | ND | 0.10 | 0.02 | U |
| 120-12-7 | Anthracene | ND | 0.10 | 0.02 | U |
| 191-24-2 | Benzo(ghi)perylene | ND | 0.10 | 0.02 | U |
| 86-73-7 | Fluorene | ND | 0.10 | 0.03 | U |
| 85-01-8 | Phenanthrene | ND | 0.10 | 0.04 | U |
| 53-70-3 | Dibenzo(a,h)anthracene | ND | 0.10 | 0.02 | U |
| 193-39-5 | Indeno(1,2,3-cd)pyrene | ND | 0.10 | 0.02 | U |
| 129-00-0 | Pyrene | ND | 0.10 | 0.04 | U |
| 91-57-6 | 2-Methylnaphthalene | ND | 0.10 | 0.03 | U |
| 87-86-5 | Pentachlorophenol | ND | 0.80 | 0.06 | U |
| 118-74-1 | Hexachlorobenzene | ND | 0.80 | 0.01 | U |
| 67-72-1 | Hexachloroethane | ND | 0.80 | 0.02 | U |

# Results Summary
# Form 1
# Semivolatile Organics by GC/MS-SIM

| | | | |
|---|---|---|---|
| **Client** | : Roux Env. Eng. & Geology, DPC | **Lab Number** | : L2554996 |
| **Project Name** | : CORAM MATERIALS | **Project Number** | : 2232.0006Y005 |
| **Lab ID** | : L2554996-01 | **Date Collected** | : 09/02/25 12:05 |
| **Client ID** | : MW-11S | **Date Received** | : 09/02/25 |
| **Sample Location** | : 416 MILLER PLACE-YAPHANK RD. | **Date Analyzed** | : 09/04/25 17:11 |
| **Sample Matrix** | : WATER | **Date Extracted** | : 09/03/25 |
| **Analytical Method** | : 1,8270E-SIM | **Dilution Factor** | : 1 |
| **Lab File ID** | : 54996-01 | **Analyst** | : JJW |
| **Sample Amount** | : 100 ml | **Instrument ID** | : SV119 |
| **Extraction Method** | : EPA 3510C | **GC Column** | : RXI-5SilM |
| **Extract Volume** | : 1000 uL | **%Solids** | : N/A |
| **GPC Cleanup** | : N | **Injection Volume** | : 1 uL |

| | | ug/L | | | |
|---|---|---|---|---|---|
| **CAS NO.** | **Parameter** | **Results** | **RL** | **MDL** | **Qualifier** |
| 111-44-4 | Bis(2-chloroethyl)ether | ND | 0.10 | 0.05 | U |

# Results Summary
# Form 1
# Semivolatile Organics by GC/MS-SIM

| | | | |
|---|---|---|---|
| Client | : Roux Env. Eng. & Geology, DPC | Lab Number | : L2554996 |
| Project Name | : CORAM MATERIALS | Project Number | : 2232.0006Y005 |
| Lab ID | : L2554996-02 | Date Collected | : 09/02/25 12:33 |
| Client ID | : MW-11D | Date Received | : 09/02/25 |
| Sample Location | : 416 MILLER PLACE-YAPHANK RD. | Date Analyzed | : 09/04/25 17:28 |
| Sample Matrix | : WATER | Date Extracted | : 09/03/25 |
| Analytical Method | : 1,8270E-SIM | Dilution Factor | : 1 |
| Lab File ID | : 54996-02 | Analyst | : JJW |
| Sample Amount | : 100 ml | Instrument ID | : SV119 |
| Extraction Method | : EPA 3510C | GC Column | : RXI-5SilM |
| Extract Volume | : 1000 uL | %Solids | : N/A |
| GPC Cleanup | : N | Injection Volume | : 1 uL |

| | | ug/L | | | |
|---|---|---|---|---|---|
| CAS NO. | Parameter | Results | RL | MDL | Qualifier |
| 83-32-9 | Acenaphthene | ND | 0.10 | 0.02 | U |
| 91-58-7 | 2-Chloronaphthalene | ND | 0.20 | 0.02 | U |
| 206-44-0 | Fluoranthene | ND | 0.10 | 0.03 | U |
| 87-68-3 | Hexachlorobutadiene | ND | 0.50 | 0.02 | U |
| 91-20-3 | Naphthalene | ND | 0.10 | 0.02 | U |
| 56-55-3 | Benzo(a)anthracene | ND | 0.10 | 0.03 | U |
| 50-32-8 | Benzo(a)pyrene | ND | 0.10 | 0.02 | U |
| 205-99-2 | Benzo(b)fluoranthene | ND | 0.10 | 0.03 | U |
| 207-08-9 | Benzo(k)fluoranthene | ND | 0.10 | 0.03 | U |
| 218-01-9 | Chrysene | ND | 0.10 | 0.03 | U |
| 208-96-8 | Acenaphthylene | ND | 0.10 | 0.02 | U |
| 120-12-7 | Anthracene | ND | 0.10 | 0.02 | U |
| 191-24-2 | Benzo(ghi)perylene | ND | 0.10 | 0.02 | U |
| 86-73-7 | Fluorene | ND | 0.10 | 0.03 | U |
| 85-01-8 | Phenanthrene | ND | 0.10 | 0.04 | U |
| 53-70-3 | Dibenzo(a,h)anthracene | ND | 0.10 | 0.02 | U |
| 193-39-5 | Indeno(1,2,3-cd)pyrene | ND | 0.10 | 0.02 | U |
| 129-00-0 | Pyrene | ND | 0.10 | 0.04 | U |
| 91-57-6 | 2-Methylnaphthalene | ND | 0.10 | 0.03 | U |
| 87-86-5 | Pentachlorophenol | ND | 0.80 | 0.06 | U |
| 118-74-1 | Hexachlorobenzene | ND | 0.80 | 0.01 | U |
| 67-72-1 | Hexachloroethane | ND | 0.80 | 0.02 | U |

# Results Summary
# Form 1
# Semivolatile Organics by GC/MS-SIM

| | | | |
|---|---|---|---|
| **Client** | : Roux Env. Eng. & Geology, DPC | **Lab Number** | : L2554996 |
| **Project Name** | : CORAM MATERIALS | **Project Number** | : 2232.0006Y005 |
| **Lab ID** | : L2554996-02 | **Date Collected** | : 09/02/25 12:33 |
| **Client ID** | : MW-11D | **Date Received** | : 09/02/25 |
| **Sample Location** | : 416 MILLER PLACE-YAPHANK RD. | **Date Analyzed** | : 09/04/25 17:28 |
| **Sample Matrix** | : WATER | **Date Extracted** | : 09/03/25 |
| **Analytical Method** | : 1,8270E-SIM | **Dilution Factor** | : 1 |
| **Lab File ID** | : 54996-02 | **Analyst** | : JJW |
| **Sample Amount** | : 100 ml | **Instrument ID** | : SV119 |
| **Extraction Method** | : EPA 3510C | **GC Column** | : RXI-5SilM |
| **Extract Volume** | : 1000 uL | **%Solids** | : N/A |
| **GPC Cleanup** | : N | **Injection Volume** | : 1 uL |

| | | ug/L | | | |
|---|---|---|---|---|---|
| **CAS NO.** | **Parameter** | **Results** | **RL** | **MDL** | **Qualifier** |
| 111-44-4 | Bis(2-chloroethyl)ether | ND | 0.10 | 0.05 | U |

# Results Summary
# Form 1
# Semivolatile Organics by GC/MS-SIM

| | | | |
|---|---|---|---|
| Client | : Roux Env. Eng. & Geology, DPC | Lab Number | : L2554996 |
| Project Name | : CORAM MATERIALS | Project Number | : 2232.0006Y005 |
| Lab ID | : L2554996-03 | Date Collected | : 09/02/25 12:00 |
| Client ID | : DUP_09022025 | Date Received | : 09/02/25 |
| Sample Location | : 416 MILLER PLACE-YAPHANK RD. | Date Analyzed | : 09/04/25 17:45 |
| Sample Matrix | : WATER | Date Extracted | : 09/03/25 |
| Analytical Method | : 1,8270E-SIM | Dilution Factor | : 1 |
| Lab File ID | : 54996-03 | Analyst | : JJW |
| Sample Amount | : 100 ml | Instrument ID | : SV119 |
| Extraction Method | : EPA 3510C | GC Column | : RXI-5SilM |
| Extract Volume | : 1000 uL | %Solids | : N/A |
| GPC Cleanup | : N | Injection Volume | : 1 uL |

| | | ug/L | | | |
|---|---|---|---|---|---|
| CAS NO. | Parameter | Results | RL | MDL | Qualifier |
| 83-32-9 | Acenaphthene | ND | 0.10 | 0.02 | U |
| 91-58-7 | 2-Chloronaphthalene | ND | 0.20 | 0.02 | U |
| 206-44-0 | Fluoranthene | ND | 0.10 | 0.03 | U |
| 87-68-3 | Hexachlorobutadiene | ND | 0.50 | 0.02 | U |
| 91-20-3 | Naphthalene | ND | 0.10 | 0.02 | U |
| 56-55-3 | Benzo(a)anthracene | ND | 0.10 | 0.03 | U |
| 50-32-8 | Benzo(a)pyrene | ND | 0.10 | 0.02 | U |
| 205-99-2 | Benzo(b)fluoranthene | ND | 0.10 | 0.03 | U |
| 207-08-9 | Benzo(k)fluoranthene | ND | 0.10 | 0.03 | U |
| 218-01-9 | Chrysene | ND | 0.10 | 0.03 | U |
| 208-96-8 | Acenaphthylene | ND | 0.10 | 0.02 | U |
| 120-12-7 | Anthracene | ND | 0.10 | 0.02 | U |
| 191-24-2 | Benzo(ghi)perylene | ND | 0.10 | 0.02 | U |
| 86-73-7 | Fluorene | ND | 0.10 | 0.03 | U |
| 85-01-8 | Phenanthrene | ND | 0.10 | 0.04 | U |
| 53-70-3 | Dibenzo(a,h)anthracene | ND | 0.10 | 0.02 | U |
| 193-39-5 | Indeno(1,2,3-cd)pyrene | ND | 0.10 | 0.02 | U |
| 129-00-0 | Pyrene | ND | 0.10 | 0.04 | U |
| 91-57-6 | 2-Methylnaphthalene | ND | 0.10 | 0.03 | U |
| 87-86-5 | Pentachlorophenol | ND | 0.80 | 0.06 | U |
| 118-74-1 | Hexachlorobenzene | ND | 0.80 | 0.01 | U |
| 67-72-1 | Hexachloroethane | ND | 0.80 | 0.02 | U |

# Results Summary
# Form 1
# Semivolatile Organics by GC/MS-SIM

| | | | |
|---|---|---|---|
| **Client** | : Roux Env. Eng. & Geology, DPC | **Lab Number** | : L2554996 |
| **Project Name** | : CORAM MATERIALS | **Project Number** | : 2232.0006Y005 |
| **Lab ID** | : L2554996-03 | **Date Collected** | : 09/02/25 12:00 |
| **Client ID** | : DUP_09022025 | **Date Received** | : 09/02/25 |
| **Sample Location** | : 416 MILLER PLACE-YAPHANK RD. | **Date Analyzed** | : 09/04/25 17:45 |
| **Sample Matrix** | : WATER | **Date Extracted** | : 09/03/25 |
| **Analytical Method** | : 1,8270E-SIM | **Dilution Factor** | : 1 |
| **Lab File ID** | : 54996-03 | **Analyst** | : JJW |
| **Sample Amount** | : 100 ml | **Instrument ID** | : SV119 |
| **Extraction Method** | : EPA 3510C | **GC Column** | : RXI-5SilM |
| **Extract Volume** | : 1000 uL | **%Solids** | : N/A |
| **GPC Cleanup** | : N | **Injection Volume** | : 1 uL |

| | | ug/L | | | |
|---|---|---|---|---|---|
| **CAS NO.** | **Parameter** | **Results** | **RL** | **MDL** | **Qualifier** |
| 111-44-4 | Bis(2-chloroethyl)ether | ND | 0.10 | 0.05 | U |

# Results Summary
# Form 1
# Semivolatile Organics by GC/MS-SIM

| | | | |
|---|---|---|---|
| Client | : Roux Env. Eng. & Geology, DPC | Lab Number | : L2554996 |
| Project Name | : CORAM MATERIALS | Project Number | : 2232.0006Y005 |
| Lab ID | : L2554996-04 | Date Collected | : 09/02/25 14:00 |
| Client ID | : EQUIPMENT BLANK_0902025 | Date Received | : 09/02/25 |
| Sample Location | : 416 MILLER PLACE-YAPHANK RD. | Date Analyzed | : 09/04/25 18:01 |
| Sample Matrix | : Equipment Blank | Date Extracted | : 09/03/25 |
| Analytical Method | : 1,8270E-SIM | Dilution Factor | : 1 |
| Lab File ID | : 54996-04 | Analyst | : JJW |
| Sample Amount | : 100 ml | Instrument ID | : SV119 |
| Extraction Method | : EPA 3510C | GC Column | : RXI-5SilM |
| Extract Volume | : 1000 uL | %Solids | : N/A |
| GPC Cleanup | : N | Injection Volume | : 1 uL |

| | | ug/L | | | |
|---|---|---|---|---|---|
| CAS NO. | Parameter | Results | RL | MDL | Qualifier |
| 83-32-9 | Acenaphthene | ND | 0.10 | 0.02 | U |
| 91-58-7 | 2-Chloronaphthalene | ND | 0.20 | 0.02 | U |
| 206-44-0 | Fluoranthene | ND | 0.10 | 0.03 | U |
| 87-68-3 | Hexachlorobutadiene | ND | 0.50 | 0.02 | U |
| 91-20-3 | Naphthalene | ND | 0.10 | 0.02 | U |
| 56-55-3 | Benzo(a)anthracene | ND | 0.10 | 0.03 | U |
| 50-32-8 | Benzo(a)pyrene | ND | 0.10 | 0.02 | U |
| 205-99-2 | Benzo(b)fluoranthene | ND | 0.10 | 0.03 | U |
| 207-08-9 | Benzo(k)fluoranthene | ND | 0.10 | 0.03 | U |
| 218-01-9 | Chrysene | ND | 0.10 | 0.03 | U |
| 208-96-8 | Acenaphthylene | ND | 0.10 | 0.02 | U |
| 120-12-7 | Anthracene | ND | 0.10 | 0.02 | U |
| 191-24-2 | Benzo(ghi)perylene | ND | 0.10 | 0.02 | U |
| 86-73-7 | Fluorene | ND | 0.10 | 0.03 | U |
| 85-01-8 | Phenanthrene | ND | 0.10 | 0.04 | U |
| 53-70-3 | Dibenzo(a,h)anthracene | ND | 0.10 | 0.02 | U |
| 193-39-5 | Indeno(1,2,3-cd)pyrene | ND | 0.10 | 0.02 | U |
| 129-00-0 | Pyrene | ND | 0.10 | 0.04 | U |
| 91-57-6 | 2-Methylnaphthalene | ND | 0.10 | 0.03 | U |
| 87-86-5 | Pentachlorophenol | ND | 0.80 | 0.06 | U |
| 118-74-1 | Hexachlorobenzene | ND | 0.80 | 0.01 | U |
| 67-72-1 | Hexachloroethane | ND | 0.80 | 0.02 | U |

# Results Summary
# Form 1
# Semivolatile Organics by GC/MS-SIM

| | | | |
|---|---|---|---|
| **Client** | : Roux Env. Eng. & Geology, DPC | **Lab Number** | : L2554996 |
| **Project Name** | : CORAM MATERIALS | **Project Number** | : 2232.0006Y005 |
| **Lab ID** | : L2554996-04 | **Date Collected** | : 09/02/25 14:00 |
| **Client ID** | : EQUIPMENT BLANK_0902025 | **Date Received** | : 09/02/25 |
| **Sample Location** | : 416 MILLER PLACE-YAPHANK RD. | **Date Analyzed** | : 09/04/25 18:01 |
| **Sample Matrix** | : Equipment Blank | **Date Extracted** | : 09/03/25 |
| **Analytical Method** | : 1,8270E-SIM | **Dilution Factor** | : 1 |
| **Lab File ID** | : 54996-04 | **Analyst** | : JJW |
| **Sample Amount** | : 100 ml | **Instrument ID** | : SV119 |
| **Extraction Method** | : EPA 3510C | **GC Column** | : RXI-5SilM |
| **Extract Volume** | : 1000 uL | **%Solids** | : N/A |
| **GPC Cleanup** | : N | **Injection Volume** | : 1 uL |

| | | ug/L | | | |
|---|---|---|---|---|---|
| **CAS NO.** | **Parameter** | **Results** | **RL** | **MDL** | **Qualifier** |
| 111-44-4 | Bis(2-chloroethyl)ether | ND | 0.10 | 0.05 | U |

# Results Summary
# Form 1
# Semivolatile Organics by GC/MS-SIM

| | | | |
|---|---|---|---|
| Client | : Roux Env. Eng. & Geology, DPC | Lab Number | : L2554996 |
| Project Name | : CORAM MATERIALS | Project Number | : 2232.0006Y005 |
| Lab ID | : WG2110294-1 | Date Collected | : NA |
| Client ID | : WG2110294-1BLANK | Date Received | : NA |
| Sample Location | : | Date Analyzed | : 09/04/25 14:24 |
| Sample Matrix | : WATER | Date Extracted | : 09/03/25 |
| Analytical Method | : 1,8270E-SIM | Dilution Factor | : 1 |
| Lab File ID | : 110294-1 | Analyst | : RP |
| Sample Amount | : 100 ml | Instrument ID | : SV119 |
| Extraction Method | : EPA 3510C | GC Column | : RXI-5SilM |
| Extract Volume | : 1000 uL | %Solids | : N/A |
| GPC Cleanup | : N | Injection Volume | : 1 uL |

| | | ug/L | | | |
|---|---|---|---|---|---|
| CAS NO. | Parameter | Results | RL | MDL | Qualifier |
| 83-32-9 | Acenaphthene | ND | 0.10 | 0.02 | U |
| 91-58-7 | 2-Chloronaphthalene | ND | 0.20 | 0.02 | U |
| 206-44-0 | Fluoranthene | ND | 0.10 | 0.03 | U |
| 87-68-3 | Hexachlorobutadiene | ND | 0.50 | 0.02 | U |
| 91-20-3 | Naphthalene | 0.04 | 0.10 | 0.02 | J |
| 56-55-3 | Benzo(a)anthracene | ND | 0.10 | 0.03 | U |
| 50-32-8 | Benzo(a)pyrene | ND | 0.10 | 0.02 | U |
| 205-99-2 | Benzo(b)fluoranthene | ND | 0.10 | 0.03 | U |
| 207-08-9 | Benzo(k)fluoranthene | ND | 0.10 | 0.03 | U |
| 218-01-9 | Chrysene | ND | 0.10 | 0.03 | U |
| 208-96-8 | Acenaphthylene | ND | 0.10 | 0.02 | U |
| 120-12-7 | Anthracene | ND | 0.10 | 0.02 | U |
| 191-24-2 | Benzo(ghi)perylene | ND | 0.10 | 0.02 | U |
| 86-73-7 | Fluorene | ND | 0.10 | 0.03 | U |
| 85-01-8 | Phenanthrene | ND | 0.10 | 0.04 | U |
| 53-70-3 | Dibenzo(a,h)anthracene | ND | 0.10 | 0.02 | U |
| 193-39-5 | Indeno(1,2,3-cd)pyrene | ND | 0.10 | 0.02 | U |
| 129-00-0 | Pyrene | ND | 0.10 | 0.04 | U |
| 91-57-6 | 2-Methylnaphthalene | ND | 0.10 | 0.03 | U |
| 87-86-5 | Pentachlorophenol | ND | 0.80 | 0.06 | U |
| 118-74-1 | Hexachlorobenzene | ND | 0.80 | 0.01 | U |
| 67-72-1 | Hexachloroethane | ND | 0.80 | 0.02 | U |

# Results Summary
# Form 1
# Semivolatile Organics by GC/MS-SIM

| | | | |
|---|---|---|---|
| **Client** | : Roux Env. Eng. & Geology, DPC | **Lab Number** | : L2554996 |
| **Project Name** | : CORAM MATERIALS | **Project Number** | : 2232.0006Y005 |
| **Lab ID** | : WG2110294-1 | **Date Collected** | : NA |
| **Client ID** | : WG2110294-1BLANK | **Date Received** | : NA |
| **Sample Location** | : | **Date Analyzed** | : 09/04/25 14:24 |
| **Sample Matrix** | : WATER | **Date Extracted** | : 09/03/25 |
| **Analytical Method** | : 1,8270E-SIM | **Dilution Factor** | : 1 |
| **Lab File ID** | : 110294-1 | **Analyst** | : RP |
| **Sample Amount** | : 100 ml | **Instrument ID** | : SV119 |
| **Extraction Method** | : EPA 3510C | **GC Column** | : RXI-5SilM |
| **Extract Volume** | : 1000 uL | **%Solids** | : N/A |
| **GPC Cleanup** | : N | **Injection Volume** | : 1 uL |

| | | ug/L | | | |
|---|---|---|---|---|---|
| **CAS NO.** | **Parameter** | **Results** | **RL** | **MDL** | **Qualifier** |
| 111-44-4 | Bis(2-chloroethyl)ether | ND | 0.10 | 0.05 | U |

Quantitation Report (QT Reviewed)

Data Path : I:\8270SIM\sv119\250904RVT\
Data File : 54996-01.D
Acq On : 04 Sep 2025 05:11 pm
Operator : sv119:jjw
Sample : L2554996-01,32,,csn
Misc : wg2110591,WG2110294,ical22426
ALS Vial : 30 Sample Multiplier: 1

Quant Time: Sep 07 13:39:07 2025
Quant Method : I:\8270sim\sv119\250904RVT\SIM-RVT_250625_sv119.M
Quant Title : Semivolatiles by GC/MS by modified 8270
QLast Update : Thu Sep 04 12:04:41 2025
Response via : Initial Calibration

CCAL FILE(s) : 1 - I:\8270sim\sv119\250904RVT\ccv0904a.D
Sub List : DEFAULT - All compounds listed

| Compound | R.T. | QIon | Response | Conc | Units | Dev(Min) |
|---|---|---|---|---|---|---|
| Internal Standards | | | | | | |
| 1) 1,4-Dichlorobenzene-d4 | 2.242 | 152 | 160124 | 4000.000 | ng/ml | 0.00 |
| Standard Area 1 = 110778 | | | Recovery = 144.54% | | | |
| 9) Naphthalene-d8 | 2.901 | 136 | 589545 | 4000.000 | ng/ml | 0.00 |
| Standard Area 1 = 386962 | | | Recovery = 152.35% | | | |
| 18) Acenaphthene-d10 | 3.871 | 164 | 347937 | 4000.000 | ng/ml | 0.00 |
| Standard Area 1 = 240356 | | | Recovery = 144.76% | | | |
| 23) Phenanthrene-d10 | 4.711 | 188 | 597285 | 4000.000 | ng/ml | 0.00 |
| Standard Area 1 = 547916 | | | Recovery = 109.01% | | | |
| 33) Chrysene-d12 | 6.288 | 240 | 718628 | 4000.000 | ng/ml | -0.03 |
| Standard Area 1 = 651920 | | | Recovery = 110.23% | | | |
| 38) Perylene-d12 | 7.498 | 264 | 719207 | 4000.000 | ng/ml | -0.03 |
| Standard Area 1 = 724873 | | | Recovery = 99.22% | | | |
| System Monitoring Compounds | | | | | | |
| 3) 2-Fluorophenol | 1.674 | 112 | 34998 | 756.372 | ng/ml | 0.02 |
| Spiked Amount 2000.000 | Range 15 - 110 | | Recovery = 37.82% | | | |
| 4) Phenol-d6 | 2.074 | 99 | 33676 | 585.934 | ng/ml | 0.02 |
| Spiked Amount 2000.000 | Range 15 - 110 | | Recovery = 29.30% | | | |
| 8) Nitrobenzene-d5 | 2.523 | 82 | 43517 | 826.855 | ng/ml | 0.00 |
| Spiked Amount 1000.000 | Range 30 - 130 | | Recovery = 82.69% | | | |
| 14) 2-Fluorobiphenyl | 3.493 | 172 | 107207 | 811.513 | ng/ml | 0.00 |
| Spiked Amount 1000.000 | Range 30 - 130 | | Recovery = 81.15% | | | |
| 22) 2,4,6-Tribromophenol | 4.317 | 330 | 28460 | 1424.652 | ng/ml | 0.00 |
| Spiked Amount 2000.000 | Range 15 - 110 | | Recovery = 71.23% | | | |
| 32) 4-Terphenyl-d14 | 5.637 | 244 | 138929 | 841.358 | ng/ml | -0.01 |
| Spiked Amount 1000.000 | Range 30 - 130 | | Recovery = 84.14% | | | |

| Target Compounds | | | | Qvalue |
|---|---|---|---|---|
| 5) Bis(2-chloroethyl)ether | 0.000 | 0 | N.D. d | |
| 7) Hexachloroethane | 0.000 | 0 | N.D. | |
| 10) Naphthalene | 0.000 | 0 | N.D. d | |
| 11) Hexachlorobutadiene | 0.000 | 0 | N.D. | |
| 12) 2-Methylnaphthalene | 0.000 | 0 | N.D. d | |
| 15) 2-Chloronaphthalene | 0.000 | 0 | N.D. | |
| 17) Acenaphthylene | 0.000 | 0 | N.D. | |
| 19) Acenaphthene | 0.000 | 0 | N.D. d | |
| 21) Fluorene | 0.000 | 0 | N.D. d | |
| 25) Hexachlorobenzene | 0.000 | 0 | N.D. d | |

Data Path : I:\8270SIM\sv119\250904RVT\
Data File : 54996-01.D
Acq On : 04 Sep 2025 05:11 pm
Operator : sv119:jjw
Sample : L2554996-01,32,,csn
Misc : wg2110591,WG2110294,ical22426
ALS Vial : 30 Sample Multiplier: 1

Quant Time: Sep 07 13:39:07 2025
Quant Method : I:\8270sim\sv119\250904RVT\SIM-RVT_250625_sv119.M
Quant Title : Semivolatiles by GC/MS by modified 8270
QLast Update : Thu Sep 04 12:04:41 2025
Response via : Initial Calibration

CCAL FILE(s) : 1 - I:\8270sim\sv119\250904RVT\ccv0904a.D
Sub List : DEFAULT - All compounds listed

| Compound | R.T. | QIon | Response | Conc | Units | Dev(Min) |
|---|---|---|---|---|---|---|
| 26) Pentachlorophenol | 0.000 | | 0 | N.D. | d | |
| 27) Phenanthrene | 0.000 | | 0 | N.D. | d | |
| 28) Anthracene | 0.000 | | 0 | N.D. | d | |
| 29) Fluoranthene | 0.000 | | 0 | N.D. | d | |
| 30) Pyrene | 0.000 | | 0 | N.D. | d | |
| 34) Benzo[a]anthracene | 0.000 | | 0 | N.D. | d | |
| 36) Chrysene | 0.000 | | 0 | N.D. | d | |
| 39) Benzo[b]fluoranthene | 0.000 | | 0 | N.D. | d | |
| 40) Benzo[k]fluoranthene | 0.000 | | 0 | N.D. | d | |
| 41) Benzo[a]pyrene | 0.000 | | 0 | N.D. | d | |
| 42) Indeno[1,2,3-cd]pyrene | 0.000 | | 0 | N.D. | | |
| 43) Dibenzo[a,h]anthracene | 0.000 | | 0 | N.D. | | |
| 44) Benzo[g,h,i]perylene | 0.000 | | 0 | N.D. | | |

(#) = qualifier out of range (m) = manual integration (+) = signals summed

Quantitation Report (QT Reviewed)

Data Path : I:\8270SIM\sv119\250904RVT\
Data File : 54996-01.D
Acq On : 04 Sep 2025 05:11 pm
Operator : sv119:jjw
Sample : L2554996-01,32,,csn
Misc : wg2110591,WG2110294,ical22426
ALS Vial : 30 Sample Multiplier: 1

Quant Time: Sep 07 13:39:07 2025
Quant Method : I:\8270sim\sv119\250904RVT\SIM-RVT_250625_sv119.M
Quant Title : Semivolatiles by GC/MS by modified 8270
QLast Update : Thu Sep 04 12:04:41 2025
Response via : Initial Calibration

Sub List : DEFAULT - All compounds listed\ccv0904a.D•

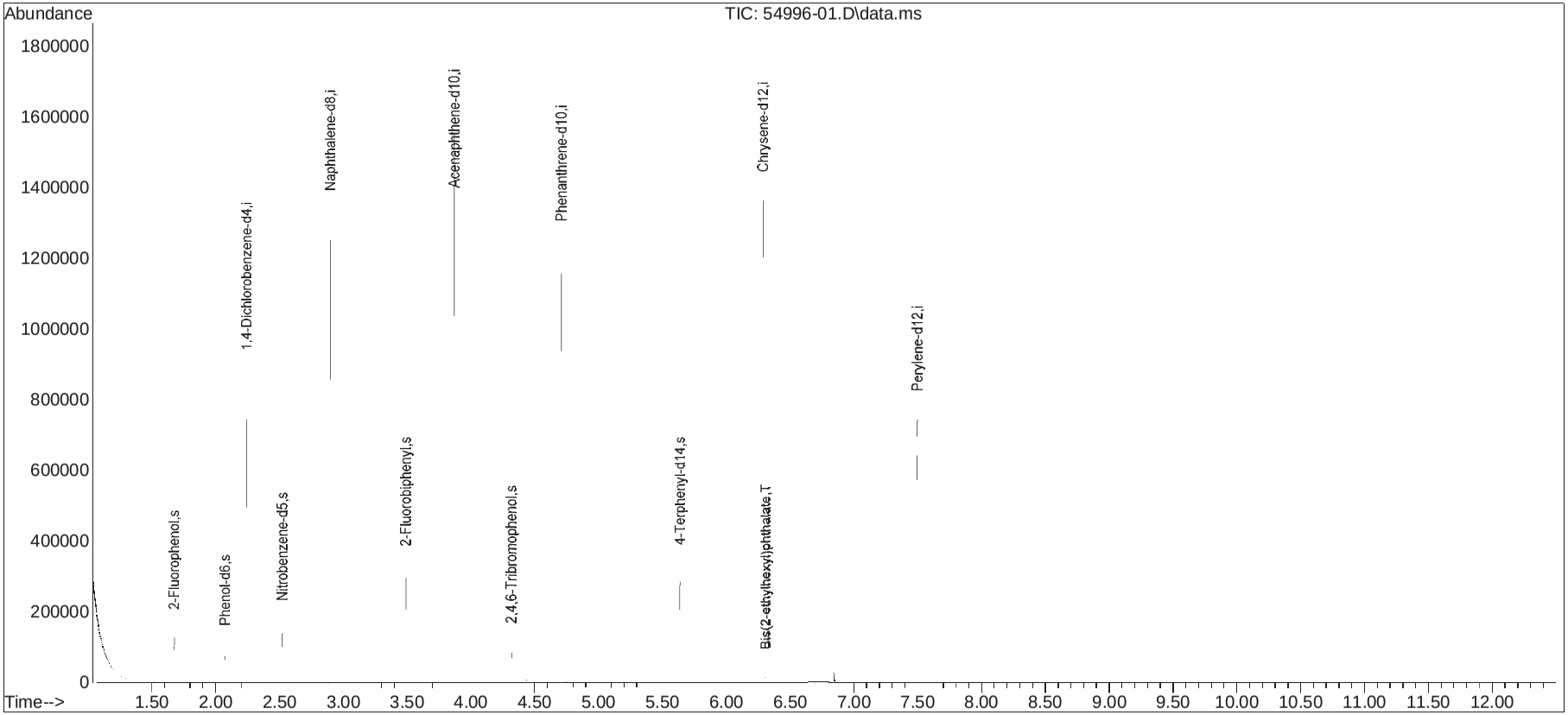

Manual Integration Report

| | | | |
|---|---|---|---|
| Data Path | : I:\8270SIM\sv119\250904RVT | | |
| Data File | : 54996-01.D | Operator | : sv119:jjw |
| Date Inj'd | : 9/4/2025 5:11 pm | Instrument | : SV119 |
| Sample | : L2554996-01,32,,csn | Quant Date | : 9/4/2025 5:24 pm |

There are no manual integrations or false positives in this file.

Quantitation Report (QT Reviewed)

Data Path : I:\8270SIM\sv119\250904RVT\
Data File : 54996-02.D
Acq On : 04 Sep 2025 05:28 pm
Operator : sv119:jjw
Sample : L2554996-02,32,,csn
Misc : wg2110591,WG2110294,ical22426
ALS Vial : 31 Sample Multiplier: 1

Quant Time: Sep 07 13:42:19 2025
Quant Method : I:\8270sim\sv119\250904RVT\SIM-RVT_250625_sv119.M
Quant Title : Semivolatiles by GC/MS by modified 8270
QLast Update : Thu Sep 04 12:04:41 2025
Response via : Initial Calibration

CCAL FILE(s) : 1 - I:\8270sim\sv119\250904RVT\ccv0904a.D
Sub List : DEFAULT - All compounds listed

| Compound | R.T. | QIon | Response | Conc | Units | Dev(Min) |
|---|---|---|---|---|---|---|
| Internal Standards | | | | | | |
| 1) 1,4-Dichlorobenzene-d4 | 2.242 | 152 | 118339 | 4000.000 | ng/ml | 0.00 |
| Standard Area 1 = 110778 | | | Recovery = 106.83% | | | |
| 9) Naphthalene-d8 | 2.899 | 136 | 651064 | 4000.000 | ng/ml | 0.00 |
| Standard Area 1 = 386962 | | | Recovery = 168.25% | | | |
| 18) Acenaphthene-d10 | 3.873 | 164 | 404036 | 4000.000 | ng/ml | 0.00 |
| Standard Area 1 = 240356 | | | Recovery = 168.10% | | | |
| 23) Phenanthrene-d10 | 4.709 | 188 | 894729 | 4000.000 | ng/ml | 0.00 |
| Standard Area 1 = 547916 | | | Recovery = 163.30% | | | |
| 33) Chrysene-d12 | 6.288 | 240 | 1046727 | 4000.000 | ng/ml | -0.03 |
| Standard Area 1 = 651920 | | | Recovery = 160.56% | | | |
| 38) Perylene-d12 | 7.496 | 264 | 969648 | 4000.000 | ng/ml | -0.03 |
| Standard Area 1 = 724873 | | | Recovery = 133.77% | | | |
| System Monitoring Compounds | | | | | | |
| 3) 2-Fluorophenol | 1.672 | 112 | 32817 | 959.665 | ng/ml | 0.02 |
| Spiked Amount 2000.000 | Range 15 - 110 | | Recovery = 47.98% | | | |
| 4) Phenol-d6 | 2.074 | 99 | 31085 | 731.826 | ng/ml | 0.02 |
| Spiked Amount 2000.000 | Range 15 - 110 | | Recovery = 36.59% | | | |
| 8) Nitrobenzene-d5 | 2.523 | 82 | 42430 | 1090.867 | ng/ml | 0.00 |
| Spiked Amount 1000.000 | Range 30 - 130 | | Recovery = 109.09% | | | |
| 14) 2-Fluorobiphenyl | 3.493 | 172 | 111238 | 762.463 | ng/ml | 0.00 |
| Spiked Amount 1000.000 | Range 30 - 130 | | Recovery = 76.25% | | | |
| 22) 2,4,6-Tribromophenol | 4.317 | 330 | 39920 | 1720.858 | ng/ml | 0.00 |
| Spiked Amount 2000.000 | Range 15 - 110 | | Recovery = 86.04% | | | |
| 32) 4-Terphenyl-d14 | 5.637 | 244 | 193978 | 784.206 | ng/ml | -0.01 |
| Spiked Amount 1000.000 | Range 30 - 130 | | Recovery = 78.42% | | | |

| Target Compounds | | | | Qvalue |
|---|---|---|---|---|
| 5) Bis(2-chloroethyl)ether | 0.000 | 0 | N.D. d | |
| 7) Hexachloroethane | 0.000 | 0 | N.D. | |
| 10) Naphthalene | 0.000 | 0 | N.D. d | |
| 11) Hexachlorobutadiene | 0.000 | 0 | N.D. | |
| 12) 2-Methylnaphthalene | 0.000 | 0 | N.D. d | |
| 15) 2-Chloronaphthalene | 0.000 | 0 | N.D. d | |
| 17) Acenaphthylene | 0.000 | 0 | N.D. d | |
| 19) Acenaphthene | 0.000 | 0 | N.D. d | |
| 21) Fluorene | 0.000 | 0 | N.D. d | |
| 25) Hexachlorobenzene | 0.000 | 0 | N.D. d | |

Data Path : I:\8270SIM\sv119\250904RVT\
Data File : 54996-02.D
Acq On : 04 Sep 2025 05:28 pm
Operator : sv119:jjw
Sample : L2554996-02,32,,csn
Misc : wg2110591,WG2110294,ical22426
ALS Vial : 31 Sample Multiplier: 1

Quant Time: Sep 07 13:42:19 2025
Quant Method : I:\8270sim\sv119\250904RVT\SIM-RVT_250625_sv119.M
Quant Title : Semivolatiles by GC/MS by modified 8270
QLast Update : Thu Sep 04 12:04:41 2025
Response via : Initial Calibration

CCAL FILE(s) : 1 - I:\8270sim\sv119\250904RVT\ccv0904a.D
Sub List : DEFAULT - All compounds listed

| Compound | R.T. | QIon | Response | Conc | Units | Dev(Min) |
|---|---|---|---|---|---|---|
| 26) Pentachlorophenol | 0.000 | | 0 | N.D. | d | |
| 27) Phenanthrene | 0.000 | | 0 | N.D. | d | |
| 28) Anthracene | 0.000 | | 0 | N.D. | d | |
| 29) Fluoranthene | 0.000 | | 0 | N.D. | d | |
| 30) Pyrene | 0.000 | | 0 | N.D. | d | |
| 34) Benzo[a]anthracene | 0.000 | | 0 | N.D. | d | |
| 36) Chrysene | 0.000 | | 0 | N.D. | d | |
| 39) Benzo[b]fluoranthene | 0.000 | | 0 | N.D. | d | |
| 40) Benzo[k]fluoranthene | 0.000 | | 0 | N.D. | d | |
| 41) Benzo[a]pyrene | 0.000 | | 0 | N.D. | d | |
| 42) Indeno[1,2,3-cd]pyrene | 0.000 | | 0 | N.D. | | |
| 43) Dibenzo[a,h]anthracene | 0.000 | | 0 | N.D. | | |
| 44) Benzo[g,h,i]perylene | 0.000 | | 0 | N.D. | | |

(#) = qualifier out of range (m) = manual integration (+) = signals summed

Quantitation Report (QT Reviewed)

Data Path : I:\8270SIM\sv119\250904RVT\
Data File : 54996-02.D
Acq On : 04 Sep 2025 05:28 pm
Operator : sv119:jjw
Sample : L2554996-02,32,,csn
Misc : wg2110591,WG2110294,ical22426
ALS Vial : 31 Sample Multiplier: 1

Quant Time: Sep 07 13:42:19 2025
Quant Method : I:\8270sim\sv119\250904RVT\SIM-RVT_250625_sv119.M
Quant Title : Semivolatiles by GC/MS by modified 8270
QLast Update : Thu Sep 04 12:04:41 2025
Response via : Initial Calibration

Sub List : DEFAULT - All compounds listed\ccv0904a.D•

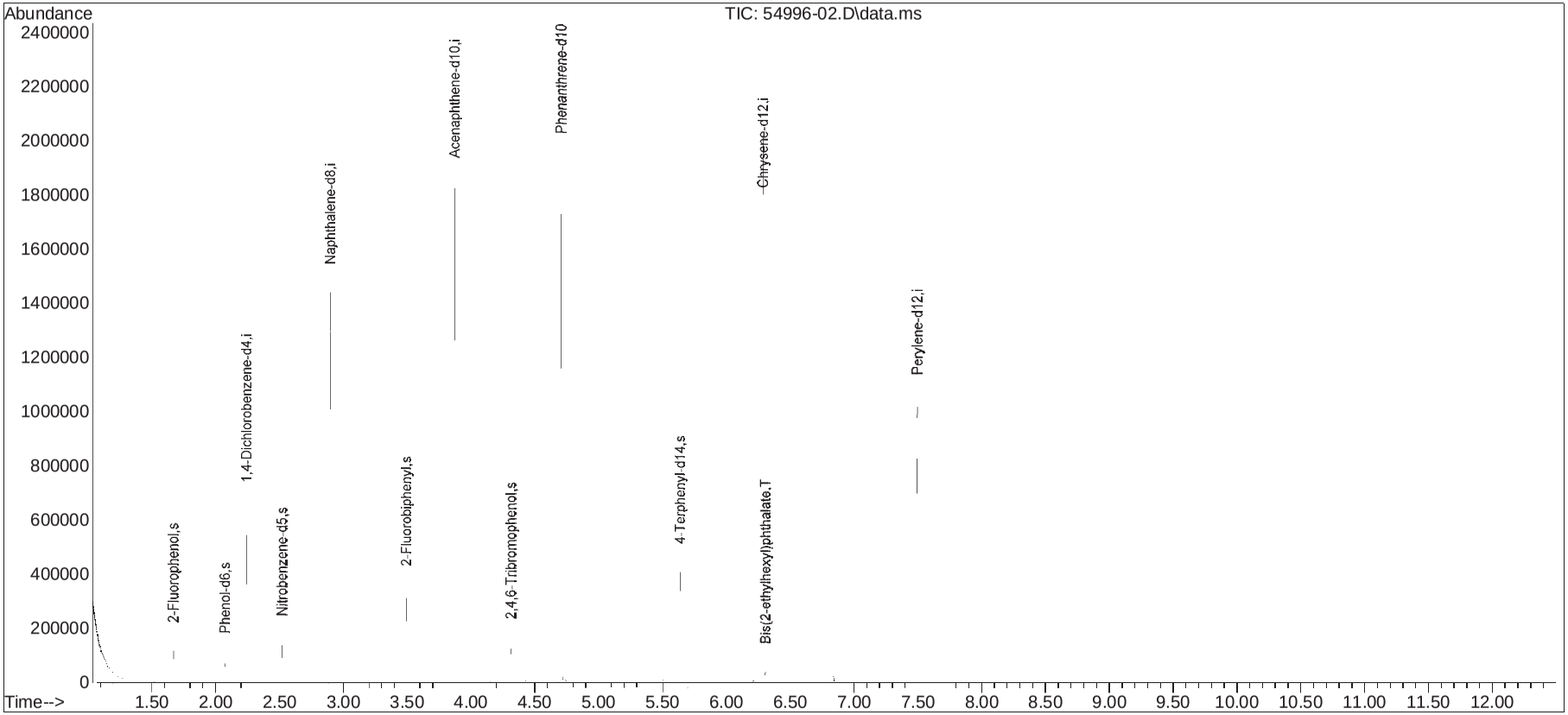

Manual Integration Report

Data Path : I:\8270SIM\sv119\250904RVT
Data File : 54996-02.D Operator : sv119:jjw
Date Inj'd : 9/4/2025 5:28 pm Instrument : SV119
Sample : L2554996-02,32,,csn Quant Date : 9/4/2025 5:41 pm

There are no manual integrations or false positives in this file.

Quantitation Report (QT Reviewed)

Data Path : I:\8270SIM\sv119\250904RVT\
Data File : 54996-03.D
Acq On : 04 Sep 2025 05:45 pm
Operator : sv119:jjw
Sample : L2554996-03,32,,csn
Misc : wg2110591,WG2110294,ical22426
ALS Vial : 32 Sample Multiplier: 1

Quant Time: Sep 07 13:43:51 2025
Quant Method : I:\8270sim\sv119\250904RVT\SIM-RVT_250625_sv119.M
Quant Title : Semivolatiles by GC/MS by modified 8270
QLast Update : Thu Sep 04 12:04:41 2025
Response via : Initial Calibration

CCAL FILE(s) : 1 - I:\8270sim\sv119\250904RVT\ccv0904a.D
Sub List : DEFAULT - All compounds listed

| Compound | R.T. | QIon | Response | Conc | Units | Dev(Min) |
|---|---|---|---|---|---|---|
| Internal Standards | | | | | | |
| 1) 1,4-Dichlorobenzene-d4 | 2.243 | 152 | 115749 | 4000.000 | ng/ml | 0.00 |
| Standard Area 1 = 110778 | | | Recovery = 104.49% | | | |
| 9) Naphthalene-d8 | 2.901 | 136 | 408443 | 4000.000 | ng/ml | 0.00 |
| Standard Area 1 = 386962 | | | Recovery = 105.55% | | | |
| 18) Acenaphthene-d10 | 3.871 | 164 | 258222 | 4000.000 | ng/ml | 0.00 |
| Standard Area 1 = 240356 | | | Recovery = 107.43% | | | |
| 23) Phenanthrene-d10 | 4.711 | 188 | 787603 | 4000.000 | ng/ml | 0.00 |
| Standard Area 1 = 547916 | | | Recovery = 143.75% | | | |
| 33) Chrysene-d12 | 6.286 | 240 | 997959 | 4000.000 | ng/ml | -0.03 |
| Standard Area 1 = 651920 | | | Recovery = 153.08% | | | |
| 38) Perylene-d12 | 7.494 | 264 | 954050 | 4000.000 | ng/ml | -0.04 |
| Standard Area 1 = 724873 | | | Recovery = 131.62% | | | |
| System Monitoring Compounds | | | | | | |
| 3) 2-Fluorophenol | 1.674 | 112 | 37801 | 1130.146 | ng/ml | 0.02 |
| Spiked Amount 2000.000 | Range 15 - 110 | | Recovery = 56.51% | | | |
| 4) Phenol-d6 | 2.070 | 99 | 35847 | 862.820 | ng/ml | 0.02 |
| Spiked Amount 2000.000 | Range 15 - 110 | | Recovery = 43.14% | | | |
| 8) Nitrobenzene-d5 | 2.523 | 82 | 32147 | 844.987 | ng/ml | 0.00 |
| Spiked Amount 1000.000 | Range 30 - 130 | | Recovery = 84.50% | | | |
| 14) 2-Fluorobiphenyl | 3.493 | 172 | 85057 | 929.325 | ng/ml | 0.00 |
| Spiked Amount 1000.000 | Range 30 - 130 | | Recovery = 92.93% | | | |
| 22) 2,4,6-Tribromophenol | 4.318 | 330 | 31742 | 2140.994 | ng/ml | 0.00 |
| Spiked Amount 2000.000 | Range 15 - 110 | | Recovery = 107.05% | | | |
| 32) 4-Terphenyl-d14 | 5.636 | 244 | 207374 | 952.393 | ng/ml | -0.01 |
| Spiked Amount 1000.000 | Range 30 - 130 | | Recovery = 95.24% | | | |

| Target Compounds | | | | Qvalue |
|---|---|---|---|---|
| 5) Bis(2-chloroethyl)ether | 0.000 | 0 | N.D. d | |
| 7) Hexachloroethane | 0.000 | 0 | N.D. | |
| 10) Naphthalene | 0.000 | 0 | N.D. d | |
| 11) Hexachlorobutadiene | 0.000 | 0 | N.D. | |
| 12) 2-Methylnaphthalene | 0.000 | 0 | N.D. | |
| 15) 2-Chloronaphthalene | 0.000 | 0 | N.D. | |
| 17) Acenaphthylene | 0.000 | 0 | N.D. | |
| 19) Acenaphthene | 0.000 | 0 | N.D. d | |
| 21) Fluorene | 0.000 | 0 | N.D. d | |
| 25) Hexachlorobenzene | 0.000 | 0 | N.D. d | |

Data Path : I:\8270SIM\sv119\250904RVT\
Data File : 54996-03.D
Acq On : 04 Sep 2025 05:45 pm
Operator : sv119:jjw
Sample : L2554996-03,32,,csn
Misc : wg2110591,WG2110294,ical22426
ALS Vial : 32 Sample Multiplier: 1

Quant Time: Sep 07 13:43:51 2025
Quant Method : I:\8270sim\sv119\250904RVT\SIM-RVT_250625_sv119.M
Quant Title : Semivolatiles by GC/MS by modified 8270
QLast Update : Thu Sep 04 12:04:41 2025
Response via : Initial Calibration

CCAL FILE(s) : 1 - I:\8270sim\sv119\250904RVT\ccv0904a.D
Sub List : DEFAULT - All compounds listed

| Compound | R.T. | QIon | Response | Conc | Units | Dev(Min) |
|---|---|---|---|---|---|---|
| 26) Pentachlorophenol | 0.000 | | 0 | N.D. | d | |
| 27) Phenanthrene | 0.000 | | 0 | N.D. | d | |
| 28) Anthracene | 0.000 | | 0 | N.D. | d | |
| 29) Fluoranthene | 0.000 | | 0 | N.D. | d | |
| 30) Pyrene | 0.000 | | 0 | N.D. | d | |
| 34) Benzo[a]anthracene | 0.000 | | 0 | N.D. | d | |
| 36) Chrysene | 0.000 | | 0 | N.D. | d | |
| 39) Benzo[b]fluoranthene | 0.000 | | 0 | N.D. | d | |
| 40) Benzo[k]fluoranthene | 0.000 | | 0 | N.D. | d | |
| 41) Benzo[a]pyrene | 0.000 | | 0 | N.D. | d | |
| 42) Indeno[1,2,3-cd]pyrene | 0.000 | | 0 | N.D. | d | |
| 43) Dibenzo[a,h]anthracene | 0.000 | | 0 | N.D. | d | |
| 44) Benzo[g,h,i]perylene | 0.000 | | 0 | N.D. | d | |

(#) = qualifier out of range (m) = manual integration (+) = signals summed

Quantitation Report (QT Reviewed)

Data Path : I:\8270SIM\sv119\250904RVT\
Data File : 54996-03.D
Acq On : 04 Sep 2025 05:45 pm
Operator : sv119:jjw
Sample : L2554996-03,32,,csn
Misc : wg2110591,WG2110294,ical22426
ALS Vial : 32 Sample Multiplier: 1

Quant Time: Sep 07 13:43:51 2025
Quant Method : I:\8270sim\sv119\250904RVT\SIM-RVT_250625_sv119.M
Quant Title : Semivolatiles by GC/MS by modified 8270
QLast Update : Thu Sep 04 12:04:41 2025
Response via : Initial Calibration

Sub List : DEFAULT - All compounds listed\ccv0904a.D•

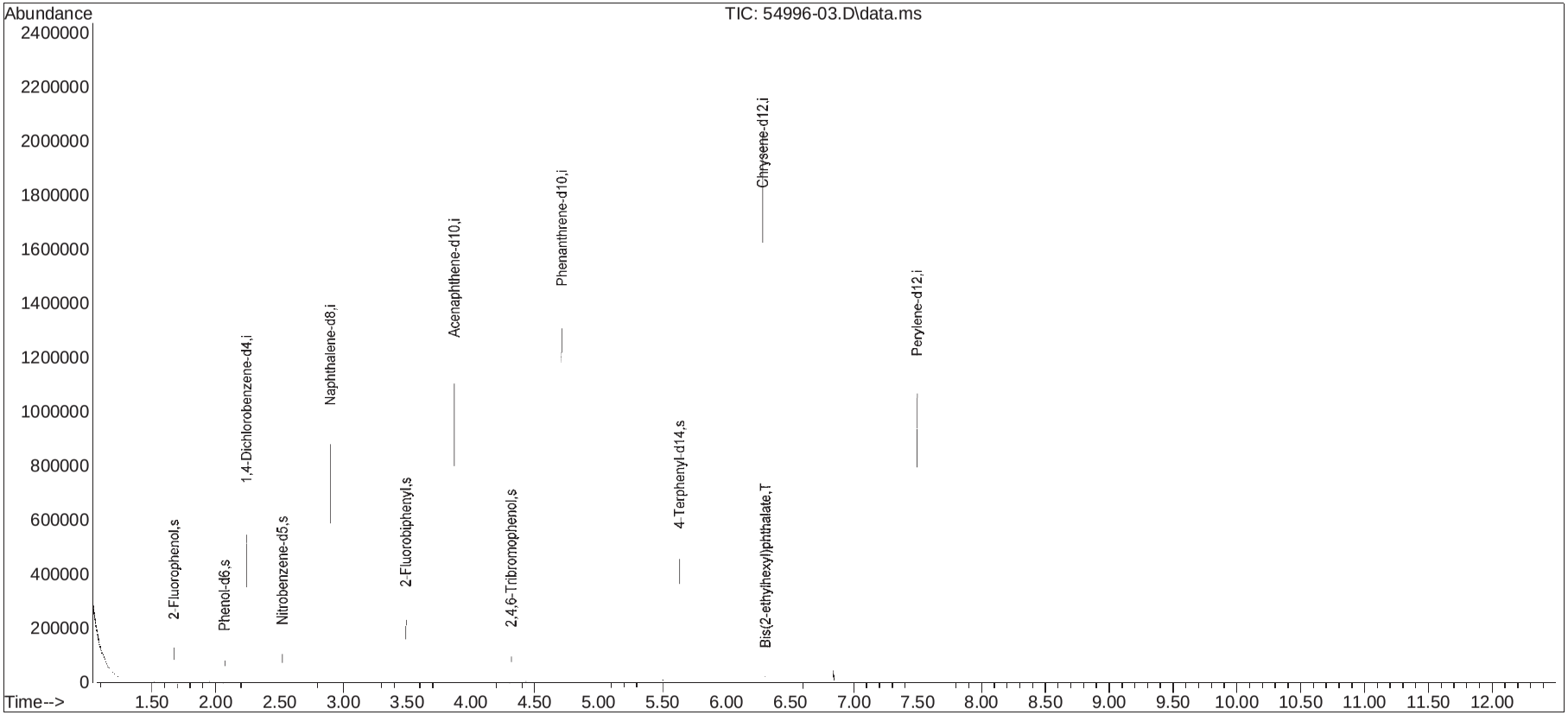

Manual Integration Report

| | | | |
|---|---|---|---|
| Data Path | : I:\8270SIM\sv119\250904RVT | | |
| Data File | : 54996-03.D | Operator | : sv119:jjw |
| Date Inj'd | : 9/4/2025 5:45 pm | Instrument | : SV119 |
| Sample | : L2554996-03,32,,csn | Quant Date | : 9/4/2025 5:57 pm |

There are no manual integrations or false positives in this file.

Quantitation Report (QT Reviewed)

Data Path : I:\8270SIM\sv119\250904RVT\
Data File : 54996-04.D
Acq On : 04 Sep 2025 06:01 pm
Operator : sv119:jjw
Sample : L2554996-04,32,,csn
Misc : wg2110591,WG2110294,ical22426
ALS Vial : 33 Sample Multiplier: 1

Quant Time: Sep 07 13:44:55 2025
Quant Method : I:\8270sim\sv119\250904RVT\SIM-RVT_250625_sv119.M
Quant Title : Semivolatiles by GC/MS by modified 8270
QLast Update : Thu Sep 04 12:04:41 2025
Response via : Initial Calibration

CCAL FILE(s) : 1 - I:\8270sim\sv119\250904RVT\ccv0904a.D
Sub List : DEFAULT - All compounds listed

| Compound | R.T. | QIon | Response | Conc | Units | Dev(Min) |
|---|---|---|---|---|---|---|
| Internal Standards | | | | | | |
| 1) 1,4-Dichlorobenzene-d4 | 2.243 | 152 | 119904 | 4000.000 | ng/ml | 0.00 |
| Standard Area 1 = 110778 | | | Recovery | = 108.24% | | |
| 9) Naphthalene-d8 | 2.900 | 136 | 424018 | 4000.000 | ng/ml | 0.00 |
| Standard Area 1 = 386962 | | | Recovery | = 109.58% | | |
| 18) Acenaphthene-d10 | 3.871 | 164 | 267705 | 4000.000 | ng/ml | 0.00 |
| Standard Area 1 = 240356 | | | Recovery | = 111.38% | | |
| 23) Phenanthrene-d10 | 4.709 | 188 | 649872 | 4000.000 | ng/ml | 0.00 |
| Standard Area 1 = 547916 | | | Recovery | = 118.61% | | |
| 33) Chrysene-d12 | 6.287 | 240 | 1037846 | 4000.000 | ng/ml | -0.03 |
| Standard Area 1 = 651920 | | | Recovery | = 159.20% | | |
| 38) Perylene-d12 | 7.494 | 264 | 993347 | 4000.000 | ng/ml | -0.04 |
| Standard Area 1 = 724873 | | | Recovery | = 137.04% | | |
| System Monitoring Compounds | | | | | | |
| 3) 2-Fluorophenol | 1.672 | 112 | 36523 | 1054.099 | ng/ml | 0.02 |
| Spiked Amount 2000.000 | Range 15 - 110 | | Recovery | = 52.70% | | |
| 4) Phenol-d6 | 2.070 | 99 | 33792 | 785.172 | ng/ml | 0.02 |
| Spiked Amount 2000.000 | Range 15 - 110 | | Recovery | = 39.26% | | |
| 8) Nitrobenzene-d5 | 2.521 | 82 | 29954 | 760.060 | ng/ml | 0.00 |
| Spiked Amount 1000.000 | Range 30 - 130 | | Recovery | = 76.01% | | |
| 14) 2-Fluorobiphenyl | 3.493 | 172 | 78381 | 824.927 | ng/ml | 0.00 |
| Spiked Amount 1000.000 | Range 30 - 130 | | Recovery | = 82.49% | | |
| 22) 2,4,6-Tribromophenol | 4.318 | 330 | 29357 | 1909.984 | ng/ml | 0.00 |
| Spiked Amount 2000.000 | Range 15 - 110 | | Recovery | = 95.50% | | |
| 32) 4-Terphenyl-d14 | 5.636 | 244 | 188479 | 1049.070 | ng/ml | -0.02 |
| Spiked Amount 1000.000 | Range 30 - 130 | | Recovery | = 104.91% | | |
| Target Compounds | | | | | | Qvalue |
| 5) Bis(2-chloroethyl)ether | 0.000 | | 0 | N.D. d | | |
| 7) Hexachloroethane | 0.000 | | 0 | N.D. | | |
| 10) Naphthalene | 0.000 | | 0 | N.D. d | | |
| 11) Hexachlorobutadiene | 0.000 | | 0 | N.D. | | |
| 12) 2-Methylnaphthalene | 0.000 | | 0 | N.D. d | | |
| 15) 2-Chloronaphthalene | 0.000 | | 0 | N.D. d | | |
| 17) Acenaphthylene | 0.000 | | 0 | N.D. | | |
| 19) Acenaphthene | 0.000 | | 0 | N.D. d | | |
| 21) Fluorene | 0.000 | | 0 | N.D. d | | |
| 25) Hexachlorobenzene | 0.000 | | 0 | N.D. d | | |

Data Path : I:\8270SIM\sv119\250904RVT\
Data File : 54996-04.D
Acq On : 04 Sep 2025 06:01 pm
Operator : sv119:jjw
Sample : L2554996-04,32,,csn
Misc : wg2110591,WG2110294,ical22426
ALS Vial : 33 Sample Multiplier: 1

Quant Time: Sep 07 13:44:55 2025
Quant Method : I:\8270sim\sv119\250904RVT\SIM-RVT_250625_sv119.M
Quant Title : Semivolatiles by GC/MS by modified 8270
QLast Update : Thu Sep 04 12:04:41 2025
Response via : Initial Calibration

CCAL FILE(s) : 1 - I:\8270sim\sv119\250904RVT\ccv0904a.D
Sub List : DEFAULT - All compounds listed

| Compound | R.T. | QIon | Response | Conc | Units | Dev(Min) |
|---|---|---|---|---|---|---|
| 26) Pentachlorophenol | 0.000 | | 0 | N.D. | d | |
| 27) Phenanthrene | 0.000 | | 0 | N.D. | d | |
| 28) Anthracene | 0.000 | | 0 | N.D. | d | |
| 29) Fluoranthene | 0.000 | | 0 | N.D. | d | |
| 30) Pyrene | 0.000 | | 0 | N.D. | d | |
| 34) Benzo[a]anthracene | 0.000 | | 0 | N.D. | d | |
| 36) Chrysene | 0.000 | | 0 | N.D. | d | |
| 39) Benzo[b]fluoranthene | 0.000 | | 0 | N.D. | d | |
| 40) Benzo[k]fluoranthene | 0.000 | | 0 | N.D. | d | |
| 41) Benzo[a]pyrene | 0.000 | | 0 | N.D. | d | |
| 42) Indeno[1,2,3-cd]pyrene | 0.000 | | 0 | N.D. | d | |
| 43) Dibenzo[a,h]anthracene | 0.000 | | 0 | N.D. | d | |
| 44) Benzo[g,h,i]perylene | 0.000 | | 0 | N.D. | d | |

(#) = qualifier out of range (m) = manual integration (+) = signals summed

Quantitation Report (QT Reviewed)

Data Path : I:\8270SIM\sv119\250904RVT\
Data File : 54996-04.D
Acq On : 04 Sep 2025 06:01 pm
Operator : sv119:jjw
Sample : L2554996-04,32,,csn
Misc : wg2110591,WG2110294,ical22426
ALS Vial : 33 Sample Multiplier: 1

Quant Time: Sep 07 13:44:55 2025
Quant Method : I:\8270sim\sv119\250904RVT\SIM-RVT_250625_sv119.M
Quant Title : Semivolatiles by GC/MS by modified 8270
QLast Update : Thu Sep 04 12:04:41 2025
Response via : Initial Calibration

Sub List : DEFAULT - All compounds listed\ccv0904a.D•

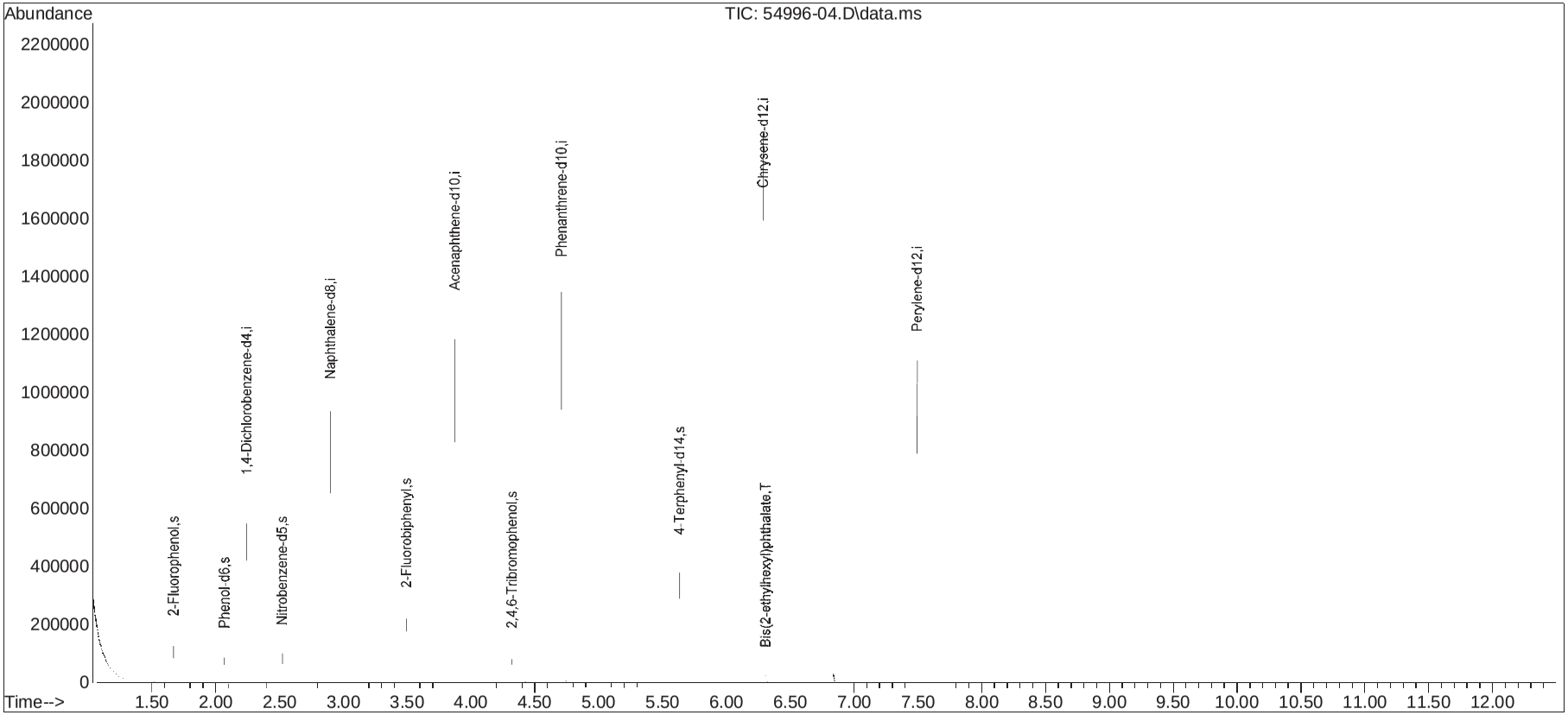

Manual Integration Report

Data Path : I:\8270SIM\sv119\250904RVT
Data File : 54996-04.D
Operator : sv119:jjw
Date Inj'd : 9/4/2025 6:01 pm
Instrument : SV119
Sample : L2554996-04,32,,csn
Quant Date : 9/4/2025 6:14 pm

There are no manual integrations or false positives in this file.

# Semivolatiles Standards Data

# Initial Calibration

# Initial Calibration Summary
# Form 6
# Semivolatiles

| | | | |
|---|---|---|---|
| **Client** | : Roux Env. Eng. & Geology, DPC | **Lab Number** | : L2554996 |
| **Project Name** | : CORAM MATERIALS | **Project Number** | : 2232.0006Y005 |
| **Instrument ID** | : SV119 | **Ical Ref** | : ICAL22426 |
| **Calibration dates** | : 06/25/25 20:07 06/25/25 22:41 | | |

Calibration Files
L1 =L1.D L2 =L2.D L3 =L3.D L4 =L4.D L5 =L5.D L6 =L6.D L7 =L7.D L8 =L8.D L9 =L9.D
L10 =L10.D

| | | Compound | L1 | L2 | L3 | L4 | L5 | L6 | L7 | L8 | L9 | L10 | Avg | |
|---|---|---|---|---|---|---|---|---|---|---|---|---|---|---|
| 1) | i | 1,4-Dichlorobenzene-d4 | ----------ISTD---------- | | | | | | | | | | | |
| 2) | T | N-Nitrosodimethylamine | | | | | 0.658 | 0.685 | 0.708 | 0.679 | 0.692 | 0.671 | 0.682 | 2.53 |
| 3) | s | 2-Fluorophenol | 1.367 | 1.221 | 1.150 | 1.136 | 1.150 | 1.098 | 1.137 | 1.101 | 1.137 | 1.060 | 1.156 | 7.39 |
| 4) | s | Phenol-d6 | | 1.529 | 1.448 | 1.444 | 1.455 | 1.365 | 1.431 | 1.423 | 1.436 | 1.391 | 1.436 | 3.16 |
| 5) | T | Bis(2-chloroethyl)ether | 1.471 | 1.375 | 1.335 | 1.299 | 1.202 | 1.141 | 1.184 | 1.177 | 1.167 | 1.122 | 1.247 | 9.29 |
| 6) | T | n-nitrosodi-n-propylamine | | | 1.058 | 0.901 | 0.912 | 0.841 | 0.908 | 0.926 | 0.963 | 0.925 | 0.929 | 6.66 |
| 7) | t | Hexachloroethane | 0.477 | 0.510 | 0.550 | 0.538 | 0.543 | 0.492 | 0.515 | 0.509 | 0.507 | 0.496 | 0.514 | 4.57 |
| 8) | s | Nitrobenzene-d5 | 1.471 | 1.423 | 1.456 | 1.290 | 1.281 | 1.160 | 1.254 | 1.285 | 1.295 | 1.233 | 1.315 | 7.76 |
| 9) | i | Naphthalene-d8 | ----------ISTD---------- | | | | | | | | | | | |
| 10) | t | Naphthalene | 1.216 | 1.251 | 1.138 | 1.099 | 1.057 | 1.036 | 1.048 | 1.031 | 1.018 | 0.968 | 1.086 | 8.31 |
| 11) | t | Hexachlorobutadiene | 0.226 | 0.212 | 0.202 | 0.209 | 0.205 | 0.198 | 0.203 | 0.198 | 0.195 | 0.190 | 0.204 | 4.93 |
| 12) | t | 2-Methylnaphthalene | 0.853 | 0.768 | 0.699 | 0.685 | 0.680 | 0.631 | 0.665 | 0.653 | 0.670 | 0.615 | 0.692 | 10.13 |
| 13) | t | 1-Methylnaphthalene | 0.748 | 0.720 | 0.726 | 0.710 | 0.700 | 0.668 | 0.697 | 0.690 | 0.706 | 0.634 | 0.700 | 4.54 |
| 14) | s | 2-Fluorobiphenyl | 0.936 | 0.935 | 0.905 | 0.918 | 0.912 | 0.868 | 0.899 | 0.887 | 0.903 | 0.801 | 0.896 | 4.37 |
| 15) | t | 2-Chloronaphthalene | 0.715 | 0.777 | 0.785 | 0.771 | 0.767 | 0.727 | 0.762 | 0.753 | 0.780 | 0.697 | 0.753 | 3.98 |
| 16) | t | 2,6-Dinitrotoluene | | | | | 0.144 | 0.130 | 0.153 | 0.170 | 0.198 | 0.180 | 0.162 | 15.33 |
| 17) | t | Acenaphthylene | 1.216 | 1.261 | 1.237 | 1.272 | 1.292 | 1.195 | 1.297 | 1.299 | 1.379 | 1.207 | 1.266 | 4.35 |
| 18) | i | Acenaphthene-d10 | ----------ISTD---------- | | | | | | | | | | | |
| 19) | t | Acenaphthene | 1.431 | 1.382 | 1.342 | 1.356 | 1.341 | 1.304 | 1.327 | 1.289 | 1.262 | 1.209 | 1.324 | 4.72 |
| 20) | t | 2,4-Dinitrotoluene | | | | | 0.316 | 0.299 | 0.353 | 0.381 | 0.424 | 0.406 | 0.363 | 13.61 |
| 21) | t | Fluorene | 1.809 | 1.678 | 1.612 | 1.628 | 1.612 | 1.543 | 1.602 | 1.572 | 1.492 | 1.413 | 1.596 | 6.66 |
| 22) | s | 2,4,6-Tribromophenol | | 0.237 | 0.231 | 0.225 | 0.223 | 0.210 | 0.231 | 0.236 | 0.241 | 0.233 | 0.230 | 3.99 |
| 23) | i | Phenanthrene-d10 | ----------ISTD---------- | | | | | | | | | | | |
| 24) | T | 4,6-Dinitro-o-cresol | | | | | 0.080 | 0.074 | 0.088 | 0.093 | 0.104 | 0.106 | *L | 0.99 |
| 75) | | | | | | | | | | | | | | |
| 25) | t | Hexachlorobenzene | 0.323 | 0.291 | 0.286 | 0.294 | 0.290 | 0.263 | 0.278 | 0.267 | 0.266 | 0.262 | 0.282 | 6.74 |
| 26) | t | Pentachlorophenol | | | | 0.149 | 0.115 | 0.091 | 0.094 | 0.110 | 0.141 | 0.154 | *Q | 0.99 |
| 73) | | | | | | | | | | | | | | |
| 27) | t | Phenanthrene | | 1.396 | 1.261 | 1.241 | 1.214 | 1.194 | 1.195 | 1.156 | 1.151 | 1.082 | 1.210 | 7.24 |
| 28) | t | Anthracene | | 1.246 | 1.244 | 1.271 | 1.249 | 1.155 | 1.245 | 1.222 | 1.218 | 1.145 | 1.222 | 3.56 |
| 29) | t | Fluoranthene | | 1.807 | 1.624 | 1.610 | 1.594 | 1.474 | 1.632 | 1.601 | 1.571 | 1.431 | 1.594 | 6.64 |
| 30) | t | Pyrene | | 1.917 | 1.715 | 1.733 | 1.699 | 1.551 | 1.720 | 1.685 | 1.628 | 1.446 | 1.677 | 7.79 |
| 31) | T | Benzidine | | | | | | 0.022 | 0.427 | 0.785 | 0.993 | 0.954 | *L | 0.99 |
| 01) | | | | | | | | | | | | | | |
| 32) | s | 4-Terphenyl-d14 | | 1.225 | 1.145 | 1.167 | 1.155 | 1.045 | 1.140 | 1.117 | 1.036 | 0.922 | 1.106 | 8.19 |
| 33) | i | Chrysene-d12 | ----------ISTD---------- | | | | | | | | | | | |

# Initial Calibration Summary
# Form 6
# Semivolatiles

| | | | |
|---|---|---|---|
| **Client** | **: Roux Env. Eng. & Geology, DPC** | **Lab Number** | **: L2554996** |
| **Project Name** | **: CORAM MATERIALS** | **Project Number** | **: 2232.0006Y005** |
| **Instrument ID** | **: SV119** | **Ical Ref** | **: ICAL22426** |
| **Calibration dates** | **: 06/25/25 20:07 06/25/25 22:41** | | |

Calibration Files
L1 =L1.D L2 =L2.D L3 =L3.D L4 =L4.D L5 =L5.D L6 =L6.D L7 =L7.D L8 =L8.D L9 =L9.D
L10 =L10.D

| | | Compound | L1 | L2 | L3 | L4 | L5 | L6 | L7 | L8 | L9 | L10 | Avg | |
|---|---|---|---|---|---|---|---|---|---|---|---|---|---|---|
| 34) | t | Benzo[a]anthracene | 1.224 | 0.683 | 0.345 | 0.237 | 0.156 | 0.136 | 0.138 | 0.137 | 0.140 | 0.133 | *L | 0.99 |
| 96) | | | | | | | | | | | | | | |
| 35) | t | 3,3'-Dichlorobenzidine | | | | | 0.422 | 0.435 | 0.548 | 0.586 | 0.612 | 0.601 | 0.534 | 15.88 |
| 36) | t | Chrysene | 1.266 | 1.325 | 1.261 | 1.325 | 1.318 | 1.301 | 1.361 | 1.316 | 1.313 | 1.252 | 1.304 | 2.62 |
| 37) | T | Bis(2-ethylhexyl)phtha... | | | | 0.686 | 0.621 | 0.602 | 0.689 | 0.742 | 0.828 | 0.846 | 0.716 | 13.23 |
| 38) | i | Perylene-d12 | ----------ISTD---------- | | | | | | | | | | | |
| 39) | t | Benzo[b]fluoranthene | | | 0.916 | 1.011 | 1.028 | 0.996 | 1.169 | 1.209 | 1.268 | 1.245 | 1.105 | 12.01 |
| 40) | t | Benzo[k]fluoranthene | | | 1.164 | 1.204 | 1.255 | 1.310 | 1.358 | 1.336 | 1.344 | 1.255 | 1.278 | 5.50 |
| 41) | t | Benzo[a]pyrene | | | 0.859 | 0.897 | 0.961 | 0.966 | 1.143 | 1.168 | 1.222 | 1.184 | 1.050 | 13.71 |
| 42) | t | Indeno[1,2,3-cd]pyrene | | | 0.640 | 0.640 | 0.684 | 0.705 | 0.835 | 0.940 | 1.057 | 1.112 | *Q | 0.99 |
| 87) | | | | | | | | | | | | | | |
| 43) | t | Dibenzo[a,h]anthracene | | | 0.546 | 0.576 | 0.660 | 0.659 | 0.903 | 0.965 | 1.040 | 1.059 | *Q | 0.99 |
| 87) | | | | | | | | | | | | | | |
| 44) | t | Benzo[g,h,i]perylene | | | 0.781 | 0.811 | 0.884 | 0.902 | 1.066 | 1.096 | 1.141 | 1.121 | 0.975 | 15.01 |

# Response Factor Report SV119

Method Path : I:\8270SIM\sv119\250625RVTical\
Method File : SIM-RVT_250625_sv119.M
Title : Semivolatiles by GC/MS by modified 8270
Last Update : Fri Jun 27 08:30:34 2025
Response Via : Initial Calibration

Calibration Files
L1 =L1.D L2 =L2.D L3 =L3.D L4 =L4.D L5 =L5.D L6 =L6.D L7 =L7.D L8 =L8.D L9 =L9.D
L10 =L10.D

| | | Compound | L1 | L2 | L3 | L4 | L5 | L6 | L7 | L8 | L9 | L10 | Avg | %RSD |
|---|---|---|---|---|---|---|---|---|---|---|---|---|---|---|
| 1) | i | 1,4-Dichlorobenzene-d4 | ----------ISTD---------- | | | | | | | | | | | |
| 2) | T | N-Nitrosodimet... | | | | | | 0.658 | 0.685 | 0.708 | 0.679 | 0.692 | 0.671 | 0.682 | 2.53 |
| 3) | s | 2-Fluorophenol | 1.367 | 1.221 | 1.150 | 1.136 | 1.150 | 1.098 | 1.137 | 1.101 | 1.137 | 1.060 | 1.156 | 7.39 |
| 4) | s | Phenol-d6 | | 1.529 | 1.448 | 1.444 | 1.455 | 1.365 | 1.431 | 1.423 | 1.436 | 1.391 | 1.436 | 3.16 |
| 5) | T | Bis(2-chloroet... | 1.471 | 1.375 | 1.335 | 1.299 | 1.202 | 1.141 | 1.184 | 1.177 | 1.167 | 1.122 | 1.247 | 9.29 |
| 6) | T | n-nitrosodi-n-... | | | 1.058 | 0.901 | 0.912 | 0.841 | 0.908 | 0.926 | 0.963 | 0.925 | 0.929 | 6.66 |
| 7) | t | Hexachloroethane | 0.477 | 0.510 | 0.550 | 0.538 | 0.543 | 0.492 | 0.515 | 0.509 | 0.507 | 0.496 | 0.514 | 4.57 |
| 8) | s | Nitrobenzene-d5 | 1.471 | 1.423 | 1.456 | 1.290 | 1.281 | 1.160 | 1.254 | 1.285 | 1.295 | 1.233 | 1.315 | 7.76 |
| 9) | i | Naphthalene-d8 | ----------ISTD---------- | | | | | | | | | | | |
| 10) | t | Naphthalene | 1.216 | 1.251 | 1.138 | 1.099 | 1.057 | 1.036 | 1.048 | 1.031 | 1.018 | 0.968 | 1.086 | 8.31 |
| 11) | t | Hexachlorobuta... | 0.226 | 0.212 | 0.202 | 0.209 | 0.205 | 0.198 | 0.203 | 0.198 | 0.195 | 0.190 | 0.204 | 4.93 |
| 12) | t | 2-Methylnaphth... | 0.853 | 0.768 | 0.699 | 0.685 | 0.680 | 0.631 | 0.665 | 0.653 | 0.670 | 0.615 | 0.692 | 10.13 |
| 13) | t | 1-Methylnaphth... | 0.748 | 0.720 | 0.726 | 0.710 | 0.700 | 0.668 | 0.697 | 0.690 | 0.706 | 0.634 | 0.700 | 4.54 |
| 14) | s | 2-Fluorobiphenyl | 0.936 | 0.935 | 0.905 | 0.918 | 0.912 | 0.868 | 0.899 | 0.887 | 0.903 | 0.801 | 0.896 | 4.37 |
| 15) | t | 2-Chloronaphth... | 0.715 | 0.777 | 0.785 | 0.771 | 0.767 | 0.727 | 0.762 | 0.753 | 0.780 | 0.697 | 0.753 | 3.98 |

# Response Factor Report SV119

Method Path : I:\8270SIM\sv119\250625RVTical\
Method File : SIM-RVT_250625_sv119.M
Title : Semivolatiles by GC/MS by modified 8270
Last Update : Fri Jun 27 08:30:34 2025
Response Via : Initial Calibration

Calibration Files
L1 =L1.D L2 =L2.D L3 =L3.D L4 =L4.D L5 =L5.D L6 =L6.D L7 =L7.D L8 =L8.D L9 =L9.D
L10 =L10.D

| | | Compound | L1 | L2 | L3 | L4 | L5 | L6 | L7 | L8 | L9 | L10 | Avg | %RSD |
|---|---|---|---|---|---|---|---|---|---|---|---|---|---|---|
| 16) | t | 2,6-Dinitrotol... | | | | 0.144 | 0.130 | 0.153 | 0.170 | 0.198 | 0.180 | 0.162 | | 15.33 |
| 17) | t | Acenaphthylene | 1.216 | 1.261 | 1.237 | 1.272 | 1.292 | 1.195 | 1.297 | 1.299 | 1.379 | 1.207 | 1.266 | 4.35 |
| 18) | i | Acenaphthene-d10 | | | | ISTD | | | | | | | | |
| 19) | t | Acenaphthene | 1.431 | 1.382 | 1.342 | 1.356 | 1.341 | 1.304 | 1.327 | 1.289 | 1.262 | 1.209 | 1.324 | 4.72 |
| 20) | t | 2,4-Dinitrotol... | | | | 0.316 | 0.299 | 0.353 | 0.381 | 0.424 | 0.406 | 0.363 | | 13.61 |
| 21) | t | Fluorene | 1.809 | 1.678 | 1.612 | 1.628 | 1.612 | 1.543 | 1.602 | 1.572 | 1.492 | 1.413 | 1.596 | 6.66 |
| 22) | s | 2,4,6-Tribromo... | 0.237 | 0.231 | 0.225 | 0.223 | 0.210 | 0.231 | 0.236 | 0.241 | 0.233 | 0.230 | | 3.99 |
| 23) | i | Phenanthrene-d10 | | | | ISTD | | | | | | | | |
| 24) | T | 4,6-Dinitro-o-... | | | | 0.080 | 0.074 | 0.088 | 0.093 | 0.104 | 0.106 | *L | | 0.99 |
| 75 | | | | | | | | | | | | | | |
| 25) | t | Hexachlorobenzene | 0.323 | 0.291 | 0.286 | 0.294 | 0.290 | 0.263 | 0.278 | 0.267 | 0.266 | 0.262 | 0.282 | 6.74 |
| 26) | t | Pentachlorophenol | | | | 0.149 | 0.115 | 0.091 | 0.094 | 0.110 | 0.141 | 0.154 | *Q | 0.99 |
| 73 | | | | | | | | | | | | | | |
| 27) | t | Phenanthrene | 1.396 | 1.261 | 1.241 | 1.214 | 1.194 | 1.195 | 1.156 | 1.151 | 1.082 | 1.210 | | 7.24 |
| 28) | t | Anthracene | 1.246 | 1.244 | 1.271 | 1.249 | 1.155 | 1.245 | 1.222 | 1.218 | 1.145 | 1.222 | | 3.56 |
| 29) | t | Fluoranthene | 1.807 | 1.624 | 1.610 | 1.594 | 1.474 | 1.632 | 1.601 | 1.571 | 1.431 | 1.594 | | 6.64 |
| 30) | t | Pyrene | 1.917 | 1.715 | 1.733 | 1.699 | 1.551 | 1.720 | 1.685 | 1.628 | 1.446 | 1.677 | | 7.79 |

# Response Factor Report SV119

Method Path : I:\8270SIM\sv119\250625RVTical\
Method File : SIM-RVT_250625_sv119.M
Title : Semivolatiles by GC/MS by modified 8270
Last Update : Fri Jun 27 08:30:34 2025
Response Via : Initial Calibration

Calibration Files
L1 =L1.D L2 =L2.D L3 =L3.D L4 =L4.D L5 =L5.D L6 =L6.D L7 =L7.D L8 =L8.D L9 =L9.D
L10 =L10.D

| | | Compound | L1 | L2 | L3 | L4 | L5 | L6 | L7 | L8 | L9 | L10 | Avg | %RSD |
|---|---|---|---|---|---|---|---|---|---|---|---|---|---|---|
| 31) | T | Benzidine | | | | | 0.022 | 0.427 | 0.785 | 0.993 | 0.954 | *L | | 0.9901 |
| 32) | s | 4-Terphenyl-d14 | 1.225 | 1.145 | 1.167 | 1.155 | 1.045 | 1.140 | 1.117 | 1.036 | 0.922 | 1.106 | | 8.19 |
| 33) | i | Chrysene-d12 | ----------ISTD---------- | | | | | | | | | | | |
| 34) | t | Benzo[a]anthra... | 1.224 | 0.683 | 0.345 | 0.237 | 0.156 | 0.136 | 0.138 | 0.137 | 0.140 | 0.133 | *L | 0.9996 |
| 35) | t | 3,3'-Dichlorob... | | | | | 0.422 | 0.435 | 0.548 | 0.586 | 0.612 | 0.601 | 0.534 | 15.88 |
| 36) | t | Chrysene | 1.266 | 1.325 | 1.261 | 1.325 | 1.318 | 1.301 | 1.361 | 1.316 | 1.313 | 1.252 | 1.304 | 2.62 |
| 37) | T | Bis(2-ethylhex... | | | | 0.686 | 0.621 | 0.602 | 0.689 | 0.742 | 0.828 | 0.846 | 0.716 | 13.23 |
| 38) | i | Perylene-d12 | ----------ISTD---------- | | | | | | | | | | | |
| 39) | t | Benzo[b]fluora... | | | 0.916 | 1.011 | 1.028 | 0.996 | 1.169 | 1.209 | 1.268 | 1.245 | 1.105 | 12.01 |
| 40) | t | Benzo[k]fluora... | | | 1.164 | 1.204 | 1.255 | 1.310 | 1.358 | 1.336 | 1.344 | 1.255 | 1.278 | 5.50 |
| 41) | t | Benzo[a]pyrene | | | 0.859 | 0.897 | 0.961 | 0.966 | 1.143 | 1.168 | 1.222 | 1.184 | 1.050 | 13.71 |
| 42) | t | Indeno[1,2,3-c... | | | 0.640 | 0.640 | 0.684 | 0.705 | 0.835 | 0.940 | 1.057 | 1.112 | *Q | 0.9987 |
| 43) | t | Dibenzo[a,h]an... | | | 0.546 | 0.576 | 0.660 | 0.659 | 0.903 | 0.965 | 1.040 | 1.059 | *Q | 0.9987 |
| 44) | t | Benzo[g,h,i]pe... | | | 0.781 | 0.811 | 0.884 | 0.902 | 1.066 | 1.096 | 1.141 | 1.121 | 0.975 | 15.01 |

# Response Factor Report SV119

Method Path : I:\8270SIM\sv119\250625RVTical\
Method File : SIM-RVT_250625_sv119.M
Title : Semivolatiles by GC/MS by modified 8270
Last Update : Fri Jun 27 08:30:34 2025
Response Via : Initial Calibration

Calibration Files
L1 =L1.D L2 =L2.D L3 =L3.D L4 =L4.D L5 =L5.D L6 =L6.D L7 =L7.D L8 =L8.D L9 =L9.D
L10 =L10.D

| Compound | L1 | L2 | L3 | L4 | L5 | L6 | L7 | L8 | L9 | L10 | Avg | %RSD |
|---|---|---|---|---|---|---|---|---|---|---|---|---|

(#) = Out of Range

# DFTPP

Data Path : I:\8270SIM\sv119\250625RVTical\
Data File : TUNE.D
Acq On : 25 Jun 2025 07:48 pm
Operator : sv119:ljg
Sample : TUNE
Misc : WG2084288,,ical
ALS Vial : 48 Sample Multiplier: 1

Integration File: rteint.p

Method : I:\8270SIM\sv119\250625RVTical\SIM-RVT_250625_sv119.M
Title : Semivolatiles by GC/MS by modified 8270
Last Update : Fri Jun 27 08:30:34 2025

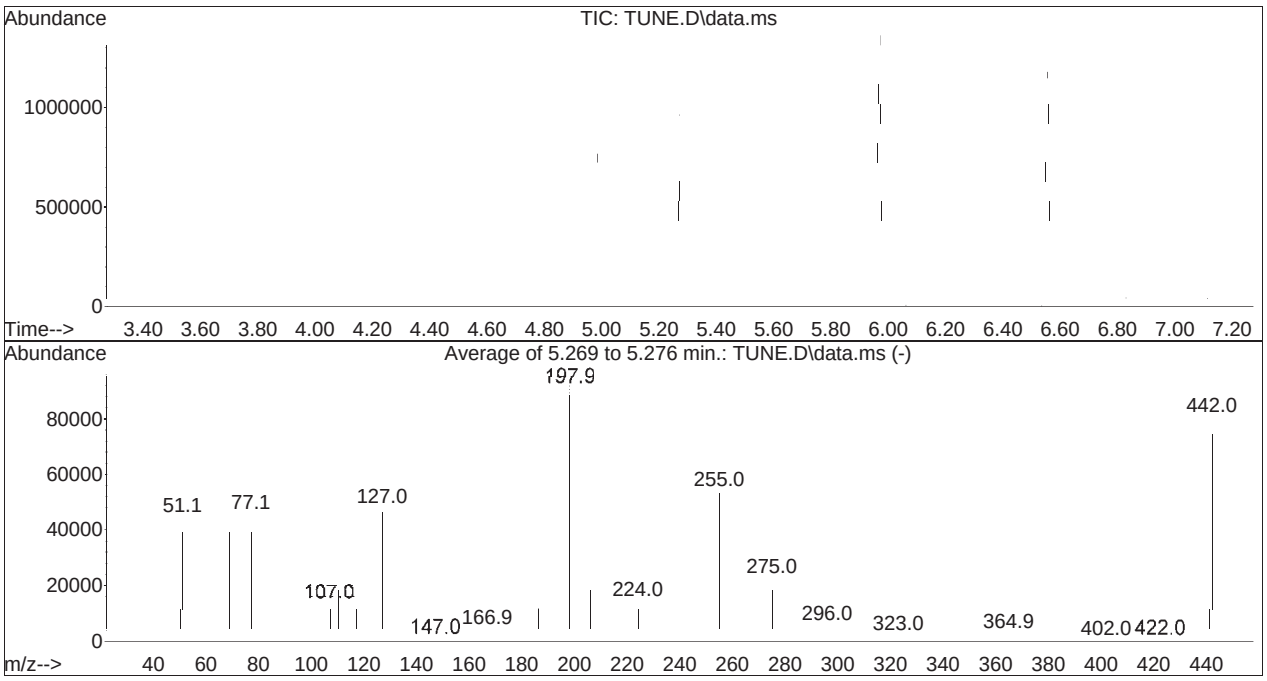


Spectrum Information: Average of 5.269 to 5.276 min.

| Target Mass | Rel. to Mass | Lower Limit% | Upper Limit% | Rel. Abn% | Raw Abn | Result Pass/Fail |
|---|---|---|---|---|---|---|
| 51 | 198 | 10 | 80 | 47.0 | 44597 | PASS |
| 68 | 69 | 0.00 | 2 | 2.0 | 800 | PASS |
| 69 | 69 | 100 | 100 | 100.0 | 40048 | PASS |
| 70 | 69 | 0.00 | 2 | 0.4 | 156 | PASS |
| 127 | 198 | 10 | 80 | 50.5 | 47829 | PASS |
| 197 | 198 | 0.00 | 2 | 0.0 | 0 | PASS |
| 198 | 198 | 100 | 100 | 100.0 | 94797 | PASS |
| 199 | 198 | 5 | 9 | 6.6 | 6233 | PASS |
| 275 | 198 | 10 | 60 | 24.0 | 22712 | PASS |
| 365 | 198 | 1 | 100 | 3.3 | 3103 | PASS |
| 441 | 442 | 0.01 | 24 | 18.8 | 15170 | PASS |
| 442 | 198 | 50 | 100 | 85.2 | 80797 | PASS |
| 443 | 442 | 15 | 24 | 19.0 | 15320 | PASS |

Quantitation Report (Qedit)

Data Path : I:\8270SIM\sv119\250625RVTical\
Data File : TUNE.D
Acq On : 25 Jun 2025 07:48 pm
Operator : sv119:ljg
Sample : TUNE
Misc : WG2084288,,ical
ALS Vial : 48 Sample Multiplier: 1

Quant Time: Jun 25 20:03:57 2025
Quant Method : I:\8270SIM\sv119\250625RVTical\dftppsv119.m
Quant Title : Semivolatiles by GC/MS by modified 8270
QLast Update : Wed Jun 25 20:04:49 2025
Response via : Continuing Cal File: C:\ENVDEMO\BNADATA\DLWB002.D

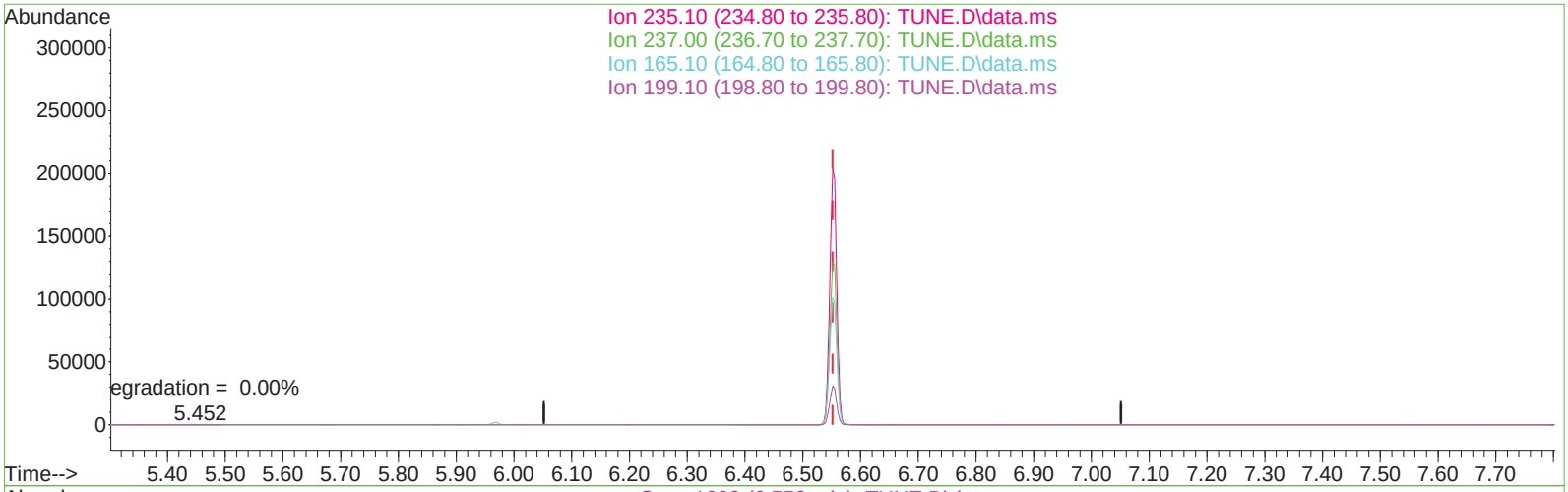


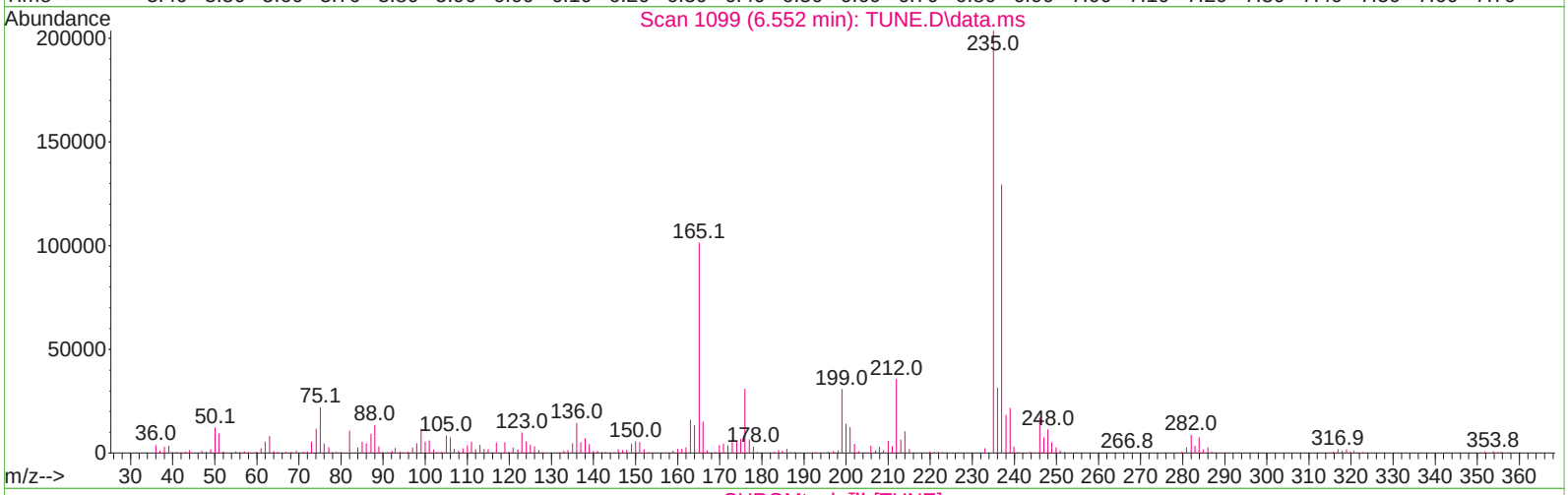


CHROMtools™ [TUNE]

(6) ddt (T)

6.552min (-0.000) 28.02

response 170802

| Ion | Exp% | Act% |
|---|---|---|
| 235.10 | 100.00 | 100.00 |
| 237.00 | 65.60 | 65.45 |
| 165.10 | 53.30 | 51.84 |
| 199.10 | 17.10 | 15.47 |

Quantitation Report (Qedit)

Data Path : I:\8270SIM\sv119\250625RVTical\
Data File : TUNE.D
Acq On : 25 Jun 2025 07:48 pm
Operator : sv119:ljg
Sample : TUNE
Misc : WG2084288,,ical
ALS Vial : 48 Sample Multiplier: 1

Quant Time: Jun 25 20:03:57 2025
Quant Method : I:\8270SIM\sv119\250625RVTical\dftppsv119.m
Quant Title : Semivolatiles by GC/MS by modified 8270
QLast Update : Wed Jun 25 20:04:49 2025
Response via : Continuing Cal File: C:\ENVDEMO\BNADATA\DLWB002.D

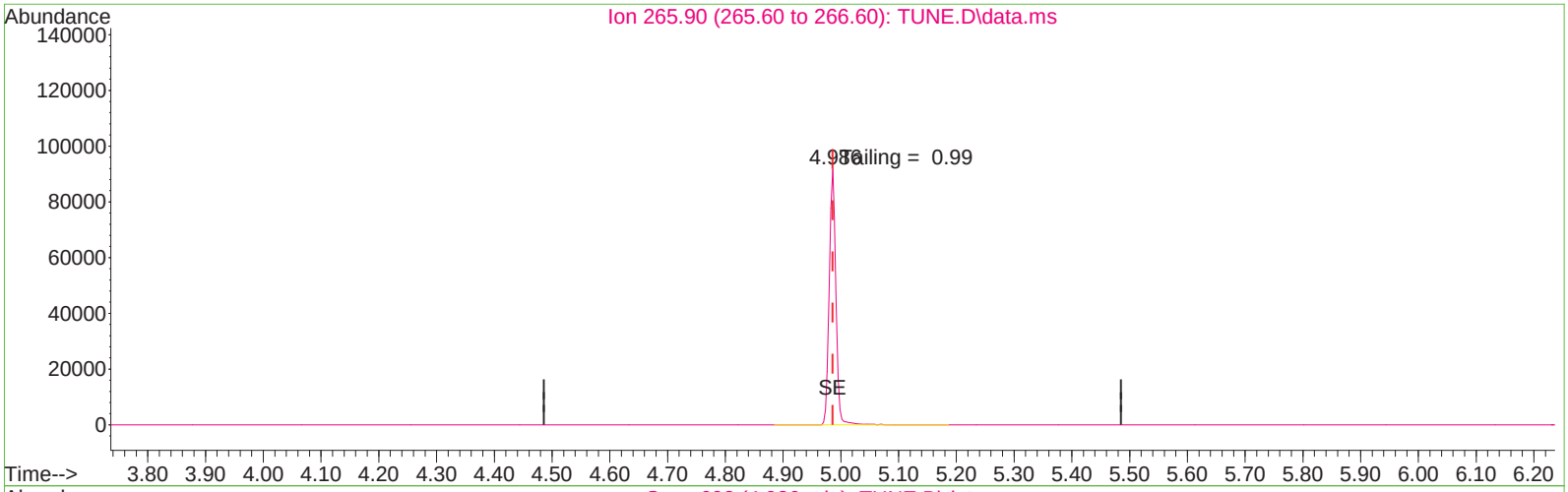


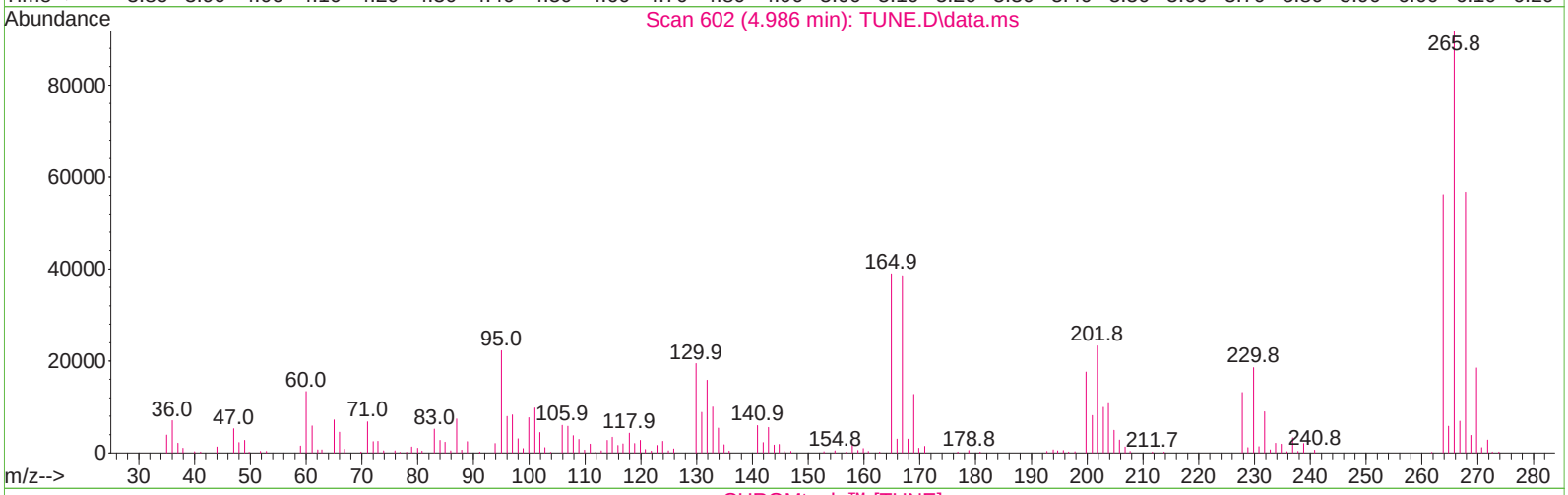


CHROMtools™ [TUNE]

(1) pentachlorophenol (T)

4.986min (-0.000) 35.19

response 73903

| Ion | Exp% | Act% |
|---|---|---|
| 265.90 | 100.00 | 100.00 |
| 0.00 | 0.00 | 0.00 |
| 0.00 | 0.00 | 0.00 |
| 0.00 | 0.00 | 0.00 |

Quantitation Report (Qedit)

Data Path : I:\8270SIM\sv119\250625RVTical\
Data File : TUNE.D
Acq On : 25 Jun 2025 07:48 pm
Operator : sv119:ljg
Sample : TUNE
Misc : WG2084288,,ical
ALS Vial : 48 Sample Multiplier: 1

Quant Time: Jun 25 20:03:57 2025
Quant Method : I:\8270SIM\sv119\250625RVTical\dftppsv119.m
Quant Title : Semivolatiles by GC/MS by modified 8270
QLast Update : Wed Jun 25 20:04:49 2025
Response via : Continuing Cal File: C:\ENVDEMO\BNADATA\DLWB002.D

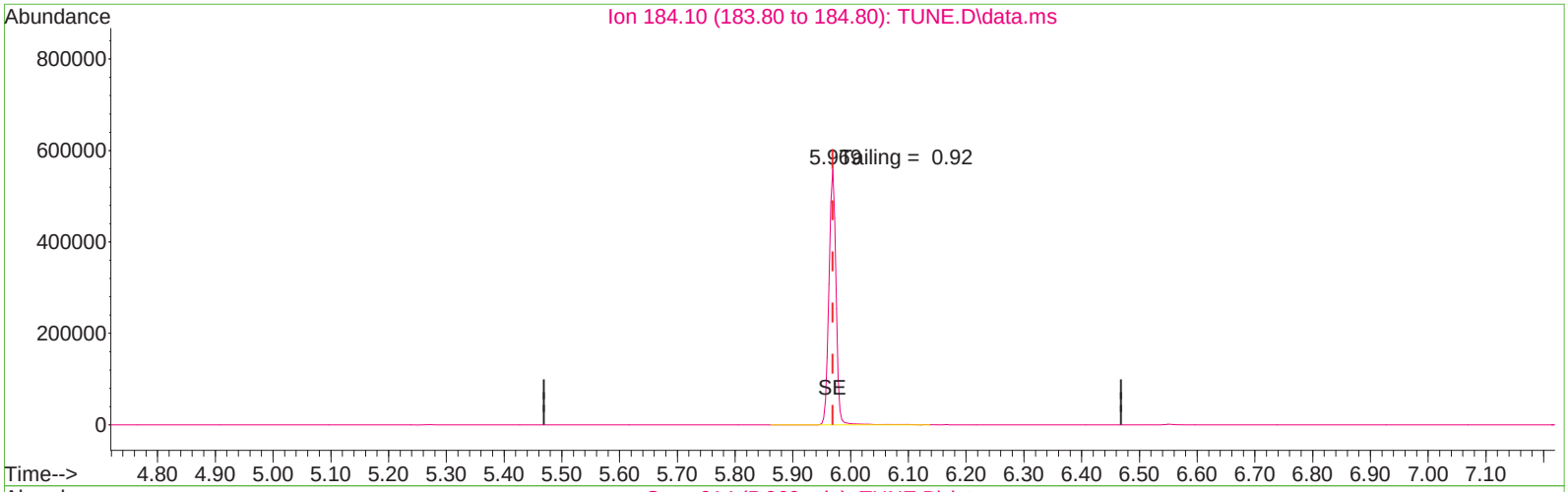


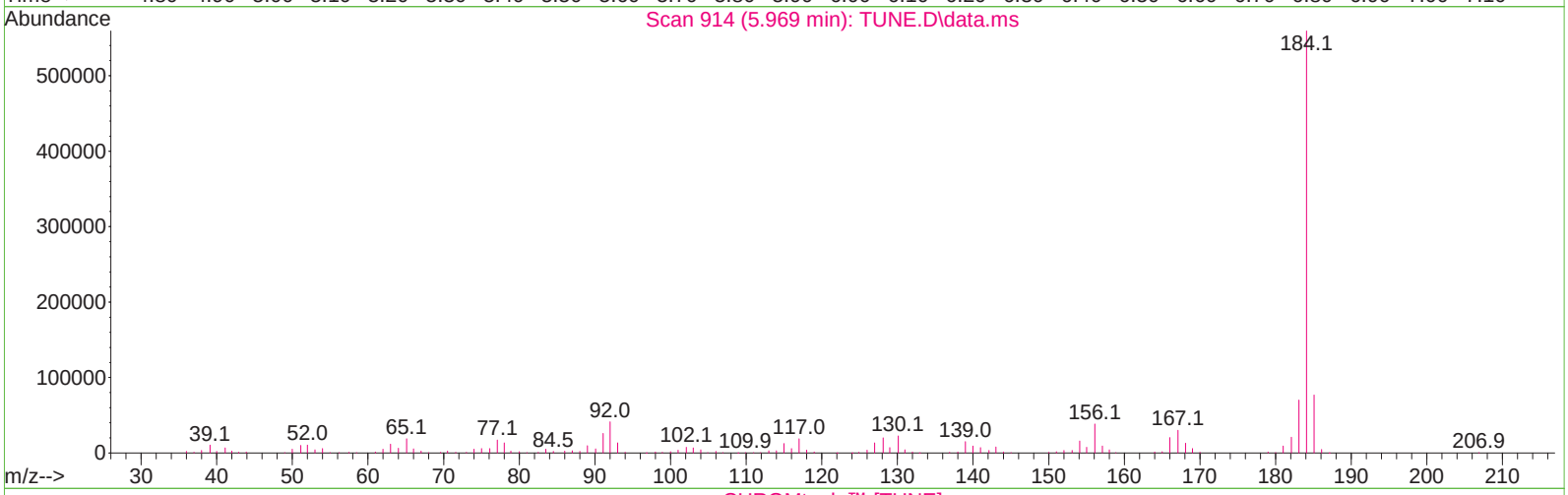


CHROMtools™ [TUNE]

(3) benzidine (T)

5.969min (-0.000) 45.73

response 465484

| Ion | Exp% | Act% |
|---|---|---|
| 184.10 | 100.00 | 100.00 |
| 0.00 | 0.00 | 0.00 |
| 0.00 | 0.00 | 0.00 |
| 0.00 | 0.00 | 0.00 |

Quantitation Report (QT Reviewed)

Data Path : I:\8270SIM\sv119\250625RVTical\
Data File : L10.D
Acq On : 25 Jun 2025 08:07 pm
Operator : sv119:ljg
Sample : IL10,32,,5 Lot# 11697
Misc : WG2084288,,ical
ALS Vial : 1 Sample Multiplier: 1

Quant Time: Jun 26 18:27:34 2025
Quant Method : I:\8270SIM\sv119\250625RVTical\SIM-RVT_250625_sv119.M
Quant Title : Semivolatiles by GC/MS by modified 8270
QLast Update : Thu Jun 26 18:28:30 2025
Response via : Initial Calibration

CCAL FILE(s) : 1 - I:\8270SIM\sv119\250625RVTical\L8.D
Sub List : Default - All compounds listed

| Compound | R.T. | QIon | Response | Conc | Units | Dev(Min) |
|---|---|---|---|---|---|---|
| Internal Standards | | | | | | |
| 1) 1,4-Dichlorobenzene-d4 | 2.342 | 152 | 159724 | 4000.000 | ng/ml | -0.01 |
| Standard Area 1 = 144221 | | | Recovery = 110.75% | | | |
| 9) Naphthalene-d8 | 3.005 | 136 | 632959 | 4000.000 | ng/ml | -0.01 |
| Standard Area 1 = 566700 | | | Recovery = 111.69% | | | |
| 18) Acenaphthene-d10 | 3.987 | 164 | 378954 | 4000.000 | ng/ml | 0.00 |
| Standard Area 1 = 346174 | | | Recovery = 109.47% | | | |
| 23) Phenanthrene-d10 | 4.837 | 188 | 756008 | 4000.000 | ng/ml | 0.00 |
| Standard Area 1 = 720898 | | | Recovery = 104.87% | | | |
| 33) Chrysene-d12 | 6.507 | 240 | 800659M1 | 4000.000 | ng/ml | 0.06 |
| Standard Area 1 = 872550 | | | Recovery = 91.76% | | | |
| 38) Perylene-d12 | 7.819 | 264 | 847558 | 4000.000 | ng/ml | 0.06 |
| Standard Area 1 = 911236 | | | Recovery = 93.01% | | | |
| System Monitoring Compounds | | | | | | |
| 3) 2-Fluorophenol | 1.740 | 112 | 211666 | 4585.952 | ng/ml | -0.01 |
| Spiked Amount 2000.000 | Range 15 - 110 | | Recovery = 229.30%# | | | |
| 4) Phenol-d6 | 2.144 | 99 | 277657 | 4843.096 | ng/ml | -0.01 |
| Spiked Amount 2000.000 | Range 15 - 110 | | Recovery = 242.15%# | | | |
| 8) Nitrobenzene-d5 | 2.622 | 82 | 246180 | 4689.313 | ng/ml | -0.01 |
| Spiked Amount 1000.000 | Range 30 - 130 | | Recovery = 468.93%# | | | |
| 14) 2-Fluorobiphenyl | 3.602 | 172 | 634086 | 4470.559 | ng/ml | 0.00 |
| Spiked Amount 1000.000 | Range 30 - 130 | | Recovery = 447.06%# | | | |
| 22) 2,4,6-Tribromophenol | 4.432 | 330 | 110217 | 5065.666 | ng/ml | 0.00 |
| Spiked Amount 2000.000 | Range 15 - 110 | | Recovery = 253.28%# | | | |
| 32) 4-Terphenyl-d14 | 5.804 | 244 | 871495 | 4169.730 | ng/ml | 0.04 |
| Spiked Amount 1000.000 | Range 30 - 130 | | Recovery = 416.97%# | | | |
| Target Compounds | | | | | | Qvalue |
| 2) N-Nitrosodimethylamine | 1.286 | 74 | 133887M7 | 4880.784 | ng/mL | |
| 5) Bis(2-chloroethyl)ether | 2.199 | 93 | 224040 | 4497.865 | ng/ml | 98 |
| 6) n-nitrosodi-n-propylamine | 2.542 | 70 | 184745 | 4978.319 | ng/ml | 100 |
| 7) Hexachloroethane | 2.603 | 117 | 99006 | 4827.785 | ng/ml | 99 |
| 10) Naphthalene | 3.016 | 128 | 765677 | 4454.215 | ng/ml | 100 |
| 11) Hexachlorobutadiene | 3.088 | 225 | 150109 | 4655.170 | ng/ml | 100 |
| 12) 2-Methylnaphthalene | 3.396 | 142 | 486431 | 4442.580 | ng/ml | 98 |
| 13) 1-Methylnaphthalene | 3.451 | 142 | 501468 | 4528.471 | ng/ml | 99 |
| 15) 2-Chloronaphthalene | 3.669 | 162 | 551589 | 4626.470 | ng/ml | 97 |
| 16) 2,6-Dinitrotoluene | 3.861 | 165 | 142052 | 5525.397 | ng/ml | 98 |
| 17) Acenaphthylene | 3.903 | 152 | 955202 | 4769.438 | ng/ml | 100 |

Quantitation Report (QT Reviewed)

Data Path : I:\8270SIM\sv119\250625RVTical\
Data File : L10.D
Acq On : 25 Jun 2025 08:07 pm
Operator : sv119:ljg
Sample : IL10,32,,5 Lot# 11697
Misc : WG2084288,,ical
ALS Vial : 1 Sample Multiplier: 1

Quant Time: Jun 26 18:27:34 2025
Quant Method : I:\8270SIM\sv119\250625RVTical\SIM-RVT_250625_sv119.M
Quant Title : Semivolatiles by GC/MS by modified 8270
QLast Update : Thu Jun 26 18:28:30 2025
Response via : Initial Calibration

CCAL FILE(s) : 1 - I:\8270SIM\sv119\250625RVTical\L8.D
Sub List : Default - All compounds listed

| Compound | R.T. | QIon | Response | Conc | Units | Dev(Min) |
|---|---|---|---|---|---|---|
| 19) Acenaphthene | 4.005 | 153 | 572890 | 4565.771 | ng/ml | 97 |
| 20) 2,4-Dinitrotoluene | 4.091 | 165 | 192149 | 5585.618 | ng/ml | 98 |
| 21) Fluorene | 4.298 | 166 | 669244 | 4425.895 | ng/ml | 98 |
| 24) 4,6-Dinitro-o-cresol | 4.325 | 198 | 100272 | 5121.919 | ng/ml | 94 |
| 25) Hexachlorobenzene | 4.617 | 284 | 247919 | 4651.632 | ng/ml | 96 |
| 26) Pentachlorophenol | 4.728 | 266 | 145528 | 4946.789 | ng/ml | 99 |
| 27) Phenanthrene | 4.851 | 178 | 1022129 | 4469.822 | ng/ml | 100 |
| 28) Anthracene | 4.881 | 178 | 1082235 | 4686.562 | ng/ml | 99 |
| 29) Fluoranthene | 5.563 | 202 | 1352301M3 | 4489.694 | ng/ml | |
| 30) Pyrene | 5.704 | 202 | 1366100 | 4309.889 | ng/ml | 100 |
| 31) Benzidine | 5.644 | 184 | 901111 | 5017.205 | ng/mL | 99 |
| 34) Benzo[a]anthracene | 6.498 | 228 | 1335155 | 4929.598 | ng/ml | 100 |
| 35) 3,3'-Dichlorobenzidine | 6.482 | 252 | 601585 | 5629.277 | ng/ml | 100 |
| 36) Chrysene | 6.527 | 228 | 1253094 | 4846.683 | ng/ml | 99 |
| 37) Bis(2-ethylhexyl)phtha... | 6.527 | 149 | 846532 | 5907.159 | ng/ml | 99 |
| 39) Benzo[b]fluoranthene | 7.419 | 252 | 1318505 | 5629.790 | ng/ml | 99 |
| 40) Benzo[k]fluoranthene | 7.450 | 252 | 1329998 | 4910.168 | ng/ml | 98 |
| 41) Benzo[a]pyrene | 7.758 | 252 | 1254897 | 5639.779 | ng/ml | 99 |
| 42) Indeno[1,2,3-cd]pyrene | 9.137 | 276 | 1177971 | 4959.983 | ng/ml | 98 |
| 43) Dibenzo[a,h]anthracene | 9.175 | 278 | 1122130M6 | 4963.335 | ng/ml | |
| 44) Benzo[g,h,i]perylene | 9.506 | 276 | 1187966 | 5748.188 | ng/ml | 99 |

(#) = qualifier out of range (m) = manual integration (+) = signals summed

Quantitation Report (QT Reviewed)

Data Path : I:\8270SIM\sv119\250625RVTical\
Data File : L10.D
Acq On : 25 Jun 2025 08:07 pm
Operator : sv119:ljg
Sample : IL10,32,,5 Lot# 11697
Misc : WG2084288,,ical
ALS Vial : 1 Sample Multiplier: 1

Quant Time: Jun 26 18:27:34 2025
Quant Method : I:\8270SIM\sv119\250625RVTical\SIM-RVT_250625_sv119.M
Quant Title : Semivolatiles by GC/MS by modified 8270
QLast Update : Thu Jun 26 18:28:30 2025
Response via : Initial Calibration

Sub List : Default - All compounds listedical\L8.D•

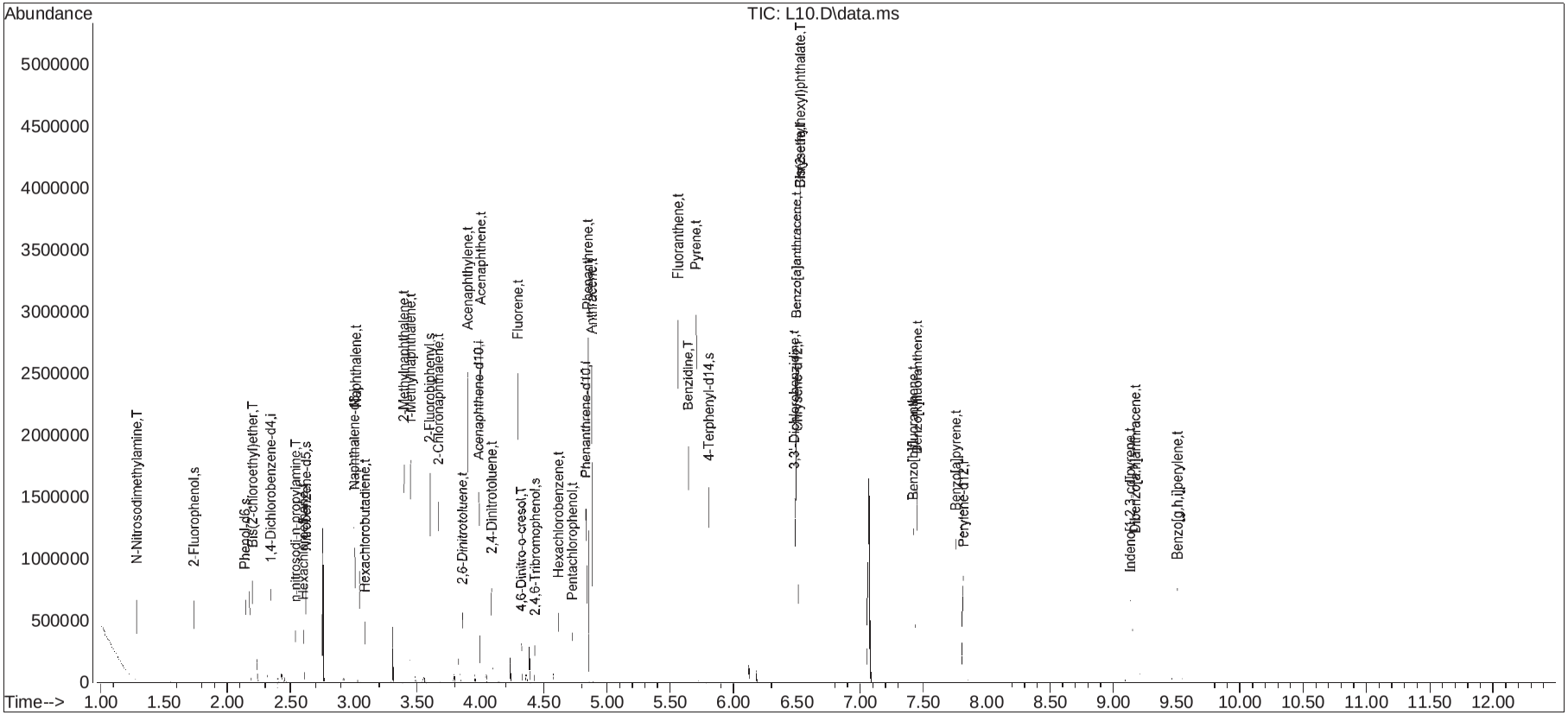

# Manual Integration Report

Data Path : I:\8270SIM\sv119\250625RVT
Data File : L10.D Operator : sv119:ljg
Date Inj'd : 6/25/2025 8:07 pm Instrument : SV119
Sample : IL10,32,,5 Lot# 11697 Quant Date : 6/26/2025 6:28 pm

## Compound #2: N-Nitrosodimethylamine

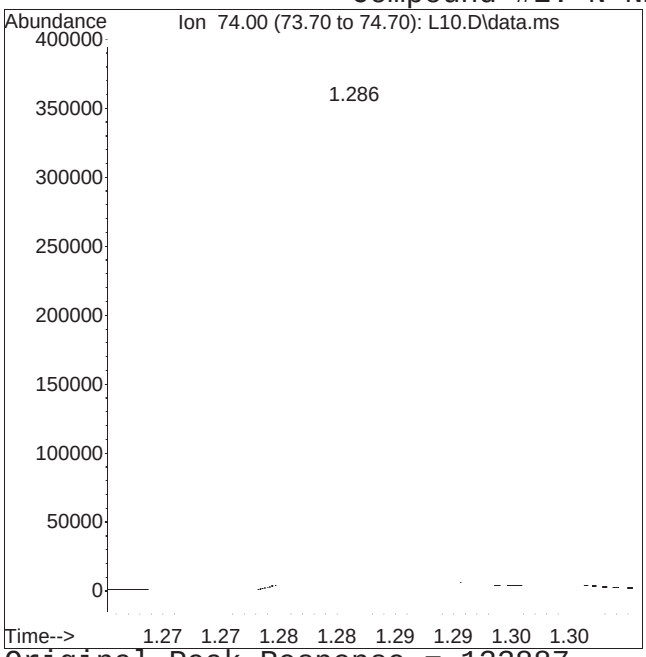


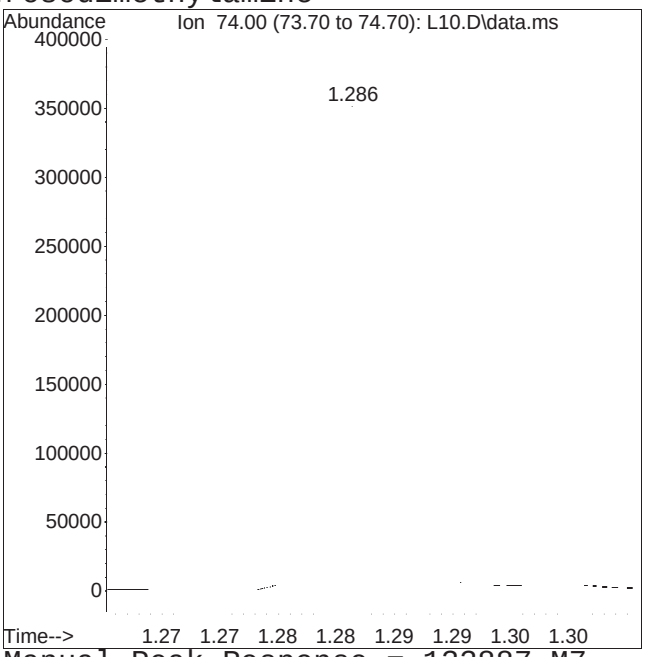


Original Peak Response = 133887 Manual Peak Response = 133887 M7
M7 = A qualifier ion was manually integrated (only for GC/MS data).

Manual Integration Report

Data Path : I:\8270SIM\sv119\250625RVT
Data File : L10.D Operator : sv119:ljg
Date Inj'd : 6/25/2025 8:07 pm Instrument : SV119
Sample : IL10,32,,5 Lot# 11697 Quant Date : 6/26/2025 6:28 pm

Compound #29: Fluoranthene

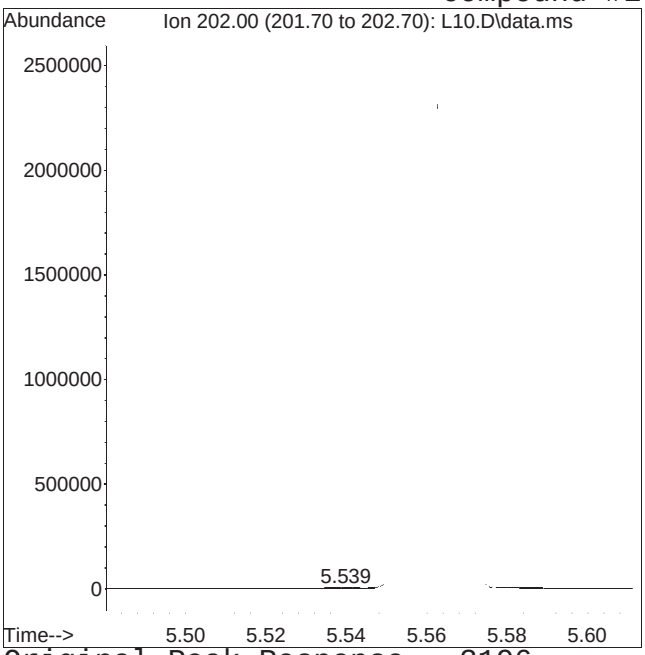


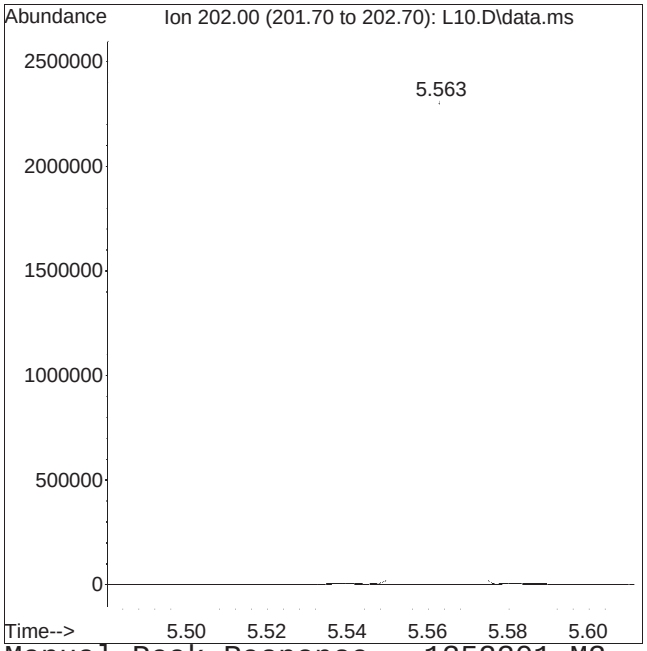


Original Peak Response = 3196 Manual Peak Response = 1352301 M3
M3 = Misidentification of the peak (i.e. 1,4-dichlorobenzene identified as 1,3-dichlorobenzene), or misidentification from 2 partially resolved peaks not being split.

Manual Integration Report

Data Path : I:\8270SIM\sv119\250625RVT
Data File : L10.D Operator : sv119:ljg
Date Inj'd : 6/25/2025 8:07 pm Instrument : SV119
Sample : IL10,32,,5 Lot# 11697 Quant Date : 6/26/2025 6:28 pm

Compound #33: Chrysene-d12

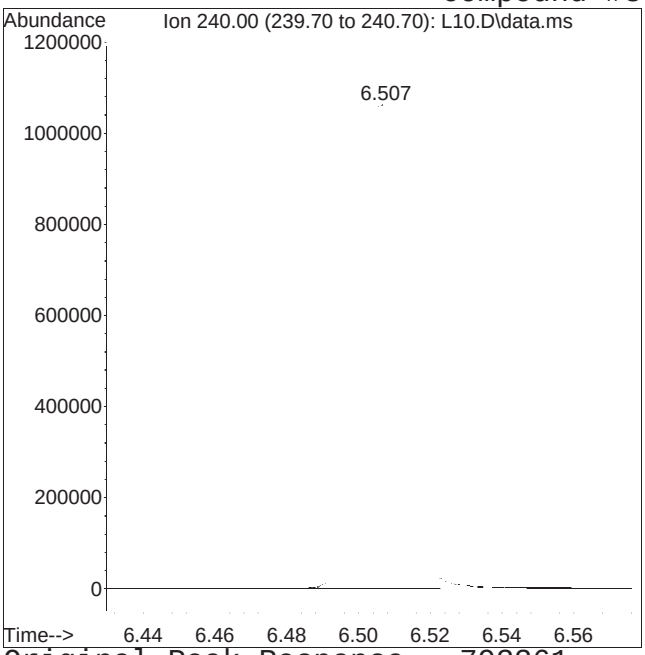


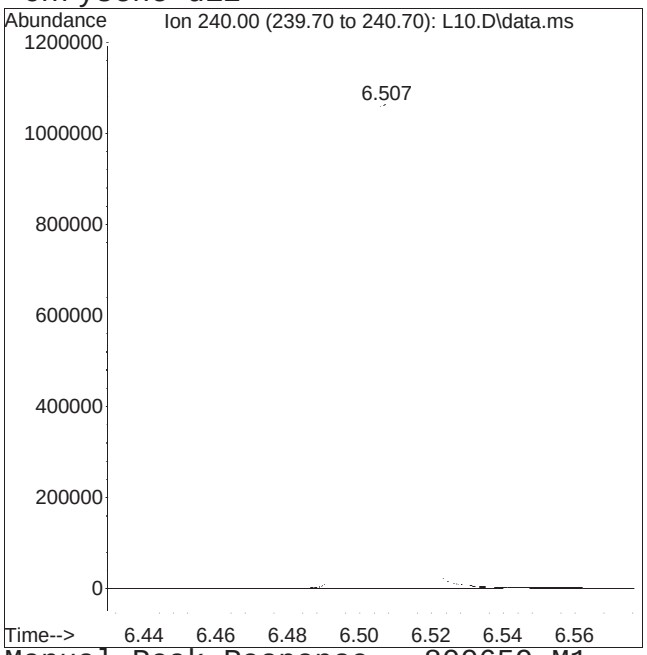


Original Peak Response = 793361 Manual Peak Response = 800659 M1
M1 = Split or tailing peak, auto integration stopped early resulting in false low area count.

# Manual Integration Report

Data Path : I:\8270SIM\sv119\250625RVT\Data
Data File : L10.D
Date Inj'd : 6/25/2025 8:07 pm
Sample : IL10,32,,5 Lot# 11697

Quant Method : SIM-RVT_250625_sv119.M
Operator : sv119:ljg
Instrument : SV119
Quant Date : 6/26/2025 6:28 pm

## Compound #43: Dibenzo[a,h]anthracene

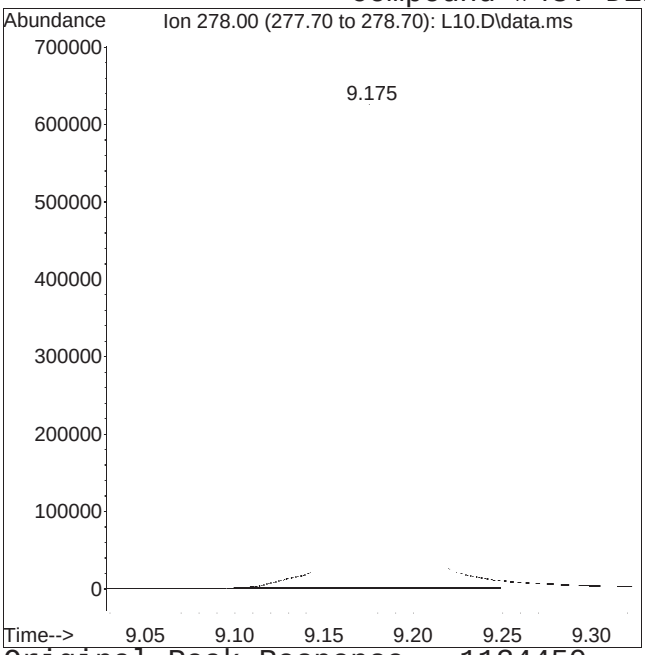


Original Peak Response = 1134450

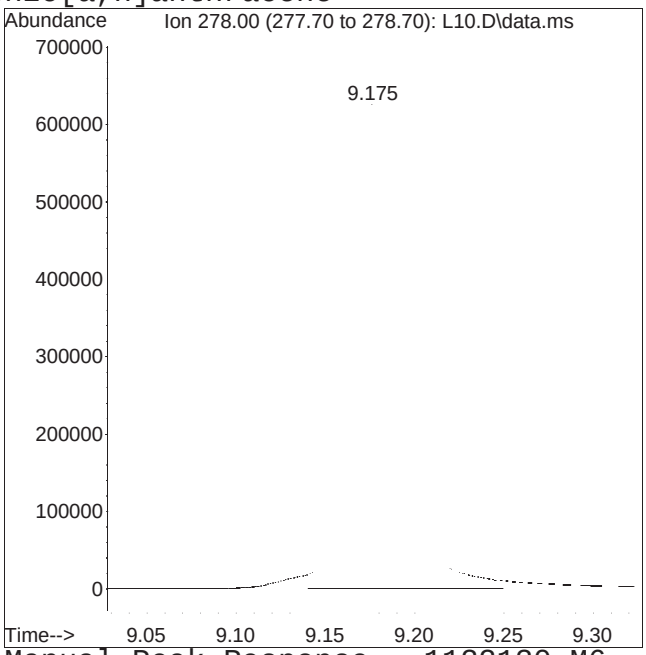


Manual Peak Response = 1122130 M6

M6 = Misassignment of peak valley by automated integration (poor split of 2 peaks).

Quantitation Report (QT Reviewed)

Data Path : I:\8270SIM\sv119\250625RVTical\
Data File : L9.D
Acq On : 25 Jun 2025 08:23 pm
Operator : sv119:ljg
Sample : IL9,32,,2.5 Lot# 11699
Misc : WG2084288,,ical
ALS Vial : 2 Sample Multiplier: 1

Quant Time: Jun 26 18:28:07 2025
Quant Method : I:\8270SIM\sv119\250625RVTical\SIM-RVT_250625_sv119.M
Quant Title : Semivolatiles by GC/MS by modified 8270
QLast Update : Thu Jun 26 18:29:03 2025
Response via : Initial Calibration

CCAL FILE(s) : 1 - I:\8270SIM\sv119\250625RVTical\L8.D
Sub List : Default - All compounds listed

| Compound | R.T. | QIon | Response | Conc | Units | Dev(Min) |
|---|---|---|---|---|---|---|
| Internal Standards | | | | | | |
| 1) 1,4-Dichlorobenzene-d4 | 2.354 | 152 | 142146 | 4000.000 | ng/ml | 0.00 |
| Standard Area 1 = 144221 | | | Recovery | = 98.56% | | |
| 9) Naphthalene-d8 | 3.016 | 136 | 568248 | 4000.000 | ng/ml | 0.00 |
| Standard Area 1 = 566700 | | | Recovery | = 100.27% | | |
| 18) Acenaphthene-d10 | 3.992 | 164 | 366269 | 4000.000 | ng/ml | 0.00 |
| Standard Area 1 = 346174 | | | Recovery | = 105.80% | | |
| 23) Phenanthrene-d10 | 4.836 | 188 | 739471 | 4000.000 | ng/ml | 0.00 |
| Standard Area 1 = 720898 | | | Recovery | = 102.58% | | |
| 33) Chrysene-d12 | 6.457 | 240 | 842714 | 4000.000 | ng/ml | 0.00 |
| Standard Area 1 = 872550 | | | Recovery | = 96.58% | | |
| 38) Perylene-d12 | 7.765 | 264 | 874695 | 4000.000 | ng/ml | 0.00 |
| Standard Area 1 = 911236 | | | Recovery | = 95.99% | | |
| System Monitoring Compounds | | | | | | |
| 3) 2-Fluorophenol | 1.754 | 112 | 101049 | 2460.061 | ng/ml | 0.00 |
| Spiked Amount 2000.000 | Range 15 - 110 | | Recovery | = 123.00%# | | |
| 4) Phenol-d6 | 2.156 | 99 | 127550 | 2499.945 | ng/ml | 0.00 |
| Spiked Amount 2000.000 | Range 15 - 110 | | Recovery | = 125.00%# | | |
| 8) Nitrobenzene-d5 | 2.632 | 82 | 115064 | 2462.813 | ng/ml | 0.00 |
| Spiked Amount 1000.000 | Range 30 - 130 | | Recovery | = 246.28%# | | |
| 14) 2-Fluorobiphenyl | 3.608 | 172 | 320618 | 2517.904 | ng/ml | 0.00 |
| Spiked Amount 1000.000 | Range 30 - 130 | | Recovery | = 251.79%# | | |
| 22) 2,4,6-Tribromophenol | 4.436 | 330 | 55090 | 2619.673 | ng/ml | 0.00 |
| Spiked Amount 2000.000 | Range 15 - 110 | | Recovery | = 130.98%# | | |
| 32) 4-Terphenyl-d14 | 5.772 | 244 | 478625 | 2341.228 | ng/ml | 0.00 |
| Spiked Amount 1000.000 | Range 30 - 130 | | Recovery | = 234.12%# | | |
| Target Compounds | | | | | | Qvalue |
| 2) N-Nitrosodimethylamine | 1.294 | 74 | 61514M7 | 2519.769 | ng/mL | |
| 5) Bis(2-chloroethyl)ether | 2.211 | 93 | 103708 | 2339.530 | ng/ml | 98 |
| 6) n-nitrosodi-n-propylamine | 2.551 | 70 | 85529 | 2589.757 | ng/ml | 99 |
| 7) Hexachloroethane | 2.615 | 117 | 45075 | 2469.776 | ng/ml | 99 |
| 10) Naphthalene | 3.028 | 128 | 361716 | 2343.856 | ng/ml | 100 |
| 11) Hexachlorobutadiene | 3.099 | 225 | 69145 | 2388.511 | ng/ml | 100 |
| 12) 2-Methylnaphthalene | 3.405 | 142 | 238128 | 2422.491 | ng/ml | 100 |
| 13) 1-Methylnaphthalene | 3.460 | 142 | 250822 | 2522.968 | ng/ml | 99 |
| 15) 2-Chloronaphthalene | 3.675 | 162 | 276959 | 2587.541 | ng/ml | 97 |
| 16) 2,6-Dinitrotoluene | 3.866 | 165 | 70316 | 3046.547 | ng/ml | 99 |
| 17) Acenaphthylene | 3.910 | 152 | 489639 | 2723.238 | ng/ml | 100 |

Quantitation Report (QT Reviewed)

Data Path : I:\8270SIM\sv119\250625RVTical\
Data File : L9.D
Acq On : 25 Jun 2025 08:23 pm
Operator : sv119:ljg
Sample : IL9,32,,2.5 Lot# 11699
Misc : WG2084288,,ical
ALS Vial : 2 Sample Multiplier: 1

Quant Time: Jun 26 18:28:07 2025
Quant Method : I:\8270SIM\sv119\250625RVTical\SIM-RVT_250625_sv119.M
Quant Title : Semivolatiles by GC/MS by modified 8270
QLast Update : Thu Jun 26 18:29:03 2025
Response via : Initial Calibration

CCAL FILE(s) : 1 - I:\8270SIM\sv119\250625RVTical\L8.D
Sub List : Default - All compounds listed

| Compound | R.T. | QIon | Response | Conc | Units | Dev(Min) |
|---|---|---|---|---|---|---|
| 19) Acenaphthene | 4.009 | 153 | 289001 | 2383.025 | ng/ml | 98 |
| 20) 2,4-Dinitrotoluene | 4.095 | 165 | 96949 | 2915.834 | ng/ml | 98 |
| 21) Fluorene | 4.300 | 166 | 341598 | 2337.321 | ng/ml | 100 |
| 24) 4,6-Dinitro-o-cresol | 4.325 | 198 | 48071 | 2520.344 | ng/ml | 99 |
| 25) Hexachlorobenzene | 4.617 | 284 | 123079 | 2360.939 | ng/ml | 97 |
| 26) Pentachlorophenol | 4.728 | 266 | 63083 | 2596.972 | ng/ml | 100 |
| 27) Phenanthrene | 4.850 | 178 | 532046 | 2378.696 | ng/ml | 100 |
| 28) Anthracene | 4.878 | 178 | 562710 | 2491.281 | ng/ml | 100 |
| 29) Fluoranthene | 5.544 | 202 | 726025 | 2464.337 | ng/ml | 99 |
| 30) Pyrene | 5.678 | 202 | 752244 | 2426.317 | ng/ml | 100 |
| 31) Benzidine | 5.620 | 184 | 458790 | 2672.864 | ng/mL | 99 |
| 34) Benzo[a]anthracene | 6.448 | 228 | 734750 | 2573.632 | ng/ml | 100 |
| 35) 3,3'-Dichlorobenzidine | 6.430 | 252 | 322205 | 2864.543 | ng/ml | 100 |
| 36) Chrysene | 6.474 | 228 | 691449 | 2540.906 | ng/ml | 99 |
| 37) Bis(2-ethylhexyl)phtha... | 6.472 | 149 | 435889 | 2889.872 | ng/ml | 99 |
| 39) Benzo[b]fluoranthene | 7.363 | 252 | 693130 | 2867.727 | ng/ml | 99 |
| 40) Benzo[k]fluoranthene | 7.391 | 252 | 734608 | 2627.930 | ng/ml | 98 |
| 41) Benzo[a]pyrene | 7.699 | 252 | 667926 | 2908.675 | ng/ml | 100 |
| 42) Indeno[1,2,3-cd]pyrene | 9.083 | 276 | 578026 | 2603.994 | ng/ml | 98 |
| 43) Dibenzo[a,h]anthracene | 9.121 | 278 | 568596M6 | 2585.880 | ng/ml | |
| 44) Benzo[g,h,i]perylene | 9.451 | 276 | 623105 | 2921.467 | ng/ml | 99 |

(#) = qualifier out of range (m) = manual integration (+) = signals summed

Quantitation Report (QT Reviewed)

Data Path : I:\8270SIM\sv119\250625RVTical\
Data File : L9.D
Acq On : 25 Jun 2025 08:23 pm
Operator : sv119:ljg
Sample : IL9,32,,2.5 Lot# 11699
Misc : WG2084288,,ical
ALS Vial : 2 Sample Multiplier: 1

Quant Time: Jun 26 18:28:07 2025
Quant Method : I:\8270SIM\sv119\250625RVTical\SIM-RVT_250625_sv119.M
Quant Title : Semivolatiles by GC/MS by modified 8270
QLast Update : Thu Jun 26 18:29:03 2025
Response via : Initial Calibration

Sub List : Default - All compounds listedical\L8.D•

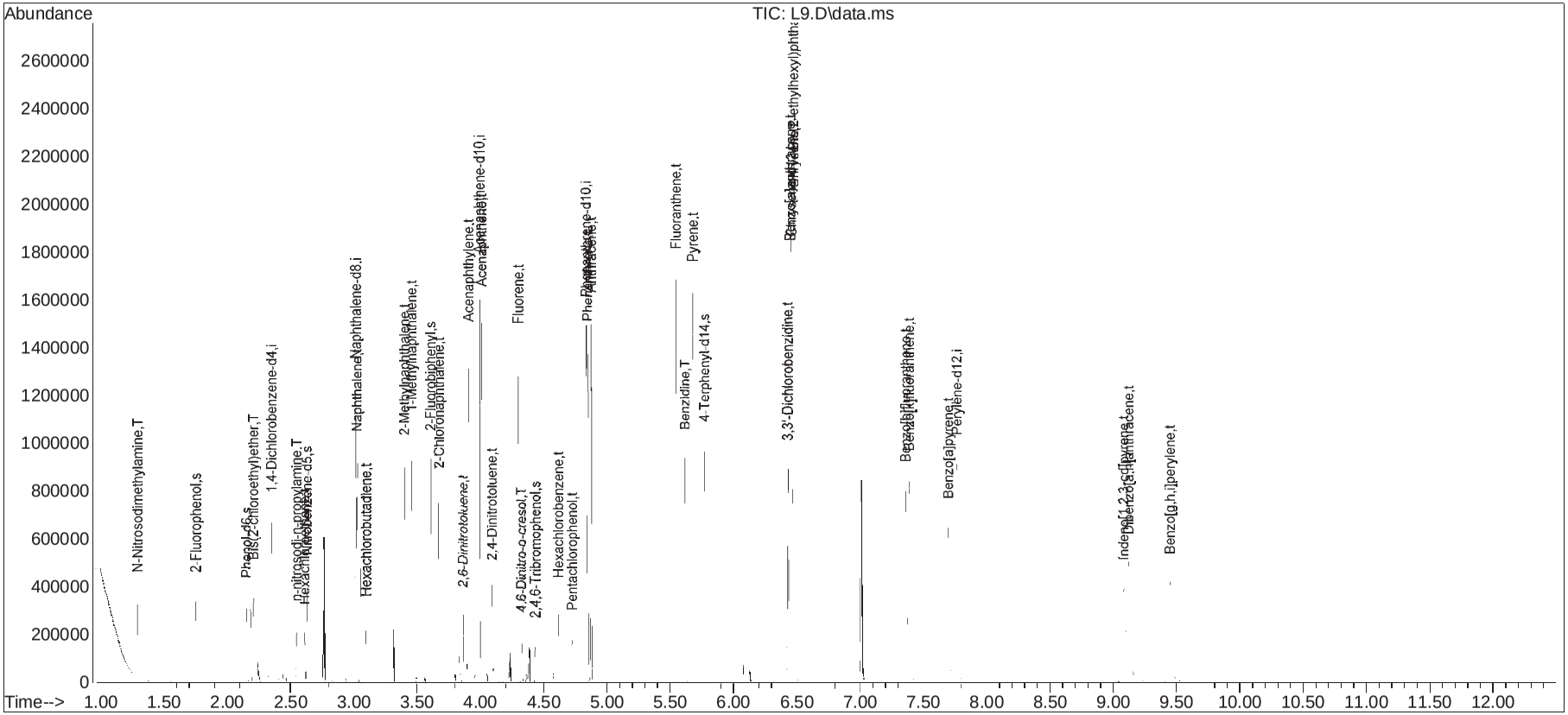

# Manual Integration Report

Data Path : I:\8270SIM\sv119\250625RVT
Data File : L9.D Operator : sv119:ljg
Date Inj'd : 6/25/2025 8:23 pm Instrument : SV119
Sample : IL9,32,,2.5 Lot# 11699 Quant Date : 6/26/2025 6:29 pm

## Compound #2: N-Nitrosodimethylamine

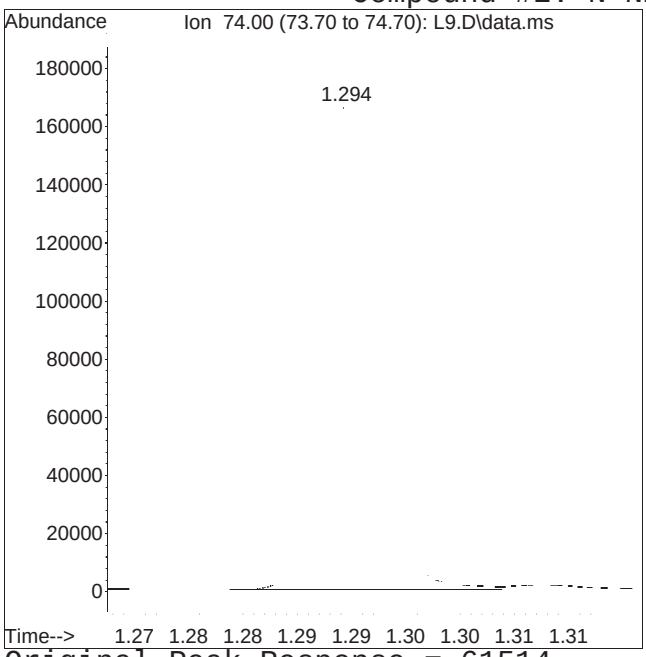


Original Peak Response = 61514

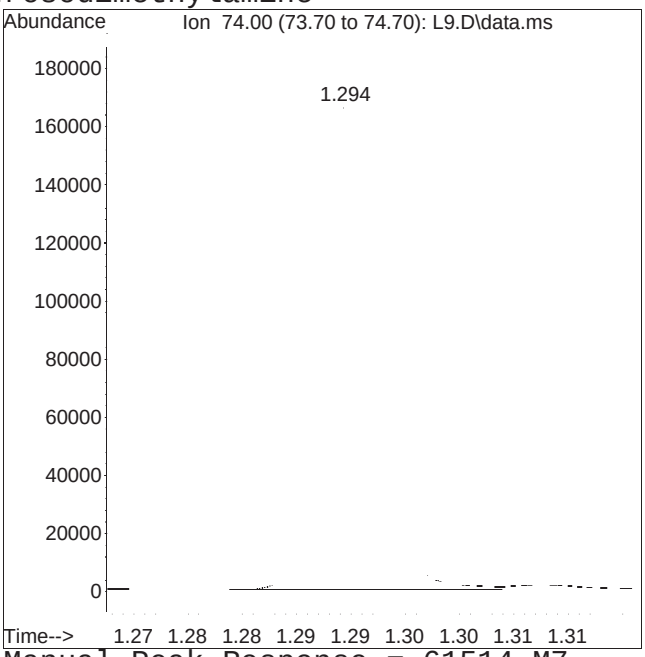


Manual Peak Response = 61514 M7

M7 = A qualifier ion was manually integrated (only for GC/MS data).

Manual Integration Report

Data Path : I:\8270SIM\sv119\250625RVT\Data\
Data File : L9.D
Date Inj'd : 6/25/2025 8:23 pm
Sample : IL9,32,,2.5 Lot# 11699

Quant Method : SIM-RVT_250625_sv119.M
Operator : sv119:ljg
Instrument : SV119
Quant Date : 6/26/2025 6:29 pm

Compound #43: Dibenzo[a,h]anthracene

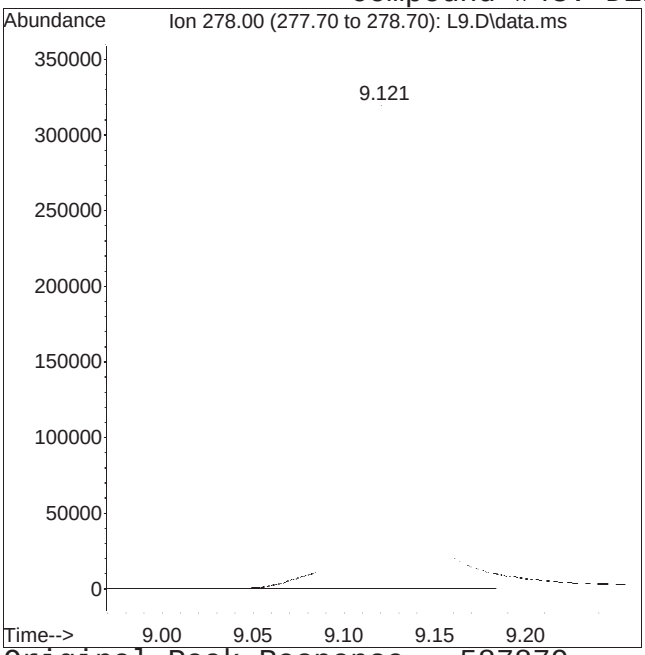


Original Peak Response = 587879

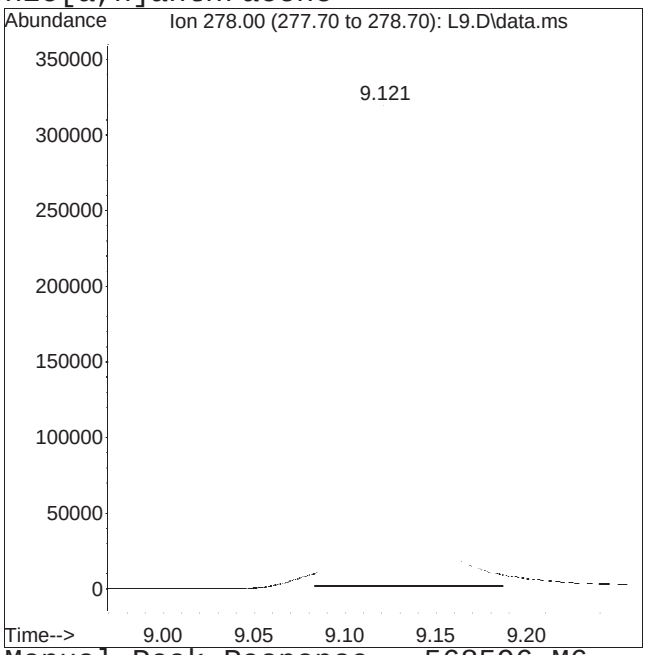


Manual Peak Response = 568596 M6

M6 = Misassignment of peak valley by automated integration (poor split of 2 peaks).

Quantitation Report (QT Reviewed)

Data Path : I:\8270SIM\sv119\250625RVTical\
Data File : L8.D
Acq On : 25 Jun 2025 08:40 pm
Operator : sv119:ljg
Sample : IL8,32,,1 Lot# 11700
Misc : WG2084288,,ical
ALS Vial : 3 Sample Multiplier: 1

Quant Time: Jun 26 18:28:02 2025
Quant Method : I:\8270SIM\sv119\250625RVTical\SIM-RVT_250625_sv119.M
Quant Title : Semivolatiles by GC/MS by modified 8270
QLast Update : Thu Jun 26 18:28:59 2025
Response via : Initial Calibration

CCAL FILE(s) : 1 - I:\8270SIM\sv119\250625RVTical\L8.D
Sub List : Default - All compounds listed

| Compound | R.T. | QIon | Response | Conc | Units | Dev(Min) |
|---|---|---|---|---|---|---|
| Internal Standards | | | | | | |
| 1) 1,4-Dichlorobenzene-d4 | 2.357 | 152 | 144221 | 4000.000 | ng/ml | 0.00 |
| Standard Area 1 = 144221 | | | Recovery = 100.00% | | | |
| 9) Naphthalene-d8 | 3.019 | 136 | 566700 | 4000.000 | ng/ml | 0.00 |
| Standard Area 1 = 566700 | | | Recovery = 100.00% | | | |
| 18) Acenaphthene-d10 | 3.994 | 164 | 346174 | 4000.000 | ng/ml | 0.00 |
| Standard Area 1 = 346174 | | | Recovery = 100.00% | | | |
| 23) Phenanthrene-d10 | 4.837 | 188 | 720898 | 4000.000 | ng/ml | 0.00 |
| Standard Area 1 = 720898 | | | Recovery = 100.00% | | | |
| 33) Chrysene-d12 | 6.448 | 240 | 872537 | 4000.000 | ng/ml | 0.00 |
| Standard Area 1 = 872550 | | | Recovery = 100.00% | | | |
| 38) Perylene-d12 | 7.758 | 264 | 911704 | 4000.000 | ng/ml | 0.00 |
| Standard Area 1 = 911236 | | | Recovery = 100.05% | | | |
| System Monitoring Compounds | | | | | | |
| 3) 2-Fluorophenol | 1.755 | 112 | 39688 | 952.312 | ng/ml | 0.00 |
| Spiked Amount 2000.000 | Range 15 - 110 | | Recovery = 47.62% | | | |
| 4) Phenol-d6 | 2.156 | 99 | 51319 | 991.367 | ng/ml | 0.00 |
| Spiked Amount 2000.000 | Range 15 - 110 | | Recovery = 49.57% | | | |
| 8) Nitrobenzene-d5 | 2.634 | 82 | 46314 | 977.036 | ng/ml | 0.00 |
| Spiked Amount 1000.000 | Range 30 - 130 | | Recovery = 97.70% | | | |
| 14) 2-Fluorobiphenyl | 3.611 | 172 | 125633 | 989.327 | ng/ml | 0.00 |
| Spiked Amount 1000.000 | Range 30 - 130 | | Recovery = 98.93% | | | |
| 22) 2,4,6-Tribromophenol | 4.436 | 330 | 20438 | 1028.297 | ng/ml | 0.00 |
| Spiked Amount 2000.000 | Range 15 - 110 | | Recovery = 51.41% | | | |
| 32) 4-Terphenyl-d14 | 5.767 | 244 | 201329 | 1010.187 | ng/ml | 0.00 |
| Spiked Amount 1000.000 | Range 30 - 130 | | Recovery = 101.02% | | | |
| Target Compounds | | | | | | Qvalue |
| 2) N-Nitrosodimethylamine | 1.294 | 74 | 24464M7 | 987.689 | ng/mL | |
| 5) Bis(2-chloroethyl)ether | 2.214 | 93 | 42440 | 943.622 | ng/ml | 98 |
| 6) n-nitrosodi-n-propylamine | 2.553 | 70 | 33388 | 996.419 | ng/ml | 99 |
| 7) Hexachloroethane | 2.618 | 117 | 18335 | 990.168 | ng/ml | 99 |
| 10) Naphthalene | 3.031 | 128 | 146134 | 949.509 | ng/ml | 100 |
| 11) Hexachlorobutadiene | 3.102 | 225 | 28093 | 973.082 | ng/ml | 99 |
| 12) 2-Methylnaphthalene | 3.407 | 142 | 92571 | 944.303 | ng/ml | 100 |
| 13) 1-Methylnaphthalene | 3.463 | 142 | 97695 | 985.378 | ng/ml | 100 |
| 15) 2-Chloronaphthalene | 3.678 | 162 | 106702 | 999.606 | ng/ml | 98 |
| 16) 2,6-Dinitrotoluene | 3.866 | 165 | 24123 | 1048.021 | ng/ml | 100 |
| 17) Acenaphthylene | 3.912 | 152 | 184065 | 1026.516 | ng/ml | 100 |

Quantitation Report (QT Reviewed)

Data Path : I:\8270SIM\sv119\250625RVTical\
Data File : L8.D
Acq On : 25 Jun 2025 08:40 pm
Operator : sv119:ljg
Sample : IL8,32,,1 Lot# 11700
Misc : WG2084288,,ical
ALS Vial : 3 Sample Multiplier: 1

Quant Time: Jun 26 18:28:02 2025
Quant Method : I:\8270SIM\sv119\250625RVTical\SIM-RVT_250625_sv119.M
Quant Title : Semivolatiles by GC/MS by modified 8270
QLast Update : Thu Jun 26 18:28:59 2025
Response via : Initial Calibration

CCAL FILE(s) : 1 - I:\8270SIM\sv119\250625RVTical\L8.D
Sub List : Default - All compounds listed

| Compound | R.T. | QIon | Response | Conc | Units | Dev(Min) |
|---|---|---|---|---|---|---|
| 19) Acenaphthene | 4.012 | 153 | 111512 | 972.874 | ng/ml | 100 |
| 20) 2,4-Dinitrotoluene | 4.095 | 165 | 32975 | 1049.325 | ng/ml | 99 |
| 21) Fluorene | 4.303 | 166 | 136013 | 984.666 | ng/ml | 100 |
| 24) 4,6-Dinitro-o-cresol | 4.325 | 198 | 16715 | 911.497 | ng/ml | 99 |
| 25) Hexachlorobenzene | 4.621 | 284 | 48068 | 945.811 | ng/ml | 97 |
| 26) Pentachlorophenol | 4.728 | 266 | 19735 | 955.848 | ng/ml | 100 |
| 27) Phenanthrene | 4.850 | 178 | 208371 | 955.596 | ng/ml | 100 |
| 28) Anthracene | 4.878 | 178 | 220322 | 1000.560 | ng/ml | 100 |
| 29) Fluoranthene | 5.539 | 202 | 288509 | 1004.512 | ng/ml | 99 |
| 30) Pyrene | 5.675 | 202 | 303672 | 1004.710 | ng/ml | 100 |
| 31) Benzidine | 5.615 | 184 | 141489 | 932.924 | ng/mL | 99 |
| 34) Benzo[a]anthracene | 6.439 | 228 | 298396 | 1004.639 | ng/ml | 100 |
| 35) 3,3'-Dichlorobenzidine | 6.421 | 252 | 127788 | 1097.260 | ng/ml | 100 |
| 36) Chrysene | 6.464 | 228 | 287027 | 1018.703 | ng/ml | 99 |
| 37) Bis(2-ethylhexyl)phtha... | 6.462 | 149 | 161757 | 1035.767 | ng/ml | 99 |
| 39) Benzo[b]fluoranthene | 7.353 | 252 | 275495 | 1093.553 | ng/ml | 98 |
| 40) Benzo[k]fluoranthene | 7.379 | 252 | 304265 | 1044.270 | ng/ml | 99 |
| 41) Benzo[a]pyrene | 7.689 | 252 | 266043 | 1111.531 | ng/ml | 100 |
| 42) Indeno[1,2,3-cd]pyrene | 9.072 | 276 | 214106 | 997.670 | ng/ml | 98 |
| 43) Dibenzo[a,h]anthracene | 9.107 | 278 | 219901M6 | 1002.217 | ng/ml | |
| 44) Benzo[g,h,i]perylene | 9.440 | 276 | 249596 | 1122.743 | ng/ml | 98 |

(#) = qualifier out of range (m) = manual integration (+) = signals summed

Quantitation Report (QT Reviewed)

Data Path : I:\8270SIM\sv119\250625RVTical\
Data File : L8.D
Acq On : 25 Jun 2025 08:40 pm
Operator : sv119:ljg
Sample : IL8,32,,1 Lot# 11700
Misc : WG2084288,,ical
ALS Vial : 3 Sample Multiplier: 1

Quant Time: Jun 26 18:28:02 2025
Quant Method : I:\8270SIM\sv119\250625RVTical\SIM-RVT_250625_sv119.M
Quant Title : Semivolatiles by GC/MS by modified 8270
QLast Update : Thu Jun 26 18:28:59 2025
Response via : Initial Calibration

Sub List : Default - All compounds listedical\L8.D•

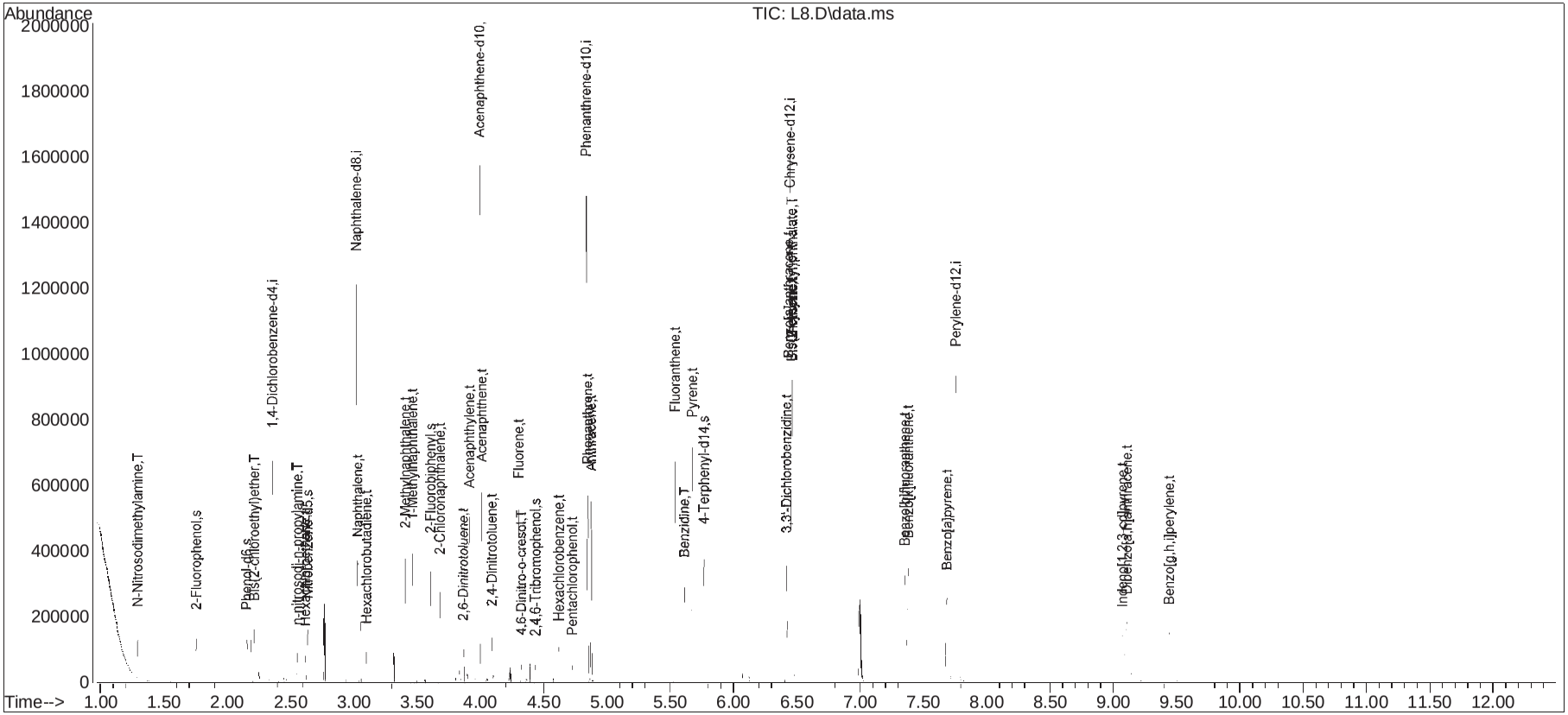

# Manual Integration Report

Data Path : I:\8270SIM\sv119\250625RVT\Mat\
Data File : L8.D
Date Inj'd : 6/25/2025 8:40 pm
Sample : IL8,32,,1 Lot# 11700

Quant Method : SIM-RVT_250625_sv119.M
Operator : sv119:ljg
Instrument : SV119
Quant Date : 6/26/2025 6:28 pm

## Compound #2: N-Nitrosodimethylamine

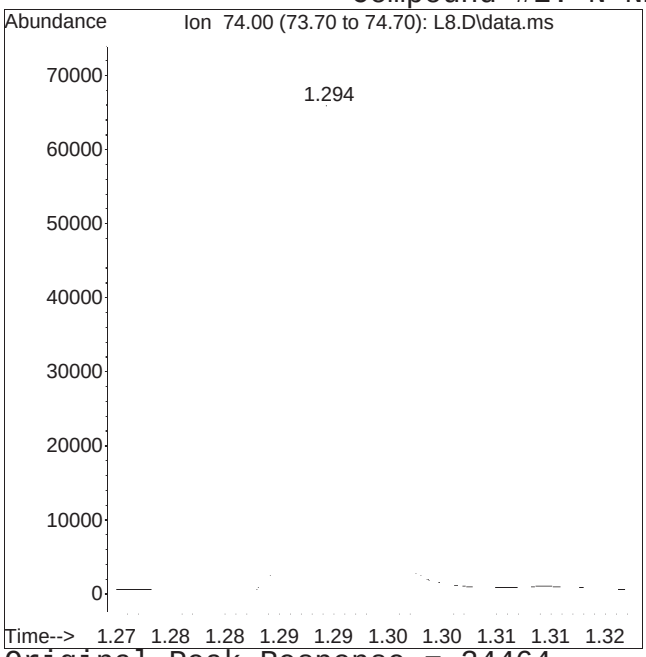


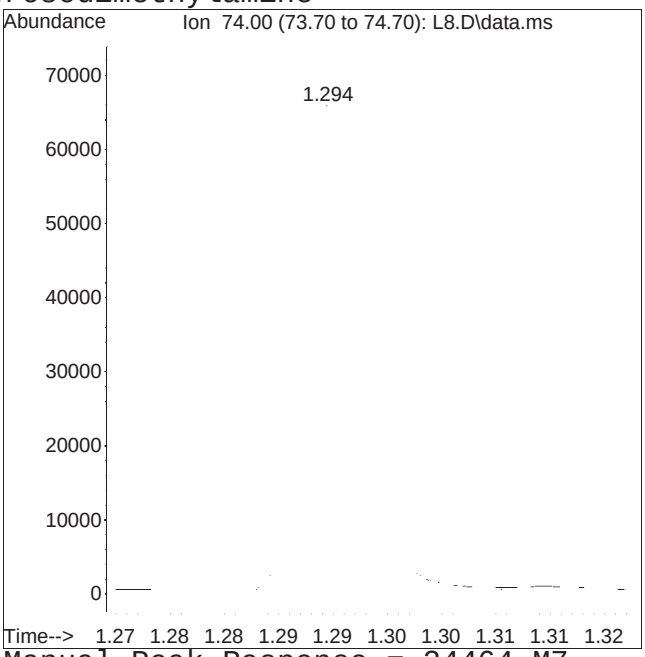


Original Peak Response = 24464 Manual Peak Response = 24464 M7
M7 = A qualifier ion was manually integrated (only for GC/MS data).

Manual Integration Report

Data Path : I:\8270SIM\sv119\250625RVT
Data File : L8.D Operator : sv119:ljg
Date Inj'd : 6/25/2025 8:40 pm Instrument : SV119
Sample : IL8,32,,1 Lot# 11700 Quant Date : 6/26/2025 6:28 pm

Compound #43: Dibenzo[a,h]anthracene

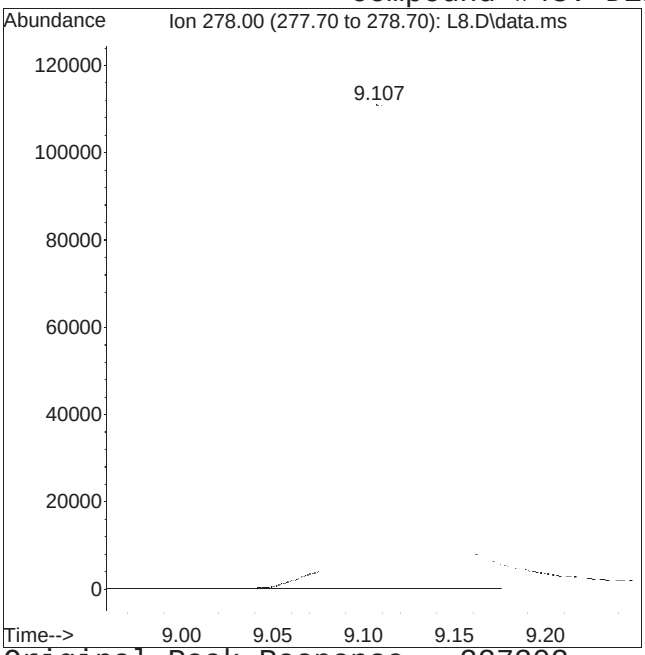


Original Peak Response = 227302

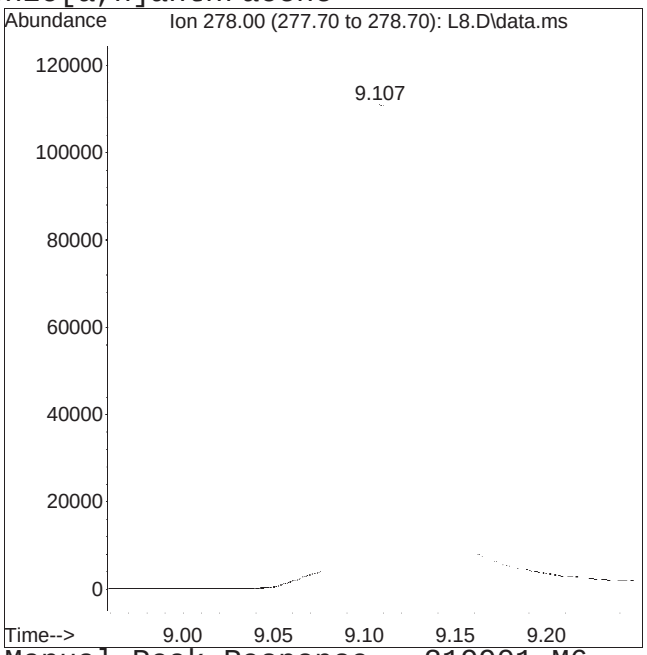


Manual Peak Response = 219901 M6

M6 = Misassignment of peak valley by automated integration (poor split of 2 peaks).

Quantitation Report (QT Reviewed)

Data Path : I:\8270SIM\sv119\250625RVTical\
Data File : L7.D
Acq On : 25 Jun 2025 08:57 pm
Operator : sv119:ljg
Sample : IL7,32,,0.5 Lot# 11701
Misc : WG2084288,,ical
ALS Vial : 4 Sample Multiplier: 1

Quant Time: Jun 26 18:27:58 2025
Quant Method : I:\8270SIM\sv119\250625RVTical\SIM-RVT_250625_sv119.M
Quant Title : Semivolatiles by GC/MS by modified 8270
QLast Update : Thu Jun 26 18:28:54 2025
Response via : Initial Calibration

CCAL FILE(s) : 1 - I:\8270SIM\sv119\250625RVTical\L8.D
Sub List : Default - All compounds listed

| Compound | R.T. | QIon | Response | Conc | Units | Dev(Min) |
|---|---|---|---|---|---|---|
| Internal Standards | | | | | | |
| 1) 1,4-Dichlorobenzene-d4 | 2.357 | 152 | 133049 | 4000.000 | ng/ml | 0.00 |
| Standard Area 1 = 144221 | | | Recovery = 92.25% | | | |
| 9) Naphthalene-d8 | 3.019 | 136 | 513211 | 4000.000 | ng/ml | 0.00 |
| Standard Area 1 = 566700 | | | Recovery = 90.56% | | | |
| 18) Acenaphthene-d10 | 3.994 | 164 | 307627 | 4000.000 | ng/ml | 0.00 |
| Standard Area 1 = 346174 | | | Recovery = 88.86% | | | |
| 23) Phenanthrene-d10 | 4.837 | 188 | 633452 | 4000.000 | ng/ml | 0.00 |
| Standard Area 1 = 720898 | | | Recovery = 87.87% | | | |
| 33) Chrysene-d12 | 6.447 | 240 | 798183 | 4000.000 | ng/ml | 0.00 |
| Standard Area 1 = 872550 | | | Recovery = 91.48% | | | |
| 38) Perylene-d12 | 7.759 | 264 | 812958 | 4000.000 | ng/ml | 0.00 |
| Standard Area 1 = 911236 | | | Recovery = 89.21% | | | |
| System Monitoring Compounds | | | | | | |
| 3) 2-Fluorophenol | 1.755 | 112 | 18916 | 492.001 | ng/ml | 0.00 |
| Spiked Amount 2000.000 | Range 15 - 110 | | Recovery = 24.60% | | | |
| 4) Phenol-d6 | 2.159 | 99 | 23792 | 498.200 | ng/ml | 0.00 |
| Spiked Amount 2000.000 | Range 15 - 110 | | Recovery = 24.91% | | | |
| 8) Nitrobenzene-d5 | 2.636 | 82 | 20858 | 476.966 | ng/ml | 0.00 |
| Spiked Amount 1000.000 | Range 30 - 130 | | Recovery = 47.70% | | | |
| 14) 2-Fluorobiphenyl | 3.611 | 172 | 57651 | 501.303 | ng/ml | 0.00 |
| Spiked Amount 1000.000 | Range 30 - 130 | | Recovery = 50.13% | | | |
| 22) 2,4,6-Tribromophenol | 4.440 | 330 | 8889 | 503.272 | ng/ml | 0.00 |
| Spiked Amount 2000.000 | Range 15 - 110 | | Recovery = 25.16% | | | |
| 32) 4-Terphenyl-d14 | 5.767 | 244 | 90299 | 515.631 | ng/ml | 0.00 |
| Spiked Amount 1000.000 | Range 30 - 130 | | Recovery = 51.56% | | | |
| Target Compounds | | | | | | Qvalue |
| 2) N-Nitrosodimethylamine | 1.293 | 74 | 11774M7 | 515.269 | ng/mL | |
| 5) Bis(2-chloroethyl)ether | 2.214 | 93 | 19692 | 474.602 | ng/ml | 97 |
| 6) n-nitrosodi-n-propylamine | 2.554 | 70 | 15097 | 488.382 | ng/ml | 98 |
| 7) Hexachloroethane | 2.618 | 117 | 8572 | 501.796 | ng/ml | 99 |
| 10) Naphthalene | 3.031 | 128 | 67207 | 482.192 | ng/ml | 100 |
| 11) Hexachlorobutadiene | 3.102 | 225 | 13053 | 499.251 | ng/ml | 100 |
| 12) 2-Methylnaphthalene | 3.410 | 142 | 42675 | 480.692 | ng/ml | 100 |
| 13) 1-Methylnaphthalene | 3.466 | 142 | 44683 | 497.657 | ng/ml | 100 |
| 15) 2-Chloronaphthalene | 3.678 | 162 | 48901 | 505.861 | ng/ml | 97 |
| 16) 2,6-Dinitrotoluene | 3.868 | 165 | 9841 | 472.101 | ng/ml | 98 |
| 17) Acenaphthylene | 3.912 | 152 | 83227 | 512.526 | ng/ml | 100 |

Quantitation Report (QT Reviewed)

Data Path : I:\8270SIM\sv119\250625RVTical\
Data File : L7.D
Acq On : 25 Jun 2025 08:57 pm
Operator : sv119:ljg
Sample : IL7,32,,0.5 Lot# 11701
Misc : WG2084288,,ical
ALS Vial : 4 Sample Multiplier: 1

Quant Time: Jun 26 18:27:58 2025
Quant Method : I:\8270SIM\sv119\250625RVTical\SIM-RVT_250625_sv119.M
Quant Title : Semivolatiles by GC/MS by modified 8270
QLast Update : Thu Jun 26 18:28:54 2025
Response via : Initial Calibration

CCAL FILE(s) : 1 - I:\8270SIM\sv119\250625RVTical\L8.D
Sub List : Default - All compounds listed

| Compound | R.T. | QIon | Response | Conc | Units | Dev(Min) |
|---|---|---|---|---|---|---|
| 19) Acenaphthene | 4.009 | 153 | 51039 | 501.080 | ng/ml | 99 |
| 20) 2,4-Dinitrotoluene | 4.095 | 165 | 13593 | 486.755 | ng/ml | 98 |
| 21) Fluorene | 4.303 | 166 | 61605 | 501.874 | ng/ml | 100 |
| 24) 4,6-Dinitro-o-cresol | 4.325 | 198 | 7007 | 445.059 | ng/ml | 99 |
| 25) Hexachlorobenzene | 4.621 | 284 | 22020 | 493.089 | ng/ml | 96 |
| 26) Pentachlorophenol | 4.728 | 266 | 7174 | 414.716 | ng/ml | 99 |
| 27) Phenanthrene | 4.849 | 178 | 94623 | 493.849 | ng/ml | 99 |
| 28) Anthracene | 4.878 | 178 | 98598 | 509.581 | ng/ml | 100 |
| 29) Fluoranthene | 5.539 | 202 | 129239 | 512.094 | ng/ml | 99 |
| 30) Pyrene | 5.675 | 202 | 136207 | 512.856 | ng/ml | 100 |
| 31) Benzidine | 5.615 | 184 | 33838 | 346.947 | ng/mL | 99 |
| 34) Benzo[a]anthracene | 6.438 | 228 | 137295 | 501.348 | ng/ml | 100 |
| 35) 3,3'-Dichlorobenzidine | 6.419 | 252 | 54713 | 513.560 | ng/ml | 100 |
| 36) Chrysene | 6.464 | 228 | 135772 | 526.764 | ng/ml | 99 |
| 37) Bis(2-ethylhexyl)phtha... | 6.461 | 149 | 68696 | 480.852 | ng/ml | 100 |
| 39) Benzo[b]fluoranthene | 7.350 | 252 | 118764 | 528.684 | ng/ml | 98 |
| 40) Benzo[k]fluoranthene | 7.378 | 252 | 137962 | 531.014 | ng/ml | 99 |
| 41) Benzo[a]pyrene | 7.688 | 252 | 116170 | 544.314 | ng/ml | 100 |
| 42) Indeno[1,2,3-cd]pyrene | 9.068 | 276 | 84822 | 456.663 | ng/ml | 98 |
| 43) Dibenzo[a,h]anthracene | 9.103 | 278 | 91750M6 | 477.768 | ng/ml | |
| 44) Benzo[g,h,i]perylene | 9.431 | 276 | 108301 | 546.337 | ng/ml | 99 |

(#) = qualifier out of range (m) = manual integration (+) = signals summed

Quantitation Report (QT Reviewed)

Data Path : I:\8270SIM\sv119\250625RVTical\
Data File : L7.D
Acq On : 25 Jun 2025 08:57 pm
Operator : sv119:ljg
Sample : IL7,32,,0.5 Lot# 11701
Misc : WG2084288,,ical
ALS Vial : 4 Sample Multiplier: 1

Quant Time: Jun 26 18:27:58 2025
Quant Method : I:\8270SIM\sv119\250625RVTical\SIM-RVT_250625_sv119.M
Quant Title : Semivolatiles by GC/MS by modified 8270
QLast Update : Thu Jun 26 18:28:54 2025
Response via : Initial Calibration

Sub List : Default - All compounds listedical\L8.D•

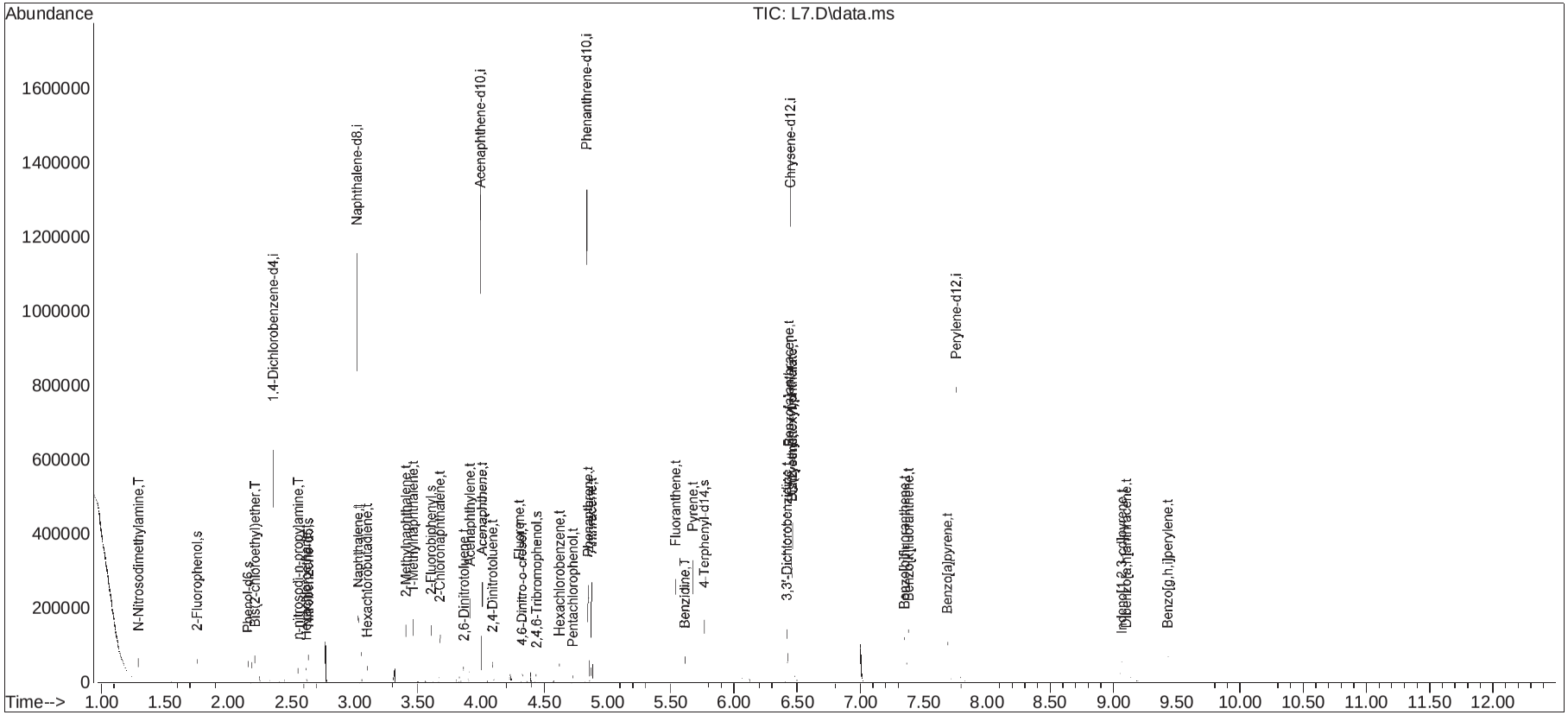

# Manual Integration Report

Data Path : I:\8270SIM\sv119\250625RVT
Data File : L7.D Operator : sv119:ljg
Date Inj'd : 6/25/2025 8:57 pm Instrument : SV119
Sample : IL7,32,,0.5 Lot# 11701 Quant Date : 6/26/2025 6:28 pm

## Compound #2: N-Nitrosodimethylamine

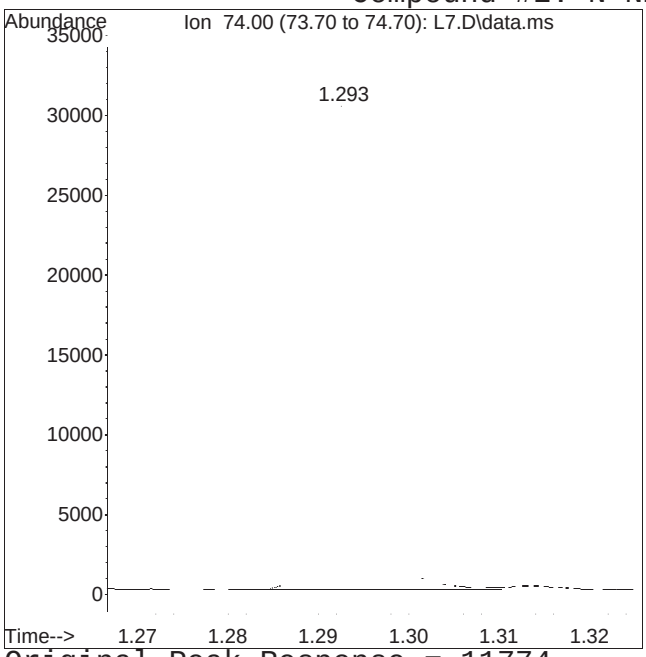


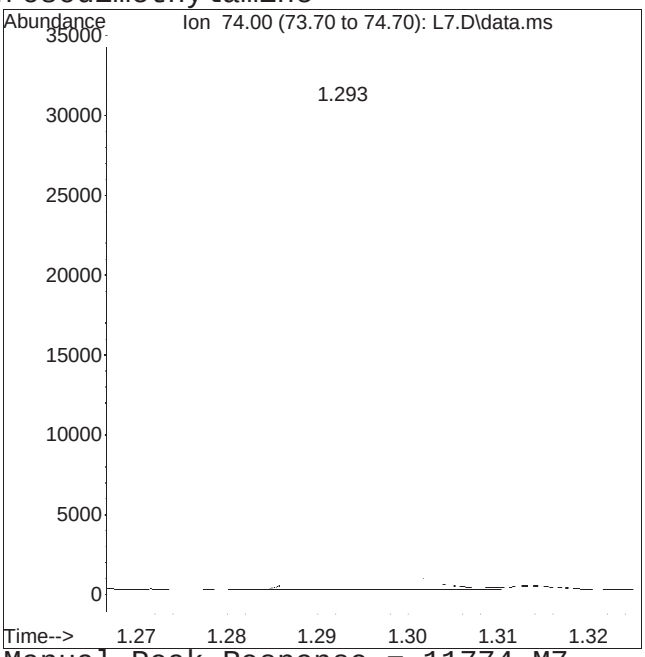


Original Peak Response = 11774 Manual Peak Response = 11774 M7
M7 = A qualifier ion was manually integrated (only for GC/MS data).

Manual Integration Report

Data Path : I:\8270SIM\sv119\250625RVT
Data File : L7.D Operator : sv119:ljg
Date Inj'd : 6/25/2025 8:57 pm Instrument : SV119
Sample : IL7,32,,0.5 Lot# 11701 Quant Date : 6/26/2025 6:28 pm

Compound #43: Dibenzo[a,h]anthracene

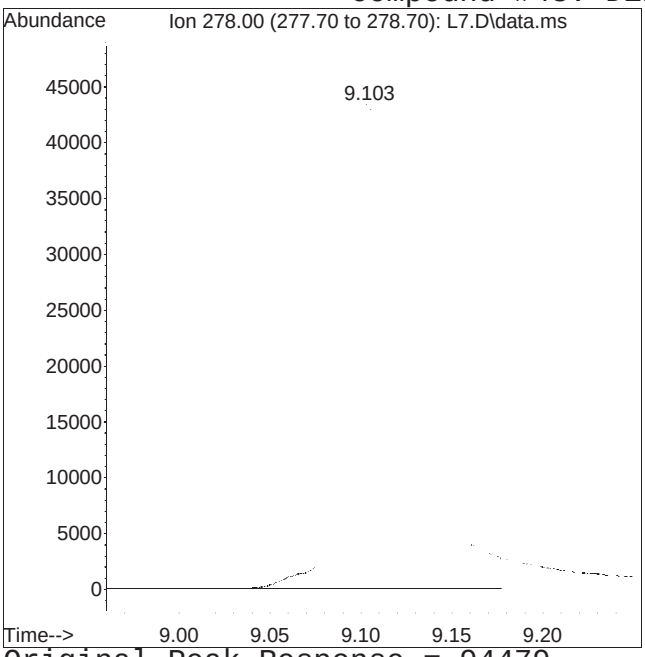


Original Peak Response = 94479

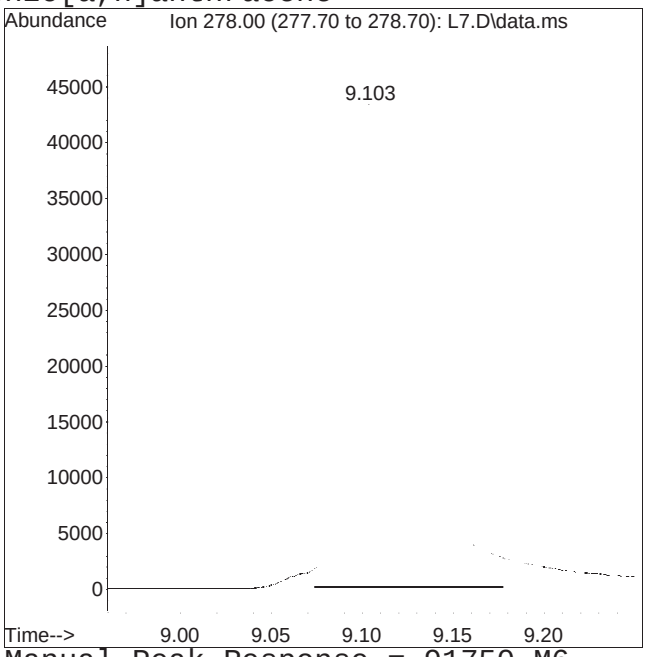


Manual Peak Response = 91750 M6

M6 = Misassignment of peak valley by automated integration (poor split of 2 peaks).

Quantitation Report (QT Reviewed)

Data Path : I:\8270SIM\sv119\250625RVTical\
Data File : L6.D
Acq On : 25 Jun 2025 09:14 pm
Operator : sv119:ljg
Sample : IL6,32,,0.1 Lot# 11702
Misc : WG2084288,,ical
ALS Vial : 5 Sample Multiplier: 1

Quant Time: Jun 26 18:27:53 2025
Quant Method : I:\8270SIM\sv119\250625RVTical\SIM-RVT_250625_sv119.M
Quant Title : Semivolatiles by GC/MS by modified 8270
QLast Update : Thu Jun 26 18:28:49 2025
Response via : Initial Calibration

CCAL FILE(s) : 1 - I:\8270SIM\sv119\250625RVTical\L8.D
Sub List : Default - All compounds listed

| Compound | R.T. | QIon | Response | Conc | Units | Dev(Min) |
|---|---|---|---|---|---|---|
| Internal Standards | | | | | | |
| 1) 1,4-Dichlorobenzene-d4 | 2.357 | 152 | 132011 | 4000.000 | ng/ml | 0.00 |
| Standard Area 1 = 144221 | | | Recovery = 91.53% | | | |
| 9) Naphthalene-d8 | 3.019 | 136 | 502383 | 4000.000 | ng/ml | 0.00 |
| Standard Area 1 = 566700 | | | Recovery = 88.65% | | | |
| 18) Acenaphthene-d10 | 3.994 | 164 | 290747 | 4000.000 | ng/ml | 0.00 |
| Standard Area 1 = 346174 | | | Recovery = 83.99% | | | |
| 23) Phenanthrene-d10 | 4.837 | 188 | 597597 | 4000.000 | ng/ml | 0.00 |
| Standard Area 1 = 720898 | | | Recovery = 82.90% | | | |
| 33) Chrysene-d12 | 6.445 | 240 | 702985 | 4000.000 | ng/ml | 0.00 |
| Standard Area 1 = 872550 | | | Recovery = 80.57% | | | |
| 38) Perylene-d12 | 7.756 | 264 | 683358 | 4000.000 | ng/ml | 0.00 |
| Standard Area 1 = 911236 | | | Recovery = 74.99% | | | |
| System Monitoring Compounds | | | | | | |
| 3) 2-Fluorophenol | 1.754 | 112 | 3625 | 95.027 | ng/ml | 0.00 |
| Spiked Amount 2000.000 | Range 15 - 110 | | Recovery = 4.75%# | | | |
| 4) Phenol-d6 | 2.159 | 99 | 4506 | 95.097 | ng/ml | 0.00 |
| Spiked Amount 2000.000 | Range 15 - 110 | | Recovery = 4.75%# | | | |
| 8) Nitrobenzene-d5 | 2.636 | 82 | 3827 | 88.201 | ng/ml | 0.00 |
| Spiked Amount 1000.000 | Range 30 - 130 | | Recovery = 8.82%# | | | |
| 14) 2-Fluorobiphenyl | 3.614 | 172 | 10899 | 96.815 | ng/ml | 0.00 |
| Spiked Amount 1000.000 | Range 30 - 130 | | Recovery = 9.68%# | | | |
| 22) 2,4,6-Tribromophenol | 4.440 | 330 | 1528 | 91.534 | ng/ml | 0.00 |
| Spiked Amount 2000.000 | Range 15 - 110 | | Recovery = 4.58%# | | | |
| 32) 4-Terphenyl-d14 | 5.767 | 244 | 15612 | 94.497 | ng/ml | 0.00 |
| Spiked Amount 1000.000 | Range 30 - 130 | | Recovery = 9.45%# | | | |
| Target Compounds | | | | | | Qvalue |
| 2) N-Nitrosodimethylamine | 1.286 | 74 | 2262M7 | 99.771 | ng/mL | |
| 5) Bis(2-chloroethyl)ether | 2.214 | 93 | 3767 | 91.503 | ng/ml | 97 |
| 6) n-nitrosodi-n-propylamine | 2.554 | 70 | 2777 | 90.541 | ng/ml | 100 |
| 7) Hexachloroethane | 2.619 | 117 | 1624 | 95.815 | ng/ml | 98 |
| 10) Naphthalene | 3.031 | 128 | 13015 | 95.392 | ng/ml | 100 |
| 11) Hexachlorobutadiene | 3.102 | 225 | 2493 | 97.407 | ng/ml | 100 |
| 12) 2-Methylnaphthalene | 3.410 | 142 | 7926 | 91.203 | ng/ml | 100 |
| 13) 1-Methylnaphthalene | 3.466 | 142 | 8389 | 95.446 | ng/ml | 100 |
| 15) 2-Chloronaphthalene | 3.681 | 162 | 9131 | 96.492 | ng/ml | 97 |
| 16) 2,6-Dinitrotoluene | 3.868 | 165 | 1634 | 80.077 | ng/ml | 98 |
| 17) Acenaphthylene | 3.912 | 152 | 15010 | 94.426 | ng/ml | 100 |

Quantitation Report (QT Reviewed)

Data Path : I:\8270SIM\sv119\250625RVTical\
Data File : L6.D
Acq On : 25 Jun 2025 09:14 pm
Operator : sv119:ljg
Sample : IL6,32,,0.1 Lot# 11702
Misc : WG2084288,,ical
ALS Vial : 5 Sample Multiplier: 1

Quant Time: Jun 26 18:27:53 2025
Quant Method : I:\8270SIM\sv119\250625RVTical\SIM-RVT_250625_sv119.M
Quant Title : Semivolatiles by GC/MS by modified 8270
QLast Update : Thu Jun 26 18:28:49 2025
Response via : Initial Calibration

CCAL FILE(s) : 1 - I:\8270SIM\sv119\250625RVTical\L8.D
Sub List : Default - All compounds listed

| Compound | R.T. | QIon | Response | Conc | Units | Dev(Min) |
|---|---|---|---|---|---|---|
| 19) Acenaphthene | 4.012 | 153 | 9478 | 98.453 | ng/ml | 99 |
| 20) 2,4-Dinitrotoluene | 4.095 | 165 | 2171 | 82.255 | ng/ml | 95 |
| 21) Fluorene | 4.303 | 166 | 11212 | 96.643 | ng/ml | 99 |
| 24) 4,6-Dinitro-o-cresol | 4.327 | 198 | 1109 | 90.911 | ng/ml | 99 |
| 25) Hexachlorobenzene | 4.621 | 284 | 3927 | 93.213 | ng/ml | 98 |
| 26) Pentachlorophenol | 4.728 | 266 | 1356M7 | 84.297 | ng/ml | |
| 27) Phenanthrene | 4.850 | 178 | 17837 | 98.679 | ng/ml | 99 |
| 28) Anthracene | 4.878 | 178 | 17259 | 94.551 | ng/ml | 100 |
| 29) Fluoranthene | 5.539 | 202 | 22014 | 92.461 | ng/ml | 99 |
| 30) Pyrene | 5.673 | 202 | 23165 | 92.456 | ng/ml | 100 |
| 31) Benzidine | 5.615 | 184 | 326M7 | 130.059 | ng/mL | |
| 34) Benzo[a]anthracene | 6.439 | 228 | 23824 | 92.386 | ng/ml | 99 |
| 35) 3,3'-Dichlorobenzidine | 6.419 | 252 | 7636 | 81.381 | ng/ml | 99 |
| 36) Chrysene | 6.462 | 228 | 22870 | 100.746 | ng/ml | 99 |
| 37) Bis(2-ethylhexyl)phtha... | 6.460 | 149 | 10577M4 | 84.062 | ng/ml | |
| 39) Benzo[b]fluoranthene | 7.349 | 252 | 17015 | 90.108 | ng/ml | 98 |
| 40) Benzo[k]fluoranthene | 7.377 | 252 | 22388M4 | 102.514 | ng/ml | |
| 41) Benzo[a]pyrene | 7.688 | 252 | 16498 | 91.962 | ng/ml | 100 |
| 42) Indeno[1,2,3-cd]pyrene | 9.065 | 276 | 12042 | 81.260 | ng/ml | 97 |
| 43) Dibenzo[a,h]anthracene | 9.106 | 278 | 11261M1 | 74.141 | ng/ml | |
| 44) Benzo[g,h,i]perylene | 9.433 | 276 | 15417 | 92.523 | ng/ml | 99 |

(#) = qualifier out of range (m) = manual integration (+) = signals summed

Quantitation Report (QT Reviewed)

Data Path : I:\8270SIM\sv119\250625RVTical\
Data File : L6.D
Acq On : 25 Jun 2025 09:14 pm
Operator : sv119:ljg
Sample : IL6,32,,0.1 Lot# 11702
Misc : WG2084288,,ical
ALS Vial : 5 Sample Multiplier: 1

Quant Time: Jun 26 18:27:53 2025
Quant Method : I:\8270SIM\sv119\250625RVTical\SIM-RVT_250625_sv119.M
Quant Title : Semivolatiles by GC/MS by modified 8270
QLast Update : Thu Jun 26 18:28:49 2025
Response via : Initial Calibration

Sub List : Default - All compounds listedical\L8.D•

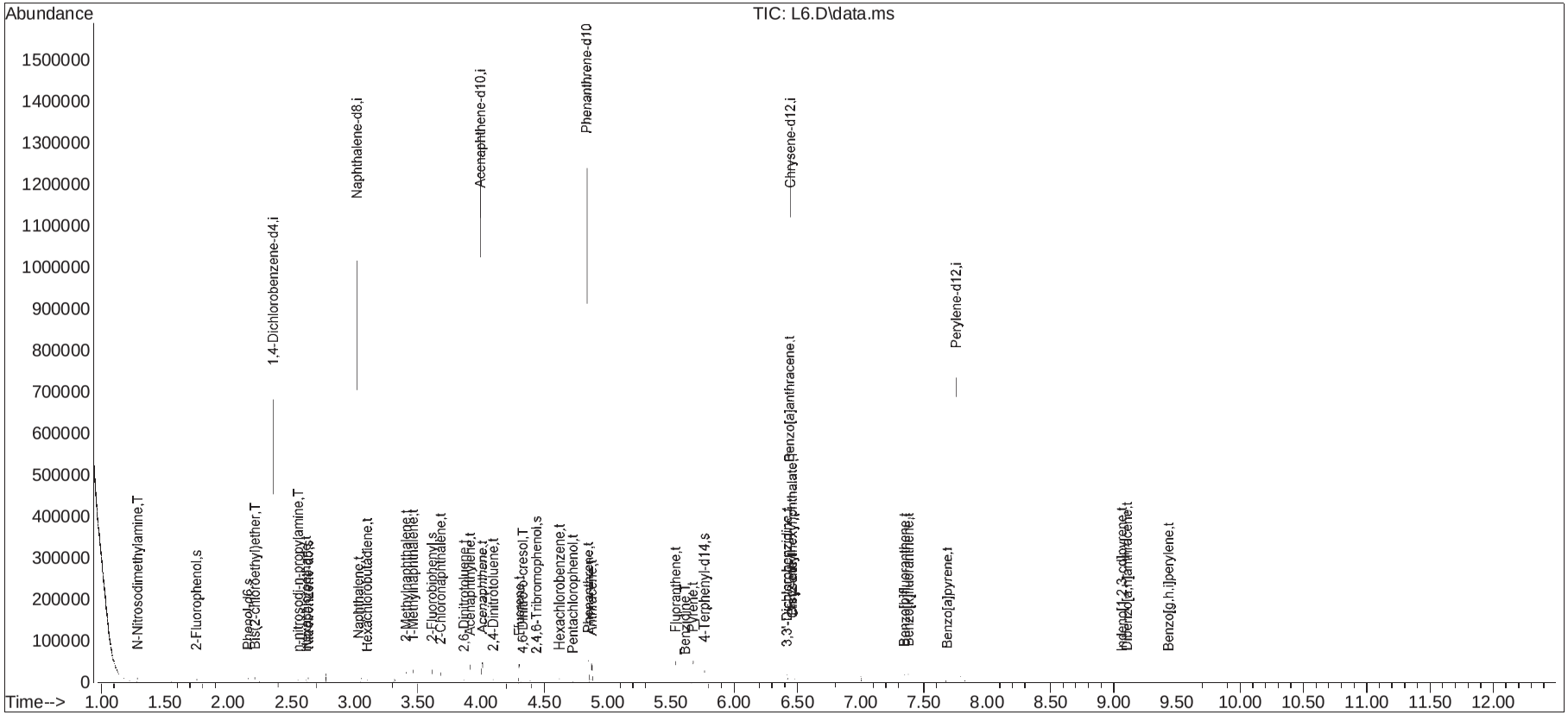

# Manual Integration Report

Data Path : I:\8270SIM\sv119\250625RVT
Data File : L6.D Operator : sv119:ljg
Date Inj'd : 6/25/2025 9:14 pm Instrument : SV119
Sample : IL6,32,,0.1 Lot# 11702 Quant Date : 6/26/2025 6:28 pm

## Compound #2: N-Nitrosodimethylamine

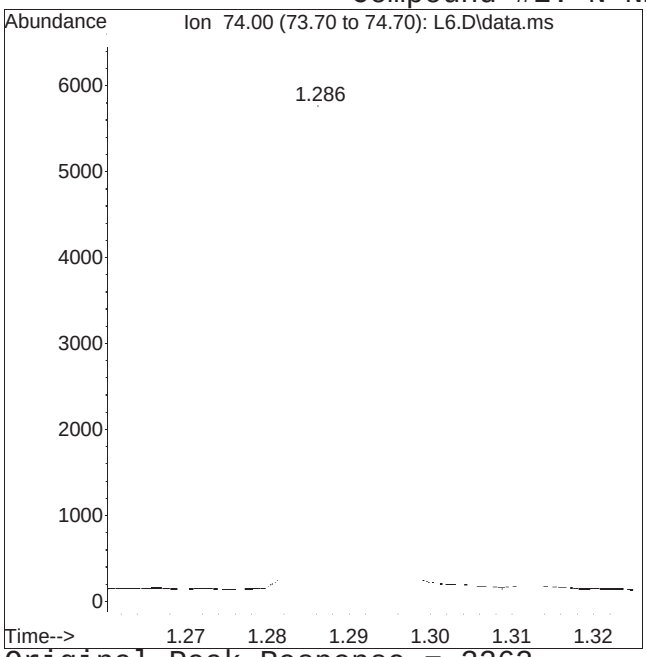


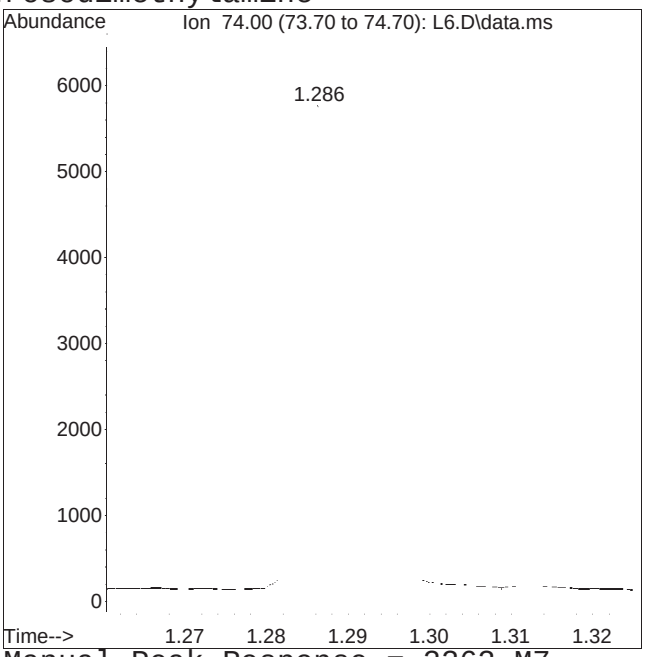


Original Peak Response = 2262 Manual Peak Response = 2262 M7
M7 = A qualifier ion was manually integrated (only for GC/MS data).

# Manual Integration Report

Data Path : I:\8270SIM\sv119\250625RVT
Data File : L6.D Operator : sv119:ljg
Date Inj'd : 6/25/2025 9:14 pm Instrument : SV119
Sample : IL6,32,,0.1 Lot# 11702 Quant Date : 6/26/2025 6:28 pm

## Compound #26: Pentachlorophenol

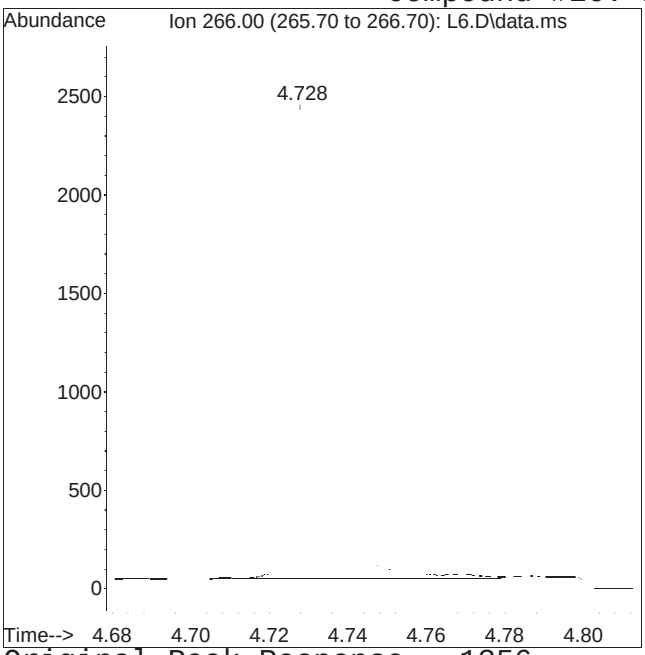


Original Peak Response = 1356

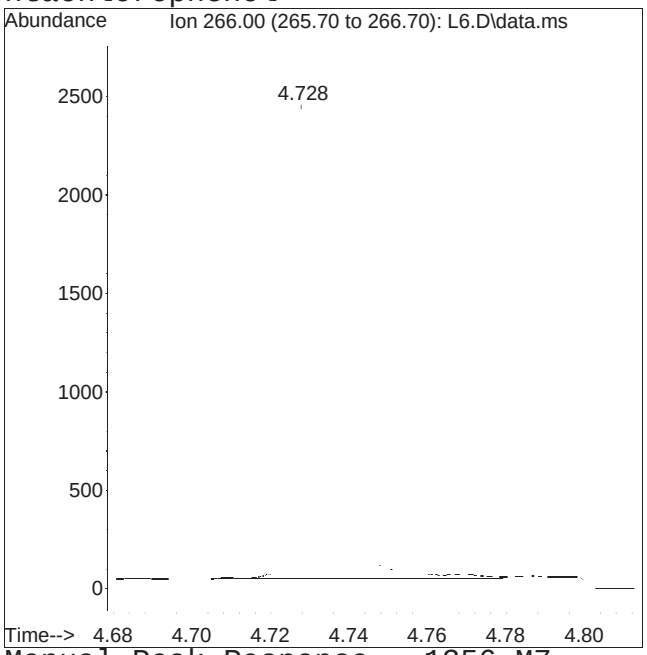


Manual Peak Response = 1356 M7

M7 = A qualifier ion was manually integrated (only for GC/MS data).

Manual Integration Report

Data Path : I:\8270SIM\sv119\250625RVT\Mat
Data File : L6.D
Date Inj'd : 6/25/2025 9:14 pm
Sample : IL6,32,,0.1 Lot# 11702

Quant Method : SIM-RVT_250625_sv119.M
Operator : sv119:ljg
Instrument : SV119
Quant Date : 6/26/2025 6:28 pm

Compound #31: Benzidine

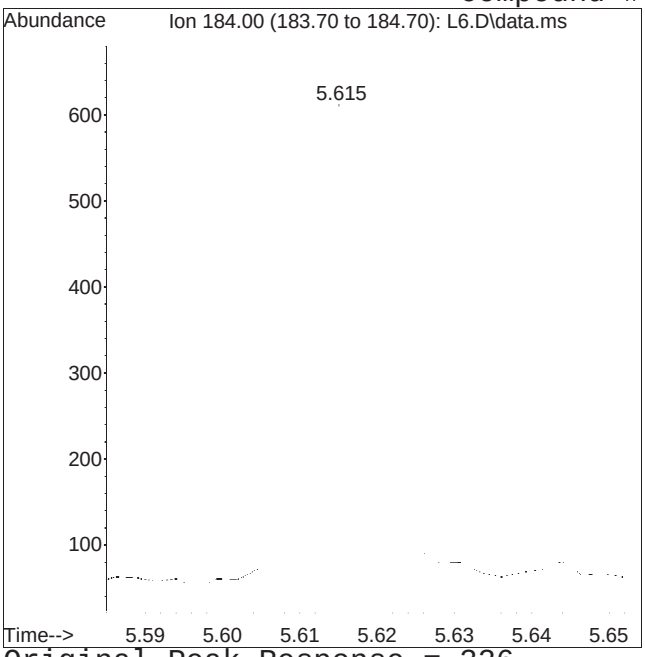


Original Peak Response = 326

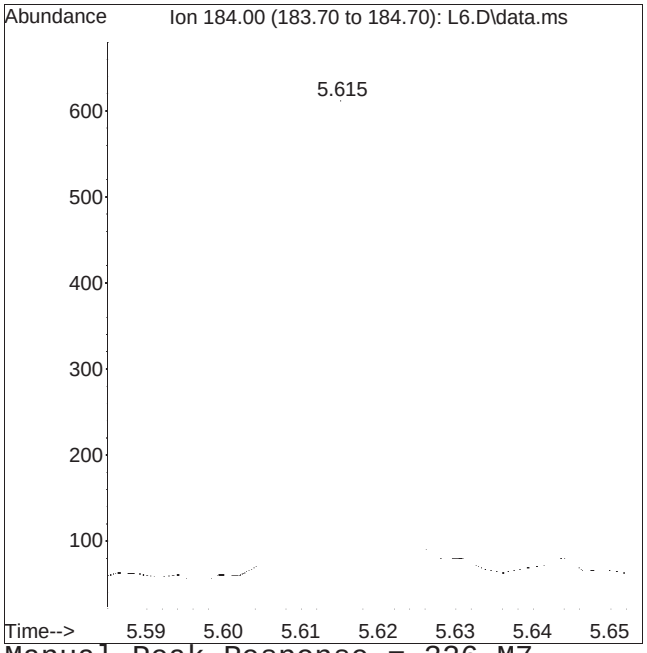


Manual Peak Response = 326 M7

M7 = A qualifier ion was manually integrated (only for GC/MS data).

Manual Integration Report

Data Path : I:\8270SIM\sv119\250625RVT\Mat
Data File : L6.D
Date Inj'd : 6/25/2025 9:14 pm
Sample : IL6,32,,0.1 Lot# 11702

Quant Method : SIM-RVT_250625_sv119.M
Operator : sv119:ljg
Instrument : SV119
Quant Date : 6/26/2025 6:28 pm

Compound #37: Bis(2-ethylhexyl)phthalate

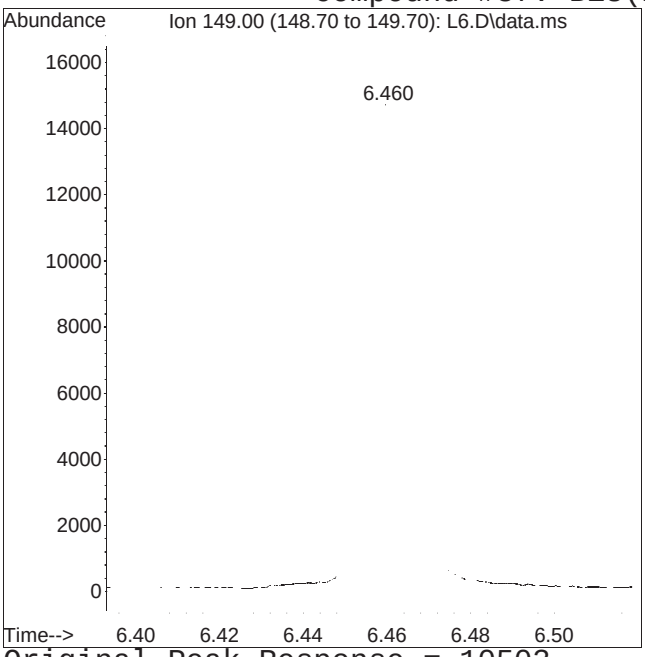


Original Peak Response = 10503

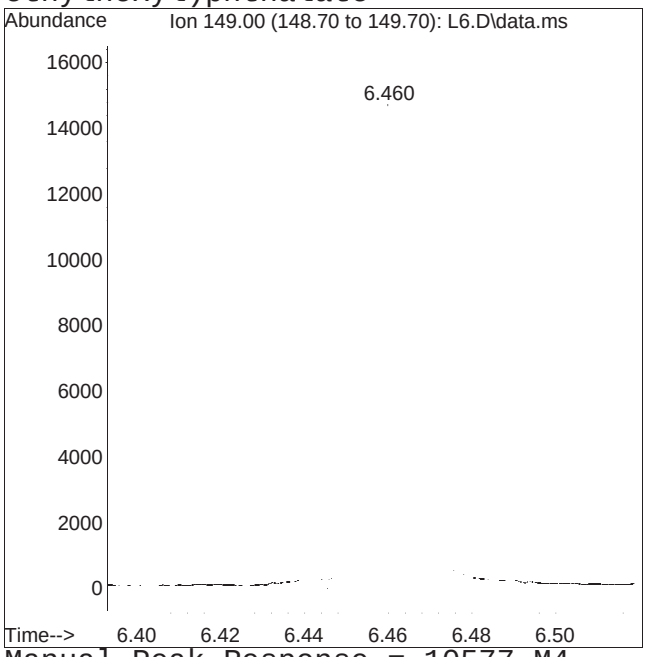


Manual Peak Response = 10577 M4

M4 = Poor automated baseline construction.

# Manual Integration Report

Data Path : I:\8270SIM\sv119\250625RVT
Data File : L6.D Operator : sv119:ljg
Date Inj'd : 6/25/2025 9:14 pm Instrument : SV119
Sample : IL6,32,,0.1 Lot# 11702 Quant Date : 6/26/2025 6:28 pm

## Compound #40: Benzo[k]fluoranthene

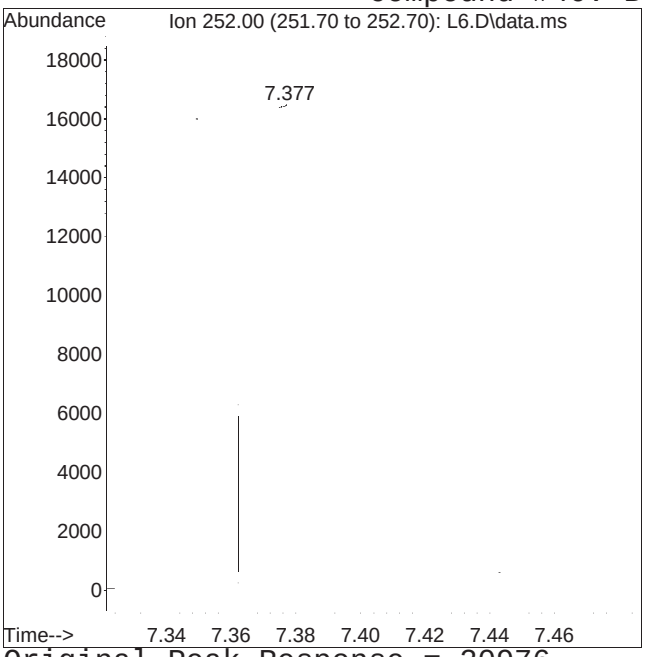


Original Peak Response = 20976

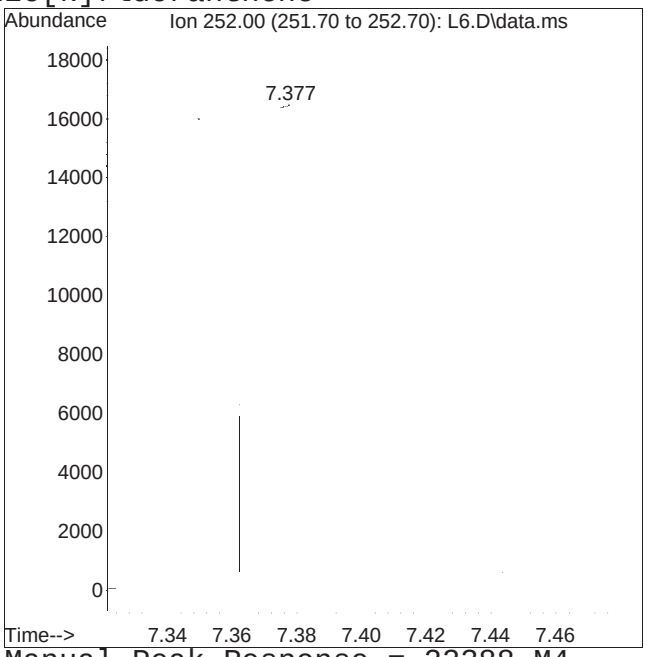


Manual Peak Response = 22388 M4

M4 = Poor automated baseline construction.

# Manual Integration Report

Data Path : I:\8270SIM\sv119\250625RVT
Data File : L6.D Operator : sv119:ljg
Date Inj'd : 6/25/2025 9:14 pm Instrument : SV119
Sample : IL6,32,,0.1 Lot# 11702 Quant Date : 6/26/2025 6:28 pm

## Compound #43: Dibenzo[a,h]anthracene

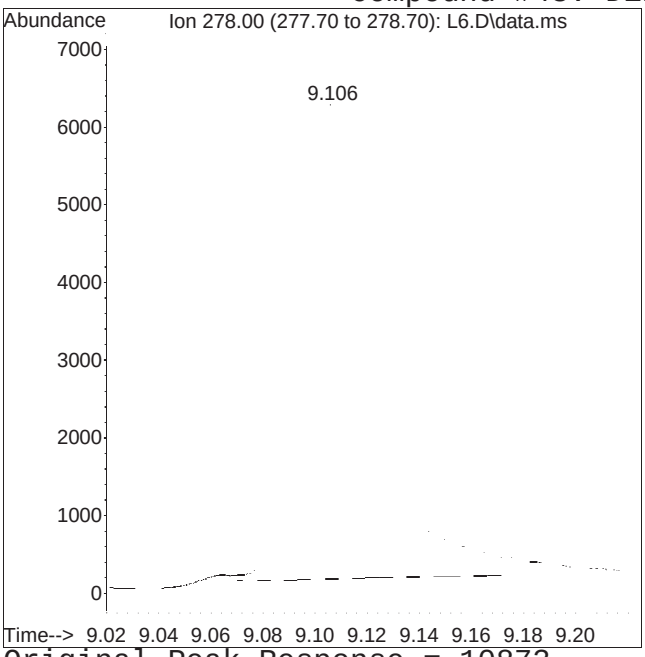


Original Peak Response = 10873

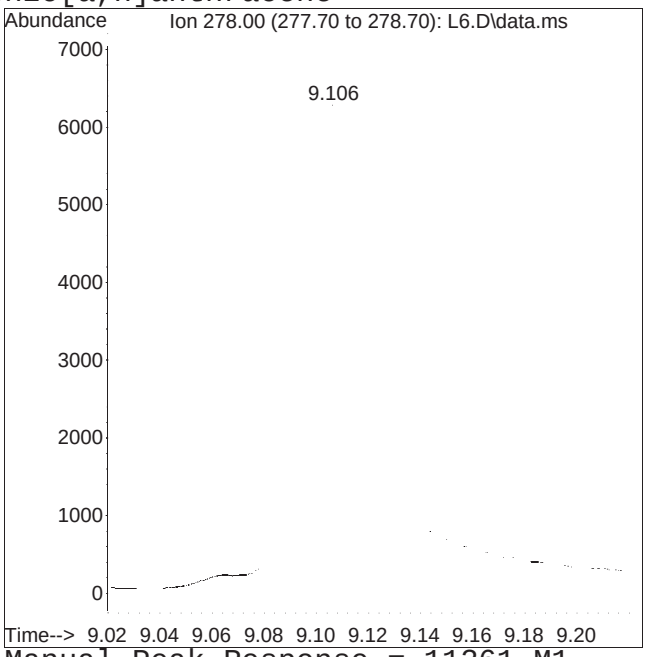


Manual Peak Response = 11261 M1

M1 = Split or tailing peak, auto integration stopped early resulting in false low area count.

Quantitation Report (QT Reviewed)

Data Path : I:\8270SIM\sv119\250625RVTical\
Data File : L5.D
Acq On : 25 Jun 2025 09:31 pm
Operator : sv119:ljg
Sample : IL5,32,,0.04 Lot# 11703
Misc : WG2084288,,ical
ALS Vial : 6 Sample Multiplier: 1

Quant Time: Jun 27 07:59:40 2025
Quant Method : I:\8270SIM\sv119\250625RVTical\SIM-RVT_250625_sv119.M
Quant Title : Semivolatiles by GC/MS by modified 8270
QLast Update : Thu Jun 26 18:28:44 2025
Response via : Initial Calibration

CCAL FILE(s) : 1 - I:\8270SIM\sv119\250625RVTical\L8.D
Sub List : Default - All compounds listed

| Compound | R.T. | QIon | Response | Conc | Units | Dev(Min) |
|---|---|---|---|---|---|---|
| Internal Standards | | | | | | |
| 1) 1,4-Dichlorobenzene-d4 | 2.361 | 152 | 190905 | 4000.000 | ng/ml | 0.00 |
| Standard Area 1 = 144221 | | | Recovery = 132.37% | | | |
| 9) Naphthalene-d8 | 3.022 | 136 | 738628 | 4000.000 | ng/ml | 0.00 |
| Standard Area 1 = 566700 | | | Recovery = 130.34% | | | |
| 18) Acenaphthene-d10 | 3.994 | 164 | 425510 | 4000.000 | ng/ml | 0.00 |
| Standard Area 1 = 346174 | | | Recovery = 122.92% | | | |
| 23) Phenanthrene-d10 | 4.838 | 188 | 856950 | 4000.000 | ng/ml | 0.00 |
| Standard Area 1 = 720898 | | | Recovery = 118.87% | | | |
| 33) Chrysene-d12 | 6.443 | 240 | 1021721 | 4000.000 | ng/ml | 0.00 |
| Standard Area 1 = 872550 | | | Recovery = 117.10% | | | |
| 38) Perylene-d12 | 7.755 | 264 | 981066 | 4000.000 | ng/ml | 0.00 |
| Standard Area 1 = 911236 | | | Recovery = 107.66% | | | |
| System Monitoring Compounds | | | | | | |
| 3) 2-Fluorophenol | 1.763 | 112 | 2195 | 39.789 | ng/ml | 0.00 |
| Spiked Amount 2000.000 | Range 15 - 110 | | Recovery = 1.99%# | | | |
| 4) Phenol-d6 | 2.160 | 99 | 2778 | 40.541 | ng/ml | 0.00 |
| Spiked Amount 2000.000 | Range 15 - 110 | | Recovery = 2.03%# | | | |
| 8) Nitrobenzene-d5 | 2.638 | 82 | 2445 | 38.966 | ng/ml | 0.00 |
| Spiked Amount 1000.000 | Range 30 - 130 | | Recovery = 3.90%# | | | |
| 14) 2-Fluorobiphenyl | 3.614 | 172 | 6738 | 40.709 | ng/ml | 0.00 |
| Spiked Amount 1000.000 | Range 30 - 130 | | Recovery = 4.07%# | | | |
| 22) 2,4,6-Tribromophenol | 4.440 | 330 | 947M6 | 38.763 | ng/ml | 0.00 |
| Spiked Amount 2000.000 | Range 15 - 110 | | Recovery = 1.94%# | | | |
| 32) 4-Terphenyl-d14 | 5.765 | 244 | 9901 | 41.792 | ng/ml | 0.00 |
| Spiked Amount 1000.000 | Range 30 - 130 | | Recovery = 4.18%# | | | |
| Target Compounds | | | | | | Qvalue |
| 2) N-Nitrosodimethylamine | 1.308 | 74 | 1257M4 | 38.339 | ng/mL | |
| 5) Bis(2-chloroethyl)ether | 2.218 | 93 | 2295 | 38.549 | ng/ml | 97 |
| 6) n-nitrosodi-n-propylamine | 2.557 | 70 | 1742 | 39.275 | ng/ml | 99 |
| 7) Hexachloroethane | 2.621 | 117 | 1036 | 42.267 | ng/ml | 99 |
| 10) Naphthalene | 3.031 | 128 | 7809 | 38.929 | ng/ml | 99 |
| 11) Hexachlorobutadiene | 3.105 | 225 | 1516 | 40.288 | ng/ml | 100 |
| 12) 2-Methylnaphthalene | 3.411 | 142 | 5020 | 39.289 | ng/ml | 100 |
| 13) 1-Methylnaphthalene | 3.466 | 142 | 5169 | 40.000 | ng/ml | 98 |
| 15) 2-Chloronaphthalene | 3.681 | 162 | 5666 | 40.725 | ng/ml | 97 |
| 16) 2,6-Dinitrotoluene | 3.868 | 165 | 1060 | 35.332 | ng/ml | 99 |

Quantitation Report (QT Reviewed)

Data Path : I:\8270SIM\sv119\250625RVTical\
Data File : L5.D
Acq On : 25 Jun 2025 09:31 pm
Operator : sv119:ljg
Sample : IL5,32,,0.04 Lot# 11703
Misc : WG2084288,,ical
ALS Vial : 6 Sample Multiplier: 1

Quant Time: Jun 27 07:59:40 2025
Quant Method : I:\8270SIM\sv119\250625RVTical\SIM-RVT_250625_sv119.M
Quant Title : Semivolatiles by GC/MS by modified 8270
QLast Update : Thu Jun 26 18:28:44 2025
Response via : Initial Calibration

CCAL FILE(s) : 1 - I:\8270SIM\sv119\250625RVTical\L8.D
Sub List : Default - All compounds listed

| Compound | R.T. | QIon | Response | Conc | Units | Dev(Min) |
|---|---|---|---|---|---|---|
| 17) Acenaphthylene | 3.912 | 152 | 9545 | 40.841 | ng/ml | 100 |
| 19) Acenaphthene | 4.012 | 153 | 5708 | 40.514 | ng/ml | 100 |
| 20) 2,4-Dinitrotoluene | 4.097 | 165 | 1346 | 34.846 | ng/ml | 97 |
| 21) Fluorene | 4.303 | 166 | 6859 | 40.397 | ng/ml | 99 |
| 24) 4,6-Dinitro-o-cresol | 4.328 | 198 | 685 | 50.270 | ng/ml | 95 |
| 25) Hexachlorobenzene | 4.622 | 284 | 2483 | 41.100 | ng/ml | 97 |
| 26) Pentachlorophenol | 4.732 | 266 | 987M6 | 42.046 | ng/ml | |
| 27) Phenanthrene | 4.851 | 178 | 10400 | 40.123 | ng/ml | 99 |
| 28) Anthracene | 4.879 | 178 | 10703 | 40.889 | ng/ml | 99 |
| 29) Fluoranthene | 5.539 | 202 | 13657 | 40.001 | ng/ml | 99 |
| 30) Pyrene | 5.673 | 202 | 14561 | 40.527 | ng/ml | 99 |
| 31) Benzidine | 5.613 | 184 | 133 | 128.458 | ng/mL# | 1 |
| 34) Benzo[a]anthracene | 6.435 | 228 | 15989 | 38.376 | ng/ml | 95 |
| 35) 3,3'-Dichlorobenzidine | 6.414 | 252 | 4309 | 31.597 | ng/ml | 99 |
| 36) Chrysene | 6.460 | 228 | 13469 | 40.824 | ng/ml | 99 |
| 37) Bis(2-ethylhexyl)phtha... | 6.457 | 149 | 6340M6 | 34.669 | ng/ml | |
| 39) Benzo[b]fluoranthene | 7.346 | 252 | 10087 | 37.209 | ng/ml | 95 |
| 40) Benzo[k]fluoranthene | 7.371 | 252 | 12317M4 | 39.285 | ng/ml | |
| 41) Benzo[a]pyrene | 7.681 | 252 | 9428 | 36.605 | ng/ml | 100 |
| 42) Indeno[1,2,3-cd]pyrene | 9.066 | 276 | 6712 | 33.617 | ng/ml | 99 |
| 43) Dibenzo[a,h]anthracene | 9.102 | 278 | 6479M6 | 32.288 | ng/ml | |
| 44) Benzo[g,h,i]perylene | 9.429 | 276 | 8668 | 36.234 | ng/ml | 99 |

(#) = qualifier out of range (m) = manual integration (+) = signals summed

Quantitation Report (QT Reviewed)

Data Path : I:\8270SIM\sv119\250625RVTical\
Data File : L5.D
Acq On : 25 Jun 2025 09:31 pm
Operator : sv119:ljg
Sample : IL5,32,,0.04 Lot# 11703
Misc : WG2084288,,ical
ALS Vial : 6 Sample Multiplier: 1

Quant Time: Jun 27 07:59:40 2025
Quant Method : I:\8270SIM\sv119\250625RVTical\SIM-RVT_250625_sv119.M
Quant Title : Semivolatiles by GC/MS by modified 8270
QLast Update : Thu Jun 26 18:28:44 2025
Response via : Initial Calibration

Sub List : Default - All compounds listedical\L8.D•

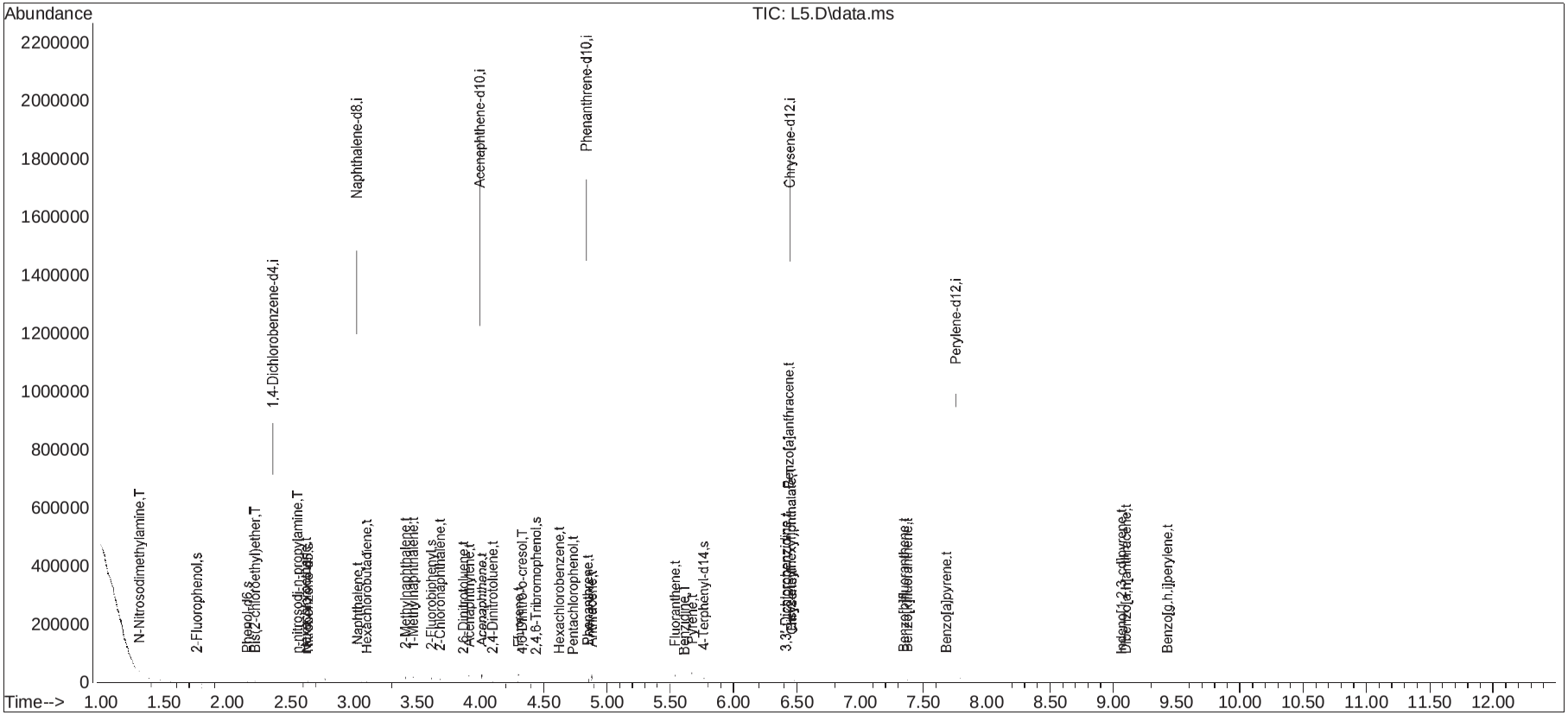

# Manual Integration Report

Data Path : I:\8270SIM\sv119\250625RVT
Data File : L5.D Operator : sv119:ljg
Date Inj'd : 6/25/2025 9:31 pm Instrument : SV119
Sample : IL5,32,,0.04 Lot# 11703 Quant Date : 6/26/2025 6:28 pm

## Compound #2: N-Nitrosodimethylamine

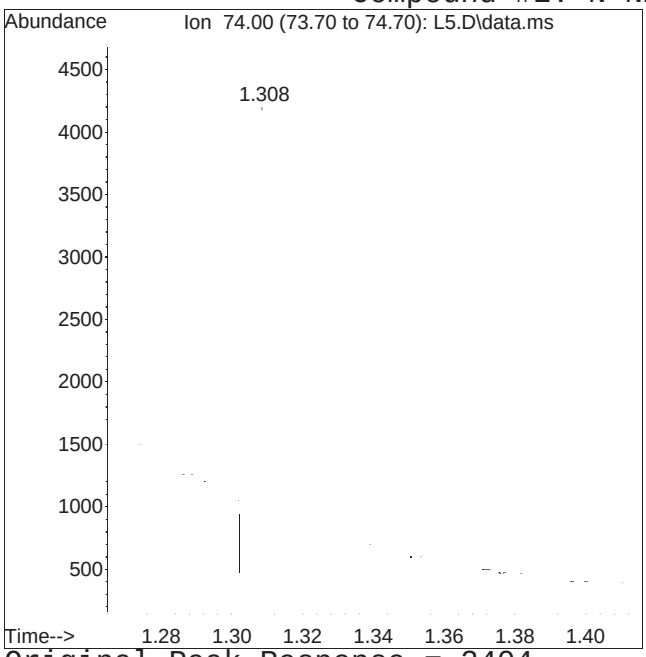


Original Peak Response = 2404

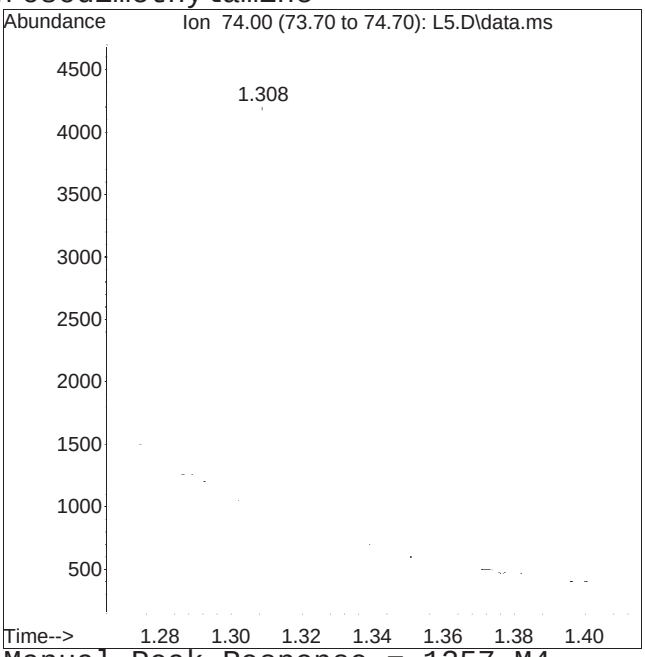


Manual Peak Response = 1257 M4

M4 = Poor automated baseline construction.

# Manual Integration Report

Data Path : I:\8270SIM\sv119\250625RVT
Data File : L5.D Operator : sv119:ljg
Date Inj'd : 6/25/2025 9:31 pm Instrument : SV119
Sample : IL5,32,,0.04 Lot# 11703 Quant Date : 6/26/2025 6:28 pm

## Compound #22: 2,4,6-Tribromophenol

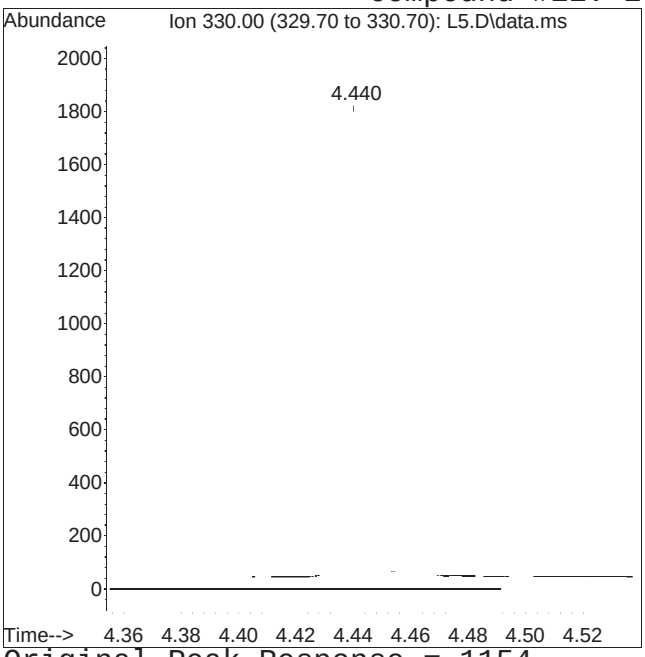


Original Peak Response = 1154

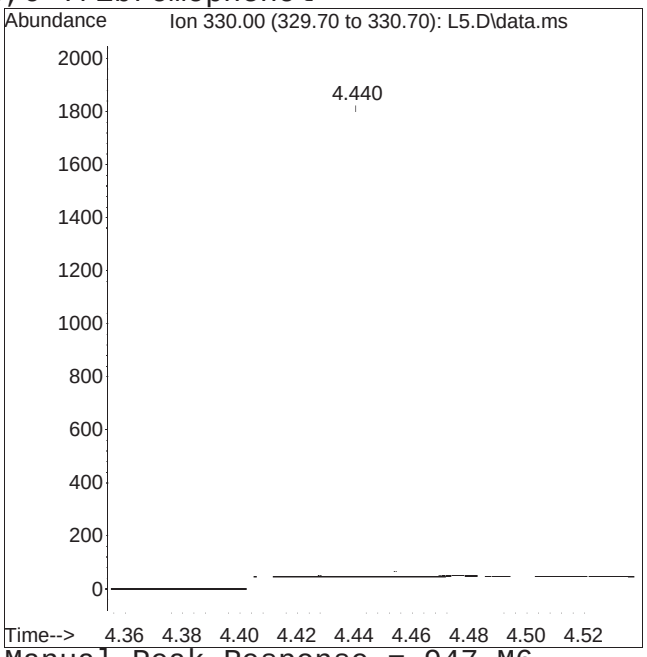


Manual Peak Response = 947 M6

M6 = Misassignment of peak valley by automated integration (poor split of 2 peaks).

Manual Integration Report

Data Path : I:\8270SIM\sv119\250625RVT
Data File : L5.D Operator : sv119:ljg
Date Inj'd : 6/25/2025 9:31 pm Instrument : SV119
Sample : IL5,32,,0.04 Lot# 11703 Quant Date : 6/26/2025 6:28 pm

Compound #26: Pentachlorophenol

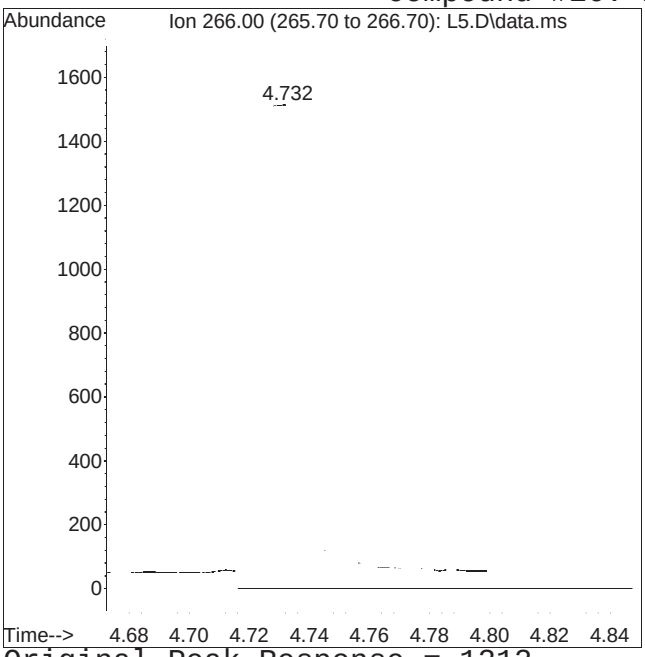


Original Peak Response = 1212

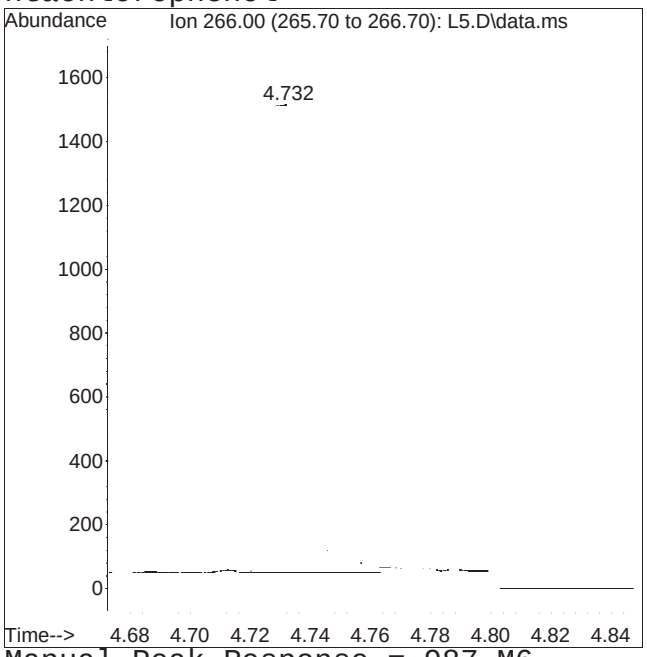


Manual Peak Response = 987 M6

M6 = Misassignment of peak valley by automated integration (poor split of 2 peaks).

Manual Integration Report

Data Path : I:\8270SIM\sv119\250625RVT\Mat
Data File : L5.D
Date Inj'd : 6/25/2025 9:31 pm
Sample : IL5,32,,0.04 Lot# 11703

Quant Method : SIM-RVT_250625_sv119.M
Operator : sv119:ljg
Instrument : SV119
Quant Date : 6/26/2025 6:28 pm

Compound #37: Bis(2-ethylhexyl)phthalate

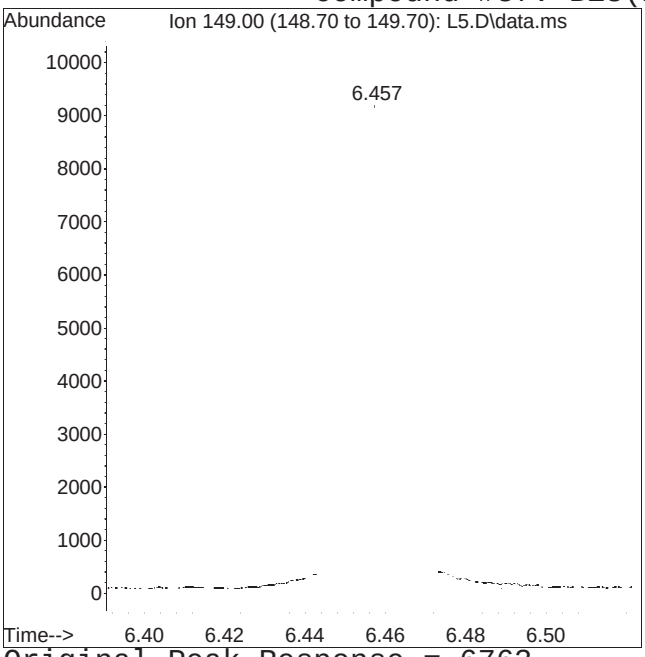


Original Peak Response = 6763

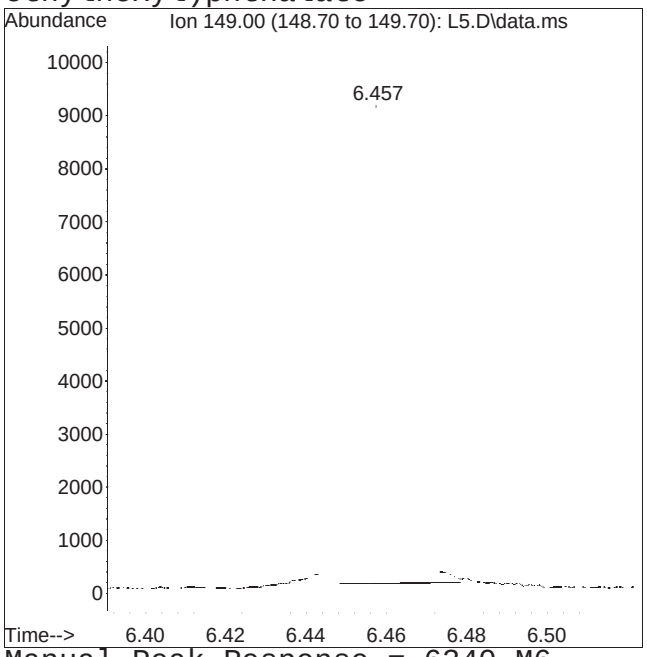


Manual Peak Response = 6340 M6

M6 = Misassignment of peak valley by automated integration (poor split of 2 peaks).

Manual Integration Report

Data Path : I:\8270SIM\sv119\250625RVT
Data File : L5.D Operator : sv119:ljg
Date Inj'd : 6/25/2025 9:31 pm Instrument : SV119
Sample : IL5,32,,0.04 Lot# 11703 Quant Date : 6/26/2025 6:28 pm

Compound #40: Benzo[k]fluoranthene

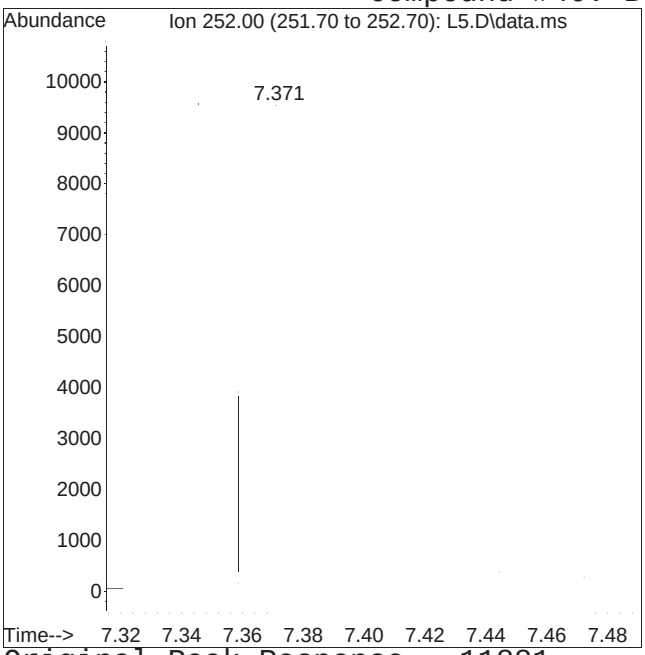


Original Peak Response = 11881

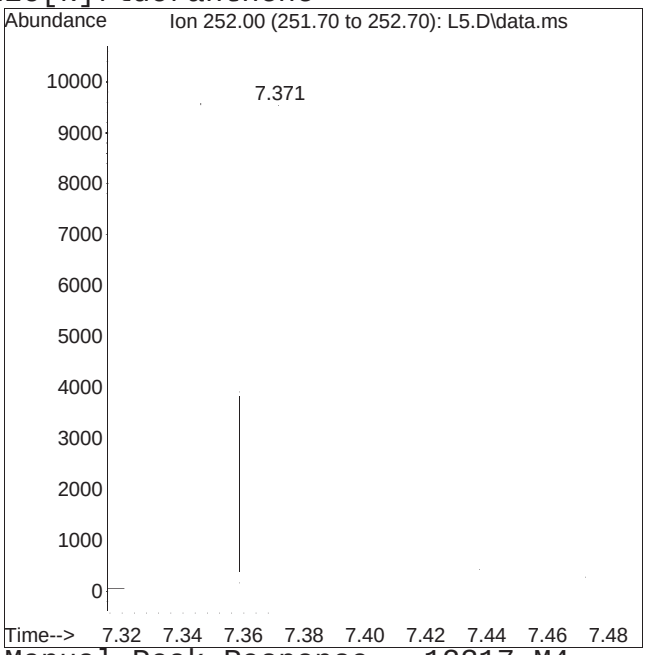


Manual Peak Response = 12317 M4

M4 = Poor automated baseline construction.

Manual Integration Report

Data Path : I:\8270SIM\sv119\250625RVT\Mat
Data File : L5.D
Date Inj'd : 6/25/2025 9:31 pm
Sample : IL5,32,,0.04 Lot# 11703

Quant Method : SIM-RVT_250625_sv119.M
Operator : sv119:ljg
Instrument : SV119
Quant Date : 6/26/2025 6:28 pm

Compound #43: Dibenzo[a,h]anthracene

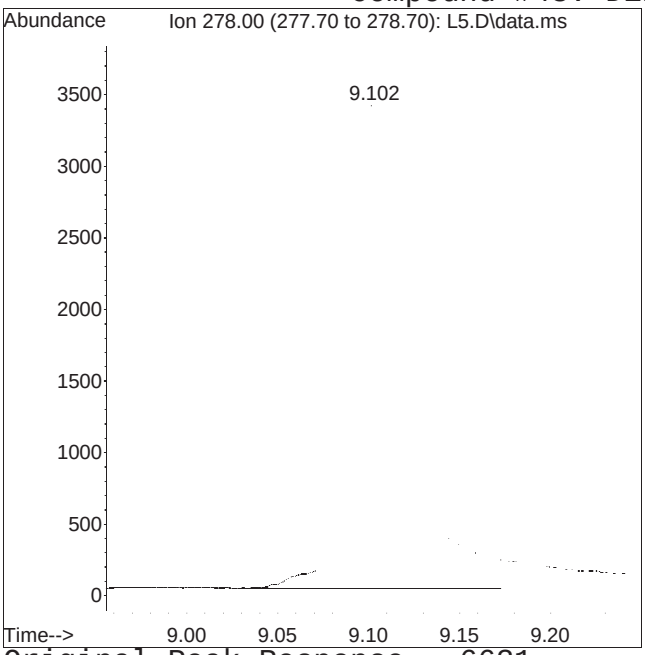


Original Peak Response = 6631

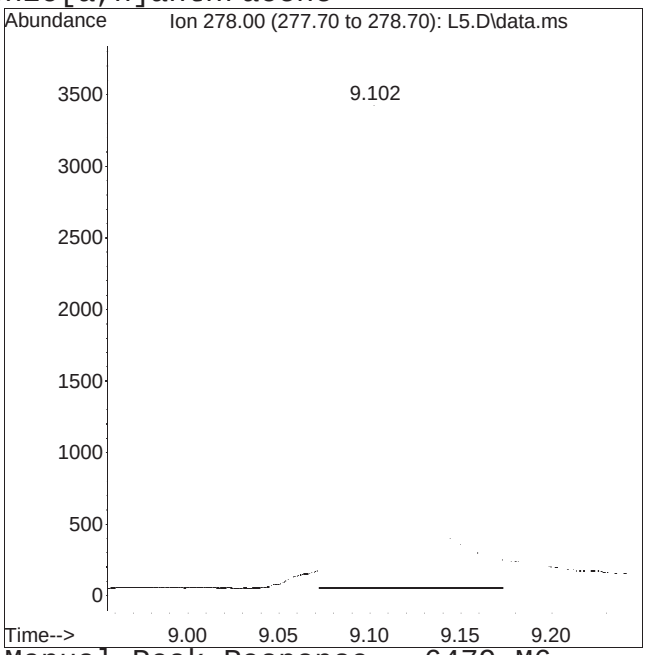


Manual Peak Response = 6479 M6

M6 = Misassignment of peak valley by automated integration (poor split of 2 peaks).

Quantitation Report (QT Reviewed)

Data Path : I:\8270SIM\sv119\250625RVTical\
Data File : L4.D
Acq On : 25 Jun 2025 09:48 pm
Operator : sv119:ljg
Sample : IL4,32,,0.01 Lot# 11704
Misc : WG2084288,,ical
ALS Vial : 7 Sample Multiplier: 1

Quant Time: Jun 27 08:23:16 2025
Quant Method : I:\8270SIM\sv119\250625RVTical\SIM-RVT_250625_sv119.M
Quant Title : Semivolatiles by GC/MS by modified 8270
QLast Update : Thu Jun 26 18:28:40 2025
Response via : Initial Calibration

CCAL FILE(s) : 1 - I:\8270SIM\sv119\250625RVTical\L8.D
Sub List : Default - All compounds listed

| Compound | R.T. | QIon | Response | Conc | Units | Dev(Min) |
|---|---|---|---|---|---|---|
| Internal Standards | | | | | | |
| 1) 1,4-Dichlorobenzene-d4 | 2.360 | 152 | 177043 | 4000.000 | ng/ml | 0.00 |
| Standard Area 1 = 144221 | | | Recovery = 122.76% | | | |
| 9) Naphthalene-d8 | 3.022 | 136 | 668935 | 4000.000 | ng/ml | 0.00 |
| Standard Area 1 = 566700 | | | Recovery = 118.04% | | | |
| 18) Acenaphthene-d10 | 3.996 | 164 | 399165 | 4000.000 | ng/ml | 0.00 |
| Standard Area 1 = 346174 | | | Recovery = 115.31% | | | |
| 23) Phenanthrene-d10 | 4.839 | 188 | 806503 | 4000.000 | ng/ml | 0.00 |
| Standard Area 1 = 720898 | | | Recovery = 111.87% | | | |
| 33) Chrysene-d12 | 6.443 | 240 | 1014615 | 4000.000 | ng/ml | 0.00 |
| Standard Area 1 = 872550 | | | Recovery = 116.28% | | | |
| 38) Perylene-d12 | 7.756 | 264 | 963805 | 4000.000 | ng/ml | 0.00 |
| Standard Area 1 = 911236 | | | Recovery = 105.77% | | | |
| System Monitoring Compounds | | | | | | |
| 3) 2-Fluorophenol | 1.763 | 112 | 503 | 9.832 | ng/ml | 0.00 |
| Spiked Amount 2000.000 | Range 15 - 110 | | Recovery = 0.49%# | | | |
| 4) Phenol-d6 | 2.161 | 99 | 639 | 10.056 | ng/ml | 0.00 |
| Spiked Amount 2000.000 | Range 15 - 110 | | Recovery = 0.50%# | | | |
| 8) Nitrobenzene-d5 | 2.638 | 82 | 571 | 9.813 | ng/ml | 0.00 |
| Spiked Amount 1000.000 | Range 30 - 130 | | Recovery = 0.98%# | | | |
| 14) 2-Fluorobiphenyl | 3.614 | 172 | 1536 | 10.247 | ng/ml | 0.00 |
| Spiked Amount 1000.000 | Range 30 - 130 | | Recovery = 1.02%# | | | |
| 22) 2,4,6-Tribromophenol | 4.440 | 330 | 225M7 | 9.818 | ng/ml | 0.00 |
| Spiked Amount 2000.000 | Range 15 - 110 | | Recovery = 0.49%# | | | |
| 32) 4-Terphenyl-d14 | 5.764 | 244 | 2352 | 10.549 | ng/ml | 0.00 |
| Spiked Amount 1000.000 | Range 30 - 130 | | Recovery = 1.05%# | | | |
| Target Compounds | | | | | | Qvalue |
| 2) N-Nitrosodimethylamine | 0.000 | | 0 | N.D. | d | |
| 5) Bis(2-chloroethyl)ether | 2.220 | 93 | 575 | 10.415 | ng/ml | 94 |
| 6) n-nitrosodi-n-propylamine | 2.557 | 70 | 399 | 9.700 | ng/ml# | 91 |
| 7) Hexachloroethane | 2.622 | 117 | 238 | 10.470 | ng/ml | 100 |
| 10) Naphthalene | 3.034 | 128 | 1838 | 10.117 | ng/ml# | 95 |
| 11) Hexachlorobutadiene | 3.105 | 225 | 349 | 10.241 | ng/ml | 99 |
| 12) 2-Methylnaphthalene | 3.410 | 142 | 1145 | 9.895 | ng/ml | 99 |
| 13) 1-Methylnaphthalene | 3.466 | 142 | 1187 | 10.143 | ng/ml | 99 |
| 15) 2-Chloronaphthalene | 3.681 | 162 | 1289 | 10.230 | ng/ml | 96 |
| 16) 2,6-Dinitrotoluene | 3.868 | 165 | 282 | 10.379 | ng/ml | 92 |

Quantitation Report (QT Reviewed)

Data Path : I:\8270SIM\sv119\250625RVTical\
Data File : L4.D
Acq On : 25 Jun 2025 09:48 pm
Operator : sv119:ljg
Sample : IL4,32,,0.01 Lot# 11704
Misc : WG2084288,,ical
ALS Vial : 7 Sample Multiplier: 1

Quant Time: Jun 27 08:23:16 2025
Quant Method : I:\8270SIM\sv119\250625RVTical\SIM-RVT_250625_sv119.M
Quant Title : Semivolatiles by GC/MS by modified 8270
QLast Update : Thu Jun 26 18:28:40 2025
Response via : Initial Calibration

CCAL FILE(s) : 1 - I:\8270SIM\sv119\250625RVTical\L8.D
Sub List : Default - All compounds listed

| Compound | R.T. | QIon | Response | Conc | Units | Dev(Min) |
|---|---|---|---|---|---|---|
| 17) Acenaphthylene | 3.912 | 152 | 2128 | 10.054 | ng/ml | 97 |
| 19) Acenaphthene | 4.012 | 153 | 1353 | 10.237 | ng/ml | 93 |
| 20) 2,4-Dinitrotoluene | 4.097 | 165 | 320 | 8.831 | ng/ml | 99 |
| 21) Fluorene | 4.303 | 166 | 1625 | 10.202 | ng/ml | 99 |
| 24) 4,6-Dinitro-o-cresol | 4.330 | 198 | 152 | 26.770 | ng/ml | 99 |
| 25) Hexachlorobenzene | 4.621 | 284 | 593 | 10.430 | ng/ml | 99 |
| 26) Pentachlorophenol | 4.732 | 266 | 301M6 | 12.398 | ng/ml | |
| 27) Phenanthrene | 4.851 | 178 | 2503 | 10.260 | ng/ml | 98 |
| 28) Anthracene | 4.879 | 178 | 2563 | 10.404 | ng/ml | 100 |
| 29) Fluoranthene | 5.539 | 202 | 3246 | 10.102 | ng/ml | 98 |
| 30) Pyrene | 5.673 | 202 | 3495 | 10.336 | ng/ml | 99 |
| 31) Benzidine | 5.613 | 184 | 80M6 | 128.229 | ng/mL | |
| 34) Benzo[a]anthracene | 6.439 | 228 | 6002 | 9.556 | ng/ml# | 87 |
| 35) 3,3'-Dichlorobenzidine | 6.414 | 252 | 789 | 5.826 | ng/ml# | 97 |
| 36) Chrysene | 6.460 | 228 | 3362 | 10.261 | ng/ml | 97 |
| 37) Bis(2-ethylhexyl)phtha... | 6.457 | 149 | 1739M6 | 9.576 | ng/ml | |
| 39) Benzo[b]fluoranthene | 7.347 | 252 | 2436 | 9.147 | ng/ml | 97 |
| 40) Benzo[k]fluoranthene | 7.372 | 252 | 2900M6 | 9.415 | ng/ml | |
| 41) Benzo[a]pyrene | 7.680 | 252 | 2161 | 8.541 | ng/ml | 100 |
| 42) Indeno[1,2,3-cd]pyrene | 9.062 | 276 | 1542 | 10.371 | ng/ml | 100 |
| 43) Dibenzo[a,h]anthracene | 9.098 | 278 | 1387 | 10.359 | ng/ml | 96 |
| 44) Benzo[g,h,i]perylene | 9.428 | 276 | 1955 | 8.319 | ng/ml | 100 |

(#) = qualifier out of range (m) = manual integration (+) = signals summed

Quantitation Report (QT Reviewed)

Data Path : I:\8270SIM\sv119\250625RVTical\
Data File : L4.D
Acq On : 25 Jun 2025 09:48 pm
Operator : sv119:ljg
Sample : IL4,32,,0.01 Lot# 11704
Misc : WG2084288,,ical
ALS Vial : 7 Sample Multiplier: 1

Quant Time: Jun 27 08:23:16 2025
Quant Method : I:\8270SIM\sv119\250625RVTical\SIM-RVT_250625_sv119.M
Quant Title : Semivolatiles by GC/MS by modified 8270
QLast Update : Thu Jun 26 18:28:40 2025
Response via : Initial Calibration

Sub List : Default - All compounds listedical\L8.D•

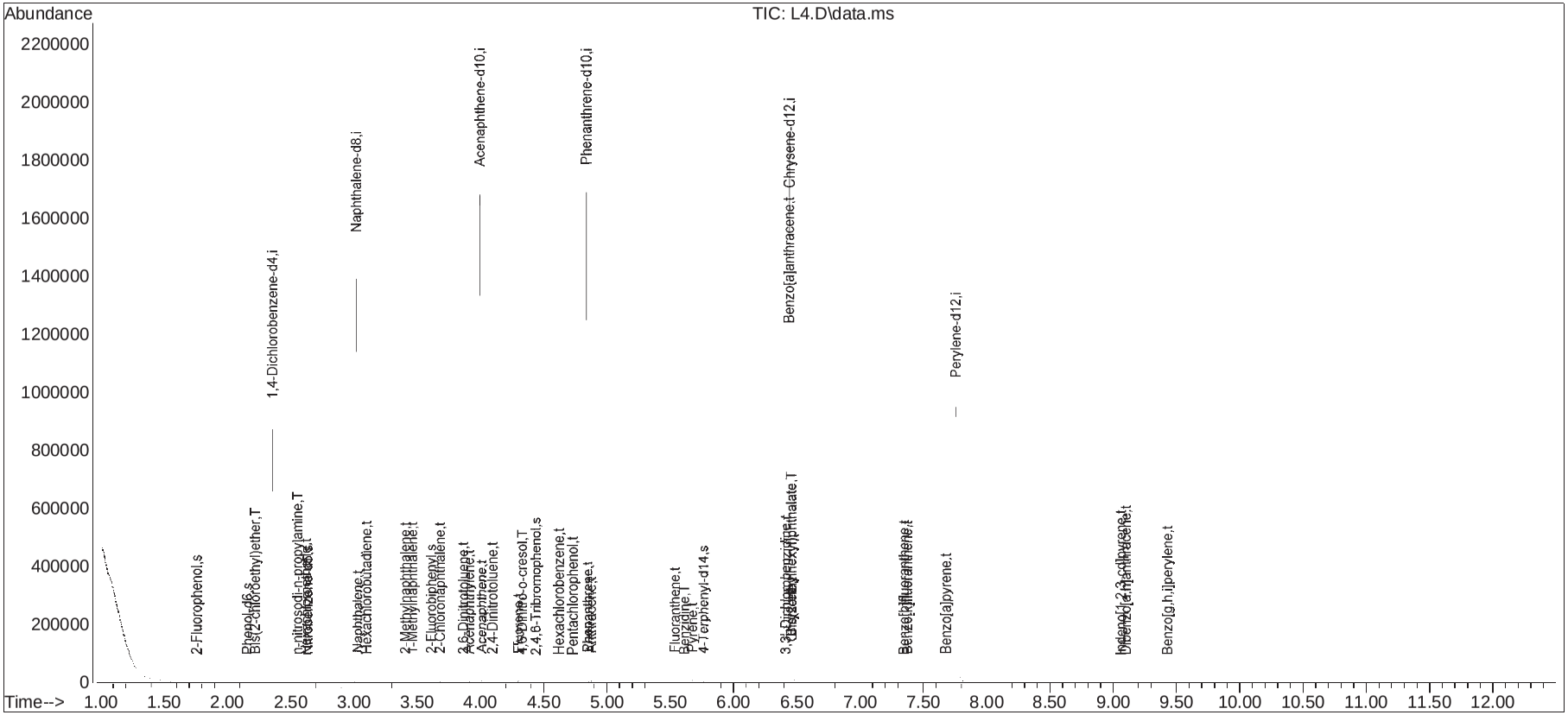

# Manual Integration Report

Data Path : I:\8270SIM\sv119\250625RVT
Data File : L4.D Operator : sv119:ljg
Date Inj'd : 6/25/2025 9:48 pm Instrument : SV119
Sample : IL4,32,,0.01 Lot# 11704 Quant Date : 6/26/2025 6:28 pm

## Compound #22: 2,4,6-Tribromophenol

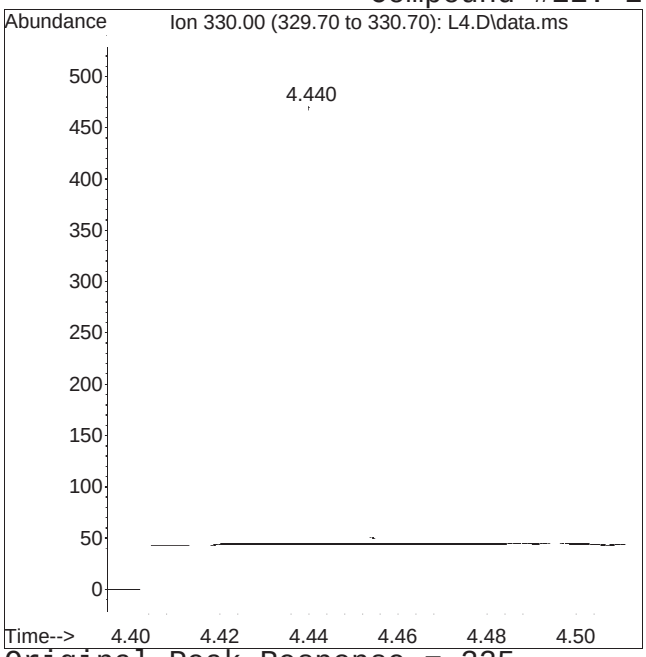


Original Peak Response = 225

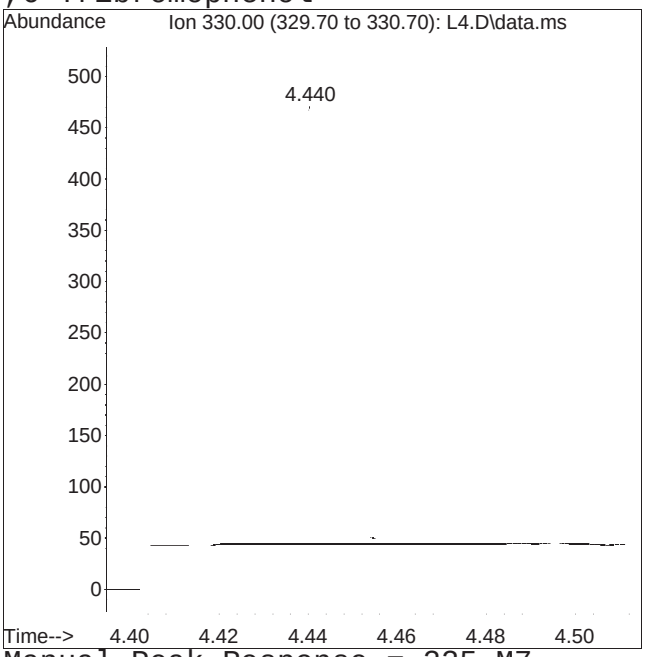


Manual Peak Response = 225 M7

M7 = A qualifier ion was manually integrated (only for GC/MS data).

# Manual Integration Report

Data Path : I:\8270SIM\sv119\250625RVT
Data File : L4.D Operator : sv119:ljg
Date Inj'd : 6/25/2025 9:48 pm Instrument : SV119
Sample : IL4,32,,0.01 Lot# 11704 Quant Date : 6/26/2025 6:28 pm

## Compound #26: Pentachlorophenol

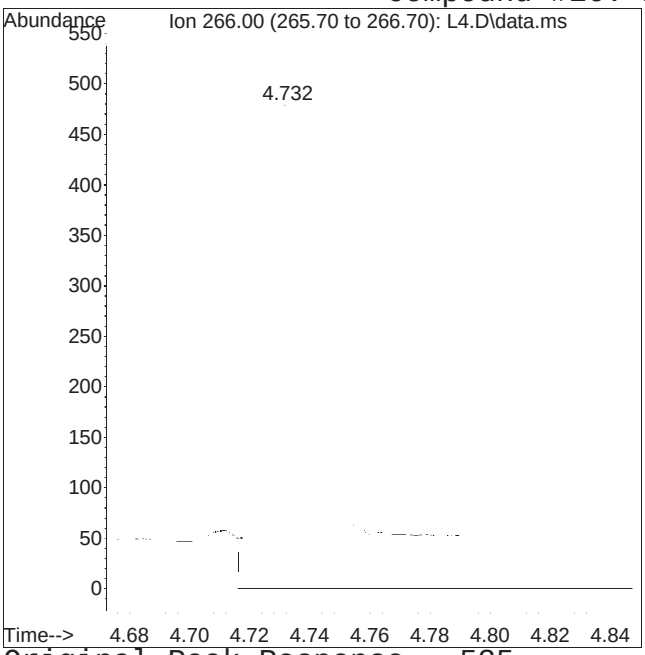


Original Peak Response = 535

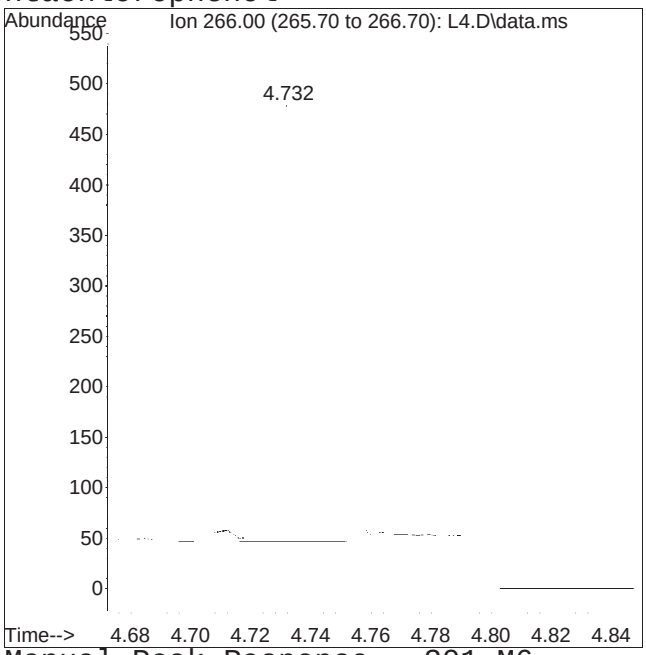


Manual Peak Response = 301 M6

M6 = Misassignment of peak valley by automated integration (poor split of 2 peaks).

Manual Integration Report

Data Path : I:\8270SIM\sv119\250625RVT
Data File : L4.D Operator : sv119:ljg
Date Inj'd : 6/25/2025 9:48 pm Instrument : SV119
Sample : IL4,32,,0.01 Lot# 11704 Quant Date : 6/26/2025 6:28 pm

Compound #31: Benzidine

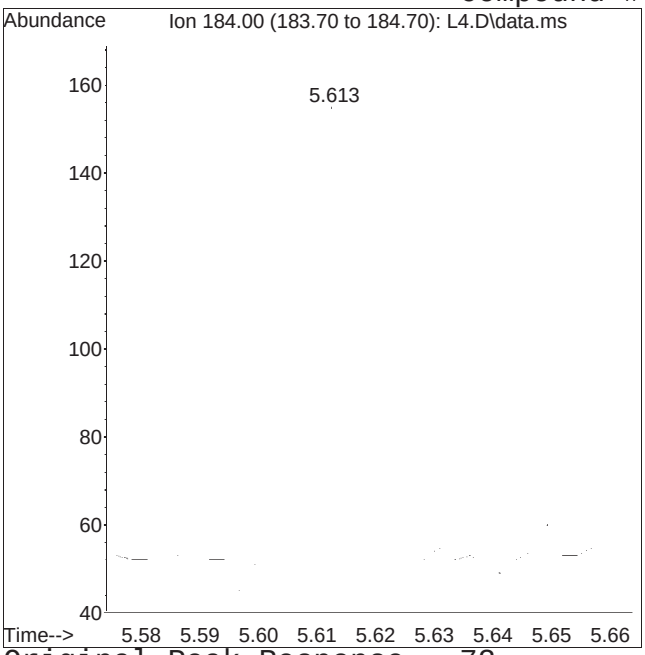


Original Peak Response = 72

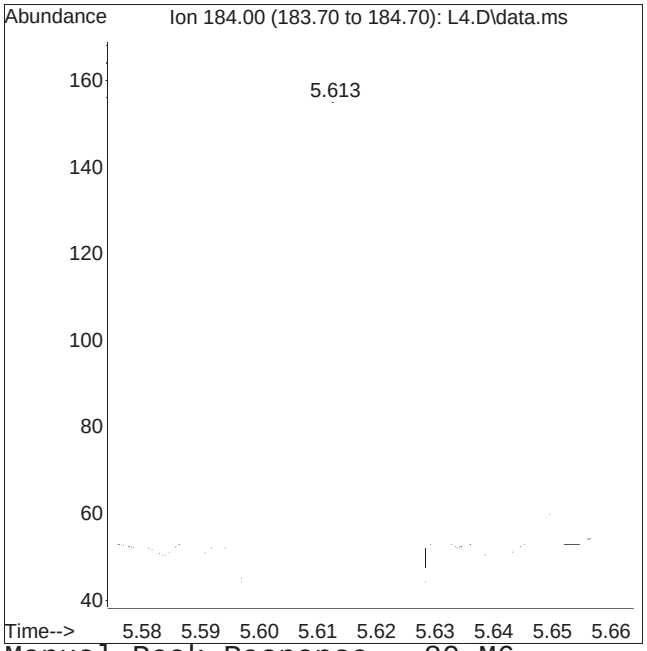


Manual Peak Response = 80 M6

M6 = Misassignment of peak valley by automated integration (poor split of 2 peaks).

# Manual Integration Report

Data Path : I:\8270SIM\sv119\250625RVT
Data File : L4.D Operator : sv119:ljg
Date Inj'd : 6/25/2025 9:48 pm Instrument : SV119
Sample : IL4,32,,0.01 Lot# 11704 Quant Date : 6/26/2025 6:28 pm

## Compound #37: Bis(2-ethylhexyl)phthalate

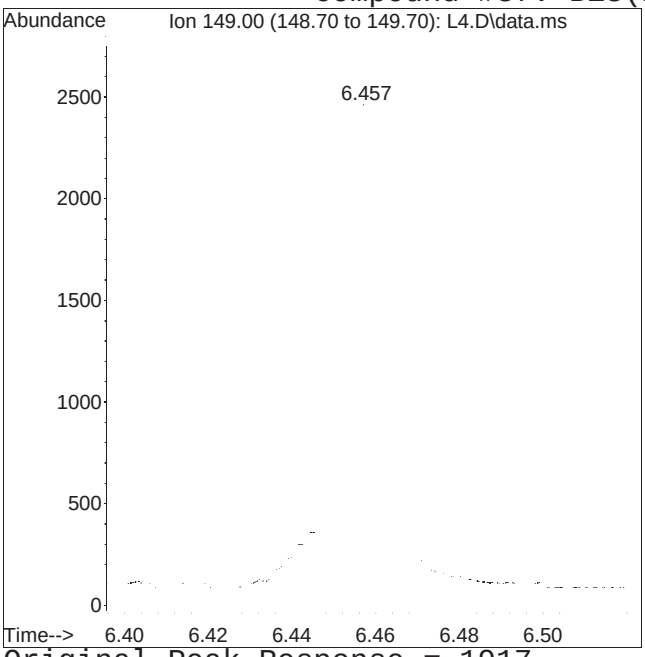


Original Peak Response = 1917

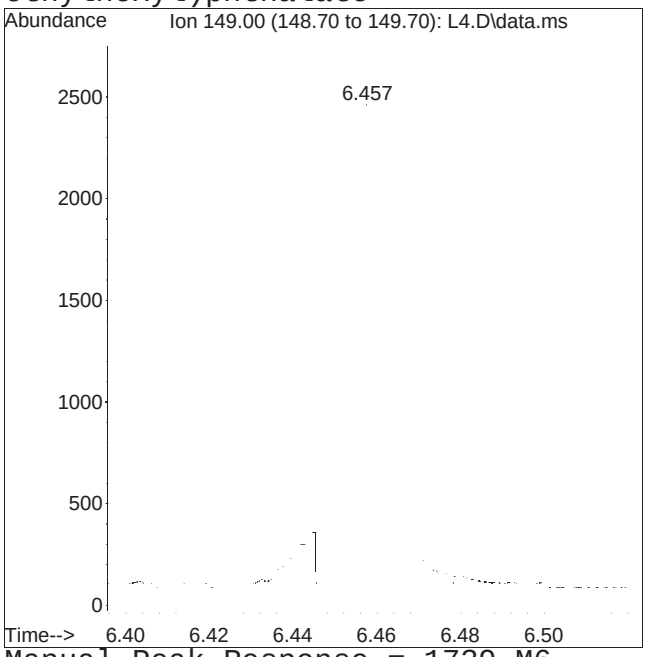


Manual Peak Response = 1739 M6

M6 = Misassignment of peak valley by automated integration (poor split of 2 peaks).

Manual Integration Report

Data Path : I:\8270SIM\sv119\250625RVT
Data File : L4.D Operator : sv119:ljg
Date Inj'd : 6/25/2025 9:48 pm Instrument : SV119
Sample : IL4,32,,0.01 Lot# 11704 Quant Date : 6/26/2025 6:28 pm

Compound #40: Benzo[k]fluoranthene

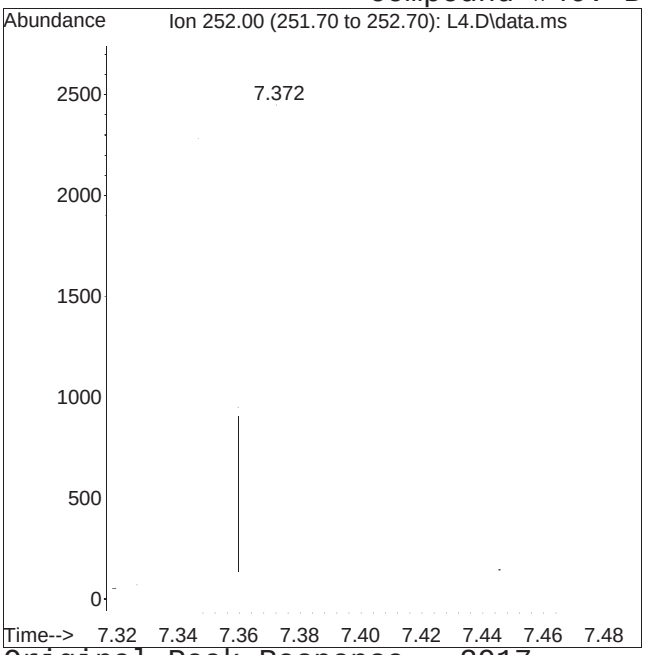


Original Peak Response = 2917

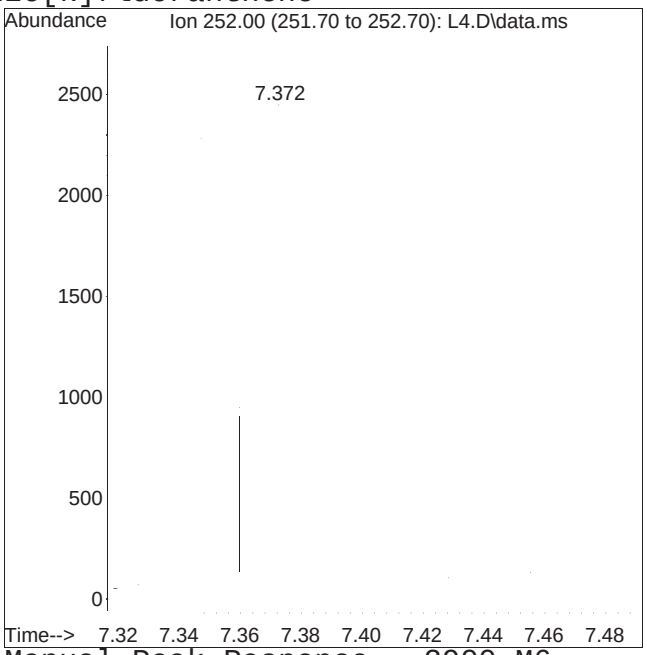


Manual Peak Response = 2900 M6

M6 = Misassignment of peak valley by automated integration (poor split of 2 peaks).

Quantitation Report (QT Reviewed)

Data Path : I:\8270SIM\sv119\250625RVTical\
Data File : L3.D
Acq On : 25 Jun 2025 10:04 pm
Operator : sv119:ljg
Sample : IL3,32,,0.005 Lot# 11705
Misc : WG2084288,,ical
ALS Vial : 8 Sample Multiplier: 1

Quant Time: Jun 26 18:27:39 2025
Quant Method : I:\8270SIM\sv119\250625RVTical\SIM-RVT_250625_sv119.M
Quant Title : Semivolatiles by GC/MS by modified 8270
QLast Update : Thu Jun 26 18:28:35 2025
Response via : Initial Calibration

CCAL FILE(s) : 1 - I:\8270SIM\sv119\250625RVTical\L8.D
Sub List : Default - All compounds listed

| Compound | R.T. | QIon | Response | Conc | Units | Dev(Min) |
|---|---|---|---|---|---|---|
| Internal Standards | | | | | | |
| 1) 1,4-Dichlorobenzene-d4 | 2.360 | 152 | 190625 | 4000.000 | ng/ml | 0.00 |
| Standard Area 1 = 144221 | | | Recovery = 132.18% | | | |
| 9) Naphthalene-d8 | 3.022 | 136 | 733189 | 4000.000 | ng/ml | 0.00 |
| Standard Area 1 = 566700 | | | Recovery = 129.38% | | | |
| 18) Acenaphthene-d10 | 3.996 | 164 | 411422 | 4000.000 | ng/ml | 0.00 |
| Standard Area 1 = 346174 | | | Recovery = 118.85% | | | |
| 23) Phenanthrene-d10 | 4.839 | 188 | 823087 | 4000.000 | ng/ml | 0.00 |
| Standard Area 1 = 720898 | | | Recovery = 114.18% | | | |
| 33) Chrysene-d12 | 6.443 | 240 | 994584 | 4000.000 | ng/ml | 0.00 |
| Standard Area 1 = 872550 | | | Recovery = 113.99% | | | |
| 38) Perylene-d12 | 7.758 | 264 | 945800 | 4000.000 | ng/ml | 0.00 |
| Standard Area 1 = 911236 | | | Recovery = 103.79% | | | |
| System Monitoring Compounds | | | | | | |
| 3) 2-Fluorophenol | 1.763 | 112 | 274 | 4.974 | ng/ml | 0.00 |
| Spiked Amount 2000.000 | Range 15 - 110 | | Recovery = 0.25%# | | | |
| 4) Phenol-d6 | 2.161 | 99 | 345 | 5.042 | ng/ml | 0.00 |
| Spiked Amount 2000.000 | Range 15 - 110 | | Recovery = 0.25%# | | | |
| 8) Nitrobenzene-d5 | 2.639 | 82 | 347 | 5.538 | ng/ml | 0.00 |
| Spiked Amount 1000.000 | Range 30 - 130 | | Recovery = 0.55%# | | | |
| 14) 2-Fluorobiphenyl | 3.614 | 172 | 829 | 5.046 | ng/ml | 0.00 |
| Spiked Amount 1000.000 | Range 30 - 130 | | Recovery = 0.50%# | | | |
| 22) 2,4,6-Tribromophenol | 4.440 | 330 | 119M6 | 5.038 | ng/ml | 0.00 |
| Spiked Amount 2000.000 | Range 15 - 110 | | Recovery = 0.25%# | | | |
| 32) 4-Terphenyl-d14 | 5.765 | 244 | 1178 | 5.177 | ng/ml | 0.00 |
| Spiked Amount 1000.000 | Range 30 - 130 | | Recovery = 0.52%# | | | |
| Target Compounds | | | | | | Qvalue |
| 2) N-Nitrosodimethylamine | 0.000 | | 0 | N.D. | | |
| 5) Bis(2-chloroethyl)ether | 2.220 | 93 | 318 | 5.349 | ng/ml | 97 |
| 6) n-nitrosodi-n-propylamine | 2.558 | 70 | 252 | 5.690 | ng/ml | 98 |
| 7) Hexachloroethane | 2.622 | 117 | 131 | 5.352 | ng/ml | 98 |
| 10) Naphthalene | 3.033 | 128 | 1043M7 | 5.238 | ng/ml | |
| 11) Hexachlorobutadiene | 3.105 | 225 | 185 | 4.953 | ng/ml | 90 |
| 12) 2-Methylnaphthalene | 3.410 | 142 | 641 | 5.054 | ng/ml | 99 |
| 13) 1-Methylnaphthalene | 3.465 | 142 | 665 | 5.184 | ng/ml | 99 |
| 15) 2-Chloronaphthalene | 3.681 | 162 | 719 | 5.206 | ng/ml | 96 |
| 16) 2,6-Dinitrotoluene | 3.868 | 165 | 159 | 5.339 | ng/ml | 90 |

Quantitation Report (QT Reviewed)

Data Path : I:\8270SIM\sv119\250625RVTical\
Data File : L3.D
Acq On : 25 Jun 2025 10:04 pm
Operator : sv119:ljg
Sample : IL3,32,,0.005 Lot# 11705
Misc : WG2084288,,ical
ALS Vial : 8 Sample Multiplier: 1

Quant Time: Jun 26 18:27:39 2025
Quant Method : I:\8270SIM\sv119\250625RVTical\SIM-RVT_250625_sv119.M
Quant Title : Semivolatiles by GC/MS by modified 8270
QLast Update : Thu Jun 26 18:28:35 2025
Response via : Initial Calibration

CCAL FILE(s) : 1 - I:\8270SIM\sv119\250625RVTical\L8.D
Sub List : Default - All compounds listed

| Compound | R.T. | QIon | Response | Conc | Units | Dev(Min) |
|---|---|---|---|---|---|---|
| 17) Acenaphthylene | 3.912 | 152 | 1134 | 4.888 | ng/ml | 99 |
| 19) Acenaphthene | 4.011 | 153 | 690 | 5.065 | ng/ml | 94 |
| 20) 2,4-Dinitrotoluene | 4.097 | 165 | 175 | 4.686 | ng/ml | 96 |
| 21) Fluorene | 4.302 | 166 | 829 | 5.050 | ng/ml | 99 |
| 24) 4,6-Dinitro-o-cresol | 4.330 | 198 | 67M7 | 22.651 | ng/ml | |
| 25) Hexachlorobenzene | 4.621 | 284 | 294 | 5.067 | ng/ml | 97 |
| 26) Pentachlorophenol | 4.732 | 266 | 203 | 7.561 | ng/ml | 95 |
| 27) Phenanthrene | 4.850 | 178 | 1297 | 5.210 | ng/ml# | 92 |
| 28) Anthracene | 4.879 | 178 | 1280 | 5.091 | ng/ml | 98 |
| 29) Fluoranthene | 5.540 | 202 | 1671 | 5.096 | ng/ml | 99 |
| 30) Pyrene | 5.673 | 202 | 1765 | 5.115 | ng/ml | 99 |
| 31) Benzidine | 0.000 | | 0 | N.D. | | |
| 34) Benzo[a]anthracene | 6.443 | 228 | 4288 | 4.806 | ng/ml# | 84 |
| 35) 3,3'-Dichlorobenzidine | 6.414 | 252 | 320 | 2.411 | ng/ml# | 98 |
| 36) Chrysene | 6.460 | 228 | 1567 | 4.879 | ng/ml | 99 |
| 37) Bis(2-ethylhexyl)phtha... | 6.458 | 149 | 987M6 | 5.544 | ng/ml | |
| 39) Benzo[b]fluoranthene | 7.346 | 252 | 1083 | 4.144 | ng/ml | 99 |
| 40) Benzo[k]fluoranthene | 7.374 | 252 | 1376M4 | 4.552 | ng/ml | |
| 41) Benzo[a]pyrene | 7.684 | 252 | 1016 | 4.092 | ng/ml | 99 |
| 42) Indeno[1,2,3-cd]pyrene | 9.061 | 276 | 757 | 6.820 | ng/ml | 98 |
| 43) Dibenzo[a,h]anthracene | 9.105 | 278 | 646 | 7.147 | ng/ml | 94 |
| 44) Benzo[g,h,i]perylene | 9.427 | 276 | 923 | 4.002 | ng/ml# | 91 |

(#) = qualifier out of range (m) = manual integration (+) = signals summed

Quantitation Report (QT Reviewed)

Data Path : I:\8270SIM\sv119\250625RVTical\
Data File : L3.D
Acq On : 25 Jun 2025 10:04 pm
Operator : sv119:ljg
Sample : IL3,32,,0.005 Lot# 11705
Misc : WG2084288,,ical
ALS Vial : 8 Sample Multiplier: 1

Quant Time: Jun 26 18:27:39 2025
Quant Method : I:\8270SIM\sv119\250625RVTical\SIM-RVT_250625_sv119.M
Quant Title : Semivolatiles by GC/MS by modified 8270
QLast Update : Thu Jun 26 18:28:35 2025
Response via : Initial Calibration

Sub List : Default - All compounds listedical\L8.D•



# Manual Integration Report

Data Path : I:\8270SIM\sv119\250625RVT\Mat\
Data File : L3.D
Date Inj'd : 6/25/2025 10:04 pm
Sample : IL3,32,,0.005 Lot# 11705

Quant Method : SIM-RVT_250625_sv119.M
Operator : sv119:ljg
Instrument : SV119
Quant Date : 6/26/2025 6:28 pm

## Compound #10: Naphthalene

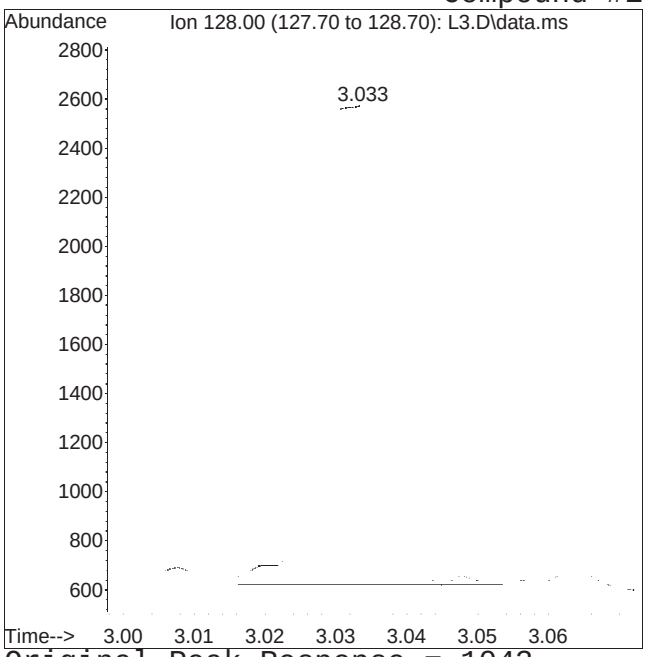


Original Peak Response = 1043

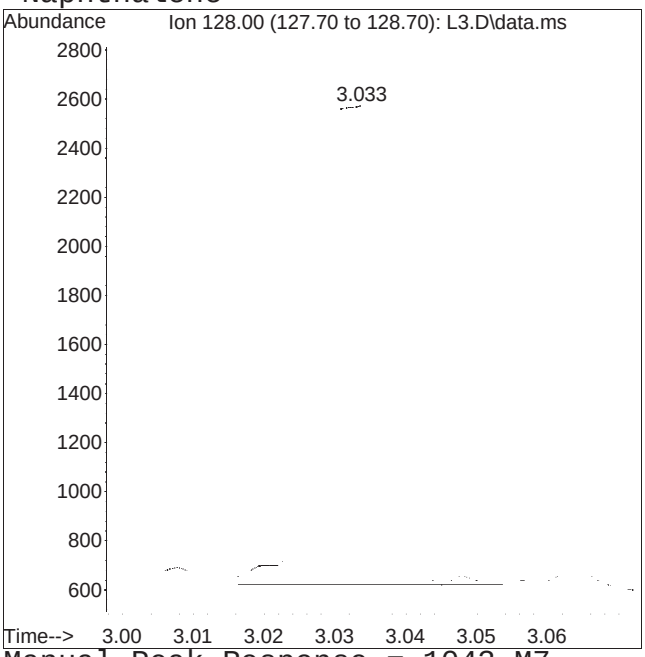


Manual Peak Response = 1043 M7

M7 = A qualifier ion was manually integrated (only for GC/MS data).

Manual Integration Report

Data Path : I:\8270SIM\sv119\250625RVT
Data File : L3.D Operator : sv119:ljg
Date Inj'd : 6/25/2025 10:04 pm Instrument : SV119
Sample : IL3,32,,0.005 Lot# 11705 Quant Date : 6/26/2025 6:28 pm

Compound #22: 2,4,6-Tribromophenol

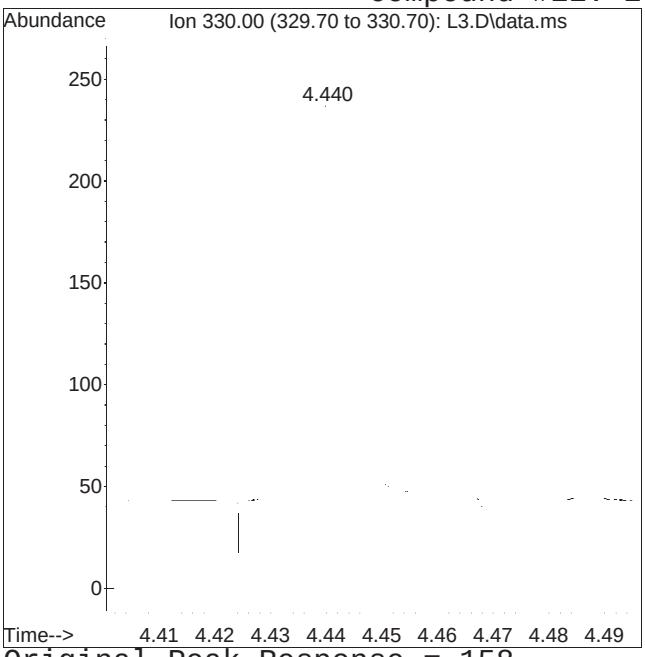


Original Peak Response = 158

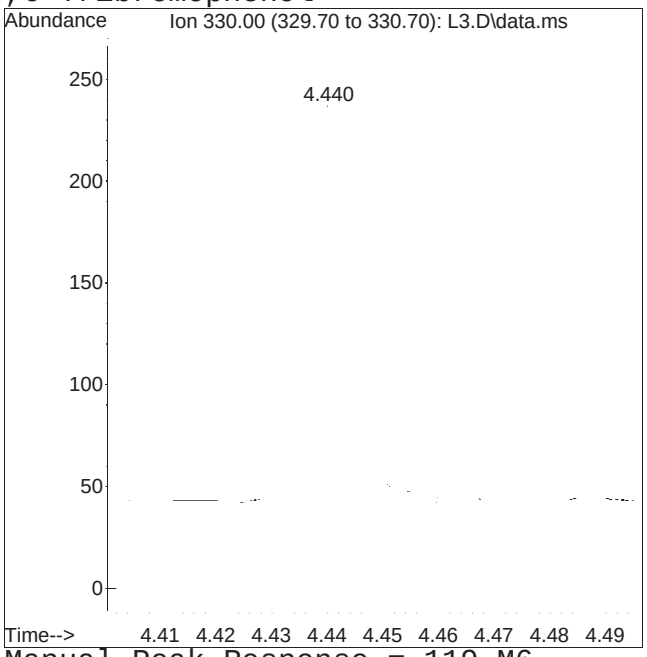


Manual Peak Response = 119 M6

M6 = Misassignment of peak valley by automated integration (poor split of 2 peaks).

# Manual Integration Report

Data Path : I:\8270SIM\sv119\250625RVT
Data File : L3.D Operator : sv119:ljg
Date Inj'd : 6/25/2025 10:04 pm Instrument : SV119
Sample : IL3,32,,0.005 Lot# 11705 Quant Date : 6/26/2025 6:28 pm

## Compound #24: 4,6-Dinitro-o-cresol

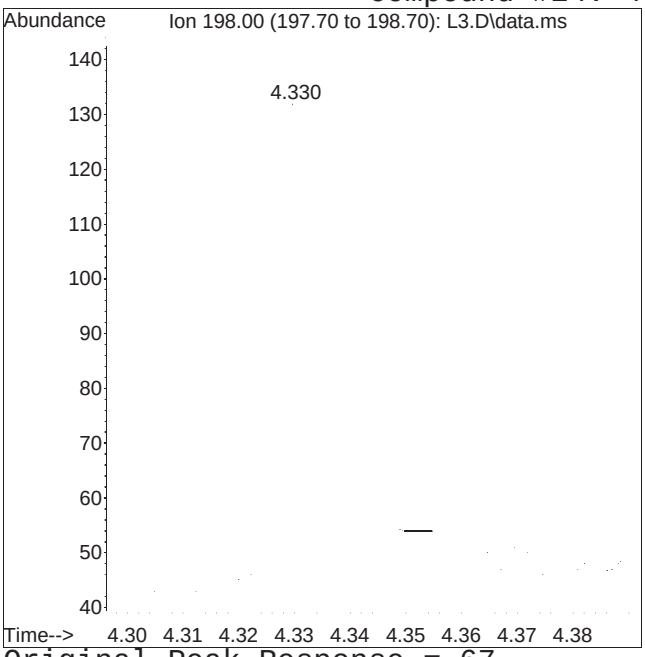


Original Peak Response = 67

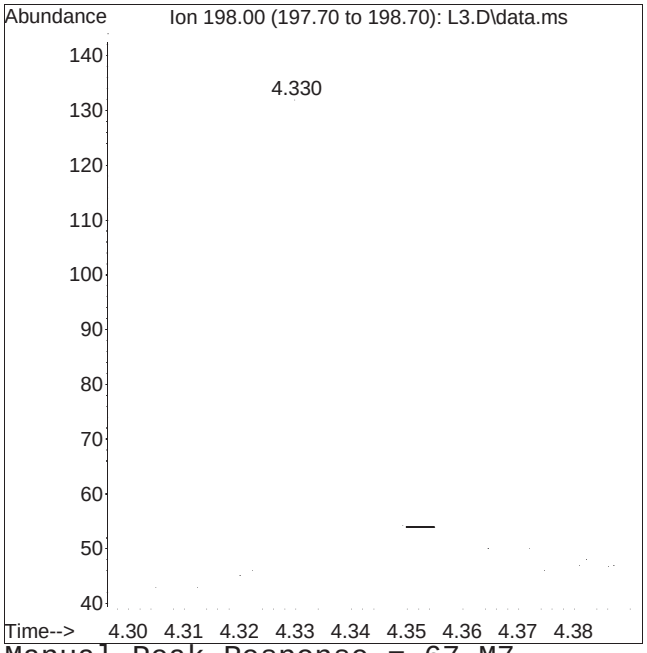


Manual Peak Response = 67 M7

M7 = A qualifier ion was manually integrated (only for GC/MS data).

# Manual Integration Report

Data Path : I:\8270SIM\sv119\250625RVT
Data File : L3.D Operator : sv119:ljg
Date Inj'd : 6/25/2025 10:04 pm Instrument : SV119
Sample : IL3,32,,0.005 Lot# 11705 Quant Date : 6/26/2025 6:28 pm

## Compound #37: Bis(2-ethylhexyl)phthalate

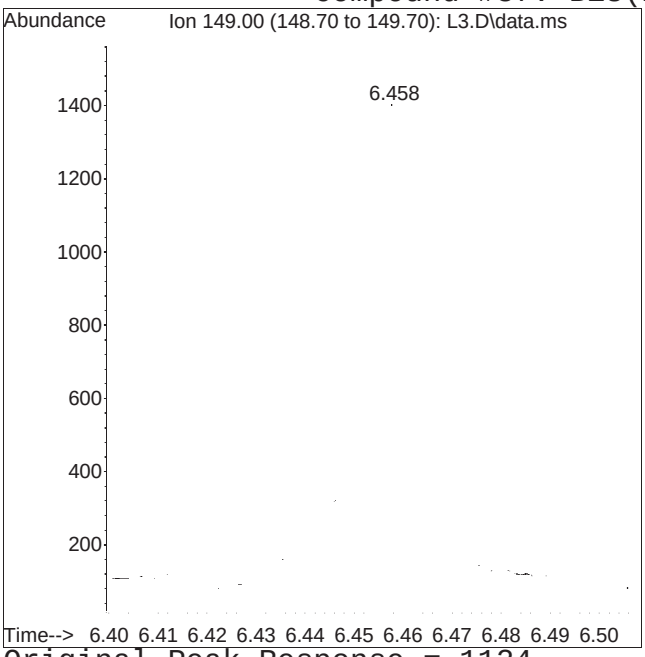


Original Peak Response = 1124

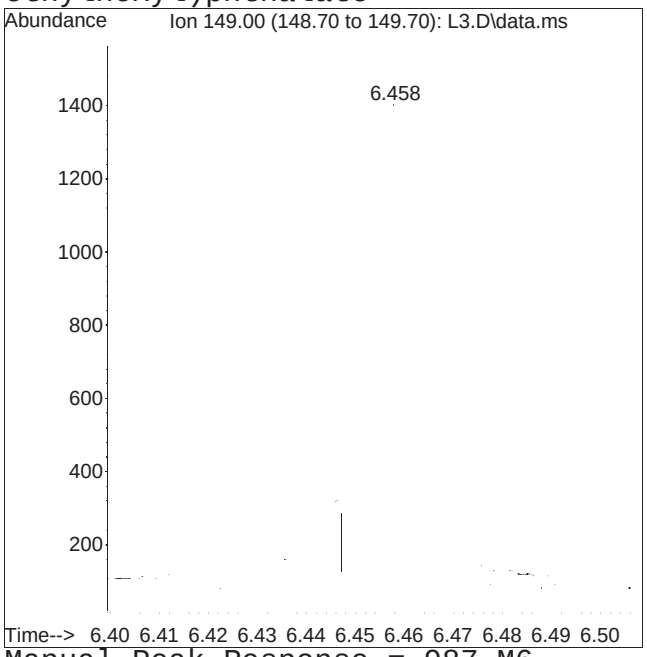


Manual Peak Response = 987 M6

M6 = Misassignment of peak valley by automated integration (poor split of 2 peaks).

# Manual Integration Report

Data Path : I:\8270SIM\sv119\250625RVT
Data File : L3.D Operator : sv119:ljg
Date Inj'd : 6/25/2025 10:04 pm Instrument : SV119
Sample : IL3,32,,0.005 Lot# 11705 Quant Date : 6/26/2025 6:28 pm

## Compound #40: Benzo[k]fluoranthene

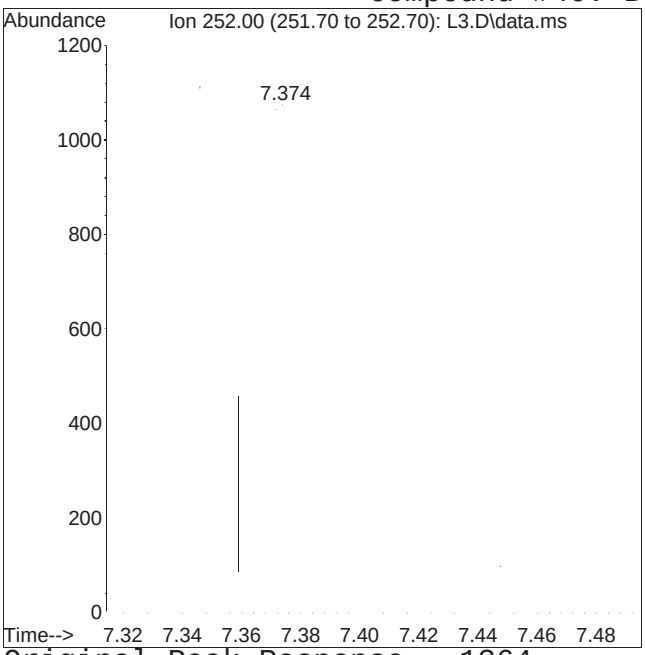


Original Peak Response = 1364

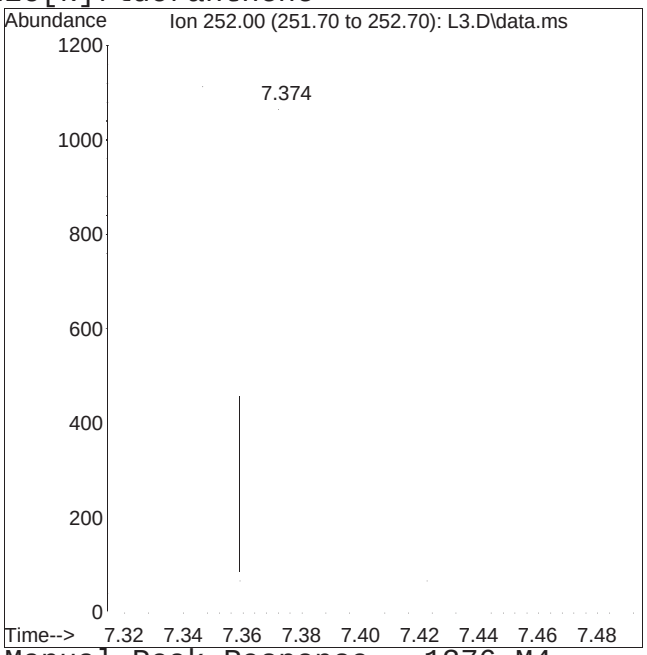


Manual Peak Response = 1376 M4

M4 = Poor automated baseline construction.

Quantitation Report (QT Reviewed)

Data Path : I:\8270SIM\sv119\250625RVTical\
Data File : L2.D
Acq On : 25 Jun 2025 10:24 pm
Operator : sv119:ljg
Sample : IL2,32,,0.002 Lot# 11706
Misc : WG2084288,,ical
ALS Vial : 9 Sample Multiplier: 1

Quant Time: Jun 27 07:01:25 2025
Quant Method : I:\8270SIM\sv119\250625RVTical\SIM-RVT_250625_sv119.M
Quant Title : Semivolatiles by GC/MS by modified 8270
QLast Update : Thu Jun 26 07:44:08 2025
Response via : Initial Calibration

CCAL FILE(s) : 1 - I:\8270SIM\sv119\250625RVTical\L8.D
Sub List : Default - All compounds listed

| Compound | R.T. | QIon | Response | Conc | Units | Dev(Min) |
|---|---|---|---|---|---|---|
| Internal Standards | | | | | | |
| 1) 1,4-Dichlorobenzene-d4 | 2.351 | 152 | 168711 | 4000.000 | ng/ml | 0.00 |
| Standard Area 1 = 144221 | | | Recovery = 116.98% | | | |
| 9) Naphthalene-d8 | 3.013 | 136 | 633046 | 4000.000 | ng/ml | 0.00 |
| Standard Area 1 = 566700 | | | Recovery = 111.71% | | | |
| 18) Acenaphthene-d10 | 3.992 | 164 | 371854 | 4000.000 | ng/ml | 0.00 |
| Standard Area 1 = 346174 | | | Recovery = 107.42% | | | |
| 23) Phenanthrene-d10 | 4.838 | 188 | 763855 | 4000.000 | ng/ml | 0.00 |
| Standard Area 1 = 720898 | | | Recovery = 105.96% | | | |
| 33) Chrysene-d12 | 6.474 | 240 | 952775 | 4000.000 | ng/ml | 0.03 |
| Standard Area 1 = 872550 | | | Recovery = 109.19% | | | |
| 38) Perylene-d12 | 7.789 | 264 | 962970 | 4000.000 | ng/ml | 0.03 |
| Standard Area 1 = 911236 | | | Recovery = 105.68% | | | |
| System Monitoring Compounds | | | | | | |
| 3) 2-Fluorophenol | 1.752 | 112 | 103 | 2.219 | ng/ml | 0.00 |
| Spiked Amount 2000.000 | Range 15 - 110 | | Recovery = 0.11%# | | | |
| 4) Phenol-d6 | 2.150 | 99 | 129 | 2.149 | ng/ml | 0.00 |
| Spiked Amount 2000.000 | Range 15 - 110 | | Recovery = 0.11%# | | | |
| 8) Nitrobenzene-d5 | 2.630 | 82 | 120 | 2.215 | ng/ml | 0.00 |
| Spiked Amount 1000.000 | Range 30 - 130 | | Recovery = 0.22%# | | | |
| 14) 2-Fluorobiphenyl | 3.608 | 172 | 296 | 2.109 | ng/ml | 0.00 |
| Spiked Amount 1000.000 | Range 30 - 130 | | Recovery = 0.21%# | | | |
| 22) 2,4,6-Tribromophenol | 4.436 | 330 | 44M2 | 2.004 | ng/ml | 0.00 |
| Spiked Amount 2000.000 | Range 15 - 110 | | Recovery = 0.10%# | | | |
| 32) 4-Terphenyl-d14 | 5.783 | 244 | 468 | 2.194 | ng/ml | 0.02 |
| Spiked Amount 1000.000 | Range 30 - 130 | | Recovery = 0.22%# | | | |
| Target Compounds | | | | | | Qvalue |
| 2) N-Nitrosodimethylamine | 0.000 | | 0 | N.D. | | |
| 5) Bis(2-chloroethyl)ether | 2.211 | 93 | 116 | 2.337 | ng/ml | 85 |
| 6) n-nitrosodi-n-propylamine | 0.000 | | 0 | N.D. d | | |
| 7) Hexachloroethane | 2.614 | 117 | 43 | 2.005 | ng/ml | 88 |
| 10) Naphthalene | 3.025 | 128 | 396 | 2.426 | ng/ml# | 87 |
| 11) Hexachlorobutadiene | 3.096 | 225 | 67 | 2.135 | ng/ml | 100 |
| 12) 2-Methylnaphthalene | 3.404 | 142 | 243 | 2.350 | ng/ml | 95 |
| 13) 1-Methylnaphthalene | 3.460 | 142 | 228 | 2.089 | ng/ml | 99 |
| 15) 2-Chloronaphthalene | 3.675 | 162 | 246 | 2.064 | ng/ml | 98 |
| 16) 2,6-Dinitrotoluene | 3.864 | 165 | 84 | 3.117 | ng/ml | 95 |

Quantitation Report (QT Reviewed)

Data Path : I:\8270SIM\sv119\250625RVTical\
Data File : L2.D
Acq On : 25 Jun 2025 10:24 pm
Operator : sv119:ljg
Sample : IL2,32,,0.002 Lot# 11706
Misc : WG2084288,,ical
ALS Vial : 9 Sample Multiplier: 1

Quant Time: Jun 27 07:01:25 2025
Quant Method : I:\8270SIM\sv119\250625RVTical\SIM-RVT_250625_sv119.M
Quant Title : Semivolatiles by GC/MS by modified 8270
QLast Update : Thu Jun 26 07:44:08 2025
Response via : Initial Calibration

CCAL FILE(s) : 1 - I:\8270SIM\sv119\250625RVTical\L8.D
Sub List : Default - All compounds listed

| Compound | R.T. | QIon | Response | Conc | Units | Dev(Min) |
|---|---|---|---|---|---|---|
| 17) Acenaphthylene | 3.908 | 152 | 399 | 1.941 | ng/ml | 98 |
| 19) Acenaphthene | 4.007 | 153 | 257 | 2.146 | ng/ml | 92 |
| 20) 2,4-Dinitrotoluene | 4.093 | 165 | 65 | 1.835 | ng/ml# | 72 |
| 21) Fluorene | 4.300 | 166 | 312 | 2.135 | ng/ml | 97 |
| 24) 4,6-Dinitro-o-cresol | 0.000 | | 0 | N.D. | | |
| 25) Hexachlorobenzene | 4.617 | 284 | 111 | 2.179 | ng/ml | 95 |
| 26) Pentachlorophenol | 4.732 | 266 | 132 | 6.312 | ng/ml | 96 |
| 27) Phenanthrene | 4.850 | 178 | 533M7 | 2.414 | ng/ml | |
| 28) Anthracene | 4.879 | 178 | 476 | 2.039 | ng/ml | 99 |
| 29) Fluoranthene | 5.550 | 202 | 690 | 2.257 | ng/ml# | 84 |
| 30) Pyrene | 5.686 | 202 | 732 | 2.275 | ng/ml | 99 |
| 31) Benzidine | 0.000 | | 0 | N.D. | | |
| 34) Benzo[a]anthracene | 6.473 | 228 | 3252 | 9.981 | ng/ml# | 79 |
| 35) 3,3'-Dichlorobenzidine | 0.000 | | 0 | N.D. d | | |
| 36) Chrysene | 6.490 | 228 | 631M1 | 2.013 | ng/ml | |
| 37) Bis(2-ethylhexyl)phtha... | 6.490 | 149 | 466M6 | 2.638 | ng/ml | |
| 39) Benzo[b]fluoranthene | 7.377 | 252 | 420 | 1.443 | ng/ml | 95 |
| 40) Benzo[k]fluoranthene | 7.405 | 252 | 471M1 | 1.465 | ng/ml | |
| 41) Benzo[a]pyrene | 7.718 | 252 | 392 | 1.394 | ng/ml | 99 |
| 42) Indeno[1,2,3-cd]pyrene | 9.092 | 276 | 292 | 1.291 | ng/ml | 98 |
| 43) Dibenzo[a,h]anthracene | 9.130 | 278 | 253M7 | 1.089 | ng/ml | |
| 44) Benzo[g,h,i]perylene | 9.461 | 276 | 363 | 1.376 | ng/ml | 97 |

(#) = qualifier out of range (m) = manual integration (+) = signals summed

Quantitation Report (QT Reviewed)

Data Path : I:\8270SIM\sv119\250625RVTical\
Data File : L2.D
Acq On : 25 Jun 2025 10:24 pm
Operator : sv119:ljg
Sample : IL2,32,,0.002 Lot# 11706
Misc : WG2084288,,ical
ALS Vial : 9 Sample Multiplier: 1

Quant Time: Jun 27 07:01:25 2025
Quant Method : I:\8270SIM\sv119\250625RVTical\SIM-RVT_250625_sv119.M
Quant Title : Semivolatiles by GC/MS by modified 8270
QLast Update : Thu Jun 26 07:44:08 2025
Response via : Initial Calibration

Sub List : Default - All compounds listedical\L8.D•

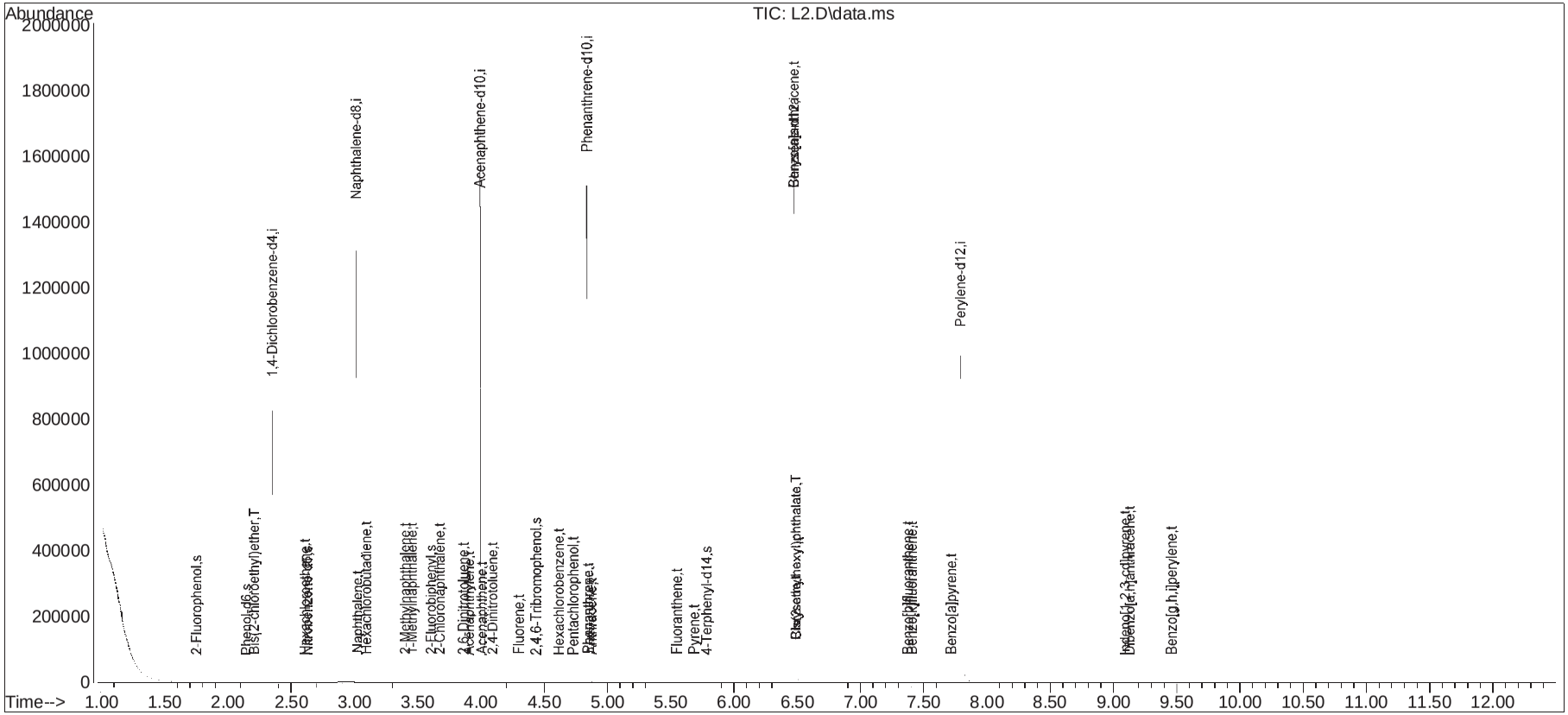

# Manual Integration Report

Data Path : I:\8270SIM\sv119\250625RVT\Mat\
Data File : L2.D
Date Inj'd : 6/25/2025 10:24 pm
Sample : IL2,32,,0.002 Lot# 11706

Quant Method : SIM-RVT_250625_sv119.M
Operator : sv119:ljg
Instrument : SV119
Quant Date : 6/26/2025 7:47 am

## Compound #22: 2,4,6-Tribromophenol

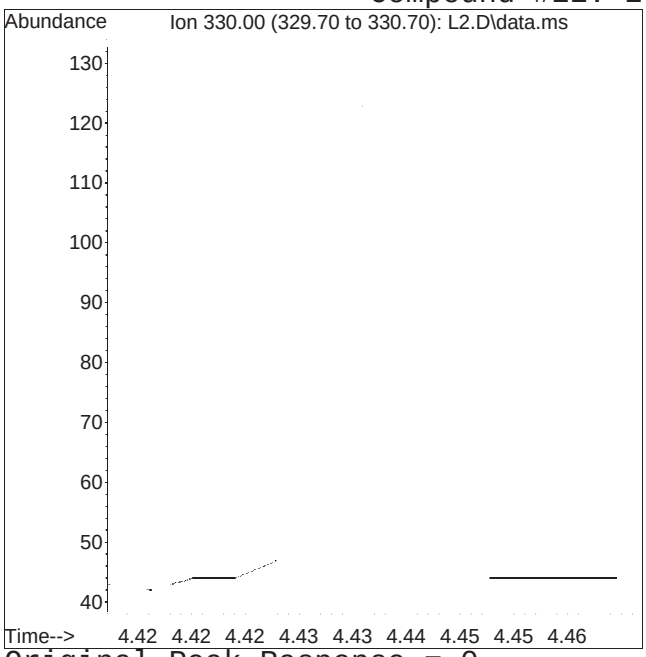


Original Peak Response = 0

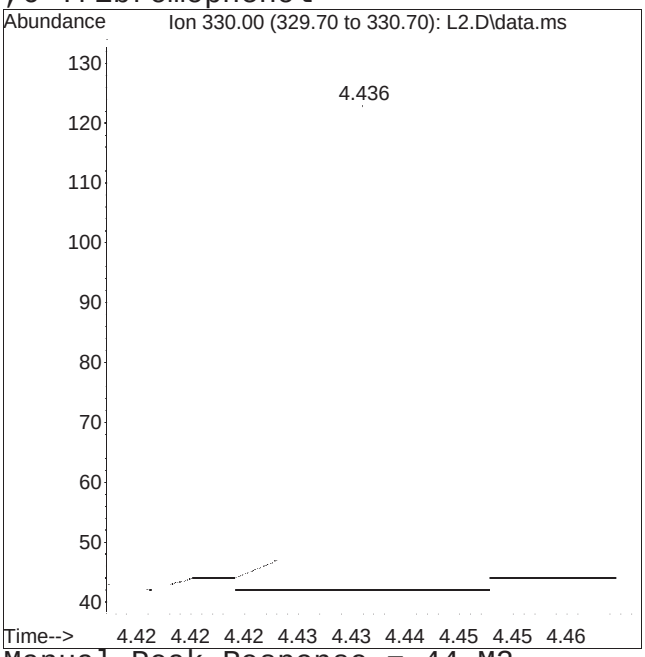


Manual Peak Response = 44 M2

M2 = Peak not found by automatic integration algorithm.

# Manual Integration Report

Data Path : I:\8270SIM\sv119\250625RVT
Data File : L2.D Operator : sv119:ljg
Date Inj'd : 6/25/2025 10:24 pm Instrument : SV119
Sample : IL2,32,,0.002 Lot# 11706 Quant Date : 6/26/2025 7:47 am

## Compound #27: Phenanthrene

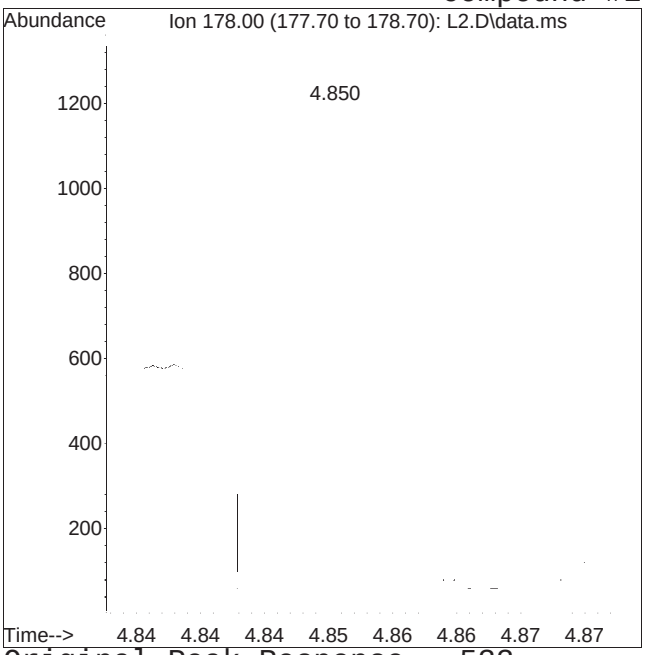


Original Peak Response = 533

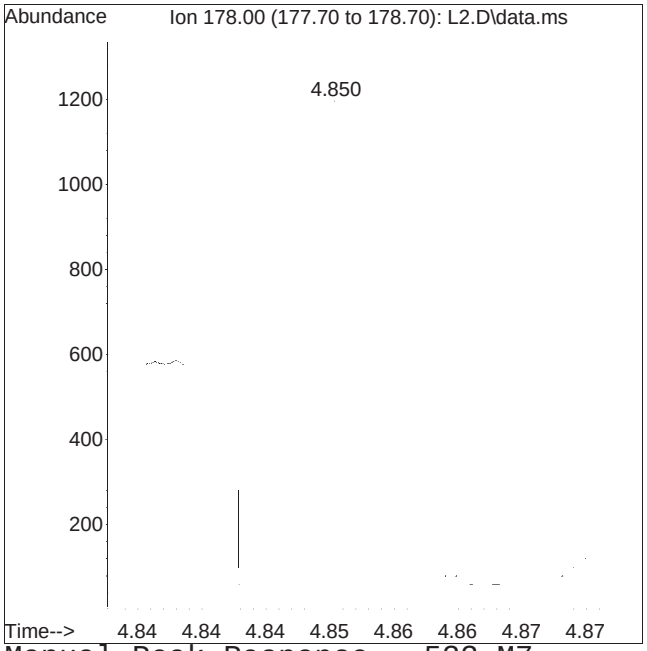


Manual Peak Response = 533 M7

M7 = A qualifier ion was manually integrated (only for GC/MS data).

Manual Integration Report

Data Path : I:\8270SIM\sv119\250625RVT
Data File : L2.D Operator : sv119:ljg
Date Inj'd : 6/25/2025 10:24 pm Instrument : SV119
Sample : IL2,32,,0.002 Lot# 11706 Quant Date : 6/26/2025 7:47 am

Compound #36: Chrysene

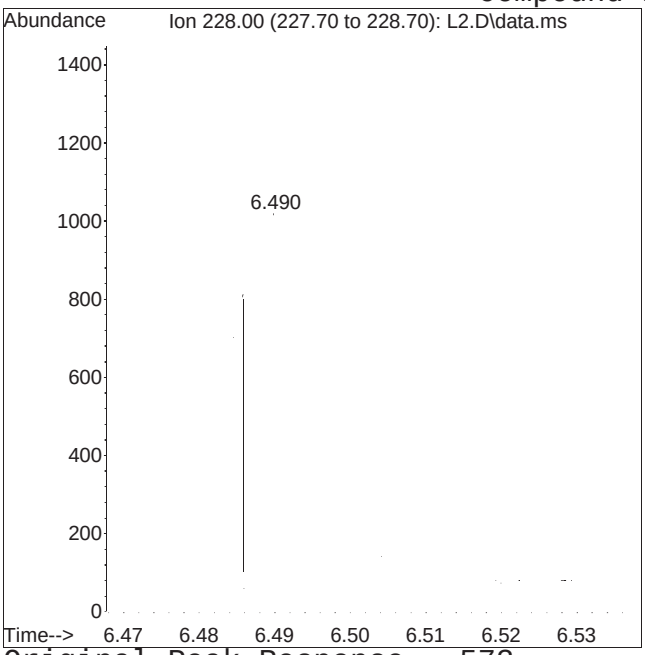


Original Peak Response = 573

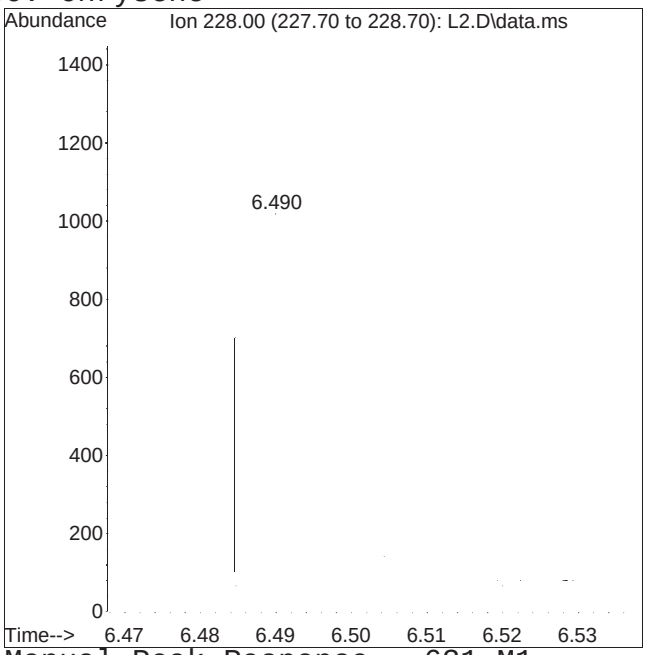


Manual Peak Response = 631 M1

M1 = Split or tailing peak, auto integration stopped early resulting in false low area count.

# Manual Integration Report

Data Path : I:\8270SIM\sv119\250625RVT
Data File : L2.D Operator : sv119:ljg
Date Inj'd : 6/25/2025 10:24 pm Instrument : SV119
Sample : IL2,32,,0.002 Lot# 11706 Quant Date : 6/26/2025 7:47 am

## Compound #37: Bis(2-ethylhexyl)phthalate

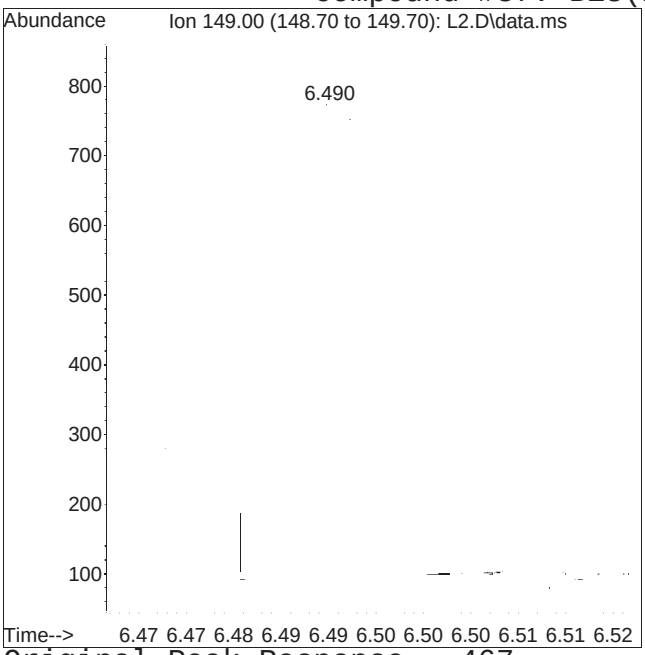


Original Peak Response = 467

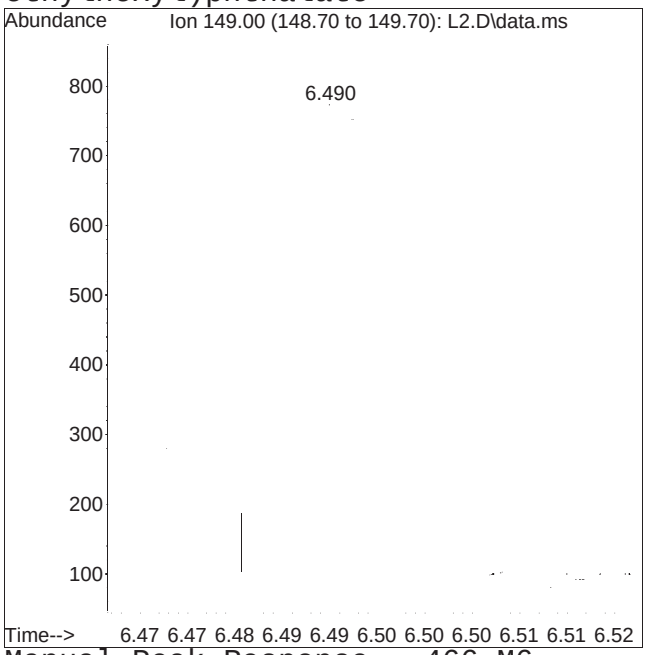


Manual Peak Response = 466 M6

M6 = Misassignment of peak valley by automated integration (poor split of 2 peaks).

# Manual Integration Report

Data Path : I:\8270SIM\sv119\250625RVT
Data File : L2.D
Operator : sv119:ljg
Date Inj'd : 6/25/2025 10:24 pm
Instrument : SV119
Sample : IL2,32,,0.002 Lot# 11706
Quant Date : 6/26/2025 7:47 am

## Compound #40: Benzo[k]fluoranthene

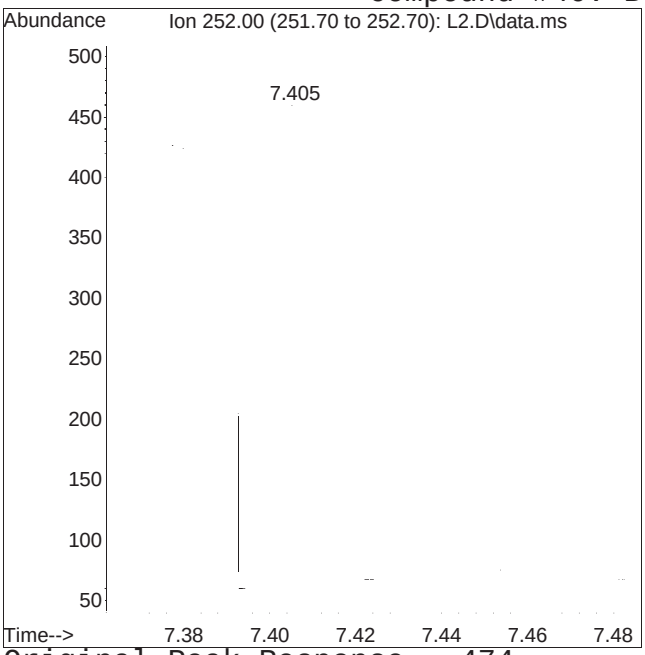


Original Peak Response = 474

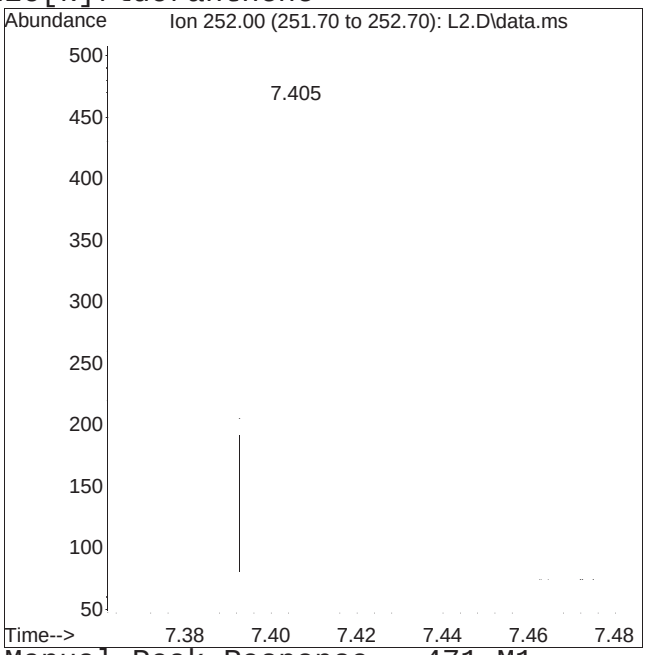


Manual Peak Response = 471 M1

M1 = Split or tailing peak, auto integration stopped early resulting in false low area count.

# Manual Integration Report

Data Path : I:\8270SIM\sv119\250625RVT
Data File : L2.D Operator : sv119:ljg
Date Inj'd : 6/25/2025 10:24 pm Instrument : SV119
Sample : IL2,32,,0.002 Lot# 11706 Quant Date : 6/26/2025 7:47 am

## Compound #43: Dibenzo[a,h]anthracene

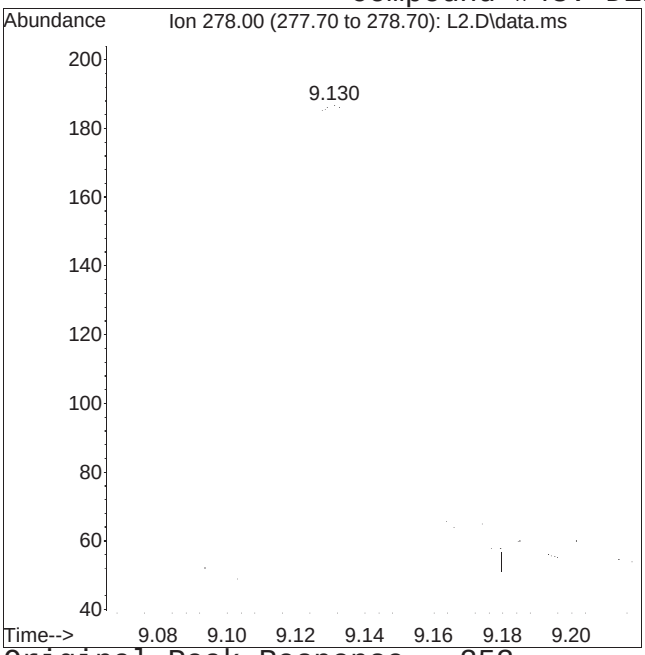


Original Peak Response = 253

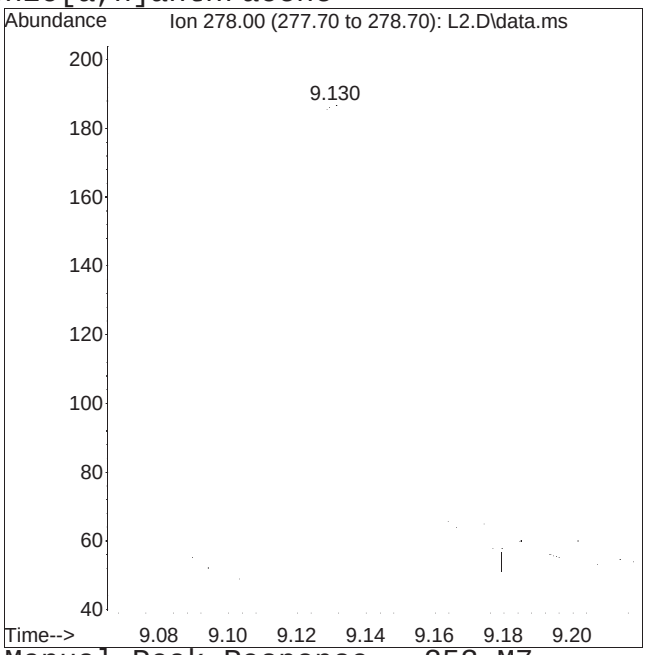


Manual Peak Response = 253 M7

M7 = A qualifier ion was manually integrated (only for GC/MS data).

Quantitation Report (QT Reviewed)

Data Path : I:\8270SIM\sv119\250625RVTical\
Data File : L1.D
Acq On : 25 Jun 2025 10:41 pm
Operator : sv119:ljg
Sample : IL1,32,,0.001 Lot# 11707
Misc : WG2084288,,ical
ALS Vial : 10 Sample Multiplier: 1

Quant Time: Jun 27 06:49:46 2025
Quant Method : I:\8270SIM\sv119\250625RVTical\SIM-RVT_250625_sv119.M
Quant Title : Semivolatiles by GC/MS by modified 8270
QLast Update : Thu Jun 26 07:44:08 2025
Response via : Initial Calibration

CCAL FILE(s) : 1 - I:\8270SIM\sv119\250625RVTical\L8.D
Sub List : Default - All compounds listed

| Compound | R.T. | QIon | Response | Conc Units | Dev(Min) |
|---|---|---|---|---|---|
| Internal Standards | | | | | |
| 1) 1,4-Dichlorobenzene-d4 | 2.360 | 152 | 193054 | 4000.000 ng/ml | 0.00 |
| Standard Area 1 = 144221 | | | Recovery | = 133.86% | |
| 9) Naphthalene-d8 | 3.019 | 136 | 726844 | 4000.000 ng/ml | 0.00 |
| Standard Area 1 = 566700 | | | Recovery | = 128.26% | |
| 18) Acenaphthene-d10 | 3.994 | 164 | 402379 | 4000.000 ng/ml | 0.00 |
| Standard Area 1 = 346174 | | | Recovery | = 116.24% | |
| 23) Phenanthrene-d10 | 4.838 | 188 | 804024 | 4000.000 ng/ml | 0.00 |
| Standard Area 1 = 720898 | | | Recovery | = 111.53% | |
| 33) Chrysene-d12 | 6.453 | 240 | 988638 | 4000.000 ng/ml | 0.00 |
| Standard Area 1 = 872550 | | | Recovery | = 113.30% | |
| 38) Perylene-d12 | 7.769 | 264 | 933454 | 4000.000 ng/ml | 0.01 |
| Standard Area 1 = 911236 | | | Recovery | = 102.44% | |
| System Monitoring Compounds | | | | | |
| 3) 2-Fluorophenol | 1.761 | 112 | 66M7 | 1.242 ng/ml | 0.00 |
| Spiked Amount 2000.000 | Range 15 - 110 | | Recovery | = 0.06%# | |
| 4) Phenol-d6 | 2.159 | 99 | 102 | 1.485 ng/ml | 0.00 |
| Spiked Amount 2000.000 | Range 15 - 110 | | Recovery | = 0.07%# | |
| 8) Nitrobenzene-d5 | 2.638 | 82 | 71 | 1.145 ng/ml | 0.00 |
| Spiked Amount 1000.000 | Range 30 - 130 | | Recovery | = 0.11%# | |
| 14) 2-Fluorobiphenyl | 3.611 | 172 | 170 | 1.055 ng/ml | 0.00 |
| Spiked Amount 1000.000 | Range 30 - 130 | | Recovery | = 0.11%# | |
| 22) 2,4,6-Tribromophenol | 4.440 | 330 | 32M6 | 1.347 ng/ml | 0.00 |
| Spiked Amount 2000.000 | Range 15 - 110 | | Recovery | = 0.07%# | |
| 32) 4-Terphenyl-d14 | 5.772 | 244 | 262M7 | 1.167 ng/ml | 0.00 |
| Spiked Amount 1000.000 | Range 30 - 130 | | Recovery | = 0.12%# | |
| Target Compounds | | | | | Qvalue |
| 2) N-Nitrosodimethylamine | 0.000 | | 0 | N.D. | |
| 5) Bis(2-chloroethyl)ether | 2.217 | 93 | 71 | 1.250 ng/ml | 95 |
| 6) n-nitrosodi-n-propylamine | 0.000 | | 0 | N.D. d | |
| 7) Hexachloroethane | 2.619 | 117 | 23M2 | 0.937 ng/ml | |
| 10) Naphthalene | 3.031 | 128 | 221 | 1.179 ng/ml# | 60 |
| 11) Hexachlorobutadiene | 3.102 | 225 | 41M2 | 1.138 ng/ml | |
| 12) 2-Methylnaphthalene | 3.410 | 142 | 155 | 1.305 ng/ml | 98 |
| 13) 1-Methylnaphthalene | 3.466 | 142 | 136 | 1.085 ng/ml | 91 |

Quantitation Report (QT Reviewed)

Data Path : I:\8270SIM\sv119\250625RVTical\
Data File : L1.D
Acq On : 25 Jun 2025 10:41 pm
Operator : sv119:ljg
Sample : IL1,32,,0.001 Lot# 11707
Misc : WG2084288,,ical
ALS Vial : 10 Sample Multiplier: 1

Quant Time: Jun 27 06:49:46 2025
Quant Method : I:\8270SIM\sv119\250625RVTical\SIM-RVT_250625_sv119.M
Quant Title : Semivolatiles by GC/MS by modified 8270
QLast Update : Thu Jun 26 07:44:08 2025
Response via : Initial Calibration

CCAL FILE(s) : 1 - I:\8270SIM\sv119\250625RVTical\L8.D
Sub List : Default - All compounds listed

| Compound | R.T. | QIon | Response | Conc Units | Dev(Min) |
|---|---|---|---|---|---|
| 15) 2-Chloronaphthalene | 3.678 | 162 | 130 | 0.950 ng/ml | 88 |
| 16) 2,6-Dinitrotoluene | 0.000 | | 0 | N.D. d | |
| 17) Acenaphthylene | 3.912 | 152 | 221 | 0.936 ng/ml | 95 |
| 19) Acenaphthene | 4.011 | 153 | 144 | 1.111 ng/ml | 88 |
| 20) 2,4-Dinitrotoluene | 0.000 | | 0 | N.D. | |
| 21) Fluorene | 4.302 | 166 | 182 | 1.151 ng/ml | 98 |
| 24) 4,6-Dinitro-o-cresol | 0.000 | | 0 | N.D. | |
| 25) Hexachlorobenzene | 4.621 | 284 | 65M7 | 1.212 ng/ml | |
| 26) Pentachlorophenol | 4.732 | 266 | 89 | 4.044 ng/ml | 99 |
| 27) Phenanthrene | 4.850 | 178 | 332M7 | 1.429 ng/ml | |
| 28) Anthracene | 4.878 | 178 | 267M7 | 1.087 ng/ml | |
| 29) Fluoranthene | 5.542 | 202 | 394 | 1.224 ng/ml# | 94 |
| 30) Pyrene | 5.678 | 202 | 405 | 1.196 ng/ml | 96 |
| 31) Benzidine | 0.000 | | 0 | N.D. | |
| 34) Benzo[a]anthracene | 6.453 | 228 | 3026 | 8.950 ng/ml# | 68 |
| 35) 3,3'-Dichlorobenzidine | 0.000 | | 0 | N.D. | |
| 36) Chrysene | 6.469 | 228 | 313M3 | 0.962 ng/ml | |
| 37) Bis(2-ethylhexyl)phtha... | 6.468 | 149 | 409M6 | 2.232 ng/ml | |
| 39) Benzo[b]fluoranthene | 7.357 | 252 | 213 | 0.755 ng/ml | 94 |
| 40) Benzo[k]fluoranthene | 7.382 | 252 | 265M4 | 0.850 ng/ml | |
| 41) Benzo[a]pyrene | 7.695 | 252 | 191 | 0.701 ng/ml | 99 |
| 42) Indeno[1,2,3-cd]pyrene | 9.070 | 276 | 136M7 | 0.620 ng/ml | |
| 43) Dibenzo[a,h]anthracene | 9.111 | 278 | 126M7 | 0.559 ng/ml | |
| 44) Benzo[g,h,i]perylene | 9.436 | 276 | 166M7 | 0.649 ng/ml | |

(#) = qualifier out of range (m) = manual integration (+) = signals summed

Quantitation Report (QT Reviewed)

Data Path : I:\8270SIM\sv119\250625RVTical\
Data File : L1.D
Acq On : 25 Jun 2025 10:41 pm
Operator : sv119:ljg
Sample : IL1,32,,0.001 Lot# 11707
Misc : WG2084288,,ical
ALS Vial : 10 Sample Multiplier: 1

Quant Time: Jun 27 06:49:46 2025
Quant Method : I:\8270SIM\sv119\250625RVTical\SIM-RVT_250625_sv119.M
Quant Title : Semivolatiles by GC/MS by modified 8270
QLast Update : Thu Jun 26 07:44:08 2025
Response via : Initial Calibration

Sub List : Default - All compounds listedical\L8.D•

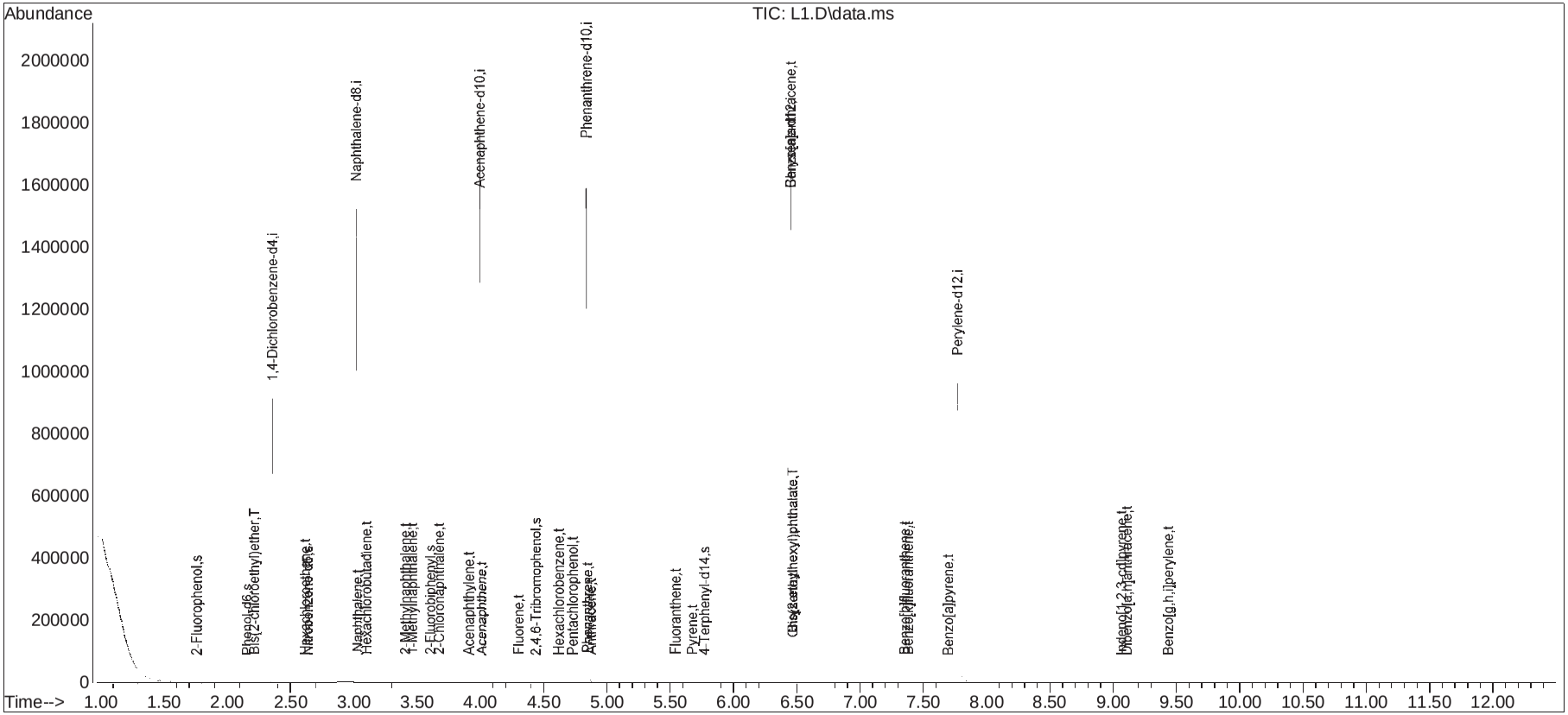

Manual Integration Report

Data Path : I:\8270SIM\sv119\250625RVT\Mat\
Data File : L1.D
Date Inj'd : 6/25/2025 10:41 pm
Sample : IL1,32,,0.001 Lot# 11707

Quant Method : SIM-RVT_250625_sv119.M
Operator : sv119:ljg
Instrument : SV119
Quant Date : 6/26/2025 7:47 am

Compound #3: 2-Fluorophenol

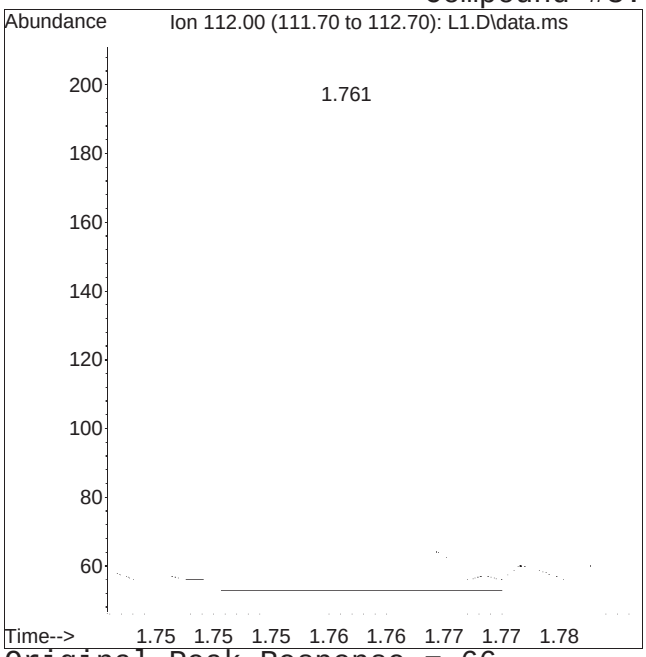


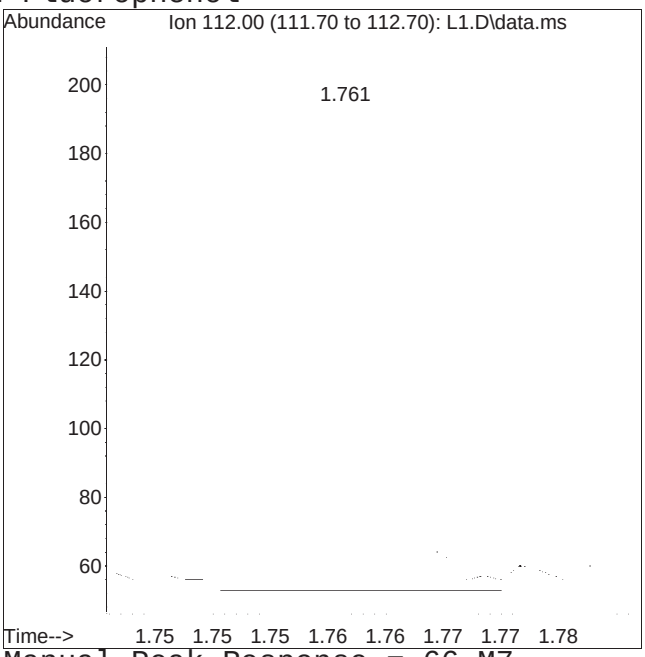


Original Peak Response = 66 Manual Peak Response = 66 M7

M7 = A qualifier ion was manually integrated (only for GC/MS data).

# Manual Integration Report

Data Path : I:\8270SIM\sv119\250625RVT
Data File : L1.D
Date Inj'd : 6/25/2025 10:41 pm
Sample : IL1,32,,0.001 Lot# 11707
Operator : sv119:ljg
Instrument : SV119
Quant Date : 6/26/2025 7:47 am

## Compound #7: Hexachloroethane

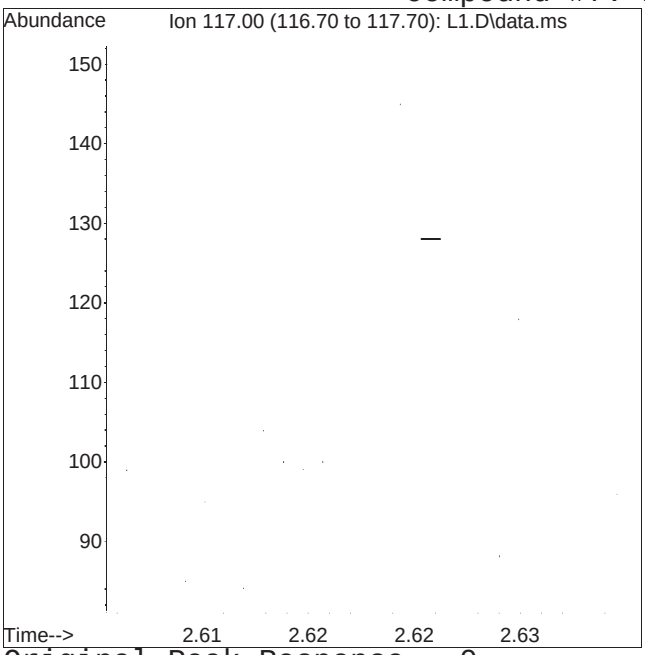


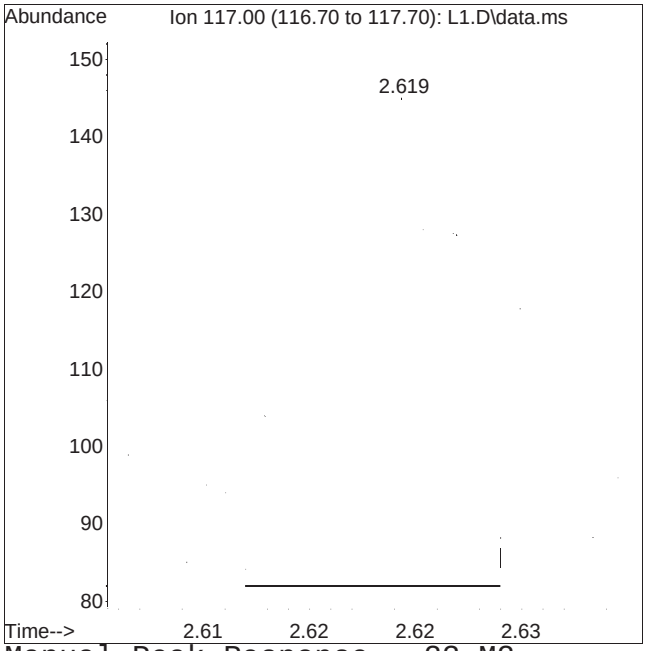


Original Peak Response = 0
Manual Peak Response = 23 M2
M2 = Peak not found by automatic integration algorithm.

# Manual Integration Report

Data Path : I:\8270SIM\sv119\250625RVT
Data File : L1.D Operator : sv119:ljg
Date Inj'd : 6/25/2025 10:41 pm Instrument : SV119
Sample : IL1,32,,0.001 Lot# 11707 Quant Date : 6/26/2025 7:47 am

## Compound #11: Hexachlorobutadiene

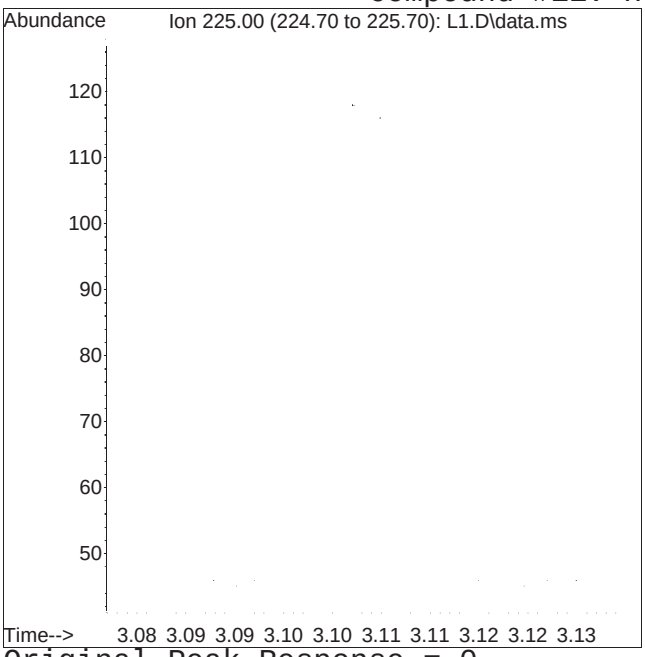


Original Peak Response = 0

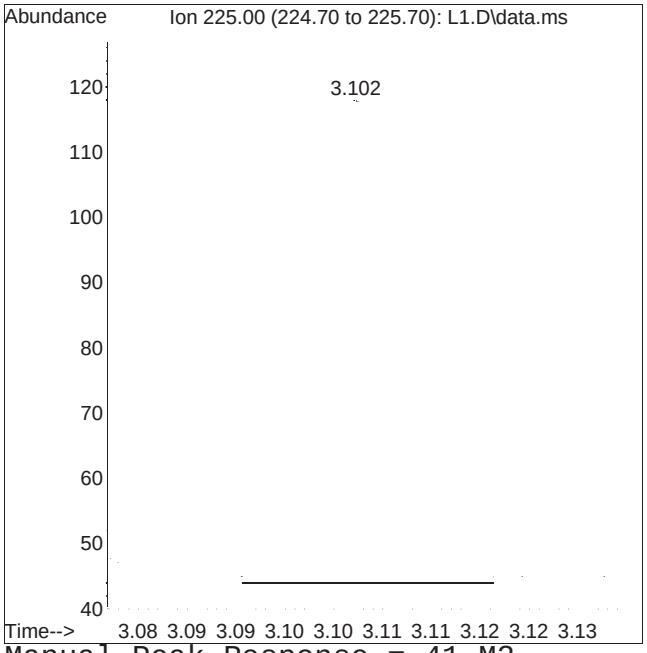


Manual Peak Response = 41 M2

M2 = Peak not found by automatic integration algorithm.

Manual Integration Report

Data Path : I:\8270SIM\sv119\250625RVT
Data File : L1.D Operator : sv119:ljg
Date Inj'd : 6/25/2025 10:41 pm Instrument : SV119
Sample : IL1,32,,0.001 Lot# 11707 Quant Date : 6/26/2025 7:47 am

Compound #22: 2,4,6-Tribromophenol

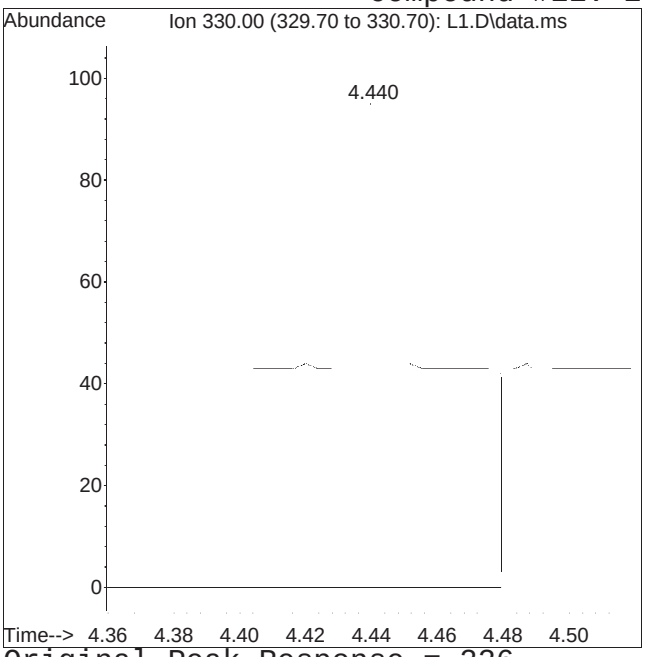


Original Peak Response = 226

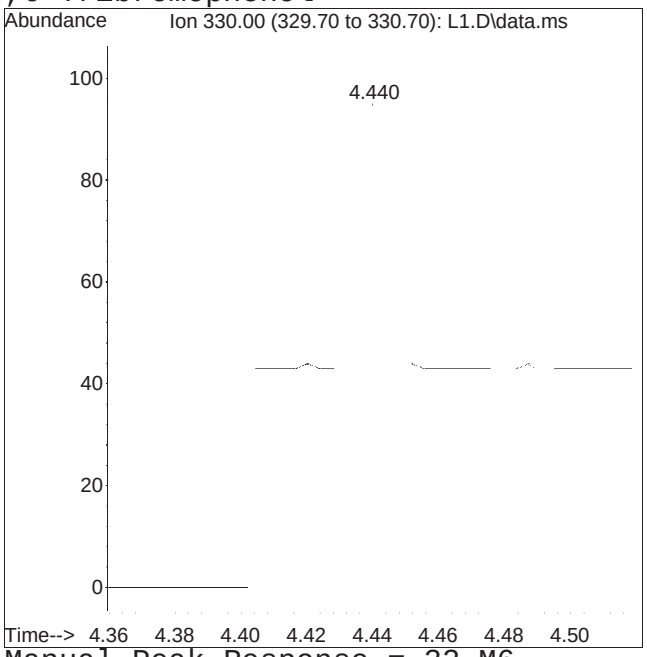


Manual Peak Response = 32 M6

M6 = Misassignment of peak valley by automated integration (poor split of 2 peaks).

# Manual Integration Report

Data Path : I:\8270SIM\sv119\250625RVT
Data File : L1.D Operator : sv119:ljg
Date Inj'd : 6/25/2025 10:41 pm Instrument : SV119
Sample : IL1,32,,0.001 Lot# 11707 Quant Date : 6/26/2025 7:47 am

## Compound #25: Hexachlorobenzene

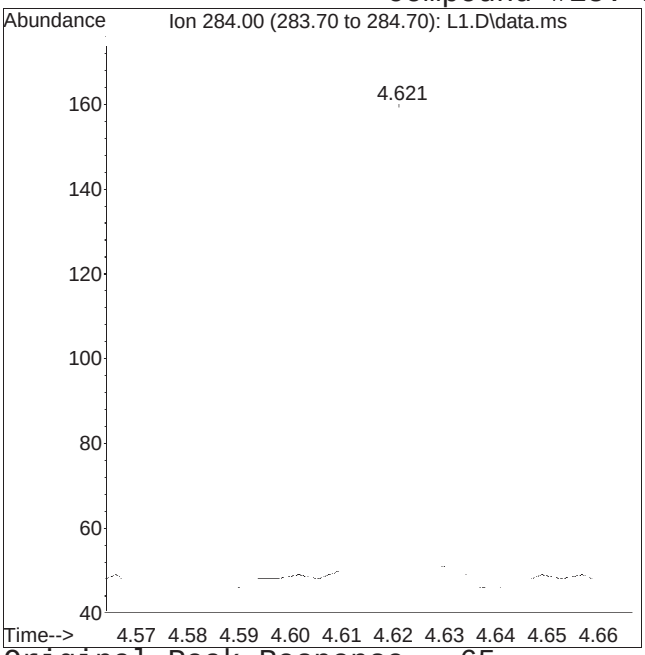


Original Peak Response = 65

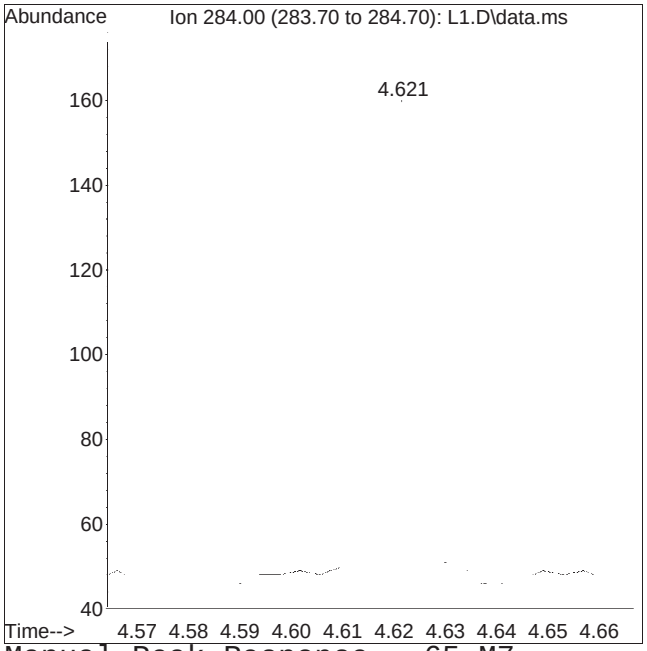


Manual Peak Response = 65 M7

M7 = A qualifier ion was manually integrated (only for GC/MS data).

Manual Integration Report

Data Path : I:\8270SIM\sv119\250625RVT
Data File : L1.D Operator : sv119:ljg
Date Inj'd : 6/25/2025 10:41 pm Instrument : SV119
Sample : IL1,32,,0.001 Lot# 11707 Quant Date : 6/26/2025 7:47 am

Compound #27: Phenanthrene

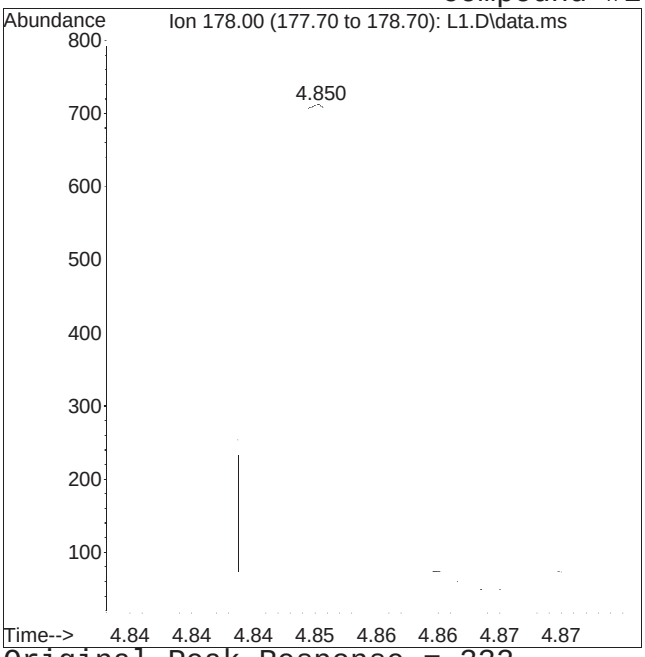


Original Peak Response = 332

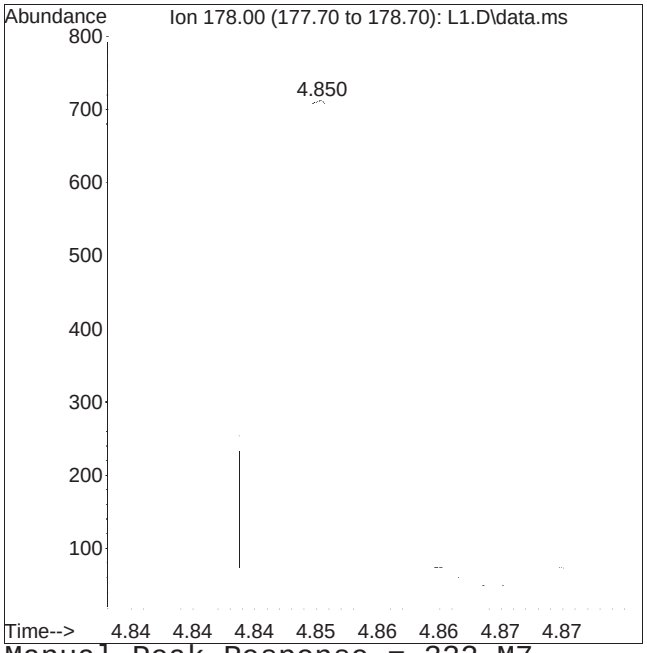


Manual Peak Response = 332 M7

M7 = A qualifier ion was manually integrated (only for GC/MS data).

# Manual Integration Report

Data Path : I:\8270SIM\sv119\250625RVT
Data File : L1.D Operator : sv119:ljg
Date Inj'd : 6/25/2025 10:41 pm Instrument : SV119
Sample : IL1,32,,0.001 Lot# 11707 Quant Date : 6/26/2025 7:47 am

## Compound #28: Anthracene

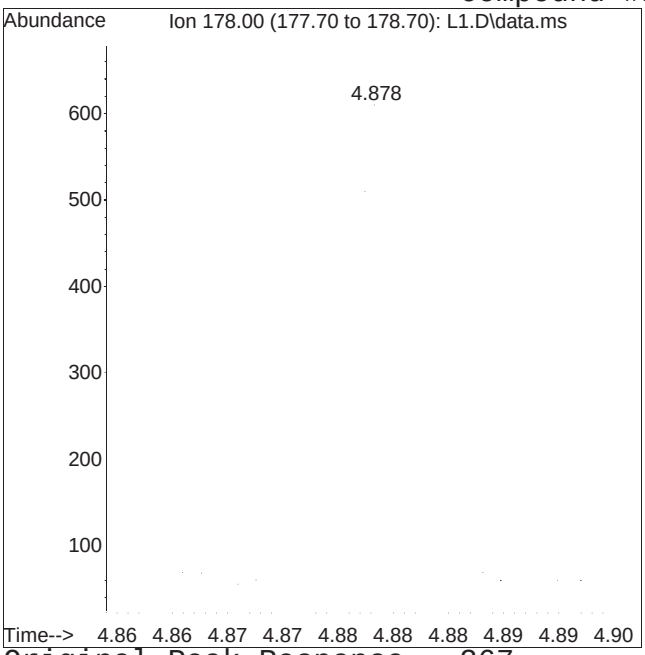


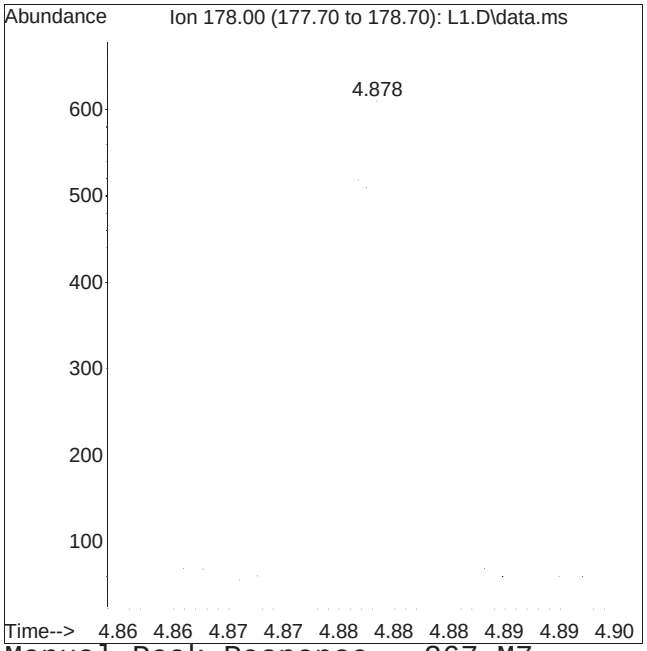


Original Peak Response = 267 Manual Peak Response = 267 M7
M7 = A qualifier ion was manually integrated (only for GC/MS data).

Manual Integration Report

Data Path : I:\8270SIM\sv119\250625RVT\Mat
Data File : L1.D
Date Inj'd : 6/25/2025 10:41 pm
Sample : IL1,32,,0.001 Lot# 11707

Quant Method : SIM-RVT_250625_sv119.M
Operator : sv119:ljg
Instrument : SV119
Quant Date : 6/26/2025 7:47 am

Compound #32: 4-Terphenyl-d14

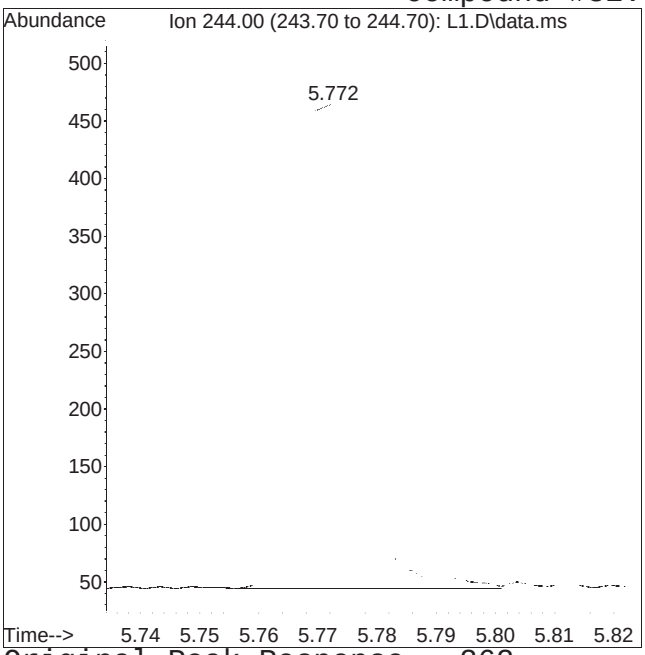


Original Peak Response = 262

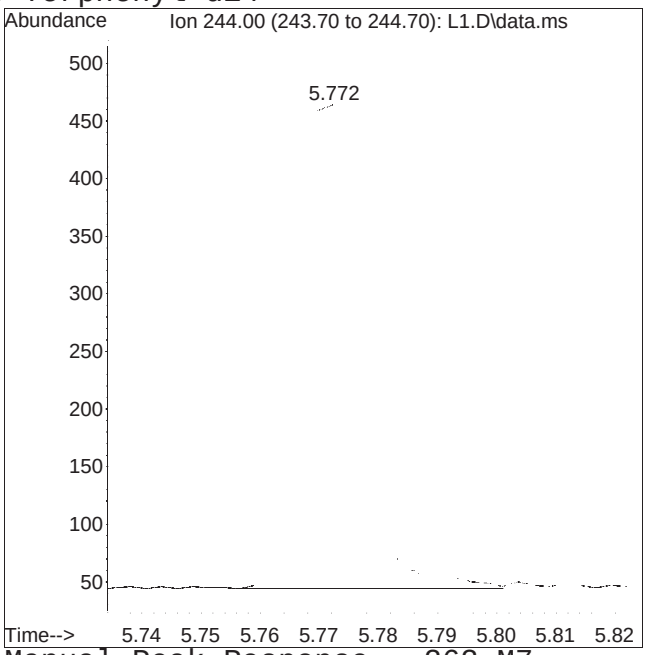


Manual Peak Response = 262 M7

M7 = A qualifier ion was manually integrated (only for GC/MS data).

Manual Integration Report

Data Path : I:\8270SIM\sv119\250625RVT\Manual
Data File : L1.D
Date Inj'd : 6/25/2025 10:41 pm
Sample : IL1,32,,0.001 Lot# 11707

Quant Method : SIM-RVT_250625_sv119.M
Operator : sv119:ljg
Instrument : SV119
Quant Date : 6/26/2025 7:47 am

Compound #36: Chrysene

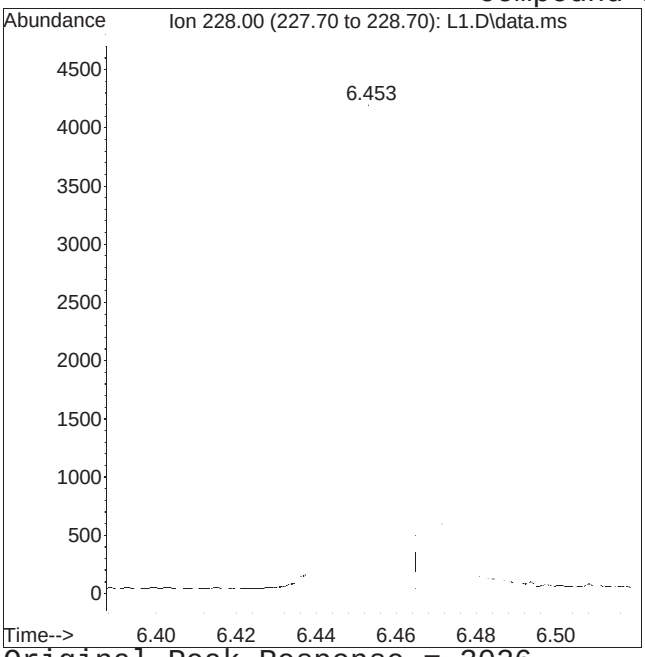


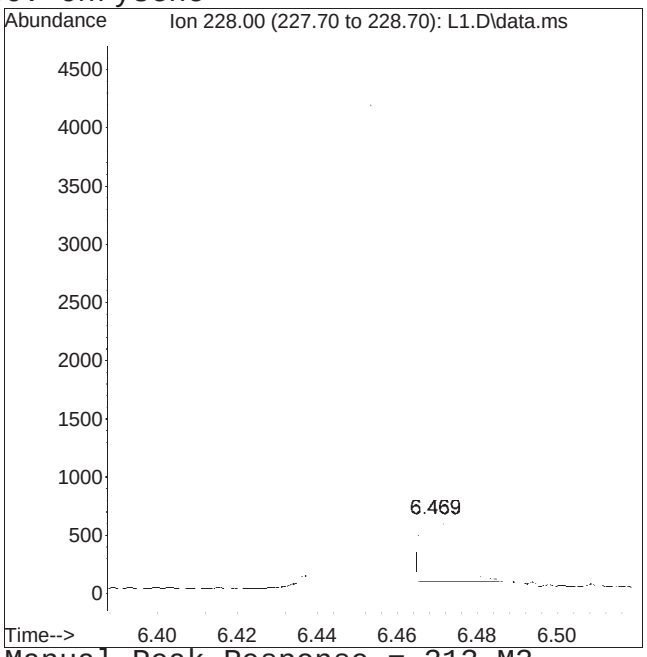


Original Peak Response = 3026 Manual Peak Response = 313 M3

M3 = Misidentification of the peak (i.e. 1,4-dichlorobenzene identified as 1,3-dichlorobenzene), or misidentification from 2 partially resolved peaks not being split.

# Manual Integration Report

Data Path : I:\8270SIM\sv119\250625RVT
Data File : L1.D Operator : sv119:ljg
Date Inj'd : 6/25/2025 10:41 pm Instrument : SV119
Sample : IL1,32,,0.001 Lot# 11707 Quant Date : 6/26/2025 7:47 am

## Compound #37: Bis(2-ethylhexyl)phthalate

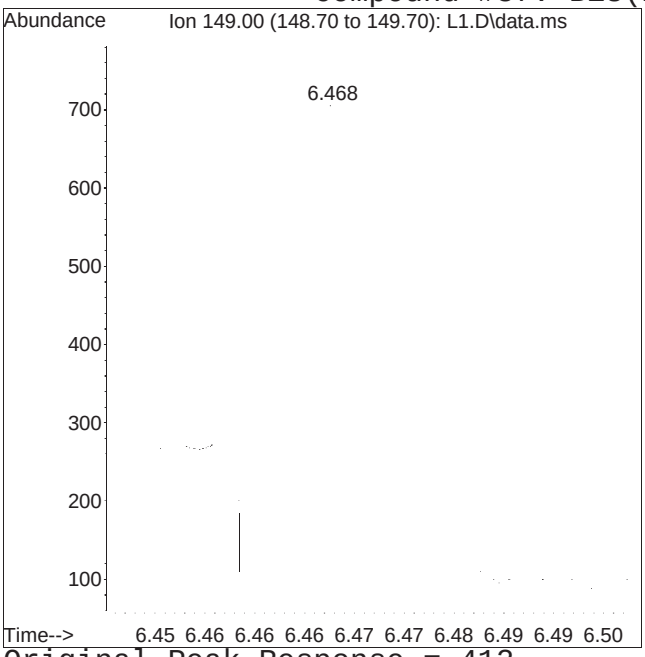


Original Peak Response = 412

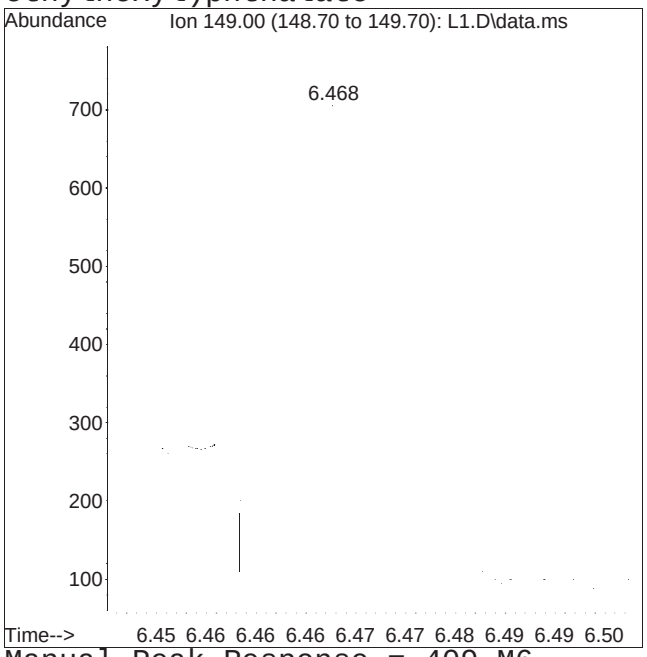


Manual Peak Response = 409 M6

M6 = Misassignment of peak valley by automated integration (poor split of 2 peaks).

Manual Integration Report

Data Path : I:\8270SIM\sv119\250625RVT
Data File : L1.D Operator : sv119:ljg
Date Inj'd : 6/25/2025 10:41 pm Instrument : SV119
Sample : IL1,32,,0.001 Lot# 11707 Quant Date : 6/26/2025 7:47 am

Compound #40: Benzo[k]fluoranthene

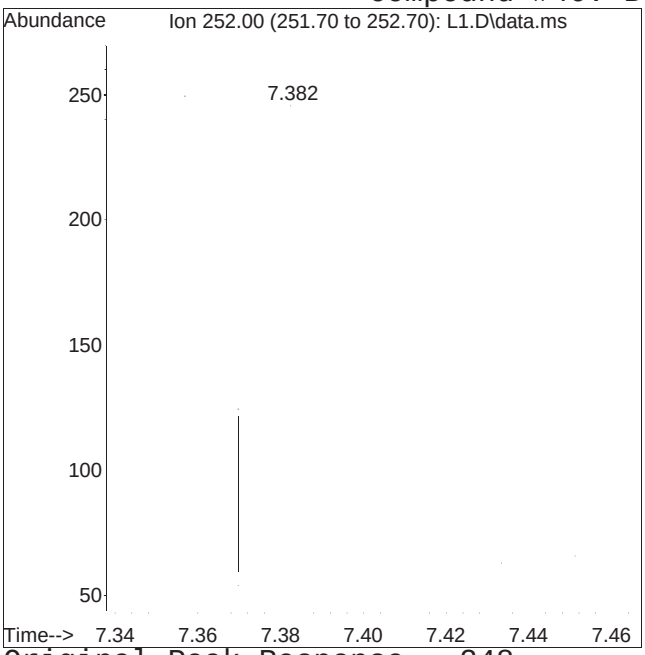


Original Peak Response = 248

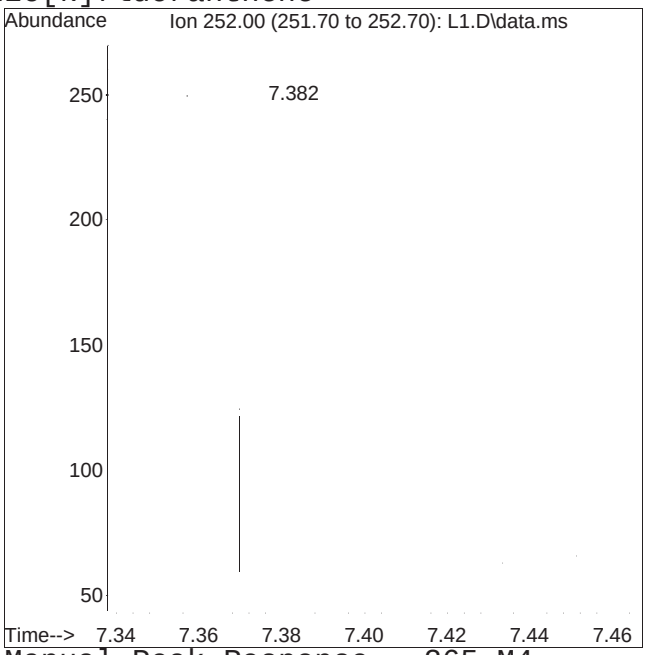


Manual Peak Response = 265 M4

M4 = Poor automated baseline construction.

Manual Integration Report

Data Path : I:\8270SIM\sv119\250625RVT\Data\
Data File : L1.D
Date Inj'd : 6/25/2025 10:41 pm
Sample : IL1,32,,0.001 Lot# 11707

Quant Method : SIM-RVT_250625_sv119.M
Operator : sv119:ljg
Instrument : SV119
Quant Date : 6/26/2025 7:47 am

Compound #42: Indeno[1,2,3-cd]pyrene

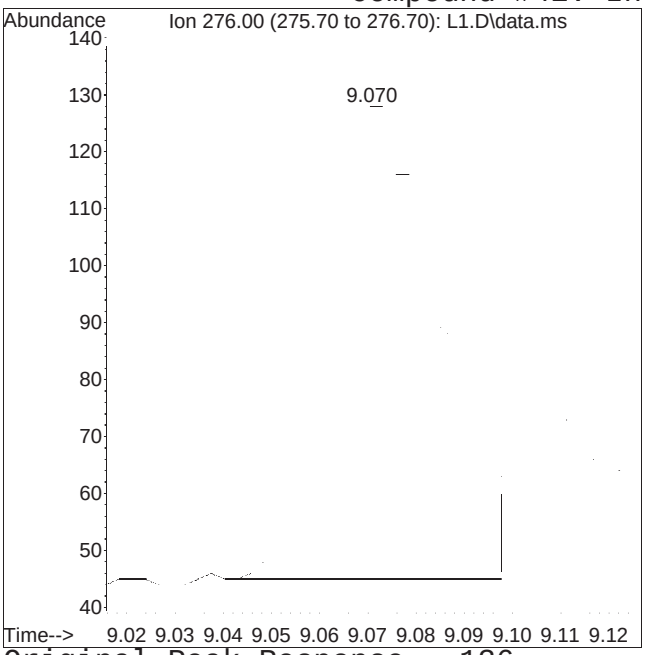


Original Peak Response = 136

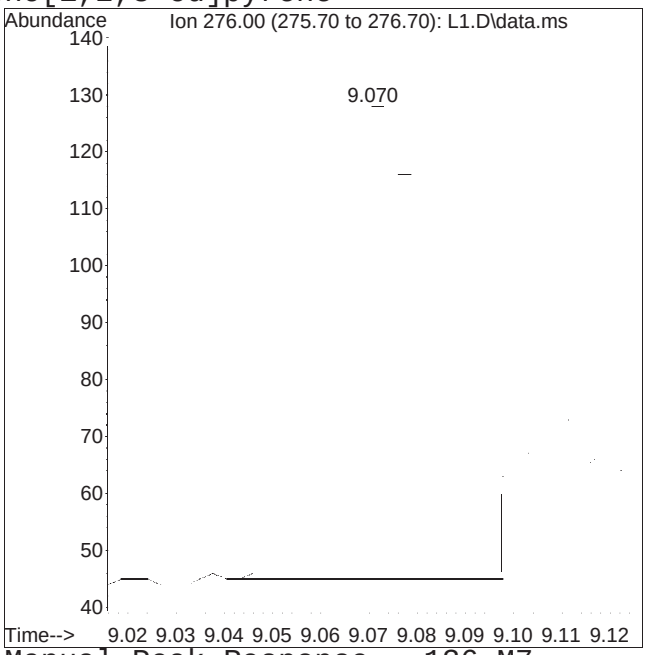


Manual Peak Response = 136 M7

M7 = A qualifier ion was manually integrated (only for GC/MS data).

Manual Integration Report

Data Path : I:\8270SIM\sv119\250625RVT
Data File : L1.D Operator : sv119:ljg
Date Inj'd : 6/25/2025 10:41 pm Instrument : SV119
Sample : IL1,32,,0.001 Lot# 11707 Quant Date : 6/26/2025 7:47 am

Compound #43: Dibenzo[a,h]anthracene

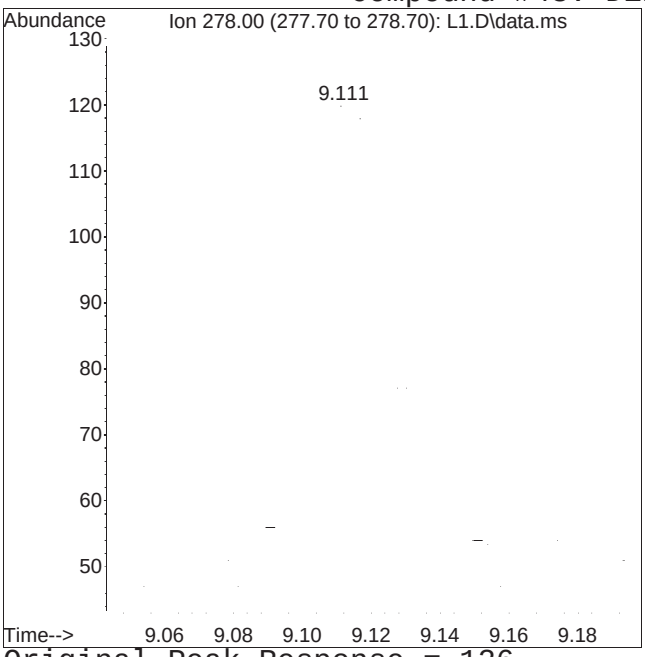


Original Peak Response = 126

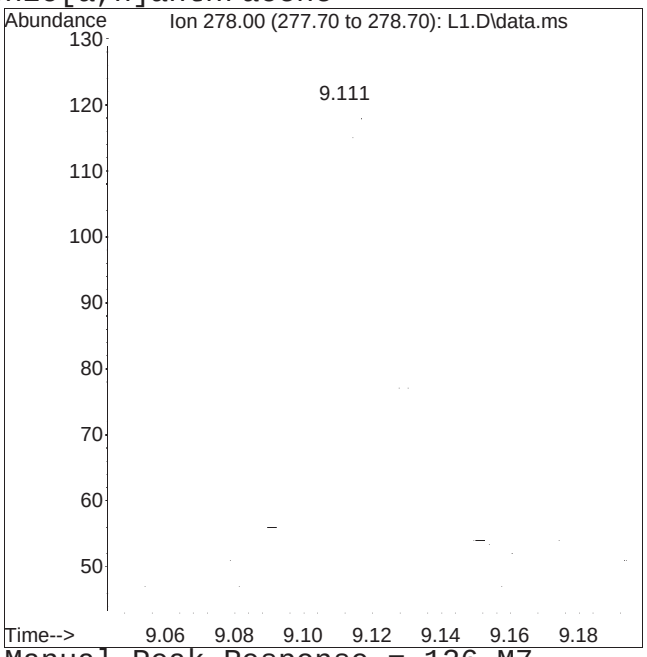


Manual Peak Response = 126 M7

M7 = A qualifier ion was manually integrated (only for GC/MS data).

# Manual Integration Report

Data Path : I:\8270SIM\sv119\250625RVT
Data File : L1.D Operator : sv119:ljg
Date Inj'd : 6/25/2025 10:41 pm Instrument : SV119
Sample : IL1,32,,0.001 Lot# 11707 Quant Date : 6/26/2025 7:47 am

## Compound #44: Benzo[g,h,i]perylene

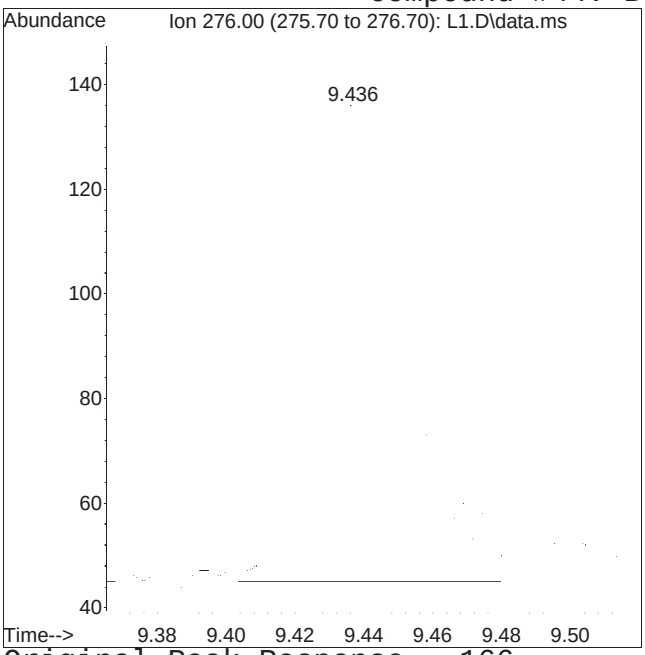


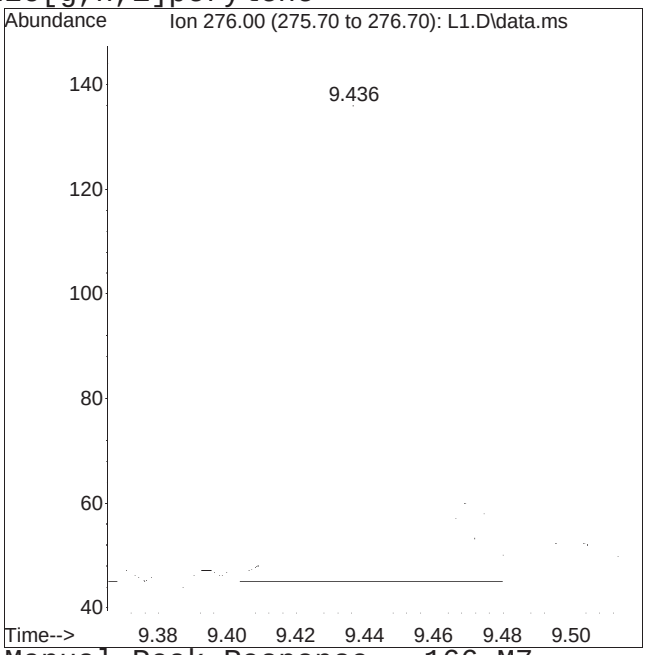


Original Peak Response = 166 Manual Peak Response = 166 M7
M7 = A qualifier ion was manually integrated (only for GC/MS data).

# Evaluate Continuing Calibration Report

Data Path : I:\8270SIM\sv119\250625RVTical\
Data File : ICV.D
Acq On : 25 Jun 2025 10:58 pm
Operator : sv119:ljg
Sample : CQICV1,32,,1 Lot# 11696
Misc : WG2084288,,ical
ALS Vial : 11 Sample Multiplier: 1

Quant Time: Jun 27 08:30:22 2025
Quant Method : I:\8270SIM\sv119\250625RVTical\SIM-RVT_250625_sv119.M
Quant Title : Semivolatiles by GC/MS by modified 8270
QLast Update : Fri Jun 27 08:31:19 2025
Response via : Initial Calibration

Min. RRF : 0.050 Min. Rel. Area : 50% Max. R.T. Dev 0.50min
Max. RRF Dev : 20% Max. Rel. Area : 200%

| | | Compound | AvgRF | CCRF | %Dev | Area% | Dev(min) |
|---|---|---|---|---|---|---|---|
| 1 | i | 1,4-Dichlorobenzene-d4 | 1.000 | 1.000 | 0.0 | 122 | 0.00 |
| 2 | T | N-Nitrosodimethylamine | 0.682 | 0.684 | -0.3 | 123 | 0.02 |
| 3 | s | 2-Fluorophenol | 1.156 | 1.217 | -5.3 | 135 | 0.01 |
| 4 | s | Phenol-d6 | 1.436 | 1.504 | -4.7 | 129 | 0.00 |
| 5 | T | Bis(2-chloroethyl)ether | 1.247 | 1.129 | 9.5 | 117 | 0.00 |
| 6 | T | n-nitrosodi-n-propylamine | 0.929 | 0.874 | 5.9 | 115 | 0.00 |
| 7 | t | Hexachloroethane | 0.514 | 0.502 | 2.3 | 121 | 0.00 |
| 8 | s | Nitrobenzene-d5 | 1.315 | 1.254 | 4.6 | 119 | 0.00 |
| 9 | i | Naphthalene-d8 | 1.000 | 1.000 | 0.0 | 117 | 0.00 |
| 10 | t | Naphthalene | 1.086 | 1.004 | 7.6 | 114 | 0.00 |
| 11 | t | Hexachlorobutadiene | 0.204 | 0.197 | 3.4 | 116 | 0.00 |
| 12 | t | 2-Methylnaphthalene | 0.692 | 0.659 | 4.8 | 118 | 0.00 |
| 13 | t | 1-Methylnaphthalene | 0.700 | 0.668 | 4.6 | 114 | 0.00 |
| 14 | s | 2-Fluorobiphenyl | 0.896 | 0.874 | 2.5 | 116 | 0.00 |
| 15 | t | 2-Chloronaphthalene | 0.753 | 0.731 | 2.9 | 114 | 0.00 |
| 16 | t | 2,6-Dinitrotoluene | 0.162 | 0.163 | -0.6 | 112 | 0.00 |
| 17 | t | Acenaphthylene | 1.266 | 1.246 | 1.6 | 113 | 0.00 |
| 18 | i | Acenaphthene-d10 | 1.000 | 1.000 | 0.0 | 114 | 0.00 |
| 19 | t | Acenaphthene | 1.324 | 1.257 | 5.1 | 111 | 0.00 |
| 20 | t | 2,4-Dinitrotoluene | 0.363 | 0.372 | -2.5 | 111 | 0.00 |
| 21 | t | Fluorene | 1.596 | 1.508 | 5.5 | 109 | 0.00 |
| 22 | s | 2,4,6-Tribromophenol | 0.230 | 0.250 | -8.7 | 121 | 0.00 |
| 23 | i | Phenanthrene-d10 | 1.000 | 1.000 | 0.0 | 111 | 0.00 |
| 24 | T | 4,6-Dinitro-o-cresol | *1000.000 | 1003.737 | -0.4 | 122 | 0.00 |
| 25 | t | Hexachlorobenzene | 0.282 | 0.268 | 5.0 | 111 | 0.00 |
| 26 | t | Pentachlorophenol | *1000.000 | 1029.669 | -3.0 | 120 | 0.00 |
| 27 | t | Phenanthrene | 1.210 | 1.130 | 6.6 | 108 | 0.00 |
| 28 | t | Anthracene | 1.222 | 1.192 | 2.5 | 108 | 0.00 |
| 29 | t | Fluoranthene | 1.594 | 1.557 | 2.3 | 108 | 0.00 |
| 30 | t | Pyrene | 1.677 | 1.632 | 2.7 | 108 | 0.00 |
| 31 | T | Benzidine | *1000.000 | 687.019 | 31.3# | 77 | 0.00 |
| 32 | s | 4-Terphenyl-d14 | 1.106 | 1.092 | 1.3 | 108 | 0.00 |
| 33 | i | Chrysene-d12 | 1.000 | 1.000 | 0.0 | 109 | 0.00 |
| 34 | t | Benzo[a]anthracene | *1000.000 | 953.665 | 4.6 | 103 | 0.00 |
| 35 | t | 3,3'-Dichlorobenzidine | 0.534 | 0.538 | -0.7 | 100 | 0.00 |

Evaluate Continuing Calibration Report

Data Path : I:\8270SIM\sv119\250625RVTical\
Data File : ICV.D
Acq On : 25 Jun 2025 10:58 pm
Operator : sv119:ljg
Sample : CQICV1,32,,1 Lot# 11696
Misc : WG2084288,,ical
ALS Vial : 11 Sample Multiplier: 1

Quant Time: Jun 27 08:30:22 2025
Quant Method : I:\8270SIM\sv119\250625RVTical\SIM-RVT_250625_sv119.M
Quant Title : Semivolatiles by GC/MS by modified 8270
QLast Update : Fri Jun 27 08:31:19 2025
Response via : Initial Calibration

Min. RRF : 0.050 Min. Rel. Area : 50% Max. R.T. Dev 0.50min
Max. RRF Dev : 20% Max. Rel. Area : 200%

| | | Compound | AvgRF | CCRF | %Dev | Area% | Dev(min) |
|---|---|---|---|---|---|---|---|
| 36 | t | Chrysene | 1.304 | 1.280 | 1.8 | 106 | 0.00 |
| 37 | T | Bis(2-ethylhexyl)phthalate | 0.716 | 0.730 | -2.0 | 107 | 0.00 |
| 38 | i | Perylene-d12 | 1.000 | 1.000 | 0.0 | 105 | 0.00 |
| 39 | t | Benzo[b]fluoranthene | 1.105 | 1.054 | 4.6 | 91 | 0.00 |
| 40 | t | Benzo[k]fluoranthene | 1.278 | 1.389 | -8.7 | 109 | 0.00 |
| 41 | t | Benzo[a]pyrene | 1.050 | 1.072 | -2.1 | 96 | 0.00 |
| 42 | t | Indeno[1,2,3-cd]pyrene | *1000.000 | 763.105 | 23.7# | 79 | 0.00 |
| 43 | t | Dibenzo[a,h]anthracene | *1000.000 | 830.401 | 17.0 | 86 | 0.00 |
| 44 | t | Benzo[g,h,i]perylene | 0.975 | 0.989 | -1.4 | 95 | -0.01 |

* Evaluation of CC level amount vs concentration.
(#) = Out of Range SPCC's out = 0 CCC's out = 0

Quantitation Report (QT Reviewed)

Data Path : I:\8270SIM\sv119\250625RVTical\
Data File : ICV.D
Acq On : 25 Jun 2025 10:58 pm
Operator : sv119:ljg
Sample : CQICV1,32,,1 Lot# 11696
Misc : WG2084288,,ical
ALS Vial : 11 Sample Multiplier: 1

Quant Time: Jun 27 08:30:22 2025
Quant Method : I:\8270SIM\sv119\250625RVTical\SIM-RVT_250625_sv119.M
Quant Title : Semivolatiles by GC/MS by modified 8270
QLast Update : Fri Jun 27 08:31:19 2025
Response via : Initial Calibration

CCAL FILE(s) : 1 - I:\8270SIM\sv119\250625RVTical\L8.D
Sub List : Default - All compounds listed

| Compound | R.T. | QIon | Response | Conc | Units | Dev(Min) |
|---|---|---|---|---|---|---|
| Internal Standards | | | | | | |
| 1) 1,4-Dichlorobenzene-d4 | 2.360 | 152 | 176358 | 4000.000 | ng/ml | 0.00 |
| Standard Area 1 = 144221 | | | Recovery = 122.28% | | | |
| 9) Naphthalene-d8 | 3.022 | 136 | 665652 | 4000.000 | ng/ml | 0.00 |
| Standard Area 1 = 566700 | | | Recovery = 117.46% | | | |
| 18) Acenaphthene-d10 | 3.996 | 164 | 394370 | 4000.000 | ng/ml | 0.00 |
| Standard Area 1 = 346174 | | | Recovery = 113.92% | | | |
| 23) Phenanthrene-d10 | 4.840 | 188 | 800068 | 4000.000 | ng/ml | 0.00 |
| Standard Area 1 = 720898 | | | Recovery = 110.98% | | | |
| 33) Chrysene-d12 | 6.452 | 240 | 949210 | 4000.000 | ng/ml | 0.00 |
| Standard Area 1 = 872550 | | | Recovery = 108.79% | | | |
| 38) Perylene-d12 | 7.764 | 264 | 954465 | 4000.000 | ng/ml | 0.00 |
| Standard Area 1 = 911236 | | | Recovery = 104.74% | | | |
| System Monitoring Compounds | | | | | | |
| 3) 2-Fluorophenol | 1.766 | 112 | 53658 | 1052.902 | ng/ml | 0.01 |
| Spiked Amount 2000.000 | Range 15 - 110 | | Recovery = 52.65% | | | |
| 4) Phenol-d6 | 2.161 | 99 | 66308 | 1047.503 | ng/ml | 0.00 |
| Spiked Amount 2000.000 | Range 15 - 110 | | Recovery = 52.38% | | | |
| 8) Nitrobenzene-d5 | 2.639 | 82 | 55278 | 953.639 | ng/ml | 0.00 |
| Spiked Amount 1000.000 | Range 30 - 130 | | Recovery = 95.36% | | | |
| 14) 2-Fluorobiphenyl | 3.614 | 172 | 145502 | 975.463 | ng/ml | 0.00 |
| Spiked Amount 1000.000 | Range 30 - 130 | | Recovery = 97.55% | | | |
| 22) 2,4,6-Tribromophenol | 4.440 | 330 | 24680 | 1089.973 | ng/ml | 0.00 |
| Spiked Amount 2000.000 | Range 15 - 110 | | Recovery = 54.50% | | | |
| 32) 4-Terphenyl-d14 | 5.770 | 244 | 218374 | 987.287 | ng/ml | 0.00 |
| Spiked Amount 1000.000 | Range 30 - 130 | | Recovery = 98.73% | | | |
| Target Compounds | | | | | | Qvalue |
| 2) N-Nitrosodimethylamine | 1.312 | 74 | 30178 | 1003.305 | ng/mL | 79 |
| 5) Bis(2-chloroethyl)ether | 2.220 | 93 | 49795 | 905.402 | ng/ml | 98 |
| 6) n-nitrosodi-n-propylamine | 2.557 | 70 | 38524 | 940.192 | ng/ml | 99 |
| 7) Hexachloroethane | 2.621 | 117 | 22134 | 977.510 | ng/ml | 98 |
| 10) Naphthalene | 3.033 | 128 | 167044 | 924.027 | ng/ml | 100 |
| 11) Hexachlorobutadiene | 3.105 | 225 | 32722 | 964.933 | ng/ml | 100 |
| 12) 2-Methylnaphthalene | 3.410 | 142 | 109587 | 951.703 | ng/ml | 100 |
| 13) 1-Methylnaphthalene | 3.466 | 142 | 111213 | 954.976 | ng/ml | 100 |
| 15) 2-Chloronaphthalene | 3.681 | 162 | 121694 | 970.581 | ng/ml | 98 |
| 16) 2,6-Dinitrotoluene | 3.870 | 165 | 27097 | 1002.226 | ng/ml | 98 |
| 17) Acenaphthylene | 3.914 | 152 | 207347 | 984.460 | ng/ml | 100 |

Quantitation Report (QT Reviewed)

Data Path : I:\8270SIM\sv119\250625RVTical\
Data File : ICV.D
Acq On : 25 Jun 2025 10:58 pm
Operator : sv119:ljg
Sample : CQICV1,32,,1 Lot# 11696
Misc : WG2084288,,ical
ALS Vial : 11 Sample Multiplier: 1

Quant Time: Jun 27 08:30:22 2025
Quant Method : I:\8270SIM\sv119\250625RVTical\SIM-RVT_250625_sv119.M
Quant Title : Semivolatiles by GC/MS by modified 8270
QLast Update : Fri Jun 27 08:31:19 2025
Response via : Initial Calibration

CCAL FILE(s) : 1 - I:\8270SIM\sv119\250625RVTical\L8.D
Sub List : Default - All compounds listed

| Compound | R.T. | QIon | Response | Conc | Units | Dev(Min) |
|---|---|---|---|---|---|---|
| 19) Acenaphthene | 4.011 | 153 | 123896 | 948.818 | ng/ml | 98 |
| 20) 2,4-Dinitrotoluene | 4.097 | 165 | 36672 | 1024.355 | ng/ml | 99 |
| 21) Fluorene | 4.302 | 166 | 148665 | 944.731 | ng/ml | 99 |
| 24) 4,6-Dinitro-o-cresol | 4.327 | 198 | 20469 | 1003.737 | ng/ml | 99 |
| 25) Hexachlorobenzene | 4.621 | 284 | 53569 | 949.748 | ng/ml | 96 |
| 26) Pentachlorophenol | 4.732 | 266 | 23748 | 1029.669 | ng/ml | 100 |
| 27) Phenanthrene | 4.852 | 178 | 226030 | 934.007 | ng/ml | 100 |
| 28) Anthracene | 4.881 | 178 | 238348 | 975.313 | ng/ml | 100 |
| 29) Fluoranthene | 5.542 | 202 | 311379 | 976.860 | ng/ml | 99 |
| 30) Pyrene | 5.675 | 202 | 326454 | 973.207 | ng/ml | 100 |
| 31) Benzidine | 5.615 | 184 | 109066 | 687.019 | ng/mL | 100 |
| 34) Benzo[a]anthracene | 6.443 | 228 | 308276 | 953.665 | ng/ml | 100 |
| 35) 3,3'-Dichlorobenzidine | 6.423 | 252 | 127612 | 1007.239 | ng/ml | 100 |
| 36) Chrysene | 6.469 | 228 | 303757 | 981.744 | ng/ml | 100 |
| 37) Bis(2-ethylhexyl)phtha... | 6.465 | 149 | 173316 | 1020.139 | ng/ml | 99 |
| 39) Benzo[b]fluoranthene | 7.357 | 252 | 251570 | 953.932 | ng/ml | 98 |
| 40) Benzo[k]fluoranthene | 7.382 | 252 | 331327M1 | 1086.304 | ng/ml | |
| 41) Benzo[a]pyrene | 7.695 | 252 | 255832 | 1021.068 | ng/ml | 100 |
| 42) Indeno[1,2,3-cd]pyrene | 9.081 | 276 | 169376 | 763.105 | ng/ml | 98 |
| 43) Dibenzo[a,h]anthracene | 9.117 | 278 | 189715M4 | 830.401 | ng/ml | |
| 44) Benzo[g,h,i]perylene | 9.447 | 276 | 236052 | 1014.330 | ng/ml | 99 |

(#) = qualifier out of range (m) = manual integration (+) = signals summed

Quantitation Report (QT Reviewed)

Data Path : I:\8270SIM\sv119\250625RVTical\
Data File : ICV.D
Acq On : 25 Jun 2025 10:58 pm
Operator : sv119:ljg
Sample : CQICV1,32,,1 Lot# 11696
Misc : WG2084288,,ical
ALS Vial : 11 Sample Multiplier: 1

Quant Time: Jun 27 08:30:22 2025
Quant Method : I:\8270SIM\sv119\250625RVTical\SIM-RVT_250625_sv119.M
Quant Title : Semivolatiles by GC/MS by modified 8270
QLast Update : Fri Jun 27 08:31:19 2025
Response via : Initial Calibration

Sub List : Default - All compounds listedical\L8.D•

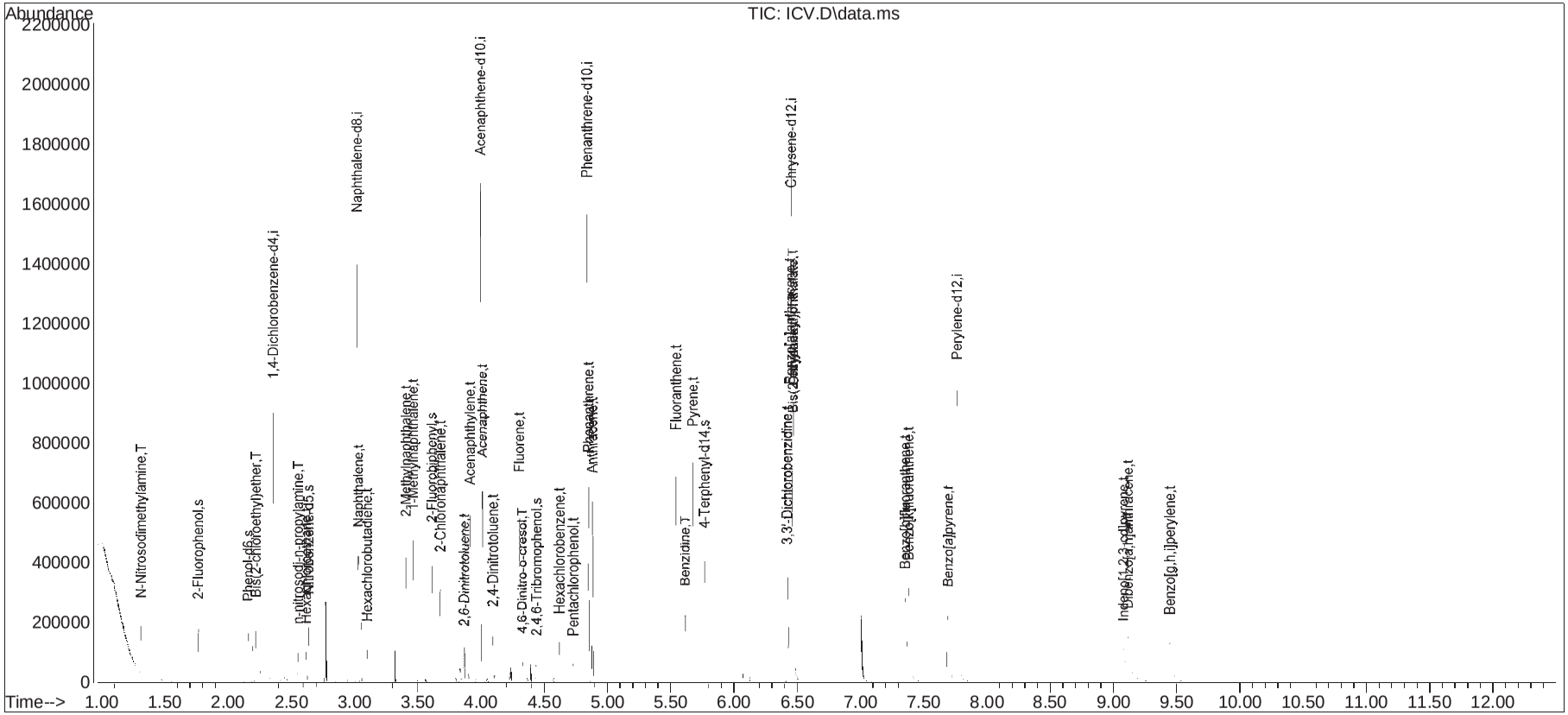

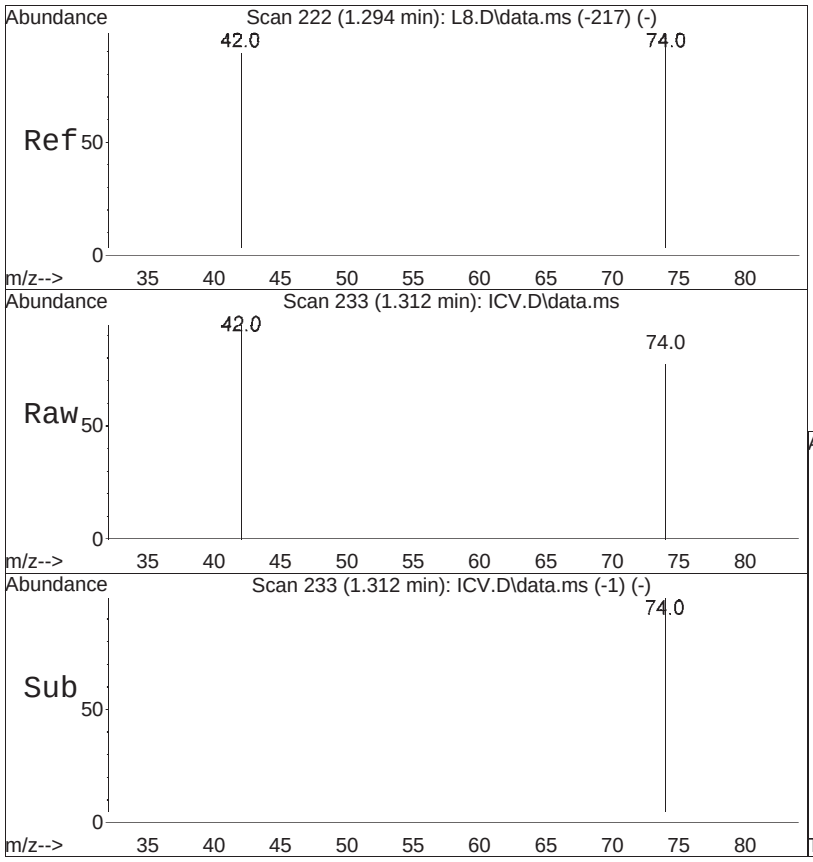


#2
N-Nitrosodimethylamine
Concen: 1003.31 ng/mL
RT: 1.312 min Scan# 233
Delta R.T. 0.018 min
Lab File: ICV.D
Acq: 25 Jun 2025 10:58 pm

Tgt Ion: 74 Resp: 30178

| Ion | Ratio | Lower | Upper |
|---|---|---|---|
| 74 | 100 | | |
| 42 | 414.7 | 293.4 | 440.0 |
| 44 | 5.6 | 4.3 | 6.5 |

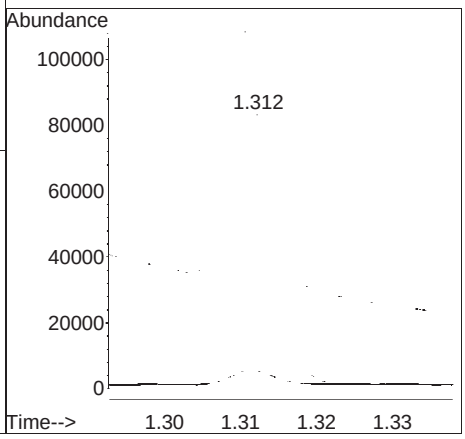

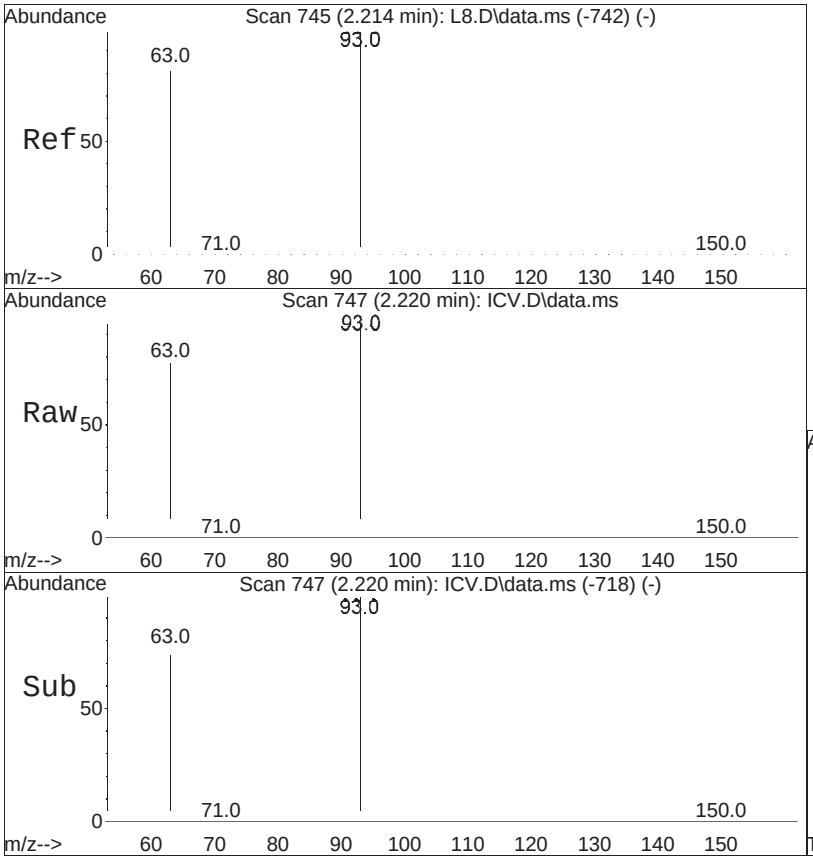


#5
Bis(2-chloroethyl)ether
Concen: 905.40 ng/ml
RT: 2.220 min Scan# 747
Delta R.T. 0.006 min
Lab File: ICV.D
Acq: 25 Jun 2025 10:58 pm

Tgt Ion: 93 Resp: 49795

| Ion | Ratio | Lower | Upper |
|---|---|---|---|
| 93 | 100 | | |
| 63 | 80.2 | 62.9 | 94.3 |

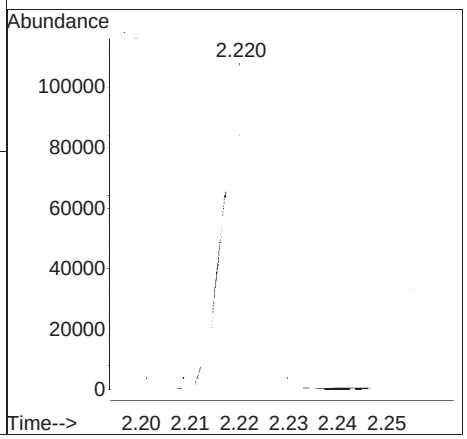

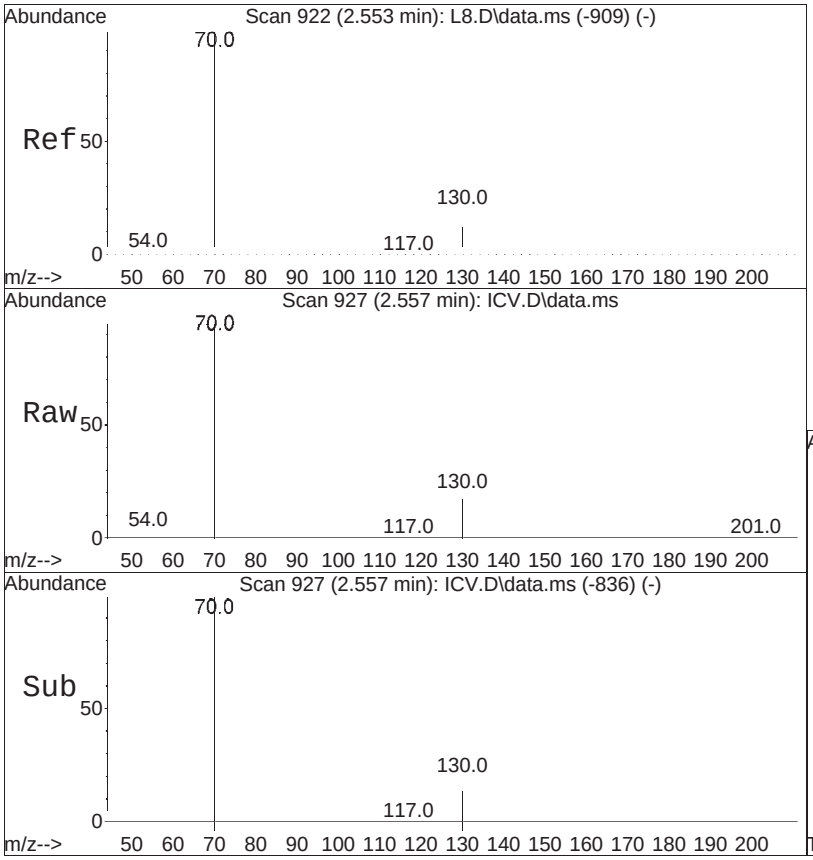


#6
n-nitrosodi-n-propylamine
Concen: 940.19 ng/ml
RT: 2.557 min Scan# 927
Delta R.T. 0.004 min
Lab File: ICV.D
Acq: 25 Jun 2025 10:58 pm

Tgt Ion: 70 Resp: 38524

| Ion | Ratio | Lower | Upper |
|---|---|---|---|
| 70 | 100 | | |
| 130 | 20.0 | 16.4 | 24.6 |

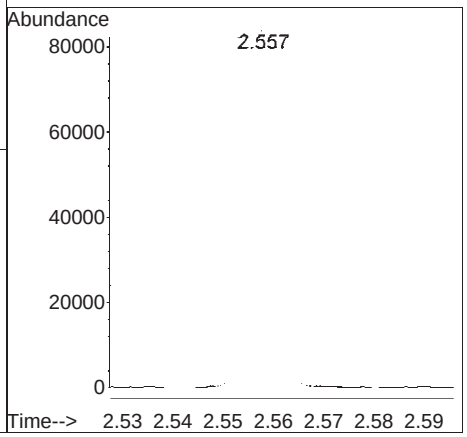

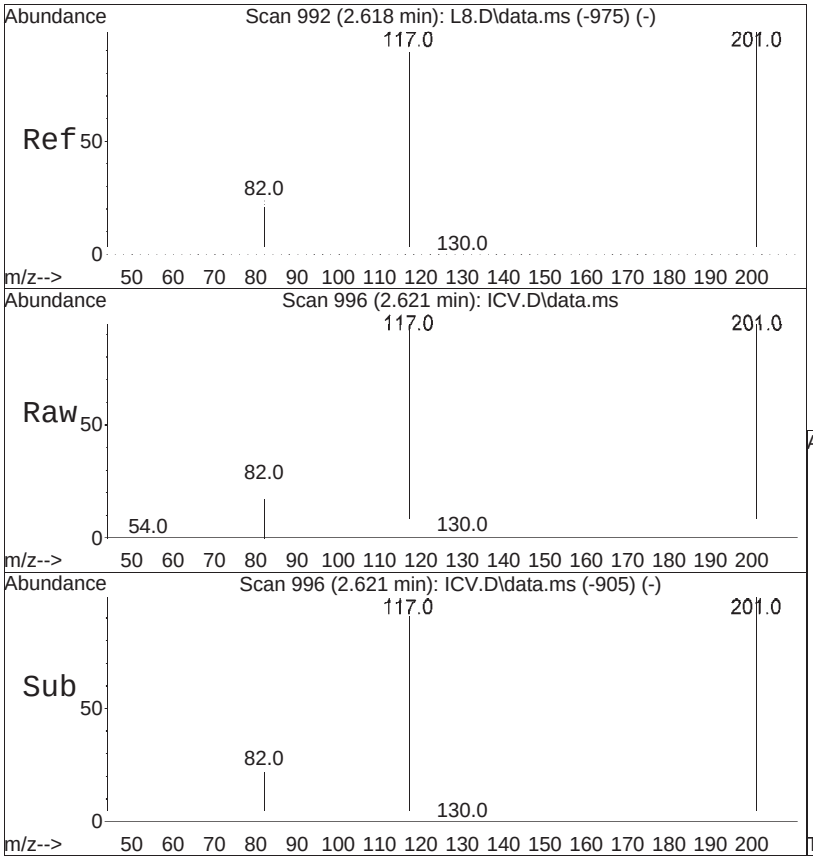


#7
Hexachloroethane
Concen: 977.51 ng/ml
RT: 2.621 min Scan# 996
Delta R.T. 0.003 min
Lab File: ICV.D
Acq: 25 Jun 2025 10:58 pm

Tgt Ion:117 Resp: 22134

| Ion | Ratio | Lower | Upper |
|---|---|---|---|
| 117 | 100 | | |
| 201 | 105.8 | 82.9 | 124.3 |

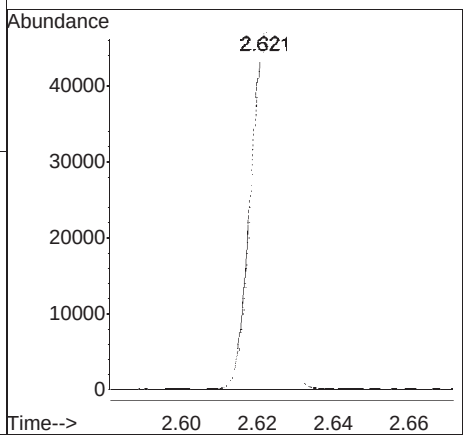

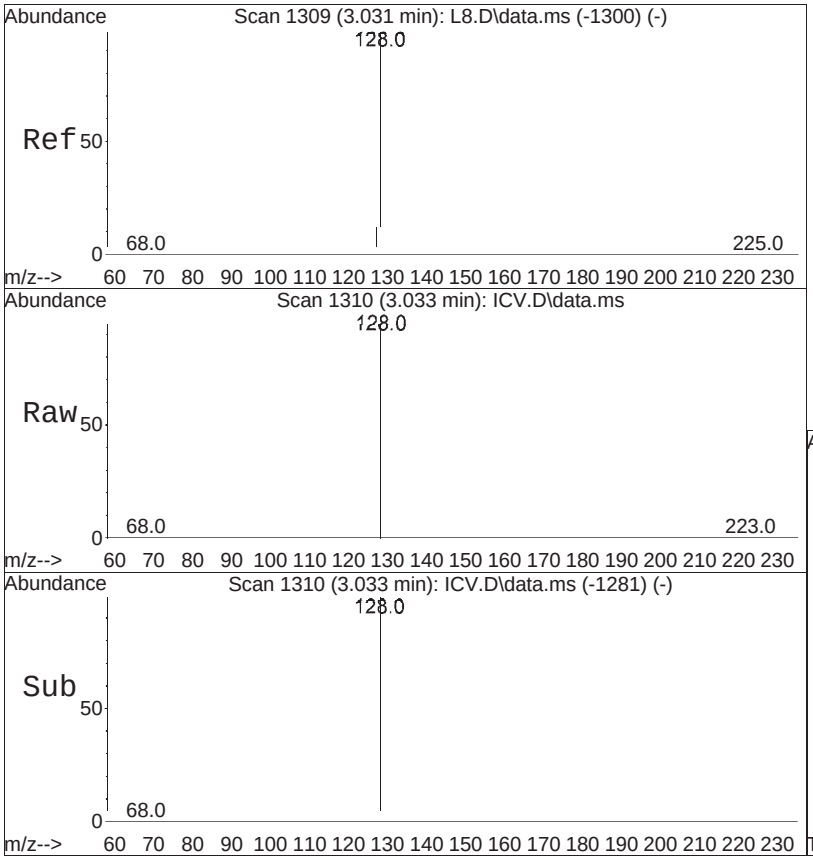


#10
Naphthalene
Concen: 924.03 ng/ml
RT: 3.033 min Scan# 1310
Delta R.T. 0.002 min
Lab File: ICV.D
Acq: 25 Jun 2025 10:58 pm

Tgt Ion:128 Resp: 167044

| Ion | Ratio | Lower | Upper |
|---|---|---|---|
| 128 | 100 | | |
| 129 | 11.0 | 8.8 | 13.2 |
| 127 | 13.4 | 10.6 | 15.8 |

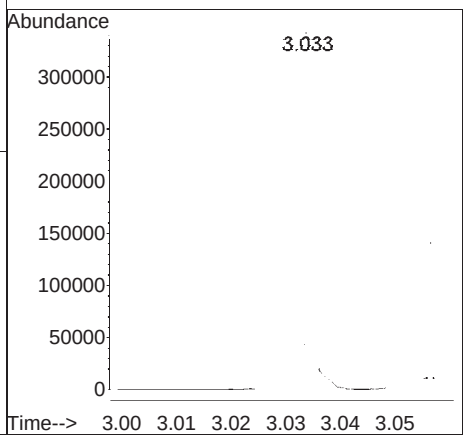




#11
Hexachlorobutadiene
Concen: 964.93 ng/ml
RT: 3.105 min Scan# 1335
Delta R.T. 0.003 min
Lab File: ICV.D
Acq: 25 Jun 2025 10:58 pm

Tgt Ion:225 Resp: 32722

| Ion | Ratio | Lower | Upper |
|---|---|---|---|
| 225 | 100 | | |
| 223 | 62.9 | 50.2 | 75.4 |

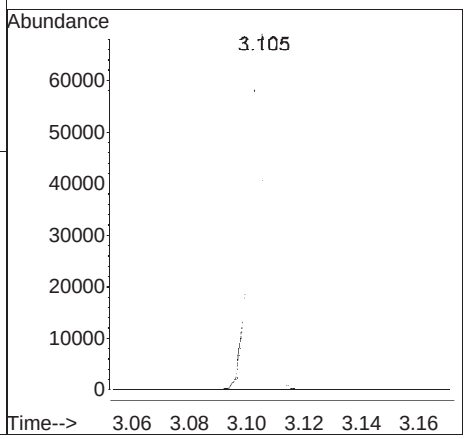

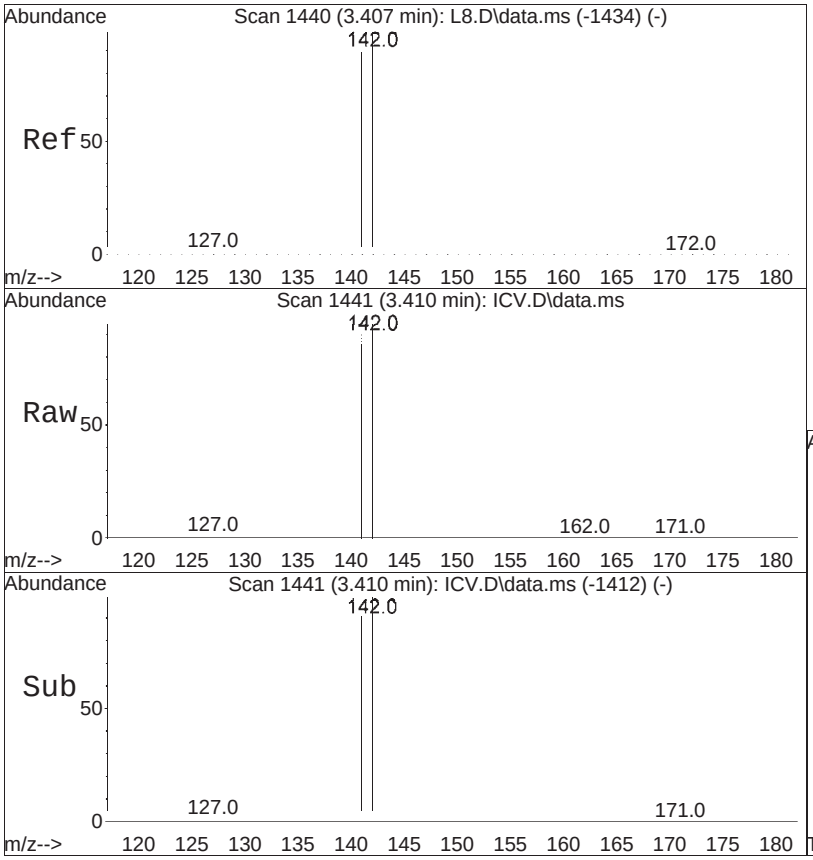


#12
2-Methylnaphthalene
Concen: 951.70 ng/ml
RT: 3.410 min Scan# 1441
Delta R.T. 0.003 min
Lab File: ICV.D
Acq: 25 Jun 2025 10:58 pm

Tgt Ion:142 Resp: 109587

| Ion | Ratio | Lower | Upper |
|---|---|---|---|
| 142 | 100 | | |
| 141 | 91.8 | 73.6 | 110.4 |

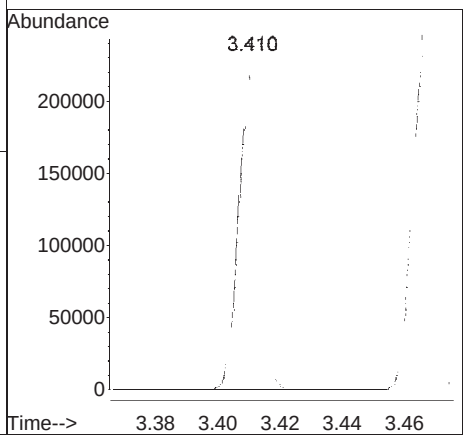

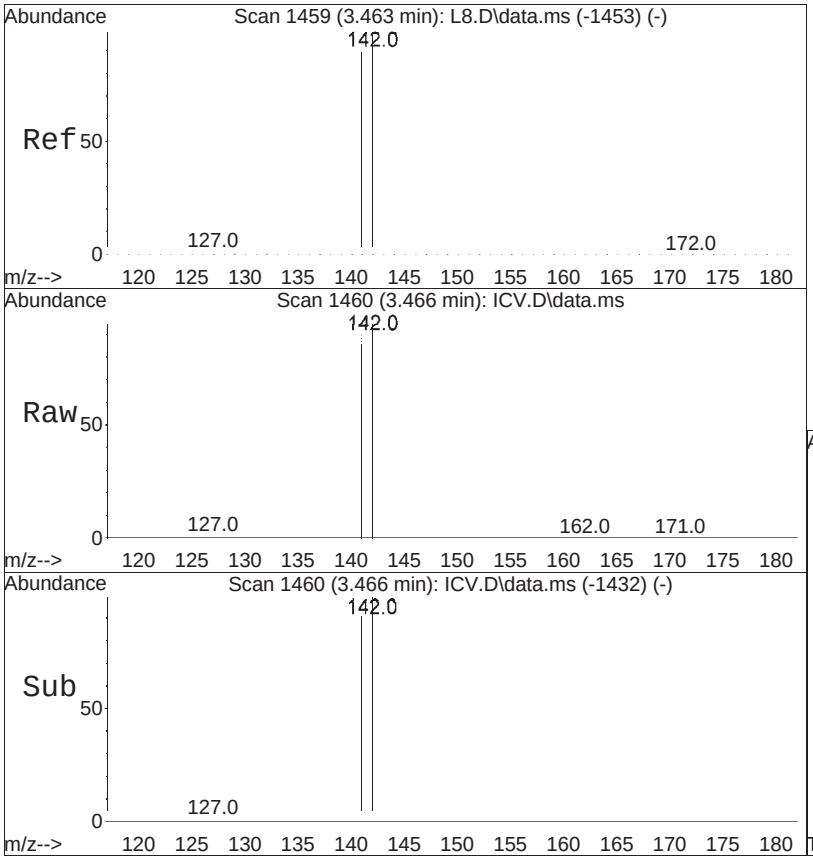


#13
1-Methylnaphthalene
Concen: 954.98 ng/ml
RT: 3.466 min Scan# 1460
Delta R.T. 0.003 min
Lab File: ICV.D
Acq: 25 Jun 2025 10:58 pm

Tgt Ion:142 Resp: 111213

| Ion | Ratio | Lower | Upper |
|---|---|---|---|
| 142 | 100 | | |
| 141 | 95.2 | 76.0 | 114.0 |

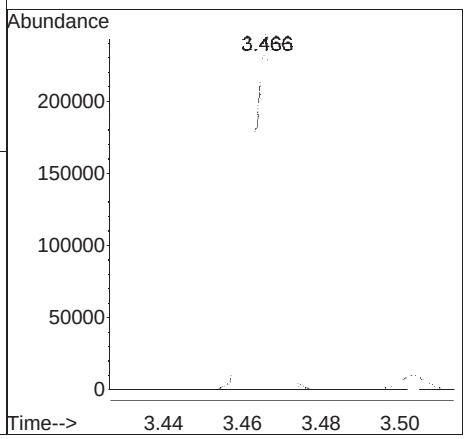

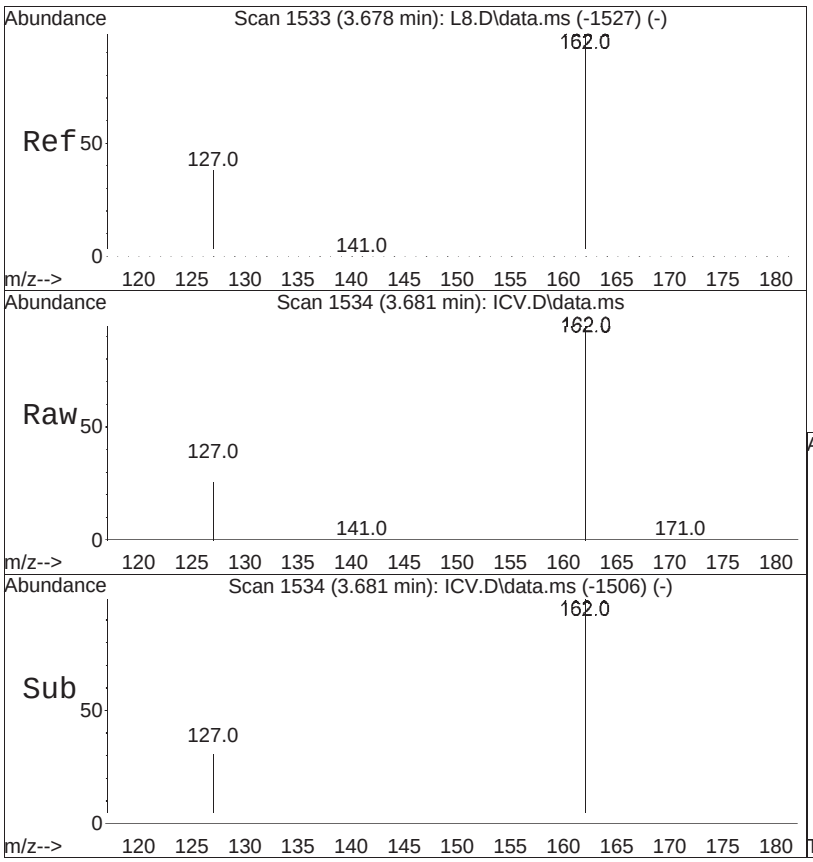


#15
2-Chloronaphthalene
Concen: 970.58 ng/ml
RT: 3.681 min Scan# 1534
Delta R.T. 0.003 min
Lab File: ICV.D
Acq: 25 Jun 2025 10:58 pm

Tgt Ion:162 Resp: 121694

| Ion | Ratio | Lower | Upper |
|---|---|---|---|
| 162 | 100 | | |
| 127 | 38.3 | 29.8 | 44.8 |

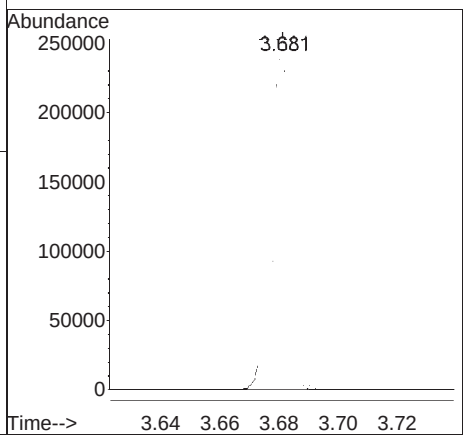

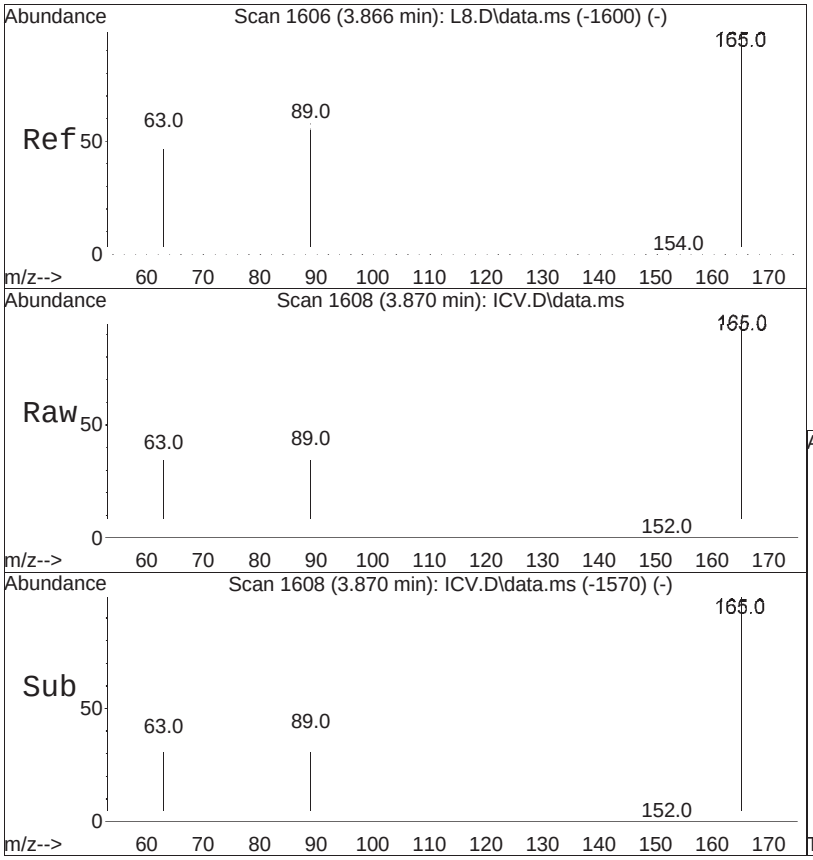


#16
2,6-Dinitrotoluene
Concen: 1002.23 ng/ml
RT:  3.870 min  Scan# 1608
Delta R.T.  0.004 min
Lab File:  ICV.D
Acq: 25 Jun 2025  10:58 pm

Tgt Ion:165 Resp:  27097

| Ion | Ratio | Lower | Upper |
|---|---|---|---|
| 165 | 100 | | |
| 89 | 55.9 | 45.6 | 68.4 |
| 63 | 55.3 | 45.4 | 68.2 |

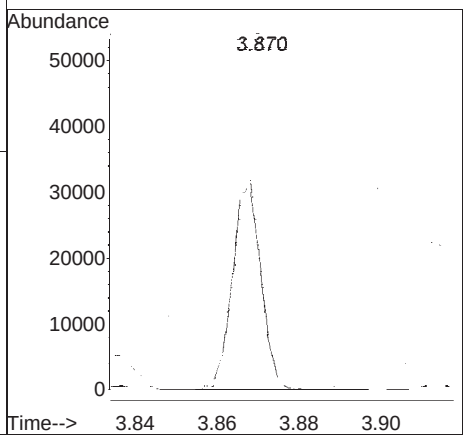

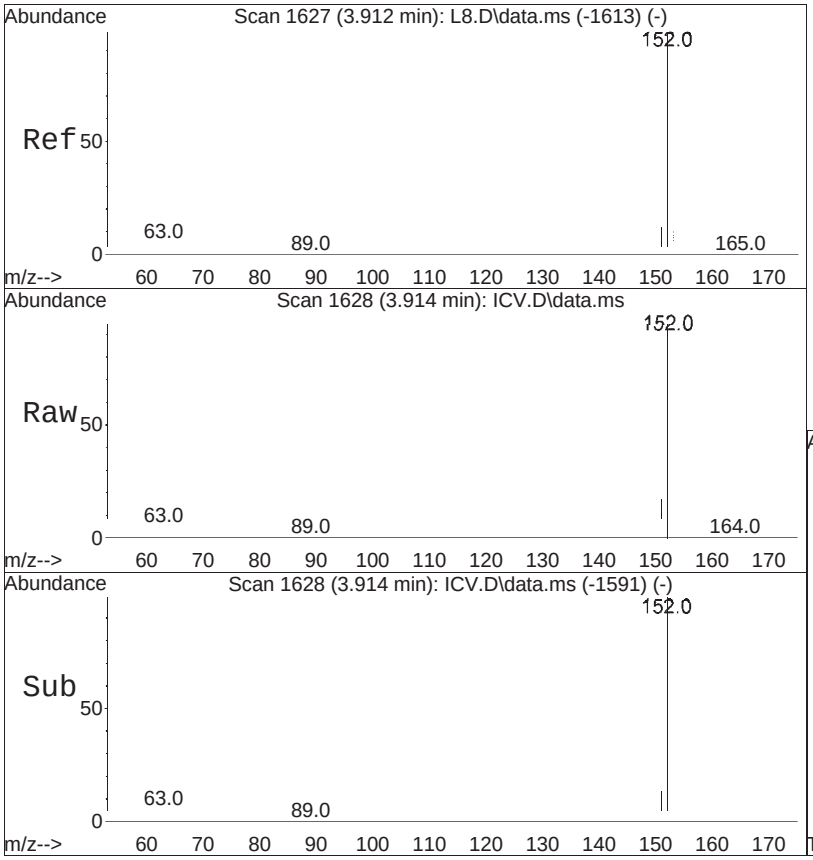


#17
Acenaphthylene
Concen: 984.46 ng/ml
RT: 3.914 min Scan# 1628
Delta R.T. 0.002 min
Lab File: ICV.D
Acq: 25 Jun 2025 10:58 pm

Tgt Ion:152 Resp: 207347

| Ion | Ratio | Lower | Upper |
|---|---|---|---|
| 152 | 100 | | |
| 151 | 20.1 | 16.2 | 24.2 |

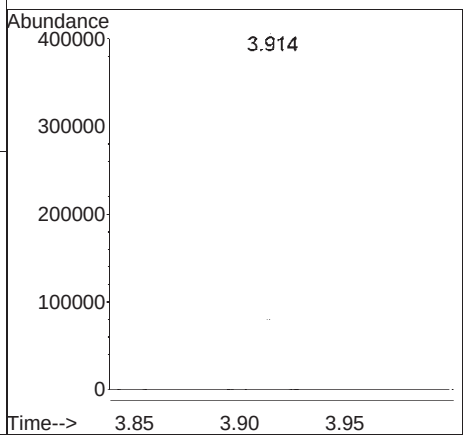

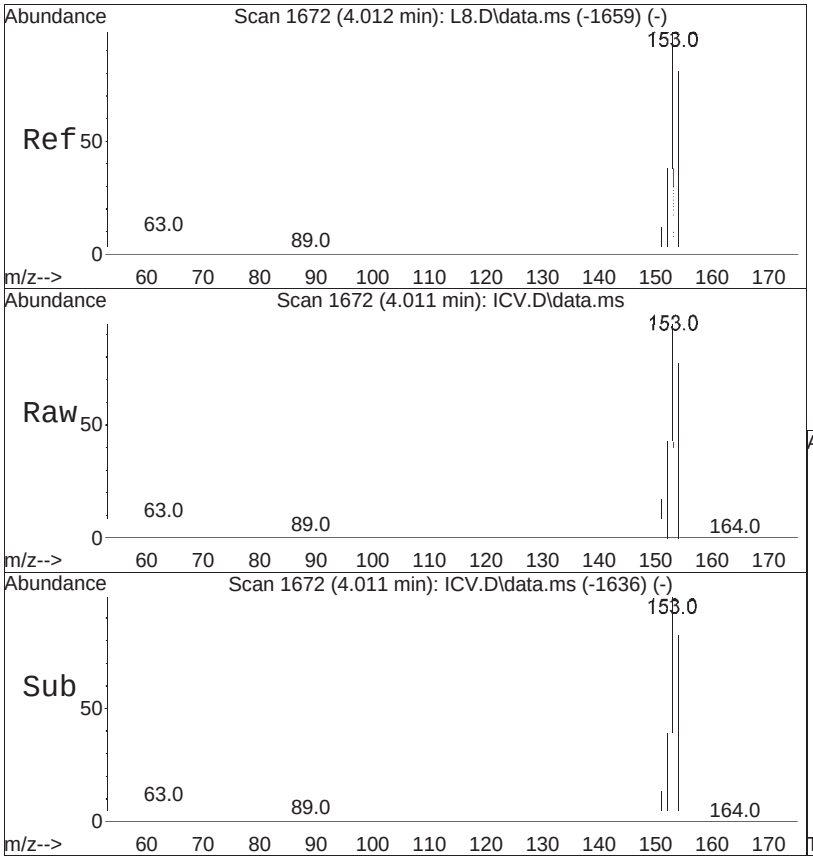


#19
Acenaphthene
Concen: 948.82 ng/ml
RT: 4.011 min Scan# 1672
Delta R.T. -0.001 min
Lab File: ICV.D
Acq: 25 Jun 2025 10:58 pm

Tgt Ion:153 Resp: 123896

| Ion | Ratio | Lower | Upper |
|---|---|---|---|
| 153 | 100 | | |
| 154 | 91.5 | 72.0 | 108.0 |

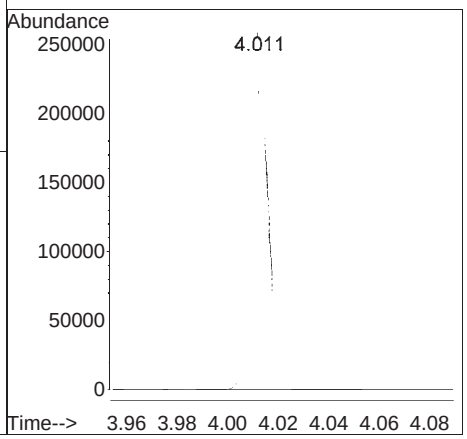

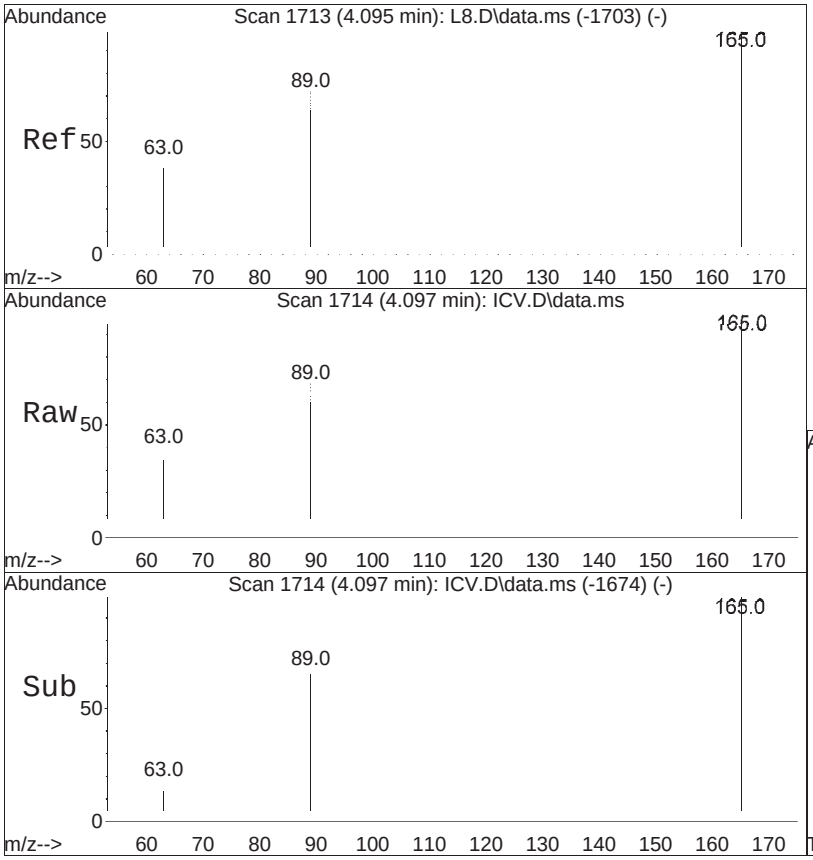


#20
2,4-Dinitrotoluene
Concen: 1024.35 ng/ml
RT:  4.097 min  Scan# 1714
Delta R.T.  0.002 min
Lab File:  ICV.D
Acq: 25 Jun 2025  10:58 pm

Tgt Ion:165 Resp:  36672

| Ion | Ratio | Lower | Upper |
|---|---|---|---|
| 165 | 100 | | |
| 89 | 69.8 | 56.6 | 85.0 |
| 63 | 42.8 | 35.0 | 52.6 |

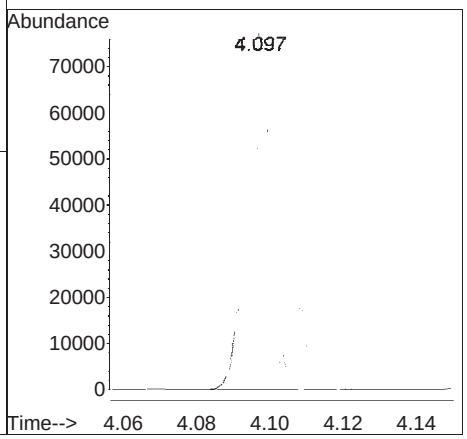

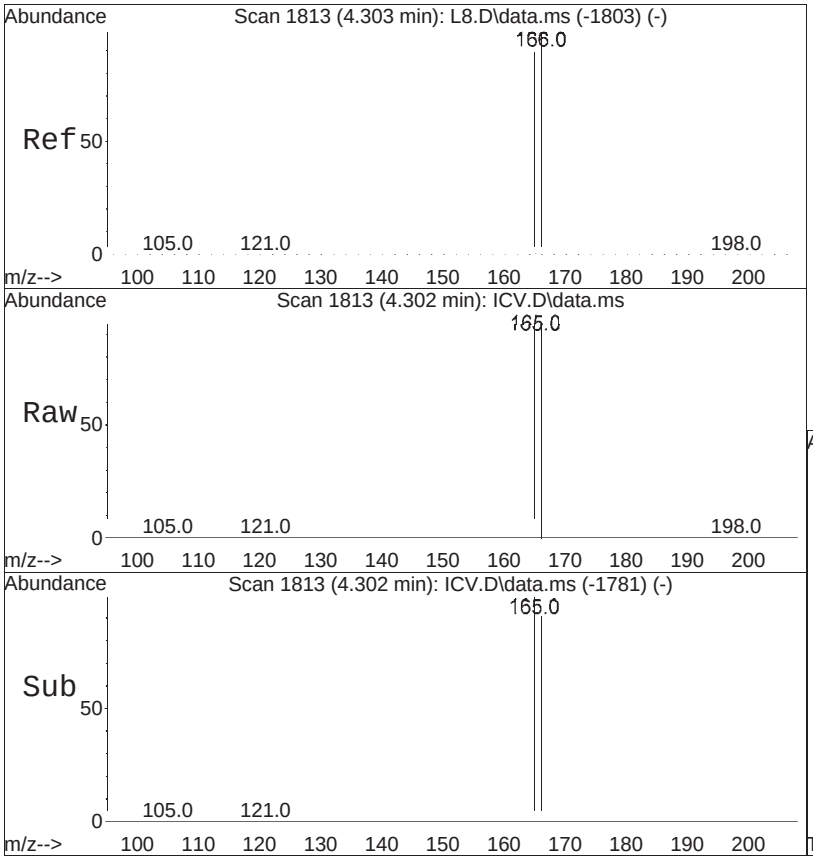


#21
Fluorene
Concen: 944.73 ng/ml
RT: 4.302 min Scan# 1813
Delta R.T. -0.001 min
Lab File: ICV.D
Acq: 25 Jun 2025 10:58 pm

Tgt Ion:166 Resp: 148665

| Ion | Ratio | Lower | Upper |
|---|---|---|---|
| 166 | 100 | | |
| 165 | 101.4 | 81.5 | 122.3 |

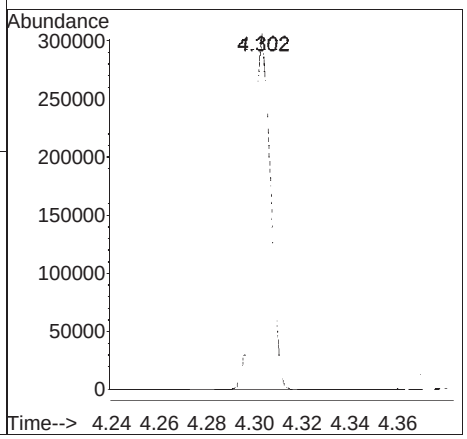

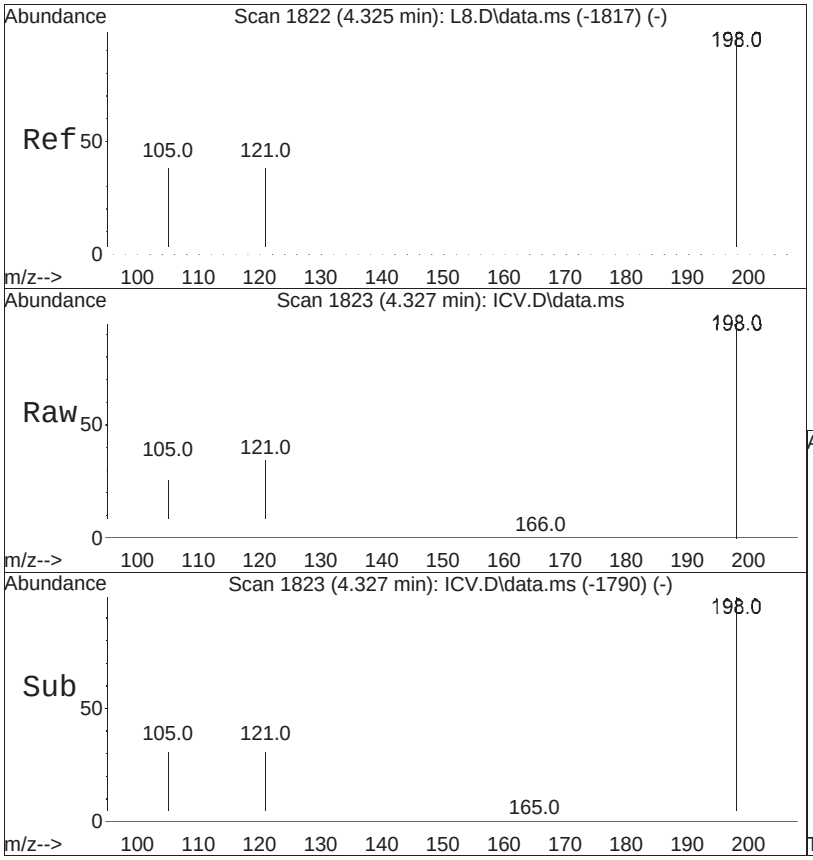


#24
4,6-Dinitro-o-cresol
Concen: 1003.74 ng/ml
RT:  4.327 min  Scan# 1823
Delta R.T.  0.002 min
Lab File:  ICV.D
Acq: 25 Jun 2025  10:58 pm

Tgt Ion:198 Resp:  20469

| Ion | Ratio | Lower | Upper |
|---|---|---|---|
| 198 | 100 | | |
| 105 | 40.5 | 32.1 | 48.1 |

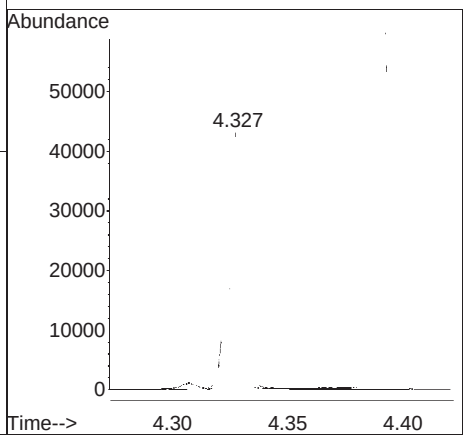

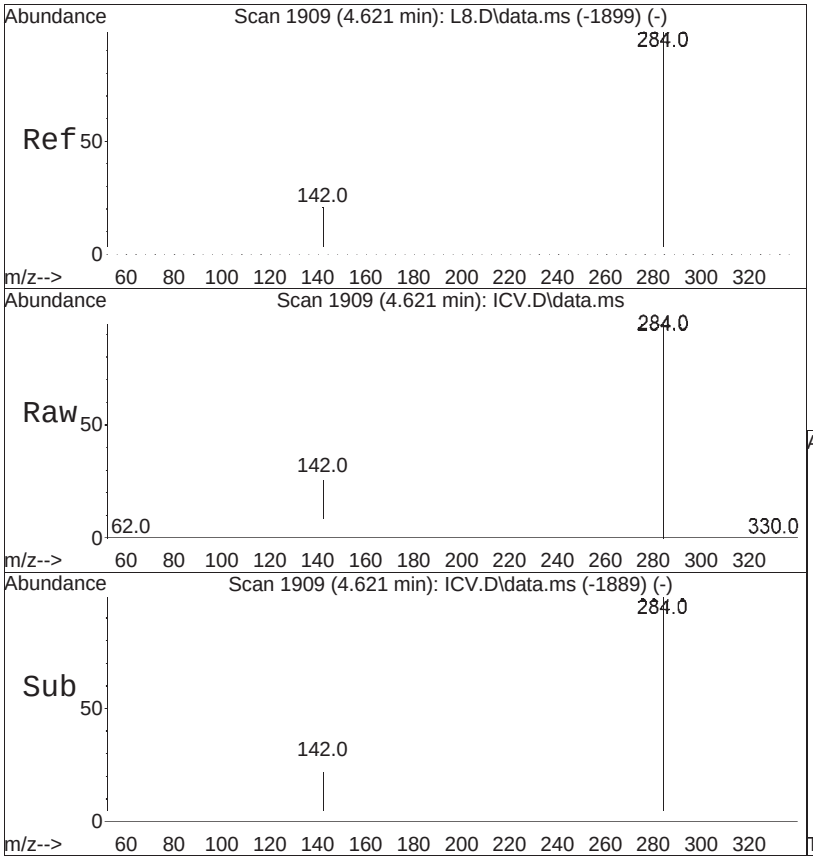


#25
Hexachlorobenzene
Concen: 949.75 ng/ml
RT: 4.621 min Scan# 1909
Delta R.T. 0.000 min
Lab File: ICV.D
Acq: 25 Jun 2025 10:58 pm

Tgt Ion:284 Resp: 53569

| Ion | Ratio | Lower | Upper |
|---|---|---|---|
| 284 | 100 | | |
| 142 | 33.9 | 28.8 | 43.2 |

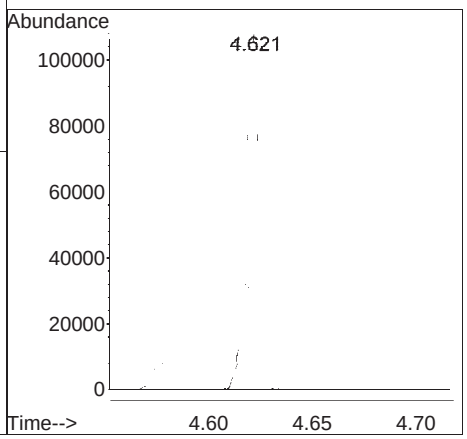

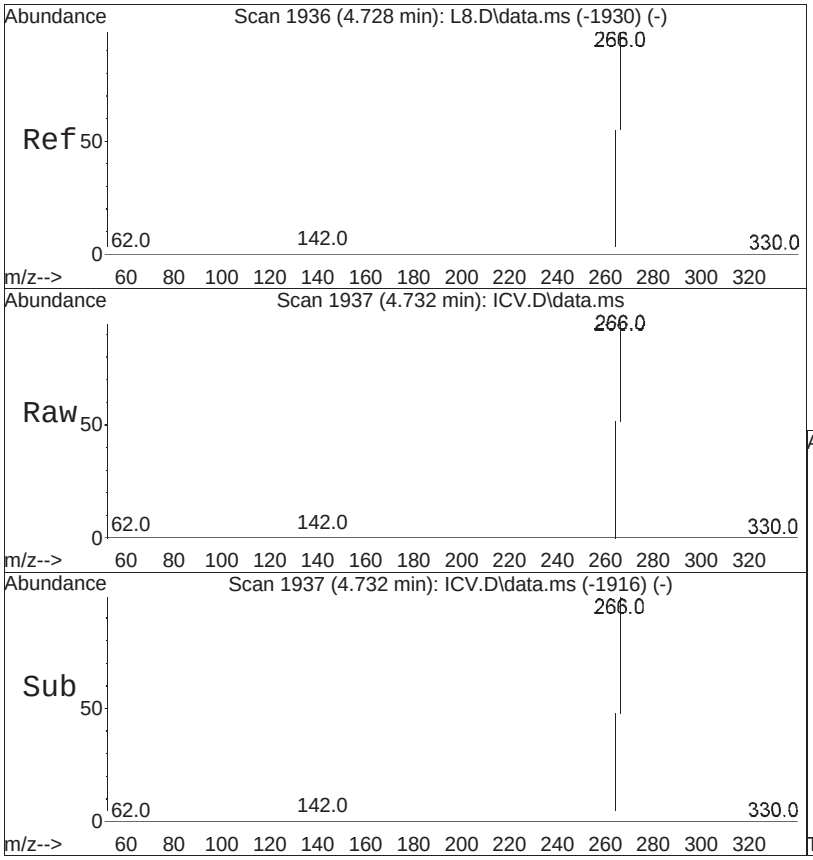


#26
Pentachlorophenol
Concen: 1029.67 ng/ml
RT: 4.732 min Scan# 1937
Delta R.T. 0.004 min
Lab File: ICV.D
Acq: 25 Jun 2025 10:58 pm

Tgt Ion:266 Resp: 23748

| Ion | Ratio | Lower | Upper |
|---|---|---|---|
| 266 | 100 | | |
| 264 | 63.4 | 50.6 | 76.0 |

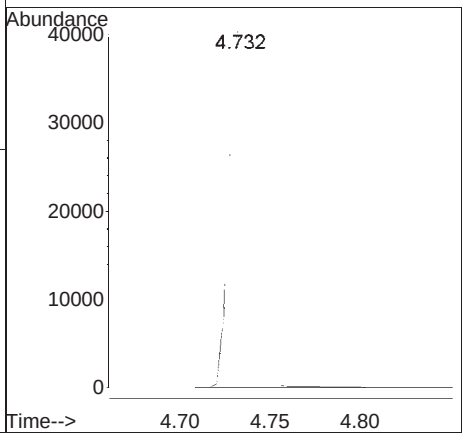

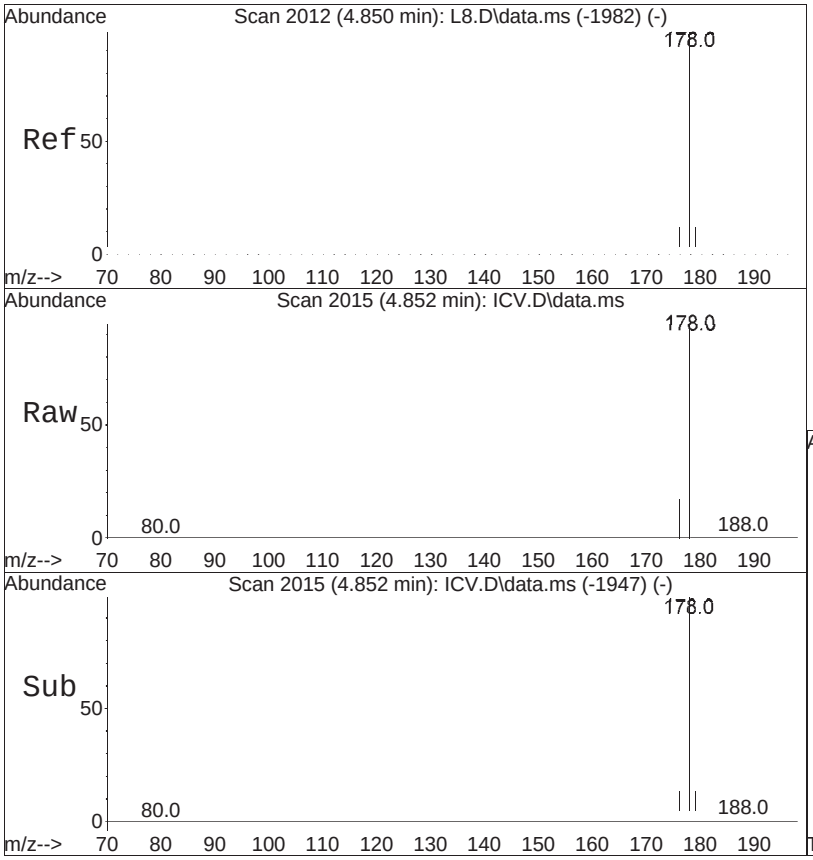


#27
Phenanthrene
Concen: 934.01 ng/ml
RT: 4.852 min Scan# 2015
Delta R.T. 0.002 min
Lab File: ICV.D
Acq: 25 Jun 2025 10:58 pm

Tgt Ion:178 Resp: 226030

| Ion | Ratio | Lower | Upper |
|---|---|---|---|
| 178 | 100 | | |
| 179 | 15.5 | 12.4 | 18.6 |

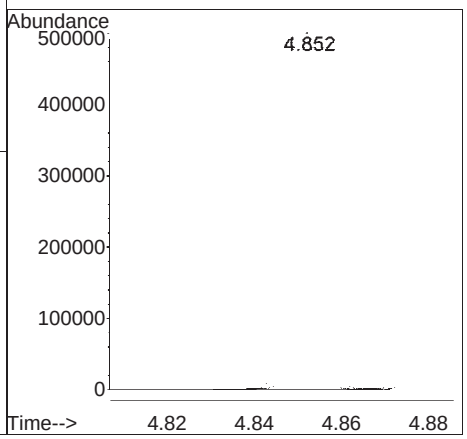

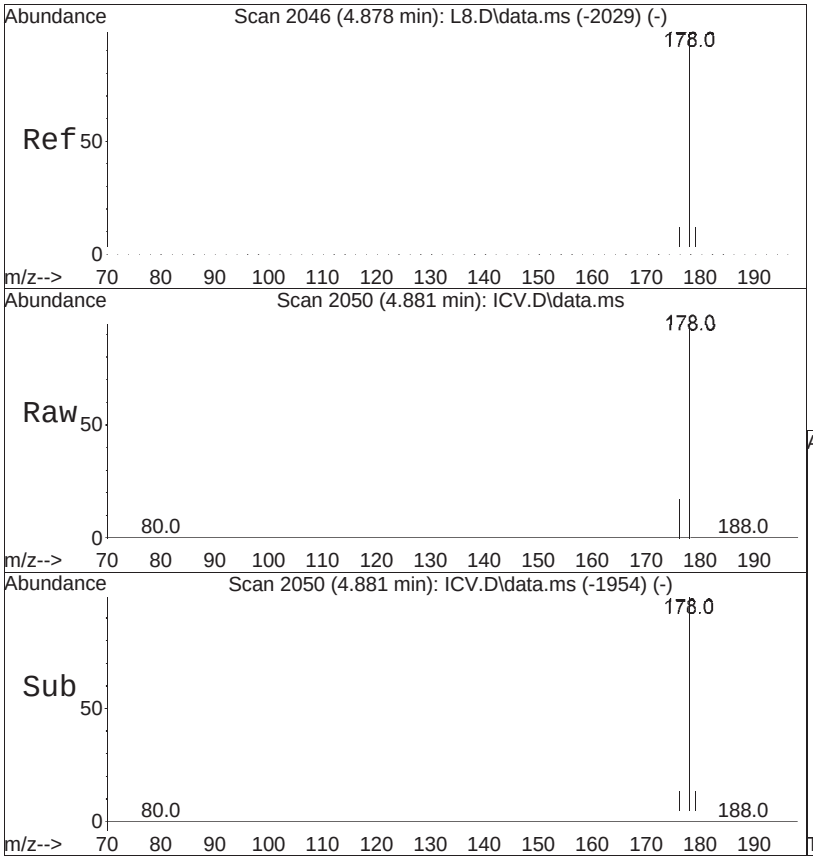


#28
Anthracene
Concen: 975.31 ng/ml
RT: 4.881 min Scan# 2050
Delta R.T. 0.003 min
Lab File: ICV.D
Acq: 25 Jun 2025 10:58 pm

Tgt Ion:178 Resp: 238348

| Ion | Ratio | Lower | Upper |
|---|---|---|---|
| 178 | 100 | | |
| 179 | 15.3 | 12.2 | 18.2 |

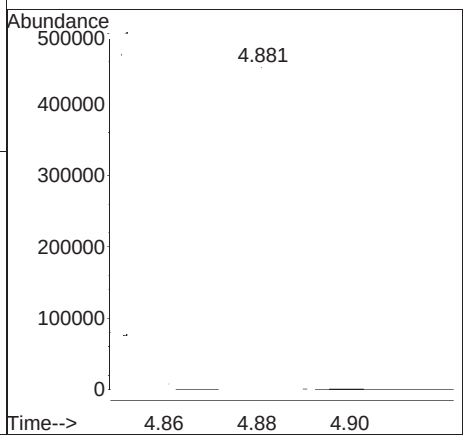

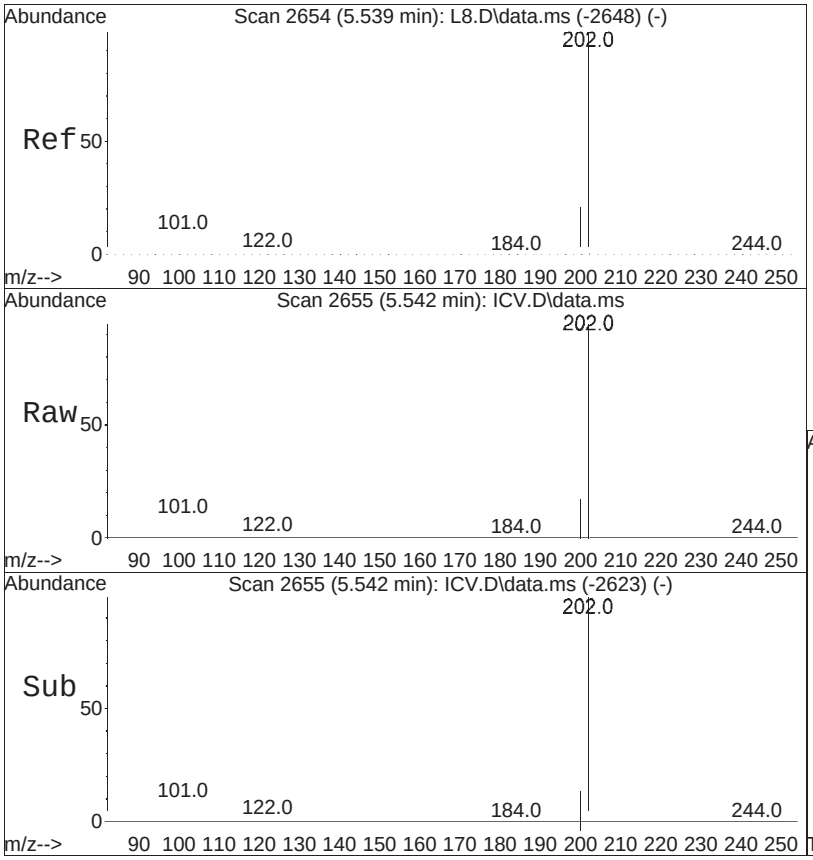


#29
Fluoranthene
Concen: 976.86 ng/ml
RT: 5.542 min Scan# 2655
Delta R.T. 0.003 min
Lab File: ICV.D
Acq: 25 Jun 2025 10:58 pm

Tgt Ion:202 Resp: 311379

| Ion | Ratio | Lower | Upper |
|---|---|---|---|
| 202 | 100 | | |
| 101 | 9.8 | 7.5 | 11.3 |

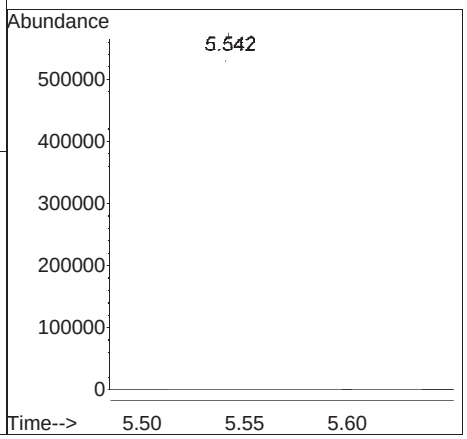

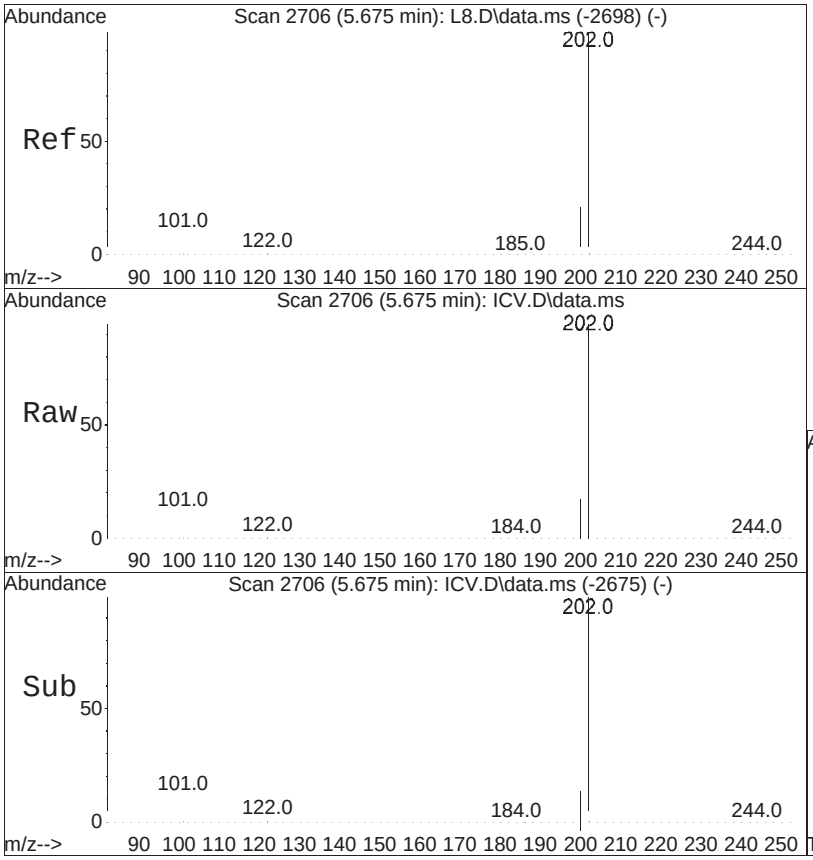


#30
Pyrene
Concen: 973.21 ng/ml
RT: 5.675 min Scan# 2706
Delta R.T. 0.000 min
Lab File: ICV.D
Acq: 25 Jun 2025 10:58 pm

Tgt Ion:202 Resp: 326454

| Ion | Ratio | Lower | Upper |
|---|---|---|---|
| 202 | 100 | | |
| 200 | 21.0 | 17.0 | 25.4 |

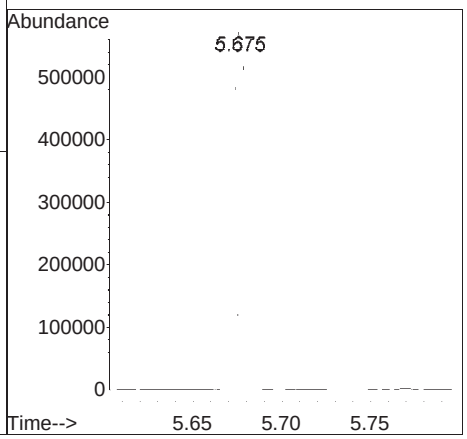

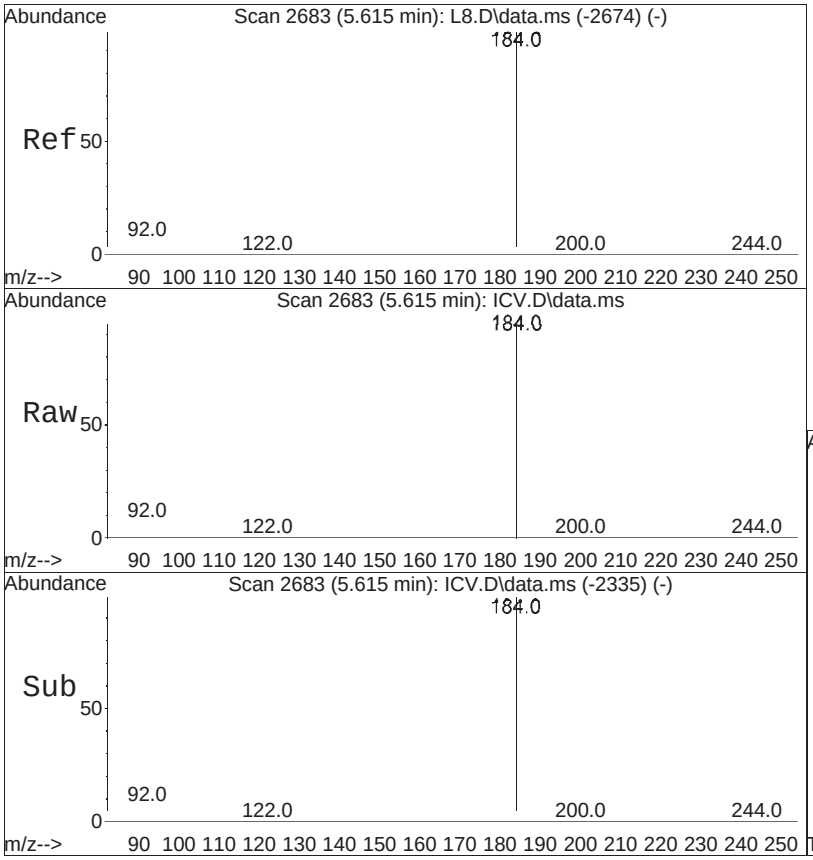


#31
Benzidine
Concen: 687.02 ng/mL
RT: 5.615 min Scan# 2683
Delta R.T. 0.000 min
Lab File: ICV.D
Acq: 25 Jun 2025 10:58 pm

Tgt Ion:184 Resp: 109066

| Ion | Ratio | Lower | Upper |
|---|---|---|---|
| 184 | 100 | | |
| 92 | 6.7 | 5.2 | 7.8 |
| 185 | 14.1 | 11.2 | 16.8 |

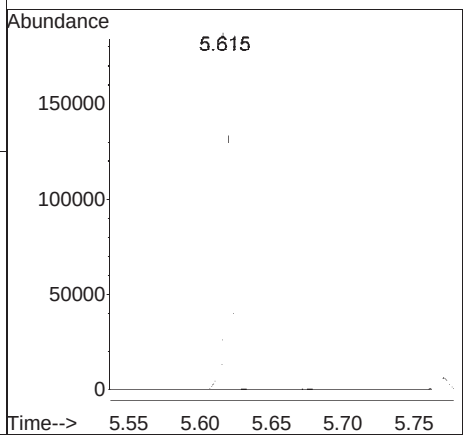

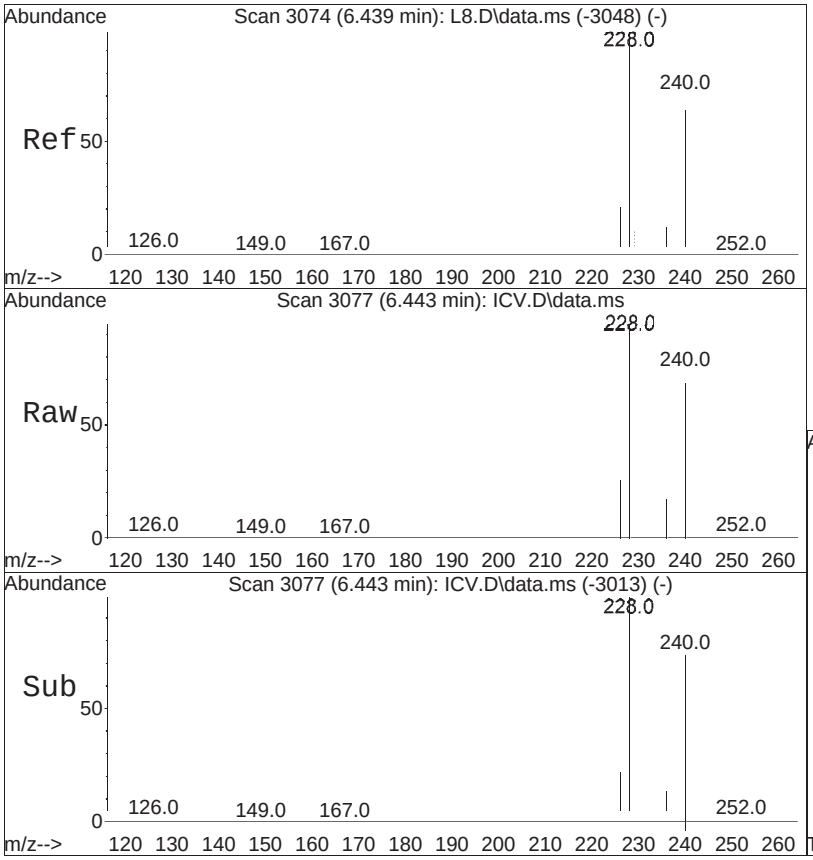


#34
Benzo[a]anthracene
Concen: 953.66 ng/ml
RT: 6.443 min Scan# 3077
Delta R.T. 0.004 min
Lab File: ICV.D
Acq: 25 Jun 2025 10:58 pm

Tgt Ion:228 Resp: 308276

| Ion | Ratio | Lower | Upper |
|---|---|---|---|
| 228 | 100 | | |
| 229 | 19.7 | 15.8 | 23.6 |

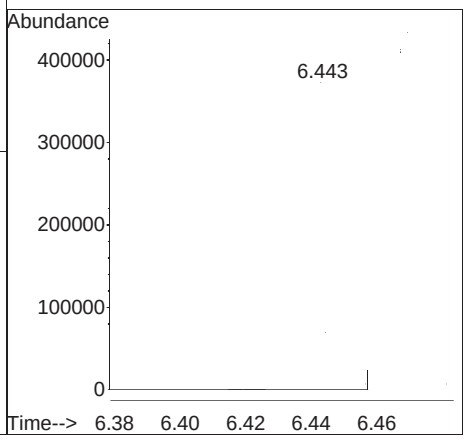

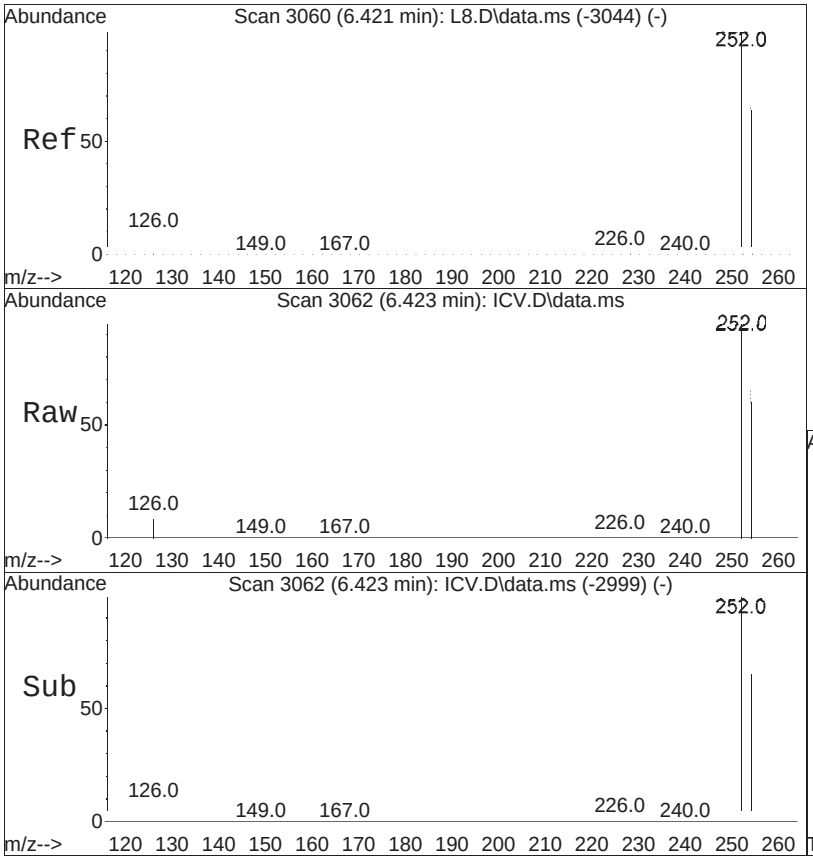


#35
3,3'-Dichlorobenzidine
Concen: 1007.24 ng/ml
RT: 6.423 min Scan# 3062
Delta R.T. 0.002 min
Lab File: ICV.D
Acq: 25 Jun 2025 10:58 pm

Tgt Ion:252 Resp: 127612

| Ion | Ratio | Lower | Upper |
|---|---|---|---|
| 252 | 100 | | |
| 126 | 9.7 | 7.7 | 11.5 |
| 254 | 64.6 | 51.8 | 77.6 |

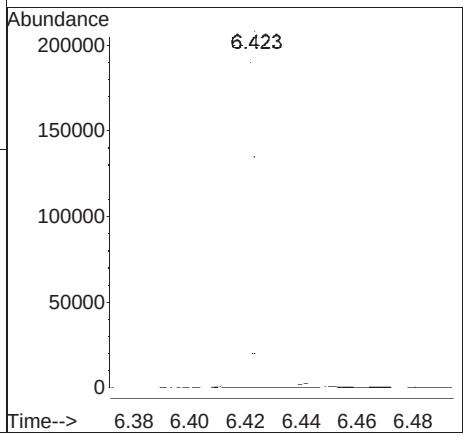

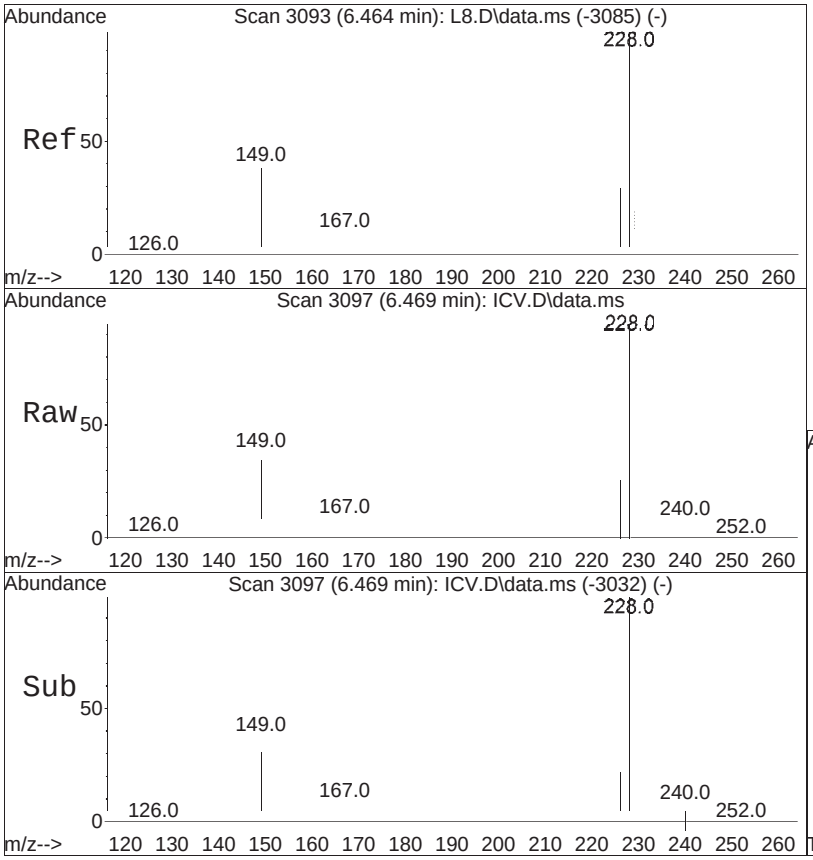


#36
Chrysene
Concen: 981.74 ng/ml
RT: 6.469 min Scan# 3097
Delta R.T. 0.005 min
Lab File: ICV.D
Acq: 25 Jun 2025 10:58 pm

Tgt Ion:228 Resp: 303757

| Ion | Ratio | Lower | Upper |
|---|---|---|---|
| 228 | 100 | | |
| 226 | 30.6 | 24.6 | 37.0 |

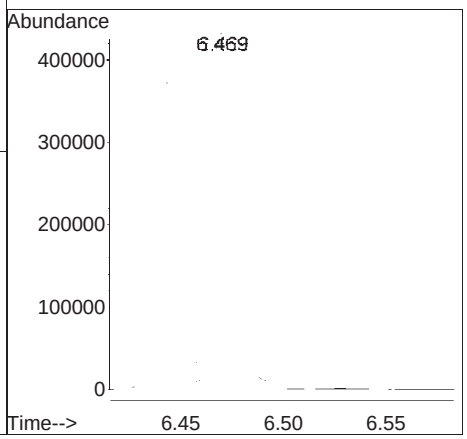

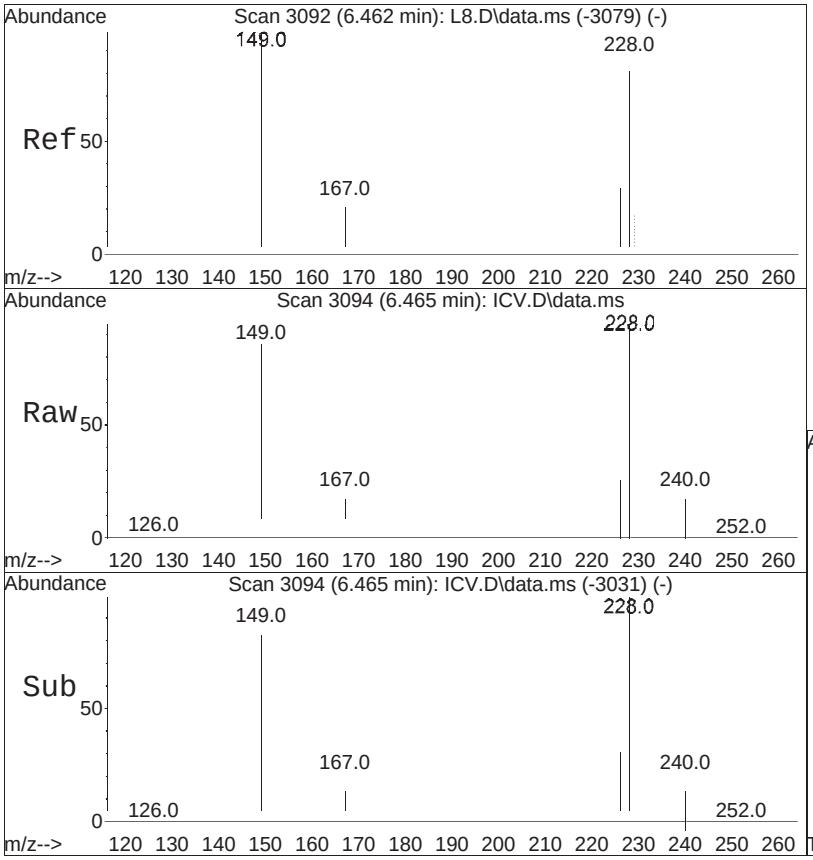


#37
Bis(2-ethylhexyl)phthalate
Concen: 1020.14 ng/ml
RT:  6.465 min  Scan# 3094
Delta R.T.  0.003 min
Lab File:  ICV.D
Acq: 25 Jun 2025  10:58 pm

Tgt Ion:149 Resp:  173316

| Ion | Ratio | Lower | Upper |
|---|---|---|---|
| 149 | 100 | | |
| 167 | 23.8 | 19.6 | 29.4 |

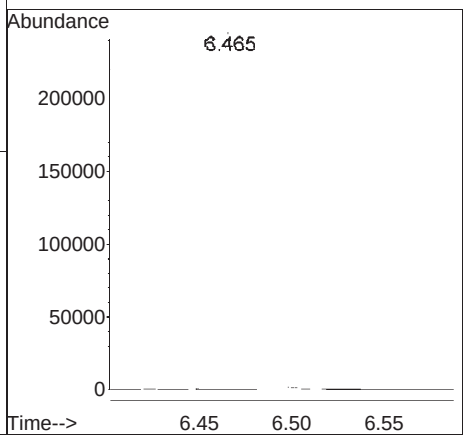

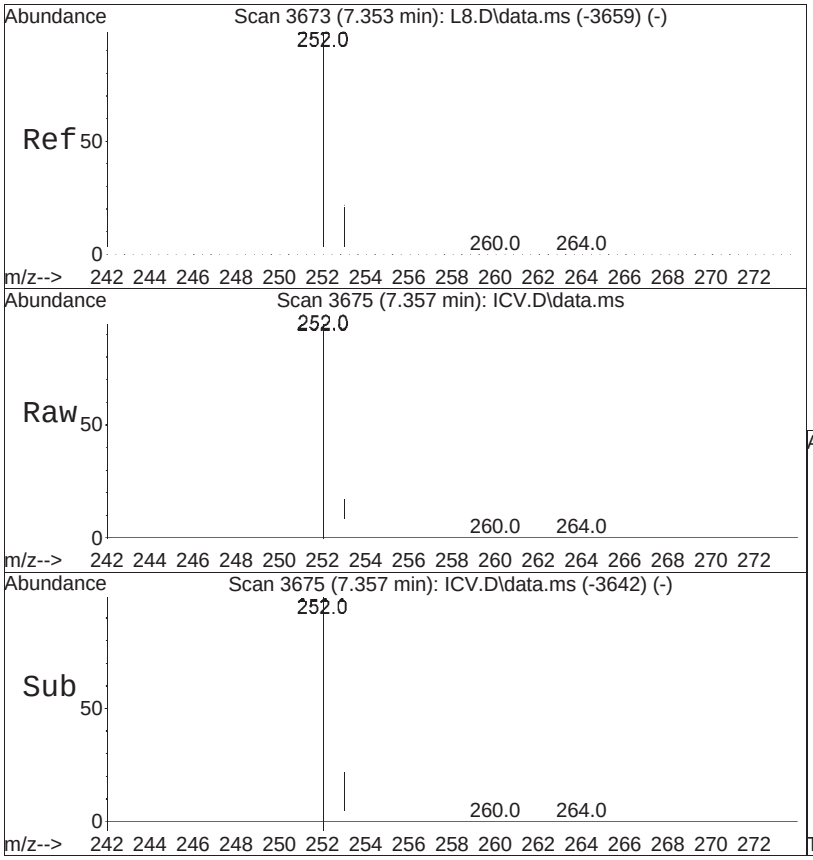


#39
Benzo[b]fluoranthene
Concen: 953.93 ng/ml
RT: 7.357 min Scan# 3675
Delta R.T. 0.004 min
Lab File: ICV.D
Acq: 25 Jun 2025 10:58 pm

Tgt Ion:252 Resp: 251570

| Ion | Ratio | Lower | Upper |
|---|---|---|---|
| 252 | 100 | | |
| 253 | 21.6 | 18.1 | 27.1 |

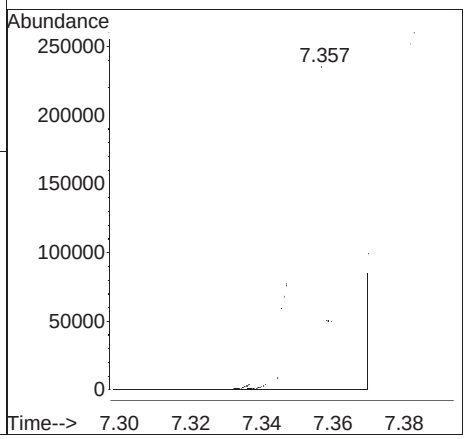

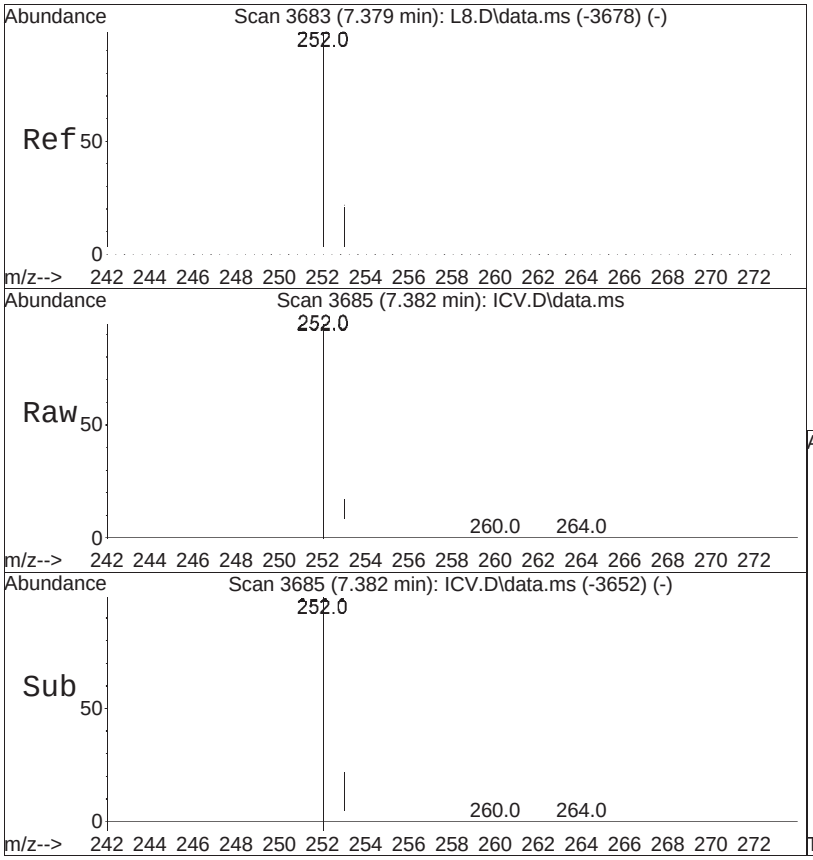


#40
Benzo[k]fluoranthene
Concen: 1086.30 ng/ml M1
RT:  7.382 min  Scan# 3685
Delta R.T.  0.003 min
Lab File:  ICV.D
Acq: 25 Jun 2025  10:58 pm

Tgt Ion:252 Resp:  331327

| Ion | Ratio | Lower | Upper |
|---|---|---|---|
| 252 | 100 | | |
| 253 | 21.1 | 17.0 | 25.4 |

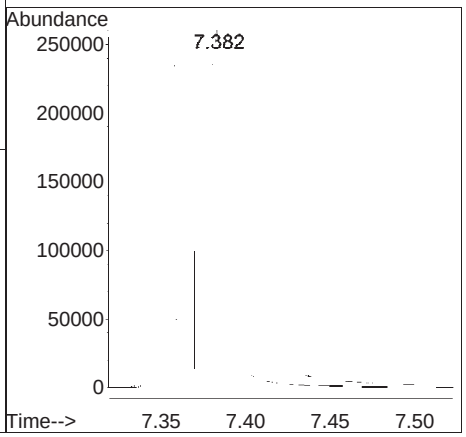

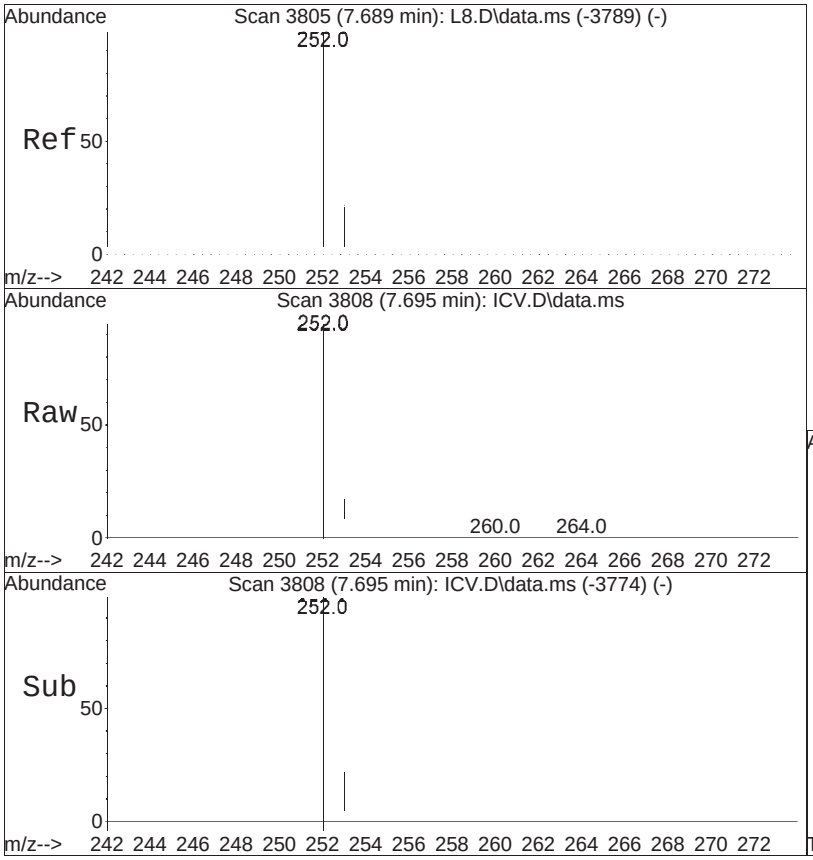


#41
Benzo[a]pyrene
Concen: 1021.07 ng/ml
RT:  7.695 min  Scan# 3808
Delta R.T.  0.006 min
Lab File:  ICV.D
Acq: 25 Jun 2025  10:58 pm

Tgt Ion:252 Resp:  255832

| Ion | Ratio | Lower | Upper |
|---|---|---|---|
| 252 | 100 | | |
| 253 | 21.8 | 17.4 | 26.0 |

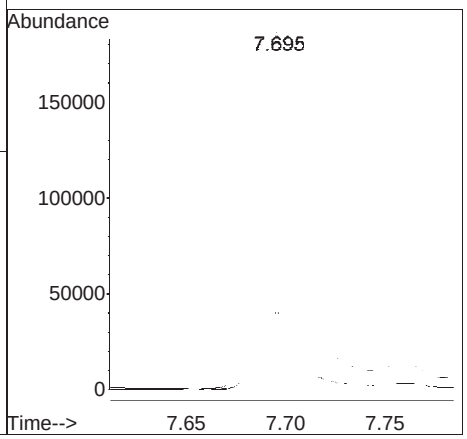




#42
Indeno[1,2,3-cd]pyrene
Concen: 763.11 ng/ml
RT: 9.081 min Scan# 4341
Delta R.T. 0.009 min
Lab File: ICV.D
Acq: 25 Jun 2025 10:58 pm

Tgt Ion:276 Resp: 169376

| Ion | Ratio | Lower | Upper |
|---|---|---|---|
| 276 | 100 | | |
| 138 | 17.2 | 14.4 | 21.6 |

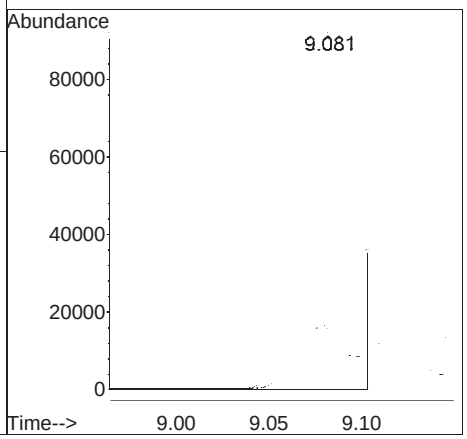

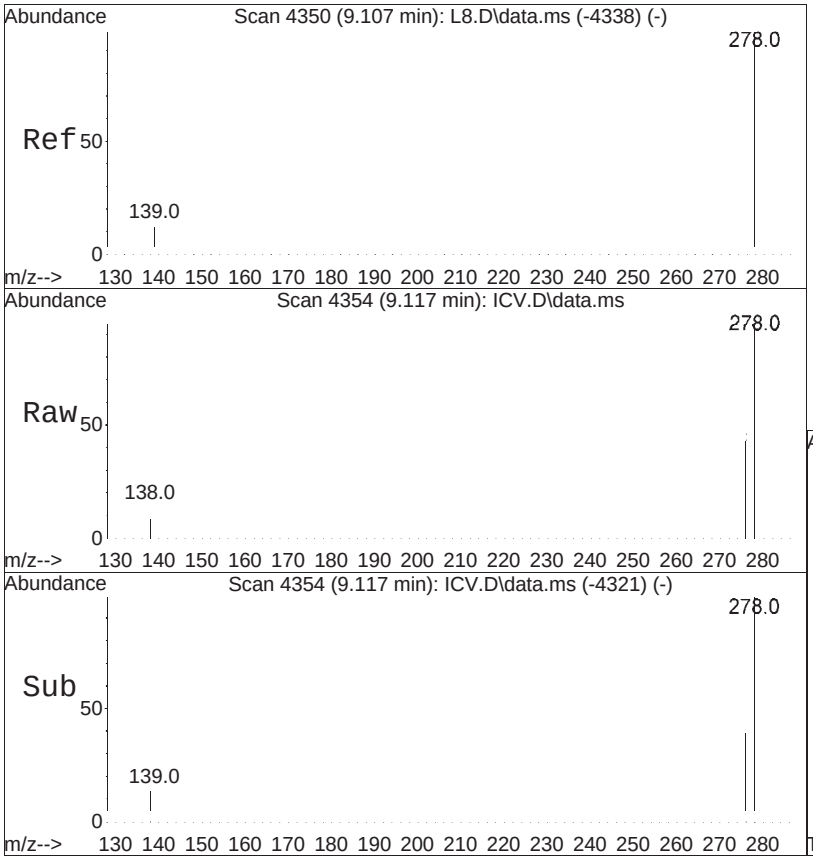


#43
Dibenzo[a,h]anthracene
Concen: 830.40 ng/ml M4
RT: 9.117 min Scan# 4354
Delta R.T. 0.010 min
Lab File: ICV.D
Acq: 25 Jun 2025 10:58 pm

Tgt Ion:278 Resp: 189715

| Ion | Ratio | Lower | Upper |
|---|---|---|---|
| 278 | 100 | | |
| 139 | 14.9 | 12.1 | 18.1 |

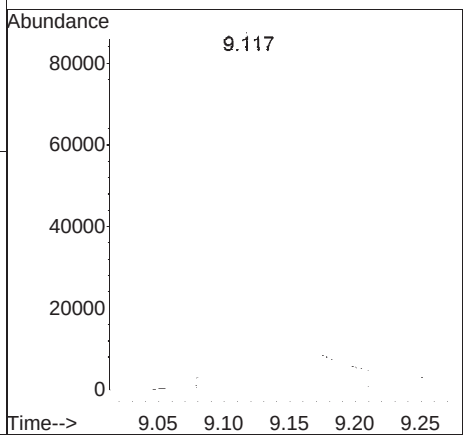




#44
Benzo[g,h,i]perylene
Concen: 1014.33 ng/ml
RT:  9.447 min  Scan# 4475
Delta R.T.  -0.014 min
Lab File:  ICV.D
Acq: 25 Jun 2025  10:58 pm

Tgt Ion:276 Resp:  236052

| Ion | Ratio | Lower | Upper |
|---|---|---|---|
| 276 | 100 | | |
| 138 | 19.4 | 16.0 | 24.0 |

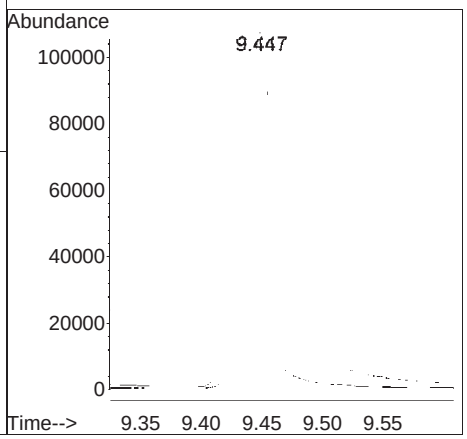

# Manual Integration Report

Data Path : I:\8270SIM\sv119\250625RVT
Data File : ICV.D Operator : sv119:ljg
Date Inj'd : 6/25/2025 10:58 pm Instrument : SV119
Sample : CQICV1,32,,1 Lot# 11696 Quant Date : 6/27/2025 8:31 am

## Compound #40: Benzo[k]fluoranthene

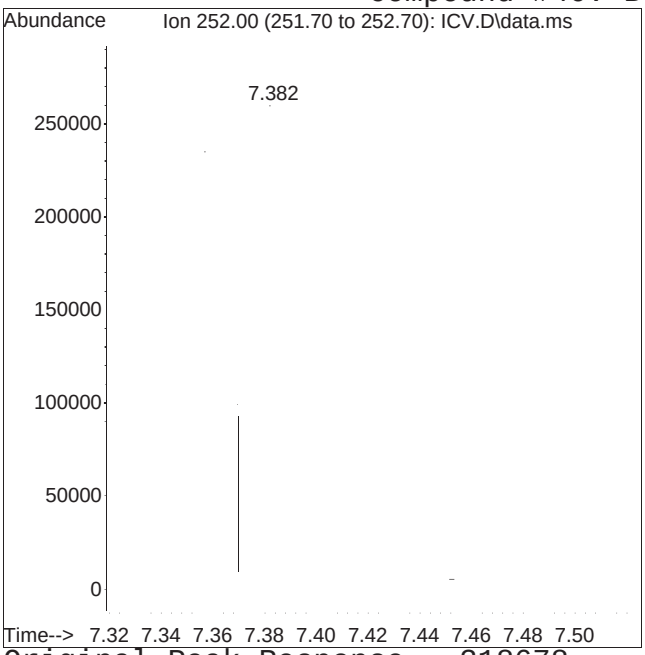


Original Peak Response = 318678

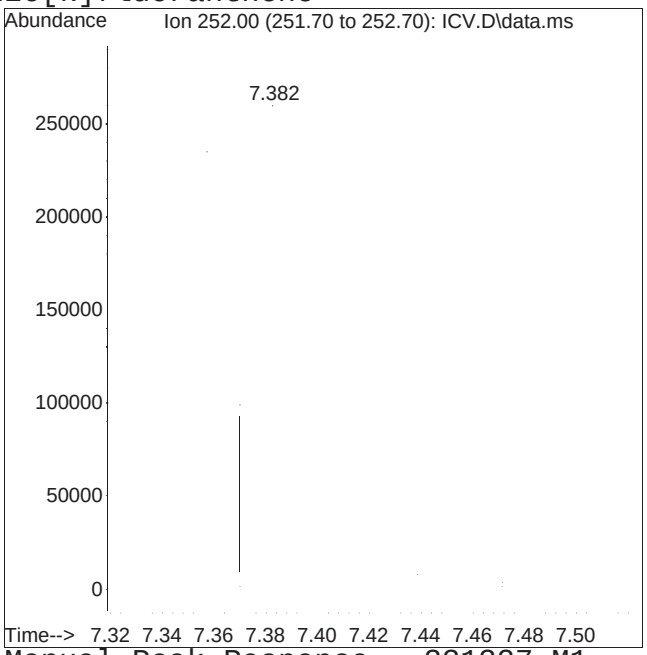


Manual Peak Response = 331327 M1

M1 = Split or tailing peak, auto integration stopped early resulting in false low area count.

Manual Integration Report

Data Path : I:\8270SIM\sv119\250625RVT\Data
Data File : ICV.D
Date Inj'd : 6/25/2025 10:58 pm
Sample : CQICV1,32,,1 Lot# 11696

Quant Method : SIM-RVT_250625_sv119.M
Operator : sv119:ljg
Instrument : SV119
Quant Date : 6/27/2025 8:31 am

Compound #43: Dibenzo[a,h]anthracene

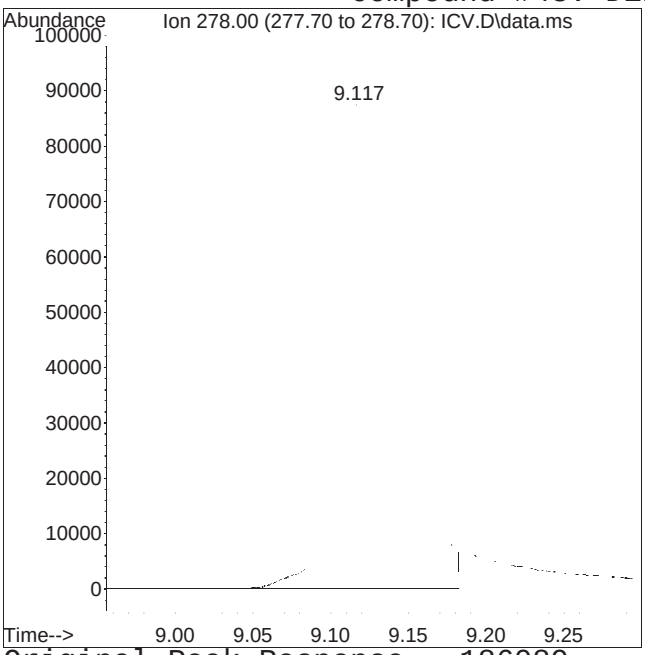


Original Peak Response = 186089

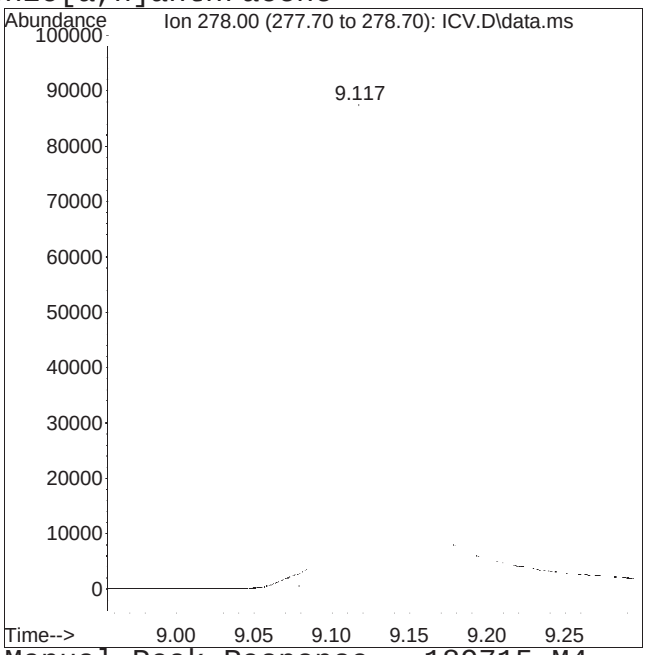


Manual Peak Response = 189715 M4

M4 = Poor automated baseline construction.

## Evaluate Relative Error Report SV119

Method Path : I:\8270SIM\sv119\250625RVTical\
Method File : SIM-RVT_250625_sv119.M
Title : Semivolatiles by GC/MS by modified 8270
Last Update : Fri Jun 27 08:30:34 2025

| | COMPOUND | CalFit | Units | TrueMid | MidConc | %RE | TrueLow | LowConc | %RE |
|---|---|---|---|---|---|---|---|---|---|
| 24 | T 4,6-Dinitro-o-cresol | L | ng/ml | 1000.0 | 911.497 | -8.9 | 40.00 | 50.270 | 25.7 |
| 26 | T Pentachlorophenol | Q | ng/ml | 1000.0 | 955.848 | -4.4 | 10.00 | 12.398 | 24.0 |
| 31 | T Benzidine | L | ng/mL | 1000.0 | 932.924 | -6.7 | 100.00 | 130.059 | 30.1 |
| 34 | T Benzo[a]anthracene | L | ng/ml | 1000.0 | 1004.624 | 0.5 | 1.00 | 1.103 | 10.3 |
| 42 | T Indeno[1,2,3-cd]pyrene | Q | ng/ml | 1000.0 | 998.157 | -0.2 | 5.00 | 6.822 | 36.4 |
| 43 | T Dibenzo[a,h]anthracene | Q | ng/ml | 1000.0 | 1002.716 | 0.3 | 5.00 | 7.149 | 43.0 |

## Calibration Correlation Report

| | COMPOUND | CalFit | CoefOfDet | QuadTerm | LinTerm | Constant |
|---|---|---|---|---|---|---|
| 24 | T 4,6-Dinitro-o-cresol | Linear | 0.997512 | 0.000000 | 0.103977 | -0.000507397 |
| 26 | T Pentachlorophenol | Quadratic | 0.997260 | 0.041351 | 0.104474 | 4.90113e-005 |
| 31 | T Benzidine | Linear | 0.990129 | 0.000000 | 0.975119 | -0.0311604 |
| 34 | T Benzo[a]anthracene | Linear | 0.999571 | 0.000000 | 1.35093 | 0.00268822 |
| 42 | T Indeno[1,2,3-cd]pyrene | Quadratic | 0.998651 | 0.178612 | 0.899958 | -0.000734951 |
| 43 | T Dibenzo[a,h]anthracene | Quadratic | 0.998664 | 0.102143 | 0.941053 | -0.000999099 |

# Continuing Calibration

# Calibration Verification Summary
# Form 7
# Semivolatiles

| | | | | | |
|---|---|---|---|---|---|
| **Client** | : Roux Env. Eng. & Geology, DPC | **Lab Number** | : L2554996 | | |
| **Project Name** | : CORAM MATERIALS | **Project Number** | : 2232.0006Y005 | | |
| **Instrument ID** | : SV119 | **Calibration Date** | : 09/04/25 08:22 | | |
| **Lab File ID** | : CCV0904A | **Init. Calib. Date(s)** | : 06/25/25 | 06/25/25 | |
| **Sample No** | : WG2110591-3 | **Init. Calib. Times** | : 20:07 | 22:41 | |
| **Channel** | : | | | | |

| Compound | Ave. RRF | RRF | Min RRF | %D | Max %D | Area% | Dev(min) |
|---|---|---|---|---|---|---|---|
| 1,4-Dichlorobenzene-d4 | 1 | 1 | .05 | 0 | 20 | 77 | 0 |
| N-Nitrosodimethylamine | 0.682 | 0.709 | .05 | -4 | 20 | 80 | 0 |
| 2-Fluorophenol | 1.156 | 1.117 | .05 | 3.4 | 20 | 78 | 0 |
| Phenol-d6 | 1.436 | 1.348 | .05 | 6.1 | 20 | 73 | 0 |
| Bis(2-chloroethyl)ether | 1.247 | 1.015 | .05 | 18.6 | 20 | 66 | 0 |
| n-nitrosodi-n-propylamine | 0.929 | 0.771 | .05 | 17 | 20 | 64 | 0 |
| Hexachloroethane | 0.514 | 0.478 | .05 | 7 | 20 | 72 | 0 |
| Nitrobenzene-d5 | 1.315 | 1.204 | .05 | 8.4 | 20 | 72 | 0 |
| Naphthalene-d8 | 1 | 1 | .05 | 0 | 20 | 68 | 0 |
| Naphthalene | 1.086 | 0.979 | .05 | 9.9 | 20 | 65 | 0 |
| Hexachlorobutadiene | 0.204 | 0.203 | .05 | 0.5 | 20 | 70 | 0 |
| 2-Methylnaphthalene | 0.692 | 0.618 | .05 | 10.7 | 20 | 65 | 0 |
| 1-Methylnaphthalene | 0.7 | 0.647 | .05 | 7.6 | 20 | 64 | 0 |
| 2-Fluorobiphenyl | 0.896 | 0.866 | .05 | 3.3 | 20 | 67 | 0 |
| 2-Chloronaphthalene | 0.753 | 0.741 | .05 | 1.6 | 20 | 67 | 0 |
| 2,6-Dinitrotoluene | 0.162 | 0.2 | .05 | -23.5* | 20 | 80 | 0 |
| Acenaphthylene | 1.266 | 1.211 | .05 | 4.3 | 20 | 64 | 0 |
| Acenaphthene-d10 | 1 | 1 | .05 | 0 | 20 | 69 | 0 |
| Acenaphthene | 1.324 | 1.208 | .05 | 8.8 | 20 | 65 | 0 |
| 2,4-Dinitrotoluene | 0.363 | 0.473 | .05 | -30.3* | 20 | 86 | 0 |
| Fluorene | 1.596 | 1.448 | .05 | 9.3 | 20 | 64 | 0 |
| 2,4,6-Tribromophenol | 0.23 | 0.253 | .05 | -10 | 20 | 75 | 0 |
| Phenanthrene-d10 | 1 | 1 | .05 | 0 | 20 | 76 | 0 |
| 4,6-Dinitro-o-cresol | 1000 | 1230.384 | .05 | -23* | 20 | 103 | 0 |
| Hexachlorobenzene | 0.282 | 0.225 | .05 | 20.2* | 20 | 64 | 0 |
| Pentachlorophenol | 1000 | 977.872 | .05 | 2.2 | 20 | 78 | 0 |
| Phenanthrene | 1.21 | 1.03 | .05 | 14.9 | 20 | 68 | 0 |
| Anthracene | 1.222 | 1.054 | .05 | 13.7 | 20 | 66 | 0 |
| Fluoranthene | 1.594 | 1.342 | .05 | 15.8 | 20 | 64 | 0 |
| Pyrene | 1.677 | 1.418 | .05 | 15.4 | 20 | 64 | 0 |
| Benzidine | 1000 | 546.685 | .05 | 45.3* | 20 | 40 | 0 |
| 4-Terphenyl-d14 | 1.106 | 0.979 | .05 | 11.5 | 20 | 67 | 0 |
| Chrysene-d12 | 1 | 1 | .05 | 0 | 20 | 75 | 0 |
| Benzo[a]anthracene | 1000 | 926.397 | .05 | 7.4 | 20 | 69 | 0 |
| 3,3'-Dichlorobenzidine | 0.534 | 0.568 | .05 | -6.4 | 20 | 72 | 0 |
| Chrysene | 1.304 | 1.172 | .05 | 10.1 | 20 | 67 | 0 |
| Bis(2-ethylhexyl)phthalate | 0.716 | 0.78 | .05 | -8.9 | 20 | 79 | 0 |
| Perylene-d12 | 1 | 1 | .05 | 0 | 20 | 80 | 0 |
| Benzo[b]fluoranthene | 1.105 | 1.167 | .05 | -5.6 | 20 | 77 | 0 |
| Benzo[k]fluoranthene | 1.278 | 1.156 | .05 | 9.5 | 20 | 69 | 0 |
| Benzo[a]pyrene | 1.05 | 1.095 | .05 | -4.3 | 20 | 75 | 0 |
| Indeno[1,2,3-cd]pyrene | 1000 | 1152.042 | .05 | -15.2 | 20 | 93 | 0 |
| Dibenzo[a,h]anthracene | 1000 | 1101.386 | .05 | -10.1 | 20 | 88 | 0 |

* Value outside of QC limits.

# Calibration Verification Summary
# Form 7
# Semivolatiles

| | | | | | |
|---|---|---|---|---|---|
| **Client** | : Roux Env. Eng. & Geology, DPC | **Lab Number** | : L2554996 | | |
| **Project Name** | : CORAM MATERIALS | **Project Number** | : 2232.0006Y005 | | |
| **Instrument ID** | : SV119 | **Calibration Date** | : 09/04/25 08:22 | | |
| **Lab File ID** | : CCV0904A | **Init. Calib. Date(s)** | : 06/25/25 | 06/25/25 | |
| **Sample No** | : WG2110591-3 | **Init. Calib. Times** | : 20:07 | 22:41 | |
| **Channel** | : | | | | |

| Compound | Ave. RRF | RRF | Min RRF | %D | Max %D | Area% | Dev(min) |
|---|---|---|---|---|---|---|---|
| Benzo[g,h,i]perylene | 0.975 | 1.085 | .05 | -11.3 | 20 | 79 | 0 |

* Value outside of QC limits.

# Evaluate Continuing Calibration Report

Data Path : I:\8270SIM\sv119\250904RVT\
Data File : ccv0904a.D
Acq On : 04 Sep 2025 08:22 am
Operator : sv119:rp
Sample : WG2110591-3,32,,ICV 11696 (0902a)
Misc : WG2110591,,ical22426
ALS Vial : 49 Sample Multiplier: 1

Quant Time: Sep 04 12:03:59 2025
Quant Method : I:\8270SIM\sv119\250904RVT\SIM-RVT_250625_sv119.M
Quant Title : Semivolatiles by GC/MS by modified 8270
QLast Update : Thu Sep 04 12:04:43 2025
Response via : Initial Calibration

Min. RRF : 0.050 Min. Rel. Area : 50% Max. R.T. Dev 0.50min
Max. RRF Dev : 20% Max. Rel. Area : 200%

| | | Compound | AvgRF | CCRF | %Dev | Area% | Dev(min) |
|---|---|---|---|---|---|---|---|
| 1 | i | 1,4-Dichlorobenzene-d4 | 1.000 | 1.000 | 0.0 | 77 | 0.00 |
| 2 | T | N-Nitrosodimethylamine | 0.682 | 0.709 | -4.0 | 80 | 0.00 |
| 3 | s | 2-Fluorophenol | 1.156 | 1.117 | 3.4 | 78 | 0.00 |
| 4 | s | Phenol-d6 | 1.436 | 1.348 | 6.1 | 73 | 0.00 |
| 5 | T | Bis(2-chloroethyl)ether | 1.247 | 1.015 | 18.6 | 66 | 0.00 |
| 6 | T | n-nitrosodi-n-propylamine | 0.929 | 0.771 | 17.0 | 64 | 0.00 |
| 7 | t | Hexachloroethane | 0.514 | 0.478 | 7.0 | 72 | 0.00 |
| 8 | s | Nitrobenzene-d5 | 1.315 | 1.204 | 8.4 | 72 | 0.00 |
| 9 | i | Naphthalene-d8 | 1.000 | 1.000 | 0.0 | 68 | 0.00 |
| 10 | t | Naphthalene | 1.086 | 0.979 | 9.9 | 65 | 0.00 |
| 11 | t | Hexachlorobutadiene | 0.204 | 0.203 | 0.5 | 70 | 0.00 |
| 12 | t | 2-Methylnaphthalene | 0.692 | 0.618 | 10.7 | 65 | 0.00 |
| 13 | t | 1-Methylnaphthalene | 0.700 | 0.647 | 7.6 | 64 | 0.00 |
| 14 | s | 2-Fluorobiphenyl | 0.896 | 0.866 | 3.3 | 67 | 0.00 |
| 15 | t | 2-Chloronaphthalene | 0.753 | 0.741 | 1.6 | 67 | 0.00 |
| 16 | t | 2,6-Dinitrotoluene | 0.162 | 0.200 | -23.5# | 80 | 0.00 |
| 17 | t | Acenaphthylene | 1.266 | 1.211 | 4.3 | 64 | 0.00 |
| 18 | i | Acenaphthene-d10 | 1.000 | 1.000 | 0.0 | 69 | 0.00 |
| 19 | t | Acenaphthene | 1.324 | 1.208 | 8.8 | 65 | 0.00 |
| 20 | t | 2,4-Dinitrotoluene | 0.363 | 0.473 | -30.3# | 86 | 0.00 |
| 21 | t | Fluorene | 1.596 | 1.448 | 9.3 | 64 | 0.00 |
| 22 | s | 2,4,6-Tribromophenol | 0.230 | 0.253 | -10.0 | 75 | 0.00 |
| 23 | i | Phenanthrene-d10 | 1.000 | 1.000 | 0.0 | 76 | 0.00 |
| 24 | T | 4,6-Dinitro-o-cresol | *1000.000 | 1230.384 | -23.0# | 103 | 0.00 |
| 25 | t | Hexachlorobenzene | 0.282 | 0.225 | 20.2# | 64 | 0.00 |
| 26 | t | Pentachlorophenol | *1000.000 | 977.872 | 2.2 | 78 | 0.00 |
| 27 | t | Phenanthrene | 1.210 | 1.030 | 14.9 | 68 | 0.00 |
| 28 | t | Anthracene | 1.222 | 1.054 | 13.7 | 66 | 0.00 |
| 29 | t | Fluoranthene | 1.594 | 1.342 | 15.8 | 64 | 0.00 |
| 30 | t | Pyrene | 1.677 | 1.418 | 15.4 | 64 | 0.00 |
| 31 | T | Benzidine | *1000.000 | 546.685 | 45.3# | 40 | 0.00 |
| 32 | s | 4-Terphenyl-d14 | 1.106 | 0.979 | 11.5 | 67 | 0.00 |
| 33 | i | Chrysene-d12 | 1.000 | 1.000 | 0.0 | 75 | 0.00 |
| 34 | t | Benzo[a]anthracene | *1000.000 | 926.397 | 7.4 | 69 | 0.00 |
| 35 | t | 3,3'-Dichlorobenzidine | 0.534 | 0.568 | -6.4 | 72 | 0.00 |

Evaluate Continuing Calibration Report

Data Path : I:\8270SIM\sv119\250904RVT\
Data File : ccv0904a.D
Acq On : 04 Sep 2025 08:22 am
Operator : sv119:rp
Sample : WG2110591-3,32,,ICV 11696 (0902a)
Misc : WG2110591,,ical22426
ALS Vial : 49 Sample Multiplier: 1

Quant Time: Sep 04 12:03:59 2025
Quant Method : I:\8270SIM\sv119\250904RVT\SIM-RVT_250625_sv119.M
Quant Title : Semivolatiles by GC/MS by modified 8270
QLast Update : Thu Sep 04 12:04:43 2025
Response via : Initial Calibration

Min. RRF : 0.050 Min. Rel. Area : 50% Max. R.T. Dev 0.50min
Max. RRF Dev : 20% Max. Rel. Area : 200%

| | | Compound | AvgRF | CCRF | %Dev | Area% | Dev(min) |
|---|---|---|---|---|---|---|---|
| 36 | t | Chrysene | 1.304 | 1.172 | 10.1 | 67 | 0.00 |
| 37 | T | Bis(2-ethylhexyl)phthalate | 0.716 | 0.780 | -8.9 | 79 | 0.00 |
| 38 | i | Perylene-d12 | 1.000 | 1.000 | 0.0 | 80 | 0.00 |
| 39 | t | Benzo[b]fluoranthene | 1.105 | 1.167 | -5.6 | 77 | 0.00 |
| 40 | t | Benzo[k]fluoranthene | 1.278 | 1.156 | 9.5 | 69 | 0.00 |
| 41 | t | Benzo[a]pyrene | 1.050 | 1.095 | -4.3 | 75 | 0.00 |
| 42 | t | Indeno[1,2,3-cd]pyrene | *1000.000 | 1152.042 | -15.2 | 93 | 0.00 |
| 43 | t | Dibenzo[a,h]anthracene | *1000.000 | 1101.386 | -10.1 | 88 | 0.00 |
| 44 | t | Benzo[g,h,i]perylene | 0.975 | 1.085 | -11.3 | 79 | 0.00 |

* Evaluation of CC level amount vs concentration.
(#) = Out of Range SPCC's out = 0 CCC's out = 0

Quantitation Report (QT Reviewed)

Data Path : I:\8270SIM\sv119\250904RVT\
Data File : ccv0904a.D
Acq On : 04 Sep 2025 08:22 am
Operator : sv119:rp
Sample : WG2110591-3,32,,ICV 11696 (0902a)
Misc : WG2110591,,ical22426
ALS Vial : 49 Sample Multiplier: 1

Quant Time: Sep 04 12:03:59 2025
Quant Method : I:\8270SIM\sv119\250904RVT\SIM-RVT_250625_sv119.M
Quant Title : Semivolatiles by GC/MS by modified 8270
QLast Update : Thu Sep 04 12:04:43 2025
Response via : Initial Calibration

Sub List : Default - All compounds listed

| Compound | R.T. | QIon | Response | Conc | Units | Dev(Min) |
|---|---|---|---|---|---|---|
| Internal Standards | | | | | | |
| 1) 1,4-Dichlorobenzene-d4 | 2.235 | 152 | 110778 | 4000.000 | ng/ml | 0.00 |
| 9) Naphthalene-d8 | 2.895 | 136 | 386962 | 4000.000 | ng/ml | 0.00 |
| 18) Acenaphthene-d10 | 3.871 | 164 | 240356 | 4000.000 | ng/ml | 0.00 |
| 23) Phenanthrene-d10 | 4.708 | 188 | 547916 | 4000.000 | ng/ml | 0.00 |
| 33) Chrysene-d12 | 6.317 | 240 | 651920 | 4000.000 | ng/ml | 0.00 |
| 38) Perylene-d12 | 7.530 | 264 | 724873 | 4000.000 | ng/ml | 0.00 |
| System Monitoring Compounds | | | | | | |
| 3) 2-Fluorophenol | 1.653 | 112 | 30927 | 966.124 | ng/ml | 0.00 |
| Spiked Amount 2000.000 | Range 15 - 110 | | Recovery = 48.31% | | | |
| 4) Phenol-d6 | 2.055 | 99 | 37338 | 939.036 | ng/ml | 0.00 |
| Spiked Amount 2000.000 | Range 15 - 110 | | Recovery = 46.95% | | | |
| 8) Nitrobenzene-d5 | 2.514 | 82 | 33340 | 915.669 | ng/ml | 0.00 |
| Spiked Amount 1000.000 | Range 30 - 130 | | Recovery = 91.57% | | | |
| 14) 2-Fluorobiphenyl | 3.491 | 172 | 83743 | 965.760 | ng/ml | 0.00 |
| Spiked Amount 1000.000 | Range 30 - 130 | | Recovery = 96.58% | | | |
| 22) 2,4,6-Tribromophenol | 4.317 | 330 | 15231 | 1103.692 | ng/ml | 0.00 |
| Spiked Amount 2000.000 | Range 15 - 110 | | Recovery = 55.18% | | | |
| 32) 4-Terphenyl-d14 | 5.651 | 244 | 134063 | 885.043 | ng/ml | 0.00 |
| Spiked Amount 1000.000 | Range 30 - 130 | | Recovery = 88.50% | | | |
| Target Compounds | | | | | | Qvalue |
| 2) N-Nitrosodimethylamine | 1.210 | 74 | 19623 | 1038.603 | ng/mL# | 59 |
| 5) Bis(2-chloroethyl)ether | 2.098 | 93 | 28098 | 813.341 | ng/ml | 97 |
| 6) n-nitrosodi-n-propylamine | 2.434 | 70 | 21345 | 829.321 | ng/ml | 97 |
| 7) Hexachloroethane | 2.490 | 117 | 13249 | 931.507 | ng/ml | 95 |
| 10) Naphthalene | 2.906 | 128 | 94679 | 900.921 | ng/ml | 99 |
| 11) Hexachlorobutadiene | 2.977 | 225 | 19685 | 998.554 | ng/ml | 100 |
| 12) 2-Methylnaphthalene | 3.285 | 142 | 59827 | 893.755 | ng/ml | 100 |
| 13) 1-Methylnaphthalene | 3.340 | 142 | 62559 | 924.071 | ng/ml | 100 |
| 15) 2-Chloronaphthalene | 3.556 | 162 | 71669 | 983.270 | ng/ml | 100 |
| 16) 2,6-Dinitrotoluene | 3.752 | 165 | 19305 | 1228.268 | ng/ml | 99 |
| 17) Acenaphthylene | 3.789 | 152 | 117116 | 956.523 | ng/ml | 100 |
| 19) Acenaphthene | 3.887 | 153 | 72589 | 912.106 | ng/ml | 93 |
| 20) 2,4-Dinitrotoluene | 3.979 | 165 | 28428 | 1302.900 | ng/ml# | 81 |
| 21) Fluorene | 4.178 | 166 | 87004 | 907.167 | ng/ml | 99 |
| 24) 4,6-Dinitro-o-cresol | 4.209 | 198 | 17246 | 1230.384 | ng/ml | 100 |
| 25) Hexachlorobenzene | 4.498 | 284 | 30777 | 796.772 | ng/ml | 99 |
| 26) Pentachlorophenol | 4.611 | 266 | 15375 | 977.872 | ng/ml | 100 |
| 27) Phenanthrene | 4.719 | 178 | 141130 | 851.562 | ng/ml | 100 |

Quantitation Report (QT Reviewed)

Data Path : I:\8270SIM\sv119\250904RVT\
Data File : ccv0904a.D
Acq On : 04 Sep 2025 08:22 am
Operator : sv119:rp
Sample : WG2110591-3,32,,ICV 11696 (0902a)
Misc : WG2110591,,ical22426
ALS Vial : 49 Sample Multiplier: 1

Quant Time: Sep 04 12:03:59 2025
Quant Method : I:\8270SIM\sv119\250904RVT\SIM-RVT_250625_sv119.M
Quant Title : Semivolatiles by GC/MS by modified 8270
QLast Update : Thu Sep 04 12:04:43 2025
Response via : Initial Calibration

Sub List : Default - All compounds listed

| Compound | R.T. | QIon | Response | Conc | Units | Dev(Min) |
|---|---|---|---|---|---|---|
| 28) Anthracene | 4.749 | 178 | 144398 | 862.793 | ng/ml | 100 |
| 29) Fluoranthene | 5.419 | 202 | 183768 | 841.832 | ng/ml | 97 |
| 30) Pyrene | 5.553 | 202 | 194207 | 845.397 | ng/ml | 100 |
| 31) Benzidine | 5.501 | 184 | 55948 | 546.685 | ng/mL | 99 |
| 34) Benzo[a]anthracene | 6.308 | 228 | 205721 | 926.397 | ng/ml | 100 |
| 35) 3,3'-Dichlorobenzidine | 6.297 | 252 | 92636 | 1064.606 | ng/ml | 100 |
| 36) Chrysene | 6.332 | 228 | 191088 | 899.235 | ng/ml | 100 |
| 37) Bis(2-ethylhexyl)phtha... | 6.339 | 149 | 127110 | 1089.352 | ng/ml | 99 |
| 39) Benzo[b]fluoranthene | 7.153 | 252 | 211396 | 1055.488 | ng/ml | 98 |
| 40) Benzo[k]fluoranthene | 7.177 | 252 | 209558 | 904.684 | ng/ml | 99 |
| 41) Benzo[a]pyrene | 7.462 | 252 | 198486 | 1043.104 | ng/ml | 100 |
| 42) Indeno[1,2,3-cd]pyrene | 8.742 | 276 | 198092 | 1152.042 | ng/ml | 96 |
| 43) Dibenzo[a,h]anthracene | 8.775 | 278 | 192715M1 | 1101.386 | ng/ml | |
| 44) Benzo[g,h,i]perylene | 9.082 | 276 | 196672 | 1112.788 | ng/ml | 95 |

(#) = qualifier out of range (m) = manual integration (+) = signals summed

Quantitation Report (QT Reviewed)

Data Path : I:\8270SIM\sv119\250904RVT\
Data File : ccv0904a.D
Acq On : 04 Sep 2025 08:22 am
Operator : sv119:rp
Sample : WG2110591-3,32,,ICV 11696 (0902a)
Misc : WG2110591,,ical22426
ALS Vial : 49 Sample Multiplier: 1

Quant Time: Sep 04 12:03:59 2025
Quant Method : I:\8270SIM\sv119\250904RVT\SIM-RVT_250625_sv119.M
Quant Title : Semivolatiles by GC/MS by modified 8270
QLast Update : Thu Sep 04 12:04:43 2025
Response via : Initial Calibration

Sub List : Default - All compounds listed



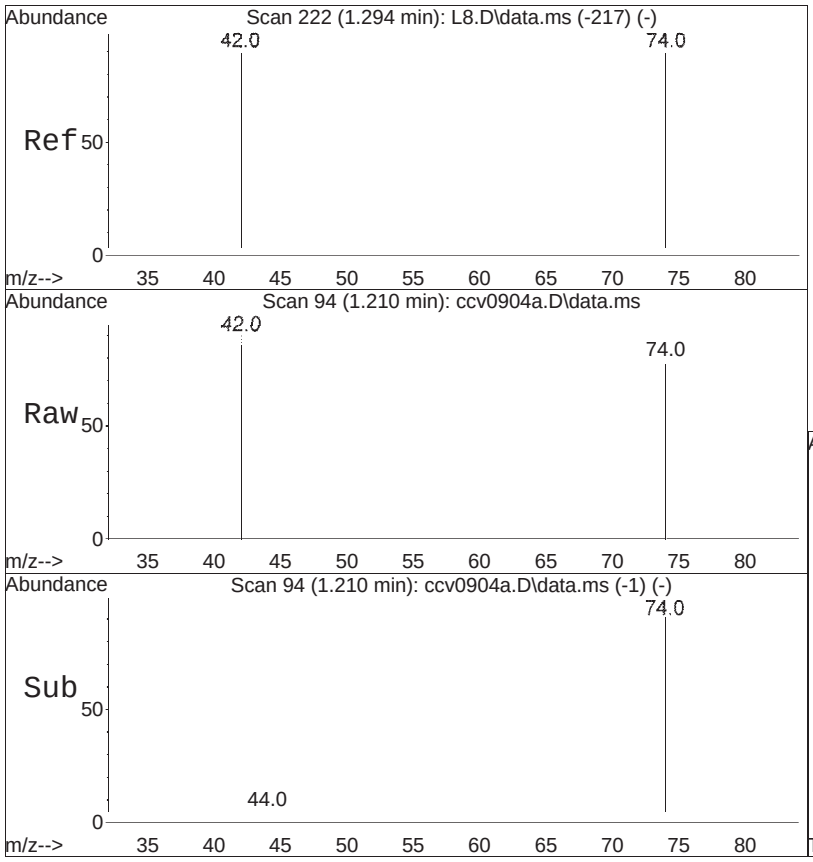


#2
N-Nitrosodimethylamine
Concen: 1038.60 ng/mL
RT:  1.210 min  Scan# 94
Delta R.T.  0.000 min
Lab File:  ccv0904a.D
Acq: 04 Sep 2025  08:22 am

Tgt Ion: 74 Resp:  19623

| Ion | Ratio | Lower | Upper |
|---|---|---|---|
| 74 | 100 | | |
| 42 | 459.5 | 293.4 | 440.0# |
| 44 | 4.8 | 4.3 | 6.5 |

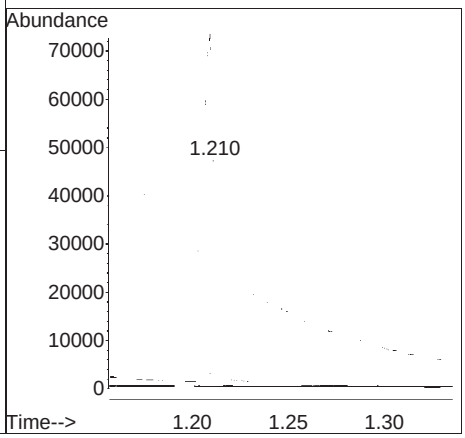

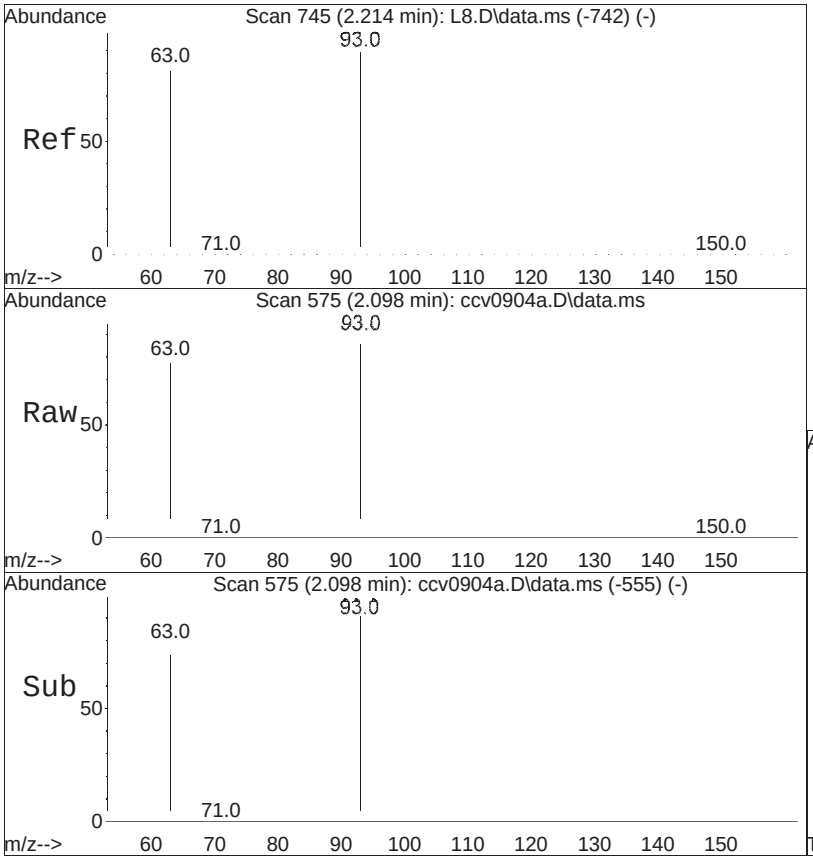


#5
Bis(2-chloroethyl)ether
Concen: 813.34 ng/ml
RT: 2.098 min Scan# 575
Delta R.T. 0.000 min
Lab File: ccv0904a.D
Acq: 04 Sep 2025 08:22 am

Tgt Ion: 93 Resp: 28098

| Ion | Ratio | Lower | Upper |
|---|---|---|---|
| 93 | 100 | | |
| 63 | 76.1 | 62.9 | 94.3 |

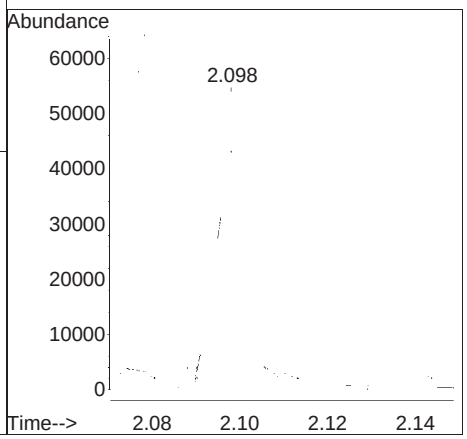

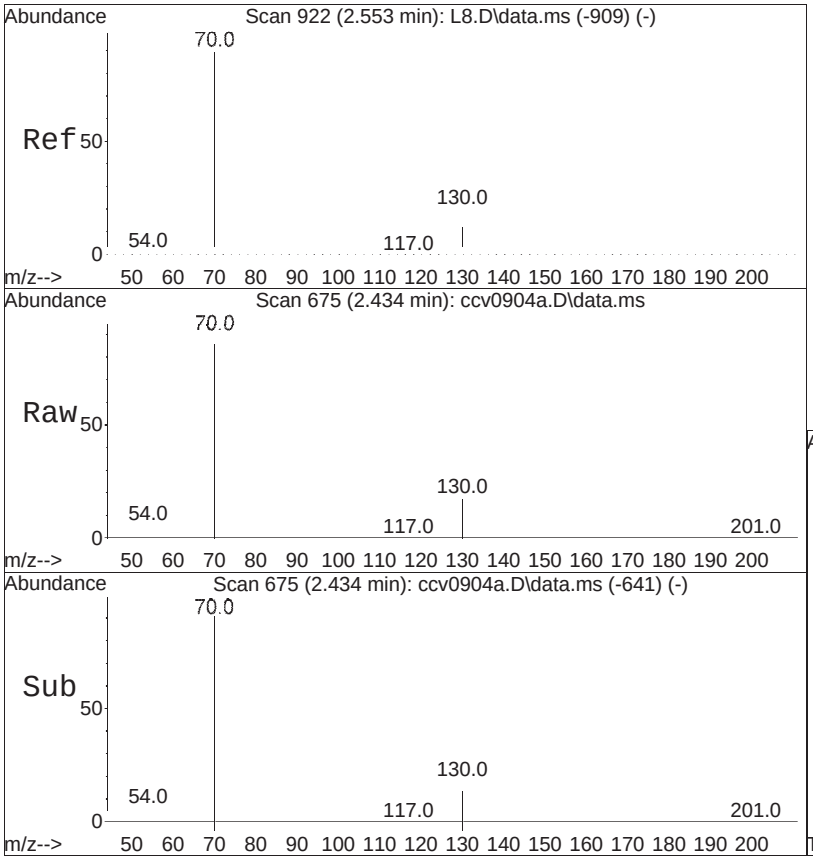


#6
n-nitrosodi-n-propylamine
Concen: 829.32 ng/ml
RT: 2.434 min Scan# 675
Delta R.T. 0.000 min
Lab File: ccv0904a.D
Acq: 04 Sep 2025 08:22 am

Tgt Ion: 70 Resp: 21345

| Ion | Ratio | Lower | Upper |
|---|---|---|---|
| 70 | 100 | | |
| 130 | 19.0 | 16.4 | 24.6 |

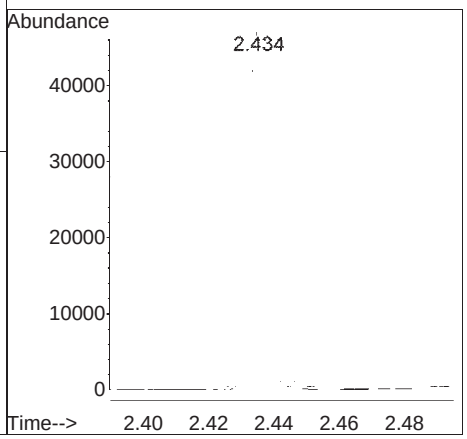

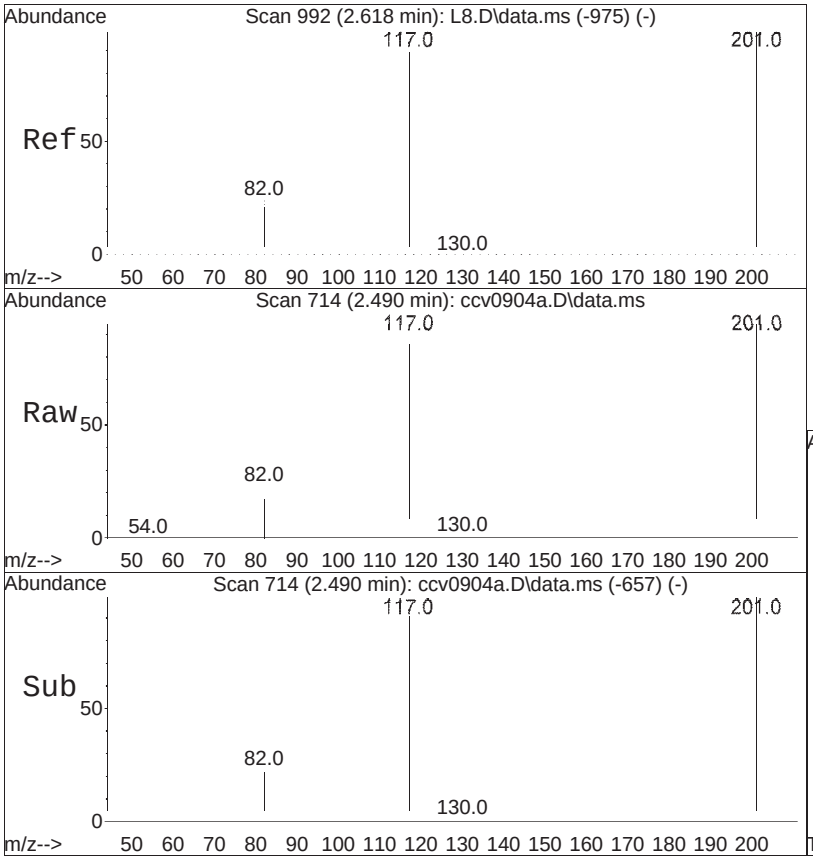


#7
Hexachloroethane
Concen: 931.51 ng/ml
RT: 2.490 min Scan# 714
Delta R.T. 0.000 min
Lab File: ccv0904a.D
Acq: 04 Sep 2025 08:22 am

Tgt Ion:117 Resp: 13249

| Ion | Ratio | Lower | Upper |
|---|---|---|---|
| 117 | 100 | | |
| 201 | 108.3 | 82.9 | 124.3 |

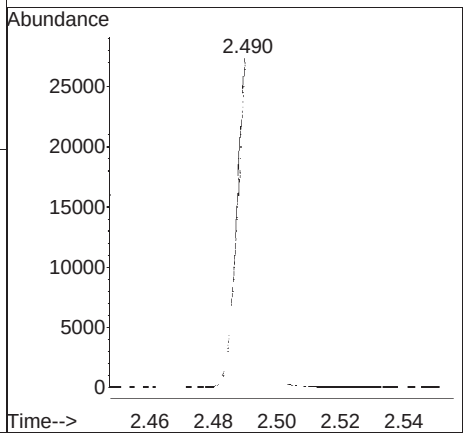

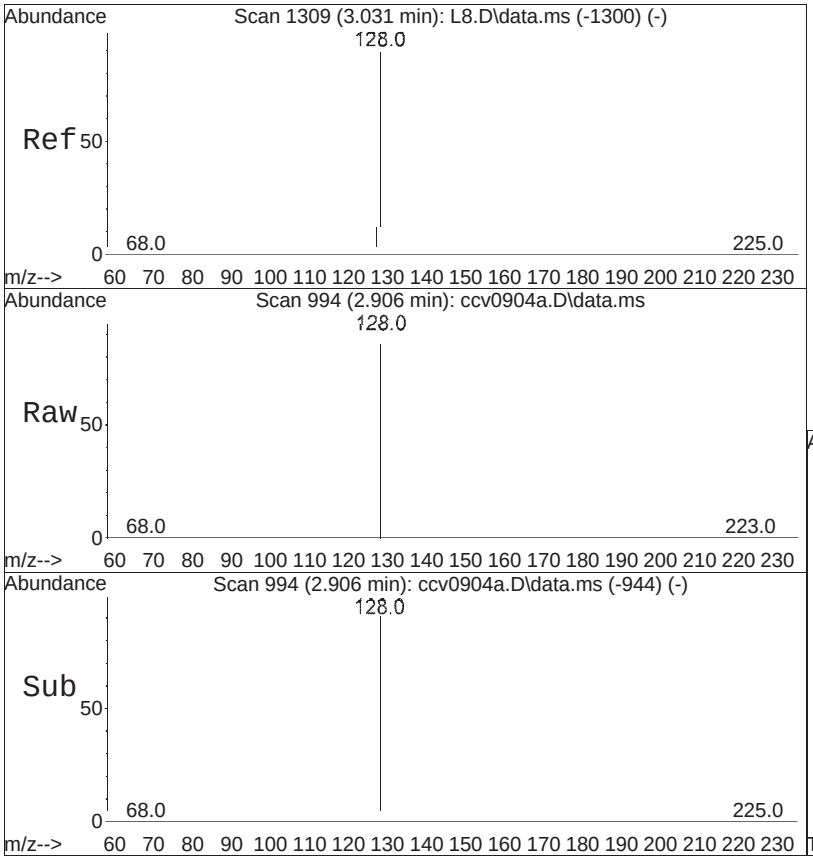


#10
Naphthalene
Concen: 900.92 ng/ml
RT: 2.906 min Scan# 994
Delta R.T. 0.000 min
Lab File: ccv0904a.D
Acq: 04 Sep 2025 08:22 am

Tgt Ion:128 Resp: 94679

| Ion | Ratio | Lower | Upper |
|---|---|---|---|
| 128 | 100 | | |
| 129 | 10.9 | 8.8 | 13.2 |
| 127 | 13.4 | 10.6 | 15.8 |

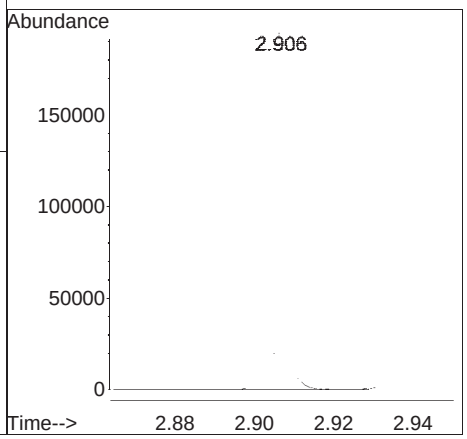




#11
Hexachlorobutadiene
Concen: 998.55 ng/ml
RT: 2.977 min Scan# 1038
Delta R.T. 0.000 min
Lab File: ccv0904a.D
Acq: 04 Sep 2025 08:22 am

Tgt Ion:225 Resp: 19685

| Ion | Ratio | Lower | Upper |
|---|---|---|---|
| 225 | 100 | | |
| 223 | 62.9 | 50.2 | 75.4 |

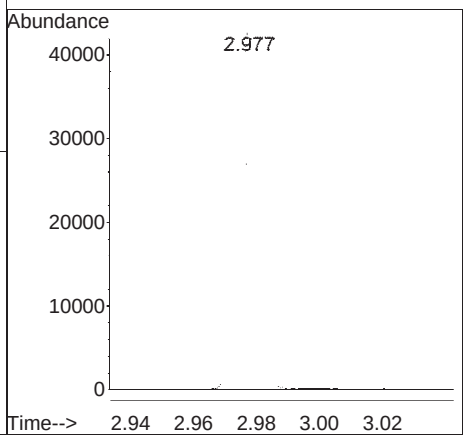

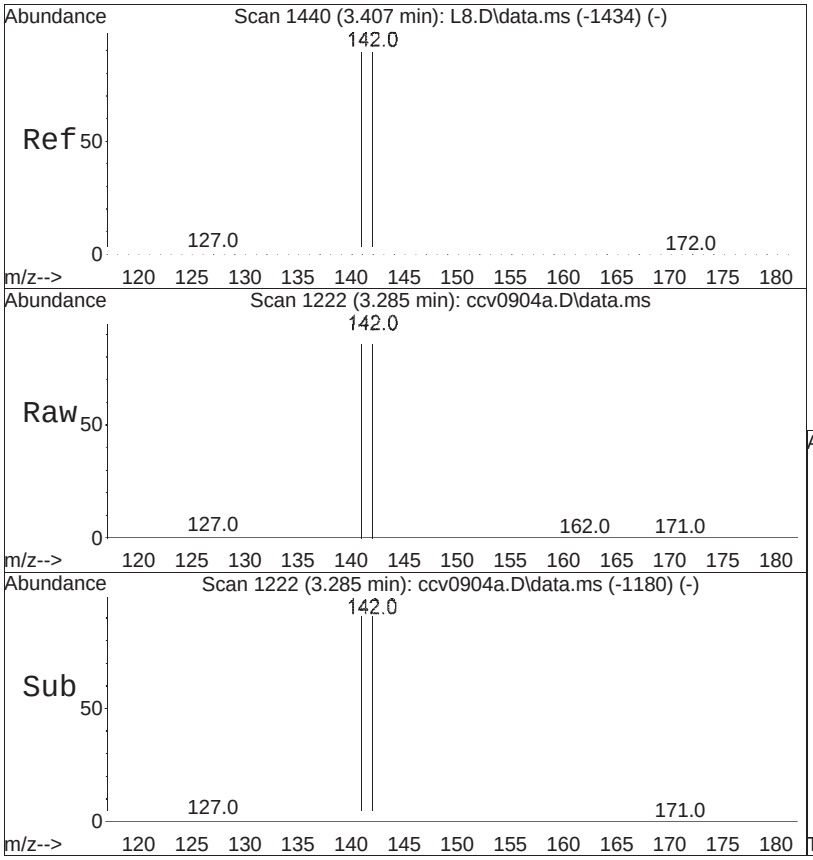


#12
2-Methylnaphthalene
Concen: 893.76 ng/ml
RT: 3.285 min Scan# 1222
Delta R.T. 0.000 min
Lab File: ccv0904a.D
Acq: 04 Sep 2025 08:22 am

Tgt Ion:142 Resp: 59827

| Ion | Ratio | Lower | Upper |
|---|---|---|---|
| 142 | 100 | | |
| 141 | 92.1 | 73.6 | 110.4 |

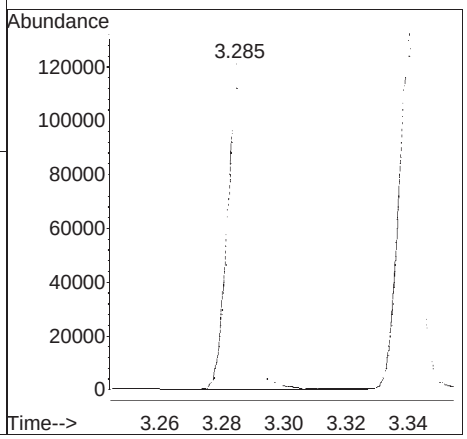

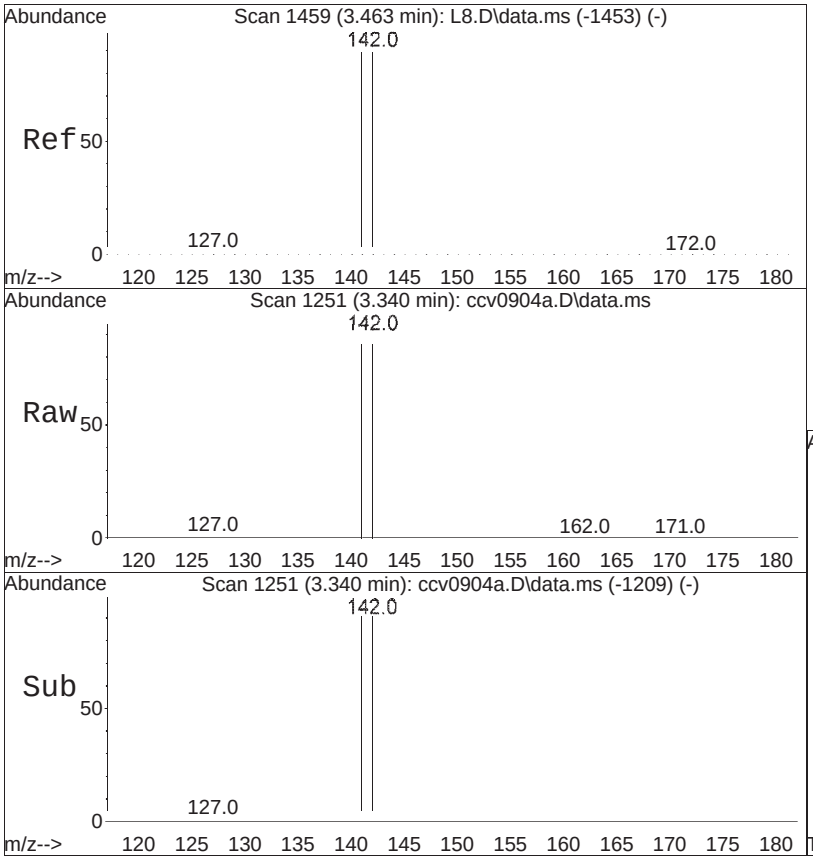


#13
1-Methylnaphthalene
Concen: 924.07 ng/ml
RT: 3.340 min Scan# 1251
Delta R.T. 0.000 min
Lab File: ccv0904a.D
Acq: 04 Sep 2025 08:22 am

Tgt Ion:142 Resp: 62559

| Ion | Ratio | Lower | Upper |
|---|---|---|---|
| 142 | 100 | | |
| 141 | 95.1 | 76.0 | 114.0 |

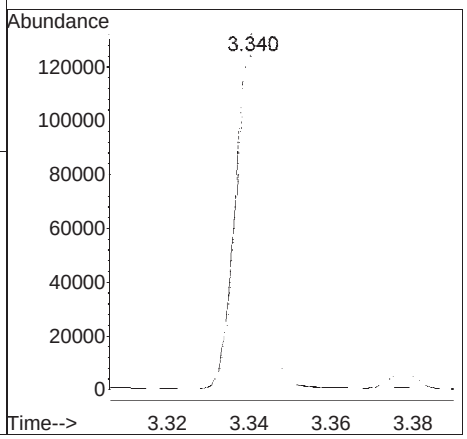

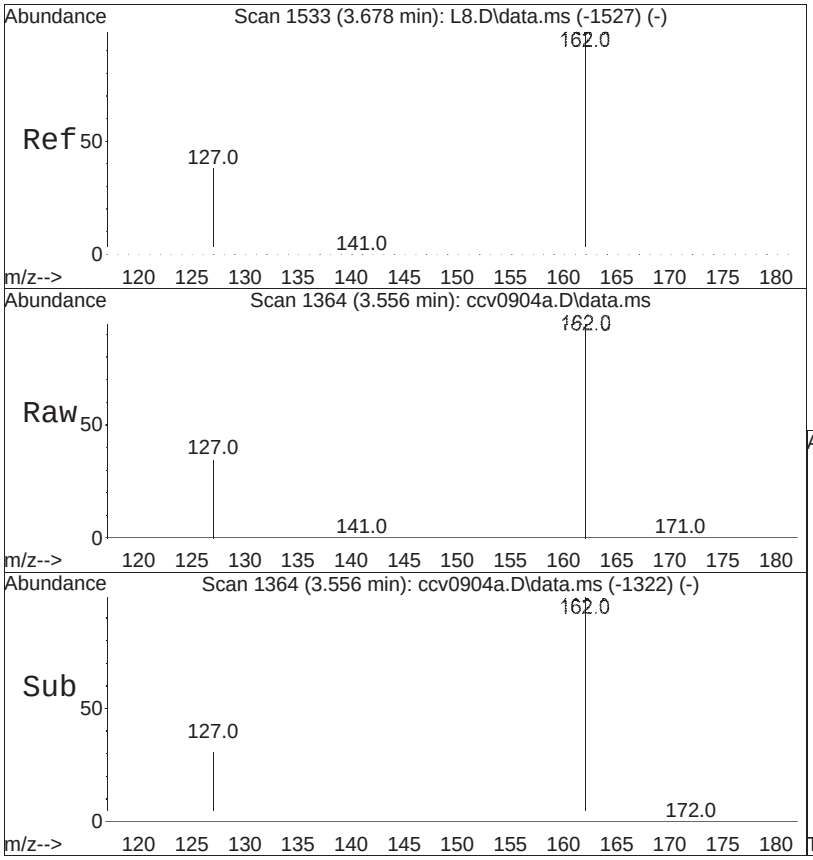


#15
2-Chloronaphthalene
Concen: 983.27 ng/ml
RT: 3.556 min Scan# 1364
Delta R.T. 0.000 min
Lab File: ccv0904a.D
Acq: 04 Sep 2025 08:22 am

Tgt Ion:162 Resp: 71669

| Ion | Ratio | Lower | Upper |
|---|---|---|---|
| 162 | 100 | | |
| 127 | 37.4 | 29.8 | 44.8 |

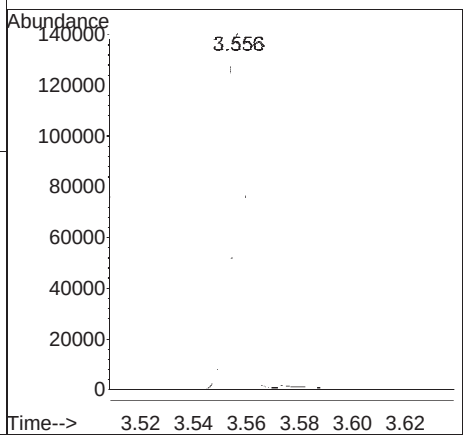

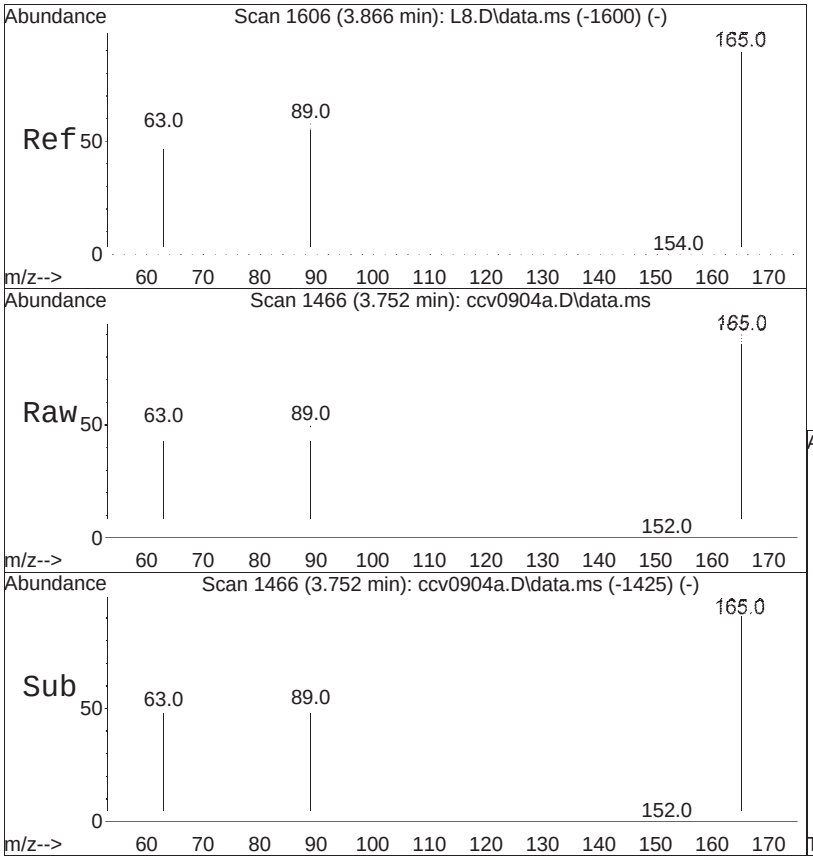


#16
2,6-Dinitrotoluene
Concen: 1228.27 ng/ml
RT:  3.752 min  Scan# 1466
Delta R.T.  0.000 min
Lab File:  ccv0904a.D
Acq: 04 Sep 2025  08:22 am

Tgt Ion:165 Resp:  19305

| Ion | Ratio | Lower | Upper |
|---|---|---|---|
| 165 | 100 | | |
| 89 | 57.0 | 45.6 | 68.4 |
| 63 | 58.8 | 45.4 | 68.2 |

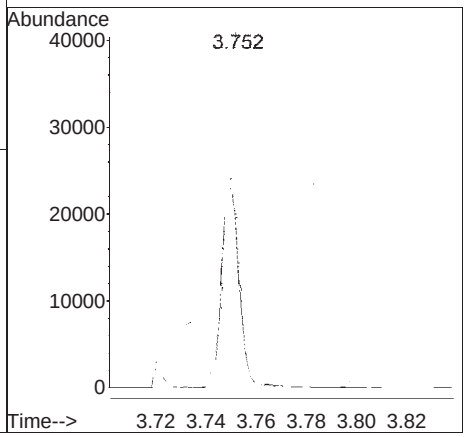

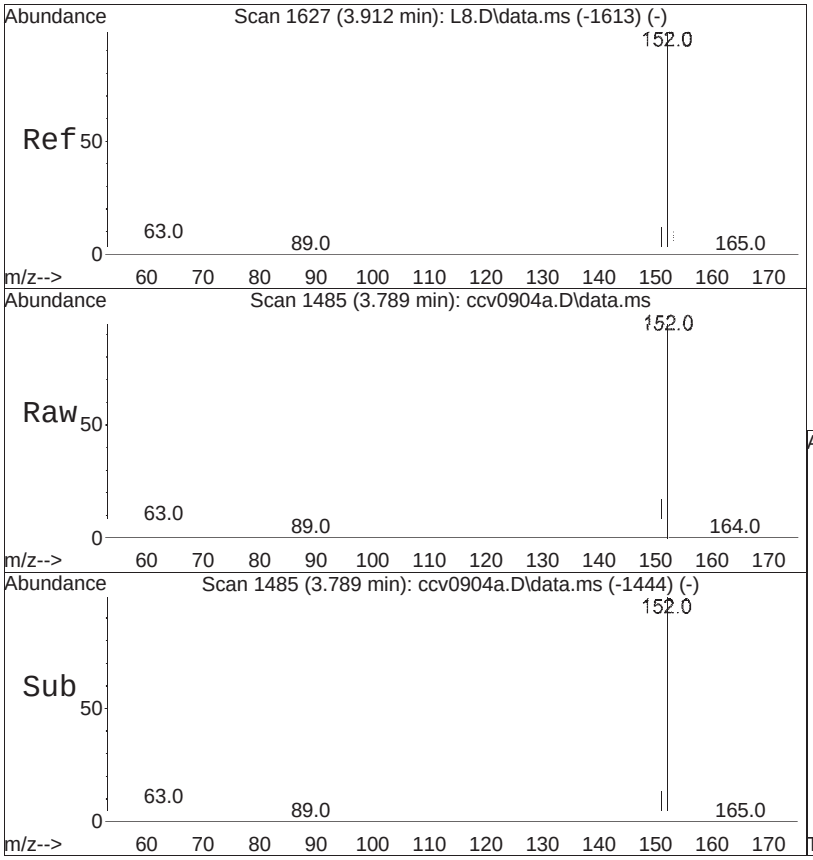


#17
Acenaphthylene
Concen: 956.52 ng/ml
RT: 3.789 min Scan# 1485
Delta R.T. 0.000 min
Lab File: ccv0904a.D
Acq: 04 Sep 2025 08:22 am

Tgt Ion:152 Resp: 117116

| Ion | Ratio | Lower | Upper |
|---|---|---|---|
| 152 | 100 | | |
| 151 | 20.0 | 16.2 | 24.2 |

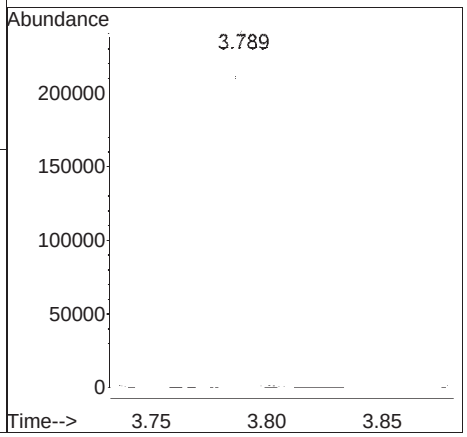

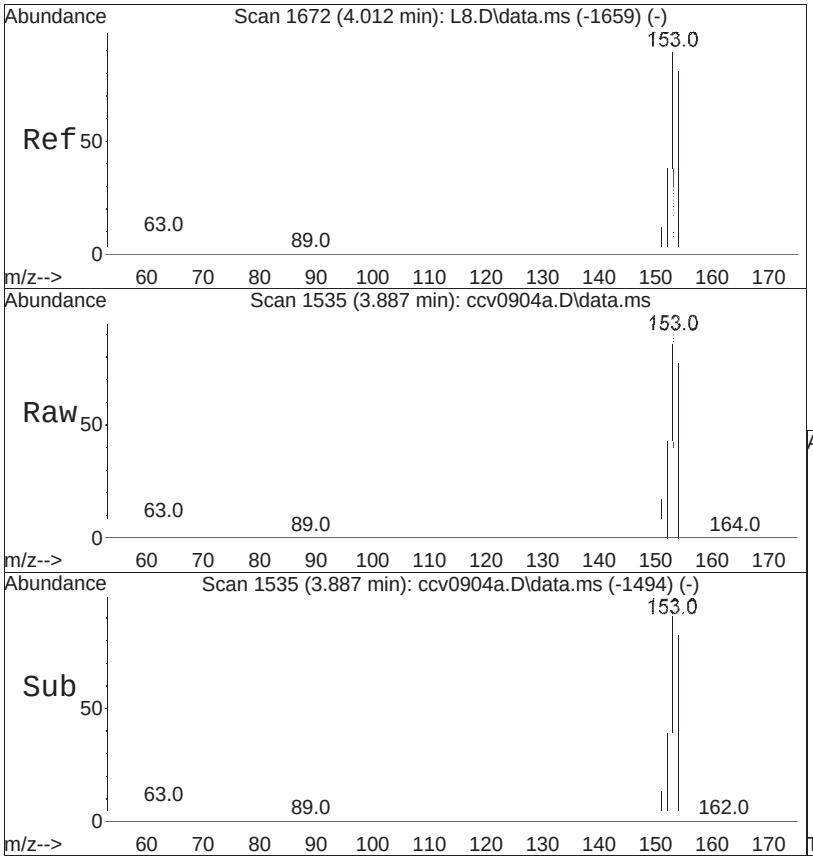


#19
Acenaphthene
Concen: 912.11 ng/ml
RT: 3.887 min Scan# 1535
Delta R.T. 0.000 min
Lab File: ccv0904a.D
Acq: 04 Sep 2025 08:22 am

Tgt Ion:153 Resp: 72589

| Ion | Ratio | Lower | Upper |
|---|---|---|---|
| 153 | 100 | | |
| 154 | 83.6 | 72.0 | 108.0 |

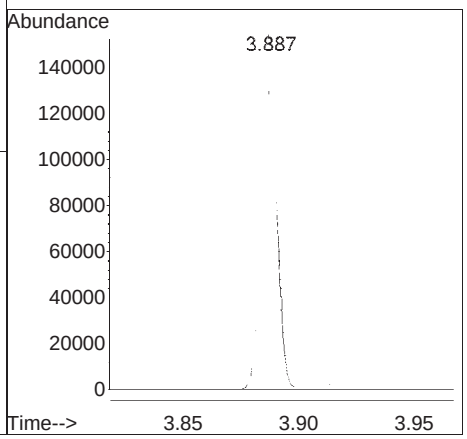

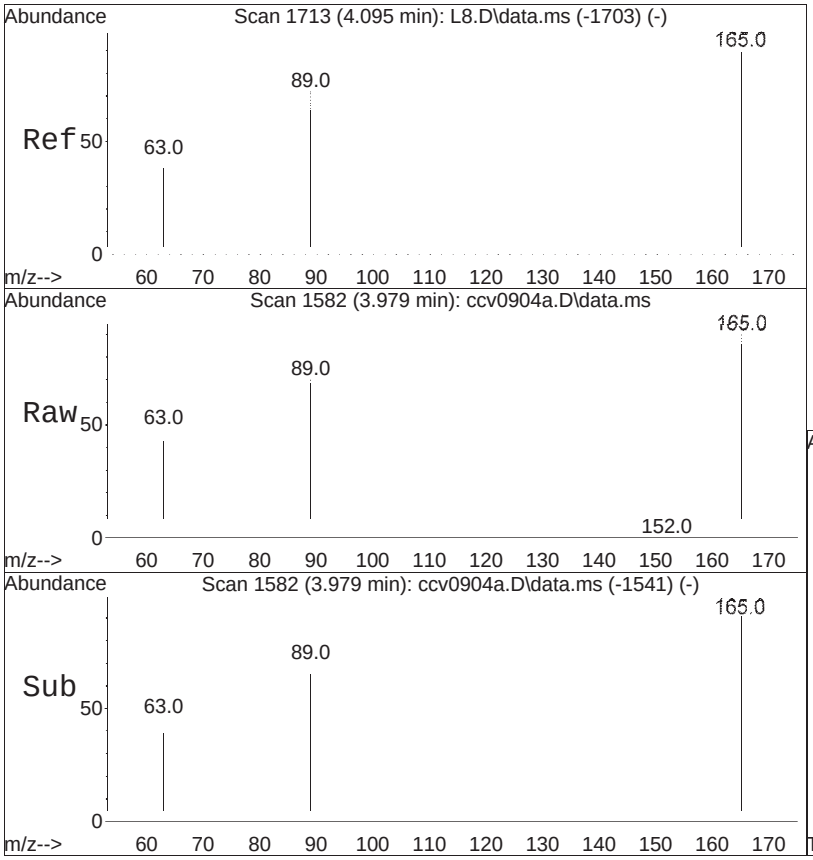


#20
2,4-Dinitrotoluene
Concen: 1302.90 ng/ml
RT:  3.979 min  Scan# 1582
Delta R.T.  0.000 min
Lab File:  ccv0904a.D
Acq: 04 Sep 2025  08:22 am

Tgt Ion:165 Resp:  28428

| Ion | Ratio | Lower | Upper |
|---|---|---|---|
| 165 | 100 | | |
| 89 | 79.5 | 56.6 | 85.0 |
| 63 | 64.9 | 35.0 | 52.6# |

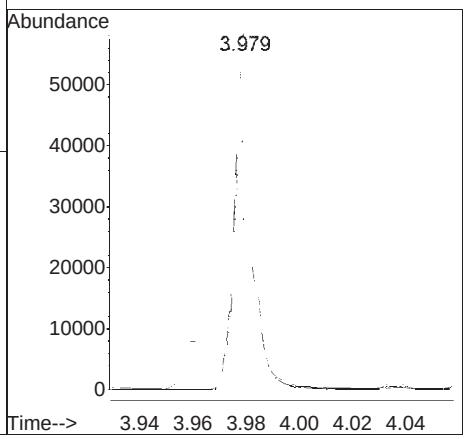

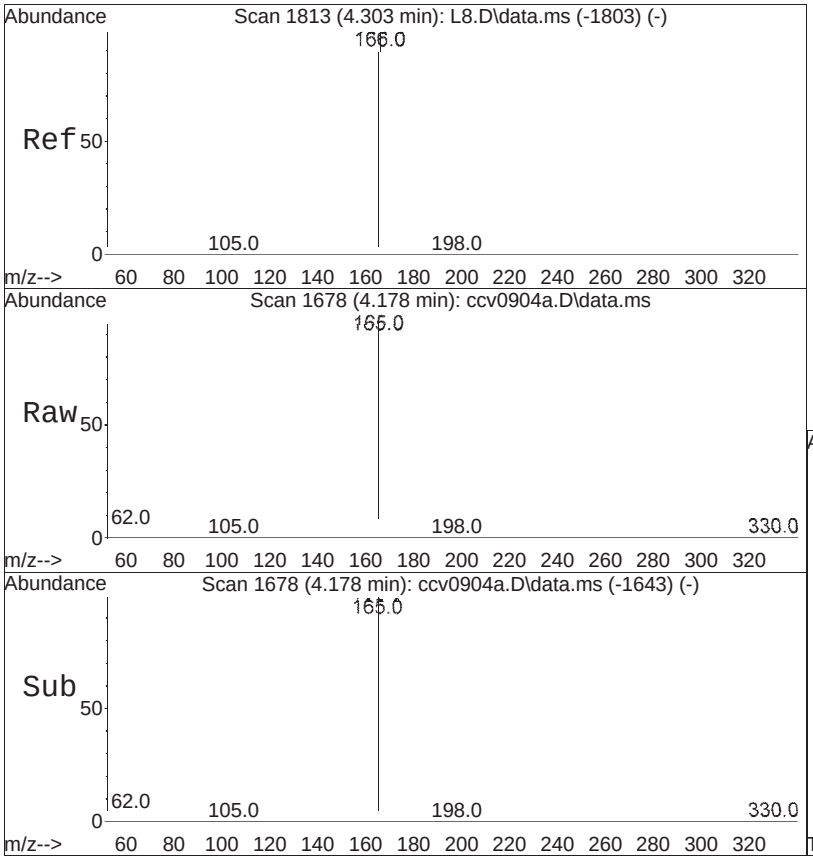


#21
Fluorene
Concen: 907.17 ng/ml
RT: 4.178 min Scan# 1678
Delta R.T. 0.000 min
Lab File: ccv0904a.D
Acq: 04 Sep 2025 08:22 am

Tgt Ion:166 Resp: 87004

| Ion | Ratio | Lower | Upper |
|---|---|---|---|
| 166 | 100 | | |
| 165 | 101.3 | 81.5 | 122.3 |

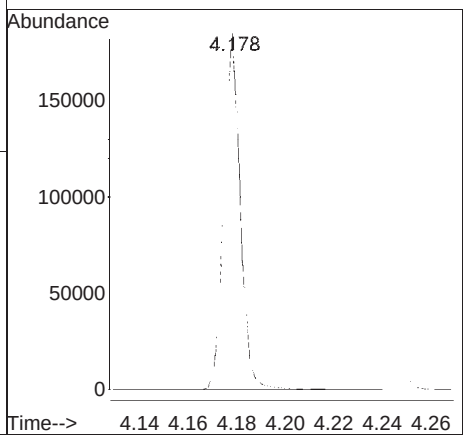

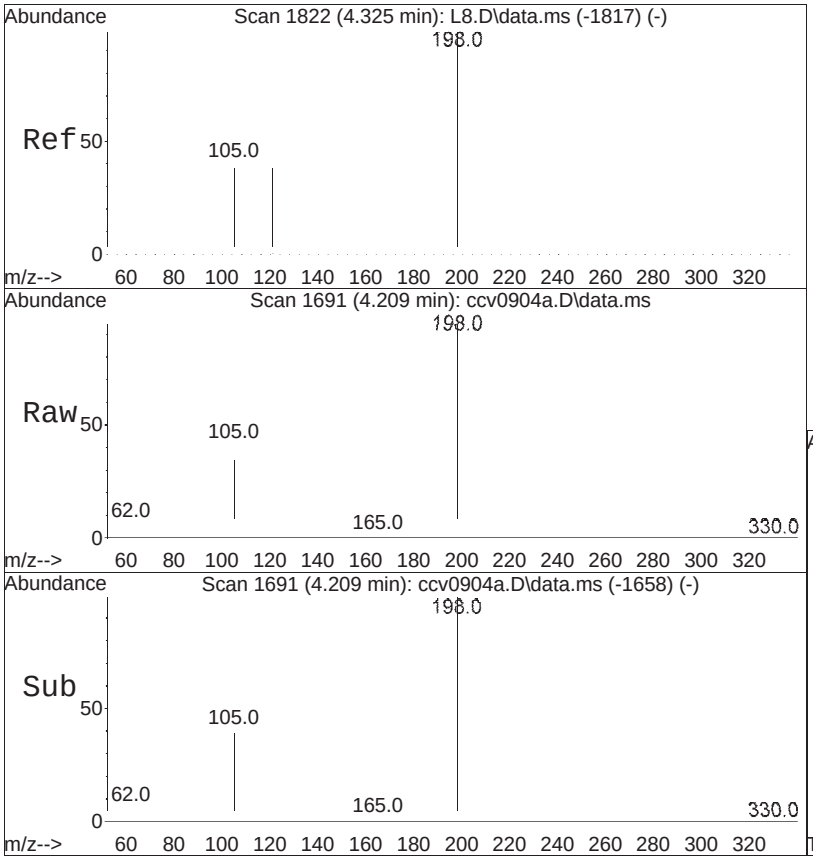


#24
4,6-Dinitro-o-cresol
Concen: 1230.38 ng/ml
RT:  4.209 min  Scan# 1691
Delta R.T.  0.000 min
Lab File:  ccv0904a.D
Acq: 04 Sep 2025  08:22 am

Tgt Ion:198 Resp:  17246

| Ion | Ratio | Lower | Upper |
|---|---|---|---|
| 198 | 100 | | |
| 105 | 39.8 | 32.1 | 48.1 |

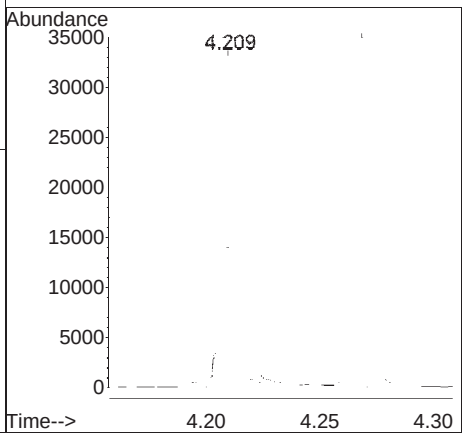

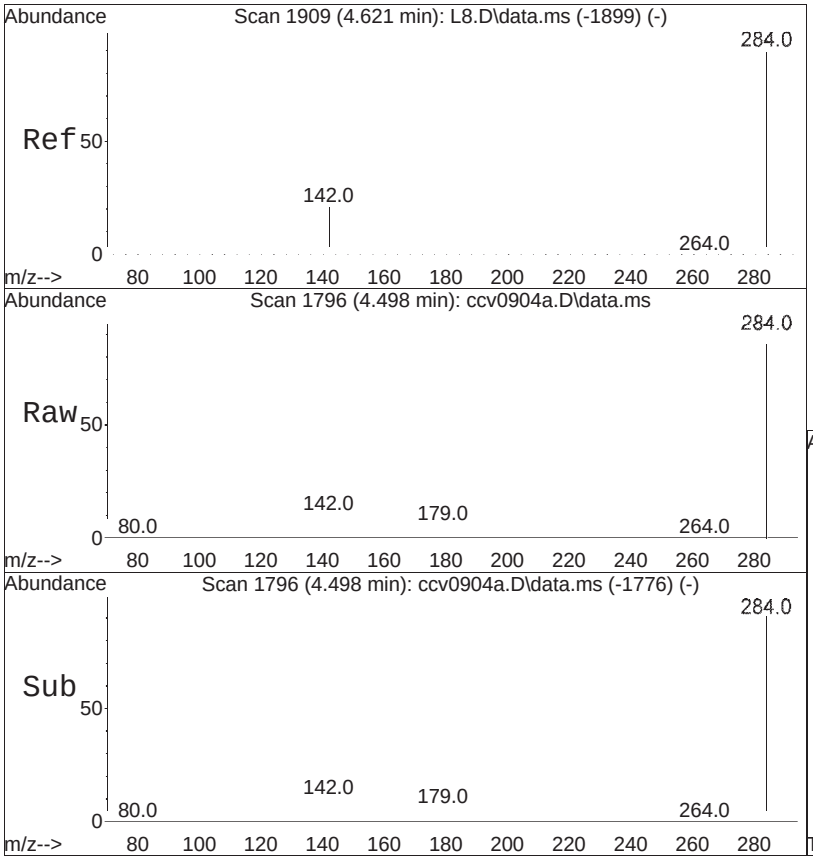


#25
Hexachlorobenzene
Concen: 796.77 ng/ml
RT: 4.498 min Scan# 1796
Delta R.T. 0.000 min
Lab File: ccv0904a.D
Acq: 04 Sep 2025 08:22 am

Tgt Ion:284 Resp: 30777

| Ion | Ratio | Lower | Upper |
|---|---|---|---|
| 284 | 100 | | |
| 142 | 35.5 | 28.8 | 43.2 |

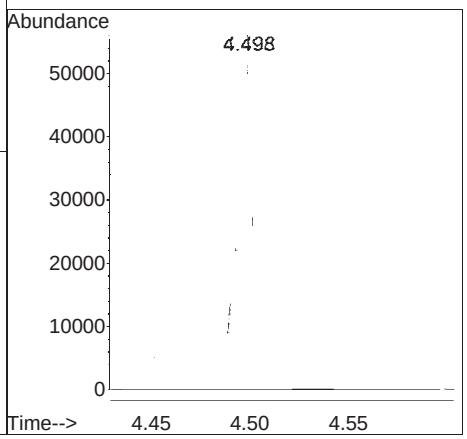

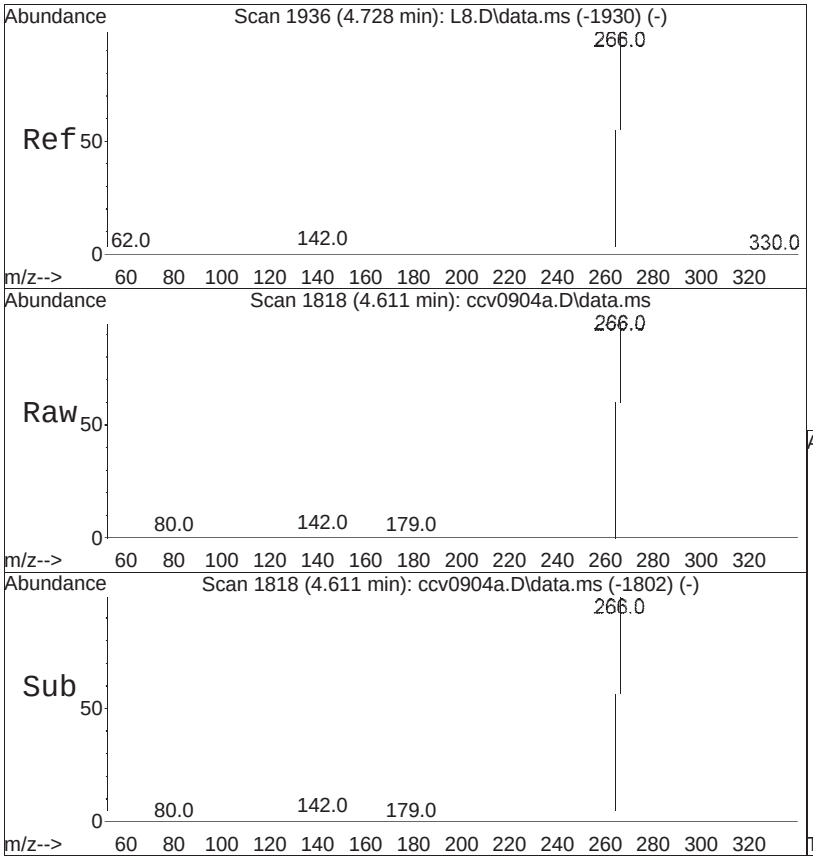


#26
Pentachlorophenol
Concen: 977.87 ng/ml
RT: 4.611 min Scan# 1818
Delta R.T. 0.000 min
Lab File: ccv0904a.D
Acq: 04 Sep 2025 08:22 am

Tgt Ion:266 Resp: 15375

| Ion | Ratio | Lower | Upper |
|---|---|---|---|
| 266 | 100 | | |
| 264 | 63.2 | 50.6 | 76.0 |

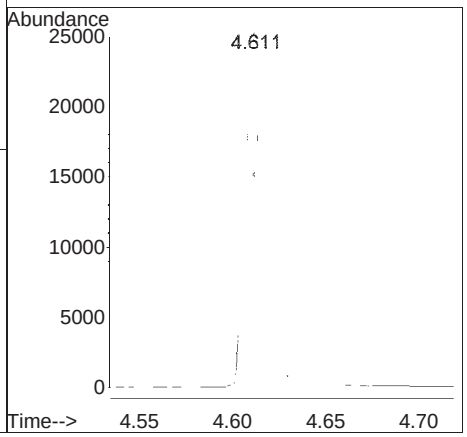

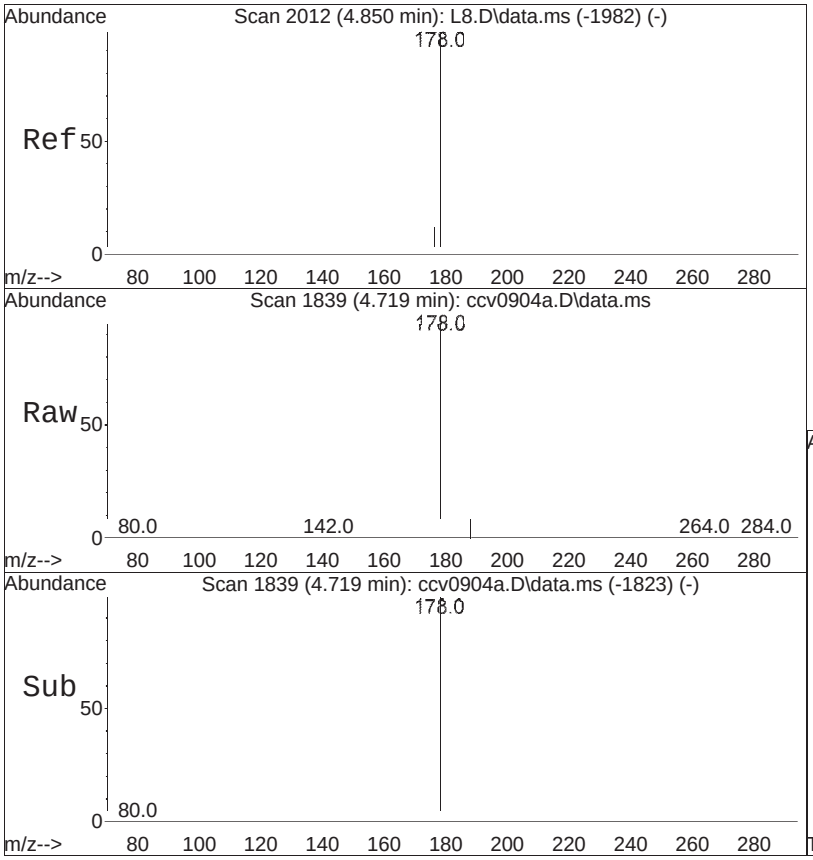


#27
Phenanthrene
Concen: 851.56 ng/ml
RT: 4.719 min Scan# 1839
Delta R.T. 0.000 min
Lab File: ccv0904a.D
Acq: 04 Sep 2025 08:22 am

Tgt Ion:178 Resp: 141130

| Ion | Ratio | Lower | Upper |
|---|---|---|---|
| 178 | 100 | | |
| 179 | 15.7 | 12.4 | 18.6 |

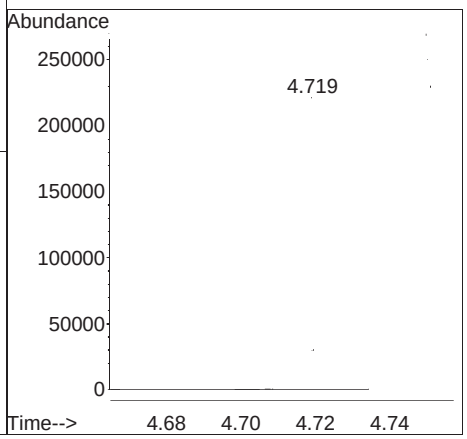

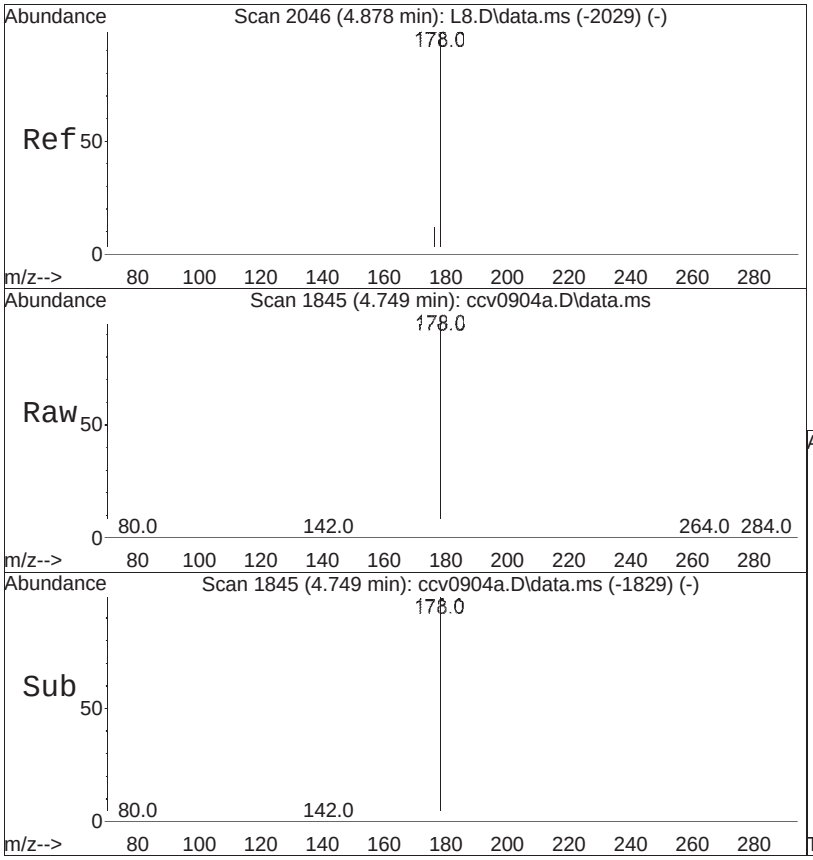


#28
Anthracene
Concen: 862.79 ng/ml
RT: 4.749 min Scan# 1845
Delta R.T. 0.000 min
Lab File: ccv0904a.D
Acq: 04 Sep 2025 08:22 am

Tgt Ion:178 Resp: 144398

| Ion | Ratio | Lower | Upper |
|---|---|---|---|
| 178 | 100 | | |
| 179 | 15.3 | 12.2 | 18.2 |

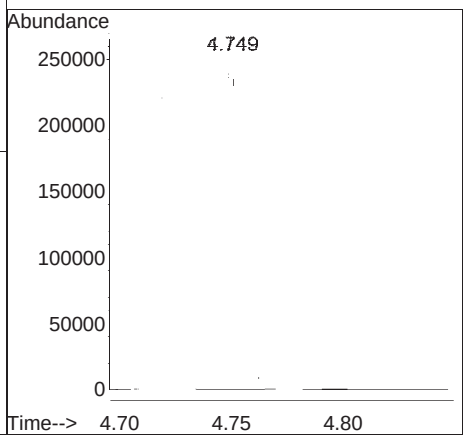

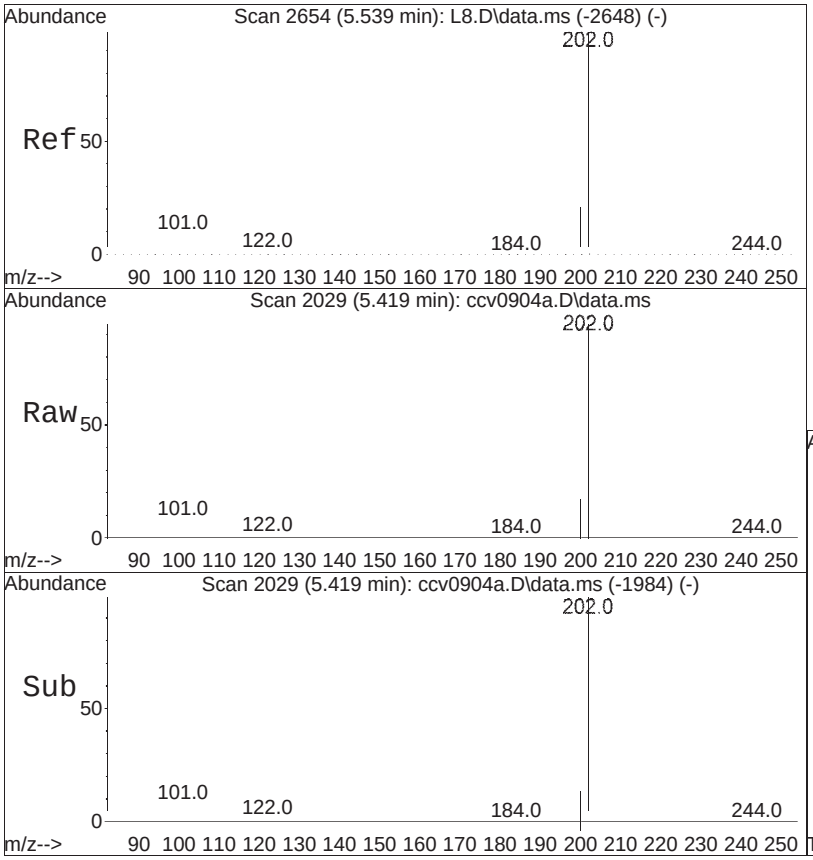


#29
Fluoranthene
Concen: 841.83 ng/ml
RT: 5.419 min Scan# 2029
Delta R.T. 0.000 min
Lab File: ccv0904a.D
Acq: 04 Sep 2025 08:22 am

Tgt Ion:202 Resp: 183768

| Ion | Ratio | Lower | Upper |
|---|---|---|---|
| 202 | 100 | | |
| 101 | 8.3 | 7.5 | 11.3 |

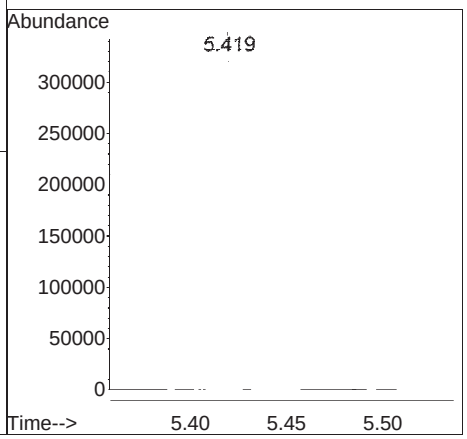

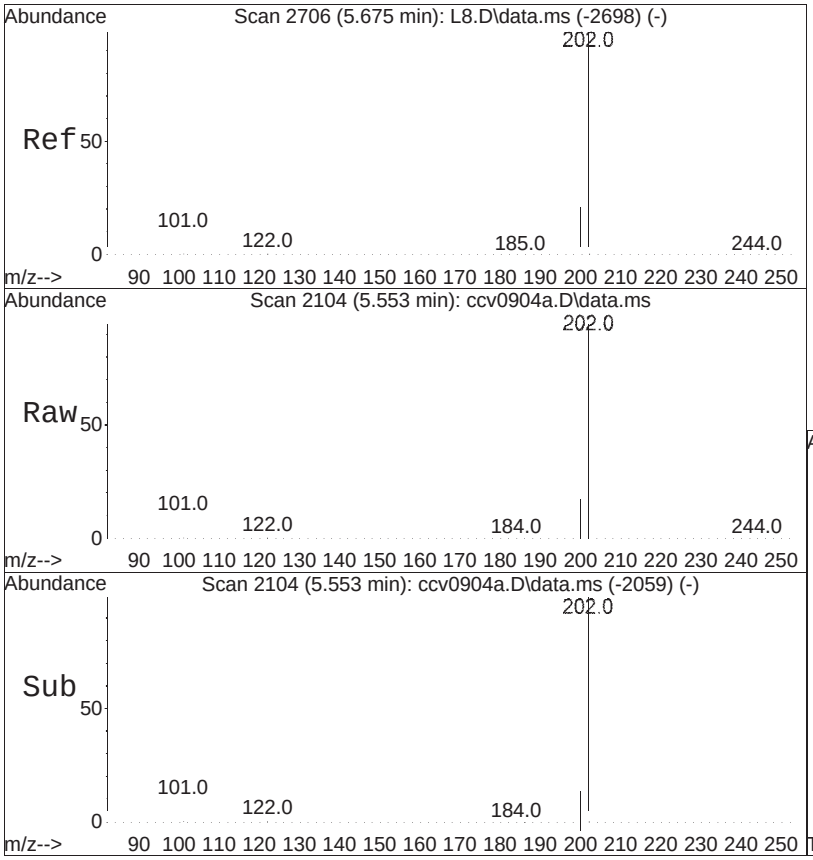


#30
Pyrene
Concen: 845.40 ng/ml
RT: 5.553 min Scan# 2104
Delta R.T. 0.000 min
Lab File: ccv0904a.D
Acq: 04 Sep 2025 08:22 am

Tgt Ion:202 Resp: 194207

| Ion | Ratio | Lower | Upper |
|---|---|---|---|
| 202 | 100 | | |
| 200 | 21.2 | 17.0 | 25.4 |

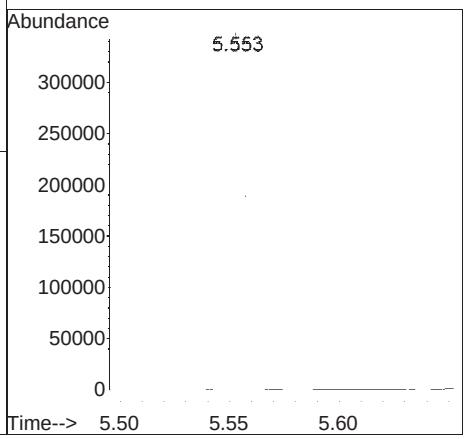

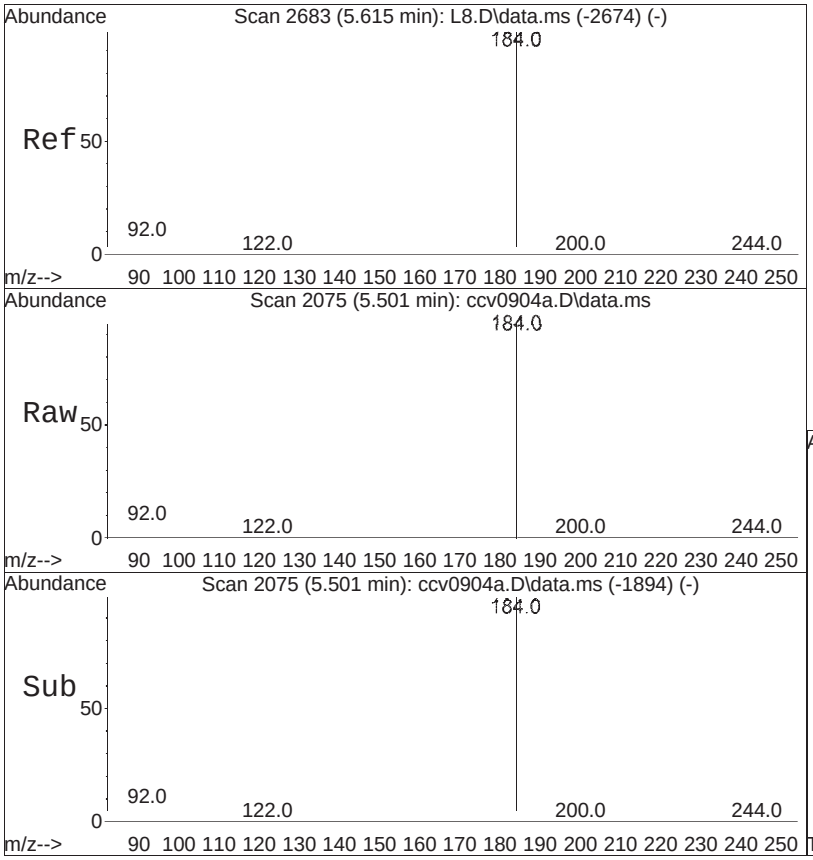


#31
Benzidine
Concen: 546.69 ng/mL
RT: 5.501 min Scan# 2075
Delta R.T. 0.000 min
Lab File: ccv0904a.D
Acq: 04 Sep 2025 08:22 am

Tgt Ion:184 Resp: 55948

| Ion | Ratio | Lower | Upper |
|---|---|---|---|
| 184 | 100 | | |
| 92 | 6.0 | 5.2 | 7.8 |
| 185 | 13.8 | 11.2 | 16.8 |

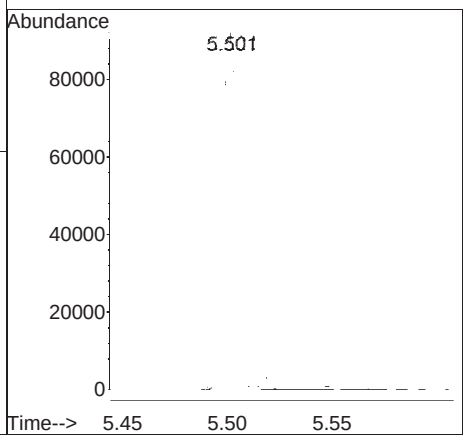

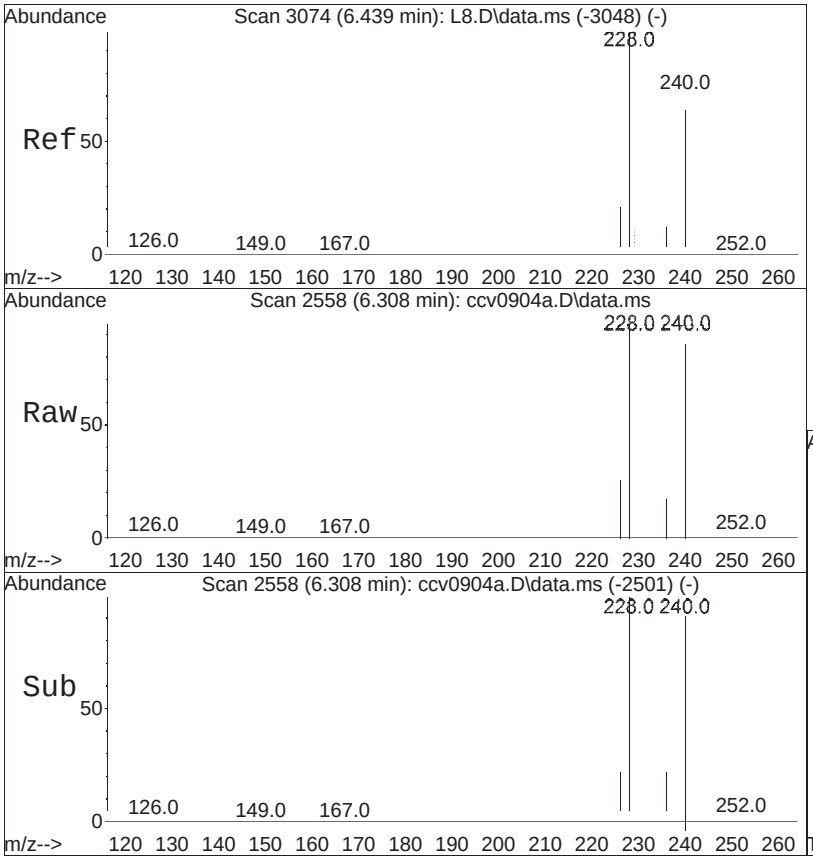


#34
Benzo[a]anthracene
Concen: 926.40 ng/ml
RT: 6.308 min Scan# 2558
Delta R.T. 0.000 min
Lab File: ccv0904a.D
Acq: 04 Sep 2025 08:22 am

Tgt Ion:228 Resp: 205721

| Ion | Ratio | Lower | Upper |
|---|---|---|---|
| 228 | 100 | | |
| 229 | 19.6 | 15.8 | 23.6 |

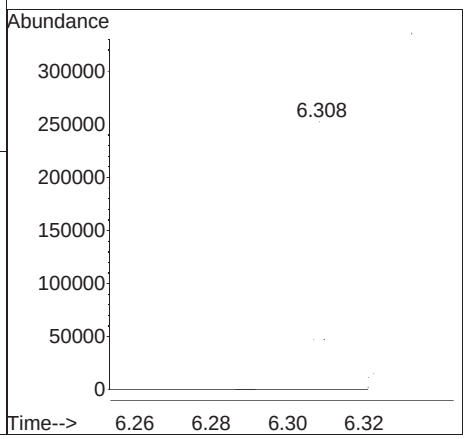

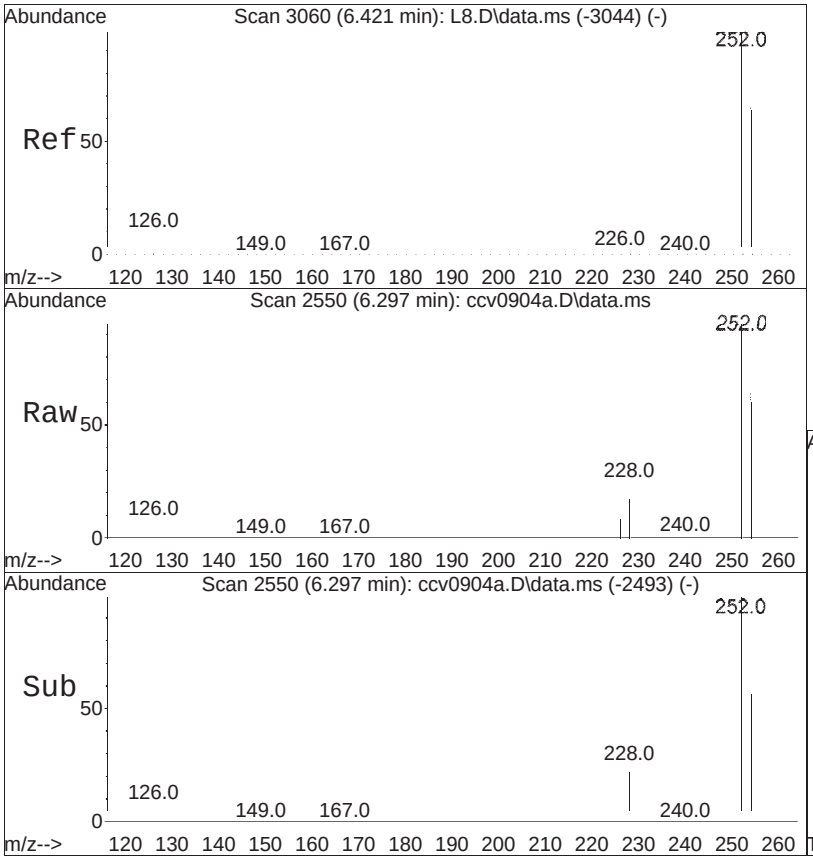


#35
3,3'-Dichlorobenzidine
Concen: 1064.61 ng/ml
RT: 6.297 min Scan# 2550
Delta R.T. 0.000 min
Lab File: ccv0904a.D
Acq: 04 Sep 2025 08:22 am

Tgt Ion:252 Resp: 92636

| Ion | Ratio | Lower | Upper |
|---|---|---|---|
| 252 | 100 | | |
| 126 | 9.3 | 7.7 | 11.5 |
| 254 | 64.4 | 51.8 | 77.6 |

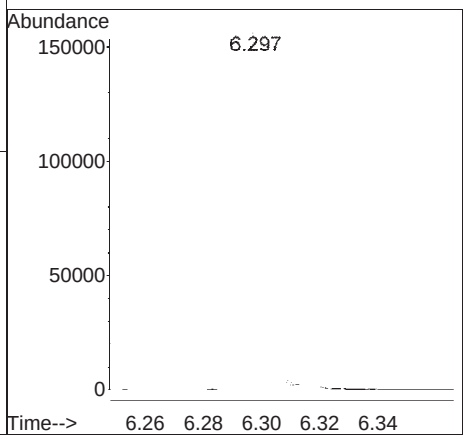

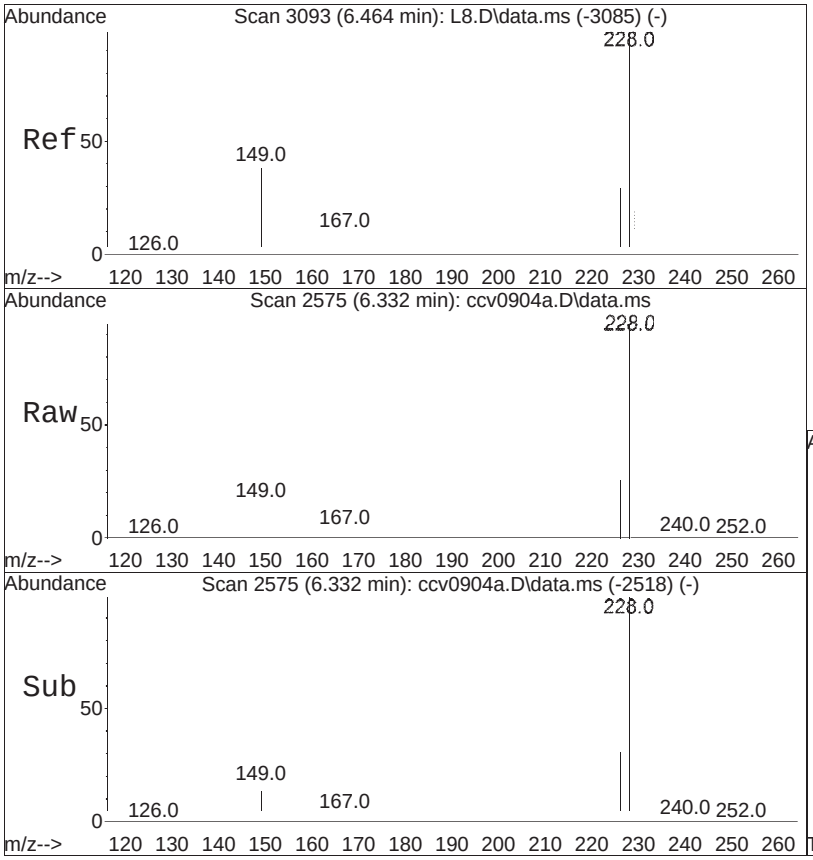


#36
Chrysene
Concen: 899.24 ng/ml
RT: 6.332 min Scan# 2575
Delta R.T. 0.000 min
Lab File: ccv0904a.D
Acq: 04 Sep 2025 08:22 am

Tgt Ion:228 Resp: 191088

| Ion | Ratio | Lower | Upper |
|---|---|---|---|
| 228 | 100 | | |
| 226 | 30.6 | 24.6 | 37.0 |

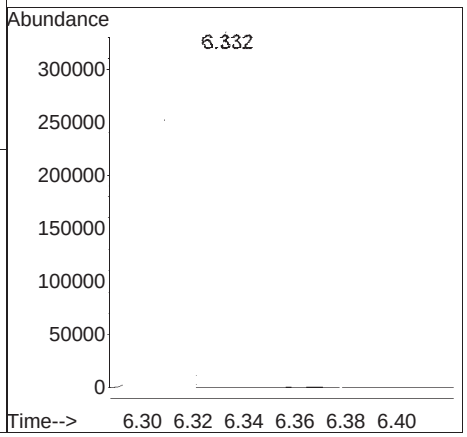

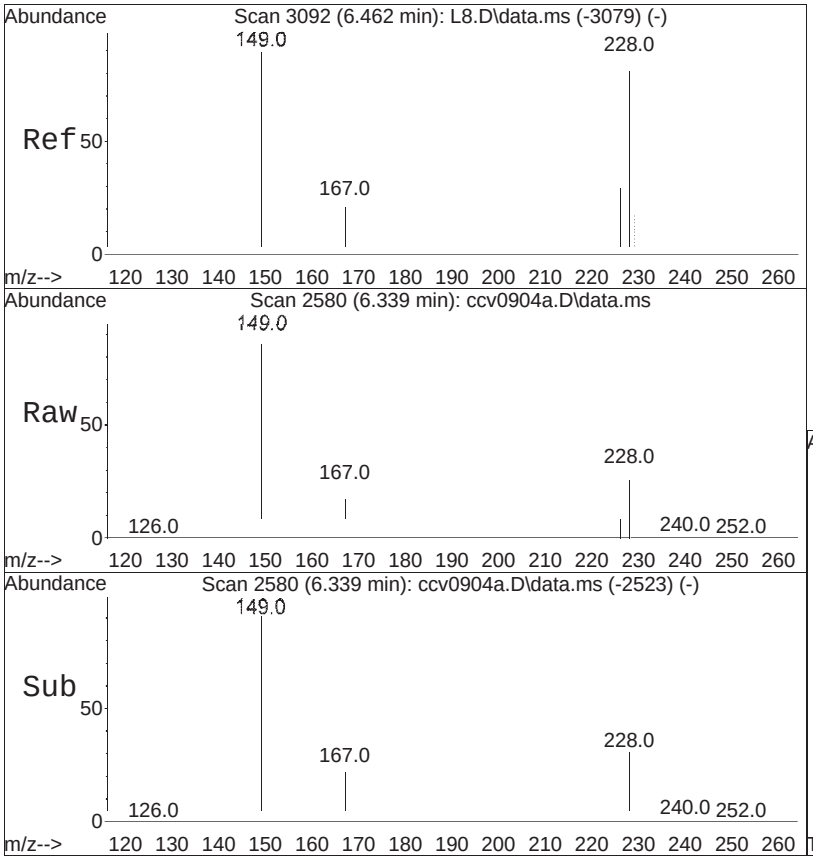


#37
Bis(2-ethylhexyl)phthalate
Concen: 1089.35 ng/ml
RT:  6.339 min  Scan# 2580
Delta R.T.  0.000 min
Lab File:  ccv0904a.D
Acq: 04 Sep 2025  08:22 am

Tgt Ion:149 Resp:  127110

| Ion | Ratio | Lower | Upper |
|---|---|---|---|
| 149 | 100 | | |
| 167 | 23.9 | 19.6 | 29.4 |

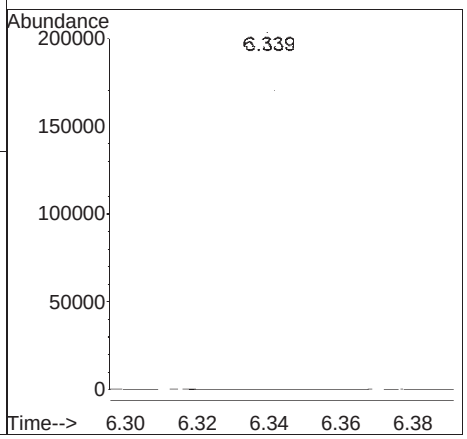

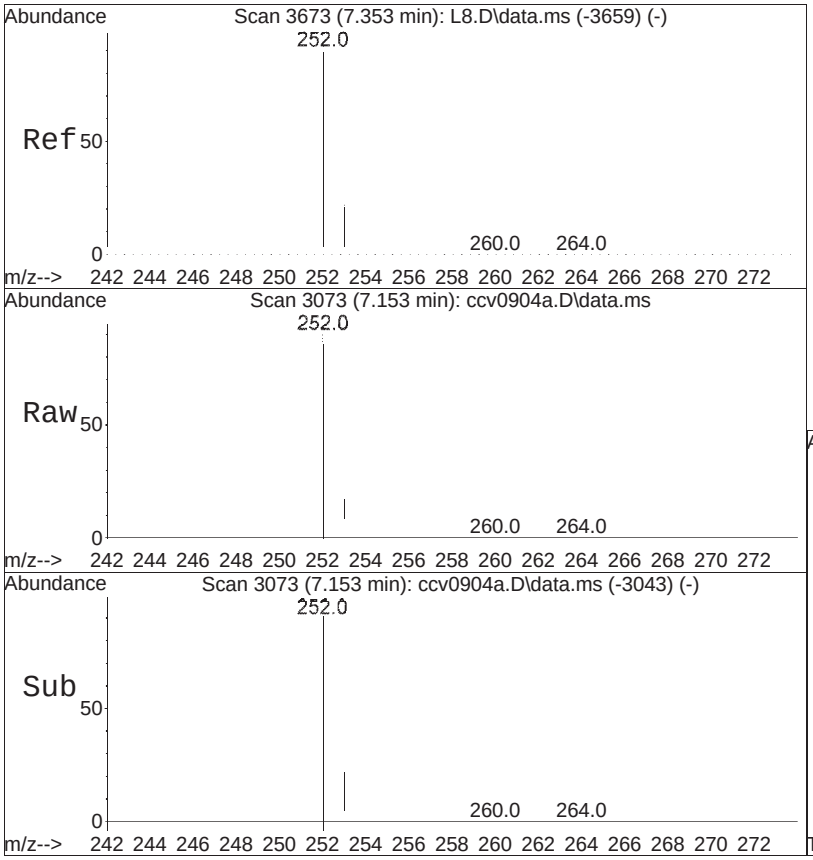


#39
Benzo[b]fluoranthene
Concen: 1055.49 ng/ml
RT:  7.153 min  Scan# 3073
Delta R.T.  0.000 min
Lab File:  ccv0904a.D
Acq: 04 Sep 2025  08:22 am

Tgt Ion:252 Resp:  211396

| Ion | Ratio | Lower | Upper |
|---|---|---|---|
| 252 | 100 | | |
| 253 | 21.7 | 18.1 | 27.1 |

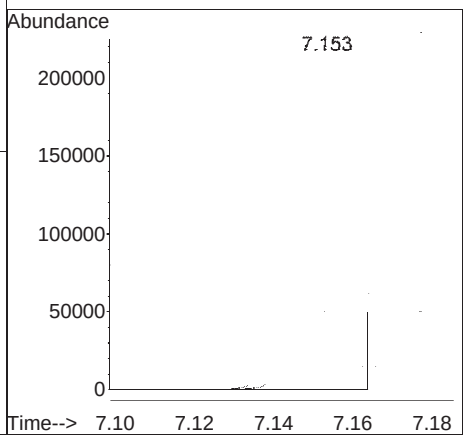

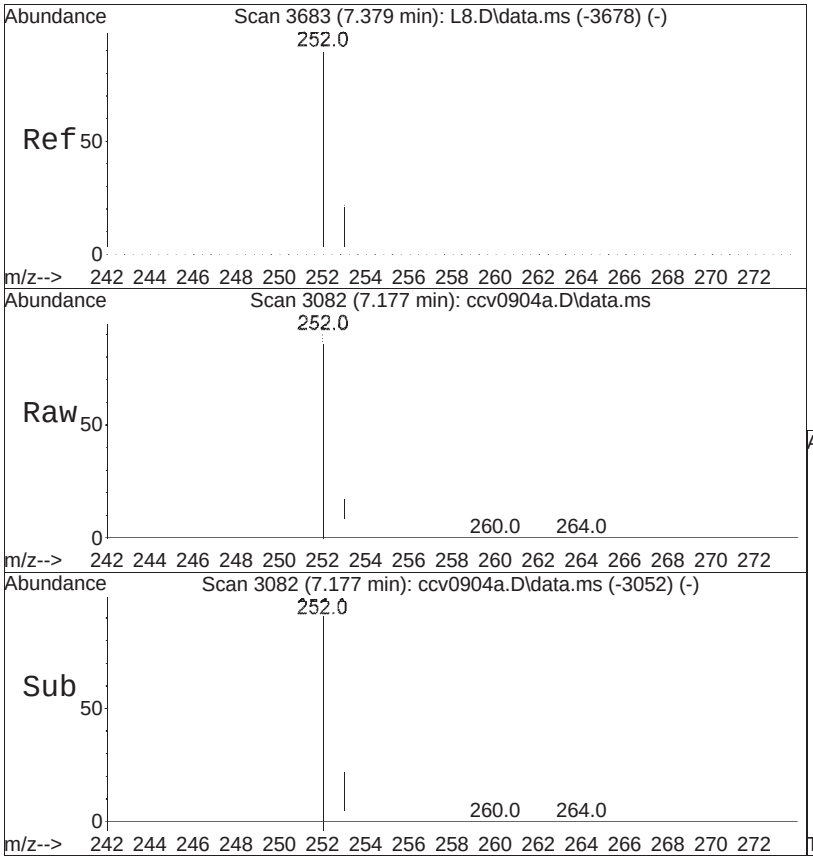


#40
Benzo[k]fluoranthene
Concen: 904.68 ng/ml
RT: 7.177 min Scan# 3082
Delta R.T. 0.000 min
Lab File: ccv0904a.D
Acq: 04 Sep 2025 08:22 am

Tgt Ion:252 Resp: 209558

| Ion | Ratio | Lower | Upper |
|---|---|---|---|
| 252 | 100 | | |
| 253 | 21.9 | 17.0 | 25.4 |

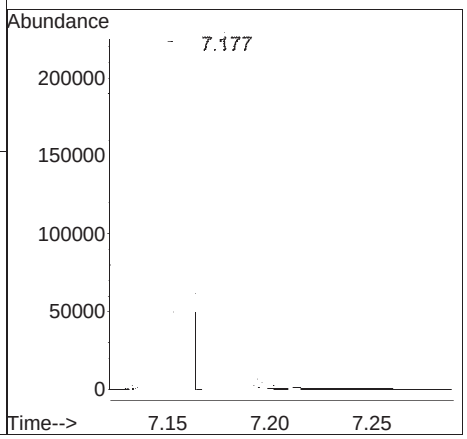

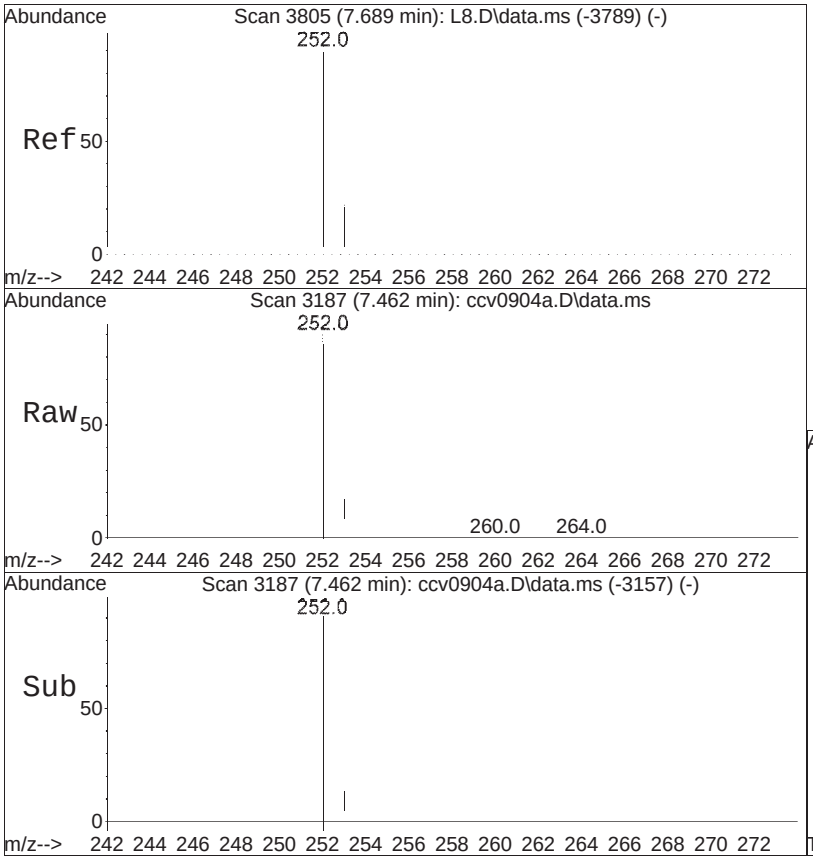


#41
Benzo[a]pyrene
Concen: 1043.10 ng/ml
RT:  7.462 min  Scan# 3187
Delta R.T.  0.000 min
Lab File:  ccv0904a.D
Acq: 04 Sep 2025  08:22 am

Tgt Ion:252 Resp:  198486

| Ion | Ratio | Lower | Upper |
|---|---|---|---|
| 252 | 100 | | |
| 253 | 21.7 | 17.4 | 26.0 |

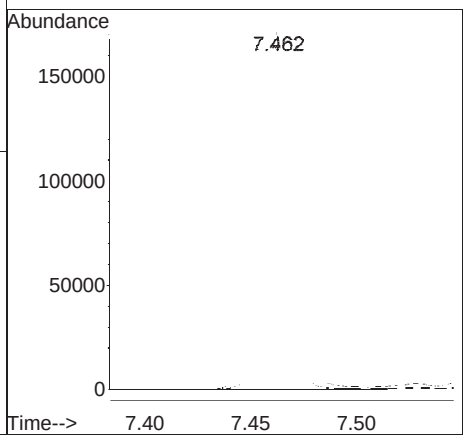

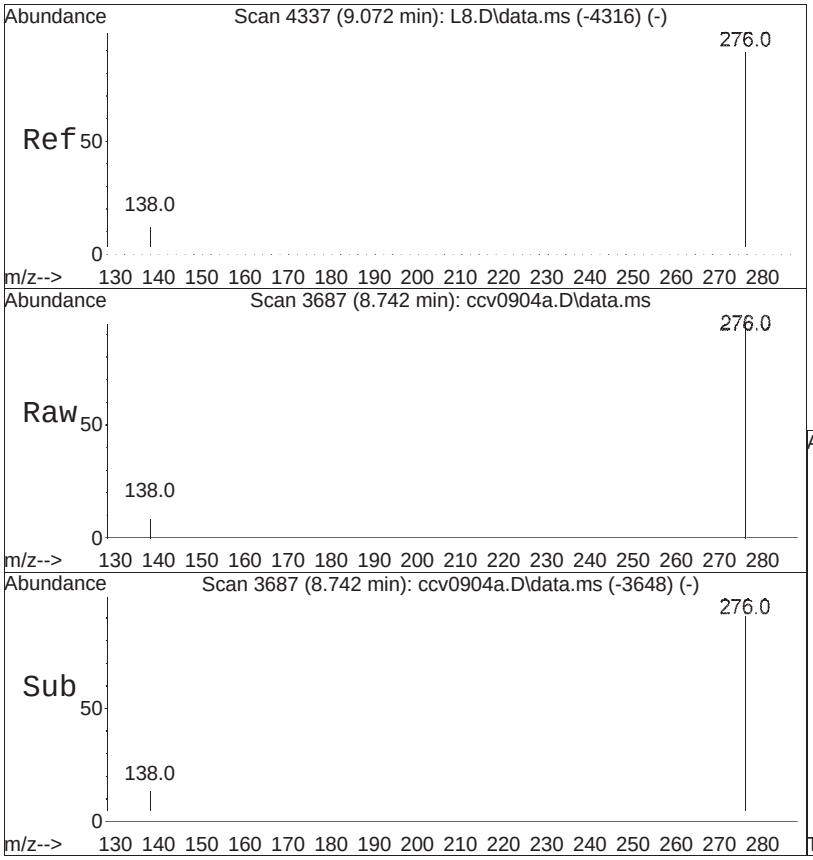


#42
Indeno[1,2,3-cd]pyrene
Concen: 1152.04 ng/ml
RT:  8.742 min  Scan# 3687
Delta R.T.  0.000 min
Lab File:  ccv0904a.D
Acq: 04 Sep 2025  08:22 am

Tgt Ion:276 Resp:  198092

| Ion | Ratio | Lower | Upper |
|---|---|---|---|
| 276 | 100 | | |
| 138 | 16.3 | 14.4 | 21.6 |

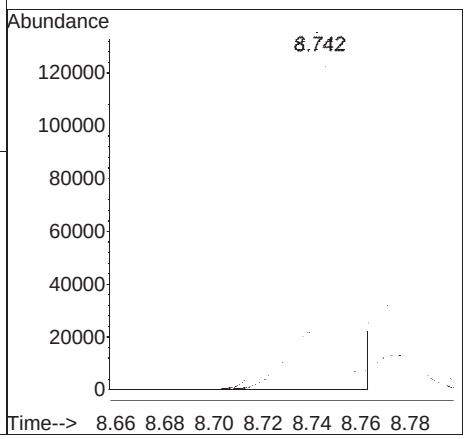

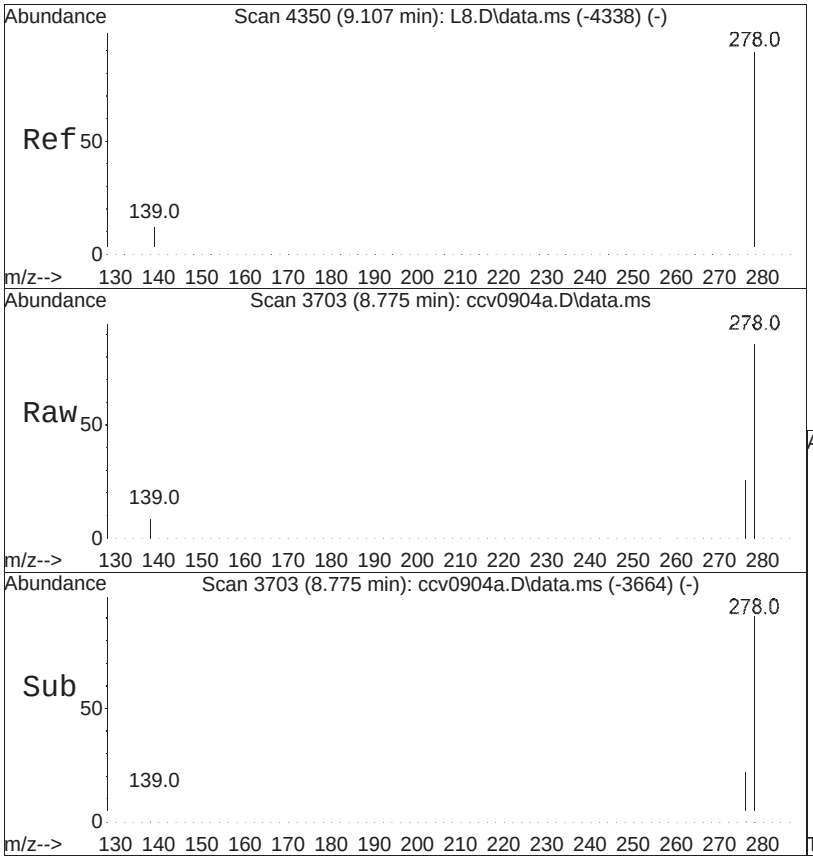


#43
Dibenzo[a,h]anthracene
Concen: 1101.39 ng/ml M1
RT:  8.775 min  Scan# 3703
Delta R.T.  0.000 min
Lab File:  ccv0904a.D
Acq: 04 Sep 2025  08:22 am

Tgt Ion:278 Resp:  192715

| Ion | Ratio | Lower | Upper |
|---|---|---|---|
| 278 | 100 | | |
| 139 | 13.6 | 12.1 | 18.1 |

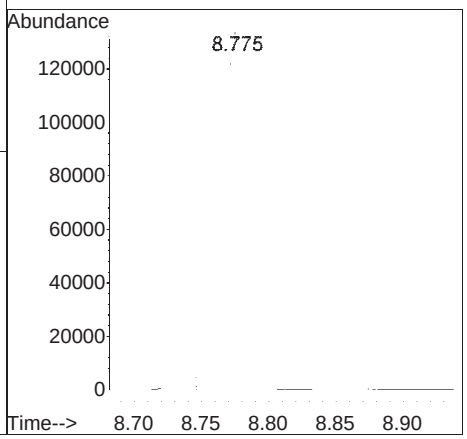

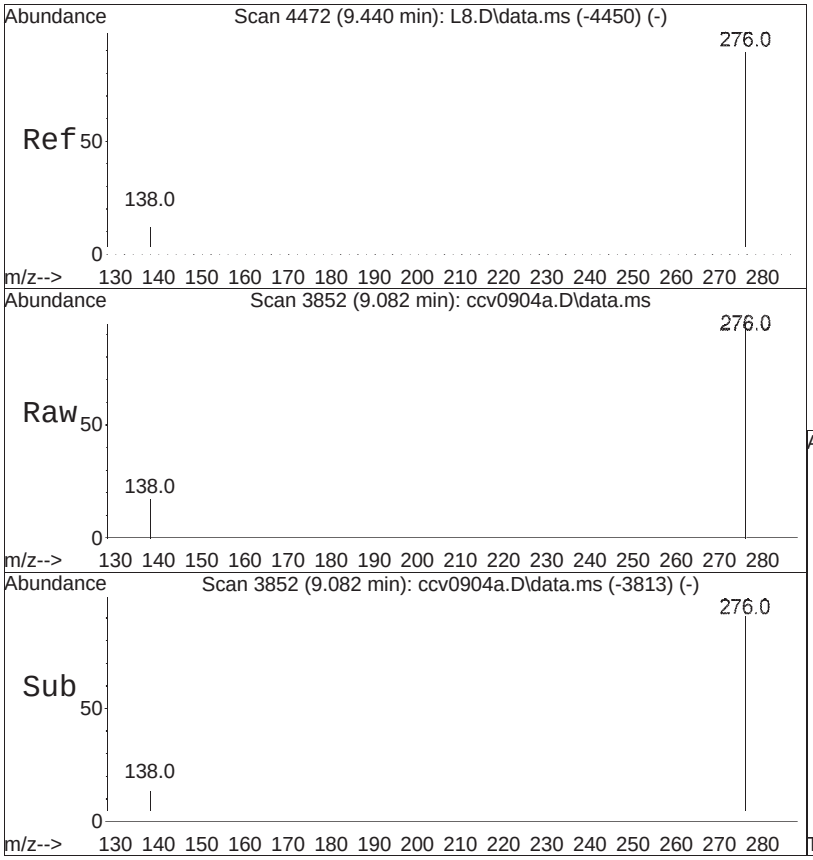


#44
Benzo[g,h,i]perylene
Concen: 1112.79 ng/ml
RT: 9.082 min Scan# 3852
Delta R.T. 0.000 min
Lab File: ccv0904a.D
Acq: 04 Sep 2025 08:22 am

Tgt Ion:276 Resp: 196672

| Ion | Ratio | Lower | Upper |
|---|---|---|---|
| 276 | 100 | | |
| 138 | 17.5 | 16.0 | 24.0 |

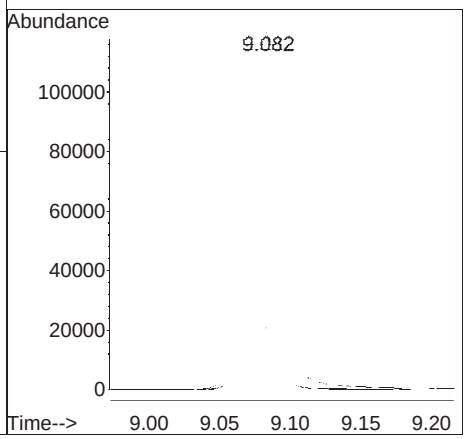

# Manual Integration Report

Data Path : I:\8270SIM\sv119\250904RVTQ
Data File : ccv0904a.D
Date Inj'd : 9/4/2025 8:22 am
Sample : WG2110591-3,32,,ICV 11696 (0.0002)

Method : SIM-RVT_250625_sv119.M
Operator : sv119:rp
Instrument : SV119
Quant Date : 9/4/2025 12:04 pm

## Compound #43: Dibenzo[a,h]anthracene

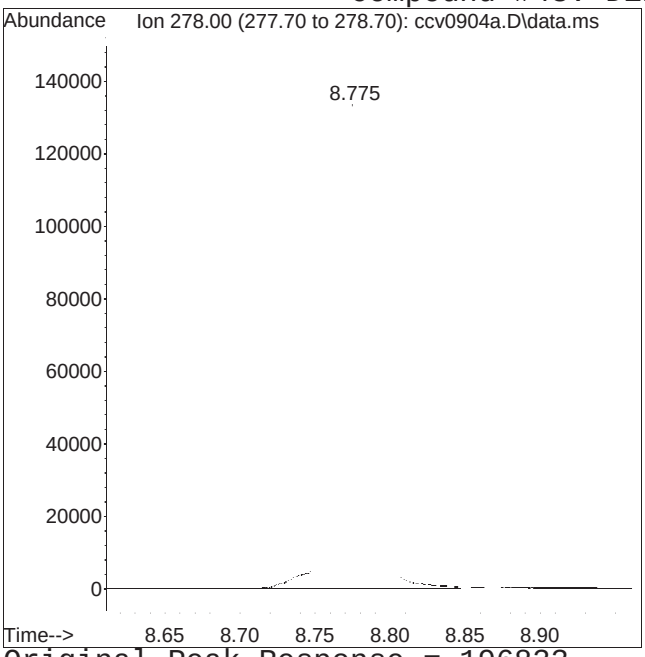


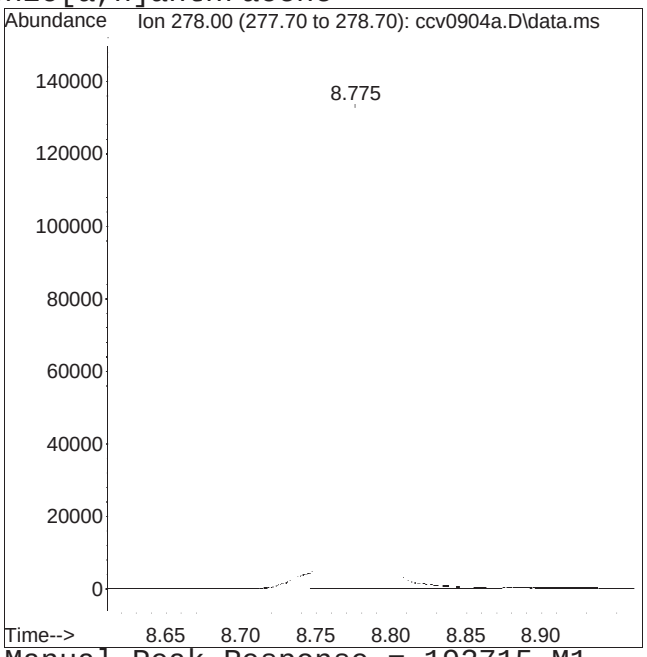


Original Peak Response = 196833 Manual Peak Response = 192715 M1

M1 = Split or tailing peak, auto integration stopped early resulting in false low area count.

# Quantitation Report (Qedit)

Data Path : I:\8270SIM\sv119\250904RVT\
Data File : deg0904b.D
Acq On : 04 Sep 2025 07:45 am
Operator : sv119:rp
Sample : WG2110591-2,32,,dftpp SV119 lot# 11857
Misc : WG2110591,,ical22426
ALS Vial : 48 Sample Multiplier: 1

Quant Time: Sep 04 08:00:37 2025
Quant Method : I:\8270SIM\sv119\250904RVT\dftppsv119.m
Quant Title : Semivolatiles by GC/MS by modified 8270
QLast Update : Sat Aug 30 16:19:40 2025
Response via : Continuing Cal File: C:\ENVDEMO\BNADATA\DLWB002.D

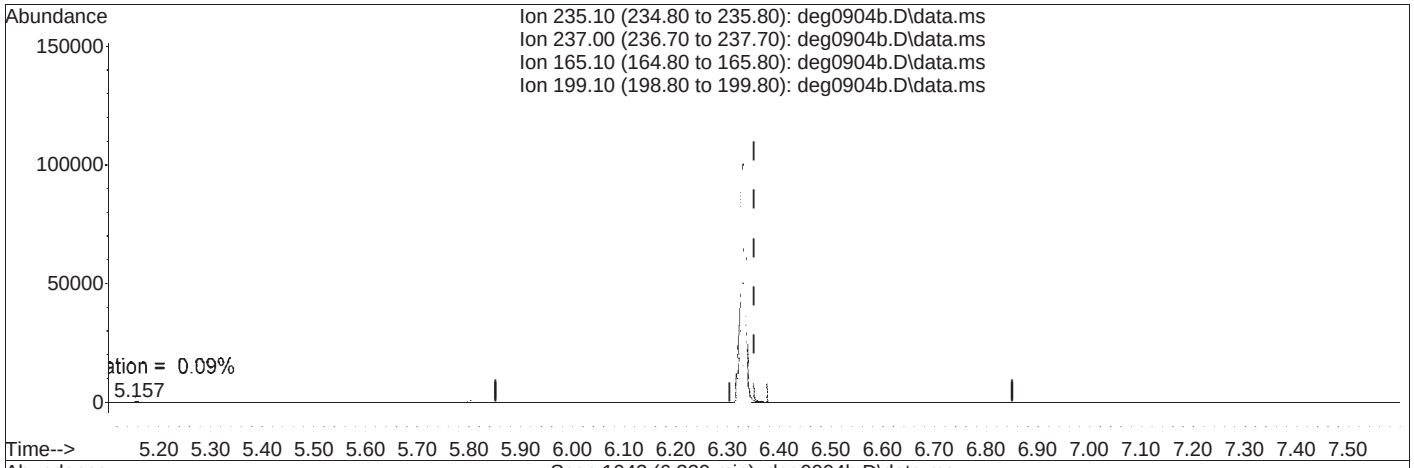


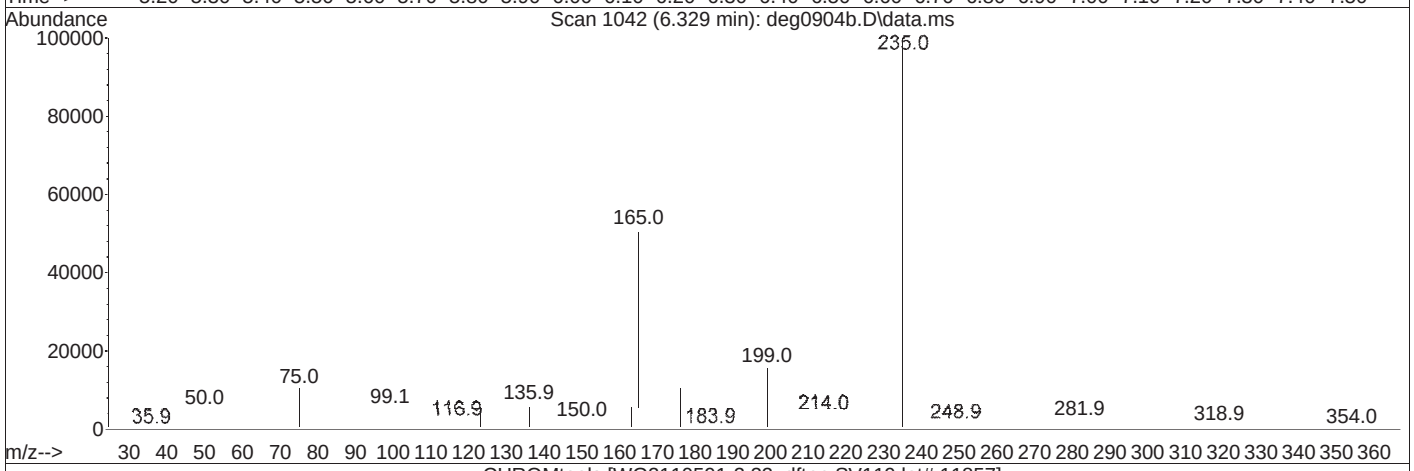


CHROMtools [WG2110591-2,32,,dftpp SV119 lot# 11857]

(6) ddt (T)

6.329min (-0.022) 13.53

response 82450

| Ion | Exp% | Act% |
|---|---|---|
| 235.10 | 100.00 | 100.00 |
| 237.00 | 65.60 | 64.62 |
| 165.10 | 53.30 | 50.33 |
| 199.10 | 17.10 | 15.48 |

Data Path : I:\8270SIM\sv119\250904RVT\
Data File : deg0904b.D
Acq On : 04 Sep 2025 07:45 am
Operator : sv119:rp
Sample : WG2110591-1,32,,dftpp SV119 lot# 11857
Misc : WG2110591,,ical22426
ALS Vial : 48 Sample Multiplier: 1

Integration File: rteint.p

Method : I:\8270SIM\sv119\250904RVT\SIM-RVT_250625_sv119.M
Title : Semivolatiles by GC/MS by modified 8270
Last Update : Thu Sep 04 08:37:44 2025

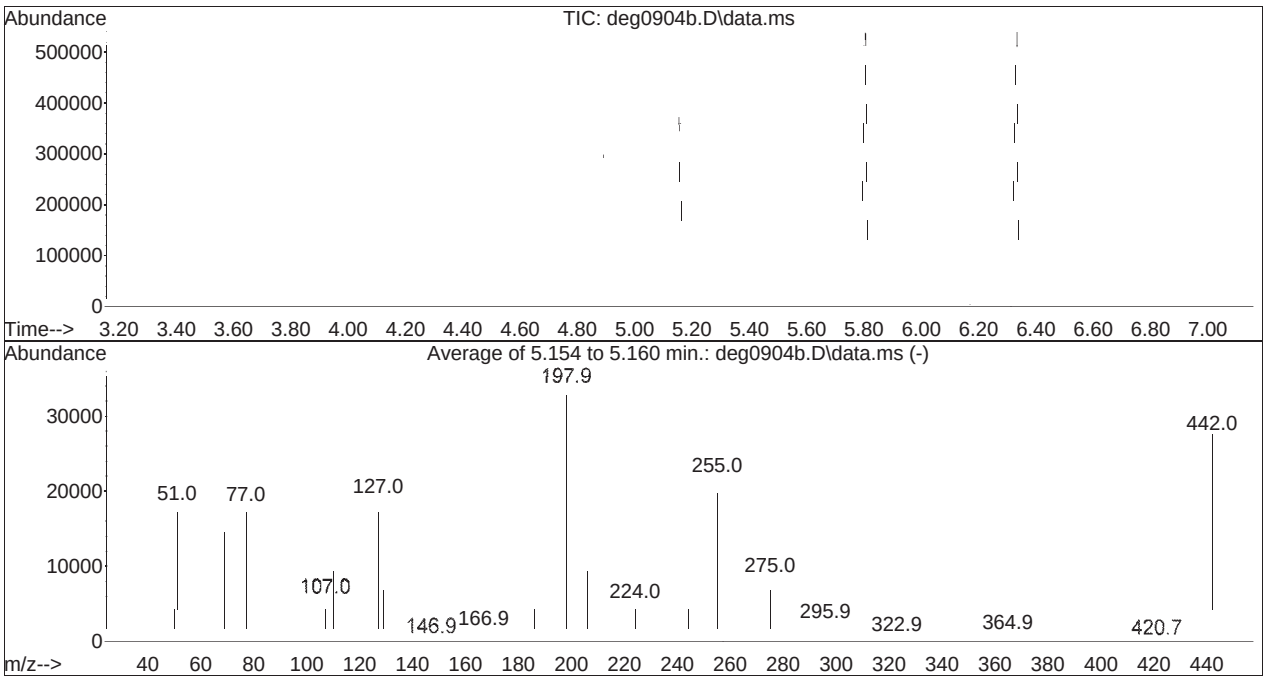


Spectrum Information: Average of 5.154 to 5.160 min.

| Target Mass | Rel. to Mass | Lower Limit% | Upper Limit% | Rel. Abn% | Raw Abn | Result Pass/Fail |
|---|---|---|---|---|---|---|
| 51 | 198 | 10 | 80 | 51.9 | 18226 | PASS |
| 68 | 69 | 0.00 | 2 | 0.5 | 77 | PASS |
| 69 | 69 | 100 | 100 | 100.0 | 16861 | PASS |
| 70 | 69 | 0.00 | 2 | 0.0 | 0 | PASS |
| 127 | 198 | 10 | 80 | 54.4 | 19104 | PASS |
| 197 | 198 | 0.00 | 2 | 0.0 | 0 | PASS |
| 198 | 198 | 100 | 100 | 100.0 | 35123 | PASS |
| 199 | 198 | 5 | 9 | 7.4 | 2584 | PASS |
| 275 | 198 | 10 | 60 | 24.3 | 8543 | PASS |
| 365 | 198 | 1 | 100 | 2.7 | 941 | PASS |
| 441 | 442 | 0.01 | 24 | 18.4 | 5078 | PASS |
| 442 | 198 | 50 | 100 | 78.4 | 27552 | PASS |
| 443 | 442 | 15 | 24 | 20.2 | 5556 | PASS |

# Quantitation Report (Qedit)

Data Path : I:\8270SIM\sv119\250904RVT\
Data File : deg0904b.D
Acq On : 04 Sep 2025 07:45 am
Operator : sv119:rp
Sample : WG2110591-4,32,,dftpp SV119 lot# 11857
Misc : WG2110591,,ical22426
ALS Vial : 48 Sample Multiplier: 1

Quant Time: Sep 04 08:00:37 2025
Quant Method : I:\8270SIM\sv119\250904RVT\dftppsv119.m
Quant Title : Semivolatiles by GC/MS by modified 8270
QLast Update : Sat Aug 30 16:19:40 2025
Response via : Continuing Cal File: C:\ENVDEMO\BNADATA\DLWB002.D

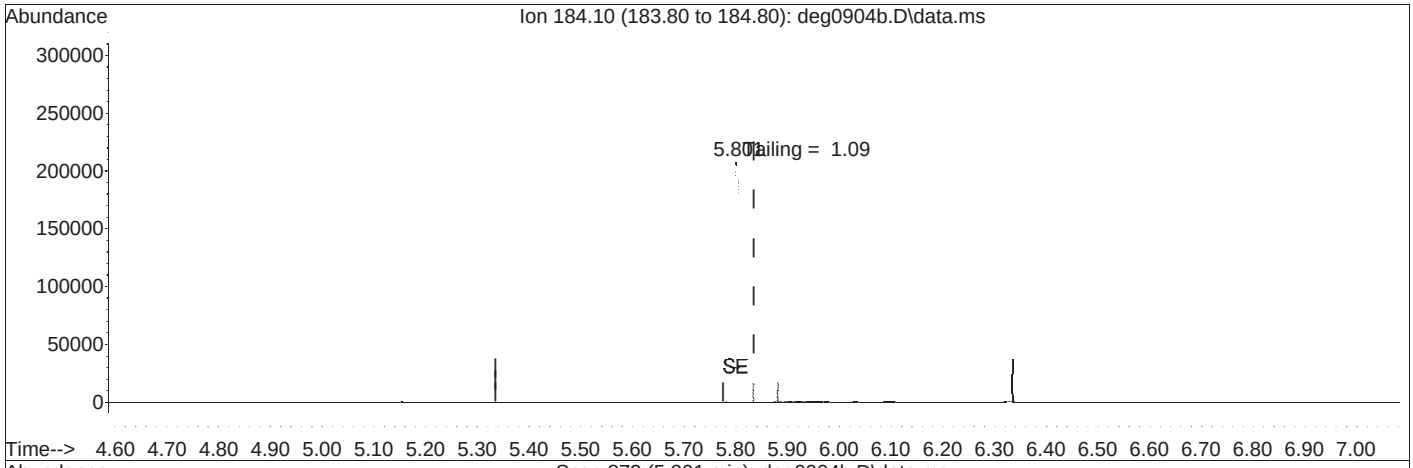


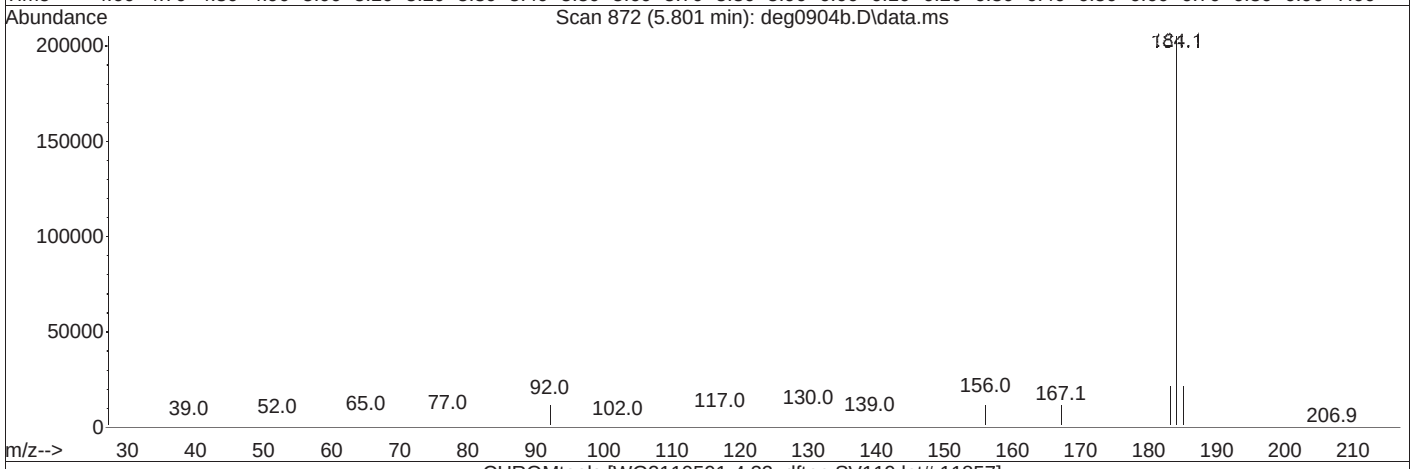


CHROMtools [WG2110591-4,32,,dftpp SV119 lot# 11857]

(3) benzidine (T)

5.801min (-0.034) 17.50

response 178144

| Ion | Exp% | Act% |
|---|---|---|
| 184.10 | 100.00 | 100.00 |
| 0.00 | 0.00 | 0.00 |
| 0.00 | 0.00 | 0.00 |
| 0.00 | 0.00 | 0.00 |

# Quantitation Report (Qedit)

Data Path : I:\8270SIM\sv119\250904RVT\
Data File : deg0904b.D
Acq On : 04 Sep 2025 07:45 am
Operator : sv119:rp
Sample : WG2110591-5,32,,dftpp SV119 lot# 11857
Misc : WG2110591,,ical22426
ALS Vial : 48 Sample Multiplier: 1

Quant Time: Sep 04 08:00:37 2025
Quant Method : I:\8270SIM\sv119\250904RVT\dftppsv119.m
Quant Title : Semivolatiles by GC/MS by modified 8270
QLast Update : Sat Aug 30 16:19:40 2025
Response via : Continuing Cal File: C:\ENVDEMO\BNADATA\DLWB002.D

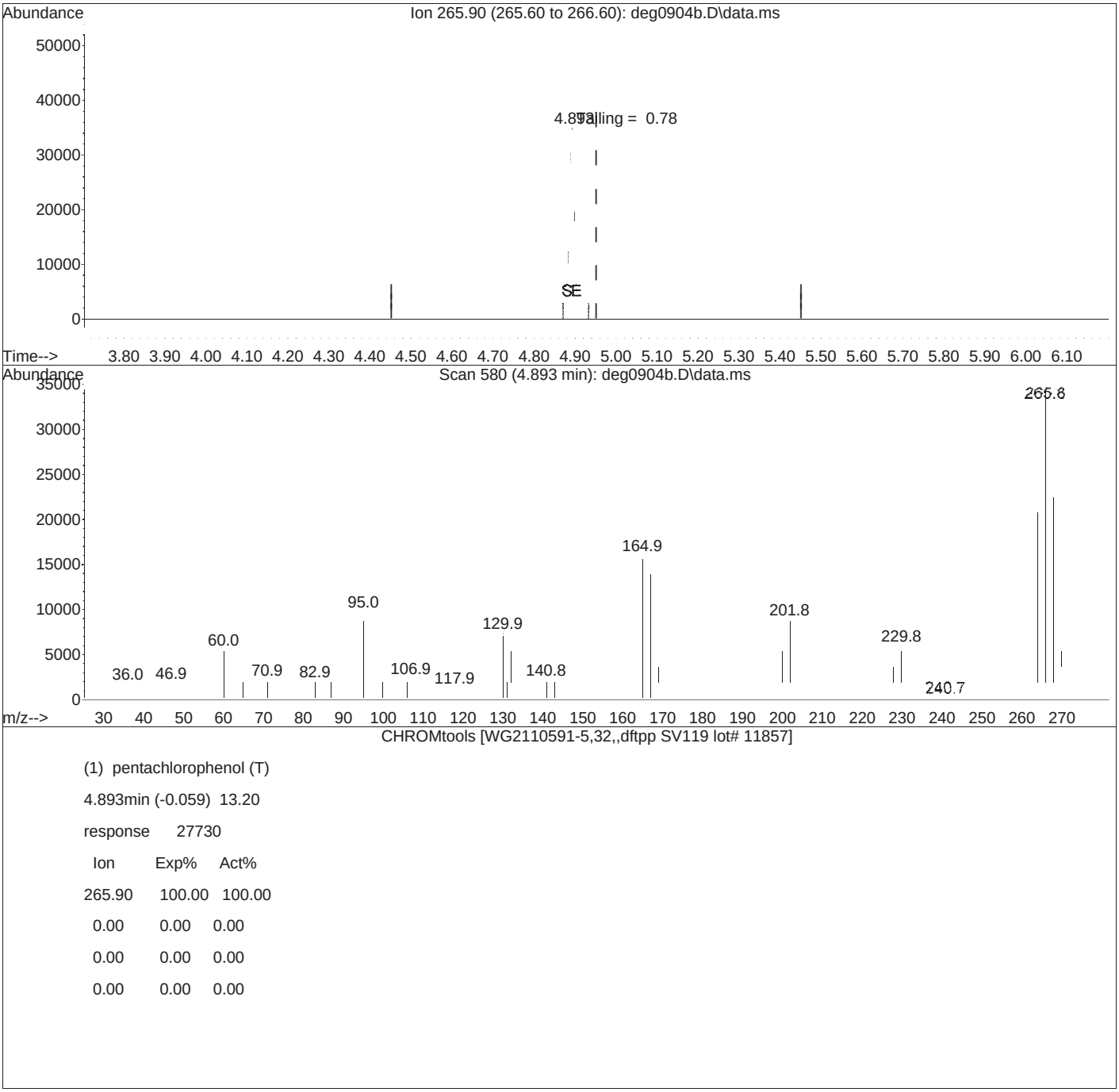


CHROMtools [WG2110591-5,32,,dftpp SV119 lot# 11857]

(1) pentachlorophenol (T)

4.893min (-0.059) 13.20

response 27730

| Ion | Exp% | Act% |
|---|---|---|
| 265.90 | 100.00 | 100.00 |
| 0.00 | 0.00 | 0.00 |
| 0.00 | 0.00 | 0.00 |
| 0.00 | 0.00 | 0.00 |

# Semivolatiles Raw QC Data

Quantitation Report (QT Reviewed)

Data Path : I:\8270SIM\sv119\250904RVT\
Data File : 110294-1.D
Acq On : 04 Sep 2025 02:24 pm
Operator : sv119:rp
Sample : WG2110294-1,32,,RE,csn
Misc : wg2110591,WG2110294,ical22426
ALS Vial : 20 Sample Multiplier: 1

Quant Time: Sep 05 09:22:02 2025
Quant Method : I:\8270sim\sv119\250904RVT\SIM-RVT_250625_sv119.M
Quant Title : Semivolatiles by GC/MS by modified 8270
QLast Update : Thu Sep 04 12:04:41 2025
Response via : Initial Calibration

CCAL FILE(s) : 1 - I:\8270sim\sv119\250904RVT\ccv0904a.D
Sub List : DEFAULT - All compounds listed

| Compound | R.T. | QIon | Response | Conc | Units | Dev(Min) |
|---|---|---|---|---|---|---|
| Internal Standards | | | | | | |
| 1) 1,4-Dichlorobenzene-d4 | 2.243 | 152 | 131145 | 4000.000 | ng/ml | 0.00 |
| Standard Area 1 = 110778 | | | Recovery = 118.39% | | | |
| 9) Naphthalene-d8 | 2.901 | 136 | 460102 | 4000.000 | ng/ml | 0.00 |
| Standard Area 1 = 386962 | | | Recovery = 118.90% | | | |
| 18) Acenaphthene-d10 | 3.873 | 164 | 285558 | 4000.000 | ng/ml | 0.00 |
| Standard Area 1 = 240356 | | | Recovery = 118.81% | | | |
| 23) Phenanthrene-d10 | 4.713 | 188 | 654385 | 4000.000 | ng/ml | 0.00 |
| Standard Area 1 = 547916 | | | Recovery = 119.43% | | | |
| 33) Chrysene-d12 | 6.287 | 240 | 1087023 | 4000.000 | ng/ml | -0.03 |
| Standard Area 1 = 651920 | | | Recovery = 166.74% | | | |
| 38) Perylene-d12 | 7.497 | 264 | 1065049 | 4000.000 | ng/ml | -0.03 |
| Standard Area 1 = 724873 | | | Recovery = 146.93% | | | |
| System Monitoring Compounds | | | | | | |
| 3) 2-Fluorophenol | 1.672 | 112 | 37336 | 985.200 | ng/ml | 0.02 |
| Spiked Amount 2000.000 | Range 15 - 110 | | Recovery = 49.26% | | | |
| 4) Phenol-d6 | 2.074 | 99 | 33796 | 717.957 | ng/ml | 0.02 |
| Spiked Amount 2000.000 | Range 15 - 110 | | Recovery = 35.90% | | | |
| 8) Nitrobenzene-d5 | 2.523 | 82 | 31549 | 731.915 | ng/ml | 0.00 |
| Spiked Amount 1000.000 | Range 30 - 130 | | Recovery = 73.19% | | | |
| 14) 2-Fluorobiphenyl | 3.495 | 172 | 80805 | 783.742 | ng/ml | 0.00 |
| Spiked Amount 1000.000 | Range 30 - 130 | | Recovery = 78.37% | | | |
| 22) 2,4,6-Tribromophenol | 4.319 | 330 | 31021 | 1892.065 | ng/ml | 0.00 |
| Spiked Amount 2000.000 | Range 15 - 110 | | Recovery = 94.60% | | | |
| 32) 4-Terphenyl-d14 | 5.636 | 244 | 194289 | 1073.951 | ng/ml | -0.01 |
| Spiked Amount 1000.000 | Range 30 - 130 | | Recovery = 107.40% | | | |
| Target Compounds | | | | | | Qvalue |
| 5) Bis(2-chloroethyl)ether | 0.000 | | 0 | N.D. | d | |
| 7) Hexachloroethane | 0.000 | | 0 | N.D. | | |
| 10) Naphthalene | 2.908 | 128 | 463M6 | 3.705 | ng/ml | |
| 11) Hexachlorobutadiene | 0.000 | | 0 | N.D. | | |
| 12) 2-Methylnaphthalene | 0.000 | | 0 | N.D. | d | |
| 15) 2-Chloronaphthalene | 0.000 | | 0 | N.D. | d | |
| 17) Acenaphthylene | 0.000 | | 0 | N.D. | d | |
| 19) Acenaphthene | 0.000 | | 0 | N.D. | d | |
| 21) Fluorene | 0.000 | | 0 | N.D. | d | |
| 25) Hexachlorobenzene | 0.000 | | 0 | N.D. | d | |

Data Path : I:\8270SIM\sv119\250904RVT\
Data File : 110294-1.D
Acq On : 04 Sep 2025 02:24 pm
Operator : sv119:rp
Sample : WG2110294-1,32,,RE,csn
Misc : wg2110591,WG2110294,ical22426
ALS Vial : 20 Sample Multiplier: 1

Quant Time: Sep 05 09:22:02 2025
Quant Method : I:\8270sim\sv119\250904RVT\SIM-RVT_250625_sv119.M
Quant Title : Semivolatiles by GC/MS by modified 8270
QLast Update : Thu Sep 04 12:04:41 2025
Response via : Initial Calibration

CCAL FILE(s) : 1 - I:\8270sim\sv119\250904RVT\ccv0904a.D
Sub List : DEFAULT - All compounds listed

| Compound | R.T. | QIon | Response | Conc | Units | Dev(Min) |
|---|---|---|---|---|---|---|
| 26) Pentachlorophenol | 0.000 | | 0 | N.D. | d | |
| 27) Phenanthrene | 0.000 | | 0 | N.D. | d | |
| 28) Anthracene | 0.000 | | 0 | N.D. | d | |
| 29) Fluoranthene | 0.000 | | 0 | N.D. | d | |
| 30) Pyrene | 0.000 | | 0 | N.D. | d | |
| 34) Benzo[a]anthracene | 0.000 | | 0 | N.D. | d | |
| 36) Chrysene | 0.000 | | 0 | N.D. | d | |
| 39) Benzo[b]fluoranthene | 0.000 | | 0 | N.D. | d | |
| 40) Benzo[k]fluoranthene | 0.000 | | 0 | N.D. | d | |
| 41) Benzo[a]pyrene | 0.000 | | 0 | N.D. | d | |
| 42) Indeno[1,2,3-cd]pyrene | 0.000 | | 0 | N.D. | d | |
| 43) Dibenzo[a,h]anthracene | 0.000 | | 0 | N.D. | d | |
| 44) Benzo[g,h,i]perylene | 0.000 | | 0 | N.D. | | |

(#) = qualifier out of range (m) = manual integration (+) = signals summed

Quantitation Report (QT Reviewed)

Data Path : I:\8270SIM\sv119\250904RVT\
Data File : 110294-1.D
Acq On : 04 Sep 2025 02:24 pm
Operator : sv119:rp
Sample : WG2110294-1,32,,RE,csn
Misc : wg2110591,WG2110294,ical22426
ALS Vial : 20 Sample Multiplier: 1

Quant Time: Sep 05 09:22:02 2025
Quant Method : I:\8270sim\sv119\250904RVT\SIM-RVT_250625_sv119.M
Quant Title : Semivolatiles by GC/MS by modified 8270
QLast Update : Thu Sep 04 12:04:41 2025
Response via : Initial Calibration

Sub List : DEFAULT - All compounds listed\ccv0904a.D•

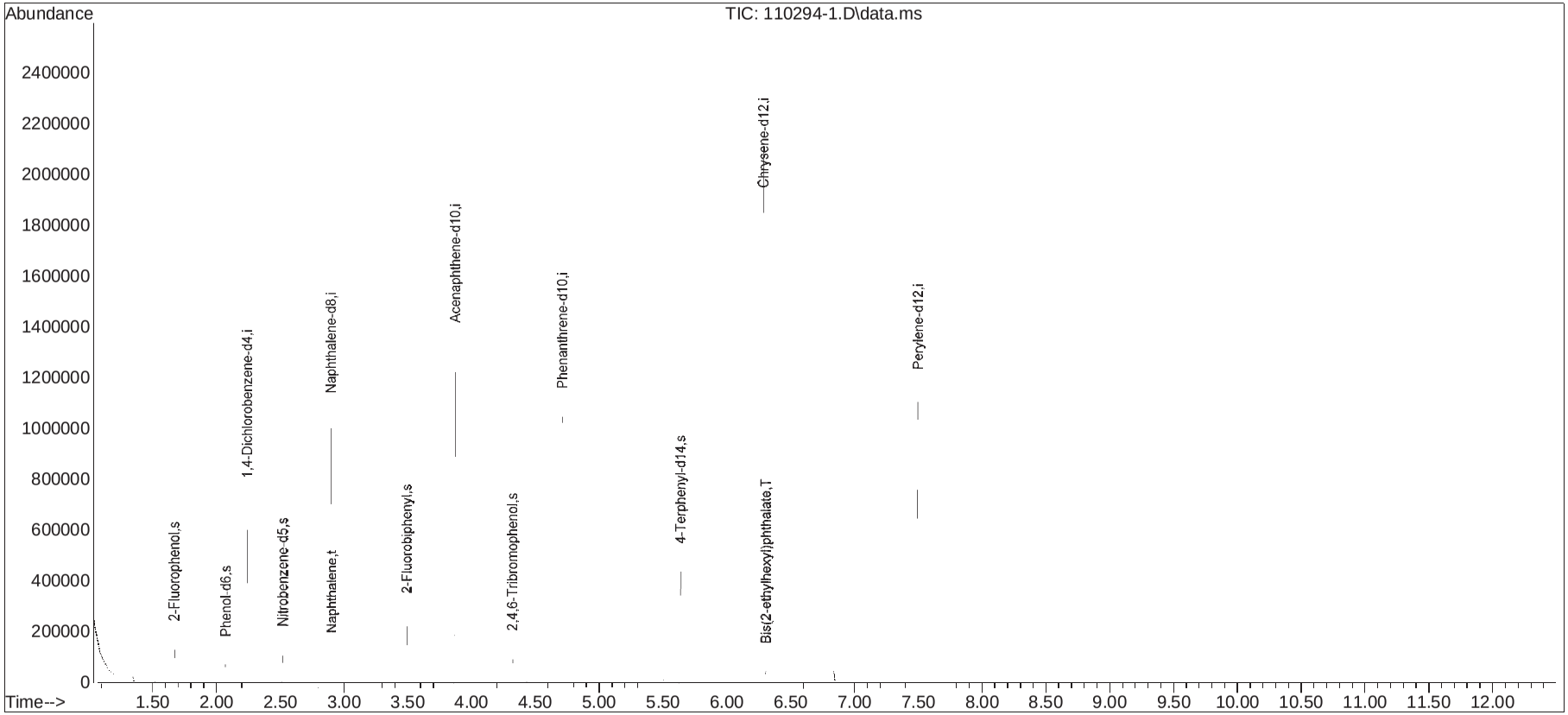

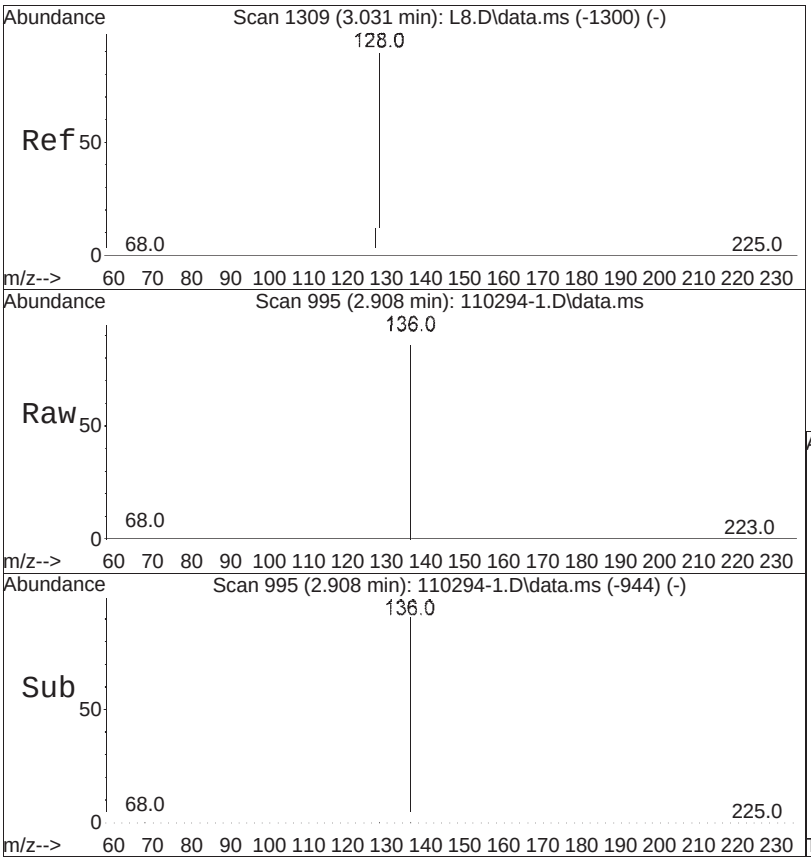


#10
Naphthalene
Concen: 3.71 ng/ml M6
RT: 2.908 min Scan# 995
Delta R.T. 0.002 min
Lab File: 110294-1.D
Acq: 04 Sep 2025 02:24 pm

Tgt Ion:128 Resp: 463

| Ion | Ratio | Lower | Upper |
|---|---|---|---|
| 128 | 100 | | |
| 129 | 18.6 | 8.8 | 13.2# |
| 127 | 7.1 | 10.6 | 15.8# |

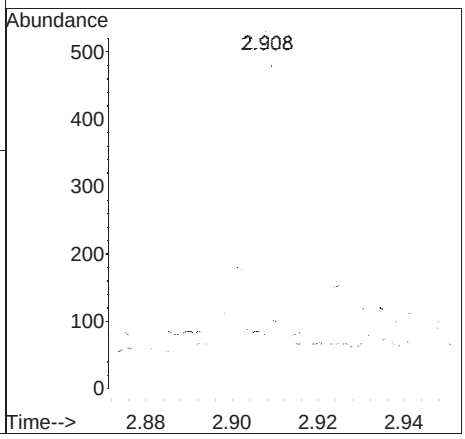

# Manual Integration Report

Data Path : I:\8270SIM\sv119\250904RVT
Data File : 110294-1.D Operator : sv119:rp
Date Inj'd : 9/4/2025 2:24 pm Instrument : SV119
Sample : WG2110294-1,32,,RE,csn Quant Date : 9/4/2025 2:37 pm

## Compound #10: Naphthalene

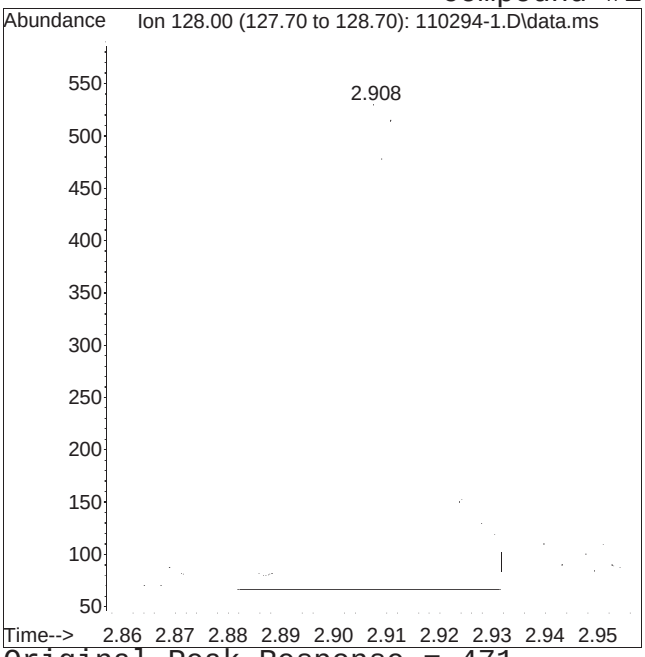


Original Peak Response = 471

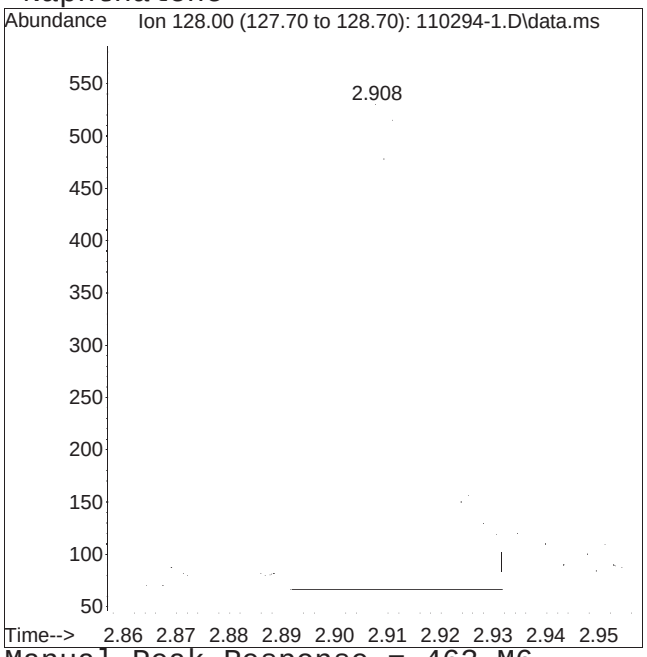


Manual Peak Response = 463 M6

M6 = Misassignment of peak valley by automated integration (poor split of 2 peaks).

Quantitation Report (QT Reviewed)

Data Path : I:\8270SIM\sv119\250904RVT\
Data File : 110294-2.D
Acq On : 04 Sep 2025 01:50 pm
Operator : sv119:rp
Sample : WG2110294-2,32,,RE,csn
Misc : wg2110591,WG2110294,ical22426
ALS Vial : 18 Sample Multiplier: 1

Quant Time: Sep 05 09:24:42 2025
Quant Method : I:\8270sim\sv119\250904RVT\SIM-RVT_250625_sv119.M
Quant Title : Semivolatiles by GC/MS by modified 8270
QLast Update : Thu Sep 04 12:04:41 2025
Response via : Initial Calibration

CCAL FILE(s) : 1 - I:\8270sim\sv119\250904RVT\ccv0904a.D
Sub List : DEFAULT - All compounds listed

| Compound | R.T. | QIon | Response | Conc | Units | Dev(Min) |
|---|---|---|---|---|---|---|
| Internal Standards | | | | | | |
| 1) 1,4-Dichlorobenzene-d4 | 2.243 | 152 | 123723 | 4000.000 | ng/ml | 0.00 |
| Standard Area 1 = 110778 | | | Recovery = 111.69% | | | |
| 9) Naphthalene-d8 | 2.901 | 136 | 436304 | 4000.000 | ng/ml | 0.00 |
| Standard Area 1 = 386962 | | | Recovery = 112.75% | | | |
| 18) Acenaphthene-d10 | 3.873 | 164 | 275378 | 4000.000 | ng/ml | 0.00 |
| Standard Area 1 = 240356 | | | Recovery = 114.57% | | | |
| 23) Phenanthrene-d10 | 4.709 | 188 | 630922 | 4000.000 | ng/ml | 0.00 |
| Standard Area 1 = 547916 | | | Recovery = 115.15% | | | |
| 33) Chrysene-d12 | 6.292 | 240 | 951788 | 4000.000 | ng/ml | -0.02 |
| Standard Area 1 = 651920 | | | Recovery = 146.00% | | | |
| 38) Perylene-d12 | 7.503 | 264 | 975948 | 4000.000 | ng/ml | -0.03 |
| Standard Area 1 = 724873 | | | Recovery = 134.64% | | | |
| System Monitoring Compounds | | | | | | |
| 3) 2-Fluorophenol | 1.676 | 112 | 39797 | 1113.137 | ng/ml | 0.02 |
| Spiked Amount 2000.000 | Range 15 - 110 | | Recovery = 55.66% | | | |
| 4) Phenol-d6 | 2.071 | 99 | 37737 | 849.770 | ng/ml | 0.02 |
| Spiked Amount 2000.000 | Range 15 - 110 | | Recovery = 42.49% | | | |
| 8) Nitrobenzene-d5 | 2.522 | 82 | 31847 | 783.150 | ng/ml | 0.00 |
| Spiked Amount 1000.000 | Range 30 - 130 | | Recovery = 78.31% | | | |
| 14) 2-Fluorobiphenyl | 3.495 | 172 | 80117 | 819.454 | ng/ml | 0.00 |
| Spiked Amount 1000.000 | Range 30 - 130 | | Recovery = 81.95% | | | |
| 22) 2,4,6-Tribromophenol | 4.320 | 330 | 32116 | 2031.266 | ng/ml | 0.00 |
| Spiked Amount 2000.000 | Range 15 - 110 | | Recovery = 101.56% | | | |
| 32) 4-Terphenyl-d14 | 5.638 | 244 | 143695 | 823.826 | ng/ml | -0.01 |
| Spiked Amount 1000.000 | Range 30 - 130 | | Recovery = 82.38% | | | |
| Target Compounds | | | | | | Qvalue |
| 5) Bis(2-chloroethyl)ether | 2.106 | 93 | 48410 | 1254.688 | ng/ml | 99 |
| 7) Hexachloroethane | 2.497 | 117 | 18198 | 1145.591 | ng/ml | 96 |
| 10) Naphthalene | 2.913 | 128 | 154461 | 1303.559 | ng/ml | 100 |
| 11) Hexachlorobutadiene | 2.983 | 225 | 27761 | 1248.965 | ng/ml | 100 |
| 12) 2-Methylnaphthalene | 3.289 | 142 | 101483 | 1344.602 | ng/ml | 100 |
| 15) 2-Chloronaphthalene | 3.560 | 162 | 124724 | 1517.646 | ng/ml | 92 |
| 17) Acenaphthylene | 3.791 | 152 | 217298 | 1574.034 | ng/ml | 100 |
| 19) Acenaphthene | 3.891 | 153 | 131991 | 1447.586 | ng/ml | 94 |
| 21) Fluorene | 4.181 | 166 | 166282 | 1513.279 | ng/ml | 100 |
| 25) Hexachlorobenzene | 4.499 | 284 | 58877 | 1323.707 | ng/ml | 99 |

Quantitation Report (QT Reviewed)

Data Path : I:\8270SIM\sv119\250904RVT\
Data File : 110294-2.D
Acq On : 04 Sep 2025 01:50 pm
Operator : sv119:rp
Sample : WG2110294-2,32,,RE,csn
Misc : wg2110591,WG2110294,ical22426
ALS Vial : 18 Sample Multiplier: 1

Quant Time: Sep 05 09:24:42 2025
Quant Method : I:\8270sim\sv119\250904RVT\SIM-RVT_250625_sv119.M
Quant Title : Semivolatiles by GC/MS by modified 8270
QLast Update : Thu Sep 04 12:04:41 2025
Response via : Initial Calibration

CCAL FILE(s) : 1 - I:\8270sim\sv119\250904RVT\ccv0904a.D
Sub List : DEFAULT - All compounds listed

| Compound | R.T. | QIon | Response | Conc | Units | Dev(Min) |
|---|---|---|---|---|---|---|
| 26) Pentachlorophenol | 4.612 | 266 | 44583 | 2217.179 | ng/ml | 100 |
| 27) Phenanthrene | 4.725 | 178 | 281197 | 1473.486 | ng/ml | 99 |
| 28) Anthracene | 4.750 | 178 | 283935 | 1473.338 | ng/ml | 100 |
| 29) Fluoranthene | 5.411 | 202 | 381450 | 1517.510 | ng/ml | 96 |
| 30) Pyrene | 5.543 | 202 | 393517 | 1487.640 | ng/ml | 100 |
| 34) Benzo[a]anthracene | 6.282 | 228 | 541146 | 1675.499 | ng/ml | 100 |
| 36) Chrysene | 6.307 | 228 | 492248 | 1586.638 | ng/ml | 100 |
| 39) Benzo[b]fluoranthene | 7.126 | 252 | 524147 | 1943.771 | ng/ml | 98 |
| 40) Benzo[k]fluoranthene | 7.151 | 252 | 513606 | 1646.866 | ng/ml | 98 |
| 41) Benzo[a]pyrene | 7.435 | 252 | 475839 | 1857.347 | ng/ml | 100 |
| 42) Indeno[1,2,3-cd]pyrene | 8.720 | 276 | 482249 | 2000.878 | ng/ml | 99 |
| 43) Dibenzo[a,h]anthracene | 8.753 | 278 | 437035M6 | 1817.987 | ng/ml | |
| 44) Benzo[g,h,i]perylene | 9.062 | 276 | 457027 | 1920.644 | ng/ml | 100 |

(#) = qualifier out of range (m) = manual integration (+) = signals summed

Quantitation Report (QT Reviewed)

Data Path : I:\8270SIM\sv119\250904RVT\
Data File : 110294-2.D
Acq On : 04 Sep 2025 01:50 pm
Operator : sv119:rp
Sample : WG2110294-2,32,,RE,csn
Misc : wg2110591,WG2110294,ical22426
ALS Vial : 18 Sample Multiplier: 1

Quant Time: Sep 05 09:24:42 2025
Quant Method : I:\8270sim\sv119\250904RVT\SIM-RVT_250625_sv119.M
Quant Title : Semivolatiles by GC/MS by modified 8270
QLast Update : Thu Sep 04 12:04:41 2025
Response via : Initial Calibration

Sub List : DEFAULT - All compounds listed\ccv0904a.D•

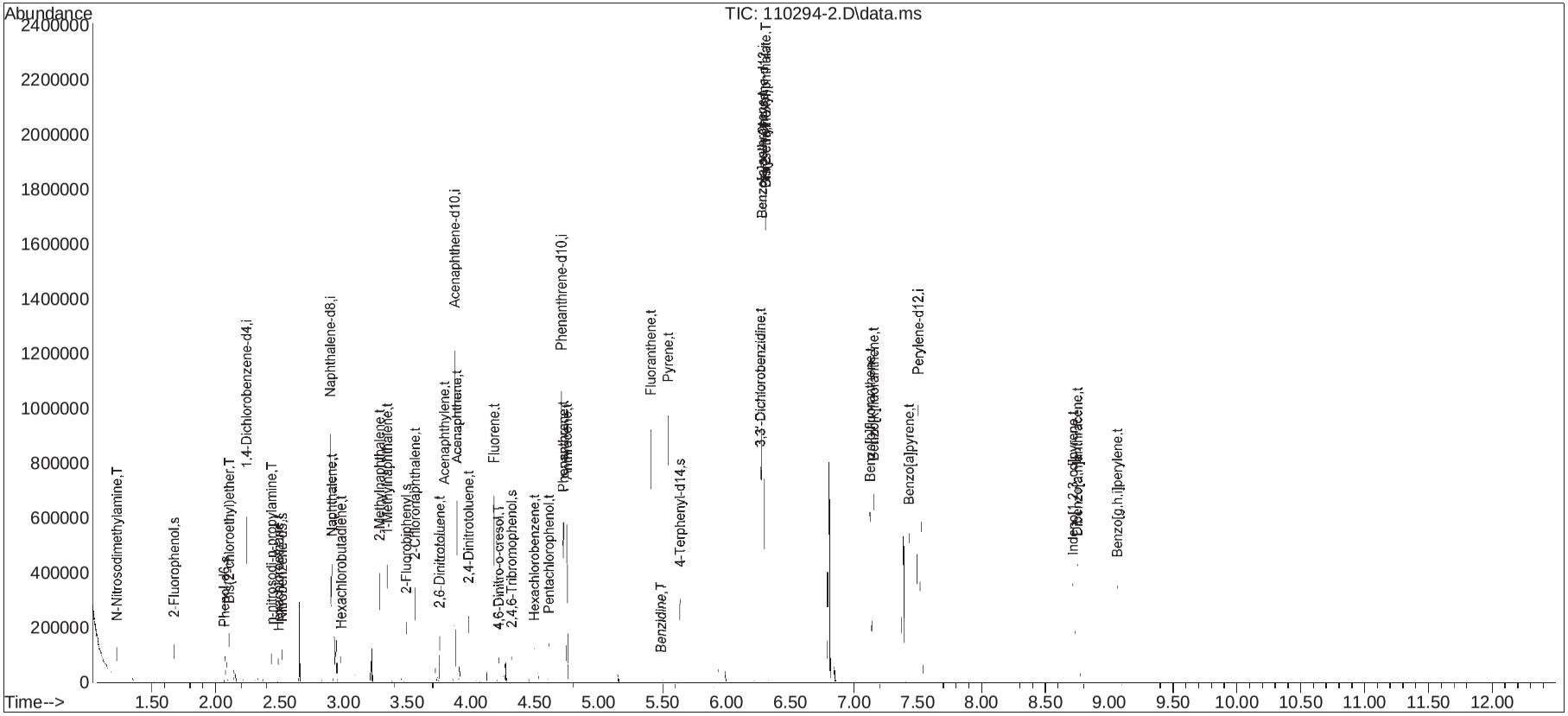

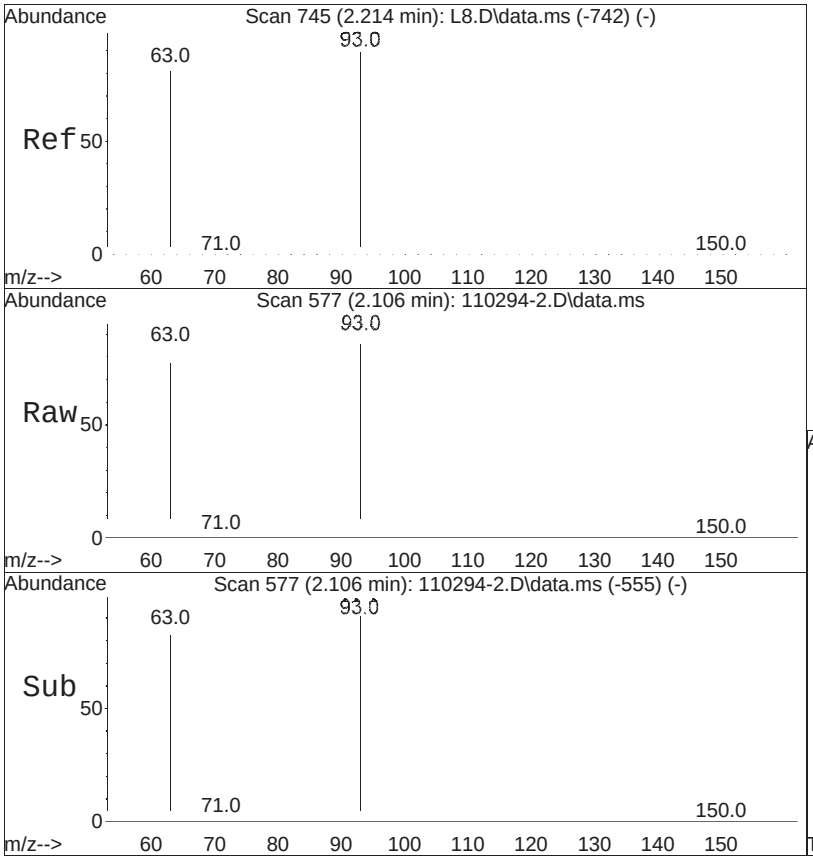


#5
Bis(2-chloroethyl)ether
Concen: 1254.69 ng/ml
RT: 2.106 min Scan# 577
Delta R.T. 0.008 min
Lab File: 110294-2.D
Acq: 04 Sep 2025 01:50 pm

Tgt Ion: 93 Resp: 48410

| Ion | Ratio | Lower | Upper |
|---|---|---|---|
| 93 | 100 | | |
| 63 | 77.7 | 62.9 | 94.3 |

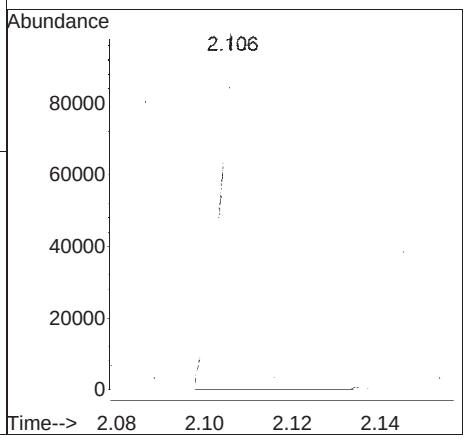

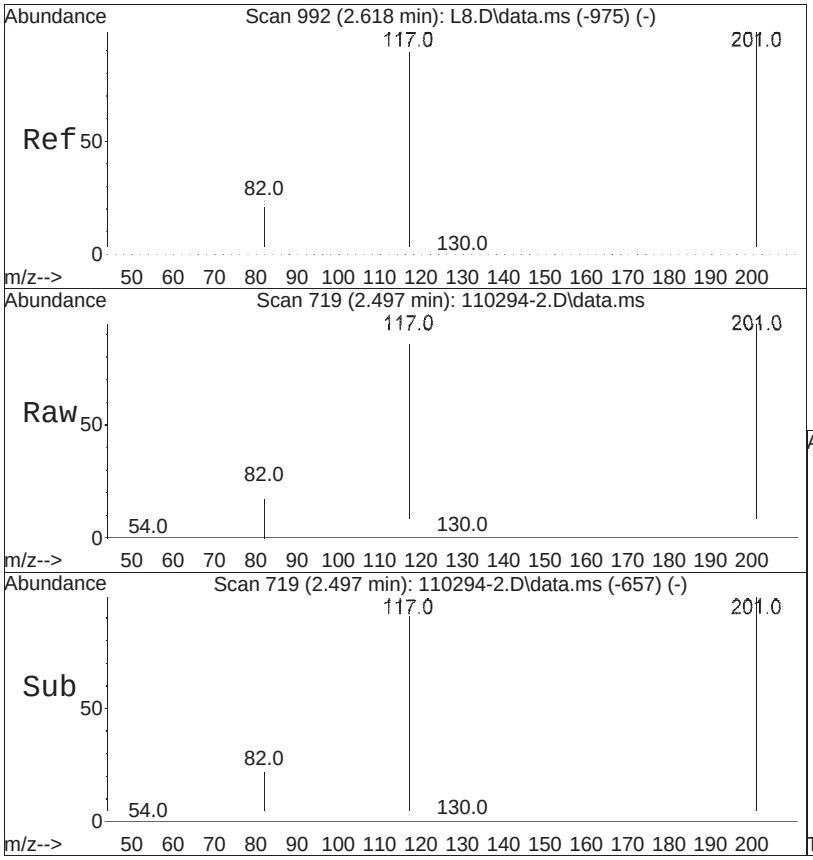


#7
Hexachloroethane
Concen: 1145.59 ng/ml
RT:  2.497 min  Scan# 719
Delta R.T.  0.007 min
Lab File:  110294-2.D
Acq: 04 Sep 2025  01:50 pm

Tgt Ion:117 Resp:  18198

| Ion | Ratio | Lower | Upper |
|---|---|---|---|
| 117 | 100 | | |
| 201 | 107.5 | 82.9 | 124.3 |

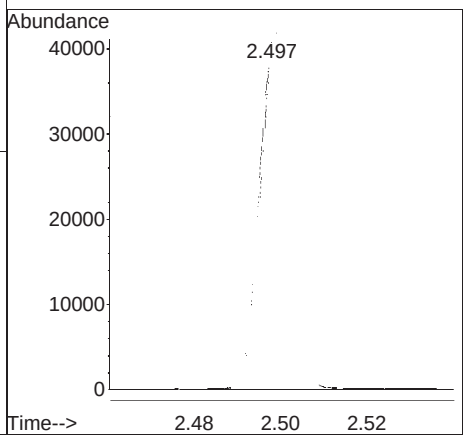

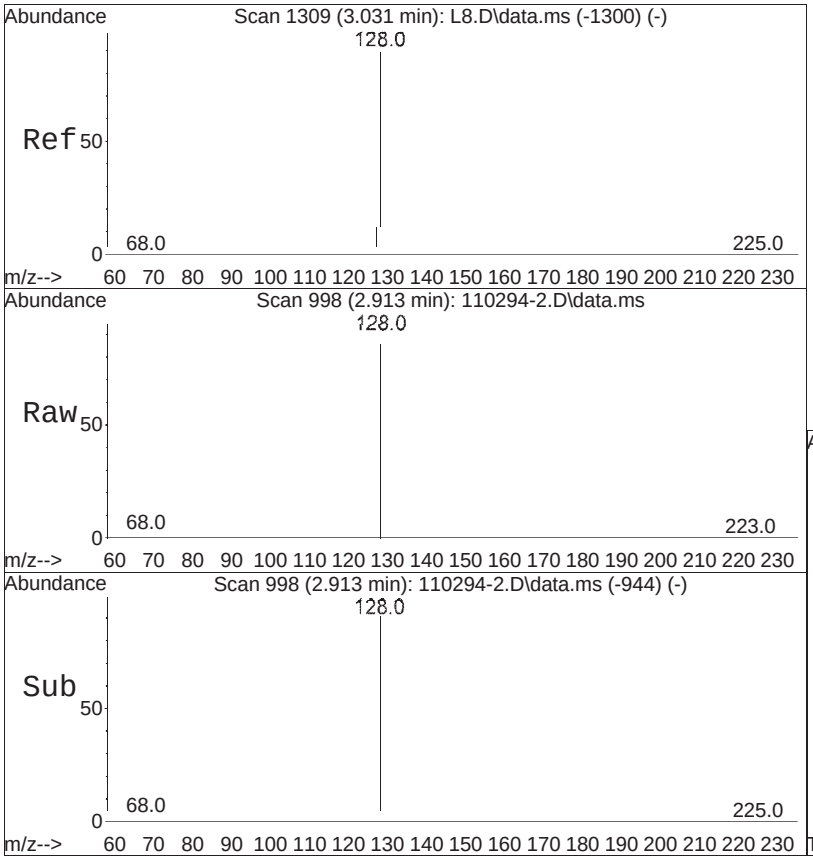


#10
Naphthalene
Concen: 1303.56 ng/ml
RT:  2.913 min  Scan# 998
Delta R.T.  0.007 min
Lab File:  110294-2.D
Acq: 04 Sep 2025  01:50 pm

Tgt Ion:128 Resp:  154461

| Ion | Ratio | Lower | Upper |
|---|---|---|---|
| 128 | 100 | | |
| 129 | 11.0 | 8.8 | 13.2 |
| 127 | 13.4 | 10.6 | 15.8 |

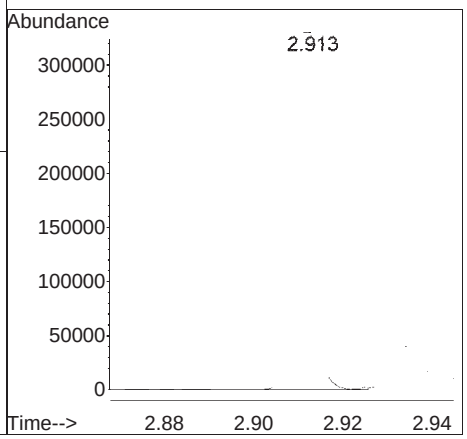




#11
Hexachlorobutadiene
Concen: 1248.97 ng/ml
RT: 2.983 min Scan# 1042
Delta R.T. 0.007 min
Lab File: 110294-2.D
Acq: 04 Sep 2025 01:50 pm

Tgt Ion:225 Resp: 27761

| Ion | Ratio | Lower | Upper |
|---|---|---|---|
| 225 | 100 | | |
| 223 | 63.0 | 50.2 | 75.4 |

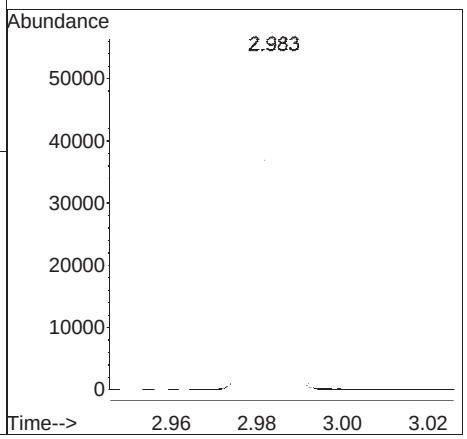

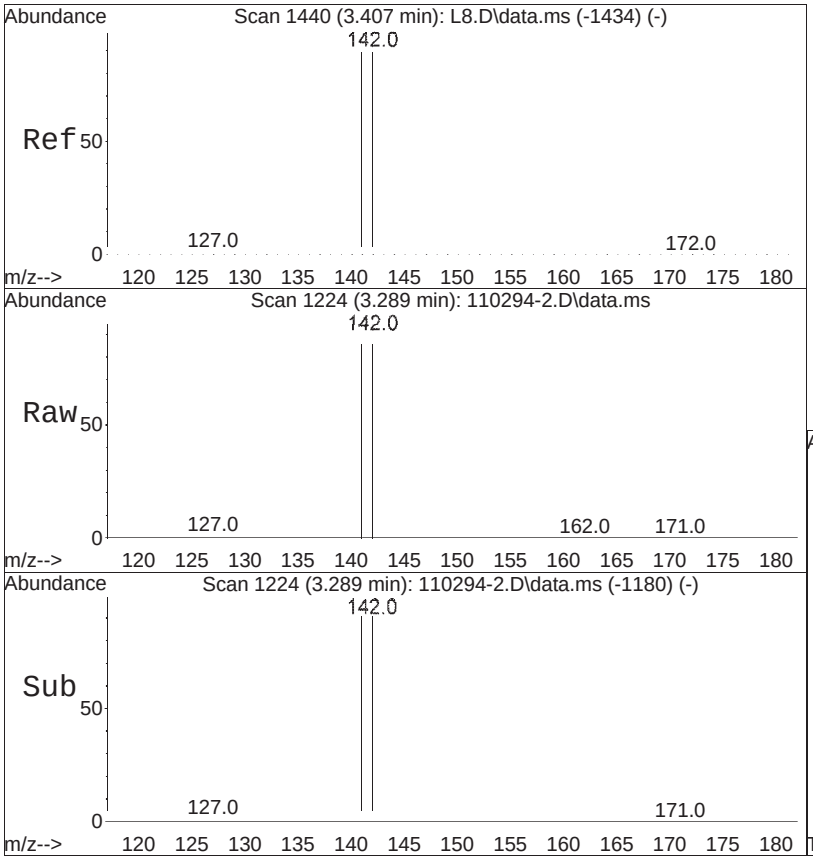


#12
2-Methylnaphthalene
Concen: 1344.60 ng/ml
RT:  3.289 min  Scan# 1224
Delta R.T.  0.004 min
Lab File:  110294-2.D
Acq: 04 Sep 2025  01:50 pm

Tgt Ion:142 Resp:  101483

| Ion | Ratio | Lower | Upper |
|---|---|---|---|
| 142 | 100 | | |
| 141 | 92.0 | 73.6 | 110.4 |

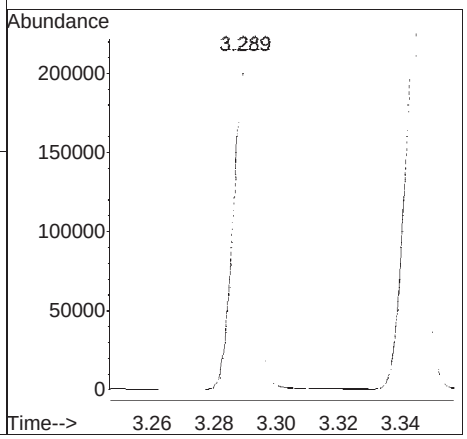

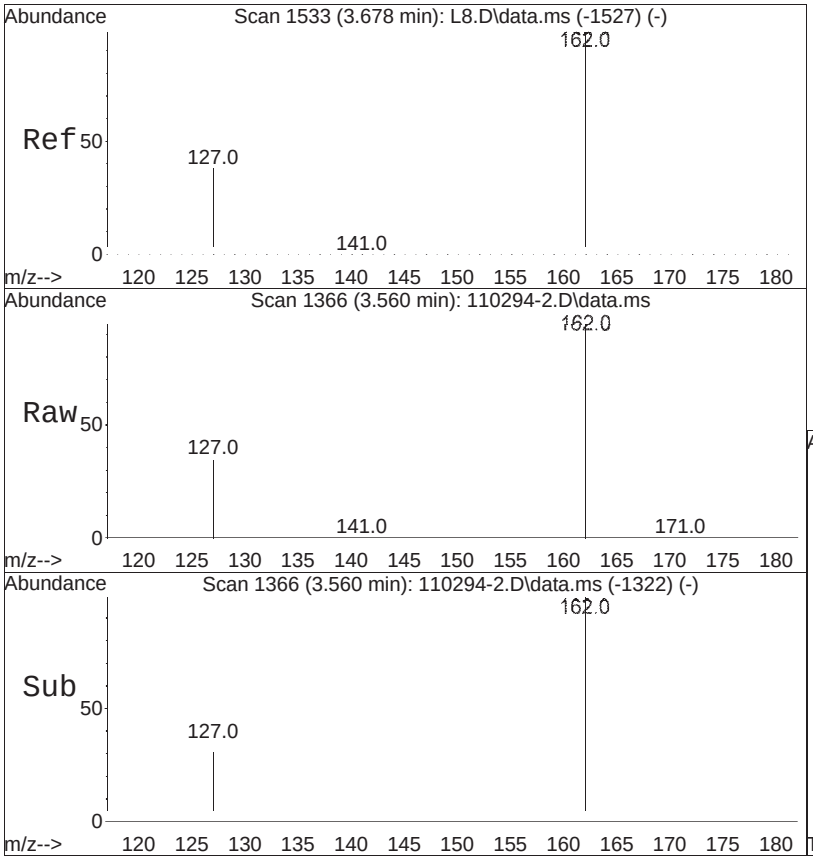


#15
2-Chloronaphthalene
Concen: 1517.65 ng/ml
RT:  3.560 min  Scan# 1366
Delta R.T.  0.004 min
Lab File:  110294-2.D
Acq: 04 Sep 2025  01:50 pm

Tgt Ion:162 Resp:  124724

| Ion | Ratio | Lower | Upper |
|---|---|---|---|
| 162 | 100 | | |
| 127 | 41.9 | 29.8 | 44.8 |

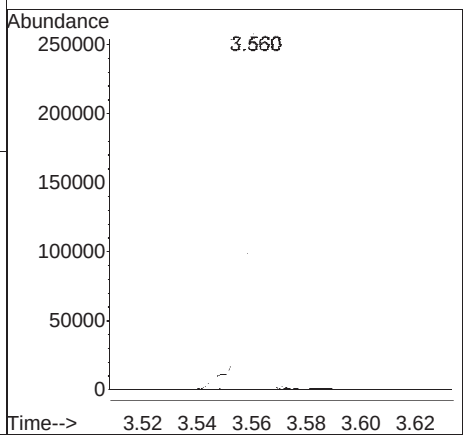

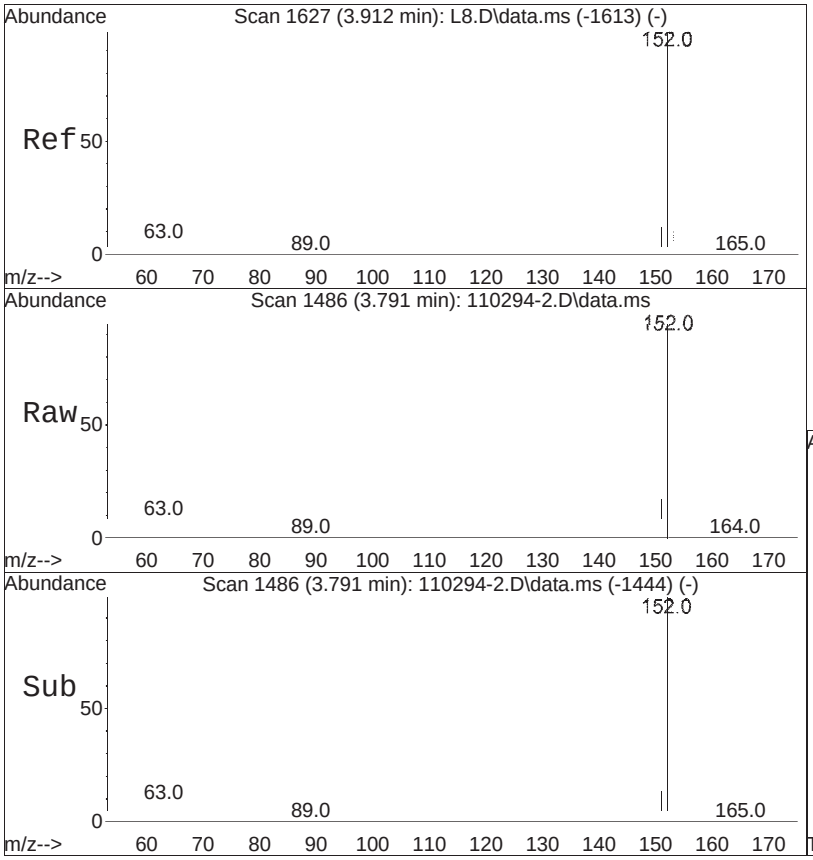


#17
Acenaphthylene
Concen: 1574.03 ng/ml
RT:  3.791 min  Scan# 1486
Delta R.T.  0.002 min
Lab File:  110294-2.D
Acq: 04 Sep 2025  01:50 pm

Tgt Ion:152 Resp:  217298

| Ion | Ratio | Lower | Upper |
|---|---|---|---|
| 152 | 100 | | |
| 151 | 20.2 | 16.2 | 24.2 |

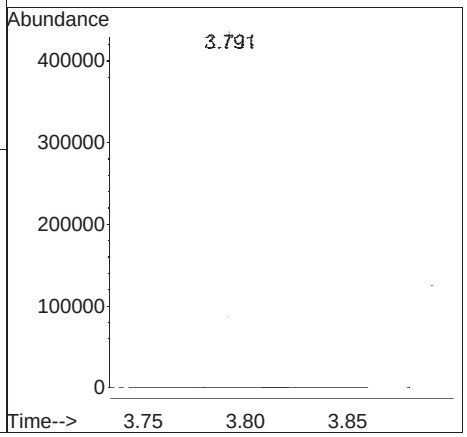

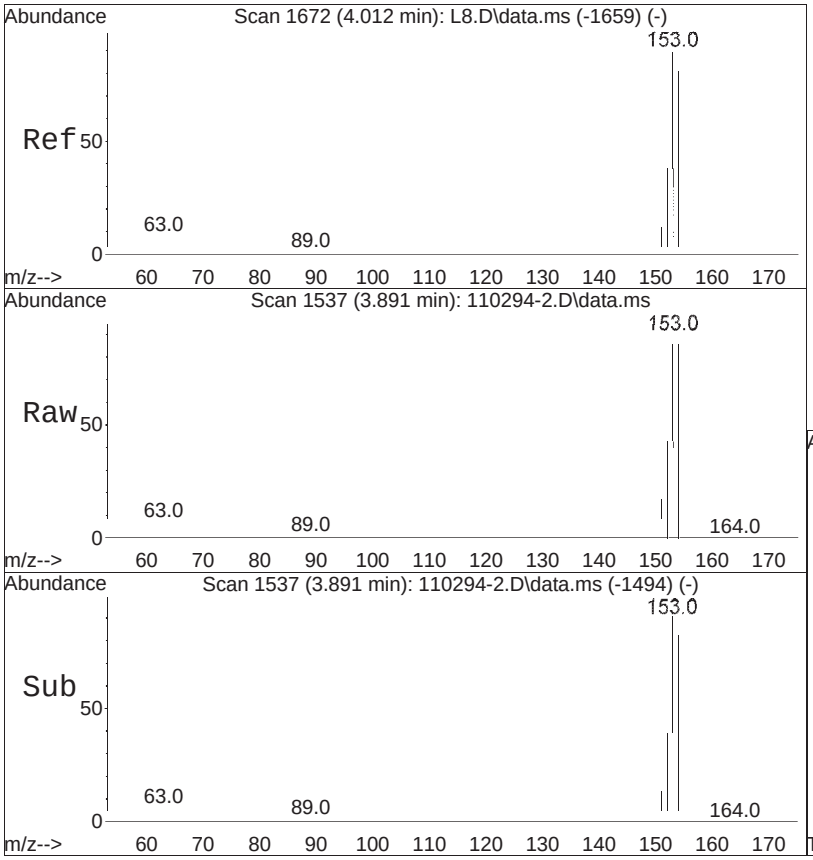


#19
Acenaphthene
Concen: 1447.59 ng/ml
RT: 3.891 min Scan# 1537
Delta R.T. 0.004 min
Lab File: 110294-2.D
Acq: 04 Sep 2025 01:50 pm

Tgt Ion:153 Resp: 131991

| Ion | Ratio | Lower | Upper |
|---|---|---|---|
| 153 | 100 | | |
| 154 | 84.0 | 72.0 | 108.0 |

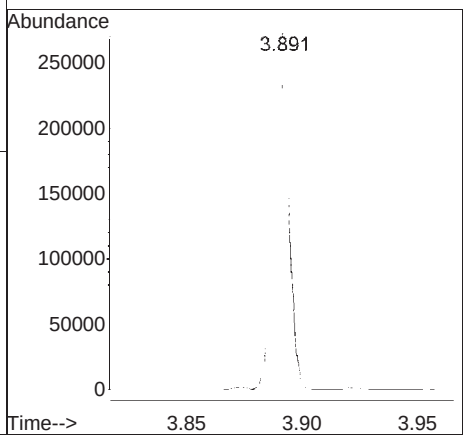

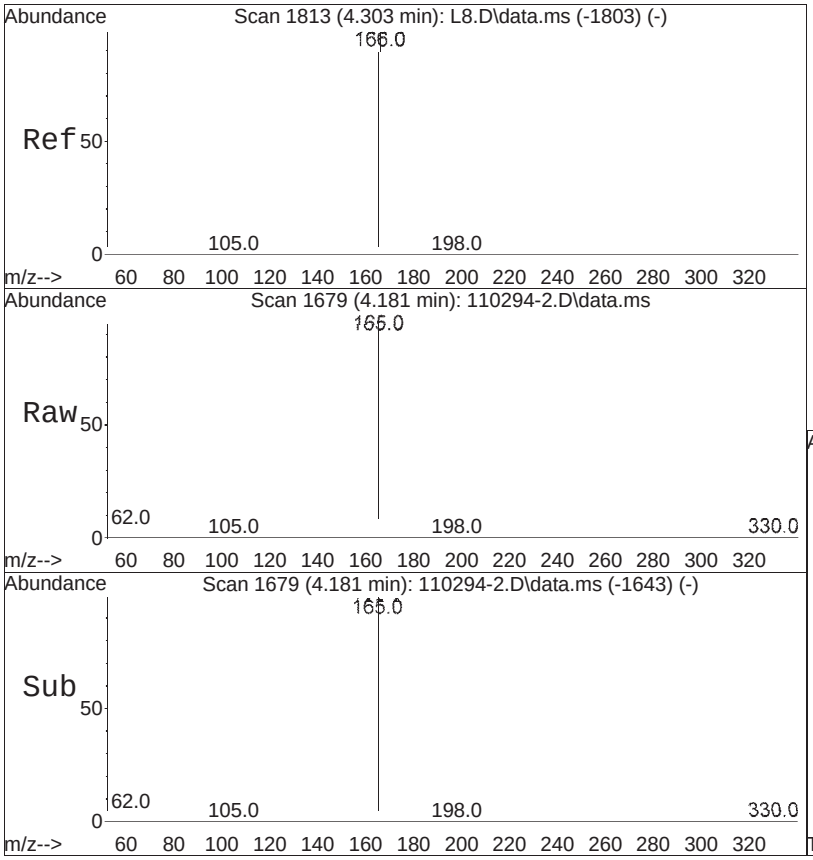


#21
Fluorene
Concen: 1513.28 ng/ml
RT:  4.181 min  Scan# 1679
Delta R.T.  0.003 min
Lab File:  110294-2.D
Acq: 04 Sep 2025  01:50 pm

Tgt Ion:166 Resp:  166282

| Ion | Ratio | Lower | Upper |
|---|---|---|---|
| 166 | 100 | | |
| 165 | 101.7 | 81.5 | 122.3 |

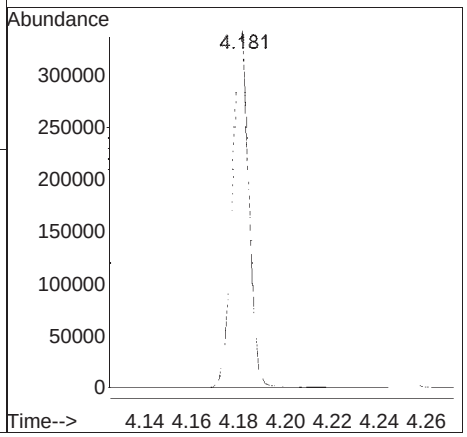

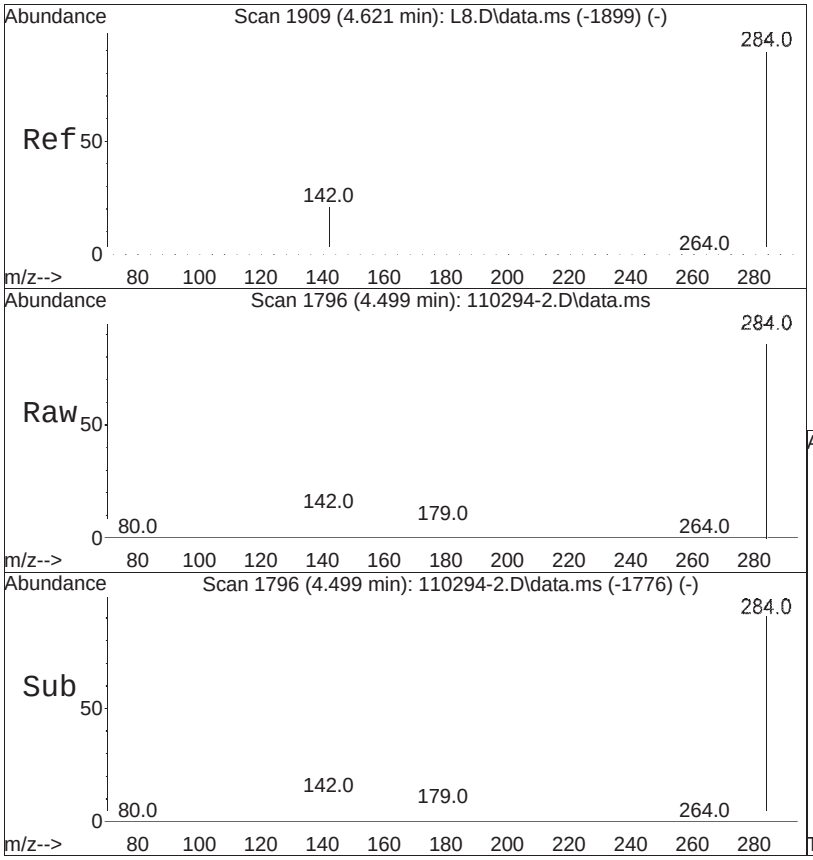


#25
Hexachlorobenzene
Concen: 1323.71 ng/ml
RT: 4.499 min Scan# 1796
Delta R.T. 0.001 min
Lab File: 110294-2.D
Acq: 04 Sep 2025 01:50 pm

Tgt Ion:284 Resp: 58877

| Ion | Ratio | Lower | Upper |
|---|---|---|---|
| 284 | 100 | | |
| 142 | 35.4 | 28.8 | 43.2 |

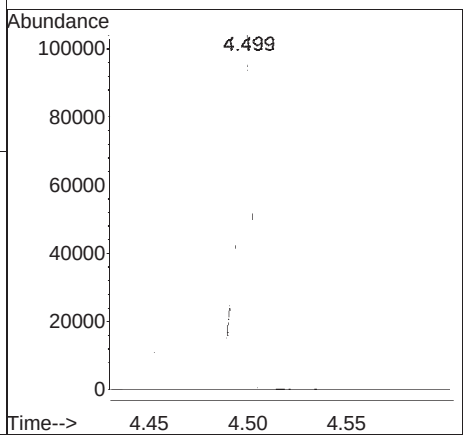

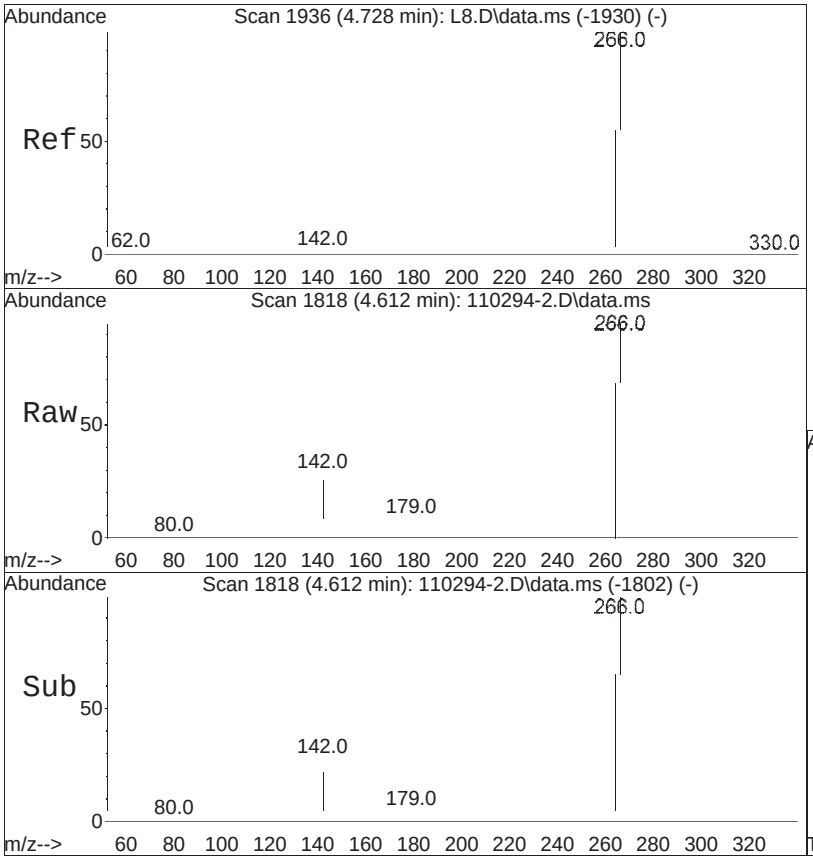


#26
Pentachlorophenol
Concen: 2217.18 ng/ml
RT:  4.612 min  Scan# 1818
Delta R.T.  0.001 min
Lab File:  110294-2.D
Acq: 04 Sep 2025  01:50 pm

Tgt Ion:266 Resp:  44583

| Ion | Ratio | Lower | Upper |
|---|---|---|---|
| 266 | 100 | | |
| 264 | 63.1 | 50.6 | 76.0 |

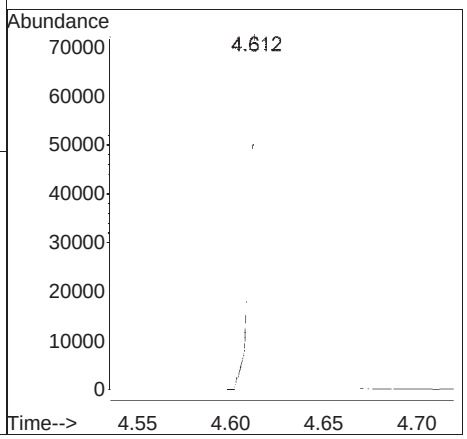

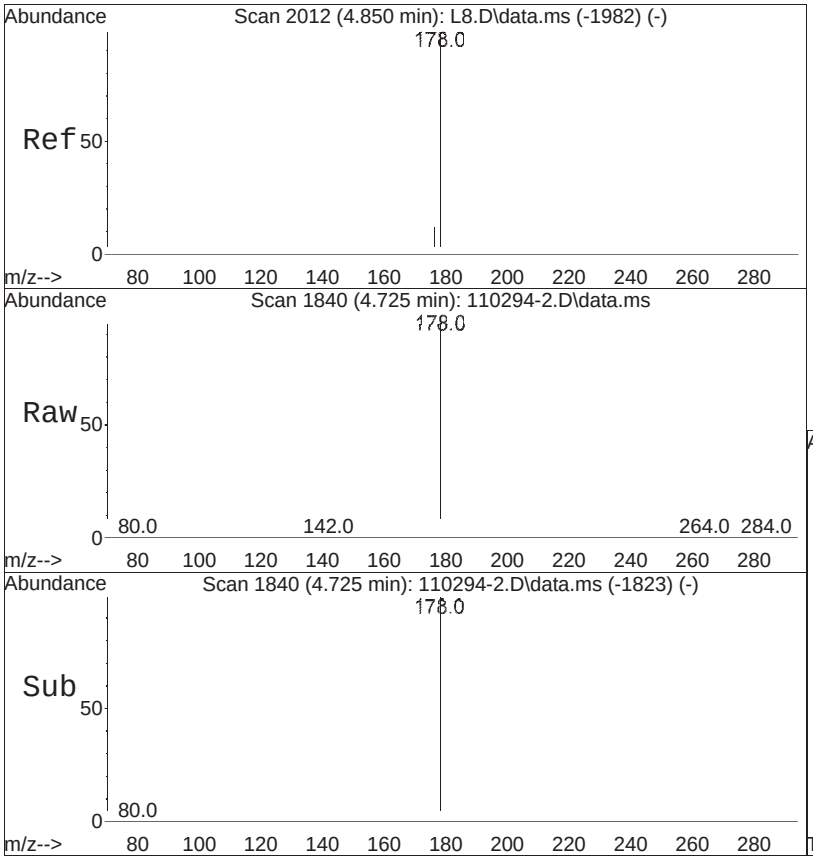


#27
Phenanthrene
Concen: 1473.49 ng/ml
RT: 4.725 min Scan# 1840
Delta R.T. 0.006 min
Lab File: 110294-2.D
Acq: 04 Sep 2025 01:50 pm

Tgt Ion:178 Resp: 281197

| Ion | Ratio | Lower | Upper |
|---|---|---|---|
| 178 | 100 | | |
| 179 | 15.7 | 12.4 | 18.6 |

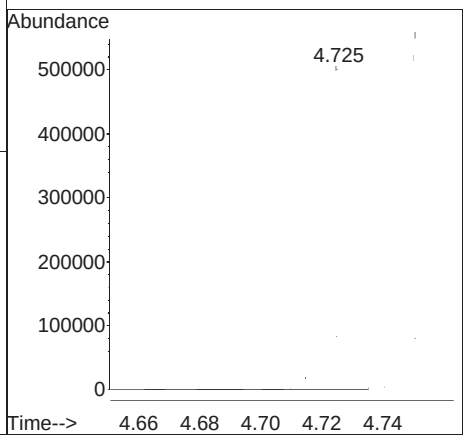

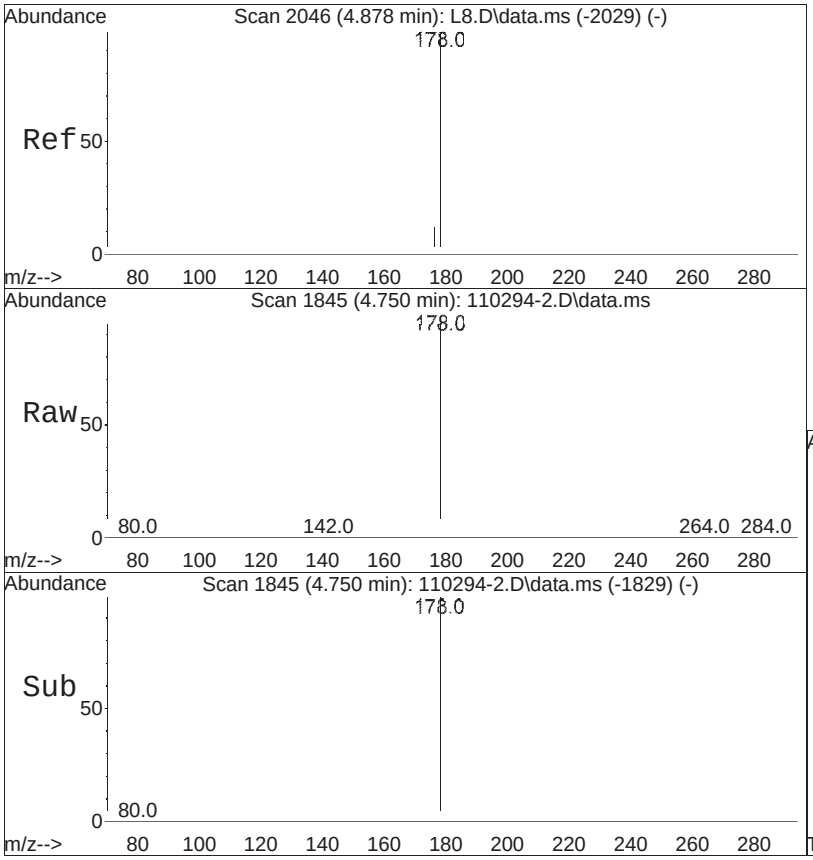


#28
Anthracene
Concen: 1473.34 ng/ml
RT:  4.750 min  Scan# 1845
Delta R.T.  0.001 min
Lab File:  110294-2.D
Acq: 04 Sep 2025  01:50 pm

Tgt Ion:178 Resp:  283935

| Ion | Ratio | Lower | Upper |
|---|---|---|---|
| 178 | 100 | | |
| 179 | 15.3 | 12.2 | 18.2 |

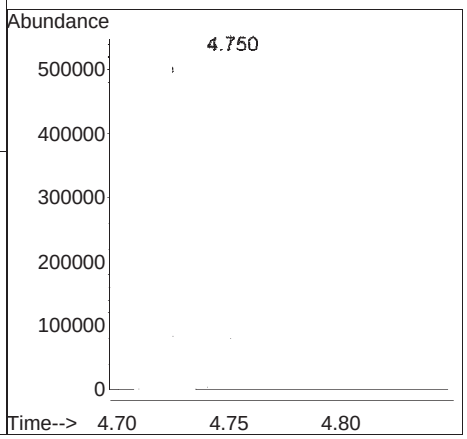

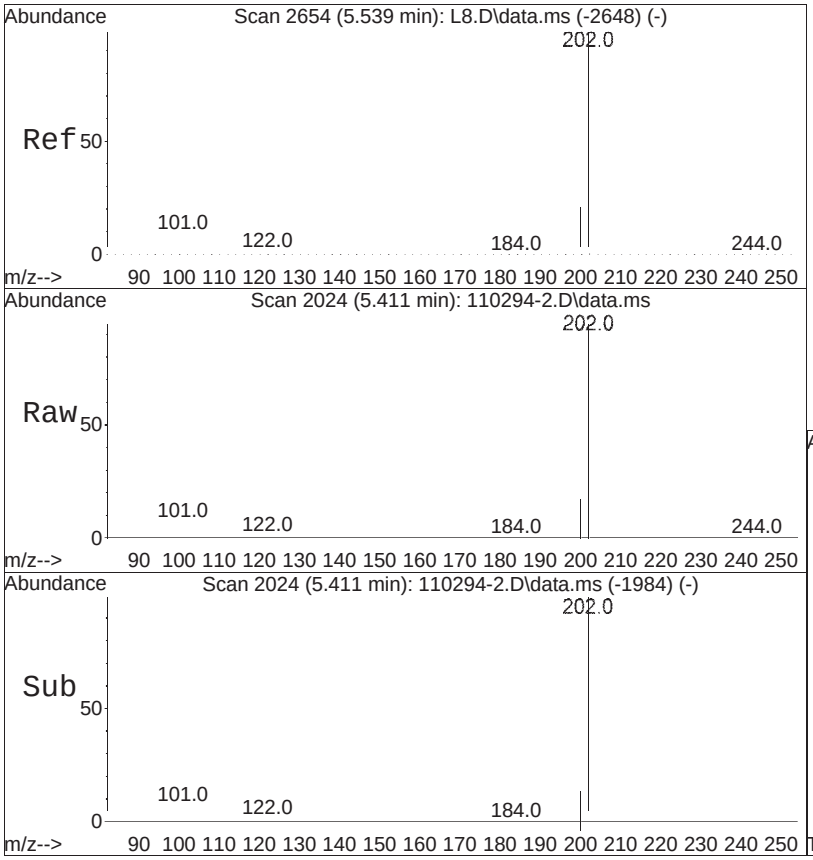


#29
Fluoranthene
Concen: 1517.51 ng/ml
RT: 5.411 min Scan# 2024
Delta R.T. -0.008 min
Lab File: 110294-2.D
Acq: 04 Sep 2025 01:50 pm

Tgt Ion:202 Resp: 381450

| Ion | Ratio | Lower | Upper |
|---|---|---|---|
| 202 | 100 | | |
| 101 | 8.0 | 7.5 | 11.3 |

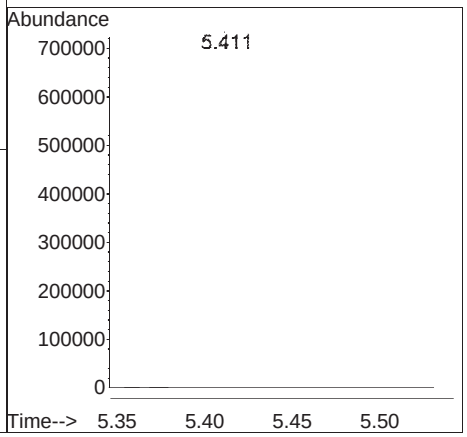

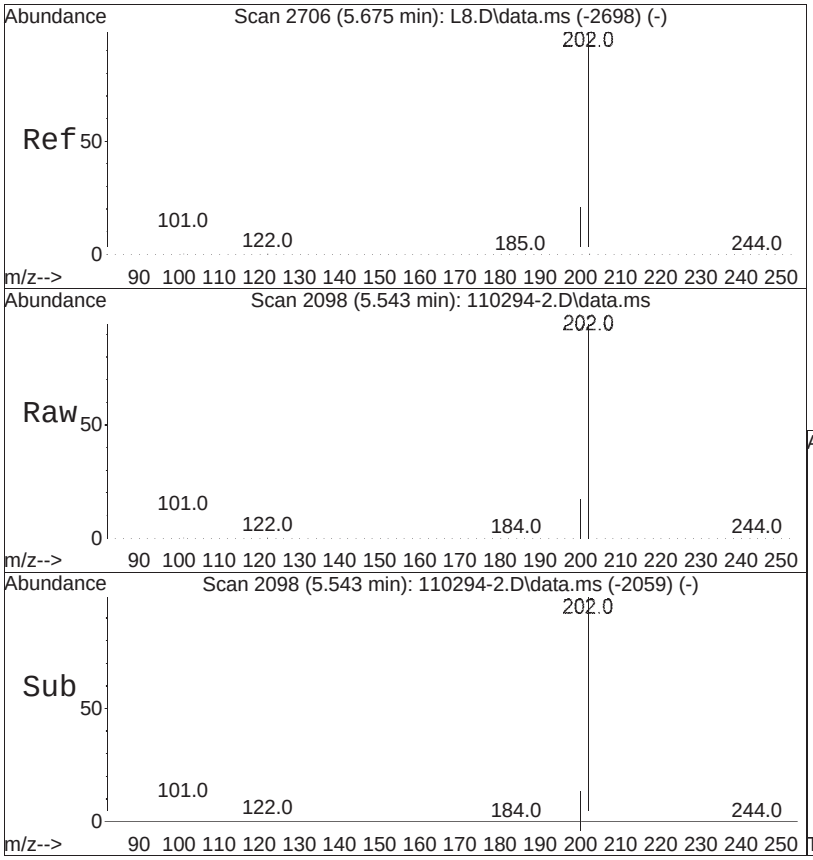


#30
Pyrene
Concen: 1487.64 ng/ml
RT: 5.543 min Scan# 2098
Delta R.T. -0.010 min
Lab File: 110294-2.D
Acq: 04 Sep 2025 01:50 pm

Tgt Ion:202 Resp: 393517

| Ion | Ratio | Lower | Upper |
|---|---|---|---|
| 202 | 100 | | |
| 200 | 21.2 | 17.0 | 25.4 |

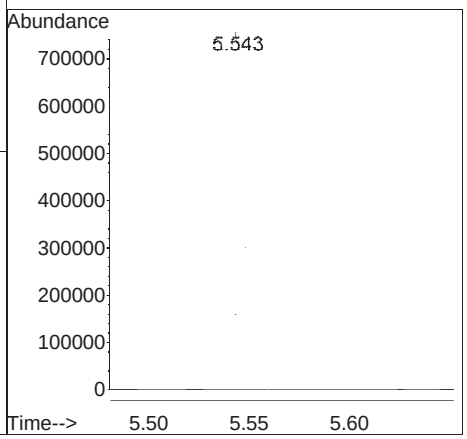

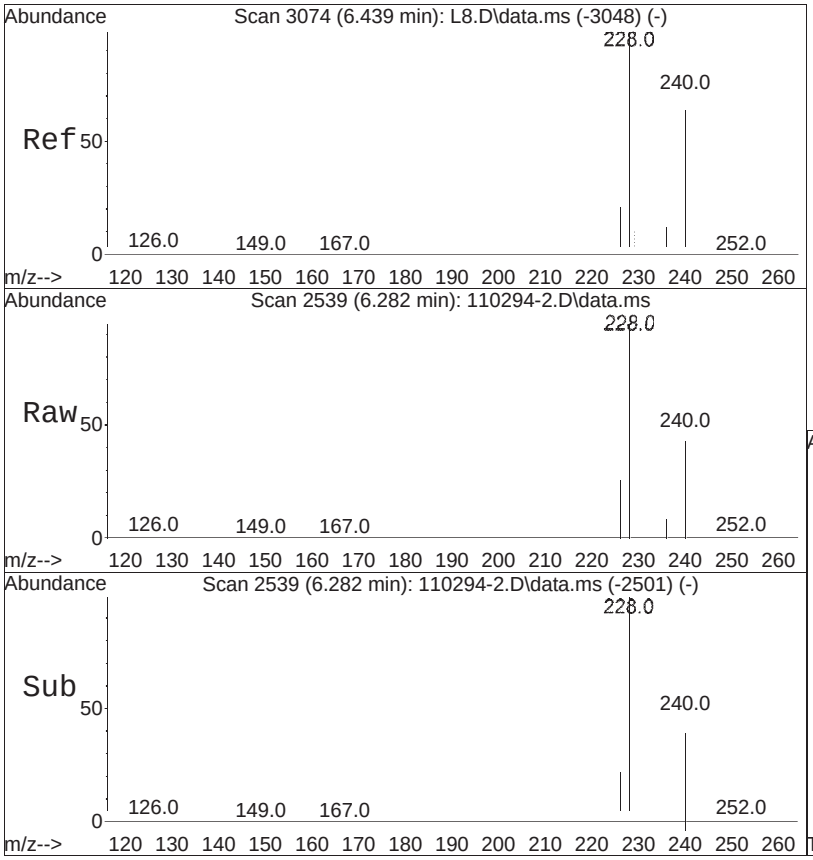


#34
Benzo[a]anthracene
Concen: 1675.50 ng/ml
RT: 6.282 min Scan# 2539
Delta R.T. -0.026 min
Lab File: 110294-2.D
Acq: 04 Sep 2025 01:50 pm

Tgt Ion:228 Resp: 541146

| Ion | Ratio | Lower | Upper |
|---|---|---|---|
| 228 | 100 | | |
| 229 | 19.6 | 15.8 | 23.6 |

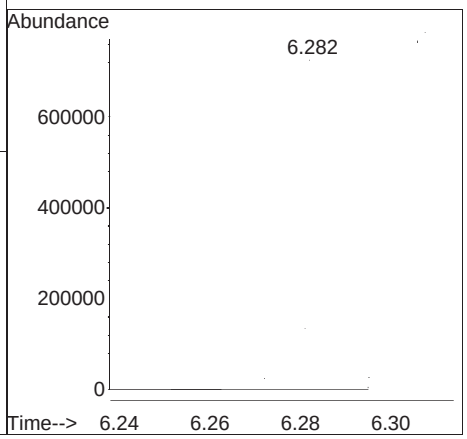

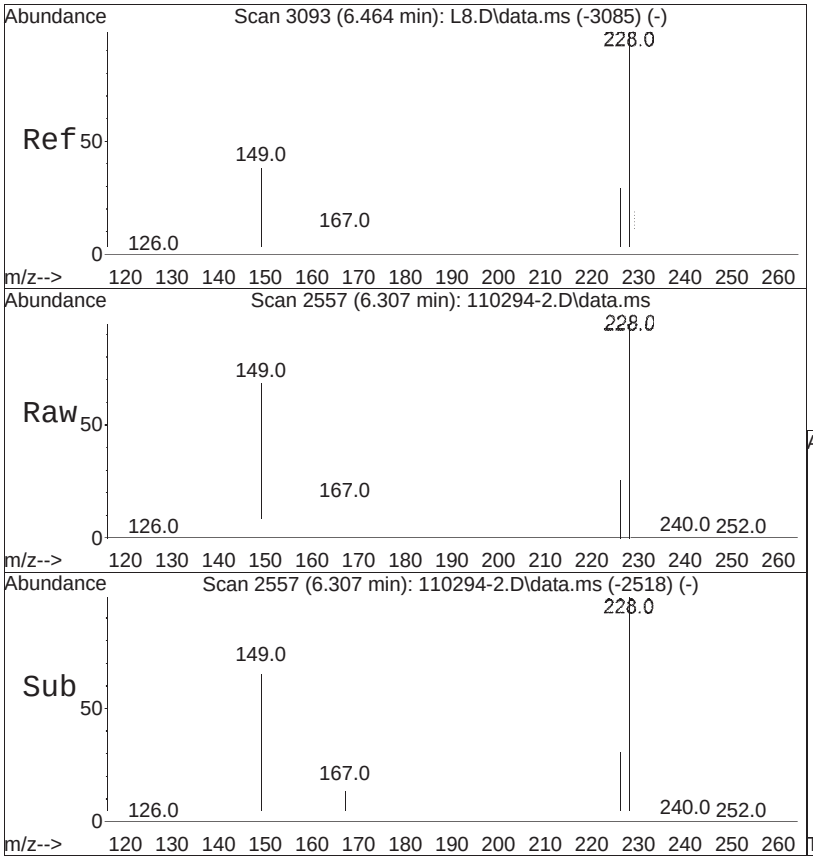


#36
Chrysene
Concen: 1586.64 ng/ml
RT:  6.307 min  Scan# 2557
Delta R.T.  -0.025 min
Lab File:  110294-2.D
Acq: 04 Sep 2025  01:50 pm

Tgt Ion:228 Resp:  492248

| Ion | Ratio | Lower | Upper |
|---|---|---|---|
| 228 | 100 | | |
| 226 | 30.8 | 24.6 | 37.0 |

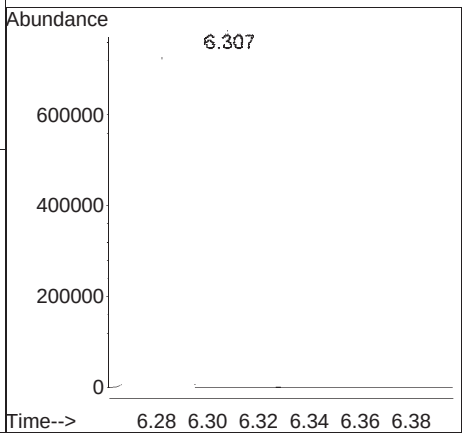

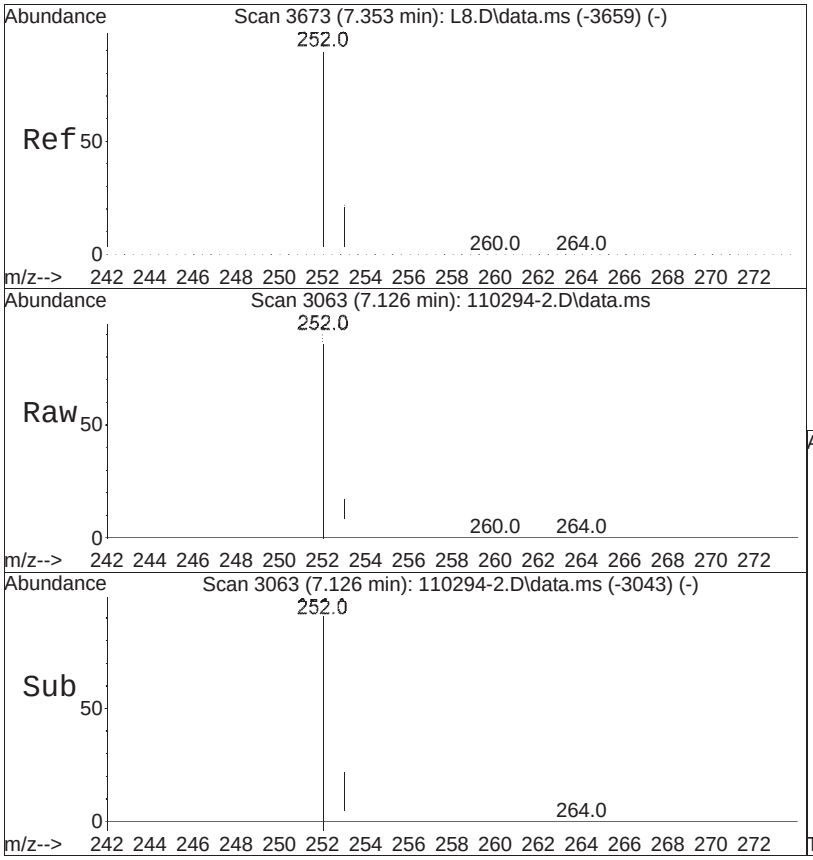


#39
Benzo[b]fluoranthene
Concen: 1943.77 ng/ml
RT:  7.126 min  Scan# 3063
Delta R.T.  -0.026 min
Lab File:  110294-2.D
Acq: 04 Sep 2025  01:50 pm

Tgt Ion:252 Resp:  524147

| Ion | Ratio | Lower | Upper |
|---|---|---|---|
| 252 | 100 | | |
| 253 | 21.6 | 18.1 | 27.1 |

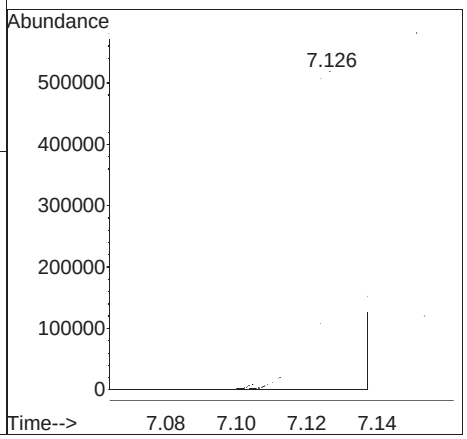

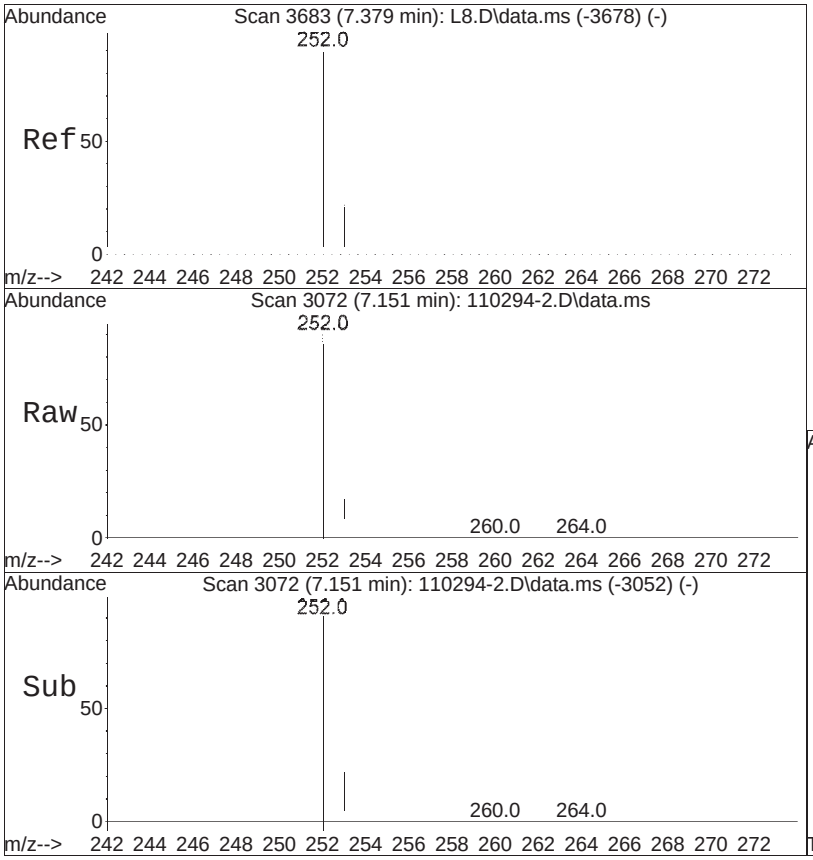


#40
Benzo[k]fluoranthene
Concen: 1646.87 ng/ml
RT:  7.151 min  Scan# 3072
Delta R.T.  -0.026 min
Lab File:  110294-2.D
Acq: 04 Sep 2025  01:50 pm

Tgt Ion:252 Resp:  513606

| Ion | Ratio | Lower | Upper |
|---|---|---|---|
| 252 | 100 | | |
| 253 | 21.9 | 17.0 | 25.4 |

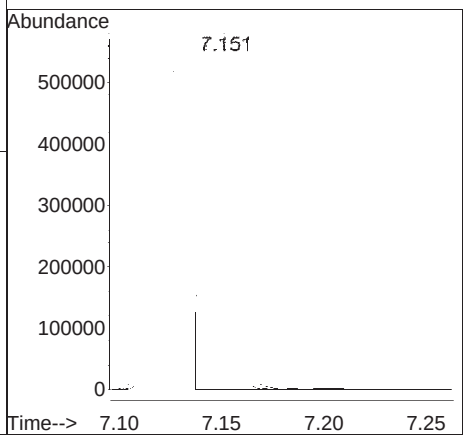

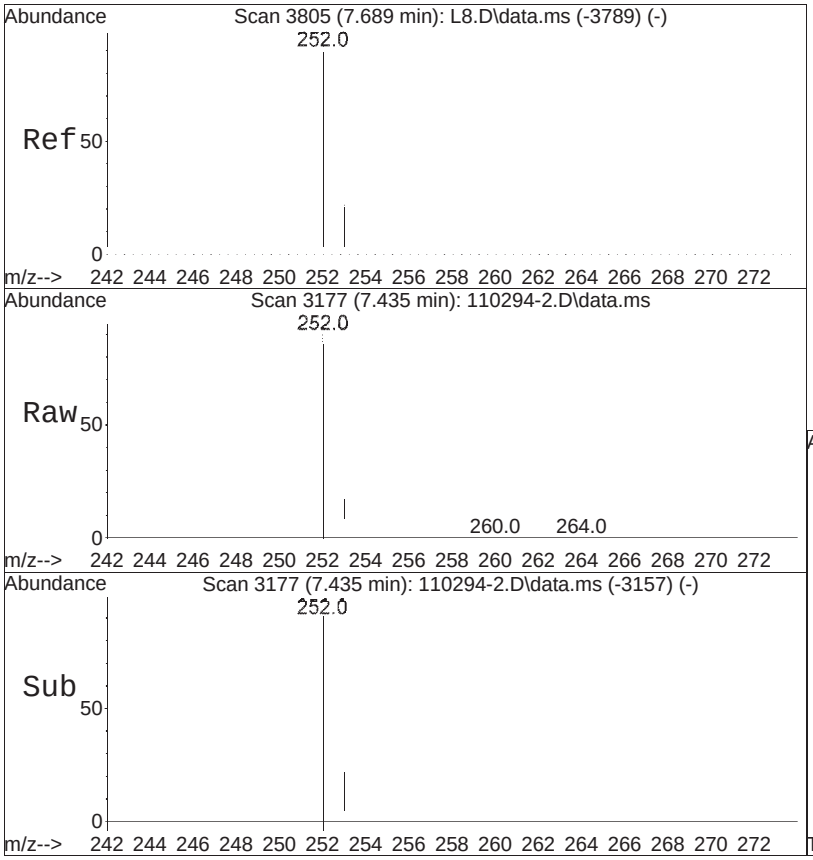


#41
Benzo[a]pyrene
Concen: 1857.35 ng/ml
RT:  7.435 min  Scan# 3177
Delta R.T.  -0.026 min
Lab File:  110294-2.D
Acq: 04 Sep 2025  01:50 pm

Tgt Ion:252 Resp:  475839

| Ion | Ratio | Lower | Upper |
|---|---|---|---|
| 252 | 100 | | |
| 253 | 21.7 | 17.4 | 26.0 |

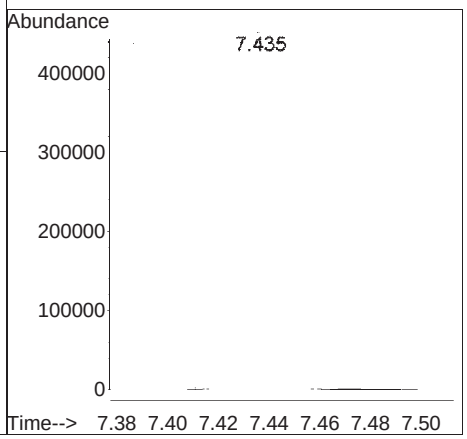




#42
Indeno[1,2,3-cd]pyrene
Concen: 2000.88 ng/ml
RT: 8.720 min Scan# 3676
Delta R.T. -0.022 min
Lab File: 110294-2.D
Acq: 04 Sep 2025 01:50 pm

Tgt Ion:276 Resp: 482249

| Ion | Ratio | Lower | Upper |
|---|---|---|---|
| 276 | 100 | | |
| 138 | 18.4 | 14.4 | 21.6 |

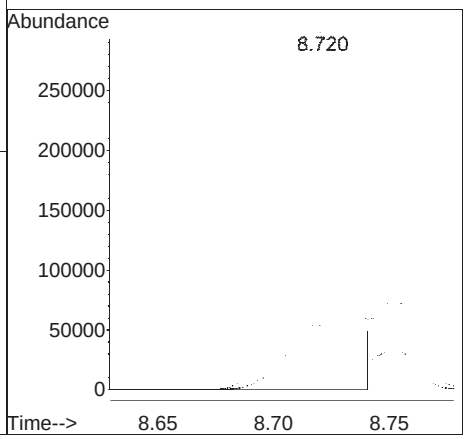

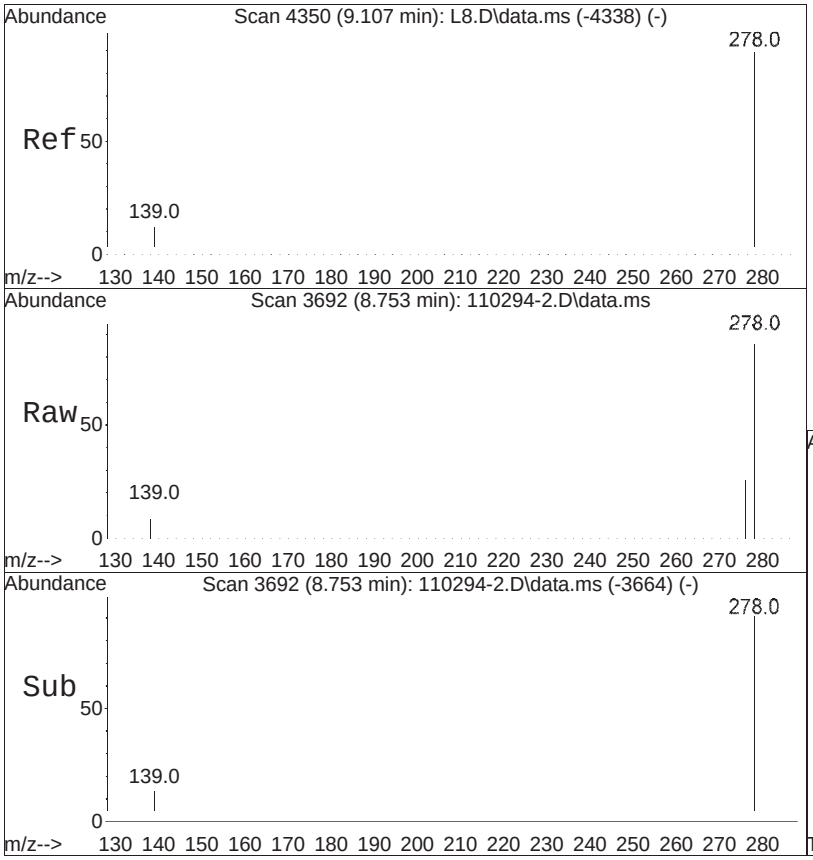


#43
Dibenzo[a,h]anthracene
Concen: 1817.99 ng/ml M6
RT:  8.753 min  Scan# 3692
Delta R.T.  -0.022 min
Lab File:  110294-2.D
Acq: 04 Sep 2025  01:50 pm

Tgt Ion:278 Resp:  437035

| Ion | Ratio | Lower | Upper |
|---|---|---|---|
| 278 | 100 | | |
| 139 | 15.7 | 12.1 | 18.1 |

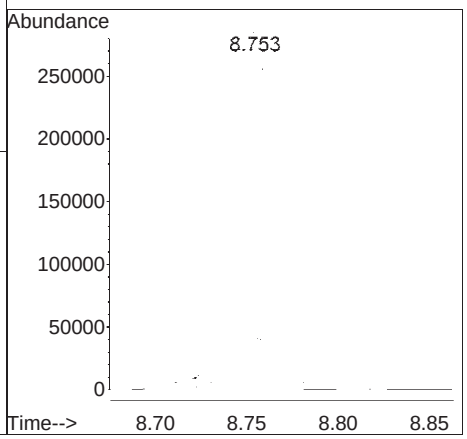

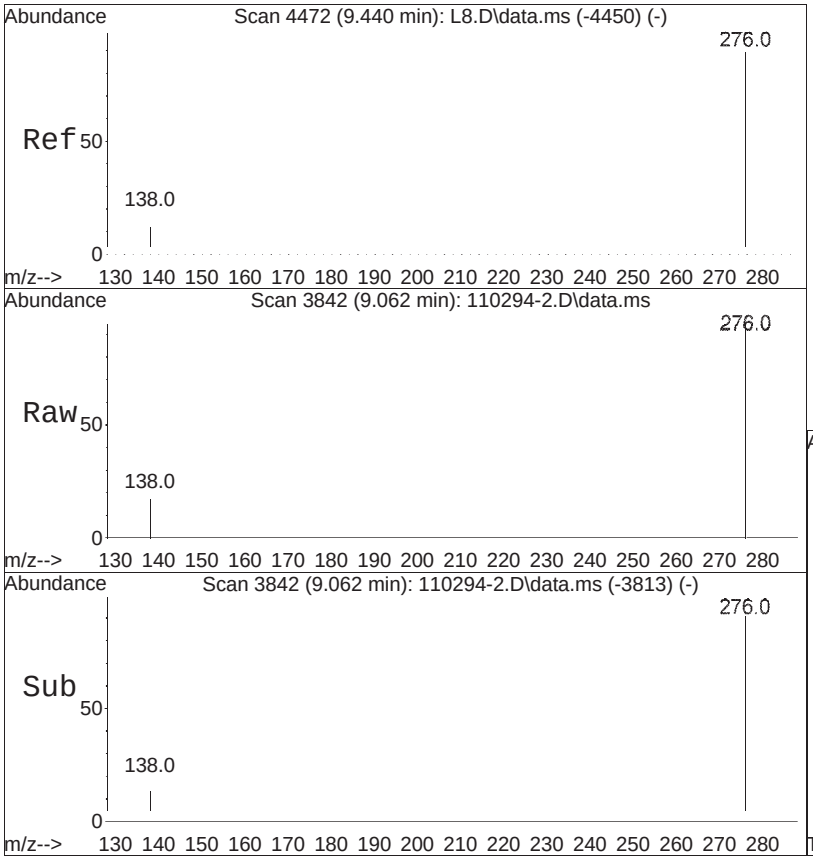


#44
Benzo[g,h,i]perylene
Concen: 1920.64 ng/ml
RT:  9.062 min  Scan# 3842
Delta R.T.  -0.020 min
Lab File:  110294-2.D
Acq: 04 Sep 2025  01:50 pm

Tgt Ion:276 Resp:  457027

| Ion | Ratio | Lower | Upper |
|---|---|---|---|
| 276 | 100 | | |
| 138 | 20.0 | 16.0 | 24.0 |

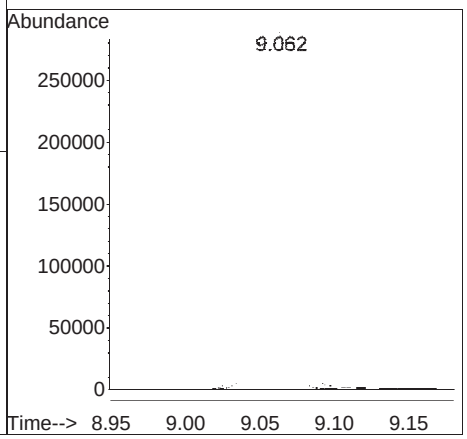

# Manual Integration Report

Data Path : I:\8270SIM\sv119\250904RVT\
Data File : 110294-2.D
Date Inj'd : 9/4/2025 1:50 pm
Sample : WG2110294-2,32,,RE,csn

Method : SIM-RVT_250625_sv119.M
Operator : sv119:rp
Instrument : SV119
Quant Date : 9/4/2025 2:03 pm

## Compound #43: Dibenzo[a,h]anthracene

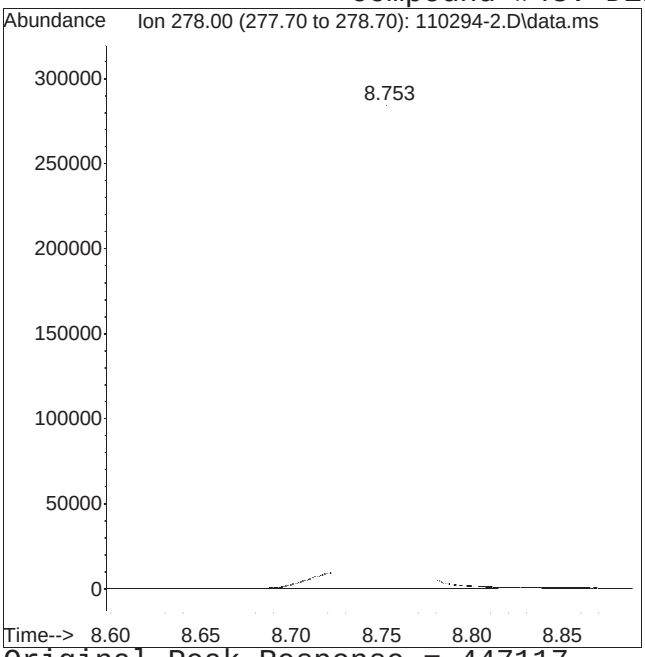


Original Peak Response = 447117

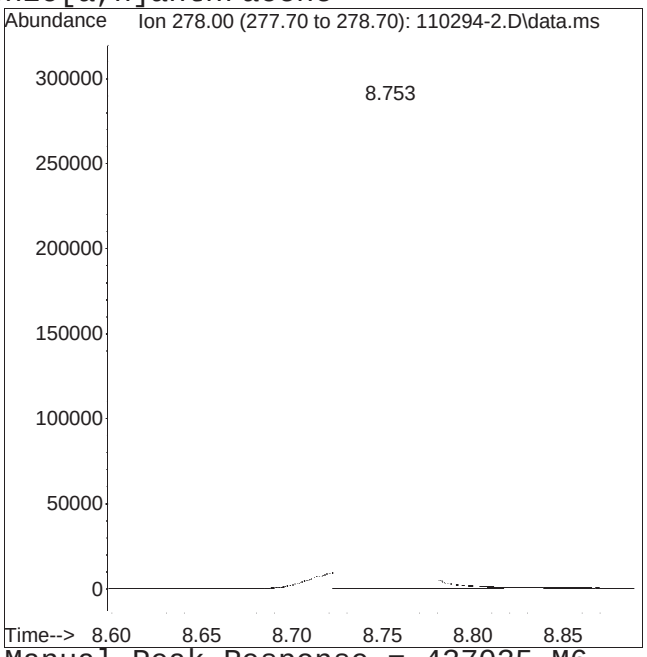


Manual Peak Response = 437035 M6

M6 = Misassignment of peak valley by automated integration (poor split of 2 peaks).

Quantitation Report (QT Reviewed)

Data Path : I:\8270SIM\sv119\250904RVT\
Data File : 110294-3.D
Acq On : 04 Sep 2025 02:07 pm
Operator : sv119:rp
Sample : WG2110294-3,32,,RE,csn
Misc : wg2110591,WG2110294,ical22426
ALS Vial : 19 Sample Multiplier: 1

Quant Time: Sep 05 09:25:28 2025
Quant Method : I:\8270sim\sv119\250904RVT\SIM-RVT_250625_sv119.M
Quant Title : Semivolatiles by GC/MS by modified 8270
QLast Update : Thu Sep 04 12:04:41 2025
Response via : Initial Calibration

CCAL FILE(s) : 1 - I:\8270sim\sv119\250904RVT\ccv0904a.D
Sub List : DEFAULT - All compounds listed

| Compound | R.T. | QIon | Response | Conc | Units | Dev(Min) |
|---|---|---|---|---|---|---|
| Internal Standards | | | | | | |
| 1) 1,4-Dichlorobenzene-d4 | 2.242 | 152 | 115056 | 4000.000 | ng/ml | 0.00 |
| Standard Area 1 = 110778 | | | Recovery | = 103.86% | | |
| 9) Naphthalene-d8 | 2.901 | 136 | 404149 | 4000.000 | ng/ml | 0.00 |
| Standard Area 1 = 386962 | | | Recovery | = 104.44% | | |
| 18) Acenaphthene-d10 | 3.875 | 164 | 251563 | 4000.000 | ng/ml | 0.00 |
| Standard Area 1 = 240356 | | | Recovery | = 104.66% | | |
| 23) Phenanthrene-d10 | 4.709 | 188 | 586230 | 4000.000 | ng/ml | 0.00 |
| Standard Area 1 = 547916 | | | Recovery | = 106.99% | | |
| 33) Chrysene-d12 | 6.288 | 240 | 674110 | 4000.000 | ng/ml | -0.03 |
| Standard Area 1 = 651920 | | | Recovery | = 103.40% | | |
| 38) Perylene-d12 | 7.498 | 264 | 689149 | 4000.000 | ng/ml | -0.03 |
| Standard Area 1 = 724873 | | | Recovery | = 95.07% | | |
| System Monitoring Compounds | | | | | | |
| 3) 2-Fluorophenol | 1.675 | 112 | 39855 | 1198.732 | ng/ml | 0.02 |
| Spiked Amount 2000.000 | Range 15 - 110 | | Recovery | = 59.94% | | |
| 4) Phenol-d6 | 2.074 | 99 | 37817 | 915.719 | ng/ml | 0.02 |
| Spiked Amount 2000.000 | Range 15 - 110 | | Recovery | = 45.79% | | |
| 8) Nitrobenzene-d5 | 2.523 | 82 | 32002 | 846.242 | ng/ml | 0.00 |
| Spiked Amount 1000.000 | Range 30 - 130 | | Recovery | = 84.62% | | |
| 14) 2-Fluorobiphenyl | 3.495 | 172 | 81364 | 898.421 | ng/ml | 0.00 |
| Spiked Amount 1000.000 | Range 30 - 130 | | Recovery | = 89.84% | | |
| 22) 2,4,6-Tribromophenol | 4.320 | 330 | 31407 | 2174.474 | ng/ml | 0.00 |
| Spiked Amount 2000.000 | Range 15 - 110 | | Recovery | = 108.72% | | |
| 32) 4-Terphenyl-d14 | 5.637 | 244 | 144112 | 889.204 | ng/ml | -0.01 |
| Spiked Amount 1000.000 | Range 30 - 130 | | Recovery | = 88.92% | | |
| Target Compounds | | | | | | Qvalue |
| 5) Bis(2-chloroethyl)ether | 2.109 | 93 | 50179 | 1398.504 | ng/ml | 99 |
| 7) Hexachloroethane | 2.498 | 117 | 19490 | 1319.347 | ng/ml | 95 |
| 10) Naphthalene | 2.912 | 128 | 161845 | 1474.548 | ng/ml | 100 |
| 11) Hexachlorobutadiene | 2.983 | 225 | 29693 | 1442.172 | ng/ml | 100 |
| 12) 2-Methylnaphthalene | 3.291 | 142 | 106247 | 1519.724 | ng/ml | 100 |
| 15) 2-Chloronaphthalene | 3.560 | 162 | 130281 | 1711.391 | ng/ml | 93 |
| 17) Acenaphthylene | 3.793 | 152 | 222943 | 1743.411 | ng/ml | 100 |
| 19) Acenaphthene | 3.891 | 153 | 137533 | 1651.161 | ng/ml | 93 |
| 21) Fluorene | 4.181 | 166 | 171794 | 1711.451 | ng/ml | 100 |
| 25) Hexachlorobenzene | 4.499 | 284 | 60297 | 1458.981 | ng/ml | 99 |

Quantitation Report (QT Reviewed)

Data Path : I:\8270SIM\sv119\250904RVT\
Data File : 110294-3.D
Acq On : 04 Sep 2025 02:07 pm
Operator : sv119:rp
Sample : WG2110294-3,32,,RE,csn
Misc : wg2110591,WG2110294,ical22426
ALS Vial : 19 Sample Multiplier: 1

Quant Time: Sep 05 09:25:28 2025
Quant Method : I:\8270sim\sv119\250904RVT\SIM-RVT_250625_sv119.M
Quant Title : Semivolatiles by GC/MS by modified 8270
QLast Update : Thu Sep 04 12:04:41 2025
Response via : Initial Calibration

CCAL FILE(s) : 1 - I:\8270sim\sv119\250904RVT\ccv0904a.D
Sub List : DEFAULT - All compounds listed

| Compound | R.T. | QIon | Response | Conc | Units | Dev(Min) |
|---|---|---|---|---|---|---|
| 26) Pentachlorophenol | 4.617 | 266 | 44434 | 2352.510 | ng/ml | 100 |
| 27) Phenanthrene | 4.724 | 178 | 287896 | 1623.598 | ng/ml | 100 |
| 28) Anthracene | 4.750 | 178 | 290399 | 1621.759 | ng/ml | 100 |
| 29) Fluoranthene | 5.410 | 202 | 386790 | 1656.063 | ng/ml | 97 |
| 30) Pyrene | 5.542 | 202 | 400602 | 1629.878 | ng/ml | 100 |
| 34) Benzo[a]anthracene | 6.279 | 228 | 412076 | 1802.024 | ng/ml | 100 |
| 36) Chrysene | 6.305 | 228 | 376709 | 1714.389 | ng/ml | 99 |
| 39) Benzo[b]fluoranthene | 7.121 | 252 | 398687 | 2093.812 | ng/ml | 100 |
| 40) Benzo[k]fluoranthene | 7.145 | 252 | 397694 | 1805.887 | ng/ml | 99 |
| 41) Benzo[a]pyrene | 7.433 | 252 | 359103 | 1985.023 | ng/ml | 100 |
| 42) Indeno[1,2,3-cd]pyrene | 8.716 | 276 | 375792 | 2189.147 | ng/ml | 95 |
| 43) Dibenzo[a,h]anthracene | 8.747 | 278 | 342414M6 | 2006.909 | ng/ml | |
| 44) Benzo[g,h,i]perylene | 9.058 | 276 | 350344 | 2085.035 | ng/ml | 94 |

(#) = qualifier out of range (m) = manual integration (+) = signals summed

Quantitation Report (QT Reviewed)

Data Path : I:\8270SIM\sv119\250904RVT\
Data File : 110294-3.D
Acq On : 04 Sep 2025 02:07 pm
Operator : sv119:rp
Sample : WG2110294-3,32,,RE,csn
Misc : wg2110591,WG2110294,ical22426
ALS Vial : 19 Sample Multiplier: 1

Quant Time: Sep 05 09:25:28 2025
Quant Method : I:\8270sim\sv119\250904RVT\SIM-RVT_250625_sv119.M
Quant Title : Semivolatiles by GC/MS by modified 8270
QLast Update : Thu Sep 04 12:04:41 2025
Response via : Initial Calibration

Sub List : DEFAULT - All compounds listed\ccv0904a.D•

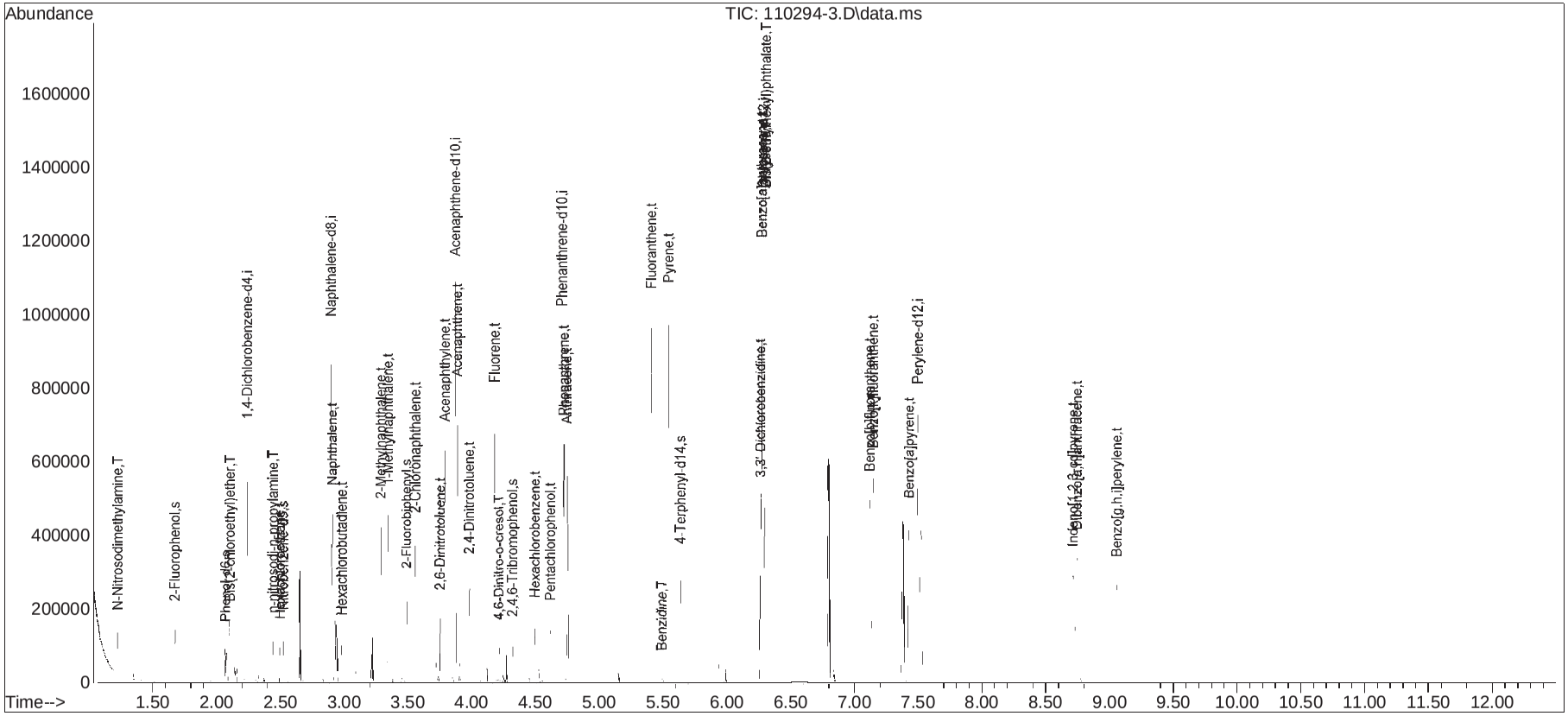

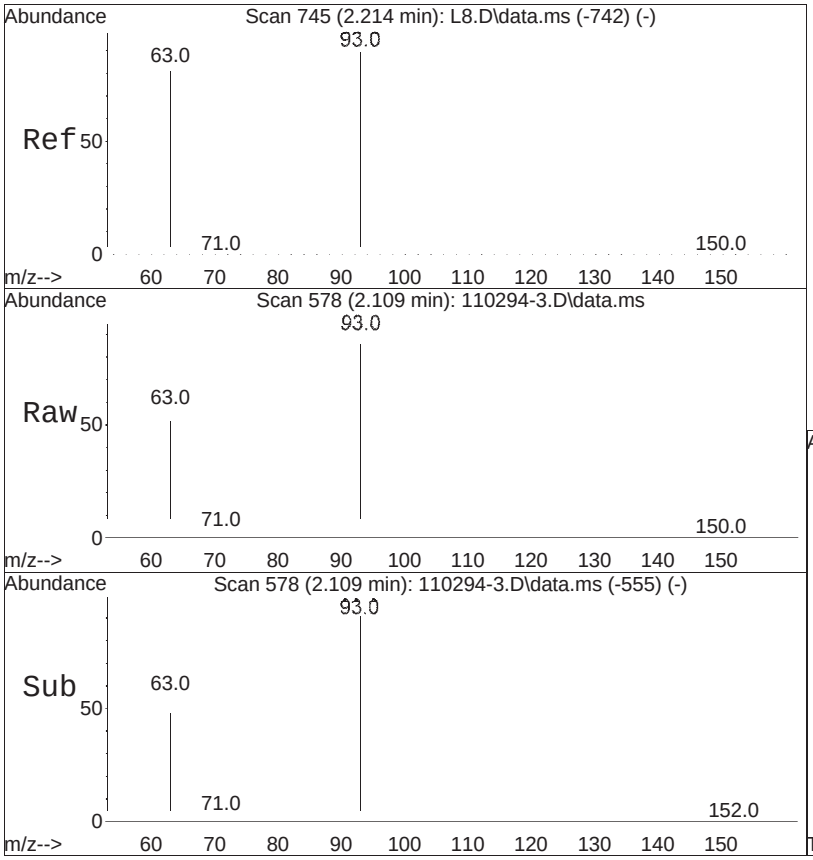


#5
Bis(2-chloroethyl)ether
Concen: 1398.50 ng/ml
RT: 2.109 min Scan# 578
Delta R.T. 0.012 min
Lab File: 110294-3.D
Acq: 04 Sep 2025 02:07 pm

Tgt Ion: 93 Resp: 50179

| Ion | Ratio | Lower | Upper |
|---|---|---|---|
| 93 | 100 | | |
| 63 | 77.6 | 62.9 | 94.3 |

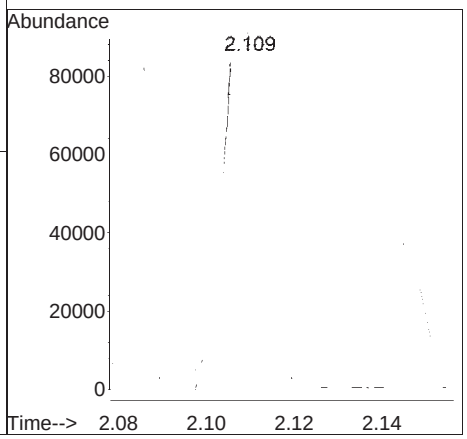

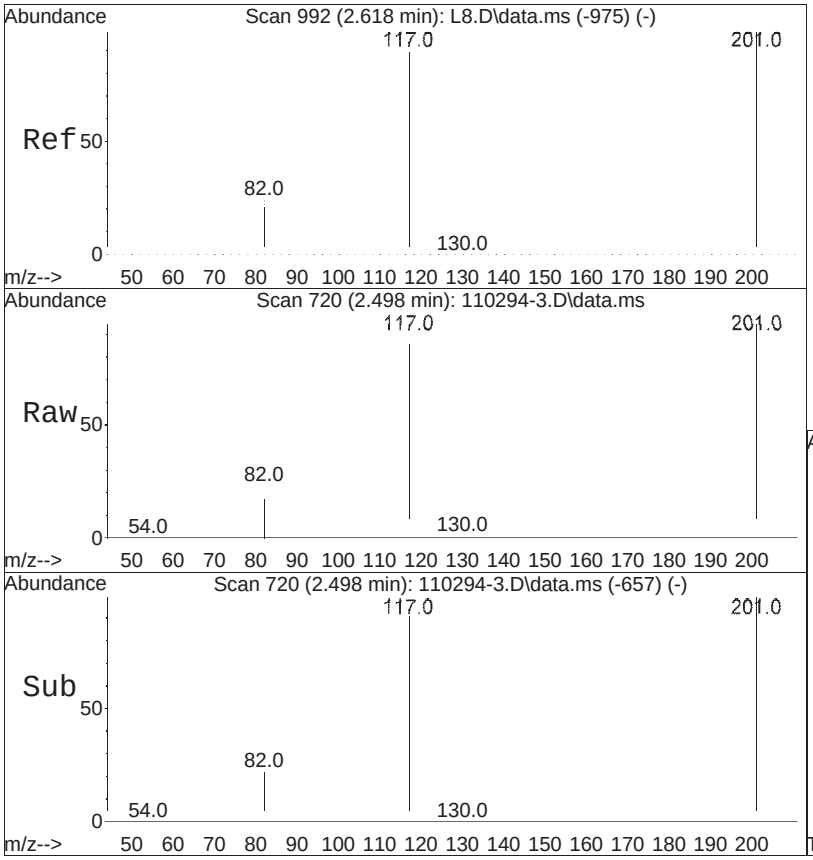


#7
Hexachloroethane
Concen: 1319.35 ng/ml
RT:  2.498 min  Scan# 720
Delta R.T.  0.008 min
Lab File:  110294-3.D
Acq: 04 Sep 2025  02:07 pm

Tgt Ion:117 Resp:  19490

| Ion | Ratio | Lower | Upper |
|---|---|---|---|
| 117 | 100 | | |
| 201 | 108.3 | 82.9 | 124.3 |

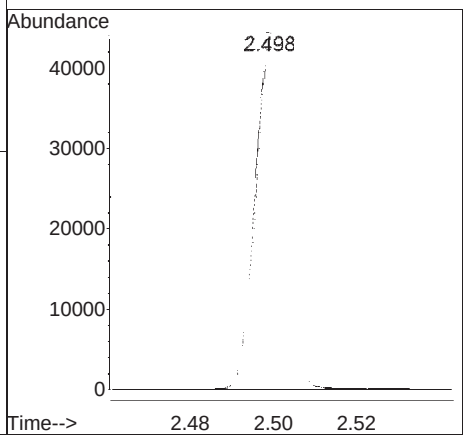

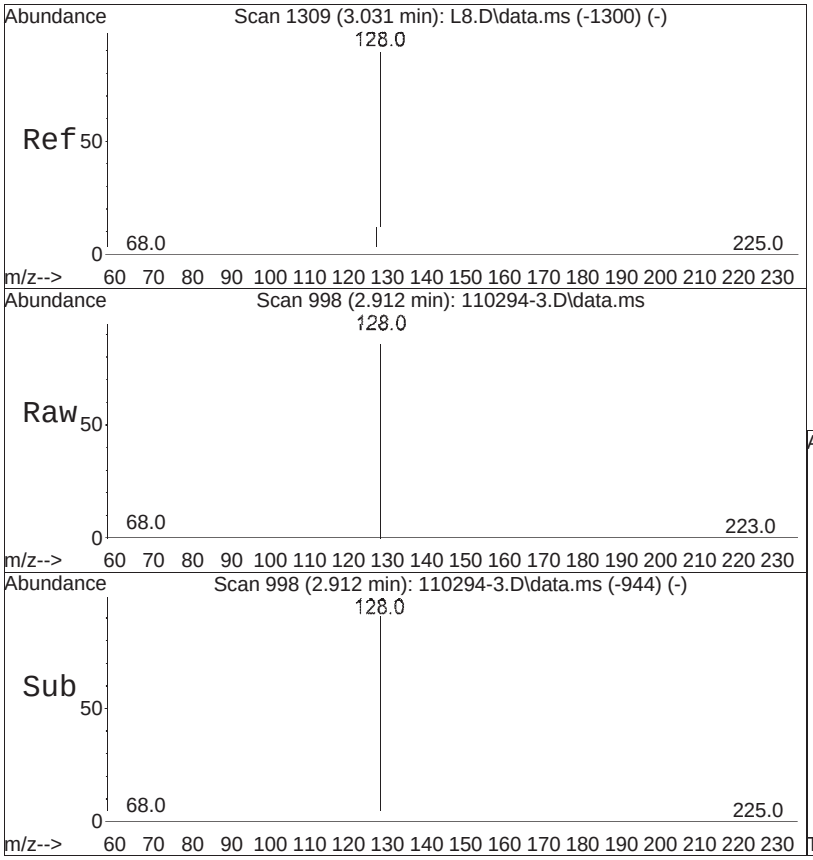


#10
Naphthalene
Concen: 1474.55 ng/ml
RT:  2.912 min  Scan# 998
Delta R.T.  0.006 min
Lab File:  110294-3.D
Acq: 04 Sep 2025  02:07 pm

Tgt Ion:128 Resp:  161845

| Ion | Ratio | Lower | Upper |
|---|---|---|---|
| 128 | 100 | | |
| 129 | 11.0 | 8.8 | 13.2 |
| 127 | 13.4 | 10.6 | 15.8 |

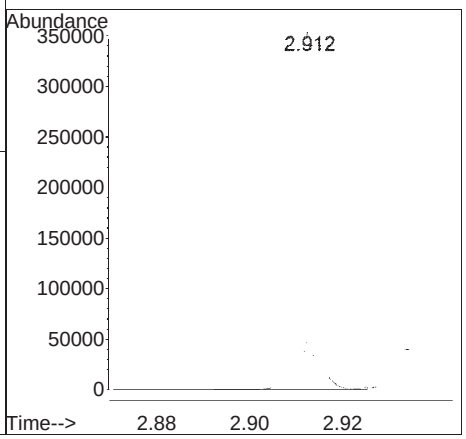




#11
Hexachlorobutadiene
Concen: 1442.17 ng/ml
RT: 2.983 min Scan# 1042
Delta R.T. 0.006 min
Lab File: 110294-3.D
Acq: 04 Sep 2025 02:07 pm

Tgt Ion:225 Resp: 29693

| Ion | Ratio | Lower | Upper |
|---|---|---|---|
| 225 | 100 | | |
| 223 | 63.2 | 50.2 | 75.4 |

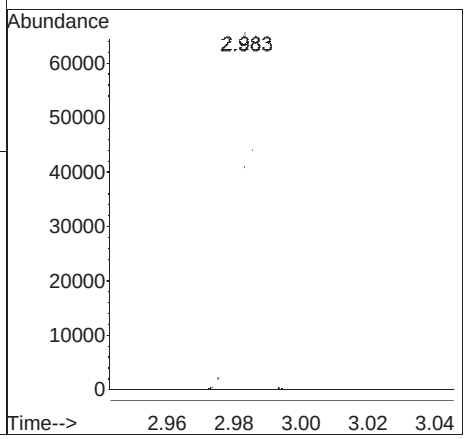

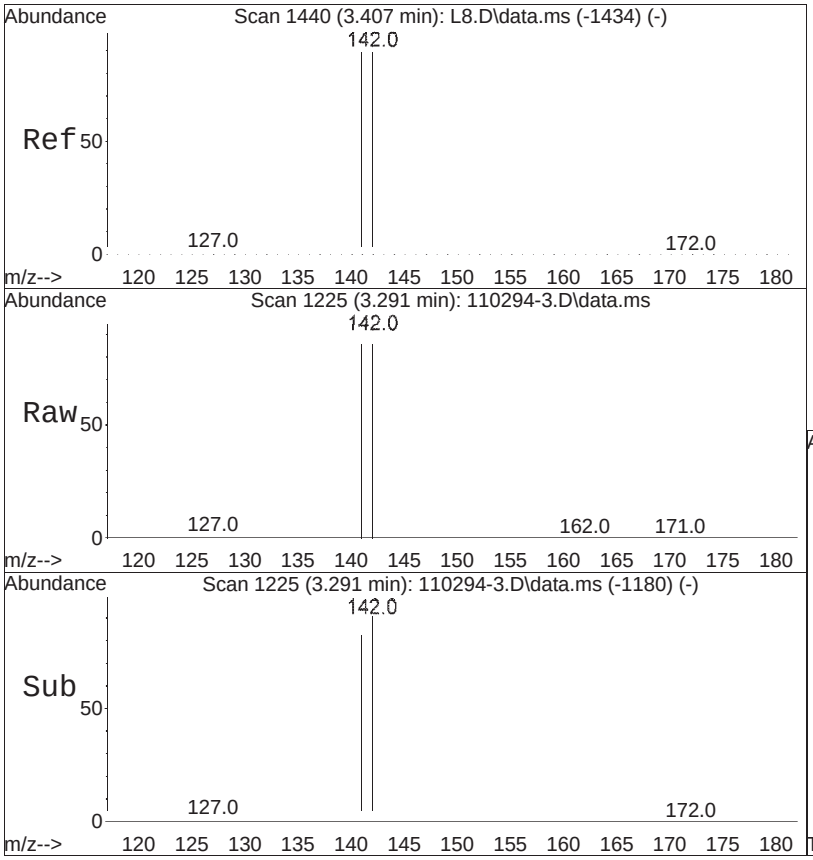


#12
2-Methylnaphthalene
Concen: 1519.72 ng/ml
RT:  3.291 min  Scan# 1225
Delta R.T.  0.006 min
Lab File:  110294-3.D
Acq: 04 Sep 2025  02:07 pm

Tgt Ion:142 Resp:  106247

| Ion | Ratio | Lower | Upper |
|---|---|---|---|
| 142 | 100 | | |
| 141 | 91.7 | 73.6 | 110.4 |

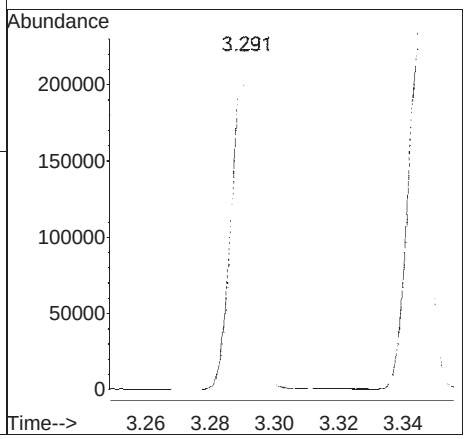

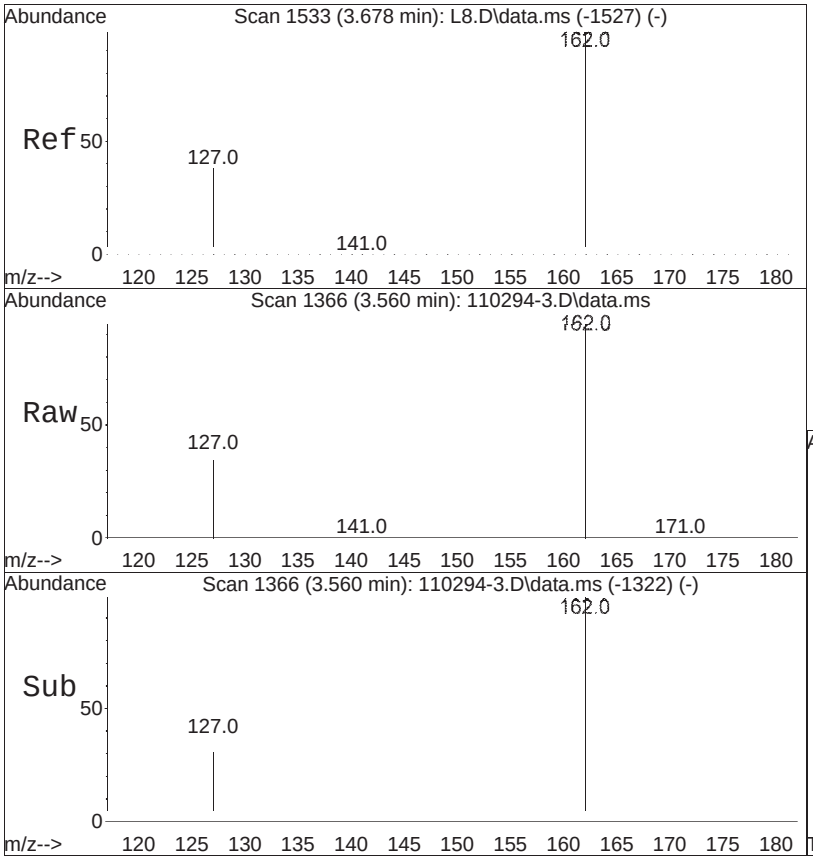


#15
2-Chloronaphthalene
Concen: 1711.39 ng/ml
RT:  3.560 min  Scan# 1366
Delta R.T.  0.004 min
Lab File:  110294-3.D
Acq: 04 Sep 2025  02:07 pm

Tgt Ion:162 Resp:  130281

| Ion | Ratio | Lower | Upper |
|---|---|---|---|
| 162 | 100 | | |
| 127 | 41.7 | 29.8 | 44.8 |

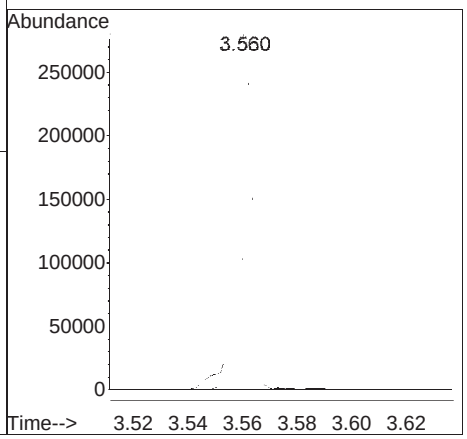

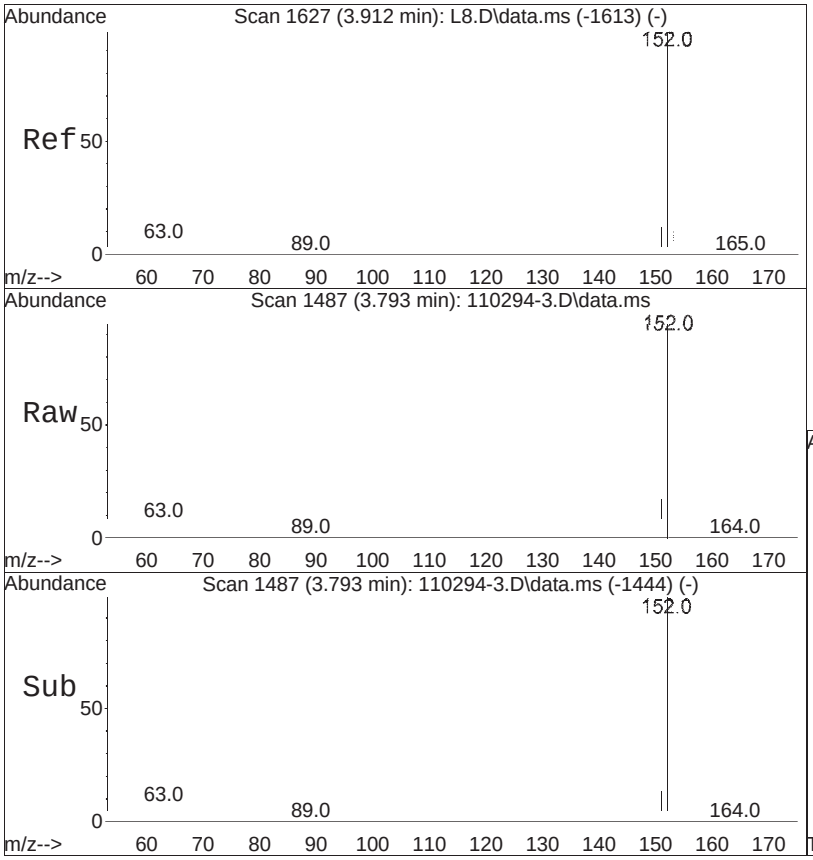


#17
Acenaphthylene
Concen: 1743.41 ng/ml
RT:  3.793 min  Scan# 1487
Delta R.T.  0.004 min
Lab File:  110294-3.D
Acq: 04 Sep 2025  02:07 pm

Tgt Ion:152 Resp:  222943

| Ion | Ratio | Lower | Upper |
|---|---|---|---|
| 152 | 100 | | |
| 151 | 20.3 | 16.2 | 24.2 |

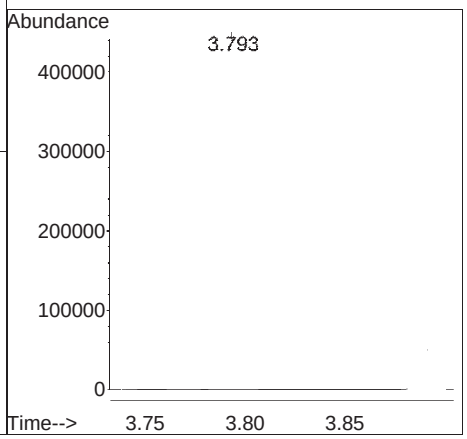

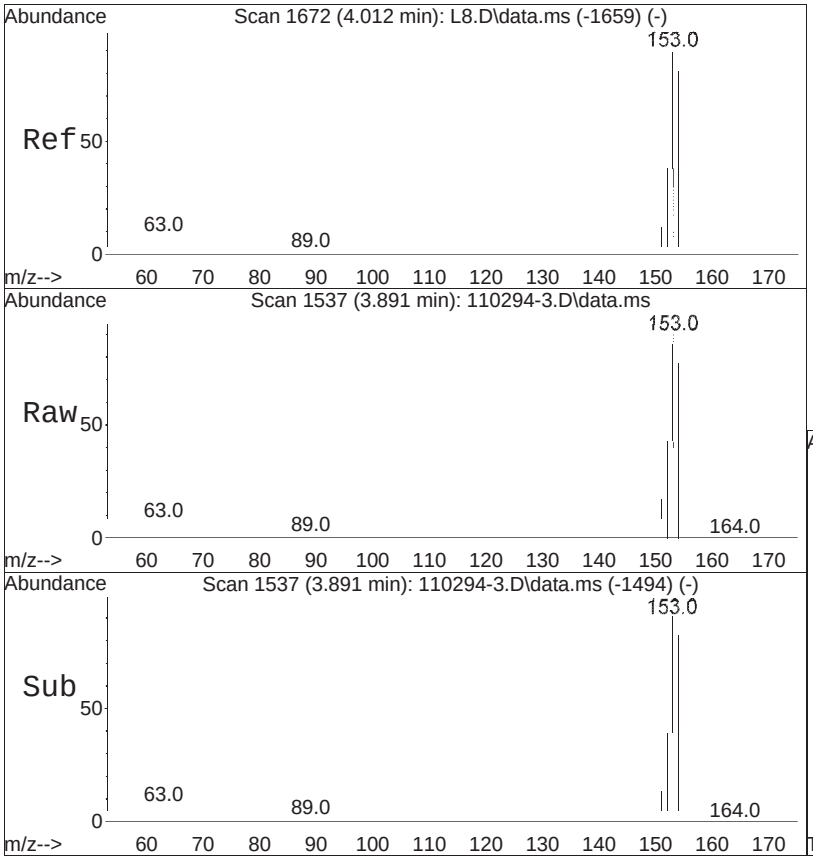


#19
Acenaphthene
Concen: 1651.16 ng/ml
RT: 3.891 min Scan# 1537
Delta R.T. 0.004 min
Lab File: 110294-3.D
Acq: 04 Sep 2025 02:07 pm

Tgt Ion:153 Resp: 137533

| Ion | Ratio | Lower | Upper |
|---|---|---|---|
| 153 | 100 | | |
| 154 | 83.7 | 72.0 | 108.0 |

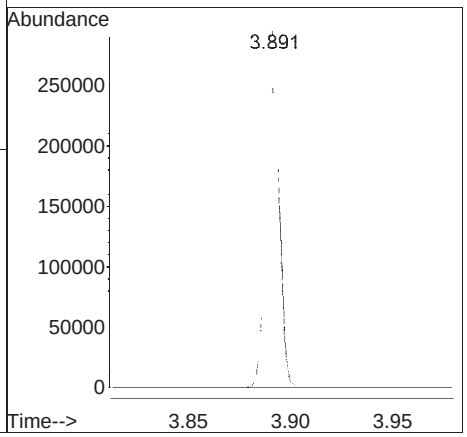

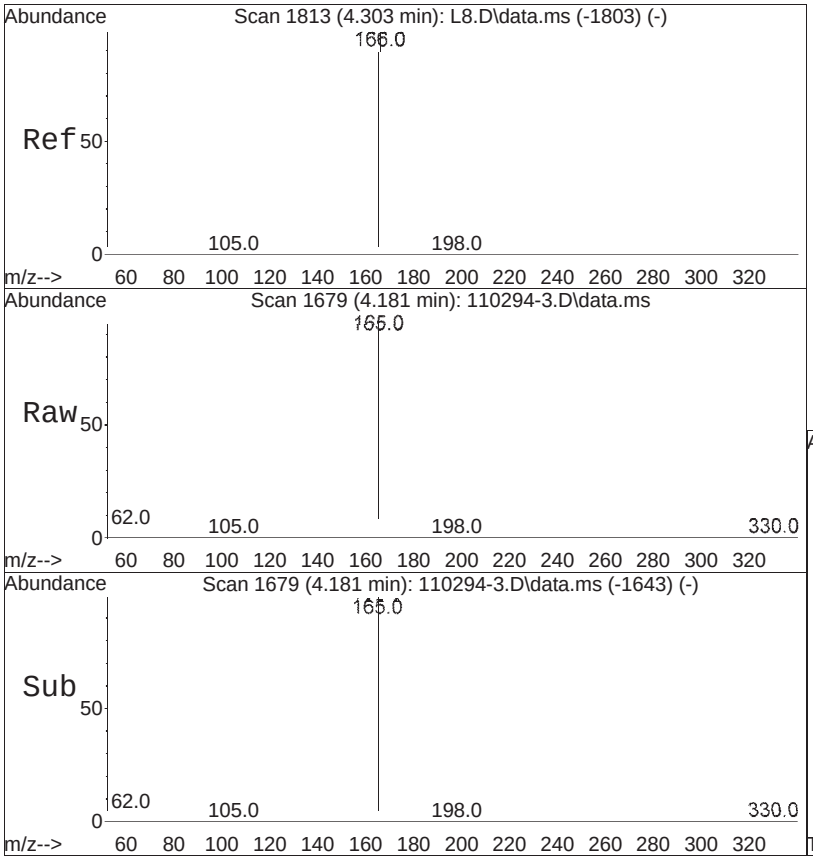


#21
Fluorene
Concen: 1711.45 ng/ml
RT:  4.181 min  Scan# 1679
Delta R.T.  0.003 min
Lab File:  110294-3.D
Acq: 04 Sep 2025  02:07 pm

Tgt Ion:166 Resp:  171794

| Ion | Ratio | Lower | Upper |
|---|---|---|---|
| 166 | 100 | | |
| 165 | 101.6 | 81.5 | 122.3 |

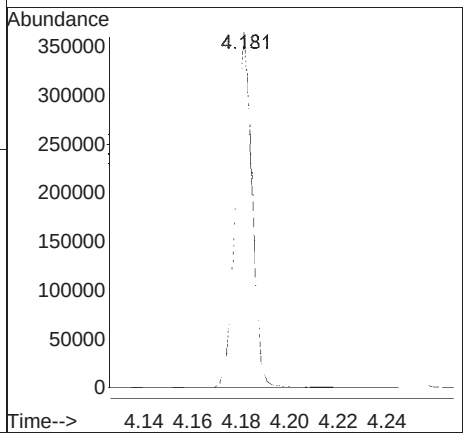

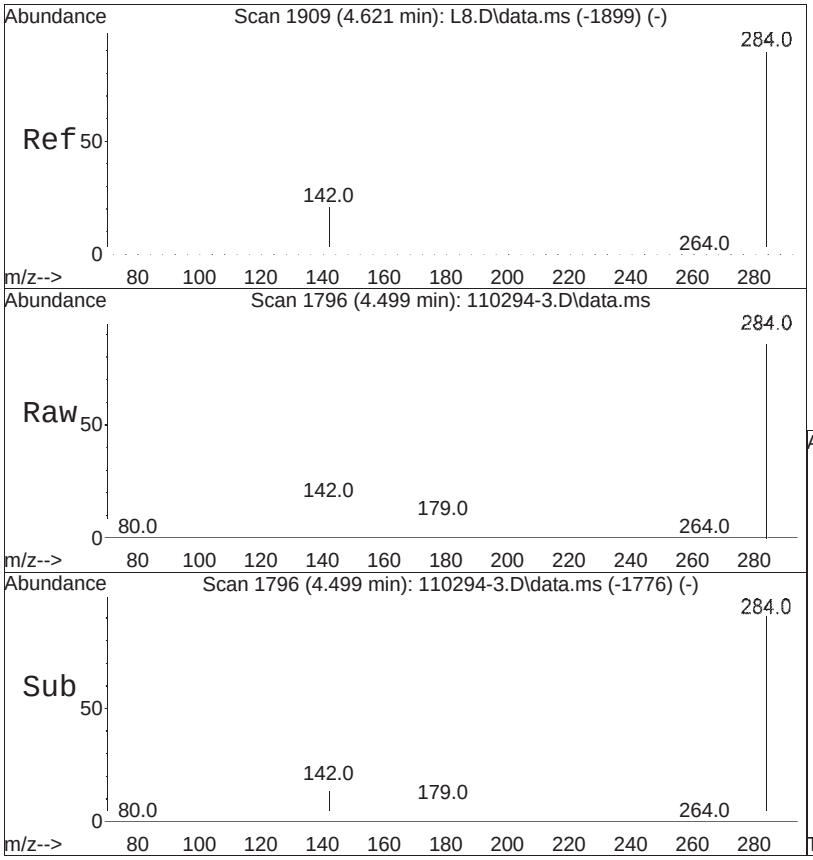


#25
Hexachlorobenzene
Concen: 1458.98 ng/ml
RT: 4.499 min Scan# 1796
Delta R.T. 0.001 min
Lab File: 110294-3.D
Acq: 04 Sep 2025 02:07 pm

Tgt Ion:284 Resp: 60297

| Ion | Ratio | Lower | Upper |
|---|---|---|---|
| 284 | 100 | | |
| 142 | 35.6 | 28.8 | 43.2 |

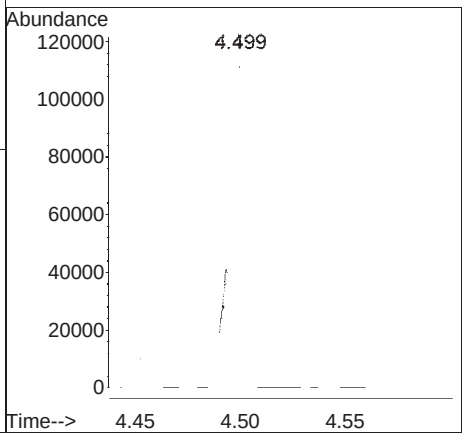

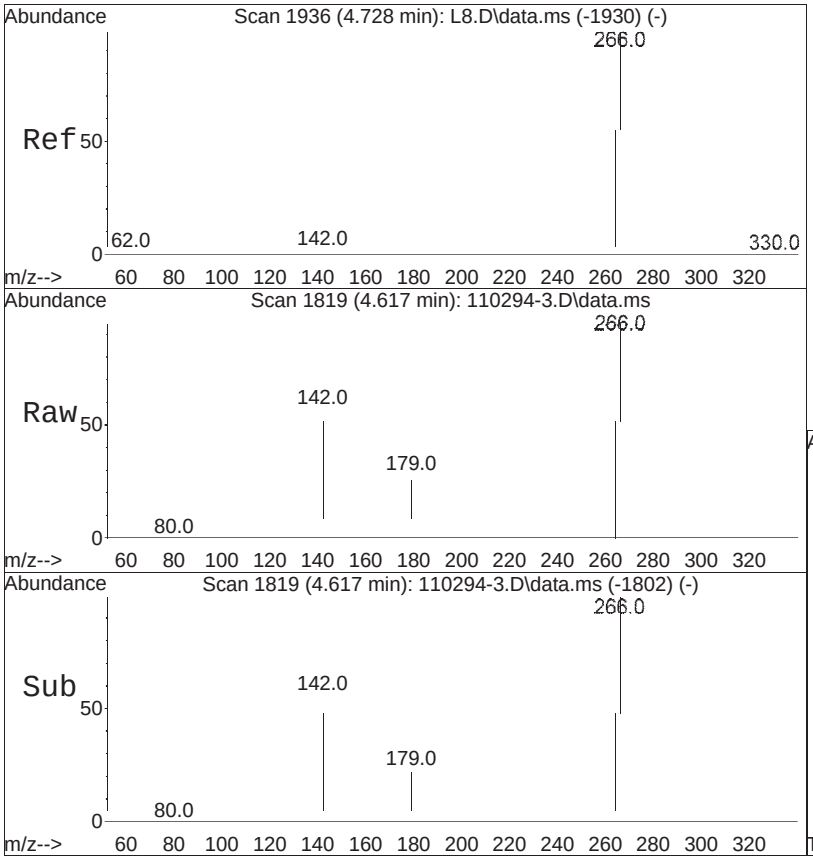


#26
Pentachlorophenol
Concen: 2352.51 ng/ml
RT:  4.617 min  Scan# 1819
Delta R.T.  0.006 min
Lab File:  110294-3.D
Acq: 04 Sep 2025  02:07 pm

Tgt Ion:266 Resp:  44434

| Ion | Ratio | Lower | Upper |
|---|---|---|---|
| 266 | 100 | | |
| 264 | 63.0 | 50.6 | 76.0 |

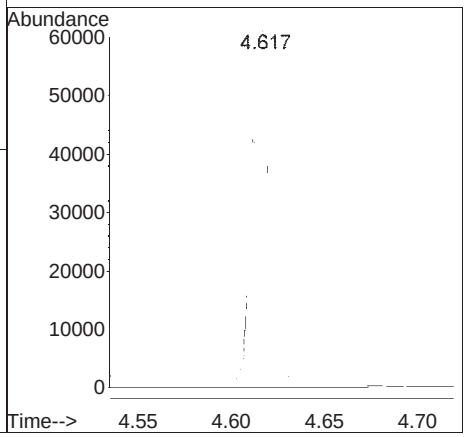

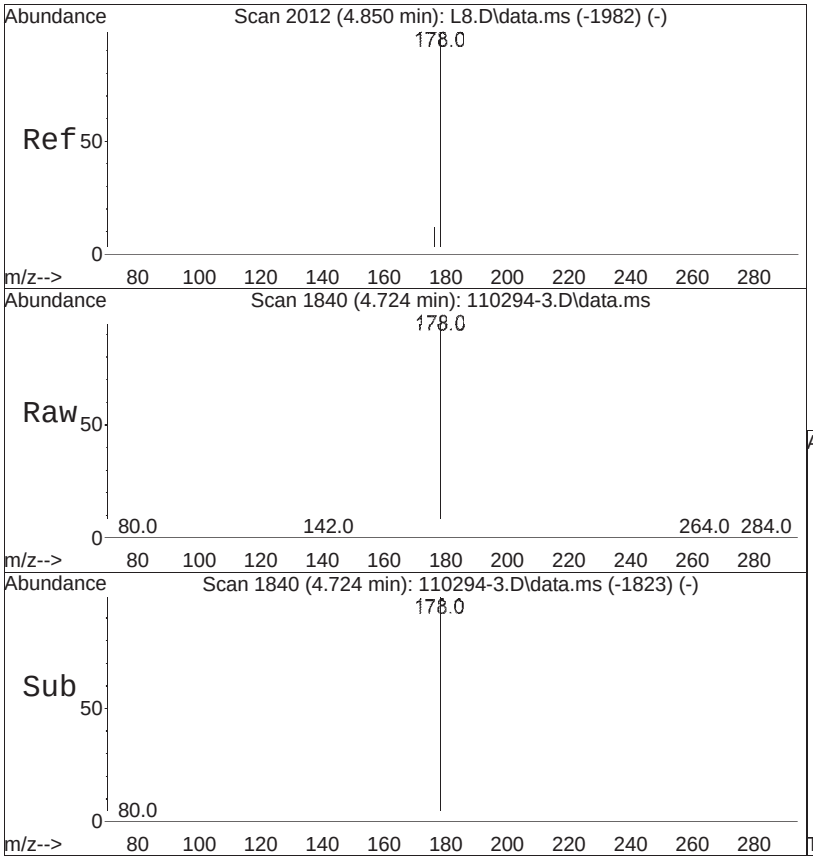


#27
Phenanthrene
Concen: 1623.60 ng/ml
RT: 4.724 min Scan# 1840
Delta R.T. 0.006 min
Lab File: 110294-3.D
Acq: 04 Sep 2025 02:07 pm

Tgt Ion:178 Resp: 287896

| Ion | Ratio | Lower | Upper |
|---|---|---|---|
| 178 | 100 | | |
| 179 | 15.5 | 12.4 | 18.6 |

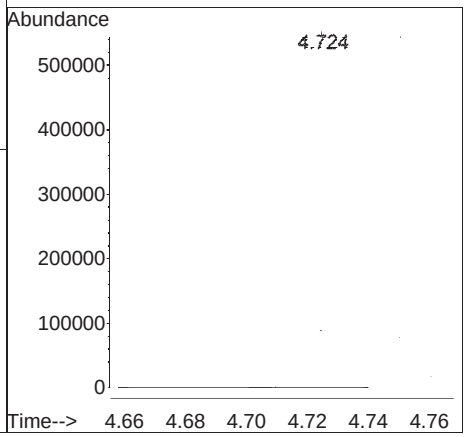

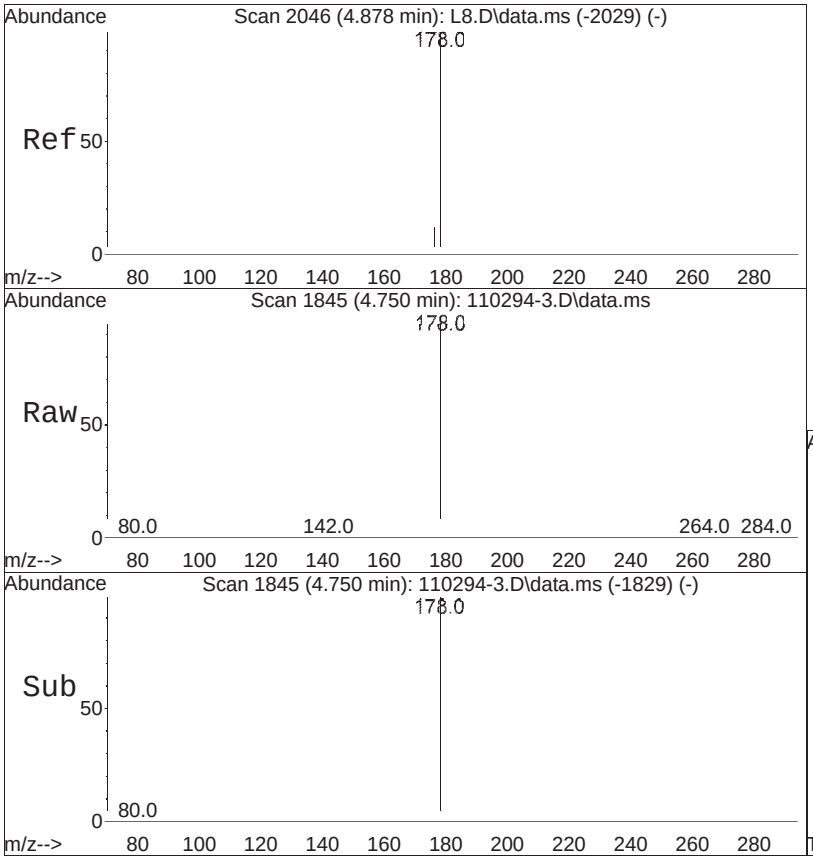


#28
Anthracene
Concen: 1621.76 ng/ml
RT:  4.750 min  Scan# 1845
Delta R.T.  0.001 min
Lab File:  110294-3.D
Acq: 04 Sep 2025  02:07 pm

Tgt Ion:178 Resp:  290399

| Ion | Ratio | Lower | Upper |
|---|---|---|---|
| 178 | 100 | | |
| 179 | 15.3 | 12.2 | 18.2 |

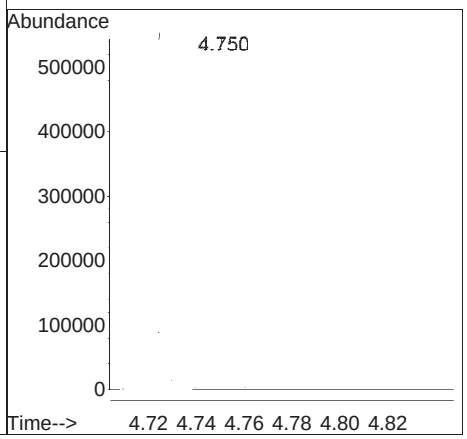

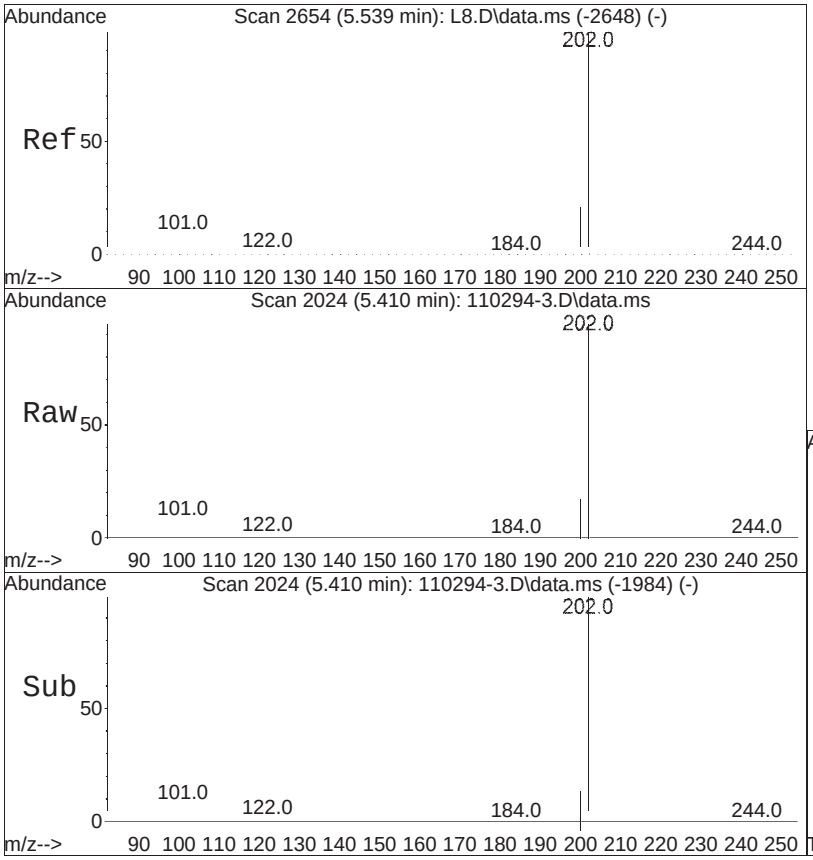


#29
Fluoranthene
Concen: 1656.06 ng/ml
RT:  5.410 min  Scan# 2024
Delta R.T.  -0.008 min
Lab File:  110294-3.D
Acq: 04 Sep 2025  02:07 pm

Tgt Ion:202 Resp:  386790

| Ion | Ratio | Lower | Upper |
|---|---|---|---|
| 202 | 100 | | |
| 101 | 8.1 | 7.5 | 11.3 |

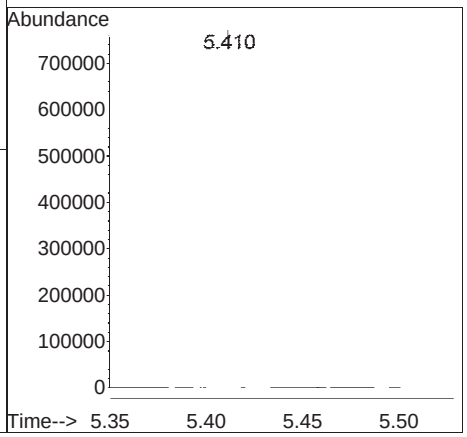

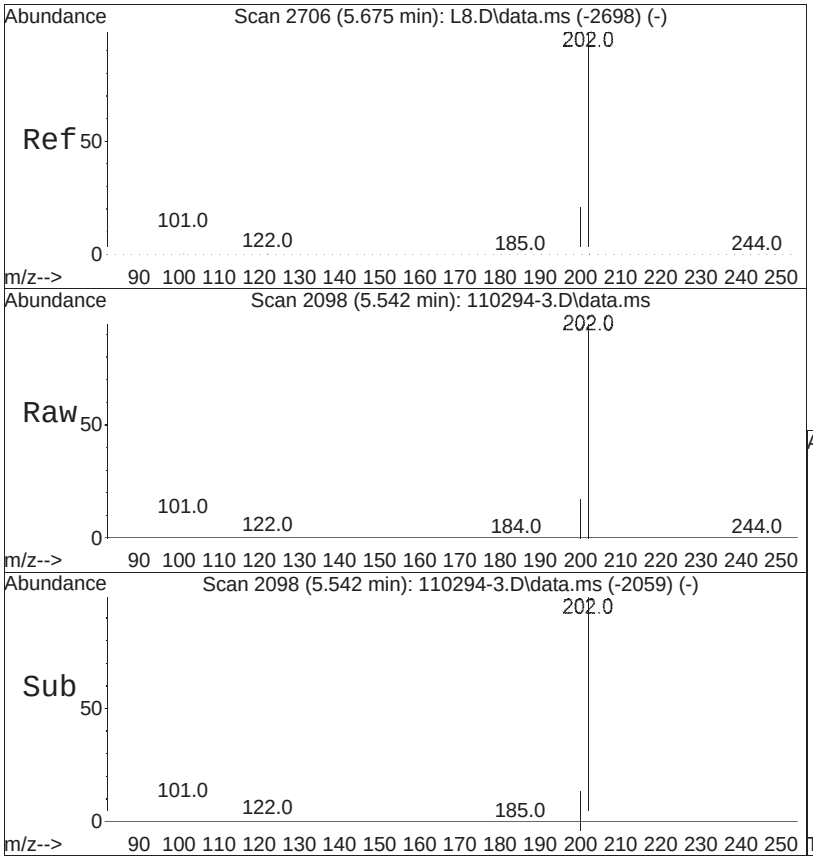


#30
Pyrene
Concen: 1629.88 ng/ml
RT:  5.542 min  Scan# 2098
Delta R.T.  -0.010 min
Lab File:  110294-3.D
Acq: 04 Sep 2025  02:07 pm

Tgt Ion:202 Resp:  400602

| Ion | Ratio | Lower | Upper |
|---|---|---|---|
| 202 | 100 | | |
| 200 | 21.2 | 17.0 | 25.4 |

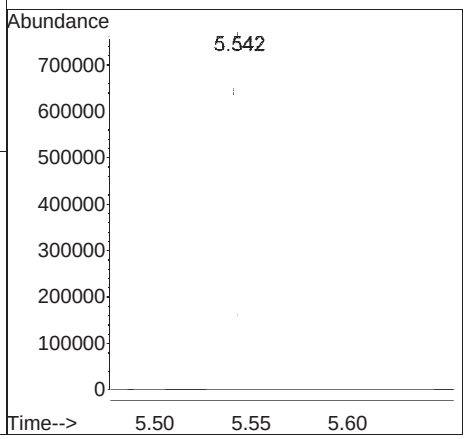

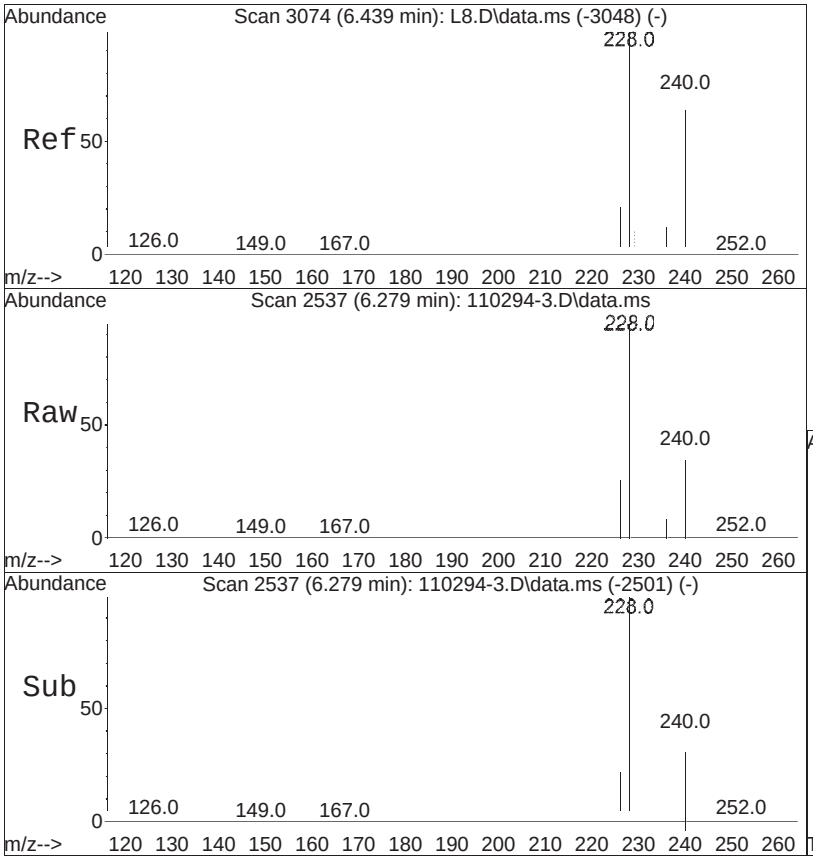


#34
Benzo[a]anthracene
Concen: 1802.02 ng/ml
RT:  6.279 min  Scan# 2537
Delta R.T.  -0.029 min
Lab File:  110294-3.D
Acq: 04 Sep 2025  02:07 pm

Tgt Ion:228 Resp:  412076

| Ion | Ratio | Lower | Upper |
|---|---|---|---|
| 228 | 100 | | |
| 229 | 19.6 | 15.8 | 23.6 |

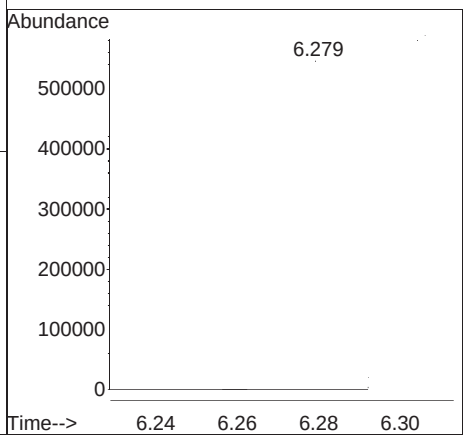

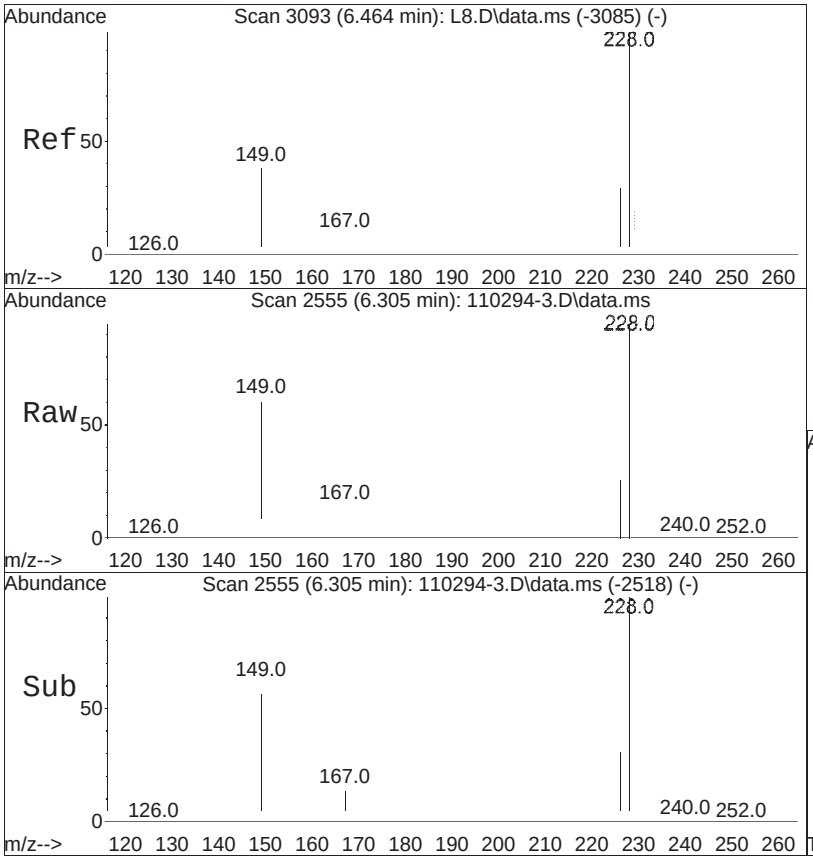


#36
Chrysene
Concen: 1714.39 ng/ml
RT:  6.305 min  Scan# 2555
Delta R.T.  -0.028 min
Lab File:  110294-3.D
Acq: 04 Sep 2025  02:07 pm

Tgt Ion:228 Resp:  376709

| Ion | Ratio | Lower | Upper |
|---|---|---|---|
| 228 | 100 | | |
| 226 | 30.4 | 24.6 | 37.0 |

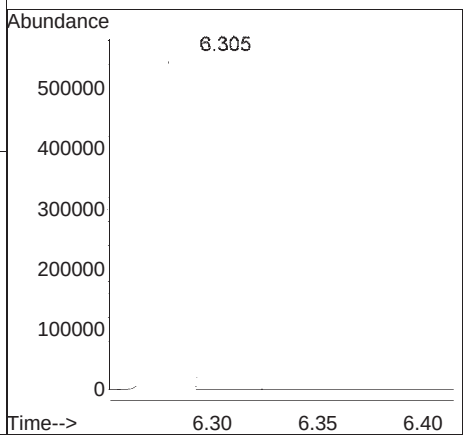

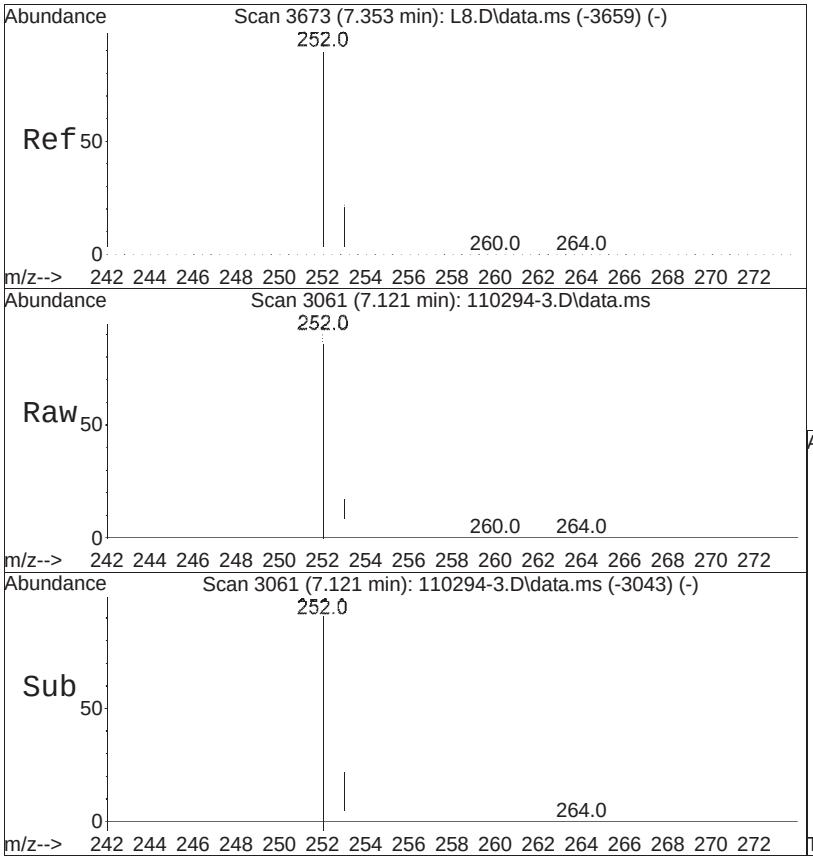


#39
Benzo[b]fluoranthene
Concen: 2093.81 ng/ml
RT: 7.121 min Scan# 3061
Delta R.T. -0.032 min
Lab File: 110294-3.D
Acq: 04 Sep 2025 02:07 pm

Tgt Ion:252 Resp: 398687

| Ion | Ratio | Lower | Upper |
|---|---|---|---|
| 252 | 100 | | |
| 253 | 22.7 | 18.1 | 27.1 |

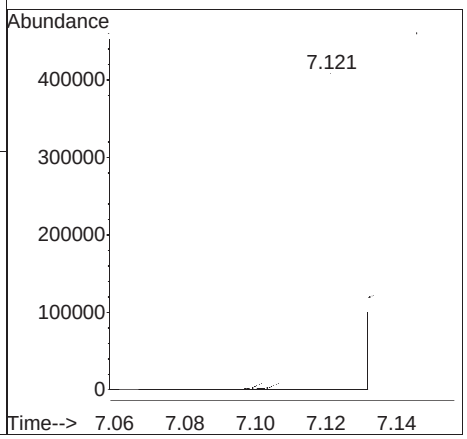

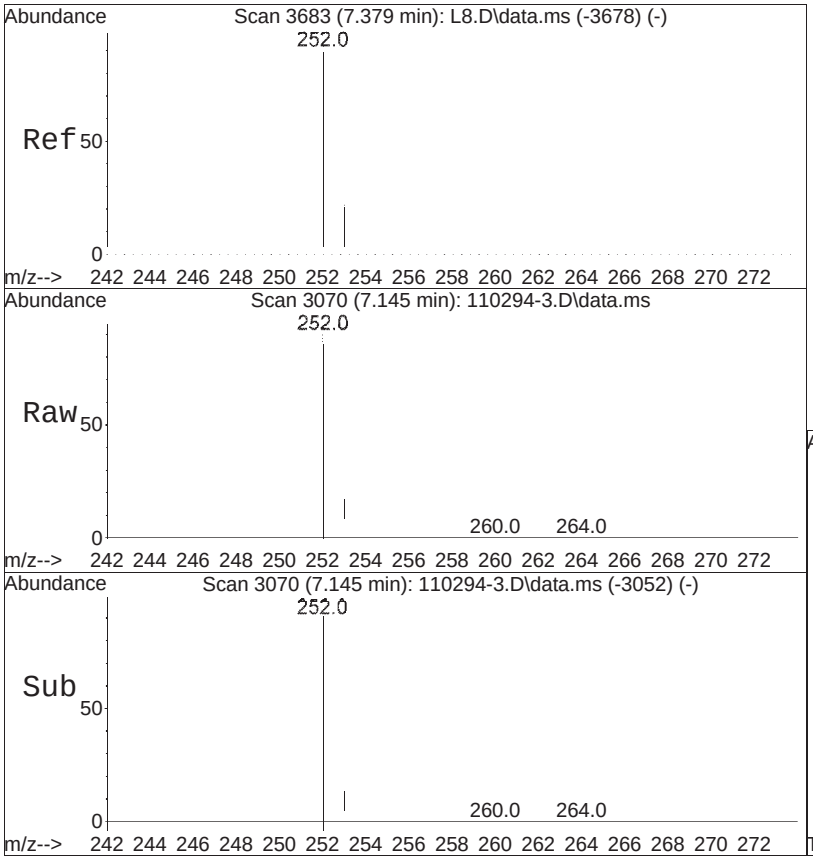


#40
Benzo[k]fluoranthene
Concen: 1805.89 ng/ml
RT:  7.145 min  Scan# 3070
Delta R.T.  -0.032 min
Lab File:  110294-3.D
Acq: 04 Sep 2025  02:07 pm

Tgt Ion:252 Resp:  397694

| Ion | Ratio | Lower | Upper |
|---|---|---|---|
| 252 | 100 | | |
| 253 | 20.9 | 17.0 | 25.4 |

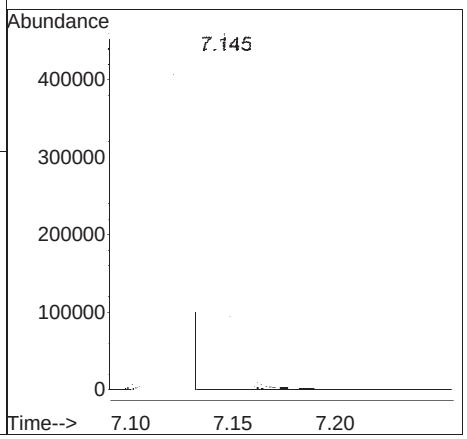

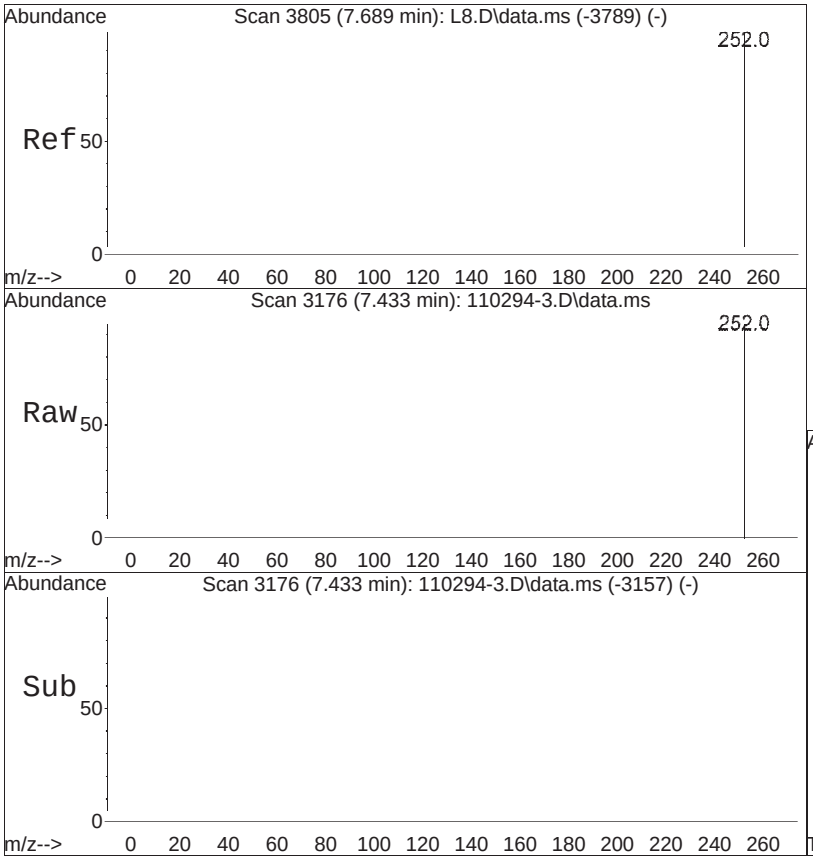


#41
Benzo[a]pyrene
Concen: 1985.02 ng/ml
RT:  7.433 min  Scan# 3176
Delta R.T.  -0.029 min
Lab File:  110294-3.D
Acq: 04 Sep 2025  02:07 pm

Tgt Ion:252 Resp:  359103

| Ion | Ratio | Lower | Upper |
|---|---|---|---|
| 252 | 100 | | |
| 253 | 21.8 | 17.4 | 26.0 |

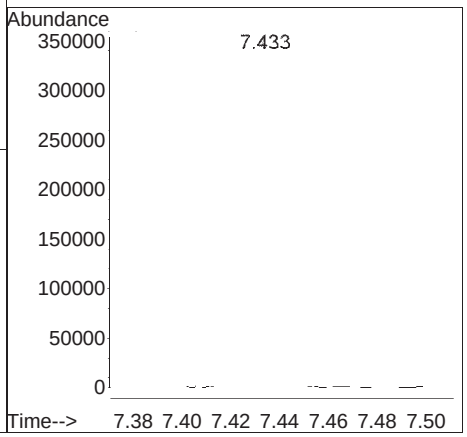




#42
Indeno[1,2,3-cd]pyrene
Concen: 2189.15 ng/ml
RT: 8.716 min Scan# 3674
Delta R.T. -0.026 min
Lab File: 110294-3.D
Acq: 04 Sep 2025 02:07 pm

Tgt Ion:276 Resp: 375792

| Ion | Ratio | Lower | Upper |
|---|---|---|---|
| 276 | 100 | | |
| 138 | 15.6 | 14.4 | 21.6 |

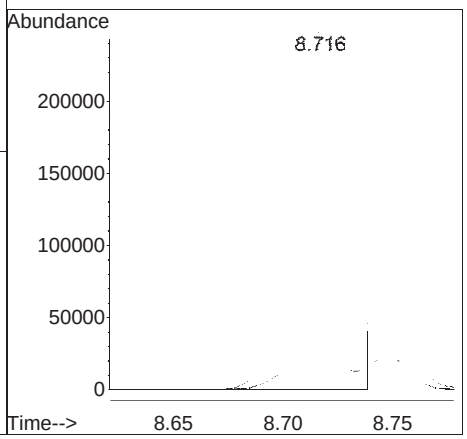

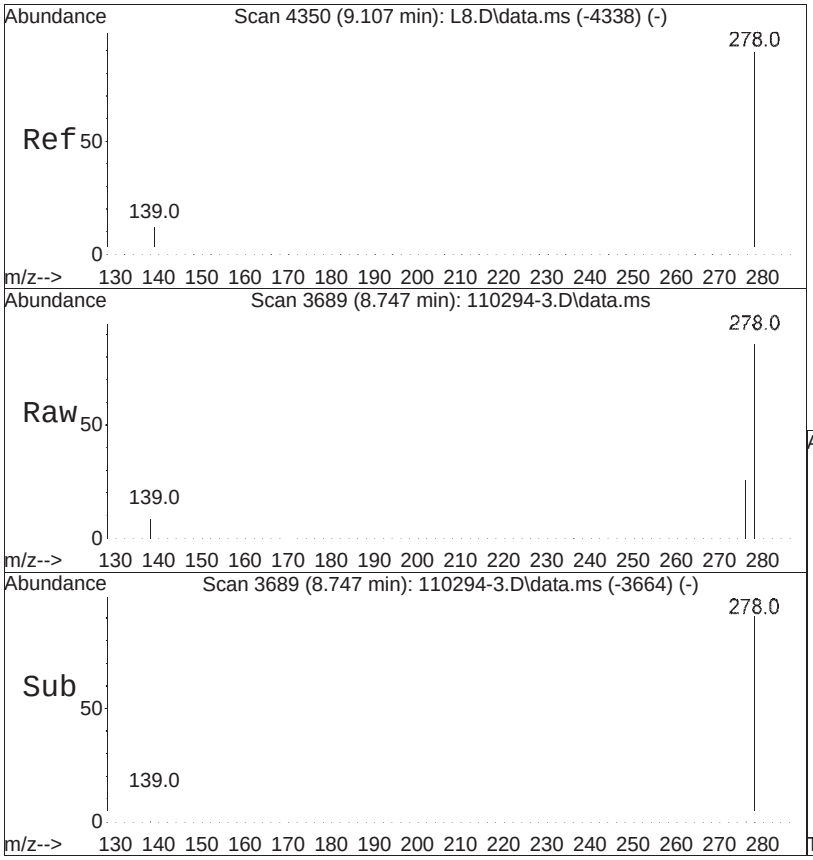


#43
Dibenzo[a,h]anthracene
Concen: 2006.91 ng/ml M6
RT:  8.747 min  Scan# 3689
Delta R.T.  -0.028 min
Lab File:  110294-3.D
Acq: 04 Sep 2025  02:07 pm

Tgt Ion:278 Resp:  342414

| Ion | Ratio | Lower | Upper |
|---|---|---|---|
| 278 | 100 | | |
| 139 | 13.4 | 12.1 | 18.1 |

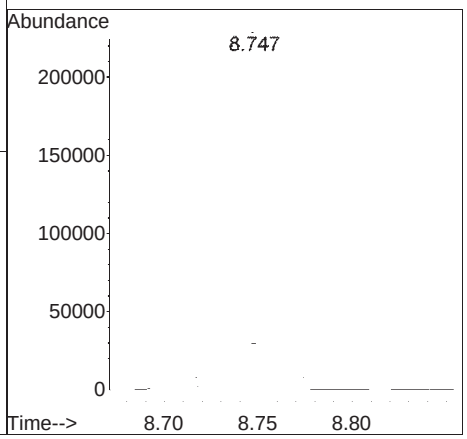




#44
Benzo[g,h,i]perylene
Concen: 2085.03 ng/ml
RT:  9.058 min  Scan# 3840
Delta R.T.  -0.024 min
Lab File:  110294-3.D
Acq: 04 Sep 2025  02:07 pm

Tgt Ion:276 Resp:  350344

| Ion | Ratio | Lower | Upper |
|---|---|---|---|
| 276 | 100 | | |
| 138 | 17.3 | 16.0 | 24.0 |

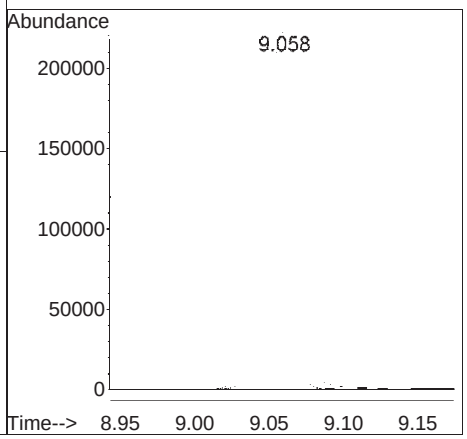

# Manual Integration Report

Data Path : I:\8270SIM\sv119\250904RVT
Data File : 110294-3.D Operator : sv119:rp
Date Inj'd : 9/4/2025 2:07 pm Instrument : SV119
Sample : WG2110294-3,32,,RE,csn Quant Date : 9/4/2025 2:20 pm

## Compound #43: Dibenzo[a,h]anthracene

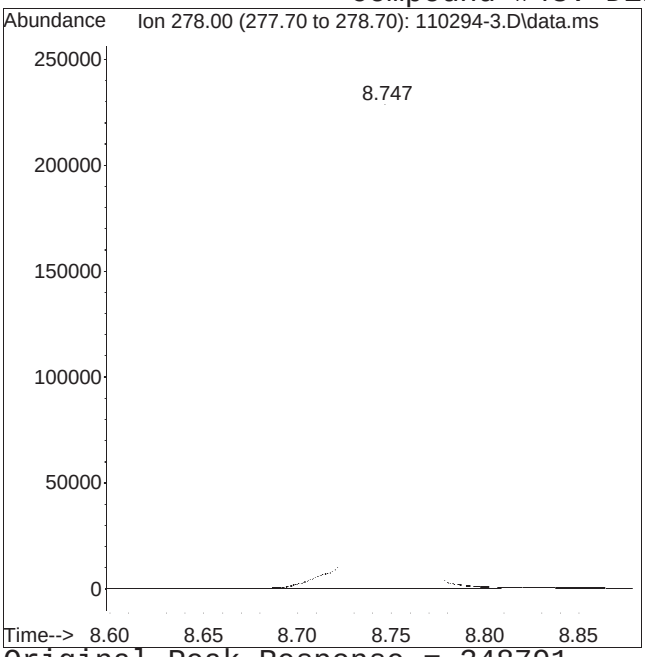


Original Peak Response = 348791

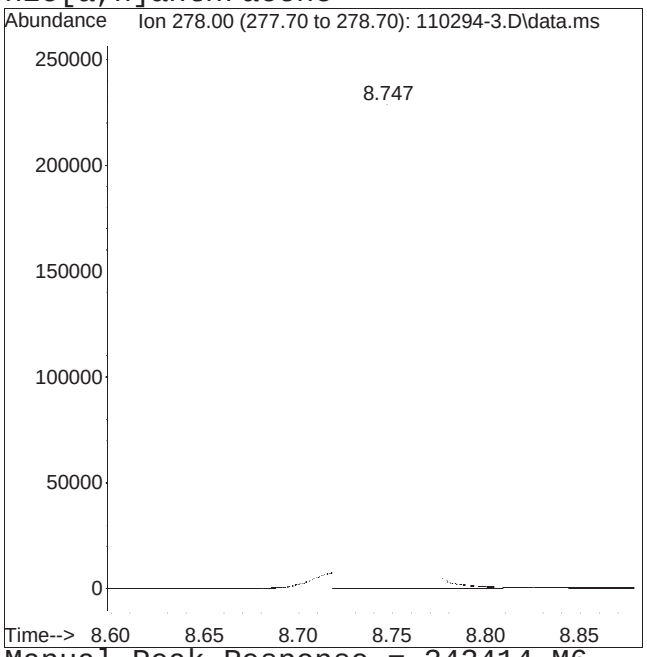


Manual Peak Response = 342414 M6

M6 = Misassignment of peak valley by automated integration (poor split of 2 peaks).

Quantitation Report (QT Reviewed)

Data Path : I:\8270SIM\sv119\250904RVT\
Data File : 110294-4.D
Acq On : 04 Sep 2025 06:18 pm
Operator : sv119:jjw
Sample : WG2110294-4,32,,RE,csn
Misc : wg2110591,WG2110294,ical22426
ALS Vial : 34 Sample Multiplier: 1

Quant Time: Sep 07 13:49:25 2025
Quant Method : I:\8270sim\sv119\250904RVT\SIM-RVT_250625_sv119.M
Quant Title : Semivolatiles by GC/MS by modified 8270
QLast Update : Thu Sep 04 12:04:41 2025
Response via : Initial Calibration

CCAL FILE(s) : 1 - I:\8270sim\sv119\250904RVT\ccv0904a.D
Sub List : DEFAULT - All compounds listed

| Compound | R.T. | QIon | Response | Conc | Units | Dev(Min) |
|---|---|---|---|---|---|---|
| Internal Standards | | | | | | |
| 1) 1,4-Dichlorobenzene-d4 | 2.243 | 152 | 132607 | 4000.000 | ng/ml | 0.00 |
| Standard Area 1 = 110778 | | | Recovery = 119.71% | | | |
| 9) Naphthalene-d8 | 2.900 | 136 | 468607 | 4000.000 | ng/ml | 0.00 |
| Standard Area 1 = 386962 | | | Recovery = 121.10% | | | |
| 18) Acenaphthene-d10 | 3.874 | 164 | 433069 | 4000.000 | ng/ml | 0.00 |
| Standard Area 1 = 240356 | | | Recovery = 180.18% | | | |
| 23) Phenanthrene-d10 | 4.710 | 188 | 946115 | 4000.000 | ng/ml | 0.00 |
| Standard Area 1 = 547916 | | | Recovery = 172.68% | | | |
| 33) Chrysene-d12 | 6.291 | 240 | 981785 | 4000.000 | ng/ml | -0.03 |
| Standard Area 1 = 651920 | | | Recovery = 150.60% | | | |
| 38) Perylene-d12 | 7.502 | 264 | 914329 | 4000.000 | ng/ml | -0.03 |
| Standard Area 1 = 724873 | | | Recovery = 126.14% | | | |
| System Monitoring Compounds | | | | | | |
| 3) 2-Fluorophenol | 1.679 | 112 | 45703 | 1192.688 | ng/ml | 0.03 |
| Spiked Amount 2000.000 | Range 15 - 110 | | Recovery = 59.63% | | | |
| 4) Phenol-d6 | 2.075 | 99 | 44229 | 929.234 | ng/ml | 0.02 |
| Spiked Amount 2000.000 | Range 15 - 110 | | Recovery = 46.46% | | | |
| 8) Nitrobenzene-d5 | 2.522 | 82 | 36021 | 826.449 | ng/ml | 0.00 |
| Spiked Amount 1000.000 | Range 30 - 130 | | Recovery = 82.64% | | | |
| 14) 2-Fluorobiphenyl | 3.496 | 172 | 134392 | 1279.835 | ng/ml | 0.00 |
| Spiked Amount 1000.000 | Range 30 - 130 | | Recovery = 127.98% | | | |
| 22) 2,4,6-Tribromophenol | 4.321 | 330 | 48434 | 1947.905 | ng/ml | 0.00 |
| Spiked Amount 2000.000 | Range 15 - 110 | | Recovery = 97.40% | | | |
| 32) 4-Terphenyl-d14 | 5.636 | 244 | 209344 | 800.361 | ng/ml | -0.01 |
| Spiked Amount 1000.000 | Range 30 - 130 | | Recovery = 80.04% | | | |
| Target Compounds | | | | | | Qvalue |
| 2) N-Nitrosodimethylamine | 1.235 | 74 | 24047M4 | 1063.242 | ng/mL | |
| 5) Bis(2-chloroethyl)ether | 2.106 | 93 | 56419 | 1364.300 | ng/ml | 98 |
| 6) n-nitrosodi-n-propylamine | 2.442 | 70 | 47624 | 1545.751 | ng/ml | 97 |
| 7) Hexachloroethane | 2.498 | 117 | 21153 | 1242.402 | ng/ml | 96 |
| 10) Naphthalene | 2.911 | 128 | 178105 | 1399.486 | ng/ml | 99 |
| 11) Hexachlorobutadiene | 2.982 | 225 | 32393 | 1356.897 | ng/ml | 100 |
| 12) 2-Methylnaphthalene | 3.290 | 142 | 171735 | 2118.554 | ng/ml | 100 |
| 13) 1-Methylnaphthalene | 3.345 | 142 | 180548 | 2202.256 | ng/ml | 100 |
| 15) 2-Chloronaphthalene | 3.559 | 162 | 210788 | 2388.069 | ng/ml | 93 |
| 16) 2,6-Dinitrotoluene | 3.756 | 165 | 66098 | 3472.732 | ng/ml | 99 |
| 17) Acenaphthylene | 3.792 | 152 | 372642 | 2513.220 | ng/ml | 100 |

Quantitation Report (QT Reviewed)

Data Path : I:\8270SIM\sv119\250904RVT\
Data File : 110294-4.D
Acq On : 04 Sep 2025 06:18 pm
Operator : sv119:jjw
Sample : WG2110294-4,32,,RE,csn
Misc : wg2110591,WG2110294,ical22426
ALS Vial : 34 Sample Multiplier: 1

Quant Time: Sep 07 13:49:25 2025
Quant Method : I:\8270sim\sv119\250904RVT\SIM-RVT_250625_sv119.M
Quant Title : Semivolatiles by GC/MS by modified 8270
QLast Update : Thu Sep 04 12:04:41 2025
Response via : Initial Calibration

CCAL FILE(s) : 1 - I:\8270sim\sv119\250904RVT\ccv0904a.D
Sub List : DEFAULT - All compounds listed

| Compound | R.T. | QIon | Response | Conc | Units | Dev(Min) |
|---|---|---|---|---|---|---|
| 19) Acenaphthene | 3.891 | 153 | 227348 | 1585.490 | ng/ml | 94 |
| 20) 2,4-Dinitrotoluene | 3.983 | 165 | 95863 | 2438.448 | ng/ml# | 75 |
| 21) Fluorene | 4.181 | 166 | 282178 | 1632.936 | ng/ml | 100 |
| 24) 4,6-Dinitro-o-cresol | 4.216 | 198 | 53526 | 2195.936 | ng/ml | 93 |
| 25) Hexachlorobenzene | 4.499 | 284 | 92546 | 1387.509 | ng/ml | 97 |
| 26) Pentachlorophenol | 4.612 | 266 | 69092 | 2279.812 | ng/ml | 100 |
| 27) Phenanthrene | 4.725 | 178 | 453148 | 1583.460 | ng/ml | 99 |
| 28) Anthracene | 4.751 | 178 | 473047 | 1636.890 | ng/ml | 100 |
| 29) Fluoranthene | 5.409 | 202 | 598787 | 1588.540 | ng/ml | 100 |
| 30) Pyrene | 5.543 | 202 | 620446 | 1564.120 | ng/ml | 100 |
| 31) Benzidine | 0.000 | | 0 | N.D. | d | |
| 34) Benzo[a]anthracene | 6.281 | 228 | 603741 | 1812.841 | ng/ml | 100 |
| 35) 3,3'-Dichlorobenzidine | 6.270 | 252 | 120528 | 919.761 | ng/ml | 99 |
| 36) Chrysene | 6.306 | 228 | 539228 | 1684.963 | ng/ml | 100 |
| 37) Bis(2-ethylhexyl)phtha... | 6.308 | 149 | 455847 | 2594.093 | ng/ml | 99 |
| 39) Benzo[b]fluoranthene | 7.123 | 252 | 547687 | 2167.947 | ng/ml | 98 |
| 40) Benzo[k]fluoranthene | 7.147 | 252 | 509262 | 1742.984 | ng/ml | 98 |
| 41) Benzo[a]pyrene | 7.434 | 252 | 475227 | 1979.969 | ng/ml | 100 |
| 42) Indeno[1,2,3-cd]pyrene | 8.715 | 276 | 373151 | 1677.561 | ng/ml | 95 |
| 43) Dibenzo[a,h]anthracene | 8.752 | 278 | 346853M6 | 1551.397 | ng/ml | |
| 44) Benzo[g,h,i]perylene | 9.060 | 276 | 359618 | 1613.135 | ng/ml | 94 |

(#) = qualifier out of range (m) = manual integration (+) = signals summed

Quantitation Report (QT Reviewed)

Data Path : I:\8270SIM\sv119\250904RVT\
Data File : 110294-4.D
Acq On : 04 Sep 2025 06:18 pm
Operator : sv119:jjw
Sample : WG2110294-4,32,,RE,csn
Misc : wg2110591,WG2110294,ical22426
ALS Vial : 34 Sample Multiplier: 1

Quant Time: Sep 07 13:49:25 2025
Quant Method : I:\8270sim\sv119\250904RVT\SIM-RVT_250625_sv119.M
Quant Title : Semivolatiles by GC/MS by modified 8270
QLast Update : Thu Sep 04 12:04:41 2025
Response via : Initial Calibration

Sub List : DEFAULT - All compounds listed\ccv0904a.D•

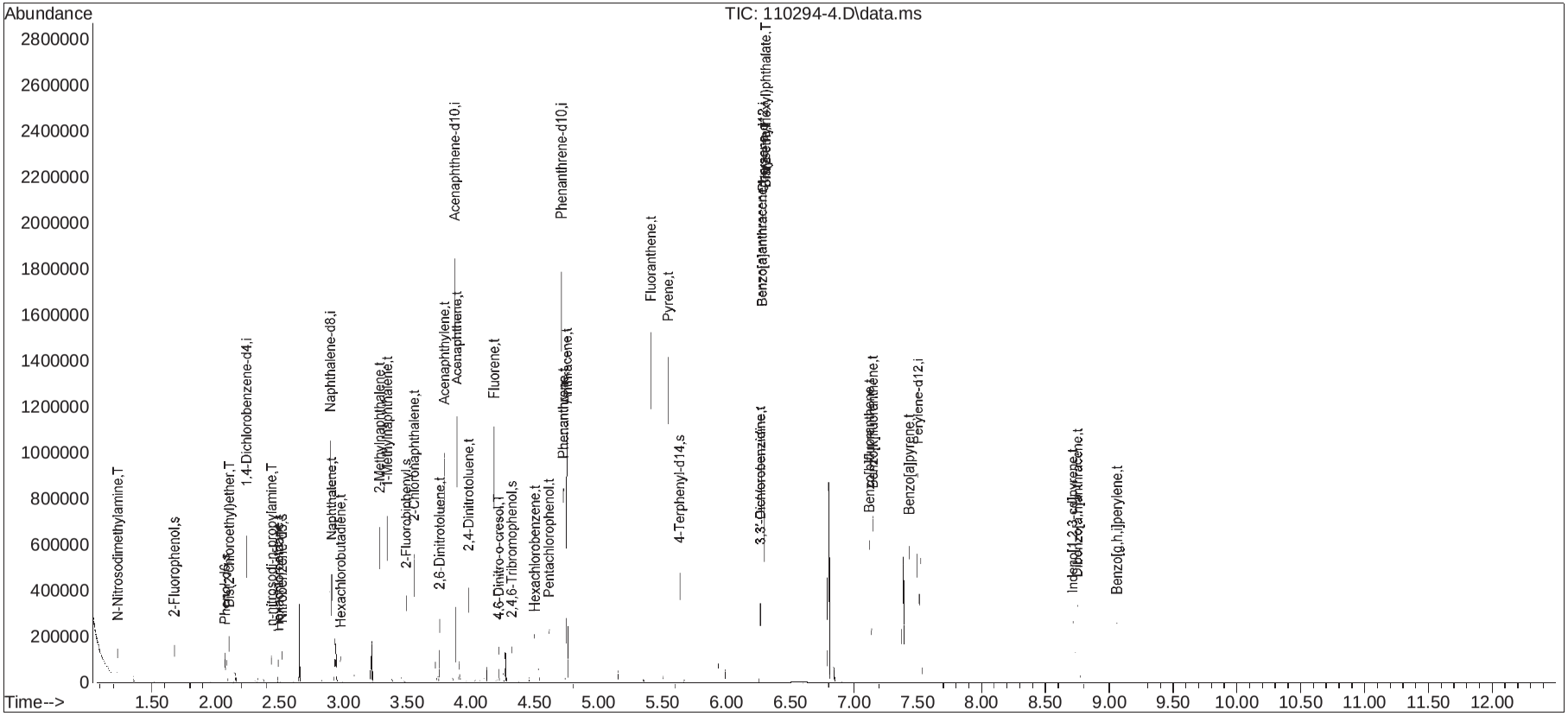




#2
N-Nitrosodimethylamine
Concen: 1063.24 ng/mL M4
RT: 1.235 min Scan# 107
Delta R.T. 0.025 min
Lab File: 110294-4.D
Acq: 04 Sep 2025 06:18 pm

Tgt Ion: 74 Resp: 24047

| Ion | Ratio | Lower | Upper |
|---|---|---|---|
| 74 | 100 | | |
| 42 | 113.7 | 293.4 | 440.0# |
| 44 | 6.0 | 4.3 | 6.5 |

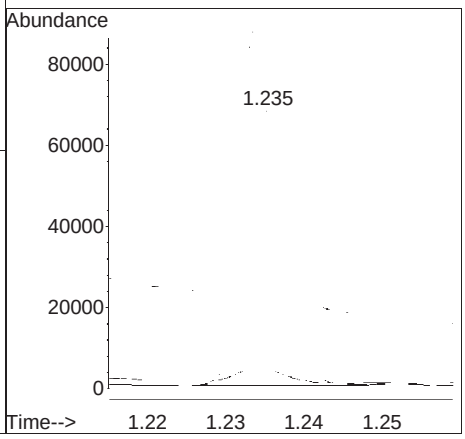

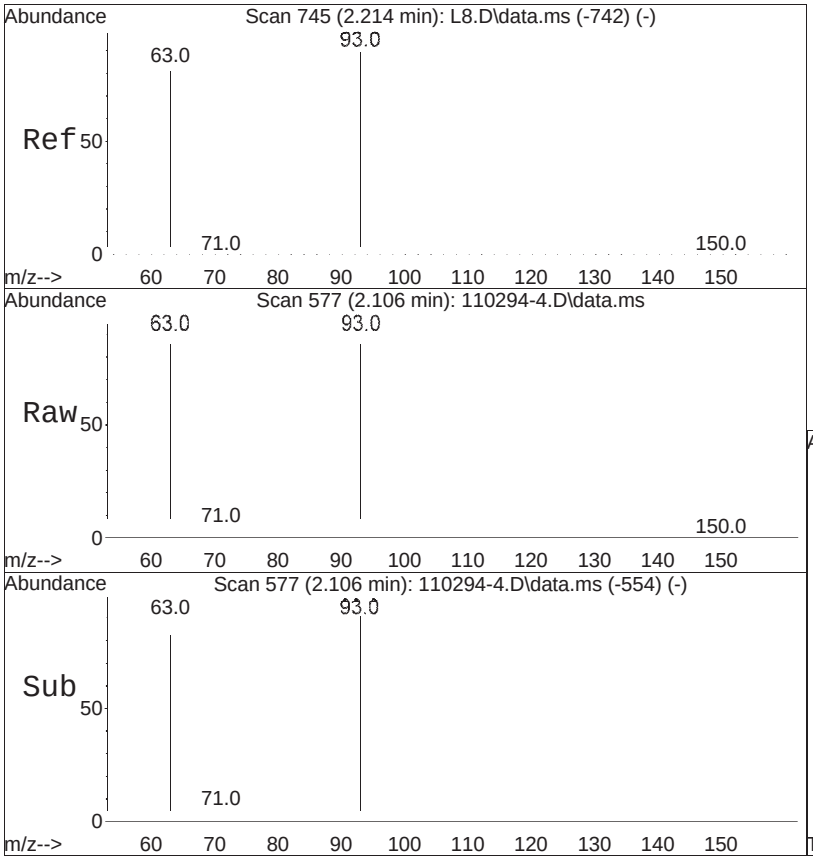


#5
Bis(2-chloroethyl)ether
Concen: 1364.30 ng/ml
RT: 2.106 min Scan# 577
Delta R.T. 0.008 min
Lab File: 110294-4.D
Acq: 04 Sep 2025 06:18 pm

Tgt Ion: 93 Resp: 56419

| Ion | Ratio | Lower | Upper |
|---|---|---|---|
| 93 | 100 | | |
| 63 | 76.7 | 62.9 | 94.3 |

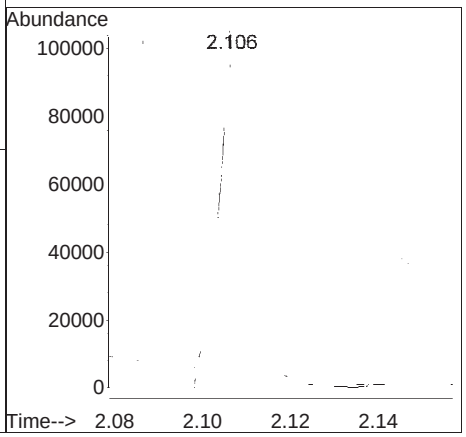

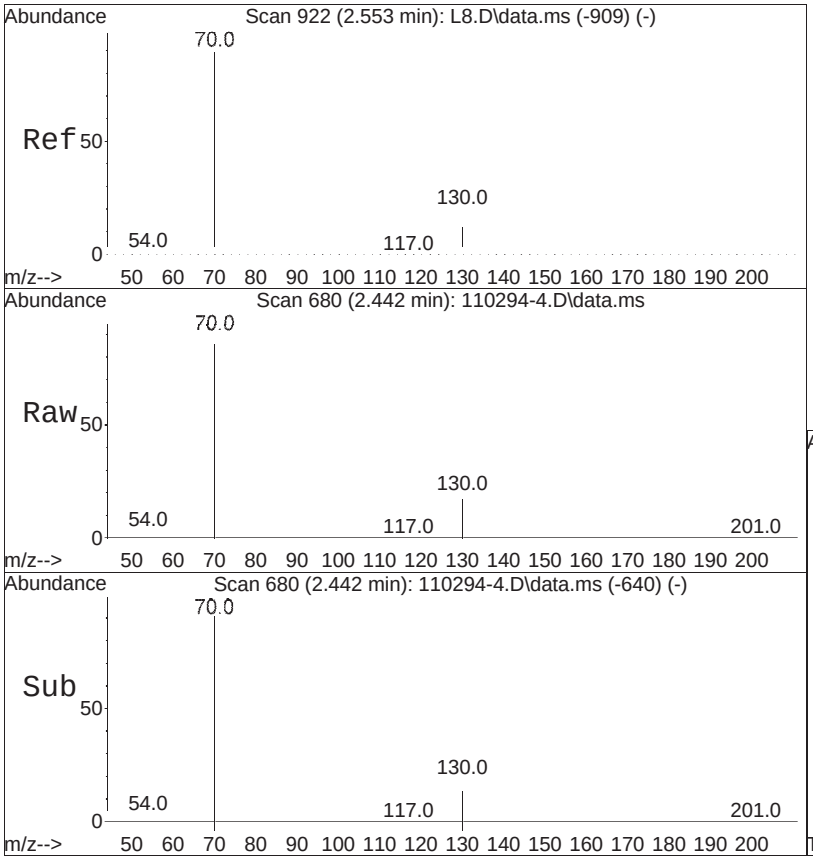


#6
n-nitrosodi-n-propylamine
Concen: 1545.75 ng/ml
RT: 2.442 min Scan# 680
Delta R.T. 0.008 min
Lab File: 110294-4.D
Acq: 04 Sep 2025 06:18 pm

Tgt Ion: 70 Resp: 47624

| Ion | Ratio | Lower | Upper |
|---|---|---|---|
| 70 | 100 | | |
| 130 | 19.0 | 16.4 | 24.6 |

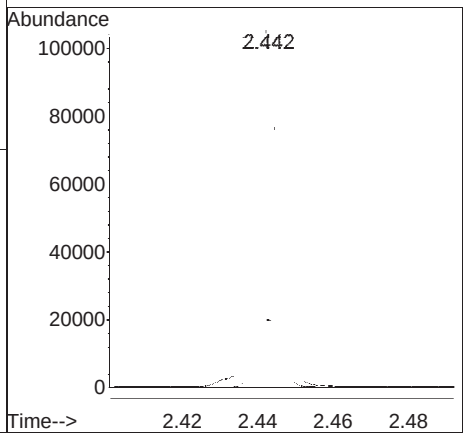

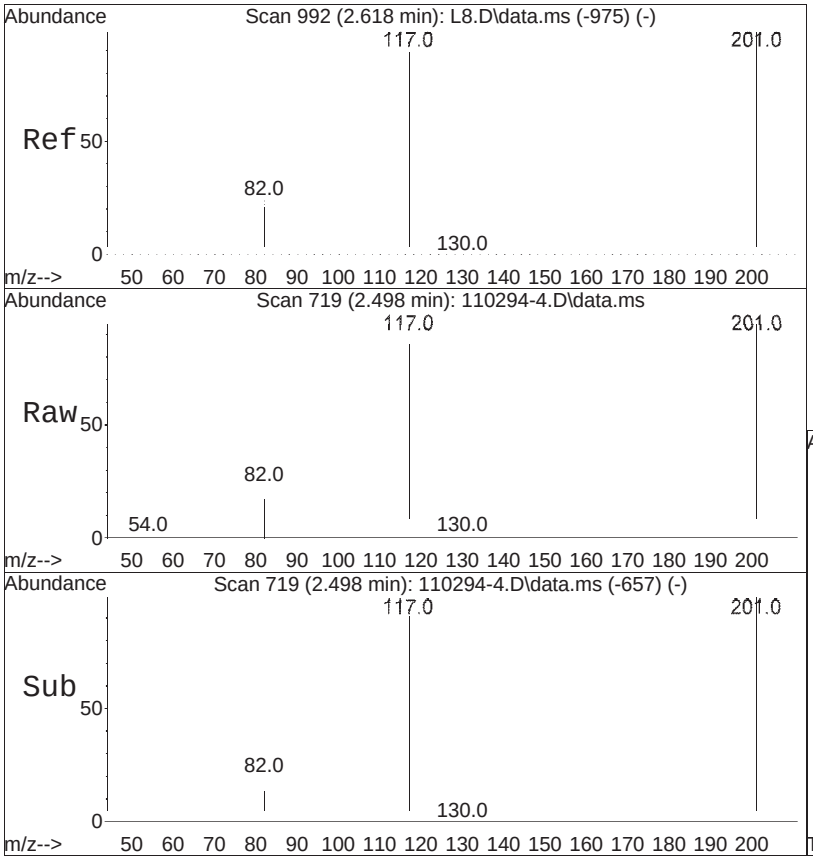


#7
Hexachloroethane
Concen: 1242.40 ng/ml
RT:  2.498 min  Scan# 719
Delta R.T.  0.008 min
Lab File:  110294-4.D
Acq: 04 Sep 2025  06:18 pm

Tgt Ion:117 Resp:  21153

| Ion | Ratio | Lower | Upper |
|---|---|---|---|
| 117 | 100 | | |
| 201 | 107.2 | 82.9 | 124.3 |

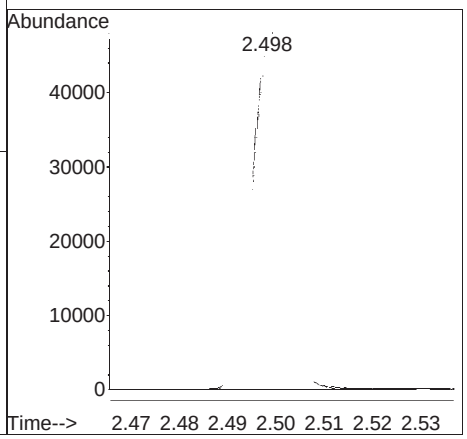

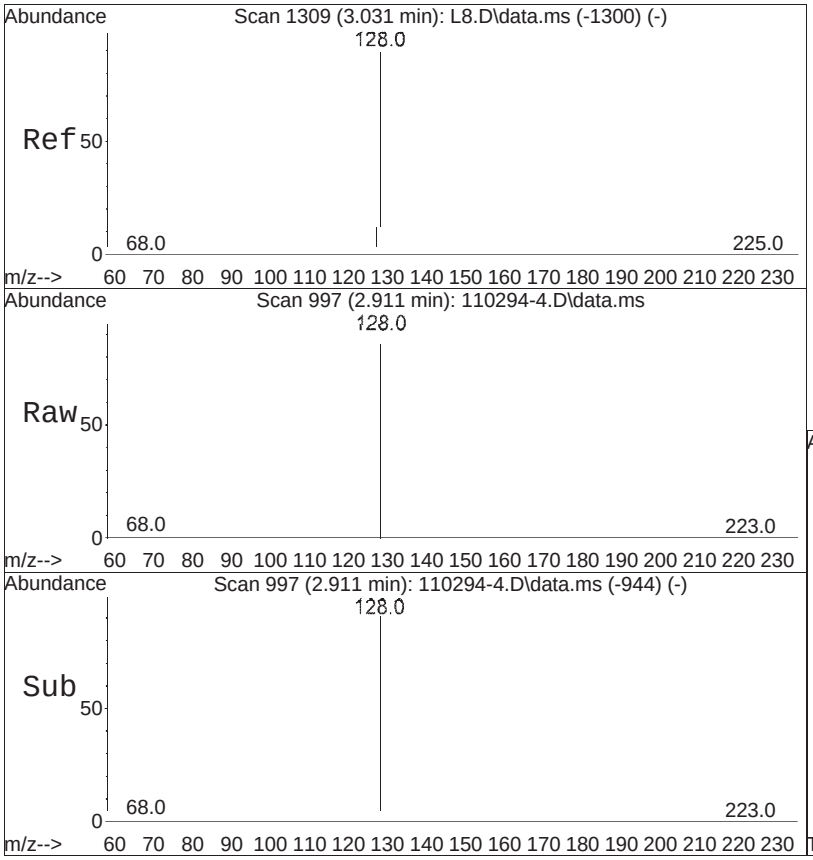


#10
Naphthalene
Concen: 1399.49 ng/ml
RT:  2.911 min  Scan# 997
Delta R.T.  0.005 min
Lab File:  110294-4.D
Acq: 04 Sep 2025  06:18 pm

Tgt Ion:128 Resp:  178105

| Ion | Ratio | Lower | Upper |
|---|---|---|---|
| 128 | 100 | | |
| 129 | 11.2 | 8.8 | 13.2 |
| 127 | 13.5 | 10.6 | 15.8 |

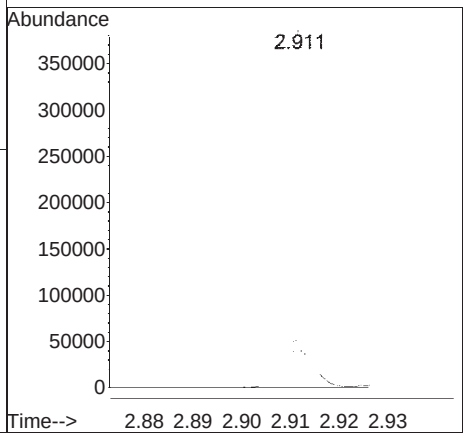




#11
Hexachlorobutadiene
Concen: 1356.90 ng/ml
RT: 2.982 min Scan# 1041
Delta R.T. 0.005 min
Lab File: 110294-4.D
Acq: 04 Sep 2025 06:18 pm

Tgt Ion:225 Resp: 32393

| Ion | Ratio | Lower | Upper |
|---|---|---|---|
| 225 | 100 | | |
| 223 | 62.6 | 50.2 | 75.4 |

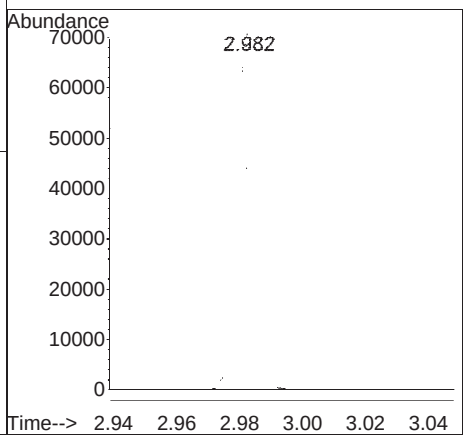

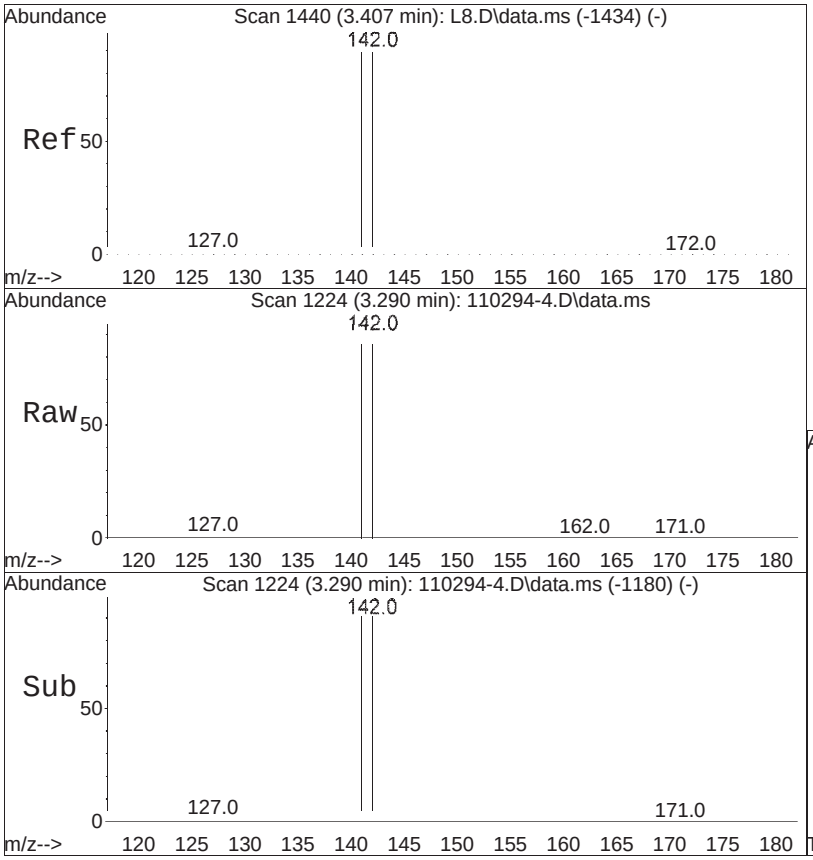


#12
2-Methylnaphthalene
Concen: 2118.55 ng/ml
RT: 3.290 min Scan# 1224
Delta R.T. 0.005 min
Lab File: 110294-4.D
Acq: 04 Sep 2025 06:18 pm

Tgt Ion:142 Resp: 171735

| Ion | Ratio | Lower | Upper |
|---|---|---|---|
| 142 | 100 | | |
| 141 | 91.9 | 73.6 | 110.4 |

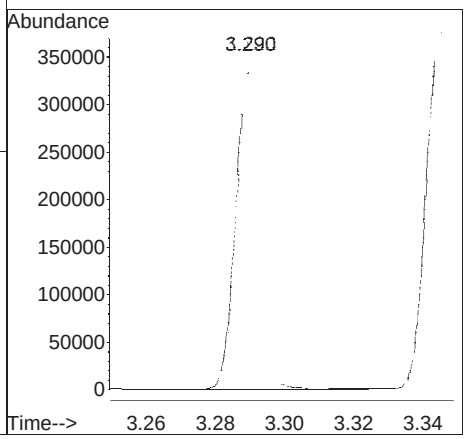

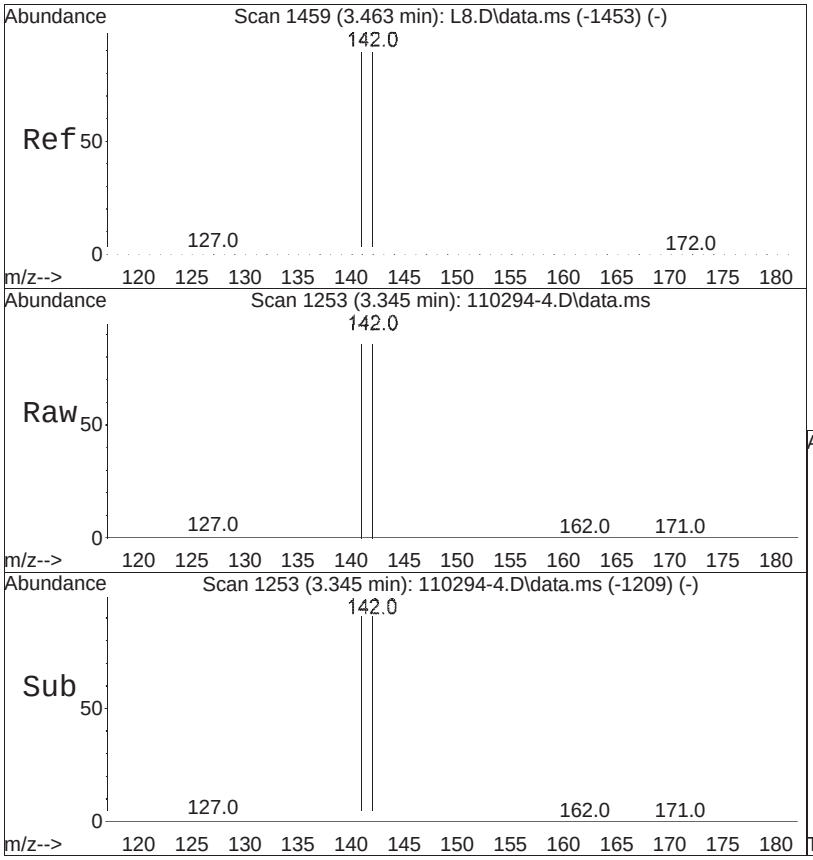


#13
1-Methylnaphthalene
Concen: 2202.26 ng/ml
RT:  3.345 min  Scan# 1253
Delta R.T.  0.005 min
Lab File:  110294-4.D
Acq: 04 Sep 2025  06:18 pm

Tgt Ion:142 Resp:  180548

| Ion | Ratio | Lower | Upper |
|---|---|---|---|
| 142 | 100 | | |
| 141 | 95.1 | 76.0 | 114.0 |

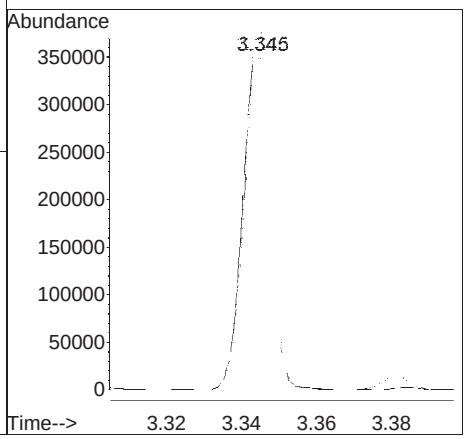

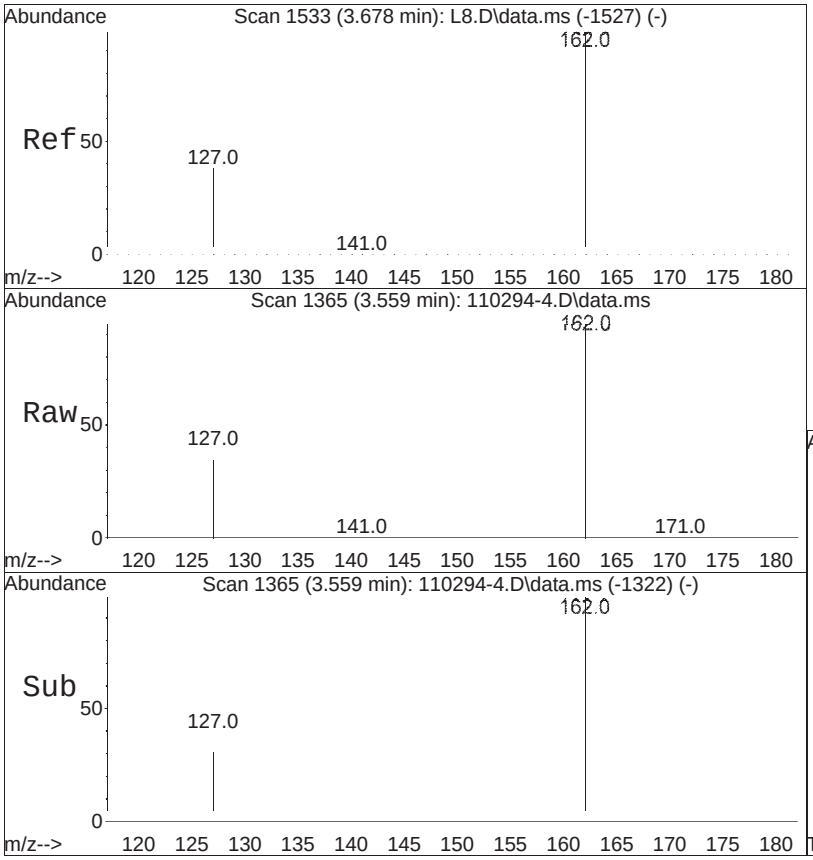


#15
2-Chloronaphthalene
Concen: 2388.07 ng/ml
RT:  3.559 min  Scan# 1365
Delta R.T.  0.003 min
Lab File:  110294-4.D
Acq: 04 Sep 2025  06:18 pm

Tgt Ion:162 Resp:  210788

| Ion | Ratio | Lower | Upper |
|---|---|---|---|
| 162 | 100 | | |
| 127 | 41.7 | 29.8 | 44.8 |

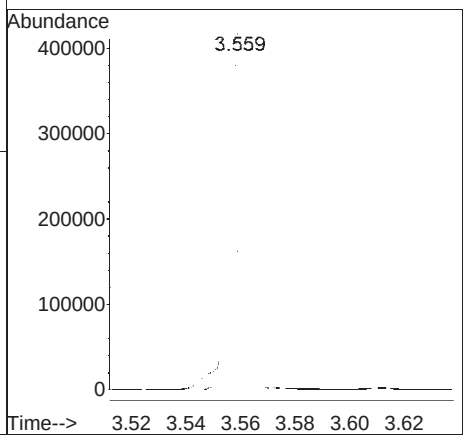

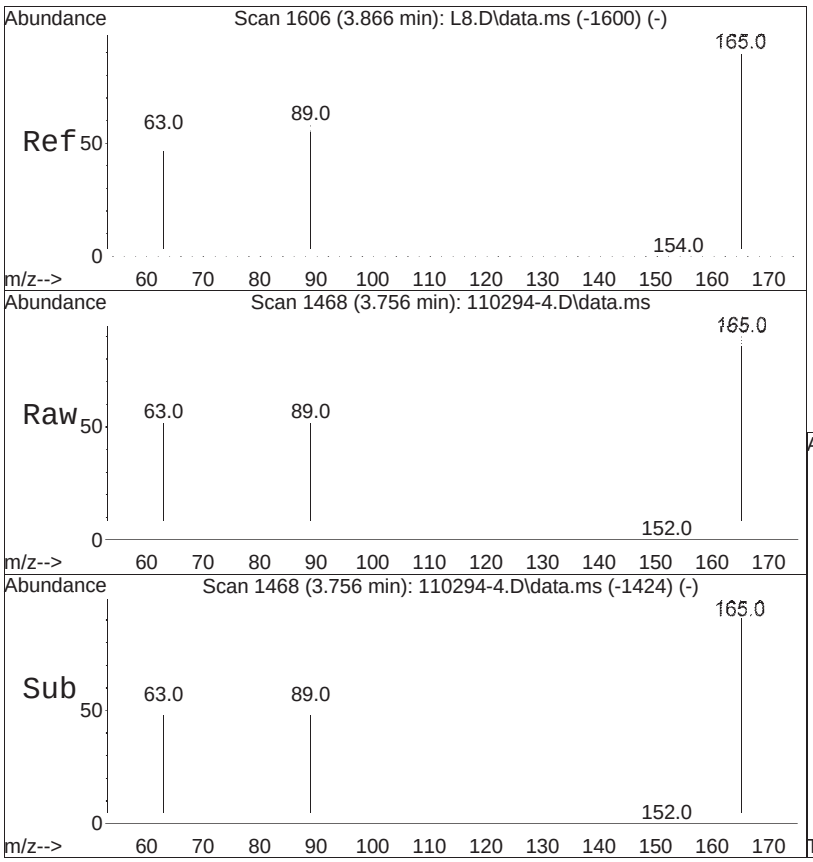


#16
2,6-Dinitrotoluene
Concen: 3472.73 ng/ml
RT:  3.756 min  Scan# 1468
Delta R.T.  0.005 min
Lab File:  110294-4.D
Acq: 04 Sep 2025  06:18 pm

Tgt Ion:165 Resp:  66098

| Ion | Ratio | Lower | Upper |
|---|---|---|---|
| 165 | 100 | | |
| 89 | 55.0 | 45.6 | 68.4 |
| 63 | 56.8 | 45.4 | 68.2 |

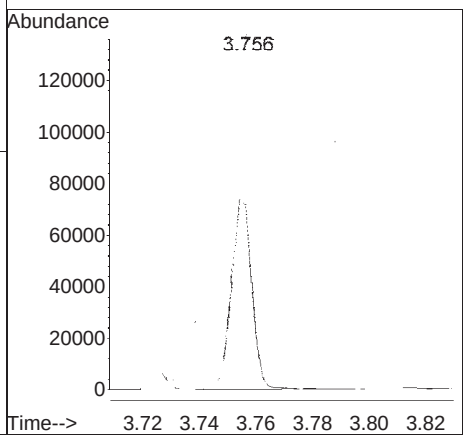

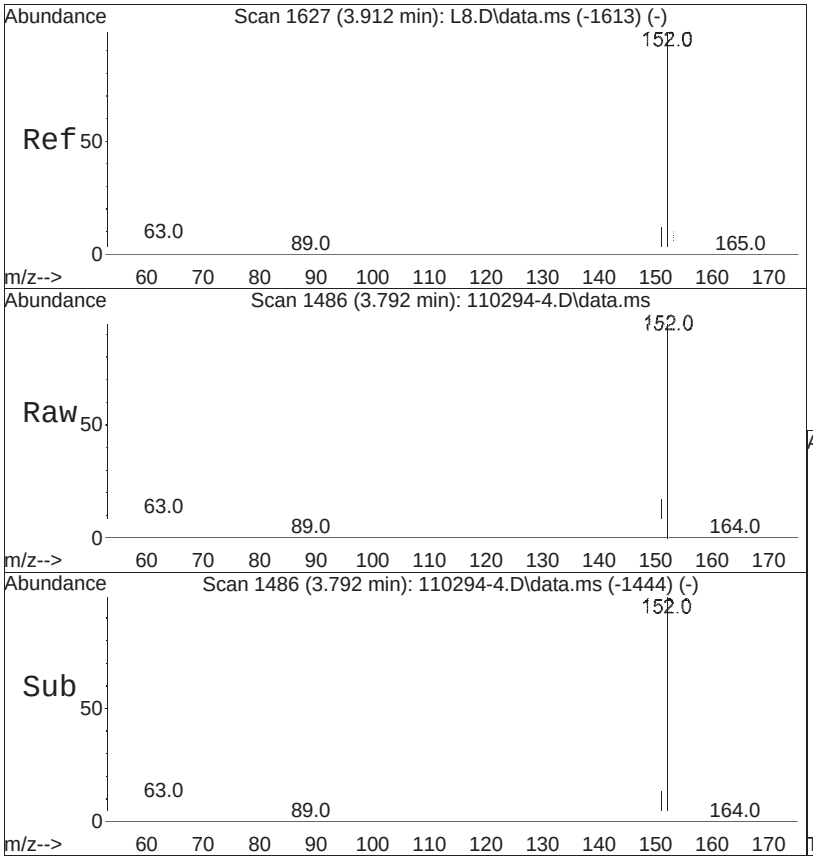


#17
Acenaphthylene
Concen: 2513.22 ng/ml
RT: 3.792 min Scan# 1486
Delta R.T. 0.003 min
Lab File: 110294-4.D
Acq: 04 Sep 2025 06:18 pm

Tgt Ion:152 Resp: 372642

| Ion | Ratio | Lower | Upper |
|---|---|---|---|
| 152 | 100 | | |
| 151 | 20.1 | 16.2 | 24.2 |

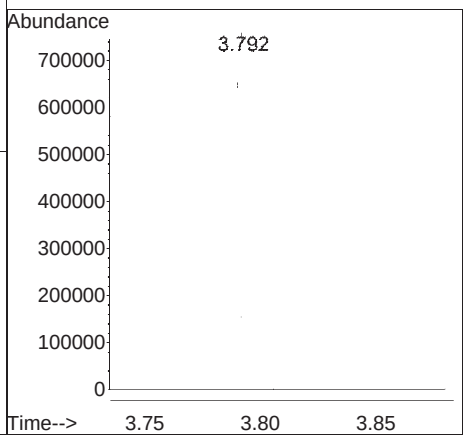

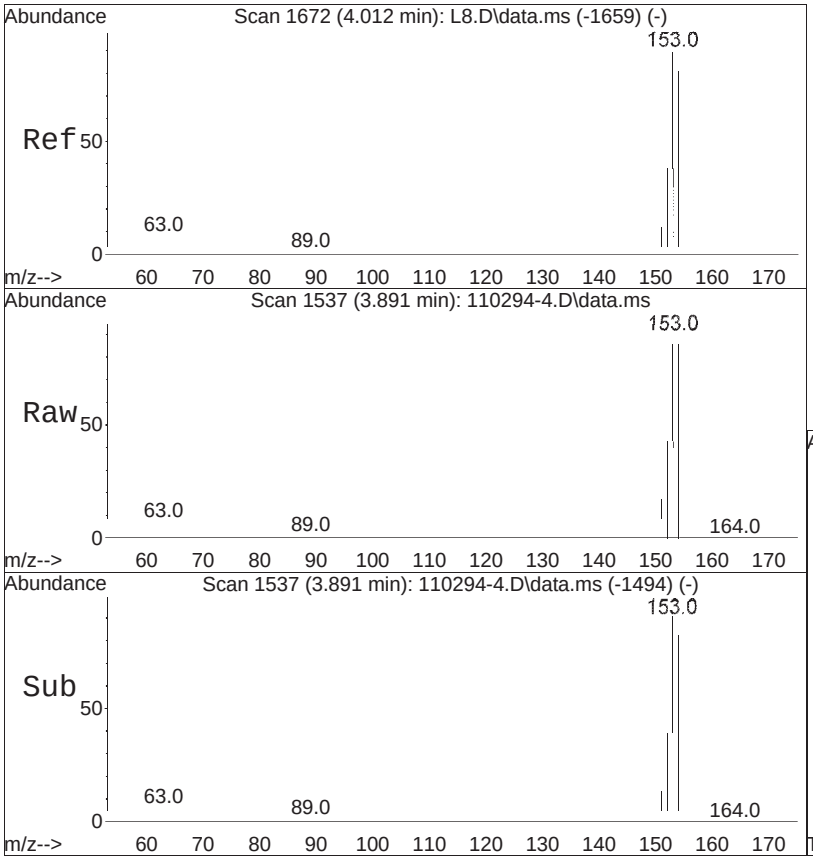


#19
Acenaphthene
Concen: 1585.49 ng/ml
RT:  3.891 min  Scan# 1537
Delta R.T.  0.005 min
Lab File:  110294-4.D
Acq: 04 Sep 2025  06:18 pm

Tgt Ion:153 Resp:  227348

| Ion | Ratio | Lower | Upper |
|---|---|---|---|
| 153 | 100 | | |
| 154 | 84.2 | 72.0 | 108.0 |

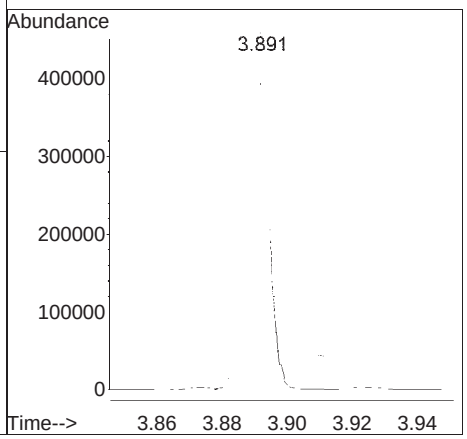

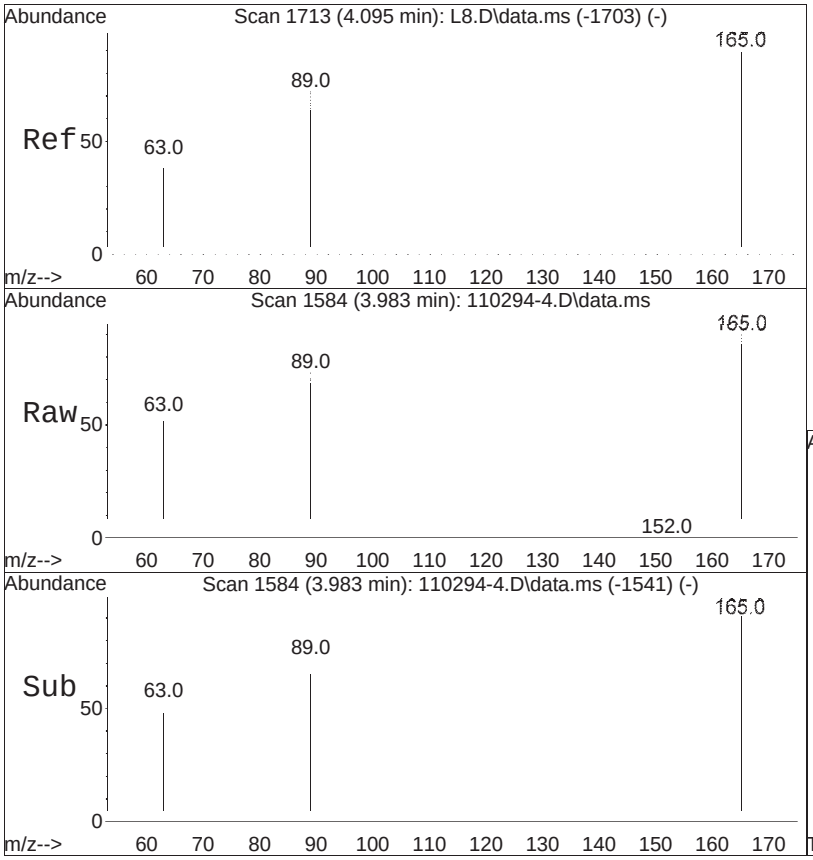


#20
2,4-Dinitrotoluene
Concen: 2438.45 ng/ml
RT:  3.983 min  Scan# 1584
Delta R.T.  0.005 min
Lab File:  110294-4.D
Acq: 04 Sep 2025  06:18 pm

Tgt Ion:165 Resp:  95863

| Ion | Ratio | Lower | Upper |
|---|---|---|---|
| 165 | 100 | | |
| 89 | 79.0 | 56.6 | 85.0 |
| 63 | 75.1 | 35.0 | 52.6# |

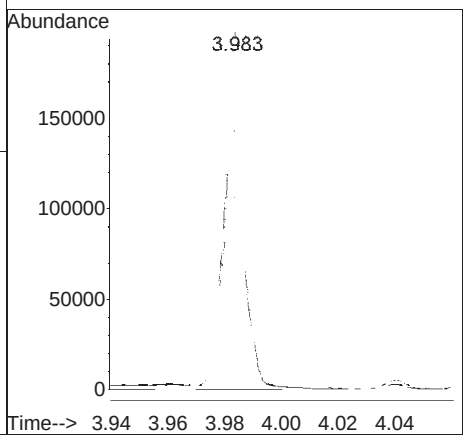

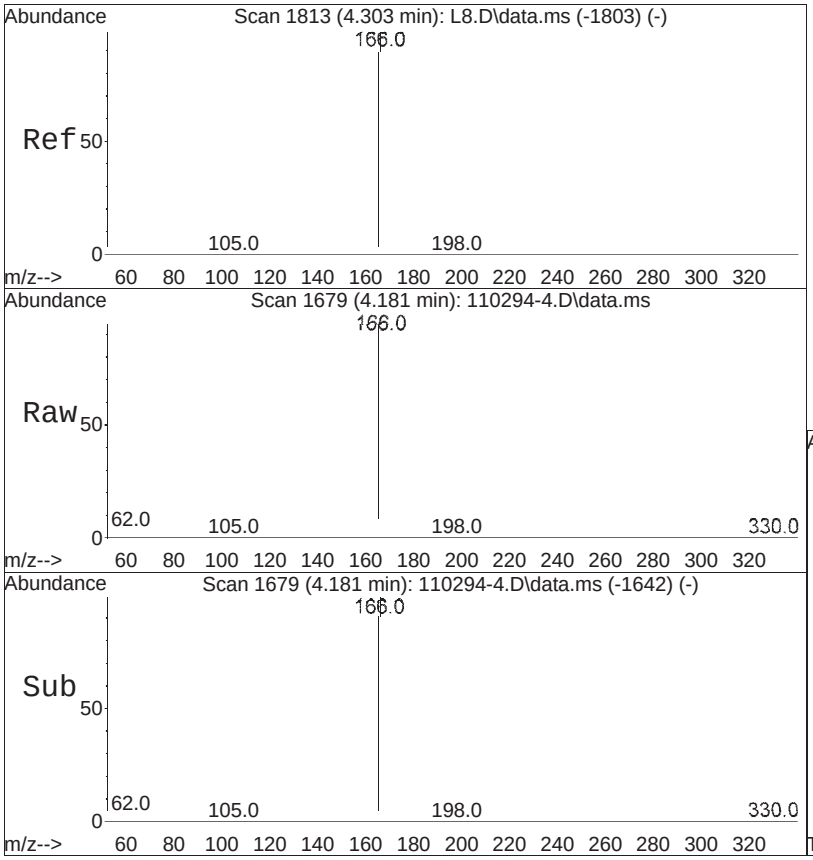


#21
Fluorene
Concen: 1632.94 ng/ml
RT:  4.181 min  Scan# 1679
Delta R.T.  0.004 min
Lab File:  110294-4.D
Acq: 04 Sep 2025  06:18 pm

Tgt Ion:166 Resp:  282178

| Ion | Ratio | Lower | Upper |
|---|---|---|---|
| 166 | 100 | | |
| 165 | 101.5 | 81.5 | 122.3 |

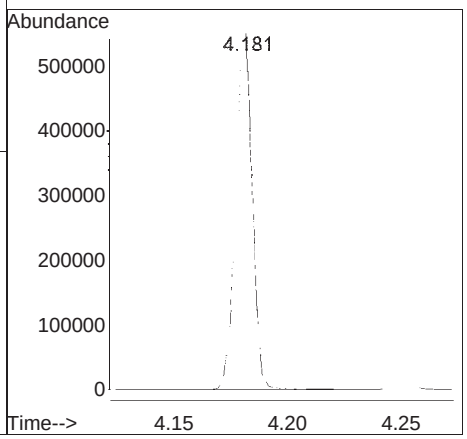

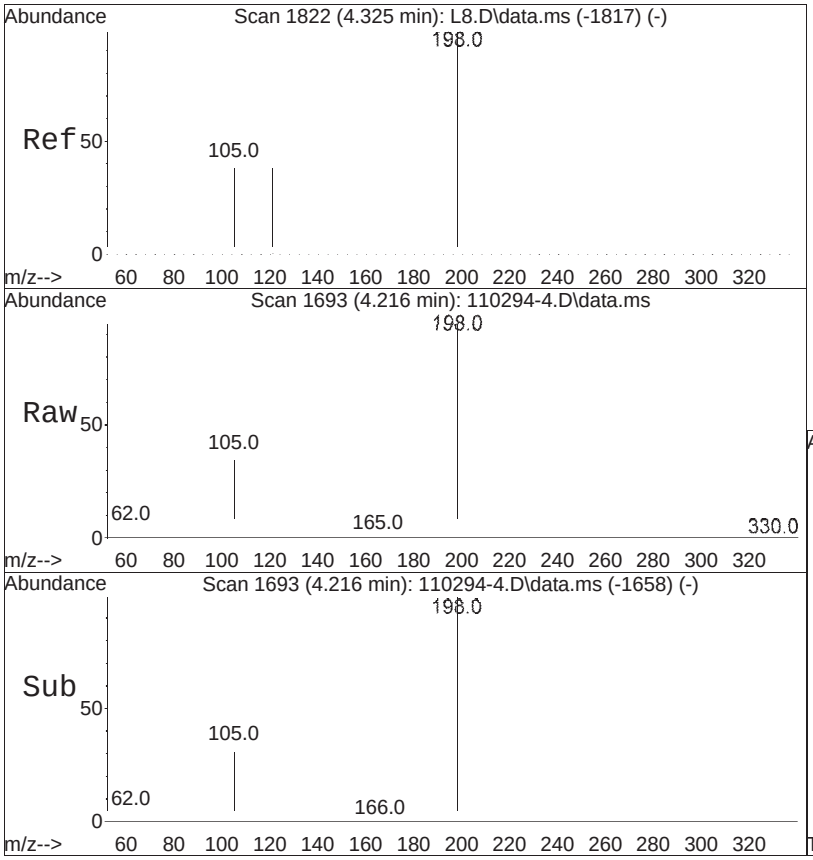


#24
4,6-Dinitro-o-cresol
Concen: 2195.94 ng/ml
RT:  4.216 min  Scan# 1693
Delta R.T.  0.006 min
Lab File:  110294-4.D
Acq: 04 Sep 2025  06:18 pm

Tgt Ion:198 Resp:  53526

| Ion | Ratio | Lower | Upper |
|---|---|---|---|
| 198 | 100 | | |
| 105 | 44.3 | 32.1 | 48.1 |

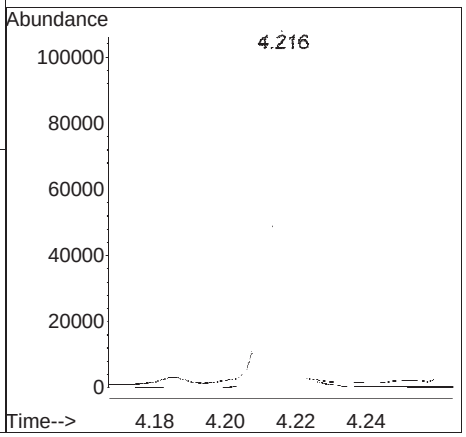

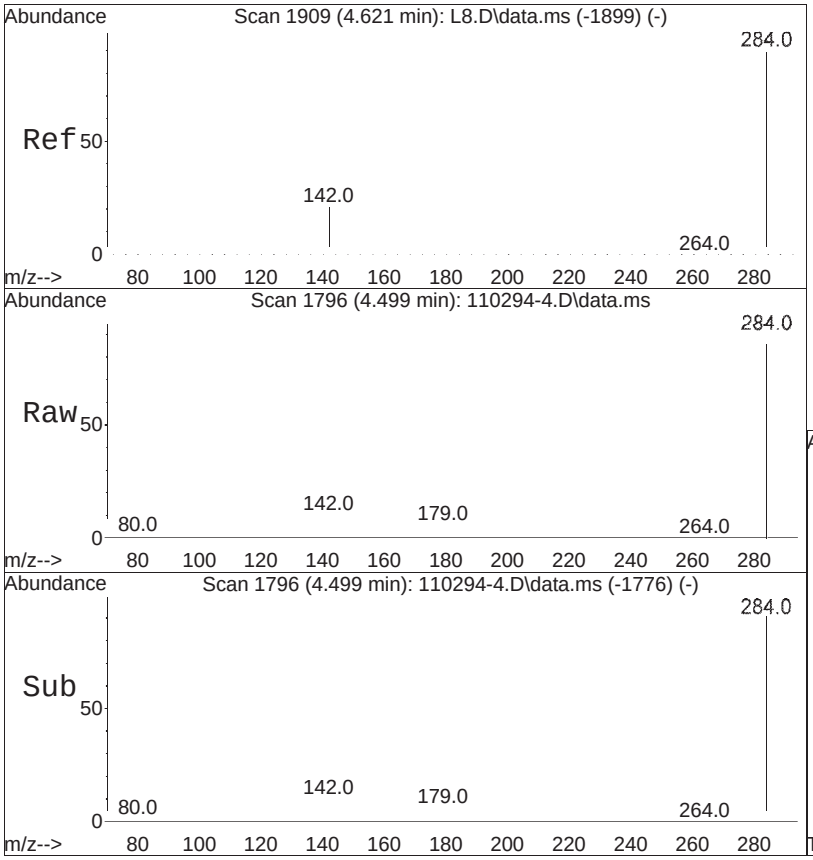


#25
Hexachlorobenzene
Concen: 1387.51 ng/ml
RT: 4.499 min Scan# 1796
Delta R.T. 0.001 min
Lab File: 110294-4.D
Acq: 04 Sep 2025 06:18 pm

Tgt Ion:284 Resp: 92546

| Ion | Ratio | Lower | Upper |
|---|---|---|---|
| 284 | 100 | | |
| 142 | 37.9 | 28.8 | 43.2 |

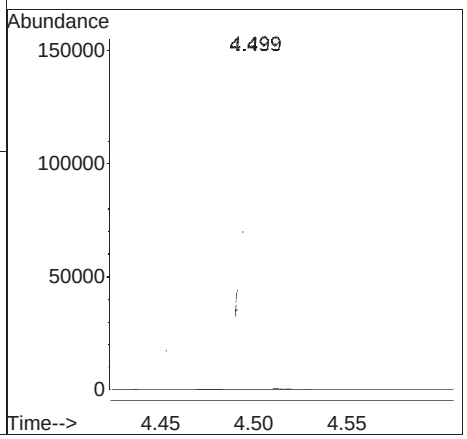

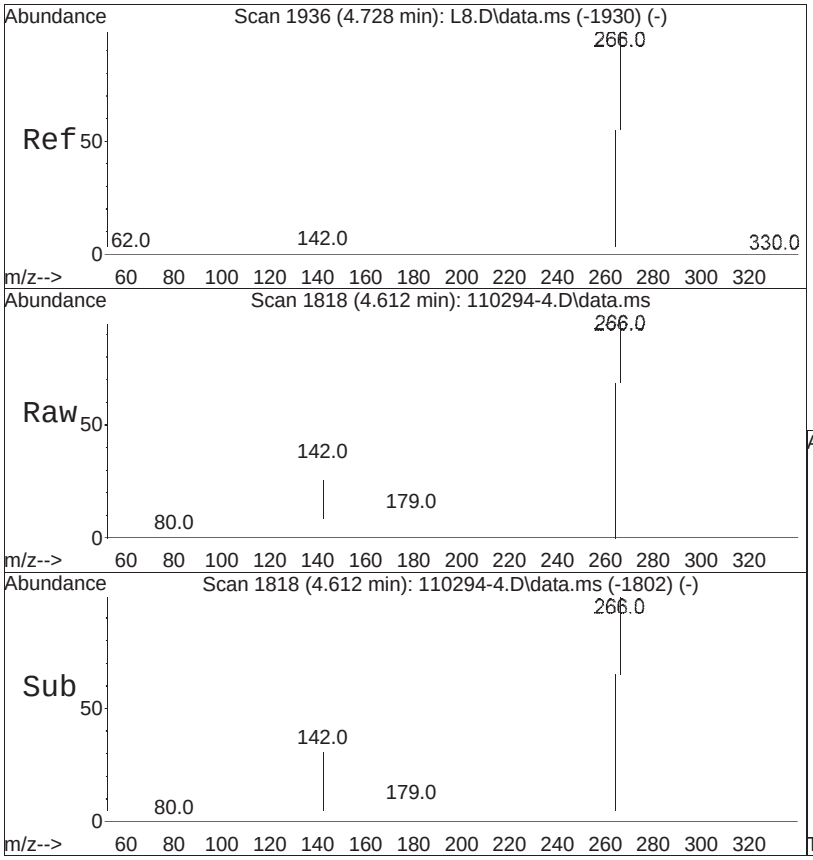


#26
Pentachlorophenol
Concen: 2279.81 ng/ml
RT:  4.612 min  Scan# 1818
Delta R.T.  0.001 min
Lab File:  110294-4.D
Acq: 04 Sep 2025  06:18 pm

Tgt Ion:266 Resp:  69092

| Ion | Ratio | Lower | Upper |
|---|---|---|---|
| 266 | 100 | | |
| 264 | 63.5 | 50.6 | 76.0 |

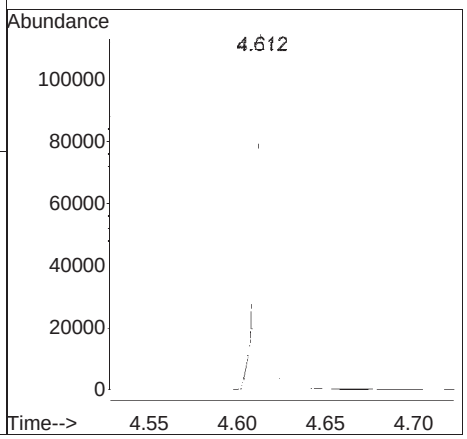

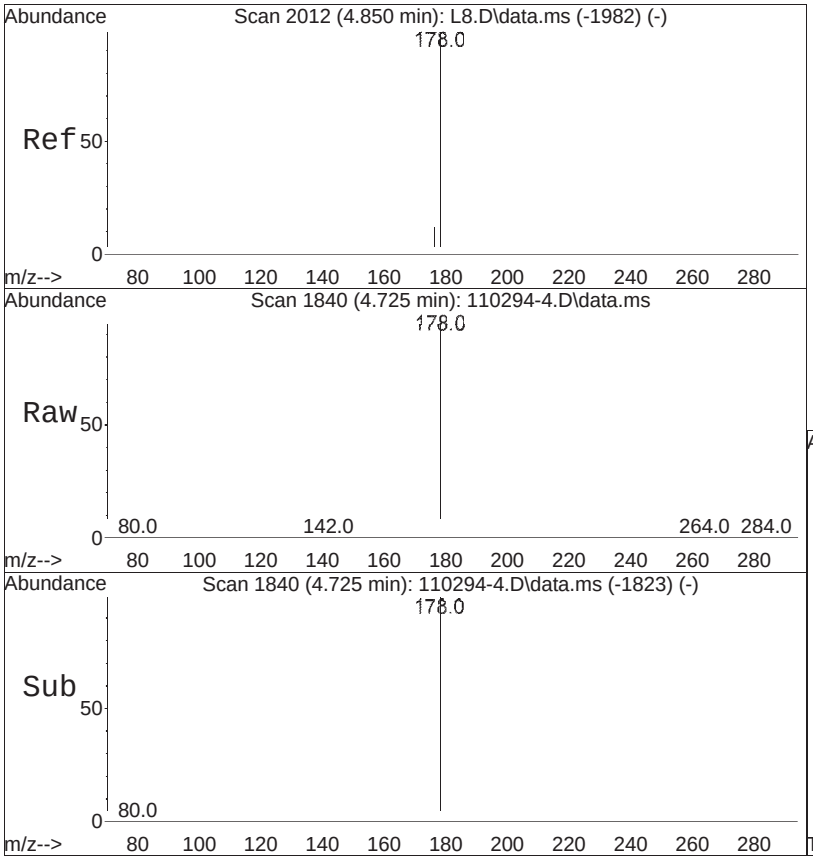


#27
Phenanthrene
Concen: 1583.46 ng/ml
RT: 4.725 min Scan# 1840
Delta R.T. 0.006 min
Lab File: 110294-4.D
Acq: 04 Sep 2025 06:18 pm

Tgt Ion:178 Resp: 453148

| Ion | Ratio | Lower | Upper |
|---|---|---|---|
| 178 | 100 | | |
| 179 | 15.8 | 12.4 | 18.6 |

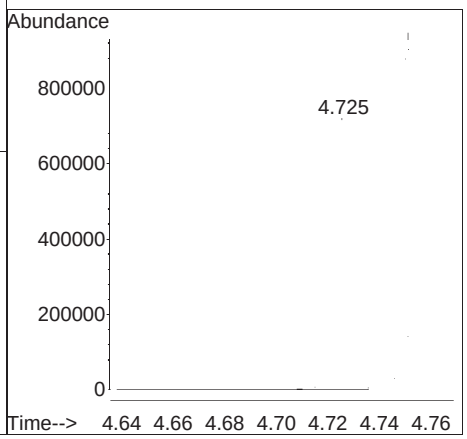

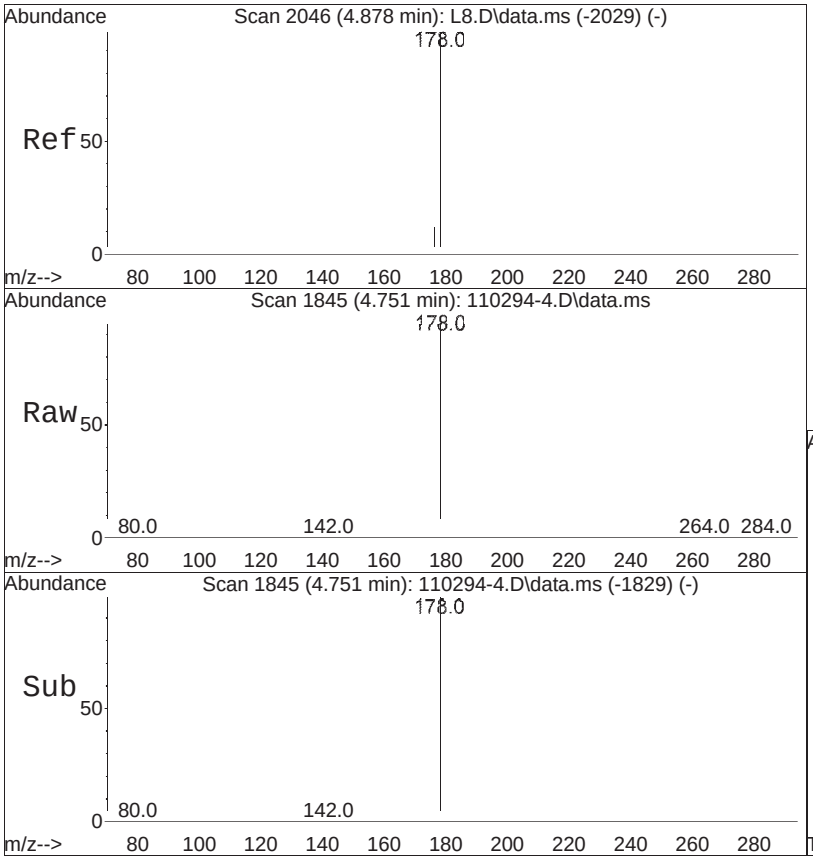


#28
Anthracene
Concen: 1636.89 ng/ml
RT:  4.751 min  Scan# 1845
Delta R.T.  0.001 min
Lab File:  110294-4.D
Acq: 04 Sep 2025  06:18 pm

Tgt Ion:178 Resp:  473047

| Ion | Ratio | Lower | Upper |
|---|---|---|---|
| 178 | 100 | | |
| 179 | 15.3 | 12.2 | 18.2 |

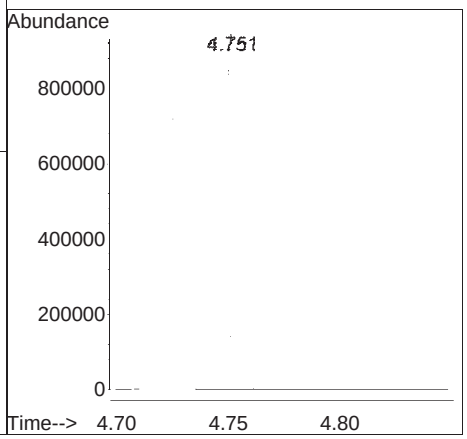

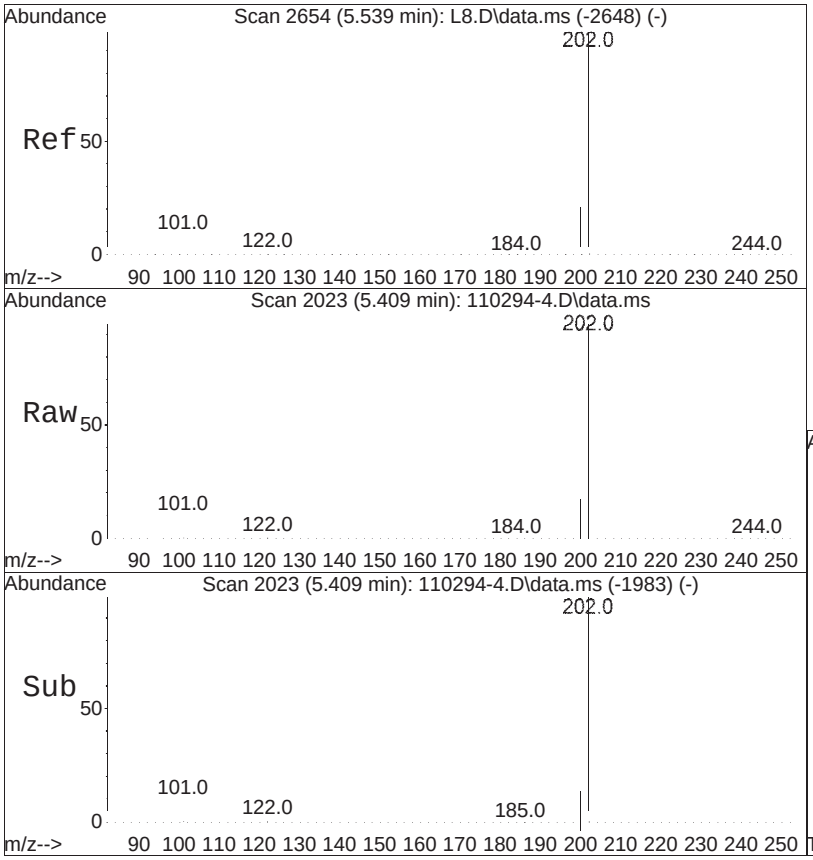


#29
Fluoranthene
Concen: 1588.54 ng/ml
RT:  5.409 min  Scan# 2023
Delta R.T.  -0.009 min
Lab File:  110294-4.D
Acq: 04 Sep 2025  06:18 pm

Tgt Ion:202 Resp:  598787

| Ion | Ratio | Lower | Upper |
|---|---|---|---|
| 202 | 100 | | |
| 101 | 9.4 | 7.5 | 11.3 |

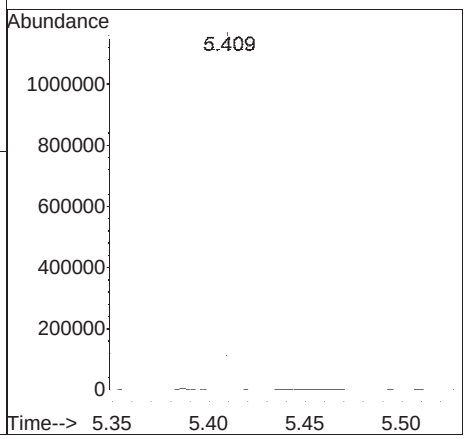

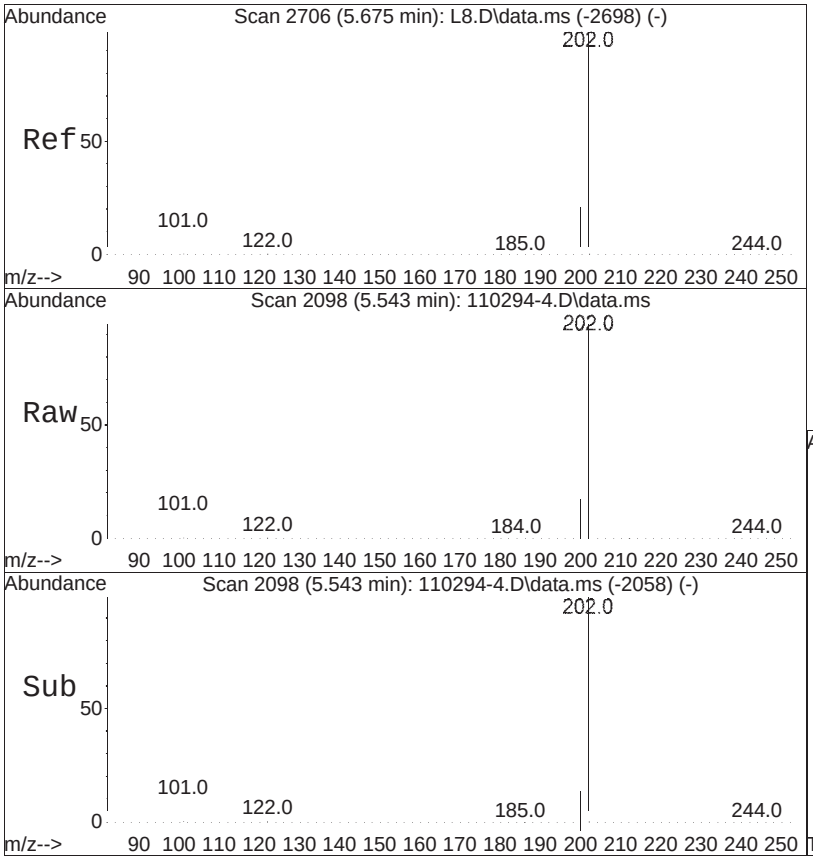


#30
Pyrene
Concen: 1564.12 ng/ml
RT:  5.543 min  Scan# 2098
Delta R.T.  -0.009 min
Lab File:  110294-4.D
Acq: 04 Sep 2025  06:18 pm

Tgt Ion:202 Resp:  620446

| Ion | Ratio | Lower | Upper |
|---|---|---|---|
| 202 | 100 | | |
| 200 | 21.1 | 17.0 | 25.4 |

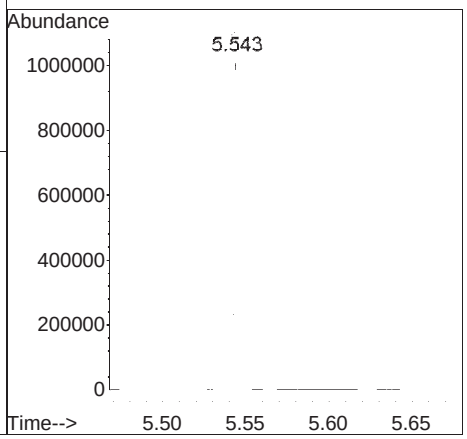

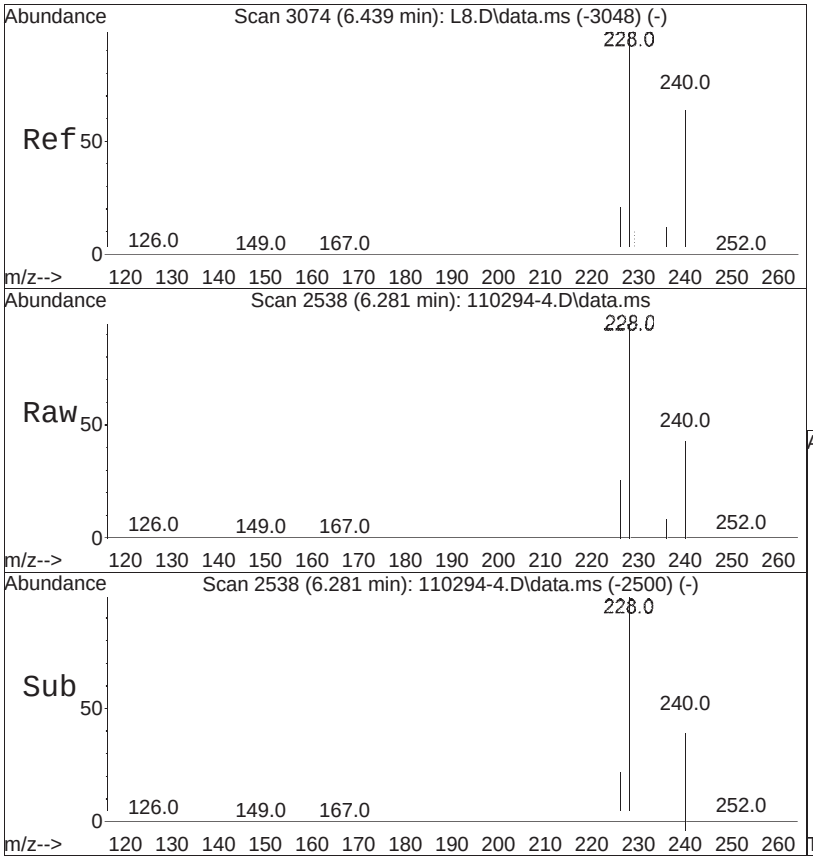


#34
Benzo[a]anthracene
Concen: 1812.84 ng/ml
RT:  6.281 min  Scan# 2538
Delta R.T.  -0.027 min
Lab File:  110294-4.D
Acq: 04 Sep 2025  06:18 pm

Tgt Ion:228 Resp:  603741

| Ion | Ratio | Lower | Upper |
|---|---|---|---|
| 228 | 100 | | |
| 229 | 19.6 | 15.8 | 23.6 |

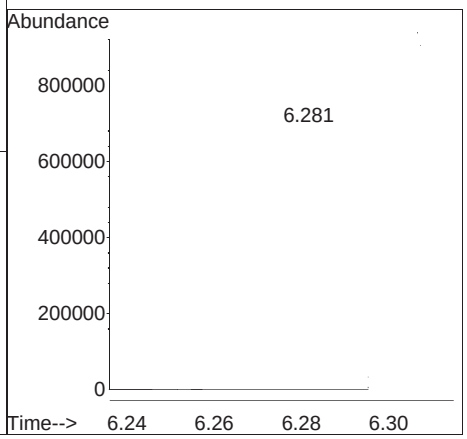

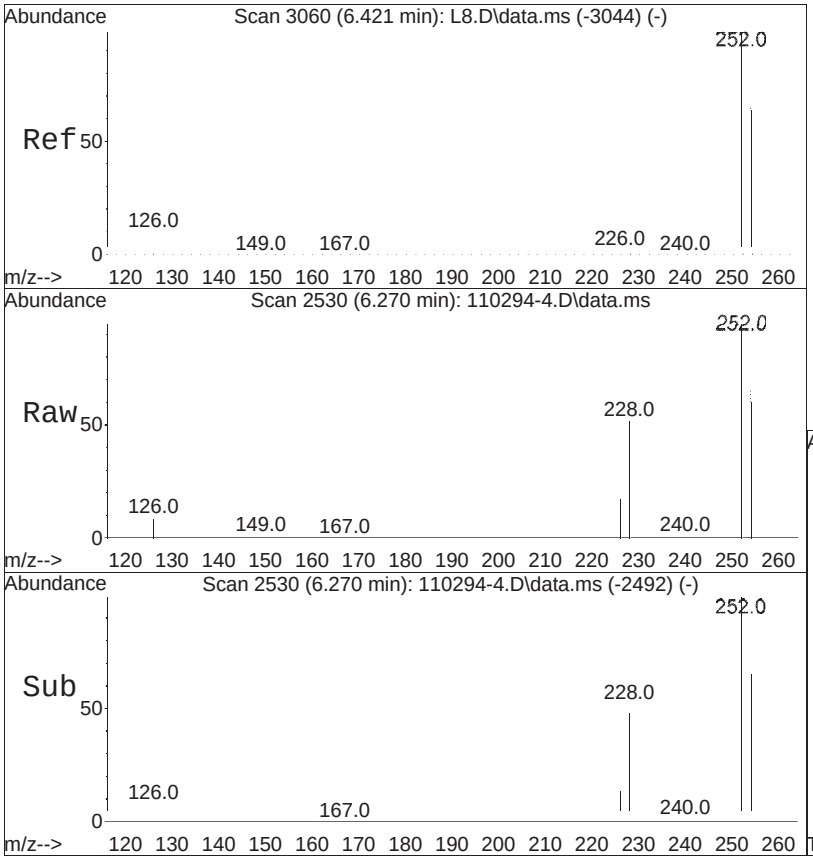


#35
3,3'-Dichlorobenzidine
Concen: 919.76 ng/ml
RT: 6.270 min Scan# 2530
Delta R.T. -0.027 min
Lab File: 110294-4.D
Acq: 04 Sep 2025 06:18 pm

Tgt Ion:252 Resp: 120528

| Ion | Ratio | Lower | Upper |
|---|---|---|---|
| 252 | 100 | | |
| 126 | 10.4 | 7.7 | 11.5 |
| 254 | 64.3 | 51.8 | 77.6 |

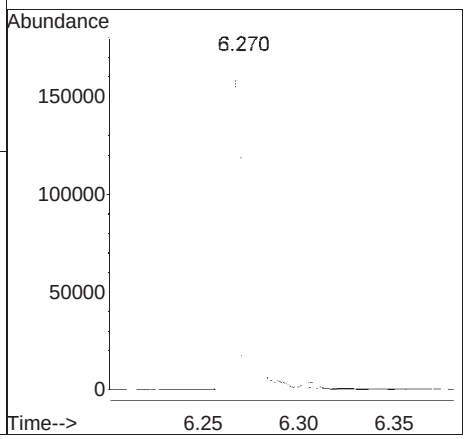

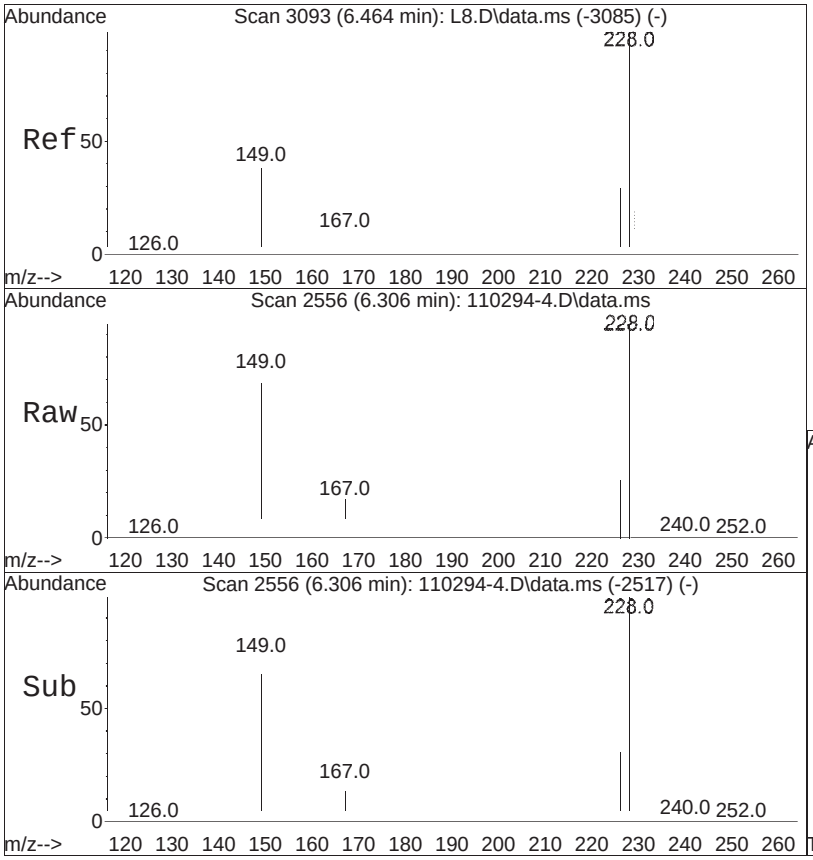


#36
Chrysene
Concen: 1684.96 ng/ml
RT:  6.306 min  Scan# 2556
Delta R.T.  -0.026 min
Lab File:  110294-4.D
Acq: 04 Sep 2025  06:18 pm

Tgt Ion:228 Resp:  539228

| Ion | Ratio | Lower | Upper |
|---|---|---|---|
| 228 | 100 | | |
| 226 | 30.7 | 24.6 | 37.0 |

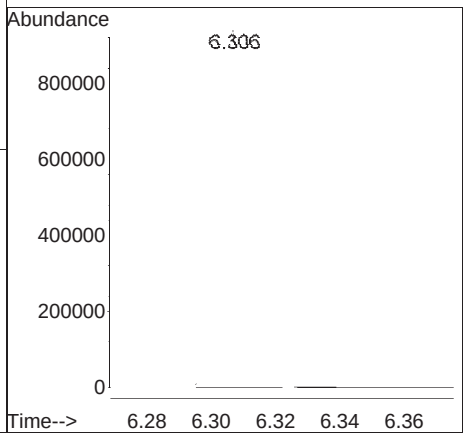

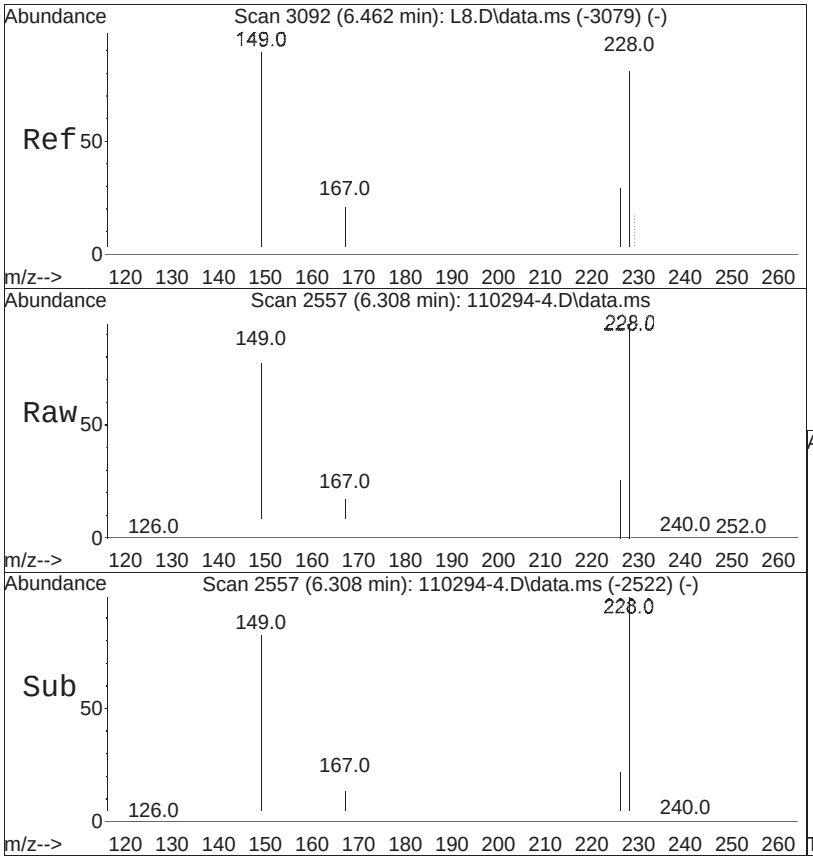


#37
Bis(2-ethylhexyl)phthalate
Concen: 2594.09 ng/ml
RT:  6.308 min  Scan# 2557
Delta R.T.  -0.031 min
Lab File:  110294-4.D
Acq: 04 Sep 2025  06:18 pm

Tgt Ion:149 Resp:  455847

| Ion | Ratio | Lower | Upper |
|---|---|---|---|
| 149 | 100 | | |
| 167 | 24.1 | 19.6 | 29.4 |

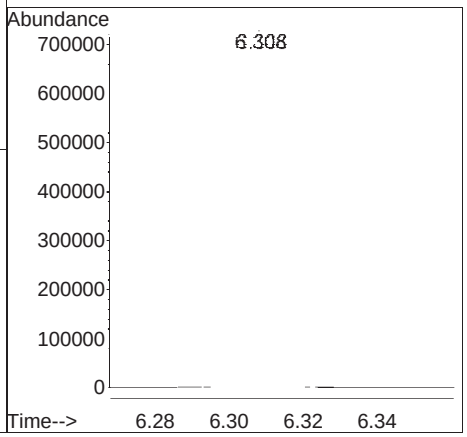

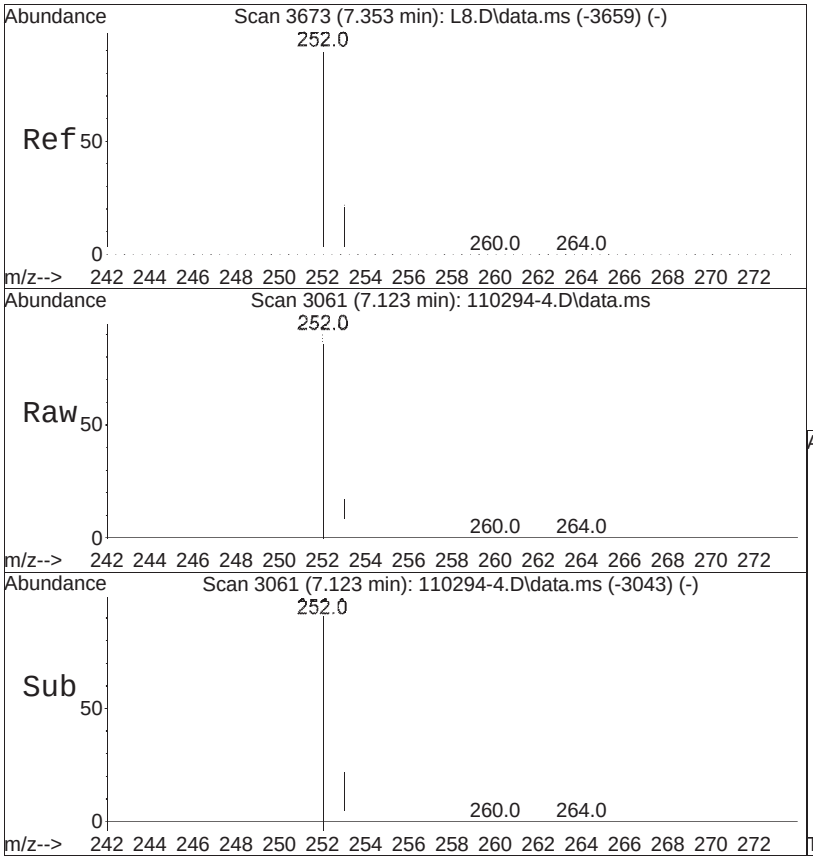


#39
Benzo[b]fluoranthene
Concen: 2167.95 ng/ml
RT:  7.123 min  Scan# 3061
Delta R.T.  -0.030 min
Lab File:  110294-4.D
Acq: 04 Sep 2025  06:18 pm

Tgt Ion:252 Resp:  547687

| Ion | Ratio | Lower | Upper |
|---|---|---|---|
| 252 | 100 | | |
| 253 | 21.7 | 18.1 | 27.1 |

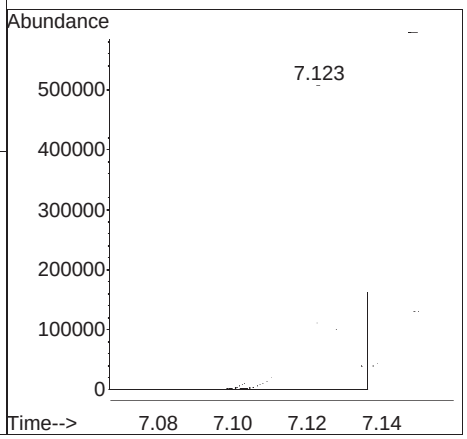

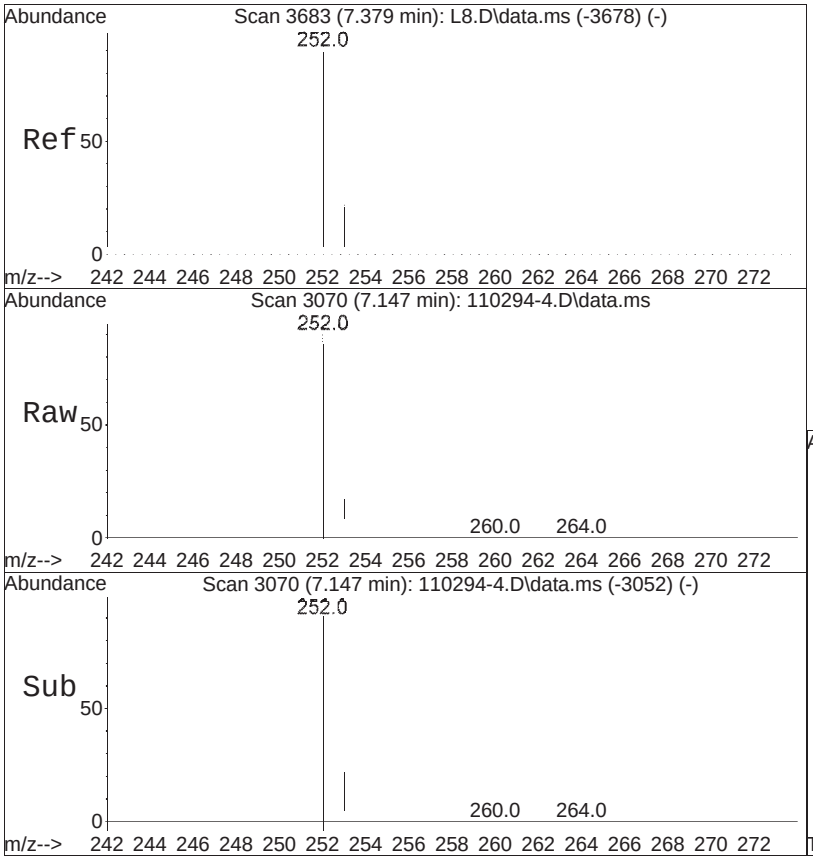


#40
Benzo[k]fluoranthene
Concen: 1742.98 ng/ml
RT:  7.147 min  Scan# 3070
Delta R.T.  -0.030 min
Lab File:  110294-4.D
Acq: 04 Sep 2025  06:18 pm

Tgt Ion:252 Resp:  509262

| Ion | Ratio | Lower | Upper |
|---|---|---|---|
| 252 | 100 | | |
| 253 | 22.0 | 17.0 | 25.4 |

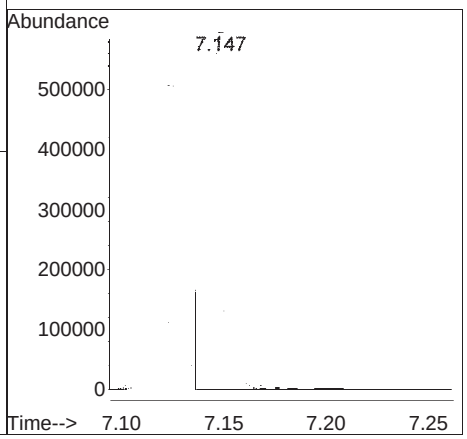

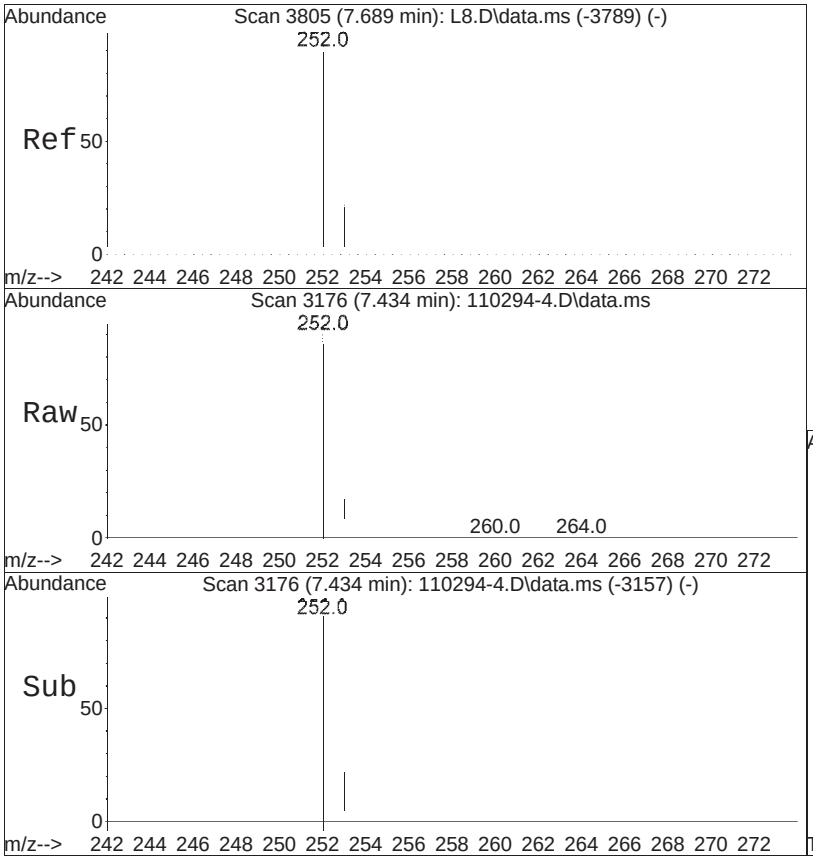


#41
Benzo[a]pyrene
Concen: 1979.97 ng/ml
RT:  7.434 min  Scan# 3176
Delta R.T.  -0.028 min
Lab File:  110294-4.D
Acq: 04 Sep 2025  06:18 pm

Tgt Ion:252 Resp:  475227

| Ion | Ratio | Lower | Upper |
|---|---|---|---|
| 252 | 100 | | |
| 253 | 21.8 | 17.4 | 26.0 |

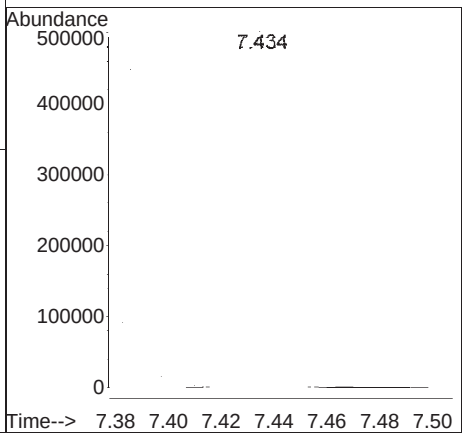

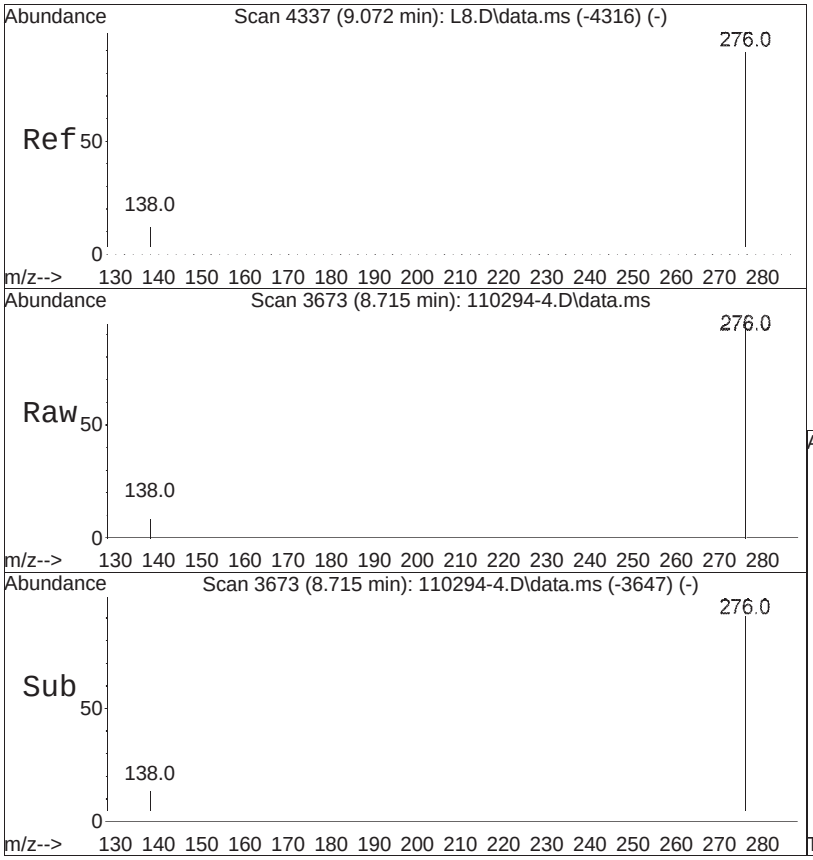


#42
Indeno[1,2,3-cd]pyrene
Concen: 1677.56 ng/ml
RT: 8.715 min Scan# 3673
Delta R.T. -0.027 min
Lab File: 110294-4.D
Acq: 04 Sep 2025 06:18 pm

Tgt Ion:276 Resp: 373151

| Ion | Ratio | Lower | Upper |
|---|---|---|---|
| 276 | 100 | | |
| 138 | 15.9 | 14.4 | 21.6 |

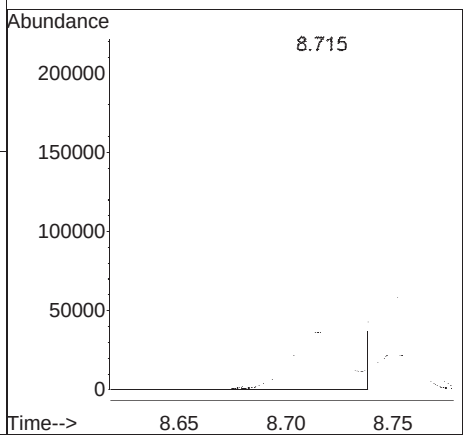

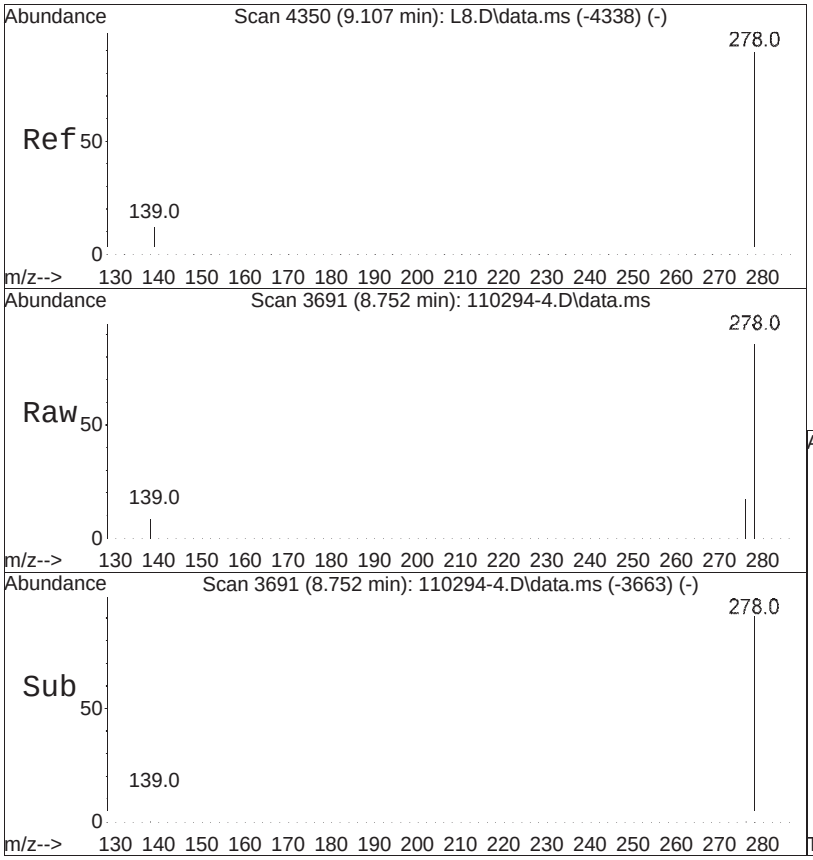


#43
Dibenzo[a,h]anthracene
Concen: 1551.40 ng/ml M6
RT:  8.752 min  Scan# 3691
Delta R.T.  -0.022 min
Lab File:  110294-4.D
Acq: 04 Sep 2025  06:18 pm

Tgt Ion:278 Resp:  346853

| Ion | Ratio | Lower | Upper |
|---|---|---|---|
| 278 | 100 | | |
| 139 | 13.5 | 12.1 | 18.1 |

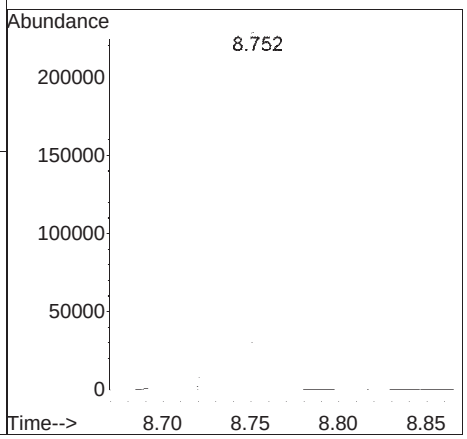




#44
Benzo[g,h,i]perylene
Concen: 1613.13 ng/ml
RT:  9.060 min  Scan# 3840
Delta R.T.  -0.022 min
Lab File:  110294-4.D
Acq: 04 Sep 2025  06:18 pm

Tgt Ion:276 Resp:  359618

| Ion | Ratio | Lower | Upper |
|---|---|---|---|
| 276 | 100 | | |
| 138 | 17.3 | 16.0 | 24.0 |

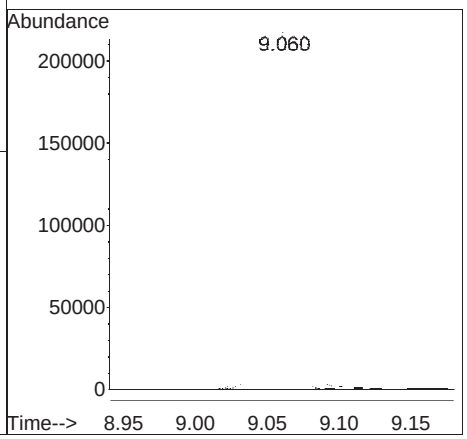

# Manual Integration Report

Data Path : I:\8270SIM\sv119\250904RVT
Data File : 110294-4.D Operator : sv119:jjw
Date Inj'd : 9/4/2025 6:18 pm Instrument : SV119
Sample : WG2110294-4,32,,RE,csn Quant Date : 9/4/2025 6:31 pm

## Compound #2: N-Nitrosodimethylamine

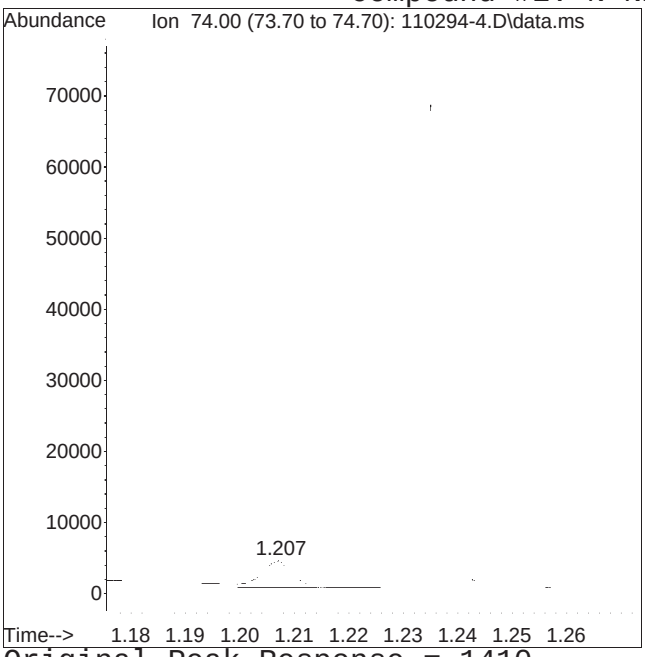


Original Peak Response = 1410

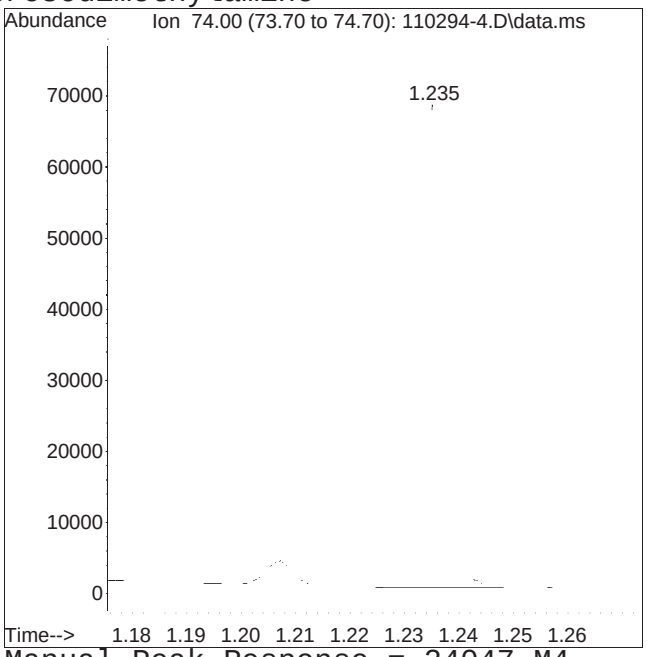


Manual Peak Response = 24047 M4

M4 = Poor automated baseline construction.

# Manual Integration Report

Data Path : I:\8270SIM\sv119\250904RVT
Data File : 110294-4.D Operator : sv119:jjw
Date Inj'd : 9/4/2025 6:18 pm Instrument : SV119
Sample : WG2110294-4,32,,RE,csn Quant Date : 9/4/2025 6:31 pm

## Compound #43: Dibenzo[a,h]anthracene

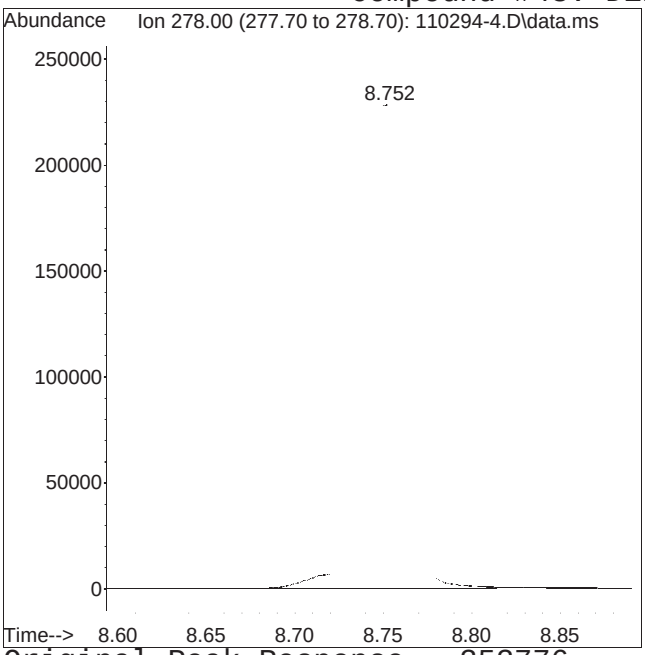


Original Peak Response = 353776

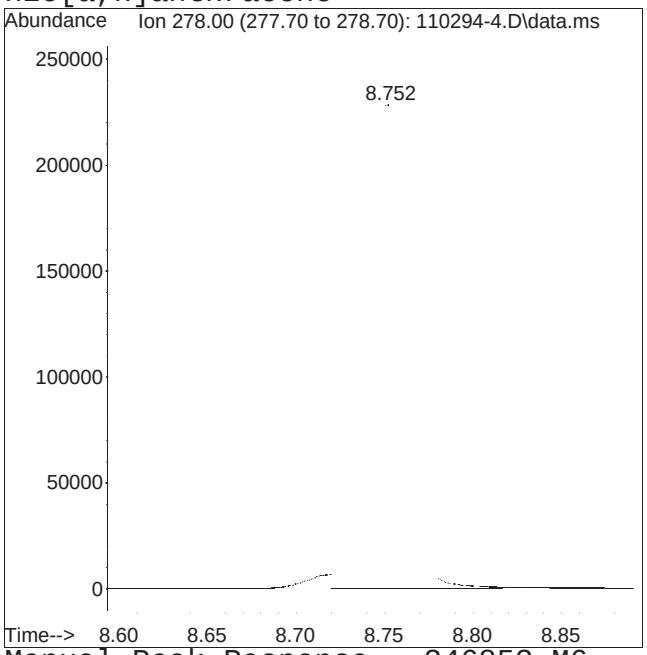


Manual Peak Response = 346853 M6

M6 = Misassignment of peak valley by automated integration (poor split of 2 peaks).

Quantitation Report (QT Reviewed)

Data Path : I:\8270SIM\sv119\250904RVT\
Data File : 110294-5.D
Acq On : 04 Sep 2025 06:35 pm
Operator : sv119:jjw
Sample : WG2110294-5,32,,RE,csn
Misc : wg2110591,WG2110294,ical22426
ALS Vial : 35 Sample Multiplier: 1

Quant Time: Sep 07 13:50:17 2025
Quant Method : I:\8270sim\sv119\250904RVT\SIM-RVT_250625_sv119.M
Quant Title : Semivolatiles by GC/MS by modified 8270
QLast Update : Thu Sep 04 12:04:41 2025
Response via : Initial Calibration

CCAL FILE(s) : 1 - I:\8270sim\sv119\250904RVT\ccv0904a.D
Sub List : DEFAULT - All compounds listed

| Compound | R.T. | QIon | Response | Conc | Units | Dev(Min) |
|---|---|---|---|---|---|---|
| Internal Standards | | | | | | |
| 1) 1,4-Dichlorobenzene-d4 | 2.243 | 152 | 129229 | 4000.000 | ng/ml | 0.00 |
| Standard Area 1 = 110778 | | | Recovery = 116.66% | | | |
| 9) Naphthalene-d8 | 2.900 | 136 | 456121 | 4000.000 | ng/ml | 0.00 |
| Standard Area 1 = 386962 | | | Recovery = 117.87% | | | |
| 18) Acenaphthene-d10 | 3.872 | 164 | 428322 | 4000.000 | ng/ml | 0.00 |
| Standard Area 1 = 240356 | | | Recovery = 178.20% | | | |
| 23) Phenanthrene-d10 | 4.710 | 188 | 948920 | 4000.000 | ng/ml | 0.00 |
| Standard Area 1 = 547916 | | | Recovery = 173.19% | | | |
| 33) Chrysene-d12 | 6.291 | 240 | 1002783 | 4000.000 | ng/ml | -0.03 |
| Standard Area 1 = 651920 | | | Recovery = 153.82% | | | |
| 38) Perylene-d12 | 7.502 | 264 | 968729 | 4000.000 | ng/ml | -0.03 |
| Standard Area 1 = 724873 | | | Recovery = 133.64% | | | |
| System Monitoring Compounds | | | | | | |
| 3) 2-Fluorophenol | 1.676 | 112 | 44907 | 1202.549 | ng/ml | 0.02 |
| Spiked Amount 2000.000 | Range 15 - 110 | | Recovery = 60.13% | | | |
| 4) Phenol-d6 | 2.075 | 99 | 43194 | 931.211 | ng/ml | 0.02 |
| Spiked Amount 2000.000 | Range 15 - 110 | | Recovery = 46.56% | | | |
| 8) Nitrobenzene-d5 | 2.522 | 82 | 38310 | 901.942 | ng/ml | 0.00 |
| Spiked Amount 1000.000 | Range 30 - 130 | | Recovery = 90.19% | | | |
| 14) 2-Fluorobiphenyl | 3.494 | 172 | 139535 | 1365.187 | ng/ml | 0.00 |
| Spiked Amount 1000.000 | Range 30 - 130 | | Recovery = 136.52%# | | | |
| 22) 2,4,6-Tribromophenol | 4.321 | 330 | 47895 | 1947.575 | ng/ml | 0.00 |
| Spiked Amount 2000.000 | Range 15 - 110 | | Recovery = 97.38% | | | |
| 32) 4-Terphenyl-d14 | 5.638 | 244 | 212990 | 811.894 | ng/ml | -0.01 |
| Spiked Amount 1000.000 | Range 30 - 130 | | Recovery = 81.19% | | | |
| Target Compounds | | | | | | Qvalue |
| 2) N-Nitrosodimethylamine | 1.231 | 74 | 24107M4 | 1093.757 | ng/mL | |
| 5) Bis(2-chloroethyl)ether | 2.106 | 93 | 56278 | 1396.464 | ng/ml | 99 |
| 6) n-nitrosodi-n-propylamine | 2.442 | 70 | 48128 | 1602.943 | ng/ml | 96 |
| 7) Hexachloroethane | 2.498 | 117 | 24010 | 1447.067 | ng/ml | 97 |
| 10) Naphthalene | 2.911 | 128 | 181004 | 1461.199 | ng/ml | 99 |
| 11) Hexachlorobutadiene | 2.982 | 225 | 32426 | 1395.461 | ng/ml | 100 |
| 12) 2-Methylnaphthalene | 3.290 | 142 | 160965 | 2040.051 | ng/ml | 99 |
| 13) 1-Methylnaphthalene | 3.343 | 142 | 187211 | 2346.039 | ng/ml | 100 |
| 15) 2-Chloronaphthalene | 3.559 | 162 | 219614 | 2556.170 | ng/ml | 93 |
| 16) 2,6-Dinitrotoluene | 3.756 | 165 | 67542 | 3645.739 | ng/ml | 98 |
| 17) Acenaphthylene | 3.792 | 152 | 380787 | 2638.454 | ng/ml | 100 |

Quantitation Report (QT Reviewed)

Data Path : I:\8270SIM\sv119\250904RVT\
Data File : 110294-5.D
Acq On : 04 Sep 2025 06:35 pm
Operator : sv119:jjw
Sample : WG2110294-5,32,,RE,csn
Misc : wg2110591,WG2110294,ical22426
ALS Vial : 35 Sample Multiplier: 1

Quant Time: Sep 07 13:50:17 2025
Quant Method : I:\8270sim\sv119\250904RVT\SIM-RVT_250625_sv119.M
Quant Title : Semivolatiles by GC/MS by modified 8270
QLast Update : Thu Sep 04 12:04:41 2025
Response via : Initial Calibration

CCAL FILE(s) : 1 - I:\8270sim\sv119\250904RVT\ccv0904a.D
Sub List : DEFAULT - All compounds listed

| Compound | R.T. | QIon | Response | Conc | Units | Dev(Min) |
|---|---|---|---|---|---|---|
| 19) Acenaphthene | 3.889 | 153 | 231831 | 1634.671 | ng/ml | 94 |
| 20) 2,4-Dinitrotoluene | 3.983 | 165 | 97478 | 2507.009 | ng/ml# | 77 |
| 21) Fluorene | 4.181 | 166 | 286354 | 1675.468 | ng/ml | 99 |
| 24) 4,6-Dinitro-o-cresol | 4.213 | 198 | 55185 | 2256.760 | ng/ml | 94 |
| 25) Hexachlorobenzene | 4.499 | 284 | 93742 | 1401.285 | ng/ml | 98 |
| 26) Pentachlorophenol | 4.612 | 266 | 76607 | 2480.319 | ng/ml | 100 |
| 27) Phenanthrene | 4.725 | 178 | 461747 | 1608.738 | ng/ml | 100 |
| 28) Anthracene | 4.751 | 178 | 477179 | 1646.307 | ng/ml | 99 |
| 29) Fluoranthene | 5.411 | 202 | 616890 | 1631.728 | ng/ml | 100 |
| 30) Pyrene | 5.543 | 202 | 635942 | 1598.446 | ng/ml | 100 |
| 31) Benzidine | 0.000 | | 0 | N.D. | d | |
| 34) Benzo[a]anthracene | 6.282 | 228 | 626798 | 1842.795 | ng/ml | 100 |
| 35) 3,3'-Dichlorobenzidine | 6.270 | 252 | 74553 | 557.008 | ng/ml | 100 |
| 36) Chrysene | 6.308 | 228 | 562085 | 1719.607 | ng/ml | 100 |
| 37) Bis(2-ethylhexyl)phtha... | 6.309 | 149 | 469956 | 2618.383 | ng/ml | 99 |
| 39) Benzo[b]fluoranthene | 7.125 | 252 | 589575 | 2202.700 | ng/ml | 98 |
| 40) Benzo[k]fluoranthene | 7.150 | 252 | 557303 | 1800.296 | ng/ml | 98 |
| 41) Benzo[a]pyrene | 7.437 | 252 | 519485 | 2042.821 | ng/ml | 100 |
| 42) Indeno[1,2,3-cd]pyrene | 8.717 | 276 | 519594 | 2156.490 | ng/ml | 99 |
| 43) Dibenzo[a,h]anthracene | 8.752 | 278 | 476278M6 | 1986.919 | ng/ml | |
| 44) Benzo[g,h,i]perylene | 9.060 | 276 | 492579 | 2085.477 | ng/ml | 100 |

(#) = qualifier out of range (m) = manual integration (+) = signals summed

Quantitation Report (QT Reviewed)

Data Path : I:\8270SIM\sv119\250904RVT\
Data File : 110294-5.D
Acq On : 04 Sep 2025 06:35 pm
Operator : sv119:jjw
Sample : WG2110294-5,32,,RE,csn
Misc : wg2110591,WG2110294,ical22426
ALS Vial : 35 Sample Multiplier: 1

Quant Time: Sep 07 13:50:17 2025
Quant Method : I:\8270sim\sv119\250904RVT\SIM-RVT_250625_sv119.M
Quant Title : Semivolatiles by GC/MS by modified 8270
QLast Update : Thu Sep 04 12:04:41 2025
Response via : Initial Calibration

Sub List : DEFAULT - All compounds listed\ccv0904a.D•

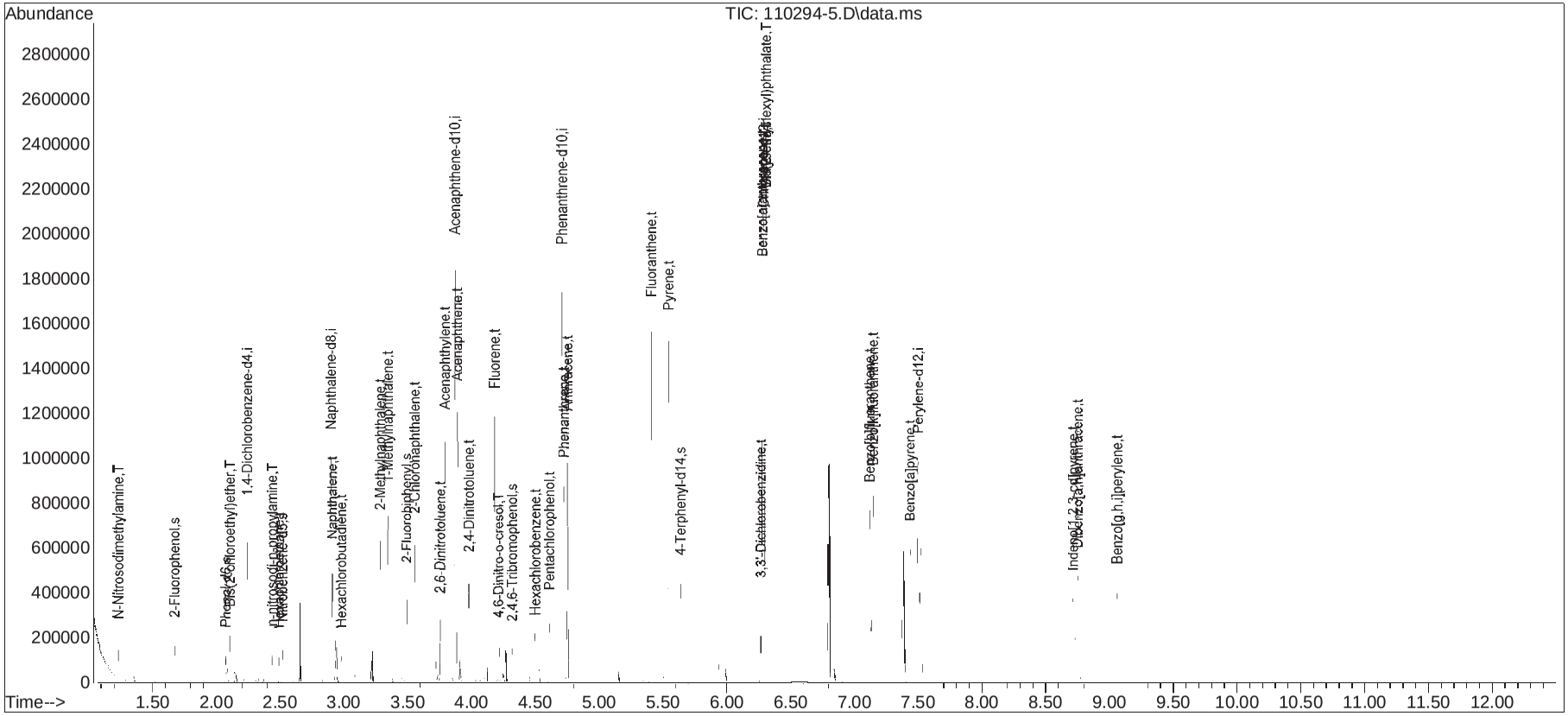

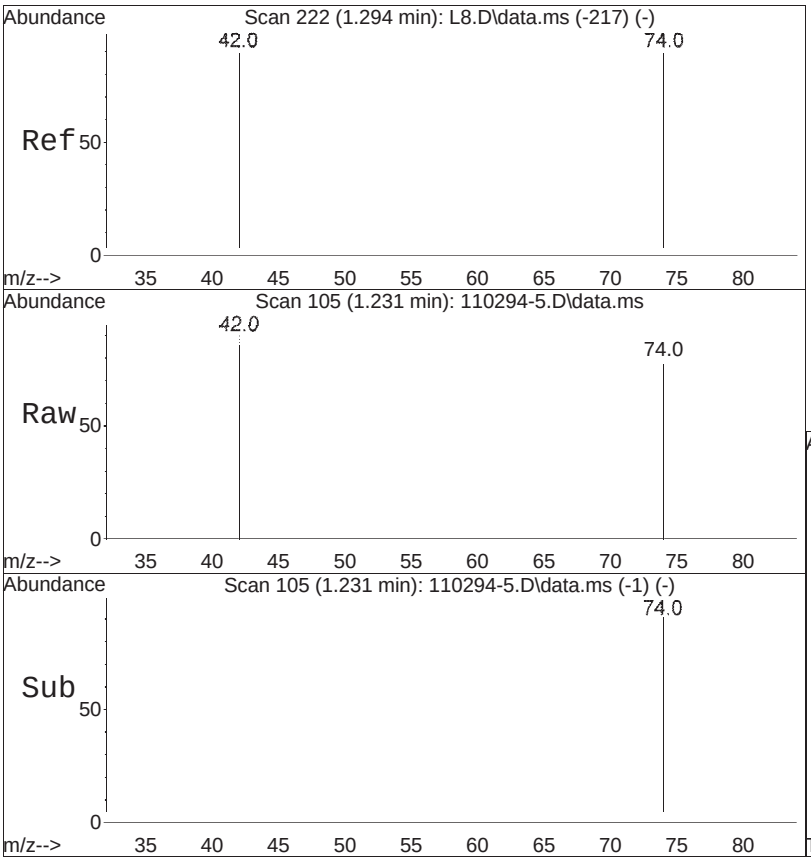


#2
N-Nitrosodimethylamine
Concen: 1093.76 ng/mL M4
RT: 1.231 min Scan# 105
Delta R.T. 0.021 min
Lab File: 110294-5.D
Acq: 04 Sep 2025 06:35 pm

Tgt Ion: 74 Resp: 24107

| Ion | Ratio | Lower | Upper |
|---|---|---|---|
| 74 | 100 | | |
| 42 | 116.1 | 293.4 | 440.0# |
| 44 | 10.6 | 4.3 | 6.5# |

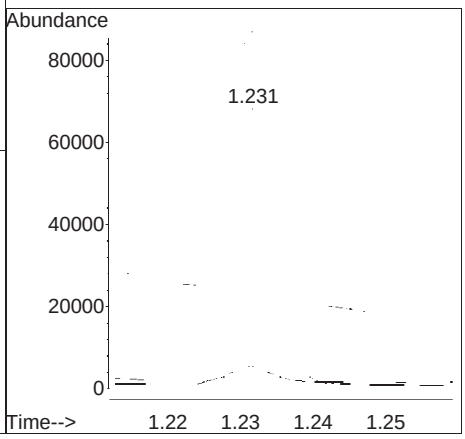

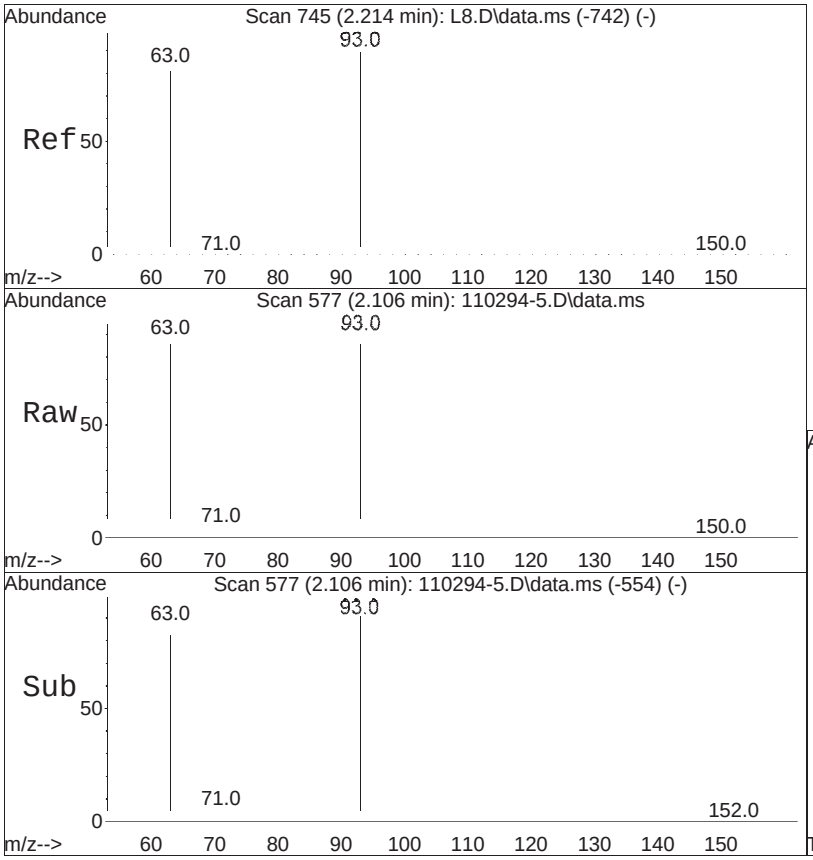


#5
Bis(2-chloroethyl)ether
Concen: 1396.46 ng/ml
RT: 2.106 min Scan# 577
Delta R.T. 0.008 min
Lab File: 110294-5.D
Acq: 04 Sep 2025 06:35 pm

Tgt Ion: 93 Resp: 56278

| Ion | Ratio | Lower | Upper |
|---|---|---|---|
| 93 | 100 | | |
| 63 | 78.1 | 62.9 | 94.3 |

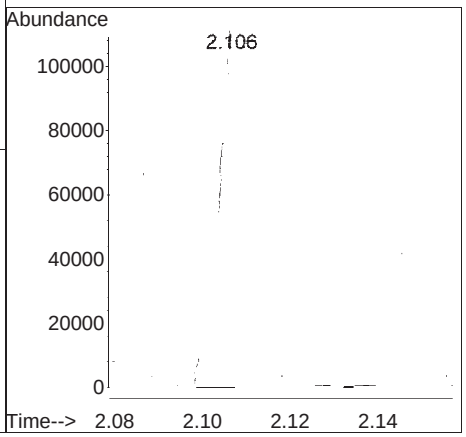

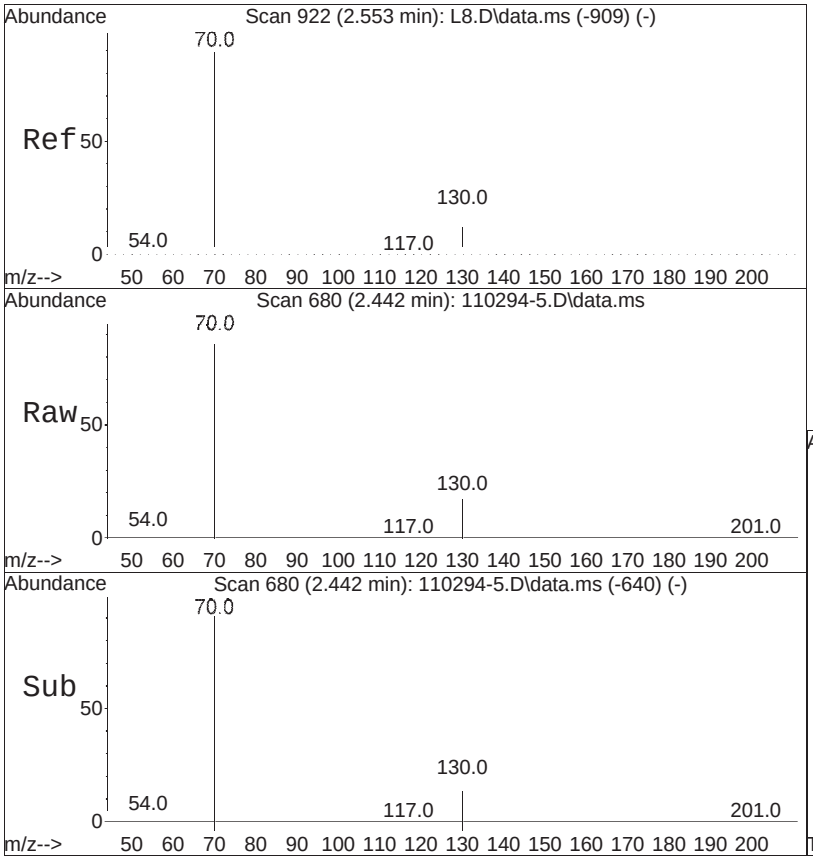


#6
n-nitrosodi-n-propylamine
Concen: 1602.94 ng/ml
RT: 2.442 min Scan# 680
Delta R.T. 0.008 min
Lab File: 110294-5.D
Acq: 04 Sep 2025 06:35 pm

Tgt Ion: 70 Resp: 48128

| Ion | Ratio | Lower | Upper |
|---|---|---|---|
| 70 | 100 | | |
| 130 | 18.7 | 16.4 | 24.6 |

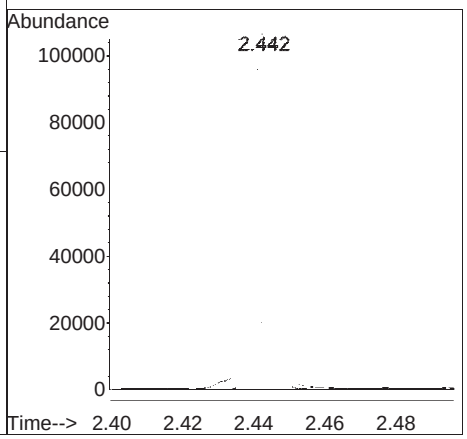

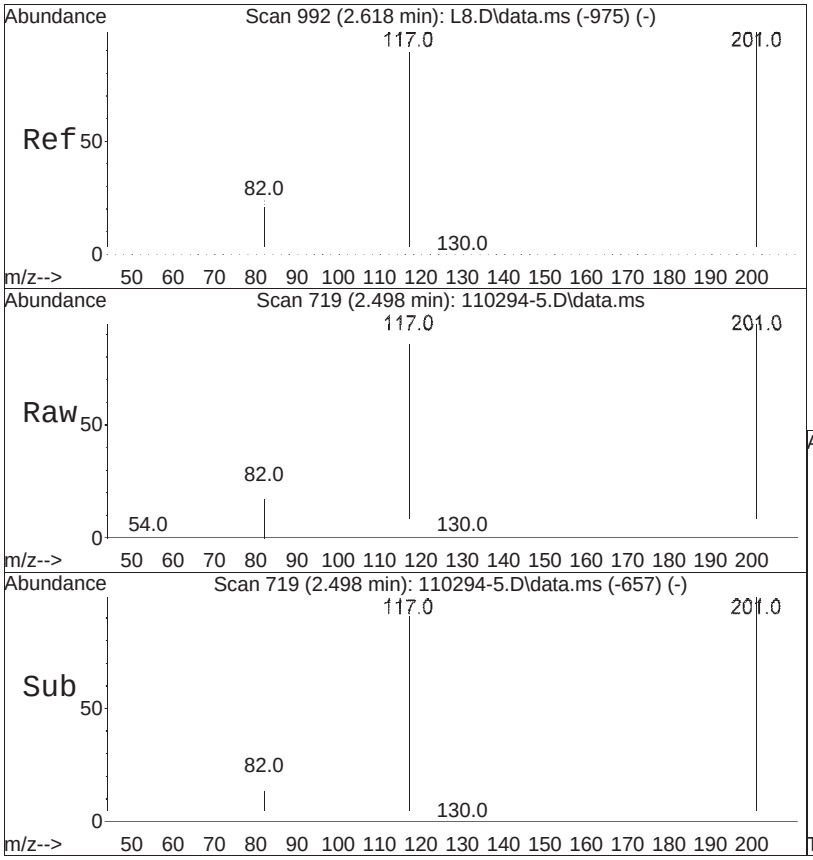


#7
Hexachloroethane
Concen: 1447.07 ng/ml
RT: 2.498 min Scan# 719
Delta R.T. 0.008 min
Lab File: 110294-5.D
Acq: 04 Sep 2025 06:35 pm

Tgt Ion:117 Resp: 24010

| Ion | Ratio | Lower | Upper |
|---|---|---|---|
| 117 | 100 | | |
| 201 | 106.4 | 82.9 | 124.3 |

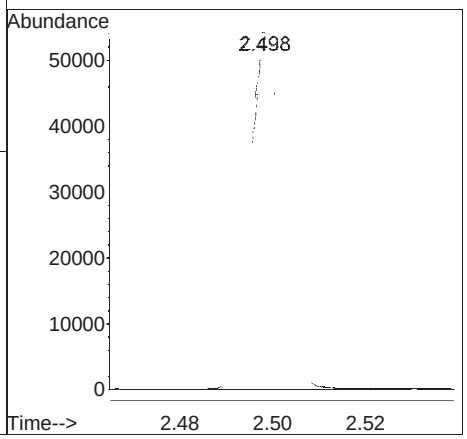

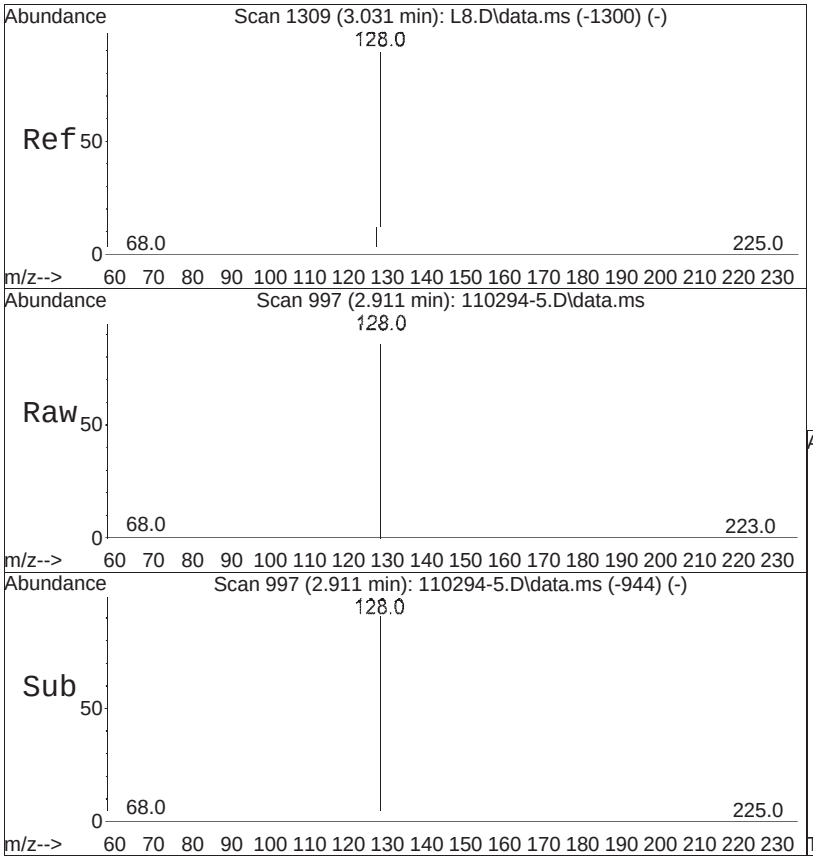


#10
Naphthalene
Concen: 1461.20 ng/ml
RT:  2.911 min  Scan# 997
Delta R.T.  0.005 min
Lab File:  110294-5.D
Acq: 04 Sep 2025  06:35 pm

Tgt Ion:128 Resp:  181004

| Ion | Ratio | Lower | Upper |
|---|---|---|---|
| 128 | 100 | | |
| 129 | 11.4 | 8.8 | 13.2 |
| 127 | 13.4 | 10.6 | 15.8 |

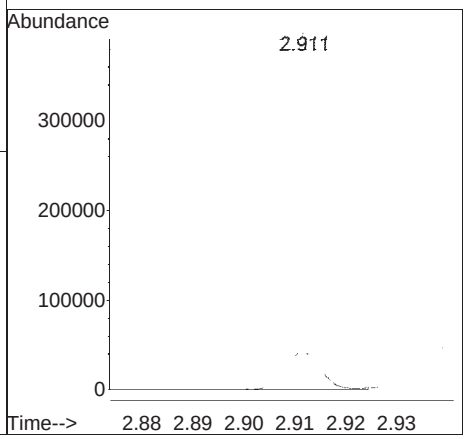




#11
Hexachlorobutadiene
Concen: 1395.46 ng/ml
RT: 2.982 min Scan# 1041
Delta R.T. 0.005 min
Lab File: 110294-5.D
Acq: 04 Sep 2025 06:35 pm

Tgt Ion:225 Resp: 32426

| Ion | Ratio | Lower | Upper |
|---|---|---|---|
| 225 | 100 | | |
| 223 | 62.6 | 50.2 | 75.4 |

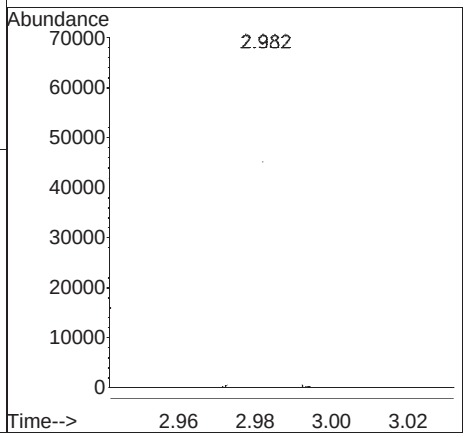

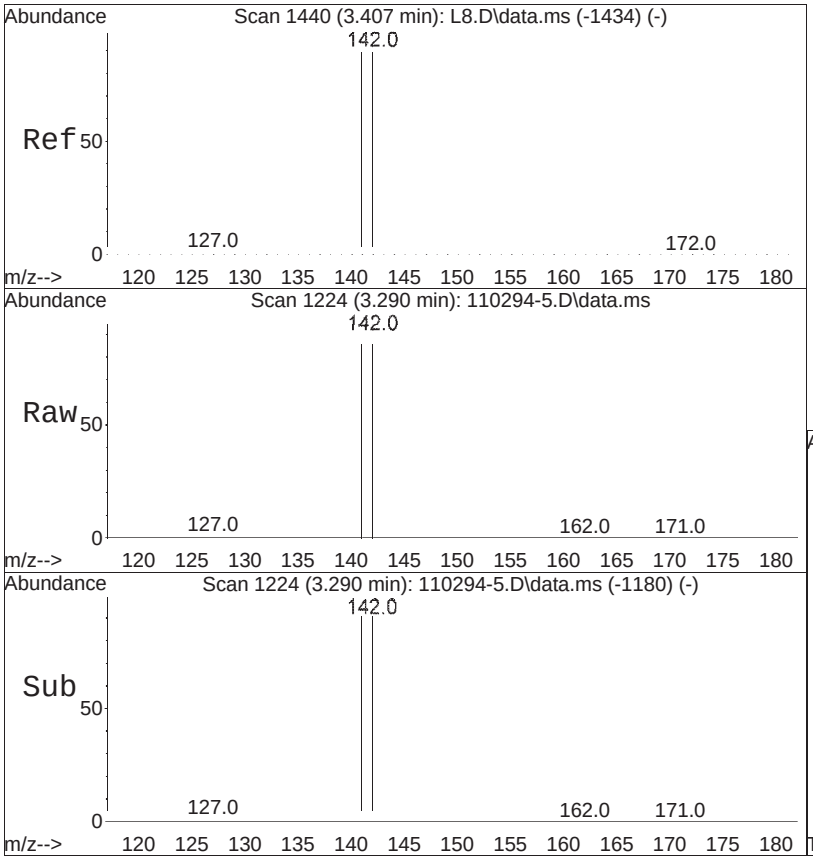


#12
2-Methylnaphthalene
Concen: 2040.05 ng/ml
RT: 3.290 min Scan# 1224
Delta R.T. 0.005 min
Lab File: 110294-5.D
Acq: 04 Sep 2025 06:35 pm

Tgt Ion:142 Resp: 160965

| Ion | Ratio | Lower | Upper |
|---|---|---|---|
| 142 | 100 | | |
| 141 | 91.5 | 73.6 | 110.4 |

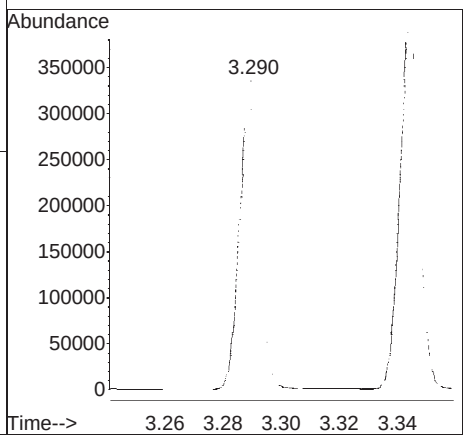

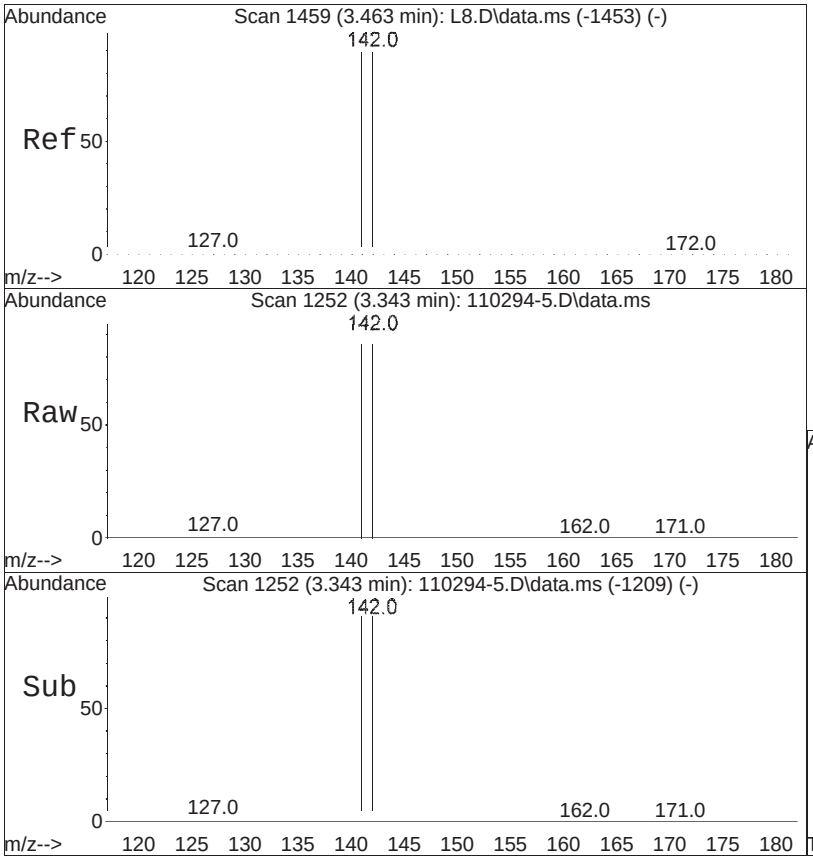


#13
1-Methylnaphthalene
Concen: 2346.04 ng/ml
RT:  3.343 min  Scan# 1252
Delta R.T.  0.003 min
Lab File:  110294-5.D
Acq: 04 Sep 2025  06:35 pm

Tgt Ion:142 Resp:  187211

| Ion | Ratio | Lower | Upper |
|---|---|---|---|
| 142 | 100 | | |
| 141 | 95.3 | 76.0 | 114.0 |

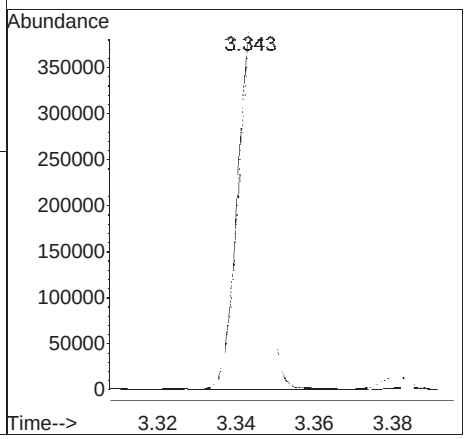

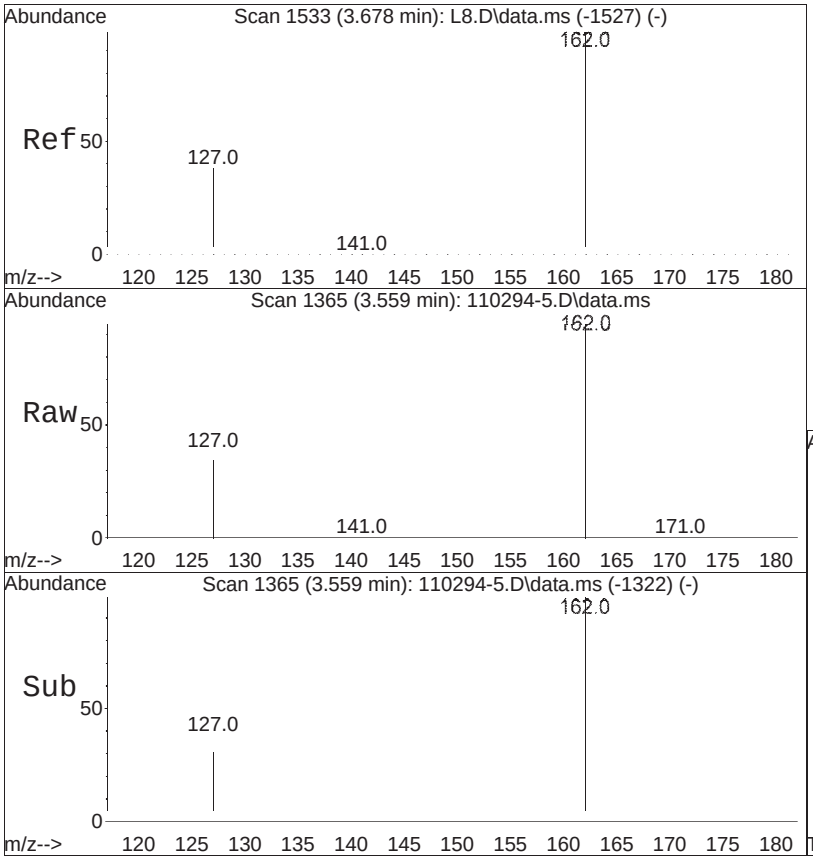


#15
2-Chloronaphthalene
Concen: 2556.17 ng/ml
RT:  3.559 min  Scan# 1365
Delta R.T.  0.003 min
Lab File:  110294-5.D
Acq: 04 Sep 2025  06:35 pm

Tgt Ion:162 Resp:  219614

| Ion | Ratio | Lower | Upper |
|---|---|---|---|
| 162 | 100 | | |
| 127 | 41.3 | 29.8 | 44.8 |

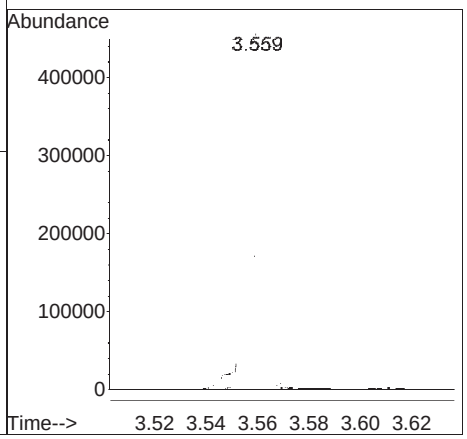

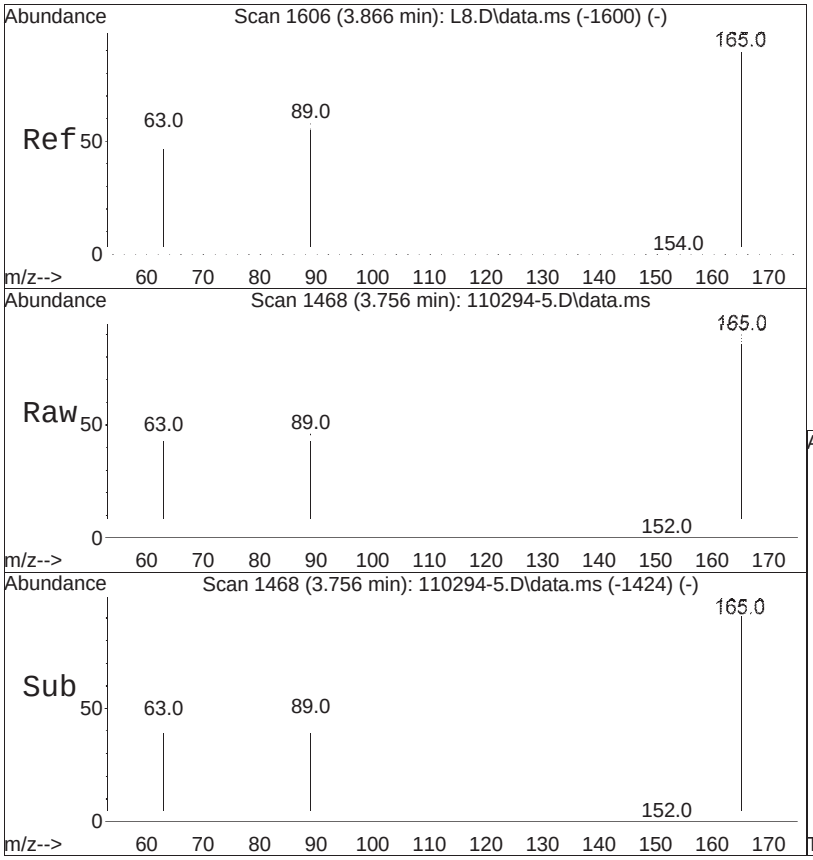


#16
2,6-Dinitrotoluene
Concen: 3645.74 ng/ml
RT:  3.756 min  Scan# 1468
Delta R.T.  0.005 min
Lab File:  110294-5.D
Acq: 04 Sep 2025  06:35 pm

Tgt Ion:165 Resp:  67542

| Ion | Ratio | Lower | Upper |
|---|---|---|---|
| 165 | 100 | | |
| 89 | 54.6 | 45.6 | 68.4 |
| 63 | 56.7 | 45.4 | 68.2 |

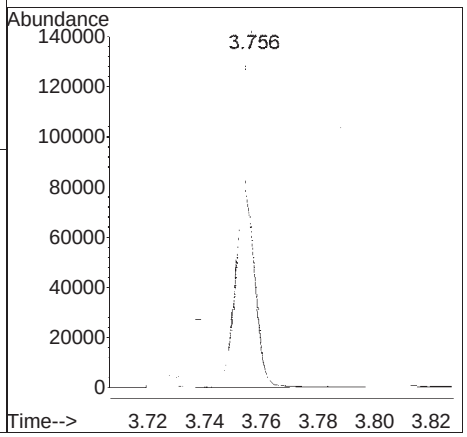

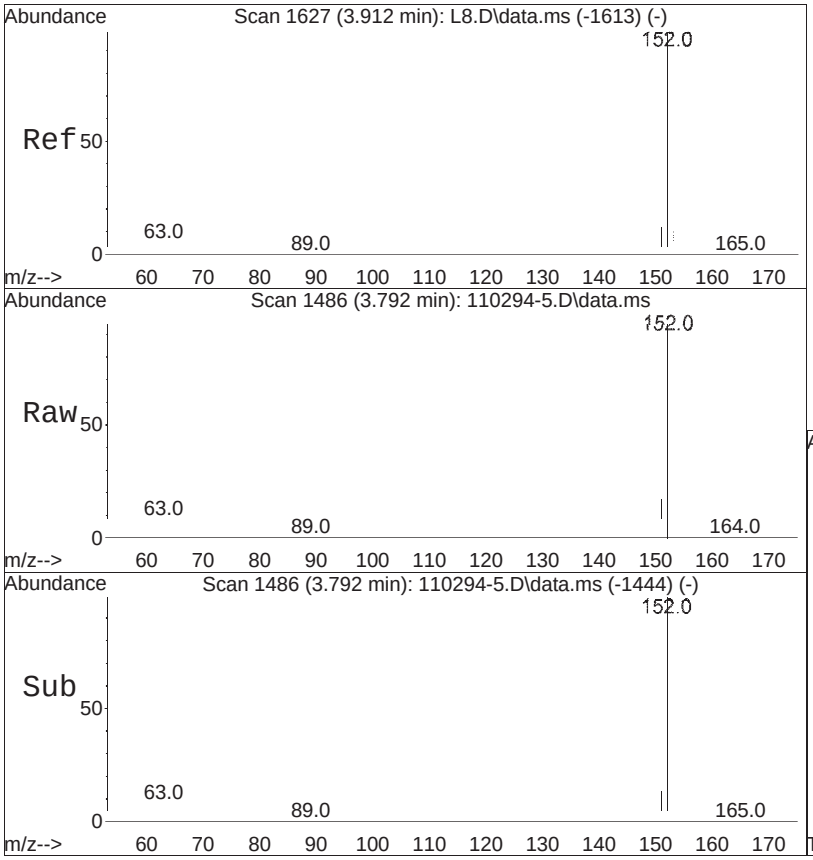


#17
Acenaphthylene
Concen: 2638.45 ng/ml
RT:  3.792 min  Scan# 1486
Delta R.T.  0.003 min
Lab File:  110294-5.D
Acq: 04 Sep 2025  06:35 pm

Tgt Ion:152 Resp:  380787

| Ion | Ratio | Lower | Upper |
|---|---|---|---|
| 152 | 100 | | |
| 151 | 20.1 | 16.2 | 24.2 |



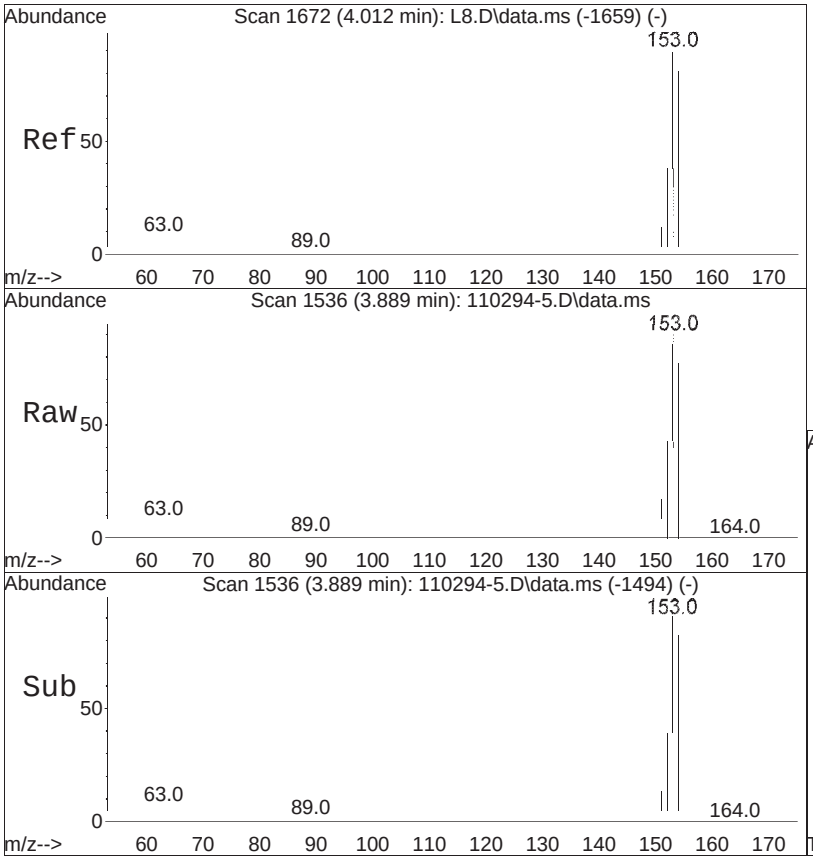


#19
Acenaphthene
Concen: 1634.67 ng/ml
RT: 3.889 min Scan# 1536
Delta R.T. 0.003 min
Lab File: 110294-5.D
Acq: 04 Sep 2025 06:35 pm

Tgt Ion:153 Resp: 231831

| Ion | Ratio | Lower | Upper |
|---|---|---|---|
| 153 | 100 | | |
| 154 | 84.4 | 72.0 | 108.0 |

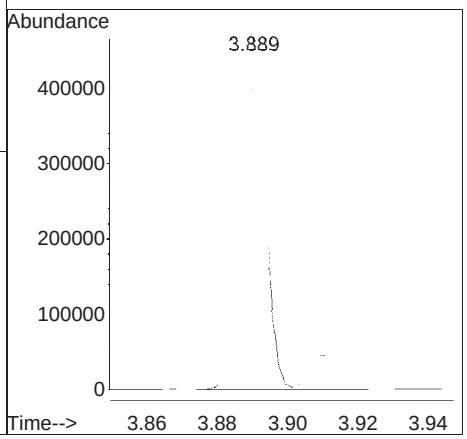

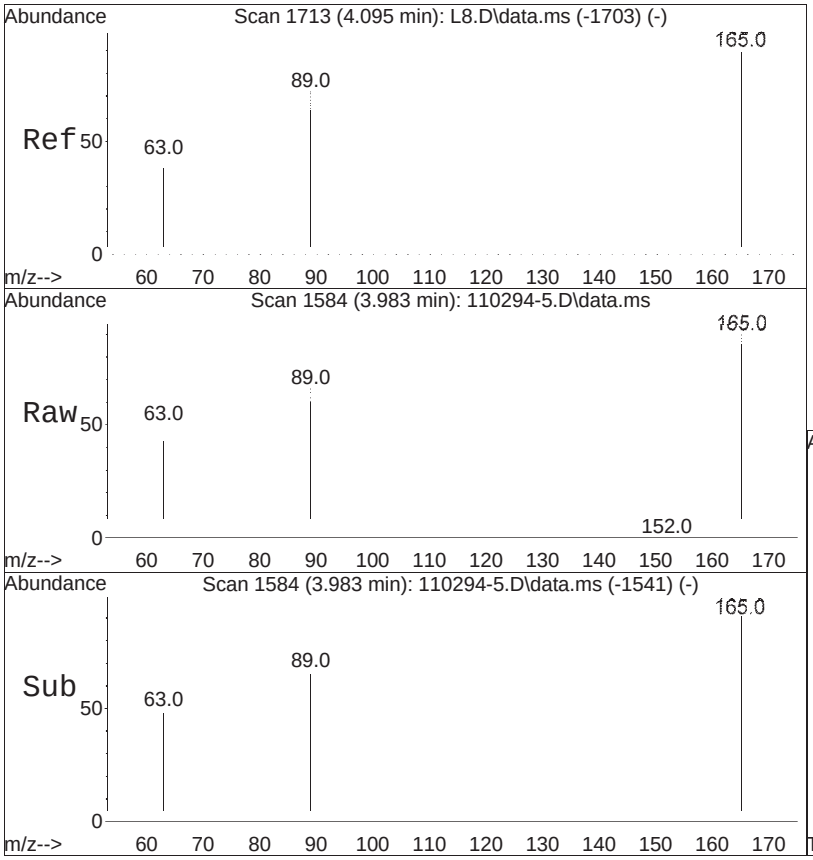


#20
2,4-Dinitrotoluene
Concen: 2507.01 ng/ml
RT:  3.983 min  Scan# 1584
Delta R.T.  0.005 min
Lab File:  110294-5.D
Acq: 04 Sep 2025  06:35 pm

Tgt Ion:165 Resp:  97478

| Ion | Ratio | Lower | Upper |
|---|---|---|---|
| 165 | 100 | | |
| 89 | 77.7 | 56.6 | 85.0 |
| 63 | 74.2 | 35.0 | 52.6# |

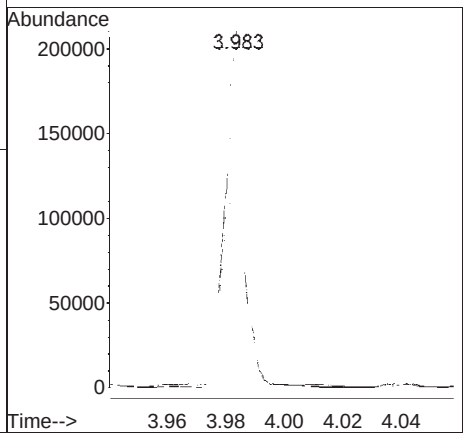

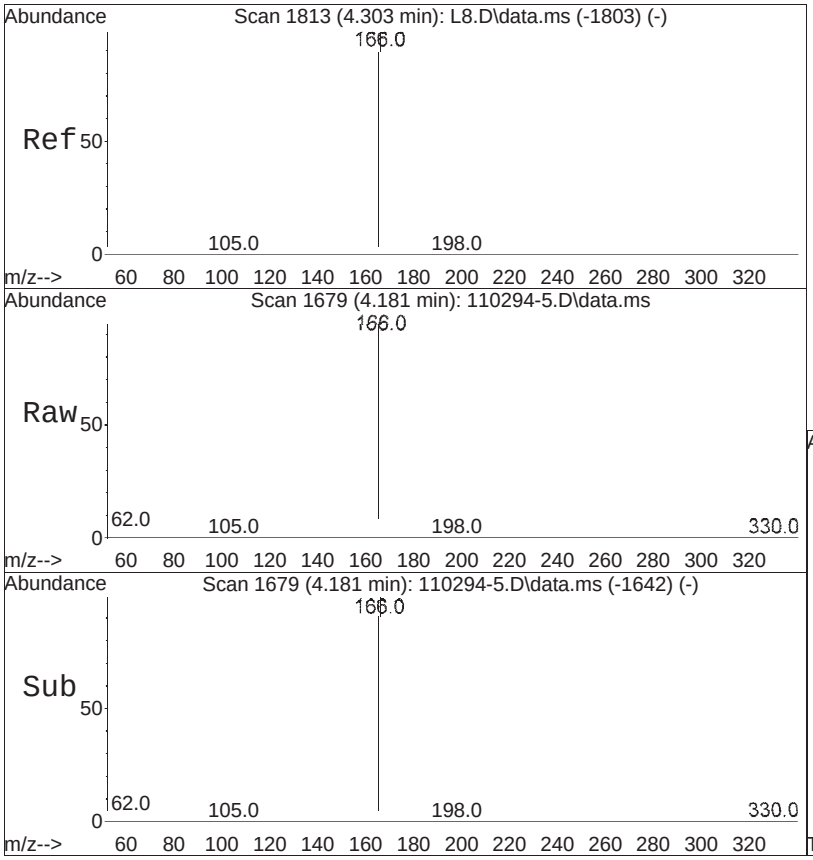


#21
Fluorene
Concen: 1675.47 ng/ml
RT:  4.181 min  Scan# 1679
Delta R.T.  0.004 min
Lab File:  110294-5.D
Acq: 04 Sep 2025  06:35 pm

Tgt Ion:166 Resp:  286354

| Ion | Ratio | Lower | Upper |
|---|---|---|---|
| 166 | 100 | | |
| 165 | 101.2 | 81.5 | 122.3 |

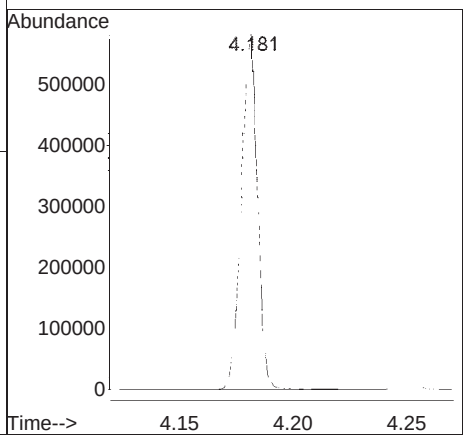

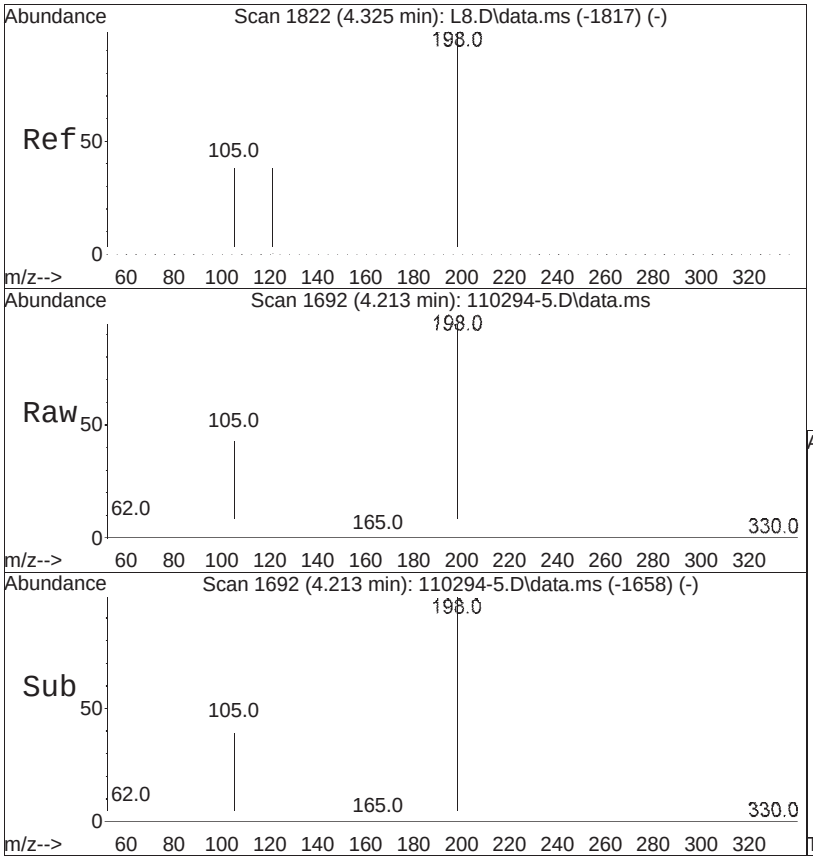


#24
4,6-Dinitro-o-cresol
Concen: 2256.76 ng/ml
RT:  4.213 min  Scan# 1692
Delta R.T.  0.004 min
Lab File:  110294-5.D
Acq: 04 Sep 2025  06:35 pm

Tgt Ion:198 Resp:  55185

| Ion | Ratio | Lower | Upper |
|---|---|---|---|
| 198 | 100 | | |
| 105 | 43.7 | 32.1 | 48.1 |

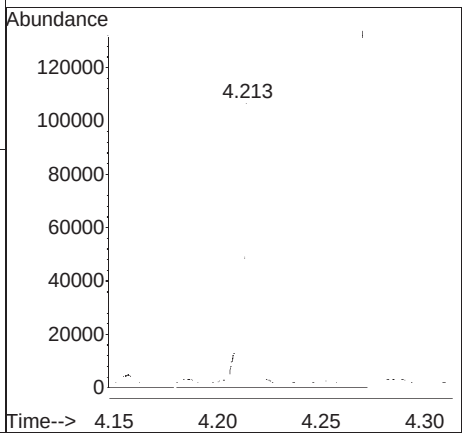

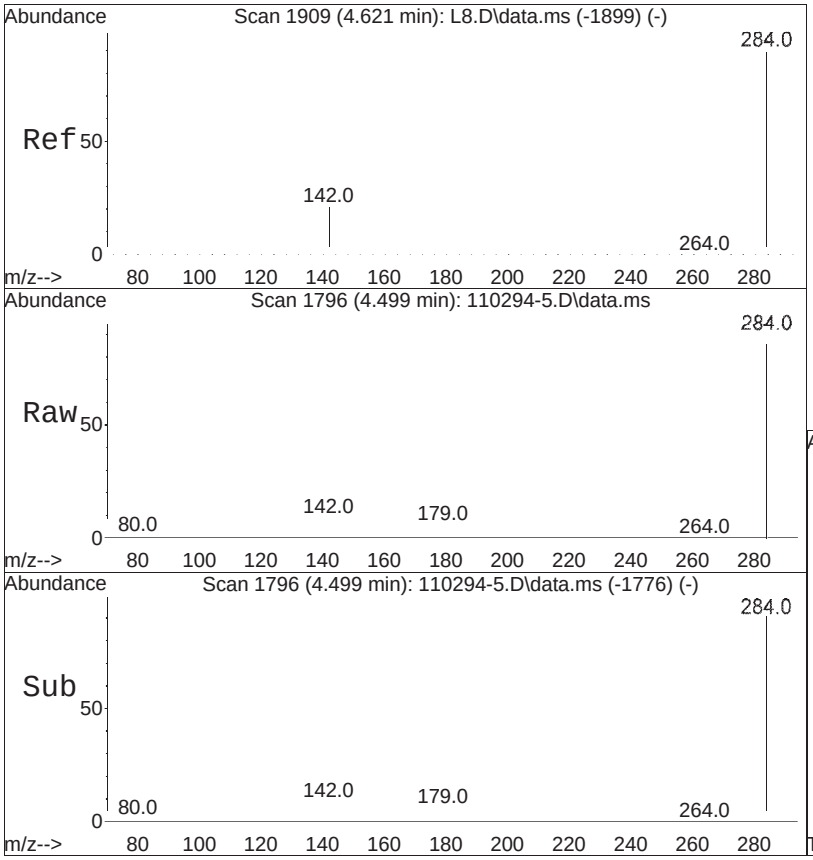


#25
Hexachlorobenzene
Concen: 1401.29 ng/ml
RT: 4.499 min Scan# 1796
Delta R.T. 0.001 min
Lab File: 110294-5.D
Acq: 04 Sep 2025 06:35 pm

Tgt Ion:284 Resp: 93742

| Ion | Ratio | Lower | Upper |
|---|---|---|---|
| 284 | 100 | | |
| 142 | 37.4 | 28.8 | 43.2 |

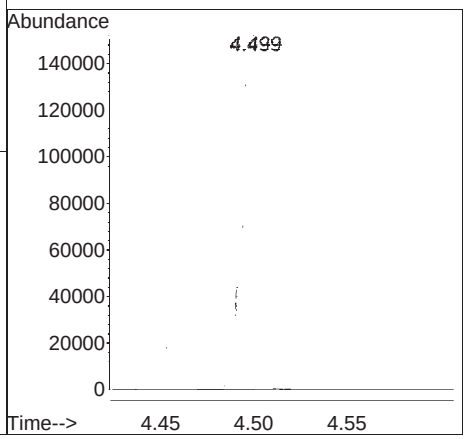

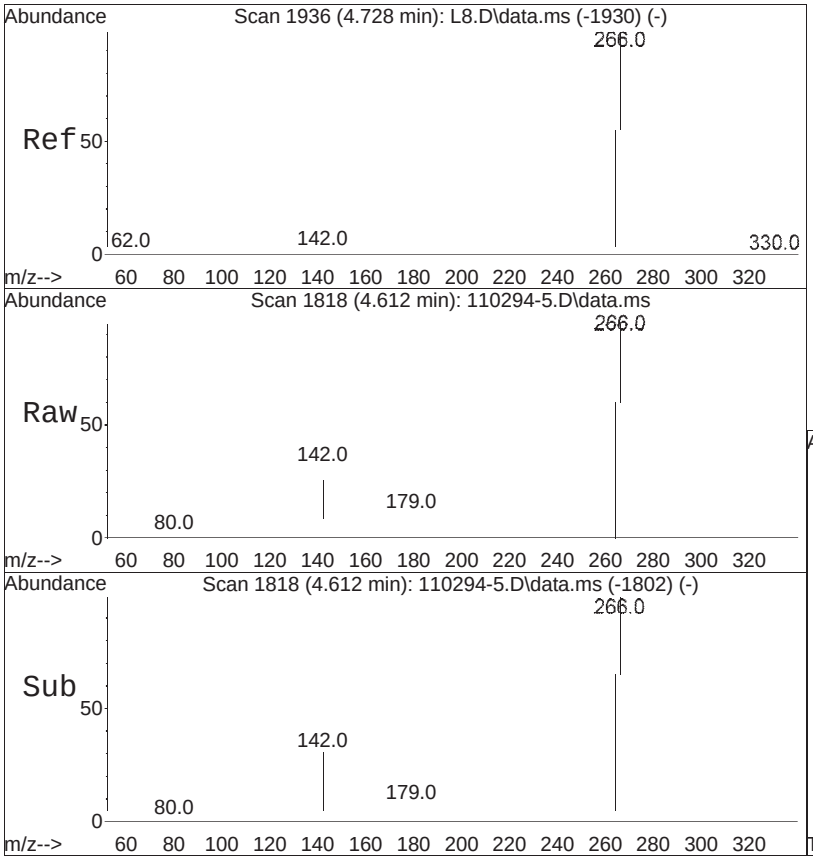


#26
Pentachlorophenol
Concen: 2480.32 ng/ml
RT:  4.612 min  Scan# 1818
Delta R.T.  0.001 min
Lab File:  110294-5.D
Acq: 04 Sep 2025  06:35 pm

Tgt Ion:266 Resp:  76607

| Ion | Ratio | Lower | Upper |
|---|---|---|---|
| 266 | 100 | | |
| 264 | 63.5 | 50.6 | 76.0 |

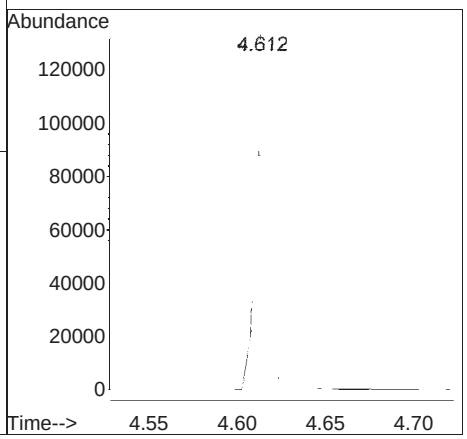

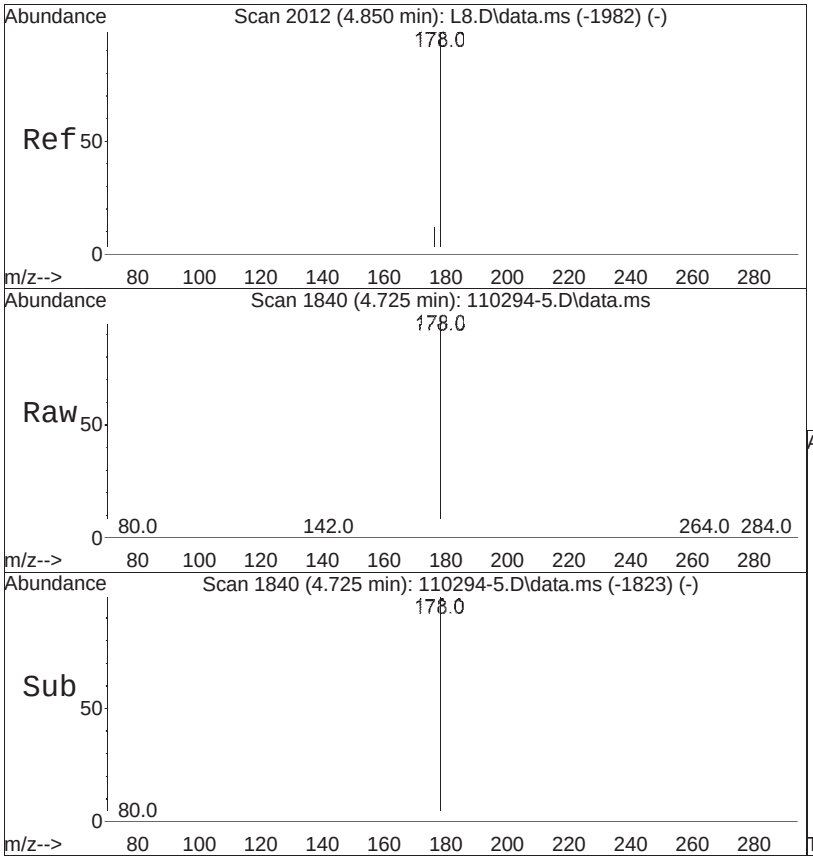


#27
Phenanthrene
Concen: 1608.74 ng/ml
RT:  4.725 min  Scan# 1840
Delta R.T.  0.006 min
Lab File:  110294-5.D
Acq: 04 Sep 2025  06:35 pm

Tgt Ion:178 Resp:  461747

| Ion | Ratio | Lower | Upper |
|---|---|---|---|
| 178 | 100 | | |
| 179 | 15.7 | 12.4 | 18.6 |

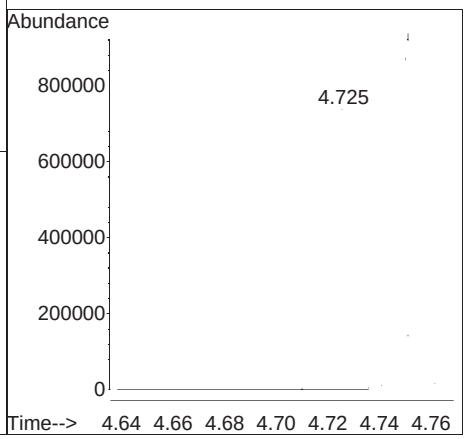

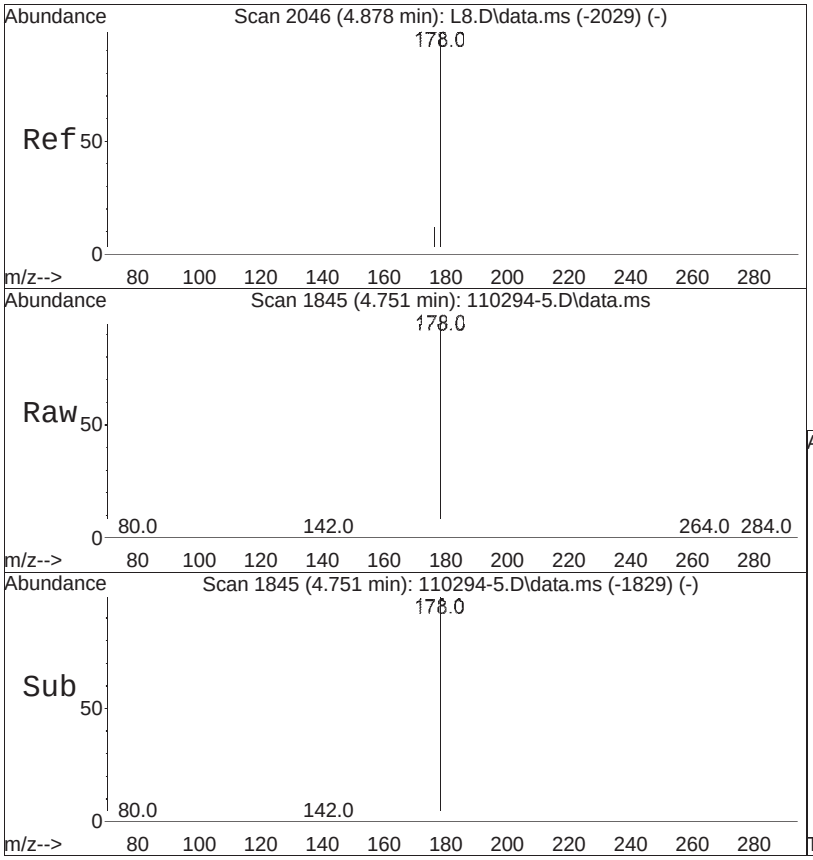


#28
Anthracene
Concen: 1646.31 ng/ml
RT:  4.751 min  Scan# 1845
Delta R.T.  0.001 min
Lab File:  110294-5.D
Acq: 04 Sep 2025  06:35 pm

Tgt Ion:178 Resp:  477179

| Ion | Ratio | Lower | Upper |
|---|---|---|---|
| 178 | 100 | | |
| 179 | 15.4 | 12.2 | 18.2 |

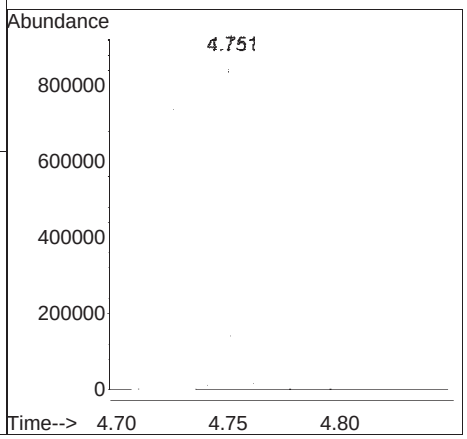

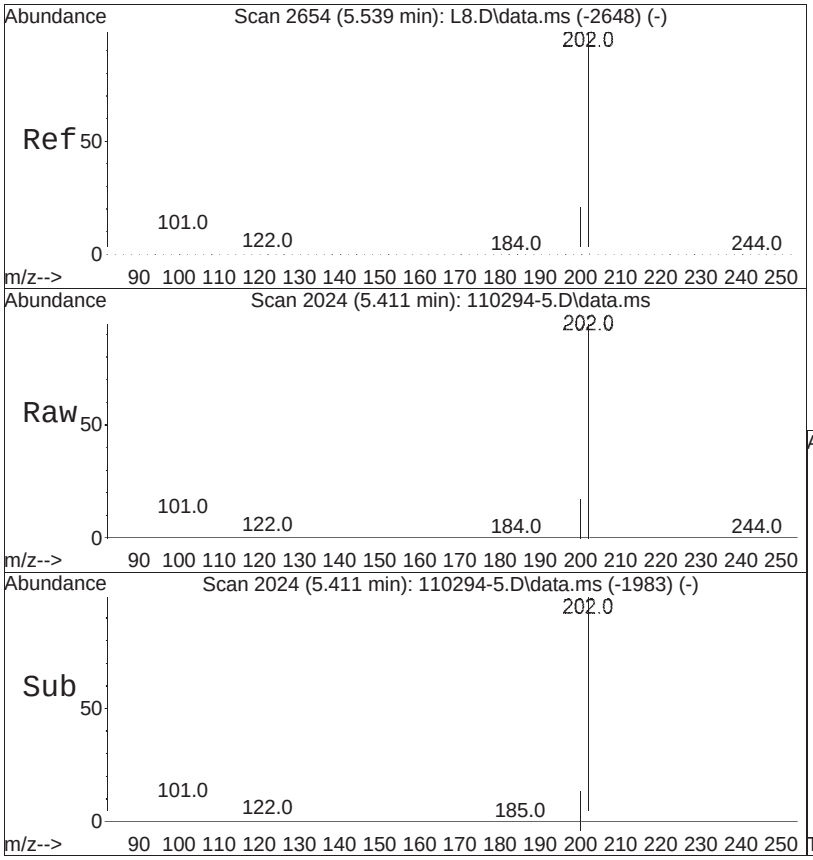


#29
Fluoranthene
Concen: 1631.73 ng/ml
RT:  5.411 min  Scan# 2024
Delta R.T.  -0.008 min
Lab File:  110294-5.D
Acq: 04 Sep 2025  06:35 pm

Tgt Ion:202 Resp:  616890

| Ion | Ratio | Lower | Upper |
|---|---|---|---|
| 202 | 100 | | |
| 101 | 9.5 | 7.5 | 11.3 |

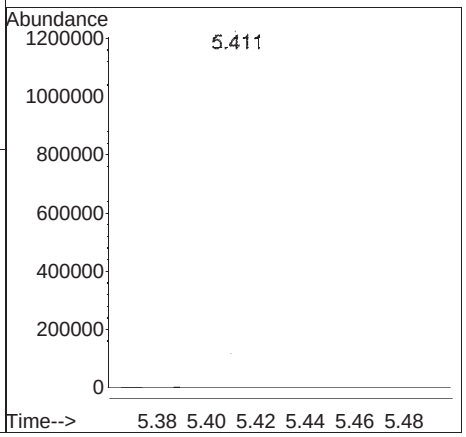

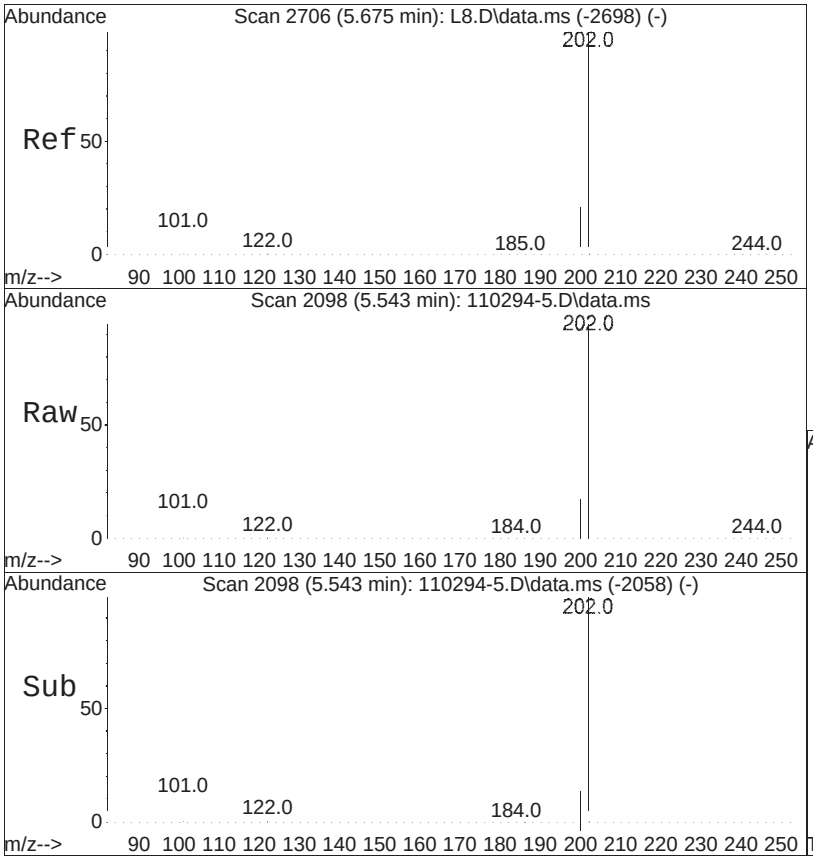


#30
Pyrene
Concen: 1598.45 ng/ml
RT:  5.543 min  Scan# 2098
Delta R.T.  -0.009 min
Lab File:  110294-5.D
Acq: 04 Sep 2025  06:35 pm

Tgt Ion:202 Resp:  635942

| Ion | Ratio | Lower | Upper |
|---|---|---|---|
| 202 | 100 | | |
| 200 | 21.1 | 17.0 | 25.4 |

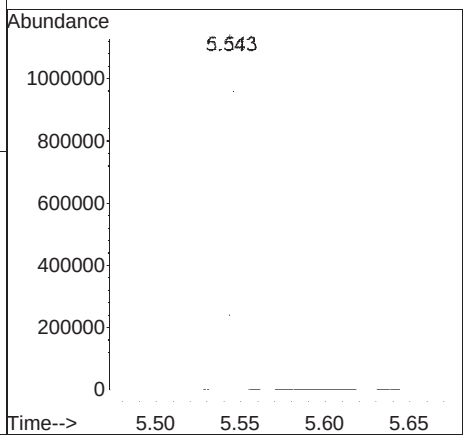

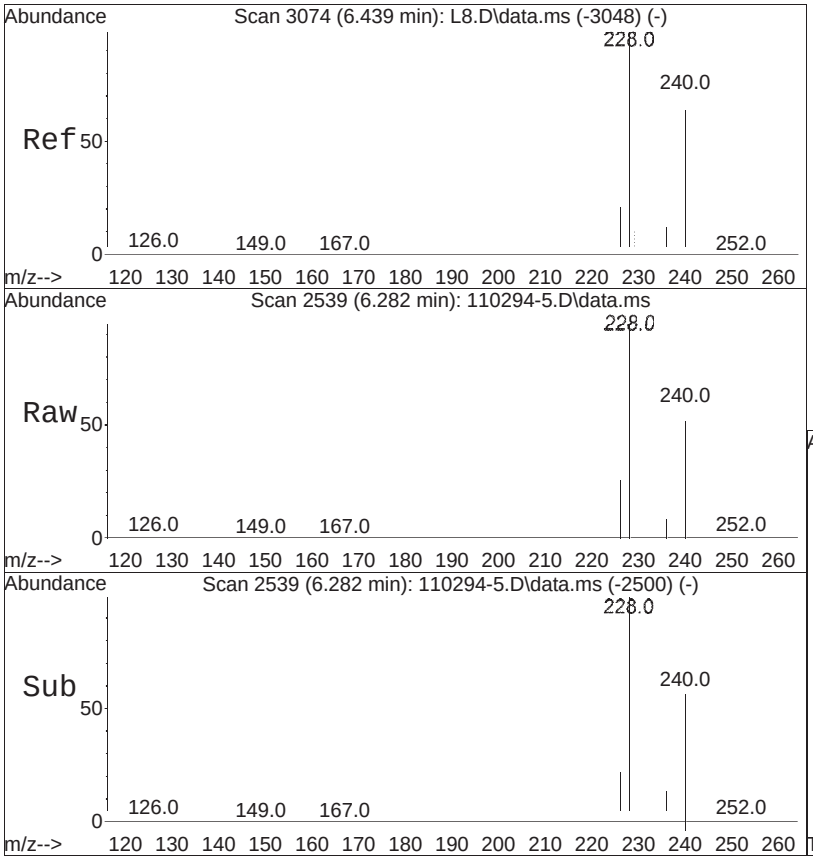


#34
Benzo[a]anthracene
Concen: 1842.79 ng/ml
RT:  6.282 min  Scan# 2539
Delta R.T.  -0.026 min
Lab File:  110294-5.D
Acq: 04 Sep 2025  06:35 pm

Tgt Ion:228 Resp:  626798

| Ion | Ratio | Lower | Upper |
|---|---|---|---|
| 228 | 100 | | |
| 229 | 19.7 | 15.8 | 23.6 |

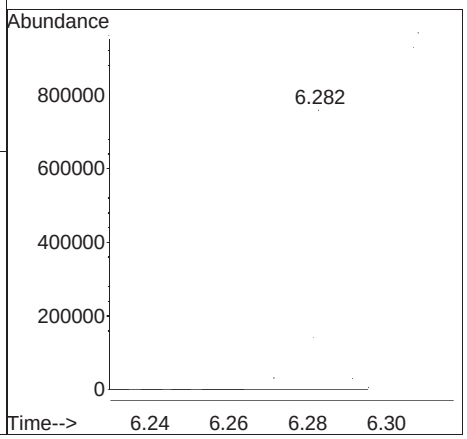

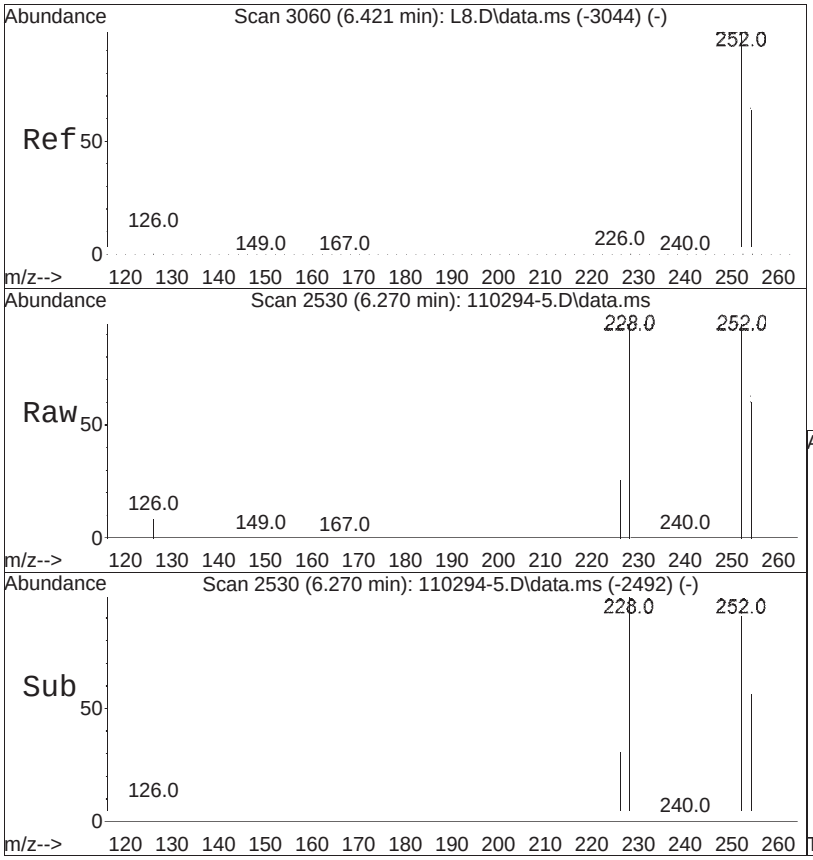


#35
3,3'-Dichlorobenzidine
Concen: 557.01 ng/ml
RT: 6.270 min Scan# 2530
Delta R.T. -0.027 min
Lab File: 110294-5.D
Acq: 04 Sep 2025 06:35 pm

Tgt Ion:252 Resp: 74553

| Ion | Ratio | Lower | Upper |
|---|---|---|---|
| 252 | 100 | | |
| 126 | 9.7 | 7.7 | 11.5 |
| 254 | 64.4 | 51.8 | 77.6 |

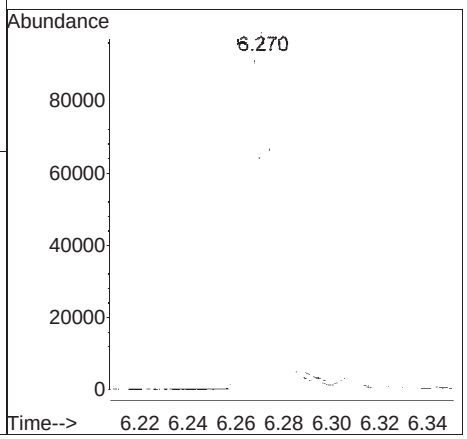

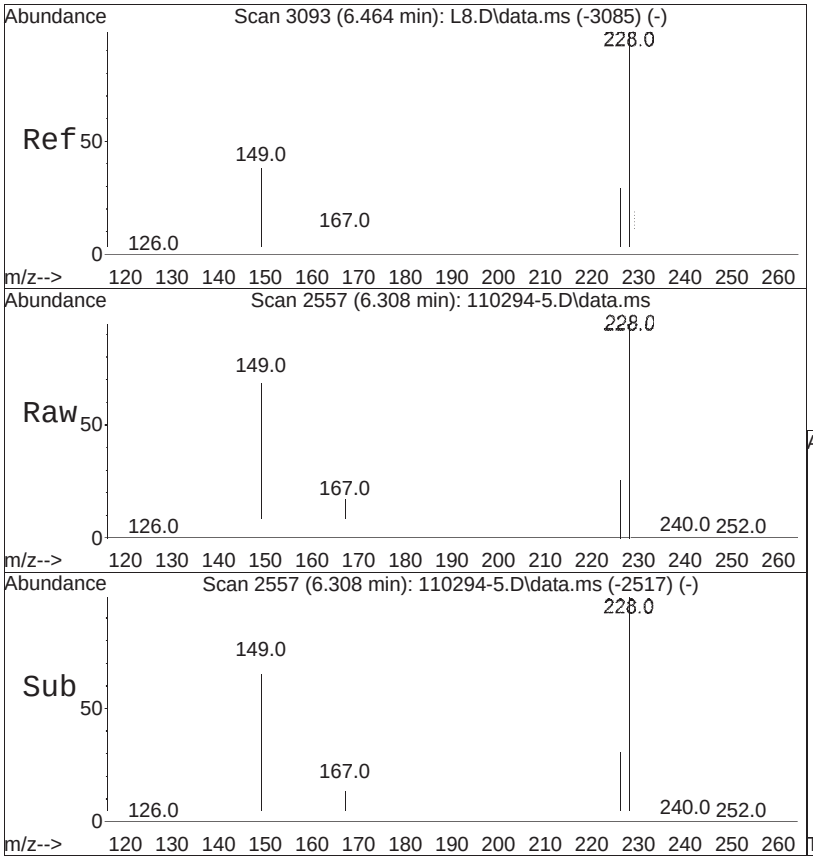


#36
Chrysene
Concen: 1719.61 ng/ml
RT:  6.308 min  Scan# 2557
Delta R.T.  -0.024 min
Lab File:  110294-5.D
Acq: 04 Sep 2025  06:35 pm

Tgt Ion:228 Resp:  562085

| Ion | Ratio | Lower | Upper |
|---|---|---|---|
| 228 | 100 | | |
| 226 | 30.7 | 24.6 | 37.0 |

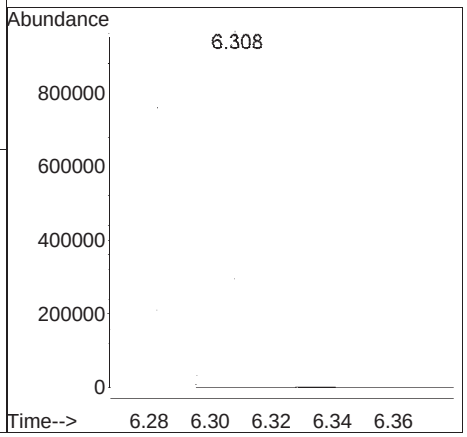

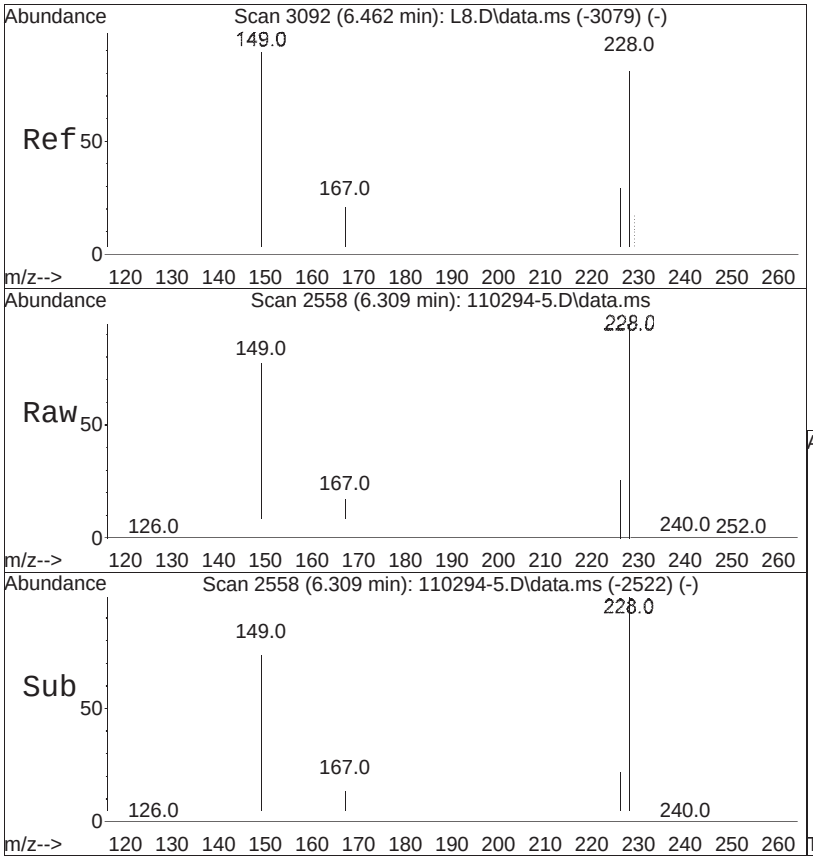


#37
Bis(2-ethylhexyl)phthalate
Concen: 2618.38 ng/ml
RT:  6.309 min  Scan# 2558
Delta R.T.  -0.030 min
Lab File:  110294-5.D
Acq: 04 Sep 2025  06:35 pm

Tgt Ion:149 Resp:  469956

| Ion | Ratio | Lower | Upper |
|---|---|---|---|
| 149 | 100 | | |
| 167 | 24.2 | 19.6 | 29.4 |

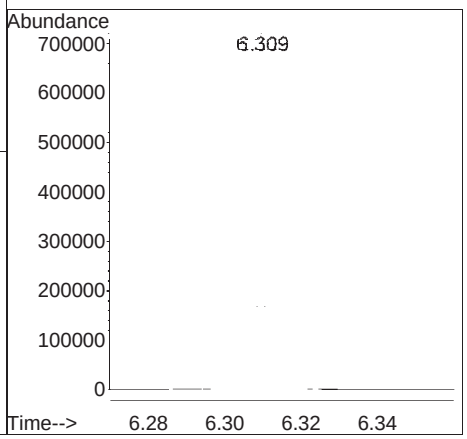

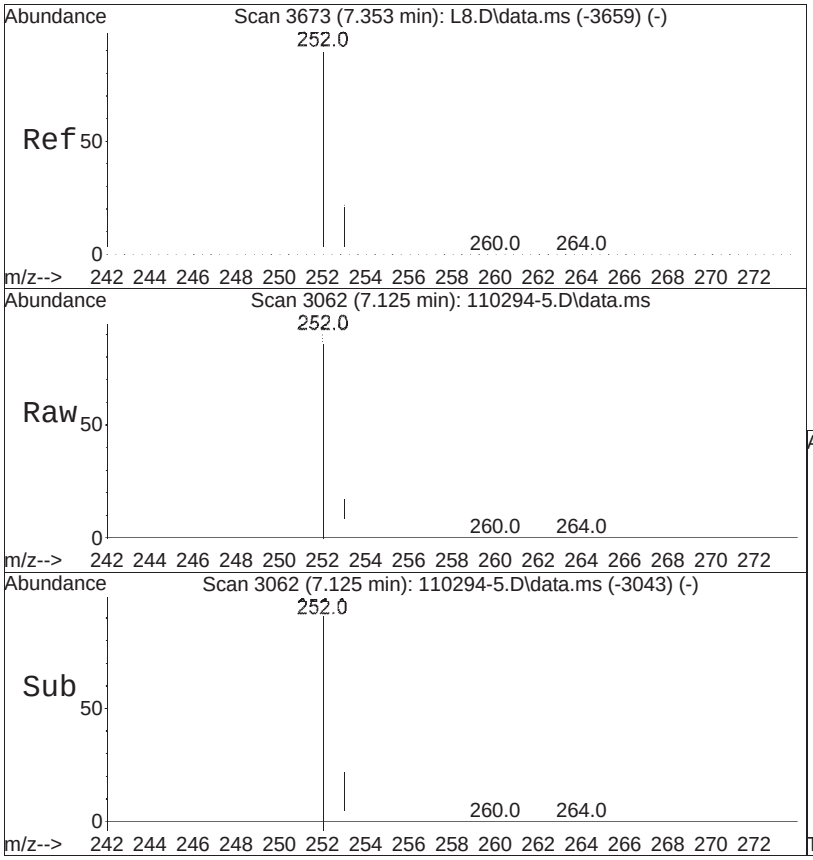


#39
Benzo[b]fluoranthene
Concen: 2202.70 ng/ml
RT: 7.125 min Scan# 3062
Delta R.T. -0.028 min
Lab File: 110294-5.D
Acq: 04 Sep 2025 06:35 pm

Tgt Ion:252 Resp: 589575

| Ion | Ratio | Lower | Upper |
|---|---|---|---|
| 252 | 100 | | |
| 253 | 21.8 | 18.1 | 27.1 |

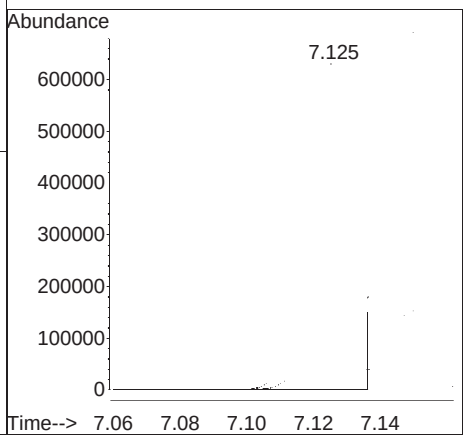

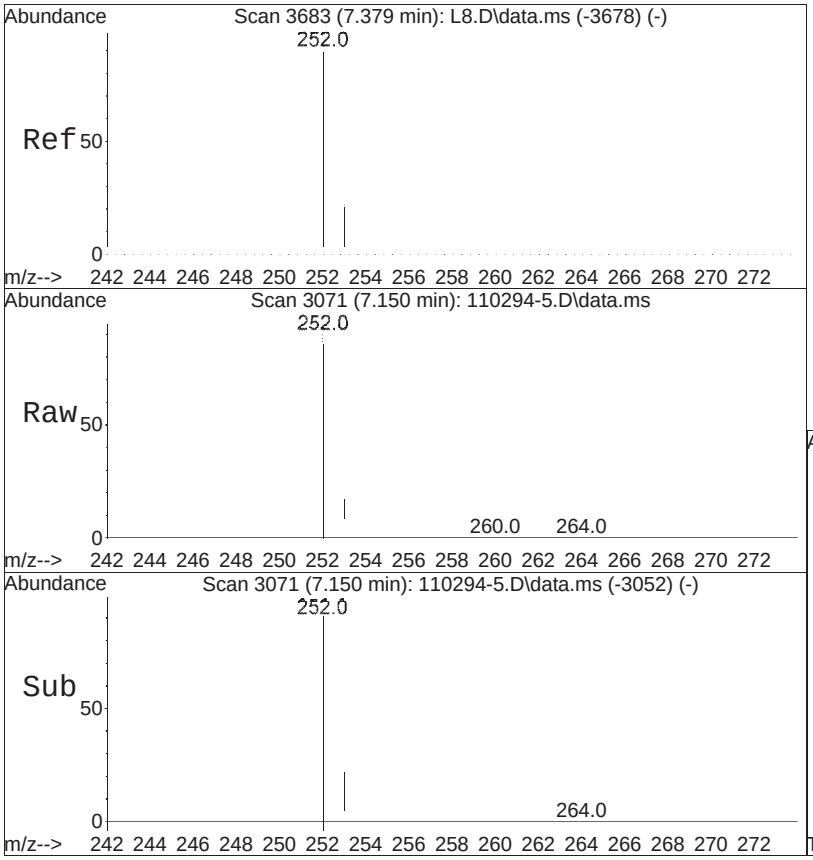


#40
Benzo[k]fluoranthene
Concen: 1800.30 ng/ml
RT:  7.150 min  Scan# 3071
Delta R.T.  -0.028 min
Lab File:  110294-5.D
Acq: 04 Sep 2025  06:35 pm

Tgt Ion:252 Resp:  557303

| Ion | Ratio | Lower | Upper |
|---|---|---|---|
| 252 | 100 | | |
| 253 | 22.0 | 17.0 | 25.4 |

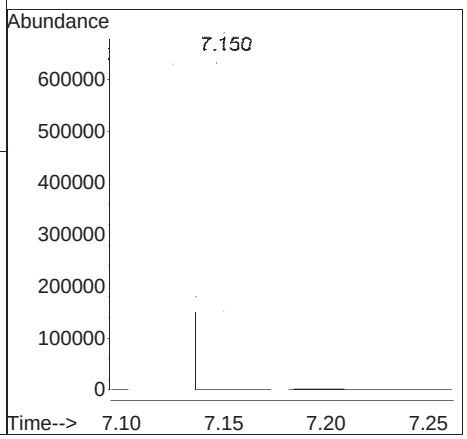

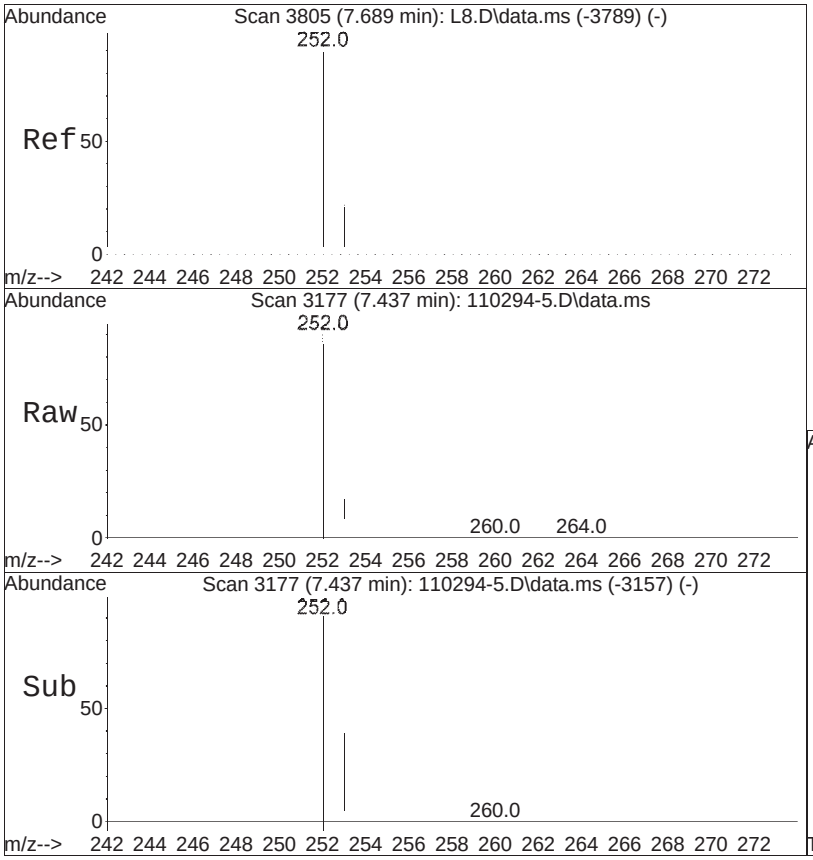


#41
Benzo[a]pyrene
Concen: 2042.82 ng/ml
RT:  7.437 min  Scan# 3177
Delta R.T.  -0.025 min
Lab File:  110294-5.D
Acq: 04 Sep 2025  06:35 pm

Tgt Ion:252 Resp:  519485

| Ion | Ratio | Lower | Upper |
|---|---|---|---|
| 252 | 100 | | |
| 253 | 21.8 | 17.4 | 26.0 |

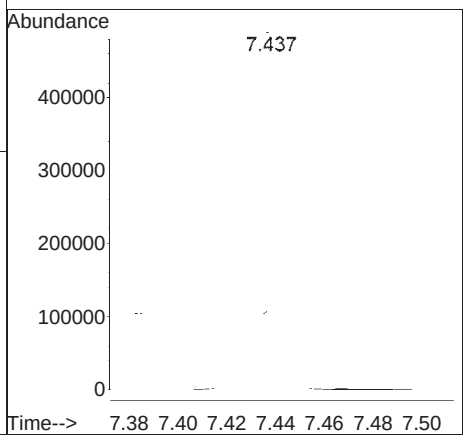




#42
Indeno[1,2,3-cd]pyrene
Concen: 2156.49 ng/ml
RT: 8.717 min Scan# 3674
Delta R.T. -0.025 min
Lab File: 110294-5.D
Acq: 04 Sep 2025 06:35 pm

Tgt Ion:276 Resp: 519594

| Ion | Ratio | Lower | Upper |
|---|---|---|---|
| 276 | 100 | | |
| 138 | 18.5 | 14.4 | 21.6 |

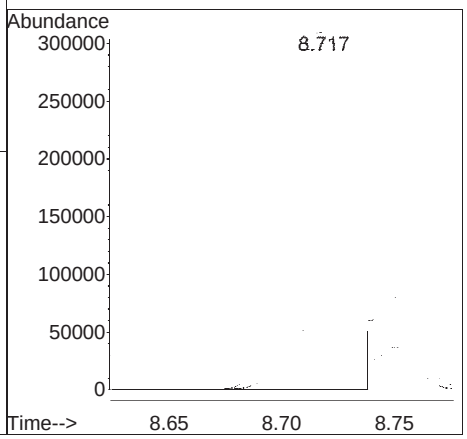

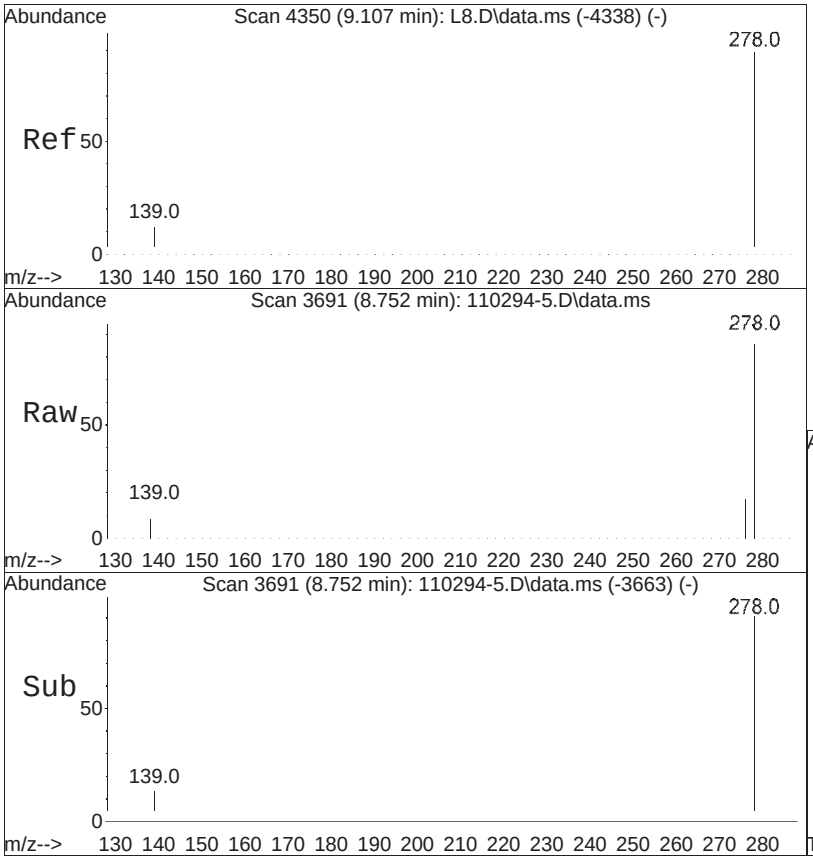


#43
Dibenzo[a,h]anthracene
Concen: 1986.92 ng/ml M6
RT:  8.752 min  Scan# 3691
Delta R.T.  -0.022 min
Lab File:  110294-5.D
Acq: 04 Sep 2025  06:35 pm

Tgt Ion:278 Resp:  476278

| Ion | Ratio | Lower | Upper |
|---|---|---|---|
| 278 | 100 | | |
| 139 | 15.6 | 12.1 | 18.1 |

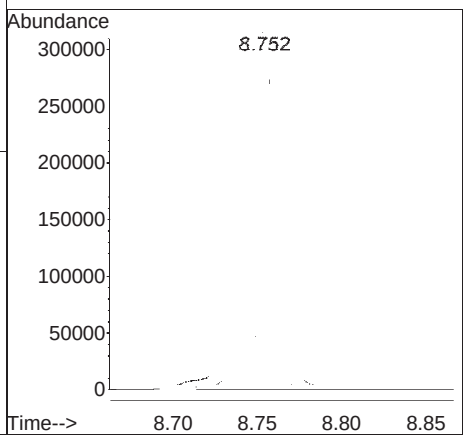

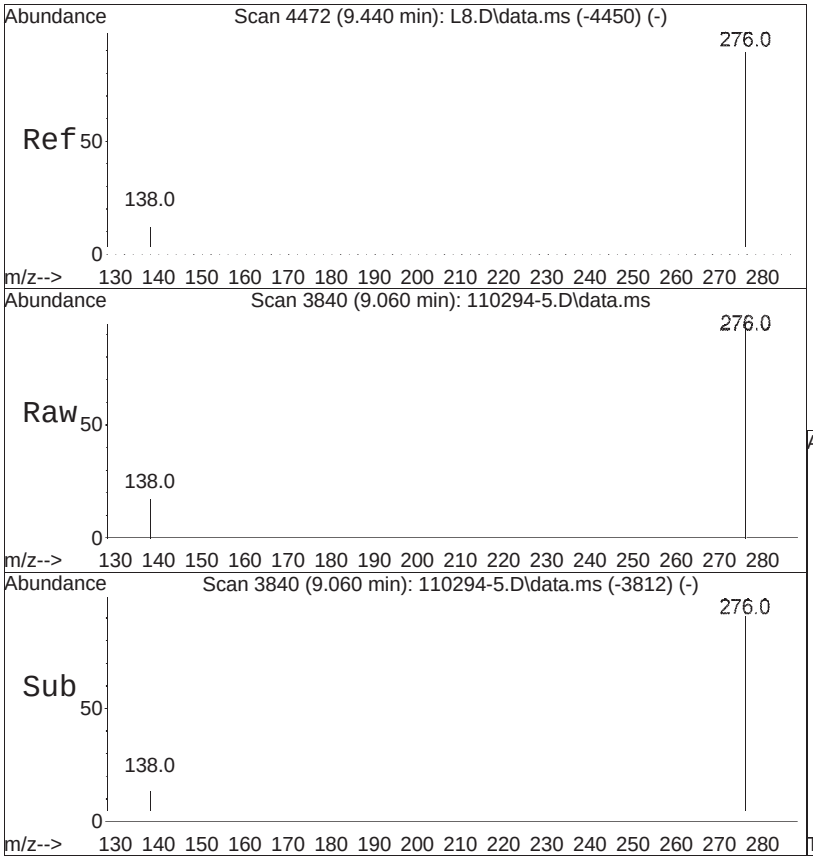


#44
Benzo[g,h,i]perylene
Concen: 2085.48 ng/ml
RT:  9.060 min  Scan# 3840
Delta R.T.  -0.022 min
Lab File:  110294-5.D
Acq: 04 Sep 2025  06:35 pm

Tgt Ion:276 Resp:  492579

| Ion | Ratio | Lower | Upper |
|---|---|---|---|
| 276 | 100 | | |
| 138 | 20.1 | 16.0 | 24.0 |

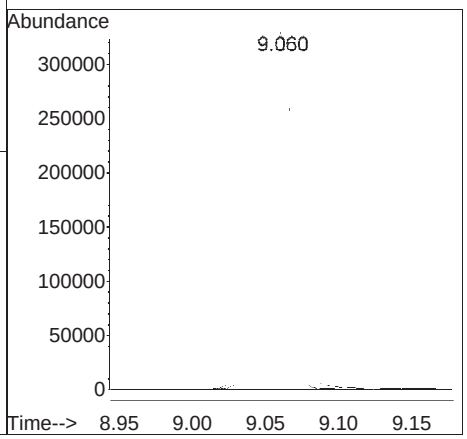

# Manual Integration Report

Data Path : I:\8270SIM\sv119\250904RVT
Data File : 110294-5.D Operator : sv119:jjw
Date Inj'd : 9/4/2025 6:35 pm Instrument : SV119
Sample : WG2110294-5,32,,RE,csn Quant Date : 9/4/2025 6:48 pm

## Compound #2: N-Nitrosodimethylamine

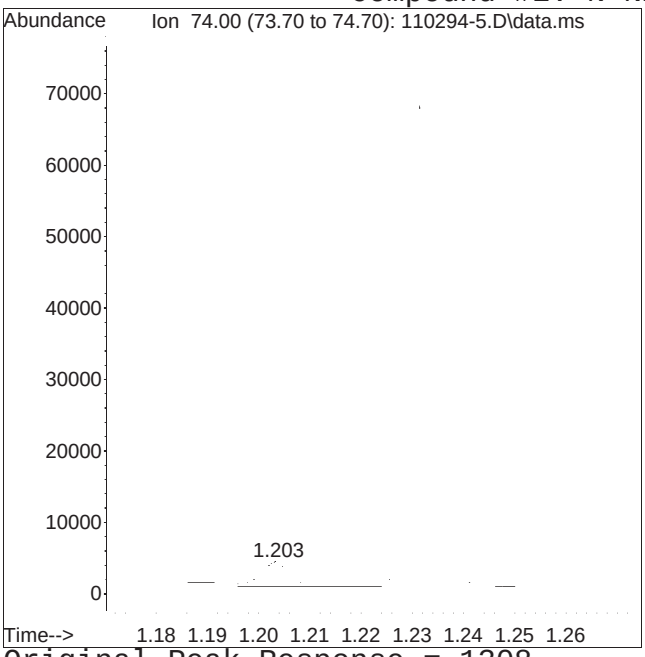


Original Peak Response = 1308

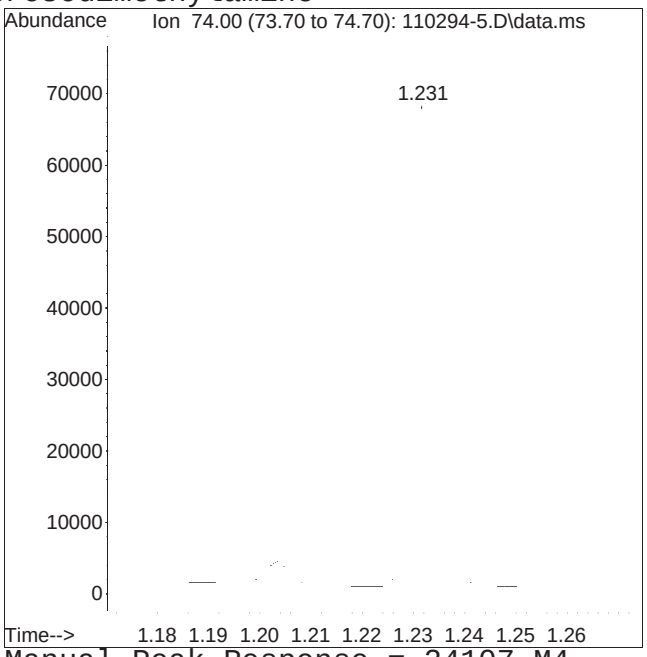


Manual Peak Response = 24107 M4

M4 = Poor automated baseline construction.

Manual Integration Report

Data Path : I:\8270SIM\sv119\250904RVT\
Data File : 110294-5.D
Date Inj'd : 9/4/2025 6:35 pm
Sample : WG2110294-5,32,,RE,csn

QMethod : SIM-RVT_250625_sv119.M
Operator : sv119:jjw
Instrument : SV119
Quant Date : 9/4/2025 6:48 pm

Compound #43: Dibenzo[a,h]anthracene

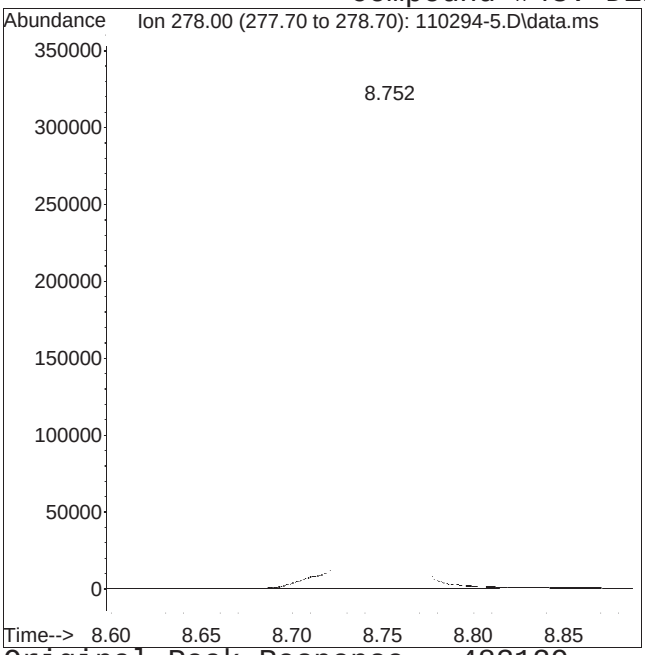


Original Peak Response = 483129

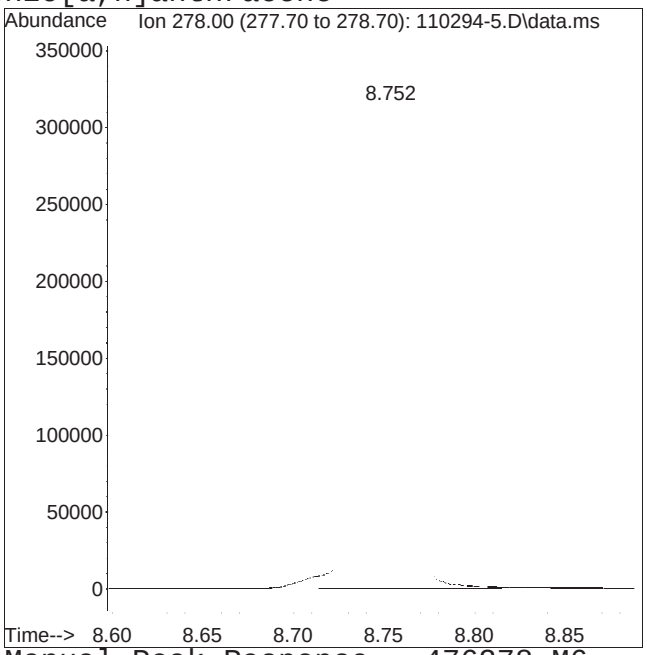


Manual Peak Response = 476278 M6

M6 = Misassignment of peak valley by automated integration (poor split of 2 peaks).

# Calculation of Semi Volatile Organic Compounds

Aqueous Concentration Formula: Amt * DF * 1000 * (1/Vo) * Vf

Where:
DF = Dilution Factor
Vo = Volume of Sample (mL)
Vf = Extraction Lab Final Volume (mL)

Soil Concentration Formula: Amt * DF * 1000 * (1/Wt) * Vf * (100/TS)
Where:
DF = Dilution Factor
Wt = Weight of Sample (g)
Vf = Extraction Lab Final Volume (mL)
TS = Total Solids

PACE ANALYTICAL SERVICES

PACE WORK GROUP REPORT (wk02)

Sep 08 2025, 12:03 pm

Work Group: WG2110294  for Department: 2 Organic Preparation

Created: 03-SEP-25  Due:  Operator: BRH

| Sample | Client ID | C | Product | Matrix | Stat | UA | HOLD | DUE | PR | Location |
|---|---|---|---|---|---|---|---|---|---|---|
| L2554326-01 | TW-2 | C | NYTCL-8270-SIM-RVT | WATER | DONE | U | 0904 | 0905 | 3E | Amber-A.1 |
| L2554326-02 | TW-3 | C | NYTCL-8270-SIM-RVT | WATER | DONE | U | 0904 | 0905 | 3E | Amber-A.1 |
| L2554326-03 | TW-4 | C | NYTCL-8270-SIM-RVT | WATER | DONE | U | 0904 | 0905 | 3E | Amber-A.1 |
| L2554627-07 | TRC-GW-01 | C | NYTCL-8270-SIM-RVT | WATER | DONE | U | 0905 | 0915 | S0 | Amber-A.1 |
| L2554627-08 | TRC-GW-02 | C | NYTCL-8270-SIM-RVT | WATER | DONE | U | 0905 | 0915 | S0 | Amber-A.1 |
| L2554627-09 | TRC-GW-03 | C | NYTCL-8270-SIM-RVT | WATER | DONE | U | 0905 | 0915 | S0 | Amber-A.1 |
| L2554627-10 | TRC-GW-04 | C | NYTCL-8270-SIM-RVT | WATER | DONE | U | 0905 | 0915 | S0 | Amber-A.1 |
| L2554627-12 | TRC-GW-DUP | C | NYTCL-8270-SIM-RVT | WATER | DONE | U | 0905 | 0915 | S0 | Amber-A.1 |
| L2554683-01 | TW-5 | C | NYTCL-8270-SIM-RVT | WATER | DONE | U | 0905 | 0908 | 3E | Amber-A.1 |
| L2554683-02 | TW-6 | C | NYTCL-8270-SIM-RVT | WATER | DONE | U | 0905 | 0908 | 3E | Amber-A.1 |
| L2554683-04 | EQUIPMENT BLANK-082925 | C | NYTCL-8270-SIM-RVT | WATER | DONE | U | 0905 | 0908 | 3E | Amber-A.1 |
| L2554900-01 | 25TMW-1 | C | NYTCL-8270-SIM-RVT | WATER | DONE | U | 0909 | 0911 | 3F | Amber-A.1 |
| L2554900-02 | 25TMW-2 | C | NYTCL-8270-SIM-RVT | WATER | DONE | U | 0909 | 0911 | 3F | Amber-A.1 |
| L2554909-01 | MW-PBCP-17A-08292025 | C | NYTCL-8270-SIM-RVT | WATER | DONE | U | 0905 | 0916 | S0 | Amber-A.1 |
| L2554925-01 | TW-7 | C | NYTCL-8270-SIM-RVT | WATER | DONE | U | 0909 | 0909 | 3E | Amber-A.1 |
| L2554996-01 | MW-11S | C | NYTCL-8270-SIM-RVT | WATER | DONE | U | 0909 | 0911 | S0 | Amber-A.1 |
| L2554996-02 | MW-11D | C | NYTCL-8270-SIM-RVT | WATER | DONE | U | 0909 | 0911 | S0 | Amber-A.1 |
| L2554996-03 | DUP_09022025 | C | NYTCL-8270-SIM-RVT | WATER | DONE | U | 0909 | 0911 | S0 | Amber-A.1 |
| L2554996-04 | EQUIPMENT BLANK_0902025 | C | NYTCL-8270-SIM-RVT | WATER | DONE | U | 0909 | 0911 | S0 | Amber-A.1 |
| WG2110294-1 | Laboratory Method Bl | S | NYTCL-8270-SIM-RVT | WATER | DONE | U | | | | |
| WG2110294-2 | Laboratory Control S | S | NYTCL-8270-SIM-RVT | WATER | DONE | U | | | | |
| WG2110294-3 | LCS Duplicate | S | NYTCL-8270-SIM-RVT | WATER | DONE | U | | | | |
| WG2110294-4 | Matrix Spike | S | NYTCL-8270-SIM-RVT | WATER | DONE | U | | | | |
| WG2110294-5 | Matrix Spike Duplica | S | NYTCL-8270-SIM-RVT | WATER | DONE | U | | | | |

Comments:

| | |
|---|---|
| WG2110294-3 | WG2110294-2 |
| WG2110294-4 | L2554909-01 |
| WG2110294-5 | L2554909-01 |

Analysis log File

Total Files Reported in Log : 13
Log Generated From Directory: I:\8270SIM\sv119\250625RVTical\

| No. | DATA FILE | INJ METH | SAMPLE NAME | MISC | DATE INJ'D |
|---|---|---|---|---|---|
| 1 | TUNE.D | DFTPPRUN.M | TUNE | WG2084288,,ical | 6/25/2025 7:48 pm |
| 2 | L10.D | SIM-RVT.M | IL10,32,,5 Lot# 11697 | WG2084288,,ical | 6/25/2025 8:07 pm |
| 3 | L9.D | SIM-RVT.M | IL9,32,,2.5 Lot# 11699 | WG2084288,,ical | 6/25/2025 8:23 pm |
| 4 | L8.D | SIM-RVT.M | IL8,32,,1 Lot# 11700 | WG2084288,,ical | 6/25/2025 8:40 pm |
| 5 | L7.D | SIM-RVT.M | IL7,32,,0.5 Lot# 11701 | WG2084288,,ical | 6/25/2025 8:57 pm |
| 6 | L6.D | SIM-RVT.M | IL6,32,,0.1 Lot# 11702 | WG2084288,,ical | 6/25/2025 9:14 pm |
| 7 | L5.D | SIM-RVT.M | IL5,32,,0.04 Lot# 11703 | WG2084288,,ical | 6/25/2025 9:31 pm |
| 8 | L4.D | SIM-RVT.M | IL4,32,,0.01 Lot# 11704 | WG2084288,,ical | 6/25/2025 9:48 pm |
| 9 | L3.D | SIM-RVT.M | IL3,32,,0.005 Lot# 1170 | WG2084288,,ical | 6/25/2025 10:04 pm |
| 10 | L2.D | SIM-RVT.M | IL2,32,,0.002 Lot# 1170 | WG2084288,,ical | 6/25/2025 10:24 pm |
| 11 | L1.D | SIM-RVT.M | IL1,32,,0.001 Lot# 1170 | WG2084288,,ical | 6/25/2025 10:41 pm |
| 12 | ICV.D | SIM-RVT.M | CQICV1,32,,1 Lot# 11696 | WG2084288,,ical | 6/25/2025 10:58 pm |
| 13 | instblk.D | SIM-RVT.M | instrument blank | WG2084288 | 6/25/2025 11:15 pm |

Printed: 06/27/25 Page: 1

Dep.: GCMS
Inst: SV119
Date: **09/04/25**
Run:

Method
GC: SIM RVT

Seq: WG2110591
ICAL: 22426

| Vial | Data File | Sample | CCAL/Notes | Screen | Verified | Initials |
|---|---|---|---|---|---|---|
| 48 | deg0904 | wg-1,32,,dftpp SV119 lot# 11857 | | | | |
| 48 | deg0904a | wg-1,32,,dftpp SV119 lot# 11857 | | | | |
| 48 | deg0904b | wg-1,32,,dftpp SV119 lot# 11857 | | | | 09/04 RAP |
| 49 | ccv0904 | wg-3,32,,ICV 11696 (0829e) | | | | |
| 49 | ccv0904a | wg-3,32,,ICV 11696 (0902a) | Full List | | | 09/04 RAP |
| 50 | blank0904 | instrument blank | | | | |
| | | | | | | |
| 1 | 109925-2 | WG2109925-2,32,,RE,csn | | | | 09/04 RAP |
| 2 | 109925-3 | WG2109925-3,32,,RE,csn | | | | 09/04 RAP |
| 3 | 109925-1 | WG2109925-1,32,,RE,csn | | | | 09/04 RAP |
| 4 | 54951-01 | L2554951-01,32,,R1C,RE,csn | | | | 09/04 RAP |
| 5 | 54882-01 | L2554882-01,32,,csn | | | | 09/04 RAP |
| 6 | 55269-01 | L2555269-01,32,,R1C,RE,csn | | | | 09/04 RAP |
| 7 | 55269-02 | L2555269-02,32,,R1C,RE,csn | | | | 09/04 RAP |
| 8 | 847-01d1 | L2554847-01d,32,5,R3B,MIS,csn | 2X more - matrix IS | | | 09/04 RAP |
| 9 | 55269-03 | L2555269-03,32,,R1C,RE,csn | | | | 09/04 RAP |
| 10 | 109275-2 | WG2109275-2,32,,RV,csn | | | | 09/04 RAP |
| 11 | 109275-3 | WG2109275-3,32,,RV,csn | | | | 09/04 RAP |
| 12 | 847-01d2 | L2554847-01d,32,10,R3B,MIS,csn | | | | 09/04 RAP |
| 13 | 54683-02 | L2554683-02,32,,R3E,RV,csn | product changed | | | 09/04 RAP |
| 14 | 478-01d1 | L2554478-01d,32,2,R3E,M,csn | 5X, 10X - surr conf. | | | 09/05 RAP |
| 15 | 54558-02 | L2554558-02,32,,RV,csn | | | | 09/07 JJW |
| 16 | 54558-04 | L2554558-04,32,,RV,csn | | | | 09/07 JJW |
| 17 | 328-03d1 | L2553328-03d,32,5,csn | | | | 09/05 RAP |
| 18 | 110294-2 | WG2110294-2,32,,RE,csn | | | | 09/05 RAP |
| 19 | 110294-3 | WG2110294-3,32,,RE,csn | | | | 09/05 RAP |
| 20 | 110294-1 | WG2110294-1,32,,RE,csn | | | | 09/05 RAP |
| 21 | 54925-01 | L2554925-01,32,,R3E,csn | | | | 09/05 RAP |
| 22 | 54627-07 | L2554627-07,32,,csn | | | | 09/07 JJW |
| 23 | 54627-08 | L2554627-08,32,,csn | | | | 09/07 JJW |
| 24 | 54627-09 | L2554627-09,32,,csn | | | | 09/07 JJW |
| 25 | 54627-10 | L2554627-10,32,,csn | | | | 09/07 JJW |
| 26 | 54627-12 | L2554627-12,32,,csn | | | | 09/07 JJW |
| 27 | 54909-01 | L2554909-01,32,,csn | | | | 09/07 JJW |
| 28 | 54900-01 | L2554900-01,32,,R3F,RE,csn | | | | 09/07 JJW |
| 29 | 54900-02 | L2554900-02,32,,R3F,RE,csn | 2x OCAL | | | 09/07 JJW |
| 30 | 54996-01 | L2554996-01,32,,csn | | | | 09/07 JJW |
| 31 | 54996-02 | L2554996-02,32,,csn | | | | 09/07 JJW |
| 32 | 54996-03 | L2554996-03,32,,csn | | | | 09/07 JJW |
| 33 | 54996-04 | L2554996-04,32,,csn | | | | 09/07 JJW |
| 34 | 110294-4 | WG2110294-4,32,,RE,csn | | | | 09/07 JJW |
| 35 | 110294-5 | WG2110294-5,32,,RE,csn | | | | 09/07 JJW |
| 36 | 110393-2 | WG2110393-2,32,,csn | | | | 09/05 DV |
| 37 | 110393-3 | WG2110393-3,32,,csn | | | | 09/05 DV |
| 38 | 110393-1 | WG2110393-1,32,,csn | | | | 09/05 DV |

Dep.: GCMS
Inst: SV119
Date: **09/04/25**
Run:

Method
GC: SIM RVT

Seq: WG2110591
ICAL: 22426

| Vial | Data File | Sample | CCAL/Notes | Screen | Verified | Initials |
|---|---|---|---|---|---|---|
| 39 | 54913-05 | L2554913-05,32,,csn | | | | 09/05 DV |
| 40 | 39267-52 | L2539267-52,32,,csn | | | csn/SV-RAP | |
| | | | | | | |

# ORGANIC ELN REPORT

**Workgroup:** WG2110294

**Prep Method:** EPA 3510C
**Solvent Type:** DCM **Lot #:** EK611
**Surrogate Type:** ABN **Lot #:** 11819ag,01/30/2026,2r,7,1
**Spike Type:** ABN-SIM **Lot #:** ag,11/30/2025,11818al,02/03/2(
**Spike Verify by:** BRH
**Lims Spikelot:** 8270-RVT

**Additional Reagents/Stds**

| | |
|---|---|
| H2SO4 | A062825 |
| Na2SO4 | 244434 |
| NaOH | 10NNaOH070625 |

**Conc.Method:** Buchi
**Solvent Type:** DCM
**Lot #:** EK611

**Additional Reagents/Stds**

***Cleanup 1***

**Cleanup Method 1:**
**Cleanup Method 2:**
**Solvent Type:** **Lot #:**

**Additional Reagents/Stds**

| Sample/ Type | Extraction: Extract Date | Analyst | Sample Vol ml | Ph | Surr Amt ml | Spike Amt ml | Concentration: Conc Date | Analyst | Final Vol ml | Conc Unit |
|---|---|---|---|---|---|---|---|---|---|---|
| L2554326-01 SAMP | 09/04/25 14:34 | Sydney Meyer | 90 | <2,>12 | .1 | | 09/04/25 15:37 | Victor Kono | 1 | K |
| | **SURR 11819aj,01/30/2026, LIM VOL RCVD FROM CLIENT** | | | | | | | | | |
| L2554326-02 SAMP | 09/04/25 14:34 | Sydney Meyer | 100 | <2,>12 | .1 | | 09/04/25 15:37 | Victor Kono | 1 | K |
| | **SURR 11819aj,01/30/2026** | | | | | | | | | |
| L2554326-03 SAMP | 09/04/25 14:34 | Sydney Meyer | 90 | <2,>12 | .1 | | 09/04/25 15:37 | Victor Kono | 1 | K |
| | **SURR 11819aj,01/30/2026, LIM VOL RCVD FROM CLIENT** | | | | | | | | | |
| L2554627-07 WATER | 09/03/25 17:40 | Brendan Halloran | 100 | <2,>12 | .1 | | 09/03/25 18:22 | Victor Kono | 1 | K |
| L2554627-08 WATER | 09/03/25 17:40 | Brendan Halloran | 100 | <2,>12 | .1 | | 09/03/25 18:22 | Victor Kono | 1 | K |
| L2554627-09 WATER | 09/03/25 17:40 | Brendan Halloran | 100 | <2,>12 | .1 | | 09/03/25 18:22 | Victor Kono | 1 | K |
| L2554627-10 WATER | 09/03/25 17:40 | Brendan Halloran | 100 | <2,>12 | .1 | | 09/03/25 18:22 | Victor Kono | 1 | K |



Reported: 08-SEP-25 12:03 PM

# ORGANIC ELN REPORT

**Workgroup: WG2110294**

| Sample/ Type | Extraction | | | | | | Concentration | | | |
|---|---|---|---|---|---|---|---|---|---|---|
| | Extract Date | Analyst | Sample Vol **ml** | Ph | Surr Amt **ml** | Spike Amt **ml** | Conc Date | Analyst | Final Vol **ml** | Conc Unit |
| L2554627-12 WATER | 09/03/25 17:40 | Brendan Halloran | 100 | <2,>12 | .1 | | 09/03/25 18:22 | Victor Kono | 1 | K |
| L2554683-01 SAMP | 09/04/25 14:34 | Sydney Meyer | 100 | <2,>12 | .1 | | 09/04/25 15:37 | Victor Kono | 1 | K |
| | **SURR 11819aj,01/30/2026** | | | | | | | | | |
| L2554683-02 SAMP | 09/04/25 14:34 | Sydney Meyer | 100 | <2,>12 | .1 | | 09/04/25 15:37 | Victor Kono | 1 | K |
| | **SURR 11819aj,01/30/2026** | | | | | | | | | |
| L2554683-04 SAMP | 09/04/25 14:34 | Sydney Meyer | 100 | <2,>12 | .1 | | 09/04/25 15:37 | Victor Kono | 1 | K |
| | **SURR 11819aj,01/30/2026** | | | | | | | | | |
| L2554900-01 WATER | 09/03/25 20:56 | Francis Mbro-Menyah | 100 | <2,>12 | .1 | | 09/03/25 23:56 | Mary Asare | 1 | K |
| L2554900-02 WATER | 09/03/25 20:56 | Francis Mbro-Menyah | 100 | <2,>12 | .1 | | 09/03/25 23:56 | Mary Asare | 1 | K |
| L2554909-01 SAMP | 09/03/25 17:40 | Brendan Halloran | 100 | <2,>12 | .1 | | 09/03/25 18:22 | Victor Kono | 1 | K |
| L2554925-01 SAMP | 09/03/25 17:40 | Brendan Halloran | 100 | <2,>12 | .1 | | 09/03/25 18:22 | Victor Kono | 1 | K |
| L2554996-01 SAMP | 09/03/25 20:56 | Francis Mbro-Menyah | 100 | <2,>12 | .1 | | 09/03/25 23:56 | Mary Asare | 1 | K |

# ORGANIC ELN REPORT

**Workgroup: WG2110294**

| Sample/ Type | Extraction | | | | | | Concentration | | | |
|---|---|---|---|---|---|---|---|---|---|---|
| | Extract Date | Analyst | Sample Vol ml | Ph | Surr Amt ml | Spike Amt ml | Conc Date | Analyst | Final Vol ml | Conc Unit |
| L2554996-02 SAMP | 09/03/25 20:56 | Francis Mbro-Menyah | 100 | <2,>12 | .1 | | 09/03/25 23:56 | Mary Asare | 1 | K |
| L2554996-03 SAMP | 09/03/25 20:56 | Francis Mbro-Menyah | 100 | <2,>12 | .1 | | 09/03/25 23:56 | Mary Asare | 1 | K |
| L2554996-04 SAMP | 09/03/25 20:56 | Francis Mbro-Menyah | 100 | <2,>12 | .1 | | 09/03/25 23:56 | Mary Asare | 1 | K |
| WG2110294-1 BLANK | 09/03/25 17:40 | Brendan Halloran | 100 | <2,>12 | .1 | | 09/03/25 18:22 | Victor Kono | 1 | K |
| WG2110294-2 LCS | 09/03/25 17:40 | Brendan Halloran | 100 | <2,>12 | .1 | .1 | 09/03/25 18:22 | Victor Kono | 1 | K |
| WG2110294-3 LCSD | 09/03/25 17:40 | Brendan Halloran | 100 | <2,>12 | .1 | .1 | 09/03/25 18:22 | Victor Kono | 1 | K |
| WG2110294-4 MS | 09/03/25 17:40 | Brendan Halloran | 100 | <2,>12 | .1 | .1 | 09/03/25 18:22 | Victor Kono | 1 | K |
| WG2110294-5 MSD | 09/03/25 17:40 | Brendan Halloran | 100 | <2,>12 | .1 | .1 | 09/03/25 18:22 | Victor Kono | 1 | K |

# Metals

# Inorganic Data
# ( ICP Analysis)

# Form 1
# METALS

| | | | |
|---|---|---|---|
| Client | : Roux Env. Eng. & Geology, DPC | Lab Number | : L2554996 |
| Project Name | : CORAM MATERIALS | Project Number | : 2232.0006Y005 |
| Lab ID | : L2554996-01 | Date Collected | : 09/02/25 12:05 |
| Client ID | : MW-11S | Date Received | : 09/02/25 |
| Sample Location | : 416 MILLER PLACE-YAPHANK RD. | Date Analyzed | : 09/10/25 18:27 |
| Sample Matrix | : WATER | Dilution Factor | : 1 |
| Analytical Method | : 19,200.7 | Analyst | : JMF |
| Lab File ID | : WG2112846.pdf | Instrument ID | : TRACE8 |
| Sample Amount | : 50ml | %Solids | : N/A |
| Digestion Method | : EPA 3005A | Date Digested | : 09/04/25 |

| | | mg/l | | | |
|---|---|---|---|---|---|
| CAS NO. | Parameter | Results | RL | MDL | Qualifier |
| 7429-90-5 | Aluminum, Dissolved | ND | 0.100 | 0.0318 | U |
| 7440-36-0 | Antimony, Dissolved | 0.0145 | 0.0500 | 0.0071 | J |
| 7440-38-2 | Arsenic, Dissolved | ND | 0.0050 | 0.0019 | U |
| 7440-39-3 | Barium, Dissolved | 0.0439 | 0.0100 | 0.0021 | |
| 7440-41-7 | Beryllium, Dissolved | ND | 0.0050 | 0.0009 | U |
| 7440-43-9 | Cadmium, Dissolved | ND | 0.0050 | 0.0010 | U |
| 7440-70-2 | Calcium, Dissolved | 50.4 | 0.100 | 0.0350 | |
| 7440-47-3 | Chromium, Dissolved | ND | 0.0100 | 0.0021 | U |
| 7440-48-4 | Cobalt, Dissolved | ND | 0.0200 | 0.0017 | U |
| 7440-50-8 | Copper, Dissolved | 0.0023 | 0.0100 | 0.0022 | J |
| 7439-89-6 | Iron, Dissolved | 0.0174 | 0.0500 | 0.0090 | J |
| 7439-92-1 | Lead, Dissolved | ND | 0.0100 | 0.0027 | U |
| 7439-95-4 | Magnesium, Dissolved | 7.17 | 0.100 | 0.0153 | |
| 7439-96-5 | Manganese, Dissolved | ND | 0.0100 | 0.0016 | U |
| 7440-02-0 | Nickel, Dissolved | ND | 0.0250 | 0.0024 | U |
| 7440-09-7 | Potassium, Dissolved | 1.23 | 2.50 | 0.237 | J |
| 7782-49-2 | Selenium, Dissolved | 0.0035 | 0.0100 | 0.0035 | J |
| 7440-22-4 | Silver, Dissolved | ND | 0.0070 | 0.0028 | U |
| 7440-23-5 | Sodium, Dissolved | 4.76 | 2.00 | 0.120 | |
| 7440-28-0 | Thallium, Dissolved | ND | 0.0200 | 0.0025 | U |
| 7440-62-2 | Vanadium, Dissolved | ND | 0.0100 | 0.0020 | U |
| 7440-66-6 | Zinc, Dissolved | 0.0026 | 0.0050 | 0.0021 | J |

# Form 1
# METALS

| | | | |
|---|---|---|---|
| Client | : Roux Env. Eng. & Geology, DPC | Lab Number | : L2554996 |
| Project Name | : CORAM MATERIALS | Project Number | : 2232.0006Y005 |
| Lab ID | : L2554996-02 | Date Collected | : 09/02/25 12:33 |
| Client ID | : MW-11D | Date Received | : 09/02/25 |
| Sample Location | : 416 MILLER PLACE-YAPHANK RD. | Date Analyzed | : 09/10/25 18:45 |
| Sample Matrix | : WATER | Dilution Factor | : 1 |
| Analytical Method | : 19,200.7 | Analyst | : JMF |
| Lab File ID | : WG2112846.pdf | Instrument ID | : TRACE8 |
| Sample Amount | : 50ml | %Solids | : N/A |
| Digestion Method | : EPA 3005A | Date Digested | : 09/04/25 |

| | | mg/l | | | |
|---|---|---|---|---|---|
| CAS NO. | Parameter | Results | RL | MDL | Qualifier |
| 7429-90-5 | Aluminum, Dissolved | ND | 0.100 | 0.0318 | U |
| 7440-36-0 | Antimony, Dissolved | ND | 0.0500 | 0.0071 | U |
| 7440-38-2 | Arsenic, Dissolved | ND | 0.0050 | 0.0019 | U |
| 7440-39-3 | Barium, Dissolved | 0.0267 | 0.0100 | 0.0021 | |
| 7440-41-7 | Beryllium, Dissolved | ND | 0.0050 | 0.0009 | U |
| 7440-43-9 | Cadmium, Dissolved | ND | 0.0050 | 0.0010 | U |
| 7440-70-2 | Calcium, Dissolved | 16.1 | 0.100 | 0.0350 | |
| 7440-47-3 | Chromium, Dissolved | ND | 0.0100 | 0.0021 | U |
| 7440-48-4 | Cobalt, Dissolved | ND | 0.0200 | 0.0017 | U |
| 7440-50-8 | Copper, Dissolved | ND | 0.0100 | 0.0022 | U |
| 7439-89-6 | Iron, Dissolved | 2.99 | 0.0500 | 0.0090 | |
| 7439-92-1 | Lead, Dissolved | ND | 0.0100 | 0.0027 | U |
| 7439-95-4 | Magnesium, Dissolved | 5.78 | 0.100 | 0.0153 | |
| 7439-96-5 | Manganese, Dissolved | 0.0613 | 0.0100 | 0.0016 | |
| 7440-02-0 | Nickel, Dissolved | ND | 0.0250 | 0.0024 | U |
| 7440-09-7 | Potassium, Dissolved | 0.916 | 2.50 | 0.237 | J |
| 7782-49-2 | Selenium, Dissolved | ND | 0.0100 | 0.0035 | U |
| 7440-22-4 | Silver, Dissolved | ND | 0.0070 | 0.0028 | U |
| 7440-23-5 | Sodium, Dissolved | 7.72 | 2.00 | 0.120 | |
| 7440-28-0 | Thallium, Dissolved | ND | 0.0200 | 0.0025 | U |
| 7440-62-2 | Vanadium, Dissolved | ND | 0.0100 | 0.0020 | U |
| 7440-66-6 | Zinc, Dissolved | ND | 0.0050 | 0.0021 | U |

# Form 1
# METALS

| | | | |
|---|---|---|---|
| Client | : Roux Env. Eng. & Geology, DPC | Lab Number | : L2554996 |
| Project Name | : CORAM MATERIALS | Project Number | : 2232.0006Y005 |
| Lab ID | : L2554996-03 | Date Collected | : 09/02/25 12:00 |
| Client ID | : DUP_09022025 | Date Received | : 09/02/25 |
| Sample Location | : 416 MILLER PLACE-YAPHANK RD. | Date Analyzed | : 09/10/25 19:27 |
| Sample Matrix | : WATER | Dilution Factor | : 1 |
| Analytical Method | : 19,200.7 | Analyst | : JMF |
| Lab File ID | : WG2112846.pdf | Instrument ID | : TRACE8 |
| Sample Amount | : 50ml | %Solids | : N/A |
| Digestion Method | : EPA 3005A | Date Digested | : 09/04/25 |

| | | mg/l | | | |
|---|---|---|---|---|---|
| CAS NO. | Parameter | Results | RL | MDL | Qualifier |
| 7429-90-5 | Aluminum, Dissolved | ND | 0.100 | 0.0318 | U |
| 7440-36-0 | Antimony, Dissolved | ND | 0.0500 | 0.0071 | U |
| 7440-38-2 | Arsenic, Dissolved | ND | 0.0050 | 0.0019 | U |
| 7440-39-3 | Barium, Dissolved | 0.0272 | 0.0100 | 0.0021 | |
| 7440-41-7 | Beryllium, Dissolved | ND | 0.0050 | 0.0009 | U |
| 7440-43-9 | Cadmium, Dissolved | ND | 0.0050 | 0.0010 | U |
| 7440-70-2 | Calcium, Dissolved | 16.3 | 0.100 | 0.0350 | |
| 7440-47-3 | Chromium, Dissolved | 0.0099 | 0.0100 | 0.0021 | J |
| 7440-48-4 | Cobalt, Dissolved | ND | 0.0200 | 0.0017 | U |
| 7440-50-8 | Copper, Dissolved | ND | 0.0100 | 0.0022 | U |
| 7439-89-6 | Iron, Dissolved | 3.10 | 0.0500 | 0.0090 | |
| 7439-92-1 | Lead, Dissolved | ND | 0.0100 | 0.0027 | U |
| 7439-95-4 | Magnesium, Dissolved | 5.82 | 0.100 | 0.0153 | |
| 7439-96-5 | Manganese, Dissolved | 0.0630 | 0.0100 | 0.0016 | |
| 7440-02-0 | Nickel, Dissolved | ND | 0.0250 | 0.0024 | U |
| 7440-09-7 | Potassium, Dissolved | 0.926 | 2.50 | 0.237 | J |
| 7782-49-2 | Selenium, Dissolved | ND | 0.0100 | 0.0035 | U |
| 7440-22-4 | Silver, Dissolved | ND | 0.0070 | 0.0028 | U |
| 7440-23-5 | Sodium, Dissolved | 7.81 | 2.00 | 0.120 | |
| 7440-28-0 | Thallium, Dissolved | ND | 0.0200 | 0.0025 | U |
| 7440-62-2 | Vanadium, Dissolved | ND | 0.0100 | 0.0020 | U |
| 7440-66-6 | Zinc, Dissolved | ND | 0.0050 | 0.0021 | U |

# Form 1
# METALS

| | | | |
|---|---|---|---|
| Client | : Roux Env. Eng. & Geology, DPC | Lab Number | : L2554996 |
| Project Name | : CORAM MATERIALS | Project Number | : 2232.0006Y005 |
| Lab ID | : L2554996-04 | Date Collected | : 09/02/25 14:00 |
| Client ID | : EQUIPMENT BLANK_0902025 | Date Received | : 09/02/25 |
| Sample Location | : 416 MILLER PLACE-YAPHANK RD. | Date Analyzed | : 09/10/25 19:06 |
| Sample Matrix | : Equipment Blank | Dilution Factor | : 1 |
| Analytical Method | : 19,200.7 | Analyst | : JMF |
| Lab File ID | : WG2112846.pdf | Instrument ID | : TRACE8 |
| Sample Amount | : 50ml | %Solids | : N/A |
| Digestion Method | : EPA 3005A | Date Digested | : 09/04/25 |

| | | mg/l | | | |
|---|---|---|---|---|---|
| CAS NO. | Parameter | Results | RL | MDL | Qualifier |
| 7429-90-5 | Aluminum, Dissolved | ND | 0.100 | 0.0318 | U |
| 7440-36-0 | Antimony, Dissolved | ND | 0.0500 | 0.0071 | U |
| 7440-38-2 | Arsenic, Dissolved | ND | 0.0050 | 0.0019 | U |
| 7440-39-3 | Barium, Dissolved | ND | 0.0100 | 0.0021 | U |
| 7440-41-7 | Beryllium, Dissolved | ND | 0.0050 | 0.0009 | U |
| 7440-43-9 | Cadmium, Dissolved | ND | 0.0050 | 0.0010 | U |
| 7440-70-2 | Calcium, Dissolved | ND | 0.100 | 0.0350 | U |
| 7440-47-3 | Chromium, Dissolved | ND | 0.0100 | 0.0021 | U |
| 7440-48-4 | Cobalt, Dissolved | ND | 0.0200 | 0.0017 | U |
| 7440-50-8 | Copper, Dissolved | ND | 0.0100 | 0.0022 | U |
| 7439-89-6 | Iron, Dissolved | ND | 0.0500 | 0.0090 | U |
| 7439-92-1 | Lead, Dissolved | ND | 0.0100 | 0.0027 | U |
| 7439-95-4 | Magnesium, Dissolved | ND | 0.100 | 0.0153 | U |
| 7439-96-5 | Manganese, Dissolved | ND | 0.0100 | 0.0016 | U |
| 7440-02-0 | Nickel, Dissolved | ND | 0.0250 | 0.0024 | U |
| 7440-09-7 | Potassium, Dissolved | ND | 2.50 | 0.237 | U |
| 7782-49-2 | Selenium, Dissolved | ND | 0.0100 | 0.0035 | U |
| 7440-22-4 | Silver, Dissolved | ND | 0.0070 | 0.0028 | U |
| 7440-23-5 | Sodium, Dissolved | ND | 2.00 | 0.120 | U |
| 7440-28-0 | Thallium, Dissolved | ND | 0.0200 | 0.0025 | U |
| 7440-62-2 | Vanadium, Dissolved | ND | 0.0100 | 0.0020 | U |
| 7440-66-6 | Zinc, Dissolved | ND | 0.0050 | 0.0021 | U |

# Form 1
# METALS

| | | | |
|---|---|---|---|
| Client | : Roux Env. Eng. & Geology, DPC | Lab Number | : L2554996 |
| Project Name | : CORAM MATERIALS | Project Number | : 2232.0006Y005 |
| Lab ID | : WG2110450-1 | Date Collected | : NA |
| Client ID | : WG2110450-1BLANK | Date Received | : NA |
| Sample Location | : | Date Analyzed | : 09/10/25 18:20 |
| Sample Matrix | : WATER | Dilution Factor | : 1 |
| Analytical Method | : 19,200.7 | Analyst | : JMF |
| Lab File ID | : WG2112846.pdf | Instrument ID | : TRACE8 |
| Sample Amount | : 50ml | %Solids | : N/A |
| Digestion Method | : EPA 3005A | Date Digested | : 09/04/25 |

| | | mg/l | | | |
|---|---|---|---|---|---|
| CAS NO. | Parameter | Results | RL | MDL | Qualifier |
| 7429-90-5 | Aluminum, Dissolved | ND | 0.100 | 0.0318 | U |
| 7440-36-0 | Antimony, Dissolved | ND | 0.0500 | 0.0071 | U |
| 7440-38-2 | Arsenic, Dissolved | ND | 0.0050 | 0.0019 | U |
| 7440-39-3 | Barium, Dissolved | ND | 0.0100 | 0.0021 | U |
| 7440-41-7 | Beryllium, Dissolved | ND | 0.0050 | 0.0009 | U |
| 7440-43-9 | Cadmium, Dissolved | ND | 0.0050 | 0.0010 | U |
| 7440-70-2 | Calcium, Dissolved | ND | 0.100 | 0.0350 | U |
| 7440-47-3 | Chromium, Dissolved | ND | 0.0100 | 0.0021 | U |
| 7440-48-4 | Cobalt, Dissolved | ND | 0.0200 | 0.0017 | U |
| 7440-50-8 | Copper, Dissolved | ND | 0.0100 | 0.0022 | U |
| 7439-89-6 | Iron, Dissolved | 0.0096 | 0.0500 | 0.0090 | J |
| 7439-92-1 | Lead, Dissolved | ND | 0.0100 | 0.0027 | U |
| 7439-95-4 | Magnesium, Dissolved | ND | 0.100 | 0.0153 | U |
| 7439-96-5 | Manganese, Dissolved | ND | 0.0100 | 0.0016 | U |
| 7440-02-0 | Nickel, Dissolved | ND | 0.0250 | 0.0024 | U |
| 7440-09-7 | Potassium, Dissolved | ND | 2.50 | 0.237 | U |
| 7782-49-2 | Selenium, Dissolved | ND | 0.0100 | 0.0035 | U |
| 7440-22-4 | Silver, Dissolved | ND | 0.0070 | 0.0028 | U |
| 7440-23-5 | Sodium, Dissolved | ND | 2.00 | 0.120 | U |
| 7440-28-0 | Thallium, Dissolved | ND | 0.0200 | 0.0025 | U |
| 7440-62-2 | Vanadium, Dissolved | ND | 0.0100 | 0.0020 | U |
| 7440-66-6 | Zinc, Dissolved | ND | 0.0050 | 0.0021 | U |

# Form 1
# METALS

| | | | |
|---|---|---|---|
| Client | : Roux Env. Eng. & Geology, DPC | Lab Number | : L2554996 |
| Project Name | : CORAM MATERIALS | Project Number | : 2232.0006Y005 |
| Lab ID | : WG2110450-4 | Date Collected | : 09/02/25 12:05 |
| Client ID | : MW-11SDUP | Date Received | : 09/02/25 |
| Sample Location | : | Date Analyzed | : 09/10/25 18:34 |
| Sample Matrix | : WATER | Dilution Factor | : 1 |
| Analytical Method | : 19,200.7 | Analyst | : JMF |
| Lab File ID | : WG2112846.pdf | Instrument ID | : TRACE8 |
| Sample Amount | : 50ml | %Solids | : N/A |
| Digestion Method | : EPA 3005A | Date Digested | : 09/04/25 |

| | | mg/l | | | |
|---|---|---|---|---|---|
| CAS NO. | Parameter | Results | RL | MDL | Qualifier |
| 7429-90-5 | Aluminum, Dissolved | ND | 0.100 | 0.032 | U |
| 7440-36-0 | Antimony, Dissolved | 0.0147 | 0.0500 | 0.007 | J |
| 7440-38-2 | Arsenic, Dissolved | ND | 0.0050 | 0.002 | U |
| 7440-39-3 | Barium, Dissolved | 0.0446 | 0.0100 | 0.002 | |
| 7440-41-7 | Beryllium, Dissolved | ND | 0.0050 | 0.001 | U |
| 7440-43-9 | Cadmium, Dissolved | ND | 0.0050 | 0.001 | U |
| 7440-70-2 | Calcium, Dissolved | 50.8 | 0.100 | 0.035 | |
| 7440-47-3 | Chromium, Dissolved | ND | 0.0100 | 0.002 | U |
| 7440-48-4 | Cobalt, Dissolved | ND | 0.0200 | 0.002 | U |
| 7440-50-8 | Copper, Dissolved | 0.0024 | 0.0100 | 0.002 | J |
| 7439-89-6 | Iron, Dissolved | ND | 0.0500 | 0.009 | U |
| 7439-92-1 | Lead, Dissolved | ND | 0.0100 | 0.003 | U |
| 7439-95-4 | Magnesium, Dissolved | 7.24 | 0.100 | 0.015 | |
| 7439-96-5 | Manganese, Dissolved | ND | 0.0100 | 0.002 | U |
| 7440-02-0 | Nickel, Dissolved | ND | 0.0250 | 0.002 | U |
| 7440-09-7 | Potassium, Dissolved | 1.25 | 2.50 | 0.237 | J |
| 7782-49-2 | Selenium, Dissolved | 0.0041 | 0.0100 | 0.004 | J |
| 7440-22-4 | Silver, Dissolved | ND | 0.0070 | 0.003 | U |
| 7440-23-5 | Sodium, Dissolved | 4.82 | 2.00 | 0.120 | |
| 7440-28-0 | Thallium, Dissolved | ND | 0.0200 | 0.003 | U |
| 7440-62-2 | Vanadium, Dissolved | ND | 0.0100 | 0.002 | U |
| 7440-66-6 | Zinc, Dissolved | 0.0028 | 0.0050 | 0.002 | J |

# Form 1
# METALS

| | | | |
|---|---|---|---|
| **Client** | : Roux Env. Eng. & Geology, DPC | **Lab Number** | : L2554996 |
| **Project Name** | : CORAM MATERIALS | **Project Number** | : 2232.0006Y005 |
| **Lab ID** | : WG2110450-6 | **Date Collected** | : |
| **Client ID** | : Serial Dilution | **Date Received** | : |
| **Sample Location** | : | **Date Analyzed** | : 09/10/25 18:41 |
| **Sample Matrix** | : WATER | **Dilution Factor** | : 5 |
| **Analytical Method** | : 19,200.7 | **Analyst** | : JMF |
| **Lab File ID** | : WG2112846.pdf | **Instrument ID** | : TRACE8 |
| **Sample Amount** | : 50ml | **%Solids** | : N/A |
| **Digestion Method** | : EPA 3005A | **Date Digested** | : 09/04/25 |

| | | mg/l | | | |
|---|---|---|---|---|---|
| **CAS NO.** | **Parameter** | **Results** | **RL** | **MDL** | **Qualifier** |
| 7440-70-2 | Calcium, Dissolved | 51.6 | 0.500 | 0.175 | |
| 7439-95-4 | Magnesium, Dissolved | 7.35 | 0.500 | 0.077 | |

# Form 1
# METALS

| | | | |
|---|---|---|---|
| Client | : Roux Env. Eng. & Geology, DPC | Lab Number | : L2554996 |
| Project Name | : CORAM MATERIALS | Project Number | : 2232.0006Y005 |
| Lab ID | : WG2110450-8 | Date Collected | : 09/02/25 12:33 |
| Client ID | : MW-11DDUP | Date Received | : 09/02/25 |
| Sample Location | : | Date Analyzed | : 09/10/25 18:52 |
| Sample Matrix | : WATER | Dilution Factor | : 1 |
| Analytical Method | : 19,200.7 | Analyst | : JMF |
| Lab File ID | : WG2112846.pdf | Instrument ID | : TRACE8 |
| Sample Amount | : 50ml | %Solids | : N/A |
| Digestion Method | : EPA 3005A | Date Digested | : 09/04/25 |

| | | mg/l | | | |
|---|---|---|---|---|---|
| CAS NO. | Parameter | Results | RL | MDL | Qualifier |
| 7429-90-5 | Aluminum, Dissolved | ND | 0.100 | 0.032 | U |
| 7440-36-0 | Antimony, Dissolved | 0.0124 | 0.0500 | 0.007 | J |
| 7440-38-2 | Arsenic, Dissolved | ND | 0.0050 | 0.002 | U |
| 7440-39-3 | Barium, Dissolved | 0.0272 | 0.0100 | 0.002 | |
| 7440-41-7 | Beryllium, Dissolved | ND | 0.0050 | 0.001 | U |
| 7440-43-9 | Cadmium, Dissolved | ND | 0.0050 | 0.001 | U |
| 7440-70-2 | Calcium, Dissolved | 16.3 | 0.100 | 0.035 | |
| 7440-47-3 | Chromium, Dissolved | ND | 0.0100 | 0.002 | U |
| 7440-48-4 | Cobalt, Dissolved | ND | 0.0200 | 0.002 | U |
| 7440-50-8 | Copper, Dissolved | ND | 0.0100 | 0.002 | U |
| 7439-89-6 | Iron, Dissolved | 3.02 | 0.0500 | 0.009 | |
| 7439-92-1 | Lead, Dissolved | ND | 0.0100 | 0.003 | U |
| 7439-95-4 | Magnesium, Dissolved | 5.81 | 0.100 | 0.015 | |
| 7439-96-5 | Manganese, Dissolved | 0.0619 | 0.0100 | 0.002 | |
| 7440-02-0 | Nickel, Dissolved | ND | 0.0250 | 0.002 | U |
| 7440-09-7 | Potassium, Dissolved | 0.924 | 2.50 | 0.237 | J |
| 7782-49-2 | Selenium, Dissolved | ND | 0.0100 | 0.004 | U |
| 7440-22-4 | Silver, Dissolved | ND | 0.0070 | 0.003 | U |
| 7440-23-5 | Sodium, Dissolved | 7.85 | 2.00 | 0.120 | |
| 7440-28-0 | Thallium, Dissolved | ND | 0.0200 | 0.003 | U |
| 7440-62-2 | Vanadium, Dissolved | ND | 0.0100 | 0.002 | U |
| 7440-66-6 | Zinc, Dissolved | ND | 0.0050 | 0.002 | U |

# Form 1
# METALS

| | | | |
|---|---|---|---|
| Client | : Roux Env. Eng. & Geology, DPC | Lab Number | : L2554996 |
| Project Name | : CORAM MATERIALS | Project Number | : 2232.0006Y005 |
| Lab ID | : WG2110450-10 | Date Collected | : |
| Client ID | : Serial Dilution | Date Received | : |
| Sample Location | : | Date Analyzed | : 09/10/25 19:20 |
| Sample Matrix | : WATER | Dilution Factor | : 5 |
| Analytical Method | : 19,200.7 | Analyst | : JMF |
| Lab File ID | : WG2112846.pdf | Instrument ID | : TRACE8 |
| Sample Amount | : 50ml | %Solids | : N/A |
| Digestion Method | : EPA 3005A | Date Digested | : 09/04/25 |

| | | mg/l | | | |
|---|---|---|---|---|---|
| CAS NO. | Parameter | Results | RL | MDL | Qualifier |
| 7440-70-2 | Calcium, Dissolved | 16.4 | 0.500 | 0.175 | |
| 7439-89-6 | Iron, Dissolved | 3.06 | 0.250 | 0.045 | |
| 7439-95-4 | Magnesium, Dissolved | 5.93 | 0.500 | 0.077 | |

# Form 1
# METALS

| | | | |
|---|---|---|---|
| Client | : Roux Env. Eng. & Geology, DPC | Lab Number | : L2554996 |
| Project Name | : CORAM MATERIALS | Project Number | : 2232.0006Y005 |
| Lab ID | : L2554996-01 | Date Collected | : 09/02/25 12:05 |
| Client ID | : MW-11S | Date Received | : 09/02/25 |
| Sample Location | : 416 MILLER PLACE-YAPHANK RD. | Date Analyzed | : 09/10/25 20:22 |
| Sample Matrix | : WATER | Dilution Factor | : 1 |
| Analytical Method | : 19,200.7 | Analyst | : JMF |
| Lab File ID | : WG2112846.pdf | Instrument ID | : TRACE8 |
| Sample Amount | : 50ml | %Solids | : N/A |
| Digestion Method | : EPA 3005A | Date Digested | : 09/03/25 |

| | | mg/l | | | |
|---|---|---|---|---|---|
| CAS NO. | Parameter | Results | RL | MDL | Qualifier |
| 7429-90-5 | Aluminum, Total | ND | 0.100 | 0.0318 | U |
| 7440-36-0 | Antimony, Total | ND | 0.0500 | 0.0071 | U |
| 7440-38-2 | Arsenic, Total | ND | 0.0050 | 0.0019 | U |
| 7440-39-3 | Barium, Total | 0.0445 | 0.0100 | 0.0021 | |
| 7440-41-7 | Beryllium, Total | ND | 0.0050 | 0.0009 | U |
| 7440-43-9 | Cadmium, Total | ND | 0.0050 | 0.0010 | U |
| 7440-70-2 | Calcium, Total | 50.8 | 0.100 | 0.0350 | |
| 7440-47-3 | Chromium, Total | ND | 0.0100 | 0.0021 | U |
| 7440-48-4 | Cobalt, Total | ND | 0.0200 | 0.0017 | U |
| 7440-50-8 | Copper, Total | 0.0025 | 0.0100 | 0.0022 | J |
| 7439-89-6 | Iron, Total | ND | 0.0500 | 0.0090 | U |
| 7439-92-1 | Lead, Total | ND | 0.0100 | 0.0027 | U |
| 7439-95-4 | Magnesium, Total | 7.08 | 0.100 | 0.0153 | |
| 7439-96-5 | Manganese, Total | ND | 0.0100 | 0.0016 | U |
| 7440-02-0 | Nickel, Total | ND | 0.0250 | 0.0024 | U |
| 7440-09-7 | Potassium, Total | 1.24 | 2.50 | 0.237 | J |
| 7782-49-2 | Selenium, Total | ND | 0.0100 | 0.0035 | U |
| 7440-22-4 | Silver, Total | ND | 0.0070 | 0.0028 | U |
| 7440-23-5 | Sodium, Total | 4.73 | 2.00 | 0.120 | |
| 7440-28-0 | Thallium, Total | ND | 0.0200 | 0.0025 | U |
| 7440-62-2 | Vanadium, Total | ND | 0.0100 | 0.0020 | U |
| 7440-66-6 | Zinc, Total | 0.0027 | 0.0050 | 0.0021 | J |

# Form 1
# METALS

| | | | |
|---|---|---|---|
| Client | : Roux Env. Eng. & Geology, DPC | Lab Number | : L2554996 |
| Project Name | : CORAM MATERIALS | Project Number | : 2232.0006Y005 |
| Lab ID | : L2554996-02 | Date Collected | : 09/02/25 12:33 |
| Client ID | : MW-11D | Date Received | : 09/02/25 |
| Sample Location | : 416 MILLER PLACE-YAPHANK RD. | Date Analyzed | : 09/10/25 20:26 |
| Sample Matrix | : WATER | Dilution Factor | : 1 |
| Analytical Method | : 19,200.7 | Analyst | : JMF |
| Lab File ID | : WG2112846.pdf | Instrument ID | : TRACE8 |
| Sample Amount | : 50ml | %Solids | : N/A |
| Digestion Method | : EPA 3005A | Date Digested | : 09/03/25 |

| | | mg/l | | | |
|---|---|---|---|---|---|
| CAS NO. | Parameter | Results | RL | MDL | Qualifier |
| 7429-90-5 | Aluminum, Total | 0.0678 | 0.100 | 0.0318 | J |
| 7440-36-0 | Antimony, Total | ND | 0.0500 | 0.0071 | U |
| 7440-38-2 | Arsenic, Total | ND | 0.0050 | 0.0019 | U |
| 7440-39-3 | Barium, Total | 0.0276 | 0.0100 | 0.0021 | |
| 7440-41-7 | Beryllium, Total | ND | 0.0050 | 0.0009 | U |
| 7440-43-9 | Cadmium, Total | ND | 0.0050 | 0.0010 | U |
| 7440-70-2 | Calcium, Total | 16.0 | 0.100 | 0.0350 | |
| 7440-47-3 | Chromium, Total | ND | 0.0100 | 0.0021 | U |
| 7440-48-4 | Cobalt, Total | ND | 0.0200 | 0.0017 | U |
| 7440-50-8 | Copper, Total | ND | 0.0100 | 0.0022 | U |
| 7439-89-6 | Iron, Total | 3.32 | 0.0500 | 0.0090 | |
| 7439-92-1 | Lead, Total | ND | 0.0100 | 0.0027 | U |
| 7439-95-4 | Magnesium, Total | 5.75 | 0.100 | 0.0153 | |
| 7439-96-5 | Manganese, Total | 0.0619 | 0.0100 | 0.0016 | |
| 7440-02-0 | Nickel, Total | ND | 0.0250 | 0.0024 | U |
| 7440-09-7 | Potassium, Total | 0.932 | 2.50 | 0.237 | J |
| 7782-49-2 | Selenium, Total | ND | 0.0100 | 0.0035 | U |
| 7440-22-4 | Silver, Total | ND | 0.0070 | 0.0028 | U |
| 7440-23-5 | Sodium, Total | 7.73 | 2.00 | 0.120 | |
| 7440-28-0 | Thallium, Total | ND | 0.0200 | 0.0025 | U |
| 7440-62-2 | Vanadium, Total | ND | 0.0100 | 0.0020 | U |
| 7440-66-6 | Zinc, Total | ND | 0.0050 | 0.0021 | U |

# Form 1
# METALS

| | | | |
|---|---|---|---|
| Client | : Roux Env. Eng. & Geology, DPC | Lab Number | : L2554996 |
| Project Name | : CORAM MATERIALS | Project Number | : 2232.0006Y005 |
| Lab ID | : L2554996-03 | Date Collected | : 09/02/25 12:00 |
| Client ID | : DUP_09022025 | Date Received | : 09/02/25 |
| Sample Location | : 416 MILLER PLACE-YAPHANK RD. | Date Analyzed | : 09/10/25 20:29 |
| Sample Matrix | : WATER | Dilution Factor | : 1 |
| Analytical Method | : 19,200.7 | Analyst | : JMF |
| Lab File ID | : WG2112846.pdf | Instrument ID | : TRACE8 |
| Sample Amount | : 50ml | %Solids | : N/A |
| Digestion Method | : EPA 3005A | Date Digested | : 09/03/25 |

| | | mg/l | | | |
|---|---|---|---|---|---|
| CAS NO. | Parameter | Results | RL | MDL | Qualifier |
| 7429-90-5 | Aluminum, Total | 0.0700 | 0.100 | 0.0318 | J |
| 7440-36-0 | Antimony, Total | ND | 0.0500 | 0.0071 | U |
| 7440-38-2 | Arsenic, Total | ND | 0.0050 | 0.0019 | U |
| 7440-39-3 | Barium, Total | 0.0272 | 0.0100 | 0.0021 | |
| 7440-41-7 | Beryllium, Total | ND | 0.0050 | 0.0009 | U |
| 7440-43-9 | Cadmium, Total | ND | 0.0050 | 0.0010 | U |
| 7440-70-2 | Calcium, Total | 15.8 | 0.100 | 0.0350 | |
| 7440-47-3 | Chromium, Total | ND | 0.0100 | 0.0021 | U |
| 7440-48-4 | Cobalt, Total | ND | 0.0200 | 0.0017 | U |
| 7440-50-8 | Copper, Total | ND | 0.0100 | 0.0022 | U |
| 7439-89-6 | Iron, Total | 3.27 | 0.0500 | 0.0090 | |
| 7439-92-1 | Lead, Total | ND | 0.0100 | 0.0027 | U |
| 7439-95-4 | Magnesium, Total | 5.69 | 0.100 | 0.0153 | |
| 7439-96-5 | Manganese, Total | 0.0609 | 0.0100 | 0.0016 | |
| 7440-02-0 | Nickel, Total | ND | 0.0250 | 0.0024 | U |
| 7440-09-7 | Potassium, Total | 0.901 | 2.50 | 0.237 | J |
| 7782-49-2 | Selenium, Total | ND | 0.0100 | 0.0035 | U |
| 7440-22-4 | Silver, Total | ND | 0.0070 | 0.0028 | U |
| 7440-23-5 | Sodium, Total | 7.67 | 2.00 | 0.120 | |
| 7440-28-0 | Thallium, Total | ND | 0.0200 | 0.0025 | U |
| 7440-62-2 | Vanadium, Total | ND | 0.0100 | 0.0020 | U |
| 7440-66-6 | Zinc, Total | ND | 0.0050 | 0.0021 | U |

# Form 1
# METALS

| | | | |
|---|---|---|---|
| Client | : Roux Env. Eng. & Geology, DPC | Lab Number | : L2554996 |
| Project Name | : CORAM MATERIALS | Project Number | : 2232.0006Y005 |
| Lab ID | : L2554996-04 | Date Collected | : 09/02/25 14:00 |
| Client ID | : EQUIPMENT BLANK_0902025 | Date Received | : 09/02/25 |
| Sample Location | : 416 MILLER PLACE-YAPHANK RD. | Date Analyzed | : 09/10/25 20:45 |
| Sample Matrix | : Equipment Blank | Dilution Factor | : 1 |
| Analytical Method | : 19,200.7 | Analyst | : JMF |
| Lab File ID | : WG2112846.pdf | Instrument ID | : TRACE8 |
| Sample Amount | : 50ml | %Solids | : N/A |
| Digestion Method | : EPA 3005A | Date Digested | : 09/03/25 |

| | | mg/l | | | |
|---|---|---|---|---|---|
| CAS NO. | Parameter | Results | RL | MDL | Qualifier |
| 7429-90-5 | Aluminum, Total | ND | 0.100 | 0.0318 | U |
| 7440-36-0 | Antimony, Total | ND | 0.0500 | 0.0071 | U |
| 7440-38-2 | Arsenic, Total | ND | 0.0050 | 0.0019 | U |
| 7440-39-3 | Barium, Total | ND | 0.0100 | 0.0021 | U |
| 7440-41-7 | Beryllium, Total | ND | 0.0050 | 0.0009 | U |
| 7440-43-9 | Cadmium, Total | ND | 0.0050 | 0.0010 | U |
| 7440-70-2 | Calcium, Total | ND | 0.100 | 0.0350 | U |
| 7440-47-3 | Chromium, Total | ND | 0.0100 | 0.0021 | U |
| 7440-48-4 | Cobalt, Total | ND | 0.0200 | 0.0017 | U |
| 7440-50-8 | Copper, Total | ND | 0.0100 | 0.0022 | U |
| 7439-89-6 | Iron, Total | ND | 0.0500 | 0.0090 | U |
| 7439-92-1 | Lead, Total | ND | 0.0100 | 0.0027 | U |
| 7439-95-4 | Magnesium, Total | ND | 0.100 | 0.0153 | U |
| 7439-96-5 | Manganese, Total | ND | 0.0100 | 0.0016 | U |
| 7440-02-0 | Nickel, Total | ND | 0.0250 | 0.0024 | U |
| 7440-09-7 | Potassium, Total | ND | 2.50 | 0.237 | U |
| 7782-49-2 | Selenium, Total | ND | 0.0100 | 0.0035 | U |
| 7440-22-4 | Silver, Total | ND | 0.0070 | 0.0028 | U |
| 7440-23-5 | Sodium, Total | ND | 2.00 | 0.120 | U |
| 7440-28-0 | Thallium, Total | ND | 0.0200 | 0.0025 | U |
| 7440-62-2 | Vanadium, Total | ND | 0.0100 | 0.0020 | U |
| 7440-66-6 | Zinc, Total | ND | 0.0050 | 0.0021 | U |

# Form 1
# METALS

| | | | |
|---|---|---|---|
| Client | : Roux Env. Eng. & Geology, DPC | Lab Number | : L2554996 |
| Project Name | : CORAM MATERIALS | Project Number | : 2232.0006Y005 |
| Lab ID | : WG2110010-1 | Date Collected | : NA |
| Client ID | : WG2110010-1BLANK | Date Received | : NA |
| Sample Location | : | Date Analyzed | : 09/10/25 19:53 |
| Sample Matrix | : WATER | Dilution Factor | : 1 |
| Analytical Method | : 19,200.7 | Analyst | : JMF |
| Lab File ID | : WG2112846.pdf | Instrument ID | : TRACE8 |
| Sample Amount | : 50ml | %Solids | : N/A |
| Digestion Method | : EPA 3005A | Date Digested | : 09/03/25 |

| | | mg/l | | | |
|---|---|---|---|---|---|
| CAS NO. | Parameter | Results | RL | MDL | Qualifier |
| 7429-90-5 | Aluminum, Total | ND | 0.100 | 0.0318 | U |
| 7440-36-0 | Antimony, Total | ND | 0.0500 | 0.0071 | U |
| 7440-38-2 | Arsenic, Total | ND | 0.0050 | 0.0019 | U |
| 7440-39-3 | Barium, Total | ND | 0.0100 | 0.0021 | U |
| 7440-41-7 | Beryllium, Total | ND | 0.0050 | 0.0009 | U |
| 7440-43-9 | Cadmium, Total | ND | 0.0050 | 0.0010 | U |
| 7440-70-2 | Calcium, Total | ND | 0.100 | 0.0350 | U |
| 7440-47-3 | Chromium, Total | ND | 0.0100 | 0.0021 | U |
| 7440-48-4 | Cobalt, Total | ND | 0.0200 | 0.0017 | U |
| 7440-50-8 | Copper, Total | ND | 0.0100 | 0.0022 | U |
| 7439-89-6 | Iron, Total | ND | 0.0500 | 0.0090 | U |
| 7439-92-1 | Lead, Total | ND | 0.0100 | 0.0027 | U |
| 7439-95-4 | Magnesium, Total | ND | 0.100 | 0.0153 | U |
| 7439-96-5 | Manganese, Total | ND | 0.0100 | 0.0016 | U |
| 7440-02-0 | Nickel, Total | ND | 0.0250 | 0.0024 | U |
| 7440-09-7 | Potassium, Total | ND | 2.50 | 0.237 | U |
| 7782-49-2 | Selenium, Total | ND | 0.0100 | 0.0035 | U |
| 7440-22-4 | Silver, Total | ND | 0.0070 | 0.0028 | U |
| 7440-23-5 | Sodium, Total | ND | 2.00 | 0.120 | U |
| 7440-28-0 | Thallium, Total | ND | 0.0200 | 0.0025 | U |
| 7440-62-2 | Vanadium, Total | ND | 0.0100 | 0.0020 | U |
| 7440-66-6 | Zinc, Total | ND | 0.0050 | 0.0021 | U |

# Form 1
# METALS

| | | | |
|---|---|---|---|
| **Client** | : Roux Env. Eng. & Geology, DPC | **Lab Number** | : L2554996 |
| **Project Name** | : CORAM MATERIALS | **Project Number** | : 2232.0006Y005 |
| **Lab ID** | : WG2110010-4 | **Date Collected** | : 08/29/25 10:40 |
| **Client ID** | : WG2110010-4 DUP | **Date Received** | : 08/29/25 |
| **Sample Location** | : | **Date Analyzed** | : 09/10/25 20:07 |
| **Sample Matrix** | : WATER | **Dilution Factor** | : 1 |
| **Analytical Method** | : 19,200.7 | **Analyst** | : JMF |
| **Lab File ID** | : WG2112846.pdf | **Instrument ID** | : TRACE8 |
| **Sample Amount** | : 50ml | **%Solids** | : N/A |
| **Digestion Method** | : EPA 3005A | **Date Digested** | : 09/03/25 |

| | | mg/l | | | |
|---|---|---|---|---|---|
| **CAS NO.** | **Parameter** | **Results** | **RL** | **MDL** | **Qualifier** |
| 7429-90-5 | Aluminum, Total | 0.129 | 0.100 | 0.032 | |
| 7440-50-8 | Copper, Total | 0.0363 | 0.0100 | 0.002 | |
| 7439-89-6 | Iron, Total | 0.230 | 0.0500 | 0.009 | |
| 7439-92-1 | Lead, Total | ND | 0.0100 | 0.003 | U |
| 7440-66-6 | Zinc, Total | 0.237 | 0.0050 | 0.002 | |

# Form 2A
## Initial and Continuing Calibration Verification

| | | | |
|---|---|---|---|
| **Client** | : Roux Env. Eng. & Geology, DPC | **Lab Number** | : L2554996 |
| **Project Name** | : CORAM MATERIALS | **Project Number** | : 2232.0006Y005 |
| **Instrument ID** | : TRACE11 | **Units** | : mg/l |

| | | Initial Calibration | | | Continuing Calibration(s) | | | | | | |
|---|---|---|---|---|---|---|---|---|---|---|---|
| Lab ID | : | R2008831-1 | | | | | | | | | |
| Date Analyzed | : | 09/10/25 07:12 | | | | | | | | | |
| **Parameter** | | **True** | **Found** | **%R** | **True** | **Found** | **%R** | **Found** | **%R** | **Found** | **%R** |
| Antimony | | 0.500 | 0.5020 | 100 | | | | | | | |

**Acceptance Criteria:**

| | | | | |
|---|---|---|---|---|
| ICV: | 95-105% | (Methods 200.7, 245.1) | 90-110% | (Methods 200.8, 6010, 6020, 7470, 7471, 7474) |
| | 77-123% | (Method 1631) | 76-113% | (Method 245.7) |
| CCV: | 90-110% | (Methods 200.7, 245.1, 6010, 6020, 7474) | | |
| | 85-115% | (Method 200.8) | 80-120% | (Methods 7470, 7471) |
| | 77-123% | (Method 1631) | 76-113% | (Method 245.7) |

# Form 2A
## Initial and Continuing Calibration Verification

| | | | |
|---|---|---|---|
| **Client** | : Roux Env. Eng. & Geology, DPC | **Lab Number** | : L2554996 |
| **Project Name** | : CORAM MATERIALS | **Project Number** | : 2232.0006Y005 |
| **Instrument ID** | : TRACE11 | **Units** | : mg/l |

| | | Initial Calibration | | | Continuing Calibration(s) | | | | | | |
|---|---|---|---|---|---|---|---|---|---|---|---|
| **Lab ID** | : | R2008831-3 | | | R2008831-6 | | | R2008831-8 | | R2008831-10 | |
| **Date Analyzed** | : | 09/10/25 07:16 | | | 09/10/25 07:50 | | | 09/10/25 08:36 | | 09/10/25 09:25 | |
| **Parameter** | | **True** | **Found** | **%R** | **True** | **Found** | **%R** | **Found** | **%R** | **Found** | **%R** |
| Antimony | | 0.500 | 0.5040 | 101 | 0.5000 | 0.521 | 104 | | | 0.498 | 100 |

**Acceptance Criteria:**

| | | | | |
|---|---|---|---|---|
| **ICV:** | 95-105% | (Methods 200.7, 245.1) | 90-110% | (Methods 200.8, 6010, 6020, 7470, 7471, 7474) |
| | 77-123% | (Method 1631) | 76-113% | (Method 245.7) |
| **CCV:** | 90-110% | (Methods 200.7, 245.1, 6010, 6020, 7474) | | |
| | 85-115% | (Method 200.8) | 80-120% | (Methods 7470, 7471) |
| | 77-123% | (Method 1631) | 76-113% | (Method 245.7) |

# Form 2A
## Initial and Continuing Calibration Verification

| | | | |
|---|---|---|---|
| **Client** | : Roux Env. Eng. & Geology, DPC | **Lab Number** | : L2554996 |
| **Project Name** | : CORAM MATERIALS | **Project Number** | : 2232.0006Y005 |
| **Instrument ID** | : TRACE11 | **Units** | : mg/l |

| | Initial Calibration | | | Continuing Calibration(s) | | | | | | |
|---|---|---|---|---|---|---|---|---|---|---|
| **Lab ID** : | | | | R2008831-12 | | | R2008831-14 | | R2008831-16 | |
| **Date Analyzed** : | | | | 09/10/25 09:55 | | | 09/10/25 10:27 | | 09/10/25 11:19 | |
| **Parameter** | **True** | **Found** | **%R** | **True** | **Found** | **%R** | **Found** | **%R** | **Found** | **%R** |
| Antimony | | | | 0.5000 | 0.506 | 101 | 0.513 | 103 | 0.508 | 102 |

**Acceptance Criteria:**

| | | | | |
|---|---|---|---|---|
| **ICV:** | 95-105% | (Methods 200.7, 245.1) | 90-110% | (Methods 200.8, 6010, 6020, 7470, 7471, 7474) |
| | 77-123% | (Method 1631) | 76-113% | (Method 245.7) |
| **CCV:** | 90-110% | (Methods 200.7, 245.1, 6010, 6020, 7474) | | |
| | 85-115% | (Method 200.8) | 80-120% | (Methods 7470, 7471) |
| | 77-123% | (Method 1631) | 76-113% | (Method 245.7) |

# Form 2A
## Initial and Continuing Calibration Verification

| | | | |
|---|---|---|---|
| **Client** | : Roux Env. Eng. & Geology, DPC | **Lab Number** | : L2554996 |
| **Project Name** | : CORAM MATERIALS | **Project Number** | : 2232.0006Y005 |
| **Instrument ID** | : TRACE11 | **Units** | : mg/l |

| | Initial Calibration | | | Continuing Calibration(s) | | | | | | |
|---|---|---|---|---|---|---|---|---|---|---|
| **Lab ID** : | | | | R2008831-18 | | | R2008831-20 | | R2008831-22 | |
| **Date Analyzed** : | | | | 09/10/25 12:14 | | | 09/10/25 12:47 | | 09/10/25 13:05 | |
| **Parameter** | **True** | **Found** | **%R** | **True** | **Found** | **%R** | **Found** | **%R** | **Found** | **%R** |
| Antimony | | | | 0.5000 | 0.508 | 102 | 0.515 | 103 | 0.526 | 105 |

**Acceptance Criteria:**

| | | | | |
|---|---|---|---|---|
| **ICV:** | 95-105% | (Methods 200.7, 245.1) | 90-110% | (Methods 200.8, 6010, 6020, 7470, 7471, 7474) |
| | 77-123% | (Method 1631) | 76-113% | (Method 245.7) |
| **CCV:** | 90-110% | (Methods 200.7, 245.1, 6010, 6020, 7474) | | |
| | 85-115% | (Method 200.8) | 80-120% | (Methods 7470, 7471) |
| | 77-123% | (Method 1631) | 76-113% | (Method 245.7) |

# Form 2A
## Initial and Continuing Calibration Verification

| | | | |
|---|---|---|---|
| **Client** | : Roux Env. Eng. & Geology, DPC | **Lab Number** | : L2554996 |
| **Project Name** | : CORAM MATERIALS | **Project Number** | : 2232.0006Y005 |
| **Instrument ID** | : TRACE11 | **Units** | : mg/l |

| | Initial Calibration | | | Continuing Calibration(s) | | | | | | |
|---|---|---|---|---|---|---|---|---|---|---|
| **Lab ID** : | | | | R2008831-24 | | | R2008831-26 | | R2008831-28 | |
| **Date Analyzed** : | | | | 09/10/25 14:14 | | | 09/10/25 14:32 | | 09/10/25 15:45 | |
| **Parameter** | **True** | **Found** | **%R** | **True** | **Found** | **%R** | **Found** | **%R** | **Found** | **%R** |
| Antimony | | | | 0.5000 | 0.507 | 101 | 0.517 | 103 | 0.521 | 104 |

**Acceptance Criteria:**

| | | | | |
|---|---|---|---|---|
| **ICV:** | 95-105% | (Methods 200.7, 245.1) | 90-110% | (Methods 200.8, 6010, 6020, 7470, 7471, 7474) |
| | 77-123% | (Method 1631) | 76-113% | (Method 245.7) |
| **CCV:** | 90-110% | (Methods 200.7, 245.1, 6010, 6020, 7474) | | |
| | 85-115% | (Method 200.8) | 80-120% | (Methods 7470, 7471) |
| | 77-123% | (Method 1631) | 76-113% | (Method 245.7) |

# Form 2A
## Initial and Continuing Calibration Verification

| | | | |
|---|---|---|---|
| **Client** | : Roux Env. Eng. & Geology, DPC | **Lab Number** | : L2554996 |
| **Project Name** | : CORAM MATERIALS | **Project Number** | : 2232.0006Y005 |
| **Instrument ID** | : TRACE11 | **Units** | : mg/l |

| | Initial Calibration | | | Continuing Calibration(s) | | | | | | |
|---|---|---|---|---|---|---|---|---|---|---|
| **Lab ID** : | | | | R2008831-30 | | | R2008831-32 | | R2008831-34 | |
| **Date Analyzed** : | | | | 09/10/25 16:15 | | | 09/10/25 17:16 | | 09/10/25 17:26 | |
| **Parameter** | **True** | **Found** | **%R** | **True** | **Found** | **%R** | **Found** | **%R** | **Found** | **%R** |
| Antimony | | | | 0.5000 | 0.517 | 103 | 0.512 | 102 | 0.510 | 102 |

**Acceptance Criteria:**

| | | | | |
|---|---|---|---|---|
| **ICV:** | 95-105% | (Methods 200.7, 245.1) | 90-110% | (Methods 200.8, 6010, 6020, 7470, 7471, 7474) |
| | 77-123% | (Method 1631) | 76-113% | (Method 245.7) |
| **CCV:** | 90-110% | (Methods 200.7, 245.1, 6010, 6020, 7474) | | |
| | 85-115% | (Method 200.8) | 80-120% | (Methods 7470, 7471) |
| | 77-123% | (Method 1631) | 76-113% | (Method 245.7) |

# Form 2A
## Initial and Continuing Calibration Verification

| | | | |
|---|---|---|---|
| **Client** | : Roux Env. Eng. & Geology, DPC | **Lab Number** | : L2554996 |
| **Project Name** | : CORAM MATERIALS | **Project Number** | : 2232.0006Y005 |
| **Instrument ID** | : TRACE11 | **Units** | : mg/l |

| | Initial Calibration | | | Continuing Calibration(s) | | | | | | |
|---|---|---|---|---|---|---|---|---|---|---|
| **Lab ID** : | | | | R2008831-36 | | | R2008831-38 | | R2008831-40 | |
| **Date Analyzed** : | | | | 09/10/25 18:13 | | | 09/10/25 18:47 | | 09/10/25 20:15 | |
| **Parameter** | **True** | **Found** | **%R** | **True** | **Found** | **%R** | **Found** | **%R** | **Found** | **%R** |
| Antimony | | | | 0.5000 | 0.507 | 101 | 0.509 | 102 | 0.500 | 100 |

**Acceptance Criteria:**

| | | | | |
|---|---|---|---|---|
| **ICV:** | 95-105% | (Methods 200.7, 245.1) | 90-110% | (Methods 200.8, 6010, 6020, 7470, 7471, 7474) |
| | 77-123% | (Method 1631) | 76-113% | (Method 245.7) |
| **CCV:** | 90-110% | (Methods 200.7, 245.1, 6010, 6020, 7474) | | |
| | 85-115% | (Method 200.8) | 80-120% | (Methods 7470, 7471) |
| | 77-123% | (Method 1631) | 76-113% | (Method 245.7) |

# Form 2A
## Initial and Continuing Calibration Verification

| | | | |
|---|---|---|---|
| **Client** | : Roux Env. Eng. & Geology, DPC | **Lab Number** | : L2554996 |
| **Project Name** | : CORAM MATERIALS | **Project Number** | : 2232.0006Y005 |
| **Instrument ID** | : TRACE11 | **Units** | : mg/l |

| | Initial Calibration | | | Continuing Calibration(s) | | | | | | |
|---|---|---|---|---|---|---|---|---|---|---|
| **Lab ID :** | | | | R2008831-42 | | | R2008831-44 | | R2008831-46 | |
| **Date Analyzed :** | | | | 09/10/25 20:32 | | | 09/10/25 21:36 | | 09/10/25 22:09 | |
| **Parameter** | **True** | **Found** | **%R** | **True** | **Found** | **%R** | **Found** | **%R** | **Found** | **%R** |
| Antimony | | | | 0.5000 | 0.491 | 98 | 0.497 | 99 | 0.497 | 99 |

**Acceptance Criteria:**

| | | | | |
|---|---|---|---|---|
| **ICV:** | 95-105% | (Methods 200.7, 245.1) | 90-110% | (Methods 200.8, 6010, 6020, 7470, 7471, 7474) |
| | 77-123% | (Method 1631) | 76-113% | (Method 245.7) |
| **CCV:** | 90-110% | (Methods 200.7, 245.1, 6010, 6020, 7474) | | |
| | 85-115% | (Method 200.8) | 80-120% | (Methods 7470, 7471) |
| | 77-123% | (Method 1631) | 76-113% | (Method 245.7) |

# Form 2A
## Initial and Continuing Calibration Verification

| | | | |
|---|---|---|---|
| **Client** | : Roux Env. Eng. & Geology, DPC | **Lab Number** | : L2554996 |
| **Project Name** | : CORAM MATERIALS | **Project Number** | : 2232.0006Y005 |
| **Instrument ID** | : TRACE11 | **Units** | : mg/l |

| | | Initial Calibration | | | Continuing Calibration(s) | | | | | | |
|---|---|---|---|---|---|---|---|---|---|---|---|
| Lab ID | : | R2008831-1 | | | | | | | | | |
| Date Analyzed | : | 09/10/25 07:12 | | | | | | | | | |
| **Parameter** | | **True** | **Found** | **%R** | **True** | **Found** | **%R** | **Found** | **%R** | **Found** | **%R** |
| Antimony | | 0.500 | 0.5020 | 100 | | | | | | | |

**Acceptance Criteria:**

| | | | | |
|---|---|---|---|---|
| ICV: | 95-105% | (Methods 200.7, 245.1) | 90-110% | (Methods 200.8, 6010, 6020, 7470, 7471, 7474) |
| | 77-123% | (Method 1631) | 76-113% | (Method 245.7) |
| CCV: | 90-110% | (Methods 200.7, 245.1, 6010, 6020, 7474) | | |
| | 85-115% | (Method 200.8) | 80-120% | (Methods 7470, 7471) |
| | 77-123% | (Method 1631) | 76-113% | (Method 245.7) |

# Form 2A
## Initial and Continuing Calibration Verification

| | | | |
|---|---|---|---|
| **Client** | : Roux Env. Eng. & Geology, DPC | **Lab Number** | : L2554996 |
| **Project Name** | : CORAM MATERIALS | **Project Number** | : 2232.0006Y005 |
| **Instrument ID** | : TRACE11 | **Units** | : mg/l |

| | Initial Calibration | | | Continuing Calibration(s) | | | | | | |
|---|---|---|---|---|---|---|---|---|---|---|
| **Lab ID** : | R2008831-3 | | | R2008831-6 | | | R2008831-8 | | R2008831-10 | |
| **Date Analyzed** : | 09/10/25 07:16 | | | 09/10/25 07:50 | | | 09/10/25 08:36 | | 09/10/25 09:25 | |
| **Parameter** | **True** | **Found** | **%R** | **True** | **Found** | **%R** | **Found** | **%R** | **Found** | **%R** |
| Antimony | 0.500 | 0.5040 | 101 | 0.5000 | 0.521 | 104 | | | 0.498 | 100 |

**Acceptance Criteria:**

| | | | | |
|---|---|---|---|---|
| **ICV:** | 95-105% | (Methods 200.7, 245.1) | 90-110% | (Methods 200.8, 6010, 6020, 7470, 7471, 7474) |
| | 77-123% | (Method 1631) | 76-113% | (Method 245.7) |
| **CCV:** | 90-110% | (Methods 200.7, 245.1, 6010, 6020, 7474) | | |
| | 85-115% | (Method 200.8) | 80-120% | (Methods 7470, 7471) |
| | 77-123% | (Method 1631) | 76-113% | (Method 245.7) |

# Form 2A
## Initial and Continuing Calibration Verification

| | | | |
|---|---|---|---|
| **Client** | : Roux Env. Eng. & Geology, DPC | **Lab Number** | : L2554996 |
| **Project Name** | : CORAM MATERIALS | **Project Number** | : 2232.0006Y005 |
| **Instrument ID** | : TRACE11 | **Units** | : mg/l |

| | Initial Calibration | | | Continuing Calibration(s) | | | | | | |
|---|---|---|---|---|---|---|---|---|---|---|
| **Lab ID :** | | | | R2008831-12 | | | R2008831-14 | | R2008831-16 | |
| **Date Analyzed :** | | | | 09/10/25 09:55 | | | 09/10/25 10:27 | | 09/10/25 11:19 | |
| **Parameter** | **True** | **Found** | **%R** | **True** | **Found** | **%R** | **Found** | **%R** | **Found** | **%R** |
| Antimony | | | | 0.5000 | 0.506 | 101 | 0.513 | 103 | 0.508 | 102 |

**Acceptance Criteria:**

| | | | | |
|---|---|---|---|---|
| **ICV:** | 95-105% | (Methods 200.7, 245.1) | 90-110% | (Methods 200.8, 6010, 6020, 7470, 7471, 7474) |
| | 77-123% | (Method 1631) | 76-113% | (Method 245.7) |
| **CCV:** | 90-110% | (Methods 200.7, 245.1, 6010, 6020, 7474) | | |
| | 85-115% | (Method 200.8) | 80-120% | (Methods 7470, 7471) |
| | 77-123% | (Method 1631) | 76-113% | (Method 245.7) |

# Form 2A
## Initial and Continuing Calibration Verification

| | | | |
|---|---|---|---|
| **Client** | : Roux Env. Eng. & Geology, DPC | **Lab Number** | : L2554996 |
| **Project Name** | : CORAM MATERIALS | **Project Number** | : 2232.0006Y005 |
| **Instrument ID** | : TRACE11 | **Units** | : mg/l |

| | Initial Calibration | | | Continuing Calibration(s) | | | | | | |
|---|---|---|---|---|---|---|---|---|---|---|
| **Lab ID** : | | | | R2008831-18 | | | R2008831-20 | | R2008831-22 | |
| **Date Analyzed** : | | | | 09/10/25 12:14 | | | 09/10/25 12:47 | | 09/10/25 13:05 | |
| **Parameter** | **True** | **Found** | **%R** | **True** | **Found** | **%R** | **Found** | **%R** | **Found** | **%R** |
| Antimony | | | | 0.5000 | 0.508 | 102 | 0.515 | 103 | 0.526 | 105 |

**Acceptance Criteria:**

| | | | | |
|---|---|---|---|---|
| **ICV:** | 95-105% | (Methods 200.7, 245.1) | 90-110% | (Methods 200.8, 6010, 6020, 7470, 7471, 7474) |
| | 77-123% | (Method 1631) | 76-113% | (Method 245.7) |
| **CCV:** | 90-110% | (Methods 200.7, 245.1, 6010, 6020, 7474) | | |
| | 85-115% | (Method 200.8) | 80-120% | (Methods 7470, 7471) |
| | 77-123% | (Method 1631) | 76-113% | (Method 245.7) |

# Form 2A
## Initial and Continuing Calibration Verification

| | | | |
|---|---|---|---|
| **Client** | : Roux Env. Eng. & Geology, DPC | **Lab Number** | : L2554996 |
| **Project Name** | : CORAM MATERIALS | **Project Number** | : 2232.0006Y005 |
| **Instrument ID** | : TRACE11 | **Units** | : mg/l |

| | Initial Calibration | | | Continuing Calibration(s) | | | | | | |
|---|---|---|---|---|---|---|---|---|---|---|
| **Lab ID** : | | | | R2008831-24 | | | R2008831-26 | | R2008831-28 | |
| **Date Analyzed** : | | | | 09/10/25 14:14 | | | 09/10/25 14:32 | | 09/10/25 15:45 | |
| **Parameter** | **True** | **Found** | **%R** | **True** | **Found** | **%R** | **Found** | **%R** | **Found** | **%R** |
| Antimony | | | | 0.5000 | 0.507 | 101 | 0.517 | 103 | 0.521 | 104 |

**Acceptance Criteria:**

| | | | | |
|---|---|---|---|---|
| **ICV:** | 95-105% | (Methods 200.7, 245.1) | 90-110% | (Methods 200.8, 6010, 6020, 7470, 7471, 7474) |
| | 77-123% | (Method 1631) | 76-113% | (Method 245.7) |
| **CCV:** | 90-110% | (Methods 200.7, 245.1, 6010, 6020, 7474) | | |
| | 85-115% | (Method 200.8) | 80-120% | (Methods 7470, 7471) |
| | 77-123% | (Method 1631) | 76-113% | (Method 245.7) |

# Form 2A
## Initial and Continuing Calibration Verification

| | | | |
|---|---|---|---|
| **Client** | : Roux Env. Eng. & Geology, DPC | **Lab Number** | : L2554996 |
| **Project Name** | : CORAM MATERIALS | **Project Number** | : 2232.0006Y005 |
| **Instrument ID** | : TRACE11 | **Units** | : mg/l |

| | Initial Calibration | | | Continuing Calibration(s) | | | | | | |
|---|---|---|---|---|---|---|---|---|---|---|
| **Lab ID** : | | | | R2008831-30 | | | R2008831-32 | | R2008831-34 | |
| **Date Analyzed** : | | | | 09/10/25 16:15 | | | 09/10/25 17:16 | | 09/10/25 17:26 | |
| **Parameter** | **True** | **Found** | **%R** | **True** | **Found** | **%R** | **Found** | **%R** | **Found** | **%R** |
| Antimony | | | | 0.5000 | 0.517 | 103 | 0.512 | 102 | 0.510 | 102 |

**Acceptance Criteria:**

| | | | | |
|---|---|---|---|---|
| **ICV:** | 95-105% | (Methods 200.7, 245.1) | 90-110% | (Methods 200.8, 6010, 6020, 7470, 7471, 7474) |
| | 77-123% | (Method 1631) | 76-113% | (Method 245.7) |
| **CCV:** | 90-110% | (Methods 200.7, 245.1, 6010, 6020, 7474) | | |
| | 85-115% | (Method 200.8) | 80-120% | (Methods 7470, 7471) |
| | 77-123% | (Method 1631) | 76-113% | (Method 245.7) |

# Form 2A
## Initial and Continuing Calibration Verification

| | | | |
|---|---|---|---|
| **Client** | : Roux Env. Eng. & Geology, DPC | **Lab Number** | : L2554996 |
| **Project Name** | : CORAM MATERIALS | **Project Number** | : 2232.0006Y005 |
| **Instrument ID** | : TRACE11 | **Units** | : mg/l |

| | Initial Calibration | | | Continuing Calibration(s) | | | | | | |
|---|---|---|---|---|---|---|---|---|---|---|
| **Lab ID :** | | | | R2008831-36 | | | R2008831-38 | | R2008831-40 | |
| **Date Analyzed :** | | | | 09/10/25 18:13 | | | 09/10/25 18:47 | | 09/10/25 20:15 | |
| **Parameter** | **True** | **Found** | **%R** | **True** | **Found** | **%R** | **Found** | **%R** | **Found** | **%R** |
| Antimony | | | | 0.5000 | 0.507 | 101 | 0.509 | 102 | 0.500 | 100 |

**Acceptance Criteria:**

| | | | | |
|---|---|---|---|---|
| **ICV:** | 95-105% | (Methods 200.7, 245.1) | 90-110% | (Methods 200.8, 6010, 6020, 7470, 7471, 7474) |
| | 77-123% | (Method 1631) | 76-113% | (Method 245.7) |
| **CCV:** | 90-110% | (Methods 200.7, 245.1, 6010, 6020, 7474) | | |
| | 85-115% | (Method 200.8) | 80-120% | (Methods 7470, 7471) |
| | 77-123% | (Method 1631) | 76-113% | (Method 245.7) |

# Form 2A
## Initial and Continuing Calibration Verification

| | | | |
|---|---|---|---|
| **Client** | : Roux Env. Eng. & Geology, DPC | **Lab Number** | : L2554996 |
| **Project Name** | : CORAM MATERIALS | **Project Number** | : 2232.0006Y005 |
| **Instrument ID** | : TRACE11 | **Units** | : mg/l |

| | Initial Calibration | | | Continuing Calibration(s) | | | | | | |
|---|---|---|---|---|---|---|---|---|---|---|
| **Lab ID :** | | | | R2008831-42 | | | R2008831-44 | | R2008831-46 | |
| **Date Analyzed :** | | | | 09/10/25 20:32 | | | 09/10/25 21:36 | | 09/10/25 22:09 | |
| **Parameter** | **True** | **Found** | **%R** | **True** | **Found** | **%R** | **Found** | **%R** | **Found** | **%R** |
| Antimony | | | | 0.5000 | 0.491 | 98 | 0.497 | 99 | 0.497 | 99 |

**Acceptance Criteria:**

| | | | | |
|---|---|---|---|---|
| **ICV:** | 95-105% | (Methods 200.7, 245.1) | 90-110% | (Methods 200.8, 6010, 6020, 7470, 7471, 7474) |
| | 77-123% | (Method 1631) | 76-113% | (Method 245.7) |
| **CCV:** | 90-110% | (Methods 200.7, 245.1, 6010, 6020, 7474) | | |
| | 85-115% | (Method 200.8) | 80-120% | (Methods 7470, 7471) |
| | 77-123% | (Method 1631) | 76-113% | (Method 245.7) |

# Form 2A
# Initial and Continuing Calibration Verification

| | | | |
|---|---|---|---|
| **Client** | : Roux Env. Eng. & Geology, DPC | **Lab Number** | : L2554996 |
| **Project Name** | : CORAM MATERIALS | **Project Number** | : 2232.0006Y005 |
| **Instrument ID** | : TRACE8 | **Units** | : mg/l |

| | Initial Calibration | | | Continuing Calibration(s) | | | | | | |
|---|---|---|---|---|---|---|---|---|---|---|
| **Lab ID** | : R2008971-1 | | | | | | | | | |
| **Date Analyzed** | : 09/10/25 08:47 | | | | | | | | | |
| **Parameter** | **True** | **Found** | **%R** | **True** | **Found** | **%R** | **Found** | **%R** | **Found** | **%R** |
| Aluminum | 0.500 | 0.4900 | 98 | | | | | | | |
| Antimony | 0.500 | 0.5040 | 101 | | | | | | | |
| Arsenic | 0.500 | 0.4660 | 93 | | | | | | | |
| Barium | 0.500 | 0.4930 | 99 | | | | | | | |
| Beryllium | 0.500 | 0.5040 | 101 | | | | | | | |
| Cadmium | 0.500 | 0.4960 | 99 | | | | | | | |
| Calcium | 0.500 | 0.4930 | 99 | | | | | | | |
| Chromium | 0.500 | 0.4940 | 99 | | | | | | | |
| Cobalt | 0.500 | 0.5030 | 101 | | | | | | | |
| Copper | 0.500 | 0.5010 | 100 | | | | | | | |
| Iron | 0.500 | 0.5070 | 101 | | | | | | | |
| Lead | 0.500 | 0.4910 | 98 | | | | | | | |
| Magnesium | 0.500 | 0.4980 | 100 | | | | | | | |
| Manganese | 0.500 | 0.5030 | 101 | | | | | | | |
| Nickel | 0.500 | 0.5050 | 101 | | | | | | | |
| Potassium | 5.00 | 5.1100 | 102 | | | | | | | |
| Selenium | 0.500 | 0.4770 | 95 | | | | | | | |
| Silver | 0.500 | 0.4820 | 96 | | | | | | | |
| Sodium | 10.0 | 10.1000 | 101 | | | | | | | |
| Thallium | 0.500 | 0.5010 | 100 | | | | | | | |
| Vanadium | 0.500 | 0.4980 | 100 | | | | | | | |
| Zinc | 0.500 | 0.4930 | 99 | | | | | | | |

**Acceptance Criteria:**

| | | | | |
|---|---|---|---|---|
| **ICV:** | 95-105% | (Methods 200.7, 245.1) | 90-110% | (Methods 200.8, 6010, 6020, 7470, 7471, 7474) |
| | 77-123% | (Method 1631) | 76-113% | (Method 245.7) |
| **CCV:** | 90-110% | (Methods 200.7, 245.1, 6010, 6020, 7474) | | |
| | 85-115% | (Method 200.8) | 80-120% | (Methods 7470, 7471) |
| | 77-123% | (Method 1631) | 76-113% | (Method 245.7) |

# Form 2A
## Initial and Continuing Calibration Verification

| | | | |
|---|---|---|---|
| **Client** | : Roux Env. Eng. & Geology, DPC | **Lab Number** | : L2554996 |
| **Project Name** | : CORAM MATERIALS | **Project Number** | : 2232.0006Y005 |
| **Instrument ID** | : TRACE8 | **Units** | : mg/l |

| | Initial Calibration | | | Continuing Calibration(s) | | | | | | |
|---|---|---|---|---|---|---|---|---|---|---|
| **Lab ID** : | R2008971-3 | | | R2008971-6 | | | R2008971-8 | | R2008971-10 | |
| **Date Analyzed** : | 09/10/25 09:06 | | | 09/10/25 10:08 | | | 09/10/25 11:09 | | 09/10/25 11:40 | |
| **Parameter** | **True** | **Found** | **%R** | **True** | **Found** | **%R** | **Found** | **%R** | **Found** | **%R** |
| Aluminum | 0.500 | 0.5000 | 100 | 0.5000 | 0.485 | 97 | 0.483 | 97 | 0.482 | 96 |
| Antimony | 0.500 | 0.5160 | 103 | 0.5000 | 0.518 | 104 | 0.536 | 107 | 0.504 | 101 |
| Arsenic | 0.500 | 0.4760 | 95 | 0.5000 | 0.469 | 94 | 0.461 | 92 | 0.463 | 93 |
| Barium | 0.500 | 0.5010 | 100 | 0.5000 | 0.495 | 99 | 0.492 | 98 | 0.491 | 98 |
| Beryllium | 0.500 | 0.5100 | 102 | 0.5000 | 0.504 | 101 | 0.501 | 100 | 0.502 | 100 |
| Cadmium | 0.500 | 0.5040 | 101 | 0.5000 | 0.501 | 100 | 0.493 | 99 | 0.492 | 98 |
| Calcium | 0.500 | 0.5050 | 101 | 0.5000 | 0.488 | 98 | 0.486 | 97 | 0.486 | 97 |
| Chromium | 0.500 | 0.5000 | 100 | 0.5000 | 0.499 | 100 | 0.492 | 98 | 0.491 | 98 |
| Cobalt | 0.500 | 0.5120 | 102 | 0.5000 | 0.504 | 101 | 0.498 | 100 | 0.496 | 99 |
| Copper | 0.500 | 0.5160 | 103 | 0.5000 | 0.508 | 102 | 0.499 | 100 | 0.499 | 100 |
| Iron | 0.500 | 0.5080 | 102 | 0.5000 | 0.498 | 100 | 0.493 | 99 | 0.502 | 100 |
| Lead | 0.500 | 0.4960 | 99 | 0.5000 | 0.486 | 97 | 0.488 | 98 | 0.489 | 98 |
| Magnesium | 0.500 | 0.5130 | 103 | 0.5000 | 0.510 | 102 | 0.494 | 99 | 0.493 | 99 |
| Manganese | 0.500 | 0.5090 | 102 | 0.5000 | 0.501 | 100 | 0.499 | 100 | 0.500 | 100 |
| Nickel | 0.500 | 0.5140 | 103 | 0.5000 | 0.511 | 102 | 0.500 | 100 | 0.499 | 100 |
| Potassium | 5.00 | 5.2100 | 104 | 5.0000 | 5.11 | 102 | 5.10 | 102 | 5.07 | 101 |
| Selenium | 0.500 | 0.4890 | 98 | 0.5000 | 0.482 | 96 | 0.470 | 94 | 0.470 | 94 |
| Silver | 0.500 | 0.4810 | 96 | 0.5000 | 0.492 | 98 | 0.481 | 96 | 0.479 | 96 |
| Sodium | 10.0 | 10.3000 | 103 | 10.0000 | 10.1 | 101 | 10.2 | 102 | 10.1 | 101 |
| Thallium | 0.500 | 0.5020 | 100 | 0.5000 | 0.496 | 99 | 0.496 | 99 | 0.499 | 100 |
| Vanadium | 0.500 | 0.5060 | 101 | 0.5000 | 0.503 | 101 | 0.498 | 100 | 0.499 | 100 |
| Zinc | 0.500 | 0.5050 | 101 | 0.5000 | 0.501 | 100 | 0.490 | 98 | 0.489 | 98 |

**Acceptance Criteria:**

| | | | | |
|---|---|---|---|---|
| **ICV:** | 95-105% | (Methods 200.7, 245.1) | 90-110% | (Methods 200.8, 6010, 6020, 7470, 7471, 7474) |
| | 77-123% | (Method 1631) | 76-113% | (Method 245.7) |
| **CCV:** | 90-110% | (Methods 200.7, 245.1, 6010, 6020, 7474) | | |
| | 85-115% | (Method 200.8) | 80-120% | (Methods 7470, 7471) |
| | 77-123% | (Method 1631) | 76-113% | (Method 245.7) |

# Form 2A
## Initial and Continuing Calibration Verification

| | | | |
|---|---|---|---|
| **Client** | : Roux Env. Eng. & Geology, DPC | **Lab Number** | : L2554996 |
| **Project Name** | : CORAM MATERIALS | **Project Number** | : 2232.0006Y005 |
| **Instrument ID** | : TRACE8 | **Units** | : mg/l |

| | Initial Calibration | | | Continuing Calibration(s) | | | | | | |
|---|---|---|---|---|---|---|---|---|---|---|
| **Lab ID** : | | | | R2008971-12 | | | R2008971-14 | | R2008971-16 | |
| **Date Analyzed** : | | | | 09/10/25 12:35 | | | 09/10/25 12:56 | | 09/10/25 14:51 | |
| **Parameter** | **True** | **Found** | **%R** | **True** | **Found** | **%R** | **Found** | **%R** | **Found** | **%R** |
| Aluminum | | | | 0.5000 | 0.488 | 98 | 0.484 | 97 | 0.484 | 97 |
| Antimony | | | | 0.5000 | 0.504 | 101 | 0.500 | 100 | 0.506 | 101 |
| Arsenic | | | | 0.5000 | 0.466 | 93 | 0.462 | 92 | 0.468 | 94 |
| Barium | | | | 0.5000 | 0.493 | 99 | 0.493 | 99 | 0.494 | 99 |
| Beryllium | | | | 0.5000 | 0.504 | 101 | 0.503 | 101 | 0.505 | 101 |
| Cadmium | | | | 0.5000 | 0.490 | 98 | 0.486 | 97 | 0.485 | 97 |
| Calcium | | | | 0.5000 | 0.572 | 114 | 0.494 | 99 | 0.484 | 97 |
| Chromium | | | | 0.5000 | 0.492 | 98 | 0.488 | 98 | 0.490 | 98 |
| Cobalt | | | | 0.5000 | 0.493 | 99 | 0.494 | 99 | 0.491 | 98 |
| Copper | | | | 0.5000 | 0.504 | 101 | 0.503 | 101 | 0.505 | 101 |
| Iron | | | | 0.5000 | 0.506 | 101 | 0.492 | 98 | 0.508 | 102 |
| Lead | | | | 0.5000 | 0.490 | 98 | 0.488 | 98 | 0.493 | 99 |
| Magnesium | | | | 0.5000 | 0.529 | 106 | 0.489 | 98 | 0.488 | 98 |
| Manganese | | | | 0.5000 | 0.501 | 100 | 0.499 | 100 | 0.500 | 100 |
| Nickel | | | | 0.5000 | 0.498 | 100 | 0.494 | 99 | 0.496 | 99 |
| Potassium | | | | 5.0000 | 5.13 | 103 | 5.11 | 102 | 5.13 | 103 |
| Selenium | | | | 0.5000 | 0.476 | 95 | 0.476 | 95 | 0.479 | 96 |
| Silver | | | | 0.5000 | 0.484 | 97 | 0.480 | 96 | 0.483 | 97 |
| Sodium | | | | 10.0000 | 10.2 | 102 | 10.2 | 102 | 10.3 | 103 |
| Thallium | | | | 0.5000 | 0.502 | 100 | 0.499 | 100 | 0.504 | 101 |
| Vanadium | | | | 0.5000 | 0.500 | 100 | 0.497 | 99 | 0.499 | 100 |
| Zinc | | | | 0.5000 | 0.483 | 97 | 0.481 | 96 | 0.478 | 96 |

**Acceptance Criteria:**

| | | | | |
|---|---|---|---|---|
| **ICV:** | 95-105% | (Methods 200.7, 245.1) | 90-110% | (Methods 200.8, 6010, 6020, 7470, 7471, 7474) |
| | 77-123% | (Method 1631) | 76-113% | (Method 245.7) |
| **CCV:** | 90-110% | (Methods 200.7, 245.1, 6010, 6020, 7474) | | |
| | 85-115% | (Method 200.8) | 80-120% | (Methods 7470, 7471) |
| | 77-123% | (Method 1631) | 76-113% | (Method 245.7) |

# Form 2A
## Initial and Continuing Calibration Verification

| | | | |
|---|---|---|---|
| **Client** | : Roux Env. Eng. & Geology, DPC | **Lab Number** | : L2554996 |
| **Project Name** | : CORAM MATERIALS | **Project Number** | : 2232.0006Y005 |
| **Instrument ID** | : TRACE8 | **Units** | : mg/l |

| | Initial Calibration | | | Continuing Calibration(s) | | | | | | |
|---|---|---|---|---|---|---|---|---|---|---|
| **Lab ID :** | | | | R2008971-18 | | | R2008971-20 | | R2008971-22 | |
| **Date Analyzed :** | | | | 09/10/25 15:55 | | | 09/10/25 17:10 | | 09/10/25 18:00 | |
| **Parameter** | **True** | **Found** | **%R** | **True** | **Found** | **%R** | **Found** | **%R** | **Found** | **%R** |
| Aluminum | | | | 0.5000 | 0.479 | 96 | 0.488 | 98 | 0.488 | 98 |
| Antimony | | | | 0.5000 | 0.495 | 99 | 0.494 | 99 | 0.497 | 99 |
| Arsenic | | | | 0.5000 | 0.461 | 92 | 0.462 | 92 | 0.465 | 93 |
| Barium | | | | 0.5000 | 0.480 | 96 | 0.488 | 98 | 0.492 | 98 |
| Beryllium | | | | 0.5000 | 0.502 | 100 | 0.507 | 101 | 0.507 | 101 |
| Cadmium | | | | 0.5000 | 0.495 | 99 | 0.495 | 99 | 0.493 | 99 |
| Calcium | | | | 0.5000 | 0.494 | 99 | 0.496 | 99 | 0.496 | 99 |
| Chromium | | | | 0.5000 | 0.489 | 98 | 0.493 | 99 | 0.492 | 98 |
| Cobalt | | | | 0.5000 | 0.494 | 99 | 0.494 | 99 | 0.494 | 99 |
| Copper | | | | 0.5000 | 0.492 | 98 | 0.496 | 99 | 0.495 | 99 |
| Iron | | | | 0.5000 | 0.507 | 101 | 0.514 | 103 | 0.512 | 102 |
| Lead | | | | 0.5000 | 0.490 | 98 | 0.492 | 98 | 0.493 | 99 |
| Magnesium | | | | 0.5000 | 0.491 | 98 | 0.496 | 99 | 0.495 | 99 |
| Manganese | | | | 0.5000 | 0.502 | 100 | 0.508 | 102 | 0.509 | 102 |
| Nickel | | | | 0.5000 | 0.500 | 100 | 0.500 | 100 | 0.499 | 100 |
| Potassium | | | | 5.0000 | 5.00 | 100 | 5.11 | 102 | 5.14 | 103 |
| Selenium | | | | 0.5000 | 0.470 | 94 | 0.470 | 94 | 0.475 | 95 |
| Silver | | | | 0.5000 | 0.473 | 95 | 0.477 | 95 | 0.477 | 95 |
| Sodium | | | | 10.0000 | 10.1 | 101 | 10.1 | 101 | 10.1 | 101 |
| Thallium | | | | 0.5000 | 0.496 | 99 | 0.497 | 99 | 0.499 | 100 |
| Vanadium | | | | 0.5000 | 0.494 | 99 | 0.499 | 100 | 0.498 | 100 |
| Zinc | | | | 0.5000 | 0.491 | 98 | 0.489 | 98 | 0.490 | 98 |

**Acceptance Criteria:**

| | | | | |
|---|---|---|---|---|
| **ICV:** | 95-105% | (Methods 200.7, 245.1) | 90-110% | (Methods 200.8, 6010, 6020, 7470, 7471, 7474) |
| | 77-123% | (Method 1631) | 76-113% | (Method 245.7) |
| **CCV:** | 90-110% | (Methods 200.7, 245.1, 6010, 6020, 7474) | | |
| | 85-115% | (Method 200.8) | 80-120% | (Methods 7470, 7471) |
| | 77-123% | (Method 1631) | 76-113% | (Method 245.7) |

# Form 2A
## Initial and Continuing Calibration Verification

| | | | |
|---|---|---|---|
| **Client** | : Roux Env. Eng. & Geology, DPC | **Lab Number** | : L2554996 |
| **Project Name** | : CORAM MATERIALS | **Project Number** | : 2232.0006Y005 |
| **Instrument ID** | : TRACE8 | **Units** | : mg/l |

| | Initial Calibration | | | Continuing Calibration(s) | | | | | | |
|---|---|---|---|---|---|---|---|---|---|---|
| **Lab ID** : | | | | R2008971-24 | | | R2008971-26 | | | |
| **Date Analyzed** : | | | | 09/10/25 18:55 | | | 09/10/25 19:35 | | | |
| **Parameter** | **True** | **Found** | **%R** | **True** | **Found** | **%R** | **Found** | **%R** | **Found** | **%R** |
| Aluminum | | | | 0.5000 | 0.476 | 95 | 0.486 | 97 | | |
| Antimony | | | | 0.5000 | 0.523 | 105 | 0.512 | 102 | | |
| Arsenic | | | | 0.5000 | 0.457 | 91 | 0.461 | 92 | | |
| Barium | | | | 0.5000 | 0.490 | 98 | 0.492 | 98 | | |
| Beryllium | | | | 0.5000 | 0.500 | 100 | 0.500 | 100 | | |
| Cadmium | | | | 0.5000 | 0.496 | 99 | 0.493 | 99 | | |
| Calcium | | | | 0.5000 | 0.490 | 98 | 0.490 | 98 | | |
| Chromium | | | | 0.5000 | 0.493 | 99 | 0.491 | 98 | | |
| Cobalt | | | | 0.5000 | 0.499 | 100 | 0.498 | 100 | | |
| Copper | | | | 0.5000 | 0.499 | 100 | 0.503 | 101 | | |
| Iron | | | | 0.5000 | 0.498 | 100 | 0.499 | 100 | | |
| Lead | | | | 0.5000 | 0.486 | 97 | 0.483 | 97 | | |
| Magnesium | | | | 0.5000 | 0.498 | 100 | 0.502 | 100 | | |
| Manganese | | | | 0.5000 | 0.501 | 100 | 0.500 | 100 | | |
| Nickel | | | | 0.5000 | 0.503 | 101 | 0.501 | 100 | | |
| Potassium | | | | 5.0000 | 5.04 | 101 | 5.05 | 101 | | |
| Selenium | | | | 0.5000 | 0.468 | 94 | 0.476 | 95 | | |
| Silver | | | | 0.5000 | 0.478 | 96 | 0.483 | 97 | | |
| Sodium | | | | 10.0000 | 10.0 | 100 | 10.0 | 100 | | |
| Thallium | | | | 0.5000 | 0.494 | 99 | 0.487 | 97 | | |
| Vanadium | | | | 0.5000 | 0.500 | 100 | 0.498 | 100 | | |
| Zinc | | | | 0.5000 | 0.492 | 98 | 0.491 | 98 | | |

**Acceptance Criteria:**

| | | | | |
|---|---|---|---|---|
| **ICV:** | 95-105% | (Methods 200.7, 245.1) | 90-110% | (Methods 200.8, 6010, 6020, 7470, 7471, 7474) |
| | 77-123% | (Method 1631) | 76-113% | (Method 245.7) |
| **CCV:** | 90-110% | (Methods 200.7, 245.1, 6010, 6020, 7474) | | |
| | 85-115% | (Method 200.8) | 80-120% | (Methods 7470, 7471) |
| | 77-123% | (Method 1631) | 76-113% | (Method 245.7) |

# Form 2A
# Initial and Continuing Calibration Verification

| | | | |
|---|---|---|---|
| **Client** | : Roux Env. Eng. & Geology, DPC | **Lab Number** | : L2554996 |
| **Project Name** | : CORAM MATERIALS | **Project Number** | : 2232.0006Y005 |
| **Instrument ID** | : TRACE8 | **Units** | : mg/l |

| | Initial Calibration | | | Continuing Calibration(s) | | | | | | |
|---|---|---|---|---|---|---|---|---|---|---|
| **Lab ID** : | R2008971-1 | | | | | | | | | |
| **Date Analyzed** : | 09/10/25 08:47 | | | | | | | | | |
| **Parameter** | **True** | **Found** | **%R** | **True** | **Found** | **%R** | **Found** | **%R** | **Found** | **%R** |
| Aluminum | 0.500 | 0.4900 | 98 | | | | | | | |
| Antimony | 0.500 | 0.5040 | 101 | | | | | | | |
| Arsenic | 0.500 | 0.4660 | 93 | | | | | | | |
| Barium | 0.500 | 0.4930 | 99 | | | | | | | |
| Beryllium | 0.500 | 0.5040 | 101 | | | | | | | |
| Cadmium | 0.500 | 0.4960 | 99 | | | | | | | |
| Calcium | 0.500 | 0.4930 | 99 | | | | | | | |
| Chromium | 0.500 | 0.4940 | 99 | | | | | | | |
| Cobalt | 0.500 | 0.5030 | 101 | | | | | | | |
| Copper | 0.500 | 0.5010 | 100 | | | | | | | |
| Iron | 0.500 | 0.5070 | 101 | | | | | | | |
| Lead | 0.500 | 0.4910 | 98 | | | | | | | |
| Magnesium | 0.500 | 0.4980 | 100 | | | | | | | |
| Manganese | 0.500 | 0.5030 | 101 | | | | | | | |
| Nickel | 0.500 | 0.5050 | 101 | | | | | | | |
| Potassium | 5.00 | 5.1100 | 102 | | | | | | | |
| Selenium | 0.500 | 0.4770 | 95 | | | | | | | |
| Silver | 0.500 | 0.4820 | 96 | | | | | | | |
| Sodium | 10.0 | 10.1000 | 101 | | | | | | | |
| Thallium | 0.500 | 0.5010 | 100 | | | | | | | |
| Vanadium | 0.500 | 0.4980 | 100 | | | | | | | |
| Zinc | 0.500 | 0.4930 | 99 | | | | | | | |

**Acceptance Criteria:**

| | | | | |
|---|---|---|---|---|
| **ICV:** | 95-105% | (Methods 200.7, 245.1) | 90-110% | (Methods 200.8, 6010, 6020, 7470, 7471, 7474) |
| | 77-123% | (Method 1631) | 76-113% | (Method 245.7) |
| **CCV:** | 90-110% | (Methods 200.7, 245.1, 6010, 6020, 7474) | | |
| | 85-115% | (Method 200.8) | 80-120% | (Methods 7470, 7471) |
| | 77-123% | (Method 1631) | 76-113% | (Method 245.7) |

# Form 2A
## Initial and Continuing Calibration Verification

| | | | |
|---|---|---|---|
| **Client** | : Roux Env. Eng. & Geology, DPC | **Lab Number** | : L2554996 |
| **Project Name** | : CORAM MATERIALS | **Project Number** | : 2232.0006Y005 |
| **Instrument ID** | : TRACE8 | **Units** | : mg/l |

| | Initial Calibration | | | Continuing Calibration(s) | | | | | | |
|---|---|---|---|---|---|---|---|---|---|---|
| **Lab ID** : | R2008971-3 | | | R2008971-6 | | | R2008971-8 | | R2008971-10 | |
| **Date Analyzed** : | 09/10/25 09:06 | | | 09/10/25 10:08 | | | 09/10/25 11:09 | | 09/10/25 11:40 | |
| **Parameter** | **True** | **Found** | **%R** | **True** | **Found** | **%R** | **Found** | **%R** | **Found** | **%R** |
| Aluminum | 0.500 | 0.5000 | 100 | 0.5000 | 0.485 | 97 | 0.483 | 97 | 0.482 | 96 |
| Antimony | 0.500 | 0.5160 | 103 | 0.5000 | 0.518 | 104 | 0.536 | 107 | 0.504 | 101 |
| Arsenic | 0.500 | 0.4760 | 95 | 0.5000 | 0.469 | 94 | 0.461 | 92 | 0.463 | 93 |
| Barium | 0.500 | 0.5010 | 100 | 0.5000 | 0.495 | 99 | 0.492 | 98 | 0.491 | 98 |
| Beryllium | 0.500 | 0.5100 | 102 | 0.5000 | 0.504 | 101 | 0.501 | 100 | 0.502 | 100 |
| Cadmium | 0.500 | 0.5040 | 101 | 0.5000 | 0.501 | 100 | 0.493 | 99 | 0.492 | 98 |
| Calcium | 0.500 | 0.5050 | 101 | 0.5000 | 0.488 | 98 | 0.486 | 97 | 0.486 | 97 |
| Chromium | 0.500 | 0.5000 | 100 | 0.5000 | 0.499 | 100 | 0.492 | 98 | 0.491 | 98 |
| Cobalt | 0.500 | 0.5120 | 102 | 0.5000 | 0.504 | 101 | 0.498 | 100 | 0.496 | 99 |
| Copper | 0.500 | 0.5160 | 103 | 0.5000 | 0.508 | 102 | 0.499 | 100 | 0.499 | 100 |
| Iron | 0.500 | 0.5080 | 102 | 0.5000 | 0.498 | 100 | 0.493 | 99 | 0.502 | 100 |
| Lead | 0.500 | 0.4960 | 99 | 0.5000 | 0.486 | 97 | 0.488 | 98 | 0.489 | 98 |
| Magnesium | 0.500 | 0.5130 | 103 | 0.5000 | 0.510 | 102 | 0.494 | 99 | 0.493 | 99 |
| Manganese | 0.500 | 0.5090 | 102 | 0.5000 | 0.501 | 100 | 0.499 | 100 | 0.500 | 100 |
| Nickel | 0.500 | 0.5140 | 103 | 0.5000 | 0.511 | 102 | 0.500 | 100 | 0.499 | 100 |
| Potassium | 5.00 | 5.2100 | 104 | 5.0000 | 5.11 | 102 | 5.10 | 102 | 5.07 | 101 |
| Selenium | 0.500 | 0.4890 | 98 | 0.5000 | 0.482 | 96 | 0.470 | 94 | 0.470 | 94 |
| Silver | 0.500 | 0.4810 | 96 | 0.5000 | 0.492 | 98 | 0.481 | 96 | 0.479 | 96 |
| Sodium | 10.0 | 10.3000 | 103 | 10.0000 | 10.1 | 101 | 10.2 | 102 | 10.1 | 101 |
| Thallium | 0.500 | 0.5020 | 100 | 0.5000 | 0.496 | 99 | 0.496 | 99 | 0.499 | 100 |
| Vanadium | 0.500 | 0.5060 | 101 | 0.5000 | 0.503 | 101 | 0.498 | 100 | 0.499 | 100 |
| Zinc | 0.500 | 0.5050 | 101 | 0.5000 | 0.501 | 100 | 0.490 | 98 | 0.489 | 98 |

**Acceptance Criteria:**

| | | | | |
|---|---|---|---|---|
| **ICV:** | 95-105% | (Methods 200.7, 245.1) | 90-110% | (Methods 200.8, 6010, 6020, 7470, 7471, 7474) |
| | 77-123% | (Method 1631) | 76-113% | (Method 245.7) |
| **CCV:** | 90-110% | (Methods 200.7, 245.1, 6010, 6020, 7474) | | |
| | 85-115% | (Method 200.8) | 80-120% | (Methods 7470, 7471) |
| | 77-123% | (Method 1631) | 76-113% | (Method 245.7) |

# Form 2A
## Initial and Continuing Calibration Verification

| | | | |
|---|---|---|---|
| **Client** | : Roux Env. Eng. & Geology, DPC | **Lab Number** | : L2554996 |
| **Project Name** | : CORAM MATERIALS | **Project Number** | : 2232.0006Y005 |
| **Instrument ID** | : TRACE8 | **Units** | : mg/l |

| | Initial Calibration | | | Continuing Calibration(s) | | | | | | |
|---|---|---|---|---|---|---|---|---|---|---|
| **Lab ID** : | | | | R2008971-12 | | | R2008971-14 | | R2008971-16 | |
| **Date Analyzed** : | | | | 09/10/25 12:35 | | | 09/10/25 12:56 | | 09/10/25 14:51 | |
| **Parameter** | **True** | **Found** | **%R** | **True** | **Found** | **%R** | **Found** | **%R** | **Found** | **%R** |
| Aluminum | | | | 0.5000 | 0.488 | 98 | 0.484 | 97 | 0.484 | 97 |
| Antimony | | | | 0.5000 | 0.504 | 101 | 0.500 | 100 | 0.506 | 101 |
| Arsenic | | | | 0.5000 | 0.466 | 93 | 0.462 | 92 | 0.468 | 94 |
| Barium | | | | 0.5000 | 0.493 | 99 | 0.493 | 99 | 0.494 | 99 |
| Beryllium | | | | 0.5000 | 0.504 | 101 | 0.503 | 101 | 0.505 | 101 |
| Cadmium | | | | 0.5000 | 0.490 | 98 | 0.486 | 97 | 0.485 | 97 |
| Calcium | | | | 0.5000 | 0.572 | 114 | 0.494 | 99 | 0.484 | 97 |
| Chromium | | | | 0.5000 | 0.492 | 98 | 0.488 | 98 | 0.490 | 98 |
| Cobalt | | | | 0.5000 | 0.493 | 99 | 0.494 | 99 | 0.491 | 98 |
| Copper | | | | 0.5000 | 0.504 | 101 | 0.503 | 101 | 0.505 | 101 |
| Iron | | | | 0.5000 | 0.506 | 101 | 0.492 | 98 | 0.508 | 102 |
| Lead | | | | 0.5000 | 0.490 | 98 | 0.488 | 98 | 0.493 | 99 |
| Magnesium | | | | 0.5000 | 0.529 | 106 | 0.489 | 98 | 0.488 | 98 |
| Manganese | | | | 0.5000 | 0.501 | 100 | 0.499 | 100 | 0.500 | 100 |
| Nickel | | | | 0.5000 | 0.498 | 100 | 0.494 | 99 | 0.496 | 99 |
| Potassium | | | | 5.0000 | 5.13 | 103 | 5.11 | 102 | 5.13 | 103 |
| Selenium | | | | 0.5000 | 0.476 | 95 | 0.476 | 95 | 0.479 | 96 |
| Silver | | | | 0.5000 | 0.484 | 97 | 0.480 | 96 | 0.483 | 97 |
| Sodium | | | | 10.0000 | 10.2 | 102 | 10.2 | 102 | 10.3 | 103 |
| Thallium | | | | 0.5000 | 0.502 | 100 | 0.499 | 100 | 0.504 | 101 |
| Vanadium | | | | 0.5000 | 0.500 | 100 | 0.497 | 99 | 0.499 | 100 |
| Zinc | | | | 0.5000 | 0.483 | 97 | 0.481 | 96 | 0.478 | 96 |

**Acceptance Criteria:**

| | | | | |
|---|---|---|---|---|
| **ICV:** | 95-105% | (Methods 200.7, 245.1) | 90-110% | (Methods 200.8, 6010, 6020, 7470, 7471, 7474) |
| | 77-123% | (Method 1631) | 76-113% | (Method 245.7) |
| **CCV:** | 90-110% | (Methods 200.7, 245.1, 6010, 6020, 7474) | | |
| | 85-115% | (Method 200.8) | 80-120% | (Methods 7470, 7471) |
| | 77-123% | (Method 1631) | 76-113% | (Method 245.7) |

# Form 2A
## Initial and Continuing Calibration Verification

| | | | |
|---|---|---|---|
| **Client** | : Roux Env. Eng. & Geology, DPC | **Lab Number** | : L2554996 |
| **Project Name** | : CORAM MATERIALS | **Project Number** | : 2232.0006Y005 |
| **Instrument ID** | : TRACE8 | **Units** | : mg/l |

| | Initial Calibration | | | Continuing Calibration(s) | | | | | | |
|---|---|---|---|---|---|---|---|---|---|---|
| **Lab ID :** | | | | R2008971-18 | | | R2008971-20 | | R2008971-22 | |
| **Date Analyzed :** | | | | 09/10/25 15:55 | | | 09/10/25 17:10 | | 09/10/25 18:00 | |
| **Parameter** | **True** | **Found** | **%R** | **True** | **Found** | **%R** | **Found** | **%R** | **Found** | **%R** |
| Aluminum | | | | 0.5000 | 0.479 | 96 | 0.488 | 98 | 0.488 | 98 |
| Antimony | | | | 0.5000 | 0.495 | 99 | 0.494 | 99 | 0.497 | 99 |
| Arsenic | | | | 0.5000 | 0.461 | 92 | 0.462 | 92 | 0.465 | 93 |
| Barium | | | | 0.5000 | 0.480 | 96 | 0.488 | 98 | 0.492 | 98 |
| Beryllium | | | | 0.5000 | 0.502 | 100 | 0.507 | 101 | 0.507 | 101 |
| Cadmium | | | | 0.5000 | 0.495 | 99 | 0.495 | 99 | 0.493 | 99 |
| Calcium | | | | 0.5000 | 0.494 | 99 | 0.496 | 99 | 0.496 | 99 |
| Chromium | | | | 0.5000 | 0.489 | 98 | 0.493 | 99 | 0.492 | 98 |
| Cobalt | | | | 0.5000 | 0.494 | 99 | 0.494 | 99 | 0.494 | 99 |
| Copper | | | | 0.5000 | 0.492 | 98 | 0.496 | 99 | 0.495 | 99 |
| Iron | | | | 0.5000 | 0.507 | 101 | 0.514 | 103 | 0.512 | 102 |
| Lead | | | | 0.5000 | 0.490 | 98 | 0.492 | 98 | 0.493 | 99 |
| Magnesium | | | | 0.5000 | 0.491 | 98 | 0.496 | 99 | 0.495 | 99 |
| Manganese | | | | 0.5000 | 0.502 | 100 | 0.508 | 102 | 0.509 | 102 |
| Nickel | | | | 0.5000 | 0.500 | 100 | 0.500 | 100 | 0.499 | 100 |
| Potassium | | | | 5.0000 | 5.00 | 100 | 5.11 | 102 | 5.14 | 103 |
| Selenium | | | | 0.5000 | 0.470 | 94 | 0.470 | 94 | 0.475 | 95 |
| Silver | | | | 0.5000 | 0.473 | 95 | 0.477 | 95 | 0.477 | 95 |
| Sodium | | | | 10.0000 | 10.1 | 101 | 10.1 | 101 | 10.1 | 101 |
| Thallium | | | | 0.5000 | 0.496 | 99 | 0.497 | 99 | 0.499 | 100 |
| Vanadium | | | | 0.5000 | 0.494 | 99 | 0.499 | 100 | 0.498 | 100 |
| Zinc | | | | 0.5000 | 0.491 | 98 | 0.489 | 98 | 0.490 | 98 |

**Acceptance Criteria:**

| | | | | |
|---|---|---|---|---|
| **ICV:** | 95-105% | (Methods 200.7, 245.1) | 90-110% | (Methods 200.8, 6010, 6020, 7470, 7471, 7474) |
| | 77-123% | (Method 1631) | 76-113% | (Method 245.7) |
| **CCV:** | 90-110% | (Methods 200.7, 245.1, 6010, 6020, 7474) | | |
| | 85-115% | (Method 200.8) | 80-120% | (Methods 7470, 7471) |
| | 77-123% | (Method 1631) | 76-113% | (Method 245.7) |

# Form 2A
# Initial and Continuing Calibration Verification

| | | | |
|---|---|---|---|
| **Client** | : Roux Env. Eng. & Geology, DPC | **Lab Number** | : L2554996 |
| **Project Name** | : CORAM MATERIALS | **Project Number** | : 2232.0006Y005 |
| **Instrument ID** | : TRACE8 | **Units** | : mg/l |

| | Initial Calibration | | | Continuing Calibration(s) | | | | | | |
|---|---|---|---|---|---|---|---|---|---|---|
| **Lab ID :** | | | | R2008971-24 | | | R2008971-26 | | R2008971-28 | |
| **Date Analyzed :** | | | | 09/10/25 18:55 | | | 09/10/25 19:35 | | 09/10/25 20:33 | |
| **Parameter** | **True** | **Found** | **%R** | **True** | **Found** | **%R** | **Found** | **%R** | **Found** | **%R** |
| Aluminum | | | | 0.5000 | 0.476 | 95 | 0.486 | 97 | 0.475 | 95 |
| Antimony | | | | 0.5000 | 0.523 | 105 | 0.512 | 102 | 0.507 | 101 |
| Arsenic | | | | 0.5000 | 0.457 | 91 | 0.461 | 92 | 0.456 | 91 |
| Barium | | | | 0.5000 | 0.490 | 98 | 0.492 | 98 | 0.488 | 98 |
| Beryllium | | | | 0.5000 | 0.500 | 100 | 0.500 | 100 | 0.500 | 100 |
| Cadmium | | | | 0.5000 | 0.496 | 99 | 0.493 | 99 | 0.492 | 98 |
| Calcium | | | | 0.5000 | 0.490 | 98 | 0.490 | 98 | 0.490 | 98 |
| Chromium | | | | 0.5000 | 0.493 | 99 | 0.491 | 98 | 0.491 | 98 |
| Cobalt | | | | 0.5000 | 0.499 | 100 | 0.498 | 100 | 0.495 | 99 |
| Copper | | | | 0.5000 | 0.499 | 100 | 0.503 | 101 | 0.496 | 99 |
| Iron | | | | 0.5000 | 0.498 | 100 | 0.499 | 100 | 0.493 | 99 |
| Lead | | | | 0.5000 | 0.486 | 97 | 0.483 | 97 | 0.485 | 97 |
| Magnesium | | | | 0.5000 | 0.498 | 100 | 0.502 | 100 | 0.494 | 99 |
| Manganese | | | | 0.5000 | 0.501 | 100 | 0.500 | 100 | 0.501 | 100 |
| Nickel | | | | 0.5000 | 0.503 | 101 | 0.501 | 100 | 0.499 | 100 |
| Potassium | | | | 5.0000 | 5.04 | 101 | 5.05 | 101 | 5.01 | 100 |
| Selenium | | | | 0.5000 | 0.468 | 94 | 0.476 | 95 | 0.466 | 93 |
| Silver | | | | 0.5000 | 0.478 | 96 | 0.483 | 97 | 0.477 | 95 |
| Sodium | | | | 10.0000 | 10.0 | 100 | 10.0 | 100 | 10.0 | 100 |
| Thallium | | | | 0.5000 | 0.494 | 99 | 0.487 | 97 | 0.490 | 98 |
| Vanadium | | | | 0.5000 | 0.500 | 100 | 0.498 | 100 | 0.498 | 100 |
| Zinc | | | | 0.5000 | 0.492 | 98 | 0.491 | 98 | 0.487 | 97 |

**Acceptance Criteria:**

| | | | | |
|---|---|---|---|---|
| **ICV:** | 95-105% | (Methods 200.7, 245.1) | 90-110% | (Methods 200.8, 6010, 6020, 7470, 7471, 7474) |
| | 77-123% | (Method 1631) | 76-113% | (Method 245.7) |
| **CCV:** | 90-110% | (Methods 200.7, 245.1, 6010, 6020, 7474) | | |
| | 85-115% | (Method 200.8) | 80-120% | (Methods 7470, 7471) |
| | 77-123% | (Method 1631) | 76-113% | (Method 245.7) |

# Form 2A
## Initial and Continuing Calibration Verification

| | | | |
|---|---|---|---|
| **Client** | : Roux Env. Eng. & Geology, DPC | **Lab Number** | : L2554996 |
| **Project Name** | : CORAM MATERIALS | **Project Number** | : 2232.0006Y005 |
| **Instrument ID** | : TRACE8 | **Units** | : mg/l |

| | Initial Calibration | | | Continuing Calibration(s) | | | | | | |
|---|---|---|---|---|---|---|---|---|---|---|
| **Lab ID** : | | | | R2008971-30 | | | | | | |
| **Date Analyzed** : | | | | 09/10/25 21:03 | | | | | | |
| **Parameter** | **True** | **Found** | **%R** | **True** | **Found** | **%R** | **Found** | **%R** | **Found** | **%R** |
| Aluminum | | | | 0.5000 | 0.482 | 96 | | | | |
| Antimony | | | | 0.5000 | 0.500 | 100 | | | | |
| Arsenic | | | | 0.5000 | 0.456 | 91 | | | | |
| Barium | | | | 0.5000 | 0.491 | 98 | | | | |
| Beryllium | | | | 0.5000 | 0.502 | 100 | | | | |
| Cadmium | | | | 0.5000 | 0.491 | 98 | | | | |
| Calcium | | | | 0.5000 | 0.492 | 98 | | | | |
| Chromium | | | | 0.5000 | 0.491 | 98 | | | | |
| Cobalt | | | | 0.5000 | 0.498 | 100 | | | | |
| Copper | | | | 0.5000 | 0.496 | 99 | | | | |
| Iron | | | | 0.5000 | 0.495 | 99 | | | | |
| Lead | | | | 0.5000 | 0.486 | 97 | | | | |
| Magnesium | | | | 0.5000 | 0.494 | 99 | | | | |
| Manganese | | | | 0.5000 | 0.504 | 101 | | | | |
| Nickel | | | | 0.5000 | 0.500 | 100 | | | | |
| Potassium | | | | 5.0000 | 5.05 | 101 | | | | |
| Selenium | | | | 0.5000 | 0.468 | 94 | | | | |
| Silver | | | | 0.5000 | 0.478 | 96 | | | | |
| Sodium | | | | 10.0000 | 10.0 | 100 | | | | |
| Thallium | | | | 0.5000 | 0.490 | 98 | | | | |
| Vanadium | | | | 0.5000 | 0.496 | 99 | | | | |
| Zinc | | | | 0.5000 | 0.489 | 98 | | | | |

**Acceptance Criteria:**

| | | | | |
|---|---|---|---|---|
| **ICV:** | 95-105% | (Methods 200.7, 245.1) | 90-110% | (Methods 200.8, 6010, 6020, 7470, 7471, 7474) |
| | 77-123% | (Method 1631) | 76-113% | (Method 245.7) |
| **CCV:** | 90-110% | (Methods 200.7, 245.1, 6010, 6020, 7474) | | |
| | 85-115% | (Method 200.8) | 80-120% | (Methods 7470, 7471) |
| | 77-123% | (Method 1631) | 76-113% | (Method 245.7) |

# Form 3
# Blanks

| | | | |
|---|---|---|---|
| **Client** | : Roux Env. Eng. & Geology, DPC | **Lab Number** | : L2554996 |
| **Project Name** | : CORAM MATERIALS | **Project Number** | : 2232.0006Y005 |
| **Instrument ID** | : TRACE11 | | |

| | | Initial Calibration Blank | | Continuing Calibration Blank(s) | | | | | | Preparation Blank | |
|---|---|---|---|---|---|---|---|---|---|---|---|
| **Lab ID** | : | R2008831-2 | | R2008831-7 | | R2008831-9 | | R2008831-11 | | | |
| **Date Analyzed** | : | 09/10/25 07:14 | | 09/10/25 07:52 | | 09/10/25 08:38 | | 09/10/25 09:27 | | | |
| **Parameter** | | mg/l | Q | mg/l | Q | mg/l | Q | mg/l | Q | | Q |
| Antimony | | 0.00710 | U | 0.00710 | U | 0.00710 | U | 0.00710 | U | | |

# Form 3
# Blanks

| | | | |
|---|---|---|---|
| **Client** | : Roux Env. Eng. & Geology, DPC | **Lab Number** | : L2554996 |
| **Project Name** | : CORAM MATERIALS | **Project Number** | : 2232.0006Y005 |
| **Instrument ID** | : TRACE11 | | |

| | | Initial Calibration Blank | | Continuing Calibration Blank(s) | | | | | | Preparation Blank | |
|---|---|---|---|---|---|---|---|---|---|---|---|
| **Lab ID** | : | R2008831-4 | | R2008831-13 | | R2008831-15 | | R2008831-17 | | | |
| **Date Analyzed** | : | 09/10/25 07:18 | | 09/10/25 09:57 | | 09/10/25 10:29 | | 09/10/25 11:22 | | | |
| **Parameter** | | mg/l | Q | mg/l | Q | mg/l | Q | mg/l | Q | | Q |
| Antimony | | 0.00710 | U | 0.00710 | U | 0.00710 | U | 0.00710 | U | | |

# Form 3
# Blanks

| | | | |
|---|---|---|---|
| **Client** | : Roux Env. Eng. & Geology, DPC | **Lab Number** | : L2554996 |
| **Project Name** | : CORAM MATERIALS | **Project Number** | : 2232.0006Y005 |
| **Instrument ID** | : TRACE11 | | |

| | Initial Calibration Blank | | Continuing Calibration Blank(s) | | | | | | Preparation Blank | |
|---|---|---|---|---|---|---|---|---|---|---|
| **Lab ID** : | | | R2008831-19 | | R2008831-21 | | R2008831-23 | | | |
| **Date Analyzed** : | | | 09/10/25 12:16 | | 09/10/25 12:49 | | 09/10/25 13:07 | | | |
| **Parameter** | mg/l | Q | mg/l | Q | mg/l | Q | mg/l | Q | | Q |
| Antimony | | | 0.00710 | U | 0.00710 | U | 0.00710 | U | | |

# Form 3
# Blanks

| | | | |
|---|---|---|---|
| **Client** | : Roux Env. Eng. & Geology, DPC | **Lab Number** | : L2554996 |
| **Project Name** | : CORAM MATERIALS | **Project Number** | : 2232.0006Y005 |
| **Instrument ID** | : TRACE11 | | |

| | Initial Calibration Blank | | Continuing Calibration Blank(s) | | | | | | Preparation Blank | |
|---|---|---|---|---|---|---|---|---|---|---|
| **Lab ID** : | | | R2008831-25 | | R2008831-27 | | R2008831-29 | | | |
| **Date Analyzed** : | | | 09/10/25 14:16 | | 09/10/25 14:34 | | 09/10/25 15:47 | | | |
| **Parameter** | mg/l | Q | mg/l | Q | mg/l | Q | mg/l | Q | | Q |
| Antimony | | | 0.00710 | U | 0.00710 | U | 0.00710 | U | | |

# Form 3
# Blanks

| | | | |
|---|---|---|---|
| **Client** | : Roux Env. Eng. & Geology, DPC | **Lab Number** | : L2554996 |
| **Project Name** | : CORAM MATERIALS | **Project Number** | : 2232.0006Y005 |
| **Instrument ID** | : TRACE11 | | |

| | Initial Calibration Blank | | Continuing Calibration Blank(s) | | | | | | Preparation Blank | |
|---|---|---|---|---|---|---|---|---|---|---|
| **Lab ID** : | | | R2008831-31 | | R2008831-33 | | R2008831-35 | | | |
| **Date Analyzed** : | | | 09/10/25 16:18 | | 09/10/25 17:18 | | 09/10/25 17:28 | | | |
| **Parameter** | mg/l | Q | mg/l | Q | mg/l | Q | mg/l | Q | | Q |
| Antimony | | | 0.00710 | U | 0.00710 | U | 0.00710 | U | | |

# Form 3
# Blanks

| | | | |
|---|---|---|---|
| **Client** | : Roux Env. Eng. & Geology, DPC | **Lab Number** | : L2554996 |
| **Project Name** | : CORAM MATERIALS | **Project Number** | : 2232.0006Y005 |
| **Instrument ID** | : TRACE11 | | |

| | Initial Calibration Blank | | Continuing Calibration Blank(s) | | | | | | Preparation Blank | |
|---|---|---|---|---|---|---|---|---|---|---|
| **Lab ID** : | | | R2008831-37 | | R2008831-39 | | R2008831-41 | | | |
| **Date Analyzed** : | | | 09/10/25 18:15 | | 09/10/25 18:49 | | 09/10/25 20:18 | | | |
| **Parameter** | mg/l | Q | mg/l | Q | mg/l | Q | mg/l | Q | | Q |
| Antimony | | | 0.00710 | U | 0.00710 | U | 0.00710 | U | | |

# Form 3
# Blanks

| | | | |
|---|---|---|---|
| **Client** | : Roux Env. Eng. & Geology, DPC | **Lab Number** | : L2554996 |
| **Project Name** | : CORAM MATERIALS | **Project Number** | : 2232.0006Y005 |
| **Instrument ID** | : TRACE11 | | |

| | Initial Calibration Blank | | Continuing Calibration Blank(s) | | | | | | Preparation Blank | |
|---|---|---|---|---|---|---|---|---|---|---|
| **Lab ID** : | | | R2008831-43 | | R2008831-45 | | R2008831-47 | | | |
| **Date Analyzed** : | | | 09/10/25 20:34 | | 09/10/25 21:38 | | 09/10/25 22:11 | | | |
| **Parameter** | mg/l | Q | mg/l | Q | mg/l | Q | mg/l | Q | | Q |
| Antimony | | | 0.00710 | U | 0.00710 | U | 0.00710 | U | | |

# Form 3
# Blanks

| | | | |
|---|---|---|---|
| **Client** | : Roux Env. Eng. & Geology, DPC | **Lab Number** | : L2554996 |
| **Project Name** | : CORAM MATERIALS | **Project Number** | : 2232.0006Y005 |
| **Instrument ID** | : TRACE11 | | |

| | Initial Calibration Blank | | Continuing Calibration Blank(s) | | | | | | Preparation Blank | |
|---|---|---|---|---|---|---|---|---|---|---|
| **Lab ID** : | R2008831-2 | | R2008831-7 | | R2008831-9 | | R2008831-11 | | | |
| **Date Analyzed** : | 09/10/25 07:14 | | 09/10/25 07:52 | | 09/10/25 08:38 | | 09/10/25 09:27 | | | |
| **Parameter** | mg/l | Q | mg/l | Q | mg/l | Q | mg/l | Q | | Q |
| Antimony | 0.00710 | U | 0.00710 | U | 0.00710 | U | 0.00710 | U | | |

# Form 3
# Blanks

| | | | |
|---|---|---|---|
| **Client** | : Roux Env. Eng. & Geology, DPC | **Lab Number** | : L2554996 |
| **Project Name** | : CORAM MATERIALS | **Project Number** | : 2232.0006Y005 |
| **Instrument ID** | : TRACE11 | | |

| | Initial Calibration Blank | | Continuing Calibration Blank(s) | | | | | | Preparation Blank | |
|---|---|---|---|---|---|---|---|---|---|---|
| **Lab ID** : | R2008831-4 | | R2008831-13 | | R2008831-15 | | R2008831-17 | | | |
| **Date Analyzed** : | 09/10/25 07:18 | | 09/10/25 09:57 | | 09/10/25 10:29 | | 09/10/25 11:22 | | | |
| **Parameter** | mg/l | Q | mg/l | Q | mg/l | Q | mg/l | Q | | Q |
| Antimony | 0.00710 | U | 0.00710 | U | 0.00710 | U | 0.00710 | U | | |

# Form 3
# Blanks

| | | | |
|---|---|---|---|
| **Client** | : Roux Env. Eng. & Geology, DPC | **Lab Number** | : L2554996 |
| **Project Name** | : CORAM MATERIALS | **Project Number** | : 2232.0006Y005 |
| **Instrument ID** | : TRACE11 | | |

| | Initial Calibration Blank | | Continuing Calibration Blank(s) | | | | | | Preparation Blank | |
|---|---|---|---|---|---|---|---|---|---|---|
| **Lab ID** : | | | R2008831-19 | | R2008831-21 | | R2008831-23 | | | |
| **Date Analyzed** : | | | 09/10/25 12:16 | | 09/10/25 12:49 | | 09/10/25 13:07 | | | |
| **Parameter** | mg/l | Q | mg/l | Q | mg/l | Q | mg/l | Q | | Q |
| Antimony | | | 0.00710 | U | 0.00710 | U | 0.00710 | U | | |

# Form 3
# Blanks

| | | | |
|---|---|---|---|
| **Client** | : Roux Env. Eng. & Geology, DPC | **Lab Number** | : L2554996 |
| **Project Name** | : CORAM MATERIALS | **Project Number** | : 2232.0006Y005 |
| **Instrument ID** | : TRACE11 | | |

| | Initial Calibration Blank | | Continuing Calibration Blank(s) | | | | | | Preparation Blank | |
|---|---|---|---|---|---|---|---|---|---|---|
| **Lab ID** : | | | R2008831-25 | | R2008831-27 | | R2008831-29 | | | |
| **Date Analyzed** : | | | 09/10/25 14:16 | | 09/10/25 14:34 | | 09/10/25 15:47 | | | |
| **Parameter** | mg/l | Q | mg/l | Q | mg/l | Q | mg/l | Q | | Q |
| Antimony | | | 0.00710 | U | 0.00710 | U | 0.00710 | U | | |

# Form 3
# Blanks

| | | | |
|---|---|---|---|
| **Client** | : Roux Env. Eng. & Geology, DPC | **Lab Number** | : L2554996 |
| **Project Name** | : CORAM MATERIALS | **Project Number** | : 2232.0006Y005 |
| **Instrument ID** | : TRACE11 | | |

| | Initial Calibration Blank | | Continuing Calibration Blank(s) | | | | | | Preparation Blank | |
|---|---|---|---|---|---|---|---|---|---|---|
| **Lab ID** : | | | R2008831-31 | | R2008831-33 | | R2008831-35 | | | |
| **Date Analyzed** : | | | 09/10/25 16:18 | | 09/10/25 17:18 | | 09/10/25 17:28 | | | |
| **Parameter** | mg/l | Q | mg/l | Q | mg/l | Q | mg/l | Q | | Q |
| Antimony | | | 0.00710 | U | 0.00710 | U | 0.00710 | U | | |

# Form 3
# Blanks

| | | | |
|---|---|---|---|
| **Client** | : Roux Env. Eng. & Geology, DPC | **Lab Number** | : L2554996 |
| **Project Name** | : CORAM MATERIALS | **Project Number** | : 2232.0006Y005 |
| **Instrument ID** | : TRACE11 | | |

| | Initial Calibration Blank | | Continuing Calibration Blank(s) | | | | | | Preparation Blank | |
|---|---|---|---|---|---|---|---|---|---|---|
| **Lab ID** : | | | R2008831-37 | | R2008831-39 | | R2008831-41 | | | |
| **Date Analyzed** : | | | 09/10/25 18:15 | | 09/10/25 18:49 | | 09/10/25 20:18 | | | |
| **Parameter** | mg/l | Q | mg/l | Q | mg/l | Q | mg/l | Q | | Q |
| Antimony | | | 0.00710 | U | 0.00710 | U | 0.00710 | U | | |

# Form 3
# Blanks

| | | | |
|---|---|---|---|
| **Client** | : Roux Env. Eng. & Geology, DPC | **Lab Number** | : L2554996 |
| **Project Name** | : CORAM MATERIALS | **Project Number** | : 2232.0006Y005 |
| **Instrument ID** | : TRACE11 | | |

| | Initial Calibration Blank | | Continuing Calibration Blank(s) | | | | | | Preparation Blank | |
|---|---|---|---|---|---|---|---|---|---|---|
| **Lab ID** : | | | R2008831-43 | | R2008831-45 | | R2008831-47 | | | |
| **Date Analyzed** : | | | 09/10/25 20:34 | | 09/10/25 21:38 | | 09/10/25 22:11 | | | |
| **Parameter** | mg/l | Q | mg/l | Q | mg/l | Q | mg/l | Q | | Q |
| Antimony | | | 0.00710 | U | 0.00710 | U | 0.00710 | U | | |

# Form 3
# Blanks

| | | | |
|---|---|---|---|
| **Client** | : Roux Env. Eng. & Geology, DPC | **Lab Number** | : L2554996 |
| **Project Name** | : CORAM MATERIALS | **Project Number** | : 2232.0006Y005 |
| **Instrument ID** | : TRACE8 | | |

| | Initial Calibration Blank | | Continuing Calibration Blank(s) | | | | | | Preparation Blank | |
|---|---|---|---|---|---|---|---|---|---|---|
| **Lab ID** : | R2008971-2 | | R2008971-7 | | R2008971-9 | | R2008971-11 | | WG2110450-1 | |
| **Date Analyzed** : | 09/10/25 08:50 | | 09/10/25 10:11 | | 09/10/25 11:12 | | 09/10/25 11:43 | | 09/10/25 18:20 | |
| **Parameter** | mg/l | Q | mg/l | Q | mg/l | Q | mg/l | Q | mg/l | Q |
| Aluminum | 0.0318 | U | 0.0318 | U | 0.0318 | U | 0.0318 | U | 0.0318 | U |
| Antimony | 0.00710 | U | 0.00710 | U | 0.0114 | J | 0.00710 | U | 0.0071 | U |
| Arsenic | 0.00190 | U | 0.00190 | U | 0.00190 | U | 0.00190 | U | 0.0019 | U |
| Barium | 0.00210 | U | 0.00210 | U | 0.00210 | U | 0.00210 | U | 0.0021 | U |
| Beryllium | 0.000900 | U | 0.000900 | U | 0.000900 | U | 0.000900 | U | 0.0009 | U |
| Cadmium | 0.00100 | U | 0.00100 | U | 0.00100 | U | 0.00100 | U | 0.0010 | U |
| Calcium | 0.0350 | U | 0.0350 | U | 0.0350 | U | 0.0350 | U | 0.0350 | U |
| Chromium | 0.00210 | U | 0.00210 | U | 0.00210 | U | 0.00210 | U | 0.0021 | U |
| Cobalt | 0.00170 | U | 0.00170 | U | 0.00170 | U | 0.00170 | U | 0.0017 | U |
| Copper | 0.00220 | U | 0.00220 | U | 0.00220 | U | 0.00220 | U | 0.0022 | U |
| Iron | 0.00900 | U | 0.00900 | U | 0.00900 | U | 0.00900 | U | 0.0096 | J |
| Lead | 0.00270 | U | 0.00270 | U | 0.00270 | U | 0.00270 | U | 0.0027 | U |
| Magnesium | 0.0153 | U | 0.0153 | U | 0.0153 | U | 0.0153 | U | 0.0153 | U |
| Manganese | 0.00160 | U | 0.00160 | U | 0.00160 | U | 0.00160 | U | 0.0016 | U |
| Nickel | 0.00240 | U | 0.00240 | U | 0.00240 | U | 0.00240 | U | 0.0024 | U |
| Potassium | 0.237 | U | 0.237 | U | 0.237 | U | 0.237 | U | 0.237 | U |
| Selenium | 0.00477 | J | 0.00374 | J | 0.00445 | J | 0.00530 | J | 0.0035 | U |
| Silver | 0.00280 | U | 0.00280 | U | 0.00280 | U | 0.00280 | U | 0.0028 | U |
| Sodium | 0.120 | U | 0.120 | U | 0.120 | U | 0.120 | U | 0.120 | U |
| Thallium | 0.00250 | U | 0.00250 | U | 0.00250 | U | 0.00250 | U | 0.0025 | U |
| Vanadium | 0.00200 | U | 0.00200 | U | 0.00200 | U | 0.00200 | U | 0.0020 | U |
| Zinc | 0.00210 | U | 0.00210 | U | 0.00210 | U | 0.00210 | U | 0.0021 | U |

# Form 3
# Blanks

| | | | |
|---|---|---|---|
| **Client** | : Roux Env. Eng. & Geology, DPC | **Lab Number** | : L2554996 |
| **Project Name** | : CORAM MATERIALS | **Project Number** | : 2232.0006Y005 |
| **Instrument ID** | : TRACE8 | | |

| | Initial Calibration Blank | | Continuing Calibration Blank(s) | | | | | | Preparation Blank | |
|---|---|---|---|---|---|---|---|---|---|---|
| **Lab ID** : | R2008971-4 | | R2008971-13 | | R2008971-15 | | R2008971-17 | | | |
| **Date Analyzed** : | 09/10/25 09:09 | | 09/10/25 12:38 | | 09/10/25 12:59 | | 09/10/25 14:54 | | | |
| **Parameter** | mg/l | Q | mg/l | Q | mg/l | Q | mg/l | Q | | Q |
| Aluminum | 0.0318 | U | 0.0318 | U | 0.0318 | U | 0.0318 | U | | |
| Antimony | 0.00710 | U | 0.00710 | U | 0.00710 | U | 0.00710 | U | | |
| Arsenic | 0.00190 | U | 0.00190 | U | 0.00190 | U | 0.00190 | U | | |
| Barium | 0.00210 | U | 0.00210 | U | 0.00210 | U | 0.00210 | U | | |
| Beryllium | 0.000900 | U | 0.000900 | U | 0.000900 | U | 0.000900 | U | | |
| Cadmium | 0.00100 | U | 0.00100 | U | 0.00100 | U | 0.00100 | U | | |
| Calcium | 0.0350 | U | 0.0350 | U | 0.0350 | U | 0.0350 | U | | |
| Chromium | 0.00210 | U | 0.00210 | U | 0.00210 | U | 0.00210 | U | | |
| Cobalt | 0.00170 | U | 0.00170 | U | 0.00170 | U | 0.00170 | U | | |
| Copper | 0.00220 | U | 0.00220 | U | 0.00220 | U | 0.00220 | U | | |
| Iron | 0.00900 | U | 0.00900 | U | 0.00900 | U | 0.00900 | U | | |
| Lead | 0.00270 | U | 0.00270 | U | 0.00270 | U | 0.00270 | U | | |
| Magnesium | 0.0153 | U | 0.0153 | U | 0.0153 | U | 0.0153 | U | | |
| Manganese | 0.00160 | U | 0.00160 | U | 0.00160 | U | 0.00160 | U | | |
| Nickel | 0.00240 | U | 0.00240 | U | 0.00240 | U | 0.00240 | U | | |
| Potassium | 0.237 | U | 0.237 | U | 0.237 | U | 0.237 | U | | |
| Selenium | 0.00350 | U | 0.00504 | J | 0.00350 | U | 0.00414 | J | | |
| Silver | 0.00280 | U | 0.00280 | U | 0.00280 | U | 0.00280 | U | | |
| Sodium | 0.120 | U | 0.120 | U | 0.120 | U | 0.120 | U | | |
| Thallium | 0.00250 | U | 0.00250 | U | 0.00250 | U | 0.00250 | U | | |
| Vanadium | 0.00200 | U | 0.00200 | U | 0.00200 | U | 0.00200 | U | | |
| Zinc | 0.00210 | U | 0.00210 | U | 0.00210 | U | 0.00210 | U | | |

# Form 3
# Blanks

| | | | |
|---|---|---|---|
| **Client** | : Roux Env. Eng. & Geology, DPC | **Lab Number** | : L2554996 |
| **Project Name** | : CORAM MATERIALS | **Project Number** | : 2232.0006Y005 |
| **Instrument ID** | : TRACE8 | | |

| | Initial Calibration Blank | | Continuing Calibration Blank(s) | | | | | | Preparation Blank | |
|---|---|---|---|---|---|---|---|---|---|---|
| **Lab ID** : | | | R2008971-19 | | R2008971-21 | | R2008971-23 | | | |
| **Date Analyzed** : | | | 09/10/25 15:58 | | 09/10/25 17:13 | | 09/10/25 18:03 | | | |
| **Parameter** | **mg/l** | **Q** | **mg/l** | **Q** | **mg/l** | **Q** | **mg/l** | **Q** | | **Q** |
| Aluminum | | | 0.0318 | U | 0.0318 | U | 0.0318 | U | | |
| Antimony | | | 0.00710 | U | 0.00710 | U | 0.00710 | U | | |
| Arsenic | | | 0.00190 | U | 0.00190 | U | 0.00190 | U | | |
| Barium | | | 0.00210 | U | 0.00210 | U | 0.00210 | U | | |
| Beryllium | | | 0.000900 | U | 0.000900 | U | 0.000900 | U | | |
| Cadmium | | | 0.00100 | U | 0.00100 | U | 0.00100 | U | | |
| Calcium | | | 0.0350 | U | 0.0350 | U | 0.0350 | U | | |
| Chromium | | | 0.00210 | U | 0.00210 | U | 0.00210 | U | | |
| Cobalt | | | 0.00170 | U | 0.00170 | U | 0.00170 | U | | |
| Copper | | | 0.00220 | U | 0.00220 | U | 0.00220 | U | | |
| Iron | | | 0.00900 | U | 0.00900 | U | 0.00900 | U | | |
| Lead | | | 0.00270 | U | 0.00270 | U | 0.00270 | U | | |
| Magnesium | | | 0.0153 | U | 0.0153 | U | 0.0153 | U | | |
| Manganese | | | 0.00160 | U | 0.00160 | U | 0.00160 | U | | |
| Nickel | | | 0.00240 | U | 0.00240 | U | 0.00240 | U | | |
| Potassium | | | 0.237 | U | 0.237 | U | 0.237 | U | | |
| Selenium | | | 0.00398 | J | 0.00350 | U | 0.00368 | J | | |
| Silver | | | 0.00280 | U | 0.00280 | U | 0.00280 | U | | |
| Sodium | | | 0.120 | U | 0.120 | U | 0.120 | U | | |
| Thallium | | | 0.00250 | U | 0.00250 | U | 0.00250 | U | | |
| Vanadium | | | 0.00200 | U | 0.00200 | U | 0.00200 | U | | |
| Zinc | | | 0.00210 | U | 0.00210 | U | 0.00210 | U | | |

# Form 3
# Blanks

| | | | |
|---|---|---|---|
| **Client** | : Roux Env. Eng. & Geology, DPC | **Lab Number** | : L2554996 |
| **Project Name** | : CORAM MATERIALS | **Project Number** | : 2232.0006Y005 |
| **Instrument ID** | : TRACE8 | | |

| | Initial Calibration Blank | | Continuing Calibration Blank(s) | | | | | | Preparation Blank | |
|---|---|---|---|---|---|---|---|---|---|---|
| **Lab ID** : | | | R2008971-25 | | R2008971-27 | | | | | |
| **Date Analyzed** : | | | 09/10/25 18:58 | | 09/10/25 19:39 | | | | | |
| **Parameter** | **mg/l** | **Q** | **mg/l** | **Q** | **mg/l** | **Q** | **mg/l** | **Q** | | **Q** |
| **Aluminum** | | | 0.0318 | U | 0.0318 | U | | | | |
| **Antimony** | | | 0.00723 | J | 0.00710 | U | | | | |
| **Arsenic** | | | 0.00190 | U | 0.00190 | U | | | | |
| **Barium** | | | 0.00210 | U | 0.00210 | U | | | | |
| **Beryllium** | | | 0.000900 | U | 0.000900 | U | | | | |
| **Cadmium** | | | 0.00100 | U | 0.00100 | U | | | | |
| **Calcium** | | | 0.0350 | U | 0.0350 | U | | | | |
| **Chromium** | | | 0.00210 | U | 0.00210 | U | | | | |
| **Cobalt** | | | 0.00170 | U | 0.00170 | U | | | | |
| **Copper** | | | 0.00220 | U | 0.00220 | U | | | | |
| **Iron** | | | 0.00900 | U | 0.00900 | U | | | | |
| **Lead** | | | 0.00270 | U | 0.00270 | U | | | | |
| **Magnesium** | | | 0.0153 | U | 0.0153 | U | | | | |
| **Manganese** | | | 0.00160 | U | 0.00160 | U | | | | |
| **Nickel** | | | 0.00240 | U | 0.00240 | U | | | | |
| **Potassium** | | | 0.237 | U | 0.237 | U | | | | |
| **Selenium** | | | 0.00350 | U | 0.00363 | J | | | | |
| **Silver** | | | 0.00280 | U | 0.00280 | U | | | | |
| **Sodium** | | | 0.120 | U | 0.120 | U | | | | |
| **Thallium** | | | 0.00250 | U | 0.00250 | U | | | | |
| **Vanadium** | | | 0.00200 | U | 0.00200 | U | | | | |
| **Zinc** | | | 0.00210 | U | 0.00210 | U | | | | |

# Form 3
# Blanks

| | | | |
|---|---|---|---|
| **Client** | : Roux Env. Eng. & Geology, DPC | **Lab Number** | : L2554996 |
| **Project Name** | : CORAM MATERIALS | **Project Number** | : 2232.0006Y005 |
| **Instrument ID** | : TRACE8 | | |

| | Initial Calibration Blank | | Continuing Calibration Blank(s) | | | | | | Preparation Blank | |
|---|---|---|---|---|---|---|---|---|---|---|
| **Lab ID** : | R2008971-2 | | R2008971-7 | | R2008971-9 | | R2008971-11 | | WG2110010-1 | |
| **Date Analyzed** : | 09/10/25 08:50 | | 09/10/25 10:11 | | 09/10/25 11:12 | | 09/10/25 11:43 | | 09/10/25 19:53 | |
| **Parameter** | mg/l | Q | mg/l | Q | mg/l | Q | mg/l | Q | mg/l | Q |
| Aluminum | 0.0318 | U | 0.0318 | U | 0.0318 | U | 0.0318 | U | 0.0318 | U |
| Antimony | 0.00710 | U | 0.00710 | U | 0.0114 | J | 0.00710 | U | 0.0071 | U |
| Arsenic | 0.00190 | U | 0.00190 | U | 0.00190 | U | 0.00190 | U | 0.0019 | U |
| Barium | 0.00210 | U | 0.00210 | U | 0.00210 | U | 0.00210 | U | 0.0021 | U |
| Beryllium | 0.000900 | U | 0.000900 | U | 0.000900 | U | 0.000900 | U | 0.0009 | U |
| Cadmium | 0.00100 | U | 0.00100 | U | 0.00100 | U | 0.00100 | U | 0.0010 | U |
| Calcium | 0.0350 | U | 0.0350 | U | 0.0350 | U | 0.0350 | U | 0.0350 | U |
| Chromium | 0.00210 | U | 0.00210 | U | 0.00210 | U | 0.00210 | U | 0.0021 | U |
| Cobalt | 0.00170 | U | 0.00170 | U | 0.00170 | U | 0.00170 | U | 0.0017 | U |
| Copper | 0.00220 | U | 0.00220 | U | 0.00220 | U | 0.00220 | U | 0.0022 | U |
| Iron | 0.00900 | U | 0.00900 | U | 0.00900 | U | 0.00900 | U | 0.0090 | U |
| Lead | 0.00270 | U | 0.00270 | U | 0.00270 | U | 0.00270 | U | 0.0027 | U |
| Magnesium | 0.0153 | U | 0.0153 | U | 0.0153 | U | 0.0153 | U | 0.0153 | U |
| Manganese | 0.00160 | U | 0.00160 | U | 0.00160 | U | 0.00160 | U | 0.0016 | U |
| Nickel | 0.00240 | U | 0.00240 | U | 0.00240 | U | 0.00240 | U | 0.0024 | U |
| Potassium | 0.237 | U | 0.237 | U | 0.237 | U | 0.237 | U | 0.237 | U |
| Selenium | 0.00477 | J | 0.00374 | J | 0.00445 | J | 0.00530 | J | 0.0035 | U |
| Silver | 0.00280 | U | 0.00280 | U | 0.00280 | U | 0.00280 | U | 0.0028 | U |
| Sodium | 0.120 | U | 0.120 | U | 0.120 | U | 0.120 | U | 0.120 | U |
| Thallium | 0.00250 | U | 0.00250 | U | 0.00250 | U | 0.00250 | U | 0.0025 | U |
| Vanadium | 0.00200 | U | 0.00200 | U | 0.00200 | U | 0.00200 | U | 0.0020 | U |
| Zinc | 0.00210 | U | 0.00210 | U | 0.00210 | U | 0.00210 | U | 0.0021 | U |

# Form 3
# Blanks

| | | | |
|---|---|---|---|
| **Client** | : Roux Env. Eng. & Geology, DPC | **Lab Number** | : L2554996 |
| **Project Name** | : CORAM MATERIALS | **Project Number** | : 2232.0006Y005 |
| **Instrument ID** | : TRACE8 | | |

| | Initial Calibration Blank | | Continuing Calibration Blank(s) | | | | | | Preparation Blank | |
|---|---|---|---|---|---|---|---|---|---|---|
| **Lab ID** : | R2008971-4 | | R2008971-13 | | R2008971-15 | | R2008971-17 | | | |
| **Date Analyzed** : | 09/10/25 09:09 | | 09/10/25 12:38 | | 09/10/25 12:59 | | 09/10/25 14:54 | | | |
| **Parameter** | mg/l | Q | mg/l | Q | mg/l | Q | mg/l | Q | | Q |
| Aluminum | 0.0318 | U | 0.0318 | U | 0.0318 | U | 0.0318 | U | | |
| Antimony | 0.00710 | U | 0.00710 | U | 0.00710 | U | 0.00710 | U | | |
| Arsenic | 0.00190 | U | 0.00190 | U | 0.00190 | U | 0.00190 | U | | |
| Barium | 0.00210 | U | 0.00210 | U | 0.00210 | U | 0.00210 | U | | |
| Beryllium | 0.000900 | U | 0.000900 | U | 0.000900 | U | 0.000900 | U | | |
| Cadmium | 0.00100 | U | 0.00100 | U | 0.00100 | U | 0.00100 | U | | |
| Calcium | 0.0350 | U | 0.0350 | U | 0.0350 | U | 0.0350 | U | | |
| Chromium | 0.00210 | U | 0.00210 | U | 0.00210 | U | 0.00210 | U | | |
| Cobalt | 0.00170 | U | 0.00170 | U | 0.00170 | U | 0.00170 | U | | |
| Copper | 0.00220 | U | 0.00220 | U | 0.00220 | U | 0.00220 | U | | |
| Iron | 0.00900 | U | 0.00900 | U | 0.00900 | U | 0.00900 | U | | |
| Lead | 0.00270 | U | 0.00270 | U | 0.00270 | U | 0.00270 | U | | |
| Magnesium | 0.0153 | U | 0.0153 | U | 0.0153 | U | 0.0153 | U | | |
| Manganese | 0.00160 | U | 0.00160 | U | 0.00160 | U | 0.00160 | U | | |
| Nickel | 0.00240 | U | 0.00240 | U | 0.00240 | U | 0.00240 | U | | |
| Potassium | 0.237 | U | 0.237 | U | 0.237 | U | 0.237 | U | | |
| Selenium | 0.00350 | U | 0.00504 | J | 0.00350 | U | 0.00414 | J | | |
| Silver | 0.00280 | U | 0.00280 | U | 0.00280 | U | 0.00280 | U | | |
| Sodium | 0.120 | U | 0.120 | U | 0.120 | U | 0.120 | U | | |
| Thallium | 0.00250 | U | 0.00250 | U | 0.00250 | U | 0.00250 | U | | |
| Vanadium | 0.00200 | U | 0.00200 | U | 0.00200 | U | 0.00200 | U | | |
| Zinc | 0.00210 | U | 0.00210 | U | 0.00210 | U | 0.00210 | U | | |

# Form 3
# Blanks

| | | | |
|---|---|---|---|
| **Client** | : Roux Env. Eng. & Geology, DPC | **Lab Number** | : L2554996 |
| **Project Name** | : CORAM MATERIALS | **Project Number** | : 2232.0006Y005 |
| **Instrument ID** | : TRACE8 | | |

| | Initial Calibration Blank | | Continuing Calibration Blank(s) | | | | | | Preparation Blank | |
|---|---|---|---|---|---|---|---|---|---|---|
| **Lab ID** : | | | R2008971-19 | | R2008971-21 | | R2008971-23 | | | |
| **Date Analyzed** : | | | 09/10/25 15:58 | | 09/10/25 17:13 | | 09/10/25 18:03 | | | |
| **Parameter** | mg/l | Q | mg/l | Q | mg/l | Q | mg/l | Q | | Q |
| Aluminum | | | 0.0318 | U | 0.0318 | U | 0.0318 | U | | |
| Antimony | | | 0.00710 | U | 0.00710 | U | 0.00710 | U | | |
| Arsenic | | | 0.00190 | U | 0.00190 | U | 0.00190 | U | | |
| Barium | | | 0.00210 | U | 0.00210 | U | 0.00210 | U | | |
| Beryllium | | | 0.000900 | U | 0.000900 | U | 0.000900 | U | | |
| Cadmium | | | 0.00100 | U | 0.00100 | U | 0.00100 | U | | |
| Calcium | | | 0.0350 | U | 0.0350 | U | 0.0350 | U | | |
| Chromium | | | 0.00210 | U | 0.00210 | U | 0.00210 | U | | |
| Cobalt | | | 0.00170 | U | 0.00170 | U | 0.00170 | U | | |
| Copper | | | 0.00220 | U | 0.00220 | U | 0.00220 | U | | |
| Iron | | | 0.00900 | U | 0.00900 | U | 0.00900 | U | | |
| Lead | | | 0.00270 | U | 0.00270 | U | 0.00270 | U | | |
| Magnesium | | | 0.0153 | U | 0.0153 | U | 0.0153 | U | | |
| Manganese | | | 0.00160 | U | 0.00160 | U | 0.00160 | U | | |
| Nickel | | | 0.00240 | U | 0.00240 | U | 0.00240 | U | | |
| Potassium | | | 0.237 | U | 0.237 | U | 0.237 | U | | |
| Selenium | | | 0.00398 | J | 0.00350 | U | 0.00368 | J | | |
| Silver | | | 0.00280 | U | 0.00280 | U | 0.00280 | U | | |
| Sodium | | | 0.120 | U | 0.120 | U | 0.120 | U | | |
| Thallium | | | 0.00250 | U | 0.00250 | U | 0.00250 | U | | |
| Vanadium | | | 0.00200 | U | 0.00200 | U | 0.00200 | U | | |
| Zinc | | | 0.00210 | U | 0.00210 | U | 0.00210 | U | | |

# Form 3
# Blanks

| | | | |
|---|---|---|---|
| **Client** | : Roux Env. Eng. & Geology, DPC | **Lab Number** | : L2554996 |
| **Project Name** | : CORAM MATERIALS | **Project Number** | : 2232.0006Y005 |
| **Instrument ID** | : TRACE8 | | |

| | Initial Calibration Blank | | Continuing Calibration Blank(s) | | | | | | Preparation Blank | |
|---|---|---|---|---|---|---|---|---|---|---|
| **Lab ID** : | | | R2008971-25 | | R2008971-27 | | R2008971-29 | | | |
| **Date Analyzed** : | | | 09/10/25 18:58 | | 09/10/25 19:39 | | 09/10/25 20:36 | | | |
| **Parameter** | **mg/l** | **Q** | **mg/l** | **Q** | **mg/l** | **Q** | **mg/l** | **Q** | | **Q** |
| Aluminum | | | 0.0318 | U | 0.0318 | U | 0.0318 | U | | |
| Antimony | | | 0.00723 | J | 0.00710 | U | 0.00710 | U | | |
| Arsenic | | | 0.00190 | U | 0.00190 | U | 0.00190 | U | | |
| Barium | | | 0.00210 | U | 0.00210 | U | 0.00210 | U | | |
| Beryllium | | | 0.000900 | U | 0.000900 | U | 0.000900 | U | | |
| Cadmium | | | 0.00100 | U | 0.00100 | U | 0.00100 | U | | |
| Calcium | | | 0.0350 | U | 0.0350 | U | 0.0350 | U | | |
| Chromium | | | 0.00210 | U | 0.00210 | U | 0.00210 | U | | |
| Cobalt | | | 0.00170 | U | 0.00170 | U | 0.00170 | U | | |
| Copper | | | 0.00220 | U | 0.00220 | U | 0.00220 | U | | |
| Iron | | | 0.00900 | U | 0.00900 | U | 0.00900 | U | | |
| Lead | | | 0.00270 | U | 0.00270 | U | 0.00270 | U | | |
| Magnesium | | | 0.0153 | U | 0.0153 | U | 0.0153 | U | | |
| Manganese | | | 0.00160 | U | 0.00160 | U | 0.00160 | U | | |
| Nickel | | | 0.00240 | U | 0.00240 | U | 0.00240 | U | | |
| Potassium | | | 0.237 | U | 0.237 | U | 0.237 | U | | |
| Selenium | | | 0.00350 | U | 0.00363 | J | 0.00350 | U | | |
| Silver | | | 0.00280 | U | 0.00280 | U | 0.00280 | U | | |
| Sodium | | | 0.120 | U | 0.120 | U | 0.120 | U | | |
| Thallium | | | 0.00250 | U | 0.00250 | U | 0.00250 | U | | |
| Vanadium | | | 0.00200 | U | 0.00200 | U | 0.00200 | U | | |
| Zinc | | | 0.00210 | U | 0.00210 | U | 0.00210 | U | | |

# Form 3
# Blanks

| | | | |
|---|---|---|---|
| **Client** | : Roux Env. Eng. & Geology, DPC | **Lab Number** | : L2554996 |
| **Project Name** | : CORAM MATERIALS | **Project Number** | : 2232.0006Y005 |
| **Instrument ID** | : TRACE8 | | |

| | Initial Calibration Blank | | Continuing Calibration Blank(s) | | | | | | Preparation Blank | |
|---|---|---|---|---|---|---|---|---|---|---|
| **Lab ID** : | | | R2008971-31 | | | | | | | |
| **Date Analyzed** : | | | 09/10/25 21:06 | | | | | | | |
| **Parameter** | **mg/l** | **Q** | **mg/l** | **Q** | **mg/l** | **Q** | **mg/l** | **Q** | | **Q** |
| **Aluminum** | | | 0.0318 | U | | | | | | |
| **Antimony** | | | 0.00710 | U | | | | | | |
| **Arsenic** | | | 0.00190 | U | | | | | | |
| **Barium** | | | 0.00210 | U | | | | | | |
| **Beryllium** | | | 0.000900 | U | | | | | | |
| **Cadmium** | | | 0.00100 | U | | | | | | |
| **Calcium** | | | 0.0350 | U | | | | | | |
| **Chromium** | | | 0.00210 | U | | | | | | |
| **Cobalt** | | | 0.00170 | U | | | | | | |
| **Copper** | | | 0.00220 | U | | | | | | |
| **Iron** | | | 0.00900 | U | | | | | | |
| **Lead** | | | 0.00270 | U | | | | | | |
| **Magnesium** | | | 0.0153 | U | | | | | | |
| **Manganese** | | | 0.00160 | U | | | | | | |
| **Nickel** | | | 0.00240 | U | | | | | | |
| **Potassium** | | | 0.237 | U | | | | | | |
| **Selenium** | | | 0.00370 | J | | | | | | |
| **Silver** | | | 0.00280 | U | | | | | | |
| **Sodium** | | | 0.120 | U | | | | | | |
| **Thallium** | | | 0.00250 | U | | | | | | |
| **Vanadium** | | | 0.00200 | U | | | | | | |
| **Zinc** | | | 0.00210 | U | | | | | | |

# Form 4a
# Interference Check Sample

| | | | |
|---|---|---|---|
| **Client** | : Roux Env. Eng. & Geology, DPC | **Lab Number** | : L2554996 |
| **Project Name** | : CORAM MATERIALS | **Project Number** | : 2232.0006Y005 |
| **Instrument ID** | : TRACE11 | **Concentration Units** | : mg/l |

| | True | | Initial Found | | | | Final Found | | | |
|---|---|---|---|---|---|---|---|---|---|---|
| **Lab ID :** | | | R2008831-5 | | | | | | | |
| **Analysis Date :** | | | 09/10/25 07:23 | | | | | | | |
| **Analyte** | Sol. A | Sol. AB | Sol. A | %R | Sol. AB | %R | Sol. A | %R | Sol. AB | %R |
| Antimony | | | 0.000414 | | | | | | | |

**Acceptance Criteria:** Methods 200.7, 200.8, 6010, 6020

ICSA: 80-120%

ICSAB: 80-120%

# Form 4a
# Interference Check Sample

| | | | |
|---|---|---|---|
| **Client** | : Roux Env. Eng. & Geology, DPC | **Lab Number** | : L2554996 |
| **Project Name** | : CORAM MATERIALS | **Project Number** | : 2232.0006Y005 |
| **Instrument ID** | : TRACE11 | **Concentration Units** | : mg/l |

| | | | Initial Found | | | | Final Found | | | |
|---|---|---|---|---|---|---|---|---|---|---|
| **Lab ID** | : | | R2008831-5 | | | | | | | |
| **Analysis Date** | : | | 09/10/25 07:23 | | | | | | | |
| **Analyte** | **Sol. A** | **Sol. AB** | **Sol. A** | **%R** | **Sol. AB** | **%R** | **Sol. A** | **%R** | **Sol. AB** | **%R** |
| **Antimony** | | | 0.000414 | | | | | | | |

**Acceptance Criteria:** Methods 200.7, 200.8, 6010, 6020

**ICSA:** 80-120%

**ICSAB:** 80-120%

# Form 4a
# Interference Check Sample

| | | | |
|---|---|---|---|
| Client | : Roux Env. Eng. & Geology, DPC | Lab Number | : L2554996 |
| Project Name | : CORAM MATERIALS | Project Number | : 2232.0006Y005 |
| Instrument ID | : TRACE8 | Concentration Units | : mg/l |

| | True | | Initial Found | | | | Final Found | | | |
|---|---|---|---|---|---|---|---|---|---|---|
| Lab ID : | | | R2008971-5 | | | | | | | |
| Analysis Date : | | | 09/10/25 09:17 | | | | | | | |
| Analyte | Sol. A | Sol. AB | Sol. A | %R | Sol. AB | %R | Sol. A | %R | Sol. AB | %R |
| Aluminum | 500 | | 498. | 100 | | | | | | |
| Antimony | | | -0.00518 | | | | | | | |
| Arsenic | | | 0.00138 | | | | | | | |
| Barium | | | 0.000832 | | | | | | | |
| Beryllium | | | 0.0000670 | | | | | | | |
| Cadmium | | | -0.00510 | | | | | | | |
| Calcium | 500 | | 461. | 92 | | | | | | |
| Chromium | | | -0.000574 | | | | | | | |
| Cobalt | | | -0.0000655 | | | | | | | |
| Copper | | | 0.000450 | | | | | | | |
| Iron | 200 | | 175. | 88 | | | | | | |
| Lead | | | -0.00424 | | | | | | | |
| Magnesium | 500 | | 464. | 93 | | | | | | |
| Manganese | | | 0.000997 | | | | | | | |
| Nickel | | | -0.000240 | | | | | | | |
| Potassium | | | 0.00998 | | | | | | | |
| Selenium | | | -0.00117 | | | | | | | |
| Silver | | | 0.00110 | | | | | | | |
| Sodium | | | 0.0105 | | | | | | | |
| Thallium | | | 0.00275 | | | | | | | |
| Vanadium | | | 0.000448 | | | | | | | |
| Zinc | | | 0.00464 | | | | | | | |

Acceptance Criteria: Methods 200.7, 200.8, 6010, 6020

ICSA: 80-120%

ICSAB: 80-120%

# Form 4a
# Interference Check Sample

| | | | |
|---|---|---|---|
| **Client** | : Roux Env. Eng. & Geology, DPC | **Lab Number** | : L2554996 |
| **Project Name** | : CORAM MATERIALS | **Project Number** | : 2232.0006Y005 |
| **Instrument ID** | : TRACE8 | **Concentration Units** | : mg/l |

| | True | | Initial Found | | | | Final Found | | | |
|---|---|---|---|---|---|---|---|---|---|---|
| **Lab ID :** | | | R2008971-5 | | | | | | | |
| **Analysis Date :** | | | 09/10/25 09:17 | | | | | | | |
| **Analyte** | **Sol. A** | **Sol. AB** | **Sol. A** | **%R** | **Sol. AB** | **%R** | **Sol. A** | **%R** | **Sol. AB** | **%R** |
| Aluminum | 500 | | 498. | 100 | | | | | | |
| Antimony | | | -0.00518 | | | | | | | |
| Arsenic | | | 0.00138 | | | | | | | |
| Barium | | | 0.000832 | | | | | | | |
| Beryllium | | | 0.0000670 | | | | | | | |
| Cadmium | | | -0.00510 | | | | | | | |
| Calcium | 500 | | 461. | 92 | | | | | | |
| Chromium | | | -0.000574 | | | | | | | |
| Cobalt | | | -0.0000655 | | | | | | | |
| Copper | | | 0.000450 | | | | | | | |
| Iron | 200 | | 175. | 88 | | | | | | |
| Lead | | | -0.00424 | | | | | | | |
| Magnesium | 500 | | 464. | 93 | | | | | | |
| Manganese | | | 0.000997 | | | | | | | |
| Nickel | | | -0.000240 | | | | | | | |
| Potassium | | | 0.00998 | | | | | | | |
| Selenium | | | -0.00117 | | | | | | | |
| Silver | | | 0.00110 | | | | | | | |
| Sodium | | | 0.0105 | | | | | | | |
| Thallium | | | 0.00275 | | | | | | | |
| Vanadium | | | 0.000448 | | | | | | | |
| Zinc | | | 0.00464 | | | | | | | |

**Acceptance Criteria:** Methods 200.7, 200.8, 6010, 6020

**ICSA:** 80-120%

**ICSAB:** 80-120%

# Form 5a
# Matrix Spike

| | | | |
|---|---|---|---|
| **Client** | : Roux Env. Eng. & Geology, DPC | **Lab Number** | : L2554996 |
| **Project Name** | : CORAM MATERIALS | **Project Number** | : 2232.0006Y005 |
| **Client Sample ID** | : MW-11S | **Matrix** | : WATER |
| **Lab Sample ID** | : L2554996-01 | | |
| **Matrix Spike** | : WG2110450-3 | **MS Analysis Date** | : 09/10/25 18:31 |
| **Matrix Spike Dup** | : | **MSD Analysis Date** | : |

| | | Matrix Spike Sample | | | | Matrix Spike Duplicate | | | | | |
|---|---|---|---|---|---|---|---|---|---|---|---|
| Parameter | Sample Conc. (mg/l) | Spike Added (mg/l) | Spike Conc. (mg/l) | %R | | Spike Added (mg/l) | Spike Conc. (mg/l) | %R | RPD | Recovery Limits | RPD Limit |
| Aluminum, Dissolved | ND | 2 | 1.98 | 99 | | | | | | 75-125 | 20 |
| Antimony, Dissolved | 0.0145J | 0.5 | 0.383 | 77 | | | | | | 75-125 | 20 |
| Arsenic, Dissolved | ND | 0.12 | 0.117 | 98 | | | | | | 75-125 | 20 |
| Barium, Dissolved | 0.0439 | 2 | 1.93 | 94 | | | | | | 75-125 | 20 |
| Beryllium, Dissolved | ND | 0.05 | 0.0488 | 98 | | | | | | 75-125 | 20 |
| Cadmium, Dissolved | ND | 0.053 | 0.0496 | 94 | | | | | | 75-125 | 20 |
| Calcium, Dissolved | 50.4 | 10 | 57.7 | 73 | Q | | | | | 75-125 | 20 |
| Chromium, Dissolved | ND | 0.2 | 0.189 | 94 | | | | | | 75-125 | 20 |
| Cobalt, Dissolved | ND | 0.5 | 0.466 | 93 | | | | | | 75-125 | 20 |
| Copper, Dissolved | 0.0023J | 0.25 | 0.243 | 97 | | | | | | 75-125 | 20 |
| Iron, Dissolved | 0.0174J | 1 | 0.959 | 96 | | | | | | 75-125 | 20 |
| Lead, Dissolved | ND | 0.53 | 0.515 | 97 | | | | | | 75-125 | 20 |
| Magnesium, Dissolved | 7.17 | 10 | 16.6 | 94 | | | | | | 75-125 | 20 |
| Manganese, Dissolved | ND | 0.5 | 0.480 | 96 | | | | | | 75-125 | 20 |
| Nickel, Dissolved | ND | 0.5 | 0.478 | 96 | | | | | | 75-125 | 20 |
| Potassium, Dissolved | 1.23J | 10 | 11.4 | 114 | | | | | | 75-125 | 20 |
| Selenium, Dissolved | 0.0035J | 0.12 | 0.116 | 97 | | | | | | 75-125 | 20 |
| Silver, Dissolved | ND | 0.05 | 0.0435 | 87 | | | | | | 75-125 | 20 |
| Sodium, Dissolved | 4.76 | 10 | 14.8 | 100 | | | | | | 75-125 | 20 |
| Thallium, Dissolved | ND | 0.12 | 0.117 | 98 | | | | | | 75-125 | 20 |
| Vanadium, Dissolved | ND | 0.5 | 0.492 | 98 | | | | | | 75-125 | 20 |
| Zinc, Dissolved | 0.0026J | 0.5 | 0.480 | 96 | | | | | | 75-125 | 20 |

# Form 5a
# Matrix Spike

| | | | |
|---|---|---|---|
| **Client** | : Roux Env. Eng. & Geology, DPC | **Lab Number** | : L2554996 |
| **Project Name** | : CORAM MATERIALS | **Project Number** | : 2232.0006Y005 |
| **Client Sample ID** | : MW-11D | **Matrix** | : WATER |
| **Lab Sample ID** | : L2554996-02 | | |
| **Matrix Spike** | : WG2110450-7 | **MS Analysis Date** | : 09/10/25 18:48 |
| **Matrix Spike Dup** | : | **MSD Analysis Date** | : |

| | | Matrix Spike Sample | | | Matrix Spike Duplicate | | | | | |
|---|---|---|---|---|---|---|---|---|---|---|
| Parameter | Sample Conc. (mg/l) | Spike Added (mg/l) | Spike Conc. (mg/l) | %R | Spike Added (mg/l) | Spike Conc. (mg/l) | %R | RPD | Recovery Limits | RPD Limit |
| Aluminum, Dissolved | ND | 2 | 2.06 | 103 | | | | | 75-125 | 20 |
| Antimony, Dissolved | ND | 0.5 | 0.444 | 89 | | | | | 75-125 | 20 |
| Arsenic, Dissolved | ND | 0.12 | 0.120 | 100 | | | | | 75-125 | 20 |
| Barium, Dissolved | 0.0267 | 2 | 2.00 | 99 | | | | | 75-125 | 20 |
| Beryllium, Dissolved | ND | 0.05 | 0.0508 | 102 | | | | | 75-125 | 20 |
| Cadmium, Dissolved | ND | 0.053 | 0.0516 | 97 | | | | | 75-125 | 20 |
| Calcium, Dissolved | 16.1 | 10 | 26.4 | 103 | | | | | 75-125 | 20 |
| Chromium, Dissolved | ND | 0.2 | 0.195 | 98 | | | | | 75-125 | 20 |
| Cobalt, Dissolved | ND | 0.5 | 0.488 | 98 | | | | | 75-125 | 20 |
| Copper, Dissolved | ND | 0.25 | 0.250 | 100 | | | | | 75-125 | 20 |
| Iron, Dissolved | 2.99 | 1 | 3.98 | 99 | | | | | 75-125 | 20 |
| Lead, Dissolved | ND | 0.53 | 0.532 | 100 | | | | | 75-125 | 20 |
| Magnesium, Dissolved | 5.78 | 10 | 15.9 | 101 | | | | | 75-125 | 20 |
| Manganese, Dissolved | 0.0613 | 0.5 | 0.564 | 100 | | | | | 75-125 | 20 |
| Nickel, Dissolved | ND | 0.5 | 0.497 | 99 | | | | | 75-125 | 20 |
| Potassium, Dissolved | 0.916J | 10 | 11.4 | 114 | | | | | 75-125 | 20 |
| Selenium, Dissolved | ND | 0.12 | 0.119 | 99 | | | | | 75-125 | 20 |
| Silver, Dissolved | ND | 0.05 | 0.0448 | 90 | | | | | 75-125 | 20 |
| Sodium, Dissolved | 7.72 | 10 | 18.3 | 106 | | | | | 75-125 | 20 |
| Thallium, Dissolved | ND | 0.12 | 0.120 | 100 | | | | | 75-125 | 20 |
| Vanadium, Dissolved | ND | 0.5 | 0.509 | 102 | | | | | 75-125 | 20 |
| Zinc, Dissolved | ND | 0.5 | 0.491 | 98 | | | | | 75-125 | 20 |

# Form 5a
# Matrix Spike

| | | | |
|---|---|---|---|
| Client | : Roux Env. Eng. & Geology, DPC | Lab Number | : L2554996 |
| Project Name | : CORAM MATERIALS | Project Number | : 2232.0006Y005 |
| Client Sample ID | : NA | Matrix | : WATER |
| Lab Sample ID | : L2554576-01 | | |
| Matrix Spike | : WG2110010-3 | MS Analysis Date | : 09/10/25 20:04 |
| Matrix Spike Dup | : | MSD Analysis Date | : |

| | | Matrix Spike Sample | | | Matrix Spike Duplicate | | | | | |
|---|---|---|---|---|---|---|---|---|---|---|
| Parameter | Sample Conc. (mg/l) | Spike Added (mg/l) | Spike Conc. (mg/l) | %R | Spike Added (mg/l) | Spike Conc. (mg/l) | %R | RPD | Recovery Limits | RPD Limit |
| Aluminum, Total | 0.124 | 2 | 2.17 | 102 | | | | | 75-125 | 20 |
| Antimony, Total | 0.016J | 0.5 | 0.490 | 98 | | | | | 75-125 | 20 |
| Arsenic, Total | ND | 0.12 | 0.121 | 101 | | | | | 75-125 | 20 |
| Barium, Total | 0.029 | 2 | 2.03 | 100 | | | | | 75-125 | 20 |
| Beryllium, Total | ND | 0.05 | 0.0509 | 102 | | | | | 75-125 | 20 |
| Cadmium, Total | ND | 0.053 | 0.0500 | 94 | | | | | 75-125 | 20 |
| Calcium, Total | 12.2 | 10 | 21.8 | 96 | | | | | 75-125 | 20 |
| Chromium, Total | 0.003J | 0.2 | 0.194 | 97 | | | | | 75-125 | 20 |
| Cobalt, Total | ND | 0.5 | 0.478 | 96 | | | | | 75-125 | 20 |
| Copper, Total | 0.0359 | 0.25 | 0.292 | 102 | | | | | 75-125 | 20 |
| Iron, Total | 0.228 | 1 | 1.21 | 98 | | | | | 75-125 | 20 |
| Lead, Total | ND | 0.53 | 0.511 | 96 | | | | | 75-125 | 20 |
| Magnesium, Total | 1.24 | 10 | 10.4 | 92 | | | | | 75-125 | 20 |
| Manganese, Total | 0.066 | 0.5 | 0.558 | 98 | | | | | 75-125 | 20 |
| Nickel, Total | 0.006J | 0.5 | 0.490 | 98 | | | | | 75-125 | 20 |
| Potassium, Total | 2.06J | 10 | 12.1 | 121 | | | | | 75-125 | 20 |
| Selenium, Total | ND | 0.12 | 0.121 | 101 | | | | | 75-125 | 20 |
| Silver, Total | ND | 0.05 | 0.0486 | 97 | | | | | 75-125 | 20 |
| Sodium, Total | 74.9 | 10 | 84.8 | 99 | | | | | 75-125 | 20 |
| Thallium, Total | ND | 0.12 | 0.116 | 97 | | | | | 75-125 | 20 |
| Vanadium, Total | 0.008J | 0.5 | 0.516 | 103 | | | | | 75-125 | 20 |
| Zinc, Total | 0.239 | 0.5 | 0.709 | 94 | | | | | 75-125 | 20 |

# Form 6
# Lab Duplicates

| | | | |
|---|---|---|---|
| Client | : Roux Env. Eng. & Geology, DPC | Lab Number | : L2554996 |
| Project Name | : CORAM MATERIALS | Project Number | : 2232.0006Y005 |
| Client Sample ID | : MW-11S | Matrix | : WATER |
| Lab Sample ID | : L2554996-01 | Analysis Date | : 09/10/25 18:27 |
| Dup Sample ID | : WG2110450-4 | DUP Analysis Date | : 09/10/25 18:34 |

| Parameter | Sample Concentration (mg/l) | Duplicate Concentration (mg/l) | RPD | RPD Limit |
|---|---|---|---|---|
| Aluminum, Dissolved | ND | ND | NC | 20 |
| Antimony, Dissolved | 0.0145J | 0.0147J | NC | 20 |
| Arsenic, Dissolved | ND | ND | NC | 20 |
| Barium, Dissolved | 0.0439 | 0.0446 | 2 | 20 |
| Beryllium, Dissolved | ND | ND | NC | 20 |
| Cadmium, Dissolved | ND | ND | NC | 20 |
| Calcium, Dissolved | 50.4 | 50.8 | 1 | 20 |
| Chromium, Dissolved | ND | ND | NC | 20 |
| Cobalt, Dissolved | ND | ND | NC | 20 |
| Copper, Dissolved | 0.0023J | 0.0024J | NC | 20 |
| Iron, Dissolved | 0.0174J | ND | NC | 20 |
| Lead, Dissolved | ND | ND | NC | 20 |
| Magnesium, Dissolved | 7.17 | 7.24 | 1 | 20 |
| Manganese, Dissolved | ND | ND | NC | 20 |
| Nickel, Dissolved | ND | ND | NC | 20 |
| Potassium, Dissolved | 1.23J | 1.25J | NC | 20 |
| Selenium, Dissolved | 0.0035J | 0.0041J | NC | 20 |
| Silver, Dissolved | ND | ND | NC | 20 |
| Sodium, Dissolved | 4.76 | 4.82 | 1 | 20 |
| Thallium, Dissolved | ND | ND | NC | 20 |
| Vanadium, Dissolved | ND | ND | NC | 20 |
| Zinc, Dissolved | 0.0026J | 0.0028J | NC | 20 |

# Form 6
# Lab Duplicates

| | | | |
|---|---|---|---|
| Client | : Roux Env. Eng. & Geology, DPC | Lab Number | : L2554996 |
| Project Name | : CORAM MATERIALS | Project Number | : 2232.0006Y005 |
| Client Sample ID | : MW-11D | Matrix | : WATER |
| Lab Sample ID | : L2554996-02 | Analysis Date | : 09/10/25 18:45 |
| Dup Sample ID | : WG2110450-8 | DUP Analysis Date | : 09/10/25 18:52 |

| Parameter | Sample Concentration (mg/l) | Duplicate Concentration (mg/l) | RPD | RPD Limit |
|---|---|---|---|---|
| Aluminum, Dissolved | ND | ND | NC | 20 |
| Antimony, Dissolved | ND | 0.0124J | NC | 20 |
| Arsenic, Dissolved | ND | ND | NC | 20 |
| Barium, Dissolved | 0.0267 | 0.0272 | 2 | 20 |
| Beryllium, Dissolved | ND | ND | NC | 20 |
| Cadmium, Dissolved | ND | ND | NC | 20 |
| Calcium, Dissolved | 16.1 | 16.3 | 1 | 20 |
| Chromium, Dissolved | ND | ND | NC | 20 |
| Cobalt, Dissolved | ND | ND | NC | 20 |
| Copper, Dissolved | ND | ND | NC | 20 |
| Iron, Dissolved | 2.99 | 3.02 | 1 | 20 |
| Lead, Dissolved | ND | ND | NC | 20 |
| Magnesium, Dissolved | 5.78 | 5.81 | 1 | 20 |
| Manganese, Dissolved | 0.0613 | 0.0619 | 1 | 20 |
| Nickel, Dissolved | ND | ND | NC | 20 |
| Potassium, Dissolved | 0.916J | 0.924J | NC | 20 |
| Selenium, Dissolved | ND | ND | NC | 20 |
| Silver, Dissolved | ND | ND | NC | 20 |
| Sodium, Dissolved | 7.72 | 7.85 | 2 | 20 |
| Thallium, Dissolved | ND | ND | NC | 20 |
| Vanadium, Dissolved | ND | ND | NC | 20 |
| Zinc, Dissolved | ND | ND | NC | 20 |

# Form 6
# Lab Duplicates

| | | | |
|---|---|---|---|
| **Client** | : Roux Env. Eng. & Geology, DPC | **Lab Number** | : L2554996 |
| **Project Name** | : CORAM MATERIALS | **Project Number** | : 2232.0006Y005 |
| **Client Sample ID** | : NA | **Matrix** | : WATER |
| **Lab Sample ID** | : NA | **Analysis Date** | : 09/10/25 20:00 |
| **Dup Sample ID** | : WG2110010-4 | **DUP Analysis Date** | : 09/10/25 20:07 |

| Parameter | Sample Concentration (mg/l) | Duplicate Concentration (mg/l) | RPD | RPD Limit |
|---|---|---|---|---|
| Aluminum, Total | 0.124 | 0.129 | 4 | 20 |
| Copper, Total | 0.0359 | 0.0363 | 1 | 20 |
| Iron, Total | 0.228 | 0.230 | 1 | 20 |
| Lead, Total | ND | ND | NC | 20 |
| Zinc, Total | 0.239 | 0.237 | 1 | 20 |

# Form 7
# Laboratory Control Sample

| | | | |
|---|---|---|---|
| **Client** | : Roux Env. Eng. & Geology, DPC | **Lab Number** | : L2554996 |
| **Project Name** | : CORAM MATERIALS | **Project Number** | : 2232.0006Y005 |
| **Client Sample ID** | : NA | **Matrix** | : WATER |
| **Lab Sample ID** | : WG2110450-2 | **LCS Analysis Date** | : 09/10/25 21:47 |
| **Dup Sample ID** | : | **LCSD Analysis Date** | : |

| | Laboratory Control Sample | | | Laboratory Control Duplicate | | | | | |
|---|---|---|---|---|---|---|---|---|---|
| | True | Found | %R | True | Found | %R | RPD | Recovery | RPD |
| Parameter | (mg/l) | (mg/l) | | (mg/l) | (mg/l) | | | Limits | Limit |
| Antimony, Dissolved | 0.500 | 0.492 | 98. | | | | | 85-115 | 20 |

# Form 7
# Laboratory Control Sample

| | | | |
|---|---|---|---|
| **Client** | : Roux Env. Eng. & Geology, DPC | **Lab Number** | : L2554996 |
| **Project Name** | : CORAM MATERIALS | **Project Number** | : 2232.0006Y005 |
| **Client Sample ID** | : NA | **Matrix** | : WATER |
| **Lab Sample ID** | : WG2110010-2 | **LCS Analysis Date** | : 09/10/25 21:45 |
| **Dup Sample ID** | : | **LCSD Analysis Date** | : |

| | Laboratory Control Sample | | | Laboratory Control Duplicate | | | | | |
|---|---|---|---|---|---|---|---|---|---|
| | True | Found | %R | True | Found | %R | RPD | Recovery | RPD |
| Parameter | (mg/l) | (mg/l) | | (mg/l) | (mg/l) | | | Limits | Limit |
| Antimony, Total | 0.500 | 0.486 | 97. | | | | | 85-115 | 20 |

# Form 7
# Laboratory Control Sample

| | | | |
|---|---|---|---|
| Client | : Roux Env. Eng. & Geology, DPC | Lab Number | : L2554996 |
| Project Name | : CORAM MATERIALS | Project Number | : 2232.0006Y005 |
| Client Sample ID | : NA | Matrix | : WATER |
| Lab Sample ID | : WG2110450-2 | LCS Analysis Date | : 09/10/25 18:24 |
| Dup Sample ID | : | LCSD Analysis Date | : |

| | Laboratory Control Sample | | | Laboratory Control Duplicate | | | | | |
|---|---|---|---|---|---|---|---|---|---|
| Parameter | True (mg/l) | Found (mg/l) | %R | True (mg/l) | Found (mg/l) | %R | RPD | Recovery Limits | RPD Limit |
| Aluminum, Dissolved | 2.00 | 2.02 | 101. | | | | | 85-115 | 20 |
| Arsenic, Dissolved | 0.120 | 0.115 | 96. | | | | | 85-115 | 20 |
| Barium, Dissolved | 2.00 | 1.95 | 98. | | | | | 85-115 | 20 |
| Beryllium, Dissolved | 0.0500 | 0.0498 | 100. | | | | | 85-115 | 20 |
| Cadmium, Dissolved | 0.0530 | 0.0515 | 97. | | | | | 85-115 | 20 |
| Calcium, Dissolved | 10.0 | 10.4 | 104. | | | | | 85-115 | 20 |
| Chromium, Dissolved | 0.200 | 0.193 | 96. | | | | | 85-115 | 20 |
| Cobalt, Dissolved | 0.500 | 0.484 | 97. | | | | | 85-115 | 20 |
| Copper, Dissolved | 0.250 | 0.246 | 98. | | | | | 85-115 | 20 |
| Iron, Dissolved | 1.00 | 0.979 | 98. | | | | | 85-115 | 20 |
| Lead, Dissolved | 0.530 | 0.526 | 99. | | | | | 85-115 | 20 |
| Magnesium, Dissolved | 10.0 | 10.2 | 102. | | | | | 85-115 | 20 |
| Manganese, Dissolved | 0.500 | 0.495 | 99. | | | | | 85-115 | 20 |
| Nickel, Dissolved | 0.500 | 0.494 | 99. | | | | | 85-115 | 20 |
| Potassium, Dissolved | 10.0 | 10.4 | 104. | | | | | 85-115 | 20 |
| Selenium, Dissolved | 0.120 | 0.115 | 96. | | | | | 85-115 | 20 |
| Silver, Dissolved | 0.0500 | 0.0439 | 88. | | | | | 85-115 | 20 |
| Sodium, Dissolved | 10.0 | 10.5 | 105. | | | | | 85-115 | 20 |
| Thallium, Dissolved | 0.120 | 0.121 | 101. | | | | | 85-115 | 20 |
| Vanadium, Dissolved | 0.500 | 0.499 | 100. | | | | | 85-115 | 20 |
| Zinc, Dissolved | 0.500 | 0.487 | 97. | | | | | 85-115 | 20 |

# Form 7
# Laboratory Control Sample

| | | | |
|---|---|---|---|
| **Client** | : Roux Env. Eng. & Geology, DPC | **Lab Number** | : L2554996 |
| **Project Name** | : CORAM MATERIALS | **Project Number** | : 2232.0006Y005 |
| **Client Sample ID** | : NA | **Matrix** | : WATER |
| **Lab Sample ID** | : WG2110010-2 | **LCS Analysis Date** | : 09/10/25 19:57 |
| **Dup Sample ID** | : | **LCSD Analysis Date** | : |

| | Laboratory Control Sample | | | Laboratory Control Duplicate | | | | | |
|---|---|---|---|---|---|---|---|---|---|
| Parameter | True (mg/l) | Found (mg/l) | %R | True (mg/l) | Found (mg/l) | %R | RPD | Recovery Limits | RPD Limit |
| Aluminum, Total | 2.00 | 2.04 | 102. | | | | | 85-115 | 20 |
| Arsenic, Total | 0.120 | 0.112 | 93. | | | | | 85-115 | 20 |
| Barium, Total | 2.00 | 1.97 | 98. | | | | | 85-115 | 20 |
| Beryllium, Total | 0.0500 | 0.0503 | 101. | | | | | 85-115 | 20 |
| Cadmium, Total | 0.0530 | 0.0518 | 98. | | | | | 85-115 | 20 |
| Calcium, Total | 10.0 | 10.0 | 100. | | | | | 85-115 | 20 |
| Chromium, Total | 0.200 | 0.195 | 98. | | | | | 85-115 | 20 |
| Cobalt, Total | 0.500 | 0.490 | 98. | | | | | 85-115 | 20 |
| Copper, Total | 0.250 | 0.248 | 99. | | | | | 85-115 | 20 |
| Iron, Total | 1.00 | 0.991 | 99. | | | | | 85-115 | 20 |
| Lead, Total | 0.530 | 0.512 | 97. | | | | | 85-115 | 20 |
| Magnesium, Total | 10.0 | 9.84 | 98. | | | | | 85-115 | 20 |
| Manganese, Total | 0.500 | 0.500 | 100. | | | | | 85-115 | 20 |
| Nickel, Total | 0.500 | 0.499 | 100. | | | | | 85-115 | 20 |
| Potassium, Total | 10.0 | 10.0 | 100. | | | | | 85-115 | 20 |
| Selenium, Total | 0.120 | 0.110 | 92. | | | | | 85-115 | 20 |
| Silver, Total | 0.0500 | 0.0484 | 97. | | | | | 85-115 | 20 |
| Sodium, Total | 10.0 | 10.2 | 102. | | | | | 85-115 | 20 |
| Thallium, Total | 0.120 | 0.116 | 97. | | | | | 85-115 | 20 |
| Vanadium, Total | 0.500 | 0.506 | 101. | | | | | 85-115 | 20 |
| Zinc, Total | 0.500 | 0.494 | 99. | | | | | 85-115 | 20 |

# Form 8
# Serial Dilutions

| | | | |
|---|---|---|---|
| **Client** | : Roux Env. Eng. & Geology, DPC | **Lab Number** | : L2554996 |
| **Project Name** | : CORAM MATERIALS | **Project Number** | : 2232.0006Y005 |
| **Client Sample ID** | : MW-11S | **Matrix** | : WATER |
| **Lab Sample ID** | : L2554996-01 | **Analysis Date** | : 09/10/25 18:27 |
| **Serial Dilution ID** | : WG2110450-6 | **Analysis Date** | : 09/10/25 18:41 |

| Parameter | Initial Sample Result (mg/l) | Serial Dilution Result (mg/l) | % Difference | %D Limit |
|---|---|---|---|---|
| Calcium, Dissolved | 50.4 | 51.6 | 2 | 20 |
| Magnesium, Dissolved | 7.17 | 7.35 | 3 | 20 |

# Form 8
# Serial Dilutions

| | | | |
|---|---|---|---|
| **Client** | : Roux Env. Eng. & Geology, DPC | **Lab Number** | : L2554996 |
| **Project Name** | : CORAM MATERIALS | **Project Number** | : 2232.0006Y005 |
| **Client Sample ID** | : MW-11D | **Matrix** | : WATER |
| **Lab Sample ID** | : L2554996-02 | **Analysis Date** | : 09/10/25 18:45 |
| **Serial Dilution ID** | : WG2110450-10 | **Analysis Date** | : 09/10/25 19:20 |

| Parameter | Initial Sample Result (mg/l) | Serial Dilution Result (mg/l) | % Difference | %D Limit |
|---|---|---|---|---|
| Calcium, Dissolved | 16.1 | 16.4 | 2 | 20 |
| Iron, Dissolved | 2.99 | 3.06 | 2 | 20 |
| Magnesium, Dissolved | 5.78 | 5.93 | 3 | 20 |

U.S. EPA - CLP
10A-IN
ICP-AES INTERELEMENT CORRECTION FACTORS (ANNUALLY)

Lab Name: Alpha Analytical Contract: _____

Lab Code: AAL Case No.: _____ NRAS No.: _____ SDG No.: _____

ICP-AES Instrument: TRACE4 Date: 12/01/16

| Analyte | Wave-length (nm) | Interelement Correction Factors for: Al | Ca | Fe | Mg | __ |
|---|---|---|---|---|---|---|
| Aluminum | 396.15 | 0.0000000 | 0.0000020 | -0.0000310 | -0.0000090 | |
| Antimony | 206.83 | -0.0000020 | 0.0000040 | -0.0000110 | -0.0000050 | |
| Arsenic | 189.04 | 0.0000090 | -0.0000010 | -0.0000700 | 0.0000000 | |
| Barium | 455.40 | -0.0000040 | -0.0000020 | -0.0000110 | -0.0000010 | |
| Beryllium | 313.40 | -0.0000020 | -0.0000020 | -0.0000050 | 0.0000000 | |
| Cadmium | 214.44 | 0.0000000 | -0.0000030 | 0.0000000 | -0.0000010 | |
| Calcium | 315.89 | 0.0000780 | 0.0000000 | -0.0000170 | 0.0000710 | |
| Chromium | 267.72 | 0.0000050 | -0.0000020 | 0.0000120 | 0.0000000 | |
| Cobalt | 228.62 | -0.0000120 | -0.0000060 | -0.0000250 | -0.0000020 | |
| Copper | 324.75 | -0.0000030 | -0.0000020 | -0.0000040 | 0.0000110 | |
| Iron | 259.94 | 0.0000180 | -0.0000120 | 0.0000000 | -0.0000030 | |
| Lead | 220.35 | 0.0001100 | -0.0000010 | 0.0000180 | -0.0000010 | |
| Magnesium | 279.08 | -0.0000540 | -0.0000280 | 0.0000190 | 0.0000000 | |
| Manganese | 257.61 | -0.0000030 | -0.0000020 | -0.0000080 | 0.0000020 | |
| Mercury | | | | | | |
| Nickel | 231.60 | -0.0000130 | -0.0000050 | -0.0000240 | -0.0000020 | |
| Potassium | 766.49 | -0.0012590 | -0.0007040 | -0.0028490 | -0.0002350 | |
| Selenium | 196.09 | -0.0000200 | 0.0000000 | -0.0000290 | -0.0000010 | |
| Silver | 328.07 | -0.0000040 | -0.0000020 | -0.0000090 | -0.0000010 | |
| Sodium | 589.59 | -0.0006160 | -0.0005220 | -0.0020960 | -0.0001600 | |
| Thallium | 190.86 | -0.0000060 | -0.0000040 | -0.0000050 | -0.0000010 | |
| Vanadium | 292.40 | -0.0000050 | -0.0000030 | 0.0000100 | -0.0000020 | |
| Zinc | 206.20 | 0.0002750 | 0.0000030 | -0.0007990 | -0.0000040 | |
| | | | | | | |
| | | | | | | |
| | | | | | | |
| | | | | | | |

Comments:

U.S. EPA - CLP
10B-IN
ICP-AES INTERELEMENT CORRECTION FACTORS (ANNUALLY)

Lab Name: Alpha Analytical Contract: _____

Lab Code: AAL Case No.: _____ NRAS No.: _____ SDG No.: _____

ICP-AES Instrument ID: TRACE4 Date: 12/01/16

| Analyte | Wave-length (nm) | Interelement Correction Factors for: Sb | As | Ba | Be | Cd |
|---|---|---|---|---|---|---|
| Aluminum | 396.15 | 0.0000000 | 0.0000000 | 0.0000000 | -0.0022950 | -0.0018570 |
| Antimony | 206.83 | 0.0000000 | 0.0000000 | 0.0000000 | -0.0003900 | -0.0000120 |
| Arsenic | 189.04 | 0.0000000 | 0.0000000 | 0.0000210 | -0.0001780 | -0.0001730 |
| Barium | 455.40 | 0.0000000 | 0.0000000 | 0.0000000 | -0.0002050 | -0.0002030 |
| Beryllium | 313.40 | 0.0000000 | 0.0000000 | 0.0000000 | 0.0000000 | -0.0000860 |
| Cadmium | 214.44 | 0.0000000 | 0.0000000 | 0.0000000 | -0.0002090 | 0.0000000 |
| Calcium | 315.89 | 0.0000000 | 0.0000000 | 0.0000000 | -0.0020880 | -0.0018790 |
| Chromium | 267.72 | 0.0000000 | 0.0000000 | 0.0000000 | -0.0002010 | -0.0003100 |
| Cobalt | 228.62 | 0.0000000 | 0.0000000 | 0.0000000 | -0.0004810 | -0.0004970 |
| Copper | 324.75 | 0.0000000 | 0.0000000 | 0.0000000 | -0.0002330 | -0.0002260 |
| Iron | 259.94 | 0.0000000 | 0.0000000 | 0.0000000 | -0.0012310 | -0.0009570 |
| Lead | 220.35 | 0.0000000 | 0.0000000 | 0.0000000 | -0.0001700 | -0.0001850 |
| Magnesium | 279.08 | 0.0000000 | 0.0000000 | 0.0000000 | -0.0022440 | -0.0017830 |
| Manganese | 257.61 | 0.0000000 | 0.0000000 | 0.0000000 | -0.0001950 | -0.0002020 |
| Mercury | | | | | | |
| Nickel | 231.60 | 0.0000000 | 0.0000000 | 0.0000000 | -0.0005490 | -0.0005200 |
| Potassium | 766.49 | 0.0000000 | 0.0000000 | 0.0000000 | -0.0522980 | -0.0517110 |
| Selenium | 196.09 | 0.0000000 | 0.0000000 | 0.0000000 | 0.0000060 | 0.0000030 |
| Silver | 328.07 | 0.0000000 | 0.0000000 | 0.0000000 | -0.0001740 | -0.0001560 |
| Sodium | 589.59 | 0.0000000 | 0.0000000 | 0.0000000 | -0.0417330 | -0.0407400 |
| Thallium | 190.86 | 0.0000000 | 0.0000000 | 0.0000000 | -0.0002650 | -0.0002240 |
| Vanadium | 292.40 | 0.0000000 | 0.0000000 | 0.0000000 | -0.0002090 | -0.0002040 |
| Zinc | 206.20 | 0.0000000 | 0.0000000 | 0.0000000 | -0.0000320 | -0.0009250 |
| | | | | | | |
| | | | | | | |
| | | | | | | |
| | | | | | | |

Comments:

U.S. EPA - CLP
10B-IN
ICP-AES INTERELEMENT CORRECTION FACTORS (ANNUALLY)

Lab Name: Alpha Analytical Contract: _____

Lab Code: AAL Case No.: _____ NRAS No.: _____ SDG No.: _____

ICP-AES Instrument ID: TRACE4 Date: 12/01/16

| Analyte | Wave-length (nm) | Interelement Correction Factors for: Cr | Co | Cu | Pb | Mn |
|---|---|---|---|---|---|---|
| Aluminum | 396.15 | -0.0020320 | -0.0005350 | -0.0005960 | 0.0000000 | -0.0003930 |
| Antimony | 206.83 | 0.0049920 | -0.0001600 | -0.0001410 | 0.0000000 | -0.0001780 |
| Arsenic | 189.04 | 0.0002670 | -0.0001290 | -0.0000570 | 0.0000000 | -0.0000030 |
| Barium | 455.40 | -0.0002000 | -0.0000500 | -0.0000660 | 0.0000000 | -0.0000350 |
| Beryllium | 313.40 | -0.0000900 | -0.0000220 | -0.0000300 | 0.0000000 | -0.0000110 |
| Cadmium | 214.44 | -0.0000290 | -0.0000520 | -0.0000680 | 0.0000000 | -0.0000270 |
| Calcium | 315.89 | -0.0020720 | 0.0009940 | -0.0005720 | 0.0000000 | -0.0000920 |
| Chromium | 267.72 | 0.0000000 | -0.0000480 | -0.0000690 | 0.0000000 | 0.0001140 |
| Cobalt | 228.62 | -0.0005870 | 0.0000000 | -0.0001660 | 0.0000000 | -0.0000740 |
| Copper | 324.75 | -0.0002130 | -0.0000490 | 0.0000000 | 0.0000000 | 0.0000300 |
| Iron | 259.94 | -0.0010370 | -0.0002940 | -0.0003760 | 0.0000000 | -0.0001890 |
| Lead | 220.35 | -0.0001960 | -0.0003260 | 0.0002710 | 0.0000000 | 0.0000640 |
| Magnesium | 279.08 | -0.0024620 | -0.0005640 | -0.0008730 | 0.0000000 | -0.0069760 |
| Manganese | 257.61 | -0.0002060 | -0.0000480 | -0.0000750 | 0.0000000 | 0.0000000 |
| Mercury | | | | | | |
| Nickel | 231.60 | -0.0005230 | -0.0002210 | -0.0001810 | 0.0000000 | -0.0000730 |
| Potassium | 766.49 | -0.0512430 | -0.0126240 | -0.0178480 | 0.0000000 | -0.0089880 |
| Selenium | 196.09 | -0.0000520 | 0.0000530 | -0.0000240 | 0.0000000 | 0.0003780 |
| Silver | 328.07 | -0.0001430 | -0.0000370 | -0.0000450 | 0.0000000 | 0.0001940 |
| Sodium | 589.59 | -0.0407180 | -0.0097580 | -0.0137660 | 0.0000000 | -0.0070470 |
| Thallium | 190.86 | -0.0000390 | 0.0020440 | -0.0000840 | -0.0000200 | 0.0003990 |
| Vanadium | 292.40 | -0.0002210 | -0.0000500 | -0.0000650 | 0.0000000 | 0.0001060 |
| Zinc | 206.20 | -0.0012900 | 0.0000070 | 0.0003430 | 0.0001200 | -0.0001520 |
| | | | | | | |
| | | | | | | |
| | | | | | | |
| | | | | | | |

Comments:

U.S. EPA - CLP
10B-IN
ICP-AES INTERELEMENT CORRECTION FACTORS (ANNUALLY)

Lab Name: Alpha Analytical Contract: _____

Lab Code: AAL Case No.: _____ NRAS No.: _____ SDG No.: _____

ICP-AES Instrument ID: TRACE4 Date: 12/01/16

| Analyte | Wave-length (nm) | Interelement Correction Factors for: Ni | K | Se | Ag | Na |
|---|---|---|---|---|---|---|
| Aluminum | 396.15 | 0.0000000 | 0.0000000 | 0.0000000 | 0.0000000 | 0.0000000 |
| Antimony | 206.83 | 0.0000000 | 0.0000000 | 0.0000000 | 0.0000000 | 0.0000000 |
| Arsenic | 189.04 | 0.0000000 | 0.0000000 | 0.0000000 | 0.0000000 | 0.0000000 |
| Barium | 455.40 | 0.0000000 | 0.0000000 | 0.0000000 | 0.0000000 | 0.0000000 |
| Beryllium | 313.40 | 0.0000000 | 0.0000000 | 0.0000000 | 0.0000000 | 0.0000000 |
| Cadmium | 214.44 | 0.0000000 | 0.0000000 | 0.0000000 | 0.0000000 | 0.0000000 |
| Calcium | 315.89 | 0.0000000 | 0.0000000 | 0.0000000 | 0.0000000 | 0.0000000 |
| Chromium | 267.72 | 0.0000000 | 0.0000000 | 0.0000000 | 0.0000000 | 0.0000000 |
| Cobalt | 228.62 | 0.0000000 | 0.0000000 | 0.0000000 | 0.0000000 | 0.0000000 |
| Copper | 324.75 | 0.0000000 | 0.0000000 | 0.0000000 | 0.0000000 | 0.0000000 |
| Iron | 259.94 | 0.0000000 | 0.0000000 | 0.0000000 | 0.0000000 | 0.0000000 |
| Lead | 220.35 | 0.0000000 | 0.0000000 | 0.0000000 | 0.0000000 | 0.0000000 |
| Magnesium | 279.08 | 0.0000000 | 0.0000000 | 0.0000000 | 0.0000000 | 0.0000000 |
| Manganese | 257.61 | 0.0000000 | 0.0000000 | 0.0000000 | 0.0000000 | 0.0000000 |
| Mercury | | | | | | |
| Nickel | 231.60 | 0.0000000 | 0.0000000 | 0.0000000 | 0.0000000 | 0.0000000 |
| Potassium | 766.49 | 0.0000000 | 0.0000000 | 0.0000000 | 0.0000000 | 0.0000000 |
| Selenium | 196.09 | 0.0000000 | 0.0000000 | 0.0000000 | 0.0000000 | 0.0000000 |
| Silver | 328.07 | 0.0000000 | 0.0000000 | 0.0000000 | 0.0000000 | 0.0000000 |
| Sodium | 589.59 | 0.0000000 | 0.0000000 | 0.0000000 | 0.0000000 | 0.0000000 |
| Thallium | 190.86 | 0.0000000 | 0.0000000 | 0.0000000 | 0.0000000 | 0.0000000 |
| Vanadium | 292.40 | 0.0000000 | 0.0000000 | 0.0000000 | 0.0000000 | 0.0000000 |
| Zinc | 206.20 | 0.0000000 | 0.0000000 | 0.0000000 | 0.0000000 | 0.0000000 |
| | | | | | | |
| | | | | | | |
| | | | | | | |
| | | | | | | |

Comments:

U.S. EPA - CLP
10A-IN
ICP-AES INTERELEMENT CORRECTION FACTORS (ANNUALLY)

Lab Name: Alpha Analytical Contract: _____

Lab Code: AAL Case No.: _____ NRAS No.: _____ SDG No.: _____

ICP-AES Instrument: TRACE5 Date: 12/01/16

| Analyte | Wave-length (nm) | Interelement Correction Factors for: Al | Ca | Fe | Mg | Mo |
|---|---|---|---|---|---|---|
| Aluminum | 396.15 | 0.0000000 | 0.0000960 | 0.0000000 | 0.0000000 | 0.0573510 |
| Antimony | 206.83 | 0.0000000 | 0.0000000 | 0.0000000 | 0.0000000 | 0.0016160 |
| Arsenic | 189.04 | -0.0000310 | 0.0000000 | 0.0000000 | 0.0000000 | 0.0009550 |
| Barium | 455.40 | 0.0000000 | 0.0000000 | 0.0000000 | 0.0000000 | 0.0000000 |
| Beryllium | 313.40 | 0.0000000 | 0.0000000 | 0.0000000 | 0.0000000 | 0.0000000 |
| Cadmium | 214.44 | 0.0000000 | 0.0000000 | 0.0000010 | 0.0000000 | 0.0000000 |
| Calcium | 315.89 | 0.0000000 | 0.0000000 | 0.0000000 | 0.0000000 | 0.0009910 |
| Chromium | 267.72 | 0.0000000 | 0.0000000 | 0.0000000 | 0.0000000 | 0.0000120 |
| Cobalt | 228.62 | 0.0000000 | 0.0000000 | 0.0000000 | 0.0000000 | 0.0000000 |
| Copper | 324.75 | 0.0000000 | 0.0000000 | 0.0000000 | 0.0000000 | 0.0004030 |
| Iron | 259.94 | 0.0000000 | 0.0000000 | 0.0000000 | 0.0000000 | 0.0000000 |
| Lead | 220.35 | 0.0003010 | 0.0000000 | 0.0000210 | 0.0000000 | -0.0026290 |
| Magnesium | 279.08 | 0.0000000 | 0.0000000 | 0.0001760 | 0.0000000 | 0.0000000 |
| Manganese | 257.61 | 0.0000000 | 0.0000000 | 0.0000000 | 0.0000000 | 0.0000000 |
| Mercury | | | | | | |
| Nickel | 231.60 | 0.0000000 | 0.0000000 | 0.0000340 | 0.0000000 | 0.0000000 |
| Potassium | 766.49 | 0.0000000 | 0.0000000 | 0.0000000 | 0.0000000 | 0.0000000 |
| Selenium | 196.09 | 0.0000000 | 0.0000000 | 0.0000000 | 0.0000000 | 0.0000180 |
| Silver | 328.07 | 0.0000000 | 0.0000000 | 0.0000000 | 0.0000000 | 0.0000000 |
| Sodium | 589.59 | 0.0000000 | 0.0000000 | 0.0000000 | 0.0000000 | 0.0000000 |
| Thallium | 190.86 | 0.0000000 | 0.0000000 | 0.0000000 | 0.0000000 | 0.0000000 |
| Vanadium | 292.40 | 0.0000000 | 0.0000000 | 0.0000310 | 0.0000000 | 0.0000000 |
| Zinc | 206.20 | 0.0000000 | 0.0000000 | 0.0000000 | 0.0000000 | 0.0000000 |
| | | | | | | |
| | | | | | | |
| | | | | | | |
| | | | | | | |

Comments:

U.S. EPA - CLP
10B-IN
ICP-AES INTERELEMENT CORRECTION FACTORS (ANNUALLY)

Lab Name: Alpha Analytical Contract: _____

Lab Code: AAL Case No.: _____ NRAS No.: _____ SDG No.: _____

ICP-AES Instrument ID: TRACE5 Date: 12/01/16

| Analyte | Wave-length (nm) | Interelement Correction Factors for: Sb | As | Ba | Be | Cd |
|---|---|---|---|---|---|---|
| Aluminum | 396.15 | 0.0000000 | 0.0000000 | 0.0000000 | 0.0000000 | 0.0000000 |
| Antimony | 206.83 | 0.0000000 | 0.0000000 | 0.0000000 | 0.0000000 | 0.0000000 |
| Arsenic | 189.04 | 0.0000000 | 0.0000000 | 0.0000000 | 0.0000000 | 0.0000000 |
| Barium | 455.40 | 0.0000000 | 0.0000000 | 0.0000000 | 0.0000000 | 0.0000000 |
| Beryllium | 313.40 | 0.0000000 | 0.0000000 | 0.0000000 | 0.0000000 | 0.0000000 |
| Cadmium | 214.44 | 0.0000000 | 0.0000000 | 0.0000000 | 0.0000000 | 0.0000000 |
| Calcium | 315.89 | 0.0000000 | 0.0000000 | 0.0000000 | 0.0000000 | 0.0000000 |
| Chromium | 267.72 | 0.0000000 | 0.0000000 | 0.0000000 | 0.0000000 | 0.0000000 |
| Cobalt | 228.62 | 0.0000000 | 0.0000000 | 0.0000000 | 0.0000000 | 0.0000000 |
| Copper | 324.75 | 0.0000000 | 0.0000000 | 0.0000000 | 0.0000000 | 0.0000000 |
| Iron | 259.94 | 0.0000000 | 0.0000000 | 0.0000000 | 0.0000000 | 0.0000000 |
| Lead | 220.35 | 0.0000000 | 0.0000000 | 0.0000000 | 0.0000000 | 0.0000000 |
| Magnesium | 279.08 | 0.0000000 | 0.0000000 | 0.0000000 | 0.0000000 | 0.0000000 |
| Manganese | 257.61 | 0.0000000 | 0.0000000 | 0.0000000 | 0.0000000 | 0.0000000 |
| Mercury | | | | | | |
| Nickel | 231.60 | 0.0000000 | 0.0000000 | 0.0000000 | 0.0000000 | 0.0000000 |
| Potassium | 766.49 | 0.0000000 | 0.0000000 | 0.0000000 | 0.0000000 | 0.0000000 |
| Selenium | 196.09 | 0.0000000 | 0.0000000 | 0.0000000 | 0.0000000 | 0.0000000 |
| Silver | 328.07 | 0.0000000 | 0.0000000 | 0.0000000 | 0.0000000 | 0.0000000 |
| Sodium | 589.59 | 0.0000000 | 0.0000000 | 0.0000000 | 0.0000000 | 0.0000000 |
| Thallium | 190.86 | 0.0000000 | 0.0000000 | 0.0000000 | 0.0000000 | 0.0000000 |
| Vanadium | 292.40 | 0.0000000 | 0.0000000 | 0.0000000 | 0.0000000 | 0.0000000 |
| Zinc | 206.20 | 0.0000000 | 0.0000000 | 0.0000000 | 0.0000000 | 0.0000000 |
| | | | | | | |
| | | | | | | |
| | | | | | | |
| | | | | | | |

Comments:

U.S. EPA - CLP
10B-IN
ICP-AES INTERELEMENT CORRECTION FACTORS (ANNUALLY)

Lab Name: Alpha Analytical Contract: _____

Lab Code: AAL Case No.: _____ NRAS No.: _____ SDG No.: _____

ICP-AES Instrument ID: TRACE5 Date: 12/01/16

| Analyte | Wave-length (nm) | Interelement Correction Factors for: Cr | Co | Cu | Pb | Mn |
|---|---|---|---|---|---|---|
| Aluminum | 396.15 | 0.0000000 | 0.0000000 | 0.0000000 | 0.0000000 | 0.0000000 |
| Antimony | 206.83 | 0.0114090 | 0.0000000 | 0.0000000 | 0.0000000 | 0.0000000 |
| Arsenic | 189.04 | 0.0003850 | -0.0000480 | 0.0000000 | 0.0000000 | 0.0000000 |
| Barium | 455.40 | 0.0000000 | 0.0000000 | 0.0000000 | 0.0000000 | 0.0000000 |
| Beryllium | 313.40 | 0.0000000 | 0.0000000 | 0.0000000 | 0.0000000 | 0.0000000 |
| Cadmium | 214.44 | 0.0000000 | 0.0000000 | 0.0000000 | 0.0000000 | 0.0000000 |
| Calcium | 315.89 | 0.0000000 | 0.0000000 | 0.0000000 | 0.0000000 | 0.0000000 |
| Chromium | 267.72 | 0.0000000 | 0.0000000 | 0.0000000 | 0.0000000 | 0.0000000 |
| Cobalt | 228.62 | 0.0000000 | 0.0000000 | 0.0000000 | 0.0000000 | 0.0000000 |
| Copper | 324.75 | 0.0000000 | 0.0000000 | 0.0000000 | 0.0000000 | 0.0000000 |
| Iron | 259.94 | 0.0000000 | 0.0000000 | 0.0000000 | 0.0000000 | 0.0000000 |
| Lead | 220.35 | 0.0000000 | 0.0000000 | 0.0007800 | 0.0000000 | 0.0000000 |
| Magnesium | 279.08 | 0.0000000 | 0.0000000 | 0.0000000 | 0.0000000 | -0.0092850 |
| Manganese | 257.61 | 0.0000000 | 0.0000000 | 0.0000000 | 0.0000000 | 0.0000000 |
| Mercury | | | | | | |
| Nickel | 231.60 | 0.0000000 | -0.0001620 | 0.0000000 | 0.0000000 | 0.0000000 |
| Potassium | 766.49 | 0.0000000 | 0.0000000 | 0.0000000 | 0.0000000 | 0.0000000 |
| Selenium | 196.09 | 0.0000000 | 0.0000620 | 0.0000000 | 0.0000000 | 0.0006770 |
| Silver | 328.07 | 0.0000000 | 0.0000000 | 0.0000000 | 0.0000000 | 0.0000000 |
| Sodium | 589.59 | 0.0000000 | 0.0000000 | 0.0000000 | 0.0000000 | 0.0000000 |
| Thallium | 190.86 | 0.0000000 | 0.0000000 | 0.0000000 | 0.0000000 | 0.0000000 |
| Vanadium | 292.40 | -0.0019910 | 0.0000000 | 0.0000000 | 0.0000000 | -0.0004360 |
| Zinc | 206.20 | | | | | |
| | | | | | | |
| | | | | | | |
| | | | | | | |
| | | | | | | |

Comments:

U.S. EPA - CLP
10B-IN
ICP-AES INTERELEMENT CORRECTION FACTORS (ANNUALLY)

Lab Name: Alpha Analytical Contract: _____

Lab Code: AAL Case No.: _____ NRAS No.: _____ SDG No.: _____

ICP-AES Instrument ID: TRACE5 Date: 12/01/16

| Analyte | Wave-length (nm) | Interelement Correction Factors for: Ni | K | Se | Ag | Na |
|---|---|---|---|---|---|---|
| Aluminum | 396.15 | 0.0000000 | 0.0000000 | 0.0000000 | 0.0000000 | 0.0000000 |
| Antimony | 206.83 | 0.0000000 | 0.0000000 | 0.0000000 | 0.0000000 | 0.0000000 |
| Arsenic | 189.04 | 0.0000000 | 0.0000000 | 0.0000000 | 0.0000000 | 0.0000000 |
| Barium | 455.40 | 0.0000000 | 0.0000000 | 0.0000000 | 0.0000000 | 0.0000000 |
| Beryllium | 313.40 | 0.0000000 | 0.0000000 | 0.0000000 | 0.0000000 | 0.0000000 |
| Cadmium | 214.44 | 0.0000000 | 0.0000000 | 0.0000000 | 0.0000000 | 0.0000000 |
| Calcium | 315.89 | 0.0000000 | 0.0000000 | 0.0000000 | 0.0000000 | 0.0000000 |
| Chromium | 267.72 | 0.0000000 | 0.0000000 | 0.0000000 | 0.0000000 | 0.0000000 |
| Cobalt | 228.62 | 0.0000930 | 0.0000000 | 0.0000000 | 0.0000000 | 0.0000000 |
| Copper | 324.75 | 0.0000000 | 0.0000000 | 0.0000000 | 0.0000000 | 0.0000000 |
| Iron | 259.94 | 0.0000000 | 0.0000000 | 0.0000000 | 0.0000000 | 0.0000000 |
| Lead | 220.35 | 0.0002270 | 0.0000000 | 0.0000000 | 0.0000000 | 0.0000000 |
| Magnesium | 279.08 | -0.0003390 | 0.0000000 | 0.0000000 | 0.0000000 | 0.0000000 |
| Manganese | 257.61 | 0.0000000 | 0.0000000 | 0.0000000 | 0.0000000 | 0.0000000 |
| Mercury | | | | | | |
| Nickel | 231.60 | 0.0000000 | 0.0000000 | 0.0000000 | 0.0000000 | 0.0000000 |
| Potassium | 766.49 | 0.0000000 | 0.0000000 | 0.0000000 | 0.0000000 | 0.0000000 |
| Selenium | 196.09 | 0.0000000 | 0.0000000 | 0.0000000 | 0.0000000 | 0.0000000 |
| Silver | 328.07 | 0.0000000 | 0.0000000 | 0.0000000 | 0.0000000 | 0.0000000 |
| Sodium | 589.59 | 0.0000000 | 0.0000000 | 0.0000000 | 0.0000000 | 0.0000000 |
| Thallium | 190.86 | 0.0000000 | 0.0000000 | 0.0000000 | 0.0000000 | 0.0000000 |
| Vanadium | 292.40 | 0.0000000 | 0.0000000 | 0.0000000 | 0.0000000 | 0.0000000 |
| Zinc | 206.20 | 0.0000000 | 0.0000000 | 0.0000000 | 0.0000000 | 0.0000000 |
| | | | | | | |
| | | | | | | |
| | | | | | | |
| | | | | | | |

Comments:

U.S. EPA - CLP
10B-IN
ICP-AES INTERELEMENT CORRECTION FACTORS (ANNUALLY)

Lab Name: Alpha Analytical Contract: _____

Lab Code: AAL Case No.: _____ NRAS No.: _____ SDG No.: _____

ICP-AES Instrument ID: TRACE5 Date: 12/01/16

| Analyte | Wave-length (nm) | Interelement Correction Factors for: Tl | V | Zn | | |
|---|---|---|---|---|---|---|
| Aluminum | 396.15 | 0.0000000 | 0.0000000 | 0.0000000 | | |
| Antimony | 206.83 | 0.0000000 | 0.0000000 | 0.0000000 | | |
| Arsenic | 189.04 | 0.0000000 | 0.0000000 | 0.0000000 | | |
| Barium | 455.40 | 0.0000000 | 0.0000000 | 0.0000000 | | |
| Beryllium | 313.40 | 0.0000000 | 0.0018940 | 0.0000000 | | |
| Cadmium | 214.44 | 0.0000000 | 0.0000000 | 0.0000000 | | |
| Calcium | 315.89 | 0.0000000 | 0.0000000 | 0.0000000 | | |
| Chromium | 267.72 | 0.0000000 | 0.0000000 | 0.0000000 | | |
| Cobalt | 228.62 | 0.0017990 | 0.0000000 | 0.0000000 | | |
| Copper | 324.75 | 0.0000000 | -0.0003720 | 0.0000000 | | |
| Iron | 259.94 | 0.0000000 | 0.0000000 | 0.0000000 | | |
| Lead | 220.35 | 0.0000000 | -0.0001170 | 0.0000000 | | |
| Magnesium | 279.08 | 0.0000000 | 0.0000000 | 0.0000000 | | |
| Manganese | 257.61 | 0.0000000 | 0.0000000 | 0.0000000 | | |
| Mercury | | | | | | |
| Nickel | 231.60 | 0.0005790 | 0.0000000 | 0.0000000 | | |
| Potassium | 766.49 | 0.0000000 | 0.0000000 | 0.0000000 | | |
| Selenium | 196.09 | 0.0000000 | 0.0000000 | 0.0000000 | | |
| Silver | 328.07 | 0.0000000 | -0.0017200 | 0.0000000 | | |
| Sodium | 589.59 | 0.0000000 | 0.0000000 | 0.0000000 | | |
| Thallium | 190.86 | 0.0000000 | 0.0002820 | 0.0000000 | | |
| Vanadium | 292.40 | 0.0000000 | 0.0000000 | 0.0000000 | | |
| Zinc | 206.20 | 0.0000000 | 0.0000000 | 0.0000000 | | |
| | | | | | | |
| | | | | | | |
| | | | | | | |
| | | | | | | |

Comments:

U.S. EPA - CLP
10A-IN
ICP-AES INTERELEMENT CORRECTION FACTORS (ANNUALLY)

Lab Name: Alpha Analytical Contract: _____

Lab Code: AAL Case No.: _____ NRAS No.: _____ SDG No.: _____

ICP-AES Instrument: TRACE6 Date: 11/10/16

| Analyte | Wave-length (nm) | Interelement Correction Factors for: Al | Ca | Fe | Mg | Mo |
|---|---|---|---|---|---|---|
| Aluminum | 396.15 | 0.0000000 | 0.0000960 | 0.0000000 | 0.0000000 | 0.0573510 |
| Antimony | 206.83 | 0.0000000 | 0.0000000 | 0.0000000 | 0.0000000 | 0.0016160 |
| Arsenic | 189.04 | -0.0000310 | 0.0000000 | 0.0000000 | 0.0000000 | 0.0009550 |
| Barium | 455.40 | 0.0000000 | 0.0000000 | 0.0000000 | 0.0000000 | 0.0000000 |
| Beryllium | 313.40 | 0.0000000 | 0.0000000 | 0.0000000 | 0.0000000 | 0.0000000 |
| Cadmium | 214.44 | 0.0000000 | 0.0000000 | 0.0000010 | 0.0000000 | 0.0000000 |
| Calcium | 315.89 | 0.0000000 | 0.0000000 | 0.0000000 | 0.0000000 | 0.0009910 |
| Chromium | 267.72 | 0.0000000 | 0.0000000 | 0.0000000 | 0.0000000 | 0.0000120 |
| Cobalt | 228.62 | 0.0000000 | 0.0000000 | 0.0000000 | 0.0000000 | 0.0000000 |
| Copper | 324.75 | 0.0000000 | 0.0000000 | 0.0000000 | 0.0000000 | 0.0004030 |
| Iron | 259.94 | 0.0000000 | 0.0000000 | 0.0000000 | 0.0000000 | 0.0000000 |
| Lead | 220.35 | 0.0003010 | 0.0000000 | 0.0000210 | 0.0000000 | -0.0026290 |
| Magnesium | 279.08 | 0.0000000 | 0.0000000 | 0.0001760 | 0.0000000 | 0.0000000 |
| Manganese | 257.61 | 0.0000000 | 0.0000000 | 0.0000000 | 0.0000000 | 0.0000000 |
| Mercury | | | | | | |
| Nickel | 231.60 | 0.0000000 | 0.0000000 | 0.0000340 | 0.0000000 | 0.0000000 |
| Potassium | 766.49 | 0.0000000 | 0.0000000 | 0.0000000 | 0.0000000 | 0.0000000 |
| Selenium | 196.09 | 0.0000000 | 0.0000000 | 0.0000000 | 0.0000000 | 0.0000180 |
| Silver | 328.07 | 0.0000000 | 0.0000000 | 0.0000000 | 0.0000000 | 0.0000000 |
| Sodium | 589.59 | 0.0000000 | 0.0000000 | 0.0000000 | 0.0000000 | 0.0000000 |
| Thallium | 190.86 | 0.0000000 | 0.0000000 | 0.0000000 | 0.0000000 | 0.0000000 |
| Vanadium | 292.40 | 0.0000000 | 0.0000000 | 0.0000310 | 0.0000000 | 0.0000000 |
| Zinc | 206.20 | 0.0000000 | 0.0000000 | 0.0000000 | 0.0000000 | 0.0000000 |
| | | | | | | |
| | | | | | | |
| | | | | | | |
| | | | | | | |

Comments:

U.S. EPA - CLP
10B-IN
ICP-AES INTERELEMENT CORRECTION FACTORS (ANNUALLY)

Lab Name: Alpha Analytical Contract: _____

Lab Code: AAL Case No.: _____ NRAS No.: _____ SDG No.: _____

ICP-AES Instrument ID: TRACE6 Date: 11/10/16

| Analyte | Wave-length (nm) | Interelement Correction Factors for: Sb | As | Ba | Be | Cd |
|---|---|---|---|---|---|---|
| Aluminum | 396.15 | 0.0000000 | 0.0000000 | 0.0000000 | 0.0000000 | 0.0000000 |
| Antimony | 206.83 | 0.0000000 | 0.0000000 | 0.0000000 | 0.0000000 | 0.0000000 |
| Arsenic | 189.04 | 0.0000000 | 0.0000000 | 0.0000000 | 0.0000000 | 0.0000000 |
| Barium | 455.40 | 0.0000000 | 0.0000000 | 0.0000000 | 0.0000000 | 0.0000000 |
| Beryllium | 313.40 | 0.0000000 | 0.0000000 | 0.0000000 | 0.0000000 | 0.0000000 |
| Cadmium | 214.44 | 0.0000000 | 0.0000000 | 0.0000000 | 0.0000000 | 0.0000000 |
| Calcium | 315.89 | 0.0000000 | 0.0000000 | 0.0000000 | 0.0000000 | 0.0000000 |
| Chromium | 267.72 | 0.0000000 | 0.0000000 | 0.0000000 | 0.0000000 | 0.0000000 |
| Cobalt | 228.62 | 0.0000000 | 0.0000000 | 0.0000000 | 0.0000000 | 0.0000000 |
| Copper | 324.75 | 0.0000000 | 0.0000000 | 0.0000000 | 0.0000000 | 0.0000000 |
| Iron | 259.94 | 0.0000000 | 0.0000000 | 0.0000000 | 0.0000000 | 0.0000000 |
| Lead | 220.35 | 0.0000000 | 0.0000000 | 0.0000000 | 0.0000000 | 0.0000000 |
| Magnesium | 279.08 | 0.0000000 | 0.0000000 | 0.0000000 | 0.0000000 | 0.0000000 |
| Manganese | 257.61 | 0.0000000 | 0.0000000 | 0.0000000 | 0.0000000 | 0.0000000 |
| Mercury | | | | | | |
| Nickel | 231.60 | 0.0000000 | 0.0000000 | 0.0000000 | 0.0000000 | 0.0000000 |
| Potassium | 766.49 | 0.0000000 | 0.0000000 | 0.0000000 | 0.0000000 | 0.0000000 |
| Selenium | 196.09 | 0.0000000 | 0.0000000 | 0.0000000 | 0.0000000 | 0.0000000 |
| Silver | 328.07 | 0.0000000 | 0.0000000 | 0.0000000 | 0.0000000 | 0.0000000 |
| Sodium | 589.59 | 0.0000000 | 0.0000000 | 0.0000000 | 0.0000000 | 0.0000000 |
| Thallium | 190.86 | 0.0000000 | 0.0000000 | 0.0000000 | 0.0000000 | 0.0000000 |
| Vanadium | 292.40 | 0.0000000 | 0.0000000 | 0.0000000 | 0.0000000 | 0.0000000 |
| Zinc | 206.20 | 0.0000000 | 0.0000000 | 0.0000000 | 0.0000000 | 0.0000000 |
| | | | | | | |
| | | | | | | |
| | | | | | | |
| | | | | | | |

Comments:

U.S. EPA - CLP
10B-IN
ICP-AES INTERELEMENT CORRECTION FACTORS (ANNUALLY)

Lab Name: Alpha Analytical Contract: _____

Lab Code: AAL Case No.: _____ NRAS No.: _____ SDG No.: _____

ICP-AES Instrument ID: TRACE6 Date: 11/10/16

| Analyte | Wave-length (nm) | Interelement Correction Factors for: Cr | Co | Cu | Pb | Mn |
|---|---|---|---|---|---|---|
| Aluminum | 396.15 | 0.0000000 | 0.0000000 | 0.0000000 | 0.0000000 | 0.0000000 |
| Antimony | 206.83 | 0.0114090 | 0.0000000 | 0.0000000 | 0.0000000 | 0.0000000 |
| Arsenic | 189.04 | 0.0003850 | -0.0000480 | 0.0000000 | 0.0000000 | 0.0000000 |
| Barium | 455.40 | 0.0000000 | 0.0000000 | 0.0000000 | 0.0000000 | 0.0000000 |
| Beryllium | 313.40 | 0.0000000 | 0.0000000 | 0.0000000 | 0.0000000 | 0.0000000 |
| Cadmium | 214.44 | 0.0000000 | 0.0000000 | 0.0000000 | 0.0000000 | 0.0000000 |
| Calcium | 315.89 | 0.0000000 | 0.0000000 | 0.0000000 | 0.0000000 | 0.0000000 |
| Chromium | 267.72 | 0.0000000 | 0.0000000 | 0.0000000 | 0.0000000 | 0.0000000 |
| Cobalt | 228.62 | 0.0000000 | 0.0000000 | 0.0000000 | 0.0000000 | 0.0000000 |
| Copper | 324.75 | 0.0000000 | 0.0000000 | 0.0000000 | 0.0000000 | 0.0000000 |
| Iron | 259.94 | 0.0000000 | 0.0000000 | 0.0000000 | 0.0000000 | 0.0000000 |
| Lead | 220.35 | 0.0000000 | 0.0000000 | 0.0007800 | 0.0000000 | 0.0000000 |
| Magnesium | 279.08 | 0.0000000 | 0.0000000 | 0.0000000 | 0.0000000 | -0.0092850 |
| Manganese | 257.61 | 0.0000000 | 0.0000000 | 0.0000000 | 0.0000000 | 0.0000000 |
| Mercury | | | | | | |
| Nickel | 231.60 | 0.0000000 | -0.0001620 | 0.0000000 | 0.0000000 | 0.0000000 |
| Potassium | 766.49 | 0.0000000 | 0.0000000 | 0.0000000 | 0.0000000 | 0.0000000 |
| Selenium | 196.09 | 0.0000000 | 0.0000620 | 0.0000000 | 0.0000000 | 0.0006770 |
| Silver | 328.07 | 0.0000000 | 0.0000000 | 0.0000000 | 0.0000000 | 0.0000000 |
| Sodium | 589.59 | 0.0000000 | 0.0000000 | 0.0000000 | 0.0000000 | 0.0000000 |
| Thallium | 190.86 | 0.0000000 | 0.0000000 | 0.0000000 | 0.0000000 | 0.0000000 |
| Vanadium | 292.40 | -0.0019910 | 0.0000000 | 0.0000000 | 0.0000000 | -0.0004360 |
| Zinc | 206.20 | | | | | |
| | | | | | | |
| | | | | | | |
| | | | | | | |
| | | | | | | |

Comments:

U.S. EPA - CLP
10B-IN
ICP-AES INTERELEMENT CORRECTION FACTORS (ANNUALLY)

Lab Name: Alpha Analytical Contract: _____

Lab Code: AAL Case No.: _____ NRAS No.: _____ SDG No.: _____

ICP-AES Instrument ID: TRACE6 Date: 11/10/16

| Analyte | Wave-length (nm) | Interelement Correction Factors for: Ni | K | Se | Ag | Na |
|---|---|---|---|---|---|---|
| Aluminum | 396.15 | 0.0000000 | 0.0000000 | 0.0000000 | 0.0000000 | 0.0000000 |
| Antimony | 206.83 | 0.0000000 | 0.0000000 | 0.0000000 | 0.0000000 | 0.0000000 |
| Arsenic | 189.04 | 0.0000000 | 0.0000000 | 0.0000000 | 0.0000000 | 0.0000000 |
| Barium | 455.40 | 0.0000000 | 0.0000000 | 0.0000000 | 0.0000000 | 0.0000000 |
| Beryllium | 313.40 | 0.0000000 | 0.0000000 | 0.0000000 | 0.0000000 | 0.0000000 |
| Cadmium | 214.44 | 0.0000000 | 0.0000000 | 0.0000000 | 0.0000000 | 0.0000000 |
| Calcium | 315.89 | 0.0000000 | 0.0000000 | 0.0000000 | 0.0000000 | 0.0000000 |
| Chromium | 267.72 | 0.0000000 | 0.0000000 | 0.0000000 | 0.0000000 | 0.0000000 |
| Cobalt | 228.62 | 0.0000930 | 0.0000000 | 0.0000000 | 0.0000000 | 0.0000000 |
| Copper | 324.75 | 0.0000000 | 0.0000000 | 0.0000000 | 0.0000000 | 0.0000000 |
| Iron | 259.94 | 0.0000000 | 0.0000000 | 0.0000000 | 0.0000000 | 0.0000000 |
| Lead | 220.35 | 0.0002270 | 0.0000000 | 0.0000000 | 0.0000000 | 0.0000000 |
| Magnesium | 279.08 | -0.0003390 | 0.0000000 | 0.0000000 | 0.0000000 | 0.0000000 |
| Manganese | 257.61 | 0.0000000 | 0.0000000 | 0.0000000 | 0.0000000 | 0.0000000 |
| Mercury | | | | | | |
| Nickel | 231.60 | 0.0000000 | 0.0000000 | 0.0000000 | 0.0000000 | 0.0000000 |
| Potassium | 766.49 | 0.0000000 | 0.0000000 | 0.0000000 | 0.0000000 | 0.0000000 |
| Selenium | 196.09 | 0.0000000 | 0.0000000 | 0.0000000 | 0.0000000 | 0.0000000 |
| Silver | 328.07 | 0.0000000 | 0.0000000 | 0.0000000 | 0.0000000 | 0.0000000 |
| Sodium | 589.59 | 0.0000000 | 0.0000000 | 0.0000000 | 0.0000000 | 0.0000000 |
| Thallium | 190.86 | 0.0000000 | 0.0000000 | 0.0000000 | 0.0000000 | 0.0000000 |
| Vanadium | 292.40 | 0.0000000 | 0.0000000 | 0.0000000 | 0.0000000 | 0.0000000 |
| Zinc | 206.20 | 0.0000000 | 0.0000000 | 0.0000000 | 0.0000000 | 0.0000000 |
| | | | | | | |
| | | | | | | |
| | | | | | | |
| | | | | | | |

Comments:

U.S. EPA - CLP
10B-IN
ICP-AES INTERELEMENT CORRECTION FACTORS (ANNUALLY)

Lab Name: Alpha Analytical Contract: _____

Lab Code: AAL Case No.: _____ NRAS No.: _____ SDG No.: _____

ICP-AES Instrument ID: TRACE6 Date: 11/10/16

| Analyte | Wave-length (nm) | Interelement Correction Factors for: Tl | V | Zn | | |
|---|---|---|---|---|---|---|
| Aluminum | 396.15 | 0.0000000 | 0.0000000 | 0.0000000 | | |
| Antimony | 206.83 | 0.0000000 | 0.0000000 | 0.0000000 | | |
| Arsenic | 189.04 | 0.0000000 | 0.0000000 | 0.0000000 | | |
| Barium | 455.40 | 0.0000000 | 0.0000000 | 0.0000000 | | |
| Beryllium | 313.40 | 0.0000000 | 0.0018940 | 0.0000000 | | |
| Cadmium | 214.44 | 0.0000000 | 0.0000000 | 0.0000000 | | |
| Calcium | 315.89 | 0.0000000 | 0.0000000 | 0.0000000 | | |
| Chromium | 267.72 | 0.0000000 | 0.0000000 | 0.0000000 | | |
| Cobalt | 228.62 | 0.0017990 | 0.0000000 | 0.0000000 | | |
| Copper | 324.75 | 0.0000000 | -0.0003720 | 0.0000000 | | |
| Iron | 259.94 | 0.0000000 | 0.0000000 | 0.0000000 | | |
| Lead | 220.35 | 0.0000000 | -0.0001170 | 0.0000000 | | |
| Magnesium | 279.08 | 0.0000000 | 0.0000000 | 0.0000000 | | |
| Manganese | 257.61 | 0.0000000 | 0.0000000 | 0.0000000 | | |
| Mercury | | | | | | |
| Nickel | 231.60 | 0.0005790 | 0.0000000 | 0.0000000 | | |
| Potassium | 766.49 | 0.0000000 | 0.0000000 | 0.0000000 | | |
| Selenium | 196.09 | 0.0000000 | 0.0000000 | 0.0000000 | | |
| Silver | 328.07 | 0.0000000 | -0.0017200 | 0.0000000 | | |
| Sodium | 589.59 | 0.0000000 | 0.0000000 | 0.0000000 | | |
| Thallium | 190.86 | 0.0000000 | 0.0002820 | 0.0000000 | | |
| Vanadium | 292.40 | 0.0000000 | 0.0000000 | 0.0000000 | | |
| Zinc | 206.20 | 0.0000000 | 0.0000000 | 0.0000000 | | |
| | | | | | | |
| | | | | | | |
| | | | | | | |
| | | | | | | |

Comments:

U.S. EPA - CLP
10A-IN
ICP-AES INTERELEMENT CORRECTION FACTORS (ANNUALLY)

Lab Name: Alpha Analytical Contract: _____

Lab Code: AAL Case No.: _____ NRAS No.: _____ SDG No.: _____

ICP-AES Instrument: TRACE7 Date: 05/17/16

| Analyte | Wave-length (nm) | Interelement Correction Factors for: Al | Ca | Fe | Mg | Mo |
|---|---|---|---|---|---|---|
| Aluminum | 396.15 | 0.0000000 | 0.0000960 | 0.0000000 | 0.0000000 | 0.0573510 |
| Antimony | 206.83 | 0.0000000 | 0.0000000 | 0.0000000 | 0.0000000 | 0.0016160 |
| Arsenic | 189.04 | 0.0001500 | 0.0000000 | -0.0004550 | 0.0000000 | 0.0038670 |
| Barium | 455.40 | 0.0000000 | 0.0000000 | 0.0000000 | 0.0000000 | 0.0000000 |
| Beryllium | 313.40 | 0.0000000 | 0.0000000 | 0.0000000 | 0.0000000 | 0.0000000 |
| Cadmium | 214.44 | 0.0000000 | 0.0000000 | 0.0000380 | 0.0000000 | 0.0000000 |
| Calcium | 315.89 | 0.0000000 | 0.0000000 | 0.0000000 | 0.0000000 | 0.0009910 |
| Chromium | 267.72 | 0.0000000 | 0.0000000 | 0.0000000 | 0.0000000 | 0.0000120 |
| Cobalt | 228.62 | 0.0000000 | 0.0000000 | 0.0000000 | 0.0000000 | 0.0000000 |
| Copper | 324.75 | 0.0000000 | 0.0000000 | 0.0000000 | 0.0000000 | 0.0004030 |
| Iron | 259.94 | 0.0000000 | 0.0000000 | 0.0000340 | 0.0000000 | 0.0000000 |
| Lead | 220.35 | 0.0001750 | 0.0000000 | 0.0002100 | 0.0000000 | -0.0026290 |
| Magnesium | 279.08 | 0.0000000 | 0.0000000 | 0.0001760 | 0.0000000 | 0.0000000 |
| Manganese | 257.61 | 0.0000000 | 0.0000000 | 0.0000000 | 0.0000000 | 0.0000000 |
| Mercury | | | | | | |
| Nickel | 231.60 | 0.0000000 | 0.0000000 | 0.0000000 | 0.0000000 | 0.0000000 |
| Potassium | 766.49 | 0.0000000 | 0.0000000 | 0.0000000 | 0.0000000 | 0.0000000 |
| Selenium | 196.09 | -0.0000350 | 0.0000000 | 0.0000000 | 0.0000000 | 0.0000180 |
| Silver | 328.07 | 0.0000000 | 0.0000000 | 0.0000000 | 0.0000000 | 0.0000000 |
| Sodium | 589.59 | 0.0000000 | 0.0000000 | 0.0000000 | 0.0000000 | 0.0000000 |
| Thallium | 190.86 | 0.0000000 | 0.0000000 | 0.0000000 | 0.0000000 | 0.0000000 |
| Vanadium | 292.40 | 0.0000000 | 0.0000000 | 0.0000100 | 0.0000000 | 0.0000000 |
| Zinc | 206.20 | 0.0000000 | 0.0000000 | 0.0000000 | 0.0000000 | 0.0000000 |
| | | | | | | |
| | | | | | | |
| | | | | | | |
| | | | | | | |
| | | | | | | |

Comments:

U.S. EPA - CLP
10B-IN
ICP-AES INTERELEMENT CORRECTION FACTORS (ANNUALLY)

Lab Name: Alpha Analytical Contract:

Lab Code: AAL Case No.: NRAS No.: SDG No.:

ICP-AES Instrument: TRACE7 Date: 05/17/16

| Analyte | Wave-length (nm) | Interelement Correction Factors for: Sb | As | Ba | Be | Cd |
|---|---|---|---|---|---|---|
| Aluminum | 396.15 | 0.0000000 | 0.0000000 | 0.0000000 | 0.0000000 | 0.0000000 |
| Antimony | 206.83 | 0.0000000 | 0.0000000 | 0.0000000 | 0.0000000 | 0.0000000 |
| Arsenic | 189.04 | 0.0000000 | 0.0000000 | 0.0000000 | 0.0000000 | 0.0000000 |
| Barium | 455.40 | 0.0000000 | 0.0000000 | 0.0000000 | 0.0000000 | 0.0000000 |
| Beryllium | 313.40 | 0.0000000 | 0.0000000 | 0.0000000 | 0.0000000 | 0.0000000 |
| Cadmium | 214.44 | 0.0000000 | 0.0000000 | 0.0000000 | 0.0000000 | 0.0000000 |
| Calcium | 315.89 | 0.0000000 | 0.0000000 | 0.0000000 | 0.0000000 | 0.0000000 |
| Chromium | 267.72 | 0.0000000 | 0.0000000 | 0.0000000 | 0.0000000 | 0.0000000 |
| Cobalt | 228.62 | 0.0000000 | 0.0000000 | 0.0000000 | 0.0000000 | 0.0000000 |
| Copper | 324.75 | 0.0000000 | 0.0000000 | 0.0000000 | 0.0000000 | 0.0000000 |
| Iron | 259.94 | 0.0000000 | 0.0000000 | 0.0000000 | 0.0000000 | 0.0000000 |
| Lead | 220.35 | 0.0000000 | 0.0000000 | 0.0000000 | 0.0000000 | 0.0000000 |
| Magnesium | 279.08 | 0.0000000 | 0.0000000 | 0.0000000 | 0.0000000 | 0.0000000 |
| Manganese | 257.61 | 0.0000000 | 0.0000000 | 0.0000000 | 0.0000000 | 0.0000000 |
| Mercury | | | | | | |
| Nickel | 231.60 | 0.0000000 | 0.0000000 | 0.0000000 | 0.0000000 | 0.0000000 |
| Potassium | 766.49 | 0.0000000 | 0.0000000 | 0.0000000 | 0.0000000 | 0.0000000 |
| Selenium | 196.09 | 0.0000000 | 0.0000000 | 0.0000000 | 0.0000000 | 0.0000000 |
| Silver | 328.07 | 0.0000000 | 0.0000000 | 0.0000000 | 0.0000000 | 0.0000000 |
| Sodium | 589.59 | 0.0000000 | 0.0000000 | 0.0000000 | 0.0000000 | 0.0000000 |
| Thallium | 190.86 | 0.0000000 | 0.0000000 | 0.0000000 | 0.0000000 | 0.0000000 |
| Vanadium | 292.40 | 0.0000000 | 0.0000000 | 0.0000000 | 0.0000000 | 0.0000000 |
| Zinc | 206.20 | 0.0000000 | 0.0000000 | 0.0000000 | 0.0000000 | 0.0000000 |
| | | | | | | |
| | | | | | | |
| | | | | | | |
| | | | | | | |

Comments:

U.S. EPA - CLP
10B-IN
ICP-AES INTERELEMENT CORRECTION FACTORS (ANNUALLY)

Lab Name: Alpha Analytical Contract:

Lab Code: AAL Case No.: NRAS No.: SDG No.:

ICP-AES Instrument: TRACE7 Date: 05/17/16

| Analyte | Wave-length (nm) | Interelement Correction Factors for: Cr | Co | Cu | Pb | Mn |
|---|---|---|---|---|---|---|
| Aluminum | 396.15 | 0.0000000 | 0.0000000 | 0.0000000 | 0.0000000 | 0.0000000 |
| Antimony | 206.83 | 0.0114090 | 0.0000000 | 0.0000000 | 0.0000000 | 0.0000000 |
| Arsenic | 189.04 | 0.0017890 | 0.0000000 | 0.0000000 | 0.0000000 | 0.0000000 |
| Barium | 455.40 | 0.0000000 | 0.0000000 | 0.0000000 | 0.0000000 | 0.0000000 |
| Beryllium | 313.40 | 0.0000000 | 0.0000000 | 0.0000000 | 0.0000000 | 0.0000000 |
| Cadmium | 214.44 | 0.0000000 | 0.0000000 | 0.0000000 | 0.0000000 | 0.0000000 |
| Calcium | 315.89 | 0.0000000 | 0.0000000 | 0.0000000 | 0.0000000 | 0.0000000 |
| Chromium | 267.72 | 0.0000000 | 0.0000000 | 0.0000000 | 0.0000000 | 0.0000000 |
| Cobalt | 228.62 | 0.0000000 | 0.0000000 | 0.0000000 | 0.0000000 | 0.0000000 |
| Copper | 324.75 | 0.0000000 | 0.0000000 | 0.0000000 | 0.0000000 | 0.0000000 |
| Iron | 259.94 | 0.0000000 | 0.0000000 | 0.0000000 | 0.0000000 | 0.0000000 |
| Lead | 220.35 | 0.0000000 | 0.0000000 | 0.0007800 | 0.0000000 | 0.0000000 |
| Magnesium | 279.08 | 0.0000000 | 0.0000000 | 0.0000000 | 0.0000000 | -0.0092850 |
| Manganese | 257.61 | 0.0000000 | 0.0000000 | 0.0000000 | 0.0000000 | 0.0000000 |
| Mercury | | | | | | |
| Nickel | 231.60 | 0.0000000 | -0.0001620 | 0.0000000 | 0.0000000 | 0.0000000 |
| Potassium | 766.49 | 0.0000000 | 0.0000000 | 0.0000000 | 0.0000000 | 0.0000000 |
| Selenium | 196.09 | 0.0000000 | 0.0000620 | 0.0000000 | 0.0000000 | 0.0006770 |
| Silver | 328.07 | 0.0000000 | 0.0000000 | 0.0000000 | 0.0000000 | 0.0000000 |
| Sodium | 589.59 | 0.0000000 | 0.0000000 | 0.0000000 | 0.0000000 | 0.0000000 |
| Thallium | 190.86 | 0.0000000 | 0.0000000 | 0.0000000 | 0.0000000 | 0.0000000 |
| Vanadium | 292.40 | -0.0019910 | 0.0000000 | 0.0000000 | 0.0000000 | -0.0004360 |
| Zinc | 206.20 | 0.0000000 | 0.0000000 | 0.0000000 | 0.0000000 | 0.0000000 |
| | | | | | | |
| | | | | | | |
| | | | | | | |
| | | | | | | |

Comments:

U.S. EPA - CLP
10B-IN
ICP-AES INTERELEMENT CORRECTION FACTORS (ANNUALLY)

Lab Name: Alpha Analytical Contract:

Lab Code: AAL Case No.: NRAS No.: SDG No.:

ICP-AES Instrument: TRACE7 Date: 05/17/16

| Analyte | Wave-length (nm) | Interelement Correction Factors for: Ni | K | Se | Ag | Na |
|---|---|---|---|---|---|---|
| Aluminum | 396.15 | 0.0000000 | 0.0000000 | 0.0000000 | 0.0000000 | 0.0000000 |
| Antimony | 206.83 | 0.0000000 | 0.0000000 | 0.0000000 | 0.0000000 | 0.0000000 |
| Arsenic | 189.04 | 0.0000000 | 0.0000000 | 0.0000000 | 0.0000000 | 0.0000000 |
| Barium | 455.40 | 0.0000000 | 0.0000000 | 0.0000000 | 0.0000000 | 0.0000000 |
| Beryllium | 313.40 | 0.0000000 | 0.0000000 | 0.0000000 | 0.0000000 | 0.0000000 |
| Cadmium | 214.44 | 0.0000000 | 0.0000000 | 0.0000000 | 0.0000000 | 0.0000000 |
| Calcium | 315.89 | 0.0000000 | 0.0000000 | 0.0000000 | 0.0000000 | 0.0000000 |
| Chromium | 267.72 | 0.0000000 | 0.0000000 | 0.0000000 | 0.0000000 | 0.0000000 |
| Cobalt | 228.62 | 0.0000930 | 0.0000000 | 0.0000000 | 0.0000000 | 0.0000000 |
| Copper | 324.75 | 0.0000000 | 0.0000000 | 0.0000000 | 0.0000000 | 0.0000000 |
| Iron | 259.94 | 0.0000000 | 0.0000000 | 0.0000000 | 0.0000000 | 0.0000000 |
| Lead | 220.35 | 0.0002270 | 0.0000000 | 0.0000000 | 0.0000000 | 0.0000000 |
| Magnesium | 279.08 | -0.0003390 | 0.0000000 | 0.0000000 | 0.0000000 | 0.0000000 |
| Manganese | 257.61 | 0.0000000 | 0.0000000 | 0.0000000 | 0.0000000 | 0.0000000 |
| Mercury | | | | | | |
| Nickel | 231.60 | 0.0000000 | 0.0000000 | 0.0000000 | 0.0000000 | 0.0000000 |
| Potassium | 766.49 | 0.0000000 | 0.0000000 | 0.0000000 | 0.0000000 | 0.0000000 |
| Selenium | 196.09 | 0.0000000 | 0.0000000 | 0.0000000 | 0.0000000 | 0.0000000 |
| Silver | 328.07 | 0.0000000 | 0.0000000 | 0.0000000 | 0.0000000 | 0.0000000 |
| Sodium | 589.59 | 0.0000000 | 0.0000000 | 0.0000000 | 0.0000000 | 0.0000000 |
| Thallium | 190.86 | 0.0000000 | 0.0000000 | 0.0000000 | 0.0000000 | 0.0000000 |
| Vanadium | 292.40 | 0.0000000 | 0.0000000 | 0.0000000 | 0.0000000 | 0.0000000 |
| Zinc | 206.20 | 0.0000000 | 0.0000000 | 0.0000000 | 0.0000000 | 0.0000000 |
| | | | | | | |
| | | | | | | |
| | | | | | | |
| | | | | | | |

Comments:

U.S. EPA - CLP
10B-IN
ICP-AES INTERELEMENT CORRECTION FACTORS (ANNUALLY)

Lab Name: Alpha Analytical Contract:

Lab Code: AAL Case No.: NRAS No.: SDG No.:

ICP-AES Instrument: TRACE7 Date: 05/17/16

| Analyte | Wave-length (nm) | Interelement Correction Factors for: Tl | V | Zn | | |
|---|---|---|---|---|---|---|
| Aluminum | 396.15 | 0.0000000 | 0.0000000 | 0.0000000 | | |
| Antimony | 206.83 | 0.0000000 | 0.0000000 | 0.0000000 | | |
| Arsenic | 189.04 | 0.0000000 | 0.0000000 | 0.0000000 | | |
| Barium | 455.40 | 0.0000000 | 0.0000000 | 0.0000000 | | |
| Beryllium | 313.40 | 0.0000000 | 0.0018940 | 0.0000000 | | |
| Cadmium | 214.44 | 0.0000000 | 0.0000000 | 0.0000000 | | |
| Calcium | 315.89 | 0.0000000 | 0.0000000 | 0.0000000 | | |
| Chromium | 267.72 | 0.0000000 | 0.0000000 | 0.0000000 | | |
| Cobalt | 228.62 | 0.0017990 | 0.0000000 | 0.0000000 | | |
| Copper | 324.75 | 0.0000000 | 0.0000000 | 0.0000000 | | |
| Iron | 259.94 | 0.0000000 | 0.0000000 | 0.0000000 | | |
| Lead | 220.35 | 0.0000000 | -0.0001170 | 0.0000000 | | |
| Magnesium | 279.08 | 0.0000000 | 0.0000000 | 0.0000000 | | |
| Manganese | 257.61 | 0.0000000 | 0.0000000 | 0.0000000 | | |
| Mercury | | | | | | |
| Nickel | 231.60 | 0.0005790 | 0.0000000 | 0.0000000 | | |
| Potassium | 766.49 | 0.0000000 | 0.0000000 | 0.0000000 | | |
| Selenium | 196.09 | 0.0000000 | 0.0000000 | 0.0000000 | | |
| Silver | 328.07 | 0.0000000 | 0.0000000 | 0.0000000 | | |
| Sodium | 589.59 | 0.0000000 | 0.0000000 | 0.0000000 | | |
| Thallium | 190.86 | 0.0000000 | 0.0000000 | 0.0000000 | | |
| Vanadium | 292.40 | 0.0011610 | 0.0000000 | 0.0000000 | | |
| Zinc | 206.20 | 0.0000000 | 0.0000000 | 0.0000000 | | |
| | | | | | | |
| | | | | | | |
| | | | | | | |
| | | | | | | |

Comments:

| EPA 200.7, EPA 6010D | | Linear Dynamic Range | | | | | |
|---|---|---|---|---|---|---|---|
| | | All values are in mg/L and are 90% of the established LDR concentration. | | | | | |
| Instrument ID: | | Trace 4 | Trace 5 | Trace 6 | Trace 7 | Trace 8 | Trace 9 |
| 2023 Complete | | ☐ | ☐ | ☐ | ☐ | ☐ | ☐ |
| Ag | Silver | 36 | 27 | 9 | 13 | 90 | 45 |
| Al | Aluminum | 900 | 540 | 450 | 900 | 900 | 900 |
| As | Arsenic | 90 | 54 | 90 | 72 | 180 | 90 |
| B | Boron | 90 | 90 | 9 | 45 | 90 | 54 |
| Ba | Barium | 90 | 27 | 18 | 13 | 135 | 27 |
| Be | Beryllium | 27 | 36 | 9 | 9 | 11 | 31 |
| Ca | Calcium | 450 | 900 | 675 | 900 | 900 | 900 |
| Cd | Cadmium | 11 | 9 | 9 | 11 | 27 | 18 |
| Co | Cobalt | 90 | 63 | 45 | 22 | 135 | 90 |
| Cr | Chromium | 45 | 63 | 9 | 45 | 157 | 90 |
| Cu | Copper | 90 | 54 | 45 | 45 | 90 | 67 |
| Fe | Iron | 630 | 900 | 450 | 450 | 540 | 540 |
| K | Potassium | 900 | 900 | 675 | 720 | 900 | 900 |
| Mg | Magnesium | 450 | 900 | 360 | 900 | 900 | 900 |
| Mn | Manganese | 90 | 31 | 90 | 67 | 90 | 90 |
| Mo | Molybdenum | 45 | 36 | 9 | 22 | 67 | 45 |
| Na | Sodium | 675 | 900 | 450 | 405 | 630 | 900 |
| Ni | Nickel | 90 | 45 | 45 | 22 | 135 | 90 |
| Pb | Lead | 180 | 180 | 90 | 90 | 225 | 90 |
| S | Sulfur | - | 90 | - | - | - | - |
| Sb | Antimony | 22 | 45 | 45 | 4.5 | 90 | 45 |
| Se | Selenium | 27 | 27 | 45 | 22 | 15 | 45 |
| Si | Silica | 45 | 90 | 22 | 22 | 90 | 45 |
| Sn | Tin | 45 | 45 | 13 | 22 | 72 | 45 |
| Sr | Strontium | 45 | 45 | 9 | 9 | 67 | 45 |
| Ti | Titanium | 45 | 90 | 9 | 90 | 72 | 45 |
| Tl | Thallium | 45 | 90 | 45 | 22 | 135 | 45 |
| V | Vanadium | 90 | 90 | 90 | 90 | 112 | 45 |
| Zn | Zinc | 45 | 27 | 45 | 22 | 63 | 22 |
| | | | | | | | |

# Form 12
# Preparation Log

| | | | | | |
|---|---|---|---|---|---|
| **Client** | : | **Roux Env. Eng. & Geology, DPC** | **Lab Number** | : | **L2554996** |
| **Project Name** | : | **CORAM MATERIALS** | **Project Number** | : | **2232.0006Y005** |
| **Matrix** | : | **WATER** | **Prep Method** | : | **EPA 3005A** |

| Sample Number | Preparation Date | Weight (gram) | Volume (mL) |
|---|---|---|---|
| WG2110450-2 | 09/04/25 05:38 | - | 50 |

# Form 12
# Preparation Log

| | | | | | |
|---|---|---|---|---|---|
| **Client** | : | **Roux Env. Eng. & Geology, DPC** | **Lab Number** | : | **L2554996** |
| **Project Name** | : | **CORAM MATERIALS** | **Project Number** | : | **2232.0006Y005** |
| **Matrix** | : | **WATER** | **Prep Method** | : | **EPA 3005A** |

| Sample Number | Preparation Date | Weight (gram) | Volume (mL) |
|---|---|---|---|
| WG2110010-2 | 09/03/25 08:27 | - | 50 |

# Form 12
# Preparation Log

| | | | |
|---|---|---|---|
| **Client** | : Roux Env. Eng. & Geology, DPC | **Lab Number** | : L2554996 |
| **Project Name** | : CORAM MATERIALS | **Project Number** | : 2232.0006Y005 |
| **Matrix** | : WATER | **Prep Method** | : EPA 3005A |

| Sample Number | Preparation Date | Weight (gram) | Volume (mL) |
|---|---|---|---|
| L2554996-01 | 09/04/25 05:38 | - | 50 |
| L2554996-02 | 09/04/25 05:38 | - | 50 |
| L2554996-03 | 09/04/25 05:38 | - | 50 |
| L2554996-04 | 09/04/25 05:38 | - | 50 |
| WG2110450-1 | 09/04/25 05:38 | - | 50 |
| WG2110450-2 | 09/04/25 05:38 | - | 50 |
| WG2110450-3 | 09/04/25 05:38 | - | 50 |
| WG2110450-4 | 09/04/25 05:38 | - | 50 |
| WG2110450-6 | 09/04/25 05:38 | - | 50 |
| WG2110450-7 | 09/04/25 05:38 | - | 50 |
| WG2110450-8 | 09/04/25 05:38 | - | 50 |
| WG2110450-10 | 09/04/25 05:38 | - | 50 |

# Form 12
# Preparation Log

| | | | |
|---|---|---|---|
| **Client** | : Roux Env. Eng. & Geology, DPC | **Lab Number** | : L2554996 |
| **Project Name** | : CORAM MATERIALS | **Project Number** | : 2232.0006Y005 |
| **Matrix** | : WATER | **Prep Method** | : EPA 3005A |

| Sample Number | Preparation Date | Weight (gram) | Volume (mL) |
|---|---|---|---|
| L2554996-01 | 09/03/25 08:27 | - | 50 |
| L2554996-02 | 09/03/25 08:27 | - | 50 |
| L2554996-03 | 09/03/25 08:27 | - | 50 |
| L2554996-04 | 09/03/25 08:27 | - | 50 |
| WG2110010-1 | 09/03/25 08:27 | - | 50 |
| WG2110010-2 | 09/03/25 08:27 | - | 50 |
| WG2110010-3 | 09/03/25 08:27 | - | 50 |
| WG2110010-4 | 09/03/25 08:27 | - | 50 |

# Form 13
# Analysis Run Log

| | | | |
|---|---|---|---|
| **Client** | : Roux Env. Eng. & Geology, DPC | **Lab Number** | : L2554996 |
| **Project Name** | : CORAM MATERIALS | **Project Number** | : 2232.0006Y005 |
| **Instrument ID** | : | **Analysis Method** | : |
| **Start Date** | : 09/10/25 07:12 | **End Date** | : 09/10/25 22:11 |

| Sample Number | Dilution Factor | Analysis Time | Antimony, Dissolved |
|---|---|---|---|
| R2008831-1 ICV | 1 | 07:12:46 | X |
| R2008831-2 ICB | 1 | 07:14:50 | X |
| R2008831-3 ICV | 1 | 07:16:55 | X |
| R2008831-4 ICB | 1 | 07:18:59 | X |
| R2008831-5 ICSA | 1 | 07:23:08 | X |
| R2008831-6 CCV | 1 | 07:50:04 | X |
| R2008831-7 CCB | 1 | 07:52:09 | X |
| R2008831-8 CCV | 1 | 08:36:17 | X |
| R2008831-9 CCB | 1 | 08:38:21 | X |
| R2008831-10 CCV | 1 | 09:25:54 | X |
| R2008831-11 CCB | 1 | 09:27:58 | X |
| R2008831-12 CCV | 1 | 09:55:38 | X |
| R2008831-13 CCB | 1 | 09:57:43 | X |
| R2008831-14 CCV | 1 | 10:27:20 | X |
| R2008831-15 CCB | 1 | 10:29:25 | X |
| R2008831-16 CCV | 1 | 11:19:56 | X |
| R2008831-17 CCB | 1 | 11:22:02 | X |
| R2008831-18 CCV | 1 | 12:14:07 | X |
| R2008831-19 CCB | 1 | 12:16:13 | X |
| R2008831-20 CCV | 1 | 12:47:01 | X |
| R2008831-21 CCB | 1 | 12:49:06 | X |
| R2008831-22 CCV | 1 | 13:05:37 | X |
| R2008831-23 CCB | 1 | 13:07:42 | X |
| R2008831-24 CCV | 1 | 14:14:53 | X |
| R2008831-25 CCB | 1 | 14:16:59 | X |
| R2008831-26 CCV | 1 | 14:32:16 | X |
| R2008831-27 CCB | 1 | 14:34:21 | X |

# Form 13
# Analysis Run Log

| | | | |
|---|---|---|---|
| **Client** | : Roux Env. Eng. & Geology, DPC | **Lab Number** | : L2554996 |
| **Project Name** | : CORAM MATERIALS | **Project Number** | : 2232.0006Y005 |
| **Instrument ID** | : | **Analysis Method** | : |
| **Start Date** | : 09/10/25 07:12 | **End Date** | : 09/10/25 22:11 |

| Sample Number | Dilution Factor | Analysis Time | Antimony, Dissolved |
|---|---|---|---|
| R2008831-28 CCV | 1 | 15:45:50 | X |
| R2008831-29 CCB | 1 | 15:47:55 | X |
| R2008831-30 CCV | 1 | 16:15:54 | X |
| R2008831-31 CCB | 1 | 16:18:15 | X |
| R2008831-32 CCV | 1 | 17:16:02 | X |
| R2008831-33 CCB | 1 | 17:18:07 | X |
| R2008831-34 CCV | 1 | 17:26:31 | X |
| R2008831-35 CCB | 1 | 17:28:37 | X |
| R2008831-36 CCV | 1 | 18:13:43 | X |
| R2008831-37 CCB | 1 | 18:15:50 | X |
| R2008831-38 CCV | 1 | 18:47:15 | X |
| R2008831-39 CCB | 1 | 18:49:21 | X |
| R2008831-40 CCV | 1 | 20:15:57 | X |
| R2008831-41 CCB | 1 | 20:18:03 | X |
| R2008831-42 CCV | 1 | 20:32:34 | X |
| R2008831-43 CCB | 1 | 20:34:40 | X |
| R2008831-44 CCV | 1 | 21:36:15 | X |
| R2008831-45 CCB | 1 | 21:38:21 | X |
| WG2110450-2 LCS | 1 | 21:47:20 | X |
| R2008831-46 CCV | 1 | 22:09:01 | X |
| R2008831-47 CCB | 1 | 22:11:07 | X |

# Form 13
# Analysis Run Log

| | | | |
|---|---|---|---|
| **Client** | : Roux Env. Eng. & Geology, DPC | **Lab Number** | : L2554996 |
| **Project Name** | : CORAM MATERIALS | **Project Number** | : 2232.0006Y005 |
| **Instrument ID** | : | **Analysis Method** | : |
| **Start Date** | : 09/10/25 07:12 | **End Date** | : 09/10/25 22:11 |

| Sample Number | Dilution Factor | Analysis Time | Antimony, Total |
|---|---|---|---|
| R2008831-1 ICV | 1 | 07:12:46 | X |
| R2008831-2 ICB | 1 | 07:14:50 | X |
| R2008831-3 ICV | 1 | 07:16:55 | X |
| R2008831-4 ICB | 1 | 07:18:59 | X |
| R2008831-5 ICSA | 1 | 07:23:08 | X |
| R2008831-6 CCV | 1 | 07:50:04 | X |
| R2008831-7 CCB | 1 | 07:52:09 | X |
| R2008831-8 CCV | 1 | 08:36:17 | X |
| R2008831-9 CCB | 1 | 08:38:21 | X |
| R2008831-10 CCV | 1 | 09:25:54 | X |
| R2008831-11 CCB | 1 | 09:27:58 | X |
| R2008831-12 CCV | 1 | 09:55:38 | X |
| R2008831-13 CCB | 1 | 09:57:43 | X |
| R2008831-14 CCV | 1 | 10:27:20 | X |
| R2008831-15 CCB | 1 | 10:29:25 | X |
| R2008831-16 CCV | 1 | 11:19:56 | X |
| R2008831-17 CCB | 1 | 11:22:02 | X |
| R2008831-18 CCV | 1 | 12:14:07 | X |
| R2008831-19 CCB | 1 | 12:16:13 | X |
| R2008831-20 CCV | 1 | 12:47:01 | X |
| R2008831-21 CCB | 1 | 12:49:06 | X |
| R2008831-22 CCV | 1 | 13:05:37 | X |
| R2008831-23 CCB | 1 | 13:07:42 | X |
| R2008831-24 CCV | 1 | 14:14:53 | X |
| R2008831-25 CCB | 1 | 14:16:59 | X |
| R2008831-26 CCV | 1 | 14:32:16 | X |
| R2008831-27 CCB | 1 | 14:34:21 | X |

# Form 13
# Analysis Run Log

| | | | |
|---|---|---|---|
| **Client** | : Roux Env. Eng. & Geology, DPC | **Lab Number** | : L2554996 |
| **Project Name** | : CORAM MATERIALS | **Project Number** | : 2232.0006Y005 |
| **Instrument ID** | : | **Analysis Method** | : |
| **Start Date** | : 09/10/25 07:12 | **End Date** | : 09/10/25 22:11 |

| Sample Number | Dilution Factor | Analysis Time | Antimony, Total |
|---|---|---|---|
| R2008831-28 CCV | 1 | 15:45:50 | X |
| R2008831-29 CCB | 1 | 15:47:55 | X |
| R2008831-30 CCV | 1 | 16:15:54 | X |
| R2008831-31 CCB | 1 | 16:18:15 | X |
| R2008831-32 CCV | 1 | 17:16:02 | X |
| R2008831-33 CCB | 1 | 17:18:07 | X |
| R2008831-34 CCV | 1 | 17:26:31 | X |
| R2008831-35 CCB | 1 | 17:28:37 | X |
| R2008831-36 CCV | 1 | 18:13:43 | X |
| R2008831-37 CCB | 1 | 18:15:50 | X |
| R2008831-38 CCV | 1 | 18:47:15 | X |
| R2008831-39 CCB | 1 | 18:49:21 | X |
| R2008831-40 CCV | 1 | 20:15:57 | X |
| R2008831-41 CCB | 1 | 20:18:03 | X |
| R2008831-42 CCV | 1 | 20:32:34 | X |
| R2008831-43 CCB | 1 | 20:34:40 | X |
| R2008831-44 CCV | 1 | 21:36:15 | X |
| R2008831-45 CCB | 1 | 21:38:21 | X |
| WG2110010-2 LCS | 1 | 21:45:06 | X |
| R2008831-46 CCV | 1 | 22:09:01 | X |
| R2008831-47 CCB | 1 | 22:11:07 | X |

# Form 13
# Analysis Run Log

| | | | |
|---|---|---|---|
| **Client** | : Roux Env. Eng. & Geology, DPC | **Lab Number** | : L2554996 |
| **Project Name** | : CORAM MATERIALS | **Project Number** | : 2232.0006Y005 |
| **Instrument ID** | : TRACE8 | **Analysis Method** | : 19,200.7 |
| **Start Date** | : 09/10/25 08:47 | **End Date** | : 09/10/25 19:39 |

| Sample Number | Dilution Factor | Analysis Time | Aluminum, Dissolved | Antimony, Dissolved | Arsenic, Dissolved | Barium, Dissolved | Beryllium, Dissolved | Cadmium, Dissolved | Calcium, Dissolved | Chromium, Dissolved | Cobalt, Dissolved | Copper, Dissolved | Iron, Dissolved | Lead, Dissolved | Magnesium, Dissolved | Manganese, Dissolved | Nickel, Dissolved | Potassium, Dissolved | Selenium, Dissolved | Silver, Dissolved | Sodium, Dissolved | Thallium, Dissolved | Vanadium, Dissolved | Zinc, Dissolved |
|---|---|---|---|---|---|---|---|---|---|---|---|---|---|---|---|---|---|---|---|---|---|---|---|---|
| R2008971-1 ICV | 1 | 08:47:30 | X | X | X | X | X | X | X | X | X | X | X | X | X | X | X | X | X | X | X | X | X | X |
| R2008971-2 ICB | 1 | 08:50:54 | X | X | X | X | X | X | X | X | X | X | X | X | X | X | X | X | X | X | X | X | X | X |
| R2008971-3 ICV | 1 | 09:06:07 | X | X | X | X | X | X | X | X | X | X | X | X | X | X | X | X | X | X | X | X | X | X |
| R2008971-4 ICB | 1 | 09:09:47 | X | X | X | X | X | X | X | X | X | X | X | X | X | X | X | X | X | X | X | X | X | X |
| R2008971-5 ICSA | 1 | 09:17:19 | X | X | X | X | X | X | X | X | X | X | X | X | X | X | X | X | X | X | X | X | X | X |
| R2008971-6 CCV | 1 | 10:08:22 | X | X | X | X | X | X | X | X | X | X | X | X | X | X | X | X | X | X | X | X | X | X |
| R2008971-7 CCB | 1 | 10:11:57 | X | X | X | X | X | X | X | X | X | X | X | X | X | X | X | X | X | X | X | X | X | X |
| R2008971-8 CCV | 1 | 11:09:15 | X | X | X | X | X | X | X | X | X | X | X | X | X | X | X | X | X | X | X | X | X | X |
| R2008971-9 CCB | 1 | 11:12:40 | X | X | X | X | X | X | X | X | X | X | X | X | X | X | X | X | X | X | X | X | X | X |
| R2008971-10 CCV | 1 | 11:40:25 | X | X | X | X | X | X | X | X | X | X | X | X | X | X | X | X | X | X | X | X | X | X |
| R2008971-11 CCB | 1 | 11:43:50 | X | X | X | X | X | X | X | X | X | X | X | X | X | X | X | X | X | X | X | X | X | X |
| R2008971-12 CCV | 1 | 12:35:08 | X | X | X | X | X | X | X | X | X | X | X | X | X | X | X | X | X | X | X | X | X | X |
| R2008971-13 CCB | 1 | 12:38:33 | X | X | X | X | X | X | X | X | X | X | X | X | X | X | X | X | X | X | X | X | X | X |
| R2008971-14 CCV | 1 | 12:56:25 | X | X | X | X | X | X | X | X | X | X | X | X | X | X | X | X | X | X | X | X | X | X |
| R2008971-15 CCB | 1 | 12:59:56 | X | X | X | X | X | X | X | X | X | X | X | X | X | X | X | X | X | X | X | X | X | X |
| R2008971-16 CCV | 1 | 14:51:27 | X | X | X | X | X | X | X | X | X | X | X | X | X | X | X | X | X | X | X | X | X | X |
| R2008971-17 CCB | 1 | 14:54:52 | X | X | X | X | X | X | X | X | X | X | X | X | X | X | X | X | X | X | X | X | X | X |
| R2008971-18 CCV | 1 | 15:55:20 | X | X | X | X | X | X | X | X | X | X | X | X | X | X | X | X | X | X | X | X | X | X |
| R2008971-19 CCB | 1 | 15:58:45 | X | X | X | X | X | X | X | X | X | X | X | X | X | X | X | X | X | X | X | X | X | X |
| R2008971-20 CCV | 1 | 17:10:17 | X | X | X | X | X | X | X | X | X | X | X | X | X | X | X | X | X | X | X | X | X | X |
| R2008971-21 CCB | 1 | 17:13:43 | X | X | X | X | X | X | X | X | X | X | X | X | X | X | X | X | X | X | X | X | X | X |
| R2008971-22 CCV | 1 | 18:00:24 | X | X | X | X | X | X | X | X | X | X | X | X | X | X | X | X | X | X | X | X | X | X |
| R2008971-23 CCB | 1 | 18:03:50 | X | X | X | X | X | X | X | X | X | X | X | X | X | X | X | X | X | X | X | X | X | X |
| WG2110450-1 BLANK | 1 | 18:20:45 | X | X | X | X | X | X | X | X | X | X | X | X | X | X | X | X | X | X | X | X | X | X |
| WG2110450-2 LCS | 1 | 18:24:27 | X | | X | X | X | X | X | X | X | X | X | X | X | X | X | X | X | X | X | X | X | X |
| L2554996-01 | 1 | 18:27:54 | X | X | X | X | X | X | X | X | X | X | X | X | X | X | X | X | X | X | X | X | X | X |
| WG2110450-3 MS | 1 | 18:31:21 | X | X | X | X | X | X | X | X | X | X | X | X | X | X | X | X | X | X | X | X | X | X |

# Form 13
# Analysis Run Log

| | | | |
|---|---|---|---|
| **Client** | : Roux Env. Eng. & Geology, DPC | **Lab Number** | : L2554996 |
| **Project Name** | : CORAM MATERIALS | **Project Number** | : 2232.0006Y005 |
| **Instrument ID** | : TRACE8 | **Analysis Method** | : 19,200.7 |
| **Start Date** | : 09/10/25 08:47 | **End Date** | : 09/10/25 19:39 |

| Sample Number | Dilution Factor | Analysis Time | Aluminum, Dissolved | Antimony, Dissolved | Arsenic, Dissolved | Barium, Dissolved | Beryllium, Dissolved | Cadmium, Dissolved | Calcium, Dissolved | Chromium, Dissolved | Cobalt, Dissolved | Copper, Dissolved | Iron, Dissolved | Lead, Dissolved | Magnesium, Dissolved | Manganese, Dissolved | Nickel, Dissolved | Potassium, Dissolved | Selenium, Dissolved | Silver, Dissolved | Sodium, Dissolved | Thallium, Dissolved | Vanadium, Dissolved | Zinc, Dissolved |
|---|---|---|---|---|---|---|---|---|---|---|---|---|---|---|---|---|---|---|---|---|---|---|---|---|
| WG2110450-4 DUP | 1 | 18:34:48 | X | X | X | X | X | X | X | X | X | X | X | X | X | X | X | X | X | X | X | X | X | X |
| WG2110450-6 SERDIL | 5 | 18:41:42 | | | | | | | X | | | | | | X | | | | | | | | | |
| L2554996-02 | 1 | 18:45:08 | X | X | X | X | X | X | X | X | X | X | X | X | X | X | X | X | X | X | X | X | X | X |
| WG2110450-7 MS | 1 | 18:48:34 | X | X | X | X | X | X | X | X | X | X | X | X | X | X | X | X | X | X | X | X | X | X |
| WG2110450-8 DUP | 1 | 18:52:00 | X | X | X | X | X | X | X | X | X | X | X | X | X | X | X | X | X | X | X | X | X | X |
| R2008971-24 CCV | 1 | 18:55:26 | X | X | X | X | X | X | X | X | X | X | X | X | X | X | X | X | X | X | X | X | X | X |
| R2008971-25 CCB | 1 | 18:58:52 | X | X | X | X | X | X | X | X | X | X | X | X | X | X | X | X | X | X | X | X | X | X |
| L2554996-04 | 1 | 19:06:57 | X | X | X | X | X | X | X | X | X | X | X | X | X | X | X | X | X | X | X | X | X | X |
| WG2110450-10 SERDIL | 5 | 19:20:43 | | | | | | | X | | | | X | | X | | | | | | | | | |
| L2554996-03 | 1 | 19:27:35 | X | X | X | X | X | X | X | X | X | X | X | X | X | X | X | X | X | X | X | X | X | X |
| R2008971-26 CCV | 1 | 19:35:46 | X | X | X | X | X | X | X | X | X | X | X | X | X | X | X | X | X | X | X | X | X | X |
| R2008971-27 CCB | 1 | 19:39:21 | X | X | X | X | X | X | X | X | X | X | X | X | X | X | X | X | X | X | X | X | X | X |

# Form 13
# Analysis Run Log

| | | | |
|---|---|---|---|
| **Client** | : Roux Env. Eng. & Geology, DPC | **Lab Number** | : L2554996 |
| **Project Name** | : CORAM MATERIALS | **Project Number** | : 2232.0006Y005 |
| **Instrument ID** | : TRACE8 | **Analysis Method** | : 19,200.7 |
| **Start Date** | : 09/10/25 08:47 | **End Date** | : 09/10/25 21:06 |

| Sample Number | Dilution Factor | Analysis Time | Aluminum, Total | Antimony, Total | Arsenic, Total | Barium, Total | Beryllium, Total | Cadmium, Total | Calcium, Total | Chromium, Total | Cobalt, Total | Copper, Total | Iron, Total | Lead, Total | Magnesium, Total | Manganese, Total | Nickel, Total | Potassium, Total | Selenium, Total | Silver, Total | Sodium, Total | Thallium, Total | Vanadium, Total | Zinc, Total |
|---|---|---|---|---|---|---|---|---|---|---|---|---|---|---|---|---|---|---|---|---|---|---|---|---|
| R2008971-1 ICV | 1 | 08:47:30 | X | X | X | X | X | X | X | X | X | X | X | X | X | X | X | X | X | X | X | X | X | X |
| R2008971-2 ICB | 1 | 08:50:54 | X | X | X | X | X | X | X | X | X | X | X | X | X | X | X | X | X | X | X | X | X | X |
| R2008971-3 ICV | 1 | 09:06:07 | X | X | X | X | X | X | X | X | X | X | X | X | X | X | X | X | X | X | X | X | X | X |
| R2008971-4 ICB | 1 | 09:09:47 | X | X | X | X | X | X | X | X | X | X | X | X | X | X | X | X | X | X | X | X | X | X |
| R2008971-5 ICSA | 1 | 09:17:19 | X | X | X | X | X | X | X | X | X | X | X | X | X | X | X | X | X | X | X | X | X | X |
| R2008971-6 CCV | 1 | 10:08:22 | X | X | X | X | X | X | X | X | X | X | X | X | X | X | X | X | X | X | X | X | X | X |
| R2008971-7 CCB | 1 | 10:11:57 | X | X | X | X | X | X | X | X | X | X | X | X | X | X | X | X | X | X | X | X | X | X |
| R2008971-8 CCV | 1 | 11:09:15 | X | X | X | X | X | X | X | X | X | X | X | X | X | X | X | X | X | X | X | X | X | X |
| R2008971-9 CCB | 1 | 11:12:40 | X | X | X | X | X | X | X | X | X | X | X | X | X | X | X | X | X | X | X | X | X | X |
| R2008971-10 CCV | 1 | 11:40:25 | X | X | X | X | X | X | X | X | X | X | X | X | X | X | X | X | X | X | X | X | X | X |
| R2008971-11 CCB | 1 | 11:43:50 | X | X | X | X | X | X | X | X | X | X | X | X | X | X | X | X | X | X | X | X | X | X |
| R2008971-12 CCV | 1 | 12:35:08 | X | X | X | X | X | X | X | X | X | X | X | X | X | X | X | X | X | X | X | X | X | X |
| R2008971-13 CCB | 1 | 12:38:33 | X | X | X | X | X | X | X | X | X | X | X | X | X | X | X | X | X | X | X | X | X | X |
| R2008971-14 CCV | 1 | 12:56:25 | X | X | X | X | X | X | X | X | X | X | X | X | X | X | X | X | X | X | X | X | X | X |
| R2008971-15 CCB | 1 | 12:59:56 | X | X | X | X | X | X | X | X | X | X | X | X | X | X | X | X | X | X | X | X | X | X |
| R2008971-16 CCV | 1 | 14:51:27 | X | X | X | X | X | X | X | X | X | X | X | X | X | X | X | X | X | X | X | X | X | X |
| R2008971-17 CCB | 1 | 14:54:52 | X | X | X | X | X | X | X | X | X | X | X | X | X | X | X | X | X | X | X | X | X | X |
| R2008971-18 CCV | 1 | 15:55:20 | X | X | X | X | X | X | X | X | X | X | X | X | X | X | X | X | X | X | X | X | X | X |
| R2008971-19 CCB | 1 | 15:58:45 | X | X | X | X | X | X | X | X | X | X | X | X | X | X | X | X | X | X | X | X | X | X |
| R2008971-20 CCV | 1 | 17:10:17 | X | X | X | X | X | X | X | X | X | X | X | X | X | X | X | X | X | X | X | X | X | X |
| R2008971-21 CCB | 1 | 17:13:43 | X | X | X | X | X | X | X | X | X | X | X | X | X | X | X | X | X | X | X | X | X | X |
| R2008971-22 CCV | 1 | 18:00:24 | X | X | X | X | X | X | X | X | X | X | X | X | X | X | X | X | X | X | X | X | X | X |
| R2008971-23 CCB | 1 | 18:03:50 | X | X | X | X | X | X | X | X | X | X | X | X | X | X | X | X | X | X | X | X | X | X |
| R2008971-24 CCV | 1 | 18:55:26 | X | X | X | X | X | X | X | X | X | X | X | X | X | X | X | X | X | X | X | X | X | X |
| R2008971-25 CCB | 1 | 18:58:52 | X | X | X | X | X | X | X | X | X | X | X | X | X | X | X | X | X | X | X | X | X | X |
| R2008971-26 CCV | 1 | 19:35:46 | X | X | X | X | X | X | X | X | X | X | X | X | X | X | X | X | X | X | X | X | X | X |
| R2008971-27 CCB | 1 | 19:39:21 | X | X | X | X | X | X | X | X | X | X | X | X | X | X | X | X | X | X | X | X | X | X |

# Form 13
# Analysis Run Log

| | | | |
|---|---|---|---|
| **Client** | : Roux Env. Eng. & Geology, DPC | **Lab Number** | : L2554996 |
| **Project Name** | : CORAM MATERIALS | **Project Number** | : 2232.0006Y005 |
| **Instrument ID** | : TRACE8 | **Analysis Method** | : 19,200.7 |
| **Start Date** | : 09/10/25 08:47 | **End Date** | : 09/10/25 21:06 |

| Sample Number | Dilution Factor | Analysis Time | Aluminum, Total | Antimony, Total | Arsenic, Total | Barium, Total | Beryllium, Total | Cadmium, Total | Calcium, Total | Chromium, Total | Cobalt, Total | Copper, Total | Iron, Total | Lead, Total | Magnesium, Total | Manganese, Total | Nickel, Total | Potassium, Total | Selenium, Total | Silver, Total | Sodium, Total | Thallium, Total | Vanadium, Total | Zinc, Total |
|---|---|---|---|---|---|---|---|---|---|---|---|---|---|---|---|---|---|---|---|---|---|---|---|---|
| WG2110010-1 BLANK | 1 | 19:53:46 | X | X | X | X | X | X | X | X | X | X | X | X | X | X | X | X | X | X | X | X | X | X |
| WG2110010-2 LCS | 1 | 19:57:28 | X | | X | X | X | X | X | X | X | X | X | X | X | X | X | X | X | X | X | X | X | X |
| WG2110010-3 MS | 1 | 20:04:20 | X | X | X | X | X | X | X | X | X | X | X | X | X | X | X | X | X | X | X | X | X | X |
| WG2110010-4 DUP | 1 | 20:07:47 | X | X | X | X | X | X | X | X | X | X | X | X | X | X | X | X | X | X | X | X | X | X |
| L2554996-01 | 1 | 20:22:49 | X | X | X | X | X | X | X | X | X | X | X | X | X | X | X | X | X | X | X | X | X | X |
| L2554996-02 | 1 | 20:26:16 | X | X | X | X | X | X | X | X | X | X | X | X | X | X | X | X | X | X | X | X | X | X |
| L2554996-03 | 1 | 20:29:44 | X | X | X | X | X | X | X | X | X | X | X | X | X | X | X | X | X | X | X | X | X | X |
| R2008971-28 CCV | 1 | 20:33:10 | X | X | X | X | X | X | X | X | X | X | X | X | X | X | X | X | X | X | X | X | X | X |
| R2008971-29 CCB | 1 | 20:36:36 | X | X | X | X | X | X | X | X | X | X | X | X | X | X | X | X | X | X | X | X | X | X |
| L2554996-04 | 1 | 20:45:17 | X | X | X | X | X | X | X | X | X | X | X | X | X | X | X | X | X | X | X | X | X | X |
| R2008971-30 CCV | 1 | 21:03:18 | X | X | X | X | X | X | X | X | X | X | X | X | X | X | X | X | X | X | X | X | X | X |
| R2008971-31 CCB | 1 | 21:06:51 | X | X | X | X | X | X | X | X | X | X | X | X | X | X | X | X | X | X | X | X | X | X |

**Date Created:** 11/04/16
**Created By:** Jason Hebert
**File:** PM2960-2
**Page:** 1

**METALS by 200.7, 6010C (WATER)**

| Analyte | CAS # | RL | MDL | Units | LCS Criteria | LCS RPD | MS Criteria | MS RPD | Duplicate RPD | Surrogate Criteria | Holding Time | Container/Sample Preservation |
|---|---|---|---|---|---|---|---|---|---|---|---|---|
| Aluminum | 7429-90-5 | 0.1 | 0.0318 | mg/l | 85-115 | | 75-125 | 20 | 20 | | 180 days | 1 - Plastic 500ml HNO3 preserved |
| Antimony | 7440-36-0 | 0.05 | 0.0071 | mg/l | 85-115 | | 75-125 | 20 | 20 | | 180 days | 1 - Plastic 500ml HNO3 preserved |
| Arsenic | 7440-38-2 | 0.005 | 0.0019 | mg/l | 85-115 | | 75-125 | 20 | 20 | | 180 days | 1 - Plastic 500ml HNO3 preserved |
| Barium | 7440-39-3 | 0.01 | 0.0021 | mg/l | 85-115 | | 75-125 | 20 | 20 | | 180 days | 1 - Plastic 500ml HNO3 preserved |
| Beryllium | 7440-41-7 | 0.005 | 0.0009 | mg/l | 85-115 | | 75-125 | 20 | 20 | | 180 days | 1 - Plastic 500ml HNO3 preserved |
| Cadmium | 7440-43-9 | 0.005 | 0.001 | mg/l | 85-115 | | 75-125 | 20 | 20 | | 180 days | 1 - Plastic 500ml HNO3 preserved |
| Calcium | 7440-70-2 | 0.1 | 0.035 | mg/l | 85-115 | | 75-125 | 20 | 20 | | 180 days | 1 - Plastic 500ml HNO3 preserved |
| Chromium | 7440-47-3 | 0.01 | 0.0021 | mg/l | 85-115 | | 75-125 | 20 | 20 | | 180 days | 1 - Plastic 500ml HNO3 preserved |
| Cobalt | 7440-48-4 | 0.02 | 0.0017 | mg/l | 85-115 | | 75-125 | 20 | 20 | | 180 days | 1 - Plastic 500ml HNO3 preserved |
| Copper | 7440-50-8 | 0.01 | 0.0022 | mg/l | 85-115 | | 75-125 | 20 | 20 | | 180 days | 1 - Plastic 500ml HNO3 preserved |
| Iron | 7439-89-6 | 0.05 | 0.009 | mg/l | 85-115 | | 75-125 | 20 | 20 | | 180 days | 1 - Plastic 500ml HNO3 preserved |
| Lead | 7439-92-1 | 0.01 | 0.0027 | mg/l | 85-115 | | 75-125 | 20 | 20 | | 180 days | 1 - Plastic 500ml HNO3 preserved |
| Magnesium | 7439-95-4 | 0.1 | 0.0153 | mg/l | 85-115 | | 75-125 | 20 | 20 | | 180 days | 1 - Plastic 500ml HNO3 preserved |
| Manganese | 7439-96-5 | 0.01 | 0.0016 | mg/l | 85-115 | | 75-125 | 20 | 20 | | 180 days | 1 - Plastic 500ml HNO3 preserved |
| Nickel | 7440-02-0 | 0.025 | 0.0024 | mg/l | 85-115 | | 75-125 | 20 | 20 | | 180 days | 1 - Plastic 500ml HNO3 preserved |
| Potassium | 7440-09-7 | 2.5 | 0.237 | mg/l | 85-115 | | 75-125 | 20 | 20 | | 180 days | 1 - Plastic 500ml HNO3 preserved |
| Selenium | 7782-49-2 | 0.01 | 0.0035 | mg/l | 85-115 | | 75-125 | 20 | 20 | | 180 days | 1 - Plastic 500ml HNO3 preserved |
| Silver | 7440-22-4 | 0.007 | 0.0028 | mg/l | 85-115 | | 75-125 | 20 | 20 | | 180 days | 1 - Plastic 500ml HNO3 preserved |
| Sodium | 7440-23-5 | 2 | 0.12 | mg/l | 85-115 | | 75-125 | 20 | 20 | | 180 days | 1 - Plastic 500ml HNO3 preserved |
| Thallium | 7440-28-0 | 0.02 | 0.0025 | mg/l | 85-115 | | 75-125 | 20 | 20 | | 180 days | 1 - Plastic 500ml HNO3 preserved |
| Vanadium | 7440-62-2 | 0.01 | 0.002 | mg/l | 85-115 | | 75-125 | 20 | 20 | | 180 days | 1 - Plastic 500ml HNO3 preserved |
| Zinc | 7440-66-6 | 0.05 | 0.0021 | mg/l | 85-115 | | 75-125 | 20 | 20 | | 180 days | 1 - Plastic 500ml HNO3 preserved |

***Please Note that the RL information provided in this table is calculated using a 100% Solids factor. (Soil/Solids only)***
***Please Note that the information provided in this table is subject to change at anytime at the discretion of the laboratory.***

**Date Created:** 11/04/16
**Created By:** Jason Hebert
**File:** PM2962-1
**Page:** 1

**METALS by 6010C (SOIL)**

| Analyte | CAS # | RL | MDL | Units | LCS Criteria | LCS RPD | MS Criteria | MS RPD | Duplicate RPD | Surrogate Criteria | Holding Time | Container / Sample Preservation |
|---|---|---|---|---|---|---|---|---|---|---|---|---|
| Aluminum, Total | 7429-90-5 | 4 | 1.08 | mg/kg | 48-151 | | 75-125 | 20 | 20 | | 180 days | 1 - Metals Only - Glass 60mL/2oz unpreserved |
| Antimony, Total | 7440-36-0 | 2 | 0.152 | mg/kg | 1-208 | | 75-125 | 20 | 20 | | 180 days | 1 - Metals Only - Glass 60mL/2oz unpreserved |
| Arsenic, Total | 7440-38-2 | 0.4 | 0.0832 | mg/kg | 79-121 | | 75-125 | 20 | 20 | | 180 days | 1 - Metals Only - Glass 60mL/2oz unpreserved |
| Barium, Total | 7440-39-3 | 0.4 | 0.0696 | mg/kg | 83-117 | | 75-125 | 20 | 20 | | 180 days | 1 - Metals Only - Glass 60mL/2oz unpreserved |
| Beryllium, Total | 7440-41-7 | 0.2 | 0.0132 | mg/kg | 83-117 | | 75-125 | 20 | 20 | | 180 days | 1 - Metals Only - Glass 60mL/2oz unpreserved |
| Cadmium, Total | 7440-43-9 | 0.4 | 0.0392 | mg/kg | 83-117 | | 75-125 | 20 | 20 | | 180 days | 1 - Metals Only - Glass 60mL/2oz unpreserved |
| Calcium, Total | 7440-70-2 | 4 | 1.4 | mg/kg | 81-119 | | 75-125 | 20 | 20 | | 180 days | 1 - Metals Only - Glass 60mL/2oz unpreserved |
| Chromium, Total | 7440-47-3 | 0.4 | 0.0384 | mg/kg | 80-120 | | 75-125 | 20 | 20 | | 180 days | 1 - Metals Only - Glass 60mL/2oz unpreserved |
| Cobalt, Total | 7440-48-4 | 0.8 | 0.0664 | mg/kg | 84-115 | | 75-125 | 20 | 20 | | 180 days | 1 - Metals Only - Glass 60mL/2oz unpreserved |
| Copper, Total | 7440-50-8 | 0.4 | 0.1032 | mg/kg | 81-118 | | 75-125 | 20 | 20 | | 180 days | 1 - Metals Only - Glass 60mL/2oz unpreserved |
| Iron, Total | 7439-89-6 | 2 | 0.3612 | mg/kg | 45-155 | | 75-125 | 20 | 20 | | 180 days | 1 - Metals Only - Glass 60mL/2oz unpreserved |
| Lead, Total | 7439-92-1 | 2 | 0.1072 | mg/kg | 81-117 | | 75-125 | 20 | 20 | | 180 days | 1 - Metals Only - Glass 60mL/2oz unpreserved |
| Magnesium, Total | 7439-95-4 | 4 | 0.616 | mg/kg | 76-124 | | 75-125 | 20 | 20 | | 180 days | 1 - Metals Only - Glass 60mL/2oz unpreserved |
| Manganese, Total | 7439-96-5 | 0.4 | 0.0636 | mg/kg | 81-117 | | 75-125 | 20 | 20 | | 180 days | 1 - Metals Only - Glass 60mL/2oz unpreserved |
| Nickel, Total | 7440-02-0 | 1 | 0.0968 | mg/kg | 83-117 | | 75-125 | 20 | 20 | | 180 days | 1 - Metals Only - Glass 60mL/2oz unpreserved |
| Potassium, Total | 7440-09-7 | 100 | 5.76 | mg/kg | 71-129 | | 75-125 | 20 | 20 | | 180 days | 1 - Metals Only - Glass 60mL/2oz unpreserved |
| Selenium, Total | 7782-49-2 | 0.8 | 0.1032 | mg/kg | 78-122 | | 75-125 | 20 | 20 | | 180 days | 1 - Metals Only - Glass 60mL/2oz unpreserved |
| Silver, Total | 7440-22-4 | 0.4 | 0.1132 | mg/kg | 75-124 | | 75-125 | 20 | 20 | | 180 days | 1 - Metals Only - Glass 60mL/2oz unpreserved |
| Sodium, Total | 7440-23-5 | 80 | 1.26 | mg/kg | 72-127 | | 75-125 | 20 | 20 | | 180 days | 1 - Metals Only - Glass 60mL/2oz unpreserved |
| Thallium, Total | 7440-28-0 | 0.8 | 0.126 | mg/kg | 80-120 | | 75-125 | 20 | 20 | | 180 days | 1 - Metals Only - Glass 60mL/2oz unpreserved |
| Vanadium, Total | 7440-62-2 | 0.4 | 0.0812 | mg/kg | 78-122 | | 75-125 | 20 | 20 | | 180 days | 1 - Metals Only - Glass 60mL/2oz unpreserved |
| Zinc, Total | 7440-66-6 | 2 | 0.1172 | mg/kg | 82-118 | | 75-125 | 20 | 20 | | 180 days | 1 - Metals Only - Glass 60mL/2oz unpreserved |

***Please Note that the RL information provided in this table is calculated using a 100% Solids factor.*** ***(Soil/Solids only)***
***Please Note that the information provided in this table is subject to change at anytime at the discretion of the laboratory.***

# ICP DataTrace 11

9/11/2025 7:24:09 AM

LabBook: WG2112807_20250910_T11.imexp

| | |
|---|---|
| Sample: | XBlank DHL Trace11 |
| Analysis started at: | 9/10/2025 7:06:30 AM |
| Comment | <Comment> |
| Rack Number | 0 |
| Vial Numbers | 1 |

# ICP DataTrace 11

9/11/2025 7:24:09 AM

LabBook: WG2112807_20250910_T11.imexp

Sample: Blank DHL Trace11
Analysis started at: 9/10/2025 7:08:36 AM
Comment <Comment>
Rack Number 0
Vial Numbers 1

| | Ag 328.068 Axial-iFR) | Al 396.152 Radial-iFR) | As 189.042 Axial-eUV) | B 208.959 Axial-iFR) | Ba 455.403 Radial-iFR) | Be 313.042 Radial-iFR) | Ca 315.887 Radial-iFR) |
|---|---|---|---|---|---|---|---|
| Concentration average | 0.0000 ppm | 0.0000 ppm | 0.0000 ppm | 0.0000 ppm | 0.0000 ppm | 0.0000 ppm | 0.0000 ppm |
| Concentration per Run | 0.0000 ppm | 0.0000 ppm | 0.0000 ppm | 0.0000 ppm | 0.0000 ppm | 0.0000 ppm | 0.0000 ppm |
| Concentration RSD | -0.3 % | -1.3 % | 1.8 % | 0.3 % | 0.3 % | -1.1 % | 0.2 % |

| | Cd 214.438 Axial-iFR) | Co 228.616 Axial-iFR) | Cr 267.716 Axial-iFR) | Cu 324.754 Axial-iFR) | Fe 259.940 Radial-iFR) | K 766.490 Radial-iFR) | Li 670.776 Radial-iFR) |
|---|---|---|---|---|---|---|---|
| Concentration average | 0.0000 ppm | 0.0000 ppm | 0.0000 ppm | 0.0000 ppm | 0.0000 ppm | 0.0000 ppm | 0.0000 ppm |
| Concentration per Run | 0.0000 ppm | 0.0000 ppm | 0.0000 ppm | 0.0000 ppm | 0.0000 ppm | 0.0000 ppm | 0.0000 ppm |
| Concentration RSD | -0.3 % | 0.2 % | 0.3 % | 0.2 % | -0.5 % | -0.3 % | 0.0 % |

| | Mg 279.079 Axial-iFR) | Mn 257.610 Radial-iFR) | Mo 202.030 Axial-iFR) | Na 589.592 Radial-iFR) | Ni 231.604 Axial-iFR) | Pb 220.353 Axial-eUV) | Sb 206.833 Axial-iFR) |
|---|---|---|---|---|---|---|---|
| Concentration average | 0.0000 ppm | 0.0000 ppm | 0.0000 ppm | 0.0000 ppm | 0.0000 ppm | 0.0000 ppm | 0.0000 ppm |
| Concentration per Run | 0.0000 ppm | 0.0000 ppm | 0.0000 ppm | 0.0000 ppm | 0.0000 ppm | 0.0000 ppm | 0.0000 ppm |
| Concentration RSD | -2.9 % | -2.6 % | 2.4 % | 0.1 % | -0.1 % | 0.1 % | 2.2 % |

| | Se 196.090 Axial-eUV) | Si 212.412 Axial-iFR) | Sn 189.989 Axial-iFR) | Sr 421.552 Radial-iFR) | Ti 334.904 Axial-iFR) | Tl 190.856 Axial-eUV) | V 292.402 Axial-iFR) |
|---|---|---|---|---|---|---|---|
| Concentration average | 0.0000 ppm | 0.0000 ppm | 0.0000 ppm | 0.0000 ppm | 0.0000 ppm | 0.0000 ppm | 0.0000 ppm |
| Concentration per Run | 0.0000 ppm | 0.0000 ppm | 0.0000 ppm | 0.0000 ppm | 0.0000 ppm | 0.0000 ppm | 0.0000 ppm |
| Concentration RSD | -0.1 % | 0.5 % | 1.1 % | 0.1 % | -0.1 % | -0.8 % | -2.7 % |

| | Zn 206.200 Axial-iFR) | Sc 361.384 Axial-iFR) | Sc 361.384 Radial-iFR) | Sc 227.318 Axial-eUV) | Y 360.073 Axial-iFR) | Y 371.030 Radial-iFR) | Y 224.306 Axial-eUV) |
|---|---|---|---|---|---|---|---|
| Concentration average | 0.0000 ppm | 100.0000 % | 100.0000 % | 100.0000 % | 100.0000 % | 100.0000 % | 100.0000 % |
| Concentration per Run | 0.0000 ppm | 100.0000 % | 100.0000 % | 100.0000 % | 100.0000 % | 100.0000 % | 100.0000 % |
| Concentration RSD | 0.6 % | 0.0 % | 0.0 % | 0.0 % | 0.0 % | 0.0 % | 0.0 % |

# ICP DataTrace 11

9/11/2025 7:24:09 AM

LabBook: WG2112807_20250910_T11.imexp

Sample: ICAL
Analysis started at: 9/10/2025 7:10:41 AM
Comment <Comment>
Rack Number 0
Vial Numbers 2

| | Ag 328.068 Axial-iFR) | Al 396.152 Radial-iFR) | As 189.042 Axial-eUV) | B 208.959 Axial-iFR) | Ba 455.403 Radial-iFR) | Be 313.042 Radial-iFR) | Ca 315.887 Radial-iFR) |
|---|---|---|---|---|---|---|---|
| Concentration average | 1.0000 ppm | 25.0000 ppm | 1.0000 ppm | 1.0000 ppm | 1.0000 ppm | 1.0000 ppm | 10.0000 ppm |
| Concentration per Run | **0.9963 ppm** | **25.0407 ppm** | **0.9991 ppm** | **0.9982 ppm** | **0.9994 ppm** | **0.9964 ppm** | **10.0133 ppm** |
| Concentration per Run | **1.0048 ppm** | **25.0385 ppm** | **1.0022 ppm** | **1.0040 ppm** | **0.9964 ppm** | **0.9982 ppm** | **10.0024 ppm** |
| Concentration per Run | **0.9989 ppm** | **24.9208 ppm** | **0.9987 ppm** | **0.9978 ppm** | **1.0042 ppm** | **1.0054 ppm** | **9.9843 ppm** |
| Concentration RSD | 0.4 % | 0.3 % | 0.2 % | 0.4 % | 0.4 % | 0.5 % | 0.1 % |

| | Cd 214.438 Axial-iFR) | Co 228.616 Axial-iFR) | Cr 267.716 Axial-iFR) | Cu 324.754 Axial-iFR) | Fe 259.940 Radial-iFR) | K 766.490 Radial-iFR) | Li 670.776 Radial-iFR) |
|---|---|---|---|---|---|---|---|
| Concentration average | 1.0000 ppm | 1.0000 ppm | 1.0000 ppm | 1.0000 ppm | 25.0000 ppm | 35.0000 ppm | 1.0000 ppm |
| Concentration per Run | **0.9922 ppm** | **0.9977 ppm** | **0.9968 ppm** | **0.9964 ppm** | 24.8898 ppm | **34.8780 ppm** | **0.9946 ppm** |
| Concentration per Run | **1.0083 ppm** | **1.0014 ppm** | **1.0026 ppm** | **1.0062 ppm** | 25.0496 ppm | **35.0097 ppm** | **1.0007 ppm** |
| Concentration per Run | **0.9995 ppm** | **1.0010 ppm** | **1.0006 ppm** | **0.9974 ppm** | 25.0606 ppm | **35.1123 ppm** | **1.0047 ppm** |
| Concentration RSD | 0.8 % | 0.2 % | 0.3 % | 0.5 % | 0.4 % | 0.3 % | 0.5 % |

| | Mg 279.079 Axial-iFR) | Mn 257.610 Radial-iFR) | Mo 202.030 Axial-iFR) | Na 589.592 Radial-iFR) | Ni 231.604 Axial-iFR) | Pb 220.353 Axial-eUV) | Sb 206.833 Axial-iFR) |
|---|---|---|---|---|---|---|---|
| Concentration average | 10.0000 ppm | 1.0000 ppm | 1.0000 ppm | 25.0000 ppm | 1.0000 ppm | 1.0000 ppm | 1.0000 ppm |
| Concentration per Run | **9.8607 ppm** | **1.0009 ppm** | 0.9994 ppm | 25.0515 ppm | **0.9961 ppm** | **0.9982 ppm** | **0.9990 ppm** |
| Concentration per Run | **10.1448 ppm** | **0.9996 ppm** | 1.0014 ppm | 25.0013 ppm | **1.0033 ppm** | **1.0012 ppm** | **1.0025 ppm** |
| Concentration per Run | **9.9945 ppm** | **0.9995 ppm** | 0.9991 ppm | 24.9472 ppm | **1.0006 ppm** | **1.0006 ppm** | **0.9986 ppm** |
| Concentration RSD | 1.4 % | 0.1 % | 0.1 % | 0.2 % | 0.4 % | 0.2 % | 0.2 % |

| | Se 196.090 Axial-eUV) | Si 212.412 Axial-iFR) | Sn 189.989 Axial-iFR) | Sr 421.552 Radial-iFR) | Ti 334.904 Axial-iFR) | Tl 190.856 Axial-eUV) | V 292.402 Axial-iFR) |
|---|---|---|---|---|---|---|---|
| Concentration average | 1.0000 ppm | 10.0000 ppm | 1.0000 ppm | 1.0000 ppm | 1.0000 ppm | 1.0000 ppm | 1.0000 ppm |
| Concentration per Run | **1.0040 ppm** | **9.9443 ppm** | **1.0033 ppm** | **0.9983 ppm** | **0.9904 ppm** | **0.9927 ppm** | **0.9960 ppm** |
| Concentration per Run | **0.9969 ppm** | **10.0374 ppm** | **0.9993 ppm** | **0.9976 ppm** | **1.0128 ppm** | **1.0049 ppm** | **1.0062 ppm** |
| Concentration per Run | **0.9992 ppm** | **10.0184 ppm** | **0.9973 ppm** | **1.0042 ppm** | **0.9968 ppm** | **1.0024 ppm** | **0.9978 ppm** |
| Concentration RSD | 0.4 % | 0.5 % | 0.3 % | 0.4 % | 1.2 % | 0.6 % | 0.5 % |

| | Zn 206.200 Axial-iFR) | Sc 361.384 Axial-iFR) | Sc 361.384 Radial-iFR) | Sc 227.318 Axial-eUV) | Y 360.073 Axial-iFR) | Y 371.030 Radial-iFR) | Y 224.306 Axial-eUV) |
|---|---|---|---|---|---|---|---|
| Concentration average | 1.0000 ppm | 100.0475 % | 101.8888 % | 95.7230 % | 97.4023 % | 99.8434 % | 96.8251 % |
| Concentration per Run | **0.9961 ppm** | 99.7926 % | 101.3654 % | **95.8454 %** | 96.6574 % | **99.8872 %** | 96.9622 % |
| Concentration per Run | **1.0054 ppm** | 99.6677 % | 102.3812 % | **96.0502 %** | 97.4738 % | **100.4088 %** | 97.3295 % |
| Concentration per Run | **0.9984 ppm** | 100.6820 % | 101.9197 % | **95.2734 %** | 98.0757 % | **99.2343 %** | 96.1836 % |
| Concentration RSD | 0.5 % | 0.6 % | 0.5 % | 0.4 % | 0.7 % | 0.6 % | 0.6 % |

# ICP DataTrace 11

9/11/2025 7:24:09 AM

LabBook: WG2112807_20250910_T11.imexp

Sample: ICV
Analysis started at: 9/10/2025 7:12:46 AM
Comment <Comment>
Rack Number 0
Vial Numbers 3

| | Ag 328.068 Axial-iFR) | Al 396.152 Radial-iFR) | As 189.042 Axial-eUV) | B 208.959 Axial-iFR) | Ba 455.403 Radial-iFR) | Be 313.042 Radial-iFR) | Ca 315.887 Radial-iFR) |
|---|---|---|---|---|---|---|---|
| Concentration average | 0.4959 ppm | 0.4755 ppm | 0.4758 ppm | 0.4906 ppm | 0.4867 ppm | 0.4965 ppm | 0.4894 ppm |
| Concentration per Run | 0.4941 ppm | 0.4757 ppm | 0.4781 ppm | 0.4901 ppm | 0.4877 ppm | 0.4963 ppm | 0.4917 ppm |
| Concentration per Run | 0.4954 ppm | 0.4693 ppm | 0.4704 ppm | 0.4914 ppm | 0.4852 ppm | 0.4959 ppm | 0.4853 ppm |
| Concentration per Run | 0.4981 ppm | 0.4817 ppm | 0.4790 ppm | 0.4902 ppm | 0.4872 ppm | 0.4974 ppm | 0.4911 ppm |
| Recovery Percentage | 99.179 % | 95.108 % | 95.168 % | 98.116 % | 97.339 % | 99.304 % | 97.880 % |
| Concentration RSD | 0.4 % | 1.3 % | 1.0 % | 0.1 % | 0.3 % | 0.2 % | 0.7 % |

| | Cd 214.438 Axial-iFR) | Co 228.616 Axial-iFR) | Cr 267.716 Axial-iFR) | Cu 324.754 Axial-iFR) | Fe 259.940 Radial-iFR) | K 766.490 Radial-iFR) | Li 670.776 Radial-iFR) |
|---|---|---|---|---|---|---|---|
| Concentration average | 0.5003 ppm | 0.5012 ppm | 0.4989 ppm | 0.5078 ppm | 0.4912 ppm | 5.0850 ppm | 0.5089 ppm |
| Concentration per Run | 0.4996 ppm | 0.5004 ppm | 0.4993 ppm | 0.5077 ppm | 0.4875 ppm | 5.1157 ppm | 0.5095 ppm |
| Concentration per Run | 0.4999 ppm | 0.5007 ppm | 0.4980 ppm | 0.5068 ppm | 0.4913 ppm | 5.0627 ppm | 0.5064 ppm |
| Concentration per Run | 0.5013 ppm | 0.5026 ppm | 0.4994 ppm | 0.5090 ppm | 0.4947 ppm | 5.0767 ppm | 0.5107 ppm |
| Recovery Percentage | 100.050 % | 100.248 % | 99.778 % | 101.562 % | 98.236 % | 101.701 % | 101.777 % |
| Concentration RSD | 0.2 % | 0.2 % | 0.2 % | 0.2 % | 0.7 % | 0.5 % | 0.4 % |

| | Mg 279.079 Axial-iFR) | Mn 257.610 Radial-iFR) | Mo 202.030 Axial-iFR) | Na 589.592 Radial-iFR) | Ni 231.604 Axial-iFR) | Pb 220.353 Axial-eUV) | Sb 206.833 Axial-iFR) |
|---|---|---|---|---|---|---|---|
| Concentration average | 0.4991 ppm | 0.5017 ppm | 0.4833 ppm | 9.9584 ppm | 0.5065 ppm | 0.4944 ppm | 0.5025 ppm |
| Concentration per Run | 0.4975 ppm | 0.5018 ppm | 0.4829 ppm | 9.9384 ppm | 0.5050 ppm | 0.4936 ppm | 0.5036 ppm |
| Concentration per Run | 0.5002 ppm | 0.5019 ppm | 0.4832 ppm | 9.9751 ppm | 0.5060 ppm | 0.4957 ppm | 0.5003 ppm |
| Concentration per Run | 0.4997 ppm | 0.5015 ppm | 0.4838 ppm | 9.9619 ppm | 0.5086 ppm | 0.4938 ppm | 0.5037 ppm |
| Recovery Percentage | 99.828 % | 100.342 % | 96.664 % | 99.584 % | 101.309 % | 98.872 % | 100.508 % |
| Concentration RSD | 0.3 % | 0.0 % | 0.1 % | 0.2 % | 0.4 % | 0.2 % | 0.4 % |

| | Se 196.090 Axial-eUV) | Si 212.412 Axial-iFR) | Sn 189.989 Axial-iFR) | Sr 421.552 Radial-iFR) | Ti 334.904 Axial-iFR) | Tl 190.856 Axial-eUV) | V 292.402 Axial-iFR) |
|---|---|---|---|---|---|---|---|
| Concentration average | 0.4769 ppm | 5.3521 ppm | 0.4975 ppm | 0.4908 ppm | 0.4955 ppm | 0.4992 ppm | 0.4996 ppm |
| Concentration per Run | 0.4805 ppm | 5.3443 ppm | 0.5032 ppm | 0.4906 ppm | 0.4944 ppm | 0.4972 ppm | 0.4993 ppm |
| Concentration per Run | 0.4802 ppm | 5.3552 ppm | 0.4935 ppm | 0.4903 ppm | 0.4956 ppm | 0.4985 ppm | 0.4991 ppm |
| Concentration per Run | 0.4701 ppm | 5.3568 ppm | 0.4960 ppm | 0.4913 ppm | 0.4964 ppm | 0.5020 ppm | 0.5003 ppm |
| Recovery Percentage | 95.385 % | 101.945 % | 99.506 % | 98.151 % | 99.095 % | 99.847 % | 99.913 % |
| Concentration RSD | 1.2 % | 0.1 % | 1.0 % | 0.1 % | 0.2 % | 0.5 % | 0.1 % |

| | Zn 206.200 Axial-iFR) | Sc 361.384 Axial-iFR) | Sc 361.384 Radial-iFR) | Sc 227.318 Axial-eUV) | Y 360.073 Axial-iFR) | Y 371.030 Radial-iFR) | Y 224.306 Axial-eUV) |
|---|---|---|---|---|---|---|---|
| Concentration average | 0.4988 ppm | 102.0525 % | 102.2640 % | 99.8165 % | 99.4403 % | 100.5362 % | 98.9297 % |
| Concentration per Run | 0.4982 ppm | 102.1188 % | 102.6283 % | 100.4635 % | 99.8183 % | 99.9005 % | 99.3008 % |
| Concentration per Run | 0.4977 ppm | 102.4975 % | 101.8679 % | 99.3896 % | 100.0271 % | 101.0223 % | 98.8813 % |
| Concentration per Run | 0.5004 ppm | 101.5412 % | 102.2957 % | 99.5965 % | 98.4757 % | 100.6859 % | 98.6069 % |
| Recovery Percentage | 99.751 % | | | | | | |
| Concentration RSD | 0.3 % | 0.5 % | 0.4 % | 0.6 % | 0.8 % | 0.6 % | 0.4 % |

# ICP DataTrace 11

9/11/2025 7:24:09 AM

LabBook: WG2112807_20250910_T11.imexp

Sample: ICB
Analysis started at: 9/10/2025 7:14:50 AM
Comment <Comment>
Rack Number 0
Vial Numbers 4

| | Ag 328.068 Axial-iFR) | Al 396.152 Radial-iFR) | As 189.042 Axial-eUV) | B 208.959 Axial-iFR) | Ba 455.403 Radial-iFR) | Be 313.042 Radial-iFR) | Ca 315.887 Radial-iFR) |
|---|---|---|---|---|---|---|---|
| Concentration average | 0.0002 ppm | 0.0112 ppm | 0.0002 ppm | -0.0006 ppm | 0.0000 ppm | 0.0000 ppm | 0.0015 ppm |
| Concentration per Run | 0.0006 ppm | 0.0095 ppm | 0.0019 ppm | -0.0006 ppm | 0.0001 ppm | 0.0001 ppm | -0.0025 ppm |
| Concentration per Run | 0.0000 ppm | 0.0156 ppm | 0.0003 ppm | -0.0012 ppm | 0.0001 ppm | 0.0000 ppm | 0.0019 ppm |
| Concentration per Run | 0.0001 ppm | 0.0083 ppm | -0.0017 ppm | -0.0001 ppm | -0.0002 ppm | 0.0000 ppm | 0.0050 ppm |
| Recovery Percentage | 3.411 % | 11.171 % | 3.642 % | -2.103 % | 0.057 % | 1.155 % | 1.506 % |
| Concentration RSD | 147.3 % | 35.1 % | 1,008.1 % | 81.7 % | 3,106.4 % | 61.6 % | 249.7 % |

| | Cd 214.438 Axial-iFR) | Co 228.616 Axial-iFR) | Cr 267.716 Axial-iFR) | Cu 324.754 Axial-iFR) | Fe 259.940 Radial-iFR) | K 766.490 Radial-iFR) | Li 670.776 Radial-iFR) |
|---|---|---|---|---|---|---|---|
| Concentration average | 0.0001 ppm | -0.0008 ppm | -0.0004 ppm | 0.0000 ppm | -0.0002 ppm | -0.0119 ppm | 0.0000 ppm |
| Concentration per Run | 0.0000 ppm | -0.0003 ppm | -0.0008 ppm | 0.0002 ppm | 0.0002 ppm | 0.0031 ppm | 0.0002 ppm |
| Concentration per Run | 0.0001 ppm | -0.0011 ppm | -0.0003 ppm | -0.0001 ppm | 0.0005 ppm | -0.0243 ppm | 0.0001 ppm |
| Concentration per Run | 0.0000 ppm | -0.0010 ppm | -0.0001 ppm | 0.0000 ppm | -0.0013 ppm | -0.0146 ppm | -0.0003 ppm |
| Recovery Percentage | 1.123 % | -3.957 % | -4.046 % | 0.321 % | -0.383 % | -0.477 % | -0.044 % |
| Concentration RSD | 152.6 % | 50.8 % | 88.2 % | 351.3 % | 505.5 % | 116.5 % | 12,869.8 % |

| | Mg 279.079 Axial-iFR) | Mn 257.610 Radial-iFR) | Mo 202.030 Axial-iFR) | Na 589.592 Radial-iFR) | Ni 231.604 Axial-iFR) | Pb 220.353 Axial-eUV) | Sb 206.833 Axial-iFR) |
|---|---|---|---|---|---|---|---|
| Concentration average | 0.0007 ppm | 0.0000 ppm | 0.0002 ppm | 0.0057 ppm | -0.0004 ppm | -0.0002 ppm | 0.0005 ppm |
| Concentration per Run | 0.0018 ppm | -0.0001 ppm | 0.0006 ppm | 0.0033 ppm | -0.0006 ppm | -0.0003 ppm | 0.0038 ppm |
| Concentration per Run | 0.0012 ppm | 0.0001 ppm | 0.0001 ppm | 0.0042 ppm | -0.0015 ppm | -0.0004 ppm | -0.0016 ppm |
| Concentration per Run | -0.0010 ppm | 0.0000 ppm | 0.0000 ppm | 0.0096 ppm | 0.0008 ppm | 0.0002 ppm | -0.0006 ppm |
| Recovery Percentage | 0.676 % | 0.165 % | 0.493 % | 0.283 % | -1.644 % | -1.531 % | 1.003 % |
| Concentration RSD | 215.9 % | 705.6 % | 129.4 % | 59.9 % | 279.4 % | 221.1 % | 574.3 % |

| | Se 196.090 Axial-eUV) | Si 212.412 Axial-iFR) | Sn 189.989 Axial-iFR) | Sr 421.552 Radial-iFR) | Ti 334.904 Axial-iFR) | Tl 190.856 Axial-eUV) | V 292.402 Axial-iFR) |
|---|---|---|---|---|---|---|---|
| Concentration average | 0.0004 ppm | 0.0047 ppm | -0.0011 ppm | 0.0000 ppm | 0.0001 ppm | 0.0000 ppm | 0.0000 ppm |
| Concentration per Run | 0.0019 ppm | 0.0052 ppm | -0.0010 ppm | 0.0000 ppm | 0.0001 ppm | -0.0005 ppm | -0.0001 ppm |
| Concentration per Run | 0.0010 ppm | 0.0043 ppm | -0.0010 ppm | 0.0000 ppm | 0.0001 ppm | 0.0011 ppm | 0.0000 ppm |
| Concentration per Run | -0.0018 ppm | 0.0048 ppm | -0.0012 ppm | -0.0001 ppm | 0.0001 ppm | -0.0005 ppm | 0.0002 ppm |
| Recovery Percentage | 4.005 % | 0.950 % | -2.134 % | -0.479 % | 1.081 % | 0.148 % | 0.499 % |
| Concentration RSD | 482.1 % | 9.2 % | 8.7 % | 183.8 % | 41.3 % | 3,150.6 % | 346.3 % |

| | Zn 206.200 Axial-iFR) | Sc 361.384 Axial-iFR) | Sc 361.384 Radial-iFR) | Sc 227.318 Axial-eUV) | Y 360.073 Axial-iFR) | Y 371.030 Radial-iFR) | Y 224.306 Axial-eUV) |
|---|---|---|---|---|---|---|---|
| Concentration average | 0.0002 ppm | 99.4975 % | 100.3136 % | 99.5803 % | 99.3405 % | 99.9499 % | 99.6138 % |
| Concentration per Run | 0.0000 ppm | 98.7227 % | 100.2423 % | 99.7038 % | 98.2528 % | 101.1307 % | 99.7950 % |
| Concentration per Run | 0.0004 ppm | 100.5824 % | 100.4819 % | 98.9775 % | 100.6897 % | 100.0522 % | 98.9016 % |
| Concentration per Run | 0.0003 ppm | 99.1873 % | 100.2165 % | 100.0595 % | 99.0789 % | 98.6667 % | 100.1448 % |
| Recovery Percentage | 4.534 % | | | | | | |
| Concentration RSD | 106.2 % | 1.0 % | 0.1 % | 0.6 % | 1.2 % | 1.2 % | 0.6 % |

# ICP DataTrace 11

9/11/2025 7:24:09 AM

LabBook: WG2112807_20250910_T11.imexp

Sample: ICV
Analysis started at: 9/10/2025 7:16:55 AM
Comment <Comment>
Rack Number 0
Vial Numbers 10

| | Ag 328.068 Axial-iFR) | Al 396.152 Radial-iFR) | As 189.042 Axial-eUV) | B 208.959 Axial-iFR) | Ba 455.403 Radial-iFR) | Be 313.042 Radial-iFR) | Ca 315.887 Radial-iFR) |
|---|---|---|---|---|---|---|---|
| Concentration average | 0.4968 ppm | 0.4730 ppm | 0.4798 ppm | 0.4903 ppm | 0.4891 ppm | 0.4991 ppm | 0.4888 ppm |
| Concentration per Run | 0.4948 ppm | 0.4709 ppm | 0.4841 ppm | 0.4860 ppm | 0.4895 ppm | 0.4996 ppm | 0.4872 ppm |
| Concentration per Run | 0.4996 ppm | 0.4699 ppm | 0.4779 ppm | 0.4907 ppm | 0.4893 ppm | 0.4992 ppm | 0.4896 ppm |
| Concentration per Run | 0.4962 ppm | 0.4781 ppm | 0.4774 ppm | 0.4941 ppm | 0.4885 ppm | 0.4985 ppm | 0.4897 ppm |
| Recovery Percentage | 99.369 % | 94.599 % | 95.960 % | 98.056 % | 97.822 % | 99.820 % | 97.766 % |
| Concentration RSD | 0.5 % | 0.9 % | 0.8 % | 0.8 % | 0.1 % | 0.1 % | 0.3 % |

| | Cd 214.438 Axial-iFR) | Co 228.616 Axial-iFR) | Cr 267.716 Axial-iFR) | Cu 324.754 Axial-iFR) | Fe 259.940 Radial-iFR) | K 766.490 Radial-iFR) | Li 670.776 Radial-iFR) |
|---|---|---|---|---|---|---|---|
| Concentration average | 0.5029 ppm | 0.5043 ppm | 0.5000 ppm | 0.5098 ppm | 0.4946 ppm | 5.1176 ppm | 0.4962 ppm |
| Concentration per Run | 0.5008 ppm | 0.5039 ppm | 0.4996 ppm | 0.5076 ppm | 0.4979 ppm | 5.1525 ppm | 0.4997 ppm |
| Concentration per Run | 0.5036 ppm | 0.5035 ppm | 0.4969 ppm | 0.5098 ppm | 0.4942 ppm | 5.1063 ppm | 0.4967 ppm |
| Concentration per Run | 0.5043 ppm | 0.5055 ppm | 0.5036 ppm | 0.5121 ppm | 0.4918 ppm | 5.0938 ppm | 0.4922 ppm |
| Recovery Percentage | 100.579 % | 100.857 % | 100.005 % | 101.965 % | 98.925 % | 102.351 % | 99.247 % |
| Concentration RSD | 0.4 % | 0.2 % | 0.7 % | 0.4 % | 0.6 % | 0.6 % | 0.8 % |

| | Mg 279.079 Axial-iFR) | Mn 257.610 Radial-iFR) | Mo 202.030 Axial-iFR) | Na 589.592 Radial-iFR) | Ni 231.604 Axial-iFR) | Pb 220.353 Axial-eUV) | Sb 206.833 Axial-iFR) |
|---|---|---|---|---|---|---|---|
| Concentration average | 0.5036 ppm | 0.5042 ppm | 0.4862 ppm | 10.0601 ppm | 0.5098 ppm | 0.4960 ppm | 0.5046 ppm |
| Concentration per Run | 0.5035 ppm | 0.5036 ppm | 0.4830 ppm | 9.9423 ppm | 0.5071 ppm | 0.4984 ppm | 0.5031 ppm |
| Concentration per Run | 0.5076 ppm | 0.5044 ppm | 0.4888 ppm | 10.0563 ppm | 0.5120 ppm | 0.4942 ppm | 0.5043 ppm |
| Concentration per Run | 0.4997 ppm | 0.5046 ppm | 0.4866 ppm | 10.1815 ppm | 0.5104 ppm | 0.4954 ppm | 0.5063 ppm |
| Recovery Percentage | 100.715 % | 100.833 % | 97.232 % | 100.601 % | 101.967 % | 99.206 % | 100.910 % |
| Concentration RSD | 0.8 % | 0.1 % | 0.6 % | 1.2 % | 0.5 % | 0.4 % | 0.3 % |

| | Se 196.090 Axial-eUV) | Si 212.412 Axial-iFR) | Sn 189.989 Axial-iFR) | Sr 421.552 Radial-iFR) | Ti 334.904 Axial-iFR) | Tl 190.856 Axial-eUV) | V 292.402 Axial-iFR) |
|---|---|---|---|---|---|---|---|
| Concentration average | 0.4868 ppm | 5.3174 ppm | 0.4921 ppm | 0.4920 ppm | 0.4982 ppm | 0.4999 ppm | 0.5027 ppm |
| Concentration per Run | 0.4907 ppm | 5.3170 ppm | 0.4885 ppm | 0.4925 ppm | 0.4969 ppm | 0.5005 ppm | 0.5016 ppm |
| Concentration per Run | 0.4848 ppm | 5.3172 ppm | 0.4951 ppm | 0.4921 ppm | 0.5005 ppm | 0.4994 ppm | 0.5022 ppm |
| Concentration per Run | 0.4850 ppm | 5.3179 ppm | 0.4928 ppm | 0.4914 ppm | 0.4973 ppm | 0.4999 ppm | 0.5043 ppm |
| Recovery Percentage | 97.368 % | 101.283 % | 98.427 % | 98.394 % | 99.649 % | 99.984 % | 100.543 % |
| Concentration RSD | 0.7 % | 0.0 % | 0.7 % | 0.1 % | 0.4 % | 0.1 % | 0.3 % |

| | Zn 206.200 Axial-iFR) | Sc 361.384 Axial-iFR) | Sc 361.384 Radial-iFR) | Sc 227.318 Axial-eUV) | Y 360.073 Axial-iFR) | Y 371.030 Radial-iFR) | Y 224.306 Axial-eUV) |
|---|---|---|---|---|---|---|---|
| Concentration average | 0.5017 ppm | 101.5263 % | 101.9804 % | 99.6065 % | 99.2333 % | 100.3612 % | 98.8567 % |
| Concentration per Run | 0.5006 ppm | 101.4868 % | 102.3299 % | 98.4782 % | 99.1811 % | 99.8204 % | 97.9294 % |
| Concentration per Run | 0.5015 ppm | 101.7236 % | 102.0433 % | 100.1278 % | 99.3653 % | 100.3916 % | 99.0697 % |
| Concentration per Run | 0.5031 ppm | 101.3686 % | 101.5681 % | 100.2134 % | 99.1535 % | 100.8716 % | 99.5711 % |
| Recovery Percentage | 100.348 % | | | | | | |
| Concentration RSD | 0.3 % | 0.2 % | 0.4 % | 1.0 % | 0.1 % | 0.5 % | 0.9 % |

# ICP DataTrace 11

9/11/2025 7:24:09 AM

LabBook: WG2112807_20250910_T11.imexp

Sample: ICB
Analysis started at: 9/10/2025 7:18:59 AM
Comment <Comment>
Rack Number 0
Vial Numbers 4

| | Ag 328.068 Axial-iFR) | Al 396.152 Radial-iFR) | As 189.042 Axial-eUV) | B 208.959 Axial-iFR) | Ba 455.403 Radial-iFR) | Be 313.042 Radial-iFR) | Ca 315.887 Radial-iFR) |
|---|---|---|---|---|---|---|---|
| Concentration average | 0.0000 ppm | -0.0018 ppm | -0.0003 ppm | -0.0005 ppm | 0.0000 ppm | 0.0001 ppm | 0.0016 ppm |
| Concentration per Run | 0.0002 ppm | -0.0061 ppm | -0.0002 ppm | 0.0012 ppm | -0.0001 ppm | 0.0001 ppm | 0.0049 ppm |
| Concentration per Run | -0.0002 ppm | 0.0025 ppm | -0.0021 ppm | -0.0024 ppm | 0.0000 ppm | 0.0001 ppm | 0.0061 ppm |
| Concentration per Run | -0.0001 ppm | -0.0018 ppm | 0.0014 ppm | -0.0004 ppm | 0.0000 ppm | 0.0001 ppm | -0.0063 ppm |
| Recovery Percentage | -0.630 % | -1.782 % | -5.680 % | -1.663 % | -0.424 % | 1.433 % | 1.563 % |
| Concentration RSD | 514.7 % | 242.2 % | 611.1 % | 360.8 % | 169.6 % | 8.6 % | 435.8 % |

| | Cd 214.438 Axial-iFR) | Co 228.616 Axial-iFR) | Cr 267.716 Axial-iFR) | Cu 324.754 Axial-iFR) | Fe 259.940 Radial-iFR) | K 766.490 Radial-iFR) | Li 670.776 Radial-iFR) |
|---|---|---|---|---|---|---|---|
| Concentration average | 0.0000 ppm | -0.0003 ppm | 0.0002 ppm | 0.0000 ppm | 0.0007 ppm | -0.0092 ppm | 0.0003 ppm |
| Concentration per Run | 0.0000 ppm | 0.0003 ppm | 0.0000 ppm | 0.0000 ppm | 0.0010 ppm | -0.0235 ppm | 0.0002 ppm |
| Concentration per Run | 0.0000 ppm | -0.0005 ppm | 0.0004 ppm | -0.0003 ppm | 0.0008 ppm | 0.0002 ppm | 0.0001 ppm |
| Concentration per Run | 0.0001 ppm | -0.0006 ppm | 0.0003 ppm | 0.0003 ppm | 0.0003 ppm | -0.0042 ppm | 0.0007 ppm |
| Recovery Percentage | 0.636 % | -1.463 % | 2.146 % | 0.290 % | 1.404 % | -0.367 % | 6.651 % |
| Concentration RSD | 118.6 % | 171.9 % | 83.3 % | 1,091.7 % | 53.3 % | 137.8 % | 89.7 % |

| | Mg 279.079 Axial-iFR) | Mn 257.610 Radial-iFR) | Mo 202.030 Axial-iFR) | Na 589.592 Radial-iFR) | Ni 231.604 Axial-iFR) | Pb 220.353 Axial-eUV) | Sb 206.833 Axial-iFR) |
|---|---|---|---|---|---|---|---|
| Concentration average | 0.0029 ppm | 0.0000 ppm | 0.0002 ppm | 0.0102 ppm | -0.0002 ppm | 0.0002 ppm | 0.0016 ppm |
| Concentration per Run | 0.0039 ppm | 0.0000 ppm | 0.0004 ppm | 0.0172 ppm | 0.0001 ppm | 0.0001 ppm | 0.0009 ppm |
| Concentration per Run | 0.0013 ppm | -0.0001 ppm | -0.0001 ppm | 0.0068 ppm | 0.0000 ppm | -0.0003 ppm | 0.0036 ppm |
| Concentration per Run | 0.0036 ppm | 0.0002 ppm | 0.0005 ppm | 0.0067 ppm | -0.0006 ppm | 0.0007 ppm | 0.0004 ppm |
| Recovery Percentage | 2.919 % | 0.287 % | 0.489 % | 0.511 % | -0.649 % | 1.571 % | 3.242 % |
| Concentration RSD | 48.9 % | 421.2 % | 131.5 % | 58.9 % | 226.1 % | 299.8 % | 104.8 % |

| | Se 196.090 Axial-eUV) | Si 212.412 Axial-iFR) | Sn 189.989 Axial-iFR) | Sr 421.552 Radial-iFR) | Ti 334.904 Axial-iFR) | Tl 190.856 Axial-eUV) | V 292.402 Axial-iFR) |
|---|---|---|---|---|---|---|---|
| Concentration average | 0.0031 ppm | 0.0042 ppm | 0.0003 ppm | 0.0001 ppm | 0.0000 ppm | 0.0005 ppm | -0.0001 ppm |
| Concentration per Run | 0.0036 ppm | 0.0056 ppm | 0.0001 ppm | 0.0001 ppm | -0.0001 ppm | 0.0011 ppm | -0.0002 ppm |
| Concentration per Run | 0.0037 ppm | 0.0012 ppm | 0.0009 ppm | 0.0001 ppm | -0.0002 ppm | -0.0002 ppm | -0.0003 ppm |
| Concentration per Run | 0.0019 ppm | 0.0058 ppm | -0.0002 ppm | 0.0000 ppm | 0.0004 ppm | 0.0007 ppm | 0.0001 ppm |
| Recovery Percentage | 30.671 % | 0.842 % | 0.540 % | 0.982 % | 0.310 % | 2.733 % | -0.969 % |
| Concentration RSD | 34.4 % | 61.7 % | 196.0 % | 52.2 % | 931.9 % | 119.3 % | 207.9 % |

| | Zn 206.200 Axial-iFR) | Sc 361.384 Axial-iFR) | Sc 361.384 Radial-iFR) | Sc 227.318 Axial-eUV) | Y 360.073 Axial-iFR) | Y 371.030 Radial-iFR) | Y 224.306 Axial-eUV) |
|---|---|---|---|---|---|---|---|
| Concentration average | 0.0002 ppm | 99.1094 % | 101.3040 % | 99.5916 % | 98.9679 % | 101.5430 % | 99.5065 % |
| Concentration per Run | 0.0002 ppm | 98.6371 % | 101.4997 % | 99.3083 % | 98.7439 % | 102.4127 % | 99.1898 % |
| Concentration per Run | 0.0003 ppm | 99.2195 % | 101.2190 % | 99.4819 % | 98.5886 % | 101.0788 % | 99.4989 % |
| Concentration per Run | 0.0000 ppm | 99.4717 % | 101.1933 % | 99.9848 % | 99.5712 % | 101.1374 % | 99.8308 % |
| Recovery Percentage | 3.718 % | | | | | | |
| Concentration RSD | 84.9 % | 0.4 % | 0.2 % | 0.4 % | 0.5 % | 0.7 % | 0.3 % |

# ICP DataTrace 11

9/11/2025 7:24:09 AM

LabBook: WG2112807_20250910_T11.imexp

Sample: LLOQ
Analysis started at: 9/10/2025 7:21:03 AM
Comment <Comment>
Rack Number 0
Vial Numbers 5

| | Ag 328.068 Axial-iFR) | Al 396.152 Radial-iFR) | As 189.042 Axial-eUV) | B 208.959 Axial-iFR) | Ba 455.403 Radial-iFR) | Be 313.042 Radial-iFR) | Ca 315.887 Radial-iFR) |
|---|---|---|---|---|---|---|---|
| Concentration average | 0.0054 ppm | 0.1142 ppm | 0.0048 ppm | 0.0306 ppm | 0.0107 ppm | 0.0054 ppm | 0.1150 ppm |
| Concentration per Run | 0.0055 ppm | 0.1119 ppm | 0.0042 ppm | 0.0296 ppm | 0.0107 ppm | 0.0055 ppm | 0.1121 ppm |
| Concentration per Run | 0.0054 ppm | 0.1160 ppm | 0.0052 ppm | 0.0316 ppm | 0.0107 ppm | 0.0054 ppm | 0.1176 ppm |
| Concentration per Run | 0.0054 ppm | 0.1146 ppm | 0.0050 ppm | 0.0305 ppm | 0.0106 ppm | 0.0054 ppm | 0.1153 ppm |
| Recovery Percentage | 108.627 % | 114.177 % | 95.818 % | 101.843 % | 106.769 % | 108.078 % | 115.016 % |
| Concentration RSD | 1.6 % | 1.8 % | 11.0 % | 3.2 % | 0.7 % | 1.2 % | 2.4 % |

| | Cd 214.438 Axial-iFR) | Co 228.616 Axial-iFR) | Cr 267.716 Axial-iFR) | Cu 324.754 Axial-iFR) | Fe 259.940 Radial-iFR) | K 766.490 Radial-iFR) | Li 670.776 Radial-iFR) |
|---|---|---|---|---|---|---|---|
| Concentration average | 0.0043 ppm | 0.0104 ppm | 0.0106 ppm | 0.0111 ppm | 0.0584 ppm | 2.7677 ppm | 0.0102 ppm |
| Concentration per Run | 0.0043 ppm | 0.0105 ppm | 0.0099 ppm | 0.0118 ppm | 0.0569 ppm | 2.7773 ppm | 0.0118 ppm |
| Concentration per Run | 0.0044 ppm | 0.0102 ppm | 0.0110 ppm | 0.0106 ppm | 0.0583 ppm | 2.7724 ppm | 0.0094 ppm |
| Concentration per Run | 0.0043 ppm | 0.0104 ppm | 0.0108 ppm | 0.0110 ppm | 0.0600 ppm | 2.7533 ppm | 0.0095 ppm |
| Recovery Percentage | 108.328 % | 103.811 % | 105.727 % | 111.355 % | 116.748 % | 110.707 % | 102.340 % |
| Concentration RSD | 1.8 % | 1.4 % | 6.0 % | 5.4 % | 2.7 % | 0.5 % | 13.3 % |

| | Mg 279.079 Axial-iFR) | Mn 257.610 Radial-iFR) | Mo 202.030 Axial-iFR) | Na 589.592 Radial-iFR) | Ni 231.604 Axial-iFR) | Pb 220.353 Axial-eUV) | Sb 206.833 Axial-iFR) |
|---|---|---|---|---|---|---|---|
| Concentration average | 0.1121 ppm | 0.0109 ppm | 0.0518 ppm | 2.1650 ppm | 0.0218 ppm | 0.0110 ppm | 0.0564 ppm |
| Concentration per Run | 0.1090 ppm | 0.0110 ppm | 0.0514 ppm | 2.1709 ppm | 0.0215 ppm | 0.0118 ppm | 0.0551 ppm |
| Concentration per Run | 0.1138 ppm | 0.0107 ppm | 0.0514 ppm | 2.1719 ppm | 0.0213 ppm | 0.0103 ppm | 0.0552 ppm |
| Concentration per Run | 0.1135 ppm | 0.0111 ppm | 0.0525 ppm | 2.1524 ppm | 0.0226 ppm | 0.0110 ppm | 0.0590 ppm |
| Recovery Percentage | 112.129 % | 109.296 % | 103.524 % | 108.252 % | 87.290 % | 109.973 % | 112.824 % |
| Concentration RSD | 2.4 % | 1.8 % | 1.3 % | 0.5 % | 3.1 % | 6.7 % | 3.9 % |

| | Se 196.090 Axial-eUV) | Si 212.412 Axial-iFR) | Sn 189.989 Axial-iFR) | Sr 421.552 Radial-iFR) | Ti 334.904 Axial-iFR) | Tl 190.856 Axial-eUV) | V 292.402 Axial-iFR) |
|---|---|---|---|---|---|---|---|
| Concentration average | 0.0123 ppm | 0.5511 ppm | 0.0552 ppm | 0.0105 ppm | 0.0106 ppm | 0.0219 ppm | 0.0105 ppm |
| Concentration per Run | 0.0139 ppm | 0.5511 ppm | 0.0553 ppm | 0.0106 ppm | 0.0104 ppm | 0.0217 ppm | 0.0104 ppm |
| Concentration per Run | 0.0111 ppm | 0.5500 ppm | 0.0550 ppm | 0.0105 ppm | 0.0107 ppm | 0.0219 ppm | 0.0106 ppm |
| Concentration per Run | 0.0119 ppm | 0.5522 ppm | 0.0553 ppm | 0.0104 ppm | 0.0107 ppm | 0.0222 ppm | 0.0105 ppm |
| Recovery Percentage | 122.775 % | 110.219 % | 110.467 % | 105.142 % | 106.193 % | 109.620 % | 105.355 % |
| Concentration RSD | 11.8 % | 0.2 % | 0.3 % | 0.9 % | 1.8 % | 1.2 % | 1.0 % |

| | Zn 206.200 Axial-iFR) | Sc 361.384 Axial-iFR) | Sc 361.384 Radial-iFR) | Sc 227.318 Axial-eUV) | Y 360.073 Axial-iFR) | Y 371.030 Radial-iFR) | Y 224.306 Axial-eUV) |
|---|---|---|---|---|---|---|---|
| Concentration average | 0.0068 ppm | 102.2362 % | 103.2696 % | 101.3169 % | 99.9795 % | 101.6130 % | 100.4435 % |
| Concentration per Run | 0.0069 ppm | 102.8548 % | 102.6006 % | 101.4525 % | 100.4939 % | 101.5593 % | 100.7326 % |
| Concentration per Run | 0.0066 ppm | 102.2568 % | 103.2653 % | 101.1683 % | 100.1653 % | 101.1780 % | 100.1527 % |
| Concentration per Run | 0.0069 ppm | 101.5970 % | 103.9430 % | 101.3299 % | 99.2792 % | 102.1016 % | 100.4452 % |
| Recovery Percentage | 136.070 % | | | | | | |
| Concentration RSD | 2.9 % | 0.6 % | 0.6 % | 0.1 % | 0.6 % | 0.5 % | 0.3 % |

# ICP DataTrace 11

9/11/2025 7:24:09 AM

LabBook: WG2112807_20250910_T11.imexp

Sample: ICSA
Analysis started at: 9/10/2025 7:23:08 AM
Comment LDR +/-10%
Rack Number 0
Vial Numbers 6

| | Ag 328.068 Axial-iFR) | Al 396.152 Radial-iFR) | As 189.042 Axial-eUV) | B 208.959 Axial-iFR) | Ba 455.403 Radial-iFR) | Be 313.042 Radial-iFR) | Ca 315.887 Radial-iFR) |
|---|---|---|---|---|---|---|---|
| Concentration average | 0.0015 ppm | 520.9382 [SIC 1000] | 0.0005 ppm | 0.0002 ppm | 0.0006 ppm | 0.0000 ppm | 489.9153 ppm |
| Concentration per Run | 0.0011 ppm | 522.0455 ppm | -0.0019 ppm | 0.0001 ppm | 0.0006 ppm | 0.0000 ppm | 490.5455 ppm |
| Concentration per Run | 0.0015 ppm | 520.4738 ppm | 0.0015 ppm | -0.0004 ppm | 0.0006 ppm | 0.0000 ppm | 489.5628 ppm |
| Concentration per Run | 0.0018 ppm | 520.2952 ppm | 0.0018 ppm | 0.0008 ppm | 0.0006 ppm | 0.0000 ppm | 489.6377 ppm |
| Recovery Percentage | 21.283 % | | 9.269 % | 0.576 % | 5.913 % | 0.648 % | |
| Concentration RSD | 21.9 % | 0.2 % | 434.8 % | 334.6 % | 4.1 % | 73.2 % | 0.1 % |

| | Cd 214.438 Axial-iFR) | Co 228.616 Axial-iFR) | Cr 267.716 Axial-iFR) | Cu 324.754 Axial-iFR) | Fe 259.940 Radial-iFR) | K 766.490 Radial-iFR) | Li 670.776 Radial-iFR) |
|---|---|---|---|---|---|---|---|
| Concentration average | -0.0054 ppm | -0.0006 ppm | 0.0001 ppm | 0.0043 ppm | 187.1633 ppm | 0.0712 ppm | -0.0100 ppm |
| Concentration per Run | -0.0055 ppm | -0.0004 ppm | 0.0001 ppm | 0.0043 ppm | 187.4245 ppm | 0.0714 ppm | -0.0023 ppm |
| Concentration per Run | -0.0051 ppm | -0.0008 ppm | 0.0001 ppm | 0.0050 ppm | 186.7419 ppm | 0.0727 ppm | -0.0171 ppm |
| Concentration per Run | -0.0057 ppm | -0.0006 ppm | 0.0001 ppm | 0.0035 ppm | 187.3235 ppm | 0.0695 ppm | -0.0106 ppm |
| Recovery Percentage | -108.587 % | -2.871 % | 0.957 % | 42.764 % | | 2.849 % | -200.201 % |
| Concentration RSD | 5.1 % | 36.2 % | 25.3 % | 17.9 % | 0.2 % | 2.3 % | 74.3 % |

| | Mg 279.079 Axial-iFR) | Mn 257.610 Radial-iFR) | Mo 202.030 Axial-iFR) | Na 589.592 Radial-iFR) | Ni 231.604 Axial-iFR) | Pb 220.353 Axial-eUV) | Sb 206.833 Axial-iFR) |
|---|---|---|---|---|---|---|---|
| Concentration average | 492.3587 ppm | -0.0030 ppm | -0.0007 ppm | 0.0152 ppm | 0.0002 ppm | 0.0015 ppm | 0.0004 ppm |
| Concentration per Run | 493.4685 ppm | -0.0030 ppm | -0.0015 ppm | 0.0108 ppm | -0.0005 ppm | 0.0020 ppm | -0.0043 ppm |
| Concentration per Run | 487.3781 ppm | -0.0027 ppm | -0.0006 ppm | 0.0123 ppm | 0.0005 ppm | -0.0007 ppm | 0.0080 ppm |
| Concentration per Run | 496.2296 ppm | -0.0031 ppm | -0.0001 ppm | 0.0225 ppm | 0.0007 ppm | 0.0033 ppm | -0.0024 ppm |
| Recovery Percentage | | -29.552 % | -1.460 % | 0.759 % | 0.863 % | 15.461 % | 0.829 % |
| Concentration RSD | 0.9 % | 6.8 % | 95.1 % | 41.8 % | 303.6 % | 131.6 % | 1,601.1 % |

| | Se 196.090 Axial-eUV) | Si 212.412 Axial-iFR) | Sn 189.989 Axial-iFR) | Sr 421.552 Radial-iFR) | Ti 334.904 Axial-iFR) | Tl 190.856 Axial-eUV) | V 292.402 Axial-iFR) |
|---|---|---|---|---|---|---|---|
| Concentration average | 0.0077 ppm | 0.0110 ppm | -0.0003 ppm | 0.0000 ppm | 0.0013 ppm | -0.0018 ppm | -0.0010 ppm |
| Concentration per Run | 0.0073 ppm | 0.0118 ppm | -0.0011 ppm | 0.0000 ppm | 0.0012 ppm | -0.0011 ppm | -0.0008 ppm |
| Concentration per Run | 0.0037 ppm | 0.0079 ppm | 0.0015 ppm | 0.0001 ppm | 0.0016 ppm | -0.0022 ppm | -0.0013 ppm |
| Concentration per Run | 0.0121 ppm | 0.0133 ppm | -0.0012 ppm | 0.0000 ppm | 0.0010 ppm | -0.0020 ppm | -0.0009 ppm |
| Recovery Percentage | 77.033 % | 2.200 % | -0.505 % | 0.326 % | 12.744 % | -8.845 % | -9.990 % |
| Concentration RSD | 54.3 % | 25.1 % | 607.6 % | 145.1 % | 20.6 % | 32.9 % | 28.7 % |

| | Zn 206.200 Axial-iFR) | Sc 361.384 Axial-iFR) | Sc 361.384 Radial-iFR) | Sc 227.318 Axial-eUV) | Y 360.073 Axial-iFR) | Y 371.030 Radial-iFR) | Y 224.306 Axial-eUV) |
|---|---|---|---|---|---|---|---|
| Concentration average | 0.0022 ppm | 89.2723 % | 97.0951 % | 79.3227 % | 86.0465 % | 97.3562 % | 87.1333 % |
| Concentration per Run | 0.0021 ppm | 89.4954 % | 96.4668 % | 79.1802 % | 86.3989 % | 98.0828 % | 86.8053 % |
| Concentration per Run | 0.0026 ppm | 89.4577 % | 97.3067 % | 79.3625 % | 85.8243 % | 96.8603 % | 87.1855 % |
| Concentration per Run | 0.0020 ppm | 88.8640 % | 97.5117 % | 79.4255 % | 85.9164 % | 97.1254 % | 87.4089 % |
| Recovery Percentage | 44.351 % | | | | | | |
| Concentration RSD | 14.0 % | 0.4 % | 0.6 % | 0.2 % | 0.4 % | 0.7 % | 0.4 % |

# ICP DataTrace 11

9/11/2025 7:24:09 AM

LabBook: WG2112807_20250910_T11.imexp

Sample: SIC Multi
Analysis started at: 9/10/2025 7:25:12 AM
Comment LDR +/-10%
Rack Number 0
Vial Numbers 7

| | Ag 328.068 Axial-iFR) | Al 396.152 Radial-iFR) | As 189.042 Axial-eUV) | B 208.959 Axial-iFR) | Ba 455.403 Radial-iFR) | Be 313.042 Radial-iFR) | Ca 315.887 Radial-iFR) |
|---|---|---|---|---|---|---|---|
| Concentration average | 0.0010 ppm | 0.0385 ppm | 0.0000 ppm | 0.0040 ppm | 0.0013 ppm | 0.0000 ppm | -0.0139 ppm |
| Concentration per Run | 0.0007 ppm | 0.0418 ppm | 0.0013 ppm | 0.0038 ppm | 0.0014 ppm | 0.0000 ppm | -0.0128 ppm |
| Concentration per Run | 0.0012 ppm | 0.0384 ppm | 0.0007 ppm | 0.0033 ppm | 0.0014 ppm | 0.0000 ppm | -0.0151 ppm |
| Concentration per Run | 0.0011 ppm | 0.0351 ppm | -0.0021 ppm | 0.0050 ppm | 0.0012 ppm | -0.0002 ppm | -0.0136 ppm |
| Recovery Percentage | 13.864 % | 38.460 % | -0.406 % | 13.387 % | 13.499 % | -1.190 % | -13.854 % |
| Concentration RSD | 26.9 % | 8.6 % | 8,942.8 % | 21.0 % | 8.3 % | 264.5 % | 8.4 % |

| | Cd 214.438 Axial-iFR) | Co 228.616 Axial-iFR) | Cr 267.716 Axial-iFR) | Cu 324.754 Axial-iFR) | Fe 259.940 Radial-iFR) | K 766.490 Radial-iFR) | Li 670.776 Radial-iFR) |
|---|---|---|---|---|---|---|---|
| Concentration average | 0.0009 ppm | -0.0026 ppm | **22.0094 ppm** | -0.0015 ppm | **0.0396 ppm** | 0.0145 ppm | 0.0004 ppm |
| Concentration per Run | 0.0009 ppm | -0.0020 ppm | 22.0240 ppm | -0.0016 ppm | 0.0384 ppm | 0.0088 ppm | 0.0012 ppm |
| Concentration per Run | 0.0009 ppm | -0.0025 ppm | 22.1002 ppm | -0.0011 ppm | 0.0410 ppm | 0.0170 ppm | 0.0020 ppm |
| Concentration per Run | 0.0009 ppm | -0.0034 ppm | 21.9042 ppm | -0.0017 ppm | 0.0395 ppm | 0.0176 ppm | -0.0018 ppm |
| Recovery Percentage | 17.855 % | -13.096 % | 220,094.426 % | -14.675 % | 79.290 % | 0.578 % | 8.678 % |
| Concentration RSD | 1.3 % | 26.6 % | **0.4 %** | 19.2 % | **3.3 %** | 34.1 % | 462.8 % |

| | Mg 279.079 Axial-iFR) | Mn 257.610 Radial-iFR) | Mo 202.030 Axial-iFR) | Na 589.592 Radial-iFR) | Ni 231.604 Axial-iFR) | Pb 220.353 Axial-eUV) | Sb 206.833 Axial-iFR) |
|---|---|---|---|---|---|---|---|
| Concentration average | -0.0128 ppm | **22.2529 [SIC 80]** | -0.0006 ppm | 0.0322 ppm | 0.0007 ppm | -0.0009 ppm | -0.0080 ppm |
| Concentration per Run | -0.0073 ppm | 22.2750 ppm | -0.0007 ppm | 0.0306 ppm | 0.0008 ppm | 0.0000 ppm | -0.0113 ppm |
| Concentration per Run | -0.0151 ppm | 22.2892 ppm | -0.0006 ppm | 0.0330 ppm | 0.0002 ppm | -0.0010 ppm | -0.0086 ppm |
| Concentration per Run | -0.0159 ppm | 22.1943 ppm | -0.0006 ppm | 0.0331 ppm | 0.0010 ppm | -0.0019 ppm | -0.0040 ppm |
| Recovery Percentage | -12.792 % | 222,528.591 % | -1.265 % | 1.611 % | 2.707 % | -9.349 % | -15.925 % |
| Concentration RSD | 37.3 % | **0.2 %** | 13.5 % | 4.4 % | 65.1 % | 100.5 % | 45.9 % |

| | Se 196.090 Axial-eUV) | Si 212.412 Axial-iFR) | Sn 189.989 Axial-iFR) | Sr 421.552 Radial-iFR) | Ti 334.904 Axial-iFR) | Tl 190.856 Axial-eUV) | V 292.402 Axial-iFR) |
|---|---|---|---|---|---|---|---|
| Concentration average | 0.0015 ppm | 0.1723 ppm | 0.0033 ppm | 0.0011 ppm | **21.5910 ppm** | -0.0210 ppm | **10.9234 [SIC xx]** |
| Concentration per Run | 0.0013 ppm | 0.1551 ppm | 0.0023 ppm | 0.0011 ppm | 21.3901 ppm | -0.0222 ppm | 10.8631 ppm |
| Concentration per Run | 0.0015 ppm | 0.1757 ppm | 0.0041 ppm | 0.0011 ppm | 21.6121 ppm | -0.0194 ppm | 10.9661 ppm |
| Concentration per Run | 0.0017 ppm | 0.1860 ppm | 0.0033 ppm | 0.0011 ppm | 21.7706 ppm | -0.0214 ppm | 10.9411 ppm |
| Recovery Percentage | 14.703 % | 34.458 % | 6.517 % | 11.069 % | 215,909.656 % | -105.005 % | 109,234.184 % |
| Concentration RSD | 13.4 % | 9.1 % | 26.8 % | 1.5 % | **0.9 %** | 6.8 % | **0.5 %** |

| | Zn 206.200 Axial-iFR) | Sc 361.384 Axial-iFR) | Sc 361.384 Radial-iFR) | Sc 227.318 Axial-eUV) | Y 360.073 Axial-iFR) | Y 371.030 Radial-iFR) | Y 224.306 Axial-eUV) |
|---|---|---|---|---|---|---|---|
| Concentration average | 0.0017 ppm | 98.9587 % | 100.0098 % | 98.4537 % | 96.5544 % | 97.9343 % | 97.7224 % |
| Concentration per Run | 0.0017 ppm | 98.7568 % | 99.9098 % | 98.5966 % | 96.2119 % | 98.2986 % | 98.3400 % |
| Concentration per Run | 0.0016 ppm | 99.3463 % | 99.8668 % | 98.0970 % | 97.5397 % | 98.4077 % | 97.4514 % |
| Concentration per Run | 0.0020 ppm | 98.7731 % | 100.2530 % | 98.6674 % | 95.9117 % | 97.0965 % | 97.3759 % |
| Recovery Percentage | 34.910 % | | | | | | |
| Concentration RSD | 10.9 % | 0.3 % | 0.2 % | 0.3 % | 0.9 % | 0.7 % | 0.5 % |

# ICP DataTrace 11

9/11/2025 7:24:09 AM

LabBook: WG2112807_20250910_T11.imexp

Sample: LDR Check
Analysis started at: 9/10/2025 7:27:16 AM
Comment LDR +/-10%
Rack Number 0
Vial Numbers 8

| | Ag 328.068 Axial-iFR) | Al 396.152 Radial-iFR) | As 189.042 Axial-eUV) | B 208.959 Axial-iFR) | Ba 455.403 Radial-iFR) | Be 313.042 Radial-iFR) | Ca 315.887 Radial-iFR) |
|---|---|---|---|---|---|---|---|
| Concentration average | 0.0003 ppm | 0.0024 ppm | **5.7708 ppm** | **5.2475 [SIC 50]** | **10.0405 [SIC 50]** | 0.0002 ppm | 0.0049 ppm |
| Concentration per Run | 0.0001 ppm | 0.0045 ppm | 5.7708 ppm | 5.2253 ppm | 10.0592 ppm | 0.0001 ppm | 0.0040 ppm |
| Concentration per Run | 0.0009 ppm | -0.0031 ppm | 5.7622 ppm | 5.2555 ppm | 10.0452 ppm | 0.0002 ppm | 0.0050 ppm |
| Concentration per Run | 0.0000 ppm | 0.0058 ppm | 5.7794 ppm | 5.2617 ppm | 10.0172 ppm | 0.0002 ppm | 0.0057 ppm |
| Recovery Percentage | | | 115.416 % | 104.950 % | 100.405 % | | |
| Concentration RSD | 158.4 % | 201.6 % | **0.1 %** | 0.4 % | 0.2 % | 21.9 % | 16.7 % |

| | Cd 214.438 Axial-iFR) | Co 228.616 Axial-iFR) | Cr 267.716 Axial-iFR) | Cu 324.754 Axial-iFR) | Fe 259.940 Radial-iFR) | K 766.490 Radial-iFR) | Li 670.776 Radial-iFR) |
|---|---|---|---|---|---|---|---|
| Concentration average | 0.0004 ppm | -0.0030 ppm | 0.0004 ppm | **20.3646 [SIC 100]** | 0.0028 ppm | **323.3140 ppm** | **5.0260 ppm** |
| Concentration per Run | 0.0003 ppm | -0.0034 ppm | 0.0006 ppm | 20.3265 ppm | 0.0041 ppm | 322.2936 ppm | 5.0713 ppm |
| Concentration per Run | 0.0004 ppm | -0.0026 ppm | 0.0004 ppm | 20.3420 ppm | 0.0031 ppm | 324.3694 ppm | 5.0513 ppm |
| Concentration per Run | 0.0003 ppm | -0.0030 ppm | 0.0002 ppm | 20.4255 ppm | 0.0013 ppm | 323.2790 ppm | 4.9554 ppm |
| Recovery Percentage | 0.000 % | 0.000 % | | 101.823 % | | 107.771 % | |
| Concentration RSD | 16.5 % | 13.6 % | 44.7 % | 0.3 % | 51.5 % | 0.3 % | 1.2 % |

| | Mg 279.079 Axial-iFR) | Mn 257.610 Radial-iFR) | Mo 202.030 Axial-iFR) | Na 589.592 Radial-iFR) | Ni 231.604 Axial-iFR) | Pb 220.353 Axial-eUV) | Sb 206.833 Axial-iFR) |
|---|---|---|---|---|---|---|---|
| Concentration average | 0.0035 ppm | 0.0002 ppm | **5.3257 [SIC xx]** | **479.3570 [SIC 800]** | **10.6074 [SIC 100]** | **52.4747 ppm** | -0.0008 ppm |
| Concentration per Run | 0.0050 ppm | 0.0002 ppm | 5.3141 ppm | 477.6056 ppm | 10.6097 ppm | 52.4806 ppm | -0.0031 ppm |
| Concentration per Run | 0.0034 ppm | 0.0002 ppm | 5.3134 ppm | 481.6735 ppm | 10.5956 ppm | 52.3122 ppm | 0.0037 ppm |
| Concentration per Run | 0.0021 ppm | 0.0003 ppm | 5.3497 ppm | 478.7920 ppm | 10.6167 ppm | 52.6311 ppm | -0.0029 ppm |
| Recovery Percentage | | 0.000 % | 106.514 % | 95.871 % | 106.074 % | 104.949 % | 0.000 % |
| Concentration RSD | 41.2 % | 38.9 % | 0.4 % | 0.4 % | 0.1 % | 0.3 % | 509.1 % |

| | Se 196.090 Axial-eUV) | Si 212.412 Axial-iFR) | Sn 189.989 Axial-iFR) | Sr 421.552 Radial-iFR) | Ti 334.904 Axial-iFR) | Tl 190.856 Axial-eUV) | V 292.402 Axial-iFR) |
|---|---|---|---|---|---|---|---|
| Concentration average | -0.0014 ppm | **22.1307 [SIC 100]** | 0.0008 ppm | 0.0005 ppm | 0.0038 ppm | 0.0005 ppm | 0.0022 ppm |
| Concentration per Run | -0.0046 ppm | 22.0366 ppm | 0.0012 ppm | 0.0004 ppm | 0.0053 ppm | 0.0010 ppm | 0.0024 ppm |
| Concentration per Run | -0.0010 ppm | 22.0936 ppm | 0.0007 ppm | 0.0006 ppm | 0.0030 ppm | -0.0002 ppm | 0.0019 ppm |
| Concentration per Run | 0.0015 ppm | 22.2619 ppm | 0.0004 ppm | 0.0005 ppm | 0.0031 ppm | 0.0008 ppm | 0.0023 ppm |
| Recovery Percentage | 0.000 % | 110.654 % | 0.000 % | 0.000 % | 0.000 % | 0.000 % | 0.000 % |
| Concentration RSD | 218.9 % | **0.5 %** | 56.1 % | 23.5 % | 34.1 % | 117.2 % | 12.8 % |

| | Zn 206.200 Axial-iFR) | Sc 361.384 Axial-iFR) | Sc 361.384 Radial-iFR) | Sc 227.318 Axial-eUV) | Y 360.073 Axial-iFR) | Y 371.030 Radial-iFR) | Y 224.306 Axial-eUV) |
|---|---|---|---|---|---|---|---|
| Concentration average | **20.7792 [SIC 60]** | 89.4594 % | 96.4518 % | 84.0947 % | 86.7791 % | 93.8768 % | 85.8287 % |
| Concentration per Run | 20.7137 ppm | 90.0990 % | 96.5507 % | 83.8280 % | 87.4847 % | 93.8611 % | 85.4034 % |
| Concentration per Run | 20.8151 ppm | 88.8730 % | 96.2721 % | 84.3623 % | 86.2506 % | 94.1971 % | 85.9348 % |
| Concentration per Run | 20.8087 ppm | 89.4061 % | 96.5326 % | 84.0937 % | 86.6020 % | 93.5722 % | 86.1479 % |
| Recovery Percentage | 103.896 % | | | | | | |
| Concentration RSD | 0.3 % | 0.7 % | 0.2 % | 0.3 % | 0.7 % | 0.3 % | 0.4 % |

# ICP DataTrace 11

9/11/2025 7:24:09 AM

LabBook: WG2112807_20250910_T11.imexp

Sample: LLOQ 0.01
Analysis started at: 9/10/2025 7:43:41 AM
Comment <Comment>
Rack Number 1
Vial Numbers 1

| | Ag 328.068 Axial-iFR) | Al 396.152 Radial-iFR) | As 189.042 Axial-eUV) | B 208.959 Axial-iFR) | Ba 455.403 Radial-iFR) | Be 313.042 Radial-iFR) | Ca 315.887 Radial-iFR) |
|---|---|---|---|---|---|---|---|
| Concentration average | 0.0104 ppm | 0.0163 ppm | 0.0087 ppm | 0.0088 ppm | 0.0102 ppm | 0.0100 ppm | 0.0160 ppm |
| Concentration per Run | 0.0101 ppm | 0.0156 ppm | 0.0086 ppm | 0.0090 ppm | 0.0103 ppm | 0.0100 ppm | 0.0180 ppm |
| Concentration per Run | 0.0106 ppm | 0.0140 ppm | 0.0092 ppm | 0.0086 ppm | 0.0101 ppm | 0.0099 ppm | 0.0132 ppm |
| Concentration per Run | 0.0105 ppm | 0.0192 ppm | 0.0084 ppm | 0.0089 ppm | 0.0102 ppm | 0.0101 ppm | 0.0167 ppm |
| Recovery Percentage | 0.000 % | 0.000 % | 87.310 % | 88.401 % | 101.725 % | 0.000 % | 0.000 % |
| Concentration RSD | 2.7 % | 16.4 % | 4.7 % | 2.0 % | 0.9 % | 0.8 % | 15.8 % |

| | Cd 214.438 Axial-iFR) | Co 228.616 Axial-iFR) | Cr 267.716 Axial-iFR) | Cu 324.754 Axial-iFR) | Fe 259.940 Radial-iFR) | K 766.490 Radial-iFR) | Li 670.776 Radial-iFR) |
|---|---|---|---|---|---|---|---|
| Concentration average | 0.0103 ppm | 0.0104 ppm | 0.0104 ppm | 0.0106 ppm | 0.0112 ppm | 0.0926 ppm | 0.0089 ppm |
| Concentration per Run | 0.0103 ppm | 0.0109 ppm | 0.0101 ppm | 0.0107 ppm | 0.0124 ppm | 0.0768 ppm | 0.0095 ppm |
| Concentration per Run | 0.0102 ppm | 0.0102 ppm | 0.0105 ppm | 0.0104 ppm | 0.0102 ppm | 0.0942 ppm | 0.0093 ppm |
| Concentration per Run | 0.0103 ppm | 0.0101 ppm | 0.0105 ppm | 0.0107 ppm | 0.0110 ppm | 0.1067 ppm | 0.0079 ppm |
| Recovery Percentage | 0.000 % | 104.251 % | 103.938 % | 105.857 % | 0.000 % | 0.000 % | 88.990 % |
| Concentration RSD | 0.6 % | 4.2 % | 2.2 % | 1.7 % | 10.0 % | 16.3 % | 9.9 % |

| | Mg 279.079 Axial-iFR) | Mn 257.610 Radial-iFR) | Mo 202.030 Axial-iFR) | Na 589.592 Radial-iFR) | Ni 231.604 Axial-iFR) | Pb 220.353 Axial-eUV) | Sb 206.833 Axial-iFR) |
|---|---|---|---|---|---|---|---|
| Concentration average | 0.0097 ppm | 0.0107 ppm | 0.0107 ppm | 0.2172 ppm | 0.0106 ppm | 0.0101 ppm | 0.0104 ppm |
| Concentration per Run | 0.0089 ppm | 0.0108 ppm | 0.0107 ppm | 0.2187 ppm | 0.0106 ppm | 0.0102 ppm | 0.0118 ppm |
| Concentration per Run | 0.0101 ppm | 0.0108 ppm | 0.0109 ppm | 0.2181 ppm | 0.0103 ppm | 0.0100 ppm | 0.0127 ppm |
| Concentration per Run | 0.0101 ppm | 0.0105 ppm | 0.0104 ppm | 0.2147 ppm | 0.0109 ppm | 0.0101 ppm | 0.0067 ppm |
| Recovery Percentage | 0.000 % | 107.124 % | 106.677 % | 0.000 % | 105.900 % | 100.796 % | 0.000 % |
| Concentration RSD | 7.5 % | 1.4 % | 2.5 % | 1.0 % | 2.9 % | 0.9 % | 30.9 % |

| | Se 196.090 Axial-eUV) | Si 212.412 Axial-iFR) | Sn 189.989 Axial-iFR) | Sr 421.552 Radial-iFR) | Ti 334.904 Axial-iFR) | Tl 190.856 Axial-eUV) | V 292.402 Axial-iFR) |
|---|---|---|---|---|---|---|---|
| Concentration average | 0.0113 ppm | 0.1115 ppm | 0.0109 ppm | 0.0101 ppm | 0.0098 ppm | 0.0108 ppm | 0.0101 ppm |
| Concentration per Run | 0.0117 ppm | 0.1107 ppm | 0.0110 ppm | 0.0100 ppm | 0.0098 ppm | 0.0111 ppm | 0.0102 ppm |
| Concentration per Run | 0.0101 ppm | 0.1137 ppm | 0.0110 ppm | 0.0102 ppm | 0.0097 ppm | 0.0094 ppm | 0.0102 ppm |
| Concentration per Run | 0.0122 ppm | 0.1101 ppm | 0.0108 ppm | 0.0101 ppm | 0.0099 ppm | 0.0118 ppm | 0.0099 ppm |
| Recovery Percentage | 113.328 % | 0.000 % | 109.417 % | 100.885 % | 98.092 % | 107.712 % | 101.050 % |
| Concentration RSD | 10.1 % | 1.7 % | 1.3 % | 1.1 % | 1.4 % | 11.2 % | 1.4 % |

| | Zn 206.200 Axial-iFR) | Sc 361.384 Axial-iFR) | Sc 361.384 Radial-iFR) | Sc 227.318 Axial-eUV) | Y 360.073 Axial-iFR) | Y 371.030 Radial-iFR) | Y 224.306 Axial-eUV) |
|---|---|---|---|---|---|---|---|
| Concentration average | 0.0108 ppm | 100.6736 % | 101.6968 % | 99.8055 % | 100.5006 % | 101.6953 % | 99.7810 % |
| Concentration per Run | 0.0110 ppm | 100.2801 % | 101.7574 % | 100.1659 % | 100.1845 % | 102.4488 % | 100.1765 % |
| Concentration per Run | 0.0107 ppm | 100.7601 % | 102.0120 % | 99.8173 % | 100.2827 % | 101.8518 % | 99.8575 % |
| Concentration per Run | 0.0108 ppm | 100.9808 % | 101.3208 % | 99.4334 % | 101.0348 % | 100.7851 % | 99.3089 % |
| Recovery Percentage | 108.492 % | | | | | | |
| Concentration RSD | 1.2 % | 0.4 % | 0.3 % | 0.4 % | 0.5 % | 0.8 % | 0.4 % |

# ICP DataTrace 11

9/11/2025 7:24:09 AM

LabBook: WG2112807_20250910_T11.imexp

Sample: LLOQ 0.05
Analysis started at: 9/10/2025 7:45:56 AM
Comment <Comment>
Rack Number 1
Vial Numbers 2

| | Ag 328.068 Axial-iFR) | Al 396.152 Radial-iFR) | As 189.042 Axial-eUV) | B 208.959 Axial-iFR) | Ba 455.403 Radial-iFR) | Be 313.042 Radial-iFR) | Ca 315.887 Radial-iFR) |
|---|---|---|---|---|---|---|---|
| Concentration average | 0.0526 ppm | **0.0609 ppm** | 0.0501 ppm | 0.0507 ppm | 0.0522 ppm | 0.0524 ppm | **0.0614 ppm** |
| Concentration per Run | 0.0520 ppm | 0.0556 ppm | 0.0506 ppm | 0.0492 ppm | 0.0526 ppm | 0.0528 ppm | 0.0620 ppm |
| Concentration per Run | 0.0528 ppm | 0.0586 ppm | 0.0479 ppm | 0.0515 ppm | 0.0518 ppm | 0.0520 ppm | 0.0642 ppm |
| Concentration per Run | 0.0530 ppm | 0.0685 ppm | 0.0519 ppm | 0.0514 ppm | 0.0521 ppm | 0.0523 ppm | 0.0580 ppm |
| Recovery Percentage | 0.000 % | 121.801 % | 0.000 % | 0.000 % | 0.000 % | 0.000 % | 122.827 % |
| Concentration RSD | 0.9 % | **11.0 %** | 4.1 % | 2.6 % | 0.8 % | 0.8 % | **5.1 %** |

| | Cd 214.438 Axial-iFR) | Co 228.616 Axial-iFR) | Cr 267.716 Axial-iFR) | Cu 324.754 Axial-iFR) | Fe 259.940 Radial-iFR) | K 766.490 Radial-iFR) | Li 670.776 Radial-iFR) |
|---|---|---|---|---|---|---|---|
| Concentration average | 0.0520 ppm | 0.0524 ppm | 0.0525 ppm | 0.0538 ppm | 0.0534 ppm | **0.5206 ppm** | 0.0540 ppm |
| Concentration per Run | 0.0515 ppm | 0.0513 ppm | 0.0525 ppm | 0.0532 ppm | 0.0534 ppm | 0.5592 ppm | 0.0557 ppm |
| Concentration per Run | 0.0520 ppm | 0.0535 ppm | 0.0521 ppm | 0.0536 ppm | 0.0521 ppm | 0.4996 ppm | 0.0515 ppm |
| Concentration per Run | 0.0523 ppm | 0.0523 ppm | 0.0531 ppm | 0.0547 ppm | 0.0546 ppm | 0.5029 ppm | 0.0547 ppm |
| Recovery Percentage | 0.000 % | 0.000 % | 0.000 % | 0.000 % | 106.803 % | 20.823 % | 0.000 % |
| Concentration RSD | 0.8 % | 2.1 % | 1.0 % | 1.4 % | 2.3 % | **6.4 %** | 4.0 % |

| | Mg 279.079 Axial-iFR) | Mn 257.610 Radial-iFR) | Mo 202.030 Axial-iFR) | Na 589.592 Radial-iFR) | Ni 231.604 Axial-iFR) | Pb 220.353 Axial-eUV) | Sb 206.833 Axial-iFR) |
|---|---|---|---|---|---|---|---|
| Concentration average | 0.0542 ppm | 0.0540 ppm | 0.0498 ppm | 1.0827 ppm | 0.0540 ppm | 0.0524 ppm | 0.0535 ppm |
| Concentration per Run | 0.0524 ppm | 0.0537 ppm | 0.0499 ppm | 1.0730 ppm | 0.0532 ppm | 0.0531 ppm | 0.0535 ppm |
| Concentration per Run | 0.0539 ppm | 0.0539 ppm | 0.0493 ppm | 1.0888 ppm | 0.0553 ppm | 0.0512 ppm | 0.0542 ppm |
| Concentration per Run | 0.0562 ppm | 0.0543 ppm | 0.0501 ppm | 1.0864 ppm | 0.0534 ppm | 0.0530 ppm | 0.0529 ppm |
| Recovery Percentage | 108.358 % | 0.000 % | 0.000 % | 108.271 % | 0.000 % | 0.000 % | 107.028 % |
| Concentration RSD | 3.6 % | 0.6 % | 0.8 % | 0.8 % | 2.2 % | 2.0 % | 1.2 % |

| | Se 196.090 Axial-eUV) | Si 212.412 Axial-iFR) | Sn 189.989 Axial-iFR) | Sr 421.552 Radial-iFR) | Ti 334.904 Axial-iFR) | Tl 190.856 Axial-eUV) | V 292.402 Axial-iFR) |
|---|---|---|---|---|---|---|---|
| Concentration average | 0.0520 ppm | 0.5541 ppm | 0.0512 ppm | 0.0527 ppm | 0.0504 ppm | **0.0529 ppm** | 0.0516 ppm |
| Concentration per Run | 0.0532 ppm | 0.5491 ppm | 0.0509 ppm | 0.0530 ppm | 0.0500 ppm | 0.0516 ppm | 0.0515 ppm |
| Concentration per Run | 0.0497 ppm | 0.5525 ppm | 0.0506 ppm | 0.0523 ppm | 0.0504 ppm | 0.0530 ppm | 0.0513 ppm |
| Concentration per Run | 0.0530 ppm | 0.5607 ppm | 0.0522 ppm | 0.0529 ppm | 0.0508 ppm | 0.0541 ppm | 0.0520 ppm |
| Recovery Percentage | 0.000 % | 110.814 % | 0.000 % | 0.000 % | 0.000 % | 0.000 % | 0.000 % |
| Concentration RSD | 3.8 % | 1.1 % | 1.6 % | 0.7 % | 0.8 % | 2.3 % | 0.7 % |

| | Zn 206.200 Axial-iFR) | Sc 361.384 Axial-iFR) | Sc 361.384 Radial-iFR) | Sc 227.318 Axial-eUV) | Y 360.073 Axial-iFR) | Y 371.030 Radial-iFR) | Y 224.306 Axial-eUV) |
|---|---|---|---|---|---|---|---|
| Concentration average | 0.0528 ppm | 99.2435 % | 97.2200 % | 96.8585 % | 97.7437 % | 96.4075 % | 95.7672 % |
| Concentration per Run | 0.0524 ppm | 99.5629 % | 98.1601 % | 96.9101 % | 97.4968 % | 95.6663 % | 95.6984 % |
| Concentration per Run | 0.0529 ppm | 99.5155 % | 97.2967 % | 97.1736 % | 98.3970 % | 96.9569 % | 96.0671 % |
| Concentration per Run | 0.0532 ppm | 98.6522 % | 96.2031 % | 96.4919 % | 97.3373 % | 96.5992 % | 95.5361 % |
| Recovery Percentage | 105.667 % | | | | | | |
| Concentration RSD | 0.8 % | 0.5 % | 1.0 % | 0.4 % | 0.6 % | 0.7 % | 0.3 % |

# ICP DataTrace 11

9/11/2025 7:24:09 AM

LabBook: WG2112807_20250910_T11.imexp

Sample: LDR 20 Mn
Analysis started at: 9/10/2025 7:48:00 AM
Comment <Comment>
Rack Number 1
Vial Numbers 3

| | Ag 328.068 Axial-iFR) | Al 396.152 Radial-iFR) | As 189.042 Axial-eUV) | B 208.959 Axial-iFR) | Ba 455.403 Radial-iFR) | Be 313.042 Radial-iFR) | Ca 315.887 Radial-iFR) |
|---|---|---|---|---|---|---|---|
| Concentration average | 0.0005 ppm | -0.0043 ppm | -0.0003 ppm | -0.0012 ppm | 0.0000 ppm | 0.0000 ppm | 0.0021 ppm |
| Concentration per Run | 0.0011 ppm | -0.0043 ppm | -0.0006 ppm | -0.0007 ppm | 0.0002 ppm | 0.0000 ppm | -0.0041 ppm |
| Concentration per Run | 0.0002 ppm | -0.0007 ppm | 0.0008 ppm | -0.0022 ppm | 0.0000 ppm | 0.0001 ppm | 0.0017 ppm |
| Concentration per Run | 0.0001 ppm | -0.0081 ppm | -0.0011 ppm | -0.0007 ppm | 0.0000 ppm | 0.0000 ppm | 0.0087 ppm |
| Concentration RSD | 112.6 % | 85.6 % | 355.1 % | 70.4 % | 257.3 % | 137.5 % | 303.8 % |

| | Cd 214.438 Axial-iFR) | Co 228.616 Axial-iFR) | Cr 267.716 Axial-iFR) | Cu 324.754 Axial-iFR) | Fe 259.940 Radial-iFR) | K 766.490 Radial-iFR) | Li 670.776 Radial-iFR) |
|---|---|---|---|---|---|---|---|
| Concentration average | 0.0000 ppm | -0.0006 ppm | -0.0007 ppm | 0.0001 ppm | 0.0005 ppm | -0.0086 ppm | -0.0010 ppm |
| Concentration per Run | 0.0000 ppm | -0.0005 ppm | -0.0003 ppm | 0.0001 ppm | -0.0004 ppm | -0.0131 ppm | -0.0012 ppm |
| Concentration per Run | 0.0000 ppm | -0.0008 ppm | -0.0012 ppm | 0.0002 ppm | 0.0009 ppm | -0.0080 ppm | 0.0001 ppm |
| Concentration per Run | 0.0000 ppm | -0.0005 ppm | -0.0007 ppm | 0.0001 ppm | 0.0011 ppm | -0.0048 ppm | -0.0018 ppm |
| Concentration RSD | 302.5 % | 25.6 % | 58.2 % | 29.6 % | 156.5 % | 48.4 % | 101.4 % |

| | Mg 279.079 Axial-iFR) | Mn 257.610 Radial-iFR) | Mo 202.030 Axial-iFR) | Na 589.592 Radial-iFR) | Ni 231.604 Axial-iFR) | Pb 220.353 Axial-eUV) | Sb 206.833 Axial-iFR) |
|---|---|---|---|---|---|---|---|
| Concentration average | -0.0259 ppm | 21.0382 [SIC 80] | -0.0023 ppm | 0.0113 ppm | 0.0000 ppm | -0.0004 ppm | 0.0005 ppm |
| Concentration per Run | -0.0253 ppm | 20.9630 ppm | -0.0022 ppm | 0.0143 ppm | -0.0007 ppm | -0.0013 ppm | 0.0002 ppm |
| Concentration per Run | -0.0244 ppm | 21.0940 ppm | -0.0026 ppm | 0.0123 ppm | -0.0001 ppm | 0.0002 ppm | -0.0007 ppm |
| Concentration per Run | -0.0280 ppm | 21.0577 ppm | -0.0021 ppm | 0.0074 ppm | 0.0006 ppm | -0.0001 ppm | 0.0019 ppm |
| Concentration RSD | 7.2 % | 0.3 % | 10.1 % | 31.6 % | 2,465.5 % | 203.2 % | 289.6 % |

| | Se 196.090 Axial-eUV) | Si 212.412 Axial-iFR) | Sn 189.989 Axial-iFR) | Sr 421.552 Radial-iFR) | Ti 334.904 Axial-iFR) | Tl 190.856 Axial-eUV) | V 292.402 Axial-iFR) |
|---|---|---|---|---|---|---|---|
| Concentration average | 0.0006 ppm | 0.0022 ppm | -0.0010 ppm | 0.0000 ppm | 0.0001 ppm | 0.0038 ppm | -0.0011 ppm |
| Concentration per Run | 0.0038 ppm | 0.0026 ppm | -0.0015 ppm | 0.0000 ppm | 0.0002 ppm | 0.0037 ppm | -0.0010 ppm |
| Concentration per Run | 0.0015 ppm | 0.0009 ppm | -0.0008 ppm | 0.0000 ppm | -0.0002 ppm | 0.0035 ppm | -0.0014 ppm |
| Concentration per Run | -0.0035 ppm | 0.0030 ppm | -0.0008 ppm | 0.0000 ppm | 0.0003 ppm | 0.0040 ppm | -0.0009 ppm |
| Concentration RSD | 644.9 % | 50.8 % | 36.4 % | 779.3 % | 247.6 % | 6.1 % | 25.8 % |

| | Zn 206.200 Axial-iFR) | Sc 361.384 Axial-iFR) | Sc 361.384 Radial-iFR) | Sc 227.318 Axial-eUV) | Y 360.073 Axial-iFR) | Y 371.030 Radial-iFR) | Y 224.306 Axial-eUV) |
|---|---|---|---|---|---|---|---|
| Concentration average | 0.0006 ppm | 96.3806 % | 96.3420 % | 94.8733 % | 95.6789 % | 95.7644 % | 95.4255 % |
| Concentration per Run | 0.0006 ppm | 96.8329 % | 97.0844 % | 94.8643 % | 95.4096 % | 97.0422 % | 95.6748 % |
| Concentration per Run | 0.0007 ppm | 96.1739 % | 95.7677 % | 94.9072 % | 95.6029 % | 95.2925 % | 95.0930 % |
| Concentration per Run | 0.0007 ppm | 96.1349 % | 96.1738 % | 94.8484 % | 96.0242 % | 94.9586 % | 95.5087 % |
| Concentration RSD | 9.3 % | 0.4 % | 0.7 % | 0.0 % | 0.3 % | 1.2 % | 0.3 % |

# ICP DataTrace 11

9/11/2025 7:24:09 AM

LabBook: WG2112807_20250910_T11.imexp

Sample: CCV
Analysis started at: 9/10/2025 7:50:04 AM
Comment <Comment>
Rack Number 0
Vial Numbers 3

| | Ag 328.068 Axial-iFR) | Al 396.152 Radial-iFR) | As 189.042 Axial-eUV) | B 208.959 Axial-iFR) | Ba 455.403 Radial-iFR) | Be 313.042 Radial-iFR) | Ca 315.887 Radial-iFR) |
|---|---|---|---|---|---|---|---|
| Concentration average | **0.5167 ppm** | 0.4945 ppm | 0.4959 ppm | 0.5069 ppm | 0.5105 ppm | 0.5211 ppm | 0.5103 ppm |
| Concentration per Run | 0.5155 ppm | 0.5015 ppm | 0.4947 ppm | 0.5050 ppm | 0.5115 ppm | 0.5237 ppm | 0.5150 ppm |
| Concentration per Run | 0.5167 ppm | 0.4874 ppm | 0.4983 ppm | 0.5091 ppm | 0.5101 ppm | 0.5207 ppm | 0.5118 ppm |
| Concentration per Run | 0.5179 ppm | 0.4947 ppm | 0.4947 ppm | 0.5067 ppm | 0.5100 ppm | 0.5188 ppm | 0.5042 ppm |
| Recovery Percentage | 103.343 % | 98.904 % | 99.181 % | 101.388 % | 102.099 % | 104.211 % | 102.063 % |
| Concentration RSD | 0.2 % | 1.4 % | 0.4 % | 0.4 % | 0.2 % | 0.5 % | 1.1 % |

| | Cd 214.438 Axial-iFR) | Co 228.616 Axial-iFR) | Cr 267.716 Axial-iFR) | Cu 324.754 Axial-iFR) | Fe 259.940 Radial-iFR) | K 766.490 Radial-iFR) | Li 670.776 Radial-iFR) |
|---|---|---|---|---|---|---|---|
| Concentration average | 0.5208 ppm | 0.5219 ppm | 0.5191 ppm | 0.5299 ppm | 0.5122 ppm | 5.3105 ppm | 0.5302 ppm |
| Concentration per Run | 0.5183 ppm | 0.5225 ppm | 0.5186 ppm | 0.5297 ppm | 0.5173 ppm | 5.3623 ppm | 0.5301 ppm |
| Concentration per Run | 0.5234 ppm | 0.5232 ppm | 0.5189 ppm | 0.5294 ppm | 0.5081 ppm | 5.2510 ppm | 0.5261 ppm |
| Concentration per Run | 0.5207 ppm | 0.5200 ppm | 0.5197 ppm | 0.5307 ppm | 0.5113 ppm | 5.3181 ppm | 0.5344 ppm |
| Recovery Percentage | 104.155 % | 104.381 % | 103.813 % | 105.987 % | 102.448 % | 106.210 % | 106.035 % |
| Concentration RSD | 0.5 % | 0.3 % | 0.1 % | 0.1 % | 0.9 % | 1.1 % | 0.8 % |

| | Mg 279.079 Axial-iFR) | Mn 257.610 Radial-iFR) | Mo 202.030 Axial-iFR) | Na 589.592 Radial-iFR) | Ni 231.604 Axial-iFR) | Pb 220.353 Axial-eUV) | Sb 206.833 Axial-iFR) |
|---|---|---|---|---|---|---|---|
| Concentration average | 0.5202 ppm | 0.5263 ppm | 0.5034 ppm | 10.4770 ppm | 0.5286 ppm | 0.5133 ppm | 0.5209 ppm |
| Concentration per Run | 0.5142 ppm | 0.5284 ppm | 0.5002 ppm | 10.4319 ppm | 0.5284 ppm | 0.5116 ppm | 0.5200 ppm |
| Concentration per Run | 0.5243 ppm | 0.5257 ppm | 0.5068 ppm | 10.4957 ppm | 0.5314 ppm | 0.5142 ppm | 0.5246 ppm |
| Concentration per Run | 0.5221 ppm | 0.5249 ppm | 0.5031 ppm | 10.5033 ppm | 0.5262 ppm | 0.5141 ppm | 0.5180 ppm |
| Recovery Percentage | 104.042 % | 105.267 % | 100.672 % | 104.770 % | 105.730 % | 102.667 % | 104.176 % |
| Concentration RSD | 1.0 % | 0.3 % | 0.7 % | 0.4 % | 0.5 % | 0.3 % | 0.6 % |

| | Se 196.090 Axial-eUV) | Si 212.412 Axial-iFR) | Sn 189.989 Axial-iFR) | Sr 421.552 Radial-iFR) | Ti 334.904 Axial-iFR) | Tl 190.856 Axial-eUV) | V 292.402 Axial-iFR) |
|---|---|---|---|---|---|---|---|
| Concentration average | 0.4959 ppm | 5.5803 ppm | 0.5217 ppm | 0.5154 ppm | 0.5156 ppm | **0.5168 ppm** | 0.5221 ppm |
| Concentration per Run | 0.4957 ppm | 5.5568 ppm | 0.5139 ppm | 0.5168 ppm | 0.5131 ppm | 0.5198 ppm | 0.5222 ppm |
| Concentration per Run | 0.4950 ppm | 5.5983 ppm | 0.5246 ppm | 0.5150 ppm | 0.5162 ppm | 0.5159 ppm | 0.5236 ppm |
| Concentration per Run | 0.4969 ppm | 5.5857 ppm | 0.5266 ppm | 0.5145 ppm | 0.5177 ppm | 0.5148 ppm | 0.5207 ppm |
| Recovery Percentage | 99.172 % | 106.291 % | 104.339 % | 103.086 % | 103.125 % | 103.365 % | 104.430 % |
| Concentration RSD | 0.2 % | 0.4 % | 1.3 % | 0.2 % | 0.5 % | 0.5 % | 0.3 % |

| | Zn 206.200 Axial-iFR) | Sc 361.384 Axial-iFR) | Sc 361.384 Radial-iFR) | Sc 227.318 Axial-eUV) | Y 360.073 Axial-iFR) | Y 371.030 Radial-iFR) | Y 224.306 Axial-eUV) |
|---|---|---|---|---|---|---|---|
| Concentration average | 0.5182 ppm | 97.7048 % | 98.2211 % | 96.7344 % | 95.1896 % | 96.9081 % | 95.6843 % |
| Concentration per Run | 0.5149 ppm | 98.4015 % | 97.6986 % | 96.1744 % | 95.7175 % | 96.2381 % | 95.2867 % |
| Concentration per Run | 0.5210 ppm | 97.4956 % | 98.1476 % | 97.2384 % | 94.6661 % | 96.7234 % | 96.0767 % |
| Concentration per Run | 0.5186 ppm | 97.2173 % | 98.8172 % | 96.7905 % | 95.1851 % | 97.7628 % | 95.6895 % |
| Recovery Percentage | 103.638 % | | | | | | |
| Concentration RSD | 0.6 % | 0.6 % | 0.6 % | 0.6 % | 0.6 % | 0.8 % | 0.4 % |

# ICP DataTrace 11

9/11/2025 7:24:09 AM

LabBook: WG2112807_20250910_T11.imexp

Sample: CCB
Analysis started at: 9/10/2025 7:52:09 AM
Comment <Comment>
Rack Number 0
Vial Numbers 4

| | Ag 328.068 Axial-iFR) | Al 396.152 Radial-iFR) | As 189.042 Axial-eUV) | B 208.959 Axial-iFR) | Ba 455.403 Radial-iFR) | Be 313.042 Radial-iFR) | Ca 315.887 Radial-iFR) |
|---|---|---|---|---|---|---|---|
| Concentration average | 0.0002 ppm | -0.0010 ppm | -0.0032 ppm | -0.0003 ppm | 0.0000 ppm | 0.0000 ppm | -0.0001 ppm |
| Concentration per Run | 0.0005 ppm | -0.0031 ppm | -0.0037 ppm | -0.0006 ppm | 0.0000 ppm | 0.0000 ppm | -0.0032 ppm |
| Concentration per Run | 0.0000 ppm | 0.0008 ppm | -0.0042 ppm | 0.0003 ppm | 0.0001 ppm | 0.0001 ppm | 0.0009 ppm |
| Concentration per Run | -0.0001 ppm | -0.0006 ppm | -0.0017 ppm | -0.0005 ppm | 0.0000 ppm | 0.0000 ppm | 0.0019 ppm |
| Recovery Percentage | 2.194 % | -0.964 % | -63.678 % | -0.892 % | -0.008 % | 0.565 % | -0.104 % |
| Concentration RSD | 205.6 % | 204.0 % | 42.0 % | 194.8 % | 6,709.0 % | 119.9 % | 2,619.4 % |

| | Cd 214.438 Axial-iFR) | Co 228.616 Axial-iFR) | Cr 267.716 Axial-iFR) | Cu 324.754 Axial-iFR) | Fe 259.940 Radial-iFR) | K 766.490 Radial-iFR) | Li 670.776 Radial-iFR) |
|---|---|---|---|---|---|---|---|
| Concentration average | 0.0000 ppm | -0.0005 ppm | 0.0005 ppm | 0.0001 ppm | 0.0003 ppm | -0.0165 ppm | -0.0031 ppm |
| Concentration per Run | 0.0001 ppm | 0.0001 ppm | 0.0010 ppm | -0.0001 ppm | 0.0004 ppm | -0.0100 ppm | -0.0021 ppm |
| Concentration per Run | -0.0001 ppm | -0.0007 ppm | -0.0002 ppm | 0.0002 ppm | 0.0004 ppm | -0.0272 ppm | -0.0041 ppm |
| Concentration per Run | 0.0000 ppm | -0.0010 ppm | 0.0007 ppm | 0.0001 ppm | 0.0001 ppm | -0.0122 ppm | -0.0030 ppm |
| Recovery Percentage | 0.245 % | -2.702 % | 4.998 % | 0.817 % | 0.560 % | -0.659 % | -61.471 % |
| Concentration RSD | 723.5 % | 111.9 % | 126.4 % | 162.2 % | 70.8 % | 57.0 % | 32.9 % |

| | Mg 279.079 Axial-iFR) | Mn 257.610 Radial-iFR) | Mo 202.030 Axial-iFR) | Na 589.592 Radial-iFR) | Ni 231.604 Axial-iFR) | Pb 220.353 Axial-eUV) | Sb 206.833 Axial-iFR) |
|---|---|---|---|---|---|---|---|
| Concentration average | -0.0008 ppm | 0.0000 ppm | 0.0004 ppm | 0.0027 ppm | -0.0004 ppm | -0.0009 ppm | -0.0009 ppm |
| Concentration per Run | -0.0002 ppm | 0.0001 ppm | 0.0005 ppm | -0.0038 ppm | -0.0001 ppm | -0.0006 ppm | 0.0028 ppm |
| Concentration per Run | -0.0017 ppm | 0.0000 ppm | 0.0002 ppm | 0.0046 ppm | -0.0006 ppm | -0.0014 ppm | -0.0015 ppm |
| Concentration per Run | -0.0006 ppm | 0.0000 ppm | 0.0004 ppm | 0.0073 ppm | -0.0005 ppm | -0.0007 ppm | -0.0039 ppm |
| Recovery Percentage | -0.819 % | 0.253 % | 0.770 % | 0.136 % | -1.509 % | -8.953 % | -1.730 % |
| Concentration RSD | 95.7 % | 271.2 % | 37.3 % | 214.6 % | 69.1 % | 51.2 % | 393.6 % |

| | Se 196.090 Axial-eUV) | Si 212.412 Axial-iFR) | Sn 189.989 Axial-iFR) | Sr 421.552 Radial-iFR) | Ti 334.904 Axial-iFR) | Tl 190.856 Axial-eUV) | V 292.402 Axial-iFR) |
|---|---|---|---|---|---|---|---|
| Concentration average | 0.0017 ppm | 0.0014 ppm | -0.0001 ppm | 0.0000 ppm | -0.0001 ppm | 0.0009 ppm | 0.0000 ppm |
| Concentration per Run | 0.0047 ppm | 0.0019 ppm | 0.0000 ppm | 0.0000 ppm | 0.0002 ppm | 0.0002 ppm | 0.0001 ppm |
| Concentration per Run | -0.0013 ppm | -0.0003 ppm | -0.0002 ppm | 0.0000 ppm | -0.0001 ppm | 0.0004 ppm | 0.0000 ppm |
| Concentration per Run | 0.0017 ppm | 0.0025 ppm | -0.0001 ppm | 0.0000 ppm | -0.0004 ppm | 0.0021 ppm | 0.0000 ppm |
| Recovery Percentage | 17.133 % | 0.275 % | -0.190 % | -0.102 % | -1.016 % | 4.486 % | 0.105 % |
| Concentration RSD | 172.6 % | 106.9 % | 135.3 % | 110.0 % | 323.0 % | 112.2 % | 781.6 % |

| | Zn 206.200 Axial-iFR) | Sc 361.384 Axial-iFR) | Sc 361.384 Radial-iFR) | Sc 227.318 Axial-eUV) | Y 360.073 Axial-iFR) | Y 371.030 Radial-iFR) | Y 224.306 Axial-eUV) |
|---|---|---|---|---|---|---|---|
| Concentration average | 0.0003 ppm | 96.2506 % | 96.3554 % | 95.7009 % | 96.3792 % | 96.2891 % | 95.6104 % |
| Concentration per Run | 0.0003 ppm | 96.4266 % | 96.8070 % | 96.1929 % | 97.0027 % | 96.4601 % | 96.0923 % |
| Concentration per Run | 0.0001 ppm | 95.9958 % | 95.5102 % | 96.1701 % | 95.8623 % | 95.9050 % | 96.1801 % |
| Concentration per Run | 0.0004 ppm | 96.3296 % | 96.7489 % | 94.7397 % | 96.2726 % | 96.5021 % | 94.5590 % |
| Recovery Percentage | 5.038 % | | | | | | |
| Concentration RSD | 51.0 % | 0.2 % | 0.8 % | 0.9 % | 0.6 % | 0.3 % | 1.0 % |

# ICP DataTrace 11

9/11/2025 7:24:09 AM

LabBook: WG2112807_20250910_T11.imexp

Sample: WG2112634-1 WG2112634
Analysis started at: 9/10/2025 8:15:25 AM
Comment <Comment>
Rack Number 1
Vial Numbers 4

| | Ag 328.068 Axial-iFR) | Al 396.152 Radial-iFR) | As 189.042 Axial-eUV) | B 208.959 Axial-iFR) | Ba 455.403 Radial-iFR) | Be 313.042 Radial-iFR) | Ca 315.887 Radial-iFR) |
|---|---|---|---|---|---|---|---|
| Concentration average | 0.0005 ppm | 0.0085 ppm | -0.0017 ppm | -0.0004 ppm | 0.0002 ppm | 0.0001 ppm | 0.0125 ppm |
| Concentration per Run | 0.0004 ppm | 0.0085 ppm | -0.0033 ppm | -0.0015 ppm | 0.0001 ppm | 0.0001 ppm | 0.0127 ppm |
| Concentration per Run | 0.0001 ppm | 0.0108 ppm | -0.0006 ppm | 0.0003 ppm | 0.0002 ppm | 0.0000 ppm | 0.0110 ppm |
| Concentration per Run | 0.0010 ppm | 0.0063 ppm | -0.0012 ppm | -0.0001 ppm | 0.0002 ppm | 0.0000 ppm | 0.0139 ppm |
| Concentration RSD | 93.0 % | 26.5 % | 83.9 % | 227.3 % | 51.3 % | 71.4 % | 11.7 % |

| | Cd 214.438 Axial-iFR) | Co 228.616 Axial-iFR) | Cr 267.716 Axial-iFR) | Cu 324.754 Axial-iFR) | Fe 259.940 Radial-iFR) | K 766.490 Radial-iFR) | Li 670.776 Radial-iFR) |
|---|---|---|---|---|---|---|---|
| Concentration average | 0.0000 ppm | -0.0004 ppm | 0.0003 ppm | 0.0000 ppm | 0.0435 ppm | -0.0130 ppm | -0.0006 ppm |
| Concentration per Run | 0.0000 ppm | -0.0001 ppm | 0.0010 ppm | 0.0001 ppm | 0.0436 ppm | 0.0014 ppm | -0.0009 ppm |
| Concentration per Run | 0.0001 ppm | -0.0005 ppm | -0.0004 ppm | -0.0001 ppm | 0.0423 ppm | -0.0271 ppm | -0.0029 ppm |
| Concentration per Run | 0.0000 ppm | -0.0006 ppm | 0.0003 ppm | 0.0001 ppm | 0.0445 ppm | -0.0133 ppm | 0.0021 ppm |
| Concentration RSD | 219.7 % | 64.3 % | 243.8 % | 1,038.5 % | 2.6 % | 109.7 % | 428.3 % |

| | Mg 279.079 Axial-iFR) | Mn 257.610 Radial-iFR) | Mo 202.030 Axial-iFR) | Na 589.592 Radial-iFR) | Ni 231.604 Axial-iFR) | Pb 220.353 Axial-eUV) | Sb 206.833 Axial-iFR) |
|---|---|---|---|---|---|---|---|
| Concentration average | 0.0027 ppm | 0.0011 ppm | -0.0003 ppm | 0.0269 ppm | -0.0018 ppm | -0.0006 ppm | 0.0009 ppm |
| Concentration per Run | 0.0043 ppm | 0.0014 ppm | -0.0007 ppm | 0.0269 ppm | -0.0016 ppm | 0.0000 ppm | 0.0021 ppm |
| Concentration per Run | 0.0018 ppm | 0.0010 ppm | -0.0004 ppm | 0.0259 ppm | -0.0014 ppm | -0.0014 ppm | 0.0023 ppm |
| Concentration per Run | 0.0020 ppm | 0.0010 ppm | 0.0002 ppm | 0.0278 ppm | -0.0023 ppm | -0.0003 ppm | -0.0016 ppm |
| Concentration RSD | 51.5 % | 20.5 % | 156.3 % | 3.5 % | 26.8 % | 132.3 % | 228.5 % |

| | Se 196.090 Axial-eUV) | Si 212.412 Axial-iFR) | Sn 189.989 Axial-iFR) | Sr 421.552 Radial-iFR) | Ti 334.904 Axial-iFR) | Tl 190.856 Axial-eUV) | V 292.402 Axial-iFR) |
|---|---|---|---|---|---|---|---|
| Concentration average | 0.0007 ppm | 0.0135 ppm | 0.0088 ppm | 0.0001 ppm | 0.0002 ppm | -0.0006 ppm | 0.0001 ppm |
| Concentration per Run | -0.0007 ppm | 0.0121 ppm | 0.0087 ppm | 0.0001 ppm | 0.0006 ppm | 0.0006 ppm | 0.0000 ppm |
| Concentration per Run | 0.0044 ppm | 0.0156 ppm | 0.0093 ppm | 0.0000 ppm | -0.0002 ppm | -0.0012 ppm | 0.0000 ppm |
| Concentration per Run | -0.0016 ppm | 0.0127 ppm | 0.0083 ppm | 0.0001 ppm | 0.0001 ppm | -0.0012 ppm | 0.0003 ppm |
| Concentration RSD | 459.0 % | 13.7 % | 6.2 % | 100.0 % | 218.6 % | 170.1 % | 179.4 % |

| | Zn 206.200 Axial-iFR) | Sc 361.384 Axial-iFR) | Sc 361.384 Radial-iFR) | Sc 227.318 Axial-eUV) | Y 360.073 Axial-iFR) | Y 371.030 Radial-iFR) | Y 224.306 Axial-eUV) |
|---|---|---|---|---|---|---|---|
| Concentration average | 0.0009 ppm | 97.9672 % | 98.2632 % | 96.4766 % | 97.5458 % | 97.5232 % | 97.1706 % |
| Concentration per Run | 0.0007 ppm | 97.7224 % | 97.5912 % | 96.4183 % | 97.3678 % | 97.5778 % | 97.2067 % |
| Concentration per Run | 0.0010 ppm | 97.8938 % | 98.6607 % | 96.4610 % | 97.7589 % | 97.1137 % | 97.0546 % |
| Concentration per Run | 0.0010 ppm | 98.2854 % | 98.5375 % | 96.5506 % | 97.5107 % | 97.8780 % | 97.2505 % |
| Concentration RSD | 22.0 % | 0.3 % | 0.6 % | 0.1 % | 0.2 % | 0.4 % | 0.1 % |

# ICP DataTrace 11

9/11/2025 7:24:09 AM

LabBook: WG2112807_20250910_T11.imexp

Sample: WG2112634-2d2 WG2112634
Analysis started at: 9/10/2025 8:17:36 AM
Comment <Comment>
Rack Number 1
Vial Numbers 5

| | Ag 328.068 Axial-iFR) | Al 396.152 Radial-iFR) | As 189.042 Axial-eUV) | B 208.959 Axial-iFR) | Ba 455.403 Radial-iFR) | Be 313.042 Radial-iFR) | Ca 315.887 Radial-iFR) |
|---|---|---|---|---|---|---|---|
| Concentration average | 0.0523 ppm | 2.1527 ppm | 0.1236 ppm | 1.0344 ppm | 2.1179 ppm | 0.0542 ppm | 10.7963 ppm |
| Concentration per Run | 0.0522 ppm | 2.1594 ppm | 0.1239 ppm | 1.0278 ppm | 2.1263 ppm | 0.0544 ppm | 10.8089 ppm |
| Concentration per Run | 0.0523 ppm | 2.1495 ppm | 0.1248 ppm | 1.0377 ppm | 2.1121 ppm | 0.0542 ppm | 10.7714 ppm |
| Concentration per Run | 0.0523 ppm | 2.1492 ppm | 0.1222 ppm | 1.0377 ppm | 2.1152 ppm | 0.0541 ppm | 10.8086 ppm |
| Concentration RSD | 0.1 % | 0.3 % | 1.1 % | 0.5 % | 0.4 % | 0.3 % | 0.2 % |

| | Cd 214.438 Axial-iFR) | Co 228.616 Axial-iFR) | Cr 267.716 Axial-iFR) | Cu 324.754 Axial-iFR) | Fe 259.940 Radial-iFR) | K 766.490 Radial-iFR) | Li 670.776 Radial-iFR) |
|---|---|---|---|---|---|---|---|
| Concentration average | 0.0549 ppm | 0.5117 ppm | 0.2084 ppm | 0.2646 ppm | 1.0787 ppm | 11.0841 ppm | -0.0009 ppm |
| Concentration per Run | 0.0548 ppm | 0.5085 ppm | 0.2068 ppm | 0.2619 ppm | 1.0877 ppm | 11.1090 ppm | -0.0007 ppm |
| Concentration per Run | 0.0549 ppm | 0.5131 ppm | 0.2094 ppm | 0.2658 ppm | 1.0771 ppm | 11.0535 ppm | -0.0003 ppm |
| Concentration per Run | 0.0550 ppm | 0.5136 ppm | 0.2090 ppm | 0.2661 ppm | 1.0713 ppm | 11.0898 ppm | -0.0016 ppm |
| Concentration RSD | 0.2 % | 0.6 % | 0.7 % | 0.9 % | 0.8 % | 0.3 % | 78.3 % |

| | Mg 279.079 Axial-iFR) | Mn 257.610 Radial-iFR) | Mo 202.030 Axial-iFR) | Na 589.592 Radial-iFR) | Ni 231.604 Axial-iFR) | Pb 220.353 Axial-eUV) | Sb 206.833 Axial-iFR) |
|---|---|---|---|---|---|---|---|
| Concentration average | 10.4519 ppm | 0.5375 ppm | 1.0381 ppm | 11.0377 ppm | 0.5238 ppm | 0.5483 ppm | 0.5311 ppm |
| Concentration per Run | 10.3894 ppm | 0.5387 ppm | 1.0342 ppm | 11.0495 ppm | 0.5212 ppm | 0.5482 ppm | 0.5296 ppm |
| Concentration per Run | 10.4968 ppm | 0.5380 ppm | 1.0396 ppm | 11.0419 ppm | 0.5240 ppm | 0.5486 ppm | 0.5342 ppm |
| Concentration per Run | 10.4694 ppm | 0.5356 ppm | 1.0407 ppm | 11.0218 ppm | 0.5263 ppm | 0.5480 ppm | 0.5297 ppm |
| Concentration RSD | 0.5 % | 0.3 % | 0.3 % | 0.1 % | 0.5 % | 0.1 % | 0.5 % |

| | Se 196.090 Axial-eUV) | Si 212.412 Axial-iFR) | Sn 189.989 Axial-iFR) | Sr 421.552 Radial-iFR) | Ti 334.904 Axial-iFR) | Tl 190.856 Axial-eUV) | V 292.402 Axial-iFR) |
|---|---|---|---|---|---|---|---|
| Concentration average | 0.1243 ppm | 1.1146 ppm | 1.0427 ppm | **1.0513 ppm** | 1.0496 ppm | **0.1254 ppm** | 0.5349 ppm |
| Concentration per Run | 0.1243 ppm | 1.1106 ppm | 1.0376 ppm | 1.0554 ppm | 1.0470 ppm | 0.1247 ppm | 0.5315 ppm |
| Concentration per Run | 0.1232 ppm | 1.1121 ppm | 1.0452 ppm | 1.0497 ppm | 1.0521 ppm | 0.1258 ppm | 0.5360 ppm |
| Concentration per Run | 0.1253 ppm | 1.1211 ppm | 1.0451 ppm | 1.0489 ppm | 1.0497 ppm | 0.1257 ppm | 0.5373 ppm |
| Concentration RSD | 0.8 % | 0.5 % | 0.4 % | 0.3 % | 0.2 % | 0.5 % | 0.6 % |

| | Zn 206.200 Axial-iFR) | Sc 361.384 Axial-iFR) | Sc 361.384 Radial-iFR) | Sc 227.318 Axial-eUV) | Y 360.073 Axial-iFR) | Y 371.030 Radial-iFR) | Y 224.306 Axial-eUV) |
|---|---|---|---|---|---|---|---|
| Concentration average | 0.5186 ppm | 98.0347 % | 97.6361 % | 94.0738 % | 96.4477 % | 96.3114 % | 94.4132 % |
| Concentration per Run | 0.5156 ppm | 97.9063 % | 97.7570 % | 93.9153 % | 95.8988 % | 97.3489 % | 94.2422 % |
| Concentration per Run | 0.5190 ppm | 97.9457 % | 98.1161 % | 94.0230 % | 96.9327 % | 97.0819 % | 94.3785 % |
| Concentration per Run | 0.5212 ppm | 98.2520 % | 97.0353 % | 94.2830 % | 96.5117 % | 94.5034 % | 94.6188 % |
| Concentration RSD | 0.5 % | 0.2 % | 0.6 % | 0.2 % | 0.5 % | 1.6 % | 0.2 % |

# ICP DataTrace 11

9/11/2025 7:24:09 AM

LabBook: WG2112807_20250910_T11.imexp

Sample: L2556498-01d2 WG2112634
Analysis started at: 9/10/2025 8:19:41 AM
Comment <Comment>
Rack Number 1
Vial Numbers 11

| | Ag 328.068 Axial-iFR) | Al 396.152 Radial-iFR) | As 189.042 Axial-eUV) | B 208.959 Axial-iFR) | Ba 455.403 Radial-iFR) | Be 313.042 Radial-iFR) | Ca 315.887 Radial-iFR) |
|---|---|---|---|---|---|---|---|
| Concentration average | 0.0013 ppm | 33.9160 ppm | 0.0923 ppm | 0.0217 ppm | 5.1465 ppm | 0.0026 ppm | **610.3799 [SIC 1000]** |
| Concentration per Run | 0.0013 ppm | 33.9078 ppm | 0.0924 ppm | 0.0212 ppm | 5.1320 ppm | 0.0027 ppm | 611.7605 ppm |
| Concentration per Run | 0.0008 ppm | 34.0799 ppm | 0.0919 ppm | 0.0224 ppm | 5.1396 ppm | 0.0026 ppm | 609.9008 ppm |
| Concentration per Run | 0.0018 ppm | 33.7603 ppm | 0.0924 ppm | 0.0213 ppm | 5.1679 ppm | 0.0026 ppm | 609.4784 ppm |
| Concentration RSD | 41.5 % | 0.5 % | 0.3 % | 3.1 % | 0.4 % | 1.3 % | 0.2 % |

| | Cd 214.438 Axial-iFR) | Co 228.616 Axial-iFR) | Cr 267.716 Axial-iFR) | Cu 324.754 Axial-iFR) | Fe 259.940 Radial-iFR) | K 766.490 Radial-iFR) | Li 670.776 Radial-iFR) |
|---|---|---|---|---|---|---|---|
| Concentration average | 0.0015 ppm | 0.0385 ppm | 0.1005 ppm | 0.6627 ppm | 111.0603 ppm | 5.8764 ppm | 0.0383 ppm |
| Concentration per Run | 0.0014 ppm | 0.0382 ppm | 0.0995 ppm | 0.6579 ppm | 111.2041 ppm | 5.8556 ppm | 0.0347 ppm |
| Concentration per Run | 0.0015 ppm | 0.0389 ppm | 0.1008 ppm | 0.6649 ppm | 111.5135 ppm | 5.8466 ppm | 0.0362 ppm |
| Concentration per Run | 0.0016 ppm | 0.0385 ppm | 0.1013 ppm | 0.6654 ppm | 110.4633 ppm | 5.9270 ppm | 0.0440 ppm |
| Concentration RSD | 5.8 % | 0.9 % | 0.9 % | 0.6 % | 0.5 % | 0.7 % | 13.0 % |

| | Mg 279.079 Axial-iFR) | Mn 257.610 Radial-iFR) | Mo 202.030 Axial-iFR) | Na 589.592 Radial-iFR) | Ni 231.604 Axial-iFR) | Pb 220.353 Axial-eUV) | Sb 206.833 Axial-iFR) |
|---|---|---|---|---|---|---|---|
| Concentration average | 296.3128 ppm | 1.9629 ppm | 0.0087 ppm | 1.5536 ppm | 0.3313 ppm | 7.5079 ppm | 0.0093 ppm |
| Concentration per Run | 297.6533 ppm | 1.9612 ppm | 0.0088 ppm | 1.5513 ppm | 0.3283 ppm | 7.4881 ppm | 0.0076 ppm |
| Concentration per Run | 297.4787 ppm | 1.9713 ppm | 0.0088 ppm | 1.5567 ppm | 0.3324 ppm | 7.5309 ppm | 0.0111 ppm |
| Concentration per Run | 293.8065 ppm | 1.9561 ppm | 0.0085 ppm | 1.5528 ppm | 0.3333 ppm | 7.5047 ppm | 0.0091 ppm |
| Concentration RSD | 0.7 % | 0.4 % | 1.8 % | 0.2 % | 0.8 % | 0.3 % | 19.2 % |

| | Se 196.090 Axial-eUV) | Si 212.412 Axial-iFR) | Sn 189.989 Axial-iFR) | Sr 421.552 Radial-iFR) | Ti 334.904 Axial-iFR) | Tl 190.856 Axial-eUV) | V 292.402 Axial-iFR) |
|---|---|---|---|---|---|---|---|
| Concentration average | 0.0073 ppm | 3.1850 ppm | 0.4215 ppm | 0.6664 ppm | 1.7273 ppm | 0.0017 ppm | 0.1752 ppm |
| Concentration per Run | 0.0069 ppm | 3.1921 ppm | 0.4196 ppm | 0.6667 ppm | 1.7379 ppm | 0.0011 ppm | 0.1748 ppm |
| Concentration per Run | 0.0039 ppm | 3.1931 ppm | 0.4228 ppm | 0.6667 ppm | 1.7339 ppm | 0.0014 ppm | 0.1759 ppm |
| Concentration per Run | 0.0112 ppm | 3.1698 ppm | 0.4222 ppm | 0.6660 ppm | 1.7102 ppm | 0.0026 ppm | 0.1748 ppm |
| Concentration RSD | 49.9 % | 0.4 % | 0.4 % | 0.1 % | 0.9 % | 45.8 % | 0.4 % |

| | Zn 206.200 Axial-iFR) | Sc 361.384 Axial-iFR) | Sc 361.384 Radial-iFR) | Sc 227.318 Axial-eUV) | Y 360.073 Axial-iFR) | Y 371.030 Radial-iFR) | Y 224.306 Axial-eUV) |
|---|---|---|---|---|---|---|---|
| Concentration average | 2.9606 ppm | 88.2752 % | 94.5483 % | 79.4999 % | 93.9974 % | 102.0478 % | 93.1642 % |
| Concentration per Run | 2.9557 ppm | 88.2528 % | 94.0057 % | 79.4976 % | 94.0425 % | 100.9550 % | 92.9653 % |
| Concentration per Run | 2.9584 ppm | 88.0570 % | 95.3653 % | 79.3161 % | 93.7288 % | 103.5868 % | 93.1787 % |
| Concentration per Run | 2.9678 ppm | 88.5159 % | 94.2738 % | 79.6860 % | 94.2210 % | 101.6017 % | 93.3487 % |
| Concentration RSD | 0.2 % | 0.3 % | 0.8 % | 0.2 % | 0.3 % | 1.3 % | 0.2 % |

# ICP DataTrace 11

9/11/2025 7:24:09 AM

LabBook: WG2112807_20250910_T11.imexp

Sample: EL2556498-02d2 WG2112634
Analysis started at: 9/10/2025 8:21:45 AM
Comment <Comment>
Rack Number 1
Vial Numbers 12

| | Ag 328.068 Axial-iFR) | Al 396.152 Radial-iFR) | As 189.042 Axial-eUV) | B 208.959 Axial-iFR) | Ba 455.403 Radial-iFR) | Be 313.042 Radial-iFR) | Ca 315.887 Radial-iFR) |
|---|---|---|---|---|---|---|---|
| Concentration average | -0.0013 ppm | 1.4835 ppm | 0.0103 ppm | 0.0042 ppm | 0.0268 ppm | 0.0007 ppm | 1,881.5984 [SIC 1000] |
| Concentration per Run | -0.0013 ppm | 1.4947 ppm | 0.0121 ppm | 0.0033 ppm | 0.0268 ppm | 0.0007 ppm | 1,874.8733 ppm |
| Concentration per Run | -0.0010 ppm | 1.4809 ppm | 0.0094 ppm | 0.0052 ppm | 0.0269 ppm | 0.0007 ppm | 1,880.9376 ppm |
| Concentration per Run | -0.0014 ppm | 1.4750 ppm | 0.0095 ppm | 0.0039 ppm | 0.0269 ppm | 0.0007 ppm | 1,888.9844 ppm |
| Concentration RSD | 15.9 % | 0.7 % | 14.7 % | 23.3 % | 0.1 % | 1.7 % | 0.4 % |

| | Cd 214.438 Axial-iFR) | Co 228.616 Axial-iFR) | Cr 267.716 Axial-iFR) | Cu 324.754 Axial-iFR) | Fe 259.940 Radial-iFR) | K 766.490 Radial-iFR) | Li 670.776 Radial-iFR) |
|---|---|---|---|---|---|---|---|
| Concentration average | -0.0204 ppm | 0.0083 ppm | 0.0146 ppm | 0.0285 ppm | 25.1342 ppm | 0.4718 ppm | -0.0454 ppm |
| Concentration per Run | -0.0208 ppm | 0.0078 ppm | 0.0144 ppm | 0.0287 ppm | 25.0411 ppm | 0.4955 ppm | -0.0529 ppm |
| Concentration per Run | -0.0201 ppm | 0.0082 ppm | 0.0145 ppm | 0.0284 ppm | 25.1668 ppm | 0.4543 ppm | -0.0595 ppm |
| Concentration per Run | -0.0203 ppm | 0.0089 ppm | 0.0147 ppm | 0.0285 ppm | 25.1948 ppm | 0.4657 ppm | -0.0238 ppm |
| Concentration RSD | 1.7 % | 6.5 % | 1.0 % | 0.7 % | 0.3 % | 4.5 % | 41.9 % |

| | Mg 279.079 Axial-iFR) | Mn 257.610 Radial-iFR) | Mo 202.030 Axial-iFR) | Na 589.592 Radial-iFR) | Ni 231.604 Axial-iFR) | Pb 220.353 Axial-eUV) | Sb 206.833 Axial-iFR) |
|---|---|---|---|---|---|---|---|
| Concentration average | 1,045.2424 [SIC 1000] | 1.1813 ppm | 0.0022 ppm | 0.2599 ppm | 0.0175 ppm | 0.0425 ppm | 0.0031 ppm |
| Concentration per Run | 1,050.7338 ppm | 1.1783 ppm | 0.0020 ppm | 0.2555 ppm | 0.0182 ppm | 0.0426 ppm | 0.0012 ppm |
| Concentration per Run | 1,036.0099 ppm | 1.1819 ppm | 0.0027 ppm | 0.2616 ppm | 0.0178 ppm | 0.0435 ppm | 0.0042 ppm |
| Concentration per Run | 1,048.9833 ppm | 1.1837 ppm | 0.0020 ppm | 0.2627 ppm | 0.0164 ppm | 0.0414 ppm | 0.0039 ppm |
| Concentration RSD | 0.8 % | 0.2 % | 18.1 % | 1.5 % | 5.2 % | 2.4 % | 52.4 % |

| | Se 196.090 Axial-eUV) | Si 212.412 Axial-iFR) | Sn 189.989 Axial-iFR) | Sr 421.552 Radial-iFR) | Ti 334.904 Axial-iFR) | Tl 190.856 Axial-eUV) | V 292.402 Axial-iFR) |
|---|---|---|---|---|---|---|---|
| Concentration average | 0.0000 ppm | 0.9933 ppm | 0.0039 ppm | 0.7783 ppm | 0.0617 ppm | 0.0029 ppm | 0.0885 ppm |
| Concentration per Run | 0.0024 ppm | 0.9996 ppm | 0.0042 ppm | 0.7742 ppm | 0.0617 ppm | 0.0040 ppm | 0.0888 ppm |
| Concentration per Run | -0.0014 ppm | 1.0077 ppm | 0.0025 ppm | 0.7799 ppm | 0.0617 ppm | 0.0027 ppm | 0.0881 ppm |
| Concentration per Run | -0.0009 ppm | 0.9725 ppm | 0.0052 ppm | 0.7807 ppm | 0.0618 ppm | 0.0022 ppm | 0.0887 ppm |
| Concentration RSD | 15,639.0 % | 1.9 % | 34.9 % | 0.5 % | 0.1 % | 31.4 % | 0.5 % |

| | Zn 206.200 Axial-iFR) | Sc 361.384 Axial-iFR) | Sc 361.384 Radial-iFR) | Sc 227.318 Axial-eUV) | Y 360.073 Axial-iFR) | Y 371.030 Radial-iFR) | Y 224.306 Axial-eUV) |
|---|---|---|---|---|---|---|---|
| Concentration average | 0.0620 ppm | 78.7733 % | 88.6315 % | 68.0962 % | 81.7898 % | 92.6007 % | 79.5383 % |
| Concentration per Run | 0.0622 ppm | 78.3942 % | 90.0077 % | 68.2947 % | 81.4811 % | 93.8915 % | 79.7844 % |
| Concentration per Run | 0.0623 ppm | 79.2286 % | 87.7828 % | 67.8087 % | 82.1435 % | 91.6442 % | 79.3593 % |
| Concentration per Run | 0.0616 ppm | 78.6971 % | 88.1040 % | 68.1854 % | 81.7449 % | 92.2662 % | 79.4711 % |
| Concentration RSD | 0.6 % | 0.5 % | 1.4 % | 0.4 % | 0.4 % | 1.3 % | 0.3 % |

# ICP DataTrace 11

9/11/2025 7:24:09 AM

LabBook: WG2112807_20250910_T11.imexp

Sample: L2556595-01d2 WG2112634
Analysis started at: 9/10/2025 8:23:50 AM
Comment <Comment>
Rack Number 1
Vial Numbers 13

| | Ag 328.068 Axial-iFR) | Al 396.152 Radial-iFR) | As 189.042 Axial-eUV) | B 208.959 Axial-iFR) | Ba 455.403 Radial-iFR) | Be 313.042 Radial-iFR) | Ca 315.887 Radial-iFR) |
|---|---|---|---|---|---|---|---|
| Concentration average | 0.0029 ppm | 56.6101 ppm | 0.1959 ppm | 0.0242 ppm | 1.5776 ppm | 0.0041 ppm | 124.6295 ppm |
| Concentration per Run | 0.0028 ppm | 56.7598 ppm | 0.1937 ppm | 0.0239 ppm | 1.5799 ppm | 0.0041 ppm | 124.6617 ppm |
| Concentration per Run | 0.0030 ppm | 56.7107 ppm | 0.1990 ppm | 0.0239 ppm | 1.5759 ppm | 0.0041 ppm | 125.1341 ppm |
| Concentration per Run | 0.0029 ppm | 56.3597 ppm | 0.1951 ppm | 0.0248 ppm | 1.5770 ppm | 0.0041 ppm | 124.0927 ppm |
| Concentration RSD | 3.9 % | 0.4 % | 1.4 % | 2.2 % | 0.1 % | 0.4 % | 0.4 % |

| | Cd 214.438 Axial-iFR) | Co 228.616 Axial-iFR) | Cr 267.716 Axial-iFR) | Cu 324.754 Axial-iFR) | Fe 259.940 Radial-iFR) | K 766.490 Radial-iFR) | Li 670.776 Radial-iFR) |
|---|---|---|---|---|---|---|---|
| Concentration average | 0.0047 ppm | 0.0886 ppm | 0.1353 ppm | 0.9822 ppm | 259.8236 ppm | 11.2106 ppm | 0.0993 ppm |
| Concentration per Run | 0.0048 ppm | 0.0879 ppm | 0.1355 ppm | 0.9891 ppm | 260.3919 ppm | 11.2245 ppm | 0.1001 ppm |
| Concentration per Run | 0.0046 ppm | 0.0879 ppm | 0.1347 ppm | 0.9768 ppm | 258.7601 ppm | 11.2007 ppm | 0.0987 ppm |
| Concentration per Run | 0.0046 ppm | 0.0899 ppm | 0.1358 ppm | 0.9806 ppm | 260.3188 ppm | 11.2064 ppm | 0.0992 ppm |
| Concentration RSD | 2.2 % | 1.3 % | 0.4 % | 0.6 % | 0.4 % | 0.1 % | 0.7 % |

| | Mg 279.079 Axial-iFR) | Mn 257.610 Radial-iFR) | Mo 202.030 Axial-iFR) | Na 589.592 Radial-iFR) | Ni 231.604 Axial-iFR) | Pb 220.353 Axial-eUV) | Sb 206.833 Axial-iFR) |
|---|---|---|---|---|---|---|---|
| Concentration average | 35.9576 ppm | 5.2119 ppm | 0.0080 ppm | 1.6568 ppm | 0.2897 ppm | 6.9322 ppm | 0.0294 ppm |
| Concentration per Run | 35.9249 ppm | 5.2268 ppm | 0.0079 ppm | 1.6654 ppm | 0.2901 ppm | 6.9041 ppm | 0.0301 ppm |
| Concentration per Run | 35.9786 ppm | 5.2199 ppm | 0.0086 ppm | 1.6679 ppm | 0.2898 ppm | 6.9644 ppm | 0.0315 ppm |
| Concentration per Run | 35.9694 ppm | 5.1891 ppm | 0.0074 ppm | 1.6370 ppm | 0.2892 ppm | 6.9280 ppm | 0.0266 ppm |
| Concentration RSD | 0.1 % | 0.4 % | 7.3 % | 1.0 % | 0.2 % | 0.4 % | 8.5 % |

| | Se 196.090 Axial-eUV) | Si 212.412 Axial-iFR) | Sn 189.989 Axial-iFR) | Sr 421.552 Radial-iFR) | Ti 334.904 Axial-iFR) | Tl 190.856 Axial-eUV) | V 292.402 Axial-iFR) |
|---|---|---|---|---|---|---|---|
| Concentration average | 0.0094 ppm | 3.0754 ppm | 0.3709 ppm | 0.3629 ppm | 2.8911 ppm | 0.0004 ppm | 0.2112 ppm |
| Concentration per Run | 0.0102 ppm | 3.0874 ppm | 0.3676 ppm | 0.3630 ppm | 2.8824 ppm | 0.0003 ppm | 0.2108 ppm |
| Concentration per Run | 0.0071 ppm | 3.0965 ppm | 0.3780 ppm | 0.3642 ppm | 2.8998 ppm | -0.0008 ppm | 0.2112 ppm |
| Concentration per Run | 0.0110 ppm | 3.0422 ppm | 0.3672 ppm | 0.3616 ppm | 2.8910 ppm | 0.0017 ppm | 0.2117 ppm |
| Concentration RSD | 21.9 % | 0.9 % | 1.6 % | 0.4 % | 0.3 % | 314.5 % | 0.2 % |

| | Zn 206.200 Axial-iFR) | Sc 361.384 Axial-iFR) | Sc 361.384 Radial-iFR) | Sc 227.318 Axial-eUV) | Y 360.073 Axial-iFR) | Y 371.030 Radial-iFR) | Y 224.306 Axial-eUV) |
|---|---|---|---|---|---|---|---|
| Concentration average | 8.2839 ppm | 96.3196 % | 99.9762 % | 89.7648 % | 109.5119 % | 114.3837 % | 110.7984 % |
| Concentration per Run | 8.2859 ppm | 96.6072 % | 100.5757 % | 90.3111 % | 109.8436 % | 116.0312 % | 111.1743 % |
| Concentration per Run | 8.2783 ppm | 96.0566 % | 99.3987 % | 89.0901 % | 108.7749 % | 113.9153 % | 109.9622 % |
| Concentration per Run | 8.2876 ppm | 96.2952 % | 99.9542 % | 89.8931 % | 109.9173 % | 113.2046 % | 111.2588 % |
| Concentration RSD | 0.1 % | 0.3 % | 0.6 % | 0.7 % | 0.6 % | 1.3 % | 0.7 % |

# ICP DataTrace 11

9/11/2025 7:24:09 AM

LabBook: WG2112807_20250910_T11.imexp

Sample: L2554694-07d2 WG2112634
Analysis started at: 9/10/2025 8:25:54 AM
Comment <Comment>
Rack Number 1
Vial Numbers 6

| | Ag 328.068 Axial-iFR) | Al 396.152 Radial-iFR) | As 189.042 Axial-eUV) | B 208.959 Axial-iFR) | Ba 455.403 Radial-iFR) | Be 313.042 Radial-iFR) | Ca 315.887 Radial-iFR) |
|---|---|---|---|---|---|---|---|
| Concentration average | 0.0024 ppm | 98.1841 ppm | 0.0334 ppm | 0.0439 ppm | 1.4331 ppm | 0.0034 ppm | 131.7358 ppm |
| Concentration per Run | 0.0026 ppm | 98.0222 ppm | 0.0308 ppm | 0.0433 ppm | 1.4320 ppm | 0.0034 ppm | 130.9672 ppm |
| Concentration per Run | 0.0026 ppm | 98.1065 ppm | 0.0342 ppm | 0.0432 ppm | 1.4344 ppm | 0.0034 ppm | 131.6741 ppm |
| Concentration per Run | 0.0020 ppm | 98.4238 ppm | 0.0351 ppm | 0.0452 ppm | 1.4328 ppm | 0.0033 ppm | 132.5661 ppm |
| Concentration RSD | 14.9 % | 0.2 % | 6.7 % | 2.5 % | 0.1 % | 1.6 % | 0.6 % |

| | Cd 214.438 Axial-iFR) | Co 228.616 Axial-iFR) | Cr 267.716 Axial-iFR) | Cu 324.754 Axial-iFR) | Fe 259.940 Radial-iFR) | K 766.490 Radial-iFR) | Li 670.776 Radial-iFR) |
|---|---|---|---|---|---|---|---|
| Concentration average | 0.0017 ppm | 0.0840 ppm | 0.2188 ppm | 0.5145 ppm | 181.1252 ppm | 28.8554 ppm | 0.1373 ppm |
| Concentration per Run | 0.0017 ppm | 0.0837 ppm | 0.2172 ppm | 0.5100 ppm | 180.3490 ppm | 28.7711 ppm | 0.1378 ppm |
| Concentration per Run | 0.0017 ppm | 0.0839 ppm | 0.2195 ppm | 0.5174 ppm | 181.3197 ppm | 28.9746 ppm | 0.1350 ppm |
| Concentration per Run | 0.0016 ppm | 0.0845 ppm | 0.2199 ppm | 0.5159 ppm | 181.7068 ppm | 28.8204 ppm | 0.1393 ppm |
| Concentration RSD | 3.2 % | 0.5 % | 0.7 % | 0.8 % | 0.4 % | 0.4 % | 1.6 % |

| | Mg 279.079 Axial-iFR) | Mn 257.610 Radial-iFR) | Mo 202.030 Axial-iFR) | Na 589.592 Radial-iFR) | Ni 231.604 Axial-iFR) | Pb 220.353 Axial-eUV) | Sb 206.833 Axial-iFR) |
|---|---|---|---|---|---|---|---|
| Concentration average | 57.9621 ppm | 2.8266 ppm | 0.0035 ppm | 8.1060 ppm | 0.1775 ppm | 1.8656 ppm | 0.0013 ppm |
| Concentration per Run | 57.0266 ppm | 2.8236 ppm | 0.0032 ppm | 8.1285 ppm | 0.1766 ppm | 1.8572 ppm | 0.0034 ppm |
| Concentration per Run | 58.2788 ppm | 2.8327 ppm | 0.0039 ppm | 8.1452 ppm | 0.1789 ppm | 1.8490 ppm | 0.0001 ppm |
| Concentration per Run | 58.5809 ppm | 2.8237 ppm | 0.0034 ppm | 8.0443 ppm | 0.1771 ppm | 1.8904 ppm | 0.0006 ppm |
| Concentration RSD | 1.4 % | 0.2 % | 10.2 % | 0.7 % | 0.7 % | 1.2 % | 131.2 % |

| | Se 196.090 Axial-eUV) | Si 212.412 Axial-iFR) | Sn 189.989 Axial-iFR) | Sr 421.552 Radial-iFR) | Ti 334.904 Axial-iFR) | Tl 190.856 Axial-eUV) | V 292.402 Axial-iFR) |
|---|---|---|---|---|---|---|---|
| Concentration average | 0.0061 ppm | 6.7482 ppm | 0.1438 ppm | 0.4965 ppm | 5.1451 ppm | 0.0016 ppm | 0.2870 ppm |
| Concentration per Run | 0.0074 ppm | 6.6697 ppm | 0.1409 ppm | 0.4958 ppm | 5.0709 ppm | 0.0007 ppm | 0.2845 ppm |
| Concentration per Run | 0.0071 ppm | 6.8067 ppm | 0.1456 ppm | 0.4987 ppm | 5.1719 ppm | 0.0012 ppm | 0.2880 ppm |
| Concentration per Run | 0.0038 ppm | 6.7682 ppm | 0.1449 ppm | 0.4950 ppm | 5.1924 ppm | 0.0030 ppm | 0.2886 ppm |
| Concentration RSD | 32.7 % | 1.0 % | 1.8 % | 0.4 % | 1.3 % | 74.5 % | 0.8 % |

| | Zn 206.200 Axial-iFR) | Sc 361.384 Axial-iFR) | Sc 361.384 Radial-iFR) | Sc 227.318 Axial-eUV) | Y 360.073 Axial-iFR) | Y 371.030 Radial-iFR) | Y 224.306 Axial-eUV) |
|---|---|---|---|---|---|---|---|
| Concentration average | 1.8301 ppm | 100.7164 % | 104.0230 % | 92.0895 % | 115.8333 % | 120.4293 % | 114.9786 % |
| Concentration per Run | 1.8179 ppm | 101.2990 % | 103.6151 % | 92.6892 % | 116.0196 % | 121.1966 % | 116.0232 % |
| Concentration per Run | 1.8367 ppm | 100.7174 % | 104.3733 % | 92.3987 % | 115.9065 % | 120.7618 % | 115.0365 % |
| Concentration per Run | 1.8357 ppm | 100.1328 % | 104.0805 % | 91.1806 % | 115.5738 % | 119.3294 % | 113.8762 % |
| Concentration RSD | 0.6 % | 0.6 % | 0.4 % | 0.9 % | 0.2 % | 0.8 % | 0.9 % |

# ICP DataTrace 11

9/11/2025 7:24:09 AM

LabBook: WG2112807_20250910_T11.imexp

Sample: WG2112634-3d2 WG2112634
Analysis started at: 9/10/2025 8:27:59 AM
Comment <Comment>
Rack Number 1
Vial Numbers 7

| | Ag 328.068 Axial-iFR) | Al 396.152 Radial-iFR) | As 189.042 Axial-eUV) | B 208.959 Axial-iFR) | Ba 455.403 Radial-iFR) | Be 313.042 Radial-iFR) | Ca 315.887 Radial-iFR) |
|---|---|---|---|---|---|---|---|
| Concentration average | 0.0519 ppm | 105.0603 ppm | 0.1387 ppm | 0.9793 ppm | 3.6390 ppm | 0.0550 ppm | 135.5718 ppm |
| Concentration per Run | 0.0517 ppm | 104.9024 ppm | 0.1392 ppm | 0.9729 ppm | 3.6468 ppm | 0.0552 ppm | 135.3887 ppm |
| Concentration per Run | 0.0522 ppm | 105.3022 ppm | 0.1377 ppm | 0.9801 ppm | 3.6298 ppm | 0.0548 ppm | 135.7902 ppm |
| Concentration per Run | 0.0519 ppm | 104.9761 ppm | 0.1392 ppm | 0.9850 ppm | 3.6405 ppm | 0.0550 ppm | 135.5366 ppm |
| Concentration RSD | 0.5 % | 0.2 % | 0.6 % | 0.6 % | 0.2 % | 0.3 % | 0.1 % |

| | Cd 214.438 Axial-iFR) | Co 228.616 Axial-iFR) | Cr 267.716 Axial-iFR) | Cu 324.754 Axial-iFR) | Fe 259.940 Radial-iFR) | K 766.490 Radial-iFR) | Li 670.776 Radial-iFR) |
|---|---|---|---|---|---|---|---|
| Concentration average | 0.0524 ppm | 0.5594 ppm | 0.4104 ppm | 0.7728 ppm | 186.8934 ppm | 39.2558 ppm | 0.1307 ppm |
| Concentration per Run | 0.0520 ppm | 0.5556 ppm | 0.4092 ppm | 0.7680 ppm | 187.6772 ppm | 39.2539 ppm | 0.1308 ppm |
| Concentration per Run | 0.0525 ppm | 0.5607 ppm | 0.4105 ppm | 0.7751 ppm | 185.3195 ppm | 39.1648 ppm | 0.1264 ppm |
| Concentration per Run | 0.0527 ppm | 0.5618 ppm | 0.4115 ppm | 0.7754 ppm | 187.6835 ppm | 39.3487 ppm | 0.1351 ppm |
| Concentration RSD | 0.7 % | 0.6 % | 0.3 % | 0.5 % | 0.7 % | 0.2 % | 3.3 % |

| | Mg 279.079 Axial-iFR) | Mn 257.610 Radial-iFR) | Mo 202.030 Axial-iFR) | Na 589.592 Radial-iFR) | Ni 231.604 Axial-iFR) | Pb 220.353 Axial-eUV) | Sb 206.833 Axial-iFR) |
|---|---|---|---|---|---|---|---|
| Concentration average | 67.9092 ppm | 3.4777 ppm | 0.9714 ppm | 19.7044 ppm | 0.6595 ppm | 3.3752 ppm | 0.2038 ppm |
| Concentration per Run | 66.8158 ppm | 3.4853 ppm | 0.9656 ppm | 19.7468 ppm | 0.6555 ppm | 3.3728 ppm | 0.2029 ppm |
| Concentration per Run | 68.4344 ppm | 3.4871 ppm | 0.9727 ppm | 19.9420 ppm | 0.6603 ppm | 3.3847 ppm | 0.2051 ppm |
| Concentration per Run | 68.4776 ppm | 3.4608 ppm | 0.9760 ppm | 19.4242 ppm | 0.6626 ppm | 3.3682 ppm | 0.2035 ppm |
| Concentration RSD | 1.4 % | 0.4 % | 0.5 % | 1.3 % | 0.6 % | 0.3 % | 0.6 % |

| | Se 196.090 Axial-eUV) | Si 212.412 Axial-iFR) | Sn 189.989 Axial-iFR) | Sr 421.552 Radial-iFR) | Ti 334.904 Axial-iFR) | Tl 190.856 Axial-eUV) | V 292.402 Axial-iFR) |
|---|---|---|---|---|---|---|---|
| Concentration average | 0.1051 ppm | 9.0322 ppm | 1.0147 ppm | **1.5106 ppm** | 6.6453 ppm | **0.1147 ppm** | 0.7947 ppm |
| Concentration per Run | 0.1081 ppm | 9.0133 ppm | 0.9997 ppm | 1.5119 ppm | 6.5686 ppm | 0.1141 ppm | 0.7882 ppm |
| Concentration per Run | 0.1083 ppm | 9.0616 ppm | 1.0166 ppm | 1.5075 ppm | 6.6803 ppm | 0.1149 ppm | 0.7981 ppm |
| Concentration per Run | 0.0990 ppm | 9.0218 ppm | 1.0277 ppm | 1.5124 ppm | 6.6869 ppm | 0.1151 ppm | 0.7979 ppm |
| Concentration RSD | 5.1 % | 0.3 % | 1.4 % | 0.2 % | 1.0 % | 0.4 % | 0.7 % |

| | Zn 206.200 Axial-iFR) | Sc 361.384 Axial-iFR) | Sc 361.384 Radial-iFR) | Sc 227.318 Axial-eUV) | Y 360.073 Axial-iFR) | Y 371.030 Radial-iFR) | Y 224.306 Axial-eUV) |
|---|---|---|---|---|---|---|---|
| Concentration average | 2.5703 ppm | 96.7983 % | 100.1150 % | 89.7430 % | 109.7120 % | 115.3854 % | 110.4484 % |
| Concentration per Run | 2.5498 ppm | 98.2163 % | 100.4012 % | 90.0117 % | 111.0980 % | 116.6369 % | 110.7429 % |
| Concentration per Run | 2.5813 ppm | 96.4542 % | 99.4997 % | 89.2048 % | 109.3411 % | 115.7159 % | 109.7547 % |
| Concentration per Run | 2.5799 ppm | 95.7246 % | 100.4440 % | 90.0126 % | 108.6968 % | 113.8033 % | 110.8475 % |
| Concentration RSD | 0.7 % | 1.3 % | 0.5 % | 0.5 % | 1.1 % | 1.3 % | 0.5 % |

# ICP DataTrace 11

9/11/2025 7:24:09 AM

LabBook: WG2112807_20250910_T11.imexp

Sample: WG2112634-4d2 WG2112634
Analysis started at: 9/10/2025 8:30:03 AM
Comment <Comment>
Rack Number 1
Vial Numbers 8

| | Ag 328.068 Axial-iFR) | Al 396.152 Radial-iFR) | As 189.042 Axial-eUV) | B 208.959 Axial-iFR) | Ba 455.403 Radial-iFR) | Be 313.042 Radial-iFR) | Ca 315.887 Radial-iFR) |
|---|---|---|---|---|---|---|---|
| Concentration average | 0.0030 ppm | 97.7739 ppm | 0.0371 ppm | 0.0427 ppm | 1.8911 ppm | 0.0032 ppm | 117.8131 ppm |
| Concentration per Run | 0.0037 ppm | 98.0016 ppm | 0.0373 ppm | 0.0435 ppm | 1.8975 ppm | 0.0032 ppm | 118.1837 ppm |
| Concentration per Run | 0.0027 ppm | 97.6553 ppm | 0.0377 ppm | 0.0438 ppm | 1.8881 ppm | 0.0032 ppm | 117.5982 ppm |
| Concentration per Run | 0.0025 ppm | 97.6648 ppm | 0.0363 ppm | 0.0408 ppm | 1.8878 ppm | 0.0032 ppm | 117.6573 ppm |
| Concentration RSD | 20.6 % | 0.2 % | 2.0 % | 4.0 % | 0.3 % | 0.6 % | 0.3 % |

| | Cd 214.438 Axial-iFR) | Co 228.616 Axial-iFR) | Cr 267.716 Axial-iFR) | Cu 324.754 Axial-iFR) | Fe 259.940 Radial-iFR) | K 766.490 Radial-iFR) | Li 670.776 Radial-iFR) |
|---|---|---|---|---|---|---|---|
| Concentration average | 0.0030 ppm | 0.0921 ppm | 0.2328 ppm | 0.6610 ppm | 184.8857 ppm | 32.3086 ppm | 0.1372 ppm |
| Concentration per Run | 0.0032 ppm | 0.0918 ppm | 0.2335 ppm | 0.6590 ppm | 185.0603 ppm | 32.4069 ppm | 0.1429 ppm |
| Concentration per Run | 0.0028 ppm | 0.0921 ppm | 0.2333 ppm | 0.6636 ppm | 184.7379 ppm | 32.2474 ppm | 0.1342 ppm |
| Concentration per Run | 0.0032 ppm | 0.0926 ppm | 0.2318 ppm | 0.6603 ppm | 184.8587 ppm | 32.2715 ppm | 0.1344 ppm |
| Concentration RSD | 8.1 % | 0.5 % | 0.4 % | 0.4 % | 0.1 % | 0.3 % | 3.6 % |

| | Mg 279.079 Axial-iFR) | Mn 257.610 Radial-iFR) | Mo 202.030 Axial-iFR) | Na 589.592 Radial-iFR) | Ni 231.604 Axial-iFR) | Pb 220.353 Axial-eUV) | Sb 206.833 Axial-iFR) |
|---|---|---|---|---|---|---|---|
| Concentration average | 71.6810 ppm | 2.9423 ppm | 0.0026 ppm | 7.5725 ppm | 0.3250 ppm | 2.3830 ppm | 0.0033 ppm |
| Concentration per Run | 70.6335 ppm | 2.9430 ppm | 0.0022 ppm | 7.5198 ppm | 0.3234 ppm | 2.3829 ppm | 0.0027 ppm |
| Concentration per Run | 73.1348 ppm | 2.9396 ppm | 0.0025 ppm | 7.5863 ppm | 0.3275 ppm | 2.3922 ppm | 0.0030 ppm |
| Concentration per Run | 71.2748 ppm | 2.9443 ppm | 0.0033 ppm | 7.6115 ppm | 0.3241 ppm | 2.3740 ppm | 0.0044 ppm |
| Concentration RSD | 1.8 % | 0.1 % | 20.7 % | 0.6 % | 0.7 % | 0.4 % | 28.3 % |

| | Se 196.090 Axial-eUV) | Si 212.412 Axial-iFR) | Sn 189.989 Axial-iFR) | Sr 421.552 Radial-iFR) | Ti 334.904 Axial-iFR) | Tl 190.856 Axial-eUV) | V 292.402 Axial-iFR) |
|---|---|---|---|---|---|---|---|
| Concentration average | 0.0034 ppm | 5.3451 ppm | 0.1183 ppm | 0.4349 ppm | 5.5164 ppm | 0.0025 ppm | 0.2804 ppm |
| Concentration per Run | 0.0006 ppm | 5.3318 ppm | 0.1202 ppm | 0.4364 ppm | 5.4372 ppm | 0.0017 ppm | 0.2786 ppm |
| Concentration per Run | 0.0020 ppm | 5.4043 ppm | 0.1171 ppm | 0.4339 ppm | 5.6224 ppm | 0.0031 ppm | 0.2828 ppm |
| Concentration per Run | 0.0077 ppm | 5.2993 ppm | 0.1175 ppm | 0.4343 ppm | 5.4896 ppm | 0.0027 ppm | 0.2799 ppm |
| Concentration RSD | 109.5 % | 1.0 % | 1.4 % | 0.3 % | 1.7 % | 29.5 % | 0.8 % |

| | Zn 206.200 Axial-iFR) | Sc 361.384 Axial-iFR) | Sc 361.384 Radial-iFR) | Sc 227.318 Axial-eUV) | Y 360.073 Axial-iFR) | Y 371.030 Radial-iFR) | Y 224.306 Axial-eUV) |
|---|---|---|---|---|---|---|---|
| Concentration average | 2.3269 ppm | 98.0519 % | 101.3756 % | 90.7661 % | 110.1702 % | 115.2481 % | 110.7303 % |
| Concentration per Run | 2.3237 ppm | 98.3001 % | 101.3777 % | 91.0051 % | 109.9807 % | 113.5768 % | 111.2132 % |
| Concentration per Run | 2.3368 ppm | 97.2757 % | 102.6108 % | 90.2022 % | 109.8432 % | 117.0947 % | 110.4218 % |
| Concentration per Run | 2.3202 ppm | 98.5801 % | 100.1381 % | 91.0910 % | 110.6866 % | 115.0728 % | 110.5560 % |
| Concentration RSD | 0.4 % | 0.7 % | 1.2 % | 0.5 % | 0.4 % | 1.5 % | 0.4 % |

# ICP DataTrace 11

9/11/2025 7:24:09 AM

LabBook: WG2112807_20250910_T11.imexp

Sample: WG2112634-5d2 WG2112634
Analysis started at: 9/10/2025 8:32:08 AM
Comment <Comment>
Rack Number 1
Vial Numbers 9

| | Ag 328.068 Axial-iFR) | Al 396.152 Radial-iFR) | As 189.042 Axial-eUV) | B 208.959 Axial-iFR) | Ba 455.403 Radial-iFR) | Be 313.042 Radial-iFR) | Ca 315.887 Radial-iFR) |
|---|---|---|---|---|---|---|---|
| Concentration average | 0.0260 ppm | 101.3067 ppm | 0.1490 ppm | 1.1387 ppm | 3.7048 ppm | 0.0621 ppm | 144.2469 ppm |
| Concentration per Run | 0.0251 ppm | 101.4291 ppm | 0.1493 ppm | 1.1134 ppm | 3.7095 ppm | 0.0621 ppm | 144.5447 ppm |
| Concentration per Run | 0.0265 ppm | 101.0840 ppm | 0.1501 ppm | 1.1473 ppm | 3.6952 ppm | 0.0619 ppm | 143.7214 ppm |
| Concentration per Run | 0.0263 ppm | 101.4071 ppm | 0.1476 ppm | 1.1552 ppm | 3.7098 ppm | 0.0622 ppm | 144.4747 ppm |
| Concentration RSD | 3.1 % | 0.2 % | 0.9 % | 2.0 % | 0.2 % | 0.3 % | 0.3 % |

| | Cd 214.438 Axial-iFR) | Co 228.616 Axial-iFR) | Cr 267.716 Axial-iFR) | Cu 324.754 Axial-iFR) | Fe 259.940 Radial-iFR) | K 766.490 Radial-iFR) | Li 670.776 Radial-iFR) |
|---|---|---|---|---|---|---|---|
| Concentration average | 0.0587 ppm | 0.6193 ppm | 0.4388 ppm | 0.7946 ppm | 183.0243 ppm | 40.9503 ppm | 0.1339 ppm |
| Concentration per Run | 0.0578 ppm | 0.6098 ppm | 0.4332 ppm | 0.7801 ppm | 183.2710 ppm | 41.0313 ppm | 0.1352 ppm |
| Concentration per Run | 0.0587 ppm | 0.6215 ppm | 0.4388 ppm | 0.7997 ppm | 181.9931 ppm | 40.7571 ppm | 0.1334 ppm |
| Concentration per Run | 0.0594 ppm | 0.6265 ppm | 0.4444 ppm | 0.8039 ppm | 183.8089 ppm | 41.0626 ppm | 0.1330 ppm |
| Concentration RSD | 1.4 % | 1.4 % | 1.3 % | 1.6 % | 0.5 % | 0.4 % | 0.9 % |

| | Mg 279.079 Axial-iFR) | Mn 257.610 Radial-iFR) | Mo 202.030 Axial-iFR) | Na 589.592 Radial-iFR) | Ni 231.604 Axial-iFR) | Pb 220.353 Axial-eUV) | Sb 206.833 Axial-iFR) |
|---|---|---|---|---|---|---|---|
| Concentration average | 68.2562 ppm | 3.4142 ppm | 1.0924 ppm | 20.6936 ppm | 0.7178 ppm | 2.4693 ppm | 0.5205 ppm |
| Concentration per Run | 67.0538 ppm | 3.4357 ppm | 1.0750 ppm | 20.7845 ppm | 0.7036 ppm | 2.4665 ppm | 0.5136 ppm |
| Concentration per Run | 68.5795 ppm | 3.3970 ppm | 1.0957 ppm | 20.6197 ppm | 0.7210 ppm | 2.4603 ppm | 0.5235 ppm |
| Concentration per Run | 69.1353 ppm | 3.4099 ppm | 1.1063 ppm | 20.6765 ppm | 0.7288 ppm | 2.4812 ppm | 0.5244 ppm |
| Concentration RSD | 1.6 % | 0.6 % | 1.5 % | 0.4 % | 1.8 % | 0.4 % | 1.2 % |

| | Se 196.090 Axial-eUV) | Si 212.412 Axial-iFR) | Sn 189.989 Axial-iFR) | Sr 421.552 Radial-iFR) | Ti 334.904 Axial-iFR) | Tl 190.856 Axial-eUV) | V 292.402 Axial-iFR) |
|---|---|---|---|---|---|---|---|
| Concentration average | 0.1420 ppm | 8.6061 ppm | 1.2878 ppm | 1.6273 ppm | 6.2378 ppm | 0.1347 ppm | 0.8555 ppm |
| Concentration per Run | 0.1423 ppm | 8.3913 ppm | 1.2775 ppm | 1.6301 ppm | 6.1132 ppm | 0.1345 ppm | 0.8439 ppm |
| Concentration per Run | 0.1417 ppm | 8.6326 ppm | 1.2878 ppm | 1.6217 ppm | 6.2741 ppm | 0.1339 ppm | 0.8591 ppm |
| Concentration per Run | 0.1421 ppm | 8.7945 ppm | 1.2981 ppm | 1.6301 ppm | 6.3261 ppm | 0.1358 ppm | 0.8636 ppm |
| Concentration RSD | 0.2 % | 2.4 % | 0.8 % | 0.3 % | 1.8 % | 0.7 % | 1.2 % |

| | Zn 206.200 Axial-iFR) | Sc 361.384 Axial-iFR) | Sc 361.384 Radial-iFR) | Sc 227.318 Axial-eUV) | Y 360.073 Axial-iFR) | Y 371.030 Radial-iFR) | Y 224.306 Axial-eUV) |
|---|---|---|---|---|---|---|---|
| Concentration average | 2.3636 ppm | 97.6387 % | 100.0443 % | 88.3177 % | 111.9732 % | 116.2266 % | 110.3438 % |
| Concentration per Run | 2.3336 ppm | 98.1279 % | 100.0282 % | 88.5672 % | 112.1675 % | 116.2695 % | 110.5370 % |
| Concentration per Run | 2.3705 ppm | 97.5757 % | 100.8488 % | 88.1466 % | 111.9108 % | 116.7254 % | 110.0198 % |
| Concentration per Run | 2.3867 ppm | 97.2125 % | 99.2559 % | 88.2394 % | 111.8414 % | 115.6850 % | 110.4745 % |
| Concentration RSD | 1.2 % | 0.5 % | 0.8 % | 0.3 % | 0.2 % | 0.4 % | 0.3 % |

# ICP DataTrace 11

9/11/2025 7:24:09 AM

LabBook: WG2112807_20250910_T11.imexp

Sample: WG2112634-6d10 WG2112634
Analysis started at: 9/10/2025 8:34:12 AM
Comment <Comment>
Rack Number 1
Vial Numbers 10

| | Ag 328.068 Axial-iFR) | Al 396.152 Radial-iFR) | As 189.042 Axial-eUV) | B 208.959 Axial-iFR) | Ba 455.403 Radial-iFR) | Be 313.042 Radial-iFR) | Ca 315.887 Radial-iFR) |
|---|---|---|---|---|---|---|---|
| Concentration average | 0.0002 ppm | 21.1280 ppm | 0.0072 ppm | 0.0105 ppm | 0.3066 ppm | 0.0008 ppm | 28.6545 ppm |
| Concentration per Run | 0.0006 ppm | 21.0752 ppm | 0.0074 ppm | 0.0105 ppm | 0.3048 ppm | 0.0008 ppm | 28.6502 ppm |
| Concentration per Run | 0.0001 ppm | 21.0926 ppm | 0.0065 ppm | 0.0110 ppm | 0.3052 ppm | 0.0007 ppm | 28.5799 ppm |
| Concentration per Run | -0.0001 ppm | 21.2163 ppm | 0.0077 ppm | 0.0102 ppm | 0.3099 ppm | 0.0008 ppm | 28.7335 ppm |
| Concentration RSD | 195.7 % | 0.4 % | 8.2 % | 3.6 % | 0.9 % | 1.0 % | 0.3 % |

| | Cd 214.438 Axial-iFR) | Co 228.616 Axial-iFR) | Cr 267.716 Axial-iFR) | Cu 324.754 Axial-iFR) | Fe 259.940 Radial-iFR) | K 766.490 Radial-iFR) | Li 670.776 Radial-iFR) |
|---|---|---|---|---|---|---|---|
| Concentration average | 0.0003 ppm | 0.0186 ppm | 0.0480 ppm | 0.1111 ppm | 40.1479 ppm | 6.0695 ppm | 0.0288 ppm |
| Concentration per Run | 0.0002 ppm | 0.0183 ppm | 0.0481 ppm | 0.1109 ppm | 40.1108 ppm | 6.0792 ppm | 0.0297 ppm |
| Concentration per Run | 0.0002 ppm | 0.0183 ppm | 0.0476 ppm | 0.1110 ppm | 39.9176 ppm | 6.0354 ppm | 0.0291 ppm |
| Concentration per Run | 0.0003 ppm | 0.0192 ppm | 0.0484 ppm | 0.1115 ppm | 40.4152 ppm | 6.0940 ppm | 0.0275 ppm |
| Concentration RSD | 27.3 % | 2.8 % | 0.9 % | 0.3 % | 0.6 % | 0.5 % | 3.8 % |

| | Mg 279.079 Axial-iFR) | Mn 257.610 Radial-iFR) | Mo 202.030 Axial-iFR) | Na 589.592 Radial-iFR) | Ni 231.604 Axial-iFR) | Pb 220.353 Axial-eUV) | Sb 206.833 Axial-iFR) |
|---|---|---|---|---|---|---|---|
| Concentration average | 13.1929 ppm | 0.6182 ppm | 0.0009 ppm | 1.7440 ppm | 0.0394 ppm | 0.3976 ppm | -0.0006 ppm |
| Concentration per Run | 13.1693 ppm | 0.6170 ppm | 0.0010 ppm | 1.7321 ppm | 0.0389 ppm | 0.3986 ppm | 0.0005 ppm |
| Concentration per Run | 13.2401 ppm | 0.6179 ppm | 0.0009 ppm | 1.7577 ppm | 0.0399 ppm | 0.3987 ppm | -0.0018 ppm |
| Concentration per Run | 13.1693 ppm | 0.6198 ppm | 0.0009 ppm | 1.7421 ppm | 0.0394 ppm | 0.3956 ppm | -0.0005 ppm |
| Concentration RSD | 0.3 % | 0.2 % | 8.3 % | 0.7 % | 1.2 % | 0.4 % | 186.0 % |

| | Se 196.090 Axial-eUV) | Si 212.412 Axial-iFR) | Sn 189.989 Axial-iFR) | Sr 421.552 Radial-iFR) | Ti 334.904 Axial-iFR) | Tl 190.856 Axial-eUV) | V 292.402 Axial-iFR) |
|---|---|---|---|---|---|---|---|
| Concentration average | 0.0041 ppm | 1.4574 ppm | 0.0320 ppm | 0.1063 ppm | 1.1310 ppm | 0.0011 ppm | 0.0617 ppm |
| Concentration per Run | 0.0039 ppm | 1.4717 ppm | 0.0329 ppm | 0.1063 ppm | 1.1279 ppm | 0.0020 ppm | 0.0619 ppm |
| Concentration per Run | 0.0031 ppm | 1.4667 ppm | 0.0306 ppm | 0.1058 ppm | 1.1373 ppm | -0.0001 ppm | 0.0617 ppm |
| Concentration per Run | 0.0054 ppm | 1.4337 ppm | 0.0325 ppm | 0.1067 ppm | 1.1280 ppm | 0.0015 ppm | 0.0616 ppm |
| Concentration RSD | 27.9 % | 1.4 % | 3.8 % | 0.4 % | 0.5 % | 95.1 % | 0.3 % |

| | Zn 206.200 Axial-iFR) | Sc 361.384 Axial-iFR) | Sc 361.384 Radial-iFR) | Sc 227.318 Axial-eUV) | Y 360.073 Axial-iFR) | Y 371.030 Radial-iFR) | Y 224.306 Axial-eUV) |
|---|---|---|---|---|---|---|---|
| Concentration average | 0.4063 ppm | 97.6194 % | 98.4094 % | 95.2447 % | 99.5699 % | 99.5687 % | 99.7462 % |
| Concentration per Run | 0.4054 ppm | 97.9828 % | 98.5064 % | 95.2237 % | 99.8424 % | 98.7595 % | 99.5111 % |
| Concentration per Run | 0.4086 ppm | 97.2819 % | 98.4379 % | 94.8144 % | 99.2764 % | 100.7129 % | 99.5686 % |
| Concentration per Run | 0.4050 ppm | 97.5934 % | 98.2839 % | 95.6961 % | 99.5908 % | 99.2338 % | 100.1588 % |
| Concentration RSD | 0.5 % | 0.4 % | 0.1 % | 0.5 % | 0.3 % | 1.0 % | 0.4 % |

# ICP DataTrace 11

9/11/2025 7:24:09 AM

LabBook: WG2112807_20250910_T11.imexp

Sample: CCV
Analysis started at: 9/10/2025 8:36:17 AM
Comment <Comment>
Rack Number 0
Vial Numbers 3

| | Ag 328.068 Axial-iFR) | Al 396.152 Radial-iFR) | As 189.042 Axial-eUV) | B 208.959 Axial-iFR) | Ba 455.403 Radial-iFR) | Be 313.042 Radial-iFR) | Ca 315.887 Radial-iFR) |
|---|---|---|---|---|---|---|---|
| Concentration average | 0.5239 ppm | 0.5030 ppm | 0.5032 ppm | 0.5111 ppm | 0.5183 ppm | 0.5310 ppm | 0.5223 ppm |
| Concentration per Run | 0.5234 ppm | 0.5057 ppm | 0.5022 ppm | 0.5101 ppm | 0.5198 ppm | 0.5318 ppm | 0.5236 ppm |
| Concentration per Run | 0.5239 ppm | 0.5081 ppm | 0.5057 ppm | 0.5109 ppm | 0.5192 ppm | 0.5324 ppm | 0.5194 ppm |
| Concentration per Run | 0.5243 ppm | 0.4950 ppm | 0.5016 ppm | 0.5123 ppm | 0.5158 ppm | 0.5287 ppm | 0.5240 ppm |
| Recovery Percentage | 104.777 % | 100.591 % | 100.637 % | 102.219 % | 103.650 % | 106.190 % | 104.466 % |
| Concentration RSD | 0.1 % | 1.4 % | 0.4 % | 0.2 % | 0.4 % | 0.4 % | 0.5 % |

| | Cd 214.438 Axial-iFR) | Co 228.616 Axial-iFR) | Cr 267.716 Axial-iFR) | Cu 324.754 Axial-iFR) | Fe 259.940 Radial-iFR) | K 766.490 Radial-iFR) | Li 670.776 Radial-iFR) |
|---|---|---|---|---|---|---|---|
| Concentration average | 0.5270 ppm | 0.5305 ppm | 0.5293 ppm | 0.5396 ppm | 0.5221 ppm | 5.3952 ppm | 0.5443 ppm |
| Concentration per Run | 0.5269 ppm | 0.5278 ppm | 0.5293 ppm | 0.5406 ppm | 0.5239 ppm | 5.4248 ppm | 0.5444 ppm |
| Concentration per Run | 0.5255 ppm | 0.5307 ppm | 0.5281 ppm | 0.5393 ppm | 0.5204 ppm | 5.3999 ppm | 0.5452 ppm |
| Concentration per Run | 0.5285 ppm | 0.5330 ppm | 0.5305 ppm | 0.5388 ppm | 0.5218 ppm | 5.3609 ppm | 0.5433 ppm |
| Recovery Percentage | 105.395 % | 106.101 % | 105.859 % | 107.912 % | 104.410 % | 107.905 % | 108.858 % |
| Concentration RSD | 0.3 % | 0.5 % | 0.2 % | 0.2 % | 0.3 % | 0.6 % | 0.2 % |

| | Mg 279.079 Axial-iFR) | Mn 257.610 Radial-iFR) | Mo 202.030 Axial-iFR) | Na 589.592 Radial-iFR) | Ni 231.604 Axial-iFR) | Pb 220.353 Axial-eUV) | Sb 206.833 Axial-iFR) |
|---|---|---|---|---|---|---|---|
| Concentration average | 0.5242 ppm | 0.5343 ppm | 0.5110 ppm | 10.5509 ppm | 0.5384 ppm | 0.5197 ppm | 0.5307 ppm |
| Concentration per Run | 0.5244 ppm | 0.5357 ppm | 0.5104 ppm | 10.5596 ppm | 0.5363 ppm | 0.5198 ppm | 0.5329 ppm |
| Concentration per Run | 0.5222 ppm | 0.5337 ppm | 0.5112 ppm | 10.5105 ppm | 0.5391 ppm | 0.5198 ppm | 0.5276 ppm |
| Concentration per Run | 0.5259 ppm | 0.5336 ppm | 0.5114 ppm | 10.5824 ppm | 0.5400 ppm | 0.5195 ppm | 0.5316 ppm |
| Recovery Percentage | 104.833 % | 106.868 % | 102.199 % | 105.509 % | 107.684 % | 103.946 % | 106.140 % |
| Concentration RSD | 0.4 % | 0.2 % | 0.1 % | 0.3 % | 0.4 % | 0.0 % | 0.5 % |

| | Se 196.090 Axial-eUV) | Si 212.412 Axial-iFR) | Sn 189.989 Axial-iFR) | Sr 421.552 Radial-iFR) | Ti 334.904 Axial-iFR) | Tl 190.856 Axial-eUV) | V 292.402 Axial-iFR) |
|---|---|---|---|---|---|---|---|
| Concentration average | 0.4993 ppm | 5.6384 ppm | 0.5259 ppm | 0.5225 ppm | 0.5242 ppm | 0.5224 ppm | 0.5290 ppm |
| Concentration per Run | 0.4976 ppm | 5.6338 ppm | 0.5265 ppm | 0.5238 ppm | 0.5231 ppm | 0.5218 ppm | 0.5287 ppm |
| Concentration per Run | 0.4994 ppm | 5.6323 ppm | 0.5270 ppm | 0.5231 ppm | 0.5230 ppm | 0.5222 ppm | 0.5285 ppm |
| Concentration per Run | 0.5010 ppm | 5.6490 ppm | 0.5243 ppm | 0.5206 ppm | 0.5266 ppm | 0.5231 ppm | 0.5298 ppm |
| Recovery Percentage | 99.862 % | 107.398 % | 105.187 % | 104.499 % | 104.848 % | 104.472 % | 105.793 % |
| Concentration RSD | 0.3 % | 0.2 % | 0.3 % | 0.3 % | 0.4 % | 0.1 % | 0.1 % |

| | Zn 206.200 Axial-iFR) | Sc 361.384 Axial-iFR) | Sc 361.384 Radial-iFR) | Sc 227.318 Axial-eUV) | Y 360.073 Axial-iFR) | Y 371.030 Radial-iFR) | Y 224.306 Axial-eUV) |
|---|---|---|---|---|---|---|---|
| Concentration average | 0.5230 ppm | 97.2928 % | 96.8275 % | 95.6712 % | 94.9977 % | 94.8615 % | 94.7229 % |
| Concentration per Run | 0.5207 ppm | 97.1528 % | 96.0239 % | 94.6887 % | 94.4915 % | 94.2796 % | 93.7888 % |
| Concentration per Run | 0.5217 ppm | 97.3879 % | 97.5789 % | 95.8091 % | 95.2163 % | 95.2142 % | 94.7751 % |
| Concentration per Run | 0.5265 ppm | 97.3376 % | 96.8797 % | 96.5158 % | 95.2852 % | 95.0907 % | 95.6047 % |
| Recovery Percentage | 104.593 % | | | | | | |
| Concentration RSD | 0.6 % | 0.1 % | 0.8 % | 1.0 % | 0.5 % | 0.5 % | 1.0 % |

# ICP DataTrace 11

9/11/2025 7:24:09 AM

LabBook: WG2112807_20250910_T11.imexp

Sample: CCB
Analysis started at: 9/10/2025 8:38:21 AM
Comment <Comment>
Rack Number 0
Vial Numbers 4

| | Ag 328.068 Axial-iFR) | Al 396.152 Radial-iFR) | As 189.042 Axial-eUV) | B 208.959 Axial-iFR) | Ba 455.403 Radial-iFR) | Be 313.042 Radial-iFR) | Ca 315.887 Radial-iFR) |
|---|---|---|---|---|---|---|---|
| Concentration average | -0.0003 ppm | 0.0015 ppm | -0.0010 ppm | -0.0002 ppm | 0.0001 ppm | 0.0001 ppm | 0.0050 ppm |
| Concentration per Run | -0.0001 ppm | 0.0090 ppm | -0.0015 ppm | -0.0013 ppm | -0.0001 ppm | 0.0001 ppm | 0.0053 ppm |
| Concentration per Run | -0.0007 ppm | -0.0022 ppm | -0.0020 ppm | -0.0017 ppm | 0.0002 ppm | 0.0000 ppm | 0.0050 ppm |
| Concentration per Run | 0.0001 ppm | -0.0024 ppm | 0.0006 ppm | 0.0023 ppm | 0.0001 ppm | 0.0001 ppm | 0.0046 ppm |
| Recovery Percentage | -3.757 % | 1.509 % | -20.005 % | -0.658 % | 0.968 % | 1.551 % | 4.965 % |
| Concentration RSD | 165.4 % | 432.1 % | 136.9 % | 1,115.1 % | 159.6 % | 127.4 % | 7.2 % |

| | Cd 214.438 Axial-iFR) | Co 228.616 Axial-iFR) | Cr 267.716 Axial-iFR) | Cu 324.754 Axial-iFR) | Fe 259.940 Radial-iFR) | K 766.490 Radial-iFR) | Li 670.776 Radial-iFR) |
|---|---|---|---|---|---|---|---|
| Concentration average | 0.0000 ppm | -0.0005 ppm | 0.0004 ppm | 0.0000 ppm | 0.0012 ppm | -0.0208 ppm | -0.0006 ppm |
| Concentration per Run | 0.0001 ppm | -0.0005 ppm | 0.0003 ppm | 0.0005 ppm | 0.0005 ppm | -0.0063 ppm | 0.0008 ppm |
| Concentration per Run | -0.0001 ppm | 0.0000 ppm | 0.0008 ppm | -0.0003 ppm | 0.0013 ppm | -0.0089 ppm | -0.0022 ppm |
| Concentration per Run | 0.0001 ppm | -0.0010 ppm | 0.0000 ppm | -0.0001 ppm | 0.0017 ppm | -0.0474 ppm | -0.0005 ppm |
| Recovery Percentage | 0.474 % | -2.507 % | 3.569 % | 0.264 % | 2.312 % | -0.834 % | -12.527 % |
| Concentration RSD | 405.6 % | 101.3 % | 119.2 % | 1,681.7 % | 54.9 % | 110.3 % | 242.4 % |

| | Mg 279.079 Axial-iFR) | Mn 257.610 Radial-iFR) | Mo 202.030 Axial-iFR) | Na 589.592 Radial-iFR) | Ni 231.604 Axial-iFR) | Pb 220.353 Axial-eUV) | Sb 206.833 Axial-iFR) |
|---|---|---|---|---|---|---|---|
| Concentration average | -0.0011 ppm | -0.0001 ppm | 0.0001 ppm | 0.0010 ppm | -0.0004 ppm | -0.0006 ppm | -0.0027 ppm |
| Concentration per Run | -0.0010 ppm | 0.0000 ppm | 0.0004 ppm | -0.0011 ppm | -0.0010 ppm | -0.0007 ppm | -0.0011 ppm |
| Concentration per Run | 0.0006 ppm | -0.0001 ppm | -0.0001 ppm | -0.0014 ppm | -0.0007 ppm | -0.0009 ppm | -0.0027 ppm |
| Concentration per Run | -0.0028 ppm | -0.0001 ppm | -0.0001 ppm | 0.0054 ppm | 0.0006 ppm | -0.0003 ppm | -0.0043 ppm |
| Recovery Percentage | -1.084 % | -0.801 % | 0.124 % | 0.050 % | -1.409 % | -6.376 % | -5.423 % |
| Concentration RSD | 158.1 % | 94.0 % | 434.6 % | 381.6 % | 238.1 % | 48.5 % | 60.0 % |

| | Se 196.090 Axial-eUV) | Si 212.412 Axial-iFR) | Sn 189.989 Axial-iFR) | Sr 421.552 Radial-iFR) | Ti 334.904 Axial-iFR) | Tl 190.856 Axial-eUV) | V 292.402 Axial-iFR) |
|---|---|---|---|---|---|---|---|
| Concentration average | 0.0001 ppm | 0.0066 ppm | -0.0001 ppm | 0.0000 ppm | -0.0003 ppm | 0.0009 ppm | 0.0002 ppm |
| Concentration per Run | -0.0011 ppm | 0.0076 ppm | 0.0005 ppm | -0.0001 ppm | -0.0002 ppm | 0.0002 ppm | 0.0002 ppm |
| Concentration per Run | -0.0002 ppm | 0.0066 ppm | 0.0001 ppm | 0.0001 ppm | -0.0004 ppm | 0.0012 ppm | 0.0003 ppm |
| Concentration per Run | 0.0015 ppm | 0.0055 ppm | -0.0011 ppm | 0.0001 ppm | -0.0002 ppm | 0.0014 ppm | 0.0001 ppm |
| Recovery Percentage | 0.733 % | 1.313 % | -0.290 % | 0.196 % | -2.558 % | 4.668 % | 1.906 % |
| Concentration RSD | 1,778.2 % | 15.8 % | 584.3 % | 537.6 % | 37.9 % | 67.6 % | 53.6 % |

| | Zn 206.200 Axial-iFR) | Sc 361.384 Axial-iFR) | Sc 361.384 Radial-iFR) | Sc 227.318 Axial-eUV) | Y 360.073 Axial-iFR) | Y 371.030 Radial-iFR) | Y 224.306 Axial-eUV) |
|---|---|---|---|---|---|---|---|
| Concentration average | 0.0001 ppm | 99.0476 % | 98.6623 % | 98.2845 % | 99.4127 % | 97.6251 % | 98.6377 % |
| Concentration per Run | 0.0002 ppm | 98.6860 % | 98.3217 % | 97.7654 % | 99.5947 % | 98.5436 % | 98.1620 % |
| Concentration per Run | 0.0000 ppm | 99.6839 % | 99.1015 % | 98.8561 % | 99.8239 % | 98.0664 % | 99.1238 % |
| Concentration per Run | 0.0000 ppm | 98.7727 % | 98.5636 % | 98.2321 % | 98.8195 % | 96.2652 % | 98.6272 % |
| Recovery Percentage | 1.589 % | | | | | | |
| Concentration RSD | 93.2 % | 0.6 % | 0.4 % | 0.6 % | 0.5 % | 1.2 % | 0.5 % |

# ICP DataTrace 11

9/11/2025 7:24:09 AM

LabBook: WG2112807_20250910_T11.imexp

Sample: WG2112779-1 WG2112779
Analysis started at: 9/10/2025 9:05:04 AM
Comment <Comment>
Rack Number 1
Vial Numbers 16

| | Ag 328.068 Axial-iFR) | Al 396.152 Radial-iFR) | As 189.042 Axial-eUV) | B 208.959 Axial-iFR) | Ba 455.403 Radial-iFR) | Be 313.042 Radial-iFR) | Ca 315.887 Radial-iFR) |
|---|---|---|---|---|---|---|---|
| Concentration average | -0.0004 ppm | 0.0085 ppm | 0.0001 ppm | 0.0010 ppm | 0.0004 ppm | 0.0000 ppm | 0.0268 ppm |
| Concentration per Run | -0.0005 ppm | 0.0049 ppm | 0.0030 ppm | -0.0002 ppm | 0.0003 ppm | 0.0000 ppm | 0.0309 ppm |
| Concentration per Run | -0.0002 ppm | 0.0097 ppm | -0.0014 ppm | 0.0014 ppm | 0.0004 ppm | 0.0000 ppm | 0.0251 ppm |
| Concentration per Run | -0.0006 ppm | 0.0110 ppm | -0.0012 ppm | 0.0018 ppm | 0.0003 ppm | 0.0000 ppm | 0.0245 ppm |
| Concentration RSD | 50.5 % | 37.7 % | 2,214.9 % | 102.2 % | 5.8 % | 126.8 % | 13.1 % |

| | Cd 214.438 Axial-iFR) | Co 228.616 Axial-iFR) | Cr 267.716 Axial-iFR) | Cu 324.754 Axial-iFR) | Fe 259.940 Radial-iFR) | K 766.490 Radial-iFR) | Li 670.776 Radial-iFR) |
|---|---|---|---|---|---|---|---|
| Concentration average | 0.0000 ppm | -0.0005 ppm | 0.0005 ppm | 0.0008 ppm | 0.0639 ppm | 0.0229 ppm | 0.0010 ppm |
| Concentration per Run | -0.0001 ppm | -0.0001 ppm | 0.0006 ppm | 0.0008 ppm | 0.0650 ppm | 0.0175 ppm | 0.0020 ppm |
| Concentration per Run | 0.0001 ppm | -0.0009 ppm | 0.0002 ppm | 0.0008 ppm | 0.0611 ppm | 0.0400 ppm | 0.0016 ppm |
| Concentration per Run | 0.0001 ppm | -0.0003 ppm | 0.0008 ppm | 0.0009 ppm | 0.0658 ppm | 0.0113 ppm | -0.0005 ppm |
| Concentration RSD | 236.2 % | 87.9 % | 61.6 % | 9.9 % | 3.9 % | 65.7 % | 128.0 % |

| | Mg 279.079 Axial-iFR) | Mn 257.610 Radial-iFR) | Mo 202.030 Axial-iFR) | Na 589.592 Radial-iFR) | Ni 231.604 Axial-iFR) | Pb 220.353 Axial-eUV) | Sb 206.833 Axial-iFR) |
|---|---|---|---|---|---|---|---|
| Concentration average | 0.0017 ppm | 0.0005 ppm | 0.0000 ppm | 132.4493 ppm | 0.0003 ppm | -0.0004 ppm | 0.0004 ppm |
| Concentration per Run | 0.0018 ppm | 0.0007 ppm | -0.0005 ppm | 130.5514 ppm | 0.0003 ppm | 0.0004 ppm | -0.0015 ppm |
| Concentration per Run | 0.0015 ppm | 0.0005 ppm | 0.0004 ppm | 133.4648 ppm | 0.0000 ppm | -0.0004 ppm | 0.0009 ppm |
| Concentration per Run | 0.0018 ppm | 0.0003 ppm | 0.0003 ppm | 133.3317 ppm | 0.0005 ppm | -0.0013 ppm | 0.0018 ppm |
| Concentration RSD | 9.8 % | 40.7 % | 1,032.7 % | 1.2 % | 99.7 % | 205.0 % | 408.2 % |

| | Se 196.090 Axial-eUV) | Si 212.412 Axial-iFR) | Sn 189.989 Axial-iFR) | Sr 421.552 Radial-iFR) | Ti 334.904 Axial-iFR) | Tl 190.856 Axial-eUV) | V 292.402 Axial-iFR) |
|---|---|---|---|---|---|---|---|
| Concentration average | 0.0008 ppm | 0.0286 ppm | -0.0003 ppm | 0.0001 ppm | 0.0000 ppm | -0.0005 ppm | 0.0000 ppm |
| Concentration per Run | 0.0047 ppm | 0.0265 ppm | -0.0003 ppm | 0.0001 ppm | -0.0003 ppm | -0.0004 ppm | -0.0002 ppm |
| Concentration per Run | 0.0003 ppm | 0.0310 ppm | -0.0005 ppm | 0.0002 ppm | 0.0000 ppm | -0.0017 ppm | 0.0002 ppm |
| Concentration per Run | -0.0026 ppm | 0.0284 ppm | -0.0003 ppm | 0.0001 ppm | 0.0002 ppm | 0.0007 ppm | 0.0001 ppm |
| Concentration RSD | 473.6 % | 8.0 % | 35.8 % | 41.3 % | 618.7 % | 257.7 % | 739.5 % |

| | Zn 206.200 Axial-iFR) | Sc 361.384 Axial-iFR) | Sc 361.384 Radial-iFR) | Sc 227.318 Axial-eUV) | Y 360.073 Axial-iFR) | Y 371.030 Radial-iFR) | Y 224.306 Axial-eUV) |
|---|---|---|---|---|---|---|---|
| Concentration average | 0.0035 ppm | 96.2849 % | 98.4596 % | 91.5236 % | 93.7647 % | 94.4009 % | 93.3878 % |
| Concentration per Run | 0.0034 ppm | 96.4922 % | 99.0647 % | 91.4747 % | 93.6660 % | 92.7867 % | 93.2072 % |
| Concentration per Run | 0.0037 ppm | 95.2831 % | 98.3391 % | 91.5451 % | 93.2513 % | 95.7107 % | 93.4577 % |
| Concentration per Run | 0.0033 ppm | 97.0793 % | 97.9749 % | 91.5511 % | 94.3770 % | 94.7054 % | 93.4986 % |
| Concentration RSD | 6.7 % | 1.0 % | 0.6 % | 0.0 % | 0.6 % | 1.6 % | 0.2 % |

# ICP DataTrace 11

9/11/2025 7:24:09 AM

LabBook: WG2112807_20250910_T11.imexp

Sample: WG2112779-2 WG2112779
Analysis started at: 9/10/2025 9:07:14 AM
Comment <Comment>
Rack Number 1
Vial Numbers 17

| | Ag 328.068 Axial-iFR) | Al 396.152 Radial-iFR) | As 189.042 Axial-eUV) | B 208.959 Axial-iFR) | Ba 455.403 Radial-iFR) | Be 313.042 Radial-iFR) | Ca 315.887 Radial-iFR) |
|---|---|---|---|---|---|---|---|
| Concentration average | 0.0471 ppm | 1.9186 ppm | 0.1091 ppm | 0.9121 ppm | 1.9009 ppm | 0.0487 ppm | 9.7904 ppm |
| Concentration per Run | 0.0474 ppm | 1.9311 ppm | 0.1116 ppm | 0.9137 ppm | 1.9012 ppm | 0.0489 ppm | 9.8086 ppm |
| Concentration per Run | 0.0470 ppm | 1.9157 ppm | 0.1090 ppm | 0.9069 ppm | 1.8990 ppm | 0.0485 ppm | 9.7789 ppm |
| Concentration per Run | 0.0469 ppm | 1.9090 ppm | 0.1068 ppm | 0.9158 ppm | 1.9027 ppm | 0.0487 ppm | 9.7836 ppm |
| Concentration RSD | 0.5 % | 0.6 % | 2.2 % | 0.5 % | 0.1 % | 0.4 % | 0.2 % |

| | Cd 214.438 Axial-iFR) | Co 228.616 Axial-iFR) | Cr 267.716 Axial-iFR) | Cu 324.754 Axial-iFR) | Fe 259.940 Radial-iFR) | K 766.490 Radial-iFR) | Li 670.776 Radial-iFR) |
|---|---|---|---|---|---|---|---|
| Concentration average | 0.0497 ppm | 0.4678 ppm | 0.1915 ppm | 0.2421 ppm | 0.9654 ppm | 9.8323 ppm | -0.0010 ppm |
| Concentration per Run | 0.0497 ppm | 0.4688 ppm | 0.1919 ppm | 0.2421 ppm | 0.9728 ppm | 9.8410 ppm | -0.0001 ppm |
| Concentration per Run | 0.0496 ppm | 0.4676 ppm | 0.1907 ppm | 0.2413 ppm | 0.9593 ppm | 9.7955 ppm | -0.0010 ppm |
| Concentration per Run | 0.0496 ppm | 0.4670 ppm | 0.1920 ppm | 0.2431 ppm | 0.9640 ppm | 9.8603 ppm | -0.0020 ppm |
| Concentration RSD | 0.1 % | 0.2 % | 0.4 % | 0.4 % | 0.7 % | 0.3 % | 89.9 % |

| | Mg 279.079 Axial-iFR) | Mn 257.610 Radial-iFR) | Mo 202.030 Axial-iFR) | Na 589.592 Radial-iFR) | Ni 231.604 Axial-iFR) | Pb 220.353 Axial-eUV) | Sb 206.833 Axial-iFR) |
|---|---|---|---|---|---|---|---|
| Concentration average | 9.3411 ppm | 0.4855 ppm | 0.9420 ppm | 9.5949 ppm | 0.4799 ppm | 0.5016 ppm | 0.4763 ppm |
| Concentration per Run | 9.3739 ppm | 0.4865 ppm | 0.9433 ppm | 9.6225 ppm | 0.4795 ppm | 0.5014 ppm | 0.4773 ppm |
| Concentration per Run | 9.2809 ppm | 0.4843 ppm | 0.9389 ppm | 9.5461 ppm | 0.4791 ppm | 0.5022 ppm | 0.4728 ppm |
| Concentration per Run | 9.3687 ppm | 0.4856 ppm | 0.9438 ppm | 9.6160 ppm | 0.4811 ppm | 0.5013 ppm | 0.4787 ppm |
| Concentration RSD | 0.6 % | 0.2 % | 0.3 % | 0.4 % | 0.2 % | 0.1 % | 0.6 % |

| | Se 196.090 Axial-eUV) | Si 212.412 Axial-iFR) | Sn 189.989 Axial-iFR) | Sr 421.552 Radial-iFR) | Ti 334.904 Axial-iFR) | Tl 190.856 Axial-eUV) | V 292.402 Axial-iFR) |
|---|---|---|---|---|---|---|---|
| Concentration average | 0.1043 ppm | 0.7105 ppm | 0.9320 ppm | 0.9332 ppm | 0.9440 ppm | **0.1129 ppm** | 0.4910 ppm |
| Concentration per Run | 0.1039 ppm | 0.7117 ppm | 0.9321 ppm | 0.9333 ppm | 0.9479 ppm | 0.1132 ppm | 0.4906 ppm |
| Concentration per Run | 0.1049 ppm | 0.7059 ppm | 0.9287 ppm | 0.9326 ppm | 0.9378 ppm | 0.1129 ppm | 0.4905 ppm |
| Concentration per Run | 0.1041 ppm | 0.7140 ppm | 0.9353 ppm | 0.9338 ppm | 0.9462 ppm | 0.1125 ppm | 0.4919 ppm |
| Concentration RSD | 0.5 % | 0.6 % | 0.3 % | 0.1 % | 0.6 % | 0.3 % | 0.2 % |

| | Zn 206.200 Axial-iFR) | Sc 361.384 Axial-iFR) | Sc 361.384 Radial-iFR) | Sc 227.318 Axial-eUV) | Y 360.073 Axial-iFR) | Y 371.030 Radial-iFR) | Y 224.306 Axial-eUV) |
|---|---|---|---|---|---|---|---|
| Concentration average | 0.4689 ppm | 98.4759 % | 99.6839 % | 96.0253 % | 96.2555 % | 96.3305 % | 96.8914 % |
| Concentration per Run | 0.4699 ppm | 98.2881 % | 98.8817 % | 95.8396 % | 96.2435 % | 96.0213 % | 96.9131 % |
| Concentration per Run | 0.4667 ppm | 98.9459 % | 100.0451 % | 95.8531 % | 96.4341 % | 96.0098 % | 96.6658 % |
| Concentration per Run | 0.4701 ppm | 98.1936 % | 100.1249 % | 96.3830 % | 96.0890 % | 96.9603 % | 97.0954 % |
| Concentration RSD | 0.4 % | 0.4 % | 0.7 % | 0.3 % | 0.2 % | 0.6 % | 0.2 % |

# ICP DataTrace 11

9/11/2025 7:24:09 AM

LabBook: WG2112807_20250910_T11.imexp

Sample: L2553293-02 WG2112779
Analysis started at: 9/10/2025 9:09:19 AM
Comment <Comment>
Rack Number 1
Vial Numbers 18

| | Ag 328.068 Axial-iFR) | Al 396.152 Radial-iFR) | As 189.042 Axial-eUV) | B 208.959 Axial-iFR) | Ba 455.403 Radial-iFR) | Be 313.042 Radial-iFR) | Ca 315.887 Radial-iFR) |
|---|---|---|---|---|---|---|---|
| Concentration average | 0.0001 ppm | 0.0133 ppm | 0.0013 ppm | 0.0079 ppm | 0.0247 ppm | 0.0000 ppm | 53.8612 ppm |
| Concentration per Run | -0.0002 ppm | 0.0113 ppm | 0.0007 ppm | 0.0071 ppm | 0.0246 ppm | 0.0000 ppm | 53.9203 ppm |
| Concentration per Run | 0.0002 ppm | 0.0110 ppm | 0.0001 ppm | 0.0094 ppm | 0.0250 ppm | 0.0000 ppm | 54.0957 ppm |
| Concentration per Run | 0.0002 ppm | 0.0176 ppm | 0.0030 ppm | 0.0070 ppm | 0.0247 ppm | 0.0001 ppm | 53.5676 ppm |
| Concentration RSD | 240.7 % | 28.2 % | 122.9 % | 17.5 % | 0.9 % | 74.8 % | 0.5 % |

| | Cd 214.438 Axial-iFR) | Co 228.616 Axial-iFR) | Cr 267.716 Axial-iFR) | Cu 324.754 Axial-iFR) | Fe 259.940 Radial-iFR) | K 766.490 Radial-iFR) | Li 670.776 Radial-iFR) |
|---|---|---|---|---|---|---|---|
| Concentration average | -0.0003 ppm | 0.0006 ppm | 0.0006 ppm | 0.0021 ppm | 0.0157 ppm | 0.5658 ppm | 0.0008 ppm |
| Concentration per Run | -0.0004 ppm | 0.0007 ppm | 0.0015 ppm | 0.0023 ppm | 0.0155 ppm | 0.5717 ppm | -0.0003 ppm |
| Concentration per Run | -0.0002 ppm | 0.0006 ppm | 0.0005 ppm | 0.0018 ppm | 0.0153 ppm | 0.5905 ppm | 0.0016 ppm |
| Concentration per Run | -0.0002 ppm | 0.0005 ppm | -0.0003 ppm | 0.0022 ppm | 0.0162 ppm | 0.5352 ppm | 0.0012 ppm |
| Concentration RSD | 38.6 % | 21.8 % | 148.6 % | 11.7 % | 2.8 % | 5.0 % | 117.6 % |

| | Mg 279.079 Axial-iFR) | Mn 257.610 Radial-iFR) | Mo 202.030 Axial-iFR) | Na 589.592 Radial-iFR) | Ni 231.604 Axial-iFR) | Pb 220.353 Axial-eUV) | Sb 206.833 Axial-iFR) |
|---|---|---|---|---|---|---|---|
| Concentration average | 0.8786 ppm | 0.2234 ppm | 0.0001 ppm | 133.5282 ppm | 0.0043 ppm | 0.0028 ppm | 0.0037 ppm |
| Concentration per Run | 0.8778 ppm | 0.2230 ppm | 0.0007 ppm | 133.6382 ppm | 0.0043 ppm | 0.0018 ppm | 0.0046 ppm |
| Concentration per Run | 0.8837 ppm | 0.2239 ppm | -0.0002 ppm | 133.1132 ppm | 0.0042 ppm | 0.0033 ppm | 0.0033 ppm |
| Concentration per Run | 0.8743 ppm | 0.2231 ppm | -0.0001 ppm | 133.8331 ppm | 0.0045 ppm | 0.0032 ppm | 0.0031 ppm |
| Concentration RSD | 0.5 % | 0.2 % | 384.9 % | 0.3 % | 4.0 % | 30.7 % | 22.9 % |

| | Se 196.090 Axial-eUV) | Si 212.412 Axial-iFR) | Sn 189.989 Axial-iFR) | Sr 421.552 Radial-iFR) | Ti 334.904 Axial-iFR) | Tl 190.856 Axial-eUV) | V 292.402 Axial-iFR) |
|---|---|---|---|---|---|---|---|
| Concentration average | 0.0022 ppm | 1.9727 ppm | -0.0005 ppm | 0.1166 ppm | 0.0001 ppm | 0.0004 ppm | 0.0003 ppm |
| Concentration per Run | 0.0017 ppm | 1.9770 ppm | -0.0001 ppm | 0.1159 ppm | 0.0001 ppm | 0.0006 ppm | 0.0003 ppm |
| Concentration per Run | 0.0023 ppm | 1.9878 ppm | -0.0005 ppm | 0.1173 ppm | -0.0001 ppm | 0.0001 ppm | 0.0004 ppm |
| Concentration per Run | 0.0026 ppm | 1.9533 ppm | -0.0009 ppm | 0.1167 ppm | 0.0004 ppm | 0.0004 ppm | 0.0003 ppm |
| Concentration RSD | 22.7 % | 0.9 % | 78.2 % | 0.6 % | 222.2 % | 55.9 % | 13.0 % |

| | Zn 206.200 Axial-iFR) | Sc 361.384 Axial-iFR) | Sc 361.384 Radial-iFR) | Sc 227.318 Axial-eUV) | Y 360.073 Axial-iFR) | Y 371.030 Radial-iFR) | Y 224.306 Axial-eUV) |
|---|---|---|---|---|---|---|---|
| Concentration average | 0.0201 ppm | 95.7606 % | 98.8225 % | 91.4031 % | 92.9437 % | 95.5480 % | 94.0347 % |
| Concentration per Run | 0.0203 ppm | 94.4601 % | 98.9680 % | 91.0283 % | 91.4576 % | 95.6072 % | 93.6797 % |
| Concentration per Run | 0.0204 ppm | 96.2850 % | 98.0761 % | 91.5847 % | 93.7091 % | 94.3385 % | 94.3050 % |
| Concentration per Run | 0.0197 ppm | 96.5368 % | 99.4235 % | 91.5964 % | 93.6643 % | 96.6983 % | 94.1195 % |
| Concentration RSD | 1.7 % | 1.2 % | 0.7 % | 0.4 % | 1.4 % | 1.2 % | 0.3 % |

# ICP DataTrace 11

9/11/2025 7:24:09 AM

LabBook: WG2112807_20250910_T11.imexp

Sample: WG2112779-3 WG2112779
Analysis started at: 9/10/2025 9:11:23 AM
Comment <Comment>
Rack Number 1
Vial Numbers 19

| | Ag 328.068 Axial-iFR) | Al 396.152 Radial-iFR) | As 189.042 Axial-eUV) | B 208.959 Axial-iFR) | Ba 455.403 Radial-iFR) | Be 313.042 Radial-iFR) | Ca 315.887 Radial-iFR) |
|---|---|---|---|---|---|---|---|
| Concentration average | 0.0455 ppm | 1.8725 ppm | 0.1115 ppm | 0.9097 ppm | 1.8619 ppm | 0.0481 ppm | 61.6805 ppm |
| Concentration per Run | 0.0458 ppm | 1.8769 ppm | 0.1113 ppm | 0.9145 ppm | 1.8715 ppm | 0.0483 ppm | 61.8581 ppm |
| Concentration per Run | 0.0452 ppm | 1.8713 ppm | 0.1117 ppm | 0.9060 ppm | 1.8641 ppm | 0.0481 ppm | 61.6925 ppm |
| Concentration per Run | 0.0454 ppm | 1.8693 ppm | 0.1116 ppm | 0.9087 ppm | 1.8501 ppm | 0.0479 ppm | 61.4911 ppm |
| Concentration RSD | 0.7 % | 0.2 % | 0.2 % | 0.5 % | 0.6 % | 0.4 % | 0.3 % |

| | Cd 214.438 Axial-iFR) | Co 228.616 Axial-iFR) | Cr 267.716 Axial-iFR) | Cu 324.754 Axial-iFR) | Fe 259.940 Radial-iFR) | K 766.490 Radial-iFR) | Li 670.776 Radial-iFR) |
|---|---|---|---|---|---|---|---|
| Concentration average | 0.0483 ppm | 0.4518 ppm | 0.1864 ppm | 0.2345 ppm | 0.9548 ppm | 10.2419 ppm | 0.0001 ppm |
| Concentration per Run | 0.0482 ppm | 0.4528 ppm | 0.1859 ppm | 0.2355 ppm | 0.9622 ppm | 10.2677 ppm | 0.0002 ppm |
| Concentration per Run | 0.0484 ppm | 0.4519 ppm | 0.1867 ppm | 0.2346 ppm | 0.9548 ppm | 10.2644 ppm | -0.0006 ppm |
| Concentration per Run | 0.0482 ppm | 0.4507 ppm | 0.1867 ppm | 0.2335 ppm | 0.9474 ppm | 10.1936 ppm | 0.0007 ppm |
| Concentration RSD | 0.3 % | 0.2 % | 0.2 % | 0.4 % | 0.8 % | 0.4 % | 634.4 % |

| | Mg 279.079 Axial-iFR) | Mn 257.610 Radial-iFR) | Mo 202.030 Axial-iFR) | Na 589.592 Radial-iFR) | Ni 231.604 Axial-iFR) | Pb 220.353 Axial-eUV) | Sb 206.833 Axial-iFR) |
|---|---|---|---|---|---|---|---|
| Concentration average | 9.6061 ppm | 0.6850 ppm | 0.9359 ppm | 138.6489 ppm | 0.4652 ppm | 0.4904 ppm | 0.4704 ppm |
| Concentration per Run | 9.5289 ppm | 0.6869 ppm | 0.9361 ppm | 138.3478 ppm | 0.4666 ppm | 0.4901 ppm | 0.4690 ppm |
| Concentration per Run | 9.6279 ppm | 0.6851 ppm | 0.9352 ppm | 138.1533 ppm | 0.4650 ppm | 0.4925 ppm | 0.4753 ppm |
| Concentration per Run | 9.6615 ppm | 0.6830 ppm | 0.9364 ppm | 139.4456 ppm | 0.4639 ppm | 0.4886 ppm | 0.4668 ppm |
| Concentration RSD | 0.7 % | 0.3 % | 0.1 % | 0.5 % | 0.3 % | 0.4 % | 0.9 % |

| | Se 196.090 Axial-eUV) | Si 212.412 Axial-iFR) | Sn 189.989 Axial-iFR) | Sr 421.552 Radial-iFR) | Ti 334.904 Axial-iFR) | Tl 190.856 Axial-eUV) | V 292.402 Axial-iFR) |
|---|---|---|---|---|---|---|---|
| Concentration average | 0.1124 ppm | 2.6747 ppm | 0.9081 ppm | **1.0183 ppm** | 0.9339 ppm | **0.1069 ppm** | 0.4878 ppm |
| Concentration per Run | 0.1112 ppm | 2.6771 ppm | 0.9113 ppm | 1.0226 ppm | 0.9265 ppm | 0.1070 ppm | 0.4871 ppm |
| Concentration per Run | 0.1148 ppm | 2.6771 ppm | 0.9008 ppm | 1.0192 ppm | 0.9368 ppm | 0.1073 ppm | 0.4879 ppm |
| Concentration per Run | 0.1113 ppm | 2.6699 ppm | 0.9123 ppm | 1.0129 ppm | 0.9384 ppm | 0.1064 ppm | 0.4884 ppm |
| Concentration RSD | 1.8 % | 0.2 % | 0.7 % | 0.5 % | 0.7 % | 0.4 % | 0.1 % |

| | Zn 206.200 Axial-iFR) | Sc 361.384 Axial-iFR) | Sc 361.384 Radial-iFR) | Sc 227.318 Axial-eUV) | Y 360.073 Axial-iFR) | Y 371.030 Radial-iFR) | Y 224.306 Axial-eUV) |
|---|---|---|---|---|---|---|---|
| Concentration average | 0.4810 ppm | 95.7190 % | 98.8572 % | 90.5987 % | 93.1446 % | 95.2991 % | 93.2120 % |
| Concentration per Run | 0.4828 ppm | 95.8283 % | 99.0915 % | 90.7021 % | 92.6029 % | 95.3849 % | 93.0743 % |
| Concentration per Run | 0.4808 ppm | 95.6177 % | 98.6826 % | 90.6473 % | 93.1730 % | 94.3139 % | 93.4253 % |
| Concentration per Run | 0.4794 ppm | 95.7109 % | 98.7977 % | 90.4467 % | 93.6578 % | 96.1985 % | 93.1364 % |
| Concentration RSD | 0.4 % | 0.1 % | 0.2 % | 0.1 % | 0.6 % | 1.0 % | 0.2 % |

# ICP DataTrace 11

9/11/2025 7:24:09 AM

LabBook: WG2112807_20250910_T11.imexp

Sample: WG2112779-4 WG2112779
Analysis started at: 9/10/2025 9:13:27 AM
Comment <Comment>
Rack Number 1
Vial Numbers 20

| | Ag 328.068 Axial-iFR) | Al 396.152 Radial-iFR) | As 189.042 Axial-eUV) | B 208.959 Axial-iFR) | Ba 455.403 Radial-iFR) | Be 313.042 Radial-iFR) | Ca 315.887 Radial-iFR) |
|---|---|---|---|---|---|---|---|
| Concentration average | -0.0003 ppm | 0.0138 ppm | 0.0000 ppm | 0.0072 ppm | 0.0250 ppm | 0.0001 ppm | 54.3334 ppm |
| Concentration per Run | -0.0004 ppm | 0.0234 ppm | -0.0008 ppm | 0.0076 ppm | 0.0251 ppm | 0.0001 ppm | 54.3851 ppm |
| Concentration per Run | -0.0001 ppm | 0.0115 ppm | -0.0009 ppm | 0.0061 ppm | 0.0251 ppm | 0.0001 ppm | 54.4637 ppm |
| Concentration per Run | -0.0003 ppm | 0.0064 ppm | 0.0018 ppm | 0.0079 ppm | 0.0249 ppm | 0.0001 ppm | 54.1515 ppm |
| Concentration RSD | 66.0 % | 63.2 % | 4,281.7 % | 13.8 % | 0.4 % | 26.9 % | 0.3 % |

| | Cd 214.438 Axial-iFR) | Co 228.616 Axial-iFR) | Cr 267.716 Axial-iFR) | Cu 324.754 Axial-iFR) | Fe 259.940 Radial-iFR) | K 766.490 Radial-iFR) | Li 670.776 Radial-iFR) |
|---|---|---|---|---|---|---|---|
| Concentration average | -0.0003 ppm | 0.0010 ppm | 0.0007 ppm | 0.0023 ppm | 0.0283 ppm | 0.5913 ppm | -0.0007 ppm |
| Concentration per Run | -0.0003 ppm | 0.0009 ppm | 0.0009 ppm | 0.0023 ppm | 0.0285 ppm | 0.6148 ppm | -0.0012 ppm |
| Concentration per Run | -0.0004 ppm | 0.0013 ppm | 0.0008 ppm | 0.0024 ppm | 0.0293 ppm | 0.5603 ppm | -0.0004 ppm |
| Concentration per Run | -0.0004 ppm | 0.0008 ppm | 0.0004 ppm | 0.0021 ppm | 0.0273 ppm | 0.5989 ppm | -0.0006 ppm |
| Concentration RSD | 18.5 % | 28.5 % | 37.7 % | 7.2 % | 3.5 % | 4.7 % | 56.8 % |

| | Mg 279.079 Axial-iFR) | Mn 257.610 Radial-iFR) | Mo 202.030 Axial-iFR) | Na 589.592 Radial-iFR) | Ni 231.604 Axial-iFR) | Pb 220.353 Axial-eUV) | Sb 206.833 Axial-iFR) |
|---|---|---|---|---|---|---|---|
| Concentration average | 0.8835 ppm | 0.2258 ppm | 0.0003 ppm | 135.0973 ppm | 0.0039 ppm | 0.0028 ppm | 0.0016 ppm |
| Concentration per Run | 0.8905 ppm | 0.2257 ppm | 0.0005 ppm | 134.8236 ppm | 0.0044 ppm | 0.0039 ppm | 0.0039 ppm |
| Concentration per Run | 0.8730 ppm | 0.2261 ppm | -0.0003 ppm | 134.4044 ppm | 0.0033 ppm | 0.0025 ppm | -0.0016 ppm |
| Concentration per Run | 0.8870 ppm | 0.2257 ppm | 0.0006 ppm | 136.0639 ppm | 0.0040 ppm | 0.0022 ppm | 0.0023 ppm |
| Concentration RSD | 1.0 % | 0.1 % | 177.6 % | 0.6 % | 15.2 % | 32.3 % | 183.8 % |

| | Se 196.090 Axial-eUV) | Si 212.412 Axial-iFR) | Sn 189.989 Axial-iFR) | Sr 421.552 Radial-iFR) | Ti 334.904 Axial-iFR) | Tl 190.856 Axial-eUV) | V 292.402 Axial-iFR) |
|---|---|---|---|---|---|---|---|
| Concentration average | 0.0019 ppm | 1.9844 ppm | 0.0009 ppm | 0.1181 ppm | 0.0001 ppm | -0.0002 ppm | 0.0003 ppm |
| Concentration per Run | 0.0054 ppm | 1.9840 ppm | 0.0012 ppm | 0.1182 ppm | 0.0000 ppm | -0.0004 ppm | 0.0004 ppm |
| Concentration per Run | 0.0021 ppm | 1.9809 ppm | 0.0009 ppm | 0.1181 ppm | 0.0005 ppm | 0.0005 ppm | 0.0003 ppm |
| Concentration per Run | -0.0018 ppm | 1.9881 ppm | 0.0005 ppm | 0.1180 ppm | -0.0001 ppm | -0.0006 ppm | 0.0003 ppm |
| Concentration RSD | 193.2 % | 0.2 % | 39.7 % | 0.1 % | 232.8 % | 327.9 % | 12.7 % |

| | Zn 206.200 Axial-iFR) | Sc 361.384 Axial-iFR) | Sc 361.384 Radial-iFR) | Sc 227.318 Axial-eUV) | Y 360.073 Axial-iFR) | Y 371.030 Radial-iFR) | Y 224.306 Axial-eUV) |
|---|---|---|---|---|---|---|---|
| Concentration average | 0.0193 ppm | 95.8179 % | 98.7443 % | 90.7554 % | 93.2421 % | 95.8312 % | 93.2606 % |
| Concentration per Run | 0.0195 ppm | 95.0041 % | 99.3437 % | 91.2899 % | 92.4286 % | 96.0280 % | 93.8863 % |
| Concentration per Run | 0.0188 ppm | 96.2350 % | 98.6830 % | 91.2167 % | 93.6283 % | 94.7390 % | 93.7599 % |
| Concentration per Run | 0.0197 ppm | 96.2145 % | 98.2063 % | 89.7595 % | 93.6693 % | 96.7267 % | 92.1355 % |
| Concentration RSD | 2.6 % | 0.7 % | 0.6 % | 1.0 % | 0.8 % | 1.1 % | 1.0 % |

# ICP DataTrace 11

9/11/2025 7:24:09 AM

LabBook: WG2112807_20250910_T11.imexp

Sample: L2553293-04 WG2112779
Analysis started at: 9/10/2025 9:15:32 AM
Comment <Comment>
Rack Number 1
Vial Numbers 21

| | Ag 328.068 Axial-iFR) | Al 396.152 Radial-iFR) | As 189.042 Axial-eUV) | B 208.959 Axial-iFR) | Ba 455.403 Radial-iFR) | Be 313.042 Radial-iFR) | Ca 315.887 Radial-iFR) |
|---|---|---|---|---|---|---|---|
| Concentration average | -0.0001 ppm | 0.0117 ppm | -0.0007 ppm | 0.0050 ppm | 0.0216 ppm | 0.0001 ppm | 66.0747 ppm |
| Concentration per Run | -0.0004 ppm | 0.0107 ppm | 0.0007 ppm | 0.0045 ppm | 0.0214 ppm | 0.0001 ppm | 65.9678 ppm |
| Concentration per Run | 0.0000 ppm | 0.0059 ppm | -0.0020 ppm | 0.0051 ppm | 0.0218 ppm | 0.0000 ppm | 65.9399 ppm |
| Concentration per Run | 0.0001 ppm | 0.0184 ppm | -0.0007 ppm | 0.0054 ppm | 0.0215 ppm | 0.0001 ppm | 66.3164 ppm |
| Concentration RSD | 185.7 % | 53.9 % | 199.7 % | 8.9 % | 1.0 % | 25.9 % | 0.3 % |

| | Cd 214.438 Axial-iFR) | Co 228.616 Axial-iFR) | Cr 267.716 Axial-iFR) | Cu 324.754 Axial-iFR) | Fe 259.940 Radial-iFR) | K 766.490 Radial-iFR) | Li 670.776 Radial-iFR) |
|---|---|---|---|---|---|---|---|
| Concentration average | -0.0005 ppm | -0.0002 ppm | 0.0002 ppm | 0.0015 ppm | 0.0112 ppm | 0.4294 ppm | -0.0007 ppm |
| Concentration per Run | -0.0005 ppm | -0.0002 ppm | 0.0003 ppm | 0.0016 ppm | 0.0111 ppm | 0.4526 ppm | 0.0008 ppm |
| Concentration per Run | -0.0006 ppm | 0.0001 ppm | 0.0002 ppm | 0.0017 ppm | 0.0108 ppm | 0.4208 ppm | 0.0013 ppm |
| Concentration per Run | -0.0005 ppm | -0.0006 ppm | -0.0001 ppm | 0.0012 ppm | 0.0118 ppm | 0.4149 ppm | -0.0041 ppm |
| Concentration RSD | 10.8 % | 177.6 % | 129.4 % | 17.5 % | 4.3 % | 4.7 % | 444.3 % |

| | Mg 279.079 Axial-iFR) | Mn 257.610 Radial-iFR) | Mo 202.030 Axial-iFR) | Na 589.592 Radial-iFR) | Ni 231.604 Axial-iFR) | Pb 220.353 Axial-eUV) | Sb 206.833 Axial-iFR) |
|---|---|---|---|---|---|---|---|
| Concentration average | 0.4950 ppm | 0.0846 ppm | 0.0001 ppm | 129.7904 ppm | 0.0006 ppm | 0.0005 ppm | 0.0017 ppm |
| Concentration per Run | 0.4934 ppm | 0.0845 ppm | -0.0002 ppm | 129.8617 ppm | 0.0015 ppm | 0.0009 ppm | 0.0000 ppm |
| Concentration per Run | 0.4989 ppm | 0.0849 ppm | 0.0005 ppm | 129.4804 ppm | -0.0005 ppm | -0.0001 ppm | 0.0010 ppm |
| Concentration per Run | 0.4927 ppm | 0.0845 ppm | -0.0001 ppm | 130.0291 ppm | 0.0008 ppm | 0.0006 ppm | 0.0041 ppm |
| Concentration RSD | 0.7 % | 0.3 % | 596.8 % | 0.2 % | 163.3 % | 103.9 % | 124.2 % |

| | Se 196.090 Axial-eUV) | Si 212.412 Axial-iFR) | Sn 189.989 Axial-iFR) | Sr 421.552 Radial-iFR) | Ti 334.904 Axial-iFR) | Tl 190.856 Axial-eUV) | V 292.402 Axial-iFR) |
|---|---|---|---|---|---|---|---|
| Concentration average | -0.0023 ppm | 0.4235 ppm | 0.0009 ppm | 0.3171 ppm | 0.0009 ppm | 0.0007 ppm | 0.0005 ppm |
| Concentration per Run | -0.0018 ppm | 0.4200 ppm | 0.0000 ppm | 0.3179 ppm | 0.0004 ppm | 0.0019 ppm | 0.0003 ppm |
| Concentration per Run | -0.0042 ppm | 0.4249 ppm | 0.0012 ppm | 0.3165 ppm | 0.0007 ppm | -0.0004 ppm | 0.0006 ppm |
| Concentration per Run | -0.0009 ppm | 0.4255 ppm | 0.0016 ppm | 0.3168 ppm | 0.0014 ppm | 0.0005 ppm | 0.0005 ppm |
| Concentration RSD | 74.2 % | 0.7 % | 92.8 % | 0.2 % | 60.3 % | 169.3 % | 28.5 % |

| | Zn 206.200 Axial-iFR) | Sc 361.384 Axial-iFR) | Sc 361.384 Radial-iFR) | Sc 227.318 Axial-eUV) | Y 360.073 Axial-iFR) | Y 371.030 Radial-iFR) | Y 224.306 Axial-eUV) |
|---|---|---|---|---|---|---|---|
| Concentration average | 0.0085 ppm | 95.6227 % | 99.4276 % | 91.0673 % | 93.2380 % | 95.6673 % | 93.5770 % |
| Concentration per Run | 0.0083 ppm | 96.0741 % | 99.4859 % | 91.1060 % | 93.4689 % | 96.0970 % | 93.7158 % |
| Concentration per Run | 0.0085 ppm | 94.8833 % | 99.3282 % | 90.6347 % | 92.9226 % | 95.6412 % | 93.0789 % |
| Concentration per Run | 0.0087 ppm | 95.9107 % | 99.4686 % | 91.4614 % | 93.3225 % | 95.2638 % | 93.9364 % |
| Concentration RSD | 2.5 % | 0.7 % | 0.1 % | 0.5 % | 0.3 % | 0.4 % | 0.5 % |

# ICP DataTrace 11

9/11/2025 7:24:09 AM

LabBook: WG2112807_20250910_T11.imexp

Sample: L2553293-06 WG2112779
Analysis started at: 9/10/2025 9:17:36 AM
Comment <Comment>
Rack Number 1
Vial Numbers 22

| | Ag 328.068 Axial-iFR) | Al 396.152 Radial-iFR) | As 189.042 Axial-eUV) | B 208.959 Axial-iFR) | Ba 455.403 Radial-iFR) | Be 313.042 Radial-iFR) | Ca 315.887 Radial-iFR) |
|---|---|---|---|---|---|---|---|
| Concentration average | 0.0001 ppm | 0.0163 ppm | -0.0002 ppm | 0.0044 ppm | 0.0236 ppm | 0.0000 ppm | 69.8922 ppm |
| Concentration per Run | -0.0001 ppm | 0.0238 ppm | 0.0005 ppm | 0.0048 ppm | 0.0237 ppm | 0.0000 ppm | 69.8706 ppm |
| Concentration per Run | 0.0001 ppm | 0.0127 ppm | -0.0010 ppm | 0.0050 ppm | 0.0235 ppm | 0.0000 ppm | 69.8655 ppm |
| Concentration per Run | 0.0003 ppm | 0.0125 ppm | -0.0001 ppm | 0.0033 ppm | 0.0235 ppm | 0.0001 ppm | 69.9404 ppm |
| Concentration RSD | 177.2 % | 39.6 % | 399.3 % | 21.0 % | 0.6 % | 105.4 % | 0.1 % |

| | Cd 214.438 Axial-iFR) | Co 228.616 Axial-iFR) | Cr 267.716 Axial-iFR) | Cu 324.754 Axial-iFR) | Fe 259.940 Radial-iFR) | K 766.490 Radial-iFR) | Li 670.776 Radial-iFR) |
|---|---|---|---|---|---|---|---|
| Concentration average | -0.0005 ppm | 0.0002 ppm | 0.0002 ppm | 0.0007 ppm | 0.0098 ppm | 0.4331 ppm | -0.0008 ppm |
| Concentration per Run | -0.0006 ppm | 0.0006 ppm | 0.0002 ppm | 0.0005 ppm | 0.0107 ppm | 0.4134 ppm | -0.0005 ppm |
| Concentration per Run | -0.0006 ppm | -0.0001 ppm | 0.0000 ppm | 0.0006 ppm | 0.0089 ppm | 0.4207 ppm | -0.0010 ppm |
| Concentration per Run | -0.0004 ppm | 0.0001 ppm | 0.0004 ppm | 0.0010 ppm | 0.0098 ppm | 0.4653 ppm | -0.0010 ppm |
| Concentration RSD | 19.0 % | 207.6 % | 91.7 % | 38.7 % | 9.3 % | 6.5 % | 38.4 % |

| | Mg 279.079 Axial-iFR) | Mn 257.610 Radial-iFR) | Mo 202.030 Axial-iFR) | Na 589.592 Radial-iFR) | Ni 231.604 Axial-iFR) | Pb 220.353 Axial-eUV) | Sb 206.833 Axial-iFR) |
|---|---|---|---|---|---|---|---|
| Concentration average | 0.6829 ppm | 0.1261 ppm | 0.0001 ppm | 136.4292 ppm | 0.0008 ppm | 0.0458 ppm | 0.0023 ppm |
| Concentration per Run | 0.6880 ppm | 0.1264 ppm | -0.0002 ppm | 136.7381 ppm | 0.0006 ppm | 0.0479 ppm | 0.0019 ppm |
| Concentration per Run | 0.6796 ppm | 0.1259 ppm | 0.0002 ppm | 136.2595 ppm | 0.0015 ppm | 0.0449 ppm | 0.0043 ppm |
| Concentration per Run | 0.6811 ppm | 0.1261 ppm | 0.0002 ppm | 136.2901 ppm | 0.0002 ppm | 0.0445 ppm | 0.0008 ppm |
| Concentration RSD | 0.7 % | 0.2 % | 219.4 % | 0.2 % | 82.9 % | 4.1 % | 78.3 % |

| | Se 196.090 Axial-eUV) | Si 212.412 Axial-iFR) | Sn 189.989 Axial-iFR) | Sr 421.552 Radial-iFR) | Ti 334.904 Axial-iFR) | Tl 190.856 Axial-eUV) | V 292.402 Axial-iFR) |
|---|---|---|---|---|---|---|---|
| Concentration average | -0.0003 ppm | 0.4647 ppm | 0.0005 ppm | 0.2257 ppm | 0.0000 ppm | 0.0009 ppm | 0.0004 ppm |
| Concentration per Run | -0.0007 ppm | 0.4672 ppm | -0.0009 ppm | 0.2248 ppm | 0.0002 ppm | -0.0008 ppm | 0.0004 ppm |
| Concentration per Run | -0.0018 ppm | 0.4642 ppm | 0.0014 ppm | 0.2260 ppm | -0.0002 ppm | 0.0021 ppm | 0.0004 ppm |
| Concentration per Run | 0.0015 ppm | 0.4627 ppm | 0.0008 ppm | 0.2263 ppm | 0.0000 ppm | 0.0014 ppm | 0.0004 ppm |
| Concentration RSD | 481.9 % | 0.5 % | 272.2 % | 0.3 % | 6,520.7 % | 170.1 % | 3.9 % |

| | Zn 206.200 Axial-iFR) | Sc 361.384 Axial-iFR) | Sc 361.384 Radial-iFR) | Sc 227.318 Axial-eUV) | Y 360.073 Axial-iFR) | Y 371.030 Radial-iFR) | Y 224.306 Axial-eUV) |
|---|---|---|---|---|---|---|---|
| Concentration average | 0.0099 ppm | 95.6865 % | 98.0855 % | 90.3431 % | 93.2512 % | 94.5744 % | 93.2077 % |
| Concentration per Run | 0.0101 ppm | 95.2929 % | 98.1375 % | 89.7364 % | 92.6704 % | 95.2812 % | 92.7087 % |
| Concentration per Run | 0.0099 ppm | 96.1034 % | 98.2738 % | 90.5600 % | 93.9303 % | 94.7065 % | 93.3905 % |
| Concentration per Run | 0.0097 ppm | 95.6633 % | 97.8451 % | 90.7330 % | 93.1529 % | 93.7355 % | 93.5239 % |
| Concentration RSD | 1.6 % | 0.4 % | 0.2 % | 0.6 % | 0.7 % | 0.8 % | 0.5 % |

# ICP DataTrace 11

9/11/2025 7:24:09 AM

LabBook: WG2112807_20250910_T11.imexp

Sample: L2553293-08 WG2112779
Analysis started at: 9/10/2025 9:19:41 AM
Comment <Comment>
Rack Number 1
Vial Numbers 23

| | Ag 328.068 Axial-iFR) | Al 396.152 Radial-iFR) | As 189.042 Axial-eUV) | B 208.959 Axial-iFR) | Ba 455.403 Radial-iFR) | Be 313.042 Radial-iFR) | Ca 315.887 Radial-iFR) |
|---|---|---|---|---|---|---|---|
| Concentration average | -0.0001 ppm | 0.0028 ppm | -0.0003 ppm | 0.0049 ppm | 0.0385 ppm | 0.0000 ppm | 57.4070 ppm |
| Concentration per Run | 0.0001 ppm | 0.0022 ppm | 0.0005 ppm | 0.0051 ppm | 0.0386 ppm | 0.0000 ppm | 57.3578 ppm |
| Concentration per Run | 0.0001 ppm | 0.0016 ppm | 0.0008 ppm | 0.0044 ppm | 0.0385 ppm | 0.0001 ppm | 57.4463 ppm |
| Concentration per Run | -0.0003 ppm | 0.0048 ppm | -0.0023 ppm | 0.0052 ppm | 0.0385 ppm | 0.0000 ppm | 57.4169 ppm |
| Concentration RSD | 400.4 % | 61.3 % | 531.2 % | 8.7 % | 0.2 % | 77.9 % | 0.1 % |

| | Cd 214.438 Axial-iFR) | Co 228.616 Axial-iFR) | Cr 267.716 Axial-iFR) | Cu 324.754 Axial-iFR) | Fe 259.940 Radial-iFR) | K 766.490 Radial-iFR) | Li 670.776 Radial-iFR) |
|---|---|---|---|---|---|---|---|
| Concentration average | -0.0005 ppm | -0.0002 ppm | 0.0002 ppm | 0.0017 ppm | 0.0057 ppm | 0.5459 ppm | -0.0018 ppm |
| Concentration per Run | -0.0004 ppm | 0.0003 ppm | 0.0000 ppm | 0.0017 ppm | 0.0071 ppm | 0.5455 ppm | -0.0001 ppm |
| Concentration per Run | -0.0004 ppm | -0.0003 ppm | 0.0003 ppm | 0.0015 ppm | 0.0053 ppm | 0.5385 ppm | -0.0027 ppm |
| Concentration per Run | -0.0005 ppm | -0.0005 ppm | 0.0004 ppm | 0.0018 ppm | 0.0046 ppm | 0.5536 ppm | -0.0025 ppm |
| Concentration RSD | 16.2 % | 232.4 % | 107.5 % | 9.2 % | 23.2 % | 1.4 % | 79.6 % |

| | Mg 279.079 Axial-iFR) | Mn 257.610 Radial-iFR) | Mo 202.030 Axial-iFR) | Na 589.592 Radial-iFR) | Ni 231.604 Axial-iFR) | Pb 220.353 Axial-eUV) | Sb 206.833 Axial-iFR) |
|---|---|---|---|---|---|---|---|
| Concentration average | 0.6687 ppm | 0.1390 ppm | 0.0004 ppm | 133.1309 ppm | 0.0007 ppm | 0.0776 ppm | 0.0041 ppm |
| Concentration per Run | 0.6706 ppm | 0.1396 ppm | 0.0003 ppm | 132.7764 ppm | 0.0000 ppm | 0.0782 ppm | 0.0032 ppm |
| Concentration per Run | 0.6644 ppm | 0.1384 ppm | 0.0001 ppm | 133.0242 ppm | 0.0001 ppm | 0.0773 ppm | 0.0050 ppm |
| Concentration per Run | 0.6713 ppm | 0.1390 ppm | 0.0007 ppm | 133.5923 ppm | 0.0019 ppm | 0.0774 ppm | 0.0040 ppm |
| Concentration RSD | 0.6 % | 0.4 % | 80.6 % | 0.3 % | 162.8 % | 0.6 % | 21.9 % |

| | Se 196.090 Axial-eUV) | Si 212.412 Axial-iFR) | Sn 189.989 Axial-iFR) | Sr 421.552 Radial-iFR) | Ti 334.904 Axial-iFR) | Tl 190.856 Axial-eUV) | V 292.402 Axial-iFR) |
|---|---|---|---|---|---|---|---|
| Concentration average | 0.0022 ppm | 0.3494 ppm | -0.0002 ppm | 0.1678 ppm | 0.0001 ppm | -0.0008 ppm | 0.0003 ppm |
| Concentration per Run | 0.0004 ppm | 0.3531 ppm | 0.0009 ppm | 0.1679 ppm | 0.0003 ppm | -0.0006 ppm | 0.0002 ppm |
| Concentration per Run | 0.0018 ppm | 0.3427 ppm | -0.0018 ppm | 0.1671 ppm | -0.0001 ppm | -0.0013 ppm | 0.0002 ppm |
| Concentration per Run | 0.0043 ppm | 0.3523 ppm | 0.0004 ppm | 0.1684 ppm | 0.0001 ppm | -0.0006 ppm | 0.0004 ppm |
| Concentration RSD | 92.4 % | 1.7 % | 806.3 % | 0.4 % | 223.9 % | 47.7 % | 56.9 % |

| | Zn 206.200 Axial-iFR) | Sc 361.384 Axial-iFR) | Sc 361.384 Radial-iFR) | Sc 227.318 Axial-eUV) | Y 360.073 Axial-iFR) | Y 371.030 Radial-iFR) | Y 224.306 Axial-eUV) |
|---|---|---|---|---|---|---|---|
| Concentration average | 0.0089 ppm | 96.2770 % | 99.5900 % | 91.3339 % | 93.7279 % | 96.5674 % | 93.7181 % |
| Concentration per Run | 0.0093 ppm | 95.1795 % | 99.4785 % | 90.8358 % | 93.1471 % | 96.3337 % | 93.2065 % |
| Concentration per Run | 0.0087 ppm | 96.8443 % | 100.5488 % | 91.6854 % | 93.6095 % | 97.0610 % | 94.1033 % |
| Concentration per Run | 0.0087 ppm | 96.8074 % | 98.7426 % | 91.4805 % | 94.4270 % | 96.3076 % | 93.8446 % |
| Concentration RSD | 3.6 % | 1.0 % | 0.9 % | 0.5 % | 0.7 % | 0.4 % | 0.5 % |

# ICP DataTrace 11

9/11/2025 7:24:09 AM

LabBook: WG2112807_20250910_T11.imexp

Sample: L2556342-01 WG2112779
Analysis started at: 9/10/2025 9:21:45 AM
Comment <Comment>
Rack Number 1
Vial Numbers 24

| | Ag 328.068 Axial-iFR) | Al 396.152 Radial-iFR) | As 189.042 Axial-eUV) | B 208.959 Axial-iFR) | Ba 455.403 Radial-iFR) | Be 313.042 Radial-iFR) | Ca 315.887 Radial-iFR) |
|---|---|---|---|---|---|---|---|
| Concentration average | -0.0003 ppm | 0.0072 ppm | 0.0006 ppm | 0.0029 ppm | 0.3534 ppm | 0.0000 ppm | 33.2411 ppm |
| Concentration per Run | 0.0000 ppm | 0.0114 ppm | 0.0007 ppm | 0.0024 ppm | 0.3552 ppm | 0.0000 ppm | 33.3621 ppm |
| Concentration per Run | -0.0005 ppm | 0.0124 ppm | 0.0007 ppm | 0.0030 ppm | 0.3512 ppm | 0.0000 ppm | 33.1893 ppm |
| Concentration per Run | -0.0005 ppm | -0.0024 ppm | 0.0004 ppm | 0.0034 ppm | 0.3538 ppm | 0.0000 ppm | 33.1719 ppm |
| Concentration RSD | 92.0 % | 115.3 % | 26.1 % | 17.0 % | 0.6 % | 1,619.4 % | 0.3 % |

| | Cd 214.438 Axial-iFR) | Co 228.616 Axial-iFR) | Cr 267.716 Axial-iFR) | Cu 324.754 Axial-iFR) | Fe 259.940 Radial-iFR) | K 766.490 Radial-iFR) | Li 670.776 Radial-iFR) |
|---|---|---|---|---|---|---|---|
| Concentration average | 0.0030 ppm | -0.0001 ppm | 0.0004 ppm | 0.0014 ppm | 0.0056 ppm | 0.3143 ppm | -0.0020 ppm |
| Concentration per Run | 0.0029 ppm | -0.0001 ppm | 0.0006 ppm | 0.0014 ppm | 0.0055 ppm | 0.3452 ppm | -0.0009 ppm |
| Concentration per Run | 0.0030 ppm | 0.0000 ppm | 0.0002 ppm | 0.0013 ppm | 0.0054 ppm | 0.3000 ppm | -0.0017 ppm |
| Concentration per Run | 0.0030 ppm | -0.0004 ppm | 0.0003 ppm | 0.0016 ppm | 0.0057 ppm | 0.2978 ppm | -0.0034 ppm |
| Concentration RSD | 2.2 % | 138.8 % | 59.2 % | 12.2 % | 2.9 % | 8.5 % | 63.8 % |

| | Mg 279.079 Axial-iFR) | Mn 257.610 Radial-iFR) | Mo 202.030 Axial-iFR) | Na 589.592 Radial-iFR) | Ni 231.604 Axial-iFR) | Pb 220.353 Axial-eUV) | Sb 206.833 Axial-iFR) |
|---|---|---|---|---|---|---|---|
| Concentration average | 0.6005 ppm | 0.0578 ppm | 0.0000 ppm | 134.6017 ppm | 0.0010 ppm | 0.0450 ppm | 0.0004 ppm |
| Concentration per Run | 0.6037 ppm | 0.0580 ppm | 0.0001 ppm | 134.1510 ppm | 0.0014 ppm | 0.0450 ppm | -0.0010 ppm |
| Concentration per Run | 0.5999 ppm | 0.0577 ppm | 0.0002 ppm | 134.9173 ppm | 0.0009 ppm | 0.0465 ppm | 0.0010 ppm |
| Concentration per Run | 0.5980 ppm | 0.0576 ppm | -0.0003 ppm | 134.7369 ppm | 0.0008 ppm | 0.0435 ppm | 0.0011 ppm |
| Concentration RSD | 0.5 % | 0.4 % | 841.2 % | 0.3 % | 31.5 % | 3.3 % | 301.0 % |

| | Se 196.090 Axial-eUV) | Si 212.412 Axial-iFR) | Sn 189.989 Axial-iFR) | Sr 421.552 Radial-iFR) | Ti 334.904 Axial-iFR) | Tl 190.856 Axial-eUV) | V 292.402 Axial-iFR) |
|---|---|---|---|---|---|---|---|
| Concentration average | 0.0009 ppm | 0.3463 ppm | 0.0005 ppm | 0.0842 ppm | 0.0001 ppm | 0.0001 ppm | 0.0004 ppm |
| Concentration per Run | 0.0044 ppm | 0.3481 ppm | 0.0009 ppm | 0.0845 ppm | 0.0001 ppm | 0.0005 ppm | 0.0004 ppm |
| Concentration per Run | -0.0024 ppm | 0.3453 ppm | 0.0014 ppm | 0.0842 ppm | 0.0001 ppm | 0.0008 ppm | 0.0002 ppm |
| Concentration per Run | 0.0009 ppm | 0.3456 ppm | -0.0008 ppm | 0.0839 ppm | 0.0003 ppm | -0.0011 ppm | 0.0006 ppm |
| Concentration RSD | 361.8 % | 0.4 % | 230.0 % | 0.3 % | 73.0 % | 1,597.9 % | 50.6 % |

| | Zn 206.200 Axial-iFR) | Sc 361.384 Axial-iFR) | Sc 361.384 Radial-iFR) | Sc 227.318 Axial-eUV) | Y 360.073 Axial-iFR) | Y 371.030 Radial-iFR) | Y 224.306 Axial-eUV) |
|---|---|---|---|---|---|---|---|
| Concentration average | 11.6856 ppm | 95.5133 % | 98.4783 % | 90.6849 % | 93.0110 % | 95.6713 % | 92.6641 % |
| Concentration per Run | 11.7266 ppm | 94.4842 % | 98.1995 % | 90.7816 % | 91.8908 % | 95.2824 % | 92.6138 % |
| Concentration per Run | 11.6538 ppm | 96.4641 % | 98.2620 % | 90.3624 % | 93.9919 % | 95.7076 % | 92.5800 % |
| Concentration per Run | 11.6763 ppm | 95.5916 % | 98.9732 % | 90.9107 % | 93.1502 % | 96.0238 % | 92.7984 % |
| Concentration RSD | 0.3 % | 1.0 % | 0.4 % | 0.3 % | 1.1 % | 0.4 % | 0.1 % |

# ICP DataTrace 11

9/11/2025 7:24:09 AM

LabBook: WG2112807_20250910_T11.imexp

Sample: L2556343-01 WG2112779
Analysis started at: 9/10/2025 9:23:49 AM
Comment <Comment>
Rack Number 1
Vial Numbers 25

| | Ag 328.068 Axial-iFR) | Al 396.152 Radial-iFR) | As 189.042 Axial-eUV) | B 208.959 Axial-iFR) | Ba 455.403 Radial-iFR) | Be 313.042 Radial-iFR) | Ca 315.887 Radial-iFR) |
|---|---|---|---|---|---|---|---|
| Concentration average | 0.0002 ppm | 0.0294 ppm | -0.0006 ppm | 0.0059 ppm | 0.0475 ppm | 0.0001 ppm | 12.2416 ppm |
| Concentration per Run | -0.0002 ppm | 0.0306 ppm | -0.0016 ppm | 0.0052 ppm | 0.0475 ppm | 0.0000 ppm | 12.2456 ppm |
| Concentration per Run | 0.0003 ppm | 0.0211 ppm | -0.0005 ppm | 0.0062 ppm | 0.0477 ppm | 0.0001 ppm | 12.2277 ppm |
| Concentration per Run | 0.0006 ppm | 0.0366 ppm | 0.0004 ppm | 0.0063 ppm | 0.0474 ppm | 0.0001 ppm | 12.2516 ppm |
| Concentration RSD | 201.5 % | 26.5 % | 180.5 % | 10.2 % | 0.3 % | 53.0 % | 0.1 % |

| | Cd 214.438 Axial-iFR) | Co 228.616 Axial-iFR) | Cr 267.716 Axial-iFR) | Cu 324.754 Axial-iFR) | Fe 259.940 Radial-iFR) | K 766.490 Radial-iFR) | Li 670.776 Radial-iFR) |
|---|---|---|---|---|---|---|---|
| Concentration average | 0.0001 ppm | -0.0001 ppm | 0.0008 ppm | 0.0013 ppm | 0.0086 ppm | 0.5201 ppm | -0.0013 ppm |
| Concentration per Run | 0.0001 ppm | -0.0003 ppm | 0.0005 ppm | 0.0011 ppm | 0.0084 ppm | 0.5096 ppm | -0.0034 ppm |
| Concentration per Run | 0.0001 ppm | 0.0001 ppm | 0.0001 ppm | 0.0014 ppm | 0.0091 ppm | 0.5454 ppm | -0.0016 ppm |
| Concentration per Run | 0.0001 ppm | -0.0002 ppm | 0.0016 ppm | 0.0013 ppm | 0.0084 ppm | 0.5052 ppm | 0.0009 ppm |
| Concentration RSD | 31.8 % | 200.9 % | 103.8 % | 13.2 % | 4.4 % | 4.2 % | 162.1 % |

| | Mg 279.079 Axial-iFR) | Mn 257.610 Radial-iFR) | Mo 202.030 Axial-iFR) | Na 589.592 Radial-iFR) | Ni 231.604 Axial-iFR) | Pb 220.353 Axial-eUV) | Sb 206.833 Axial-iFR) |
|---|---|---|---|---|---|---|---|
| Concentration average | 0.5336 ppm | 0.0451 ppm | -0.0003 ppm | 130.8297 ppm | -0.0004 ppm | 0.0499 ppm | 0.0019 ppm |
| Concentration per Run | 0.5319 ppm | 0.0454 ppm | 0.0000 ppm | 130.1267 ppm | -0.0001 ppm | 0.0504 ppm | 0.0008 ppm |
| Concentration per Run | 0.5283 ppm | 0.0447 ppm | -0.0007 ppm | 130.6683 ppm | -0.0012 ppm | 0.0512 ppm | 0.0050 ppm |
| Concentration per Run | 0.5405 ppm | 0.0452 ppm | -0.0002 ppm | 131.6940 ppm | 0.0002 ppm | 0.0483 ppm | -0.0001 ppm |
| Concentration RSD | 1.2 % | 0.8 % | 107.4 % | 0.6 % | 198.4 % | 3.0 % | 145.0 % |

| | Se 196.090 Axial-eUV) | Si 212.412 Axial-iFR) | Sn 189.989 Axial-iFR) | Sr 421.552 Radial-iFR) | Ti 334.904 Axial-iFR) | Tl 190.856 Axial-eUV) | V 292.402 Axial-iFR) |
|---|---|---|---|---|---|---|---|
| Concentration average | 0.0014 ppm | 0.2872 ppm | -0.0008 ppm | 0.0170 ppm | 0.0000 ppm | 0.0000 ppm | 0.0005 ppm |
| Concentration per Run | 0.0033 ppm | 0.2875 ppm | -0.0012 ppm | 0.0171 ppm | 0.0000 ppm | -0.0006 ppm | 0.0006 ppm |
| Concentration per Run | 0.0013 ppm | 0.2872 ppm | -0.0007 ppm | 0.0170 ppm | 0.0002 ppm | 0.0003 ppm | 0.0005 ppm |
| Concentration per Run | -0.0003 ppm | 0.2870 ppm | -0.0006 ppm | 0.0170 ppm | -0.0002 ppm | 0.0003 ppm | 0.0005 ppm |
| Concentration RSD | 123.9 % | 0.1 % | 39.1 % | 0.4 % | 528.1 % | 5,774.1 % | 14.9 % |

| | Zn 206.200 Axial-iFR) | Sc 361.384 Axial-iFR) | Sc 361.384 Radial-iFR) | Sc 227.318 Axial-eUV) | Y 360.073 Axial-iFR) | Y 371.030 Radial-iFR) | Y 224.306 Axial-eUV) |
|---|---|---|---|---|---|---|---|
| Concentration average | 0.0412 ppm | 97.0391 % | 99.4027 % | 91.5773 % | 94.0053 % | 95.2071 % | 93.7905 % |
| Concentration per Run | 0.0414 ppm | 96.8233 % | 99.7002 % | 91.1747 % | 93.8279 % | 95.6583 % | 93.5717 % |
| Concentration per Run | 0.0414 ppm | 97.9742 % | 99.2914 % | 91.8028 % | 94.7103 % | 94.5563 % | 93.9846 % |
| Concentration per Run | 0.0409 ppm | 96.3198 % | 99.2164 % | 91.7544 % | 93.4775 % | 95.4066 % | 93.8154 % |
| Concentration RSD | 0.7 % | 0.9 % | 0.3 % | 0.4 % | 0.7 % | 0.6 % | 0.2 % |

# ICP DataTrace 11

9/11/2025 7:24:09 AM

LabBook: WG2112807_20250910_T11.imexp

Sample: CCV
Analysis started at: 9/10/2025 9:25:54 AM
Comment <Comment>
Rack Number 0
Vial Numbers 3

| | Ag 328.068 Axial-iFR) | Al 396.152 Radial-iFR) | As 189.042 Axial-eUV) | B 208.959 Axial-iFR) | Ba 455.403 Radial-iFR) | Be 313.042 Radial-iFR) | Ca 315.887 Radial-iFR) |
|---|---|---|---|---|---|---|---|
| Concentration average | 0.4944 ppm | 0.4794 ppm | 0.4744 ppm | 0.4809 ppm | 0.4935 ppm | 0.5066 ppm | 0.4969 ppm |
| Concentration per Run | 0.4933 ppm | 0.4786 ppm | 0.4737 ppm | 0.4793 ppm | 0.4914 ppm | 0.5069 ppm | 0.4998 ppm |
| Concentration per Run | 0.4946 ppm | 0.4824 ppm | 0.4750 ppm | 0.4785 ppm | 0.4969 ppm | 0.5073 ppm | 0.4987 ppm |
| Concentration per Run | 0.4953 ppm | 0.4773 ppm | 0.4744 ppm | 0.4849 ppm | 0.4923 ppm | 0.5056 ppm | 0.4920 ppm |
| Recovery Percentage | 98.880 % | 95.884 % | 94.875 % | 96.184 % | 98.709 % | 101.326 % | 99.372 % |
| Concentration RSD | 0.2 % | 0.5 % | 0.1 % | 0.7 % | 0.6 % | 0.2 % | 0.8 % |

| | Cd 214.438 Axial-iFR) | Co 228.616 Axial-iFR) | Cr 267.716 Axial-iFR) | Cu 324.754 Axial-iFR) | Fe 259.940 Radial-iFR) | K 766.490 Radial-iFR) | Li 670.776 Radial-iFR) |
|---|---|---|---|---|---|---|---|
| Concentration average | 0.4979 ppm | 0.5016 ppm | 0.5005 ppm | 0.5083 ppm | 0.4998 ppm | 5.1968 ppm | 0.5251 ppm |
| Concentration per Run | 0.4983 ppm | 0.4999 ppm | 0.5011 ppm | 0.5084 ppm | 0.5004 ppm | 5.1833 ppm | 0.5240 ppm |
| Concentration per Run | 0.4955 ppm | 0.4998 ppm | 0.4979 ppm | 0.5063 ppm | 0.4994 ppm | 5.2396 ppm | 0.5219 ppm |
| Concentration per Run | 0.4998 ppm | 0.5053 ppm | 0.5024 ppm | 0.5104 ppm | 0.4996 ppm | 5.1675 ppm | 0.5294 ppm |
| Recovery Percentage | 99.573 % | 100.330 % | 100.095 % | 101.670 % | 99.959 % | 103.936 % | 105.017 % |
| Concentration RSD | 0.4 % | 0.6 % | 0.5 % | 0.4 % | 0.1 % | 0.7 % | 0.7 % |

| | Mg 279.079 Axial-iFR) | Mn 257.610 Radial-iFR) | Mo 202.030 Axial-iFR) | Na 589.592 Radial-iFR) | Ni 231.604 Axial-iFR) | Pb 220.353 Axial-eUV) | Sb 206.833 Axial-iFR) |
|---|---|---|---|---|---|---|---|
| Concentration average | 0.4924 ppm | 0.5100 ppm | 0.4828 ppm | 9.9886 ppm | 0.5088 ppm | 0.4947 ppm | 0.4983 ppm |
| Concentration per Run | 0.4913 ppm | 0.5105 ppm | 0.4849 ppm | 9.9320 ppm | 0.5084 ppm | 0.4935 ppm | 0.4981 ppm |
| Concentration per Run | 0.4923 ppm | 0.5113 ppm | 0.4794 ppm | 10.0822 ppm | 0.5063 ppm | 0.4943 ppm | 0.4988 ppm |
| Concentration per Run | 0.4937 ppm | 0.5081 ppm | 0.4841 ppm | 9.9514 ppm | 0.5117 ppm | 0.4963 ppm | 0.4981 ppm |
| Recovery Percentage | 98.490 % | 101.997 % | 96.560 % | 99.886 % | 101.765 % | 98.938 % | 99.667 % |
| Concentration RSD | 0.2 % | 0.3 % | 0.6 % | 0.8 % | 0.5 % | 0.3 % | 0.1 % |

| | Se 196.090 Axial-eUV) | Si 212.412 Axial-iFR) | Sn 189.989 Axial-iFR) | Sr 421.552 Radial-iFR) | Ti 334.904 Axial-iFR) | Tl 190.856 Axial-eUV) | V 292.402 Axial-iFR) |
|---|---|---|---|---|---|---|---|
| Concentration average | 0.4771 ppm | 5.3263 ppm | 0.4974 ppm | 0.4987 ppm | 0.4904 ppm | 0.4933 ppm | 0.5015 ppm |
| Concentration per Run | 0.4700 ppm | 5.3223 ppm | 0.4961 ppm | 0.4970 ppm | 0.4893 ppm | 0.4908 ppm | 0.5011 ppm |
| Concentration per Run | 0.4792 ppm | 5.3126 ppm | 0.4943 ppm | 0.5011 ppm | 0.4908 ppm | 0.4937 ppm | 0.5006 ppm |
| Concentration per Run | 0.4821 ppm | 5.3439 ppm | 0.5017 ppm | 0.4979 ppm | 0.4912 ppm | 0.4953 ppm | 0.5028 ppm |
| Recovery Percentage | 95.416 % | 101.453 % | 99.472 % | 99.736 % | 98.085 % | 98.656 % | 100.305 % |
| Concentration RSD | 1.3 % | 0.3 % | 0.8 % | 0.4 % | 0.2 % | 0.5 % | 0.2 % |

| | Zn 206.200 Axial-iFR) | Sc 361.384 Axial-iFR) | Sc 361.384 Radial-iFR) | Sc 227.318 Axial-eUV) | Y 360.073 Axial-iFR) | Y 371.030 Radial-iFR) | Y 224.306 Axial-eUV) |
|---|---|---|---|---|---|---|---|
| Concentration average | 0.4948 ppm | 101.7388 % | 100.1633 % | 100.5699 % | 99.5480 % | 96.4136 % | 99.8581 % |
| Concentration per Run | 0.4951 ppm | 101.1787 % | 99.8879 % | 100.7619 % | 98.9331 % | 96.1576 % | 99.9130 % |
| Concentration per Run | 0.4919 ppm | 102.6685 % | 99.5419 % | 100.4736 % | 100.3196 % | 96.5648 % | 99.7878 % |
| Concentration per Run | 0.4974 ppm | 101.3691 % | 101.0601 % | 100.4743 % | 99.3912 % | 96.5183 % | 99.8734 % |
| Recovery Percentage | 98.965 % | | | | | | |
| Concentration RSD | 0.6 % | 0.8 % | 0.8 % | 0.2 % | 0.7 % | 0.2 % | 0.1 % |

# ICP DataTrace 11

9/11/2025 7:24:09 AM

LabBook: WG2112807_20250910_T11.imexp

Sample: CCB
Analysis started at: 9/10/2025 9:27:58 AM
Comment <Comment>
Rack Number 0
Vial Numbers 4

| | Ag 328.068 Axial-iFR) | Al 396.152 Radial-iFR) | As 189.042 Axial-eUV) | B 208.959 Axial-iFR) | Ba 455.403 Radial-iFR) | Be 313.042 Radial-iFR) | Ca 315.887 Radial-iFR) |
|---|---|---|---|---|---|---|---|
| Concentration average | 0.0000 ppm | 0.0017 ppm | -0.0003 ppm | -0.0008 ppm | 0.0002 ppm | 0.0000 ppm | 0.0003 ppm |
| Concentration per Run | 0.0002 ppm | 0.0016 ppm | 0.0017 ppm | -0.0007 ppm | 0.0001 ppm | 0.0000 ppm | -0.0015 ppm |
| Concentration per Run | -0.0005 ppm | 0.0016 ppm | -0.0009 ppm | -0.0014 ppm | 0.0001 ppm | 0.0001 ppm | 0.0012 ppm |
| Concentration per Run | 0.0003 ppm | 0.0020 ppm | -0.0016 ppm | -0.0003 ppm | 0.0003 ppm | -0.0001 ppm | 0.0011 ppm |
| Recovery Percentage | 0.356 % | 1.725 % | -5.307 % | -2.698 % | 1.850 % | 0.401 % | 0.279 % |
| Concentration RSD | 1,678.5 % | 11.5 % | 641.9 % | 65.1 % | 44.4 % | 432.7 % | 552.6 % |

| | Cd 214.438 Axial-iFR) | Co 228.616 Axial-iFR) | Cr 267.716 Axial-iFR) | Cu 324.754 Axial-iFR) | Fe 259.940 Radial-iFR) | K 766.490 Radial-iFR) | Li 670.776 Radial-iFR) |
|---|---|---|---|---|---|---|---|
| Concentration average | 0.0001 ppm | -0.0003 ppm | 0.0000 ppm | 0.0004 ppm | -0.0005 ppm | -0.0426 ppm | -0.0002 ppm |
| Concentration per Run | -0.0001 ppm | -0.0005 ppm | 0.0002 ppm | 0.0007 ppm | -0.0013 ppm | -0.0416 ppm | -0.0011 ppm |
| Concentration per Run | 0.0001 ppm | 0.0001 ppm | -0.0001 ppm | 0.0001 ppm | -0.0002 ppm | -0.0464 ppm | 0.0006 ppm |
| Concentration per Run | 0.0001 ppm | -0.0005 ppm | -0.0001 ppm | 0.0004 ppm | -0.0001 ppm | -0.0397 ppm | 0.0001 ppm |
| Recovery Percentage | 1.046 % | -1.478 % | -0.081 % | 3.771 % | -1.064 % | -1.703 % | -3.177 % |
| Concentration RSD | 202.0 % | 109.4 % | 2,595.9 % | 78.0 % | 126.1 % | 8.0 % | 553.1 % |

| | Mg 279.079 Axial-iFR) | Mn 257.610 Radial-iFR) | Mo 202.030 Axial-iFR) | Na 589.592 Radial-iFR) | Ni 231.604 Axial-iFR) | Pb 220.353 Axial-eUV) | Sb 206.833 Axial-iFR) |
|---|---|---|---|---|---|---|---|
| Concentration average | -0.0012 ppm | -0.0001 ppm | 0.0004 ppm | 0.0212 ppm | -0.0001 ppm | -0.0005 ppm | 0.0013 ppm |
| Concentration per Run | -0.0032 ppm | -0.0002 ppm | 0.0003 ppm | 0.0150 ppm | 0.0000 ppm | -0.0011 ppm | -0.0021 ppm |
| Concentration per Run | -0.0016 ppm | 0.0000 ppm | 0.0006 ppm | 0.0253 ppm | 0.0000 ppm | -0.0006 ppm | 0.0033 ppm |
| Concentration per Run | 0.0012 ppm | -0.0003 ppm | 0.0004 ppm | 0.0233 ppm | -0.0002 ppm | 0.0002 ppm | 0.0028 ppm |
| Recovery Percentage | -1.191 % | -1.201 % | 0.886 % | 1.059 % | -0.247 % | -4.732 % | 2.646 % |
| Concentration RSD | 185.9 % | 125.0 % | 33.0 % | 25.8 % | 168.7 % | 134.6 % | 223.1 % |

| | Se 196.090 Axial-eUV) | Si 212.412 Axial-iFR) | Sn 189.989 Axial-iFR) | Sr 421.552 Radial-iFR) | Ti 334.904 Axial-iFR) | Tl 190.856 Axial-eUV) | V 292.402 Axial-iFR) |
|---|---|---|---|---|---|---|---|
| Concentration average | 0.0023 ppm | -0.0011 ppm | -0.0005 ppm | 0.0001 ppm | -0.0002 ppm | 0.0004 ppm | -0.0001 ppm |
| Concentration per Run | 0.0033 ppm | -0.0027 ppm | 0.0002 ppm | 0.0002 ppm | 0.0002 ppm | -0.0006 ppm | -0.0001 ppm |
| Concentration per Run | 0.0005 ppm | -0.0011 ppm | -0.0012 ppm | 0.0000 ppm | -0.0003 ppm | 0.0007 ppm | 0.0000 ppm |
| Concentration per Run | 0.0030 ppm | 0.0004 ppm | -0.0004 ppm | 0.0001 ppm | -0.0004 ppm | 0.0010 ppm | -0.0001 ppm |
| Recovery Percentage | 22.525 % | -0.223 % | -0.942 % | 1.051 % | -1.677 % | 1.930 % | -0.785 % |
| Concentration RSD | 67.4 % | 139.4 % | 152.2 % | 86.5 % | 181.7 % | 224.6 % | 74.8 % |

| | Zn 206.200 Axial-iFR) | Sc 361.384 Axial-iFR) | Sc 361.384 Radial-iFR) | Sc 227.318 Axial-eUV) | Y 360.073 Axial-iFR) | Y 371.030 Radial-iFR) | Y 224.306 Axial-eUV) |
|---|---|---|---|---|---|---|---|
| Concentration average | 0.0001 ppm | 97.7299 % | 97.2061 % | 97.9545 % | 98.1381 % | 95.2193 % | 98.0913 % |
| Concentration per Run | 0.0002 ppm | 96.8105 % | 97.4796 % | 97.7196 % | 96.9201 % | 96.3216 % | 98.1070 % |
| Concentration per Run | 0.0000 ppm | 98.7923 % | 97.1218 % | 97.9621 % | 99.4185 % | 95.8425 % | 97.8104 % |
| Concentration per Run | 0.0001 ppm | 97.5869 % | 97.0169 % | 98.1819 % | 98.0758 % | 93.4939 % | 98.3565 % |
| Recovery Percentage | 1.928 % | | | | | | |
| Concentration RSD | 78.6 % | 1.0 % | 0.2 % | 0.2 % | 1.3 % | 1.6 % | 0.3 % |

# ICP DataTrace 11

9/11/2025 7:24:09 AM

LabBook: WG2112807_20250910_T11.imexp

Sample: L2556595-02d2 WG2112634
Analysis started at: 9/10/2025 9:43:04 AM
Comment <Comment>
Rack Number 1
Vial Numbers 14

| | Ag 328.068 Axial-iFR) | Al 396.152 Radial-iFR) | As 189.042 Axial-eUV) | B 208.959 Axial-iFR) | Ba 455.403 Radial-iFR) | Be 313.042 Radial-iFR) | Ca 315.887 Radial-iFR) |
|---|---|---|---|---|---|---|---|
| Concentration average | 0.0017 ppm | 39.9978 ppm | 0.0781 ppm | 0.0142 ppm | 0.7288 ppm | 0.0027 ppm | 62.6276 ppm |
| Concentration per Run | 0.0012 ppm | 39.9681 ppm | 0.0787 ppm | 0.0144 ppm | 0.7272 ppm | 0.0027 ppm | 62.5035 ppm |
| Concentration per Run | 0.0021 ppm | 39.9705 ppm | 0.0790 ppm | 0.0145 ppm | 0.7289 ppm | 0.0027 ppm | 62.5992 ppm |
| Concentration per Run | 0.0017 ppm | 40.0547 ppm | 0.0768 ppm | 0.0138 ppm | 0.7303 ppm | 0.0027 ppm | 62.7799 ppm |
| Concentration RSD | 26.6 % | 0.1 % | 1.5 % | 2.8 % | 0.2 % | 0.9 % | 0.2 % |

| | Cd 214.438 Axial-iFR) | Co 228.616 Axial-iFR) | Cr 267.716 Axial-iFR) | Cu 324.754 Axial-iFR) | Fe 259.940 Radial-iFR) | K 766.490 Radial-iFR) | Li 670.776 Radial-iFR) |
|---|---|---|---|---|---|---|---|
| Concentration average | 0.0001 ppm | 0.0342 ppm | 0.0623 ppm | 0.1371 ppm | 98.0321 ppm | 3.9866 ppm | 0.0985 ppm |
| Concentration per Run | 0.0001 ppm | 0.0339 ppm | 0.0624 ppm | 0.1369 ppm | 97.5211 ppm | 3.9954 ppm | 0.0973 ppm |
| Concentration per Run | 0.0003 ppm | 0.0338 ppm | 0.0614 ppm | 0.1370 ppm | 98.4130 ppm | 3.9696 ppm | 0.0989 ppm |
| Concentration per Run | 0.0000 ppm | 0.0349 ppm | 0.0631 ppm | 0.1375 ppm | 98.1622 ppm | 3.9950 ppm | 0.0991 ppm |
| Concentration RSD | 97.8 % | 1.8 % | 1.4 % | 0.2 % | 0.5 % | 0.4 % | 1.0 % |

| | Mg 279.079 Axial-iFR) | Mn 257.610 Radial-iFR) | Mo 202.030 Axial-iFR) | Na 589.592 Radial-iFR) | Ni 231.604 Axial-iFR) | Pb 220.353 Axial-eUV) | Sb 206.833 Axial-iFR) |
|---|---|---|---|---|---|---|---|
| Concentration average | 10.1582 ppm | 2.2270 ppm | 0.0092 ppm | 0.8847 ppm | 0.0775 ppm | 1.1492 ppm | 0.0043 ppm |
| Concentration per Run | 10.2504 ppm | 2.2142 ppm | 0.0092 ppm | 0.8946 ppm | 0.0782 ppm | 1.1497 ppm | 0.0078 ppm |
| Concentration per Run | 10.0480 ppm | 2.2180 ppm | 0.0093 ppm | 0.8750 ppm | 0.0758 ppm | 1.1503 ppm | 0.0014 ppm |
| Concentration per Run | 10.1762 ppm | 2.2490 ppm | 0.0090 ppm | 0.8844 ppm | 0.0787 ppm | 1.1477 ppm | 0.0038 ppm |
| Concentration RSD | 1.0 % | 0.9 % | 1.4 % | 1.1 % | 2.0 % | 0.1 % | 75.5 % |

| | Se 196.090 Axial-eUV) | Si 212.412 Axial-iFR) | Sn 189.989 Axial-iFR) | Sr 421.552 Radial-iFR) | Ti 334.904 Axial-iFR) | Tl 190.856 Axial-eUV) | V 292.402 Axial-iFR) |
|---|---|---|---|---|---|---|---|
| Concentration average | 0.0055 ppm | 2.6032 ppm | 0.1428 ppm | 0.2780 ppm | 1.0090 ppm | 0.0010 ppm | 0.1234 ppm |
| Concentration per Run | 0.0083 ppm | 2.6281 ppm | 0.1403 ppm | 0.2777 ppm | 1.0086 ppm | 0.0012 ppm | 0.1237 ppm |
| Concentration per Run | 0.0017 ppm | 2.5967 ppm | 0.1433 ppm | 0.2773 ppm | 0.9970 ppm | 0.0007 ppm | 0.1229 ppm |
| Concentration per Run | 0.0064 ppm | 2.5846 ppm | 0.1447 ppm | 0.2790 ppm | 1.0214 ppm | 0.0010 ppm | 0.1235 ppm |
| Concentration RSD | 61.9 % | 0.9 % | 1.5 % | 0.3 % | 1.2 % | 22.5 % | 0.3 % |

| | Zn 206.200 Axial-iFR) | Sc 361.384 Axial-iFR) | Sc 361.384 Radial-iFR) | Sc 227.318 Axial-eUV) | Y 360.073 Axial-iFR) | Y 371.030 Radial-iFR) | Y 224.306 Axial-eUV) |
|---|---|---|---|---|---|---|---|
| Concentration average | 0.3785 ppm | 101.1887 % | 103.8582 % | 96.2363 % | 107.2240 % | 108.4766 % | 108.7532 % |
| Concentration per Run | 0.3793 ppm | 101.0417 % | 103.7696 % | 96.5775 % | 107.3124 % | 109.9411 % | 108.9163 % |
| Concentration per Run | 0.3774 ppm | 101.6907 % | 103.9040 % | 95.9016 % | 107.5068 % | 107.8517 % | 108.5856 % |
| Concentration per Run | 0.3789 ppm | 100.8338 % | 103.9009 % | 96.2299 % | 106.8528 % | 107.6369 % | 108.7575 % |
| Concentration RSD | 0.3 % | 0.4 % | 0.1 % | 0.4 % | 0.3 % | 1.2 % | 0.2 % |

# ICP DataTrace 11

9/11/2025 7:24:09 AM

LabBook: WG2112807_20250910_T11.imexp

Sample: L2556657-01d2 WG2112634
Analysis started at: 9/10/2025 9:45:15 AM
Comment <Comment>
Rack Number 1
Vial Numbers 15

| | Ag 328.068 Axial-iFR) | Al 396.152 Radial-iFR) | As 189.042 Axial-eUV) | B 208.959 Axial-iFR) | Ba 455.403 Radial-iFR) | Be 313.042 Radial-iFR) | Ca 315.887 Radial-iFR) |
|---|---|---|---|---|---|---|---|
| Concentration average | 0.0005 ppm | 38.4077 ppm | 0.0182 ppm | 0.2412 ppm | 0.0772 ppm | 0.0025 ppm | 20.2260 ppm |
| Concentration per Run | 0.0007 ppm | 38.4109 ppm | 0.0166 ppm | 0.2402 ppm | 0.0772 ppm | 0.0025 ppm | 20.1633 ppm |
| Concentration per Run | 0.0004 ppm | 38.4850 ppm | 0.0173 ppm | 0.2409 ppm | 0.0772 ppm | 0.0024 ppm | 20.2342 ppm |
| Concentration per Run | 0.0004 ppm | 38.3272 ppm | 0.0207 ppm | 0.2426 ppm | 0.0772 ppm | 0.0025 ppm | 20.2805 ppm |
| Concentration RSD | 35.2 % | 0.2 % | 12.1 % | 0.5 % | 0.1 % | 1.1 % | 0.3 % |

| | Cd 214.438 Axial-iFR) | Co 228.616 Axial-iFR) | Cr 267.716 Axial-iFR) | Cu 324.754 Axial-iFR) | Fe 259.940 Radial-iFR) | K 766.490 Radial-iFR) | Li 670.776 Radial-iFR) |
|---|---|---|---|---|---|---|---|
| Concentration average | 0.0011 ppm | 0.0278 ppm | 0.0976 ppm | 0.0558 ppm | 76.1923 ppm | 8.6402 ppm | 0.0807 ppm |
| Concentration per Run | 0.0011 ppm | 0.0275 ppm | 0.0974 ppm | 0.0558 ppm | 76.2079 ppm | 8.6164 ppm | 0.0823 ppm |
| Concentration per Run | 0.0012 ppm | 0.0282 ppm | 0.0980 ppm | 0.0558 ppm | 76.5787 ppm | 8.6636 ppm | 0.0817 ppm |
| Concentration per Run | 0.0010 ppm | 0.0278 ppm | 0.0975 ppm | 0.0558 ppm | 75.7904 ppm | 8.6407 ppm | 0.0780 ppm |
| Concentration RSD | 8.7 % | 1.3 % | 0.3 % | 0.0 % | 0.5 % | 0.3 % | 2.9 % |

| | Mg 279.079 Axial-iFR) | Mn 257.610 Radial-iFR) | Mo 202.030 Axial-iFR) | Na 589.592 Radial-iFR) | Ni 231.604 Axial-iFR) | Pb 220.353 Axial-eUV) | Sb 206.833 Axial-iFR) |
|---|---|---|---|---|---|---|---|
| Concentration average | 27.8662 ppm | 0.5404 ppm | 0.0325 ppm | 37.1674 ppm | 0.0772 ppm | 0.0536 ppm | 0.0037 ppm |
| Concentration per Run | 27.8405 ppm | 0.5427 ppm | 0.0325 ppm | 37.2824 ppm | 0.0774 ppm | 0.0530 ppm | 0.0041 ppm |
| Concentration per Run | 27.8028 ppm | 0.5403 ppm | 0.0327 ppm | 37.4307 ppm | 0.0767 ppm | 0.0539 ppm | 0.0045 ppm |
| Concentration per Run | 27.9551 ppm | 0.5382 ppm | 0.0323 ppm | 36.7892 ppm | 0.0775 ppm | 0.0539 ppm | 0.0025 ppm |
| Concentration RSD | 0.3 % | 0.4 % | 0.6 % | 0.9 % | 0.6 % | 1.0 % | 29.1 % |

| | Se 196.090 Axial-eUV) | Si 212.412 Axial-iFR) | Sn 189.989 Axial-iFR) | Sr 421.552 Radial-iFR) | Ti 334.904 Axial-iFR) | Tl 190.856 Axial-eUV) | V 292.402 Axial-iFR) |
|---|---|---|---|---|---|---|---|
| Concentration average | 0.0038 ppm | 3.8632 ppm | 0.0752 ppm | 0.3211 ppm | 1.0411 ppm | -0.0001 ppm | 0.1431 ppm |
| Concentration per Run | 0.0081 ppm | 3.8200 ppm | 0.0758 ppm | 0.3203 ppm | 1.0674 ppm | 0.0020 ppm | 0.1435 ppm |
| Concentration per Run | 0.0014 ppm | 3.8888 ppm | 0.0734 ppm | 0.3211 ppm | 1.0311 ppm | -0.0012 ppm | 0.1425 ppm |
| Concentration per Run | 0.0019 ppm | 3.8810 ppm | 0.0763 ppm | 0.3218 ppm | 1.0247 ppm | -0.0013 ppm | 0.1434 ppm |
| Concentration RSD | 98.6 % | 1.0 % | 2.1 % | 0.2 % | 2.2 % | 1,230.2 % | 0.4 % |

| | Zn 206.200 Axial-iFR) | Sc 361.384 Axial-iFR) | Sc 361.384 Radial-iFR) | Sc 227.318 Axial-eUV) | Y 360.073 Axial-iFR) | Y 371.030 Radial-iFR) | Y 224.306 Axial-eUV) |
|---|---|---|---|---|---|---|---|
| Concentration average | 0.2231 ppm | 102.6003 % | 103.9653 % | 96.3244 % | 111.0730 % | 110.7830 % | 111.3924 % |
| Concentration per Run | 0.2236 ppm | 103.5018 % | 103.9506 % | 97.0722 % | 112.0877 % | 111.5895 % | 112.0265 % |
| Concentration per Run | 0.2219 ppm | 102.6516 % | 103.6221 % | 95.8818 % | 111.1453 % | 111.1462 % | 111.0260 % |
| Concentration per Run | 0.2238 ppm | 101.6474 % | 104.3233 % | 96.0193 % | 109.9859 % | 109.6134 % | 111.1248 % |
| Concentration RSD | 0.5 % | 0.9 % | 0.3 % | 0.7 % | 0.9 % | 0.9 % | 0.5 % |

# ICP DataTrace 11

9/11/2025 7:24:09 AM

LabBook: WG2112807_20250910_T11.imexp

Sample: L2556498-02d10 WG2112634
Analysis started at: 9/10/2025 9:47:20 AM
Comment <Comment>
Rack Number 1
Vial Numbers 29

| | Ag 328.068 Axial-iFR) | Al 396.152 Radial-iFR) | As 189.042 Axial-eUV) | B 208.959 Axial-iFR) | Ba 455.403 Radial-iFR) | Be 313.042 Radial-iFR) | Ca 315.887 Radial-iFR) |
|---|---|---|---|---|---|---|---|
| Concentration average | -0.0005 ppm | 0.2706 ppm | 0.0022 ppm | -0.0003 ppm | 0.0051 ppm | 0.0001 ppm | 399.2124 ppm |
| Concentration per Run | -0.0007 ppm | 0.2816 ppm | 0.0016 ppm | 0.0005 ppm | 0.0053 ppm | 0.0001 ppm | 398.1756 ppm |
| Concentration per Run | -0.0007 ppm | 0.2599 ppm | 0.0025 ppm | 0.0000 ppm | 0.0050 ppm | 0.0002 ppm | 399.5938 ppm |
| Concentration per Run | -0.0002 ppm | 0.2704 ppm | 0.0025 ppm | -0.0014 ppm | 0.0050 ppm | 0.0001 ppm | 399.8676 ppm |
| Concentration RSD | 49.8 % | 4.0 % | 24.7 % | 337.3 % | 3.3 % | 26.7 % | 0.2 % |

| | Cd 214.438 Axial-iFR) | Co 228.616 Axial-iFR) | Cr 267.716 Axial-iFR) | Cu 324.754 Axial-iFR) | Fe 259.940 Radial-iFR) | K 766.490 Radial-iFR) | Li 670.776 Radial-iFR) |
|---|---|---|---|---|---|---|---|
| Concentration average | -0.0041 ppm | 0.0012 ppm | 0.0030 ppm | 0.0065 ppm | 5.1165 ppm | 0.1088 ppm | 0.0069 ppm |
| Concentration per Run | -0.0041 ppm | 0.0014 ppm | 0.0034 ppm | 0.0066 ppm | 5.1307 ppm | 0.1094 ppm | 0.0102 ppm |
| Concentration per Run | -0.0040 ppm | 0.0013 ppm | 0.0028 ppm | 0.0067 ppm | 5.1232 ppm | 0.1196 ppm | 0.0077 ppm |
| Concentration per Run | -0.0040 ppm | 0.0009 ppm | 0.0029 ppm | 0.0063 ppm | 5.0956 ppm | 0.0975 ppm | 0.0029 ppm |
| Concentration RSD | 1.1 % | 21.0 % | 11.0 % | 2.6 % | 0.4 % | 10.2 % | 53.6 % |

| | Mg 279.079 Axial-iFR) | Mn 257.610 Radial-iFR) | Mo 202.030 Axial-iFR) | Na 589.592 Radial-iFR) | Ni 231.604 Axial-iFR) | Pb 220.353 Axial-eUV) | Sb 206.833 Axial-iFR) |
|---|---|---|---|---|---|---|---|
| Concentration average | 223.5555 ppm | 0.2366 ppm | 0.0007 ppm | 0.0635 ppm | 0.0041 ppm | 0.0085 ppm | 0.0013 ppm |
| Concentration per Run | 224.4329 ppm | 0.2369 ppm | 0.0004 ppm | 0.0640 ppm | 0.0044 ppm | 0.0083 ppm | 0.0046 ppm |
| Concentration per Run | 222.7926 ppm | 0.2363 ppm | 0.0007 ppm | 0.0674 ppm | 0.0045 ppm | 0.0090 ppm | 0.0015 ppm |
| Concentration per Run | 223.4410 ppm | 0.2365 ppm | 0.0010 ppm | 0.0590 ppm | 0.0034 ppm | 0.0081 ppm | -0.0021 ppm |
| Concentration RSD | 0.4 % | 0.1 % | 45.9 % | 6.6 % | 15.5 % | 6.0 % | 255.0 % |

| | Se 196.090 Axial-eUV) | Si 212.412 Axial-iFR) | Sn 189.989 Axial-iFR) | Sr 421.552 Radial-iFR) | Ti 334.904 Axial-iFR) | Tl 190.856 Axial-eUV) | V 292.402 Axial-iFR) |
|---|---|---|---|---|---|---|---|
| Concentration average | -0.0004 ppm | 0.1740 ppm | 0.0006 ppm | 0.1498 ppm | 0.0115 ppm | 0.0005 ppm | 0.0173 ppm |
| Concentration per Run | -0.0022 ppm | 0.1842 ppm | -0.0007 ppm | 0.1496 ppm | 0.0117 ppm | 0.0009 ppm | 0.0177 ppm |
| Concentration per Run | 0.0019 ppm | 0.1676 ppm | 0.0019 ppm | 0.1497 ppm | 0.0108 ppm | 0.0007 ppm | 0.0171 ppm |
| Concentration per Run | -0.0010 ppm | 0.1700 ppm | 0.0006 ppm | 0.1502 ppm | 0.0120 ppm | -0.0001 ppm | 0.0171 ppm |
| Concentration RSD | 485.8 % | 5.2 % | 221.0 % | 0.2 % | 5.5 % | 104.3 % | 2.0 % |

| | Zn 206.200 Axial-iFR) | Sc 361.384 Axial-iFR) | Sc 361.384 Radial-iFR) | Sc 227.318 Axial-eUV) | Y 360.073 Axial-iFR) | Y 371.030 Radial-iFR) | Y 224.306 Axial-eUV) |
|---|---|---|---|---|---|---|---|
| Concentration average | 0.0133 ppm | 90.6079 % | 95.1563 % | 83.3243 % | 89.9789 % | 93.4985 % | 89.7603 % |
| Concentration per Run | 0.0133 ppm | 90.6510 % | 94.8526 % | 83.5022 % | 90.2267 % | 93.1195 % | 89.8142 % |
| Concentration per Run | 0.0131 ppm | 91.0118 % | 95.1338 % | 83.4072 % | 90.2867 % | 93.5377 % | 89.9769 % |
| Concentration per Run | 0.0134 ppm | 90.1608 % | 95.4826 % | 83.0635 % | 89.4234 % | 93.8383 % | 89.4900 % |
| Concentration RSD | 1.1 % | 0.5 % | 0.3 % | 0.3 % | 0.5 % | 0.4 % | 0.3 % |

# ICP DataTrace 11

9/11/2025 7:24:09 AM

LabBook: WG2112807_20250910_T11.imexp

Sample: L2556343-02 WG2112779
Analysis started at: 9/10/2025 9:49:24 AM
Comment <Comment>
Rack Number 1
Vial Numbers 26

| | Ag 328.068 Axial-iFR) | Al 396.152 Radial-iFR) | As 189.042 Axial-eUV) | B 208.959 Axial-iFR) | Ba 455.403 Radial-iFR) | Be 313.042 Radial-iFR) | Ca 315.887 Radial-iFR) |
|---|---|---|---|---|---|---|---|
| Concentration average | -0.0004 ppm | 0.0686 ppm | 0.0002 ppm | 0.0043 ppm | 0.0367 ppm | 0.0001 ppm | 7.6085 ppm |
| Concentration per Run | -0.0003 ppm | 0.0741 ppm | -0.0009 ppm | 0.0035 ppm | 0.0368 ppm | 0.0000 ppm | 7.6363 ppm |
| Concentration per Run | -0.0002 ppm | 0.0627 ppm | 0.0008 ppm | 0.0046 ppm | 0.0366 ppm | 0.0001 ppm | 7.5773 ppm |
| Concentration per Run | -0.0007 ppm | 0.0689 ppm | 0.0007 ppm | 0.0047 ppm | 0.0368 ppm | 0.0001 ppm | 7.6120 ppm |
| Concentration RSD | 64.6 % | 8.3 % | 529.8 % | 15.1 % | 0.4 % | 29.3 % | 0.4 % |

| | Cd 214.438 Axial-iFR) | Co 228.616 Axial-iFR) | Cr 267.716 Axial-iFR) | Cu 324.754 Axial-iFR) | Fe 259.940 Radial-iFR) | K 766.490 Radial-iFR) | Li 670.776 Radial-iFR) |
|---|---|---|---|---|---|---|---|
| Concentration average | 0.0003 ppm | 0.0000 ppm | 0.0009 ppm | 0.0035 ppm | 0.0215 ppm | 0.4280 ppm | 0.0011 ppm |
| Concentration per Run | 0.0003 ppm | -0.0002 ppm | 0.0005 ppm | 0.0037 ppm | 0.0216 ppm | 0.4442 ppm | 0.0000 ppm |
| Concentration per Run | 0.0003 ppm | 0.0004 ppm | 0.0013 ppm | 0.0034 ppm | 0.0216 ppm | 0.4266 ppm | 0.0013 ppm |
| Concentration per Run | 0.0003 ppm | -0.0001 ppm | 0.0009 ppm | 0.0034 ppm | 0.0213 ppm | 0.4132 ppm | 0.0020 ppm |
| Concentration RSD | 1.0 % | 3,265.3 % | 41.9 % | 4.3 % | 1.0 % | 3.6 % | 89.5 % |

| | Mg 279.079 Axial-iFR) | Mn 257.610 Radial-iFR) | Mo 202.030 Axial-iFR) | Na 589.592 Radial-iFR) | Ni 231.604 Axial-iFR) | Pb 220.353 Axial-eUV) | Sb 206.833 Axial-iFR) |
|---|---|---|---|---|---|---|---|
| Concentration average | 0.3286 ppm | 0.0946 ppm | -0.0002 ppm | 133.1532 ppm | 0.0004 ppm | 0.0465 ppm | 0.0025 ppm |
| Concentration per Run | 0.3316 ppm | 0.0947 ppm | -0.0006 ppm | 131.2547 ppm | 0.0006 ppm | 0.0455 ppm | 0.0032 ppm |
| Concentration per Run | 0.3252 ppm | 0.0949 ppm | -0.0001 ppm | 134.6190 ppm | -0.0003 ppm | 0.0468 ppm | 0.0019 ppm |
| Concentration per Run | 0.3291 ppm | 0.0941 ppm | 0.0000 ppm | 133.5858 ppm | 0.0010 ppm | 0.0471 ppm | 0.0024 ppm |
| Concentration RSD | 1.0 % | 0.4 % | 135.3 % | 1.3 % | 161.6 % | 1.8 % | 24.9 % |

| | Se 196.090 Axial-eUV) | Si 212.412 Axial-iFR) | Sn 189.989 Axial-iFR) | Sr 421.552 Radial-iFR) | Ti 334.904 Axial-iFR) | Tl 190.856 Axial-eUV) | V 292.402 Axial-iFR) |
|---|---|---|---|---|---|---|---|
| Concentration average | 0.0010 ppm | 0.5141 ppm | -0.0001 ppm | 0.0173 ppm | 0.0003 ppm | 0.0000 ppm | 0.0009 ppm |
| Concentration per Run | 0.0013 ppm | 0.5131 ppm | 0.0001 ppm | 0.0174 ppm | 0.0002 ppm | -0.0002 ppm | 0.0009 ppm |
| Concentration per Run | 0.0026 ppm | 0.5138 ppm | -0.0002 ppm | 0.0173 ppm | 0.0004 ppm | -0.0007 ppm | 0.0007 ppm |
| Concentration per Run | -0.0008 ppm | 0.5154 ppm | -0.0001 ppm | 0.0174 ppm | 0.0003 ppm | 0.0008 ppm | 0.0011 ppm |
| Concentration RSD | 164.5 % | 0.2 % | 174.9 % | 0.3 % | 38.3 % | 38,474.9 % | 23.4 % |

| | Zn 206.200 Axial-iFR) | Sc 361.384 Axial-iFR) | Sc 361.384 Radial-iFR) | Sc 227.318 Axial-eUV) | Y 360.073 Axial-iFR) | Y 371.030 Radial-iFR) | Y 224.306 Axial-eUV) |
|---|---|---|---|---|---|---|---|
| Concentration average | 0.0609 ppm | 96.7081 % | 98.5649 % | 92.1330 % | 93.1822 % | 94.4161 % | 94.2411 % |
| Concentration per Run | 0.0608 ppm | 95.8772 % | 98.9603 % | 92.5523 % | 91.9527 % | 93.1720 % | 94.4600 % |
| Concentration per Run | 0.0606 ppm | 97.1027 % | 98.2469 % | 92.1460 % | 93.8524 % | 95.5941 % | 94.5459 % |
| Concentration per Run | 0.0612 ppm | 97.1445 % | 98.4876 % | 91.7007 % | 93.7414 % | 94.4823 % | 93.7173 % |
| Concentration RSD | 0.5 % | 0.7 % | 0.4 % | 0.5 % | 1.1 % | 1.3 % | 0.5 % |

# ICP DataTrace 11

9/11/2025 7:24:09 AM

LabBook: WG2112807_20250910_T11.imexp

Sample: L2556343-03 WG2112779
Analysis started at: 9/10/2025 9:51:29 AM
Comment <Comment>
Rack Number 1
Vial Numbers 27

| | Ag 328.068 Axial-iFR) | Al 396.152 Radial-iFR) | As 189.042 Axial-eUV) | B 208.959 Axial-iFR) | Ba 455.403 Radial-iFR) | Be 313.042 Radial-iFR) | Ca 315.887 Radial-iFR) |
|---|---|---|---|---|---|---|---|
| Concentration average | -0.0001 ppm | 0.0327 ppm | -0.0001 ppm | 0.0054 ppm | 0.0549 ppm | 0.0001 ppm | 18.5087 ppm |
| Concentration per Run | -0.0002 ppm | 0.0348 ppm | 0.0010 ppm | 0.0039 ppm | 0.0550 ppm | 0.0000 ppm | 18.5792 ppm |
| Concentration per Run | 0.0000 ppm | 0.0258 ppm | 0.0011 ppm | 0.0053 ppm | 0.0548 ppm | 0.0000 ppm | 18.4801 ppm |
| Concentration per Run | -0.0001 ppm | 0.0375 ppm | -0.0024 ppm | 0.0071 ppm | 0.0549 ppm | 0.0001 ppm | 18.4670 ppm |
| Concentration RSD | 72.3 % | 18.7 % | 2,195.1 % | 29.0 % | 0.3 % | 100.6 % | 0.3 % |

| | Cd 214.438 Axial-iFR) | Co 228.616 Axial-iFR) | Cr 267.716 Axial-iFR) | Cu 324.754 Axial-iFR) | Fe 259.940 Radial-iFR) | K 766.490 Radial-iFR) | Li 670.776 Radial-iFR) |
|---|---|---|---|---|---|---|---|
| Concentration average | 0.0005 ppm | -0.0001 ppm | 0.0009 ppm | 0.0031 ppm | 0.0057 ppm | 0.3302 ppm | 0.0008 ppm |
| Concentration per Run | 0.0005 ppm | -0.0002 ppm | 0.0009 ppm | 0.0033 ppm | 0.0059 ppm | 0.3411 ppm | -0.0016 ppm |
| Concentration per Run | 0.0005 ppm | 0.0000 ppm | 0.0012 ppm | 0.0025 ppm | 0.0050 ppm | 0.3550 ppm | 0.0021 ppm |
| Concentration per Run | 0.0005 ppm | -0.0001 ppm | 0.0006 ppm | 0.0035 ppm | 0.0062 ppm | 0.2945 ppm | 0.0020 ppm |
| Concentration RSD | 1.1 % | 168.0 % | 30.1 % | 17.3 % | 10.3 % | 9.6 % | 250.7 % |

| | Mg 279.079 Axial-iFR) | Mn 257.610 Radial-iFR) | Mo 202.030 Axial-iFR) | Na 589.592 Radial-iFR) | Ni 231.604 Axial-iFR) | Pb 220.353 Axial-eUV) | Sb 206.833 Axial-iFR) |
|---|---|---|---|---|---|---|---|
| Concentration average | 0.5670 ppm | 0.0456 ppm | 0.0000 ppm | 131.3111 ppm | 0.0010 ppm | 0.0775 ppm | -0.0006 ppm |
| Concentration per Run | 0.5631 ppm | 0.0461 ppm | -0.0005 ppm | 130.2081 ppm | 0.0014 ppm | 0.0778 ppm | -0.0034 ppm |
| Concentration per Run | 0.5725 ppm | 0.0453 ppm | 0.0007 ppm | 132.0921 ppm | 0.0005 ppm | 0.0775 ppm | 0.0007 ppm |
| Concentration per Run | 0.5656 ppm | 0.0454 ppm | 0.0000 ppm | 131.6333 ppm | 0.0011 ppm | 0.0771 ppm | 0.0011 ppm |
| Concentration RSD | 0.9 % | 0.9 % | 2,088.8 % | 0.7 % | 45.1 % | 0.4 % | 444.7 % |

| | Se 196.090 Axial-eUV) | Si 212.412 Axial-iFR) | Sn 189.989 Axial-iFR) | Sr 421.552 Radial-iFR) | Ti 334.904 Axial-iFR) | Tl 190.856 Axial-eUV) | V 292.402 Axial-iFR) |
|---|---|---|---|---|---|---|---|
| Concentration average | 0.0031 ppm | 0.4479 ppm | -0.0016 ppm | 0.0216 ppm | 0.0002 ppm | 0.0005 ppm | 0.0007 ppm |
| Concentration per Run | 0.0027 ppm | 0.4453 ppm | -0.0025 ppm | 0.0216 ppm | 0.0003 ppm | 0.0019 ppm | 0.0006 ppm |
| Concentration per Run | 0.0026 ppm | 0.4498 ppm | -0.0016 ppm | 0.0216 ppm | 0.0002 ppm | -0.0005 ppm | 0.0007 ppm |
| Concentration per Run | 0.0041 ppm | 0.4486 ppm | -0.0006 ppm | 0.0216 ppm | 0.0000 ppm | 0.0000 ppm | 0.0008 ppm |
| Concentration RSD | 27.2 % | 0.5 % | 62.6 % | 0.2 % | 97.3 % | 256.1 % | 18.4 % |

| | Zn 206.200 Axial-iFR) | Sc 361.384 Axial-iFR) | Sc 361.384 Radial-iFR) | Sc 227.318 Axial-eUV) | Y 360.073 Axial-iFR) | Y 371.030 Radial-iFR) | Y 224.306 Axial-eUV) |
|---|---|---|---|---|---|---|---|
| Concentration average | 0.0733 ppm | 97.4730 % | 99.2588 % | 91.8423 % | 94.0828 % | 95.5475 % | 94.0302 % |
| Concentration per Run | 0.0732 ppm | 97.3590 % | 99.3839 % | 92.0820 % | 93.7308 % | 94.5112 % | 94.1315 % |
| Concentration per Run | 0.0730 ppm | 97.4278 % | 98.7004 % | 91.1741 % | 94.2008 % | 95.8568 % | 93.3901 % |
| Concentration per Run | 0.0737 ppm | 97.6322 % | 99.6921 % | 92.2707 % | 94.3168 % | 96.2744 % | 94.5689 % |
| Concentration RSD | 0.5 % | 0.1 % | 0.5 % | 0.6 % | 0.3 % | 1.0 % | 0.6 % |

# ICP DataTrace 11

9/11/2025 7:24:09 AM

LabBook: WG2112807_20250910_T11.imexp

Sample: L2556343-04 WG2112779
Analysis started at: 9/10/2025 9:53:33 AM
Comment <Comment>
Rack Number 1
Vial Numbers 28

| | Ag 328.068 Axial-iFR) | Al 396.152 Radial-iFR) | As 189.042 Axial-eUV) | B 208.959 Axial-iFR) | Ba 455.403 Radial-iFR) | Be 313.042 Radial-iFR) | Ca 315.887 Radial-iFR) |
|---|---|---|---|---|---|---|---|
| Concentration average | -0.0001 ppm | 0.0314 ppm | 0.0005 ppm | 0.0030 ppm | 0.0509 ppm | 0.0001 ppm | 9.7380 ppm |
| Concentration per Run | -0.0003 ppm | 0.0245 ppm | 0.0003 ppm | 0.0022 ppm | 0.0511 ppm | 0.0001 ppm | 9.7980 ppm |
| Concentration per Run | 0.0004 ppm | 0.0352 ppm | 0.0009 ppm | 0.0025 ppm | 0.0505 ppm | 0.0001 ppm | 9.7041 ppm |
| Concentration per Run | -0.0004 ppm | 0.0343 ppm | 0.0003 ppm | 0.0043 ppm | 0.0511 ppm | 0.0001 ppm | 9.7117 ppm |
| Concentration RSD | 471.4 % | 19.0 % | 71.2 % | 38.0 % | 0.6 % | 27.4 % | 0.5 % |

| | Cd 214.438 Axial-iFR) | Co 228.616 Axial-iFR) | Cr 267.716 Axial-iFR) | Cu 324.754 Axial-iFR) | Fe 259.940 Radial-iFR) | K 766.490 Radial-iFR) | Li 670.776 Radial-iFR) |
|---|---|---|---|---|---|---|---|
| Concentration average | 0.0002 ppm | 0.0001 ppm | -0.0001 ppm | 0.0024 ppm | 0.0041 ppm | 0.2769 ppm | 0.0011 ppm |
| Concentration per Run | 0.0002 ppm | 0.0002 ppm | 0.0004 ppm | 0.0024 ppm | 0.0052 ppm | 0.2904 ppm | 0.0017 ppm |
| Concentration per Run | 0.0001 ppm | -0.0001 ppm | -0.0003 ppm | 0.0025 ppm | 0.0044 ppm | 0.2629 ppm | 0.0005 ppm |
| Concentration per Run | 0.0002 ppm | 0.0000 ppm | -0.0002 ppm | 0.0023 ppm | 0.0027 ppm | 0.2774 ppm | 0.0010 ppm |
| Concentration RSD | 21.2 % | 283.5 % | 644.0 % | 5.0 % | 31.0 % | 5.0 % | 56.2 % |

| | Mg 279.079 Axial-iFR) | Mn 257.610 Radial-iFR) | Mo 202.030 Axial-iFR) | Na 589.592 Radial-iFR) | Ni 231.604 Axial-iFR) | Pb 220.353 Axial-eUV) | Sb 206.833 Axial-iFR) |
|---|---|---|---|---|---|---|---|
| Concentration average | 0.3874 ppm | 0.0454 ppm | 0.0002 ppm | 132.4910 ppm | 0.0008 ppm | 0.0877 ppm | 0.0021 ppm |
| Concentration per Run | 0.3888 ppm | 0.0456 ppm | 0.0008 ppm | 131.6285 ppm | 0.0009 ppm | 0.0875 ppm | 0.0018 ppm |
| Concentration per Run | 0.3875 ppm | 0.0454 ppm | -0.0001 ppm | 132.5065 ppm | 0.0011 ppm | 0.0884 ppm | 0.0040 ppm |
| Concentration per Run | 0.3859 ppm | 0.0453 ppm | 0.0000 ppm | 133.3381 ppm | 0.0004 ppm | 0.0871 ppm | 0.0004 ppm |
| Concentration RSD | 0.4 % | 0.3 % | 212.2 % | 0.6 % | 45.2 % | 0.8 % | 87.9 % |

| | Se 196.090 Axial-eUV) | Si 212.412 Axial-iFR) | Sn 189.989 Axial-iFR) | Sr 421.552 Radial-iFR) | Ti 334.904 Axial-iFR) | Tl 190.856 Axial-eUV) | V 292.402 Axial-iFR) |
|---|---|---|---|---|---|---|---|
| Concentration average | 0.0039 ppm | 0.2842 ppm | 0.0006 ppm | 0.0157 ppm | -0.0003 ppm | -0.0003 ppm | 0.0004 ppm |
| Concentration per Run | 0.0026 ppm | 0.2879 ppm | 0.0002 ppm | 0.0156 ppm | -0.0004 ppm | -0.0015 ppm | 0.0004 ppm |
| Concentration per Run | 0.0044 ppm | 0.2830 ppm | 0.0005 ppm | 0.0157 ppm | 0.0001 ppm | 0.0001 ppm | 0.0006 ppm |
| Concentration per Run | 0.0048 ppm | 0.2817 ppm | 0.0012 ppm | 0.0159 ppm | -0.0006 ppm | 0.0006 ppm | 0.0002 ppm |
| Concentration RSD | 30.2 % | 1.1 % | 83.9 % | 0.8 % | 118.6 % | 415.6 % | 44.2 % |

| | Zn 206.200 Axial-iFR) | Sc 361.384 Axial-iFR) | Sc 361.384 Radial-iFR) | Sc 227.318 Axial-eUV) | Y 360.073 Axial-iFR) | Y 371.030 Radial-iFR) | Y 224.306 Axial-eUV) |
|---|---|---|---|---|---|---|---|
| Concentration average | 0.0359 ppm | 95.3739 % | 98.0788 % | 90.9139 % | 91.8324 % | 93.4355 % | 93.1201 % |
| Concentration per Run | 0.0356 ppm | 95.3612 % | 97.8037 % | 91.4874 % | 91.7742 % | 92.0117 % | 93.6291 % |
| Concentration per Run | 0.0364 ppm | 95.2213 % | 99.1123 % | 90.7854 % | 91.8513 % | 94.7752 % | 93.1216 % |
| Concentration per Run | 0.0357 ppm | 95.5392 % | 97.3204 % | 90.4687 % | 91.8716 % | 93.5195 % | 92.6096 % |
| Concentration RSD | 1.3 % | 0.2 % | 0.9 % | 0.6 % | 0.1 % | 1.5 % | 0.5 % |

# ICP DataTrace 11

9/11/2025 7:24:09 AM

LabBook: WG2112807_20250910_T11.imexp

Sample: CCV
Analysis started at: 9/10/2025 9:55:38 AM
Comment <Comment>
Rack Number 0
Vial Numbers 3

| | Ag 328.068 Axial-iFR) | Al 396.152 Radial-iFR) | As 189.042 Axial-eUV) | B 208.959 Axial-iFR) | Ba 455.403 Radial-iFR) | Be 313.042 Radial-iFR) | Ca 315.887 Radial-iFR) |
|---|---|---|---|---|---|---|---|
| Concentration average | **0.5033 ppm** | 0.4806 ppm | 0.4858 ppm | 0.4866 ppm | 0.4954 ppm | 0.5100 ppm | 0.5031 ppm |
| Concentration per Run | 0.5053 ppm | 0.4812 ppm | 0.4834 ppm | 0.4862 ppm | 0.4943 ppm | 0.5105 ppm | 0.5041 ppm |
| Concentration per Run | 0.5030 ppm | 0.4796 ppm | 0.4869 ppm | 0.4852 ppm | 0.4966 ppm | 0.5096 ppm | 0.5011 ppm |
| Concentration per Run | 0.5015 ppm | 0.4808 ppm | 0.4870 ppm | 0.4885 ppm | 0.4952 ppm | 0.5098 ppm | 0.5041 ppm |
| Recovery Percentage | 100.652 % | 96.115 % | 97.151 % | 97.326 % | 99.077 % | 101.991 % | 100.618 % |
| Concentration RSD | 0.4 % | 0.2 % | 0.4 % | 0.4 % | 0.2 % | 0.1 % | 0.3 % |

| | Cd 214.438 Axial-iFR) | Co 228.616 Axial-iFR) | Cr 267.716 Axial-iFR) | Cu 324.754 Axial-iFR) | Fe 259.940 Radial-iFR) | K 766.490 Radial-iFR) | Li 670.776 Radial-iFR) |
|---|---|---|---|---|---|---|---|
| Concentration average | 0.5056 ppm | 0.5101 ppm | 0.5083 ppm | 0.5174 ppm | 0.5032 ppm | 5.1938 ppm | 0.5232 ppm |
| Concentration per Run | 0.5076 ppm | 0.5104 ppm | 0.5097 ppm | 0.5171 ppm | 0.5076 ppm | 5.2040 ppm | 0.5257 ppm |
| Concentration per Run | 0.5051 ppm | 0.5094 ppm | 0.5077 ppm | 0.5174 ppm | 0.5014 ppm | 5.1667 ppm | 0.5181 ppm |
| Concentration per Run | 0.5039 ppm | 0.5103 ppm | 0.5076 ppm | 0.5175 ppm | 0.5004 ppm | 5.2105 ppm | 0.5258 ppm |
| Recovery Percentage | 101.111 % | 102.011 % | 101.666 % | 103.470 % | 100.633 % | 103.875 % | 104.645 % |
| Concentration RSD | 0.4 % | 0.1 % | 0.2 % | 0.0 % | 0.8 % | 0.5 % | 0.8 % |

| | Mg 279.079 Axial-iFR) | Mn 257.610 Radial-iFR) | Mo 202.030 Axial-iFR) | Na 589.592 Radial-iFR) | Ni 231.604 Axial-iFR) | Pb 220.353 Axial-eUV) | Sb 206.833 Axial-iFR) |
|---|---|---|---|---|---|---|---|
| Concentration average | 0.5021 ppm | 0.5146 ppm | 0.4908 ppm | 10.0637 ppm | 0.5190 ppm | 0.5021 ppm | 0.5065 ppm |
| Concentration per Run | 0.5076 ppm | 0.5146 ppm | 0.4925 ppm | 10.0557 ppm | 0.5191 ppm | 0.5034 ppm | 0.5090 ppm |
| Concentration per Run | 0.5015 ppm | 0.5165 ppm | 0.4918 ppm | 10.1050 ppm | 0.5202 ppm | 0.5024 ppm | 0.5048 ppm |
| Concentration per Run | 0.4972 ppm | 0.5128 ppm | 0.4880 ppm | 10.0303 ppm | 0.5175 ppm | 0.5006 ppm | 0.5055 ppm |
| Recovery Percentage | 100.425 % | 102.926 % | 98.152 % | 100.637 % | 103.790 % | 100.428 % | 101.292 % |
| Concentration RSD | 1.0 % | 0.4 % | 0.5 % | 0.4 % | 0.3 % | 0.3 % | 0.4 % |

| | Se 196.090 Axial-eUV) | Si 212.412 Axial-iFR) | Sn 189.989 Axial-iFR) | Sr 421.552 Radial-iFR) | Ti 334.904 Axial-iFR) | Tl 190.856 Axial-eUV) | V 292.402 Axial-iFR) |
|---|---|---|---|---|---|---|---|
| Concentration average | 0.4807 ppm | 5.4211 ppm | 0.5009 ppm | 0.5000 ppm | 0.4978 ppm | **0.5009 ppm** | 0.5100 ppm |
| Concentration per Run | 0.4799 ppm | 5.4415 ppm | 0.4985 ppm | 0.4996 ppm | 0.5031 ppm | 0.5012 ppm | 0.5122 ppm |
| Concentration per Run | 0.4799 ppm | 5.4095 ppm | 0.5028 ppm | 0.5005 ppm | 0.4975 ppm | 0.5005 ppm | 0.5084 ppm |
| Concentration per Run | 0.4824 ppm | 5.4124 ppm | 0.5014 ppm | 0.4999 ppm | 0.4928 ppm | 0.5010 ppm | 0.5093 ppm |
| Recovery Percentage | 96.143 % | 103.259 % | 100.183 % | 99.998 % | 99.562 % | 100.187 % | 101.995 % |
| Concentration RSD | 0.3 % | 0.3 % | 0.4 % | 0.1 % | 1.0 % | 0.1 % | 0.4 % |

| | Zn 206.200 Axial-iFR) | Sc 361.384 Axial-iFR) | Sc 361.384 Radial-iFR) | Sc 227.318 Axial-eUV) | Y 360.073 Axial-iFR) | Y 371.030 Radial-iFR) | Y 224.306 Axial-eUV) |
|---|---|---|---|---|---|---|---|
| Concentration average | 0.5023 ppm | 100.1743 % | 100.0801 % | 98.8384 % | 97.6901 % | 97.2005 % | 97.9125 % |
| Concentration per Run | 0.5032 ppm | 99.7053 % | 100.4810 % | 98.6909 % | 97.3864 % | 97.6626 % | 98.1380 % |
| Concentration per Run | 0.5035 ppm | 99.9367 % | 99.8133 % | 98.7950 % | 97.5103 % | 97.2076 % | 97.5591 % |
| Concentration per Run | 0.5001 ppm | 100.8811 % | 99.9461 % | 99.0293 % | 98.1737 % | 96.7313 % | 98.0404 % |
| Recovery Percentage | 100.454 % | | | | | | |
| Concentration RSD | 0.4 % | 0.6 % | 0.4 % | 0.2 % | 0.4 % | 0.5 % | 0.3 % |

# ICP DataTrace 11

9/11/2025 7:24:09 AM

LabBook: WG2112807_20250910_T11.imexp

Sample: CCB
Analysis started at: 9/10/2025 9:57:43 AM
Comment <Comment>
Rack Number 0
Vial Numbers 4

| | Ag 328.068 Axial-iFR) | Al 396.152 Radial-iFR) | As 189.042 Axial-eUV) | B 208.959 Axial-iFR) | Ba 455.403 Radial-iFR) | Be 313.042 Radial-iFR) | Ca 315.887 Radial-iFR) |
|---|---|---|---|---|---|---|---|
| Concentration average | 0.0002 ppm | 0.0027 ppm | 0.0016 ppm | -0.0001 ppm | 0.0001 ppm | 0.0000 ppm | -0.0026 ppm |
| Concentration per Run | 0.0002 ppm | 0.0006 ppm | 0.0030 ppm | 0.0002 ppm | 0.0001 ppm | 0.0000 ppm | -0.0049 ppm |
| Concentration per Run | 0.0001 ppm | -0.0015 ppm | -0.0002 ppm | 0.0002 ppm | 0.0001 ppm | 0.0000 ppm | -0.0009 ppm |
| Concentration per Run | 0.0001 ppm | 0.0090 ppm | 0.0019 ppm | -0.0007 ppm | 0.0001 ppm | 0.0000 ppm | -0.0019 ppm |
| Recovery Percentage | 2.289 % | 2.690 % | 31.455 % | -0.351 % | 0.943 % | -0.140 % | -2.578 % |
| Concentration RSD | 41.5 % | 206.4 % | 101.9 % | 510.2 % | 26.0 % | 470.9 % | 81.3 % |

| | Cd 214.438 Axial-iFR) | Co 228.616 Axial-iFR) | Cr 267.716 Axial-iFR) | Cu 324.754 Axial-iFR) | Fe 259.940 Radial-iFR) | K 766.490 Radial-iFR) | Li 670.776 Radial-iFR) |
|---|---|---|---|---|---|---|---|
| Concentration average | 0.0000 ppm | -0.0008 ppm | 0.0003 ppm | 0.0003 ppm | 0.0004 ppm | -0.0164 ppm | -0.0002 ppm |
| Concentration per Run | 0.0001 ppm | -0.0006 ppm | -0.0003 ppm | 0.0003 ppm | -0.0001 ppm | -0.0258 ppm | 0.0003 ppm |
| Concentration per Run | 0.0000 ppm | -0.0010 ppm | 0.0003 ppm | 0.0003 ppm | 0.0005 ppm | -0.0353 ppm | 0.0008 ppm |
| Concentration per Run | 0.0000 ppm | -0.0008 ppm | 0.0008 ppm | 0.0005 ppm | 0.0008 ppm | 0.0119 ppm | -0.0016 ppm |
| Recovery Percentage | 0.224 % | -4.011 % | 2.878 % | 3.461 % | 0.801 % | -0.657 % | -3.480 % |
| Concentration RSD | 650.8 % | 22.4 % | 194.4 % | 30.9 % | 125.1 % | 152.1 % | 746.6 % |

| | Mg 279.079 Axial-iFR) | Mn 257.610 Radial-iFR) | Mo 202.030 Axial-iFR) | Na 589.592 Radial-iFR) | Ni 231.604 Axial-iFR) | Pb 220.353 Axial-eUV) | Sb 206.833 Axial-iFR) |
|---|---|---|---|---|---|---|---|
| Concentration average | -0.0009 ppm | -0.0002 ppm | 0.0001 ppm | 0.0196 ppm | -0.0008 ppm | -0.0005 ppm | 0.0003 ppm |
| Concentration per Run | 0.0001 ppm | -0.0001 ppm | 0.0005 ppm | 0.0176 ppm | -0.0014 ppm | -0.0002 ppm | -0.0032 ppm |
| Concentration per Run | -0.0010 ppm | -0.0001 ppm | -0.0002 ppm | 0.0217 ppm | -0.0007 ppm | -0.0002 ppm | 0.0045 ppm |
| Concentration per Run | -0.0018 ppm | -0.0004 ppm | -0.0001 ppm | 0.0193 ppm | -0.0004 ppm | -0.0011 ppm | -0.0003 ppm |
| Recovery Percentage | -0.929 % | -1.945 % | 0.163 % | 0.978 % | -3.317 % | -4.968 % | 0.652 % |
| Concentration RSD | 102.8 % | 77.0 % | 435.3 % | 10.5 % | 62.1 % | 100.3 % | 1,201.2 % |

| | Se 196.090 Axial-eUV) | Si 212.412 Axial-iFR) | Sn 189.989 Axial-iFR) | Sr 421.552 Radial-iFR) | Ti 334.904 Axial-iFR) | Tl 190.856 Axial-eUV) | V 292.402 Axial-iFR) |
|---|---|---|---|---|---|---|---|
| Concentration average | 0.0028 ppm | -0.0007 ppm | 0.0003 ppm | 0.0000 ppm | -0.0003 ppm | 0.0009 ppm | 0.0002 ppm |
| Concentration per Run | 0.0061 ppm | -0.0024 ppm | -0.0005 ppm | 0.0000 ppm | 0.0002 ppm | 0.0008 ppm | 0.0003 ppm |
| Concentration per Run | 0.0020 ppm | 0.0032 ppm | -0.0002 ppm | 0.0001 ppm | -0.0007 ppm | 0.0012 ppm | 0.0002 ppm |
| Concentration per Run | 0.0003 ppm | -0.0029 ppm | 0.0018 ppm | -0.0001 ppm | -0.0004 ppm | 0.0006 ppm | 0.0000 ppm |
| Recovery Percentage | 27.823 % | -0.141 % | 0.669 % | -0.286 % | -2.990 % | 4.351 % | 1.770 % |
| Concentration RSD | 106.7 % | 475.9 % | 373.1 % | 400.5 % | 149.7 % | 33.2 % | 81.4 % |

| | Zn 206.200 Axial-iFR) | Sc 361.384 Axial-iFR) | Sc 361.384 Radial-iFR) | Sc 227.318 Axial-eUV) | Y 360.073 Axial-iFR) | Y 371.030 Radial-iFR) | Y 224.306 Axial-eUV) |
|---|---|---|---|---|---|---|---|
| Concentration average | 0.0001 ppm | 98.1033 % | 97.0754 % | 97.7137 % | 97.8075 % | 96.2296 % | 97.8672 % |
| Concentration per Run | 0.0001 ppm | 98.4631 % | 97.7619 % | 97.7756 % | 98.1522 % | 95.9440 % | 97.8159 % |
| Concentration per Run | 0.0001 ppm | 97.0278 % | 96.6803 % | 97.6534 % | 96.8339 % | 95.4061 % | 97.8302 % |
| Concentration per Run | 0.0001 ppm | 98.8192 % | 96.7839 % | 97.7121 % | 98.4365 % | 97.3387 % | 97.9555 % |
| Recovery Percentage | 1.866 % | | | | | | |
| Concentration RSD | 31.6 % | 1.0 % | 0.6 % | 0.1 % | 0.9 % | 1.0 % | 0.1 % |

# ICP DataTrace 11

9/11/2025 7:24:09 AM

LabBook: WG2112807_20250910_T11.imexp

Sample: WG2112785-1 WG2112785
Analysis started at: 9/10/2025 10:08:25 AM
Comment <Comment>
Rack Number 1
Vial Numbers 30

| | Ag 328.068 Axial-iFR) | Al 396.152 Radial-iFR) | As 189.042 Axial-eUV) | B 208.959 Axial-iFR) | Ba 455.403 Radial-iFR) | Be 313.042 Radial-iFR) | Ca 315.887 Radial-iFR) |
|---|---|---|---|---|---|---|---|
| Concentration average | 0.0001 ppm | 0.0064 ppm | -0.0015 ppm | -0.0015 ppm | 0.0002 ppm | 0.0000 ppm | 0.0098 ppm |
| Concentration per Run | -0.0001 ppm | -0.0052 ppm | -0.0016 ppm | -0.0024 ppm | 0.0002 ppm | 0.0001 ppm | 0.0114 ppm |
| Concentration per Run | 0.0001 ppm | 0.0122 ppm | -0.0021 ppm | -0.0021 ppm | 0.0003 ppm | 0.0000 ppm | 0.0085 ppm |
| Concentration per Run | 0.0005 ppm | 0.0122 ppm | -0.0007 ppm | 0.0000 ppm | 0.0002 ppm | 0.0000 ppm | 0.0095 ppm |
| Concentration RSD | 208.6 % | 156.8 % | 46.1 % | 87.4 % | 20.3 % | 40.8 % | 14.9 % |

| | Cd 214.438 Axial-iFR) | Co 228.616 Axial-iFR) | Cr 267.716 Axial-iFR) | Cu 324.754 Axial-iFR) | Fe 259.940 Radial-iFR) | K 766.490 Radial-iFR) | Li 670.776 Radial-iFR) |
|---|---|---|---|---|---|---|---|
| Concentration average | 0.0000 ppm | -0.0005 ppm | 0.0003 ppm | 0.0004 ppm | 0.0309 ppm | -0.0284 ppm | -0.0006 ppm |
| Concentration per Run | 0.0000 ppm | -0.0005 ppm | 0.0002 ppm | 0.0001 ppm | 0.0299 ppm | -0.0249 ppm | -0.0013 ppm |
| Concentration per Run | 0.0000 ppm | -0.0007 ppm | 0.0004 ppm | 0.0003 ppm | 0.0311 ppm | -0.0462 ppm | 0.0009 ppm |
| Concentration per Run | -0.0001 ppm | -0.0004 ppm | 0.0005 ppm | 0.0008 ppm | 0.0317 ppm | -0.0140 ppm | -0.0013 ppm |
| Concentration RSD | 183.1 % | 36.8 % | 44.5 % | 96.5 % | 2.9 % | 57.7 % | 224.2 % |

| | Mg 279.079 Axial-iFR) | Mn 257.610 Radial-iFR) | Mo 202.030 Axial-iFR) | Na 589.592 Radial-iFR) | Ni 231.604 Axial-iFR) | Pb 220.353 Axial-eUV) | Sb 206.833 Axial-iFR) |
|---|---|---|---|---|---|---|---|
| Concentration average | 0.0018 ppm | 0.0001 ppm | -0.0003 ppm | 0.0344 ppm | -0.0005 ppm | -0.0009 ppm | 0.0017 ppm |
| Concentration per Run | 0.0010 ppm | 0.0004 ppm | -0.0006 ppm | 0.0361 ppm | 0.0001 ppm | -0.0012 ppm | 0.0016 ppm |
| Concentration per Run | 0.0020 ppm | 0.0001 ppm | 0.0000 ppm | 0.0403 ppm | -0.0010 ppm | -0.0012 ppm | 0.0026 ppm |
| Concentration per Run | 0.0025 ppm | -0.0001 ppm | -0.0003 ppm | 0.0268 ppm | -0.0005 ppm | -0.0004 ppm | 0.0008 ppm |
| Concentration RSD | 41.7 % | 141.6 % | 92.1 % | 20.2 % | 126.4 % | 51.2 % | 53.3 % |

| | Se 196.090 Axial-eUV) | Si 212.412 Axial-iFR) | Sn 189.989 Axial-iFR) | Sr 421.552 Radial-iFR) | Ti 334.904 Axial-iFR) | Tl 190.856 Axial-eUV) | V 292.402 Axial-iFR) |
|---|---|---|---|---|---|---|---|
| Concentration average | 0.0031 ppm | 0.0100 ppm | 0.0086 ppm | 0.0000 ppm | 0.0000 ppm | -0.0008 ppm | 0.0001 ppm |
| Concentration per Run | 0.0020 ppm | 0.0116 ppm | 0.0090 ppm | 0.0000 ppm | 0.0001 ppm | -0.0003 ppm | 0.0003 ppm |
| Concentration per Run | 0.0059 ppm | 0.0095 ppm | 0.0078 ppm | 0.0000 ppm | 0.0000 ppm | -0.0013 ppm | -0.0001 ppm |
| Concentration per Run | 0.0014 ppm | 0.0090 ppm | 0.0091 ppm | 0.0001 ppm | -0.0002 ppm | -0.0007 ppm | 0.0002 ppm |
| Concentration RSD | 78.4 % | 14.0 % | 8.0 % | 187.9 % | 312.9 % | 66.5 % | 163.2 % |

| | Zn 206.200 Axial-iFR) | Sc 361.384 Axial-iFR) | Sc 361.384 Radial-iFR) | Sc 227.318 Axial-eUV) | Y 360.073 Axial-iFR) | Y 371.030 Radial-iFR) | Y 224.306 Axial-eUV) |
|---|---|---|---|---|---|---|---|
| Concentration average | 0.0010 ppm | 101.2541 % | 101.7492 % | 98.4626 % | 100.3728 % | 98.3430 % | 99.8873 % |
| Concentration per Run | 0.0010 ppm | 101.2826 % | 102.0816 % | 98.7297 % | 100.2281 % | 98.2354 % | 100.1208 % |
| Concentration per Run | 0.0010 ppm | 101.2125 % | 101.1431 % | 97.5155 % | 100.0870 % | 98.3031 % | 98.9230 % |
| Concentration per Run | 0.0009 ppm | 101.2673 % | 102.0229 % | 99.1427 % | 100.8032 % | 98.4905 % | 100.6180 % |
| Concentration RSD | 6.7 % | 0.0 % | 0.5 % | 0.9 % | 0.4 % | 0.1 % | 0.9 % |

# ICP DataTrace 11

9/11/2025 7:24:09 AM

LabBook: WG2112807_20250910_T11.imexp

Sample: WG2112785-2D2 WG2112785
Analysis started at: 9/10/2025 10:10:41 AM
Comment <Comment>
Rack Number 1
Vial Numbers 31

| | Ag 328.068 Axial-iFR) | Al 396.152 Radial-iFR) | As 189.042 Axial-eUV) | B 208.959 Axial-iFR) | Ba 455.403 Radial-iFR) | Be 313.042 Radial-iFR) | Ca 315.887 Radial-iFR) |
|---|---|---|---|---|---|---|---|
| Concentration average | 0.0512 ppm | 2.1222 ppm | 0.1193 ppm | 1.0117 ppm | 2.0737 ppm | 0.0538 ppm | 10.6039 ppm |
| Concentration per Run | 0.0514 ppm | 2.1411 ppm | 0.1199 ppm | 1.0091 ppm | 2.0714 ppm | 0.0540 ppm | 10.6316 ppm |
| Concentration per Run | 0.0509 ppm | 2.1064 ppm | 0.1192 ppm | 1.0090 ppm | 2.0786 ppm | 0.0537 ppm | 10.5945 ppm |
| Concentration per Run | 0.0512 ppm | 2.1192 ppm | 0.1189 ppm | 1.0170 ppm | 2.0710 ppm | 0.0537 ppm | 10.5856 ppm |
| Concentration RSD | 0.4 % | 0.8 % | 0.4 % | 0.5 % | 0.2 % | 0.3 % | 0.2 % |

| | Cd 214.438 Axial-iFR) | Co 228.616 Axial-iFR) | Cr 267.716 Axial-iFR) | Cu 324.754 Axial-iFR) | Fe 259.940 Radial-iFR) | K 766.490 Radial-iFR) | Li 670.776 Radial-iFR) |
|---|---|---|---|---|---|---|---|
| Concentration average | 0.0542 ppm | 0.5136 ppm | 0.2057 ppm | 0.2647 ppm | 1.0749 ppm | 10.8339 ppm | 0.0011 ppm |
| Concentration per Run | 0.0541 ppm | 0.5130 ppm | 0.2057 ppm | 0.2648 ppm | 1.0876 ppm | 10.7487 ppm | 0.0013 ppm |
| Concentration per Run | 0.0543 ppm | 0.5145 ppm | 0.2059 ppm | 0.2647 ppm | 1.0616 ppm | 10.8353 ppm | -0.0007 ppm |
| Concentration per Run | 0.0542 ppm | 0.5134 ppm | 0.2054 ppm | 0.2648 ppm | 1.0755 ppm | 10.9177 ppm | 0.0026 ppm |
| Concentration RSD | 0.2 % | 0.2 % | 0.1 % | 0.0 % | 1.2 % | 0.8 % | 156.7 % |

| | Mg 279.079 Axial-iFR) | Mn 257.610 Radial-iFR) | Mo 202.030 Axial-iFR) | Na 589.592 Radial-iFR) | Ni 231.604 Axial-iFR) | Pb 220.353 Axial-eUV) | Sb 206.833 Axial-iFR) |
|---|---|---|---|---|---|---|---|
| Concentration average | 10.1377 ppm | 0.5318 ppm | 1.0191 ppm | 10.4958 ppm | 0.5279 ppm | 0.5334 ppm | 0.5298 ppm |
| Concentration per Run | 10.1850 ppm | 0.5319 ppm | 1.0175 ppm | 10.4385 ppm | 0.5261 ppm | 0.5356 ppm | 0.5304 ppm |
| Concentration per Run | 10.0923 ppm | 0.5318 ppm | 1.0204 ppm | 10.5487 ppm | 0.5284 ppm | 0.5326 ppm | 0.5295 ppm |
| Concentration per Run | 10.1357 ppm | 0.5319 ppm | 1.0193 ppm | 10.5001 ppm | 0.5292 ppm | 0.5321 ppm | 0.5293 ppm |
| Concentration RSD | 0.5 % | 0.0 % | 0.1 % | 0.5 % | 0.3 % | 0.4 % | 0.1 % |

| | Se 196.090 Axial-eUV) | Si 212.412 Axial-iFR) | Sn 189.989 Axial-iFR) | Sr 421.552 Radial-iFR) | Ti 334.904 Axial-iFR) | Tl 190.856 Axial-eUV) | V 292.402 Axial-iFR) |
|---|---|---|---|---|---|---|---|
| Concentration average | 0.1212 ppm | 1.1030 ppm | 1.0218 ppm | **1.0180 ppm** | 1.0073 ppm | **0.1202 ppm** | 0.5347 ppm |
| Concentration per Run | 0.1206 ppm | 1.1050 ppm | 1.0162 ppm | 1.0194 ppm | 1.0082 ppm | 0.1212 ppm | 0.5344 ppm |
| Concentration per Run | 0.1213 ppm | 1.1016 ppm | 1.0240 ppm | 1.0180 ppm | 1.0103 ppm | 0.1199 ppm | 0.5359 ppm |
| Concentration per Run | 0.1217 ppm | 1.1023 ppm | 1.0251 ppm | 1.0165 ppm | 1.0035 ppm | 0.1196 ppm | 0.5340 ppm |
| Concentration RSD | 0.5 % | 0.2 % | 0.5 % | 0.1 % | 0.3 % | 0.7 % | 0.2 % |

| | Zn 206.200 Axial-iFR) | Sc 361.384 Axial-iFR) | Sc 361.384 Radial-iFR) | Sc 227.318 Axial-eUV) | Y 360.073 Axial-iFR) | Y 371.030 Radial-iFR) | Y 224.306 Axial-eUV) |
|---|---|---|---|---|---|---|---|
| Concentration average | 0.5139 ppm | 100.4263 % | 101.4569 % | 97.4271 % | 97.2094 % | 95.9119 % | 97.4643 % |
| Concentration per Run | 0.5132 ppm | 100.0969 % | 101.9742 % | 97.2493 % | 97.0828 % | 95.8794 % | 97.5000 % |
| Concentration per Run | 0.5143 ppm | 100.7575 % | 101.3568 % | 97.3253 % | 97.3171 % | 95.3302 % | 97.1516 % |
| Concentration per Run | 0.5141 ppm | 100.4245 % | 101.0398 % | 97.7068 % | 97.2282 % | 96.5261 % | 97.7413 % |
| Concentration RSD | 0.1 % | 0.3 % | 0.5 % | 0.3 % | 0.1 % | 0.6 % | 0.3 % |

# ICP DataTrace 11

9/11/2025 7:24:09 AM

LabBook: WG2112807_20250910_T11.imexp

Sample: I2554694-16D2 WG2112785
Analysis started at: 9/10/2025 10:12:45 AM
Comment <Comment>
Rack Number 1
Vial Numbers 32

| | Ag 328.068 Axial-iFR) | Al 396.152 Radial-iFR) | As 189.042 Axial-eUV) | B 208.959 Axial-iFR) | Ba 455.403 Radial-iFR) | Be 313.042 Radial-iFR) | Ca 315.887 Radial-iFR) |
|---|---|---|---|---|---|---|---|
| Concentration average | 0.0040 ppm | 56.1000 ppm | 0.1055 ppm | 0.0922 ppm | 0.6618 ppm | 0.0030 ppm | 130.2539 ppm |
| Concentration per Run | 0.0040 ppm | 56.0413 ppm | 0.1049 ppm | 0.0949 ppm | 0.6631 ppm | 0.0029 ppm | 129.9725 ppm |
| Concentration per Run | 0.0039 ppm | 56.0935 ppm | 0.1064 ppm | 0.0910 ppm | 0.6577 ppm | 0.0030 ppm | 130.0693 ppm |
| Concentration per Run | 0.0040 ppm | 56.1653 ppm | 0.1051 ppm | 0.0908 ppm | 0.6647 ppm | 0.0030 ppm | 130.7197 ppm |
| Concentration RSD | 2.3 % | 0.1 % | 0.8 % | 2.5 % | 0.6 % | 1.7 % | 0.3 % |

| | Cd 214.438 Axial-iFR) | Co 228.616 Axial-iFR) | Cr 267.716 Axial-iFR) | Cu 324.754 Axial-iFR) | Fe 259.940 Radial-iFR) | K 766.490 Radial-iFR) | Li 670.776 Radial-iFR) |
|---|---|---|---|---|---|---|---|
| Concentration average | 0.0112 ppm | 0.0482 ppm | 0.1203 ppm | 3.8160 ppm | 295.1175 ppm | 13.2880 ppm | 0.0886 ppm |
| Concentration per Run | 0.0111 ppm | 0.0478 ppm | 0.1194 ppm | 3.8052 ppm | 296.7150 ppm | 13.2819 ppm | 0.0906 ppm |
| Concentration per Run | 0.0112 ppm | 0.0477 ppm | 0.1205 ppm | 3.8284 ppm | 295.6793 ppm | 13.2710 ppm | 0.0900 ppm |
| Concentration per Run | 0.0113 ppm | 0.0492 ppm | 0.1210 ppm | 3.8143 ppm | 292.9583 ppm | 13.3111 ppm | 0.0852 ppm |
| Concentration RSD | 1.0 % | 1.7 % | 0.7 % | 0.3 % | 0.7 % | 0.2 % | 3.3 % |

| | Mg 279.079 Axial-iFR) | Mn 257.610 Radial-iFR) | Mo 202.030 Axial-iFR) | Na 589.592 Radial-iFR) | Ni 231.604 Axial-iFR) | Pb 220.353 Axial-eUV) | Sb 206.833 Axial-iFR) |
|---|---|---|---|---|---|---|---|
| Concentration average | 54.8498 ppm | 2.4765 ppm | 0.0137 ppm | 6.1265 ppm | 0.1559 ppm | 6.5186 ppm | 0.0094 ppm |
| Concentration per Run | 55.0092 ppm | 2.4807 ppm | 0.0135 ppm | 6.1370 ppm | 0.1546 ppm | 6.5009 ppm | 0.0117 ppm |
| Concentration per Run | 55.2818 ppm | 2.4768 ppm | 0.0135 ppm | 6.1450 ppm | 0.1559 ppm | 6.5280 ppm | 0.0071 ppm |
| Concentration per Run | 54.2586 ppm | 2.4721 ppm | 0.0140 ppm | 6.0975 ppm | 0.1573 ppm | 6.5268 ppm | 0.0094 ppm |
| Concentration RSD | 1.0 % | 0.2 % | 2.1 % | 0.4 % | 0.9 % | 0.2 % | 24.6 % |

| | Se 196.090 Axial-eUV) | Si 212.412 Axial-iFR) | Sn 189.989 Axial-iFR) | Sr 421.552 Radial-iFR) | Ti 334.904 Axial-iFR) | Tl 190.856 Axial-eUV) | V 292.402 Axial-iFR) |
|---|---|---|---|---|---|---|---|
| Concentration average | 0.0082 ppm | **20.4427 [SIC 100]** | 0.4993 ppm | 0.3176 ppm | 3.2797 ppm | 0.0007 ppm | 0.1827 ppm |
| Concentration per Run | 0.0096 ppm | 20.5715 ppm | 0.4848 ppm | 0.3190 ppm | 3.2879 ppm | 0.0015 ppm | 0.1823 ppm |
| Concentration per Run | 0.0085 ppm | 20.3634 ppm | 0.5037 ppm | 0.3165 ppm | 3.3178 ppm | -0.0014 ppm | 0.1837 ppm |
| Concentration per Run | 0.0065 ppm | 20.3933 ppm | 0.5093 ppm | 0.3174 ppm | 3.2335 ppm | 0.0019 ppm | 0.1820 ppm |
| Concentration RSD | 19.6 % | 0.6 % | 2.6 % | 0.4 % | 1.3 % | 270.6 % | 0.5 % |

| | Zn 206.200 Axial-iFR) | Sc 361.384 Axial-iFR) | Sc 361.384 Radial-iFR) | Sc 227.318 Axial-eUV) | Y 360.073 Axial-iFR) | Y 371.030 Radial-iFR) | Y 224.306 Axial-eUV) |
|---|---|---|---|---|---|---|---|
| Concentration average | 5.2097 ppm | 99.7474 % | 104.5713 % | 91.4082 % | 104.4985 % | 108.4162 % | 105.8178 % |
| Concentration per Run | 5.2049 ppm | 100.0737 % | 104.4506 % | 91.1654 % | 104.4976 % | 108.5147 % | 105.2149 % |
| Concentration per Run | 5.2064 ppm | 99.2490 % | 104.8116 % | 91.7184 % | 104.4323 % | 109.6892 % | 106.2953 % |
| Concentration per Run | 5.2177 ppm | 99.9196 % | 104.4517 % | 91.3407 % | 104.5655 % | 107.0447 % | 105.9434 % |
| Concentration RSD | 0.1 % | 0.4 % | 0.2 % | 0.3 % | 0.1 % | 1.2 % | 0.5 % |

# ICP DataTrace 11

9/11/2025 7:24:09 AM

LabBook: WG2112807_20250910_T11.imexp

Sample: WG2112785-3D2 WG2112785
Analysis started at: 9/10/2025 10:14:50 AM
Comment <Comment>
Rack Number 1
Vial Numbers 33

| | Ag 328.068 Axial-iFR) | Al 396.152 Radial-iFR) | As 189.042 Axial-eUV) | B 208.959 Axial-iFR) | Ba 455.403 Radial-iFR) | Be 313.042 Radial-iFR) | Ca 315.887 Radial-iFR) |
|---|---|---|---|---|---|---|---|
| Concentration average | 0.0537 ppm | 67.9366 ppm | 0.1766 ppm | 1.0135 ppm | 2.5878 ppm | 0.0546 ppm | 153.3856 ppm |
| Concentration per Run | 0.0533 ppm | 68.4557 ppm | 0.1766 ppm | 1.0105 ppm | 2.5925 ppm | 0.0548 ppm | 153.6137 ppm |
| Concentration per Run | 0.0539 ppm | 67.7894 ppm | 0.1775 ppm | 1.0195 ppm | 2.5856 ppm | 0.0546 ppm | 153.1133 ppm |
| Concentration per Run | 0.0540 ppm | 67.5647 ppm | 0.1758 ppm | 1.0104 ppm | 2.5851 ppm | 0.0545 ppm | 153.4299 ppm |
| Concentration RSD | 0.7 % | 0.7 % | 0.5 % | 0.5 % | 0.2 % | 0.2 % | 0.2 % |

| | Cd 214.438 Axial-iFR) | Co 228.616 Axial-iFR) | Cr 267.716 Axial-iFR) | Cu 324.754 Axial-iFR) | Fe 259.940 Radial-iFR) | K 766.490 Radial-iFR) | Li 670.776 Radial-iFR) |
|---|---|---|---|---|---|---|---|
| Concentration average | 0.0640 ppm | 0.5212 ppm | 0.3309 ppm | 6.6357 ppm | 269.8917 ppm | 24.0873 ppm | 0.1013 ppm |
| Concentration per Run | 0.0638 ppm | 0.5174 ppm | 0.3300 ppm | 6.6171 ppm | 270.2184 ppm | 24.0580 ppm | 0.1017 ppm |
| Concentration per Run | 0.0641 ppm | 0.5242 ppm | 0.3321 ppm | 6.6472 ppm | 269.7566 ppm | 24.1111 ppm | 0.1006 ppm |
| Concentration per Run | 0.0640 ppm | 0.5222 ppm | 0.3305 ppm | 6.6428 ppm | 269.7002 ppm | 24.0929 ppm | 0.1016 ppm |
| Concentration RSD | 0.2 % | 0.7 % | 0.3 % | 0.2 % | 0.1 % | 0.1 % | 0.6 % |

| | Mg 279.079 Axial-iFR) | Mn 257.610 Radial-iFR) | Mo 202.030 Axial-iFR) | Na 589.592 Radial-iFR) | Ni 231.604 Axial-iFR) | Pb 220.353 Axial-eUV) | Sb 206.833 Axial-iFR) |
|---|---|---|---|---|---|---|---|
| Concentration average | 81.3629 ppm | 2.9765 ppm | 0.9760 ppm | 15.9251 ppm | 0.6475 ppm | 4.7935 ppm | 0.2843 ppm |
| Concentration per Run | 81.2818 ppm | 2.9899 ppm | 0.9737 ppm | 15.9802 ppm | 0.6473 ppm | 4.8039 ppm | 0.2870 ppm |
| Concentration per Run | 81.6115 ppm | 2.9713 ppm | 0.9790 ppm | 15.8947 ppm | 0.6497 ppm | 4.7987 ppm | 0.2846 ppm |
| Concentration per Run | 81.1955 ppm | 2.9683 ppm | 0.9754 ppm | 15.9005 ppm | 0.6454 ppm | 4.7778 ppm | 0.2813 ppm |
| Concentration RSD | 0.3 % | 0.4 % | 0.3 % | 0.3 % | 0.3 % | 0.3 % | 1.0 % |

| | Se 196.090 Axial-eUV) | Si 212.412 Axial-iFR) | Sn 189.989 Axial-iFR) | Sr 421.552 Radial-iFR) | Ti 334.904 Axial-iFR) | Tl 190.856 Axial-eUV) | V 292.402 Axial-iFR) |
|---|---|---|---|---|---|---|---|
| Concentration average | 0.1036 ppm | **24.5921 [SIC 100]** | 1.1642 ppm | **1.3083 ppm** | 4.7457 ppm | **0.1126 ppm** | 0.7112 ppm |
| Concentration per Run | 0.1036 ppm | 24.5203 ppm | 1.1634 ppm | 1.3108 ppm | 4.7410 ppm | 0.1125 ppm | 0.7091 ppm |
| Concentration per Run | 0.1016 ppm | 24.4412 ppm | 1.1658 ppm | 1.3065 ppm | 4.7485 ppm | 0.1114 ppm | 0.7112 ppm |
| Concentration per Run | 0.1055 ppm | 24.8149 ppm | 1.1636 ppm | 1.3077 ppm | 4.7477 ppm | 0.1138 ppm | 0.7132 ppm |
| Concentration RSD | 1.9 % | 0.8 % | 0.1 % | 0.2 % | 0.1 % | 1.0 % | 0.3 % |

| | Zn 206.200 Axial-iFR) | Sc 361.384 Axial-iFR) | Sc 361.384 Radial-iFR) | Sc 227.318 Axial-eUV) | Y 360.073 Axial-iFR) | Y 371.030 Radial-iFR) | Y 224.306 Axial-eUV) |
|---|---|---|---|---|---|---|---|
| Concentration average | 9.2319 ppm | 98.0673 % | 103.4412 % | 89.2155 % | 105.6648 % | 110.7733 % | 105.7783 % |
| Concentration per Run | 9.2405 ppm | 97.4960 % | 103.8039 % | 89.1001 % | 104.7608 % | 111.1670 % | 106.1506 % |
| Concentration per Run | 9.2413 ppm | 97.7663 % | 103.0387 % | 89.0887 % | 105.3001 % | 110.1515 % | 105.3903 % |
| Concentration per Run | 9.2140 ppm | 98.9397 % | 103.4810 % | 89.4576 % | 106.9334 % | 111.0013 % | 105.7941 % |
| Concentration RSD | 0.2 % | 0.8 % | 0.4 % | 0.2 % | 1.1 % | 0.5 % | 0.4 % |

# ICP DataTrace 11

9/11/2025 7:24:09 AM

LabBook: WG2112807_20250910_T11.imexp

Sample: WG2112785-4D2 WG2112785
Analysis started at: 9/10/2025 10:16:55 AM
Comment <Comment>
Rack Number 1
Vial Numbers 34

| | Ag 328.068 Axial-iFR) | Al 396.152 Radial-iFR) | As 189.042 Axial-eUV) | B 208.959 Axial-iFR) | Ba 455.403 Radial-iFR) | Be 313.042 Radial-iFR) | Ca 315.887 Radial-iFR) |
|---|---|---|---|---|---|---|---|
| Concentration average | 0.0031 ppm | 56.8884 ppm | 0.0481 ppm | 0.0516 ppm | 2.1167 ppm | 0.0027 ppm | 135.2998 ppm |
| Concentration per Run | 0.0033 ppm | 56.7266 ppm | 0.0470 ppm | 0.0518 ppm | 2.1097 ppm | 0.0026 ppm | 135.0040 ppm |
| Concentration per Run | 0.0032 ppm | 56.8609 ppm | 0.0496 ppm | 0.0518 ppm | 2.1217 ppm | 0.0028 ppm | 135.1969 ppm |
| Concentration per Run | 0.0029 ppm | 57.0776 ppm | 0.0478 ppm | 0.0511 ppm | 2.1187 ppm | 0.0026 ppm | 135.6984 ppm |
| Concentration RSD | 5.7 % | 0.3 % | 2.8 % | 0.8 % | 0.3 % | 4.9 % | 0.3 % |

| | Cd 214.438 Axial-iFR) | Co 228.616 Axial-iFR) | Cr 267.716 Axial-iFR) | Cu 324.754 Axial-iFR) | Fe 259.940 Radial-iFR) | K 766.490 Radial-iFR) | Li 670.776 Radial-iFR) |
|---|---|---|---|---|---|---|---|
| Concentration average | 0.0082 ppm | 0.0441 ppm | 0.1158 ppm | 3.8585 ppm | 186.7423 ppm | 14.0287 ppm | 0.1126 ppm |
| Concentration per Run | 0.0083 ppm | 0.0437 ppm | 0.1149 ppm | 3.8286 ppm | 186.9608 ppm | 13.9471 ppm | 0.1133 ppm |
| Concentration per Run | 0.0081 ppm | 0.0442 ppm | 0.1167 ppm | 3.8769 ppm | 186.3294 ppm | 14.0426 ppm | 0.1111 ppm |
| Concentration per Run | 0.0083 ppm | 0.0444 ppm | 0.1158 ppm | 3.8700 ppm | 186.9366 ppm | 14.0965 ppm | 0.1135 ppm |
| Concentration RSD | 1.2 % | 0.8 % | 0.8 % | 0.7 % | 0.2 % | 0.5 % | 1.2 % |

| | Mg 279.079 Axial-iFR) | Mn 257.610 Radial-iFR) | Mo 202.030 Axial-iFR) | Na 589.592 Radial-iFR) | Ni 231.604 Axial-iFR) | Pb 220.353 Axial-eUV) | Sb 206.833 Axial-iFR) |
|---|---|---|---|---|---|---|---|
| Concentration average | 65.1104 ppm | 1.8534 ppm | 0.0094 ppm | 6.2474 ppm | 0.1264 ppm | 2.5958 ppm | 0.0108 ppm |
| Concentration per Run | 64.4956 ppm | 1.8451 ppm | 0.0097 ppm | 6.1898 ppm | 0.1250 ppm | 2.5999 ppm | 0.0108 ppm |
| Concentration per Run | 65.4902 ppm | 1.8703 ppm | 0.0090 ppm | 6.2704 ppm | 0.1277 ppm | 2.5947 ppm | 0.0108 ppm |
| Concentration per Run | 65.3454 ppm | 1.8450 ppm | 0.0097 ppm | 6.2821 ppm | 0.1265 ppm | 2.5927 ppm | 0.0108 ppm |
| Concentration RSD | 0.8 % | 0.8 % | 4.2 % | 0.8 % | 1.1 % | 0.1 % | 0.3 % |

| | Se 196.090 Axial-eUV) | Si 212.412 Axial-iFR) | Sn 189.989 Axial-iFR) | Sr 421.552 Radial-iFR) | Ti 334.904 Axial-iFR) | Tl 190.856 Axial-eUV) | V 292.402 Axial-iFR) |
|---|---|---|---|---|---|---|---|
| Concentration average | 0.0088 ppm | **22.5543 [SIC 100]** | 0.1485 ppm | 0.4039 ppm | 3.6742 ppm | 0.0021 ppm | 0.1696 ppm |
| Concentration per Run | 0.0082 ppm | 22.4241 ppm | 0.1437 ppm | 0.4025 ppm | 3.6528 ppm | 0.0031 ppm | 0.1687 ppm |
| Concentration per Run | 0.0109 ppm | 22.6282 ppm | 0.1522 ppm | 0.4054 ppm | 3.7079 ppm | 0.0023 ppm | 0.1705 ppm |
| Concentration per Run | 0.0074 ppm | 22.6106 ppm | 0.1496 ppm | 0.4037 ppm | 3.6618 ppm | 0.0009 ppm | 0.1694 ppm |
| Concentration RSD | 20.5 % | 0.5 % | 2.9 % | 0.4 % | 0.8 % | 53.7 % | 0.5 % |

| | Zn 206.200 Axial-iFR) | Sc 361.384 Axial-iFR) | Sc 361.384 Radial-iFR) | Sc 227.318 Axial-eUV) | Y 360.073 Axial-iFR) | Y 371.030 Radial-iFR) | Y 224.306 Axial-eUV) |
|---|---|---|---|---|---|---|---|
| Concentration average | 4.3859 ppm | 100.0650 % | 103.9439 % | 91.6072 % | 109.7879 % | 113.0618 % | 109.6288 % |
| Concentration per Run | 4.3716 ppm | 99.9523 % | 104.6000 % | 91.4595 % | 109.0697 % | 113.0784 % | 109.6039 % |
| Concentration per Run | 4.4013 ppm | 100.1665 % | 104.1302 % | 91.1144 % | 110.1959 % | 113.7944 % | 109.0758 % |
| Concentration per Run | 4.3850 ppm | 100.0762 % | 103.1015 % | 92.2476 % | 110.0983 % | 112.3126 % | 110.2068 % |
| Concentration RSD | 0.3 % | 0.1 % | 0.7 % | 0.6 % | 0.6 % | 0.7 % | 0.5 % |

# ICP DataTrace 11

9/11/2025 7:24:09 AM

LabBook: WG2112807_20250910_T11.imexp

Sample: WG2112785-5D2 WG2112785
Analysis started at: 9/10/2025 10:19:01 AM
Comment <Comment>
Rack Number 1
Vial Numbers 35

| | Ag 328.068 Axial-iFR) | Al 396.152 Radial-iFR) | As 189.042 Axial-eUV) | B 208.959 Axial-iFR) | Ba 455.403 Radial-iFR) | Be 313.042 Radial-iFR) | Ca 315.887 Radial-iFR) |
|---|---|---|---|---|---|---|---|
| Concentration average | 0.0278 ppm | 56.6642 ppm | 0.2246 ppm | 1.1398 ppm | 2.7746 ppm | 0.0581 ppm | 136.8429 ppm |
| Concentration per Run | 0.0274 ppm | 56.6088 ppm | 0.2232 ppm | 1.1356 ppm | 2.7738 ppm | 0.0583 ppm | 136.7895 ppm |
| Concentration per Run | 0.0282 ppm | 56.7500 ppm | 0.2254 ppm | 1.1338 ppm | 2.7652 ppm | 0.0580 ppm | 136.7075 ppm |
| Concentration per Run | 0.0277 ppm | 56.6336 ppm | 0.2252 ppm | 1.1502 ppm | 2.7849 ppm | 0.0581 ppm | 137.0318 ppm |
| Concentration RSD | 1.4 % | 0.1 % | 0.5 % | 0.8 % | 0.4 % | 0.3 % | 0.1 % |

| | Cd 214.438 Axial-iFR) | Co 228.616 Axial-iFR) | Cr 267.716 Axial-iFR) | Cu 324.754 Axial-iFR) | Fe 259.940 Radial-iFR) | K 766.490 Radial-iFR) | Li 670.776 Radial-iFR) |
|---|---|---|---|---|---|---|---|
| Concentration average | 0.0660 ppm | 0.5599 ppm | 0.3291 ppm | 3.9531 ppm | 288.1799 ppm | 24.4670 ppm | 0.0844 ppm |
| Concentration per Run | 0.0658 ppm | 0.5574 ppm | 0.3276 ppm | 3.9406 ppm | 289.8219 ppm | 24.3933 ppm | 0.0875 ppm |
| Concentration per Run | 0.0656 ppm | 0.5553 ppm | 0.3273 ppm | 3.9318 ppm | 286.3775 ppm | 24.3569 ppm | 0.0812 ppm |
| Concentration per Run | 0.0666 ppm | 0.5669 ppm | 0.3325 ppm | 3.9869 ppm | 288.3404 ppm | 24.6509 ppm | 0.0846 ppm |
| Concentration RSD | 0.8 % | 1.1 % | 0.9 % | 0.7 % | 0.6 % | 0.7 % | 3.7 % |

| | Mg 279.079 Axial-iFR) | Mn 257.610 Radial-iFR) | Mo 202.030 Axial-iFR) | Na 589.592 Radial-iFR) | Ni 231.604 Axial-iFR) | Pb 220.353 Axial-eUV) | Sb 206.833 Axial-iFR) |
|---|---|---|---|---|---|---|---|
| Concentration average | 63.6991 ppm | 2.9246 ppm | 1.0639 ppm | 17.6315 ppm | 0.6767 ppm | 6.9190 ppm | 0.5199 ppm |
| Concentration per Run | 63.4548 ppm | 2.9150 ppm | 1.0603 ppm | 17.4424 ppm | 0.6754 ppm | 6.9235 ppm | 0.5250 ppm |
| Concentration per Run | 63.3613 ppm | 2.9181 ppm | 1.0566 ppm | 17.8029 ppm | 0.6737 ppm | 6.9212 ppm | 0.5184 ppm |
| Concentration per Run | 64.2811 ppm | 2.9407 ppm | 1.0748 ppm | 17.6491 ppm | 0.6809 ppm | 6.9123 ppm | 0.5162 ppm |
| Concentration RSD | 0.8 % | 0.5 % | 0.9 % | 1.0 % | 0.6 % | 0.1 % | 0.9 % |

| | Se 196.090 Axial-eUV) | Si 212.412 Axial-iFR) | Sn 189.989 Axial-iFR) | Sr 421.552 Radial-iFR) | Ti 334.904 Axial-iFR) | Tl 190.856 Axial-eUV) | V 292.402 Axial-iFR) |
|---|---|---|---|---|---|---|---|
| Concentration average | 0.1401 ppm | **22.2139 [SIC 100]** | 1.5630 ppm | **1.3716 ppm** | 4.2764 ppm | **0.1293 ppm** | 0.7343 ppm |
| Concentration per Run | 0.1405 ppm | 22.3109 ppm | 1.5624 ppm | 1.3712 ppm | 4.2829 ppm | 0.1289 ppm | 0.7322 ppm |
| Concentration per Run | 0.1400 ppm | 21.9992 ppm | 1.5597 ppm | 1.3678 ppm | 4.2631 ppm | 0.1287 ppm | 0.7325 ppm |
| Concentration per Run | 0.1397 ppm | 22.3316 ppm | 1.5671 ppm | 1.3757 ppm | 4.2832 ppm | 0.1303 ppm | 0.7381 ppm |
| Concentration RSD | 0.3 % | 0.8 % | 0.2 % | 0.3 % | 0.3 % | 0.7 % | 0.5 % |

| | Zn 206.200 Axial-iFR) | Sc 361.384 Axial-iFR) | Sc 361.384 Radial-iFR) | Sc 227.318 Axial-eUV) | Y 360.073 Axial-iFR) | Y 371.030 Radial-iFR) | Y 224.306 Axial-eUV) |
|---|---|---|---|---|---|---|---|
| Concentration average | 5.5384 ppm | 99.1443 % | 103.7617 % | 89.8910 % | 104.3233 % | 108.4448 % | 103.9522 % |
| Concentration per Run | 5.5112 ppm | 99.7939 % | 104.7154 % | 90.3760 % | 104.7938 % | 108.2111 % | 104.7283 % |
| Concentration per Run | 5.4992 ppm | 99.7010 % | 103.8936 % | 89.8785 % | 104.7754 % | 109.3645 % | 103.8777 % |
| Concentration per Run | 5.6049 ppm | 97.9380 % | 102.6763 % | 89.4184 % | 103.4007 % | 107.7589 % | 103.2506 % |
| Concentration RSD | 1.0 % | 1.1 % | 1.0 % | 0.5 % | 0.8 % | 0.8 % | 0.7 % |

# ICP DataTrace 11

9/11/2025 7:24:09 AM

LabBook: WG2112807_20250910_T11.imexp

Sample: WG2112785-6D10 WG2112785
Analysis started at: 9/10/2025 10:21:05 AM
Comment <Comment>
Rack Number 1
Vial Numbers 36

| | Ag 328.068 Axial-iFR) | Al 396.152 Radial-iFR) | As 189.042 Axial-eUV) | B 208.959 Axial-iFR) | Ba 455.403 Radial-iFR) | Be 313.042 Radial-iFR) | Ca 315.887 Radial-iFR) |
|---|---|---|---|---|---|---|---|
| Concentration average | 0.0009 ppm | 11.0948 ppm | 0.0215 ppm | 0.0182 ppm | 0.1307 ppm | 0.0006 ppm | 25.9598 ppm |
| Concentration per Run | 0.0009 ppm | 11.1135 ppm | 0.0221 ppm | 0.0200 ppm | 0.1311 ppm | 0.0006 ppm | 26.1000 ppm |
| Concentration per Run | 0.0007 ppm | 11.0887 ppm | 0.0219 ppm | 0.0176 ppm | 0.1299 ppm | 0.0006 ppm | 25.8363 ppm |
| Concentration per Run | 0.0010 ppm | 11.0822 ppm | 0.0205 ppm | 0.0170 ppm | 0.1309 ppm | 0.0006 ppm | 25.9433 ppm |
| Concentration RSD | 18.6 % | 0.1 % | 4.1 % | 8.6 % | 0.5 % | 0.6 % | 0.5 % |

| | Cd 214.438 Axial-iFR) | Co 228.616 Axial-iFR) | Cr 267.716 Axial-iFR) | Cu 324.754 Axial-iFR) | Fe 259.940 Radial-iFR) | K 766.490 Radial-iFR) | Li 670.776 Radial-iFR) |
|---|---|---|---|---|---|---|---|
| Concentration average | 0.0023 ppm | 0.0094 ppm | 0.0244 ppm | 0.7528 ppm | 61.7643 ppm | 2.5909 ppm | 0.0170 ppm |
| Concentration per Run | 0.0023 ppm | 0.0095 ppm | 0.0248 ppm | 0.7529 ppm | 61.9008 ppm | 2.6210 ppm | 0.0191 ppm |
| Concentration per Run | 0.0023 ppm | 0.0097 ppm | 0.0243 ppm | 0.7532 ppm | 61.5307 ppm | 2.5746 ppm | 0.0155 ppm |
| Concentration per Run | 0.0022 ppm | 0.0092 ppm | 0.0243 ppm | 0.7524 ppm | 61.8613 ppm | 2.5771 ppm | 0.0166 ppm |
| Concentration RSD | 3.3 % | 2.4 % | 1.1 % | 0.1 % | 0.3 % | 1.0 % | 10.7 % |

| | Mg 279.079 Axial-iFR) | Mn 257.610 Radial-iFR) | Mo 202.030 Axial-iFR) | Na 589.592 Radial-iFR) | Ni 231.604 Axial-iFR) | Pb 220.353 Axial-eUV) | Sb 206.833 Axial-iFR) |
|---|---|---|---|---|---|---|---|
| Concentration average | 11.1760 ppm | 0.4981 ppm | 0.0026 ppm | 1.2147 ppm | 0.0317 ppm | 1.2671 ppm | 0.0059 ppm |
| Concentration per Run | 11.1657 ppm | 0.4991 ppm | 0.0022 ppm | 1.2014 ppm | 0.0321 ppm | 1.2680 ppm | 0.0078 ppm |
| Concentration per Run | 11.1497 ppm | 0.4965 ppm | 0.0027 ppm | 1.2176 ppm | 0.0313 ppm | 1.2671 ppm | 0.0050 ppm |
| Concentration per Run | 11.2125 ppm | 0.4986 ppm | 0.0029 ppm | 1.2250 ppm | 0.0318 ppm | 1.2661 ppm | 0.0048 ppm |
| Concentration RSD | 0.3 % | 0.3 % | 14.2 % | 1.0 % | 1.2 % | 0.1 % | 29.4 % |

| | Se 196.090 Axial-eUV) | Si 212.412 Axial-iFR) | Sn 189.989 Axial-iFR) | Sr 421.552 Radial-iFR) | Ti 334.904 Axial-iFR) | Tl 190.856 Axial-eUV) | V 292.402 Axial-iFR) |
|---|---|---|---|---|---|---|---|
| Concentration average | 0.0031 ppm | 4.0232 ppm | 0.1013 ppm | 0.0629 ppm | 0.6342 ppm | 0.0020 ppm | 0.0355 ppm |
| Concentration per Run | -0.0004 ppm | 4.1309 ppm | 0.0998 ppm | 0.0630 ppm | 0.6330 ppm | 0.0038 ppm | 0.0356 ppm |
| Concentration per Run | 0.0072 ppm | 3.9449 ppm | 0.1034 ppm | 0.0627 ppm | 0.6362 ppm | 0.0007 ppm | 0.0351 ppm |
| Concentration per Run | 0.0025 ppm | 3.9938 ppm | 0.1006 ppm | 0.0629 ppm | 0.6335 ppm | 0.0013 ppm | 0.0358 ppm |
| Concentration RSD | 123.9 % | 2.4 % | 1.9 % | 0.2 % | 0.3 % | 84.1 % | 1.0 % |

| | Zn 206.200 Axial-iFR) | Sc 361.384 Axial-iFR) | Sc 361.384 Radial-iFR) | Sc 227.318 Axial-eUV) | Y 360.073 Axial-iFR) | Y 371.030 Radial-iFR) | Y 224.306 Axial-eUV) |
|---|---|---|---|---|---|---|---|
| Concentration average | 1.0729 ppm | 101.7485 % | 102.2238 % | 97.7716 % | 100.9866 % | 99.6668 % | 100.4336 % |
| Concentration per Run | 1.0719 ppm | 101.2422 % | 102.6322 % | 97.6154 % | 100.5097 % | 99.7473 % | 100.2786 % |
| Concentration per Run | 1.0692 ppm | 102.4863 % | 101.8090 % | 97.5920 % | 101.6580 % | 98.6772 % | 100.1854 % |
| Concentration per Run | 1.0776 ppm | 101.5169 % | 102.2303 % | 98.1073 % | 100.7920 % | 100.5758 % | 100.8367 % |
| Concentration RSD | 0.4 % | 0.6 % | 0.4 % | 0.3 % | 0.6 % | 1.0 % | 0.4 % |

# ICP DataTrace 11

9/11/2025 7:24:09 AM

LabBook: WG2112807_20250910_T11.imexp

Sample: I2554694-20D2 WG2112785
Analysis started at: 9/10/2025 10:23:10 AM
Comment <Comment>
Rack Number 1
Vial Numbers 37

| | Ag 328.068 Axial-iFR) | Al 396.152 Radial-iFR) | As 189.042 Axial-eUV) | B 208.959 Axial-iFR) | Ba 455.403 Radial-iFR) | Be 313.042 Radial-iFR) | Ca 315.887 Radial-iFR) |
|---|---|---|---|---|---|---|---|
| Concentration average | 0.0043 ppm | 86.7836 ppm | 0.1921 ppm | 0.0625 ppm | 1.1605 ppm | 0.0051 ppm | 51.7900 ppm |
| Concentration per Run | 0.0040 ppm | 86.5224 ppm | 0.1916 ppm | 0.0634 ppm | 1.1605 ppm | 0.0052 ppm | 51.6854 ppm |
| Concentration per Run | 0.0045 ppm | 86.9516 ppm | 0.1911 ppm | 0.0617 ppm | 1.1559 ppm | 0.0051 ppm | 51.9444 ppm |
| Concentration per Run | 0.0043 ppm | 86.8770 ppm | 0.1935 ppm | 0.0625 ppm | 1.1649 ppm | 0.0052 ppm | 51.7401 ppm |
| Concentration RSD | 5.7 % | 0.3 % | 0.6 % | 1.3 % | 0.4 % | 1.2 % | 0.3 % |

| | Cd 214.438 Axial-iFR) | Co 228.616 Axial-iFR) | Cr 267.716 Axial-iFR) | Cu 324.754 Axial-iFR) | Fe 259.940 Radial-iFR) | K 766.490 Radial-iFR) | Li 670.776 Radial-iFR) |
|---|---|---|---|---|---|---|---|
| Concentration average | 0.0018 ppm | 0.1161 ppm | 0.3209 ppm | 1.1193 ppm | 206.9961 ppm | 24.9264 ppm | 0.1799 ppm |
| Concentration per Run | 0.0018 ppm | 0.1158 ppm | 0.3208 ppm | 1.1149 ppm | 205.6965 ppm | 24.8699 ppm | 0.1768 ppm |
| Concentration per Run | 0.0017 ppm | 0.1164 ppm | 0.3194 ppm | 1.1214 ppm | 207.9798 ppm | 24.8649 ppm | 0.1825 ppm |
| Concentration per Run | 0.0019 ppm | 0.1161 ppm | 0.3224 ppm | 1.1215 ppm | 207.3119 ppm | 25.0443 ppm | 0.1806 ppm |
| Concentration RSD | 5.2 % | 0.2 % | 0.5 % | 0.3 % | 0.6 % | 0.4 % | 1.6 % |

| | Mg 279.079 Axial-iFR) | Mn 257.610 Radial-iFR) | Mo 202.030 Axial-iFR) | Na 589.592 Radial-iFR) | Ni 231.604 Axial-iFR) | Pb 220.353 Axial-eUV) | Sb 206.833 Axial-iFR) |
|---|---|---|---|---|---|---|---|
| Concentration average | 43.9722 ppm | **22.0711 [SIC 80]** | 0.0244 ppm | 15.8986 ppm | 0.3735 ppm | 2.6759 ppm | 0.0061 ppm |
| Concentration per Run | 43.9416 ppm | 22.0779 ppm | 0.0239 ppm | 15.8920 ppm | 0.3723 ppm | 2.6705 ppm | 0.0047 ppm |
| Concentration per Run | 44.0136 ppm | 22.0385 ppm | 0.0243 ppm | 15.8527 ppm | 0.3729 ppm | 2.6816 ppm | 0.0093 ppm |
| Concentration per Run | 43.9613 ppm | 22.0969 ppm | 0.0249 ppm | 15.9511 ppm | 0.3751 ppm | 2.6755 ppm | 0.0041 ppm |
| Concentration RSD | 0.1 % | 0.1 % | 2.0 % | 0.3 % | 0.4 % | 0.2 % | 47.0 % |

| | Se 196.090 Axial-eUV) | Si 212.412 Axial-iFR) | Sn 189.989 Axial-iFR) | Sr 421.552 Radial-iFR) | Ti 334.904 Axial-iFR) | Tl 190.856 Axial-eUV) | V 292.402 Axial-iFR) |
|---|---|---|---|---|---|---|---|
| Concentration average | 0.0089 ppm | **30.7904 [SIC 100]** | 0.3347 ppm | 0.3616 ppm | 3.9078 ppm | 0.0018 ppm | 0.3078 ppm |
| Concentration per Run | 0.0105 ppm | 30.4746 ppm | 0.3379 ppm | 0.3593 ppm | 3.9749 ppm | 0.0036 ppm | 0.3071 ppm |
| Concentration per Run | 0.0087 ppm | 30.7988 ppm | 0.3313 ppm | 0.3652 ppm | 3.8820 ppm | 0.0004 ppm | 0.3076 ppm |
| Concentration per Run | 0.0075 ppm | 31.0977 ppm | 0.3349 ppm | 0.3603 ppm | 3.8666 ppm | 0.0013 ppm | 0.3087 ppm |
| Concentration RSD | 17.0 % | 1.0 % | 1.0 % | 0.9 % | 1.5 % | 92.2 % | 0.3 % |

| | Zn 206.200 Axial-iFR) | Sc 361.384 Axial-iFR) | Sc 361.384 Radial-iFR) | Sc 227.318 Axial-eUV) | Y 360.073 Axial-iFR) | Y 371.030 Radial-iFR) | Y 224.306 Axial-eUV) |
|---|---|---|---|---|---|---|---|
| Concentration average | 1.6455 ppm | 101.8721 % | 105.8763 % | 93.9413 % | 117.1920 % | 121.0681 % | 117.6497 % |
| Concentration per Run | 1.6468 ppm | 101.0544 % | 106.1794 % | 93.9530 % | 116.0477 % | 122.4135 % | 117.0683 % |
| Concentration per Run | 1.6392 ppm | 102.4999 % | 105.0720 % | 93.5370 % | 118.3941 % | 118.5634 % | 117.2411 % |
| Concentration per Run | 1.6506 ppm | 102.0620 % | 106.3773 % | 94.3340 % | 117.1342 % | 122.2273 % | 118.6395 % |
| Concentration RSD | 0.4 % | 0.7 % | 0.7 % | 0.4 % | 1.0 % | 1.8 % | 0.7 % |

# ICP DataTrace 11

9/11/2025 7:24:09 AM

LabBook: WG2112807_20250910_T11.imexp

Sample: I2554694-24D2 WG2112785
Analysis started at: 9/10/2025 10:25:15 AM
Comment <Comment>
Rack Number 1
Vial Numbers 38

| | Ag 328.068 Axial-iFR) | Al 396.152 Radial-iFR) | As 189.042 Axial-eUV) | B 208.959 Axial-iFR) | Ba 455.403 Radial-iFR) | Be 313.042 Radial-iFR) | Ca 315.887 Radial-iFR) |
|---|---|---|---|---|---|---|---|
| Concentration average | 0.0026 ppm | 98.8850 ppm | 0.2071 ppm | 0.0560 ppm | 0.9661 ppm | 0.0048 ppm | 18.9797 ppm |
| Concentration per Run | 0.0023 ppm | 98.9756 ppm | 0.2064 ppm | 0.0550 ppm | 0.9631 ppm | 0.0048 ppm | 18.9051 ppm |
| Concentration per Run | 0.0024 ppm | 99.2357 ppm | 0.2088 ppm | 0.0565 ppm | 0.9694 ppm | 0.0049 ppm | 19.0338 ppm |
| Concentration per Run | 0.0031 ppm | 98.4436 ppm | 0.2062 ppm | 0.0566 ppm | 0.9658 ppm | 0.0048 ppm | 19.0002 ppm |
| Concentration RSD | 16.5 % | 0.4 % | 0.7 % | 1.6 % | 0.3 % | 1.4 % | 0.4 % |

| | Cd 214.438 Axial-iFR) | Co 228.616 Axial-iFR) | Cr 267.716 Axial-iFR) | Cu 324.754 Axial-iFR) | Fe 259.940 Radial-iFR) | K 766.490 Radial-iFR) | Li 670.776 Radial-iFR) |
|---|---|---|---|---|---|---|---|
| Concentration average | 0.0022 ppm | 0.1370 ppm | 0.3798 ppm | 0.7284 ppm | 240.3959 ppm | 44.9022 ppm | 0.2386 ppm |
| Concentration per Run | 0.0022 ppm | 0.1376 ppm | 0.3805 ppm | 0.7287 ppm | 240.7087 ppm | 44.3744 ppm | 0.2374 ppm |
| Concentration per Run | 0.0021 ppm | 0.1382 ppm | 0.3802 ppm | 0.7330 ppm | 240.3158 ppm | 45.0349 ppm | 0.2385 ppm |
| Concentration per Run | 0.0022 ppm | 0.1352 ppm | 0.3788 ppm | 0.7235 ppm | 240.1631 ppm | 45.2972 ppm | 0.2401 ppm |
| Concentration RSD | 1.2 % | 1.1 % | 0.2 % | 0.7 % | 0.1 % | 1.1 % | 0.6 % |

| | Mg 279.079 Axial-iFR) | Mn 257.610 Radial-iFR) | Mo 202.030 Axial-iFR) | Na 589.592 Radial-iFR) | Ni 231.604 Axial-iFR) | Pb 220.353 Axial-eUV) | Sb 206.833 Axial-iFR) |
|---|---|---|---|---|---|---|---|
| Concentration average | 54.3601 ppm | **32.4027 [SIC 80]** | 0.0461 ppm | 15.4985 ppm | 0.4596 ppm | 1.5138 ppm | 0.0037 ppm |
| Concentration per Run | 54.2978 ppm | 32.3830 ppm | 0.0462 ppm | 15.4353 ppm | 0.4587 ppm | 1.5077 ppm | 0.0020 ppm |
| Concentration per Run | 54.3797 ppm | 32.4581 ppm | 0.0462 ppm | 15.5938 ppm | 0.4614 ppm | 1.5203 ppm | 0.0040 ppm |
| Concentration per Run | 54.4029 ppm | 32.3668 ppm | 0.0461 ppm | 15.4664 ppm | 0.4586 ppm | 1.5135 ppm | 0.0052 ppm |
| Concentration RSD | 0.1 % | 0.2 % | 0.2 % | 0.5 % | 0.3 % | 0.4 % | 42.7 % |

| | Se 196.090 Axial-eUV) | Si 212.412 Axial-iFR) | Sn 189.989 Axial-iFR) | Sr 421.552 Radial-iFR) | Ti 334.904 Axial-iFR) | Tl 190.856 Axial-eUV) | V 292.402 Axial-iFR) |
|---|---|---|---|---|---|---|---|
| Concentration average | 0.0080 ppm | **22.9958 [SIC 100]** | 0.1371 ppm | 0.2712 ppm | 5.6439 ppm | 0.0027 ppm | 0.3280 ppm |
| Concentration per Run | 0.0060 ppm | 22.9809 ppm | 0.1357 ppm | 0.2701 ppm | 5.6111 ppm | 0.0041 ppm | 0.3278 ppm |
| Concentration per Run | 0.0081 ppm | 23.1255 ppm | 0.1381 ppm | 0.2716 ppm | 5.6717 ppm | 0.0013 ppm | 0.3284 ppm |
| Concentration per Run | 0.0100 ppm | 22.8809 ppm | 0.1376 ppm | 0.2717 ppm | 5.6488 ppm | 0.0028 ppm | 0.3277 ppm |
| Concentration RSD | 24.4 % | 0.5 % | 0.9 % | 0.3 % | 0.5 % | 50.7 % | 0.1 % |

| | Zn 206.200 Axial-iFR) | Sc 361.384 Axial-iFR) | Sc 361.384 Radial-iFR) | Sc 227.318 Axial-eUV) | Y 360.073 Axial-iFR) | Y 371.030 Radial-iFR) | Y 224.306 Axial-eUV) |
|---|---|---|---|---|---|---|---|
| Concentration average | 1.5989 ppm | 102.0864 % | 106.1359 % | 94.9399 % | 114.9722 % | 119.9908 % | 116.7123 % |
| Concentration per Run | 1.6034 ppm | 102.1222 % | 105.6493 % | 95.0535 % | 115.1749 % | 118.6517 % | 116.5443 % |
| Concentration per Run | 1.6022 ppm | 101.8768 % | 106.3313 % | 94.8398 % | 114.6881 % | 120.5802 % | 116.8834 % |
| Concentration per Run | 1.5910 ppm | 102.2601 % | 106.4272 % | 94.9265 % | 115.0535 % | 120.7404 % | 116.7093 % |
| Concentration RSD | 0.4 % | 0.2 % | 0.4 % | 0.1 % | 0.2 % | 1.0 % | 0.1 % |

# ICP DataTrace 11

9/11/2025 7:24:09 AM

LabBook: WG2112807_20250910_T11.imexp

Sample: CCV
Analysis started at: 9/10/2025 10:27:20 AM
Comment <Comment>
Rack Number 0
Vial Numbers 3

| | Ag 328.068 Axial-iFR) | Al 396.152 Radial-iFR) | As 189.042 Axial-eUV) | B 208.959 Axial-iFR) | Ba 455.403 Radial-iFR) | Be 313.042 Radial-iFR) | Ca 315.887 Radial-iFR) |
|---|---|---|---|---|---|---|---|
| Concentration average | **0.5035 ppm** | 0.4877 ppm | 0.4857 ppm | 0.4902 ppm | 0.5012 ppm | 0.5179 ppm | 0.5092 ppm |
| Concentration per Run | 0.5025 ppm | 0.4877 ppm | 0.4864 ppm | 0.4885 ppm | 0.5027 ppm | 0.5185 ppm | 0.5100 ppm |
| Concentration per Run | 0.5049 ppm | 0.4947 ppm | 0.4860 ppm | 0.4911 ppm | 0.5004 ppm | 0.5175 ppm | 0.5102 ppm |
| Concentration per Run | 0.5030 ppm | 0.4807 ppm | 0.4847 ppm | 0.4909 ppm | 0.5004 ppm | 0.5177 ppm | 0.5074 ppm |
| Recovery Percentage | 100.695 % | 97.538 % | 97.146 % | 98.036 % | 100.237 % | 103.585 % | 101.844 % |
| Concentration RSD | 0.3 % | 1.4 % | 0.2 % | 0.3 % | 0.3 % | 0.1 % | 0.3 % |

| | Cd 214.438 Axial-iFR) | Co 228.616 Axial-iFR) | Cr 267.716 Axial-iFR) | Cu 324.754 Axial-iFR) | Fe 259.940 Radial-iFR) | K 766.490 Radial-iFR) | Li 670.776 Radial-iFR) |
|---|---|---|---|---|---|---|---|
| Concentration average | 0.5070 ppm | 0.5129 ppm | 0.5079 ppm | 0.5181 ppm | 0.5170 ppm | 5.2830 ppm | 0.5278 ppm |
| Concentration per Run | 0.5045 ppm | 0.5094 ppm | 0.5058 ppm | 0.5169 ppm | 0.5183 ppm | 5.3300 ppm | 0.5268 ppm |
| Concentration per Run | 0.5078 ppm | 0.5132 ppm | 0.5069 ppm | 0.5194 ppm | 0.5154 ppm | 5.2632 ppm | 0.5241 ppm |
| Concentration per Run | 0.5086 ppm | 0.5160 ppm | 0.5109 ppm | 0.5181 ppm | 0.5174 ppm | 5.2560 ppm | 0.5325 ppm |
| Recovery Percentage | 101.400 % | 102.573 % | 101.575 % | 103.623 % | 103.405 % | 105.661 % | 105.567 % |
| Concentration RSD | 0.4 % | 0.6 % | 0.5 % | 0.2 % | 0.3 % | 0.8 % | 0.8 % |

| | Mg 279.079 Axial-iFR) | Mn 257.610 Radial-iFR) | Mo 202.030 Axial-iFR) | Na 589.592 Radial-iFR) | Ni 231.604 Axial-iFR) | Pb 220.353 Axial-eUV) | Sb 206.833 Axial-iFR) |
|---|---|---|---|---|---|---|---|
| Concentration average | 0.5075 ppm | 0.5204 ppm | 0.4953 ppm | 10.1848 ppm | 0.5186 ppm | 0.5069 ppm | 0.5128 ppm |
| Concentration per Run | 0.5066 ppm | 0.5209 ppm | 0.4930 ppm | 10.1658 ppm | 0.5151 ppm | 0.5060 ppm | 0.5103 ppm |
| Concentration per Run | 0.5108 ppm | 0.5200 ppm | 0.4945 ppm | 10.2231 ppm | 0.5203 ppm | 0.5088 ppm | 0.5130 ppm |
| Concentration per Run | 0.5050 ppm | 0.5205 ppm | 0.4982 ppm | 10.1655 ppm | 0.5204 ppm | 0.5059 ppm | 0.5150 ppm |
| Recovery Percentage | 101.497 % | 104.089 % | 99.050 % | 101.848 % | 103.722 % | 101.377 % | 102.559 % |
| Concentration RSD | 0.6 % | 0.1 % | 0.5 % | 0.3 % | 0.6 % | 0.3 % | 0.5 % |

| | Se 196.090 Axial-eUV) | Si 212.412 Axial-iFR) | Sn 189.989 Axial-iFR) | Sr 421.552 Radial-iFR) | Ti 334.904 Axial-iFR) | Tl 190.856 Axial-eUV) | V 292.402 Axial-iFR) |
|---|---|---|---|---|---|---|---|
| Concentration average | 0.4874 ppm | 5.4718 ppm | 0.5071 ppm | 0.5068 ppm | 0.5030 ppm | **0.5016 ppm** | 0.5132 ppm |
| Concentration per Run | 0.4884 ppm | 5.4560 ppm | 0.5081 ppm | 0.5090 ppm | 0.5006 ppm | 0.4999 ppm | 0.5113 ppm |
| Concentration per Run | 0.4857 ppm | 5.4740 ppm | 0.5027 ppm | 0.5057 ppm | 0.5063 ppm | 0.5043 ppm | 0.5143 ppm |
| Concentration per Run | 0.4880 ppm | 5.4853 ppm | 0.5106 ppm | 0.5056 ppm | 0.5021 ppm | 0.5005 ppm | 0.5139 ppm |
| Recovery Percentage | 97.480 % | 104.224 % | 101.429 % | 101.353 % | 100.597 % | 100.317 % | 102.634 % |
| Concentration RSD | 0.3 % | 0.3 % | 0.8 % | 0.4 % | 0.6 % | 0.5 % | 0.3 % |

| | Zn 206.200 Axial-iFR) | Sc 361.384 Axial-iFR) | Sc 361.384 Radial-iFR) | Sc 227.318 Axial-eUV) | Y 360.073 Axial-iFR) | Y 371.030 Radial-iFR) | Y 224.306 Axial-eUV) |
|---|---|---|---|---|---|---|---|
| Concentration average | 0.4998 ppm | 101.0812 % | 101.3166 % | 99.3441 % | 98.9983 % | 98.2732 % | 98.7215 % |
| Concentration per Run | 0.4952 ppm | 101.6183 % | 100.6058 % | 99.8435 % | 99.4930 % | 97.4796 % | 99.1824 % |
| Concentration per Run | 0.5004 ppm | 100.8092 % | 101.5637 % | 99.1198 % | 99.1267 % | 98.9873 % | 98.4470 % |
| Concentration per Run | 0.5039 ppm | 100.8160 % | 101.7803 % | 99.0689 % | 98.3753 % | 98.3526 % | 98.5352 % |
| Recovery Percentage | 99.965 % | | | | | | |
| Concentration RSD | 0.9 % | 0.5 % | 0.6 % | 0.4 % | 0.6 % | 0.8 % | 0.4 % |

# ICP DataTrace 11

9/11/2025 7:24:09 AM

LabBook: WG2112807_20250910_T11.imexp

Sample: CCB
Analysis started at: 9/10/2025 10:29:25 AM
Comment <Comment>
Rack Number 0
Vial Numbers 4

| | Ag 328.068 Axial-iFR) | Al 396.152 Radial-iFR) | As 189.042 Axial-eUV) | B 208.959 Axial-iFR) | Ba 455.403 Radial-iFR) | Be 313.042 Radial-iFR) | Ca 315.887 Radial-iFR) |
|---|---|---|---|---|---|---|---|
| Concentration average | -0.0003 ppm | 0.0089 ppm | -0.0007 ppm | -0.0004 ppm | 0.0001 ppm | 0.0000 ppm | -0.0004 ppm |
| Concentration per Run | -0.0004 ppm | 0.0164 ppm | -0.0036 ppm | -0.0015 ppm | 0.0000 ppm | 0.0000 ppm | -0.0080 ppm |
| Concentration per Run | -0.0002 ppm | 0.0026 ppm | -0.0008 ppm | 0.0013 ppm | 0.0001 ppm | 0.0000 ppm | 0.0013 ppm |
| Concentration per Run | -0.0002 ppm | 0.0077 ppm | 0.0024 ppm | -0.0010 ppm | 0.0001 ppm | 0.0000 ppm | 0.0055 ppm |
| Recovery Percentage | -3.835 % | 8.889 % | -13.062 % | -1.333 % | 0.507 % | 0.099 % | -0.443 % |
| Concentration RSD | 33.4 % | 78.1 % | 461.4 % | 380.2 % | 69.7 % | 1,125.6 % | 1,560.7 % |

| | Cd 214.438 Axial-iFR) | Co 228.616 Axial-iFR) | Cr 267.716 Axial-iFR) | Cu 324.754 Axial-iFR) | Fe 259.940 Radial-iFR) | K 766.490 Radial-iFR) | Li 670.776 Radial-iFR) |
|---|---|---|---|---|---|---|---|
| Concentration average | 0.0000 ppm | -0.0005 ppm | 0.0005 ppm | 0.0008 ppm | 0.0034 ppm | -0.0030 ppm | -0.0012 ppm |
| Concentration per Run | 0.0001 ppm | -0.0003 ppm | 0.0009 ppm | 0.0008 ppm | 0.0023 ppm | -0.0090 ppm | -0.0014 ppm |
| Concentration per Run | 0.0000 ppm | -0.0007 ppm | 0.0004 ppm | 0.0009 ppm | 0.0030 ppm | 0.0132 ppm | -0.0004 ppm |
| Concentration per Run | 0.0000 ppm | -0.0004 ppm | 0.0002 ppm | 0.0008 ppm | 0.0048 ppm | -0.0132 ppm | -0.0017 ppm |
| Recovery Percentage | 0.410 % | -2.369 % | 4.731 % | 8.309 % | 6.741 % | -0.121 % | -23.295 % |
| Concentration RSD | 189.3 % | 40.6 % | 73.9 % | 6.4 % | 38.7 % | 471.5 % | 58.3 % |

| | Mg 279.079 Axial-iFR) | Mn 257.610 Radial-iFR) | Mo 202.030 Axial-iFR) | Na 589.592 Radial-iFR) | Ni 231.604 Axial-iFR) | Pb 220.353 Axial-eUV) | Sb 206.833 Axial-iFR) |
|---|---|---|---|---|---|---|---|
| Concentration average | 0.0003 ppm | 0.0002 ppm | 0.0000 ppm | 0.0041 ppm | -0.0011 ppm | 0.0004 ppm | 0.0001 ppm |
| Concentration per Run | -0.0007 ppm | 0.0002 ppm | -0.0002 ppm | -0.0033 ppm | -0.0017 ppm | 0.0001 ppm | 0.0013 ppm |
| Concentration per Run | 0.0011 ppm | 0.0002 ppm | 0.0000 ppm | 0.0067 ppm | 0.0000 ppm | 0.0015 ppm | -0.0020 ppm |
| Concentration per Run | 0.0004 ppm | 0.0002 ppm | 0.0003 ppm | 0.0090 ppm | -0.0015 ppm | -0.0005 ppm | 0.0010 ppm |
| Recovery Percentage | 0.264 % | 2.201 % | 0.076 % | 0.207 % | -4.213 % | 3.579 % | 0.182 % |
| Concentration RSD | 354.2 % | 2.7 % | 662.9 % | 159.1 % | 89.5 % | 291.7 % | 1,994.8 % |

| | Se 196.090 Axial-eUV) | Si 212.412 Axial-iFR) | Sn 189.989 Axial-iFR) | Sr 421.552 Radial-iFR) | Ti 334.904 Axial-iFR) | Tl 190.856 Axial-eUV) | V 292.402 Axial-iFR) |
|---|---|---|---|---|---|---|---|
| Concentration average | 0.0018 ppm | 0.0156 ppm | 0.0004 ppm | 0.0001 ppm | -0.0004 ppm | -0.0001 ppm | 0.0000 ppm |
| Concentration per Run | 0.0009 ppm | 0.0141 ppm | 0.0015 ppm | 0.0001 ppm | -0.0001 ppm | 0.0004 ppm | 0.0001 ppm |
| Concentration per Run | 0.0044 ppm | 0.0159 ppm | 0.0009 ppm | -0.0001 ppm | -0.0004 ppm | -0.0010 ppm | 0.0001 ppm |
| Concentration per Run | 0.0000 ppm | 0.0169 ppm | -0.0012 ppm | 0.0003 ppm | -0.0008 ppm | 0.0004 ppm | -0.0001 ppm |
| Recovery Percentage | 17.561 % | 3.129 % | 0.797 % | 0.708 % | -4.442 % | -0.357 % | 0.461 % |
| Concentration RSD | 132.3 % | 9.0 % | 361.7 % | 258.8 % | 80.6 % | 1,121.8 % | 302.6 % |

| | Zn 206.200 Axial-iFR) | Sc 361.384 Axial-iFR) | Sc 361.384 Radial-iFR) | Sc 227.318 Axial-eUV) | Y 360.073 Axial-iFR) | Y 371.030 Radial-iFR) | Y 224.306 Axial-eUV) |
|---|---|---|---|---|---|---|---|
| Concentration average | 0.0001 ppm | 99.5311 % | 100.6422 % | 99.1673 % | 99.8140 % | 99.2175 % | 99.5725 % |
| Concentration per Run | 0.0003 ppm | 99.1399 % | 100.3385 % | 98.9813 % | 99.1309 % | 99.3054 % | 99.2747 % |
| Concentration per Run | 0.0000 ppm | 99.9380 % | 101.1914 % | 98.4092 % | 100.6491 % | 99.7513 % | 99.1329 % |
| Concentration per Run | 0.0000 ppm | 99.5153 % | 100.3966 % | 100.1114 % | 99.6621 % | 98.5959 % | 100.3100 % |
| Recovery Percentage | 2.368 % | | | | | | |
| Concentration RSD | 112.6 % | 0.4 % | 0.5 % | 0.9 % | 0.8 % | 0.6 % | 0.6 % |

# ICP DataTrace 11

9/11/2025 7:24:09 AM

LabBook: WG2112807_20250910_T11.imexp

Sample: WG2110405-1 WG2110405
Analysis started at: 9/10/2025 10:58:57 AM
Comment <Comment>
Rack Number 1
Vial Numbers 40

| | Ag 328.068 Axial-iFR) | Al 396.152 Radial-iFR) | As 189.042 Axial-eUV) | B 208.959 Axial-iFR) | Ba 455.403 Radial-iFR) | Be 313.042 Radial-iFR) | Ca 315.887 Radial-iFR) |
|---|---|---|---|---|---|---|---|
| Concentration average | -0.0003 ppm | 0.0073 ppm | -0.0021 ppm | 0.0005 ppm | 0.0000 ppm | 0.0001 ppm | 0.0204 ppm |
| Concentration per Run | -0.0004 ppm | 0.0008 ppm | -0.0028 ppm | 0.0014 ppm | 0.0000 ppm | 0.0001 ppm | 0.0212 ppm |
| Concentration per Run | -0.0005 ppm | 0.0104 ppm | -0.0008 ppm | -0.0003 ppm | 0.0000 ppm | 0.0001 ppm | 0.0208 ppm |
| Concentration per Run | 0.0000 ppm | 0.0108 ppm | -0.0027 ppm | 0.0003 ppm | 0.0001 ppm | 0.0001 ppm | 0.0192 ppm |
| Concentration RSD | 101.9 % | 77.4 % | 54.1 % | 181.6 % | 163.4 % | 27.8 % | 5.2 % |

| | Cd 214.438 Axial-iFR) | Co 228.616 Axial-iFR) | Cr 267.716 Axial-iFR) | Cu 324.754 Axial-iFR) | Fe 259.940 Radial-iFR) | K 766.490 Radial-iFR) | Li 670.776 Radial-iFR) |
|---|---|---|---|---|---|---|---|
| Concentration average | 0.0000 ppm | -0.0009 ppm | 0.0005 ppm | 0.0005 ppm | 0.0288 ppm | 0.0001 ppm | -0.0008 ppm |
| Concentration per Run | -0.0001 ppm | -0.0013 ppm | -0.0003 ppm | 0.0005 ppm | 0.0289 ppm | -0.0263 ppm | -0.0007 ppm |
| Concentration per Run | 0.0001 ppm | -0.0005 ppm | 0.0011 ppm | 0.0007 ppm | 0.0268 ppm | -0.0058 ppm | -0.0004 ppm |
| Concentration per Run | 0.0000 ppm | -0.0008 ppm | 0.0007 ppm | 0.0004 ppm | 0.0308 ppm | 0.0324 ppm | -0.0012 ppm |
| Concentration RSD | 2,349.1 % | 45.5 % | 143.5 % | 35.3 % | 7.0 % | 38,073.0 % | 53.3 % |

| | Mg 279.079 Axial-iFR) | Mn 257.610 Radial-iFR) | Mo 202.030 Axial-iFR) | Na 589.592 Radial-iFR) | Ni 231.604 Axial-iFR) | Pb 220.353 Axial-eUV) | Sb 206.833 Axial-iFR) |
|---|---|---|---|---|---|---|---|
| Concentration average | 0.0021 ppm | 0.0003 ppm | -0.0003 ppm | 0.0236 ppm | -0.0005 ppm | 0.0005 ppm | 0.0028 ppm |
| Concentration per Run | 0.0017 ppm | 0.0004 ppm | -0.0008 ppm | 0.0174 ppm | -0.0006 ppm | -0.0003 ppm | 0.0022 ppm |
| Concentration per Run | 0.0019 ppm | 0.0002 ppm | 0.0000 ppm | 0.0238 ppm | -0.0004 ppm | 0.0012 ppm | 0.0030 ppm |
| Concentration per Run | 0.0028 ppm | 0.0003 ppm | -0.0001 ppm | 0.0295 ppm | -0.0005 ppm | 0.0005 ppm | 0.0032 ppm |
| Concentration RSD | 27.1 % | 29.7 % | 123.6 % | 25.5 % | 23.5 % | 157.6 % | 19.1 % |

| | Se 196.090 Axial-eUV) | Si 212.412 Axial-iFR) | Sn 189.989 Axial-iFR) | Sr 421.552 Radial-iFR) | Ti 334.904 Axial-iFR) | Tl 190.856 Axial-eUV) | V 292.402 Axial-iFR) |
|---|---|---|---|---|---|---|---|
| Concentration average | 0.0026 ppm | 0.0131 ppm | 0.0105 ppm | 0.0001 ppm | -0.0001 ppm | 0.0001 ppm | 0.0000 ppm |
| Concentration per Run | 0.0032 ppm | 0.0122 ppm | 0.0108 ppm | 0.0001 ppm | -0.0003 ppm | 0.0005 ppm | -0.0001 ppm |
| Concentration per Run | 0.0020 ppm | 0.0131 ppm | 0.0105 ppm | 0.0000 ppm | -0.0002 ppm | -0.0003 ppm | 0.0000 ppm |
| Concentration per Run | 0.0025 ppm | 0.0140 ppm | 0.0102 ppm | 0.0001 ppm | 0.0002 ppm | 0.0001 ppm | 0.0003 ppm |
| Concentration RSD | 23.1 % | 6.9 % | 2.5 % | 68.0 % | 248.1 % | 516.1 % | 676.3 % |

| | Zn 206.200 Axial-iFR) | Sc 361.384 Axial-iFR) | Sc 361.384 Radial-iFR) | Sc 227.318 Axial-eUV) | Y 360.073 Axial-iFR) | Y 371.030 Radial-iFR) | Y 224.306 Axial-eUV) |
|---|---|---|---|---|---|---|---|
| Concentration average | 0.0021 ppm | 101.6211 % | 101.8911 % | 97.9713 % | 100.8697 % | 99.9298 % | 99.2043 % |
| Concentration per Run | 0.0023 ppm | 101.1791 % | 102.4633 % | 98.0295 % | 100.2623 % | 100.7295 % | 99.0922 % |
| Concentration per Run | 0.0021 ppm | 101.8854 % | 101.8777 % | 98.2975 % | 101.0416 % | 99.6506 % | 99.6572 % |
| Concentration per Run | 0.0020 ppm | 101.7989 % | 101.3324 % | 97.5869 % | 101.3050 % | 99.4092 % | 98.8636 % |
| Concentration RSD | 6.1 % | 0.4 % | 0.6 % | 0.4 % | 0.5 % | 0.7 % | 0.4 % |

# ICP DataTrace 11

9/11/2025 7:24:09 AM

LabBook: WG2112807_20250910_T11.imexp

Sample: WG2110405-2D2 WG2110405
Analysis started at: 9/10/2025 11:01:12 AM
Comment <Comment>
Rack Number 1
Vial Numbers 41

| | Ag 328.068 Axial-iFR) | Al 396.152 Radial-iFR) | As 189.042 Axial-eUV) | B 208.959 Axial-iFR) | Ba 455.403 Radial-iFR) | Be 313.042 Radial-iFR) | Ca 315.887 Radial-iFR) |
|---|---|---|---|---|---|---|---|
| Concentration average | 0.0520 ppm | 2.1542 ppm | 0.1233 ppm | 1.0307 ppm | 2.0944 ppm | 0.0544 ppm | 10.7771 ppm |
| Concentration per Run | 0.0522 ppm | 2.1761 ppm | 0.1240 ppm | 1.0275 ppm | 2.0997 ppm | 0.0545 ppm | 10.7928 ppm |
| Concentration per Run | 0.0518 ppm | 2.1488 ppm | 0.1220 ppm | 1.0366 ppm | 2.1010 ppm | 0.0545 ppm | 10.8051 ppm |
| Concentration per Run | 0.0520 ppm | 2.1377 ppm | 0.1241 ppm | 1.0280 ppm | 2.0827 ppm | 0.0542 ppm | 10.7334 ppm |
| Concentration RSD | 0.4 % | 0.9 % | 1.0 % | 0.5 % | 0.5 % | 0.4 % | 0.4 % |

| | Cd 214.438 Axial-iFR) | Co 228.616 Axial-iFR) | Cr 267.716 Axial-iFR) | Cu 324.754 Axial-iFR) | Fe 259.940 Radial-iFR) | K 766.490 Radial-iFR) | Li 670.776 Radial-iFR) |
|---|---|---|---|---|---|---|---|
| Concentration average | 0.0549 ppm | 0.5210 ppm | 0.2106 ppm | 0.2693 ppm | 1.0927 ppm | 11.0478 ppm | -0.0015 ppm |
| Concentration per Run | 0.0548 ppm | 0.5186 ppm | 0.2102 ppm | 0.2695 ppm | 1.1008 ppm | 11.0584 ppm | -0.0024 ppm |
| Concentration per Run | 0.0550 ppm | 0.5221 ppm | 0.2116 ppm | 0.2692 ppm | 1.0937 ppm | 11.0994 ppm | -0.0002 ppm |
| Concentration per Run | 0.0548 ppm | 0.5222 ppm | 0.2100 ppm | 0.2691 ppm | 1.0836 ppm | 10.9855 ppm | -0.0020 ppm |
| Concentration RSD | 0.1 % | 0.4 % | 0.4 % | 0.1 % | 0.8 % | 0.5 % | 77.5 % |

| | Mg 279.079 Axial-iFR) | Mn 257.610 Radial-iFR) | Mo 202.030 Axial-iFR) | Na 589.592 Radial-iFR) | Ni 231.604 Axial-iFR) | Pb 220.353 Axial-eUV) | Sb 206.833 Axial-iFR) |
|---|---|---|---|---|---|---|---|
| Concentration average | 10.4095 ppm | 0.5374 ppm | 1.0467 ppm | 10.7960 ppm | 0.5322 ppm | 0.5632 ppm | 0.5329 ppm |
| Concentration per Run | 10.4829 ppm | 0.5376 ppm | 1.0446 ppm | 10.7076 ppm | 0.5310 ppm | 0.5650 ppm | 0.5334 ppm |
| Concentration per Run | 10.4499 ppm | 0.5382 ppm | 1.0508 ppm | 10.8237 ppm | 0.5333 ppm | 0.5632 ppm | 0.5336 ppm |
| Concentration per Run | 10.2956 ppm | 0.5364 ppm | 1.0449 ppm | 10.8566 ppm | 0.5323 ppm | 0.5614 ppm | 0.5316 ppm |
| Concentration RSD | 1.0 % | 0.2 % | 0.3 % | 0.7 % | 0.2 % | 0.3 % | 0.2 % |

| | Se 196.090 Axial-eUV) | Si 212.412 Axial-iFR) | Sn 189.989 Axial-iFR) | Sr 421.552 Radial-iFR) | Ti 334.904 Axial-iFR) | Tl 190.856 Axial-eUV) | V 292.402 Axial-iFR) |
|---|---|---|---|---|---|---|---|
| Concentration average | 0.1262 ppm | 0.9557 ppm | 1.0489 ppm | **1.0391 ppm** | 1.0452 ppm | **0.1256 ppm** | 0.5435 ppm |
| Concentration per Run | 0.1234 ppm | 0.9505 ppm | 1.0387 ppm | 1.0426 ppm | 1.0486 ppm | 0.1267 ppm | 0.5424 ppm |
| Concentration per Run | 0.1274 ppm | 0.9599 ppm | 1.0509 ppm | 1.0408 ppm | 1.0533 ppm | 0.1261 ppm | 0.5451 ppm |
| Concentration per Run | 0.1278 ppm | 0.9567 ppm | 1.0570 ppm | 1.0339 ppm | 1.0336 ppm | 0.1239 ppm | 0.5430 ppm |
| Concentration RSD | 1.9 % | 0.5 % | 0.9 % | 0.4 % | 1.0 % | 1.2 % | 0.3 % |

| | Zn 206.200 Axial-iFR) | Sc 361.384 Axial-iFR) | Sc 361.384 Radial-iFR) | Sc 227.318 Axial-eUV) | Y 360.073 Axial-iFR) | Y 371.030 Radial-iFR) | Y 224.306 Axial-eUV) |
|---|---|---|---|---|---|---|---|
| Concentration average | 0.5138 ppm | 100.5316 % | 102.2186 % | 97.0062 % | 98.9745 % | 99.3741 % | 97.4040 % |
| Concentration per Run | 0.5104 ppm | 100.6391 % | 102.9013 % | 96.8150 % | 98.9852 % | 99.9661 % | 97.3781 % |
| Concentration per Run | 0.5168 ppm | 100.1103 % | 101.5911 % | 97.3831 % | 98.9235 % | 98.2089 % | 97.7713 % |
| Concentration per Run | 0.5142 ppm | 100.8453 % | 102.1634 % | 96.8205 % | 99.0147 % | 99.9473 % | 97.0627 % |
| Concentration RSD | 0.6 % | 0.4 % | 0.6 % | 0.3 % | 0.0 % | 1.0 % | 0.4 % |

# ICP DataTrace 11

9/11/2025 7:24:09 AM

LabBook: WG2112807_20250910_T11.imexp

Sample: LDR 400 Fe
Analysis started at: 9/10/2025 11:03:17 AM
Comment <Comment>
Rack Number 1
Vial Numbers 39

| | Ag 328.068 Axial-iFR) | Al 396.152 Radial-iFR) | As 189.042 Axial-eUV) | B 208.959 Axial-iFR) | Ba 455.403 Radial-iFR) | Be 313.042 Radial-iFR) | Ca 315.887 Radial-iFR) |
|---|---|---|---|---|---|---|---|
| Concentration average | 0.0021 ppm | 0.0082 ppm | -0.0027 ppm | 0.0003 ppm | 0.0002 ppm | 0.0000 ppm | 0.0028 ppm |
| Concentration per Run | 0.0019 ppm | 0.0045 ppm | -0.0039 ppm | 0.0009 ppm | 0.0003 ppm | 0.0001 ppm | 0.0006 ppm |
| Concentration per Run | 0.0019 ppm | 0.0111 ppm | -0.0012 ppm | 0.0003 ppm | 0.0002 ppm | 0.0001 ppm | 0.0028 ppm |
| Concentration per Run | 0.0024 ppm | 0.0091 ppm | -0.0029 ppm | -0.0002 ppm | 0.0002 ppm | 0.0000 ppm | 0.0049 ppm |
| Concentration RSD | 13.9 % | 41.5 % | 52.2 % | 171.5 % | 7.7 % | 158.4 % | 77.2 % |

| | Cd 214.438 Axial-iFR) | Co 228.616 Axial-iFR) | Cr 267.716 Axial-iFR) | Cu 324.754 Axial-iFR) | Fe 259.940 Radial-iFR) | K 766.490 Radial-iFR) | Li 670.776 Radial-iFR) |
|---|---|---|---|---|---|---|---|
| Concentration average | 0.0004 ppm | -0.0003 ppm | -0.0012 ppm | -0.0009 ppm | 384.0529 ppm | 0.0182 ppm | 0.0001 ppm |
| Concentration per Run | 0.0006 ppm | -0.0001 ppm | -0.0013 ppm | -0.0004 ppm | 383.9152 ppm | 0.0201 ppm | 0.0009 ppm |
| Concentration per Run | 0.0002 ppm | -0.0005 ppm | -0.0012 ppm | -0.0015 ppm | 383.9807 ppm | 0.0179 ppm | -0.0003 ppm |
| Concentration per Run | 0.0003 ppm | -0.0004 ppm | -0.0009 ppm | -0.0007 ppm | 384.2628 ppm | 0.0165 ppm | -0.0002 ppm |
| Concentration RSD | 55.5 % | 75.5 % | 16.3 % | 63.9 % | 0.0 % | 10.1 % | 547.4 % |

| | Mg 279.079 Axial-iFR) | Mn 257.610 Radial-iFR) | Mo 202.030 Axial-iFR) | Na 589.592 Radial-iFR) | Ni 231.604 Axial-iFR) | Pb 220.353 Axial-eUV) | Sb 206.833 Axial-iFR) |
|---|---|---|---|---|---|---|---|
| Concentration average | -0.0035 ppm | -0.0031 ppm | -0.0021 ppm | 0.0033 ppm | 0.0000 ppm | -0.0003 ppm | 0.0009 ppm |
| Concentration per Run | -0.0015 ppm | -0.0031 ppm | -0.0016 ppm | 0.0072 ppm | -0.0002 ppm | -0.0012 ppm | 0.0000 ppm |
| Concentration per Run | -0.0054 ppm | -0.0032 ppm | -0.0020 ppm | 0.0009 ppm | 0.0007 ppm | 0.0010 ppm | 0.0012 ppm |
| Concentration per Run | -0.0034 ppm | -0.0028 ppm | -0.0026 ppm | 0.0020 ppm | -0.0006 ppm | -0.0007 ppm | 0.0016 ppm |
| Concentration RSD | 56.3 % | 7.0 % | 24.9 % | 100.4 % | 1,386.2 % | 359.7 % | 92.1 % |

| | Se 196.090 Axial-eUV) | Si 212.412 Axial-iFR) | Sn 189.989 Axial-iFR) | Sr 421.552 Radial-iFR) | Ti 334.904 Axial-iFR) | Tl 190.856 Axial-eUV) | V 292.402 Axial-iFR) |
|---|---|---|---|---|---|---|---|
| Concentration average | 0.0028 ppm | 0.0008 ppm | 0.0003 ppm | 0.0004 ppm | -0.0003 ppm | 0.0011 ppm | -0.0014 ppm |
| Concentration per Run | 0.0016 ppm | 0.0012 ppm | 0.0014 ppm | 0.0004 ppm | -0.0003 ppm | 0.0006 ppm | -0.0016 ppm |
| Concentration per Run | 0.0032 ppm | 0.0019 ppm | -0.0010 ppm | 0.0003 ppm | -0.0003 ppm | 0.0014 ppm | -0.0013 ppm |
| Concentration per Run | 0.0036 ppm | -0.0006 ppm | 0.0005 ppm | 0.0003 ppm | -0.0004 ppm | 0.0015 ppm | -0.0014 ppm |
| Concentration RSD | 36.9 % | 160.7 % | 396.9 % | 14.7 % | 21.2 % | 41.9 % | 11.5 % |

| | Zn 206.200 Axial-iFR) | Sc 361.384 Axial-iFR) | Sc 361.384 Radial-iFR) | Sc 227.318 Axial-eUV) | Y 360.073 Axial-iFR) | Y 371.030 Radial-iFR) | Y 224.306 Axial-eUV) |
|---|---|---|---|---|---|---|---|
| Concentration average | 0.0001 ppm | 100.1789 % | 101.2215 % | 92.0884 % | 98.1621 % | 98.9448 % | 96.7627 % |
| Concentration per Run | 0.0003 ppm | 101.0176 % | 101.3229 % | 92.9814 % | 98.7078 % | 99.2839 % | 97.2592 % |
| Concentration per Run | 0.0000 ppm | 99.8395 % | 100.8003 % | 91.6682 % | 97.9812 % | 98.9967 % | 96.5472 % |
| Concentration per Run | -0.0001 ppm | 99.6796 % | 101.5411 % | 91.6157 % | 97.7972 % | 98.5538 % | 96.4818 % |
| Concentration RSD | 315.4 % | 0.7 % | 0.4 % | 0.8 % | 0.5 % | 0.4 % | 0.4 % |

# ICP DataTrace 11

9/11/2025 7:24:09 AM

LabBook: WG2112807_20250910_T11.imexp

Sample: I2552572-01D2 WG2110405
Analysis started at: 9/10/2025 11:05:22 AM
Comment <Comment>
Rack Number 1
Vial Numbers 47

| | Ag 328.068 Axial-iFR) | Al 396.152 Radial-iFR) | As 189.042 Axial-eUV) | B 208.959 Axial-iFR) | Ba 455.403 Radial-iFR) | Be 313.042 Radial-iFR) | Ca 315.887 Radial-iFR) |
|---|---|---|---|---|---|---|---|
| Concentration average | 0.0013 ppm | 76.9130 ppm | 0.0272 ppm | 0.0118 ppm | 0.5206 ppm | 0.0043 ppm | 6.2570 ppm |
| Concentration per Run | 0.0018 ppm | 76.4299 ppm | 0.0285 ppm | 0.0121 ppm | 0.5177 ppm | 0.0044 ppm | 6.2259 ppm |
| Concentration per Run | 0.0014 ppm | 77.0865 ppm | 0.0270 ppm | 0.0115 ppm | 0.5229 ppm | 0.0043 ppm | 6.2704 ppm |
| Concentration per Run | 0.0008 ppm | 77.2228 ppm | 0.0262 ppm | 0.0118 ppm | 0.5211 ppm | 0.0043 ppm | 6.2747 ppm |
| Concentration RSD | 37.0 % | 0.6 % | 4.2 % | 2.4 % | 0.5 % | 1.0 % | 0.4 % |

| | Cd 214.438 Axial-iFR) | Co 228.616 Axial-iFR) | Cr 267.716 Axial-iFR) | Cu 324.754 Axial-iFR) | Fe 259.940 Radial-iFR) | K 766.490 Radial-iFR) | Li 670.776 Radial-iFR) |
|---|---|---|---|---|---|---|---|
| Concentration average | 0.0018 ppm | 0.0554 ppm | 0.0882 ppm | 0.1458 ppm | 111.1603 ppm | 5.3333 ppm | 0.0990 ppm |
| Concentration per Run | 0.0017 ppm | 0.0552 ppm | 0.0879 ppm | 0.1448 ppm | 109.7362 ppm | 5.2979 ppm | 0.0968 ppm |
| Concentration per Run | 0.0018 ppm | 0.0550 ppm | 0.0878 ppm | 0.1458 ppm | 111.6788 ppm | 5.3720 ppm | 0.0998 ppm |
| Concentration per Run | 0.0019 ppm | 0.0559 ppm | 0.0891 ppm | 0.1469 ppm | 112.0657 ppm | 5.3299 ppm | 0.1004 ppm |
| Concentration RSD | 5.4 % | 0.8 % | 0.8 % | 0.7 % | 1.1 % | 0.7 % | 1.9 % |

| | Mg 279.079 Axial-iFR) | Mn 257.610 Radial-iFR) | Mo 202.030 Axial-iFR) | Na 589.592 Radial-iFR) | Ni 231.604 Axial-iFR) | Pb 220.353 Axial-eUV) | Sb 206.833 Axial-iFR) |
|---|---|---|---|---|---|---|---|
| Concentration average | 14.6759 ppm | 1.7567 ppm | 0.0036 ppm | 0.2984 ppm | 0.0882 ppm | 0.4779 ppm | 0.0057 ppm |
| Concentration per Run | 14.5425 ppm | 1.7491 ppm | 0.0036 ppm | 0.3038 ppm | 0.0880 ppm | 0.4764 ppm | 0.0052 ppm |
| Concentration per Run | 14.7735 ppm | 1.7671 ppm | 0.0031 ppm | 0.2967 ppm | 0.0877 ppm | 0.4777 ppm | 0.0048 ppm |
| Concentration per Run | 14.7115 ppm | 1.7540 ppm | 0.0040 ppm | 0.2946 ppm | 0.0889 ppm | 0.4796 ppm | 0.0070 ppm |
| Concentration RSD | 0.8 % | 0.5 % | 13.0 % | 1.6 % | 0.7 % | 0.3 % | 20.8 % |

| | Se 196.090 Axial-eUV) | Si 212.412 Axial-iFR) | Sn 189.989 Axial-iFR) | Sr 421.552 Radial-iFR) | Ti 334.904 Axial-iFR) | Tl 190.856 Axial-eUV) | V 292.402 Axial-iFR) |
|---|---|---|---|---|---|---|---|
| Concentration average | 0.0051 ppm | 8.8685 ppm | 0.0145 ppm | 0.0500 ppm | 1.2861 ppm | -0.0010 ppm | 0.1585 ppm |
| Concentration per Run | 0.0064 ppm | 8.8088 ppm | 0.0147 ppm | 0.0499 ppm | 1.2791 ppm | -0.0011 ppm | 0.1577 ppm |
| Concentration per Run | 0.0025 ppm | 8.8789 ppm | 0.0146 ppm | 0.0501 ppm | 1.2908 ppm | -0.0011 ppm | 0.1581 ppm |
| Concentration per Run | 0.0064 ppm | 8.9177 ppm | 0.0142 ppm | 0.0501 ppm | 1.2885 ppm | -0.0009 ppm | 0.1597 ppm |
| Concentration RSD | 44.6 % | 0.6 % | 2.1 % | 0.2 % | 0.5 % | 9.3 % | 0.7 % |

| | Zn 206.200 Axial-iFR) | Sc 361.384 Axial-iFR) | Sc 361.384 Radial-iFR) | Sc 227.318 Axial-eUV) | Y 360.073 Axial-iFR) | Y 371.030 Radial-iFR) | Y 224.306 Axial-eUV) |
|---|---|---|---|---|---|---|---|
| Concentration average | 0.7756 ppm | 102.6317 % | 105.7013 % | 96.2408 % | 117.9937 % | 120.8974 % | 117.5455 % |
| Concentration per Run | 0.7715 ppm | 103.2235 % | 106.4474 % | 96.5659 % | 118.2240 % | 123.5689 % | 117.5628 % |
| Concentration per Run | 0.7733 ppm | 102.0743 % | 105.2140 % | 96.2332 % | 117.5087 % | 120.1469 % | 117.7433 % |
| Concentration per Run | 0.7821 ppm | 102.5972 % | 105.4423 % | 95.9234 % | 118.2483 % | 118.9763 % | 117.3303 % |
| Concentration RSD | 0.7 % | 0.6 % | 0.6 % | 0.3 % | 0.4 % | 2.0 % | 0.2 % |

# ICP DataTrace 11

9/11/2025 7:24:09 AM

LabBook: WG2112807_20250910_T11.imexp

Sample: I2552572-02D2 WG2110405
Analysis started at: 9/10/2025 11:07:27 AM
Comment <Comment>
Rack Number 1
Vial Numbers 48

| | Ag 328.068 Axial-iFR) | Al 396.152 Radial-iFR) | As 189.042 Axial-eUV) | B 208.959 Axial-iFR) | Ba 455.403 Radial-iFR) | Be 313.042 Radial-iFR) | Ca 315.887 Radial-iFR) |
|---|---|---|---|---|---|---|---|
| Concentration average | 0.0035 ppm | 106.7410 ppm | 0.0257 ppm | 0.0013 ppm | 0.3722 ppm | 0.0064 ppm | 0.7101 ppm |
| Concentration per Run | 0.0024 ppm | 106.9737 ppm | 0.0257 ppm | 0.0018 ppm | 0.3739 ppm | 0.0065 ppm | 0.7122 ppm |
| Concentration per Run | 0.0039 ppm | 107.0071 ppm | 0.0259 ppm | 0.0019 ppm | 0.3738 ppm | 0.0064 ppm | 0.7086 ppm |
| Concentration per Run | 0.0040 ppm | 106.2421 ppm | 0.0255 ppm | 0.0001 ppm | 0.3687 ppm | 0.0064 ppm | 0.7094 ppm |
| Concentration RSD | 26.0 % | 0.4 % | 0.8 % | 77.7 % | 0.8 % | 0.6 % | 0.3 % |

| | Cd 214.438 Axial-iFR) | Co 228.616 Axial-iFR) | Cr 267.716 Axial-iFR) | Cu 324.754 Axial-iFR) | Fe 259.940 Radial-iFR) | K 766.490 Radial-iFR) | Li 670.776 Radial-iFR) |
|---|---|---|---|---|---|---|---|
| Concentration average | 0.0013 ppm | 0.1316 ppm | 0.1391 ppm | 0.1203 ppm | **424.4271 [SIC 800]** | 1.7989 ppm | 0.0183 ppm |
| Concentration per Run | 0.0010 ppm | 0.1300 ppm | 0.1395 ppm | 0.1194 ppm | 424.6697 ppm | 1.8209 ppm | 0.0187 ppm |
| Concentration per Run | 0.0013 ppm | 0.1316 ppm | 0.1387 ppm | 0.1200 ppm | 423.5367 ppm | 1.7921 ppm | 0.0186 ppm |
| Concentration per Run | 0.0014 ppm | 0.1332 ppm | 0.1393 ppm | 0.1213 ppm | 425.0751 ppm | 1.7837 ppm | 0.0178 ppm |
| Concentration RSD | 17.7 % | 1.2 % | 0.3 % | 0.8 % | 0.2 % | 1.1 % | 2.5 % |

| | Mg 279.079 Axial-iFR) | Mn 257.610 Radial-iFR) | Mo 202.030 Axial-iFR) | Na 589.592 Radial-iFR) | Ni 231.604 Axial-iFR) | Pb 220.353 Axial-eUV) | Sb 206.833 Axial-iFR) |
|---|---|---|---|---|---|---|---|
| Concentration average | 3.0097 ppm | 2.4092 ppm | -0.0004 ppm | 0.0985 ppm | 0.1220 ppm | 0.0509 ppm | -0.0001 ppm |
| Concentration per Run | 3.0325 ppm | 2.4129 ppm | -0.0004 ppm | 0.0970 ppm | 0.1231 ppm | 0.0513 ppm | 0.0034 ppm |
| Concentration per Run | 2.9901 ppm | 2.4187 ppm | -0.0005 ppm | 0.1028 ppm | 0.1208 ppm | 0.0507 ppm | -0.0009 ppm |
| Concentration per Run | 3.0063 ppm | 2.3961 ppm | -0.0004 ppm | 0.0959 ppm | 0.1223 ppm | 0.0506 ppm | -0.0029 ppm |
| Concentration RSD | 0.7 % | 0.5 % | 17.7 % | 3.8 % | 1.0 % | 0.8 % | 2,195.0 % |

| | Se 196.090 Axial-eUV) | Si 212.412 Axial-iFR) | Sn 189.989 Axial-iFR) | Sr 421.552 Radial-iFR) | Ti 334.904 Axial-iFR) | Tl 190.856 Axial-eUV) | V 292.402 Axial-iFR) |
|---|---|---|---|---|---|---|---|
| Concentration average | 0.0027 ppm | **12.6119 [SIC 100]** | 0.0065 ppm | 0.0162 ppm | 1.3914 ppm | -0.0013 ppm | 0.1647 ppm |
| Concentration per Run | 0.0047 ppm | 12.6499 ppm | 0.0064 ppm | 0.0163 ppm | 1.4074 ppm | -0.0014 ppm | 0.1644 ppm |
| Concentration per Run | 0.0046 ppm | 12.5793 ppm | 0.0066 ppm | 0.0164 ppm | 1.3827 ppm | -0.0013 ppm | 0.1640 ppm |
| Concentration per Run | -0.0014 ppm | 12.6066 ppm | 0.0065 ppm | 0.0159 ppm | 1.3842 ppm | -0.0013 ppm | 0.1657 ppm |
| Concentration RSD | 131.4 % | 0.3 % | 1.1 % | 1.5 % | 1.0 % | 5.8 % | 0.5 % |

| | Zn 206.200 Axial-iFR) | Sc 361.384 Axial-iFR) | Sc 361.384 Radial-iFR) | Sc 227.318 Axial-eUV) | Y 360.073 Axial-iFR) | Y 371.030 Radial-iFR) | Y 224.306 Axial-eUV) |
|---|---|---|---|---|---|---|---|
| Concentration average | 0.1813 ppm | 123.5944 % | 128.3632 % | 112.1323 % | 108.5091 % | 113.9483 % | 109.6392 % |
| Concentration per Run | 0.1805 ppm | 122.9312 % | 129.3669 % | 112.0158 % | 108.2494 % | 114.3985 % | 109.8223 % |
| Concentration per Run | 0.1807 ppm | 124.0591 % | 127.8234 % | 111.9770 % | 108.6471 % | 114.1995 % | 109.1240 % |
| Concentration per Run | 0.1826 ppm | 123.7929 % | 127.8993 % | 112.4039 % | 108.6309 % | 113.2469 % | 109.9715 % |
| Concentration RSD | 0.7 % | 0.5 % | 0.7 % | 0.2 % | 0.2 % | 0.5 % | 0.4 % |

# ICP DataTrace 11

9/11/2025 7:24:09 AM

LabBook: WG2112807_20250910_T11.imexp

Sample: I2554539-01D2 WG2110405
Analysis started at: 9/10/2025 11:09:32 AM
Comment <Comment>
Rack Number 1
Vial Numbers 42

| | Ag 328.068 Axial-iFR) | Al 396.152 Radial-iFR) | As 189.042 Axial-eUV) | B 208.959 Axial-iFR) | Ba 455.403 Radial-iFR) | Be 313.042 Radial-iFR) | Ca 315.887 Radial-iFR) |
|---|---|---|---|---|---|---|---|
| Concentration average | 0.0022 ppm | 130.8228 ppm | 0.0563 ppm | 0.0152 ppm | 0.8451 ppm | 0.0064 ppm | 163.4809 ppm |
| Concentration per Run | 0.0029 ppm | 131.1101 ppm | 0.0545 ppm | 0.0149 ppm | 0.8491 ppm | 0.0065 ppm | 163.5019 ppm |
| Concentration per Run | 0.0024 ppm | 130.8411 ppm | 0.0573 ppm | 0.0153 ppm | 0.8434 ppm | 0.0065 ppm | 163.6839 ppm |
| Concentration per Run | 0.0013 ppm | 130.5173 ppm | 0.0571 ppm | 0.0154 ppm | 0.8428 ppm | 0.0064 ppm | 163.2569 ppm |
| Concentration RSD | 36.8 % | 0.2 % | 2.8 % | 1.8 % | 0.4 % | 0.6 % | 0.1 % |

| | Cd 214.438 Axial-iFR) | Co 228.616 Axial-iFR) | Cr 267.716 Axial-iFR) | Cu 324.754 Axial-iFR) | Fe 259.940 Radial-iFR) | K 766.490 Radial-iFR) | Li 670.776 Radial-iFR) |
|---|---|---|---|---|---|---|---|
| Concentration average | 0.0003 ppm | 0.1137 ppm | 0.1915 ppm | 0.2528 ppm | 259.3339 ppm | 8.3067 ppm | 0.2433 ppm |
| Concentration per Run | 0.0003 ppm | 0.1133 ppm | 0.1896 ppm | 0.2516 ppm | 259.2384 ppm | 8.3606 ppm | 0.2441 ppm |
| Concentration per Run | 0.0004 ppm | 0.1144 ppm | 0.1923 ppm | 0.2528 ppm | 260.4061 ppm | 8.2832 ppm | 0.2433 ppm |
| Concentration per Run | 0.0001 ppm | 0.1135 ppm | 0.1928 ppm | 0.2541 ppm | 258.3572 ppm | 8.2763 ppm | 0.2423 ppm |
| Concentration RSD | 43.7 % | 0.5 % | 0.9 % | 0.5 % | 0.4 % | 0.6 % | 0.4 % |

| | Mg 279.079 Axial-iFR) | Mn 257.610 Radial-iFR) | Mo 202.030 Axial-iFR) | Na 589.592 Radial-iFR) | Ni 231.604 Axial-iFR) | Pb 220.353 Axial-eUV) | Sb 206.833 Axial-iFR) |
|---|---|---|---|---|---|---|---|
| Concentration average | 79.8481 ppm | 5.7074 ppm | 0.0036 ppm | 0.6539 ppm | 0.2972 ppm | 0.1310 ppm | 0.0034 ppm |
| Concentration per Run | 78.8234 ppm | 5.7227 ppm | 0.0035 ppm | 0.6585 ppm | 0.2939 ppm | 0.1304 ppm | -0.0026 ppm |
| Concentration per Run | 79.2961 ppm | 5.7075 ppm | 0.0037 ppm | 0.6446 ppm | 0.2970 ppm | 0.1317 ppm | 0.0066 ppm |
| Concentration per Run | 81.4248 ppm | 5.6921 ppm | 0.0038 ppm | 0.6588 ppm | 0.3006 ppm | 0.1308 ppm | 0.0063 ppm |
| Concentration RSD | 1.7 % | 0.3 % | 3.8 % | 1.2 % | 1.1 % | 0.5 % | 153.2 % |

| | Se 196.090 Axial-eUV) | Si 212.412 Axial-iFR) | Sn 189.989 Axial-iFR) | Sr 421.552 Radial-iFR) | Ti 334.904 Axial-iFR) | Tl 190.856 Axial-eUV) | V 292.402 Axial-iFR) |
|---|---|---|---|---|---|---|---|
| Concentration average | 0.0011 ppm | 2.9515 ppm | 0.0073 ppm | 0.2682 ppm | 1.1523 ppm | -0.0005 ppm | 0.2277 ppm |
| Concentration per Run | 0.0002 ppm | 2.9204 ppm | 0.0070 ppm | 0.2693 ppm | 1.1390 ppm | 0.0004 ppm | 0.2252 ppm |
| Concentration per Run | 0.0021 ppm | 2.9512 ppm | 0.0073 ppm | 0.2675 ppm | 1.1502 ppm | -0.0003 ppm | 0.2277 ppm |
| Concentration per Run | 0.0011 ppm | 2.9829 ppm | 0.0076 ppm | 0.2677 ppm | 1.1678 ppm | -0.0017 ppm | 0.2301 ppm |
| Concentration RSD | 84.8 % | 1.1 % | 3.9 % | 0.4 % | 1.3 % | 192.4 % | 1.1 % |

| | Zn 206.200 Axial-iFR) | Sc 361.384 Axial-iFR) | Sc 361.384 Radial-iFR) | Sc 227.318 Axial-eUV) | Y 360.073 Axial-iFR) | Y 371.030 Radial-iFR) | Y 224.306 Axial-eUV) |
|---|---|---|---|---|---|---|---|
| Concentration average | 0.6644 ppm | 101.5731 % | 106.1160 % | 91.5335 % | 128.5233 % | 135.2457 % | 128.5679 % |
| Concentration per Run | 0.6593 ppm | 101.3255 % | 106.4852 % | 92.0374 % | 127.3067 % | 136.7812 % | 129.4820 % |
| Concentration per Run | 0.6656 ppm | 102.3804 % | 106.0051 % | 91.6502 % | 129.4525 % | 133.3367 % | 128.5325 % |
| Concentration per Run | 0.6684 ppm | 101.0135 % | 105.8578 % | 90.9131 % | 128.8107 % | 135.6193 % | 127.6890 % |
| Concentration RSD | 0.7 % | 0.7 % | 0.3 % | 0.6 % | 0.9 % | 1.3 % | 0.7 % |

# ICP DataTrace 11

9/11/2025 7:24:09 AM

LabBook: WG2112807_20250910_T11.imexp

Sample: WG2110405-3D2 WG2110405
Analysis started at: 9/10/2025 11:11:37 AM
Comment <Comment>
Rack Number 1
Vial Numbers 43

| | Ag 328.068 Axial-iFR) | Al 396.152 Radial-iFR) | As 189.042 Axial-eUV) | B 208.959 Axial-iFR) | Ba 455.403 Radial-iFR) | Be 313.042 Radial-iFR) | Ca 315.887 Radial-iFR) |
|---|---|---|---|---|---|---|---|
| Concentration average | 0.0502 ppm | 139.5230 ppm | 0.1412 ppm | 0.8408 ppm | 2.8059 ppm | 0.0570 ppm | 144.7256 ppm |
| Concentration per Run | 0.0501 ppm | 139.4794 ppm | 0.1422 ppm | 0.8412 ppm | 2.8099 ppm | 0.0573 ppm | 144.8826 ppm |
| Concentration per Run | 0.0497 ppm | 139.7064 ppm | 0.1419 ppm | 0.8434 ppm | 2.8053 ppm | 0.0571 ppm | 144.7774 ppm |
| Concentration per Run | 0.0507 ppm | 139.3832 ppm | 0.1394 ppm | 0.8378 ppm | 2.8025 ppm | 0.0568 ppm | 144.5168 ppm |
| Concentration RSD | 1.0 % | 0.1 % | 1.1 % | 0.3 % | 0.1 % | 0.4 % | 0.1 % |

| | Cd 214.438 Axial-iFR) | Co 228.616 Axial-iFR) | Cr 267.716 Axial-iFR) | Cu 324.754 Axial-iFR) | Fe 259.940 Radial-iFR) | K 766.490 Radial-iFR) | Li 670.776 Radial-iFR) |
|---|---|---|---|---|---|---|---|
| Concentration average | 0.0488 ppm | 0.5864 ppm | 0.3844 ppm | 0.5078 ppm | 274.9082 ppm | 17.9492 ppm | 0.2547 ppm |
| Concentration per Run | 0.0490 ppm | 0.5859 ppm | 0.3849 ppm | 0.5071 ppm | 276.1482 ppm | 17.9087 ppm | 0.2568 ppm |
| Concentration per Run | 0.0490 ppm | 0.5866 ppm | 0.3842 ppm | 0.5099 ppm | 275.0261 ppm | 17.9421 ppm | 0.2537 ppm |
| Concentration per Run | 0.0485 ppm | 0.5868 ppm | 0.3842 ppm | 0.5064 ppm | 273.5504 ppm | 17.9966 ppm | 0.2537 ppm |
| Concentration RSD | 0.6 % | 0.1 % | 0.1 % | 0.4 % | 0.5 % | 0.2 % | 0.7 % |

| | Mg 279.079 Axial-iFR) | Mn 257.610 Radial-iFR) | Mo 202.030 Axial-iFR) | Na 589.592 Radial-iFR) | Ni 231.604 Axial-iFR) | Pb 220.353 Axial-eUV) | Sb 206.833 Axial-iFR) |
|---|---|---|---|---|---|---|---|
| Concentration average | 85.0681 ppm | 7.2553 ppm | 0.8667 ppm | 10.8610 ppm | 0.7783 ppm | 0.6734 ppm | 0.1170 ppm |
| Concentration per Run | 85.9466 ppm | 7.2389 ppm | 0.8667 ppm | 10.6568 ppm | 0.7799 ppm | 0.6762 ppm | 0.1171 ppm |
| Concentration per Run | 84.7601 ppm | 7.2784 ppm | 0.8682 ppm | 10.9837 ppm | 0.7790 ppm | 0.6733 ppm | 0.1144 ppm |
| Concentration per Run | 84.4977 ppm | 7.2485 ppm | 0.8652 ppm | 10.9427 ppm | 0.7760 ppm | 0.6707 ppm | 0.1196 ppm |
| Concentration RSD | 0.9 % | 0.3 % | 0.2 % | 1.6 % | 0.3 % | 0.4 % | 2.2 % |

| | Se 196.090 Axial-eUV) | Si 212.412 Axial-iFR) | Sn 189.989 Axial-iFR) | Sr 421.552 Radial-iFR) | Ti 334.904 Axial-iFR) | Tl 190.856 Axial-eUV) | V 292.402 Axial-iFR) |
|---|---|---|---|---|---|---|---|
| Concentration average | 0.0987 ppm | 7.7973 ppm | 0.7867 ppm | **1.2113 ppm** | 1.7330 ppm | **0.1103 ppm** | 0.7236 ppm |
| Concentration per Run | 0.1016 ppm | 7.8287 ppm | 0.7924 ppm | 1.2139 ppm | 1.7422 ppm | 0.1099 ppm | 0.7251 ppm |
| Concentration per Run | 0.0967 ppm | 7.7954 ppm | 0.7835 ppm | 1.2106 ppm | 1.7318 ppm | 0.1116 ppm | 0.7250 ppm |
| Concentration per Run | 0.0979 ppm | 7.7679 ppm | 0.7841 ppm | 1.2093 ppm | 1.7249 ppm | 0.1093 ppm | 0.7207 ppm |
| Concentration RSD | 2.6 % | 0.4 % | 0.6 % | 0.2 % | 0.5 % | 1.1 % | 0.3 % |

| | Zn 206.200 Axial-iFR) | Sc 361.384 Axial-iFR) | Sc 361.384 Radial-iFR) | Sc 227.318 Axial-eUV) | Y 360.073 Axial-iFR) | Y 371.030 Radial-iFR) | Y 224.306 Axial-eUV) |
|---|---|---|---|---|---|---|---|
| Concentration average | 1.1495 ppm | 101.8465 % | 106.6057 % | 91.2824 % | 129.9763 % | 136.7505 % | 129.6646 % |
| Concentration per Run | 1.1533 ppm | 101.4500 % | 106.4540 % | 91.0269 % | 129.8827 % | 134.7097 % | 129.6063 % |
| Concentration per Run | 1.1487 ppm | 101.8478 % | 106.8810 % | 90.9974 % | 130.3700 % | 137.9401 % | 129.2513 % |
| Concentration per Run | 1.1466 ppm | 102.2418 % | 106.4823 % | 91.8228 % | 129.6761 % | 137.6015 % | 130.1361 % |
| Concentration RSD | 0.3 % | 0.4 % | 0.2 % | 0.5 % | 0.3 % | 1.3 % | 0.3 % |

# ICP DataTrace 11

9/11/2025 7:24:09 AM

LabBook: WG2112807_20250910_T11.imexp

Sample: WG2110405-4D2 WG2110405
Analysis started at: 9/10/2025 11:13:42 AM
Comment <Comment>
Rack Number 1
Vial Numbers 44

| | Ag 328.068 Axial-iFR) | Al 396.152 Radial-iFR) | As 189.042 Axial-eUV) | B 208.959 Axial-iFR) | Ba 455.403 Radial-iFR) | Be 313.042 Radial-iFR) | Ca 315.887 Radial-iFR) |
|---|---|---|---|---|---|---|---|
| Concentration average | 0.0026 ppm | 137.2995 ppm | 0.0631 ppm | 0.0164 ppm | 0.9212 ppm | 0.0074 ppm | 168.3600 ppm |
| Concentration per Run | 0.0028 ppm | 137.5014 ppm | 0.0629 ppm | 0.0164 ppm | 0.9202 ppm | 0.0074 ppm | 168.5015 ppm |
| Concentration per Run | 0.0027 ppm | 137.4591 ppm | 0.0640 ppm | 0.0160 ppm | 0.9260 ppm | 0.0074 ppm | 168.4410 ppm |
| Concentration per Run | 0.0024 ppm | 136.9379 ppm | 0.0625 ppm | 0.0170 ppm | 0.9174 ppm | 0.0074 ppm | 168.1375 ppm |
| Concentration RSD | 7.2 % | 0.2 % | 1.3 % | 3.0 % | 0.5 % | 0.5 % | 0.1 % |

| | Cd 214.438 Axial-iFR) | Co 228.616 Axial-iFR) | Cr 267.716 Axial-iFR) | Cu 324.754 Axial-iFR) | Fe 259.940 Radial-iFR) | K 766.490 Radial-iFR) | Li 670.776 Radial-iFR) |
|---|---|---|---|---|---|---|---|
| Concentration average | 0.0008 ppm | 0.1311 ppm | 0.1982 ppm | 0.2719 ppm | 283.1662 ppm | 8.4714 ppm | 0.2550 ppm |
| Concentration per Run | 0.0007 ppm | 0.1317 ppm | 0.1972 ppm | 0.2715 ppm | 281.9354 ppm | 8.4176 ppm | 0.2498 ppm |
| Concentration per Run | 0.0008 ppm | 0.1315 ppm | 0.1997 ppm | 0.2722 ppm | 283.6112 ppm | 8.5103 ppm | 0.2559 ppm |
| Concentration per Run | 0.0008 ppm | 0.1301 ppm | 0.1976 ppm | 0.2720 ppm | 283.9521 ppm | 8.4863 ppm | 0.2594 ppm |
| Concentration RSD | 7.7 % | 0.7 % | 0.7 % | 0.1 % | 0.4 % | 0.6 % | 1.9 % |

| | Mg 279.079 Axial-iFR) | Mn 257.610 Radial-iFR) | Mo 202.030 Axial-iFR) | Na 589.592 Radial-iFR) | Ni 231.604 Axial-iFR) | Pb 220.353 Axial-eUV) | Sb 206.833 Axial-iFR) |
|---|---|---|---|---|---|---|---|
| Concentration average | 78.8247 ppm | 7.5339 ppm | 0.0039 ppm | 0.6773 ppm | 0.3137 ppm | 0.1548 ppm | -0.0021 ppm |
| Concentration per Run | 78.9240 ppm | 7.5520 ppm | 0.0044 ppm | 0.6819 ppm | 0.3122 ppm | 0.1549 ppm | -0.0007 ppm |
| Concentration per Run | 78.7503 ppm | 7.5350 ppm | 0.0037 ppm | 0.6830 ppm | 0.3157 ppm | 0.1552 ppm | -0.0035 ppm |
| Concentration per Run | 78.7999 ppm | 7.5145 ppm | 0.0035 ppm | 0.6671 ppm | 0.3133 ppm | 0.1545 ppm | -0.0020 ppm |
| Concentration RSD | 0.1 % | 0.2 % | 12.4 % | 1.3 % | 0.6 % | 0.2 % | 69.5 % |

| | Se 196.090 Axial-eUV) | Si 212.412 Axial-iFR) | Sn 189.989 Axial-iFR) | Sr 421.552 Radial-iFR) | Ti 334.904 Axial-iFR) | Tl 190.856 Axial-eUV) | V 292.402 Axial-iFR) |
|---|---|---|---|---|---|---|---|
| Concentration average | 0.0019 ppm | 5.2107 ppm | 0.0071 ppm | 0.2792 ppm | 1.1137 ppm | -0.0004 ppm | 0.2456 ppm |
| Concentration per Run | -0.0011 ppm | 5.1965 ppm | 0.0067 ppm | 0.2797 ppm | 1.1178 ppm | 0.0000 ppm | 0.2448 ppm |
| Concentration per Run | -0.0004 ppm | 5.2130 ppm | 0.0063 ppm | 0.2778 ppm | 1.1113 ppm | -0.0018 ppm | 0.2467 ppm |
| Concentration per Run | 0.0073 ppm | 5.2226 ppm | 0.0084 ppm | 0.2802 ppm | 1.1120 ppm | 0.0006 ppm | 0.2455 ppm |
| Concentration RSD | 238.9 % | 0.3 % | 15.8 % | 0.5 % | 0.3 % | 324.7 % | 0.4 % |

| | Zn 206.200 Axial-iFR) | Sc 361.384 Axial-iFR) | Sc 361.384 Radial-iFR) | Sc 227.318 Axial-eUV) | Y 360.073 Axial-iFR) | Y 371.030 Radial-iFR) | Y 224.306 Axial-eUV) |
|---|---|---|---|---|---|---|---|
| Concentration average | 0.6945 ppm | 102.7745 % | 107.3125 % | 91.0718 % | 132.1506 % | 138.3337 % | 131.1609 % |
| Concentration per Run | 0.6937 ppm | 102.9169 % | 107.5421 % | 90.9546 % | 132.5110 % | 139.8166 % | 130.7423 % |
| Concentration per Run | 0.6972 ppm | 102.4425 % | 107.7008 % | 91.5344 % | 131.8986 % | 139.8210 % | 131.8189 % |
| Concentration per Run | 0.6927 ppm | 102.9639 % | 106.6946 % | 90.7262 % | 132.0422 % | 135.3635 % | 130.9215 % |
| Concentration RSD | 0.3 % | 0.3 % | 0.5 % | 0.5 % | 0.2 % | 1.9 % | 0.4 % |

# ICP DataTrace 11

9/11/2025 7:24:09 AM

LabBook: WG2112807_20250910_T11.imexp

Sample: WG2110405-5D2 WG2110405
Analysis started at: 9/10/2025 11:15:47 AM
Comment <Comment>
Rack Number 1
Vial Numbers 45

| | Ag 328.068 Axial-iFR) | Al 396.152 Radial-iFR) | As 189.042 Axial-eUV) | B 208.959 Axial-iFR) | Ba 455.403 Radial-iFR) | Be 313.042 Radial-iFR) | Ca 315.887 Radial-iFR) |
|---|---|---|---|---|---|---|---|
| Concentration average | 0.0482 ppm | 133.2503 ppm | 0.1447 ppm | 0.9251 ppm | 2.6957 ppm | 0.0545 ppm | 173.5586 ppm |
| Concentration per Run | 0.0489 ppm | 133.1585 ppm | 0.1442 ppm | 0.9214 ppm | 2.6997 ppm | 0.0545 ppm | 173.2813 ppm |
| Concentration per Run | 0.0478 ppm | 133.2836 ppm | 0.1470 ppm | 0.9267 ppm | 2.6929 ppm | 0.0545 ppm | 173.5688 ppm |
| Concentration per Run | 0.0479 ppm | 133.3088 ppm | 0.1428 ppm | 0.9273 ppm | 2.6946 ppm | 0.0544 ppm | 173.8257 ppm |
| Concentration RSD | 1.2 % | 0.1 % | 1.5 % | 0.4 % | 0.1 % | 0.1 % | 0.2 % |

| | Cd 214.438 Axial-iFR) | Co 228.616 Axial-iFR) | Cr 267.716 Axial-iFR) | Cu 324.754 Axial-iFR) | Fe 259.940 Radial-iFR) | K 766.490 Radial-iFR) | Li 670.776 Radial-iFR) |
|---|---|---|---|---|---|---|---|
| Concentration average | 0.0473 ppm | 0.5629 ppm | 0.3758 ppm | 0.4959 ppm | 261.5548 ppm | 18.4117 ppm | 0.2413 ppm |
| Concentration per Run | 0.0472 ppm | 0.5588 ppm | 0.3745 ppm | 0.4942 ppm | 259.9811 ppm | 18.3839 ppm | 0.2430 ppm |
| Concentration per Run | 0.0472 ppm | 0.5655 ppm | 0.3779 ppm | 0.4974 ppm | 262.1878 ppm | 18.3857 ppm | 0.2403 ppm |
| Concentration per Run | 0.0475 ppm | 0.5644 ppm | 0.3750 ppm | 0.4961 ppm | 262.4955 ppm | 18.4655 ppm | 0.2407 ppm |
| Concentration RSD | 0.4 % | 0.6 % | 0.5 % | 0.3 % | 0.5 % | 0.3 % | 0.6 % |

| | Mg 279.079 Axial-iFR) | Mn 257.610 Radial-iFR) | Mo 202.030 Axial-iFR) | Na 589.592 Radial-iFR) | Ni 231.604 Axial-iFR) | Pb 220.353 Axial-eUV) | Sb 206.833 Axial-iFR) |
|---|---|---|---|---|---|---|---|
| Concentration average | 88.9210 ppm | 6.1812 ppm | 0.9344 ppm | 10.5367 ppm | 0.7492 ppm | 0.6428 ppm | 0.4640 ppm |
| Concentration per Run | 88.3270 ppm | 6.1856 ppm | 0.9336 ppm | 10.6030 ppm | 0.7470 ppm | 0.6452 ppm | 0.4705 ppm |
| Concentration per Run | 89.1017 ppm | 6.1686 ppm | 0.9333 ppm | 10.4699 ppm | 0.7486 ppm | 0.6417 ppm | 0.4600 ppm |
| Concentration per Run | 89.3343 ppm | 6.1893 ppm | 0.9362 ppm | 10.5372 ppm | 0.7518 ppm | 0.6416 ppm | 0.4615 ppm |
| Concentration RSD | 0.6 % | 0.2 % | 0.2 % | 0.6 % | 0.3 % | 0.3 % | 1.2 % |

| | Se 196.090 Axial-eUV) | Si 212.412 Axial-iFR) | Sn 189.989 Axial-iFR) | Sr 421.552 Radial-iFR) | Ti 334.904 Axial-iFR) | Tl 190.856 Axial-eUV) | V 292.402 Axial-iFR) |
|---|---|---|---|---|---|---|---|
| Concentration average | 0.1179 ppm | 4.2204 ppm | 0.9141 ppm | 1.2028 ppm | 2.0699 ppm | 0.1123 ppm | 0.7116 ppm |
| Concentration per Run | 0.1194 ppm | 4.2046 ppm | 0.9200 ppm | 1.2034 ppm | 2.0603 ppm | 0.1119 ppm | 0.7088 ppm |
| Concentration per Run | 0.1196 ppm | 4.2259 ppm | 0.9155 ppm | 1.2002 ppm | 2.0654 ppm | 0.1130 ppm | 0.7119 ppm |
| Concentration per Run | 0.1147 ppm | 4.2307 ppm | 0.9068 ppm | 1.2046 ppm | 2.0841 ppm | 0.1120 ppm | 0.7141 ppm |
| Concentration RSD | 2.4 % | 0.3 % | 0.7 % | 0.2 % | 0.6 % | 0.5 % | 0.4 % |

| | Zn 206.200 Axial-iFR) | Sc 361.384 Axial-iFR) | Sc 361.384 Radial-iFR) | Sc 227.318 Axial-eUV) | Y 360.073 Axial-iFR) | Y 371.030 Radial-iFR) | Y 224.306 Axial-eUV) |
|---|---|---|---|---|---|---|---|
| Concentration average | 1.1057 ppm | 100.7017 % | 106.4629 % | 90.4899 % | 127.5150 % | 135.5232 % | 127.0208 % |
| Concentration per Run | 1.1022 ppm | 100.9985 % | 106.3945 % | 90.0463 % | 127.4618 % | 136.8682 % | 126.3594 % |
| Concentration per Run | 1.1088 ppm | 100.5090 % | 106.9993 % | 90.8554 % | 127.3051 % | 136.4164 % | 127.6596 % |
| Concentration per Run | 1.1061 ppm | 100.5977 % | 105.9949 % | 90.5679 % | 127.7780 % | 133.2851 % | 127.0433 % |
| Concentration RSD | 0.3 % | 0.3 % | 0.5 % | 0.5 % | 0.2 % | 1.4 % | 0.5 % |

# ICP DataTrace 11

9/11/2025 7:24:09 AM

LabBook: WG2112807_20250910_T11.imexp

Sample: WG2110405-6D10 WG2110405
Analysis started at: 9/10/2025 11:17:52 AM
Comment <Comment>
Rack Number 1
Vial Numbers 46

| | Ag 328.068 Axial-iFR) | Al 396.152 Radial-iFR) | As 189.042 Axial-eUV) | B 208.959 Axial-iFR) | Ba 455.403 Radial-iFR) | Be 313.042 Radial-iFR) | Ca 315.887 Radial-iFR) |
|---|---|---|---|---|---|---|---|
| Concentration average | 0.0003 ppm | 29.5765 ppm | 0.0142 ppm | 0.0045 ppm | 0.1908 ppm | 0.0015 ppm | 37.6863 ppm |
| Concentration per Run | 0.0007 ppm | 29.4566 ppm | 0.0136 ppm | 0.0034 ppm | 0.1900 ppm | 0.0015 ppm | 37.6737 ppm |
| Concentration per Run | 0.0000 ppm | 29.5879 ppm | 0.0131 ppm | 0.0060 ppm | 0.1911 ppm | 0.0015 ppm | 37.7424 ppm |
| Concentration per Run | 0.0004 ppm | 29.6850 ppm | 0.0159 ppm | 0.0041 ppm | 0.1914 ppm | 0.0015 ppm | 37.6430 ppm |
| Concentration RSD | 97.9 % | 0.4 % | 10.8 % | 28.9 % | 0.4 % | 0.4 % | 0.1 % |

| | Cd 214.438 Axial-iFR) | Co 228.616 Axial-iFR) | Cr 267.716 Axial-iFR) | Cu 324.754 Axial-iFR) | Fe 259.940 Radial-iFR) | K 766.490 Radial-iFR) | Li 670.776 Radial-iFR) |
|---|---|---|---|---|---|---|---|
| Concentration average | -0.0001 ppm | 0.0253 ppm | 0.0422 ppm | 0.0550 ppm | 61.7330 ppm | 1.8491 ppm | 0.0547 ppm |
| Concentration per Run | 0.0000 ppm | 0.0257 ppm | 0.0418 ppm | 0.0546 ppm | 61.9189 ppm | 1.8282 ppm | 0.0570 ppm |
| Concentration per Run | -0.0002 ppm | 0.0245 ppm | 0.0429 ppm | 0.0554 ppm | 61.6187 ppm | 1.8595 ppm | 0.0532 ppm |
| Concentration per Run | -0.0001 ppm | 0.0259 ppm | 0.0417 ppm | 0.0550 ppm | 61.6612 ppm | 1.8597 ppm | 0.0539 ppm |
| Concentration RSD | 169.9 % | 3.0 % | 1.6 % | 0.8 % | 0.3 % | 1.0 % | 3.7 % |

| | Mg 279.079 Axial-iFR) | Mn 257.610 Radial-iFR) | Mo 202.030 Axial-iFR) | Na 589.592 Radial-iFR) | Ni 231.604 Axial-iFR) | Pb 220.353 Axial-eUV) | Sb 206.833 Axial-iFR) |
|---|---|---|---|---|---|---|---|
| Concentration average | 18.1864 ppm | 1.3235 ppm | 0.0010 ppm | 0.1456 ppm | 0.0654 ppm | 0.0281 ppm | 0.0008 ppm |
| Concentration per Run | 18.1234 ppm | 1.3182 ppm | 0.0008 ppm | 0.1458 ppm | 0.0645 ppm | 0.0287 ppm | 0.0031 ppm |
| Concentration per Run | 18.0852 ppm | 1.3220 ppm | 0.0009 ppm | 0.1438 ppm | 0.0650 ppm | 0.0271 ppm | -0.0005 ppm |
| Concentration per Run | 18.3507 ppm | 1.3304 ppm | 0.0014 ppm | 0.1473 ppm | 0.0667 ppm | 0.0285 ppm | -0.0002 ppm |
| Concentration RSD | 0.8 % | 0.5 % | 32.6 % | 1.2 % | 1.7 % | 3.2 % | 240.5 % |

| | Se 196.090 Axial-eUV) | Si 212.412 Axial-iFR) | Sn 189.989 Axial-iFR) | Sr 421.552 Radial-iFR) | Ti 334.904 Axial-iFR) | Tl 190.856 Axial-eUV) | V 292.402 Axial-iFR) |
|---|---|---|---|---|---|---|---|
| Concentration average | 0.0007 ppm | 0.6292 ppm | 0.0017 ppm | 0.0604 ppm | 0.2498 ppm | 0.0000 ppm | 0.0489 ppm |
| Concentration per Run | -0.0007 ppm | 0.6271 ppm | 0.0012 ppm | 0.0604 ppm | 0.2487 ppm | -0.0008 ppm | 0.0486 ppm |
| Concentration per Run | 0.0026 ppm | 0.6319 ppm | 0.0025 ppm | 0.0604 ppm | 0.2490 ppm | 0.0001 ppm | 0.0485 ppm |
| Concentration per Run | 0.0003 ppm | 0.6286 ppm | 0.0013 ppm | 0.0604 ppm | 0.2517 ppm | 0.0006 ppm | 0.0496 ppm |
| Concentration RSD | 238.0 % | 0.4 % | 41.0 % | 0.1 % | 0.6 % | 2,887.9 % | 1.2 % |

| | Zn 206.200 Axial-iFR) | Sc 361.384 Axial-iFR) | Sc 361.384 Radial-iFR) | Sc 227.318 Axial-eUV) | Y 360.073 Axial-iFR) | Y 371.030 Radial-iFR) | Y 224.306 Axial-eUV) |
|---|---|---|---|---|---|---|---|
| Concentration average | 0.1473 ppm | 100.6237 % | 102.1813 % | 95.9621 % | 104.9764 % | 106.0723 % | 103.9352 % |
| Concentration per Run | 0.1468 ppm | 100.4993 % | 101.6989 % | 95.9400 % | 104.7998 % | 104.1442 % | 104.0995 % |
| Concentration per Run | 0.1466 ppm | 101.1320 % | 101.9364 % | 95.9991 % | 105.2546 % | 106.2287 % | 103.7070 % |
| Concentration per Run | 0.1484 ppm | 100.2399 % | 102.9086 % | 95.9472 % | 104.8747 % | 107.8439 % | 103.9990 % |
| Concentration RSD | 0.7 % | 0.5 % | 0.6 % | 0.0 % | 0.2 % | 1.7 % | 0.2 % |

# ICP DataTrace 11

9/11/2025 7:24:09 AM

LabBook: WG2112807_20250910_T11.imexp

Sample: CCV
Analysis started at: 9/10/2025 11:19:56 AM
Comment <Comment>
Rack Number 0
Vial Numbers 3

| | Ag 328.068 Axial-iFR) | Al 396.152 Radial-iFR) | As 189.042 Axial-eUV) | B 208.959 Axial-iFR) | Ba 455.403 Radial-iFR) | Be 313.042 Radial-iFR) | Ca 315.887 Radial-iFR) |
|---|---|---|---|---|---|---|---|
| Concentration average | **0.5015 ppm** | 0.4903 ppm | 0.4848 ppm | 0.4824 ppm | 0.4913 ppm | 0.5085 ppm | 0.5015 ppm |
| Concentration per Run | 0.5008 ppm | 0.4837 ppm | 0.4839 ppm | 0.4788 ppm | 0.4904 ppm | 0.5080 ppm | 0.5049 ppm |
| Concentration per Run | 0.5021 ppm | 0.4987 ppm | 0.4863 ppm | 0.4840 ppm | 0.4919 ppm | 0.5097 ppm | 0.4997 ppm |
| Concentration per Run | 0.5016 ppm | 0.4886 ppm | 0.4843 ppm | 0.4844 ppm | 0.4915 ppm | 0.5079 ppm | 0.5000 ppm |
| Recovery Percentage | 100.296 % | 98.068 % | 96.960 % | 96.483 % | 98.255 % | 101.709 % | 100.301 % |
| Concentration RSD | 0.1 % | 1.6 % | 0.3 % | 0.6 % | 0.2 % | 0.2 % | 0.6 % |

| | Cd 214.438 Axial-iFR) | Co 228.616 Axial-iFR) | Cr 267.716 Axial-iFR) | Cu 324.754 Axial-iFR) | Fe 259.940 Radial-iFR) | K 766.490 Radial-iFR) | Li 670.776 Radial-iFR) |
|---|---|---|---|---|---|---|---|
| Concentration average | 0.5022 ppm | 0.5113 ppm | 0.5066 ppm | 0.5184 ppm | 0.5107 ppm | 5.2075 ppm | 0.5175 ppm |
| Concentration per Run | 0.5007 ppm | 0.5067 ppm | 0.5064 ppm | 0.5163 ppm | 0.5106 ppm | 5.2156 ppm | 0.5149 ppm |
| Concentration per Run | 0.5034 ppm | 0.5127 ppm | 0.5057 ppm | 0.5189 ppm | 0.5104 ppm | 5.2032 ppm | 0.5221 ppm |
| Concentration per Run | 0.5025 ppm | 0.5145 ppm | 0.5077 ppm | 0.5200 ppm | 0.5110 ppm | 5.2037 ppm | 0.5155 ppm |
| Recovery Percentage | 100.442 % | 102.258 % | 101.324 % | 103.679 % | 102.132 % | 104.151 % | 103.499 % |
| Concentration RSD | 0.3 % | 0.8 % | 0.2 % | 0.4 % | 0.1 % | 0.1 % | 0.8 % |

| | Mg 279.079 Axial-iFR) | Mn 257.610 Radial-iFR) | Mo 202.030 Axial-iFR) | Na 589.592 Radial-iFR) | Ni 231.604 Axial-iFR) | Pb 220.353 Axial-eUV) | Sb 206.833 Axial-iFR) |
|---|---|---|---|---|---|---|---|
| Concentration average | 0.5043 ppm | 0.5106 ppm | 0.4896 ppm | 9.9711 ppm | 0.5135 ppm | 0.5091 ppm | 0.5083 ppm |
| Concentration per Run | 0.5021 ppm | 0.5106 ppm | 0.4880 ppm | 9.9203 ppm | 0.5128 ppm | 0.5077 ppm | 0.5099 ppm |
| Concentration per Run | 0.5058 ppm | 0.5108 ppm | 0.4893 ppm | 10.0180 ppm | 0.5129 ppm | 0.5102 ppm | 0.5067 ppm |
| Concentration per Run | 0.5051 ppm | 0.5105 ppm | 0.4917 ppm | 9.9749 ppm | 0.5147 ppm | 0.5095 ppm | 0.5083 ppm |
| Recovery Percentage | 100.870 % | 102.129 % | 97.929 % | 99.711 % | 102.695 % | 101.824 % | 101.659 % |
| Concentration RSD | 0.4 % | 0.0 % | 0.4 % | 0.5 % | 0.2 % | 0.3 % | 0.3 % |

| | Se 196.090 Axial-eUV) | Si 212.412 Axial-iFR) | Sn 189.989 Axial-iFR) | Sr 421.552 Radial-iFR) | Ti 334.904 Axial-iFR) | Tl 190.856 Axial-eUV) | V 292.402 Axial-iFR) |
|---|---|---|---|---|---|---|---|
| Concentration average | 0.4813 ppm | 5.4038 ppm | 0.5053 ppm | 0.4969 ppm | 0.4946 ppm | **0.5002 ppm** | 0.5108 ppm |
| Concentration per Run | 0.4790 ppm | 5.3919 ppm | 0.5024 ppm | 0.4958 ppm | 0.4937 ppm | 0.4985 ppm | 0.5093 ppm |
| Concentration per Run | 0.4824 ppm | 5.4111 ppm | 0.5088 ppm | 0.4978 ppm | 0.4946 ppm | 0.5029 ppm | 0.5110 ppm |
| Concentration per Run | 0.4825 ppm | 5.4084 ppm | 0.5046 ppm | 0.4972 ppm | 0.4954 ppm | 0.4993 ppm | 0.5121 ppm |
| Recovery Percentage | 96.259 % | 102.930 % | 101.052 % | 99.390 % | 98.918 % | 100.045 % | 102.160 % |
| Concentration RSD | 0.4 % | 0.2 % | 0.6 % | 0.2 % | 0.2 % | 0.5 % | 0.3 % |

| | Zn 206.200 Axial-iFR) | Sc 361.384 Axial-iFR) | Sc 361.384 Radial-iFR) | Sc 227.318 Axial-eUV) | Y 360.073 Axial-iFR) | Y 371.030 Radial-iFR) | Y 224.306 Axial-eUV) |
|---|---|---|---|---|---|---|---|
| Concentration average | 0.4924 ppm | 101.2185 % | 102.3640 % | 98.2469 % | 99.4122 % | 98.2057 % | 97.6767 % |
| Concentration per Run | 0.4890 ppm | 101.4952 % | 102.1527 % | 98.3217 % | 99.1940 % | 97.4426 % | 97.5183 % |
| Concentration per Run | 0.4942 ppm | 101.2354 % | 102.4611 % | 97.9339 % | 99.2787 % | 98.4020 % | 97.3785 % |
| Concentration per Run | 0.4941 ppm | 100.9249 % | 102.4782 % | 98.4851 % | 99.7639 % | 98.7724 % | 98.1334 % |
| Recovery Percentage | 98.486 % | | | | | | |
| Concentration RSD | 0.6 % | 0.3 % | 0.2 % | 0.3 % | 0.3 % | 0.7 % | 0.4 % |

# ICP DataTrace 11

9/11/2025 7:24:09 AM

LabBook: WG2112807_20250910_T11.imexp

Sample: CCB
Analysis started at: 9/10/2025 11:22:02 AM
Comment <Comment>
Rack Number 0
Vial Numbers 4

| | Ag 328.068 Axial-iFR) | Al 396.152 Radial-iFR) | As 189.042 Axial-eUV) | B 208.959 Axial-iFR) | Ba 455.403 Radial-iFR) | Be 313.042 Radial-iFR) | Ca 315.887 Radial-iFR) |
|---|---|---|---|---|---|---|---|
| Concentration average | -0.0003 ppm | 0.0128 ppm | -0.0030 ppm | 0.0005 ppm | 0.0000 ppm | 0.0000 ppm | 0.0027 ppm |
| Concentration per Run | -0.0003 ppm | 0.0103 ppm | -0.0012 ppm | 0.0019 ppm | 0.0000 ppm | 0.0000 ppm | 0.0018 ppm |
| Concentration per Run | -0.0004 ppm | 0.0228 ppm | -0.0031 ppm | -0.0005 ppm | -0.0002 ppm | 0.0000 ppm | 0.0024 ppm |
| Concentration per Run | -0.0001 ppm | 0.0054 ppm | -0.0046 ppm | 0.0002 ppm | 0.0002 ppm | 0.0000 ppm | 0.0039 ppm |
| Recovery Percentage | -3.685 % | 12.850 % | -59.725 % | 1.831 % | -0.148 % | -0.143 % | 2.717 % |
| Concentration RSD | 61.0 % | 69.6 % | 56.9 % | 229.3 % | 1,294.2 % | 185.2 % | 41.2 % |

| | Cd 214.438 Axial-iFR) | Co 228.616 Axial-iFR) | Cr 267.716 Axial-iFR) | Cu 324.754 Axial-iFR) | Fe 259.940 Radial-iFR) | K 766.490 Radial-iFR) | Li 670.776 Radial-iFR) |
|---|---|---|---|---|---|---|---|
| Concentration average | 0.0000 ppm | -0.0002 ppm | 0.0003 ppm | 0.0003 ppm | 0.0038 ppm | -0.0095 ppm | -0.0027 ppm |
| Concentration per Run | 0.0000 ppm | 0.0002 ppm | 0.0006 ppm | 0.0002 ppm | 0.0046 ppm | -0.0126 ppm | -0.0029 ppm |
| Concentration per Run | 0.0000 ppm | -0.0002 ppm | 0.0001 ppm | 0.0002 ppm | 0.0030 ppm | -0.0113 ppm | -0.0027 ppm |
| Concentration per Run | 0.0000 ppm | -0.0007 ppm | 0.0003 ppm | 0.0004 ppm | 0.0037 ppm | -0.0046 ppm | -0.0025 ppm |
| Recovery Percentage | 0.010 % | -1.196 % | 3.394 % | 2.794 % | 7.528 % | -0.379 % | -54.055 % |
| Concentration RSD | 8,130.7 % | 192.3 % | 70.9 % | 39.0 % | 20.4 % | 45.3 % | 8.4 % |

| | Mg 279.079 Axial-iFR) | Mn 257.610 Radial-iFR) | Mo 202.030 Axial-iFR) | Na 589.592 Radial-iFR) | Ni 231.604 Axial-iFR) | Pb 220.353 Axial-eUV) | Sb 206.833 Axial-iFR) |
|---|---|---|---|---|---|---|---|
| Concentration average | 0.0001 ppm | -0.0001 ppm | 0.0001 ppm | -0.0017 ppm | -0.0007 ppm | -0.0001 ppm | 0.0001 ppm |
| Concentration per Run | 0.0016 ppm | 0.0000 ppm | 0.0003 ppm | -0.0054 ppm | -0.0008 ppm | 0.0005 ppm | 0.0009 ppm |
| Concentration per Run | -0.0011 ppm | -0.0001 ppm | 0.0001 ppm | 0.0038 ppm | 0.0000 ppm | 0.0002 ppm | -0.0008 ppm |
| Concentration per Run | -0.0001 ppm | -0.0001 ppm | -0.0001 ppm | -0.0033 ppm | -0.0012 ppm | -0.0010 ppm | 0.0003 ppm |
| Recovery Percentage | 0.148 % | -0.745 % | 0.210 % | -0.083 % | -2.603 % | -1.399 % | 0.240 % |
| Concentration RSD | 944.5 % | 113.2 % | 202.4 % | 291.1 % | 88.7 % | 569.4 % | 713.2 % |

| | Se 196.090 Axial-eUV) | Si 212.412 Axial-iFR) | Sn 189.989 Axial-iFR) | Sr 421.552 Radial-iFR) | Ti 334.904 Axial-iFR) | Tl 190.856 Axial-eUV) | V 292.402 Axial-iFR) |
|---|---|---|---|---|---|---|---|
| Concentration average | 0.0017 ppm | -0.0010 ppm | -0.0003 ppm | 0.0000 ppm | -0.0005 ppm | 0.0010 ppm | 0.0002 ppm |
| Concentration per Run | -0.0006 ppm | -0.0005 ppm | -0.0002 ppm | 0.0000 ppm | -0.0003 ppm | 0.0012 ppm | 0.0005 ppm |
| Concentration per Run | 0.0042 ppm | -0.0018 ppm | -0.0009 ppm | 0.0000 ppm | -0.0006 ppm | 0.0009 ppm | 0.0000 ppm |
| Concentration per Run | 0.0016 ppm | -0.0006 ppm | 0.0003 ppm | 0.0000 ppm | -0.0006 ppm | 0.0009 ppm | 0.0002 ppm |
| Recovery Percentage | 16.979 % | -0.194 % | -0.513 % | -0.139 % | -5.016 % | 5.034 % | 2.272 % |
| Concentration RSD | 141.3 % | 76.4 % | 232.4 % | 216.2 % | 30.1 % | 18.0 % | 104.4 % |

| | Zn 206.200 Axial-iFR) | Sc 361.384 Axial-iFR) | Sc 361.384 Radial-iFR) | Sc 227.318 Axial-eUV) | Y 360.073 Axial-iFR) | Y 371.030 Radial-iFR) | Y 224.306 Axial-eUV) |
|---|---|---|---|---|---|---|---|
| Concentration average | 0.0001 ppm | 99.7217 % | 100.5128 % | 98.5656 % | 100.1530 % | 99.4960 % | 98.5738 % |
| Concentration per Run | 0.0000 ppm | 100.0793 % | 101.0043 % | 98.2000 % | 100.5330 % | 99.3074 % | 98.2684 % |
| Concentration per Run | 0.0005 ppm | 99.8341 % | 100.2069 % | 98.4835 % | 100.3016 % | 99.6303 % | 98.5986 % |
| Concentration per Run | 0.0000 ppm | 99.2517 % | 100.3274 % | 99.0132 % | 99.6243 % | 99.5504 % | 98.8545 % |
| Recovery Percentage | 2.532 % | | | | | | |
| Concentration RSD | 232.8 % | 0.4 % | 0.4 % | 0.4 % | 0.5 % | 0.2 % | 0.3 % |

# ICP DataTrace 11

9/11/2025 7:24:09 AM

LabBook: WG2112807_20250910_T11.imexp

Sample: I2552572-04D2 WG2110405
Analysis started at: 9/10/2025 11:53:02 AM
Comment <Comment>
Rack Number 1
Vial Numbers 49

| | Ag 328.068 Axial-iFR) | Al 396.152 Radial-iFR) | As 189.042 Axial-eUV) | B 208.959 Axial-iFR) | Ba 455.403 Radial-iFR) | Be 313.042 Radial-iFR) | Ca 315.887 Radial-iFR) |
|---|---|---|---|---|---|---|---|
| Concentration average | 0.0013 ppm | 72.5212 ppm | 0.0581 ppm | 0.0122 ppm | 0.3536 ppm | 0.0043 ppm | 6.6310 ppm |
| Concentration per Run | 0.0016 ppm | 72.4952 ppm | 0.0580 ppm | 0.0125 ppm | 0.3531 ppm | 0.0044 ppm | 6.6384 ppm |
| Concentration per Run | 0.0014 ppm | 72.5842 ppm | 0.0570 ppm | 0.0123 ppm | 0.3535 ppm | 0.0043 ppm | 6.6351 ppm |
| Concentration per Run | 0.0010 ppm | 72.4841 ppm | 0.0593 ppm | 0.0118 ppm | 0.3542 ppm | 0.0043 ppm | 6.6195 ppm |
| Concentration RSD | 25.7 % | 0.1 % | 2.0 % | 3.1 % | 0.2 % | 1.3 % | 0.2 % |

| | Cd 214.438 Axial-iFR) | Co 228.616 Axial-iFR) | Cr 267.716 Axial-iFR) | Cu 324.754 Axial-iFR) | Fe 259.940 Radial-iFR) | K 766.490 Radial-iFR) | Li 670.776 Radial-iFR) |
|---|---|---|---|---|---|---|---|
| Concentration average | 0.0008 ppm | 0.0319 ppm | 0.1094 ppm | 0.3738 ppm | 128.4965 ppm | 4.5664 ppm | 0.0573 ppm |
| Concentration per Run | 0.0009 ppm | 0.0309 ppm | 0.1091 ppm | 0.3728 ppm | 128.3261 ppm | 4.6067 ppm | 0.0585 ppm |
| Concentration per Run | 0.0007 ppm | 0.0323 ppm | 0.1093 ppm | 0.3734 ppm | 128.7534 ppm | 4.5610 ppm | 0.0566 ppm |
| Concentration per Run | 0.0007 ppm | 0.0325 ppm | 0.1099 ppm | 0.3751 ppm | 128.4100 ppm | 4.5316 ppm | 0.0569 ppm |
| Concentration RSD | 10.5 % | 2.7 % | 0.4 % | 0.3 % | 0.2 % | 0.8 % | 1.8 % |

| | Mg 279.079 Axial-iFR) | Mn 257.610 Radial-iFR) | Mo 202.030 Axial-iFR) | Na 589.592 Radial-iFR) | Ni 231.604 Axial-iFR) | Pb 220.353 Axial-eUV) | Sb 206.833 Axial-iFR) |
|---|---|---|---|---|---|---|---|
| Concentration average | 10.2840 ppm | 0.9627 ppm | 0.0095 ppm | 0.4813 ppm | 0.0693 ppm | 0.4497 ppm | 0.0060 ppm |
| Concentration per Run | 10.2419 ppm | 0.9609 ppm | 0.0094 ppm | 0.4757 ppm | 0.0690 ppm | 0.4487 ppm | 0.0085 ppm |
| Concentration per Run | 10.2763 ppm | 0.9633 ppm | 0.0098 ppm | 0.4920 ppm | 0.0689 ppm | 0.4488 ppm | 0.0029 ppm |
| Concentration per Run | 10.3339 ppm | 0.9638 ppm | 0.0092 ppm | 0.4762 ppm | 0.0700 ppm | 0.4517 ppm | 0.0066 ppm |
| Concentration RSD | 0.5 % | 0.2 % | 2.9 % | 1.9 % | 0.9 % | 0.4 % | 47.8 % |

| | Se 196.090 Axial-eUV) | Si 212.412 Axial-iFR) | Sn 189.989 Axial-iFR) | Sr 421.552 Radial-iFR) | Ti 334.904 Axial-iFR) | Tl 190.856 Axial-eUV) | V 292.402 Axial-iFR) |
|---|---|---|---|---|---|---|---|
| Concentration average | 0.0034 ppm | 5.7292 ppm | 0.0205 ppm | 0.0402 ppm | 1.0504 ppm | -0.0011 ppm | 0.1922 ppm |
| Concentration per Run | 0.0001 ppm | 5.6999 ppm | 0.0197 ppm | 0.0405 ppm | 1.0524 ppm | -0.0021 ppm | 0.1918 ppm |
| Concentration per Run | 0.0055 ppm | 5.7123 ppm | 0.0211 ppm | 0.0402 ppm | 1.0461 ppm | -0.0005 ppm | 0.1915 ppm |
| Concentration per Run | 0.0046 ppm | 5.7753 ppm | 0.0206 ppm | 0.0400 ppm | 1.0525 ppm | -0.0006 ppm | 0.1931 ppm |
| Concentration RSD | 85.2 % | 0.7 % | 3.5 % | 0.6 % | 0.4 % | 84.9 % | 0.5 % |

| | Zn 206.200 Axial-iFR) | Sc 361.384 Axial-iFR) | Sc 361.384 Radial-iFR) | Sc 227.318 Axial-eUV) | Y 360.073 Axial-iFR) | Y 371.030 Radial-iFR) | Y 224.306 Axial-eUV) |
|---|---|---|---|---|---|---|---|
| Concentration average | 0.5830 ppm | 104.1689 % | 107.1593 % | 98.3375 % | 125.9987 % | 128.5995 % | 126.2064 % |
| Concentration per Run | 0.5819 ppm | 103.8616 % | 107.3135 % | 98.6604 % | 125.4653 % | 128.7206 % | 126.6509 % |
| Concentration per Run | 0.5797 ppm | 104.5698 % | 106.7672 % | 98.2118 % | 126.2991 % | 128.6817 % | 125.7899 % |
| Concentration per Run | 0.5874 ppm | 104.0752 % | 107.3973 % | 98.1403 % | 126.2316 % | 128.3962 % | 126.1785 % |
| Concentration RSD | 0.7 % | 0.3 % | 0.3 % | 0.3 % | 0.4 % | 0.1 % | 0.3 % |

# ICP DataTrace 11

9/11/2025 7:24:09 AM

LabBook: WG2112807_20250910_T11.imexp

Sample: I2552572-05D2 WG2110405
Analysis started at: 9/10/2025 11:55:17 AM
Comment <Comment>
Rack Number 1
Vial Numbers 50

| | Ag 328.068 Axial-iFR) | Al 396.152 Radial-iFR) | As 189.042 Axial-eUV) | B 208.959 Axial-iFR) | Ba 455.403 Radial-iFR) | Be 313.042 Radial-iFR) | Ca 315.887 Radial-iFR) |
|---|---|---|---|---|---|---|---|
| Concentration average | 0.0020 ppm | 46.9052 ppm | 0.0781 ppm | 0.0247 ppm | 0.2817 ppm | 0.0228 ppm | 3.3242 ppm |
| Concentration per Run | 0.0018 ppm | 46.9645 ppm | 0.0767 ppm | 0.0238 ppm | 0.2804 ppm | 0.0228 ppm | 3.3372 ppm |
| Concentration per Run | 0.0020 ppm | 47.0467 ppm | 0.0794 ppm | 0.0260 ppm | 0.2825 ppm | 0.0228 ppm | 3.3121 ppm |
| Concentration per Run | 0.0022 ppm | 46.7044 ppm | 0.0780 ppm | 0.0242 ppm | 0.2821 ppm | 0.0228 ppm | 3.3232 ppm |
| Concentration RSD | 8.6 % | 0.4 % | 1.8 % | 4.8 % | 0.4 % | 0.1 % | 0.4 % |

| | Cd 214.438 Axial-iFR) | Co 228.616 Axial-iFR) | Cr 267.716 Axial-iFR) | Cu 324.754 Axial-iFR) | Fe 259.940 Radial-iFR) | K 766.490 Radial-iFR) | Li 670.776 Radial-iFR) |
|---|---|---|---|---|---|---|---|
| Concentration average | 0.0009 ppm | 0.1055 ppm | 0.2396 ppm | 0.1378 ppm | **503.2390 [SIC 800]** | 5.7312 ppm | 0.0198 ppm |
| Concentration per Run | 0.0009 ppm | 0.1055 ppm | 0.2404 ppm | 0.1376 ppm | 504.4139 ppm | 5.7483 ppm | 0.0219 ppm |
| Concentration per Run | 0.0010 ppm | 0.1057 ppm | 0.2398 ppm | 0.1377 ppm | 500.9808 ppm | 5.7153 ppm | 0.0198 ppm |
| Concentration per Run | 0.0007 ppm | 0.1053 ppm | 0.2386 ppm | 0.1382 ppm | 504.3224 ppm | 5.7300 ppm | 0.0178 ppm |
| Concentration RSD | 16.1 % | 0.2 % | 0.4 % | 0.2 % | 0.4 % | 0.3 % | 10.3 % |

| | Mg 279.079 Axial-iFR) | Mn 257.610 Radial-iFR) | Mo 202.030 Axial-iFR) | Na 589.592 Radial-iFR) | Ni 231.604 Axial-iFR) | Pb 220.353 Axial-eUV) | Sb 206.833 Axial-iFR) |
|---|---|---|---|---|---|---|---|
| Concentration average | 5.3570 ppm | 0.8247 ppm | 0.0064 ppm | 0.2068 ppm | 0.1280 ppm | 0.0476 ppm | 0.0016 ppm |
| Concentration per Run | 5.3757 ppm | 0.8239 ppm | 0.0065 ppm | 0.2056 ppm | 0.1285 ppm | 0.0467 ppm | 0.0038 ppm |
| Concentration per Run | 5.3399 ppm | 0.8241 ppm | 0.0060 ppm | 0.2076 ppm | 0.1280 ppm | 0.0475 ppm | -0.0013 ppm |
| Concentration per Run | 5.3553 ppm | 0.8260 ppm | 0.0068 ppm | 0.2073 ppm | 0.1275 ppm | 0.0487 ppm | 0.0022 ppm |
| Concentration RSD | 0.3 % | 0.1 % | 6.4 % | 0.5 % | 0.4 % | 2.1 % | 168.4 % |

| | Se 196.090 Axial-eUV) | Si 212.412 Axial-iFR) | Sn 189.989 Axial-iFR) | Sr 421.552 Radial-iFR) | Ti 334.904 Axial-iFR) | Tl 190.856 Axial-eUV) | V 292.402 Axial-iFR) |
|---|---|---|---|---|---|---|---|
| Concentration average | 0.0010 ppm | 6.4878 ppm | 0.0071 ppm | 0.0620 ppm | 0.2398 ppm | 0.0002 ppm | 0.4243 ppm |
| Concentration per Run | 0.0003 ppm | 6.4969 ppm | 0.0076 ppm | 0.0619 ppm | 0.2398 ppm | 0.0007 ppm | 0.4239 ppm |
| Concentration per Run | 0.0033 ppm | 6.4907 ppm | 0.0065 ppm | 0.0620 ppm | 0.2394 ppm | 0.0000 ppm | 0.4251 ppm |
| Concentration per Run | -0.0005 ppm | 6.4758 ppm | 0.0072 ppm | 0.0621 ppm | 0.2400 ppm | -0.0002 ppm | 0.4239 ppm |
| Concentration RSD | 190.7 % | 0.2 % | 8.2 % | 0.2 % | 0.1 % | 276.0 % | 0.2 % |

| | Zn 206.200 Axial-iFR) | Sc 361.384 Axial-iFR) | Sc 361.384 Radial-iFR) | Sc 227.318 Axial-eUV) | Y 360.073 Axial-iFR) | Y 371.030 Radial-iFR) | Y 224.306 Axial-eUV) |
|---|---|---|---|---|---|---|---|
| Concentration average | 0.6156 ppm | 107.5988 % | 110.8896 % | 96.9705 % | 124.5825 % | 127.9204 % | 124.5785 % |
| Concentration per Run | 0.6163 ppm | 106.9274 % | 111.2684 % | 97.3944 % | 123.8383 % | 127.1309 % | 125.0615 % |
| Concentration per Run | 0.6148 ppm | 108.0963 % | 109.8173 % | 96.6983 % | 125.0889 % | 127.7392 % | 124.2531 % |
| Concentration per Run | 0.6158 ppm | 107.7727 % | 111.5830 % | 96.8188 % | 124.8202 % | 128.8912 % | 124.4209 % |
| Concentration RSD | 0.1 % | 0.6 % | 0.8 % | 0.4 % | 0.5 % | 0.7 % | 0.3 % |

# ICP DataTrace 11

9/11/2025 7:24:09 AM

LabBook: WG2112807_20250910_T11.imexp

Sample: I2552572-07D2 WG2110405
Analysis started at: 9/10/2025 11:57:26 AM
Comment <Comment>
Rack Number 1
Vial Numbers 51

| | Ag 328.068 Axial-iFR) | Al 396.152 Radial-iFR) | As 189.042 Axial-eUV) | B 208.959 Axial-iFR) | Ba 455.403 Radial-iFR) | Be 313.042 Radial-iFR) | Ca 315.887 Radial-iFR) |
|---|---|---|---|---|---|---|---|
| Concentration average | 0.0020 ppm | 113.6425 ppm | 0.0541 ppm | 0.0083 ppm | 1.2211 ppm | 0.0177 ppm | 10.0475 ppm |
| Concentration per Run | 0.0021 ppm | 113.5075 ppm | 0.0529 ppm | 0.0066 ppm | 1.2222 ppm | 0.0177 ppm | 10.0138 ppm |
| Concentration per Run | 0.0016 ppm | 113.3576 ppm | 0.0547 ppm | 0.0096 ppm | 1.2160 ppm | 0.0176 ppm | 10.0233 ppm |
| Concentration per Run | 0.0023 ppm | 114.0625 ppm | 0.0547 ppm | 0.0088 ppm | 1.2253 ppm | 0.0177 ppm | 10.1055 ppm |
| Concentration RSD | 16.9 % | 0.3 % | 1.9 % | 18.7 % | 0.4 % | 0.5 % | 0.5 % |

| | Cd 214.438 Axial-iFR) | Co 228.616 Axial-iFR) | Cr 267.716 Axial-iFR) | Cu 324.754 Axial-iFR) | Fe 259.940 Radial-iFR) | K 766.490 Radial-iFR) | Li 670.776 Radial-iFR) |
|---|---|---|---|---|---|---|---|
| Concentration average | 0.0013 ppm | 0.1415 ppm | 0.1581 ppm | 0.4498 ppm | 271.4622 ppm | 5.7712 ppm | 0.1005 ppm |
| Concentration per Run | 0.0013 ppm | 0.1414 ppm | 0.1581 ppm | 0.4481 ppm | 270.8559 ppm | 5.7722 ppm | 0.0998 ppm |
| Concentration per Run | 0.0014 ppm | 0.1412 ppm | 0.1571 ppm | 0.4499 ppm | 271.3569 ppm | 5.7762 ppm | 0.1022 ppm |
| Concentration per Run | 0.0012 ppm | 0.1419 ppm | 0.1592 ppm | 0.4514 ppm | 272.1737 ppm | 5.7651 ppm | 0.0994 ppm |
| Concentration RSD | 6.4 % | 0.3 % | 0.7 % | 0.4 % | 0.2 % | 0.1 % | 1.5 % |

| | Mg 279.079 Axial-iFR) | Mn 257.610 Radial-iFR) | Mo 202.030 Axial-iFR) | Na 589.592 Radial-iFR) | Ni 231.604 Axial-iFR) | Pb 220.353 Axial-eUV) | Sb 206.833 Axial-iFR) |
|---|---|---|---|---|---|---|---|
| Concentration average | 11.3930 ppm | 12.8699 ppm | 0.0048 ppm | 0.5018 ppm | 0.0979 ppm | 0.4076 ppm | 0.0017 ppm |
| Concentration per Run | 11.3994 ppm | 12.8767 ppm | 0.0047 ppm | 0.5037 ppm | 0.0976 ppm | 0.4064 ppm | -0.0002 ppm |
| Concentration per Run | 11.3951 ppm | 12.8571 ppm | 0.0045 ppm | 0.5062 ppm | 0.0983 ppm | 0.4073 ppm | 0.0044 ppm |
| Concentration per Run | 11.3845 ppm | 12.8760 ppm | 0.0052 ppm | 0.4955 ppm | 0.0978 ppm | 0.4092 ppm | 0.0010 ppm |
| Concentration RSD | 0.1 % | 0.1 % | 7.2 % | 1.1 % | 0.4 % | 0.4 % | 137.0 % |

| | Se 196.090 Axial-eUV) | Si 212.412 Axial-iFR) | Sn 189.989 Axial-iFR) | Sr 421.552 Radial-iFR) | Ti 334.904 Axial-iFR) | Tl 190.856 Axial-eUV) | V 292.402 Axial-iFR) |
|---|---|---|---|---|---|---|---|
| Concentration average | 0.0078 ppm | 6.0059 ppm | 0.0106 ppm | 0.0844 ppm | 0.7168 ppm | -0.0022 ppm | 0.3460 ppm |
| Concentration per Run | 0.0084 ppm | 6.0173 ppm | 0.0121 ppm | 0.0846 ppm | 0.7170 ppm | -0.0027 ppm | 0.3466 ppm |
| Concentration per Run | 0.0060 ppm | 5.9958 ppm | 0.0099 ppm | 0.0843 ppm | 0.7175 ppm | -0.0024 ppm | 0.3455 ppm |
| Concentration per Run | 0.0091 ppm | 6.0045 ppm | 0.0096 ppm | 0.0844 ppm | 0.7158 ppm | -0.0015 ppm | 0.3460 ppm |
| Concentration RSD | 20.4 % | 0.2 % | 13.0 % | 0.2 % | 0.1 % | 27.3 % | 0.2 % |

| | Zn 206.200 Axial-iFR) | Sc 361.384 Axial-iFR) | Sc 361.384 Radial-iFR) | Sc 227.318 Axial-eUV) | Y 360.073 Axial-iFR) | Y 371.030 Radial-iFR) | Y 224.306 Axial-eUV) |
|---|---|---|---|---|---|---|---|
| Concentration average | 0.5233 ppm | 103.5229 % | 107.2689 % | 95.0862 % | 133.3690 % | 136.3158 % | 133.3880 % |
| Concentration per Run | 0.5235 ppm | 103.0660 % | 107.2206 % | 96.0337 % | 132.6023 % | 138.7077 % | 134.5976 % |
| Concentration per Run | 0.5227 ppm | 103.7956 % | 106.9918 % | 94.8935 % | 134.1349 % | 135.9778 % | 133.2191 % |
| Concentration per Run | 0.5238 ppm | 103.7072 % | 107.5942 % | 94.3314 % | 133.3698 % | 134.2617 % | 132.3473 % |
| Concentration RSD | 0.1 % | 0.4 % | 0.3 % | 0.9 % | 0.6 % | 1.6 % | 0.9 % |

# ICP DataTrace 11

9/11/2025 7:24:09 AM

LabBook: WG2112807_20250910_T11.imexp

Sample: I2552572-08D2 WG2110405
Analysis started at: 9/10/2025 11:59:31 AM
Comment <Comment>
Rack Number 1
Vial Numbers 52

| | Ag 328.068 Axial-iFR) | Al 396.152 Radial-iFR) | As 189.042 Axial-eUV) | B 208.959 Axial-iFR) | Ba 455.403 Radial-iFR) | Be 313.042 Radial-iFR) | Ca 315.887 Radial-iFR) |
|---|---|---|---|---|---|---|---|
| Concentration average | 0.0014 ppm | 182.2585 ppm | 0.0523 ppm | 0.0452 ppm | 0.9456 ppm | 0.0254 ppm | 12.4815 ppm |
| Concentration per Run | 0.0024 ppm | 182.6177 ppm | 0.0522 ppm | 0.0449 ppm | 0.9456 ppm | 0.0255 ppm | 12.4924 ppm |
| Concentration per Run | 0.0010 ppm | 182.3454 ppm | 0.0515 ppm | 0.0449 ppm | 0.9414 ppm | 0.0253 ppm | 12.5052 ppm |
| Concentration per Run | 0.0006 ppm | 181.8123 ppm | 0.0531 ppm | 0.0458 ppm | 0.9498 ppm | 0.0255 ppm | 12.4469 ppm |
| Concentration RSD | 70.6 % | 0.2 % | 1.5 % | 1.2 % | 0.4 % | 0.4 % | 0.2 % |

| | Cd 214.438 Axial-iFR) | Co 228.616 Axial-iFR) | Cr 267.716 Axial-iFR) | Cu 324.754 Axial-iFR) | Fe 259.940 Radial-iFR) | K 766.490 Radial-iFR) | Li 670.776 Radial-iFR) |
|---|---|---|---|---|---|---|---|
| Concentration average | 0.0011 ppm | 0.1438 ppm | 0.1532 ppm | 0.2164 ppm | 334.7108 ppm | 14.5532 ppm | 0.3902 ppm |
| Concentration per Run | 0.0015 ppm | 0.1445 ppm | 0.1524 ppm | 0.2180 ppm | 336.4945 ppm | 14.5105 ppm | 0.3936 ppm |
| Concentration per Run | 0.0009 ppm | 0.1436 ppm | 0.1550 ppm | 0.2164 ppm | 332.4213 ppm | 14.5205 ppm | 0.3866 ppm |
| Concentration per Run | 0.0010 ppm | 0.1434 ppm | 0.1521 ppm | 0.2148 ppm | 335.2167 ppm | 14.6285 ppm | 0.3903 ppm |
| Concentration RSD | 28.9 % | 0.4 % | 1.0 % | 0.7 % | 0.6 % | 0.4 % | 0.9 % |

| | Mg 279.079 Axial-iFR) | Mn 257.610 Radial-iFR) | Mo 202.030 Axial-iFR) | Na 589.592 Radial-iFR) | Ni 231.604 Axial-iFR) | Pb 220.353 Axial-eUV) | Sb 206.833 Axial-iFR) |
|---|---|---|---|---|---|---|---|
| Concentration average | 42.2930 ppm | 6.0213 ppm | 0.0004 ppm | 1.0830 ppm | 0.2484 ppm | 0.0912 ppm | -0.0067 ppm |
| Concentration per Run | 41.7263 ppm | 6.0210 ppm | 0.0004 ppm | 1.0735 ppm | 0.2462 ppm | 0.0904 ppm | -0.0073 ppm |
| Concentration per Run | 42.7657 ppm | 6.0093 ppm | 0.0005 ppm | 1.0863 ppm | 0.2515 ppm | 0.0909 ppm | -0.0105 ppm |
| Concentration per Run | 42.3872 ppm | 6.0336 ppm | 0.0004 ppm | 1.0892 ppm | 0.2475 ppm | 0.0922 ppm | -0.0023 ppm |
| Concentration RSD | 1.2 % | 0.2 % | 11.8 % | 0.8 % | 1.1 % | 1.0 % | 62.2 % |

| | Se 196.090 Axial-eUV) | Si 212.412 Axial-iFR) | Sn 189.989 Axial-iFR) | Sr 421.552 Radial-iFR) | Ti 334.904 Axial-iFR) | Tl 190.856 Axial-eUV) | V 292.402 Axial-iFR) |
|---|---|---|---|---|---|---|---|
| Concentration average | 0.0026 ppm | 6.9067 ppm | 0.0074 ppm | 0.1323 ppm | 1.7517 ppm | -0.0024 ppm | 0.0916 ppm |
| Concentration per Run | 0.0028 ppm | 6.8480 ppm | 0.0064 ppm | 0.1327 ppm | 1.7337 ppm | -0.0013 ppm | 0.0905 ppm |
| Concentration per Run | 0.0024 ppm | 6.9532 ppm | 0.0082 ppm | 0.1317 ppm | 1.7677 ppm | -0.0026 ppm | 0.0926 ppm |
| Concentration per Run | 0.0026 ppm | 6.9188 ppm | 0.0077 ppm | 0.1325 ppm | 1.7539 ppm | -0.0034 ppm | 0.0917 ppm |
| Concentration RSD | 8.8 % | 0.8 % | 12.6 % | 0.4 % | 1.0 % | 44.1 % | 1.2 % |

| | Zn 206.200 Axial-iFR) | Sc 361.384 Axial-iFR) | Sc 361.384 Radial-iFR) | Sc 227.318 Axial-eUV) | Y 360.073 Axial-iFR) | Y 371.030 Radial-iFR) | Y 224.306 Axial-eUV) |
|---|---|---|---|---|---|---|---|
| Concentration average | 0.8404 ppm | 100.8646 % | 105.6152 % | 92.2233 % | 122.1336 % | 128.2194 % | 123.6553 % |
| Concentration per Run | 0.8356 ppm | 101.1088 % | 106.2252 % | 92.1739 % | 121.5470 % | 127.7307 % | 123.7077 % |
| Concentration per Run | 0.8473 ppm | 99.6270 % | 105.0807 % | 92.4321 % | 120.9866 % | 127.0922 % | 123.6999 % |
| Concentration per Run | 0.8384 ppm | 101.8579 % | 105.5398 % | 92.0638 % | 123.8671 % | 129.8354 % | 123.5584 % |
| Concentration RSD | 0.7 % | 1.1 % | 0.5 % | 0.2 % | 1.3 % | 1.1 % | 0.1 % |

# ICP DataTrace 11

9/11/2025 7:24:09 AM

LabBook: WG2112807_20250910_T11.imexp

Sample: I2552572-10D2 WG2110405
Analysis started at: 9/10/2025 12:01:36 PM
Comment <Comment>
Rack Number 1
Vial Numbers 53

| | Ag 328.068 Axial-iFR) | Al 396.152 Radial-iFR) | As 189.042 Axial-eUV) | B 208.959 Axial-iFR) | Ba 455.403 Radial-iFR) | Be 313.042 Radial-iFR) | Ca 315.887 Radial-iFR) |
|---|---|---|---|---|---|---|---|
| Concentration average | 0.0017 ppm | 100.5050 ppm | 0.0480 ppm | 0.0108 ppm | 0.4392 ppm | 0.0049 ppm | 2.7350 ppm |
| Concentration per Run | 0.0019 ppm | 100.5050 ppm | 0.0491 ppm | 0.0095 ppm | 0.4391 ppm | 0.0049 ppm | 2.7263 ppm |
| Concentration per Run | 0.0019 ppm | 100.3910 ppm | 0.0492 ppm | 0.0118 ppm | 0.4403 ppm | 0.0049 ppm | 2.7382 ppm |
| Concentration per Run | 0.0012 ppm | 100.6189 ppm | 0.0458 ppm | 0.0111 ppm | 0.4381 ppm | 0.0048 ppm | 2.7404 ppm |
| Concentration RSD | 24.0 % | 0.1 % | 3.9 % | 10.7 % | 0.2 % | 0.7 % | 0.3 % |

| | Cd 214.438 Axial-iFR) | Co 228.616 Axial-iFR) | Cr 267.716 Axial-iFR) | Cu 324.754 Axial-iFR) | Fe 259.940 Radial-iFR) | K 766.490 Radial-iFR) | Li 670.776 Radial-iFR) |
|---|---|---|---|---|---|---|---|
| Concentration average | 0.0006 ppm | 0.0410 ppm | 0.1307 ppm | 0.2502 ppm | 160.6737 ppm | 4.8904 ppm | 0.1388 ppm |
| Concentration per Run | 0.0005 ppm | 0.0400 ppm | 0.1290 ppm | 0.2471 ppm | 160.0239 ppm | 4.8820 ppm | 0.1406 ppm |
| Concentration per Run | 0.0006 ppm | 0.0412 ppm | 0.1325 ppm | 0.2527 ppm | 161.4822 ppm | 4.8865 ppm | 0.1392 ppm |
| Concentration per Run | 0.0007 ppm | 0.0418 ppm | 0.1305 ppm | 0.2508 ppm | 160.5149 ppm | 4.9028 ppm | 0.1365 ppm |
| Concentration RSD | 12.2 % | 2.3 % | 1.3 % | 1.2 % | 0.5 % | 0.2 % | 1.5 % |

| | Mg 279.079 Axial-iFR) | Mn 257.610 Radial-iFR) | Mo 202.030 Axial-iFR) | Na 589.592 Radial-iFR) | Ni 231.604 Axial-iFR) | Pb 220.353 Axial-eUV) | Sb 206.833 Axial-iFR) |
|---|---|---|---|---|---|---|---|
| Concentration average | 14.5532 ppm | 2.0566 ppm | 0.0057 ppm | 0.2363 ppm | 0.0810 ppm | 0.2878 ppm | 0.0015 ppm |
| Concentration per Run | 14.3302 ppm | 2.0492 ppm | 0.0058 ppm | 0.2414 ppm | 0.0789 ppm | 0.2869 ppm | -0.0026 ppm |
| Concentration per Run | 14.5941 ppm | 2.0741 ppm | 0.0056 ppm | 0.2385 ppm | 0.0819 ppm | 0.2861 ppm | 0.0029 ppm |
| Concentration per Run | 14.7353 ppm | 2.0466 ppm | 0.0056 ppm | 0.2289 ppm | 0.0822 ppm | 0.2905 ppm | 0.0040 ppm |
| Concentration RSD | 1.4 % | 0.7 % | 2.0 % | 2.8 % | 2.3 % | 0.8 % | 240.3 % |

| | Se 196.090 Axial-eUV) | Si 212.412 Axial-iFR) | Sn 189.989 Axial-iFR) | Sr 421.552 Radial-iFR) | Ti 334.904 Axial-iFR) | Tl 190.856 Axial-eUV) | V 292.402 Axial-iFR) |
|---|---|---|---|---|---|---|---|
| Concentration average | 0.0029 ppm | 6.5766 ppm | 0.0167 ppm | 0.0237 ppm | 1.1087 ppm | 0.0003 ppm | 0.2227 ppm |
| Concentration per Run | -0.0001 ppm | 6.4965 ppm | 0.0162 ppm | 0.0237 ppm | 1.0848 ppm | 0.0006 ppm | 0.2195 ppm |
| Concentration per Run | 0.0074 ppm | 6.6275 ppm | 0.0172 ppm | 0.0237 ppm | 1.1171 ppm | -0.0005 ppm | 0.2248 ppm |
| Concentration per Run | 0.0013 ppm | 6.6057 ppm | 0.0167 ppm | 0.0237 ppm | 1.1243 ppm | 0.0007 ppm | 0.2239 ppm |
| Concentration RSD | 137.2 % | 1.1 % | 3.1 % | 0.1 % | 1.9 % | 276.1 % | 1.3 % |

| | Zn 206.200 Axial-iFR) | Sc 361.384 Axial-iFR) | Sc 361.384 Radial-iFR) | Sc 227.318 Axial-eUV) | Y 360.073 Axial-iFR) | Y 371.030 Radial-iFR) | Y 224.306 Axial-eUV) |
|---|---|---|---|---|---|---|---|
| Concentration average | 0.3943 ppm | 101.3011 % | 102.7570 % | 94.2373 % | 108.3015 % | 110.1329 % | 108.0241 % |
| Concentration per Run | 0.3898 ppm | 101.9277 % | 103.1217 % | 94.6721 % | 108.9686 % | 110.4437 % | 108.5732 % |
| Concentration per Run | 0.3981 ppm | 101.1618 % | 103.0053 % | 94.3116 % | 108.1871 % | 110.5399 % | 107.5382 % |
| Concentration per Run | 0.3950 ppm | 100.8138 % | 102.1439 % | 93.7281 % | 107.7488 % | 109.4150 % | 107.9608 % |
| Concentration RSD | 1.1 % | 0.6 % | 0.5 % | 0.5 % | 0.6 % | 0.6 % | 0.5 % |

# ICP DataTrace 11

9/11/2025 7:24:09 AM

LabBook: WG2112807_20250910_T11.imexp

Sample: I2552572-11D2 WG2110405
Analysis started at: 9/10/2025 12:03:41 PM
Comment <Comment>
Rack Number 1
Vial Numbers 54

| | Ag 328.068 Axial-iFR) | Al 396.152 Radial-iFR) | As 189.042 Axial-eUV) | B 208.959 Axial-iFR) | Ba 455.403 Radial-iFR) | Be 313.042 Radial-iFR) | Ca 315.887 Radial-iFR) |
|---|---|---|---|---|---|---|---|
| Concentration average | 0.0019 ppm | 116.3250 ppm | 0.0120 ppm | 0.0426 ppm | 3.4706 ppm | 0.0168 ppm | 22.8038 ppm |
| Concentration per Run | 0.0010 ppm | 116.6526 ppm | 0.0116 ppm | 0.0426 ppm | 3.4765 ppm | 0.0168 ppm | 22.9820 ppm |
| Concentration per Run | 0.0022 ppm | 116.4034 ppm | 0.0133 ppm | 0.0421 ppm | 3.4659 ppm | 0.0169 ppm | 22.6745 ppm |
| Concentration per Run | 0.0023 ppm | 115.9189 ppm | 0.0110 ppm | 0.0432 ppm | 3.4692 ppm | 0.0168 ppm | 22.7550 ppm |
| Concentration RSD | 40.2 % | 0.3 % | 10.1 % | 1.3 % | 0.2 % | 0.4 % | 0.7 % |

| | Cd 214.438 Axial-iFR) | Co 228.616 Axial-iFR) | Cr 267.716 Axial-iFR) | Cu 324.754 Axial-iFR) | Fe 259.940 Radial-iFR) | K 766.490 Radial-iFR) | Li 670.776 Radial-iFR) |
|---|---|---|---|---|---|---|---|
| Concentration average | 0.0011 ppm | 0.5103 ppm | 0.1866 ppm | 0.1119 ppm | 271.2809 ppm | 22.9712 ppm | 0.6354 ppm |
| Concentration per Run | 0.0011 ppm | 0.5076 ppm | 0.1853 ppm | 0.1110 ppm | 271.6044 ppm | 23.0014 ppm | 0.6370 ppm |
| Concentration per Run | 0.0011 ppm | 0.5080 ppm | 0.1864 ppm | 0.1125 ppm | 270.7336 ppm | 22.9429 ppm | 0.6314 ppm |
| Concentration per Run | 0.0010 ppm | 0.5151 ppm | 0.1883 ppm | 0.1123 ppm | 271.5047 ppm | 22.9693 ppm | 0.6379 ppm |
| Concentration RSD | 5.3 % | 0.8 % | 0.8 % | 0.7 % | 0.2 % | 0.1 % | 0.6 % |

| | Mg 279.079 Axial-iFR) | Mn 257.610 Radial-iFR) | Mo 202.030 Axial-iFR) | Na 589.592 Radial-iFR) | Ni 231.604 Axial-iFR) | Pb 220.353 Axial-eUV) | Sb 206.833 Axial-iFR) |
|---|---|---|---|---|---|---|---|
| Concentration average | 72.8222 ppm | 33.0703 [SIC 80] | 0.0004 ppm | 1.1913 ppm | 0.6984 ppm | 0.2960 ppm | 0.0004 ppm |
| Concentration per Run | 73.0734 ppm | 33.0951 ppm | 0.0005 ppm | 1.1943 ppm | 0.6936 ppm | 0.2947 ppm | 0.0004 ppm |
| Concentration per Run | 72.2123 ppm | 33.0799 ppm | 0.0009 ppm | 1.1802 ppm | 0.6967 ppm | 0.2959 ppm | -0.0005 ppm |
| Concentration per Run | 73.1809 ppm | 33.0358 ppm | 0.0000 ppm | 1.1996 ppm | 0.7048 ppm | 0.2975 ppm | 0.0012 ppm |
| Concentration RSD | 0.7 % | 0.1 % | 103.4 % | 0.8 % | 0.8 % | 0.5 % | 230.8 % |

| | Se 196.090 Axial-eUV) | Si 212.412 Axial-iFR) | Sn 189.989 Axial-iFR) | Sr 421.552 Radial-iFR) | Ti 334.904 Axial-iFR) | Tl 190.856 Axial-eUV) | V 292.402 Axial-iFR) |
|---|---|---|---|---|---|---|---|
| Concentration average | -0.0045 ppm | 8.2777 ppm | 0.0087 ppm | 0.1784 ppm | 1.9995 ppm | -0.0039 ppm | 0.1662 ppm |
| Concentration per Run | -0.0071 ppm | 8.2797 ppm | 0.0092 ppm | 0.1783 ppm | 2.0090 ppm | -0.0046 ppm | 0.1665 ppm |
| Concentration per Run | -0.0077 ppm | 8.2432 ppm | 0.0090 ppm | 0.1784 ppm | 1.9800 ppm | -0.0056 ppm | 0.1658 ppm |
| Concentration per Run | 0.0013 ppm | 8.3101 ppm | 0.0080 ppm | 0.1784 ppm | 2.0094 ppm | -0.0016 ppm | 0.1664 ppm |
| Concentration RSD | 111.2 % | 0.4 % | 7.4 % | 0.0 % | 0.8 % | 54.0 % | 0.2 % |

| | Zn 206.200 Axial-iFR) | Sc 361.384 Axial-iFR) | Sc 361.384 Radial-iFR) | Sc 227.318 Axial-eUV) | Y 360.073 Axial-iFR) | Y 371.030 Radial-iFR) | Y 224.306 Axial-eUV) |
|---|---|---|---|---|---|---|---|
| Concentration average | 0.9659 ppm | 102.0238 % | 105.5981 % | 92.5439 % | 137.2595 % | 143.6304 % | 137.7151 % |
| Concentration per Run | 0.9629 ppm | 102.3465 % | 105.3866 % | 92.3431 % | 137.9696 % | 144.4965 % | 137.1010 % |
| Concentration per Run | 0.9628 ppm | 102.5187 % | 106.0638 % | 92.1080 % | 137.1643 % | 143.5096 % | 137.2575 % |
| Concentration per Run | 0.9721 ppm | 101.2061 % | 105.3440 % | 93.1807 % | 136.6447 % | 142.8850 % | 138.7869 % |
| Concentration RSD | 0.6 % | 0.7 % | 0.4 % | 0.6 % | 0.5 % | 0.6 % | 0.7 % |

# ICP DataTrace 11

9/11/2025 7:24:09 AM

LabBook: WG2112807_20250910_T11.imexp

Sample: I2552572-13D2 WG2110405
Analysis started at: 9/10/2025 12:05:46 PM
Comment <Comment>
Rack Number 1
Vial Numbers 55

| | Ag 328.068 Axial-iFR) | Al 396.152 Radial-iFR) | As 189.042 Axial-eUV) | B 208.959 Axial-iFR) | Ba 455.403 Radial-iFR) | Be 313.042 Radial-iFR) | Ca 315.887 Radial-iFR) |
|---|---|---|---|---|---|---|---|
| Concentration average | 0.0019 ppm | 158.0989 ppm | 0.0276 ppm | 0.0224 ppm | 1.3934 ppm | 0.0121 ppm | 7.1746 ppm |
| Concentration per Run | 0.0017 ppm | 158.2995 ppm | 0.0273 ppm | 0.0219 ppm | 1.3911 ppm | 0.0121 ppm | 7.1873 ppm |
| Concentration per Run | 0.0020 ppm | 157.9624 ppm | 0.0276 ppm | 0.0213 ppm | 1.3985 ppm | 0.0121 ppm | 7.1711 ppm |
| Concentration per Run | 0.0019 ppm | 158.0348 ppm | 0.0280 ppm | 0.0240 ppm | 1.3905 ppm | 0.0121 ppm | 7.1653 ppm |
| Concentration RSD | 7.3 % | 0.1 % | 1.3 % | 6.2 % | 0.3 % | 0.3 % | 0.2 % |

| | Cd 214.438 Axial-iFR) | Co 228.616 Axial-iFR) | Cr 267.716 Axial-iFR) | Cu 324.754 Axial-iFR) | Fe 259.940 Radial-iFR) | K 766.490 Radial-iFR) | Li 670.776 Radial-iFR) |
|---|---|---|---|---|---|---|---|
| Concentration average | 0.0017 ppm | 0.1276 ppm | 0.1672 ppm | 0.1462 ppm | 163.2110 ppm | 16.1151 ppm | 0.4211 ppm |
| Concentration per Run | 0.0017 ppm | 0.1277 ppm | 0.1672 ppm | 0.1464 ppm | 163.1495 ppm | 16.0999 ppm | 0.4235 ppm |
| Concentration per Run | 0.0017 ppm | 0.1276 ppm | 0.1669 ppm | 0.1459 ppm | 163.3847 ppm | 16.1320 ppm | 0.4238 ppm |
| Concentration per Run | 0.0018 ppm | 0.1274 ppm | 0.1674 ppm | 0.1462 ppm | 163.0989 ppm | 16.1135 ppm | 0.4161 ppm |
| Concentration RSD | 2.8 % | 0.1 % | 0.1 % | 0.2 % | 0.1 % | 0.1 % | 1.0 % |

| | Mg 279.079 Axial-iFR) | Mn 257.610 Radial-iFR) | Mo 202.030 Axial-iFR) | Na 589.592 Radial-iFR) | Ni 231.604 Axial-iFR) | Pb 220.353 Axial-eUV) | Sb 206.833 Axial-iFR) |
|---|---|---|---|---|---|---|---|
| Concentration average | 59.4010 ppm | 15.4689 ppm | 0.0013 ppm | 0.7659 ppm | 0.2632 ppm | 0.4376 ppm | 0.0048 ppm |
| Concentration per Run | 59.3299 ppm | 15.4676 ppm | 0.0012 ppm | 0.7692 ppm | 0.2633 ppm | 0.4364 ppm | 0.0072 ppm |
| Concentration per Run | 59.7945 ppm | 15.4576 ppm | 0.0015 ppm | 0.7660 ppm | 0.2631 ppm | 0.4381 ppm | 0.0044 ppm |
| Concentration per Run | 59.0786 ppm | 15.4816 ppm | 0.0012 ppm | 0.7624 ppm | 0.2633 ppm | 0.4382 ppm | 0.0029 ppm |
| Concentration RSD | 0.6 % | 0.1 % | 12.0 % | 0.4 % | 0.0 % | 0.2 % | 45.3 % |

| | Se 196.090 Axial-eUV) | Si 212.412 Axial-iFR) | Sn 189.989 Axial-iFR) | Sr 421.552 Radial-iFR) | Ti 334.904 Axial-iFR) | Tl 190.856 Axial-eUV) | V 292.402 Axial-iFR) |
|---|---|---|---|---|---|---|---|
| Concentration average | 0.0043 ppm | 6.9077 ppm | 0.0168 ppm | 0.0568 ppm | 1.9878 ppm | -0.0018 ppm | 0.2237 ppm |
| Concentration per Run | 0.0076 ppm | 6.9074 ppm | 0.0166 ppm | 0.0567 ppm | 1.9837 ppm | -0.0013 ppm | 0.2235 ppm |
| Concentration per Run | 0.0022 ppm | 6.9366 ppm | 0.0163 ppm | 0.0571 ppm | 2.0036 ppm | -0.0021 ppm | 0.2244 ppm |
| Concentration per Run | 0.0030 ppm | 6.8790 ppm | 0.0176 ppm | 0.0565 ppm | 1.9762 ppm | -0.0020 ppm | 0.2234 ppm |
| Concentration RSD | 67.9 % | 0.4 % | 4.0 % | 0.4 % | 0.7 % | 24.1 % | 0.2 % |

| | Zn 206.200 Axial-iFR) | Sc 361.384 Axial-iFR) | Sc 361.384 Radial-iFR) | Sc 227.318 Axial-eUV) | Y 360.073 Axial-iFR) | Y 371.030 Radial-iFR) | Y 224.306 Axial-eUV) |
|---|---|---|---|---|---|---|---|
| Concentration average | 1.2452 ppm | 100.8721 % | 105.7561 % | 94.1821 % | 114.3932 % | 118.3664 % | 116.1208 % |
| Concentration per Run | 1.2440 ppm | 101.2849 % | 105.1519 % | 94.0588 % | 115.0728 % | 118.0914 % | 115.9470 % |
| Concentration per Run | 1.2466 ppm | 100.6183 % | 106.3743 % | 94.4263 % | 114.2043 % | 118.7262 % | 116.2843 % |
| Concentration per Run | 1.2449 ppm | 100.7133 % | 105.7421 % | 94.0613 % | 113.9026 % | 118.2817 % | 116.1312 % |
| Concentration RSD | 0.1 % | 0.4 % | 0.6 % | 0.2 % | 0.5 % | 0.3 % | 0.1 % |

# ICP DataTrace 11

9/11/2025 7:24:09 AM

LabBook: WG2112807_20250910_T11.imexp

Sample: I2552572-15D2 WG2110405
Analysis started at: 9/10/2025 12:07:51 PM
Comment <Comment>
Rack Number 1
Vial Numbers 56

| | Ag 328.068 Axial-iFR) | Al 396.152 Radial-iFR) | As 189.042 Axial-eUV) | B 208.959 Axial-iFR) | Ba 455.403 Radial-iFR) | Be 313.042 Radial-iFR) | Ca 315.887 Radial-iFR) |
|---|---|---|---|---|---|---|---|
| Concentration average | 0.0008 ppm | 128.1147 ppm | 0.0131 ppm | 0.0669 ppm | 1.1895 ppm | 0.0134 ppm | 33.2746 ppm |
| Concentration per Run | 0.0008 ppm | 128.4728 ppm | 0.0136 ppm | 0.0660 ppm | 1.1915 ppm | 0.0134 ppm | 33.4222 ppm |
| Concentration per Run | 0.0005 ppm | 128.0131 ppm | 0.0131 ppm | 0.0678 ppm | 1.1880 ppm | 0.0134 ppm | 33.2606 ppm |
| Concentration per Run | 0.0011 ppm | 127.8583 ppm | 0.0126 ppm | 0.0669 ppm | 1.1889 ppm | 0.0134 ppm | 33.1408 ppm |
| Concentration RSD | 37.5 % | 0.2 % | 3.9 % | 1.4 % | 0.2 % | 0.2 % | 0.4 % |

| | Cd 214.438 Axial-iFR) | Co 228.616 Axial-iFR) | Cr 267.716 Axial-iFR) | Cu 324.754 Axial-iFR) | Fe 259.940 Radial-iFR) | K 766.490 Radial-iFR) | Li 670.776 Radial-iFR) |
|---|---|---|---|---|---|---|---|
| Concentration average | 0.0006 ppm | 0.1612 ppm | 0.2301 ppm | 0.1465 ppm | 204.9583 ppm | 31.8490 ppm | 0.7313 ppm |
| Concentration per Run | 0.0006 ppm | 0.1610 ppm | 0.2302 ppm | 0.1466 ppm | 205.9240 ppm | 31.8702 ppm | 0.7345 ppm |
| Concentration per Run | 0.0005 ppm | 0.1618 ppm | 0.2305 ppm | 0.1465 ppm | 204.0798 ppm | 31.8240 ppm | 0.7267 ppm |
| Concentration per Run | 0.0007 ppm | 0.1607 ppm | 0.2296 ppm | 0.1465 ppm | 204.8711 ppm | 31.8527 ppm | 0.7327 ppm |
| Concentration RSD | 13.2 % | 0.4 % | 0.2 % | 0.0 % | 0.5 % | 0.1 % | 0.6 % |

| | Mg 279.079 Axial-iFR) | Mn 257.610 Radial-iFR) | Mo 202.030 Axial-iFR) | Na 589.592 Radial-iFR) | Ni 231.604 Axial-iFR) | Pb 220.353 Axial-eUV) | Sb 206.833 Axial-iFR) |
|---|---|---|---|---|---|---|---|
| Concentration average | 100.5067 ppm | 5.9660 ppm | 0.0014 ppm | 1.9746 ppm | 0.4186 ppm | 0.1307 ppm | -0.0002 ppm |
| Concentration per Run | 101.0615 ppm | 5.9824 ppm | 0.0015 ppm | 1.9674 ppm | 0.4186 ppm | 0.1312 ppm | 0.0013 ppm |
| Concentration per Run | 100.3423 ppm | 5.9641 ppm | 0.0015 ppm | 1.9804 ppm | 0.4193 ppm | 0.1310 ppm | -0.0044 ppm |
| Concentration per Run | 100.1162 ppm | 5.9516 ppm | 0.0013 ppm | 1.9759 ppm | 0.4179 ppm | 0.1298 ppm | 0.0024 ppm |
| Concentration RSD | 0.5 % | 0.3 % | 7.7 % | 0.3 % | 0.2 % | 0.6 % | 1,530.1 % |

| | Se 196.090 Axial-eUV) | Si 212.412 Axial-iFR) | Sn 189.989 Axial-iFR) | Sr 421.552 Radial-iFR) | Ti 334.904 Axial-iFR) | Tl 190.856 Axial-eUV) | V 292.402 Axial-iFR) |
|---|---|---|---|---|---|---|---|
| Concentration average | 0.0020 ppm | 9.2714 ppm | 0.0094 ppm | 0.1486 ppm | 2.9691 ppm | 0.0003 ppm | 0.2458 ppm |
| Concentration per Run | 0.0026 ppm | 9.3110 ppm | 0.0094 ppm | 0.1484 ppm | 2.9737 ppm | -0.0001 ppm | 0.2456 ppm |
| Concentration per Run | 0.0010 ppm | 9.2474 ppm | 0.0097 ppm | 0.1484 ppm | 2.9621 ppm | 0.0017 ppm | 0.2463 ppm |
| Concentration per Run | 0.0024 ppm | 9.2557 ppm | 0.0090 ppm | 0.1489 ppm | 2.9717 ppm | -0.0006 ppm | 0.2455 ppm |
| Concentration RSD | 44.7 % | 0.4 % | 3.9 % | 0.2 % | 0.2 % | 357.1 % | 0.2 % |

| | Zn 206.200 Axial-iFR) | Sc 361.384 Axial-iFR) | Sc 361.384 Radial-iFR) | Sc 227.318 Axial-eUV) | Y 360.073 Axial-iFR) | Y 371.030 Radial-iFR) | Y 224.306 Axial-eUV) |
|---|---|---|---|---|---|---|---|
| Concentration average | 0.9080 ppm | 103.2135 % | 107.4805 % | 93.9654 % | 128.8167 % | 134.6106 % | 128.4414 % |
| Concentration per Run | 0.9111 ppm | 103.1942 % | 107.3369 % | 94.6954 % | 128.5246 % | 134.6077 % | 129.2703 % |
| Concentration per Run | 0.9065 ppm | 102.7998 % | 107.3086 % | 93.5610 % | 128.4887 % | 134.5222 % | 128.0050 % |
| Concentration per Run | 0.9064 ppm | 103.6465 % | 107.7960 % | 93.6399 % | 129.4368 % | 134.7020 % | 128.0490 % |
| Concentration RSD | 0.3 % | 0.4 % | 0.3 % | 0.7 % | 0.4 % | 0.1 % | 0.6 % |

# ICP DataTrace 11

9/11/2025 7:24:09 AM

LabBook: WG2112807_20250910_T11.imexp

Sample: I2554694-20D4 WG2112785
Analysis started at: 9/10/2025 12:09:57 PM
Comment <Comment>
Rack Number 2
Vial Numbers 6

| | Ag 328.068 Axial-iFR) | Al 396.152 Radial-iFR) | As 189.042 Axial-eUV) | B 208.959 Axial-iFR) | Ba 455.403 Radial-iFR) | Be 313.042 Radial-iFR) | Ca 315.887 Radial-iFR) |
|---|---|---|---|---|---|---|---|
| Concentration average | 0.0021 ppm | 40.7562 ppm | 0.1007 ppm | 0.0294 ppm | 0.5543 ppm | 0.0025 ppm | 25.3698 ppm |
| Concentration per Run | 0.0020 ppm | 40.8580 ppm | 0.1031 ppm | 0.0274 ppm | 0.5569 ppm | 0.0025 ppm | 25.4868 ppm |
| Concentration per Run | 0.0020 ppm | 40.6548 ppm | 0.1005 ppm | 0.0292 ppm | 0.5533 ppm | 0.0025 ppm | 25.1857 ppm |
| Concentration per Run | 0.0022 ppm | 40.7558 ppm | 0.0986 ppm | 0.0315 ppm | 0.5528 ppm | 0.0026 ppm | 25.4369 ppm |
| Concentration RSD | 6.6 % | 0.2 % | 2.2 % | 6.9 % | 0.4 % | 3.1 % | 0.6 % |

| | Cd 214.438 Axial-iFR) | Co 228.616 Axial-iFR) | Cr 267.716 Axial-iFR) | Cu 324.754 Axial-iFR) | Fe 259.940 Radial-iFR) | K 766.490 Radial-iFR) | Li 670.776 Radial-iFR) |
|---|---|---|---|---|---|---|---|
| Concentration average | 0.0009 ppm | 0.0574 ppm | 0.1560 ppm | 0.5506 ppm | 103.5846 ppm | 11.7645 ppm | 0.0845 ppm |
| Concentration per Run | 0.0009 ppm | 0.0573 ppm | 0.1552 ppm | 0.5501 ppm | 103.7778 ppm | 11.7672 ppm | 0.0830 ppm |
| Concentration per Run | 0.0009 ppm | 0.0575 ppm | 0.1570 ppm | 0.5506 ppm | 103.2052 ppm | 11.7786 ppm | 0.0831 ppm |
| Concentration per Run | 0.0009 ppm | 0.0575 ppm | 0.1560 ppm | 0.5509 ppm | 103.7710 ppm | 11.7476 ppm | 0.0874 ppm |
| Concentration RSD | 1.7 % | 0.2 % | 0.6 % | 0.1 % | 0.3 % | 0.1 % | 3.0 % |

| | Mg 279.079 Axial-iFR) | Mn 257.610 Radial-iFR) | Mo 202.030 Axial-iFR) | Na 589.592 Radial-iFR) | Ni 231.604 Axial-iFR) | Pb 220.353 Axial-eUV) | Sb 206.833 Axial-iFR) |
|---|---|---|---|---|---|---|---|
| Concentration average | 22.0881 ppm | 10.8925 ppm | 0.0118 ppm | 7.6362 ppm | 0.1848 ppm | 1.3069 ppm | 0.0031 ppm |
| Concentration per Run | 21.9093 ppm | 10.8992 ppm | 0.0120 ppm | 7.6782 ppm | 0.1839 ppm | 1.3069 ppm | 0.0024 ppm |
| Concentration per Run | 22.3274 ppm | 10.8891 ppm | 0.0120 ppm | 7.6076 ppm | 0.1846 ppm | 1.3097 ppm | 0.0029 ppm |
| Concentration per Run | 22.0275 ppm | 10.8892 ppm | 0.0115 ppm | 7.6229 ppm | 0.1858 ppm | 1.3041 ppm | 0.0039 ppm |
| Concentration RSD | 1.0 % | 0.1 % | 2.3 % | 0.5 % | 0.5 % | 0.2 % | 24.6 % |

| | Se 196.090 Axial-eUV) | Si 212.412 Axial-iFR) | Sn 189.989 Axial-iFR) | Sr 421.552 Radial-iFR) | Ti 334.904 Axial-iFR) | Tl 190.856 Axial-eUV) | V 292.402 Axial-iFR) |
|---|---|---|---|---|---|---|---|
| Concentration average | 0.0078 ppm | **10.3539 [SIC 100]** | 0.1656 ppm | 0.1756 ppm | 1.7910 ppm | 0.0030 ppm | 0.1489 ppm |
| Concentration per Run | 0.0084 ppm | 10.2166 ppm | 0.1661 ppm | 0.1757 ppm | 1.7799 ppm | 0.0016 ppm | 0.1481 ppm |
| Concentration per Run | 0.0087 ppm | 10.3293 ppm | 0.1669 ppm | 0.1755 ppm | 1.7827 ppm | 0.0026 ppm | 0.1493 ppm |
| Concentration per Run | 0.0063 ppm | 10.5159 ppm | 0.1637 ppm | 0.1756 ppm | 1.8103 ppm | 0.0049 ppm | 0.1495 ppm |
| Concentration RSD | 16.7 % | 1.5 % | 1.0 % | 0.1 % | 0.9 % | 56.4 % | 0.5 % |

| | Zn 206.200 Axial-iFR) | Sc 361.384 Axial-iFR) | Sc 361.384 Radial-iFR) | Sc 227.318 Axial-eUV) | Y 360.073 Axial-iFR) | Y 371.030 Radial-iFR) | Y 224.306 Axial-eUV) |
|---|---|---|---|---|---|---|---|
| Concentration average | 0.8035 ppm | 100.3547 % | 103.6162 % | 95.4029 % | 106.8127 % | 108.2894 % | 106.6311 % |
| Concentration per Run | 0.7963 ppm | 100.5992 % | 103.3659 % | 95.2004 % | 106.9818 % | 108.5832 % | 106.1593 % |
| Concentration per Run | 0.8117 ppm | 99.4412 % | 103.8054 % | 95.7575 % | 106.0183 % | 109.0533 % | 107.2700 % |
| Concentration per Run | 0.8024 ppm | 101.0237 % | 103.6773 % | 95.2507 % | 107.4379 % | 107.2317 % | 106.4639 % |
| Concentration RSD | 1.0 % | 0.8 % | 0.2 % | 0.3 % | 0.7 % | 0.9 % | 0.5 % |

# ICP DataTrace 11

9/11/2025 7:24:09 AM

LabBook: WG2112807_20250910_T11.imexp

Sample: I2554694-24D4 WG2112785
Analysis started at: 9/10/2025 12:12:02 PM
Comment <Comment>
Rack Number 2
Vial Numbers 7

| | Ag 328.068 Axial-iFR) | Al 396.152 Radial-iFR) | As 189.042 Axial-eUV) | B 208.959 Axial-iFR) | Ba 455.403 Radial-iFR) | Be 313.042 Radial-iFR) | Ca 315.887 Radial-iFR) |
|---|---|---|---|---|---|---|---|
| Concentration average | 0.0022 ppm | 48.8200 ppm | 0.1127 ppm | 0.0268 ppm | 0.4802 ppm | 0.0025 ppm | 9.5696 ppm |
| Concentration per Run | 0.0030 ppm | 48.8080 ppm | 0.1115 ppm | 0.0267 ppm | 0.4815 ppm | 0.0025 ppm | 9.5748 ppm |
| Concentration per Run | 0.0018 ppm | 48.8088 ppm | 0.1148 ppm | 0.0273 ppm | 0.4790 ppm | 0.0025 ppm | 9.6003 ppm |
| Concentration per Run | 0.0017 ppm | 48.8432 ppm | 0.1119 ppm | 0.0265 ppm | 0.4801 ppm | 0.0025 ppm | 9.5336 ppm |
| Concentration RSD | 32.3 % | 0.0 % | 1.6 % | 1.6 % | 0.3 % | 0.1 % | 0.4 % |

| | Cd 214.438 Axial-iFR) | Co 228.616 Axial-iFR) | Cr 267.716 Axial-iFR) | Cu 324.754 Axial-iFR) | Fe 259.940 Radial-iFR) | K 766.490 Radial-iFR) | Li 670.776 Radial-iFR) |
|---|---|---|---|---|---|---|---|
| Concentration average | 0.0011 ppm | 0.0708 ppm | 0.1937 ppm | 0.3731 ppm | 123.6429 ppm | 22.4661 ppm | 0.1163 ppm |
| Concentration per Run | 0.0011 ppm | 0.0705 ppm | 0.1939 ppm | 0.3729 ppm | 123.8326 ppm | 22.5294 ppm | 0.1153 ppm |
| Concentration per Run | 0.0010 ppm | 0.0711 ppm | 0.1934 ppm | 0.3738 ppm | 123.9730 ppm | 22.5122 ppm | 0.1175 ppm |
| Concentration per Run | 0.0011 ppm | 0.0708 ppm | 0.1938 ppm | 0.3725 ppm | 123.1230 ppm | 22.3566 ppm | 0.1161 ppm |
| Concentration RSD | 3.2 % | 0.4 % | 0.1 % | 0.2 % | 0.4 % | 0.4 % | 1.0 % |

| | Mg 279.079 Axial-iFR) | Mn 257.610 Radial-iFR) | Mo 202.030 Axial-iFR) | Na 589.592 Radial-iFR) | Ni 231.604 Axial-iFR) | Pb 220.353 Axial-eUV) | Sb 206.833 Axial-iFR) |
|---|---|---|---|---|---|---|---|
| Concentration average | 27.8070 ppm | 16.5093 ppm | 0.0226 ppm | 7.7522 ppm | 0.2371 ppm | 0.7624 ppm | 0.0015 ppm |
| Concentration per Run | 27.5464 ppm | 16.5178 ppm | 0.0233 ppm | 7.7518 ppm | 0.2368 ppm | 0.7665 ppm | -0.0020 ppm |
| Concentration per Run | 28.1521 ppm | 16.5680 ppm | 0.0228 ppm | 7.7312 ppm | 0.2383 ppm | 0.7575 ppm | -0.0003 ppm |
| Concentration per Run | 27.7223 ppm | 16.4423 ppm | 0.0217 ppm | 7.7736 ppm | 0.2362 ppm | 0.7631 ppm | 0.0067 ppm |
| Concentration RSD | 1.1 % | 0.4 % | 3.7 % | 0.3 % | 0.5 % | 0.6 % | 307.2 % |

| | Se 196.090 Axial-eUV) | Si 212.412 Axial-iFR) | Sn 189.989 Axial-iFR) | Sr 421.552 Radial-iFR) | Ti 334.904 Axial-iFR) | Tl 190.856 Axial-eUV) | V 292.402 Axial-iFR) |
|---|---|---|---|---|---|---|---|
| Concentration average | 0.0020 ppm | 9.5189 ppm | 0.0702 ppm | 0.1351 ppm | 2.7592 ppm | 0.0025 ppm | 0.1652 ppm |
| Concentration per Run | 0.0029 ppm | 9.2901 ppm | 0.0690 ppm | 0.1355 ppm | 2.7368 ppm | 0.0028 ppm | 0.1649 ppm |
| Concentration per Run | -0.0003 ppm | 9.9191 ppm | 0.0714 ppm | 0.1351 ppm | 2.8085 ppm | 0.0033 ppm | 0.1664 ppm |
| Concentration per Run | 0.0033 ppm | 9.3476 ppm | 0.0701 ppm | 0.1346 ppm | 2.7322 ppm | 0.0013 ppm | 0.1644 ppm |
| Concentration RSD | 99.2 % | 3.7 % | 1.7 % | 0.3 % | 1.6 % | 43.2 % | 0.6 % |

| | Zn 206.200 Axial-iFR) | Sc 361.384 Axial-iFR) | Sc 361.384 Radial-iFR) | Sc 227.318 Axial-eUV) | Y 360.073 Axial-iFR) | Y 371.030 Radial-iFR) | Y 224.306 Axial-eUV) |
|---|---|---|---|---|---|---|---|
| Concentration average | 0.8101 ppm | 101.3364 % | 104.9333 % | 96.3538 % | 106.6903 % | 110.6388 % | 106.9708 % |
| Concentration per Run | 0.8100 ppm | 101.2948 % | 104.7977 % | 96.4446 % | 106.2030 % | 110.7512 % | 107.3365 % |
| Concentration per Run | 0.8160 ppm | 100.9370 % | 104.5987 % | 96.2626 % | 106.3706 % | 110.0047 % | 106.6254 % |
| Concentration per Run | 0.8043 ppm | 101.7774 % | 105.4034 % | 96.3543 % | 107.4971 % | 111.1606 % | 106.9503 % |
| Concentration RSD | 0.7 % | 0.4 % | 0.4 % | 0.1 % | 0.7 % | 0.5 % | 0.3 % |

# ICP DataTrace 11

9/11/2025 7:24:09 AM

LabBook: WG2112807_20250910_T11.imexp

Sample: CCV
Analysis started at: 9/10/2025 12:14:07 PM
Comment <Comment>
Rack Number 0
Vial Numbers 3

| | Ag 328.068 Axial-iFR) | Al 396.152 Radial-iFR) | As 189.042 Axial-eUV) | B 208.959 Axial-iFR) | Ba 455.403 Radial-iFR) | Be 313.042 Radial-iFR) | Ca 315.887 Radial-iFR) |
|---|---|---|---|---|---|---|---|
| Concentration average | 0.5014 ppm | 0.4868 ppm | 0.4841 ppm | 0.4792 ppm | 0.4929 ppm | 0.5097 ppm | 0.4971 ppm |
| Concentration per Run | 0.5007 ppm | 0.4846 ppm | 0.4815 ppm | 0.4783 ppm | 0.4932 ppm | 0.5107 ppm | 0.4927 ppm |
| Concentration per Run | 0.5023 ppm | 0.4861 ppm | 0.4859 ppm | 0.4794 ppm | 0.4905 ppm | 0.5073 ppm | 0.5000 ppm |
| Concentration per Run | 0.5012 ppm | 0.4898 ppm | 0.4849 ppm | 0.4798 ppm | 0.4948 ppm | 0.5111 ppm | 0.4987 ppm |
| Recovery Percentage | 100.282 % | 97.361 % | 96.825 % | 95.832 % | 98.570 % | 101.943 % | 99.429 % |
| Concentration RSD | 0.2 % | 0.5 % | 0.5 % | 0.2 % | 0.4 % | 0.4 % | 0.8 % |

| | Cd 214.438 Axial-iFR) | Co 228.616 Axial-iFR) | Cr 267.716 Axial-iFR) | Cu 324.754 Axial-iFR) | Fe 259.940 Radial-iFR) | K 766.490 Radial-iFR) | Li 670.776 Radial-iFR) |
|---|---|---|---|---|---|---|---|
| Concentration average | 0.5019 ppm | 0.5107 ppm | 0.5056 ppm | 0.5187 ppm | 0.5085 ppm | 5.2314 ppm | 0.5140 ppm |
| Concentration per Run | 0.5012 ppm | 0.5091 ppm | 0.5054 ppm | 0.5181 ppm | 0.5098 ppm | 5.2150 ppm | 0.5137 ppm |
| Concentration per Run | 0.5017 ppm | 0.5119 ppm | 0.5055 ppm | 0.5193 ppm | 0.5047 ppm | 5.2139 ppm | 0.5128 ppm |
| Concentration per Run | 0.5028 ppm | 0.5112 ppm | 0.5060 ppm | 0.5188 ppm | 0.5109 ppm | 5.2653 ppm | 0.5155 ppm |
| Recovery Percentage | 100.389 % | 102.143 % | 101.129 % | 103.745 % | 101.697 % | 104.627 % | 102.798 % |
| Concentration RSD | 0.2 % | 0.3 % | 0.1 % | 0.1 % | 0.7 % | 0.6 % | 0.3 % |

| | Mg 279.079 Axial-iFR) | Mn 257.610 Radial-iFR) | Mo 202.030 Axial-iFR) | Na 589.592 Radial-iFR) | Ni 231.604 Axial-iFR) | Pb 220.353 Axial-eUV) | Sb 206.833 Axial-iFR) |
|---|---|---|---|---|---|---|---|
| Concentration average | 0.5049 ppm | 0.5122 ppm | 0.4882 ppm | 10.0855 ppm | 0.5153 ppm | 0.5078 ppm | 0.5077 ppm |
| Concentration per Run | 0.5032 ppm | 0.5127 ppm | 0.4874 ppm | 10.1327 ppm | 0.5152 ppm | 0.5065 ppm | 0.5045 ppm |
| Concentration per Run | 0.5051 ppm | 0.5115 ppm | 0.4877 ppm | 10.0677 ppm | 0.5153 ppm | 0.5093 ppm | 0.5085 ppm |
| Concentration per Run | 0.5063 ppm | 0.5124 ppm | 0.4893 ppm | 10.0561 ppm | 0.5156 ppm | 0.5077 ppm | 0.5102 ppm |
| Recovery Percentage | 100.978 % | 102.437 % | 97.631 % | 100.855 % | 103.068 % | 101.565 % | 101.545 % |
| Concentration RSD | 0.3 % | 0.1 % | 0.2 % | 0.4 % | 0.0 % | 0.3 % | 0.6 % |

| | Se 196.090 Axial-eUV) | Si 212.412 Axial-iFR) | Sn 189.989 Axial-iFR) | Sr 421.552 Radial-iFR) | Ti 334.904 Axial-iFR) | Tl 190.856 Axial-eUV) | V 292.402 Axial-iFR) |
|---|---|---|---|---|---|---|---|
| Concentration average | 0.4823 ppm | 5.4093 ppm | 0.5005 ppm | 0.4966 ppm | 0.4962 ppm | 0.4945 ppm | 0.5109 ppm |
| Concentration per Run | 0.4828 ppm | 5.3992 ppm | 0.5020 ppm | 0.4978 ppm | 0.4961 ppm | 0.4935 ppm | 0.5111 ppm |
| Concentration per Run | 0.4878 ppm | 5.4111 ppm | 0.4927 ppm | 0.4946 ppm | 0.4969 ppm | 0.4978 ppm | 0.5106 ppm |
| Concentration per Run | 0.4764 ppm | 5.4177 ppm | 0.5067 ppm | 0.4973 ppm | 0.4957 ppm | 0.4920 ppm | 0.5111 ppm |
| Recovery Percentage | 96.461 % | 103.035 % | 100.096 % | 99.311 % | 99.246 % | 98.891 % | 102.186 % |
| Concentration RSD | 1.2 % | 0.2 % | 1.4 % | 0.3 % | 0.1 % | 0.6 % | 0.1 % |

| | Zn 206.200 Axial-iFR) | Sc 361.384 Axial-iFR) | Sc 361.384 Radial-iFR) | Sc 227.318 Axial-eUV) | Y 360.073 Axial-iFR) | Y 371.030 Radial-iFR) | Y 224.306 Axial-eUV) |
|---|---|---|---|---|---|---|---|
| Concentration average | 0.4893 ppm | 101.5053 % | 104.0289 % | 99.2957 % | 99.3335 % | 101.6184 % | 98.6586 % |
| Concentration per Run | 0.4877 ppm | 101.4201 % | 104.3913 % | 99.2757 % | 99.2384 % | 101.2503 % | 98.7025 % |
| Concentration per Run | 0.4903 ppm | 101.5986 % | 104.0063 % | 98.3669 % | 99.5988 % | 101.9262 % | 97.8867 % |
| Concentration per Run | 0.4899 ppm | 101.4973 % | 103.6891 % | 100.2446 % | 99.1634 % | 101.6786 % | 99.3866 % |
| Recovery Percentage | 97.861 % | | | | | | |
| Concentration RSD | 0.3 % | 0.1 % | 0.3 % | 0.9 % | 0.2 % | 0.3 % | 0.8 % |

# ICP DataTrace 11

9/11/2025 7:24:09 AM

LabBook: WG2112807_20250910_T11.imexp

Sample: CCB
Analysis started at: 9/10/2025 12:16:13 PM
Comment <Comment>
Rack Number 0
Vial Numbers 4

| | Ag 328.068 Axial-iFR) | Al 396.152 Radial-iFR) | As 189.042 Axial-eUV) | B 208.959 Axial-iFR) | Ba 455.403 Radial-iFR) | Be 313.042 Radial-iFR) | Ca 315.887 Radial-iFR) |
|---|---|---|---|---|---|---|---|
| Concentration average | 0.0001 ppm | 0.0067 ppm | -0.0009 ppm | -0.0013 ppm | 0.0000 ppm | 0.0000 ppm | -0.0002 ppm |
| Concentration per Run | -0.0003 ppm | 0.0022 ppm | -0.0005 ppm | -0.0011 ppm | 0.0000 ppm | 0.0000 ppm | 0.0030 ppm |
| Concentration per Run | 0.0007 ppm | 0.0041 ppm | -0.0005 ppm | -0.0018 ppm | -0.0001 ppm | 0.0000 ppm | -0.0014 ppm |
| Concentration per Run | -0.0001 ppm | 0.0138 ppm | -0.0018 ppm | -0.0010 ppm | 0.0002 ppm | 0.0000 ppm | -0.0024 ppm |
| Recovery Percentage | 1.592 % | 6.713 % | -18.871 % | -4.362 % | 0.268 % | 0.448 % | -0.236 % |
| Concentration RSD | 436.4 % | 92.3 % | 81.4 % | 34.5 % | 429.8 % | 117.8 % | 1,222.8 % |

| | Cd 214.438 Axial-iFR) | Co 228.616 Axial-iFR) | Cr 267.716 Axial-iFR) | Cu 324.754 Axial-iFR) | Fe 259.940 Radial-iFR) | K 766.490 Radial-iFR) | Li 670.776 Radial-iFR) |
|---|---|---|---|---|---|---|---|
| Concentration average | 0.0001 ppm | -0.0004 ppm | 0.0002 ppm | 0.0003 ppm | 0.0033 ppm | 0.0067 ppm | -0.0016 ppm |
| Concentration per Run | 0.0000 ppm | -0.0002 ppm | 0.0000 ppm | -0.0001 ppm | 0.0038 ppm | 0.0248 ppm | -0.0010 ppm |
| Concentration per Run | 0.0001 ppm | -0.0005 ppm | 0.0002 ppm | 0.0007 ppm | 0.0025 ppm | -0.0070 ppm | -0.0024 ppm |
| Concentration per Run | 0.0000 ppm | -0.0004 ppm | 0.0004 ppm | 0.0003 ppm | 0.0037 ppm | 0.0022 ppm | -0.0015 ppm |
| Recovery Percentage | 1.129 % | -1.794 % | 2.108 % | 2.757 % | 6.638 % | 0.266 % | -32.863 % |
| Concentration RSD | 96.9 % | 44.1 % | 107.0 % | 147.8 % | 22.4 % | 245.6 % | 43.6 % |

| | Mg 279.079 Axial-iFR) | Mn 257.610 Radial-iFR) | Mo 202.030 Axial-iFR) | Na 589.592 Radial-iFR) | Ni 231.604 Axial-iFR) | Pb 220.353 Axial-eUV) | Sb 206.833 Axial-iFR) |
|---|---|---|---|---|---|---|---|
| Concentration average | -0.0001 ppm | 0.0000 ppm | 0.0006 ppm | -0.0041 ppm | -0.0008 ppm | 0.0003 ppm | 0.0034 ppm |
| Concentration per Run | -0.0005 ppm | 0.0000 ppm | 0.0008 ppm | -0.0032 ppm | -0.0009 ppm | 0.0001 ppm | 0.0051 ppm |
| Concentration per Run | 0.0006 ppm | 0.0001 ppm | 0.0010 ppm | -0.0003 ppm | -0.0003 ppm | 0.0003 ppm | 0.0030 ppm |
| Concentration per Run | -0.0004 ppm | -0.0002 ppm | 0.0001 ppm | -0.0087 ppm | -0.0012 ppm | 0.0005 ppm | 0.0022 ppm |
| Recovery Percentage | -0.100 % | -0.397 % | 1.265 % | -0.203 % | -3.238 % | 2.883 % | 6.840 % |
| Concentration RSD | 598.1 % | 393.5 % | 74.0 % | 105.1 % | 58.9 % | 75.9 % | 44.3 % |

| | Se 196.090 Axial-eUV) | Si 212.412 Axial-iFR) | Sn 189.989 Axial-iFR) | Sr 421.552 Radial-iFR) | Ti 334.904 Axial-iFR) | Tl 190.856 Axial-eUV) | V 292.402 Axial-iFR) |
|---|---|---|---|---|---|---|---|
| Concentration average | 0.0019 ppm | 0.0025 ppm | 0.0000 ppm | 0.0000 ppm | -0.0007 ppm | 0.0001 ppm | 0.0002 ppm |
| Concentration per Run | -0.0012 ppm | 0.0034 ppm | 0.0004 ppm | 0.0000 ppm | -0.0008 ppm | -0.0007 ppm | 0.0004 ppm |
| Concentration per Run | 0.0009 ppm | 0.0008 ppm | -0.0009 ppm | -0.0001 ppm | -0.0005 ppm | 0.0001 ppm | 0.0003 ppm |
| Concentration per Run | 0.0060 ppm | 0.0033 ppm | 0.0004 ppm | 0.0000 ppm | -0.0007 ppm | 0.0007 ppm | -0.0001 ppm |
| Recovery Percentage | 19.159 % | 0.497 % | -0.067 % | -0.202 % | -6.742 % | 0.259 % | 2.260 % |
| Concentration RSD | 191.7 % | 60.4 % | 2,296.8 % | 277.4 % | 20.8 % | 1,403.1 % | 120.6 % |

| | Zn 206.200 Axial-iFR) | Sc 361.384 Axial-iFR) | Sc 361.384 Radial-iFR) | Sc 227.318 Axial-eUV) | Y 360.073 Axial-iFR) | Y 371.030 Radial-iFR) | Y 224.306 Axial-eUV) |
|---|---|---|---|---|---|---|---|
| Concentration average | 0.0003 ppm | 101.2436 % | 103.0080 % | 99.7247 % | 101.9605 % | 101.5894 % | 99.6074 % |
| Concentration per Run | 0.0003 ppm | 101.0587 % | 103.1741 % | 99.7929 % | 101.9676 % | 99.6046 % | 99.4070 % |
| Concentration per Run | 0.0003 ppm | 101.4196 % | 102.7241 % | 99.8718 % | 101.7076 % | 102.6639 % | 99.9217 % |
| Concentration per Run | 0.0002 ppm | 101.2526 % | 103.1259 % | 99.5093 % | 102.2063 % | 102.4995 % | 99.4935 % |
| Recovery Percentage | 5.782 % | | | | | | |
| Concentration RSD | 21.4 % | 0.2 % | 0.2 % | 0.2 % | 0.2 % | 1.7 % | 0.3 % |

# ICP DataTrace 11

9/11/2025 7:24:09 AM

LabBook: WG2112807_20250910_T11.imexp

Sample: I2552572-16D2 WG2110405
Analysis started at: 9/10/2025 12:25:55 PM
Comment <Comment>
Rack Number 1
Vial Numbers 57

| | Ag 328.068 Axial-iFR) | Al 396.152 Radial-iFR) | As 189.042 Axial-eUV) | B 208.959 Axial-iFR) | Ba 455.403 Radial-iFR) | Be 313.042 Radial-iFR) | Ca 315.887 Radial-iFR) |
|---|---|---|---|---|---|---|---|
| Concentration average | 0.0006 ppm | 110.1254 ppm | 0.0166 ppm | 0.0636 ppm | 1.8078 ppm | 0.0133 ppm | 42.9441 ppm |
| Concentration per Run | 0.0011 ppm | 109.9182 ppm | 0.0182 ppm | 0.0619 ppm | 1.8082 ppm | 0.0133 ppm | 42.8202 ppm |
| Concentration per Run | 0.0006 ppm | 110.0135 ppm | 0.0166 ppm | 0.0645 ppm | 1.8027 ppm | 0.0132 ppm | 42.9804 ppm |
| Concentration per Run | 0.0002 ppm | 110.4445 ppm | 0.0152 ppm | 0.0644 ppm | 1.8125 ppm | 0.0133 ppm | 43.0316 ppm |
| Concentration RSD | 77.4 % | 0.3 % | 9.0 % | 2.3 % | 0.3 % | 0.5 % | 0.3 % |

| | Cd 214.438 Axial-iFR) | Co 228.616 Axial-iFR) | Cr 267.716 Axial-iFR) | Cu 324.754 Axial-iFR) | Fe 259.940 Radial-iFR) | K 766.490 Radial-iFR) | Li 670.776 Radial-iFR) |
|---|---|---|---|---|---|---|---|
| Concentration average | 0.0005 ppm | 0.1477 ppm | 0.1999 ppm | 0.0962 ppm | 187.7790 ppm | 30.1104 ppm | 0.6590 ppm |
| Concentration per Run | 0.0007 ppm | 0.1470 ppm | 0.1993 ppm | 0.0968 ppm | 187.9050 ppm | 30.0514 ppm | 0.6501 ppm |
| Concentration per Run | 0.0006 ppm | 0.1486 ppm | 0.2004 ppm | 0.0966 ppm | 188.3060 ppm | 29.9913 ppm | 0.6680 ppm |
| Concentration per Run | 0.0003 ppm | 0.1476 ppm | 0.1998 ppm | 0.0952 ppm | 187.1259 ppm | 30.2884 ppm | 0.6590 ppm |
| Concentration RSD | 39.2 % | 0.6 % | 0.3 % | 0.9 % | 0.3 % | 0.5 % | 1.4 % |

| | Mg 279.079 Axial-iFR) | Mn 257.610 Radial-iFR) | Mo 202.030 Axial-iFR) | Na 589.592 Radial-iFR) | Ni 231.604 Axial-iFR) | Pb 220.353 Axial-eUV) | Sb 206.833 Axial-iFR) |
|---|---|---|---|---|---|---|---|
| Concentration average | 91.5804 ppm | 10.6859 ppm | 0.0017 ppm | 2.0178 ppm | 0.3705 ppm | 0.1264 ppm | 0.0003 ppm |
| Concentration per Run | 90.5503 ppm | 10.6950 ppm | 0.0017 ppm | 2.0282 ppm | 0.3686 ppm | 0.1260 ppm | 0.0006 ppm |
| Concentration per Run | 91.4580 ppm | 10.6754 ppm | 0.0016 ppm | 1.9997 ppm | 0.3718 ppm | 0.1264 ppm | -0.0014 ppm |
| Concentration per Run | 92.7329 ppm | 10.6873 ppm | 0.0018 ppm | 2.0255 ppm | 0.3713 ppm | 0.1268 ppm | 0.0016 ppm |
| Concentration RSD | 1.2 % | 0.1 % | 8.2 % | 0.8 % | 0.5 % | 0.3 % | 558.2 % |

| | Se 196.090 Axial-eUV) | Si 212.412 Axial-iFR) | Sn 189.989 Axial-iFR) | Sr 421.552 Radial-iFR) | Ti 334.904 Axial-iFR) | Tl 190.856 Axial-eUV) | V 292.402 Axial-iFR) |
|---|---|---|---|---|---|---|---|
| Concentration average | 0.0006 ppm | 7.5267 ppm | 0.0102 ppm | 0.1762 ppm | 2.1895 ppm | -0.0020 ppm | 0.2101 ppm |
| Concentration per Run | 0.0005 ppm | 7.5112 ppm | 0.0119 ppm | 0.1763 ppm | 2.1789 ppm | -0.0017 ppm | 0.2090 ppm |
| Concentration per Run | 0.0012 ppm | 7.5167 ppm | 0.0094 ppm | 0.1758 ppm | 2.1773 ppm | -0.0026 ppm | 0.2097 ppm |
| Concentration per Run | 0.0002 ppm | 7.5521 ppm | 0.0092 ppm | 0.1766 ppm | 2.2123 ppm | -0.0018 ppm | 0.2115 ppm |
| Concentration RSD | 78.2 % | 0.3 % | 14.7 % | 0.2 % | 0.9 % | 25.5 % | 0.6 % |

| | Zn 206.200 Axial-iFR) | Sc 361.384 Axial-iFR) | Sc 361.384 Radial-iFR) | Sc 227.318 Axial-eUV) | Y 360.073 Axial-iFR) | Y 371.030 Radial-iFR) | Y 224.306 Axial-eUV) |
|---|---|---|---|---|---|---|---|
| Concentration average | 0.7837 ppm | 101.7770 % | 107.2683 % | 92.6917 % | 130.9109 % | 136.6683 % | 130.1748 % |
| Concentration per Run | 0.7823 ppm | 101.9173 % | 107.7943 % | 92.8070 % | 130.4531 % | 138.6459 % | 130.0277 % |
| Concentration per Run | 0.7855 ppm | 101.3435 % | 107.2411 % | 92.7501 % | 130.3381 % | 135.6058 % | 130.2958 % |
| Concentration per Run | 0.7833 ppm | 102.0703 % | 106.7694 % | 92.5179 % | 131.9413 % | 135.7531 % | 130.2009 % |
| Concentration RSD | 0.2 % | 0.4 % | 0.5 % | 0.2 % | 0.7 % | 1.3 % | 0.1 % |

# ICP DataTrace 11

9/11/2025 7:24:09 AM

LabBook: WG2112807_20250910_T11.imexp

Sample: I2552572-18D2 WG2110405
Analysis started at: 9/10/2025 12:28:12 PM
Comment <Comment>
Rack Number 1
Vial Numbers 58

| | Ag 328.068 Axial-iFR) | Al 396.152 Radial-iFR) | As 189.042 Axial-eUV) | B 208.959 Axial-iFR) | Ba 455.403 Radial-iFR) | Be 313.042 Radial-iFR) | Ca 315.887 Radial-iFR) |
|---|---|---|---|---|---|---|---|
| Concentration average | 0.0014 ppm | 107.3557 ppm | 0.0182 ppm | 0.0992 ppm | 0.9524 ppm | 0.0067 ppm | 14.9165 ppm |
| Concentration per Run | 0.0012 ppm | 107.2989 ppm | 0.0184 ppm | 0.0984 ppm | 0.9507 ppm | 0.0067 ppm | 14.9318 ppm |
| Concentration per Run | 0.0015 ppm | 107.2458 ppm | 0.0179 ppm | 0.0999 ppm | 0.9525 ppm | 0.0067 ppm | 14.8837 ppm |
| Concentration per Run | 0.0015 ppm | 107.5223 ppm | 0.0183 ppm | 0.0994 ppm | 0.9540 ppm | 0.0067 ppm | 14.9340 ppm |
| Concentration RSD | 15.3 % | 0.1 % | 1.5 % | 0.8 % | 0.2 % | 0.1 % | 0.2 % |

| | Cd 214.438 Axial-iFR) | Co 228.616 Axial-iFR) | Cr 267.716 Axial-iFR) | Cu 324.754 Axial-iFR) | Fe 259.940 Radial-iFR) | K 766.490 Radial-iFR) | Li 670.776 Radial-iFR) |
|---|---|---|---|---|---|---|---|
| Concentration average | 0.0010 ppm | 0.1090 ppm | 0.1866 ppm | 0.2698 ppm | 225.5099 ppm | 5.8746 ppm | 0.0908 ppm |
| Concentration per Run | 0.0010 ppm | 0.1095 ppm | 0.1859 ppm | 0.2691 ppm | 225.3207 ppm | 5.8802 ppm | 0.0947 ppm |
| Concentration per Run | 0.0009 ppm | 0.1081 ppm | 0.1865 ppm | 0.2695 ppm | 225.3830 ppm | 5.8719 ppm | 0.0888 ppm |
| Concentration per Run | 0.0011 ppm | 0.1095 ppm | 0.1872 ppm | 0.2709 ppm | 225.8261 ppm | 5.8718 ppm | 0.0889 ppm |
| Concentration RSD | 10.1 % | 0.7 % | 0.4 % | 0.4 % | 0.1 % | 0.1 % | 3.7 % |

| | Mg 279.079 Axial-iFR) | Mn 257.610 Radial-iFR) | Mo 202.030 Axial-iFR) | Na 589.592 Radial-iFR) | Ni 231.604 Axial-iFR) | Pb 220.353 Axial-eUV) | Sb 206.833 Axial-iFR) |
|---|---|---|---|---|---|---|---|
| Concentration average | 18.7015 ppm | 2.9329 ppm | 0.0073 ppm | 2.5369 ppm | 0.1306 ppm | 0.1699 ppm | 0.0030 ppm |
| Concentration per Run | 18.6746 ppm | 2.9387 ppm | 0.0074 ppm | 2.5322 ppm | 0.1301 ppm | 0.1699 ppm | 0.0046 ppm |
| Concentration per Run | 18.7244 ppm | 2.9264 ppm | 0.0078 ppm | 2.5334 ppm | 0.1299 ppm | 0.1677 ppm | 0.0002 ppm |
| Concentration per Run | 18.7054 ppm | 2.9334 ppm | 0.0067 ppm | 2.5449 ppm | 0.1318 ppm | 0.1719 ppm | 0.0043 ppm |
| Concentration RSD | 0.1 % | 0.2 % | 7.5 % | 0.3 % | 0.8 % | 1.3 % | 81.2 % |

| | Se 196.090 Axial-eUV) | Si 212.412 Axial-iFR) | Sn 189.989 Axial-iFR) | Sr 421.552 Radial-iFR) | Ti 334.904 Axial-iFR) | Tl 190.856 Axial-eUV) | V 292.402 Axial-iFR) |
|---|---|---|---|---|---|---|---|
| Concentration average | 0.0048 ppm | 3.9091 ppm | 0.0069 ppm | 0.1309 ppm | 2.0962 ppm | 0.0006 ppm | 0.4686 ppm |
| Concentration per Run | 0.0087 ppm | 3.8991 ppm | 0.0076 ppm | 0.1308 ppm | 2.0985 ppm | 0.0018 ppm | 0.4681 ppm |
| Concentration per Run | 0.0066 ppm | 3.9094 ppm | 0.0069 ppm | 0.1308 ppm | 2.1059 ppm | -0.0002 ppm | 0.4684 ppm |
| Concentration per Run | -0.0008 ppm | 3.9187 ppm | 0.0061 ppm | 0.1309 ppm | 2.0842 ppm | 0.0000 ppm | 0.4692 ppm |
| Concentration RSD | 103.5 % | 0.3 % | 10.8 % | 0.0 % | 0.5 % | 202.2 % | 0.1 % |

| | Zn 206.200 Axial-iFR) | Sc 361.384 Axial-iFR) | Sc 361.384 Radial-iFR) | Sc 227.318 Axial-eUV) | Y 360.073 Axial-iFR) | Y 371.030 Radial-iFR) | Y 224.306 Axial-eUV) |
|---|---|---|---|---|---|---|---|
| Concentration average | 0.3237 ppm | 101.9681 % | 106.7076 % | 93.1174 % | 126.2529 % | 131.0138 % | 124.3449 % |
| Concentration per Run | 0.3223 ppm | 102.9406 % | 106.6149 % | 93.2227 % | 127.5327 % | 131.2582 % | 124.1504 % |
| Concentration per Run | 0.3236 ppm | 101.7809 % | 107.4164 % | 93.4978 % | 125.8873 % | 131.7995 % | 124.7784 % |
| Concentration per Run | 0.3253 ppm | 101.1829 % | 106.0916 % | 92.6316 % | 125.3386 % | 129.9837 % | 124.1059 % |
| Concentration RSD | 0.5 % | 0.9 % | 0.6 % | 0.5 % | 0.9 % | 0.7 % | 0.3 % |

# ICP DataTrace 11

9/11/2025 7:24:09 AM

LabBook: WG2112807_20250910_T11.imexp

Sample: I2552572-19D2 WG2110405
Analysis started at: 9/10/2025 12:30:17 PM
Comment <Comment>
Rack Number 1
Vial Numbers 59

| | Ag 328.068 Axial-iFR) | Al 396.152 Radial-iFR) | As 189.042 Axial-eUV) | B 208.959 Axial-iFR) | Ba 455.403 Radial-iFR) | Be 313.042 Radial-iFR) | Ca 315.887 Radial-iFR) |
|---|---|---|---|---|---|---|---|
| Concentration average | 0.0016 ppm | 102.7391 ppm | 0.0181 ppm | 0.0469 ppm | 1.8453 ppm | 0.0081 ppm | 13.2566 ppm |
| Concentration per Run | 0.0012 ppm | 102.6108 ppm | 0.0190 ppm | 0.0479 ppm | 1.8390 ppm | 0.0081 ppm | 13.2340 ppm |
| Concentration per Run | 0.0019 ppm | 102.9057 ppm | 0.0169 ppm | 0.0457 ppm | 1.8443 ppm | 0.0081 ppm | 13.2755 ppm |
| Concentration per Run | 0.0018 ppm | 102.7009 ppm | 0.0185 ppm | 0.0470 ppm | 1.8528 ppm | 0.0082 ppm | 13.2604 ppm |
| Concentration RSD | 21.2 % | 0.1 % | 5.9 % | 2.3 % | 0.4 % | 0.8 % | 0.2 % |

| | Cd 214.438 Axial-iFR) | Co 228.616 Axial-iFR) | Cr 267.716 Axial-iFR) | Cu 324.754 Axial-iFR) | Fe 259.940 Radial-iFR) | K 766.490 Radial-iFR) | Li 670.776 Radial-iFR) |
|---|---|---|---|---|---|---|---|
| Concentration average | 0.0033 ppm | 0.3620 ppm | 0.1598 ppm | 0.2948 ppm | 234.7929 ppm | 16.9162 ppm | 0.2472 ppm |
| Concentration per Run | 0.0031 ppm | 0.3590 ppm | 0.1586 ppm | 0.2936 ppm | 234.5397 ppm | 16.8352 ppm | 0.2462 ppm |
| Concentration per Run | 0.0033 ppm | 0.3639 ppm | 0.1606 ppm | 0.2945 ppm | 233.8077 ppm | 16.8647 ppm | 0.2451 ppm |
| Concentration per Run | 0.0033 ppm | 0.3631 ppm | 0.1602 ppm | 0.2963 ppm | 236.0312 ppm | 17.0489 ppm | 0.2505 ppm |
| Concentration RSD | 3.5 % | 0.7 % | 0.6 % | 0.5 % | 0.5 % | 0.7 % | 1.2 % |

| | Mg 279.079 Axial-iFR) | Mn 257.610 Radial-iFR) | Mo 202.030 Axial-iFR) | Na 589.592 Radial-iFR) | Ni 231.604 Axial-iFR) | Pb 220.353 Axial-eUV) | Sb 206.833 Axial-iFR) |
|---|---|---|---|---|---|---|---|
| Concentration average | 37.1736 ppm | 10.9126 ppm | 0.0040 ppm | 2.2583 ppm | 0.3693 ppm | 0.1758 ppm | 0.0007 ppm |
| Concentration per Run | 36.8981 ppm | 10.8987 ppm | 0.0041 ppm | 2.2572 ppm | 0.3679 ppm | 0.1760 ppm | -0.0017 ppm |
| Concentration per Run | 37.3012 ppm | 10.9228 ppm | 0.0042 ppm | 2.2650 ppm | 0.3703 ppm | 0.1757 ppm | 0.0010 ppm |
| Concentration per Run | 37.3214 ppm | 10.9162 ppm | 0.0036 ppm | 2.2528 ppm | 0.3697 ppm | 0.1756 ppm | 0.0029 ppm |
| Concentration RSD | 0.6 % | 0.1 % | 8.4 % | 0.3 % | 0.3 % | 0.1 % | 317.9 % |

| | Se 196.090 Axial-eUV) | Si 212.412 Axial-iFR) | Sn 189.989 Axial-iFR) | Sr 421.552 Radial-iFR) | Ti 334.904 Axial-iFR) | Tl 190.856 Axial-eUV) | V 292.402 Axial-iFR) |
|---|---|---|---|---|---|---|---|
| Concentration average | 0.0008 ppm | 9.2145 ppm | 0.0085 ppm | 0.1398 ppm | 2.6451 ppm | 0.0010 ppm | 0.1933 ppm |
| Concentration per Run | -0.0024 ppm | 9.1385 ppm | 0.0079 ppm | 0.1395 ppm | 2.6178 ppm | 0.0006 ppm | 0.1920 ppm |
| Concentration per Run | 0.0057 ppm | 9.2580 ppm | 0.0077 ppm | 0.1395 ppm | 2.6623 ppm | 0.0003 ppm | 0.1938 ppm |
| Concentration per Run | -0.0010 ppm | 9.2471 ppm | 0.0098 ppm | 0.1402 ppm | 2.6553 ppm | 0.0022 ppm | 0.1939 ppm |
| Concentration RSD | 562.6 % | 0.7 % | 13.8 % | 0.3 % | 0.9 % | 99.8 % | 0.6 % |

| | Zn 206.200 Axial-iFR) | Sc 361.384 Axial-iFR) | Sc 361.384 Radial-iFR) | Sc 227.318 Axial-eUV) | Y 360.073 Axial-iFR) | Y 371.030 Radial-iFR) | Y 224.306 Axial-eUV) |
|---|---|---|---|---|---|---|---|
| Concentration average | 0.7638 ppm | 107.0820 % | 110.6918 % | 98.6535 % | 127.6404 % | 133.2404 % | 127.9230 % |
| Concentration per Run | 0.7585 ppm | 107.0594 % | 111.0799 % | 98.1310 % | 127.3259 % | 133.6544 % | 127.3474 % |
| Concentration per Run | 0.7667 ppm | 107.5151 % | 110.0574 % | 98.5215 % | 128.4972 % | 132.9616 % | 127.6321 % |
| Concentration per Run | 0.7662 ppm | 106.6714 % | 110.9381 % | 99.3079 % | 127.0980 % | 133.1051 % | 128.7893 % |
| Concentration RSD | 0.6 % | 0.4 % | 0.5 % | 0.6 % | 0.6 % | 0.3 % | 0.6 % |

# ICP DataTrace 11

9/11/2025 7:24:09 AM

LabBook: WG2112807_20250910_T11.imexp

Sample: I2554539-02D2 WG2110405
Analysis started at: 9/10/2025 12:32:22 PM
Comment <Comment>
Rack Number 1
Vial Numbers 60

| | Ag 328.068 Axial-iFR) | Al 396.152 Radial-iFR) | As 189.042 Axial-eUV) | B 208.959 Axial-iFR) | Ba 455.403 Radial-iFR) | Be 313.042 Radial-iFR) | Ca 315.887 Radial-iFR) |
|---|---|---|---|---|---|---|---|
| Concentration average | 0.0023 ppm | 120.2721 ppm | 0.0455 ppm | 0.0231 ppm | 0.8197 ppm | 0.0059 ppm | 424.7894 ppm |
| Concentration per Run | 0.0022 ppm | 120.2475 ppm | 0.0451 ppm | 0.0230 ppm | 0.8197 ppm | 0.0059 ppm | 424.1723 ppm |
| Concentration per Run | 0.0022 ppm | 120.4917 ppm | 0.0443 ppm | 0.0224 ppm | 0.8183 ppm | 0.0059 ppm | 425.7209 ppm |
| Concentration per Run | 0.0025 ppm | 120.0772 ppm | 0.0470 ppm | 0.0240 ppm | 0.8212 ppm | 0.0058 ppm | 424.4749 ppm |
| Concentration RSD | 8.0 % | 0.2 % | 3.1 % | 3.5 % | 0.2 % | 1.0 % | 0.2 % |

| | Cd 214.438 Axial-iFR) | Co 228.616 Axial-iFR) | Cr 267.716 Axial-iFR) | Cu 324.754 Axial-iFR) | Fe 259.940 Radial-iFR) | K 766.490 Radial-iFR) | Li 670.776 Radial-iFR) |
|---|---|---|---|---|---|---|---|
| Concentration average | -0.0031 ppm | 0.1009 ppm | 0.1835 ppm | 0.2388 ppm | 237.0168 ppm | 7.7729 ppm | 0.2469 ppm |
| Concentration per Run | -0.0032 ppm | 0.1007 ppm | 0.1847 ppm | 0.2394 ppm | 237.2495 ppm | 7.7730 ppm | 0.2421 ppm |
| Concentration per Run | -0.0030 ppm | 0.1007 ppm | 0.1825 ppm | 0.2373 ppm | 237.1936 ppm | 7.7881 ppm | 0.2461 ppm |
| Concentration per Run | -0.0031 ppm | 0.1013 ppm | 0.1833 ppm | 0.2396 ppm | 236.6072 ppm | 7.7575 ppm | 0.2524 ppm |
| Concentration RSD | 2.7 % | 0.3 % | 0.6 % | 0.5 % | 0.2 % | 0.2 % | 2.1 % |

| | Mg 279.079 Axial-iFR) | Mn 257.610 Radial-iFR) | Mo 202.030 Axial-iFR) | Na 589.592 Radial-iFR) | Ni 231.604 Axial-iFR) | Pb 220.353 Axial-eUV) | Sb 206.833 Axial-iFR) |
|---|---|---|---|---|---|---|---|
| Concentration average | 123.1479 ppm | 4.6760 ppm | 0.0038 ppm | 1.0883 ppm | 0.2677 ppm | 0.1220 ppm | -0.0012 ppm |
| Concentration per Run | 123.0367 ppm | 4.6891 ppm | 0.0038 ppm | 1.0972 ppm | 0.2680 ppm | 0.1215 ppm | -0.0048 ppm |
| Concentration per Run | 122.2438 ppm | 4.6789 ppm | 0.0040 ppm | 1.0872 ppm | 0.2671 ppm | 0.1200 ppm | 0.0002 ppm |
| Concentration per Run | 124.1634 ppm | 4.6599 ppm | 0.0036 ppm | 1.0804 ppm | 0.2680 ppm | 0.1245 ppm | 0.0012 ppm |
| Concentration RSD | 0.8 % | 0.3 % | 5.0 % | 0.8 % | 0.2 % | 1.9 % | 276.6 % |

| | Se 196.090 Axial-eUV) | Si 212.412 Axial-iFR) | Sn 189.989 Axial-iFR) | Sr 421.552 Radial-iFR) | Ti 334.904 Axial-iFR) | Tl 190.856 Axial-eUV) | V 292.402 Axial-iFR) |
|---|---|---|---|---|---|---|---|
| Concentration average | 0.0012 ppm | 7.2274 ppm | 0.0075 ppm | 0.5861 ppm | 1.2310 ppm | -0.0006 ppm | 0.2139 ppm |
| Concentration per Run | 0.0010 ppm | 7.2252 ppm | 0.0076 ppm | 0.5861 ppm | 1.2272 ppm | -0.0007 ppm | 0.2137 ppm |
| Concentration per Run | 0.0000 ppm | 7.1891 ppm | 0.0074 ppm | 0.5858 ppm | 1.2247 ppm | -0.0008 ppm | 0.2132 ppm |
| Concentration per Run | 0.0026 ppm | 7.2681 ppm | 0.0075 ppm | 0.5863 ppm | 1.2410 ppm | -0.0002 ppm | 0.2146 ppm |
| Concentration RSD | 108.9 % | 0.5 % | 1.4 % | 0.0 % | 0.7 % | 54.7 % | 0.3 % |

| | Zn 206.200 Axial-iFR) | Sc 361.384 Axial-iFR) | Sc 361.384 Radial-iFR) | Sc 227.318 Axial-eUV) | Y 360.073 Axial-iFR) | Y 371.030 Radial-iFR) | Y 224.306 Axial-eUV) |
|---|---|---|---|---|---|---|---|
| Concentration average | 0.6006 ppm | 99.3399 % | 106.2519 % | 87.3421 % | 123.5498 % | 132.0811 % | 122.0484 % |
| Concentration per Run | 0.6036 ppm | 98.6768 % | 106.0671 % | 87.0154 % | 122.6427 % | 133.8494 % | 121.8089 % |
| Concentration per Run | 0.5962 ppm | 99.9902 % | 106.2577 % | 87.8951 % | 124.1836 % | 131.2425 % | 123.0286 % |
| Concentration per Run | 0.6021 ppm | 99.3528 % | 106.4308 % | 87.1158 % | 123.8231 % | 131.1512 % | 121.3078 % |
| Concentration RSD | 0.6 % | 0.7 % | 0.2 % | 0.6 % | 0.7 % | 1.2 % | 0.7 % |

# ICP DataTrace 11

9/11/2025 7:24:09 AM

LabBook: WG2112807_20250910_T11.imexp

Sample: I2554539-03D2 WG2110405
Analysis started at: 9/10/2025 12:34:29 PM
Comment <Comment>
Rack Number 2
Vial Numbers 1

| | Ag 328.068 Axial-iFR) | Al 396.152 Radial-iFR) | As 189.042 Axial-eUV) | B 208.959 Axial-iFR) | Ba 455.403 Radial-iFR) | Be 313.042 Radial-iFR) | Ca 315.887 Radial-iFR) |
|---|---|---|---|---|---|---|---|
| Concentration average | 0.0021 ppm | 118.8430 ppm | 0.0594 ppm | 0.0243 ppm | 0.8018 ppm | 0.0062 ppm | 417.6687 ppm |
| Concentration per Run | 0.0020 ppm | 119.0338 ppm | 0.0601 ppm | 0.0234 ppm | 0.8038 ppm | 0.0062 ppm | 417.8407 ppm |
| Concentration per Run | 0.0018 ppm | 118.9510 ppm | 0.0594 ppm | 0.0238 ppm | 0.8010 ppm | 0.0061 ppm | 417.8501 ppm |
| Concentration per Run | 0.0025 ppm | 118.5441 ppm | 0.0587 ppm | 0.0257 ppm | 0.8007 ppm | 0.0061 ppm | 417.3155 ppm |
| Concentration RSD | 17.6 % | 0.2 % | 1.2 % | 4.9 % | 0.2 % | 0.9 % | 0.1 % |

| | Cd 214.438 Axial-iFR) | Co 228.616 Axial-iFR) | Cr 267.716 Axial-iFR) | Cu 324.754 Axial-iFR) | Fe 259.940 Radial-iFR) | K 766.490 Radial-iFR) | Li 670.776 Radial-iFR) |
|---|---|---|---|---|---|---|---|
| Concentration average | -0.0029 ppm | 0.1082 ppm | 0.1787 ppm | 0.2552 ppm | 260.1737 ppm | 7.3278 ppm | 0.2425 ppm |
| Concentration per Run | -0.0030 ppm | 0.1078 ppm | 0.1781 ppm | 0.2540 ppm | 260.2605 ppm | 7.2993 ppm | 0.2397 ppm |
| Concentration per Run | -0.0031 ppm | 0.1075 ppm | 0.1795 ppm | 0.2555 ppm | 260.3549 ppm | 7.3365 ppm | 0.2407 ppm |
| Concentration per Run | -0.0028 ppm | 0.1094 ppm | 0.1786 ppm | 0.2561 ppm | 259.9058 ppm | 7.3476 ppm | 0.2470 ppm |
| Concentration RSD | 5.7 % | 0.9 % | 0.4 % | 0.4 % | 0.1 % | 0.3 % | 1.6 % |

| | Mg 279.079 Axial-iFR) | Mn 257.610 Radial-iFR) | Mo 202.030 Axial-iFR) | Na 589.592 Radial-iFR) | Ni 231.604 Axial-iFR) | Pb 220.353 Axial-eUV) | Sb 206.833 Axial-iFR) |
|---|---|---|---|---|---|---|---|
| Concentration average | 116.6905 ppm | 5.9342 ppm | 0.0047 ppm | 1.0876 ppm | 0.2640 ppm | 0.1183 ppm | -0.0012 ppm |
| Concentration per Run | 117.4563 ppm | 5.9419 ppm | 0.0055 ppm | 1.0913 ppm | 0.2619 ppm | 0.1175 ppm | -0.0026 ppm |
| Concentration per Run | 116.3564 ppm | 5.9264 ppm | 0.0046 ppm | 1.0765 ppm | 0.2659 ppm | 0.1199 ppm | -0.0023 ppm |
| Concentration per Run | 116.2589 ppm | 5.9344 ppm | 0.0038 ppm | 1.0949 ppm | 0.2643 ppm | 0.1175 ppm | 0.0014 ppm |
| Concentration RSD | 0.6 % | 0.1 % | 18.1 % | 0.9 % | 0.8 % | 1.2 % | 193.4 % |

| | Se 196.090 Axial-eUV) | Si 212.412 Axial-iFR) | Sn 189.989 Axial-iFR) | Sr 421.552 Radial-iFR) | Ti 334.904 Axial-iFR) | Tl 190.856 Axial-eUV) | V 292.402 Axial-iFR) |
|---|---|---|---|---|---|---|---|
| Concentration average | -0.0003 ppm | **13.8484 [SIC 100]** | 0.0070 ppm | 0.5776 ppm | 1.2847 ppm | -0.0020 ppm | 0.2389 ppm |
| Concentration per Run | -0.0011 ppm | 13.8033 ppm | 0.0061 ppm | 0.5781 ppm | 1.2911 ppm | -0.0004 ppm | 0.2389 ppm |
| Concentration per Run | -0.0028 ppm | 13.8453 ppm | 0.0079 ppm | 0.5776 ppm | 1.2795 ppm | -0.0029 ppm | 0.2389 ppm |
| Concentration per Run | 0.0029 ppm | 13.8965 ppm | 0.0072 ppm | 0.5771 ppm | 1.2836 ppm | -0.0026 ppm | 0.2388 ppm |
| Concentration RSD | 934.2 % | 0.3 % | 12.8 % | 0.1 % | 0.5 % | 68.5 % | 0.0 % |

| | Zn 206.200 Axial-iFR) | Sc 361.384 Axial-iFR) | Sc 361.384 Radial-iFR) | Sc 227.318 Axial-eUV) | Y 360.073 Axial-iFR) | Y 371.030 Radial-iFR) | Y 224.306 Axial-eUV) |
|---|---|---|---|---|---|---|---|
| Concentration average | 0.5776 ppm | 99.3869 % | 106.5947 % | 86.8065 % | 130.5329 % | 140.9464 % | 128.7418 % |
| Concentration per Run | 0.5766 ppm | 99.1411 % | 106.5093 % | 86.7924 % | 130.1471 % | 141.2037 % | 128.6371 % |
| Concentration per Run | 0.5779 ppm | 99.1460 % | 106.5706 % | 86.5253 % | 130.4529 % | 140.2295 % | 128.2148 % |
| Concentration per Run | 0.5784 ppm | 99.8735 % | 106.7042 % | 87.1017 % | 130.9986 % | 141.4059 % | 129.3734 % |
| Concentration RSD | 0.2 % | 0.4 % | 0.1 % | 0.3 % | 0.3 % | 0.4 % | 0.5 % |

# ICP DataTrace 11

9/11/2025 7:24:09 AM

LabBook: WG2112807_20250910_T11.imexp

Sample: I2554652-01D2 WG2110405
Analysis started at: 9/10/2025 12:36:35 PM
Comment <Comment>
Rack Number 2
Vial Numbers 2

| | Ag 328.068 Axial-iFR) | Al 396.152 Radial-iFR) | As 189.042 Axial-eUV) | B 208.959 Axial-iFR) | Ba 455.403 Radial-iFR) | Be 313.042 Radial-iFR) | Ca 315.887 Radial-iFR) |
|---|---|---|---|---|---|---|---|
| Concentration average | 0.0004 ppm | 10.7953 ppm | **0.0033 ppm** | 0.0000 ppm | 0.0602 ppm | 0.0007 ppm | 1.1332 ppm |
| Concentration per Run | 0.0002 ppm | 10.8310 ppm | 0.0042 ppm | 0.0008 ppm | 0.0601 ppm | 0.0007 ppm | 1.1334 ppm |
| Concentration per Run | 0.0005 ppm | 10.8147 ppm | 0.0046 ppm | -0.0007 ppm | 0.0601 ppm | 0.0007 ppm | 1.1354 ppm |
| Concentration per Run | 0.0005 ppm | 10.7401 ppm | 0.0011 ppm | -0.0001 ppm | 0.0604 ppm | 0.0007 ppm | 1.1307 ppm |
| Concentration RSD | 46.3 % | 0.4 % | **59.0 %** | 3,318.1 % | 0.3 % | 5.4 % | 0.2 % |

| | Cd 214.438 Axial-iFR) | Co 228.616 Axial-iFR) | Cr 267.716 Axial-iFR) | Cu 324.754 Axial-iFR) | Fe 259.940 Radial-iFR) | K 766.490 Radial-iFR) | Li 670.776 Radial-iFR) |
|---|---|---|---|---|---|---|---|
| Concentration average | 0.0002 ppm | 0.0087 ppm | 0.0238 ppm | 0.0221 ppm | 17.6933 ppm | 0.8350 ppm | 0.0041 ppm |
| Concentration per Run | 0.0003 ppm | 0.0088 ppm | 0.0239 ppm | 0.0221 ppm | 17.4254 ppm | 0.8628 ppm | 0.0064 ppm |
| Concentration per Run | 0.0001 ppm | 0.0087 ppm | 0.0237 ppm | 0.0217 ppm | 17.7682 ppm | 0.8169 ppm | 0.0039 ppm |
| Concentration per Run | 0.0003 ppm | 0.0085 ppm | 0.0239 ppm | 0.0225 ppm | 17.8864 ppm | 0.8253 ppm | 0.0020 ppm |
| Concentration RSD | 46.2 % | 2.0 % | 0.5 % | 1.8 % | 1.4 % | 2.9 % | 53.8 % |

| | Mg 279.079 Axial-iFR) | Mn 257.610 Radial-iFR) | Mo 202.030 Axial-iFR) | Na 589.592 Radial-iFR) | Ni 231.604 Axial-iFR) | Pb 220.353 Axial-eUV) | Sb 206.833 Axial-iFR) |
|---|---|---|---|---|---|---|---|
| Concentration average | 1.3802 ppm | 1.1151 ppm | 0.0015 ppm | 0.0815 ppm | 0.0126 ppm | 0.0248 ppm | 0.0003 ppm |
| Concentration per Run | 1.3881 ppm | 1.1172 ppm | 0.0016 ppm | 0.0798 ppm | 0.0125 ppm | 0.0243 ppm | 0.0029 ppm |
| Concentration per Run | 1.3850 ppm | 1.1154 ppm | 0.0016 ppm | 0.0833 ppm | 0.0113 ppm | 0.0243 ppm | -0.0002 ppm |
| Concentration per Run | 1.3674 ppm | 1.1127 ppm | 0.0015 ppm | 0.0815 ppm | 0.0138 ppm | 0.0257 ppm | -0.0017 ppm |
| Concentration RSD | 0.8 % | 0.2 % | 3.3 % | 2.1 % | 9.8 % | 3.2 % | 717.7 % |

| | Se 196.090 Axial-eUV) | Si 212.412 Axial-iFR) | Sn 189.989 Axial-iFR) | Sr 421.552 Radial-iFR) | Ti 334.904 Axial-iFR) | Tl 190.856 Axial-eUV) | V 292.402 Axial-iFR) |
|---|---|---|---|---|---|---|---|
| Concentration average | 0.0037 ppm | 4.1845 ppm | 0.0068 ppm | 0.0121 ppm | 0.4171 ppm | 0.0006 ppm | 0.0282 ppm |
| Concentration per Run | 0.0033 ppm | 4.1929 ppm | 0.0080 ppm | 0.0122 ppm | 0.4198 ppm | 0.0015 ppm | 0.0283 ppm |
| Concentration per Run | 0.0035 ppm | 4.1947 ppm | 0.0059 ppm | 0.0122 ppm | 0.4184 ppm | 0.0001 ppm | 0.0280 ppm |
| Concentration per Run | 0.0042 ppm | 4.1659 ppm | 0.0063 ppm | 0.0120 ppm | 0.4130 ppm | 0.0002 ppm | 0.0282 ppm |
| Concentration RSD | 13.1 % | 0.4 % | 16.5 % | 1.0 % | 0.9 % | 132.3 % | 0.4 % |

| | Zn 206.200 Axial-iFR) | Sc 361.384 Axial-iFR) | Sc 361.384 Radial-iFR) | Sc 227.318 Axial-eUV) | Y 360.073 Axial-iFR) | Y 371.030 Radial-iFR) | Y 224.306 Axial-eUV) |
|---|---|---|---|---|---|---|---|
| Concentration average | 0.0353 ppm | 102.7686 % | 104.9801 % | 99.5857 % | 103.1397 % | 104.8075 % | 102.0845 % |
| Concentration per Run | 0.0349 ppm | 102.4479 % | 105.5936 % | 99.1141 % | 103.5046 % | 105.9494 % | 101.8885 % |
| Concentration per Run | 0.0357 ppm | 101.8929 % | 104.1535 % | 99.5664 % | 101.5689 % | 103.4642 % | 101.9481 % |
| Concentration per Run | 0.0353 ppm | 103.9651 % | 105.1931 % | 100.0766 % | 104.3454 % | 105.0091 % | 102.4170 % |
| Concentration RSD | 1.1 % | 1.0 % | 0.7 % | 0.5 % | 1.4 % | 1.2 % | 0.3 % |

# ICP DataTrace 11

9/11/2025 7:24:09 AM

LabBook: WG2112807_20250910_T11.imexp

Sample: I2554652-02D2 WG2110405
Analysis started at: 9/10/2025 12:38:40 PM
Comment <Comment>
Rack Number 2
Vial Numbers 3

| | Ag 328.068 Axial-iFR) | Al 396.152 Radial-iFR) | As 189.042 Axial-eUV) | B 208.959 Axial-iFR) | Ba 455.403 Radial-iFR) | Be 313.042 Radial-iFR) | Ca 315.887 Radial-iFR) |
|---|---|---|---|---|---|---|---|
| Concentration average | 0.0015 ppm | 76.8527 ppm | 0.0443 ppm | 0.0675 ppm | 0.7919 ppm | 0.0038 ppm | 312.5154 ppm |
| Concentration per Run | 0.0017 ppm | 77.0362 ppm | 0.0443 ppm | 0.0669 ppm | 0.7976 ppm | 0.0038 ppm | 312.9848 ppm |
| Concentration per Run | 0.0012 ppm | 76.7623 ppm | 0.0439 ppm | 0.0654 ppm | 0.7871 ppm | 0.0038 ppm | 312.4683 ppm |
| Concentration per Run | 0.0015 ppm | 76.7595 ppm | 0.0445 ppm | 0.0701 ppm | 0.7911 ppm | 0.0038 ppm | 312.0930 ppm |
| Concentration RSD | 15.7 % | 0.2 % | 0.7 % | 3.6 % | 0.7 % | 0.8 % | 0.1 % |

| | Cd 214.438 Axial-iFR) | Co 228.616 Axial-iFR) | Cr 267.716 Axial-iFR) | Cu 324.754 Axial-iFR) | Fe 259.940 Radial-iFR) | K 766.490 Radial-iFR) | Li 670.776 Radial-iFR) |
|---|---|---|---|---|---|---|---|
| Concentration average | 0.0053 ppm | 0.0511 ppm | 0.1592 ppm | 0.6646 ppm | 159.5176 ppm | 9.5581 ppm | 0.0724 ppm |
| Concentration per Run | 0.0054 ppm | 0.0507 ppm | 0.1587 ppm | 0.6639 ppm | 159.5574 ppm | 9.5688 ppm | 0.0725 ppm |
| Concentration per Run | 0.0051 ppm | 0.0514 ppm | 0.1590 ppm | 0.6655 ppm | 159.1389 ppm | 9.5151 ppm | 0.0727 ppm |
| Concentration per Run | 0.0054 ppm | 0.0511 ppm | 0.1598 ppm | 0.6643 ppm | 159.8564 ppm | 9.5904 ppm | 0.0721 ppm |
| Concentration RSD | 2.8 % | 0.7 % | 0.3 % | 0.1 % | 0.2 % | 0.4 % | 0.4 % |

| | Mg 279.079 Axial-iFR) | Mn 257.610 Radial-iFR) | Mo 202.030 Axial-iFR) | Na 589.592 Radial-iFR) | Ni 231.604 Axial-iFR) | Pb 220.353 Axial-eUV) | Sb 206.833 Axial-iFR) |
|---|---|---|---|---|---|---|---|
| Concentration average | 65.1002 ppm | 2.3916 ppm | 0.0076 ppm | 2.8562 ppm | 0.1918 ppm | 1.3077 ppm | 0.0043 ppm |
| Concentration per Run | 64.6017 ppm | 2.3922 ppm | 0.0071 ppm | 2.8414 ppm | 0.1909 ppm | 1.3004 ppm | 0.0074 ppm |
| Concentration per Run | 65.4536 ppm | 2.3913 ppm | 0.0076 ppm | 2.8661 ppm | 0.1928 ppm | 1.3101 ppm | 0.0009 ppm |
| Concentration per Run | 65.2452 ppm | 2.3914 ppm | 0.0080 ppm | 2.8611 ppm | 0.1918 ppm | 1.3127 ppm | 0.0048 ppm |
| Concentration RSD | 0.7 % | 0.0 % | 6.3 % | 0.5 % | 0.5 % | 0.5 % | 75.6 % |

| | Se 196.090 Axial-eUV) | Si 212.412 Axial-iFR) | Sn 189.989 Axial-iFR) | Sr 421.552 Radial-iFR) | Ti 334.904 Axial-iFR) | Tl 190.856 Axial-eUV) | V 292.402 Axial-iFR) |
|---|---|---|---|---|---|---|---|
| Concentration average | 0.0045 ppm | **48.4846 [SIC 100]** | 0.0794 ppm | 0.9598 ppm | 3.6072 ppm | 0.0008 ppm | 0.2355 ppm |
| Concentration per Run | 0.0065 ppm | 48.2794 ppm | 0.0793 ppm | 0.9672 ppm | 3.5796 ppm | 0.0022 ppm | 0.2347 ppm |
| Concentration per Run | 0.0041 ppm | 48.5901 ppm | 0.0799 ppm | 0.9545 ppm | 3.6366 ppm | -0.0014 ppm | 0.2351 ppm |
| Concentration per Run | 0.0029 ppm | 48.5844 ppm | 0.0792 ppm | 0.9577 ppm | 3.6054 ppm | 0.0017 ppm | 0.2367 ppm |
| Concentration RSD | 40.0 % | 0.4 % | 0.5 % | 0.7 % | 0.8 % | 231.3 % | 0.4 % |

| | Zn 206.200 Axial-iFR) | Sc 361.384 Axial-iFR) | Sc 361.384 Radial-iFR) | Sc 227.318 Axial-eUV) | Y 360.073 Axial-iFR) | Y 371.030 Radial-iFR) | Y 224.306 Axial-eUV) |
|---|---|---|---|---|---|---|---|
| Concentration average | 2.6283 ppm | 98.9142 % | 106.3559 % | 89.2891 % | 110.3009 % | 119.1662 % | 110.1931 % |
| Concentration per Run | 2.6217 ppm | 99.5027 % | 106.4370 % | 89.7130 % | 110.9950 % | 118.6218 % | 110.2977 % |
| Concentration per Run | 2.6278 ppm | 98.4610 % | 107.0003 % | 88.9030 % | 109.7238 % | 120.2997 % | 109.9789 % |
| Concentration per Run | 2.6354 ppm | 98.7788 % | 105.6304 % | 89.2512 % | 110.1841 % | 118.5770 % | 110.3026 % |
| Concentration RSD | 0.3 % | 0.5 % | 0.6 % | 0.5 % | 0.6 % | 0.8 % | 0.2 % |

# ICP DataTrace 11

9/11/2025 7:24:09 AM

LabBook: WG2112807_20250910_T11.imexp

Sample: I2554652-03D2 WG2110405
Analysis started at: 9/10/2025 12:40:45 PM
Comment <Comment>
Rack Number 2
Vial Numbers 4

| | Ag 328.068 Axial-iFR) | Al 396.152 Radial-iFR) | As 189.042 Axial-eUV) | B 208.959 Axial-iFR) | Ba 455.403 Radial-iFR) | Be 313.042 Radial-iFR) | Ca 315.887 Radial-iFR) |
|---|---|---|---|---|---|---|---|
| Concentration average | 0.0017 ppm | 67.4675 ppm | 0.0469 ppm | 0.0773 ppm | 0.6273 ppm | 0.0035 ppm | 310.3611 ppm |
| Concentration per Run | 0.0019 ppm | 67.6958 ppm | 0.0451 ppm | 0.0755 ppm | 0.6289 ppm | 0.0035 ppm | 310.5902 ppm |
| Concentration per Run | 0.0020 ppm | 67.6346 ppm | 0.0467 ppm | 0.0769 ppm | 0.6293 ppm | 0.0034 ppm | 311.0941 ppm |
| Concentration per Run | 0.0013 ppm | 67.0721 ppm | 0.0487 ppm | 0.0795 ppm | 0.6238 ppm | 0.0034 ppm | 309.3989 ppm |
| Concentration RSD | 20.7 % | 0.5 % | 3.9 % | 2.6 % | 0.5 % | 0.8 % | 0.3 % |

| | Cd 214.438 Axial-iFR) | Co 228.616 Axial-iFR) | Cr 267.716 Axial-iFR) | Cu 324.754 Axial-iFR) | Fe 259.940 Radial-iFR) | K 766.490 Radial-iFR) | Li 670.776 Radial-iFR) |
|---|---|---|---|---|---|---|---|
| Concentration average | -0.0013 ppm | 0.0588 ppm | 0.1301 ppm | 0.6410 ppm | 143.4587 ppm | 8.1809 ppm | 0.0635 ppm |
| Concentration per Run | -0.0013 ppm | 0.0584 ppm | 0.1306 ppm | 0.6412 ppm | 143.1851 ppm | 8.1835 ppm | 0.0617 ppm |
| Concentration per Run | -0.0013 ppm | 0.0597 ppm | 0.1299 ppm | 0.6406 ppm | 143.9076 ppm | 8.1730 ppm | 0.0643 ppm |
| Concentration per Run | -0.0012 ppm | 0.0582 ppm | 0.1299 ppm | 0.6414 ppm | 143.2834 ppm | 8.1862 ppm | 0.0645 ppm |
| Concentration RSD | 3.4 % | 1.3 % | 0.3 % | 0.1 % | 0.3 % | 0.1 % | 2.5 % |

| | Mg 279.079 Axial-iFR) | Mn 257.610 Radial-iFR) | Mo 202.030 Axial-iFR) | Na 589.592 Radial-iFR) | Ni 231.604 Axial-iFR) | Pb 220.353 Axial-eUV) | Sb 206.833 Axial-iFR) |
|---|---|---|---|---|---|---|---|
| Concentration average | 54.3715 ppm | 1.9013 ppm | 0.0083 ppm | 2.9891 ppm | 0.1058 ppm | 0.8213 ppm | 0.0034 ppm |
| Concentration per Run | 53.9490 ppm | 1.9109 ppm | 0.0084 ppm | 2.9933 ppm | 0.1060 ppm | 0.8202 ppm | 0.0039 ppm |
| Concentration per Run | 54.3520 ppm | 1.9015 ppm | 0.0076 ppm | 2.9914 ppm | 0.1049 ppm | 0.8258 ppm | 0.0013 ppm |
| Concentration per Run | 54.8136 ppm | 1.8915 ppm | 0.0089 ppm | 2.9827 ppm | 0.1063 ppm | 0.8180 ppm | 0.0049 ppm |
| Concentration RSD | 0.8 % | 0.5 % | 8.0 % | 0.2 % | 0.7 % | 0.5 % | 54.9 % |

| | Se 196.090 Axial-eUV) | Si 212.412 Axial-iFR) | Sn 189.989 Axial-iFR) | Sr 421.552 Radial-iFR) | Ti 334.904 Axial-iFR) | Tl 190.856 Axial-eUV) | V 292.402 Axial-iFR) |
|---|---|---|---|---|---|---|---|
| Concentration average | 0.0099 ppm | **57.4019 [SIC 100]** | 0.0380 ppm | 0.7668 ppm | 3.5313 ppm | -0.0001 ppm | 0.3440 ppm |
| Concentration per Run | 0.0081 ppm | 57.1461 ppm | 0.0397 ppm | 0.7679 ppm | 3.5091 ppm | -0.0008 ppm | 0.3429 ppm |
| Concentration per Run | 0.0097 ppm | 57.6109 ppm | 0.0383 ppm | 0.7695 ppm | 3.5300 ppm | 0.0017 ppm | 0.3426 ppm |
| Concentration per Run | 0.0119 ppm | 57.4488 ppm | 0.0360 ppm | 0.7631 ppm | 3.5546 ppm | -0.0012 ppm | 0.3464 ppm |
| Concentration RSD | 19.4 % | 0.4 % | 5.0 % | 0.4 % | 0.6 % | 1,264.3 % | 0.6 % |

| | Zn 206.200 Axial-iFR) | Sc 361.384 Axial-iFR) | Sc 361.384 Radial-iFR) | Sc 227.318 Axial-eUV) | Y 360.073 Axial-iFR) | Y 371.030 Radial-iFR) | Y 224.306 Axial-eUV) |
|---|---|---|---|---|---|---|---|
| Concentration average | 0.7113 ppm | 98.1200 % | 104.8145 % | 88.7238 % | 114.7972 % | 123.5403 % | 114.8733 % |
| Concentration per Run | 0.7088 ppm | 98.6675 % | 104.9869 % | 88.9992 % | 115.3047 % | 123.9489 % | 115.1641 % |
| Concentration per Run | 0.7105 ppm | 97.5077 % | 104.8378 % | 87.8943 % | 113.9425 % | 123.5407 % | 114.1857 % |
| Concentration per Run | 0.7145 ppm | 98.1847 % | 104.6187 % | 89.2778 % | 115.1445 % | 123.1312 % | 115.2702 % |
| Concentration RSD | 0.4 % | 0.6 % | 0.2 % | 0.8 % | 0.6 % | 0.3 % | 0.5 % |

# ICP DataTrace 11

9/11/2025 7:24:09 AM

LabBook: WG2112807_20250910_T11.imexp

Sample: I2554652-04D2 WG2110405
Analysis started at: 9/10/2025 12:42:50 PM
Comment <Comment>
Rack Number 2
Vial Numbers 5

| | Ag 328.068 Axial-iFR) | Al 396.152 Radial-iFR) | As 189.042 Axial-eUV) | B 208.959 Axial-iFR) | Ba 455.403 Radial-iFR) | Be 313.042 Radial-iFR) | Ca 315.887 Radial-iFR) |
|---|---|---|---|---|---|---|---|
| Concentration average | 0.0002 ppm | 13.4042 ppm | **0.0047 ppm** | 0.0013 ppm | 0.0654 ppm | 0.0013 ppm | 0.7246 ppm |
| Concentration per Run | 0.0007 ppm | 13.4068 ppm | 0.0066 ppm | 0.0031 ppm | 0.0654 ppm | 0.0013 ppm | 0.7282 ppm |
| Concentration per Run | -0.0003 ppm | 13.4317 ppm | 0.0046 ppm | 0.0003 ppm | 0.0655 ppm | 0.0013 ppm | 0.7255 ppm |
| Concentration per Run | 0.0001 ppm | 13.3741 ppm | 0.0031 ppm | 0.0004 ppm | 0.0654 ppm | 0.0013 ppm | 0.7201 ppm |
| Concentration RSD | 279.5 % | 0.2 % | **37.6 %** | 127.9 % | 0.1 % | 0.7 % | 0.6 % |

| | Cd 214.438 Axial-iFR) | Co 228.616 Axial-iFR) | Cr 267.716 Axial-iFR) | Cu 324.754 Axial-iFR) | Fe 259.940 Radial-iFR) | K 766.490 Radial-iFR) | Li 670.776 Radial-iFR) |
|---|---|---|---|---|---|---|---|
| Concentration average | 0.0002 ppm | 0.0140 ppm | 0.0262 ppm | 0.0386 ppm | 31.4509 ppm | 1.5976 ppm | 0.0101 ppm |
| Concentration per Run | 0.0003 ppm | 0.0137 ppm | 0.0263 ppm | 0.0387 ppm | 31.3823 ppm | 1.6046 ppm | 0.0112 ppm |
| Concentration per Run | 0.0002 ppm | 0.0148 ppm | 0.0263 ppm | 0.0386 ppm | 31.5928 ppm | 1.6022 ppm | 0.0111 ppm |
| Concentration per Run | 0.0001 ppm | 0.0134 ppm | 0.0259 ppm | 0.0386 ppm | 31.3777 ppm | 1.5860 ppm | 0.0080 ppm |
| Concentration RSD | 30.7 % | 5.3 % | 0.9 % | 0.1 % | 0.4 % | 0.6 % | 17.8 % |

| | Mg 279.079 Axial-iFR) | Mn 257.610 Radial-iFR) | Mo 202.030 Axial-iFR) | Na 589.592 Radial-iFR) | Ni 231.604 Axial-iFR) | Pb 220.353 Axial-eUV) | Sb 206.833 Axial-iFR) |
|---|---|---|---|---|---|---|---|
| Concentration average | 2.9420 ppm | 2.3385 ppm | 0.0003 ppm | 0.1778 ppm | 0.0298 ppm | 0.0175 ppm | 0.0036 ppm |
| Concentration per Run | 2.9376 ppm | 2.3425 ppm | 0.0008 ppm | 0.1789 ppm | 0.0292 ppm | 0.0177 ppm | 0.0047 ppm |
| Concentration per Run | 2.9223 ppm | 2.3428 ppm | -0.0001 ppm | 0.1764 ppm | 0.0301 ppm | 0.0165 ppm | 0.0018 ppm |
| Concentration per Run | 2.9661 ppm | 2.3302 ppm | 0.0002 ppm | 0.1782 ppm | 0.0300 ppm | 0.0183 ppm | 0.0041 ppm |
| Concentration RSD | 0.8 % | 0.3 % | 146.8 % | 0.7 % | 1.6 % | 5.1 % | 42.5 % |

| | Se 196.090 Axial-eUV) | Si 212.412 Axial-iFR) | Sn 189.989 Axial-iFR) | Sr 421.552 Radial-iFR) | Ti 334.904 Axial-iFR) | Tl 190.856 Axial-eUV) | V 292.402 Axial-iFR) |
|---|---|---|---|---|---|---|---|
| Concentration average | 0.0020 ppm | 4.9998 ppm | 0.0053 ppm | 0.0051 ppm | 0.9010 ppm | 0.0009 ppm | 0.0460 ppm |
| Concentration per Run | 0.0015 ppm | 4.9926 ppm | 0.0053 ppm | 0.0052 ppm | 0.8970 ppm | 0.0002 ppm | 0.0458 ppm |
| Concentration per Run | 0.0002 ppm | 4.9965 ppm | 0.0049 ppm | 0.0051 ppm | 0.8971 ppm | 0.0015 ppm | 0.0463 ppm |
| Concentration per Run | 0.0044 ppm | 5.0103 ppm | 0.0057 ppm | 0.0051 ppm | 0.9088 ppm | 0.0011 ppm | 0.0460 ppm |
| Concentration RSD | 106.6 % | 0.2 % | 7.3 % | 1.3 % | 0.8 % | 77.1 % | 0.6 % |

| | Zn 206.200 Axial-iFR) | Sc 361.384 Axial-iFR) | Sc 361.384 Radial-iFR) | Sc 227.318 Axial-eUV) | Y 360.073 Axial-iFR) | Y 371.030 Radial-iFR) | Y 224.306 Axial-eUV) |
|---|---|---|---|---|---|---|---|
| Concentration average | 0.0711 ppm | 103.0647 % | 104.2874 % | 99.1924 % | 108.1088 % | 109.6421 % | 107.0581 % |
| Concentration per Run | 0.0715 ppm | 102.4903 % | 104.4491 % | 100.2922 % | 107.5580 % | 109.6585 % | 108.1923 % |
| Concentration per Run | 0.0709 ppm | 104.3622 % | 104.4108 % | 98.2965 % | 109.1855 % | 110.5193 % | 105.9611 % |
| Concentration per Run | 0.0709 ppm | 102.3415 % | 104.0024 % | 98.9887 % | 107.5830 % | 108.7485 % | 107.0210 % |
| Concentration RSD | 0.5 % | 1.1 % | 0.2 % | 1.0 % | 0.9 % | 0.8 % | 1.0 % |

# ICP DataTrace 11

9/11/2025 7:24:09 AM

LabBook: WG2112807_20250910_T11.imexp

Sample: I2552572-02D4 WG2110405
Analysis started at: 9/10/2025 12:44:56 PM
Comment <Comment>
Rack Number 2
Vial Numbers 8

| | Ag 328.068 Axial-iFR) | Al 396.152 Radial-iFR) | As 189.042 Axial-eUV) | B 208.959 Axial-iFR) | Ba 455.403 Radial-iFR) | Be 313.042 Radial-iFR) | Ca 315.887 Radial-iFR) |
|---|---|---|---|---|---|---|---|
| Concentration average | 0.0024 ppm | 55.2025 ppm | 0.0136 ppm | -0.0009 ppm | 0.1940 ppm | 0.0034 ppm | 0.3742 ppm |
| Concentration per Run | 0.0025 ppm | 55.1841 ppm | 0.0127 ppm | -0.0001 ppm | 0.1937 ppm | 0.0033 ppm | 0.3728 ppm |
| Concentration per Run | 0.0023 ppm | 55.2734 ppm | 0.0143 ppm | 0.0000 ppm | 0.1930 ppm | 0.0034 ppm | 0.3766 ppm |
| Concentration per Run | 0.0022 ppm | 55.1502 ppm | 0.0138 ppm | -0.0026 ppm | 0.1952 ppm | 0.0034 ppm | 0.3733 ppm |
| Concentration RSD | 6.3 % | 0.1 % | 6.2 % | 166.9 % | 0.6 % | 1.1 % | 0.6 % |

| | Cd 214.438 Axial-iFR) | Co 228.616 Axial-iFR) | Cr 267.716 Axial-iFR) | Cu 324.754 Axial-iFR) | Fe 259.940 Radial-iFR) | K 766.490 Radial-iFR) | Li 670.776 Radial-iFR) |
|---|---|---|---|---|---|---|---|
| Concentration average | 0.0006 ppm | 0.0703 ppm | 0.0737 ppm | 0.0649 ppm | 235.6824 ppm | 0.9740 ppm | 0.0091 ppm |
| Concentration per Run | 0.0006 ppm | 0.0693 ppm | 0.0728 ppm | 0.0649 ppm | 236.2004 ppm | 1.0147 ppm | 0.0112 ppm |
| Concentration per Run | 0.0006 ppm | 0.0708 ppm | 0.0740 ppm | 0.0648 ppm | 234.5505 ppm | 0.9286 ppm | 0.0079 ppm |
| Concentration per Run | 0.0006 ppm | 0.0708 ppm | 0.0742 ppm | 0.0650 ppm | 236.2963 ppm | 0.9786 ppm | 0.0081 ppm |
| Concentration RSD | 2.9 % | 1.2 % | 1.0 % | 0.1 % | 0.4 % | 4.4 % | 20.7 % |

| | Mg 279.079 Axial-iFR) | Mn 257.610 Radial-iFR) | Mo 202.030 Axial-iFR) | Na 589.592 Radial-iFR) | Ni 231.604 Axial-iFR) | Pb 220.353 Axial-eUV) | Sb 206.833 Axial-iFR) |
|---|---|---|---|---|---|---|---|
| Concentration average | 1.6072 ppm | 1.2770 ppm | -0.0003 ppm | 0.0490 ppm | 0.0651 ppm | 0.0261 ppm | -0.0021 ppm |
| Concentration per Run | 1.5888 ppm | 1.2763 ppm | -0.0007 ppm | 0.0541 ppm | 0.0648 ppm | 0.0260 ppm | -0.0028 ppm |
| Concentration per Run | 1.6129 ppm | 1.2799 ppm | -0.0002 ppm | 0.0454 ppm | 0.0647 ppm | 0.0257 ppm | -0.0047 ppm |
| Concentration per Run | 1.6200 ppm | 1.2749 ppm | -0.0001 ppm | 0.0474 ppm | 0.0657 ppm | 0.0266 ppm | 0.0012 ppm |
| Concentration RSD | 1.0 % | 0.2 % | 92.0 % | 9.3 % | 0.8 % | 1.7 % | 143.0 % |

| | Se 196.090 Axial-eUV) | Si 212.412 Axial-iFR) | Sn 189.989 Axial-iFR) | Sr 421.552 Radial-iFR) | Ti 334.904 Axial-iFR) | Tl 190.856 Axial-eUV) | V 292.402 Axial-iFR) |
|---|---|---|---|---|---|---|---|
| Concentration average | 0.0026 ppm | 6.7011 ppm | 0.0028 ppm | 0.0083 ppm | 0.7231 ppm | -0.0004 ppm | 0.0856 ppm |
| Concentration per Run | 0.0040 ppm | 6.6368 ppm | 0.0026 ppm | 0.0083 ppm | 0.7171 ppm | -0.0002 ppm | 0.0848 ppm |
| Concentration per Run | 0.0005 ppm | 6.7286 ppm | 0.0027 ppm | 0.0083 ppm | 0.7271 ppm | -0.0001 ppm | 0.0860 ppm |
| Concentration per Run | 0.0035 ppm | 6.7379 ppm | 0.0030 ppm | 0.0083 ppm | 0.7251 ppm | -0.0009 ppm | 0.0861 ppm |
| Concentration RSD | 71.7 % | 0.8 % | 6.8 % | 0.3 % | 0.7 % | 108.8 % | 0.8 % |

| | Zn 206.200 Axial-iFR) | Sc 361.384 Axial-iFR) | Sc 361.384 Radial-iFR) | Sc 227.318 Axial-eUV) | Y 360.073 Axial-iFR) | Y 371.030 Radial-iFR) | Y 224.306 Axial-eUV) |
|---|---|---|---|---|---|---|---|
| Concentration average | 0.0959 ppm | 110.4860 % | 113.7675 % | 102.8018 % | 101.5853 % | 105.6879 % | 101.6038 % |
| Concentration per Run | 0.0952 ppm | 111.8117 % | 114.0670 % | 102.9277 % | 102.9524 % | 104.8974 % | 101.4279 % |
| Concentration per Run | 0.0965 ppm | 109.6289 % | 113.9186 % | 102.9381 % | 101.0124 % | 105.9008 % | 101.9807 % |
| Concentration per Run | 0.0962 ppm | 110.0175 % | 113.3170 % | 102.5395 % | 100.7910 % | 106.2655 % | 101.4028 % |
| Concentration RSD | 0.7 % | 1.1 % | 0.3 % | 0.2 % | 1.2 % | 0.7 % | 0.3 % |

# ICP DataTrace 11

9/11/2025 7:24:09 AM

LabBook: WG2112807_20250910_T11.imexp

Sample: CCV
Analysis started at: 9/10/2025 12:47:01 PM
Comment <Comment>
Rack Number 0
Vial Numbers 3

| | Ag 328.068 Axial-iFR) | Al 396.152 Radial-iFR) | As 189.042 Axial-eUV) | B 208.959 Axial-iFR) | Ba 455.403 Radial-iFR) | Be 313.042 Radial-iFR) | Ca 315.887 Radial-iFR) |
|---|---|---|---|---|---|---|---|
| Concentration average | 0.5065 ppm | 0.4845 ppm | 0.4892 ppm | 0.4861 ppm | 0.5040 ppm | 0.5232 ppm | 0.5131 ppm |
| Concentration per Run | 0.5044 ppm | 0.4871 ppm | 0.4924 ppm | 0.4828 ppm | 0.5066 ppm | 0.5227 ppm | 0.5194 ppm |
| Concentration per Run | 0.5089 ppm | 0.4832 ppm | 0.4874 ppm | 0.4887 ppm | 0.5039 ppm | 0.5224 ppm | 0.5044 ppm |
| Concentration per Run | 0.5063 ppm | 0.4831 ppm | 0.4878 ppm | 0.4867 ppm | 0.5015 ppm | 0.5245 ppm | 0.5155 ppm |
| Recovery Percentage | 101.307 % | 96.895 % | 97.836 % | 97.215 % | 100.800 % | 104.640 % | 102.623 % |
| Concentration RSD | 0.5 % | 0.5 % | 0.6 % | 0.6 % | 0.5 % | 0.2 % | 1.5 % |

| | Cd 214.438 Axial-iFR) | Co 228.616 Axial-iFR) | Cr 267.716 Axial-iFR) | Cu 324.754 Axial-iFR) | Fe 259.940 Radial-iFR) | K 766.490 Radial-iFR) | Li 670.776 Radial-iFR) |
|---|---|---|---|---|---|---|---|
| Concentration average | 0.5068 ppm | 0.5141 ppm | 0.5110 ppm | 0.5252 ppm | 0.5229 ppm | 5.3528 ppm | 0.5237 ppm |
| Concentration per Run | 0.5039 ppm | 0.5121 ppm | 0.5089 ppm | 0.5225 ppm | 0.5232 ppm | 5.3849 ppm | 0.5175 ppm |
| Concentration per Run | 0.5102 ppm | 0.5150 ppm | 0.5128 ppm | 0.5274 ppm | 0.5223 ppm | 5.3330 ppm | 0.5271 ppm |
| Concentration per Run | 0.5061 ppm | 0.5153 ppm | 0.5113 ppm | 0.5256 ppm | 0.5231 ppm | 5.3405 ppm | 0.5264 ppm |
| Recovery Percentage | 101.352 % | 102.827 % | 102.197 % | 105.034 % | 104.576 % | 107.056 % | 104.739 % |
| Concentration RSD | 0.6 % | 0.4 % | 0.4 % | 0.5 % | 0.1 % | 0.5 % | 1.0 % |

| | Mg 279.079 Axial-iFR) | Mn 257.610 Radial-iFR) | Mo 202.030 Axial-iFR) | Na 589.592 Radial-iFR) | Ni 231.604 Axial-iFR) | Pb 220.353 Axial-eUV) | Sb 206.833 Axial-iFR) |
|---|---|---|---|---|---|---|---|
| Concentration average | 0.5056 ppm | 0.5241 ppm | 0.4943 ppm | 10.0598 ppm | 0.5217 ppm | 0.5101 ppm | 0.5150 ppm |
| Concentration per Run | 0.5030 ppm | 0.5256 ppm | 0.4926 ppm | 10.1833 ppm | 0.5193 ppm | 0.5098 ppm | 0.5146 ppm |
| Concentration per Run | 0.5090 ppm | 0.5237 ppm | 0.4967 ppm | 10.0348 ppm | 0.5233 ppm | 0.5107 ppm | 0.5157 ppm |
| Concentration per Run | 0.5049 ppm | 0.5228 ppm | 0.4936 ppm | 9.9613 ppm | 0.5226 ppm | 0.5097 ppm | 0.5147 ppm |
| Recovery Percentage | 101.129 % | 104.811 % | 98.852 % | 100.598 % | 104.347 % | 102.018 % | 103.004 % |
| Concentration RSD | 0.6 % | 0.3 % | 0.4 % | 1.1 % | 0.4 % | 0.1 % | 0.1 % |

| | Se 196.090 Axial-eUV) | Si 212.412 Axial-iFR) | Sn 189.989 Axial-iFR) | Sr 421.552 Radial-iFR) | Ti 334.904 Axial-iFR) | Tl 190.856 Axial-eUV) | V 292.402 Axial-iFR) |
|---|---|---|---|---|---|---|---|
| Concentration average | 0.4867 ppm | 5.4465 ppm | 0.5038 ppm | 0.5067 ppm | 0.5006 ppm | 0.4949 ppm | 0.5156 ppm |
| Concentration per Run | 0.4932 ppm | 5.4216 ppm | 0.4992 ppm | 0.5093 ppm | 0.4987 ppm | 0.4979 ppm | 0.5149 ppm |
| Concentration per Run | 0.4856 ppm | 5.4866 ppm | 0.5059 ppm | 0.5056 ppm | 0.5052 ppm | 0.4946 ppm | 0.5176 ppm |
| Concentration per Run | 0.4813 ppm | 5.4313 ppm | 0.5062 ppm | 0.5052 ppm | 0.4980 ppm | 0.4923 ppm | 0.5143 ppm |
| Recovery Percentage | 97.336 % | 103.743 % | 100.755 % | 101.339 % | 100.130 % | 98.987 % | 103.115 % |
| Concentration RSD | 1.2 % | 0.6 % | 0.8 % | 0.4 % | 0.8 % | 0.6 % | 0.3 % |

| | Zn 206.200 Axial-iFR) | Sc 361.384 Axial-iFR) | Sc 361.384 Radial-iFR) | Sc 227.318 Axial-eUV) | Y 360.073 Axial-iFR) | Y 371.030 Radial-iFR) | Y 224.306 Axial-eUV) |
|---|---|---|---|---|---|---|---|
| Concentration average | 0.4932 ppm | 102.3573 % | 102.8915 % | 99.9319 % | 100.6261 % | 99.0825 % | 99.1674 % |
| Concentration per Run | 0.4906 ppm | 102.6151 % | 102.4453 % | 99.9110 % | 100.3364 % | 100.5642 % | 98.8832 % |
| Concentration per Run | 0.4956 ppm | 102.1483 % | 102.8098 % | 99.9254 % | 100.4966 % | 99.0001 % | 99.3479 % |
| Concentration per Run | 0.4933 ppm | 102.3084 % | 103.4194 % | 99.9594 % | 101.0452 % | 97.6831 % | 99.2713 % |
| Recovery Percentage | 98.637 % | | | | | | |
| Concentration RSD | 0.5 % | 0.2 % | 0.5 % | 0.0 % | 0.4 % | 1.5 % | 0.3 % |

# ICP DataTrace 11

9/11/2025 7:24:09 AM

LabBook: WG2112807_20250910_T11.imexp

Sample: CCB
Analysis started at: 9/10/2025 12:49:06 PM
Comment <Comment>
Rack Number 0
Vial Numbers 4

| | Ag 328.068 Axial-iFR) | Al 396.152 Radial-iFR) | As 189.042 Axial-eUV) | B 208.959 Axial-iFR) | Ba 455.403 Radial-iFR) | Be 313.042 Radial-iFR) | Ca 315.887 Radial-iFR) |
|---|---|---|---|---|---|---|---|
| Concentration average | 0.0002 ppm | 0.0010 ppm | -0.0002 ppm | -0.0008 ppm | -0.0001 ppm | 0.0000 ppm | -0.0014 ppm |
| Concentration per Run | 0.0000 ppm | -0.0042 ppm | -0.0005 ppm | 0.0003 ppm | -0.0002 ppm | 0.0000 ppm | -0.0035 ppm |
| Concentration per Run | 0.0002 ppm | 0.0090 ppm | -0.0015 ppm | -0.0020 ppm | -0.0002 ppm | 0.0000 ppm | -0.0012 ppm |
| Concentration per Run | 0.0004 ppm | -0.0017 ppm | 0.0014 ppm | -0.0008 ppm | 0.0000 ppm | 0.0000 ppm | 0.0005 ppm |
| Recovery Percentage | 2.900 % | 1.020 % | -4.018 % | -2.793 % | -1.247 % | -0.169 % | -1.399 % |
| Concentration RSD | 89.8 % | 686.2 % | 753.0 % | 132.6 % | 103.7 % | 525.5 % | 146.8 % |

| | Cd 214.438 Axial-iFR) | Co 228.616 Axial-iFR) | Cr 267.716 Axial-iFR) | Cu 324.754 Axial-iFR) | Fe 259.940 Radial-iFR) | K 766.490 Radial-iFR) | Li 670.776 Radial-iFR) |
|---|---|---|---|---|---|---|---|
| Concentration average | 0.0000 ppm | -0.0002 ppm | -0.0001 ppm | 0.0001 ppm | 0.0037 ppm | -0.0108 ppm | -0.0034 ppm |
| Concentration per Run | 0.0001 ppm | -0.0005 ppm | -0.0002 ppm | 0.0000 ppm | 0.0032 ppm | -0.0132 ppm | -0.0027 ppm |
| Concentration per Run | 0.0001 ppm | -0.0003 ppm | -0.0004 ppm | 0.0002 ppm | 0.0041 ppm | -0.0112 ppm | -0.0029 ppm |
| Concentration per Run | 0.0000 ppm | 0.0004 ppm | 0.0001 ppm | 0.0002 ppm | 0.0037 ppm | -0.0079 ppm | -0.0047 ppm |
| Recovery Percentage | 0.912 % | -0.840 % | -1.365 % | 1.134 % | 7.311 % | -0.431 % | -68.310 % |
| Concentration RSD | 73.8 % | 272.2 % | 175.2 % | 126.9 % | 11.7 % | 24.8 % | 32.9 % |

| | Mg 279.079 Axial-iFR) | Mn 257.610 Radial-iFR) | Mo 202.030 Axial-iFR) | Na 589.592 Radial-iFR) | Ni 231.604 Axial-iFR) | Pb 220.353 Axial-eUV) | Sb 206.833 Axial-iFR) |
|---|---|---|---|---|---|---|---|
| Concentration average | 0.0019 ppm | 0.0001 ppm | 0.0001 ppm | -0.0021 ppm | -0.0009 ppm | -0.0003 ppm | 0.0028 ppm |
| Concentration per Run | 0.0028 ppm | 0.0001 ppm | 0.0000 ppm | -0.0071 ppm | -0.0009 ppm | -0.0007 ppm | 0.0024 ppm |
| Concentration per Run | 0.0030 ppm | 0.0001 ppm | 0.0002 ppm | -0.0012 ppm | -0.0003 ppm | -0.0002 ppm | 0.0035 ppm |
| Concentration per Run | 0.0000 ppm | 0.0002 ppm | 0.0001 ppm | 0.0021 ppm | -0.0014 ppm | 0.0002 ppm | 0.0024 ppm |
| Recovery Percentage | 1.914 % | 1.355 % | 0.235 % | -0.103 % | -3.441 % | -2.638 % | 5.526 % |
| Concentration RSD | 87.2 % | 25.3 % | 91.1 % | 226.0 % | 64.4 % | 173.2 % | 22.0 % |

| | Se 196.090 Axial-eUV) | Si 212.412 Axial-iFR) | Sn 189.989 Axial-iFR) | Sr 421.552 Radial-iFR) | Ti 334.904 Axial-iFR) | Tl 190.856 Axial-eUV) | V 292.402 Axial-iFR) |
|---|---|---|---|---|---|---|---|
| Concentration average | 0.0001 ppm | 0.0017 ppm | 0.0013 ppm | -0.0001 ppm | -0.0005 ppm | 0.0014 ppm | 0.0002 ppm |
| Concentration per Run | 0.0014 ppm | 0.0021 ppm | 0.0019 ppm | -0.0002 ppm | -0.0009 ppm | 0.0009 ppm | 0.0005 ppm |
| Concentration per Run | -0.0037 ppm | 0.0014 ppm | 0.0018 ppm | -0.0001 ppm | -0.0003 ppm | 0.0021 ppm | 0.0000 ppm |
| Concentration per Run | 0.0026 ppm | 0.0017 ppm | 0.0001 ppm | -0.0002 ppm | -0.0005 ppm | 0.0011 ppm | 0.0003 ppm |
| Recovery Percentage | 0.788 % | 0.349 % | 2.602 % | -1.353 % | -5.498 % | 6.899 % | 2.496 % |
| Concentration RSD | 4,206.2 % | 20.8 % | 78.6 % | 47.1 % | 58.4 % | 45.2 % | 91.7 % |

| | Zn 206.200 Axial-iFR) | Sc 361.384 Axial-iFR) | Sc 361.384 Radial-iFR) | Sc 227.318 Axial-eUV) | Y 360.073 Axial-iFR) | Y 371.030 Radial-iFR) | Y 224.306 Axial-eUV) |
|---|---|---|---|---|---|---|---|
| Concentration average | 0.0003 ppm | 99.6863 % | 101.2552 % | 98.7170 % | 100.2339 % | 101.4424 % | 98.8301 % |
| Concentration per Run | 0.0002 ppm | 100.2990 % | 101.1148 % | 98.6424 % | 101.1619 % | 101.3281 % | 98.6086 % |
| Concentration per Run | 0.0003 ppm | 99.7487 % | 101.0218 % | 98.8986 % | 100.1293 % | 101.9572 % | 98.9740 % |
| Concentration per Run | 0.0002 ppm | 99.0113 % | 101.6289 % | 98.6100 % | 99.4105 % | 101.0420 % | 98.9079 % |
| Recovery Percentage | 5.089 % | | | | | | |
| Concentration RSD | 31.9 % | 0.6 % | 0.3 % | 0.2 % | 0.9 % | 0.5 % | 0.2 % |

# ICP DataTrace 11

9/11/2025 7:24:09 AM

LabBook: WG2112807_20250910_T11.imexp

Sample: xWG2111820-1 WG2111820
Analysis started at: 9/10/2025 12:59:13 PM
Comment <Comment>
Rack Number 2
Vial Numbers 9

| | Ag 328.068 Axial-iFR) | Al 396.152 Radial-iFR) | As 189.042 Axial-eUV) | B 208.959 Axial-iFR) | Ba 455.403 Radial-iFR) | Be 313.042 Radial-iFR) | Ca 315.887 Radial-iFR) |
|---|---|---|---|---|---|---|---|
| Concentration average | 0.0001 ppm | 0.0130 ppm | -0.0016 ppm | -0.0005 ppm | 0.0000 ppm | 0.0000 ppm | 0.0166 ppm |
| Concentration per Run | 0.0004 ppm | 0.0098 ppm | -0.0026 ppm | -0.0016 ppm | 0.0001 ppm | 0.0000 ppm | 0.0167 ppm |
| Concentration per Run | 0.0002 ppm | 0.0142 ppm | -0.0007 ppm | 0.0004 ppm | 0.0000 ppm | 0.0000 ppm | 0.0159 ppm |
| Concentration per Run | -0.0004 ppm | 0.0150 ppm | -0.0016 ppm | -0.0003 ppm | -0.0001 ppm | 0.0000 ppm | 0.0173 ppm |
| Concentration RSD | 464.6 % | 21.4 % | 56.5 % | 192.5 % | 1,634.0 % | 1,785.2 % | 4.4 % |

| | Cd 214.438 Axial-iFR) | Co 228.616 Axial-iFR) | Cr 267.716 Axial-iFR) | Cu 324.754 Axial-iFR) | Fe 259.940 Radial-iFR) | K 766.490 Radial-iFR) | Li 670.776 Radial-iFR) |
|---|---|---|---|---|---|---|---|
| Concentration average | 0.0000 ppm | -0.0004 ppm | 0.0005 ppm | 0.0005 ppm | 0.0565 ppm | 0.0190 ppm | -0.0021 ppm |
| Concentration per Run | 0.0000 ppm | -0.0008 ppm | 0.0008 ppm | 0.0007 ppm | 0.0568 ppm | 0.0064 ppm | -0.0026 ppm |
| Concentration per Run | 0.0001 ppm | -0.0004 ppm | 0.0004 ppm | 0.0006 ppm | 0.0561 ppm | 0.0206 ppm | -0.0018 ppm |
| Concentration per Run | 0.0000 ppm | 0.0001 ppm | 0.0004 ppm | 0.0000 ppm | 0.0564 ppm | 0.0300 ppm | -0.0020 ppm |
| Concentration RSD | 339.7 % | 113.8 % | 43.8 % | 81.1 % | 0.6 % | 62.4 % | 18.6 % |

| | Mg 279.079 Axial-iFR) | Mn 257.610 Radial-iFR) | Mo 202.030 Axial-iFR) | Na 589.592 Radial-iFR) | Ni 231.604 Axial-iFR) | Pb 220.353 Axial-eUV) | Sb 206.833 Axial-iFR) |
|---|---|---|---|---|---|---|---|
| Concentration average | 0.0019 ppm | 0.0005 ppm | 0.0004 ppm | 0.0107 ppm | -0.0006 ppm | -0.0004 ppm | 0.0012 ppm |
| Concentration per Run | 0.0012 ppm | 0.0005 ppm | 0.0005 ppm | 0.0124 ppm | 0.0000 ppm | -0.0008 ppm | 0.0004 ppm |
| Concentration per Run | 0.0046 ppm | 0.0005 ppm | 0.0001 ppm | 0.0084 ppm | -0.0005 ppm | 0.0003 ppm | 0.0032 ppm |
| Concentration per Run | -0.0001 ppm | 0.0004 ppm | 0.0005 ppm | 0.0112 ppm | -0.0012 ppm | -0.0007 ppm | 0.0000 ppm |
| Concentration RSD | 125.6 % | 14.6 % | 55.2 % | 19.6 % | 101.9 % | 143.8 % | 147.7 % |

| | Se 196.090 Axial-eUV) | Si 212.412 Axial-iFR) | Sn 189.989 Axial-iFR) | Sr 421.552 Radial-iFR) | Ti 334.904 Axial-iFR) | Tl 190.856 Axial-eUV) | V 292.402 Axial-iFR) |
|---|---|---|---|---|---|---|---|
| Concentration average | 0.0042 ppm | 0.0084 ppm | 0.0089 ppm | 0.0000 ppm | -0.0006 ppm | 0.0004 ppm | 0.0002 ppm |
| Concentration per Run | 0.0060 ppm | 0.0061 ppm | 0.0088 ppm | 0.0000 ppm | -0.0008 ppm | 0.0003 ppm | 0.0002 ppm |
| Concentration per Run | 0.0047 ppm | 0.0086 ppm | 0.0095 ppm | -0.0001 ppm | -0.0008 ppm | 0.0000 ppm | 0.0003 ppm |
| Concentration per Run | 0.0018 ppm | 0.0104 ppm | 0.0082 ppm | 0.0001 ppm | -0.0002 ppm | 0.0007 ppm | 0.0000 ppm |
| Concentration RSD | 51.5 % | 26.2 % | 7.2 % | 433.3 % | 55.7 % | 105.6 % | 84.5 % |

| | Zn 206.200 Axial-iFR) | Sc 361.384 Axial-iFR) | Sc 361.384 Radial-iFR) | Sc 227.318 Axial-eUV) | Y 360.073 Axial-iFR) | Y 371.030 Radial-iFR) | Y 224.306 Axial-eUV) |
|---|---|---|---|---|---|---|---|
| Concentration average | 0.0015 ppm | 100.5663 % | 100.8041 % | 96.5798 % | 100.3602 % | 100.4483 % | 97.7921 % |
| Concentration per Run | 0.0013 ppm | 100.3974 % | 101.5472 % | 96.4018 % | 100.2819 % | 101.3653 % | 97.7643 % |
| Concentration per Run | 0.0014 ppm | 100.7898 % | 100.4782 % | 96.6101 % | 101.1094 % | 99.7974 % | 97.8615 % |
| Concentration per Run | 0.0017 ppm | 100.5118 % | 100.3869 % | 96.7275 % | 99.6892 % | 100.1823 % | 97.7504 % |
| Concentration RSD | 13.6 % | 0.2 % | 0.6 % | 0.2 % | 0.7 % | 0.8 % | 0.1 % |

# ICP DataTrace 11

9/11/2025 7:24:09 AM

LabBook: WG2112807_20250910_T11.imexp

Sample: I2552572-05D4 WG2110405
Analysis started at: 9/10/2025 1:01:25 PM
Comment <Comment>
Rack Number 2
Vial Numbers 10

| | Ag 328.068 Axial-iFR) | Al 396.152 Radial-iFR) | As 189.042 Axial-eUV) | B 208.959 Axial-iFR) | Ba 455.403 Radial-iFR) | Be 313.042 Radial-iFR) | Ca 315.887 Radial-iFR) |
|---|---|---|---|---|---|---|---|
| Concentration average | 0.0010 ppm | 22.8533 ppm | 0.0409 ppm | 0.0116 ppm | 0.1392 ppm | 0.0113 ppm | 1.6405 ppm |
| Concentration per Run | 0.0005 ppm | 22.7857 ppm | 0.0407 ppm | 0.0108 ppm | 0.1393 ppm | 0.0114 ppm | 1.6333 ppm |
| Concentration per Run | 0.0009 ppm | 22.9398 ppm | 0.0426 ppm | 0.0128 ppm | 0.1397 ppm | 0.0113 ppm | 1.6439 ppm |
| Concentration per Run | 0.0017 ppm | 22.8344 ppm | 0.0394 ppm | 0.0111 ppm | 0.1386 ppm | 0.0112 ppm | 1.6443 ppm |
| Concentration RSD | 57.9 % | 0.3 % | 3.9 % | 9.4 % | 0.4 % | 0.5 % | 0.4 % |

| | Cd 214.438 Axial-iFR) | Co 228.616 Axial-iFR) | Cr 267.716 Axial-iFR) | Cu 324.754 Axial-iFR) | Fe 259.940 Radial-iFR) | K 766.490 Radial-iFR) | Li 670.776 Radial-iFR) |
|---|---|---|---|---|---|---|---|
| Concentration average | 0.0003 ppm | 0.0535 ppm | 0.1201 ppm | 0.0694 ppm | 261.3135 ppm | 2.8729 ppm | 0.0083 ppm |
| Concentration per Run | 0.0003 ppm | 0.0540 ppm | 0.1198 ppm | 0.0685 ppm | 260.8021 ppm | 2.8678 ppm | 0.0082 ppm |
| Concentration per Run | 0.0002 ppm | 0.0529 ppm | 0.1199 ppm | 0.0697 ppm | 260.6853 ppm | 2.8730 ppm | 0.0093 ppm |
| Concentration per Run | 0.0003 ppm | 0.0535 ppm | 0.1206 ppm | 0.0698 ppm | 262.4530 ppm | 2.8780 ppm | 0.0074 ppm |
| Concentration RSD | 19.4 % | 1.0 % | 0.4 % | 1.1 % | 0.4 % | 0.2 % | 11.4 % |

| | Mg 279.079 Axial-iFR) | Mn 257.610 Radial-iFR) | Mo 202.030 Axial-iFR) | Na 589.592 Radial-iFR) | Ni 231.604 Axial-iFR) | Pb 220.353 Axial-eUV) | Sb 206.833 Axial-iFR) |
|---|---|---|---|---|---|---|---|
| Concentration average | 2.7690 ppm | 0.4091 ppm | 0.0033 ppm | 0.1022 ppm | 0.0652 ppm | 0.0230 ppm | -0.0007 ppm |
| Concentration per Run | 2.7758 ppm | 0.4105 ppm | 0.0035 ppm | 0.1078 ppm | 0.0642 ppm | 0.0237 ppm | -0.0034 ppm |
| Concentration per Run | 2.7689 ppm | 0.4081 ppm | 0.0029 ppm | 0.0973 ppm | 0.0651 ppm | 0.0227 ppm | -0.0005 ppm |
| Concentration per Run | 2.7622 ppm | 0.4087 ppm | 0.0035 ppm | 0.1014 ppm | 0.0664 ppm | 0.0227 ppm | 0.0019 ppm |
| Concentration RSD | 0.2 % | 0.3 % | 10.2 % | 5.2 % | 1.6 % | 2.5 % | 396.7 % |

| | Se 196.090 Axial-eUV) | Si 212.412 Axial-iFR) | Sn 189.989 Axial-iFR) | Sr 421.552 Radial-iFR) | Ti 334.904 Axial-iFR) | Tl 190.856 Axial-eUV) | V 292.402 Axial-iFR) |
|---|---|---|---|---|---|---|---|
| Concentration average | 0.0001 ppm | 3.2461 ppm | 0.0042 ppm | 0.0303 ppm | 0.1183 ppm | 0.0002 ppm | 0.2098 ppm |
| Concentration per Run | 0.0006 ppm | 3.2491 ppm | 0.0049 ppm | 0.0303 ppm | 0.1180 ppm | -0.0005 ppm | 0.2096 ppm |
| Concentration per Run | -0.0009 ppm | 3.2499 ppm | 0.0052 ppm | 0.0304 ppm | 0.1182 ppm | 0.0003 ppm | 0.2102 ppm |
| Concentration per Run | 0.0005 ppm | 3.2394 ppm | 0.0026 ppm | 0.0303 ppm | 0.1186 ppm | 0.0009 ppm | 0.2095 ppm |
| Concentration RSD | 1,311.1 % | 0.2 % | 33.8 % | 0.2 % | 0.2 % | 287.7 % | 0.2 % |

| | Zn 206.200 Axial-iFR) | Sc 361.384 Axial-iFR) | Sc 361.384 Radial-iFR) | Sc 227.318 Axial-eUV) | Y 360.073 Axial-iFR) | Y 371.030 Radial-iFR) | Y 224.306 Axial-eUV) |
|---|---|---|---|---|---|---|---|
| Concentration average | 0.3124 ppm | 104.3151 % | 107.7165 % | 98.3865 % | 111.0197 % | 113.3231 % | 111.7100 % |
| Concentration per Run | 0.3117 ppm | 104.6483 % | 107.5316 % | 98.3062 % | 111.1961 % | 115.3748 % | 111.6605 % |
| Concentration per Run | 0.3125 ppm | 104.0901 % | 107.8976 % | 98.1281 % | 110.8251 % | 112.1665 % | 111.2696 % |
| Concentration per Run | 0.3128 ppm | 104.2070 % | 107.7203 % | 98.7251 % | 111.0378 % | 112.4280 % | 112.1999 % |
| Concentration RSD | 0.2 % | 0.3 % | 0.2 % | 0.3 % | 0.2 % | 1.6 % | 0.4 % |

# ICP DataTrace 11

9/11/2025 7:24:09 AM

LabBook: WG2112807_20250910_T11.imexp

Sample: I2552572-11D4 WG2110405
Analysis started at: 9/10/2025 1:03:31 PM
Comment <Comment>
Rack Number 2
Vial Numbers 11

| | Ag 328.068 Axial-iFR) | Al 396.152 Radial-iFR) | As 189.042 Axial-eUV) | B 208.959 Axial-iFR) | Ba 455.403 Radial-iFR) | Be 313.042 Radial-iFR) | Ca 315.887 Radial-iFR) |
|---|---|---|---|---|---|---|---|
| Concentration average | 0.0007 ppm | 55.0323 ppm | 0.0069 ppm | 0.0205 ppm | 1.6619 ppm | 0.0081 ppm | 10.9701 ppm |
| Concentration per Run | 0.0004 ppm | 54.9712 ppm | 0.0066 ppm | 0.0192 ppm | 1.6599 ppm | 0.0080 ppm | 10.9637 ppm |
| Concentration per Run | 0.0011 ppm | 55.0829 ppm | 0.0055 ppm | 0.0223 ppm | 1.6635 ppm | 0.0081 ppm | 10.9804 ppm |
| Concentration per Run | 0.0006 ppm | 55.0427 ppm | 0.0087 ppm | 0.0199 ppm | 1.6624 ppm | 0.0080 ppm | 10.9662 ppm |
| Concentration RSD | 54.0 % | 0.1 % | 23.6 % | 7.7 % | 0.1 % | 0.7 % | 0.1 % |

| | Cd 214.438 Axial-iFR) | Co 228.616 Axial-iFR) | Cr 267.716 Axial-iFR) | Cu 324.754 Axial-iFR) | Fe 259.940 Radial-iFR) | K 766.490 Radial-iFR) | Li 670.776 Radial-iFR) |
|---|---|---|---|---|---|---|---|
| Concentration average | 0.0005 ppm | 0.2490 ppm | 0.0909 ppm | 0.0538 ppm | 132.5099 ppm | 11.0589 ppm | 0.2959 ppm |
| Concentration per Run | 0.0004 ppm | 0.2486 ppm | 0.0898 ppm | 0.0539 ppm | 132.7743 ppm | 11.0413 ppm | 0.2987 ppm |
| Concentration per Run | 0.0004 ppm | 0.2478 ppm | 0.0914 ppm | 0.0536 ppm | 131.6238 ppm | 11.0453 ppm | 0.2933 ppm |
| Concentration per Run | 0.0006 ppm | 0.2507 ppm | 0.0913 ppm | 0.0538 ppm | 133.1315 ppm | 11.0902 ppm | 0.2957 ppm |
| Concentration RSD | 27.5 % | 0.6 % | 1.0 % | 0.3 % | 0.6 % | 0.2 % | 0.9 % |

| | Mg 279.079 Axial-iFR) | Mn 257.610 Radial-iFR) | Mo 202.030 Axial-iFR) | Na 589.592 Radial-iFR) | Ni 231.604 Axial-iFR) | Pb 220.353 Axial-eUV) | Sb 206.833 Axial-iFR) |
|---|---|---|---|---|---|---|---|
| Concentration average | 35.9243 ppm | 16.1019 ppm | 0.0003 ppm | 0.5652 ppm | 0.3449 ppm | 0.1415 ppm | 0.0030 ppm |
| Concentration per Run | 36.1012 ppm | 16.0765 ppm | 0.0001 ppm | 0.5610 ppm | 0.3454 ppm | 0.1413 ppm | -0.0002 ppm |
| Concentration per Run | 35.8494 ppm | 16.1272 ppm | 0.0004 ppm | 0.5614 ppm | 0.3444 ppm | 0.1414 ppm | 0.0021 ppm |
| Concentration per Run | 35.8222 ppm | 16.1019 ppm | 0.0004 ppm | 0.5733 ppm | 0.3448 ppm | 0.1416 ppm | 0.0071 ppm |
| Concentration RSD | 0.4 % | 0.2 % | 69.3 % | 1.2 % | 0.1 % | 0.1 % | 125.0 % |

| | Se 196.090 Axial-eUV) | Si 212.412 Axial-iFR) | Sn 189.989 Axial-iFR) | Sr 421.552 Radial-iFR) | Ti 334.904 Axial-iFR) | Tl 190.856 Axial-eUV) | V 292.402 Axial-iFR) |
|---|---|---|---|---|---|---|---|
| Concentration average | 0.0017 ppm | 3.9918 ppm | 0.0038 ppm | 0.0845 ppm | 0.9721 ppm | -0.0009 ppm | 0.0801 ppm |
| Concentration per Run | 0.0037 ppm | 3.9965 ppm | 0.0048 ppm | 0.0846 ppm | 0.9719 ppm | -0.0016 ppm | 0.0799 ppm |
| Concentration per Run | -0.0018 ppm | 3.9775 ppm | 0.0035 ppm | 0.0844 ppm | 0.9746 ppm | 0.0009 ppm | 0.0797 ppm |
| Concentration per Run | 0.0031 ppm | 4.0015 ppm | 0.0031 ppm | 0.0845 ppm | 0.9698 ppm | -0.0022 ppm | 0.0806 ppm |
| Concentration RSD | 182.3 % | 0.3 % | 23.1 % | 0.1 % | 0.2 % | 172.5 % | 0.5 % |

| | Zn 206.200 Axial-iFR) | Sc 361.384 Axial-iFR) | Sc 361.384 Radial-iFR) | Sc 227.318 Axial-eUV) | Y 360.073 Axial-iFR) | Y 371.030 Radial-iFR) | Y 224.306 Axial-eUV) |
|---|---|---|---|---|---|---|---|
| Concentration average | 0.4722 ppm | 101.4127 % | 104.5237 % | 94.7365 % | 116.9660 % | 122.6964 % | 116.1128 % |
| Concentration per Run | 0.4730 ppm | 100.6285 % | 105.1027 % | 94.9331 % | 116.1415 % | 122.6735 % | 116.1923 % |
| Concentration per Run | 0.4697 ppm | 102.0343 % | 104.6550 % | 94.5653 % | 117.7078 % | 123.6977 % | 115.9611 % |
| Concentration per Run | 0.4739 ppm | 101.5752 % | 103.8133 % | 94.7110 % | 117.0486 % | 121.7179 % | 116.1851 % |
| Concentration RSD | 0.5 % | 0.7 % | 0.6 % | 0.2 % | 0.7 % | 0.8 % | 0.1 % |

# ICP DataTrace 11

9/11/2025 7:24:09 AM

LabBook: WG2112807_20250910_T11.imexp

Sample: CCV
Analysis started at: 9/10/2025 1:05:37 PM
Comment <Comment>
Rack Number 0
Vial Numbers 3

| | Ag 328.068 Axial-iFR) | Al 396.152 Radial-iFR) | As 189.042 Axial-eUV) | B 208.959 Axial-iFR) | Ba 455.403 Radial-iFR) | Be 313.042 Radial-iFR) | Ca 315.887 Radial-iFR) |
|---|---|---|---|---|---|---|---|
| Concentration average | **0.5160 ppm** | 0.4927 ppm | 0.5022 ppm | 0.4948 ppm | 0.5087 ppm | 0.5284 ppm | 0.5163 ppm |
| Concentration per Run | 0.5136 ppm | 0.5036 ppm | 0.5005 ppm | 0.4899 ppm | 0.5072 ppm | 0.5275 ppm | 0.5152 ppm |
| Concentration per Run | 0.5183 ppm | 0.4838 ppm | 0.5043 ppm | 0.4972 ppm | 0.5083 ppm | 0.5281 ppm | 0.5205 ppm |
| Concentration per Run | 0.5161 ppm | 0.4906 ppm | 0.5018 ppm | 0.4974 ppm | 0.5106 ppm | 0.5295 ppm | 0.5132 ppm |
| Recovery Percentage | 103.201 % | 98.539 % | 100.439 % | 98.965 % | 101.738 % | 105.681 % | 103.263 % |
| Concentration RSD | 0.5 % | 2.0 % | 0.4 % | 0.9 % | 0.3 % | 0.2 % | 0.7 % |

| | Cd 214.438 Axial-iFR) | Co 228.616 Axial-iFR) | Cr 267.716 Axial-iFR) | Cu 324.754 Axial-iFR) | Fe 259.940 Radial-iFR) | K 766.490 Radial-iFR) | Li 670.776 Radial-iFR) |
|---|---|---|---|---|---|---|---|
| Concentration average | 0.5206 ppm | 0.5266 ppm | 0.5241 ppm | 0.5393 ppm | 0.5273 ppm | 5.3849 ppm | 0.5144 ppm |
| Concentration per Run | 0.5182 ppm | 0.5282 ppm | 0.5230 ppm | 0.5370 ppm | 0.5259 ppm | 5.3727 ppm | 0.5110 ppm |
| Concentration per Run | 0.5217 ppm | 0.5232 ppm | 0.5233 ppm | 0.5403 ppm | 0.5280 ppm | 5.3742 ppm | 0.5129 ppm |
| Concentration per Run | 0.5218 ppm | 0.5284 ppm | 0.5258 ppm | 0.5407 ppm | 0.5280 ppm | 5.4076 ppm | 0.5193 ppm |
| Recovery Percentage | 104.116 % | 105.321 % | 104.814 % | 107.863 % | 105.467 % | 107.697 % | 102.881 % |
| Concentration RSD | 0.4 % | 0.6 % | 0.3 % | 0.4 % | 0.2 % | 0.4 % | 0.9 % |

| | Mg 279.079 Axial-iFR) | Mn 257.610 Radial-iFR) | Mo 202.030 Axial-iFR) | Na 589.592 Radial-iFR) | Ni 231.604 Axial-iFR) | Pb 220.353 Axial-eUV) | Sb 206.833 Axial-iFR) |
|---|---|---|---|---|---|---|---|
| Concentration average | 0.5202 ppm | 0.5307 ppm | 0.5066 ppm | 10.3458 ppm | 0.5333 ppm | 0.5238 ppm | 0.5265 ppm |
| Concentration per Run | 0.5189 ppm | 0.5302 ppm | 0.5056 ppm | 10.2762 ppm | 0.5312 ppm | 0.5243 ppm | 0.5276 ppm |
| Concentration per Run | 0.5201 ppm | 0.5298 ppm | 0.5076 ppm | 10.3514 ppm | 0.5349 ppm | 0.5232 ppm | 0.5224 ppm |
| Concentration per Run | 0.5216 ppm | 0.5322 ppm | 0.5066 ppm | 10.4099 ppm | 0.5338 ppm | 0.5240 ppm | 0.5296 ppm |
| Recovery Percentage | 104.037 % | 106.149 % | 101.329 % | 103.458 % | 106.664 % | 104.759 % | 105.307 % |
| Concentration RSD | 0.3 % | 0.2 % | 0.2 % | 0.6 % | 0.4 % | 0.1 % | 0.7 % |

| | Se 196.090 Axial-eUV) | Si 212.412 Axial-iFR) | Sn 189.989 Axial-iFR) | Sr 421.552 Radial-iFR) | Ti 334.904 Axial-iFR) | Tl 190.856 Axial-eUV) | V 292.402 Axial-iFR) |
|---|---|---|---|---|---|---|---|
| Concentration average | 0.4980 ppm | 5.5236 ppm | 0.5095 ppm | 0.5095 ppm | 0.5127 ppm | **0.5079 ppm** | 0.5290 ppm |
| Concentration per Run | 0.4966 ppm | 5.4986 ppm | 0.5083 ppm | 0.5086 ppm | 0.5104 ppm | 0.5062 ppm | 0.5272 ppm |
| Concentration per Run | 0.5013 ppm | 5.5275 ppm | 0.5138 ppm | 0.5088 ppm | 0.5134 ppm | 0.5095 ppm | 0.5298 ppm |
| Concentration per Run | 0.4961 ppm | 5.5448 ppm | 0.5066 ppm | 0.5110 ppm | 0.5142 ppm | 0.5080 ppm | 0.5298 ppm |
| Recovery Percentage | 99.596 % | 105.211 % | 101.909 % | 101.894 % | 102.536 % | 101.585 % | 105.791 % |
| Concentration RSD | 0.6 % | 0.4 % | 0.7 % | 0.3 % | 0.4 % | 0.3 % | 0.3 % |

| | Zn 206.200 Axial-iFR) | Sc 361.384 Axial-iFR) | Sc 361.384 Radial-iFR) | Sc 227.318 Axial-eUV) | Y 360.073 Axial-iFR) | Y 371.030 Radial-iFR) | Y 224.306 Axial-eUV) |
|---|---|---|---|---|---|---|---|
| Concentration average | 0.5059 ppm | 99.4367 % | 101.6007 % | 97.3936 % | 97.2290 % | 98.3741 % | 96.3947 % |
| Concentration per Run | 0.5056 ppm | 100.0371 % | 102.5638 % | 97.3167 % | 98.0967 % | 99.2111 % | 96.1775 % |
| Concentration per Run | 0.5056 ppm | 98.9880 % | 101.2006 % | 97.5944 % | 96.4152 % | 97.1263 % | 96.7425 % |
| Concentration per Run | 0.5065 ppm | 99.2850 % | 101.0376 % | 97.2697 % | 97.1752 % | 98.7850 % | 96.2641 % |
| Recovery Percentage | 101.177 % | | | | | | |
| Concentration RSD | 0.1 % | 0.5 % | 0.8 % | 0.2 % | 0.9 % | 1.1 % | 0.3 % |

# ICP DataTrace 11

9/11/2025 7:24:09 AM

LabBook: WG2112807_20250910_T11.imexp

Sample: CCB
Analysis started at: 9/10/2025 1:07:42 PM
Comment <Comment>
Rack Number 0
Vial Numbers 4

| | Ag 328.068 Axial-iFR) | Al 396.152 Radial-iFR) | As 189.042 Axial-eUV) | B 208.959 Axial-iFR) | Ba 455.403 Radial-iFR) | Be 313.042 Radial-iFR) | Ca 315.887 Radial-iFR) |
|---|---|---|---|---|---|---|---|
| Concentration average | 0.0001 ppm | 0.0136 ppm | -0.0002 ppm | -0.0006 ppm | -0.0002 ppm | 0.0000 ppm | 0.0008 ppm |
| Concentration per Run | 0.0004 ppm | 0.0172 ppm | -0.0002 ppm | 0.0010 ppm | -0.0003 ppm | 0.0000 ppm | 0.0050 ppm |
| Concentration per Run | -0.0001 ppm | 0.0148 ppm | -0.0016 ppm | -0.0018 ppm | -0.0001 ppm | 0.0001 ppm | -0.0015 ppm |
| Concentration per Run | -0.0001 ppm | 0.0089 ppm | 0.0012 ppm | -0.0009 ppm | -0.0002 ppm | 0.0001 ppm | -0.0011 ppm |
| Recovery Percentage | 1.345 % | 13.649 % | -3.752 % | -1.922 % | -1.997 % | 0.930 % | 0.819 % |
| Concentration RSD | 302.5 % | 31.1 % | 738.4 % | 248.0 % | 37.2 % | 194.4 % | 443.6 % |

| | Cd 214.438 Axial-iFR) | Co 228.616 Axial-iFR) | Cr 267.716 Axial-iFR) | Cu 324.754 Axial-iFR) | Fe 259.940 Radial-iFR) | K 766.490 Radial-iFR) | Li 670.776 Radial-iFR) |
|---|---|---|---|---|---|---|---|
| Concentration average | 0.0001 ppm | -0.0004 ppm | 0.0001 ppm | 0.0003 ppm | 0.0007 ppm | -0.0178 ppm | -0.0023 ppm |
| Concentration per Run | 0.0001 ppm | 0.0000 ppm | 0.0000 ppm | 0.0004 ppm | 0.0010 ppm | -0.0369 ppm | -0.0055 ppm |
| Concentration per Run | 0.0001 ppm | -0.0008 ppm | 0.0001 ppm | 0.0004 ppm | 0.0019 ppm | -0.0067 ppm | -0.0018 ppm |
| Concentration per Run | 0.0001 ppm | -0.0005 ppm | 0.0003 ppm | 0.0001 ppm | -0.0006 ppm | -0.0098 ppm | 0.0004 ppm |
| Recovery Percentage | 2.303 % | -2.130 % | 1.355 % | 2.952 % | 1.478 % | -0.713 % | -46.320 % |
| Concentration RSD | 36.7 % | 96.5 % | 113.8 % | 69.0 % | 172.5 % | 93.3 % | 129.9 % |

| | Mg 279.079 Axial-iFR) | Mn 257.610 Radial-iFR) | Mo 202.030 Axial-iFR) | Na 589.592 Radial-iFR) | Ni 231.604 Axial-iFR) | Pb 220.353 Axial-eUV) | Sb 206.833 Axial-iFR) |
|---|---|---|---|---|---|---|---|
| Concentration average | -0.0009 ppm | -0.0001 ppm | 0.0002 ppm | -0.0032 ppm | -0.0002 ppm | 0.0001 ppm | 0.0009 ppm |
| Concentration per Run | -0.0009 ppm | -0.0003 ppm | 0.0005 ppm | -0.0031 ppm | 0.0006 ppm | 0.0001 ppm | 0.0027 ppm |
| Concentration per Run | 0.0002 ppm | 0.0000 ppm | 0.0003 ppm | 0.0020 ppm | -0.0008 ppm | 0.0001 ppm | -0.0005 ppm |
| Concentration per Run | -0.0021 ppm | 0.0000 ppm | -0.0001 ppm | -0.0086 ppm | -0.0004 ppm | 0.0001 ppm | 0.0007 ppm |
| Recovery Percentage | -0.937 % | -1.248 % | 0.422 % | -0.161 % | -0.760 % | 0.813 % | 1.862 % |
| Concentration RSD | 120.6 % | 155.6 % | 161.1 % | 165.6 % | 370.5 % | 28.0 % | 173.8 % |

| | Se 196.090 Axial-eUV) | Si 212.412 Axial-iFR) | Sn 189.989 Axial-iFR) | Sr 421.552 Radial-iFR) | Ti 334.904 Axial-iFR) | Tl 190.856 Axial-eUV) | V 292.402 Axial-iFR) |
|---|---|---|---|---|---|---|---|
| Concentration average | 0.0006 ppm | -0.0014 ppm | 0.0001 ppm | 0.0000 ppm | -0.0005 ppm | 0.0015 ppm | 0.0005 ppm |
| Concentration per Run | -0.0020 ppm | -0.0008 ppm | -0.0004 ppm | 0.0000 ppm | -0.0003 ppm | 0.0019 ppm | 0.0004 ppm |
| Concentration per Run | 0.0036 ppm | -0.0007 ppm | 0.0010 ppm | 0.0000 ppm | -0.0004 ppm | 0.0011 ppm | 0.0005 ppm |
| Concentration per Run | 0.0003 ppm | -0.0027 ppm | -0.0004 ppm | 0.0000 ppm | -0.0010 ppm | 0.0016 ppm | 0.0007 ppm |
| Recovery Percentage | 6.426 % | -0.277 % | 0.140 % | -0.085 % | -5.296 % | 7.629 % | 5.249 % |
| Concentration RSD | 431.9 % | 84.9 % | 1,165.0 % | 318.0 % | 71.6 % | 29.4 % | 26.9 % |

| | Zn 206.200 Axial-iFR) | Sc 361.384 Axial-iFR) | Sc 361.384 Radial-iFR) | Sc 227.318 Axial-eUV) | Y 360.073 Axial-iFR) | Y 371.030 Radial-iFR) | Y 224.306 Axial-eUV) |
|---|---|---|---|---|---|---|---|
| Concentration average | 0.0000 ppm | 99.7279 % | 102.0103 % | 99.1717 % | 99.8622 % | 101.5265 % | 99.2616 % |
| Concentration per Run | 0.0000 ppm | 99.9420 % | 102.5632 % | 99.3405 % | 99.7603 % | 103.1286 % | 99.7013 % |
| Concentration per Run | -0.0001 ppm | 100.5386 % | 101.3584 % | 99.0568 % | 100.8173 % | 101.2753 % | 99.1155 % |
| Concentration per Run | 0.0000 ppm | 98.7030 % | 102.1094 % | 99.1177 % | 99.0091 % | 100.1755 % | 98.9679 % |
| Recovery Percentage | -0.821 % | | | | | | |
| Concentration RSD | 176.8 % | 0.9 % | 0.6 % | 0.2 % | 0.9 % | 1.5 % | 0.4 % |

# ICP DataTrace 11

9/11/2025 7:24:09 AM

LabBook: WG2112807_20250910_T11.imexp

Sample: WG2111138-1 WG2111138
Analysis started at: 9/10/2025 1:53:49 PM
Comment <Comment>
Rack Number 2
Vial Numbers 12

| | Ag 328.068 Axial-iFR) | Al 396.152 Radial-iFR) | As 189.042 Axial-eUV) | B 208.959 Axial-iFR) | Ba 455.403 Radial-iFR) | Be 313.042 Radial-iFR) | Ca 315.887 Radial-iFR) |
|---|---|---|---|---|---|---|---|
| Concentration average | 0.0001 ppm | 0.0043 ppm | -0.0013 ppm | -0.0005 ppm | 0.0000 ppm | 0.0000 ppm | -0.0011 ppm |
| Concentration per Run | 0.0000 ppm | -0.0043 ppm | -0.0023 ppm | -0.0015 ppm | -0.0002 ppm | 0.0000 ppm | 0.0013 ppm |
| Concentration per Run | -0.0002 ppm | 0.0058 ppm | -0.0009 ppm | -0.0002 ppm | 0.0001 ppm | 0.0000 ppm | -0.0036 ppm |
| Concentration per Run | 0.0005 ppm | 0.0115 ppm | -0.0007 ppm | 0.0002 ppm | 0.0000 ppm | 0.0000 ppm | -0.0009 ppm |
| Concentration RSD | 298.2 % | 185.4 % | 68.0 % | 185.4 % | 489.3 % | 80.2 % | 230.4 % |

| | Cd 214.438 Axial-iFR) | Co 228.616 Axial-iFR) | Cr 267.716 Axial-iFR) | Cu 324.754 Axial-iFR) | Fe 259.940 Radial-iFR) | K 766.490 Radial-iFR) | Li 670.776 Radial-iFR) |
|---|---|---|---|---|---|---|---|
| Concentration average | 0.0001 ppm | -0.0004 ppm | 0.0017 ppm | 0.0003 ppm | 0.0109 ppm | 0.0142 ppm | -0.0031 ppm |
| Concentration per Run | 0.0000 ppm | 0.0000 ppm | 0.0015 ppm | 0.0003 ppm | 0.0101 ppm | -0.0082 ppm | -0.0025 ppm |
| Concentration per Run | 0.0000 ppm | -0.0007 ppm | 0.0015 ppm | 0.0003 ppm | 0.0123 ppm | 0.0306 ppm | -0.0022 ppm |
| Concentration per Run | 0.0001 ppm | -0.0006 ppm | 0.0023 ppm | 0.0003 ppm | 0.0104 ppm | 0.0204 ppm | -0.0047 ppm |
| Concentration RSD | 84.9 % | 80.8 % | 26.4 % | 14.3 % | 10.7 % | 141.0 % | 42.7 % |

| | Mg 279.079 Axial-iFR) | Mn 257.610 Radial-iFR) | Mo 202.030 Axial-iFR) | Na 589.592 Radial-iFR) | Ni 231.604 Axial-iFR) | Pb 220.353 Axial-eUV) | Sb 206.833 Axial-iFR) |
|---|---|---|---|---|---|---|---|
| Concentration average | 0.0011 ppm | 0.0001 ppm | 0.0003 ppm | -0.0091 ppm | -0.0008 ppm | 0.0001 ppm | -0.0006 ppm |
| Concentration per Run | 0.0007 ppm | -0.0002 ppm | 0.0006 ppm | -0.0078 ppm | -0.0017 ppm | -0.0003 ppm | -0.0008 ppm |
| Concentration per Run | 0.0030 ppm | 0.0002 ppm | 0.0002 ppm | -0.0111 ppm | 0.0004 ppm | -0.0001 ppm | 0.0024 ppm |
| Concentration per Run | -0.0004 ppm | 0.0002 ppm | 0.0000 ppm | -0.0083 ppm | -0.0010 ppm | 0.0008 ppm | -0.0035 ppm |
| Concentration RSD | 162.8 % | 282.4 % | 126.6 % | 19.6 % | 131.6 % | 584.3 % | 459.3 % |

| | Se 196.090 Axial-eUV) | Si 212.412 Axial-iFR) | Sn 189.989 Axial-iFR) | Sr 421.552 Radial-iFR) | Ti 334.904 Axial-iFR) | Tl 190.856 Axial-eUV) | V 292.402 Axial-iFR) |
|---|---|---|---|---|---|---|---|
| Concentration average | 0.0002 ppm | 0.0076 ppm | -0.0008 ppm | -0.0001 ppm | -0.0004 ppm | 0.0014 ppm | 0.0001 ppm |
| Concentration per Run | -0.0031 ppm | 0.0082 ppm | -0.0020 ppm | -0.0001 ppm | -0.0003 ppm | 0.0019 ppm | 0.0005 ppm |
| Concentration per Run | 0.0046 ppm | 0.0083 ppm | 0.0003 ppm | -0.0001 ppm | -0.0006 ppm | 0.0019 ppm | 0.0002 ppm |
| Concentration per Run | -0.0010 ppm | 0.0064 ppm | -0.0005 ppm | 0.0000 ppm | -0.0003 ppm | 0.0003 ppm | -0.0004 ppm |
| Concentration RSD | 2,213.9 % | 14.0 % | 154.0 % | 48.8 % | 52.3 % | 67.3 % | 406.4 % |

| | Zn 206.200 Axial-iFR) | Sc 361.384 Axial-iFR) | Sc 361.384 Radial-iFR) | Sc 227.318 Axial-eUV) | Y 360.073 Axial-iFR) | Y 371.030 Radial-iFR) | Y 224.306 Axial-eUV) |
|---|---|---|---|---|---|---|---|
| Concentration average | 0.0003 ppm | 98.6038 % | 101.2735 % | 97.5101 % | 99.5959 % | 100.3458 % | 97.7217 % |
| Concentration per Run | 0.0002 ppm | 98.6507 % | 102.0530 % | 96.9480 % | 99.4903 % | 102.0971 % | 97.0851 % |
| Concentration per Run | 0.0003 ppm | 98.8472 % | 101.1935 % | 96.9315 % | 99.7866 % | 99.6304 % | 97.2724 % |
| Concentration per Run | 0.0003 ppm | 98.3136 % | 100.5741 % | 98.6508 % | 99.5108 % | 99.3099 % | 98.8075 % |
| Concentration RSD | 11.6 % | 0.3 % | 0.7 % | 1.0 % | 0.2 % | 1.5 % | 1.0 % |

# ICP DataTrace 11

9/11/2025 7:24:09 AM

LabBook: WG2112807_20250910_T11.imexp

Sample: WG2111138-2 WG2111138
Analysis started at: 9/10/2025 1:56:05 PM
Comment <Comment>
Rack Number 2
Vial Numbers 13

| | Ag 328.068 Axial-iFR) | Al 396.152 Radial-iFR) | As 189.042 Axial-eUV) | B 208.959 Axial-iFR) | Ba 455.403 Radial-iFR) | Be 313.042 Radial-iFR) | Ca 315.887 Radial-iFR) |
|---|---|---|---|---|---|---|---|
| Concentration average | 0.0464 ppm | 2.0994 ppm | 0.1262 ppm | 0.9999 ppm | 2.0620 ppm | 0.0537 ppm | 10.5398 ppm |
| Concentration per Run | 0.0467 ppm | 2.1142 ppm | 0.1281 ppm | 0.9966 ppm | 2.0515 ppm | 0.0539 ppm | 10.5504 ppm |
| Concentration per Run | 0.0464 ppm | 2.0952 ppm | 0.1256 ppm | 1.0047 ppm | 2.0668 ppm | 0.0536 ppm | 10.5054 ppm |
| Concentration per Run | 0.0461 ppm | 2.0889 ppm | 0.1249 ppm | 0.9983 ppm | 2.0676 ppm | 0.0537 ppm | 10.5635 ppm |
| Concentration RSD | 0.6 % | 0.6 % | 1.3 % | 0.4 % | 0.4 % | 0.3 % | 0.3 % |

| | Cd 214.438 Axial-iFR) | Co 228.616 Axial-iFR) | Cr 267.716 Axial-iFR) | Cu 324.754 Axial-iFR) | Fe 259.940 Radial-iFR) | K 766.490 Radial-iFR) | Li 670.776 Radial-iFR) |
|---|---|---|---|---|---|---|---|
| Concentration average | 0.0552 ppm | 0.5162 ppm | 0.2087 ppm | 0.2682 ppm | 1.0687 ppm | 10.8960 ppm | -0.0033 ppm |
| Concentration per Run | 0.0552 ppm | 0.5171 ppm | 0.2085 ppm | 0.2679 ppm | 1.0750 ppm | 10.8277 ppm | -0.0027 ppm |
| Concentration per Run | 0.0553 ppm | 0.5171 ppm | 0.2102 ppm | 0.2689 ppm | 1.0645 ppm | 10.9331 ppm | -0.0041 ppm |
| Concentration per Run | 0.0549 ppm | 0.5145 ppm | 0.2073 ppm | 0.2677 ppm | 1.0665 ppm | 10.9271 ppm | -0.0031 ppm |
| Concentration RSD | 0.4 % | 0.3 % | 0.7 % | 0.2 % | 0.5 % | 0.5 % | 21.5 % |

| | Mg 279.079 Axial-iFR) | Mn 257.610 Radial-iFR) | Mo 202.030 Axial-iFR) | Na 589.592 Radial-iFR) | Ni 231.604 Axial-iFR) | Pb 220.353 Axial-eUV) | Sb 206.833 Axial-iFR) |
|---|---|---|---|---|---|---|---|
| Concentration average | 10.4233 ppm | 0.5297 ppm | 1.0281 ppm | 10.4566 ppm | 0.5299 ppm | 0.5599 ppm | 0.5229 ppm |
| Concentration per Run | 10.4666 ppm | 0.5286 ppm | 1.0297 ppm | 10.2822 ppm | 0.5306 ppm | 0.5574 ppm | 0.5228 ppm |
| Concentration per Run | 10.4100 ppm | 0.5308 ppm | 1.0277 ppm | 10.5990 ppm | 0.5289 ppm | 0.5623 ppm | 0.5252 ppm |
| Concentration per Run | 10.3934 ppm | 0.5296 ppm | 1.0269 ppm | 10.4886 ppm | 0.5303 ppm | 0.5602 ppm | 0.5207 ppm |
| Concentration RSD | 0.4 % | 0.2 % | 0.1 % | 1.5 % | 0.2 % | 0.4 % | 0.4 % |

| | Se 196.090 Axial-eUV) | Si 212.412 Axial-iFR) | Sn 189.989 Axial-iFR) | Sr 421.552 Radial-iFR) | Ti 334.904 Axial-iFR) | Tl 190.856 Axial-eUV) | V 292.402 Axial-iFR) |
|---|---|---|---|---|---|---|---|
| Concentration average | 0.1259 ppm | 0.9711 ppm | 1.0170 ppm | **1.0084 ppm** | 1.0290 ppm | **0.1248 ppm** | 0.5428 ppm |
| Concentration per Run | 0.1229 ppm | 0.9683 ppm | 1.0141 ppm | 1.0033 ppm | 1.0343 ppm | 0.1225 ppm | 0.5439 ppm |
| Concentration per Run | 0.1277 ppm | 0.9753 ppm | 1.0199 ppm | 1.0112 ppm | 1.0240 ppm | 0.1256 ppm | 0.5430 ppm |
| Concentration per Run | 0.1272 ppm | 0.9696 ppm | 1.0168 ppm | 1.0106 ppm | 1.0288 ppm | 0.1265 ppm | 0.5416 ppm |
| Concentration RSD | 2.1 % | 0.4 % | 0.3 % | 0.4 % | 0.5 % | 1.7 % | 0.2 % |

| | Zn 206.200 Axial-iFR) | Sc 361.384 Axial-iFR) | Sc 361.384 Radial-iFR) | Sc 227.318 Axial-eUV) | Y 360.073 Axial-iFR) | Y 371.030 Radial-iFR) | Y 224.306 Axial-eUV) |
|---|---|---|---|---|---|---|---|
| Concentration average | 0.5063 ppm | 99.9546 % | 102.2512 % | 96.3176 % | 97.9712 % | 97.7662 % | 96.0824 % |
| Concentration per Run | 0.5090 ppm | 99.5584 % | 102.6641 % | 95.7307 % | 97.8238 % | 96.7484 % | 95.3809 % |
| Concentration per Run | 0.5052 ppm | 100.1801 % | 102.6704 % | 96.7283 % | 98.0320 % | 100.0118 % | 96.6549 % |
| Concentration per Run | 0.5048 ppm | 100.1254 % | 101.4192 % | 96.4938 % | 98.0577 % | 96.5384 % | 96.2115 % |
| Concentration RSD | 0.5 % | 0.3 % | 0.7 % | 0.5 % | 0.1 % | 2.0 % | 0.7 % |

# ICP DataTrace 11

9/11/2025 7:24:09 AM

LabBook: WG2112807_20250910_T11.imexp

Sample: WG2111138-3 WG2111138
Analysis started at: 9/10/2025 1:58:10 PM
Comment <Comment>
Rack Number 2
Vial Numbers 14

| | Ag 328.068 Axial-iFR) | Al 396.152 Radial-iFR) | As 189.042 Axial-eUV) | B 208.959 Axial-iFR) | Ba 455.403 Radial-iFR) | Be 313.042 Radial-iFR) | Ca 315.887 Radial-iFR) |
|---|---|---|---|---|---|---|---|
| Concentration average | 0.0462 ppm | 2.1066 ppm | 0.1240 ppm | 0.9919 ppm | 2.0711 ppm | 0.0539 ppm | 10.4491 ppm |
| Concentration per Run | 0.0464 ppm | 2.1130 ppm | 0.1234 ppm | 0.9854 ppm | 2.0793 ppm | 0.0542 ppm | 10.4639 ppm |
| Concentration per Run | 0.0463 ppm | 2.1026 ppm | 0.1244 ppm | 0.9951 ppm | 2.0653 ppm | 0.0537 ppm | 10.4529 ppm |
| Concentration per Run | 0.0460 ppm | 2.1044 ppm | 0.1243 ppm | 0.9951 ppm | 2.0686 ppm | 0.0539 ppm | 10.4305 ppm |
| Concentration RSD | 0.4 % | 0.3 % | 0.5 % | 0.6 % | 0.4 % | 0.5 % | 0.2 % |

| | Cd 214.438 Axial-iFR) | Co 228.616 Axial-iFR) | Cr 267.716 Axial-iFR) | Cu 324.754 Axial-iFR) | Fe 259.940 Radial-iFR) | K 766.490 Radial-iFR) | Li 670.776 Radial-iFR) |
|---|---|---|---|---|---|---|---|
| Concentration average | 0.0547 ppm | 0.5177 ppm | 0.2085 ppm | 0.2673 ppm | 1.0656 ppm | 10.8772 ppm | -0.0039 ppm |
| Concentration per Run | 0.0544 ppm | 0.5169 ppm | 0.2086 ppm | 0.2670 ppm | 1.0720 ppm | 10.8950 ppm | -0.0050 ppm |
| Concentration per Run | 0.0552 ppm | 0.5187 ppm | 0.2080 ppm | 0.2667 ppm | 1.0557 ppm | 10.8845 ppm | -0.0044 ppm |
| Concentration per Run | 0.0547 ppm | 0.5177 ppm | 0.2088 ppm | 0.2681 ppm | 1.0692 ppm | 10.8521 ppm | -0.0023 ppm |
| Concentration RSD | 0.8 % | 0.2 % | 0.2 % | 0.3 % | 0.8 % | 0.2 % | 35.8 % |

| | Mg 279.079 Axial-iFR) | Mn 257.610 Radial-iFR) | Mo 202.030 Axial-iFR) | Na 589.592 Radial-iFR) | Ni 231.604 Axial-iFR) | Pb 220.353 Axial-eUV) | Sb 206.833 Axial-iFR) |
|---|---|---|---|---|---|---|---|
| Concentration average | 10.3004 ppm | 0.5311 ppm | 1.0188 ppm | 10.4347 ppm | 0.5310 ppm | 0.5551 ppm | 0.5233 ppm |
| Concentration per Run | 10.2220 ppm | 0.5327 ppm | 1.0145 ppm | 10.5792 ppm | 0.5276 ppm | 0.5555 ppm | 0.5226 ppm |
| Concentration per Run | 10.3390 ppm | 0.5324 ppm | 1.0244 ppm | 10.4371 ppm | 0.5337 ppm | 0.5547 ppm | 0.5230 ppm |
| Concentration per Run | 10.3402 ppm | 0.5283 ppm | 1.0176 ppm | 10.2876 ppm | 0.5317 ppm | 0.5550 ppm | 0.5244 ppm |
| Concentration RSD | 0.7 % | 0.5 % | 0.5 % | 1.4 % | 0.6 % | 0.1 % | 0.2 % |

| | Se 196.090 Axial-eUV) | Si 212.412 Axial-iFR) | Sn 189.989 Axial-iFR) | Sr 421.552 Radial-iFR) | Ti 334.904 Axial-iFR) | Tl 190.856 Axial-eUV) | V 292.402 Axial-iFR) |
|---|---|---|---|---|---|---|---|
| Concentration average | 0.1233 ppm | 0.9638 ppm | 1.0141 ppm | **1.0023 ppm** | 1.0137 ppm | **0.1230 ppm** | 0.5417 ppm |
| Concentration per Run | 0.1251 ppm | 0.9620 ppm | 1.0087 ppm | 1.0060 ppm | 1.0035 ppm | 0.1241 ppm | 0.5409 ppm |
| Concentration per Run | 0.1230 ppm | 0.9602 ppm | 1.0199 ppm | 0.9971 ppm | 1.0191 ppm | 0.1232 ppm | 0.5420 ppm |
| Concentration per Run | 0.1217 ppm | 0.9693 ppm | 1.0137 ppm | 1.0039 ppm | 1.0184 ppm | 0.1218 ppm | 0.5420 ppm |
| Concentration RSD | 1.4 % | 0.5 % | 0.6 % | 0.5 % | 0.9 % | 0.9 % | 0.1 % |

| | Zn 206.200 Axial-iFR) | Sc 361.384 Axial-iFR) | Sc 361.384 Radial-iFR) | Sc 227.318 Axial-eUV) | Y 360.073 Axial-iFR) | Y 371.030 Radial-iFR) | Y 224.306 Axial-eUV) |
|---|---|---|---|---|---|---|---|
| Concentration average | 0.5048 ppm | 99.6301 % | 101.7034 % | 96.4122 % | 97.6174 % | 98.5612 % | 96.0074 % |
| Concentration per Run | 0.5022 ppm | 100.5226 % | 100.9913 % | 97.1276 % | 98.3373 % | 98.7893 % | 96.7559 % |
| Concentration per Run | 0.5065 ppm | 99.2547 % | 101.4815 % | 96.1206 % | 97.3261 % | 99.2554 % | 95.5765 % |
| Concentration per Run | 0.5058 ppm | 99.1130 % | 102.6374 % | 95.9883 % | 97.1888 % | 97.6388 % | 95.6897 % |
| Concentration RSD | 0.5 % | 0.8 % | 0.8 % | 0.6 % | 0.6 % | 0.8 % | 0.7 % |

# ICP DataTrace 11

9/11/2025 7:24:09 AM

LabBook: WG2112807_20250910_T11.imexp

Sample: L2553710-01 WG2111138
Analysis started at: 9/10/2025 2:00:16 PM
Comment <Comment>
Rack Number 2
Vial Numbers 22

| | Ag 328.068 Axial-iFR) | Al 396.152 Radial-iFR) | As 189.042 Axial-eUV) | B 208.959 Axial-iFR) | Ba 455.403 Radial-iFR) | Be 313.042 Radial-iFR) | Ca 315.887 Radial-iFR) |
|---|---|---|---|---|---|---|---|
| Concentration average | 0.0003 ppm | 0.0183 ppm | -0.0001 ppm | 0.0287 ppm | 0.0315 ppm | 0.0000 ppm | 21.0111 ppm |
| Concentration per Run | 0.0008 ppm | 0.0171 ppm | 0.0004 ppm | 0.0288 ppm | 0.0316 ppm | 0.0000 ppm | 21.0588 ppm |
| Concentration per Run | 0.0000 ppm | 0.0204 ppm | -0.0004 ppm | 0.0297 ppm | 0.0314 ppm | 0.0000 ppm | 21.1068 ppm |
| Concentration per Run | 0.0000 ppm | 0.0172 ppm | -0.0003 ppm | 0.0275 ppm | 0.0313 ppm | 0.0000 ppm | 20.8678 ppm |
| Concentration RSD | 165.2 % | 10.1 % | 367.1 % | 3.8 % | 0.5 % | 239.0 % | 0.6 % |

| | Cd 214.438 Axial-iFR) | Co 228.616 Axial-iFR) | Cr 267.716 Axial-iFR) | Cu 324.754 Axial-iFR) | Fe 259.940 Radial-iFR) | K 766.490 Radial-iFR) | Li 670.776 Radial-iFR) |
|---|---|---|---|---|---|---|---|
| Concentration average | -0.0002 ppm | -0.0005 ppm | 0.0007 ppm | 0.0011 ppm | 0.0427 ppm | 6.5614 ppm | -0.0002 ppm |
| Concentration per Run | -0.0002 ppm | -0.0005 ppm | 0.0005 ppm | 0.0014 ppm | 0.0458 ppm | 6.5446 ppm | -0.0003 ppm |
| Concentration per Run | -0.0002 ppm | -0.0007 ppm | 0.0009 ppm | 0.0006 ppm | 0.0404 ppm | 6.5617 ppm | -0.0001 ppm |
| Concentration per Run | -0.0001 ppm | -0.0004 ppm | 0.0008 ppm | 0.0013 ppm | 0.0419 ppm | 6.5780 ppm | -0.0001 ppm |
| Concentration RSD | 44.3 % | 26.0 % | 23.8 % | 37.8 % | 6.5 % | 0.3 % | 49.1 % |

| | Mg 279.079 Axial-iFR) | Mn 257.610 Radial-iFR) | Mo 202.030 Axial-iFR) | Na 589.592 Radial-iFR) | Ni 231.604 Axial-iFR) | Pb 220.353 Axial-eUV) | Sb 206.833 Axial-iFR) |
|---|---|---|---|---|---|---|---|
| Concentration average | 4.3512 ppm | 0.0115 ppm | 0.0012 ppm | 103.3442 ppm | 0.0003 ppm | 0.0008 ppm | 0.0036 ppm |
| Concentration per Run | 4.3076 ppm | 0.0117 ppm | 0.0013 ppm | 100.8533 ppm | 0.0010 ppm | 0.0019 ppm | 0.0009 ppm |
| Concentration per Run | 4.3445 ppm | 0.0116 ppm | 0.0008 ppm | 104.4614 ppm | 0.0006 ppm | 0.0010 ppm | 0.0054 ppm |
| Concentration per Run | 4.4016 ppm | 0.0113 ppm | 0.0016 ppm | 104.7178 ppm | -0.0008 ppm | -0.0006 ppm | 0.0043 ppm |
| Concentration RSD | 1.1 % | 1.4 % | 32.5 % | 2.1 % | 323.5 % | 161.7 % | 65.8 % |

| | Se 196.090 Axial-eUV) | Si 212.412 Axial-iFR) | Sn 189.989 Axial-iFR) | Sr 421.552 Radial-iFR) | Ti 334.904 Axial-iFR) | Tl 190.856 Axial-eUV) | V 292.402 Axial-iFR) |
|---|---|---|---|---|---|---|---|
| Concentration average | 0.0008 ppm | 1.4483 ppm | 0.0007 ppm | 0.1459 ppm | -0.0006 ppm | 0.0016 ppm | 0.0007 ppm |
| Concentration per Run | 0.0011 ppm | 1.4384 ppm | 0.0001 ppm | 0.1465 ppm | 0.0000 ppm | 0.0007 ppm | 0.0004 ppm |
| Concentration per Run | -0.0004 ppm | 1.4513 ppm | 0.0006 ppm | 0.1455 ppm | -0.0009 ppm | 0.0022 ppm | 0.0008 ppm |
| Concentration per Run | 0.0017 ppm | 1.4552 ppm | 0.0013 ppm | 0.1457 ppm | -0.0009 ppm | 0.0020 ppm | 0.0009 ppm |
| Concentration RSD | 135.3 % | 0.6 % | 87.8 % | 0.4 % | 88.1 % | 49.2 % | 37.0 % |

| | Zn 206.200 Axial-iFR) | Sc 361.384 Axial-iFR) | Sc 361.384 Radial-iFR) | Sc 227.318 Axial-eUV) | Y 360.073 Axial-iFR) | Y 371.030 Radial-iFR) | Y 224.306 Axial-eUV) |
|---|---|---|---|---|---|---|---|
| Concentration average | 0.0006 ppm | 100.5894 % | 104.4891 % | 96.2819 % | 98.2312 % | 99.2694 % | 97.2234 % |
| Concentration per Run | 0.0007 ppm | 101.2564 % | 104.1821 % | 96.4907 % | 98.3352 % | 95.4758 % | 97.3080 % |
| Concentration per Run | 0.0003 ppm | 100.1577 % | 104.8870 % | 96.4857 % | 98.1181 % | 100.8957 % | 97.6574 % |
| Concentration per Run | 0.0008 ppm | 100.3540 % | 104.3983 % | 95.8692 % | 98.2402 % | 101.4366 % | 96.7047 % |
| Concentration RSD | 45.1 % | 0.6 % | 0.3 % | 0.4 % | 0.1 % | 3.3 % | 0.5 % |

# ICP DataTrace 11

9/11/2025 7:24:09 AM

LabBook: WG2112807_20250910_T11.imexp

Sample: L2555280-05 WG2111138
Analysis started at: 9/10/2025 2:02:22 PM
Comment <Comment>
Rack Number 2
Vial Numbers 15

| | Ag 328.068 Axial-iFR) | Al 396.152 Radial-iFR) | As 189.042 Axial-eUV) | B 208.959 Axial-iFR) | Ba 455.403 Radial-iFR) | Be 313.042 Radial-iFR) | Ca 315.887 Radial-iFR) |
|---|---|---|---|---|---|---|---|
| Concentration average | 0.0002 ppm | 0.3836 ppm | 0.0034 ppm | 0.0396 ppm | 0.2394 ppm | 0.0001 ppm | 35.7386 ppm |
| Concentration per Run | 0.0003 ppm | 0.3826 ppm | 0.0026 ppm | 0.0388 ppm | 0.2391 ppm | 0.0001 ppm | 35.6431 ppm |
| Concentration per Run | 0.0002 ppm | 0.3764 ppm | 0.0044 ppm | 0.0408 ppm | 0.2404 ppm | 0.0000 ppm | 35.7900 ppm |
| Concentration per Run | 0.0001 ppm | 0.3919 ppm | 0.0033 ppm | 0.0391 ppm | 0.2388 ppm | 0.0001 ppm | 35.7828 ppm |
| Concentration RSD | 38.6 % | 2.0 % | 26.9 % | 2.7 % | 0.3 % | 53.6 % | 0.2 % |

| | Cd 214.438 Axial-iFR) | Co 228.616 Axial-iFR) | Cr 267.716 Axial-iFR) | Cu 324.754 Axial-iFR) | Fe 259.940 Radial-iFR) | K 766.490 Radial-iFR) | Li 670.776 Radial-iFR) |
|---|---|---|---|---|---|---|---|
| Concentration average | -0.0002 ppm | 0.0013 ppm | 0.0572 ppm | 0.0056 ppm | 1.8523 ppm | 10.9421 ppm | -0.0026 ppm |
| Concentration per Run | -0.0003 ppm | 0.0011 ppm | 0.0574 ppm | 0.0057 ppm | 1.8380 ppm | 10.9313 ppm | -0.0013 ppm |
| Concentration per Run | -0.0002 ppm | 0.0012 ppm | 0.0576 ppm | 0.0058 ppm | 1.8524 ppm | 10.9546 ppm | -0.0041 ppm |
| Concentration per Run | -0.0002 ppm | 0.0017 ppm | 0.0567 ppm | 0.0054 ppm | 1.8667 ppm | 10.9403 ppm | -0.0025 ppm |
| Concentration RSD | 13.1 % | 24.4 % | 0.9 % | 3.5 % | 0.8 % | 0.1 % | 55.0 % |

| | Mg 279.079 Axial-iFR) | Mn 257.610 Radial-iFR) | Mo 202.030 Axial-iFR) | Na 589.592 Radial-iFR) | Ni 231.604 Axial-iFR) | Pb 220.353 Axial-eUV) | Sb 206.833 Axial-iFR) |
|---|---|---|---|---|---|---|---|
| Concentration average | 2.9841 ppm | 4.9597 ppm | 0.0009 ppm | 620.5282 [SIC 800] | 0.0001 ppm | 0.0084 ppm | 0.0031 ppm |
| Concentration per Run | 2.9782 ppm | 4.9913 ppm | 0.0008 ppm | 627.5205 ppm | -0.0009 ppm | 0.0074 ppm | 0.0044 ppm |
| Concentration per Run | 2.9842 ppm | 4.9456 ppm | 0.0006 ppm | 619.1626 ppm | 0.0007 ppm | 0.0085 ppm | 0.0034 ppm |
| Concentration per Run | 2.9898 ppm | 4.9423 ppm | 0.0014 ppm | 614.9014 ppm | 0.0004 ppm | 0.0093 ppm | 0.0014 ppm |
| Concentration RSD | 0.2 % | 0.6 % | 40.4 % | 1.0 % | 1,074.3 % | 11.0 % | 51.0 % |

| | Se 196.090 Axial-eUV) | Si 212.412 Axial-iFR) | Sn 189.989 Axial-iFR) | Sr 421.552 Radial-iFR) | Ti 334.904 Axial-iFR) | Tl 190.856 Axial-eUV) | V 292.402 Axial-iFR) |
|---|---|---|---|---|---|---|---|
| Concentration average | 0.0027 ppm | 4.3551 ppm | -0.0002 ppm | 0.3329 ppm | 0.0153 ppm | 0.0012 ppm | 0.0037 ppm |
| Concentration per Run | 0.0031 ppm | 4.3496 ppm | -0.0007 ppm | 0.3303 ppm | 0.0154 ppm | 0.0009 ppm | 0.0037 ppm |
| Concentration per Run | 0.0033 ppm | 4.3541 ppm | -0.0001 ppm | 0.3345 ppm | 0.0149 ppm | 0.0020 ppm | 0.0035 ppm |
| Concentration per Run | 0.0018 ppm | 4.3617 ppm | 0.0004 ppm | 0.3340 ppm | 0.0157 ppm | 0.0008 ppm | 0.0037 ppm |
| Concentration RSD | 30.5 % | 0.1 % | 365.9 % | 0.7 % | 2.8 % | 56.7 % | 2.8 % |

| | Zn 206.200 Axial-iFR) | Sc 361.384 Axial-iFR) | Sc 361.384 Radial-iFR) | Sc 227.318 Axial-eUV) | Y 360.073 Axial-iFR) | Y 371.030 Radial-iFR) | Y 224.306 Axial-eUV) |
|---|---|---|---|---|---|---|---|
| Concentration average | 0.0593 ppm | 93.5297 % | 101.7082 % | 87.2307 % | 91.3281 % | 98.1683 % | 91.5369 % |
| Concentration per Run | 0.0592 ppm | 93.6250 % | 101.6197 % | 86.9320 % | 91.7763 % | 100.0426 % | 91.3790 % |
| Concentration per Run | 0.0597 ppm | 93.5076 % | 101.3974 % | 87.6159 % | 91.0819 % | 97.3749 % | 92.0264 % |
| Concentration per Run | 0.0590 ppm | 93.4566 % | 102.1074 % | 87.1442 % | 91.1260 % | 97.0872 % | 91.2054 % |
| Concentration RSD | 0.6 % | 0.1 % | 0.4 % | 0.4 % | 0.4 % | 1.7 % | 0.5 % |

# ICP DataTrace 11

9/11/2025 7:24:09 AM

LabBook: WG2112807_20250910_T11.imexp

Sample: WG2111138-4 WG2111138
Analysis started at: 9/10/2025 2:04:27 PM
Comment <Comment>
Rack Number 2
Vial Numbers 16

| | Ag 328.068 Axial-iFR) | Al 396.152 Radial-iFR) | As 189.042 Axial-eUV) | B 208.959 Axial-iFR) | Ba 455.403 Radial-iFR) | Be 313.042 Radial-iFR) | Ca 315.887 Radial-iFR) |
|---|---|---|---|---|---|---|---|
| Concentration average | 0.0464 ppm | 2.4383 ppm | 0.1329 ppm | 1.0231 ppm | 2.2517 ppm | 0.0531 ppm | 46.1512 ppm |
| Concentration per Run | 0.0461 ppm | 2.4335 ppm | 0.1343 ppm | 1.0164 ppm | 2.2475 ppm | 0.0531 ppm | 46.0030 ppm |
| Concentration per Run | 0.0464 ppm | 2.4478 ppm | 0.1338 ppm | 1.0233 ppm | 2.2507 ppm | 0.0530 ppm | 46.2138 ppm |
| Concentration per Run | 0.0466 ppm | 2.4335 ppm | 0.1307 ppm | 1.0294 ppm | 2.2568 ppm | 0.0533 ppm | 46.2368 ppm |
| Concentration RSD | 0.5 % | 0.3 % | 1.5 % | 0.6 % | 0.2 % | 0.3 % | 0.3 % |

| | Cd 214.438 Axial-iFR) | Co 228.616 Axial-iFR) | Cr 267.716 Axial-iFR) | Cu 324.754 Axial-iFR) | Fe 259.940 Radial-iFR) | K 766.490 Radial-iFR) | Li 670.776 Radial-iFR) |
|---|---|---|---|---|---|---|---|
| Concentration average | 0.0544 ppm | 0.5026 ppm | 0.2641 ppm | 0.2620 ppm | 2.9558 ppm | 22.0365 ppm | -0.0034 ppm |
| Concentration per Run | 0.0544 ppm | 0.5036 ppm | 0.2632 ppm | 0.2610 ppm | 2.9503 ppm | 22.0233 ppm | -0.0039 ppm |
| Concentration per Run | 0.0542 ppm | 0.5000 ppm | 0.2650 ppm | 0.2625 ppm | 2.9565 ppm | 22.0077 ppm | -0.0020 ppm |
| Concentration per Run | 0.0547 ppm | 0.5042 ppm | 0.2642 ppm | 0.2624 ppm | 2.9607 ppm | 22.0784 ppm | -0.0042 ppm |
| Concentration RSD | 0.5 % | 0.4 % | 0.3 % | 0.3 % | 0.2 % | 0.2 % | 35.1 % |

| | Mg 279.079 Axial-iFR) | Mn 257.610 Radial-iFR) | Mo 202.030 Axial-iFR) | Na 589.592 Radial-iFR) | Ni 231.604 Axial-iFR) | Pb 220.353 Axial-eUV) | Sb 206.833 Axial-iFR) |
|---|---|---|---|---|---|---|---|
| Concentration average | 12.6274 ppm | 5.5195 ppm | 1.0264 ppm | 637.5710 [SIC 800] | 0.5127 ppm | 0.5584 ppm | 0.5373 ppm |
| Concentration per Run | 12.6157 ppm | 5.4962 ppm | 1.0265 ppm | 637.4926 ppm | 0.5111 ppm | 0.5620 ppm | 0.5357 ppm |
| Concentration per Run | 12.5229 ppm | 5.5292 ppm | 1.0220 ppm | 637.5052 ppm | 0.5120 ppm | 0.5573 ppm | 0.5351 ppm |
| Concentration per Run | 12.7434 ppm | 5.5330 ppm | 1.0307 ppm | 637.7153 ppm | 0.5151 ppm | 0.5559 ppm | 0.5411 ppm |
| Concentration RSD | 0.9 % | 0.4 % | 0.4 % | 0.0 % | 0.4 % | 0.6 % | 0.6 % |

| | Se 196.090 Axial-eUV) | Si 212.412 Axial-iFR) | Sn 189.989 Axial-iFR) | Sr 421.552 Radial-iFR) | Ti 334.904 Axial-iFR) | Tl 190.856 Axial-eUV) | V 292.402 Axial-iFR) |
|---|---|---|---|---|---|---|---|
| Concentration average | 0.1335 ppm | 5.4929 ppm | 0.9872 ppm | 1.3093 ppm | 1.0434 ppm | 0.1161 ppm | 0.5505 ppm |
| Concentration per Run | 0.1315 ppm | 5.4902 ppm | 0.9877 ppm | 1.3099 ppm | 1.0441 ppm | 0.1172 ppm | 0.5496 ppm |
| Concentration per Run | 0.1357 ppm | 5.4663 ppm | 0.9831 ppm | 1.3063 ppm | 1.0304 ppm | 0.1174 ppm | 0.5495 ppm |
| Concentration per Run | 0.1334 ppm | 5.5221 ppm | 0.9909 ppm | 1.3116 ppm | 1.0556 ppm | 0.1137 ppm | 0.5524 ppm |
| Concentration RSD | 1.6 % | 0.5 % | 0.4 % | 0.2 % | 1.2 % | 1.8 % | 0.3 % |

| | Zn 206.200 Axial-iFR) | Sc 361.384 Axial-iFR) | Sc 361.384 Radial-iFR) | Sc 227.318 Axial-eUV) | Y 360.073 Axial-iFR) | Y 371.030 Radial-iFR) | Y 224.306 Axial-eUV) |
|---|---|---|---|---|---|---|---|
| Concentration average | 0.5745 ppm | 92.9180 % | 102.0013 % | 86.8610 % | 90.7265 % | 99.1175 % | 91.3125 % |
| Concentration per Run | 0.5740 ppm | 92.7933 % | 102.1112 % | 86.6360 % | 90.5080 % | 99.3460 % | 91.3499 % |
| Concentration per Run | 0.5719 ppm | 93.3959 % | 101.9560 % | 86.8463 % | 91.2614 % | 99.1106 % | 91.6650 % |
| Concentration per Run | 0.5777 ppm | 92.5649 % | 101.9367 % | 87.1005 % | 90.4101 % | 98.8959 % | 90.9226 % |
| Concentration RSD | 0.5 % | 0.5 % | 0.1 % | 0.3 % | 0.5 % | 0.2 % | 0.4 % |

# ICP DataTrace 11

9/11/2025 7:24:09 AM

LabBook: WG2112807_20250910_T11.imexp

Sample: WG2111138-4 WG2111138
Analysis started at: 9/10/2025 2:06:32 PM
Comment <Comment>
Rack Number 2
Vial Numbers 17

| | Ag 328.068 Axial-iFR) | Al 396.152 Radial-iFR) | As 189.042 Axial-eUV) | B 208.959 Axial-iFR) | Ba 455.403 Radial-iFR) | Be 313.042 Radial-iFR) | Ca 315.887 Radial-iFR) |
|---|---|---|---|---|---|---|---|
| Concentration average | 0.0467 ppm | 2.4614 ppm | 0.1351 ppm | 1.0294 ppm | 2.2665 ppm | 0.0535 ppm | 46.6471 ppm |
| Concentration per Run | 0.0467 ppm | 2.4732 ppm | 0.1348 ppm | 1.0257 ppm | 2.2570 ppm | 0.0534 ppm | 46.5168 ppm |
| Concentration per Run | 0.0464 ppm | 2.4519 ppm | 0.1358 ppm | 1.0251 ppm | 2.2662 ppm | 0.0534 ppm | 46.6255 ppm |
| Concentration per Run | 0.0470 ppm | 2.4591 ppm | 0.1347 ppm | 1.0372 ppm | 2.2762 ppm | 0.0536 ppm | 46.7991 ppm |
| Concentration RSD | 0.7 % | 0.4 % | 0.4 % | 0.7 % | 0.4 % | 0.2 % | 0.3 % |

| | Cd 214.438 Axial-iFR) | Co 228.616 Axial-iFR) | Cr 267.716 Axial-iFR) | Cu 324.754 Axial-iFR) | Fe 259.940 Radial-iFR) | K 766.490 Radial-iFR) | Li 670.776 Radial-iFR) |
|---|---|---|---|---|---|---|---|
| Concentration average | 0.0548 ppm | 0.5053 ppm | 0.2646 ppm | 0.2637 ppm | 2.9878 ppm | 22.1382 ppm | -0.0018 ppm |
| Concentration per Run | 0.0548 ppm | 0.5016 ppm | 0.2613 ppm | 0.2611 ppm | 2.9769 ppm | 22.0637 ppm | -0.0011 ppm |
| Concentration per Run | 0.0545 ppm | 0.5048 ppm | 0.2656 ppm | 0.2630 ppm | 2.9873 ppm | 22.1323 ppm | -0.0022 ppm |
| Concentration per Run | 0.0552 ppm | 0.5094 ppm | 0.2670 ppm | 0.2668 ppm | 2.9992 ppm | 22.2186 ppm | -0.0020 ppm |
| Concentration RSD | 0.6 % | 0.8 % | 1.1 % | 1.1 % | 0.4 % | 0.4 % | 32.7 % |

| | Mg 279.079 Axial-iFR) | Mn 257.610 Radial-iFR) | Mo 202.030 Axial-iFR) | Na 589.592 Radial-iFR) | Ni 231.604 Axial-iFR) | Pb 220.353 Axial-eUV) | Sb 206.833 Axial-iFR) |
|---|---|---|---|---|---|---|---|
| Concentration average | 12.7147 ppm | 5.5736 ppm | 1.0344 ppm | **636.7119 [SIC 800]** | 0.5149 ppm | 0.5618 ppm | 0.5379 ppm |
| Concentration per Run | 12.7209 ppm | 5.5567 ppm | 1.0330 ppm | 634.2842 ppm | 0.5122 ppm | 0.5631 ppm | 0.5380 ppm |
| Concentration per Run | 12.6278 ppm | 5.5717 ppm | 1.0293 ppm | 637.4705 ppm | 0.5125 ppm | 0.5601 ppm | 0.5314 ppm |
| Concentration per Run | 12.7954 ppm | 5.5925 ppm | 1.0409 ppm | 638.3811 ppm | 0.5199 ppm | 0.5623 ppm | 0.5445 ppm |
| Concentration RSD | 0.7 % | 0.3 % | 0.6 % | 0.3 % | 0.8 % | 0.3 % | 1.2 % |

| | Se 196.090 Axial-eUV) | Si 212.412 Axial-iFR) | Sn 189.989 Axial-iFR) | Sr 421.552 Radial-iFR) | Ti 334.904 Axial-iFR) | Tl 190.856 Axial-eUV) | V 292.402 Axial-iFR) |
|---|---|---|---|---|---|---|---|
| Concentration average | 0.1340 ppm | 5.5546 ppm | 1.0003 ppm | **1.3152 ppm** | 1.0452 ppm | **0.1162 ppm** | 0.5548 ppm |
| Concentration per Run | 0.1325 ppm | 5.5373 ppm | 0.9994 ppm | 1.3104 ppm | 1.0496 ppm | 0.1160 ppm | 0.5528 ppm |
| Concentration per Run | 0.1358 ppm | 5.5336 ppm | 0.9985 ppm | 1.3146 ppm | 1.0351 ppm | 0.1166 ppm | 0.5535 ppm |
| Concentration per Run | 0.1337 ppm | 5.5930 ppm | 1.0030 ppm | 1.3207 ppm | 1.0508 ppm | 0.1160 ppm | 0.5581 ppm |
| Concentration RSD | 1.2 % | 0.6 % | 0.2 % | 0.4 % | 0.8 % | 0.3 % | 0.5 % |

| | Zn 206.200 Axial-iFR) | Sc 361.384 Axial-iFR) | Sc 361.384 Radial-iFR) | Sc 227.318 Axial-eUV) | Y 360.073 Axial-iFR) | Y 371.030 Radial-iFR) | Y 224.306 Axial-eUV) |
|---|---|---|---|---|---|---|---|
| Concentration average | 0.5780 ppm | 92.6815 % | 101.5568 % | 86.8792 % | 90.0229 % | 97.8761 % | 91.2503 % |
| Concentration per Run | 0.5743 ppm | 92.6538 % | 102.2294 % | 86.5409 % | 89.5555 % | 98.8276 % | 90.8775 % |
| Concentration per Run | 0.5775 ppm | 93.0434 % | 101.1767 % | 86.7169 % | 90.1357 % | 97.4618 % | 90.9229 % |
| Concentration per Run | 0.5823 ppm | 92.3473 % | 101.2642 % | 87.3799 % | 90.3777 % | 97.3389 % | 91.9505 % |
| Concentration RSD | 0.7 % | 0.4 % | 0.6 % | 0.5 % | 0.5 % | 0.8 % | 0.7 % |

# ICP DataTrace 11

9/11/2025 7:24:09 AM

LabBook: WG2112807_20250910_T11.imexp

Sample: WG2111138-5 WG2111138
Analysis started at: 9/10/2025 2:08:37 PM
Comment <Comment>
Rack Number 2
Vial Numbers 18

| | Ag 328.068 Axial-iFR) | Al 396.152 Radial-iFR) | As 189.042 Axial-eUV) | B 208.959 Axial-iFR) | Ba 455.403 Radial-iFR) | Be 313.042 Radial-iFR) | Ca 315.887 Radial-iFR) |
|---|---|---|---|---|---|---|---|
| Concentration average | 0.0468 ppm | 2.5181 ppm | 0.1361 ppm | 1.0394 ppm | 2.2958 ppm | 0.0541 ppm | 47.3803 ppm |
| Concentration per Run | 0.0466 ppm | 2.5285 ppm | 0.1379 ppm | 1.0390 ppm | 2.2955 ppm | 0.0544 ppm | 47.2136 ppm |
| Concentration per Run | 0.0471 ppm | 2.5069 ppm | 0.1356 ppm | 1.0415 ppm | 2.2965 ppm | 0.0539 ppm | 47.4893 ppm |
| Concentration per Run | 0.0467 ppm | 2.5189 ppm | 0.1347 ppm | 1.0377 ppm | 2.2955 ppm | 0.0540 ppm | 47.4378 ppm |
| Concentration RSD | 0.6 % | 0.4 % | 1.2 % | 0.2 % | 0.0 % | 0.5 % | 0.3 % |

| | Cd 214.438 Axial-iFR) | Co 228.616 Axial-iFR) | Cr 267.716 Axial-iFR) | Cu 324.754 Axial-iFR) | Fe 259.940 Radial-iFR) | K 766.490 Radial-iFR) | Li 670.776 Radial-iFR) |
|---|---|---|---|---|---|---|---|
| Concentration average | 0.0553 ppm | 0.5133 ppm | 0.2689 ppm | 0.2670 ppm | 2.9971 ppm | 22.4945 ppm | -0.0028 ppm |
| Concentration per Run | 0.0551 ppm | 0.5119 ppm | 0.2678 ppm | 0.2668 ppm | 3.0107 ppm | 22.4974 ppm | -0.0034 ppm |
| Concentration per Run | 0.0557 ppm | 0.5128 ppm | 0.2686 ppm | 0.2672 ppm | 3.0000 ppm | 22.4736 ppm | -0.0028 ppm |
| Concentration per Run | 0.0552 ppm | 0.5153 ppm | 0.2702 ppm | 0.2670 ppm | 2.9805 ppm | 22.5125 ppm | -0.0023 ppm |
| Concentration RSD | 0.6 % | 0.3 % | 0.4 % | 0.1 % | 0.5 % | 0.1 % | 19.8 % |

| | Mg 279.079 Axial-iFR) | Mn 257.610 Radial-iFR) | Mo 202.030 Axial-iFR) | Na 589.592 Radial-iFR) | Ni 231.604 Axial-iFR) | Pb 220.353 Axial-eUV) | Sb 206.833 Axial-iFR) |
|---|---|---|---|---|---|---|---|
| Concentration average | 12.8043 ppm | 5.6469 ppm | 1.0456 ppm | **644.4646 [SIC 800]** | 0.5211 ppm | 0.5710 ppm | 0.5451 ppm |
| Concentration per Run | 12.8175 ppm | 5.6473 ppm | 1.0397 ppm | 648.6218 ppm | 0.5190 ppm | 0.5741 ppm | 0.5440 ppm |
| Concentration per Run | 12.8682 ppm | 5.6322 ppm | 1.0489 ppm | 639.0522 ppm | 0.5229 ppm | 0.5685 ppm | 0.5476 ppm |
| Concentration per Run | 12.7271 ppm | 5.6612 ppm | 1.0482 ppm | 645.7199 ppm | 0.5213 ppm | 0.5705 ppm | 0.5438 ppm |
| Concentration RSD | 0.6 % | 0.3 % | 0.5 % | 0.8 % | 0.4 % | 0.5 % | 0.4 % |

| | Se 196.090 Axial-eUV) | Si 212.412 Axial-iFR) | Sn 189.989 Axial-iFR) | Sr 421.552 Radial-iFR) | Ti 334.904 Axial-iFR) | Tl 190.856 Axial-eUV) | V 292.402 Axial-iFR) |
|---|---|---|---|---|---|---|---|
| Concentration average | 0.1350 ppm | 5.6545 ppm | 1.0060 ppm | **1.3391 ppm** | 1.0482 ppm | **0.1160 ppm** | 0.5620 ppm |
| Concentration per Run | 0.1402 ppm | 5.6351 ppm | 1.0008 ppm | 1.3403 ppm | 1.0480 ppm | 0.1168 ppm | 0.5616 ppm |
| Concentration per Run | 0.1302 ppm | 5.6786 ppm | 1.0048 ppm | 1.3391 ppm | 1.0562 ppm | 0.1154 ppm | 0.5630 ppm |
| Concentration per Run | 0.1347 ppm | 5.6500 ppm | 1.0124 ppm | 1.3379 ppm | 1.0406 ppm | 0.1158 ppm | 0.5615 ppm |
| Concentration RSD | 3.7 % | 0.4 % | 0.6 % | 0.1 % | 0.7 % | 0.6 % | 0.2 % |

| | Zn 206.200 Axial-iFR) | Sc 361.384 Axial-iFR) | Sc 361.384 Radial-iFR) | Sc 227.318 Axial-eUV) | Y 360.073 Axial-iFR) | Y 371.030 Radial-iFR) | Y 224.306 Axial-eUV) |
|---|---|---|---|---|---|---|---|
| Concentration average | 0.5847 ppm | 92.5870 % | 100.6308 % | 85.7352 % | 89.9563 % | 97.0352 % | 90.1801 % |
| Concentration per Run | 0.5837 ppm | 93.0317 % | 99.8116 % | 85.4931 % | 90.4627 % | 97.5139 % | 89.8228 % |
| Concentration per Run | 0.5862 ppm | 92.1856 % | 101.0894 % | 85.4360 % | 89.6580 % | 96.1269 % | 89.6734 % |
| Concentration per Run | 0.5842 ppm | 92.5437 % | 100.9913 % | 86.2764 % | 89.7481 % | 97.4648 % | 91.0441 % |
| Concentration RSD | 0.2 % | 0.5 % | 0.7 % | 0.5 % | 0.5 % | 0.8 % | 0.8 % |

# ICP DataTrace 11

9/11/2025 7:24:09 AM

LabBook: WG2112807_20250910_T11.imexp

Sample: WG2111138-5 WG2111138
Analysis started at: 9/10/2025 2:10:42 PM
Comment <Comment>
Rack Number 2
Vial Numbers 19

| | Ag 328.068 Axial-iFR) | Al 396.152 Radial-iFR) | As 189.042 Axial-eUV) | B 208.959 Axial-iFR) | Ba 455.403 Radial-iFR) | Be 313.042 Radial-iFR) | Ca 315.887 Radial-iFR) |
|---|---|---|---|---|---|---|---|
| Concentration average | 0.0474 ppm | 2.5327 ppm | 0.1366 ppm | 1.0433 ppm | 2.3029 ppm | 0.0543 ppm | 47.6375 ppm |
| Concentration per Run | 0.0481 ppm | 2.5321 ppm | 0.1370 ppm | 1.0432 ppm | 2.3021 ppm | 0.0543 ppm | 47.6134 ppm |
| Concentration per Run | 0.0477 ppm | 2.5378 ppm | 0.1371 ppm | 1.0418 ppm | 2.3068 ppm | 0.0544 ppm | 47.6300 ppm |
| Concentration per Run | 0.0464 ppm | 2.5282 ppm | 0.1356 ppm | 1.0451 ppm | 2.2998 ppm | 0.0544 ppm | 47.6690 ppm |
| Concentration RSD | 1.9 % | 0.2 % | 0.6 % | 0.2 % | 0.2 % | 0.1 % | 0.1 % |

| | Cd 214.438 Axial-iFR) | Co 228.616 Axial-iFR) | Cr 267.716 Axial-iFR) | Cu 324.754 Axial-iFR) | Fe 259.940 Radial-iFR) | K 766.490 Radial-iFR) | Li 670.776 Radial-iFR) |
|---|---|---|---|---|---|---|---|
| Concentration average | 0.0553 ppm | 0.5111 ppm | 0.2687 ppm | 0.2679 ppm | 3.0004 ppm | 22.5587 ppm | -0.0015 ppm |
| Concentration per Run | 0.0551 ppm | 0.5080 ppm | 0.2676 ppm | 0.2677 ppm | 3.0018 ppm | 22.5444 ppm | -0.0010 ppm |
| Concentration per Run | 0.0552 ppm | 0.5109 ppm | 0.2692 ppm | 0.2675 ppm | 2.9932 ppm | 22.5374 ppm | -0.0035 ppm |
| Concentration per Run | 0.0555 ppm | 0.5143 ppm | 0.2692 ppm | 0.2685 ppm | 3.0061 ppm | 22.5942 ppm | 0.0001 ppm |
| Concentration RSD | 0.5 % | 0.6 % | 0.3 % | 0.2 % | 0.2 % | 0.1 % | 121.7 % |

| | Mg 279.079 Axial-iFR) | Mn 257.610 Radial-iFR) | Mo 202.030 Axial-iFR) | Na 589.592 Radial-iFR) | Ni 231.604 Axial-iFR) | Pb 220.353 Axial-eUV) | Sb 206.833 Axial-iFR) |
|---|---|---|---|---|---|---|---|
| Concentration average | 12.8910 ppm | 5.6895 ppm | 1.0478 ppm | **646.6656 [SIC 800]** | 0.5222 ppm | 0.5708 ppm | 0.5464 ppm |
| Concentration per Run | 12.8664 ppm | 5.6733 ppm | 1.0455 ppm | 648.4888 ppm | 0.5198 ppm | 0.5709 ppm | 0.5473 ppm |
| Concentration per Run | 12.8743 ppm | 5.7033 ppm | 1.0456 ppm | 646.0632 ppm | 0.5232 ppm | 0.5712 ppm | 0.5481 ppm |
| Concentration per Run | 12.9323 ppm | 5.6918 ppm | 1.0523 ppm | 645.4449 ppm | 0.5237 ppm | 0.5703 ppm | 0.5437 ppm |
| Concentration RSD | 0.3 % | 0.3 % | 0.4 % | 0.2 % | 0.4 % | 0.1 % | 0.4 % |

| | Se 196.090 Axial-eUV) | Si 212.412 Axial-iFR) | Sn 189.989 Axial-iFR) | Sr 421.552 Radial-iFR) | Ti 334.904 Axial-iFR) | Tl 190.856 Axial-eUV) | V 292.402 Axial-iFR) |
|---|---|---|---|---|---|---|---|
| Concentration average | 0.1348 ppm | 5.6635 ppm | 1.0091 ppm | **1.3419 ppm** | 1.0624 ppm | **0.1177 ppm** | 0.5616 ppm |
| Concentration per Run | 0.1338 ppm | 5.6488 ppm | 1.0180 ppm | 1.3435 ppm | 1.0618 ppm | 0.1180 ppm | 0.5613 ppm |
| Concentration per Run | 0.1360 ppm | 5.6531 ppm | 1.0078 ppm | 1.3416 ppm | 1.0567 ppm | 0.1186 ppm | 0.5617 ppm |
| Concentration per Run | 0.1344 ppm | 5.6885 ppm | 1.0016 ppm | 1.3405 ppm | 1.0689 ppm | 0.1166 ppm | 0.5618 ppm |
| Concentration RSD | 0.9 % | 0.4 % | 0.8 % | 0.1 % | 0.6 % | 0.9 % | 0.0 % |

| | Zn 206.200 Axial-iFR) | Sc 361.384 Axial-iFR) | Sc 361.384 Radial-iFR) | Sc 227.318 Axial-eUV) | Y 360.073 Axial-iFR) | Y 371.030 Radial-iFR) | Y 224.306 Axial-eUV) |
|---|---|---|---|---|---|---|---|
| Concentration average | 0.5848 ppm | 91.9712 % | 100.4170 % | 85.8487 % | 89.7182 % | 97.3650 % | 90.3903 % |
| Concentration per Run | 0.5813 ppm | 92.1240 % | 100.9014 % | 85.0520 % | 89.9839 % | 98.3024 % | 89.6204 % |
| Concentration per Run | 0.5860 ppm | 91.5801 % | 100.7142 % | 85.6983 % | 89.2193 % | 97.8838 % | 90.2472 % |
| Concentration per Run | 0.5870 ppm | 92.2094 % | 99.6354 % | 86.7958 % | 89.9513 % | 95.9088 % | 91.3033 % |
| Concentration RSD | 0.5 % | 0.4 % | 0.7 % | 1.0 % | 0.5 % | 1.3 % | 0.9 % |

# ICP DataTrace 11

9/11/2025 7:24:09 AM

LabBook: WG2112807_20250910_T11.imexp

Sample: WG2111138-6 WG2111138
Analysis started at: 9/10/2025 2:12:48 PM
Comment <Comment>
Rack Number 2
Vial Numbers 20

| | Ag 328.068 Axial-iFR) | Al 396.152 Radial-iFR) | As 189.042 Axial-eUV) | B 208.959 Axial-iFR) | Ba 455.403 Radial-iFR) | Be 313.042 Radial-iFR) | Ca 315.887 Radial-iFR) |
|---|---|---|---|---|---|---|---|
| Concentration average | 0.0497 ppm | 2.4267 ppm | 0.1322 ppm | 1.0272 ppm | 2.2395 ppm | 0.0531 ppm | 45.4092 ppm |
| Concentration per Run | 0.0497 ppm | 2.4360 ppm | 0.1312 ppm | 1.0239 ppm | 2.2339 ppm | 0.0529 ppm | 45.4454 ppm |
| Concentration per Run | 0.0495 ppm | 2.4217 ppm | 0.1319 ppm | 1.0272 ppm | 2.2430 ppm | 0.0531 ppm | 45.3004 ppm |
| Concentration per Run | 0.0500 ppm | 2.4225 ppm | 0.1336 ppm | 1.0305 ppm | 2.2415 ppm | 0.0531 ppm | 45.4818 ppm |
| Concentration RSD | 0.5 % | 0.3 % | 0.9 % | 0.3 % | 0.2 % | 0.3 % | 0.2 % |

| | Cd 214.438 Axial-iFR) | Co 228.616 Axial-iFR) | Cr 267.716 Axial-iFR) | Cu 324.754 Axial-iFR) | Fe 259.940 Radial-iFR) | K 766.490 Radial-iFR) | Li 670.776 Radial-iFR) |
|---|---|---|---|---|---|---|---|
| Concentration average | 0.0539 ppm | 0.4994 ppm | 0.2590 ppm | 0.2612 ppm | 2.8580 ppm | 21.8292 ppm | -0.0016 ppm |
| Concentration per Run | 0.0540 ppm | 0.5010 ppm | 0.2597 ppm | 0.2608 ppm | 2.8620 ppm | 21.7271 ppm | -0.0011 ppm |
| Concentration per Run | 0.0537 ppm | 0.4992 ppm | 0.2595 ppm | 0.2611 ppm | 2.8511 ppm | 21.8681 ppm | -0.0021 ppm |
| Concentration per Run | 0.0541 ppm | 0.4980 ppm | 0.2578 ppm | 0.2618 ppm | 2.8609 ppm | 21.8923 ppm | -0.0015 ppm |
| Concentration RSD | 0.4 % | 0.3 % | 0.4 % | 0.2 % | 0.2 % | 0.4 % | 31.7 % |

| | Mg 279.079 Axial-iFR) | Mn 257.610 Radial-iFR) | Mo 202.030 Axial-iFR) | Na 589.592 Radial-iFR) | Ni 231.604 Axial-iFR) | Pb 220.353 Axial-eUV) | Sb 206.833 Axial-iFR) |
|---|---|---|---|---|---|---|---|
| Concentration average | 12.6613 ppm | 5.3420 ppm | 1.0352 ppm | **610.7093 [SIC 800]** | 0.5088 ppm | 0.5650 ppm | 0.5143 ppm |
| Concentration per Run | 12.6799 ppm | 5.3435 ppm | 1.0364 ppm | 611.2766 ppm | 0.5090 ppm | 0.5660 ppm | 0.5156 ppm |
| Concentration per Run | 12.6235 ppm | 5.3399 ppm | 1.0337 ppm | 611.5090 ppm | 0.5087 ppm | 0.5654 ppm | 0.5177 ppm |
| Concentration per Run | 12.6805 ppm | 5.3426 ppm | 1.0353 ppm | 609.3423 ppm | 0.5087 ppm | 0.5635 ppm | 0.5098 ppm |
| Concentration RSD | 0.3 % | 0.0 % | 0.1 % | 0.2 % | 0.0 % | 0.2 % | 0.8 % |

| | Se 196.090 Axial-eUV) | Si 212.412 Axial-iFR) | Sn 189.989 Axial-iFR) | Sr 421.552 Radial-iFR) | Ti 334.904 Axial-iFR) | Tl 190.856 Axial-eUV) | V 292.402 Axial-iFR) |
|---|---|---|---|---|---|---|---|
| Concentration average | 0.1335 ppm | 5.6183 ppm | 1.0056 ppm | **1.3273 ppm** | 1.0512 ppm | **0.1154 ppm** | 0.5472 ppm |
| Concentration per Run | 0.1334 ppm | 5.6153 ppm | 1.0064 ppm | 1.3237 ppm | 1.0545 ppm | 0.1162 ppm | 0.5481 ppm |
| Concentration per Run | 0.1391 ppm | 5.6083 ppm | 1.0032 ppm | 1.3295 ppm | 1.0476 ppm | 0.1152 ppm | 0.5460 ppm |
| Concentration per Run | 0.1281 ppm | 5.6314 ppm | 1.0073 ppm | 1.3286 ppm | 1.0515 ppm | 0.1149 ppm | 0.5476 ppm |
| Concentration RSD | 4.1 % | 0.2 % | 0.2 % | 0.2 % | 0.3 % | 0.6 % | 0.2 % |

| | Zn 206.200 Axial-iFR) | Sc 361.384 Axial-iFR) | Sc 361.384 Radial-iFR) | Sc 227.318 Axial-eUV) | Y 360.073 Axial-iFR) | Y 371.030 Radial-iFR) | Y 224.306 Axial-eUV) |
|---|---|---|---|---|---|---|---|
| Concentration average | 0.5683 ppm | 93.5338 % | 101.4250 % | 86.8781 % | 91.1227 % | 98.6272 % | 91.0977 % |
| Concentration per Run | 0.5677 ppm | 93.0719 % | 100.8307 % | 86.7297 % | 90.9616 % | 98.1132 % | 90.9021 % |
| Concentration per Run | 0.5684 ppm | 94.0939 % | 101.3615 % | 86.8542 % | 91.2758 % | 99.0724 % | 90.9380 % |
| Concentration per Run | 0.5688 ppm | 93.4357 % | 102.0829 % | 87.0503 % | 91.1305 % | 98.6960 % | 91.4530 % |
| Concentration RSD | 0.1 % | 0.6 % | 0.6 % | 0.2 % | 0.2 % | 0.5 % | 0.3 % |

# ICP DataTrace 11

9/11/2025 7:24:09 AM

LabBook: WG2112807_20250910_T11.imexp

Sample: CCV
Analysis started at: 9/10/2025 2:14:53 PM
Comment <Comment>
Rack Number 0
Vial Numbers 3

| | Ag 328.068 Axial-iFR) | Al 396.152 Radial-iFR) | As 189.042 Axial-eUV) | B 208.959 Axial-iFR) | Ba 455.403 Radial-iFR) | Be 313.042 Radial-iFR) | Ca 315.887 Radial-iFR) |
|---|---|---|---|---|---|---|---|
| Concentration average | 0.4971 ppm | 0.4799 ppm | 0.4924 ppm | 0.4766 ppm | 0.5033 ppm | 0.5213 ppm | 0.5072 ppm |
| Concentration per Run | 0.4853 ppm | 0.4767 ppm | 0.4937 ppm | 0.4608 ppm | 0.5028 ppm | 0.5218 ppm | 0.5066 ppm |
| Concentration per Run | 0.5034 ppm | 0.4778 ppm | 0.4892 ppm | 0.4873 ppm | 0.5032 ppm | 0.5192 ppm | 0.5053 ppm |
| Concentration per Run | 0.5027 ppm | 0.4852 ppm | 0.4942 ppm | 0.4816 ppm | 0.5040 ppm | 0.5230 ppm | 0.5095 ppm |
| Recovery Percentage | 99.422 % | 95.980 % | 98.475 % | 95.311 % | 100.664 % | 104.264 % | 101.431 % |
| Concentration RSD | 2.1 % | 1.0 % | 0.6 % | 2.9 % | 0.1 % | 0.4 % | 0.4 % |

| | Cd 214.438 Axial-iFR) | Co 228.616 Axial-iFR) | Cr 267.716 Axial-iFR) | Cu 324.754 Axial-iFR) | Fe 259.940 Radial-iFR) | K 766.490 Radial-iFR) | Li 670.776 Radial-iFR) |
|---|---|---|---|---|---|---|---|
| Concentration average | 0.4989 ppm | 0.5079 ppm | 0.5040 ppm | 0.5188 ppm | 0.5164 ppm | 5.3857 ppm | 0.5121 ppm |
| Concentration per Run | 0.4869 ppm | 0.4944 ppm | 0.4913 ppm | 0.5049 ppm | 0.5189 ppm | 5.3748 ppm | 0.5160 ppm |
| Concentration per Run | 0.5058 ppm | 0.5141 ppm | 0.5093 ppm | 0.5247 ppm | 0.5121 ppm | 5.3951 ppm | 0.5052 ppm |
| Concentration per Run | 0.5041 ppm | 0.5151 ppm | 0.5114 ppm | 0.5268 ppm | 0.5183 ppm | 5.3873 ppm | 0.5152 ppm |
| Recovery Percentage | 99.784 % | 101.577 % | 100.795 % | 103.762 % | 103.282 % | 107.715 % | 102.423 % |
| Concentration RSD | 2.1 % | 2.3 % | 2.2 % | 2.3 % | 0.7 % | 0.2 % | 1.2 % |

| | Mg 279.079 Axial-iFR) | Mn 257.610 Radial-iFR) | Mo 202.030 Axial-iFR) | Na 589.592 Radial-iFR) | Ni 231.604 Axial-iFR) | Pb 220.353 Axial-eUV) | Sb 206.833 Axial-iFR) |
|---|---|---|---|---|---|---|---|
| Concentration average | 0.4998 ppm | 0.5209 ppm | 0.4859 ppm | 10.1540 ppm | 0.5117 ppm | 0.5162 ppm | 0.5073 ppm |
| Concentration per Run | 0.4907 ppm | 0.5216 ppm | 0.4739 ppm | 10.2188 ppm | 0.4991 ppm | 0.5141 ppm | 0.4918 ppm |
| Concentration per Run | 0.5038 ppm | 0.5217 ppm | 0.4930 ppm | 10.1629 ppm | 0.5183 ppm | 0.5177 ppm | 0.5148 ppm |
| Concentration per Run | 0.5050 ppm | 0.5193 ppm | 0.4907 ppm | 10.0804 ppm | 0.5177 ppm | 0.5167 ppm | 0.5153 ppm |
| Recovery Percentage | 99.966 % | 104.174 % | 97.178 % | 101.540 % | 102.344 % | 103.231 % | 101.456 % |
| Concentration RSD | 1.6 % | 0.3 % | 2.1 % | 0.7 % | 2.1 % | 0.4 % | 2.7 % |

| | Se 196.090 Axial-eUV) | Si 212.412 Axial-iFR) | Sn 189.989 Axial-iFR) | Sr 421.552 Radial-iFR) | Ti 334.904 Axial-iFR) | Tl 190.856 Axial-eUV) | V 292.402 Axial-iFR) |
|---|---|---|---|---|---|---|---|
| Concentration average | 0.4897 ppm | 5.3079 ppm | 0.4880 ppm | 0.5043 ppm | 0.4906 ppm | 0.4946 ppm | 0.5095 ppm |
| Concentration per Run | 0.4882 ppm | 5.1731 ppm | 0.4761 ppm | 0.5037 ppm | 0.4793 ppm | 0.4940 ppm | 0.4961 ppm |
| Concentration per Run | 0.4918 ppm | 5.3727 ppm | 0.4950 ppm | 0.5046 ppm | 0.4977 ppm | 0.4932 ppm | 0.5164 ppm |
| Concentration per Run | 0.4892 ppm | 5.3779 ppm | 0.4929 ppm | 0.5044 ppm | 0.4947 ppm | 0.4965 ppm | 0.5159 ppm |
| Recovery Percentage | 97.942 % | 101.103 % | 97.597 % | 100.852 % | 98.118 % | 98.913 % | 101.898 % |
| Concentration RSD | 0.4 % | 2.2 % | 2.1 % | 0.1 % | 2.0 % | 0.3 % | 2.3 % |

| | Zn 206.200 Axial-iFR) | Sc 361.384 Axial-iFR) | Sc 361.384 Radial-iFR) | Sc 227.318 Axial-eUV) | Y 360.073 Axial-iFR) | Y 371.030 Radial-iFR) | Y 224.306 Axial-eUV) |
|---|---|---|---|---|---|---|---|
| Concentration average | 0.4822 ppm | 102.9345 % | 103.4124 % | 98.4312 % | 100.8491 % | 99.5513 % | 97.7812 % |
| Concentration per Run | 0.4699 ppm | 104.8601 % | 102.8475 % | 98.7635 % | 102.7391 % | 99.7619 % | 98.0450 % |
| Concentration per Run | 0.4887 ppm | 101.6593 % | 102.5026 % | 98.5193 % | 99.5398 % | 98.2935 % | 97.9955 % |
| Concentration per Run | 0.4880 ppm | 102.2841 % | 104.8870 % | 98.0109 % | 100.2684 % | 100.5983 % | 97.3032 % |
| Recovery Percentage | 96.447 % | | | | | | |
| Concentration RSD | 2.2 % | 1.6 % | 1.2 % | 0.4 % | 1.7 % | 1.2 % | 0.4 % |

# ICP DataTrace 11

9/11/2025 7:24:09 AM

LabBook: WG2112807_20250910_T11.imexp

Sample: CCB
Analysis started at: 9/10/2025 2:16:59 PM
Comment <Comment>
Rack Number 0
Vial Numbers 4

| | Ag 328.068 Axial-iFR) | Al 396.152 Radial-iFR) | As 189.042 Axial-eUV) | B 208.959 Axial-iFR) | Ba 455.403 Radial-iFR) | Be 313.042 Radial-iFR) | Ca 315.887 Radial-iFR) |
|---|---|---|---|---|---|---|---|
| Concentration average | -0.0002 ppm | 0.0027 ppm | -0.0014 ppm | 0.0000 ppm | -0.0001 ppm | 0.0000 ppm | 0.0005 ppm |
| Concentration per Run | -0.0004 ppm | 0.0119 ppm | -0.0019 ppm | 0.0013 ppm | 0.0000 ppm | 0.0000 ppm | 0.0000 ppm |
| Concentration per Run | 0.0001 ppm | 0.0003 ppm | -0.0028 ppm | -0.0016 ppm | -0.0002 ppm | 0.0000 ppm | 0.0011 ppm |
| Concentration per Run | -0.0004 ppm | -0.0043 ppm | 0.0004 ppm | 0.0002 ppm | -0.0001 ppm | 0.0000 ppm | 0.0004 ppm |
| Recovery Percentage | -3.564 % | 2.652 % | -28.883 % | -0.132 % | -1.045 % | 0.418 % | 0.517 % |
| Concentration RSD | 110.0 % | 315.2 % | 115.5 % | 3,604.9 % | 126.8 % | 181.8 % | 111.0 % |

| | Cd 214.438 Axial-iFR) | Co 228.616 Axial-iFR) | Cr 267.716 Axial-iFR) | Cu 324.754 Axial-iFR) | Fe 259.940 Radial-iFR) | K 766.490 Radial-iFR) | Li 670.776 Radial-iFR) |
|---|---|---|---|---|---|---|---|
| Concentration average | 0.0000 ppm | -0.0001 ppm | 0.0002 ppm | 0.0004 ppm | 0.0005 ppm | 0.0245 ppm | -0.0022 ppm |
| Concentration per Run | 0.0000 ppm | -0.0004 ppm | 0.0003 ppm | 0.0005 ppm | 0.0017 ppm | 0.0186 ppm | -0.0026 ppm |
| Concentration per Run | 0.0000 ppm | -0.0004 ppm | -0.0005 ppm | 0.0000 ppm | 0.0004 ppm | 0.0218 ppm | -0.0022 ppm |
| Concentration per Run | 0.0000 ppm | 0.0005 ppm | 0.0007 ppm | 0.0008 ppm | -0.0007 ppm | 0.0329 ppm | -0.0018 ppm |
| Recovery Percentage | 0.707 % | -0.302 % | 1.755 % | 4.233 % | 0.939 % | 0.979 % | -44.142 % |
| Concentration RSD | 46.7 % | 846.9 % | 365.5 % | 91.6 % | 251.9 % | 30.6 % | 19.3 % |

| | Mg 279.079 Axial-iFR) | Mn 257.610 Radial-iFR) | Mo 202.030 Axial-iFR) | Na 589.592 Radial-iFR) | Ni 231.604 Axial-iFR) | Pb 220.353 Axial-eUV) | Sb 206.833 Axial-iFR) |
|---|---|---|---|---|---|---|---|
| Concentration average | -0.0008 ppm | -0.0003 ppm | 0.0002 ppm | 0.1117 ppm | -0.0004 ppm | -0.0001 ppm | 0.0000 ppm |
| Concentration per Run | -0.0006 ppm | -0.0002 ppm | -0.0001 ppm | 0.1176 ppm | -0.0002 ppm | 0.0004 ppm | -0.0023 ppm |
| Concentration per Run | -0.0015 ppm | -0.0003 ppm | 0.0002 ppm | 0.1122 ppm | 0.0002 ppm | -0.0005 ppm | 0.0003 ppm |
| Concentration per Run | -0.0004 ppm | -0.0003 ppm | 0.0004 ppm | 0.1054 ppm | -0.0011 ppm | -0.0001 ppm | 0.0019 ppm |
| Recovery Percentage | -0.809 % | -2.633 % | 0.348 % | 5.587 % | -1.534 % | -0.576 % | -0.081 % |
| Concentration RSD | 70.5 % | 14.6 % | 141.8 % | 5.5 % | 177.3 % | 770.1 % | 5,173.9 % |

| | Se 196.090 Axial-eUV) | Si 212.412 Axial-iFR) | Sn 189.989 Axial-iFR) | Sr 421.552 Radial-iFR) | Ti 334.904 Axial-iFR) | Tl 190.856 Axial-eUV) | V 292.402 Axial-iFR) |
|---|---|---|---|---|---|---|---|
| Concentration average | 0.0000 ppm | -0.0001 ppm | 0.0007 ppm | -0.0001 ppm | -0.0008 ppm | 0.0019 ppm | 0.0001 ppm |
| Concentration per Run | -0.0005 ppm | 0.0002 ppm | 0.0010 ppm | -0.0001 ppm | -0.0002 ppm | 0.0018 ppm | 0.0000 ppm |
| Concentration per Run | 0.0009 ppm | -0.0008 ppm | 0.0005 ppm | -0.0001 ppm | -0.0013 ppm | 0.0029 ppm | 0.0001 ppm |
| Concentration per Run | -0.0004 ppm | 0.0001 ppm | 0.0006 ppm | -0.0001 ppm | -0.0007 ppm | 0.0009 ppm | 0.0001 ppm |
| Recovery Percentage | 0.062 % | -0.027 % | 1.364 % | -0.658 % | -7.609 % | 9.251 % | 0.723 % |
| Concentration RSD | 12,233.8 % | 423.1 % | 36.4 % | 7.1 % | 75.5 % | 54.5 % | 41.0 % |

| | Zn 206.200 Axial-iFR) | Sc 361.384 Axial-iFR) | Sc 361.384 Radial-iFR) | Sc 227.318 Axial-eUV) | Y 360.073 Axial-iFR) | Y 371.030 Radial-iFR) | Y 224.306 Axial-eUV) |
|---|---|---|---|---|---|---|---|
| Concentration average | 0.0001 ppm | 98.3873 % | 100.9989 % | 97.2379 % | 98.8327 % | 100.4708 % | 97.4660 % |
| Concentration per Run | 0.0000 ppm | 98.3697 % | 101.5321 % | 97.1450 % | 98.5866 % | 100.9633 % | 97.4123 % |
| Concentration per Run | 0.0000 ppm | 97.6487 % | 101.0800 % | 97.0335 % | 98.7442 % | 100.8682 % | 97.2767 % |
| Concentration per Run | 0.0002 ppm | 99.1436 % | 100.3845 % | 97.5350 % | 99.1674 % | 99.5808 % | 97.7088 % |
| Recovery Percentage | 1.718 % | | | | | | |
| Concentration RSD | 100.2 % | 0.8 % | 0.6 % | 0.3 % | 0.3 % | 0.8 % | 0.2 % |

# ICP DataTrace 11

9/11/2025 7:24:09 AM

LabBook: WG2112807_20250910_T11.imexp

Sample: WG2111138-7D5 WG2111138
Analysis started at: 9/10/2025 2:30:04 PM
Comment <Comment>
Rack Number 2
Vial Numbers 21

| | Ag 328.068 Axial-iFR) | Al 396.152 Radial-iFR) | As 189.042 Axial-eUV) | B 208.959 Axial-iFR) | Ba 455.403 Radial-iFR) | Be 313.042 Radial-iFR) | Ca 315.887 Radial-iFR) |
|---|---|---|---|---|---|---|---|
| Concentration average | 0.0004 ppm | 0.0743 ppm | -0.0015 ppm | 0.0071 ppm | 0.0485 ppm | 0.0001 ppm | 7.2867 ppm |
| Concentration per Run | 0.0003 ppm | 0.0812 ppm | 0.0000 ppm | 0.0079 ppm | 0.0490 ppm | 0.0001 ppm | 7.2777 ppm |
| Concentration per Run | 0.0003 ppm | 0.0684 ppm | -0.0008 ppm | 0.0065 ppm | 0.0485 ppm | 0.0000 ppm | 7.2848 ppm |
| Concentration per Run | 0.0007 ppm | 0.0732 ppm | -0.0038 ppm | 0.0070 ppm | 0.0481 ppm | 0.0000 ppm | 7.2975 ppm |
| Concentration RSD | 48.8 % | 8.7 % | 133.3 % | 9.6 % | 1.0 % | 69.7 % | 0.1 % |

| | Cd 214.438 Axial-iFR) | Co 228.616 Axial-iFR) | Cr 267.716 Axial-iFR) | Cu 324.754 Axial-iFR) | Fe 259.940 Radial-iFR) | K 766.490 Radial-iFR) | Li 670.776 Radial-iFR) |
|---|---|---|---|---|---|---|---|
| Concentration average | 0.0000 ppm | 0.0001 ppm | 0.0114 ppm | 0.0015 ppm | 0.3786 ppm | 2.1710 ppm | -0.0024 ppm |
| Concentration per Run | 0.0001 ppm | 0.0004 ppm | 0.0118 ppm | 0.0016 ppm | 0.3803 ppm | 2.1938 ppm | -0.0026 ppm |
| Concentration per Run | -0.0001 ppm | 0.0003 ppm | 0.0113 ppm | 0.0014 ppm | 0.3771 ppm | 2.1459 ppm | -0.0015 ppm |
| Concentration per Run | -0.0001 ppm | -0.0004 ppm | 0.0111 ppm | 0.0014 ppm | 0.3783 ppm | 2.1733 ppm | -0.0029 ppm |
| Concentration RSD | 275.4 % | 480.8 % | 2.9 % | 8.3 % | 0.4 % | 1.1 % | 30.5 % |

| | Mg 279.079 Axial-iFR) | Mn 257.610 Radial-iFR) | Mo 202.030 Axial-iFR) | Na 589.592 Radial-iFR) | Ni 231.604 Axial-iFR) | Pb 220.353 Axial-eUV) | Sb 206.833 Axial-iFR) |
|---|---|---|---|---|---|---|---|
| Concentration average | 0.6102 ppm | 1.0159 ppm | 0.0003 ppm | 132.2847 ppm | -0.0005 ppm | 0.0019 ppm | 0.0036 ppm |
| Concentration per Run | 0.6077 ppm | 1.0174 ppm | -0.0001 ppm | 132.8739 ppm | 0.0005 ppm | 0.0026 ppm | 0.0049 ppm |
| Concentration per Run | 0.6122 ppm | 1.0155 ppm | 0.0000 ppm | 132.4994 ppm | -0.0010 ppm | 0.0016 ppm | 0.0067 ppm |
| Concentration per Run | 0.6106 ppm | 1.0148 ppm | 0.0011 ppm | 131.4808 ppm | -0.0012 ppm | 0.0016 ppm | -0.0008 ppm |
| Concentration RSD | 0.4 % | 0.1 % | 193.4 % | 0.5 % | 167.4 % | 29.0 % | 108.3 % |

| | Se 196.090 Axial-eUV) | Si 212.412 Axial-iFR) | Sn 189.989 Axial-iFR) | Sr 421.552 Radial-iFR) | Ti 334.904 Axial-iFR) | Tl 190.856 Axial-eUV) | V 292.402 Axial-iFR) |
|---|---|---|---|---|---|---|---|
| Concentration average | 0.0009 ppm | 0.8465 ppm | 0.0008 ppm | 0.0673 ppm | 0.0026 ppm | 0.0010 ppm | 0.0008 ppm |
| Concentration per Run | -0.0003 ppm | 0.8426 ppm | 0.0018 ppm | 0.0676 ppm | 0.0028 ppm | 0.0011 ppm | 0.0007 ppm |
| Concentration per Run | 0.0044 ppm | 0.8470 ppm | 0.0007 ppm | 0.0672 ppm | 0.0022 ppm | 0.0005 ppm | 0.0008 ppm |
| Concentration per Run | -0.0014 ppm | 0.8500 ppm | 0.0000 ppm | 0.0671 ppm | 0.0028 ppm | 0.0014 ppm | 0.0009 ppm |
| Concentration RSD | 334.3 % | 0.4 % | 111.5 % | 0.4 % | 12.5 % | 43.9 % | 12.8 % |

| | Zn 206.200 Axial-iFR) | Sc 361.384 Axial-iFR) | Sc 361.384 Radial-iFR) | Sc 227.318 Axial-eUV) | Y 360.073 Axial-iFR) | Y 371.030 Radial-iFR) | Y 224.306 Axial-eUV) |
|---|---|---|---|---|---|---|---|
| Concentration average | 0.0121 ppm | 98.3783 % | 102.1590 % | 93.9721 % | 96.2182 % | 98.5897 % | 94.9066 % |
| Concentration per Run | 0.0122 ppm | 98.5240 % | 102.8955 % | 93.9893 % | 96.3592 % | 99.9654 % | 95.2533 % |
| Concentration per Run | 0.0122 ppm | 98.6648 % | 101.9428 % | 94.1265 % | 96.6408 % | 98.4424 % | 94.7806 % |
| Concentration per Run | 0.0119 ppm | 97.9460 % | 101.6386 % | 93.8005 % | 95.6546 % | 97.3613 % | 94.6859 % |
| Concentration RSD | 1.6 % | 0.4 % | 0.6 % | 0.2 % | 0.5 % | 1.3 % | 0.3 % |

# ICP DataTrace 11

9/11/2025 7:24:09 AM

LabBook: WG2112807_20250910_T11.imexp

Sample: CCV
Analysis started at: 9/10/2025 2:32:16 PM
Comment <Comment>
Rack Number 0
Vial Numbers 3

| | Ag 328.068 Axial-iFR) | Al 396.152 Radial-iFR) | As 189.042 Axial-eUV) | B 208.959 Axial-iFR) | Ba 455.403 Radial-iFR) | Be 313.042 Radial-iFR) | Ca 315.887 Radial-iFR) |
|---|---|---|---|---|---|---|---|
| Concentration average | 0.5078 ppm | 0.5014 ppm | 0.4956 ppm | 0.4813 ppm | 0.5036 ppm | 0.5209 ppm | 0.5081 ppm |
| Concentration per Run | 0.5076 ppm | 0.4980 ppm | 0.4962 ppm | 0.4789 ppm | 0.5049 ppm | 0.5202 ppm | 0.5084 ppm |
| Concentration per Run | 0.5084 ppm | 0.5004 ppm | 0.4955 ppm | 0.4834 ppm | 0.5010 ppm | 0.5209 ppm | 0.5104 ppm |
| Concentration per Run | 0.5072 ppm | 0.5058 ppm | 0.4949 ppm | 0.4816 ppm | 0.5048 ppm | 0.5215 ppm | 0.5057 ppm |
| Recovery Percentage | 101.550 % | 100.281 % | 99.110 % | 96.266 % | 100.711 % | 104.172 % | 101.630 % |
| Concentration RSD | 0.1 % | 0.8 % | 0.1 % | 0.5 % | 0.4 % | 0.1 % | 0.5 % |

| | Cd 214.438 Axial-iFR) | Co 228.616 Axial-iFR) | Cr 267.716 Axial-iFR) | Cu 324.754 Axial-iFR) | Fe 259.940 Radial-iFR) | K 766.490 Radial-iFR) | Li 670.776 Radial-iFR) |
|---|---|---|---|---|---|---|---|
| Concentration average | 0.5101 ppm | 0.5177 ppm | 0.5147 ppm | 0.5301 ppm | 0.5147 ppm | 5.3490 ppm | 0.5111 ppm |
| Concentration per Run | 0.5101 ppm | 0.5184 ppm | 0.5133 ppm | 0.5291 ppm | 0.5124 ppm | 5.3584 ppm | 0.5064 ppm |
| Concentration per Run | 0.5089 ppm | 0.5167 ppm | 0.5135 ppm | 0.5302 ppm | 0.5173 ppm | 5.3421 ppm | 0.5101 ppm |
| Concentration per Run | 0.5112 ppm | 0.5180 ppm | 0.5174 ppm | 0.5310 ppm | 0.5143 ppm | 5.3465 ppm | 0.5169 ppm |
| Recovery Percentage | 102.012 % | 103.543 % | 102.941 % | 106.017 % | 102.932 % | 106.980 % | 102.222 % |
| Concentration RSD | 0.2 % | 0.2 % | 0.5 % | 0.2 % | 0.5 % | 0.2 % | 1.0 % |

| | Mg 279.079 Axial-iFR) | Mn 257.610 Radial-iFR) | Mo 202.030 Axial-iFR) | Na 589.592 Radial-iFR) | Ni 231.604 Axial-iFR) | Pb 220.353 Axial-eUV) | Sb 206.833 Axial-iFR) |
|---|---|---|---|---|---|---|---|
| Concentration average | 0.5109 ppm | 0.5215 ppm | 0.4960 ppm | 10.3056 ppm | 0.5237 ppm | 0.5174 ppm | 0.5175 ppm |
| Concentration per Run | 0.5110 ppm | 0.5228 ppm | 0.4960 ppm | 10.3182 ppm | 0.5253 ppm | 0.5198 ppm | 0.5177 ppm |
| Concentration per Run | 0.5127 ppm | 0.5215 ppm | 0.4951 ppm | 10.2794 ppm | 0.5214 ppm | 0.5164 ppm | 0.5151 ppm |
| Concentration per Run | 0.5089 ppm | 0.5203 ppm | 0.4967 ppm | 10.3191 ppm | 0.5243 ppm | 0.5159 ppm | 0.5197 ppm |
| Recovery Percentage | 102.170 % | 104.308 % | 99.192 % | 103.056 % | 104.730 % | 103.472 % | 103.498 % |
| Concentration RSD | 0.4 % | 0.2 % | 0.2 % | 0.2 % | 0.4 % | 0.4 % | 0.4 % |

| | Se 196.090 Axial-eUV) | Si 212.412 Axial-iFR) | Sn 189.989 Axial-iFR) | Sr 421.552 Radial-iFR) | Ti 334.904 Axial-iFR) | Tl 190.856 Axial-eUV) | V 292.402 Axial-iFR) |
|---|---|---|---|---|---|---|---|
| Concentration average | 0.4933 ppm | 5.4286 ppm | 0.4995 ppm | 0.5038 ppm | 0.5028 ppm | 0.4958 ppm | 0.5205 ppm |
| Concentration per Run | 0.4920 ppm | 5.4211 ppm | 0.5000 ppm | 0.5042 ppm | 0.5031 ppm | 0.4973 ppm | 0.5204 ppm |
| Concentration per Run | 0.4912 ppm | 5.4244 ppm | 0.4968 ppm | 0.5032 ppm | 0.5030 ppm | 0.4945 ppm | 0.5198 ppm |
| Concentration per Run | 0.4969 ppm | 5.4402 ppm | 0.5017 ppm | 0.5041 ppm | 0.5024 ppm | 0.4956 ppm | 0.5214 ppm |
| Recovery Percentage | 98.667 % | 103.401 % | 99.902 % | 100.767 % | 100.565 % | 99.156 % | 104.108 % |
| Concentration RSD | 0.6 % | 0.2 % | 0.5 % | 0.1 % | 0.1 % | 0.3 % | 0.2 % |

| | Zn 206.200 Axial-iFR) | Sc 361.384 Axial-iFR) | Sc 361.384 Radial-iFR) | Sc 227.318 Axial-eUV) | Y 360.073 Axial-iFR) | Y 371.030 Radial-iFR) | Y 224.306 Axial-eUV) |
|---|---|---|---|---|---|---|---|
| Concentration average | 0.4927 ppm | 100.8488 % | 102.5985 % | 98.5842 % | 98.7729 % | 99.8405 % | 97.6146 % |
| Concentration per Run | 0.4920 ppm | 100.8507 % | 102.7479 % | 98.5250 % | 98.1954 % | 100.2894 % | 97.7718 % |
| Concentration per Run | 0.4929 ppm | 100.9916 % | 102.6534 % | 99.2853 % | 99.1481 % | 99.5148 % | 98.1663 % |
| Concentration per Run | 0.4932 ppm | 100.7042 % | 102.3942 % | 97.9421 % | 98.9751 % | 99.7174 % | 96.9059 % |
| Recovery Percentage | 98.540 % | | | | | | |
| Concentration RSD | 0.1 % | 0.1 % | 0.2 % | 0.7 % | 0.5 % | 0.4 % | 0.7 % |

# ICP DataTrace 11

9/11/2025 7:24:09 AM

LabBook: WG2112807_20250910_T11.imexp

Sample: CCB
Analysis started at: 9/10/2025 2:34:21 PM
Comment <Comment>
Rack Number 0
Vial Numbers 4

| | Ag 328.068 Axial-iFR) | Al 396.152 Radial-iFR) | As 189.042 Axial-eUV) | B 208.959 Axial-iFR) | Ba 455.403 Radial-iFR) | Be 313.042 Radial-iFR) | Ca 315.887 Radial-iFR) |
|---|---|---|---|---|---|---|---|
| Concentration average | 0.0000 ppm | 0.0051 ppm | -0.0011 ppm | -0.0010 ppm | -0.0001 ppm | 0.0000 ppm | 0.0004 ppm |
| Concentration per Run | 0.0001 ppm | -0.0005 ppm | -0.0004 ppm | -0.0009 ppm | -0.0001 ppm | 0.0000 ppm | -0.0053 ppm |
| Concentration per Run | -0.0002 ppm | 0.0089 ppm | -0.0015 ppm | 0.0001 ppm | -0.0001 ppm | 0.0000 ppm | 0.0017 ppm |
| Concentration per Run | 0.0000 ppm | 0.0068 ppm | -0.0015 ppm | -0.0021 ppm | -0.0001 ppm | 0.0000 ppm | 0.0048 ppm |
| Recovery Percentage | 0.035 % | 5.093 % | -22.512 % | -3.213 % | -1.160 % | 0.320 % | 0.404 % |
| Concentration RSD | 6,236.4 % | 96.6 % | 56.6 % | 114.3 % | 14.0 % | 363.2 % | 1,289.9 % |

| | Cd 214.438 Axial-iFR) | Co 228.616 Axial-iFR) | Cr 267.716 Axial-iFR) | Cu 324.754 Axial-iFR) | Fe 259.940 Radial-iFR) | K 766.490 Radial-iFR) | Li 670.776 Radial-iFR) |
|---|---|---|---|---|---|---|---|
| Concentration average | 0.0000 ppm | -0.0003 ppm | 0.0001 ppm | 0.0005 ppm | 0.0011 ppm | 0.0260 ppm | -0.0008 ppm |
| Concentration per Run | 0.0001 ppm | -0.0002 ppm | 0.0002 ppm | 0.0007 ppm | 0.0012 ppm | 0.0189 ppm | -0.0015 ppm |
| Concentration per Run | 0.0000 ppm | -0.0003 ppm | 0.0001 ppm | 0.0004 ppm | 0.0005 ppm | 0.0261 ppm | -0.0007 ppm |
| Concentration per Run | 0.0000 ppm | -0.0003 ppm | 0.0000 ppm | 0.0004 ppm | 0.0014 ppm | 0.0330 ppm | -0.0001 ppm |
| Recovery Percentage | 0.937 % | -1.296 % | 0.825 % | 5.012 % | 2.104 % | 1.040 % | -15.345 % |
| Concentration RSD | 172.1 % | 23.5 % | 139.6 % | 42.1 % | 44.3 % | 27.2 % | 94.6 % |

| | Mg 279.079 Axial-iFR) | Mn 257.610 Radial-iFR) | Mo 202.030 Axial-iFR) | Na 589.592 Radial-iFR) | Ni 231.604 Axial-iFR) | Pb 220.353 Axial-eUV) | Sb 206.833 Axial-iFR) |
|---|---|---|---|---|---|---|---|
| Concentration average | -0.0009 ppm | 0.0000 ppm | -0.0001 ppm | 0.0486 ppm | -0.0008 ppm | 0.0004 ppm | 0.0013 ppm |
| Concentration per Run | 0.0001 ppm | 0.0001 ppm | 0.0002 ppm | 0.0501 ppm | -0.0011 ppm | 0.0005 ppm | 0.0004 ppm |
| Concentration per Run | -0.0009 ppm | -0.0001 ppm | -0.0005 ppm | 0.0469 ppm | -0.0017 ppm | 0.0007 ppm | 0.0009 ppm |
| Concentration per Run | -0.0019 ppm | 0.0000 ppm | 0.0001 ppm | 0.0489 ppm | 0.0003 ppm | 0.0000 ppm | 0.0026 ppm |
| Recovery Percentage | -0.891 % | -0.106 % | -0.162 % | 2.431 % | -3.300 % | 3.854 % | 2.570 % |
| Concentration RSD | 107.6 % | 929.0 % | 486.6 % | 3.3 % | 124.9 % | 93.5 % | 88.0 % |

| | Se 196.090 Axial-eUV) | Si 212.412 Axial-iFR) | Sn 189.989 Axial-iFR) | Sr 421.552 Radial-iFR) | Ti 334.904 Axial-iFR) | Tl 190.856 Axial-eUV) | V 292.402 Axial-iFR) |
|---|---|---|---|---|---|---|---|
| Concentration average | 0.0021 ppm | -0.0012 ppm | 0.0009 ppm | 0.0000 ppm | -0.0009 ppm | 0.0011 ppm | 0.0002 ppm |
| Concentration per Run | 0.0031 ppm | -0.0019 ppm | 0.0021 ppm | -0.0001 ppm | -0.0014 ppm | 0.0013 ppm | 0.0002 ppm |
| Concentration per Run | -0.0003 ppm | 0.0005 ppm | 0.0006 ppm | 0.0001 ppm | -0.0004 ppm | 0.0002 ppm | 0.0001 ppm |
| Concentration per Run | 0.0037 ppm | -0.0021 ppm | -0.0002 ppm | 0.0001 ppm | -0.0008 ppm | 0.0019 ppm | 0.0004 ppm |
| Recovery Percentage | 21.454 % | -0.238 % | 1.710 % | 0.154 % | -8.777 % | 5.601 % | 2.252 % |
| Concentration RSD | 99.5 % | 122.3 % | 134.2 % | 758.8 % | 58.9 % | 78.5 % | 78.2 % |

| | Zn 206.200 Axial-iFR) | Sc 361.384 Axial-iFR) | Sc 361.384 Radial-iFR) | Sc 227.318 Axial-eUV) | Y 360.073 Axial-iFR) | Y 371.030 Radial-iFR) | Y 224.306 Axial-eUV) |
|---|---|---|---|---|---|---|---|
| Concentration average | 0.0001 ppm | 99.4706 % | 101.6810 % | 98.2644 % | 99.9776 % | 100.9906 % | 98.2607 % |
| Concentration per Run | 0.0001 ppm | 99.2088 % | 102.0795 % | 97.4862 % | 100.2972 % | 101.5466 % | 97.7668 % |
| Concentration per Run | 0.0002 ppm | 99.7892 % | 101.5618 % | 99.0067 % | 100.3227 % | 101.3259 % | 98.9384 % |
| Concentration per Run | 0.0000 ppm | 99.4138 % | 101.4015 % | 98.3003 % | 99.3130 % | 100.0992 % | 98.0770 % |
| Recovery Percentage | 2.038 % | | | | | | |
| Concentration RSD | 95.4 % | 0.3 % | 0.3 % | 0.8 % | 0.6 % | 0.8 % | 0.6 % |

# ICP DataTrace 11

9/11/2025 7:24:09 AM

LabBook: WG2112807_20250910_T11.imexp

Sample: I2553617-16 WG2108375
Analysis started at: 9/10/2025 3:26:47 PM
Comment <Comment>
Rack Number 2
Vial Numbers 23

| | Ag 328.068 Axial-iFR) | Al 396.152 Radial-iFR) | As 189.042 Axial-eUV) | B 208.959 Axial-iFR) | Ba 455.403 Radial-iFR) | Be 313.042 Radial-iFR) | Ca 315.887 Radial-iFR) |
|---|---|---|---|---|---|---|---|
| Concentration average | 0.0002 ppm | 0.0269 ppm | -0.0006 ppm | -0.0013 ppm | 0.0005 ppm | 0.0000 ppm | 0.1372 ppm |
| Concentration per Run | 0.0003 ppm | 0.0272 ppm | -0.0003 ppm | -0.0013 ppm | 0.0005 ppm | 0.0001 ppm | 0.1409 ppm |
| Concentration per Run | -0.0002 ppm | 0.0241 ppm | -0.0022 ppm | -0.0015 ppm | 0.0005 ppm | 0.0000 ppm | 0.1347 ppm |
| Concentration per Run | 0.0005 ppm | 0.0294 ppm | 0.0007 ppm | -0.0010 ppm | 0.0005 ppm | 0.0000 ppm | 0.1359 ppm |
| Concentration RSD | 194.7 % | 9.8 % | 243.2 % | 20.5 % | 5.2 % | 407.1 % | 2.4 % |

| | Cd 214.438 Axial-iFR) | Co 228.616 Axial-iFR) | Cr 267.716 Axial-iFR) | Cu 324.754 Axial-iFR) | Fe 259.940 Radial-iFR) | K 766.490 Radial-iFR) | Li 670.776 Radial-iFR) |
|---|---|---|---|---|---|---|---|
| Concentration average | 0.0000 ppm | -0.0004 ppm | 0.0003 ppm | 0.0009 ppm | 0.0496 ppm | 0.0254 ppm | -0.0024 ppm |
| Concentration per Run | 0.0000 ppm | -0.0002 ppm | 0.0003 ppm | 0.0006 ppm | 0.0493 ppm | 0.0350 ppm | -0.0024 ppm |
| Concentration per Run | -0.0001 ppm | -0.0006 ppm | 0.0002 ppm | 0.0008 ppm | 0.0495 ppm | 0.0185 ppm | -0.0032 ppm |
| Concentration per Run | 0.0000 ppm | -0.0004 ppm | 0.0004 ppm | 0.0012 ppm | 0.0498 ppm | 0.0226 ppm | -0.0017 ppm |
| Concentration RSD | 167.6 % | 47.5 % | 36.2 % | 30.3 % | 0.5 % | 33.8 % | 31.6 % |

| | Mg 279.079 Axial-iFR) | Mn 257.610 Radial-iFR) | Mo 202.030 Axial-iFR) | Na 589.592 Radial-iFR) | Ni 231.604 Axial-iFR) | Pb 220.353 Axial-eUV) | Sb 206.833 Axial-iFR) |
|---|---|---|---|---|---|---|---|
| Concentration average | 0.0472 ppm | 0.0023 ppm | 0.0001 ppm | 0.1200 ppm | 0.0011 ppm | 0.0007 ppm | 0.0011 ppm |
| Concentration per Run | 0.0466 ppm | 0.0023 ppm | 0.0001 ppm | 0.1209 ppm | 0.0013 ppm | 0.0006 ppm | 0.0026 ppm |
| Concentration per Run | 0.0484 ppm | 0.0023 ppm | -0.0001 ppm | 0.1166 ppm | 0.0008 ppm | 0.0005 ppm | -0.0007 ppm |
| Concentration per Run | 0.0465 ppm | 0.0023 ppm | 0.0004 ppm | 0.1225 ppm | 0.0012 ppm | 0.0011 ppm | 0.0014 ppm |
| Concentration RSD | 2.3 % | 1.3 % | 203.6 % | 2.6 % | 23.3 % | 40.3 % | 152.1 % |

| | Se 196.090 Axial-eUV) | Si 212.412 Axial-iFR) | Sn 189.989 Axial-iFR) | Sr 421.552 Radial-iFR) | Ti 334.904 Axial-iFR) | Tl 190.856 Axial-eUV) | V 292.402 Axial-iFR) |
|---|---|---|---|---|---|---|---|
| Concentration average | -0.0010 ppm | 0.0344 ppm | -0.0003 ppm | 0.0001 ppm | -0.0002 ppm | 0.0017 ppm | 0.0004 ppm |
| Concentration per Run | -0.0029 ppm | 0.0349 ppm | -0.0002 ppm | 0.0000 ppm | -0.0003 ppm | 0.0000 ppm | 0.0002 ppm |
| Concentration per Run | 0.0001 ppm | 0.0347 ppm | -0.0010 ppm | 0.0002 ppm | 0.0000 ppm | 0.0031 ppm | 0.0003 ppm |
| Concentration per Run | -0.0002 ppm | 0.0336 ppm | 0.0002 ppm | 0.0001 ppm | -0.0003 ppm | 0.0018 ppm | 0.0006 ppm |
| Concentration RSD | 165.0 % | 2.1 % | 182.2 % | 65.8 % | 109.9 % | 95.3 % | 53.3 % |

| | Zn 206.200 Axial-iFR) | Sc 361.384 Axial-iFR) | Sc 361.384 Radial-iFR) | Sc 227.318 Axial-eUV) | Y 360.073 Axial-iFR) | Y 371.030 Radial-iFR) | Y 224.306 Axial-eUV) |
|---|---|---|---|---|---|---|---|
| Concentration average | 0.0012 ppm | 106.0628 % | 106.6232 % | 104.6701 % | 105.3466 % | 105.1507 % | 104.0070 % |
| Concentration per Run | 0.0013 ppm | 105.9366 % | 106.0078 % | 104.6599 % | 104.9789 % | 106.2350 % | 104.1561 % |
| Concentration per Run | 0.0012 ppm | 106.0111 % | 106.8824 % | 104.5479 % | 105.7787 % | 103.4067 % | 103.6906 % |
| Concentration per Run | 0.0012 ppm | 106.2407 % | 106.9794 % | 104.8023 % | 105.2824 % | 105.8103 % | 104.1743 % |
| Concentration RSD | 6.3 % | 0.1 % | 0.5 % | 0.1 % | 0.4 % | 1.5 % | 0.3 % |

# ICP DataTrace 11

9/11/2025 7:24:09 AM

LabBook: WG2112807_20250910_T11.imexp

Sample: I2553742-02 WG2108375
Analysis started at: 9/10/2025 3:29:04 PM
Comment <Comment>
Rack Number 2
Vial Numbers 24

| | Ag 328.068 Axial-iFR) | Al 396.152 Radial-iFR) | As 189.042 Axial-eUV) | B 208.959 Axial-iFR) | Ba 455.403 Radial-iFR) | Be 313.042 Radial-iFR) | Ca 315.887 Radial-iFR) |
|---|---|---|---|---|---|---|---|
| Concentration average | 0.0002 ppm | 0.0036 ppm | -0.0016 ppm | -0.0007 ppm | -0.0001 ppm | 0.0000 ppm | 0.0591 ppm |
| Concentration per Run | 0.0007 ppm | 0.0061 ppm | -0.0029 ppm | -0.0006 ppm | -0.0002 ppm | 0.0000 ppm | 0.0541 ppm |
| Concentration per Run | 0.0004 ppm | 0.0033 ppm | -0.0007 ppm | -0.0010 ppm | 0.0000 ppm | 0.0000 ppm | 0.0628 ppm |
| Concentration per Run | -0.0005 ppm | 0.0015 ppm | -0.0011 ppm | -0.0006 ppm | 0.0000 ppm | 0.0000 ppm | 0.0605 ppm |
| Concentration RSD | 371.3 % | 64.9 % | 76.6 % | 38.2 % | 219.5 % | 76.8 % | 7.6 % |

| | Cd 214.438 Axial-iFR) | Co 228.616 Axial-iFR) | Cr 267.716 Axial-iFR) | Cu 324.754 Axial-iFR) | Fe 259.940 Radial-iFR) | K 766.490 Radial-iFR) | Li 670.776 Radial-iFR) |
|---|---|---|---|---|---|---|---|
| Concentration average | 0.0000 ppm | -0.0004 ppm | 0.0000 ppm | 0.0004 ppm | 0.0017 ppm | 0.0061 ppm | -0.0025 ppm |
| Concentration per Run | 0.0000 ppm | -0.0003 ppm | -0.0002 ppm | 0.0007 ppm | 0.0017 ppm | 0.0153 ppm | -0.0015 ppm |
| Concentration per Run | 0.0000 ppm | -0.0002 ppm | 0.0004 ppm | 0.0002 ppm | 0.0012 ppm | 0.0132 ppm | -0.0023 ppm |
| Concentration per Run | 0.0001 ppm | -0.0006 ppm | -0.0001 ppm | 0.0004 ppm | 0.0021 ppm | -0.0102 ppm | -0.0038 ppm |
| Concentration RSD | 36.2 % | 62.0 % | 1,696.2 % | 64.9 % | 27.0 % | 231.7 % | 46.8 % |

| | Mg 279.079 Axial-iFR) | Mn 257.610 Radial-iFR) | Mo 202.030 Axial-iFR) | Na 589.592 Radial-iFR) | Ni 231.604 Axial-iFR) | Pb 220.353 Axial-eUV) | Sb 206.833 Axial-iFR) |
|---|---|---|---|---|---|---|---|
| Concentration average | 0.0010 ppm | 0.0000 ppm | 0.0001 ppm | 0.0071 ppm | -0.0001 ppm | -0.0003 ppm | 0.0009 ppm |
| Concentration per Run | 0.0005 ppm | -0.0002 ppm | 0.0000 ppm | 0.0015 ppm | 0.0000 ppm | 0.0000 ppm | 0.0011 ppm |
| Concentration per Run | 0.0003 ppm | 0.0003 ppm | 0.0002 ppm | 0.0050 ppm | -0.0001 ppm | 0.0000 ppm | 0.0009 ppm |
| Concentration per Run | 0.0022 ppm | 0.0001 ppm | 0.0002 ppm | 0.0149 ppm | -0.0002 ppm | -0.0009 ppm | 0.0006 ppm |
| Concentration RSD | 98.9 % | 646.5 % | 110.9 % | 97.7 % | 108.0 % | 167.6 % | 30.8 % |

| | Se 196.090 Axial-eUV) | Si 212.412 Axial-iFR) | Sn 189.989 Axial-iFR) | Sr 421.552 Radial-iFR) | Ti 334.904 Axial-iFR) | Tl 190.856 Axial-eUV) | V 292.402 Axial-iFR) |
|---|---|---|---|---|---|---|---|
| Concentration average | -0.0009 ppm | 0.0250 ppm | -0.0007 ppm | 0.0001 ppm | -0.0006 ppm | 0.0010 ppm | 0.0000 ppm |
| Concentration per Run | -0.0028 ppm | 0.0226 ppm | -0.0007 ppm | 0.0001 ppm | -0.0010 ppm | 0.0008 ppm | -0.0003 ppm |
| Concentration per Run | 0.0015 ppm | 0.0256 ppm | -0.0017 ppm | 0.0001 ppm | -0.0008 ppm | 0.0007 ppm | 0.0004 ppm |
| Concentration per Run | -0.0013 ppm | 0.0268 ppm | 0.0004 ppm | 0.0001 ppm | 0.0001 ppm | 0.0015 ppm | 0.0000 ppm |
| Concentration RSD | 253.5 % | 8.8 % | 153.3 % | 7.9 % | 103.1 % | 42.0 % | 797.3 % |

| | Zn 206.200 Axial-iFR) | Sc 361.384 Axial-iFR) | Sc 361.384 Radial-iFR) | Sc 227.318 Axial-eUV) | Y 360.073 Axial-iFR) | Y 371.030 Radial-iFR) | Y 224.306 Axial-eUV) |
|---|---|---|---|---|---|---|---|
| Concentration average | 0.0002 ppm | 103.2127 % | 105.0751 % | 100.7472 % | 102.5998 % | 101.9104 % | 100.2358 % |
| Concentration per Run | 0.0000 ppm | 103.8074 % | 105.4233 % | 101.1612 % | 103.9529 % | 102.6282 % | 100.4052 % |
| Concentration per Run | 0.0003 ppm | 103.1117 % | 104.7424 % | 100.8133 % | 102.2431 % | 101.5046 % | 100.4488 % |
| Concentration per Run | 0.0002 ppm | 102.7191 % | 105.0595 % | 100.2672 % | 101.6035 % | 101.5984 % | 99.8532 % |
| Concentration RSD | 78.1 % | 0.5 % | 0.3 % | 0.4 % | 1.2 % | 0.6 % | 0.3 % |

# ICP DataTrace 11

9/11/2025 7:24:09 AM

LabBook: WG2112807_20250910_T11.imexp

Sample: I2553978-01 WG2108375
Analysis started at: 9/10/2025 3:31:10 PM
Comment <Comment>
Rack Number 2
Vial Numbers 25

| | Ag 328.068 Axial-iFR) | Al 396.152 Radial-iFR) | As 189.042 Axial-eUV) | B 208.959 Axial-iFR) | Ba 455.403 Radial-iFR) | Be 313.042 Radial-iFR) | Ca 315.887 Radial-iFR) |
|---|---|---|---|---|---|---|---|
| Concentration average | -0.0005 ppm | 0.0044 ppm | 0.0415 ppm | 0.1432 ppm | 0.2230 ppm | 0.0000 ppm | 176.9563 ppm |
| Concentration per Run | -0.0008 ppm | -0.0033 ppm | 0.0421 ppm | 0.1439 ppm | 0.2237 ppm | 0.0000 ppm | 176.9153 ppm |
| Concentration per Run | -0.0004 ppm | 0.0113 ppm | 0.0413 ppm | 0.1424 ppm | 0.2227 ppm | 0.0000 ppm | 177.0270 ppm |
| Concentration per Run | -0.0004 ppm | 0.0051 ppm | 0.0411 ppm | 0.1432 ppm | 0.2225 ppm | 0.0000 ppm | 176.9267 ppm |
| Concentration RSD | 40.4 % | 167.9 % | 1.3 % | 0.6 % | 0.3 % | 3.6 % | 0.0 % |

| | Cd 214.438 Axial-iFR) | Co 228.616 Axial-iFR) | Cr 267.716 Axial-iFR) | Cu 324.754 Axial-iFR) | Fe 259.940 Radial-iFR) | K 766.490 Radial-iFR) | Li 670.776 Radial-iFR) |
|---|---|---|---|---|---|---|---|
| Concentration average | -0.0018 ppm | 0.0017 ppm | 0.0023 ppm | 0.0062 ppm | 0.9430 ppm | 55.8816 ppm | 0.0391 ppm |
| Concentration per Run | -0.0018 ppm | 0.0017 ppm | 0.0023 ppm | 0.0062 ppm | 0.9451 ppm | 55.7454 ppm | 0.0395 ppm |
| Concentration per Run | -0.0019 ppm | 0.0011 ppm | 0.0024 ppm | 0.0062 ppm | 0.9439 ppm | 55.9517 ppm | 0.0394 ppm |
| Concentration per Run | -0.0018 ppm | 0.0023 ppm | 0.0022 ppm | 0.0062 ppm | 0.9401 ppm | 55.9477 ppm | 0.0383 ppm |
| Concentration RSD | 2.8 % | 35.0 % | 5.7 % | 0.4 % | 0.3 % | 0.2 % | 1.6 % |

| | Mg 279.079 Axial-iFR) | Mn 257.610 Radial-iFR) | Mo 202.030 Axial-iFR) | Na 589.592 Radial-iFR) | Ni 231.604 Axial-iFR) | Pb 220.353 Axial-eUV) | Sb 206.833 Axial-iFR) |
|---|---|---|---|---|---|---|---|
| Concentration average | 73.7629 ppm | 0.0214 ppm | 0.0004 ppm | 64.5522 ppm | 0.0111 ppm | -0.0012 ppm | 0.0007 ppm |
| Concentration per Run | 73.4793 ppm | 0.0215 ppm | 0.0003 ppm | 64.5342 ppm | 0.0111 ppm | -0.0007 ppm | 0.0016 ppm |
| Concentration per Run | 73.4955 ppm | 0.0213 ppm | 0.0004 ppm | 64.5475 ppm | 0.0116 ppm | -0.0016 ppm | 0.0012 ppm |
| Concentration per Run | 74.3139 ppm | 0.0213 ppm | 0.0004 ppm | 64.5749 ppm | 0.0107 ppm | -0.0012 ppm | -0.0006 ppm |
| Concentration RSD | 0.6 % | 0.6 % | 9.8 % | 0.0 % | 4.3 % | 38.1 % | 157.5 % |

| | Se 196.090 Axial-eUV) | Si 212.412 Axial-iFR) | Sn 189.989 Axial-iFR) | Sr 421.552 Radial-iFR) | Ti 334.904 Axial-iFR) | Tl 190.856 Axial-eUV) | V 292.402 Axial-iFR) |
|---|---|---|---|---|---|---|---|
| Concentration average | 0.0001 ppm | **12.1231 [SIC 100]** | -0.0002 ppm | **1.6370 ppm** | 0.0000 ppm | 0.0012 ppm | 0.0003 ppm |
| Concentration per Run | 0.0009 ppm | 12.1293 ppm | 0.0000 ppm | 1.6401 ppm | -0.0001 ppm | 0.0018 ppm | 0.0005 ppm |
| Concentration per Run | 0.0018 ppm | 12.1039 ppm | -0.0001 ppm | 1.6355 ppm | -0.0002 ppm | 0.0008 ppm | 0.0000 ppm |
| Concentration per Run | -0.0025 ppm | 12.1361 ppm | -0.0006 ppm | 1.6352 ppm | 0.0003 ppm | 0.0010 ppm | 0.0004 ppm |
| Concentration RSD | 3,154.5 % | 0.1 % | 144.0 % | 0.2 % | 2,139.8 % | 44.0 % | 93.6 % |

| | Zn 206.200 Axial-iFR) | Sc 361.384 Axial-iFR) | Sc 361.384 Radial-iFR) | Sc 227.318 Axial-eUV) | Y 360.073 Axial-iFR) | Y 371.030 Radial-iFR) | Y 224.306 Axial-eUV) |
|---|---|---|---|---|---|---|---|
| Concentration average | 0.0018 ppm | 98.9578 % | 103.4355 % | 91.0308 % | 96.5325 % | 100.2083 % | 93.8491 % |
| Concentration per Run | 0.0018 ppm | 99.3996 % | 103.7259 % | 91.4719 % | 96.8777 % | 100.4090 % | 94.3666 % |
| Concentration per Run | 0.0017 ppm | 98.7517 % | 103.3913 % | 90.6312 % | 96.3127 % | 100.2952 % | 93.8505 % |
| Concentration per Run | 0.0018 ppm | 98.7221 % | 103.1893 % | 90.9891 % | 96.4069 % | 99.9207 % | 93.3303 % |
| Concentration RSD | 4.5 % | 0.4 % | 0.3 % | 0.5 % | 0.3 % | 0.3 % | 0.6 % |

# ICP DataTrace 11

9/11/2025 7:24:09 AM

LabBook: WG2112807_20250910_T11.imexp

Sample: I2553978-02 WG2108375
Analysis started at: 9/10/2025 3:33:17 PM
Comment <Comment>
Rack Number 2
Vial Numbers 26

| | Ag 328.068 Axial-iFR) | Al 396.152 Radial-iFR) | As 189.042 Axial-eUV) | B 208.959 Axial-iFR) | Ba 455.403 Radial-iFR) | Be 313.042 Radial-iFR) | Ca 315.887 Radial-iFR) |
|---|---|---|---|---|---|---|---|
| Concentration average | 0.0001 ppm | 0.0054 ppm | 0.0803 ppm | 0.1829 ppm | 0.2748 ppm | 0.0000 ppm | 172.7357 ppm |
| Concentration per Run | 0.0002 ppm | 0.0033 ppm | 0.0807 ppm | 0.1808 ppm | 0.2753 ppm | 0.0001 ppm | 172.7012 ppm |
| Concentration per Run | -0.0002 ppm | 0.0025 ppm | 0.0805 ppm | 0.1849 ppm | 0.2744 ppm | 0.0001 ppm | 172.4859 ppm |
| Concentration per Run | 0.0001 ppm | 0.0103 ppm | 0.0796 ppm | 0.1829 ppm | 0.2746 ppm | 0.0000 ppm | 173.0200 ppm |
| Concentration RSD | 413.8 % | 79.1 % | 0.7 % | 1.1 % | 0.2 % | 65.0 % | 0.2 % |

| | Cd 214.438 Axial-iFR) | Co 228.616 Axial-iFR) | Cr 267.716 Axial-iFR) | Cu 324.754 Axial-iFR) | Fe 259.940 Radial-iFR) | K 766.490 Radial-iFR) | Li 670.776 Radial-iFR) |
|---|---|---|---|---|---|---|---|
| Concentration average | -0.0018 ppm | 0.0007 ppm | 0.0007 ppm | 0.0036 ppm | 5.6806 ppm | 64.4302 ppm | 0.0552 ppm |
| Concentration per Run | -0.0018 ppm | 0.0006 ppm | 0.0008 ppm | 0.0036 ppm | 5.6888 ppm | 64.2508 ppm | 0.0571 ppm |
| Concentration per Run | -0.0018 ppm | 0.0011 ppm | 0.0002 ppm | 0.0035 ppm | 5.6903 ppm | 64.4708 ppm | 0.0536 ppm |
| Concentration per Run | -0.0018 ppm | 0.0004 ppm | 0.0011 ppm | 0.0038 ppm | 5.6628 ppm | 64.5689 ppm | 0.0550 ppm |
| Concentration RSD | 1.5 % | 47.1 % | 61.3 % | 3.2 % | 0.3 % | 0.3 % | 3.2 % |

| | Mg 279.079 Axial-iFR) | Mn 257.610 Radial-iFR) | Mo 202.030 Axial-iFR) | Na 589.592 Radial-iFR) | Ni 231.604 Axial-iFR) | Pb 220.353 Axial-eUV) | Sb 206.833 Axial-iFR) |
|---|---|---|---|---|---|---|---|
| Concentration average | 77.2509 ppm | 0.0234 ppm | 0.0011 ppm | 52.4451 ppm | 0.0165 ppm | -0.0020 ppm | 0.0034 ppm |
| Concentration per Run | 77.3445 ppm | 0.0237 ppm | 0.0010 ppm | 52.2455 ppm | 0.0161 ppm | -0.0033 ppm | 0.0045 ppm |
| Concentration per Run | 77.2422 ppm | 0.0234 ppm | 0.0013 ppm | 52.3508 ppm | 0.0164 ppm | -0.0020 ppm | 0.0003 ppm |
| Concentration per Run | 77.1661 ppm | 0.0231 ppm | 0.0009 ppm | 52.7389 ppm | 0.0171 ppm | -0.0008 ppm | 0.0053 ppm |
| Concentration RSD | 0.1 % | 1.2 % | 20.4 % | 0.5 % | 3.1 % | 61.3 % | 80.8 % |

| | Se 196.090 Axial-eUV) | Si 212.412 Axial-iFR) | Sn 189.989 Axial-iFR) | Sr 421.552 Radial-iFR) | Ti 334.904 Axial-iFR) | Tl 190.856 Axial-eUV) | V 292.402 Axial-iFR) |
|---|---|---|---|---|---|---|---|
| Concentration average | 0.0027 ppm | **11.9335 [SIC 100]** | -0.0006 ppm | **1.8672 ppm** | -0.0001 ppm | 0.0011 ppm | 0.0004 ppm |
| Concentration per Run | 0.0022 ppm | 11.9369 ppm | 0.0007 ppm | 1.8718 ppm | -0.0004 ppm | 0.0011 ppm | 0.0004 ppm |
| Concentration per Run | 0.0020 ppm | 11.9576 ppm | -0.0004 ppm | 1.8659 ppm | 0.0003 ppm | 0.0014 ppm | 0.0002 ppm |
| Concentration per Run | 0.0040 ppm | 11.9060 ppm | -0.0020 ppm | 1.8639 ppm | -0.0001 ppm | 0.0008 ppm | 0.0005 ppm |
| Concentration RSD | 41.1 % | 0.2 % | 241.2 % | 0.2 % | 529.5 % | 27.1 % | 29.7 % |

| | Zn 206.200 Axial-iFR) | Sc 361.384 Axial-iFR) | Sc 361.384 Radial-iFR) | Sc 227.318 Axial-eUV) | Y 360.073 Axial-iFR) | Y 371.030 Radial-iFR) | Y 224.306 Axial-eUV) |
|---|---|---|---|---|---|---|---|
| Concentration average | 0.0462 ppm | 99.5174 % | 104.5388 % | 91.3383 % | 97.0244 % | 100.9644 % | 94.5065 % |
| Concentration per Run | 0.0464 ppm | 99.1126 % | 104.9108 % | 91.1923 % | 96.4323 % | 101.1110 % | 94.2202 % |
| Concentration per Run | 0.0461 ppm | 99.0791 % | 104.1463 % | 91.8791 % | 96.8818 % | 100.1396 % | 95.5206 % |
| Concentration per Run | 0.0460 ppm | 100.3606 % | 104.5594 % | 90.9435 % | 97.7592 % | 101.6427 % | 93.7788 % |
| Concentration RSD | 0.4 % | 0.7 % | 0.4 % | 0.5 % | 0.7 % | 0.8 % | 1.0 % |

# ICP DataTrace 11

9/11/2025 7:24:09 AM

LabBook: WG2112807_20250910_T11.imexp

Sample: I2553978-03 WG2108375
Analysis started at: 9/10/2025 3:35:23 PM
Comment <Comment>
Rack Number 2
Vial Numbers 27

| | Ag 328.068 Axial-iFR) | Al 396.152 Radial-iFR) | As 189.042 Axial-eUV) | B 208.959 Axial-iFR) | Ba 455.403 Radial-iFR) | Be 313.042 Radial-iFR) | Ca 315.887 Radial-iFR) |
|---|---|---|---|---|---|---|---|
| Concentration average | 0.0000 ppm | 0.0389 ppm | 0.0002 ppm | 0.0046 ppm | 0.1662 ppm | 0.0000 ppm | 224.1925 ppm |
| Concentration per Run | -0.0004 ppm | 0.0527 ppm | -0.0017 ppm | 0.0039 ppm | 0.1663 ppm | 0.0000 ppm | 224.4669 ppm |
| Concentration per Run | 0.0001 ppm | 0.0250 ppm | 0.0012 ppm | 0.0038 ppm | 0.1660 ppm | 0.0000 ppm | 224.0861 ppm |
| Concentration per Run | 0.0003 ppm | 0.0390 ppm | 0.0013 ppm | 0.0060 ppm | 0.1662 ppm | 0.0001 ppm | 224.0244 ppm |
| Concentration RSD | 2,783.8 % | 35.5 % | 740.9 % | 27.6 % | 0.1 % | 159.2 % | 0.1 % |

| | Cd 214.438 Axial-iFR) | Co 228.616 Axial-iFR) | Cr 267.716 Axial-iFR) | Cu 324.754 Axial-iFR) | Fe 259.940 Radial-iFR) | K 766.490 Radial-iFR) | Li 670.776 Radial-iFR) |
|---|---|---|---|---|---|---|---|
| Concentration average | -0.0022 ppm | 0.0053 ppm | 0.0004 ppm | 0.0037 ppm | 0.6038 ppm | 7.1643 ppm | -0.0061 ppm |
| Concentration per Run | -0.0022 ppm | 0.0060 ppm | 0.0007 ppm | 0.0040 ppm | 0.6024 ppm | 7.1729 ppm | -0.0059 ppm |
| Concentration per Run | -0.0020 ppm | 0.0049 ppm | 0.0003 ppm | 0.0038 ppm | 0.6069 ppm | 7.1316 ppm | -0.0074 ppm |
| Concentration per Run | -0.0022 ppm | 0.0050 ppm | 0.0001 ppm | 0.0033 ppm | 0.6020 ppm | 7.1885 ppm | -0.0049 ppm |
| Concentration RSD | 4.8 % | 11.6 % | 76.6 % | 10.5 % | 0.5 % | 0.4 % | 20.7 % |

| | Mg 279.079 Axial-iFR) | Mn 257.610 Radial-iFR) | Mo 202.030 Axial-iFR) | Na 589.592 Radial-iFR) | Ni 231.604 Axial-iFR) | Pb 220.353 Axial-eUV) | Sb 206.833 Axial-iFR) |
|---|---|---|---|---|---|---|---|
| Concentration average | 30.3927 ppm | 2.8140 ppm | 0.0009 ppm | 28.6258 ppm | 0.0108 ppm | -0.0005 ppm | 0.0033 ppm |
| Concentration per Run | 30.7850 ppm | 2.8213 ppm | 0.0010 ppm | 28.6414 ppm | 0.0109 ppm | -0.0007 ppm | 0.0031 ppm |
| Concentration per Run | 30.2611 ppm | 2.8013 ppm | 0.0007 ppm | 28.4830 ppm | 0.0103 ppm | 0.0004 ppm | 0.0059 ppm |
| Concentration per Run | 30.1320 ppm | 2.8195 ppm | 0.0010 ppm | 28.7530 ppm | 0.0111 ppm | -0.0011 ppm | 0.0008 ppm |
| Concentration RSD | 1.1 % | 0.4 % | 16.6 % | 0.5 % | 3.9 % | 162.1 % | 77.8 % |

| | Se 196.090 Axial-eUV) | Si 212.412 Axial-iFR) | Sn 189.989 Axial-iFR) | Sr 421.552 Radial-iFR) | Ti 334.904 Axial-iFR) | Tl 190.856 Axial-eUV) | V 292.402 Axial-iFR) |
|---|---|---|---|---|---|---|---|
| Concentration average | -0.0010 ppm | 4.7482 ppm | -0.0002 ppm | 0.2376 ppm | 0.0007 ppm | 0.0015 ppm | 0.0001 ppm |
| Concentration per Run | -0.0028 ppm | 4.7853 ppm | -0.0004 ppm | 0.2384 ppm | 0.0006 ppm | -0.0003 ppm | 0.0001 ppm |
| Concentration per Run | -0.0005 ppm | 4.7304 ppm | -0.0013 ppm | 0.2362 ppm | 0.0007 ppm | 0.0021 ppm | -0.0001 ppm |
| Concentration per Run | 0.0001 ppm | 4.7289 ppm | 0.0010 ppm | 0.2381 ppm | 0.0008 ppm | 0.0027 ppm | 0.0003 ppm |
| Concentration RSD | 147.4 % | 0.7 % | 516.1 % | 0.5 % | 17.9 % | 105.1 % | 219.1 % |

| | Zn 206.200 Axial-iFR) | Sc 361.384 Axial-iFR) | Sc 361.384 Radial-iFR) | Sc 227.318 Axial-eUV) | Y 360.073 Axial-iFR) | Y 371.030 Radial-iFR) | Y 224.306 Axial-eUV) |
|---|---|---|---|---|---|---|---|
| Concentration average | 0.0087 ppm | 98.0132 % | 102.6108 % | 91.6470 % | 95.6129 % | 98.5900 % | 94.1151 % |
| Concentration per Run | 0.0091 ppm | 97.2252 % | 103.1377 % | 91.2773 % | 95.0775 % | 99.1919 % | 93.7135 % |
| Concentration per Run | 0.0083 ppm | 98.7253 % | 102.3884 % | 91.6111 % | 96.3084 % | 98.1345 % | 93.9653 % |
| Concentration per Run | 0.0087 ppm | 98.0892 % | 102.3064 % | 92.0527 % | 95.4528 % | 98.4437 % | 94.6665 % |
| Concentration RSD | 4.6 % | 0.8 % | 0.4 % | 0.4 % | 0.7 % | 0.6 % | 0.5 % |

# ICP DataTrace 11

9/11/2025 7:24:09 AM

LabBook: WG2112807_20250910_T11.imexp

Sample: I2553987-01 WG2108375
Analysis started at: 9/10/2025 3:37:28 PM
Comment <Comment>
Rack Number 2
Vial Numbers 28

| | Ag 328.068 Axial-iFR) | Al 396.152 Radial-iFR) | As 189.042 Axial-eUV) | B 208.959 Axial-iFR) | Ba 455.403 Radial-iFR) | Be 313.042 Radial-iFR) | Ca 315.887 Radial-iFR) |
|---|---|---|---|---|---|---|---|
| Concentration average | 0.0001 ppm | 0.0374 ppm | 0.0003 ppm | 0.0778 ppm | 0.0490 ppm | 0.0000 ppm | 10.5875 ppm |
| Concentration per Run | -0.0001 ppm | 0.0366 ppm | 0.0004 ppm | 0.0788 ppm | 0.0490 ppm | 0.0000 ppm | 10.5960 ppm |
| Concentration per Run | 0.0001 ppm | 0.0332 ppm | 0.0001 ppm | 0.0772 ppm | 0.0490 ppm | 0.0001 ppm | 10.5866 ppm |
| Concentration per Run | 0.0003 ppm | 0.0423 ppm | 0.0006 ppm | 0.0775 ppm | 0.0490 ppm | 0.0001 ppm | 10.5800 ppm |
| Concentration RSD | 178.4 % | 12.3 % | 68.1 % | 1.1 % | 0.1 % | 140.1 % | 0.1 % |

| | Cd 214.438 Axial-iFR) | Co 228.616 Axial-iFR) | Cr 267.716 Axial-iFR) | Cu 324.754 Axial-iFR) | Fe 259.940 Radial-iFR) | K 766.490 Radial-iFR) | Li 670.776 Radial-iFR) |
|---|---|---|---|---|---|---|---|
| Concentration average | 0.0006 ppm | 0.0004 ppm | 0.0005 ppm | 0.0174 ppm | 0.0315 ppm | 9.3162 ppm | -0.0022 ppm |
| Concentration per Run | 0.0007 ppm | 0.0005 ppm | 0.0003 ppm | 0.0176 ppm | 0.0313 ppm | 9.3021 ppm | -0.0026 ppm |
| Concentration per Run | 0.0006 ppm | 0.0006 ppm | 0.0008 ppm | 0.0173 ppm | 0.0320 ppm | 9.3440 ppm | -0.0006 ppm |
| Concentration per Run | 0.0006 ppm | 0.0001 ppm | 0.0005 ppm | 0.0172 ppm | 0.0313 ppm | 9.3025 ppm | -0.0033 ppm |
| Concentration RSD | 2.8 % | 61.8 % | 48.0 % | 1.2 % | 1.3 % | 0.3 % | 64.7 % |

| | Mg 279.079 Axial-iFR) | Mn 257.610 Radial-iFR) | Mo 202.030 Axial-iFR) | Na 589.592 Radial-iFR) | Ni 231.604 Axial-iFR) | Pb 220.353 Axial-eUV) | Sb 206.833 Axial-iFR) |
|---|---|---|---|---|---|---|---|
| Concentration average | 12.8693 ppm | 0.2150 ppm | 0.0009 ppm | 1.2109 ppm | 0.0004 ppm | 0.0339 ppm | 0.0028 ppm |
| Concentration per Run | 12.9547 ppm | 0.2149 ppm | 0.0009 ppm | 1.2090 ppm | -0.0004 ppm | 0.0339 ppm | 0.0054 ppm |
| Concentration per Run | 12.8942 ppm | 0.2144 ppm | 0.0008 ppm | 1.2054 ppm | 0.0006 ppm | 0.0331 ppm | 0.0034 ppm |
| Concentration per Run | 12.7591 ppm | 0.2156 ppm | 0.0011 ppm | 1.2183 ppm | 0.0009 ppm | 0.0348 ppm | -0.0002 ppm |
| Concentration RSD | 0.8 % | 0.3 % | 15.4 % | 0.5 % | 179.1 % | 2.5 % | 99.9 % |

| | Se 196.090 Axial-eUV) | Si 212.412 Axial-iFR) | Sn 189.989 Axial-iFR) | Sr 421.552 Radial-iFR) | Ti 334.904 Axial-iFR) | Tl 190.856 Axial-eUV) | V 292.402 Axial-iFR) |
|---|---|---|---|---|---|---|---|
| Concentration average | 0.0525 ppm | 1.8823 ppm | -0.0011 ppm | 0.0255 ppm | -0.0004 ppm | 0.0017 ppm | 0.0001 ppm |
| Concentration per Run | 0.0520 ppm | 1.8914 ppm | -0.0004 ppm | 0.0256 ppm | -0.0007 ppm | 0.0022 ppm | 0.0000 ppm |
| Concentration per Run | 0.0520 ppm | 1.8846 ppm | -0.0009 ppm | 0.0255 ppm | -0.0003 ppm | 0.0023 ppm | 0.0002 ppm |
| Concentration per Run | 0.0534 ppm | 1.8710 ppm | -0.0022 ppm | 0.0254 ppm | -0.0003 ppm | 0.0006 ppm | 0.0001 ppm |
| Concentration RSD | 1.6 % | 0.6 % | 80.3 % | 0.3 % | 60.2 % | 58.2 % | 81.7 % |

| | Zn 206.200 Axial-iFR) | Sc 361.384 Axial-iFR) | Sc 361.384 Radial-iFR) | Sc 227.318 Axial-eUV) | Y 360.073 Axial-iFR) | Y 371.030 Radial-iFR) | Y 224.306 Axial-eUV) |
|---|---|---|---|---|---|---|---|
| Concentration average | 0.0104 ppm | 101.3310 % | 103.6357 % | 99.3667 % | 99.8893 % | 100.6529 % | 98.9027 % |
| Concentration per Run | 0.0103 ppm | 100.3827 % | 103.1002 % | 98.6101 % | 99.1115 % | 100.1988 % | 98.1530 % |
| Concentration per Run | 0.0103 ppm | 101.8247 % | 103.5542 % | 99.4595 % | 100.4018 % | 99.5415 % | 99.1614 % |
| Concentration per Run | 0.0105 ppm | 101.7858 % | 104.2527 % | 100.0306 % | 100.1545 % | 102.2185 % | 99.3938 % |
| Concentration RSD | 1.1 % | 0.8 % | 0.6 % | 0.7 % | 0.7 % | 1.4 % | 0.7 % |

# ICP DataTrace 11

9/11/2025 7:24:09 AM

LabBook: WG2112807_20250910_T11.imexp

Sample: OB 987-01
Analysis started at: 9/10/2025 3:39:34 PM
Comment <Comment>
Rack Number 2
Vial Numbers 32

| | Ag 328.068 Axial-iFR) | Al 396.152 Radial-iFR) | As 189.042 Axial-eUV) | B 208.959 Axial-iFR) | Ba 455.403 Radial-iFR) | Be 313.042 Radial-iFR) | Ca 315.887 Radial-iFR) |
|---|---|---|---|---|---|---|---|
| Concentration average | -0.0002 ppm | 0.0824 ppm | 0.0003 ppm | 0.0785 ppm | 0.0482 ppm | 0.0000 ppm | 10.4178 ppm |
| Concentration per Run | 0.0000 ppm | 0.0818 ppm | -0.0012 ppm | 0.0786 ppm | 0.0483 ppm | 0.0000 ppm | 10.3899 ppm |
| Concentration per Run | -0.0002 ppm | 0.0781 ppm | 0.0005 ppm | 0.0797 ppm | 0.0482 ppm | 0.0000 ppm | 10.4100 ppm |
| Concentration per Run | -0.0002 ppm | 0.0874 ppm | 0.0017 ppm | 0.0773 ppm | 0.0481 ppm | 0.0001 ppm | 10.4536 ppm |
| Concentration RSD | 82.8 % | 5.6 % | 441.6 % | 1.5 % | 0.3 % | 61.6 % | 0.3 % |

| | Cd 214.438 Axial-iFR) | Co 228.616 Axial-iFR) | Cr 267.716 Axial-iFR) | Cu 324.754 Axial-iFR) | Fe 259.940 Radial-iFR) | K 766.490 Radial-iFR) | Li 670.776 Radial-iFR) |
|---|---|---|---|---|---|---|---|
| Concentration average | 0.0006 ppm | 0.0007 ppm | 0.0004 ppm | 0.0171 ppm | 0.0602 ppm | 9.2005 ppm | -0.0030 ppm |
| Concentration per Run | 0.0006 ppm | 0.0008 ppm | 0.0004 ppm | 0.0172 ppm | 0.0631 ppm | 9.2137 ppm | -0.0033 ppm |
| Concentration per Run | 0.0006 ppm | 0.0007 ppm | 0.0002 ppm | 0.0172 ppm | 0.0586 ppm | 9.2075 ppm | -0.0029 ppm |
| Concentration per Run | 0.0006 ppm | 0.0004 ppm | 0.0004 ppm | 0.0168 ppm | 0.0591 ppm | 9.1802 ppm | -0.0029 ppm |
| Concentration RSD | 1.5 % | 30.5 % | 29.2 % | 1.2 % | 4.1 % | 0.2 % | 7.4 % |

| | Mg 279.079 Axial-iFR) | Mn 257.610 Radial-iFR) | Mo 202.030 Axial-iFR) | Na 589.592 Radial-iFR) | Ni 231.604 Axial-iFR) | Pb 220.353 Axial-eUV) | Sb 206.833 Axial-iFR) |
|---|---|---|---|---|---|---|---|
| Concentration average | 12.8570 ppm | 0.2139 ppm | 0.0007 ppm | 1.2004 ppm | 0.0002 ppm | 0.0340 ppm | 0.0033 ppm |
| Concentration per Run | 13.0459 ppm | 0.2136 ppm | 0.0006 ppm | 1.1936 ppm | 0.0001 ppm | 0.0351 ppm | 0.0046 ppm |
| Concentration per Run | 12.7408 ppm | 0.2136 ppm | 0.0013 ppm | 1.1977 ppm | 0.0011 ppm | 0.0333 ppm | -0.0004 ppm |
| Concentration per Run | 12.7844 ppm | 0.2145 ppm | 0.0002 ppm | 1.2099 ppm | -0.0006 ppm | 0.0336 ppm | 0.0056 ppm |
| Concentration RSD | 1.3 % | 0.3 % | 79.2 % | 0.7 % | 420.5 % | 2.7 % | 97.9 % |

| | Se 196.090 Axial-eUV) | Si 212.412 Axial-iFR) | Sn 189.989 Axial-iFR) | Sr 421.552 Radial-iFR) | Ti 334.904 Axial-iFR) | Tl 190.856 Axial-eUV) | V 292.402 Axial-iFR) |
|---|---|---|---|---|---|---|---|
| Concentration average | 0.0557 ppm | 1.9250 ppm | -0.0006 ppm | 0.0252 ppm | -0.0003 ppm | 0.0033 ppm | 0.0001 ppm |
| Concentration per Run | 0.0550 ppm | 1.9282 ppm | -0.0007 ppm | 0.0252 ppm | -0.0007 ppm | 0.0037 ppm | -0.0003 ppm |
| Concentration per Run | 0.0541 ppm | 1.9075 ppm | -0.0013 ppm | 0.0252 ppm | 0.0000 ppm | 0.0023 ppm | 0.0004 ppm |
| Concentration per Run | 0.0579 ppm | 1.9394 ppm | 0.0002 ppm | 0.0251 ppm | -0.0002 ppm | 0.0040 ppm | 0.0001 ppm |
| Concentration RSD | 3.5 % | 0.8 % | 122.4 % | 0.3 % | 100.0 % | 27.7 % | 432.4 % |

| | Zn 206.200 Axial-iFR) | Sc 361.384 Axial-iFR) | Sc 361.384 Radial-iFR) | Sc 227.318 Axial-eUV) | Y 360.073 Axial-iFR) | Y 371.030 Radial-iFR) | Y 224.306 Axial-eUV) |
|---|---|---|---|---|---|---|---|
| Concentration average | 0.0102 ppm | 101.8054 % | 103.0245 % | 99.6556 % | 100.3216 % | 101.5510 % | 98.9199 % |
| Concentration per Run | 0.0103 ppm | 101.2494 % | 102.9726 % | 99.5400 % | 100.4566 % | 101.4999 % | 98.9037 % |
| Concentration per Run | 0.0102 ppm | 102.5293 % | 103.2799 % | 99.9141 % | 101.1588 % | 101.5758 % | 99.1004 % |
| Concentration per Run | 0.0102 ppm | 101.6375 % | 102.8211 % | 99.5127 % | 99.3494 % | 101.5773 % | 98.7558 % |
| Concentration RSD | 0.4 % | 0.6 % | 0.2 % | 0.2 % | 0.9 % | 0.0 % | 0.2 % |

# ICP DataTrace 11

9/11/2025 7:24:09 AM

LabBook: WG2112807_20250910_T11.imexp

Sample: I2553987-02 WG2108375
Analysis started at: 9/10/2025 3:41:39 PM
Comment <Comment>
Rack Number 2
Vial Numbers 29

| | Ag 328.068 Axial-iFR) | Al 396.152 Radial-iFR) | As 189.042 Axial-eUV) | B 208.959 Axial-iFR) | Ba 455.403 Radial-iFR) | Be 313.042 Radial-iFR) | Ca 315.887 Radial-iFR) |
|---|---|---|---|---|---|---|---|
| Concentration average | 0.0000 ppm | 0.0709 ppm | -0.0008 ppm | 0.0654 ppm | 0.0570 ppm | 0.0001 ppm | 27.3964 ppm |
| Concentration per Run | 0.0001 ppm | 0.0715 ppm | -0.0003 ppm | 0.0655 ppm | 0.0568 ppm | 0.0001 ppm | 27.3685 ppm |
| Concentration per Run | -0.0002 ppm | 0.0716 ppm | 0.0007 ppm | 0.0653 ppm | 0.0570 ppm | 0.0001 ppm | 27.3825 ppm |
| Concentration per Run | 0.0002 ppm | 0.0697 ppm | -0.0029 ppm | 0.0653 ppm | 0.0572 ppm | 0.0000 ppm | 27.4384 ppm |
| Concentration RSD | 2,098.7 % | 1.5 % | 215.9 % | 0.2 % | 0.4 % | 51.0 % | 0.1 % |

| | Cd 214.438 Axial-iFR) | Co 228.616 Axial-iFR) | Cr 267.716 Axial-iFR) | Cu 324.754 Axial-iFR) | Fe 259.940 Radial-iFR) | K 766.490 Radial-iFR) | Li 670.776 Radial-iFR) |
|---|---|---|---|---|---|---|---|
| Concentration average | 0.0000 ppm | 0.0011 ppm | 0.0000 ppm | 0.0128 ppm | 0.1583 ppm | 9.4649 ppm | 0.0026 ppm |
| Concentration per Run | 0.0000 ppm | 0.0009 ppm | 0.0001 ppm | 0.0131 ppm | 0.1603 ppm | 9.4168 ppm | 0.0045 ppm |
| Concentration per Run | 0.0002 ppm | 0.0008 ppm | -0.0002 ppm | 0.0126 ppm | 0.1561 ppm | 9.4413 ppm | 0.0014 ppm |
| Concentration per Run | 0.0000 ppm | 0.0016 ppm | 0.0001 ppm | 0.0128 ppm | 0.1586 ppm | 9.5366 ppm | 0.0019 ppm |
| Concentration RSD | 238.0 % | 43.0 % | 617.0 % | 1.9 % | 1.3 % | 0.7 % | 62.1 % |

| | Mg 279.079 Axial-iFR) | Mn 257.610 Radial-iFR) | Mo 202.030 Axial-iFR) | Na 589.592 Radial-iFR) | Ni 231.604 Axial-iFR) | Pb 220.353 Axial-eUV) | Sb 206.833 Axial-iFR) |
|---|---|---|---|---|---|---|---|
| Concentration average | 12.7461 ppm | 2.7588 ppm | 0.0015 ppm | 15.8345 ppm | 0.0078 ppm | 0.0001 ppm | 0.0010 ppm |
| Concentration per Run | 12.6311 ppm | 2.7539 ppm | 0.0016 ppm | 15.8624 ppm | 0.0074 ppm | 0.0002 ppm | 0.0018 ppm |
| Concentration per Run | 12.8130 ppm | 2.7619 ppm | 0.0013 ppm | 15.7706 ppm | 0.0078 ppm | 0.0002 ppm | 0.0018 ppm |
| Concentration per Run | 12.7944 ppm | 2.7607 ppm | 0.0018 ppm | 15.8706 ppm | 0.0081 ppm | -0.0001 ppm | -0.0006 ppm |
| Concentration RSD | 0.8 % | 0.2 % | 16.9 % | 0.4 % | 4.1 % | 141.8 % | 141.1 % |

| | Se 196.090 Axial-eUV) | Si 212.412 Axial-iFR) | Sn 189.989 Axial-iFR) | Sr 421.552 Radial-iFR) | Ti 334.904 Axial-iFR) | Tl 190.856 Axial-eUV) | V 292.402 Axial-iFR) |
|---|---|---|---|---|---|---|---|
| Concentration average | 0.0198 ppm | 4.5888 ppm | -0.0004 ppm | 0.0876 ppm | -0.0003 ppm | 0.0001 ppm | 0.0002 ppm |
| Concentration per Run | 0.0215 ppm | 4.5777 ppm | -0.0008 ppm | 0.0874 ppm | -0.0004 ppm | 0.0008 ppm | -0.0002 ppm |
| Concentration per Run | 0.0191 ppm | 4.5992 ppm | -0.0003 ppm | 0.0873 ppm | -0.0006 ppm | -0.0004 ppm | 0.0004 ppm |
| Concentration per Run | 0.0188 ppm | 4.5894 ppm | -0.0001 ppm | 0.0880 ppm | 0.0001 ppm | 0.0001 ppm | 0.0004 ppm |
| Concentration RSD | 7.3 % | 0.2 % | 94.1 % | 0.4 % | 133.6 % | 416.9 % | 211.2 % |

| | Zn 206.200 Axial-iFR) | Sc 361.384 Axial-iFR) | Sc 361.384 Radial-iFR) | Sc 227.318 Axial-eUV) | Y 360.073 Axial-iFR) | Y 371.030 Radial-iFR) | Y 224.306 Axial-eUV) |
|---|---|---|---|---|---|---|---|
| Concentration average | 0.0118 ppm | 101.7322 % | 104.0303 % | 98.1369 % | 100.9776 % | 102.8355 % | 99.1360 % |
| Concentration per Run | 0.0118 ppm | 101.7671 % | 104.6094 % | 97.6827 % | 100.4645 % | 103.4631 % | 98.7929 % |
| Concentration per Run | 0.0120 ppm | 101.8091 % | 103.8389 % | 98.6907 % | 101.7479 % | 102.4195 % | 99.8534 % |
| Concentration per Run | 0.0117 ppm | 101.6204 % | 103.6427 % | 98.0374 % | 100.7205 % | 102.6240 % | 98.7616 % |
| Concentration RSD | 1.3 % | 0.1 % | 0.5 % | 0.5 % | 0.7 % | 0.5 % | 0.6 % |

# ICP DataTrace 11

9/11/2025 7:24:09 AM

LabBook: WG2112807_20250910_T11.imexp

Sample: OB 987-02
Analysis started at: 9/10/2025 3:43:44 PM
Comment <Comment>
Rack Number 2
Vial Numbers 33

| | Ag 328.068 Axial-iFR) | Al 396.152 Radial-iFR) | As 189.042 Axial-eUV) | B 208.959 Axial-iFR) | Ba 455.403 Radial-iFR) | Be 313.042 Radial-iFR) | Ca 315.887 Radial-iFR) |
|---|---|---|---|---|---|---|---|
| Concentration average | 0.0000 ppm | 0.1280 ppm | 0.0006 ppm | 0.0647 ppm | 0.0554 ppm | 0.0000 ppm | 26.5630 ppm |
| Concentration per Run | 0.0002 ppm | 0.1250 ppm | 0.0020 ppm | 0.0630 ppm | 0.0557 ppm | 0.0000 ppm | 26.5272 ppm |
| Concentration per Run | -0.0003 ppm | 0.1265 ppm | -0.0005 ppm | 0.0639 ppm | 0.0552 ppm | 0.0001 ppm | 26.5527 ppm |
| Concentration per Run | 0.0001 ppm | 0.1326 ppm | 0.0002 ppm | 0.0673 ppm | 0.0555 ppm | 0.0001 ppm | 26.6089 ppm |
| Concentration RSD | 1,579.8 % | 3.1 % | 228.1 % | 3.5 % | 0.4 % | 62.0 % | 0.2 % |

| | Cd 214.438 Axial-iFR) | Co 228.616 Axial-iFR) | Cr 267.716 Axial-iFR) | Cu 324.754 Axial-iFR) | Fe 259.940 Radial-iFR) | K 766.490 Radial-iFR) | Li 670.776 Radial-iFR) |
|---|---|---|---|---|---|---|---|
| Concentration average | 0.0000 ppm | 0.0016 ppm | 0.0000 ppm | 0.0125 ppm | 0.2331 ppm | 9.2039 ppm | 0.0037 ppm |
| Concentration per Run | 0.0000 ppm | 0.0016 ppm | -0.0001 ppm | 0.0126 ppm | 0.2350 ppm | 9.2402 ppm | 0.0046 ppm |
| Concentration per Run | 0.0002 ppm | 0.0012 ppm | 0.0001 ppm | 0.0129 ppm | 0.2319 ppm | 9.1868 ppm | 0.0032 ppm |
| Concentration per Run | -0.0001 ppm | 0.0020 ppm | -0.0001 ppm | 0.0119 ppm | 0.2324 ppm | 9.1847 ppm | 0.0034 ppm |
| Concentration RSD | 743.8 % | 25.6 % | 262.0 % | 4.0 % | 0.7 % | 0.3 % | 20.6 % |

| | Mg 279.079 Axial-iFR) | Mn 257.610 Radial-iFR) | Mo 202.030 Axial-iFR) | Na 589.592 Radial-iFR) | Ni 231.604 Axial-iFR) | Pb 220.353 Axial-eUV) | Sb 206.833 Axial-iFR) |
|---|---|---|---|---|---|---|---|
| Concentration average | 12.4958 ppm | 2.6793 ppm | 0.0017 ppm | 15.2599 ppm | 0.0082 ppm | -0.0003 ppm | 0.0027 ppm |
| Concentration per Run | 12.5370 ppm | 2.6774 ppm | 0.0016 ppm | 15.3330 ppm | 0.0088 ppm | -0.0005 ppm | 0.0029 ppm |
| Concentration per Run | 12.4265 ppm | 2.6752 ppm | 0.0017 ppm | 15.1902 ppm | 0.0082 ppm | -0.0003 ppm | -0.0009 ppm |
| Concentration per Run | 12.5239 ppm | 2.6853 ppm | 0.0017 ppm | 15.2565 ppm | 0.0077 ppm | -0.0001 ppm | 0.0061 ppm |
| Concentration RSD | 0.5 % | 0.2 % | 3.6 % | 0.5 % | 7.0 % | 62.2 % | 130.8 % |

| | Se 196.090 Axial-eUV) | Si 212.412 Axial-iFR) | Sn 189.989 Axial-iFR) | Sr 421.552 Radial-iFR) | Ti 334.904 Axial-iFR) | Tl 190.856 Axial-eUV) | V 292.402 Axial-iFR) |
|---|---|---|---|---|---|---|---|
| Concentration average | 0.0197 ppm | 4.9583 ppm | -0.0007 ppm | 0.0849 ppm | 0.0003 ppm | 0.0011 ppm | 0.0004 ppm |
| Concentration per Run | 0.0184 ppm | 4.9254 ppm | -0.0016 ppm | 0.0853 ppm | 0.0001 ppm | 0.0019 ppm | 0.0008 ppm |
| Concentration per Run | 0.0181 ppm | 4.9510 ppm | -0.0007 ppm | 0.0848 ppm | 0.0004 ppm | 0.0000 ppm | 0.0000 ppm |
| Concentration per Run | 0.0227 ppm | 4.9985 ppm | 0.0002 ppm | 0.0845 ppm | 0.0005 ppm | 0.0014 ppm | 0.0003 ppm |
| Concentration RSD | 12.9 % | 0.7 % | 132.1 % | 0.4 % | 61.6 % | 92.0 % | 107.4 % |

| | Zn 206.200 Axial-iFR) | Sc 361.384 Axial-iFR) | Sc 361.384 Radial-iFR) | Sc 227.318 Axial-eUV) | Y 360.073 Axial-iFR) | Y 371.030 Radial-iFR) | Y 224.306 Axial-eUV) |
|---|---|---|---|---|---|---|---|
| Concentration average | 0.0118 ppm | 102.2056 % | 105.5136 % | 99.0078 % | 101.5640 % | 103.6067 % | 100.0066 % |
| Concentration per Run | 0.0118 ppm | 102.4647 % | 104.8683 % | 98.3178 % | 102.0028 % | 104.1259 % | 99.6337 % |
| Concentration per Run | 0.0118 ppm | 102.3614 % | 105.3403 % | 99.6331 % | 101.5451 % | 102.5777 % | 100.5288 % |
| Concentration per Run | 0.0118 ppm | 101.7907 % | 106.3322 % | 99.0726 % | 101.1441 % | 104.1165 % | 99.8573 % |
| Concentration RSD | 0.2 % | 0.4 % | 0.7 % | 0.7 % | 0.4 % | 0.9 % | 0.5 % |

# ICP DataTrace 11

9/11/2025 7:24:09 AM

LabBook: WG2112807_20250910_T11.imexp

Sample: CCV
Analysis started at: 9/10/2025 3:45:50 PM
Comment <Comment>
Rack Number 0
Vial Numbers 3

| | Ag 328.068 Axial-iFR) | Al 396.152 Radial-iFR) | As 189.042 Axial-eUV) | B 208.959 Axial-iFR) | Ba 455.403 Radial-iFR) | Be 313.042 Radial-iFR) | Ca 315.887 Radial-iFR) |
|---|---|---|---|---|---|---|---|
| Concentration average | **0.5121 ppm** | 0.4956 ppm | 0.4962 ppm | 0.4857 ppm | 0.5067 ppm | 0.5262 ppm | 0.5124 ppm |
| Concentration per Run | 0.5111 ppm | 0.4983 ppm | 0.4948 ppm | 0.4862 ppm | 0.5061 ppm | 0.5255 ppm | 0.5160 ppm |
| Concentration per Run | 0.5119 ppm | 0.4967 ppm | 0.4966 ppm | 0.4835 ppm | 0.5074 ppm | 0.5266 ppm | 0.5097 ppm |
| Concentration per Run | 0.5134 ppm | 0.4918 ppm | 0.4973 ppm | 0.4874 ppm | 0.5065 ppm | 0.5265 ppm | 0.5116 ppm |
| Recovery Percentage | 102.427 % | 99.121 % | 99.244 % | 97.137 % | 101.336 % | 105.244 % | 102.488 % |
| Concentration RSD | 0.2 % | 0.7 % | 0.3 % | 0.4 % | 0.1 % | 0.1 % | 0.6 % |

| | Cd 214.438 Axial-iFR) | Co 228.616 Axial-iFR) | Cr 267.716 Axial-iFR) | Cu 324.754 Axial-iFR) | Fe 259.940 Radial-iFR) | K 766.490 Radial-iFR) | Li 670.776 Radial-iFR) |
|---|---|---|---|---|---|---|---|
| Concentration average | 0.5144 ppm | 0.5206 ppm | 0.5190 ppm | 0.5351 ppm | 0.5216 ppm | 5.3657 ppm | 0.5183 ppm |
| Concentration per Run | 0.5149 ppm | 0.5198 ppm | 0.5189 ppm | 0.5347 ppm | 0.5211 ppm | 5.3688 ppm | 0.5137 ppm |
| Concentration per Run | 0.5136 ppm | 0.5198 ppm | 0.5198 ppm | 0.5330 ppm | 0.5229 ppm | 5.3851 ppm | 0.5208 ppm |
| Concentration per Run | 0.5148 ppm | 0.5224 ppm | 0.5182 ppm | 0.5374 ppm | 0.5208 ppm | 5.3432 ppm | 0.5205 ppm |
| Recovery Percentage | 102.887 % | 104.128 % | 103.791 % | 107.010 % | 104.327 % | 107.313 % | 103.666 % |
| Concentration RSD | 0.1 % | 0.3 % | 0.2 % | 0.4 % | 0.2 % | 0.4 % | 0.8 % |

| | Mg 279.079 Axial-iFR) | Mn 257.610 Radial-iFR) | Mo 202.030 Axial-iFR) | Na 589.592 Radial-iFR) | Ni 231.604 Axial-iFR) | Pb 220.353 Axial-eUV) | Sb 206.833 Axial-iFR) |
|---|---|---|---|---|---|---|---|
| Concentration average | 0.5188 ppm | 0.5243 ppm | 0.5006 ppm | 10.1804 ppm | 0.5278 ppm | 0.5209 ppm | 0.5214 ppm |
| Concentration per Run | 0.5211 ppm | 0.5262 ppm | 0.4994 ppm | 10.2137 ppm | 0.5267 ppm | 0.5216 ppm | 0.5215 ppm |
| Concentration per Run | 0.5131 ppm | 0.5240 ppm | 0.5003 ppm | 10.1876 ppm | 0.5264 ppm | 0.5212 ppm | 0.5242 ppm |
| Concentration per Run | 0.5221 ppm | 0.5225 ppm | 0.5022 ppm | 10.1397 ppm | 0.5302 ppm | 0.5199 ppm | 0.5185 ppm |
| Recovery Percentage | 103.753 % | 104.852 % | 100.127 % | 101.804 % | 105.555 % | 104.178 % | 104.273 % |
| Concentration RSD | 0.9 % | 0.4 % | 0.3 % | 0.4 % | 0.4 % | 0.2 % | 0.5 % |

| | Se 196.090 Axial-eUV) | Si 212.412 Axial-iFR) | Sn 189.989 Axial-iFR) | Sr 421.552 Radial-iFR) | Ti 334.904 Axial-iFR) | Tl 190.856 Axial-eUV) | V 292.402 Axial-iFR) |
|---|---|---|---|---|---|---|---|
| Concentration average | 0.4934 ppm | 5.5288 ppm | 0.5008 ppm | 0.5060 ppm | 0.5087 ppm | **0.4961 ppm** | 0.5255 ppm |
| Concentration per Run | 0.4959 ppm | 5.5270 ppm | 0.5027 ppm | 0.5044 ppm | 0.5091 ppm | 0.4949 ppm | 0.5259 ppm |
| Concentration per Run | 0.4940 ppm | 5.5338 ppm | 0.4999 ppm | 0.5069 ppm | 0.5063 ppm | 0.4954 ppm | 0.5248 ppm |
| Concentration per Run | 0.4903 ppm | 5.5255 ppm | 0.5000 ppm | 0.5068 ppm | 0.5107 ppm | 0.4979 ppm | 0.5258 ppm |
| Recovery Percentage | 98.680 % | 105.310 % | 100.168 % | 101.209 % | 101.737 % | 99.211 % | 105.102 % |
| Concentration RSD | 0.6 % | 0.1 % | 0.3 % | 0.3 % | 0.4 % | 0.3 % | 0.1 % |

| | Zn 206.200 Axial-iFR) | Sc 361.384 Axial-iFR) | Sc 361.384 Radial-iFR) | Sc 227.318 Axial-eUV) | Y 360.073 Axial-iFR) | Y 371.030 Radial-iFR) | Y 224.306 Axial-eUV) |
|---|---|---|---|---|---|---|---|
| Concentration average | 0.4945 ppm | 99.4808 % | 101.8126 % | 96.9860 % | 97.8242 % | 97.6153 % | 96.1610 % |
| Concentration per Run | 0.4941 ppm | 99.4225 % | 101.3194 % | 97.2012 % | 97.7245 % | 98.0419 % | 96.3772 % |
| Concentration per Run | 0.4933 ppm | 100.0584 % | 101.5519 % | 96.5957 % | 98.0972 % | 97.1845 % | 95.7634 % |
| Concentration per Run | 0.4961 ppm | 98.9616 % | 102.5666 % | 97.1612 % | 97.6509 % | 97.6195 % | 96.3423 % |
| Recovery Percentage | 98.901 % | | | | | | |
| Concentration RSD | 0.3 % | 0.6 % | 0.7 % | 0.3 % | 0.2 % | 0.4 % | 0.4 % |

# ICP DataTrace 11

9/11/2025 7:24:09 AM

LabBook: WG2112807_20250910_T11.imexp

Sample: CCB
Analysis started at: 9/10/2025 3:47:55 PM
Comment <Comment>
Rack Number 0
Vial Numbers 4

| | Ag 328.068 Axial-iFR) | Al 396.152 Radial-iFR) | As 189.042 Axial-eUV) | B 208.959 Axial-iFR) | Ba 455.403 Radial-iFR) | Be 313.042 Radial-iFR) | Ca 315.887 Radial-iFR) |
|---|---|---|---|---|---|---|---|
| Concentration average | 0.0001 ppm | 0.0105 ppm | -0.0002 ppm | -0.0008 ppm | -0.0002 ppm | 0.0000 ppm | -0.0004 ppm |
| Concentration per Run | 0.0008 ppm | 0.0151 ppm | -0.0011 ppm | -0.0004 ppm | -0.0001 ppm | 0.0000 ppm | 0.0017 ppm |
| Concentration per Run | -0.0003 ppm | 0.0033 ppm | 0.0000 ppm | -0.0008 ppm | -0.0003 ppm | 0.0000 ppm | -0.0007 ppm |
| Concentration per Run | -0.0001 ppm | 0.0130 ppm | 0.0004 ppm | -0.0013 ppm | -0.0001 ppm | 0.0000 ppm | -0.0021 ppm |
| Recovery Percentage | 2.058 % | 10.469 % | -4.247 % | -2.750 % | -1.562 % | 0.009 % | -0.403 % |
| Concentration RSD | 411.6 % | 60.0 % | 370.8 % | 55.2 % | 58.8 % | 5,601.2 % | 477.9 % |

| | Cd 214.438 Axial-iFR) | Co 228.616 Axial-iFR) | Cr 267.716 Axial-iFR) | Cu 324.754 Axial-iFR) | Fe 259.940 Radial-iFR) | K 766.490 Radial-iFR) | Li 670.776 Radial-iFR) |
|---|---|---|---|---|---|---|---|
| Concentration average | 0.0000 ppm | -0.0004 ppm | 0.0002 ppm | 0.0005 ppm | 0.0002 ppm | 0.0183 ppm | -0.0040 ppm |
| Concentration per Run | 0.0000 ppm | -0.0009 ppm | -0.0004 ppm | 0.0008 ppm | 0.0009 ppm | 0.0196 ppm | -0.0039 ppm |
| Concentration per Run | 0.0000 ppm | -0.0005 ppm | 0.0007 ppm | 0.0003 ppm | 0.0003 ppm | 0.0112 ppm | -0.0048 ppm |
| Concentration per Run | -0.0001 ppm | 0.0001 ppm | 0.0003 ppm | 0.0003 ppm | -0.0004 ppm | 0.0241 ppm | -0.0033 ppm |
| Recovery Percentage | -0.516 % | -2.184 % | 1.852 % | 4.719 % | 0.476 % | 0.733 % | -79.974 % |
| Concentration RSD | 197.3 % | 109.3 % | 316.6 % | 59.7 % | 276.5 % | 35.7 % | 18.6 % |

| | Mg 279.079 Axial-iFR) | Mn 257.610 Radial-iFR) | Mo 202.030 Axial-iFR) | Na 589.592 Radial-iFR) | Ni 231.604 Axial-iFR) | Pb 220.353 Axial-eUV) | Sb 206.833 Axial-iFR) |
|---|---|---|---|---|---|---|---|
| Concentration average | 0.0000 ppm | -0.0002 ppm | 0.0003 ppm | 0.0115 ppm | -0.0005 ppm | 0.0000 ppm | 0.0045 ppm |
| Concentration per Run | -0.0022 ppm | -0.0004 ppm | 0.0003 ppm | 0.0119 ppm | 0.0001 ppm | 0.0005 ppm | 0.0038 ppm |
| Concentration per Run | 0.0033 ppm | -0.0002 ppm | 0.0003 ppm | 0.0123 ppm | -0.0009 ppm | -0.0006 ppm | -0.0015 ppm |
| Concentration per Run | -0.0012 ppm | 0.0000 ppm | 0.0004 ppm | 0.0103 ppm | -0.0008 ppm | 0.0002 ppm | 0.0113 ppm |
| Recovery Percentage | -0.048 % | -1.989 % | 0.646 % | 0.574 % | -2.103 % | 0.216 % | 9.055 % |
| Concentration RSD | 6,119.8 % | 106.8 % | 22.4 % | 8.9 % | 110.6 % | 2,496.9 % | 141.8 % |

| | Se 196.090 Axial-eUV) | Si 212.412 Axial-iFR) | Sn 189.989 Axial-iFR) | Sr 421.552 Radial-iFR) | Ti 334.904 Axial-iFR) | Tl 190.856 Axial-eUV) | V 292.402 Axial-iFR) |
|---|---|---|---|---|---|---|---|
| Concentration average | 0.0010 ppm | 0.0011 ppm | 0.0006 ppm | 0.0000 ppm | -0.0011 ppm | 0.0018 ppm | 0.0001 ppm |
| Concentration per Run | -0.0018 ppm | 0.0023 ppm | 0.0010 ppm | -0.0001 ppm | -0.0011 ppm | 0.0024 ppm | 0.0000 ppm |
| Concentration per Run | 0.0031 ppm | 0.0006 ppm | -0.0002 ppm | 0.0001 ppm | -0.0010 ppm | 0.0022 ppm | 0.0000 ppm |
| Concentration per Run | 0.0017 ppm | 0.0004 ppm | 0.0011 ppm | -0.0001 ppm | -0.0010 ppm | 0.0007 ppm | 0.0003 ppm |
| Recovery Percentage | 9.838 % | 0.219 % | 1.285 % | -0.079 % | -10.570 % | 8.946 % | 1.007 % |
| Concentration RSD | 253.6 % | 93.4 % | 115.9 % | 1,299.4 % | 6.8 % | 52.5 % | 167.1 % |

| | Zn 206.200 Axial-iFR) | Sc 361.384 Axial-iFR) | Sc 361.384 Radial-iFR) | Sc 227.318 Axial-eUV) | Y 360.073 Axial-iFR) | Y 371.030 Radial-iFR) | Y 224.306 Axial-eUV) |
|---|---|---|---|---|---|---|---|
| Concentration average | 0.0002 ppm | 98.3396 % | 99.7379 % | 96.9680 % | 98.5380 % | 97.4843 % | 96.8731 % |
| Concentration per Run | 0.0003 ppm | 98.1403 % | 99.5149 % | 96.7205 % | 98.5082 % | 96.4125 % | 96.9772 % |
| Concentration per Run | 0.0002 ppm | 98.4662 % | 100.1193 % | 97.5717 % | 98.5851 % | 97.9082 % | 97.4099 % |
| Concentration per Run | 0.0001 ppm | 98.4122 % | 99.5795 % | 96.6118 % | 98.5207 % | 98.1322 % | 96.2324 % |
| Recovery Percentage | 4.148 % | | | | | | |
| Concentration RSD | 52.9 % | 0.2 % | 0.3 % | 0.5 % | 0.0 % | 1.0 % | 0.6 % |

# ICP DataTrace 11

9/11/2025 7:24:09 AM

LabBook: WG2112807_20250910_T11.imexp

Sample: WG2111213-2 WG2111213
Analysis started at: 9/10/2025 4:04:30 PM
Comment <Comment>
Rack Number 2
Vial Numbers 34

| | Ag 328.068 Axial-iFR) | Al 396.152 Radial-iFR) | As 189.042 Axial-eUV) | B 208.959 Axial-iFR) | Ba 455.403 Radial-iFR) | Be 313.042 Radial-iFR) | Ca 315.887 Radial-iFR) |
|---|---|---|---|---|---|---|---|
| Concentration average | 0.0453 ppm | 2.0750 ppm | 0.1209 ppm | 0.9539 ppm | 2.0231 ppm | 0.0526 ppm | 10.2025 ppm |
| Concentration per Run | 0.0450 ppm | 2.0739 ppm | 0.1220 ppm | 0.9524 ppm | 2.0335 ppm | 0.0527 ppm | 10.2070 ppm |
| Concentration per Run | 0.0453 ppm | 2.0702 ppm | 0.1200 ppm | 0.9531 ppm | 2.0221 ppm | 0.0525 ppm | 10.1960 ppm |
| Concentration per Run | 0.0455 ppm | 2.0810 ppm | 0.1207 ppm | 0.9561 ppm | 2.0137 ppm | 0.0526 ppm | 10.2044 ppm |
| Concentration RSD | 0.5 % | 0.3 % | 0.8 % | 0.2 % | 0.5 % | 0.2 % | 0.1 % |

| | Cd 214.438 Axial-iFR) | Co 228.616 Axial-iFR) | Cr 267.716 Axial-iFR) | Cu 324.754 Axial-iFR) | Fe 259.940 Radial-iFR) | K 766.490 Radial-iFR) | Li 670.776 Radial-iFR) |
|---|---|---|---|---|---|---|---|
| Concentration average | 0.0531 ppm | 0.5024 ppm | 0.2037 ppm | 0.2619 ppm | 1.0352 ppm | 10.5405 ppm | -0.0039 ppm |
| Concentration per Run | 0.0532 ppm | 0.4978 ppm | 0.2041 ppm | 0.2613 ppm | 1.0387 ppm | 10.6068 ppm | -0.0045 ppm |
| Concentration per Run | 0.0531 ppm | 0.5065 ppm | 0.2043 ppm | 0.2626 ppm | 1.0346 ppm | 10.5017 ppm | -0.0027 ppm |
| Concentration per Run | 0.0530 ppm | 0.5029 ppm | 0.2026 ppm | 0.2617 ppm | 1.0322 ppm | 10.5130 ppm | -0.0046 ppm |
| Concentration RSD | 0.1 % | 0.9 % | 0.5 % | 0.3 % | 0.3 % | 0.5 % | 27.2 % |

| | Mg 279.079 Axial-iFR) | Mn 257.610 Radial-iFR) | Mo 202.030 Axial-iFR) | Na 589.592 Radial-iFR) | Ni 231.604 Axial-iFR) | Pb 220.353 Axial-eUV) | Sb 206.833 Axial-iFR) |
|---|---|---|---|---|---|---|---|
| Concentration average | 10.0838 ppm | 0.5174 ppm | 0.9819 ppm | 10.2836 ppm | 0.5133 ppm | 0.5421 ppm | 0.5043 ppm |
| Concentration per Run | 10.0660 ppm | 0.5180 ppm | 0.9795 ppm | 10.2757 ppm | 0.5115 ppm | 0.5400 ppm | 0.5019 ppm |
| Concentration per Run | 10.0542 ppm | 0.5171 ppm | 0.9848 ppm | 10.3402 ppm | 0.5157 ppm | 0.5426 ppm | 0.5077 ppm |
| Concentration per Run | 10.1311 ppm | 0.5171 ppm | 0.9813 ppm | 10.2349 ppm | 0.5126 ppm | 0.5438 ppm | 0.5033 ppm |
| Concentration RSD | 0.4 % | 0.1 % | 0.3 % | 0.5 % | 0.4 % | 0.4 % | 0.6 % |

| | Se 196.090 Axial-eUV) | Si 212.412 Axial-iFR) | Sn 189.989 Axial-iFR) | Sr 421.552 Radial-iFR) | Ti 334.904 Axial-iFR) | Tl 190.856 Axial-eUV) | V 292.402 Axial-iFR) |
|---|---|---|---|---|---|---|---|
| Concentration average | 0.1217 ppm | 0.9446 ppm | 0.9763 ppm | 0.9815 ppm | 0.9938 ppm | **0.1175 ppm** | 0.5290 ppm |
| Concentration per Run | 0.1216 ppm | 0.9414 ppm | 0.9745 ppm | 0.9880 ppm | 0.9932 ppm | 0.1177 ppm | 0.5276 ppm |
| Concentration per Run | 0.1216 ppm | 0.9492 ppm | 0.9772 ppm | 0.9791 ppm | 0.9912 ppm | 0.1158 ppm | 0.5298 ppm |
| Concentration per Run | 0.1220 ppm | 0.9433 ppm | 0.9773 ppm | 0.9775 ppm | 0.9970 ppm | 0.1189 ppm | 0.5295 ppm |
| Concentration RSD | 0.2 % | 0.4 % | 0.2 % | 0.6 % | 0.3 % | 1.3 % | 0.2 % |

| | Zn 206.200 Axial-iFR) | Sc 361.384 Axial-iFR) | Sc 361.384 Radial-iFR) | Sc 227.318 Axial-eUV) | Y 360.073 Axial-iFR) | Y 371.030 Radial-iFR) | Y 224.306 Axial-eUV) |
|---|---|---|---|---|---|---|---|
| Concentration average | 0.4861 ppm | 101.8611 % | 103.9371 % | 98.6237 % | 100.4248 % | 100.7416 % | 98.3568 % |
| Concentration per Run | 0.4847 ppm | 102.1275 % | 103.8581 % | 99.2957 % | 100.7305 % | 100.9638 % | 98.9595 % |
| Concentration per Run | 0.4881 ppm | 101.5372 % | 104.2166 % | 98.0695 % | 99.9234 % | 101.3620 % | 97.7842 % |
| Concentration per Run | 0.4856 ppm | 101.9186 % | 103.7367 % | 98.5059 % | 100.6204 % | 99.8989 % | 98.3268 % |
| Concentration RSD | 0.4 % | 0.3 % | 0.2 % | 0.6 % | 0.4 % | 0.8 % | 0.6 % |

# ICP DataTrace 11

9/11/2025 7:24:09 AM

LabBook: WG2112807_20250910_T11.imexp

Sample: I2553987-03 WG2108375
Analysis started at: 9/10/2025 4:06:47 PM
Comment <Comment>
Rack Number 2
Vial Numbers 30

| | Ag 328.068 Axial-iFR) | Al 396.152 Radial-iFR) | As 189.042 Axial-eUV) | B 208.959 Axial-iFR) | Ba 455.403 Radial-iFR) | Be 313.042 Radial-iFR) | Ca 315.887 Radial-iFR) |
|---|---|---|---|---|---|---|---|
| Concentration average | 0.0007 ppm | 4.6931 ppm | 0.0659 ppm | 0.3153 ppm | 0.1071 ppm | 0.0010 ppm | 3.4741 ppm |
| Concentration per Run | 0.0010 ppm | 4.7078 ppm | 0.0647 ppm | 0.3170 ppm | 0.1065 ppm | 0.0009 ppm | 3.4806 ppm |
| Concentration per Run | 0.0004 ppm | 4.6897 ppm | 0.0680 ppm | 0.3123 ppm | 0.1079 ppm | 0.0010 ppm | 3.4798 ppm |
| Concentration per Run | 0.0007 ppm | 4.6820 ppm | 0.0651 ppm | 0.3166 ppm | 0.1068 ppm | 0.0010 ppm | 3.4620 ppm |
| Concentration RSD | 40.1 % | 0.3 % | 2.7 % | 0.8 % | 0.7 % | 4.6 % | 0.3 % |

| | Cd 214.438 Axial-iFR) | Co 228.616 Axial-iFR) | Cr 267.716 Axial-iFR) | Cu 324.754 Axial-iFR) | Fe 259.940 Radial-iFR) | K 766.490 Radial-iFR) | Li 670.776 Radial-iFR) |
|---|---|---|---|---|---|---|---|
| Concentration average | 0.0006 ppm | 0.0044 ppm | 0.0074 ppm | 0.1335 ppm | 5.4236 ppm | 77.0150 ppm | -0.0009 ppm |
| Concentration per Run | 0.0008 ppm | 0.0048 ppm | 0.0076 ppm | 0.1342 ppm | 5.4225 ppm | 76.5798 ppm | -0.0010 ppm |
| Concentration per Run | 0.0005 ppm | 0.0044 ppm | 0.0077 ppm | 0.1331 ppm | 5.4142 ppm | 77.6909 ppm | -0.0021 ppm |
| Concentration per Run | 0.0007 ppm | 0.0039 ppm | 0.0069 ppm | 0.1333 ppm | 5.4340 ppm | 76.7742 ppm | 0.0006 ppm |
| Concentration RSD | 17.8 % | 10.2 % | 5.9 % | 0.4 % | 0.2 % | 0.8 % | 158.2 % |

| | Mg 279.079 Axial-iFR) | Mn 257.610 Radial-iFR) | Mo 202.030 Axial-iFR) | Na 589.592 Radial-iFR) | Ni 231.604 Axial-iFR) | Pb 220.353 Axial-eUV) | Sb 206.833 Axial-iFR) |
|---|---|---|---|---|---|---|---|
| Concentration average | 0.6202 ppm | 0.5227 ppm | 0.1748 ppm | 18.2518 ppm | 0.0064 ppm | 0.2282 ppm | 0.0048 ppm |
| Concentration per Run | 0.6288 ppm | 0.5224 ppm | 0.1761 ppm | 18.0734 ppm | 0.0068 ppm | 0.2282 ppm | 0.0084 ppm |
| Concentration per Run | 0.6124 ppm | 0.5236 ppm | 0.1735 ppm | 18.4322 ppm | 0.0069 ppm | 0.2290 ppm | 0.0038 ppm |
| Concentration per Run | 0.6194 ppm | 0.5220 ppm | 0.1748 ppm | 18.2496 ppm | 0.0055 ppm | 0.2275 ppm | 0.0021 ppm |
| Concentration RSD | 1.3 % | 0.2 % | 0.7 % | 1.0 % | 12.0 % | 0.3 % | 69.1 % |

| | Se 196.090 Axial-eUV) | Si 212.412 Axial-iFR) | Sn 189.989 Axial-iFR) | Sr 421.552 Radial-iFR) | Ti 334.904 Axial-iFR) | Tl 190.856 Axial-eUV) | V 292.402 Axial-iFR) |
|---|---|---|---|---|---|---|---|
| Concentration average | 0.0044 ppm | 5.1379 ppm | 0.0004 ppm | 0.0199 ppm | 0.0961 ppm | 0.0010 ppm | 0.0308 ppm |
| Concentration per Run | 0.0034 ppm | 5.0989 ppm | -0.0005 ppm | 0.0199 ppm | 0.0970 ppm | 0.0016 ppm | 0.0309 ppm |
| Concentration per Run | 0.0033 ppm | 5.1241 ppm | 0.0001 ppm | 0.0200 ppm | 0.0952 ppm | 0.0016 ppm | 0.0309 ppm |
| Concentration per Run | 0.0063 ppm | 5.1906 ppm | 0.0015 ppm | 0.0199 ppm | 0.0962 ppm | -0.0002 ppm | 0.0306 ppm |
| Concentration RSD | 39.0 % | 0.9 % | 293.9 % | 0.1 % | 0.9 % | 105.4 % | 0.5 % |

| | Zn 206.200 Axial-iFR) | Sc 361.384 Axial-iFR) | Sc 361.384 Radial-iFR) | Sc 227.318 Axial-eUV) | Y 360.073 Axial-iFR) | Y 371.030 Radial-iFR) | Y 224.306 Axial-eUV) |
|---|---|---|---|---|---|---|---|
| Concentration average | 0.0264 ppm | 105.7514 % | 107.4698 % | 100.8502 % | 111.1773 % | 111.3854 % | 108.6657 % |
| Concentration per Run | 0.0259 ppm | 104.9880 % | 108.5790 % | 100.9682 % | 110.6961 % | 111.1630 % | 109.0118 % |
| Concentration per Run | 0.0267 ppm | 106.4112 % | 105.9426 % | 100.3358 % | 111.6725 % | 111.2908 % | 107.9203 % |
| Concentration per Run | 0.0264 ppm | 105.8550 % | 107.8877 % | 101.2468 % | 111.1632 % | 111.7023 % | 109.0652 % |
| Concentration RSD | 1.5 % | 0.7 % | 1.3 % | 0.5 % | 0.4 % | 0.3 % | 0.6 % |

# ICP DataTrace 11

9/11/2025 7:24:09 AM

LabBook: WG2112807_20250910_T11.imexp

Sample: I2553987-04 WG2108375
Analysis started at: 9/10/2025 4:08:56 PM
Comment <Comment>
Rack Number 2
Vial Numbers 31

| | Ag 328.068 Axial-iFR) | Al 396.152 Radial-iFR) | As 189.042 Axial-eUV) | B 208.959 Axial-iFR) | Ba 455.403 Radial-iFR) | Be 313.042 Radial-iFR) | Ca 315.887 Radial-iFR) |
|---|---|---|---|---|---|---|---|
| Concentration average | 0.0002 ppm | 0.0297 ppm | -0.0011 ppm | 0.1345 ppm | 0.1832 ppm | 0.0001 ppm | 24.4411 ppm |
| Concentration per Run | 0.0000 ppm | 0.0284 ppm | 0.0010 ppm | 0.1338 ppm | 0.1829 ppm | 0.0000 ppm | 24.4404 ppm |
| Concentration per Run | 0.0004 ppm | 0.0361 ppm | -0.0021 ppm | 0.1343 ppm | 0.1838 ppm | 0.0001 ppm | 24.4788 ppm |
| Concentration per Run | 0.0003 ppm | 0.0245 ppm | -0.0022 ppm | 0.1354 ppm | 0.1828 ppm | 0.0001 ppm | 24.4042 ppm |
| Concentration RSD | 97.6 % | 19.9 % | 162.8 % | 0.6 % | 0.3 % | 24.4 % | 0.2 % |

| | Cd 214.438 Axial-iFR) | Co 228.616 Axial-iFR) | Cr 267.716 Axial-iFR) | Cu 324.754 Axial-iFR) | Fe 259.940 Radial-iFR) | K 766.490 Radial-iFR) | Li 670.776 Radial-iFR) |
|---|---|---|---|---|---|---|---|
| Concentration average | 0.0000 ppm | 0.0000 ppm | -0.0002 ppm | 0.0091 ppm | 0.0128 ppm | 24.3641 ppm | -0.0022 ppm |
| Concentration per Run | 0.0001 ppm | 0.0001 ppm | 0.0000 ppm | 0.0087 ppm | 0.0125 ppm | 24.2651 ppm | -0.0035 ppm |
| Concentration per Run | 0.0000 ppm | 0.0004 ppm | -0.0005 ppm | 0.0092 ppm | 0.0127 ppm | 24.4578 ppm | -0.0025 ppm |
| Concentration per Run | 0.0001 ppm | -0.0004 ppm | -0.0002 ppm | 0.0094 ppm | 0.0133 ppm | 24.3694 ppm | -0.0006 ppm |
| Concentration RSD | 182.9 % | 2,645.2 % | 101.3 % | 4.2 % | 2.9 % | 0.4 % | 65.9 % |

| | Mg 279.079 Axial-iFR) | Mn 257.610 Radial-iFR) | Mo 202.030 Axial-iFR) | Na 589.592 Radial-iFR) | Ni 231.604 Axial-iFR) | Pb 220.353 Axial-eUV) | Sb 206.833 Axial-iFR) |
|---|---|---|---|---|---|---|---|
| Concentration average | 15.3732 ppm | 3.1629 ppm | 0.0279 ppm | 4.8422 ppm | 0.0026 ppm | 0.0000 ppm | 0.0020 ppm |
| Concentration per Run | 15.4072 ppm | 3.1636 ppm | 0.0273 ppm | 4.8429 ppm | 0.0029 ppm | -0.0003 ppm | 0.0065 ppm |
| Concentration per Run | 15.3536 ppm | 3.1715 ppm | 0.0278 ppm | 4.8280 ppm | 0.0018 ppm | 0.0001 ppm | 0.0003 ppm |
| Concentration per Run | 15.3588 ppm | 3.1536 ppm | 0.0285 ppm | 4.8557 ppm | 0.0030 ppm | 0.0004 ppm | -0.0009 ppm |
| Concentration RSD | 0.2 % | 0.3 % | 2.2 % | 0.3 % | 25.8 % | 858.6 % | 200.1 % |

| | Se 196.090 Axial-eUV) | Si 212.412 Axial-iFR) | Sn 189.989 Axial-iFR) | Sr 421.552 Radial-iFR) | Ti 334.904 Axial-iFR) | Tl 190.856 Axial-eUV) | V 292.402 Axial-iFR) |
|---|---|---|---|---|---|---|---|
| Concentration average | 0.0045 ppm | 2.0485 ppm | -0.0002 ppm | 0.0813 ppm | -0.0004 ppm | 0.0014 ppm | 0.0000 ppm |
| Concentration per Run | 0.0018 ppm | 2.0621 ppm | -0.0003 ppm | 0.0811 ppm | -0.0004 ppm | 0.0007 ppm | 0.0000 ppm |
| Concentration per Run | 0.0091 ppm | 2.0420 ppm | -0.0007 ppm | 0.0817 ppm | -0.0004 ppm | 0.0021 ppm | 0.0000 ppm |
| Concentration per Run | 0.0025 ppm | 2.0414 ppm | 0.0004 ppm | 0.0812 ppm | -0.0004 ppm | 0.0013 ppm | -0.0001 ppm |
| Concentration RSD | 89.9 % | 0.6 % | 260.4 % | 0.4 % | 5.7 % | 52.0 % | 286.1 % |

| | Zn 206.200 Axial-iFR) | Sc 361.384 Axial-iFR) | Sc 361.384 Radial-iFR) | Sc 227.318 Axial-eUV) | Y 360.073 Axial-iFR) | Y 371.030 Radial-iFR) | Y 224.306 Axial-eUV) |
|---|---|---|---|---|---|---|---|
| Concentration average | 0.0020 ppm | 100.4653 % | 103.6365 % | 97.1117 % | 100.3671 % | 102.0396 % | 98.2896 % |
| Concentration per Run | 0.0022 ppm | 100.4834 % | 102.4787 % | 96.7642 % | 100.5130 % | 101.3107 % | 97.8579 % |
| Concentration per Run | 0.0021 ppm | 100.2021 % | 103.8990 % | 97.9604 % | 99.8142 % | 101.5210 % | 98.9829 % |
| Concentration per Run | 0.0018 ppm | 100.7105 % | 104.5319 % | 96.6106 % | 100.7739 % | 103.2872 % | 98.0281 % |
| Concentration RSD | 9.1 % | 0.3 % | 1.0 % | 0.8 % | 0.5 % | 1.1 % | 0.6 % |

# ICP DataTrace 11

9/11/2025 7:24:09 AM

LabBook: WG2112807_20250910_T11.imexp

Sample: CCV
Analysis started at: 9/10/2025 4:15:54 PM
Comment <Comment>
Rack Number 0
Vial Numbers 3

| | Ag 328.068 Axial-iFR) | Al 396.152 Radial-iFR) | As 189.042 Axial-eUV) | B 208.959 Axial-iFR) | Ba 455.403 Radial-iFR) | Be 313.042 Radial-iFR) | Ca 315.887 Radial-iFR) |
|---|---|---|---|---|---|---|---|
| Concentration average | 0.5082 ppm | 0.4881 ppm | 0.4939 ppm | 0.4796 ppm | 0.5032 ppm | 0.5219 ppm | 0.5071 ppm |
| Concentration per Run | 0.5092 ppm | 0.4769 ppm | 0.4915 ppm | 0.4817 ppm | 0.5033 ppm | 0.5218 ppm | 0.5083 ppm |
| Concentration per Run | 0.5082 ppm | 0.4873 ppm | 0.4949 ppm | 0.4763 ppm | 0.5013 ppm | 0.5212 ppm | 0.5105 ppm |
| Concentration per Run | 0.5073 ppm | 0.5002 ppm | 0.4952 ppm | 0.4808 ppm | 0.5049 ppm | 0.5228 ppm | 0.5026 ppm |
| Recovery Percentage | 101.641 % | 97.630 % | 98.774 % | 95.924 % | 100.632 % | 104.385 % | 101.420 % |
| Concentration RSD | 0.2 % | 2.4 % | 0.4 % | 0.6 % | 0.4 % | 0.2 % | 0.8 % |

| | Cd 214.438 Axial-iFR) | Co 228.616 Axial-iFR) | Cr 267.716 Axial-iFR) | Cu 324.754 Axial-iFR) | Fe 259.940 Radial-iFR) | K 766.490 Radial-iFR) | Li 670.776 Radial-iFR) |
|---|---|---|---|---|---|---|---|
| Concentration average | 0.5075 ppm | 0.5165 ppm | 0.5137 ppm | 0.5312 ppm | 0.5193 ppm | 5.3276 ppm | 0.5120 ppm |
| Concentration per Run | 0.5101 ppm | 0.5191 ppm | 0.5156 ppm | 0.5314 ppm | 0.5182 ppm | 5.3401 ppm | 0.5102 ppm |
| Concentration per Run | 0.5064 ppm | 0.5140 ppm | 0.5096 ppm | 0.5293 ppm | 0.5201 ppm | 5.3270 ppm | 0.5145 ppm |
| Concentration per Run | 0.5059 ppm | 0.5163 ppm | 0.5159 ppm | 0.5327 ppm | 0.5196 ppm | 5.3156 ppm | 0.5112 ppm |
| Recovery Percentage | 101.492 % | 103.295 % | 102.738 % | 106.231 % | 103.865 % | 106.552 % | 102.391 % |
| Concentration RSD | 0.4 % | 0.5 % | 0.7 % | 0.3 % | 0.2 % | 0.2 % | 0.4 % |

| | Mg 279.079 Axial-iFR) | Mn 257.610 Radial-iFR) | Mo 202.030 Axial-iFR) | Na 589.592 Radial-iFR) | Ni 231.604 Axial-iFR) | Pb 220.353 Axial-eUV) | Sb 206.833 Axial-iFR) |
|---|---|---|---|---|---|---|---|
| Concentration average | 0.5115 ppm | 0.5205 ppm | 0.4934 ppm | 10.2344 ppm | 0.5216 ppm | 0.5181 ppm | 0.5173 ppm |
| Concentration per Run | 0.5133 ppm | 0.5205 ppm | 0.4944 ppm | 10.2867 ppm | 0.5236 ppm | 0.5177 ppm | 0.5181 ppm |
| Concentration per Run | 0.5079 ppm | 0.5192 ppm | 0.4915 ppm | 10.1516 ppm | 0.5193 ppm | 0.5176 ppm | 0.5183 ppm |
| Concentration per Run | 0.5133 ppm | 0.5217 ppm | 0.4942 ppm | 10.2650 ppm | 0.5217 ppm | 0.5190 ppm | 0.5154 ppm |
| Recovery Percentage | 102.302 % | 104.097 % | 98.671 % | 102.344 % | 104.313 % | 103.618 % | 103.454 % |
| Concentration RSD | 0.6 % | 0.2 % | 0.3 % | 0.7 % | 0.4 % | 0.1 % | 0.3 % |

| | Se 196.090 Axial-eUV) | Si 212.412 Axial-iFR) | Sn 189.989 Axial-iFR) | Sr 421.552 Radial-iFR) | Ti 334.904 Axial-iFR) | Tl 190.856 Axial-eUV) | V 292.402 Axial-iFR) |
|---|---|---|---|---|---|---|---|
| Concentration average | 0.4886 ppm | 5.4403 ppm | 0.4974 ppm | 0.5041 ppm | 0.5016 ppm | 0.4924 ppm | 0.5209 ppm |
| Concentration per Run | 0.4874 ppm | 5.4741 ppm | 0.5019 ppm | 0.5055 ppm | 0.5029 ppm | 0.4902 ppm | 0.5227 ppm |
| Concentration per Run | 0.4866 ppm | 5.4375 ppm | 0.4938 ppm | 0.5025 ppm | 0.5026 ppm | 0.4930 ppm | 0.5187 ppm |
| Concentration per Run | 0.4917 ppm | 5.4093 ppm | 0.4963 ppm | 0.5042 ppm | 0.4994 ppm | 0.4939 ppm | 0.5212 ppm |
| Recovery Percentage | 97.718 % | 103.625 % | 99.471 % | 100.816 % | 100.325 % | 98.473 % | 104.171 % |
| Concentration RSD | 0.6 % | 0.6 % | 0.8 % | 0.3 % | 0.4 % | 0.4 % | 0.4 % |

| | Zn 206.200 Axial-iFR) | Sc 361.384 Axial-iFR) | Sc 361.384 Radial-iFR) | Sc 227.318 Axial-eUV) | Y 360.073 Axial-iFR) | Y 371.030 Radial-iFR) | Y 224.306 Axial-eUV) |
|---|---|---|---|---|---|---|---|
| Concentration average | 0.4872 ppm | 100.6118 % | 102.5452 % | 97.6683 % | 98.6352 % | 99.5091 % | 96.7700 % |
| Concentration per Run | 0.4904 ppm | 99.6817 % | 103.0197 % | 98.3179 % | 97.6282 % | 100.1828 % | 97.2560 % |
| Concentration per Run | 0.4846 ppm | 101.8434 % | 102.3193 % | 97.3722 % | 99.7411 % | 98.1851 % | 96.6946 % |
| Concentration per Run | 0.4867 ppm | 100.3104 % | 102.2966 % | 97.3146 % | 98.5362 % | 100.1593 % | 96.3594 % |
| Recovery Percentage | 97.442 % | | | | | | |
| Concentration RSD | 0.6 % | 1.1 % | 0.4 % | 0.6 % | 1.1 % | 1.2 % | 0.5 % |

# ICP DataTrace 11

9/11/2025 7:24:09 AM

LabBook: WG2112807_20250910_T11.imexp

Sample: CCB
Analysis started at: 9/10/2025 4:18:15 PM
Comment <Comment>
Rack Number 0
Vial Numbers 4

| | Ag 328.068 Axial-iFR) | Al 396.152 Radial-iFR) | As 189.042 Axial-eUV) | B 208.959 Axial-iFR) | Ba 455.403 Radial-iFR) | Be 313.042 Radial-iFR) | Ca 315.887 Radial-iFR) |
|---|---|---|---|---|---|---|---|
| Concentration average | -0.0001 ppm | 0.0076 ppm | -0.0014 ppm | -0.0001 ppm | -0.0001 ppm | 0.0000 ppm | -0.0003 ppm |
| Concentration per Run | -0.0002 ppm | 0.0030 ppm | -0.0012 ppm | 0.0006 ppm | -0.0002 ppm | 0.0000 ppm | -0.0017 ppm |
| Concentration per Run | -0.0003 ppm | 0.0121 ppm | -0.0023 ppm | -0.0005 ppm | -0.0002 ppm | 0.0000 ppm | 0.0028 ppm |
| Concentration per Run | 0.0001 ppm | 0.0076 ppm | -0.0006 ppm | -0.0006 ppm | 0.0000 ppm | 0.0000 ppm | -0.0019 ppm |
| Recovery Percentage | -1.718 % | 7.592 % | -27.732 % | -0.487 % | -1.392 % | 0.279 % | -0.274 % |
| Concentration RSD | 132.7 % | 59.7 % | 63.5 % | 467.7 % | 95.3 % | 223.7 % | 981.0 % |

| | Cd 214.438 Axial-iFR) | Co 228.616 Axial-iFR) | Cr 267.716 Axial-iFR) | Cu 324.754 Axial-iFR) | Fe 259.940 Radial-iFR) | K 766.490 Radial-iFR) | Li 670.776 Radial-iFR) |
|---|---|---|---|---|---|---|---|
| Concentration average | 0.0001 ppm | -0.0007 ppm | -0.0002 ppm | 0.0007 ppm | 0.0011 ppm | 0.0138 ppm | -0.0025 ppm |
| Concentration per Run | 0.0002 ppm | -0.0003 ppm | 0.0004 ppm | 0.0007 ppm | 0.0024 ppm | 0.0164 ppm | -0.0014 ppm |
| Concentration per Run | 0.0001 ppm | -0.0010 ppm | -0.0003 ppm | 0.0005 ppm | 0.0002 ppm | 0.0354 ppm | -0.0039 ppm |
| Concentration per Run | 0.0000 ppm | -0.0007 ppm | -0.0006 ppm | 0.0008 ppm | 0.0006 ppm | -0.0104 ppm | -0.0020 ppm |
| Recovery Percentage | 1.676 % | -3.436 % | -1.923 % | 6.664 % | 2.140 % | 0.552 % | -49.136 % |
| Concentration RSD | 126.0 % | 50.0 % | 274.4 % | 17.4 % | 106.7 % | 166.7 % | 52.2 % |

| | Mg 279.079 Axial-iFR) | Mn 257.610 Radial-iFR) | Mo 202.030 Axial-iFR) | Na 589.592 Radial-iFR) | Ni 231.604 Axial-iFR) | Pb 220.353 Axial-eUV) | Sb 206.833 Axial-iFR) |
|---|---|---|---|---|---|---|---|
| Concentration average | 0.0007 ppm | -0.0001 ppm | 0.0000 ppm | 0.0077 ppm | -0.0004 ppm | 0.0000 ppm | 0.0015 ppm |
| Concentration per Run | 0.0011 ppm | -0.0001 ppm | 0.0002 ppm | 0.0028 ppm | 0.0001 ppm | -0.0001 ppm | 0.0041 ppm |
| Concentration per Run | -0.0006 ppm | -0.0001 ppm | 0.0002 ppm | 0.0128 ppm | -0.0009 ppm | 0.0006 ppm | -0.0009 ppm |
| Concentration per Run | 0.0016 ppm | -0.0001 ppm | -0.0005 ppm | 0.0075 ppm | -0.0004 ppm | -0.0005 ppm | 0.0011 ppm |
| Recovery Percentage | 0.714 % | -0.977 % | -0.077 % | 0.383 % | -1.616 % | -0.050 % | 2.903 % |
| Concentration RSD | 159.0 % | 25.0 % | 1,072.4 % | 65.4 % | 127.5 % | 11,014.4 % | 173.6 % |

| | Se 196.090 Axial-eUV) | Si 212.412 Axial-iFR) | Sn 189.989 Axial-iFR) | Sr 421.552 Radial-iFR) | Ti 334.904 Axial-iFR) | Tl 190.856 Axial-eUV) | V 292.402 Axial-iFR) |
|---|---|---|---|---|---|---|---|
| Concentration average | 0.0007 ppm | 0.0005 ppm | 0.0004 ppm | 0.0001 ppm | -0.0009 ppm | 0.0013 ppm | 0.0004 ppm |
| Concentration per Run | -0.0002 ppm | 0.0002 ppm | -0.0004 ppm | 0.0001 ppm | -0.0008 ppm | 0.0013 ppm | 0.0001 ppm |
| Concentration per Run | 0.0031 ppm | -0.0008 ppm | 0.0002 ppm | 0.0001 ppm | -0.0010 ppm | 0.0005 ppm | 0.0006 ppm |
| Concentration per Run | -0.0007 ppm | 0.0021 ppm | 0.0012 ppm | 0.0000 ppm | -0.0007 ppm | 0.0020 ppm | 0.0003 ppm |
| Recovery Percentage | 7.389 % | 0.107 % | 0.717 % | 0.577 % | -8.602 % | 6.445 % | 3.594 % |
| Concentration RSD | 283.0 % | 274.3 % | 228.0 % | 42.7 % | 18.6 % | 59.0 % | 69.8 % |

| | Zn 206.200 Axial-iFR) | Sc 361.384 Axial-iFR) | Sc 361.384 Radial-iFR) | Sc 227.318 Axial-eUV) | Y 360.073 Axial-iFR) | Y 371.030 Radial-iFR) | Y 224.306 Axial-eUV) |
|---|---|---|---|---|---|---|---|
| Concentration average | 0.0003 ppm | 100.5038 % | 102.2586 % | 99.1022 % | 101.1726 % | 100.9931 % | 99.0874 % |
| Concentration per Run | 0.0004 ppm | 100.2738 % | 102.7642 % | 98.9861 % | 101.2249 % | 102.2931 % | 98.9005 % |
| Concentration per Run | 0.0002 ppm | 100.8071 % | 102.8843 % | 98.9144 % | 101.2545 % | 100.5331 % | 99.0148 % |
| Concentration per Run | 0.0003 ppm | 100.4306 % | 101.1273 % | 99.4063 % | 101.0383 % | 100.1531 % | 99.3471 % |
| Recovery Percentage | 5.972 % | | | | | | |
| Concentration RSD | 23.5 % | 0.3 % | 1.0 % | 0.3 % | 0.1 % | 1.1 % | 0.2 % |

# ICP DataTrace 11

9/11/2025 7:24:09 AM

LabBook: WG2112807_20250910_T11.imexp

Sample: I2553910-01d2 WG2108900
Analysis started at: 9/10/2025 4:54:54 PM
Comment <Comment>
Rack Number 2
Vial Numbers 35

| | Ag 328.068 Axial-iFR) | Al 396.152 Radial-iFR) | As 189.042 Axial-eUV) | B 208.959 Axial-iFR) | Ba 455.403 Radial-iFR) | Be 313.042 Radial-iFR) | Ca 315.887 Radial-iFR) |
|---|---|---|---|---|---|---|---|
| Concentration average | 0.0002 ppm | 72.4177 ppm | 0.0382 ppm | -0.0003 ppm | 0.2115 ppm | 0.0027 ppm | 10.9736 ppm |
| Concentration per Run | 0.0006 ppm | 72.3810 ppm | 0.0378 ppm | 0.0007 ppm | 0.2107 ppm | 0.0026 ppm | 10.9650 ppm |
| Concentration per Run | -0.0001 ppm | 72.4068 ppm | 0.0371 ppm | -0.0005 ppm | 0.2117 ppm | 0.0026 ppm | 10.9908 ppm |
| Concentration per Run | 0.0000 ppm | 72.4653 ppm | 0.0397 ppm | -0.0012 ppm | 0.2120 ppm | 0.0027 ppm | 10.9651 ppm |
| Concentration RSD | 213.5 % | 0.1 % | 3.5 % | 277.3 % | 0.3 % | 2.4 % | 0.1 % |

| | Cd 214.438 Axial-iFR) | Co 228.616 Axial-iFR) | Cr 267.716 Axial-iFR) | Cu 324.754 Axial-iFR) | Fe 259.940 Radial-iFR) | K 766.490 Radial-iFR) | Li 670.776 Radial-iFR) |
|---|---|---|---|---|---|---|---|
| Concentration average | 0.0012 ppm | 0.0227 ppm | 0.1224 ppm | 0.0821 ppm | 71.3771 ppm | 10.2612 ppm | 0.1071 ppm |
| Concentration per Run | 0.0012 ppm | 0.0230 ppm | 0.1222 ppm | 0.0816 ppm | 71.6995 ppm | 10.2388 ppm | 0.1080 ppm |
| Concentration per Run | 0.0012 ppm | 0.0222 ppm | 0.1225 ppm | 0.0825 ppm | 71.5990 ppm | 10.2672 ppm | 0.1087 ppm |
| Concentration per Run | 0.0013 ppm | 0.0228 ppm | 0.1227 ppm | 0.0823 ppm | 70.8327 ppm | 10.2777 ppm | 0.1047 ppm |
| Concentration RSD | 5.0 % | 1.8 % | 0.2 % | 0.5 % | 0.7 % | 0.2 % | 2.0 % |

| | Mg 279.079 Axial-iFR) | Mn 257.610 Radial-iFR) | Mo 202.030 Axial-iFR) | Na 589.592 Radial-iFR) | Ni 231.604 Axial-iFR) | Pb 220.353 Axial-eUV) | Sb 206.833 Axial-iFR) |
|---|---|---|---|---|---|---|---|
| Concentration average | 20.7346 ppm | 0.7887 ppm | 0.0019 ppm | 0.4816 ppm | 0.0751 ppm | 0.1294 ppm | 0.0036 ppm |
| Concentration per Run | 20.8524 ppm | 0.7892 ppm | 0.0018 ppm | 0.4852 ppm | 0.0748 ppm | 0.1288 ppm | 0.0042 ppm |
| Concentration per Run | 20.6229 ppm | 0.7872 ppm | 0.0020 ppm | 0.4756 ppm | 0.0751 ppm | 0.1295 ppm | 0.0024 ppm |
| Concentration per Run | 20.7286 ppm | 0.7897 ppm | 0.0019 ppm | 0.4841 ppm | 0.0753 ppm | 0.1299 ppm | 0.0041 ppm |
| Concentration RSD | 0.6 % | 0.2 % | 5.4 % | 1.1 % | 0.3 % | 0.4 % | 27.6 % |

| | Se 196.090 Axial-eUV) | Si 212.412 Axial-iFR) | Sn 189.989 Axial-iFR) | Sr 421.552 Radial-iFR) | Ti 334.904 Axial-iFR) | Tl 190.856 Axial-eUV) | V 292.402 Axial-iFR) |
|---|---|---|---|---|---|---|---|
| Concentration average | 0.0016 ppm | **16.1637 [SIC 100]** | 0.0065 ppm | 0.0344 ppm | 3.4293 ppm | 0.0016 ppm | 0.1281 ppm |
| Concentration per Run | 0.0016 ppm | 16.1220 ppm | 0.0069 ppm | 0.0343 ppm | 3.4437 ppm | 0.0017 ppm | 0.1279 ppm |
| Concentration per Run | -0.0001 ppm | 16.1433 ppm | 0.0059 ppm | 0.0346 ppm | 3.4252 ppm | 0.0020 ppm | 0.1284 ppm |
| Concentration per Run | 0.0032 ppm | 16.2258 ppm | 0.0067 ppm | 0.0344 ppm | 3.4188 ppm | 0.0009 ppm | 0.1281 ppm |
| Concentration RSD | 106.7 % | 0.3 % | 7.9 % | 0.4 % | 0.4 % | 34.5 % | 0.2 % |

| | Zn 206.200 Axial-iFR) | Sc 361.384 Axial-iFR) | Sc 361.384 Radial-iFR) | Sc 227.318 Axial-eUV) | Y 360.073 Axial-iFR) | Y 371.030 Radial-iFR) | Y 224.306 Axial-eUV) |
|---|---|---|---|---|---|---|---|
| Concentration average | 0.2865 ppm | 101.8704 % | 105.4054 % | 95.3689 % | 107.7679 % | 110.7764 % | 106.6816 % |
| Concentration per Run | 0.2858 ppm | 101.0722 % | 105.7199 % | 95.6936 % | 107.0072 % | 110.7798 % | 107.0868 % |
| Concentration per Run | 0.2858 ppm | 102.9815 % | 105.4247 % | 95.7170 % | 108.9825 % | 109.7655 % | 107.0947 % |
| Concentration per Run | 0.2880 ppm | 101.5576 % | 105.0715 % | 94.6962 % | 107.3140 % | 111.7838 % | 105.8632 % |
| Concentration RSD | 0.4 % | 1.0 % | 0.3 % | 0.6 % | 1.0 % | 0.9 % | 0.7 % |

# ICP DataTrace 11

9/11/2025 7:24:09 AM

LabBook: WG2112807_20250910_T11.imexp

Sample: I2553999-04d2 WG2108900
Analysis started at: 9/10/2025 4:57:10 PM
Comment <Comment>
Rack Number 2
Vial Numbers 36

| | Ag 328.068 Axial-iFR) | Al 396.152 Radial-iFR) | As 189.042 Axial-eUV) | B 208.959 Axial-iFR) | Ba 455.403 Radial-iFR) | Be 313.042 Radial-iFR) | Ca 315.887 Radial-iFR) |
|---|---|---|---|---|---|---|---|
| Concentration average | 0.0017 ppm | 89.6041 ppm | 0.0603 ppm | 0.0110 ppm | 0.4324 ppm | 0.0029 ppm | 28.5209 ppm |
| Concentration per Run | 0.0022 ppm | 89.3455 ppm | 0.0605 ppm | 0.0099 ppm | 0.4329 ppm | 0.0029 ppm | 28.4667 ppm |
| Concentration per Run | 0.0013 ppm | 89.8489 ppm | 0.0588 ppm | 0.0115 ppm | 0.4332 ppm | 0.0029 ppm | 28.5708 ppm |
| Concentration per Run | 0.0016 ppm | 89.6178 ppm | 0.0616 ppm | 0.0116 ppm | 0.4311 ppm | 0.0029 ppm | 28.5251 ppm |
| Concentration RSD | 24.4 % | 0.3 % | 2.3 % | 9.0 % | 0.3 % | 0.6 % | 0.2 % |

| | Cd 214.438 Axial-iFR) | Co 228.616 Axial-iFR) | Cr 267.716 Axial-iFR) | Cu 324.754 Axial-iFR) | Fe 259.940 Radial-iFR) | K 766.490 Radial-iFR) | Li 670.776 Radial-iFR) |
|---|---|---|---|---|---|---|---|
| Concentration average | 0.0026 ppm | 0.0813 ppm | 0.1454 ppm | 0.3204 ppm | 115.8638 ppm | 8.1024 ppm | 0.0921 ppm |
| Concentration per Run | 0.0026 ppm | 0.0810 ppm | 0.1459 ppm | 0.3197 ppm | 115.7998 ppm | 8.1303 ppm | 0.0945 ppm |
| Concentration per Run | 0.0026 ppm | 0.0813 ppm | 0.1451 ppm | 0.3204 ppm | 115.6652 ppm | 8.0912 ppm | 0.0913 ppm |
| Concentration per Run | 0.0027 ppm | 0.0815 ppm | 0.1452 ppm | 0.3212 ppm | 116.1263 ppm | 8.0858 ppm | 0.0906 ppm |
| Concentration RSD | 1.6 % | 0.3 % | 0.3 % | 0.2 % | 0.2 % | 0.3 % | 2.2 % |

| | Mg 279.079 Axial-iFR) | Mn 257.610 Radial-iFR) | Mo 202.030 Axial-iFR) | Na 589.592 Radial-iFR) | Ni 231.604 Axial-iFR) | Pb 220.353 Axial-eUV) | Sb 206.833 Axial-iFR) |
|---|---|---|---|---|---|---|---|
| Concentration average | 20.3724 ppm | 17.7842 ppm | 0.0268 ppm | 3.1645 ppm | 0.1188 ppm | 0.2558 ppm | 0.0021 ppm |
| Concentration per Run | 20.3135 ppm | 17.6948 ppm | 0.0267 ppm | 3.1378 ppm | 0.1194 ppm | 0.2567 ppm | 0.0013 ppm |
| Concentration per Run | 20.3964 ppm | 17.8395 ppm | 0.0267 ppm | 3.1787 ppm | 0.1188 ppm | 0.2559 ppm | -0.0006 ppm |
| Concentration per Run | 20.4072 ppm | 17.8183 ppm | 0.0270 ppm | 3.1769 ppm | 0.1182 ppm | 0.2548 ppm | 0.0055 ppm |
| Concentration RSD | 0.3 % | 0.4 % | 0.6 % | 0.7 % | 0.5 % | 0.4 % | 152.2 % |

| | Se 196.090 Axial-eUV) | Si 212.412 Axial-iFR) | Sn 189.989 Axial-iFR) | Sr 421.552 Radial-iFR) | Ti 334.904 Axial-iFR) | Tl 190.856 Axial-eUV) | V 292.402 Axial-iFR) |
|---|---|---|---|---|---|---|---|
| Concentration average | 0.0023 ppm | **11.9206 [SIC 100]** | 0.0143 ppm | 0.1255 ppm | 2.9620 ppm | -0.0009 ppm | 0.1316 ppm |
| Concentration per Run | 0.0048 ppm | 11.9322 ppm | 0.0142 ppm | 0.1260 ppm | 2.9572 ppm | 0.0003 ppm | 0.1311 ppm |
| Concentration per Run | 0.0047 ppm | 11.9041 ppm | 0.0143 ppm | 0.1253 ppm | 2.9673 ppm | -0.0014 ppm | 0.1318 ppm |
| Concentration per Run | -0.0026 ppm | 11.9254 ppm | 0.0143 ppm | 0.1252 ppm | 2.9616 ppm | -0.0016 ppm | 0.1318 ppm |
| Concentration RSD | 185.1 % | 0.1 % | 0.5 % | 0.3 % | 0.2 % | 114.9 % | 0.3 % |

| | Zn 206.200 Axial-iFR) | Sc 361.384 Axial-iFR) | Sc 361.384 Radial-iFR) | Sc 227.318 Axial-eUV) | Y 360.073 Axial-iFR) | Y 371.030 Radial-iFR) | Y 224.306 Axial-eUV) |
|---|---|---|---|---|---|---|---|
| Concentration average | 0.6674 ppm | 101.0917 % | 106.2209 % | 94.0309 % | 107.8950 % | 111.9511 % | 107.3801 % |
| Concentration per Run | 0.6670 ppm | 101.1495 % | 106.8152 % | 94.2136 % | 108.0586 % | 111.0002 % | 107.7287 % |
| Concentration per Run | 0.6668 ppm | 101.1424 % | 106.1126 % | 94.5170 % | 107.9093 % | 113.4199 % | 108.0463 % |
| Concentration per Run | 0.6683 ppm | 100.9832 % | 105.7349 % | 93.3620 % | 107.7171 % | 111.4333 % | 106.3654 % |
| Concentration RSD | 0.1 % | 0.1 % | 0.5 % | 0.6 % | 0.2 % | 1.2 % | 0.8 % |

# ICP DataTrace 11

9/11/2025 7:24:09 AM

LabBook: WG2112807_20250910_T11.imexp

Sample: I2553999-05d2 WG2108900
Analysis started at: 9/10/2025 4:59:16 PM
Comment <Comment>
Rack Number 2
Vial Numbers 37

| | Ag 328.068 Axial-iFR) | Al 396.152 Radial-iFR) | As 189.042 Axial-eUV) | B 208.959 Axial-iFR) | Ba 455.403 Radial-iFR) | Be 313.042 Radial-iFR) | Ca 315.887 Radial-iFR) |
|---|---|---|---|---|---|---|---|
| Concentration average | 0.0021 ppm | 136.4934 ppm | 0.0828 ppm | 0.0419 ppm | 0.4473 ppm | 0.0033 ppm | 33.5608 ppm |
| Concentration per Run | 0.0024 ppm | 137.1191 ppm | 0.0820 ppm | 0.0410 ppm | 0.4501 ppm | 0.0032 ppm | 33.6483 ppm |
| Concentration per Run | 0.0018 ppm | 136.5802 ppm | 0.0823 ppm | 0.0413 ppm | 0.4484 ppm | 0.0033 ppm | 33.6215 ppm |
| Concentration per Run | 0.0021 ppm | 135.7810 ppm | 0.0843 ppm | 0.0432 ppm | 0.4434 ppm | 0.0033 ppm | 33.4125 ppm |
| Concentration RSD | 12.8 % | 0.5 % | 1.5 % | 2.8 % | 0.8 % | 1.2 % | 0.4 % |

| | Cd 214.438 Axial-iFR) | Co 228.616 Axial-iFR) | Cr 267.716 Axial-iFR) | Cu 324.754 Axial-iFR) | Fe 259.940 Radial-iFR) | K 766.490 Radial-iFR) | Li 670.776 Radial-iFR) |
|---|---|---|---|---|---|---|---|
| Concentration average | 0.0029 ppm | 0.0857 ppm | 0.2076 ppm | 0.5942 ppm | 132.2540 ppm | 10.8667 ppm | 0.1231 ppm |
| Concentration per Run | 0.0029 ppm | 0.0867 ppm | 0.2081 ppm | 0.5938 ppm | 133.2449 ppm | 10.9066 ppm | 0.1242 ppm |
| Concentration per Run | 0.0028 ppm | 0.0861 ppm | 0.2069 ppm | 0.5952 ppm | 132.1032 ppm | 10.8802 ppm | 0.1237 ppm |
| Concentration per Run | 0.0029 ppm | 0.0844 ppm | 0.2078 ppm | 0.5937 ppm | 131.4140 ppm | 10.8134 ppm | 0.1215 ppm |
| Concentration RSD | 1.6 % | 1.4 % | 0.3 % | 0.1 % | 0.7 % | 0.4 % | 1.2 % |

| | Mg 279.079 Axial-iFR) | Mn 257.610 Radial-iFR) | Mo 202.030 Axial-iFR) | Na 589.592 Radial-iFR) | Ni 231.604 Axial-iFR) | Pb 220.353 Axial-eUV) | Sb 206.833 Axial-iFR) |
|---|---|---|---|---|---|---|---|
| Concentration average | 25.2847 ppm | 14.1011 ppm | 0.1071 ppm | 4.4650 ppm | 0.1511 ppm | 0.3832 ppm | 0.0068 ppm |
| Concentration per Run | 25.2149 ppm | 14.1527 ppm | 0.1073 ppm | 4.4586 ppm | 0.1505 ppm | 0.3819 ppm | 0.0119 ppm |
| Concentration per Run | 25.3042 ppm | 14.1182 ppm | 0.1074 ppm | 4.4949 ppm | 0.1505 ppm | 0.3852 ppm | 0.0063 ppm |
| Concentration per Run | 25.3349 ppm | 14.0325 ppm | 0.1067 ppm | 4.4416 ppm | 0.1524 ppm | 0.3826 ppm | 0.0022 ppm |
| Concentration RSD | 0.2 % | 0.4 % | 0.4 % | 0.6 % | 0.7 % | 0.5 % | 71.7 % |

| | Se 196.090 Axial-eUV) | Si 212.412 Axial-iFR) | Sn 189.989 Axial-iFR) | Sr 421.552 Radial-iFR) | Ti 334.904 Axial-iFR) | Tl 190.856 Axial-eUV) | V 292.402 Axial-iFR) |
|---|---|---|---|---|---|---|---|
| Concentration average | 0.0068 ppm | **15.7217 [SIC 100]** | 0.0282 ppm | 0.1219 ppm | 3.5129 ppm | 0.0007 ppm | 0.1758 ppm |
| Concentration per Run | 0.0075 ppm | 15.6931 ppm | 0.0283 ppm | 0.1224 ppm | 3.5094 ppm | 0.0000 ppm | 0.1761 ppm |
| Concentration per Run | 0.0084 ppm | 15.7460 ppm | 0.0280 ppm | 0.1221 ppm | 3.5102 ppm | 0.0008 ppm | 0.1759 ppm |
| Concentration per Run | 0.0044 ppm | 15.7261 ppm | 0.0284 ppm | 0.1212 ppm | 3.5191 ppm | 0.0014 ppm | 0.1755 ppm |
| Concentration RSD | 31.1 % | 0.2 % | 0.7 % | 0.5 % | 0.2 % | 89.3 % | 0.2 % |

| | Zn 206.200 Axial-iFR) | Sc 361.384 Axial-iFR) | Sc 361.384 Radial-iFR) | Sc 227.318 Axial-eUV) | Y 360.073 Axial-iFR) | Y 371.030 Radial-iFR) | Y 224.306 Axial-eUV) |
|---|---|---|---|---|---|---|---|
| Concentration average | 1.2474 ppm | 101.6750 % | 106.3580 % | 93.5288 % | 111.1105 % | 115.0730 % | 110.4766 % |
| Concentration per Run | 1.2519 ppm | 101.3472 % | 105.8657 % | 93.4102 % | 110.5903 % | 114.8866 % | 110.5379 % |
| Concentration per Run | 1.2472 ppm | 101.8057 % | 106.3191 % | 93.7549 % | 111.3866 % | 115.7694 % | 110.5951 % |
| Concentration per Run | 1.2430 ppm | 101.8723 % | 106.8890 % | 93.4214 % | 111.3548 % | 114.5630 % | 110.2969 % |
| Concentration RSD | 0.4 % | 0.3 % | 0.5 % | 0.2 % | 0.4 % | 0.5 % | 0.1 % |

# ICP DataTrace 11

9/11/2025 7:24:09 AM

LabBook: WG2112807_20250910_T11.imexp

Sample: I2553999-06d2 WG2108900
Analysis started at: 9/10/2025 5:01:23 PM
Comment <Comment>
Rack Number 2
Vial Numbers 38

| | Ag 328.068 Axial-iFR) | Al 396.152 Radial-iFR) | As 189.042 Axial-eUV) | B 208.959 Axial-iFR) | Ba 455.403 Radial-iFR) | Be 313.042 Radial-iFR) | Ca 315.887 Radial-iFR) |
|---|---|---|---|---|---|---|---|
| Concentration average | 0.0020 ppm | 105.9421 ppm | 0.0744 ppm | 0.0162 ppm | 0.3610 ppm | 0.0028 ppm | 24.4737 ppm |
| Concentration per Run | 0.0019 ppm | 105.8096 ppm | 0.0735 ppm | 0.0150 ppm | 0.3604 ppm | 0.0029 ppm | 24.5234 ppm |
| Concentration per Run | 0.0020 ppm | 106.0004 ppm | 0.0764 ppm | 0.0167 ppm | 0.3586 ppm | 0.0027 ppm | 24.2578 ppm |
| Concentration per Run | 0.0020 ppm | 106.0165 ppm | 0.0735 ppm | 0.0169 ppm | 0.3639 ppm | 0.0029 ppm | 24.6399 ppm |
| Concentration RSD | 1.9 % | 0.1 % | 2.3 % | 6.4 % | 0.8 % | 3.0 % | 0.8 % |

| | Cd 214.438 Axial-iFR) | Co 228.616 Axial-iFR) | Cr 267.716 Axial-iFR) | Cu 324.754 Axial-iFR) | Fe 259.940 Radial-iFR) | K 766.490 Radial-iFR) | Li 670.776 Radial-iFR) |
|---|---|---|---|---|---|---|---|
| Concentration average | 0.0021 ppm | 0.0717 ppm | 0.2228 ppm | 0.4395 ppm | 113.6508 ppm | 10.6269 ppm | 0.1237 ppm |
| Concentration per Run | 0.0021 ppm | 0.0713 ppm | 0.2216 ppm | 0.4381 ppm | 113.0372 ppm | 10.5930 ppm | 0.1249 ppm |
| Concentration per Run | 0.0021 ppm | 0.0724 ppm | 0.2237 ppm | 0.4398 ppm | 114.2738 ppm | 10.6439 ppm | 0.1252 ppm |
| Concentration per Run | 0.0021 ppm | 0.0714 ppm | 0.2231 ppm | 0.4406 ppm | 113.6413 ppm | 10.6438 ppm | 0.1209 ppm |
| Concentration RSD | 1.8 % | 0.8 % | 0.5 % | 0.3 % | 0.5 % | 0.3 % | 2.0 % |

| | Mg 279.079 Axial-iFR) | Mn 257.610 Radial-iFR) | Mo 202.030 Axial-iFR) | Na 589.592 Radial-iFR) | Ni 231.604 Axial-iFR) | Pb 220.353 Axial-eUV) | Sb 206.833 Axial-iFR) |
|---|---|---|---|---|---|---|---|
| Concentration average | 24.7210 ppm | 10.1974 ppm | 0.0623 ppm | 3.6863 ppm | 0.1626 ppm | 0.2851 ppm | 0.0020 ppm |
| Concentration per Run | 24.5663 ppm | 10.1768 ppm | 0.0624 ppm | 3.6739 ppm | 0.1622 ppm | 0.2853 ppm | 0.0019 ppm |
| Concentration per Run | 24.8120 ppm | 10.2019 ppm | 0.0630 ppm | 3.6856 ppm | 0.1632 ppm | 0.2866 ppm | 0.0011 ppm |
| Concentration per Run | 24.7848 ppm | 10.2134 ppm | 0.0614 ppm | 3.6994 ppm | 0.1625 ppm | 0.2834 ppm | 0.0030 ppm |
| Concentration RSD | 0.5 % | 0.2 % | 1.2 % | 0.3 % | 0.3 % | 0.6 % | 49.4 % |

| | Se 196.090 Axial-eUV) | Si 212.412 Axial-iFR) | Sn 189.989 Axial-iFR) | Sr 421.552 Radial-iFR) | Ti 334.904 Axial-iFR) | Tl 190.856 Axial-eUV) | V 292.402 Axial-iFR) |
|---|---|---|---|---|---|---|---|
| Concentration average | 0.0039 ppm | **13.4540 [SIC 100]** | 0.0203 ppm | 0.0935 ppm | 3.8588 ppm | 0.0014 ppm | 0.1599 ppm |
| Concentration per Run | 0.0026 ppm | 13.3821 ppm | 0.0199 ppm | 0.0936 ppm | 3.8344 ppm | 0.0012 ppm | 0.1597 ppm |
| Concentration per Run | 0.0037 ppm | 13.4979 ppm | 0.0198 ppm | 0.0935 ppm | 3.8857 ppm | 0.0007 ppm | 0.1604 ppm |
| Concentration per Run | 0.0053 ppm | 13.4819 ppm | 0.0211 ppm | 0.0935 ppm | 3.8562 ppm | 0.0024 ppm | 0.1596 ppm |
| Concentration RSD | 34.7 % | 0.5 % | 3.6 % | 0.1 % | 0.7 % | 61.9 % | 0.3 % |

| | Zn 206.200 Axial-iFR) | Sc 361.384 Axial-iFR) | Sc 361.384 Radial-iFR) | Sc 227.318 Axial-eUV) | Y 360.073 Axial-iFR) | Y 371.030 Radial-iFR) | Y 224.306 Axial-eUV) |
|---|---|---|---|---|---|---|---|
| Concentration average | 0.8920 ppm | 101.9903 % | 106.9154 % | 94.6600 % | 109.3282 % | 113.4949 % | 108.6232 % |
| Concentration per Run | 0.8877 ppm | 102.7636 % | 107.1688 % | 94.1863 % | 110.1510 % | 113.6718 % | 108.0905 % |
| Concentration per Run | 0.8967 ppm | 101.6682 % | 106.7650 % | 95.0689 % | 109.0140 % | 113.0484 % | 109.5006 % |
| Concentration per Run | 0.8917 ppm | 101.5390 % | 106.8123 % | 94.7246 % | 108.8196 % | 113.7643 % | 108.2784 % |
| Concentration RSD | 0.5 % | 0.7 % | 0.2 % | 0.5 % | 0.7 % | 0.3 % | 0.7 % |

# ICP DataTrace 11

9/11/2025 7:24:09 AM

LabBook: WG2112807_20250910_T11.imexp

Sample: I2553999-07d2 WG2108900
Analysis started at: 9/10/2025 5:03:28 PM
Comment <Comment>
Rack Number 2
Vial Numbers 39

| | Ag 328.068 Axial-iFR) | Al 396.152 Radial-iFR) | As 189.042 Axial-eUV) | B 208.959 Axial-iFR) | Ba 455.403 Radial-iFR) | Be 313.042 Radial-iFR) | Ca 315.887 Radial-iFR) |
|---|---|---|---|---|---|---|---|
| Concentration average | 0.0017 ppm | 113.3663 ppm | 0.0690 ppm | 0.0143 ppm | 0.4532 ppm | 0.0030 ppm | 26.3024 ppm |
| Concentration per Run | 0.0021 ppm | 113.6157 ppm | 0.0679 ppm | 0.0143 ppm | 0.4540 ppm | 0.0030 ppm | 26.2755 ppm |
| Concentration per Run | 0.0018 ppm | 113.3073 ppm | 0.0696 ppm | 0.0145 ppm | 0.4538 ppm | 0.0030 ppm | 26.3400 ppm |
| Concentration per Run | 0.0012 ppm | 113.1757 ppm | 0.0694 ppm | 0.0142 ppm | 0.4518 ppm | 0.0030 ppm | 26.2919 ppm |
| Concentration RSD | 24.6 % | 0.2 % | 1.3 % | 1.0 % | 0.3 % | 1.3 % | 0.1 % |

| | Cd 214.438 Axial-iFR) | Co 228.616 Axial-iFR) | Cr 267.716 Axial-iFR) | Cu 324.754 Axial-iFR) | Fe 259.940 Radial-iFR) | K 766.490 Radial-iFR) | Li 670.776 Radial-iFR) |
|---|---|---|---|---|---|---|---|
| Concentration average | 0.0024 ppm | 0.0729 ppm | 0.1889 ppm | 0.2662 ppm | 117.1355 ppm | 13.3660 ppm | 0.1632 ppm |
| Concentration per Run | 0.0024 ppm | 0.0731 ppm | 0.1891 ppm | 0.2664 ppm | 117.1291 ppm | 13.3673 ppm | 0.1618 ppm |
| Concentration per Run | 0.0024 ppm | 0.0735 ppm | 0.1888 ppm | 0.2667 ppm | 117.8277 ppm | 13.3944 ppm | 0.1670 ppm |
| Concentration per Run | 0.0025 ppm | 0.0721 ppm | 0.1888 ppm | 0.2653 ppm | 116.4495 ppm | 13.3364 ppm | 0.1608 ppm |
| Concentration RSD | 1.5 % | 1.0 % | 0.1 % | 0.3 % | 0.6 % | 0.2 % | 2.0 % |

| | Mg 279.079 Axial-iFR) | Mn 257.610 Radial-iFR) | Mo 202.030 Axial-iFR) | Na 589.592 Radial-iFR) | Ni 231.604 Axial-iFR) | Pb 220.353 Axial-eUV) | Sb 206.833 Axial-iFR) |
|---|---|---|---|---|---|---|---|
| Concentration average | 27.8849 ppm | 12.5977 ppm | 0.0221 ppm | 3.6208 ppm | 0.1301 ppm | 0.2770 ppm | 0.0070 ppm |
| Concentration per Run | 27.8283 ppm | 12.6267 ppm | 0.0224 ppm | 3.6528 ppm | 0.1303 ppm | 0.2773 ppm | 0.0085 ppm |
| Concentration per Run | 28.0188 ppm | 12.5840 ppm | 0.0225 ppm | 3.5932 ppm | 0.1301 ppm | 0.2775 ppm | 0.0074 ppm |
| Concentration per Run | 27.8075 ppm | 12.5823 ppm | 0.0213 ppm | 3.6165 ppm | 0.1299 ppm | 0.2762 ppm | 0.0050 ppm |
| Concentration RSD | 0.4 % | 0.2 % | 3.1 % | 0.8 % | 0.2 % | 0.3 % | 26.1 % |

| | Se 196.090 Axial-eUV) | Si 212.412 Axial-iFR) | Sn 189.989 Axial-iFR) | Sr 421.552 Radial-iFR) | Ti 334.904 Axial-iFR) | Tl 190.856 Axial-eUV) | V 292.402 Axial-iFR) |
|---|---|---|---|---|---|---|---|
| Concentration average | 0.0045 ppm | **12.4784 [SIC 100]** | 0.0168 ppm | 0.0990 ppm | 3.6021 ppm | -0.0004 ppm | 0.1658 ppm |
| Concentration per Run | 0.0064 ppm | 12.4903 ppm | 0.0177 ppm | 0.0992 ppm | 3.5870 ppm | -0.0014 ppm | 0.1655 ppm |
| Concentration per Run | 0.0015 ppm | 12.4633 ppm | 0.0158 ppm | 0.0993 ppm | 3.6077 ppm | 0.0003 ppm | 0.1661 ppm |
| Concentration per Run | 0.0055 ppm | 12.4815 ppm | 0.0168 ppm | 0.0984 ppm | 3.6118 ppm | 0.0000 ppm | 0.1656 ppm |
| Concentration RSD | 57.7 % | 0.1 % | 5.5 % | 0.5 % | 0.4 % | 248.9 % | 0.2 % |

| | Zn 206.200 Axial-iFR) | Sc 361.384 Axial-iFR) | Sc 361.384 Radial-iFR) | Sc 227.318 Axial-eUV) | Y 360.073 Axial-iFR) | Y 371.030 Radial-iFR) | Y 224.306 Axial-eUV) |
|---|---|---|---|---|---|---|---|
| Concentration average | 0.6962 ppm | 102.1357 % | 105.8507 % | 94.5676 % | 109.8916 % | 112.5105 % | 109.6518 % |
| Concentration per Run | 0.6969 ppm | 101.1002 % | 105.4325 % | 95.0831 % | 108.6249 % | 113.6712 % | 110.3251 % |
| Concentration per Run | 0.6955 ppm | 102.3565 % | 105.6367 % | 94.4455 % | 110.3703 % | 110.3234 % | 109.7336 % |
| Concentration per Run | 0.6963 ppm | 102.9505 % | 106.4830 % | 94.1741 % | 110.6796 % | 113.5369 % | 108.8967 % |
| Concentration RSD | 0.1 % | 0.9 % | 0.5 % | 0.5 % | 1.0 % | 1.7 % | 0.7 % |

# ICP DataTrace 11

9/11/2025 7:24:09 AM

LabBook: WG2112807_20250910_T11.imexp

Sample: I2553999-08d2 WG2108900
Analysis started at: 9/10/2025 5:05:33 PM
Comment <Comment>
Rack Number 2
Vial Numbers 40

| | Ag 328.068 Axial-iFR) | Al 396.152 Radial-iFR) | As 189.042 Axial-eUV) | B 208.959 Axial-iFR) | Ba 455.403 Radial-iFR) | Be 313.042 Radial-iFR) | Ca 315.887 Radial-iFR) |
|---|---|---|---|---|---|---|---|
| Concentration average | 0.0015 ppm | 109.2157 ppm | 0.0781 ppm | 0.0570 ppm | 0.4727 ppm | 0.0045 ppm | 28.4073 ppm |
| Concentration per Run | 0.0013 ppm | 109.3289 ppm | 0.0764 ppm | 0.0557 ppm | 0.4723 ppm | 0.0045 ppm | 28.3999 ppm |
| Concentration per Run | 0.0017 ppm | 109.2314 ppm | 0.0798 ppm | 0.0571 ppm | 0.4722 ppm | 0.0045 ppm | 28.3493 ppm |
| Concentration per Run | 0.0016 ppm | 109.0869 ppm | 0.0782 ppm | 0.0582 ppm | 0.4735 ppm | 0.0044 ppm | 28.4728 ppm |
| Concentration RSD | 13.6 % | 0.1 % | 2.2 % | 2.2 % | 0.2 % | 1.5 % | 0.2 % |

| | Cd 214.438 Axial-iFR) | Co 228.616 Axial-iFR) | Cr 267.716 Axial-iFR) | Cu 324.754 Axial-iFR) | Fe 259.940 Radial-iFR) | K 766.490 Radial-iFR) | Li 670.776 Radial-iFR) |
|---|---|---|---|---|---|---|---|
| Concentration average | 0.0030 ppm | 0.0990 ppm | 0.2138 ppm | 0.6179 ppm | 133.4880 ppm | 11.4041 ppm | 0.1245 ppm |
| Concentration per Run | 0.0030 ppm | 0.0987 ppm | 0.2120 ppm | 0.6170 ppm | 133.7676 ppm | 11.3729 ppm | 0.1254 ppm |
| Concentration per Run | 0.0030 ppm | 0.0990 ppm | 0.2142 ppm | 0.6188 ppm | 132.0805 ppm | 11.4085 ppm | 0.1207 ppm |
| Concentration per Run | 0.0030 ppm | 0.0992 ppm | 0.2153 ppm | 0.6179 ppm | 134.6161 ppm | 11.4309 ppm | 0.1275 ppm |
| Concentration RSD | 1.3 % | 0.3 % | 0.8 % | 0.1 % | 1.0 % | 0.3 % | 2.8 % |

| | Mg 279.079 Axial-iFR) | Mn 257.610 Radial-iFR) | Mo 202.030 Axial-iFR) | Na 589.592 Radial-iFR) | Ni 231.604 Axial-iFR) | Pb 220.353 Axial-eUV) | Sb 206.833 Axial-iFR) |
|---|---|---|---|---|---|---|---|
| Concentration average | 27.6249 ppm | 16.7032 ppm | 0.0575 ppm | 3.9545 ppm | 0.1600 ppm | 0.3249 ppm | 0.0052 ppm |
| Concentration per Run | 27.4176 ppm | 16.7080 ppm | 0.0575 ppm | 3.9667 ppm | 0.1596 ppm | 0.3258 ppm | 0.0062 ppm |
| Concentration per Run | 27.7079 ppm | 16.7119 ppm | 0.0575 ppm | 3.9756 ppm | 0.1604 ppm | 0.3227 ppm | 0.0020 ppm |
| Concentration per Run | 27.7492 ppm | 16.6896 ppm | 0.0576 ppm | 3.9211 ppm | 0.1601 ppm | 0.3262 ppm | 0.0075 ppm |
| Concentration RSD | 0.7 % | 0.1 % | 0.1 % | 0.7 % | 0.2 % | 0.6 % | 54.5 % |

| | Se 196.090 Axial-eUV) | Si 212.412 Axial-iFR) | Sn 189.989 Axial-iFR) | Sr 421.552 Radial-iFR) | Ti 334.904 Axial-iFR) | Tl 190.856 Axial-eUV) | V 292.402 Axial-iFR) |
|---|---|---|---|---|---|---|---|
| Concentration average | 0.0009 ppm | **16.6764 [SIC 100]** | 0.0378 ppm | 0.1079 ppm | 4.0794 ppm | 0.0012 ppm | 0.1717 ppm |
| Concentration per Run | 0.0022 ppm | 16.6352 ppm | 0.0390 ppm | 0.1079 ppm | 4.0515 ppm | 0.0009 ppm | 0.1711 ppm |
| Concentration per Run | 0.0007 ppm | 16.7597 ppm | 0.0362 ppm | 0.1079 ppm | 4.0901 ppm | 0.0004 ppm | 0.1719 ppm |
| Concentration per Run | -0.0003 ppm | 16.6345 ppm | 0.0380 ppm | 0.1080 ppm | 4.0965 ppm | 0.0023 ppm | 0.1722 ppm |
| Concentration RSD | 144.2 % | 0.4 % | 3.7 % | 0.1 % | 0.6 % | 80.5 % | 0.3 % |

| | Zn 206.200 Axial-iFR) | Sc 361.384 Axial-iFR) | Sc 361.384 Radial-iFR) | Sc 227.318 Axial-eUV) | Y 360.073 Axial-iFR) | Y 371.030 Radial-iFR) | Y 224.306 Axial-eUV) |
|---|---|---|---|---|---|---|---|
| Concentration average | 1.6595 ppm | 101.4424 % | 105.7692 % | 94.2690 % | 108.9240 % | 113.4671 % | 109.1866 % |
| Concentration per Run | 1.6537 ppm | 102.0815 % | 105.3840 % | 94.0238 % | 109.5608 % | 113.6353 % | 108.8543 % |
| Concentration per Run | 1.6596 ppm | 101.4783 % | 106.1190 % | 94.1609 % | 109.0058 % | 115.0267 % | 108.9921 % |
| Concentration per Run | 1.6651 ppm | 100.7675 % | 105.8046 % | 94.6224 % | 108.2054 % | 111.7394 % | 109.7135 % |
| Concentration RSD | 0.3 % | 0.6 % | 0.3 % | 0.3 % | 0.6 % | 1.5 % | 0.4 % |

# ICP DataTrace 11

9/11/2025 7:24:09 AM

LabBook: WG2112807_20250910_T11.imexp

Sample: I2553999-09d2 WG2108900
Analysis started at: 9/10/2025 5:07:39 PM
Comment <Comment>
Rack Number 2
Vial Numbers 41

| | Ag 328.068 Axial-iFR) | Al 396.152 Radial-iFR) | As 189.042 Axial-eUV) | B 208.959 Axial-iFR) | Ba 455.403 Radial-iFR) | Be 313.042 Radial-iFR) | Ca 315.887 Radial-iFR) |
|---|---|---|---|---|---|---|---|
| Concentration average | 0.0017 ppm | 102.0285 ppm | 0.0751 ppm | 0.0138 ppm | 0.4314 ppm | 0.0025 ppm | 27.1504 ppm |
| Concentration per Run | 0.0017 ppm | 101.7690 ppm | 0.0739 ppm | 0.0116 ppm | 0.4305 ppm | 0.0024 ppm | 27.1146 ppm |
| Concentration per Run | 0.0015 ppm | 102.1047 ppm | 0.0770 ppm | 0.0158 ppm | 0.4329 ppm | 0.0024 ppm | 27.2106 ppm |
| Concentration per Run | 0.0017 ppm | 102.2119 ppm | 0.0742 ppm | 0.0141 ppm | 0.4307 ppm | 0.0025 ppm | 27.1261 ppm |
| Concentration RSD | 8.3 % | 0.2 % | 2.2 % | 15.4 % | 0.3 % | 1.0 % | 0.2 % |

| | Cd 214.438 Axial-iFR) | Co 228.616 Axial-iFR) | Cr 267.716 Axial-iFR) | Cu 324.754 Axial-iFR) | Fe 259.940 Radial-iFR) | K 766.490 Radial-iFR) | Li 670.776 Radial-iFR) |
|---|---|---|---|---|---|---|---|
| Concentration average | 0.0025 ppm | 0.0628 ppm | 0.1831 ppm | 0.2580 ppm | 107.0550 ppm | 12.7631 ppm | 0.1157 ppm |
| Concentration per Run | 0.0024 ppm | 0.0628 ppm | 0.1820 ppm | 0.2572 ppm | 107.0176 ppm | 12.7121 ppm | 0.1181 ppm |
| Concentration per Run | 0.0027 ppm | 0.0631 ppm | 0.1837 ppm | 0.2587 ppm | 107.2994 ppm | 12.8181 ppm | 0.1139 ppm |
| Concentration per Run | 0.0026 ppm | 0.0625 ppm | 0.1836 ppm | 0.2581 ppm | 106.8479 ppm | 12.7591 ppm | 0.1153 ppm |
| Concentration RSD | 5.9 % | 0.5 % | 0.5 % | 0.3 % | 0.2 % | 0.4 % | 1.8 % |

| | Mg 279.079 Axial-iFR) | Mn 257.610 Radial-iFR) | Mo 202.030 Axial-iFR) | Na 589.592 Radial-iFR) | Ni 231.604 Axial-iFR) | Pb 220.353 Axial-eUV) | Sb 206.833 Axial-iFR) |
|---|---|---|---|---|---|---|---|
| Concentration average | 24.5295 ppm | 12.8548 ppm | 0.0111 ppm | 3.4592 ppm | 0.1407 ppm | 0.2732 ppm | 0.0057 ppm |
| Concentration per Run | 24.5649 ppm | 12.8356 ppm | 0.0113 ppm | 3.4705 ppm | 0.1404 ppm | 0.2762 ppm | 0.0036 ppm |
| Concentration per Run | 24.5528 ppm | 12.8807 ppm | 0.0108 ppm | 3.4480 ppm | 0.1423 ppm | 0.2717 ppm | 0.0077 ppm |
| Concentration per Run | 24.4710 ppm | 12.8480 ppm | 0.0111 ppm | 3.4591 ppm | 0.1393 ppm | 0.2719 ppm | 0.0058 ppm |
| Concentration RSD | 0.2 % | 0.2 % | 2.4 % | 0.3 % | 1.1 % | 0.9 % | 36.0 % |

| | Se 196.090 Axial-eUV) | Si 212.412 Axial-iFR) | Sn 189.989 Axial-iFR) | Sr 421.552 Radial-iFR) | Ti 334.904 Axial-iFR) | Tl 190.856 Axial-eUV) | V 292.402 Axial-iFR) |
|---|---|---|---|---|---|---|---|
| Concentration average | 0.0008 ppm | **11.7457 [SIC 100]** | 0.0316 ppm | 0.1115 ppm | 3.1390 ppm | 0.0008 ppm | 0.1508 ppm |
| Concentration per Run | 0.0014 ppm | 11.7601 ppm | 0.0311 ppm | 0.1117 ppm | 3.1479 ppm | 0.0017 ppm | 0.1502 ppm |
| Concentration per Run | 0.0025 ppm | 11.7512 ppm | 0.0326 ppm | 0.1118 ppm | 3.1374 ppm | -0.0003 ppm | 0.1515 ppm |
| Concentration per Run | -0.0014 ppm | 11.7258 ppm | 0.0310 ppm | 0.1111 ppm | 3.1318 ppm | 0.0011 ppm | 0.1508 ppm |
| Concentration RSD | 235.3 % | 0.2 % | 2.9 % | 0.3 % | 0.3 % | 124.6 % | 0.4 % |

| | Zn 206.200 Axial-iFR) | Sc 361.384 Axial-iFR) | Sc 361.384 Radial-iFR) | Sc 227.318 Axial-eUV) | Y 360.073 Axial-iFR) | Y 371.030 Radial-iFR) | Y 224.306 Axial-eUV) |
|---|---|---|---|---|---|---|---|
| Concentration average | 0.7012 ppm | 101.7362 % | 105.8358 % | 93.8629 % | 109.2000 % | 112.6653 % | 107.9032 % |
| Concentration per Run | 0.7014 ppm | 101.4239 % | 106.2387 % | 93.6372 % | 108.8228 % | 113.3024 % | 107.7356 % |
| Concentration per Run | 0.7026 ppm | 101.6789 % | 105.6517 % | 94.2670 % | 109.2483 % | 112.3618 % | 108.0892 % |
| Concentration per Run | 0.6996 ppm | 102.1059 % | 105.6169 % | 93.6846 % | 109.5289 % | 112.3318 % | 107.8850 % |
| Concentration RSD | 0.2 % | 0.3 % | 0.3 % | 0.4 % | 0.3 % | 0.5 % | 0.2 % |

# ICP DataTrace 11

9/11/2025 7:24:09 AM

LabBook: WG2112807_20250910_T11.imexp

Sample: I2553999-10d2 WG2108900
Analysis started at: 9/10/2025 5:09:44 PM
Comment <Comment>
Rack Number 2
Vial Numbers 42

| | Ag 328.068 Axial-iFR) | Al 396.152 Radial-iFR) | As 189.042 Axial-eUV) | B 208.959 Axial-iFR) | Ba 455.403 Radial-iFR) | Be 313.042 Radial-iFR) | Ca 315.887 Radial-iFR) |
|---|---|---|---|---|---|---|---|
| Concentration average | 0.0013 ppm | 101.7710 ppm | 0.0765 ppm | 0.0133 ppm | 0.4064 ppm | 0.0052 ppm | 28.3642 ppm |
| Concentration per Run | 0.0014 ppm | 101.8726 ppm | 0.0767 ppm | 0.0114 ppm | 0.4043 ppm | 0.0053 ppm | 28.3939 ppm |
| Concentration per Run | 0.0014 ppm | 101.6823 ppm | 0.0758 ppm | 0.0141 ppm | 0.4065 ppm | 0.0052 ppm | 28.3892 ppm |
| Concentration per Run | 0.0013 ppm | 101.7580 ppm | 0.0770 ppm | 0.0143 ppm | 0.4082 ppm | 0.0052 ppm | 28.3093 ppm |
| Concentration RSD | 5.7 % | 0.1 % | 0.8 % | 12.0 % | 0.5 % | 0.3 % | 0.2 % |

| | Cd 214.438 Axial-iFR) | Co 228.616 Axial-iFR) | Cr 267.716 Axial-iFR) | Cu 324.754 Axial-iFR) | Fe 259.940 Radial-iFR) | K 766.490 Radial-iFR) | Li 670.776 Radial-iFR) |
|---|---|---|---|---|---|---|---|
| Concentration average | 0.0024 ppm | 0.1629 ppm | 0.2208 ppm | 0.2829 ppm | 119.8643 ppm | 9.3026 ppm | 0.1104 ppm |
| Concentration per Run | 0.0024 ppm | 0.1636 ppm | 0.2215 ppm | 0.2834 ppm | 119.6917 ppm | 9.2627 ppm | 0.1106 ppm |
| Concentration per Run | 0.0023 ppm | 0.1614 ppm | 0.2197 ppm | 0.2819 ppm | 120.6107 ppm | 9.3058 ppm | 0.1107 ppm |
| Concentration per Run | 0.0025 ppm | 0.1638 ppm | 0.2212 ppm | 0.2835 ppm | 119.2904 ppm | 9.3394 ppm | 0.1100 ppm |
| Concentration RSD | 4.3 % | 0.8 % | 0.4 % | 0.3 % | 0.6 % | 0.4 % | 0.3 % |

| | Mg 279.079 Axial-iFR) | Mn 257.610 Radial-iFR) | Mo 202.030 Axial-iFR) | Na 589.592 Radial-iFR) | Ni 231.604 Axial-iFR) | Pb 220.353 Axial-eUV) | Sb 206.833 Axial-iFR) |
|---|---|---|---|---|---|---|---|
| Concentration average | 22.4167 ppm | 17.2749 ppm | 0.0155 ppm | 3.4924 ppm | 0.1307 ppm | 0.2303 ppm | 0.0068 ppm |
| Concentration per Run | 22.4134 ppm | 17.2826 ppm | 0.0156 ppm | 3.5067 ppm | 0.1318 ppm | 0.2284 ppm | 0.0053 ppm |
| Concentration per Run | 22.3932 ppm | 17.2591 ppm | 0.0161 ppm | 3.4521 ppm | 0.1312 ppm | 0.2301 ppm | 0.0102 ppm |
| Concentration per Run | 22.4435 ppm | 17.2829 ppm | 0.0148 ppm | 3.5182 ppm | 0.1290 ppm | 0.2323 ppm | 0.0047 ppm |
| Concentration RSD | 0.1 % | 0.1 % | 4.3 % | 1.0 % | 1.1 % | 0.8 % | 44.5 % |

| | Se 196.090 Axial-eUV) | Si 212.412 Axial-iFR) | Sn 189.989 Axial-iFR) | Sr 421.552 Radial-iFR) | Ti 334.904 Axial-iFR) | Tl 190.856 Axial-eUV) | V 292.402 Axial-iFR) |
|---|---|---|---|---|---|---|---|
| Concentration average | 0.0021 ppm | **13.8984 [SIC 100]** | 0.0162 ppm | 0.1026 ppm | 3.5262 ppm | 0.0001 ppm | 0.1485 ppm |
| Concentration per Run | -0.0008 ppm | 13.8726 ppm | 0.0171 ppm | 0.1029 ppm | 3.5185 ppm | 0.0004 ppm | 0.1481 ppm |
| Concentration per Run | 0.0024 ppm | 13.8514 ppm | 0.0155 ppm | 0.1025 ppm | 3.5284 ppm | 0.0001 ppm | 0.1482 ppm |
| Concentration per Run | 0.0046 ppm | 13.9713 ppm | 0.0160 ppm | 0.1025 ppm | 3.5317 ppm | -0.0004 ppm | 0.1491 ppm |
| Concentration RSD | 132.6 % | 0.5 % | 5.1 % | 0.2 % | 0.2 % | 622.9 % | 0.4 % |

| | Zn 206.200 Axial-iFR) | Sc 361.384 Axial-iFR) | Sc 361.384 Radial-iFR) | Sc 227.318 Axial-eUV) | Y 360.073 Axial-iFR) | Y 371.030 Radial-iFR) | Y 224.306 Axial-eUV) |
|---|---|---|---|---|---|---|---|
| Concentration average | 0.6394 ppm | 101.9134 % | 105.5395 % | 94.7257 % | 110.1451 % | 112.9563 % | 110.0061 % |
| Concentration per Run | 0.6399 ppm | 101.6109 % | 105.2881 % | 95.0505 % | 109.8696 % | 113.8305 % | 110.4047 % |
| Concentration per Run | 0.6383 ppm | 101.9121 % | 105.5077 % | 95.0517 % | 110.0504 % | 110.6354 % | 110.2198 % |
| Concentration per Run | 0.6400 ppm | 102.2173 % | 105.8227 % | 94.0747 % | 110.5151 % | 114.4030 % | 109.3938 % |
| Concentration RSD | 0.2 % | 0.3 % | 0.3 % | 0.6 % | 0.3 % | 1.8 % | 0.5 % |

# ICP DataTrace 11

9/11/2025 7:24:09 AM

LabBook: WG2112807_20250910_T11.imexp

Sample: I2554045-01d2 WG2108900
Analysis started at: 9/10/2025 5:11:50 PM
Comment <Comment>
Rack Number 2
Vial Numbers 43

| | Ag 328.068 Axial-iFR) | Al 396.152 Radial-iFR) | As 189.042 Axial-eUV) | B 208.959 Axial-iFR) | Ba 455.403 Radial-iFR) | Be 313.042 Radial-iFR) | Ca 315.887 Radial-iFR) |
|---|---|---|---|---|---|---|---|
| Concentration average | -0.0003 ppm | 22.6169 ppm | 0.0066 ppm | -0.0011 ppm | 0.0610 ppm | 0.0010 ppm | 2.6973 ppm |
| Concentration per Run | 0.0002 ppm | 22.6350 ppm | 0.0044 ppm | 0.0002 ppm | 0.0614 ppm | 0.0010 ppm | 2.7062 ppm |
| Concentration per Run | -0.0006 ppm | 22.6440 ppm | 0.0078 ppm | -0.0014 ppm | 0.0611 ppm | 0.0010 ppm | 2.6950 ppm |
| Concentration per Run | -0.0004 ppm | 22.5717 ppm | 0.0076 ppm | -0.0021 ppm | 0.0606 ppm | 0.0011 ppm | 2.6908 ppm |
| Concentration RSD | 139.1 % | 0.2 % | 28.7 % | 110.5 % | 0.7 % | 1.8 % | 0.3 % |

| | Cd 214.438 Axial-iFR) | Co 228.616 Axial-iFR) | Cr 267.716 Axial-iFR) | Cu 324.754 Axial-iFR) | Fe 259.940 Radial-iFR) | K 766.490 Radial-iFR) | Li 670.776 Radial-iFR) |
|---|---|---|---|---|---|---|---|
| Concentration average | 0.0003 ppm | 0.0140 ppm | 0.0268 ppm | 0.0381 ppm | 43.3235 ppm | 2.0857 ppm | 0.0270 ppm |
| Concentration per Run | 0.0002 ppm | 0.0144 ppm | 0.0265 ppm | 0.0381 ppm | 43.5009 ppm | 2.1057 ppm | 0.0266 ppm |
| Concentration per Run | 0.0004 ppm | 0.0141 ppm | 0.0268 ppm | 0.0378 ppm | 43.2959 ppm | 2.0921 ppm | 0.0268 ppm |
| Concentration per Run | 0.0003 ppm | 0.0136 ppm | 0.0270 ppm | 0.0382 ppm | 43.1736 ppm | 2.0591 ppm | 0.0276 ppm |
| Concentration RSD | 31.3 % | 3.0 % | 0.9 % | 0.6 % | 0.4 % | 1.1 % | 2.0 % |

| | Mg 279.079 Axial-iFR) | Mn 257.610 Radial-iFR) | Mo 202.030 Axial-iFR) | Na 589.592 Radial-iFR) | Ni 231.604 Axial-iFR) | Pb 220.353 Axial-eUV) | Sb 206.833 Axial-iFR) |
|---|---|---|---|---|---|---|---|
| Concentration average | 9.2771 ppm | 0.8758 ppm | 0.0010 ppm | 0.7525 ppm | 0.0261 ppm | 0.0229 ppm | 0.0020 ppm |
| Concentration per Run | 9.3126 ppm | 0.8748 ppm | 0.0010 ppm | 0.7475 ppm | 0.0262 ppm | 0.0232 ppm | 0.0024 ppm |
| Concentration per Run | 9.1306 ppm | 0.8767 ppm | 0.0009 ppm | 0.7587 ppm | 0.0260 ppm | 0.0221 ppm | 0.0001 ppm |
| Concentration per Run | 9.3881 ppm | 0.8759 ppm | 0.0009 ppm | 0.7512 ppm | 0.0261 ppm | 0.0233 ppm | 0.0036 ppm |
| Concentration RSD | 1.4 % | 0.1 % | 2.8 % | 0.8 % | 0.4 % | 2.9 % | 86.8 % |

| | Se 196.090 Axial-eUV) | Si 212.412 Axial-iFR) | Sn 189.989 Axial-iFR) | Sr 421.552 Radial-iFR) | Ti 334.904 Axial-iFR) | Tl 190.856 Axial-eUV) | V 292.402 Axial-iFR) |
|---|---|---|---|---|---|---|---|
| Concentration average | 0.0021 ppm | 9.9272 ppm | 0.0041 ppm | 0.0218 ppm | 1.7633 ppm | 0.0013 ppm | 0.0506 ppm |
| Concentration per Run | -0.0014 ppm | 9.9297 ppm | 0.0045 ppm | 0.0219 ppm | 1.7563 ppm | 0.0011 ppm | 0.0507 ppm |
| Concentration per Run | 0.0025 ppm | 9.9094 ppm | 0.0045 ppm | 0.0218 ppm | 1.7500 ppm | 0.0011 ppm | 0.0505 ppm |
| Concentration per Run | 0.0051 ppm | 9.9423 ppm | 0.0035 ppm | 0.0217 ppm | 1.7836 ppm | 0.0016 ppm | 0.0506 ppm |
| Concentration RSD | 157.8 % | 0.2 % | 14.4 % | 0.5 % | 1.0 % | 20.9 % | 0.1 % |

| | Zn 206.200 Axial-iFR) | Sc 361.384 Axial-iFR) | Sc 361.384 Radial-iFR) | Sc 227.318 Axial-eUV) | Y 360.073 Axial-iFR) | Y 371.030 Radial-iFR) | Y 224.306 Axial-eUV) |
|---|---|---|---|---|---|---|---|
| Concentration average | 0.1043 ppm | 102.2315 % | 104.1484 % | 97.5299 % | 106.0109 % | 107.0600 % | 104.9068 % |
| Concentration per Run | 0.1037 ppm | 102.4502 % | 103.7930 % | 98.2134 % | 106.1757 % | 105.0340 % | 105.8448 % |
| Concentration per Run | 0.1043 ppm | 102.6867 % | 103.5645 % | 96.9367 % | 106.3145 % | 107.4333 % | 104.4597 % |
| Concentration per Run | 0.1050 ppm | 101.5576 % | 105.0878 % | 97.4397 % | 105.5425 % | 108.7128 % | 104.4161 % |
| Concentration RSD | 0.6 % | 0.6 % | 0.8 % | 0.7 % | 0.4 % | 1.7 % | 0.8 % |

# ICP DataTrace 11

9/11/2025 7:24:09 AM

LabBook: WG2112807_20250910_T11.imexp

Sample: I2554045-02d2 WG2108900
Analysis started at: 9/10/2025 5:13:56 PM
Comment <Comment>
Rack Number 2
Vial Numbers 44

| | Ag 328.068 Axial-iFR) | Al 396.152 Radial-iFR) | As 189.042 Axial-eUV) | B 208.959 Axial-iFR) | Ba 455.403 Radial-iFR) | Be 313.042 Radial-iFR) | Ca 315.887 Radial-iFR) |
|---|---|---|---|---|---|---|---|
| Concentration average | -0.0002 ppm | 29.4967 ppm | 0.0120 ppm | -0.0002 ppm | 0.0925 ppm | 0.0017 ppm | 2.9161 ppm |
| Concentration per Run | 0.0001 ppm | 29.3145 ppm | 0.0114 ppm | -0.0006 ppm | 0.0923 ppm | 0.0017 ppm | 2.9227 ppm |
| Concentration per Run | -0.0001 ppm | 29.5807 ppm | 0.0115 ppm | 0.0000 ppm | 0.0928 ppm | 0.0017 ppm | 2.9182 ppm |
| Concentration per Run | -0.0005 ppm | 29.5948 ppm | 0.0129 ppm | 0.0002 ppm | 0.0924 ppm | 0.0017 ppm | 2.9075 ppm |
| Concentration RSD | 172.3 % | 0.5 % | 6.8 % | 288.6 % | 0.3 % | 0.8 % | 0.3 % |

| | Cd 214.438 Axial-iFR) | Co 228.616 Axial-iFR) | Cr 267.716 Axial-iFR) | Cu 324.754 Axial-iFR) | Fe 259.940 Radial-iFR) | K 766.490 Radial-iFR) | Li 670.776 Radial-iFR) |
|---|---|---|---|---|---|---|---|
| Concentration average | 0.0004 ppm | 0.0183 ppm | 0.0465 ppm | 0.0484 ppm | 71.8350 ppm | 2.2323 ppm | 0.0253 ppm |
| Concentration per Run | 0.0004 ppm | 0.0174 ppm | 0.0464 ppm | 0.0478 ppm | 71.3148 ppm | 2.2586 ppm | 0.0261 ppm |
| Concentration per Run | 0.0003 ppm | 0.0183 ppm | 0.0467 ppm | 0.0485 ppm | 72.1799 ppm | 2.2329 ppm | 0.0252 ppm |
| Concentration per Run | 0.0004 ppm | 0.0191 ppm | 0.0466 ppm | 0.0489 ppm | 72.0102 ppm | 2.2055 ppm | 0.0245 ppm |
| Concentration RSD | 14.1 % | 4.6 % | 0.3 % | 1.2 % | 0.6 % | 1.2 % | 3.2 % |

| | Mg 279.079 Axial-iFR) | Mn 257.610 Radial-iFR) | Mo 202.030 Axial-iFR) | Na 589.592 Radial-iFR) | Ni 231.604 Axial-iFR) | Pb 220.353 Axial-eUV) | Sb 206.833 Axial-iFR) |
|---|---|---|---|---|---|---|---|
| Concentration average | 9.7898 ppm | 2.0358 ppm | 0.0021 ppm | 1.3521 ppm | 0.0369 ppm | 0.0282 ppm | 0.0017 ppm |
| Concentration per Run | 9.7376 ppm | 2.0238 ppm | 0.0024 ppm | 1.3483 ppm | 0.0364 ppm | 0.0285 ppm | -0.0009 ppm |
| Concentration per Run | 9.7757 ppm | 2.0433 ppm | 0.0018 ppm | 1.3579 ppm | 0.0369 ppm | 0.0275 ppm | 0.0035 ppm |
| Concentration per Run | 9.8560 ppm | 2.0404 ppm | 0.0021 ppm | 1.3500 ppm | 0.0374 ppm | 0.0285 ppm | 0.0024 ppm |
| Concentration RSD | 0.6 % | 0.5 % | 15.5 % | 0.4 % | 1.4 % | 2.1 % | 138.2 % |

| | Se 196.090 Axial-eUV) | Si 212.412 Axial-iFR) | Sn 189.989 Axial-iFR) | Sr 421.552 Radial-iFR) | Ti 334.904 Axial-iFR) | Tl 190.856 Axial-eUV) | V 292.402 Axial-iFR) |
|---|---|---|---|---|---|---|---|
| Concentration average | -0.0013 ppm | **12.2261 [SIC 100]** | 0.0044 ppm | 0.0272 ppm | 3.6341 ppm | 0.0012 ppm | 0.1425 ppm |
| Concentration per Run | -0.0015 ppm | 12.1271 ppm | 0.0031 ppm | 0.0272 ppm | 3.6114 ppm | 0.0016 ppm | 0.1417 ppm |
| Concentration per Run | -0.0012 ppm | 12.2501 ppm | 0.0046 ppm | 0.0272 ppm | 3.6420 ppm | 0.0011 ppm | 0.1425 ppm |
| Concentration per Run | -0.0010 ppm | 12.3012 ppm | 0.0054 ppm | 0.0271 ppm | 3.6489 ppm | 0.0010 ppm | 0.1433 ppm |
| Concentration RSD | 22.0 % | 0.7 % | 26.9 % | 0.2 % | 0.5 % | 29.2 % | 0.6 % |

| | Zn 206.200 Axial-iFR) | Sc 361.384 Axial-iFR) | Sc 361.384 Radial-iFR) | Sc 227.318 Axial-eUV) | Y 360.073 Axial-iFR) | Y 371.030 Radial-iFR) | Y 224.306 Axial-eUV) |
|---|---|---|---|---|---|---|---|
| Concentration average | 0.1022 ppm | 101.8959 % | 104.4386 % | 96.8446 % | 113.5320 % | 115.1627 % | 112.2783 % |
| Concentration per Run | 0.1017 ppm | 102.4243 % | 105.0500 % | 97.3821 % | 114.0366 % | 116.1679 % | 112.8889 % |
| Concentration per Run | 0.1019 ppm | 102.0193 % | 103.6570 % | 96.9218 % | 113.6795 % | 114.5317 % | 112.1429 % |
| Concentration per Run | 0.1029 ppm | 101.2440 % | 104.6089 % | 96.2298 % | 112.8801 % | 114.7884 % | 111.8032 % |
| Concentration RSD | 0.6 % | 0.6 % | 0.7 % | 0.6 % | 0.5 % | 0.8 % | 0.5 % |

# ICP DataTrace 11

9/11/2025 7:24:09 AM

LabBook: WG2112807_20250910_T11.imexp

Sample: CCV
Analysis started at: 9/10/2025 5:16:02 PM
Comment <Comment>
Rack Number 0
Vial Numbers 3

| | Ag 328.068 Axial-iFR) | Al 396.152 Radial-iFR) | As 189.042 Axial-eUV) | B 208.959 Axial-iFR) | Ba 455.403 Radial-iFR) | Be 313.042 Radial-iFR) | Ca 315.887 Radial-iFR) |
|---|---|---|---|---|---|---|---|
| Concentration average | **0.5023 ppm** | 0.4914 ppm | 0.4903 ppm | 0.4727 ppm | 0.4991 ppm | 0.5191 ppm | 0.5006 ppm |
| Concentration per Run | 0.4985 ppm | 0.4913 ppm | 0.4907 ppm | 0.4728 ppm | 0.4990 ppm | 0.5206 ppm | 0.4987 ppm |
| Concentration per Run | 0.5022 ppm | 0.4976 ppm | 0.4912 ppm | 0.4692 ppm | 0.4991 ppm | 0.5180 ppm | 0.5030 ppm |
| Concentration per Run | 0.5061 ppm | 0.4853 ppm | 0.4890 ppm | 0.4761 ppm | 0.4992 ppm | 0.5187 ppm | 0.5001 ppm |
| Recovery Percentage | 100.456 % | 98.278 % | 98.062 % | 94.541 % | 99.820 % | 103.819 % | 100.125 % |
| Concentration RSD | 0.8 % | 1.3 % | 0.2 % | 0.7 % | 0.0 % | 0.3 % | 0.4 % |

| | Cd 214.438 Axial-iFR) | Co 228.616 Axial-iFR) | Cr 267.716 Axial-iFR) | Cu 324.754 Axial-iFR) | Fe 259.940 Radial-iFR) | K 766.490 Radial-iFR) | Li 670.776 Radial-iFR) |
|---|---|---|---|---|---|---|---|
| Concentration average | 0.5021 ppm | 0.5129 ppm | 0.5103 ppm | 0.5263 ppm | 0.5162 ppm | 5.3158 ppm | 0.5139 ppm |
| Concentration per Run | 0.4996 ppm | 0.5122 ppm | 0.5071 ppm | 0.5243 ppm | 0.5166 ppm | 5.3416 ppm | 0.5141 ppm |
| Concentration per Run | 0.5007 ppm | 0.5115 ppm | 0.5105 ppm | 0.5265 ppm | 0.5133 ppm | 5.3068 ppm | 0.5068 ppm |
| Concentration per Run | 0.5060 ppm | 0.5149 ppm | 0.5134 ppm | 0.5282 ppm | 0.5187 ppm | 5.2989 ppm | 0.5207 ppm |
| Recovery Percentage | 100.423 % | 102.572 % | 102.066 % | 105.263 % | 103.242 % | 106.315 % | 102.777 % |
| Concentration RSD | 0.7 % | 0.3 % | 0.6 % | 0.4 % | 0.5 % | 0.4 % | 1.4 % |

| | Mg 279.079 Axial-iFR) | Mn 257.610 Radial-iFR) | Mo 202.030 Axial-iFR) | Na 589.592 Radial-iFR) | Ni 231.604 Axial-iFR) | Pb 220.353 Axial-eUV) | Sb 206.833 Axial-iFR) |
|---|---|---|---|---|---|---|---|
| Concentration average | 0.5067 ppm | 0.5170 ppm | 0.4895 ppm | 10.0856 ppm | 0.5170 ppm | 0.5138 ppm | 0.5121 ppm |
| Concentration per Run | 0.5069 ppm | 0.5189 ppm | 0.4889 ppm | 10.0978 ppm | 0.5143 ppm | 0.5155 ppm | 0.5121 ppm |
| Concentration per Run | 0.5029 ppm | 0.5161 ppm | 0.4862 ppm | 10.1532 ppm | 0.5154 ppm | 0.5129 ppm | 0.5120 ppm |
| Concentration per Run | 0.5103 ppm | 0.5158 ppm | 0.4933 ppm | 10.0057 ppm | 0.5214 ppm | 0.5130 ppm | 0.5123 ppm |
| Recovery Percentage | 101.347 % | 103.391 % | 97.895 % | 100.856 % | 103.407 % | 102.764 % | 102.426 % |
| Concentration RSD | 0.7 % | 0.3 % | 0.7 % | 0.7 % | 0.7 % | 0.3 % | 0.0 % |

| | Se 196.090 Axial-eUV) | Si 212.412 Axial-iFR) | Sn 189.989 Axial-iFR) | Sr 421.552 Radial-iFR) | Ti 334.904 Axial-iFR) | Tl 190.856 Axial-eUV) | V 292.402 Axial-iFR) |
|---|---|---|---|---|---|---|---|
| Concentration average | 0.4811 ppm | 5.3547 ppm | 0.4918 ppm | 0.4999 ppm | 0.4946 ppm | **0.4853 ppm** | 0.5166 ppm |
| Concentration per Run | 0.4852 ppm | 5.3334 ppm | 0.4951 ppm | 0.5004 ppm | 0.4916 ppm | 0.4888 ppm | 0.5148 ppm |
| Concentration per Run | 0.4768 ppm | 5.3386 ppm | 0.4859 ppm | 0.4992 ppm | 0.4931 ppm | 0.4812 ppm | 0.5161 ppm |
| Concentration per Run | 0.4813 ppm | 5.3919 ppm | 0.4943 ppm | 0.5000 ppm | 0.4991 ppm | 0.4861 ppm | 0.5190 ppm |
| Recovery Percentage | 96.218 % | 101.993 % | 98.355 % | 99.972 % | 98.918 % | 97.070 % | 103.324 % |
| Concentration RSD | 0.9 % | 0.6 % | 1.0 % | 0.1 % | 0.8 % | 0.8 % | 0.4 % |

| | Zn 206.200 Axial-iFR) | Sc 361.384 Axial-iFR) | Sc 361.384 Radial-iFR) | Sc 227.318 Axial-eUV) | Y 360.073 Axial-iFR) | Y 371.030 Radial-iFR) | Y 224.306 Axial-eUV) |
|---|---|---|---|---|---|---|---|
| Concentration average | 0.4820 ppm | 100.7356 % | 102.2040 % | 97.8844 % | 98.7622 % | 98.4376 % | 96.8529 % |
| Concentration per Run | 0.4815 ppm | 101.0268 % | 102.4182 % | 97.3531 % | 98.5828 % | 98.3865 % | 96.4577 % |
| Concentration per Run | 0.4799 ppm | 101.2569 % | 101.6627 % | 98.3397 % | 99.1189 % | 99.1879 % | 97.2990 % |
| Concentration per Run | 0.4846 ppm | 99.9230 % | 102.5309 % | 97.9606 % | 98.5848 % | 97.7383 % | 96.8020 % |
| Recovery Percentage | 96.401 % | | | | | | |
| Concentration RSD | 0.5 % | 0.7 % | 0.5 % | 0.5 % | 0.3 % | 0.7 % | 0.4 % |

# ICP DataTrace 11

9/11/2025 7:24:09 AM

LabBook: WG2112807_20250910_T11.imexp

Sample: CCB
Analysis started at: 9/10/2025 5:18:07 PM
Comment <Comment>
Rack Number 0
Vial Numbers 4

| | Ag 328.068 Axial-iFR) | Al 396.152 Radial-iFR) | As 189.042 Axial-eUV) | B 208.959 Axial-iFR) | Ba 455.403 Radial-iFR) | Be 313.042 Radial-iFR) | Ca 315.887 Radial-iFR) |
|---|---|---|---|---|---|---|---|
| Concentration average | 0.0000 ppm | 0.0017 ppm | -0.0007 ppm | 0.0002 ppm | -0.0001 ppm | 0.0000 ppm | -0.0033 ppm |
| Concentration per Run | -0.0001 ppm | 0.0062 ppm | 0.0014 ppm | 0.0010 ppm | -0.0001 ppm | 0.0000 ppm | -0.0008 ppm |
| Concentration per Run | 0.0000 ppm | 0.0074 ppm | -0.0012 ppm | 0.0001 ppm | 0.0000 ppm | 0.0000 ppm | -0.0032 ppm |
| Concentration per Run | 0.0002 ppm | -0.0085 ppm | -0.0023 ppm | -0.0006 ppm | -0.0002 ppm | 0.0000 ppm | -0.0060 ppm |
| Recovery Percentage | -0.026 % | 1.693 % | -14.032 % | 0.525 % | -0.981 % | -0.590 % | -3.325 % |
| Concentration RSD | 8,825.9 % | 523.2 % | 272.2 % | 515.2 % | 80.8 % | 100.4 % | 78.8 % |

| | Cd 214.438 Axial-iFR) | Co 228.616 Axial-iFR) | Cr 267.716 Axial-iFR) | Cu 324.754 Axial-iFR) | Fe 259.940 Radial-iFR) | K 766.490 Radial-iFR) | Li 670.776 Radial-iFR) |
|---|---|---|---|---|---|---|---|
| Concentration average | 0.0000 ppm | 0.0000 ppm | 0.0004 ppm | 0.0003 ppm | 0.0014 ppm | 0.0112 ppm | -0.0028 ppm |
| Concentration per Run | 0.0001 ppm | 0.0003 ppm | 0.0003 ppm | 0.0003 ppm | 0.0011 ppm | 0.0030 ppm | -0.0021 ppm |
| Concentration per Run | 0.0000 ppm | -0.0007 ppm | 0.0009 ppm | 0.0007 ppm | 0.0015 ppm | 0.0086 ppm | -0.0020 ppm |
| Concentration per Run | 0.0001 ppm | 0.0003 ppm | -0.0001 ppm | 0.0001 ppm | 0.0015 ppm | 0.0219 ppm | -0.0042 ppm |
| Recovery Percentage | 0.944 % | -0.191 % | 3.787 % | 3.381 % | 2.787 % | 0.447 % | -55.197 % |
| Concentration RSD | 174.8 % | 1,464.2 % | 138.0 % | 85.6 % | 15.7 % | 87.1 % | 46.0 % |

| | Mg 279.079 Axial-iFR) | Mn 257.610 Radial-iFR) | Mo 202.030 Axial-iFR) | Na 589.592 Radial-iFR) | Ni 231.604 Axial-iFR) | Pb 220.353 Axial-eUV) | Sb 206.833 Axial-iFR) |
|---|---|---|---|---|---|---|---|
| Concentration average | -0.0005 ppm | 0.0000 ppm | 0.0001 ppm | -0.0018 ppm | -0.0004 ppm | -0.0003 ppm | 0.0019 ppm |
| Concentration per Run | 0.0014 ppm | 0.0000 ppm | 0.0004 ppm | -0.0045 ppm | -0.0009 ppm | 0.0005 ppm | 0.0024 ppm |
| Concentration per Run | -0.0020 ppm | 0.0001 ppm | -0.0002 ppm | -0.0026 ppm | -0.0003 ppm | 0.0002 ppm | 0.0001 ppm |
| Concentration per Run | -0.0007 ppm | 0.0000 ppm | 0.0000 ppm | 0.0018 ppm | 0.0001 ppm | -0.0014 ppm | 0.0033 ppm |
| Recovery Percentage | -0.462 % | 0.192 % | 0.151 % | -0.088 % | -1.415 % | -2.597 % | 3.850 % |
| Concentration RSD | 374.5 % | 224.4 % | 438.0 % | 182.6 % | 134.0 % | 381.1 % | 86.0 % |

| | Se 196.090 Axial-eUV) | Si 212.412 Axial-iFR) | Sn 189.989 Axial-iFR) | Sr 421.552 Radial-iFR) | Ti 334.904 Axial-iFR) | Tl 190.856 Axial-eUV) | V 292.402 Axial-iFR) |
|---|---|---|---|---|---|---|---|
| Concentration average | 0.0007 ppm | 0.0014 ppm | 0.0006 ppm | -0.0001 ppm | -0.0009 ppm | 0.0021 ppm | 0.0002 ppm |
| Concentration per Run | -0.0026 ppm | 0.0014 ppm | 0.0014 ppm | 0.0000 ppm | -0.0007 ppm | 0.0027 ppm | -0.0001 ppm |
| Concentration per Run | 0.0051 ppm | 0.0045 ppm | 0.0002 ppm | 0.0000 ppm | -0.0008 ppm | 0.0008 ppm | 0.0005 ppm |
| Concentration per Run | -0.0004 ppm | -0.0018 ppm | 0.0002 ppm | -0.0002 ppm | -0.0013 ppm | 0.0028 ppm | 0.0003 ppm |
| Recovery Percentage | 7.141 % | 0.271 % | 1.207 % | -0.752 % | -9.497 % | 10.466 % | 2.454 % |
| Concentration RSD | 556.8 % | 234.6 % | 112.6 % | 190.0 % | 29.3 % | 53.6 % | 123.3 % |

| | Zn 206.200 Axial-iFR) | Sc 361.384 Axial-iFR) | Sc 361.384 Radial-iFR) | Sc 227.318 Axial-eUV) | Y 360.073 Axial-iFR) | Y 371.030 Radial-iFR) | Y 224.306 Axial-eUV) |
|---|---|---|---|---|---|---|---|
| Concentration average | 0.0000 ppm | 98.6238 % | 100.2438 % | 97.3340 % | 99.3450 % | 99.3881 % | 97.2204 % |
| Concentration per Run | -0.0003 ppm | 99.0674 % | 100.4612 % | 97.1430 % | 99.6721 % | 100.1360 % | 97.2363 % |
| Concentration per Run | 0.0004 ppm | 98.2512 % | 100.7995 % | 97.2107 % | 98.8607 % | 99.1802 % | 97.1644 % |
| Concentration per Run | 0.0000 ppm | 98.5527 % | 99.4706 % | 97.6484 % | 99.5023 % | 98.8480 % | 97.2605 % |
| Recovery Percentage | 0.805 % | | | | | | |
| Concentration RSD | 794.9 % | 0.4 % | 0.7 % | 0.3 % | 0.4 % | 0.7 % | 0.1 % |

# ICP DataTrace 11

9/11/2025 7:24:09 AM

LabBook: WG2112807_20250910_T11.imexp

Sample: I2554045-03d2 WG2108900
Analysis started at: 9/10/2025 5:20:13 PM
Comment <Comment>
Rack Number 2
Vial Numbers 45

| | Ag 328.068 Axial-iFR) | Al 396.152 Radial-iFR) | As 189.042 Axial-eUV) | B 208.959 Axial-iFR) | Ba 455.403 Radial-iFR) | Be 313.042 Radial-iFR) | Ca 315.887 Radial-iFR) |
|---|---|---|---|---|---|---|---|
| Concentration average | 0.0000 ppm | 34.7304 ppm | 0.0072 ppm | -0.0010 ppm | 0.0775 ppm | 0.0014 ppm | 3.5740 ppm |
| Concentration per Run | 0.0001 ppm | 34.7630 ppm | 0.0074 ppm | -0.0023 ppm | 0.0775 ppm | 0.0014 ppm | 3.5713 ppm |
| Concentration per Run | -0.0008 ppm | 34.8012 ppm | 0.0080 ppm | 0.0003 ppm | 0.0777 ppm | 0.0014 ppm | 3.5830 ppm |
| Concentration per Run | 0.0006 ppm | 34.6269 ppm | 0.0062 ppm | -0.0010 ppm | 0.0773 ppm | 0.0014 ppm | 3.5677 ppm |
| Concentration RSD | 2,028.8 % | 0.3 % | 13.2 % | 128.7 % | 0.3 % | 3.0 % | 0.2 % |

| | Cd 214.438 Axial-iFR) | Co 228.616 Axial-iFR) | Cr 267.716 Axial-iFR) | Cu 324.754 Axial-iFR) | Fe 259.940 Radial-iFR) | K 766.490 Radial-iFR) | Li 670.776 Radial-iFR) |
|---|---|---|---|---|---|---|---|
| Concentration average | 0.0003 ppm | 0.0307 ppm | 0.0371 ppm | 0.0532 ppm | 57.5880 ppm | 2.3739 ppm | 0.0366 ppm |
| Concentration per Run | 0.0003 ppm | 0.0306 ppm | 0.0373 ppm | 0.0533 ppm | 57.6851 ppm | 2.3453 ppm | 0.0362 ppm |
| Concentration per Run | 0.0005 ppm | 0.0304 ppm | 0.0365 ppm | 0.0534 ppm | 57.8160 ppm | 2.3929 ppm | 0.0372 ppm |
| Concentration per Run | 0.0002 ppm | 0.0310 ppm | 0.0375 ppm | 0.0529 ppm | 57.2629 ppm | 2.3835 ppm | 0.0365 ppm |
| Concentration RSD | 33.7 % | 1.0 % | 1.4 % | 0.5 % | 0.5 % | 1.1 % | 1.4 % |

| | Mg 279.079 Axial-iFR) | Mn 257.610 Radial-iFR) | Mo 202.030 Axial-iFR) | Na 589.592 Radial-iFR) | Ni 231.604 Axial-iFR) | Pb 220.353 Axial-eUV) | Sb 206.833 Axial-iFR) |
|---|---|---|---|---|---|---|---|
| Concentration average | 15.1699 ppm | 1.9642 ppm | 0.0005 ppm | 1.1057 ppm | 0.0391 ppm | 0.0283 ppm | 0.0006 ppm |
| Concentration per Run | 15.0404 ppm | 1.9596 ppm | 0.0007 ppm | 1.1061 ppm | 0.0397 ppm | 0.0286 ppm | 0.0003 ppm |
| Concentration per Run | 15.2524 ppm | 1.9717 ppm | 0.0002 ppm | 1.1120 ppm | 0.0394 ppm | 0.0273 ppm | 0.0011 ppm |
| Concentration per Run | 15.2169 ppm | 1.9614 ppm | 0.0007 ppm | 1.0990 ppm | 0.0383 ppm | 0.0291 ppm | 0.0004 ppm |
| Concentration RSD | 0.7 % | 0.3 % | 48.1 % | 0.6 % | 1.9 % | 3.3 % | 66.2 % |

| | Se 196.090 Axial-eUV) | Si 212.412 Axial-iFR) | Sn 189.989 Axial-iFR) | Sr 421.552 Radial-iFR) | Ti 334.904 Axial-iFR) | Tl 190.856 Axial-eUV) | V 292.402 Axial-iFR) |
|---|---|---|---|---|---|---|---|
| Concentration average | -0.0012 ppm | **11.0246 [SIC 100]** | 0.0042 ppm | 0.0254 ppm | 2.3435 ppm | 0.0005 ppm | 0.0754 ppm |
| Concentration per Run | -0.0011 ppm | 10.9451 ppm | 0.0041 ppm | 0.0256 ppm | 2.3215 ppm | 0.0008 ppm | 0.0750 ppm |
| Concentration per Run | -0.0014 ppm | 11.0725 ppm | 0.0042 ppm | 0.0256 ppm | 2.3609 ppm | 0.0005 ppm | 0.0759 ppm |
| Concentration per Run | -0.0010 ppm | 11.0564 ppm | 0.0042 ppm | 0.0251 ppm | 2.3481 ppm | 0.0002 ppm | 0.0754 ppm |
| Concentration RSD | 19.2 % | 0.6 % | 1.6 % | 1.1 % | 0.9 % | 60.8 % | 0.6 % |

| | Zn 206.200 Axial-iFR) | Sc 361.384 Axial-iFR) | Sc 361.384 Radial-iFR) | Sc 227.318 Axial-eUV) | Y 360.073 Axial-iFR) | Y 371.030 Radial-iFR) | Y 224.306 Axial-eUV) |
|---|---|---|---|---|---|---|---|
| Concentration average | 0.1396 ppm | 102.0040 % | 105.1394 % | 97.3849 % | 107.1825 % | 110.0156 % | 106.8194 % |
| Concentration per Run | 0.1395 ppm | 102.1915 % | 105.7416 % | 97.7544 % | 107.2254 % | 110.6916 % | 107.3977 % |
| Concentration per Run | 0.1393 ppm | 101.7968 % | 104.2937 % | 97.0804 % | 107.0898 % | 109.9843 % | 106.4240 % |
| Concentration per Run | 0.1400 ppm | 102.0238 % | 105.3830 % | 97.3200 % | 107.2324 % | 109.3708 % | 106.6364 % |
| Concentration RSD | 0.3 % | 0.2 % | 0.7 % | 0.4 % | 0.1 % | 0.6 % | 0.5 % |

# ICP DataTrace 11

9/11/2025 7:24:09 AM

LabBook: WG2112807_20250910_T11.imexp

Sample: I2554045-04d2 WG2108900
Analysis started at: 9/10/2025 5:22:19 PM
Comment <Comment>
Rack Number 2
Vial Numbers 46

| | Ag 328.068 Axial-iFR) | Al 396.152 Radial-iFR) | As 189.042 Axial-eUV) | B 208.959 Axial-iFR) | Ba 455.403 Radial-iFR) | Be 313.042 Radial-iFR) | Ca 315.887 Radial-iFR) |
|---|---|---|---|---|---|---|---|
| Concentration average | -0.0001 ppm | 36.1684 ppm | 0.0074 ppm | -0.0001 ppm | 0.0993 ppm | 0.0017 ppm | 3.9248 ppm |
| Concentration per Run | 0.0003 ppm | 36.1177 ppm | 0.0065 ppm | 0.0002 ppm | 0.0990 ppm | 0.0018 ppm | 3.9238 ppm |
| Concentration per Run | -0.0003 ppm | 36.2207 ppm | 0.0090 ppm | -0.0001 ppm | 0.0994 ppm | 0.0017 ppm | 3.9203 ppm |
| Concentration per Run | -0.0002 ppm | 36.1667 ppm | 0.0067 ppm | -0.0004 ppm | 0.0996 ppm | 0.0017 ppm | 3.9304 ppm |
| Concentration RSD | 351.1 % | 0.1 % | 18.8 % | 430.8 % | 0.4 % | 1.7 % | 0.1 % |

| | Cd 214.438 Axial-iFR) | Co 228.616 Axial-iFR) | Cr 267.716 Axial-iFR) | Cu 324.754 Axial-iFR) | Fe 259.940 Radial-iFR) | K 766.490 Radial-iFR) | Li 670.776 Radial-iFR) |
|---|---|---|---|---|---|---|---|
| Concentration average | 0.0003 ppm | 0.0277 ppm | 0.0411 ppm | 0.0527 ppm | 58.2634 ppm | 2.9698 ppm | 0.0428 ppm |
| Concentration per Run | 0.0003 ppm | 0.0274 ppm | 0.0410 ppm | 0.0525 ppm | 58.0919 ppm | 2.9782 ppm | 0.0437 ppm |
| Concentration per Run | 0.0003 ppm | 0.0272 ppm | 0.0413 ppm | 0.0527 ppm | 58.4744 ppm | 2.9512 ppm | 0.0408 ppm |
| Concentration per Run | 0.0002 ppm | 0.0284 ppm | 0.0410 ppm | 0.0527 ppm | 58.2240 ppm | 2.9800 ppm | 0.0438 ppm |
| Concentration RSD | 9.8 % | 2.3 % | 0.3 % | 0.2 % | 0.3 % | 0.5 % | 3.9 % |

| | Mg 279.079 Axial-iFR) | Mn 257.610 Radial-iFR) | Mo 202.030 Axial-iFR) | Na 589.592 Radial-iFR) | Ni 231.604 Axial-iFR) | Pb 220.353 Axial-eUV) | Sb 206.833 Axial-iFR) |
|---|---|---|---|---|---|---|---|
| Concentration average | 15.0979 ppm | 1.6754 ppm | 0.0007 ppm | 1.0274 ppm | 0.0547 ppm | 0.0267 ppm | 0.0002 ppm |
| Concentration per Run | 14.9013 ppm | 1.6728 ppm | 0.0006 ppm | 1.0351 ppm | 0.0548 ppm | 0.0271 ppm | -0.0016 ppm |
| Concentration per Run | 15.0057 ppm | 1.6807 ppm | 0.0007 ppm | 1.0216 ppm | 0.0542 ppm | 0.0261 ppm | -0.0005 ppm |
| Concentration per Run | 15.3866 ppm | 1.6726 ppm | 0.0008 ppm | 1.0254 ppm | 0.0550 ppm | 0.0271 ppm | 0.0026 ppm |
| Concentration RSD | 1.7 % | 0.3 % | 15.2 % | 0.7 % | 0.7 % | 2.1 % | 1,290.7 % |

| | Se 196.090 Axial-eUV) | Si 212.412 Axial-iFR) | Sn 189.989 Axial-iFR) | Sr 421.552 Radial-iFR) | Ti 334.904 Axial-iFR) | Tl 190.856 Axial-eUV) | V 292.402 Axial-iFR) |
|---|---|---|---|---|---|---|---|
| Concentration average | 0.0008 ppm | **12.1513 [SIC 100]** | 0.0047 ppm | 0.0227 ppm | 2.0644 ppm | 0.0015 ppm | 0.0640 ppm |
| Concentration per Run | -0.0004 ppm | 12.0577 ppm | 0.0048 ppm | 0.0227 ppm | 2.0372 ppm | -0.0001 ppm | 0.0639 ppm |
| Concentration per Run | 0.0007 ppm | 12.1039 ppm | 0.0045 ppm | 0.0226 ppm | 2.0504 ppm | 0.0016 ppm | 0.0636 ppm |
| Concentration per Run | 0.0021 ppm | 12.2924 ppm | 0.0049 ppm | 0.0226 ppm | 2.1055 ppm | 0.0029 ppm | 0.0645 ppm |
| Concentration RSD | 154.9 % | 1.0 % | 3.6 % | 0.4 % | 1.8 % | 99.4 % | 0.7 % |

| | Zn 206.200 Axial-iFR) | Sc 361.384 Axial-iFR) | Sc 361.384 Radial-iFR) | Sc 227.318 Axial-eUV) | Y 360.073 Axial-iFR) | Y 371.030 Radial-iFR) | Y 224.306 Axial-eUV) |
|---|---|---|---|---|---|---|---|
| Concentration average | 0.1486 ppm | 103.0730 % | 105.0085 % | 97.2296 % | 108.9938 % | 111.2910 % | 107.5314 % |
| Concentration per Run | 0.1477 ppm | 103.5035 % | 104.7832 % | 96.8727 % | 109.3530 % | 111.1409 % | 106.9658 % |
| Concentration per Run | 0.1484 ppm | 103.1458 % | 105.1631 % | 97.2527 % | 108.7166 % | 111.2542 % | 107.9444 % |
| Concentration per Run | 0.1497 ppm | 102.5696 % | 105.0791 % | 97.5633 % | 108.9119 % | 111.4780 % | 107.6840 % |
| Concentration RSD | 0.7 % | 0.5 % | 0.2 % | 0.4 % | 0.3 % | 0.2 % | 0.5 % |

# ICP DataTrace 11

9/11/2025 7:24:09 AM

LabBook: WG2112807_20250910_T11.imexp

Sample: I2554045-05d2 WG2108900
Analysis started at: 9/10/2025 5:24:25 PM
Comment <Comment>
Rack Number 2
Vial Numbers 47

| | Ag 328.068 Axial-iFR) | Al 396.152 Radial-iFR) | As 189.042 Axial-eUV) | B 208.959 Axial-iFR) | Ba 455.403 Radial-iFR) | Be 313.042 Radial-iFR) | Ca 315.887 Radial-iFR) |
|---|---|---|---|---|---|---|---|
| Concentration average | 0.0001 ppm | 31.0562 ppm | 0.0098 ppm | -0.0010 ppm | 0.1007 ppm | 0.0014 ppm | 4.4017 ppm |
| Concentration per Run | 0.0004 ppm | 31.3369 ppm | 0.0098 ppm | -0.0022 ppm | 0.1009 ppm | 0.0014 ppm | 4.4035 ppm |
| Concentration per Run | 0.0002 ppm | 30.8104 ppm | 0.0081 ppm | -0.0011 ppm | 0.1007 ppm | 0.0014 ppm | 4.3982 ppm |
| Concentration per Run | -0.0003 ppm | 31.0214 ppm | 0.0114 ppm | 0.0004 ppm | 0.1004 ppm | 0.0014 ppm | 4.4035 ppm |
| Concentration RSD | 351.2 % | 0.9 % | 16.8 % | 130.0 % | 0.3 % | 2.8 % | 0.1 % |

| | Cd 214.438 Axial-iFR) | Co 228.616 Axial-iFR) | Cr 267.716 Axial-iFR) | Cu 324.754 Axial-iFR) | Fe 259.940 Radial-iFR) | K 766.490 Radial-iFR) | Li 670.776 Radial-iFR) |
|---|---|---|---|---|---|---|---|
| Concentration average | 0.0009 ppm | 0.0310 ppm | 0.0373 ppm | 0.0582 ppm | 56.1902 ppm | 2.5326 ppm | 0.0335 ppm |
| Concentration per Run | 0.0009 ppm | 0.0309 ppm | 0.0372 ppm | 0.0583 ppm | 56.3228 ppm | 2.5409 ppm | 0.0334 ppm |
| Concentration per Run | 0.0008 ppm | 0.0311 ppm | 0.0377 ppm | 0.0584 ppm | 56.2686 ppm | 2.5358 ppm | 0.0316 ppm |
| Concentration per Run | 0.0010 ppm | 0.0310 ppm | 0.0371 ppm | 0.0579 ppm | 55.9793 ppm | 2.5212 ppm | 0.0354 ppm |
| Concentration RSD | 8.5 % | 0.4 % | 0.8 % | 0.4 % | 0.3 % | 0.4 % | 5.6 % |

| | Mg 279.079 Axial-iFR) | Mn 257.610 Radial-iFR) | Mo 202.030 Axial-iFR) | Na 589.592 Radial-iFR) | Ni 231.604 Axial-iFR) | Pb 220.353 Axial-eUV) | Sb 206.833 Axial-iFR) |
|---|---|---|---|---|---|---|---|
| Concentration average | 12.2604 ppm | 2.6401 ppm | 0.0017 ppm | 0.5948 ppm | 0.0383 ppm | 0.0287 ppm | 0.0038 ppm |
| Concentration per Run | 12.2822 ppm | 2.6466 ppm | 0.0014 ppm | 0.5945 ppm | 0.0380 ppm | 0.0291 ppm | 0.0022 ppm |
| Concentration per Run | 12.2574 ppm | 2.6377 ppm | 0.0023 ppm | 0.5965 ppm | 0.0392 ppm | 0.0279 ppm | 0.0045 ppm |
| Concentration per Run | 12.2417 ppm | 2.6361 ppm | 0.0013 ppm | 0.5935 ppm | 0.0377 ppm | 0.0292 ppm | 0.0047 ppm |
| Concentration RSD | 0.2 % | 0.2 % | 31.3 % | 0.3 % | 2.1 % | 2.5 % | 35.5 % |

| | Se 196.090 Axial-eUV) | Si 212.412 Axial-iFR) | Sn 189.989 Axial-iFR) | Sr 421.552 Radial-iFR) | Ti 334.904 Axial-iFR) | Tl 190.856 Axial-eUV) | V 292.402 Axial-iFR) |
|---|---|---|---|---|---|---|---|
| Concentration average | 0.0029 ppm | **11.3232 [SIC 100]** | 0.0039 ppm | 0.0327 ppm | 2.4196 ppm | -0.0001 ppm | 0.0680 ppm |
| Concentration per Run | 0.0024 ppm | 11.3201 ppm | 0.0030 ppm | 0.0329 ppm | 2.4273 ppm | -0.0010 ppm | 0.0682 ppm |
| Concentration per Run | 0.0038 ppm | 11.3312 ppm | 0.0030 ppm | 0.0327 ppm | 2.4191 ppm | 0.0012 ppm | 0.0677 ppm |
| Concentration per Run | 0.0026 ppm | 11.3184 ppm | 0.0057 ppm | 0.0325 ppm | 2.4123 ppm | -0.0006 ppm | 0.0683 ppm |
| Concentration RSD | 25.8 % | 0.1 % | 39.2 % | 0.6 % | 0.3 % | 864.1 % | 0.5 % |

| | Zn 206.200 Axial-iFR) | Sc 361.384 Axial-iFR) | Sc 361.384 Radial-iFR) | Sc 227.318 Axial-eUV) | Y 360.073 Axial-iFR) | Y 371.030 Radial-iFR) | Y 224.306 Axial-eUV) |
|---|---|---|---|---|---|---|---|
| Concentration average | 0.1289 ppm | 101.8901 % | 103.6892 % | 97.6335 % | 107.4059 % | 108.9564 % | 106.6490 % |
| Concentration per Run | 0.1288 ppm | 101.6848 % | 104.0747 % | 98.1196 % | 107.2915 % | 109.7375 % | 107.1448 % |
| Concentration per Run | 0.1288 ppm | 101.4211 % | 103.9565 % | 96.9743 % | 107.0104 % | 108.9682 % | 105.9262 % |
| Concentration per Run | 0.1289 ppm | 102.5645 % | 103.0364 % | 97.8068 % | 107.9157 % | 108.1635 % | 106.8759 % |
| Concentration RSD | 0.1 % | 0.6 % | 0.5 % | 0.6 % | 0.4 % | 0.7 % | 0.6 % |

# ICP DataTrace 11

9/11/2025 7:24:09 AM

LabBook: WG2112807_20250910_T11.imexp

Sample: CCV
Analysis started at: 9/10/2025 5:26:31 PM
Comment <Comment>
Rack Number 0
Vial Numbers 3

| | Ag 328.068 Axial-iFR) | Al 396.152 Radial-iFR) | As 189.042 Axial-eUV) | B 208.959 Axial-iFR) | Ba 455.403 Radial-iFR) | Be 313.042 Radial-iFR) | Ca 315.887 Radial-iFR) |
|---|---|---|---|---|---|---|---|
| Concentration average | 0.5028 ppm | 0.4779 ppm | 0.4888 ppm | 0.4739 ppm | 0.5008 ppm | 0.5168 ppm | 0.5061 ppm |
| Concentration per Run | 0.5031 ppm | 0.4837 ppm | 0.4879 ppm | 0.4759 ppm | 0.4997 ppm | 0.5163 ppm | 0.5043 ppm |
| Concentration per Run | 0.5013 ppm | 0.4732 ppm | 0.4879 ppm | 0.4730 ppm | 0.5022 ppm | 0.5161 ppm | 0.5087 ppm |
| Concentration per Run | 0.5040 ppm | 0.4768 ppm | 0.4906 ppm | 0.4730 ppm | 0.5004 ppm | 0.5179 ppm | 0.5055 ppm |
| Recovery Percentage | 100.567 % | 95.581 % | 97.759 % | 94.789 % | 100.155 % | 103.355 % | 101.229 % |
| Concentration RSD | 0.3 % | 1.1 % | 0.3 % | 0.4 % | 0.3 % | 0.2 % | 0.4 % |

| | Cd 214.438 Axial-iFR) | Co 228.616 Axial-iFR) | Cr 267.716 Axial-iFR) | Cu 324.754 Axial-iFR) | Fe 259.940 Radial-iFR) | K 766.490 Radial-iFR) | Li 670.776 Radial-iFR) |
|---|---|---|---|---|---|---|---|
| Concentration average | 0.5046 ppm | 0.5141 ppm | 0.5127 ppm | 0.5268 ppm | 0.5119 ppm | 5.3213 ppm | 0.5002 ppm |
| Concentration per Run | 0.5045 ppm | 0.5136 ppm | 0.5126 ppm | 0.5261 ppm | 0.5138 ppm | 5.2709 ppm | 0.4954 ppm |
| Concentration per Run | 0.5035 ppm | 0.5139 ppm | 0.5115 ppm | 0.5264 ppm | 0.5132 ppm | 5.3614 ppm | 0.5073 ppm |
| Concentration per Run | 0.5059 ppm | 0.5147 ppm | 0.5138 ppm | 0.5279 ppm | 0.5088 ppm | 5.3318 ppm | 0.4980 ppm |
| Recovery Percentage | 100.929 % | 102.815 % | 102.532 % | 105.361 % | 102.385 % | 106.427 % | 100.047 % |
| Concentration RSD | 0.2 % | 0.1 % | 0.2 % | 0.2 % | 0.5 % | 0.9 % | 1.2 % |

| | Mg 279.079 Axial-iFR) | Mn 257.610 Radial-iFR) | Mo 202.030 Axial-iFR) | Na 589.592 Radial-iFR) | Ni 231.604 Axial-iFR) | Pb 220.353 Axial-eUV) | Sb 206.833 Axial-iFR) |
|---|---|---|---|---|---|---|---|
| Concentration average | 0.5082 ppm | 0.5180 ppm | 0.4894 ppm | 10.1725 ppm | 0.5195 ppm | 0.5137 ppm | 0.5096 ppm |
| Concentration per Run | 0.5094 ppm | 0.5181 ppm | 0.4882 ppm | 10.1698 ppm | 0.5179 ppm | 0.5146 ppm | 0.5106 ppm |
| Concentration per Run | 0.5076 ppm | 0.5187 ppm | 0.4899 ppm | 10.1511 ppm | 0.5189 ppm | 0.5136 ppm | 0.5052 ppm |
| Concentration per Run | 0.5075 ppm | 0.5174 ppm | 0.4902 ppm | 10.1967 ppm | 0.5217 ppm | 0.5128 ppm | 0.5131 ppm |
| Recovery Percentage | 101.636 % | 103.609 % | 97.884 % | 101.725 % | 103.896 % | 102.733 % | 101.923 % |
| Concentration RSD | 0.2 % | 0.1 % | 0.2 % | 0.2 % | 0.4 % | 0.2 % | 0.8 % |

| | Se 196.090 Axial-eUV) | Si 212.412 Axial-iFR) | Sn 189.989 Axial-iFR) | Sr 421.552 Radial-iFR) | Ti 334.904 Axial-iFR) | Tl 190.856 Axial-eUV) | V 292.402 Axial-iFR) |
|---|---|---|---|---|---|---|---|
| Concentration average | 0.4850 ppm | 5.3669 ppm | 0.4901 ppm | 0.4995 ppm | 0.4974 ppm | 0.4864 ppm | 0.5182 ppm |
| Concentration per Run | 0.4850 ppm | 5.3552 ppm | 0.4926 ppm | 0.4986 ppm | 0.4970 ppm | 0.4858 ppm | 0.5179 ppm |
| Concentration per Run | 0.4796 ppm | 5.3555 ppm | 0.4917 ppm | 0.5002 ppm | 0.4958 ppm | 0.4898 ppm | 0.5162 ppm |
| Concentration per Run | 0.4905 ppm | 5.3899 ppm | 0.4861 ppm | 0.4998 ppm | 0.4995 ppm | 0.4837 ppm | 0.5204 ppm |
| Recovery Percentage | 97.004 % | 102.226 % | 98.024 % | 99.909 % | 99.489 % | 97.289 % | 103.633 % |
| Concentration RSD | 1.1 % | 0.4 % | 0.7 % | 0.2 % | 0.4 % | 0.6 % | 0.4 % |

| | Zn 206.200 Axial-iFR) | Sc 361.384 Axial-iFR) | Sc 361.384 Radial-iFR) | Sc 227.318 Axial-eUV) | Y 360.073 Axial-iFR) | Y 371.030 Radial-iFR) | Y 224.306 Axial-eUV) |
|---|---|---|---|---|---|---|---|
| Concentration average | 0.4840 ppm | 100.9887 % | 101.8150 % | 98.1410 % | 98.6981 % | 99.4983 % | 97.2799 % |
| Concentration per Run | 0.4834 ppm | 100.9371 % | 102.8611 % | 98.0337 % | 98.7686 % | 99.9341 % | 97.1945 % |
| Concentration per Run | 0.4834 ppm | 100.5984 % | 100.9933 % | 98.6118 % | 98.3664 % | 99.3306 % | 97.8318 % |
| Concentration per Run | 0.4851 ppm | 101.4306 % | 101.5907 % | 97.7774 % | 98.9592 % | 99.2303 % | 96.8133 % |
| Recovery Percentage | 96.790 % | | | | | | |
| Concentration RSD | 0.2 % | 0.4 % | 0.9 % | 0.4 % | 0.3 % | 0.4 % | 0.5 % |

# ICP DataTrace 11

9/11/2025 7:24:09 AM

LabBook: WG2112807_20250910_T11.imexp

Sample: CCB
Analysis started at: 9/10/2025 5:28:37 PM
Comment <Comment>
Rack Number 0
Vial Numbers 4

| | Ag 328.068 Axial-iFR) | Al 396.152 Radial-iFR) | As 189.042 Axial-eUV) | B 208.959 Axial-iFR) | Ba 455.403 Radial-iFR) | Be 313.042 Radial-iFR) | Ca 315.887 Radial-iFR) |
|---|---|---|---|---|---|---|---|
| Concentration average | 0.0003 ppm | 0.0036 ppm | 0.0003 ppm | -0.0014 ppm | 0.0000 ppm | 0.0000 ppm | -0.0005 ppm |
| Concentration per Run | 0.0006 ppm | 0.0048 ppm | -0.0010 ppm | -0.0012 ppm | -0.0001 ppm | 0.0000 ppm | -0.0038 ppm |
| Concentration per Run | 0.0000 ppm | -0.0009 ppm | 0.0005 ppm | -0.0013 ppm | 0.0001 ppm | 0.0000 ppm | -0.0010 ppm |
| Concentration per Run | 0.0002 ppm | 0.0070 ppm | 0.0012 ppm | -0.0018 ppm | -0.0001 ppm | 0.0000 ppm | 0.0033 ppm |
| Recovery Percentage | 3.908 % | 3.609 % | 5.405 % | -4.801 % | -0.155 % | 0.623 % | -0.507 % |
| Concentration RSD | 109.6 % | 112.7 % | 413.0 % | 23.3 % | 806.6 % | 82.7 % | 703.7 % |

| | Cd 214.438 Axial-iFR) | Co 228.616 Axial-iFR) | Cr 267.716 Axial-iFR) | Cu 324.754 Axial-iFR) | Fe 259.940 Radial-iFR) | K 766.490 Radial-iFR) | Li 670.776 Radial-iFR) |
|---|---|---|---|---|---|---|---|
| Concentration average | 0.0001 ppm | -0.0003 ppm | 0.0004 ppm | 0.0003 ppm | 0.0007 ppm | 0.0103 ppm | -0.0034 ppm |
| Concentration per Run | 0.0001 ppm | -0.0002 ppm | 0.0007 ppm | 0.0005 ppm | -0.0012 ppm | 0.0037 ppm | -0.0028 ppm |
| Concentration per Run | 0.0002 ppm | -0.0003 ppm | 0.0003 ppm | 0.0001 ppm | 0.0019 ppm | 0.0181 ppm | -0.0026 ppm |
| Concentration per Run | 0.0000 ppm | -0.0004 ppm | 0.0002 ppm | 0.0002 ppm | 0.0015 ppm | 0.0090 ppm | -0.0047 ppm |
| Recovery Percentage | 1.498 % | -1.605 % | 3.878 % | 2.695 % | 1.482 % | 0.410 % | -67.353 % |
| Concentration RSD | 107.8 % | 36.4 % | 75.2 % | 84.9 % | 228.1 % | 71.1 % | 34.6 % |

| | Mg 279.079 Axial-iFR) | Mn 257.610 Radial-iFR) | Mo 202.030 Axial-iFR) | Na 589.592 Radial-iFR) | Ni 231.604 Axial-iFR) | Pb 220.353 Axial-eUV) | Sb 206.833 Axial-iFR) |
|---|---|---|---|---|---|---|---|
| Concentration average | 0.0005 ppm | -0.0001 ppm | 0.0005 ppm | 0.0022 ppm | 0.0000 ppm | -0.0003 ppm | 0.0049 ppm |
| Concentration per Run | -0.0014 ppm | -0.0003 ppm | 0.0001 ppm | 0.0074 ppm | -0.0003 ppm | -0.0006 ppm | 0.0069 ppm |
| Concentration per Run | 0.0002 ppm | 0.0001 ppm | 0.0006 ppm | -0.0027 ppm | 0.0005 ppm | -0.0016 ppm | 0.0049 ppm |
| Concentration per Run | 0.0026 ppm | 0.0000 ppm | 0.0007 ppm | 0.0021 ppm | -0.0002 ppm | 0.0014 ppm | 0.0030 ppm |
| Recovery Percentage | 0.468 % | -0.710 % | 0.961 % | 0.112 % | -0.039 % | -2.749 % | 9.857 % |
| Concentration RSD | 435.0 % | 243.7 % | 62.2 % | 226.4 % | 4,374.9 % | 548.8 % | 40.2 % |

| | Se 196.090 Axial-eUV) | Si 212.412 Axial-iFR) | Sn 189.989 Axial-iFR) | Sr 421.552 Radial-iFR) | Ti 334.904 Axial-iFR) | Tl 190.856 Axial-eUV) | V 292.402 Axial-iFR) |
|---|---|---|---|---|---|---|---|
| Concentration average | -0.0017 ppm | 0.0000 ppm | -0.0003 ppm | -0.0001 ppm | -0.0011 ppm | 0.0010 ppm | 0.0002 ppm |
| Concentration per Run | 0.0005 ppm | 0.0005 ppm | -0.0001 ppm | 0.0000 ppm | -0.0008 ppm | 0.0010 ppm | 0.0003 ppm |
| Concentration per Run | -0.0033 ppm | 0.0001 ppm | -0.0005 ppm | 0.0000 ppm | -0.0014 ppm | 0.0008 ppm | 0.0003 ppm |
| Concentration per Run | -0.0022 ppm | -0.0006 ppm | -0.0003 ppm | -0.0002 ppm | -0.0011 ppm | 0.0011 ppm | 0.0001 ppm |
| Recovery Percentage | -16.577 % | 0.003 % | -0.641 % | -0.604 % | -11.051 % | 4.906 % | 2.370 % |
| Concentration RSD | 119.4 % | 3,938.2 % | 62.2 % | 141.4 % | 28.1 % | 14.5 % | 44.0 % |

| | Zn 206.200 Axial-iFR) | Sc 361.384 Axial-iFR) | Sc 361.384 Radial-iFR) | Sc 227.318 Axial-eUV) | Y 360.073 Axial-iFR) | Y 371.030 Radial-iFR) | Y 224.306 Axial-eUV) |
|---|---|---|---|---|---|---|---|
| Concentration average | 0.0003 ppm | 98.3162 % | 100.8557 % | 96.7176 % | 99.1583 % | 99.3123 % | 96.6195 % |
| Concentration per Run | 0.0003 ppm | 98.4358 % | 100.8301 % | 96.7421 % | 99.2508 % | 99.9381 % | 96.7888 % |
| Concentration per Run | 0.0003 ppm | 97.9533 % | 100.2862 % | 96.4380 % | 98.4901 % | 98.7685 % | 96.0724 % |
| Concentration per Run | 0.0002 ppm | 98.5596 % | 101.4510 % | 96.9726 % | 99.7341 % | 99.2303 % | 96.9974 % |
| Recovery Percentage | 5.023 % | | | | | | |
| Concentration RSD | 28.5 % | 0.3 % | 0.6 % | 0.3 % | 0.6 % | 0.6 % | 0.5 % |

# ICP DataTrace 11

9/11/2025 7:24:09 AM

LabBook: WG2112807_20250910_T11.imexp

Sample: xL2553988-01d2 WG2110801
Analysis started at: 9/10/2025 6:01:08 PM
Comment <Comment>
Rack Number 2
Vial Numbers 48

| | Ag 328.068 Axial-iFR) | Al 396.152 Radial-iFR) | As 189.042 Axial-eUV) | B 208.959 Axial-iFR) | Ba 455.403 Radial-iFR) | Be 313.042 Radial-iFR) | Ca 315.887 Radial-iFR) |
|---|---|---|---|---|---|---|---|
| Concentration average | 0.0025 ppm | 45.4907 ppm | 0.0735 ppm | -0.0021 ppm | 0.2084 ppm | 0.0022 ppm | 4.3331 ppm |
| Concentration per Run | 0.0035 ppm | 46.2353 ppm | 0.0726 ppm | -0.0029 ppm | 0.2121 ppm | 0.0023 ppm | 4.4181 ppm |
| Concentration per Run | 0.0025 ppm | 45.5684 ppm | 0.0744 ppm | -0.0027 ppm | 0.2083 ppm | 0.0022 ppm | 4.3415 ppm |
| Concentration per Run | 0.0014 ppm | 44.6684 ppm | 0.0735 ppm | -0.0007 ppm | 0.2047 ppm | 0.0022 ppm | 4.2396 ppm |
| Concentration RSD | 42.2 % | 1.7 % | 1.2 % | 58.7 % | 1.8 % | 1.2 % | 2.1 % |

| | Cd 214.438 Axial-iFR) | Co 228.616 Axial-iFR) | Cr 267.716 Axial-iFR) | Cu 324.754 Axial-iFR) | Fe 259.940 Radial-iFR) | K 766.490 Radial-iFR) | Li 670.776 Radial-iFR) |
|---|---|---|---|---|---|---|---|
| Concentration average | -0.0002 ppm | -0.0002 ppm | **0.0549 ppm** | 0.0133 ppm | 245.3240 ppm | 1.0875 ppm | 0.0027 ppm |
| Concentration per Run | -0.0011 ppm | -0.0011 ppm | 0.0056 ppm | 0.0124 ppm | 251.5131 ppm | 1.1105 ppm | 0.0042 ppm |
| Concentration per Run | 0.0001 ppm | -0.0001 ppm | 0.0602 ppm | 0.0119 ppm | 245.0121 ppm | 1.0815 ppm | 0.0024 ppm |
| Concentration per Run | 0.0005 ppm | 0.0006 ppm | 0.0990 ppm | 0.0155 ppm | 239.4467 ppm | 1.0705 ppm | 0.0016 ppm |
| Concentration RSD | 465.7 % | 446.2 % | **85.4 %** | 14.5 % | 2.5 % | 1.9 % | 48.7 % |

| | Mg 279.079 Axial-iFR) | Mn 257.610 Radial-iFR) | Mo 202.030 Axial-iFR) | Na 589.592 Radial-iFR) | Ni 231.604 Axial-iFR) | Pb 220.353 Axial-eUV) | Sb 206.833 Axial-iFR) |
|---|---|---|---|---|---|---|---|
| Concentration average | **0.7545 ppm** | 0.0376 ppm | 0.0006 ppm | 1.0535 ppm | 0.0029 ppm | 0.0678 ppm | -0.0017 ppm |
| Concentration per Run | 0.0830 ppm | 0.0385 ppm | 0.0001 ppm | 1.0614 ppm | 0.0010 ppm | 0.0684 ppm | -0.0042 ppm |
| Concentration per Run | 0.8250 ppm | 0.0375 ppm | 0.0005 ppm | 1.0503 ppm | 0.0033 ppm | 0.0676 ppm | -0.0027 ppm |
| Concentration per Run | 1.3557 ppm | 0.0368 ppm | 0.0011 ppm | 1.0489 ppm | 0.0045 ppm | 0.0673 ppm | 0.0016 ppm |
| Concentration RSD | **84.7 %** | 2.3 % | 91.4 % | 0.6 % | 60.4 % | 0.8 % | 172.8 % |

| | Se 196.090 Axial-eUV) | Si 212.412 Axial-iFR) | Sn 189.989 Axial-iFR) | Sr 421.552 Radial-iFR) | Ti 334.904 Axial-iFR) | Tl 190.856 Axial-eUV) | V 292.402 Axial-iFR) |
|---|---|---|---|---|---|---|---|
| Concentration average | 0.0046 ppm | **1.8956 ppm** | 0.0023 ppm | 0.0447 ppm | **0.0339 ppm** | -0.0015 ppm | **0.2771 ppm** |
| Concentration per Run | 0.0035 ppm | 0.1445 ppm | -0.0009 ppm | 0.0456 ppm | 0.0031 ppm | -0.0067 ppm | 0.0203 ppm |
| Concentration per Run | 0.0052 ppm | 2.0758 ppm | 0.0021 ppm | 0.0446 ppm | 0.0371 ppm | 0.0007 ppm | 0.3038 ppm |
| Concentration per Run | 0.0050 ppm | 3.4664 ppm | 0.0057 ppm | 0.0440 ppm | 0.0616 ppm | 0.0016 ppm | 0.5071 ppm |
| Concentration RSD | 20.1 % | **88.0 %** | 142.1 % | 1.8 % | **86.7 %** | 315.7 % | **88.3 %** |

| | Zn 206.200 Axial-iFR) | Sc 361.384 Axial-iFR) | Sc 361.384 Radial-iFR) | Sc 227.318 Axial-eUV) | Y 360.073 Axial-iFR) | Y 371.030 Radial-iFR) | Y 224.306 Axial-eUV) |
|---|---|---|---|---|---|---|---|
| Concentration average | 0.0096 ppm | **168.2298 %** | 108.1014 % | 96.1351 % | **181.0570 %** | 115.1880 % | 108.6631 % |
| Concentration per Run | 0.0005 ppm | **232.7406 %** | 108.2069 % | 96.0552 % | **263.7392 %** | 114.4003 % | 108.4247 % |
| Concentration per Run | 0.0105 ppm | **159.8458 %** | 108.3691 % | 96.0742 % | **163.1341 %** | 115.2534 % | 108.8413 % |
| Concentration per Run | 0.0179 ppm | 112.1029 % | 107.7283 % | 96.2759 % | 116.2976 % | 115.9103 % | 108.7234 % |
| Concentration RSD | 90.4 % | **36.1 %** | 0.3 % | 0.1 % | **41.6 %** | 0.7 % | 0.2 % |

# ICP DataTrace 11

9/11/2025 7:24:09 AM

LabBook: WG2112807_20250910_T11.imexp

Sample: WG2110801-7d2 WG2110801
Analysis started at: 9/10/2025 6:03:12 PM
Comment <Comment>
Rack Number 2
Vial Numbers 49

| | Ag 328.068 Axial-iFR) | Al 396.152 Radial-iFR) | As 189.042 Axial-eUV) | B 208.959 Axial-iFR) | Ba 455.403 Radial-iFR) | Be 313.042 Radial-iFR) | Ca 315.887 Radial-iFR) |
|---|---|---|---|---|---|---|---|
| Concentration average | 0.0486 ppm | 58.2988 ppm | 0.1388 ppm | 0.7229 ppm | 2.1268 ppm | 0.0511 ppm | 14.6294 ppm |
| Concentration per Run | 0.0479 ppm | 58.4168 ppm | 0.1380 ppm | 0.7216 ppm | 2.1245 ppm | 0.0511 ppm | 14.6626 ppm |
| Concentration per Run | 0.0487 ppm | 58.2738 ppm | 0.1392 ppm | 0.7252 ppm | 2.1270 ppm | 0.0511 ppm | 14.6536 ppm |
| Concentration per Run | 0.0492 ppm | 58.2057 ppm | 0.1391 ppm | 0.7217 ppm | 2.1290 ppm | 0.0512 ppm | 14.5720 ppm |
| Concentration RSD | 1.3 % | 0.2 % | 0.5 % | 0.3 % | 0.1 % | 0.1 % | 0.3 % |

| | Cd 214.438 Axial-iFR) | Co 228.616 Axial-iFR) | Cr 267.716 Axial-iFR) | Cu 324.754 Axial-iFR) | Fe 259.940 Radial-iFR) | K 766.490 Radial-iFR) | Li 670.776 Radial-iFR) |
|---|---|---|---|---|---|---|---|
| Concentration average | 0.0483 ppm | 0.4634 ppm | 0.2797 ppm | 0.2586 ppm | 193.5708 ppm | 11.3511 ppm | 0.0040 ppm |
| Concentration per Run | 0.0484 ppm | 0.4647 ppm | 0.2796 ppm | 0.2584 ppm | 192.8303 ppm | 11.3170 ppm | 0.0042 ppm |
| Concentration per Run | 0.0483 ppm | 0.4631 ppm | 0.2791 ppm | 0.2591 ppm | 194.0374 ppm | 11.3639 ppm | 0.0037 ppm |
| Concentration per Run | 0.0483 ppm | 0.4623 ppm | 0.2805 ppm | 0.2582 ppm | 193.8445 ppm | 11.3724 ppm | 0.0042 ppm |
| Concentration RSD | 0.2 % | 0.3 % | 0.2 % | 0.2 % | 0.3 % | 0.3 % | 6.7 % |

| | Mg 279.079 Axial-iFR) | Mn 257.610 Radial-iFR) | Mo 202.030 Axial-iFR) | Na 589.592 Radial-iFR) | Ni 231.604 Axial-iFR) | Pb 220.353 Axial-eUV) | Sb 206.833 Axial-iFR) |
|---|---|---|---|---|---|---|---|
| Concentration average | 11.0544 ppm | 0.5111 ppm | 0.8297 ppm | 11.1975 ppm | 0.4714 ppm | 0.5993 ppm | 0.1215 ppm |
| Concentration per Run | 11.0949 ppm | 0.5119 ppm | 0.8303 ppm | 11.2410 ppm | 0.4698 ppm | 0.6005 ppm | 0.1223 ppm |
| Concentration per Run | 11.0295 ppm | 0.5112 ppm | 0.8294 ppm | 11.1389 ppm | 0.4728 ppm | 0.5990 ppm | 0.1246 ppm |
| Concentration per Run | 11.0388 ppm | 0.5102 ppm | 0.8294 ppm | 11.2126 ppm | 0.4717 ppm | 0.5984 ppm | 0.1175 ppm |
| Concentration RSD | 0.3 % | 0.2 % | 0.1 % | 0.5 % | 0.3 % | 0.2 % | 3.0 % |

| | Se 196.090 Axial-eUV) | Si 212.412 Axial-iFR) | Sn 189.989 Axial-iFR) | Sr 421.552 Radial-iFR) | Ti 334.904 Axial-iFR) | Tl 190.856 Axial-eUV) | V 292.402 Axial-iFR) |
|---|---|---|---|---|---|---|---|
| Concentration average | 0.0758 ppm | 7.1283 ppm | 0.7608 ppm | **1.0022 ppm** | 0.5512 ppm | **0.1138 ppm** | 1.0123 ppm |
| Concentration per Run | 0.0748 ppm | 7.1438 ppm | 0.7614 ppm | 1.0010 ppm | 0.5529 ppm | 0.1148 ppm | 1.0122 ppm |
| Concentration per Run | 0.0760 ppm | 7.1160 ppm | 0.7605 ppm | 1.0019 ppm | 0.5505 ppm | 0.1124 ppm | 1.0173 ppm |
| Concentration per Run | 0.0766 ppm | 7.1251 ppm | 0.7605 ppm | 1.0038 ppm | 0.5501 ppm | 0.1142 ppm | 1.0073 ppm |
| Concentration RSD | 1.2 % | 0.2 % | 0.1 % | 0.1 % | 0.3 % | 1.1 % | 0.5 % |

| | Zn 206.200 Axial-iFR) | Sc 361.384 Axial-iFR) | Sc 361.384 Radial-iFR) | Sc 227.318 Axial-eUV) | Y 360.073 Axial-iFR) | Y 371.030 Radial-iFR) | Y 224.306 Axial-eUV) |
|---|---|---|---|---|---|---|---|
| Concentration average | 0.4609 ppm | 103.3293 % | 106.4839 % | 95.4074 % | 109.3247 % | 113.9715 % | 108.1410 % |
| Concentration per Run | 0.4606 ppm | 102.8153 % | 106.5167 % | 94.8231 % | 108.5550 % | 114.3162 % | 107.5725 % |
| Concentration per Run | 0.4598 ppm | 103.7226 % | 106.0312 % | 95.8484 % | 110.0993 % | 112.6859 % | 108.6523 % |
| Concentration per Run | 0.4624 ppm | 103.4499 % | 106.9038 % | 95.5509 % | 109.3197 % | 114.9122 % | 108.1982 % |
| Concentration RSD | 0.3 % | 0.5 % | 0.4 % | 0.6 % | 0.7 % | 1.0 % | 0.5 % |

# ICP DataTrace 11

9/11/2025 7:24:09 AM

LabBook: WG2112807_20250910_T11.imexp

Sample: L2553988-01d2 WG2110801
Analysis started at: 9/10/2025 6:05:18 PM
Comment <Comment>
Rack Number 2
Vial Numbers 48

| | Ag 328.068 Axial-iFR) | Al 396.152 Radial-iFR) | As 189.042 Axial-eUV) | B 208.959 Axial-iFR) | Ba 455.403 Radial-iFR) | Be 313.042 Radial-iFR) | Ca 315.887 Radial-iFR) |
|---|---|---|---|---|---|---|---|
| Concentration average | 0.0020 ppm | 47.9011 ppm | 0.0759 ppm | 0.0020 ppm | 0.2175 ppm | 0.0023 ppm | 4.5339 ppm |
| Concentration per Run | 0.0014 ppm | 47.9915 ppm | 0.0757 ppm | 0.0028 ppm | 0.2192 ppm | 0.0024 ppm | 4.5418 ppm |
| Concentration per Run | 0.0032 ppm | 47.9086 ppm | 0.0750 ppm | 0.0015 ppm | 0.2183 ppm | 0.0023 ppm | 4.5296 ppm |
| Concentration per Run | 0.0013 ppm | 47.8034 ppm | 0.0770 ppm | 0.0019 ppm | 0.2149 ppm | 0.0023 ppm | 4.5302 ppm |
| Concentration RSD | 53.3 % | 0.2 % | 1.4 % | 33.0 % | 1.1 % | 1.6 % | 0.2 % |

| | Cd 214.438 Axial-iFR) | Co 228.616 Axial-iFR) | Cr 267.716 Axial-iFR) | Cu 324.754 Axial-iFR) | Fe 259.940 Radial-iFR) | K 766.490 Radial-iFR) | Li 670.776 Radial-iFR) |
|---|---|---|---|---|---|---|---|
| Concentration average | 0.0003 ppm | 0.0016 ppm | 0.1106 ppm | 0.0179 ppm | 258.7272 ppm | 1.1248 ppm | 0.0031 ppm |
| Concentration per Run | 0.0002 ppm | 0.0019 ppm | 0.1103 ppm | 0.0178 ppm | 260.2701 ppm | 1.1675 ppm | 0.0048 ppm |
| Concentration per Run | 0.0006 ppm | 0.0014 ppm | 0.1106 ppm | 0.0193 ppm | 260.6620 ppm | 1.1052 ppm | 0.0041 ppm |
| Concentration per Run | 0.0002 ppm | 0.0014 ppm | 0.1108 ppm | 0.0167 ppm | 255.2495 ppm | 1.1016 ppm | 0.0004 ppm |
| Concentration RSD | 67.7 % | 16.9 % | 0.2 % | 7.1 % | 1.2 % | 3.3 % | 76.6 % |

| | Mg 279.079 Axial-iFR) | Mn 257.610 Radial-iFR) | Mo 202.030 Axial-iFR) | Na 589.592 Radial-iFR) | Ni 231.604 Axial-iFR) | Pb 220.353 Axial-eUV) | Sb 206.833 Axial-iFR) |
|---|---|---|---|---|---|---|---|
| Concentration average | 1.5053 ppm | 0.0393 ppm | 0.0011 ppm | 1.0823 ppm | 0.0044 ppm | 0.0689 ppm | -0.0001 ppm |
| Concentration per Run | 1.5108 ppm | 0.0389 ppm | 0.0007 ppm | 1.0802 ppm | 0.0039 ppm | 0.0690 ppm | -0.0021 ppm |
| Concentration per Run | 1.4873 ppm | 0.0394 ppm | 0.0010 ppm | 1.0829 ppm | 0.0048 ppm | 0.0681 ppm | -0.0006 ppm |
| Concentration per Run | 1.5180 ppm | 0.0396 ppm | 0.0014 ppm | 1.0839 ppm | 0.0046 ppm | 0.0695 ppm | 0.0023 ppm |
| Concentration RSD | 1.1 % | 0.8 % | 32.1 % | 0.2 % | 11.3 % | 1.1 % | 1,621.1 % |

| | Se 196.090 Axial-eUV) | Si 212.412 Axial-iFR) | Sn 189.989 Axial-iFR) | Sr 421.552 Radial-iFR) | Ti 334.904 Axial-iFR) | Tl 190.856 Axial-eUV) | V 292.402 Axial-iFR) |
|---|---|---|---|---|---|---|---|
| Concentration average | 0.0041 ppm | 3.7888 ppm | 0.0043 ppm | 0.0466 ppm | 0.0676 ppm | 0.0017 ppm | 0.5560 ppm |
| Concentration per Run | 0.0058 ppm | 3.7874 ppm | 0.0046 ppm | 0.0470 ppm | 0.0678 ppm | 0.0009 ppm | 0.5563 ppm |
| Concentration per Run | 0.0061 ppm | 3.7823 ppm | 0.0043 ppm | 0.0468 ppm | 0.0663 ppm | 0.0026 ppm | 0.5542 ppm |
| Concentration per Run | 0.0005 ppm | 3.7969 ppm | 0.0041 ppm | 0.0459 ppm | 0.0688 ppm | 0.0016 ppm | 0.5575 ppm |
| Concentration RSD | 77.2 % | 0.2 % | 5.5 % | 1.2 % | 1.8 % | 51.7 % | 0.3 % |

| | Zn 206.200 Axial-iFR) | Sc 361.384 Axial-iFR) | Sc 361.384 Radial-iFR) | Sc 227.318 Axial-eUV) | Y 360.073 Axial-iFR) | Y 371.030 Radial-iFR) | Y 224.306 Axial-eUV) |
|---|---|---|---|---|---|---|---|
| Concentration average | 0.0194 ppm | 104.7643 % | 106.9758 % | 95.7457 % | 110.2630 % | 113.0068 % | 108.6990 % |
| Concentration per Run | 0.0193 ppm | 104.8229 % | 106.6542 % | 95.2438 % | 110.4997 % | 112.8973 % | 108.1648 % |
| Concentration per Run | 0.0196 ppm | 104.9989 % | 107.0514 % | 95.5683 % | 109.9567 % | 112.3743 % | 108.5840 % |
| Concentration per Run | 0.0194 ppm | 104.4712 % | 107.2218 % | 96.4249 % | 110.3327 % | 113.7489 % | 109.3482 % |
| Concentration RSD | 0.8 % | 0.3 % | 0.3 % | 0.6 % | 0.3 % | 0.6 % | 0.6 % |

# ICP DataTrace 11

9/11/2025 7:24:09 AM

LabBook: WG2112807_20250910_T11.imexp

Sample: WG2110801-8d2 WG2110801
Analysis started at: 9/10/2025 6:07:24 PM
Comment <Comment>
Rack Number 2
Vial Numbers 50

| | Ag 328.068 Axial-iFR) | Al 396.152 Radial-iFR) | As 189.042 Axial-eUV) | B 208.959 Axial-iFR) | Ba 455.403 Radial-iFR) | Be 313.042 Radial-iFR) | Ca 315.887 Radial-iFR) |
|---|---|---|---|---|---|---|---|
| Concentration average | 0.0489 ppm | 52.8586 ppm | 0.1127 ppm | 0.7311 ppm | 2.1037 ppm | 0.0507 ppm | 14.2261 ppm |
| Concentration per Run | 0.0487 ppm | 52.7780 ppm | 0.1114 ppm | 0.7289 ppm | 2.0990 ppm | 0.0507 ppm | 14.1881 ppm |
| Concentration per Run | 0.0488 ppm | 52.9561 ppm | 0.1132 ppm | 0.7330 ppm | 2.1122 ppm | 0.0508 ppm | 14.2343 ppm |
| Concentration per Run | 0.0491 ppm | 52.8417 ppm | 0.1135 ppm | 0.7315 ppm | 2.0999 ppm | 0.0507 ppm | 14.2558 ppm |
| Concentration RSD | 0.4 % | 0.2 % | 1.0 % | 0.3 % | 0.4 % | 0.1 % | 0.2 % |

| | Cd 214.438 Axial-iFR) | Co 228.616 Axial-iFR) | Cr 267.716 Axial-iFR) | Cu 324.754 Axial-iFR) | Fe 259.940 Radial-iFR) | K 766.490 Radial-iFR) | Li 670.776 Radial-iFR) |
|---|---|---|---|---|---|---|---|
| Concentration average | 0.0485 ppm | 0.4636 ppm | 0.2601 ppm | 0.2573 ppm | 142.2114 ppm | 11.3213 ppm | 0.0049 ppm |
| Concentration per Run | 0.0487 ppm | 0.4636 ppm | 0.2596 ppm | 0.2572 ppm | 142.2501 ppm | 11.2912 ppm | 0.0068 ppm |
| Concentration per Run | 0.0483 ppm | 0.4651 ppm | 0.2603 ppm | 0.2572 ppm | 142.1527 ppm | 11.3584 ppm | 0.0044 ppm |
| Concentration per Run | 0.0485 ppm | 0.4620 ppm | 0.2604 ppm | 0.2576 ppm | 142.2315 ppm | 11.3144 ppm | 0.0037 ppm |
| Concentration RSD | 0.4 % | 0.3 % | 0.2 % | 0.1 % | 0.0 % | 0.3 % | 33.5 % |

| | Mg 279.079 Axial-iFR) | Mn 257.610 Radial-iFR) | Mo 202.030 Axial-iFR) | Na 589.592 Radial-iFR) | Ni 231.604 Axial-iFR) | Pb 220.353 Axial-eUV) | Sb 206.833 Axial-iFR) |
|---|---|---|---|---|---|---|---|
| Concentration average | 10.8449 ppm | 0.5057 ppm | 0.8468 ppm | 11.0439 ppm | 0.4722 ppm | 0.5862 ppm | 0.1286 ppm |
| Concentration per Run | 10.8186 ppm | 0.5063 ppm | 0.8479 ppm | 11.0261 ppm | 0.4715 ppm | 0.5855 ppm | 0.1317 ppm |
| Concentration per Run | 10.7925 ppm | 0.5055 ppm | 0.8489 ppm | 11.0218 ppm | 0.4727 ppm | 0.5862 ppm | 0.1275 ppm |
| Concentration per Run | 10.9236 ppm | 0.5054 ppm | 0.8436 ppm | 11.0838 ppm | 0.4724 ppm | 0.5869 ppm | 0.1266 ppm |
| Concentration RSD | 0.6 % | 0.1 % | 0.3 % | 0.3 % | 0.1 % | 0.1 % | 2.1 % |

| | Se 196.090 Axial-eUV) | Si 212.412 Axial-iFR) | Sn 189.989 Axial-iFR) | Sr 421.552 Radial-iFR) | Ti 334.904 Axial-iFR) | Tl 190.856 Axial-eUV) | V 292.402 Axial-iFR) |
|---|---|---|---|---|---|---|---|
| Concentration average | 0.0795 ppm | 6.7728 ppm | 0.7598 ppm | 0.9930 ppm | 0.5719 ppm | **0.1127 ppm** | 0.8379 ppm |
| Concentration per Run | 0.0809 ppm | 6.7841 ppm | 0.7565 ppm | 0.9909 ppm | 0.5719 ppm | 0.1130 ppm | 0.8378 ppm |
| Concentration per Run | 0.0767 ppm | 6.7656 ppm | 0.7619 ppm | 0.9971 ppm | 0.5711 ppm | 0.1121 ppm | 0.8333 ppm |
| Concentration per Run | 0.0810 ppm | 6.7688 ppm | 0.7610 ppm | 0.9912 ppm | 0.5728 ppm | 0.1131 ppm | 0.8427 ppm |
| Concentration RSD | 3.1 % | 0.1 % | 0.4 % | 0.4 % | 0.1 % | 0.5 % | 0.6 % |

| | Zn 206.200 Axial-iFR) | Sc 361.384 Axial-iFR) | Sc 361.384 Radial-iFR) | Sc 227.318 Axial-eUV) | Y 360.073 Axial-iFR) | Y 371.030 Radial-iFR) | Y 224.306 Axial-eUV) |
|---|---|---|---|---|---|---|---|
| Concentration average | 0.4589 ppm | 103.5622 % | 106.6292 % | 95.9269 % | 108.9113 % | 113.4997 % | 107.4993 % |
| Concentration per Run | 0.4574 ppm | 104.2073 % | 106.8264 % | 95.7490 % | 109.4041 % | 114.1498 % | 107.1564 % |
| Concentration per Run | 0.4609 ppm | 103.1375 % | 106.8186 % | 96.2874 % | 108.3396 % | 113.4494 % | 107.8500 % |
| Concentration per Run | 0.4585 ppm | 103.3417 % | 106.2427 % | 95.7444 % | 108.9902 % | 112.8998 % | 107.4915 % |
| Concentration RSD | 0.4 % | 0.5 % | 0.3 % | 0.3 % | 0.5 % | 0.6 % | 0.3 % |

# ICP DataTrace 11

9/11/2025 7:24:09 AM

LabBook: WG2112807_20250910_T11.imexp

Sample: WG2110801-9d2 WG2110801
Analysis started at: 9/10/2025 6:09:31 PM
Comment <Comment>
Rack Number 2
Vial Numbers 51

| | Ag 328.068 Axial-iFR) | Al 396.152 Radial-iFR) | As 189.042 Axial-eUV) | B 208.959 Axial-iFR) | Ba 455.403 Radial-iFR) | Be 313.042 Radial-iFR) | Ca 315.887 Radial-iFR) |
|---|---|---|---|---|---|---|---|
| Concentration average | 0.0501 ppm | 47.6328 ppm | 0.1826 ppm | 0.9307 ppm | 2.2027 ppm | 0.0540 ppm | 14.7969 ppm |
| Concentration per Run | 0.0501 ppm | 47.8035 ppm | 0.1804 ppm | 0.9316 ppm | 2.2019 ppm | 0.0541 ppm | 14.7942 ppm |
| Concentration per Run | 0.0503 ppm | 47.6065 ppm | 0.1835 ppm | 0.9279 ppm | 2.2022 ppm | 0.0540 ppm | 14.8288 ppm |
| Concentration per Run | 0.0500 ppm | 47.4885 ppm | 0.1838 ppm | 0.9327 ppm | 2.2039 ppm | 0.0540 ppm | 14.7676 ppm |
| Concentration RSD | 0.3 % | 0.3 % | 1.0 % | 0.3 % | 0.0 % | 0.1 % | 0.2 % |

| | Cd 214.438 Axial-iFR) | Co 228.616 Axial-iFR) | Cr 267.716 Axial-iFR) | Cu 324.754 Axial-iFR) | Fe 259.940 Radial-iFR) | K 766.490 Radial-iFR) | Li 670.776 Radial-iFR) |
|---|---|---|---|---|---|---|---|
| Concentration average | 0.0512 ppm | 0.4914 ppm | 0.3056 ppm | 0.2785 ppm | 250.9845 ppm | 11.7008 ppm | 0.0019 ppm |
| Concentration per Run | 0.0510 ppm | 0.4894 ppm | 0.3043 ppm | 0.2784 ppm | 251.8030 ppm | 11.6926 ppm | 0.0030 ppm |
| Concentration per Run | 0.0512 ppm | 0.4926 ppm | 0.3056 ppm | 0.2769 ppm | 250.3194 ppm | 11.7030 ppm | 0.0007 ppm |
| Concentration per Run | 0.0514 ppm | 0.4921 ppm | 0.3070 ppm | 0.2801 ppm | 250.8311 ppm | 11.7067 ppm | 0.0020 ppm |
| Concentration RSD | 0.4 % | 0.3 % | 0.4 % | 0.6 % | 0.3 % | 0.1 % | 62.0 % |

| | Mg 279.079 Axial-iFR) | Mn 257.610 Radial-iFR) | Mo 202.030 Axial-iFR) | Na 589.592 Radial-iFR) | Ni 231.604 Axial-iFR) | Pb 220.353 Axial-eUV) | Sb 206.833 Axial-iFR) |
|---|---|---|---|---|---|---|---|
| Concentration average | 11.1493 ppm | 0.5394 ppm | 0.9753 ppm | 11.3605 ppm | 0.5008 ppm | 0.6201 ppm | 0.4816 ppm |
| Concentration per Run | 11.1654 ppm | 0.5402 ppm | 0.9728 ppm | 11.3160 ppm | 0.4997 ppm | 0.6206 ppm | 0.4795 ppm |
| Concentration per Run | 11.1325 ppm | 0.5378 ppm | 0.9727 ppm | 11.3564 ppm | 0.5021 ppm | 0.6217 ppm | 0.4836 ppm |
| Concentration per Run | 11.1499 ppm | 0.5402 ppm | 0.9804 ppm | 11.4091 ppm | 0.5007 ppm | 0.6179 ppm | 0.4818 ppm |
| Concentration RSD | 0.1 % | 0.3 % | 0.5 % | 0.4 % | 0.2 % | 0.3 % | 0.4 % |

| | Se 196.090 Axial-eUV) | Si 212.412 Axial-iFR) | Sn 189.989 Axial-iFR) | Sr 421.552 Radial-iFR) | Ti 334.904 Axial-iFR) | Tl 190.856 Axial-eUV) | V 292.402 Axial-iFR) |
|---|---|---|---|---|---|---|---|
| Concentration average | 0.1248 ppm | 4.4038 ppm | 0.9561 ppm | **1.0417 ppm** | 1.0471 ppm | **0.1171 ppm** | 1.0538 ppm |
| Concentration per Run | 0.1203 ppm | 4.3880 ppm | 0.9555 ppm | 1.0412 ppm | 1.0492 ppm | 0.1174 ppm | 1.0507 ppm |
| Concentration per Run | 0.1271 ppm | 4.3990 ppm | 0.9523 ppm | 1.0414 ppm | 1.0404 ppm | 0.1186 ppm | 1.0497 ppm |
| Concentration per Run | 0.1269 ppm | 4.4245 ppm | 0.9606 ppm | 1.0424 ppm | 1.0519 ppm | 0.1153 ppm | 1.0608 ppm |
| Concentration RSD | 3.1 % | 0.4 % | 0.4 % | 0.1 % | 0.6 % | 1.4 % | 0.6 % |

| | Zn 206.200 Axial-iFR) | Sc 361.384 Axial-iFR) | Sc 361.384 Radial-iFR) | Sc 227.318 Axial-eUV) | Y 360.073 Axial-iFR) | Y 371.030 Radial-iFR) | Y 224.306 Axial-eUV) |
|---|---|---|---|---|---|---|---|
| Concentration average | 0.4856 ppm | 101.5758 % | 105.5741 % | 93.2748 % | 106.5316 % | 111.5262 % | 105.4183 % |
| Concentration per Run | 0.4845 ppm | 101.8220 % | 105.1551 % | 93.1829 % | 106.5987 % | 111.2056 % | 105.4411 % |
| Concentration per Run | 0.4857 ppm | 101.4110 % | 105.3260 % | 92.6804 % | 106.2665 % | 110.6124 % | 104.8610 % |
| Concentration per Run | 0.4867 ppm | 101.4944 % | 106.2411 % | 93.9611 % | 106.7297 % | 112.7605 % | 105.9527 % |
| Concentration RSD | 0.2 % | 0.2 % | 0.6 % | 0.7 % | 0.2 % | 1.0 % | 0.5 % |

# ICP DataTrace 11

9/11/2025 7:24:09 AM

LabBook: WG2112807_20250910_T11.imexp

Sample: WG2110801-10d10 WG2110801
Analysis started at: 9/10/2025 6:11:37 PM
Comment <Comment>
Rack Number 2
Vial Numbers 52

| | Ag 328.068 Axial-iFR) | Al 396.152 Radial-iFR) | As 189.042 Axial-eUV) | B 208.959 Axial-iFR) | Ba 455.403 Radial-iFR) | Be 313.042 Radial-iFR) | Ca 315.887 Radial-iFR) |
|---|---|---|---|---|---|---|---|
| Concentration average | 0.0003 ppm | 9.9717 ppm | 0.0166 ppm | 0.0001 ppm | 0.0451 ppm | 0.0005 ppm | 0.9411 ppm |
| Concentration per Run | 0.0005 ppm | 9.9690 ppm | 0.0167 ppm | 0.0010 ppm | 0.0451 ppm | 0.0005 ppm | 0.9406 ppm |
| Concentration per Run | 0.0002 ppm | 9.9752 ppm | 0.0162 ppm | -0.0003 ppm | 0.0449 ppm | 0.0005 ppm | 0.9415 ppm |
| Concentration per Run | 0.0003 ppm | 9.9710 ppm | 0.0169 ppm | -0.0003 ppm | 0.0453 ppm | 0.0005 ppm | 0.9413 ppm |
| Concentration RSD | 49.8 % | 0.0 % | 2.1 % | 637.1 % | 0.5 % | 0.6 % | 0.1 % |

| | Cd 214.438 Axial-iFR) | Co 228.616 Axial-iFR) | Cr 267.716 Axial-iFR) | Cu 324.754 Axial-iFR) | Fe 259.940 Radial-iFR) | K 766.490 Radial-iFR) | Li 670.776 Radial-iFR) |
|---|---|---|---|---|---|---|---|
| Concentration average | 0.0000 ppm | 0.0000 ppm | 0.0232 ppm | 0.0036 ppm | 56.4420 ppm | 0.2455 ppm | -0.0016 ppm |
| Concentration per Run | 0.0000 ppm | -0.0001 ppm | 0.0236 ppm | 0.0037 ppm | 56.4704 ppm | 0.2599 ppm | -0.0019 ppm |
| Concentration per Run | 0.0000 ppm | 0.0004 ppm | 0.0232 ppm | 0.0036 ppm | 56.0205 ppm | 0.2216 ppm | -0.0018 ppm |
| Concentration per Run | 0.0000 ppm | -0.0002 ppm | 0.0227 ppm | 0.0036 ppm | 56.8352 ppm | 0.2550 ppm | -0.0010 ppm |
| Concentration RSD | 40.9 % | 704.1 % | 2.0 % | 2.0 % | 0.7 % | 8.5 % | 29.1 % |

| | Mg 279.079 Axial-iFR) | Mn 257.610 Radial-iFR) | Mo 202.030 Axial-iFR) | Na 589.592 Radial-iFR) | Ni 231.604 Axial-iFR) | Pb 220.353 Axial-eUV) | Sb 206.833 Axial-iFR) |
|---|---|---|---|---|---|---|---|
| Concentration average | 0.3324 ppm | 0.0082 ppm | 0.0003 ppm | 0.2233 ppm | 0.0010 ppm | 0.0143 ppm | 0.0022 ppm |
| Concentration per Run | 0.3310 ppm | 0.0081 ppm | 0.0006 ppm | 0.2246 ppm | 0.0020 ppm | 0.0133 ppm | 0.0035 ppm |
| Concentration per Run | 0.3349 ppm | 0.0083 ppm | -0.0002 ppm | 0.2218 ppm | 0.0001 ppm | 0.0150 ppm | -0.0002 ppm |
| Concentration per Run | 0.3312 ppm | 0.0081 ppm | 0.0004 ppm | 0.2234 ppm | 0.0008 ppm | 0.0145 ppm | 0.0032 ppm |
| Concentration RSD | 0.7 % | 1.5 % | 156.3 % | 0.6 % | 98.9 % | 6.1 % | 96.4 % |

| | Se 196.090 Axial-eUV) | Si 212.412 Axial-iFR) | Sn 189.989 Axial-iFR) | Sr 421.552 Radial-iFR) | Ti 334.904 Axial-iFR) | Tl 190.856 Axial-eUV) | V 292.402 Axial-iFR) |
|---|---|---|---|---|---|---|---|
| Concentration average | 0.0025 ppm | 0.7951 ppm | 0.0011 ppm | 0.0096 ppm | 0.0135 ppm | 0.0010 ppm | 0.1148 ppm |
| Concentration per Run | 0.0047 ppm | 0.7935 ppm | 0.0007 ppm | 0.0097 ppm | 0.0138 ppm | 0.0006 ppm | 0.1146 ppm |
| Concentration per Run | 0.0028 ppm | 0.7945 ppm | 0.0018 ppm | 0.0095 ppm | 0.0134 ppm | 0.0023 ppm | 0.1149 ppm |
| Concentration per Run | -0.0001 ppm | 0.7973 ppm | 0.0008 ppm | 0.0096 ppm | 0.0134 ppm | 0.0001 ppm | 0.1151 ppm |
| Concentration RSD | 99.1 % | 0.3 % | 55.6 % | 1.1 % | 1.8 % | 118.9 % | 0.2 % |

| | Zn 206.200 Axial-iFR) | Sc 361.384 Axial-iFR) | Sc 361.384 Radial-iFR) | Sc 227.318 Axial-eUV) | Y 360.073 Axial-iFR) | Y 371.030 Radial-iFR) | Y 224.306 Axial-eUV) |
|---|---|---|---|---|---|---|---|
| Concentration average | 0.0052 ppm | 102.6674 % | 103.7878 % | 99.1763 % | 103.0542 % | 102.7649 % | 101.0518 % |
| Concentration per Run | 0.0052 ppm | 103.2580 % | 104.3657 % | 99.0201 % | 103.3303 % | 102.6984 % | 100.9581 % |
| Concentration per Run | 0.0053 ppm | 102.2077 % | 103.2525 % | 99.0893 % | 102.5542 % | 103.6067 % | 101.0885 % |
| Concentration per Run | 0.0050 ppm | 102.5365 % | 103.7452 % | 99.4194 % | 103.2781 % | 101.9896 % | 101.1089 % |
| Concentration RSD | 2.6 % | 0.5 % | 0.5 % | 0.2 % | 0.4 % | 0.8 % | 0.1 % |

# ICP DataTrace 11

9/11/2025 7:24:09 AM

LabBook: WG2112807_20250910_T11.imexp

Sample: CCV
Analysis started at: 9/10/2025 6:13:43 PM
Comment <Comment>
Rack Number 0
Vial Numbers 3

| | Ag 328.068 Axial-iFR) | Al 396.152 Radial-iFR) | As 189.042 Axial-eUV) | B 208.959 Axial-iFR) | Ba 455.403 Radial-iFR) | Be 313.042 Radial-iFR) | Ca 315.887 Radial-iFR) |
|---|---|---|---|---|---|---|---|
| Concentration average | 0.5002 ppm | 0.4766 ppm | 0.4837 ppm | 0.4708 ppm | 0.4972 ppm | 0.5161 ppm | 0.4976 ppm |
| Concentration per Run | 0.5028 ppm | 0.4806 ppm | 0.4793 ppm | 0.4714 ppm | 0.4961 ppm | 0.5159 ppm | 0.4973 ppm |
| Concentration per Run | 0.4982 ppm | 0.4713 ppm | 0.4827 ppm | 0.4690 ppm | 0.4971 ppm | 0.5167 ppm | 0.5021 ppm |
| Concentration per Run | 0.4996 ppm | 0.4778 ppm | 0.4891 ppm | 0.4719 ppm | 0.4983 ppm | 0.5156 ppm | 0.4935 ppm |
| Recovery Percentage | 100.038 % | 95.310 % | 96.736 % | 94.150 % | 99.431 % | 103.217 % | 99.522 % |
| Concentration RSD | 0.5 % | 1.0 % | 1.0 % | 0.3 % | 0.2 % | 0.1 % | 0.9 % |

| | Cd 214.438 Axial-iFR) | Co 228.616 Axial-iFR) | Cr 267.716 Axial-iFR) | Cu 324.754 Axial-iFR) | Fe 259.940 Radial-iFR) | K 766.490 Radial-iFR) | Li 670.776 Radial-iFR) |
|---|---|---|---|---|---|---|---|
| Concentration average | 0.4991 ppm | 0.5090 ppm | 0.5077 ppm | 0.5257 ppm | 0.5119 ppm | 5.2986 ppm | 0.5036 ppm |
| Concentration per Run | 0.5004 ppm | 0.5079 ppm | 0.5079 ppm | 0.5265 ppm | 0.5143 ppm | 5.2670 ppm | 0.5020 ppm |
| Concentration per Run | 0.4970 ppm | 0.5096 ppm | 0.5069 ppm | 0.5242 ppm | 0.5091 ppm | 5.2936 ppm | 0.5005 ppm |
| Concentration per Run | 0.4999 ppm | 0.5095 ppm | 0.5084 ppm | 0.5263 ppm | 0.5123 ppm | 5.3351 ppm | 0.5084 ppm |
| Recovery Percentage | 99.825 % | 101.802 % | 101.546 % | 105.136 % | 102.387 % | 105.972 % | 100.727 % |
| Concentration RSD | 0.4 % | 0.2 % | 0.2 % | 0.2 % | 0.5 % | 0.6 % | 0.8 % |

| | Mg 279.079 Axial-iFR) | Mn 257.610 Radial-iFR) | Mo 202.030 Axial-iFR) | Na 589.592 Radial-iFR) | Ni 231.604 Axial-iFR) | Pb 220.353 Axial-eUV) | Sb 206.833 Axial-iFR) |
|---|---|---|---|---|---|---|---|
| Concentration average | 0.5048 ppm | 0.5127 ppm | 0.4854 ppm | 10.0127 ppm | 0.5156 ppm | 0.5097 ppm | 0.5075 ppm |
| Concentration per Run | 0.5074 ppm | 0.5132 ppm | 0.4853 ppm | 9.9420 ppm | 0.5167 ppm | 0.5089 ppm | 0.5068 ppm |
| Concentration per Run | 0.4973 ppm | 0.5126 ppm | 0.4857 ppm | 10.0487 ppm | 0.5131 ppm | 0.5121 ppm | 0.5062 ppm |
| Concentration per Run | 0.5097 ppm | 0.5124 ppm | 0.4852 ppm | 10.0474 ppm | 0.5169 ppm | 0.5082 ppm | 0.5095 ppm |
| Recovery Percentage | 100.957 % | 102.542 % | 97.084 % | 100.127 % | 103.113 % | 101.947 % | 101.498 % |
| Concentration RSD | 1.3 % | 0.1 % | 0.0 % | 0.6 % | 0.4 % | 0.4 % | 0.4 % |

| | Se 196.090 Axial-eUV) | Si 212.412 Axial-iFR) | Sn 189.989 Axial-iFR) | Sr 421.552 Radial-iFR) | Ti 334.904 Axial-iFR) | Tl 190.856 Axial-eUV) | V 292.402 Axial-iFR) |
|---|---|---|---|---|---|---|---|
| Concentration average | 0.4764 ppm | 5.3149 ppm | 0.4857 ppm | 0.4970 ppm | 0.4945 ppm | 0.4790 ppm | 0.5138 ppm |
| Concentration per Run | 0.4811 ppm | 5.3360 ppm | 0.4857 ppm | 0.4963 ppm | 0.4980 ppm | 0.4763 ppm | 0.5148 ppm |
| Concentration per Run | 0.4760 ppm | 5.2890 ppm | 0.4883 ppm | 0.4963 ppm | 0.4887 ppm | 0.4812 ppm | 0.5116 ppm |
| Concentration per Run | 0.4722 ppm | 5.3196 ppm | 0.4833 ppm | 0.4985 ppm | 0.4969 ppm | 0.4794 ppm | 0.5151 ppm |
| Recovery Percentage | 95.286 % | 101.235 % | 97.150 % | 99.407 % | 98.904 % | 95.792 % | 102.767 % |
| Concentration RSD | 0.9 % | 0.4 % | 0.5 % | 0.3 % | 1.0 % | 0.5 % | 0.4 % |

| | Zn 206.200 Axial-iFR) | Sc 361.384 Axial-iFR) | Sc 361.384 Radial-iFR) | Sc 227.318 Axial-eUV) | Y 360.073 Axial-iFR) | Y 371.030 Radial-iFR) | Y 224.306 Axial-eUV) |
|---|---|---|---|---|---|---|---|
| Concentration average | 0.4773 ppm | 101.7493 % | 103.2820 % | 99.0385 % | 99.9714 % | 99.8088 % | 98.0918 % |
| Concentration per Run | 0.4761 ppm | 101.6335 % | 103.7406 % | 99.2109 % | 99.7865 % | 99.6444 % | 98.1414 % |
| Concentration per Run | 0.4767 ppm | 102.1967 % | 103.4937 % | 98.9883 % | 100.1600 % | 99.8081 % | 98.5005 % |
| Concentration per Run | 0.4792 ppm | 101.4177 % | 102.6116 % | 98.9162 % | 99.9678 % | 99.9740 % | 97.6335 % |
| Recovery Percentage | 95.468 % | | | | | | |
| Concentration RSD | 0.3 % | 0.4 % | 0.6 % | 0.2 % | 0.2 % | 0.2 % | 0.4 % |

# ICP DataTrace 11

9/11/2025 7:24:09 AM

LabBook: WG2112807_20250910_T11.imexp

Sample: CCB
Analysis started at: 9/10/2025 6:15:50 PM
Comment <Comment>
Rack Number 0
Vial Numbers 4

| | Ag 328.068 Axial-iFR) | Al 396.152 Radial-iFR) | As 189.042 Axial-eUV) | B 208.959 Axial-iFR) | Ba 455.403 Radial-iFR) | Be 313.042 Radial-iFR) | Ca 315.887 Radial-iFR) |
|---|---|---|---|---|---|---|---|
| Concentration average | -0.0001 ppm | 0.0054 ppm | -0.0007 ppm | 0.0000 ppm | -0.0001 ppm | 0.0000 ppm | -0.0025 ppm |
| Concentration per Run | -0.0005 ppm | -0.0087 ppm | -0.0014 ppm | -0.0001 ppm | -0.0001 ppm | 0.0000 ppm | -0.0033 ppm |
| Concentration per Run | -0.0004 ppm | 0.0095 ppm | -0.0012 ppm | 0.0004 ppm | -0.0001 ppm | 0.0001 ppm | -0.0015 ppm |
| Concentration per Run | 0.0005 ppm | 0.0154 ppm | 0.0005 ppm | -0.0004 ppm | -0.0002 ppm | 0.0000 ppm | -0.0027 ppm |
| Recovery Percentage | -1.733 % | 5.393 % | -14.498 % | -0.028 % | -1.321 % | 0.430 % | -2.487 % |
| Concentration RSD | 471.9 % | 233.3 % | 141.1 % | 4,893.2 % | 31.2 % | 221.4 % | 37.1 % |

| | Cd 214.438 Axial-iFR) | Co 228.616 Axial-iFR) | Cr 267.716 Axial-iFR) | Cu 324.754 Axial-iFR) | Fe 259.940 Radial-iFR) | K 766.490 Radial-iFR) | Li 670.776 Radial-iFR) |
|---|---|---|---|---|---|---|---|
| Concentration average | 0.0000 ppm | -0.0003 ppm | 0.0001 ppm | 0.0001 ppm | 0.0013 ppm | 0.0002 ppm | -0.0026 ppm |
| Concentration per Run | 0.0000 ppm | 0.0000 ppm | 0.0001 ppm | 0.0004 ppm | 0.0016 ppm | 0.0149 ppm | -0.0027 ppm |
| Concentration per Run | 0.0000 ppm | -0.0006 ppm | 0.0004 ppm | -0.0002 ppm | 0.0021 ppm | -0.0330 ppm | -0.0021 ppm |
| Concentration per Run | 0.0000 ppm | -0.0005 ppm | -0.0001 ppm | 0.0001 ppm | 0.0002 ppm | 0.0189 ppm | -0.0031 ppm |
| Recovery Percentage | 0.643 % | -1.739 % | 1.265 % | 1.065 % | 2.678 % | 0.010 % | -52.843 % |
| Concentration RSD | 16.1 % | 82.8 % | 200.0 % | 297.0 % | 74.1 % | 11,624.7 % | 19.1 % |

| | Mg 279.079 Axial-iFR) | Mn 257.610 Radial-iFR) | Mo 202.030 Axial-iFR) | Na 589.592 Radial-iFR) | Ni 231.604 Axial-iFR) | Pb 220.353 Axial-eUV) | Sb 206.833 Axial-iFR) |
|---|---|---|---|---|---|---|---|
| Concentration average | -0.0014 ppm | -0.0001 ppm | 0.0003 ppm | -0.0054 ppm | -0.0004 ppm | -0.0006 ppm | 0.0021 ppm |
| Concentration per Run | -0.0026 ppm | 0.0001 ppm | 0.0004 ppm | -0.0012 ppm | -0.0008 ppm | -0.0019 ppm | 0.0032 ppm |
| Concentration per Run | 0.0006 ppm | -0.0004 ppm | 0.0003 ppm | -0.0102 ppm | 0.0002 ppm | 0.0013 ppm | 0.0040 ppm |
| Concentration per Run | -0.0023 ppm | 0.0001 ppm | 0.0002 ppm | -0.0050 ppm | -0.0005 ppm | -0.0012 ppm | -0.0008 ppm |
| Recovery Percentage | -1.420 % | -0.744 % | 0.604 % | -0.272 % | -1.403 % | -5.657 % | 4.274 % |
| Concentration RSD | 126.4 % | 430.9 % | 39.7 % | 83.5 % | 148.1 % | 300.2 % | 119.6 % |

| | Se 196.090 Axial-eUV) | Si 212.412 Axial-iFR) | Sn 189.989 Axial-iFR) | Sr 421.552 Radial-iFR) | Ti 334.904 Axial-iFR) | Tl 190.856 Axial-eUV) | V 292.402 Axial-iFR) |
|---|---|---|---|---|---|---|---|
| Concentration average | 0.0007 ppm | -0.0001 ppm | 0.0011 ppm | -0.0001 ppm | -0.0005 ppm | 0.0016 ppm | 0.0003 ppm |
| Concentration per Run | 0.0023 ppm | 0.0013 ppm | 0.0008 ppm | -0.0001 ppm | -0.0002 ppm | 0.0018 ppm | 0.0003 ppm |
| Concentration per Run | -0.0001 ppm | 0.0000 ppm | 0.0015 ppm | -0.0002 ppm | -0.0009 ppm | 0.0011 ppm | 0.0003 ppm |
| Concentration per Run | -0.0001 ppm | -0.0017 ppm | 0.0009 ppm | 0.0000 ppm | -0.0005 ppm | 0.0019 ppm | 0.0002 ppm |
| Recovery Percentage | 7.096 % | -0.020 % | 2.149 % | -0.839 % | -5.378 % | 7.959 % | 2.872 % |
| Concentration RSD | 197.5 % | 1,514.6 % | 36.8 % | 110.8 % | 64.8 % | 27.9 % | 11.3 % |

| | Zn 206.200 Axial-iFR) | Sc 361.384 Axial-iFR) | Sc 361.384 Radial-iFR) | Sc 227.318 Axial-eUV) | Y 360.073 Axial-iFR) | Y 371.030 Radial-iFR) | Y 224.306 Axial-eUV) |
|---|---|---|---|---|---|---|---|
| Concentration average | -0.0001 ppm | 99.8198 % | 101.3128 % | 97.4252 % | 100.5173 % | 100.3044 % | 97.9562 % |
| Concentration per Run | 0.0000 ppm | 99.4303 % | 101.4118 % | 97.3805 % | 99.9451 % | 100.5073 % | 98.0969 % |
| Concentration per Run | 0.0001 ppm | 99.8116 % | 100.4707 % | 97.8571 % | 100.8597 % | 100.0073 % | 98.3026 % |
| Concentration per Run | -0.0003 ppm | 100.2174 % | 102.0558 % | 97.0380 % | 100.7470 % | 100.3985 % | 97.4692 % |
| Recovery Percentage | -1.329 % | | | | | | |
| Concentration RSD | 291.7 % | 0.4 % | 0.8 % | 0.4 % | 0.5 % | 0.3 % | 0.4 % |

# ICP DataTrace 11

9/11/2025 7:24:09 AM

LabBook: WG2112807_20250910_T11.imexp

Sample: L2548184-01d2 WG2110801
Analysis started at: 9/10/2025 6:28:11 PM
Comment <Comment>
Rack Number 2
Vial Numbers 53

| | Ag 328.068 Axial-iFR) | Al 396.152 Radial-iFR) | As 189.042 Axial-eUV) | B 208.959 Axial-iFR) | Ba 455.403 Radial-iFR) | Be 313.042 Radial-iFR) | Ca 315.887 Radial-iFR) |
|---|---|---|---|---|---|---|---|
| Concentration average | 0.0010 ppm | 42.7853 ppm | 0.0267 ppm | 0.0211 ppm | 2.8442 ppm | 0.0026 ppm | 132.1837 ppm |
| Concentration per Run | 0.0011 ppm | 42.7528 ppm | 0.0261 ppm | 0.0219 ppm | 2.8551 ppm | 0.0026 ppm | 131.7452 ppm |
| Concentration per Run | 0.0006 ppm | 42.8658 ppm | 0.0256 ppm | 0.0199 ppm | 2.8417 ppm | 0.0025 ppm | 132.5567 ppm |
| Concentration per Run | 0.0012 ppm | 42.7372 ppm | 0.0283 ppm | 0.0215 ppm | 2.8357 ppm | 0.0026 ppm | 132.2491 ppm |
| Concentration RSD | 29.2 % | 0.2 % | 5.5 % | 4.9 % | 0.3 % | 1.5 % | 0.3 % |

| | Cd 214.438 Axial-iFR) | Co 228.616 Axial-iFR) | Cr 267.716 Axial-iFR) | Cu 324.754 Axial-iFR) | Fe 259.940 Radial-iFR) | K 766.490 Radial-iFR) | Li 670.776 Radial-iFR) |
|---|---|---|---|---|---|---|---|
| Concentration average | 0.0008 ppm | 0.0370 ppm | 0.1056 ppm | 0.2662 ppm | 94.4513 ppm | 7.2661 ppm | 0.0761 ppm |
| Concentration per Run | 0.0008 ppm | 0.0375 ppm | 0.1050 ppm | 0.2663 ppm | 94.3221 ppm | 7.3066 ppm | 0.0771 ppm |
| Concentration per Run | 0.0008 ppm | 0.0365 ppm | 0.1059 ppm | 0.2655 ppm | 94.5218 ppm | 7.2354 ppm | 0.0747 ppm |
| Concentration per Run | 0.0007 ppm | 0.0369 ppm | 0.1059 ppm | 0.2668 ppm | 94.5099 ppm | 7.2562 ppm | 0.0766 ppm |
| Concentration RSD | 8.4 % | 1.5 % | 0.5 % | 0.2 % | 0.1 % | 0.5 % | 1.7 % |

| | Mg 279.079 Axial-iFR) | Mn 257.610 Radial-iFR) | Mo 202.030 Axial-iFR) | Na 589.592 Radial-iFR) | Ni 231.604 Axial-iFR) | Pb 220.353 Axial-eUV) | Sb 206.833 Axial-iFR) |
|---|---|---|---|---|---|---|---|
| Concentration average | 27.6199 ppm | 2.8242 ppm | 0.0033 ppm | 1.0925 ppm | 0.1810 ppm | 4.4327 ppm | 0.0026 ppm |
| Concentration per Run | 27.3966 ppm | 2.8249 ppm | 0.0037 ppm | 1.0938 ppm | 0.1793 ppm | 4.4373 ppm | 0.0016 ppm |
| Concentration per Run | 27.6477 ppm | 2.8266 ppm | 0.0028 ppm | 1.0896 ppm | 0.1812 ppm | 4.4321 ppm | 0.0011 ppm |
| Concentration per Run | 27.8155 ppm | 2.8211 ppm | 0.0033 ppm | 1.0943 ppm | 0.1824 ppm | 4.4287 ppm | 0.0051 ppm |
| Concentration RSD | 0.8 % | 0.1 % | 14.2 % | 0.2 % | 0.8 % | 0.1 % | 85.3 % |

| | Se 196.090 Axial-eUV) | Si 212.412 Axial-iFR) | Sn 189.989 Axial-iFR) | Sr 421.552 Radial-iFR) | Ti 334.904 Axial-iFR) | Tl 190.856 Axial-eUV) | V 292.402 Axial-iFR) |
|---|---|---|---|---|---|---|---|
| Concentration average | 0.0028 ppm | 4.4384 ppm | 0.0248 ppm | 0.2709 ppm | 1.6606 ppm | 0.0007 ppm | 0.1573 ppm |
| Concentration per Run | -0.0002 ppm | 4.4343 ppm | 0.0250 ppm | 0.2720 ppm | 1.6557 ppm | 0.0005 ppm | 0.1570 ppm |
| Concentration per Run | 0.0048 ppm | 4.4472 ppm | 0.0241 ppm | 0.2709 ppm | 1.6596 ppm | 0.0003 ppm | 0.1576 ppm |
| Concentration per Run | 0.0039 ppm | 4.4336 ppm | 0.0254 ppm | 0.2697 ppm | 1.6663 ppm | 0.0013 ppm | 0.1572 ppm |
| Concentration RSD | 95.8 % | 0.2 % | 2.7 % | 0.4 % | 0.3 % | 74.7 % | 0.2 % |

| | Zn 206.200 Axial-iFR) | Sc 361.384 Axial-iFR) | Sc 361.384 Radial-iFR) | Sc 227.318 Axial-eUV) | Y 360.073 Axial-iFR) | Y 371.030 Radial-iFR) | Y 224.306 Axial-eUV) |
|---|---|---|---|---|---|---|---|
| Concentration average | 1.3506 ppm | 100.8183 % | 105.6176 % | 92.8962 % | 107.8686 % | 112.2960 % | 106.2932 % |
| Concentration per Run | 1.3469 ppm | 101.7666 % | 105.6346 % | 92.5480 % | 108.8340 % | 113.4107 % | 105.7712 % |
| Concentration per Run | 1.3526 ppm | 100.8188 % | 105.5046 % | 92.9000 % | 107.8858 % | 112.3148 % | 106.4060 % |
| Concentration per Run | 1.3522 ppm | 99.8694 % | 105.7136 % | 93.2406 % | 106.8861 % | 111.1624 % | 106.7023 % |
| Concentration RSD | 0.2 % | 0.9 % | 0.1 % | 0.4 % | 0.9 % | 1.0 % | 0.4 % |

# ICP DataTrace 11

9/11/2025 7:24:09 AM

LabBook: WG2112807_20250910_T11.imexp

Sample: L2553934-17d2 WG2110801
Analysis started at: 9/10/2025 6:30:23 PM
Comment <Comment>
Rack Number 2
Vial Numbers 54

| | Ag 328.068 Axial-iFR) | Al 396.152 Radial-iFR) | As 189.042 Axial-eUV) | B 208.959 Axial-iFR) | Ba 455.403 Radial-iFR) | Be 313.042 Radial-iFR) | Ca 315.887 Radial-iFR) |
|---|---|---|---|---|---|---|---|
| Concentration average | 0.0001 ppm | 63.7927 ppm | 0.0207 ppm | 0.0089 ppm | 0.3063 ppm | 0.0034 ppm | 7.4609 ppm |
| Concentration per Run | 0.0002 ppm | 63.5968 ppm | 0.0195 ppm | 0.0091 ppm | 0.3051 ppm | 0.0034 ppm | 7.4718 ppm |
| Concentration per Run | -0.0001 ppm | 64.0628 ppm | 0.0225 ppm | 0.0083 ppm | 0.3080 ppm | 0.0034 ppm | 7.4829 ppm |
| Concentration per Run | 0.0002 ppm | 63.7184 ppm | 0.0200 ppm | 0.0092 ppm | 0.3058 ppm | 0.0034 ppm | 7.4281 ppm |
| Concentration RSD | 165.6 % | 0.4 % | 7.9 % | 5.2 % | 0.5 % | 0.8 % | 0.4 % |

| | Cd 214.438 Axial-iFR) | Co 228.616 Axial-iFR) | Cr 267.716 Axial-iFR) | Cu 324.754 Axial-iFR) | Fe 259.940 Radial-iFR) | K 766.490 Radial-iFR) | Li 670.776 Radial-iFR) |
|---|---|---|---|---|---|---|---|
| Concentration average | 0.0005 ppm | 0.0599 ppm | 0.1597 ppm | 0.0777 ppm | 77.7548 ppm | 6.1170 ppm | 0.0833 ppm |
| Concentration per Run | 0.0005 ppm | 0.0598 ppm | 0.1588 ppm | 0.0776 ppm | 77.1003 ppm | 6.1166 ppm | 0.0835 ppm |
| Concentration per Run | 0.0006 ppm | 0.0601 ppm | 0.1609 ppm | 0.0772 ppm | 78.2367 ppm | 6.1169 ppm | 0.0854 ppm |
| Concentration per Run | 0.0004 ppm | 0.0596 ppm | 0.1595 ppm | 0.0783 ppm | 77.9275 ppm | 6.1174 ppm | 0.0809 ppm |
| Concentration RSD | 21.2 % | 0.4 % | 0.7 % | 0.8 % | 0.8 % | 0.0 % | 2.7 % |

| | Mg 279.079 Axial-iFR) | Mn 257.610 Radial-iFR) | Mo 202.030 Axial-iFR) | Na 589.592 Radial-iFR) | Ni 231.604 Axial-iFR) | Pb 220.353 Axial-eUV) | Sb 206.833 Axial-iFR) |
|---|---|---|---|---|---|---|---|
| Concentration average | 18.3749 ppm | 0.8170 ppm | 0.0043 ppm | 0.7049 ppm | 0.1122 ppm | 0.0872 ppm | 0.0000 ppm |
| Concentration per Run | 18.1623 ppm | 0.8164 ppm | 0.0040 ppm | 0.7034 ppm | 0.1111 ppm | 0.0878 ppm | 0.0015 ppm |
| Concentration per Run | 18.4116 ppm | 0.8184 ppm | 0.0047 ppm | 0.7010 ppm | 0.1123 ppm | 0.0868 ppm | -0.0006 ppm |
| Concentration per Run | 18.5507 ppm | 0.8162 ppm | 0.0041 ppm | 0.7102 ppm | 0.1132 ppm | 0.0870 ppm | -0.0009 ppm |
| Concentration RSD | 1.1 % | 0.1 % | 9.0 % | 0.7 % | 0.9 % | 0.6 % | 111,144.1 % |

| | Se 196.090 Axial-eUV) | Si 212.412 Axial-iFR) | Sn 189.989 Axial-iFR) | Sr 421.552 Radial-iFR) | Ti 334.904 Axial-iFR) | Tl 190.856 Axial-eUV) | V 292.402 Axial-iFR) |
|---|---|---|---|---|---|---|---|
| Concentration average | 0.0025 ppm | 3.4493 ppm | 0.0073 ppm | 0.0602 ppm | 1.7940 ppm | 0.0007 ppm | 0.1759 ppm |
| Concentration per Run | 0.0051 ppm | 3.4281 ppm | 0.0077 ppm | 0.0603 ppm | 1.7799 ppm | 0.0003 ppm | 0.1756 ppm |
| Concentration per Run | 0.0042 ppm | 3.4529 ppm | 0.0065 ppm | 0.0603 ppm | 1.7887 ppm | 0.0008 ppm | 0.1758 ppm |
| Concentration per Run | -0.0018 ppm | 3.4670 ppm | 0.0076 ppm | 0.0599 ppm | 1.8135 ppm | 0.0008 ppm | 0.1763 ppm |
| Concentration RSD | 150.5 % | 0.6 % | 9.3 % | 0.4 % | 1.0 % | 40.7 % | 0.2 % |

| | Zn 206.200 Axial-iFR) | Sc 361.384 Axial-iFR) | Sc 361.384 Radial-iFR) | Sc 227.318 Axial-eUV) | Y 360.073 Axial-iFR) | Y 371.030 Radial-iFR) | Y 224.306 Axial-eUV) |
|---|---|---|---|---|---|---|---|
| Concentration average | 0.2549 ppm | 103.4338 % | 104.7960 % | 96.8099 % | 116.5527 % | 119.9204 % | 115.3223 % |
| Concentration per Run | 0.2539 ppm | 103.3887 % | 105.1601 % | 96.4805 % | 116.0940 % | 120.9577 % | 115.0957 % |
| Concentration per Run | 0.2562 ppm | 103.3384 % | 104.5355 % | 97.0469 % | 116.6124 % | 118.6495 % | 115.4446 % |
| Concentration per Run | 0.2547 ppm | 103.5741 % | 104.6925 % | 96.9022 % | 116.9516 % | 120.1539 % | 115.4265 % |
| Concentration RSD | 0.4 % | 0.1 % | 0.3 % | 0.3 % | 0.4 % | 1.0 % | 0.2 % |

# ICP DataTrace 11

9/11/2025 7:24:09 AM

LabBook: WG2112807_20250910_T11.imexp

Sample: L2553934-18d2 WG2110801
Analysis started at: 9/10/2025 6:32:29 PM
Comment <Comment>
Rack Number 2
Vial Numbers 55

| | Ag 328.068 Axial-iFR) | Al 396.152 Radial-iFR) | As 189.042 Axial-eUV) | B 208.959 Axial-iFR) | Ba 455.403 Radial-iFR) | Be 313.042 Radial-iFR) | Ca 315.887 Radial-iFR) |
|---|---|---|---|---|---|---|---|
| Concentration average | 0.0002 ppm | 65.0431 ppm | 0.0199 ppm | 0.0121 ppm | 0.2815 ppm | 0.0039 ppm | 10.5688 ppm |
| Concentration per Run | 0.0002 ppm | 65.3019 ppm | 0.0196 ppm | 0.0102 ppm | 0.2819 ppm | 0.0040 ppm | 10.6134 ppm |
| Concentration per Run | 0.0003 ppm | 65.0220 ppm | 0.0201 ppm | 0.0120 ppm | 0.2799 ppm | 0.0039 ppm | 10.5659 ppm |
| Concentration per Run | 0.0000 ppm | 64.8055 ppm | 0.0199 ppm | 0.0141 ppm | 0.2828 ppm | 0.0039 ppm | 10.5270 ppm |
| Concentration RSD | 75.0 % | 0.4 % | 1.3 % | 15.9 % | 0.5 % | 1.6 % | 0.4 % |

| | Cd 214.438 Axial-iFR) | Co 228.616 Axial-iFR) | Cr 267.716 Axial-iFR) | Cu 324.754 Axial-iFR) | Fe 259.940 Radial-iFR) | K 766.490 Radial-iFR) | Li 670.776 Radial-iFR) |
|---|---|---|---|---|---|---|---|
| Concentration average | 0.0005 ppm | 0.0473 ppm | 0.1431 ppm | 0.0951 ppm | 73.5345 ppm | 6.9291 ppm | 0.1015 ppm |
| Concentration per Run | 0.0004 ppm | 0.0470 ppm | 0.1434 ppm | 0.0953 ppm | 73.2606 ppm | 6.9556 ppm | 0.0994 ppm |
| Concentration per Run | 0.0005 ppm | 0.0470 ppm | 0.1431 ppm | 0.0947 ppm | 73.8263 ppm | 6.8837 ppm | 0.1048 ppm |
| Concentration per Run | 0.0006 ppm | 0.0479 ppm | 0.1428 ppm | 0.0954 ppm | 73.5166 ppm | 6.9479 ppm | 0.1003 ppm |
| Concentration RSD | 21.0 % | 1.0 % | 0.2 % | 0.4 % | 0.4 % | 0.6 % | 2.8 % |

| | Mg 279.079 Axial-iFR) | Mn 257.610 Radial-iFR) | Mo 202.030 Axial-iFR) | Na 589.592 Radial-iFR) | Ni 231.604 Axial-iFR) | Pb 220.353 Axial-eUV) | Sb 206.833 Axial-iFR) |
|---|---|---|---|---|---|---|---|
| Concentration average | 21.8994 ppm | 0.9561 ppm | 0.0016 ppm | 0.6849 ppm | 0.1328 ppm | 0.0766 ppm | 0.0010 ppm |
| Concentration per Run | 22.0954 ppm | 0.9558 ppm | 0.0021 ppm | 0.6843 ppm | 0.1327 ppm | 0.0770 ppm | 0.0003 ppm |
| Concentration per Run | 21.7764 ppm | 0.9537 ppm | 0.0011 ppm | 0.6826 ppm | 0.1320 ppm | 0.0781 ppm | 0.0024 ppm |
| Concentration per Run | 21.8265 ppm | 0.9587 ppm | 0.0015 ppm | 0.6880 ppm | 0.1336 ppm | 0.0746 ppm | 0.0003 ppm |
| Concentration RSD | 0.8 % | 0.3 % | 35.0 % | 0.4 % | 0.6 % | 2.3 % | 121.9 % |

| | Se 196.090 Axial-eUV) | Si 212.412 Axial-iFR) | Sn 189.989 Axial-iFR) | Sr 421.552 Radial-iFR) | Ti 334.904 Axial-iFR) | Tl 190.856 Axial-eUV) | V 292.402 Axial-iFR) |
|---|---|---|---|---|---|---|---|
| Concentration average | 0.0018 ppm | 3.7918 ppm | 0.0069 ppm | 0.0576 ppm | 2.1394 ppm | 0.0000 ppm | 0.1888 ppm |
| Concentration per Run | 0.0028 ppm | 3.8155 ppm | 0.0078 ppm | 0.0577 ppm | 2.1611 ppm | -0.0017 ppm | 0.1896 ppm |
| Concentration per Run | -0.0010 ppm | 3.7869 ppm | 0.0059 ppm | 0.0575 ppm | 2.1224 ppm | 0.0008 ppm | 0.1887 ppm |
| Concentration per Run | 0.0036 ppm | 3.7730 ppm | 0.0071 ppm | 0.0576 ppm | 2.1348 ppm | 0.0007 ppm | 0.1880 ppm |
| Concentration RSD | 135.7 % | 0.6 % | 13.3 % | 0.1 % | 0.9 % | 3,015.7 % | 0.4 % |

| | Zn 206.200 Axial-iFR) | Sc 361.384 Axial-iFR) | Sc 361.384 Radial-iFR) | Sc 227.318 Axial-eUV) | Y 360.073 Axial-iFR) | Y 371.030 Radial-iFR) | Y 224.306 Axial-eUV) |
|---|---|---|---|---|---|---|---|
| Concentration average | 0.2932 ppm | 104.4522 % | 107.0770 % | 98.1802 % | 120.7392 % | 124.1297 % | 120.2072 % |
| Concentration per Run | 0.2939 ppm | 104.5991 % | 107.1883 % | 97.7575 % | 121.2703 % | 125.1274 % | 119.7114 % |
| Concentration per Run | 0.2936 ppm | 104.3891 % | 108.0508 % | 98.7429 % | 120.4927 % | 122.5565 % | 120.5821 % |
| Concentration per Run | 0.2919 ppm | 104.3682 % | 105.9918 % | 98.0403 % | 120.4545 % | 124.7051 % | 120.3281 % |
| Concentration RSD | 0.4 % | 0.1 % | 1.0 % | 0.5 % | 0.4 % | 1.1 % | 0.4 % |

# ICP DataTrace 11

9/11/2025 7:24:09 AM

LabBook: WG2112807_20250910_T11.imexp

Sample: L2553984-02d2 WG2110801
Analysis started at: 9/10/2025 6:34:36 PM
Comment <Comment>
Rack Number 2
Vial Numbers 56

| | Ag 328.068 Axial-iFR) | Al 396.152 Radial-iFR) | As 189.042 Axial-eUV) | B 208.959 Axial-iFR) | Ba 455.403 Radial-iFR) | Be 313.042 Radial-iFR) | Ca 315.887 Radial-iFR) |
|---|---|---|---|---|---|---|---|
| Concentration average | 0.0010 ppm | 36.5384 ppm | 0.0075 ppm | 0.0059 ppm | 0.2691 ppm | 0.0021 ppm | 86.9423 ppm |
| Concentration per Run | 0.0010 ppm | 36.5461 ppm | 0.0067 ppm | 0.0061 ppm | 0.2695 ppm | 0.0021 ppm | 86.9156 ppm |
| Concentration per Run | 0.0015 ppm | 36.6982 ppm | 0.0080 ppm | 0.0064 ppm | 0.2702 ppm | 0.0020 ppm | 87.2022 ppm |
| Concentration per Run | 0.0005 ppm | 36.3708 ppm | 0.0079 ppm | 0.0052 ppm | 0.2677 ppm | 0.0020 ppm | 86.7089 ppm |
| Concentration RSD | 49.2 % | 0.4 % | 9.4 % | 10.6 % | 0.5 % | 2.4 % | 0.3 % |

| | Cd 214.438 Axial-iFR) | Co 228.616 Axial-iFR) | Cr 267.716 Axial-iFR) | Cu 324.754 Axial-iFR) | Fe 259.940 Radial-iFR) | K 766.490 Radial-iFR) | Li 670.776 Radial-iFR) |
|---|---|---|---|---|---|---|---|
| Concentration average | -0.0005 ppm | 0.0381 ppm | 0.1121 ppm | 0.1789 ppm | 93.4143 ppm | 6.0620 ppm | 0.0577 ppm |
| Concentration per Run | -0.0006 ppm | 0.0381 ppm | 0.1117 ppm | 0.1790 ppm | 93.4219 ppm | 6.0558 ppm | 0.0577 ppm |
| Concentration per Run | -0.0005 ppm | 0.0381 ppm | 0.1132 ppm | 0.1788 ppm | 93.2713 ppm | 6.0697 ppm | 0.0575 ppm |
| Concentration per Run | -0.0004 ppm | 0.0382 ppm | 0.1114 ppm | 0.1787 ppm | 93.5496 ppm | 6.0603 ppm | 0.0579 ppm |
| Concentration RSD | 17.9 % | 0.2 % | 0.9 % | 0.1 % | 0.1 % | 0.1 % | 0.3 % |

| | Mg 279.079 Axial-iFR) | Mn 257.610 Radial-iFR) | Mo 202.030 Axial-iFR) | Na 589.592 Radial-iFR) | Ni 231.604 Axial-iFR) | Pb 220.353 Axial-eUV) | Sb 206.833 Axial-iFR) |
|---|---|---|---|---|---|---|---|
| Concentration average | 64.1501 ppm | 1.8289 ppm | 0.0096 ppm | 4.9402 ppm | 0.1117 ppm | 0.0986 ppm | 0.0010 ppm |
| Concentration per Run | 64.6594 ppm | 1.8223 ppm | 0.0095 ppm | 4.9335 ppm | 0.1123 ppm | 0.0986 ppm | 0.0015 ppm |
| Concentration per Run | 64.2257 ppm | 1.8443 ppm | 0.0100 ppm | 4.9673 ppm | 0.1119 ppm | 0.0990 ppm | 0.0011 ppm |
| Concentration per Run | 63.5653 ppm | 1.8202 ppm | 0.0093 ppm | 4.9198 ppm | 0.1109 ppm | 0.0983 ppm | 0.0005 ppm |
| Concentration RSD | 0.9 % | 0.7 % | 3.9 % | 0.5 % | 0.7 % | 0.3 % | 47.2 % |

| | Se 196.090 Axial-eUV) | Si 212.412 Axial-iFR) | Sn 189.989 Axial-iFR) | Sr 421.552 Radial-iFR) | Ti 334.904 Axial-iFR) | Tl 190.856 Axial-eUV) | V 292.402 Axial-iFR) |
|---|---|---|---|---|---|---|---|
| Concentration average | 0.0017 ppm | 3.5945 ppm | 0.0096 ppm | 0.0935 ppm | 2.0113 ppm | 0.0019 ppm | 0.1158 ppm |
| Concentration per Run | -0.0015 ppm | 3.5966 ppm | 0.0111 ppm | 0.0936 ppm | 2.0276 ppm | 0.0024 ppm | 0.1158 ppm |
| Concentration per Run | 0.0024 ppm | 3.5997 ppm | 0.0091 ppm | 0.0935 ppm | 2.0117 ppm | 0.0007 ppm | 0.1163 ppm |
| Concentration per Run | 0.0042 ppm | 3.5872 ppm | 0.0087 ppm | 0.0934 ppm | 1.9946 ppm | 0.0025 ppm | 0.1154 ppm |
| Concentration RSD | 172.2 % | 0.2 % | 13.2 % | 0.1 % | 0.8 % | 56.6 % | 0.4 % |

| | Zn 206.200 Axial-iFR) | Sc 361.384 Axial-iFR) | Sc 361.384 Radial-iFR) | Sc 227.318 Axial-eUV) | Y 360.073 Axial-iFR) | Y 371.030 Radial-iFR) | Y 224.306 Axial-eUV) |
|---|---|---|---|---|---|---|---|
| Concentration average | 0.2243 ppm | 99.0306 % | 102.8496 % | 91.2591 % | 106.5753 % | 112.0860 % | 104.9109 % |
| Concentration per Run | 0.2249 ppm | 98.3567 % | 102.6891 % | 90.1987 % | 105.7686 % | 111.0396 % | 103.7237 % |
| Concentration per Run | 0.2253 ppm | 99.5656 % | 102.8279 % | 91.4805 % | 107.3150 % | 113.4550 % | 105.0630 % |
| Concentration per Run | 0.2228 ppm | 99.1695 % | 103.0320 % | 92.0981 % | 106.6423 % | 111.7635 % | 105.9460 % |
| Concentration RSD | 0.6 % | 0.6 % | 0.2 % | 1.1 % | 0.7 % | 1.1 % | 1.1 % |

# ICP DataTrace 11

9/11/2025 7:24:09 AM

LabBook: WG2112807_20250910_T11.imexp

Sample: L2553988-07d2 WG2110801
Analysis started at: 9/10/2025 6:36:43 PM
Comment <Comment>
Rack Number 2
Vial Numbers 57

| | Ag 328.068 Axial-iFR) | Al 396.152 Radial-iFR) | As 189.042 Axial-eUV) | B 208.959 Axial-iFR) | Ba 455.403 Radial-iFR) | Be 313.042 Radial-iFR) | Ca 315.887 Radial-iFR) |
|---|---|---|---|---|---|---|---|
| Concentration average | 0.0008 ppm | 49.7596 ppm | 0.0847 ppm | 0.0445 ppm | 1.4141 ppm | 0.0056 ppm | 29.1152 ppm |
| Concentration per Run | 0.0010 ppm | 49.9856 ppm | 0.0832 ppm | 0.0430 ppm | 1.4203 ppm | 0.0057 ppm | 29.2105 ppm |
| Concentration per Run | 0.0002 ppm | 49.4330 ppm | 0.0845 ppm | 0.0448 ppm | 1.4071 ppm | 0.0056 ppm | 28.8584 ppm |
| Concentration per Run | 0.0013 ppm | 49.8600 ppm | 0.0865 ppm | 0.0456 ppm | 1.4151 ppm | 0.0056 ppm | 29.2767 ppm |
| Concentration RSD | 66.3 % | 0.6 % | 2.0 % | 2.9 % | 0.5 % | 1.3 % | 0.8 % |

| | Cd 214.438 Axial-iFR) | Co 228.616 Axial-iFR) | Cr 267.716 Axial-iFR) | Cu 324.754 Axial-iFR) | Fe 259.940 Radial-iFR) | K 766.490 Radial-iFR) | Li 670.776 Radial-iFR) |
|---|---|---|---|---|---|---|---|
| Concentration average | 0.0012 ppm | 0.0698 ppm | 0.1330 ppm | 0.4763 ppm | 130.8246 ppm | 3.8902 ppm | 0.1115 ppm |
| Concentration per Run | 0.0012 ppm | 0.0700 ppm | 0.1323 ppm | 0.4743 ppm | 130.5147 ppm | 3.9097 ppm | 0.1102 ppm |
| Concentration per Run | 0.0011 ppm | 0.0703 ppm | 0.1344 ppm | 0.4769 ppm | 130.5775 ppm | 3.8900 ppm | 0.1123 ppm |
| Concentration per Run | 0.0012 ppm | 0.0692 ppm | 0.1323 ppm | 0.4778 ppm | 131.3816 ppm | 3.8709 ppm | 0.1121 ppm |
| Concentration RSD | 4.3 % | 0.9 % | 0.9 % | 0.4 % | 0.4 % | 0.5 % | 1.0 % |

| | Mg 279.079 Axial-iFR) | Mn 257.610 Radial-iFR) | Mo 202.030 Axial-iFR) | Na 589.592 Radial-iFR) | Ni 231.604 Axial-iFR) | Pb 220.353 Axial-eUV) | Sb 206.833 Axial-iFR) |
|---|---|---|---|---|---|---|---|
| Concentration average | 3.0594 ppm | 0.9399 ppm | 0.0277 ppm | 1.2617 ppm | 0.1564 ppm | 0.6294 ppm | 0.0053 ppm |
| Concentration per Run | 3.0615 ppm | 0.9437 ppm | 0.0276 ppm | 1.2817 ppm | 0.1553 ppm | 0.6297 ppm | 0.0049 ppm |
| Concentration per Run | 3.0939 ppm | 0.9374 ppm | 0.0277 ppm | 1.2594 ppm | 0.1574 ppm | 0.6270 ppm | 0.0067 ppm |
| Concentration per Run | 3.0228 ppm | 0.9386 ppm | 0.0278 ppm | 1.2438 ppm | 0.1564 ppm | 0.6314 ppm | 0.0042 ppm |
| Concentration RSD | 1.2 % | 0.4 % | 0.4 % | 1.5 % | 0.7 % | 0.4 % | 24.4 % |

| | Se 196.090 Axial-eUV) | Si 212.412 Axial-iFR) | Sn 189.989 Axial-iFR) | Sr 421.552 Radial-iFR) | Ti 334.904 Axial-iFR) | Tl 190.856 Axial-eUV) | V 292.402 Axial-iFR) |
|---|---|---|---|---|---|---|---|
| Concentration average | 0.0052 ppm | 3.3411 ppm | 0.0421 ppm | 0.8439 ppm | 5.5098 ppm | 0.0018 ppm | 0.2970 ppm |
| Concentration per Run | 0.0086 ppm | 3.3347 ppm | 0.0421 ppm | 0.8466 ppm | 5.5154 ppm | 0.0021 ppm | 0.2966 ppm |
| Concentration per Run | 0.0058 ppm | 3.3630 ppm | 0.0409 ppm | 0.8404 ppm | 5.5528 ppm | 0.0017 ppm | 0.2990 ppm |
| Concentration per Run | 0.0013 ppm | 3.3257 ppm | 0.0432 ppm | 0.8448 ppm | 5.4612 ppm | 0.0016 ppm | 0.2955 ppm |
| Concentration RSD | 71.0 % | 0.6 % | 2.7 % | 0.4 % | 0.8 % | 14.7 % | 0.6 % |

| | Zn 206.200 Axial-iFR) | Sc 361.384 Axial-iFR) | Sc 361.384 Radial-iFR) | Sc 227.318 Axial-eUV) | Y 360.073 Axial-iFR) | Y 371.030 Radial-iFR) | Y 224.306 Axial-eUV) |
|---|---|---|---|---|---|---|---|
| Concentration average | 0.4403 ppm | 102.3748 % | 107.1673 % | 96.8470 % | 114.4250 % | 120.0084 % | 113.3043 % |
| Concentration per Run | 0.4402 ppm | 102.7900 % | 106.8249 % | 97.2078 % | 114.7985 % | 121.6124 % | 113.8258 % |
| Concentration per Run | 0.4421 ppm | 101.6112 % | 107.6564 % | 96.6753 % | 113.9956 % | 120.5790 % | 113.3185 % |
| Concentration per Run | 0.4385 ppm | 102.7233 % | 107.0208 % | 96.6580 % | 114.4811 % | 117.8337 % | 112.7685 % |
| Concentration RSD | 0.4 % | 0.6 % | 0.4 % | 0.3 % | 0.4 % | 1.6 % | 0.5 % |

# ICP DataTrace 11

9/11/2025 7:24:09 AM

LabBook: WG2112807_20250910_T11.imexp

Sample: L2553994-04d2 WG2110801
Analysis started at: 9/10/2025 6:38:49 PM
Comment <Comment>
Rack Number 2
Vial Numbers 58

| | Ag 328.068 Axial-iFR) | Al 396.152 Radial-iFR) | As 189.042 Axial-eUV) | B 208.959 Axial-iFR) | Ba 455.403 Radial-iFR) | Be 313.042 Radial-iFR) | Ca 315.887 Radial-iFR) |
|---|---|---|---|---|---|---|---|
| Concentration average | 0.0008 ppm | 46.4056 ppm | 0.0091 ppm | 0.0197 ppm | 0.1778 ppm | 0.0023 ppm | 9.3788 ppm |
| Concentration per Run | 0.0010 ppm | 46.4226 ppm | 0.0082 ppm | 0.0202 ppm | 0.1780 ppm | 0.0023 ppm | 9.3814 ppm |
| Concentration per Run | 0.0011 ppm | 46.6959 ppm | 0.0101 ppm | 0.0197 ppm | 0.1778 ppm | 0.0023 ppm | 9.3869 ppm |
| Concentration per Run | 0.0001 ppm | 46.0983 ppm | 0.0091 ppm | 0.0191 ppm | 0.1775 ppm | 0.0023 ppm | 9.3683 ppm |
| Concentration RSD | 75.8 % | 0.6 % | 10.0 % | 2.7 % | 0.1 % | 0.9 % | 0.1 % |

| | Cd 214.438 Axial-iFR) | Co 228.616 Axial-iFR) | Cr 267.716 Axial-iFR) | Cu 324.754 Axial-iFR) | Fe 259.940 Radial-iFR) | K 766.490 Radial-iFR) | Li 670.776 Radial-iFR) |
|---|---|---|---|---|---|---|---|
| Concentration average | 0.0001 ppm | 0.0333 ppm | 0.0961 ppm | 0.0866 ppm | 98.9077 ppm | 8.8487 ppm | 0.1048 ppm |
| Concentration per Run | 0.0002 ppm | 0.0328 ppm | 0.0962 ppm | 0.0866 ppm | 98.2805 ppm | 8.7960 ppm | 0.1037 ppm |
| Concentration per Run | 0.0002 ppm | 0.0337 ppm | 0.0955 ppm | 0.0867 ppm | 99.4036 ppm | 8.8667 ppm | 0.1033 ppm |
| Concentration per Run | 0.0000 ppm | 0.0334 ppm | 0.0967 ppm | 0.0865 ppm | 99.0388 ppm | 8.8834 ppm | 0.1073 ppm |
| Concentration RSD | 92.5 % | 1.5 % | 0.6 % | 0.1 % | 0.6 % | 0.5 % | 2.1 % |

| | Mg 279.079 Axial-iFR) | Mn 257.610 Radial-iFR) | Mo 202.030 Axial-iFR) | Na 589.592 Radial-iFR) | Ni 231.604 Axial-iFR) | Pb 220.353 Axial-eUV) | Sb 206.833 Axial-iFR) |
|---|---|---|---|---|---|---|---|
| Concentration average | 25.7375 ppm | 0.8271 ppm | 0.0008 ppm | 9.8316 ppm | 0.0835 ppm | 0.0474 ppm | -0.0017 ppm |
| Concentration per Run | 25.6664 ppm | 0.8257 ppm | 0.0008 ppm | 9.8811 ppm | 0.0827 ppm | 0.0479 ppm | -0.0013 ppm |
| Concentration per Run | 25.3917 ppm | 0.8283 ppm | 0.0007 ppm | 9.8809 ppm | 0.0832 ppm | 0.0467 ppm | 0.0003 ppm |
| Concentration per Run | 26.1543 ppm | 0.8275 ppm | 0.0010 ppm | 9.7329 ppm | 0.0846 ppm | 0.0477 ppm | -0.0042 ppm |
| Concentration RSD | 1.5 % | 0.2 % | 15.3 % | 0.9 % | 1.2 % | 1.4 % | 131.0 % |

| | Se 196.090 Axial-eUV) | Si 212.412 Axial-iFR) | Sn 189.989 Axial-iFR) | Sr 421.552 Radial-iFR) | Ti 334.904 Axial-iFR) | Tl 190.856 Axial-eUV) | V 292.402 Axial-iFR) |
|---|---|---|---|---|---|---|---|
| Concentration average | 0.0029 ppm | 4.2378 ppm | 0.0056 ppm | 0.0676 ppm | 1.4308 ppm | 0.0001 ppm | 0.0985 ppm |
| Concentration per Run | 0.0028 ppm | 4.2434 ppm | 0.0062 ppm | 0.0677 ppm | 1.4269 ppm | 0.0006 ppm | 0.0987 ppm |
| Concentration per Run | 0.0065 ppm | 4.2214 ppm | 0.0055 ppm | 0.0676 ppm | 1.4134 ppm | 0.0003 ppm | 0.0980 ppm |
| Concentration per Run | -0.0005 ppm | 4.2486 ppm | 0.0050 ppm | 0.0674 ppm | 1.4519 ppm | -0.0005 ppm | 0.0988 ppm |
| Concentration RSD | 120.3 % | 0.3 % | 11.0 % | 0.2 % | 1.4 % | 434.0 % | 0.4 % |

| | Zn 206.200 Axial-iFR) | Sc 361.384 Axial-iFR) | Sc 361.384 Radial-iFR) | Sc 227.318 Axial-eUV) | Y 360.073 Axial-iFR) | Y 371.030 Radial-iFR) | Y 224.306 Axial-eUV) |
|---|---|---|---|---|---|---|---|
| Concentration average | 0.2871 ppm | 102.5558 % | 105.8489 % | 96.0754 % | 110.8152 % | 114.8770 % | 109.2396 % |
| Concentration per Run | 0.2876 ppm | 102.8667 % | 106.5433 % | 96.0511 % | 110.9147 % | 115.6212 % | 108.8962 % |
| Concentration per Run | 0.2853 ppm | 102.8398 % | 105.5790 % | 96.0494 % | 110.6925 % | 114.1618 % | 109.5002 % |
| Concentration per Run | 0.2885 ppm | 101.9609 % | 105.4245 % | 96.1256 % | 110.8385 % | 114.8480 % | 109.3225 % |
| Concentration RSD | 0.6 % | 0.5 % | 0.6 % | 0.0 % | 0.1 % | 0.6 % | 0.3 % |

# ICP DataTrace 11

9/11/2025 7:24:09 AM

LabBook: WG2112807_20250910_T11.imexp

Sample: L2554000-01d2 WG2110801
Analysis started at: 9/10/2025 6:40:55 PM
Comment <Comment>
Rack Number 2
Vial Numbers 59

| | Ag 328.068 Axial-iFR) | Al 396.152 Radial-iFR) | As 189.042 Axial-eUV) | B 208.959 Axial-iFR) | Ba 455.403 Radial-iFR) | Be 313.042 Radial-iFR) | Ca 315.887 Radial-iFR) |
|---|---|---|---|---|---|---|---|
| Concentration average | 0.0010 ppm | 56.5397 ppm | 0.0287 ppm | 0.0083 ppm | 0.1014 ppm | 0.0029 ppm | 1.2295 ppm |
| Concentration per Run | 0.0009 ppm | 56.5355 ppm | 0.0264 ppm | 0.0077 ppm | 0.1016 ppm | 0.0030 ppm | 1.2314 ppm |
| Concentration per Run | 0.0013 ppm | 56.5204 ppm | 0.0289 ppm | 0.0075 ppm | 0.1012 ppm | 0.0029 ppm | 1.2246 ppm |
| Concentration per Run | 0.0008 ppm | 56.5633 ppm | 0.0309 ppm | 0.0099 ppm | 0.1014 ppm | 0.0029 ppm | 1.2323 ppm |
| Concentration RSD | 27.3 % | 0.0 % | 7.9 % | 15.8 % | 0.2 % | 1.0 % | 0.3 % |

| | Cd 214.438 Axial-iFR) | Co 228.616 Axial-iFR) | Cr 267.716 Axial-iFR) | Cu 324.754 Axial-iFR) | Fe 259.940 Radial-iFR) | K 766.490 Radial-iFR) | Li 670.776 Radial-iFR) |
|---|---|---|---|---|---|---|---|
| Concentration average | 0.0008 ppm | 0.0690 ppm | 0.0432 ppm | 2.2066 ppm | 70.1435 ppm | 2.2437 ppm | 0.0776 ppm |
| Concentration per Run | 0.0008 ppm | 0.0685 ppm | 0.0434 ppm | 2.1887 ppm | 70.7122 ppm | 2.2620 ppm | 0.0815 ppm |
| Concentration per Run | 0.0008 ppm | 0.0687 ppm | 0.0429 ppm | 2.2141 ppm | 69.6409 ppm | 2.2367 ppm | 0.0759 ppm |
| Concentration per Run | 0.0009 ppm | 0.0698 ppm | 0.0432 ppm | 2.2172 ppm | 70.0774 ppm | 2.2323 ppm | 0.0752 ppm |
| Concentration RSD | 2.2 % | 1.0 % | 0.5 % | 0.7 % | 0.8 % | 0.7 % | 4.5 % |

| | Mg 279.079 Axial-iFR) | Mn 257.610 Radial-iFR) | Mo 202.030 Axial-iFR) | Na 589.592 Radial-iFR) | Ni 231.604 Axial-iFR) | Pb 220.353 Axial-eUV) | Sb 206.833 Axial-iFR) |
|---|---|---|---|---|---|---|---|
| Concentration average | 9.6510 ppm | 2.6248 ppm | 0.0106 ppm | 0.1281 ppm | 0.0501 ppm | 1.0726 ppm | 0.0087 ppm |
| Concentration per Run | 9.5296 ppm | 2.6178 ppm | 0.0102 ppm | 0.1212 ppm | 0.0498 ppm | 1.0755 ppm | 0.0060 ppm |
| Concentration per Run | 9.6655 ppm | 2.6254 ppm | 0.0109 ppm | 0.1303 ppm | 0.0508 ppm | 1.0758 ppm | 0.0105 ppm |
| Concentration per Run | 9.7578 ppm | 2.6313 ppm | 0.0108 ppm | 0.1329 ppm | 0.0498 ppm | 1.0666 ppm | 0.0096 ppm |
| Concentration RSD | 1.2 % | 0.3 % | 3.8 % | 4.8 % | 1.2 % | 0.5 % | 27.3 % |

| | Se 196.090 Axial-eUV) | Si 212.412 Axial-iFR) | Sn 189.989 Axial-iFR) | Sr 421.552 Radial-iFR) | Ti 334.904 Axial-iFR) | Tl 190.856 Axial-eUV) | V 292.402 Axial-iFR) |
|---|---|---|---|---|---|---|---|
| Concentration average | 0.0103 ppm | 3.8179 ppm | 0.0077 ppm | 0.0068 ppm | 0.2332 ppm | -0.0010 ppm | 0.0440 ppm |
| Concentration per Run | 0.0116 ppm | 3.7779 ppm | 0.0066 ppm | 0.0069 ppm | 0.2306 ppm | -0.0001 ppm | 0.0437 ppm |
| Concentration per Run | 0.0108 ppm | 3.8122 ppm | 0.0083 ppm | 0.0068 ppm | 0.2328 ppm | -0.0015 ppm | 0.0437 ppm |
| Concentration per Run | 0.0084 ppm | 3.8636 ppm | 0.0082 ppm | 0.0069 ppm | 0.2361 ppm | -0.0013 ppm | 0.0445 ppm |
| Concentration RSD | 16.0 % | 1.1 % | 12.6 % | 1.2 % | 1.2 % | 75.0 % | 1.1 % |

| | Zn 206.200 Axial-iFR) | Sc 361.384 Axial-iFR) | Sc 361.384 Radial-iFR) | Sc 227.318 Axial-eUV) | Y 360.073 Axial-iFR) | Y 371.030 Radial-iFR) | Y 224.306 Axial-eUV) |
|---|---|---|---|---|---|---|---|
| Concentration average | 0.2224 ppm | 103.8628 % | 106.8751 % | 98.0625 % | 113.1772 % | 115.2120 % | 111.6822 % |
| Concentration per Run | 0.2210 ppm | 104.0232 % | 107.1726 % | 97.5469 % | 112.8832 % | 114.3044 % | 111.0302 % |
| Concentration per Run | 0.2227 ppm | 103.7178 % | 106.2782 % | 97.5575 % | 113.1824 % | 115.4837 % | 111.4201 % |
| Concentration per Run | 0.2234 ppm | 103.8473 % | 107.1747 % | 99.0831 % | 113.4659 % | 115.8480 % | 112.5965 % |
| Concentration RSD | 0.6 % | 0.1 % | 0.5 % | 0.9 % | 0.3 % | 0.7 % | 0.7 % |

# ICP DataTrace 11

9/11/2025 7:24:09 AM

LabBook: WG2112807_20250910_T11.imexp

Sample: L2554002-02d2 WG2110801
Analysis started at: 9/10/2025 6:43:02 PM
Comment <Comment>
Rack Number 2
Vial Numbers 60

| | Ag 328.068 Axial-iFR) | Al 396.152 Radial-iFR) | As 189.042 Axial-eUV) | B 208.959 Axial-iFR) | Ba 455.403 Radial-iFR) | Be 313.042 Radial-iFR) | Ca 315.887 Radial-iFR) |
|---|---|---|---|---|---|---|---|
| Concentration average | 0.0010 ppm | 31.4552 ppm | 0.0233 ppm | 0.0163 ppm | 0.1086 ppm | 0.0017 ppm | 23.6212 ppm |
| Concentration per Run | 0.0014 ppm | 31.3538 ppm | 0.0242 ppm | 0.0167 ppm | 0.1085 ppm | 0.0018 ppm | 23.5373 ppm |
| Concentration per Run | 0.0010 ppm | 31.3201 ppm | 0.0246 ppm | 0.0164 ppm | 0.1082 ppm | 0.0017 ppm | 23.5304 ppm |
| Concentration per Run | 0.0007 ppm | 31.6917 ppm | 0.0210 ppm | 0.0158 ppm | 0.1092 ppm | 0.0017 ppm | 23.7959 ppm |
| Concentration RSD | 32.2 % | 0.7 % | 8.5 % | 3.0 % | 0.5 % | 2.0 % | 0.6 % |

| | Cd 214.438 Axial-iFR) | Co 228.616 Axial-iFR) | Cr 267.716 Axial-iFR) | Cu 324.754 Axial-iFR) | Fe 259.940 Radial-iFR) | K 766.490 Radial-iFR) | Li 670.776 Radial-iFR) |
|---|---|---|---|---|---|---|---|
| Concentration average | 0.0001 ppm | 0.0235 ppm | 0.0708 ppm | 0.1164 ppm | 102.4354 ppm | 5.4047 ppm | 0.0510 ppm |
| Concentration per Run | 0.0000 ppm | 0.0240 ppm | 0.0710 ppm | 0.1162 ppm | 102.1769 ppm | 5.4317 ppm | 0.0507 ppm |
| Concentration per Run | 0.0001 ppm | 0.0234 ppm | 0.0709 ppm | 0.1163 ppm | 101.6101 ppm | 5.3847 ppm | 0.0494 ppm |
| Concentration per Run | 0.0000 ppm | 0.0231 ppm | 0.0706 ppm | 0.1166 ppm | 103.5193 ppm | 5.3976 ppm | 0.0527 ppm |
| Concentration RSD | 95.0 % | 2.0 % | 0.3 % | 0.2 % | 1.0 % | 0.4 % | 3.2 % |

| | Mg 279.079 Axial-iFR) | Mn 257.610 Radial-iFR) | Mo 202.030 Axial-iFR) | Na 589.592 Radial-iFR) | Ni 231.604 Axial-iFR) | Pb 220.353 Axial-eUV) | Sb 206.833 Axial-iFR) |
|---|---|---|---|---|---|---|---|
| Concentration average | 26.1080 ppm | 1.4074 ppm | 0.0023 ppm | 4.2018 ppm | 0.0690 ppm | 0.0666 ppm | 0.0014 ppm |
| Concentration per Run | 26.0077 ppm | 1.4116 ppm | 0.0022 ppm | 4.2025 ppm | 0.0693 ppm | 0.0662 ppm | 0.0022 ppm |
| Concentration per Run | 26.1174 ppm | 1.4025 ppm | 0.0022 ppm | 4.2312 ppm | 0.0678 ppm | 0.0664 ppm | 0.0023 ppm |
| Concentration per Run | 26.1990 ppm | 1.4083 ppm | 0.0024 ppm | 4.1715 ppm | 0.0698 ppm | 0.0672 ppm | -0.0005 ppm |
| Concentration RSD | 0.4 % | 0.3 % | 5.9 % | 0.7 % | 1.5 % | 0.8 % | 116.3 % |

| | Se 196.090 Axial-eUV) | Si 212.412 Axial-iFR) | Sn 189.989 Axial-iFR) | Sr 421.552 Radial-iFR) | Ti 334.904 Axial-iFR) | Tl 190.856 Axial-eUV) | V 292.402 Axial-iFR) |
|---|---|---|---|---|---|---|---|
| Concentration average | 0.0021 ppm | 2.6891 ppm | 0.0129 ppm | 0.0527 ppm | 1.1559 ppm | 0.0005 ppm | 0.0819 ppm |
| Concentration per Run | 0.0047 ppm | 2.6830 ppm | 0.0118 ppm | 0.0526 ppm | 1.1448 ppm | -0.0001 ppm | 0.0818 ppm |
| Concentration per Run | 0.0034 ppm | 2.6948 ppm | 0.0138 ppm | 0.0525 ppm | 1.1640 ppm | 0.0003 ppm | 0.0818 ppm |
| Concentration per Run | -0.0017 ppm | 2.6894 ppm | 0.0131 ppm | 0.0529 ppm | 1.1590 ppm | 0.0011 ppm | 0.0821 ppm |
| Concentration RSD | 156.9 % | 0.2 % | 7.7 % | 0.3 % | 0.9 % | 139.4 % | 0.2 % |

| | Zn 206.200 Axial-iFR) | Sc 361.384 Axial-iFR) | Sc 361.384 Radial-iFR) | Sc 227.318 Axial-eUV) | Y 360.073 Axial-iFR) | Y 371.030 Radial-iFR) | Y 224.306 Axial-eUV) |
|---|---|---|---|---|---|---|---|
| Concentration average | 0.1657 ppm | 101.4128 % | 102.4584 % | 95.4228 % | 105.5332 % | 106.4077 % | 103.8434 % |
| Concentration per Run | 0.1652 ppm | 102.2275 % | 103.1885 % | 95.1943 % | 106.3956 % | 107.3620 % | 103.5929 % |
| Concentration per Run | 0.1662 ppm | 101.0939 % | 101.0861 % | 95.8886 % | 105.1044 % | 106.2802 % | 104.3841 % |
| Concentration per Run | 0.1656 ppm | 100.9170 % | 103.1007 % | 95.1855 % | 105.0996 % | 105.5811 % | 103.5533 % |
| Concentration RSD | 0.3 % | 0.7 % | 1.2 % | 0.4 % | 0.7 % | 0.8 % | 0.5 % |

# ICP DataTrace 11

9/11/2025 7:24:09 AM

LabBook: WG2112807_20250910_T11.imexp

Sample: L2554031-03d2 WG2110801
Analysis started at: 9/10/2025 6:45:09 PM
Comment <Comment>
Rack Number 3
Vial Numbers 1

| | Ag 328.068 Axial-iFR) | Al 396.152 Radial-iFR) | As 189.042 Axial-eUV) | B 208.959 Axial-iFR) | Ba 455.403 Radial-iFR) | Be 313.042 Radial-iFR) | Ca 315.887 Radial-iFR) |
|---|---|---|---|---|---|---|---|
| Concentration average | 0.0003 ppm | 6.9713 ppm | 0.0337 ppm | -0.0007 ppm | 0.0670 ppm | 0.0086 ppm | 5.8436 ppm |
| Concentration per Run | 0.0002 ppm | 6.9907 ppm | 0.0364 ppm | -0.0005 ppm | 0.0674 ppm | 0.0087 ppm | 5.8572 ppm |
| Concentration per Run | 0.0002 ppm | 6.9446 ppm | 0.0326 ppm | 0.0002 ppm | 0.0665 ppm | 0.0086 ppm | 5.8232 ppm |
| Concentration per Run | 0.0005 ppm | 6.9786 ppm | 0.0321 ppm | -0.0017 ppm | 0.0671 ppm | 0.0087 ppm | 5.8504 ppm |
| Concentration RSD | 67.8 % | 0.3 % | 7.0 % | 144.9 % | 0.7 % | 0.5 % | 0.3 % |

| | Cd 214.438 Axial-iFR) | Co 228.616 Axial-iFR) | Cr 267.716 Axial-iFR) | Cu 324.754 Axial-iFR) | Fe 259.940 Radial-iFR) | K 766.490 Radial-iFR) | Li 670.776 Radial-iFR) |
|---|---|---|---|---|---|---|---|
| Concentration average | 0.0003 ppm | 0.0117 ppm | 0.0074 ppm | 0.0175 ppm | 71.0711 ppm | 3.8684 ppm | 0.0949 ppm |
| Concentration per Run | 0.0003 ppm | 0.0116 ppm | 0.0073 ppm | 0.0179 ppm | 70.8607 ppm | 3.8793 ppm | 0.0950 ppm |
| Concentration per Run | 0.0002 ppm | 0.0120 ppm | 0.0077 ppm | 0.0171 ppm | 71.2136 ppm | 3.8551 ppm | 0.0947 ppm |
| Concentration per Run | 0.0003 ppm | 0.0115 ppm | 0.0071 ppm | 0.0175 ppm | 71.1391 ppm | 3.8710 ppm | 0.0950 ppm |
| Concentration RSD | 16.8 % | 2.3 % | 4.5 % | 2.3 % | 0.3 % | 0.3 % | 0.2 % |

| | Mg 279.079 Axial-iFR) | Mn 257.610 Radial-iFR) | Mo 202.030 Axial-iFR) | Na 589.592 Radial-iFR) | Ni 231.604 Axial-iFR) | Pb 220.353 Axial-eUV) | Sb 206.833 Axial-iFR) |
|---|---|---|---|---|---|---|---|
| Concentration average | 1.8434 ppm | 3.2314 ppm | 0.0049 ppm | 0.8457 ppm | 0.0175 ppm | 0.1396 ppm | -0.0003 ppm |
| Concentration per Run | 1.8339 ppm | 3.2300 ppm | 0.0049 ppm | 0.8450 ppm | 0.0176 ppm | 0.1388 ppm | 0.0030 ppm |
| Concentration per Run | 1.8727 ppm | 3.2283 ppm | 0.0048 ppm | 0.8488 ppm | 0.0170 ppm | 0.1400 ppm | -0.0013 ppm |
| Concentration per Run | 1.8236 ppm | 3.2357 ppm | 0.0049 ppm | 0.8434 ppm | 0.0180 ppm | 0.1400 ppm | -0.0025 ppm |
| Concentration RSD | 1.4 % | 0.1 % | 1.2 % | 0.3 % | 2.9 % | 0.5 % | 1,058.1 % |

| | Se 196.090 Axial-eUV) | Si 212.412 Axial-iFR) | Sn 189.989 Axial-iFR) | Sr 421.552 Radial-iFR) | Ti 334.904 Axial-iFR) | Tl 190.856 Axial-eUV) | V 292.402 Axial-iFR) |
|---|---|---|---|---|---|---|---|
| Concentration average | -0.0017 ppm | 1.8100 ppm | 0.0059 ppm | 0.0234 ppm | 0.3975 ppm | 0.0007 ppm | 0.0109 ppm |
| Concentration per Run | 0.0000 ppm | 1.8095 ppm | 0.0061 ppm | 0.0236 ppm | 0.3950 ppm | 0.0011 ppm | 0.0108 ppm |
| Concentration per Run | -0.0008 ppm | 1.8196 ppm | 0.0061 ppm | 0.0232 ppm | 0.4043 ppm | 0.0005 ppm | 0.0112 ppm |
| Concentration per Run | -0.0044 ppm | 1.8009 ppm | 0.0054 ppm | 0.0233 ppm | 0.3932 ppm | 0.0006 ppm | 0.0107 ppm |
| Concentration RSD | 136.2 % | 0.5 % | 7.4 % | 0.8 % | 1.5 % | 40.9 % | 2.5 % |

| | Zn 206.200 Axial-iFR) | Sc 361.384 Axial-iFR) | Sc 361.384 Radial-iFR) | Sc 227.318 Axial-eUV) | Y 360.073 Axial-iFR) | Y 371.030 Radial-iFR) | Y 224.306 Axial-eUV) |
|---|---|---|---|---|---|---|---|
| Concentration average | 0.3345 ppm | 102.5450 % | 104.1728 % | 97.6939 % | 115.7667 % | 117.1355 % | 113.9240 % |
| Concentration per Run | 0.3327 ppm | 102.4438 % | 104.3210 % | 97.3324 % | 115.6626 % | 117.5599 % | 113.6443 % |
| Concentration per Run | 0.3369 ppm | 102.0938 % | 104.7765 % | 97.9127 % | 115.6479 % | 117.9647 % | 113.8632 % |
| Concentration per Run | 0.3338 ppm | 103.0975 % | 103.4210 % | 97.8365 % | 115.9897 % | 115.8819 % | 114.2647 % |
| Concentration RSD | 0.7 % | 0.5 % | 0.7 % | 0.3 % | 0.2 % | 0.9 % | 0.3 % |

# ICP DataTrace 11

9/11/2025 7:24:09 AM

LabBook: WG2112807_20250910_T11.imexp

Sample: CCV
Analysis started at: 9/10/2025 6:47:15 PM
Comment <Comment>
Rack Number 0
Vial Numbers 3

| | Ag 328.068 Axial-iFR) | Al 396.152 Radial-iFR) | As 189.042 Axial-eUV) | B 208.959 Axial-iFR) | Ba 455.403 Radial-iFR) | Be 313.042 Radial-iFR) | Ca 315.887 Radial-iFR) |
|---|---|---|---|---|---|---|---|
| Concentration average | 0.5061 ppm | 0.4779 ppm | 0.4840 ppm | 0.4702 ppm | 0.4977 ppm | 0.5169 ppm | 0.4954 ppm |
| Concentration per Run | 0.5083 ppm | 0.4874 ppm | 0.4840 ppm | 0.4732 ppm | 0.4984 ppm | 0.5175 ppm | 0.4949 ppm |
| Concentration per Run | 0.5053 ppm | 0.4806 ppm | 0.4818 ppm | 0.4694 ppm | 0.5004 ppm | 0.5183 ppm | 0.4981 ppm |
| Concentration per Run | 0.5048 ppm | 0.4657 ppm | 0.4862 ppm | 0.4680 ppm | 0.4941 ppm | 0.5149 ppm | 0.4934 ppm |
| Recovery Percentage | 101.222 % | 95.579 % | 96.802 % | 94.045 % | 99.531 % | 103.377 % | 99.089 % |
| Concentration RSD | 0.4 % | 2.3 % | 0.5 % | 0.6 % | 0.6 % | 0.3 % | 0.5 % |

| | Cd 214.438 Axial-iFR) | Co 228.616 Axial-iFR) | Cr 267.716 Axial-iFR) | Cu 324.754 Axial-iFR) | Fe 259.940 Radial-iFR) | K 766.490 Radial-iFR) | Li 670.776 Radial-iFR) |
|---|---|---|---|---|---|---|---|
| Concentration average | 0.4992 ppm | 0.5104 ppm | 0.5084 ppm | 0.5246 ppm | 0.5103 ppm | 5.3021 ppm | 0.5019 ppm |
| Concentration per Run | 0.5017 ppm | 0.5102 ppm | 0.5063 ppm | 0.5243 ppm | 0.5136 ppm | 5.2912 ppm | 0.5057 ppm |
| Concentration per Run | 0.4988 ppm | 0.5114 ppm | 0.5097 ppm | 0.5258 ppm | 0.5065 ppm | 5.3429 ppm | 0.5012 ppm |
| Concentration per Run | 0.4971 ppm | 0.5096 ppm | 0.5091 ppm | 0.5236 ppm | 0.5107 ppm | 5.2724 ppm | 0.4987 ppm |
| Recovery Percentage | 99.838 % | 102.085 % | 101.673 % | 104.912 % | 102.054 % | 106.043 % | 100.375 % |
| Concentration RSD | 0.5 % | 0.2 % | 0.3 % | 0.2 % | 0.7 % | 0.7 % | 0.7 % |

| | Mg 279.079 Axial-iFR) | Mn 257.610 Radial-iFR) | Mo 202.030 Axial-iFR) | Na 589.592 Radial-iFR) | Ni 231.604 Axial-iFR) | Pb 220.353 Axial-eUV) | Sb 206.833 Axial-iFR) |
|---|---|---|---|---|---|---|---|
| Concentration average | 0.5084 ppm | 0.5151 ppm | 0.4853 ppm | 10.1964 ppm | 0.5155 ppm | 0.5117 ppm | 0.5092 ppm |
| Concentration per Run | 0.5131 ppm | 0.5170 ppm | 0.4884 ppm | 10.2223 ppm | 0.5174 ppm | 0.5124 ppm | 0.5124 ppm |
| Concentration per Run | 0.5045 ppm | 0.5156 ppm | 0.4839 ppm | 10.2411 ppm | 0.5160 ppm | 0.5162 ppm | 0.5095 ppm |
| Concentration per Run | 0.5077 ppm | 0.5127 ppm | 0.4837 ppm | 10.1258 ppm | 0.5130 ppm | 0.5067 ppm | 0.5058 ppm |
| Recovery Percentage | 101.685 % | 103.025 % | 97.070 % | 101.964 % | 103.092 % | 102.349 % | 101.843 % |
| Concentration RSD | 0.9 % | 0.4 % | 0.5 % | 0.6 % | 0.4 % | 0.9 % | 0.6 % |

| | Se 196.090 Axial-eUV) | Si 212.412 Axial-iFR) | Sn 189.989 Axial-iFR) | Sr 421.552 Radial-iFR) | Ti 334.904 Axial-iFR) | Tl 190.856 Axial-eUV) | V 292.402 Axial-iFR) |
|---|---|---|---|---|---|---|---|
| Concentration average | 0.4781 ppm | 5.3313 ppm | 0.4873 ppm | 0.4980 ppm | 0.5011 ppm | 0.4837 ppm | 0.5166 ppm |
| Concentration per Run | 0.4773 ppm | 5.3533 ppm | 0.4891 ppm | 0.4989 ppm | 0.5059 ppm | 0.4837 ppm | 0.5179 ppm |
| Concentration per Run | 0.4763 ppm | 5.3210 ppm | 0.4904 ppm | 0.5008 ppm | 0.4986 ppm | 0.4847 ppm | 0.5161 ppm |
| Concentration per Run | 0.4805 ppm | 5.3197 ppm | 0.4825 ppm | 0.4944 ppm | 0.4989 ppm | 0.4827 ppm | 0.5160 ppm |
| Recovery Percentage | 95.614 % | 101.549 % | 97.465 % | 99.609 % | 100.229 % | 96.739 % | 103.330 % |
| Concentration RSD | 0.5 % | 0.4 % | 0.9 % | 0.7 % | 0.8 % | 0.2 % | 0.2 % |

| | Zn 206.200 Axial-iFR) | Sc 361.384 Axial-iFR) | Sc 361.384 Radial-iFR) | Sc 227.318 Axial-eUV) | Y 360.073 Axial-iFR) | Y 371.030 Radial-iFR) | Y 224.306 Axial-eUV) |
|---|---|---|---|---|---|---|---|
| Concentration average | 0.4799 ppm | 101.1190 % | 102.1419 % | 98.5518 % | 99.6453 % | 100.4002 % | 97.9409 % |
| Concentration per Run | 0.4819 ppm | 101.1449 % | 101.4305 % | 99.1240 % | 99.4185 % | 100.3018 % | 98.6759 % |
| Concentration per Run | 0.4790 ppm | 100.9427 % | 102.4630 % | 97.9708 % | 99.6399 % | 100.6732 % | 97.3329 % |
| Concentration per Run | 0.4788 ppm | 101.2695 % | 102.5321 % | 98.5605 % | 99.8775 % | 100.2256 % | 97.8141 % |
| Recovery Percentage | 95.986 % | | | | | | |
| Concentration RSD | 0.4 % | 0.2 % | 0.6 % | 0.6 % | 0.2 % | 0.2 % | 0.7 % |

# ICP DataTrace 11

9/11/2025 7:24:09 AM

LabBook: WG2112807_20250910_T11.imexp

Sample: CCB
Analysis started at: 9/10/2025 6:49:21 PM
Comment <Comment>
Rack Number 0
Vial Numbers 4

| | Ag 328.068 Axial-iFR) | Al 396.152 Radial-iFR) | As 189.042 Axial-eUV) | B 208.959 Axial-iFR) | Ba 455.403 Radial-iFR) | Be 313.042 Radial-iFR) | Ca 315.887 Radial-iFR) |
|---|---|---|---|---|---|---|---|
| Concentration average | 0.0001 ppm | 0.0032 ppm | -0.0017 ppm | -0.0016 ppm | 0.0000 ppm | 0.0000 ppm | 0.0006 ppm |
| Concentration per Run | -0.0001 ppm | -0.0017 ppm | -0.0010 ppm | -0.0008 ppm | 0.0001 ppm | 0.0000 ppm | 0.0015 ppm |
| Concentration per Run | -0.0001 ppm | 0.0011 ppm | -0.0017 ppm | -0.0016 ppm | -0.0002 ppm | 0.0000 ppm | 0.0007 ppm |
| Concentration per Run | 0.0005 ppm | 0.0103 ppm | -0.0023 ppm | -0.0023 ppm | 0.0001 ppm | 0.0000 ppm | -0.0003 ppm |
| Recovery Percentage | 1.571 % | 3.202 % | -33.429 % | -5.252 % | -0.018 % | 0.219 % | 0.641 % |
| Concentration RSD | 280.6 % | 195.7 % | 36.9 % | 48.3 % | 7,310.5 % | 40.9 % | 143.6 % |

| | Cd 214.438 Axial-iFR) | Co 228.616 Axial-iFR) | Cr 267.716 Axial-iFR) | Cu 324.754 Axial-iFR) | Fe 259.940 Radial-iFR) | K 766.490 Radial-iFR) | Li 670.776 Radial-iFR) |
|---|---|---|---|---|---|---|---|
| Concentration average | 0.0000 ppm | -0.0003 ppm | 0.0003 ppm | 0.0000 ppm | 0.0014 ppm | 0.0012 ppm | -0.0020 ppm |
| Concentration per Run | 0.0001 ppm | -0.0002 ppm | 0.0004 ppm | 0.0001 ppm | 0.0020 ppm | 0.0227 ppm | -0.0039 ppm |
| Concentration per Run | -0.0001 ppm | -0.0003 ppm | 0.0001 ppm | -0.0003 ppm | 0.0000 ppm | 0.0016 ppm | -0.0017 ppm |
| Concentration per Run | 0.0000 ppm | -0.0004 ppm | 0.0003 ppm | 0.0001 ppm | 0.0020 ppm | -0.0207 ppm | -0.0005 ppm |
| Recovery Percentage | -0.338 % | -1.585 % | 2.730 % | -0.403 % | 2.746 % | 0.048 % | -39.917 % |
| Concentration RSD | 610.4 % | 27.7 % | 59.6 % | 506.9 % | 83.7 % | 1,798.5 % | 86.2 % |

| | Mg 279.079 Axial-iFR) | Mn 257.610 Radial-iFR) | Mo 202.030 Axial-iFR) | Na 589.592 Radial-iFR) | Ni 231.604 Axial-iFR) | Pb 220.353 Axial-eUV) | Sb 206.833 Axial-iFR) |
|---|---|---|---|---|---|---|---|
| Concentration average | 0.0006 ppm | -0.0002 ppm | 0.0001 ppm | -0.0012 ppm | -0.0012 ppm | -0.0004 ppm | 0.0025 ppm |
| Concentration per Run | 0.0004 ppm | -0.0005 ppm | 0.0002 ppm | -0.0047 ppm | -0.0005 ppm | -0.0011 ppm | 0.0022 ppm |
| Concentration per Run | 0.0010 ppm | -0.0001 ppm | 0.0004 ppm | -0.0016 ppm | -0.0015 ppm | -0.0011 ppm | 0.0046 ppm |
| Concentration per Run | 0.0003 ppm | -0.0001 ppm | -0.0004 ppm | 0.0026 ppm | -0.0014 ppm | 0.0011 ppm | 0.0007 ppm |
| Recovery Percentage | 0.554 % | -2.391 % | 0.150 % | -0.062 % | -4.635 % | -3.521 % | 5.016 % |
| Concentration RSD | 62.7 % | 79.9 % | 581.7 % | 296.0 % | 48.4 % | 347.9 % | 79.0 % |

| | Se 196.090 Axial-eUV) | Si 212.412 Axial-iFR) | Sn 189.989 Axial-iFR) | Sr 421.552 Radial-iFR) | Ti 334.904 Axial-iFR) | Tl 190.856 Axial-eUV) | V 292.402 Axial-iFR) |
|---|---|---|---|---|---|---|---|
| Concentration average | 0.0020 ppm | 0.0000 ppm | -0.0004 ppm | 0.0001 ppm | -0.0006 ppm | 0.0011 ppm | 0.0001 ppm |
| Concentration per Run | 0.0033 ppm | 0.0011 ppm | 0.0005 ppm | 0.0001 ppm | -0.0008 ppm | 0.0005 ppm | 0.0001 ppm |
| Concentration per Run | 0.0017 ppm | -0.0011 ppm | -0.0011 ppm | 0.0000 ppm | -0.0006 ppm | 0.0022 ppm | 0.0001 ppm |
| Concentration per Run | 0.0010 ppm | 0.0001 ppm | -0.0007 ppm | 0.0001 ppm | -0.0004 ppm | 0.0007 ppm | 0.0001 ppm |
| Recovery Percentage | 19.884 % | 0.002 % | -0.869 % | 0.578 % | -6.148 % | 5.697 % | 1.182 % |
| Concentration RSD | 58.1 % | 13,196.1 % | 190.7 % | 81.2 % | 36.7 % | 81.8 % | 14.9 % |

| | Zn 206.200 Axial-iFR) | Sc 361.384 Axial-iFR) | Sc 361.384 Radial-iFR) | Sc 227.318 Axial-eUV) | Y 360.073 Axial-iFR) | Y 371.030 Radial-iFR) | Y 224.306 Axial-eUV) |
|---|---|---|---|---|---|---|---|
| Concentration average | 0.0004 ppm | 99.1776 % | 100.4215 % | 96.6384 % | 99.6219 % | 99.1003 % | 97.6170 % |
| Concentration per Run | 0.0005 ppm | 99.4286 % | 100.9951 % | 96.4318 % | 99.9710 % | 100.2459 % | 97.6237 % |
| Concentration per Run | 0.0005 ppm | 98.9874 % | 99.7094 % | 96.7836 % | 99.2290 % | 98.2816 % | 97.6692 % |
| Concentration per Run | 0.0003 ppm | 99.1168 % | 100.5601 % | 96.6997 % | 99.6659 % | 98.7735 % | 97.5579 % |
| Recovery Percentage | 8.493 % | | | | | | |
| Concentration RSD | 32.6 % | 0.2 % | 0.7 % | 0.2 % | 0.4 % | 1.0 % | 0.1 % |

# ICP DataTrace 11

9/11/2025 7:24:09 AM

LabBook: WG2112807_20250910_T11.imexp

Sample: L2550767-01d2 WG2111128
Analysis started at: 9/10/2025 7:54:45 PM
Comment <Comment>
Rack Number 3
Vial Numbers 2

| | Ag 328.068 Axial-iFR) | Al 396.152 Radial-iFR) | As 189.042 Axial-eUV) | B 208.959 Axial-iFR) | Ba 455.403 Radial-iFR) | Be 313.042 Radial-iFR) | Ca 315.887 Radial-iFR) |
|---|---|---|---|---|---|---|---|
| Concentration average | 0.0972 ppm | 13.3446 ppm | 0.0230 ppm | 0.3423 ppm | 1.1966 ppm | 0.0004 ppm | 21.0717 ppm |
| Concentration per Run | 0.0965 ppm | 13.3640 ppm | 0.0226 ppm | 0.3419 ppm | 1.1983 ppm | 0.0004 ppm | 20.9294 ppm |
| Concentration per Run | 0.0981 ppm | 13.3862 ppm | 0.0236 ppm | 0.3427 ppm | 1.2003 ppm | 0.0005 ppm | 21.2622 ppm |
| Concentration per Run | 0.0971 ppm | 13.2837 ppm | 0.0228 ppm | 0.3424 ppm | 1.1913 ppm | 0.0004 ppm | 21.0236 ppm |
| Concentration RSD | 0.8 % | 0.4 % | 2.2 % | 0.1 % | 0.4 % | 9.3 % | 0.8 % |

| | Cd 214.438 Axial-iFR) | Co 228.616 Axial-iFR) | Cr 267.716 Axial-iFR) | Cu 324.754 Axial-iFR) | Fe 259.940 Radial-iFR) | K 766.490 Radial-iFR) | Li 670.776 Radial-iFR) |
|---|---|---|---|---|---|---|---|
| Concentration average | 0.0000 ppm | 0.0241 ppm | 0.0361 ppm | 3.5248 ppm | 47.5252 ppm | 9.7547 ppm | 0.0205 ppm |
| Concentration per Run | 0.0000 ppm | 0.0238 ppm | 0.0361 ppm | 3.5247 ppm | 47.5900 ppm | 9.7914 ppm | 0.0223 ppm |
| Concentration per Run | 0.0000 ppm | 0.0244 ppm | 0.0365 ppm | 3.5258 ppm | 47.3906 ppm | 9.7734 ppm | 0.0190 ppm |
| Concentration per Run | 0.0000 ppm | 0.0239 ppm | 0.0357 ppm | 3.5240 ppm | 47.5951 ppm | 9.6994 ppm | 0.0202 ppm |
| Concentration RSD | 638.2 % | 1.2 % | 1.1 % | 0.0 % | 0.2 % | 0.5 % | 8.0 % |

| | Mg 279.079 Axial-iFR) | Mn 257.610 Radial-iFR) | Mo 202.030 Axial-iFR) | Na 589.592 Radial-iFR) | Ni 231.604 Axial-iFR) | Pb 220.353 Axial-eUV) | Sb 206.833 Axial-iFR) |
|---|---|---|---|---|---|---|---|
| Concentration average | 2.9138 ppm | 0.2840 ppm | 0.0043 ppm | 6.0207 ppm | 0.7390 ppm | **156.8067 ppm** | 0.0037 ppm |
| Concentration per Run | 2.9089 ppm | 0.2859 ppm | 0.0047 ppm | 6.0726 ppm | 0.7405 ppm | 156.9603 ppm | 0.0016 ppm |
| Concentration per Run | 2.9403 ppm | 0.2843 ppm | 0.0040 ppm | 6.0383 ppm | 0.7397 ppm | 156.9540 ppm | 0.0069 ppm |
| Concentration per Run | 2.8923 ppm | 0.2818 ppm | 0.0043 ppm | 5.9511 ppm | 0.7368 ppm | 156.5057 ppm | 0.0025 ppm |
| Concentration RSD | 0.8 % | 0.7 % | 7.6 % | 1.0 % | 0.3 % | 0.2 % | 78.0 % |

| | Se 196.090 Axial-eUV) | Si 212.412 Axial-iFR) | Sn 189.989 Axial-iFR) | Sr 421.552 Radial-iFR) | Ti 334.904 Axial-iFR) | Tl 190.856 Axial-eUV) | V 292.402 Axial-iFR) |
|---|---|---|---|---|---|---|---|
| Concentration average | 0.0022 ppm | 2.9010 ppm | 13.2658 ppm | 0.5291 ppm | 2.3142 ppm | 0.0000 ppm | 0.0454 ppm |
| Concentration per Run | 0.0039 ppm | 2.8996 ppm | 13.1892 ppm | 0.5279 ppm | 2.2990 ppm | -0.0007 ppm | 0.0454 ppm |
| Concentration per Run | 0.0033 ppm | 2.9125 ppm | 13.2799 ppm | 0.5321 ppm | 2.3313 ppm | 0.0013 ppm | 0.0457 ppm |
| Concentration per Run | -0.0007 ppm | 2.8909 ppm | 13.3284 ppm | 0.5273 ppm | 2.3124 ppm | -0.0005 ppm | 0.0450 ppm |
| Concentration RSD | 115.1 % | 0.4 % | 0.5 % | 0.5 % | 0.7 % | 2,614.8 % | 0.7 % |

| | Zn 206.200 Axial-iFR) | Sc 361.384 Axial-iFR) | Sc 361.384 Radial-iFR) | Sc 227.318 Axial-eUV) | Y 360.073 Axial-iFR) | Y 371.030 Radial-iFR) | Y 224.306 Axial-eUV) |
|---|---|---|---|---|---|---|---|
| Concentration average | 0.7194 ppm | 101.5914 % | 105.6880 % | 95.8506 % | 99.8592 % | 102.8576 % | 98.1981 % |
| Concentration per Run | 0.7201 ppm | 101.2594 % | 105.2745 % | 95.4512 % | 99.5187 % | 104.3373 % | 97.9252 % |
| Concentration per Run | 0.7191 ppm | 101.5964 % | 105.4265 % | 96.0353 % | 99.8456 % | 102.5439 % | 98.2369 % |
| Concentration per Run | 0.7188 ppm | 101.9184 % | 106.3629 % | 96.0653 % | 100.2132 % | 101.6916 % | 98.4322 % |
| Concentration RSD | 0.1 % | 0.3 % | 0.6 % | 0.4 % | 0.3 % | 1.3 % | 0.3 % |

# ICP DataTrace 11

9/11/2025 7:24:09 AM

LabBook: WG2112807_20250910_T11.imexp

Sample: L2550767-02d2 WG2111128
Analysis started at: 9/10/2025 7:57:02 PM
Comment <Comment>
Rack Number 3
Vial Numbers 3

| | Ag 328.068 Axial-iFR) | Al 396.152 Radial-iFR) | As 189.042 Axial-eUV) | B 208.959 Axial-iFR) | Ba 455.403 Radial-iFR) | Be 313.042 Radial-iFR) | Ca 315.887 Radial-iFR) |
|---|---|---|---|---|---|---|---|
| Concentration average | -0.0002 ppm | 70.7771 ppm | 0.0252 ppm | -0.0009 ppm | 0.1376 ppm | 0.0058 ppm | 5.1885 ppm |
| Concentration per Run | -0.0001 ppm | 70.7776 ppm | 0.0251 ppm | -0.0015 ppm | 0.1376 ppm | 0.0058 ppm | 5.1956 ppm |
| Concentration per Run | -0.0004 ppm | 70.7238 ppm | 0.0245 ppm | -0.0003 ppm | 0.1377 ppm | 0.0058 ppm | 5.1725 ppm |
| Concentration per Run | 0.0000 ppm | 70.8299 ppm | 0.0261 ppm | -0.0010 ppm | 0.1375 ppm | 0.0057 ppm | 5.1973 ppm |
| Concentration RSD | 131.6 % | 0.1 % | 3.3 % | 65.8 % | 0.1 % | 0.8 % | 0.3 % |

| | Cd 214.438 Axial-iFR) | Co 228.616 Axial-iFR) | Cr 267.716 Axial-iFR) | Cu 324.754 Axial-iFR) | Fe 259.940 Radial-iFR) | K 766.490 Radial-iFR) | Li 670.776 Radial-iFR) |
|---|---|---|---|---|---|---|---|
| Concentration average | 0.0005 ppm | 0.0287 ppm | 0.0878 ppm | 0.1203 ppm | 108.5930 ppm | 8.4736 ppm | 0.1403 ppm |
| Concentration per Run | 0.0006 ppm | 0.0287 ppm | 0.0875 ppm | 0.1203 ppm | 108.9127 ppm | 8.4779 ppm | 0.1399 ppm |
| Concentration per Run | 0.0005 ppm | 0.0288 ppm | 0.0875 ppm | 0.1204 ppm | 108.9402 ppm | 8.4752 ppm | 0.1408 ppm |
| Concentration per Run | 0.0004 ppm | 0.0286 ppm | 0.0883 ppm | 0.1202 ppm | 107.9260 ppm | 8.4678 ppm | 0.1403 ppm |
| Concentration RSD | 13.4 % | 0.5 % | 0.6 % | 0.1 % | 0.5 % | 0.1 % | 0.3 % |

| | Mg 279.079 Axial-iFR) | Mn 257.610 Radial-iFR) | Mo 202.030 Axial-iFR) | Na 589.592 Radial-iFR) | Ni 231.604 Axial-iFR) | Pb 220.353 Axial-eUV) | Sb 206.833 Axial-iFR) |
|---|---|---|---|---|---|---|---|
| Concentration average | 13.6565 ppm | 1.8302 ppm | 0.0112 ppm | 0.5771 ppm | 0.0452 ppm | 0.0899 ppm | -0.0011 ppm |
| Concentration per Run | 13.6454 ppm | 1.8324 ppm | 0.0112 ppm | 0.5759 ppm | 0.0456 ppm | 0.0902 ppm | 0.0005 ppm |
| Concentration per Run | 13.5712 ppm | 1.8206 ppm | 0.0114 ppm | 0.5806 ppm | 0.0457 ppm | 0.0890 ppm | 0.0002 ppm |
| Concentration per Run | 13.7530 ppm | 1.8377 ppm | 0.0112 ppm | 0.5749 ppm | 0.0442 ppm | 0.0903 ppm | -0.0039 ppm |
| Concentration RSD | 0.7 % | 0.5 % | 0.9 % | 0.5 % | 1.9 % | 0.8 % | 228.1 % |

| | Se 196.090 Axial-eUV) | Si 212.412 Axial-iFR) | Sn 189.989 Axial-iFR) | Sr 421.552 Radial-iFR) | Ti 334.904 Axial-iFR) | Tl 190.856 Axial-eUV) | V 292.402 Axial-iFR) |
|---|---|---|---|---|---|---|---|
| Concentration average | 0.0037 ppm | 3.5376 ppm | 0.0159 ppm | 0.0140 ppm | 3.3274 ppm | 0.0005 ppm | 0.1203 ppm |
| Concentration per Run | -0.0007 ppm | 3.5343 ppm | 0.0164 ppm | 0.0142 ppm | 3.3269 ppm | 0.0014 ppm | 0.1204 ppm |
| Concentration per Run | 0.0048 ppm | 3.5229 ppm | 0.0160 ppm | 0.0140 ppm | 3.3115 ppm | -0.0003 ppm | 0.1196 ppm |
| Concentration per Run | 0.0071 ppm | 3.5556 ppm | 0.0154 ppm | 0.0139 ppm | 3.3438 ppm | 0.0003 ppm | 0.1208 ppm |
| Concentration RSD | 108.8 % | 0.5 % | 3.1 % | 1.1 % | 0.5 % | 183.7 % | 0.5 % |

| | Zn 206.200 Axial-iFR) | Sc 361.384 Axial-iFR) | Sc 361.384 Radial-iFR) | Sc 227.318 Axial-eUV) | Y 360.073 Axial-iFR) | Y 371.030 Radial-iFR) | Y 224.306 Axial-eUV) |
|---|---|---|---|---|---|---|---|
| Concentration average | 0.3036 ppm | 102.4105 % | 106.3173 % | 96.2659 % | 124.1271 % | 128.4648 % | 124.1490 % |
| Concentration per Run | 0.3029 ppm | 102.6640 % | 106.3530 % | 96.3466 % | 124.5850 % | 129.0961 % | 124.4354 % |
| Concentration per Run | 0.3020 ppm | 102.1728 % | 107.0276 % | 95.8389 % | 123.5085 % | 129.4536 % | 123.1556 % |
| Concentration per Run | 0.3059 ppm | 102.3949 % | 105.5714 % | 96.6123 % | 124.2878 % | 126.8448 % | 124.8560 % |
| Concentration RSD | 0.7 % | 0.2 % | 0.7 % | 0.4 % | 0.4 % | 1.1 % | 0.7 % |

# ICP DataTrace 11

9/11/2025 7:24:09 AM

LabBook: WG2112807_20250910_T11.imexp

Sample: L2554194-01d10 WG2111128
Analysis started at: 9/10/2025 7:59:08 PM
Comment <Comment>
Rack Number 3
Vial Numbers 4

| | Ag 328.068 Axial-iFR) | Al 396.152 Radial-iFR) | As 189.042 Axial-eUV) | B 208.959 Axial-iFR) | Ba 455.403 Radial-iFR) | Be 313.042 Radial-iFR) | Ca 315.887 Radial-iFR) |
|---|---|---|---|---|---|---|---|
| Concentration average | 0.0019 ppm | 12.0014 ppm | 0.0172 ppm | 0.0191 ppm | 0.2909 ppm | 0.0013 ppm | 69.7419 ppm |
| Concentration per Run | 0.0017 ppm | 12.4159 ppm | 0.0185 ppm | 0.0203 ppm | 0.3000 ppm | 0.0013 ppm | 72.2679 ppm |
| Concentration per Run | 0.0025 ppm | 11.7683 ppm | 0.0158 ppm | 0.0167 ppm | 0.2847 ppm | 0.0013 ppm | 68.3557 ppm |
| Concentration per Run | 0.0017 ppm | 11.8200 ppm | 0.0174 ppm | 0.0203 ppm | 0.2879 ppm | 0.0013 ppm | 68.6020 ppm |
| Concentration RSD | 22.8 % | 3.0 % | 7.7 % | 11.0 % | 2.8 % | 2.3 % | 3.1 % |

| | Cd 214.438 Axial-iFR) | Co 228.616 Axial-iFR) | Cr 267.716 Axial-iFR) | Cu 324.754 Axial-iFR) | Fe 259.940 Radial-iFR) | K 766.490 Radial-iFR) | Li 670.776 Radial-iFR) |
|---|---|---|---|---|---|---|---|
| Concentration average | 0.0026 ppm | 0.0123 ppm | 0.4695 ppm | 0.2431 ppm | 105.4216 ppm | 0.8868 ppm | 0.0091 ppm |
| Concentration per Run | 0.0025 ppm | 0.0119 ppm | 0.4667 ppm | 0.2415 ppm | 109.5329 ppm | 0.9323 ppm | 0.0113 ppm |
| Concentration per Run | 0.0026 ppm | 0.0119 ppm | 0.4697 ppm | 0.2432 ppm | 103.2992 ppm | 0.8582 ppm | 0.0073 ppm |
| Concentration per Run | 0.0028 ppm | 0.0130 ppm | 0.4720 ppm | 0.2447 ppm | 103.4327 ppm | 0.8700 ppm | 0.0088 ppm |
| Concentration RSD | 5.4 % | 5.1 % | 0.6 % | 0.7 % | 3.4 % | 4.5 % | 22.1 % |

| | Mg 279.079 Axial-iFR) | Mn 257.610 Radial-iFR) | Mo 202.030 Axial-iFR) | Na 589.592 Radial-iFR) | Ni 231.604 Axial-iFR) | Pb 220.353 Axial-eUV) | Sb 206.833 Axial-iFR) |
|---|---|---|---|---|---|---|---|
| Concentration average | 8.4454 ppm | 14.7294 ppm | 0.0382 ppm | 0.3838 ppm | 0.1829 ppm | 0.2276 ppm | 0.0042 ppm |
| Concentration per Run | 8.4671 ppm | 15.2438 ppm | 0.0384 ppm | 0.3939 ppm | 0.1826 ppm | 0.2259 ppm | 0.0051 ppm |
| Concentration per Run | 8.3836 ppm | 14.4431 ppm | 0.0380 ppm | 0.3817 ppm | 0.1824 ppm | 0.2292 ppm | 0.0037 ppm |
| Concentration per Run | 8.4854 ppm | 14.5014 ppm | 0.0383 ppm | 0.3758 ppm | 0.1839 ppm | 0.2278 ppm | 0.0038 ppm |
| Concentration RSD | 0.6 % | 3.0 % | 0.5 % | 2.4 % | 0.4 % | 0.7 % | 18.8 % |

| | Se 196.090 Axial-eUV) | Si 212.412 Axial-iFR) | Sn 189.989 Axial-iFR) | Sr 421.552 Radial-iFR) | Ti 334.904 Axial-iFR) | Tl 190.856 Axial-eUV) | V 292.402 Axial-iFR) |
|---|---|---|---|---|---|---|---|
| Concentration average | 0.0003 ppm | 1.9175 ppm | 0.0135 ppm | 0.1610 ppm | 0.2885 ppm | -0.0006 ppm | 0.0864 ppm |
| Concentration per Run | 0.0001 ppm | 1.9025 ppm | 0.0134 ppm | 0.1663 ppm | 0.2873 ppm | 0.0000 ppm | 0.0859 ppm |
| Concentration per Run | 0.0012 ppm | 1.9193 ppm | 0.0127 ppm | 0.1580 ppm | 0.2882 ppm | -0.0005 ppm | 0.0861 ppm |
| Concentration per Run | -0.0003 ppm | 1.9308 ppm | 0.0144 ppm | 0.1588 ppm | 0.2899 ppm | -0.0012 ppm | 0.0873 ppm |
| Concentration RSD | 263.2 % | 0.7 % | 6.4 % | 2.8 % | 0.5 % | 100.8 % | 0.9 % |

| | Zn 206.200 Axial-iFR) | Sc 361.384 Axial-iFR) | Sc 361.384 Radial-iFR) | Sc 227.318 Axial-eUV) | Y 360.073 Axial-iFR) | Y 371.030 Radial-iFR) | Y 224.306 Axial-eUV) |
|---|---|---|---|---|---|---|---|
| Concentration average | 1.1104 ppm | 99.4866 % | 101.4989 % | 94.0106 % | 100.5786 % | 101.2689 % | 99.2293 % |
| Concentration per Run | 1.1017 ppm | 99.7885 % | 98.3632 % | 94.3808 % | 101.2598 % | 97.2705 % | 99.1136 % |
| Concentration per Run | 1.1126 ppm | 99.7867 % | 103.3132 % | 93.7741 % | 100.8422 % | 102.9936 % | 99.1142 % |
| Concentration per Run | 1.1169 ppm | 98.8845 % | 102.8202 % | 93.8770 % | 99.6337 % | 103.5426 % | 99.4600 % |
| Concentration RSD | 0.7 % | 0.5 % | 2.7 % | 0.3 % | 0.8 % | 3.4 % | 0.2 % |

# ICP DataTrace 11

9/11/2025 7:24:09 AM

LabBook: WG2112807_20250910_T11.imexp

Sample: L2554194-02d10 WG2111128
Analysis started at: 9/10/2025 8:01:14 PM
Comment <Comment>
Rack Number 3
Vial Numbers 5

| | Ag 328.068 Axial-iFR) | Al 396.152 Radial-iFR) | As 189.042 Axial-eUV) | B 208.959 Axial-iFR) | Ba 455.403 Radial-iFR) | Be 313.042 Radial-iFR) | Ca 315.887 Radial-iFR) |
|---|---|---|---|---|---|---|---|
| Concentration average | 0.0012 ppm | 10.2052 ppm | 0.0289 ppm | 0.0101 ppm | 0.1959 ppm | 0.0010 ppm | 37.1055 ppm |
| Concentration per Run | 0.0014 ppm | 10.1886 ppm | 0.0266 ppm | 0.0099 ppm | 0.1946 ppm | 0.0010 ppm | 36.9599 ppm |
| Concentration per Run | 0.0014 ppm | 10.2184 ppm | 0.0296 ppm | 0.0098 ppm | 0.1965 ppm | 0.0009 ppm | 37.1679 ppm |
| Concentration per Run | 0.0010 ppm | 10.2087 ppm | 0.0306 ppm | 0.0108 ppm | 0.1965 ppm | 0.0010 ppm | 37.1888 ppm |
| Concentration RSD | 18.7 % | 0.1 % | 7.2 % | 5.7 % | 0.6 % | 5.5 % | 0.3 % |

| | Cd 214.438 Axial-iFR) | Co 228.616 Axial-iFR) | Cr 267.716 Axial-iFR) | Cu 324.754 Axial-iFR) | Fe 259.940 Radial-iFR) | K 766.490 Radial-iFR) | Li 670.776 Radial-iFR) |
|---|---|---|---|---|---|---|---|
| Concentration average | 0.0062 ppm | 0.0135 ppm | 0.2586 ppm | 0.4253 ppm | 111.2113 ppm | 0.7860 ppm | 0.0093 ppm |
| Concentration per Run | 0.0063 ppm | 0.0132 ppm | 0.2583 ppm | 0.4255 ppm | 111.0089 ppm | 0.7596 ppm | 0.0087 ppm |
| Concentration per Run | 0.0062 ppm | 0.0136 ppm | 0.2584 ppm | 0.4252 ppm | 111.1657 ppm | 0.8052 ppm | 0.0091 ppm |
| Concentration per Run | 0.0062 ppm | 0.0135 ppm | 0.2589 ppm | 0.4251 ppm | 111.4593 ppm | 0.7931 ppm | 0.0102 ppm |
| Concentration RSD | 1.2 % | 1.6 % | 0.1 % | 0.1 % | 0.2 % | 3.0 % | 8.2 % |

| | Mg 279.079 Axial-iFR) | Mn 257.610 Radial-iFR) | Mo 202.030 Axial-iFR) | Na 589.592 Radial-iFR) | Ni 231.604 Axial-iFR) | Pb 220.353 Axial-eUV) | Sb 206.833 Axial-iFR) |
|---|---|---|---|---|---|---|---|
| Concentration average | 4.2491 ppm | 4.1086 ppm | 0.0443 ppm | 0.1788 ppm | 0.1427 ppm | 0.4026 ppm | 0.0005 ppm |
| Concentration per Run | 4.2816 ppm | 4.0936 ppm | 0.0446 ppm | 0.1768 ppm | 0.1432 ppm | 0.3999 ppm | 0.0018 ppm |
| Concentration per Run | 4.2400 ppm | 4.1188 ppm | 0.0444 ppm | 0.1799 ppm | 0.1422 ppm | 0.4042 ppm | 0.0008 ppm |
| Concentration per Run | 4.2257 ppm | 4.1133 ppm | 0.0440 ppm | 0.1796 ppm | 0.1427 ppm | 0.4038 ppm | -0.0009 ppm |
| Concentration RSD | 0.7 % | 0.3 % | 0.7 % | 1.0 % | 0.3 % | 0.6 % | 249.8 % |

| | Se 196.090 Axial-eUV) | Si 212.412 Axial-iFR) | Sn 189.989 Axial-iFR) | Sr 421.552 Radial-iFR) | Ti 334.904 Axial-iFR) | Tl 190.856 Axial-eUV) | V 292.402 Axial-iFR) |
|---|---|---|---|---|---|---|---|
| Concentration average | 0.0014 ppm | 1.2951 ppm | 0.0259 ppm | 0.1057 ppm | 0.1394 ppm | 0.0004 ppm | 0.0408 ppm |
| Concentration per Run | 0.0024 ppm | 1.2999 ppm | 0.0254 ppm | 0.1051 ppm | 0.1399 ppm | 0.0001 ppm | 0.0408 ppm |
| Concentration per Run | -0.0012 ppm | 1.2924 ppm | 0.0249 ppm | 0.1059 ppm | 0.1396 ppm | -0.0013 ppm | 0.0406 ppm |
| Concentration per Run | 0.0031 ppm | 1.2930 ppm | 0.0274 ppm | 0.1062 ppm | 0.1387 ppm | 0.0025 ppm | 0.0408 ppm |
| Concentration RSD | 160.9 % | 0.3 % | 5.1 % | 0.5 % | 0.5 % | 429.6 % | 0.4 % |

| | Zn 206.200 Axial-iFR) | Sc 361.384 Axial-iFR) | Sc 361.384 Radial-iFR) | Sc 227.318 Axial-eUV) | Y 360.073 Axial-iFR) | Y 371.030 Radial-iFR) | Y 224.306 Axial-eUV) |
|---|---|---|---|---|---|---|---|
| Concentration average | 1.2858 ppm | 99.6609 % | 101.7895 % | 94.4755 % | 99.7213 % | 101.9826 % | 98.5686 % |
| Concentration per Run | 1.2893 ppm | 99.0850 % | 102.5576 % | 93.9157 % | 99.2146 % | 102.4749 % | 97.9194 % |
| Concentration per Run | 1.2857 ppm | 100.2540 % | 101.4618 % | 94.9630 % | 100.3179 % | 101.9597 % | 99.2970 % |
| Concentration per Run | 1.2825 ppm | 99.6437 % | 101.3493 % | 94.5479 % | 99.6314 % | 101.5131 % | 98.4895 % |
| Concentration RSD | 0.3 % | 0.6 % | 0.7 % | 0.6 % | 0.6 % | 0.5 % | 0.7 % |

# ICP DataTrace 11

9/11/2025 7:24:09 AM

LabBook: WG2112807_20250910_T11.imexp

Sample: L2555396-01d2 WG2111128
Analysis started at: 9/10/2025 8:03:20 PM
Comment <Comment>
Rack Number 3
Vial Numbers 6

| | Ag 328.068 Axial-iFR) | Al 396.152 Radial-iFR) | As 189.042 Axial-eUV) | B 208.959 Axial-iFR) | Ba 455.403 Radial-iFR) | Be 313.042 Radial-iFR) | Ca 315.887 Radial-iFR) |
|---|---|---|---|---|---|---|---|
| Concentration average | 0.0018 ppm | 65.8475 ppm | 0.0944 ppm | 0.0003 ppm | 0.2023 ppm | 0.0037 ppm | 14.4651 ppm |
| Concentration per Run | 0.0018 ppm | 65.9274 ppm | 0.0942 ppm | -0.0015 ppm | 0.2024 ppm | 0.0037 ppm | 14.4587 ppm |
| Concentration per Run | 0.0019 ppm | 65.9406 ppm | 0.0945 ppm | 0.0018 ppm | 0.2021 ppm | 0.0038 ppm | 14.5006 ppm |
| Concentration per Run | 0.0017 ppm | 65.6745 ppm | 0.0944 ppm | 0.0006 ppm | 0.2025 ppm | 0.0037 ppm | 14.4359 ppm |
| Concentration RSD | 5.2 % | 0.2 % | 0.2 % | 552.3 % | 0.1 % | 0.4 % | 0.2 % |

| | Cd 214.438 Axial-iFR) | Co 228.616 Axial-iFR) | Cr 267.716 Axial-iFR) | Cu 324.754 Axial-iFR) | Fe 259.940 Radial-iFR) | K 766.490 Radial-iFR) | Li 670.776 Radial-iFR) |
|---|---|---|---|---|---|---|---|
| Concentration average | 0.0005 ppm | 0.0771 ppm | 0.1466 ppm | 0.1819 ppm | 172.8963 ppm | 8.6168 ppm | 0.1398 ppm |
| Concentration per Run | 0.0005 ppm | 0.0766 ppm | 0.1464 ppm | 0.1822 ppm | 173.3197 ppm | 8.6228 ppm | 0.1428 ppm |
| Concentration per Run | 0.0005 ppm | 0.0772 ppm | 0.1470 ppm | 0.1820 ppm | 172.4303 ppm | 8.6020 ppm | 0.1387 ppm |
| Concentration per Run | 0.0004 ppm | 0.0775 ppm | 0.1464 ppm | 0.1816 ppm | 172.9389 ppm | 8.6255 ppm | 0.1380 ppm |
| Concentration RSD | 10.9 % | 0.6 % | 0.2 % | 0.2 % | 0.3 % | 0.1 % | 1.9 % |

| | Mg 279.079 Axial-iFR) | Mn 257.610 Radial-iFR) | Mo 202.030 Axial-iFR) | Na 589.592 Radial-iFR) | Ni 231.604 Axial-iFR) | Pb 220.353 Axial-eUV) | Sb 206.833 Axial-iFR) |
|---|---|---|---|---|---|---|---|
| Concentration average | 31.7218 ppm | 4.7541 ppm | 0.0057 ppm | 0.4809 ppm | 0.2015 ppm | 0.0891 ppm | 0.0024 ppm |
| Concentration per Run | 31.8968 ppm | 4.7581 ppm | 0.0057 ppm | 0.4845 ppm | 0.2025 ppm | 0.0893 ppm | -0.0017 ppm |
| Concentration per Run | 31.3891 ppm | 4.7541 ppm | 0.0056 ppm | 0.4762 ppm | 0.2007 ppm | 0.0886 ppm | 0.0040 ppm |
| Concentration per Run | 31.8794 ppm | 4.7502 ppm | 0.0057 ppm | 0.4821 ppm | 0.2014 ppm | 0.0893 ppm | 0.0048 ppm |
| Concentration RSD | 0.9 % | 0.1 % | 0.9 % | 0.9 % | 0.5 % | 0.5 % | 150.1 % |

| | Se 196.090 Axial-eUV) | Si 212.412 Axial-iFR) | Sn 189.989 Axial-iFR) | Sr 421.552 Radial-iFR) | Ti 334.904 Axial-iFR) | Tl 190.856 Axial-eUV) | V 292.402 Axial-iFR) |
|---|---|---|---|---|---|---|---|
| Concentration average | 0.0035 ppm | 2.7517 ppm | 0.0085 ppm | 0.0690 ppm | 2.5021 ppm | 0.0000 ppm | 0.1420 ppm |
| Concentration per Run | 0.0031 ppm | 2.7517 ppm | 0.0089 ppm | 0.0690 ppm | 2.5175 ppm | -0.0003 ppm | 0.1418 ppm |
| Concentration per Run | 0.0042 ppm | 2.7407 ppm | 0.0086 ppm | 0.0689 ppm | 2.4765 ppm | -0.0007 ppm | 0.1415 ppm |
| Concentration per Run | 0.0031 ppm | 2.7626 ppm | 0.0080 ppm | 0.0691 ppm | 2.5124 ppm | 0.0010 ppm | 0.1427 ppm |
| Concentration RSD | 17.8 % | 0.4 % | 5.5 % | 0.1 % | 0.9 % | 6,786.9 % | 0.5 % |

| | Zn 206.200 Axial-iFR) | Sc 361.384 Axial-iFR) | Sc 361.384 Radial-iFR) | Sc 227.318 Axial-eUV) | Y 360.073 Axial-iFR) | Y 371.030 Radial-iFR) | Y 224.306 Axial-eUV) |
|---|---|---|---|---|---|---|---|
| Concentration average | 0.3246 ppm | 107.7387 % | 109.3939 % | 98.7255 % | 123.1577 % | 125.2262 % | 121.4142 % |
| Concentration per Run | 0.3243 ppm | 106.8729 % | 109.2924 % | 99.4399 % | 121.7195 % | 124.9974 % | 122.3687 % |
| Concentration per Run | 0.3239 ppm | 108.1418 % | 109.3377 % | 98.4142 % | 123.7890 % | 124.8538 % | 120.8067 % |
| Concentration per Run | 0.3255 ppm | 108.2014 % | 109.5515 % | 98.3226 % | 123.9647 % | 125.8274 % | 121.0672 % |
| Concentration RSD | 0.3 % | 0.7 % | 0.1 % | 0.6 % | 1.0 % | 0.4 % | 0.7 % |

# ICP DataTrace 11

9/11/2025 7:24:09 AM

LabBook: WG2112807_20250910_T11.imexp

Sample: L2555396-02d2 WG2111128
Analysis started at: 9/10/2025 8:05:27 PM
Comment <Comment>
Rack Number 3
Vial Numbers 7

| | Ag 328.068 Axial-iFR) | Al 396.152 Radial-iFR) | As 189.042 Axial-eUV) | B 208.959 Axial-iFR) | Ba 455.403 Radial-iFR) | Be 313.042 Radial-iFR) | Ca 315.887 Radial-iFR) |
|---|---|---|---|---|---|---|---|
| Concentration average | 0.0019 ppm | 77.7094 ppm | 0.0571 ppm | 0.0023 ppm | 0.1899 ppm | 0.0031 ppm | 13.0867 ppm |
| Concentration per Run | 0.0019 ppm | 77.8068 ppm | 0.0583 ppm | 0.0024 ppm | 0.1905 ppm | 0.0031 ppm | 13.0717 ppm |
| Concentration per Run | 0.0019 ppm | 77.5821 ppm | 0.0574 ppm | 0.0011 ppm | 0.1899 ppm | 0.0031 ppm | 13.0724 ppm |
| Concentration per Run | 0.0020 ppm | 77.7393 ppm | 0.0556 ppm | 0.0034 ppm | 0.1895 ppm | 0.0030 ppm | 13.1160 ppm |
| Concentration RSD | 2.7 % | 0.1 % | 2.4 % | 50.6 % | 0.3 % | 1.1 % | 0.2 % |

| | Cd 214.438 Axial-iFR) | Co 228.616 Axial-iFR) | Cr 267.716 Axial-iFR) | Cu 324.754 Axial-iFR) | Fe 259.940 Radial-iFR) | K 766.490 Radial-iFR) | Li 670.776 Radial-iFR) |
|---|---|---|---|---|---|---|---|
| Concentration average | 0.0003 ppm | 0.0696 ppm | 0.1545 ppm | 0.1704 ppm | 172.9318 ppm | 7.9426 ppm | 0.1899 ppm |
| Concentration per Run | 0.0004 ppm | 0.0702 ppm | 0.1552 ppm | 0.1707 ppm | 172.3115 ppm | 7.9580 ppm | 0.1911 ppm |
| Concentration per Run | 0.0004 ppm | 0.0701 ppm | 0.1555 ppm | 0.1718 ppm | 173.2652 ppm | 7.9387 ppm | 0.1891 ppm |
| Concentration per Run | 0.0001 ppm | 0.0685 ppm | 0.1528 ppm | 0.1686 ppm | 173.2188 ppm | 7.9310 ppm | 0.1896 ppm |
| Concentration RSD | 57.3 % | 1.4 % | 1.0 % | 1.0 % | 0.3 % | 0.2 % | 0.5 % |

| | Mg 279.079 Axial-iFR) | Mn 257.610 Radial-iFR) | Mo 202.030 Axial-iFR) | Na 589.592 Radial-iFR) | Ni 231.604 Axial-iFR) | Pb 220.353 Axial-eUV) | Sb 206.833 Axial-iFR) |
|---|---|---|---|---|---|---|---|
| Concentration average | 41.0553 ppm | 2.6989 ppm | 0.0020 ppm | 0.5149 ppm | 0.1829 ppm | 0.0941 ppm | 0.0007 ppm |
| Concentration per Run | 41.1548 ppm | 2.7041 ppm | 0.0020 ppm | 0.5214 ppm | 0.1833 ppm | 0.0930 ppm | 0.0017 ppm |
| Concentration per Run | 40.9795 ppm | 2.6925 ppm | 0.0021 ppm | 0.5133 ppm | 0.1840 ppm | 0.0950 ppm | -0.0014 ppm |
| Concentration per Run | 41.0317 ppm | 2.7001 ppm | 0.0019 ppm | 0.5100 ppm | 0.1813 ppm | 0.0942 ppm | 0.0017 ppm |
| Concentration RSD | 0.2 % | 0.2 % | 6.1 % | 1.1 % | 0.8 % | 1.1 % | 273.3 % |

| | Se 196.090 Axial-eUV) | Si 212.412 Axial-iFR) | Sn 189.989 Axial-iFR) | Sr 421.552 Radial-iFR) | Ti 334.904 Axial-iFR) | Tl 190.856 Axial-eUV) | V 292.402 Axial-iFR) |
|---|---|---|---|---|---|---|---|
| Concentration average | 0.0035 ppm | 2.5891 ppm | 0.0102 ppm | 0.0635 ppm | 3.1257 ppm | 0.0005 ppm | 0.2082 ppm |
| Concentration per Run | 0.0015 ppm | 2.6028 ppm | 0.0111 ppm | 0.0637 ppm | 3.1295 ppm | 0.0008 ppm | 0.2094 ppm |
| Concentration per Run | 0.0035 ppm | 2.5983 ppm | 0.0104 ppm | 0.0634 ppm | 3.1231 ppm | 0.0015 ppm | 0.2088 ppm |
| Concentration per Run | 0.0055 ppm | 2.5664 ppm | 0.0091 ppm | 0.0633 ppm | 3.1245 ppm | -0.0008 ppm | 0.2066 ppm |
| Concentration RSD | 57.1 % | 0.8 % | 10.0 % | 0.3 % | 0.1 % | 253.6 % | 0.7 % |

| | Zn 206.200 Axial-iFR) | Sc 361.384 Axial-iFR) | Sc 361.384 Radial-iFR) | Sc 227.318 Axial-eUV) | Y 360.073 Axial-iFR) | Y 371.030 Radial-iFR) | Y 224.306 Axial-eUV) |
|---|---|---|---|---|---|---|---|
| Concentration average | 0.3612 ppm | 101.1785 % | 109.5316 % | 97.2678 % | 115.6943 % | 124.2595 % | 118.6416 % |
| Concentration per Run | 0.3633 ppm | 100.7624 % | 108.7936 % | 97.2388 % | 115.5530 % | 125.3767 % | 118.7993 % |
| Concentration per Run | 0.3621 ppm | 101.3275 % | 110.1059 % | 97.4882 % | 115.8418 % | 123.9078 % | 118.4782 % |
| Concentration per Run | 0.3583 ppm | 101.4457 % | 109.6952 % | 97.0763 % | 115.6880 % | 123.4941 % | 118.6472 % |
| Concentration RSD | 0.7 % | 0.4 % | 0.6 % | 0.2 % | 0.1 % | 0.8 % | 0.1 % |

# ICP DataTrace 11

9/11/2025 7:24:09 AM

LabBook: WG2112807_20250910_T11.imexp

Sample: L2555396-03d2 WG2111128
Analysis started at: 9/10/2025 8:07:33 PM
Comment <Comment>
Rack Number 3
Vial Numbers 8

| | Ag 328.068 Axial-iFR) | Al 396.152 Radial-iFR) | As 189.042 Axial-eUV) | B 208.959 Axial-iFR) | Ba 455.403 Radial-iFR) | Be 313.042 Radial-iFR) | Ca 315.887 Radial-iFR) |
|---|---|---|---|---|---|---|---|
| Concentration average | 0.0012 ppm | 90.5321 ppm | 0.0592 ppm | 0.0019 ppm | 0.2140 ppm | 0.0033 ppm | 11.4185 ppm |
| Concentration per Run | 0.0015 ppm | 90.6482 ppm | 0.0592 ppm | 0.0021 ppm | 0.2142 ppm | 0.0033 ppm | 11.3937 ppm |
| Concentration per Run | 0.0010 ppm | 90.6111 ppm | 0.0590 ppm | 0.0017 ppm | 0.2136 ppm | 0.0033 ppm | 11.4579 ppm |
| Concentration per Run | 0.0012 ppm | 90.3368 ppm | 0.0595 ppm | 0.0019 ppm | 0.2141 ppm | 0.0033 ppm | 11.4039 ppm |
| Concentration RSD | 19.6 % | 0.2 % | 0.4 % | 10.0 % | 0.2 % | 1.0 % | 0.3 % |

| | Cd 214.438 Axial-iFR) | Co 228.616 Axial-iFR) | Cr 267.716 Axial-iFR) | Cu 324.754 Axial-iFR) | Fe 259.940 Radial-iFR) | K 766.490 Radial-iFR) | Li 670.776 Radial-iFR) |
|---|---|---|---|---|---|---|---|
| Concentration average | 0.0005 ppm | 0.0727 ppm | 0.1869 ppm | 0.1871 ppm | 159.9706 ppm | 8.5246 ppm | 0.1687 ppm |
| Concentration per Run | 0.0006 ppm | 0.0724 ppm | 0.1855 ppm | 0.1869 ppm | 160.4919 ppm | 8.5166 ppm | 0.1737 ppm |
| Concentration per Run | 0.0005 ppm | 0.0728 ppm | 0.1873 ppm | 0.1872 ppm | 159.8409 ppm | 8.5397 ppm | 0.1649 ppm |
| Concentration per Run | 0.0005 ppm | 0.0727 ppm | 0.1878 ppm | 0.1871 ppm | 159.5790 ppm | 8.5174 ppm | 0.1675 ppm |
| Concentration RSD | 9.9 % | 0.3 % | 0.6 % | 0.1 % | 0.3 % | 0.2 % | 2.7 % |

| | Mg 279.079 Axial-iFR) | Mn 257.610 Radial-iFR) | Mo 202.030 Axial-iFR) | Na 589.592 Radial-iFR) | Ni 231.604 Axial-iFR) | Pb 220.353 Axial-eUV) | Sb 206.833 Axial-iFR) |
|---|---|---|---|---|---|---|---|
| Concentration average | 38.5093 ppm | 4.1632 ppm | 0.0034 ppm | 0.4257 ppm | 0.2113 ppm | 0.0726 ppm | -0.0011 ppm |
| Concentration per Run | 38.2456 ppm | 4.1524 ppm | 0.0036 ppm | 0.4309 ppm | 0.2109 ppm | 0.0720 ppm | -0.0038 ppm |
| Concentration per Run | 38.5665 ppm | 4.1604 ppm | 0.0034 ppm | 0.4247 ppm | 0.2110 ppm | 0.0741 ppm | 0.0010 ppm |
| Concentration per Run | 38.7159 ppm | 4.1768 ppm | 0.0032 ppm | 0.4214 ppm | 0.2120 ppm | 0.0719 ppm | -0.0005 ppm |
| Concentration RSD | 0.6 % | 0.3 % | 5.8 % | 1.1 % | 0.3 % | 1.7 % | 221.3 % |

| | Se 196.090 Axial-eUV) | Si 212.412 Axial-iFR) | Sn 189.989 Axial-iFR) | Sr 421.552 Radial-iFR) | Ti 334.904 Axial-iFR) | Tl 190.856 Axial-eUV) | V 292.402 Axial-iFR) |
|---|---|---|---|---|---|---|---|
| Concentration average | 0.0022 ppm | 3.8102 ppm | 0.0080 ppm | 0.0628 ppm | 2.2153 ppm | 0.0003 ppm | 0.1673 ppm |
| Concentration per Run | 0.0036 ppm | 3.7961 ppm | 0.0077 ppm | 0.0631 ppm | 2.2017 ppm | 0.0003 ppm | 0.1664 ppm |
| Concentration per Run | 0.0029 ppm | 3.8213 ppm | 0.0079 ppm | 0.0627 ppm | 2.2181 ppm | 0.0003 ppm | 0.1673 ppm |
| Concentration per Run | 0.0001 ppm | 3.8133 ppm | 0.0086 ppm | 0.0626 ppm | 2.2262 ppm | 0.0005 ppm | 0.1681 ppm |
| Concentration RSD | 84.8 % | 0.3 % | 6.0 % | 0.4 % | 0.6 % | 32.5 % | 0.5 % |

| | Zn 206.200 Axial-iFR) | Sc 361.384 Axial-iFR) | Sc 361.384 Radial-iFR) | Sc 227.318 Axial-eUV) | Y 360.073 Axial-iFR) | Y 371.030 Radial-iFR) | Y 224.306 Axial-eUV) |
|---|---|---|---|---|---|---|---|
| Concentration average | 0.8596 ppm | 103.3644 % | 106.8869 % | 95.2659 % | 114.2293 % | 117.6940 % | 113.3634 % |
| Concentration per Run | 0.8584 ppm | 102.9595 % | 107.6964 % | 95.9424 % | 113.5998 % | 118.8527 % | 114.0630 % |
| Concentration per Run | 0.8566 ppm | 103.7764 % | 106.5949 % | 95.2019 % | 114.8449 % | 117.3762 % | 113.2179 % |
| Concentration per Run | 0.8638 ppm | 103.3571 % | 106.3692 % | 94.6533 % | 114.2433 % | 116.8532 % | 112.8093 % |
| Concentration RSD | 0.4 % | 0.4 % | 0.7 % | 0.7 % | 0.5 % | 0.9 % | 0.6 % |

# ICP DataTrace 11

9/11/2025 7:24:09 AM

LabBook: WG2112807_20250910_T11.imexp

Sample: L2555396-04d2 WG2111128
Analysis started at: 9/10/2025 8:09:39 PM
Comment <Comment>
Rack Number 3
Vial Numbers 9

| | Ag 328.068 Axial-iFR) | Al 396.152 Radial-iFR) | As 189.042 Axial-eUV) | B 208.959 Axial-iFR) | Ba 455.403 Radial-iFR) | Be 313.042 Radial-iFR) | Ca 315.887 Radial-iFR) |
|---|---|---|---|---|---|---|---|
| Concentration average | 0.0016 ppm | 87.1099 ppm | 0.0855 ppm | 0.0040 ppm | 0.1931 ppm | 0.0034 ppm | 44.0895 ppm |
| Concentration per Run | 0.0016 ppm | 87.0134 ppm | 0.0877 ppm | 0.0028 ppm | 0.1926 ppm | 0.0034 ppm | 43.9890 ppm |
| Concentration per Run | 0.0014 ppm | 87.1415 ppm | 0.0846 ppm | 0.0052 ppm | 0.1929 ppm | 0.0034 ppm | 43.9695 ppm |
| Concentration per Run | 0.0018 ppm | 87.1749 ppm | 0.0843 ppm | 0.0040 ppm | 0.1937 ppm | 0.0034 ppm | 44.3101 ppm |
| Concentration RSD | 12.7 % | 0.1 % | 2.2 % | 29.0 % | 0.3 % | 0.9 % | 0.4 % |

| | Cd 214.438 Axial-iFR) | Co 228.616 Axial-iFR) | Cr 267.716 Axial-iFR) | Cu 324.754 Axial-iFR) | Fe 259.940 Radial-iFR) | K 766.490 Radial-iFR) | Li 670.776 Radial-iFR) |
|---|---|---|---|---|---|---|---|
| Concentration average | 0.0001 ppm | 0.0733 ppm | 0.2236 ppm | 0.2347 ppm | 184.2509 ppm | 13.7752 ppm | 0.1914 ppm |
| Concentration per Run | 0.0001 ppm | 0.0740 ppm | 0.2220 ppm | 0.2334 ppm | 184.9093 ppm | 13.7747 ppm | 0.1919 ppm |
| Concentration per Run | -0.0001 ppm | 0.0736 ppm | 0.2250 ppm | 0.2355 ppm | 184.0190 ppm | 13.7373 ppm | 0.1904 ppm |
| Concentration per Run | 0.0002 ppm | 0.0724 ppm | 0.2239 ppm | 0.2352 ppm | 183.8243 ppm | 13.8135 ppm | 0.1920 ppm |
| Concentration RSD | 142.9 % | 1.1 % | 0.7 % | 0.5 % | 0.3 % | 0.3 % | 0.5 % |

| | Mg 279.079 Axial-iFR) | Mn 257.610 Radial-iFR) | Mo 202.030 Axial-iFR) | Na 589.592 Radial-iFR) | Ni 231.604 Axial-iFR) | Pb 220.353 Axial-eUV) | Sb 206.833 Axial-iFR) |
|---|---|---|---|---|---|---|---|
| Concentration average | 40.4103 ppm | 3.0306 ppm | 0.0041 ppm | 0.7427 ppm | 0.2162 ppm | 0.0728 ppm | 0.0035 ppm |
| Concentration per Run | 39.9482 ppm | 3.0328 ppm | 0.0044 ppm | 0.7411 ppm | 0.2153 ppm | 0.0729 ppm | 0.0058 ppm |
| Concentration per Run | 40.9548 ppm | 3.0315 ppm | 0.0037 ppm | 0.7411 ppm | 0.2184 ppm | 0.0740 ppm | 0.0026 ppm |
| Concentration per Run | 40.3278 ppm | 3.0275 ppm | 0.0042 ppm | 0.7460 ppm | 0.2151 ppm | 0.0715 ppm | 0.0022 ppm |
| Concentration RSD | 1.3 % | 0.1 % | 8.3 % | 0.4 % | 0.9 % | 1.7 % | 56.8 % |

| | Se 196.090 Axial-eUV) | Si 212.412 Axial-iFR) | Sn 189.989 Axial-iFR) | Sr 421.552 Radial-iFR) | Ti 334.904 Axial-iFR) | Tl 190.856 Axial-eUV) | V 292.402 Axial-iFR) |
|---|---|---|---|---|---|---|---|
| Concentration average | 0.0007 ppm | 4.5243 ppm | 0.0115 ppm | 0.1212 ppm | 2.7668 ppm | 0.0008 ppm | 0.1829 ppm |
| Concentration per Run | 0.0018 ppm | 4.5081 ppm | 0.0125 ppm | 0.1208 ppm | 2.7392 ppm | 0.0012 ppm | 0.1823 ppm |
| Concentration per Run | -0.0025 ppm | 4.5510 ppm | 0.0103 ppm | 0.1214 ppm | 2.8072 ppm | -0.0007 ppm | 0.1842 ppm |
| Concentration per Run | 0.0028 ppm | 4.5136 ppm | 0.0116 ppm | 0.1215 ppm | 2.7539 ppm | 0.0019 ppm | 0.1821 ppm |
| Concentration RSD | 419.0 % | 0.5 % | 9.5 % | 0.3 % | 1.3 % | 177.3 % | 0.6 % |

| | Zn 206.200 Axial-iFR) | Sc 361.384 Axial-iFR) | Sc 361.384 Radial-iFR) | Sc 227.318 Axial-eUV) | Y 360.073 Axial-iFR) | Y 371.030 Radial-iFR) | Y 224.306 Axial-eUV) |
|---|---|---|---|---|---|---|---|
| Concentration average | 2.1505 ppm | 102.1702 % | 106.2015 % | 93.4829 % | 111.8490 % | 117.2548 % | 110.6636 % |
| Concentration per Run | 2.1421 ppm | 102.5546 % | 106.1625 % | 93.8991 % | 111.9808 % | 116.4424 % | 110.9757 % |
| Concentration per Run | 2.1632 ppm | 101.4526 % | 106.2695 % | 93.2271 % | 111.6025 % | 117.7570 % | 110.3470 % |
| Concentration per Run | 2.1462 ppm | 102.5034 % | 106.1726 % | 93.3224 % | 111.9638 % | 117.5651 % | 110.6680 % |
| Concentration RSD | 0.5 % | 0.6 % | 0.1 % | 0.4 % | 0.2 % | 0.6 % | 0.3 % |

# ICP DataTrace 11

9/11/2025 7:24:09 AM

LabBook: WG2112807_20250910_T11.imexp

Sample: L2555533-01d2 WG2111128
Analysis started at: 9/10/2025 8:11:45 PM
Comment <Comment>
Rack Number 3
Vial Numbers 10

| | Ag 328.068 Axial-iFR) | Al 396.152 Radial-iFR) | As 189.042 Axial-eUV) | B 208.959 Axial-iFR) | Ba 455.403 Radial-iFR) | Be 313.042 Radial-iFR) | Ca 315.887 Radial-iFR) |
|---|---|---|---|---|---|---|---|
| Concentration average | 0.0006 ppm | 52.4568 ppm | 0.0124 ppm | 0.0109 ppm | 0.4140 ppm | 0.0032 ppm | 192.5725 ppm |
| Concentration per Run | 0.0004 ppm | 52.5130 ppm | 0.0134 ppm | 0.0098 ppm | 0.4132 ppm | 0.0033 ppm | 192.7163 ppm |
| Concentration per Run | 0.0005 ppm | 52.3953 ppm | 0.0110 ppm | 0.0115 ppm | 0.4135 ppm | 0.0032 ppm | 192.1129 ppm |
| Concentration per Run | 0.0009 ppm | 52.4620 ppm | 0.0130 ppm | 0.0114 ppm | 0.4153 ppm | 0.0032 ppm | 192.8884 ppm |
| Concentration RSD | 45.5 % | 0.1 % | 10.3 % | 8.6 % | 0.3 % | 0.8 % | 0.2 % |

| | Cd 214.438 Axial-iFR) | Co 228.616 Axial-iFR) | Cr 267.716 Axial-iFR) | Cu 324.754 Axial-iFR) | Fe 259.940 Radial-iFR) | K 766.490 Radial-iFR) | Li 670.776 Radial-iFR) |
|---|---|---|---|---|---|---|---|
| Concentration average | -0.0015 ppm | 0.0437 ppm | 0.1105 ppm | 0.1451 ppm | 101.1440 ppm | 15.5714 ppm | 0.0752 ppm |
| Concentration per Run | -0.0014 ppm | 0.0435 ppm | 0.1099 ppm | 0.1440 ppm | 101.2614 ppm | 15.5546 ppm | 0.0776 ppm |
| Concentration per Run | -0.0017 ppm | 0.0433 ppm | 0.1115 ppm | 0.1457 ppm | 100.5446 ppm | 15.5311 ppm | 0.0730 ppm |
| Concentration per Run | -0.0014 ppm | 0.0443 ppm | 0.1099 ppm | 0.1454 ppm | 101.6260 ppm | 15.6285 ppm | 0.0751 ppm |
| Concentration RSD | 8.9 % | 1.2 % | 0.8 % | 0.6 % | 0.5 % | 0.3 % | 3.1 % |

| | Mg 279.079 Axial-iFR) | Mn 257.610 Radial-iFR) | Mo 202.030 Axial-iFR) | Na 589.592 Radial-iFR) | Ni 231.604 Axial-iFR) | Pb 220.353 Axial-eUV) | Sb 206.833 Axial-iFR) |
|---|---|---|---|---|---|---|---|
| Concentration average | 81.9850 ppm | 2.1187 ppm | 0.0019 ppm | 1.2284 ppm | 0.0961 ppm | 0.0578 ppm | 0.0024 ppm |
| Concentration per Run | 81.3319 ppm | 2.1216 ppm | 0.0022 ppm | 1.2192 ppm | 0.0959 ppm | 0.0573 ppm | 0.0008 ppm |
| Concentration per Run | 83.2565 ppm | 2.1225 ppm | 0.0020 ppm | 1.2369 ppm | 0.0956 ppm | 0.0589 ppm | 0.0034 ppm |
| Concentration per Run | 81.3665 ppm | 2.1121 ppm | 0.0016 ppm | 1.2291 ppm | 0.0968 ppm | 0.0573 ppm | 0.0031 ppm |
| Concentration RSD | 1.3 % | 0.3 % | 16.3 % | 0.7 % | 0.6 % | 1.6 % | 58.4 % |

| | Se 196.090 Axial-eUV) | Si 212.412 Axial-iFR) | Sn 189.989 Axial-iFR) | Sr 421.552 Radial-iFR) | Ti 334.904 Axial-iFR) | Tl 190.856 Axial-eUV) | V 292.402 Axial-iFR) |
|---|---|---|---|---|---|---|---|
| Concentration average | 0.0021 ppm | 7.8086 ppm | 0.0087 ppm | 0.3458 ppm | 4.6042 ppm | 0.0029 ppm | 0.1553 ppm |
| Concentration per Run | -0.0018 ppm | 7.7779 ppm | 0.0077 ppm | 0.3460 ppm | 4.5666 ppm | 0.0026 ppm | 0.1544 ppm |
| Concentration per Run | 0.0047 ppm | 7.8324 ppm | 0.0097 ppm | 0.3457 ppm | 4.6727 ppm | 0.0033 ppm | 0.1567 ppm |
| Concentration per Run | 0.0036 ppm | 7.8153 ppm | 0.0088 ppm | 0.3456 ppm | 4.5733 ppm | 0.0028 ppm | 0.1548 ppm |
| Concentration RSD | 161.0 % | 0.4 % | 11.3 % | 0.1 % | 1.3 % | 11.2 % | 0.8 % |

| | Zn 206.200 Axial-iFR) | Sc 361.384 Axial-iFR) | Sc 361.384 Radial-iFR) | Sc 227.318 Axial-eUV) | Y 360.073 Axial-iFR) | Y 371.030 Radial-iFR) | Y 224.306 Axial-eUV) |
|---|---|---|---|---|---|---|---|
| Concentration average | 0.2850 ppm | 98.9606 % | 104.0235 % | 89.9743 % | 109.3346 % | 117.0442 % | 107.7585 % |
| Concentration per Run | 0.2849 ppm | 99.1072 % | 104.4523 % | 89.8762 % | 109.2159 % | 116.8620 % | 107.4026 % |
| Concentration per Run | 0.2857 ppm | 98.0405 % | 104.3623 % | 90.1681 % | 108.8216 % | 118.7807 % | 108.0277 % |
| Concentration per Run | 0.2844 ppm | 99.7342 % | 103.2558 % | 89.8787 % | 109.9663 % | 115.4900 % | 107.8453 % |
| Concentration RSD | 0.2 % | 0.9 % | 0.6 % | 0.2 % | 0.5 % | 1.4 % | 0.3 % |

# ICP DataTrace 11

9/11/2025 7:24:09 AM

LabBook: WG2112807_20250910_T11.imexp

Sample: L2555533-02d2 WG2111128
Analysis started at: 9/10/2025 8:13:51 PM
Comment <Comment>
Rack Number 3
Vial Numbers 11

| | Ag 328.068 Axial-iFR) | Al 396.152 Radial-iFR) | As 189.042 Axial-eUV) | B 208.959 Axial-iFR) | Ba 455.403 Radial-iFR) | Be 313.042 Radial-iFR) | Ca 315.887 Radial-iFR) |
|---|---|---|---|---|---|---|---|
| Concentration average | 0.0008 ppm | 62.8432 ppm | 0.0086 ppm | 0.0059 ppm | 0.4887 ppm | 0.0023 ppm | 140.8159 ppm |
| Concentration per Run | 0.0009 ppm | 62.9623 ppm | 0.0098 ppm | 0.0057 ppm | 0.4874 ppm | 0.0024 ppm | 141.2360 ppm |
| Concentration per Run | 0.0011 ppm | 62.6876 ppm | 0.0080 ppm | 0.0059 ppm | 0.4890 ppm | 0.0023 ppm | 140.3209 ppm |
| Concentration per Run | 0.0005 ppm | 62.8796 ppm | 0.0081 ppm | 0.0063 ppm | 0.4898 ppm | 0.0023 ppm | 140.8909 ppm |
| Concentration RSD | 32.0 % | 0.2 % | 11.9 % | 5.6 % | 0.3 % | 1.5 % | 0.3 % |

| | Cd 214.438 Axial-iFR) | Co 228.616 Axial-iFR) | Cr 267.716 Axial-iFR) | Cu 324.754 Axial-iFR) | Fe 259.940 Radial-iFR) | K 766.490 Radial-iFR) | Li 670.776 Radial-iFR) |
|---|---|---|---|---|---|---|---|
| Concentration average | -0.0011 ppm | 0.0553 ppm | 0.1419 ppm | 0.1601 ppm | 117.2708 ppm | 14.3410 ppm | 0.0779 ppm |
| Concentration per Run | -0.0011 ppm | 0.0553 ppm | 0.1411 ppm | 0.1592 ppm | 116.8882 ppm | 14.3255 ppm | 0.0790 ppm |
| Concentration per Run | -0.0010 ppm | 0.0550 ppm | 0.1416 ppm | 0.1598 ppm | 117.4488 ppm | 14.3240 ppm | 0.0767 ppm |
| Concentration per Run | -0.0011 ppm | 0.0556 ppm | 0.1429 ppm | 0.1613 ppm | 117.4755 ppm | 14.3737 ppm | 0.0779 ppm |
| Concentration RSD | 5.7 % | 0.6 % | 0.6 % | 0.7 % | 0.3 % | 0.2 % | 1.5 % |

| | Mg 279.079 Axial-iFR) | Mn 257.610 Radial-iFR) | Mo 202.030 Axial-iFR) | Na 589.592 Radial-iFR) | Ni 231.604 Axial-iFR) | Pb 220.353 Axial-eUV) | Sb 206.833 Axial-iFR) |
|---|---|---|---|---|---|---|---|
| Concentration average | 88.5935 ppm | 2.4982 ppm | 0.0017 ppm | 9.6839 ppm | 0.1276 ppm | 0.0352 ppm | 0.0004 ppm |
| Concentration per Run | 87.7549 ppm | 2.5029 ppm | 0.0016 ppm | 9.6912 ppm | 0.1276 ppm | 0.0360 ppm | 0.0003 ppm |
| Concentration per Run | 88.3855 ppm | 2.4905 ppm | 0.0019 ppm | 9.6530 ppm | 0.1276 ppm | 0.0354 ppm | 0.0011 ppm |
| Concentration per Run | 89.6400 ppm | 2.5011 ppm | 0.0016 ppm | 9.7075 ppm | 0.1277 ppm | 0.0342 ppm | -0.0001 ppm |
| Concentration RSD | 1.1 % | 0.3 % | 10.9 % | 0.3 % | 0.0 % | 2.6 % | 147.4 % |

| | Se 196.090 Axial-eUV) | Si 212.412 Axial-iFR) | Sn 189.989 Axial-iFR) | Sr 421.552 Radial-iFR) | Ti 334.904 Axial-iFR) | Tl 190.856 Axial-eUV) | V 292.402 Axial-iFR) |
|---|---|---|---|---|---|---|---|
| Concentration average | 0.0009 ppm | 6.1697 ppm | 0.0082 ppm | 0.1636 ppm | 4.9530 ppm | 0.0022 ppm | 0.1703 ppm |
| Concentration per Run | -0.0025 ppm | 6.1243 ppm | 0.0093 ppm | 0.1635 ppm | 4.8978 ppm | 0.0020 ppm | 0.1690 ppm |
| Concentration per Run | 0.0005 ppm | 6.1710 ppm | 0.0073 ppm | 0.1639 ppm | 4.9482 ppm | 0.0028 ppm | 0.1703 ppm |
| Concentration per Run | 0.0046 ppm | 6.2138 ppm | 0.0079 ppm | 0.1634 ppm | 5.0130 ppm | 0.0019 ppm | 0.1717 ppm |
| Concentration RSD | 413.5 % | 0.7 % | 12.5 % | 0.2 % | 1.2 % | 22.7 % | 0.8 % |

| | Zn 206.200 Axial-iFR) | Sc 361.384 Axial-iFR) | Sc 361.384 Radial-iFR) | Sc 227.318 Axial-eUV) | Y 360.073 Axial-iFR) | Y 371.030 Radial-iFR) | Y 224.306 Axial-eUV) |
|---|---|---|---|---|---|---|---|
| Concentration average | 0.3104 ppm | 99.1905 % | 104.7245 % | 90.5778 % | 107.5840 % | 114.2051 % | 106.1558 % |
| Concentration per Run | 0.3092 ppm | 99.4738 % | 104.6331 % | 90.6543 % | 107.5324 % | 114.0877 % | 105.9647 % |
| Concentration per Run | 0.3096 ppm | 99.9979 % | 104.6940 % | 90.5132 % | 108.4553 % | 114.0756 % | 106.2776 % |
| Concentration per Run | 0.3125 ppm | 98.0996 % | 104.8463 % | 90.5658 % | 106.7644 % | 114.4519 % | 106.2252 % |
| Concentration RSD | 0.6 % | 1.0 % | 0.1 % | 0.1 % | 0.8 % | 0.2 % | 0.2 % |

# ICP DataTrace 11

9/11/2025 7:24:09 AM

LabBook: WG2112807_20250910_T11.imexp

Sample: CCV
Analysis started at: 9/10/2025 8:15:57 PM
Comment <Comment>
Rack Number 0
Vial Numbers 3

| | Ag 328.068 Axial-iFR) | Al 396.152 Radial-iFR) | As 189.042 Axial-eUV) | B 208.959 Axial-iFR) | Ba 455.403 Radial-iFR) | Be 313.042 Radial-iFR) | Ca 315.887 Radial-iFR) |
|---|---|---|---|---|---|---|---|
| Concentration average | **0.4977 ppm** | 0.4864 ppm | 0.4774 ppm | 0.4568 ppm | 0.4903 ppm | 0.5105 ppm | 0.4926 ppm |
| Concentration per Run | 0.4964 ppm | 0.4893 ppm | 0.4771 ppm | 0.4544 ppm | 0.4916 ppm | 0.5118 ppm | 0.4962 ppm |
| Concentration per Run | 0.4965 ppm | 0.4952 ppm | 0.4780 ppm | 0.4560 ppm | 0.4903 ppm | 0.5101 ppm | 0.4943 ppm |
| Concentration per Run | 0.5001 ppm | 0.4748 ppm | 0.4771 ppm | 0.4601 ppm | 0.4891 ppm | 0.5095 ppm | 0.4873 ppm |
| Recovery Percentage | 99.534 % | 97.288 % | 95.475 % | 91.368 % | 98.069 % | 102.091 % | 98.522 % |
| Concentration RSD | 0.4 % | 2.2 % | 0.1 % | 0.6 % | 0.2 % | 0.2 % | 0.9 % |

| | Cd 214.438 Axial-iFR) | Co 228.616 Axial-iFR) | Cr 267.716 Axial-iFR) | Cu 324.754 Axial-iFR) | Fe 259.940 Radial-iFR) | K 766.490 Radial-iFR) | Li 670.776 Radial-iFR) |
|---|---|---|---|---|---|---|---|
| Concentration average | 0.4866 ppm | 0.5035 ppm | 0.5003 ppm | 0.5173 ppm | 0.5020 ppm | 5.1331 ppm | 0.5086 ppm |
| Concentration per Run | 0.4865 ppm | 0.5016 ppm | 0.4995 ppm | 0.5164 ppm | 0.5041 ppm | 5.1500 ppm | 0.5109 ppm |
| Concentration per Run | 0.4859 ppm | 0.5041 ppm | 0.5007 ppm | 0.5176 ppm | 0.4997 ppm | 5.1175 ppm | 0.5111 ppm |
| Concentration per Run | 0.4874 ppm | 0.5049 ppm | 0.5007 ppm | 0.5181 ppm | 0.5022 ppm | 5.1318 ppm | 0.5039 ppm |
| Recovery Percentage | 97.318 % | 100.699 % | 100.059 % | 103.469 % | 100.399 % | 102.662 % | 101.729 % |
| Concentration RSD | 0.2 % | 0.3 % | 0.1 % | 0.2 % | 0.4 % | 0.3 % | 0.8 % |

| | Mg 279.079 Axial-iFR) | Mn 257.610 Radial-iFR) | Mo 202.030 Axial-iFR) | Na 589.592 Radial-iFR) | Ni 231.604 Axial-iFR) | Pb 220.353 Axial-eUV) | Sb 206.833 Axial-iFR) |
|---|---|---|---|---|---|---|---|
| Concentration average | 0.4985 ppm | 0.5032 ppm | 0.4743 ppm | 10.0192 ppm | 0.5061 ppm | 0.5064 ppm | 0.4998 ppm |
| Concentration per Run | 0.4966 ppm | 0.5044 ppm | 0.4741 ppm | 10.0127 ppm | 0.5050 ppm | 0.5064 ppm | 0.4993 ppm |
| Concentration per Run | 0.4985 ppm | 0.5015 ppm | 0.4743 ppm | 9.9981 ppm | 0.5058 ppm | 0.5062 ppm | 0.4957 ppm |
| Concentration per Run | 0.5003 ppm | 0.5038 ppm | 0.4744 ppm | 10.0466 ppm | 0.5076 ppm | 0.5067 ppm | 0.5045 ppm |
| Recovery Percentage | 99.692 % | 100.648 % | 94.857 % | 100.192 % | 101.223 % | 101.286 % | 99.969 % |
| Concentration RSD | 0.4 % | 0.3 % | 0.0 % | 0.2 % | 0.3 % | 0.1 % | 0.9 % |

| | Se 196.090 Axial-eUV) | Si 212.412 Axial-iFR) | Sn 189.989 Axial-iFR) | Sr 421.552 Radial-iFR) | Ti 334.904 Axial-iFR) | Tl 190.856 Axial-eUV) | V 292.402 Axial-iFR) |
|---|---|---|---|---|---|---|---|
| Concentration average | 0.4741 ppm | 5.2566 ppm | 0.4753 ppm | 0.4962 ppm | 0.4911 ppm | **0.4749 ppm** | 0.5091 ppm |
| Concentration per Run | 0.4696 ppm | 5.2543 ppm | 0.4772 ppm | 0.4983 ppm | 0.4899 ppm | 0.4740 ppm | 0.5071 ppm |
| Concentration per Run | 0.4740 ppm | 5.2437 ppm | 0.4754 ppm | 0.4964 ppm | 0.4893 ppm | 0.4734 ppm | 0.5096 ppm |
| Concentration per Run | 0.4786 ppm | 5.2717 ppm | 0.4733 ppm | 0.4939 ppm | 0.4941 ppm | 0.4773 ppm | 0.5105 ppm |
| Recovery Percentage | 94.815 % | 100.125 % | 95.061 % | 99.236 % | 98.215 % | 94.974 % | 101.811 % |
| Concentration RSD | 0.9 % | 0.3 % | 0.4 % | 0.4 % | 0.5 % | 0.4 % | 0.3 % |

| | Zn 206.200 Axial-iFR) | Sc 361.384 Axial-iFR) | Sc 361.384 Radial-iFR) | Sc 227.318 Axial-eUV) | Y 360.073 Axial-iFR) | Y 371.030 Radial-iFR) | Y 224.306 Axial-eUV) |
|---|---|---|---|---|---|---|---|
| Concentration average | 0.4666 ppm | 102.2010 % | 103.8546 % | 99.5889 % | 99.9420 % | 101.4405 % | 98.9532 % |
| Concentration per Run | 0.4667 ppm | 102.0251 % | 104.1022 % | 99.5283 % | 99.6569 % | 101.0370 % | 98.7004 % |
| Concentration per Run | 0.4669 ppm | 102.6005 % | 104.2933 % | 99.4322 % | 99.7829 % | 101.9270 % | 98.8150 % |
| Concentration per Run | 0.4664 ppm | 101.9774 % | 103.1682 % | 99.8061 % | 100.3862 % | 101.3575 % | 99.3443 % |
| Recovery Percentage | 93.329 % | | | | | | |
| Concentration RSD | 0.1 % | 0.3 % | 0.6 % | 0.2 % | 0.4 % | 0.4 % | 0.3 % |

# ICP DataTrace 11

9/11/2025 7:24:09 AM

LabBook: WG2112807_20250910_T11.imexp

Sample: CCB
Analysis started at: 9/10/2025 8:18:03 PM
Comment <Comment>
Rack Number 0
Vial Numbers 4

| | Ag 328.068 Axial-iFR) | Al 396.152 Radial-iFR) | As 189.042 Axial-eUV) | B 208.959 Axial-iFR) | Ba 455.403 Radial-iFR) | Be 313.042 Radial-iFR) | Ca 315.887 Radial-iFR) |
|---|---|---|---|---|---|---|---|
| Concentration average | 0.0005 ppm | 0.0004 ppm | -0.0010 ppm | -0.0013 ppm | 0.0000 ppm | 0.0000 ppm | -0.0011 ppm |
| Concentration per Run | 0.0006 ppm | 0.0060 ppm | -0.0021 ppm | -0.0020 ppm | -0.0001 ppm | -0.0001 ppm | 0.0006 ppm |
| Concentration per Run | 0.0006 ppm | -0.0029 ppm | -0.0019 ppm | -0.0006 ppm | 0.0000 ppm | 0.0000 ppm | -0.0007 ppm |
| Concentration per Run | 0.0003 ppm | -0.0019 ppm | 0.0008 ppm | -0.0014 ppm | 0.0000 ppm | 0.0000 ppm | -0.0031 ppm |
| Recovery Percentage | 6.964 % | 0.430 % | -20.797 % | -4.332 % | -0.387 % | -0.622 % | -1.067 % |
| Concentration RSD | 40.4 % | 1,130.4 % | 153.5 % | 53.2 % | 80.2 % | 150.9 % | 174.3 % |

| | Cd 214.438 Axial-iFR) | Co 228.616 Axial-iFR) | Cr 267.716 Axial-iFR) | Cu 324.754 Axial-iFR) | Fe 259.940 Radial-iFR) | K 766.490 Radial-iFR) | Li 670.776 Radial-iFR) |
|---|---|---|---|---|---|---|---|
| Concentration average | 0.0000 ppm | -0.0001 ppm | 0.0003 ppm | 0.0003 ppm | 0.0000 ppm | -0.0159 ppm | -0.0023 ppm |
| Concentration per Run | 0.0000 ppm | 0.0001 ppm | 0.0007 ppm | 0.0001 ppm | -0.0013 ppm | -0.0084 ppm | -0.0024 ppm |
| Concentration per Run | 0.0001 ppm | 0.0001 ppm | 0.0003 ppm | 0.0003 ppm | 0.0012 ppm | -0.0132 ppm | -0.0026 ppm |
| Concentration per Run | 0.0000 ppm | -0.0005 ppm | 0.0001 ppm | 0.0004 ppm | 0.0002 ppm | -0.0260 ppm | -0.0020 ppm |
| Recovery Percentage | 0.334 % | -0.391 % | 3.478 % | 2.740 % | 0.026 % | -0.635 % | -46.926 % |
| Concentration RSD | 341.9 % | 448.3 % | 98.3 % | 56.6 % | 9,698.0 % | 57.3 % | 12.1 % |

| | Mg 279.079 Axial-iFR) | Mn 257.610 Radial-iFR) | Mo 202.030 Axial-iFR) | Na 589.592 Radial-iFR) | Ni 231.604 Axial-iFR) | Pb 220.353 Axial-eUV) | Sb 206.833 Axial-iFR) |
|---|---|---|---|---|---|---|---|
| Concentration average | -0.0008 ppm | 0.0001 ppm | 0.0000 ppm | -0.0060 ppm | -0.0001 ppm | -0.0004 ppm | 0.0030 ppm |
| Concentration per Run | -0.0021 ppm | 0.0001 ppm | -0.0001 ppm | -0.0075 ppm | 0.0001 ppm | -0.0008 ppm | 0.0029 ppm |
| Concentration per Run | 0.0002 ppm | 0.0000 ppm | 0.0001 ppm | -0.0014 ppm | -0.0010 ppm | -0.0004 ppm | 0.0007 ppm |
| Concentration per Run | -0.0005 ppm | 0.0002 ppm | -0.0001 ppm | -0.0090 ppm | 0.0006 ppm | 0.0001 ppm | 0.0053 ppm |
| Recovery Percentage | -0.804 % | 0.892 % | -0.046 % | -0.300 % | -0.317 % | -3.765 % | 5.950 % |
| Concentration RSD | 144.6 % | 102.5 % | 508.1 % | 67.0 % | 1,011.3 % | 114.1 % | 77.2 % |

| | Se 196.090 Axial-eUV) | Si 212.412 Axial-iFR) | Sn 189.989 Axial-iFR) | Sr 421.552 Radial-iFR) | Ti 334.904 Axial-iFR) | Tl 190.856 Axial-eUV) | V 292.402 Axial-iFR) |
|---|---|---|---|---|---|---|---|
| Concentration average | 0.0021 ppm | 0.0020 ppm | 0.0001 ppm | -0.0001 ppm | -0.0003 ppm | 0.0008 ppm | 0.0001 ppm |
| Concentration per Run | 0.0002 ppm | 0.0002 ppm | 0.0002 ppm | -0.0001 ppm | -0.0007 ppm | 0.0007 ppm | 0.0001 ppm |
| Concentration per Run | 0.0039 ppm | 0.0032 ppm | -0.0006 ppm | 0.0000 ppm | -0.0002 ppm | 0.0000 ppm | 0.0001 ppm |
| Concentration per Run | 0.0023 ppm | 0.0027 ppm | 0.0007 ppm | -0.0001 ppm | -0.0002 ppm | 0.0016 ppm | 0.0002 ppm |
| Recovery Percentage | 21.214 % | 0.402 % | 0.287 % | -0.694 % | -3.492 % | 3.800 % | 1.303 % |
| Concentration RSD | 85.2 % | 81.1 % | 460.0 % | 47.7 % | 84.3 % | 102.0 % | 65.2 % |

| | Zn 206.200 Axial-iFR) | Sc 361.384 Axial-iFR) | Sc 361.384 Radial-iFR) | Sc 227.318 Axial-eUV) | Y 360.073 Axial-iFR) | Y 371.030 Radial-iFR) | Y 224.306 Axial-eUV) |
|---|---|---|---|---|---|---|---|
| Concentration average | 0.0003 ppm | 105.0204 % | 104.9686 % | 102.3936 % | 105.1300 % | 102.7998 % | 103.1613 % |
| Concentration per Run | 0.0001 ppm | 105.0460 % | 105.2747 % | 102.5252 % | 105.5345 % | 103.2979 % | 103.7818 % |
| Concentration per Run | 0.0002 ppm | 105.8750 % | 104.5036 % | 102.0992 % | 105.3804 % | 103.0266 % | 102.5867 % |
| Concentration per Run | 0.0004 ppm | 104.1401 % | 105.1275 % | 102.5563 % | 104.4751 % | 102.0749 % | 103.1153 % |
| Recovery Percentage | 5.370 % | | | | | | |
| Concentration RSD | 62.3 % | 0.8 % | 0.4 % | 0.2 % | 0.5 % | 0.6 % | 0.6 % |

# ICP DataTrace 11

9/11/2025 7:24:09 AM

LabBook: WG2112807_20250910_T11.imexp

Sample: L2555533-03d2 WG2111128
Analysis started at: 9/10/2025 8:26:11 PM
Comment <Comment>
Rack Number 3
Vial Numbers 12

| | Ag 328.068 Axial-iFR) | Al 396.152 Radial-iFR) | As 189.042 Axial-eUV) | B 208.959 Axial-iFR) | Ba 455.403 Radial-iFR) | Be 313.042 Radial-iFR) | Ca 315.887 Radial-iFR) |
|---|---|---|---|---|---|---|---|
| Concentration average | 0.0016 ppm | 41.3216 ppm | 0.0102 ppm | 0.0036 ppm | 0.3616 ppm | 0.0020 ppm | 37.7868 ppm |
| Concentration per Run | 0.0008 ppm | 41.1793 ppm | 0.0109 ppm | 0.0034 ppm | 0.3622 ppm | 0.0021 ppm | 37.7461 ppm |
| Concentration per Run | 0.0016 ppm | 41.4541 ppm | 0.0101 ppm | 0.0030 ppm | 0.3635 ppm | 0.0021 ppm | 37.7560 ppm |
| Concentration per Run | 0.0023 ppm | 41.3315 ppm | 0.0095 ppm | 0.0045 ppm | 0.3591 ppm | 0.0020 ppm | 37.8582 ppm |
| Concentration RSD | 45.9 % | 0.3 % | 6.7 % | 21.3 % | 0.6 % | 1.4 % | 0.2 % |

| | Cd 214.438 Axial-iFR) | Co 228.616 Axial-iFR) | Cr 267.716 Axial-iFR) | Cu 324.754 Axial-iFR) | Fe 259.940 Radial-iFR) | K 766.490 Radial-iFR) | Li 670.776 Radial-iFR) |
|---|---|---|---|---|---|---|---|
| Concentration average | 0.0002 ppm | 0.0426 ppm | 0.1222 ppm | 0.1425 ppm | 163.3461 ppm | 5.3605 ppm | 0.0499 ppm |
| Concentration per Run | 0.0001 ppm | 0.0424 ppm | 0.1217 ppm | 0.1421 ppm | 162.9105 ppm | 5.3527 ppm | 0.0493 ppm |
| Concentration per Run | 0.0001 ppm | 0.0421 ppm | 0.1219 ppm | 0.1427 ppm | 164.4697 ppm | 5.3833 ppm | 0.0520 ppm |
| Concentration per Run | 0.0003 ppm | 0.0433 ppm | 0.1230 ppm | 0.1428 ppm | 162.6581 ppm | 5.3454 ppm | 0.0485 ppm |
| Concentration RSD | 65.4 % | 1.4 % | 0.6 % | 0.3 % | 0.6 % | 0.4 % | 3.6 % |

| | Mg 279.079 Axial-iFR) | Mn 257.610 Radial-iFR) | Mo 202.030 Axial-iFR) | Na 589.592 Radial-iFR) | Ni 231.604 Axial-iFR) | Pb 220.353 Axial-eUV) | Sb 206.833 Axial-iFR) |
|---|---|---|---|---|---|---|---|
| Concentration average | 30.6914 ppm | 6.4143 ppm | 0.0013 ppm | 1.2177 ppm | 0.1087 ppm | 0.0329 ppm | 0.0002 ppm |
| Concentration per Run | 31.0026 ppm | 6.3894 ppm | 0.0014 ppm | 1.2194 ppm | 0.1091 ppm | 0.0330 ppm | 0.0007 ppm |
| Concentration per Run | 30.8486 ppm | 6.4413 ppm | 0.0012 ppm | 1.2208 ppm | 0.1083 ppm | 0.0325 ppm | -0.0008 ppm |
| Concentration per Run | 30.2231 ppm | 6.4122 ppm | 0.0013 ppm | 1.2130 ppm | 0.1087 ppm | 0.0334 ppm | 0.0007 ppm |
| Concentration RSD | 1.3 % | 0.4 % | 9.0 % | 0.3 % | 0.4 % | 1.4 % | 420.0 % |

| | Se 196.090 Axial-eUV) | Si 212.412 Axial-iFR) | Sn 189.989 Axial-iFR) | Sr 421.552 Radial-iFR) | Ti 334.904 Axial-iFR) | Tl 190.856 Axial-eUV) | V 292.402 Axial-iFR) |
|---|---|---|---|---|---|---|---|
| Concentration average | 0.0024 ppm | 3.1544 ppm | 0.0075 ppm | 0.0623 ppm | 2.3331 ppm | 0.0014 ppm | 0.1317 ppm |
| Concentration per Run | 0.0004 ppm | 3.1357 ppm | 0.0061 ppm | 0.0623 ppm | 2.3566 ppm | 0.0032 ppm | 0.1314 ppm |
| Concentration per Run | 0.0045 ppm | 3.1844 ppm | 0.0081 ppm | 0.0626 ppm | 2.3489 ppm | 0.0020 ppm | 0.1323 ppm |
| Concentration per Run | 0.0021 ppm | 3.1432 ppm | 0.0082 ppm | 0.0620 ppm | 2.2937 ppm | -0.0011 ppm | 0.1313 ppm |
| Concentration RSD | 87.2 % | 0.8 % | 15.7 % | 0.5 % | 1.5 % | 160.3 % | 0.4 % |

| | Zn 206.200 Axial-iFR) | Sc 361.384 Axial-iFR) | Sc 361.384 Radial-iFR) | Sc 227.318 Axial-eUV) | Y 360.073 Axial-iFR) | Y 371.030 Radial-iFR) | Y 224.306 Axial-eUV) |
|---|---|---|---|---|---|---|---|
| Concentration average | 0.2028 ppm | 102.9206 % | 106.5074 % | 95.3904 % | 112.5606 % | 115.4542 % | 111.7033 % |
| Concentration per Run | 0.2014 ppm | 102.7495 % | 106.8332 % | 95.2952 % | 112.9375 % | 116.2406 % | 111.4757 % |
| Concentration per Run | 0.2036 ppm | 103.3073 % | 106.1400 % | 95.3243 % | 112.9854 % | 115.4196 % | 111.7990 % |
| Concentration per Run | 0.2034 ppm | 102.7051 % | 106.5491 % | 95.5518 % | 111.7588 % | 114.7023 % | 111.8353 % |
| Concentration RSD | 0.6 % | 0.3 % | 0.3 % | 0.1 % | 0.6 % | 0.7 % | 0.2 % |

# ICP DataTrace 11

9/11/2025 7:24:09 AM

LabBook: WG2112807_20250910_T11.imexp

Sample: L2555590-01d2 WG2111128
Analysis started at: 9/10/2025 8:28:23 PM
Comment <Comment>
Rack Number 3
Vial Numbers 13

| | Ag 328.068 Axial-iFR) | Al 396.152 Radial-iFR) | As 189.042 Axial-eUV) | B 208.959 Axial-iFR) | Ba 455.403 Radial-iFR) | Be 313.042 Radial-iFR) | Ca 315.887 Radial-iFR) |
|---|---|---|---|---|---|---|---|
| Concentration average | 0.0033 ppm | 72.2087 ppm | 0.0579 ppm | 0.0171 ppm | 1.3530 ppm | 0.0042 ppm | 57.4095 ppm |
| Concentration per Run | 0.0035 ppm | 72.4321 ppm | 0.0582 ppm | 0.0189 ppm | 1.3566 ppm | 0.0042 ppm | 57.5770 ppm |
| Concentration per Run | 0.0028 ppm | 72.2163 ppm | 0.0580 ppm | 0.0154 ppm | 1.3526 ppm | 0.0043 ppm | 57.3880 ppm |
| Concentration per Run | 0.0037 ppm | 71.9777 ppm | 0.0575 ppm | 0.0169 ppm | 1.3499 ppm | 0.0042 ppm | 57.2635 ppm |
| Concentration RSD | 14.5 % | 0.3 % | 0.6 % | 10.3 % | 0.2 % | 1.9 % | 0.3 % |

| | Cd 214.438 Axial-iFR) | Co 228.616 Axial-iFR) | Cr 267.716 Axial-iFR) | Cu 324.754 Axial-iFR) | Fe 259.940 Radial-iFR) | K 766.490 Radial-iFR) | Li 670.776 Radial-iFR) |
|---|---|---|---|---|---|---|---|
| Concentration average | 0.0048 ppm | 0.0468 ppm | 0.1840 ppm | 1.5529 ppm | 131.1599 ppm | 5.9638 ppm | 0.1205 ppm |
| Concentration per Run | 0.0047 ppm | 0.0469 ppm | 0.1829 ppm | 1.5479 ppm | 131.6086 ppm | 5.9577 ppm | 0.1209 ppm |
| Concentration per Run | 0.0048 ppm | 0.0462 ppm | 0.1838 ppm | 1.5593 ppm | 130.7402 ppm | 5.9676 ppm | 0.1186 ppm |
| Concentration per Run | 0.0048 ppm | 0.0473 ppm | 0.1853 ppm | 1.5516 ppm | 131.1309 ppm | 5.9660 ppm | 0.1220 ppm |
| Concentration RSD | 1.9 % | 1.2 % | 0.7 % | 0.4 % | 0.3 % | 0.1 % | 1.4 % |

| | Mg 279.079 Axial-iFR) | Mn 257.610 Radial-iFR) | Mo 202.030 Axial-iFR) | Na 589.592 Radial-iFR) | Ni 231.604 Axial-iFR) | Pb 220.353 Axial-eUV) | Sb 206.833 Axial-iFR) |
|---|---|---|---|---|---|---|---|
| Concentration average | 23.0204 ppm | 2.2641 ppm | 0.0080 ppm | 2.2963 ppm | 0.1481 ppm | 4.0251 ppm | 0.0033 ppm |
| Concentration per Run | 22.9345 ppm | 2.2677 ppm | 0.0080 ppm | 2.2863 ppm | 0.1471 ppm | 4.0237 ppm | 0.0032 ppm |
| Concentration per Run | 23.1820 ppm | 2.2672 ppm | 0.0078 ppm | 2.3104 ppm | 0.1487 ppm | 4.0116 ppm | 0.0040 ppm |
| Concentration per Run | 22.9446 ppm | 2.2575 ppm | 0.0082 ppm | 2.2924 ppm | 0.1485 ppm | 4.0401 ppm | 0.0027 ppm |
| Concentration RSD | 0.6 % | 0.3 % | 2.2 % | 0.5 % | 0.6 % | 0.4 % | 20.1 % |

| | Se 196.090 Axial-eUV) | Si 212.412 Axial-iFR) | Sn 189.989 Axial-iFR) | Sr 421.552 Radial-iFR) | Ti 334.904 Axial-iFR) | Tl 190.856 Axial-eUV) | V 292.402 Axial-iFR) |
|---|---|---|---|---|---|---|---|
| Concentration average | 0.0102 ppm | 1.7371 ppm | 0.0912 ppm | 0.3278 ppm | 1.8089 ppm | 0.0014 ppm | 0.2853 ppm |
| Concentration per Run | 0.0120 ppm | 1.7245 ppm | 0.0909 ppm | 0.3279 ppm | 1.8052 ppm | 0.0001 ppm | 0.2835 ppm |
| Concentration per Run | 0.0087 ppm | 1.7428 ppm | 0.0916 ppm | 0.3273 ppm | 1.8276 ppm | 0.0020 ppm | 0.2854 ppm |
| Concentration per Run | 0.0098 ppm | 1.7438 ppm | 0.0910 ppm | 0.3283 ppm | 1.7937 ppm | 0.0020 ppm | 0.2870 ppm |
| Concentration RSD | 16.6 % | 0.6 % | 0.4 % | 0.2 % | 1.0 % | 77.3 % | 0.6 % |

| | Zn 206.200 Axial-iFR) | Sc 361.384 Axial-iFR) | Sc 361.384 Radial-iFR) | Sc 227.318 Axial-eUV) | Y 360.073 Axial-iFR) | Y 371.030 Radial-iFR) | Y 224.306 Axial-eUV) |
|---|---|---|---|---|---|---|---|
| Concentration average | 2.2337 ppm | 102.7054 % | 106.8164 % | 94.9950 % | 114.1190 % | 117.2475 % | 112.4262 % |
| Concentration per Run | 2.2314 ppm | 102.4342 % | 107.3525 % | 94.6300 % | 113.6065 % | 117.2363 % | 111.9115 % |
| Concentration per Run | 2.2437 ppm | 102.4064 % | 105.6670 % | 95.4095 % | 114.1861 % | 117.0669 % | 112.5776 % |
| Concentration per Run | 2.2261 ppm | 103.2755 % | 107.4298 % | 94.9454 % | 114.5643 % | 117.4392 % | 112.7895 % |
| Concentration RSD | 0.4 % | 0.5 % | 0.9 % | 0.4 % | 0.4 % | 0.2 % | 0.4 % |

# ICP DataTrace 11

9/11/2025 7:24:09 AM

LabBook: WG2112807_20250910_T11.imexp

Sample: L2555590-02d2 WG2111128
Analysis started at: 9/10/2025 8:30:28 PM
Comment <Comment>
Rack Number 3
Vial Numbers 14

| | Ag 328.068 Axial-iFR) | Al 396.152 Radial-iFR) | As 189.042 Axial-eUV) | B 208.959 Axial-iFR) | Ba 455.403 Radial-iFR) | Be 313.042 Radial-iFR) | Ca 315.887 Radial-iFR) |
|---|---|---|---|---|---|---|---|
| Concentration average | 0.0017 ppm | 92.9049 ppm | 0.0415 ppm | 0.0073 ppm | 0.6786 ppm | 0.0043 ppm | 26.4866 ppm |
| Concentration per Run | 0.0019 ppm | 92.7783 ppm | 0.0420 ppm | 0.0060 ppm | 0.6772 ppm | 0.0044 ppm | 26.3968 ppm |
| Concentration per Run | 0.0012 ppm | 93.1306 ppm | 0.0415 ppm | 0.0083 ppm | 0.6811 ppm | 0.0043 ppm | 26.5591 ppm |
| Concentration per Run | 0.0019 ppm | 92.8057 ppm | 0.0410 ppm | 0.0075 ppm | 0.6776 ppm | 0.0043 ppm | 26.5040 ppm |
| Concentration RSD | 22.4 % | 0.2 % | 1.3 % | 16.0 % | 0.3 % | 0.7 % | 0.3 % |

| | Cd 214.438 Axial-iFR) | Co 228.616 Axial-iFR) | Cr 267.716 Axial-iFR) | Cu 324.754 Axial-iFR) | Fe 259.940 Radial-iFR) | K 766.490 Radial-iFR) | Li 670.776 Radial-iFR) |
|---|---|---|---|---|---|---|---|
| Concentration average | 0.0023 ppm | 0.0578 ppm | 0.1853 ppm | 0.4021 ppm | 144.0521 ppm | 6.6910 ppm | 0.1003 ppm |
| Concentration per Run | 0.0024 ppm | 0.0582 ppm | 0.1850 ppm | 0.4011 ppm | 143.6868 ppm | 6.6682 ppm | 0.1002 ppm |
| Concentration per Run | 0.0022 ppm | 0.0577 ppm | 0.1853 ppm | 0.4021 ppm | 144.2569 ppm | 6.7154 ppm | 0.1008 ppm |
| Concentration per Run | 0.0023 ppm | 0.0576 ppm | 0.1856 ppm | 0.4031 ppm | 144.2127 ppm | 6.6895 ppm | 0.1000 ppm |
| Concentration RSD | 4.5 % | 0.6 % | 0.2 % | 0.2 % | 0.2 % | 0.4 % | 0.4 % |

| | Mg 279.079 Axial-iFR) | Mn 257.610 Radial-iFR) | Mo 202.030 Axial-iFR) | Na 589.592 Radial-iFR) | Ni 231.604 Axial-iFR) | Pb 220.353 Axial-eUV) | Sb 206.833 Axial-iFR) |
|---|---|---|---|---|---|---|---|
| Concentration average | 23.7166 ppm | 2.3768 ppm | 0.0050 ppm | 2.3645 ppm | 0.1330 ppm | 1.3469 ppm | 0.0046 ppm |
| Concentration per Run | 23.3698 ppm | 2.3767 ppm | 0.0047 ppm | 2.3650 ppm | 0.1326 ppm | 1.3423 ppm | 0.0041 ppm |
| Concentration per Run | 24.0103 ppm | 2.3824 ppm | 0.0053 ppm | 2.3700 ppm | 0.1328 ppm | 1.3474 ppm | 0.0044 ppm |
| Concentration per Run | 23.7695 ppm | 2.3713 ppm | 0.0051 ppm | 2.3584 ppm | 0.1337 ppm | 1.3510 ppm | 0.0054 ppm |
| Concentration RSD | 1.4 % | 0.2 % | 5.4 % | 0.2 % | 0.5 % | 0.3 % | 15.0 % |

| | Se 196.090 Axial-eUV) | Si 212.412 Axial-iFR) | Sn 189.989 Axial-iFR) | Sr 421.552 Radial-iFR) | Ti 334.904 Axial-iFR) | Tl 190.856 Axial-eUV) | V 292.402 Axial-iFR) |
|---|---|---|---|---|---|---|---|
| Concentration average | 0.0054 ppm | 1.9504 ppm | 0.0278 ppm | 0.1820 ppm | 2.7270 ppm | 0.0015 ppm | 0.3317 ppm |
| Concentration per Run | 0.0044 ppm | 1.9380 ppm | 0.0276 ppm | 0.1815 ppm | 2.6934 ppm | 0.0010 ppm | 0.3304 ppm |
| Concentration per Run | 0.0078 ppm | 1.9589 ppm | 0.0294 ppm | 0.1825 ppm | 2.7575 ppm | 0.0015 ppm | 0.3323 ppm |
| Concentration per Run | 0.0040 ppm | 1.9542 ppm | 0.0262 ppm | 0.1821 ppm | 2.7302 ppm | 0.0019 ppm | 0.3326 ppm |
| Concentration RSD | 39.4 % | 0.6 % | 5.7 % | 0.3 % | 1.2 % | 33.0 % | 0.4 % |

| | Zn 206.200 Axial-iFR) | Sc 361.384 Axial-iFR) | Sc 361.384 Radial-iFR) | Sc 227.318 Axial-eUV) | Y 360.073 Axial-iFR) | Y 371.030 Radial-iFR) | Y 224.306 Axial-eUV) |
|---|---|---|---|---|---|---|---|
| Concentration average | 0.9177 ppm | 104.2915 % | 108.4941 % | 96.3900 % | 117.3467 % | 120.7720 % | 115.6286 % |
| Concentration per Run | 0.9143 ppm | 105.1675 % | 109.3439 % | 96.8861 % | 118.1730 % | 122.9759 % | 116.1434 % |
| Concentration per Run | 0.9163 ppm | 104.1909 % | 107.6979 % | 96.6039 % | 117.5979 % | 120.4109 % | 115.8269 % |
| Concentration per Run | 0.9224 ppm | 103.5161 % | 108.4404 % | 95.6802 % | 116.2693 % | 118.9293 % | 114.9156 % |
| Concentration RSD | 0.5 % | 0.8 % | 0.8 % | 0.7 % | 0.8 % | 1.7 % | 0.6 % |

# ICP DataTrace 11

9/11/2025 7:24:09 AM

LabBook: WG2112807_20250910_T11.imexp

Sample: CCV
Analysis started at: 9/10/2025 8:32:34 PM
Comment <Comment>
Rack Number 0
Vial Numbers 3

| | Ag 328.068 Axial-iFR) | Al 396.152 Radial-iFR) | As 189.042 Axial-eUV) | B 208.959 Axial-iFR) | Ba 455.403 Radial-iFR) | Be 313.042 Radial-iFR) | Ca 315.887 Radial-iFR) |
|---|---|---|---|---|---|---|---|
| Concentration average | **0.4942 ppm** | 0.4801 ppm | 0.4782 ppm | 0.4575 ppm | 0.4919 ppm | 0.5121 ppm | 0.4982 ppm |
| Concentration per Run | 0.4920 ppm | 0.4700 ppm | 0.4780 ppm | 0.4541 ppm | 0.4926 ppm | 0.5130 ppm | 0.5016 ppm |
| Concentration per Run | 0.4953 ppm | 0.4836 ppm | 0.4803 ppm | 0.4621 ppm | 0.4901 ppm | 0.5107 ppm | 0.5000 ppm |
| Concentration per Run | 0.4953 ppm | 0.4867 ppm | 0.4764 ppm | 0.4563 ppm | 0.4929 ppm | 0.5127 ppm | 0.4931 ppm |
| Recovery Percentage | 98.838 % | 96.019 % | 95.638 % | 91.498 % | 98.378 % | 102.428 % | 99.649 % |
| Concentration RSD | 0.4 % | 1.9 % | 0.4 % | 0.9 % | 0.3 % | 0.2 % | 0.9 % |

| | Cd 214.438 Axial-iFR) | Co 228.616 Axial-iFR) | Cr 267.716 Axial-iFR) | Cu 324.754 Axial-iFR) | Fe 259.940 Radial-iFR) | K 766.490 Radial-iFR) | Li 670.776 Radial-iFR) |
|---|---|---|---|---|---|---|---|
| Concentration average | 0.4856 ppm | 0.5001 ppm | 0.5000 ppm | 0.5156 ppm | 0.5026 ppm | 5.1547 ppm | 0.5071 ppm |
| Concentration per Run | 0.4853 ppm | 0.4987 ppm | 0.5009 ppm | 0.5148 ppm | 0.5061 ppm | 5.1832 ppm | 0.5018 ppm |
| Concentration per Run | 0.4878 ppm | 0.5007 ppm | 0.5020 ppm | 0.5188 ppm | 0.4998 ppm | 5.1321 ppm | 0.5089 ppm |
| Concentration per Run | 0.4838 ppm | 0.5007 ppm | 0.4970 ppm | 0.5132 ppm | 0.5018 ppm | 5.1488 ppm | 0.5107 ppm |
| Recovery Percentage | 97.122 % | 100.010 % | 99.992 % | 103.118 % | 100.515 % | 103.094 % | 101.425 % |
| Concentration RSD | 0.4 % | 0.2 % | 0.5 % | 0.6 % | 0.6 % | 0.5 % | 0.9 % |

| | Mg 279.079 Axial-iFR) | Mn 257.610 Radial-iFR) | Mo 202.030 Axial-iFR) | Na 589.592 Radial-iFR) | Ni 231.604 Axial-iFR) | Pb 220.353 Axial-eUV) | Sb 206.833 Axial-iFR) |
|---|---|---|---|---|---|---|---|
| Concentration average | 0.4913 ppm | 0.5050 ppm | 0.4743 ppm | 9.9972 ppm | 0.5047 ppm | 0.5076 ppm | 0.4910 ppm |
| Concentration per Run | 0.4895 ppm | 0.5075 ppm | 0.4734 ppm | 9.9748 ppm | 0.5030 ppm | 0.5078 ppm | 0.4898 ppm |
| Concentration per Run | 0.4934 ppm | 0.5023 ppm | 0.4747 ppm | 9.9949 ppm | 0.5072 ppm | 0.5069 ppm | 0.4892 ppm |
| Concentration per Run | 0.4911 ppm | 0.5051 ppm | 0.4748 ppm | 10.0219 ppm | 0.5039 ppm | 0.5081 ppm | 0.4940 ppm |
| Recovery Percentage | 98.260 % | 100.995 % | 94.855 % | 99.972 % | 100.944 % | 101.512 % | 98.199 % |
| Concentration RSD | 0.4 % | 0.5 % | 0.2 % | 0.2 % | 0.4 % | 0.1 % | 0.5 % |

| | Se 196.090 Axial-eUV) | Si 212.412 Axial-iFR) | Sn 189.989 Axial-iFR) | Sr 421.552 Radial-iFR) | Ti 334.904 Axial-iFR) | Tl 190.856 Axial-eUV) | V 292.402 Axial-iFR) |
|---|---|---|---|---|---|---|---|
| Concentration average | 0.4743 ppm | 5.2361 ppm | 0.4766 ppm | 0.4958 ppm | 0.4883 ppm | **0.4729 ppm** | 0.5079 ppm |
| Concentration per Run | 0.4762 ppm | 5.2140 ppm | 0.4767 ppm | 0.4961 ppm | 0.4837 ppm | 0.4719 ppm | 0.5067 ppm |
| Concentration per Run | 0.4748 ppm | 5.2467 ppm | 0.4771 ppm | 0.4950 ppm | 0.4895 ppm | 0.4755 ppm | 0.5091 ppm |
| Concentration per Run | 0.4720 ppm | 5.2477 ppm | 0.4762 ppm | 0.4964 ppm | 0.4916 ppm | 0.4713 ppm | 0.5078 ppm |
| Recovery Percentage | 94.868 % | 99.736 % | 95.329 % | 99.169 % | 97.659 % | 94.585 % | 101.575 % |
| Concentration RSD | 0.4 % | 0.4 % | 0.1 % | 0.2 % | 0.8 % | 0.5 % | 0.2 % |

| | Zn 206.200 Axial-iFR) | Sc 361.384 Axial-iFR) | Sc 361.384 Radial-iFR) | Sc 227.318 Axial-eUV) | Y 360.073 Axial-iFR) | Y 371.030 Radial-iFR) | Y 224.306 Axial-eUV) |
|---|---|---|---|---|---|---|---|
| Concentration average | 0.4648 ppm | 102.4197 % | 103.1827 % | 98.7535 % | 100.4883 % | 99.3407 % | 98.2364 % |
| Concentration per Run | 0.4647 ppm | 102.3250 % | 103.1637 % | 98.9646 % | 100.3860 % | 99.3855 % | 98.5276 % |
| Concentration per Run | 0.4652 ppm | 101.3901 % | 103.7593 % | 98.4041 % | 99.5775 % | 99.4363 % | 97.8561 % |
| Concentration per Run | 0.4645 ppm | 103.5441 % | 102.6249 % | 98.8919 % | 101.5014 % | 99.2003 % | 98.3256 % |
| Recovery Percentage | 92.959 % | | | | | | |
| Concentration RSD | 0.1 % | 1.1 % | 0.5 % | 0.3 % | 1.0 % | 0.1 % | 0.4 % |

# ICP DataTrace 11

9/11/2025 7:24:09 AM

LabBook: WG2112807_20250910_T11.imexp

Sample: CCB
Analysis started at: 9/10/2025 8:34:40 PM
Comment <Comment>
Rack Number 0
Vial Numbers 4

| | Ag 328.068 Axial-iFR) | Al 396.152 Radial-iFR) | As 189.042 Axial-eUV) | B 208.959 Axial-iFR) | Ba 455.403 Radial-iFR) | Be 313.042 Radial-iFR) | Ca 315.887 Radial-iFR) |
|---|---|---|---|---|---|---|---|
| Concentration average | 0.0000 ppm | 0.0004 ppm | -0.0017 ppm | -0.0003 ppm | 0.0001 ppm | 0.0000 ppm | 0.0018 ppm |
| Concentration per Run | 0.0004 ppm | 0.0005 ppm | -0.0032 ppm | 0.0001 ppm | 0.0000 ppm | 0.0000 ppm | 0.0031 ppm |
| Concentration per Run | -0.0004 ppm | 0.0022 ppm | -0.0011 ppm | -0.0008 ppm | 0.0002 ppm | 0.0000 ppm | 0.0010 ppm |
| Concentration per Run | 0.0001 ppm | -0.0015 ppm | -0.0008 ppm | -0.0002 ppm | 0.0000 ppm | 0.0000 ppm | 0.0014 ppm |
| Recovery Percentage | 0.268 % | 0.372 % | -34.038 % | -1.078 % | 0.525 % | 0.365 % | 1.847 % |
| Concentration RSD | 2,184.0 % | 499.4 % | 76.6 % | 147.5 % | 179.3 % | 212.4 % | 60.7 % |

| | Cd 214.438 Axial-iFR) | Co 228.616 Axial-iFR) | Cr 267.716 Axial-iFR) | Cu 324.754 Axial-iFR) | Fe 259.940 Radial-iFR) | K 766.490 Radial-iFR) | Li 670.776 Radial-iFR) |
|---|---|---|---|---|---|---|---|
| Concentration average | 0.0000 ppm | -0.0003 ppm | 0.0004 ppm | 0.0003 ppm | 0.0019 ppm | 0.0004 ppm | -0.0020 ppm |
| Concentration per Run | 0.0001 ppm | 0.0002 ppm | 0.0009 ppm | 0.0003 ppm | 0.0022 ppm | 0.0176 ppm | -0.0012 ppm |
| Concentration per Run | 0.0000 ppm | -0.0003 ppm | -0.0001 ppm | 0.0003 ppm | 0.0022 ppm | 0.0008 ppm | -0.0026 ppm |
| Concentration per Run | 0.0001 ppm | -0.0009 ppm | 0.0004 ppm | 0.0004 ppm | 0.0012 ppm | -0.0170 ppm | -0.0021 ppm |
| Recovery Percentage | 0.511 % | -1.723 % | 3.724 % | 3.336 % | 3.704 % | 0.018 % | -39.550 % |
| Concentration RSD | 248.4 % | 168.6 % | 130.8 % | 23.5 % | 32.4 % | 3,951.8 % | 35.4 % |

| | Mg 279.079 Axial-iFR) | Mn 257.610 Radial-iFR) | Mo 202.030 Axial-iFR) | Na 589.592 Radial-iFR) | Ni 231.604 Axial-iFR) | Pb 220.353 Axial-eUV) | Sb 206.833 Axial-iFR) |
|---|---|---|---|---|---|---|---|
| Concentration average | -0.0016 ppm | -0.0002 ppm | 0.0002 ppm | -0.0017 ppm | -0.0007 ppm | -0.0003 ppm | 0.0004 ppm |
| Concentration per Run | -0.0016 ppm | -0.0002 ppm | 0.0000 ppm | -0.0067 ppm | -0.0011 ppm | 0.0001 ppm | 0.0017 ppm |
| Concentration per Run | -0.0019 ppm | -0.0001 ppm | 0.0004 ppm | -0.0013 ppm | -0.0013 ppm | -0.0004 ppm | 0.0040 ppm |
| Concentration per Run | -0.0012 ppm | -0.0002 ppm | 0.0003 ppm | 0.0029 ppm | 0.0003 ppm | -0.0007 ppm | -0.0043 ppm |
| Recovery Percentage | -1.577 % | -1.974 % | 0.468 % | -0.085 % | -2.833 % | -3.333 % | 0.899 % |
| Concentration RSD | 21.9 % | 22.5 % | 89.3 % | 280.3 % | 124.5 % | 124.8 % | 951.0 % |

| | Se 196.090 Axial-eUV) | Si 212.412 Axial-iFR) | Sn 189.989 Axial-iFR) | Sr 421.552 Radial-iFR) | Ti 334.904 Axial-iFR) | Tl 190.856 Axial-eUV) | V 292.402 Axial-iFR) |
|---|---|---|---|---|---|---|---|
| Concentration average | 0.0000 ppm | 0.0009 ppm | -0.0009 ppm | 0.0000 ppm | -0.0004 ppm | 0.0019 ppm | 0.0002 ppm |
| Concentration per Run | 0.0024 ppm | 0.0002 ppm | -0.0010 ppm | 0.0000 ppm | -0.0003 ppm | 0.0010 ppm | 0.0000 ppm |
| Concentration per Run | -0.0020 ppm | 0.0002 ppm | -0.0011 ppm | 0.0001 ppm | -0.0003 ppm | 0.0022 ppm | 0.0002 ppm |
| Concentration per Run | -0.0004 ppm | 0.0023 ppm | -0.0008 ppm | 0.0000 ppm | -0.0006 ppm | 0.0024 ppm | 0.0005 ppm |
| Recovery Percentage | -0.112 % | 0.182 % | -1.881 % | 0.229 % | -3.873 % | 9.257 % | 2.284 % |
| Concentration RSD | 19,775.2 % | 130.4 % | 13.0 % | 213.7 % | 39.2 % | 40.5 % | 114.7 % |

| | Zn 206.200 Axial-iFR) | Sc 361.384 Axial-iFR) | Sc 361.384 Radial-iFR) | Sc 227.318 Axial-eUV) | Y 360.073 Axial-iFR) | Y 371.030 Radial-iFR) | Y 224.306 Axial-eUV) |
|---|---|---|---|---|---|---|---|
| Concentration average | 0.0001 ppm | 100.3932 % | 101.2904 % | 97.8604 % | 100.9169 % | 99.9524 % | 98.6700 % |
| Concentration per Run | 0.0002 ppm | 99.9508 % | 101.0283 % | 98.0025 % | 100.3857 % | 99.7684 % | 98.8841 % |
| Concentration per Run | 0.0002 ppm | 100.4854 % | 101.2309 % | 98.4765 % | 101.1495 % | 99.4188 % | 98.8709 % |
| Concentration per Run | 0.0001 ppm | 100.7434 % | 101.6121 % | 97.1023 % | 101.2156 % | 100.6700 % | 98.2551 % |
| Recovery Percentage | 2.767 % | | | | | | |
| Concentration RSD | 51.3 % | 0.4 % | 0.3 % | 0.7 % | 0.5 % | 0.6 % | 0.4 % |

# ICP DataTrace 11

9/11/2025 7:24:09 AM

LabBook: WG2112807_20250910_T11.imexp

Sample: WG2108623-1 WG2108623
Analysis started at: 9/10/2025 9:15:01 PM
Comment <Comment>
Rack Number 3
Vial Numbers 15

| | Ag 328.068 Axial-iFR) | Al 396.152 Radial-iFR) | As 189.042 Axial-eUV) | B 208.959 Axial-iFR) | Ba 455.403 Radial-iFR) | Be 313.042 Radial-iFR) | Ca 315.887 Radial-iFR) |
|---|---|---|---|---|---|---|---|
| Concentration average | 0.0000 ppm | -0.0014 ppm | -0.0006 ppm | -0.0007 ppm | 0.0001 ppm | 0.0000 ppm | 0.0008 ppm |
| Concentration per Run | -0.0006 ppm | 0.0030 ppm | -0.0017 ppm | 0.0003 ppm | 0.0000 ppm | 0.0001 ppm | 0.0022 ppm |
| Concentration per Run | 0.0004 ppm | -0.0025 ppm | -0.0002 ppm | -0.0004 ppm | 0.0003 ppm | 0.0000 ppm | 0.0027 ppm |
| Concentration per Run | 0.0001 ppm | -0.0045 ppm | 0.0001 ppm | -0.0020 ppm | 0.0000 ppm | 0.0000 ppm | -0.0026 ppm |
| Concentration RSD | 1,173.7 % | 287.0 % | 161.8 % | 176.6 % | 123.3 % | 205.9 % | 390.7 % |

| | Cd 214.438 Axial-iFR) | Co 228.616 Axial-iFR) | Cr 267.716 Axial-iFR) | Cu 324.754 Axial-iFR) | Fe 259.940 Radial-iFR) | K 766.490 Radial-iFR) | Li 670.776 Radial-iFR) |
|---|---|---|---|---|---|---|---|
| Concentration average | 0.0001 ppm | -0.0006 ppm | -0.0001 ppm | 0.0007 ppm | 0.0008 ppm | -0.0007 ppm | -0.0007 ppm |
| Concentration per Run | 0.0001 ppm | -0.0002 ppm | -0.0004 ppm | 0.0010 ppm | 0.0017 ppm | 0.0036 ppm | -0.0001 ppm |
| Concentration per Run | 0.0001 ppm | -0.0007 ppm | 0.0000 ppm | 0.0005 ppm | 0.0005 ppm | 0.0073 ppm | -0.0007 ppm |
| Concentration per Run | 0.0000 ppm | -0.0008 ppm | 0.0003 ppm | 0.0005 ppm | 0.0003 ppm | -0.0131 ppm | -0.0013 ppm |
| Concentration RSD | 53.1 % | 60.3 % | 519.9 % | 37.0 % | 93.2 % | 1,451.6 % | 85.2 % |

| | Mg 279.079 Axial-iFR) | Mn 257.610 Radial-iFR) | Mo 202.030 Axial-iFR) | Na 589.592 Radial-iFR) | Ni 231.604 Axial-iFR) | Pb 220.353 Axial-eUV) | Sb 206.833 Axial-iFR) |
|---|---|---|---|---|---|---|---|
| Concentration average | -0.0014 ppm | 0.0003 ppm | -0.0002 ppm | 0.0338 ppm | -0.0003 ppm | -0.0012 ppm | 0.0038 ppm |
| Concentration per Run | -0.0023 ppm | 0.0004 ppm | -0.0004 ppm | 0.0335 ppm | -0.0001 ppm | -0.0013 ppm | 0.0031 ppm |
| Concentration per Run | -0.0017 ppm | 0.0003 ppm | -0.0001 ppm | 0.0308 ppm | -0.0008 ppm | -0.0019 ppm | 0.0056 ppm |
| Concentration per Run | -0.0001 ppm | 0.0002 ppm | 0.0000 ppm | 0.0370 ppm | 0.0001 ppm | -0.0004 ppm | 0.0026 ppm |
| Concentration RSD | 82.1 % | 22.0 % | 123.5 % | 9.3 % | 172.0 % | 60.0 % | 42.6 % |

| | Se 196.090 Axial-eUV) | Si 212.412 Axial-iFR) | Sn 189.989 Axial-iFR) | Sr 421.552 Radial-iFR) | Ti 334.904 Axial-iFR) | Tl 190.856 Axial-eUV) | V 292.402 Axial-iFR) |
|---|---|---|---|---|---|---|---|
| Concentration average | 0.0007 ppm | 0.0117 ppm | -0.0007 ppm | 0.0000 ppm | -0.0003 ppm | 0.0010 ppm | 0.0001 ppm |
| Concentration per Run | 0.0037 ppm | 0.0128 ppm | -0.0004 ppm | 0.0000 ppm | -0.0004 ppm | -0.0005 ppm | 0.0003 ppm |
| Concentration per Run | 0.0007 ppm | 0.0132 ppm | -0.0013 ppm | 0.0001 ppm | -0.0003 ppm | 0.0026 ppm | -0.0002 ppm |
| Concentration per Run | -0.0024 ppm | 0.0091 ppm | -0.0005 ppm | 0.0000 ppm | -0.0002 ppm | 0.0010 ppm | 0.0001 ppm |
| Concentration RSD | 442.3 % | 19.3 % | 65.7 % | 133.6 % | 26.2 % | 149.6 % | 290.0 % |

| | Zn 206.200 Axial-iFR) | Sc 361.384 Axial-iFR) | Sc 361.384 Radial-iFR) | Sc 227.318 Axial-eUV) | Y 360.073 Axial-iFR) | Y 371.030 Radial-iFR) | Y 224.306 Axial-eUV) |
|---|---|---|---|---|---|---|---|
| Concentration average | 0.0014 ppm | 102.7612 % | 104.4231 % | 100.1528 % | 103.0647 % | 100.2914 % | 100.8359 % |
| Concentration per Run | 0.0016 ppm | 102.4710 % | 105.0850 % | 100.4088 % | 102.7494 % | 102.6512 % | 100.9888 % |
| Concentration per Run | 0.0012 ppm | 102.9593 % | 103.8004 % | 100.3440 % | 103.3049 % | 97.7519 % | 100.8841 % |
| Concentration per Run | 0.0014 ppm | 102.8534 % | 104.3838 % | 99.7056 % | 103.1399 % | 100.4713 % | 100.6347 % |
| Concentration RSD | 13.8 % | 0.2 % | 0.6 % | 0.4 % | 0.3 % | 2.4 % | 0.2 % |

# ICP DataTrace 11

9/11/2025 7:24:09 AM

LabBook: WG2112807_20250910_T11.imexp

Sample: WG2108623-2 WG2108623
Analysis started at: 9/10/2025 9:17:18 PM
Comment <Comment>
Rack Number 3
Vial Numbers 16

| | Ag 328.068 Axial-iFR) | Al 396.152 Radial-iFR) | As 189.042 Axial-eUV) | B 208.959 Axial-iFR) | Ba 455.403 Radial-iFR) | Be 313.042 Radial-iFR) | Ca 315.887 Radial-iFR) |
|---|---|---|---|---|---|---|---|
| Concentration average | 0.0481 ppm | 1.9416 ppm | 0.1145 ppm | 0.9110 ppm | 1.9020 ppm | 0.0495 ppm | 10.1310 ppm |
| Concentration per Run | 0.0478 ppm | 1.9622 ppm | 0.1147 ppm | 0.9086 ppm | 1.8941 ppm | 0.0494 ppm | 10.1631 ppm |
| Concentration per Run | 0.0483 ppm | 1.9277 ppm | 0.1152 ppm | 0.9137 ppm | 1.9112 ppm | 0.0495 ppm | 10.1205 ppm |
| Concentration per Run | 0.0482 ppm | 1.9349 ppm | 0.1138 ppm | 0.9108 ppm | 1.9008 ppm | 0.0494 ppm | 10.1093 ppm |
| Concentration RSD | 0.5 % | 0.9 % | 0.6 % | 0.3 % | 0.5 % | 0.1 % | 0.3 % |

| | Cd 214.438 Axial-iFR) | Co 228.616 Axial-iFR) | Cr 267.716 Axial-iFR) | Cu 324.754 Axial-iFR) | Fe 259.940 Radial-iFR) | K 766.490 Radial-iFR) | Li 670.776 Radial-iFR) |
|---|---|---|---|---|---|---|---|
| Concentration average | 0.0490 ppm | 0.4678 ppm | 0.1900 ppm | 0.2434 ppm | 0.9654 ppm | 10.2015 ppm | -0.0011 ppm |
| Concentration per Run | 0.0487 ppm | 0.4682 ppm | 0.1890 ppm | 0.2439 ppm | 0.9640 ppm | 10.1797 ppm | 0.0008 ppm |
| Concentration per Run | 0.0491 ppm | 0.4681 ppm | 0.1903 ppm | 0.2431 ppm | 0.9643 ppm | 10.2393 ppm | -0.0027 ppm |
| Concentration per Run | 0.0491 ppm | 0.4670 ppm | 0.1907 ppm | 0.2431 ppm | 0.9678 ppm | 10.1854 ppm | -0.0014 ppm |
| Concentration RSD | 0.5 % | 0.1 % | 0.5 % | 0.2 % | 0.2 % | 0.3 % | 161.4 % |

| | Mg 279.079 Axial-iFR) | Mn 257.610 Radial-iFR) | Mo 202.030 Axial-iFR) | Na 589.592 Radial-iFR) | Ni 231.604 Axial-iFR) | Pb 220.353 Axial-eUV) | Sb 206.833 Axial-iFR) |
|---|---|---|---|---|---|---|---|
| Concentration average | 9.6657 ppm | 0.4821 ppm | 0.9345 ppm | 9.7305 ppm | 0.4792 ppm | 0.5178 ppm | 0.4686 ppm |
| Concentration per Run | 9.6045 ppm | 0.4820 ppm | 0.9309 ppm | 9.6672 ppm | 0.4799 ppm | 0.5179 ppm | 0.4678 ppm |
| Concentration per Run | 9.6385 ppm | 0.4830 ppm | 0.9364 ppm | 9.7609 ppm | 0.4790 ppm | 0.5174 ppm | 0.4695 ppm |
| Concentration per Run | 9.7541 ppm | 0.4814 ppm | 0.9363 ppm | 9.7634 ppm | 0.4788 ppm | 0.5181 ppm | 0.4684 ppm |
| Concentration RSD | 0.8 % | 0.2 % | 0.3 % | 0.6 % | 0.1 % | 0.1 % | 0.2 % |

| | Se 196.090 Axial-eUV) | Si 212.412 Axial-iFR) | Sn 189.989 Axial-iFR) | Sr 421.552 Radial-iFR) | Ti 334.904 Axial-iFR) | Tl 190.856 Axial-eUV) | V 292.402 Axial-iFR) |
|---|---|---|---|---|---|---|---|
| Concentration average | 0.1118 ppm | 1.0348 ppm | 0.9151 ppm | 0.9700 ppm | 0.9606 ppm | **0.1106 ppm** | 0.4931 ppm |
| Concentration per Run | 0.1126 ppm | 1.0320 ppm | 0.9074 ppm | 0.9665 ppm | 0.9550 ppm | 0.1106 ppm | 0.4921 ppm |
| Concentration per Run | 0.1119 ppm | 1.0377 ppm | 0.9201 ppm | 0.9759 ppm | 0.9561 ppm | 0.1102 ppm | 0.4928 ppm |
| Concentration per Run | 0.1108 ppm | 1.0348 ppm | 0.9178 ppm | 0.9675 ppm | 0.9705 ppm | 0.1110 ppm | 0.4944 ppm |
| Concentration RSD | 0.8 % | 0.3 % | 0.7 % | 0.5 % | 0.9 % | 0.4 % | 0.2 % |

| | Zn 206.200 Axial-iFR) | Sc 361.384 Axial-iFR) | Sc 361.384 Radial-iFR) | Sc 227.318 Axial-eUV) | Y 360.073 Axial-iFR) | Y 371.030 Radial-iFR) | Y 224.306 Axial-eUV) |
|---|---|---|---|---|---|---|---|
| Concentration average | 0.4507 ppm | 104.6661 % | 107.2975 % | 101.0539 % | 102.7356 % | 102.6202 % | 100.8340 % |
| Concentration per Run | 0.4500 ppm | 105.5080 % | 106.7608 % | 101.1477 % | 103.3947 % | 101.5878 % | 101.1963 % |
| Concentration per Run | 0.4515 ppm | 104.1969 % | 107.7603 % | 101.4299 % | 102.1939 % | 103.5908 % | 101.1402 % |
| Concentration per Run | 0.4505 ppm | 104.2933 % | 107.3715 % | 100.5840 % | 102.6184 % | 102.6819 % | 100.1653 % |
| Concentration RSD | 0.2 % | 0.7 % | 0.5 % | 0.4 % | 0.6 % | 1.0 % | 0.6 % |

# ICP DataTrace 11

9/11/2025 7:24:09 AM

LabBook: WG2112807_20250910_T11.imexp

Sample: L2553987-07 WG2108623
Analysis started at: 9/10/2025 9:19:24 PM
Comment <Comment>
Rack Number 3
Vial Numbers 22

| | Ag 328.068 Axial-iFR) | Al 396.152 Radial-iFR) | As 189.042 Axial-eUV) | B 208.959 Axial-iFR) | Ba 455.403 Radial-iFR) | Be 313.042 Radial-iFR) | Ca 315.887 Radial-iFR) |
|---|---|---|---|---|---|---|---|
| Concentration average | -0.0003 ppm | 0.0301 ppm | 0.0002 ppm | 0.0043 ppm | 0.0668 ppm | 0.0002 ppm | 1.9019 ppm |
| Concentration per Run | 0.0001 ppm | 0.0393 ppm | 0.0003 ppm | 0.0035 ppm | 0.0665 ppm | 0.0001 ppm | 1.8995 ppm |
| Concentration per Run | -0.0007 ppm | 0.0261 ppm | -0.0013 ppm | 0.0063 ppm | 0.0671 ppm | 0.0002 ppm | 1.9037 ppm |
| Concentration per Run | -0.0002 ppm | 0.0248 ppm | 0.0017 ppm | 0.0031 ppm | 0.0668 ppm | 0.0002 ppm | 1.9025 ppm |
| Concentration RSD | 132.7 % | 26.8 % | 606.5 % | 40.2 % | 0.5 % | 29.9 % | 0.1 % |

| | Cd 214.438 Axial-iFR) | Co 228.616 Axial-iFR) | Cr 267.716 Axial-iFR) | Cu 324.754 Axial-iFR) | Fe 259.940 Radial-iFR) | K 766.490 Radial-iFR) | Li 670.776 Radial-iFR) |
|---|---|---|---|---|---|---|---|
| Concentration average | 0.0001 ppm | -0.0003 ppm | 0.0005 ppm | 0.0042 ppm | 0.0436 ppm | 0.3256 ppm | -0.0005 ppm |
| Concentration per Run | 0.0001 ppm | -0.0006 ppm | 0.0007 ppm | 0.0038 ppm | 0.0442 ppm | 0.3269 ppm | -0.0010 ppm |
| Concentration per Run | 0.0002 ppm | 0.0000 ppm | 0.0005 ppm | 0.0045 ppm | 0.0431 ppm | 0.3387 ppm | 0.0006 ppm |
| Concentration per Run | 0.0001 ppm | -0.0004 ppm | 0.0004 ppm | 0.0043 ppm | 0.0435 ppm | 0.3113 ppm | -0.0011 ppm |
| Concentration RSD | 43.5 % | 87.9 % | 28.1 % | 8.8 % | 1.3 % | 4.2 % | 191.7 % |

| | Mg 279.079 Axial-iFR) | Mn 257.610 Radial-iFR) | Mo 202.030 Axial-iFR) | Na 589.592 Radial-iFR) | Ni 231.604 Axial-iFR) | Pb 220.353 Axial-eUV) | Sb 206.833 Axial-iFR) |
|---|---|---|---|---|---|---|---|
| Concentration average | 0.7614 ppm | 0.0712 ppm | 0.0003 ppm | 1.8057 ppm | 0.0005 ppm | 0.0007 ppm | 0.0021 ppm |
| Concentration per Run | 0.7506 ppm | 0.0712 ppm | 0.0004 ppm | 1.7888 ppm | 0.0000 ppm | 0.0001 ppm | 0.0045 ppm |
| Concentration per Run | 0.7703 ppm | 0.0713 ppm | 0.0002 ppm | 1.8044 ppm | 0.0007 ppm | 0.0007 ppm | 0.0041 ppm |
| Concentration per Run | 0.7632 ppm | 0.0712 ppm | 0.0003 ppm | 1.8238 ppm | 0.0010 ppm | 0.0013 ppm | -0.0022 ppm |
| Concentration RSD | 1.3 % | 0.1 % | 34.8 % | 1.0 % | 97.7 % | 80.9 % | 177.2 % |

| | Se 196.090 Axial-eUV) | Si 212.412 Axial-iFR) | Sn 189.989 Axial-iFR) | Sr 421.552 Radial-iFR) | Ti 334.904 Axial-iFR) | Tl 190.856 Axial-eUV) | V 292.402 Axial-iFR) |
|---|---|---|---|---|---|---|---|
| Concentration average | 0.0025 ppm | 3.9983 ppm | 0.0006 ppm | 0.0207 ppm | -0.0002 ppm | 0.0015 ppm | 0.0008 ppm |
| Concentration per Run | 0.0012 ppm | 3.9432 ppm | 0.0006 ppm | 0.0205 ppm | -0.0001 ppm | 0.0017 ppm | 0.0009 ppm |
| Concentration per Run | 0.0038 ppm | 4.0499 ppm | 0.0006 ppm | 0.0208 ppm | -0.0001 ppm | 0.0019 ppm | 0.0010 ppm |
| Concentration per Run | 0.0024 ppm | 4.0017 ppm | 0.0005 ppm | 0.0208 ppm | -0.0003 ppm | 0.0008 ppm | 0.0005 ppm |
| Concentration RSD | 51.6 % | 1.3 % | 9.1 % | 0.7 % | 80.5 % | 41.8 % | 33.1 % |

| | Zn 206.200 Axial-iFR) | Sc 361.384 Axial-iFR) | Sc 361.384 Radial-iFR) | Sc 227.318 Axial-eUV) | Y 360.073 Axial-iFR) | Y 371.030 Radial-iFR) | Y 224.306 Axial-eUV) |
|---|---|---|---|---|---|---|---|
| Concentration average | 0.0010 ppm | 102.9782 % | 104.1404 % | 101.8211 % | 101.2536 % | 99.5417 % | 100.7591 % |
| Concentration per Run | 0.0013 ppm | 104.4219 % | 104.6952 % | 102.3027 % | 102.6433 % | 98.7683 % | 101.2174 % |
| Concentration per Run | 0.0010 ppm | 101.5778 % | 103.6817 % | 101.9465 % | 99.5897 % | 99.4980 % | 100.6056 % |
| Concentration per Run | 0.0007 ppm | 102.9350 % | 104.0443 % | 101.2142 % | 101.5278 % | 100.3586 % | 100.4542 % |
| Concentration RSD | 31.5 % | 1.4 % | 0.5 % | 0.5 % | 1.5 % | 0.8 % | 0.4 % |

# ICP DataTrace 11

9/11/2025 7:24:09 AM

LabBook: WG2112807_20250910_T11.imexp

Sample: L2553987-08 WG2108623
Analysis started at: 9/10/2025 9:21:31 PM
Comment <Comment>
Rack Number 3
Vial Numbers 23

| | Ag 328.068 Axial-iFR) | Al 396.152 Radial-iFR) | As 189.042 Axial-eUV) | B 208.959 Axial-iFR) | Ba 455.403 Radial-iFR) | Be 313.042 Radial-iFR) | Ca 315.887 Radial-iFR) |
|---|---|---|---|---|---|---|---|
| Concentration average | 0.0003 ppm | 0.0358 ppm | 0.0012 ppm | 0.0080 ppm | 0.0295 ppm | 0.0000 ppm | 5.9197 ppm |
| Concentration per Run | 0.0002 ppm | 0.0396 ppm | -0.0001 ppm | 0.0079 ppm | 0.0293 ppm | 0.0000 ppm | 5.8826 ppm |
| Concentration per Run | -0.0001 ppm | 0.0385 ppm | 0.0008 ppm | 0.0080 ppm | 0.0295 ppm | 0.0000 ppm | 5.9373 ppm |
| Concentration per Run | 0.0007 ppm | 0.0293 ppm | 0.0030 ppm | 0.0082 ppm | 0.0296 ppm | 0.0000 ppm | 5.9394 ppm |
| Concentration RSD | 135.6 % | 15.8 % | 127.4 % | 1.6 % | 0.4 % | 3,227.2 % | 0.5 % |

| | Cd 214.438 Axial-iFR) | Co 228.616 Axial-iFR) | Cr 267.716 Axial-iFR) | Cu 324.754 Axial-iFR) | Fe 259.940 Radial-iFR) | K 766.490 Radial-iFR) | Li 670.776 Radial-iFR) |
|---|---|---|---|---|---|---|---|
| Concentration average | 0.0000 ppm | -0.0003 ppm | 0.0001 ppm | 0.0118 ppm | 0.1237 ppm | 19.6374 ppm | -0.0006 ppm |
| Concentration per Run | 0.0000 ppm | 0.0000 ppm | 0.0000 ppm | 0.0117 ppm | 0.1229 ppm | 19.4980 ppm | 0.0005 ppm |
| Concentration per Run | 0.0000 ppm | -0.0005 ppm | -0.0003 ppm | 0.0116 ppm | 0.1230 ppm | 19.6440 ppm | -0.0018 ppm |
| Concentration per Run | -0.0001 ppm | -0.0004 ppm | 0.0007 ppm | 0.0120 ppm | 0.1251 ppm | 19.7700 ppm | -0.0005 ppm |
| Concentration RSD | 1,045.2 % | 78.5 % | 414.4 % | 2.1 % | 1.0 % | 0.7 % | 203.3 % |

| | Mg 279.079 Axial-iFR) | Mn 257.610 Radial-iFR) | Mo 202.030 Axial-iFR) | Na 589.592 Radial-iFR) | Ni 231.604 Axial-iFR) | Pb 220.353 Axial-eUV) | Sb 206.833 Axial-iFR) |
|---|---|---|---|---|---|---|---|
| Concentration average | 4.5868 ppm | 0.0071 ppm | 0.0003 ppm | 1.9914 ppm | 0.0031 ppm | -0.0009 ppm | 0.0008 ppm |
| Concentration per Run | 4.6264 ppm | 0.0073 ppm | 0.0001 ppm | 1.9777 ppm | 0.0028 ppm | -0.0003 ppm | 0.0009 ppm |
| Concentration per Run | 4.5862 ppm | 0.0072 ppm | 0.0004 ppm | 1.9915 ppm | 0.0024 ppm | -0.0010 ppm | -0.0003 ppm |
| Concentration per Run | 4.5477 ppm | 0.0070 ppm | 0.0005 ppm | 2.0049 ppm | 0.0042 ppm | -0.0016 ppm | 0.0018 ppm |
| Concentration RSD | 0.9 % | 1.6 % | 63.1 % | 0.7 % | 30.5 % | 71.4 % | 139.3 % |

| | Se 196.090 Axial-eUV) | Si 212.412 Axial-iFR) | Sn 189.989 Axial-iFR) | Sr 421.552 Radial-iFR) | Ti 334.904 Axial-iFR) | Tl 190.856 Axial-eUV) | V 292.402 Axial-iFR) |
|---|---|---|---|---|---|---|---|
| Concentration average | 0.0193 ppm | 3.9258 ppm | -0.0004 ppm | 0.0149 ppm | 0.0003 ppm | 0.0006 ppm | 0.0005 ppm |
| Concentration per Run | 0.0221 ppm | 3.9461 ppm | -0.0005 ppm | 0.0148 ppm | 0.0002 ppm | -0.0003 ppm | 0.0005 ppm |
| Concentration per Run | 0.0201 ppm | 3.9158 ppm | 0.0005 ppm | 0.0150 ppm | 0.0004 ppm | 0.0016 ppm | 0.0005 ppm |
| Concentration per Run | 0.0157 ppm | 3.9155 ppm | -0.0012 ppm | 0.0150 ppm | 0.0004 ppm | 0.0005 ppm | 0.0004 ppm |
| Concentration RSD | 17.1 % | 0.4 % | 211.5 % | 0.7 % | 37.0 % | 166.6 % | 10.9 % |

| | Zn 206.200 Axial-iFR) | Sc 361.384 Axial-iFR) | Sc 361.384 Radial-iFR) | Sc 227.318 Axial-eUV) | Y 360.073 Axial-iFR) | Y 371.030 Radial-iFR) | Y 224.306 Axial-eUV) |
|---|---|---|---|---|---|---|---|
| Concentration average | 0.0011 ppm | 104.5864 % | 104.3300 % | 100.8954 % | 102.3643 % | 100.8699 % | 100.3060 % |
| Concentration per Run | 0.0013 ppm | 104.0387 % | 104.7838 % | 101.7659 % | 102.0865 % | 101.3846 % | 101.2448 % |
| Concentration per Run | 0.0013 ppm | 105.4032 % | 103.6794 % | 100.4829 % | 103.1050 % | 99.6127 % | 99.8601 % |
| Concentration per Run | 0.0009 ppm | 104.3173 % | 104.5268 % | 100.4375 % | 101.9014 % | 101.6124 % | 99.8130 % |
| Concentration RSD | 20.4 % | 0.7 % | 0.6 % | 0.7 % | 0.6 % | 1.1 % | 0.8 % |

# ICP DataTrace 11

9/11/2025 7:24:09 AM

LabBook: WG2112807_20250910_T11.imexp

Sample: L2553987-09 WG2108623
Analysis started at: 9/10/2025 9:23:37 PM
Comment <Comment>
Rack Number 3
Vial Numbers 24

| | Ag 328.068 Axial-iFR) | Al 396.152 Radial-iFR) | As 189.042 Axial-eUV) | B 208.959 Axial-iFR) | Ba 455.403 Radial-iFR) | Be 313.042 Radial-iFR) | Ca 315.887 Radial-iFR) |
|---|---|---|---|---|---|---|---|
| Concentration average | -0.0003 ppm | 0.0166 ppm | 0.0005 ppm | 0.0140 ppm | 0.0826 ppm | 0.0001 ppm | 7.0043 ppm |
| Concentration per Run | -0.0005 ppm | 0.0180 ppm | -0.0002 ppm | 0.0137 ppm | 0.0829 ppm | 0.0001 ppm | 7.0120 ppm |
| Concentration per Run | -0.0002 ppm | 0.0227 ppm | -0.0001 ppm | 0.0142 ppm | 0.0823 ppm | 0.0001 ppm | 6.9966 ppm |
| Concentration per Run | -0.0002 ppm | 0.0091 ppm | 0.0018 ppm | 0.0142 ppm | 0.0824 ppm | 0.0000 ppm | 7.0044 ppm |
| Concentration RSD | 63.5 % | 41.5 % | 226.8 % | 1.9 % | 0.4 % | 57.0 % | 0.1 % |

| | Cd 214.438 Axial-iFR) | Co 228.616 Axial-iFR) | Cr 267.716 Axial-iFR) | Cu 324.754 Axial-iFR) | Fe 259.940 Radial-iFR) | K 766.490 Radial-iFR) | Li 670.776 Radial-iFR) |
|---|---|---|---|---|---|---|---|
| Concentration average | -0.0001 ppm | -0.0001 ppm | 0.0006 ppm | 0.0034 ppm | 0.0165 ppm | 18.1721 ppm | -0.0018 ppm |
| Concentration per Run | -0.0002 ppm | -0.0002 ppm | 0.0008 ppm | 0.0035 ppm | 0.0167 ppm | 18.1749 ppm | -0.0016 ppm |
| Concentration per Run | 0.0000 ppm | 0.0004 ppm | 0.0007 ppm | 0.0034 ppm | 0.0161 ppm | 18.1514 ppm | -0.0014 ppm |
| Concentration per Run | 0.0000 ppm | -0.0004 ppm | 0.0004 ppm | 0.0034 ppm | 0.0168 ppm | 18.1901 ppm | -0.0026 ppm |
| Concentration RSD | 128.9 % | 516.8 % | 27.1 % | 1.8 % | 2.3 % | 0.1 % | 36.0 % |

| | Mg 279.079 Axial-iFR) | Mn 257.610 Radial-iFR) | Mo 202.030 Axial-iFR) | Na 589.592 Radial-iFR) | Ni 231.604 Axial-iFR) | Pb 220.353 Axial-eUV) | Sb 206.833 Axial-iFR) |
|---|---|---|---|---|---|---|---|
| Concentration average | 6.7413 ppm | 0.0155 ppm | 0.0016 ppm | 1.9995 ppm | 0.0003 ppm | 0.0001 ppm | -0.0018 ppm |
| Concentration per Run | 6.8113 ppm | 0.0158 ppm | 0.0015 ppm | 2.0100 ppm | 0.0008 ppm | -0.0006 ppm | 0.0017 ppm |
| Concentration per Run | 6.7717 ppm | 0.0152 ppm | 0.0016 ppm | 1.9919 ppm | 0.0003 ppm | 0.0012 ppm | -0.0062 ppm |
| Concentration per Run | 6.6409 ppm | 0.0155 ppm | 0.0017 ppm | 1.9965 ppm | -0.0003 ppm | -0.0001 ppm | -0.0008 ppm |
| Concentration RSD | 1.3 % | 1.8 % | 6.3 % | 0.5 % | 192.8 % | 732.5 % | 228.6 % |

| | Se 196.090 Axial-eUV) | Si 212.412 Axial-iFR) | Sn 189.989 Axial-iFR) | Sr 421.552 Radial-iFR) | Ti 334.904 Axial-iFR) | Tl 190.856 Axial-eUV) | V 292.402 Axial-iFR) |
|---|---|---|---|---|---|---|---|
| Concentration average | 0.0511 ppm | 3.0008 ppm | -0.0009 ppm | 0.0207 ppm | 0.0000 ppm | 0.0005 ppm | 0.0002 ppm |
| Concentration per Run | 0.0535 ppm | 3.0106 ppm | -0.0006 ppm | 0.0207 ppm | -0.0007 ppm | 0.0003 ppm | 0.0001 ppm |
| Concentration per Run | 0.0499 ppm | 3.0007 ppm | -0.0006 ppm | 0.0207 ppm | 0.0007 ppm | 0.0011 ppm | 0.0001 ppm |
| Concentration per Run | 0.0499 ppm | 2.9910 ppm | -0.0016 ppm | 0.0207 ppm | 0.0000 ppm | 0.0000 ppm | 0.0004 ppm |
| Concentration RSD | 4.0 % | 0.3 % | 62.2 % | 0.2 % | 2,075.2 % | 125.2 % | 102.0 % |

| | Zn 206.200 Axial-iFR) | Sc 361.384 Axial-iFR) | Sc 361.384 Radial-iFR) | Sc 227.318 Axial-eUV) | Y 360.073 Axial-iFR) | Y 371.030 Radial-iFR) | Y 224.306 Axial-eUV) |
|---|---|---|---|---|---|---|---|
| Concentration average | 0.0012 ppm | 103.8109 % | 103.7165 % | 100.7095 % | 102.4685 % | 100.0858 % | 100.7721 % |
| Concentration per Run | 0.0010 ppm | 103.0185 % | 103.5841 % | 100.6382 % | 101.8064 % | 100.4123 % | 100.8099 % |
| Concentration per Run | 0.0010 ppm | 103.9111 % | 103.9296 % | 100.7973 % | 102.8911 % | 99.6630 % | 100.6519 % |
| Concentration per Run | 0.0016 ppm | 104.5030 % | 103.6357 % | 100.6931 % | 102.7079 % | 100.1821 % | 100.8545 % |
| Concentration RSD | 28.8 % | 0.7 % | 0.2 % | 0.1 % | 0.6 % | 0.4 % | 0.1 % |

# ICP DataTrace 11

9/11/2025 7:24:09 AM

LabBook: WG2112807_20250910_T11.imexp

Sample: L2554074-02 WG2108623
Analysis started at: 9/10/2025 9:25:43 PM
Comment <Comment>
Rack Number 3
Vial Numbers 17

| | Ag 328.068 Axial-iFR) | Al 396.152 Radial-iFR) | As 189.042 Axial-eUV) | B 208.959 Axial-iFR) | Ba 455.403 Radial-iFR) | Be 313.042 Radial-iFR) | Ca 315.887 Radial-iFR) |
|---|---|---|---|---|---|---|---|
| Concentration average | 0.0001 ppm | 0.0252 ppm | -0.0023 ppm | 0.0077 ppm | 0.0139 ppm | 0.0000 ppm | 24.5895 ppm |
| Concentration per Run | 0.0001 ppm | 0.0225 ppm | -0.0005 ppm | 0.0068 ppm | 0.0142 ppm | 0.0000 ppm | 24.7010 ppm |
| Concentration per Run | 0.0000 ppm | 0.0243 ppm | -0.0063 ppm | 0.0077 ppm | 0.0137 ppm | 0.0000 ppm | 24.5443 ppm |
| Concentration per Run | 0.0002 ppm | 0.0290 ppm | -0.0001 ppm | 0.0086 ppm | 0.0138 ppm | 0.0000 ppm | 24.5230 ppm |
| Concentration RSD | 106.1 % | 13.3 % | 150.5 % | 11.8 % | 1.7 % | 66.9 % | 0.4 % |

| | Cd 214.438 Axial-iFR) | Co 228.616 Axial-iFR) | Cr 267.716 Axial-iFR) | Cu 324.754 Axial-iFR) | Fe 259.940 Radial-iFR) | K 766.490 Radial-iFR) | Li 670.776 Radial-iFR) |
|---|---|---|---|---|---|---|---|
| Concentration average | -0.0002 ppm | 0.0000 ppm | 0.0007 ppm | 0.0007 ppm | 5.7525 ppm | 1.1534 ppm | -0.0020 ppm |
| Concentration per Run | -0.0001 ppm | 0.0004 ppm | 0.0010 ppm | 0.0004 ppm | 5.7693 ppm | 1.1652 ppm | -0.0005 ppm |
| Concentration per Run | -0.0002 ppm | -0.0002 ppm | 0.0004 ppm | 0.0008 ppm | 5.7413 ppm | 1.1384 ppm | -0.0021 ppm |
| Concentration per Run | -0.0003 ppm | -0.0001 ppm | 0.0007 ppm | 0.0009 ppm | 5.7468 ppm | 1.1567 ppm | -0.0034 ppm |
| Concentration RSD | 28.1 % | 646.1 % | 42.8 % | 41.7 % | 0.3 % | 1.2 % | 73.4 % |

| | Mg 279.079 Axial-iFR) | Mn 257.610 Radial-iFR) | Mo 202.030 Axial-iFR) | Na 589.592 Radial-iFR) | Ni 231.604 Axial-iFR) | Pb 220.353 Axial-eUV) | Sb 206.833 Axial-iFR) |
|---|---|---|---|---|---|---|---|
| Concentration average | 7.9431 ppm | 0.1185 ppm | -0.0001 ppm | 0.6825 ppm | -0.0005 ppm | -0.0001 ppm | 0.0005 ppm |
| Concentration per Run | 7.9456 ppm | 0.1185 ppm | -0.0001 ppm | 0.6885 ppm | -0.0003 ppm | -0.0001 ppm | -0.0017 ppm |
| Concentration per Run | 8.0105 ppm | 0.1184 ppm | -0.0002 ppm | 0.6834 ppm | -0.0008 ppm | 0.0003 ppm | 0.0022 ppm |
| Concentration per Run | 7.8731 ppm | 0.1186 ppm | 0.0000 ppm | 0.6757 ppm | -0.0003 ppm | -0.0006 ppm | 0.0012 ppm |
| Concentration RSD | 0.9 % | 0.1 % | 127.4 % | 0.9 % | 66.7 % | 317.7 % | 368.5 % |

| | Se 196.090 Axial-eUV) | Si 212.412 Axial-iFR) | Sn 189.989 Axial-iFR) | Sr 421.552 Radial-iFR) | Ti 334.904 Axial-iFR) | Tl 190.856 Axial-eUV) | V 292.402 Axial-iFR) |
|---|---|---|---|---|---|---|---|
| Concentration average | 0.0009 ppm | 3.7404 ppm | 0.0001 ppm | 0.0953 ppm | 0.0001 ppm | 0.0002 ppm | 0.0009 ppm |
| Concentration per Run | 0.0012 ppm | 3.7311 ppm | -0.0010 ppm | 0.0954 ppm | 0.0002 ppm | 0.0000 ppm | 0.0015 ppm |
| Concentration per Run | -0.0001 ppm | 3.7571 ppm | 0.0012 ppm | 0.0950 ppm | 0.0003 ppm | 0.0010 ppm | 0.0008 ppm |
| Concentration per Run | 0.0017 ppm | 3.7329 ppm | 0.0001 ppm | 0.0955 ppm | -0.0001 ppm | -0.0003 ppm | 0.0005 ppm |
| Concentration RSD | 96.6 % | 0.4 % | 1,369.9 % | 0.3 % | 141.3 % | 284.6 % | 54.1 % |

| | Zn 206.200 Axial-iFR) | Sc 361.384 Axial-iFR) | Sc 361.384 Radial-iFR) | Sc 227.318 Axial-eUV) | Y 360.073 Axial-iFR) | Y 371.030 Radial-iFR) | Y 224.306 Axial-eUV) |
|---|---|---|---|---|---|---|---|
| Concentration average | 0.0006 ppm | 99.5256 % | 100.6228 % | 95.6424 % | 98.5451 % | 96.9509 % | 96.0212 % |
| Concentration per Run | 0.0002 ppm | 99.1014 % | 100.0117 % | 95.9629 % | 97.8660 % | 95.9546 % | 96.3380 % |
| Concentration per Run | 0.0005 ppm | 99.3444 % | 100.8619 % | 95.6815 % | 98.6684 % | 97.4368 % | 95.9749 % |
| Concentration per Run | 0.0010 ppm | 100.1309 % | 100.9949 % | 95.2829 % | 99.1009 % | 97.4613 % | 95.7506 % |
| Concentration RSD | 70.7 % | 0.5 % | 0.5 % | 0.4 % | 0.6 % | 0.9 % | 0.3 % |

# ICP DataTrace 11

9/11/2025 7:24:09 AM

LabBook: WG2112807_20250910_T11.imexp

Sample: WG2108623-3 WG2108623
Analysis started at: 9/10/2025 9:27:49 PM
Comment <Comment>
Rack Number 3
Vial Numbers 18

| | Ag 328.068 Axial-iFR) | Al 396.152 Radial-iFR) | As 189.042 Axial-eUV) | B 208.959 Axial-iFR) | Ba 455.403 Radial-iFR) | Be 313.042 Radial-iFR) | Ca 315.887 Radial-iFR) |
|---|---|---|---|---|---|---|---|
| Concentration average | 0.0491 ppm | 2.0493 ppm | 0.1192 ppm | 0.9471 ppm | 1.9899 ppm | 0.0519 ppm | 34.1528 ppm |
| Concentration per Run | 0.0492 ppm | 2.0624 ppm | 0.1193 ppm | 0.9455 ppm | 1.9880 ppm | 0.0520 ppm | 34.1289 ppm |
| Concentration per Run | 0.0487 ppm | 2.0484 ppm | 0.1197 ppm | 0.9454 ppm | 1.9967 ppm | 0.0519 ppm | 34.3518 ppm |
| Concentration per Run | 0.0493 ppm | 2.0373 ppm | 0.1186 ppm | 0.9504 ppm | 1.9852 ppm | 0.0517 ppm | 33.9776 ppm |
| Concentration RSD | 0.7 % | 0.6 % | 0.5 % | 0.3 % | 0.3 % | 0.3 % | 0.6 % |

| | Cd 214.438 Axial-iFR) | Co 228.616 Axial-iFR) | Cr 267.716 Axial-iFR) | Cu 324.754 Axial-iFR) | Fe 259.940 Radial-iFR) | K 766.490 Radial-iFR) | Li 670.776 Radial-iFR) |
|---|---|---|---|---|---|---|---|
| Concentration average | 0.0498 ppm | 0.4816 ppm | 0.1969 ppm | 0.2519 ppm | 6.5478 ppm | 11.7194 ppm | -0.0032 ppm |
| Concentration per Run | 0.0501 ppm | 0.4791 ppm | 0.1974 ppm | 0.2530 ppm | 6.5604 ppm | 11.7302 ppm | -0.0007 ppm |
| Concentration per Run | 0.0497 ppm | 0.4813 ppm | 0.1967 ppm | 0.2521 ppm | 6.5795 ppm | 11.7526 ppm | -0.0043 ppm |
| Concentration per Run | 0.0497 ppm | 0.4845 ppm | 0.1965 ppm | 0.2507 ppm | 6.5035 ppm | 11.6754 ppm | -0.0044 ppm |
| Concentration RSD | 0.4 % | 0.6 % | 0.3 % | 0.5 % | 0.6 % | 0.3 % | 66.5 % |

| | Mg 279.079 Axial-iFR) | Mn 257.610 Radial-iFR) | Mo 202.030 Axial-iFR) | Na 589.592 Radial-iFR) | Ni 231.604 Axial-iFR) | Pb 220.353 Axial-eUV) | Sb 206.833 Axial-iFR) |
|---|---|---|---|---|---|---|---|
| Concentration average | 17.4607 ppm | 0.6140 ppm | 0.9686 ppm | 10.9336 ppm | 0.4858 ppm | 0.5389 ppm | 0.4896 ppm |
| Concentration per Run | 17.4973 ppm | 0.6160 ppm | 0.9703 ppm | 10.8315 ppm | 0.4864 ppm | 0.5372 ppm | 0.4912 ppm |
| Concentration per Run | 17.4162 ppm | 0.6138 ppm | 0.9658 ppm | 10.9261 ppm | 0.4863 ppm | 0.5392 ppm | 0.4873 ppm |
| Concentration per Run | 17.4686 ppm | 0.6123 ppm | 0.9697 ppm | 11.0432 ppm | 0.4846 ppm | 0.5401 ppm | 0.4904 ppm |
| Concentration RSD | 0.2 % | 0.3 % | 0.3 % | 1.0 % | 0.2 % | 0.3 % | 0.4 % |

| | Se 196.090 Axial-eUV) | Si 212.412 Axial-iFR) | Sn 189.989 Axial-iFR) | Sr 421.552 Radial-iFR) | Ti 334.904 Axial-iFR) | Tl 190.856 Axial-eUV) | V 292.402 Axial-iFR) |
|---|---|---|---|---|---|---|---|
| Concentration average | 0.1188 ppm | 4.7102 ppm | 0.9481 ppm | **1.1027 ppm** | 1.0017 ppm | **0.1165 ppm** | 0.5158 ppm |
| Concentration per Run | 0.1214 ppm | 4.7092 ppm | 0.9516 ppm | 1.1023 ppm | 0.9994 ppm | 0.1148 ppm | 0.5155 ppm |
| Concentration per Run | 0.1201 ppm | 4.7072 ppm | 0.9485 ppm | 1.1055 ppm | 1.0017 ppm | 0.1185 ppm | 0.5156 ppm |
| Concentration per Run | 0.1150 ppm | 4.7142 ppm | 0.9444 ppm | 1.1004 ppm | 1.0040 ppm | 0.1162 ppm | 0.5161 ppm |
| Concentration RSD | 2.9 % | 0.1 % | 0.4 % | 0.2 % | 0.2 % | 1.6 % | 0.1 % |

| | Zn 206.200 Axial-iFR) | Sc 361.384 Axial-iFR) | Sc 361.384 Radial-iFR) | Sc 227.318 Axial-eUV) | Y 360.073 Axial-iFR) | Y 371.030 Radial-iFR) | Y 224.306 Axial-eUV) |
|---|---|---|---|---|---|---|---|
| Concentration average | 0.4576 ppm | 100.9741 % | 102.4052 % | 95.9600 % | 99.4541 % | 98.1835 % | 96.8744 % |
| Concentration per Run | 0.4576 ppm | 100.5548 % | 102.8963 % | 96.3624 % | 99.5224 % | 98.8154 % | 97.3078 % |
| Concentration per Run | 0.4571 ppm | 101.3198 % | 101.7754 % | 95.9366 % | 99.6442 % | 96.4897 % | 96.7621 % |
| Concentration per Run | 0.4581 ppm | 101.0477 % | 102.5438 % | 95.5810 % | 99.1957 % | 99.2453 % | 96.5532 % |
| Concentration RSD | 0.1 % | 0.4 % | 0.6 % | 0.4 % | 0.2 % | 1.5 % | 0.4 % |

# ICP DataTrace 11

9/11/2025 7:24:09 AM

LabBook: WG2112807_20250910_T11.imexp

Sample: WG2108623-4 WG2108623
Analysis started at: 9/10/2025 9:29:56 PM
Comment <Comment>
Rack Number 3
Vial Numbers 19

| | Ag 328.068 Axial-iFR) | Al 396.152 Radial-iFR) | As 189.042 Axial-eUV) | B 208.959 Axial-iFR) | Ba 455.403 Radial-iFR) | Be 313.042 Radial-iFR) | Ca 315.887 Radial-iFR) |
|---|---|---|---|---|---|---|---|
| Concentration average | 0.0004 ppm | 0.0158 ppm | 0.0002 ppm | 0.0089 ppm | 0.0135 ppm | 0.0000 ppm | 23.7051 ppm |
| Concentration per Run | 0.0003 ppm | 0.0188 ppm | 0.0014 ppm | 0.0096 ppm | 0.0136 ppm | 0.0001 ppm | 23.6589 ppm |
| Concentration per Run | 0.0004 ppm | 0.0136 ppm | -0.0012 ppm | 0.0094 ppm | 0.0135 ppm | 0.0000 ppm | 23.8399 ppm |
| Concentration per Run | 0.0004 ppm | 0.0150 ppm | 0.0003 ppm | 0.0077 ppm | 0.0132 ppm | 0.0000 ppm | 23.6166 ppm |
| Concentration RSD | 21.9 % | 17.0 % | 748.8 % | 11.6 % | 1.5 % | 28.8 % | 0.5 % |

| | Cd 214.438 Axial-iFR) | Co 228.616 Axial-iFR) | Cr 267.716 Axial-iFR) | Cu 324.754 Axial-iFR) | Fe 259.940 Radial-iFR) | K 766.490 Radial-iFR) | Li 670.776 Radial-iFR) |
|---|---|---|---|---|---|---|---|
| Concentration average | -0.0003 ppm | -0.0005 ppm | 0.0007 ppm | 0.0004 ppm | 5.5390 ppm | 1.0990 ppm | -0.0031 ppm |
| Concentration per Run | -0.0003 ppm | -0.0011 ppm | 0.0005 ppm | 0.0009 ppm | 5.5273 ppm | 1.1090 ppm | -0.0038 ppm |
| Concentration per Run | -0.0003 ppm | -0.0002 ppm | 0.0005 ppm | 0.0001 ppm | 5.5658 ppm | 1.1065 ppm | -0.0022 ppm |
| Concentration per Run | -0.0003 ppm | -0.0002 ppm | 0.0011 ppm | 0.0002 ppm | 5.5238 ppm | 1.0815 ppm | -0.0033 ppm |
| Concentration RSD | 8.5 % | 94.9 % | 48.8 % | 98.3 % | 0.4 % | 1.4 % | 26.5 % |

| | Mg 279.079 Axial-iFR) | Mn 257.610 Radial-iFR) | Mo 202.030 Axial-iFR) | Na 589.592 Radial-iFR) | Ni 231.604 Axial-iFR) | Pb 220.353 Axial-eUV) | Sb 206.833 Axial-iFR) |
|---|---|---|---|---|---|---|---|
| Concentration average | 7.6488 ppm | 0.1139 ppm | 0.0004 ppm | 0.6676 ppm | -0.0004 ppm | -0.0003 ppm | 0.0001 ppm |
| Concentration per Run | 7.6444 ppm | 0.1140 ppm | -0.0002 ppm | 0.6634 ppm | -0.0010 ppm | 0.0006 ppm | -0.0002 ppm |
| Concentration per Run | 7.6267 ppm | 0.1141 ppm | 0.0006 ppm | 0.6701 ppm | -0.0002 ppm | -0.0008 ppm | -0.0014 ppm |
| Concentration per Run | 7.6754 ppm | 0.1138 ppm | 0.0007 ppm | 0.6692 ppm | -0.0001 ppm | -0.0005 ppm | 0.0020 ppm |
| Concentration RSD | 0.3 % | 0.2 % | 136.8 % | 0.5 % | 114.8 % | 269.9 % | 1,330.8 % |

| | Se 196.090 Axial-eUV) | Si 212.412 Axial-iFR) | Sn 189.989 Axial-iFR) | Sr 421.552 Radial-iFR) | Ti 334.904 Axial-iFR) | Tl 190.856 Axial-eUV) | V 292.402 Axial-iFR) |
|---|---|---|---|---|---|---|---|
| Concentration average | 0.0030 ppm | 3.5686 ppm | -0.0006 ppm | 0.0921 ppm | 0.0004 ppm | 0.0008 ppm | 0.0009 ppm |
| Concentration per Run | 0.0025 ppm | 3.5710 ppm | -0.0008 ppm | 0.0923 ppm | 0.0005 ppm | 0.0006 ppm | 0.0005 ppm |
| Concentration per Run | 0.0023 ppm | 3.5630 ppm | -0.0001 ppm | 0.0921 ppm | 0.0007 ppm | 0.0008 ppm | 0.0013 ppm |
| Concentration per Run | 0.0044 ppm | 3.5719 ppm | -0.0010 ppm | 0.0917 ppm | 0.0001 ppm | 0.0011 ppm | 0.0008 ppm |
| Concentration RSD | 39.1 % | 0.1 % | 71.0 % | 0.3 % | 61.8 % | 31.7 % | 44.7 % |

| | Zn 206.200 Axial-iFR) | Sc 361.384 Axial-iFR) | Sc 361.384 Radial-iFR) | Sc 227.318 Axial-eUV) | Y 360.073 Axial-iFR) | Y 371.030 Radial-iFR) | Y 224.306 Axial-eUV) |
|---|---|---|---|---|---|---|---|
| Concentration average | 0.0004 ppm | 102.5958 % | 103.8613 % | 99.1961 % | 101.0956 % | 100.2831 % | 99.3811 % |
| Concentration per Run | 0.0003 ppm | 102.1730 % | 104.3018 % | 99.5718 % | 100.2869 % | 100.5600 % | 99.7350 % |
| Concentration per Run | 0.0007 ppm | 102.8120 % | 103.0475 % | 98.5939 % | 101.3587 % | 99.0434 % | 98.7201 % |
| Concentration per Run | 0.0003 ppm | 102.8024 % | 104.2346 % | 99.4225 % | 101.6412 % | 101.2457 % | 99.6883 % |
| Concentration RSD | 56.8 % | 0.4 % | 0.7 % | 0.5 % | 0.7 % | 1.1 % | 0.6 % |

# ICP DataTrace 11

9/11/2025 7:24:09 AM

LabBook: WG2112807_20250910_T11.imexp

Sample: WG2108623-5 WG2108623
Analysis started at: 9/10/2025 9:32:02 PM
Comment <Comment>
Rack Number 3
Vial Numbers 20

| | Ag 328.068 Axial-iFR) | Al 396.152 Radial-iFR) | As 189.042 Axial-eUV) | B 208.959 Axial-iFR) | Ba 455.403 Radial-iFR) | Be 313.042 Radial-iFR) | Ca 315.887 Radial-iFR) |
|---|---|---|---|---|---|---|---|
| Concentration average | 0.0476 ppm | 1.9531 ppm | 0.1110 ppm | 0.9067 ppm | 1.9171 ppm | 0.0499 ppm | 32.7365 ppm |
| Concentration per Run | 0.0480 ppm | 1.9605 ppm | 0.1097 ppm | 0.9045 ppm | 1.9118 ppm | 0.0498 ppm | 32.7312 ppm |
| Concentration per Run | 0.0470 ppm | 1.9448 ppm | 0.1113 ppm | 0.9005 ppm | 1.9255 ppm | 0.0499 ppm | 32.7500 ppm |
| Concentration per Run | 0.0479 ppm | 1.9540 ppm | 0.1121 ppm | 0.9150 ppm | 1.9140 ppm | 0.0499 ppm | 32.7285 ppm |
| Concentration RSD | 1.1 % | 0.4 % | 1.1 % | 0.8 % | 0.4 % | 0.1 % | 0.0 % |

| | Cd 214.438 Axial-iFR) | Co 228.616 Axial-iFR) | Cr 267.716 Axial-iFR) | Cu 324.754 Axial-iFR) | Fe 259.940 Radial-iFR) | K 766.490 Radial-iFR) | Li 670.776 Radial-iFR) |
|---|---|---|---|---|---|---|---|
| Concentration average | 0.0482 ppm | 0.4620 ppm | 0.1896 ppm | 0.2430 ppm | 6.3101 ppm | 11.1850 ppm | -0.0024 ppm |
| Concentration per Run | 0.0481 ppm | 0.4612 ppm | 0.1889 ppm | 0.2431 ppm | 6.3234 ppm | 11.1786 ppm | -0.0031 ppm |
| Concentration per Run | 0.0478 ppm | 0.4601 ppm | 0.1895 ppm | 0.2417 ppm | 6.3149 ppm | 11.2191 ppm | -0.0026 ppm |
| Concentration per Run | 0.0488 ppm | 0.4646 ppm | 0.1903 ppm | 0.2442 ppm | 6.2922 ppm | 11.1574 ppm | -0.0015 ppm |
| Concentration RSD | 1.1 % | 0.5 % | 0.4 % | 0.5 % | 0.3 % | 0.3 % | 33.2 % |

| | Mg 279.079 Axial-iFR) | Mn 257.610 Radial-iFR) | Mo 202.030 Axial-iFR) | Na 589.592 Radial-iFR) | Ni 231.604 Axial-iFR) | Pb 220.353 Axial-eUV) | Sb 206.833 Axial-iFR) |
|---|---|---|---|---|---|---|---|
| Concentration average | 16.7761 ppm | 0.5914 ppm | 0.9237 ppm | 10.4399 ppm | 0.4695 ppm | 0.5121 ppm | 0.4660 ppm |
| Concentration per Run | 16.6704 ppm | 0.5925 ppm | 0.9213 ppm | 10.4766 ppm | 0.4696 ppm | 0.5124 ppm | 0.4682 ppm |
| Concentration per Run | 16.7091 ppm | 0.5919 ppm | 0.9177 ppm | 10.4326 ppm | 0.4674 ppm | 0.5128 ppm | 0.4643 ppm |
| Concentration per Run | 16.9488 ppm | 0.5898 ppm | 0.9321 ppm | 10.4106 ppm | 0.4717 ppm | 0.5111 ppm | 0.4654 ppm |
| Concentration RSD | 0.9 % | 0.2 % | 0.8 % | 0.3 % | 0.5 % | 0.2 % | 0.4 % |

| | Se 196.090 Axial-eUV) | Si 212.412 Axial-iFR) | Sn 189.989 Axial-iFR) | Sr 421.552 Radial-iFR) | Ti 334.904 Axial-iFR) | Tl 190.856 Axial-eUV) | V 292.402 Axial-iFR) |
|---|---|---|---|---|---|---|---|
| Concentration average | 0.1113 ppm | 4.2320 ppm | 0.9160 ppm | **1.0425 ppm** | 0.9507 ppm | **0.1088 ppm** | 0.4968 ppm |
| Concentration per Run | 0.1094 ppm | 4.2134 ppm | 0.9089 ppm | 1.0409 ppm | 0.9479 ppm | 0.1099 ppm | 0.4956 ppm |
| Concentration per Run | 0.1130 ppm | 4.2157 ppm | 0.9146 ppm | 1.0458 ppm | 0.9440 ppm | 0.1078 ppm | 0.4942 ppm |
| Concentration per Run | 0.1114 ppm | 4.2669 ppm | 0.9243 ppm | 1.0409 ppm | 0.9601 ppm | 0.1086 ppm | 0.5006 ppm |
| Concentration RSD | 1.6 % | 0.7 % | 0.9 % | 0.3 % | 0.9 % | 1.0 % | 0.7 % |

| | Zn 206.200 Axial-iFR) | Sc 361.384 Axial-iFR) | Sc 361.384 Radial-iFR) | Sc 227.318 Axial-eUV) | Y 360.073 Axial-iFR) | Y 371.030 Radial-iFR) | Y 224.306 Axial-eUV) |
|---|---|---|---|---|---|---|---|
| Concentration average | 0.4433 ppm | 100.6991 % | 102.6472 % | 96.4979 % | 98.9019 % | 99.0502 % | 97.3906 % |
| Concentration per Run | 0.4432 ppm | 101.5885 % | 102.5165 % | 96.2328 % | 99.7467 % | 99.6709 % | 97.1431 % |
| Concentration per Run | 0.4407 ppm | 101.0899 % | 102.8934 % | 96.1046 % | 98.5682 % | 98.9261 % | 97.0964 % |
| Concentration per Run | 0.4458 ppm | 99.4188 % | 102.5316 % | 97.1564 % | 98.3907 % | 98.5535 % | 97.9321 % |
| Concentration RSD | 0.6 % | 1.1 % | 0.2 % | 0.6 % | 0.7 % | 0.6 % | 0.5 % |

# ICP DataTrace 11

9/11/2025 7:24:09 AM

LabBook: WG2112807_20250910_T11.imexp

Sample: WG2108623-6d5 WG2108623
Analysis started at: 9/10/2025 9:34:08 PM
Comment <Comment>
Rack Number 3
Vial Numbers 21

| | Ag 328.068 Axial-iFR) | Al 396.152 Radial-iFR) | As 189.042 Axial-eUV) | B 208.959 Axial-iFR) | Ba 455.403 Radial-iFR) | Be 313.042 Radial-iFR) | Ca 315.887 Radial-iFR) |
|---|---|---|---|---|---|---|---|
| Concentration average | -0.0001 ppm | 0.0043 ppm | 0.0000 ppm | 0.0007 ppm | 0.0027 ppm | 0.0000 ppm | 4.8040 ppm |
| Concentration per Run | -0.0002 ppm | 0.0115 ppm | 0.0010 ppm | 0.0019 ppm | 0.0027 ppm | 0.0000 ppm | 4.7978 ppm |
| Concentration per Run | -0.0005 ppm | 0.0046 ppm | -0.0010 ppm | 0.0006 ppm | 0.0026 ppm | 0.0001 ppm | 4.8137 ppm |
| Concentration per Run | 0.0004 ppm | -0.0030 ppm | 0.0000 ppm | -0.0005 ppm | 0.0028 ppm | 0.0000 ppm | 4.8006 ppm |
| Concentration RSD | 456.2 % | 167.4 % | 16,420.3 % | 182.2 % | 4.4 % | 229.1 % | 0.2 % |

| | Cd 214.438 Axial-iFR) | Co 228.616 Axial-iFR) | Cr 267.716 Axial-iFR) | Cu 324.754 Axial-iFR) | Fe 259.940 Radial-iFR) | K 766.490 Radial-iFR) | Li 670.776 Radial-iFR) |
|---|---|---|---|---|---|---|---|
| Concentration average | 0.0000 ppm | -0.0003 ppm | 0.0003 ppm | 0.0005 ppm | 1.1138 ppm | 0.2269 ppm | -0.0021 ppm |
| Concentration per Run | 0.0000 ppm | -0.0003 ppm | 0.0000 ppm | 0.0005 ppm | 1.1047 ppm | 0.2489 ppm | -0.0019 ppm |
| Concentration per Run | 0.0001 ppm | -0.0003 ppm | 0.0002 ppm | 0.0007 ppm | 1.1240 ppm | 0.2210 ppm | -0.0033 ppm |
| Concentration per Run | 0.0000 ppm | -0.0005 ppm | 0.0008 ppm | 0.0002 ppm | 1.1127 ppm | 0.2108 ppm | -0.0011 ppm |
| Concentration RSD | 2,543.9 % | 36.2 % | 133.5 % | 60.9 % | 0.9 % | 8.7 % | 52.2 % |

| | Mg 279.079 Axial-iFR) | Mn 257.610 Radial-iFR) | Mo 202.030 Axial-iFR) | Na 589.592 Radial-iFR) | Ni 231.604 Axial-iFR) | Pb 220.353 Axial-eUV) | Sb 206.833 Axial-iFR) |
|---|---|---|---|---|---|---|---|
| Concentration average | 1.5549 ppm | 0.0233 ppm | 0.0002 ppm | 0.1369 ppm | -0.0004 ppm | 0.0003 ppm | 0.0025 ppm |
| Concentration per Run | 1.5439 ppm | 0.0230 ppm | 0.0005 ppm | 0.1366 ppm | -0.0006 ppm | 0.0011 ppm | 0.0006 ppm |
| Concentration per Run | 1.5588 ppm | 0.0235 ppm | -0.0001 ppm | 0.1337 ppm | -0.0003 ppm | 0.0003 ppm | 0.0037 ppm |
| Concentration per Run | 1.5620 ppm | 0.0233 ppm | 0.0002 ppm | 0.1402 ppm | -0.0005 ppm | -0.0004 ppm | 0.0033 ppm |
| Concentration RSD | 0.6 % | 1.1 % | 126.4 % | 2.4 % | 34.1 % | 231.3 % | 67.6 % |

| | Se 196.090 Axial-eUV) | Si 212.412 Axial-iFR) | Sn 189.989 Axial-iFR) | Sr 421.552 Radial-iFR) | Ti 334.904 Axial-iFR) | Tl 190.856 Axial-eUV) | V 292.402 Axial-iFR) |
|---|---|---|---|---|---|---|---|
| Concentration average | 0.0015 ppm | 0.7122 ppm | 0.0006 ppm | 0.0186 ppm | 0.0000 ppm | 0.0007 ppm | 0.0001 ppm |
| Concentration per Run | -0.0006 ppm | 0.7101 ppm | 0.0014 ppm | 0.0185 ppm | 0.0003 ppm | 0.0009 ppm | 0.0001 ppm |
| Concentration per Run | 0.0018 ppm | 0.7145 ppm | -0.0007 ppm | 0.0188 ppm | -0.0005 ppm | 0.0002 ppm | 0.0002 ppm |
| Concentration per Run | 0.0032 ppm | 0.7120 ppm | 0.0010 ppm | 0.0186 ppm | 0.0000 ppm | 0.0010 ppm | 0.0000 ppm |
| Concentration RSD | 131.1 % | 0.3 % | 198.7 % | 0.8 % | 887.1 % | 64.4 % | 103.7 % |

| | Zn 206.200 Axial-iFR) | Sc 361.384 Axial-iFR) | Sc 361.384 Radial-iFR) | Sc 227.318 Axial-eUV) | Y 360.073 Axial-iFR) | Y 371.030 Radial-iFR) | Y 224.306 Axial-eUV) |
|---|---|---|---|---|---|---|---|
| Concentration average | 0.0004 ppm | 101.3954 % | 102.6470 % | 99.4534 % | 100.6490 % | 98.6248 % | 99.2901 % |
| Concentration per Run | 0.0002 ppm | 102.3619 % | 103.1840 % | 98.8547 % | 101.3119 % | 99.0378 % | 98.4726 % |
| Concentration per Run | 0.0006 ppm | 100.7526 % | 102.2974 % | 99.7650 % | 100.3343 % | 97.5333 % | 99.6657 % |
| Concentration per Run | 0.0006 ppm | 101.0718 % | 102.4598 % | 99.7405 % | 100.3007 % | 99.3032 % | 99.7321 % |
| Concentration RSD | 54.1 % | 0.8 % | 0.5 % | 0.5 % | 0.6 % | 1.0 % | 0.7 % |

# ICP DataTrace 11

9/11/2025 7:24:09 AM

LabBook: WG2112807_20250910_T11.imexp

Sample: CCV
Analysis started at: 9/10/2025 9:36:15 PM
Comment <Comment>
Rack Number 0
Vial Numbers 3

| | Ag 328.068 Axial-iFR) | Al 396.152 Radial-iFR) | As 189.042 Axial-eUV) | B 208.959 Axial-iFR) | Ba 455.403 Radial-iFR) | Be 313.042 Radial-iFR) | Ca 315.887 Radial-iFR) |
|---|---|---|---|---|---|---|---|
| Concentration average | 0.5003 ppm | 0.4897 ppm | 0.4859 ppm | 0.4607 ppm | 0.5020 ppm | 0.5226 ppm | 0.5048 ppm |
| Concentration per Run | 0.4996 ppm | 0.4992 ppm | 0.4804 ppm | 0.4592 ppm | 0.4969 ppm | 0.5191 ppm | 0.5062 ppm |
| Concentration per Run | 0.5005 ppm | 0.4829 ppm | 0.4875 ppm | 0.4600 ppm | 0.5026 ppm | 0.5238 ppm | 0.5040 ppm |
| Concentration per Run | 0.5008 ppm | 0.4871 ppm | 0.4898 ppm | 0.4629 ppm | 0.5065 ppm | 0.5249 ppm | 0.5042 ppm |
| Recovery Percentage | 100.060 % | 97.944 % | 97.178 % | 92.143 % | 100.400 % | 104.516 % | 100.962 % |
| Concentration RSD | 0.1 % | 1.7 % | 1.0 % | 0.4 % | 1.0 % | 0.6 % | 0.2 % |

| | Cd 214.438 Axial-iFR) | Co 228.616 Axial-iFR) | Cr 267.716 Axial-iFR) | Cu 324.754 Axial-iFR) | Fe 259.940 Radial-iFR) | K 766.490 Radial-iFR) | Li 670.776 Radial-iFR) |
|---|---|---|---|---|---|---|---|
| Concentration average | 0.4914 ppm | 0.5061 ppm | 0.5066 ppm | 0.5223 ppm | 0.5100 ppm | 5.2646 ppm | 0.5256 ppm |
| Concentration per Run | 0.4908 ppm | 0.5009 ppm | 0.5050 ppm | 0.5214 ppm | 0.5065 ppm | 5.2212 ppm | 0.5204 ppm |
| Concentration per Run | 0.4919 ppm | 0.5065 ppm | 0.5064 ppm | 0.5225 ppm | 0.5119 ppm | 5.2745 ppm | 0.5278 ppm |
| Concentration per Run | 0.4914 ppm | 0.5108 ppm | 0.5084 ppm | 0.5230 ppm | 0.5114 ppm | 5.2980 ppm | 0.5285 ppm |
| Recovery Percentage | 98.278 % | 101.210 % | 101.324 % | 104.462 % | 101.994 % | 105.292 % | 105.114 % |
| Concentration RSD | 0.1 % | 1.0 % | 0.3 % | 0.2 % | 0.6 % | 0.7 % | 0.8 % |

| | Mg 279.079 Axial-iFR) | Mn 257.610 Radial-iFR) | Mo 202.030 Axial-iFR) | Na 589.592 Radial-iFR) | Ni 231.604 Axial-iFR) | Pb 220.353 Axial-eUV) | Sb 206.833 Axial-iFR) |
|---|---|---|---|---|---|---|---|
| Concentration average | 0.4975 ppm | 0.5132 ppm | 0.4777 ppm | 10.0614 ppm | 0.5095 ppm | 0.5113 ppm | 0.4973 ppm |
| Concentration per Run | 0.4951 ppm | 0.5114 ppm | 0.4757 ppm | 10.0711 ppm | 0.5076 ppm | 0.5085 ppm | 0.4960 ppm |
| Concentration per Run | 0.4991 ppm | 0.5131 ppm | 0.4780 ppm | 10.0138 ppm | 0.5096 ppm | 0.5136 ppm | 0.4963 ppm |
| Concentration per Run | 0.4984 ppm | 0.5150 ppm | 0.4793 ppm | 10.0993 ppm | 0.5112 ppm | 0.5117 ppm | 0.4995 ppm |
| Recovery Percentage | 99.508 % | 102.632 % | 95.533 % | 100.614 % | 101.896 % | 102.254 % | 99.458 % |
| Concentration RSD | 0.4 % | 0.3 % | 0.4 % | 0.4 % | 0.4 % | 0.5 % | 0.4 % |

| | Se 196.090 Axial-eUV) | Si 212.412 Axial-iFR) | Sn 189.989 Axial-iFR) | Sr 421.552 Radial-iFR) | Ti 334.904 Axial-iFR) | Tl 190.856 Axial-eUV) | V 292.402 Axial-iFR) |
|---|---|---|---|---|---|---|---|
| Concentration average | 0.4750 ppm | 5.2885 ppm | 0.4788 ppm | 0.5066 ppm | 0.4944 ppm | 0.4773 ppm | 0.5142 ppm |
| Concentration per Run | 0.4715 ppm | 5.2680 ppm | 0.4781 ppm | 0.5021 ppm | 0.4927 ppm | 0.4741 ppm | 0.5129 ppm |
| Concentration per Run | 0.4763 ppm | 5.2848 ppm | 0.4780 ppm | 0.5075 ppm | 0.4949 ppm | 0.4812 ppm | 0.5149 ppm |
| Concentration per Run | 0.4773 ppm | 5.3126 ppm | 0.4803 ppm | 0.5102 ppm | 0.4955 ppm | 0.4765 ppm | 0.5147 ppm |
| Recovery Percentage | 95.009 % | 100.733 % | 95.760 % | 101.321 % | 98.872 % | 95.451 % | 102.831 % |
| Concentration RSD | 0.6 % | 0.4 % | 0.3 % | 0.8 % | 0.3 % | 0.8 % | 0.2 % |

| | Zn 206.200 Axial-iFR) | Sc 361.384 Axial-iFR) | Sc 361.384 Radial-iFR) | Sc 227.318 Axial-eUV) | Y 360.073 Axial-iFR) | Y 371.030 Radial-iFR) | Y 224.306 Axial-eUV) |
|---|---|---|---|---|---|---|---|
| Concentration average | 0.4712 ppm | 101.0044 % | 102.0864 % | 96.8305 % | 99.0397 % | 97.5461 % | 96.2705 % |
| Concentration per Run | 0.4696 ppm | 101.6192 % | 103.2329 % | 97.2820 % | 99.6199 % | 98.9409 % | 96.7894 % |
| Concentration per Run | 0.4711 ppm | 100.6369 % | 101.1725 % | 96.3053 % | 98.5197 % | 96.1987 % | 95.8536 % |
| Concentration per Run | 0.4729 ppm | 100.7569 % | 101.8536 % | 96.9042 % | 98.9794 % | 97.4988 % | 96.1687 % |
| Recovery Percentage | 94.241 % | | | | | | |
| Concentration RSD | 0.4 % | 0.5 % | 1.0 % | 0.5 % | 0.6 % | 1.4 % | 0.5 % |

# ICP DataTrace 11

9/11/2025 7:24:09 AM

LabBook: WG2112807_20250910_T11.imexp

Sample: CCB
Analysis started at: 9/10/2025 9:38:21 PM
Comment <Comment>
Rack Number 0
Vial Numbers 4

| | Ag 328.068 Axial-iFR) | Al 396.152 Radial-iFR) | As 189.042 Axial-eUV) | B 208.959 Axial-iFR) | Ba 455.403 Radial-iFR) | Be 313.042 Radial-iFR) | Ca 315.887 Radial-iFR) |
|---|---|---|---|---|---|---|---|
| Concentration average | -0.0001 ppm | -0.0033 ppm | -0.0013 ppm | -0.0010 ppm | 0.0001 ppm | 0.0000 ppm | -0.0002 ppm |
| Concentration per Run | -0.0003 ppm | -0.0114 ppm | -0.0014 ppm | -0.0010 ppm | 0.0000 ppm | 0.0000 ppm | 0.0027 ppm |
| Concentration per Run | -0.0001 ppm | 0.0004 ppm | -0.0031 ppm | -0.0014 ppm | 0.0001 ppm | 0.0000 ppm | -0.0011 ppm |
| Concentration per Run | -0.0001 ppm | 0.0012 ppm | 0.0005 ppm | -0.0007 ppm | 0.0001 ppm | 0.0000 ppm | -0.0022 ppm |
| Recovery Percentage | -1.996 % | -3.260 % | -26.548 % | -3.456 % | 0.663 % | 0.152 % | -0.207 % |
| Concentration RSD | 94.9 % | 217.7 % | 136.1 % | 32.3 % | 83.7 % | 494.8 % | 1,233.6 % |

| | Cd 214.438 Axial-iFR) | Co 228.616 Axial-iFR) | Cr 267.716 Axial-iFR) | Cu 324.754 Axial-iFR) | Fe 259.940 Radial-iFR) | K 766.490 Radial-iFR) | Li 670.776 Radial-iFR) |
|---|---|---|---|---|---|---|---|
| Concentration average | 0.0000 ppm | -0.0005 ppm | 0.0001 ppm | 0.0003 ppm | -0.0007 ppm | 0.0062 ppm | -0.0012 ppm |
| Concentration per Run | 0.0001 ppm | -0.0006 ppm | -0.0001 ppm | 0.0006 ppm | 0.0005 ppm | 0.0161 ppm | -0.0014 ppm |
| Concentration per Run | 0.0000 ppm | -0.0005 ppm | 0.0005 ppm | 0.0002 ppm | -0.0009 ppm | 0.0061 ppm | -0.0020 ppm |
| Concentration per Run | 0.0000 ppm | -0.0005 ppm | -0.0001 ppm | 0.0001 ppm | -0.0018 ppm | -0.0036 ppm | -0.0004 ppm |
| Recovery Percentage | 0.568 % | -2.663 % | 1.346 % | 2.805 % | -1.491 % | 0.248 % | -24.907 % |
| Concentration RSD | 178.8 % | 16.6 % | 252.1 % | 106.3 % | 154.6 % | 159.3 % | 64.5 % |

| | Mg 279.079 Axial-iFR) | Mn 257.610 Radial-iFR) | Mo 202.030 Axial-iFR) | Na 589.592 Radial-iFR) | Ni 231.604 Axial-iFR) | Pb 220.353 Axial-eUV) | Sb 206.833 Axial-iFR) |
|---|---|---|---|---|---|---|---|
| Concentration average | -0.0010 ppm | -0.0001 ppm | -0.0002 ppm | -0.0029 ppm | -0.0001 ppm | 0.0003 ppm | -0.0010 ppm |
| Concentration per Run | -0.0032 ppm | -0.0002 ppm | -0.0002 ppm | -0.0028 ppm | 0.0004 ppm | 0.0004 ppm | -0.0022 ppm |
| Concentration per Run | 0.0020 ppm | 0.0001 ppm | -0.0002 ppm | -0.0013 ppm | -0.0006 ppm | -0.0010 ppm | 0.0019 ppm |
| Concentration per Run | -0.0019 ppm | -0.0002 ppm | -0.0002 ppm | -0.0047 ppm | -0.0001 ppm | 0.0016 ppm | -0.0025 ppm |
| Recovery Percentage | -1.035 % | -0.783 % | -0.394 % | -0.147 % | -0.292 % | 3.033 % | -1.905 % |
| Concentration RSD | 260.6 % | 247.5 % | 15.9 % | 59.2 % | 682.6 % | 428.9 % | 260.8 % |

| | Se 196.090 Axial-eUV) | Si 212.412 Axial-iFR) | Sn 189.989 Axial-iFR) | Sr 421.552 Radial-iFR) | Ti 334.904 Axial-iFR) | Tl 190.856 Axial-eUV) | V 292.402 Axial-iFR) |
|---|---|---|---|---|---|---|---|
| Concentration average | 0.0012 ppm | -0.0002 ppm | -0.0001 ppm | 0.0001 ppm | -0.0004 ppm | 0.0008 ppm | 0.0001 ppm |
| Concentration per Run | 0.0023 ppm | -0.0003 ppm | -0.0008 ppm | 0.0000 ppm | -0.0002 ppm | 0.0003 ppm | 0.0000 ppm |
| Concentration per Run | 0.0013 ppm | -0.0002 ppm | -0.0001 ppm | 0.0001 ppm | -0.0006 ppm | 0.0010 ppm | 0.0001 ppm |
| Concentration per Run | 0.0000 ppm | -0.0001 ppm | 0.0004 ppm | 0.0001 ppm | -0.0005 ppm | 0.0010 ppm | 0.0002 ppm |
| Recovery Percentage | 12.033 % | -0.045 % | -0.299 % | 0.529 % | -4.410 % | 3.830 % | 1.192 % |
| Concentration RSD | 95.2 % | 48.2 % | 407.4 % | 82.8 % | 41.0 % | 54.6 % | 71.3 % |

| | Zn 206.200 Axial-iFR) | Sc 361.384 Axial-iFR) | Sc 361.384 Radial-iFR) | Sc 227.318 Axial-eUV) | Y 360.073 Axial-iFR) | Y 371.030 Radial-iFR) | Y 224.306 Axial-eUV) |
|---|---|---|---|---|---|---|---|
| Concentration average | 0.0000 ppm | 98.6317 % | 99.5678 % | 96.1407 % | 99.0406 % | 96.4081 % | 96.9554 % |
| Concentration per Run | 0.0002 ppm | 98.0293 % | 99.5789 % | 95.9717 % | 98.6192 % | 96.7442 % | 96.8994 % |
| Concentration per Run | 0.0000 ppm | 99.0069 % | 99.3827 % | 96.1074 % | 99.4615 % | 94.8570 % | 96.9257 % |
| Concentration per Run | -0.0002 ppm | 98.8590 % | 99.7418 % | 96.3430 % | 99.0411 % | 97.6230 % | 97.0412 % |
| Recovery Percentage | 0.302 % | | | | | | |
| Concentration RSD | 1,189.5 % | 0.5 % | 0.2 % | 0.2 % | 0.4 % | 1.5 % | 0.1 % |

# ICP DataTrace 11

9/11/2025 7:24:09 AM

LabBook: WG2112807_20250910_T11.imexp

Sample: WG2110010-2 WG2110010
Analysis started at: 9/10/2025 9:45:06 PM
Comment LCS RR Sb
Rack Number 3
Vial Numbers 41

| | Ag 328.068 Axial-iFR) | Al 396.152 Radial-iFR) | As 189.042 Axial-eUV) | B 208.959 Axial-iFR) | Ba 455.403 Radial-iFR) | Be 313.042 Radial-iFR) | Ca 315.887 Radial-iFR) |
|---|---|---|---|---|---|---|---|
| Concentration average | 0.0505 ppm | 2.0810 ppm | 0.1163 ppm | 0.9358 ppm | 2.0167 ppm | 0.0527 ppm | 10.3968 ppm |
| Concentration per Run | 0.0502 ppm | 2.1022 ppm | 0.1179 ppm | 0.9327 ppm | 2.0276 ppm | 0.0529 ppm | 10.4296 ppm |
| Concentration per Run | 0.0507 ppm | 2.0722 ppm | 0.1170 ppm | 0.9330 ppm | 2.0125 ppm | 0.0527 ppm | 10.3981 ppm |
| Concentration per Run | 0.0506 ppm | 2.0685 ppm | 0.1141 ppm | 0.9417 ppm | 2.0101 ppm | 0.0524 ppm | 10.3626 ppm |
| Concentration RSD | 0.5 % | 0.9 % | 1.7 % | 0.5 % | 0.5 % | 0.6 % | 0.3 % |

| | Cd 214.438 Axial-iFR) | Co 228.616 Axial-iFR) | Cr 267.716 Axial-iFR) | Cu 324.754 Axial-iFR) | Fe 259.940 Radial-iFR) | K 766.490 Radial-iFR) | Li 670.776 Radial-iFR) |
|---|---|---|---|---|---|---|---|
| Concentration average | 0.0518 ppm | 0.4971 ppm | 0.2007 ppm | 0.2568 ppm | 1.0352 ppm | 10.4702 ppm | -0.0002 ppm |
| Concentration per Run | 0.0517 ppm | 0.4955 ppm | 0.2005 ppm | 0.2559 ppm | 1.0481 ppm | 10.5428 ppm | 0.0006 ppm |
| Concentration per Run | 0.0519 ppm | 0.4987 ppm | 0.2008 ppm | 0.2569 ppm | 1.0333 ppm | 10.4525 ppm | -0.0015 ppm |
| Concentration per Run | 0.0520 ppm | 0.4970 ppm | 0.2007 ppm | 0.2576 ppm | 1.0241 ppm | 10.4152 ppm | 0.0003 ppm |
| Concentration RSD | 0.3 % | 0.3 % | 0.1 % | 0.3 % | 1.2 % | 0.6 % | 506.2 % |

| | Mg 279.079 Axial-iFR) | Mn 257.610 Radial-iFR) | Mo 202.030 Axial-iFR) | Na 589.592 Radial-iFR) | Ni 231.604 Axial-iFR) | Pb 220.353 Axial-eUV) | Sb 206.833 Axial-iFR) |
|---|---|---|---|---|---|---|---|
| Concentration average | 9.8459 ppm | 0.5115 ppm | 0.9522 ppm | 10.0988 ppm | 0.5059 ppm | 0.5318 ppm | 0.4861 ppm |
| Concentration per Run | 9.7479 ppm | 0.5137 ppm | 0.9486 ppm | 9.9983 ppm | 0.5031 ppm | 0.5332 ppm | 0.4843 ppm |
| Concentration per Run | 9.9117 ppm | 0.5116 ppm | 0.9525 ppm | 10.1899 ppm | 0.5067 ppm | 0.5294 ppm | 0.4861 ppm |
| Concentration per Run | 9.8782 ppm | 0.5093 ppm | 0.9555 ppm | 10.1083 ppm | 0.5078 ppm | 0.5327 ppm | 0.4877 ppm |
| Concentration RSD | 0.9 % | 0.4 % | 0.4 % | 1.0 % | 0.5 % | 0.4 % | 0.3 % |

| | Se 196.090 Axial-eUV) | Si 212.412 Axial-iFR) | Sn 189.989 Axial-iFR) | Sr 421.552 Radial-iFR) | Ti 334.904 Axial-iFR) | Tl 190.856 Axial-eUV) | V 292.402 Axial-iFR) |
|---|---|---|---|---|---|---|---|
| Concentration average | 0.1157 ppm | 1.2179 ppm | 0.9400 ppm | 0.9971 ppm | 0.9772 ppm | **0.1128 ppm** | 0.5209 ppm |
| Concentration per Run | 0.1156 ppm | 1.2102 ppm | 0.9402 ppm | 1.0026 ppm | 0.9655 ppm | 0.1132 ppm | 0.5197 ppm |
| Concentration per Run | 0.1161 ppm | 1.2184 ppm | 0.9380 ppm | 0.9947 ppm | 0.9853 ppm | 0.1126 ppm | 0.5217 ppm |
| Concentration per Run | 0.1155 ppm | 1.2249 ppm | 0.9418 ppm | 0.9941 ppm | 0.9806 ppm | 0.1127 ppm | 0.5211 ppm |
| Concentration RSD | 0.3 % | 0.6 % | 0.2 % | 0.5 % | 1.1 % | 0.3 % | 0.2 % |

| | Zn 206.200 Axial-iFR) | Sc 361.384 Axial-iFR) | Sc 361.384 Radial-iFR) | Sc 227.318 Axial-eUV) | Y 360.073 Axial-iFR) | Y 371.030 Radial-iFR) | Y 224.306 Axial-eUV) |
|---|---|---|---|---|---|---|---|
| Concentration average | 0.4768 ppm | 101.7834 % | 103.0625 % | 97.7586 % | 99.7586 % | 98.7022 % | 97.3656 % |
| Concentration per Run | 0.4750 ppm | 102.4272 % | 102.9263 % | 98.1630 % | 99.8105 % | 97.0106 % | 97.8773 % |
| Concentration per Run | 0.4770 ppm | 101.7606 % | 103.2475 % | 97.6758 % | 100.1598 % | 99.2429 % | 97.1119 % |
| Concentration per Run | 0.4782 ppm | 101.1623 % | 103.0137 % | 97.4369 % | 99.3056 % | 99.8532 % | 97.1075 % |
| Concentration RSD | 0.3 % | 0.6 % | 0.2 % | 0.4 % | 0.4 % | 1.5 % | 0.5 % |

# ICP DataTrace 11

9/11/2025 7:24:09 AM

LabBook: WG2112807_20250910_T11.imexp

Sample: WG2110450-2 WG2110450
Analysis started at: 9/10/2025 9:47:20 PM
Comment LCS RR Sb
Rack Number 3
Vial Numbers 42

| | Ag 328.068 Axial-iFR) | Al 396.152 Radial-iFR) | As 189.042 Axial-eUV) | B 208.959 Axial-iFR) | Ba 455.403 Radial-iFR) | Be 313.042 Radial-iFR) | Ca 315.887 Radial-iFR) |
|---|---|---|---|---|---|---|---|
| Concentration average | 0.0464 ppm | 2.0699 ppm | 0.1230 ppm | 0.9730 ppm | 2.0082 ppm | 0.0523 ppm | 10.8209 ppm |
| Concentration per Run | 0.0465 ppm | 2.0763 ppm | 0.1215 ppm | 0.9734 ppm | 2.0026 ppm | 0.0524 ppm | 10.8298 ppm |
| Concentration per Run | 0.0461 ppm | 2.0666 ppm | 0.1234 ppm | 0.9699 ppm | 2.0032 ppm | 0.0522 ppm | 10.8203 ppm |
| Concentration per Run | 0.0464 ppm | 2.0667 ppm | 0.1240 ppm | 0.9756 ppm | 2.0187 ppm | 0.0525 ppm | 10.8128 ppm |
| Concentration RSD | 0.4 % | 0.3 % | 1.1 % | 0.3 % | 0.5 % | 0.3 % | 0.1 % |

| | Cd 214.438 Axial-iFR) | Co 228.616 Axial-iFR) | Cr 267.716 Axial-iFR) | Cu 324.754 Axial-iFR) | Fe 259.940 Radial-iFR) | K 766.490 Radial-iFR) | Li 670.776 Radial-iFR) |
|---|---|---|---|---|---|---|---|
| Concentration average | 0.0516 ppm | 0.4944 ppm | 0.2005 ppm | 0.2558 ppm | 1.0342 ppm | 10.8855 ppm | -0.0009 ppm |
| Concentration per Run | 0.0515 ppm | 0.4957 ppm | 0.2008 ppm | 0.2562 ppm | 1.0388 ppm | 10.8209 ppm | -0.0011 ppm |
| Concentration per Run | 0.0515 ppm | 0.4953 ppm | 0.2007 ppm | 0.2547 ppm | 1.0314 ppm | 10.9056 ppm | -0.0012 ppm |
| Concentration per Run | 0.0517 ppm | 0.4923 ppm | 0.1999 ppm | 0.2564 ppm | 1.0323 ppm | 10.9301 ppm | -0.0004 ppm |
| Concentration RSD | 0.3 % | 0.4 % | 0.2 % | 0.4 % | 0.4 % | 0.5 % | 46.3 % |

| | Mg 279.079 Axial-iFR) | Mn 257.610 Radial-iFR) | Mo 202.030 Axial-iFR) | Na 589.592 Radial-iFR) | Ni 231.604 Axial-iFR) | Pb 220.353 Axial-eUV) | Sb 206.833 Axial-iFR) |
|---|---|---|---|---|---|---|---|
| Concentration average | 10.2553 ppm | 0.5099 ppm | 0.9903 ppm | 10.4314 ppm | 0.5045 ppm | 0.5484 ppm | 0.4921 ppm |
| Concentration per Run | 10.2397 ppm | 0.5106 ppm | 0.9902 ppm | 10.3469 ppm | 0.5041 ppm | 0.5492 ppm | 0.4914 ppm |
| Concentration per Run | 10.1975 ppm | 0.5086 ppm | 0.9860 ppm | 10.4152 ppm | 0.5050 ppm | 0.5506 ppm | 0.4871 ppm |
| Concentration per Run | 10.3288 ppm | 0.5105 ppm | 0.9948 ppm | 10.5322 ppm | 0.5045 ppm | 0.5455 ppm | 0.4977 ppm |
| Concentration RSD | 0.7 % | 0.2 % | 0.4 % | 0.9 % | 0.1 % | 0.5 % | 1.1 % |

| | Se 196.090 Axial-eUV) | Si 212.412 Axial-iFR) | Sn 189.989 Axial-iFR) | Sr 421.552 Radial-iFR) | Ti 334.904 Axial-iFR) | Tl 190.856 Axial-eUV) | V 292.402 Axial-iFR) |
|---|---|---|---|---|---|---|---|
| Concentration average | 0.1188 ppm | 1.3024 ppm | 0.9717 ppm | **1.0329 ppm** | 1.0192 ppm | **0.1171 ppm** | 0.5199 ppm |
| Concentration per Run | 0.1214 ppm | 1.3025 ppm | 0.9718 ppm | 1.0301 ppm | 1.0235 ppm | 0.1166 ppm | 0.5214 ppm |
| Concentration per Run | 0.1172 ppm | 1.3021 ppm | 0.9677 ppm | 1.0295 ppm | 1.0131 ppm | 0.1174 ppm | 0.5189 ppm |
| Concentration per Run | 0.1178 ppm | 1.3026 ppm | 0.9758 ppm | 1.0392 ppm | 1.0210 ppm | 0.1174 ppm | 0.5194 ppm |
| Concentration RSD | 1.9 % | 0.0 % | 0.4 % | 0.5 % | 0.5 % | 0.4 % | 0.3 % |

| | Zn 206.200 Axial-iFR) | Sc 361.384 Axial-iFR) | Sc 361.384 Radial-iFR) | Sc 227.318 Axial-eUV) | Y 360.073 Axial-iFR) | Y 371.030 Radial-iFR) | Y 224.306 Axial-eUV) |
|---|---|---|---|---|---|---|---|
| Concentration average | 0.4741 ppm | 101.4740 % | 103.1626 % | 98.2318 % | 99.9814 % | 98.6237 % | 97.6542 % |
| Concentration per Run | 0.4732 ppm | 102.2173 % | 103.7614 % | 98.4954 % | 101.4373 % | 99.1576 % | 98.0075 % |
| Concentration per Run | 0.4738 ppm | 101.3886 % | 102.5845 % | 97.8082 % | 99.1031 % | 97.7550 % | 97.4546 % |
| Concentration per Run | 0.4753 ppm | 100.8162 % | 103.1418 % | 98.3917 % | 99.4039 % | 98.9585 % | 97.5004 % |
| Concentration RSD | 0.2 % | 0.7 % | 0.6 % | 0.4 % | 1.3 % | 0.8 % | 0.3 % |

# ICP DataTrace 11

9/11/2025 7:24:09 AM

LabBook: WG2112807_20250910_T11.imexp

Sample: L2553987-10 WG2108623
Analysis started at: 9/10/2025 9:49:26 PM
Comment <Comment>
Rack Number 3
Vial Numbers 25

| | Ag 328.068 Axial-iFR) | Al 396.152 Radial-iFR) | As 189.042 Axial-eUV) | B 208.959 Axial-iFR) | Ba 455.403 Radial-iFR) | Be 313.042 Radial-iFR) | Ca 315.887 Radial-iFR) |
|---|---|---|---|---|---|---|---|
| Concentration average | 0.0001 ppm | 0.1029 ppm | -0.0005 ppm | 0.0517 ppm | 0.1178 ppm | 0.0001 ppm | 8.1619 ppm |
| Concentration per Run | -0.0001 ppm | 0.1082 ppm | -0.0017 ppm | 0.0511 ppm | 0.1176 ppm | 0.0001 ppm | 8.1552 ppm |
| Concentration per Run | 0.0001 ppm | 0.1027 ppm | 0.0005 ppm | 0.0513 ppm | 0.1176 ppm | 0.0000 ppm | 8.1325 ppm |
| Concentration per Run | 0.0002 ppm | 0.0977 ppm | -0.0001 ppm | 0.0528 ppm | 0.1182 ppm | 0.0001 ppm | 8.1979 ppm |
| Concentration RSD | 296.4 % | 5.1 % | 250.5 % | 1.8 % | 0.3 % | 41.4 % | 0.4 % |

| | Cd 214.438 Axial-iFR) | Co 228.616 Axial-iFR) | Cr 267.716 Axial-iFR) | Cu 324.754 Axial-iFR) | Fe 259.940 Radial-iFR) | K 766.490 Radial-iFR) | Li 670.776 Radial-iFR) |
|---|---|---|---|---|---|---|---|
| Concentration average | 0.0002 ppm | 0.0015 ppm | 0.0006 ppm | 0.0052 ppm | 0.1345 ppm | 2.4926 ppm | -0.0001 ppm |
| Concentration per Run | 0.0002 ppm | 0.0021 ppm | 0.0008 ppm | 0.0050 ppm | 0.1350 ppm | 2.5003 ppm | 0.0006 ppm |
| Concentration per Run | 0.0003 ppm | 0.0010 ppm | 0.0010 ppm | 0.0054 ppm | 0.1357 ppm | 2.4994 ppm | -0.0008 ppm |
| Concentration per Run | 0.0002 ppm | 0.0015 ppm | 0.0000 ppm | 0.0053 ppm | 0.1327 ppm | 2.4783 ppm | -0.0001 ppm |
| Concentration RSD | 26.7 % | 34.5 % | 84.3 % | 3.6 % | 1.2 % | 0.5 % | 510.6 % |

| | Mg 279.079 Axial-iFR) | Mn 257.610 Radial-iFR) | Mo 202.030 Axial-iFR) | Na 589.592 Radial-iFR) | Ni 231.604 Axial-iFR) | Pb 220.353 Axial-eUV) | Sb 206.833 Axial-iFR) |
|---|---|---|---|---|---|---|---|
| Concentration average | 3.9763 ppm | 0.6649 ppm | 0.0004 ppm | 8.9848 ppm | 0.0041 ppm | 0.0000 ppm | 0.0009 ppm |
| Concentration per Run | 3.9940 ppm | 0.6665 ppm | 0.0001 ppm | 9.0245 ppm | 0.0040 ppm | -0.0007 ppm | 0.0023 ppm |
| Concentration per Run | 3.9963 ppm | 0.6647 ppm | 0.0009 ppm | 8.9809 ppm | 0.0044 ppm | -0.0005 ppm | -0.0026 ppm |
| Concentration per Run | 3.9387 ppm | 0.6635 ppm | 0.0002 ppm | 8.9489 ppm | 0.0038 ppm | 0.0013 ppm | 0.0030 ppm |
| Concentration RSD | 0.8 % | 0.2 % | 100.9 % | 0.4 % | 7.8 % | 3,060.6 % | 331.5 % |

| | Se 196.090 Axial-eUV) | Si 212.412 Axial-iFR) | Sn 189.989 Axial-iFR) | Sr 421.552 Radial-iFR) | Ti 334.904 Axial-iFR) | Tl 190.856 Axial-eUV) | V 292.402 Axial-iFR) |
|---|---|---|---|---|---|---|---|
| Concentration average | -0.0004 ppm | 4.3319 ppm | 0.0005 ppm | 0.0406 ppm | -0.0003 ppm | 0.0017 ppm | 0.0003 ppm |
| Concentration per Run | 0.0009 ppm | 4.3426 ppm | 0.0009 ppm | 0.0406 ppm | 0.0000 ppm | 0.0021 ppm | 0.0004 ppm |
| Concentration per Run | -0.0012 ppm | 4.3369 ppm | 0.0009 ppm | 0.0406 ppm | -0.0007 ppm | 0.0010 ppm | 0.0003 ppm |
| Concentration per Run | -0.0010 ppm | 4.3162 ppm | -0.0003 ppm | 0.0406 ppm | -0.0002 ppm | 0.0020 ppm | 0.0002 ppm |
| Concentration RSD | 271.5 % | 0.3 % | 143.1 % | 0.0 % | 119.0 % | 35.7 % | 24.0 % |

| | Zn 206.200 Axial-iFR) | Sc 361.384 Axial-iFR) | Sc 361.384 Radial-iFR) | Sc 227.318 Axial-eUV) | Y 360.073 Axial-iFR) | Y 371.030 Radial-iFR) | Y 224.306 Axial-eUV) |
|---|---|---|---|---|---|---|---|
| Concentration average | 0.0074 ppm | 103.4366 % | 103.9564 % | 100.2992 % | 101.9467 % | 99.7767 % | 100.3481 % |
| Concentration per Run | 0.0074 ppm | 103.3149 % | 103.8268 % | 100.4858 % | 102.0008 % | 100.5439 % | 100.4764 % |
| Concentration per Run | 0.0077 ppm | 103.1757 % | 104.7524 % | 100.0375 % | 101.6984 % | 101.0160 % | 100.1819 % |
| Concentration per Run | 0.0073 ppm | 103.8192 % | 103.2900 % | 100.3745 % | 102.1408 % | 97.7702 % | 100.3860 % |
| Concentration RSD | 2.8 % | 0.3 % | 0.7 % | 0.2 % | 0.2 % | 1.8 % | 0.2 % |

# ICP DataTrace 11

9/11/2025 7:24:09 AM

LabBook: WG2112807_20250910_T11.imexp

Sample: L2553987-11 WG2108623
Analysis started at: 9/10/2025 9:51:32 PM
Comment <Comment>
Rack Number 3
Vial Numbers 26

| | Ag 328.068 Axial-iFR) | Al 396.152 Radial-iFR) | As 189.042 Axial-eUV) | B 208.959 Axial-iFR) | Ba 455.403 Radial-iFR) | Be 313.042 Radial-iFR) | Ca 315.887 Radial-iFR) |
|---|---|---|---|---|---|---|---|
| Concentration average | -0.0002 ppm | 0.0030 ppm | 0.0005 ppm | 0.0769 ppm | 0.0693 ppm | 0.0000 ppm | 21.5541 ppm |
| Concentration per Run | 0.0000 ppm | -0.0036 ppm | 0.0018 ppm | 0.0756 ppm | 0.0694 ppm | 0.0000 ppm | 21.5423 ppm |
| Concentration per Run | -0.0003 ppm | 0.0056 ppm | -0.0003 ppm | 0.0767 ppm | 0.0692 ppm | 0.0000 ppm | 21.6267 ppm |
| Concentration per Run | -0.0001 ppm | 0.0071 ppm | -0.0001 ppm | 0.0784 ppm | 0.0693 ppm | 0.0000 ppm | 21.4933 ppm |
| Concentration RSD | 81.2 % | 191.5 % | 248.4 % | 1.8 % | 0.1 % | 22.5 % | 0.3 % |

| | Cd 214.438 Axial-iFR) | Co 228.616 Axial-iFR) | Cr 267.716 Axial-iFR) | Cu 324.754 Axial-iFR) | Fe 259.940 Radial-iFR) | K 766.490 Radial-iFR) | Li 670.776 Radial-iFR) |
|---|---|---|---|---|---|---|---|
| Concentration average | 0.0002 ppm | 0.0001 ppm | -0.0004 ppm | 0.0050 ppm | 0.0033 ppm | 16.1966 ppm | 0.0011 ppm |
| Concentration per Run | 0.0002 ppm | 0.0004 ppm | -0.0001 ppm | 0.0050 ppm | 0.0042 ppm | 16.1680 ppm | 0.0031 ppm |
| Concentration per Run | 0.0002 ppm | 0.0000 ppm | -0.0004 ppm | 0.0051 ppm | 0.0023 ppm | 16.2073 ppm | 0.0006 ppm |
| Concentration per Run | 0.0001 ppm | -0.0001 ppm | -0.0008 ppm | 0.0048 ppm | 0.0034 ppm | 16.2145 ppm | -0.0004 ppm |
| Concentration RSD | 31.7 % | 216.7 % | 88.6 % | 3.4 % | 29.0 % | 0.2 % | 169.9 % |

| | Mg 279.079 Axial-iFR) | Mn 257.610 Radial-iFR) | Mo 202.030 Axial-iFR) | Na 589.592 Radial-iFR) | Ni 231.604 Axial-iFR) | Pb 220.353 Axial-eUV) | Sb 206.833 Axial-iFR) |
|---|---|---|---|---|---|---|---|
| Concentration average | 8.1579 ppm | 0.9756 ppm | -0.0001 ppm | 25.5194 ppm | 0.0040 ppm | -0.0006 ppm | -0.0001 ppm |
| Concentration per Run | 8.0794 ppm | 0.9763 ppm | -0.0001 ppm | 25.5061 ppm | 0.0049 ppm | -0.0003 ppm | -0.0005 ppm |
| Concentration per Run | 8.1484 ppm | 0.9763 ppm | 0.0000 ppm | 25.6492 ppm | 0.0034 ppm | -0.0015 ppm | -0.0011 ppm |
| Concentration per Run | 8.2461 ppm | 0.9742 ppm | -0.0001 ppm | 25.4029 ppm | 0.0036 ppm | 0.0001 ppm | 0.0014 ppm |
| Concentration RSD | 1.0 % | 0.1 % | 70.1 % | 0.5 % | 20.7 % | 139.8 % | 2,151.3 % |

| | Se 196.090 Axial-eUV) | Si 212.412 Axial-iFR) | Sn 189.989 Axial-iFR) | Sr 421.552 Radial-iFR) | Ti 334.904 Axial-iFR) | Tl 190.856 Axial-eUV) | V 292.402 Axial-iFR) |
|---|---|---|---|---|---|---|---|
| Concentration average | 0.0025 ppm | 3.4560 ppm | -0.0006 ppm | 0.0779 ppm | -0.0001 ppm | 0.0020 ppm | 0.0001 ppm |
| Concentration per Run | 0.0037 ppm | 3.4517 ppm | -0.0002 ppm | 0.0778 ppm | 0.0001 ppm | 0.0013 ppm | -0.0002 ppm |
| Concentration per Run | -0.0012 ppm | 3.4489 ppm | -0.0007 ppm | 0.0781 ppm | -0.0002 ppm | 0.0021 ppm | 0.0004 ppm |
| Concentration per Run | 0.0050 ppm | 3.4676 ppm | -0.0007 ppm | 0.0780 ppm | -0.0002 ppm | 0.0024 ppm | 0.0001 ppm |
| Concentration RSD | 130.7 % | 0.3 % | 48.9 % | 0.2 % | 149.0 % | 28.5 % | 261.7 % |

| | Zn 206.200 Axial-iFR) | Sc 361.384 Axial-iFR) | Sc 361.384 Radial-iFR) | Sc 227.318 Axial-eUV) | Y 360.073 Axial-iFR) | Y 371.030 Radial-iFR) | Y 224.306 Axial-eUV) |
|---|---|---|---|---|---|---|---|
| Concentration average | 0.0034 ppm | 102.4997 % | 103.3116 % | 98.3353 % | 100.7395 % | 99.6250 % | 98.8778 % |
| Concentration per Run | 0.0033 ppm | 103.0448 % | 102.5979 % | 98.6715 % | 100.7504 % | 99.5542 % | 99.2892 % |
| Concentration per Run | 0.0035 ppm | 102.3378 % | 103.6893 % | 97.8450 % | 101.0124 % | 100.3004 % | 98.4304 % |
| Concentration per Run | 0.0034 ppm | 102.1166 % | 103.6475 % | 98.4893 % | 100.4558 % | 99.0204 % | 98.9138 % |
| Concentration RSD | 2.6 % | 0.5 % | 0.6 % | 0.4 % | 0.3 % | 0.6 % | 0.4 % |

# ICP DataTrace 11

9/11/2025 7:24:09 AM

LabBook: WG2112807_20250910_T11.imexp

Sample: L2553987-13 WG2108623
Analysis started at: 9/10/2025 9:53:39 PM
Comment <Comment>
Rack Number 3
Vial Numbers 27

| | Ag 328.068 Axial-iFR) | Al 396.152 Radial-iFR) | As 189.042 Axial-eUV) | B 208.959 Axial-iFR) | Ba 455.403 Radial-iFR) | Be 313.042 Radial-iFR) | Ca 315.887 Radial-iFR) |
|---|---|---|---|---|---|---|---|
| Concentration average | 0.0001 ppm | 0.0799 ppm | -0.0001 ppm | 0.0067 ppm | 0.0988 ppm | 0.0002 ppm | 1.4904 ppm |
| Concentration per Run | 0.0000 ppm | 0.0702 ppm | -0.0011 ppm | 0.0080 ppm | 0.0989 ppm | 0.0002 ppm | 1.4854 ppm |
| Concentration per Run | 0.0001 ppm | 0.0956 ppm | 0.0006 ppm | 0.0065 ppm | 0.0986 ppm | 0.0002 ppm | 1.4972 ppm |
| Concentration per Run | 0.0001 ppm | 0.0737 ppm | 0.0004 ppm | 0.0057 ppm | 0.0988 ppm | 0.0002 ppm | 1.4886 ppm |
| Concentration RSD | 46.9 % | 17.2 % | 1,612.8 % | 17.7 % | 0.2 % | 13.0 % | 0.4 % |

| | Cd 214.438 Axial-iFR) | Co 228.616 Axial-iFR) | Cr 267.716 Axial-iFR) | Cu 324.754 Axial-iFR) | Fe 259.940 Radial-iFR) | K 766.490 Radial-iFR) | Li 670.776 Radial-iFR) |
|---|---|---|---|---|---|---|---|
| Concentration average | 0.0003 ppm | 0.0008 ppm | 0.0003 ppm | 0.0058 ppm | 0.0278 ppm | 0.8532 ppm | 0.0029 ppm |
| Concentration per Run | 0.0003 ppm | 0.0013 ppm | 0.0008 ppm | 0.0057 ppm | 0.0283 ppm | 0.8650 ppm | 0.0040 ppm |
| Concentration per Run | 0.0003 ppm | 0.0006 ppm | -0.0002 ppm | 0.0055 ppm | 0.0286 ppm | 0.8609 ppm | 0.0023 ppm |
| Concentration per Run | 0.0003 ppm | 0.0005 ppm | 0.0002 ppm | 0.0062 ppm | 0.0266 ppm | 0.8337 ppm | 0.0026 ppm |
| Concentration RSD | 4.6 % | 52.8 % | 199.3 % | 6.4 % | 3.9 % | 2.0 % | 30.9 % |

| | Mg 279.079 Axial-iFR) | Mn 257.610 Radial-iFR) | Mo 202.030 Axial-iFR) | Na 589.592 Radial-iFR) | Ni 231.604 Axial-iFR) | Pb 220.353 Axial-eUV) | Sb 206.833 Axial-iFR) |
|---|---|---|---|---|---|---|---|
| Concentration average | 0.9720 ppm | 0.0206 ppm | 0.0003 ppm | 2.1595 ppm | 0.0044 ppm | 0.0006 ppm | 0.0020 ppm |
| Concentration per Run | 0.9756 ppm | 0.0205 ppm | 0.0002 ppm | 2.1462 ppm | 0.0048 ppm | 0.0005 ppm | 0.0001 ppm |
| Concentration per Run | 0.9803 ppm | 0.0205 ppm | 0.0001 ppm | 2.1557 ppm | 0.0041 ppm | 0.0003 ppm | 0.0034 ppm |
| Concentration per Run | 0.9600 ppm | 0.0208 ppm | 0.0005 ppm | 2.1765 ppm | 0.0043 ppm | 0.0008 ppm | 0.0025 ppm |
| Concentration RSD | 1.1 % | 0.8 % | 82.7 % | 0.7 % | 8.2 % | 46.0 % | 86.8 % |

| | Se 196.090 Axial-eUV) | Si 212.412 Axial-iFR) | Sn 189.989 Axial-iFR) | Sr 421.552 Radial-iFR) | Ti 334.904 Axial-iFR) | Tl 190.856 Axial-eUV) | V 292.402 Axial-iFR) |
|---|---|---|---|---|---|---|---|
| Concentration average | 0.0009 ppm | 6.0651 ppm | -0.0012 ppm | 0.0086 ppm | 0.0000 ppm | 0.0013 ppm | 0.0002 ppm |
| Concentration per Run | 0.0001 ppm | 6.0819 ppm | -0.0001 ppm | 0.0086 ppm | -0.0002 ppm | 0.0019 ppm | 0.0002 ppm |
| Concentration per Run | 0.0007 ppm | 6.0707 ppm | -0.0022 ppm | 0.0086 ppm | 0.0004 ppm | 0.0011 ppm | 0.0004 ppm |
| Concentration per Run | 0.0021 ppm | 6.0428 ppm | -0.0011 ppm | 0.0085 ppm | -0.0003 ppm | 0.0009 ppm | 0.0002 ppm |
| Concentration RSD | 110.3 % | 0.3 % | 90.2 % | 0.5 % | 807.3 % | 41.3 % | 52.5 % |

| | Zn 206.200 Axial-iFR) | Sc 361.384 Axial-iFR) | Sc 361.384 Radial-iFR) | Sc 227.318 Axial-eUV) | Y 360.073 Axial-iFR) | Y 371.030 Radial-iFR) | Y 224.306 Axial-eUV) |
|---|---|---|---|---|---|---|---|
| Concentration average | 0.0759 ppm | 104.9517 % | 104.1170 % | 101.9526 % | 103.5360 % | 100.0920 % | 101.1486 % |
| Concentration per Run | 0.0763 ppm | 105.1108 % | 104.2534 % | 102.1216 % | 103.9760 % | 100.3054 % | 101.2979 % |
| Concentration per Run | 0.0757 ppm | 104.6815 % | 104.4877 % | 102.0583 % | 103.4094 % | 100.0230 % | 101.1511 % |
| Concentration per Run | 0.0757 ppm | 105.0629 % | 103.6099 % | 101.6779 % | 103.2228 % | 99.9477 % | 100.9967 % |
| Concentration RSD | 0.4 % | 0.2 % | 0.4 % | 0.2 % | 0.4 % | 0.2 % | 0.1 % |

# ICP DataTrace 11

9/11/2025 7:24:09 AM

LabBook: WG2112807_20250910_T11.imexp

Sample: L2554136-01 WG2108623
Analysis started at: 9/10/2025 9:55:46 PM
Comment <Comment>
Rack Number 3
Vial Numbers 28

| | Ag 328.068 Axial-iFR) | Al 396.152 Radial-iFR) | As 189.042 Axial-eUV) | B 208.959 Axial-iFR) | Ba 455.403 Radial-iFR) | Be 313.042 Radial-iFR) | Ca 315.887 Radial-iFR) |
|---|---|---|---|---|---|---|---|
| Concentration average | 0.0003 ppm | 0.0260 ppm | -0.0023 ppm | 0.0142 ppm | 0.0566 ppm | 0.0002 ppm | 6.7061 ppm |
| Concentration per Run | 0.0010 ppm | 0.0219 ppm | -0.0030 ppm | 0.0128 ppm | 0.0568 ppm | 0.0002 ppm | 6.7356 ppm |
| Concentration per Run | -0.0005 ppm | 0.0426 ppm | -0.0021 ppm | 0.0132 ppm | 0.0562 ppm | 0.0002 ppm | 6.6922 ppm |
| Concentration per Run | 0.0002 ppm | 0.0136 ppm | -0.0017 ppm | 0.0166 ppm | 0.0568 ppm | 0.0002 ppm | 6.6904 ppm |
| Concentration RSD | 293.1 % | 57.3 % | 30.4 % | 14.6 % | 0.6 % | 2.2 % | 0.4 % |

| | Cd 214.438 Axial-iFR) | Co 228.616 Axial-iFR) | Cr 267.716 Axial-iFR) | Cu 324.754 Axial-iFR) | Fe 259.940 Radial-iFR) | K 766.490 Radial-iFR) | Li 670.776 Radial-iFR) |
|---|---|---|---|---|---|---|---|
| Concentration average | 0.0001 ppm | 0.0069 ppm | 0.0001 ppm | 0.0019 ppm | 25.7523 ppm | 4.1324 ppm | 0.0077 ppm |
| Concentration per Run | 0.0001 ppm | 0.0069 ppm | 0.0004 ppm | 0.0020 ppm | 25.7885 ppm | 4.1359 ppm | 0.0081 ppm |
| Concentration per Run | 0.0000 ppm | 0.0073 ppm | 0.0002 ppm | 0.0022 ppm | 25.7057 ppm | 4.1123 ppm | 0.0072 ppm |
| Concentration per Run | 0.0001 ppm | 0.0064 ppm | -0.0004 ppm | 0.0016 ppm | 25.7625 ppm | 4.1491 ppm | 0.0078 ppm |
| Concentration RSD | 39.9 % | 6.1 % | 557.0 % | 14.6 % | 0.2 % | 0.5 % | 6.3 % |

| | Mg 279.079 Axial-iFR) | Mn 257.610 Radial-iFR) | Mo 202.030 Axial-iFR) | Na 589.592 Radial-iFR) | Ni 231.604 Axial-iFR) | Pb 220.353 Axial-eUV) | Sb 206.833 Axial-iFR) |
|---|---|---|---|---|---|---|---|
| Concentration average | 4.3046 ppm | 0.4650 ppm | -0.0003 ppm | 31.5315 ppm | 0.0197 ppm | 0.0003 ppm | 0.0050 ppm |
| Concentration per Run | 4.3013 ppm | 0.4660 ppm | -0.0007 ppm | 31.3125 ppm | 0.0198 ppm | -0.0004 ppm | 0.0043 ppm |
| Concentration per Run | 4.3189 ppm | 0.4638 ppm | 0.0001 ppm | 31.6780 ppm | 0.0198 ppm | 0.0002 ppm | 0.0049 ppm |
| Concentration per Run | 4.2937 ppm | 0.4654 ppm | -0.0004 ppm | 31.6041 ppm | 0.0195 ppm | 0.0010 ppm | 0.0058 ppm |
| Concentration RSD | 0.3 % | 0.2 % | 138.6 % | 0.6 % | 0.7 % | 283.6 % | 15.2 % |

| | Se 196.090 Axial-eUV) | Si 212.412 Axial-iFR) | Sn 189.989 Axial-iFR) | Sr 421.552 Radial-iFR) | Ti 334.904 Axial-iFR) | Tl 190.856 Axial-eUV) | V 292.402 Axial-iFR) |
|---|---|---|---|---|---|---|---|
| Concentration average | 0.0004 ppm | 7.6163 ppm | 0.0284 ppm | 0.1410 ppm | -0.0005 ppm | 0.0014 ppm | 0.0002 ppm |
| Concentration per Run | 0.0021 ppm | 7.6202 ppm | 0.0277 ppm | 0.1416 ppm | -0.0008 ppm | 0.0030 ppm | 0.0003 ppm |
| Concentration per Run | 0.0000 ppm | 7.6235 ppm | 0.0288 ppm | 0.1405 ppm | -0.0005 ppm | 0.0010 ppm | 0.0002 ppm |
| Concentration per Run | -0.0008 ppm | 7.6052 ppm | 0.0288 ppm | 0.1409 ppm | -0.0003 ppm | 0.0001 ppm | 0.0000 ppm |
| Concentration RSD | 352.4 % | 0.1 % | 2.2 % | 0.4 % | 53.0 % | 105.7 % | 70.0 % |

| | Zn 206.200 Axial-iFR) | Sc 361.384 Axial-iFR) | Sc 361.384 Radial-iFR) | Sc 227.318 Axial-eUV) | Y 360.073 Axial-iFR) | Y 371.030 Radial-iFR) | Y 224.306 Axial-eUV) |
|---|---|---|---|---|---|---|---|
| Concentration average | 0.0931 ppm | 102.5614 % | 103.5170 % | 98.0989 % | 101.5262 % | 100.4674 % | 99.2010 % |
| Concentration per Run | 0.0928 ppm | 103.1292 % | 103.6688 % | 98.2818 % | 101.9425 % | 99.9398 % | 99.4960 % |
| Concentration per Run | 0.0931 ppm | 102.1187 % | 103.5112 % | 98.2971 % | 101.1367 % | 100.6365 % | 99.1298 % |
| Concentration per Run | 0.0933 ppm | 102.4363 % | 103.3708 % | 97.7178 % | 101.4995 % | 100.8257 % | 98.9770 % |
| Concentration RSD | 0.2 % | 0.5 % | 0.1 % | 0.3 % | 0.4 % | 0.5 % | 0.3 % |

# ICP DataTrace 11

9/11/2025 7:24:09 AM

LabBook: WG2112807_20250910_T11.imexp

Sample: L2554136-02 WG2108623
Analysis started at: 9/10/2025 9:57:52 PM
Comment <Comment>
Rack Number 3
Vial Numbers 29

| | Ag 328.068 Axial-iFR) | Al 396.152 Radial-iFR) | As 189.042 Axial-eUV) | B 208.959 Axial-iFR) | Ba 455.403 Radial-iFR) | Be 313.042 Radial-iFR) | Ca 315.887 Radial-iFR) |
|---|---|---|---|---|---|---|---|
| Concentration average | 0.0005 ppm | 0.0224 ppm | -0.0001 ppm | 0.0158 ppm | 0.0572 ppm | 0.0002 ppm | 5.7935 ppm |
| Concentration per Run | 0.0006 ppm | 0.0134 ppm | -0.0013 ppm | 0.0164 ppm | 0.0573 ppm | 0.0002 ppm | 5.7898 ppm |
| Concentration per Run | 0.0003 ppm | 0.0228 ppm | 0.0002 ppm | 0.0149 ppm | 0.0573 ppm | 0.0002 ppm | 5.7965 ppm |
| Concentration per Run | 0.0006 ppm | 0.0308 ppm | 0.0007 ppm | 0.0161 ppm | 0.0570 ppm | 0.0002 ppm | 5.7941 ppm |
| Concentration RSD | 38.2 % | 39.0 % | 950.6 % | 5.2 % | 0.3 % | 4.2 % | 0.1 % |

| | Cd 214.438 Axial-iFR) | Co 228.616 Axial-iFR) | Cr 267.716 Axial-iFR) | Cu 324.754 Axial-iFR) | Fe 259.940 Radial-iFR) | K 766.490 Radial-iFR) | Li 670.776 Radial-iFR) |
|---|---|---|---|---|---|---|---|
| Concentration average | 0.0001 ppm | 0.0086 ppm | -0.0001 ppm | 0.0012 ppm | 23.9532 ppm | 3.4507 ppm | 0.0110 ppm |
| Concentration per Run | 0.0000 ppm | 0.0084 ppm | 0.0000 ppm | 0.0013 ppm | 23.8988 ppm | 3.4284 ppm | 0.0140 ppm |
| Concentration per Run | 0.0002 ppm | 0.0089 ppm | -0.0002 ppm | 0.0009 ppm | 23.9383 ppm | 3.4540 ppm | 0.0109 ppm |
| Concentration per Run | 0.0000 ppm | 0.0084 ppm | 0.0000 ppm | 0.0013 ppm | 24.0226 ppm | 3.4696 ppm | 0.0081 ppm |
| Concentration RSD | 100.3 % | 3.8 % | 162.4 % | 15.7 % | 0.3 % | 0.6 % | 26.6 % |

| | Mg 279.079 Axial-iFR) | Mn 257.610 Radial-iFR) | Mo 202.030 Axial-iFR) | Na 589.592 Radial-iFR) | Ni 231.604 Axial-iFR) | Pb 220.353 Axial-eUV) | Sb 206.833 Axial-iFR) |
|---|---|---|---|---|---|---|---|
| Concentration average | 3.7374 ppm | 0.4731 ppm | -0.0001 ppm | 31.4328 ppm | 0.0110 ppm | 0.0001 ppm | 0.0010 ppm |
| Concentration per Run | 3.7182 ppm | 0.4726 ppm | -0.0001 ppm | 31.3724 ppm | 0.0115 ppm | 0.0011 ppm | 0.0002 ppm |
| Concentration per Run | 3.7560 ppm | 0.4742 ppm | -0.0001 ppm | 31.5263 ppm | 0.0110 ppm | 0.0002 ppm | 0.0028 ppm |
| Concentration per Run | 3.7381 ppm | 0.4725 ppm | -0.0002 ppm | 31.3998 ppm | 0.0106 ppm | -0.0011 ppm | -0.0001 ppm |
| Concentration RSD | 0.5 % | 0.2 % | 46.1 % | 0.3 % | 4.1 % | 1,725.1 % | 159.8 % |

| | Se 196.090 Axial-eUV) | Si 212.412 Axial-iFR) | Sn 189.989 Axial-iFR) | Sr 421.552 Radial-iFR) | Ti 334.904 Axial-iFR) | Tl 190.856 Axial-eUV) | V 292.402 Axial-iFR) |
|---|---|---|---|---|---|---|---|
| Concentration average | 0.0018 ppm | 7.7828 ppm | 0.0021 ppm | 0.1300 ppm | -0.0003 ppm | -0.0002 ppm | 0.0002 ppm |
| Concentration per Run | 0.0051 ppm | 7.7628 ppm | 0.0016 ppm | 0.1300 ppm | -0.0002 ppm | -0.0006 ppm | 0.0004 ppm |
| Concentration per Run | 0.0028 ppm | 7.7918 ppm | 0.0022 ppm | 0.1298 ppm | -0.0003 ppm | 0.0004 ppm | 0.0003 ppm |
| Concentration per Run | -0.0024 ppm | 7.7938 ppm | 0.0025 ppm | 0.1301 ppm | -0.0004 ppm | -0.0002 ppm | 0.0000 ppm |
| Concentration RSD | 212.2 % | 0.2 % | 21.1 % | 0.1 % | 39.8 % | 307.9 % | 97.2 % |

| | Zn 206.200 Axial-iFR) | Sc 361.384 Axial-iFR) | Sc 361.384 Radial-iFR) | Sc 227.318 Axial-eUV) | Y 360.073 Axial-iFR) | Y 371.030 Radial-iFR) | Y 224.306 Axial-eUV) |
|---|---|---|---|---|---|---|---|
| Concentration average | 0.0635 ppm | 101.6760 % | 102.6418 % | 97.2492 % | 100.5234 % | 99.1569 % | 98.2736 % |
| Concentration per Run | 0.0634 ppm | 101.9100 % | 103.6581 % | 97.3295 % | 100.4555 % | 99.8217 % | 98.3277 % |
| Concentration per Run | 0.0634 ppm | 101.3261 % | 102.4386 % | 97.5785 % | 100.1446 % | 99.4054 % | 98.6779 % |
| Concentration per Run | 0.0638 ppm | 101.7920 % | 101.8287 % | 96.8396 % | 100.9702 % | 98.2436 % | 97.8153 % |
| Concentration RSD | 0.4 % | 0.3 % | 0.9 % | 0.4 % | 0.4 % | 0.8 % | 0.4 % |

# ICP DataTrace 11

9/11/2025 7:24:09 AM

LabBook: WG2112807_20250910_T11.imexp

Sample: L2554136-03 WG2108623
Analysis started at: 9/10/2025 9:59:59 PM
Comment <Comment>
Rack Number 3
Vial Numbers 30

| | Ag 328.068 Axial-iFR) | Al 396.152 Radial-iFR) | As 189.042 Axial-eUV) | B 208.959 Axial-iFR) | Ba 455.403 Radial-iFR) | Be 313.042 Radial-iFR) | Ca 315.887 Radial-iFR) |
|---|---|---|---|---|---|---|---|
| Concentration average | 0.0003 ppm | 0.0228 ppm | 0.0001 ppm | 0.0141 ppm | 0.0542 ppm | 0.0002 ppm | 4.8471 ppm |
| Concentration per Run | 0.0004 ppm | 0.0225 ppm | -0.0002 ppm | 0.0144 ppm | 0.0543 ppm | 0.0003 ppm | 4.8492 ppm |
| Concentration per Run | 0.0001 ppm | 0.0232 ppm | 0.0006 ppm | 0.0134 ppm | 0.0542 ppm | 0.0003 ppm | 4.8606 ppm |
| Concentration per Run | 0.0003 ppm | 0.0226 ppm | 0.0000 ppm | 0.0144 ppm | 0.0541 ppm | 0.0002 ppm | 4.8314 ppm |
| Concentration RSD | 62.9 % | 1.7 % | 303.1 % | 4.2 % | 0.2 % | 20.3 % | 0.3 % |

| | Cd 214.438 Axial-iFR) | Co 228.616 Axial-iFR) | Cr 267.716 Axial-iFR) | Cu 324.754 Axial-iFR) | Fe 259.940 Radial-iFR) | K 766.490 Radial-iFR) | Li 670.776 Radial-iFR) |
|---|---|---|---|---|---|---|---|
| Concentration average | 0.0001 ppm | 0.0092 ppm | 0.0000 ppm | 0.0010 ppm | 19.2127 ppm | 3.1121 ppm | 0.0082 ppm |
| Concentration per Run | 0.0003 ppm | 0.0092 ppm | -0.0004 ppm | 0.0008 ppm | 19.3369 ppm | 3.1074 ppm | 0.0095 ppm |
| Concentration per Run | 0.0000 ppm | 0.0092 ppm | 0.0003 ppm | 0.0010 ppm | 19.2879 ppm | 3.1087 ppm | 0.0071 ppm |
| Concentration per Run | 0.0000 ppm | 0.0092 ppm | 0.0001 ppm | 0.0011 ppm | 19.0133 ppm | 3.1201 ppm | 0.0081 ppm |
| Concentration RSD | 211.4 % | 0.4 % | 1,344.0 % | 12.7 % | 0.9 % | 0.2 % | 15.2 % |

| | Mg 279.079 Axial-iFR) | Mn 257.610 Radial-iFR) | Mo 202.030 Axial-iFR) | Na 589.592 Radial-iFR) | Ni 231.604 Axial-iFR) | Pb 220.353 Axial-eUV) | Sb 206.833 Axial-iFR) |
|---|---|---|---|---|---|---|---|
| Concentration average | 3.1974 ppm | 0.4300 ppm | -0.0002 ppm | 28.5268 ppm | 0.0160 ppm | -0.0015 ppm | -0.0003 ppm |
| Concentration per Run | 3.2176 ppm | 0.4303 ppm | -0.0002 ppm | 28.3088 ppm | 0.0164 ppm | -0.0013 ppm | 0.0008 ppm |
| Concentration per Run | 3.1922 ppm | 0.4307 ppm | 0.0000 ppm | 28.7737 ppm | 0.0154 ppm | -0.0018 ppm | -0.0008 ppm |
| Concentration per Run | 3.1823 ppm | 0.4289 ppm | -0.0003 ppm | 28.4979 ppm | 0.0162 ppm | -0.0013 ppm | -0.0009 ppm |
| Concentration RSD | 0.6 % | 0.2 % | 70.2 % | 0.8 % | 3.3 % | 20.3 % | 332.3 % |

| | Se 196.090 Axial-eUV) | Si 212.412 Axial-iFR) | Sn 189.989 Axial-iFR) | Sr 421.552 Radial-iFR) | Ti 334.904 Axial-iFR) | Tl 190.856 Axial-eUV) | V 292.402 Axial-iFR) |
|---|---|---|---|---|---|---|---|
| Concentration average | 0.0002 ppm | 7.3907 ppm | 0.0010 ppm | 0.1129 ppm | -0.0004 ppm | 0.0016 ppm | 0.0002 ppm |
| Concentration per Run | 0.0023 ppm | 7.4073 ppm | 0.0014 ppm | 0.1132 ppm | -0.0006 ppm | 0.0013 ppm | 0.0003 ppm |
| Concentration per Run | -0.0003 ppm | 7.4025 ppm | 0.0016 ppm | 0.1131 ppm | -0.0002 ppm | 0.0017 ppm | 0.0004 ppm |
| Concentration per Run | -0.0014 ppm | 7.3623 ppm | 0.0001 ppm | 0.1126 ppm | -0.0004 ppm | 0.0020 ppm | 0.0000 ppm |
| Concentration RSD | 1,071.3 % | 0.3 % | 81.7 % | 0.3 % | 47.3 % | 21.3 % | 82.6 % |

| | Zn 206.200 Axial-iFR) | Sc 361.384 Axial-iFR) | Sc 361.384 Radial-iFR) | Sc 227.318 Axial-eUV) | Y 360.073 Axial-iFR) | Y 371.030 Radial-iFR) | Y 224.306 Axial-eUV) |
|---|---|---|---|---|---|---|---|
| Concentration average | 0.0475 ppm | 101.9079 % | 103.0893 % | 98.1935 % | 100.4922 % | 99.2901 % | 98.8122 % |
| Concentration per Run | 0.0476 ppm | 101.3815 % | 103.2849 % | 98.4829 % | 99.8298 % | 99.2165 % | 99.1319 % |
| Concentration per Run | 0.0474 ppm | 102.6564 % | 102.2648 % | 97.8723 % | 101.3122 % | 99.3945 % | 98.5003 % |
| Concentration per Run | 0.0475 ppm | 101.6858 % | 103.7183 % | 98.2252 % | 100.3346 % | 99.2592 % | 98.8043 % |
| Concentration RSD | 0.2 % | 0.7 % | 0.7 % | 0.3 % | 0.7 % | 0.1 % | 0.3 % |

# ICP DataTrace 11

9/11/2025 7:24:09 AM

LabBook: WG2112807_20250910_T11.imexp

Sample: L2554136-04 WG2108623
Analysis started at: 9/10/2025 10:02:05 PM
Comment <Comment>
Rack Number 3
Vial Numbers 31

| | Ag 328.068 Axial-iFR) | Al 396.152 Radial-iFR) | As 189.042 Axial-eUV) | B 208.959 Axial-iFR) | Ba 455.403 Radial-iFR) | Be 313.042 Radial-iFR) | Ca 315.887 Radial-iFR) |
|---|---|---|---|---|---|---|---|
| Concentration average | 0.0002 ppm | 0.0023 ppm | -0.0014 ppm | 0.0185 ppm | 0.0834 ppm | 0.0002 ppm | 6.4579 ppm |
| Concentration per Run | 0.0000 ppm | 0.0093 ppm | 0.0003 ppm | 0.0180 ppm | 0.0837 ppm | 0.0002 ppm | 6.4566 ppm |
| Concentration per Run | 0.0000 ppm | 0.0068 ppm | -0.0032 ppm | 0.0192 ppm | 0.0833 ppm | 0.0002 ppm | 6.4774 ppm |
| Concentration per Run | 0.0005 ppm | -0.0092 ppm | -0.0015 ppm | 0.0181 ppm | 0.0832 ppm | 0.0001 ppm | 6.4396 ppm |
| Concentration RSD | 181.5 % | 432.7 % | 122.0 % | 3.6 % | 0.3 % | 9.5 % | 0.3 % |

| | Cd 214.438 Axial-iFR) | Co 228.616 Axial-iFR) | Cr 267.716 Axial-iFR) | Cu 324.754 Axial-iFR) | Fe 259.940 Radial-iFR) | K 766.490 Radial-iFR) | Li 670.776 Radial-iFR) |
|---|---|---|---|---|---|---|---|
| Concentration average | 0.0000 ppm | 0.0037 ppm | 0.0001 ppm | 0.0019 ppm | 19.6454 ppm | 1.6710 ppm | 0.0121 ppm |
| Concentration per Run | 0.0000 ppm | 0.0039 ppm | 0.0002 ppm | 0.0021 ppm | 19.6284 ppm | 1.6791 ppm | 0.0134 ppm |
| Concentration per Run | 0.0000 ppm | 0.0034 ppm | 0.0001 ppm | 0.0022 ppm | 19.7008 ppm | 1.6727 ppm | 0.0116 ppm |
| Concentration per Run | 0.0000 ppm | 0.0039 ppm | -0.0001 ppm | 0.0013 ppm | 19.6071 ppm | 1.6611 ppm | 0.0112 ppm |
| Concentration RSD | 638.0 % | 6.7 % | 174.4 % | 25.8 % | 0.3 % | 0.5 % | 9.6 % |

| | Mg 279.079 Axial-iFR) | Mn 257.610 Radial-iFR) | Mo 202.030 Axial-iFR) | Na 589.592 Radial-iFR) | Ni 231.604 Axial-iFR) | Pb 220.353 Axial-eUV) | Sb 206.833 Axial-iFR) |
|---|---|---|---|---|---|---|---|
| Concentration average | 2.8139 ppm | 0.2352 ppm | -0.0001 ppm | 21.9464 ppm | 0.0056 ppm | -0.0010 ppm | 0.0012 ppm |
| Concentration per Run | 2.8468 ppm | 0.2358 ppm | 0.0001 ppm | 22.0017 ppm | 0.0055 ppm | -0.0021 ppm | 0.0018 ppm |
| Concentration per Run | 2.7963 ppm | 0.2354 ppm | -0.0005 ppm | 21.9386 ppm | 0.0056 ppm | -0.0003 ppm | 0.0010 ppm |
| Concentration per Run | 2.7985 ppm | 0.2342 ppm | 0.0003 ppm | 21.8987 ppm | 0.0056 ppm | -0.0007 ppm | 0.0010 ppm |
| Concentration RSD | 1.0 % | 0.4 % | 659.0 % | 0.2 % | 1.4 % | 94.5 % | 37.9 % |

| | Se 196.090 Axial-eUV) | Si 212.412 Axial-iFR) | Sn 189.989 Axial-iFR) | Sr 421.552 Radial-iFR) | Ti 334.904 Axial-iFR) | Tl 190.856 Axial-eUV) | V 292.402 Axial-iFR) |
|---|---|---|---|---|---|---|---|
| Concentration average | 0.0008 ppm | 8.1801 ppm | -0.0007 ppm | 0.2956 ppm | -0.0002 ppm | 0.0024 ppm | 0.0004 ppm |
| Concentration per Run | -0.0014 ppm | 8.2215 ppm | -0.0017 ppm | 0.2965 ppm | -0.0001 ppm | 0.0030 ppm | 0.0002 ppm |
| Concentration per Run | 0.0037 ppm | 8.1403 ppm | -0.0006 ppm | 0.2953 ppm | -0.0001 ppm | 0.0030 ppm | 0.0005 ppm |
| Concentration per Run | 0.0000 ppm | 8.1784 ppm | 0.0003 ppm | 0.2952 ppm | -0.0002 ppm | 0.0013 ppm | 0.0004 ppm |
| Concentration RSD | 329.0 % | 0.5 % | 148.5 % | 0.2 % | 38.0 % | 39.9 % | 36.9 % |

| | Zn 206.200 Axial-iFR) | Sc 361.384 Axial-iFR) | Sc 361.384 Radial-iFR) | Sc 227.318 Axial-eUV) | Y 360.073 Axial-iFR) | Y 371.030 Radial-iFR) | Y 224.306 Axial-eUV) |
|---|---|---|---|---|---|---|---|
| Concentration average | 0.0087 ppm | 102.2663 % | 102.8900 % | 98.4924 % | 100.5007 % | 98.4062 % | 98.6166 % |
| Concentration per Run | 0.0089 ppm | 101.9037 % | 103.4021 % | 98.4657 % | 100.1024 % | 99.8458 % | 98.7212 % |
| Concentration per Run | 0.0086 ppm | 102.9455 % | 102.0981 % | 98.6577 % | 101.1995 % | 97.0500 % | 98.8521 % |
| Concentration per Run | 0.0087 ppm | 101.9497 % | 103.1698 % | 98.3540 % | 100.2001 % | 98.3229 % | 98.2765 % |
| Concentration RSD | 1.5 % | 0.6 % | 0.7 % | 0.2 % | 0.6 % | 1.4 % | 0.3 % |

# ICP DataTrace 11

9/11/2025 7:24:09 AM

LabBook: WG2112807_20250910_T11.imexp

Sample: LDR 20 Sn pass
Analysis started at: 9/10/2025 10:04:12 PM
Comment <Comment>
Rack Number 3
Vial Numbers 43

| | Ag 328.068 Axial-iFR) | Al 396.152 Radial-iFR) | As 189.042 Axial-eUV) | B 208.959 Axial-iFR) | Ba 455.403 Radial-iFR) | Be 313.042 Radial-iFR) | Ca 315.887 Radial-iFR) |
|---|---|---|---|---|---|---|---|
| Concentration average | -0.0003 ppm | 0.0030 ppm | 0.0000 ppm | -0.0124 ppm | 0.0000 ppm | 0.0000 ppm | 0.0014 ppm |
| Concentration per Run | -0.0008 ppm | 0.0046 ppm | -0.0010 ppm | -0.0116 ppm | -0.0001 ppm | 0.0000 ppm | 0.0048 ppm |
| Concentration per Run | 0.0000 ppm | -0.0006 ppm | 0.0007 ppm | -0.0123 ppm | 0.0001 ppm | 0.0001 ppm | -0.0007 ppm |
| Concentration per Run | -0.0001 ppm | 0.0049 ppm | 0.0004 ppm | -0.0133 ppm | 0.0000 ppm | 0.0000 ppm | 0.0000 ppm |
| Concentration RSD | 137.8 % | 102.8 % | 2,079.6 % | 6.6 % | 682.7 % | 180.6 % | 216.8 % |

| | Cd 214.438 Axial-iFR) | Co 228.616 Axial-iFR) | Cr 267.716 Axial-iFR) | Cu 324.754 Axial-iFR) | Fe 259.940 Radial-iFR) | K 766.490 Radial-iFR) | Li 670.776 Radial-iFR) |
|---|---|---|---|---|---|---|---|
| Concentration average | 0.0001 ppm | -0.0001 ppm | 0.0004 ppm | 0.0004 ppm | 0.0007 ppm | -0.0147 ppm | 0.0005 ppm |
| Concentration per Run | 0.0001 ppm | 0.0000 ppm | 0.0005 ppm | 0.0004 ppm | 0.0003 ppm | -0.0069 ppm | 0.0012 ppm |
| Concentration per Run | 0.0001 ppm | 0.0000 ppm | 0.0007 ppm | 0.0005 ppm | 0.0023 ppm | -0.0159 ppm | 0.0009 ppm |
| Concentration per Run | 0.0000 ppm | -0.0002 ppm | 0.0000 ppm | 0.0003 ppm | -0.0005 ppm | -0.0214 ppm | -0.0008 ppm |
| Concentration RSD | 48.9 % | 121.9 % | 84.6 % | 28.5 % | 197.5 % | 49.9 % | 232.0 % |

| | Mg 279.079 Axial-iFR) | Mn 257.610 Radial-iFR) | Mo 202.030 Axial-iFR) | Na 589.592 Radial-iFR) | Ni 231.604 Axial-iFR) | Pb 220.353 Axial-eUV) | Sb 206.833 Axial-iFR) |
|---|---|---|---|---|---|---|---|
| Concentration average | 0.0007 ppm | 0.0001 ppm | -0.0003 ppm | 0.0065 ppm | -0.0009 ppm | -0.0008 ppm | 0.0006 ppm |
| Concentration per Run | 0.0012 ppm | 0.0002 ppm | 0.0000 ppm | 0.0088 ppm | -0.0013 ppm | -0.0003 ppm | 0.0006 ppm |
| Concentration per Run | 0.0016 ppm | 0.0001 ppm | -0.0004 ppm | 0.0049 ppm | -0.0009 ppm | -0.0010 ppm | -0.0011 ppm |
| Concentration per Run | -0.0006 ppm | -0.0001 ppm | -0.0003 ppm | 0.0058 ppm | -0.0005 ppm | -0.0011 ppm | 0.0024 ppm |
| Concentration RSD | 168.7 % | 226.4 % | 73.7 % | 31.2 % | 44.1 % | 58.2 % | 281.2 % |

| | Se 196.090 Axial-eUV) | Si 212.412 Axial-iFR) | Sn 189.989 Axial-iFR) | Sr 421.552 Radial-iFR) | Ti 334.904 Axial-iFR) | Tl 190.856 Axial-eUV) | V 292.402 Axial-iFR) |
|---|---|---|---|---|---|---|---|
| Concentration average | 0.0008 ppm | -0.1012 ppm | 19.1238 ppm | 0.0001 ppm | -0.0003 ppm | 0.0003 ppm | 0.0000 ppm |
| Concentration per Run | -0.0011 ppm | -0.1015 ppm | 19.0668 ppm | 0.0001 ppm | -0.0003 ppm | 0.0001 ppm | 0.0001 ppm |
| Concentration per Run | 0.0026 ppm | -0.1008 ppm | 19.0776 ppm | 0.0000 ppm | -0.0003 ppm | 0.0011 ppm | 0.0001 ppm |
| Concentration per Run | 0.0008 ppm | -0.1012 ppm | 19.2272 ppm | 0.0001 ppm | -0.0003 ppm | -0.0003 ppm | -0.0002 ppm |
| Concentration RSD | 234.4 % | 0.4 % | 0.5 % | 67.9 % | 12.2 % | 246.6 % | 1,208.8 % |

| | Zn 206.200 Axial-iFR) | Sc 361.384 Axial-iFR) | Sc 361.384 Radial-iFR) | Sc 227.318 Axial-eUV) | Y 360.073 Axial-iFR) | Y 371.030 Radial-iFR) | Y 224.306 Axial-eUV) |
|---|---|---|---|---|---|---|---|
| Concentration average | 0.0002 ppm | 101.1306 % | 100.9533 % | 99.2875 % | 100.5671 % | 97.2635 % | 98.3521 % |
| Concentration per Run | 0.0004 ppm | 101.4588 % | 100.7349 % | 98.5075 % | 100.5588 % | 97.7214 % | 97.5730 % |
| Concentration per Run | 0.0002 ppm | 101.1947 % | 101.5480 % | 99.3374 % | 100.4930 % | 98.1204 % | 98.5298 % |
| Concentration per Run | -0.0001 ppm | 100.7383 % | 100.5769 % | 100.0177 % | 100.6494 % | 95.9489 % | 98.9533 % |
| Concentration RSD | 133.1 % | 0.4 % | 0.5 % | 0.8 % | 0.1 % | 1.2 % | 0.7 % |

# ICP DataTrace 11

9/11/2025 7:24:09 AM

LabBook: WG2112807_20250910_T11.imexp

Sample: CCV
Analysis started at: 9/10/2025 10:09:01 PM
Comment <Comment>
Rack Number 0
Vial Numbers 3

| | Ag 328.068 Axial-iFR) | Al 396.152 Radial-iFR) | As 189.042 Axial-eUV) | B 208.959 Axial-iFR) | Ba 455.403 Radial-iFR) | Be 313.042 Radial-iFR) | Ca 315.887 Radial-iFR) |
|---|---|---|---|---|---|---|---|
| Concentration average | 0.5011 ppm | 0.4905 ppm | 0.4795 ppm | 0.4603 ppm | 0.5020 ppm | 0.5240 ppm | 0.5036 ppm |
| Concentration per Run | 0.4994 ppm | 0.4921 ppm | 0.4823 ppm | 0.4563 ppm | 0.5006 ppm | 0.5224 ppm | 0.5041 ppm |
| Concentration per Run | 0.5025 ppm | 0.4925 ppm | 0.4762 ppm | 0.4640 ppm | 0.5029 ppm | 0.5245 ppm | 0.5052 ppm |
| Concentration per Run | 0.5014 ppm | 0.4870 ppm | 0.4798 ppm | 0.4606 ppm | 0.5024 ppm | 0.5251 ppm | 0.5014 ppm |
| Recovery Percentage | 100.220 % | 98.109 % | 95.891 % | 92.060 % | 100.393 % | 104.803 % | 100.711 % |
| Concentration RSD | 0.3 % | 0.6 % | 0.6 % | 0.8 % | 0.2 % | 0.3 % | 0.4 % |

| | Cd 214.438 Axial-iFR) | Co 228.616 Axial-iFR) | Cr 267.716 Axial-iFR) | Cu 324.754 Axial-iFR) | Fe 259.940 Radial-iFR) | K 766.490 Radial-iFR) | Li 670.776 Radial-iFR) |
|---|---|---|---|---|---|---|---|
| Concentration average | 0.4895 ppm | 0.5094 ppm | 0.5067 ppm | 0.5227 ppm | 0.5110 ppm | 5.2572 ppm | 0.5291 ppm |
| Concentration per Run | 0.4866 ppm | 0.5078 ppm | 0.5038 ppm | 0.5194 ppm | 0.5087 ppm | 5.2729 ppm | 0.5266 ppm |
| Concentration per Run | 0.4912 ppm | 0.5097 ppm | 0.5081 ppm | 0.5248 ppm | 0.5116 ppm | 5.2287 ppm | 0.5329 ppm |
| Concentration per Run | 0.4906 ppm | 0.5108 ppm | 0.5082 ppm | 0.5240 ppm | 0.5126 ppm | 5.2701 ppm | 0.5278 ppm |
| Recovery Percentage | 97.898 % | 101.883 % | 101.338 % | 104.541 % | 102.192 % | 105.145 % | 105.824 % |
| Concentration RSD | 0.5 % | 0.3 % | 0.5 % | 0.6 % | 0.4 % | 0.5 % | 0.6 % |

| | Mg 279.079 Axial-iFR) | Mn 257.610 Radial-iFR) | Mo 202.030 Axial-iFR) | Na 589.592 Radial-iFR) | Ni 231.604 Axial-iFR) | Pb 220.353 Axial-eUV) | Sb 206.833 Axial-iFR) |
|---|---|---|---|---|---|---|---|
| Concentration average | 0.4977 ppm | 0.5156 ppm | 0.4762 ppm | 10.0375 ppm | 0.5102 ppm | 0.5133 ppm | 0.4970 ppm |
| Concentration per Run | 0.4967 ppm | 0.5152 ppm | 0.4725 ppm | 9.9753 ppm | 0.5077 ppm | 0.5118 ppm | 0.4896 ppm |
| Concentration per Run | 0.5003 ppm | 0.5138 ppm | 0.4792 ppm | 10.0967 ppm | 0.5115 ppm | 0.5149 ppm | 0.4977 ppm |
| Concentration per Run | 0.4963 ppm | 0.5177 ppm | 0.4769 ppm | 10.0405 ppm | 0.5114 ppm | 0.5131 ppm | 0.5037 ppm |
| Recovery Percentage | 99.549 % | 103.117 % | 95.238 % | 100.375 % | 102.036 % | 102.654 % | 99.395 % |
| Concentration RSD | 0.4 % | 0.4 % | 0.7 % | 0.6 % | 0.4 % | 0.3 % | 1.4 % |

| | Se 196.090 Axial-eUV) | Si 212.412 Axial-iFR) | Sn 189.989 Axial-iFR) | Sr 421.552 Radial-iFR) | Ti 334.904 Axial-iFR) | Tl 190.856 Axial-eUV) | V 292.402 Axial-iFR) |
|---|---|---|---|---|---|---|---|
| Concentration average | 0.4716 ppm | 5.2760 ppm | 0.4737 ppm | 0.5069 ppm | 0.4968 ppm | 0.4761 ppm | 0.5146 ppm |
| Concentration per Run | 0.4714 ppm | 5.2431 ppm | 0.4744 ppm | 0.5055 ppm | 0.4945 ppm | 0.4753 ppm | 0.5128 ppm |
| Concentration per Run | 0.4734 ppm | 5.2957 ppm | 0.4748 ppm | 0.5074 ppm | 0.4990 ppm | 0.4759 ppm | 0.5162 ppm |
| Concentration per Run | 0.4699 ppm | 5.2893 ppm | 0.4720 ppm | 0.5079 ppm | 0.4970 ppm | 0.4770 ppm | 0.5150 ppm |
| Recovery Percentage | 94.313 % | 100.496 % | 94.742 % | 101.389 % | 99.369 % | 95.219 % | 102.929 % |
| Concentration RSD | 0.4 % | 0.5 % | 0.3 % | 0.2 % | 0.5 % | 0.2 % | 0.3 % |

| | Zn 206.200 Axial-iFR) | Sc 361.384 Axial-iFR) | Sc 361.384 Radial-iFR) | Sc 227.318 Axial-eUV) | Y 360.073 Axial-iFR) | Y 371.030 Radial-iFR) | Y 224.306 Axial-eUV) |
|---|---|---|---|---|---|---|---|
| Concentration average | 0.4696 ppm | 100.8657 % | 100.9139 % | 97.0937 % | 98.8824 % | 95.8269 % | 96.5733 % |
| Concentration per Run | 0.4665 ppm | 101.3286 % | 100.6735 % | 97.2856 % | 99.0718 % | 96.2065 % | 96.5868 % |
| Concentration per Run | 0.4700 ppm | 100.9989 % | 101.1440 % | 97.9850 % | 99.6643 % | 96.5817 % | 97.6485 % |
| Concentration per Run | 0.4722 ppm | 100.2695 % | 100.9243 % | 96.0104 % | 97.9110 % | 94.6925 % | 95.4848 % |
| Recovery Percentage | 93.911 % | | | | | | |
| Concentration RSD | 0.6 % | 0.5 % | 0.2 % | 1.0 % | 0.9 % | 1.0 % | 1.1 % |

# ICP DataTrace 11

9/11/2025 7:24:09 AM

LabBook: WG2112807_20250910_T11.imexp

Sample: CCB
Analysis started at: 9/10/2025 10:11:07 PM
Comment <Comment>
Rack Number 0
Vial Numbers 4

| | Ag 328.068 Axial-iFR) | Al 396.152 Radial-iFR) | As 189.042 Axial-eUV) | B 208.959 Axial-iFR) | Ba 455.403 Radial-iFR) | Be 313.042 Radial-iFR) | Ca 315.887 Radial-iFR) |
|---|---|---|---|---|---|---|---|
| Concentration average | -0.0001 ppm | 0.0027 ppm | -0.0021 ppm | -0.0017 ppm | 0.0001 ppm | 0.0000 ppm | 0.0017 ppm |
| Concentration per Run | -0.0002 ppm | 0.0004 ppm | -0.0011 ppm | -0.0021 ppm | 0.0000 ppm | 0.0000 ppm | 0.0054 ppm |
| Concentration per Run | -0.0002 ppm | 0.0035 ppm | -0.0020 ppm | -0.0013 ppm | 0.0001 ppm | 0.0000 ppm | -0.0008 ppm |
| Concentration per Run | 0.0001 ppm | 0.0043 ppm | -0.0031 ppm | -0.0016 ppm | 0.0002 ppm | 0.0000 ppm | 0.0005 ppm |
| Recovery Percentage | -1.465 % | 2.731 % | -41.771 % | -5.594 % | 0.823 % | 0.710 % | 1.720 % |
| Concentration RSD | 130.8 % | 75.0 % | 49.4 % | 25.1 % | 89.1 % | 64.2 % | 191.1 % |

| | Cd 214.438 Axial-iFR) | Co 228.616 Axial-iFR) | Cr 267.716 Axial-iFR) | Cu 324.754 Axial-iFR) | Fe 259.940 Radial-iFR) | K 766.490 Radial-iFR) | Li 670.776 Radial-iFR) |
|---|---|---|---|---|---|---|---|
| Concentration average | 0.0000 ppm | 0.0000 ppm | 0.0002 ppm | 0.0003 ppm | -0.0008 ppm | -0.0238 ppm | -0.0002 ppm |
| Concentration per Run | 0.0001 ppm | 0.0001 ppm | 0.0008 ppm | 0.0001 ppm | 0.0006 ppm | -0.0022 ppm | 0.0006 ppm |
| Concentration per Run | 0.0000 ppm | -0.0004 ppm | -0.0007 ppm | 0.0007 ppm | -0.0012 ppm | -0.0449 ppm | -0.0010 ppm |
| Concentration per Run | -0.0001 ppm | 0.0003 ppm | 0.0004 ppm | 0.0002 ppm | -0.0019 ppm | -0.0241 ppm | -0.0001 ppm |
| Recovery Percentage | 0.389 % | 0.055 % | 1.674 % | 3.327 % | -1.677 % | -0.950 % | -3.378 % |
| Concentration RSD | 327.1 % | 3,451.1 % | 475.7 % | 106.1 % | 149.9 % | 89.9 % | 476.8 % |

| | Mg 279.079 Axial-iFR) | Mn 257.610 Radial-iFR) | Mo 202.030 Axial-iFR) | Na 589.592 Radial-iFR) | Ni 231.604 Axial-iFR) | Pb 220.353 Axial-eUV) | Sb 206.833 Axial-iFR) |
|---|---|---|---|---|---|---|---|
| Concentration average | -0.0032 ppm | -0.0002 ppm | 0.0003 ppm | 0.0032 ppm | 0.0000 ppm | -0.0005 ppm | 0.0016 ppm |
| Concentration per Run | -0.0037 ppm | -0.0001 ppm | -0.0001 ppm | 0.0074 ppm | 0.0000 ppm | -0.0018 ppm | 0.0043 ppm |
| Concentration per Run | -0.0036 ppm | -0.0002 ppm | 0.0006 ppm | -0.0049 ppm | -0.0005 ppm | -0.0005 ppm | 0.0008 ppm |
| Concentration per Run | -0.0022 ppm | -0.0002 ppm | 0.0002 ppm | 0.0070 ppm | 0.0005 ppm | 0.0009 ppm | -0.0002 ppm |
| Recovery Percentage | -3.152 % | -1.756 % | 0.511 % | 0.159 % | -0.001 % | -4.658 % | 3.259 % |
| Concentration RSD | 26.8 % | 28.6 % | 136.2 % | 220.0 % | 155,540.0 % | 286.6 % | 147.5 % |

| | Se 196.090 Axial-eUV) | Si 212.412 Axial-iFR) | Sn 189.989 Axial-iFR) | Sr 421.552 Radial-iFR) | Ti 334.904 Axial-iFR) | Tl 190.856 Axial-eUV) | V 292.402 Axial-iFR) |
|---|---|---|---|---|---|---|---|
| Concentration average | 0.0023 ppm | 0.0003 ppm | 0.0001 ppm | 0.0000 ppm | -0.0002 ppm | 0.0008 ppm | 0.0003 ppm |
| Concentration per Run | 0.0026 ppm | 0.0041 ppm | -0.0008 ppm | -0.0001 ppm | -0.0001 ppm | 0.0001 ppm | 0.0001 ppm |
| Concentration per Run | 0.0007 ppm | -0.0012 ppm | 0.0005 ppm | 0.0000 ppm | 0.0000 ppm | 0.0012 ppm | 0.0005 ppm |
| Concentration per Run | 0.0036 ppm | -0.0021 ppm | 0.0005 ppm | 0.0001 ppm | -0.0003 ppm | 0.0012 ppm | 0.0002 ppm |
| Recovery Percentage | 22.934 % | 0.056 % | 0.149 % | 0.101 % | -1.556 % | 4.126 % | 2.795 % |
| Concentration RSD | 65.3 % | 1,197.7 % | 1,030.1 % | 981.6 % | 105.6 % | 77.2 % | 57.5 % |

| | Zn 206.200 Axial-iFR) | Sc 361.384 Axial-iFR) | Sc 361.384 Radial-iFR) | Sc 227.318 Axial-eUV) | Y 360.073 Axial-iFR) | Y 371.030 Radial-iFR) | Y 224.306 Axial-eUV) |
|---|---|---|---|---|---|---|---|
| Concentration average | 0.0001 ppm | 99.0497 % | 99.1675 % | 96.3166 % | 99.4083 % | 96.7938 % | 97.1722 % |
| Concentration per Run | 0.0001 ppm | 98.7444 % | 98.0289 % | 96.5862 % | 99.0851 % | 95.4262 % | 97.5017 % |
| Concentration per Run | 0.0001 ppm | 98.9991 % | 99.6887 % | 95.6042 % | 99.8798 % | 96.8590 % | 96.6760 % |
| Concentration per Run | 0.0002 ppm | 99.4055 % | 99.7849 % | 96.7594 % | 99.2600 % | 98.0961 % | 97.3390 % |
| Recovery Percentage | 2.467 % | | | | | | |
| Concentration RSD | 62.6 % | 0.3 % | 1.0 % | 0.6 % | 0.4 % | 1.4 % | 0.5 % |

# ICP DataTrace 11

9/11/2025 7:24:09 AM

LabBook: WG2112807_20250910_T11.imexp

Sample: L2554136-05 WG2108623
Analysis started at: 9/10/2025 10:20:30 PM
Comment <Comment>
Rack Number 3
Vial Numbers 32

| | Ag 328.068 Axial-iFR) | Al 396.152 Radial-iFR) | As 189.042 Axial-eUV) | B 208.959 Axial-iFR) | Ba 455.403 Radial-iFR) | Be 313.042 Radial-iFR) | Ca 315.887 Radial-iFR) |
|---|---|---|---|---|---|---|---|
| Concentration average | 0.0002 ppm | 0.0050 ppm | 0.0000 ppm | 0.0152 ppm | 0.0726 ppm | 0.0000 ppm | 6.0965 ppm |
| Concentration per Run | 0.0001 ppm | 0.0026 ppm | 0.0006 ppm | 0.0157 ppm | 0.0730 ppm | 0.0001 ppm | 6.1276 ppm |
| Concentration per Run | 0.0001 ppm | 0.0050 ppm | 0.0018 ppm | 0.0149 ppm | 0.0727 ppm | 0.0000 ppm | 6.0793 ppm |
| Concentration per Run | 0.0004 ppm | 0.0076 ppm | -0.0022 ppm | 0.0151 ppm | 0.0721 ppm | 0.0000 ppm | 6.0827 ppm |
| Concentration RSD | 70.7 % | 49.1 % | 8,143.1 % | 2.6 % | 0.6 % | 78.7 % | 0.4 % |

| | Cd 214.438 Axial-iFR) | Co 228.616 Axial-iFR) | Cr 267.716 Axial-iFR) | Cu 324.754 Axial-iFR) | Fe 259.940 Radial-iFR) | K 766.490 Radial-iFR) | Li 670.776 Radial-iFR) |
|---|---|---|---|---|---|---|---|
| Concentration average | 0.0000 ppm | 0.0033 ppm | 0.0002 ppm | 0.0014 ppm | 31.1408 ppm | 1.7158 ppm | 0.0102 ppm |
| Concentration per Run | 0.0000 ppm | 0.0030 ppm | 0.0006 ppm | 0.0016 ppm | 31.2566 ppm | 1.7238 ppm | 0.0111 ppm |
| Concentration per Run | -0.0001 ppm | 0.0035 ppm | -0.0001 ppm | 0.0014 ppm | 31.1994 ppm | 1.7332 ppm | 0.0107 ppm |
| Concentration per Run | 0.0000 ppm | 0.0033 ppm | 0.0000 ppm | 0.0010 ppm | 30.9663 ppm | 1.6904 ppm | 0.0087 ppm |
| Concentration RSD | 80.8 % | 7.5 % | 241.4 % | 24.5 % | 0.5 % | 1.3 % | 12.6 % |

| | Mg 279.079 Axial-iFR) | Mn 257.610 Radial-iFR) | Mo 202.030 Axial-iFR) | Na 589.592 Radial-iFR) | Ni 231.604 Axial-iFR) | Pb 220.353 Axial-eUV) | Sb 206.833 Axial-iFR) |
|---|---|---|---|---|---|---|---|
| Concentration average | 3.0192 ppm | 0.3083 ppm | -0.0002 ppm | 27.5741 ppm | 0.0050 ppm | 0.0000 ppm | -0.0004 ppm |
| Concentration per Run | 3.0224 ppm | 0.3093 ppm | -0.0003 ppm | 27.3206 ppm | 0.0055 ppm | 0.0000 ppm | 0.0019 ppm |
| Concentration per Run | 2.9991 ppm | 0.3080 ppm | -0.0002 ppm | 27.6823 ppm | 0.0050 ppm | -0.0007 ppm | -0.0023 ppm |
| Concentration per Run | 3.0360 ppm | 0.3077 ppm | -0.0003 ppm | 27.7194 ppm | 0.0046 ppm | 0.0006 ppm | -0.0008 ppm |
| Concentration RSD | 0.6 % | 0.3 % | 28.2 % | 0.8 % | 9.0 % | 1,529.2 % | 488.1 % |

| | Se 196.090 Axial-eUV) | Si 212.412 Axial-iFR) | Sn 189.989 Axial-iFR) | Sr 421.552 Radial-iFR) | Ti 334.904 Axial-iFR) | Tl 190.856 Axial-eUV) | V 292.402 Axial-iFR) |
|---|---|---|---|---|---|---|---|
| Concentration average | 0.0013 ppm | 8.5589 ppm | -0.0011 ppm | 0.2282 ppm | -0.0003 ppm | 0.0007 ppm | 0.0002 ppm |
| Concentration per Run | -0.0004 ppm | 8.5843 ppm | -0.0018 ppm | 0.2291 ppm | -0.0007 ppm | 0.0001 ppm | 0.0003 ppm |
| Concentration per Run | 0.0000 ppm | 8.5329 ppm | -0.0006 ppm | 0.2278 ppm | -0.0002 ppm | 0.0011 ppm | 0.0001 ppm |
| Concentration per Run | 0.0044 ppm | 8.5596 ppm | -0.0010 ppm | 0.2278 ppm | -0.0001 ppm | 0.0008 ppm | 0.0002 ppm |
| Concentration RSD | 201.1 % | 0.3 % | 55.9 % | 0.3 % | 87.3 % | 77.5 % | 61.6 % |

| | Zn 206.200 Axial-iFR) | Sc 361.384 Axial-iFR) | Sc 361.384 Radial-iFR) | Sc 227.318 Axial-eUV) | Y 360.073 Axial-iFR) | Y 371.030 Radial-iFR) | Y 224.306 Axial-eUV) |
|---|---|---|---|---|---|---|---|
| Concentration average | 0.0058 ppm | 103.5180 % | 104.2166 % | 98.3780 % | 101.0081 % | 98.6953 % | 98.7762 % |
| Concentration per Run | 0.0059 ppm | 102.6002 % | 104.1508 % | 98.4992 % | 99.8750 % | 97.2121 % | 98.9550 % |
| Concentration per Run | 0.0056 ppm | 104.3836 % | 103.6367 % | 98.3945 % | 102.0406 % | 99.0095 % | 98.7225 % |
| Concentration per Run | 0.0059 ppm | 103.5701 % | 104.8622 % | 98.2404 % | 101.1088 % | 99.8642 % | 98.6512 % |
| Concentration RSD | 3.3 % | 0.9 % | 0.6 % | 0.1 % | 1.1 % | 1.4 % | 0.2 % |

# ICP DataTrace 11

9/11/2025 7:24:09 AM

LabBook: WG2112807_20250910_T11.imexp

Sample: L2554136-06 WG2108623
Analysis started at: 9/10/2025 10:22:48 PM
Comment <Comment>
Rack Number 3
Vial Numbers 33

| | Ag 328.068 Axial-iFR) | Al 396.152 Radial-iFR) | As 189.042 Axial-eUV) | B 208.959 Axial-iFR) | Ba 455.403 Radial-iFR) | Be 313.042 Radial-iFR) | Ca 315.887 Radial-iFR) |
|---|---|---|---|---|---|---|---|
| Concentration average | 0.0003 ppm | 0.0038 ppm | -0.0015 ppm | 0.0171 ppm | 0.0646 ppm | 0.0001 ppm | 5.3393 ppm |
| Concentration per Run | 0.0005 ppm | 0.0091 ppm | -0.0019 ppm | 0.0165 ppm | 0.0647 ppm | 0.0001 ppm | 5.3464 ppm |
| Concentration per Run | 0.0002 ppm | -0.0023 ppm | 0.0007 ppm | 0.0179 ppm | 0.0643 ppm | 0.0000 ppm | 5.3348 ppm |
| Concentration per Run | 0.0003 ppm | 0.0046 ppm | -0.0031 ppm | 0.0169 ppm | 0.0648 ppm | 0.0001 ppm | 5.3366 ppm |
| Concentration RSD | 44.3 % | 151.5 % | 133.1 % | 4.2 % | 0.4 % | 36.2 % | 0.1 % |

| | Cd 214.438 Axial-iFR) | Co 228.616 Axial-iFR) | Cr 267.716 Axial-iFR) | Cu 324.754 Axial-iFR) | Fe 259.940 Radial-iFR) | K 766.490 Radial-iFR) | Li 670.776 Radial-iFR) |
|---|---|---|---|---|---|---|---|
| Concentration average | 0.0000 ppm | 0.0033 ppm | -0.0003 ppm | 0.0022 ppm | 28.4023 ppm | 1.8246 ppm | 0.0104 ppm |
| Concentration per Run | 0.0000 ppm | 0.0035 ppm | -0.0004 ppm | 0.0022 ppm | 28.4944 ppm | 1.8076 ppm | 0.0104 ppm |
| Concentration per Run | 0.0001 ppm | 0.0032 ppm | -0.0005 ppm | 0.0022 ppm | 28.2931 ppm | 1.8352 ppm | 0.0103 ppm |
| Concentration per Run | 0.0000 ppm | 0.0032 ppm | 0.0001 ppm | 0.0021 ppm | 28.4196 ppm | 1.8310 ppm | 0.0106 ppm |
| Concentration RSD | 131.5 % | 4.1 % | 111.2 % | 3.2 % | 0.4 % | 0.8 % | 1.4 % |

| | Mg 279.079 Axial-iFR) | Mn 257.610 Radial-iFR) | Mo 202.030 Axial-iFR) | Na 589.592 Radial-iFR) | Ni 231.604 Axial-iFR) | Pb 220.353 Axial-eUV) | Sb 206.833 Axial-iFR) |
|---|---|---|---|---|---|---|---|
| Concentration average | 2.6937 ppm | 0.2967 ppm | -0.0003 ppm | 32.9437 ppm | 0.0046 ppm | -0.0006 ppm | 0.0030 ppm |
| Concentration per Run | 2.6807 ppm | 0.2975 ppm | -0.0004 ppm | 32.7002 ppm | 0.0047 ppm | -0.0002 ppm | 0.0020 ppm |
| Concentration per Run | 2.7021 ppm | 0.2961 ppm | -0.0004 ppm | 32.9931 ppm | 0.0046 ppm | -0.0012 ppm | 0.0026 ppm |
| Concentration per Run | 2.6982 ppm | 0.2964 ppm | 0.0000 ppm | 33.1379 ppm | 0.0044 ppm | -0.0003 ppm | 0.0044 ppm |
| Concentration RSD | 0.4 % | 0.3 % | 90.4 % | 0.7 % | 2.7 % | 92.3 % | 42.4 % |

| | Se 196.090 Axial-eUV) | Si 212.412 Axial-iFR) | Sn 189.989 Axial-iFR) | Sr 421.552 Radial-iFR) | Ti 334.904 Axial-iFR) | Tl 190.856 Axial-eUV) | V 292.402 Axial-iFR) |
|---|---|---|---|---|---|---|---|
| Concentration average | 0.0007 ppm | 7.7561 ppm | -0.0005 ppm | 0.1888 ppm | -0.0002 ppm | 0.0003 ppm | 0.0002 ppm |
| Concentration per Run | 0.0030 ppm | 7.7282 ppm | 0.0002 ppm | 0.1888 ppm | -0.0004 ppm | 0.0004 ppm | 0.0002 ppm |
| Concentration per Run | 0.0002 ppm | 7.7701 ppm | -0.0012 ppm | 0.1883 ppm | -0.0001 ppm | -0.0001 ppm | 0.0003 ppm |
| Concentration per Run | -0.0011 ppm | 7.7701 ppm | -0.0005 ppm | 0.1891 ppm | -0.0001 ppm | 0.0006 ppm | 0.0002 ppm |
| Concentration RSD | 295.6 % | 0.3 % | 149.5 % | 0.2 % | 97.0 % | 129.9 % | 10.8 % |

| | Zn 206.200 Axial-iFR) | Sc 361.384 Axial-iFR) | Sc 361.384 Radial-iFR) | Sc 227.318 Axial-eUV) | Y 360.073 Axial-iFR) | Y 371.030 Radial-iFR) | Y 224.306 Axial-eUV) |
|---|---|---|---|---|---|---|---|
| Concentration average | 0.0078 ppm | 102.4482 % | 103.7616 % | 97.9752 % | 99.7457 % | 98.6455 % | 98.3162 % |
| Concentration per Run | 0.0078 ppm | 102.6907 % | 103.1629 % | 98.3706 % | 99.8596 % | 97.8307 % | 98.6016 % |
| Concentration per Run | 0.0076 ppm | 102.7678 % | 103.7903 % | 97.9904 % | 99.9670 % | 98.7059 % | 98.1026 % |
| Concentration per Run | 0.0078 ppm | 101.8860 % | 104.3316 % | 97.5646 % | 99.4106 % | 99.3999 % | 98.2445 % |
| Concentration RSD | 1.6 % | 0.5 % | 0.6 % | 0.4 % | 0.3 % | 0.8 % | 0.3 % |

# ICP DataTrace 11

9/11/2025 7:24:09 AM

LabBook: WG2112807_20250910_T11.imexp

Sample: L2554136-07 WG2108623
Analysis started at: 9/10/2025 10:24:54 PM
Comment <Comment>
Rack Number 3
Vial Numbers 34

| | Ag 328.068 Axial-iFR) | Al 396.152 Radial-iFR) | As 189.042 Axial-eUV) | B 208.959 Axial-iFR) | Ba 455.403 Radial-iFR) | Be 313.042 Radial-iFR) | Ca 315.887 Radial-iFR) |
|---|---|---|---|---|---|---|---|
| Concentration average | 0.0003 ppm | 0.0027 ppm | -0.0007 ppm | 0.0148 ppm | 0.0558 ppm | 0.0000 ppm | 4.9235 ppm |
| Concentration per Run | 0.0006 ppm | -0.0085 ppm | -0.0009 ppm | 0.0150 ppm | 0.0559 ppm | 0.0000 ppm | 4.9389 ppm |
| Concentration per Run | 0.0003 ppm | 0.0126 ppm | 0.0005 ppm | 0.0147 ppm | 0.0557 ppm | 0.0001 ppm | 4.9028 ppm |
| Concentration per Run | 0.0000 ppm | 0.0039 ppm | -0.0019 ppm | 0.0147 ppm | 0.0557 ppm | 0.0000 ppm | 4.9288 ppm |
| Concentration RSD | 93.7 % | 395.5 % | 165.2 % | 1.1 % | 0.2 % | 61.4 % | 0.4 % |

| | Cd 214.438 Axial-iFR) | Co 228.616 Axial-iFR) | Cr 267.716 Axial-iFR) | Cu 324.754 Axial-iFR) | Fe 259.940 Radial-iFR) | K 766.490 Radial-iFR) | Li 670.776 Radial-iFR) |
|---|---|---|---|---|---|---|---|
| Concentration average | 0.0000 ppm | 0.0027 ppm | 0.0001 ppm | 0.0018 ppm | 26.5162 ppm | 2.3869 ppm | 0.0086 ppm |
| Concentration per Run | -0.0001 ppm | 0.0027 ppm | -0.0003 ppm | 0.0017 ppm | 26.4611 ppm | 2.3643 ppm | 0.0104 ppm |
| Concentration per Run | 0.0001 ppm | 0.0026 ppm | 0.0005 ppm | 0.0019 ppm | 26.5164 ppm | 2.4089 ppm | 0.0085 ppm |
| Concentration per Run | 0.0000 ppm | 0.0028 ppm | 0.0000 ppm | 0.0017 ppm | 26.5710 ppm | 2.3876 ppm | 0.0068 ppm |
| Concentration RSD | 279.6 % | 3.9 % | 510.0 % | 5.8 % | 0.2 % | 0.9 % | 21.2 % |

| | Mg 279.079 Axial-iFR) | Mn 257.610 Radial-iFR) | Mo 202.030 Axial-iFR) | Na 589.592 Radial-iFR) | Ni 231.604 Axial-iFR) | Pb 220.353 Axial-eUV) | Sb 206.833 Axial-iFR) |
|---|---|---|---|---|---|---|---|
| Concentration average | 2.6439 ppm | 0.2840 ppm | -0.0001 ppm | 25.8280 ppm | 0.0048 ppm | -0.0004 ppm | 0.0028 ppm |
| Concentration per Run | 2.6485 ppm | 0.2839 ppm | 0.0001 ppm | 25.7534 ppm | 0.0045 ppm | -0.0006 ppm | 0.0052 ppm |
| Concentration per Run | 2.6342 ppm | 0.2838 ppm | -0.0004 ppm | 25.8189 ppm | 0.0055 ppm | 0.0003 ppm | 0.0012 ppm |
| Concentration per Run | 2.6490 ppm | 0.2842 ppm | 0.0000 ppm | 25.9117 ppm | 0.0044 ppm | -0.0008 ppm | 0.0021 ppm |
| Concentration RSD | 0.3 % | 0.1 % | 293.8 % | 0.3 % | 12.3 % | 151.5 % | 75.6 % |

| | Se 196.090 Axial-eUV) | Si 212.412 Axial-iFR) | Sn 189.989 Axial-iFR) | Sr 421.552 Radial-iFR) | Ti 334.904 Axial-iFR) | Tl 190.856 Axial-eUV) | V 292.402 Axial-iFR) |
|---|---|---|---|---|---|---|---|
| Concentration average | -0.0002 ppm | 8.2119 ppm | -0.0013 ppm | 0.1574 ppm | 0.0001 ppm | 0.0013 ppm | 0.0001 ppm |
| Concentration per Run | -0.0009 ppm | 8.2153 ppm | -0.0016 ppm | 0.1575 ppm | 0.0001 ppm | 0.0021 ppm | 0.0000 ppm |
| Concentration per Run | 0.0016 ppm | 8.2095 ppm | -0.0010 ppm | 0.1578 ppm | 0.0000 ppm | 0.0020 ppm | 0.0003 ppm |
| Concentration per Run | -0.0014 ppm | 8.2110 ppm | -0.0013 ppm | 0.1569 ppm | 0.0003 ppm | 0.0000 ppm | 0.0000 ppm |
| Concentration RSD | 706.6 % | 0.0 % | 24.5 % | 0.3 % | 115.7 % | 89.0 % | 144.8 % |

| | Zn 206.200 Axial-iFR) | Sc 361.384 Axial-iFR) | Sc 361.384 Radial-iFR) | Sc 227.318 Axial-eUV) | Y 360.073 Axial-iFR) | Y 371.030 Radial-iFR) | Y 224.306 Axial-eUV) |
|---|---|---|---|---|---|---|---|
| Concentration average | 0.0062 ppm | 102.5918 % | 103.9509 % | 98.5144 % | 99.7435 % | 99.0470 % | 98.5205 % |
| Concentration per Run | 0.0064 ppm | 102.8270 % | 105.3089 % | 98.8536 % | 99.9793 % | 99.5133 % | 99.0217 % |
| Concentration per Run | 0.0063 ppm | 102.4626 % | 102.8780 % | 98.5171 % | 99.5542 % | 98.2965 % | 98.5821 % |
| Concentration per Run | 0.0061 ppm | 102.4858 % | 103.6659 % | 98.1726 % | 99.6969 % | 99.3311 % | 97.9576 % |
| Concentration RSD | 2.7 % | 0.2 % | 1.2 % | 0.3 % | 0.2 % | 0.7 % | 0.5 % |

# ICP DataTrace 11

9/11/2025 7:24:09 AM

LabBook: WG2112807_20250910_T11.imexp

Sample: L2554136-08 WG2108623
Analysis started at: 9/10/2025 10:27:01 PM
Comment <Comment>
Rack Number 3
Vial Numbers 35

| | Ag 328.068 Axial-iFR) | Al 396.152 Radial-iFR) | As 189.042 Axial-eUV) | B 208.959 Axial-iFR) | Ba 455.403 Radial-iFR) | Be 313.042 Radial-iFR) | Ca 315.887 Radial-iFR) |
|---|---|---|---|---|---|---|---|
| Concentration average | 0.0003 ppm | 0.0084 ppm | -0.0006 ppm | 0.0125 ppm | 0.0439 ppm | 0.0000 ppm | 4.0630 ppm |
| Concentration per Run | 0.0004 ppm | 0.0047 ppm | -0.0023 ppm | 0.0123 ppm | 0.0440 ppm | 0.0000 ppm | 4.0759 ppm |
| Concentration per Run | -0.0004 ppm | 0.0163 ppm | 0.0003 ppm | 0.0131 ppm | 0.0439 ppm | 0.0000 ppm | 4.0637 ppm |
| Concentration per Run | 0.0008 ppm | 0.0042 ppm | 0.0003 ppm | 0.0120 ppm | 0.0438 ppm | 0.0000 ppm | 4.0493 ppm |
| Concentration RSD | 220.3 % | 81.8 % | 259.4 % | 4.9 % | 0.2 % | 159.1 % | 0.3 % |

| | Cd 214.438 Axial-iFR) | Co 228.616 Axial-iFR) | Cr 267.716 Axial-iFR) | Cu 324.754 Axial-iFR) | Fe 259.940 Radial-iFR) | K 766.490 Radial-iFR) | Li 670.776 Radial-iFR) |
|---|---|---|---|---|---|---|---|
| Concentration average | 0.0000 ppm | 0.0023 ppm | -0.0003 ppm | 0.0012 ppm | 24.8424 ppm | 2.1396 ppm | 0.0066 ppm |
| Concentration per Run | 0.0000 ppm | 0.0026 ppm | -0.0003 ppm | 0.0016 ppm | 24.8671 ppm | 2.1462 ppm | 0.0083 ppm |
| Concentration per Run | 0.0000 ppm | 0.0021 ppm | -0.0004 ppm | 0.0009 ppm | 25.0070 ppm | 2.1434 ppm | 0.0059 ppm |
| Concentration per Run | 0.0000 ppm | 0.0020 ppm | -0.0001 ppm | 0.0010 ppm | 24.6530 ppm | 2.1293 ppm | 0.0055 ppm |
| Concentration RSD | 553.8 % | 13.9 % | 51.1 % | 33.9 % | 0.7 % | 0.4 % | 23.2 % |

| | Mg 279.079 Axial-iFR) | Mn 257.610 Radial-iFR) | Mo 202.030 Axial-iFR) | Na 589.592 Radial-iFR) | Ni 231.604 Axial-iFR) | Pb 220.353 Axial-eUV) | Sb 206.833 Axial-iFR) |
|---|---|---|---|---|---|---|---|
| Concentration average | 2.2860 ppm | 0.2635 ppm | -0.0004 ppm | 21.3685 ppm | 0.0034 ppm | -0.0002 ppm | -0.0003 ppm |
| Concentration per Run | 2.2831 ppm | 0.2636 ppm | -0.0004 ppm | 21.3665 ppm | 0.0036 ppm | -0.0003 ppm | 0.0005 ppm |
| Concentration per Run | 2.2917 ppm | 0.2630 ppm | -0.0001 ppm | 21.2871 ppm | 0.0033 ppm | -0.0011 ppm | -0.0001 ppm |
| Concentration per Run | 2.2832 ppm | 0.2639 ppm | -0.0006 ppm | 21.4518 ppm | 0.0032 ppm | 0.0007 ppm | -0.0014 ppm |
| Concentration RSD | 0.2 % | 0.2 % | 67.0 % | 0.4 % | 5.8 % | 404.7 % | 276.3 % |

| | Se 196.090 Axial-eUV) | Si 212.412 Axial-iFR) | Sn 189.989 Axial-iFR) | Sr 421.552 Radial-iFR) | Ti 334.904 Axial-iFR) | Tl 190.856 Axial-eUV) | V 292.402 Axial-iFR) |
|---|---|---|---|---|---|---|---|
| Concentration average | 0.0006 ppm | 8.8025 ppm | -0.0004 ppm | 0.1207 ppm | -0.0002 ppm | 0.0019 ppm | -0.0001 ppm |
| Concentration per Run | 0.0005 ppm | 8.7870 ppm | -0.0006 ppm | 0.1211 ppm | -0.0001 ppm | 0.0023 ppm | -0.0002 ppm |
| Concentration per Run | 0.0027 ppm | 8.8152 ppm | -0.0005 ppm | 0.1204 ppm | -0.0004 ppm | 0.0020 ppm | -0.0001 ppm |
| Concentration per Run | -0.0013 ppm | 8.8053 ppm | -0.0003 ppm | 0.1205 ppm | 0.0000 ppm | 0.0013 ppm | 0.0000 ppm |
| Concentration RSD | 326.8 % | 0.2 % | 40.5 % | 0.3 % | 102.7 % | 25.8 % | 118.7 % |

| | Zn 206.200 Axial-iFR) | Sc 361.384 Axial-iFR) | Sc 361.384 Radial-iFR) | Sc 227.318 Axial-eUV) | Y 360.073 Axial-iFR) | Y 371.030 Radial-iFR) | Y 224.306 Axial-eUV) |
|---|---|---|---|---|---|---|---|
| Concentration average | 0.0050 ppm | 103.1018 % | 102.8009 % | 98.8396 % | 100.7413 % | 99.6208 % | 98.9494 % |
| Concentration per Run | 0.0049 ppm | 103.2623 % | 102.3276 % | 98.8891 % | 100.9915 % | 99.4242 % | 98.8530 % |
| Concentration per Run | 0.0049 ppm | 103.5018 % | 102.8089 % | 98.7776 % | 101.2765 % | 98.7148 % | 98.8624 % |
| Concentration per Run | 0.0052 ppm | 102.5414 % | 103.2662 % | 98.8522 % | 99.9558 % | 100.7235 % | 99.1328 % |
| Concentration RSD | 3.1 % | 0.5 % | 0.5 % | 0.1 % | 0.7 % | 1.0 % | 0.2 % |

# ICP DataTrace 11

9/11/2025 7:24:09 AM

LabBook: WG2112807_20250910_T11.imexp

Sample: L2554136-09 WG2108623
Analysis started at: 9/10/2025 10:29:08 PM
Comment <Comment>
Rack Number 3
Vial Numbers 36

| | Ag 328.068 Axial-iFR) | Al 396.152 Radial-iFR) | As 189.042 Axial-eUV) | B 208.959 Axial-iFR) | Ba 455.403 Radial-iFR) | Be 313.042 Radial-iFR) | Ca 315.887 Radial-iFR) |
|---|---|---|---|---|---|---|---|
| Concentration average | -0.0001 ppm | 0.0046 ppm | 0.0001 ppm | 0.0130 ppm | 0.0459 ppm | 0.0001 ppm | 4.3607 ppm |
| Concentration per Run | 0.0004 ppm | 0.0141 ppm | 0.0000 ppm | 0.0129 ppm | 0.0460 ppm | 0.0001 ppm | 4.3655 ppm |
| Concentration per Run | -0.0001 ppm | 0.0020 ppm | -0.0001 ppm | 0.0132 ppm | 0.0458 ppm | 0.0001 ppm | 4.3532 ppm |
| Concentration per Run | -0.0004 ppm | -0.0024 ppm | 0.0004 ppm | 0.0129 ppm | 0.0459 ppm | 0.0000 ppm | 4.3635 ppm |
| Concentration RSD | 648.4 % | 186.5 % | 231.0 % | 1.6 % | 0.3 % | 39.5 % | 0.2 % |

| | Cd 214.438 Axial-iFR) | Co 228.616 Axial-iFR) | Cr 267.716 Axial-iFR) | Cu 324.754 Axial-iFR) | Fe 259.940 Radial-iFR) | K 766.490 Radial-iFR) | Li 670.776 Radial-iFR) |
|---|---|---|---|---|---|---|---|
| Concentration average | 0.0001 ppm | 0.0030 ppm | 0.0000 ppm | 0.0012 ppm | 24.9297 ppm | 2.6790 ppm | 0.0089 ppm |
| Concentration per Run | 0.0000 ppm | 0.0035 ppm | -0.0002 ppm | 0.0011 ppm | 24.9037 ppm | 2.7117 ppm | 0.0098 ppm |
| Concentration per Run | 0.0001 ppm | 0.0025 ppm | 0.0003 ppm | 0.0013 ppm | 24.9067 ppm | 2.6508 ppm | 0.0107 ppm |
| Concentration per Run | 0.0001 ppm | 0.0029 ppm | -0.0002 ppm | 0.0012 ppm | 24.9787 ppm | 2.6746 ppm | 0.0061 ppm |
| Concentration RSD | 107.0 % | 17.9 % | 939.2 % | 11.9 % | 0.2 % | 1.1 % | 27.6 % |

| | Mg 279.079 Axial-iFR) | Mn 257.610 Radial-iFR) | Mo 202.030 Axial-iFR) | Na 589.592 Radial-iFR) | Ni 231.604 Axial-iFR) | Pb 220.353 Axial-eUV) | Sb 206.833 Axial-iFR) |
|---|---|---|---|---|---|---|---|
| Concentration average | 2.5825 ppm | 0.3004 ppm | -0.0005 ppm | 25.2348 ppm | 0.0026 ppm | -0.0006 ppm | 0.0006 ppm |
| Concentration per Run | 2.5503 ppm | 0.3015 ppm | -0.0006 ppm | 25.3027 ppm | 0.0028 ppm | -0.0001 ppm | -0.0002 ppm |
| Concentration per Run | 2.5955 ppm | 0.2996 ppm | -0.0002 ppm | 25.2456 ppm | 0.0026 ppm | -0.0009 ppm | -0.0006 ppm |
| Concentration per Run | 2.6017 ppm | 0.3001 ppm | -0.0007 ppm | 25.1560 ppm | 0.0024 ppm | -0.0008 ppm | 0.0026 ppm |
| Concentration RSD | 1.1 % | 0.3 % | 52.1 % | 0.3 % | 6.3 % | 79.3 % | 295.1 % |

| | Se 196.090 Axial-eUV) | Si 212.412 Axial-iFR) | Sn 189.989 Axial-iFR) | Sr 421.552 Radial-iFR) | Ti 334.904 Axial-iFR) | Tl 190.856 Axial-eUV) | V 292.402 Axial-iFR) |
|---|---|---|---|---|---|---|---|
| Concentration average | 0.0014 ppm | 8.4729 ppm | -0.0012 ppm | 0.1187 ppm | -0.0003 ppm | 0.0017 ppm | 0.0001 ppm |
| Concentration per Run | 0.0024 ppm | 8.4272 ppm | -0.0023 ppm | 0.1185 ppm | -0.0001 ppm | 0.0016 ppm | 0.0001 ppm |
| Concentration per Run | 0.0015 ppm | 8.4679 ppm | -0.0010 ppm | 0.1185 ppm | -0.0005 ppm | 0.0018 ppm | 0.0000 ppm |
| Concentration per Run | 0.0003 ppm | 8.5238 ppm | -0.0003 ppm | 0.1189 ppm | -0.0003 ppm | 0.0017 ppm | 0.0003 ppm |
| Concentration RSD | 74.9 % | 0.6 % | 86.3 % | 0.2 % | 62.3 % | 4.3 % | 114.4 % |

| | Zn 206.200 Axial-iFR) | Sc 361.384 Axial-iFR) | Sc 361.384 Radial-iFR) | Sc 227.318 Axial-eUV) | Y 360.073 Axial-iFR) | Y 371.030 Radial-iFR) | Y 224.306 Axial-eUV) |
|---|---|---|---|---|---|---|---|
| Concentration average | 0.0059 ppm | 101.9586 % | 103.8748 % | 98.2789 % | 99.8589 % | 99.9539 % | 98.6886 % |
| Concentration per Run | 0.0059 ppm | 103.0390 % | 103.3335 % | 98.0837 % | 101.0660 % | 99.6652 % | 98.7876 % |
| Concentration per Run | 0.0058 ppm | 101.3263 % | 104.4306 % | 97.8419 % | 99.4779 % | 101.0171 % | 98.0593 % |
| Concentration per Run | 0.0061 ppm | 101.5105 % | 103.8603 % | 98.9111 % | 99.0328 % | 99.1794 % | 99.2189 % |
| Concentration RSD | 2.5 % | 0.9 % | 0.5 % | 0.6 % | 1.1 % | 1.0 % | 0.6 % |

# ICP DataTrace 11

9/11/2025 7:24:09 AM

LabBook: WG2112807_20250910_T11.imexp

Sample: L2554136-10 WG2108623
Analysis started at: 9/10/2025 10:31:15 PM
Comment <Comment>
Rack Number 3
Vial Numbers 37

| | Ag 328.068 Axial-iFR) | Al 396.152 Radial-iFR) | As 189.042 Axial-eUV) | B 208.959 Axial-iFR) | Ba 455.403 Radial-iFR) | Be 313.042 Radial-iFR) | Ca 315.887 Radial-iFR) |
|---|---|---|---|---|---|---|---|
| Concentration average | 0.0000 ppm | 0.0038 ppm | -0.0012 ppm | 0.0138 ppm | 0.0617 ppm | 0.0001 ppm | 4.6845 ppm |
| Concentration per Run | -0.0002 ppm | 0.0104 ppm | -0.0013 ppm | 0.0137 ppm | 0.0618 ppm | 0.0001 ppm | 4.6896 ppm |
| Concentration per Run | -0.0001 ppm | -0.0016 ppm | -0.0036 ppm | 0.0141 ppm | 0.0616 ppm | 0.0001 ppm | 4.6838 ppm |
| Concentration per Run | 0.0003 ppm | 0.0028 ppm | 0.0013 ppm | 0.0137 ppm | 0.0616 ppm | 0.0002 ppm | 4.6800 ppm |
| Concentration RSD | 1,919.9 % | 158.2 % | 206.2 % | 1.6 % | 0.2 % | 53.3 % | 0.1 % |

| | Cd 214.438 Axial-iFR) | Co 228.616 Axial-iFR) | Cr 267.716 Axial-iFR) | Cu 324.754 Axial-iFR) | Fe 259.940 Radial-iFR) | K 766.490 Radial-iFR) | Li 670.776 Radial-iFR) |
|---|---|---|---|---|---|---|---|
| Concentration average | 0.0000 ppm | 0.0065 ppm | 0.0000 ppm | 0.0014 ppm | 20.5149 ppm | 3.6249 ppm | 0.0088 ppm |
| Concentration per Run | 0.0000 ppm | 0.0065 ppm | 0.0003 ppm | 0.0015 ppm | 20.5785 ppm | 3.6587 ppm | 0.0112 ppm |
| Concentration per Run | 0.0001 ppm | 0.0065 ppm | -0.0001 ppm | 0.0015 ppm | 20.5134 ppm | 3.5987 ppm | 0.0084 ppm |
| Concentration per Run | 0.0000 ppm | 0.0065 ppm | -0.0001 ppm | 0.0013 ppm | 20.4528 ppm | 3.6172 ppm | 0.0070 ppm |
| Concentration RSD | 163.6 % | 0.3 % | 1,213.6 % | 9.1 % | 0.3 % | 0.8 % | 24.2 % |

| | Mg 279.079 Axial-iFR) | Mn 257.610 Radial-iFR) | Mo 202.030 Axial-iFR) | Na 589.592 Radial-iFR) | Ni 231.604 Axial-iFR) | Pb 220.353 Axial-eUV) | Sb 206.833 Axial-iFR) |
|---|---|---|---|---|---|---|---|
| Concentration average | 3.0157 ppm | 0.3839 ppm | -0.0002 ppm | 31.8662 ppm | 0.0050 ppm | -0.0007 ppm | -0.0013 ppm |
| Concentration per Run | 3.0083 ppm | 0.3856 ppm | 0.0000 ppm | 32.0149 ppm | 0.0046 ppm | -0.0011 ppm | -0.0006 ppm |
| Concentration per Run | 3.0121 ppm | 0.3828 ppm | -0.0004 ppm | 31.7722 ppm | 0.0053 ppm | -0.0005 ppm | 0.0004 ppm |
| Concentration per Run | 3.0266 ppm | 0.3832 ppm | -0.0004 ppm | 31.8115 ppm | 0.0051 ppm | -0.0006 ppm | -0.0037 ppm |
| Concentration RSD | 0.3 % | 0.4 % | 96.8 % | 0.4 % | 6.8 % | 44.4 % | 162.2 % |

| | Se 196.090 Axial-eUV) | Si 212.412 Axial-iFR) | Sn 189.989 Axial-iFR) | Sr 421.552 Radial-iFR) | Ti 334.904 Axial-iFR) | Tl 190.856 Axial-eUV) | V 292.402 Axial-iFR) |
|---|---|---|---|---|---|---|---|
| Concentration average | 0.0017 ppm | 6.9895 ppm | -0.0007 ppm | 0.1225 ppm | -0.0003 ppm | 0.0011 ppm | 0.0002 ppm |
| Concentration per Run | 0.0005 ppm | 6.9789 ppm | -0.0001 ppm | 0.1225 ppm | -0.0002 ppm | 0.0020 ppm | 0.0002 ppm |
| Concentration per Run | 0.0030 ppm | 6.9889 ppm | -0.0008 ppm | 0.1227 ppm | -0.0005 ppm | -0.0001 ppm | 0.0001 ppm |
| Concentration per Run | 0.0016 ppm | 7.0008 ppm | -0.0012 ppm | 0.1223 ppm | -0.0004 ppm | 0.0014 ppm | 0.0002 ppm |
| Concentration RSD | 74.9 % | 0.2 % | 77.6 % | 0.1 % | 46.7 % | 97.1 % | 48.0 % |

| | Zn 206.200 Axial-iFR) | Sc 361.384 Axial-iFR) | Sc 361.384 Radial-iFR) | Sc 227.318 Axial-eUV) | Y 360.073 Axial-iFR) | Y 371.030 Radial-iFR) | Y 224.306 Axial-eUV) |
|---|---|---|---|---|---|---|---|
| Concentration average | 0.0090 ppm | 102.4525 % | 102.8664 % | 98.2869 % | 100.6772 % | 99.6675 % | 99.0076 % |
| Concentration per Run | 0.0089 ppm | 102.7854 % | 102.2206 % | 98.2131 % | 100.8504 % | 99.3618 % | 98.7657 % |
| Concentration per Run | 0.0092 ppm | 101.9358 % | 103.4754 % | 98.0477 % | 100.0402 % | 100.3789 % | 98.9941 % |
| Concentration per Run | 0.0089 ppm | 102.6362 % | 102.9033 % | 98.6001 % | 101.1411 % | 99.2617 % | 99.2629 % |
| Concentration RSD | 1.6 % | 0.4 % | 0.6 % | 0.3 % | 0.6 % | 0.6 % | 0.3 % |

# ICP DataTrace 11

9/11/2025 7:24:09 AM

LabBook: WG2112807_20250910_T11.imexp

Sample: L2554136-11 WG2108623
Analysis started at: 9/10/2025 10:33:21 PM
Comment <Comment>
Rack Number 3
Vial Numbers 38

| | Ag 328.068 Axial-iFR) | Al 396.152 Radial-iFR) | As 189.042 Axial-eUV) | B 208.959 Axial-iFR) | Ba 455.403 Radial-iFR) | Be 313.042 Radial-iFR) | Ca 315.887 Radial-iFR) |
|---|---|---|---|---|---|---|---|
| Concentration average | 0.0003 ppm | 0.0278 ppm | -0.0002 ppm | 0.0159 ppm | 0.0633 ppm | 0.0004 ppm | 5.9160 ppm |
| Concentration per Run | 0.0005 ppm | 0.0240 ppm | 0.0008 ppm | 0.0158 ppm | 0.0637 ppm | 0.0004 ppm | 5.9292 ppm |
| Concentration per Run | 0.0000 ppm | 0.0385 ppm | -0.0004 ppm | 0.0159 ppm | 0.0635 ppm | 0.0004 ppm | 5.8967 ppm |
| Concentration per Run | 0.0005 ppm | 0.0208 ppm | -0.0010 ppm | 0.0162 ppm | 0.0628 ppm | 0.0004 ppm | 5.9220 ppm |
| Concentration RSD | 95.4 % | 33.9 % | 503.1 % | 1.2 % | 0.7 % | 1.5 % | 0.3 % |

| | Cd 214.438 Axial-iFR) | Co 228.616 Axial-iFR) | Cr 267.716 Axial-iFR) | Cu 324.754 Axial-iFR) | Fe 259.940 Radial-iFR) | K 766.490 Radial-iFR) | Li 670.776 Radial-iFR) |
|---|---|---|---|---|---|---|---|
| Concentration average | 0.0001 ppm | 0.0096 ppm | 0.0001 ppm | 0.0011 ppm | 20.1185 ppm | 3.7671 ppm | 0.0109 ppm |
| Concentration per Run | 0.0001 ppm | 0.0099 ppm | 0.0000 ppm | 0.0011 ppm | 20.2442 ppm | 3.8072 ppm | 0.0103 ppm |
| Concentration per Run | 0.0000 ppm | 0.0093 ppm | 0.0002 ppm | 0.0009 ppm | 20.2087 ppm | 3.7658 ppm | 0.0105 ppm |
| Concentration per Run | 0.0001 ppm | 0.0095 ppm | 0.0001 ppm | 0.0012 ppm | 19.9025 ppm | 3.7283 ppm | 0.0120 ppm |
| Concentration RSD | 68.3 % | 2.9 % | 148.1 % | 15.5 % | 0.9 % | 1.0 % | 8.7 % |

| | Mg 279.079 Axial-iFR) | Mn 257.610 Radial-iFR) | Mo 202.030 Axial-iFR) | Na 589.592 Radial-iFR) | Ni 231.604 Axial-iFR) | Pb 220.353 Axial-eUV) | Sb 206.833 Axial-iFR) |
|---|---|---|---|---|---|---|---|
| Concentration average | 3.6717 ppm | 0.5005 ppm | -0.0003 ppm | 37.3326 ppm | 0.0055 ppm | 0.0000 ppm | -0.0015 ppm |
| Concentration per Run | 3.6698 ppm | 0.5014 ppm | 0.0002 ppm | 37.2967 ppm | 0.0054 ppm | 0.0003 ppm | -0.0033 ppm |
| Concentration per Run | 3.6756 ppm | 0.5005 ppm | -0.0010 ppm | 37.3546 ppm | 0.0055 ppm | -0.0014 ppm | -0.0009 ppm |
| Concentration per Run | 3.6697 ppm | 0.4996 ppm | 0.0000 ppm | 37.3464 ppm | 0.0057 ppm | 0.0010 ppm | -0.0002 ppm |
| Concentration RSD | 0.1 % | 0.2 % | 213.6 % | 0.1 % | 3.2 % | 2,696.7 % | 108.3 % |

| | Se 196.090 Axial-eUV) | Si 212.412 Axial-iFR) | Sn 189.989 Axial-iFR) | Sr 421.552 Radial-iFR) | Ti 334.904 Axial-iFR) | Tl 190.856 Axial-eUV) | V 292.402 Axial-iFR) |
|---|---|---|---|---|---|---|---|
| Concentration average | 0.0017 ppm | 6.7879 ppm | -0.0006 ppm | 0.1269 ppm | -0.0002 ppm | 0.0015 ppm | 0.0001 ppm |
| Concentration per Run | -0.0031 ppm | 6.7843 ppm | 0.0005 ppm | 0.1271 ppm | -0.0002 ppm | 0.0011 ppm | 0.0000 ppm |
| Concentration per Run | 0.0033 ppm | 6.7736 ppm | -0.0008 ppm | 0.1274 ppm | -0.0002 ppm | 0.0018 ppm | 0.0002 ppm |
| Concentration per Run | 0.0049 ppm | 6.8058 ppm | -0.0014 ppm | 0.1263 ppm | -0.0002 ppm | 0.0015 ppm | 0.0000 ppm |
| Concentration RSD | 253.9 % | 0.2 % | 178.4 % | 0.4 % | 12.4 % | 23.8 % | 124.2 % |

| | Zn 206.200 Axial-iFR) | Sc 361.384 Axial-iFR) | Sc 361.384 Radial-iFR) | Sc 227.318 Axial-eUV) | Y 360.073 Axial-iFR) | Y 371.030 Radial-iFR) | Y 224.306 Axial-eUV) |
|---|---|---|---|---|---|---|---|
| Concentration average | 0.0115 ppm | 101.7126 % | 102.8925 % | 97.5358 % | 100.5057 % | 99.6406 % | 98.6846 % |
| Concentration per Run | 0.0115 ppm | 102.2238 % | 102.8783 % | 98.2264 % | 100.6344 % | 99.8355 % | 99.4473 % |
| Concentration per Run | 0.0114 ppm | 101.5885 % | 102.8855 % | 96.8247 % | 100.9568 % | 99.3276 % | 98.0154 % |
| Concentration per Run | 0.0117 ppm | 101.3256 % | 102.9138 % | 97.5562 % | 99.9257 % | 99.7588 % | 98.5912 % |
| Concentration RSD | 1.5 % | 0.5 % | 0.0 % | 0.7 % | 0.5 % | 0.3 % | 0.7 % |

# ICP DataTrace 11

9/11/2025 7:24:09 AM

LabBook: WG2112807_20250910_T11.imexp

Sample: L2554136-12 WG2108623
Analysis started at: 9/10/2025 10:35:28 PM
Comment <Comment>
Rack Number 3
Vial Numbers 39

| | Ag 328.068 Axial-iFR) | Al 396.152 Radial-iFR) | As 189.042 Axial-eUV) | B 208.959 Axial-iFR) | Ba 455.403 Radial-iFR) | Be 313.042 Radial-iFR) | Ca 315.887 Radial-iFR) |
|---|---|---|---|---|---|---|---|
| Concentration average | 0.0001 ppm | 0.0253 ppm | -0.0003 ppm | 0.0136 ppm | 0.0542 ppm | 0.0002 ppm | 4.7720 ppm |
| Concentration per Run | -0.0001 ppm | 0.0272 ppm | -0.0005 ppm | 0.0148 ppm | 0.0544 ppm | 0.0002 ppm | 4.7639 ppm |
| Concentration per Run | 0.0003 ppm | 0.0225 ppm | -0.0007 ppm | 0.0119 ppm | 0.0541 ppm | 0.0001 ppm | 4.7807 ppm |
| Concentration per Run | 0.0002 ppm | 0.0261 ppm | 0.0002 ppm | 0.0139 ppm | 0.0541 ppm | 0.0002 ppm | 4.7714 ppm |
| Concentration RSD | 147.0 % | 9.8 % | 139.7 % | 10.9 % | 0.3 % | 24.4 % | 0.2 % |

| | Cd 214.438 Axial-iFR) | Co 228.616 Axial-iFR) | Cr 267.716 Axial-iFR) | Cu 324.754 Axial-iFR) | Fe 259.940 Radial-iFR) | K 766.490 Radial-iFR) | Li 670.776 Radial-iFR) |
|---|---|---|---|---|---|---|---|
| Concentration average | 0.0000 ppm | 0.0094 ppm | -0.0001 ppm | 0.0012 ppm | 18.5309 ppm | 3.1025 ppm | 0.0090 ppm |
| Concentration per Run | -0.0001 ppm | 0.0093 ppm | -0.0002 ppm | 0.0015 ppm | 18.5316 ppm | 3.0864 ppm | 0.0098 ppm |
| Concentration per Run | 0.0001 ppm | 0.0090 ppm | -0.0001 ppm | 0.0010 ppm | 18.4358 ppm | 3.1288 ppm | 0.0079 ppm |
| Concentration per Run | 0.0001 ppm | 0.0098 ppm | 0.0002 ppm | 0.0010 ppm | 18.6253 ppm | 3.0922 ppm | 0.0094 ppm |
| Concentration RSD | 522.4 % | 4.0 % | 369.9 % | 25.6 % | 0.5 % | 0.7 % | 11.0 % |

| | Mg 279.079 Axial-iFR) | Mn 257.610 Radial-iFR) | Mo 202.030 Axial-iFR) | Na 589.592 Radial-iFR) | Ni 231.604 Axial-iFR) | Pb 220.353 Axial-eUV) | Sb 206.833 Axial-iFR) |
|---|---|---|---|---|---|---|---|
| Concentration average | 3.1438 ppm | 0.4252 ppm | -0.0003 ppm | 28.3537 ppm | 0.0103 ppm | -0.0011 ppm | -0.0007 ppm |
| Concentration per Run | 3.1412 ppm | 0.4252 ppm | -0.0002 ppm | 28.1921 ppm | 0.0112 ppm | -0.0011 ppm | -0.0021 ppm |
| Concentration per Run | 3.1163 ppm | 0.4249 ppm | -0.0001 ppm | 28.5059 ppm | 0.0097 ppm | -0.0011 ppm | 0.0022 ppm |
| Concentration per Run | 3.1737 ppm | 0.4255 ppm | -0.0005 ppm | 28.3631 ppm | 0.0100 ppm | -0.0009 ppm | -0.0023 ppm |
| Concentration RSD | 0.9 % | 0.1 % | 68.9 % | 0.6 % | 7.4 % | 9.8 % | 345.9 % |

| | Se 196.090 Axial-eUV) | Si 212.412 Axial-iFR) | Sn 189.989 Axial-iFR) | Sr 421.552 Radial-iFR) | Ti 334.904 Axial-iFR) | Tl 190.856 Axial-eUV) | V 292.402 Axial-iFR) |
|---|---|---|---|---|---|---|---|
| Concentration average | 0.0000 ppm | 7.3184 ppm | 0.0023 ppm | 0.1113 ppm | -0.0003 ppm | 0.0005 ppm | 0.0001 ppm |
| Concentration per Run | -0.0011 ppm | 7.3183 ppm | 0.0021 ppm | 0.1115 ppm | -0.0006 ppm | -0.0002 ppm | 0.0001 ppm |
| Concentration per Run | -0.0004 ppm | 7.2826 ppm | 0.0030 ppm | 0.1113 ppm | -0.0004 ppm | 0.0000 ppm | 0.0002 ppm |
| Concentration per Run | 0.0016 ppm | 7.3543 ppm | 0.0016 ppm | 0.1111 ppm | 0.0000 ppm | 0.0018 ppm | 0.0001 ppm |
| Concentration RSD | 3,647.4 % | 0.5 % | 32.4 % | 0.2 % | 81.4 % | 219.0 % | 25.5 % |

| | Zn 206.200 Axial-iFR) | Sc 361.384 Axial-iFR) | Sc 361.384 Radial-iFR) | Sc 227.318 Axial-eUV) | Y 360.073 Axial-iFR) | Y 371.030 Radial-iFR) | Y 224.306 Axial-eUV) |
|---|---|---|---|---|---|---|---|
| Concentration average | 0.0689 ppm | 102.0374 % | 102.2563 % | 97.6341 % | 100.0163 % | 99.0509 % | 98.3231 % |
| Concentration per Run | 0.0692 ppm | 101.7909 % | 103.2664 % | 97.0045 % | 99.9831 % | 100.0752 % | 97.7255 % |
| Concentration per Run | 0.0684 ppm | 103.1744 % | 101.3551 % | 97.7900 % | 100.8895 % | 98.1148 % | 98.7094 % |
| Concentration per Run | 0.0690 ppm | 101.1468 % | 102.1472 % | 98.1077 % | 99.1764 % | 98.9626 % | 98.5344 % |
| Concentration RSD | 0.6 % | 1.0 % | 0.9 % | 0.6 % | 0.9 % | 1.0 % | 0.5 % |

# ICP DataTrace 11

9/11/2025 7:24:09 AM

LabBook: WG2112807_20250910_T11.imexp

Sample: L2554136-13 WG2108623
Analysis started at: 9/10/2025 10:37:35 PM
Comment <Comment>
Rack Number 3
Vial Numbers 40

| | Ag 328.068 Axial-iFR) | Al 396.152 Radial-iFR) | As 189.042 Axial-eUV) | B 208.959 Axial-iFR) | Ba 455.403 Radial-iFR) | Be 313.042 Radial-iFR) | Ca 315.887 Radial-iFR) |
|---|---|---|---|---|---|---|---|
| Concentration average | 0.0002 ppm | 0.0306 ppm | 0.0000 ppm | 0.0153 ppm | 0.0557 ppm | 0.0002 ppm | 4.8996 ppm |
| Concentration per Run | 0.0004 ppm | 0.0410 ppm | 0.0003 ppm | 0.0155 ppm | 0.0560 ppm | 0.0002 ppm | 4.8967 ppm |
| Concentration per Run | 0.0002 ppm | 0.0322 ppm | -0.0008 ppm | 0.0151 ppm | 0.0553 ppm | 0.0002 ppm | 4.9106 ppm |
| Concentration per Run | -0.0001 ppm | 0.0185 ppm | 0.0004 ppm | 0.0152 ppm | 0.0558 ppm | 0.0002 ppm | 4.8914 ppm |
| Concentration RSD | 126.6 % | 37.1 % | 8,780.3 % | 1.4 % | 0.6 % | 4.9 % | 0.2 % |

| | Cd 214.438 Axial-iFR) | Co 228.616 Axial-iFR) | Cr 267.716 Axial-iFR) | Cu 324.754 Axial-iFR) | Fe 259.940 Radial-iFR) | K 766.490 Radial-iFR) | Li 670.776 Radial-iFR) |
|---|---|---|---|---|---|---|---|
| Concentration average | 0.0001 ppm | 0.0093 ppm | 0.0003 ppm | 0.0008 ppm | 18.9820 ppm | 3.1615 ppm | 0.0080 ppm |
| Concentration per Run | 0.0001 ppm | 0.0094 ppm | 0.0002 ppm | 0.0008 ppm | 19.0852 ppm | 3.1955 ppm | 0.0089 ppm |
| Concentration per Run | 0.0000 ppm | 0.0092 ppm | 0.0001 ppm | 0.0015 ppm | 18.9730 ppm | 3.1378 ppm | 0.0084 ppm |
| Concentration per Run | 0.0000 ppm | 0.0092 ppm | 0.0006 ppm | 0.0001 ppm | 18.8877 ppm | 3.1513 ppm | 0.0068 ppm |
| Concentration RSD | 69.3 % | 1.1 % | 88.9 % | 87.1 % | 0.5 % | 1.0 % | 13.6 % |

| | Mg 279.079 Axial-iFR) | Mn 257.610 Radial-iFR) | Mo 202.030 Axial-iFR) | Na 589.592 Radial-iFR) | Ni 231.604 Axial-iFR) | Pb 220.353 Axial-eUV) | Sb 206.833 Axial-iFR) |
|---|---|---|---|---|---|---|---|
| Concentration average | 3.2384 ppm | 0.4360 ppm | 0.0000 ppm | 29.0988 ppm | 0.0080 ppm | -0.0004 ppm | 0.0026 ppm |
| Concentration per Run | 3.2198 ppm | 0.4357 ppm | -0.0001 ppm | 28.9793 ppm | 0.0084 ppm | -0.0011 ppm | 0.0012 ppm |
| Concentration per Run | 3.2483 ppm | 0.4358 ppm | 0.0000 ppm | 28.8742 ppm | 0.0079 ppm | 0.0003 ppm | 0.0039 ppm |
| Concentration per Run | 3.2472 ppm | 0.4365 ppm | 0.0001 ppm | 29.4428 ppm | 0.0076 ppm | -0.0003 ppm | 0.0028 ppm |
| Concentration RSD | 0.5 % | 0.1 % | 990.2 % | 1.0 % | 5.2 % | 185.3 % | 52.0 % |

| | Se 196.090 Axial-eUV) | Si 212.412 Axial-iFR) | Sn 189.989 Axial-iFR) | Sr 421.552 Radial-iFR) | Ti 334.904 Axial-iFR) | Tl 190.856 Axial-eUV) | V 292.402 Axial-iFR) |
|---|---|---|---|---|---|---|---|
| Concentration average | 0.0024 ppm | 7.5161 ppm | 0.0005 ppm | 0.1146 ppm | 0.0001 ppm | 0.0006 ppm | 0.0000 ppm |
| Concentration per Run | 0.0024 ppm | 7.5044 ppm | 0.0005 ppm | 0.1150 ppm | -0.0001 ppm | 0.0022 ppm | -0.0002 ppm |
| Concentration per Run | 0.0018 ppm | 7.5472 ppm | 0.0001 ppm | 0.1143 ppm | 0.0004 ppm | -0.0003 ppm | 0.0002 ppm |
| Concentration per Run | 0.0031 ppm | 7.4967 ppm | 0.0009 ppm | 0.1146 ppm | 0.0001 ppm | 0.0001 ppm | -0.0001 ppm |
| Concentration RSD | 25.6 % | 0.4 % | 77.0 % | 0.3 % | 181.5 % | 211.9 % | 607.1 % |

| | Zn 206.200 Axial-iFR) | Sc 361.384 Axial-iFR) | Sc 361.384 Radial-iFR) | Sc 227.318 Axial-eUV) | Y 360.073 Axial-iFR) | Y 371.030 Radial-iFR) | Y 224.306 Axial-eUV) |
|---|---|---|---|---|---|---|---|
| Concentration average | 0.0470 ppm | 101.3051 % | 102.4445 % | 97.2542 % | 99.3482 % | 99.2425 % | 97.7355 % |
| Concentration per Run | 0.0471 ppm | 101.3847 % | 102.3221 % | 97.2695 % | 99.4545 % | 98.7980 % | 97.6572 % |
| Concentration per Run | 0.0472 ppm | 101.2263 % | 103.2258 % | 97.2778 % | 99.1761 % | 98.5618 % | 97.9263 % |
| Concentration per Run | 0.0466 ppm | 101.3045 % | 101.7857 % | 97.2153 % | 99.4139 % | 100.3678 % | 97.6231 % |
| Concentration RSD | 0.7 % | 0.1 % | 0.7 % | 0.0 % | 0.2 % | 1.0 % | 0.2 % |

# ICP DataTrace 11

9/11/2025 7:24:09 AM

LabBook: WG2112807_20250910_T11.imexp

Sample: CCV
Analysis started at: 9/10/2025 10:39:41 PM
Comment <Comment>
Rack Number 0
Vial Numbers 3

| | Ag 328.068 Axial-iFR) | Al 396.152 Radial-iFR) | As 189.042 Axial-eUV) | B 208.959 Axial-iFR) | Ba 455.403 Radial-iFR) | Be 313.042 Radial-iFR) | Ca 315.887 Radial-iFR) |
|---|---|---|---|---|---|---|---|
| Concentration average | 0.5019 ppm | 0.4910 ppm | 0.4787 ppm | 0.4616 ppm | 0.5040 ppm | 0.5222 ppm | 0.5018 ppm |
| Concentration per Run | 0.5013 ppm | 0.4971 ppm | 0.4785 ppm | 0.4607 ppm | 0.5057 ppm | 0.5234 ppm | 0.4975 ppm |
| Concentration per Run | 0.5021 ppm | 0.4929 ppm | 0.4795 ppm | 0.4608 ppm | 0.5042 ppm | 0.5210 ppm | 0.5062 ppm |
| Concentration per Run | 0.5024 ppm | 0.4830 ppm | 0.4782 ppm | 0.4633 ppm | 0.5021 ppm | 0.5221 ppm | 0.5017 ppm |
| Recovery Percentage | 100.389 % | 98.200 % | 95.750 % | 92.318 % | 100.800 % | 104.434 % | 100.367 % |
| Concentration RSD | 0.1 % | 1.5 % | 0.1 % | 0.3 % | 0.4 % | 0.2 % | 0.9 % |

| | Cd 214.438 Axial-iFR) | Co 228.616 Axial-iFR) | Cr 267.716 Axial-iFR) | Cu 324.754 Axial-iFR) | Fe 259.940 Radial-iFR) | K 766.490 Radial-iFR) | Li 670.776 Radial-iFR) |
|---|---|---|---|---|---|---|---|
| Concentration average | 0.4916 ppm | 0.5095 ppm | 0.5095 ppm | 0.5238 ppm | 0.5114 ppm | 5.2684 ppm | 0.5247 ppm |
| Concentration per Run | 0.4914 ppm | 0.5078 ppm | 0.5088 ppm | 0.5237 ppm | 0.5135 ppm | 5.3010 ppm | 0.5315 ppm |
| Concentration per Run | 0.4921 ppm | 0.5100 ppm | 0.5112 ppm | 0.5237 ppm | 0.5104 ppm | 5.2666 ppm | 0.5221 ppm |
| Concentration per Run | 0.4914 ppm | 0.5108 ppm | 0.5085 ppm | 0.5241 ppm | 0.5105 ppm | 5.2375 ppm | 0.5206 ppm |
| Recovery Percentage | 98.322 % | 101.907 % | 101.901 % | 104.767 % | 102.289 % | 105.368 % | 104.947 % |
| Concentration RSD | 0.1 % | 0.3 % | 0.3 % | 0.0 % | 0.3 % | 0.6 % | 1.1 % |

| | Mg 279.079 Axial-iFR) | Mn 257.610 Radial-iFR) | Mo 202.030 Axial-iFR) | Na 589.592 Radial-iFR) | Ni 231.604 Axial-iFR) | Pb 220.353 Axial-eUV) | Sb 206.833 Axial-iFR) |
|---|---|---|---|---|---|---|---|
| Concentration average | 0.4982 ppm | 0.5151 ppm | 0.4767 ppm | 10.1856 ppm | 0.5127 ppm | 0.5112 ppm | 0.4974 ppm |
| Concentration per Run | 0.4982 ppm | 0.5160 ppm | 0.4770 ppm | 10.2321 ppm | 0.5123 ppm | 0.5093 ppm | 0.4968 ppm |
| Concentration per Run | 0.4976 ppm | 0.5148 ppm | 0.4770 ppm | 10.2027 ppm | 0.5137 ppm | 0.5129 ppm | 0.4960 ppm |
| Concentration per Run | 0.4988 ppm | 0.5144 ppm | 0.4761 ppm | 10.1222 ppm | 0.5121 ppm | 0.5114 ppm | 0.4995 ppm |
| Recovery Percentage | 99.642 % | 103.011 % | 95.341 % | 101.856 % | 102.534 % | 102.241 % | 99.486 % |
| Concentration RSD | 0.1 % | 0.2 % | 0.1 % | 0.6 % | 0.2 % | 0.3 % | 0.4 % |

| | Se 196.090 Axial-eUV) | Si 212.412 Axial-iFR) | Sn 189.989 Axial-iFR) | Sr 421.552 Radial-iFR) | Ti 334.904 Axial-iFR) | Tl 190.856 Axial-eUV) | V 292.402 Axial-iFR) |
|---|---|---|---|---|---|---|---|
| Concentration average | 0.4721 ppm | 5.2919 ppm | 0.4782 ppm | 0.5090 ppm | 0.4968 ppm | 0.4759 ppm | 0.5145 ppm |
| Concentration per Run | 0.4699 ppm | 5.2792 ppm | 0.4787 ppm | 0.5105 ppm | 0.4953 ppm | 0.4724 ppm | 0.5137 ppm |
| Concentration per Run | 0.4722 ppm | 5.2971 ppm | 0.4821 ppm | 0.5092 ppm | 0.4956 ppm | 0.4781 ppm | 0.5154 ppm |
| Concentration per Run | 0.4740 ppm | 5.2994 ppm | 0.4738 ppm | 0.5072 ppm | 0.4993 ppm | 0.4773 ppm | 0.5145 ppm |
| Recovery Percentage | 94.412 % | 100.798 % | 95.638 % | 101.790 % | 99.353 % | 95.184 % | 102.908 % |
| Concentration RSD | 0.4 % | 0.2 % | 0.9 % | 0.3 % | 0.4 % | 0.7 % | 0.2 % |

| | Zn 206.200 Axial-iFR) | Sc 361.384 Axial-iFR) | Sc 361.384 Radial-iFR) | Sc 227.318 Axial-eUV) | Y 360.073 Axial-iFR) | Y 371.030 Radial-iFR) | Y 224.306 Axial-eUV) |
|---|---|---|---|---|---|---|---|
| Concentration average | 0.4725 ppm | 99.7450 % | 100.1844 % | 96.9570 % | 97.6124 % | 96.4013 % | 96.3199 % |
| Concentration per Run | 0.4724 ppm | 99.5770 % | 99.0534 % | 97.5695 % | 97.3371 % | 96.1689 % | 96.4229 % |
| Concentration per Run | 0.4729 ppm | 99.9017 % | 100.4285 % | 96.8415 % | 98.2063 % | 97.1461 % | 96.5063 % |
| Concentration per Run | 0.4722 ppm | 99.7563 % | 101.0714 % | 96.4599 % | 97.2938 % | 95.8887 % | 96.0304 % |
| Recovery Percentage | 94.502 % | | | | | | |
| Concentration RSD | 0.1 % | 0.2 % | 1.0 % | 0.6 % | 0.5 % | 0.7 % | 0.3 % |

# ICP DataTrace 11

9/11/2025 7:24:09 AM

LabBook: WG2112807_20250910_T11.imexp

Sample: CCB
Analysis started at: 9/10/2025 10:41:48 PM
Comment <Comment>
Rack Number 0
Vial Numbers 4

| | Ag 328.068 Axial-iFR) | Al 396.152 Radial-iFR) | As 189.042 Axial-eUV) | B 208.959 Axial-iFR) | Ba 455.403 Radial-iFR) | Be 313.042 Radial-iFR) | Ca 315.887 Radial-iFR) |
|---|---|---|---|---|---|---|---|
| Concentration average | -0.0002 ppm | 0.0014 ppm | -0.0009 ppm | -0.0019 ppm | 0.0001 ppm | 0.0000 ppm | -0.0027 ppm |
| Concentration per Run | -0.0007 ppm | 0.0070 ppm | 0.0003 ppm | -0.0018 ppm | 0.0001 ppm | 0.0000 ppm | 0.0033 ppm |
| Concentration per Run | -0.0001 ppm | 0.0036 ppm | -0.0027 ppm | -0.0009 ppm | 0.0002 ppm | 0.0000 ppm | -0.0099 ppm |
| Concentration per Run | 0.0001 ppm | -0.0064 ppm | -0.0002 ppm | -0.0030 ppm | 0.0000 ppm | 0.0000 ppm | -0.0016 ppm |
| Recovery Percentage | -3.512 % | 1.434 % | -17.121 % | -6.393 % | 1.059 % | 0.144 % | -2.729 % |
| Concentration RSD | 180.3 % | 485.3 % | 191.9 % | 56.3 % | 75.3 % | 504.3 % | 243.9 % |

| | Cd 214.438 Axial-iFR) | Co 228.616 Axial-iFR) | Cr 267.716 Axial-iFR) | Cu 324.754 Axial-iFR) | Fe 259.940 Radial-iFR) | K 766.490 Radial-iFR) | Li 670.776 Radial-iFR) |
|---|---|---|---|---|---|---|---|
| Concentration average | 0.0000 ppm | -0.0008 ppm | 0.0001 ppm | 0.0006 ppm | 0.0003 ppm | -0.0189 ppm | -0.0006 ppm |
| Concentration per Run | 0.0000 ppm | -0.0011 ppm | 0.0001 ppm | 0.0003 ppm | -0.0015 ppm | -0.0103 ppm | -0.0020 ppm |
| Concentration per Run | 0.0000 ppm | -0.0004 ppm | -0.0001 ppm | 0.0007 ppm | 0.0020 ppm | -0.0136 ppm | -0.0004 ppm |
| Concentration per Run | 0.0000 ppm | -0.0008 ppm | 0.0004 ppm | 0.0008 ppm | 0.0004 ppm | -0.0328 ppm | 0.0007 ppm |
| Recovery Percentage | -0.027 % | -3.872 % | 0.912 % | 5.947 % | 0.622 % | -0.756 % | -11.450 % |
| Concentration RSD | 3,265.3 % | 47.2 % | 274.5 % | 37.9 % | 564.7 % | 64.3 % | 232.2 % |

| | Mg 279.079 Axial-iFR) | Mn 257.610 Radial-iFR) | Mo 202.030 Axial-iFR) | Na 589.592 Radial-iFR) | Ni 231.604 Axial-iFR) | Pb 220.353 Axial-eUV) | Sb 206.833 Axial-iFR) |
|---|---|---|---|---|---|---|---|
| Concentration average | -0.0021 ppm | -0.0001 ppm | 0.0000 ppm | 0.0064 ppm | -0.0005 ppm | 0.0004 ppm | 0.0018 ppm |
| Concentration per Run | -0.0025 ppm | -0.0004 ppm | 0.0003 ppm | 0.0064 ppm | -0.0007 ppm | 0.0004 ppm | 0.0007 ppm |
| Concentration per Run | -0.0012 ppm | -0.0001 ppm | -0.0001 ppm | 0.0018 ppm | -0.0009 ppm | 0.0007 ppm | 0.0005 ppm |
| Concentration per Run | -0.0026 ppm | 0.0001 ppm | -0.0002 ppm | 0.0110 ppm | 0.0001 ppm | 0.0001 ppm | 0.0042 ppm |
| Recovery Percentage | -2.109 % | -1.379 % | 0.001 % | 0.318 % | -2.060 % | 3.841 % | 3.612 % |
| Concentration RSD | 35.5 % | 161.8 % | 41,338.6 % | 72.1 % | 102.2 % | 74.6 % | 112.8 % |

| | Se 196.090 Axial-eUV) | Si 212.412 Axial-iFR) | Sn 189.989 Axial-iFR) | Sr 421.552 Radial-iFR) | Ti 334.904 Axial-iFR) | Tl 190.856 Axial-eUV) | V 292.402 Axial-iFR) |
|---|---|---|---|---|---|---|---|
| Concentration average | 0.0007 ppm | 0.0003 ppm | -0.0001 ppm | 0.0000 ppm | -0.0002 ppm | 0.0000 ppm | 0.0003 ppm |
| Concentration per Run | 0.0000 ppm | 0.0030 ppm | -0.0005 ppm | 0.0000 ppm | -0.0003 ppm | -0.0005 ppm | 0.0003 ppm |
| Concentration per Run | 0.0001 ppm | -0.0025 ppm | -0.0001 ppm | 0.0000 ppm | -0.0001 ppm | 0.0001 ppm | 0.0004 ppm |
| Concentration per Run | 0.0019 ppm | 0.0005 ppm | 0.0002 ppm | 0.0001 ppm | -0.0001 ppm | 0.0004 ppm | 0.0002 ppm |
| Recovery Percentage | 6.840 % | 0.066 % | -0.195 % | 0.258 % | -1.593 % | 0.035 % | 2.947 % |
| Concentration RSD | 154.8 % | 838.9 % | 354.7 % | 262.1 % | 93.7 % | 6,375.6 % | 36.6 % |

| | Zn 206.200 Axial-iFR) | Sc 361.384 Axial-iFR) | Sc 361.384 Radial-iFR) | Sc 227.318 Axial-eUV) | Y 360.073 Axial-iFR) | Y 371.030 Radial-iFR) | Y 224.306 Axial-eUV) |
|---|---|---|---|---|---|---|---|
| Concentration average | 0.0003 ppm | 98.1824 % | 98.5854 % | 95.3070 % | 98.5742 % | 97.2493 % | 96.4340 % |
| Concentration per Run | 0.0002 ppm | 98.4374 % | 98.9689 % | 95.5400 % | 98.8254 % | 97.8540 % | 96.5387 % |
| Concentration per Run | 0.0003 ppm | 98.6806 % | 98.1127 % | 95.0414 % | 98.9685 % | 96.1217 % | 96.2582 % |
| Concentration per Run | 0.0004 ppm | 97.4293 % | 98.6747 % | 95.3396 % | 97.9288 % | 97.7723 % | 96.5051 % |
| Recovery Percentage | 5.866 % | | | | | | |
| Concentration RSD | 36.1 % | 0.7 % | 0.4 % | 0.3 % | 0.6 % | 1.0 % | 0.2 % |

# ICP DataTrace 11

9/11/2025 7:24:09 AM

LabBook: WG2112807_20250910_T11.imexp

Sample: WG2113148-1 WG2113148
Analysis started at: 9/10/2025 10:59:48 PM
Comment <Comment>
Rack Number 3
Vial Numbers 44

| | Ag 328.068 Axial-iFR) | Al 396.152 Radial-iFR) | As 189.042 Axial-eUV) | B 208.959 Axial-iFR) | Ba 455.403 Radial-iFR) | Be 313.042 Radial-iFR) | Ca 315.887 Radial-iFR) |
|---|---|---|---|---|---|---|---|
| Concentration average | -0.0002 ppm | 0.0078 ppm | -0.0005 ppm | -0.0018 ppm | 0.0002 ppm | 0.0000 ppm | 0.0233 ppm |
| Concentration per Run | -0.0004 ppm | 0.0058 ppm | -0.0018 ppm | -0.0015 ppm | 0.0002 ppm | 0.0000 ppm | 0.0259 ppm |
| Concentration per Run | -0.0004 ppm | 0.0032 ppm | 0.0002 ppm | -0.0024 ppm | 0.0001 ppm | 0.0000 ppm | 0.0218 ppm |
| Concentration per Run | 0.0001 ppm | 0.0143 ppm | 0.0001 ppm | -0.0013 ppm | 0.0004 ppm | 0.0000 ppm | 0.0222 ppm |
| Concentration RSD | 136.2 % | 74.3 % | 219.0 % | 32.3 % | 60.4 % | 1,286.8 % | 9.7 % |

| | Cd 214.438 Axial-iFR) | Co 228.616 Axial-iFR) | Cr 267.716 Axial-iFR) | Cu 324.754 Axial-iFR) | Fe 259.940 Radial-iFR) | K 766.490 Radial-iFR) | Li 670.776 Radial-iFR) |
|---|---|---|---|---|---|---|---|
| Concentration average | 0.0000 ppm | -0.0008 ppm | 0.0005 ppm | 0.0008 ppm | 0.0408 ppm | -0.0069 ppm | -0.0011 ppm |
| Concentration per Run | -0.0001 ppm | -0.0009 ppm | 0.0008 ppm | 0.0009 ppm | 0.0390 ppm | -0.0227 ppm | -0.0025 ppm |
| Concentration per Run | 0.0000 ppm | -0.0003 ppm | 0.0004 ppm | 0.0008 ppm | 0.0416 ppm | 0.0040 ppm | -0.0005 ppm |
| Concentration per Run | 0.0000 ppm | -0.0013 ppm | 0.0004 ppm | 0.0006 ppm | 0.0417 ppm | -0.0021 ppm | -0.0002 ppm |
| Concentration RSD | 175.8 % | 58.3 % | 41.7 % | 25.9 % | 3.8 % | 201.2 % | 115.1 % |

| | Mg 279.079 Axial-iFR) | Mn 257.610 Radial-iFR) | Mo 202.030 Axial-iFR) | Na 589.592 Radial-iFR) | Ni 231.604 Axial-iFR) | Pb 220.353 Axial-eUV) | Sb 206.833 Axial-iFR) |
|---|---|---|---|---|---|---|---|
| Concentration average | 0.0019 ppm | 0.0002 ppm | -0.0001 ppm | 0.0249 ppm | 0.0005 ppm | -0.0009 ppm | 0.0029 ppm |
| Concentration per Run | 0.0028 ppm | 0.0001 ppm | 0.0002 ppm | 0.0259 ppm | 0.0005 ppm | -0.0028 ppm | 0.0000 ppm |
| Concentration per Run | 0.0013 ppm | 0.0000 ppm | -0.0004 ppm | 0.0184 ppm | 0.0007 ppm | 0.0004 ppm | 0.0038 ppm |
| Concentration per Run | 0.0016 ppm | 0.0004 ppm | -0.0002 ppm | 0.0306 ppm | 0.0003 ppm | -0.0004 ppm | 0.0048 ppm |
| Concentration RSD | 40.6 % | 89.9 % | 267.0 % | 24.7 % | 47.0 % | 178.8 % | 87.1 % |

| | Se 196.090 Axial-eUV) | Si 212.412 Axial-iFR) | Sn 189.989 Axial-iFR) | Sr 421.552 Radial-iFR) | Ti 334.904 Axial-iFR) | Tl 190.856 Axial-eUV) | V 292.402 Axial-iFR) |
|---|---|---|---|---|---|---|---|
| Concentration average | 0.0018 ppm | 0.0087 ppm | 0.0086 ppm | 0.0000 ppm | 0.0000 ppm | -0.0010 ppm | 0.0001 ppm |
| Concentration per Run | -0.0016 ppm | 0.0086 ppm | 0.0080 ppm | 0.0000 ppm | 0.0000 ppm | 0.0000 ppm | 0.0002 ppm |
| Concentration per Run | 0.0039 ppm | 0.0112 ppm | 0.0081 ppm | 0.0001 ppm | -0.0002 ppm | -0.0009 ppm | 0.0001 ppm |
| Concentration per Run | 0.0032 ppm | 0.0064 ppm | 0.0096 ppm | 0.0000 ppm | 0.0001 ppm | -0.0021 ppm | 0.0002 ppm |
| Concentration RSD | 165.3 % | 27.7 % | 10.3 % | 125.4 % | 475.3 % | 107.0 % | 58.0 % |

| | Zn 206.200 Axial-iFR) | Sc 361.384 Axial-iFR) | Sc 361.384 Radial-iFR) | Sc 227.318 Axial-eUV) | Y 360.073 Axial-iFR) | Y 371.030 Radial-iFR) | Y 224.306 Axial-eUV) |
|---|---|---|---|---|---|---|---|
| Concentration average | 0.0011 ppm | 99.8847 % | 99.4320 % | 95.0263 % | 98.9418 % | 96.0465 % | 96.4363 % |
| Concentration per Run | 0.0011 ppm | 99.8547 % | 99.3627 % | 94.7166 % | 99.1504 % | 95.7513 % | 96.0838 % |
| Concentration per Run | 0.0011 ppm | 100.2321 % | 98.8390 % | 95.4908 % | 98.9879 % | 95.6426 % | 97.1649 % |
| Concentration per Run | 0.0011 ppm | 99.5672 % | 100.0941 % | 94.8716 % | 98.6870 % | 96.7456 % | 96.0601 % |
| Concentration RSD | 2.5 % | 0.3 % | 0.6 % | 0.4 % | 0.2 % | 0.6 % | 0.7 % |

# ICP DataTrace 11

9/11/2025 7:24:09 AM

LabBook: WG2112807_20250910_T11.imexp

Sample: WG2113148-2d2 WG2113148
Analysis started at: 9/10/2025 11:02:01 PM
Comment <Comment>
Rack Number 3
Vial Numbers 45

| | Ag 328.068 Axial-iFR) | Al 396.152 Radial-iFR) | As 189.042 Axial-eUV) | B 208.959 Axial-iFR) | Ba 455.403 Radial-iFR) | Be 313.042 Radial-iFR) | Ca 315.887 Radial-iFR) |
|---|---|---|---|---|---|---|---|
| Concentration average | 0.0522 ppm | 2.1395 ppm | 0.1241 ppm | 1.0007 ppm | 2.1111 ppm | 0.0549 ppm | 10.9873 ppm |
| Concentration per Run | 0.0525 ppm | 2.1651 ppm | 0.1228 ppm | 1.0019 ppm | 2.1154 ppm | 0.0551 ppm | 10.9965 ppm |
| Concentration per Run | 0.0521 ppm | 2.1322 ppm | 0.1256 ppm | 1.0018 ppm | 2.1053 ppm | 0.0549 ppm | 10.9954 ppm |
| Concentration per Run | 0.0520 ppm | 2.1213 ppm | 0.1239 ppm | 0.9986 ppm | 2.1125 ppm | 0.0547 ppm | 10.9700 ppm |
| Concentration RSD | 0.6 % | 1.1 % | 1.1 % | 0.2 % | 0.2 % | 0.3 % | 0.1 % |

| | Cd 214.438 Axial-iFR) | Co 228.616 Axial-iFR) | Cr 267.716 Axial-iFR) | Cu 324.754 Axial-iFR) | Fe 259.940 Radial-iFR) | K 766.490 Radial-iFR) | Li 670.776 Radial-iFR) |
|---|---|---|---|---|---|---|---|
| Concentration average | 0.0534 ppm | 0.5129 ppm | 0.2095 ppm | 0.2702 ppm | 1.0918 ppm | 11.3243 ppm | 0.0000 ppm |
| Concentration per Run | 0.0533 ppm | 0.5126 ppm | 0.2090 ppm | 0.2698 ppm | 1.0994 ppm | 11.3307 ppm | -0.0001 ppm |
| Concentration per Run | 0.0534 ppm | 0.5133 ppm | 0.2094 ppm | 0.2700 ppm | 1.0852 ppm | 11.3028 ppm | -0.0006 ppm |
| Concentration per Run | 0.0535 ppm | 0.5127 ppm | 0.2101 ppm | 0.2708 ppm | 1.0908 ppm | 11.3396 ppm | 0.0005 ppm |
| Concentration RSD | 0.2 % | 0.1 % | 0.3 % | 0.2 % | 0.7 % | 0.2 % | 1,314.1 % |

| | Mg 279.079 Axial-iFR) | Mn 257.610 Radial-iFR) | Mo 202.030 Axial-iFR) | Na 589.592 Radial-iFR) | Ni 231.604 Axial-iFR) | Pb 220.353 Axial-eUV) | Sb 206.833 Axial-iFR) |
|---|---|---|---|---|---|---|---|
| Concentration average | 10.5724 ppm | 0.5314 ppm | 1.0332 ppm | 10.8468 ppm | 0.5280 ppm | 0.5580 ppm | 0.5254 ppm |
| Concentration per Run | 10.5742 ppm | 0.5335 ppm | 1.0341 ppm | 10.9798 ppm | 0.5271 ppm | 0.5585 ppm | 0.5239 ppm |
| Concentration per Run | 10.5648 ppm | 0.5310 ppm | 1.0330 ppm | 10.7548 ppm | 0.5281 ppm | 0.5574 ppm | 0.5294 ppm |
| Concentration per Run | 10.5781 ppm | 0.5298 ppm | 1.0324 ppm | 10.8058 ppm | 0.5288 ppm | 0.5582 ppm | 0.5230 ppm |
| Concentration RSD | 0.1 % | 0.4 % | 0.1 % | 1.1 % | 0.2 % | 0.1 % | 0.7 % |

| | Se 196.090 Axial-eUV) | Si 212.412 Axial-iFR) | Sn 189.989 Axial-iFR) | Sr 421.552 Radial-iFR) | Ti 334.904 Axial-iFR) | Tl 190.856 Axial-eUV) | V 292.402 Axial-iFR) |
|---|---|---|---|---|---|---|---|
| Concentration average | 0.1214 ppm | 1.1552 ppm | 1.0043 ppm | **1.0702 ppm** | 1.0538 ppm | **0.1174 ppm** | 0.5454 ppm |
| Concentration per Run | 0.1226 ppm | 1.1545 ppm | 1.0113 ppm | 1.0729 ppm | 1.0518 ppm | 0.1186 ppm | 0.5449 ppm |
| Concentration per Run | 0.1248 ppm | 1.1565 ppm | 1.0041 ppm | 1.0675 ppm | 1.0536 ppm | 0.1188 ppm | 0.5455 ppm |
| Concentration per Run | 0.1167 ppm | 1.1545 ppm | 0.9975 ppm | 1.0702 ppm | 1.0562 ppm | 0.1149 ppm | 0.5457 ppm |
| Concentration RSD | 3.5 % | 0.1 % | 0.7 % | 0.3 % | 0.2 % | 1.8 % | 0.1 % |

| | Zn 206.200 Axial-iFR) | Sc 361.384 Axial-iFR) | Sc 361.384 Radial-iFR) | Sc 227.318 Axial-eUV) | Y 360.073 Axial-iFR) | Y 371.030 Radial-iFR) | Y 224.306 Axial-eUV) |
|---|---|---|---|---|---|---|---|
| Concentration average | 0.4888 ppm | 97.9840 % | 100.0437 % | 94.1845 % | 95.4469 % | 95.1796 % | 94.7395 % |
| Concentration per Run | 0.4889 ppm | 97.7871 % | 99.3408 % | 93.9367 % | 95.2631 % | 95.8716 % | 94.5891 % |
| Concentration per Run | 0.4898 ppm | 97.5917 % | 100.2356 % | 94.5487 % | 94.7106 % | 94.4164 % | 95.1290 % |
| Concentration per Run | 0.4878 ppm | 98.5732 % | 100.5548 % | 94.0679 % | 96.3669 % | 95.2507 % | 94.5003 % |
| Concentration RSD | 0.2 % | 0.5 % | 0.6 % | 0.3 % | 0.9 % | 0.8 % | 0.4 % |

# ICP DataTrace 11

9/11/2025 7:24:09 AM

LabBook: WG2112807_20250910_T11.imexp

Sample: L2554063-09d2 WG2113148
Analysis started at: 9/10/2025 11:04:08 PM
Comment <Comment>
Rack Number 3
Vial Numbers 51

| | Ag 328.068 Axial-iFR) | Al 396.152 Radial-iFR) | As 189.042 Axial-eUV) | B 208.959 Axial-iFR) | Ba 455.403 Radial-iFR) | Be 313.042 Radial-iFR) | Ca 315.887 Radial-iFR) |
|---|---|---|---|---|---|---|---|
| Concentration average | 0.0034 ppm | 36.8206 ppm | 0.0702 ppm | 0.0285 ppm | 1.0890 ppm | 0.0056 ppm | 26.0322 ppm |
| Concentration per Run | 0.0032 ppm | 36.9131 ppm | 0.0716 ppm | 0.0278 ppm | 1.0885 ppm | 0.0057 ppm | 26.1394 ppm |
| Concentration per Run | 0.0034 ppm | 36.7494 ppm | 0.0705 ppm | 0.0283 ppm | 1.0929 ppm | 0.0058 ppm | 25.8491 ppm |
| Concentration per Run | 0.0035 ppm | 36.7992 ppm | 0.0684 ppm | 0.0295 ppm | 1.0856 ppm | 0.0052 ppm | 26.1082 ppm |
| Concentration RSD | 5.7 % | 0.2 % | 2.3 % | 3.1 % | 0.3 % | 5.7 % | 0.6 % |

| | Cd 214.438 Axial-iFR) | Co 228.616 Axial-iFR) | Cr 267.716 Axial-iFR) | Cu 324.754 Axial-iFR) | Fe 259.940 Radial-iFR) | K 766.490 Radial-iFR) | Li 670.776 Radial-iFR) |
|---|---|---|---|---|---|---|---|
| Concentration average | 0.0029 ppm | 0.0402 ppm | 0.0814 ppm | 0.9776 ppm | 82.2880 ppm | 4.3453 ppm | 0.0583 ppm |
| Concentration per Run | 0.0027 ppm | 0.0391 ppm | 0.0809 ppm | 0.9731 ppm | 82.4248 ppm | 4.3360 ppm | 0.0583 ppm |
| Concentration per Run | 0.0028 ppm | 0.0402 ppm | 0.0822 ppm | 0.9874 ppm | 82.1908 ppm | 4.3570 ppm | 0.0600 ppm |
| Concentration per Run | 0.0031 ppm | 0.0412 ppm | 0.0811 ppm | 0.9722 ppm | 82.2483 ppm | 4.3430 ppm | 0.0567 ppm |
| Concentration RSD | 5.9 % | 2.6 % | 0.9 % | 0.9 % | 0.1 % | 0.2 % | 2.8 % |

| | Mg 279.079 Axial-iFR) | Mn 257.610 Radial-iFR) | Mo 202.030 Axial-iFR) | Na 589.592 Radial-iFR) | Ni 231.604 Axial-iFR) | Pb 220.353 Axial-eUV) | Sb 206.833 Axial-iFR) |
|---|---|---|---|---|---|---|---|
| Concentration average | 6.3541 ppm | 0.8904 ppm | 0.0171 ppm | 14.4202 ppm | 0.0977 ppm | 3.2995 ppm | 0.0064 ppm |
| Concentration per Run | 6.3441 ppm | 0.8936 ppm | 0.0171 ppm | 14.4928 ppm | 0.0972 ppm | 3.2987 ppm | 0.0049 ppm |
| Concentration per Run | 6.4023 ppm | 0.8894 ppm | 0.0167 ppm | 14.3970 ppm | 0.0969 ppm | 3.3065 ppm | 0.0082 ppm |
| Concentration per Run | 6.3158 ppm | 0.8882 ppm | 0.0174 ppm | 14.3709 ppm | 0.0989 ppm | 3.2933 ppm | 0.0060 ppm |
| Concentration RSD | 0.7 % | 0.3 % | 1.9 % | 0.4 % | 1.1 % | 0.2 % | 26.3 % |

| | Se 196.090 Axial-eUV) | Si 212.412 Axial-iFR) | Sn 189.989 Axial-iFR) | Sr 421.552 Radial-iFR) | Ti 334.904 Axial-iFR) | Tl 190.856 Axial-eUV) | V 292.402 Axial-iFR) |
|---|---|---|---|---|---|---|---|
| Concentration average | 0.0237 ppm | **15.3117 [SIC 100]** | 0.1195 ppm | 0.4176 ppm | 1.7755 ppm | 0.0022 ppm | 0.1831 ppm |
| Concentration per Run | 0.0247 ppm | 15.9182 ppm | 0.1193 ppm | 0.4178 ppm | 1.7869 ppm | 0.0018 ppm | 0.1820 ppm |
| Concentration per Run | 0.0237 ppm | 15.1600 ppm | 0.1171 ppm | 0.4184 ppm | 1.7869 ppm | 0.0023 ppm | 0.1840 ppm |
| Concentration per Run | 0.0227 ppm | 14.8568 ppm | 0.1220 ppm | 0.4166 ppm | 1.7527 ppm | 0.0026 ppm | 0.1832 ppm |
| Concentration RSD | 4.2 % | 3.6 % | 2.1 % | 0.2 % | 1.1 % | 18.6 % | 0.6 % |

| | Zn 206.200 Axial-iFR) | Sc 361.384 Axial-iFR) | Sc 361.384 Radial-iFR) | Sc 227.318 Axial-eUV) | Y 360.073 Axial-iFR) | Y 371.030 Radial-iFR) | Y 224.306 Axial-eUV) |
|---|---|---|---|---|---|---|---|
| Concentration average | 1.9963 ppm | 102.0201 % | 103.5110 % | 95.5944 % | 109.7880 % | 110.2710 % | 109.2768 % |
| Concentration per Run | 1.9769 ppm | 102.8599 % | 103.6140 % | 95.4577 % | 110.4527 % | 112.4485 % | 109.5575 % |
| Concentration per Run | 2.0029 ppm | 101.8120 % | 104.0775 % | 96.5573 % | 109.8133 % | 110.0550 % | 109.9891 % |
| Concentration per Run | 2.0093 ppm | 101.3886 % | 102.8414 % | 94.7684 % | 109.0982 % | 108.3095 % | 108.2837 % |
| Concentration RSD | 0.9 % | 0.7 % | 0.6 % | 0.9 % | 0.6 % | 1.9 % | 0.8 % |

# ICP DataTrace 11

9/11/2025 7:24:09 AM

LabBook: WG2112807_20250910_T11.imexp

Sample: L2554063-14d2 WG2113148
Analysis started at: 9/10/2025 11:06:15 PM
Comment <Comment>
Rack Number 3
Vial Numbers 52

| | Ag 328.068 Axial-iFR) | Al 396.152 Radial-iFR) | As 189.042 Axial-eUV) | B 208.959 Axial-iFR) | Ba 455.403 Radial-iFR) | Be 313.042 Radial-iFR) | Ca 315.887 Radial-iFR) |
|---|---|---|---|---|---|---|---|
| Concentration average | 0.0030 ppm | 114.7594 ppm | 0.0676 ppm | 0.1405 ppm | 0.4126 ppm | 0.0063 ppm | 17.6509 ppm |
| Concentration per Run | 0.0029 ppm | 114.4320 ppm | 0.0665 ppm | 0.1411 ppm | 0.4117 ppm | 0.0063 ppm | 17.5521 ppm |
| Concentration per Run | 0.0029 ppm | 114.9637 ppm | 0.0683 ppm | 0.1419 ppm | 0.4154 ppm | 0.0063 ppm | 17.6527 ppm |
| Concentration per Run | 0.0032 ppm | 114.8825 ppm | 0.0680 ppm | 0.1384 ppm | 0.4108 ppm | 0.0062 ppm | 17.7480 ppm |
| Concentration RSD | 6.4 % | 0.2 % | 1.4 % | 1.3 % | 0.6 % | 0.5 % | 0.6 % |

| | Cd 214.438 Axial-iFR) | Co 228.616 Axial-iFR) | Cr 267.716 Axial-iFR) | Cu 324.754 Axial-iFR) | Fe 259.940 Radial-iFR) | K 766.490 Radial-iFR) | Li 670.776 Radial-iFR) |
|---|---|---|---|---|---|---|---|
| Concentration average | 0.0014 ppm | 0.0792 ppm | 0.2453 ppm | 0.2945 ppm | 227.2162 ppm | 27.1894 ppm | 0.2672 ppm |
| Concentration per Run | 0.0013 ppm | 0.0780 ppm | 0.2435 ppm | 0.2932 ppm | 227.4535 ppm | 27.0142 ppm | 0.2676 ppm |
| Concentration per Run | 0.0014 ppm | 0.0796 ppm | 0.2470 ppm | 0.2943 ppm | 229.2392 ppm | 27.3610 ppm | 0.2709 ppm |
| Concentration per Run | 0.0014 ppm | 0.0801 ppm | 0.2454 ppm | 0.2959 ppm | 224.9560 ppm | 27.1931 ppm | 0.2630 ppm |
| Concentration RSD | 3.8 % | 1.4 % | 0.7 % | 0.5 % | 0.9 % | 0.6 % | 1.5 % |

| | Mg 279.079 Axial-iFR) | Mn 257.610 Radial-iFR) | Mo 202.030 Axial-iFR) | Na 589.592 Radial-iFR) | Ni 231.604 Axial-iFR) | Pb 220.353 Axial-eUV) | Sb 206.833 Axial-iFR) |
|---|---|---|---|---|---|---|---|
| Concentration average | 56.1867 ppm | 2.9371 ppm | 0.0297 ppm | 31.3156 ppm | 0.1946 ppm | 0.8623 ppm | 0.0005 ppm |
| Concentration per Run | 56.2101 ppm | 2.9271 ppm | 0.0297 ppm | 31.3849 ppm | 0.1940 ppm | 0.8624 ppm | -0.0009 ppm |
| Concentration per Run | 56.1663 ppm | 2.9451 ppm | 0.0301 ppm | 31.4412 ppm | 0.1944 ppm | 0.8627 ppm | -0.0004 ppm |
| Concentration per Run | 56.1837 ppm | 2.9390 ppm | 0.0292 ppm | 31.1207 ppm | 0.1954 ppm | 0.8616 ppm | 0.0028 ppm |
| Concentration RSD | 0.0 % | 0.3 % | 1.4 % | 0.5 % | 0.4 % | 0.1 % | 411.6 % |

| | Se 196.090 Axial-eUV) | Si 212.412 Axial-iFR) | Sn 189.989 Axial-iFR) | Sr 421.552 Radial-iFR) | Ti 334.904 Axial-iFR) | Tl 190.856 Axial-eUV) | V 292.402 Axial-iFR) |
|---|---|---|---|---|---|---|---|
| Concentration average | 0.0045 ppm | **24.4092 [SIC 100]** | 0.0505 ppm | 0.2095 ppm | 2.9919 ppm | 0.0015 ppm | 0.3065 ppm |
| Concentration per Run | 0.0054 ppm | 24.6341 ppm | 0.0511 ppm | 0.2096 ppm | 2.9802 ppm | 0.0018 ppm | 0.3058 ppm |
| Concentration per Run | 0.0030 ppm | 24.3305 ppm | 0.0495 ppm | 0.2105 ppm | 3.0011 ppm | 0.0014 ppm | 0.3070 ppm |
| Concentration per Run | 0.0051 ppm | 24.2630 ppm | 0.0508 ppm | 0.2084 ppm | 2.9943 ppm | 0.0014 ppm | 0.3068 ppm |
| Concentration RSD | 28.3 % | 0.8 % | 1.7 % | 0.5 % | 0.4 % | 16.7 % | 0.2 % |

| | Zn 206.200 Axial-iFR) | Sc 361.384 Axial-iFR) | Sc 361.384 Radial-iFR) | Sc 227.318 Axial-eUV) | Y 360.073 Axial-iFR) | Y 371.030 Radial-iFR) | Y 224.306 Axial-eUV) |
|---|---|---|---|---|---|---|---|
| Concentration average | 0.7326 ppm | 101.8738 % | 106.4541 % | 93.0394 % | 122.6404 % | 126.5180 % | 122.7188 % |
| Concentration per Run | 0.7312 ppm | 101.6228 % | 107.1477 % | 93.1679 % | 122.0053 % | 128.4107 % | 123.1929 % |
| Concentration per Run | 0.7306 ppm | 102.4853 % | 104.7854 % | 93.3620 % | 123.7997 % | 125.2578 % | 122.9662 % |
| Concentration per Run | 0.7360 ppm | 101.5132 % | 107.4292 % | 92.5883 % | 122.1163 % | 125.8855 % | 121.9972 % |
| Concentration RSD | 0.4 % | 0.5 % | 1.4 % | 0.4 % | 0.8 % | 1.3 % | 0.5 % |

# ICP DataTrace 11

9/11/2025 7:24:09 AM

LabBook: WG2112807_20250910_T11.imexp

Sample: L2555987-10d2 WG2113148
Analysis started at: 9/10/2025 11:08:21 PM
Comment <Comment>
Rack Number 3
Vial Numbers 53

| | Ag 328.068 Axial-iFR) | Al 396.152 Radial-iFR) | As 189.042 Axial-eUV) | B 208.959 Axial-iFR) | Ba 455.403 Radial-iFR) | Be 313.042 Radial-iFR) | Ca 315.887 Radial-iFR) |
|---|---|---|---|---|---|---|---|
| Concentration average | 0.0034 ppm | 117.6075 ppm | 0.0824 ppm | 0.0471 ppm | 1.5530 ppm | 0.0044 ppm | 117.9020 ppm |
| Concentration per Run | 0.0033 ppm | 117.5005 ppm | 0.0821 ppm | 0.0473 ppm | 1.5491 ppm | 0.0044 ppm | 117.8868 ppm |
| Concentration per Run | 0.0033 ppm | 117.6756 ppm | 0.0819 ppm | 0.0465 ppm | 1.5478 ppm | 0.0044 ppm | 117.5960 ppm |
| Concentration per Run | 0.0036 ppm | 117.6464 ppm | 0.0831 ppm | 0.0475 ppm | 1.5623 ppm | 0.0045 ppm | 118.2233 ppm |
| Concentration RSD | 5.6 % | 0.1 % | 0.8 % | 1.1 % | 0.5 % | 0.9 % | 0.3 % |

| | Cd 214.438 Axial-iFR) | Co 228.616 Axial-iFR) | Cr 267.716 Axial-iFR) | Cu 324.754 Axial-iFR) | Fe 259.940 Radial-iFR) | K 766.490 Radial-iFR) | Li 670.776 Radial-iFR) |
|---|---|---|---|---|---|---|---|
| Concentration average | 0.0037 ppm | 0.1081 ppm | 0.3163 ppm | 1.6206 ppm | 287.8213 ppm | 40.6031 ppm | 0.1785 ppm |
| Concentration per Run | 0.0034 ppm | 0.1071 ppm | 0.3155 ppm | 1.6200 ppm | 288.4405 ppm | 40.2565 ppm | 0.1800 ppm |
| Concentration per Run | 0.0039 ppm | 0.1087 ppm | 0.3149 ppm | 1.6166 ppm | 287.9192 ppm | 40.7114 ppm | 0.1756 ppm |
| Concentration per Run | 0.0038 ppm | 0.1086 ppm | 0.3184 ppm | 1.6252 ppm | 287.1042 ppm | 40.8413 ppm | 0.1797 ppm |
| Concentration RSD | 6.7 % | 0.8 % | 0.6 % | 0.3 % | 0.2 % | 0.8 % | 1.4 % |

| | Mg 279.079 Axial-iFR) | Mn 257.610 Radial-iFR) | Mo 202.030 Axial-iFR) | Na 589.592 Radial-iFR) | Ni 231.604 Axial-iFR) | Pb 220.353 Axial-eUV) | Sb 206.833 Axial-iFR) |
|---|---|---|---|---|---|---|---|
| Concentration average | 88.1638 ppm | 4.8129 ppm | 0.0075 ppm | 10.3284 ppm | 0.2570 ppm | 2.8694 ppm | 0.0050 ppm |
| Concentration per Run | 88.2245 ppm | 4.8134 ppm | 0.0075 ppm | 10.1632 ppm | 0.2562 ppm | 2.8708 ppm | 0.0025 ppm |
| Concentration per Run | 88.0332 ppm | 4.8102 ppm | 0.0077 ppm | 10.4488 ppm | 0.2563 ppm | 2.8698 ppm | 0.0083 ppm |
| Concentration per Run | 88.2338 ppm | 4.8152 ppm | 0.0075 ppm | 10.3731 ppm | 0.2584 ppm | 2.8676 ppm | 0.0043 ppm |
| Concentration RSD | 0.1 % | 0.1 % | 1.7 % | 1.4 % | 0.5 % | 0.1 % | 59.2 % |

| | Se 196.090 Axial-eUV) | Si 212.412 Axial-iFR) | Sn 189.989 Axial-iFR) | Sr 421.552 Radial-iFR) | Ti 334.904 Axial-iFR) | Tl 190.856 Axial-eUV) | V 292.402 Axial-iFR) |
|---|---|---|---|---|---|---|---|
| Concentration average | 0.0036 ppm | **22.9905 [SIC 100]** | 0.4234 ppm | 0.3394 ppm | 7.6162 ppm | 0.0046 ppm | 0.3797 ppm |
| Concentration per Run | 0.0062 ppm | 23.1092 ppm | 0.4209 ppm | 0.3363 ppm | 7.6186 ppm | 0.0054 ppm | 0.3798 ppm |
| Concentration per Run | 0.0008 ppm | 22.8083 ppm | 0.4216 ppm | 0.3414 ppm | 7.6097 ppm | 0.0032 ppm | 0.3778 ppm |
| Concentration per Run | 0.0037 ppm | 23.0539 ppm | 0.4275 ppm | 0.3405 ppm | 7.6202 ppm | 0.0051 ppm | 0.3815 ppm |
| Concentration RSD | 75.5 % | 0.7 % | 0.8 % | 0.8 % | 0.1 % | 26.3 % | 0.5 % |

| | Zn 206.200 Axial-iFR) | Sc 361.384 Axial-iFR) | Sc 361.384 Radial-iFR) | Sc 227.318 Axial-eUV) | Y 360.073 Axial-iFR) | Y 371.030 Radial-iFR) | Y 224.306 Axial-eUV) |
|---|---|---|---|---|---|---|---|
| Concentration average | 2.4161 ppm | 99.7044 % | 104.6789 % | 89.8672 % | 115.1651 % | 120.2653 % | 115.0431 % |
| Concentration per Run | 2.4173 ppm | 99.7094 % | 104.7608 % | 89.8330 % | 115.3959 % | 119.6822 % | 114.9773 % |
| Concentration per Run | 2.4146 ppm | 99.6903 % | 104.9860 % | 90.2132 % | 114.9032 % | 121.6657 % | 115.8663 % |
| Concentration per Run | 2.4163 ppm | 99.7135 % | 104.2901 % | 89.5555 % | 115.1962 % | 119.4480 % | 114.2857 % |
| Concentration RSD | 0.1 % | 0.0 % | 0.3 % | 0.4 % | 0.2 % | 1.0 % | 0.7 % |

# ICP DataTrace 11

9/11/2025 7:24:09 AM

LabBook: WG2112807_20250910_T11.imexp

Sample: L2556614-01d2 WG2113148
Analysis started at: 9/10/2025 11:10:27 PM
Comment <Comment>
Rack Number 3
Vial Numbers 46

| | Ag 328.068 Axial-iFR) | Al 396.152 Radial-iFR) | As 189.042 Axial-eUV) | B 208.959 Axial-iFR) | Ba 455.403 Radial-iFR) | Be 313.042 Radial-iFR) | Ca 315.887 Radial-iFR) |
|---|---|---|---|---|---|---|---|
| Concentration average | 0.0672 ppm | 32.0444 ppm | 0.0489 ppm | 0.0066 ppm | 0.2846 ppm | 0.0023 ppm | 3.0157 ppm |
| Concentration per Run | 0.0663 ppm | 31.9306 ppm | 0.0482 ppm | 0.0065 ppm | 0.2845 ppm | 0.0023 ppm | 3.0201 ppm |
| Concentration per Run | 0.0679 ppm | 32.2061 ppm | 0.0489 ppm | 0.0058 ppm | 0.2847 ppm | 0.0023 ppm | 3.0241 ppm |
| Concentration per Run | 0.0675 ppm | 31.9964 ppm | 0.0495 ppm | 0.0074 ppm | 0.2844 ppm | 0.0023 ppm | 3.0028 ppm |
| Concentration RSD | 1.2 % | 0.4 % | 1.3 % | 11.6 % | 0.1 % | 0.4 % | 0.4 % |

| | Cd 214.438 Axial-iFR) | Co 228.616 Axial-iFR) | Cr 267.716 Axial-iFR) | Cu 324.754 Axial-iFR) | Fe 259.940 Radial-iFR) | K 766.490 Radial-iFR) | Li 670.776 Radial-iFR) |
|---|---|---|---|---|---|---|---|
| Concentration average | 0.0024 ppm | 0.0139 ppm | 0.0908 ppm | 0.1147 ppm | 66.9191 ppm | 2.9584 ppm | 0.0317 ppm |
| Concentration per Run | 0.0024 ppm | 0.0144 ppm | 0.0900 ppm | 0.1148 ppm | 66.7449 ppm | 2.9958 ppm | 0.0312 ppm |
| Concentration per Run | 0.0023 ppm | 0.0140 ppm | 0.0908 ppm | 0.1147 ppm | 67.3441 ppm | 2.9329 ppm | 0.0306 ppm |
| Concentration per Run | 0.0024 ppm | 0.0133 ppm | 0.0914 ppm | 0.1146 ppm | 66.6684 ppm | 2.9465 ppm | 0.0335 ppm |
| Concentration RSD | 2.5 % | 3.8 % | 0.8 % | 0.1 % | 0.6 % | 1.1 % | 4.9 % |

| | Mg 279.079 Axial-iFR) | Mn 257.610 Radial-iFR) | Mo 202.030 Axial-iFR) | Na 589.592 Radial-iFR) | Ni 231.604 Axial-iFR) | Pb 220.353 Axial-eUV) | Sb 206.833 Axial-iFR) |
|---|---|---|---|---|---|---|---|
| Concentration average | 5.1789 ppm | 0.5228 ppm | 0.0032 ppm | 0.2070 ppm | 0.0481 ppm | 1.4141 ppm | 0.0106 ppm |
| Concentration per Run | 5.0825 ppm | 0.5241 ppm | 0.0034 ppm | 0.2124 ppm | 0.0485 ppm | 1.4158 ppm | 0.0115 ppm |
| Concentration per Run | 5.1967 ppm | 0.5240 ppm | 0.0032 ppm | 0.2029 ppm | 0.0478 ppm | 1.4113 ppm | 0.0111 ppm |
| Concentration per Run | 5.2575 ppm | 0.5204 ppm | 0.0030 ppm | 0.2056 ppm | 0.0479 ppm | 1.4151 ppm | 0.0093 ppm |
| Concentration RSD | 1.7 % | 0.4 % | 5.6 % | 2.4 % | 0.8 % | 0.2 % | 11.2 % |

| | Se 196.090 Axial-eUV) | Si 212.412 Axial-iFR) | Sn 189.989 Axial-iFR) | Sr 421.552 Radial-iFR) | Ti 334.904 Axial-iFR) | Tl 190.856 Axial-eUV) | V 292.402 Axial-iFR) |
|---|---|---|---|---|---|---|---|
| Concentration average | 0.0051 ppm | **20.3445 [SIC 100]** | 0.0108 ppm | 0.0198 ppm | 0.8518 ppm | -0.0009 ppm | 0.0907 ppm |
| Concentration per Run | 0.0069 ppm | 20.2468 ppm | 0.0103 ppm | 0.0206 ppm | 0.8494 ppm | 0.0002 ppm | 0.0897 ppm |
| Concentration per Run | 0.0031 ppm | 20.2391 ppm | 0.0100 ppm | 0.0191 ppm | 0.8425 ppm | -0.0014 ppm | 0.0916 ppm |
| Concentration per Run | 0.0053 ppm | 20.5476 ppm | 0.0122 ppm | 0.0197 ppm | 0.8633 ppm | -0.0016 ppm | 0.0908 ppm |
| Concentration RSD | 37.3 % | 0.9 % | 11.1 % | 3.7 % | 1.2 % | 105.0 % | 1.0 % |

| | Zn 206.200 Axial-iFR) | Sc 361.384 Axial-iFR) | Sc 361.384 Radial-iFR) | Sc 227.318 Axial-eUV) | Y 360.073 Axial-iFR) | Y 371.030 Radial-iFR) | Y 224.306 Axial-eUV) |
|---|---|---|---|---|---|---|---|
| Concentration average | 0.4966 ppm | 100.2675 % | 101.8643 % | 94.7350 % | 103.9662 % | 103.3018 % | 102.8471 % |
| Concentration per Run | 0.4945 ppm | 100.9358 % | 101.8954 % | 94.7320 % | 104.0670 % | 103.7599 % | 103.2108 % |
| Concentration per Run | 0.4977 ppm | 100.0893 % | 101.9429 % | 93.9303 % | 104.0204 % | 101.8691 % | 101.6251 % |
| Concentration per Run | 0.4977 ppm | 99.7773 % | 101.7547 % | 95.5428 % | 103.8112 % | 104.2764 % | 103.7055 % |
| Concentration RSD | 0.4 % | 0.6 % | 0.1 % | 0.9 % | 0.1 % | 1.2 % | 1.1 % |

# ICP DataTrace 11

9/11/2025 7:24:09 AM

LabBook: WG2112807_20250910_T11.imexp

Sample: WG2113148-3d2 WG2113148
Analysis started at: 9/10/2025 11:12:34 PM
Comment <Comment>
Rack Number 3
Vial Numbers 47

| | Ag 328.068 Axial-iFR) | Al 396.152 Radial-iFR) | As 189.042 Axial-eUV) | B 208.959 Axial-iFR) | Ba 455.403 Radial-iFR) | Be 313.042 Radial-iFR) | Ca 315.887 Radial-iFR) |
|---|---|---|---|---|---|---|---|
| Concentration average | 0.1180 ppm | 35.0960 ppm | 0.1376 ppm | 0.9440 ppm | 2.3590 ppm | 0.0573 ppm | 12.6343 ppm |
| Concentration per Run | 0.1181 ppm | 35.0553 ppm | 0.1388 ppm | 0.9440 ppm | 2.3706 ppm | 0.0575 ppm | 12.6290 ppm |
| Concentration per Run | 0.1183 ppm | 35.2039 ppm | 0.1381 ppm | 0.9453 ppm | 2.3462 ppm | 0.0571 ppm | 12.6102 ppm |
| Concentration per Run | 0.1177 ppm | 35.0288 ppm | 0.1359 ppm | 0.9427 ppm | 2.3601 ppm | 0.0573 ppm | 12.6637 ppm |
| Concentration RSD | 0.3 % | 0.3 % | 1.1 % | 0.1 % | 0.5 % | 0.3 % | 0.2 % |

| | Cd 214.438 Axial-iFR) | Co 228.616 Axial-iFR) | Cr 267.716 Axial-iFR) | Cu 324.754 Axial-iFR) | Fe 259.940 Radial-iFR) | K 766.490 Radial-iFR) | Li 670.776 Radial-iFR) |
|---|---|---|---|---|---|---|---|
| Concentration average | 0.0545 ppm | 0.5227 ppm | 0.2684 ppm | 0.3576 ppm | 54.7412 ppm | 13.6996 ppm | 0.0316 ppm |
| Concentration per Run | 0.0544 ppm | 0.5213 ppm | 0.2683 ppm | 0.3571 ppm | 54.9161 ppm | 13.7160 ppm | 0.0329 ppm |
| Concentration per Run | 0.0546 ppm | 0.5253 ppm | 0.2692 ppm | 0.3580 ppm | 54.5599 ppm | 13.6524 ppm | 0.0279 ppm |
| Concentration per Run | 0.0545 ppm | 0.5215 ppm | 0.2678 ppm | 0.3578 ppm | 54.7477 ppm | 13.7304 ppm | 0.0339 ppm |
| Concentration RSD | 0.2 % | 0.4 % | 0.3 % | 0.1 % | 0.3 % | 0.3 % | 10.2 % |

| | Mg 279.079 Axial-iFR) | Mn 257.610 Radial-iFR) | Mo 202.030 Axial-iFR) | Na 589.592 Radial-iFR) | Ni 231.604 Axial-iFR) | Pb 220.353 Axial-eUV) | Sb 206.833 Axial-iFR) |
|---|---|---|---|---|---|---|---|
| Concentration average | 15.5504 ppm | 1.0040 ppm | 1.0098 ppm | 11.0454 ppm | 0.5648 ppm | 2.7077 ppm | 0.3531 ppm |
| Concentration per Run | 15.5338 ppm | 1.0058 ppm | 1.0084 ppm | 11.0375 ppm | 0.5626 ppm | 2.7135 ppm | 0.3516 ppm |
| Concentration per Run | 15.6333 ppm | 1.0011 ppm | 1.0158 ppm | 11.0749 ppm | 0.5687 ppm | 2.7065 ppm | 0.3569 ppm |
| Concentration per Run | 15.4841 ppm | 1.0050 ppm | 1.0051 ppm | 11.0239 ppm | 0.5629 ppm | 2.7031 ppm | 0.3508 ppm |
| Concentration RSD | 0.5 % | 0.2 % | 0.5 % | 0.2 % | 0.6 % | 0.2 % | 0.9 % |

| | Se 196.090 Axial-eUV) | Si 212.412 Axial-iFR) | Sn 189.989 Axial-iFR) | Sr 421.552 Radial-iFR) | Ti 334.904 Axial-iFR) | Tl 190.856 Axial-eUV) | V 292.402 Axial-iFR) |
|---|---|---|---|---|---|---|---|
| Concentration average | 0.1110 ppm | 20.8903 [SIC 100] | 0.9706 ppm | 1.0859 ppm | 1.6979 ppm | 0.1159 ppm | 0.6177 ppm |
| Concentration per Run | 0.1094 ppm | 20.7896 ppm | 0.9750 ppm | 1.0902 ppm | 1.7247 ppm | 0.1159 ppm | 0.6151 ppm |
| Concentration per Run | 0.1083 ppm | 20.6733 ppm | 0.9738 ppm | 1.0818 ppm | 1.6672 ppm | 0.1164 ppm | 0.6215 ppm |
| Concentration per Run | 0.1154 ppm | 21.2081 ppm | 0.9628 ppm | 1.0858 ppm | 1.7018 ppm | 0.1153 ppm | 0.6165 ppm |
| Concentration RSD | 3.4 % | 1.3 % | 0.7 % | 0.4 % | 1.7 % | 0.5 % | 0.5 % |

| | Zn 206.200 Axial-iFR) | Sc 361.384 Axial-iFR) | Sc 361.384 Radial-iFR) | Sc 227.318 Axial-eUV) | Y 360.073 Axial-iFR) | Y 371.030 Radial-iFR) | Y 224.306 Axial-eUV) |
|---|---|---|---|---|---|---|---|
| Concentration average | 0.9079 ppm | 98.5827 % | 100.7077 % | 92.9372 % | 101.1050 % | 102.0366 % | 99.4090 % |
| Concentration per Run | 0.9055 ppm | 98.4470 % | 100.8616 % | 92.6698 % | 101.0191 % | 102.0316 % | 99.0930 % |
| Concentration per Run | 0.9137 ppm | 98.0586 % | 101.2989 % | 93.0022 % | 100.7079 % | 103.1724 % | 99.3124 % |
| Concentration per Run | 0.9046 ppm | 99.2424 % | 99.9627 % | 93.1395 % | 101.5881 % | 100.9060 % | 99.8216 % |
| Concentration RSD | 0.6 % | 0.6 % | 0.7 % | 0.3 % | 0.4 % | 1.1 % | 0.4 % |

# ICP DataTrace 11

9/11/2025 7:24:09 AM

LabBook: WG2112807_20250910_T11.imexp

Sample: WG2113148-4d2 WG2113148
Analysis started at: 9/10/2025 11:14:41 PM
Comment <Comment>
Rack Number 3
Vial Numbers 48

| | Ag 328.068 Axial-iFR) | Al 396.152 Radial-iFR) | As 189.042 Axial-eUV) | B 208.959 Axial-iFR) | Ba 455.403 Radial-iFR) | Be 313.042 Radial-iFR) | Ca 315.887 Radial-iFR) |
|---|---|---|---|---|---|---|---|
| Concentration average | 0.1172 ppm | 35.7776 ppm | 0.1344 ppm | 0.9537 ppm | 2.3650 ppm | 0.0572 ppm | 12.5070 ppm |
| Concentration per Run | 0.1177 ppm | 35.9071 ppm | 0.1327 ppm | 0.9497 ppm | 2.3757 ppm | 0.0577 ppm | 12.5268 ppm |
| Concentration per Run | 0.1171 ppm | 35.8524 ppm | 0.1350 ppm | 0.9572 ppm | 2.3709 ppm | 0.0569 ppm | 12.5379 ppm |
| Concentration per Run | 0.1168 ppm | 35.5733 ppm | 0.1354 ppm | 0.9544 ppm | 2.3486 ppm | 0.0569 ppm | 12.4562 ppm |
| Concentration RSD | 0.4 % | 0.5 % | 1.0 % | 0.4 % | 0.6 % | 0.8 % | 0.4 % |

| | Cd 214.438 Axial-iFR) | Co 228.616 Axial-iFR) | Cr 267.716 Axial-iFR) | Cu 324.754 Axial-iFR) | Fe 259.940 Radial-iFR) | K 766.490 Radial-iFR) | Li 670.776 Radial-iFR) |
|---|---|---|---|---|---|---|---|
| Concentration average | 0.0543 ppm | 0.5247 ppm | 0.2662 ppm | 0.3464 ppm | 54.0464 ppm | 13.9173 ppm | 0.0318 ppm |
| Concentration per Run | 0.0542 ppm | 0.5234 ppm | 0.2660 ppm | 0.3457 ppm | 54.7064 ppm | 13.9510 ppm | 0.0346 ppm |
| Concentration per Run | 0.0544 ppm | 0.5257 ppm | 0.2657 ppm | 0.3468 ppm | 53.5742 ppm | 13.9253 ppm | 0.0309 ppm |
| Concentration per Run | 0.0542 ppm | 0.5249 ppm | 0.2670 ppm | 0.3467 ppm | 53.8586 ppm | 13.8756 ppm | 0.0298 ppm |
| Concentration RSD | 0.2 % | 0.2 % | 0.3 % | 0.2 % | 1.1 % | 0.3 % | 7.9 % |

| | Mg 279.079 Axial-iFR) | Mn 257.610 Radial-iFR) | Mo 202.030 Axial-iFR) | Na 589.592 Radial-iFR) | Ni 231.604 Axial-iFR) | Pb 220.353 Axial-eUV) | Sb 206.833 Axial-iFR) |
|---|---|---|---|---|---|---|---|
| Concentration average | 15.5519 ppm | 0.9702 ppm | 1.0171 ppm | 11.1695 ppm | 0.5638 ppm | 1.2032 ppm | 0.3598 ppm |
| Concentration per Run | 15.4735 ppm | 0.9708 ppm | 1.0153 ppm | 11.1076 ppm | 0.5629 ppm | 1.2029 ppm | 0.3569 ppm |
| Concentration per Run | 15.6405 ppm | 0.9708 ppm | 1.0189 ppm | 11.2208 ppm | 0.5648 ppm | 1.2028 ppm | 0.3661 ppm |
| Concentration per Run | 15.5417 ppm | 0.9690 ppm | 1.0170 ppm | 11.1802 ppm | 0.5636 ppm | 1.2040 ppm | 0.3565 ppm |
| Concentration RSD | 0.5 % | 0.1 % | 0.2 % | 0.5 % | 0.2 % | 0.1 % | 1.5 % |

| | Se 196.090 Axial-eUV) | Si 212.412 Axial-iFR) | Sn 189.989 Axial-iFR) | Sr 421.552 Radial-iFR) | Ti 334.904 Axial-iFR) | Tl 190.856 Axial-eUV) | V 292.402 Axial-iFR) |
|---|---|---|---|---|---|---|---|
| Concentration average | 0.1106 ppm | 24.3944 [SIC 100] | 0.9840 ppm | 1.0896 ppm | 1.8056 ppm | 0.1151 ppm | 0.6191 ppm |
| Concentration per Run | 0.1117 ppm | 24.3967 ppm | 0.9817 ppm | 1.0961 ppm | 1.8338 ppm | 0.1156 ppm | 0.6182 ppm |
| Concentration per Run | 0.1112 ppm | 24.6776 ppm | 0.9848 ppm | 1.0895 ppm | 1.8018 ppm | 0.1149 ppm | 0.6194 ppm |
| Concentration per Run | 0.1089 ppm | 24.1088 ppm | 0.9855 ppm | 1.0833 ppm | 1.7814 ppm | 0.1147 ppm | 0.6198 ppm |
| Concentration RSD | 1.3 % | 1.2 % | 0.2 % | 0.6 % | 1.5 % | 0.4 % | 0.1 % |

| | Zn 206.200 Axial-iFR) | Sc 361.384 Axial-iFR) | Sc 361.384 Radial-iFR) | Sc 227.318 Axial-eUV) | Y 360.073 Axial-iFR) | Y 371.030 Radial-iFR) | Y 224.306 Axial-eUV) |
|---|---|---|---|---|---|---|---|
| Concentration average | 0.8139 ppm | 98.2316 % | 100.5821 % | 92.5896 % | 101.5522 % | 103.1456 % | 100.0494 % |
| Concentration per Run | 0.8102 ppm | 98.1866 % | 100.9944 % | 92.2950 % | 101.5848 % | 102.5426 % | 99.8787 % |
| Concentration per Run | 0.8158 ppm | 97.9906 % | 100.2041 % | 92.7845 % | 101.2821 % | 103.9271 % | 100.0483 % |
| Concentration per Run | 0.8157 ppm | 98.5177 % | 100.5478 % | 92.6894 % | 101.7896 % | 102.9671 % | 100.2213 % |
| Concentration RSD | 0.4 % | 0.3 % | 0.4 % | 0.3 % | 0.3 % | 0.7 % | 0.2 % |

# ICP DataTrace 11

9/11/2025 7:24:09 AM

LabBook: WG2112807_20250910_T11.imexp

Sample: WG2113148-5d2 WG2113148
Analysis started at: 9/10/2025 11:16:47 PM
Comment <Comment>
Rack Number 3
Vial Numbers 49

| | Ag 328.068 Axial-iFR) | Al 396.152 Radial-iFR) | As 189.042 Axial-eUV) | B 208.959 Axial-iFR) | Ba 455.403 Radial-iFR) | Be 313.042 Radial-iFR) | Ca 315.887 Radial-iFR) |
|---|---|---|---|---|---|---|---|
| Concentration average | 0.1099 ppm | 31.4349 ppm | 0.1516 ppm | 0.9001 ppm | 2.1836 ppm | 0.0519 ppm | 12.7457 ppm |
| Concentration per Run | 0.1095 ppm | 31.6452 ppm | 0.1510 ppm | 0.8974 ppm | 2.1877 ppm | 0.0521 ppm | 12.7319 ppm |
| Concentration per Run | 0.1102 ppm | 31.4230 ppm | 0.1501 ppm | 0.8999 ppm | 2.1809 ppm | 0.0517 ppm | 12.7758 ppm |
| Concentration per Run | 0.1099 ppm | 31.2364 ppm | 0.1536 ppm | 0.9031 ppm | 2.1823 ppm | 0.0519 ppm | 12.7292 ppm |
| Concentration RSD | 0.3 % | 0.7 % | 1.2 % | 0.3 % | 0.2 % | 0.4 % | 0.2 % |

| | Cd 214.438 Axial-iFR) | Co 228.616 Axial-iFR) | Cr 267.716 Axial-iFR) | Cu 324.754 Axial-iFR) | Fe 259.940 Radial-iFR) | K 766.490 Radial-iFR) | Li 670.776 Radial-iFR) |
|---|---|---|---|---|---|---|---|
| Concentration average | 0.0502 ppm | 0.4785 ppm | 0.2749 ppm | 0.3513 ppm | 62.1865 ppm | 12.7746 ppm | 0.0259 ppm |
| Concentration per Run | 0.0498 ppm | 0.4770 ppm | 0.2730 ppm | 0.3510 ppm | 62.4500 ppm | 12.7922 ppm | 0.0252 ppm |
| Concentration per Run | 0.0505 ppm | 0.4796 ppm | 0.2764 ppm | 0.3515 ppm | 61.6051 ppm | 12.7563 ppm | 0.0252 ppm |
| Concentration per Run | 0.0502 ppm | 0.4790 ppm | 0.2753 ppm | 0.3515 ppm | 62.5044 ppm | 12.7754 ppm | 0.0273 ppm |
| Concentration RSD | 0.7 % | 0.3 % | 0.6 % | 0.1 % | 0.8 % | 0.1 % | 4.6 % |

| | Mg 279.079 Axial-iFR) | Mn 257.610 Radial-iFR) | Mo 202.030 Axial-iFR) | Na 589.592 Radial-iFR) | Ni 231.604 Axial-iFR) | Pb 220.353 Axial-eUV) | Sb 206.833 Axial-iFR) |
|---|---|---|---|---|---|---|---|
| Concentration average | 14.2433 ppm | 0.9624 ppm | 0.9165 ppm | 9.9463 ppm | 0.5175 ppm | 1.8117 ppm | 0.4682 ppm |
| Concentration per Run | 14.1038 ppm | 0.9645 ppm | 0.9106 ppm | 9.9190 ppm | 0.5170 ppm | 1.8189 ppm | 0.4639 ppm |
| Concentration per Run | 14.2932 ppm | 0.9587 ppm | 0.9220 ppm | 9.9737 ppm | 0.5169 ppm | 1.8110 ppm | 0.4717 ppm |
| Concentration per Run | 14.3329 ppm | 0.9639 ppm | 0.9170 ppm | 9.9463 ppm | 0.5187 ppm | 1.8053 ppm | 0.4692 ppm |
| Concentration RSD | 0.9 % | 0.3 % | 0.6 % | 0.3 % | 0.2 % | 0.4 % | 0.9 % |

| | Se 196.090 Axial-eUV) | Si 212.412 Axial-iFR) | Sn 189.989 Axial-iFR) | Sr 421.552 Radial-iFR) | Ti 334.904 Axial-iFR) | Tl 190.856 Axial-eUV) | V 292.402 Axial-iFR) |
|---|---|---|---|---|---|---|---|
| Concentration average | 0.1084 ppm | 19.3895 [SIC 100] | 0.9123 ppm | 0.9770 ppm | 1.6873 ppm | 0.1069 ppm | 0.5769 ppm |
| Concentration per Run | 0.1116 ppm | 19.4662 ppm | 0.9112 ppm | 0.9800 ppm | 1.6920 ppm | 0.1069 ppm | 0.5752 ppm |
| Concentration per Run | 0.1072 ppm | 19.4389 ppm | 0.9094 ppm | 0.9741 ppm | 1.6944 ppm | 0.1064 ppm | 0.5789 ppm |
| Concentration per Run | 0.1064 ppm | 19.2635 ppm | 0.9164 ppm | 0.9771 ppm | 1.6754 ppm | 0.1073 ppm | 0.5766 ppm |
| Concentration RSD | 2.6 % | 0.6 % | 0.4 % | 0.3 % | 0.6 % | 0.5 % | 0.3 % |

| | Zn 206.200 Axial-iFR) | Sc 361.384 Axial-iFR) | Sc 361.384 Radial-iFR) | Sc 227.318 Axial-eUV) | Y 360.073 Axial-iFR) | Y 371.030 Radial-iFR) | Y 224.306 Axial-eUV) |
|---|---|---|---|---|---|---|---|
| Concentration average | 0.9011 ppm | 99.0152 % | 100.9645 % | 93.3762 % | 102.7056 % | 103.1371 % | 100.8835 % |
| Concentration per Run | 0.8971 ppm | 98.9450 % | 100.5578 % | 93.3548 % | 102.5234 % | 103.4537 % | 101.3401 % |
| Concentration per Run | 0.9059 ppm | 98.8802 % | 101.2648 % | 93.0382 % | 102.7048 % | 102.5455 % | 100.2225 % |
| Concentration per Run | 0.9002 ppm | 99.2204 % | 101.0711 % | 93.7355 % | 102.8885 % | 103.4119 % | 101.0880 % |
| Concentration RSD | 0.5 % | 0.2 % | 0.4 % | 0.4 % | 0.2 % | 0.5 % | 0.6 % |

# ICP DataTrace 11

9/11/2025 7:24:09 AM

LabBook: WG2112807_20250910_T11.imexp

Sample: WG2113148-6d10 WG2113148
Analysis started at: 9/10/2025 11:18:54 PM
Comment <Comment>
Rack Number 3
Vial Numbers 50

| | Ag 328.068 Axial-iFR) | Al 396.152 Radial-iFR) | As 189.042 Axial-eUV) | B 208.959 Axial-iFR) | Ba 455.403 Radial-iFR) | Be 313.042 Radial-iFR) | Ca 315.887 Radial-iFR) |
|---|---|---|---|---|---|---|---|
| Concentration average | 0.0123 ppm | 5.8055 ppm | 0.0090 ppm | 0.0006 ppm | 0.0516 ppm | 0.0004 ppm | 0.5506 ppm |
| Concentration per Run | 0.0119 ppm | 5.8226 ppm | 0.0107 ppm | 0.0008 ppm | 0.0524 ppm | 0.0004 ppm | 0.5511 ppm |
| Concentration per Run | 0.0128 ppm | 5.8057 ppm | 0.0092 ppm | 0.0007 ppm | 0.0512 ppm | 0.0004 ppm | 0.5479 ppm |
| Concentration per Run | 0.0121 ppm | 5.7883 ppm | 0.0073 ppm | 0.0002 ppm | 0.0511 ppm | 0.0004 ppm | 0.5529 ppm |
| Concentration RSD | 3.6 % | 0.3 % | 18.9 % | 55.0 % | 1.4 % | 2.6 % | 0.5 % |

| | Cd 214.438 Axial-iFR) | Co 228.616 Axial-iFR) | Cr 267.716 Axial-iFR) | Cu 324.754 Axial-iFR) | Fe 259.940 Radial-iFR) | K 766.490 Radial-iFR) | Li 670.776 Radial-iFR) |
|---|---|---|---|---|---|---|---|
| Concentration average | 0.0004 ppm | 0.0021 ppm | 0.0165 ppm | 0.0208 ppm | 12.2626 ppm | 0.5417 ppm | 0.0044 ppm |
| Concentration per Run | 0.0005 ppm | 0.0022 ppm | 0.0161 ppm | 0.0210 ppm | 12.3099 ppm | 0.5780 ppm | 0.0043 ppm |
| Concentration per Run | 0.0004 ppm | 0.0020 ppm | 0.0164 ppm | 0.0210 ppm | 12.1803 ppm | 0.5154 ppm | 0.0038 ppm |
| Concentration per Run | 0.0003 ppm | 0.0022 ppm | 0.0170 ppm | 0.0206 ppm | 12.2976 ppm | 0.5317 ppm | 0.0051 ppm |
| Concentration RSD | 23.9 % | 5.2 % | 2.8 % | 1.1 % | 0.6 % | 6.0 % | 15.5 % |

| | Mg 279.079 Axial-iFR) | Mn 257.610 Radial-iFR) | Mo 202.030 Axial-iFR) | Na 589.592 Radial-iFR) | Ni 231.604 Axial-iFR) | Pb 220.353 Axial-eUV) | Sb 206.833 Axial-iFR) |
|---|---|---|---|---|---|---|---|
| Concentration average | 0.9542 ppm | 0.0944 ppm | 0.0004 ppm | 0.0437 ppm | 0.0086 ppm | 0.2550 ppm | 0.0030 ppm |
| Concentration per Run | 0.9524 ppm | 0.0942 ppm | 0.0003 ppm | 0.0430 ppm | 0.0082 ppm | 0.2550 ppm | 0.0033 ppm |
| Concentration per Run | 0.9457 ppm | 0.0947 ppm | 0.0007 ppm | 0.0505 ppm | 0.0085 ppm | 0.2550 ppm | 0.0045 ppm |
| Concentration per Run | 0.9644 ppm | 0.0944 ppm | 0.0002 ppm | 0.0376 ppm | 0.0090 ppm | 0.2551 ppm | 0.0011 ppm |
| Concentration RSD | 1.0 % | 0.3 % | 62.4 % | 14.9 % | 5.1 % | 0.0 % | 57.2 % |

| | Se 196.090 Axial-eUV) | Si 212.412 Axial-iFR) | Sn 189.989 Axial-iFR) | Sr 421.552 Radial-iFR) | Ti 334.904 Axial-iFR) | Tl 190.856 Axial-eUV) | V 292.402 Axial-iFR) |
|---|---|---|---|---|---|---|---|
| Concentration average | 0.0006 ppm | 3.6589 ppm | 0.0023 ppm | 0.0037 ppm | 0.1457 ppm | 0.0008 ppm | 0.0165 ppm |
| Concentration per Run | 0.0016 ppm | 3.7971 ppm | 0.0018 ppm | 0.0036 ppm | 0.1510 ppm | 0.0005 ppm | 0.0165 ppm |
| Concentration per Run | 0.0002 ppm | 3.4888 ppm | 0.0024 ppm | 0.0039 ppm | 0.1402 ppm | 0.0010 ppm | 0.0164 ppm |
| Concentration per Run | -0.0002 ppm | 3.6908 ppm | 0.0028 ppm | 0.0034 ppm | 0.1460 ppm | 0.0011 ppm | 0.0165 ppm |
| Concentration RSD | 173.3 % | 4.3 % | 21.3 % | 6.6 % | 3.7 % | 34.6 % | 0.3 % |

| | Zn 206.200 Axial-iFR) | Sc 361.384 Axial-iFR) | Sc 361.384 Radial-iFR) | Sc 227.318 Axial-eUV) | Y 360.073 Axial-iFR) | Y 371.030 Radial-iFR) | Y 224.306 Axial-eUV) |
|---|---|---|---|---|---|---|---|
| Concentration average | 0.0913 ppm | 101.6286 % | 101.7064 % | 98.9313 % | 101.5857 % | 100.0082 % | 99.8175 % |
| Concentration per Run | 0.0915 ppm | 101.1815 % | 102.2704 % | 98.6057 % | 101.1169 % | 99.6175 % | 99.5091 % |
| Concentration per Run | 0.0909 ppm | 102.2830 % | 101.4283 % | 98.3861 % | 101.9688 % | 100.9571 % | 99.1927 % |
| Concentration per Run | 0.0916 ppm | 101.4211 % | 101.4206 % | 99.8022 % | 101.6713 % | 99.4499 % | 100.7507 % |
| Concentration RSD | 0.4 % | 0.6 % | 0.5 % | 0.8 % | 0.4 % | 0.8 % | 0.8 % |

# ICP DataTrace 11

9/11/2025 7:24:09 AM

LabBook: WG2112807_20250910_T11.imexp

Sample: CCV
Analysis started at: 9/10/2025 11:21:00 PM
Comment <Comment>
Rack Number 0
Vial Numbers 3

| | Ag 328.068 Axial-iFR) | Al 396.152 Radial-iFR) | As 189.042 Axial-eUV) | B 208.959 Axial-iFR) | Ba 455.403 Radial-iFR) | Be 313.042 Radial-iFR) | Ca 315.887 Radial-iFR) |
|---|---|---|---|---|---|---|---|
| Concentration average | **0.5072 ppm** | 0.4914 ppm | 0.4847 ppm | 0.4664 ppm | 0.5074 ppm | 0.5251 ppm | 0.5065 ppm |
| Concentration per Run | 0.5063 ppm | 0.4956 ppm | 0.4822 ppm | 0.4614 ppm | 0.5079 ppm | 0.5270 ppm | 0.5056 ppm |
| Concentration per Run | 0.5080 ppm | 0.4906 ppm | 0.4861 ppm | 0.4661 ppm | 0.5096 ppm | 0.5265 ppm | 0.5084 ppm |
| Concentration per Run | 0.5072 ppm | 0.4880 ppm | 0.4859 ppm | 0.4715 ppm | 0.5047 ppm | 0.5218 ppm | 0.5055 ppm |
| Recovery Percentage | 101.437 % | 98.276 % | 96.944 % | 93.272 % | 101.475 % | 105.016 % | 101.303 % |
| Concentration RSD | 0.2 % | 0.8 % | 0.5 % | 1.1 % | 0.5 % | 0.5 % | 0.3 % |

| | Cd 214.438 Axial-iFR) | Co 228.616 Axial-iFR) | Cr 267.716 Axial-iFR) | Cu 324.754 Axial-iFR) | Fe 259.940 Radial-iFR) | K 766.490 Radial-iFR) | Li 670.776 Radial-iFR) |
|---|---|---|---|---|---|---|---|
| Concentration average | 0.4962 ppm | 0.5107 ppm | 0.5133 ppm | 0.5283 ppm | 0.5128 ppm | 5.3052 ppm | 0.5246 ppm |
| Concentration per Run | 0.4942 ppm | 0.5111 ppm | 0.5117 ppm | 0.5274 ppm | 0.5136 ppm | 5.3152 ppm | 0.5242 ppm |
| Concentration per Run | 0.4966 ppm | 0.5084 ppm | 0.5117 ppm | 0.5282 ppm | 0.5167 ppm | 5.3236 ppm | 0.5263 ppm |
| Concentration per Run | 0.4978 ppm | 0.5125 ppm | 0.5165 ppm | 0.5292 ppm | 0.5081 ppm | 5.2768 ppm | 0.5233 ppm |
| Recovery Percentage | 99.243 % | 102.133 % | 102.664 % | 105.654 % | 102.561 % | 106.104 % | 104.917 % |
| Concentration RSD | 0.4 % | 0.4 % | 0.5 % | 0.2 % | 0.8 % | 0.5 % | 0.3 % |

| | Mg 279.079 Axial-iFR) | Mn 257.610 Radial-iFR) | Mo 202.030 Axial-iFR) | Na 589.592 Radial-iFR) | Ni 231.604 Axial-iFR) | Pb 220.353 Axial-eUV) | Sb 206.833 Axial-iFR) |
|---|---|---|---|---|---|---|---|
| Concentration average | 0.5065 ppm | 0.5168 ppm | 0.4810 ppm | 10.2720 ppm | 0.5151 ppm | 0.5132 ppm | 0.5022 ppm |
| Concentration per Run | 0.5035 ppm | 0.5191 ppm | 0.4781 ppm | 10.2749 ppm | 0.5131 ppm | 0.5118 ppm | 0.5017 ppm |
| Concentration per Run | 0.5081 ppm | 0.5182 ppm | 0.4833 ppm | 10.2097 ppm | 0.5162 ppm | 0.5143 ppm | 0.5044 ppm |
| Concentration per Run | 0.5078 ppm | 0.5131 ppm | 0.4816 ppm | 10.3313 ppm | 0.5161 ppm | 0.5135 ppm | 0.5005 ppm |
| Recovery Percentage | 101.296 % | 103.362 % | 96.202 % | 102.720 % | 103.029 % | 102.633 % | 100.443 % |
| Concentration RSD | 0.5 % | 0.6 % | 0.6 % | 0.6 % | 0.3 % | 0.2 % | 0.4 % |

| | Se 196.090 Axial-eUV) | Si 212.412 Axial-iFR) | Sn 189.989 Axial-iFR) | Sr 421.552 Radial-iFR) | Ti 334.904 Axial-iFR) | Tl 190.856 Axial-eUV) | V 292.402 Axial-iFR) |
|---|---|---|---|---|---|---|---|
| Concentration average | 0.4775 ppm | 5.3377 ppm | 0.4749 ppm | 0.5116 ppm | 0.5061 ppm | **0.4768 ppm** | 0.5196 ppm |
| Concentration per Run | 0.4737 ppm | 5.3202 ppm | 0.4701 ppm | 0.5128 ppm | 0.5045 ppm | 0.4774 ppm | 0.5178 ppm |
| Concentration per Run | 0.4773 ppm | 5.3373 ppm | 0.4777 ppm | 0.5128 ppm | 0.5064 ppm | 0.4752 ppm | 0.5201 ppm |
| Concentration per Run | 0.4814 ppm | 5.3555 ppm | 0.4769 ppm | 0.5092 ppm | 0.5075 ppm | 0.4779 ppm | 0.5210 ppm |
| Recovery Percentage | 95.499 % | 101.670 % | 94.982 % | 102.329 % | 101.227 % | 95.366 % | 103.928 % |
| Concentration RSD | 0.8 % | 0.3 % | 0.9 % | 0.4 % | 0.3 % | 0.3 % | 0.3 % |

| | Zn 206.200 Axial-iFR) | Sc 361.384 Axial-iFR) | Sc 361.384 Radial-iFR) | Sc 227.318 Axial-eUV) | Y 360.073 Axial-iFR) | Y 371.030 Radial-iFR) | Y 224.306 Axial-eUV) |
|---|---|---|---|---|---|---|---|
| Concentration average | 0.4764 ppm | 99.6523 % | 100.6885 % | 96.9512 % | 98.2918 % | 97.6529 % | 96.3295 % |
| Concentration per Run | 0.4736 ppm | 100.4897 % | 100.5199 % | 96.5381 % | 99.0543 % | 97.4363 % | 95.9284 % |
| Concentration per Run | 0.4776 ppm | 99.0550 % | 100.0926 % | 97.0119 % | 97.4305 % | 96.8914 % | 96.4123 % |
| Concentration per Run | 0.4780 ppm | 99.4122 % | 101.4530 % | 97.3037 % | 98.3907 % | 98.6311 % | 96.6478 % |
| Recovery Percentage | 95.284 % | | | | | | |
| Concentration RSD | 0.5 % | 0.7 % | 0.7 % | 0.4 % | 0.8 % | 0.9 % | 0.4 % |

# ICP DataTrace 11

9/11/2025 7:24:09 AM

LabBook: WG2112807_20250910_T11.imexp

Sample: CCB
Analysis started at: 9/10/2025 11:23:07 PM
Comment <Comment>
Rack Number 0
Vial Numbers 4

| | Ag 328.068 Axial-iFR) | Al 396.152 Radial-iFR) | As 189.042 Axial-eUV) | B 208.959 Axial-iFR) | Ba 455.403 Radial-iFR) | Be 313.042 Radial-iFR) | Ca 315.887 Radial-iFR) |
|---|---|---|---|---|---|---|---|
| Concentration average | 0.0003 ppm | 0.0005 ppm | -0.0014 ppm | -0.0009 ppm | 0.0001 ppm | 0.0000 ppm | 0.0021 ppm |
| Concentration per Run | 0.0005 ppm | 0.0035 ppm | -0.0013 ppm | -0.0011 ppm | 0.0001 ppm | 0.0000 ppm | 0.0025 ppm |
| Concentration per Run | 0.0001 ppm | -0.0027 ppm | -0.0015 ppm | -0.0010 ppm | 0.0000 ppm | 0.0001 ppm | 0.0014 ppm |
| Concentration per Run | 0.0003 ppm | 0.0006 ppm | -0.0013 ppm | -0.0005 ppm | 0.0001 ppm | 0.0000 ppm | 0.0025 ppm |
| Recovery Percentage | 4.406 % | 0.488 % | -28.100 % | -2.937 % | 0.958 % | 0.304 % | 2.132 % |
| Concentration RSD | 60.3 % | 635.1 % | 8.4 % | 41.4 % | 56.7 % | 353.0 % | 30.3 % |

| | Cd 214.438 Axial-iFR) | Co 228.616 Axial-iFR) | Cr 267.716 Axial-iFR) | Cu 324.754 Axial-iFR) | Fe 259.940 Radial-iFR) | K 766.490 Radial-iFR) | Li 670.776 Radial-iFR) |
|---|---|---|---|---|---|---|---|
| Concentration average | -0.0001 ppm | -0.0006 ppm | 0.0002 ppm | 0.0002 ppm | 0.0003 ppm | -0.0008 ppm | -0.0004 ppm |
| Concentration per Run | 0.0000 ppm | -0.0006 ppm | 0.0001 ppm | 0.0001 ppm | -0.0002 ppm | 0.0092 ppm | -0.0012 ppm |
| Concentration per Run | -0.0001 ppm | -0.0007 ppm | 0.0003 ppm | 0.0007 ppm | 0.0000 ppm | -0.0182 ppm | 0.0002 ppm |
| Concentration per Run | -0.0001 ppm | -0.0006 ppm | 0.0002 ppm | -0.0002 ppm | 0.0010 ppm | 0.0067 ppm | -0.0001 ppm |
| Recovery Percentage | -1.218 % | -3.188 % | 1.974 % | 2.103 % | 0.528 % | -0.031 % | -7.664 % |
| Concentration RSD | 76.7 % | 10.3 % | 37.6 % | 220.5 % | 240.7 % | 1,951.7 % | 193.1 % |

| | Mg 279.079 Axial-iFR) | Mn 257.610 Radial-iFR) | Mo 202.030 Axial-iFR) | Na 589.592 Radial-iFR) | Ni 231.604 Axial-iFR) | Pb 220.353 Axial-eUV) | Sb 206.833 Axial-iFR) |
|---|---|---|---|---|---|---|---|
| Concentration average | -0.0004 ppm | -0.0003 ppm | 0.0000 ppm | -0.0002 ppm | -0.0004 ppm | -0.0012 ppm | -0.0012 ppm |
| Concentration per Run | -0.0007 ppm | -0.0002 ppm | 0.0002 ppm | 0.0021 ppm | -0.0003 ppm | -0.0013 ppm | -0.0059 ppm |
| Concentration per Run | -0.0019 ppm | -0.0004 ppm | -0.0002 ppm | 0.0020 ppm | -0.0005 ppm | -0.0013 ppm | -0.0012 ppm |
| Concentration per Run | 0.0014 ppm | -0.0002 ppm | -0.0001 ppm | -0.0046 ppm | -0.0003 ppm | -0.0011 ppm | 0.0034 ppm |
| Recovery Percentage | -0.407 % | -2.743 % | -0.094 % | -0.008 % | -1.546 % | -12.258 % | -2.478 % |
| Concentration RSD | 416.5 % | 28.8 % | 426.6 % | 2,387.7 % | 36.2 % | 8.3 % | 377.1 % |

| | Se 196.090 Axial-eUV) | Si 212.412 Axial-iFR) | Sn 189.989 Axial-iFR) | Sr 421.552 Radial-iFR) | Ti 334.904 Axial-iFR) | Tl 190.856 Axial-eUV) | V 292.402 Axial-iFR) |
|---|---|---|---|---|---|---|---|
| Concentration average | 0.0033 ppm | 0.0002 ppm | -0.0010 ppm | 0.0000 ppm | -0.0001 ppm | 0.0009 ppm | 0.0001 ppm |
| Concentration per Run | 0.0022 ppm | 0.0004 ppm | -0.0015 ppm | 0.0000 ppm | -0.0002 ppm | 0.0013 ppm | -0.0001 ppm |
| Concentration per Run | 0.0027 ppm | 0.0009 ppm | 0.0000 ppm | 0.0000 ppm | 0.0001 ppm | 0.0006 ppm | 0.0002 ppm |
| Concentration per Run | 0.0050 ppm | -0.0006 ppm | -0.0015 ppm | 0.0000 ppm | 0.0000 ppm | 0.0009 ppm | 0.0002 ppm |
| Recovery Percentage | 33.158 % | 0.043 % | -1.988 % | 0.073 % | -0.514 % | 4.699 % | 0.783 % |
| Concentration RSD | 46.1 % | 366.1 % | 86.2 % | 431.2 % | 317.1 % | 34.9 % | 217.0 % |

| | Zn 206.200 Axial-iFR) | Sc 361.384 Axial-iFR) | Sc 361.384 Radial-iFR) | Sc 227.318 Axial-eUV) | Y 360.073 Axial-iFR) | Y 371.030 Radial-iFR) | Y 224.306 Axial-eUV) |
|---|---|---|---|---|---|---|---|
| Concentration average | 0.0001 ppm | 97.9454 % | 98.5574 % | 95.4707 % | 98.5484 % | 97.3975 % | 96.6928 % |
| Concentration per Run | 0.0002 ppm | 97.4378 % | 98.2947 % | 95.0757 % | 97.7866 % | 97.8313 % | 96.0624 % |
| Concentration per Run | 0.0000 ppm | 98.2356 % | 98.0437 % | 95.9079 % | 98.6888 % | 96.7992 % | 97.3294 % |
| Concentration per Run | -0.0001 ppm | 98.1626 % | 99.3338 % | 95.4286 % | 99.1699 % | 97.5620 % | 96.6865 % |
| Recovery Percentage | 1.028 % | | | | | | |
| Concentration RSD | 255.8 % | 0.5 % | 0.7 % | 0.4 % | 0.7 % | 0.5 % | 0.7 % |

# ICP DataTrace 11

9/11/2025 7:24:09 AM

LabBook: WG2112807_20250910_T11.imexp

Sample: CCV
Analysis started at: 9/10/2025 11:25:14 PM
Comment <Comment>
Rack Number 0
Vial Numbers 3

| | Ag 328.068 Axial-iFR) | Al 396.152 Radial-iFR) | As 189.042 Axial-eUV) | B 208.959 Axial-iFR) | Ba 455.403 Radial-iFR) | Be 313.042 Radial-iFR) | Ca 315.887 Radial-iFR) |
|---|---|---|---|---|---|---|---|
| Concentration average | 0.5092 ppm | 0.4914 ppm | 0.4840 ppm | 0.4662 ppm | 0.5116 ppm | 0.5274 ppm | 0.5049 ppm |
| Concentration per Run | 0.5042 ppm | 0.4891 ppm | 0.4841 ppm | 0.4648 ppm | 0.5086 ppm | 0.5252 ppm | 0.5035 ppm |
| Concentration per Run | 0.5098 ppm | 0.4999 ppm | 0.4837 ppm | 0.4657 ppm | 0.5132 ppm | 0.5288 ppm | 0.5109 ppm |
| Concentration per Run | 0.5137 ppm | 0.4850 ppm | 0.4842 ppm | 0.4682 ppm | 0.5129 ppm | 0.5282 ppm | 0.5003 ppm |
| Recovery Percentage | 101.849 % | 98.270 % | 96.798 % | 93.246 % | 102.313 % | 105.482 % | 100.982 % |
| Concentration RSD | 0.9 % | 1.6 % | 0.1 % | 0.4 % | 0.5 % | 0.4 % | 1.1 % |

| | Cd 214.438 Axial-iFR) | Co 228.616 Axial-iFR) | Cr 267.716 Axial-iFR) | Cu 324.754 Axial-iFR) | Fe 259.940 Radial-iFR) | K 766.490 Radial-iFR) | Li 670.776 Radial-iFR) |
|---|---|---|---|---|---|---|---|
| Concentration average | 0.4982 ppm | 0.5130 ppm | 0.5145 ppm | 0.5301 ppm | 0.5113 ppm | 5.3341 ppm | 0.5298 ppm |
| Concentration per Run | 0.4951 ppm | 0.5112 ppm | 0.5114 ppm | 0.5270 ppm | 0.5125 ppm | 5.3020 ppm | 0.5307 ppm |
| Concentration per Run | 0.4978 ppm | 0.5134 ppm | 0.5140 ppm | 0.5307 ppm | 0.5108 ppm | 5.3352 ppm | 0.5300 ppm |
| Concentration per Run | 0.5019 ppm | 0.5145 ppm | 0.5181 ppm | 0.5326 ppm | 0.5107 ppm | 5.3651 ppm | 0.5288 ppm |
| Recovery Percentage | 99.650 % | 102.608 % | 102.894 % | 106.016 % | 102.269 % | 106.682 % | 105.965 % |
| Concentration RSD | 0.7 % | 0.3 % | 0.7 % | 0.5 % | 0.2 % | 0.6 % | 0.2 % |

| | Mg 279.079 Axial-iFR) | Mn 257.610 Radial-iFR) | Mo 202.030 Axial-iFR) | Na 589.592 Radial-iFR) | Ni 231.604 Axial-iFR) | Pb 220.353 Axial-eUV) | Sb 206.833 Axial-iFR) |
|---|---|---|---|---|---|---|---|
| Concentration average | 0.5070 ppm | 0.5186 ppm | 0.4823 ppm | 10.3187 ppm | 0.5178 ppm | 0.5164 ppm | 0.5037 ppm |
| Concentration per Run | 0.5005 ppm | 0.5168 ppm | 0.4794 ppm | 10.3085 ppm | 0.5160 ppm | 0.5154 ppm | 0.5004 ppm |
| Concentration per Run | 0.5071 ppm | 0.5199 ppm | 0.4818 ppm | 10.3148 ppm | 0.5177 ppm | 0.5162 ppm | 0.5053 ppm |
| Concentration per Run | 0.5135 ppm | 0.5191 ppm | 0.4858 ppm | 10.3327 ppm | 0.5199 ppm | 0.5175 ppm | 0.5053 ppm |
| Recovery Percentage | 101.408 % | 103.721 % | 96.467 % | 103.187 % | 103.569 % | 103.270 % | 100.732 % |
| Concentration RSD | 1.3 % | 0.3 % | 0.7 % | 0.1 % | 0.4 % | 0.2 % | 0.6 % |

| | Se 196.090 Axial-eUV) | Si 212.412 Axial-iFR) | Sn 189.989 Axial-iFR) | Sr 421.552 Radial-iFR) | Ti 334.904 Axial-iFR) | Tl 190.856 Axial-eUV) | V 292.402 Axial-iFR) |
|---|---|---|---|---|---|---|---|
| Concentration average | 0.4771 ppm | 5.3625 ppm | 0.4812 ppm | 0.5150 ppm | 0.5072 ppm | 0.4788 ppm | 0.5221 ppm |
| Concentration per Run | 0.4818 ppm | 5.3292 ppm | 0.4796 ppm | 0.5126 ppm | 0.5001 ppm | 0.4789 ppm | 0.5188 ppm |
| Concentration per Run | 0.4751 ppm | 5.3438 ppm | 0.4846 ppm | 0.5169 ppm | 0.5068 ppm | 0.4779 ppm | 0.5226 ppm |
| Concentration per Run | 0.4744 ppm | 5.4145 ppm | 0.4794 ppm | 0.5155 ppm | 0.5147 ppm | 0.4795 ppm | 0.5251 ppm |
| Recovery Percentage | 95.424 % | 102.143 % | 96.242 % | 102.995 % | 101.440 % | 95.758 % | 104.427 % |
| Concentration RSD | 0.9 % | 0.9 % | 0.6 % | 0.4 % | 1.4 % | 0.2 % | 0.6 % |

| | Zn 206.200 Axial-iFR) | Sc 361.384 Axial-iFR) | Sc 361.384 Radial-iFR) | Sc 227.318 Axial-eUV) | Y 360.073 Axial-iFR) | Y 371.030 Radial-iFR) | Y 224.306 Axial-eUV) |
|---|---|---|---|---|---|---|---|
| Concentration average | 0.4783 ppm | 99.5489 % | 100.2164 % | 96.4321 % | 97.8081 % | 97.1310 % | 95.9477 % |
| Concentration per Run | 0.4760 ppm | 99.6979 % | 100.4836 % | 96.3789 % | 97.4536 % | 97.3437 % | 95.9691 % |
| Concentration per Run | 0.4788 ppm | 99.4987 % | 100.0554 % | 96.7557 % | 97.7244 % | 96.5532 % | 96.3945 % |
| Concentration per Run | 0.4802 ppm | 99.4501 % | 100.1101 % | 96.1616 % | 98.2463 % | 97.4962 % | 95.4794 % |
| Recovery Percentage | 95.668 % | | | | | | |
| Concentration RSD | 0.5 % | 0.1 % | 0.2 % | 0.3 % | 0.4 % | 0.5 % | 0.5 % |

# ICP DataTrace 11

9/11/2025 7:24:09 AM

LabBook: WG2112807_20250910_T11.imexp

Sample: CCB
Analysis started at: 9/10/2025 11:27:21 PM
Comment <Comment>
Rack Number 0
Vial Numbers 4

| | Ag 328.068 Axial-iFR) | Al 396.152 Radial-iFR) | As 189.042 Axial-eUV) | B 208.959 Axial-iFR) | Ba 455.403 Radial-iFR) | Be 313.042 Radial-iFR) | Ca 315.887 Radial-iFR) |
|---|---|---|---|---|---|---|---|
| Concentration average | -0.0002 ppm | 0.0015 ppm | -0.0008 ppm | -0.0011 ppm | 0.0001 ppm | 0.0000 ppm | 0.0008 ppm |
| Concentration per Run | -0.0005 ppm | 0.0040 ppm | -0.0002 ppm | -0.0015 ppm | 0.0001 ppm | 0.0000 ppm | 0.0008 ppm |
| Concentration per Run | 0.0003 ppm | -0.0043 ppm | -0.0017 ppm | -0.0007 ppm | 0.0001 ppm | 0.0000 ppm | 0.0032 ppm |
| Concentration per Run | -0.0004 ppm | 0.0048 ppm | -0.0004 ppm | -0.0010 ppm | 0.0001 ppm | 0.0000 ppm | -0.0017 ppm |
| Recovery Percentage | -2.916 % | 1.509 % | -15.865 % | -3.581 % | 0.966 % | -0.096 % | 0.766 % |
| Concentration RSD | 218.9 % | 334.7 % | 104.8 % | 37.0 % | 11.5 % | 484.9 % | 315.8 % |

| | Cd 214.438 Axial-iFR) | Co 228.616 Axial-iFR) | Cr 267.716 Axial-iFR) | Cu 324.754 Axial-iFR) | Fe 259.940 Radial-iFR) | K 766.490 Radial-iFR) | Li 670.776 Radial-iFR) |
|---|---|---|---|---|---|---|---|
| Concentration average | 0.0001 ppm | -0.0003 ppm | 0.0000 ppm | 0.0002 ppm | 0.0002 ppm | -0.0098 ppm | -0.0016 ppm |
| Concentration per Run | 0.0000 ppm | -0.0004 ppm | 0.0002 ppm | 0.0005 ppm | 0.0006 ppm | 0.0132 ppm | -0.0029 ppm |
| Concentration per Run | 0.0001 ppm | -0.0003 ppm | 0.0001 ppm | 0.0002 ppm | 0.0002 ppm | -0.0243 ppm | -0.0016 ppm |
| Concentration per Run | 0.0001 ppm | -0.0002 ppm | -0.0003 ppm | -0.0001 ppm | -0.0002 ppm | -0.0185 ppm | -0.0002 ppm |
| Recovery Percentage | 1.619 % | -1.602 % | 0.191 % | 2.320 % | 0.369 % | -0.394 % | -31.316 % |
| Concentration RSD | 65.2 % | 31.6 % | 1,312.9 % | 121.5 % | 200.1 % | 205.1 % | 85.0 % |

| | Mg 279.079 Axial-iFR) | Mn 257.610 Radial-iFR) | Mo 202.030 Axial-iFR) | Na 589.592 Radial-iFR) | Ni 231.604 Axial-iFR) | Pb 220.353 Axial-eUV) | Sb 206.833 Axial-iFR) |
|---|---|---|---|---|---|---|---|
| Concentration average | -0.0012 ppm | -0.0001 ppm | 0.0001 ppm | 0.0013 ppm | -0.0003 ppm | -0.0010 ppm | -0.0019 ppm |
| Concentration per Run | -0.0043 ppm | 0.0000 ppm | 0.0004 ppm | 0.0060 ppm | -0.0006 ppm | -0.0013 ppm | 0.0005 ppm |
| Concentration per Run | 0.0023 ppm | 0.0001 ppm | 0.0006 ppm | -0.0012 ppm | 0.0003 ppm | -0.0008 ppm | -0.0031 ppm |
| Concentration per Run | -0.0016 ppm | -0.0003 ppm | -0.0007 ppm | -0.0008 ppm | -0.0005 ppm | -0.0009 ppm | -0.0030 ppm |
| Recovery Percentage | -1.194 % | -0.772 % | 0.181 % | 0.067 % | -1.103 % | -9.779 % | -3.707 % |
| Concentration RSD | 280.0 % | 242.2 % | 723.3 % | 300.4 % | 177.7 % | 25.9 % | 109.8 % |

| | Se 196.090 Axial-eUV) | Si 212.412 Axial-iFR) | Sn 189.989 Axial-iFR) | Sr 421.552 Radial-iFR) | Ti 334.904 Axial-iFR) | Tl 190.856 Axial-eUV) | V 292.402 Axial-iFR) |
|---|---|---|---|---|---|---|---|
| Concentration average | 0.0007 ppm | 0.0008 ppm | -0.0001 ppm | 0.0001 ppm | -0.0001 ppm | 0.0012 ppm | -0.0001 ppm |
| Concentration per Run | 0.0035 ppm | 0.0010 ppm | -0.0008 ppm | 0.0000 ppm | -0.0002 ppm | 0.0019 ppm | -0.0002 ppm |
| Concentration per Run | -0.0009 ppm | 0.0013 ppm | 0.0008 ppm | 0.0001 ppm | -0.0002 ppm | -0.0002 ppm | 0.0000 ppm |
| Concentration per Run | -0.0006 ppm | 0.0000 ppm | -0.0003 ppm | 0.0002 ppm | 0.0000 ppm | 0.0019 ppm | 0.0000 ppm |
| Recovery Percentage | 6.574 % | 0.160 % | -0.221 % | 0.659 % | -1.328 % | 5.960 % | -0.608 % |
| Concentration RSD | 380.3 % | 87.9 % | 744.3 % | 150.9 % | 95.0 % | 104.2 % | 199.5 % |

| | Zn 206.200 Axial-iFR) | Sc 361.384 Axial-iFR) | Sc 361.384 Radial-iFR) | Sc 227.318 Axial-eUV) | Y 360.073 Axial-iFR) | Y 371.030 Radial-iFR) | Y 224.306 Axial-eUV) |
|---|---|---|---|---|---|---|---|
| Concentration average | 0.0001 ppm | 95.7822 % | 96.6314 % | 93.7191 % | 96.3888 % | 95.0412 % | 94.7173 % |
| Concentration per Run | -0.0003 ppm | 95.5018 % | 96.5000 % | 93.6501 % | 96.1724 % | 94.2713 % | 94.5779 % |
| Concentration per Run | 0.0002 ppm | 96.2190 % | 97.0710 % | 94.2458 % | 96.5418 % | 95.1337 % | 95.3012 % |
| Concentration per Run | 0.0003 ppm | 95.6257 % | 96.3232 % | 93.2614 % | 96.4521 % | 95.7186 % | 94.2728 % |
| Recovery Percentage | 1.708 % | | | | | | |
| Concentration RSD | 371.4 % | 0.4 % | 0.4 % | 0.5 % | 0.2 % | 0.8 % | 0.6 % |

# ICP DataTrace 8

9/10/2025 9:12:19 PM

LabBook: WG2112846_09102025T8.imexp

Sample: Blank JMF Trace8
Analysis started at: 9/10/2025 8:40:53 AM
Rack 0
Vial 1
Comment <Comment>

| | Ag 328.068 Axial-iFR) | Al 396.152 Radial-iFR) | As 189.042 Axial-eUV) | B 208.959 Axial-iFR) | Ba 455.403 Radial-iFR) | Be 313.042 Radial-iFR) | Ca 315.887 Radial-iFR) |
|---|---|---|---|---|---|---|---|
| Concentration average | 0.0000 ppm | 0.0000 ppm | 0.0000 ppm | 0.0000 ppm | 0.0000 ppm | 0.0000 ppm | 0.0000 ppm |
| Concentration per Run | 0.0000 ppm | 0.0000 ppm | 0.0000 ppm | 0.0000 ppm | 0.0000 ppm | 0.0000 ppm | 0.0000 ppm |
| Concentration RSD | 1.6 % | -0.2 % | -0.5 % | 0.6 % | 0.2 % | -0.2 % | 0.1 % |

| | Cd 214.438 Axial-iFR) | Co 228.616 Axial-iFR) | Cr 267.716 Axial-iFR) | Cu 324.754 Axial-iFR) | Fe 259.940 Radial-iFR) | K 766.490 Radial-iFR) | Li 670.776 Radial-iFR) |
|---|---|---|---|---|---|---|---|
| Concentration average | 0.0000 ppm | 0.0000 ppm | 0.0000 ppm | 0.0000 ppm | 0.0000 ppm | 0.0000 ppm | 0.0000 ppm |
| Concentration per Run | 0.0000 ppm | 0.0000 ppm | 0.0000 ppm | 0.0000 ppm | 0.0000 ppm | 0.0000 ppm | 0.0000 ppm |
| Concentration RSD | 2.6 % | 0.1 % | -0.3 % | 0.0 % | -0.2 % | 1.3 % | -5.9 % |

| | Mg 279.079 Axial-iFR) | Mn 257.610 Radial-iFR) | Mo 202.030 Axial-iFR) | Na 589.592 Radial-iFR) | Ni 231.604 Axial-iFR) | Pb 220.353 Axial-eUV) | Sb 206.833 Axial-iFR) |
|---|---|---|---|---|---|---|---|
| Concentration average | 0.0000 ppm | 0.0000 ppm | 0.0000 ppm | 0.0000 ppm | 0.0000 ppm | 0.0000 ppm | 0.0000 ppm |
| Concentration per Run | 0.0000 ppm | 0.0000 ppm | 0.0000 ppm | 0.0000 ppm | 0.0000 ppm | 0.0000 ppm | 0.0000 ppm |
| Concentration RSD | -0.2 % | -0.3 % | 1.1 % | 0.1 % | 0.7 % | 0.2 % | -2.4 % |

| | Se 196.090 Axial-eUV) | Si 212.412 Axial-iFR) | Sn 189.989 Axial-iFR) | Sr 421.552 Radial-iFR) | Ti 334.904 Axial-iFR) | Tl 190.856 Axial-eUV) | V 292.402 Axial-iFR) |
|---|---|---|---|---|---|---|---|
| Concentration average | 0.0000 ppm | 0.0000 ppm | 0.0000 ppm | 0.0000 ppm | 0.0000 ppm | 0.0000 ppm | 0.0000 ppm |
| Concentration per Run | 0.0000 ppm | 0.0000 ppm | 0.0000 ppm | 0.0000 ppm | 0.0000 ppm | 0.0000 ppm | 0.0000 ppm |
| Concentration RSD | -2.1 % | 0.0 % | 0.4 % | 0.1 % | -0.1 % | -0.4 % | -0.9 % |

| | Zn 206.200 Axial-iFR) | Sc 361.384 Axial-iFR) | Sc 361.384 Radial-iFR) | Sc 227.318 Axial-eUV) | Y 360.073 Axial-iFR) | Y 371.030 Radial-iFR) | Y 224.306 Axial-eUV) |
|---|---|---|---|---|---|---|---|
| Concentration average | 0.0000 ppm | 100.0000 % | 100.0000 % | 100.0000 % | 100.0000 % | 100.0000 % | 100.0000 % |
| Concentration per Run | 0.0000 ppm | 100.0000 % | 100.0000 % | 100.0000 % | 100.0000 % | 100.0000 % | 100.0000 % |
| Concentration RSD | 0.2 % | 0.0 % | 0.0 % | 0.0 % | 0.0 % | 0.0 % | 0.0 % |

# ICP DataTrace 8

9/10/2025 9:12:19 PM

LabBook: WG2112846_09102025T8.imexp

Sample: ICAL
Analysis started at: 9/10/2025 8:44:07 AM
Rack 0
Vial 2
Comment <Comment>

| | Ag 328.068 Axial-iFR) | Al 396.152 Radial-iFR) | As 189.042 Axial-eUV) | B 208.959 Axial-iFR) | Ba 455.403 Radial-iFR) | Be 313.042 Radial-iFR) | Ca 315.887 Radial-iFR) |
|---|---|---|---|---|---|---|---|
| Concentration average | 1.0000 ppm | 25.0000 ppm | 1.0000 ppm | 1.0000 ppm | 1.0000 ppm | 1.0000 ppm | 10.0000 ppm |
| Concentration per Run | **0.9986 ppm** | **25.0317 ppm** | **1.0023 ppm** | **1.0018 ppm** | **1.0000 ppm** | **0.9943 ppm** | **9.8723 ppm** |
| Concentration per Run | **0.9943 ppm** | **25.1449 ppm** | **0.9956 ppm** | **0.9959 ppm** | **1.0139 ppm** | **1.0066 ppm** | **9.9963 ppm** |
| Concentration per Run | **1.0072 ppm** | **24.8233 ppm** | **1.0021 ppm** | **1.0023 ppm** | **0.9861 ppm** | **0.9991 ppm** | **10.1314 ppm** |
| Concentration RSD | 0.7 % | 0.7 % | 0.4 % | 0.4 % | 1.4 % | 0.6 % | 1.3 % |

| | Cd 214.438 Axial-iFR) | Co 228.616 Axial-iFR) | Cr 267.716 Axial-iFR) | Cu 324.754 Axial-iFR) | Fe 259.940 Radial-iFR) | K 766.490 Radial-iFR) | Li 670.776 Radial-iFR) |
|---|---|---|---|---|---|---|---|
| Concentration average | 1.0000 ppm | 1.0000 ppm | 1.0000 ppm | 1.0000 ppm | 25.0000 ppm | 35.0000 ppm | 1.0000 ppm |
| Concentration per Run | **1.0042 ppm** | **1.0010 ppm** | **1.0029 ppm** | **0.9978 ppm** | **24.8672 ppm** | 35.1267 ppm | **0.9800 ppm** |
| Concentration per Run | **0.9876 ppm** | **0.9912 ppm** | **0.9942 ppm** | **0.9999 ppm** | **25.1121 ppm** | 35.1228 ppm | **0.9900 ppm** |
| Concentration per Run | **1.0081 ppm** | **1.0078 ppm** | **1.0029 ppm** | **1.0023 ppm** | **25.0207 ppm** | 34.7504 ppm | **1.0300 ppm** |
| Concentration RSD | 1.1 % | 0.8 % | 0.5 % | 0.2 % | 0.5 % | 0.6 % | 2.6 % |

| | Mg 279.079 Axial-iFR) | Mn 257.610 Radial-iFR) | Mo 202.030 Axial-iFR) | Na 589.592 Radial-iFR) | Ni 231.604 Axial-iFR) | Pb 220.353 Axial-eUV) | Sb 206.833 Axial-iFR) |
|---|---|---|---|---|---|---|---|
| Concentration average | 10.0000 ppm | 1.0000 ppm | 1.0000 ppm | 25.0000 ppm | 1.0000 ppm | 1.0000 ppm | 1.0000 ppm |
| Concentration per Run | **10.0357 ppm** | **0.9952 ppm** | **0.9980 ppm** | 24.8661 ppm | **1.0016 ppm** | **0.9990 ppm** | **1.0012 ppm** |
| Concentration per Run | **9.9055 ppm** | **1.0037 ppm** | **0.9910 ppm** | 25.0310 ppm | **0.9899 ppm** | **1.0024 ppm** | **0.9883 ppm** |
| Concentration per Run | **10.0589 ppm** | **1.0011 ppm** | **1.0110 ppm** | 25.1028 ppm | **1.0084 ppm** | **0.9986 ppm** | **1.0104 ppm** |
| Concentration RSD | 0.8 % | 0.4 % | 1.0 % | 0.5 % | 0.9 % | 0.2 % | 1.1 % |

| | Se 196.090 Axial-eUV) | Si 212.412 Axial-iFR) | Sn 189.989 Axial-iFR) | Sr 421.552 Radial-iFR) | Ti 334.904 Axial-iFR) | Tl 190.856 Axial-eUV) | V 292.402 Axial-iFR) |
|---|---|---|---|---|---|---|---|
| Concentration average | 1.0000 ppm | 10.0000 ppm | 1.0000 ppm | 1.0000 ppm | 1.0000 ppm | 1.0000 ppm | 1.0000 ppm |
| Concentration per Run | **1.0047 ppm** | **9.9096 ppm** | **1.0005 ppm** | **0.9928 ppm** | **0.9972 ppm** | **1.0005 ppm** | **1.0013 ppm** |
| Concentration per Run | **0.9955 ppm** | **9.9384 ppm** | **0.9923 ppm** | **1.0012 ppm** | **0.9973 ppm** | **1.0012 ppm** | **0.9967 ppm** |
| Concentration per Run | **0.9998 ppm** | **10.1520 ppm** | **1.0072 ppm** | **1.0060 ppm** | **1.0055 ppm** | **0.9983 ppm** | **1.0020 ppm** |
| Concentration RSD | 0.5 % | 1.3 % | 0.7 % | 0.7 % | 0.5 % | 0.2 % | 0.3 % |

| | Zn 206.200 Axial-iFR) | Sc 361.384 Axial-iFR) | Sc 361.384 Radial-iFR) | Sc 227.318 Axial-eUV) | Y 360.073 Axial-iFR) | Y 371.030 Radial-iFR) | Y 224.306 Axial-eUV) |
|---|---|---|---|---|---|---|---|
| Concentration average | 1.0000 ppm | 98.3005 % | 100.2616 % | 93.0353 % | 96.6208 % | 100.0966 % | 98.3550 % |
| Concentration per Run | **1.0038 ppm** | 98.4282 % | 101.4389 % | 92.9012 % | 96.3643 % | **99.3280 %** | 98.3604 % |
| Concentration per Run | **0.9903 ppm** | 98.7817 % | 99.9457 % | 93.3879 % | 96.9624 % | **98.6180 %** | 98.6400 % |
| Concentration per Run | **1.0058 ppm** | 97.6917 % | 99.4004 % | 92.8167 % | 96.5356 % | **102.3438 %** | 98.0648 % |
| Concentration RSD | 0.8 % | 0.6 % | 1.1 % | 0.3 % | 0.3 % | 2.0 % | 0.3 % |

# ICP DataTrace 8

9/10/2025 9:12:19 PM

LabBook: WG2112846_09102025T8.imexp

Sample: ICV
Analysis started at: 9/10/2025 8:47:30 AM
Rack 0
Vial 3
Comment <Comment>

| | Ag 328.068 Axial-iFR) | Al 396.152 Radial-iFR) | As 189.042 Axial-eUV) | B 208.959 Axial-iFR) | Ba 455.403 Radial-iFR) | Be 313.042 Radial-iFR) | Ca 315.887 Radial-iFR) |
|---|---|---|---|---|---|---|---|
| Concentration average | 0.4817 ppm | 0.4900 ppm | 0.4661 ppm | 0.4851 ppm | 0.4926 ppm | 0.5037 ppm | 0.4933 ppm |
| Concentration per Run | 0.4808 ppm | 0.4897 ppm | 0.4621 ppm | 0.4861 ppm | 0.4888 ppm | 0.4994 ppm | 0.4892 ppm |
| Concentration per Run | 0.4837 ppm | 0.4914 ppm | 0.4650 ppm | 0.4844 ppm | 0.4944 ppm | 0.5060 ppm | 0.4943 ppm |
| Concentration per Run | 0.4806 ppm | 0.4889 ppm | 0.4712 ppm | 0.4849 ppm | 0.4947 ppm | 0.5057 ppm | 0.4964 ppm |
| Recovery Percentage | 96.339 % | 98.001 % | 93.229 % | 97.029 % | 98.524 % | 100.743 % | 98.656 % |
| Concentration RSD | 0.4 % | 0.3 % | 1.0 % | 0.2 % | 0.7 % | 0.7 % | 0.7 % |

| | Cd 214.438 Axial-iFR) | Co 228.616 Axial-iFR) | Cr 267.716 Axial-iFR) | Cu 324.754 Axial-iFR) | Fe 259.940 Radial-iFR) | K 766.490 Radial-iFR) | Li 670.776 Radial-iFR) |
|---|---|---|---|---|---|---|---|
| Concentration average | 0.4957 ppm | 0.5026 ppm | 0.4936 ppm | 0.5010 ppm | 0.5068 ppm | 5.1078 ppm | 0.5012 ppm |
| Concentration per Run | 0.4986 ppm | 0.5038 ppm | 0.4951 ppm | 0.5014 ppm | 0.5026 ppm | 5.0783 ppm | 0.4955 ppm |
| Concentration per Run | 0.4950 ppm | 0.5026 ppm | 0.4933 ppm | 0.5014 ppm | 0.5087 ppm | 5.1287 ppm | 0.5034 ppm |
| Concentration per Run | 0.4935 ppm | 0.5015 ppm | 0.4924 ppm | 0.5003 ppm | 0.5093 ppm | 5.1163 ppm | 0.5047 ppm |
| Recovery Percentage | 99.141 % | 100.524 % | 98.718 % | 100.205 % | 101.367 % | 102.156 % | 100.237 % |
| Concentration RSD | 0.5 % | 0.2 % | 0.3 % | 0.1 % | 0.7 % | 0.5 % | 1.0 % |

| | Mg 279.079 Axial-iFR) | Mn 257.610 Radial-iFR) | Mo 202.030 Axial-iFR) | Na 589.592 Radial-iFR) | Ni 231.604 Axial-iFR) | Pb 220.353 Axial-eUV) | Sb 206.833 Axial-iFR) |
|---|---|---|---|---|---|---|---|
| Concentration average | 0.4980 ppm | 0.5028 ppm | 0.4963 ppm | 10.1208 ppm | 0.5048 ppm | 0.4911 ppm | 0.5045 ppm |
| Concentration per Run | 0.4968 ppm | 0.5008 ppm | 0.4981 ppm | 10.0606 ppm | 0.5061 ppm | 0.4888 ppm | 0.5073 ppm |
| Concentration per Run | 0.5023 ppm | 0.5037 ppm | 0.4958 ppm | 10.1482 ppm | 0.5043 ppm | 0.4895 ppm | 0.5039 ppm |
| Concentration per Run | 0.4948 ppm | 0.5038 ppm | 0.4951 ppm | 10.1538 ppm | 0.5041 ppm | 0.4949 ppm | 0.5025 ppm |
| Recovery Percentage | 99.599 % | 100.555 % | 99.261 % | 101.208 % | 100.963 % | 98.218 % | 100.910 % |
| Concentration RSD | 0.8 % | 0.3 % | 0.3 % | 0.5 % | 0.2 % | 0.7 % | 0.5 % |

| | Se 196.090 Axial-eUV) | Si 212.412 Axial-iFR) | Sn 189.989 Axial-iFR) | Sr 421.552 Radial-iFR) | Ti 334.904 Axial-iFR) | Tl 190.856 Axial-eUV) | V 292.402 Axial-iFR) |
|---|---|---|---|---|---|---|---|
| Concentration average | 0.4773 ppm | 5.3462 ppm | 0.5023 ppm | 0.4976 ppm | 0.4955 ppm | 0.5007 ppm | 0.4985 ppm |
| Concentration per Run | 0.4749 ppm | 5.3399 ppm | 0.5075 ppm | 0.4960 ppm | 0.4954 ppm | 0.4958 ppm | 0.4991 ppm |
| Concentration per Run | 0.4770 ppm | 5.3503 ppm | 0.5001 ppm | 0.4984 ppm | 0.4958 ppm | 0.5019 ppm | 0.4981 ppm |
| Concentration per Run | 0.4799 ppm | 5.3486 ppm | 0.4995 ppm | 0.4985 ppm | 0.4953 ppm | 0.5046 ppm | 0.4982 ppm |
| Recovery Percentage | 95.451 % | 101.833 % | 100.469 % | 99.524 % | 99.104 % | 100.148 % | 99.698 % |
| Concentration RSD | 0.5 % | 0.1 % | 0.9 % | 0.3 % | 0.1 % | 0.9 % | 0.1 % |

| | Zn 206.200 Axial-iFR) | Sc 361.384 Axial-iFR) | Sc 361.384 Radial-iFR) | Sc 227.318 Axial-eUV) | Y 360.073 Axial-iFR) | Y 371.030 Radial-iFR) | Y 224.306 Axial-eUV) |
|---|---|---|---|---|---|---|---|
| Concentration average | 0.4934 ppm | 101.9627 % | 101.8405 % | 98.8630 % | 100.9996 % | 100.6163 % | 101.0295 % |
| Concentration per Run | 0.4968 ppm | 101.9905 % | 102.6813 % | 98.6959 % | 101.3297 % | 101.1108 % | 100.6280 % |
| Concentration per Run | 0.4942 ppm | 101.7178 % | 101.9872 % | 99.3370 % | 100.3188 % | 101.3114 % | 101.2556 % |
| Concentration per Run | 0.4891 ppm | 102.1797 % | 100.8530 % | 98.5561 % | 101.3503 % | 99.4268 % | 101.2051 % |
| Recovery Percentage | 98.677 % | | | | | | |
| Concentration RSD | 0.8 % | 0.2 % | 0.9 % | 0.4 % | 0.6 % | 1.0 % | 0.3 % |

# ICP DataTrace 8

9/10/2025 9:12:19 PM

LabBook: WG2112846_09102025T8.imexp

Sample: ICB
Analysis started at: 9/10/2025 8:50:54 AM
Rack 0
Vial 4
Comment <Comment>

| | Ag 328.068 Axial-iFR) | Al 396.152 Radial-iFR) | As 189.042 Axial-eUV) | B 208.959 Axial-iFR) | Ba 455.403 Radial-iFR) | Be 313.042 Radial-iFR) | Ca 315.887 Radial-iFR) |
|---|---|---|---|---|---|---|---|
| Concentration average | 0.0004 ppm | -0.0009 ppm | 0.0007 ppm | 0.0010 ppm | 0.0000 ppm | 0.0001 ppm | 0.0001 ppm |
| Concentration per Run | 0.0004 ppm | -0.0006 ppm | 0.0009 ppm | 0.0003 ppm | 0.0000 ppm | 0.0001 ppm | -0.0025 ppm |
| Concentration per Run | 0.0005 ppm | 0.0007 ppm | 0.0008 ppm | 0.0010 ppm | 0.0000 ppm | 0.0000 ppm | 0.0021 ppm |
| Concentration per Run | 0.0003 ppm | -0.0029 ppm | 0.0005 ppm | 0.0018 ppm | 0.0001 ppm | 0.0001 ppm | 0.0008 ppm |
| Recovery Percentage | 8.058 % | -0.926 % | 14.402 % | 3.478 % | 0.233 % | 1.524 % | 0.108 % |
| Concentration RSD | 35.5 % | 196.3 % | 30.5 % | 68.7 % | 204.6 % | 33.7 % | 2,175.0 % |

| | Cd 214.438 Axial-iFR) | Co 228.616 Axial-iFR) | Cr 267.716 Axial-iFR) | Cu 324.754 Axial-iFR) | Fe 259.940 Radial-iFR) | K 766.490 Radial-iFR) | Li 670.776 Radial-iFR) |
|---|---|---|---|---|---|---|---|
| Concentration average | 0.0001 ppm | 0.0003 ppm | 0.0002 ppm | -0.0001 ppm | 0.0015 ppm | 0.0128 ppm | 0.0001 ppm |
| Concentration per Run | 0.0001 ppm | 0.0002 ppm | 0.0004 ppm | -0.0001 ppm | 0.0013 ppm | 0.0139 ppm | 0.0000 ppm |
| Concentration per Run | 0.0001 ppm | 0.0005 ppm | 0.0003 ppm | -0.0003 ppm | 0.0023 ppm | 0.0188 ppm | -0.0002 ppm |
| Concentration per Run | 0.0000 ppm | 0.0002 ppm | 0.0000 ppm | -0.0001 ppm | 0.0009 ppm | 0.0057 ppm | 0.0006 ppm |
| Recovery Percentage | 1.501 % | 3.058 % | 2.179 % | -1.419 % | 2.997 % | 0.511 % | 1.202 % |
| Concentration RSD | 115.3 % | 58.4 % | 97.8 % | 67.3 % | 47.7 % | 51.8 % | 347.5 % |

| | Mg 279.079 Axial-iFR) | Mn 257.610 Radial-iFR) | Mo 202.030 Axial-iFR) | Na 589.592 Radial-iFR) | Ni 231.604 Axial-iFR) | Pb 220.353 Axial-eUV) | Sb 206.833 Axial-iFR) |
|---|---|---|---|---|---|---|---|
| Concentration average | 0.0012 ppm | 0.0000 ppm | 0.0053 ppm | 0.0015 ppm | 0.0002 ppm | 0.0008 ppm | 0.0031 ppm |
| Concentration per Run | 0.0024 ppm | 0.0000 ppm | 0.0055 ppm | 0.0007 ppm | 0.0002 ppm | 0.0007 ppm | -0.0002 ppm |
| Concentration per Run | 0.0014 ppm | 0.0000 ppm | 0.0049 ppm | 0.0026 ppm | 0.0000 ppm | 0.0014 ppm | 0.0043 ppm |
| Concentration per Run | -0.0001 ppm | 0.0000 ppm | 0.0054 ppm | 0.0012 ppm | 0.0004 ppm | 0.0004 ppm | 0.0051 ppm |
| Recovery Percentage | 1.234 % | -0.151 % | 10.527 % | 0.075 % | 0.750 % | 8.085 % | 6.208 % |
| Concentration RSD | 100.3 % | 213.0 % | 6.0 % | 65.6 % | 124.6 % | 62.1 % | 91.8 % |

| | Se 196.090 Axial-eUV) | Si 212.412 Axial-iFR) | Sn 189.989 Axial-iFR) | Sr 421.552 Radial-iFR) | Ti 334.904 Axial-iFR) | Tl 190.856 Axial-eUV) | V 292.402 Axial-iFR) |
|---|---|---|---|---|---|---|---|
| Concentration average | 0.0048 ppm | 0.0017 ppm | 0.0010 ppm | 0.0001 ppm | 0.0005 ppm | 0.0008 ppm | 0.0000 ppm |
| Concentration per Run | 0.0055 ppm | 0.0018 ppm | 0.0007 ppm | 0.0000 ppm | 0.0006 ppm | 0.0015 ppm | 0.0000 ppm |
| Concentration per Run | 0.0049 ppm | 0.0011 ppm | 0.0016 ppm | 0.0000 ppm | 0.0003 ppm | 0.0014 ppm | 0.0002 ppm |
| Concentration per Run | 0.0039 ppm | 0.0022 ppm | 0.0007 ppm | 0.0001 ppm | 0.0006 ppm | -0.0004 ppm | 0.0000 ppm |
| Recovery Percentage | 47.667 % | 0.337 % | 1.978 % | 0.510 % | 5.073 % | 3.959 % | 0.418 % |
| Concentration RSD | 16.6 % | 32.6 % | 52.0 % | 73.5 % | 27.6 % | 135.2 % | 254.5 % |

| | Zn 206.200 Axial-iFR) | Sc 361.384 Axial-iFR) | Sc 361.384 Radial-iFR) | Sc 227.318 Axial-eUV) | Y 360.073 Axial-iFR) | Y 371.030 Radial-iFR) | Y 224.306 Axial-eUV) |
|---|---|---|---|---|---|---|---|
| Concentration average | 0.0000 ppm | 100.6775 % | 99.2415 % | 101.5002 % | 102.1307 % | 100.2002 % | 101.7637 % |
| Concentration per Run | 0.0000 ppm | 101.2846 % | 98.8822 % | 100.8515 % | 102.8001 % | 100.2801 % | 101.2509 % |
| Concentration per Run | 0.0001 ppm | 99.8117 % | 99.4710 % | 101.8707 % | 101.7688 % | 100.2660 % | 101.9646 % |
| Concentration per Run | 0.0000 ppm | 100.9364 % | 99.3714 % | 101.7783 % | 101.8233 % | 100.0546 % | 102.0756 % |
| Recovery Percentage | 0.633 % | | | | | | |
| Concentration RSD | 76.0 % | 0.8 % | 0.3 % | 0.6 % | 0.6 % | 0.1 % | 0.4 % |

# ICP DataTrace 8

9/10/2025 9:12:19 PM

LabBook: WG2112846_09102025T8.imexp

Sample: ICV
Analysis started at: 9/10/2025 9:06:07 AM
Rack 0
Vial 10
Comment changed position

| | Ag 328.068 Axial-iFR) | Al 396.152 Radial-iFR) | As 189.042 Axial-eUV) | B 208.959 Axial-iFR) | Ba 455.403 Radial-iFR) | Be 313.042 Radial-iFR) | Ca 315.887 Radial-iFR) |
|---|---|---|---|---|---|---|---|
| Concentration average | **0.4813 ppm** | 0.4995 ppm | 0.4757 ppm | 0.5103 ppm | 0.5014 ppm | 0.5104 ppm | 0.5050 ppm |
| Concentration per Run | 0.4803 ppm | 0.4994 ppm | 0.4781 ppm | 0.5089 ppm | 0.5000 ppm | 0.5091 ppm | 0.5071 ppm |
| Concentration per Run | 0.4817 ppm | 0.5015 ppm | 0.4745 ppm | 0.5113 ppm | 0.5001 ppm | 0.5097 ppm | 0.5005 ppm |
| Concentration per Run | 0.4819 ppm | 0.4976 ppm | 0.4745 ppm | 0.5108 ppm | 0.5040 ppm | 0.5125 ppm | 0.5073 ppm |
| Recovery Percentage | 96.259 % | 99.904 % | 95.143 % | 102.062 % | 100.273 % | 102.087 % | 100.995 % |
| Concentration RSD | 0.2 % | 0.4 % | 0.4 % | 0.2 % | 0.5 % | 0.4 % | 0.8 % |

| | Cd 214.438 Axial-iFR) | Co 228.616 Axial-iFR) | Cr 267.716 Axial-iFR) | Cu 324.754 Axial-iFR) | Fe 259.940 Radial-iFR) | K 766.490 Radial-iFR) | Li 670.776 Radial-iFR) |
|---|---|---|---|---|---|---|---|
| Concentration average | 0.5044 ppm | 0.5119 ppm | 0.5006 ppm | 0.5160 ppm | 0.5077 ppm | 5.2126 ppm | 0.5077 ppm |
| Concentration per Run | 0.5046 ppm | 0.5113 ppm | 0.4994 ppm | 0.5144 ppm | 0.5054 ppm | 5.2089 ppm | 0.5102 ppm |
| Concentration per Run | 0.5049 ppm | 0.5117 ppm | 0.5017 ppm | 0.5171 ppm | 0.5084 ppm | 5.2085 ppm | 0.5096 ppm |
| Concentration per Run | 0.5036 ppm | 0.5128 ppm | 0.5007 ppm | 0.5165 ppm | 0.5092 ppm | 5.2203 ppm | 0.5035 ppm |
| Recovery Percentage | 100.871 % | 102.384 % | 100.115 % | 103.197 % | 101.531 % | 104.251 % | 101.548 % |
| Concentration RSD | 0.1 % | 0.1 % | 0.2 % | 0.3 % | 0.4 % | 0.1 % | 0.7 % |

| | Mg 279.079 Axial-iFR) | Mn 257.610 Radial-iFR) | Mo 202.030 Axial-iFR) | Na 589.592 Radial-iFR) | Ni 231.604 Axial-iFR) | Pb 220.353 Axial-eUV) | Sb 206.833 Axial-iFR) |
|---|---|---|---|---|---|---|---|
| Concentration average | 0.5133 ppm | 0.5091 ppm | 0.4926 ppm | 10.2817 ppm | 0.5137 ppm | 0.4959 ppm | 0.5158 ppm |
| Concentration per Run | 0.5126 ppm | 0.5078 ppm | 0.4894 ppm | 10.2512 ppm | 0.5120 ppm | 0.4974 ppm | 0.5135 ppm |
| Concentration per Run | 0.5121 ppm | 0.5076 ppm | 0.4941 ppm | 10.2638 ppm | 0.5147 ppm | 0.4941 ppm | 0.5172 ppm |
| Concentration per Run | 0.5152 ppm | 0.5119 ppm | 0.4943 ppm | 10.3303 ppm | 0.5143 ppm | 0.4963 ppm | 0.5167 ppm |
| Recovery Percentage | 102.664 % | 101.819 % | 98.521 % | 102.817 % | 102.732 % | 99.189 % | 103.159 % |
| Concentration RSD | 0.3 % | 0.5 % | 0.6 % | 0.4 % | 0.3 % | 0.3 % | 0.4 % |

| | Se 196.090 Axial-eUV) | Si 212.412 Axial-iFR) | Sn 189.989 Axial-iFR) | Sr 421.552 Radial-iFR) | Ti 334.904 Axial-iFR) | Tl 190.856 Axial-eUV) | V 292.402 Axial-iFR) |
|---|---|---|---|---|---|---|---|
| Concentration average | 0.4887 ppm | 5.4907 ppm | 0.5059 ppm | 0.5061 ppm | 0.4991 ppm | **0.5024 ppm** | 0.5062 ppm |
| Concentration per Run | 0.4886 ppm | 5.4584 ppm | 0.5050 ppm | 0.5051 ppm | 0.4994 ppm | 0.5028 ppm | 0.5060 ppm |
| Concentration per Run | 0.4894 ppm | 5.5157 ppm | 0.5068 ppm | 0.5053 ppm | 0.4991 ppm | 0.5037 ppm | 0.5062 ppm |
| Concentration per Run | 0.4881 ppm | 5.4979 ppm | 0.5057 ppm | 0.5080 ppm | 0.4988 ppm | 0.5007 ppm | 0.5065 ppm |
| Recovery Percentage | 97.741 % | 104.584 % | 101.172 % | 101.223 % | 99.814 % | 100.480 % | 101.249 % |
| Concentration RSD | 0.1 % | 0.5 % | 0.2 % | 0.3 % | 0.1 % | 0.3 % | 0.1 % |

| | Zn 206.200 Axial-iFR) | Sc 361.384 Axial-iFR) | Sc 361.384 Radial-iFR) | Sc 227.318 Axial-eUV) | Y 360.073 Axial-iFR) | Y 371.030 Radial-iFR) | Y 224.306 Axial-eUV) |
|---|---|---|---|---|---|---|---|
| Concentration average | 0.5052 ppm | 99.1779 % | 101.7474 % | 97.2376 % | 97.6398 % | 100.7539 % | 98.1237 % |
| Concentration per Run | 0.5061 ppm | 99.8657 % | 102.1411 % | 96.8506 % | 98.2306 % | 101.3404 % | 97.6965 % |
| Concentration per Run | 0.5050 ppm | 98.8910 % | 102.4512 % | 97.8569 % | 97.8083 % | 101.1853 % | 98.5587 % |
| Concentration per Run | 0.5044 ppm | 98.7768 % | 100.6500 % | 97.0053 % | 96.8805 % | 99.7362 % | 98.1158 % |
| Recovery Percentage | 101.036 % | | | | | | |
| Concentration RSD | 0.2 % | 0.6 % | 0.9 % | 0.6 % | 0.7 % | 0.9 % | 0.4 % |

# ICP DataTrace 8

9/10/2025 9:12:19 PM

LabBook: WG2112846_09102025T8.imexp

Sample: ICB
Analysis started at: 9/10/2025 9:09:47 AM
Rack 0
Vial 4
Comment <Comment>

| | Ag 328.068 Axial-iFR) | Al 396.152 Radial-iFR) | As 189.042 Axial-eUV) | B 208.959 Axial-iFR) | Ba 455.403 Radial-iFR) | Be 313.042 Radial-iFR) | Ca 315.887 Radial-iFR) |
|---|---|---|---|---|---|---|---|
| Concentration average | 0.0001 ppm | 0.0012 ppm | 0.0011 ppm | 0.0001 ppm | 0.0000 ppm | 0.0001 ppm | 0.0002 ppm |
| Concentration per Run | -0.0002 ppm | 0.0000 ppm | 0.0004 ppm | -0.0002 ppm | 0.0000 ppm | 0.0000 ppm | 0.0005 ppm |
| Concentration per Run | 0.0001 ppm | 0.0009 ppm | 0.0007 ppm | 0.0008 ppm | 0.0000 ppm | 0.0001 ppm | 0.0005 ppm |
| Concentration per Run | 0.0002 ppm | 0.0026 ppm | 0.0021 ppm | -0.0004 ppm | 0.0000 ppm | 0.0001 ppm | -0.0003 ppm |
| Recovery Percentage | 1.233 % | 1.164 % | 21.509 % | 0.304 % | 0.357 % | 1.203 % | 0.242 % |
| Concentration RSD | 355.0 % | 113.8 % | 86.6 % | 721.4 % | 33.5 % | 32.4 % | 196.3 % |

| | Cd 214.438 Axial-iFR) | Co 228.616 Axial-iFR) | Cr 267.716 Axial-iFR) | Cu 324.754 Axial-iFR) | Fe 259.940 Radial-iFR) | K 766.490 Radial-iFR) | Li 670.776 Radial-iFR) |
|---|---|---|---|---|---|---|---|
| Concentration average | 0.0000 ppm | 0.0002 ppm | 0.0003 ppm | -0.0002 ppm | 0.0003 ppm | 0.0046 ppm | 0.0000 ppm |
| Concentration per Run | 0.0000 ppm | 0.0002 ppm | 0.0004 ppm | -0.0003 ppm | 0.0007 ppm | -0.0117 ppm | -0.0002 ppm |
| Concentration per Run | 0.0000 ppm | -0.0002 ppm | 0.0003 ppm | -0.0002 ppm | 0.0004 ppm | 0.0089 ppm | -0.0005 ppm |
| Concentration per Run | 0.0000 ppm | 0.0006 ppm | 0.0001 ppm | -0.0002 ppm | -0.0001 ppm | 0.0167 ppm | 0.0006 ppm |
| Recovery Percentage | 0.419 % | 2.020 % | 2.840 % | -2.326 % | 0.699 % | 0.186 % | -0.240 % |
| Concentration RSD | 173.1 % | 177.1 % | 51.0 % | 16.3 % | 127.6 % | 315.2 % | 2,464.4 % |

| | Mg 279.079 Axial-iFR) | Mn 257.610 Radial-iFR) | Mo 202.030 Axial-iFR) | Na 589.592 Radial-iFR) | Ni 231.604 Axial-iFR) | Pb 220.353 Axial-eUV) | Sb 206.833 Axial-iFR) |
|---|---|---|---|---|---|---|---|
| Concentration average | 0.0012 ppm | 0.0000 ppm | 0.0046 ppm | 0.0007 ppm | -0.0001 ppm | 0.0004 ppm | 0.0007 ppm |
| Concentration per Run | 0.0006 ppm | 0.0000 ppm | 0.0044 ppm | -0.0004 ppm | 0.0000 ppm | 0.0004 ppm | 0.0008 ppm |
| Concentration per Run | 0.0017 ppm | 0.0000 ppm | 0.0046 ppm | 0.0000 ppm | -0.0003 ppm | 0.0010 ppm | -0.0003 ppm |
| Concentration per Run | 0.0013 ppm | 0.0000 ppm | 0.0046 ppm | 0.0024 ppm | -0.0001 ppm | -0.0003 ppm | 0.0015 ppm |
| Recovery Percentage | 1.189 % | 0.198 % | 9.103 % | 0.033 % | -0.494 % | 3.789 % | 1.322 % |
| Concentration RSD | 46.3 % | 135.0 % | 2.6 % | 229.0 % | 136.7 % | 171.3 % | 133.7 % |

| | Se 196.090 Axial-eUV) | Si 212.412 Axial-iFR) | Sn 189.989 Axial-iFR) | Sr 421.552 Radial-iFR) | Ti 334.904 Axial-iFR) | Tl 190.856 Axial-eUV) | V 292.402 Axial-iFR) |
|---|---|---|---|---|---|---|---|
| Concentration average | 0.0028 ppm | 0.0001 ppm | 0.0004 ppm | 0.0000 ppm | 0.0005 ppm | 0.0014 ppm | 0.0000 ppm |
| Concentration per Run | 0.0025 ppm | -0.0003 ppm | 0.0004 ppm | 0.0000 ppm | 0.0006 ppm | 0.0015 ppm | 0.0002 ppm |
| Concentration per Run | 0.0045 ppm | 0.0001 ppm | 0.0002 ppm | 0.0000 ppm | 0.0003 ppm | 0.0019 ppm | -0.0002 ppm |
| Concentration per Run | 0.0014 ppm | 0.0004 ppm | 0.0005 ppm | 0.0000 ppm | 0.0006 ppm | 0.0009 ppm | 0.0001 ppm |
| Recovery Percentage | 28.137 % | 0.013 % | 0.736 % | 0.306 % | 5.005 % | 7.159 % | 0.273 % |
| Concentration RSD | 54.3 % | 479.3 % | 34.7 % | 85.9 % | 33.0 % | 36.1 % | 782.0 % |

| | Zn 206.200 Axial-iFR) | Sc 361.384 Axial-iFR) | Sc 361.384 Radial-iFR) | Sc 227.318 Axial-eUV) | Y 360.073 Axial-iFR) | Y 371.030 Radial-iFR) | Y 224.306 Axial-eUV) |
|---|---|---|---|---|---|---|---|
| Concentration average | 0.0001 ppm | 101.3813 % | 99.1851 % | 101.5668 % | 102.2652 % | 99.4439 % | 101.9200 % |
| Concentration per Run | 0.0001 ppm | 101.3105 % | 98.8703 % | 101.6994 % | 102.1457 % | 100.1461 % | 102.2664 % |
| Concentration per Run | 0.0000 ppm | 101.3693 % | 99.0513 % | 101.8571 % | 102.1139 % | 99.5786 % | 102.0393 % |
| Concentration per Run | 0.0001 ppm | 101.4642 % | 99.6337 % | 101.1437 % | 102.5360 % | 98.6070 % | 101.4544 % |
| Recovery Percentage | 1.167 % | | | | | | |
| Concentration RSD | 62.9 % | 0.1 % | 0.4 % | 0.4 % | 0.2 % | 0.8 % | 0.4 % |

# ICP DataTrace 8

9/10/2025 9:12:19 PM

LabBook: WG2112846_09102025T8.imexp

Sample: LLOQ
Analysis started at: 9/10/2025 9:13:12 AM
Rack 0
Vial 5
Comment <Comment>

| | Ag 328.068 Axial-iFR) | Al 396.152 Radial-iFR) | As 189.042 Axial-eUV) | B 208.959 Axial-iFR) | Ba 455.403 Radial-iFR) | Be 313.042 Radial-iFR) | Ca 315.887 Radial-iFR) |
|---|---|---|---|---|---|---|---|
| Concentration average | 0.0050 ppm | 0.1011 ppm | 0.0048 ppm | 0.0291 ppm | 0.0100 ppm | 0.0050 ppm | 0.0962 ppm |
| Concentration per Run | 0.0053 ppm | 0.1005 ppm | 0.0055 ppm | 0.0284 ppm | 0.0099 ppm | 0.0050 ppm | 0.0987 ppm |
| Concentration per Run | 0.0049 ppm | 0.1003 ppm | 0.0045 ppm | 0.0295 ppm | 0.0099 ppm | 0.0050 ppm | 0.0944 ppm |
| Concentration per Run | 0.0048 ppm | 0.1024 ppm | 0.0045 ppm | 0.0293 ppm | 0.0101 ppm | 0.0051 ppm | 0.0956 ppm |
| Recovery Percentage | 99.662 % | 101.077 % | 96.221 % | 96.898 % | 99.715 % | 100.881 % | 96.223 % |
| Concentration RSD | 4.8 % | 1.1 % | 11.9 % | 2.1 % | 0.7 % | 0.5 % | 2.3 % |

| | Cd 214.438 Axial-iFR) | Co 228.616 Axial-iFR) | Cr 267.716 Axial-iFR) | Cu 324.754 Axial-iFR) | Fe 259.940 Radial-iFR) | K 766.490 Radial-iFR) | Li 670.776 Radial-iFR) |
|---|---|---|---|---|---|---|---|
| Concentration average | 0.0038 ppm | 0.0100 ppm | 0.0097 ppm | 0.0098 ppm | 0.0523 ppm | 2.6354 ppm | 0.0109 ppm |
| Concentration per Run | 0.0038 ppm | 0.0101 ppm | 0.0096 ppm | 0.0097 ppm | 0.0527 ppm | 2.6376 ppm | 0.0113 ppm |
| Concentration per Run | 0.0038 ppm | 0.0101 ppm | 0.0098 ppm | 0.0096 ppm | 0.0518 ppm | 2.6159 ppm | 0.0104 ppm |
| Concentration per Run | 0.0038 ppm | 0.0100 ppm | 0.0098 ppm | 0.0099 ppm | 0.0524 ppm | 2.6527 ppm | 0.0108 ppm |
| Recovery Percentage | 94.746 % | 100.298 % | 97.423 % | 97.546 % | 104.619 % | 105.415 % | 108.520 % |
| Concentration RSD | 1.2 % | 0.5 % | 1.6 % | 1.5 % | 0.9 % | 0.7 % | 4.1 % |

| | Mg 279.079 Axial-iFR) | Mn 257.610 Radial-iFR) | Mo 202.030 Axial-iFR) | Na 589.592 Radial-iFR) | Ni 231.604 Axial-iFR) | Pb 220.353 Axial-eUV) | Sb 206.833 Axial-iFR) |
|---|---|---|---|---|---|---|---|
| Concentration average | 0.1012 ppm | 0.0100 ppm | 0.0488 ppm | 2.0620 ppm | 0.0200 ppm | 0.0103 ppm | 0.0496 ppm |
| Concentration per Run | 0.1007 ppm | 0.0100 ppm | 0.0486 ppm | 2.0601 ppm | 0.0197 ppm | 0.0101 ppm | 0.0476 ppm |
| Concentration per Run | 0.1010 ppm | 0.0100 ppm | 0.0491 ppm | 2.0535 ppm | 0.0200 ppm | 0.0098 ppm | 0.0502 ppm |
| Concentration per Run | 0.1020 ppm | 0.0100 ppm | 0.0485 ppm | 2.0725 ppm | 0.0201 ppm | 0.0110 ppm | 0.0510 ppm |
| Recovery Percentage | 101.237 % | 100.173 % | 97.511 % | 103.100 % | 99.804 % | 103.102 % | 99.238 % |
| Concentration RSD | 0.7 % | 0.3 % | 0.7 % | 0.5 % | 1.0 % | 5.9 % | 3.6 % |

| | Se 196.090 Axial-eUV) | Si 212.412 Axial-iFR) | Sn 189.989 Axial-iFR) | Sr 421.552 Radial-iFR) | Ti 334.904 Axial-iFR) | Tl 190.856 Axial-eUV) | V 292.402 Axial-iFR) |
|---|---|---|---|---|---|---|---|
| Concentration average | 0.0093 ppm | 0.4837 ppm | 0.0500 ppm | 0.0099 ppm | 0.0100 ppm | **0.0201 ppm** | 0.0097 ppm |
| Concentration per Run | 0.0084 ppm | 0.4830 ppm | 0.0496 ppm | 0.0099 ppm | 0.0101 ppm | 0.0202 ppm | 0.0097 ppm |
| Concentration per Run | 0.0113 ppm | 0.4850 ppm | 0.0509 ppm | 0.0099 ppm | 0.0099 ppm | 0.0199 ppm | 0.0097 ppm |
| Concentration per Run | 0.0081 ppm | 0.4829 ppm | 0.0496 ppm | 0.0100 ppm | 0.0101 ppm | 0.0202 ppm | 0.0097 ppm |
| Recovery Percentage | 92.749 % | 96.733 % | 100.087 % | 99.418 % | 100.098 % | 100.487 % | 96.952 % |
| Concentration RSD | 18.8 % | 0.2 % | 1.5 % | 0.2 % | 1.1 % | 1.0 % | 0.2 % |

| | Zn 206.200 Axial-iFR) | Sc 361.384 Axial-iFR) | Sc 361.384 Radial-iFR) | Sc 227.318 Axial-eUV) | Y 360.073 Axial-iFR) | Y 371.030 Radial-iFR) | Y 224.306 Axial-eUV) |
|---|---|---|---|---|---|---|---|
| Concentration average | 0.0053 ppm | 102.6894 % | 101.1945 % | 101.8008 % | 102.2822 % | 100.7011 % | 102.1634 % |
| Concentration per Run | 0.0054 ppm | 102.6570 % | 100.9660 % | 101.6714 % | 102.2958 % | 100.6428 % | 102.1896 % |
| Concentration per Run | 0.0053 ppm | 102.6454 % | 101.6999 % | 102.0888 % | 102.1597 % | 101.1510 % | 102.0957 % |
| Concentration per Run | 0.0052 ppm | 102.7657 % | 100.9175 % | 101.6424 % | 102.3911 % | 100.3097 % | 102.2047 % |
| Recovery Percentage | 106.024 % | | | | | | |
| Concentration RSD | 1.6 % | 0.1 % | 0.4 % | 0.2 % | 0.1 % | 0.4 % | 0.1 % |

# ICP DataTrace 8

9/10/2025 9:12:19 PM

LabBook: WG2112846_09102025T8.imexp

Sample: ICSA
Analysis started at: 9/10/2025 9:17:19 AM
Rack 0
Vial 6
Comment LDR +/-10%

| | Ag 328.068 Axial-iFR) | Al 396.152 Radial-iFR) | As 189.042 Axial-eUV) | B 208.959 Axial-iFR) | Ba 455.403 Radial-iFR) | Be 313.042 Radial-iFR) | Ca 315.887 Radial-iFR) |
|---|---|---|---|---|---|---|---|
| Concentration average | 0.0011 ppm | **497.8118 ppm** | 0.0014 ppm | 0.0018 ppm | 0.0008 ppm | 0.0001 ppm | **461.3126 ppm** |
| Concentration per Run | 0.0007 ppm | 496.5880 ppm | 0.0014 ppm | 0.0028 ppm | 0.0008 ppm | 0.0000 ppm | 460.1104 ppm |
| Concentration per Run | 0.0013 ppm | 498.7790 ppm | 0.0023 ppm | 0.0015 ppm | 0.0008 ppm | 0.0001 ppm | 464.6146 ppm |
| Concentration per Run | 0.0013 ppm | 498.0683 ppm | 0.0004 ppm | 0.0010 ppm | 0.0009 ppm | 0.0001 ppm | 459.2127 ppm |
| Recovery Percentage | 22.116 % | 497,811.785 % | 27.593 % | 5.884 % | 8.320 % | 1.340 % | 461,312.567 % |
| Concentration RSD | 34.6 % | **0.2 %** | 67.8 % | 55.0 % | 8.6 % | 38.5 % | **0.6 %** |

| | Cd 214.438 Axial-iFR) | Co 228.616 Axial-iFR) | Cr 267.716 Axial-iFR) | Cu 324.754 Axial-iFR) | Fe 259.940 Radial-iFR) | K 766.490 Radial-iFR) | Li 670.776 Radial-iFR) |
|---|---|---|---|---|---|---|---|
| Concentration average | -0.0051 ppm | -0.0001 ppm | -0.0006 ppm | 0.0005 ppm | **174.7958 ppm** | 0.0100 ppm | -0.0051 ppm |
| Concentration per Run | -0.0052 ppm | 0.0000 ppm | -0.0006 ppm | -0.0001 ppm | 174.6853 ppm | 0.0087 ppm | -0.0128 ppm |
| Concentration per Run | -0.0051 ppm | -0.0002 ppm | -0.0004 ppm | 0.0006 ppm | 175.5258 ppm | 0.0049 ppm | 0.0024 ppm |
| Concentration per Run | -0.0051 ppm | 0.0000 ppm | -0.0006 ppm | 0.0009 ppm | 174.1763 ppm | 0.0163 ppm | -0.0050 ppm |
| Recovery Percentage | -127.621 % | -0.655 % | -5.742 % | 4.505 % | 349,591.619 % | 0.399 % | -51.317 % |
| Concentration RSD | 1.3 % | 219.1 % | 20.5 % | 115.7 % | **0.4 %** | 57.9 % | 147.4 % |

| | Mg 279.079 Axial-iFR) | Mn 257.610 Radial-iFR) | Mo 202.030 Axial-iFR) | Na 589.592 Radial-iFR) | Ni 231.604 Axial-iFR) | Pb 220.353 Axial-eUV) | Sb 206.833 Axial-iFR) |
|---|---|---|---|---|---|---|---|
| Concentration average | **464.5119 ppm** | 0.0010 ppm | -0.0004 ppm | 0.0105 ppm | -0.0002 ppm | -0.0042 ppm | -0.0052 ppm |
| Concentration per Run | 464.5115 ppm | 0.0009 ppm | -0.0010 ppm | 0.0080 ppm | -0.0001 ppm | -0.0039 ppm | -0.0059 ppm |
| Concentration per Run | 467.0887 ppm | 0.0011 ppm | 0.0001 ppm | 0.0109 ppm | -0.0011 ppm | -0.0046 ppm | 0.0001 ppm |
| Concentration per Run | 461.9354 ppm | 0.0009 ppm | -0.0002 ppm | 0.0126 ppm | 0.0005 ppm | -0.0042 ppm | -0.0097 ppm |
| Recovery Percentage | 464,511.852 % | 9.969 % | -0.810 % | 0.525 % | -0.958 % | -42.442 % | -10.355 % |
| Concentration RSD | **0.6 %** | 10.0 % | 138.6 % | 22.3 % | 324.1 % | 8.6 % | 95.2 % |

| | Se 196.090 Axial-eUV) | Si 212.412 Axial-iFR) | Sn 189.989 Axial-iFR) | Sr 421.552 Radial-iFR) | Ti 334.904 Axial-iFR) | Tl 190.856 Axial-eUV) | V 292.402 Axial-iFR) |
|---|---|---|---|---|---|---|---|
| Concentration average | -0.0012 ppm | -0.0138 ppm | 0.0003 ppm | -0.0115 ppm | -0.0003 ppm | 0.0027 ppm | 0.0004 ppm |
| Concentration per Run | 0.0000 ppm | -0.0135 ppm | 0.0005 ppm | -0.0115 ppm | -0.0004 ppm | 0.0032 ppm | 0.0007 ppm |
| Concentration per Run | -0.0013 ppm | -0.0133 ppm | 0.0005 ppm | -0.0116 ppm | -0.0003 ppm | 0.0019 ppm | 0.0004 ppm |
| Concentration per Run | -0.0022 ppm | -0.0145 ppm | -0.0003 ppm | -0.0113 ppm | -0.0002 ppm | 0.0031 ppm | 0.0003 ppm |
| Recovery Percentage | -11.720 % | -2.753 % | 0.514 % | -114.686 % | -2.997 % | 13.745 % | 4.484 % |
| Concentration RSD | 92.4 % | 4.4 % | 194.9 % | 1.5 % | 46.2 % | 26.7 % | 56.2 % |

| | Zn 206.200 Axial-iFR) | Sc 361.384 Axial-iFR) | Sc 361.384 Radial-iFR) | Sc 227.318 Axial-eUV) | Y 360.073 Axial-iFR) | Y 371.030 Radial-iFR) | Y 224.306 Axial-eUV) |
|---|---|---|---|---|---|---|---|
| Concentration average | **0.0046 ppm** | 86.1112 % | 92.8220 % | 75.7012 % | 84.6583 % | 96.6212 % | 87.5286 % |
| Concentration per Run | 0.0044 ppm | 85.9155 % | 92.2812 % | 75.2896 % | 84.9083 % | 95.7255 % | 87.3363 % |
| Concentration per Run | 0.0047 ppm | 85.9941 % | 92.5346 % | 75.7901 % | 84.3586 % | 97.2930 % | 87.7810 % |
| Concentration per Run | 0.0048 ppm | 86.4242 % | 93.6501 % | 76.0240 % | 84.7081 % | 96.8452 % | 87.4687 % |
| Recovery Percentage | 92.834 % | | | | | | |
| Concentration RSD | **3.8 %** | 0.3 % | 0.8 % | 0.5 % | 0.3 % | 0.8 % | 0.3 % |

# ICP DataTrace 8

9/10/2025 9:12:19 PM

LabBook: WG2112846_09102025T8.imexp

Sample: SIC Multi
Analysis started at: 9/10/2025 9:22:17 AM
Rack 0
Vial 7
Comment LDR +/-10%

| | Ag 328.068 Axial-iFR) | Al 396.152 Radial-iFR) | As 189.042 Axial-eUV) | B 208.959 Axial-iFR) | Ba 455.403 Radial-iFR) | Be 313.042 Radial-iFR) | Ca 315.887 Radial-iFR) |
|---|---|---|---|---|---|---|---|
| Concentration average | 0.0009 ppm | 0.0832 ppm | -0.0045 ppm | 0.0041 ppm | 0.0018 ppm | 0.0021 ppm | 0.0310 ppm |
| Concentration per Run | 0.0010 ppm | 0.0865 ppm | -0.0050 ppm | 0.0039 ppm | 0.0018 ppm | 0.0019 ppm | 0.0311 ppm |
| Concentration per Run | 0.0010 ppm | 0.0818 ppm | -0.0045 ppm | 0.0035 ppm | 0.0018 ppm | 0.0021 ppm | 0.0309 ppm |
| Concentration per Run | 0.0009 ppm | 0.0811 ppm | -0.0040 ppm | 0.0049 ppm | 0.0018 ppm | 0.0024 ppm | 0.0310 ppm |
| Recovery Percentage | 18.766 % | 83.155 % | -90.617 % | 13.620 % | 17.997 % | 42.020 % | 31.014 % |
| Concentration RSD | 6.5 % | 3.5 % | 10.9 % | 18.4 % | 1.5 % | 11.8 % | 0.3 % |

| | Cd 214.438 Axial-iFR) | Co 228.616 Axial-iFR) | Cr 267.716 Axial-iFR) | Cu 324.754 Axial-iFR) | Fe 259.940 Radial-iFR) | K 766.490 Radial-iFR) | Li 670.776 Radial-iFR) |
|---|---|---|---|---|---|---|---|
| Concentration average | 0.0016 ppm | -0.0045 ppm | 19.5504 ppm | 0.0004 ppm | 0.0515 ppm | 0.0618 ppm | 0.0016 ppm |
| Concentration per Run | 0.0015 ppm | -0.0050 ppm | 19.5519 ppm | 0.0002 ppm | 0.0531 ppm | 0.0696 ppm | 0.0023 ppm |
| Concentration per Run | 0.0016 ppm | -0.0049 ppm | 19.4950 ppm | 0.0005 ppm | 0.0514 ppm | 0.0542 ppm | 0.0007 ppm |
| Concentration per Run | 0.0016 ppm | -0.0037 ppm | 19.6043 ppm | 0.0005 ppm | 0.0500 ppm | 0.0615 ppm | 0.0017 ppm |
| Recovery Percentage | 38.851 % | -45.321 % | 195,504.209 % | 3.963 % | 102.965 % | 2.471 % | 15.598 % |
| Concentration RSD | 4.1 % | 15.2 % | 0.3 % | 50.0 % | 3.0 % | 12.5 % | 51.8 % |

| | Mg 279.079 Axial-iFR) | Mn 257.610 Radial-iFR) | Mo 202.030 Axial-iFR) | Na 589.592 Radial-iFR) | Ni 231.604 Axial-iFR) | Pb 220.353 Axial-eUV) | Sb 206.833 Axial-iFR) |
|---|---|---|---|---|---|---|---|
| Concentration average | 0.0453 ppm | 20.0122 [SIC 100] | 0.0029 ppm | 0.0534 ppm | 0.0014 ppm | -0.0024 ppm | -0.0318 ppm |
| Concentration per Run | 0.0486 ppm | 20.0127 ppm | 0.0030 ppm | 0.0564 ppm | 0.0013 ppm | -0.0019 ppm | -0.0329 ppm |
| Concentration per Run | 0.0442 ppm | 20.0867 ppm | 0.0030 ppm | 0.0512 ppm | 0.0014 ppm | -0.0027 ppm | -0.0266 ppm |
| Concentration per Run | 0.0431 ppm | 19.9372 ppm | 0.0028 ppm | 0.0525 ppm | 0.0014 ppm | -0.0025 ppm | -0.0359 ppm |
| Recovery Percentage | 45.291 % | 200,122.035 % | 5.877 % | 2.668 % | 5.411 % | -23.814 % | -63.644 % |
| Concentration RSD | 6.4 % | 0.4 % | 4.6 % | 5.0 % | 3.3 % | 16.9 % | 14.8 % |

| | Se 196.090 Axial-eUV) | Si 212.412 Axial-iFR) | Sn 189.989 Axial-iFR) | Sr 421.552 Radial-iFR) | Ti 334.904 Axial-iFR) | Tl 190.856 Axial-eUV) | V 292.402 Axial-iFR) |
|---|---|---|---|---|---|---|---|
| Concentration average | -0.0003 ppm | -1.1471 ppm | -0.0085 ppm | 0.0016 ppm | 19.3210 ppm | -0.0291 ppm | 9.8539 ppm |
| Concentration per Run | 0.0014 ppm | -1.2338 ppm | -0.0080 ppm | 0.0016 ppm | 19.2608 ppm | -0.0276 ppm | 9.8580 ppm |
| Concentration per Run | -0.0002 ppm | -1.1248 ppm | -0.0082 ppm | 0.0016 ppm | 19.3942 ppm | -0.0272 ppm | 9.8442 ppm |
| Concentration per Run | -0.0020 ppm | -1.0828 ppm | -0.0093 ppm | 0.0017 ppm | 19.3078 ppm | -0.0326 ppm | 9.8594 ppm |
| Recovery Percentage | -2.536 % | -229.426 % | -17.000 % | 16.361 % | 193,209.621 % | -145.738 % | 98,538.726 % |
| Concentration RSD | 679.0 % | 6.8 % | 7.7 % | 1.7 % | 0.4 % | 10.3 % | 0.1 % |

| | Zn 206.200 Axial-iFR) | Sc 361.384 Axial-iFR) | Sc 361.384 Radial-iFR) | Sc 227.318 Axial-eUV) | Y 360.073 Axial-iFR) | Y 371.030 Radial-iFR) | Y 224.306 Axial-eUV) |
|---|---|---|---|---|---|---|---|
| Concentration average | -0.0002 ppm | 101.4934 % | 101.5010 % | 79.7856 % | 101.0760 % | 101.1362 % | 100.9652 % |
| Concentration per Run | 0.0000 ppm | 101.6579 % | 101.7189 % | 79.6913 % | 101.4991 % | 100.8455 % | 101.0440 % |
| Concentration per Run | -0.0002 ppm | 101.6274 % | 100.6469 % | 79.3380 % | 101.0589 % | 100.5958 % | 100.4151 % |
| Concentration per Run | -0.0004 ppm | 101.1948 % | 102.1372 % | 80.3274 % | 100.6700 % | 101.9672 % | 101.4364 % |
| Recovery Percentage | -4.656 % | | | | | | |
| Concentration RSD | 79.0 % | 0.3 % | 0.8 % | 0.6 % | 0.4 % | 0.7 % | 0.5 % |

# ICP DataTrace 8

9/10/2025 9:12:19 PM

LabBook: WG2112846_09102025T8.imexp

Sample: LDR Check
Analysis started at: 9/10/2025 9:26:18 AM
Rack 0
Vial 8
Comment LDR +/-10%

| | Ag 328.068 Axial-iFR) | Al 396.152 Radial-iFR) | As 189.042 Axial-eUV) | B 208.959 Axial-iFR) | Ba 455.403 Radial-iFR) | Be 313.042 Radial-iFR) | Ca 315.887 Radial-iFR) |
|---|---|---|---|---|---|---|---|
| Concentration average | 0.0010 ppm | 0.0658 ppm | **5.7947 ppm** | **5.1398 [SIC 20]** | 9.9051 ppm | 0.0008 ppm | 0.0291 ppm |
| Concentration per Run | 0.0010 ppm | 0.0681 ppm | 5.8160 ppm | 5.1330 ppm | 9.8587 ppm | 0.0008 ppm | 0.0297 ppm |
| Concentration per Run | 0.0009 ppm | 0.0641 ppm | 5.8230 ppm | 5.1382 ppm | 10.0792 ppm | 0.0008 ppm | 0.0285 ppm |
| Concentration per Run | 0.0010 ppm | 0.0652 ppm | 5.7451 ppm | 5.1484 ppm | 9.7775 ppm | 0.0008 ppm | 0.0290 ppm |
| Recovery Percentage | | | 115.894 % | 102.797 % | 99.051 % | | 0.000 % |
| Concentration RSD | 7.4 % | 3.1 % | **0.7 %** | 0.2 % | 1.6 % | 0.9 % | 2.1 % |

| | Cd 214.438 Axial-iFR) | Co 228.616 Axial-iFR) | Cr 267.716 Axial-iFR) | Cu 324.754 Axial-iFR) | Fe 259.940 Radial-iFR) | K 766.490 Radial-iFR) | Li 670.776 Radial-iFR) |
|---|---|---|---|---|---|---|---|
| Concentration average | 0.0008 ppm | 0.0014 ppm | 0.0047 ppm | **20.0211 [SIC 40]** | 0.0294 ppm | **314.4252 ppm** | **5.0951 ppm** |
| Concentration per Run | 0.0008 ppm | 0.0015 ppm | 0.0048 ppm | 20.0506 ppm | 0.0306 ppm | 310.6010 ppm | 5.0870 ppm |
| Concentration per Run | 0.0007 ppm | 0.0013 ppm | 0.0048 ppm | 19.9594 ppm | 0.0288 ppm | 319.2385 ppm | 5.1510 ppm |
| Concentration per Run | 0.0008 ppm | 0.0013 ppm | 0.0045 ppm | 20.0534 ppm | 0.0287 ppm | 313.4360 ppm | 5.0472 ppm |
| Recovery Percentage | 0.000 % | 0.000 % | | 100.106 % | 0.000 % | 104.808 % | 101.901 % |
| Concentration RSD | 6.5 % | 8.8 % | 3.6 % | 0.3 % | 3.6 % | 1.4 % | 1.0 % |

| | Mg 279.079 Axial-iFR) | Mn 257.610 Radial-iFR) | Mo 202.030 Axial-iFR) | Na 589.592 Radial-iFR) | Ni 231.604 Axial-iFR) | Pb 220.353 Axial-eUV) | Sb 206.833 Axial-iFR) |
|---|---|---|---|---|---|---|---|
| Concentration average | 0.0043 ppm | 0.0039 ppm | **5.2246 [SIC 20]** | 374.2082 ppm | **10.4575 [SIC 50]** | **51.1162 ppm** | -0.0066 ppm |
| Concentration per Run | 0.0041 ppm | 0.0040 ppm | 5.1991 ppm | 372.4546 ppm | 10.4502 ppm | 51.2898 ppm | -0.0060 ppm |
| Concentration per Run | 0.0043 ppm | 0.0039 ppm | 5.2009 ppm | 376.7811 ppm | 10.4985 ppm | 51.2409 ppm | -0.0082 ppm |
| Concentration per Run | 0.0045 ppm | 0.0038 ppm | 5.2738 ppm | 373.3889 ppm | 10.4238 ppm | 50.8178 ppm | -0.0058 ppm |
| Recovery Percentage | | 0.000 % | 104.492 % | 93.552 % | 104.575 % | 102.232 % | 0.000 % |
| Concentration RSD | 4.1 % | 2.1 % | 0.8 % | 0.6 % | 0.4 % | 0.5 % | 19.7 % |

| | Se 196.090 Axial-eUV) | Si 212.412 Axial-iFR) | Sn 189.989 Axial-iFR) | Sr 421.552 Radial-iFR) | Ti 334.904 Axial-iFR) | Tl 190.856 Axial-eUV) | V 292.402 Axial-iFR) |
|---|---|---|---|---|---|---|---|
| Concentration average | 0.0006 ppm | **22.2427 [SIC 200]** | 0.0014 ppm | 0.0011 ppm | 0.0290 ppm | -0.0003 ppm | 0.0052 ppm |
| Concentration per Run | -0.0011 ppm | 22.0249 ppm | 0.0022 ppm | 0.0011 ppm | 0.0306 ppm | -0.0006 ppm | 0.0053 ppm |
| Concentration per Run | 0.0040 ppm | 22.2649 ppm | 0.0009 ppm | 0.0012 ppm | 0.0290 ppm | 0.0006 ppm | 0.0050 ppm |
| Concentration per Run | -0.0011 ppm | 22.4382 ppm | 0.0010 ppm | 0.0011 ppm | 0.0273 ppm | -0.0008 ppm | 0.0054 ppm |
| Recovery Percentage | 0.000 % | 111.213 % | 0.000 % | 0.000 % | 0.000 % | 0.000 % | 0.000 % |
| Concentration RSD | 498.5 % | **0.9 %** | 54.8 % | 6.4 % | 5.6 % | 296.5 % | 4.0 % |

| | Zn 206.200 Axial-iFR) | Sc 361.384 Axial-iFR) | Sc 361.384 Radial-iFR) | Sc 227.318 Axial-eUV) | Y 360.073 Axial-iFR) | Y 371.030 Radial-iFR) | Y 224.306 Axial-eUV) |
|---|---|---|---|---|---|---|---|
| Concentration average | **20.3558 [SIC 20]** | 88.3584 % | 96.5886 % | 81.8963 % | 87.3489 % | 95.5208 % | 87.3204 % |
| Concentration per Run | 20.3422 ppm | 88.6767 % | 96.7343 % | 81.7354 % | 87.7108 % | 96.3991 % | 87.1742 % |
| Concentration per Run | 20.4885 ppm | 88.3213 % | 95.9729 % | 81.6190 % | 87.2021 % | 95.4002 % | 87.1805 % |
| Concentration per Run | 20.2366 ppm | 88.0770 % | 97.0585 % | 82.3345 % | 87.1338 % | 94.7632 % | 87.6066 % |
| Recovery Percentage | 101.779 % | | | | | | |
| Concentration RSD | 0.6 % | 0.3 % | 0.6 % | 0.5 % | 0.4 % | 0.9 % | 0.3 % |

# ICP DataTrace 8

9/10/2025 9:12:19 PM

LabBook: WG2112846_09102025T8.imexp

Sample: LDR 200 Fe pass
Analysis started at: 9/10/2025 9:43:01 AM
Rack 1
Vial 1
Comment <Comment>

| | Ag 328.068 Axial-iFR) | Al 396.152 Radial-iFR) | As 189.042 Axial-eUV) | B 208.959 Axial-iFR) | Ba 455.403 Radial-iFR) | Be 313.042 Radial-iFR) | Ca 315.887 Radial-iFR) |
|---|---|---|---|---|---|---|---|
| Concentration average | 0.0012 ppm | 0.0197 ppm | 0.0002 ppm | -0.0003 ppm | 0.0002 ppm | 0.0000 ppm | 0.0013 ppm |
| Concentration per Run | 0.0011 ppm | 0.0196 ppm | -0.0020 ppm | 0.0005 ppm | 0.0001 ppm | 0.0000 ppm | 0.0014 ppm |
| Concentration per Run | 0.0011 ppm | 0.0223 ppm | 0.0015 ppm | -0.0009 ppm | 0.0002 ppm | 0.0000 ppm | 0.0009 ppm |
| Concentration per Run | 0.0014 ppm | 0.0170 ppm | 0.0010 ppm | -0.0004 ppm | 0.0002 ppm | 0.0000 ppm | 0.0017 ppm |
| Concentration RSD | 14.5 % | 13.7 % | 1,098.9 % | 271.5 % | 27.5 % | 62.8 % | 30.2 % |

| | Cd 214.438 Axial-iFR) | Co 228.616 Axial-iFR) | Cr 267.716 Axial-iFR) | Cu 324.754 Axial-iFR) | Fe 259.940 Radial-iFR) | K 766.490 Radial-iFR) | Li 670.776 Radial-iFR) |
|---|---|---|---|---|---|---|---|
| Concentration average | 0.0006 ppm | -0.0008 ppm | -0.0006 ppm | 0.0029 ppm | 185.4950 ppm | 0.0102 ppm | 0.0004 ppm |
| Concentration per Run | 0.0006 ppm | -0.0006 ppm | -0.0008 ppm | 0.0028 ppm | 186.8147 ppm | 0.0045 ppm | -0.0002 ppm |
| Concentration per Run | 0.0005 ppm | -0.0007 ppm | -0.0004 ppm | 0.0026 ppm | 185.4186 ppm | 0.0167 ppm | 0.0000 ppm |
| Concentration per Run | 0.0006 ppm | -0.0012 ppm | -0.0006 ppm | 0.0033 ppm | 184.2518 ppm | 0.0094 ppm | 0.0014 ppm |
| Concentration RSD | 17.4 % | 38.1 % | 35.9 % | 12.0 % | 0.7 % | 60.2 % | 221.6 % |

| | Mg 279.079 Axial-iFR) | Mn 257.610 Radial-iFR) | Mo 202.030 Axial-iFR) | Na 589.592 Radial-iFR) | Ni 231.604 Axial-iFR) | Pb 220.353 Axial-eUV) | Sb 206.833 Axial-iFR) |
|---|---|---|---|---|---|---|---|
| Concentration average | -0.0095 ppm | 0.0002 ppm | 0.0014 ppm | 0.0223 ppm | -0.0014 ppm | 0.0001 ppm | 0.0028 ppm |
| Concentration per Run | -0.0093 ppm | 0.0003 ppm | 0.0015 ppm | 0.0234 ppm | -0.0017 ppm | 0.0004 ppm | 0.0047 ppm |
| Concentration per Run | -0.0090 ppm | 0.0001 ppm | 0.0012 ppm | 0.0221 ppm | -0.0012 ppm | 0.0000 ppm | 0.0035 ppm |
| Concentration per Run | -0.0103 ppm | 0.0003 ppm | 0.0014 ppm | 0.0215 ppm | -0.0014 ppm | -0.0003 ppm | 0.0001 ppm |
| Concentration RSD | 7.3 % | 62.9 % | 12.3 % | 4.4 % | 18.0 % | 582.9 % | 85.7 % |

| | Se 196.090 Axial-eUV) | Si 212.412 Axial-iFR) | Sn 189.989 Axial-iFR) | Sr 421.552 Radial-iFR) | Ti 334.904 Axial-iFR) | Tl 190.856 Axial-eUV) | V 292.402 Axial-iFR) |
|---|---|---|---|---|---|---|---|
| Concentration average | 0.0002 ppm | 0.0020 ppm | -0.0004 ppm | 0.0001 ppm | 0.0003 ppm | 0.0008 ppm | 0.0007 ppm |
| Concentration per Run | -0.0001 ppm | 0.0013 ppm | -0.0005 ppm | 0.0001 ppm | 0.0002 ppm | 0.0008 ppm | 0.0007 ppm |
| Concentration per Run | 0.0002 ppm | 0.0028 ppm | 0.0001 ppm | 0.0002 ppm | 0.0003 ppm | 0.0012 ppm | 0.0008 ppm |
| Concentration per Run | 0.0005 ppm | 0.0019 ppm | -0.0007 ppm | 0.0001 ppm | 0.0004 ppm | 0.0005 ppm | 0.0006 ppm |
| Concentration RSD | 138.5 % | 37.0 % | 116.6 % | 28.9 % | 27.7 % | 38.3 % | 16.2 % |

| | Zn 206.200 Axial-iFR) | Sc 361.384 Axial-iFR) | Sc 361.384 Radial-iFR) | Sc 227.318 Axial-eUV) | Y 360.073 Axial-iFR) | Y 371.030 Radial-iFR) | Y 224.306 Axial-eUV) |
|---|---|---|---|---|---|---|---|
| Concentration average | -0.0001 ppm | 98.1729 % | 101.6426 % | 94.9703 % | 97.4415 % | 100.5822 % | 98.1132 % |
| Concentration per Run | -0.0001 ppm | 98.4484 % | 100.7313 % | 94.3836 % | 97.6741 % | 100.0288 % | 97.6454 % |
| Concentration per Run | -0.0001 ppm | 97.9708 % | 102.1260 % | 95.4837 % | 97.6351 % | 101.2600 % | 98.2961 % |
| Concentration per Run | -0.0003 ppm | 98.0995 % | 102.0704 % | 95.0436 % | 97.0152 % | 100.4579 % | 98.3981 % |
| Concentration RSD | 94.0 % | 0.3 % | 0.8 % | 0.6 % | 0.4 % | 0.6 % | 0.4 % |

# ICP DataTrace 8

9/10/2025 9:12:19 PM

LabBook: WG2112846_09102025T8.imexp

Sample: LDR 5 As pass
Analysis started at: 9/10/2025 9:46:36 AM
Rack 1
Vial 2
Comment <Comment>

| | Ag 328.068 Axial-iFR) | Al 396.152 Radial-iFR) | As 189.042 Axial-eUV) | B 208.959 Axial-iFR) | Ba 455.403 Radial-iFR) | Be 313.042 Radial-iFR) | Ca 315.887 Radial-iFR) |
|---|---|---|---|---|---|---|---|
| Concentration average | 0.0004 ppm | -0.0017 ppm | 4.8875 ppm | -0.0006 ppm | 0.0000 ppm | 0.0000 ppm | 0.0066 ppm |
| Concentration per Run | 0.0004 ppm | -0.0044 ppm | 4.8682 ppm | -0.0015 ppm | 0.0000 ppm | 0.0000 ppm | 0.0060 ppm |
| Concentration per Run | 0.0003 ppm | 0.0020 ppm | 4.8654 ppm | -0.0010 ppm | 0.0000 ppm | 0.0000 ppm | 0.0059 ppm |
| Concentration per Run | 0.0004 ppm | -0.0025 ppm | 4.9287 ppm | 0.0006 ppm | 0.0001 ppm | 0.0000 ppm | 0.0079 ppm |
| Concentration RSD | 18.6 % | 198.0 % | 0.7 % | 178.3 % | 202.8 % | 25.7 % | 17.1 % |

| | Cd 214.438 Axial-iFR) | Co 228.616 Axial-iFR) | Cr 267.716 Axial-iFR) | Cu 324.754 Axial-iFR) | Fe 259.940 Radial-iFR) | K 766.490 Radial-iFR) | Li 670.776 Radial-iFR) |
|---|---|---|---|---|---|---|---|
| Concentration average | -0.0001 ppm | 0.0002 ppm | 0.0003 ppm | -0.0001 ppm | 0.0180 ppm | 0.0338 ppm | 0.0007 ppm |
| Concentration per Run | 0.0000 ppm | 0.0000 ppm | 0.0002 ppm | 0.0000 ppm | 0.0195 ppm | 0.0210 ppm | 0.0004 ppm |
| Concentration per Run | -0.0001 ppm | 0.0003 ppm | 0.0006 ppm | -0.0002 ppm | 0.0172 ppm | 0.0439 ppm | 0.0011 ppm |
| Concentration per Run | -0.0001 ppm | 0.0001 ppm | 0.0002 ppm | -0.0001 ppm | 0.0174 ppm | 0.0365 ppm | 0.0006 ppm |
| Concentration RSD | 33.4 % | 96.4 % | 71.6 % | 143.7 % | 6.9 % | 34.5 % | 54.2 % |

| | Mg 279.079 Axial-iFR) | Mn 257.610 Radial-iFR) | Mo 202.030 Axial-iFR) | Na 589.592 Radial-iFR) | Ni 231.604 Axial-iFR) | Pb 220.353 Axial-eUV) | Sb 206.833 Axial-iFR) |
|---|---|---|---|---|---|---|---|
| Concentration average | 0.0018 ppm | 0.0002 ppm | 0.0009 ppm | 0.0160 ppm | -0.0003 ppm | -0.0001 ppm | 0.0059 ppm |
| Concentration per Run | 0.0012 ppm | 0.0002 ppm | 0.0007 ppm | 0.0150 ppm | -0.0006 ppm | 0.0003 ppm | 0.0051 ppm |
| Concentration per Run | 0.0015 ppm | 0.0002 ppm | 0.0006 ppm | 0.0162 ppm | 0.0002 ppm | -0.0006 ppm | 0.0057 ppm |
| Concentration per Run | 0.0028 ppm | 0.0002 ppm | 0.0013 ppm | 0.0169 ppm | -0.0004 ppm | 0.0000 ppm | 0.0068 ppm |
| Concentration RSD | 45.3 % | 16.1 % | 46.0 % | 6.2 % | 155.8 % | 428.0 % | 14.9 % |

| | Se 196.090 Axial-eUV) | Si 212.412 Axial-iFR) | Sn 189.989 Axial-iFR) | Sr 421.552 Radial-iFR) | Ti 334.904 Axial-iFR) | Tl 190.856 Axial-eUV) | V 292.402 Axial-iFR) |
|---|---|---|---|---|---|---|---|
| Concentration average | -0.0001 ppm | 0.0011 ppm | -0.0006 ppm | 0.0000 ppm | 0.0003 ppm | 0.0003 ppm | 0.0001 ppm |
| Concentration per Run | 0.0008 ppm | 0.0005 ppm | -0.0008 ppm | 0.0001 ppm | 0.0001 ppm | 0.0000 ppm | 0.0001 ppm |
| Concentration per Run | -0.0006 ppm | 0.0014 ppm | -0.0003 ppm | 0.0000 ppm | 0.0004 ppm | 0.0006 ppm | 0.0001 ppm |
| Concentration per Run | -0.0004 ppm | 0.0013 ppm | -0.0009 ppm | 0.0000 ppm | 0.0004 ppm | 0.0002 ppm | 0.0002 ppm |
| Concentration RSD | 889.8 % | 43.4 % | 52.7 % | 198.1 % | 61.5 % | 109.7 % | 65.1 % |

| | Zn 206.200 Axial-iFR) | Sc 361.384 Axial-iFR) | Sc 361.384 Radial-iFR) | Sc 227.318 Axial-eUV) | Y 360.073 Axial-iFR) | Y 371.030 Radial-iFR) | Y 224.306 Axial-eUV) |
|---|---|---|---|---|---|---|---|
| Concentration average | 0.0004 ppm | 103.4617 % | 102.2149 % | 103.1140 % | 103.6617 % | 102.2613 % | 102.7467 % |
| Concentration per Run | 0.0004 ppm | 103.4554 % | 102.0023 % | 103.4742 % | 103.5166 % | 101.4528 % | 102.7814 % |
| Concentration per Run | 0.0004 ppm | 103.7424 % | 103.1289 % | 103.0328 % | 104.0925 % | 103.2264 % | 102.5939 % |
| Concentration per Run | 0.0003 ppm | 103.1873 % | 101.5136 % | 102.8350 % | 103.3759 % | 102.1049 % | 102.8647 % |
| Concentration RSD | 9.8 % | 0.3 % | 0.8 % | 0.3 % | 0.4 % | 0.9 % | 0.1 % |

# ICP DataTrace 8

9/10/2025 9:12:19 PM

LabBook: WG2112846_09102025T8.imexp

Sample: CCV
Analysis started at: 9/10/2025 10:08:22 AM
Rack 0
Vial 3
Comment <Comment>

| | Ag 328.068 Axial-iFR) | Al 396.152 Radial-iFR) | As 189.042 Axial-eUV) | B 208.959 Axial-iFR) | Ba 455.403 Radial-iFR) | Be 313.042 Radial-iFR) | Ca 315.887 Radial-iFR) |
|---|---|---|---|---|---|---|---|
| Concentration average | **0.4915 ppm** | 0.4851 ppm | 0.4689 ppm | 0.4994 ppm | 0.4948 ppm | 0.5036 ppm | 0.4878 ppm |
| Concentration per Run | 0.4923 ppm | 0.4853 ppm | 0.4645 ppm | 0.5000 ppm | 0.4931 ppm | 0.5006 ppm | 0.4885 ppm |
| Concentration per Run | 0.4910 ppm | 0.4813 ppm | 0.4690 ppm | 0.4978 ppm | 0.4940 ppm | 0.5040 ppm | 0.4860 ppm |
| Concentration per Run | 0.4913 ppm | 0.4885 ppm | 0.4732 ppm | 0.5005 ppm | 0.4973 ppm | 0.5061 ppm | 0.4888 ppm |
| Recovery Percentage | 98.300 % | 97.010 % | 93.783 % | 99.880 % | 98.957 % | 100.713 % | 97.560 % |
| Concentration RSD | 0.1 % | 0.7 % | 0.9 % | 0.3 % | 0.4 % | 0.5 % | 0.3 % |

| | Cd 214.438 Axial-iFR) | Co 228.616 Axial-iFR) | Cr 267.716 Axial-iFR) | Cu 324.754 Axial-iFR) | Fe 259.940 Radial-iFR) | K 766.490 Radial-iFR) | Li 670.776 Radial-iFR) |
|---|---|---|---|---|---|---|---|
| Concentration average | 0.5009 ppm | 0.5041 ppm | 0.4990 ppm | 0.5084 ppm | 0.4975 ppm | 5.1080 ppm | 0.5018 ppm |
| Concentration per Run | 0.5025 ppm | 0.5070 ppm | 0.5004 ppm | 0.5095 ppm | 0.4953 ppm | 5.0754 ppm | 0.4980 ppm |
| Concentration per Run | 0.5000 ppm | 0.5030 ppm | 0.4968 ppm | 0.5077 ppm | 0.4985 ppm | 5.1079 ppm | 0.5034 ppm |
| Concentration per Run | 0.5002 ppm | 0.5021 ppm | 0.4997 ppm | 0.5078 ppm | 0.4989 ppm | 5.1408 ppm | 0.5039 ppm |
| Recovery Percentage | 100.181 % | 100.812 % | 99.796 % | 101.674 % | 99.509 % | 102.160 % | 100.360 % |
| Concentration RSD | 0.3 % | 0.5 % | 0.4 % | 0.2 % | 0.4 % | 0.6 % | 0.7 % |

| | Mg 279.079 Axial-iFR) | Mn 257.610 Radial-iFR) | Mo 202.030 Axial-iFR) | Na 589.592 Radial-iFR) | Ni 231.604 Axial-iFR) | Pb 220.353 Axial-eUV) | Sb 206.833 Axial-iFR) |
|---|---|---|---|---|---|---|---|
| Concentration average | 0.5102 ppm | 0.5014 ppm | 0.4900 ppm | 10.1489 ppm | 0.5110 ppm | 0.4862 ppm | 0.5177 ppm |
| Concentration per Run | 0.5109 ppm | 0.5004 ppm | 0.4907 ppm | 10.1132 ppm | 0.5121 ppm | 0.4850 ppm | 0.5186 ppm |
| Concentration per Run | 0.5072 ppm | 0.5014 ppm | 0.4893 ppm | 10.1173 ppm | 0.5088 ppm | 0.4866 ppm | 0.5188 ppm |
| Concentration per Run | 0.5126 ppm | 0.5024 ppm | 0.4899 ppm | 10.2162 ppm | 0.5120 ppm | 0.4871 ppm | 0.5158 ppm |
| Recovery Percentage | 102.043 % | 100.281 % | 97.994 % | 101.489 % | 102.195 % | 97.243 % | 103.545 % |
| Concentration RSD | 0.5 % | 0.2 % | 0.1 % | 0.6 % | 0.4 % | 0.2 % | 0.3 % |

| | Se 196.090 Axial-eUV) | Si 212.412 Axial-iFR) | Sn 189.989 Axial-iFR) | Sr 421.552 Radial-iFR) | Ti 334.904 Axial-iFR) | Tl 190.856 Axial-eUV) | V 292.402 Axial-iFR) |
|---|---|---|---|---|---|---|---|
| Concentration average | 0.4818 ppm | 5.4868 ppm | 0.5045 ppm | 0.5020 ppm | 0.4936 ppm | **0.4956 ppm** | 0.5029 ppm |
| Concentration per Run | 0.4793 ppm | 5.4959 ppm | 0.5049 ppm | 0.5017 ppm | 0.4944 ppm | 0.4921 ppm | 0.5045 ppm |
| Concentration per Run | 0.4819 ppm | 5.4798 ppm | 0.5007 ppm | 0.5019 ppm | 0.4916 ppm | 0.4969 ppm | 0.5027 ppm |
| Concentration per Run | 0.4841 ppm | 5.4847 ppm | 0.5080 ppm | 0.5024 ppm | 0.4949 ppm | 0.4979 ppm | 0.5015 ppm |
| Recovery Percentage | 96.355 % | 104.510 % | 100.907 % | 100.406 % | 98.728 % | 99.121 % | 100.580 % |
| Concentration RSD | 0.5 % | 0.2 % | 0.7 % | 0.1 % | 0.4 % | 0.6 % | 0.3 % |

| | Zn 206.200 Axial-iFR) | Sc 361.384 Axial-iFR) | Sc 361.384 Radial-iFR) | Sc 227.318 Axial-eUV) | Y 360.073 Axial-iFR) | Y 371.030 Radial-iFR) | Y 224.306 Axial-eUV) |
|---|---|---|---|---|---|---|---|
| Concentration average | 0.5015 ppm | 97.5487 % | 101.4599 % | 96.1680 % | 95.9978 % | 100.5203 % | 97.2933 % |
| Concentration per Run | 0.5032 ppm | 97.7001 % | 101.9053 % | 96.8904 % | 96.2595 % | 101.2810 % | 97.8999 % |
| Concentration per Run | 0.4984 ppm | 97.6350 % | 101.3425 % | 95.8749 % | 95.9732 % | 100.5627 % | 97.3605 % |
| Concentration per Run | 0.5028 ppm | 97.3109 % | 101.1319 % | 95.7388 % | 95.7609 % | 99.7170 % | 96.6195 % |
| Recovery Percentage | 100.291 % | | | | | | |
| Concentration RSD | 0.5 % | 0.2 % | 0.4 % | 0.7 % | 0.3 % | 0.8 % | 0.7 % |

# ICP DataTrace 8

9/10/2025 9:12:19 PM

LabBook: WG2112846_09102025T8.imexp

Sample: CCB
Analysis started at: 9/10/2025 10:11:57 AM
Rack 0
Vial 4
Comment <Comment>

| | Ag 328.068 Axial-iFR) | Al 396.152 Radial-iFR) | As 189.042 Axial-eUV) | B 208.959 Axial-iFR) | Ba 455.403 Radial-iFR) | Be 313.042 Radial-iFR) | Ca 315.887 Radial-iFR) |
|---|---|---|---|---|---|---|---|
| Concentration average | 0.0001 ppm | -0.0035 ppm | 0.0016 ppm | 0.0010 ppm | 0.0000 ppm | 0.0001 ppm | -0.0007 ppm |
| Concentration per Run | 0.0001 ppm | -0.0014 ppm | 0.0022 ppm | 0.0019 ppm | 0.0000 ppm | 0.0001 ppm | -0.0009 ppm |
| Concentration per Run | 0.0001 ppm | -0.0026 ppm | 0.0006 ppm | 0.0006 ppm | 0.0000 ppm | 0.0001 ppm | 0.0004 ppm |
| Concentration per Run | 0.0000 ppm | -0.0065 ppm | 0.0020 ppm | 0.0003 ppm | 0.0000 ppm | 0.0001 ppm | -0.0015 ppm |
| Recovery Percentage | 1.048 % | -3.501 % | 32.300 % | 3.170 % | 0.250 % | 1.500 % | -0.694 % |
| Concentration RSD | 82.9 % | 74.9 % | 52.8 % | 86.3 % | 100.7 % | 8.8 % | 139.5 % |

| | Cd 214.438 Axial-iFR) | Co 228.616 Axial-iFR) | Cr 267.716 Axial-iFR) | Cu 324.754 Axial-iFR) | Fe 259.940 Radial-iFR) | K 766.490 Radial-iFR) | Li 670.776 Radial-iFR) |
|---|---|---|---|---|---|---|---|
| Concentration average | 0.0000 ppm | 0.0003 ppm | 0.0003 ppm | 0.0000 ppm | 0.0003 ppm | 0.0090 ppm | 0.0001 ppm |
| Concentration per Run | 0.0001 ppm | 0.0005 ppm | 0.0004 ppm | -0.0001 ppm | -0.0005 ppm | 0.0124 ppm | 0.0008 ppm |
| Concentration per Run | 0.0000 ppm | 0.0003 ppm | 0.0002 ppm | 0.0000 ppm | 0.0003 ppm | 0.0155 ppm | -0.0001 ppm |
| Concentration per Run | 0.0000 ppm | 0.0002 ppm | 0.0003 ppm | 0.0000 ppm | 0.0011 ppm | -0.0008 ppm | -0.0003 ppm |
| Recovery Percentage | 0.883 % | 3.427 % | 2.804 % | -0.315 % | 0.573 % | 0.360 % | 1.339 % |
| Concentration RSD | 213.6 % | 50.3 % | 28.9 % | 227.8 % | 277.5 % | 96.3 % | 431.8 % |

| | Mg 279.079 Axial-iFR) | Mn 257.610 Radial-iFR) | Mo 202.030 Axial-iFR) | Na 589.592 Radial-iFR) | Ni 231.604 Axial-iFR) | Pb 220.353 Axial-eUV) | Sb 206.833 Axial-iFR) |
|---|---|---|---|---|---|---|---|
| Concentration average | 0.0009 ppm | 0.0000 ppm | 0.0043 ppm | 0.0084 ppm | -0.0003 ppm | 0.0006 ppm | 0.0026 ppm |
| Concentration per Run | 0.0015 ppm | -0.0001 ppm | 0.0041 ppm | 0.0076 ppm | -0.0006 ppm | 0.0014 ppm | 0.0040 ppm |
| Concentration per Run | 0.0013 ppm | 0.0000 ppm | 0.0041 ppm | 0.0055 ppm | 0.0002 ppm | -0.0001 ppm | 0.0027 ppm |
| Concentration per Run | -0.0001 ppm | 0.0001 ppm | 0.0045 ppm | 0.0120 ppm | -0.0004 ppm | 0.0005 ppm | 0.0010 ppm |
| Recovery Percentage | 0.919 % | -0.008 % | 8.509 % | 0.420 % | -1.024 % | 6.135 % | 5.164 % |
| Concentration RSD | 94.3 % | 16,944.5 % | 5.5 % | 39.5 % | 159.4 % | 115.9 % | 59.5 % |

| | Se 196.090 Axial-eUV) | Si 212.412 Axial-iFR) | Sn 189.989 Axial-iFR) | Sr 421.552 Radial-iFR) | Ti 334.904 Axial-iFR) | Tl 190.856 Axial-eUV) | V 292.402 Axial-iFR) |
|---|---|---|---|---|---|---|---|
| Concentration average | 0.0037 ppm | 0.0013 ppm | 0.0006 ppm | 0.0001 ppm | 0.0007 ppm | 0.0007 ppm | 0.0001 ppm |
| Concentration per Run | 0.0038 ppm | 0.0011 ppm | 0.0006 ppm | 0.0000 ppm | 0.0006 ppm | 0.0008 ppm | 0.0001 ppm |
| Concentration per Run | 0.0043 ppm | 0.0015 ppm | 0.0004 ppm | 0.0001 ppm | 0.0009 ppm | 0.0006 ppm | 0.0000 ppm |
| Concentration per Run | 0.0032 ppm | 0.0014 ppm | 0.0010 ppm | 0.0000 ppm | 0.0006 ppm | 0.0006 ppm | 0.0002 ppm |
| Recovery Percentage | 37.454 % | 0.262 % | 1.270 % | 0.515 % | 7.056 % | 3.374 % | 1.089 % |
| Concentration RSD | 14.7 % | 16.6 % | 45.0 % | 40.4 % | 29.6 % | 17.4 % | 66.7 % |

| | Zn 206.200 Axial-iFR) | Sc 361.384 Axial-iFR) | Sc 361.384 Radial-iFR) | Sc 227.318 Axial-eUV) | Y 360.073 Axial-iFR) | Y 371.030 Radial-iFR) | Y 224.306 Axial-eUV) |
|---|---|---|---|---|---|---|---|
| Concentration average | 0.0001 ppm | 100.4699 % | 98.8964 % | 100.6489 % | 101.4709 % | 99.4120 % | 100.8575 % |
| Concentration per Run | 0.0001 ppm | 100.5183 % | 99.1202 % | 100.5437 % | 101.5133 % | 100.1184 % | 100.9246 % |
| Concentration per Run | 0.0002 ppm | 100.5679 % | 98.8727 % | 100.4802 % | 101.7742 % | 99.4212 % | 100.7914 % |
| Concentration per Run | 0.0001 ppm | 100.3234 % | 98.6963 % | 100.9227 % | 101.1252 % | 98.6962 % | 100.8566 % |
| Recovery Percentage | 2.932 % | | | | | | |
| Concentration RSD | 59.5 % | 0.1 % | 0.2 % | 0.2 % | 0.3 % | 0.7 % | 0.1 % |

# ICP DataTrace 8

9/10/2025 9:12:19 PM

LabBook: WG2112846_09102025T8.imexp

Sample: WG2111067-1 WG2111067
Analysis started at: 9/10/2025 10:34:45 AM
Rack 1
Vial 3
Comment <Comment>

| | Ag 328.068 Axial-iFR) | Al 396.152 Radial-iFR) | As 189.042 Axial-eUV) | B 208.959 Axial-iFR) | Ba 455.403 Radial-iFR) | Be 313.042 Radial-iFR) | Ca 315.887 Radial-iFR) |
|---|---|---|---|---|---|---|---|
| Concentration average | -0.0001 ppm | -0.0004 ppm | 0.0014 ppm | 0.0005 ppm | 0.0000 ppm | 0.0000 ppm | -0.0014 ppm |
| Concentration per Run | 0.0000 ppm | -0.0001 ppm | 0.0013 ppm | 0.0009 ppm | 0.0000 ppm | 0.0000 ppm | -0.0022 ppm |
| Concentration per Run | -0.0003 ppm | -0.0012 ppm | 0.0007 ppm | 0.0011 ppm | 0.0000 ppm | 0.0000 ppm | -0.0028 ppm |
| Concentration per Run | 0.0001 ppm | 0.0002 ppm | 0.0022 ppm | -0.0005 ppm | -0.0001 ppm | 0.0000 ppm | 0.0006 ppm |
| Recovery Percentage | -1.279 % | -0.378 % | 28.540 % | 1.756 % | -0.193 % | 0.029 % | -1.450 % |
| Concentration RSD | 376.9 % | 200.3 % | 53.3 % | 168.7 % | 259.0 % | 560.3 % | 122.6 % |

| | Cd 214.438 Axial-iFR) | Co 228.616 Axial-iFR) | Cr 267.716 Axial-iFR) | Cu 324.754 Axial-iFR) | Fe 259.940 Radial-iFR) | K 766.490 Radial-iFR) | Li 670.776 Radial-iFR) |
|---|---|---|---|---|---|---|---|
| Concentration average | -0.0001 ppm | -0.0001 ppm | 0.0007 ppm | 0.0000 ppm | 0.0048 ppm | 0.0012 ppm | -0.0003 ppm |
| Concentration per Run | 0.0000 ppm | -0.0001 ppm | 0.0008 ppm | 0.0002 ppm | 0.0043 ppm | -0.0034 ppm | -0.0003 ppm |
| Concentration per Run | -0.0001 ppm | 0.0000 ppm | 0.0006 ppm | -0.0001 ppm | 0.0063 ppm | 0.0063 ppm | -0.0005 ppm |
| Concentration per Run | -0.0001 ppm | -0.0001 ppm | 0.0007 ppm | 0.0000 ppm | 0.0037 ppm | 0.0009 ppm | -0.0002 ppm |
| Recovery Percentage | -1.348 % | -0.581 % | 6.927 % | 0.312 % | 9.588 % | 0.050 % | -3.247 % |
| Concentration RSD | 72.8 % | 118.7 % | 16.0 % | 358.9 % | 27.7 % | 392.4 % | 40.8 % |

| | Mg 279.079 Axial-iFR) | Mn 257.610 Radial-iFR) | Mo 202.030 Axial-iFR) | Na 589.592 Radial-iFR) | Ni 231.604 Axial-iFR) | Pb 220.353 Axial-eUV) | Sb 206.833 Axial-iFR) |
|---|---|---|---|---|---|---|---|
| Concentration average | 0.0011 ppm | 0.0001 ppm | 0.0001 ppm | -0.0053 ppm | -0.0001 ppm | 0.0005 ppm | 0.0000 ppm |
| Concentration per Run | 0.0012 ppm | 0.0001 ppm | 0.0003 ppm | -0.0057 ppm | -0.0007 ppm | 0.0000 ppm | 0.0013 ppm |
| Concentration per Run | 0.0012 ppm | 0.0000 ppm | 0.0000 ppm | -0.0045 ppm | 0.0006 ppm | 0.0001 ppm | -0.0003 ppm |
| Concentration per Run | 0.0008 ppm | 0.0003 ppm | -0.0001 ppm | -0.0059 ppm | -0.0002 ppm | 0.0014 ppm | -0.0008 ppm |
| Recovery Percentage | 1.066 % | 1.173 % | 0.168 % | -0.267 % | -0.333 % | 4.958 % | 0.095 % |
| Concentration RSD | 24.8 % | 102.9 % | 232.9 % | 14.4 % | 827.9 % | 154.6 % | 2,331.5 % |

| | Se 196.090 Axial-eUV) | Si 212.412 Axial-iFR) | Sn 189.989 Axial-iFR) | Sr 421.552 Radial-iFR) | Ti 334.904 Axial-iFR) | Tl 190.856 Axial-eUV) | V 292.402 Axial-iFR) |
|---|---|---|---|---|---|---|---|
| Concentration average | 0.0009 ppm | 0.0020 ppm | -0.0019 ppm | 0.0000 ppm | 0.0001 ppm | 0.0008 ppm | -0.0001 ppm |
| Concentration per Run | 0.0011 ppm | 0.0026 ppm | -0.0021 ppm | 0.0001 ppm | 0.0001 ppm | 0.0001 ppm | -0.0002 ppm |
| Concentration per Run | 0.0002 ppm | 0.0014 ppm | -0.0016 ppm | 0.0000 ppm | 0.0002 ppm | 0.0011 ppm | -0.0001 ppm |
| Concentration per Run | 0.0014 ppm | 0.0020 ppm | -0.0020 ppm | 0.0000 ppm | 0.0001 ppm | 0.0012 ppm | -0.0001 ppm |
| Recovery Percentage | 8.942 % | 0.400 % | -3.835 % | 0.228 % | 0.993 % | 4.068 % | -1.306 % |
| Concentration RSD | 66.4 % | 28.4 % | 14.5 % | 302.0 % | 55.7 % | 76.6 % | 57.8 % |

| | Zn 206.200 Axial-iFR) | Sc 361.384 Axial-iFR) | Sc 361.384 Radial-iFR) | Sc 227.318 Axial-eUV) | Y 360.073 Axial-iFR) | Y 371.030 Radial-iFR) | Y 224.306 Axial-eUV) |
|---|---|---|---|---|---|---|---|
| Concentration average | 0.0002 ppm | 99.2594 % | 101.6575 % | 99.9826 % | 99.7776 % | 102.8112 % | 99.6370 % |
| Concentration per Run | 0.0002 ppm | 99.3481 % | 101.1639 % | 100.0820 % | 99.8317 % | 102.4978 % | 99.5048 % |
| Concentration per Run | 0.0002 ppm | 99.2061 % | 101.9881 % | 99.8855 % | 99.7011 % | 102.5982 % | 99.9195 % |
| Concentration per Run | 0.0001 ppm | 99.2239 % | 101.8205 % | 99.9804 % | 99.8000 % | 103.3377 % | 99.4867 % |
| Recovery Percentage | 3.219 % | | | | | | |
| Concentration RSD | 15.3 % | 0.1 % | 0.4 % | 0.1 % | 0.1 % | 0.4 % | 0.2 % |

# ICP DataTrace 8

9/10/2025 9:12:19 PM

LabBook: WG2112846_09102025T8.imexp

Sample: WG2111067-2 WG2111067
Analysis started at: 9/10/2025 10:38:21 AM
Rack 1
Vial 4
Comment <Comment>

| | Ag 328.068 Axial-iFR) | Al 396.152 Radial-iFR) | As 189.042 Axial-eUV) | B 208.959 Axial-iFR) | Ba 455.403 Radial-iFR) | Be 313.042 Radial-iFR) | Ca 315.887 Radial-iFR) |
|---|---|---|---|---|---|---|---|
| Concentration average | 0.0423 ppm | 2.0713 ppm | 0.1180 ppm | 0.9752 ppm | 2.0202 ppm | 0.0511 ppm | 9.9732 ppm |
| Concentration per Run | 0.0421 ppm | 2.0855 ppm | 0.1178 ppm | 0.9726 ppm | 2.0106 ppm | 0.0511 ppm | 10.0317 ppm |
| Concentration per Run | 0.0420 ppm | 2.0641 ppm | 0.1172 ppm | 0.9728 ppm | 2.0259 ppm | 0.0510 ppm | 9.9388 ppm |
| Concentration per Run | 0.0428 ppm | 2.0643 ppm | 0.1189 ppm | 0.9800 ppm | 2.0239 ppm | 0.0511 ppm | 9.9490 ppm |
| Concentration RSD | 1.0 % | 0.6 % | 0.7 % | 0.4 % | 0.4 % | 0.1 % | 0.5 % |

| | Cd 214.438 Axial-iFR) | Co 228.616 Axial-iFR) | Cr 267.716 Axial-iFR) | Cu 324.754 Axial-iFR) | Fe 259.940 Radial-iFR) | K 766.490 Radial-iFR) | Li 670.776 Radial-iFR) |
|---|---|---|---|---|---|---|---|
| Concentration average | 0.0521 ppm | 0.4970 ppm | 0.1962 ppm | 0.2534 ppm | 1.0081 ppm | 10.5193 ppm | 0.0005 ppm |
| Concentration per Run | 0.0520 ppm | 0.4967 ppm | 0.1957 ppm | 0.2539 ppm | 1.0072 ppm | 10.5010 ppm | 0.0008 ppm |
| Concentration per Run | 0.0519 ppm | 0.4958 ppm | 0.1958 ppm | 0.2532 ppm | 1.0081 ppm | 10.5605 ppm | -0.0003 ppm |
| Concentration per Run | 0.0524 ppm | 0.4985 ppm | 0.1969 ppm | 0.2531 ppm | 1.0091 ppm | 10.4964 ppm | 0.0010 ppm |
| Concentration RSD | 0.6 % | 0.3 % | 0.3 % | 0.2 % | 0.1 % | 0.3 % | 149.0 % |

| | Mg 279.079 Axial-iFR) | Mn 257.610 Radial-iFR) | Mo 202.030 Axial-iFR) | Na 589.592 Radial-iFR) | Ni 231.604 Axial-iFR) | Pb 220.353 Axial-eUV) | Sb 206.833 Axial-iFR) |
|---|---|---|---|---|---|---|---|
| Concentration average | 9.9805 ppm | 0.5053 ppm | 0.9437 ppm | 10.5655 ppm | 0.5034 ppm | 0.5319 ppm | 0.3707 ppm |
| Concentration per Run | 9.9724 ppm | 0.5074 ppm | 0.9359 ppm | 10.6068 ppm | 0.5025 ppm | 0.5324 ppm | 0.3682 ppm |
| Concentration per Run | 9.9477 ppm | 0.5042 ppm | 0.9423 ppm | 10.5327 ppm | 0.5019 ppm | 0.5308 ppm | 0.3705 ppm |
| Concentration per Run | 10.0213 ppm | 0.5042 ppm | 0.9528 ppm | 10.5569 ppm | 0.5058 ppm | 0.5325 ppm | 0.3735 ppm |
| Concentration RSD | 0.4 % | 0.4 % | 0.9 % | 0.4 % | 0.4 % | 0.2 % | 0.7 % |

| | Se 196.090 Axial-eUV) | Si 212.412 Axial-iFR) | Sn 189.989 Axial-iFR) | Sr 421.552 Radial-iFR) | Ti 334.904 Axial-iFR) | Tl 190.856 Axial-eUV) | V 292.402 Axial-iFR) |
|---|---|---|---|---|---|---|---|
| Concentration average | 0.1180 ppm | 0.7507 ppm | 0.9334 ppm | 0.9947 ppm | 0.9904 ppm | **0.1228 ppm** | 0.5105 ppm |
| Concentration per Run | 0.1165 ppm | 0.7531 ppm | 0.9289 ppm | 0.9919 ppm | 0.9868 ppm | 0.1228 ppm | 0.5110 ppm |
| Concentration per Run | 0.1179 ppm | 0.7480 ppm | 0.9287 ppm | 0.9947 ppm | 0.9931 ppm | 0.1222 ppm | 0.5090 ppm |
| Concentration per Run | 0.1197 ppm | 0.7509 ppm | 0.9427 ppm | 0.9976 ppm | 0.9913 ppm | 0.1233 ppm | 0.5116 ppm |
| Concentration RSD | 1.4 % | 0.3 % | 0.9 % | 0.3 % | 0.3 % | 0.4 % | 0.3 % |

| | Zn 206.200 Axial-iFR) | Sc 361.384 Axial-iFR) | Sc 361.384 Radial-iFR) | Sc 227.318 Axial-eUV) | Y 360.073 Axial-iFR) | Y 371.030 Radial-iFR) | Y 224.306 Axial-eUV) |
|---|---|---|---|---|---|---|---|
| Concentration average | 0.4950 ppm | 100.7078 % | 101.3365 % | 95.8464 % | 99.9862 % | 101.0779 % | 99.6375 % |
| Concentration per Run | 0.4918 ppm | 101.1247 % | 101.2156 % | 95.8326 % | 100.4187 % | 101.2635 % | 99.6183 % |
| Concentration per Run | 0.4938 ppm | 101.0525 % | 101.3660 % | 96.0086 % | 100.2879 % | 100.5058 % | 99.7282 % |
| Concentration per Run | 0.4995 ppm | 99.9461 % | 101.4279 % | 95.6980 % | 99.2518 % | 101.4644 % | 99.5660 % |
| Concentration RSD | 0.8 % | 0.7 % | 0.1 % | 0.2 % | 0.6 % | 0.5 % | 0.1 % |

# ICP DataTrace 8

9/10/2025 9:12:19 PM

LabBook: WG2112846_09102025T8.imexp

Sample: L2555281-01 WG2111067
Analysis started at: 9/10/2025 10:41:45 AM
Rack 1
Vial 10
Comment <Comment>

| | Ag 328.068 Axial-iFR) | Al 396.152 Radial-iFR) | As 189.042 Axial-eUV) | B 208.959 Axial-iFR) | Ba 455.403 Radial-iFR) | Be 313.042 Radial-iFR) | Ca 315.887 Radial-iFR) |
|---|---|---|---|---|---|---|---|
| Concentration average | -0.0001 ppm | -0.0009 ppm | 0.0005 ppm | 0.0249 ppm | 0.0168 ppm | 0.0000 ppm | 22.1468 ppm |
| Concentration per Run | -0.0002 ppm | -0.0003 ppm | 0.0003 ppm | 0.0247 ppm | 0.0170 ppm | 0.0000 ppm | 22.0080 ppm |
| Concentration per Run | -0.0003 ppm | 0.0002 ppm | 0.0000 ppm | 0.0248 ppm | 0.0167 ppm | 0.0000 ppm | 22.2702 ppm |
| Concentration per Run | 0.0001 ppm | -0.0025 ppm | 0.0011 ppm | 0.0253 ppm | 0.0168 ppm | 0.0000 ppm | 22.1623 ppm |
| Concentration RSD | 221.3 % | 166.7 % | 120.3 % | 1.5 % | 0.8 % | 490.5 % | 0.6 % |

| | Cd 214.438 Axial-iFR) | Co 228.616 Axial-iFR) | Cr 267.716 Axial-iFR) | Cu 324.754 Axial-iFR) | Fe 259.940 Radial-iFR) | K 766.490 Radial-iFR) | Li 670.776 Radial-iFR) |
|---|---|---|---|---|---|---|---|
| Concentration average | -0.0003 ppm | 0.0004 ppm | 0.0003 ppm | 0.0003 ppm | 0.0022 ppm | 1.4031 ppm | 0.0001 ppm |
| Concentration per Run | -0.0004 ppm | 0.0005 ppm | 0.0003 ppm | 0.0004 ppm | 0.0024 ppm | 1.4071 ppm | 0.0007 ppm |
| Concentration per Run | -0.0003 ppm | 0.0004 ppm | 0.0003 ppm | 0.0002 ppm | 0.0020 ppm | 1.3949 ppm | 0.0004 ppm |
| Concentration per Run | -0.0002 ppm | 0.0003 ppm | 0.0003 ppm | 0.0004 ppm | 0.0023 ppm | 1.4072 ppm | -0.0007 ppm |
| Concentration RSD | 23.1 % | 21.6 % | 5.0 % | 45.0 % | 9.4 % | 0.5 % | 666.2 % |

| | Mg 279.079 Axial-iFR) | Mn 257.610 Radial-iFR) | Mo 202.030 Axial-iFR) | Na 589.592 Radial-iFR) | Ni 231.604 Axial-iFR) | Pb 220.353 Axial-eUV) | Sb 206.833 Axial-iFR) |
|---|---|---|---|---|---|---|---|
| Concentration average | 6.7443 ppm | 0.0001 ppm | 0.0122 ppm | 13.7607 ppm | 0.0004 ppm | 0.0007 ppm | 0.0146 ppm |
| Concentration per Run | 6.7564 ppm | 0.0002 ppm | 0.0124 ppm | 13.7931 ppm | -0.0003 ppm | 0.0010 ppm | 0.0153 ppm |
| Concentration per Run | 6.7808 ppm | 0.0000 ppm | 0.0122 ppm | 13.7776 ppm | 0.0005 ppm | 0.0003 ppm | 0.0147 ppm |
| Concentration per Run | 6.6958 ppm | 0.0000 ppm | 0.0121 ppm | 13.7115 ppm | 0.0008 ppm | 0.0007 ppm | 0.0137 ppm |
| Concentration RSD | 0.6 % | 105.8 % | 1.2 % | 0.3 % | 169.2 % | 54.5 % | 5.8 % |

| | Se 196.090 Axial-eUV) | Si 212.412 Axial-iFR) | Sn 189.989 Axial-iFR) | Sr 421.552 Radial-iFR) | Ti 334.904 Axial-iFR) | Tl 190.856 Axial-eUV) | V 292.402 Axial-iFR) |
|---|---|---|---|---|---|---|---|
| Concentration average | 0.0013 ppm | 3.0425 ppm | 0.0094 ppm | 0.0824 ppm | 0.0011 ppm | 0.0008 ppm | 0.0003 ppm |
| Concentration per Run | -0.0009 ppm | 3.0427 ppm | 0.0095 ppm | 0.0828 ppm | 0.0013 ppm | 0.0018 ppm | 0.0002 ppm |
| Concentration per Run | 0.0026 ppm | 3.0438 ppm | 0.0092 ppm | 0.0816 ppm | 0.0011 ppm | 0.0005 ppm | 0.0004 ppm |
| Concentration per Run | 0.0024 ppm | 3.0408 ppm | 0.0094 ppm | 0.0828 ppm | 0.0009 ppm | 0.0001 ppm | 0.0003 ppm |
| Concentration RSD | 147.6 % | 0.1 % | 1.5 % | 0.9 % | 14.9 % | 107.8 % | 37.8 % |

| | Zn 206.200 Axial-iFR) | Sc 361.384 Axial-iFR) | Sc 361.384 Radial-iFR) | Sc 227.318 Axial-eUV) | Y 360.073 Axial-iFR) | Y 371.030 Radial-iFR) | Y 224.306 Axial-eUV) |
|---|---|---|---|---|---|---|---|
| Concentration average | 0.0006 ppm | 100.5094 % | 102.4292 % | 97.9109 % | 100.0151 % | 101.0508 % | 99.8017 % |
| Concentration per Run | 0.0006 ppm | 100.4676 % | 102.8197 % | 97.8194 % | 99.9112 % | 101.6441 % | 99.7982 % |
| Concentration per Run | 0.0007 ppm | 100.5762 % | 102.2565 % | 98.0874 % | 100.0913 % | 100.6422 % | 99.7443 % |
| Concentration per Run | 0.0006 ppm | 100.4844 % | 102.2115 % | 97.8259 % | 100.0428 % | 100.8662 % | 99.8626 % |
| Concentration RSD | 14.9 % | 0.1 % | 0.3 % | 0.2 % | 0.1 % | 0.5 % | 0.1 % |

# ICP DataTrace 8

9/10/2025 9:12:19 PM

LabBook: WG2112846_09102025T8.imexp

Sample: L2555281-02 WG2111067
Analysis started at: 9/10/2025 10:45:12 AM
Rack 1
Vial 11
Comment <Comment>

| | Ag 328.068 Axial-iFR) | Al 396.152 Radial-iFR) | As 189.042 Axial-eUV) | B 208.959 Axial-iFR) | Ba 455.403 Radial-iFR) | Be 313.042 Radial-iFR) | Ca 315.887 Radial-iFR) |
|---|---|---|---|---|---|---|---|
| Concentration average | -0.0001 ppm | 0.0003 ppm | 0.0002 ppm | 0.0231 ppm | 0.0166 ppm | 0.0000 ppm | 22.1923 ppm |
| Concentration per Run | -0.0001 ppm | 0.0012 ppm | -0.0008 ppm | 0.0228 ppm | 0.0167 ppm | 0.0000 ppm | 22.3273 ppm |
| Concentration per Run | 0.0000 ppm | 0.0003 ppm | 0.0024 ppm | 0.0232 ppm | 0.0165 ppm | 0.0000 ppm | 22.1998 ppm |
| Concentration per Run | -0.0001 ppm | -0.0004 ppm | -0.0010 ppm | 0.0233 ppm | 0.0166 ppm | 0.0000 ppm | 22.0497 ppm |
| Concentration RSD | 119.0 % | 232.2 % | 867.2 % | 1.2 % | 0.6 % | 2,331.5 % | 0.6 % |

| | Cd 214.438 Axial-iFR) | Co 228.616 Axial-iFR) | Cr 267.716 Axial-iFR) | Cu 324.754 Axial-iFR) | Fe 259.940 Radial-iFR) | K 766.490 Radial-iFR) | Li 670.776 Radial-iFR) |
|---|---|---|---|---|---|---|---|
| Concentration average | -0.0003 ppm | -0.0001 ppm | 0.0003 ppm | 0.0003 ppm | 0.0023 ppm | 1.3870 ppm | 0.0006 ppm |
| Concentration per Run | -0.0003 ppm | -0.0002 ppm | 0.0003 ppm | 0.0004 ppm | 0.0012 ppm | 1.4022 ppm | 0.0010 ppm |
| Concentration per Run | -0.0003 ppm | -0.0002 ppm | 0.0003 ppm | 0.0005 ppm | 0.0027 ppm | 1.3804 ppm | 0.0000 ppm |
| Concentration per Run | -0.0003 ppm | 0.0001 ppm | 0.0002 ppm | 0.0000 ppm | 0.0031 ppm | 1.3785 ppm | 0.0008 ppm |
| Concentration RSD | 3.8 % | 128.0 % | 17.8 % | 101.5 % | 43.7 % | 1.0 % | 87.3 % |

| | Mg 279.079 Axial-iFR) | Mn 257.610 Radial-iFR) | Mo 202.030 Axial-iFR) | Na 589.592 Radial-iFR) | Ni 231.604 Axial-iFR) | Pb 220.353 Axial-eUV) | Sb 206.833 Axial-iFR) |
|---|---|---|---|---|---|---|---|
| Concentration average | 6.6799 ppm | 0.0001 ppm | 0.0032 ppm | 13.7223 ppm | 0.0001 ppm | 0.0008 ppm | 0.0061 ppm |
| Concentration per Run | 6.7159 ppm | 0.0001 ppm | 0.0032 ppm | 13.7279 ppm | 0.0000 ppm | 0.0006 ppm | 0.0046 ppm |
| Concentration per Run | 6.6295 ppm | 0.0001 ppm | 0.0030 ppm | 13.6980 ppm | 0.0009 ppm | 0.0010 ppm | 0.0087 ppm |
| Concentration per Run | 6.6941 ppm | 0.0002 ppm | 0.0033 ppm | 13.7412 ppm | -0.0008 ppm | 0.0009 ppm | 0.0051 ppm |
| Concentration RSD | 0.7 % | 50.3 % | 3.7 % | 0.2 % | 1,408.1 % | 22.3 % | 35.9 % |

| | Se 196.090 Axial-eUV) | Si 212.412 Axial-iFR) | Sn 189.989 Axial-iFR) | Sr 421.552 Radial-iFR) | Ti 334.904 Axial-iFR) | Tl 190.856 Axial-eUV) | V 292.402 Axial-iFR) |
|---|---|---|---|---|---|---|---|
| Concentration average | 0.0019 ppm | 3.0334 ppm | 0.0019 ppm | 0.0821 ppm | 0.0003 ppm | 0.0002 ppm | 0.0002 ppm |
| Concentration per Run | 0.0013 ppm | 3.0399 ppm | 0.0019 ppm | 0.0824 ppm | 0.0004 ppm | 0.0013 ppm | 0.0003 ppm |
| Concentration per Run | 0.0020 ppm | 3.0186 ppm | 0.0019 ppm | 0.0814 ppm | 0.0002 ppm | -0.0007 ppm | 0.0002 ppm |
| Concentration per Run | 0.0026 ppm | 3.0415 ppm | 0.0017 ppm | 0.0824 ppm | 0.0004 ppm | -0.0002 ppm | 0.0002 ppm |
| Concentration RSD | 33.8 % | 0.4 % | 5.8 % | 0.7 % | 25.9 % | 658.9 % | 25.6 % |

| | Zn 206.200 Axial-iFR) | Sc 361.384 Axial-iFR) | Sc 361.384 Radial-iFR) | Sc 227.318 Axial-eUV) | Y 360.073 Axial-iFR) | Y 371.030 Radial-iFR) | Y 224.306 Axial-eUV) |
|---|---|---|---|---|---|---|---|
| Concentration average | 0.0006 ppm | 101.0646 % | 101.9063 % | 98.3708 % | 100.4400 % | 101.2805 % | 100.0197 % |
| Concentration per Run | 0.0006 ppm | 100.5606 % | 101.5026 % | 98.2398 % | 100.3789 % | 101.5394 % | 99.8685 % |
| Concentration per Run | 0.0007 ppm | 101.7028 % | 101.4235 % | 98.9524 % | 100.5630 % | 100.2857 % | 100.2002 % |
| Concentration per Run | 0.0007 ppm | 100.9306 % | 102.7928 % | 97.9201 % | 100.3781 % | 102.0165 % | 99.9903 % |
| Concentration RSD | 9.8 % | 0.6 % | 0.8 % | 0.5 % | 0.1 % | 0.9 % | 0.2 % |

# ICP DataTrace 8

9/10/2025 9:12:19 PM

LabBook: WG2112846_09102025T8.imexp

Sample: L2555281-03 WG2111067
Analysis started at: 9/10/2025 10:48:39 AM
Rack 1
Vial 12
Comment <Comment>

| | Ag 328.068 Axial-iFR) | Al 396.152 Radial-iFR) | As 189.042 Axial-eUV) | B 208.959 Axial-iFR) | Ba 455.403 Radial-iFR) | Be 313.042 Radial-iFR) | Ca 315.887 Radial-iFR) |
|---|---|---|---|---|---|---|---|
| Concentration average | -0.0001 ppm | -0.0006 ppm | 0.0009 ppm | 0.0805 ppm | 0.0126 ppm | 0.0000 ppm | 16.8700 ppm |
| Concentration per Run | 0.0000 ppm | -0.0039 ppm | 0.0002 ppm | 0.0805 ppm | 0.0126 ppm | 0.0000 ppm | 16.8278 ppm |
| Concentration per Run | -0.0001 ppm | 0.0035 ppm | 0.0009 ppm | 0.0802 ppm | 0.0127 ppm | 0.0001 ppm | 16.9007 ppm |
| Concentration per Run | -0.0001 ppm | -0.0014 ppm | 0.0016 ppm | 0.0807 ppm | 0.0127 ppm | 0.0000 ppm | 16.8816 ppm |
| Concentration RSD | 82.9 % | 606.4 % | 75.5 % | 0.3 % | 0.5 % | 100.3 % | 0.2 % |

| | Cd 214.438 Axial-iFR) | Co 228.616 Axial-iFR) | Cr 267.716 Axial-iFR) | Cu 324.754 Axial-iFR) | Fe 259.940 Radial-iFR) | K 766.490 Radial-iFR) | Li 670.776 Radial-iFR) |
|---|---|---|---|---|---|---|---|
| Concentration average | -0.0003 ppm | 0.0001 ppm | 0.0012 ppm | 0.0036 ppm | 0.0061 ppm | 1.3064 ppm | 0.0024 ppm |
| Concentration per Run | -0.0002 ppm | 0.0000 ppm | 0.0013 ppm | 0.0037 ppm | 0.0060 ppm | 1.3250 ppm | 0.0028 ppm |
| Concentration per Run | -0.0002 ppm | 0.0001 ppm | 0.0014 ppm | 0.0036 ppm | 0.0064 ppm | 1.3011 ppm | 0.0029 ppm |
| Concentration per Run | -0.0003 ppm | 0.0001 ppm | 0.0011 ppm | 0.0036 ppm | 0.0058 ppm | 1.2932 ppm | 0.0017 ppm |
| Concentration RSD | 12.2 % | 31.5 % | 11.7 % | 0.9 % | 4.8 % | 1.3 % | 26.8 % |

| | Mg 279.079 Axial-iFR) | Mn 257.610 Radial-iFR) | Mo 202.030 Axial-iFR) | Na 589.592 Radial-iFR) | Ni 231.604 Axial-iFR) | Pb 220.353 Axial-eUV) | Sb 206.833 Axial-iFR) |
|---|---|---|---|---|---|---|---|
| Concentration average | 8.2717 ppm | 0.0023 ppm | 0.0013 ppm | 12.6794 ppm | 0.0009 ppm | 0.0004 ppm | 0.0024 ppm |
| Concentration per Run | 8.2597 ppm | 0.0023 ppm | 0.0012 ppm | 12.6766 ppm | 0.0006 ppm | -0.0001 ppm | 0.0007 ppm |
| Concentration per Run | 8.2629 ppm | 0.0024 ppm | 0.0015 ppm | 12.6591 ppm | 0.0011 ppm | 0.0007 ppm | 0.0023 ppm |
| Concentration per Run | 8.2925 ppm | 0.0022 ppm | 0.0012 ppm | 12.7026 ppm | 0.0010 ppm | 0.0005 ppm | 0.0043 ppm |
| Concentration RSD | 0.2 % | 3.6 % | 13.3 % | 0.2 % | 25.6 % | 108.3 % | 75.1 % |

| | Se 196.090 Axial-eUV) | Si 212.412 Axial-iFR) | Sn 189.989 Axial-iFR) | Sr 421.552 Radial-iFR) | Ti 334.904 Axial-iFR) | Tl 190.856 Axial-eUV) | V 292.402 Axial-iFR) |
|---|---|---|---|---|---|---|---|
| Concentration average | 0.0019 ppm | 8.7052 ppm | 0.0006 ppm | 0.0834 ppm | 0.0002 ppm | 0.0010 ppm | 0.0011 ppm |
| Concentration per Run | 0.0022 ppm | 8.6639 ppm | 0.0004 ppm | 0.0832 ppm | 0.0002 ppm | 0.0004 ppm | 0.0010 ppm |
| Concentration per Run | 0.0012 ppm | 8.7145 ppm | 0.0008 ppm | 0.0839 ppm | 0.0003 ppm | 0.0012 ppm | 0.0010 ppm |
| Concentration per Run | 0.0023 ppm | 8.7370 ppm | 0.0005 ppm | 0.0830 ppm | 0.0001 ppm | 0.0013 ppm | 0.0012 ppm |
| Concentration RSD | 32.4 % | 0.4 % | 29.4 % | 0.6 % | 66.4 % | 49.4 % | 8.1 % |

| | Zn 206.200 Axial-iFR) | Sc 361.384 Axial-iFR) | Sc 361.384 Radial-iFR) | Sc 227.318 Axial-eUV) | Y 360.073 Axial-iFR) | Y 371.030 Radial-iFR) | Y 224.306 Axial-eUV) |
|---|---|---|---|---|---|---|---|
| Concentration average | 0.0015 ppm | 100.9112 % | 102.9119 % | 98.2933 % | 100.2258 % | 102.0475 % | 100.4535 % |
| Concentration per Run | 0.0016 ppm | 101.2223 % | 102.7522 % | 98.1277 % | 100.6612 % | 101.3582 % | 100.6411 % |
| Concentration per Run | 0.0014 ppm | 101.0207 % | 102.7579 % | 98.6474 % | 100.1979 % | 102.7969 % | 100.5888 % |
| Concentration per Run | 0.0014 ppm | 100.4906 % | 103.2256 % | 98.1050 % | 99.8183 % | 101.9874 % | 100.1307 % |
| Concentration RSD | 7.7 % | 0.4 % | 0.3 % | 0.3 % | 0.4 % | 0.7 % | 0.3 % |

# ICP DataTrace 8

9/10/2025 9:12:19 PM

LabBook: WG2112846_09102025T8.imexp

Sample: L2555281-05 WG2111067
Analysis started at: 9/10/2025 10:52:08 AM
Rack 1
Vial 5
Comment <Comment>

| | Ag 328.068 Axial-iFR) | Al 396.152 Radial-iFR) | As 189.042 Axial-eUV) | B 208.959 Axial-iFR) | Ba 455.403 Radial-iFR) | Be 313.042 Radial-iFR) | Ca 315.887 Radial-iFR) |
|---|---|---|---|---|---|---|---|
| Concentration average | 0.0001 ppm | -0.0009 ppm | 0.0008 ppm | 0.0248 ppm | 0.0214 ppm | 0.0000 ppm | 9.8169 ppm |
| Concentration per Run | 0.0003 ppm | -0.0029 ppm | 0.0002 ppm | 0.0240 ppm | 0.0215 ppm | 0.0000 ppm | 9.8015 ppm |
| Concentration per Run | 0.0001 ppm | 0.0007 ppm | -0.0007 ppm | 0.0244 ppm | 0.0214 ppm | 0.0000 ppm | 9.8195 ppm |
| Concentration per Run | 0.0001 ppm | -0.0005 ppm | 0.0028 ppm | 0.0260 ppm | 0.0213 ppm | 0.0000 ppm | 9.8297 ppm |
| Concentration RSD | 79.7 % | 205.5 % | 237.2 % | 4.4 % | 0.4 % | 124.2 % | 0.1 % |

| | Cd 214.438 Axial-iFR) | Co 228.616 Axial-iFR) | Cr 267.716 Axial-iFR) | Cu 324.754 Axial-iFR) | Fe 259.940 Radial-iFR) | K 766.490 Radial-iFR) | Li 670.776 Radial-iFR) |
|---|---|---|---|---|---|---|---|
| Concentration average | -0.0002 ppm | 0.0025 ppm | 0.0001 ppm | 0.0004 ppm | 2.0347 ppm | 0.9483 ppm | 0.0010 ppm |
| Concentration per Run | -0.0001 ppm | 0.0026 ppm | 0.0001 ppm | 0.0003 ppm | 2.0308 ppm | 0.9580 ppm | 0.0012 ppm |
| Concentration per Run | -0.0002 ppm | 0.0025 ppm | 0.0000 ppm | 0.0004 ppm | 2.0377 ppm | 0.9402 ppm | 0.0009 ppm |
| Concentration per Run | -0.0002 ppm | 0.0024 ppm | 0.0001 ppm | 0.0004 ppm | 2.0355 ppm | 0.9467 ppm | 0.0008 ppm |
| Concentration RSD | 25.1 % | 4.4 % | 77.3 % | 12.7 % | 0.2 % | 1.0 % | 18.9 % |

| | Mg 279.079 Axial-iFR) | Mn 257.610 Radial-iFR) | Mo 202.030 Axial-iFR) | Na 589.592 Radial-iFR) | Ni 231.604 Axial-iFR) | Pb 220.353 Axial-eUV) | Sb 206.833 Axial-iFR) |
|---|---|---|---|---|---|---|---|
| Concentration average | 4.3327 ppm | 0.0355 ppm | 0.0007 ppm | 8.4396 ppm | 0.0029 ppm | 0.0009 ppm | 0.0027 ppm |
| Concentration per Run | 4.3270 ppm | 0.0356 ppm | 0.0005 ppm | 8.4553 ppm | 0.0025 ppm | 0.0007 ppm | 0.0036 ppm |
| Concentration per Run | 4.3406 ppm | 0.0353 ppm | 0.0010 ppm | 8.4181 ppm | 0.0028 ppm | 0.0012 ppm | 0.0016 ppm |
| Concentration per Run | 4.3305 ppm | 0.0357 ppm | 0.0005 ppm | 8.4453 ppm | 0.0033 ppm | 0.0009 ppm | 0.0030 ppm |
| Concentration RSD | 0.2 % | 0.6 % | 41.0 % | 0.2 % | 13.9 % | 24.4 % | 36.6 % |

| | Se 196.090 Axial-eUV) | Si 212.412 Axial-iFR) | Sn 189.989 Axial-iFR) | Sr 421.552 Radial-iFR) | Ti 334.904 Axial-iFR) | Tl 190.856 Axial-eUV) | V 292.402 Axial-iFR) |
|---|---|---|---|---|---|---|---|
| Concentration average | 0.0005 ppm | 7.3108 ppm | -0.0006 ppm | 0.0393 ppm | 0.0002 ppm | 0.0003 ppm | -0.0002 ppm |
| Concentration per Run | 0.0013 ppm | 7.3175 ppm | -0.0004 ppm | 0.0391 ppm | 0.0003 ppm | 0.0007 ppm | -0.0002 ppm |
| Concentration per Run | -0.0003 ppm | 7.3058 ppm | -0.0007 ppm | 0.0394 ppm | 0.0000 ppm | 0.0006 ppm | -0.0001 ppm |
| Concentration per Run | 0.0005 ppm | 7.3093 ppm | -0.0007 ppm | 0.0394 ppm | 0.0002 ppm | -0.0003 ppm | -0.0002 ppm |
| Concentration RSD | 170.9 % | 0.1 % | 26.8 % | 0.4 % | 111.8 % | 175.1 % | 42.7 % |

| | Zn 206.200 Axial-iFR) | Sc 361.384 Axial-iFR) | Sc 361.384 Radial-iFR) | Sc 227.318 Axial-eUV) | Y 360.073 Axial-iFR) | Y 371.030 Radial-iFR) | Y 224.306 Axial-eUV) |
|---|---|---|---|---|---|---|---|
| Concentration average | 0.0060 ppm | 102.5949 % | 103.3611 % | 99.9666 % | 101.8830 % | 102.2843 % | 101.3060 % |
| Concentration per Run | 0.0060 ppm | 102.9039 % | 103.8828 % | 99.9939 % | 102.1101 % | 102.1597 % | 101.0226 % |
| Concentration per Run | 0.0061 ppm | 102.2690 % | 102.9289 % | 99.9502 % | 101.4271 % | 101.8378 % | 101.7136 % |
| Concentration per Run | 0.0060 ppm | 102.6119 % | 103.2716 % | 99.9557 % | 102.1117 % | 102.8553 % | 101.1817 % |
| Concentration RSD | 1.2 % | 0.3 % | 0.5 % | 0.0 % | 0.4 % | 0.5 % | 0.4 % |

# ICP DataTrace 8

9/10/2025 9:12:19 PM

LabBook: WG2112846_09102025T8.imexp

Sample: WG2111067-7 WG2111067
Analysis started at: 9/10/2025 10:55:33 AM
Rack 1
Vial 6
Comment <Comment>

| | Ag 328.068 Axial-iFR) | Al 396.152 Radial-iFR) | As 189.042 Axial-eUV) | B 208.959 Axial-iFR) | Ba 455.403 Radial-iFR) | Be 313.042 Radial-iFR) | Ca 315.887 Radial-iFR) |
|---|---|---|---|---|---|---|---|
| Concentration average | 0.0415 ppm | 2.0259 ppm | 0.1190 ppm | 0.9903 ppm | 2.0013 ppm | 0.0504 ppm | 19.1952 ppm |
| Concentration per Run | 0.0415 ppm | 2.0302 ppm | 0.1184 ppm | 0.9847 ppm | 1.9972 ppm | 0.0504 ppm | 19.1830 ppm |
| Concentration per Run | 0.0415 ppm | 2.0229 ppm | 0.1185 ppm | 0.9869 ppm | 2.0089 ppm | 0.0506 ppm | 19.1569 ppm |
| Concentration per Run | 0.0416 ppm | 2.0247 ppm | 0.1200 ppm | 0.9992 ppm | 1.9978 ppm | 0.0504 ppm | 19.2456 ppm |
| Concentration RSD | 0.1 % | 0.2 % | 0.8 % | 0.8 % | 0.3 % | 0.3 % | 0.2 % |

| | Cd 214.438 Axial-iFR) | Co 228.616 Axial-iFR) | Cr 267.716 Axial-iFR) | Cu 324.754 Axial-iFR) | Fe 259.940 Radial-iFR) | K 766.490 Radial-iFR) | Li 670.776 Radial-iFR) |
|---|---|---|---|---|---|---|---|
| Concentration average | 0.0512 ppm | 0.4869 ppm | 0.1935 ppm | 0.2486 ppm | 2.9852 ppm | 11.1907 ppm | 0.0013 ppm |
| Concentration per Run | 0.0512 ppm | 0.4850 ppm | 0.1942 ppm | 0.2474 ppm | 2.9814 ppm | 11.1542 ppm | 0.0020 ppm |
| Concentration per Run | 0.0509 ppm | 0.4852 ppm | 0.1928 ppm | 0.2476 ppm | 2.9916 ppm | 11.2502 ppm | 0.0009 ppm |
| Concentration per Run | 0.0515 ppm | 0.4905 ppm | 0.1936 ppm | 0.2509 ppm | 2.9826 ppm | 11.1678 ppm | 0.0011 ppm |
| Concentration RSD | 0.6 % | 0.6 % | 0.4 % | 0.8 % | 0.2 % | 0.5 % | 41.6 % |

| | Mg 279.079 Axial-iFR) | Mn 257.610 Radial-iFR) | Mo 202.030 Axial-iFR) | Na 589.592 Radial-iFR) | Ni 231.604 Axial-iFR) | Pb 220.353 Axial-eUV) | Sb 206.833 Axial-iFR) |
|---|---|---|---|---|---|---|---|
| Concentration average | 14.0049 ppm | 0.5271 ppm | 0.8959 ppm | 18.4848 ppm | 0.4935 ppm | 0.5150 ppm | 0.4121 ppm |
| Concentration per Run | 14.0075 ppm | 0.5265 ppm | 0.8862 ppm | 18.4640 ppm | 0.4946 ppm | 0.5154 ppm | 0.4060 ppm |
| Concentration per Run | 13.9421 ppm | 0.5271 ppm | 0.8918 ppm | 18.3887 ppm | 0.4907 ppm | 0.5151 ppm | 0.4112 ppm |
| Concentration per Run | 14.0651 ppm | 0.5278 ppm | 0.9097 ppm | 18.6017 ppm | 0.4953 ppm | 0.5146 ppm | 0.4190 ppm |
| Concentration RSD | 0.4 % | 0.1 % | 1.4 % | 0.6 % | 0.5 % | 0.1 % | 1.6 % |

| | Se 196.090 Axial-eUV) | Si 212.412 Axial-iFR) | Sn 189.989 Axial-iFR) | Sr 421.552 Radial-iFR) | Ti 334.904 Axial-iFR) | Tl 190.856 Axial-eUV) | V 292.402 Axial-iFR) |
|---|---|---|---|---|---|---|---|
| Concentration average | 0.1151 ppm | 8.0292 ppm | 0.8961 ppm | **1.0123 ppm** | 0.9657 ppm | **0.1196 ppm** | 0.5024 ppm |
| Concentration per Run | 0.1145 ppm | 8.0050 ppm | 0.8956 ppm | 1.0150 ppm | 0.9652 ppm | 0.1194 ppm | 0.5019 ppm |
| Concentration per Run | 0.1138 ppm | 8.0090 ppm | 0.8857 ppm | 1.0137 ppm | 0.9615 ppm | 0.1193 ppm | 0.5020 ppm |
| Concentration per Run | 0.1171 ppm | 8.0736 ppm | 0.9069 ppm | 1.0083 ppm | 0.9703 ppm | 0.1202 ppm | 0.5032 ppm |
| Concentration RSD | 1.5 % | 0.5 % | 1.2 % | 0.3 % | 0.5 % | 0.4 % | 0.1 % |

| | Zn 206.200 Axial-iFR) | Sc 361.384 Axial-iFR) | Sc 361.384 Radial-iFR) | Sc 227.318 Axial-eUV) | Y 360.073 Axial-iFR) | Y 371.030 Radial-iFR) | Y 224.306 Axial-eUV) |
|---|---|---|---|---|---|---|---|
| Concentration average | 0.4920 ppm | 100.2591 % | 102.0930 % | 94.7700 % | 99.7174 % | 101.1907 % | 99.1380 % |
| Concentration per Run | 0.4947 ppm | 100.9097 % | 102.6170 % | 94.6062 % | 100.1290 % | 101.7415 % | 99.1434 % |
| Concentration per Run | 0.4867 ppm | 100.3145 % | 101.8610 % | 94.5499 % | 99.4893 % | 100.6757 % | 98.5940 % |
| Concentration per Run | 0.4945 ppm | 99.5532 % | 101.8011 % | 95.1540 % | 99.5338 % | 101.1550 % | 99.6765 % |
| Concentration RSD | 0.9 % | 0.7 % | 0.4 % | 0.4 % | 0.4 % | 0.5 % | 0.5 % |

# ICP DataTrace 8

9/10/2025 9:12:19 PM

LabBook: WG2112846_09102025T8.imexp

Sample: WG2111067-8 WG2111067
Analysis started at: 9/10/2025 10:58:58 AM
Rack 1
Vial 7
Comment <Comment>

| | Ag 328.068 Axial-iFR) | Al 396.152 Radial-iFR) | As 189.042 Axial-eUV) | B 208.959 Axial-iFR) | Ba 455.403 Radial-iFR) | Be 313.042 Radial-iFR) | Ca 315.887 Radial-iFR) |
|---|---|---|---|---|---|---|---|
| Concentration average | 0.0420 ppm | 2.0470 ppm | 0.1189 ppm | 1.0071 ppm | 2.0212 ppm | 0.0510 ppm | 19.6523 ppm |
| Concentration per Run | 0.0419 ppm | 2.0563 ppm | 0.1183 ppm | 1.0020 ppm | 2.0077 ppm | 0.0512 ppm | 19.7144 ppm |
| Concentration per Run | 0.0419 ppm | 2.0495 ppm | 0.1180 ppm | 1.0070 ppm | 2.0337 ppm | 0.0512 ppm | 19.6657 ppm |
| Concentration per Run | 0.0423 ppm | 2.0354 ppm | 0.1204 ppm | 1.0122 ppm | 2.0221 ppm | 0.0506 ppm | 19.5767 ppm |
| Concentration RSD | 0.6 % | 0.5 % | 1.1 % | 0.5 % | 0.6 % | 0.6 % | 0.4 % |

| | Cd 214.438 Axial-iFR) | Co 228.616 Axial-iFR) | Cr 267.716 Axial-iFR) | Cu 324.754 Axial-iFR) | Fe 259.940 Radial-iFR) | K 766.490 Radial-iFR) | Li 670.776 Radial-iFR) |
|---|---|---|---|---|---|---|---|
| Concentration average | 0.0515 ppm | 0.4888 ppm | 0.1951 ppm | 0.2500 ppm | 3.0501 ppm | 11.3734 ppm | 0.0018 ppm |
| Concentration per Run | 0.0514 ppm | 0.4888 ppm | 0.1953 ppm | 0.2486 ppm | 3.0625 ppm | 11.3572 ppm | 0.0017 ppm |
| Concentration per Run | 0.0517 ppm | 0.4871 ppm | 0.1950 ppm | 0.2498 ppm | 3.0537 ppm | 11.4400 ppm | 0.0016 ppm |
| Concentration per Run | 0.0514 ppm | 0.4905 ppm | 0.1949 ppm | 0.2517 ppm | 3.0339 ppm | 11.3231 ppm | 0.0020 ppm |
| Concentration RSD | 0.3 % | 0.3 % | 0.1 % | 0.6 % | 0.5 % | 0.5 % | 10.1 % |

| | Mg 279.079 Axial-iFR) | Mn 257.610 Radial-iFR) | Mo 202.030 Axial-iFR) | Na 589.592 Radial-iFR) | Ni 231.604 Axial-iFR) | Pb 220.353 Axial-eUV) | Sb 206.833 Axial-iFR) |
|---|---|---|---|---|---|---|---|
| Concentration average | 14.2222 ppm | 0.5334 ppm | 0.9347 ppm | 18.7609 ppm | 0.5007 ppm | 0.5184 ppm | 0.4287 ppm |
| Concentration per Run | 14.2347 ppm | 0.5348 ppm | 0.9289 ppm | 18.7551 ppm | 0.5014 ppm | 0.5174 ppm | 0.4233 ppm |
| Concentration per Run | 14.2466 ppm | 0.5336 ppm | 0.9301 ppm | 18.8002 ppm | 0.4993 ppm | 0.5199 ppm | 0.4281 ppm |
| Concentration per Run | 14.1851 ppm | 0.5317 ppm | 0.9449 ppm | 18.7275 ppm | 0.5014 ppm | 0.5179 ppm | 0.4347 ppm |
| Concentration RSD | 0.2 % | 0.3 % | 1.0 % | 0.2 % | 0.2 % | 0.3 % | 1.3 % |

| | Se 196.090 Axial-eUV) | Si 212.412 Axial-iFR) | Sn 189.989 Axial-iFR) | Sr 421.552 Radial-iFR) | Ti 334.904 Axial-iFR) | Tl 190.856 Axial-eUV) | V 292.402 Axial-iFR) |
|---|---|---|---|---|---|---|---|
| Concentration average | 0.1197 ppm | 8.2045 ppm | 0.9401 ppm | 1.0308 ppm | 0.9847 ppm | 0.1211 ppm | 0.5059 ppm |
| Concentration per Run | 0.1185 ppm | 8.1832 ppm | 0.9413 ppm | 1.0319 ppm | 0.9837 ppm | 0.1208 ppm | 0.5057 ppm |
| Concentration per Run | 0.1198 ppm | 8.2116 ppm | 0.9316 ppm | 1.0330 ppm | 0.9783 ppm | 0.1205 ppm | 0.5064 ppm |
| Concentration per Run | 0.1207 ppm | 8.2188 ppm | 0.9472 ppm | 1.0276 ppm | 0.9920 ppm | 0.1221 ppm | 0.5055 ppm |
| Concentration RSD | 0.9 % | 0.2 % | 0.8 % | 0.3 % | 0.7 % | 0.7 % | 0.1 % |

| | Zn 206.200 Axial-iFR) | Sc 361.384 Axial-iFR) | Sc 361.384 Radial-iFR) | Sc 227.318 Axial-eUV) | Y 360.073 Axial-iFR) | Y 371.030 Radial-iFR) | Y 224.306 Axial-eUV) |
|---|---|---|---|---|---|---|---|
| Concentration average | 0.4962 ppm | 99.9710 % | 101.8323 % | 94.6226 % | 99.3792 % | 101.5256 % | 98.9732 % |
| Concentration per Run | 0.4973 ppm | 100.4598 % | 101.4348 % | 94.7265 % | 99.7102 % | 101.7598 % | 98.9082 % |
| Concentration per Run | 0.4955 ppm | 99.8066 % | 101.2719 % | 94.9978 % | 99.2240 % | 100.3861 % | 99.7415 % |
| Concentration per Run | 0.4958 ppm | 99.6467 % | 102.7902 % | 94.1436 % | 99.2034 % | 102.4308 % | 98.2701 % |
| Concentration RSD | 0.2 % | 0.4 % | 0.8 % | 0.5 % | 0.3 % | 1.0 % | 0.7 % |

# ICP DataTrace 8

9/10/2025 9:12:19 PM

LabBook: WG2112846_09102025T8.imexp

Sample: WG2111067-9 WG2111067
Analysis started at: 9/10/2025 11:02:24 AM
Rack 1
Vial 8
Comment <Comment>

| | Ag 328.068 Axial-iFR) | Al 396.152 Radial-iFR) | As 189.042 Axial-eUV) | B 208.959 Axial-iFR) | Ba 455.403 Radial-iFR) | Be 313.042 Radial-iFR) | Ca 315.887 Radial-iFR) |
|---|---|---|---|---|---|---|---|
| Concentration average | 0.0497 ppm | 2.1176 ppm | 0.1283 ppm | 1.0714 ppm | 2.0668 ppm | 0.0523 ppm | 20.0423 ppm |
| Concentration per Run | 0.0496 ppm | 2.1328 ppm | 0.1289 ppm | 1.0694 ppm | 2.0854 ppm | 0.0529 ppm | 20.0566 ppm |
| Concentration per Run | 0.0501 ppm | 2.1246 ppm | 0.1273 ppm | 1.0708 ppm | 2.0608 ppm | 0.0521 ppm | 20.1678 ppm |
| Concentration per Run | 0.0495 ppm | 2.0955 ppm | 0.1287 ppm | 1.0740 ppm | 2.0543 ppm | 0.0519 ppm | 19.9026 ppm |
| Concentration RSD | 0.6 % | 0.9 % | 0.7 % | 0.2 % | 0.8 % | 1.0 % | 0.7 % |

| | Cd 214.438 Axial-iFR) | Co 228.616 Axial-iFR) | Cr 267.716 Axial-iFR) | Cu 324.754 Axial-iFR) | Fe 259.940 Radial-iFR) | K 766.490 Radial-iFR) | Li 670.776 Radial-iFR) |
|---|---|---|---|---|---|---|---|
| Concentration average | 0.0542 ppm | 0.5164 ppm | 0.2060 ppm | 0.2668 ppm | 3.0090 ppm | 11.6645 ppm | 0.0015 ppm |
| Concentration per Run | 0.0545 ppm | 0.5172 ppm | 0.2063 ppm | 0.2670 ppm | 3.0251 ppm | 11.7568 ppm | 0.0012 ppm |
| Concentration per Run | 0.0540 ppm | 0.5167 ppm | 0.2062 ppm | 0.2676 ppm | 3.0091 ppm | 11.6433 ppm | 0.0019 ppm |
| Concentration per Run | 0.0541 ppm | 0.5153 ppm | 0.2055 ppm | 0.2657 ppm | 2.9928 ppm | 11.5934 ppm | 0.0014 ppm |
| Concentration RSD | 0.5 % | 0.2 % | 0.2 % | 0.4 % | 0.5 % | 0.7 % | 27.3 % |

| | Mg 279.079 Axial-iFR) | Mn 257.610 Radial-iFR) | Mo 202.030 Axial-iFR) | Na 589.592 Radial-iFR) | Ni 231.604 Axial-iFR) | Pb 220.353 Axial-eUV) | Sb 206.833 Axial-iFR) |
|---|---|---|---|---|---|---|---|
| Concentration average | 14.6952 ppm | 0.5546 ppm | 0.9918 ppm | 18.9805 ppm | 0.5265 ppm | 0.5575 ppm | 0.3437 ppm |
| Concentration per Run | 14.6614 ppm | 0.5577 ppm | 0.9877 ppm | 19.0345 ppm | 0.5281 ppm | 0.5573 ppm | 0.3419 ppm |
| Concentration per Run | 14.6943 ppm | 0.5562 ppm | 0.9921 ppm | 18.9507 ppm | 0.5271 ppm | 0.5570 ppm | 0.3433 ppm |
| Concentration per Run | 14.7299 ppm | 0.5498 ppm | 0.9954 ppm | 18.9564 ppm | 0.5242 ppm | 0.5583 ppm | 0.3460 ppm |
| Concentration RSD | 0.2 % | 0.8 % | 0.4 % | 0.2 % | 0.4 % | 0.1 % | 0.6 % |

| | Se 196.090 Axial-eUV) | Si 212.412 Axial-iFR) | Sn 189.989 Axial-iFR) | Sr 421.552 Radial-iFR) | Ti 334.904 Axial-iFR) | Tl 190.856 Axial-eUV) | V 292.402 Axial-iFR) |
|---|---|---|---|---|---|---|---|
| Concentration average | 0.1246 ppm | 8.3460 ppm | 0.9956 ppm | **1.0753 ppm** | 1.0583 ppm | **0.1285 ppm** | 0.5354 ppm |
| Concentration per Run | 0.1235 ppm | 8.3470 ppm | 0.9961 ppm | 1.0847 ppm | 1.0524 ppm | 0.1290 ppm | 0.5347 ppm |
| Concentration per Run | 0.1240 ppm | 8.3504 ppm | 0.9976 ppm | 1.0721 ppm | 1.0616 ppm | 0.1281 ppm | 0.5367 ppm |
| Concentration per Run | 0.1262 ppm | 8.3404 ppm | 0.9931 ppm | 1.0693 ppm | 1.0608 ppm | 0.1283 ppm | 0.5348 ppm |
| Concentration RSD | 1.2 % | 0.1 % | 0.2 % | 0.8 % | 0.5 % | 0.4 % | 0.2 % |

| | Zn 206.200 Axial-iFR) | Sc 361.384 Axial-iFR) | Sc 361.384 Radial-iFR) | Sc 227.318 Axial-eUV) | Y 360.073 Axial-iFR) | Y 371.030 Radial-iFR) | Y 224.306 Axial-eUV) |
|---|---|---|---|---|---|---|---|
| Concentration average | 0.5235 ppm | 99.4960 % | 101.8544 % | 93.9461 % | 98.9392 % | 100.7798 % | 98.3885 % |
| Concentration per Run | 0.5231 ppm | 99.3779 % | 102.6771 % | 93.8284 % | 99.0552 % | 101.7769 % | 98.4488 % |
| Concentration per Run | 0.5243 ppm | 99.6668 % | 100.6890 % | 93.7282 % | 99.1945 % | 99.3426 % | 97.8829 % |
| Concentration per Run | 0.5231 ppm | 99.4434 % | 102.1972 % | 94.2816 % | 98.5679 % | 101.2200 % | 98.8337 % |
| Concentration RSD | 0.1 % | 0.2 % | 1.0 % | 0.3 % | 0.3 % | 1.3 % | 0.5 % |

# ICP DataTrace 8

9/10/2025 9:12:19 PM

LabBook: WG2112846_09102025T8.imexp

Sample: WG2111067-10D5 WG2111067
Analysis started at: 9/10/2025 11:05:49 AM
Rack 1
Vial 9
Comment <Comment>

| | Ag 328.068 Axial-iFR) | Al 396.152 Radial-iFR) | As 189.042 Axial-eUV) | B 208.959 Axial-iFR) | Ba 455.403 Radial-iFR) | Be 313.042 Radial-iFR) | Ca 315.887 Radial-iFR) |
|---|---|---|---|---|---|---|---|
| Concentration average | 0.0000 ppm | 0.0010 ppm | 0.0009 ppm | 0.0065 ppm | 0.0042 ppm | 0.0000 ppm | 1.8840 ppm |
| Concentration per Run | 0.0001 ppm | 0.0041 ppm | 0.0013 ppm | 0.0064 ppm | 0.0042 ppm | 0.0000 ppm | 1.9016 ppm |
| Concentration per Run | 0.0000 ppm | -0.0002 ppm | 0.0003 ppm | 0.0069 ppm | 0.0042 ppm | 0.0000 ppm | 1.8809 ppm |
| Concentration per Run | 0.0000 ppm | -0.0010 ppm | 0.0012 ppm | 0.0064 ppm | 0.0043 ppm | 0.0000 ppm | 1.8694 ppm |
| Concentration RSD | 128.6 % | 278.5 % | 58.2 % | 4.1 % | 1.6 % | 125.5 % | 0.9 % |

| | Cd 214.438 Axial-iFR) | Co 228.616 Axial-iFR) | Cr 267.716 Axial-iFR) | Cu 324.754 Axial-iFR) | Fe 259.940 Radial-iFR) | K 766.490 Radial-iFR) | Li 670.776 Radial-iFR) |
|---|---|---|---|---|---|---|---|
| Concentration average | -0.0001 ppm | 0.0008 ppm | 0.0002 ppm | -0.0001 ppm | 0.3982 ppm | 0.2072 ppm | 0.0000 ppm |
| Concentration per Run | 0.0000 ppm | 0.0009 ppm | 0.0004 ppm | -0.0003 ppm | 0.4013 ppm | 0.2119 ppm | 0.0006 ppm |
| Concentration per Run | -0.0001 ppm | 0.0007 ppm | 0.0000 ppm | 0.0001 ppm | 0.3971 ppm | 0.2017 ppm | -0.0004 ppm |
| Concentration per Run | -0.0001 ppm | 0.0008 ppm | 0.0002 ppm | -0.0001 ppm | 0.3962 ppm | 0.2080 ppm | -0.0001 ppm |
| Concentration RSD | 72.3 % | 12.1 % | 94.2 % | 156.3 % | 0.7 % | 2.5 % | 1,817.5 % |

| | Mg 279.079 Axial-iFR) | Mn 257.610 Radial-iFR) | Mo 202.030 Axial-iFR) | Na 589.592 Radial-iFR) | Ni 231.604 Axial-iFR) | Pb 220.353 Axial-eUV) | Sb 206.833 Axial-iFR) |
|---|---|---|---|---|---|---|---|
| Concentration average | 0.8351 ppm | 0.0070 ppm | 0.0215 ppm | 1.6520 ppm | 0.0006 ppm | 0.0003 ppm | 0.0633 ppm |
| Concentration per Run | 0.8316 ppm | 0.0072 ppm | 0.0214 ppm | 1.6486 ppm | 0.0004 ppm | 0.0000 ppm | 0.0641 ppm |
| Concentration per Run | 0.8401 ppm | 0.0071 ppm | 0.0217 ppm | 1.6462 ppm | 0.0007 ppm | 0.0004 ppm | 0.0631 ppm |
| Concentration per Run | 0.8335 ppm | 0.0069 ppm | 0.0214 ppm | 1.6611 ppm | 0.0007 ppm | 0.0004 ppm | 0.0628 ppm |
| Concentration RSD | 0.5 % | 2.0 % | 0.8 % | 0.5 % | 28.6 % | 87.2 % | 1.1 % |

| | Se 196.090 Axial-eUV) | Si 212.412 Axial-iFR) | Sn 189.989 Axial-iFR) | Sr 421.552 Radial-iFR) | Ti 334.904 Axial-iFR) | Tl 190.856 Axial-eUV) | V 292.402 Axial-iFR) |
|---|---|---|---|---|---|---|---|
| Concentration average | 0.0006 ppm | 1.3636 ppm | 0.0528 ppm | 0.0076 ppm | 0.0017 ppm | 0.0002 ppm | -0.0001 ppm |
| Concentration per Run | 0.0021 ppm | 1.3625 ppm | 0.0547 ppm | 0.0077 ppm | 0.0017 ppm | 0.0013 ppm | 0.0001 ppm |
| Concentration per Run | -0.0005 ppm | 1.3595 ppm | 0.0535 ppm | 0.0076 ppm | 0.0016 ppm | -0.0007 ppm | -0.0002 ppm |
| Concentration per Run | 0.0002 ppm | 1.3687 ppm | 0.0501 ppm | 0.0076 ppm | 0.0017 ppm | 0.0000 ppm | -0.0001 ppm |
| Concentration RSD | 225.4 % | 0.3 % | 4.5 % | 1.0 % | 3.0 % | 487.4 % | 236.8 % |

| | Zn 206.200 Axial-iFR) | Sc 361.384 Axial-iFR) | Sc 361.384 Radial-iFR) | Sc 227.318 Axial-eUV) | Y 360.073 Axial-iFR) | Y 371.030 Radial-iFR) | Y 224.306 Axial-eUV) |
|---|---|---|---|---|---|---|---|
| Concentration average | 0.0015 ppm | 103.8872 % | 103.9091 % | 103.5294 % | 103.8072 % | 103.5726 % | 103.3727 % |
| Concentration per Run | 0.0016 ppm | 104.0000 % | 103.1216 % | 103.3349 % | 103.6367 % | 103.6187 % | 103.2084 % |
| Concentration per Run | 0.0016 ppm | 103.4598 % | 104.2915 % | 103.1361 % | 103.3985 % | 103.5692 % | 103.1300 % |
| Concentration per Run | 0.0014 ppm | 104.2019 % | 104.3142 % | 104.1171 % | 104.3864 % | 103.5298 % | 103.7796 % |
| Concentration RSD | 8.4 % | 0.4 % | 0.7 % | 0.5 % | 0.5 % | 0.0 % | 0.3 % |

# ICP DataTrace 8

9/10/2025 9:12:19 PM

LabBook: WG2112846_09102025T8.imexp

Sample: CCV
Analysis started at: 9/10/2025 11:09:15 AM
Rack 0
Vial 3
Comment <Comment>

| | Ag 328.068 Axial-iFR) | Al 396.152 Radial-iFR) | As 189.042 Axial-eUV) | B 208.959 Axial-iFR) | Ba 455.403 Radial-iFR) | Be 313.042 Radial-iFR) | Ca 315.887 Radial-iFR) |
|---|---|---|---|---|---|---|---|
| Concentration average | **0.4808 ppm** | 0.4826 ppm | 0.4612 ppm | 0.4820 ppm | 0.4917 ppm | 0.5008 ppm | 0.4856 ppm |
| Concentration per Run | 0.4818 ppm | 0.4843 ppm | 0.4628 ppm | 0.4850 ppm | 0.4892 ppm | 0.5024 ppm | 0.4876 ppm |
| Concentration per Run | 0.4809 ppm | 0.4809 ppm | 0.4609 ppm | 0.4815 ppm | 0.4937 ppm | 0.4995 ppm | 0.4858 ppm |
| Concentration per Run | 0.4798 ppm | 0.4827 ppm | 0.4599 ppm | 0.4795 ppm | 0.4921 ppm | 0.5006 ppm | 0.4833 ppm |
| Recovery Percentage | 96.162 % | 96.528 % | 92.243 % | 96.397 % | 98.333 % | 100.166 % | 97.114 % |
| Concentration RSD | 0.2 % | 0.4 % | 0.3 % | 0.6 % | 0.5 % | 0.3 % | 0.4 % |

| | Cd 214.438 Axial-iFR) | Co 228.616 Axial-iFR) | Cr 267.716 Axial-iFR) | Cu 324.754 Axial-iFR) | Fe 259.940 Radial-iFR) | K 766.490 Radial-iFR) | Li 670.776 Radial-iFR) |
|---|---|---|---|---|---|---|---|
| Concentration average | 0.4928 ppm | 0.4976 ppm | 0.4923 ppm | 0.4992 ppm | 0.4926 ppm | 5.0961 ppm | 0.5063 ppm |
| Concentration per Run | 0.4983 ppm | 0.5018 ppm | 0.4958 ppm | 0.4990 ppm | 0.4923 ppm | 5.0965 ppm | 0.5083 ppm |
| Concentration per Run | 0.4898 ppm | 0.4948 ppm | 0.4894 ppm | 0.5005 ppm | 0.4901 ppm | 5.0851 ppm | 0.4992 ppm |
| Concentration per Run | 0.4904 ppm | 0.4963 ppm | 0.4916 ppm | 0.4981 ppm | 0.4955 ppm | 5.1067 ppm | 0.5114 ppm |
| Recovery Percentage | 98.569 % | 99.527 % | 98.459 % | 99.841 % | 98.524 % | 101.922 % | 101.261 % |
| Concentration RSD | 1.0 % | 0.7 % | 0.7 % | 0.2 % | 0.6 % | 0.2 % | 1.3 % |

| | Mg 279.079 Axial-iFR) | Mn 257.610 Radial-iFR) | Mo 202.030 Axial-iFR) | Na 589.592 Radial-iFR) | Ni 231.604 Axial-iFR) | Pb 220.353 Axial-eUV) | Sb 206.833 Axial-iFR) |
|---|---|---|---|---|---|---|---|
| Concentration average | 0.4938 ppm | 0.4989 ppm | 0.4910 ppm | 10.1654 ppm | 0.5004 ppm | 0.4884 ppm | 0.5359 ppm |
| Concentration per Run | 0.4997 ppm | 0.5005 ppm | 0.4923 ppm | 10.1813 ppm | 0.5063 ppm | 0.4883 ppm | 0.5405 ppm |
| Concentration per Run | 0.4917 ppm | 0.4979 ppm | 0.4893 ppm | 10.0990 ppm | 0.4956 ppm | 0.4884 ppm | 0.5343 ppm |
| Concentration per Run | 0.4900 ppm | 0.4983 ppm | 0.4914 ppm | 10.2159 ppm | 0.4993 ppm | 0.4886 ppm | 0.5328 ppm |
| Recovery Percentage | 98.756 % | 99.777 % | 98.199 % | 101.654 % | 100.083 % | 97.684 % | 107.176 % |
| Concentration RSD | 1.0 % | 0.3 % | 0.3 % | 0.6 % | 1.1 % | 0.0 % | 0.8 % |

| | Se 196.090 Axial-eUV) | Si 212.412 Axial-iFR) | Sn 189.989 Axial-iFR) | Sr 421.552 Radial-iFR) | Ti 334.904 Axial-iFR) | Tl 190.856 Axial-eUV) | V 292.402 Axial-iFR) |
|---|---|---|---|---|---|---|---|
| Concentration average | 0.4701 ppm | 5.2931 ppm | 0.5096 ppm | 0.5006 ppm | 0.4910 ppm | **0.4957 ppm** | 0.4975 ppm |
| Concentration per Run | 0.4704 ppm | 5.3072 ppm | 0.5172 ppm | 0.4988 ppm | 0.4919 ppm | 0.4971 ppm | 0.4989 ppm |
| Concentration per Run | 0.4696 ppm | 5.2902 ppm | 0.5057 ppm | 0.4985 ppm | 0.4915 ppm | 0.4929 ppm | 0.4972 ppm |
| Concentration per Run | 0.4703 ppm | 5.2820 ppm | 0.5058 ppm | 0.5044 ppm | 0.4895 ppm | 0.4970 ppm | 0.4965 ppm |
| Recovery Percentage | 94.019 % | 100.822 % | 101.920 % | 100.117 % | 98.191 % | 99.134 % | 99.509 % |
| Concentration RSD | 0.1 % | 0.2 % | 1.3 % | 0.7 % | 0.3 % | 0.5 % | 0.2 % |

| | Zn 206.200 Axial-iFR) | Sc 361.384 Axial-iFR) | Sc 361.384 Radial-iFR) | Sc 227.318 Axial-eUV) | Y 360.073 Axial-iFR) | Y 371.030 Radial-iFR) | Y 224.306 Axial-eUV) |
|---|---|---|---|---|---|---|---|
| Concentration average | 0.4896 ppm | 100.5595 % | 101.4257 % | 97.7895 % | 99.6251 % | 100.7648 % | 99.9242 % |
| Concentration per Run | 0.4969 ppm | 100.1707 % | 101.3193 % | 98.0640 % | 99.2600 % | 101.7423 % | 100.0693 % |
| Concentration per Run | 0.4850 ppm | 100.6272 % | 101.1267 % | 97.6068 % | 99.6945 % | 99.0680 % | 99.8686 % |
| Concentration per Run | 0.4870 ppm | 100.8807 % | 101.8310 % | 97.6978 % | 99.9208 % | 101.4840 % | 99.8346 % |
| Recovery Percentage | 97.921 % | | | | | | |
| Concentration RSD | 1.3 % | 0.4 % | 0.4 % | 0.2 % | 0.3 % | 1.5 % | 0.1 % |

# ICP DataTrace 8

9/10/2025 9:12:19 PM

LabBook: WG2112846_09102025T8.imexp

Sample: CCB
Analysis started at: 9/10/2025 11:12:40 AM
Rack 0
Vial 4
Comment <Comment>

| | Ag 328.068 Axial-iFR) | Al 396.152 Radial-iFR) | As 189.042 Axial-eUV) | B 208.959 Axial-iFR) | Ba 455.403 Radial-iFR) | Be 313.042 Radial-iFR) | Ca 315.887 Radial-iFR) |
|---|---|---|---|---|---|---|---|
| Concentration average | 0.0000 ppm | -0.0011 ppm | 0.0007 ppm | 0.0014 ppm | 0.0000 ppm | 0.0001 ppm | -0.0016 ppm |
| Concentration per Run | -0.0002 ppm | -0.0014 ppm | 0.0009 ppm | 0.0015 ppm | 0.0000 ppm | 0.0000 ppm | -0.0020 ppm |
| Concentration per Run | 0.0000 ppm | 0.0033 ppm | -0.0003 ppm | 0.0019 ppm | 0.0000 ppm | 0.0001 ppm | 0.0001 ppm |
| Concentration per Run | 0.0001 ppm | -0.0052 ppm | 0.0015 ppm | 0.0009 ppm | 0.0001 ppm | 0.0001 ppm | -0.0029 ppm |
| Recovery Percentage | -0.778 % | -1.088 % | 13.490 % | 4.802 % | 0.408 % | 1.438 % | -1.628 % |
| Concentration RSD | 427.1 % | 390.5 % | 136.1 % | 35.9 % | 113.4 % | 43.0 % | 95.8 % |

| | Cd 214.438 Axial-iFR) | Co 228.616 Axial-iFR) | Cr 267.716 Axial-iFR) | Cu 324.754 Axial-iFR) | Fe 259.940 Radial-iFR) | K 766.490 Radial-iFR) | Li 670.776 Radial-iFR) |
|---|---|---|---|---|---|---|---|
| Concentration average | 0.0000 ppm | 0.0005 ppm | 0.0002 ppm | 0.0000 ppm | 0.0002 ppm | 0.0047 ppm | -0.0001 ppm |
| Concentration per Run | 0.0001 ppm | 0.0009 ppm | 0.0004 ppm | -0.0001 ppm | 0.0004 ppm | -0.0068 ppm | 0.0003 ppm |
| Concentration per Run | 0.0000 ppm | 0.0002 ppm | -0.0001 ppm | 0.0001 ppm | 0.0003 ppm | -0.0091 ppm | 0.0003 ppm |
| Concentration per Run | 0.0000 ppm | 0.0003 ppm | 0.0003 ppm | -0.0001 ppm | 0.0000 ppm | 0.0299 ppm | -0.0007 ppm |
| Recovery Percentage | 0.832 % | 4.693 % | 1.894 % | -0.274 % | 0.482 % | 0.186 % | -0.584 % |
| Concentration RSD | 96.2 % | 75.9 % | 137.0 % | 390.5 % | 77.3 % | 469.5 % | 1,009.1 % |

| | Mg 279.079 Axial-iFR) | Mn 257.610 Radial-iFR) | Mo 202.030 Axial-iFR) | Na 589.592 Radial-iFR) | Ni 231.604 Axial-iFR) | Pb 220.353 Axial-eUV) | Sb 206.833 Axial-iFR) |
|---|---|---|---|---|---|---|---|
| Concentration average | 0.0011 ppm | 0.0000 ppm | 0.0068 ppm | 0.0062 ppm | -0.0002 ppm | 0.0002 ppm | 0.0114 ppm |
| Concentration per Run | 0.0013 ppm | 0.0001 ppm | 0.0068 ppm | 0.0074 ppm | -0.0001 ppm | 0.0000 ppm | 0.0126 ppm |
| Concentration per Run | 0.0018 ppm | 0.0000 ppm | 0.0070 ppm | 0.0044 ppm | -0.0004 ppm | 0.0003 ppm | 0.0104 ppm |
| Concentration per Run | 0.0002 ppm | -0.0001 ppm | 0.0067 ppm | 0.0068 ppm | -0.0002 ppm | 0.0003 ppm | 0.0114 ppm |
| Recovery Percentage | 1.108 % | -0.068 % | 13.678 % | 0.310 % | -0.991 % | 1.873 % | 22.869 % |
| Concentration RSD | 77.1 % | 953.8 % | 2.3 % | 25.1 % | 66.6 % | 89.6 % | 9.7 % |

| | Se 196.090 Axial-eUV) | Si 212.412 Axial-iFR) | Sn 189.989 Axial-iFR) | Sr 421.552 Radial-iFR) | Ti 334.904 Axial-iFR) | Tl 190.856 Axial-eUV) | V 292.402 Axial-iFR) |
|---|---|---|---|---|---|---|---|
| Concentration average | 0.0045 ppm | 0.0016 ppm | 0.0058 ppm | 0.0001 ppm | 0.0008 ppm | 0.0008 ppm | 0.0001 ppm |
| Concentration per Run | 0.0052 ppm | 0.0010 ppm | 0.0054 ppm | 0.0001 ppm | 0.0007 ppm | 0.0010 ppm | 0.0001 ppm |
| Concentration per Run | 0.0043 ppm | 0.0017 ppm | 0.0052 ppm | 0.0000 ppm | 0.0009 ppm | 0.0008 ppm | 0.0001 ppm |
| Concentration per Run | 0.0038 ppm | 0.0020 ppm | 0.0069 ppm | 0.0001 ppm | 0.0009 ppm | 0.0006 ppm | 0.0001 ppm |
| Recovery Percentage | 44.540 % | 0.315 % | 11.651 % | 0.602 % | 8.052 % | 4.132 % | 0.753 % |
| Concentration RSD | 16.0 % | 33.3 % | 15.5 % | 35.7 % | 16.1 % | 24.7 % | 36.6 % |

| | Zn 206.200 Axial-iFR) | Sc 361.384 Axial-iFR) | Sc 361.384 Radial-iFR) | Sc 227.318 Axial-eUV) | Y 360.073 Axial-iFR) | Y 371.030 Radial-iFR) | Y 224.306 Axial-eUV) |
|---|---|---|---|---|---|---|---|
| Concentration average | 0.0001 ppm | 100.3378 % | 99.6667 % | 100.2392 % | 101.1996 % | 100.7902 % | 100.7593 % |
| Concentration per Run | 0.0001 ppm | 100.2914 % | 100.3330 % | 100.3315 % | 101.0146 % | 101.2967 % | 100.6491 % |
| Concentration per Run | 0.0001 ppm | 100.5638 % | 98.7721 % | 99.9604 % | 101.5798 % | 100.2774 % | 100.6004 % |
| Concentration per Run | 0.0001 ppm | 100.1583 % | 99.8949 % | 100.4257 % | 101.0045 % | 100.7966 % | 101.0285 % |
| Recovery Percentage | 1.232 % | | | | | | |
| Concentration RSD | 15.3 % | 0.2 % | 0.8 % | 0.2 % | 0.3 % | 0.5 % | 0.2 % |

# ICP DataTrace 8

9/10/2025 9:12:19 PM

LabBook: WG2112846_09102025T8.imexp

Sample: L2555281-08 WG2111067
Analysis started at: 9/10/2025 11:18:53 AM
Rack 1
Vial 16
Comment EB

| | Ag 328.068 Axial-iFR) | Al 396.152 Radial-iFR) | As 189.042 Axial-eUV) | B 208.959 Axial-iFR) | Ba 455.403 Radial-iFR) | Be 313.042 Radial-iFR) | Ca 315.887 Radial-iFR) |
|---|---|---|---|---|---|---|---|
| Concentration average | -0.0001 ppm | 0.0010 ppm | 0.0005 ppm | 0.0009 ppm | 0.0001 ppm | 0.0000 ppm | 0.0044 ppm |
| Concentration per Run | -0.0002 ppm | -0.0008 ppm | 0.0005 ppm | 0.0012 ppm | 0.0001 ppm | 0.0000 ppm | 0.0063 ppm |
| Concentration per Run | -0.0001 ppm | 0.0014 ppm | 0.0011 ppm | 0.0008 ppm | 0.0001 ppm | 0.0000 ppm | 0.0040 ppm |
| Concentration per Run | -0.0001 ppm | 0.0025 ppm | -0.0001 ppm | 0.0006 ppm | 0.0002 ppm | 0.0000 ppm | 0.0027 ppm |
| Concentration RSD | 44.9 % | 160.4 % | 123.6 % | 34.8 % | 12.0 % | 106.7 % | 42.1 % |

| | Cd 214.438 Axial-iFR) | Co 228.616 Axial-iFR) | Cr 267.716 Axial-iFR) | Cu 324.754 Axial-iFR) | Fe 259.940 Radial-iFR) | K 766.490 Radial-iFR) | Li 670.776 Radial-iFR) |
|---|---|---|---|---|---|---|---|
| Concentration average | 0.0000 ppm | 0.0000 ppm | 0.0002 ppm | 0.0001 ppm | 0.0052 ppm | 0.0151 ppm | -0.0005 ppm |
| Concentration per Run | 0.0000 ppm | -0.0002 ppm | 0.0002 ppm | -0.0001 ppm | 0.0056 ppm | 0.0236 ppm | -0.0002 ppm |
| Concentration per Run | 0.0000 ppm | 0.0002 ppm | 0.0003 ppm | 0.0003 ppm | 0.0048 ppm | 0.0152 ppm | -0.0009 ppm |
| Concentration per Run | 0.0000 ppm | 0.0000 ppm | 0.0001 ppm | 0.0000 ppm | 0.0051 ppm | 0.0066 ppm | -0.0004 ppm |
| Concentration RSD | 205.8 % | 3,292.6 % | 61.8 % | 369.0 % | 7.4 % | 56.3 % | 72.0 % |

| | Mg 279.079 Axial-iFR) | Mn 257.610 Radial-iFR) | Mo 202.030 Axial-iFR) | Na 589.592 Radial-iFR) | Ni 231.604 Axial-iFR) | Pb 220.353 Axial-eUV) | Sb 206.833 Axial-iFR) |
|---|---|---|---|---|---|---|---|
| Concentration average | 0.0021 ppm | 0.0009 ppm | 0.0015 ppm | 0.0077 ppm | -0.0001 ppm | 0.0003 ppm | 0.0012 ppm |
| Concentration per Run | 0.0015 ppm | 0.0009 ppm | 0.0015 ppm | 0.0094 ppm | -0.0002 ppm | 0.0006 ppm | -0.0004 ppm |
| Concentration per Run | 0.0022 ppm | 0.0009 ppm | 0.0015 ppm | 0.0056 ppm | 0.0000 ppm | 0.0004 ppm | 0.0018 ppm |
| Concentration per Run | 0.0028 ppm | 0.0009 ppm | 0.0014 ppm | 0.0081 ppm | -0.0002 ppm | 0.0000 ppm | 0.0022 ppm |
| Concentration RSD | 30.0 % | 2.1 % | 4.4 % | 24.9 % | 83.2 % | 102.3 % | 119.5 % |

| | Se 196.090 Axial-eUV) | Si 212.412 Axial-iFR) | Sn 189.989 Axial-iFR) | Sr 421.552 Radial-iFR) | Ti 334.904 Axial-iFR) | Tl 190.856 Axial-eUV) | V 292.402 Axial-iFR) |
|---|---|---|---|---|---|---|---|
| Concentration average | 0.0001 ppm | 0.0190 ppm | -0.0006 ppm | 0.0001 ppm | 0.0002 ppm | -0.0001 ppm | 0.0000 ppm |
| Concentration per Run | 0.0013 ppm | 0.0188 ppm | -0.0006 ppm | 0.0001 ppm | 0.0001 ppm | -0.0004 ppm | 0.0000 ppm |
| Concentration per Run | -0.0012 ppm | 0.0182 ppm | -0.0004 ppm | 0.0001 ppm | 0.0003 ppm | -0.0008 ppm | -0.0001 ppm |
| Concentration per Run | 0.0003 ppm | 0.0200 ppm | -0.0009 ppm | 0.0000 ppm | 0.0002 ppm | 0.0008 ppm | 0.0000 ppm |
| Concentration RSD | 859.3 % | 4.9 % | 44.0 % | 78.6 % | 50.9 % | 612.3 % | 69.3 % |

| | Zn 206.200 Axial-iFR) | Sc 361.384 Axial-iFR) | Sc 361.384 Radial-iFR) | Sc 227.318 Axial-eUV) | Y 360.073 Axial-iFR) | Y 371.030 Radial-iFR) | Y 224.306 Axial-eUV) |
|---|---|---|---|---|---|---|---|
| Concentration average | 0.0000 ppm | 103.5196 % | 102.9978 % | 102.1336 % | 104.7205 % | 104.4652 % | 102.9010 % |
| Concentration per Run | 0.0000 ppm | 103.2579 % | 102.7839 % | 102.0441 % | 104.6740 % | 104.3615 % | 102.4905 % |
| Concentration per Run | 0.0000 ppm | 103.4266 % | 102.4541 % | 102.1937 % | 104.6183 % | 103.7675 % | 103.0661 % |
| Concentration per Run | -0.0001 ppm | 103.8741 % | 103.7554 % | 102.1630 % | 104.8690 % | 105.2667 % | 103.1464 % |
| Concentration RSD | 1,921.7 % | 0.3 % | 0.7 % | 0.1 % | 0.1 % | 0.7 % | 0.3 % |

# ICP DataTrace 8

9/10/2025 9:12:19 PM

LabBook: WG2112846_09102025T8.imexp

Sample: L2555281-04 WG2111067
Analysis started at: 9/10/2025 11:22:20 AM
Rack 1
Vial 13
Comment <Comment>

| | Ag 328.068 Axial-iFR) | Al 396.152 Radial-iFR) | As 189.042 Axial-eUV) | B 208.959 Axial-iFR) | Ba 455.403 Radial-iFR) | Be 313.042 Radial-iFR) | Ca 315.887 Radial-iFR) |
|---|---|---|---|---|---|---|---|
| Concentration average | 0.0001 ppm | 0.0034 ppm | 0.0001 ppm | 0.0129 ppm | 0.0216 ppm | 0.0000 ppm | 17.2963 ppm |
| Concentration per Run | 0.0001 ppm | 0.0025 ppm | -0.0005 ppm | 0.0132 ppm | 0.0217 ppm | 0.0000 ppm | 17.2364 ppm |
| Concentration per Run | 0.0002 ppm | 0.0021 ppm | 0.0006 ppm | 0.0134 ppm | 0.0216 ppm | 0.0000 ppm | 17.2838 ppm |
| Concentration per Run | 0.0000 ppm | 0.0057 ppm | 0.0002 ppm | 0.0121 ppm | 0.0215 ppm | 0.0000 ppm | 17.3686 ppm |
| Concentration RSD | 131.5 % | 57.3 % | 676.8 % | 5.7 % | 0.5 % | 295.8 % | 0.4 % |

| | Cd 214.438 Axial-iFR) | Co 228.616 Axial-iFR) | Cr 267.716 Axial-iFR) | Cu 324.754 Axial-iFR) | Fe 259.940 Radial-iFR) | K 766.490 Radial-iFR) | Li 670.776 Radial-iFR) |
|---|---|---|---|---|---|---|---|
| Concentration average | -0.0003 ppm | 0.0002 ppm | 0.0046 ppm | 0.0002 ppm | 0.0369 ppm | 1.9240 ppm | 0.0006 ppm |
| Concentration per Run | -0.0002 ppm | 0.0000 ppm | 0.0045 ppm | 0.0002 ppm | 0.0369 ppm | 1.9344 ppm | 0.0011 ppm |
| Concentration per Run | -0.0003 ppm | 0.0000 ppm | 0.0048 ppm | 0.0003 ppm | 0.0368 ppm | 1.9306 ppm | 0.0006 ppm |
| Concentration per Run | -0.0002 ppm | 0.0004 ppm | 0.0047 ppm | 0.0001 ppm | 0.0372 ppm | 1.9070 ppm | 0.0001 ppm |
| Concentration RSD | 12.7 % | 142.1 % | 3.1 % | 40.2 % | 0.6 % | 0.8 % | 81.4 % |

| | Mg 279.079 Axial-iFR) | Mn 257.610 Radial-iFR) | Mo 202.030 Axial-iFR) | Na 589.592 Radial-iFR) | Ni 231.604 Axial-iFR) | Pb 220.353 Axial-eUV) | Sb 206.833 Axial-iFR) |
|---|---|---|---|---|---|---|---|
| Concentration average | 4.9430 ppm | 0.0005 ppm | 0.0015 ppm | 7.3616 ppm | 0.0002 ppm | 0.0006 ppm | 0.0006 ppm |
| Concentration per Run | 4.9665 ppm | 0.0005 ppm | 0.0015 ppm | 7.3390 ppm | 0.0003 ppm | 0.0002 ppm | -0.0004 ppm |
| Concentration per Run | 4.9278 ppm | 0.0005 ppm | 0.0014 ppm | 7.4180 ppm | 0.0003 ppm | 0.0010 ppm | 0.0017 ppm |
| Concentration per Run | 4.9347 ppm | 0.0006 ppm | 0.0015 ppm | 7.3276 ppm | -0.0001 ppm | 0.0005 ppm | 0.0006 ppm |
| Concentration RSD | 0.4 % | 9.9 % | 2.7 % | 0.7 % | 145.0 % | 80.0 % | 176.0 % |

| | Se 196.090 Axial-eUV) | Si 212.412 Axial-iFR) | Sn 189.989 Axial-iFR) | Sr 421.552 Radial-iFR) | Ti 334.904 Axial-iFR) | Tl 190.856 Axial-eUV) | V 292.402 Axial-iFR) |
|---|---|---|---|---|---|---|---|
| Concentration average | 0.0007 ppm | 2.9816 ppm | -0.0004 ppm | 0.0543 ppm | 0.0000 ppm | 0.0006 ppm | 0.0002 ppm |
| Concentration per Run | -0.0010 ppm | 2.9917 ppm | 0.0003 ppm | 0.0544 ppm | 0.0002 ppm | 0.0011 ppm | 0.0002 ppm |
| Concentration per Run | 0.0016 ppm | 2.9862 ppm | -0.0004 ppm | 0.0542 ppm | -0.0001 ppm | 0.0000 ppm | 0.0002 ppm |
| Concentration per Run | 0.0014 ppm | 2.9669 ppm | -0.0012 ppm | 0.0541 ppm | -0.0001 ppm | 0.0005 ppm | 0.0002 ppm |
| Concentration RSD | 226.0 % | 0.4 % | 174.5 % | 0.3 % | 1,164.0 % | 94.2 % | 19.2 % |

| | Zn 206.200 Axial-iFR) | Sc 361.384 Axial-iFR) | Sc 361.384 Radial-iFR) | Sc 227.318 Axial-eUV) | Y 360.073 Axial-iFR) | Y 371.030 Radial-iFR) | Y 224.306 Axial-eUV) |
|---|---|---|---|---|---|---|---|
| Concentration average | 0.0007 ppm | 101.8319 % | 102.0639 % | 98.6676 % | 101.3109 % | 101.6150 % | 100.5040 % |
| Concentration per Run | 0.0007 ppm | 101.7664 % | 102.6952 % | 98.2716 % | 101.5114 % | 101.6256 % | 100.2477 % |
| Concentration per Run | 0.0005 ppm | 101.8735 % | 102.6505 % | 98.8757 % | 101.3906 % | 102.6588 % | 100.6933 % |
| Concentration per Run | 0.0008 ppm | 101.8559 % | 100.8460 % | 98.8556 % | 101.0308 % | 100.5605 % | 100.5711 % |
| Concentration RSD | 17.1 % | 0.1 % | 1.0 % | 0.3 % | 0.2 % | 1.0 % | 0.2 % |

# ICP DataTrace 8

9/10/2025 9:12:19 PM

LabBook: WG2112846_09102025T8.imexp

Sample: L2555281-06 WG2111067
Analysis started at: 9/10/2025 11:25:43 AM
Rack 1
Vial 14
Comment <Comment>

| | Ag 328.068 Axial-iFR) | Al 396.152 Radial-iFR) | As 189.042 Axial-eUV) | B 208.959 Axial-iFR) | Ba 455.403 Radial-iFR) | Be 313.042 Radial-iFR) | Ca 315.887 Radial-iFR) |
|---|---|---|---|---|---|---|---|
| Concentration average | -0.0002 ppm | -0.0009 ppm | 0.0007 ppm | 0.0659 ppm | 0.0451 ppm | 0.0000 ppm | 56.7404 ppm |
| Concentration per Run | -0.0001 ppm | -0.0012 ppm | 0.0005 ppm | 0.0654 ppm | 0.0455 ppm | 0.0000 ppm | 57.1709 ppm |
| Concentration per Run | -0.0002 ppm | 0.0007 ppm | 0.0006 ppm | 0.0669 ppm | 0.0453 ppm | 0.0000 ppm | 57.0970 ppm |
| Concentration per Run | -0.0002 ppm | -0.0021 ppm | 0.0009 ppm | 0.0653 ppm | 0.0446 ppm | 0.0000 ppm | 55.9533 ppm |
| Concentration RSD | 30.3 % | 165.3 % | 34.7 % | 1.4 % | 1.0 % | 203.6 % | 1.2 % |

| | Cd 214.438 Axial-iFR) | Co 228.616 Axial-iFR) | Cr 267.716 Axial-iFR) | Cu 324.754 Axial-iFR) | Fe 259.940 Radial-iFR) | K 766.490 Radial-iFR) | Li 670.776 Radial-iFR) |
|---|---|---|---|---|---|---|---|
| Concentration average | -0.0006 ppm | 0.0000 ppm | 0.0001 ppm | 0.0017 ppm | 0.0008 ppm | 5.7123 ppm | 0.0008 ppm |
| Concentration per Run | -0.0007 ppm | -0.0002 ppm | -0.0001 ppm | 0.0018 ppm | 0.0000 ppm | 5.7423 ppm | 0.0006 ppm |
| Concentration per Run | -0.0006 ppm | -0.0002 ppm | 0.0003 ppm | 0.0020 ppm | 0.0017 ppm | 5.7461 ppm | 0.0011 ppm |
| Concentration per Run | -0.0006 ppm | 0.0002 ppm | 0.0001 ppm | 0.0015 ppm | 0.0007 ppm | 5.6485 ppm | 0.0007 ppm |
| Concentration RSD | 5.7 % | 419.7 % | 167.5 % | 14.3 % | 108.0 % | 1.0 % | 31.9 % |

| | Mg 279.079 Axial-iFR) | Mn 257.610 Radial-iFR) | Mo 202.030 Axial-iFR) | Na 589.592 Radial-iFR) | Ni 231.604 Axial-iFR) | Pb 220.353 Axial-eUV) | Sb 206.833 Axial-iFR) |
|---|---|---|---|---|---|---|---|
| Concentration average | 9.2918 ppm | 0.0090 ppm | 0.0016 ppm | 12.3556 ppm | -0.0001 ppm | 0.0007 ppm | 0.0022 ppm |
| Concentration per Run | 9.3380 ppm | 0.0090 ppm | 0.0014 ppm | 12.2845 ppm | 0.0001 ppm | 0.0008 ppm | 0.0015 ppm |
| Concentration per Run | 9.2891 ppm | 0.0091 ppm | 0.0017 ppm | 12.3910 ppm | -0.0001 ppm | 0.0003 ppm | 0.0026 ppm |
| Concentration per Run | 9.2483 ppm | 0.0089 ppm | 0.0018 ppm | 12.3914 ppm | -0.0002 ppm | 0.0008 ppm | 0.0026 ppm |
| Concentration RSD | 0.5 % | 1.2 % | 12.9 % | 0.5 % | 267.7 % | 42.0 % | 29.2 % |

| | Se 196.090 Axial-eUV) | Si 212.412 Axial-iFR) | Sn 189.989 Axial-iFR) | Sr 421.552 Radial-iFR) | Ti 334.904 Axial-iFR) | Tl 190.856 Axial-eUV) | V 292.402 Axial-iFR) |
|---|---|---|---|---|---|---|---|
| Concentration average | 0.0010 ppm | 4.3196 ppm | -0.0008 ppm | 0.3617 ppm | 0.0000 ppm | 0.0004 ppm | 0.0004 ppm |
| Concentration per Run | -0.0002 ppm | 4.3095 ppm | -0.0011 ppm | 0.3643 ppm | -0.0002 ppm | 0.0005 ppm | 0.0005 ppm |
| Concentration per Run | 0.0025 ppm | 4.3281 ppm | -0.0006 ppm | 0.3592 ppm | 0.0002 ppm | 0.0012 ppm | 0.0005 ppm |
| Concentration per Run | 0.0006 ppm | 4.3212 ppm | -0.0008 ppm | 0.3617 ppm | 0.0000 ppm | -0.0004 ppm | 0.0003 ppm |
| Concentration RSD | 147.7 % | 0.2 % | 33.3 % | 0.7 % | 1,035.6 % | 201.0 % | 20.4 % |

| | Zn 206.200 Axial-iFR) | Sc 361.384 Axial-iFR) | Sc 361.384 Radial-iFR) | Sc 227.318 Axial-eUV) | Y 360.073 Axial-iFR) | Y 371.030 Radial-iFR) | Y 224.306 Axial-eUV) |
|---|---|---|---|---|---|---|---|
| Concentration average | 0.0003 ppm | 98.8619 % | 101.8299 % | 94.2082 % | 97.9654 % | 101.4001 % | 97.4030 % |
| Concentration per Run | 0.0002 ppm | 98.9961 % | 101.5123 % | 93.8328 % | 97.8443 % | 101.8732 % | 97.1119 % |
| Concentration per Run | 0.0004 ppm | 98.4315 % | 101.1522 % | 94.7849 % | 97.8355 % | 101.0882 % | 97.8056 % |
| Concentration per Run | 0.0003 ppm | 99.1579 % | 102.8253 % | 94.0069 % | 98.2165 % | 101.2389 % | 97.2914 % |
| Concentration RSD | 40.8 % | 0.4 % | 0.9 % | 0.5 % | 0.2 % | 0.4 % | 0.4 % |

# ICP DataTrace 8

9/10/2025 9:12:19 PM

LabBook: WG2112846_09102025T8.imexp

Sample: L2555281-07 WG2111067
Analysis started at: 9/10/2025 11:29:07 AM
Rack 1
Vial 15
Comment <Comment>

| | Ag 328.068 Axial-iFR) | Al 396.152 Radial-iFR) | As 189.042 Axial-eUV) | B 208.959 Axial-iFR) | Ba 455.403 Radial-iFR) | Be 313.042 Radial-iFR) | Ca 315.887 Radial-iFR) |
|---|---|---|---|---|---|---|---|
| Concentration average | -0.0001 ppm | -0.0034 ppm | 0.0000 ppm | 0.0119 ppm | 0.0107 ppm | 0.0000 ppm | 11.6828 ppm |
| Concentration per Run | -0.0003 ppm | -0.0038 ppm | 0.0003 ppm | 0.0118 ppm | 0.0107 ppm | 0.0000 ppm | 11.6352 ppm |
| Concentration per Run | 0.0000 ppm | -0.0048 ppm | 0.0003 ppm | 0.0121 ppm | 0.0107 ppm | 0.0000 ppm | 11.6721 ppm |
| Concentration per Run | -0.0001 ppm | -0.0016 ppm | -0.0005 ppm | 0.0119 ppm | 0.0107 ppm | 0.0000 ppm | 11.7410 ppm |
| Concentration RSD | 125.2 % | 48.2 % | 2,298.7 % | 1.4 % | 0.3 % | 115.3 % | 0.5 % |

| | Cd 214.438 Axial-iFR) | Co 228.616 Axial-iFR) | Cr 267.716 Axial-iFR) | Cu 324.754 Axial-iFR) | Fe 259.940 Radial-iFR) | K 766.490 Radial-iFR) | Li 670.776 Radial-iFR) |
|---|---|---|---|---|---|---|---|
| Concentration average | -0.0002 ppm | 0.0001 ppm | 0.0023 ppm | 0.0005 ppm | 0.0134 ppm | 1.0825 ppm | 0.0024 ppm |
| Concentration per Run | -0.0002 ppm | -0.0001 ppm | 0.0021 ppm | 0.0005 ppm | 0.0130 ppm | 1.1038 ppm | 0.0027 ppm |
| Concentration per Run | -0.0001 ppm | 0.0001 ppm | 0.0025 ppm | 0.0006 ppm | 0.0135 ppm | 1.0642 ppm | 0.0024 ppm |
| Concentration per Run | -0.0001 ppm | 0.0001 ppm | 0.0023 ppm | 0.0004 ppm | 0.0137 ppm | 1.0794 ppm | 0.0022 ppm |
| Concentration RSD | 10.3 % | 277.2 % | 9.6 % | 23.4 % | 2.6 % | 1.8 % | 10.1 % |

| | Mg 279.079 Axial-iFR) | Mn 257.610 Radial-iFR) | Mo 202.030 Axial-iFR) | Na 589.592 Radial-iFR) | Ni 231.604 Axial-iFR) | Pb 220.353 Axial-eUV) | Sb 206.833 Axial-iFR) |
|---|---|---|---|---|---|---|---|
| Concentration average | 5.4953 ppm | 0.0004 ppm | 0.0007 ppm | 16.4733 ppm | 0.0021 ppm | 0.0000 ppm | 0.0025 ppm |
| Concentration per Run | 5.5200 ppm | 0.0004 ppm | 0.0006 ppm | 16.3213 ppm | 0.0022 ppm | 0.0004 ppm | 0.0029 ppm |
| Concentration per Run | 5.4755 ppm | 0.0005 ppm | 0.0009 ppm | 16.5197 ppm | 0.0021 ppm | -0.0003 ppm | 0.0012 ppm |
| Concentration per Run | 5.4904 ppm | 0.0005 ppm | 0.0005 ppm | 16.5788 ppm | 0.0021 ppm | 0.0000 ppm | 0.0035 ppm |
| Concentration RSD | 0.4 % | 15.0 % | 38.0 % | 0.8 % | 1.9 % | 981.8 % | 46.9 % |

| | Se 196.090 Axial-eUV) | Si 212.412 Axial-iFR) | Sn 189.989 Axial-iFR) | Sr 421.552 Radial-iFR) | Ti 334.904 Axial-iFR) | Tl 190.856 Axial-eUV) | V 292.402 Axial-iFR) |
|---|---|---|---|---|---|---|---|
| Concentration average | 0.0007 ppm | 6.5430 ppm | -0.0014 ppm | 0.0590 ppm | 0.0000 ppm | 0.0008 ppm | 0.0002 ppm |
| Concentration per Run | 0.0008 ppm | 6.5688 ppm | -0.0013 ppm | 0.0588 ppm | 0.0001 ppm | 0.0002 ppm | 0.0002 ppm |
| Concentration per Run | 0.0011 ppm | 6.5311 ppm | -0.0012 ppm | 0.0592 ppm | 0.0001 ppm | 0.0010 ppm | 0.0002 ppm |
| Concentration per Run | 0.0003 ppm | 6.5290 ppm | -0.0016 ppm | 0.0590 ppm | -0.0001 ppm | 0.0013 ppm | 0.0003 ppm |
| Concentration RSD | 52.0 % | 0.3 % | 16.6 % | 0.3 % | 819.6 % | 67.5 % | 28.5 % |

| | Zn 206.200 Axial-iFR) | Sc 361.384 Axial-iFR) | Sc 361.384 Radial-iFR) | Sc 227.318 Axial-eUV) | Y 360.073 Axial-iFR) | Y 371.030 Radial-iFR) | Y 224.306 Axial-eUV) |
|---|---|---|---|---|---|---|---|
| Concentration average | 0.0010 ppm | 102.2693 % | 103.2952 % | 98.9950 % | 101.6548 % | 103.1944 % | 101.0339 % |
| Concentration per Run | 0.0010 ppm | 101.8999 % | 103.8402 % | 98.9659 % | 101.2900 % | 103.0600 % | 101.1644 % |
| Concentration per Run | 0.0010 ppm | 102.8990 % | 103.1754 % | 99.4648 % | 102.0659 % | 103.1281 % | 101.4222 % |
| Concentration per Run | 0.0010 ppm | 102.0091 % | 102.8698 % | 98.5544 % | 101.6086 % | 103.3952 % | 100.5151 % |
| Concentration RSD | 1.0 % | 0.5 % | 0.5 % | 0.5 % | 0.4 % | 0.2 % | 0.5 % |

# ICP DataTrace 8

9/10/2025 9:12:19 PM

LabBook: WG2112846_09102025T8.imexp

Sample: L2553620-05D10 WG2110658
Analysis started at: 9/10/2025 11:36:55 AM
Rack 1
Vial 17
Comment rr Fe

| | Ag 328.068 Axial-iFR) | Al 396.152 Radial-iFR) | As 189.042 Axial-eUV) | B 208.959 Axial-iFR) | Ba 455.403 Radial-iFR) | Be 313.042 Radial-iFR) | Ca 315.887 Radial-iFR) |
|---|---|---|---|---|---|---|---|
| Concentration average | 0.0004 ppm | 35.5651 ppm | 0.0232 ppm | 0.0038 ppm | 0.2651 ppm | 0.0020 ppm | 16.0747 ppm |
| Concentration per Run | 0.0005 ppm | 35.4650 ppm | 0.0246 ppm | 0.0039 ppm | 0.2644 ppm | 0.0020 ppm | 16.0714 ppm |
| Concentration per Run | 0.0003 ppm | 35.5653 ppm | 0.0235 ppm | 0.0040 ppm | 0.2654 ppm | 0.0020 ppm | 16.0054 ppm |
| Concentration per Run | 0.0005 ppm | 35.6649 ppm | 0.0215 ppm | 0.0035 ppm | 0.2656 ppm | 0.0020 ppm | 16.1475 ppm |
| Concentration RSD | 21.4 % | 0.3 % | 6.8 % | 6.9 % | 0.2 % | 2.0 % | 0.4 % |

| | Cd 214.438 Axial-iFR) | Co 228.616 Axial-iFR) | Cr 267.716 Axial-iFR) | Cu 324.754 Axial-iFR) | Fe 259.940 Radial-iFR) | K 766.490 Radial-iFR) | Li 670.776 Radial-iFR) |
|---|---|---|---|---|---|---|---|
| Concentration average | 0.0005 ppm | 0.0402 ppm | 0.0495 ppm | 0.0611 ppm | 73.0630 ppm | 1.7719 ppm | 0.0606 ppm |
| Concentration per Run | 0.0005 ppm | 0.0404 ppm | 0.0498 ppm | 0.0606 ppm | 73.0926 ppm | 1.7818 ppm | 0.0612 ppm |
| Concentration per Run | 0.0005 ppm | 0.0400 ppm | 0.0496 ppm | 0.0614 ppm | 72.8713 ppm | 1.7735 ppm | 0.0593 ppm |
| Concentration per Run | 0.0006 ppm | 0.0401 ppm | 0.0490 ppm | 0.0613 ppm | 73.2251 ppm | 1.7605 ppm | 0.0613 ppm |
| Concentration RSD | 5.4 % | 0.5 % | 0.8 % | 0.7 % | 0.2 % | 0.6 % | 1.8 % |

| | Mg 279.079 Axial-iFR) | Mn 257.610 Radial-iFR) | Mo 202.030 Axial-iFR) | Na 589.592 Radial-iFR) | Ni 231.604 Axial-iFR) | Pb 220.353 Axial-eUV) | Sb 206.833 Axial-iFR) |
|---|---|---|---|---|---|---|---|
| Concentration average | 14.8441 ppm | 2.7678 ppm | 0.0016 ppm | 0.1251 ppm | 0.0892 ppm | 0.0405 ppm | 0.0050 ppm |
| Concentration per Run | 15.0732 ppm | 2.7692 ppm | 0.0018 ppm | 0.1248 ppm | 0.0904 ppm | 0.0409 ppm | 0.0045 ppm |
| Concentration per Run | 14.7959 ppm | 2.7619 ppm | 0.0012 ppm | 0.1265 ppm | 0.0894 ppm | 0.0402 ppm | 0.0046 ppm |
| Concentration per Run | 14.6632 ppm | 2.7722 ppm | 0.0018 ppm | 0.1240 ppm | 0.0877 ppm | 0.0404 ppm | 0.0059 ppm |
| Concentration RSD | 1.4 % | 0.2 % | 21.1 % | 1.0 % | 1.5 % | 0.9 % | 15.4 % |

| | Se 196.090 Axial-eUV) | Si 212.412 Axial-iFR) | Sn 189.989 Axial-iFR) | Sr 421.552 Radial-iFR) | Ti 334.904 Axial-iFR) | Tl 190.856 Axial-eUV) | V 292.402 Axial-iFR) |
|---|---|---|---|---|---|---|---|
| Concentration average | -0.0006 ppm | 0.9155 ppm | 0.0031 ppm | 0.0475 ppm | 0.2114 ppm | -0.0008 ppm | 0.0597 ppm |
| Concentration per Run | 0.0006 ppm | 0.9264 ppm | 0.0028 ppm | 0.0477 ppm | 0.2123 ppm | -0.0007 ppm | 0.0602 ppm |
| Concentration per Run | -0.0004 ppm | 0.9168 ppm | 0.0033 ppm | 0.0474 ppm | 0.2109 ppm | -0.0007 ppm | 0.0598 ppm |
| Concentration per Run | -0.0021 ppm | 0.9034 ppm | 0.0033 ppm | 0.0475 ppm | 0.2110 ppm | -0.0011 ppm | 0.0591 ppm |
| Concentration RSD | 221.8 % | 1.3 % | 10.0 % | 0.4 % | 0.4 % | 27.5 % | 0.9 % |

| | Zn 206.200 Axial-iFR) | Sc 361.384 Axial-iFR) | Sc 361.384 Radial-iFR) | Sc 227.318 Axial-eUV) | Y 360.073 Axial-iFR) | Y 371.030 Radial-iFR) | Y 224.306 Axial-eUV) |
|---|---|---|---|---|---|---|---|
| Concentration average | 0.1617 ppm | 99.5947 % | 99.8170 % | 94.9213 % | 108.2614 % | 114.9615 % | 110.9186 % |
| Concentration per Run | 0.1634 ppm | 98.6584 % | 99.4249 % | 94.6520 % | 107.3226 % | 114.5650 % | 110.7694 % |
| Concentration per Run | 0.1614 ppm | 99.5915 % | 100.8294 % | 95.1673 % | 108.7473 % | 115.6212 % | 110.8183 % |
| Concentration per Run | 0.1604 ppm | 100.5341 % | 99.1968 % | 94.9448 % | 108.7141 % | 114.6983 % | 111.1681 % |
| Concentration RSD | 0.9 % | 0.9 % | 0.9 % | 0.3 % | 0.8 % | 0.5 % | 0.2 % |

# ICP DataTrace 8

9/10/2025 9:12:19 PM

LabBook: WG2112846_09102025T8.imexp

Sample: CCV
Analysis started at: 9/10/2025 11:40:25 AM
Rack 0
Vial 3
Comment <Comment>

| | Ag 328.068 Axial-iFR) | Al 396.152 Radial-iFR) | As 189.042 Axial-eUV) | B 208.959 Axial-iFR) | Ba 455.403 Radial-iFR) | Be 313.042 Radial-iFR) | Ca 315.887 Radial-iFR) |
|---|---|---|---|---|---|---|---|
| Concentration average | 0.4791 ppm | 0.4824 ppm | 0.4633 ppm | 0.4804 ppm | 0.4908 ppm | 0.5017 ppm | 0.4857 ppm |
| Concentration per Run | 0.4778 ppm | 0.4867 ppm | 0.4638 ppm | 0.4804 ppm | 0.4930 ppm | 0.5025 ppm | 0.4855 ppm |
| Concentration per Run | 0.4803 ppm | 0.4831 ppm | 0.4610 ppm | 0.4809 ppm | 0.4914 ppm | 0.5021 ppm | 0.4867 ppm |
| Concentration per Run | 0.4792 ppm | 0.4773 ppm | 0.4651 ppm | 0.4797 ppm | 0.4881 ppm | 0.5005 ppm | 0.4847 ppm |
| Recovery Percentage | 95.820 % | 96.474 % | 92.663 % | 96.073 % | 98.166 % | 100.339 % | 97.135 % |
| Concentration RSD | 0.3 % | 1.0 % | 0.5 % | 0.1 % | 0.5 % | 0.2 % | 0.2 % |

| | Cd 214.438 Axial-iFR) | Co 228.616 Axial-iFR) | Cr 267.716 Axial-iFR) | Cu 324.754 Axial-iFR) | Fe 259.940 Radial-iFR) | K 766.490 Radial-iFR) | Li 670.776 Radial-iFR) |
|---|---|---|---|---|---|---|---|
| Concentration average | 0.4924 ppm | 0.4957 ppm | 0.4914 ppm | 0.4994 ppm | 0.5025 ppm | 5.0734 ppm | 0.5080 ppm |
| Concentration per Run | 0.4926 ppm | 0.4958 ppm | 0.4916 ppm | 0.4977 ppm | 0.5045 ppm | 5.1168 ppm | 0.5138 ppm |
| Concentration per Run | 0.4935 ppm | 0.4958 ppm | 0.4916 ppm | 0.5005 ppm | 0.5016 ppm | 5.0724 ppm | 0.5121 ppm |
| Concentration per Run | 0.4910 ppm | 0.4954 ppm | 0.4909 ppm | 0.5000 ppm | 0.5014 ppm | 5.0311 ppm | 0.4982 ppm |
| Recovery Percentage | 98.471 % | 99.138 % | 98.280 % | 99.874 % | 100.506 % | 101.469 % | 101.606 % |
| Concentration RSD | 0.3 % | 0.0 % | 0.1 % | 0.3 % | 0.3 % | 0.8 % | 1.7 % |

| | Mg 279.079 Axial-iFR) | Mn 257.610 Radial-iFR) | Mo 202.030 Axial-iFR) | Na 589.592 Radial-iFR) | Ni 231.604 Axial-iFR) | Pb 220.353 Axial-eUV) | Sb 206.833 Axial-iFR) |
|---|---|---|---|---|---|---|---|
| Concentration average | 0.4934 ppm | 0.4997 ppm | 0.4817 ppm | 10.1412 ppm | 0.4995 ppm | 0.4890 ppm | 0.5043 ppm |
| Concentration per Run | 0.4940 ppm | 0.4999 ppm | 0.4783 ppm | 10.1880 ppm | 0.4984 ppm | 0.4905 ppm | 0.5020 ppm |
| Concentration per Run | 0.4943 ppm | 0.4997 ppm | 0.4840 ppm | 10.1427 ppm | 0.5007 ppm | 0.4879 ppm | 0.5074 ppm |
| Concentration per Run | 0.4920 ppm | 0.4996 ppm | 0.4828 ppm | 10.0929 ppm | 0.4993 ppm | 0.4887 ppm | 0.5035 ppm |
| Recovery Percentage | 98.687 % | 99.948 % | 96.343 % | 101.412 % | 99.897 % | 97.802 % | 100.860 % |
| Concentration RSD | 0.3 % | 0.0 % | 0.6 % | 0.5 % | 0.2 % | 0.3 % | 0.5 % |

| | Se 196.090 Axial-eUV) | Si 212.412 Axial-iFR) | Sn 189.989 Axial-iFR) | Sr 421.552 Radial-iFR) | Ti 334.904 Axial-iFR) | Tl 190.856 Axial-eUV) | V 292.402 Axial-iFR) |
|---|---|---|---|---|---|---|---|
| Concentration average | 0.4696 ppm | 5.2621 ppm | 0.4964 ppm | 0.5008 ppm | 0.4897 ppm | 0.4987 ppm | 0.4987 ppm |
| Concentration per Run | 0.4705 ppm | 5.2361 ppm | 0.4936 ppm | 0.5024 ppm | 0.4902 ppm | 0.4987 ppm | 0.4985 ppm |
| Concentration per Run | 0.4663 ppm | 5.2734 ppm | 0.5019 ppm | 0.4999 ppm | 0.4891 ppm | 0.4997 ppm | 0.4988 ppm |
| Concentration per Run | 0.4720 ppm | 5.2768 ppm | 0.4938 ppm | 0.5002 ppm | 0.4898 ppm | 0.4976 ppm | 0.4987 ppm |
| Recovery Percentage | 93.926 % | 100.231 % | 99.284 % | 100.164 % | 97.938 % | 99.739 % | 99.731 % |
| Concentration RSD | 0.6 % | 0.4 % | 1.0 % | 0.3 % | 0.1 % | 0.2 % | 0.0 % |

| | Zn 206.200 Axial-iFR) | Sc 361.384 Axial-iFR) | Sc 361.384 Radial-iFR) | Sc 227.318 Axial-eUV) | Y 360.073 Axial-iFR) | Y 371.030 Radial-iFR) | Y 224.306 Axial-eUV) |
|---|---|---|---|---|---|---|---|
| Concentration average | 0.4889 ppm | 101.0350 % | 101.2094 % | 97.5637 % | 100.1196 % | 100.5668 % | 99.7484 % |
| Concentration per Run | 0.4881 ppm | 101.3244 % | 101.1950 % | 96.5671 % | 100.3880 % | 101.0998 % | 99.0064 % |
| Concentration per Run | 0.4912 ppm | 100.8426 % | 100.8402 % | 98.1272 % | 99.9627 % | 99.6509 % | 100.2195 % |
| Concentration per Run | 0.4873 ppm | 100.9379 % | 101.5931 % | 97.9969 % | 100.0081 % | 100.9497 % | 100.0195 % |
| Recovery Percentage | 97.771 % | | | | | | |
| Concentration RSD | 0.4 % | 0.3 % | 0.4 % | 0.9 % | 0.2 % | 0.8 % | 0.7 % |

# ICP DataTrace 8

9/10/2025 9:12:19 PM

LabBook: WG2112846_09102025T8.imexp

Sample: CCB
Analysis started at: 9/10/2025 11:43:50 AM
Rack 0
Vial 4
Comment <Comment>

| | Ag 328.068 Axial-iFR) | Al 396.152 Radial-iFR) | As 189.042 Axial-eUV) | B 208.959 Axial-iFR) | Ba 455.403 Radial-iFR) | Be 313.042 Radial-iFR) | Ca 315.887 Radial-iFR) |
|---|---|---|---|---|---|---|---|
| Concentration average | 0.0000 ppm | -0.0007 ppm | 0.0007 ppm | 0.0009 ppm | 0.0000 ppm | 0.0001 ppm | -0.0013 ppm |
| Concentration per Run | 0.0001 ppm | -0.0024 ppm | 0.0014 ppm | 0.0004 ppm | 0.0000 ppm | 0.0001 ppm | -0.0030 ppm |
| Concentration per Run | -0.0001 ppm | 0.0009 ppm | 0.0007 ppm | 0.0014 ppm | 0.0000 ppm | 0.0001 ppm | -0.0010 ppm |
| Concentration per Run | -0.0001 ppm | -0.0006 ppm | 0.0000 ppm | 0.0008 ppm | 0.0000 ppm | 0.0001 ppm | 0.0001 ppm |
| Recovery Percentage | -0.258 % | -0.713 % | 14.384 % | 2.934 % | 0.177 % | 1.642 % | -1.311 % |
| Concentration RSD | 832.8 % | 227.6 % | 98.0 % | 57.6 % | 124.1 % | 11.2 % | 118.0 % |

| | Cd 214.438 Axial-iFR) | Co 228.616 Axial-iFR) | Cr 267.716 Axial-iFR) | Cu 324.754 Axial-iFR) | Fe 259.940 Radial-iFR) | K 766.490 Radial-iFR) | Li 670.776 Radial-iFR) |
|---|---|---|---|---|---|---|---|
| Concentration average | 0.0000 ppm | 0.0002 ppm | 0.0000 ppm | -0.0003 ppm | 0.0027 ppm | 0.0061 ppm | 0.0001 ppm |
| Concentration per Run | 0.0001 ppm | 0.0001 ppm | 0.0001 ppm | -0.0004 ppm | 0.0023 ppm | -0.0021 ppm | 0.0011 ppm |
| Concentration per Run | 0.0000 ppm | 0.0000 ppm | 0.0001 ppm | -0.0003 ppm | 0.0025 ppm | 0.0074 ppm | -0.0007 ppm |
| Concentration per Run | 0.0000 ppm | 0.0004 ppm | 0.0000 ppm | -0.0003 ppm | 0.0034 ppm | 0.0131 ppm | -0.0002 ppm |
| Recovery Percentage | 1.133 % | 1.774 % | 0.429 % | -3.130 % | 5.458 % | 0.245 % | 0.728 % |
| Concentration RSD | 121.8 % | 93.9 % | 150.2 % | 19.1 % | 22.8 % | 125.5 % | 1,272.6 % |

| | Mg 279.079 Axial-iFR) | Mn 257.610 Radial-iFR) | Mo 202.030 Axial-iFR) | Na 589.592 Radial-iFR) | Ni 231.604 Axial-iFR) | Pb 220.353 Axial-eUV) | Sb 206.833 Axial-iFR) |
|---|---|---|---|---|---|---|---|
| Concentration average | 0.0009 ppm | 0.0001 ppm | 0.0044 ppm | 0.0049 ppm | 0.0001 ppm | 0.0004 ppm | 0.0025 ppm |
| Concentration per Run | -0.0004 ppm | 0.0002 ppm | 0.0044 ppm | 0.0061 ppm | 0.0003 ppm | -0.0001 ppm | 0.0017 ppm |
| Concentration per Run | 0.0019 ppm | 0.0002 ppm | 0.0045 ppm | 0.0059 ppm | 0.0006 ppm | 0.0006 ppm | 0.0023 ppm |
| Concentration per Run | 0.0014 ppm | -0.0001 ppm | 0.0042 ppm | 0.0027 ppm | -0.0005 ppm | 0.0007 ppm | 0.0034 ppm |
| Recovery Percentage | 0.942 % | 1.218 % | 8.772 % | 0.245 % | 0.539 % | 3.905 % | 4.974 % |
| Concentration RSD | 130.6 % | 144.2 % | 3.2 % | 38.7 % | 409.2 % | 107.9 % | 33.6 % |

| | Se 196.090 Axial-eUV) | Si 212.412 Axial-iFR) | Sn 189.989 Axial-iFR) | Sr 421.552 Radial-iFR) | Ti 334.904 Axial-iFR) | Tl 190.856 Axial-eUV) | V 292.402 Axial-iFR) |
|---|---|---|---|---|---|---|---|
| Concentration average | 0.0053 ppm | 0.0013 ppm | 0.0012 ppm | 0.0001 ppm | 0.0005 ppm | 0.0006 ppm | 0.0002 ppm |
| Concentration per Run | 0.0046 ppm | 0.0014 ppm | 0.0003 ppm | 0.0001 ppm | 0.0005 ppm | 0.0010 ppm | 0.0003 ppm |
| Concentration per Run | 0.0047 ppm | 0.0018 ppm | 0.0017 ppm | 0.0001 ppm | 0.0005 ppm | 0.0010 ppm | 0.0000 ppm |
| Concentration per Run | 0.0065 ppm | 0.0005 ppm | 0.0015 ppm | 0.0000 ppm | 0.0005 ppm | -0.0002 ppm | 0.0003 ppm |
| Recovery Percentage | 52.967 % | 0.254 % | 2.328 % | 0.644 % | 5.097 % | 2.931 % | 1.726 % |
| Concentration RSD | 20.3 % | 52.8 % | 67.6 % | 48.8 % | 10.0 % | 115.1 % | 87.4 % |

| | Zn 206.200 Axial-iFR) | Sc 361.384 Axial-iFR) | Sc 361.384 Radial-iFR) | Sc 227.318 Axial-eUV) | Y 360.073 Axial-iFR) | Y 371.030 Radial-iFR) | Y 224.306 Axial-eUV) |
|---|---|---|---|---|---|---|---|
| Concentration average | 0.0001 ppm | 100.0893 % | 99.9420 % | 99.8422 % | 101.0901 % | 100.8393 % | 100.2470 % |
| Concentration per Run | 0.0001 ppm | 99.7282 % | 100.2702 % | 100.4326 % | 100.6940 % | 101.0557 % | 100.7926 % |
| Concentration per Run | 0.0001 ppm | 100.4590 % | 100.0083 % | 99.5110 % | 101.3025 % | 101.3584 % | 100.0280 % |
| Concentration per Run | 0.0001 ppm | 100.0807 % | 99.5475 % | 99.5831 % | 101.2738 % | 100.1037 % | 99.9205 % |
| Recovery Percentage | 2.038 % | | | | | | |
| Concentration RSD | 5.4 % | 0.4 % | 0.4 % | 0.5 % | 0.3 % | 0.6 % | 0.5 % |

# ICP DataTrace 8

9/10/2025 9:12:19 PM

LabBook: WG2112846_09102025T8.imexp

Sample: L2553720-01D2 WG2109884
Analysis started at: 9/10/2025 12:00:48 PM
Rack 1
Vial 18
Comment <Comment>

| | Ag 328.068 Axial-iFR) | Al 396.152 Radial-iFR) | As 189.042 Axial-eUV) | B 208.959 Axial-iFR) | Ba 455.403 Radial-iFR) | Be 313.042 Radial-iFR) | Ca 315.887 Radial-iFR) |
|---|---|---|---|---|---|---|---|
| Concentration average | 0.0007 ppm | 176.5580 ppm | 0.1672 ppm | 0.0131 ppm | 0.6603 ppm | 0.0118 ppm | 21.2744 ppm |
| Concentration per Run | 0.0006 ppm | 176.8063 ppm | 0.1657 ppm | 0.0118 ppm | 0.6697 ppm | 0.0118 ppm | 21.1390 ppm |
| Concentration per Run | 0.0001 ppm | 174.9880 ppm | 0.1665 ppm | 0.0147 ppm | 0.6507 ppm | 0.0117 ppm | 21.3272 ppm |
| Concentration per Run | 0.0013 ppm | 177.8796 ppm | 0.1693 ppm | 0.0128 ppm | 0.6605 ppm | 0.0118 ppm | 21.3571 ppm |
| Concentration RSD | 89.5 % | 0.8 % | 1.2 % | 11.1 % | 1.4 % | 0.6 % | 0.6 % |

| | Cd 214.438 Axial-iFR) | Co 228.616 Axial-iFR) | Cr 267.716 Axial-iFR) | Cu 324.754 Axial-iFR) | Fe 259.940 Radial-iFR) | K 766.490 Radial-iFR) | Li 670.776 Radial-iFR) |
|---|---|---|---|---|---|---|---|
| Concentration average | 0.0009 ppm | 0.1290 ppm | 0.3288 ppm | 0.2476 ppm | 271.0540 ppm | 34.8566 ppm | 0.3566 ppm |
| Concentration per Run | 0.0009 ppm | 0.1299 ppm | 0.3291 ppm | 0.2483 ppm | 270.9278 ppm | 35.2897 ppm | 0.3623 ppm |
| Concentration per Run | 0.0007 ppm | 0.1279 ppm | 0.3288 ppm | 0.2476 ppm | 269.2581 ppm | 34.5758 ppm | 0.3509 ppm |
| Concentration per Run | 0.0011 ppm | 0.1293 ppm | 0.3286 ppm | 0.2470 ppm | 272.9761 ppm | 34.7043 ppm | 0.3565 ppm |
| Concentration RSD | 24.3 % | 0.8 % | 0.1 % | 0.2 % | 0.7 % | 1.1 % | 1.6 % |

| | Mg 279.079 Axial-iFR) | Mn 257.610 Radial-iFR) | Mo 202.030 Axial-iFR) | Na 589.592 Radial-iFR) | Ni 231.604 Axial-iFR) | Pb 220.353 Axial-eUV) | Sb 206.833 Axial-iFR) |
|---|---|---|---|---|---|---|---|
| Concentration average | 70.8912 ppm | 7.4361 ppm | 0.0076 ppm | 8.8856 ppm | 0.3672 ppm | 0.1345 ppm | 0.0050 ppm |
| Concentration per Run | 70.9722 ppm | 7.4020 ppm | 0.0080 ppm | 8.9601 ppm | 0.3675 ppm | 0.1342 ppm | 0.0015 ppm |
| Concentration per Run | 70.8985 ppm | 7.4094 ppm | 0.0071 ppm | 8.8608 ppm | 0.3678 ppm | 0.1330 ppm | 0.0051 ppm |
| Concentration per Run | 70.8030 ppm | 7.4970 ppm | 0.0076 ppm | 8.8358 ppm | 0.3664 ppm | 0.1363 ppm | 0.0085 ppm |
| Concentration RSD | 0.1 % | 0.7 % | 5.5 % | 0.7 % | 0.2 % | 1.2 % | 69.1 % |

| | Se 196.090 Axial-eUV) | Si 212.412 Axial-iFR) | Sn 189.989 Axial-iFR) | Sr 421.552 Radial-iFR) | Ti 334.904 Axial-iFR) | Tl 190.856 Axial-eUV) | V 292.402 Axial-iFR) |
|---|---|---|---|---|---|---|---|
| Concentration average | -0.0057 ppm | 1.9515 ppm | 0.0129 ppm | 0.2191 ppm | 8.2779 ppm | 0.0009 ppm | 0.4127 ppm |
| Concentration per Run | -0.0064 ppm | 1.9503 ppm | 0.0132 ppm | 0.2208 ppm | 8.2761 ppm | 0.0009 ppm | 0.4136 ppm |
| Concentration per Run | -0.0071 ppm | 1.9768 ppm | 0.0132 ppm | 0.2171 ppm | 8.2348 ppm | 0.0010 ppm | 0.4132 ppm |
| Concentration per Run | -0.0038 ppm | 1.9275 ppm | 0.0125 ppm | 0.2194 ppm | 8.3228 ppm | 0.0008 ppm | 0.4112 ppm |
| Concentration RSD | 30.0 % | 1.3 % | 3.2 % | 0.8 % | 0.5 % | 11.5 % | 0.3 % |

| | Zn 206.200 Axial-iFR) | Sc 361.384 Axial-iFR) | Sc 361.384 Radial-iFR) | Sc 227.318 Axial-eUV) | Y 360.073 Axial-iFR) | Y 371.030 Radial-iFR) | Y 224.306 Axial-eUV) |
|---|---|---|---|---|---|---|---|
| Concentration average | 0.6473 ppm | 98.4097 % | 105.8597 % | 80.6582 % | 124.4608 % | 142.4661 % | 127.9056 % |
| Concentration per Run | 0.6467 ppm | 98.4630 % | 106.4414 % | 80.9832 % | 124.6941 % | 142.6629 % | 128.2926 % |
| Concentration per Run | 0.6459 ppm | 97.9834 % | 106.1768 % | 80.4460 % | 124.1121 % | 142.7938 % | 127.8189 % |
| Concentration per Run | 0.6492 ppm | 98.7828 % | 104.9607 % | 80.5455 % | 124.5761 % | 141.9418 % | 127.6051 % |
| Concentration RSD | 0.3 % | 0.4 % | 0.7 % | 0.4 % | 0.2 % | 0.3 % | 0.3 % |

# ICP DataTrace 8

9/10/2025 9:12:19 PM

LabBook: WG2112846_09102025T8.imexp

Sample: L2553720-02D2 WG2109884
Analysis started at: 9/10/2025 12:04:25 PM
Rack 1
Vial 19
Comment <Comment>

| | Ag 328.068 Axial-iFR) | Al 396.152 Radial-iFR) | As 189.042 Axial-eUV) | B 208.959 Axial-iFR) | Ba 455.403 Radial-iFR) | Be 313.042 Radial-iFR) | Ca 315.887 Radial-iFR) |
|---|---|---|---|---|---|---|---|
| Concentration average | 0.0005 ppm | 163.5646 ppm | 0.0957 ppm | 0.0134 ppm | 0.5621 ppm | 0.0095 ppm | 25.6568 ppm |
| Concentration per Run | 0.0011 ppm | 162.8399 ppm | 0.0935 ppm | 0.0132 ppm | 0.5642 ppm | 0.0095 ppm | 25.4326 ppm |
| Concentration per Run | 0.0004 ppm | 164.3602 ppm | 0.0955 ppm | 0.0134 ppm | 0.5639 ppm | 0.0095 ppm | 25.8449 ppm |
| Concentration per Run | 0.0001 ppm | 163.4936 ppm | 0.0981 ppm | 0.0137 ppm | 0.5583 ppm | 0.0095 ppm | 25.6928 ppm |
| Concentration RSD | 103.0 % | 0.5 % | 2.4 % | 1.8 % | 0.6 % | 0.3 % | 0.8 % |

| | Cd 214.438 Axial-iFR) | Co 228.616 Axial-iFR) | Cr 267.716 Axial-iFR) | Cu 324.754 Axial-iFR) | Fe 259.940 Radial-iFR) | K 766.490 Radial-iFR) | Li 670.776 Radial-iFR) |
|---|---|---|---|---|---|---|---|
| Concentration average | 0.0008 ppm | 0.1004 ppm | 0.3518 ppm | 0.2461 ppm | 272.8392 ppm | 32.1010 ppm | 0.3222 ppm |
| Concentration per Run | 0.0011 ppm | 0.1007 ppm | 0.3509 ppm | 0.2454 ppm | 271.9808 ppm | 32.1753 ppm | 0.3221 ppm |
| Concentration per Run | 0.0007 ppm | 0.1002 ppm | 0.3538 ppm | 0.2458 ppm | 274.3137 ppm | 32.1459 ppm | 0.3192 ppm |
| Concentration per Run | 0.0007 ppm | 0.1003 ppm | 0.3508 ppm | 0.2472 ppm | 272.2231 ppm | 31.9817 ppm | 0.3253 ppm |
| Concentration RSD | 27.9 % | 0.3 % | 0.5 % | 0.4 % | 0.5 % | 0.3 % | 0.9 % |

| | Mg 279.079 Axial-iFR) | Mn 257.610 Radial-iFR) | Mo 202.030 Axial-iFR) | Na 589.592 Radial-iFR) | Ni 231.604 Axial-iFR) | Pb 220.353 Axial-eUV) | Sb 206.833 Axial-iFR) |
|---|---|---|---|---|---|---|---|
| Concentration average | 71.9808 ppm | 3.6462 ppm | 0.0054 ppm | 4.4985 ppm | 0.3945 ppm | 0.1029 ppm | 0.0010 ppm |
| Concentration per Run | 71.5637 ppm | 3.6217 ppm | 0.0052 ppm | 4.4850 ppm | 0.3937 ppm | 0.1035 ppm | -0.0016 ppm |
| Concentration per Run | 72.1403 ppm | 3.6686 ppm | 0.0055 ppm | 4.5102 ppm | 0.3950 ppm | 0.1028 ppm | 0.0022 ppm |
| Concentration per Run | 72.2386 ppm | 3.6482 ppm | 0.0054 ppm | 4.5005 ppm | 0.3948 ppm | 0.1023 ppm | 0.0025 ppm |
| Concentration RSD | 0.5 % | 0.6 % | 3.2 % | 0.3 % | 0.2 % | 0.6 % | 228.3 % |

| | Se 196.090 Axial-eUV) | Si 212.412 Axial-iFR) | Sn 189.989 Axial-iFR) | Sr 421.552 Radial-iFR) | Ti 334.904 Axial-iFR) | Tl 190.856 Axial-eUV) | V 292.402 Axial-iFR) |
|---|---|---|---|---|---|---|---|
| Concentration average | -0.0019 ppm | 3.3602 ppm | 0.0109 ppm | 0.2125 ppm | 6.5244 ppm | 0.0037 ppm | 0.3721 ppm |
| Concentration per Run | -0.0014 ppm | 3.3316 ppm | 0.0108 ppm | 0.2137 ppm | 6.5357 ppm | 0.0040 ppm | 0.3705 ppm |
| Concentration per Run | -0.0033 ppm | 3.3665 ppm | 0.0113 ppm | 0.2119 ppm | 6.5164 ppm | 0.0029 ppm | 0.3728 ppm |
| Concentration per Run | -0.0011 ppm | 3.3825 ppm | 0.0105 ppm | 0.2119 ppm | 6.5210 ppm | 0.0042 ppm | 0.3731 ppm |
| Concentration RSD | 63.3 % | 0.8 % | 3.5 % | 0.5 % | 0.2 % | 19.2 % | 0.4 % |

| | Zn 206.200 Axial-iFR) | Sc 361.384 Axial-iFR) | Sc 361.384 Radial-iFR) | Sc 227.318 Axial-eUV) | Y 360.073 Axial-iFR) | Y 371.030 Radial-iFR) | Y 224.306 Axial-eUV) |
|---|---|---|---|---|---|---|---|
| Concentration average | 0.5498 ppm | 101.4103 % | 105.3131 % | 83.7472 % | 124.2366 % | 137.0066 % | 126.5666 % |
| Concentration per Run | 0.5481 ppm | 102.2733 % | 106.7087 % | 83.4506 % | 124.5536 % | 138.0732 % | 126.4489 % |
| Concentration per Run | 0.5520 ppm | 101.3495 % | 104.2214 % | 84.1588 % | 124.2662 % | 135.4993 % | 126.8908 % |
| Concentration per Run | 0.5493 ppm | 100.6080 % | 105.0093 % | 83.6322 % | 123.8901 % | 137.4473 % | 126.3600 % |
| Concentration RSD | 0.4 % | 0.8 % | 1.2 % | 0.4 % | 0.3 % | 1.0 % | 0.2 % |

# ICP DataTrace 8

9/10/2025 9:12:19 PM

LabBook: WG2112846_09102025T8.imexp

Sample: L2553822-01D2 WG2109884
Analysis started at: 9/10/2025 12:07:49 PM
Rack 1
Vial 20
Comment <Comment>

| | Ag 328.068 Axial-iFR) | Al 396.152 Radial-iFR) | As 189.042 Axial-eUV) | B 208.959 Axial-iFR) | Ba 455.403 Radial-iFR) | Be 313.042 Radial-iFR) | Ca 315.887 Radial-iFR) |
|---|---|---|---|---|---|---|---|
| Concentration average | 0.0067 ppm | 94.5265 ppm | 0.1653 ppm | 0.0702 ppm | 1.0983 ppm | 0.0053 ppm | 90.2684 ppm |
| Concentration per Run | 0.0064 ppm | 93.9329 ppm | 0.1644 ppm | 0.0704 ppm | 1.0944 ppm | 0.0052 ppm | 89.2794 ppm |
| Concentration per Run | 0.0072 ppm | 95.0756 ppm | 0.1673 ppm | 0.0713 ppm | 1.1048 ppm | 0.0053 ppm | 90.7279 ppm |
| Concentration per Run | 0.0065 ppm | 94.5709 ppm | 0.1641 ppm | 0.0690 ppm | 1.0956 ppm | 0.0053 ppm | 90.7980 ppm |
| Concentration RSD | 6.4 % | 0.6 % | 1.1 % | 1.7 % | 0.5 % | 1.2 % | 0.9 % |

| | Cd 214.438 Axial-iFR) | Co 228.616 Axial-iFR) | Cr 267.716 Axial-iFR) | Cu 324.754 Axial-iFR) | Fe 259.940 Radial-iFR) | K 766.490 Radial-iFR) | Li 670.776 Radial-iFR) |
|---|---|---|---|---|---|---|---|
| Concentration average | 0.0084 ppm | 0.1261 ppm | 0.3281 ppm | 9.1112 ppm | 231.1668 ppm | 26.4519 ppm | 0.1901 ppm |
| Concentration per Run | 0.0083 ppm | 0.1264 ppm | 0.3299 ppm | 9.1418 ppm | 229.0504 ppm | 26.2769 ppm | 0.1894 ppm |
| Concentration per Run | 0.0085 ppm | 0.1259 ppm | 0.3280 ppm | 9.0888 ppm | 232.6084 ppm | 26.6392 ppm | 0.1927 ppm |
| Concentration per Run | 0.0085 ppm | 0.1260 ppm | 0.3265 ppm | 9.1029 ppm | 231.8415 ppm | 26.4397 ppm | 0.1882 ppm |
| Concentration RSD | 1.5 % | 0.2 % | 0.5 % | 0.3 % | 0.8 % | 0.7 % | 1.2 % |

| | Mg 279.079 Axial-iFR) | Mn 257.610 Radial-iFR) | Mo 202.030 Axial-iFR) | Na 589.592 Radial-iFR) | Ni 231.604 Axial-iFR) | Pb 220.353 Axial-eUV) | Sb 206.833 Axial-iFR) |
|---|---|---|---|---|---|---|---|
| Concentration average | 66.4628 ppm | 5.0577 ppm | 0.0087 ppm | 14.3276 ppm | 0.3736 ppm | 11.8089 ppm | 0.0249 ppm |
| Concentration per Run | 66.6649 ppm | 5.0079 ppm | 0.0090 ppm | 14.3266 ppm | 0.3748 ppm | 11.8014 ppm | 0.0262 ppm |
| Concentration per Run | 66.5009 ppm | 5.0832 ppm | 0.0086 ppm | 14.3766 ppm | 0.3745 ppm | 11.8419 ppm | 0.0239 ppm |
| Concentration per Run | 66.2228 ppm | 5.0820 ppm | 0.0086 ppm | 14.2797 ppm | 0.3716 ppm | 11.7833 ppm | 0.0247 ppm |
| Concentration RSD | 0.3 % | 0.9 % | 2.8 % | 0.3 % | 0.5 % | 0.3 % | 4.6 % |

| | Se 196.090 Axial-eUV) | Si 212.412 Axial-iFR) | Sn 189.989 Axial-iFR) | Sr 421.552 Radial-iFR) | Ti 334.904 Axial-iFR) | Tl 190.856 Axial-eUV) | V 292.402 Axial-iFR) |
|---|---|---|---|---|---|---|---|
| Concentration average | 0.0026 ppm | 3.7509 ppm | 0.7319 ppm | 0.5352 ppm | 4.5037 ppm | -0.0009 ppm | 0.3352 ppm |
| Concentration per Run | 0.0026 ppm | 3.7803 ppm | 0.7335 ppm | 0.5354 ppm | 4.5192 ppm | -0.0011 ppm | 0.3363 ppm |
| Concentration per Run | 0.0032 ppm | 3.7423 ppm | 0.7333 ppm | 0.5359 ppm | 4.5064 ppm | -0.0009 ppm | 0.3349 ppm |
| Concentration per Run | 0.0018 ppm | 3.7300 ppm | 0.7289 ppm | 0.5342 ppm | 4.4856 ppm | -0.0005 ppm | 0.3343 ppm |
| Concentration RSD | 28.1 % | 0.7 % | 0.4 % | 0.2 % | 0.4 % | 33.7 % | 0.3 % |

| | Zn 206.200 Axial-iFR) | Sc 361.384 Axial-iFR) | Sc 361.384 Radial-iFR) | Sc 227.318 Axial-eUV) | Y 360.073 Axial-iFR) | Y 371.030 Radial-iFR) | Y 224.306 Axial-eUV) |
|---|---|---|---|---|---|---|---|
| Concentration average | 14.3626 ppm | 99.0393 % | 104.8618 % | 82.9789 % | 112.3716 % | 118.9538 % | 110.9880 % |
| Concentration per Run | 14.3729 ppm | 99.1550 % | 106.2574 % | 83.0364 % | 112.5361 % | 119.8751 % | 111.4342 % |
| Concentration per Run | 14.4139 ppm | 98.8756 % | 103.8293 % | 82.8400 % | 112.2373 % | 118.6793 % | 110.9173 % |
| Concentration per Run | 14.3010 ppm | 99.0872 % | 104.4986 % | 83.0605 % | 112.3414 % | 118.3070 % | 110.6124 % |
| Concentration RSD | 0.4 % | 0.1 % | 1.2 % | 0.1 % | 0.1 % | 0.7 % | 0.4 % |

# ICP DataTrace 8

9/10/2025 9:12:19 PM

LabBook: WG2112846_09102025T8.imexp

Sample: L2554553-01D2 WG2109884
Analysis started at: 9/10/2025 12:11:14 PM
Rack 1
Vial 27
Comment <Comment>

| | Ag 328.068 Axial-iFR) | Al 396.152 Radial-iFR) | As 189.042 Axial-eUV) | B 208.959 Axial-iFR) | Ba 455.403 Radial-iFR) | Be 313.042 Radial-iFR) | Ca 315.887 Radial-iFR) |
|---|---|---|---|---|---|---|---|
| Concentration average | 0.0004 ppm | 59.2995 ppm | 0.0180 ppm | 0.0462 ppm | 0.6331 ppm | 0.0029 ppm | 249.7230 ppm |
| Concentration per Run | 0.0004 ppm | 59.3110 ppm | 0.0178 ppm | 0.0454 ppm | 0.6306 ppm | 0.0029 ppm | 249.9078 ppm |
| Concentration per Run | 0.0004 ppm | 59.5084 ppm | 0.0179 ppm | 0.0475 ppm | 0.6350 ppm | 0.0029 ppm | 250.6885 ppm |
| Concentration per Run | 0.0003 ppm | 59.0790 ppm | 0.0184 ppm | 0.0458 ppm | 0.6336 ppm | 0.0029 ppm | 248.5729 ppm |
| Concentration RSD | 9.7 % | 0.4 % | 1.7 % | 2.4 % | 0.4 % | 1.0 % | 0.4 % |

| | Cd 214.438 Axial-iFR) | Co 228.616 Axial-iFR) | Cr 267.716 Axial-iFR) | Cu 324.754 Axial-iFR) | Fe 259.940 Radial-iFR) | K 766.490 Radial-iFR) | Li 670.776 Radial-iFR) |
|---|---|---|---|---|---|---|---|
| Concentration average | -0.0012 ppm | 0.0442 ppm | 0.3034 ppm | 0.1414 ppm | 80.9815 ppm | 19.0434 ppm | 0.0900 ppm |
| Concentration per Run | -0.0013 ppm | 0.0440 ppm | 0.3038 ppm | 0.1405 ppm | 80.6251 ppm | 18.9476 ppm | 0.0914 ppm |
| Concentration per Run | -0.0013 ppm | 0.0439 ppm | 0.3039 ppm | 0.1421 ppm | 81.3254 ppm | 19.2260 ppm | 0.0912 ppm |
| Concentration per Run | -0.0012 ppm | 0.0447 ppm | 0.3025 ppm | 0.1415 ppm | 80.9940 ppm | 18.9565 ppm | 0.0874 ppm |
| Concentration RSD | 5.4 % | 0.9 % | 0.3 % | 0.6 % | 0.4 % | 0.8 % | 2.5 % |

| | Mg 279.079 Axial-iFR) | Mn 257.610 Radial-iFR) | Mo 202.030 Axial-iFR) | Na 589.592 Radial-iFR) | Ni 231.604 Axial-iFR) | Pb 220.353 Axial-eUV) | Sb 206.833 Axial-iFR) |
|---|---|---|---|---|---|---|---|
| Concentration average | 67.1864 ppm | 3.8095 ppm | 0.0019 ppm | 3.2220 ppm | 0.1722 ppm | 0.3938 ppm | 0.0005 ppm |
| Concentration per Run | 67.0881 ppm | 3.7984 ppm | 0.0021 ppm | 3.2203 ppm | 0.1716 ppm | 0.3941 ppm | -0.0002 ppm |
| Concentration per Run | 67.1124 ppm | 3.8267 ppm | 0.0019 ppm | 3.2545 ppm | 0.1717 ppm | 0.3938 ppm | 0.0007 ppm |
| Concentration per Run | 67.3586 ppm | 3.8036 ppm | 0.0018 ppm | 3.1912 ppm | 0.1734 ppm | 0.3934 ppm | 0.0011 ppm |
| Concentration RSD | 0.2 % | 0.4 % | 8.8 % | 1.0 % | 0.6 % | 0.1 % | 128.5 % |

| | Se 196.090 Axial-eUV) | Si 212.412 Axial-iFR) | Sn 189.989 Axial-iFR) | Sr 421.552 Radial-iFR) | Ti 334.904 Axial-iFR) | Tl 190.856 Axial-eUV) | V 292.402 Axial-iFR) |
|---|---|---|---|---|---|---|---|
| Concentration average | -0.0003 ppm | **24.2016 [SIC 200]** | 0.0103 ppm | **1.0421 ppm** | 3.6039 ppm | -0.0004 ppm | 0.1682 ppm |
| Concentration per Run | -0.0001 ppm | 24.1305 ppm | 0.0092 ppm | 1.0339 ppm | 3.6139 ppm | -0.0013 ppm | 0.1676 ppm |
| Concentration per Run | -0.0008 ppm | 24.3000 ppm | 0.0103 ppm | 1.0478 ppm | 3.5992 ppm | -0.0005 ppm | 0.1686 ppm |
| Concentration per Run | 0.0000 ppm | 24.1742 ppm | 0.0113 ppm | 1.0446 ppm | 3.5988 ppm | 0.0006 ppm | 0.1683 ppm |
| Concentration RSD | 137.1 % | 0.4 % | 10.3 % | 0.7 % | 0.2 % | 247.1 % | 0.3 % |

| | Zn 206.200 Axial-iFR) | Sc 361.384 Axial-iFR) | Sc 361.384 Radial-iFR) | Sc 227.318 Axial-eUV) | Y 360.073 Axial-iFR) | Y 371.030 Radial-iFR) | Y 224.306 Axial-eUV) |
|---|---|---|---|---|---|---|---|
| Concentration average | 0.4802 ppm | 95.4429 % | 100.6062 % | 81.0359 % | 102.2080 % | 109.0945 % | 101.8268 % |
| Concentration per Run | 0.4809 ppm | 95.4501 % | 100.4080 % | 80.9527 % | 101.6491 % | 109.3817 % | 101.7726 % |
| Concentration per Run | 0.4792 ppm | 95.3144 % | 100.5241 % | 81.4984 % | 102.6137 % | 109.2266 % | 102.5593 % |
| Concentration per Run | 0.4805 ppm | 95.5643 % | 100.8865 % | 80.6568 % | 102.3611 % | 108.6752 % | 101.1486 % |
| Concentration RSD | 0.2 % | 0.1 % | 0.2 % | 0.5 % | 0.5 % | 0.3 % | 0.7 % |

# ICP DataTrace 8

9/10/2025 9:12:19 PM

LabBook: WG2112846_09102025T8.imexp

Sample: eL2553860-01D2 WG2109884
Analysis started at: 9/10/2025 12:14:37 PM
Rack 1
Vial 21
Comment <Comment>

| | Ag 328.068 Axial-iFR) | Al 396.152 Radial-iFR) | As 189.042 Axial-eUV) | B 208.959 Axial-iFR) | Ba 455.403 Radial-iFR) | Be 313.042 Radial-iFR) | Ca 315.887 Radial-iFR) |
|---|---|---|---|---|---|---|---|
| Concentration average | -0.0008 ppm | 91.9425 ppm | 0.0413 ppm | 0.1503 ppm | 0.8051 ppm | 0.0033 ppm | **1,587.5299 [SIC 1000]** |
| Concentration per Run | -0.0011 ppm | 92.2899 ppm | 0.0415 ppm | 0.1511 ppm | 0.8039 ppm | 0.0033 ppm | 1,592.2960 ppm |
| Concentration per Run | -0.0007 ppm | 91.2966 ppm | 0.0406 ppm | 0.1503 ppm | 0.8042 ppm | 0.0033 ppm | 1,572.8425 ppm |
| Concentration per Run | -0.0006 ppm | 92.2411 ppm | 0.0417 ppm | 0.1496 ppm | 0.8071 ppm | 0.0034 ppm | 1,597.4513 ppm |
| Concentration RSD | 38.8 % | 0.6 % | 1.5 % | 0.5 % | 0.2 % | 0.8 % | 0.8 % |

| | Cd 214.438 Axial-iFR) | Co 228.616 Axial-iFR) | Cr 267.716 Axial-iFR) | Cu 324.754 Axial-iFR) | Fe 259.940 Radial-iFR) | K 766.490 Radial-iFR) | Li 670.776 Radial-iFR) |
|---|---|---|---|---|---|---|---|
| Concentration average | -0.0173 ppm | 0.0351 ppm | 0.1020 ppm | 0.1341 ppm | 97.5232 ppm | 23.3714 ppm | 0.2210 ppm |
| Concentration per Run | -0.0172 ppm | 0.0354 ppm | 0.1025 ppm | 0.1335 ppm | 97.6687 ppm | 23.4708 ppm | 0.2275 ppm |
| Concentration per Run | -0.0174 ppm | 0.0355 ppm | 0.1014 ppm | 0.1347 ppm | 96.5803 ppm | 23.0980 ppm | 0.2239 ppm |
| Concentration per Run | -0.0173 ppm | 0.0344 ppm | 0.1022 ppm | 0.1340 ppm | 98.3207 ppm | 23.5454 ppm | 0.2116 ppm |
| Concentration RSD | 0.6 % | 1.7 % | 0.6 % | 0.5 % | 0.9 % | 1.0 % | 3.8 % |

| | Mg 279.079 Axial-iFR) | Mn 257.610 Radial-iFR) | Mo 202.030 Axial-iFR) | Na 589.592 Radial-iFR) | Ni 231.604 Axial-iFR) | Pb 220.353 Axial-eUV) | Sb 206.833 Axial-iFR) |
|---|---|---|---|---|---|---|---|
| Concentration average | 466.8130 ppm | 4.8115 ppm | 0.0039 ppm | 8.9184 ppm | 0.0886 ppm | 0.0751 ppm | 0.0006 ppm |
| Concentration per Run | 470.3777 ppm | 4.8190 ppm | 0.0037 ppm | 8.8834 ppm | 0.0887 ppm | 0.0758 ppm | 0.0004 ppm |
| Concentration per Run | 465.3312 ppm | 4.7693 ppm | 0.0041 ppm | 8.9104 ppm | 0.0883 ppm | 0.0755 ppm | -0.0014 ppm |
| Concentration per Run | 464.7301 ppm | 4.8462 ppm | 0.0039 ppm | 8.9615 ppm | 0.0890 ppm | 0.0739 ppm | 0.0027 ppm |
| Concentration RSD | 0.7 % | 0.8 % | 6.0 % | 0.4 % | 0.4 % | 1.3 % | 343.7 % |

| | Se 196.090 Axial-eUV) | Si 212.412 Axial-iFR) | Sn 189.989 Axial-iFR) | Sr 421.552 Radial-iFR) | Ti 334.904 Axial-iFR) | Tl 190.856 Axial-eUV) | V 292.402 Axial-iFR) |
|---|---|---|---|---|---|---|---|
| Concentration average | -0.0008 ppm | 6.0398 ppm | 0.0065 ppm | **5.0576 ppm** | 2.7463 ppm | -0.0022 ppm | 0.1224 ppm |
| Concentration per Run | 0.0006 ppm | 6.0759 ppm | 0.0081 ppm | 5.0598 ppm | 2.7591 ppm | -0.0009 ppm | 0.1231 ppm |
| Concentration per Run | 0.0004 ppm | 6.0190 ppm | 0.0054 ppm | 4.9856 ppm | 2.7445 ppm | -0.0043 ppm | 0.1222 ppm |
| Concentration per Run | -0.0035 ppm | 6.0244 ppm | 0.0061 ppm | 5.1275 ppm | 2.7354 ppm | -0.0016 ppm | 0.1219 ppm |
| Concentration RSD | 274.8 % | 0.5 % | 20.8 % | 1.4 % | 0.4 % | 81.0 % | 0.5 % |

| | Zn 206.200 Axial-iFR) | Sc 361.384 Axial-iFR) | Sc 361.384 Radial-iFR) | Sc 227.318 Axial-eUV) | Y 360.073 Axial-iFR) | Y 371.030 Radial-iFR) | Y 224.306 Axial-eUV) |
|---|---|---|---|---|---|---|---|
| Concentration average | 0.4880 ppm | 83.0450 % | 93.6001 % | 67.8600 % | 102.0095 % | 116.0238 % | 101.4840 % |
| Concentration per Run | 0.4933 ppm | 82.9403 % | 93.0220 % | 68.3131 % | 102.0532 % | 115.6690 % | 101.9910 % |
| Concentration per Run | 0.4856 ppm | 83.0185 % | 94.9675 % | 67.6686 % | 101.9935 % | 116.7719 % | 101.5558 % |
| Concentration per Run | 0.4850 ppm | 83.1763 % | 92.8109 % | 67.5983 % | 101.9816 % | 115.6304 % | 100.9051 % |
| Concentration RSD | 0.9 % | 0.1 % | 1.3 % | 0.6 % | 0.0 % | 0.6 % | 0.5 % |

# ICP DataTrace 8

9/10/2025 9:12:19 PM

LabBook: WG2112846_09102025T8.imexp

Sample: L2553860-03D2 WG2109884
Analysis started at: 9/10/2025 12:18:02 PM
Rack 1
Vial 22
Comment <Comment>

| | Ag 328.068 Axial-iFR) | Al 396.152 Radial-iFR) | As 189.042 Axial-eUV) | B 208.959 Axial-iFR) | Ba 455.403 Radial-iFR) | Be 313.042 Radial-iFR) | Ca 315.887 Radial-iFR) |
|---|---|---|---|---|---|---|---|
| Concentration average | 0.0003 ppm | 175.8454 ppm | 0.0502 ppm | 0.1517 ppm | 0.4496 ppm | 0.0072 ppm | 244.4392 ppm |
| Concentration per Run | 0.0003 ppm | 176.2266 ppm | 0.0507 ppm | 0.1527 ppm | 0.4523 ppm | 0.0072 ppm | 244.5204 ppm |
| Concentration per Run | 0.0001 ppm | 175.8046 ppm | 0.0484 ppm | 0.1504 ppm | 0.4474 ppm | 0.0071 ppm | 245.2942 ppm |
| Concentration per Run | 0.0005 ppm | 175.5051 ppm | 0.0513 ppm | 0.1519 ppm | 0.4490 ppm | 0.0071 ppm | 243.5029 ppm |
| Concentration RSD | 65.6 % | 0.2 % | 3.0 % | 0.8 % | 0.6 % | 0.7 % | 0.4 % |

| | Cd 214.438 Axial-iFR) | Co 228.616 Axial-iFR) | Cr 267.716 Axial-iFR) | Cu 324.754 Axial-iFR) | Fe 259.940 Radial-iFR) | K 766.490 Radial-iFR) | Li 670.776 Radial-iFR) |
|---|---|---|---|---|---|---|---|
| Concentration average | -0.0023 ppm | 0.0253 ppm | 0.0896 ppm | 0.0467 ppm | 60.4328 ppm | 11.1592 ppm | 0.0543 ppm |
| Concentration per Run | -0.0023 ppm | 0.0256 ppm | 0.0890 ppm | 0.0470 ppm | 60.5819 ppm | 11.1682 ppm | 0.0552 ppm |
| Concentration per Run | -0.0023 ppm | 0.0249 ppm | 0.0897 ppm | 0.0466 ppm | 60.2903 ppm | 11.1563 ppm | 0.0537 ppm |
| Concentration per Run | -0.0024 ppm | 0.0255 ppm | 0.0900 ppm | 0.0464 ppm | 60.4262 ppm | 11.1530 ppm | 0.0539 ppm |
| Concentration RSD | 1.0 % | 1.5 % | 0.5 % | 0.6 % | 0.2 % | 0.1 % | 1.5 % |

| | Mg 279.079 Axial-iFR) | Mn 257.610 Radial-iFR) | Mo 202.030 Axial-iFR) | Na 589.592 Radial-iFR) | Ni 231.604 Axial-iFR) | Pb 220.353 Axial-eUV) | Sb 206.833 Axial-iFR) |
|---|---|---|---|---|---|---|---|
| Concentration average | 34.1090 ppm | 1.8862 ppm | 0.0019 ppm | 29.0023 ppm | 0.0652 ppm | 0.0442 ppm | -0.0004 ppm |
| Concentration per Run | 34.0109 ppm | 1.8929 ppm | 0.0016 ppm | 29.0955 ppm | 0.0643 ppm | 0.0444 ppm | -0.0026 ppm |
| Concentration per Run | 34.2456 ppm | 1.8842 ppm | 0.0018 ppm | 28.8684 ppm | 0.0656 ppm | 0.0429 ppm | -0.0007 ppm |
| Concentration per Run | 34.0704 ppm | 1.8816 ppm | 0.0023 ppm | 29.0429 ppm | 0.0656 ppm | 0.0455 ppm | 0.0023 ppm |
| Concentration RSD | 0.4 % | 0.3 % | 17.9 % | 0.4 % | 1.1 % | 3.0 % | 689.3 % |

| | Se 196.090 Axial-eUV) | Si 212.412 Axial-iFR) | Sn 189.989 Axial-iFR) | Sr 421.552 Radial-iFR) | Ti 334.904 Axial-iFR) | Tl 190.856 Axial-eUV) | V 292.402 Axial-iFR) |
|---|---|---|---|---|---|---|---|
| Concentration average | -0.0015 ppm | 3.6898 ppm | 0.0056 ppm | 0.7183 ppm | 2.0623 ppm | 0.0013 ppm | 0.2639 ppm |
| Concentration per Run | -0.0013 ppm | 3.7068 ppm | 0.0054 ppm | 0.7227 ppm | 2.0523 ppm | 0.0003 ppm | 0.2640 ppm |
| Concentration per Run | -0.0013 ppm | 3.7013 ppm | 0.0055 ppm | 0.7145 ppm | 2.0683 ppm | 0.0025 ppm | 0.2644 ppm |
| Concentration per Run | -0.0019 ppm | 3.6612 ppm | 0.0058 ppm | 0.7178 ppm | 2.0663 ppm | 0.0011 ppm | 0.2632 ppm |
| Concentration RSD | 23.9 % | 0.7 % | 4.0 % | 0.6 % | 0.4 % | 88.2 % | 0.2 % |

| | Zn 206.200 Axial-iFR) | Sc 361.384 Axial-iFR) | Sc 361.384 Radial-iFR) | Sc 227.318 Axial-eUV) | Y 360.073 Axial-iFR) | Y 371.030 Radial-iFR) | Y 224.306 Axial-eUV) |
|---|---|---|---|---|---|---|---|
| Concentration average | 0.1325 ppm | 96.6912 % | 101.3686 % | 86.1072 % | 113.3979 % | 127.5418 % | 117.9212 % |
| Concentration per Run | 0.1314 ppm | 96.7526 % | 101.4674 % | 86.2439 % | 113.6371 % | 128.2374 % | 118.0314 % |
| Concentration per Run | 0.1329 ppm | 96.0098 % | 101.5802 % | 85.8880 % | 112.6436 % | 127.5673 % | 117.7448 % |
| Concentration per Run | 0.1334 ppm | 97.3112 % | 101.0581 % | 86.1897 % | 113.9131 % | 126.8208 % | 117.9873 % |
| Concentration RSD | 0.8 % | 0.7 % | 0.3 % | 0.2 % | 0.6 % | 0.6 % | 0.1 % |

# ICP DataTrace 8

9/10/2025 9:12:19 PM

LabBook: WG2112846_09102025T8.imexp

Sample: L2553860-04D2 WG2109884
Analysis started at: 9/10/2025 12:21:28 PM
Rack 1
Vial 23
Comment <Comment>

| | Ag 328.068 Axial-iFR) | Al 396.152 Radial-iFR) | As 189.042 Axial-eUV) | B 208.959 Axial-iFR) | Ba 455.403 Radial-iFR) | Be 313.042 Radial-iFR) | Ca 315.887 Radial-iFR) |
|---|---|---|---|---|---|---|---|
| Concentration average | -0.0001 ppm | 4.0550 ppm | 0.0030 ppm | 0.0122 ppm | 0.7588 ppm | 0.0003 ppm | 28.9061 ppm |
| Concentration per Run | -0.0001 ppm | 4.0702 ppm | 0.0031 ppm | 0.0119 ppm | 0.7670 ppm | 0.0003 ppm | 28.9209 ppm |
| Concentration per Run | -0.0001 ppm | 4.0688 ppm | 0.0027 ppm | 0.0120 ppm | 0.7527 ppm | 0.0003 ppm | 29.0130 ppm |
| Concentration per Run | -0.0002 ppm | 4.0262 ppm | 0.0032 ppm | 0.0126 ppm | 0.7568 ppm | 0.0003 ppm | 28.7844 ppm |
| Concentration RSD | 38.5 % | 0.6 % | 8.5 % | 3.2 % | 1.0 % | 9.9 % | 0.4 % |

| | Cd 214.438 Axial-iFR) | Co 228.616 Axial-iFR) | Cr 267.716 Axial-iFR) | Cu 324.754 Axial-iFR) | Fe 259.940 Radial-iFR) | K 766.490 Radial-iFR) | Li 670.776 Radial-iFR) |
|---|---|---|---|---|---|---|---|
| Concentration average | 0.0024 ppm | 0.0043 ppm | 0.0205 ppm | 0.0140 ppm | 6.9296 ppm | 3.0168 ppm | 0.0074 ppm |
| Concentration per Run | 0.0025 ppm | 0.0042 ppm | 0.0201 ppm | 0.0142 ppm | 6.9428 ppm | 3.0602 ppm | 0.0078 ppm |
| Concentration per Run | 0.0024 ppm | 0.0044 ppm | 0.0206 ppm | 0.0138 ppm | 6.9233 ppm | 2.9965 ppm | 0.0076 ppm |
| Concentration per Run | 0.0024 ppm | 0.0043 ppm | 0.0207 ppm | 0.0140 ppm | 6.9228 ppm | 2.9938 ppm | 0.0068 ppm |
| Concentration RSD | 2.4 % | 2.6 % | 1.5 % | 1.4 % | 0.2 % | 1.2 % | 7.5 % |

| | Mg 279.079 Axial-iFR) | Mn 257.610 Radial-iFR) | Mo 202.030 Axial-iFR) | Na 589.592 Radial-iFR) | Ni 231.604 Axial-iFR) | Pb 220.353 Axial-eUV) | Sb 206.833 Axial-iFR) |
|---|---|---|---|---|---|---|---|
| Concentration average | 3.0090 ppm | 0.3722 ppm | 0.0026 ppm | 2.3246 ppm | 0.0125 ppm | 0.0117 ppm | 0.0006 ppm |
| Concentration per Run | 3.0096 ppm | 0.3732 ppm | 0.0028 ppm | 2.3421 ppm | 0.0119 ppm | 0.0113 ppm | -0.0007 ppm |
| Concentration per Run | 3.0066 ppm | 0.3738 ppm | 0.0025 ppm | 2.3294 ppm | 0.0124 ppm | 0.0125 ppm | 0.0033 ppm |
| Concentration per Run | 3.0108 ppm | 0.3697 ppm | 0.0026 ppm | 2.3022 ppm | 0.0132 ppm | 0.0113 ppm | -0.0009 ppm |
| Concentration RSD | 0.1 % | 0.6 % | 6.6 % | 0.9 % | 5.3 % | 5.9 % | 391.1 % |

| | Se 196.090 Axial-eUV) | Si 212.412 Axial-iFR) | Sn 189.989 Axial-iFR) | Sr 421.552 Radial-iFR) | Ti 334.904 Axial-iFR) | Tl 190.856 Axial-eUV) | V 292.402 Axial-iFR) |
|---|---|---|---|---|---|---|---|
| Concentration average | 0.0005 ppm | 0.9369 ppm | 0.0044 ppm | 0.1610 ppm | 0.1509 ppm | -0.0006 ppm | 0.0251 ppm |
| Concentration per Run | 0.0025 ppm | 0.9420 ppm | 0.0038 ppm | 0.1623 ppm | 0.1512 ppm | -0.0001 ppm | 0.0251 ppm |
| Concentration per Run | -0.0012 ppm | 0.9316 ppm | 0.0047 ppm | 0.1605 ppm | 0.1507 ppm | -0.0009 ppm | 0.0251 ppm |
| Concentration per Run | 0.0003 ppm | 0.9371 ppm | 0.0046 ppm | 0.1603 ppm | 0.1510 ppm | -0.0009 ppm | 0.0250 ppm |
| Concentration RSD | 352.4 % | 0.6 % | 10.8 % | 0.7 % | 0.2 % | 71.0 % | 0.2 % |

| | Zn 206.200 Axial-iFR) | Sc 361.384 Axial-iFR) | Sc 361.384 Radial-iFR) | Sc 227.318 Axial-eUV) | Y 360.073 Axial-iFR) | Y 371.030 Radial-iFR) | Y 224.306 Axial-eUV) |
|---|---|---|---|---|---|---|---|
| Concentration average | 0.3416 ppm | 100.0894 % | 101.6185 % | 94.6988 % | 102.3425 % | 103.7058 % | 101.8132 % |
| Concentration per Run | 0.3420 ppm | 100.3953 % | 101.6760 % | 94.9528 % | 102.6104 % | 104.4049 % | 102.0069 % |
| Concentration per Run | 0.3403 ppm | 99.9786 % | 101.1684 % | 95.2345 % | 102.2425 % | 103.8586 % | 102.0372 % |
| Concentration per Run | 0.3425 ppm | 99.8942 % | 102.0111 % | 93.9092 % | 102.1745 % | 102.8538 % | 101.3955 % |
| Concentration RSD | 0.3 % | 0.3 % | 0.4 % | 0.7 % | 0.2 % | 0.8 % | 0.4 % |

# ICP DataTrace 8

9/10/2025 9:12:19 PM

LabBook: WG2112846_09102025T8.imexp

Sample: L2553860-05D2 WG2109884
Analysis started at: 9/10/2025 12:24:54 PM
Rack 1
Vial 24
Comment <Comment>

| | Ag 328.068 Axial-iFR) | Al 396.152 Radial-iFR) | As 189.042 Axial-eUV) | B 208.959 Axial-iFR) | Ba 455.403 Radial-iFR) | Be 313.042 Radial-iFR) | Ca 315.887 Radial-iFR) |
|---|---|---|---|---|---|---|---|
| Concentration average | 0.0006 ppm | 64.7287 ppm | 0.0401 ppm | 0.0426 ppm | 0.7625 ppm | 0.0028 ppm | **790.6387 [SIC 1000]** |
| Concentration per Run | 0.0010 ppm | 64.8714 ppm | 0.0406 ppm | 0.0425 ppm | 0.7637 ppm | 0.0028 ppm | 794.5153 ppm |
| Concentration per Run | 0.0004 ppm | 64.7818 ppm | 0.0394 ppm | 0.0421 ppm | 0.7632 ppm | 0.0028 ppm | 790.8674 ppm |
| Concentration per Run | 0.0005 ppm | 64.5329 ppm | 0.0404 ppm | 0.0431 ppm | 0.7605 ppm | 0.0028 ppm | 786.5334 ppm |
| Concentration RSD | 51.7 % | 0.3 % | 1.5 % | 1.2 % | 0.2 % | 1.1 % | 0.5 % |

| | Cd 214.438 Axial-iFR) | Co 228.616 Axial-iFR) | Cr 267.716 Axial-iFR) | Cu 324.754 Axial-iFR) | Fe 259.940 Radial-iFR) | K 766.490 Radial-iFR) | Li 670.776 Radial-iFR) |
|---|---|---|---|---|---|---|---|
| Concentration average | -0.0080 ppm | 0.0457 ppm | 0.0684 ppm | 0.1495 ppm | 114.3325 ppm | 8.1441 ppm | 0.1260 ppm |
| Concentration per Run | -0.0080 ppm | 0.0456 ppm | 0.0682 ppm | 0.1496 ppm | 114.9494 ppm | 8.2198 ppm | 0.1220 ppm |
| Concentration per Run | -0.0079 ppm | 0.0452 ppm | 0.0686 ppm | 0.1496 ppm | 114.3330 ppm | 8.1182 ppm | 0.1243 ppm |
| Concentration per Run | -0.0082 ppm | 0.0462 ppm | 0.0684 ppm | 0.1493 ppm | 113.7152 ppm | 8.0943 ppm | 0.1315 ppm |
| Concentration RSD | 1.5 % | 1.1 % | 0.3 % | 0.1 % | 0.5 % | 0.8 % | 3.9 % |

| | Mg 279.079 Axial-iFR) | Mn 257.610 Radial-iFR) | Mo 202.030 Axial-iFR) | Na 589.592 Radial-iFR) | Ni 231.604 Axial-iFR) | Pb 220.353 Axial-eUV) | Sb 206.833 Axial-iFR) |
|---|---|---|---|---|---|---|---|
| Concentration average | 63.4302 ppm | 5.8959 ppm | 0.0019 ppm | 2.8588 ppm | 0.1011 ppm | 0.0526 ppm | 0.0020 ppm |
| Concentration per Run | 63.7722 ppm | 5.9169 ppm | 0.0018 ppm | 2.8680 ppm | 0.1005 ppm | 0.0538 ppm | 0.0014 ppm |
| Concentration per Run | 63.4296 ppm | 5.8939 ppm | 0.0019 ppm | 2.8632 ppm | 0.1017 ppm | 0.0519 ppm | 0.0006 ppm |
| Concentration per Run | 63.0888 ppm | 5.8770 ppm | 0.0019 ppm | 2.8450 ppm | 0.1012 ppm | 0.0522 ppm | 0.0041 ppm |
| Concentration RSD | 0.5 % | 0.3 % | 4.1 % | 0.4 % | 0.6 % | 2.0 % | 91.1 % |

| | Se 196.090 Axial-eUV) | Si 212.412 Axial-iFR) | Sn 189.989 Axial-iFR) | Sr 421.552 Radial-iFR) | Ti 334.904 Axial-iFR) | Tl 190.856 Axial-eUV) | V 292.402 Axial-iFR) |
|---|---|---|---|---|---|---|---|
| Concentration average | -0.0010 ppm | 4.0988 ppm | 0.0061 ppm | **1.6517 ppm** | 1.3770 ppm | -0.0040 ppm | 0.1273 ppm |
| Concentration per Run | -0.0004 ppm | 4.1037 ppm | 0.0060 ppm | 1.6589 ppm | 1.3821 ppm | -0.0038 ppm | 0.1277 ppm |
| Concentration per Run | -0.0004 ppm | 4.1080 ppm | 0.0057 ppm | 1.6544 ppm | 1.3744 ppm | -0.0050 ppm | 0.1273 ppm |
| Concentration per Run | -0.0023 ppm | 4.0847 ppm | 0.0067 ppm | 1.6417 ppm | 1.3745 ppm | -0.0032 ppm | 0.1270 ppm |
| Concentration RSD | 107.7 % | 0.3 % | 8.3 % | 0.5 % | 0.3 % | 23.8 % | 0.3 % |

| | Zn 206.200 Axial-iFR) | Sc 361.384 Axial-iFR) | Sc 361.384 Radial-iFR) | Sc 227.318 Axial-eUV) | Y 360.073 Axial-iFR) | Y 371.030 Radial-iFR) | Y 224.306 Axial-eUV) |
|---|---|---|---|---|---|---|---|
| Concentration average | 0.3464 ppm | 91.8620 % | 99.6660 % | 78.8981 % | 120.8783 % | 132.7250 % | 122.1870 % |
| Concentration per Run | 0.3488 ppm | 91.9502 % | 98.7347 % | 78.9936 % | 121.1175 % | 131.7144 % | 122.5273 % |
| Concentration per Run | 0.3445 ppm | 91.7993 % | 100.1420 % | 78.8502 % | 120.9212 % | 133.8737 % | 121.8785 % |
| Concentration per Run | 0.3458 ppm | 91.8364 % | 100.1212 % | 78.8503 % | 120.5962 % | 132.5870 % | 122.1550 % |
| Concentration RSD | 0.6 % | 0.1 % | 0.8 % | 0.1 % | 0.2 % | 0.8 % | 0.3 % |

# ICP DataTrace 8

9/10/2025 9:12:19 PM

LabBook: WG2112846_09102025T8.imexp

Sample: eL2553860-06D2 WG2109884
Analysis started at: 9/10/2025 12:28:21 PM
Rack 1
Vial 25
Comment <Comment>

| | Ag 328.068 Axial-iFR) | Al 396.152 Radial-iFR) | As 189.042 Axial-eUV) | B 208.959 Axial-iFR) | Ba 455.403 Radial-iFR) | Be 313.042 Radial-iFR) | Ca 315.887 Radial-iFR) |
|---|---|---|---|---|---|---|---|
| Concentration average | -0.0007 ppm | 75.3337 ppm | 0.0329 ppm | 0.1360 ppm | 0.4622 ppm | 0.0030 ppm | **1,575.9715 [SIC 1000]** |
| Concentration per Run | -0.0008 ppm | 75.2348 ppm | 0.0347 ppm | 0.1377 ppm | 0.4624 ppm | 0.0030 ppm | 1,583.1627 ppm |
| Concentration per Run | -0.0004 ppm | 75.4763 ppm | 0.0314 ppm | 0.1338 ppm | 0.4631 ppm | 0.0030 ppm | 1,577.2362 ppm |
| Concentration per Run | -0.0008 ppm | 75.2901 ppm | 0.0326 ppm | 0.1365 ppm | 0.4612 ppm | 0.0030 ppm | 1,567.5155 ppm |
| Concentration RSD | 33.7 % | 0.2 % | 5.1 % | 1.5 % | 0.2 % | 1.4 % | 0.5 % |

| | Cd 214.438 Axial-iFR) | Co 228.616 Axial-iFR) | Cr 267.716 Axial-iFR) | Cu 324.754 Axial-iFR) | Fe 259.940 Radial-iFR) | K 766.490 Radial-iFR) | Li 670.776 Radial-iFR) |
|---|---|---|---|---|---|---|---|
| Concentration average | -0.0178 ppm | 0.0280 ppm | 0.0823 ppm | 0.1106 ppm | 83.5891 ppm | 17.5268 ppm | 0.2596 ppm |
| Concentration per Run | -0.0178 ppm | 0.0278 ppm | 0.0820 ppm | 0.1109 ppm | 83.8013 ppm | 17.5065 ppm | 0.2724 ppm |
| Concentration per Run | -0.0176 ppm | 0.0279 ppm | 0.0825 ppm | 0.1101 ppm | 83.7301 ppm | 17.5428 ppm | 0.2681 ppm |
| Concentration per Run | -0.0179 ppm | 0.0284 ppm | 0.0825 ppm | 0.1108 ppm | 83.2360 ppm | 17.5311 ppm | 0.2383 ppm |
| Concentration RSD | 1.0 % | 1.1 % | 0.3 % | 0.4 % | 0.4 % | 0.1 % | 7.1 % |

| | Mg 279.079 Axial-iFR) | Mn 257.610 Radial-iFR) | Mo 202.030 Axial-iFR) | Na 589.592 Radial-iFR) | Ni 231.604 Axial-iFR) | Pb 220.353 Axial-eUV) | Sb 206.833 Axial-iFR) |
|---|---|---|---|---|---|---|---|
| Concentration average | **602.5714 [SIC 1000]** | 3.3756 ppm | 0.0029 ppm | 6.4630 ppm | 0.0723 ppm | 0.0636 ppm | 0.0000 ppm |
| Concentration per Run | 600.5592 ppm | 3.3923 ppm | 0.0028 ppm | 6.4346 ppm | 0.0729 ppm | 0.0643 ppm | -0.0010 ppm |
| Concentration per Run | 603.6531 ppm | 3.3749 ppm | 0.0027 ppm | 6.4799 ppm | 0.0717 ppm | 0.0634 ppm | -0.0021 ppm |
| Concentration per Run | 603.5020 ppm | 3.3598 ppm | 0.0030 ppm | 6.4746 ppm | 0.0723 ppm | 0.0633 ppm | 0.0032 ppm |
| Concentration RSD | 0.3 % | 0.5 % | 5.0 % | 0.4 % | 0.8 % | 0.8 % | 6,415.2 % |

| | Se 196.090 Axial-eUV) | Si 212.412 Axial-iFR) | Sn 189.989 Axial-iFR) | Sr 421.552 Radial-iFR) | Ti 334.904 Axial-iFR) | Tl 190.856 Axial-eUV) | V 292.402 Axial-iFR) |
|---|---|---|---|---|---|---|---|
| Concentration average | -0.0004 ppm | 5.3799 ppm | 0.0044 ppm | **4.3324 ppm** | 2.1114 ppm | -0.0019 ppm | 0.1041 ppm |
| Concentration per Run | 0.0003 ppm | 5.3817 ppm | 0.0042 ppm | 4.3365 ppm | 2.1217 ppm | -0.0030 ppm | 0.1044 ppm |
| Concentration per Run | -0.0043 ppm | 5.3651 ppm | 0.0044 ppm | 4.3328 ppm | 2.1054 ppm | -0.0019 ppm | 0.1037 ppm |
| Concentration per Run | 0.0028 ppm | 5.3930 ppm | 0.0045 ppm | 4.3279 ppm | 2.1070 ppm | -0.0009 ppm | 0.1042 ppm |
| Concentration RSD | 890.0 % | 0.3 % | 3.6 % | 0.1 % | 0.4 % | 55.3 % | 0.4 % |

| | Zn 206.200 Axial-iFR) | Sc 361.384 Axial-iFR) | Sc 361.384 Radial-iFR) | Sc 227.318 Axial-eUV) | Y 360.073 Axial-iFR) | Y 371.030 Radial-iFR) | Y 224.306 Axial-eUV) |
|---|---|---|---|---|---|---|---|
| Concentration average | 0.3731 ppm | 81.9571 % | 93.4436 % | 66.9679 % | 96.0349 % | 110.1704 % | 95.2378 % |
| Concentration per Run | 0.3728 ppm | 82.0777 % | 93.3515 % | 66.9083 % | 96.2372 % | 110.5135 % | 95.1860 % |
| Concentration per Run | 0.3731 ppm | 81.9282 % | 93.0402 % | 67.2048 % | 96.0998 % | 110.0900 % | 95.4159 % |
| Concentration per Run | 0.3735 ppm | 81.8654 % | 93.9391 % | 66.7907 % | 95.7678 % | 109.9076 % | 95.1115 % |
| Concentration RSD | 0.1 % | 0.1 % | 0.5 % | 0.3 % | 0.3 % | 0.3 % | 0.2 % |

# ICP DataTrace 8

9/10/2025 9:12:19 PM

LabBook: WG2112846_09102025T8.imexp

Sample: eL2553860-07D2 WG2109884
Analysis started at: 9/10/2025 12:31:43 PM
Rack 1
Vial 26
Comment <Comment>

| | Ag 328.068 Axial-iFR) | Al 396.152 Radial-iFR) | As 189.042 Axial-eUV) | B 208.959 Axial-iFR) | Ba 455.403 Radial-iFR) | Be 313.042 Radial-iFR) | Ca 315.887 Radial-iFR) |
|---|---|---|---|---|---|---|---|
| Concentration average | -0.0003 ppm | 51.7071 ppm | 0.0328 ppm | 0.0658 ppm | 0.4444 ppm | 0.0021 ppm | 1,236.1844 [SIC 1000] |
| Concentration per Run | -0.0004 ppm | 51.8769 ppm | 0.0319 ppm | 0.0654 ppm | 0.4436 ppm | 0.0022 ppm | 1,243.4574 ppm |
| Concentration per Run | -0.0002 ppm | 51.7566 ppm | 0.0349 ppm | 0.0665 ppm | 0.4474 ppm | 0.0021 ppm | 1,233.7837 ppm |
| Concentration per Run | -0.0002 ppm | 51.4878 ppm | 0.0315 ppm | 0.0656 ppm | 0.4420 ppm | 0.0021 ppm | 1,231.3122 ppm |
| Concentration RSD | 37.6 % | 0.4 % | 5.5 % | 0.9 % | 0.6 % | 1.1 % | 0.5 % |

| | Cd 214.438 Axial-iFR) | Co 228.616 Axial-iFR) | Cr 267.716 Axial-iFR) | Cu 324.754 Axial-iFR) | Fe 259.940 Radial-iFR) | K 766.490 Radial-iFR) | Li 670.776 Radial-iFR) |
|---|---|---|---|---|---|---|---|
| Concentration average | -0.0134 ppm | 0.0281 ppm | 0.0714 ppm | 0.1016 ppm | 80.5760 ppm | 8.9374 ppm | 0.1421 ppm |
| Concentration per Run | -0.0135 ppm | 0.0287 ppm | 0.0717 ppm | 0.1021 ppm | 80.5104 ppm | 8.9773 ppm | 0.1459 ppm |
| Concentration per Run | -0.0135 ppm | 0.0281 ppm | 0.0715 ppm | 0.1013 ppm | 80.6449 ppm | 8.9566 ppm | 0.1349 ppm |
| Concentration per Run | -0.0134 ppm | 0.0276 ppm | 0.0712 ppm | 0.1012 ppm | 80.5726 ppm | 8.8783 ppm | 0.1455 ppm |
| Concentration RSD | 0.2 % | 2.0 % | 0.3 % | 0.5 % | 0.1 % | 0.6 % | 4.4 % |

| | Mg 279.079 Axial-iFR) | Mn 257.610 Radial-iFR) | Mo 202.030 Axial-iFR) | Na 589.592 Radial-iFR) | Ni 231.604 Axial-iFR) | Pb 220.353 Axial-eUV) | Sb 206.833 Axial-iFR) |
|---|---|---|---|---|---|---|---|
| Concentration average | 353.7691 ppm | 4.1547 ppm | 0.0040 ppm | 2.7130 ppm | 0.0793 ppm | 0.0655 ppm | 0.0022 ppm |
| Concentration per Run | 356.0971 ppm | 4.1631 ppm | 0.0038 ppm | 2.7338 ppm | 0.0785 ppm | 0.0651 ppm | 0.0032 ppm |
| Concentration per Run | 353.2640 ppm | 4.1529 ppm | 0.0039 ppm | 2.7128 ppm | 0.0803 ppm | 0.0663 ppm | 0.0032 ppm |
| Concentration per Run | 351.9462 ppm | 4.1481 ppm | 0.0043 ppm | 2.6923 ppm | 0.0791 ppm | 0.0650 ppm | 0.0003 ppm |
| Concentration RSD | 0.6 % | 0.2 % | 7.5 % | 0.8 % | 1.1 % | 1.2 % | 75.1 % |

| | Se 196.090 Axial-eUV) | Si 212.412 Axial-iFR) | Sn 189.989 Axial-iFR) | Sr 421.552 Radial-iFR) | Ti 334.904 Axial-iFR) | Tl 190.856 Axial-eUV) | V 292.402 Axial-iFR) |
|---|---|---|---|---|---|---|---|
| Concentration average | -0.0009 ppm | 22.3414 [SIC 200] | 0.0052 ppm | 1.6219 ppm | 1.4622 ppm | -0.0035 ppm | 0.1138 ppm |
| Concentration per Run | -0.0006 ppm | 22.5122 ppm | 0.0051 ppm | 1.6217 ppm | 1.4672 ppm | -0.0045 ppm | 0.1144 ppm |
| Concentration per Run | 0.0000 ppm | 22.3918 ppm | 0.0048 ppm | 1.6282 ppm | 1.4628 ppm | -0.0033 ppm | 0.1136 ppm |
| Concentration per Run | -0.0021 ppm | 22.1201 ppm | 0.0055 ppm | 1.6159 ppm | 1.4565 ppm | -0.0026 ppm | 0.1132 ppm |
| Concentration RSD | 114.3 % | 0.9 % | 7.3 % | 0.4 % | 0.4 % | 27.5 % | 0.5 % |

| | Zn 206.200 Axial-iFR) | Sc 361.384 Axial-iFR) | Sc 361.384 Radial-iFR) | Sc 227.318 Axial-eUV) | Y 360.073 Axial-iFR) | Y 371.030 Radial-iFR) | Y 224.306 Axial-eUV) |
|---|---|---|---|---|---|---|---|
| Concentration average | 0.3160 ppm | 85.9715 % | 95.1369 % | 71.7109 % | 102.7052 % | 115.1995 % | 101.9890 % |
| Concentration per Run | 0.3167 ppm | 85.2746 % | 94.7393 % | 71.3788 % | 102.4240 % | 115.2394 % | 102.0413 % |
| Concentration per Run | 0.3162 ppm | 86.3877 % | 95.3782 % | 71.6445 % | 103.0404 % | 115.1691 % | 101.7266 % |
| Concentration per Run | 0.3152 ppm | 86.2521 % | 95.2932 % | 72.1095 % | 102.6512 % | 115.1901 % | 102.1992 % |
| Concentration RSD | 0.2 % | 0.7 % | 0.4 % | 0.5 % | 0.3 % | 0.0 % | 0.2 % |

# ICP DataTrace 8

9/10/2025 9:12:19 PM

LabBook: WG2112846_09102025T8.imexp

Sample: CCV
Analysis started at: 9/10/2025 12:35:08 PM
Rack 0
Vial 3
Comment <Comment>

| | Ag 328.068 Axial-iFR) | Al 396.152 Radial-iFR) | As 189.042 Axial-eUV) | B 208.959 Axial-iFR) | Ba 455.403 Radial-iFR) | Be 313.042 Radial-iFR) | Ca 315.887 Radial-iFR) |
|---|---|---|---|---|---|---|---|
| Concentration average | 0.4837 ppm | 0.4884 ppm | 0.4660 ppm | 0.4836 ppm | 0.4935 ppm | 0.5043 ppm | 0.5726 ppm |
| Concentration per Run | 0.4844 ppm | 0.4901 ppm | 0.4633 ppm | 0.4853 ppm | 0.4938 ppm | 0.5039 ppm | 0.5750 ppm |
| Concentration per Run | 0.4827 ppm | 0.4884 ppm | 0.4667 ppm | 0.4821 ppm | 0.4945 ppm | 0.5074 ppm | 0.5731 ppm |
| Concentration per Run | 0.4839 ppm | 0.4867 ppm | 0.4679 ppm | 0.4832 ppm | 0.4921 ppm | 0.5017 ppm | 0.5696 ppm |
| Recovery Percentage | 96.739 % | 97.680 % | 93.194 % | 96.714 % | 98.694 % | 100.864 % | 114.515 % |
| Concentration RSD | 0.2 % | 0.3 % | 0.5 % | 0.3 % | 0.3 % | 0.6 % | 0.5 % |

| | Cd 214.438 Axial-iFR) | Co 228.616 Axial-iFR) | Cr 267.716 Axial-iFR) | Cu 324.754 Axial-iFR) | Fe 259.940 Radial-iFR) | K 766.490 Radial-iFR) | Li 670.776 Radial-iFR) |
|---|---|---|---|---|---|---|---|
| Concentration average | 0.4902 ppm | 0.4927 ppm | 0.4924 ppm | 0.5040 ppm | 0.5065 ppm | 5.1277 ppm | 0.5116 ppm |
| Concentration per Run | 0.4921 ppm | 0.4944 ppm | 0.4935 ppm | 0.5059 ppm | 0.5111 ppm | 5.1404 ppm | 0.5161 ppm |
| Concentration per Run | 0.4887 ppm | 0.4904 ppm | 0.4914 ppm | 0.5020 ppm | 0.5069 ppm | 5.1444 ppm | 0.5105 ppm |
| Concentration per Run | 0.4898 ppm | 0.4934 ppm | 0.4922 ppm | 0.5041 ppm | 0.5014 ppm | 5.0982 ppm | 0.5081 ppm |
| Recovery Percentage | 98.040 % | 98.544 % | 98.476 % | 100.802 % | 101.293 % | 102.553 % | 102.314 % |
| Concentration RSD | 0.4 % | 0.4 % | 0.2 % | 0.4 % | 1.0 % | 0.5 % | 0.8 % |

| | Mg 279.079 Axial-iFR) | Mn 257.610 Radial-iFR) | Mo 202.030 Axial-iFR) | Na 589.592 Radial-iFR) | Ni 231.604 Axial-iFR) | Pb 220.353 Axial-eUV) | Sb 206.833 Axial-iFR) |
|---|---|---|---|---|---|---|---|
| Concentration average | 0.5295 ppm | 0.5009 ppm | 0.4810 ppm | 10.2520 ppm | 0.4981 ppm | 0.4905 ppm | 0.5037 ppm |
| Concentration per Run | 0.5328 ppm | 0.5010 ppm | 0.4803 ppm | 10.2633 ppm | 0.4981 ppm | 0.4890 ppm | 0.5080 ppm |
| Concentration per Run | 0.5267 ppm | 0.5018 ppm | 0.4788 ppm | 10.2881 ppm | 0.4965 ppm | 0.4909 ppm | 0.5017 ppm |
| Concentration per Run | 0.5290 ppm | 0.5000 ppm | 0.4839 ppm | 10.2045 ppm | 0.4996 ppm | 0.4914 ppm | 0.5015 ppm |
| Recovery Percentage | 105.899 % | 100.187 % | 96.192 % | 102.520 % | 99.613 % | 98.093 % | 100.748 % |
| Concentration RSD | 0.6 % | 0.2 % | 0.5 % | 0.4 % | 0.3 % | 0.3 % | 0.7 % |

| | Se 196.090 Axial-eUV) | Si 212.412 Axial-iFR) | Sn 189.989 Axial-iFR) | Sr 421.552 Radial-iFR) | Ti 334.904 Axial-iFR) | Tl 190.856 Axial-eUV) | V 292.402 Axial-iFR) |
|---|---|---|---|---|---|---|---|
| Concentration average | 0.4762 ppm | 5.3771 ppm | 0.4921 ppm | 0.5052 ppm | 0.4924 ppm | 0.5025 ppm | 0.5004 ppm |
| Concentration per Run | 0.4764 ppm | 5.3747 ppm | 0.4932 ppm | 0.5057 ppm | 0.4929 ppm | 0.5019 ppm | 0.5014 ppm |
| Concentration per Run | 0.4731 ppm | 5.3563 ppm | 0.4913 ppm | 0.5069 ppm | 0.4923 ppm | 0.5016 ppm | 0.4994 ppm |
| Concentration per Run | 0.4792 ppm | 5.4003 ppm | 0.4919 ppm | 0.5030 ppm | 0.4920 ppm | 0.5040 ppm | 0.5006 ppm |
| Recovery Percentage | 95.246 % | 102.421 % | 98.430 % | 101.040 % | 98.482 % | 100.500 % | 100.090 % |
| Concentration RSD | 0.6 % | 0.4 % | 0.2 % | 0.4 % | 0.1 % | 0.3 % | 0.2 % |

| | Zn 206.200 Axial-iFR) | Sc 361.384 Axial-iFR) | Sc 361.384 Radial-iFR) | Sc 227.318 Axial-eUV) | Y 360.073 Axial-iFR) | Y 371.030 Radial-iFR) | Y 224.306 Axial-eUV) |
|---|---|---|---|---|---|---|---|
| Concentration average | 0.4826 ppm | 100.2532 % | 101.2979 % | 96.4622 % | 99.4069 % | 100.2847 % | 98.7751 % |
| Concentration per Run | 0.4839 ppm | 100.5075 % | 100.6715 % | 96.4625 % | 99.8058 % | 99.4904 % | 98.5733 % |
| Concentration per Run | 0.4826 ppm | 100.2634 % | 100.9663 % | 96.3928 % | 99.2244 % | 100.0190 % | 98.7676 % |
| Concentration per Run | 0.4813 ppm | 99.9886 % | 102.2559 % | 96.5312 % | 99.1906 % | 101.3446 % | 98.9845 % |
| Recovery Percentage | 96.521 % | | | | | | |
| Concentration RSD | 0.3 % | 0.3 % | 0.8 % | 0.1 % | 0.3 % | 1.0 % | 0.2 % |

# ICP DataTrace 8

9/10/2025 9:12:19 PM

LabBook: WG2112846_09102025T8.imexp

Sample: CCB
Analysis started at: 9/10/2025 12:38:33 PM
Rack 0
Vial 4
Comment <Comment>

| | Ag 328.068 Axial-iFR) | Al 396.152 Radial-iFR) | As 189.042 Axial-eUV) | B 208.959 Axial-iFR) | Ba 455.403 Radial-iFR) | Be 313.042 Radial-iFR) | Ca 315.887 Radial-iFR) |
|---|---|---|---|---|---|---|---|
| Concentration average | -0.0001 ppm | 0.0030 ppm | 0.0009 ppm | 0.0009 ppm | 0.0000 ppm | 0.0001 ppm | 0.0332 ppm |
| Concentration per Run | -0.0003 ppm | 0.0015 ppm | 0.0016 ppm | 0.0002 ppm | 0.0001 ppm | 0.0001 ppm | 0.0326 ppm |
| Concentration per Run | 0.0000 ppm | 0.0042 ppm | 0.0011 ppm | 0.0014 ppm | 0.0000 ppm | 0.0001 ppm | 0.0321 ppm |
| Concentration per Run | 0.0000 ppm | 0.0033 ppm | 0.0000 ppm | 0.0011 ppm | 0.0000 ppm | 0.0001 ppm | 0.0350 ppm |
| Recovery Percentage | -1.250 % | 2.997 % | 17.689 % | 2.985 % | 0.364 % | 1.458 % | 33.221 % |
| Concentration RSD | 273.2 % | 46.0 % | 89.4 % | 69.8 % | 134.4 % | 2.5 % | 4.7 % |

| | Cd 214.438 Axial-iFR) | Co 228.616 Axial-iFR) | Cr 267.716 Axial-iFR) | Cu 324.754 Axial-iFR) | Fe 259.940 Radial-iFR) | K 766.490 Radial-iFR) | Li 670.776 Radial-iFR) |
|---|---|---|---|---|---|---|---|
| Concentration average | 0.0000 ppm | 0.0002 ppm | 0.0001 ppm | 0.0000 ppm | 0.0048 ppm | 0.0205 ppm | -0.0001 ppm |
| Concentration per Run | 0.0001 ppm | 0.0002 ppm | 0.0003 ppm | 0.0000 ppm | 0.0051 ppm | 0.0232 ppm | 0.0002 ppm |
| Concentration per Run | 0.0000 ppm | 0.0004 ppm | 0.0001 ppm | 0.0000 ppm | 0.0049 ppm | 0.0221 ppm | 0.0001 ppm |
| Concentration per Run | 0.0000 ppm | 0.0002 ppm | 0.0000 ppm | 0.0001 ppm | 0.0043 ppm | 0.0161 ppm | -0.0006 ppm |
| Recovery Percentage | 0.883 % | 2.400 % | 1.335 % | 0.095 % | 9.523 % | 0.818 % | -1.051 % |
| Concentration RSD | 155.5 % | 56.5 % | 117.4 % | 625.2 % | 8.7 % | 18.7 % | 440.6 % |

| | Mg 279.079 Axial-iFR) | Mn 257.610 Radial-iFR) | Mo 202.030 Axial-iFR) | Na 589.592 Radial-iFR) | Ni 231.604 Axial-iFR) | Pb 220.353 Axial-eUV) | Sb 206.833 Axial-iFR) |
|---|---|---|---|---|---|---|---|
| Concentration average | 0.0073 ppm | 0.0001 ppm | 0.0035 ppm | 0.0063 ppm | -0.0004 ppm | 0.0001 ppm | 0.0011 ppm |
| Concentration per Run | 0.0070 ppm | 0.0001 ppm | 0.0038 ppm | 0.0066 ppm | -0.0004 ppm | 0.0004 ppm | 0.0018 ppm |
| Concentration per Run | 0.0087 ppm | 0.0001 ppm | 0.0033 ppm | 0.0071 ppm | -0.0008 ppm | -0.0004 ppm | 0.0015 ppm |
| Concentration per Run | 0.0060 ppm | 0.0002 ppm | 0.0035 ppm | 0.0053 ppm | -0.0001 ppm | 0.0004 ppm | -0.0001 ppm |
| Recovery Percentage | 7.260 % | 1.410 % | 7.032 % | 0.317 % | -1.667 % | 1.406 % | 2.102 % |
| Concentration RSD | 18.7 % | 50.8 % | 7.3 % | 14.2 % | 82.6 % | 329.6 % | 93.5 % |

| | Se 196.090 Axial-eUV) | Si 212.412 Axial-iFR) | Sn 189.989 Axial-iFR) | Sr 421.552 Radial-iFR) | Ti 334.904 Axial-iFR) | Tl 190.856 Axial-eUV) | V 292.402 Axial-iFR) |
|---|---|---|---|---|---|---|---|
| Concentration average | 0.0050 ppm | 0.0135 ppm | 0.0004 ppm | 0.0001 ppm | 0.0008 ppm | 0.0011 ppm | 0.0000 ppm |
| Concentration per Run | 0.0056 ppm | 0.0129 ppm | 0.0002 ppm | 0.0002 ppm | 0.0008 ppm | 0.0005 ppm | -0.0001 ppm |
| Concentration per Run | 0.0053 ppm | 0.0139 ppm | 0.0006 ppm | 0.0001 ppm | 0.0008 ppm | 0.0008 ppm | 0.0000 ppm |
| Concentration per Run | 0.0042 ppm | 0.0137 ppm | 0.0003 ppm | 0.0001 ppm | 0.0008 ppm | 0.0021 ppm | 0.0002 ppm |
| Recovery Percentage | 50.367 % | 2.700 % | 0.761 % | 1.253 % | 7.971 % | 5.627 % | 0.412 % |
| Concentration RSD | 15.4 % | 4.0 % | 57.5 % | 27.3 % | 5.7 % | 76.3 % | 360.7 % |

| | Zn 206.200 Axial-iFR) | Sc 361.384 Axial-iFR) | Sc 361.384 Radial-iFR) | Sc 227.318 Axial-eUV) | Y 360.073 Axial-iFR) | Y 371.030 Radial-iFR) | Y 224.306 Axial-eUV) |
|---|---|---|---|---|---|---|---|
| Concentration average | 0.0000 ppm | 100.4119 % | 100.9133 % | 99.3431 % | 101.0066 % | 101.4030 % | 100.2902 % |
| Concentration per Run | -0.0001 ppm | 100.4142 % | 100.9626 % | 99.6461 % | 101.3075 % | 101.4969 % | 100.4375 % |
| Concentration per Run | 0.0000 ppm | 100.9198 % | 100.4604 % | 99.6237 % | 101.1900 % | 100.5952 % | 100.5373 % |
| Concentration per Run | 0.0002 ppm | 99.9018 % | 101.3170 % | 98.7596 % | 100.5223 % | 102.1167 % | 99.8957 % |
| Recovery Percentage | 0.369 % | | | | | | |
| Concentration RSD | 843.5 % | 0.5 % | 0.4 % | 0.5 % | 0.4 % | 0.8 % | 0.3 % |

# ICP DataTrace 8

9/10/2025 9:12:19 PM

LabBook: WG2112846_09102025T8.imexp

Sample: CCV
Analysis started at: 9/10/2025 12:56:25 PM
Rack 0
Vial 3
Comment <Comment>

| | Ag 328.068 Axial-iFR) | Al 396.152 Radial-iFR) | As 189.042 Axial-eUV) | B 208.959 Axial-iFR) | Ba 455.403 Radial-iFR) | Be 313.042 Radial-iFR) | Ca 315.887 Radial-iFR) |
|---|---|---|---|---|---|---|---|
| Concentration average | 0.4801 ppm | 0.4837 ppm | 0.4621 ppm | 0.4817 ppm | 0.4929 ppm | 0.5034 ppm | 0.4935 ppm |
| Concentration per Run | 0.4809 ppm | 0.4841 ppm | 0.4620 ppm | 0.4827 ppm | 0.4940 ppm | 0.5038 ppm | 0.4911 ppm |
| Concentration per Run | 0.4797 ppm | 0.4831 ppm | 0.4624 ppm | 0.4812 ppm | 0.4934 ppm | 0.5024 ppm | 0.4925 ppm |
| Concentration per Run | 0.4796 ppm | 0.4841 ppm | 0.4618 ppm | 0.4811 ppm | 0.4912 ppm | 0.5041 ppm | 0.4969 ppm |
| Recovery Percentage | 96.013 % | 96.749 % | 92.420 % | 96.337 % | 98.574 % | 100.683 % | 98.706 % |
| Concentration RSD | 0.2 % | 0.1 % | 0.1 % | 0.2 % | 0.3 % | 0.2 % | 0.6 % |

| | Cd 214.438 Axial-iFR) | Co 228.616 Axial-iFR) | Cr 267.716 Axial-iFR) | Cu 324.754 Axial-iFR) | Fe 259.940 Radial-iFR) | K 766.490 Radial-iFR) | Li 670.776 Radial-iFR) |
|---|---|---|---|---|---|---|---|
| Concentration average | 0.4862 ppm | 0.4939 ppm | 0.4881 ppm | 0.5031 ppm | 0.4924 ppm | 5.1119 ppm | 0.5100 ppm |
| Concentration per Run | 0.4875 ppm | 0.4946 ppm | 0.4910 ppm | 0.5028 ppm | 0.4920 ppm | 5.1273 ppm | 0.5149 ppm |
| Concentration per Run | 0.4833 ppm | 0.4937 ppm | 0.4858 ppm | 0.5023 ppm | 0.4917 ppm | 5.0991 ppm | 0.5065 ppm |
| Concentration per Run | 0.4878 ppm | 0.4932 ppm | 0.4874 ppm | 0.5041 ppm | 0.4935 ppm | 5.1093 ppm | 0.5086 ppm |
| Recovery Percentage | 97.236 % | 98.772 % | 97.611 % | 100.611 % | 98.476 % | 102.238 % | 102.001 % |
| Concentration RSD | 0.5 % | 0.1 % | 0.5 % | 0.2 % | 0.2 % | 0.3 % | 0.9 % |

| | Mg 279.079 Axial-iFR) | Mn 257.610 Radial-iFR) | Mo 202.030 Axial-iFR) | Na 589.592 Radial-iFR) | Ni 231.604 Axial-iFR) | Pb 220.353 Axial-eUV) | Sb 206.833 Axial-iFR) |
|---|---|---|---|---|---|---|---|
| Concentration average | 0.4894 ppm | 0.4992 ppm | 0.4800 ppm | 10.1970 ppm | 0.4943 ppm | 0.4883 ppm | 0.4999 ppm |
| Concentration per Run | 0.4899 ppm | 0.4982 ppm | 0.4800 ppm | 10.1884 ppm | 0.4956 ppm | 0.4883 ppm | 0.5010 ppm |
| Concentration per Run | 0.4871 ppm | 0.4972 ppm | 0.4774 ppm | 10.2401 ppm | 0.4915 ppm | 0.4885 ppm | 0.4959 ppm |
| Concentration per Run | 0.4914 ppm | 0.5021 ppm | 0.4826 ppm | 10.1626 ppm | 0.4959 ppm | 0.4882 ppm | 0.5027 ppm |
| Recovery Percentage | 97.889 % | 99.836 % | 96.007 % | 101.970 % | 98.864 % | 97.665 % | 99.974 % |
| Concentration RSD | 0.4 % | 0.5 % | 0.5 % | 0.4 % | 0.5 % | 0.0 % | 0.7 % |

| | Se 196.090 Axial-eUV) | Si 212.412 Axial-iFR) | Sn 189.989 Axial-iFR) | Sr 421.552 Radial-iFR) | Ti 334.904 Axial-iFR) | Tl 190.856 Axial-eUV) | V 292.402 Axial-iFR) |
|---|---|---|---|---|---|---|---|
| Concentration average | 0.4756 ppm | 5.2734 ppm | 0.4906 ppm | 0.5019 ppm | 0.4876 ppm | 0.4990 ppm | 0.4972 ppm |
| Concentration per Run | 0.4759 ppm | 5.2655 ppm | 0.4951 ppm | 0.5024 ppm | 0.4895 ppm | 0.4973 ppm | 0.4979 ppm |
| Concentration per Run | 0.4752 ppm | 5.2662 ppm | 0.4839 ppm | 0.5007 ppm | 0.4865 ppm | 0.5004 ppm | 0.4965 ppm |
| Concentration per Run | 0.4756 ppm | 5.2885 ppm | 0.4926 ppm | 0.5025 ppm | 0.4869 ppm | 0.4993 ppm | 0.4972 ppm |
| Recovery Percentage | 95.111 % | 100.446 % | 98.110 % | 100.376 % | 97.521 % | 99.796 % | 99.441 % |
| Concentration RSD | 0.1 % | 0.2 % | 1.2 % | 0.2 % | 0.3 % | 0.3 % | 0.1 % |

| | Zn 206.200 Axial-iFR) | Sc 361.384 Axial-iFR) | Sc 361.384 Radial-iFR) | Sc 227.318 Axial-eUV) | Y 360.073 Axial-iFR) | Y 371.030 Radial-iFR) | Y 224.306 Axial-eUV) |
|---|---|---|---|---|---|---|---|
| Concentration average | 0.4808 ppm | 100.9440 % | 101.5811 % | 96.8671 % | 100.1393 % | 100.0987 % | 99.2599 % |
| Concentration per Run | 0.4842 ppm | 101.0919 % | 102.4518 % | 96.9288 % | 100.2365 % | 100.9147 % | 99.1331 % |
| Concentration per Run | 0.4763 ppm | 100.9874 % | 101.6646 % | 97.0955 % | 100.0172 % | 99.8273 % | 99.5768 % |
| Concentration per Run | 0.4817 ppm | 100.7526 % | 100.6270 % | 96.5771 % | 100.1642 % | 99.5542 % | 99.0699 % |
| Recovery Percentage | 96.151 % | | | | | | |
| Concentration RSD | 0.8 % | 0.2 % | 0.9 % | 0.3 % | 0.1 % | 0.7 % | 0.3 % |

# ICP DataTrace 8

9/10/2025 9:12:19 PM

LabBook: WG2112846_09102025T8.imexp

Sample: CCB
Analysis started at: 9/10/2025 12:59:56 PM
Rack 0
Vial 4
Comment <Comment>

| | Ag 328.068 Axial-iFR) | Al 396.152 Radial-iFR) | As 189.042 Axial-eUV) | B 208.959 Axial-iFR) | Ba 455.403 Radial-iFR) | Be 313.042 Radial-iFR) | Ca 315.887 Radial-iFR) |
|---|---|---|---|---|---|---|---|
| Concentration average | 0.0000 ppm | -0.0025 ppm | 0.0009 ppm | 0.0010 ppm | 0.0000 ppm | 0.0001 ppm | 0.0075 ppm |
| Concentration per Run | 0.0002 ppm | -0.0015 ppm | 0.0016 ppm | 0.0006 ppm | -0.0001 ppm | 0.0001 ppm | 0.0065 ppm |
| Concentration per Run | 0.0001 ppm | -0.0058 ppm | 0.0007 ppm | 0.0011 ppm | 0.0000 ppm | 0.0001 ppm | 0.0075 ppm |
| Concentration per Run | -0.0002 ppm | -0.0001 ppm | 0.0005 ppm | 0.0014 ppm | 0.0000 ppm | 0.0001 ppm | 0.0085 ppm |
| Recovery Percentage | 0.035 % | -2.481 % | 18.498 % | 3.473 % | -0.147 % | 1.703 % | 7.502 % |
| Concentration RSD | 11,058.9 % | 119.8 % | 66.3 % | 36.6 % | 446.8 % | 7.1 % | 13.4 % |

| | Cd 214.438 Axial-iFR) | Co 228.616 Axial-iFR) | Cr 267.716 Axial-iFR) | Cu 324.754 Axial-iFR) | Fe 259.940 Radial-iFR) | K 766.490 Radial-iFR) | Li 670.776 Radial-iFR) |
|---|---|---|---|---|---|---|---|
| Concentration average | 0.0000 ppm | 0.0002 ppm | 0.0003 ppm | 0.0000 ppm | 0.0013 ppm | 0.0181 ppm | 0.0005 ppm |
| Concentration per Run | 0.0001 ppm | 0.0006 ppm | 0.0004 ppm | 0.0000 ppm | 0.0010 ppm | 0.0018 ppm | 0.0003 ppm |
| Concentration per Run | -0.0001 ppm | -0.0003 ppm | 0.0003 ppm | -0.0001 ppm | 0.0015 ppm | 0.0277 ppm | 0.0003 ppm |
| Concentration per Run | 0.0001 ppm | 0.0002 ppm | 0.0003 ppm | 0.0000 ppm | 0.0014 ppm | 0.0248 ppm | 0.0010 ppm |
| Recovery Percentage | 0.325 % | 1.751 % | 3.473 % | -0.294 % | 2.665 % | 0.725 % | 5.445 % |
| Concentration RSD | 585.5 % | 244.9 % | 26.4 % | 98.3 % | 19.6 % | 78.2 % | 76.1 % |

| | Mg 279.079 Axial-iFR) | Mn 257.610 Radial-iFR) | Mo 202.030 Axial-iFR) | Na 589.592 Radial-iFR) | Ni 231.604 Axial-iFR) | Pb 220.353 Axial-eUV) | Sb 206.833 Axial-iFR) |
|---|---|---|---|---|---|---|---|
| Concentration average | 0.0030 ppm | 0.0002 ppm | 0.0040 ppm | 0.0043 ppm | -0.0003 ppm | 0.0005 ppm | 0.0009 ppm |
| Concentration per Run | 0.0028 ppm | 0.0001 ppm | 0.0042 ppm | 0.0039 ppm | -0.0005 ppm | 0.0005 ppm | 0.0000 ppm |
| Concentration per Run | 0.0025 ppm | 0.0001 ppm | 0.0038 ppm | 0.0034 ppm | 0.0002 ppm | 0.0009 ppm | 0.0014 ppm |
| Concentration per Run | 0.0038 ppm | 0.0002 ppm | 0.0042 ppm | 0.0055 ppm | -0.0006 ppm | 0.0003 ppm | 0.0013 ppm |
| Recovery Percentage | 3.049 % | 1.660 % | 8.087 % | 0.213 % | -1.265 % | 5.244 % | 1.785 % |
| Concentration RSD | 22.9 % | 39.7 % | 6.2 % | 26.4 % | 133.0 % | 59.9 % | 89.8 % |

| | Se 196.090 Axial-eUV) | Si 212.412 Axial-iFR) | Sn 189.989 Axial-iFR) | Sr 421.552 Radial-iFR) | Ti 334.904 Axial-iFR) | Tl 190.856 Axial-eUV) | V 292.402 Axial-iFR) |
|---|---|---|---|---|---|---|---|
| Concentration average | 0.0029 ppm | 0.0034 ppm | 0.0007 ppm | 0.0001 ppm | 0.0008 ppm | 0.0008 ppm | 0.0001 ppm |
| Concentration per Run | 0.0038 ppm | 0.0039 ppm | 0.0013 ppm | 0.0001 ppm | 0.0008 ppm | 0.0006 ppm | 0.0001 ppm |
| Concentration per Run | 0.0019 ppm | 0.0030 ppm | 0.0007 ppm | 0.0000 ppm | 0.0007 ppm | 0.0011 ppm | 0.0001 ppm |
| Concentration per Run | 0.0032 ppm | 0.0033 ppm | 0.0002 ppm | 0.0001 ppm | 0.0008 ppm | 0.0006 ppm | 0.0001 ppm |
| Recovery Percentage | 29.285 % | 0.676 % | 1.453 % | 0.798 % | 7.932 % | 3.925 % | 0.853 % |
| Concentration RSD | 32.8 % | 14.2 % | 79.6 % | 64.7 % | 6.9 % | 36.3 % | 31.8 % |

| | Zn 206.200 Axial-iFR) | Sc 361.384 Axial-iFR) | Sc 361.384 Radial-iFR) | Sc 227.318 Axial-eUV) | Y 360.073 Axial-iFR) | Y 371.030 Radial-iFR) | Y 224.306 Axial-eUV) |
|---|---|---|---|---|---|---|---|
| Concentration average | 0.0000 ppm | 100.7810 % | 100.3813 % | 99.9419 % | 101.5482 % | 101.5395 % | 100.2154 % |
| Concentration per Run | 0.0002 ppm | 101.2400 % | 100.1241 % | 99.9266 % | 101.7910 % | 101.7947 % | 99.9288 % |
| Concentration per Run | 0.0001 ppm | 100.4504 % | 100.2294 % | 99.5092 % | 101.2408 % | 101.0290 % | 100.1075 % |
| Concentration per Run | -0.0001 ppm | 100.6525 % | 100.7905 % | 100.3898 % | 101.6127 % | 101.7948 % | 100.6099 % |
| Recovery Percentage | 0.938 % | | | | | | |
| Concentration RSD | 368.8 % | 0.4 % | 0.4 % | 0.4 % | 0.3 % | 0.4 % | 0.4 % |

# ICP DataTrace 8

9/10/2025 9:12:19 PM

LabBook: WG2112846_09102025T8.imexp

Sample: WG2112574-1 WG2112574
Analysis started at: 9/10/2025 2:17:06 PM
Rack 1
Vial 28
Comment <Comment>

| | Ag 328.068 Axial-iFR) | Al 396.152 Radial-iFR) | As 189.042 Axial-eUV) | B 208.959 Axial-iFR) | Ba 455.403 Radial-iFR) | Be 313.042 Radial-iFR) | Ca 315.887 Radial-iFR) |
|---|---|---|---|---|---|---|---|
| Concentration average | -0.0002 ppm | 0.0055 ppm | -0.0003 ppm | 0.0014 ppm | 0.0001 ppm | 0.0000 ppm | 0.0108 ppm |
| Concentration per Run | -0.0002 ppm | 0.0040 ppm | -0.0002 ppm | 0.0016 ppm | 0.0002 ppm | 0.0000 ppm | 0.0118 ppm |
| Concentration per Run | -0.0003 ppm | 0.0073 ppm | -0.0011 ppm | 0.0010 ppm | 0.0001 ppm | 0.0000 ppm | 0.0126 ppm |
| Concentration per Run | -0.0001 ppm | 0.0053 ppm | 0.0004 ppm | 0.0015 ppm | 0.0001 ppm | 0.0000 ppm | 0.0082 ppm |
| Recovery Percentage | -4.143 % | 5.541 % | -6.158 % | 4.548 % | 1.084 % | 0.368 % | 10.844 % |
| Concentration RSD | 51.5 % | 30.2 % | 243.9 % | 21.2 % | 49.4 % | 94.1 % | 21.8 % |

| | Cd 214.438 Axial-iFR) | Co 228.616 Axial-iFR) | Cr 267.716 Axial-iFR) | Cu 324.754 Axial-iFR) | Fe 259.940 Radial-iFR) | K 766.490 Radial-iFR) | Li 670.776 Radial-iFR) |
|---|---|---|---|---|---|---|---|
| Concentration average | -0.0001 ppm | -0.0001 ppm | 0.0007 ppm | 0.0002 ppm | 0.0500 ppm | 0.0186 ppm | -0.0001 ppm |
| Concentration per Run | -0.0001 ppm | -0.0004 ppm | 0.0007 ppm | 0.0004 ppm | 0.0495 ppm | 0.0211 ppm | -0.0004 ppm |
| Concentration per Run | -0.0001 ppm | 0.0002 ppm | 0.0007 ppm | 0.0002 ppm | 0.0496 ppm | 0.0203 ppm | 0.0004 ppm |
| Concentration per Run | 0.0000 ppm | -0.0001 ppm | 0.0009 ppm | -0.0001 ppm | 0.0508 ppm | 0.0142 ppm | -0.0002 ppm |
| Recovery Percentage | -1.306 % | -1.010 % | 7.497 % | 1.714 % | 99.965 % | 0.742 % | -0.534 % |
| Concentration RSD | 76.0 % | 296.0 % | 12.9 % | 131.6 % | 1.5 % | 20.6 % | 788.1 % |

| | Mg 279.079 Axial-iFR) | Mn 257.610 Radial-iFR) | Mo 202.030 Axial-iFR) | Na 589.592 Radial-iFR) | Ni 231.604 Axial-iFR) | Pb 220.353 Axial-eUV) | Sb 206.833 Axial-iFR) |
|---|---|---|---|---|---|---|---|
| Concentration average | 0.0040 ppm | 0.0005 ppm | 0.0010 ppm | 0.0328 ppm | -0.0002 ppm | 0.0000 ppm | 0.0014 ppm |
| Concentration per Run | 0.0040 ppm | 0.0004 ppm | 0.0011 ppm | 0.0333 ppm | -0.0001 ppm | 0.0005 ppm | 0.0029 ppm |
| Concentration per Run | 0.0041 ppm | 0.0005 ppm | 0.0007 ppm | 0.0332 ppm | -0.0004 ppm | -0.0007 ppm | 0.0011 ppm |
| Concentration per Run | 0.0039 ppm | 0.0005 ppm | 0.0012 ppm | 0.0318 ppm | 0.0000 ppm | 0.0003 ppm | 0.0002 ppm |
| Recovery Percentage | 3.967 % | 4.749 % | 1.941 % | 1.638 % | -0.634 % | 0.421 % | 2.830 % |
| Concentration RSD | 2.4 % | 18.9 % | 24.8 % | 2.6 % | 120.3 % | 1,475.6 % | 95.1 % |

| | Se 196.090 Axial-eUV) | Si 212.412 Axial-iFR) | Sn 189.989 Axial-iFR) | Sr 421.552 Radial-iFR) | Ti 334.904 Axial-iFR) | Tl 190.856 Axial-eUV) | V 292.402 Axial-iFR) |
|---|---|---|---|---|---|---|---|
| Concentration average | 0.0008 ppm | 0.0448 ppm | 0.0090 ppm | 0.0000 ppm | 0.0008 ppm | -0.0011 ppm | 0.0000 ppm |
| Concentration per Run | 0.0016 ppm | 0.0434 ppm | 0.0092 ppm | 0.0000 ppm | 0.0007 ppm | -0.0014 ppm | 0.0001 ppm |
| Concentration per Run | -0.0001 ppm | 0.0455 ppm | 0.0087 ppm | 0.0000 ppm | 0.0008 ppm | -0.0010 ppm | -0.0001 ppm |
| Concentration per Run | 0.0010 ppm | 0.0455 ppm | 0.0091 ppm | 0.0000 ppm | 0.0009 ppm | -0.0008 ppm | -0.0001 ppm |
| Recovery Percentage | 8.072 % | 8.965 % | 17.990 % | 0.086 % | 7.984 % | -5.282 % | -0.385 % |
| Concentration RSD | 109.6 % | 2.7 % | 2.5 % | 72.3 % | 7.5 % | 26.8 % | 298.5 % |

| | Zn 206.200 Axial-iFR) | Sc 361.384 Axial-iFR) | Sc 361.384 Radial-iFR) | Sc 227.318 Axial-eUV) | Y 360.073 Axial-iFR) | Y 371.030 Radial-iFR) | Y 224.306 Axial-eUV) |
|---|---|---|---|---|---|---|---|
| Concentration average | 0.0009 ppm | 99.1707 % | 100.3947 % | 95.2497 % | 98.5055 % | 100.2952 % | 97.2104 % |
| Concentration per Run | 0.0010 ppm | 99.3511 % | 100.7292 % | 95.0641 % | 98.6237 % | 101.6525 % | 97.2635 % |
| Concentration per Run | 0.0009 ppm | 99.2510 % | 99.9657 % | 96.0629 % | 98.7021 % | 99.5265 % | 97.8903 % |
| Concentration per Run | 0.0010 ppm | 98.9101 % | 100.4893 % | 94.6220 % | 98.1906 % | 99.7065 % | 96.4775 % |
| Recovery Percentage | 18.983 % | | | | | | |
| Concentration RSD | 5.1 % | 0.2 % | 0.4 % | 0.8 % | 0.3 % | 1.2 % | 0.7 % |

# ICP DataTrace 8

9/10/2025 9:12:19 PM

LabBook: WG2112846_09102025T8.imexp

Sample: WG2112574-2D2 WG2112574
Analysis started at: 9/10/2025 2:20:43 PM
Rack 1
Vial 29
Comment <Comment>

| | Ag 328.068 Axial-iFR) | Al 396.152 Radial-iFR) | As 189.042 Axial-eUV) | B 208.959 Axial-iFR) | Ba 455.403 Radial-iFR) | Be 313.042 Radial-iFR) | Ca 315.887 Radial-iFR) |
|---|---|---|---|---|---|---|---|
| Concentration average | 0.0488 ppm | 2.0993 ppm | 0.1183 ppm | 1.0039 ppm | 2.0244 ppm | 0.0524 ppm | 10.1321 ppm |
| Concentration per Run | 0.0488 ppm | 2.0915 ppm | 0.1183 ppm | 1.0037 ppm | 2.0159 ppm | 0.0523 ppm | 10.0799 ppm |
| Concentration per Run | 0.0488 ppm | 2.1046 ppm | 0.1195 ppm | 1.0017 ppm | 2.0323 ppm | 0.0525 ppm | 10.1877 ppm |
| Concentration per Run | 0.0488 ppm | 2.1017 ppm | 0.1170 ppm | 1.0062 ppm | 2.0251 ppm | 0.0525 ppm | 10.1288 ppm |
| Concentration RSD | 0.1 % | 0.3 % | 1.0 % | 0.2 % | 0.4 % | 0.2 % | 0.5 % |

| | Cd 214.438 Axial-iFR) | Co 228.616 Axial-iFR) | Cr 267.716 Axial-iFR) | Cu 324.754 Axial-iFR) | Fe 259.940 Radial-iFR) | K 766.490 Radial-iFR) | Li 670.776 Radial-iFR) |
|---|---|---|---|---|---|---|---|
| Concentration average | 0.0513 ppm | 0.4891 ppm | 0.1981 ppm | 0.2598 ppm | 1.0776 ppm | 10.7336 ppm | 0.0005 ppm |
| Concentration per Run | 0.0514 ppm | 0.4889 ppm | 0.1988 ppm | 0.2600 ppm | 1.0752 ppm | 10.7397 ppm | 0.0001 ppm |
| Concentration per Run | 0.0510 ppm | 0.4879 ppm | 0.1980 ppm | 0.2591 ppm | 1.0793 ppm | 10.8209 ppm | 0.0010 ppm |
| Concentration per Run | 0.0515 ppm | 0.4904 ppm | 0.1974 ppm | 0.2602 ppm | 1.0783 ppm | 10.6401 ppm | 0.0003 ppm |
| Concentration RSD | 0.5 % | 0.3 % | 0.4 % | 0.2 % | 0.2 % | 0.8 % | 105.8 % |

| | Mg 279.079 Axial-iFR) | Mn 257.610 Radial-iFR) | Mo 202.030 Axial-iFR) | Na 589.592 Radial-iFR) | Ni 231.604 Axial-iFR) | Pb 220.353 Axial-eUV) | Sb 206.833 Axial-iFR) |
|---|---|---|---|---|---|---|---|
| Concentration average | 10.0307 ppm | 0.5098 ppm | 1.0064 ppm | 10.9544 ppm | 0.5020 ppm | 0.5287 ppm | 0.5087 ppm |
| Concentration per Run | 10.0408 ppm | 0.5063 ppm | 1.0086 ppm | 10.9360 ppm | 0.5051 ppm | 0.5281 ppm | 0.5106 ppm |
| Concentration per Run | 10.0295 ppm | 0.5122 ppm | 1.0020 ppm | 11.0038 ppm | 0.4987 ppm | 0.5299 ppm | 0.5067 ppm |
| Concentration per Run | 10.0217 ppm | 0.5110 ppm | 1.0087 ppm | 10.9233 ppm | 0.5023 ppm | 0.5279 ppm | 0.5088 ppm |
| Concentration RSD | 0.1 % | 0.6 % | 0.4 % | 0.4 % | 0.6 % | 0.2 % | 0.4 % |

| | Se 196.090 Axial-eUV) | Si 212.412 Axial-iFR) | Sn 189.989 Axial-iFR) | Sr 421.552 Radial-iFR) | Ti 334.904 Axial-iFR) | Tl 190.856 Axial-eUV) | V 292.402 Axial-iFR) |
|---|---|---|---|---|---|---|---|
| Concentration average | 0.1222 ppm | 0.9328 ppm | 0.9976 ppm | **1.0312 ppm** | 1.0211 ppm | **0.1209 ppm** | 0.5153 ppm |
| Concentration per Run | 0.1226 ppm | 0.9333 ppm | 1.0031 ppm | 1.0259 ppm | 1.0238 ppm | 0.1204 ppm | 0.5160 ppm |
| Concentration per Run | 0.1222 ppm | 0.9313 ppm | 0.9918 ppm | 1.0347 ppm | 1.0188 ppm | 0.1212 ppm | 0.5145 ppm |
| Concentration per Run | 0.1218 ppm | 0.9338 ppm | 0.9978 ppm | 1.0331 ppm | 1.0206 ppm | 0.1210 ppm | 0.5154 ppm |
| Concentration RSD | 0.3 % | 0.1 % | 0.6 % | 0.5 % | 0.2 % | 0.3 % | 0.1 % |

| | Zn 206.200 Axial-iFR) | Sc 361.384 Axial-iFR) | Sc 361.384 Radial-iFR) | Sc 227.318 Axial-eUV) | Y 360.073 Axial-iFR) | Y 371.030 Radial-iFR) | Y 224.306 Axial-eUV) |
|---|---|---|---|---|---|---|---|
| Concentration average | 0.4879 ppm | 100.5323 % | 101.7880 % | 93.2127 % | 99.4208 % | 100.5574 % | 97.6814 % |
| Concentration per Run | 0.4892 ppm | 100.4202 % | 102.3947 % | 93.0904 % | 99.5960 % | 100.8114 % | 97.4197 % |
| Concentration per Run | 0.4850 ppm | 100.7463 % | 100.8844 % | 92.7936 % | 99.3988 % | 99.7244 % | 97.5484 % |
| Concentration per Run | 0.4895 ppm | 100.4305 % | 102.0851 % | 93.7541 % | 99.2677 % | 101.1363 % | 98.0761 % |
| Concentration RSD | 0.5 % | 0.2 % | 0.8 % | 0.5 % | 0.2 % | 0.7 % | 0.4 % |

# ICP DataTrace 8

9/10/2025 9:12:19 PM

LabBook: WG2112846_09102025T8.imexp

Sample: L2549727-03D2 WG2112574
Analysis started at: 9/10/2025 2:24:07 PM
Rack 1
Vial 35
Comment <Comment>

| | Ag 328.068 Axial-iFR) | Al 396.152 Radial-iFR) | As 189.042 Axial-eUV) | B 208.959 Axial-iFR) | Ba 455.403 Radial-iFR) | Be 313.042 Radial-iFR) | Ca 315.887 Radial-iFR) |
|---|---|---|---|---|---|---|---|
| Concentration average | 0.0031 ppm | 62.1029 ppm | 0.0894 ppm | 0.0253 ppm | 0.8676 ppm | 0.0036 ppm | 117.6641 ppm |
| Concentration per Run | 0.0030 ppm | 61.8286 ppm | 0.0904 ppm | 0.0266 ppm | 0.8606 ppm | 0.0036 ppm | 117.9269 ppm |
| Concentration per Run | 0.0033 ppm | 62.1076 ppm | 0.0890 ppm | 0.0248 ppm | 0.8692 ppm | 0.0036 ppm | 117.4466 ppm |
| Concentration per Run | 0.0030 ppm | 62.3724 ppm | 0.0887 ppm | 0.0244 ppm | 0.8729 ppm | 0.0036 ppm | 117.6190 ppm |
| Concentration RSD | 5.7 % | 0.4 % | 1.0 % | 4.8 % | 0.7 % | 0.2 % | 0.2 % |

| | Cd 214.438 Axial-iFR) | Co 228.616 Axial-iFR) | Cr 267.716 Axial-iFR) | Cu 324.754 Axial-iFR) | Fe 259.940 Radial-iFR) | K 766.490 Radial-iFR) | Li 670.776 Radial-iFR) |
|---|---|---|---|---|---|---|---|
| Concentration average | 0.0186 ppm | 0.0538 ppm | 0.1615 ppm | 0.8938 ppm | 131.2511 ppm | 7.9093 ppm | 0.0707 ppm |
| Concentration per Run | 0.0183 ppm | 0.0536 ppm | 0.1601 ppm | 0.8885 ppm | 130.8654 ppm | 7.8469 ppm | 0.0701 ppm |
| Concentration per Run | 0.0187 ppm | 0.0542 ppm | 0.1622 ppm | 0.8964 ppm | 131.3739 ppm | 7.9214 ppm | 0.0710 ppm |
| Concentration per Run | 0.0188 ppm | 0.0535 ppm | 0.1622 ppm | 0.8967 ppm | 131.5140 ppm | 7.9596 ppm | 0.0710 ppm |
| Concentration RSD | 1.4 % | 0.7 % | 0.7 % | 0.5 % | 0.3 % | 0.7 % | 0.7 % |

| | Mg 279.079 Axial-iFR) | Mn 257.610 Radial-iFR) | Mo 202.030 Axial-iFR) | Na 589.592 Radial-iFR) | Ni 231.604 Axial-iFR) | Pb 220.353 Axial-eUV) | Sb 206.833 Axial-iFR) |
|---|---|---|---|---|---|---|---|
| Concentration average | 27.5661 ppm | 2.4786 ppm | 0.0126 ppm | 1.2685 ppm | 0.1441 ppm | 0.4385 ppm | 0.0038 ppm |
| Concentration per Run | 27.5243 ppm | 2.4744 ppm | 0.0127 ppm | 1.2568 ppm | 0.1435 ppm | 0.4414 ppm | 0.0032 ppm |
| Concentration per Run | 27.6260 ppm | 2.4784 ppm | 0.0130 ppm | 1.2746 ppm | 0.1447 ppm | 0.4384 ppm | 0.0032 ppm |
| Concentration per Run | 27.5481 ppm | 2.4831 ppm | 0.0121 ppm | 1.2742 ppm | 0.1440 ppm | 0.4358 ppm | 0.0048 ppm |
| Concentration RSD | 0.2 % | 0.2 % | 3.4 % | 0.8 % | 0.4 % | 0.6 % | 24.7 % |

| | Se 196.090 Axial-eUV) | Si 212.412 Axial-iFR) | Sn 189.989 Axial-iFR) | Sr 421.552 Radial-iFR) | Ti 334.904 Axial-iFR) | Tl 190.856 Axial-eUV) | V 292.402 Axial-iFR) |
|---|---|---|---|---|---|---|---|
| Concentration average | 0.0020 ppm | 5.1712 ppm | 0.0171 ppm | 0.5479 ppm | 2.3104 ppm | 0.0009 ppm | 0.2145 ppm |
| Concentration per Run | -0.0002 ppm | 5.1628 ppm | 0.0167 ppm | 0.5431 ppm | 2.3122 ppm | 0.0008 ppm | 0.2146 ppm |
| Concentration per Run | 0.0046 ppm | 5.1757 ppm | 0.0170 ppm | 0.5493 ppm | 2.3145 ppm | 0.0014 ppm | 0.2147 ppm |
| Concentration per Run | 0.0016 ppm | 5.1750 ppm | 0.0177 ppm | 0.5512 ppm | 2.3044 ppm | 0.0004 ppm | 0.2143 ppm |
| Concentration RSD | 120.6 % | 0.1 % | 2.8 % | 0.8 % | 0.2 % | 54.9 % | 0.1 % |

| | Zn 206.200 Axial-iFR) | Sc 361.384 Axial-iFR) | Sc 361.384 Radial-iFR) | Sc 227.318 Axial-eUV) | Y 360.073 Axial-iFR) | Y 371.030 Radial-iFR) | Y 224.306 Axial-eUV) |
|---|---|---|---|---|---|---|---|
| Concentration average | 0.6380 ppm | 98.0907 % | 103.0551 % | 85.4956 % | 118.3706 % | 124.1452 % | 117.4952 % |
| Concentration per Run | 0.6326 ppm | 98.2588 % | 102.9600 % | 85.3817 % | 118.2341 % | 124.0693 % | 117.5356 % |
| Concentration per Run | 0.6420 ppm | 97.9735 % | 103.3353 % | 85.7244 % | 117.9465 % | 124.5897 % | 117.6176 % |
| Concentration per Run | 0.6393 ppm | 98.0397 % | 102.8701 % | 85.3807 % | 118.9313 % | 123.7767 % | 117.3323 % |
| Concentration RSD | 0.8 % | 0.2 % | 0.2 % | 0.2 % | 0.4 % | 0.3 % | 0.1 % |

# ICP DataTrace 8

9/10/2025 9:12:19 PM

LabBook: WG2112846_09102025T8.imexp

Sample: L2556248-01D2 WG2112574
Analysis started at: 9/10/2025 2:27:33 PM
Rack 1
Vial 36
Comment <Comment>

| | Ag 328.068 Axial-iFR) | Al 396.152 Radial-iFR) | As 189.042 Axial-eUV) | B 208.959 Axial-iFR) | Ba 455.403 Radial-iFR) | Be 313.042 Radial-iFR) | Ca 315.887 Radial-iFR) |
|---|---|---|---|---|---|---|---|
| Concentration average | -0.0002 ppm | 33.5431 ppm | 0.0112 ppm | 0.0049 ppm | 0.1614 ppm | 0.0013 ppm | 0.8018 ppm |
| Concentration per Run | -0.0001 ppm | 33.4644 ppm | 0.0111 ppm | 0.0061 ppm | 0.1615 ppm | 0.0013 ppm | 0.8049 ppm |
| Concentration per Run | 0.0000 ppm | 33.5765 ppm | 0.0115 ppm | 0.0038 ppm | 0.1621 ppm | 0.0013 ppm | 0.7939 ppm |
| Concentration per Run | -0.0005 ppm | 33.5884 ppm | 0.0110 ppm | 0.0048 ppm | 0.1606 ppm | 0.0013 ppm | 0.8066 ppm |
| Concentration RSD | 140.7 % | 0.2 % | 2.3 % | 23.4 % | 0.5 % | 1.2 % | 0.9 % |

| | Cd 214.438 Axial-iFR) | Co 228.616 Axial-iFR) | Cr 267.716 Axial-iFR) | Cu 324.754 Axial-iFR) | Fe 259.940 Radial-iFR) | K 766.490 Radial-iFR) | Li 670.776 Radial-iFR) |
|---|---|---|---|---|---|---|---|
| Concentration average | 0.0004 ppm | 0.0130 ppm | 0.0523 ppm | 0.0305 ppm | 43.1208 ppm | 2.2539 ppm | 0.0432 ppm |
| Concentration per Run | 0.0004 ppm | 0.0130 ppm | 0.0522 ppm | 0.0306 ppm | 43.2078 ppm | 2.2760 ppm | 0.0433 ppm |
| Concentration per Run | 0.0004 ppm | 0.0131 ppm | 0.0525 ppm | 0.0303 ppm | 43.0567 ppm | 2.2501 ppm | 0.0437 ppm |
| Concentration per Run | 0.0004 ppm | 0.0130 ppm | 0.0521 ppm | 0.0305 ppm | 43.0979 ppm | 2.2355 ppm | 0.0428 ppm |
| Concentration RSD | 4.1 % | 0.4 % | 0.4 % | 0.4 % | 0.2 % | 0.9 % | 1.1 % |

| | Mg 279.079 Axial-iFR) | Mn 257.610 Radial-iFR) | Mo 202.030 Axial-iFR) | Na 589.592 Radial-iFR) | Ni 231.604 Axial-iFR) | Pb 220.353 Axial-eUV) | Sb 206.833 Axial-iFR) |
|---|---|---|---|---|---|---|---|
| Concentration average | 6.7174 ppm | 0.2416 ppm | 0.0029 ppm | 0.0768 ppm | 0.0380 ppm | 0.1188 ppm | 0.0020 ppm |
| Concentration per Run | 6.6989 ppm | 0.2414 ppm | 0.0025 ppm | 0.0747 ppm | 0.0385 ppm | 0.1184 ppm | 0.0006 ppm |
| Concentration per Run | 6.7338 ppm | 0.2414 ppm | 0.0029 ppm | 0.0760 ppm | 0.0379 ppm | 0.1193 ppm | 0.0044 ppm |
| Concentration per Run | 6.7195 ppm | 0.2420 ppm | 0.0032 ppm | 0.0799 ppm | 0.0377 ppm | 0.1187 ppm | 0.0011 ppm |
| Concentration RSD | 0.3 % | 0.1 % | 13.3 % | 3.5 % | 1.1 % | 0.4 % | 103.7 % |

| | Se 196.090 Axial-eUV) | Si 212.412 Axial-iFR) | Sn 189.989 Axial-iFR) | Sr 421.552 Radial-iFR) | Ti 334.904 Axial-iFR) | Tl 190.856 Axial-eUV) | V 292.402 Axial-iFR) |
|---|---|---|---|---|---|---|---|
| Concentration average | 0.0005 ppm | 1.7804 ppm | 0.0044 ppm | 0.0079 ppm | 0.5371 ppm | 0.0009 ppm | 0.0669 ppm |
| Concentration per Run | 0.0018 ppm | 1.7809 ppm | 0.0050 ppm | 0.0079 ppm | 0.5347 ppm | 0.0005 ppm | 0.0669 ppm |
| Concentration per Run | -0.0013 ppm | 1.7824 ppm | 0.0038 ppm | 0.0079 ppm | 0.5398 ppm | 0.0013 ppm | 0.0669 ppm |
| Concentration per Run | 0.0011 ppm | 1.7778 ppm | 0.0044 ppm | 0.0079 ppm | 0.5369 ppm | 0.0009 ppm | 0.0668 ppm |
| Concentration RSD | 315.9 % | 0.1 % | 14.0 % | 0.3 % | 0.5 % | 41.7 % | 0.1 % |

| | Zn 206.200 Axial-iFR) | Sc 361.384 Axial-iFR) | Sc 361.384 Radial-iFR) | Sc 227.318 Axial-eUV) | Y 360.073 Axial-iFR) | Y 371.030 Radial-iFR) | Y 224.306 Axial-eUV) |
|---|---|---|---|---|---|---|---|
| Concentration average | 0.1386 ppm | 100.5075 % | 102.6982 % | 93.9243 % | 102.4413 % | 104.2887 % | 102.2026 % |
| Concentration per Run | 0.1373 ppm | 100.8480 % | 102.5202 % | 93.6819 % | 102.8190 % | 103.6166 % | 102.1307 % |
| Concentration per Run | 0.1395 ppm | 100.6384 % | 103.4407 % | 94.6341 % | 102.4460 % | 105.4335 % | 102.6870 % |
| Concentration per Run | 0.1391 ppm | 100.0360 % | 102.1337 % | 93.4568 % | 102.0591 % | 103.8159 % | 101.7900 % |
| Concentration RSD | 0.8 % | 0.4 % | 0.7 % | 0.7 % | 0.4 % | 1.0 % | 0.4 % |

# ICP DataTrace 8

9/10/2025 9:12:19 PM

LabBook: WG2112846_09102025T8.imexp

Sample: L2556248-02D2 WG2112574
Analysis started at: 9/10/2025 2:30:59 PM
Rack 1
Vial 37
Comment <Comment>

| | Ag 328.068 Axial-iFR) | Al 396.152 Radial-iFR) | As 189.042 Axial-eUV) | B 208.959 Axial-iFR) | Ba 455.403 Radial-iFR) | Be 313.042 Radial-iFR) | Ca 315.887 Radial-iFR) |
|---|---|---|---|---|---|---|---|
| Concentration average | 0.0001 ppm | 24.5336 ppm | 0.0180 ppm | 0.0040 ppm | 0.1559 ppm | 0.0011 ppm | 1.6530 ppm |
| Concentration per Run | 0.0003 ppm | 24.5284 ppm | 0.0177 ppm | 0.0038 ppm | 0.1551 ppm | 0.0011 ppm | 1.6649 ppm |
| Concentration per Run | 0.0002 ppm | 24.5209 ppm | 0.0178 ppm | 0.0041 ppm | 0.1568 ppm | 0.0011 ppm | 1.6555 ppm |
| Concentration per Run | -0.0001 ppm | 24.5514 ppm | 0.0185 ppm | 0.0042 ppm | 0.1557 ppm | 0.0011 ppm | 1.6387 ppm |
| Concentration RSD | 123.8 % | 0.1 % | 2.5 % | 5.2 % | 0.6 % | 0.5 % | 0.8 % |

| | Cd 214.438 Axial-iFR) | Co 228.616 Axial-iFR) | Cr 267.716 Axial-iFR) | Cu 324.754 Axial-iFR) | Fe 259.940 Radial-iFR) | K 766.490 Radial-iFR) | Li 670.776 Radial-iFR) |
|---|---|---|---|---|---|---|---|
| Concentration average | 0.0004 ppm | 0.0070 ppm | 0.0356 ppm | 0.0221 ppm | 36.3596 ppm | 1.2596 ppm | 0.0243 ppm |
| Concentration per Run | 0.0004 ppm | 0.0073 ppm | 0.0357 ppm | 0.0219 ppm | 36.4715 ppm | 1.2737 ppm | 0.0248 ppm |
| Concentration per Run | 0.0004 ppm | 0.0066 ppm | 0.0354 ppm | 0.0221 ppm | 36.4921 ppm | 1.2632 ppm | 0.0239 ppm |
| Concentration per Run | 0.0003 ppm | 0.0070 ppm | 0.0355 ppm | 0.0223 ppm | 36.1152 ppm | 1.2418 ppm | 0.0241 ppm |
| Concentration RSD | 15.3 % | 4.5 % | 0.4 % | 0.8 % | 0.6 % | 1.3 % | 1.8 % |

| | Mg 279.079 Axial-iFR) | Mn 257.610 Radial-iFR) | Mo 202.030 Axial-iFR) | Na 589.592 Radial-iFR) | Ni 231.604 Axial-iFR) | Pb 220.353 Axial-eUV) | Sb 206.833 Axial-iFR) |
|---|---|---|---|---|---|---|---|
| Concentration average | 3.8533 ppm | 0.1593 ppm | 0.0019 ppm | 0.1154 ppm | 0.0224 ppm | 0.0646 ppm | 0.0035 ppm |
| Concentration per Run | 3.8634 ppm | 0.1598 ppm | 0.0018 ppm | 0.1159 ppm | 0.0227 ppm | 0.0648 ppm | 0.0033 ppm |
| Concentration per Run | 3.8610 ppm | 0.1599 ppm | 0.0020 ppm | 0.1172 ppm | 0.0217 ppm | 0.0652 ppm | 0.0048 ppm |
| Concentration per Run | 3.8355 ppm | 0.1583 ppm | 0.0021 ppm | 0.1131 ppm | 0.0227 ppm | 0.0637 ppm | 0.0024 ppm |
| Concentration RSD | 0.4 % | 0.6 % | 8.7 % | 1.8 % | 2.6 % | 1.1 % | 35.6 % |

| | Se 196.090 Axial-eUV) | Si 212.412 Axial-iFR) | Sn 189.989 Axial-iFR) | Sr 421.552 Radial-iFR) | Ti 334.904 Axial-iFR) | Tl 190.856 Axial-eUV) | V 292.402 Axial-iFR) |
|---|---|---|---|---|---|---|---|
| Concentration average | 0.0022 ppm | 1.1920 ppm | 0.0037 ppm | 0.0108 ppm | 0.3491 ppm | 0.0010 ppm | 0.0484 ppm |
| Concentration per Run | 0.0026 ppm | 1.1998 ppm | 0.0033 ppm | 0.0107 ppm | 0.3513 ppm | 0.0000 ppm | 0.0487 ppm |
| Concentration per Run | 0.0018 ppm | 1.1900 ppm | 0.0041 ppm | 0.0109 ppm | 0.3486 ppm | 0.0015 ppm | 0.0483 ppm |
| Concentration per Run | 0.0021 ppm | 1.1864 ppm | 0.0038 ppm | 0.0107 ppm | 0.3474 ppm | 0.0014 ppm | 0.0482 ppm |
| Concentration RSD | 17.3 % | 0.6 % | 11.3 % | 1.3 % | 0.6 % | 85.7 % | 0.6 % |

| | Zn 206.200 Axial-iFR) | Sc 361.384 Axial-iFR) | Sc 361.384 Radial-iFR) | Sc 227.318 Axial-eUV) | Y 360.073 Axial-iFR) | Y 371.030 Radial-iFR) | Y 224.306 Axial-eUV) |
|---|---|---|---|---|---|---|---|
| Concentration average | 0.1619 ppm | 100.7881 % | 102.4205 % | 94.8362 % | 102.5046 % | 103.8592 % | 102.1445 % |
| Concentration per Run | 0.1622 ppm | 100.0803 % | 101.3757 % | 94.7878 % | 101.9317 % | 103.0048 % | 102.2400 % |
| Concentration per Run | 0.1620 ppm | 100.9074 % | 102.2274 % | 95.7873 % | 102.5384 % | 104.4607 % | 102.6551 % |
| Concentration per Run | 0.1616 ppm | 101.3765 % | 103.6584 % | 93.9335 % | 103.0436 % | 104.1122 % | 101.5385 % |
| Concentration RSD | 0.2 % | 0.7 % | 1.1 % | 1.0 % | 0.5 % | 0.7 % | 0.6 % |

# ICP DataTrace 8

9/10/2025 9:12:19 PM

LabBook: WG2112846_09102025T8.imexp

Sample: L2554722-09D5 WG2112574
Analysis started at: 9/10/2025 2:34:23 PM
Rack 1
Vial 30
Comment <Comment>

| | Ag 328.068 Axial-iFR) | Al 396.152 Radial-iFR) | As 189.042 Axial-eUV) | B 208.959 Axial-iFR) | Ba 455.403 Radial-iFR) | Be 313.042 Radial-iFR) | Ca 315.887 Radial-iFR) |
|---|---|---|---|---|---|---|---|
| Concentration average | 0.0010 ppm | 46.4862 ppm | 0.0201 ppm | 0.0020 ppm | 0.4006 ppm | 0.0030 ppm | 8.7451 ppm |
| Concentration per Run | 0.0011 ppm | 46.2659 ppm | 0.0189 ppm | 0.0012 ppm | 0.3988 ppm | 0.0030 ppm | 8.7142 ppm |
| Concentration per Run | 0.0010 ppm | 46.6374 ppm | 0.0205 ppm | 0.0030 ppm | 0.4014 ppm | 0.0030 ppm | 8.7744 ppm |
| Concentration per Run | 0.0009 ppm | 46.5553 ppm | 0.0209 ppm | 0.0017 ppm | 0.4015 ppm | 0.0030 ppm | 8.7468 ppm |
| Concentration RSD | 12.4 % | 0.4 % | 5.2 % | 46.5 % | 0.4 % | 0.2 % | 0.3 % |

| | Cd 214.438 Axial-iFR) | Co 228.616 Axial-iFR) | Cr 267.716 Axial-iFR) | Cu 324.754 Axial-iFR) | Fe 259.940 Radial-iFR) | K 766.490 Radial-iFR) | Li 670.776 Radial-iFR) |
|---|---|---|---|---|---|---|---|
| Concentration average | 0.0011 ppm | 0.0215 ppm | 0.0770 ppm | 0.0221 ppm | 167.0952 ppm | 3.1321 ppm | 0.0467 ppm |
| Concentration per Run | 0.0011 ppm | 0.0216 ppm | 0.0763 ppm | 0.0226 ppm | 166.4195 ppm | 3.1193 ppm | 0.0477 ppm |
| Concentration per Run | 0.0010 ppm | 0.0212 ppm | 0.0771 ppm | 0.0217 ppm | 167.5431 ppm | 3.1270 ppm | 0.0457 ppm |
| Concentration per Run | 0.0010 ppm | 0.0219 ppm | 0.0775 ppm | 0.0220 ppm | 167.3229 ppm | 3.1500 ppm | 0.0466 ppm |
| Concentration RSD | 3.8 % | 1.7 % | 0.8 % | 2.1 % | 0.4 % | 0.5 % | 2.2 % |

| | Mg 279.079 Axial-iFR) | Mn 257.610 Radial-iFR) | Mo 202.030 Axial-iFR) | Na 589.592 Radial-iFR) | Ni 231.604 Axial-iFR) | Pb 220.353 Axial-eUV) | Sb 206.833 Axial-iFR) |
|---|---|---|---|---|---|---|---|
| Concentration average | 12.1163 ppm | 1.8749 ppm | 0.0213 ppm | 0.2834 ppm | 0.0379 ppm | 0.0449 ppm | 0.0005 ppm |
| Concentration per Run | 12.0407 ppm | 1.8662 ppm | 0.0214 ppm | 0.2837 ppm | 0.0378 ppm | 0.0451 ppm | 0.0021 ppm |
| Concentration per Run | 12.1405 ppm | 1.8877 ppm | 0.0215 ppm | 0.2816 ppm | 0.0377 ppm | 0.0451 ppm | -0.0007 ppm |
| Concentration per Run | 12.1678 ppm | 1.8709 ppm | 0.0211 ppm | 0.2849 ppm | 0.0382 ppm | 0.0446 ppm | 0.0001 ppm |
| Concentration RSD | 0.6 % | 0.6 % | 1.1 % | 0.6 % | 0.7 % | 0.6 % | 309.2 % |

| | Se 196.090 Axial-eUV) | Si 212.412 Axial-iFR) | Sn 189.989 Axial-iFR) | Sr 421.552 Radial-iFR) | Ti 334.904 Axial-iFR) | Tl 190.856 Axial-eUV) | V 292.402 Axial-iFR) |
|---|---|---|---|---|---|---|---|
| Concentration average | 0.0009 ppm | 0.8066 ppm | 0.0033 ppm | 0.0329 ppm | 1.2941 ppm | 0.0008 ppm | 0.1612 ppm |
| Concentration per Run | 0.0012 ppm | 0.7902 ppm | 0.0029 ppm | 0.0327 ppm | 1.2878 ppm | 0.0021 ppm | 0.1609 ppm |
| Concentration per Run | 0.0019 ppm | 0.8110 ppm | 0.0033 ppm | 0.0330 ppm | 1.2944 ppm | -0.0001 ppm | 0.1614 ppm |
| Concentration per Run | -0.0006 ppm | 0.8186 ppm | 0.0036 ppm | 0.0329 ppm | 1.3001 ppm | 0.0003 ppm | 0.1612 ppm |
| Concentration RSD | 148.9 % | 1.8 % | 11.4 % | 0.5 % | 0.5 % | 146.5 % | 0.1 % |

| | Zn 206.200 Axial-iFR) | Sc 361.384 Axial-iFR) | Sc 361.384 Radial-iFR) | Sc 227.318 Axial-eUV) | Y 360.073 Axial-iFR) | Y 371.030 Radial-iFR) | Y 224.306 Axial-eUV) |
|---|---|---|---|---|---|---|---|
| Concentration average | 0.2341 ppm | 100.9756 % | 103.7878 % | 91.0996 % | 112.5840 % | 115.8487 % | 112.0137 % |
| Concentration per Run | 0.2313 ppm | 101.1047 % | 104.5275 % | 90.7458 % | 112.5701 % | 116.0298 % | 111.6012 % |
| Concentration per Run | 0.2347 ppm | 100.8462 % | 103.4356 % | 91.1852 % | 112.4027 % | 115.8270 % | 111.8167 % |
| Concentration per Run | 0.2363 ppm | 100.9758 % | 103.4002 % | 91.3678 % | 112.7792 % | 115.6893 % | 112.6234 % |
| Concentration RSD | 1.1 % | 0.1 % | 0.6 % | 0.4 % | 0.2 % | 0.1 % | 0.5 % |

# ICP DataTrace 8

9/10/2025 9:12:19 PM

LabBook: WG2112846_09102025T8.imexp

Sample: WG2112574-3D5 WG2112574
Analysis started at: 9/10/2025 2:37:47 PM
Rack 1
Vial 31
Comment <Comment>

| | Ag 328.068 Axial-iFR) | Al 396.152 Radial-iFR) | As 189.042 Axial-eUV) | B 208.959 Axial-iFR) | Ba 455.403 Radial-iFR) | Be 313.042 Radial-iFR) | Ca 315.887 Radial-iFR) |
|---|---|---|---|---|---|---|---|
| Concentration average | 0.0199 ppm | 48.5666 ppm | 0.0637 ppm | 0.3450 ppm | 1.7167 ppm | 0.0229 ppm | 12.4990 ppm |
| Concentration per Run | 0.0199 ppm | 48.7388 ppm | 0.0639 ppm | 0.3442 ppm | 1.7299 ppm | 0.0230 ppm | 12.4454 ppm |
| Concentration per Run | 0.0200 ppm | 48.3817 ppm | 0.0629 ppm | 0.3464 ppm | 1.7034 ppm | 0.0227 ppm | 12.5324 ppm |
| Concentration per Run | 0.0198 ppm | 48.5793 ppm | 0.0644 ppm | 0.3445 ppm | 1.7167 ppm | 0.0229 ppm | 12.5191 ppm |
| Concentration RSD | 0.5 % | 0.4 % | 1.2 % | 0.4 % | 0.8 % | 0.6 % | 0.4 % |

| | Cd 214.438 Axial-iFR) | Co 228.616 Axial-iFR) | Cr 267.716 Axial-iFR) | Cu 324.754 Axial-iFR) | Fe 259.940 Radial-iFR) | K 766.490 Radial-iFR) | Li 670.776 Radial-iFR) |
|---|---|---|---|---|---|---|---|
| Concentration average | 0.0216 ppm | 0.2354 ppm | 0.1528 ppm | 0.1236 ppm | 175.3709 ppm | 7.2124 ppm | 0.0493 ppm |
| Concentration per Run | 0.0217 ppm | 0.2350 ppm | 0.1526 ppm | 0.1235 ppm | 176.0752 ppm | 7.2536 ppm | 0.0505 ppm |
| Concentration per Run | 0.0216 ppm | 0.2352 ppm | 0.1528 ppm | 0.1245 ppm | 174.7921 ppm | 7.1564 ppm | 0.0487 ppm |
| Concentration per Run | 0.0215 ppm | 0.2360 ppm | 0.1531 ppm | 0.1227 ppm | 175.2455 ppm | 7.2271 ppm | 0.0487 ppm |
| Concentration RSD | 0.6 % | 0.2 % | 0.2 % | 0.7 % | 0.4 % | 0.7 % | 2.2 % |

| | Mg 279.079 Axial-iFR) | Mn 257.610 Radial-iFR) | Mo 202.030 Axial-iFR) | Na 589.592 Radial-iFR) | Ni 231.604 Axial-iFR) | Pb 220.353 Axial-eUV) | Sb 206.833 Axial-iFR) |
|---|---|---|---|---|---|---|---|
| Concentration average | 15.9936 ppm | 8.7394 ppm | 0.3840 ppm | 4.5259 ppm | 0.2303 ppm | 0.2613 ppm | 0.0704 ppm |
| Concentration per Run | 16.0578 ppm | 8.7562 ppm | 0.3836 ppm | 4.5319 ppm | 0.2313 ppm | 0.2611 ppm | 0.0698 ppm |
| Concentration per Run | 15.9448 ppm | 8.7151 ppm | 0.3839 ppm | 4.5117 ppm | 0.2283 ppm | 0.2624 ppm | 0.0698 ppm |
| Concentration per Run | 15.9781 ppm | 8.7469 ppm | 0.3847 ppm | 4.5340 ppm | 0.2313 ppm | 0.2605 ppm | 0.0717 ppm |
| Concentration RSD | 0.4 % | 0.2 % | 0.2 % | 0.3 % | 0.8 % | 0.4 % | 1.6 % |

| | Se 196.090 Axial-eUV) | Si 212.412 Axial-iFR) | Sn 189.989 Axial-iFR) | Sr 421.552 Radial-iFR) | Ti 334.904 Axial-iFR) | Tl 190.856 Axial-eUV) | V 292.402 Axial-iFR) |
|---|---|---|---|---|---|---|---|
| Concentration average | 0.0353 ppm | 1.9457 ppm | 0.3456 ppm | 0.4242 ppm | 2.0031 ppm | **0.0413 ppm** | 0.3636 ppm |
| Concentration per Run | 0.0333 ppm | 1.9490 ppm | 0.3465 ppm | 0.4274 ppm | 2.0045 ppm | 0.0425 ppm | 0.3641 ppm |
| Concentration per Run | 0.0378 ppm | 1.9435 ppm | 0.3433 ppm | 0.4218 ppm | 1.9993 ppm | 0.0414 ppm | 0.3637 ppm |
| Concentration per Run | 0.0348 ppm | 1.9445 ppm | 0.3469 ppm | 0.4234 ppm | 2.0054 ppm | 0.0399 ppm | 0.3630 ppm |
| Concentration RSD | 6.5 % | 0.2 % | 0.6 % | 0.7 % | 0.2 % | 3.1 % | 0.2 % |

| | Zn 206.200 Axial-iFR) | Sc 361.384 Axial-iFR) | Sc 361.384 Radial-iFR) | Sc 227.318 Axial-eUV) | Y 360.073 Axial-iFR) | Y 371.030 Radial-iFR) | Y 224.306 Axial-eUV) |
|---|---|---|---|---|---|---|---|
| Concentration average | 0.4304 ppm | 101.0503 % | 104.8022 % | 90.0949 % | 114.5441 % | 118.5237 % | 114.1712 % |
| Concentration per Run | 0.4326 ppm | 101.3249 % | 104.3998 % | 90.2377 % | 114.9330 % | 118.1840 % | 114.3739 % |
| Concentration per Run | 0.4271 ppm | 101.1118 % | 105.3182 % | 90.1838 % | 114.7374 % | 118.7336 % | 114.1191 % |
| Concentration per Run | 0.4315 ppm | 100.7143 % | 104.6885 % | 89.8631 % | 113.9620 % | 118.6535 % | 114.0204 % |
| Concentration RSD | 0.7 % | 0.3 % | 0.4 % | 0.2 % | 0.4 % | 0.3 % | 0.2 % |

# ICP DataTrace 8

9/10/2025 9:12:19 PM

LabBook: WG2112846_09102025T8.imexp

Sample: WG2112574-4D5 WG2112574
Analysis started at: 9/10/2025 2:41:12 PM
Rack 1
Vial 32
Comment <Comment>

| | Ag 328.068 Axial-iFR) | Al 396.152 Radial-iFR) | As 189.042 Axial-eUV) | B 208.959 Axial-iFR) | Ba 455.403 Radial-iFR) | Be 313.042 Radial-iFR) | Ca 315.887 Radial-iFR) |
|---|---|---|---|---|---|---|---|
| Concentration average | 0.0012 ppm | 46.4211 ppm | 0.0275 ppm | 0.0028 ppm | 0.4139 ppm | 0.0035 ppm | 8.3888 ppm |
| Concentration per Run | 0.0015 ppm | 46.3526 ppm | 0.0265 ppm | 0.0040 ppm | 0.4124 ppm | 0.0035 ppm | 8.3810 ppm |
| Concentration per Run | 0.0011 ppm | 46.5324 ppm | 0.0277 ppm | 0.0027 ppm | 0.4142 ppm | 0.0035 ppm | 8.4219 ppm |
| Concentration per Run | 0.0011 ppm | 46.3785 ppm | 0.0284 ppm | 0.0017 ppm | 0.4151 ppm | 0.0035 ppm | 8.3636 ppm |
| Concentration RSD | 21.0 % | 0.2 % | 3.5 % | 41.3 % | 0.3 % | 0.3 % | 0.4 % |

| | Cd 214.438 Axial-iFR) | Co 228.616 Axial-iFR) | Cr 267.716 Axial-iFR) | Cu 324.754 Axial-iFR) | Fe 259.940 Radial-iFR) | K 766.490 Radial-iFR) | Li 670.776 Radial-iFR) |
|---|---|---|---|---|---|---|---|
| Concentration average | 0.0013 ppm | 0.0257 ppm | 0.0781 ppm | 0.0231 ppm | 208.9379 ppm | 3.0554 ppm | 0.0452 ppm |
| Concentration per Run | 0.0013 ppm | 0.0259 ppm | 0.0781 ppm | 0.0231 ppm | 208.1664 ppm | 3.0500 ppm | 0.0443 ppm |
| Concentration per Run | 0.0012 ppm | 0.0254 ppm | 0.0779 ppm | 0.0231 ppm | 209.8145 ppm | 3.0713 ppm | 0.0458 ppm |
| Concentration per Run | 0.0013 ppm | 0.0258 ppm | 0.0783 ppm | 0.0232 ppm | 208.8330 ppm | 3.0448 ppm | 0.0457 ppm |
| Concentration RSD | 1.0 % | 1.1 % | 0.3 % | 0.2 % | 0.4 % | 0.5 % | 1.9 % |

| | Mg 279.079 Axial-iFR) | Mn 257.610 Radial-iFR) | Mo 202.030 Axial-iFR) | Na 589.592 Radial-iFR) | Ni 231.604 Axial-iFR) | Pb 220.353 Axial-eUV) | Sb 206.833 Axial-iFR) |
|---|---|---|---|---|---|---|---|
| Concentration average | 11.4739 ppm | 2.4162 ppm | 0.0283 ppm | 0.2485 ppm | 0.0356 ppm | 0.0513 ppm | 0.0021 ppm |
| Concentration per Run | 11.4012 ppm | 2.4133 ppm | 0.0280 ppm | 0.2486 ppm | 0.0360 ppm | 0.0516 ppm | 0.0024 ppm |
| Concentration per Run | 11.4848 ppm | 2.4224 ppm | 0.0280 ppm | 0.2490 ppm | 0.0349 ppm | 0.0505 ppm | 0.0015 ppm |
| Concentration per Run | 11.5355 ppm | 2.4128 ppm | 0.0288 ppm | 0.2479 ppm | 0.0358 ppm | 0.0520 ppm | 0.0025 ppm |
| Concentration RSD | 0.6 % | 0.2 % | 1.7 % | 0.2 % | 1.6 % | 1.5 % | 24.9 % |

| | Se 196.090 Axial-eUV) | Si 212.412 Axial-iFR) | Sn 189.989 Axial-iFR) | Sr 421.552 Radial-iFR) | Ti 334.904 Axial-iFR) | Tl 190.856 Axial-eUV) | V 292.402 Axial-iFR) |
|---|---|---|---|---|---|---|---|
| Concentration average | 0.0031 ppm | 0.6082 ppm | 0.0040 ppm | 0.0308 ppm | 1.2740 ppm | 0.0000 ppm | 0.1944 ppm |
| Concentration per Run | 0.0060 ppm | 0.6113 ppm | 0.0033 ppm | 0.0306 ppm | 1.2755 ppm | -0.0009 ppm | 0.1939 ppm |
| Concentration per Run | 0.0017 ppm | 0.6003 ppm | 0.0043 ppm | 0.0310 ppm | 1.2737 ppm | 0.0005 ppm | 0.1946 ppm |
| Concentration per Run | 0.0016 ppm | 0.6130 ppm | 0.0044 ppm | 0.0308 ppm | 1.2729 ppm | 0.0003 ppm | 0.1947 ppm |
| Concentration RSD | 80.5 % | 1.1 % | 15.5 % | 0.6 % | 0.1 % | 5,629.3 % | 0.2 % |

| | Zn 206.200 Axial-iFR) | Sc 361.384 Axial-iFR) | Sc 361.384 Radial-iFR) | Sc 227.318 Axial-eUV) | Y 360.073 Axial-iFR) | Y 371.030 Radial-iFR) | Y 224.306 Axial-eUV) |
|---|---|---|---|---|---|---|---|
| Concentration average | 0.2385 ppm | 100.1463 % | 103.9285 % | 90.2823 % | 112.9811 % | 116.5864 % | 113.2311 % |
| Concentration per Run | 0.2369 ppm | 100.5940 % | 104.0722 % | 90.4067 % | 113.3496 % | 116.3947 % | 113.1768 % |
| Concentration per Run | 0.2383 ppm | 100.4018 % | 103.5412 % | 90.0530 % | 113.1978 % | 116.3822 % | 113.2560 % |
| Concentration per Run | 0.2403 ppm | 99.4432 % | 104.1720 % | 90.3873 % | 112.3958 % | 116.9825 % | 113.2606 % |
| Concentration RSD | 0.7 % | 0.6 % | 0.3 % | 0.2 % | 0.5 % | 0.3 % | 0.0 % |

# ICP DataTrace 8

9/10/2025 9:12:19 PM

LabBook: WG2112846_09102025T8.imexp

Sample: WG2112574-5D5 WG2112574
Analysis started at: 9/10/2025 2:44:36 PM
Rack 1
Vial 33
Comment <Comment>

| | Ag 328.068 Axial-iFR) | Al 396.152 Radial-iFR) | As 189.042 Axial-eUV) | B 208.959 Axial-iFR) | Ba 455.403 Radial-iFR) | Be 313.042 Radial-iFR) | Ca 315.887 Radial-iFR) |
|---|---|---|---|---|---|---|---|
| Concentration average | 0.0468 ppm | 46.4136 ppm | 0.1397 ppm | 0.9454 ppm | 2.2989 ppm | 0.0519 ppm | 17.8520 ppm |
| Concentration per Run | 0.0467 ppm | 46.4091 ppm | 0.1381 ppm | 0.9471 ppm | 2.2847 ppm | 0.0517 ppm | 17.8771 ppm |
| Concentration per Run | 0.0468 ppm | 46.4548 ppm | 0.1413 ppm | 0.9462 ppm | 2.3081 ppm | 0.0522 ppm | 17.9087 ppm |
| Concentration per Run | 0.0469 ppm | 46.3770 ppm | 0.1396 ppm | 0.9429 ppm | 2.3039 ppm | 0.0517 ppm | 17.7702 ppm |
| Concentration RSD | 0.2 % | 0.1 % | 1.2 % | 0.2 % | 0.5 % | 0.5 % | 0.4 % |

| | Cd 214.438 Axial-iFR) | Co 228.616 Axial-iFR) | Cr 267.716 Axial-iFR) | Cu 324.754 Axial-iFR) | Fe 259.940 Radial-iFR) | K 766.490 Radial-iFR) | Li 670.776 Radial-iFR) |
|---|---|---|---|---|---|---|---|
| Concentration average | 0.0497 ppm | 0.4782 ppm | 0.2612 ppm | 0.2694 ppm | 159.6713 ppm | 13.3334 ppm | 0.0443 ppm |
| Concentration per Run | 0.0500 ppm | 0.4808 ppm | 0.2616 ppm | 0.2701 ppm | 159.2020 ppm | 13.2744 ppm | 0.0446 ppm |
| Concentration per Run | 0.0497 ppm | 0.4778 ppm | 0.2619 ppm | 0.2692 ppm | 160.5896 ppm | 13.3796 ppm | 0.0444 ppm |
| Concentration per Run | 0.0494 ppm | 0.4758 ppm | 0.2602 ppm | 0.2690 ppm | 159.2224 ppm | 13.3463 ppm | 0.0440 ppm |
| Concentration RSD | 0.7 % | 0.5 % | 0.4 % | 0.2 % | 0.5 % | 0.4 % | 0.7 % |

| | Mg 279.079 Axial-iFR) | Mn 257.610 Radial-iFR) | Mo 202.030 Axial-iFR) | Na 589.592 Radial-iFR) | Ni 231.604 Axial-iFR) | Pb 220.353 Axial-eUV) | Sb 206.833 Axial-iFR) |
|---|---|---|---|---|---|---|---|
| Concentration average | 20.8992 ppm | 2.2521 ppm | 0.9532 ppm | 10.8129 ppm | 0.5059 ppm | 0.5715 ppm | 0.4356 ppm |
| Concentration per Run | 21.0230 ppm | 2.2536 ppm | 0.9525 ppm | 10.8353 ppm | 0.5065 ppm | 0.5713 ppm | 0.4349 ppm |
| Concentration per Run | 20.8300 ppm | 2.2526 ppm | 0.9555 ppm | 10.8363 ppm | 0.5078 ppm | 0.5719 ppm | 0.4359 ppm |
| Concentration per Run | 20.8446 ppm | 2.2501 ppm | 0.9516 ppm | 10.7672 ppm | 0.5035 ppm | 0.5715 ppm | 0.4362 ppm |
| Concentration RSD | 0.5 % | 0.1 % | 0.2 % | 0.4 % | 0.4 % | 0.1 % | 0.2 % |

| | Se 196.090 Axial-eUV) | Si 212.412 Axial-iFR) | Sn 189.989 Axial-iFR) | Sr 421.552 Radial-iFR) | Ti 334.904 Axial-iFR) | Tl 190.856 Axial-eUV) | V 292.402 Axial-iFR) |
|---|---|---|---|---|---|---|---|
| Concentration average | 0.1228 ppm | 1.7711 ppm | 0.9252 ppm | **1.0088 ppm** | 2.1950 ppm | **0.1188 ppm** | 0.6433 ppm |
| Concentration per Run | 0.1233 ppm | 1.7760 ppm | 0.9257 ppm | 1.0056 ppm | 2.1965 ppm | 0.1182 ppm | 0.6462 ppm |
| Concentration per Run | 0.1202 ppm | 1.7671 ppm | 0.9268 ppm | 1.0117 ppm | 2.2000 ppm | 0.1182 ppm | 0.6433 ppm |
| Concentration per Run | 0.1249 ppm | 1.7702 ppm | 0.9232 ppm | 1.0090 ppm | 2.1885 ppm | 0.1200 ppm | 0.6405 ppm |
| Concentration RSD | 2.0 % | 0.3 % | 0.2 % | 0.3 % | 0.3 % | 0.9 % | 0.4 % |

| | Zn 206.200 Axial-iFR) | Sc 361.384 Axial-iFR) | Sc 361.384 Radial-iFR) | Sc 227.318 Axial-eUV) | Y 360.073 Axial-iFR) | Y 371.030 Radial-iFR) | Y 224.306 Axial-eUV) |
|---|---|---|---|---|---|---|---|
| Concentration average | 0.6849 ppm | 100.2086 % | 105.3679 % | 89.3900 % | 111.1137 % | 116.2647 % | 110.8001 % |
| Concentration per Run | 0.6868 ppm | 99.4352 % | 105.3488 % | 89.3827 % | 110.4528 % | 116.0427 % | 111.0760 % |
| Concentration per Run | 0.6854 ppm | 100.4388 % | 105.1387 % | 89.1952 % | 111.2933 % | 117.1048 % | 110.3395 % |
| Concentration per Run | 0.6825 ppm | 100.7519 % | 105.6161 % | 89.5921 % | 111.5950 % | 115.6466 % | 110.9849 % |
| Concentration RSD | 0.3 % | 0.7 % | 0.2 % | 0.2 % | 0.5 % | 0.6 % | 0.4 % |

# ICP DataTrace 8

9/10/2025 9:12:19 PM

LabBook: WG2112846_09102025T8.imexp

Sample: WG2112574-6D25 WG2112574
Analysis started at: 9/10/2025 2:48:01 PM
Rack 1
Vial 34
Comment <Comment>

| | Ag 328.068 Axial-iFR) | Al 396.152 Radial-iFR) | As 189.042 Axial-eUV) | B 208.959 Axial-iFR) | Ba 455.403 Radial-iFR) | Be 313.042 Radial-iFR) | Ca 315.887 Radial-iFR) |
|---|---|---|---|---|---|---|---|
| Concentration average | 0.0002 ppm | 9.5368 ppm | 0.0043 ppm | 0.0015 ppm | 0.0817 ppm | 0.0006 ppm | 1.7719 ppm |
| Concentration per Run | 0.0001 ppm | 9.6113 ppm | 0.0048 ppm | 0.0020 ppm | 0.0822 ppm | 0.0006 ppm | 1.7849 ppm |
| Concentration per Run | 0.0003 ppm | 9.4900 ppm | 0.0039 ppm | 0.0011 ppm | 0.0813 ppm | 0.0006 ppm | 1.7749 ppm |
| Concentration per Run | 0.0002 ppm | 9.5092 ppm | 0.0042 ppm | 0.0012 ppm | 0.0816 ppm | 0.0006 ppm | 1.7559 ppm |
| Concentration RSD | 59.8 % | 0.7 % | 10.2 % | 35.0 % | 0.6 % | 1.1 % | 0.8 % |

| | Cd 214.438 Axial-iFR) | Co 228.616 Axial-iFR) | Cr 267.716 Axial-iFR) | Cu 324.754 Axial-iFR) | Fe 259.940 Radial-iFR) | K 766.490 Radial-iFR) | Li 670.776 Radial-iFR) |
|---|---|---|---|---|---|---|---|
| Concentration average | 0.0002 ppm | 0.0049 ppm | 0.0158 ppm | 0.0046 ppm | 35.8382 ppm | 0.6503 ppm | 0.0095 ppm |
| Concentration per Run | 0.0002 ppm | 0.0052 ppm | 0.0159 ppm | 0.0045 ppm | 36.0016 ppm | 0.6644 ppm | 0.0102 ppm |
| Concentration per Run | 0.0002 ppm | 0.0049 ppm | 0.0161 ppm | 0.0046 ppm | 35.9306 ppm | 0.6483 ppm | 0.0091 ppm |
| Concentration per Run | 0.0001 ppm | 0.0045 ppm | 0.0156 ppm | 0.0047 ppm | 35.5825 ppm | 0.6382 ppm | 0.0092 ppm |
| Concentration RSD | 29.9 % | 7.7 % | 1.3 % | 1.9 % | 0.6 % | 2.0 % | 6.5 % |

| | Mg 279.079 Axial-iFR) | Mn 257.610 Radial-iFR) | Mo 202.030 Axial-iFR) | Na 589.592 Radial-iFR) | Ni 231.604 Axial-iFR) | Pb 220.353 Axial-eUV) | Sb 206.833 Axial-iFR) |
|---|---|---|---|---|---|---|---|
| Concentration average | 2.5656 ppm | 0.3876 ppm | 0.0106 ppm | 0.0609 ppm | 0.0078 ppm | 0.0088 ppm | 0.0115 ppm |
| Concentration per Run | 2.5758 ppm | 0.3904 ppm | 0.0105 ppm | 0.0630 ppm | 0.0081 ppm | 0.0080 ppm | 0.0128 ppm |
| Concentration per Run | 2.5752 ppm | 0.3873 ppm | 0.0108 ppm | 0.0625 ppm | 0.0082 ppm | 0.0095 ppm | 0.0117 ppm |
| Concentration per Run | 2.5459 ppm | 0.3849 ppm | 0.0106 ppm | 0.0571 ppm | 0.0073 ppm | 0.0089 ppm | 0.0099 ppm |
| Concentration RSD | 0.7 % | 0.7 % | 1.4 % | 5.3 % | 6.1 % | 8.5 % | 12.5 % |

| | Se 196.090 Axial-eUV) | Si 212.412 Axial-iFR) | Sn 189.989 Axial-iFR) | Sr 421.552 Radial-iFR) | Ti 334.904 Axial-iFR) | Tl 190.856 Axial-eUV) | V 292.402 Axial-iFR) |
|---|---|---|---|---|---|---|---|
| Concentration average | 0.0013 ppm | 0.1663 ppm | 0.0021 ppm | 0.0067 ppm | 0.2655 ppm | 0.0009 ppm | 0.0325 ppm |
| Concentration per Run | 0.0017 ppm | 0.1672 ppm | 0.0028 ppm | 0.0067 ppm | 0.2656 ppm | 0.0011 ppm | 0.0327 ppm |
| Concentration per Run | 0.0028 ppm | 0.1682 ppm | 0.0017 ppm | 0.0067 ppm | 0.2656 ppm | 0.0009 ppm | 0.0325 ppm |
| Concentration per Run | -0.0005 ppm | 0.1635 ppm | 0.0017 ppm | 0.0066 ppm | 0.2652 ppm | 0.0007 ppm | 0.0324 ppm |
| Concentration RSD | 128.5 % | 1.5 % | 31.0 % | 0.6 % | 0.1 % | 18.9 % | 0.4 % |

| | Zn 206.200 Axial-iFR) | Sc 361.384 Axial-iFR) | Sc 361.384 Radial-iFR) | Sc 227.318 Axial-eUV) | Y 360.073 Axial-iFR) | Y 371.030 Radial-iFR) | Y 224.306 Axial-eUV) |
|---|---|---|---|---|---|---|---|
| Concentration average | 0.0484 ppm | 101.5123 % | 103.0957 % | 97.4821 % | 103.2776 % | 103.9679 % | 102.4473 % |
| Concentration per Run | 0.0484 ppm | 101.3223 % | 102.2296 % | 97.1942 % | 103.4752 % | 103.4415 % | 102.2460 % |
| Concentration per Run | 0.0486 ppm | 100.9858 % | 102.8232 % | 97.5214 % | 102.4890 % | 103.6483 % | 102.6809 % |
| Concentration per Run | 0.0482 ppm | 102.2288 % | 104.2344 % | 97.7307 % | 103.8686 % | 104.8140 % | 102.4151 % |
| Concentration RSD | 0.4 % | 0.6 % | 1.0 % | 0.3 % | 0.7 % | 0.7 % | 0.2 % |

# ICP DataTrace 8

9/10/2025 9:12:19 PM

LabBook: WG2112846_09102025T8.imexp

Sample: CCV
Analysis started at: 9/10/2025 2:51:27 PM
Rack 0
Vial 3
Comment <Comment>

| | Ag 328.068 Axial-iFR) | Al 396.152 Radial-iFR) | As 189.042 Axial-eUV) | B 208.959 Axial-iFR) | Ba 455.403 Radial-iFR) | Be 313.042 Radial-iFR) | Ca 315.887 Radial-iFR) |
|---|---|---|---|---|---|---|---|
| Concentration average | **0.4835 ppm** | 0.4842 ppm | 0.4682 ppm | 0.4834 ppm | 0.4935 ppm | 0.5049 ppm | 0.4840 ppm |
| Concentration per Run | 0.4864 ppm | 0.4857 ppm | 0.4703 ppm | 0.4812 ppm | 0.4923 ppm | 0.5036 ppm | 0.4788 ppm |
| Concentration per Run | 0.4811 ppm | 0.4830 ppm | 0.4657 ppm | 0.4821 ppm | 0.4925 ppm | 0.5064 ppm | 0.4907 ppm |
| Concentration per Run | 0.4828 ppm | 0.4838 ppm | 0.4685 ppm | 0.4869 ppm | 0.4957 ppm | 0.5046 ppm | 0.4824 ppm |
| Recovery Percentage | 96.690 % | 96.831 % | 93.634 % | 96.679 % | 98.702 % | 100.976 % | 96.791 % |
| Concentration RSD | 0.6 % | 0.3 % | 0.5 % | 0.6 % | 0.4 % | 0.3 % | 1.3 % |

| | Cd 214.438 Axial-iFR) | Co 228.616 Axial-iFR) | Cr 267.716 Axial-iFR) | Cu 324.754 Axial-iFR) | Fe 259.940 Radial-iFR) | K 766.490 Radial-iFR) | Li 670.776 Radial-iFR) |
|---|---|---|---|---|---|---|---|
| Concentration average | 0.4855 ppm | 0.4907 ppm | 0.4897 ppm | 0.5050 ppm | 0.5076 ppm | 5.1328 ppm | 0.5200 ppm |
| Concentration per Run | 0.4846 ppm | 0.4896 ppm | 0.4907 ppm | 0.5060 ppm | 0.5088 ppm | 5.1398 ppm | 0.5183 ppm |
| Concentration per Run | 0.4849 ppm | 0.4897 ppm | 0.4889 ppm | 0.5030 ppm | 0.5092 ppm | 5.1303 ppm | 0.5250 ppm |
| Concentration per Run | 0.4870 ppm | 0.4929 ppm | 0.4894 ppm | 0.5058 ppm | 0.5050 ppm | 5.1283 ppm | 0.5168 ppm |
| Recovery Percentage | 97.096 % | 98.148 % | 97.934 % | 100.992 % | 101.527 % | 102.656 % | 104.009 % |
| Concentration RSD | 0.3 % | 0.4 % | 0.2 % | 0.3 % | 0.5 % | 0.1 % | 0.8 % |

| | Mg 279.079 Axial-iFR) | Mn 257.610 Radial-iFR) | Mo 202.030 Axial-iFR) | Na 589.592 Radial-iFR) | Ni 231.604 Axial-iFR) | Pb 220.353 Axial-eUV) | Sb 206.833 Axial-iFR) |
|---|---|---|---|---|---|---|---|
| Concentration average | 0.4881 ppm | 0.5006 ppm | 0.4800 ppm | 10.3251 ppm | 0.4958 ppm | 0.4927 ppm | 0.5061 ppm |
| Concentration per Run | 0.4907 ppm | 0.4982 ppm | 0.4778 ppm | 10.3085 ppm | 0.4960 ppm | 0.4908 ppm | 0.5044 ppm |
| Concentration per Run | 0.4840 ppm | 0.5031 ppm | 0.4787 ppm | 10.3501 ppm | 0.4956 ppm | 0.4927 ppm | 0.5060 ppm |
| Concentration per Run | 0.4896 ppm | 0.5005 ppm | 0.4834 ppm | 10.3166 ppm | 0.4959 ppm | 0.4944 ppm | 0.5079 ppm |
| Recovery Percentage | 97.615 % | 100.117 % | 95.992 % | 103.251 % | 99.165 % | 98.532 % | 101.221 % |
| Concentration RSD | 0.7 % | 0.5 % | 0.6 % | 0.2 % | 0.0 % | 0.4 % | 0.3 % |

| | Se 196.090 Axial-eUV) | Si 212.412 Axial-iFR) | Sn 189.989 Axial-iFR) | Sr 421.552 Radial-iFR) | Ti 334.904 Axial-iFR) | Tl 190.856 Axial-eUV) | V 292.402 Axial-iFR) |
|---|---|---|---|---|---|---|---|
| Concentration average | 0.4791 ppm | 5.3692 ppm | 0.4887 ppm | 0.5055 ppm | 0.4913 ppm | **0.5039 ppm** | 0.4987 ppm |
| Concentration per Run | 0.4758 ppm | 5.3677 ppm | 0.4889 ppm | 0.5023 ppm | 0.4956 ppm | 0.5050 ppm | 0.4994 ppm |
| Concentration per Run | 0.4807 ppm | 5.3551 ppm | 0.4912 ppm | 0.5067 ppm | 0.4896 ppm | 0.5038 ppm | 0.4974 ppm |
| Concentration per Run | 0.4807 ppm | 5.3850 ppm | 0.4860 ppm | 0.5075 ppm | 0.4887 ppm | 0.5030 ppm | 0.4995 ppm |
| Recovery Percentage | 95.816 % | 102.271 % | 97.739 % | 101.097 % | 98.261 % | 100.788 % | 99.749 % |
| Concentration RSD | 0.6 % | 0.3 % | 0.5 % | 0.6 % | 0.8 % | 0.2 % | 0.2 % |

| | Zn 206.200 Axial-iFR) | Sc 361.384 Axial-iFR) | Sc 361.384 Radial-iFR) | Sc 227.318 Axial-eUV) | Y 360.073 Axial-iFR) | Y 371.030 Radial-iFR) | Y 224.306 Axial-eUV) |
|---|---|---|---|---|---|---|---|
| Concentration average | 0.4782 ppm | 100.7642 % | 101.6421 % | 96.2662 % | 99.5013 % | 100.1263 % | 98.6218 % |
| Concentration per Run | 0.4789 ppm | 100.4831 % | 102.2818 % | 96.3937 % | 99.3538 % | 100.0631 % | 98.5423 % |
| Concentration per Run | 0.4777 ppm | 100.9563 % | 100.8760 % | 95.9813 % | 99.5059 % | 100.0542 % | 98.3096 % |
| Concentration per Run | 0.4780 ppm | 100.8531 % | 101.7684 % | 96.4236 % | 99.6443 % | 100.2616 % | 99.0136 % |
| Recovery Percentage | 95.640 % | | | | | | |
| Concentration RSD | 0.1 % | 0.2 % | 0.7 % | 0.3 % | 0.1 % | 0.1 % | 0.4 % |

# ICP DataTrace 8

9/10/2025 9:12:19 PM

LabBook: WG2112846_09102025T8.imexp

Sample: CCB
Analysis started at: 9/10/2025 2:54:52 PM
Rack 0
Vial 4
Comment <Comment>

| | Ag 328.068 Axial-iFR) | Al 396.152 Radial-iFR) | As 189.042 Axial-eUV) | B 208.959 Axial-iFR) | Ba 455.403 Radial-iFR) | Be 313.042 Radial-iFR) | Ca 315.887 Radial-iFR) |
|---|---|---|---|---|---|---|---|
| Concentration average | -0.0001 ppm | -0.0034 ppm | 0.0008 ppm | 0.0002 ppm | 0.0000 ppm | 0.0001 ppm | 0.0007 ppm |
| Concentration per Run | 0.0001 ppm | -0.0035 ppm | 0.0011 ppm | -0.0003 ppm | 0.0001 ppm | 0.0001 ppm | 0.0005 ppm |
| Concentration per Run | -0.0003 ppm | -0.0023 ppm | 0.0011 ppm | 0.0003 ppm | -0.0001 ppm | 0.0001 ppm | 0.0015 ppm |
| Concentration per Run | -0.0001 ppm | -0.0044 ppm | 0.0001 ppm | 0.0008 ppm | 0.0001 ppm | 0.0001 ppm | 0.0003 ppm |
| Recovery Percentage | -1.608 % | -3.402 % | 15.118 % | 0.809 % | 0.289 % | 1.528 % | 0.749 % |
| Concentration RSD | 284.3 % | 30.0 % | 75.0 % | 224.2 % | 334.1 % | 42.3 % | 83.4 % |

| | Cd 214.438 Axial-iFR) | Co 228.616 Axial-iFR) | Cr 267.716 Axial-iFR) | Cu 324.754 Axial-iFR) | Fe 259.940 Radial-iFR) | K 766.490 Radial-iFR) | Li 670.776 Radial-iFR) |
|---|---|---|---|---|---|---|---|
| Concentration average | 0.0001 ppm | 0.0001 ppm | 0.0001 ppm | -0.0001 ppm | 0.0053 ppm | 0.0082 ppm | -0.0001 ppm |
| Concentration per Run | 0.0002 ppm | 0.0001 ppm | 0.0002 ppm | 0.0000 ppm | 0.0045 ppm | 0.0183 ppm | -0.0002 ppm |
| Concentration per Run | 0.0001 ppm | 0.0001 ppm | -0.0001 ppm | -0.0004 ppm | 0.0057 ppm | -0.0019 ppm | -0.0002 ppm |
| Concentration per Run | 0.0000 ppm | 0.0003 ppm | 0.0003 ppm | 0.0000 ppm | 0.0058 ppm | 0.0082 ppm | 0.0000 ppm |
| Recovery Percentage | 1.699 % | 1.491 % | 1.325 % | -0.985 % | 10.682 % | 0.328 % | -1.344 % |
| Concentration RSD | 145.4 % | 72.9 % | 129.8 % | 224.3 % | 14.2 % | 123.3 % | 79.0 % |

| | Mg 279.079 Axial-iFR) | Mn 257.610 Radial-iFR) | Mo 202.030 Axial-iFR) | Na 589.592 Radial-iFR) | Ni 231.604 Axial-iFR) | Pb 220.353 Axial-eUV) | Sb 206.833 Axial-iFR) |
|---|---|---|---|---|---|---|---|
| Concentration average | 0.0012 ppm | 0.0001 ppm | 0.0043 ppm | 0.0016 ppm | -0.0001 ppm | 0.0006 ppm | 0.0017 ppm |
| Concentration per Run | 0.0007 ppm | 0.0001 ppm | 0.0043 ppm | 0.0023 ppm | -0.0001 ppm | 0.0005 ppm | 0.0014 ppm |
| Concentration per Run | 0.0014 ppm | 0.0002 ppm | 0.0044 ppm | 0.0026 ppm | -0.0003 ppm | 0.0013 ppm | 0.0014 ppm |
| Concentration per Run | 0.0016 ppm | 0.0000 ppm | 0.0044 ppm | -0.0001 ppm | 0.0000 ppm | 0.0000 ppm | 0.0024 ppm |
| Recovery Percentage | 1.216 % | 1.221 % | 8.668 % | 0.080 % | -0.511 % | 5.851 % | 3.434 % |
| Concentration RSD | 36.6 % | 68.4 % | 0.8 % | 91.3 % | 96.6 % | 111.0 % | 35.3 % |

| | Se 196.090 Axial-eUV) | Si 212.412 Axial-iFR) | Sn 189.989 Axial-iFR) | Sr 421.552 Radial-iFR) | Ti 334.904 Axial-iFR) | Tl 190.856 Axial-eUV) | V 292.402 Axial-iFR) |
|---|---|---|---|---|---|---|---|
| Concentration average | 0.0041 ppm | 0.0028 ppm | 0.0002 ppm | 0.0000 ppm | 0.0010 ppm | 0.0009 ppm | 0.0000 ppm |
| Concentration per Run | 0.0048 ppm | 0.0024 ppm | 0.0005 ppm | 0.0000 ppm | 0.0008 ppm | 0.0006 ppm | 0.0000 ppm |
| Concentration per Run | 0.0037 ppm | 0.0025 ppm | 0.0002 ppm | 0.0000 ppm | 0.0012 ppm | 0.0008 ppm | 0.0000 ppm |
| Concentration per Run | 0.0039 ppm | 0.0036 ppm | -0.0002 ppm | 0.0000 ppm | 0.0009 ppm | 0.0013 ppm | -0.0001 ppm |
| Recovery Percentage | 41.370 % | 0.566 % | 0.408 % | -0.035 % | 9.899 % | 4.532 % | -0.143 % |
| Concentration RSD | 13.9 % | 22.7 % | 175.1 % | 436.4 % | 21.9 % | 42.3 % | 529.0 % |

| | Zn 206.200 Axial-iFR) | Sc 361.384 Axial-iFR) | Sc 361.384 Radial-iFR) | Sc 227.318 Axial-eUV) | Y 360.073 Axial-iFR) | Y 371.030 Radial-iFR) | Y 224.306 Axial-eUV) |
|---|---|---|---|---|---|---|---|
| Concentration average | 0.0001 ppm | 101.1004 % | 102.0114 % | 99.5825 % | 101.7966 % | 101.9263 % | 100.0770 % |
| Concentration per Run | 0.0000 ppm | 101.5286 % | 101.7702 % | 99.7885 % | 101.9947 % | 101.6537 % | 99.9952 % |
| Concentration per Run | 0.0000 ppm | 101.3664 % | 101.8059 % | 99.0499 % | 102.1820 % | 101.9752 % | 99.8542 % |
| Concentration per Run | 0.0002 ppm | 100.4063 % | 102.4580 % | 99.9092 % | 101.2131 % | 102.1498 % | 100.3815 % |
| Recovery Percentage | 1.359 % | | | | | | |
| Concentration RSD | 165.5 % | 0.6 % | 0.4 % | 0.5 % | 0.5 % | 0.2 % | 0.3 % |

# ICP DataTrace 8

9/10/2025 9:12:19 PM

LabBook: WG2112846_09102025T8.imexp

Sample: WG2112989-1 WG2112989
Analysis started at: 9/10/2025 3:20:55 PM
Rack 1
Vial 39
Comment <Comment>

| | Ag 328.068 Axial-iFR) | Al 396.152 Radial-iFR) | As 189.042 Axial-eUV) | B 208.959 Axial-iFR) | Ba 455.403 Radial-iFR) | Be 313.042 Radial-iFR) | Ca 315.887 Radial-iFR) |
|---|---|---|---|---|---|---|---|
| Concentration average | -0.0003 ppm | 0.0025 ppm | -0.0004 ppm | 0.0009 ppm | 0.0002 ppm | 0.0000 ppm | 0.0152 ppm |
| Concentration per Run | -0.0004 ppm | 0.0008 ppm | -0.0004 ppm | 0.0013 ppm | 0.0002 ppm | 0.0000 ppm | 0.0140 ppm |
| Concentration per Run | -0.0001 ppm | 0.0025 ppm | -0.0006 ppm | 0.0006 ppm | 0.0002 ppm | 0.0000 ppm | 0.0169 ppm |
| Concentration per Run | -0.0004 ppm | 0.0040 ppm | -0.0002 ppm | 0.0009 ppm | 0.0002 ppm | 0.0000 ppm | 0.0147 ppm |
| Concentration RSD | 58.1 % | 64.8 % | 52.2 % | 35.0 % | 22.2 % | 752.7 % | 9.8 % |

| | Cd 214.438 Axial-iFR) | Co 228.616 Axial-iFR) | Cr 267.716 Axial-iFR) | Cu 324.754 Axial-iFR) | Fe 259.940 Radial-iFR) | K 766.490 Radial-iFR) | Li 670.776 Radial-iFR) |
|---|---|---|---|---|---|---|---|
| Concentration average | -0.0001 ppm | 0.0000 ppm | 0.0006 ppm | 0.0000 ppm | 0.0479 ppm | 0.0090 ppm | -0.0002 ppm |
| Concentration per Run | -0.0001 ppm | 0.0002 ppm | 0.0009 ppm | -0.0001 ppm | 0.0472 ppm | 0.0082 ppm | 0.0003 ppm |
| Concentration per Run | 0.0000 ppm | -0.0002 ppm | 0.0005 ppm | 0.0001 ppm | 0.0483 ppm | 0.0067 ppm | -0.0001 ppm |
| Concentration per Run | 0.0000 ppm | 0.0000 ppm | 0.0005 ppm | 0.0001 ppm | 0.0480 ppm | 0.0120 ppm | -0.0007 ppm |
| Concentration RSD | 51.8 % | 643.9 % | 33.9 % | 277.6 % | 1.3 % | 30.7 % | 290.4 % |

| | Mg 279.079 Axial-iFR) | Mn 257.610 Radial-iFR) | Mo 202.030 Axial-iFR) | Na 589.592 Radial-iFR) | Ni 231.604 Axial-iFR) | Pb 220.353 Axial-eUV) | Sb 206.833 Axial-iFR) |
|---|---|---|---|---|---|---|---|
| Concentration average | 0.0047 ppm | 0.0004 ppm | 0.0004 ppm | 0.0269 ppm | -0.0002 ppm | 0.0006 ppm | 0.0023 ppm |
| Concentration per Run | 0.0046 ppm | 0.0004 ppm | 0.0005 ppm | 0.0280 ppm | 0.0000 ppm | 0.0005 ppm | -0.0001 ppm |
| Concentration per Run | 0.0051 ppm | 0.0005 ppm | 0.0004 ppm | 0.0255 ppm | -0.0008 ppm | 0.0001 ppm | 0.0036 ppm |
| Concentration per Run | 0.0044 ppm | 0.0004 ppm | 0.0003 ppm | 0.0271 ppm | 0.0003 ppm | 0.0012 ppm | 0.0033 ppm |
| Concentration RSD | 7.9 % | 15.6 % | 27.7 % | 4.6 % | 363.4 % | 89.4 % | 89.6 % |

| | Se 196.090 Axial-eUV) | Si 212.412 Axial-iFR) | Sn 189.989 Axial-iFR) | Sr 421.552 Radial-iFR) | Ti 334.904 Axial-iFR) | Tl 190.856 Axial-eUV) | V 292.402 Axial-iFR) |
|---|---|---|---|---|---|---|---|
| Concentration average | 0.0014 ppm | 0.0243 ppm | 0.0084 ppm | 0.0000 ppm | 0.0007 ppm | -0.0004 ppm | -0.0001 ppm |
| Concentration per Run | 0.0011 ppm | 0.0241 ppm | 0.0073 ppm | -0.0001 ppm | 0.0006 ppm | -0.0004 ppm | -0.0001 ppm |
| Concentration per Run | 0.0000 ppm | 0.0233 ppm | 0.0089 ppm | 0.0001 ppm | 0.0009 ppm | -0.0001 ppm | -0.0002 ppm |
| Concentration per Run | 0.0030 ppm | 0.0256 ppm | 0.0089 ppm | 0.0000 ppm | 0.0005 ppm | -0.0008 ppm | -0.0001 ppm |
| Concentration RSD | 110.4 % | 4.6 % | 11.1 % | 1,159.5 % | 27.7 % | 82.9 % | 37.8 % |

| | Zn 206.200 Axial-iFR) | Sc 361.384 Axial-iFR) | Sc 361.384 Radial-iFR) | Sc 227.318 Axial-eUV) | Y 360.073 Axial-iFR) | Y 371.030 Radial-iFR) | Y 224.306 Axial-eUV) |
|---|---|---|---|---|---|---|---|
| Concentration average | 0.0010 ppm | 100.2847 % | 100.0500 % | 97.8292 % | 99.3894 % | 100.3889 % | 99.9346 % |
| Concentration per Run | 0.0011 ppm | 100.2778 % | 100.4258 % | 98.6746 % | 99.3449 % | 100.1580 % | 100.6997 % |
| Concentration per Run | 0.0009 ppm | 100.1820 % | 100.5381 % | 97.8520 % | 99.2153 % | 100.8999 % | 99.9737 % |
| Concentration per Run | 0.0009 ppm | 100.3942 % | 99.1861 % | 96.9610 % | 99.6080 % | 100.1088 % | 99.1305 % |
| Concentration RSD | 6.9 % | 0.1 % | 0.7 % | 0.9 % | 0.2 % | 0.4 % | 0.8 % |

# ICP DataTrace 8

9/10/2025 9:12:19 PM

LabBook: WG2112846_09102025T8.imexp

Sample: WG2112989-2d2 WG2112989
Analysis started at: 9/10/2025 3:24:32 PM
Rack 1
Vial 40
Comment <Comment>

| | Ag 328.068 Axial-iFR) | Al 396.152 Radial-iFR) | As 189.042 Axial-eUV) | B 208.959 Axial-iFR) | Ba 455.403 Radial-iFR) | Be 313.042 Radial-iFR) | Ca 315.887 Radial-iFR) |
|---|---|---|---|---|---|---|---|
| Concentration average | 0.0505 ppm | 2.0955 ppm | 0.1218 ppm | 1.0448 ppm | 1.9984 ppm | 0.0526 ppm | 10.5356 ppm |
| Concentration per Run | 0.0507 ppm | 2.1166 ppm | 0.1232 ppm | 1.0500 ppm | 2.0079 ppm | 0.0529 ppm | 10.5664 ppm |
| Concentration per Run | 0.0505 ppm | 2.0979 ppm | 0.1207 ppm | 1.0442 ppm | 2.0098 ppm | 0.0530 ppm | 10.6154 ppm |
| Concentration per Run | 0.0502 ppm | 2.0721 ppm | 0.1213 ppm | 1.0402 ppm | 1.9773 ppm | 0.0520 ppm | 10.4250 ppm |
| Concentration RSD | 0.5 % | 1.1 % | 1.1 % | 0.5 % | 0.9 % | 1.0 % | 0.9 % |

| | Cd 214.438 Axial-iFR) | Co 228.616 Axial-iFR) | Cr 267.716 Axial-iFR) | Cu 324.754 Axial-iFR) | Fe 259.940 Radial-iFR) | K 766.490 Radial-iFR) | Li 670.776 Radial-iFR) |
|---|---|---|---|---|---|---|---|
| Concentration average | 0.0544 ppm | 0.5140 ppm | 0.2063 ppm | 0.2617 ppm | 1.0697 ppm | 10.7205 ppm | 0.0003 ppm |
| Concentration per Run | 0.0547 ppm | 0.5170 ppm | 0.2079 ppm | 0.2633 ppm | 1.0713 ppm | 10.7801 ppm | 0.0006 ppm |
| Concentration per Run | 0.0545 ppm | 0.5128 ppm | 0.2067 ppm | 0.2617 ppm | 1.0796 ppm | 10.7736 ppm | -0.0004 ppm |
| Concentration per Run | 0.0540 ppm | 0.5121 ppm | 0.2042 ppm | 0.2600 ppm | 1.0581 ppm | 10.6079 ppm | 0.0007 ppm |
| Concentration RSD | 0.7 % | 0.5 % | 0.9 % | 0.6 % | 1.0 % | 0.9 % | 230.4 % |

| | Mg 279.079 Axial-iFR) | Mn 257.610 Radial-iFR) | Mo 202.030 Axial-iFR) | Na 589.592 Radial-iFR) | Ni 231.604 Axial-iFR) | Pb 220.353 Axial-eUV) | Sb 206.833 Axial-iFR) |
|---|---|---|---|---|---|---|---|
| Concentration average | 10.6302 ppm | 0.5171 ppm | 1.0595 ppm | 10.8095 ppm | 0.5269 ppm | 0.5464 ppm | 0.5222 ppm |
| Concentration per Run | 10.6607 ppm | 0.5202 ppm | 1.0649 ppm | 10.8808 ppm | 0.5312 ppm | 0.5487 ppm | 0.5260 ppm |
| Concentration per Run | 10.6647 ppm | 0.5193 ppm | 1.0573 ppm | 10.8503 ppm | 0.5271 ppm | 0.5471 ppm | 0.5227 ppm |
| Concentration per Run | 10.5652 ppm | 0.5117 ppm | 1.0562 ppm | 10.6972 ppm | 0.5224 ppm | 0.5432 ppm | 0.5178 ppm |
| Concentration RSD | 0.5 % | 0.9 % | 0.4 % | 0.9 % | 0.8 % | 0.5 % | 0.8 % |

| | Se 196.090 Axial-eUV) | Si 212.412 Axial-iFR) | Sn 189.989 Axial-iFR) | Sr 421.552 Radial-iFR) | Ti 334.904 Axial-iFR) | Tl 190.856 Axial-eUV) | V 292.402 Axial-iFR) |
|---|---|---|---|---|---|---|---|
| Concentration average | 0.1235 ppm | 0.9662 ppm | 1.0555 [SIC 50] | 1.0213 ppm | 1.0621 ppm | 0.1238 ppm | 0.5338 ppm |
| Concentration per Run | 0.1247 ppm | 0.9731 ppm | 1.0628 ppm | 1.0247 ppm | 1.0651 ppm | 0.1244 ppm | 0.5366 ppm |
| Concentration per Run | 0.1239 ppm | 0.9632 ppm | 1.0567 ppm | 1.0269 ppm | 1.0612 ppm | 0.1227 ppm | 0.5336 ppm |
| Concentration per Run | 0.1219 ppm | 0.9623 ppm | 1.0471 ppm | 1.0122 ppm | 1.0600 ppm | 0.1241 ppm | 0.5313 ppm |
| Concentration RSD | 1.2 % | 0.6 % | 0.8 % | 0.8 % | 0.3 % | 0.7 % | 0.5 % |

| | Zn 206.200 Axial-iFR) | Sc 361.384 Axial-iFR) | Sc 361.384 Radial-iFR) | Sc 227.318 Axial-eUV) | Y 360.073 Axial-iFR) | Y 371.030 Radial-iFR) | Y 224.306 Axial-eUV) |
|---|---|---|---|---|---|---|---|
| Concentration average | 0.5197 ppm | 100.1515 % | 100.2168 % | 94.7854 % | 98.9159 % | 99.4088 % | 99.6497 % |
| Concentration per Run | 0.5254 ppm | 100.2975 % | 100.1025 % | 94.8032 % | 99.2544 % | 99.2013 % | 99.9819 % |
| Concentration per Run | 0.5202 ppm | 99.8927 % | 99.4367 % | 94.4809 % | 98.8316 % | 99.7369 % | 99.4389 % |
| Concentration per Run | 0.5135 ppm | 100.2643 % | 101.1112 % | 95.0720 % | 98.6617 % | 99.2880 % | 99.5285 % |
| Concentration RSD | 1.1 % | 0.2 % | 0.8 % | 0.3 % | 0.3 % | 0.3 % | 0.3 % |

# ICP DataTrace 8

9/10/2025 9:12:19 PM

LabBook: WG2112846_09102025T8.imexp

Sample: L2553669-03d2 WG2112989
Analysis started at: 9/10/2025 3:27:56 PM
Rack 1
Vial 41
Comment <Comment>

| | Ag 328.068 Axial-iFR) | Al 396.152 Radial-iFR) | As 189.042 Axial-eUV) | B 208.959 Axial-iFR) | Ba 455.403 Radial-iFR) | Be 313.042 Radial-iFR) | Ca 315.887 Radial-iFR) |
|---|---|---|---|---|---|---|---|
| Concentration average | 0.0002 ppm | 20.1405 ppm | 0.0068 ppm | 0.0056 ppm | 0.0599 ppm | 0.0009 ppm | 1.0879 ppm |
| Concentration per Run | 0.0000 ppm | 20.1114 ppm | 0.0080 ppm | 0.0072 ppm | 0.0600 ppm | 0.0009 ppm | 1.0914 ppm |
| Concentration per Run | 0.0004 ppm | 20.1154 ppm | 0.0055 ppm | 0.0048 ppm | 0.0594 ppm | 0.0009 ppm | 1.0799 ppm |
| Concentration per Run | 0.0003 ppm | 20.1947 ppm | 0.0067 ppm | 0.0046 ppm | 0.0603 ppm | 0.0009 ppm | 1.0923 ppm |
| Concentration RSD | 86.1 % | 0.2 % | 18.4 % | 26.1 % | 0.8 % | 2.2 % | 0.6 % |

| | Cd 214.438 Axial-iFR) | Co 228.616 Axial-iFR) | Cr 267.716 Axial-iFR) | Cu 324.754 Axial-iFR) | Fe 259.940 Radial-iFR) | K 766.490 Radial-iFR) | Li 670.776 Radial-iFR) |
|---|---|---|---|---|---|---|---|
| Concentration average | 0.0002 ppm | 0.0261 ppm | 0.0396 ppm | 0.0648 ppm | 54.4774 ppm | 2.3717 ppm | 0.0195 ppm |
| Concentration per Run | 0.0002 ppm | 0.0263 ppm | 0.0393 ppm | 0.0650 ppm | 54.6357 ppm | 2.3940 ppm | 0.0206 ppm |
| Concentration per Run | 0.0003 ppm | 0.0261 ppm | 0.0398 ppm | 0.0644 ppm | 54.0531 ppm | 2.3426 ppm | 0.0189 ppm |
| Concentration per Run | 0.0003 ppm | 0.0257 ppm | 0.0396 ppm | 0.0650 ppm | 54.7433 ppm | 2.3785 ppm | 0.0189 ppm |
| Concentration RSD | 18.0 % | 1.2 % | 0.7 % | 0.6 % | 0.7 % | 1.1 % | 5.2 % |

| | Mg 279.079 Axial-iFR) | Mn 257.610 Radial-iFR) | Mo 202.030 Axial-iFR) | Na 589.592 Radial-iFR) | Ni 231.604 Axial-iFR) | Pb 220.353 Axial-eUV) | Sb 206.833 Axial-iFR) |
|---|---|---|---|---|---|---|---|
| Concentration average | 16.5096 ppm | 0.5922 ppm | 0.0065 ppm | 0.1705 ppm | 0.1919 ppm | 0.0121 ppm | 0.0023 ppm |
| Concentration per Run | 16.5384 ppm | 0.5950 ppm | 0.0064 ppm | 0.1695 ppm | 0.1917 ppm | 0.0113 ppm | 0.0031 ppm |
| Concentration per Run | 16.4497 ppm | 0.5875 ppm | 0.0066 ppm | 0.1643 ppm | 0.1910 ppm | 0.0129 ppm | 0.0016 ppm |
| Concentration per Run | 16.5407 ppm | 0.5941 ppm | 0.0063 ppm | 0.1776 ppm | 0.1930 ppm | 0.0120 ppm | 0.0021 ppm |
| Concentration RSD | 0.3 % | 0.7 % | 2.3 % | 3.9 % | 0.5 % | 6.9 % | 34.6 % |

| | Se 196.090 Axial-eUV) | Si 212.412 Axial-iFR) | Sn 189.989 Axial-iFR) | Sr 421.552 Radial-iFR) | Ti 334.904 Axial-iFR) | Tl 190.856 Axial-eUV) | V 292.402 Axial-iFR) |
|---|---|---|---|---|---|---|---|
| Concentration average | 0.0023 ppm | 2.4787 ppm | 0.0052 ppm | 0.0100 ppm | 0.8240 ppm | 0.0000 ppm | 0.0409 ppm |
| Concentration per Run | 0.0032 ppm | 2.4713 ppm | 0.0041 ppm | 0.0100 ppm | 0.8211 ppm | -0.0003 ppm | 0.0408 ppm |
| Concentration per Run | 0.0024 ppm | 2.5053 ppm | 0.0059 ppm | 0.0099 ppm | 0.8287 ppm | -0.0001 ppm | 0.0408 ppm |
| Concentration per Run | 0.0012 ppm | 2.4595 ppm | 0.0056 ppm | 0.0101 ppm | 0.8223 ppm | 0.0005 ppm | 0.0412 ppm |
| Concentration RSD | 42.4 % | 1.0 % | 18.3 % | 0.9 % | 0.5 % | 1,854.0 % | 0.5 % |

| | Zn 206.200 Axial-iFR) | Sc 361.384 Axial-iFR) | Sc 361.384 Radial-iFR) | Sc 227.318 Axial-eUV) | Y 360.073 Axial-iFR) | Y 371.030 Radial-iFR) | Y 224.306 Axial-eUV) |
|---|---|---|---|---|---|---|---|
| Concentration average | 0.0655 ppm | 101.9203 % | 102.8983 % | 96.4014 % | 105.3189 % | 106.3688 % | 106.4607 % |
| Concentration per Run | 0.0657 ppm | 101.5425 % | 102.9862 % | 96.2629 % | 104.8519 % | 106.4901 % | 106.1413 % |
| Concentration per Run | 0.0652 ppm | 102.1642 % | 103.3214 % | 96.2814 % | 105.5538 % | 106.0907 % | 106.6010 % |
| Concentration per Run | 0.0656 ppm | 102.0542 % | 102.3874 % | 96.6598 % | 105.5512 % | 106.5257 % | 106.6396 % |
| Concentration RSD | 0.4 % | 0.3 % | 0.5 % | 0.2 % | 0.4 % | 0.2 % | 0.3 % |

# ICP DataTrace 8

9/10/2025 9:12:19 PM

LabBook: WG2112846_09102025T8.imexp

Sample: WG2112989-3d2 WG2112989
Analysis started at: 9/10/2025 3:31:20 PM
Rack 1
Vial 42
Comment <Comment>

| | Ag 328.068 Axial-iFR) | Al 396.152 Radial-iFR) | As 189.042 Axial-eUV) | B 208.959 Axial-iFR) | Ba 455.403 Radial-iFR) | Be 313.042 Radial-iFR) | Ca 315.887 Radial-iFR) |
|---|---|---|---|---|---|---|---|
| Concentration average | 0.0484 ppm | 22.6245 ppm | 0.1280 ppm | 1.0142 ppm | 1.9439 ppm | 0.0512 ppm | 12.5365 ppm |
| Concentration per Run | 0.0487 ppm | 22.7623 ppm | 0.1275 ppm | 1.0150 ppm | 1.9657 ppm | 0.0513 ppm | 12.4530 ppm |
| Concentration per Run | 0.0484 ppm | 22.2673 ppm | 0.1289 ppm | 1.0190 ppm | 1.8849 ppm | 0.0509 ppm | 12.7377 ppm |
| Concentration per Run | 0.0482 ppm | 22.8440 ppm | 0.1276 ppm | 1.0087 ppm | 1.9811 ppm | 0.0513 ppm | 12.4189 ppm |
| Concentration RSD | 0.5 % | 1.4 % | 0.6 % | 0.5 % | 2.7 % | 0.5 % | 1.4 % |

| | Cd 214.438 Axial-iFR) | Co 228.616 Axial-iFR) | Cr 267.716 Axial-iFR) | Cu 324.754 Axial-iFR) | Fe 259.940 Radial-iFR) | K 766.490 Radial-iFR) | Li 670.776 Radial-iFR) |
|---|---|---|---|---|---|---|---|
| Concentration average | 0.0525 ppm | 0.5138 ppm | 0.2373 ppm | 0.3216 ppm | 66.9964 ppm | 12.4661 ppm | 0.0179 ppm |
| Concentration per Run | 0.0531 ppm | 0.5165 ppm | 0.2388 ppm | 0.3239 ppm | 66.9612 ppm | 12.6146 ppm | 0.0191 ppm |
| Concentration per Run | 0.0527 ppm | 0.5143 ppm | 0.2378 ppm | 0.3200 ppm | 66.9057 ppm | 12.1244 ppm | 0.0181 ppm |
| Concentration per Run | 0.0518 ppm | 0.5105 ppm | 0.2353 ppm | 0.3209 ppm | 67.1222 ppm | 12.6591 ppm | 0.0164 ppm |
| Concentration RSD | 1.2 % | 0.6 % | 0.8 % | 0.6 % | 0.2 % | 2.4 % | 7.9 % |

| | Mg 279.079 Axial-iFR) | Mn 257.610 Radial-iFR) | Mo 202.030 Axial-iFR) | Na 589.592 Radial-iFR) | Ni 231.604 Axial-iFR) | Pb 220.353 Axial-eUV) | Sb 206.833 Axial-iFR) |
|---|---|---|---|---|---|---|---|
| Concentration average | 22.2033 ppm | 1.1891 ppm | 1.0372 ppm | 10.9313 ppm | 0.6374 ppm | 0.5598 ppm | 0.4373 ppm |
| Concentration per Run | 22.3505 ppm | 1.1868 ppm | 1.0385 ppm | 10.9180 ppm | 0.6427 ppm | 0.5611 ppm | 0.4456 ppm |
| Concentration per Run | 22.3176 ppm | 1.1902 ppm | 1.0411 ppm | 10.9861 ppm | 0.6402 ppm | 0.5603 ppm | 0.4343 ppm |
| Concentration per Run | 21.9419 ppm | 1.1902 ppm | 1.0320 ppm | 10.8899 ppm | 0.6291 ppm | 0.5579 ppm | 0.4320 ppm |
| Concentration RSD | 1.0 % | 0.2 % | 0.5 % | 0.5 % | 1.1 % | 0.3 % | 1.7 % |

| | Se 196.090 Axial-eUV) | Si 212.412 Axial-iFR) | Sn 189.989 Axial-iFR) | Sr 421.552 Radial-iFR) | Ti 334.904 Axial-iFR) | Tl 190.856 Axial-eUV) | V 292.402 Axial-iFR) |
|---|---|---|---|---|---|---|---|
| Concentration average | 0.1223 ppm | 5.3499 ppm | 1.0215 [SIC 50] | 1.0156 ppm | 1.8675 ppm | 0.1230 ppm | 0.5581 ppm |
| Concentration per Run | 0.1217 ppm | 5.4338 ppm | 1.0356 ppm | 1.0190 ppm | 1.8681 ppm | 0.1224 ppm | 0.5599 ppm |
| Concentration per Run | 0.1217 ppm | 5.3345 ppm | 1.0260 ppm | 1.0154 ppm | 1.8733 ppm | 0.1235 ppm | 0.5591 ppm |
| Concentration per Run | 0.1233 ppm | 5.2813 ppm | 1.0029 ppm | 1.0124 ppm | 1.8610 ppm | 0.1230 ppm | 0.5553 ppm |
| Concentration RSD | 0.8 % | 1.4 % | 1.6 % | 0.3 % | 0.3 % | 0.5 % | 0.4 % |

| | Zn 206.200 Axial-iFR) | Sc 361.384 Axial-iFR) | Sc 361.384 Radial-iFR) | Sc 227.318 Axial-eUV) | Y 360.073 Axial-iFR) | Y 371.030 Radial-iFR) | Y 224.306 Axial-eUV) |
|---|---|---|---|---|---|---|---|
| Concentration average | 0.5572 ppm | 100.3020 % | 100.7212 % | 92.6467 % | 104.6585 % | 107.8379 % | 105.7626 % |
| Concentration per Run | 0.5606 ppm | 99.5830 % | 102.5590 % | 93.1381 % | 104.3673 % | 107.4374 % | 106.4360 % |
| Concentration per Run | 0.5611 ppm | 99.9692 % | 97.9046 % | 92.4537 % | 104.2987 % | 110.4803 % | 105.6042 % |
| Concentration per Run | 0.5498 ppm | 101.3539 % | 101.6999 % | 92.3482 % | 105.3094 % | 105.5962 % | 105.2477 % |
| Concentration RSD | 1.1 % | 0.9 % | 2.5 % | 0.5 % | 0.5 % | 2.3 % | 0.6 % |

# ICP DataTrace 8

9/10/2025 9:12:19 PM

LabBook: WG2112846_09102025T8.imexp

Sample: WG2112989-4d2 WG2112989
Analysis started at: 9/10/2025 3:34:46 PM
Rack 1
Vial 43
Comment <Comment>

| | Ag 328.068 Axial-iFR) | Al 396.152 Radial-iFR) | As 189.042 Axial-eUV) | B 208.959 Axial-iFR) | Ba 455.403 Radial-iFR) | Be 313.042 Radial-iFR) | Ca 315.887 Radial-iFR) |
|---|---|---|---|---|---|---|---|
| Concentration average | 0.0000 ppm | 23.1434 ppm | 0.0060 ppm | 0.0125 ppm | 0.0711 ppm | 0.0011 ppm | 1.3486 ppm |
| Concentration per Run | -0.0001 ppm | 23.3120 ppm | 0.0065 ppm | 0.0122 ppm | 0.0719 ppm | 0.0010 ppm | 1.3377 ppm |
| Concentration per Run | 0.0003 ppm | 23.0493 ppm | 0.0054 ppm | 0.0131 ppm | 0.0701 ppm | 0.0012 ppm | 1.3785 ppm |
| Concentration per Run | -0.0001 ppm | 23.0689 ppm | 0.0061 ppm | 0.0122 ppm | 0.0712 ppm | 0.0010 ppm | 1.3297 ppm |
| Concentration RSD | 2,472.1 % | 0.6 % | 9.5 % | 3.9 % | 1.3 % | 7.5 % | 1.9 % |

| | Cd 214.438 Axial-iFR) | Co 228.616 Axial-iFR) | Cr 267.716 Axial-iFR) | Cu 324.754 Axial-iFR) | Fe 259.940 Radial-iFR) | K 766.490 Radial-iFR) | Li 670.776 Radial-iFR) |
|---|---|---|---|---|---|---|---|
| Concentration average | 0.0002 ppm | 0.0301 ppm | 0.0517 ppm | 0.0749 ppm | 77.8524 ppm | 3.1203 ppm | 0.0192 ppm |
| Concentration per Run | 0.0002 ppm | 0.0302 ppm | 0.0517 ppm | 0.0751 ppm | 77.8723 ppm | 3.1614 ppm | 0.0199 ppm |
| Concentration per Run | 0.0002 ppm | 0.0301 ppm | 0.0517 ppm | 0.0750 ppm | 78.3923 ppm | 3.0683 ppm | 0.0189 ppm |
| Concentration per Run | 0.0001 ppm | 0.0300 ppm | 0.0516 ppm | 0.0747 ppm | 77.2926 ppm | 3.1311 ppm | 0.0187 ppm |
| Concentration RSD | 22.6 % | 0.5 % | 0.1 % | 0.3 % | 0.7 % | 1.5 % | 3.4 % |

| | Mg 279.079 Axial-iFR) | Mn 257.610 Radial-iFR) | Mo 202.030 Axial-iFR) | Na 589.592 Radial-iFR) | Ni 231.604 Axial-iFR) | Pb 220.353 Axial-eUV) | Sb 206.833 Axial-iFR) |
|---|---|---|---|---|---|---|---|
| Concentration average | 28.2797 ppm | 0.7919 ppm | 0.0059 ppm | 0.2013 ppm | 0.3021 ppm | 0.0149 ppm | 0.0065 ppm |
| Concentration per Run | 28.3440 ppm | 0.7923 ppm | 0.0058 ppm | 0.1992 ppm | 0.3023 ppm | 0.0143 ppm | 0.0067 ppm |
| Concentration per Run | 28.3435 ppm | 0.7982 ppm | 0.0061 ppm | 0.2058 ppm | 0.3019 ppm | 0.0152 ppm | 0.0056 ppm |
| Concentration per Run | 28.1516 ppm | 0.7851 ppm | 0.0058 ppm | 0.1989 ppm | 0.3023 ppm | 0.0153 ppm | 0.0074 ppm |
| Concentration RSD | 0.4 % | 0.8 % | 3.0 % | 1.9 % | 0.1 % | 3.6 % | 14.1 % |

| | Se 196.090 Axial-eUV) | Si 212.412 Axial-iFR) | Sn 189.989 Axial-iFR) | Sr 421.552 Radial-iFR) | Ti 334.904 Axial-iFR) | Tl 190.856 Axial-eUV) | V 292.402 Axial-iFR) |
|---|---|---|---|---|---|---|---|
| Concentration average | 0.0026 ppm | 3.1651 ppm | 0.0057 ppm | 0.0088 ppm | 1.1363 ppm | 0.0005 ppm | 0.0485 ppm |
| Concentration per Run | 0.0014 ppm | 3.1894 ppm | 0.0064 ppm | 0.0088 ppm | 1.1421 ppm | -0.0007 ppm | 0.0484 ppm |
| Concentration per Run | 0.0027 ppm | 3.1756 ppm | 0.0052 ppm | 0.0088 ppm | 1.1371 ppm | 0.0020 ppm | 0.0485 ppm |
| Concentration per Run | 0.0036 ppm | 3.1303 ppm | 0.0056 ppm | 0.0087 ppm | 1.1298 ppm | 0.0002 ppm | 0.0485 ppm |
| Concentration RSD | 42.2 % | 1.0 % | 11.3 % | 0.7 % | 0.5 % | 291.5 % | 0.2 % |

| | Zn 206.200 Axial-iFR) | Sc 361.384 Axial-iFR) | Sc 361.384 Radial-iFR) | Sc 227.318 Axial-eUV) | Y 360.073 Axial-iFR) | Y 371.030 Radial-iFR) | Y 224.306 Axial-eUV) |
|---|---|---|---|---|---|---|---|
| Concentration average | 0.0826 ppm | 100.6271 % | 101.9347 % | 94.9593 % | 104.9226 % | 107.9411 % | 106.2628 % |
| Concentration per Run | 0.0826 ppm | 100.7538 % | 102.6053 % | 94.9828 % | 105.1447 % | 105.5794 % | 106.6547 % |
| Concentration per Run | 0.0835 ppm | 100.3735 % | 99.5535 % | 95.0389 % | 104.5393 % | 110.5939 % | 105.9983 % |
| Concentration per Run | 0.0816 ppm | 100.7539 % | 103.6453 % | 94.8560 % | 105.0837 % | 107.6499 % | 106.1354 % |
| Concentration RSD | 1.1 % | 0.2 % | 2.1 % | 0.1 % | 0.3 % | 2.3 % | 0.3 % |

# ICP DataTrace 8

9/10/2025 9:12:19 PM

LabBook: WG2112846_09102025T8.imexp

Sample: WG2112989-5d2 WG2112989
Analysis started at: 9/10/2025 3:38:10 PM
Rack 1
Vial 44
Comment <Comment>

| | Ag 328.068 Axial-iFR) | Al 396.152 Radial-iFR) | As 189.042 Axial-eUV) | B 208.959 Axial-iFR) | Ba 455.403 Radial-iFR) | Be 313.042 Radial-iFR) | Ca 315.887 Radial-iFR) |
|---|---|---|---|---|---|---|---|
| Concentration average | 0.0462 ppm | 21.4863 ppm | 0.1259 ppm | 0.9779 ppm | 1.9938 ppm | 0.0522 ppm | 11.6009 ppm |
| Concentration per Run | 0.0462 ppm | 21.5540 ppm | 0.1263 ppm | 0.9721 ppm | 2.0119 ppm | 0.0523 ppm | 11.4753 ppm |
| Concentration per Run | 0.0463 ppm | 21.2690 ppm | 0.1249 ppm | 0.9836 ppm | 1.9397 ppm | 0.0520 ppm | 11.8124 ppm |
| Concentration per Run | 0.0461 ppm | 21.6359 ppm | 0.1265 ppm | 0.9779 ppm | 2.0296 ppm | 0.0524 ppm | 11.5149 ppm |
| Concentration RSD | 0.2 % | 0.9 % | 0.7 % | 0.6 % | 2.4 % | 0.4 % | 1.6 % |

| | Cd 214.438 Axial-iFR) | Co 228.616 Axial-iFR) | Cr 267.716 Axial-iFR) | Cu 324.754 Axial-iFR) | Fe 259.940 Radial-iFR) | K 766.490 Radial-iFR) | Li 670.776 Radial-iFR) |
|---|---|---|---|---|---|---|---|
| Concentration average | 0.0522 ppm | 0.5099 ppm | 0.2337 ppm | 0.3136 ppm | 54.3782 ppm | 12.5419 ppm | 0.0201 ppm |
| Concentration per Run | 0.0518 ppm | 0.5085 ppm | 0.2330 ppm | 0.3130 ppm | 54.3035 ppm | 12.6545 ppm | 0.0207 ppm |
| Concentration per Run | 0.0528 ppm | 0.5121 ppm | 0.2347 ppm | 0.3149 ppm | 54.2824 ppm | 12.2375 ppm | 0.0201 ppm |
| Concentration per Run | 0.0521 ppm | 0.5091 ppm | 0.2333 ppm | 0.3130 ppm | 54.5486 ppm | 12.7337 ppm | 0.0195 ppm |
| Concentration RSD | 1.0 % | 0.4 % | 0.4 % | 0.4 % | 0.3 % | 2.1 % | 3.1 % |

| | Mg 279.079 Axial-iFR) | Mn 257.610 Radial-iFR) | Mo 202.030 Axial-iFR) | Na 589.592 Radial-iFR) | Ni 231.604 Axial-iFR) | Pb 220.353 Axial-eUV) | Sb 206.833 Axial-iFR) |
|---|---|---|---|---|---|---|---|
| Concentration average | 26.0285 ppm | 1.0747 ppm | 0.9872 ppm | 10.7593 ppm | 0.6855 ppm | 0.5508 ppm | 0.4497 ppm |
| Concentration per Run | 26.0804 ppm | 1.0704 ppm | 0.9782 ppm | 10.7024 ppm | 0.6821 ppm | 0.5491 ppm | 0.4447 ppm |
| Concentration per Run | 26.1587 ppm | 1.0796 ppm | 0.9923 ppm | 10.7926 ppm | 0.6913 ppm | 0.5522 ppm | 0.4517 ppm |
| Concentration per Run | 25.8463 ppm | 1.0739 ppm | 0.9911 ppm | 10.7830 ppm | 0.6832 ppm | 0.5511 ppm | 0.4528 ppm |
| Concentration RSD | 0.6 % | 0.4 % | 0.8 % | 0.5 % | 0.7 % | 0.3 % | 1.0 % |

| | Se 196.090 Axial-eUV) | Si 212.412 Axial-iFR) | Sn 189.989 Axial-iFR) | Sr 421.552 Radial-iFR) | Ti 334.904 Axial-iFR) | Tl 190.856 Axial-eUV) | V 292.402 Axial-iFR) |
|---|---|---|---|---|---|---|---|
| Concentration average | 0.1215 ppm | 3.6235 ppm | 0.9881 ppm | **1.0127 ppm** | 1.8054 ppm | **0.1207 ppm** | 0.5445 ppm |
| Concentration per Run | 0.1199 ppm | 3.6808 ppm | 0.9799 ppm | 1.0114 ppm | 1.7983 ppm | 0.1201 ppm | 0.5432 ppm |
| Concentration per Run | 0.1215 ppm | 3.6526 ppm | 0.9997 ppm | 1.0130 ppm | 1.8153 ppm | 0.1207 ppm | 0.5473 ppm |
| Concentration per Run | 0.1232 ppm | 3.5371 ppm | 0.9847 ppm | 1.0137 ppm | 1.8025 ppm | 0.1212 ppm | 0.5430 ppm |
| Concentration RSD | 1.3 % | 2.1 % | 1.0 % | 0.1 % | 0.5 % | 0.4 % | 0.4 % |

| | Zn 206.200 Axial-iFR) | Sc 361.384 Axial-iFR) | Sc 361.384 Radial-iFR) | Sc 227.318 Axial-eUV) | Y 360.073 Axial-iFR) | Y 371.030 Radial-iFR) | Y 224.306 Axial-eUV) |
|---|---|---|---|---|---|---|---|
| Concentration average | 0.5574 ppm | 99.7982 % | 100.9459 % | 92.4329 % | 103.5317 % | 106.8823 % | 104.2838 % |
| Concentration per Run | 0.5547 ppm | 99.4927 % | 101.6654 % | 92.5092 % | 103.0068 % | 105.0521 % | 104.3851 % |
| Concentration per Run | 0.5616 ppm | 99.4194 % | 99.8568 % | 92.5303 % | 103.2981 % | 110.2369 % | 104.2421 % |
| Concentration per Run | 0.5558 ppm | 100.4826 % | 101.3156 % | 92.2590 % | 104.2904 % | 105.3578 % | 104.2241 % |
| Concentration RSD | 0.7 % | 0.6 % | 1.0 % | 0.2 % | 0.7 % | 2.7 % | 0.1 % |

# ICP DataTrace 8

9/10/2025 9:12:19 PM

LabBook: WG2112846_09102025T8.imexp

Sample: WG2112989-6d10 WG2112989
Analysis started at: 9/10/2025 3:41:35 PM
Rack 1
Vial 45
Comment <Comment>

| | Ag 328.068 Axial-iFR) | Al 396.152 Radial-iFR) | As 189.042 Axial-eUV) | B 208.959 Axial-iFR) | Ba 455.403 Radial-iFR) | Be 313.042 Radial-iFR) | Ca 315.887 Radial-iFR) |
|---|---|---|---|---|---|---|---|
| Concentration average | -0.0001 ppm | 4.1329 ppm | 0.0018 ppm | 0.0018 ppm | 0.0123 ppm | 0.0002 ppm | 0.2264 ppm |
| Concentration per Run | -0.0002 ppm | 4.1394 ppm | 0.0022 ppm | 0.0013 ppm | 0.0122 ppm | 0.0002 ppm | 0.2281 ppm |
| Concentration per Run | 0.0000 ppm | 4.1405 ppm | 0.0020 ppm | 0.0025 ppm | 0.0122 ppm | 0.0002 ppm | 0.2279 ppm |
| Concentration per Run | -0.0001 ppm | 4.1188 ppm | 0.0012 ppm | 0.0015 ppm | 0.0124 ppm | 0.0002 ppm | 0.2233 ppm |
| Concentration RSD | 71.6 % | 0.3 % | 29.1 % | 37.5 % | 1.1 % | 8.7 % | 1.2 % |

| | Cd 214.438 Axial-iFR) | Co 228.616 Axial-iFR) | Cr 267.716 Axial-iFR) | Cu 324.754 Axial-iFR) | Fe 259.940 Radial-iFR) | K 766.490 Radial-iFR) | Li 670.776 Radial-iFR) |
|---|---|---|---|---|---|---|---|
| Concentration average | 0.0000 ppm | 0.0056 ppm | 0.0083 ppm | 0.0133 ppm | 11.4899 ppm | 0.4958 ppm | 0.0042 ppm |
| Concentration per Run | 0.0000 ppm | 0.0056 ppm | 0.0083 ppm | 0.0131 ppm | 11.4798 ppm | 0.5022 ppm | 0.0045 ppm |
| Concentration per Run | -0.0001 ppm | 0.0053 ppm | 0.0083 ppm | 0.0134 ppm | 11.4941 ppm | 0.4868 ppm | 0.0041 ppm |
| Concentration per Run | 0.0001 ppm | 0.0057 ppm | 0.0082 ppm | 0.0133 ppm | 11.4959 ppm | 0.4983 ppm | 0.0039 ppm |
| Concentration RSD | 636.6 % | 3.7 % | 1.0 % | 1.2 % | 0.1 % | 1.6 % | 7.2 % |

| | Mg 279.079 Axial-iFR) | Mn 257.610 Radial-iFR) | Mo 202.030 Axial-iFR) | Na 589.592 Radial-iFR) | Ni 231.604 Axial-iFR) | Pb 220.353 Axial-eUV) | Sb 206.833 Axial-iFR) |
|---|---|---|---|---|---|---|---|
| Concentration average | 3.4540 ppm | 0.1210 ppm | 0.0060 ppm | 0.0377 ppm | 0.0397 ppm | 0.0031 ppm | 0.0122 ppm |
| Concentration per Run | 3.4819 ppm | 0.1210 ppm | 0.0063 ppm | 0.0376 ppm | 0.0403 ppm | 0.0029 ppm | 0.0113 ppm |
| Concentration per Run | 3.4535 ppm | 0.1210 ppm | 0.0060 ppm | 0.0373 ppm | 0.0391 ppm | 0.0030 ppm | 0.0139 ppm |
| Concentration per Run | 3.4267 ppm | 0.1209 ppm | 0.0059 ppm | 0.0381 ppm | 0.0396 ppm | 0.0034 ppm | 0.0113 ppm |
| Concentration RSD | 0.8 % | 0.1 % | 3.6 % | 1.0 % | 1.5 % | 8.7 % | 12.2 % |

| | Se 196.090 Axial-eUV) | Si 212.412 Axial-iFR) | Sn 189.989 Axial-iFR) | Sr 421.552 Radial-iFR) | Ti 334.904 Axial-iFR) | Tl 190.856 Axial-eUV) | V 292.402 Axial-iFR) |
|---|---|---|---|---|---|---|---|
| Concentration average | 0.0021 ppm | 0.5117 ppm | 0.0019 ppm | 0.0020 ppm | 0.1678 ppm | 0.0009 ppm | 0.0083 ppm |
| Concentration per Run | 0.0016 ppm | 0.5198 ppm | 0.0021 ppm | 0.0020 ppm | 0.1673 ppm | 0.0001 ppm | 0.0084 ppm |
| Concentration per Run | 0.0018 ppm | 0.5295 ppm | 0.0015 ppm | 0.0021 ppm | 0.1681 ppm | 0.0014 ppm | 0.0082 ppm |
| Concentration per Run | 0.0030 ppm | 0.4858 ppm | 0.0020 ppm | 0.0021 ppm | 0.1680 ppm | 0.0012 ppm | 0.0084 ppm |
| Concentration RSD | 35.7 % | 4.5 % | 17.2 % | 1.6 % | 0.3 % | 77.9 % | 1.2 % |

| | Zn 206.200 Axial-iFR) | Sc 361.384 Axial-iFR) | Sc 361.384 Radial-iFR) | Sc 227.318 Axial-eUV) | Y 360.073 Axial-iFR) | Y 371.030 Radial-iFR) | Y 224.306 Axial-eUV) |
|---|---|---|---|---|---|---|---|
| Concentration average | 0.0137 ppm | 103.1549 % | 101.9243 % | 100.8838 % | 104.0417 % | 102.8257 % | 103.8999 % |
| Concentration per Run | 0.0136 ppm | 102.4164 % | 102.1035 % | 101.2651 % | 103.5997 % | 102.8356 % | 104.1513 % |
| Concentration per Run | 0.0141 ppm | 103.2497 % | 101.1797 % | 100.8198 % | 104.0447 % | 102.0696 % | 104.1074 % |
| Concentration per Run | 0.0135 ppm | 103.7986 % | 102.4898 % | 100.5663 % | 104.4805 % | 103.5718 % | 103.4409 % |
| Concentration RSD | 2.2 % | 0.7 % | 0.7 % | 0.4 % | 0.4 % | 0.7 % | 0.4 % |

# ICP DataTrace 8

9/10/2025 9:12:19 PM

LabBook: WG2112846_09102025T8.imexp

Sample: L2553669-06d2 WG2112989
Analysis started at: 9/10/2025 3:45:01 PM
Rack 1
Vial 46
Comment <Comment>

| | Ag 328.068 Axial-iFR) | Al 396.152 Radial-iFR) | As 189.042 Axial-eUV) | B 208.959 Axial-iFR) | Ba 455.403 Radial-iFR) | Be 313.042 Radial-iFR) | Ca 315.887 Radial-iFR) |
|---|---|---|---|---|---|---|---|
| Concentration average | -0.0002 ppm | 29.2352 ppm | 0.0060 ppm | 0.0046 ppm | 0.1040 ppm | 0.0012 ppm | 1.1824 ppm |
| Concentration per Run | 0.0000 ppm | 29.4076 ppm | 0.0071 ppm | 0.0043 ppm | 0.1057 ppm | 0.0012 ppm | 1.1702 ppm |
| Concentration per Run | -0.0004 ppm | 29.5496 ppm | 0.0046 ppm | 0.0049 ppm | 0.1057 ppm | 0.0012 ppm | 1.1737 ppm |
| Concentration per Run | -0.0003 ppm | 28.7484 ppm | 0.0062 ppm | 0.0046 ppm | 0.1006 ppm | 0.0013 ppm | 1.2032 ppm |
| Concentration RSD | 86.4 % | 1.5 % | 21.0 % | 6.0 % | 2.8 % | 8.7 % | 1.5 % |

| | Cd 214.438 Axial-iFR) | Co 228.616 Axial-iFR) | Cr 267.716 Axial-iFR) | Cu 324.754 Axial-iFR) | Fe 259.940 Radial-iFR) | K 766.490 Radial-iFR) | Li 670.776 Radial-iFR) |
|---|---|---|---|---|---|---|---|
| Concentration average | 0.0000 ppm | 0.0281 ppm | 0.0587 ppm | 0.0626 ppm | 67.6958 ppm | 4.3851 ppm | 0.0254 ppm |
| Concentration per Run | 0.0001 ppm | 0.0283 ppm | 0.0581 ppm | 0.0629 ppm | 67.3252 ppm | 4.4336 ppm | 0.0252 ppm |
| Concentration per Run | 0.0001 ppm | 0.0280 ppm | 0.0591 ppm | 0.0625 ppm | 68.0134 ppm | 4.4727 ppm | 0.0250 ppm |
| Concentration per Run | -0.0001 ppm | 0.0279 ppm | 0.0591 ppm | 0.0624 ppm | 67.7487 ppm | 4.2489 ppm | 0.0260 ppm |
| Concentration RSD | 250.5 % | 0.7 % | 1.0 % | 0.4 % | 0.5 % | 2.7 % | 2.0 % |

| | Mg 279.079 Axial-iFR) | Mn 257.610 Radial-iFR) | Mo 202.030 Axial-iFR) | Na 589.592 Radial-iFR) | Ni 231.604 Axial-iFR) | Pb 220.353 Axial-eUV) | Sb 206.833 Axial-iFR) |
|---|---|---|---|---|---|---|---|
| Concentration average | 17.0200 ppm | 0.6418 ppm | 0.0019 ppm | 0.2578 ppm | 0.1534 ppm | 0.0159 ppm | 0.0043 ppm |
| Concentration per Run | 17.0393 ppm | 0.6404 ppm | 0.0018 ppm | 0.2607 ppm | 0.1521 ppm | 0.0156 ppm | 0.0021 ppm |
| Concentration per Run | 17.0763 ppm | 0.6422 ppm | 0.0019 ppm | 0.2548 ppm | 0.1539 ppm | 0.0154 ppm | 0.0039 ppm |
| Concentration per Run | 16.9444 ppm | 0.6428 ppm | 0.0021 ppm | 0.2579 ppm | 0.1543 ppm | 0.0168 ppm | 0.0069 ppm |
| Concentration RSD | 0.4 % | 0.2 % | 8.4 % | 1.2 % | 0.7 % | 4.8 % | 56.7 % |

| | Se 196.090 Axial-eUV) | Si 212.412 Axial-iFR) | Sn 189.989 Axial-iFR) | Sr 421.552 Radial-iFR) | Ti 334.904 Axial-iFR) | Tl 190.856 Axial-eUV) | V 292.402 Axial-iFR) |
|---|---|---|---|---|---|---|---|
| Concentration average | 0.0010 ppm | 4.7931 ppm | 0.0043 ppm | 0.0074 ppm | 1.7499 ppm | 0.0003 ppm | 0.0594 ppm |
| Concentration per Run | -0.0002 ppm | 4.7851 ppm | 0.0045 ppm | 0.0074 ppm | 1.7465 ppm | 0.0001 ppm | 0.0594 ppm |
| Concentration per Run | 0.0018 ppm | 4.8522 ppm | 0.0044 ppm | 0.0073 ppm | 1.7460 ppm | 0.0003 ppm | 0.0597 ppm |
| Concentration per Run | 0.0015 ppm | 4.7421 ppm | 0.0039 ppm | 0.0074 ppm | 1.7571 ppm | 0.0007 ppm | 0.0591 ppm |
| Concentration RSD | 105.4 % | 1.2 % | 7.5 % | 0.6 % | 0.4 % | 86.1 % | 0.5 % |

| | Zn 206.200 Axial-iFR) | Sc 361.384 Axial-iFR) | Sc 361.384 Radial-iFR) | Sc 227.318 Axial-eUV) | Y 360.073 Axial-iFR) | Y 371.030 Radial-iFR) | Y 224.306 Axial-eUV) |
|---|---|---|---|---|---|---|---|
| Concentration average | 0.0890 ppm | 100.1445 % | 102.2724 % | 95.3410 % | 104.3312 % | 107.4742 % | 106.4780 % |
| Concentration per Run | 0.0885 ppm | 100.0844 % | 103.6839 % | 94.8426 % | 103.9954 % | 106.6093 % | 106.0472 % |
| Concentration per Run | 0.0893 ppm | 99.6707 % | 103.5528 % | 95.6262 % | 104.0159 % | 105.7188 % | 106.8239 % |
| Concentration per Run | 0.0891 ppm | 100.6783 % | 99.5804 % | 95.5541 % | 104.9822 % | 110.0947 % | 106.5630 % |
| Concentration RSD | 0.4 % | 0.5 % | 2.3 % | 0.5 % | 0.5 % | 2.2 % | 0.4 % |

# ICP DataTrace 8

9/10/2025 9:12:19 PM

LabBook: WG2112846_09102025T8.imexp

Sample: L2553669-13d2 WG2112989
Analysis started at: 9/10/2025 3:48:27 PM
Rack 1
Vial 47
Comment <Comment>

| | Ag 328.068 Axial-iFR) | Al 396.152 Radial-iFR) | As 189.042 Axial-eUV) | B 208.959 Axial-iFR) | Ba 455.403 Radial-iFR) | Be 313.042 Radial-iFR) | Ca 315.887 Radial-iFR) |
|---|---|---|---|---|---|---|---|
| Concentration average | 0.0001 ppm | 26.1172 ppm | 0.0066 ppm | 0.0034 ppm | 0.1129 ppm | 0.0010 ppm | 1.4804 ppm |
| Concentration per Run | -0.0001 ppm | 26.3631 ppm | 0.0065 ppm | 0.0029 ppm | 0.1143 ppm | 0.0010 ppm | 1.4908 ppm |
| Concentration per Run | 0.0005 ppm | 26.0187 ppm | 0.0058 ppm | 0.0028 ppm | 0.1125 ppm | 0.0010 ppm | 1.4748 ppm |
| Concentration per Run | -0.0001 ppm | 25.9699 ppm | 0.0074 ppm | 0.0044 ppm | 0.1120 ppm | 0.0010 ppm | 1.4758 ppm |
| Concentration RSD | 495.1 % | 0.8 % | 12.1 % | 27.0 % | 1.1 % | 0.6 % | 0.6 % |

| | Cd 214.438 Axial-iFR) | Co 228.616 Axial-iFR) | Cr 267.716 Axial-iFR) | Cu 324.754 Axial-iFR) | Fe 259.940 Radial-iFR) | K 766.490 Radial-iFR) | Li 670.776 Radial-iFR) |
|---|---|---|---|---|---|---|---|
| Concentration average | 0.0001 ppm | 0.0256 ppm | 0.0630 ppm | 0.0561 ppm | 71.9323 ppm | 5.1555 ppm | 0.0208 ppm |
| Concentration per Run | 0.0001 ppm | 0.0258 ppm | 0.0631 ppm | 0.0565 ppm | 72.3931 ppm | 5.2070 ppm | 0.0216 ppm |
| Concentration per Run | 0.0001 ppm | 0.0257 ppm | 0.0632 ppm | 0.0556 ppm | 71.6808 ppm | 5.1398 ppm | 0.0197 ppm |
| Concentration per Run | 0.0000 ppm | 0.0252 ppm | 0.0625 ppm | 0.0562 ppm | 71.7230 ppm | 5.1196 ppm | 0.0210 ppm |
| Concentration RSD | 39.7 % | 1.3 % | 0.6 % | 0.8 % | 0.6 % | 0.9 % | 4.7 % |

| | Mg 279.079 Axial-iFR) | Mn 257.610 Radial-iFR) | Mo 202.030 Axial-iFR) | Na 589.592 Radial-iFR) | Ni 231.604 Axial-iFR) | Pb 220.353 Axial-eUV) | Sb 206.833 Axial-iFR) |
|---|---|---|---|---|---|---|---|
| Concentration average | 14.5590 ppm | 1.1943 ppm | 0.0027 ppm | 0.3380 ppm | 0.1332 ppm | 0.0124 ppm | 0.0040 ppm |
| Concentration per Run | 14.6703 ppm | 1.1987 ppm | 0.0024 ppm | 0.3402 ppm | 0.1340 ppm | 0.0120 ppm | 0.0052 ppm |
| Concentration per Run | 14.4569 ppm | 1.1965 ppm | 0.0028 ppm | 0.3340 ppm | 0.1331 ppm | 0.0130 ppm | 0.0022 ppm |
| Concentration per Run | 14.5497 ppm | 1.1876 ppm | 0.0029 ppm | 0.3399 ppm | 0.1325 ppm | 0.0123 ppm | 0.0045 ppm |
| Concentration RSD | 0.7 % | 0.5 % | 10.6 % | 1.0 % | 0.6 % | 3.9 % | 39.0 % |

| | Se 196.090 Axial-eUV) | Si 212.412 Axial-iFR) | Sn 189.989 Axial-iFR) | Sr 421.552 Radial-iFR) | Ti 334.904 Axial-iFR) | Tl 190.856 Axial-eUV) | V 292.402 Axial-iFR) |
|---|---|---|---|---|---|---|---|
| Concentration average | 0.0009 ppm | 5.1807 ppm | 0.0044 ppm | 0.0092 ppm | 1.8839 ppm | 0.0005 ppm | 0.0582 ppm |
| Concentration per Run | 0.0006 ppm | 5.2491 ppm | 0.0046 ppm | 0.0093 ppm | 1.8915 ppm | 0.0010 ppm | 0.0586 ppm |
| Concentration per Run | 0.0022 ppm | 5.0788 ppm | 0.0039 ppm | 0.0091 ppm | 1.8912 ppm | -0.0006 ppm | 0.0577 ppm |
| Concentration per Run | 0.0000 ppm | 5.2143 ppm | 0.0046 ppm | 0.0090 ppm | 1.8690 ppm | 0.0010 ppm | 0.0582 ppm |
| Concentration RSD | 123.6 % | 1.7 % | 9.6 % | 1.5 % | 0.7 % | 195.2 % | 0.7 % |

| | Zn 206.200 Axial-iFR) | Sc 361.384 Axial-iFR) | Sc 361.384 Radial-iFR) | Sc 227.318 Axial-eUV) | Y 360.073 Axial-iFR) | Y 371.030 Radial-iFR) | Y 224.306 Axial-eUV) |
|---|---|---|---|---|---|---|---|
| Concentration average | 0.0862 ppm | 101.1848 % | 102.9671 % | 95.5090 % | 105.9773 % | 107.4079 % | 107.9684 % |
| Concentration per Run | 0.0869 ppm | 100.3442 % | 102.3853 % | 95.5910 % | 105.0337 % | 107.9280 % | 108.0907 % |
| Concentration per Run | 0.0863 ppm | 102.0501 % | 103.4813 % | 95.4692 % | 106.2283 % | 107.2371 % | 108.2353 % |
| Concentration per Run | 0.0854 ppm | 101.1602 % | 103.0347 % | 95.4669 % | 106.6699 % | 107.0588 % | 107.5793 % |
| Concentration RSD | 0.8 % | 0.8 % | 0.5 % | 0.1 % | 0.8 % | 0.4 % | 0.3 % |

# ICP DataTrace 8

9/10/2025 9:12:19 PM

LabBook: WG2112846_09102025T8.imexp

Sample: L2553669-15d2 WG2112989
Analysis started at: 9/10/2025 3:51:53 PM
Rack 1
Vial 48
Comment <Comment>

| | Ag 328.068 Axial-iFR) | Al 396.152 Radial-iFR) | As 189.042 Axial-eUV) | B 208.959 Axial-iFR) | Ba 455.403 Radial-iFR) | Be 313.042 Radial-iFR) | Ca 315.887 Radial-iFR) |
|---|---|---|---|---|---|---|---|
| Concentration average | 0.0000 ppm | 31.0862 ppm | 0.0055 ppm | 0.0037 ppm | 0.1310 ppm | 0.0011 ppm | 1.1722 ppm |
| Concentration per Run | 0.0002 ppm | 31.2530 ppm | 0.0052 ppm | 0.0052 ppm | 0.1321 ppm | 0.0011 ppm | 1.1829 ppm |
| Concentration per Run | -0.0004 ppm | 30.9689 ppm | 0.0060 ppm | 0.0036 ppm | 0.1295 ppm | 0.0011 ppm | 1.1600 ppm |
| Concentration per Run | 0.0002 ppm | 31.0367 ppm | 0.0053 ppm | 0.0023 ppm | 0.1315 ppm | 0.0011 ppm | 1.1736 ppm |
| Concentration RSD | 1,384.2 % | 0.5 % | 8.7 % | 39.2 % | 1.0 % | 2.7 % | 1.0 % |

| | Cd 214.438 Axial-iFR) | Co 228.616 Axial-iFR) | Cr 267.716 Axial-iFR) | Cu 324.754 Axial-iFR) | Fe 259.940 Radial-iFR) | K 766.490 Radial-iFR) | Li 670.776 Radial-iFR) |
|---|---|---|---|---|---|---|---|
| Concentration average | 0.0001 ppm | 0.0768 ppm | 0.0686 ppm | 0.0696 ppm | 79.1699 ppm | 6.5606 ppm | 0.0273 ppm |
| Concentration per Run | 0.0002 ppm | 0.0773 ppm | 0.0688 ppm | 0.0702 ppm | 79.6151 ppm | 6.6367 ppm | 0.0287 ppm |
| Concentration per Run | 0.0000 ppm | 0.0767 ppm | 0.0686 ppm | 0.0696 ppm | 78.5147 ppm | 6.4979 ppm | 0.0270 ppm |
| Concentration per Run | 0.0001 ppm | 0.0765 ppm | 0.0683 ppm | 0.0690 ppm | 79.3798 ppm | 6.5472 ppm | 0.0264 ppm |
| Concentration RSD | 64.3 % | 0.6 % | 0.4 % | 0.8 % | 0.7 % | 1.1 % | 4.4 % |

| | Mg 279.079 Axial-iFR) | Mn 257.610 Radial-iFR) | Mo 202.030 Axial-iFR) | Na 589.592 Radial-iFR) | Ni 231.604 Axial-iFR) | Pb 220.353 Axial-eUV) | Sb 206.833 Axial-iFR) |
|---|---|---|---|---|---|---|---|
| Concentration average | 17.9287 ppm | 2.1623 ppm | 0.0019 ppm | 0.3077 ppm | 0.1462 ppm | 0.0150 ppm | 0.0022 ppm |
| Concentration per Run | 18.0124 ppm | 2.1783 ppm | 0.0022 ppm | 0.3072 ppm | 0.1462 ppm | 0.0150 ppm | 0.0031 ppm |
| Concentration per Run | 17.9978 ppm | 2.1497 ppm | 0.0019 ppm | 0.3048 ppm | 0.1470 ppm | 0.0156 ppm | 0.0041 ppm |
| Concentration per Run | 17.7760 ppm | 2.1589 ppm | 0.0017 ppm | 0.3111 ppm | 0.1454 ppm | 0.0145 ppm | -0.0007 ppm |
| Concentration RSD | 0.7 % | 0.7 % | 13.7 % | 1.0 % | 0.5 % | 3.7 % | 117.9 % |

| | Se 196.090 Axial-eUV) | Si 212.412 Axial-iFR) | Sn 189.989 Axial-iFR) | Sr 421.552 Radial-iFR) | Ti 334.904 Axial-iFR) | Tl 190.856 Axial-eUV) | V 292.402 Axial-iFR) |
|---|---|---|---|---|---|---|---|
| Concentration average | 0.0010 ppm | 4.3666 ppm | 0.0039 ppm | 0.0128 ppm | 2.4044 ppm | -0.0007 ppm | 0.0713 ppm |
| Concentration per Run | 0.0015 ppm | 4.4058 ppm | 0.0041 ppm | 0.0130 ppm | 2.4122 ppm | -0.0006 ppm | 0.0716 ppm |
| Concentration per Run | 0.0010 ppm | 4.4568 ppm | 0.0040 ppm | 0.0127 ppm | 2.4128 ppm | -0.0013 ppm | 0.0719 ppm |
| Concentration per Run | 0.0005 ppm | 4.2370 ppm | 0.0037 ppm | 0.0128 ppm | 2.3881 ppm | 0.0000 ppm | 0.0703 ppm |
| Concentration RSD | 50.9 % | 2.6 % | 5.7 % | 1.3 % | 0.6 % | 95.6 % | 1.2 % |

| | Zn 206.200 Axial-iFR) | Sc 361.384 Axial-iFR) | Sc 361.384 Radial-iFR) | Sc 227.318 Axial-eUV) | Y 360.073 Axial-iFR) | Y 371.030 Radial-iFR) | Y 224.306 Axial-eUV) |
|---|---|---|---|---|---|---|---|
| Concentration average | 0.1039 ppm | 101.6704 % | 105.1384 % | 94.8114 % | 106.5107 % | 108.2854 % | 108.2075 % |
| Concentration per Run | 0.1039 ppm | 101.7871 % | 104.5558 % | 94.8291 % | 106.4654 % | 108.8364 % | 108.2564 % |
| Concentration per Run | 0.1041 ppm | 101.0070 % | 105.8287 % | 94.8664 % | 106.5505 % | 108.1928 % | 108.1358 % |
| Concentration per Run | 0.1036 ppm | 102.2170 % | 105.0306 % | 94.7387 % | 106.5161 % | 107.8272 % | 108.2303 % |
| Concentration RSD | 0.2 % | 0.6 % | 0.6 % | 0.1 % | 0.0 % | 0.5 % | 0.1 % |

# ICP DataTrace 8

9/10/2025 9:12:19 PM

LabBook: WG2112846_09102025T8.imexp

Sample: CCV
Analysis started at: 9/10/2025 3:55:20 PM
Rack 0
Vial 3
Comment <Comment>

| | Ag 328.068 Axial-iFR) | Al 396.152 Radial-iFR) | As 189.042 Axial-eUV) | B 208.959 Axial-iFR) | Ba 455.403 Radial-iFR) | Be 313.042 Radial-iFR) | Ca 315.887 Radial-iFR) |
|---|---|---|---|---|---|---|---|
| Concentration average | 0.4727 ppm | 0.4794 ppm | 0.4609 ppm | 0.4754 ppm | 0.4804 ppm | 0.5023 ppm | 0.4938 ppm |
| Concentration per Run | 0.4725 ppm | 0.4821 ppm | 0.4593 ppm | 0.4748 ppm | 0.4804 ppm | 0.5010 ppm | 0.4915 ppm |
| Concentration per Run | 0.4718 ppm | 0.4773 ppm | 0.4573 ppm | 0.4743 ppm | 0.4820 ppm | 0.5045 ppm | 0.4941 ppm |
| Concentration per Run | 0.4737 ppm | 0.4788 ppm | 0.4661 ppm | 0.4773 ppm | 0.4789 ppm | 0.5015 ppm | 0.4958 ppm |
| Recovery Percentage | 94.533 % | 95.877 % | 92.178 % | 95.089 % | 96.088 % | 100.469 % | 98.759 % |
| Concentration RSD | 0.2 % | 0.5 % | 1.0 % | 0.3 % | 0.3 % | 0.4 % | 0.4 % |

| | Cd 214.438 Axial-iFR) | Co 228.616 Axial-iFR) | Cr 267.716 Axial-iFR) | Cu 324.754 Axial-iFR) | Fe 259.940 Radial-iFR) | K 766.490 Radial-iFR) | Li 670.776 Radial-iFR) |
|---|---|---|---|---|---|---|---|
| Concentration average | 0.4952 ppm | 0.4940 ppm | 0.4892 ppm | 0.4920 ppm | 0.5068 ppm | 5.0058 ppm | 0.4952 ppm |
| Concentration per Run | 0.4966 ppm | 0.4937 ppm | 0.4896 ppm | 0.4917 ppm | 0.5033 ppm | 4.9892 ppm | 0.4964 ppm |
| Concentration per Run | 0.4945 ppm | 0.4930 ppm | 0.4864 ppm | 0.4912 ppm | 0.5098 ppm | 5.0196 ppm | 0.4948 ppm |
| Concentration per Run | 0.4944 ppm | 0.4954 ppm | 0.4916 ppm | 0.4930 ppm | 0.5072 ppm | 5.0086 ppm | 0.4945 ppm |
| Recovery Percentage | 99.040 % | 98.804 % | 97.843 % | 98.397 % | 101.355 % | 100.116 % | 99.044 % |
| Concentration RSD | 0.2 % | 0.3 % | 0.5 % | 0.2 % | 0.6 % | 0.3 % | 0.2 % |

| | Mg 279.079 Axial-iFR) | Mn 257.610 Radial-iFR) | Mo 202.030 Axial-iFR) | Na 589.592 Radial-iFR) | Ni 231.604 Axial-iFR) | Pb 220.353 Axial-eUV) | Sb 206.833 Axial-iFR) |
|---|---|---|---|---|---|---|---|
| Concentration average | 0.4912 ppm | 0.5025 ppm | 0.4776 ppm | 10.0673 ppm | 0.4999 ppm | 0.4901 ppm | 0.4947 ppm |
| Concentration per Run | 0.4911 ppm | 0.5022 ppm | 0.4785 ppm | 10.0473 ppm | 0.5015 ppm | 0.4902 ppm | 0.4951 ppm |
| Concentration per Run | 0.4915 ppm | 0.5034 ppm | 0.4746 ppm | 10.0546 ppm | 0.4978 ppm | 0.4878 ppm | 0.4936 ppm |
| Concentration per Run | 0.4911 ppm | 0.5019 ppm | 0.4796 ppm | 10.0999 ppm | 0.5004 ppm | 0.4924 ppm | 0.4954 ppm |
| Recovery Percentage | 98.247 % | 100.506 % | 95.511 % | 100.673 % | 99.973 % | 98.019 % | 98.941 % |
| Concentration RSD | 0.0 % | 0.2 % | 0.6 % | 0.3 % | 0.4 % | 0.5 % | 0.2 % |

| | Se 196.090 Axial-eUV) | Si 212.412 Axial-iFR) | Sn 189.989 Axial-iFR) | Sr 421.552 Radial-iFR) | Ti 334.904 Axial-iFR) | Tl 190.856 Axial-eUV) | V 292.402 Axial-iFR) |
|---|---|---|---|---|---|---|---|
| Concentration average | 0.4696 ppm | 5.2591 ppm | 0.4932 ppm | 0.4924 ppm | 0.4904 ppm | 0.4960 ppm | 0.4938 ppm |
| Concentration per Run | 0.4696 ppm | 5.2502 ppm | 0.4926 ppm | 0.4898 ppm | 0.4887 ppm | 0.4959 ppm | 0.4944 ppm |
| Concentration per Run | 0.4668 ppm | 5.2480 ppm | 0.4905 ppm | 0.4958 ppm | 0.4894 ppm | 0.4926 ppm | 0.4923 ppm |
| Concentration per Run | 0.4723 ppm | 5.2791 ppm | 0.4965 ppm | 0.4917 ppm | 0.4931 ppm | 0.4996 ppm | 0.4948 ppm |
| Recovery Percentage | 93.914 % | 100.173 % | 98.643 % | 98.489 % | 98.083 % | 99.200 % | 98.763 % |
| Concentration RSD | 0.6 % | 0.3 % | 0.6 % | 0.6 % | 0.5 % | 0.7 % | 0.3 % |

| | Zn 206.200 Axial-iFR) | Sc 361.384 Axial-iFR) | Sc 361.384 Radial-iFR) | Sc 227.318 Axial-eUV) | Y 360.073 Axial-iFR) | Y 371.030 Radial-iFR) | Y 224.306 Axial-eUV) |
|---|---|---|---|---|---|---|---|
| Concentration average | 0.4914 ppm | 102.8909 % | 102.2820 % | 99.6643 % | 102.0332 % | 100.7352 % | 102.1285 % |
| Concentration per Run | 0.4931 ppm | 102.7262 % | 102.5334 % | 100.0742 % | 101.9395 % | 101.5677 % | 102.4387 % |
| Concentration per Run | 0.4887 ppm | 103.5907 % | 101.5661 % | 99.5687 % | 102.6163 % | 99.5229 % | 101.9407 % |
| Concentration per Run | 0.4924 ppm | 102.3557 % | 102.7464 % | 99.3499 % | 101.5437 % | 101.1151 % | 102.0061 % |
| Recovery Percentage | 98.280 % | | | | | | |
| Concentration RSD | 0.5 % | 0.6 % | 0.6 % | 0.4 % | 0.5 % | 1.1 % | 0.3 % |

# ICP DataTrace 8

9/10/2025 9:12:19 PM

LabBook: WG2112846_09102025T8.imexp

Sample: CCB
Analysis started at: 9/10/2025 3:58:45 PM
Rack 0
Vial 4
Comment <Comment>

| | Ag 328.068 Axial-iFR) | Al 396.152 Radial-iFR) | As 189.042 Axial-eUV) | B 208.959 Axial-iFR) | Ba 455.403 Radial-iFR) | Be 313.042 Radial-iFR) | Ca 315.887 Radial-iFR) |
|---|---|---|---|---|---|---|---|
| Concentration average | -0.0001 ppm | -0.0035 ppm | 0.0011 ppm | 0.0011 ppm | 0.0000 ppm | 0.0001 ppm | -0.0020 ppm |
| Concentration per Run | -0.0001 ppm | -0.0073 ppm | 0.0014 ppm | 0.0023 ppm | 0.0001 ppm | 0.0001 ppm | -0.0022 ppm |
| Concentration per Run | -0.0001 ppm | 0.0020 ppm | 0.0008 ppm | 0.0005 ppm | 0.0000 ppm | 0.0001 ppm | -0.0009 ppm |
| Concentration per Run | 0.0000 ppm | -0.0052 ppm | 0.0011 ppm | 0.0004 ppm | 0.0000 ppm | 0.0001 ppm | -0.0030 ppm |
| Recovery Percentage | -1.402 % | -3.491 % | 22.389 % | 3.607 % | 0.474 % | 1.473 % | -2.045 % |
| Concentration RSD | 99.8 % | 140.4 % | 27.0 % | 95.2 % | 151.3 % | 6.1 % | 50.9 % |

| | Cd 214.438 Axial-iFR) | Co 228.616 Axial-iFR) | Cr 267.716 Axial-iFR) | Cu 324.754 Axial-iFR) | Fe 259.940 Radial-iFR) | K 766.490 Radial-iFR) | Li 670.776 Radial-iFR) |
|---|---|---|---|---|---|---|---|
| Concentration average | 0.0001 ppm | 0.0004 ppm | 0.0003 ppm | 0.0000 ppm | 0.0035 ppm | 0.0075 ppm | 0.0001 ppm |
| Concentration per Run | 0.0001 ppm | 0.0005 ppm | 0.0002 ppm | -0.0002 ppm | 0.0034 ppm | 0.0066 ppm | -0.0001 ppm |
| Concentration per Run | 0.0000 ppm | 0.0005 ppm | 0.0004 ppm | 0.0001 ppm | 0.0033 ppm | 0.0072 ppm | 0.0002 ppm |
| Concentration per Run | 0.0000 ppm | 0.0003 ppm | 0.0004 ppm | -0.0001 ppm | 0.0036 ppm | 0.0086 ppm | 0.0002 ppm |
| Recovery Percentage | 1.443 % | 4.471 % | 3.468 % | -0.460 % | 6.933 % | 0.298 % | 0.871 % |
| Concentration RSD | 111.5 % | 24.9 % | 36.2 % | 377.5 % | 4.6 % | 13.3 % | 220.3 % |

| | Mg 279.079 Axial-iFR) | Mn 257.610 Radial-iFR) | Mo 202.030 Axial-iFR) | Na 589.592 Radial-iFR) | Ni 231.604 Axial-iFR) | Pb 220.353 Axial-eUV) | Sb 206.833 Axial-iFR) |
|---|---|---|---|---|---|---|---|
| Concentration average | 0.0014 ppm | 0.0002 ppm | 0.0037 ppm | 0.0032 ppm | -0.0002 ppm | 0.0003 ppm | 0.0024 ppm |
| Concentration per Run | 0.0005 ppm | 0.0003 ppm | 0.0037 ppm | 0.0041 ppm | -0.0003 ppm | 0.0001 ppm | 0.0015 ppm |
| Concentration per Run | 0.0023 ppm | 0.0001 ppm | 0.0036 ppm | 0.0016 ppm | -0.0005 ppm | 0.0006 ppm | 0.0041 ppm |
| Concentration per Run | 0.0014 ppm | 0.0001 ppm | 0.0038 ppm | 0.0040 ppm | 0.0002 ppm | 0.0003 ppm | 0.0015 ppm |
| Recovery Percentage | 1.409 % | 1.524 % | 7.362 % | 0.160 % | -0.700 % | 3.421 % | 4.735 % |
| Concentration RSD | 63.8 % | 72.7 % | 3.2 % | 44.2 % | 211.1 % | 63.6 % | 64.0 % |

| | Se 196.090 Axial-eUV) | Si 212.412 Axial-iFR) | Sn 189.989 Axial-iFR) | Sr 421.552 Radial-iFR) | Ti 334.904 Axial-iFR) | Tl 190.856 Axial-eUV) | V 292.402 Axial-iFR) |
|---|---|---|---|---|---|---|---|
| Concentration average | 0.0040 ppm | 0.0037 ppm | -0.0001 ppm | 0.0000 ppm | 0.0011 ppm | 0.0005 ppm | 0.0001 ppm |
| Concentration per Run | 0.0027 ppm | 0.0030 ppm | -0.0003 ppm | 0.0001 ppm | 0.0011 ppm | 0.0005 ppm | 0.0001 ppm |
| Concentration per Run | 0.0046 ppm | 0.0023 ppm | 0.0000 ppm | 0.0001 ppm | 0.0011 ppm | 0.0005 ppm | 0.0003 ppm |
| Concentration per Run | 0.0047 ppm | 0.0058 ppm | 0.0000 ppm | 0.0000 ppm | 0.0011 ppm | 0.0006 ppm | 0.0000 ppm |
| Recovery Percentage | 39.836 % | 0.746 % | -0.224 % | 0.357 % | 10.675 % | 2.608 % | 1.047 % |
| Concentration RSD | 28.1 % | 49.7 % | 160.1 % | 137.7 % | 2.1 % | 14.4 % | 141.4 % |

| | Zn 206.200 Axial-iFR) | Sc 361.384 Axial-iFR) | Sc 361.384 Radial-iFR) | Sc 227.318 Axial-eUV) | Y 360.073 Axial-iFR) | Y 371.030 Radial-iFR) | Y 224.306 Axial-eUV) |
|---|---|---|---|---|---|---|---|
| Concentration average | 0.0001 ppm | 100.9782 % | 99.4684 % | 101.3264 % | 101.7534 % | 100.6247 % | 101.9921 % |
| Concentration per Run | 0.0001 ppm | 100.8432 % | 99.9917 % | 101.7750 % | 101.2506 % | 101.9002 % | 102.3955 % |
| Concentration per Run | 0.0002 ppm | 101.2844 % | 99.4887 % | 100.7971 % | 102.2287 % | 101.0505 % | 101.6836 % |
| Concentration per Run | -0.0001 ppm | 100.8070 % | 98.9248 % | 101.4071 % | 101.7811 % | 98.9233 % | 101.8973 % |
| Recovery Percentage | 1.876 % | | | | | | |
| Concentration RSD | 141.0 % | 0.3 % | 0.5 % | 0.5 % | 0.5 % | 1.5 % | 0.4 % |

# ICP DataTrace 8

9/10/2025 9:12:19 PM

LabBook: WG2112846_09102025T8.imexp

Sample: LDR 400 FE
Analysis started at: 9/10/2025 4:04:51 PM
Rack 1
Vial 49
Comment <Comment>

| | Ag 328.068 Axial-iFR) | Al 396.152 Radial-iFR) | As 189.042 Axial-eUV) | B 208.959 Axial-iFR) | Ba 455.403 Radial-iFR) | Be 313.042 Radial-iFR) | Ca 315.887 Radial-iFR) |
|---|---|---|---|---|---|---|---|
| Concentration average | -0.0001 ppm | 0.0260 ppm | 0.0004 ppm | 0.0018 ppm | 0.0003 ppm | 0.0000 ppm | 0.0018 ppm |
| Concentration per Run | 0.0002 ppm | 0.0276 ppm | 0.0002 ppm | 0.0019 ppm | 0.0003 ppm | 0.0000 ppm | 0.0019 ppm |
| Concentration per Run | -0.0003 ppm | 0.0262 ppm | 0.0003 ppm | 0.0020 ppm | 0.0002 ppm | 0.0000 ppm | 0.0011 ppm |
| Concentration per Run | -0.0003 ppm | 0.0241 ppm | 0.0007 ppm | 0.0016 ppm | 0.0003 ppm | 0.0000 ppm | 0.0024 ppm |
| Concentration RSD | 254.0 % | 6.8 % | 73.7 % | 9.7 % | 14.5 % | 61.9 % | 36.6 % |

| | Cd 214.438 Axial-iFR) | Co 228.616 Axial-iFR) | Cr 267.716 Axial-iFR) | Cu 324.754 Axial-iFR) | Fe 259.940 Radial-iFR) | K 766.490 Radial-iFR) | Li 670.776 Radial-iFR) |
|---|---|---|---|---|---|---|---|
| Concentration average | 0.0009 ppm | -0.0012 ppm | -0.0020 ppm | 0.0030 ppm | 359.0493 ppm | -0.0415 ppm | -0.0001 ppm |
| Concentration per Run | 0.0010 ppm | -0.0010 ppm | -0.0020 ppm | 0.0029 ppm | 357.6848 ppm | -0.0389 ppm | -0.0002 ppm |
| Concentration per Run | 0.0008 ppm | -0.0009 ppm | -0.0021 ppm | 0.0031 ppm | 355.8121 ppm | -0.0338 ppm | 0.0005 ppm |
| Concentration per Run | 0.0010 ppm | -0.0016 ppm | -0.0018 ppm | 0.0029 ppm | 363.6509 ppm | -0.0518 ppm | -0.0006 ppm |
| Concentration RSD | 15.3 % | 28.3 % | 8.8 % | 4.2 % | 1.1 % | 22.4 % | 473.4 % |

| | Mg 279.079 Axial-iFR) | Mn 257.610 Radial-iFR) | Mo 202.030 Axial-iFR) | Na 589.592 Radial-iFR) | Ni 231.604 Axial-iFR) | Pb 220.353 Axial-eUV) | Sb 206.833 Axial-iFR) |
|---|---|---|---|---|---|---|---|
| Concentration average | -0.0182 ppm | 0.0002 ppm | -0.0015 ppm | 0.0035 ppm | -0.0017 ppm | -0.0024 ppm | 0.0050 ppm |
| Concentration per Run | -0.0184 ppm | 0.0002 ppm | -0.0014 ppm | 0.0016 ppm | -0.0016 ppm | -0.0037 ppm | 0.0060 ppm |
| Concentration per Run | -0.0186 ppm | 0.0002 ppm | -0.0017 ppm | 0.0041 ppm | -0.0024 ppm | -0.0022 ppm | 0.0073 ppm |
| Concentration per Run | -0.0177 ppm | 0.0003 ppm | -0.0013 ppm | 0.0048 ppm | -0.0010 ppm | -0.0012 ppm | 0.0018 ppm |
| Concentration RSD | 2.7 % | 25.2 % | 13.9 % | 47.8 % | 40.5 % | 51.9 % | 57.1 % |

| | Se 196.090 Axial-eUV) | Si 212.412 Axial-iFR) | Sn 189.989 Axial-iFR) | Sr 421.552 Radial-iFR) | Ti 334.904 Axial-iFR) | Tl 190.856 Axial-eUV) | V 292.402 Axial-iFR) |
|---|---|---|---|---|---|---|---|
| Concentration average | 0.0009 ppm | -0.0015 ppm | 0.0009 ppm | 0.0003 ppm | 0.0004 ppm | 0.0009 ppm | 0.0023 ppm |
| Concentration per Run | 0.0025 ppm | -0.0010 ppm | 0.0015 ppm | 0.0003 ppm | 0.0005 ppm | 0.0003 ppm | 0.0022 ppm |
| Concentration per Run | 0.0000 ppm | -0.0028 ppm | 0.0013 ppm | 0.0003 ppm | 0.0003 ppm | 0.0011 ppm | 0.0025 ppm |
| Concentration per Run | 0.0002 ppm | -0.0008 ppm | -0.0003 ppm | 0.0002 ppm | 0.0002 ppm | 0.0013 ppm | 0.0023 ppm |
| Concentration RSD | 149.6 % | 68.1 % | 116.6 % | 12.9 % | 45.7 % | 58.4 % | 8.3 % |

| | Zn 206.200 Axial-iFR) | Sc 361.384 Axial-iFR) | Sc 361.384 Radial-iFR) | Sc 227.318 Axial-eUV) | Y 360.073 Axial-iFR) | Y 371.030 Radial-iFR) | Y 224.306 Axial-eUV) |
|---|---|---|---|---|---|---|---|
| Concentration average | -0.0007 ppm | 95.5883 % | 100.1337 % | 90.2510 % | 94.5155 % | 99.6730 % | 96.4827 % |
| Concentration per Run | -0.0006 ppm | 96.1364 % | 100.7565 % | 89.7514 % | 94.8089 % | 100.4468 % | 96.1866 % |
| Concentration per Run | -0.0007 ppm | 95.3759 % | 101.1466 % | 90.7942 % | 94.7448 % | 99.9566 % | 97.2606 % |
| Concentration per Run | -0.0008 ppm | 95.2525 % | 98.4981 % | 90.2075 % | 93.9929 % | 98.6156 % | 96.0010 % |
| Concentration RSD | 14.6 % | 0.5 % | 1.4 % | 0.6 % | 0.5 % | 1.0 % | 0.7 % |

# ICP DataTrace 8

9/10/2025 9:12:19 PM

LabBook: WG2112846_09102025T8.imexp

Sample: L2556301-02D2 WG2112574
Analysis started at: 9/10/2025 4:12:26 PM
Rack 1
Vial 38
Comment <Comment>

| | Ag 328.068 Axial-iFR) | Al 396.152 Radial-iFR) | As 189.042 Axial-eUV) | B 208.959 Axial-iFR) | Ba 455.403 Radial-iFR) | Be 313.042 Radial-iFR) | Ca 315.887 Radial-iFR) |
|---|---|---|---|---|---|---|---|
| Concentration average | 0.0003 ppm | 34.5559 ppm | 0.0135 ppm | 0.0095 ppm | 0.2843 ppm | 0.0029 ppm | 20.2889 ppm |
| Concentration per Run | 0.0000 ppm | 34.6031 ppm | 0.0135 ppm | 0.0098 ppm | 0.2840 ppm | 0.0029 ppm | 20.3148 ppm |
| Concentration per Run | 0.0003 ppm | 34.5796 ppm | 0.0127 ppm | 0.0096 ppm | 0.2860 ppm | 0.0029 ppm | 20.2448 ppm |
| Concentration per Run | 0.0006 ppm | 34.4850 ppm | 0.0144 ppm | 0.0091 ppm | 0.2829 ppm | 0.0030 ppm | 20.3072 ppm |
| Concentration RSD | 92.0 % | 0.2 % | 6.6 % | 3.8 % | 0.6 % | 0.5 % | 0.2 % |

| | Cd 214.438 Axial-iFR) | Co 228.616 Axial-iFR) | Cr 267.716 Axial-iFR) | Cu 324.754 Axial-iFR) | Fe 259.940 Radial-iFR) | K 766.490 Radial-iFR) | Li 670.776 Radial-iFR) |
|---|---|---|---|---|---|---|---|
| Concentration average | 0.0006 ppm | 0.0462 ppm | 0.0960 ppm | 0.1360 ppm | 206.9700 ppm | 5.5579 ppm | 0.0619 ppm |
| Concentration per Run | 0.0005 ppm | 0.0467 ppm | 0.0962 ppm | 0.1356 ppm | 209.3706 ppm | 5.5906 ppm | 0.0633 ppm |
| Concentration per Run | 0.0005 ppm | 0.0456 ppm | 0.0958 ppm | 0.1363 ppm | 206.7593 ppm | 5.5692 ppm | 0.0608 ppm |
| Concentration per Run | 0.0007 ppm | 0.0464 ppm | 0.0958 ppm | 0.1360 ppm | 204.7801 ppm | 5.5139 ppm | 0.0617 ppm |
| Concentration RSD | 18.0 % | 1.2 % | 0.3 % | 0.3 % | 1.1 % | 0.7 % | 2.0 % |

| | Mg 279.079 Axial-iFR) | Mn 257.610 Radial-iFR) | Mo 202.030 Axial-iFR) | Na 589.592 Radial-iFR) | Ni 231.604 Axial-iFR) | Pb 220.353 Axial-eUV) | Sb 206.833 Axial-iFR) |
|---|---|---|---|---|---|---|---|
| Concentration average | 15.8051 ppm | 4.1681 ppm | 0.0015 ppm | 0.7019 ppm | 0.0857 ppm | 0.0328 ppm | 0.0043 ppm |
| Concentration per Run | 15.8978 ppm | 4.1773 ppm | 0.0014 ppm | 0.7062 ppm | 0.0861 ppm | 0.0326 ppm | 0.0064 ppm |
| Concentration per Run | 15.7456 ppm | 4.1556 ppm | 0.0014 ppm | 0.6993 ppm | 0.0854 ppm | 0.0324 ppm | 0.0037 ppm |
| Concentration per Run | 15.7718 ppm | 4.1713 ppm | 0.0016 ppm | 0.7003 ppm | 0.0856 ppm | 0.0333 ppm | 0.0027 ppm |
| Concentration RSD | 0.5 % | 0.3 % | 6.8 % | 0.5 % | 0.4 % | 1.5 % | 45.5 % |

| | Se 196.090 Axial-eUV) | Si 212.412 Axial-iFR) | Sn 189.989 Axial-iFR) | Sr 421.552 Radial-iFR) | Ti 334.904 Axial-iFR) | Tl 190.856 Axial-eUV) | V 292.402 Axial-iFR) |
|---|---|---|---|---|---|---|---|
| Concentration average | -0.0006 ppm | 5.0650 ppm | 0.0048 ppm | 0.1825 ppm | 1.4294 ppm | -0.0023 ppm | 0.1907 ppm |
| Concentration per Run | -0.0009 ppm | 5.0703 ppm | 0.0049 ppm | 0.1833 ppm | 1.4280 ppm | -0.0028 ppm | 0.1909 ppm |
| Concentration per Run | -0.0014 ppm | 5.0514 ppm | 0.0040 ppm | 0.1822 ppm | 1.4315 ppm | -0.0023 ppm | 0.1911 ppm |
| Concentration per Run | 0.0004 ppm | 5.0732 ppm | 0.0055 ppm | 0.1819 ppm | 1.4287 ppm | -0.0019 ppm | 0.1900 ppm |
| Concentration RSD | 152.9 % | 0.2 % | 16.3 % | 0.4 % | 0.1 % | 19.4 % | 0.3 % |

| | Zn 206.200 Axial-iFR) | Sc 361.384 Axial-iFR) | Sc 361.384 Radial-iFR) | Sc 227.318 Axial-eUV) | Y 360.073 Axial-iFR) | Y 371.030 Radial-iFR) | Y 224.306 Axial-eUV) |
|---|---|---|---|---|---|---|---|
| Concentration average | 0.2028 ppm | 99.8263 % | 103.8172 % | 92.8850 % | 109.6547 % | 121.0103 % | 112.7361 % |
| Concentration per Run | 0.2036 ppm | 99.2344 % | 103.5375 % | 92.4222 % | 108.8982 % | 121.2530 % | 112.5167 % |
| Concentration per Run | 0.2024 ppm | 99.9300 % | 103.9903 % | 93.1926 % | 110.0528 % | 119.9490 % | 112.8231 % |
| Concentration per Run | 0.2024 ppm | 100.3144 % | 103.9239 % | 93.0403 % | 110.0131 % | 121.8291 % | 112.8683 % |
| Concentration RSD | 0.3 % | 0.5 % | 0.2 % | 0.4 % | 0.6 % | 0.8 % | 0.2 % |

# ICP DataTrace 8

9/10/2025 9:12:19 PM

LabBook: WG2112846_09102025T8.imexp

Sample: eL2553860-01D4 WG2109884
Analysis started at: 9/10/2025 4:16:04 PM
Rack 1
Vial 50
Comment <Comment>

| | Ag 328.068 Axial-iFR) | Al 396.152 Radial-iFR) | As 189.042 Axial-eUV) | B 208.959 Axial-iFR) | Ba 455.403 Radial-iFR) | Be 313.042 Radial-iFR) | Ca 315.887 Radial-iFR) |
|---|---|---|---|---|---|---|---|
| Concentration average | -0.0005 ppm | 45.9292 ppm | 0.0194 ppm | 0.0765 ppm | 0.3986 ppm | 0.0017 ppm | **880.7780 [SIC 1000]** |
| Concentration per Run | -0.0006 ppm | 45.9309 ppm | 0.0188 ppm | 0.0770 ppm | 0.3974 ppm | 0.0017 ppm | 881.0112 ppm |
| Concentration per Run | -0.0005 ppm | 46.0198 ppm | 0.0192 ppm | 0.0767 ppm | 0.3986 ppm | 0.0017 ppm | 879.9093 ppm |
| Concentration per Run | -0.0003 ppm | 45.8369 ppm | 0.0203 ppm | 0.0757 ppm | 0.3998 ppm | 0.0018 ppm | 881.4135 ppm |
| Concentration RSD | 25.8 % | 0.2 % | 3.9 % | 0.9 % | 0.3 % | 0.8 % | 0.1 % |

| | Cd 214.438 Axial-iFR) | Co 228.616 Axial-iFR) | Cr 267.716 Axial-iFR) | Cu 324.754 Axial-iFR) | Fe 259.940 Radial-iFR) | K 766.490 Radial-iFR) | Li 670.776 Radial-iFR) |
|---|---|---|---|---|---|---|---|
| Concentration average | -0.0093 ppm | 0.0192 ppm | 0.0530 ppm | 0.0653 ppm | 51.9456 ppm | 11.4679 ppm | 0.0888 ppm |
| Concentration per Run | -0.0093 ppm | 0.0190 ppm | 0.0530 ppm | 0.0652 ppm | 51.6026 ppm | 11.3755 ppm | 0.0918 ppm |
| Concentration per Run | -0.0092 ppm | 0.0188 ppm | 0.0521 ppm | 0.0652 ppm | 52.1098 ppm | 11.4920 ppm | 0.0863 ppm |
| Concentration per Run | -0.0093 ppm | 0.0197 ppm | 0.0539 ppm | 0.0655 ppm | 52.1242 ppm | 11.5363 ppm | 0.0882 ppm |
| Concentration RSD | 1.0 % | 2.5 % | 1.7 % | 0.2 % | 0.6 % | 0.7 % | 3.2 % |

| | Mg 279.079 Axial-iFR) | Mn 257.610 Radial-iFR) | Mo 202.030 Axial-iFR) | Na 589.592 Radial-iFR) | Ni 231.604 Axial-iFR) | Pb 220.353 Axial-eUV) | Sb 206.833 Axial-iFR) |
|---|---|---|---|---|---|---|---|
| Concentration average | 253.5595 ppm | 2.5301 ppm | 0.0018 ppm | 4.4492 ppm | 0.0476 ppm | 0.0390 ppm | -0.0009 ppm |
| Concentration per Run | 254.8276 ppm | 2.5282 ppm | 0.0019 ppm | 4.4377 ppm | 0.0478 ppm | 0.0387 ppm | -0.0017 ppm |
| Concentration per Run | 250.5819 ppm | 2.5306 ppm | 0.0018 ppm | 4.4554 ppm | 0.0471 ppm | 0.0395 ppm | -0.0010 ppm |
| Concentration per Run | 255.2688 ppm | 2.5315 ppm | 0.0017 ppm | 4.4546 ppm | 0.0479 ppm | 0.0389 ppm | 0.0000 ppm |
| Concentration RSD | 1.0 % | 0.1 % | 5.0 % | 0.2 % | 1.0 % | 1.1 % | 100.7 % |

| | Se 196.090 Axial-eUV) | Si 212.412 Axial-iFR) | Sn 189.989 Axial-iFR) | Sr 421.552 Radial-iFR) | Ti 334.904 Axial-iFR) | Tl 190.856 Axial-eUV) | V 292.402 Axial-iFR) |
|---|---|---|---|---|---|---|---|
| Concentration average | -0.0003 ppm | 2.9425 ppm | 0.0023 ppm | **2.5332 ppm** | 1.4070 ppm | -0.0011 ppm | 0.0623 ppm |
| Concentration per Run | 0.0005 ppm | 2.9540 ppm | 0.0025 ppm | 2.5416 ppm | 1.4084 ppm | -0.0023 ppm | 0.0622 ppm |
| Concentration per Run | -0.0008 ppm | 2.9343 ppm | 0.0013 ppm | 2.5274 ppm | 1.4050 ppm | 0.0003 ppm | 0.0620 ppm |
| Concentration per Run | -0.0007 ppm | 2.9392 ppm | 0.0030 ppm | 2.5307 ppm | 1.4075 ppm | -0.0014 ppm | 0.0626 ppm |
| Concentration RSD | 212.1 % | 0.3 % | 38.1 % | 0.3 % | 0.1 % | 117.2 % | 0.6 % |

| | Zn 206.200 Axial-iFR) | Sc 361.384 Axial-iFR) | Sc 361.384 Radial-iFR) | Sc 227.318 Axial-eUV) | Y 360.073 Axial-iFR) | Y 371.030 Radial-iFR) | Y 224.306 Axial-eUV) |
|---|---|---|---|---|---|---|---|
| Concentration average | 0.2622 ppm | 87.9141 % | 95.5107 % | 76.6614 % | 96.8942 % | 106.1029 % | 98.4041 % |
| Concentration per Run | 0.2625 ppm | 87.8058 % | 95.8896 % | 76.7030 % | 96.9513 % | 107.6294 % | 98.2256 % |
| Concentration per Run | 0.2597 ppm | 88.6430 % | 95.1011 % | 76.7342 % | 97.5347 % | 105.0892 % | 98.7879 % |
| Concentration per Run | 0.2644 ppm | 87.2935 % | 95.5413 % | 76.5471 % | 96.1966 % | 105.5900 % | 98.1990 % |
| Concentration RSD | 0.9 % | 0.8 % | 0.4 % | 0.1 % | 0.7 % | 1.3 % | 0.3 % |

# ICP DataTrace 8

9/10/2025 9:12:19 PM

LabBook: WG2112846_09102025T8.imexp

Sample: L2553860-05d10 WG2109884
Analysis started at: 9/10/2025 4:19:29 PM
Rack 1
Vial 51
Comment <Comment>

| | Ag 328.068 Axial-iFR) | Al 396.152 Radial-iFR) | As 189.042 Axial-eUV) | B 208.959 Axial-iFR) | Ba 455.403 Radial-iFR) | Be 313.042 Radial-iFR) | Ca 315.887 Radial-iFR) |
|---|---|---|---|---|---|---|---|
| Concentration average | 0.0003 ppm | 13.1396 ppm | 0.0073 ppm | 0.0090 ppm | 0.1545 ppm | 0.0006 ppm | 177.2544 ppm |
| Concentration per Run | 0.0002 ppm | 13.0941 ppm | 0.0065 ppm | 0.0096 ppm | 0.1534 ppm | 0.0006 ppm | 176.2985 ppm |
| Concentration per Run | 0.0004 ppm | 13.1612 ppm | 0.0074 ppm | 0.0077 ppm | 0.1552 ppm | 0.0006 ppm | 176.6247 ppm |
| Concentration per Run | 0.0002 ppm | 13.1635 ppm | 0.0079 ppm | 0.0097 ppm | 0.1550 ppm | 0.0006 ppm | 178.8400 ppm |
| Concentration RSD | 51.6 % | 0.3 % | 9.5 % | 12.3 % | 0.6 % | 1.8 % | 0.8 % |

| | Cd 214.438 Axial-iFR) | Co 228.616 Axial-iFR) | Cr 267.716 Axial-iFR) | Cu 324.754 Axial-iFR) | Fe 259.940 Radial-iFR) | K 766.490 Radial-iFR) | Li 670.776 Radial-iFR) |
|---|---|---|---|---|---|---|---|
| Concentration average | -0.0017 ppm | 0.0102 ppm | 0.0148 ppm | 0.0297 ppm | 25.2036 ppm | 1.6136 ppm | 0.0201 ppm |
| Concentration per Run | -0.0018 ppm | 0.0101 ppm | 0.0148 ppm | 0.0297 ppm | 25.0207 ppm | 1.6062 ppm | 0.0214 ppm |
| Concentration per Run | -0.0017 ppm | 0.0101 ppm | 0.0145 ppm | 0.0298 ppm | 25.3629 ppm | 1.6294 ppm | 0.0199 ppm |
| Concentration per Run | -0.0018 ppm | 0.0105 ppm | 0.0151 ppm | 0.0296 ppm | 25.2272 ppm | 1.6052 ppm | 0.0191 ppm |
| Concentration RSD | 3.5 % | 1.9 % | 2.0 % | 0.3 % | 0.7 % | 0.8 % | 6.0 % |

| | Mg 279.079 Axial-iFR) | Mn 257.610 Radial-iFR) | Mo 202.030 Axial-iFR) | Na 589.592 Radial-iFR) | Ni 231.604 Axial-iFR) | Pb 220.353 Axial-eUV) | Sb 206.833 Axial-iFR) |
|---|---|---|---|---|---|---|---|
| Concentration average | 13.8490 ppm | 1.2753 ppm | 0.0004 ppm | 0.5696 ppm | 0.0220 ppm | 0.0117 ppm | 0.0005 ppm |
| Concentration per Run | 13.8679 ppm | 1.2711 ppm | 0.0001 ppm | 0.5671 ppm | 0.0218 ppm | 0.0118 ppm | 0.0014 ppm |
| Concentration per Run | 13.8165 ppm | 1.2745 ppm | 0.0006 ppm | 0.5695 ppm | 0.0219 ppm | 0.0112 ppm | 0.0017 ppm |
| Concentration per Run | 13.8625 ppm | 1.2804 ppm | 0.0004 ppm | 0.5722 ppm | 0.0223 ppm | 0.0122 ppm | -0.0016 ppm |
| Concentration RSD | 0.2 % | 0.4 % | 63.5 % | 0.4 % | 1.1 % | 4.2 % | 383.4 % |

| | Se 196.090 Axial-eUV) | Si 212.412 Axial-iFR) | Sn 189.989 Axial-iFR) | Sr 421.552 Radial-iFR) | Ti 334.904 Axial-iFR) | Tl 190.856 Axial-eUV) | V 292.402 Axial-iFR) |
|---|---|---|---|---|---|---|---|
| Concentration average | 0.0007 ppm | 0.8149 ppm | 0.0004 ppm | 0.3370 ppm | 0.2861 ppm | 0.0003 ppm | 0.0262 ppm |
| Concentration per Run | 0.0013 ppm | 0.8206 ppm | 0.0004 ppm | 0.3345 ppm | 0.2867 ppm | -0.0001 ppm | 0.0264 ppm |
| Concentration per Run | -0.0010 ppm | 0.8069 ppm | 0.0004 ppm | 0.3386 ppm | 0.2850 ppm | 0.0010 ppm | 0.0259 ppm |
| Concentration per Run | 0.0019 ppm | 0.8171 ppm | 0.0004 ppm | 0.3379 ppm | 0.2865 ppm | 0.0001 ppm | 0.0263 ppm |
| Concentration RSD | 214.8 % | 0.9 % | 6.1 % | 0.6 % | 0.3 % | 196.7 % | 0.9 % |

| | Zn 206.200 Axial-iFR) | Sc 361.384 Axial-iFR) | Sc 361.384 Radial-iFR) | Sc 227.318 Axial-eUV) | Y 360.073 Axial-iFR) | Y 371.030 Radial-iFR) | Y 224.306 Axial-eUV) |
|---|---|---|---|---|---|---|---|
| Concentration average | 0.0768 ppm | 97.1268 % | 100.1912 % | 91.0316 % | 102.4614 % | 105.5101 % | 104.3246 % |
| Concentration per Run | 0.0767 ppm | 97.1975 % | 100.8636 % | 90.7832 % | 102.8304 % | 106.0570 % | 104.4527 % |
| Concentration per Run | 0.0763 ppm | 96.8205 % | 100.2855 % | 91.4094 % | 101.9887 % | 105.2254 % | 104.5968 % |
| Concentration per Run | 0.0775 ppm | 97.3623 % | 99.4244 % | 90.9023 % | 102.5650 % | 105.2478 % | 103.9243 % |
| Concentration RSD | 0.8 % | 0.3 % | 0.7 % | 0.4 % | 0.4 % | 0.4 % | 0.3 % |

# ICP DataTrace 8

9/10/2025 9:12:19 PM

LabBook: WG2112846_09102025T8.imexp

Sample: L2553860-06d10 WG2109884
Analysis started at: 9/10/2025 4:22:53 PM
Rack 1
Vial 52
Comment <Comment>

| | Ag 328.068 Axial-iFR) | Al 396.152 Radial-iFR) | As 189.042 Axial-eUV) | B 208.959 Axial-iFR) | Ba 455.403 Radial-iFR) | Be 313.042 Radial-iFR) | Ca 315.887 Radial-iFR) |
|---|---|---|---|---|---|---|---|
| Concentration average | -0.0005 ppm | 14.9653 ppm | 0.0062 ppm | 0.0291 ppm | 0.0922 ppm | 0.0007 ppm | 374.7587 ppm |
| Concentration per Run | -0.0007 ppm | 14.9738 ppm | 0.0062 ppm | 0.0294 ppm | 0.0920 ppm | 0.0007 ppm | 372.5240 ppm |
| Concentration per Run | -0.0004 ppm | 14.9641 ppm | 0.0062 ppm | 0.0290 ppm | 0.0926 ppm | 0.0007 ppm | 377.2781 ppm |
| Concentration per Run | -0.0005 ppm | 14.9580 ppm | 0.0062 ppm | 0.0290 ppm | 0.0920 ppm | 0.0006 ppm | 374.4739 ppm |
| Concentration RSD | 22.3 % | 0.1 % | 0.1 % | 0.8 % | 0.4 % | 3.1 % | 0.6 % |

| | Cd 214.438 Axial-iFR) | Co 228.616 Axial-iFR) | Cr 267.716 Axial-iFR) | Cu 324.754 Axial-iFR) | Fe 259.940 Radial-iFR) | K 766.490 Radial-iFR) | Li 670.776 Radial-iFR) |
|---|---|---|---|---|---|---|---|
| Concentration average | -0.0040 ppm | 0.0064 ppm | 0.0174 ppm | 0.0214 ppm | 18.4682 ppm | 3.3872 ppm | 0.0408 ppm |
| Concentration per Run | -0.0040 ppm | 0.0061 ppm | 0.0171 ppm | 0.0214 ppm | 18.4589 ppm | 3.3893 ppm | 0.0400 ppm |
| Concentration per Run | -0.0038 ppm | 0.0069 ppm | 0.0177 ppm | 0.0214 ppm | 18.5979 ppm | 3.3994 ppm | 0.0400 ppm |
| Concentration per Run | -0.0040 ppm | 0.0062 ppm | 0.0175 ppm | 0.0213 ppm | 18.3479 ppm | 3.3727 ppm | 0.0424 ppm |
| Concentration RSD | 2.7 % | 6.3 % | 1.8 % | 0.4 % | 0.7 % | 0.4 % | 3.4 % |

| | Mg 279.079 Axial-iFR) | Mn 257.610 Radial-iFR) | Mo 202.030 Axial-iFR) | Na 589.592 Radial-iFR) | Ni 231.604 Axial-iFR) | Pb 220.353 Axial-eUV) | Sb 206.833 Axial-iFR) |
|---|---|---|---|---|---|---|---|
| Concentration average | 138.1883 ppm | 0.7328 ppm | 0.0004 ppm | 1.2774 ppm | 0.0159 ppm | 0.0147 ppm | 0.0003 ppm |
| Concentration per Run | 139.1171 ppm | 0.7277 ppm | 0.0005 ppm | 1.2677 ppm | 0.0163 ppm | 0.0139 ppm | -0.0002 ppm |
| Concentration per Run | 138.2502 ppm | 0.7371 ppm | 0.0005 ppm | 1.2873 ppm | 0.0169 ppm | 0.0151 ppm | 0.0016 ppm |
| Concentration per Run | 137.1975 ppm | 0.7336 ppm | 0.0002 ppm | 1.2771 ppm | 0.0146 ppm | 0.0150 ppm | -0.0004 ppm |
| Concentration RSD | 0.7 % | 0.6 % | 39.0 % | 0.8 % | 7.6 % | 4.7 % | 311.6 % |

| | Se 196.090 Axial-eUV) | Si 212.412 Axial-iFR) | Sn 189.989 Axial-iFR) | Sr 421.552 Radial-iFR) | Ti 334.904 Axial-iFR) | Tl 190.856 Axial-eUV) | V 292.402 Axial-iFR) |
|---|---|---|---|---|---|---|---|
| Concentration average | 0.0000 ppm | 1.0311 ppm | 0.0004 ppm | 0.8777 ppm | 0.4369 ppm | 0.0007 ppm | 0.0215 ppm |
| Concentration per Run | -0.0012 ppm | 1.0370 ppm | 0.0003 ppm | 0.8749 ppm | 0.4375 ppm | 0.0013 ppm | 0.0217 ppm |
| Concentration per Run | 0.0011 ppm | 1.0304 ppm | 0.0002 ppm | 0.8822 ppm | 0.4376 ppm | 0.0013 ppm | 0.0218 ppm |
| Concentration per Run | 0.0002 ppm | 1.0259 ppm | 0.0008 ppm | 0.8759 ppm | 0.4354 ppm | -0.0005 ppm | 0.0211 ppm |
| Concentration RSD | 3,291.9 % | 0.5 % | 77.5 % | 0.4 % | 0.3 % | 150.6 % | 1.8 % |

| | Zn 206.200 Axial-iFR) | Sc 361.384 Axial-iFR) | Sc 361.384 Radial-iFR) | Sc 227.318 Axial-eUV) | Y 360.073 Axial-iFR) | Y 371.030 Radial-iFR) | Y 224.306 Axial-eUV) |
|---|---|---|---|---|---|---|---|
| Concentration average | 0.0837 ppm | 92.6957 % | 97.1321 % | 84.1090 % | 94.9971 % | 100.3761 % | 96.0930 % |
| Concentration per Run | 0.0849 ppm | 92.1928 % | 97.7925 % | 83.5423 % | 94.4823 % | 100.5940 % | 95.6024 % |
| Concentration per Run | 0.0837 ppm | 92.6694 % | 96.2776 % | 84.3496 % | 95.0731 % | 99.9391 % | 96.2660 % |
| Concentration per Run | 0.0825 ppm | 93.2249 % | 97.3262 % | 84.4351 % | 95.4359 % | 100.5954 % | 96.4107 % |
| Concentration RSD | 1.4 % | 0.6 % | 0.8 % | 0.6 % | 0.5 % | 0.4 % | 0.4 % |

# ICP DataTrace 8

9/10/2025 9:12:19 PM

LabBook: WG2112846_09102025T8.imexp

Sample: L2553860-07d10 WG2109884
Analysis started at: 9/10/2025 4:26:18 PM
Rack 1
Vial 53
Comment <Comment>

| | Ag 328.068 Axial-iFR) | Al 396.152 Radial-iFR) | As 189.042 Axial-eUV) | B 208.959 Axial-iFR) | Ba 455.403 Radial-iFR) | Be 313.042 Radial-iFR) | Ca 315.887 Radial-iFR) |
|---|---|---|---|---|---|---|---|
| Concentration average | -0.0001 ppm | 10.4718 ppm | 0.0069 ppm | 0.0136 ppm | 0.0899 ppm | 0.0005 ppm | 289.0000 ppm |
| Concentration per Run | -0.0002 ppm | 10.5168 ppm | 0.0077 ppm | 0.0156 ppm | 0.0902 ppm | 0.0005 ppm | 290.5697 ppm |
| Concentration per Run | -0.0003 ppm | 10.4309 ppm | 0.0062 ppm | 0.0123 ppm | 0.0895 ppm | 0.0005 ppm | 288.5684 ppm |
| Concentration per Run | 0.0001 ppm | 10.4677 ppm | 0.0069 ppm | 0.0127 ppm | 0.0899 ppm | 0.0005 ppm | 287.8619 ppm |
| Concentration RSD | 167.9 % | 0.4 % | 10.3 % | 13.4 % | 0.4 % | 2.7 % | 0.5 % |

| | Cd 214.438 Axial-iFR) | Co 228.616 Axial-iFR) | Cr 267.716 Axial-iFR) | Cu 324.754 Axial-iFR) | Fe 259.940 Radial-iFR) | K 766.490 Radial-iFR) | Li 670.776 Radial-iFR) |
|---|---|---|---|---|---|---|---|
| Concentration average | -0.0031 ppm | 0.0065 ppm | 0.0155 ppm | 0.0204 ppm | 17.8294 ppm | 1.7433 ppm | 0.0193 ppm |
| Concentration per Run | -0.0031 ppm | 0.0066 ppm | 0.0154 ppm | 0.0204 ppm | 17.9405 ppm | 1.7613 ppm | 0.0212 ppm |
| Concentration per Run | -0.0031 ppm | 0.0064 ppm | 0.0158 ppm | 0.0203 ppm | 17.6757 ppm | 1.7258 ppm | 0.0182 ppm |
| Concentration per Run | -0.0030 ppm | 0.0065 ppm | 0.0153 ppm | 0.0205 ppm | 17.8720 ppm | 1.7427 ppm | 0.0184 ppm |
| Concentration RSD | 2.2 % | 2.2 % | 1.7 % | 0.3 % | 0.8 % | 1.0 % | 8.7 % |

| | Mg 279.079 Axial-iFR) | Mn 257.610 Radial-iFR) | Mo 202.030 Axial-iFR) | Na 589.592 Radial-iFR) | Ni 231.604 Axial-iFR) | Pb 220.353 Axial-eUV) | Sb 206.833 Axial-iFR) |
|---|---|---|---|---|---|---|---|
| Concentration average | 79.7663 ppm | 0.9065 ppm | 0.0009 ppm | 0.5369 ppm | 0.0173 ppm | 0.0142 ppm | 0.0017 ppm |
| Concentration per Run | 79.8809 ppm | 0.9124 ppm | 0.0008 ppm | 0.5373 ppm | 0.0171 ppm | 0.0144 ppm | -0.0001 ppm |
| Concentration per Run | 79.8647 ppm | 0.9042 ppm | 0.0008 ppm | 0.5353 ppm | 0.0174 ppm | 0.0151 ppm | 0.0024 ppm |
| Concentration per Run | 79.5533 ppm | 0.9029 ppm | 0.0011 ppm | 0.5381 ppm | 0.0173 ppm | 0.0131 ppm | 0.0030 ppm |
| Concentration RSD | 0.2 % | 0.6 % | 13.8 % | 0.3 % | 1.1 % | 7.1 % | 95.2 % |

| | Se 196.090 Axial-eUV) | Si 212.412 Axial-iFR) | Sn 189.989 Axial-iFR) | Sr 421.552 Radial-iFR) | Ti 334.904 Axial-iFR) | Tl 190.856 Axial-eUV) | V 292.402 Axial-iFR) |
|---|---|---|---|---|---|---|---|
| Concentration average | -0.0004 ppm | 4.4084 ppm | 0.0004 ppm | 0.3318 ppm | 0.3061 ppm | 0.0002 ppm | 0.0236 ppm |
| Concentration per Run | -0.0025 ppm | 4.4076 ppm | 0.0002 ppm | 0.3330 ppm | 0.3053 ppm | 0.0013 ppm | 0.0238 ppm |
| Concentration per Run | 0.0011 ppm | 4.4273 ppm | 0.0012 ppm | 0.3288 ppm | 0.3082 ppm | -0.0005 ppm | 0.0235 ppm |
| Concentration per Run | 0.0002 ppm | 4.3903 ppm | -0.0003 ppm | 0.3335 ppm | 0.3048 ppm | -0.0004 ppm | 0.0236 ppm |
| Concentration RSD | 439.6 % | 0.4 % | 213.3 % | 0.8 % | 0.6 % | 620.9 % | 0.7 % |

| | Zn 206.200 Axial-iFR) | Sc 361.384 Axial-iFR) | Sc 361.384 Radial-iFR) | Sc 227.318 Axial-eUV) | Y 360.073 Axial-iFR) | Y 371.030 Radial-iFR) | Y 224.306 Axial-eUV) |
|---|---|---|---|---|---|---|---|
| Concentration average | 0.0716 ppm | 93.6468 % | 98.0808 % | 86.0082 % | 96.2542 % | 101.4034 % | 97.6723 % |
| Concentration per Run | 0.0713 ppm | 93.5559 % | 97.4719 % | 85.8093 % | 96.0217 % | 100.7028 % | 97.4308 % |
| Concentration per Run | 0.0718 ppm | 93.8990 % | 98.3712 % | 86.1561 % | 96.6401 % | 101.5754 % | 97.8394 % |
| Concentration per Run | 0.0718 ppm | 93.4856 % | 98.3993 % | 86.0592 % | 96.1007 % | 101.9321 % | 97.7466 % |
| Concentration RSD | 0.4 % | 0.2 % | 0.5 % | 0.2 % | 0.3 % | 0.6 % | 0.2 % |

# ICP DataTrace 8

9/10/2025 9:12:19 PM

LabBook: WG2112846_09102025T8.imexp

Sample: L2553860-01D10 WG2109884
Analysis started at: 9/10/2025 4:48:39 PM
Rack 1
Vial 54
Comment <Comment>

| | Ag 328.068 Axial-iFR) | Al 396.152 Radial-iFR) | As 189.042 Axial-eUV) | B 208.959 Axial-iFR) | Ba 455.403 Radial-iFR) | Be 313.042 Radial-iFR) | Ca 315.887 Radial-iFR) |
|---|---|---|---|---|---|---|---|
| Concentration average | 0.0000 ppm | 19.1526 ppm | 0.0078 ppm | 0.0328 ppm | 0.1670 ppm | 0.0008 ppm | 383.5508 ppm |
| Concentration per Run | 0.0002 ppm | 19.2702 ppm | 0.0077 ppm | 0.0333 ppm | 0.1670 ppm | 0.0008 ppm | 382.3574 ppm |
| Concentration per Run | 0.0000 ppm | 19.1748 ppm | 0.0092 ppm | 0.0318 ppm | 0.1672 ppm | 0.0007 ppm | 383.9537 ppm |
| Concentration per Run | -0.0003 ppm | 19.0127 ppm | 0.0064 ppm | 0.0333 ppm | 0.1667 ppm | 0.0008 ppm | 384.3412 ppm |
| Concentration RSD | 1,178.1 % | 0.7 % | 18.1 % | 2.6 % | 0.2 % | 3.4 % | 0.3 % |

| | Cd 214.438 Axial-iFR) | Co 228.616 Axial-iFR) | Cr 267.716 Axial-iFR) | Cu 324.754 Axial-iFR) | Fe 259.940 Radial-iFR) | K 766.490 Radial-iFR) | Li 670.776 Radial-iFR) |
|---|---|---|---|---|---|---|---|
| Concentration average | -0.0040 ppm | 0.0082 ppm | 0.0229 ppm | 0.0266 ppm | 22.6895 ppm | 4.6164 ppm | 0.0350 ppm |
| Concentration per Run | -0.0039 ppm | 0.0083 ppm | 0.0232 ppm | 0.0265 ppm | 22.7390 ppm | 4.6291 ppm | 0.0347 ppm |
| Concentration per Run | -0.0040 ppm | 0.0080 ppm | 0.0229 ppm | 0.0264 ppm | 22.6488 ppm | 4.6204 ppm | 0.0331 ppm |
| Concentration per Run | -0.0040 ppm | 0.0083 ppm | 0.0227 ppm | 0.0270 ppm | 22.6806 ppm | 4.5997 ppm | 0.0372 ppm |
| Concentration RSD | 1.5 % | 2.4 % | 1.0 % | 1.1 % | 0.2 % | 0.3 % | 5.9 % |

| | Mg 279.079 Axial-iFR) | Mn 257.610 Radial-iFR) | Mo 202.030 Axial-iFR) | Na 589.592 Radial-iFR) | Ni 231.604 Axial-iFR) | Pb 220.353 Axial-eUV) | Sb 206.833 Axial-iFR) |
|---|---|---|---|---|---|---|---|
| Concentration average | 108.2643 ppm | 1.0825 ppm | 0.0007 ppm | 1.7972 ppm | 0.0208 ppm | 0.0169 ppm | -0.0011 ppm |
| Concentration per Run | 108.9591 ppm | 1.0830 ppm | 0.0004 ppm | 1.7876 ppm | 0.0214 ppm | 0.0176 ppm | -0.0024 ppm |
| Concentration per Run | 108.0952 ppm | 1.0807 ppm | 0.0010 ppm | 1.8006 ppm | 0.0208 ppm | 0.0167 ppm | -0.0014 ppm |
| Concentration per Run | 107.7388 ppm | 1.0840 ppm | 0.0007 ppm | 1.8034 ppm | 0.0202 ppm | 0.0162 ppm | 0.0003 ppm |
| Concentration RSD | 0.6 % | 0.2 % | 43.4 % | 0.5 % | 2.8 % | 4.2 % | 120.4 % |

| | Se 196.090 Axial-eUV) | Si 212.412 Axial-iFR) | Sn 189.989 Axial-iFR) | Sr 421.552 Radial-iFR) | Ti 334.904 Axial-iFR) | Tl 190.856 Axial-eUV) | V 292.402 Axial-iFR) |
|---|---|---|---|---|---|---|---|
| Concentration average | 0.0010 ppm | 1.7546 ppm | 0.0003 ppm | **1.0553 ppm** | 0.6056 ppm | 0.0009 ppm | 0.0266 ppm |
| Concentration per Run | 0.0011 ppm | 1.7565 ppm | -0.0011 ppm | 1.0531 ppm | 0.6085 ppm | 0.0010 ppm | 0.0264 ppm |
| Concentration per Run | 0.0027 ppm | 1.7501 ppm | 0.0011 ppm | 1.0574 ppm | 0.6081 ppm | 0.0020 ppm | 0.0265 ppm |
| Concentration per Run | -0.0008 ppm | 1.7573 ppm | 0.0008 ppm | 1.0555 ppm | 0.6003 ppm | -0.0004 ppm | 0.0267 ppm |
| Concentration RSD | 171.4 % | 0.2 % | 426.3 % | 0.2 % | 0.8 % | 132.5 % | 0.5 % |

| | Zn 206.200 Axial-iFR) | Sc 361.384 Axial-iFR) | Sc 361.384 Radial-iFR) | Sc 227.318 Axial-eUV) | Y 360.073 Axial-iFR) | Y 371.030 Radial-iFR) | Y 224.306 Axial-eUV) |
|---|---|---|---|---|---|---|---|
| Concentration average | 0.1132 ppm | 92.5836 % | 97.9501 % | 84.2997 % | 95.8333 % | 102.0235 % | 97.5141 % |
| Concentration per Run | 0.1140 ppm | 92.5948 % | 97.7985 % | 84.0390 % | 95.8129 % | 101.1716 % | 97.3096 % |
| Concentration per Run | 0.1128 ppm | 92.7649 % | 98.0610 % | 84.0478 % | 95.8974 % | 102.3314 % | 97.3343 % |
| Concentration per Run | 0.1127 ppm | 92.3909 % | 97.9908 % | 84.8124 % | 95.7897 % | 102.5675 % | 97.8986 % |
| Concentration RSD | 0.6 % | 0.2 % | 0.1 % | 0.5 % | 0.1 % | 0.7 % | 0.3 % |

# ICP DataTrace 8

9/10/2025 9:12:19 PM

LabBook: WG2112846_09102025T8.imexp

Sample: L2554931-01d2 WG2110760
Analysis started at: 9/10/2025 4:59:54 PM
Rack 1
Vial 55
Comment <Comment>

| | Ag 328.068 Axial-iFR) | Al 396.152 Radial-iFR) | As 189.042 Axial-eUV) | B 208.959 Axial-iFR) | Ba 455.403 Radial-iFR) | Be 313.042 Radial-iFR) | Ca 315.887 Radial-iFR) |
|---|---|---|---|---|---|---|---|
| Concentration average | 0.0008 ppm | 92.1019 ppm | 0.0389 ppm | 0.0045 ppm | 0.4812 ppm | 0.0033 ppm | 8.2538 ppm |
| Concentration per Run | 0.0008 ppm | 91.9886 ppm | 0.0406 ppm | 0.0064 ppm | 0.4795 ppm | 0.0032 ppm | 8.2235 ppm |
| Concentration per Run | 0.0007 ppm | 92.3367 ppm | 0.0372 ppm | 0.0038 ppm | 0.4813 ppm | 0.0033 ppm | 8.3091 ppm |
| Concentration per Run | 0.0009 ppm | 91.9803 ppm | 0.0388 ppm | 0.0034 ppm | 0.4828 ppm | 0.0033 ppm | 8.2289 ppm |
| Concentration RSD | 10.0 % | 0.2 % | 4.4 % | 35.8 % | 0.3 % | 0.9 % | 0.6 % |

| | Cd 214.438 Axial-iFR) | Co 228.616 Axial-iFR) | Cr 267.716 Axial-iFR) | Cu 324.754 Axial-iFR) | Fe 259.940 Radial-iFR) | K 766.490 Radial-iFR) | Li 670.776 Radial-iFR) |
|---|---|---|---|---|---|---|---|
| Concentration average | 0.0014 ppm | 0.0550 ppm | 0.1227 ppm | 0.1693 ppm | 133.4293 ppm | 9.5589 ppm | 0.1085 ppm |
| Concentration per Run | 0.0014 ppm | 0.0549 ppm | 0.1232 ppm | 0.1688 ppm | 132.6229 ppm | 9.5285 ppm | 0.1081 ppm |
| Concentration per Run | 0.0014 ppm | 0.0553 ppm | 0.1225 ppm | 0.1695 ppm | 134.1055 ppm | 9.5638 ppm | 0.1087 ppm |
| Concentration per Run | 0.0014 ppm | 0.0548 ppm | 0.1223 ppm | 0.1697 ppm | 133.5596 ppm | 9.5842 ppm | 0.1089 ppm |
| Concentration RSD | 1.2 % | 0.5 % | 0.4 % | 0.3 % | 0.6 % | 0.3 % | 0.4 % |

| | Mg 279.079 Axial-iFR) | Mn 257.610 Radial-iFR) | Mo 202.030 Axial-iFR) | Na 589.592 Radial-iFR) | Ni 231.604 Axial-iFR) | Pb 220.353 Axial-eUV) | Sb 206.833 Axial-iFR) |
|---|---|---|---|---|---|---|---|
| Concentration average | 28.4718 ppm | 3.0077 ppm | 0.0028 ppm | 0.3770 ppm | 0.1204 ppm | 0.1030 ppm | 0.0014 ppm |
| Concentration per Run | 28.4686 ppm | 3.0050 ppm | 0.0028 ppm | 0.3753 ppm | 0.1207 ppm | 0.1028 ppm | -0.0004 ppm |
| Concentration per Run | 28.5036 ppm | 3.0184 ppm | 0.0028 ppm | 0.3848 ppm | 0.1204 ppm | 0.1037 ppm | 0.0032 ppm |
| Concentration per Run | 28.4433 ppm | 2.9998 ppm | 0.0029 ppm | 0.3708 ppm | 0.1203 ppm | 0.1024 ppm | 0.0014 ppm |
| Concentration RSD | 0.1 % | 0.3 % | 2.0 % | 1.9 % | 0.2 % | 0.6 % | 129.7 % |

| | Se 196.090 Axial-eUV) | Si 212.412 Axial-iFR) | Sn 189.989 Axial-iFR) | Sr 421.552 Radial-iFR) | Ti 334.904 Axial-iFR) | Tl 190.856 Axial-eUV) | V 292.402 Axial-iFR) |
|---|---|---|---|---|---|---|---|
| Concentration average | 0.0014 ppm | **12.6678 [SIC 200]** | 0.0053 ppm | 0.0367 ppm | 3.9948 ppm | 0.0012 ppm | 0.1881 ppm |
| Concentration per Run | 0.0009 ppm | 12.5933 ppm | 0.0050 ppm | 0.0371 ppm | 4.0045 ppm | 0.0019 ppm | 0.1882 ppm |
| Concentration per Run | 0.0009 ppm | 12.6798 ppm | 0.0054 ppm | 0.0365 ppm | 3.9949 ppm | -0.0001 ppm | 0.1883 ppm |
| Concentration per Run | 0.0024 ppm | 12.7301 ppm | 0.0056 ppm | 0.0365 ppm | 3.9850 ppm | 0.0019 ppm | 0.1879 ppm |
| Concentration RSD | 59.9 % | 0.5 % | 6.1 % | 1.0 % | 0.2 % | 95.6 % | 0.1 % |

| | Zn 206.200 Axial-iFR) | Sc 361.384 Axial-iFR) | Sc 361.384 Radial-iFR) | Sc 227.318 Axial-eUV) | Y 360.073 Axial-iFR) | Y 371.030 Radial-iFR) | Y 224.306 Axial-eUV) |
|---|---|---|---|---|---|---|---|
| Concentration average | 0.3618 ppm | 102.0315 % | 105.6188 % | 90.2990 % | 115.8865 % | 120.0108 % | 118.6298 % |
| Concentration per Run | 0.3618 ppm | 102.4091 % | 106.4151 % | 89.7627 % | 116.1682 % | 121.3070 % | 118.0969 % |
| Concentration per Run | 0.3634 ppm | 101.8167 % | 104.9933 % | 90.5928 % | 115.5089 % | 119.5240 % | 119.0500 % |
| Concentration per Run | 0.3602 ppm | 101.8688 % | 105.4480 % | 90.5415 % | 115.9826 % | 119.2015 % | 118.7423 % |
| Concentration RSD | 0.4 % | 0.3 % | 0.7 % | 0.5 % | 0.3 % | 0.9 % | 0.4 % |

# ICP DataTrace 8

9/10/2025 9:12:19 PM

LabBook: WG2112846_09102025T8.imexp

Sample: L2554931-02d2 WG2110760
Analysis started at: 9/10/2025 5:03:26 PM
Rack 1
Vial 56
Comment <Comment>

| | Ag 328.068 Axial-iFR) | Al 396.152 Radial-iFR) | As 189.042 Axial-eUV) | B 208.959 Axial-iFR) | Ba 455.403 Radial-iFR) | Be 313.042 Radial-iFR) | Ca 315.887 Radial-iFR) |
|---|---|---|---|---|---|---|---|
| Concentration average | 0.0012 ppm | 99.6064 ppm | 0.0499 ppm | 0.0066 ppm | 0.6234 ppm | 0.0035 ppm | 10.8123 ppm |
| Concentration per Run | 0.0012 ppm | 99.1031 ppm | 0.0518 ppm | 0.0065 ppm | 0.6218 ppm | 0.0035 ppm | 10.7790 ppm |
| Concentration per Run | 0.0012 ppm | 99.6370 ppm | 0.0502 ppm | 0.0064 ppm | 0.6222 ppm | 0.0035 ppm | 10.8310 ppm |
| Concentration per Run | 0.0012 ppm | 100.0791 ppm | 0.0477 ppm | 0.0068 ppm | 0.6263 ppm | 0.0035 ppm | 10.8269 ppm |
| Concentration RSD | 3.4 % | 0.5 % | 4.1 % | 2.9 % | 0.4 % | 0.4 % | 0.3 % |

| | Cd 214.438 Axial-iFR) | Co 228.616 Axial-iFR) | Cr 267.716 Axial-iFR) | Cu 324.754 Axial-iFR) | Fe 259.940 Radial-iFR) | K 766.490 Radial-iFR) | Li 670.776 Radial-iFR) |
|---|---|---|---|---|---|---|---|
| Concentration average | 0.0018 ppm | 0.0521 ppm | 0.1245 ppm | 0.2007 ppm | 141.9223 ppm | 7.5151 ppm | 0.0945 ppm |
| Concentration per Run | 0.0019 ppm | 0.0519 ppm | 0.1250 ppm | 0.2001 ppm | 141.4536 ppm | 7.4804 ppm | 0.0946 ppm |
| Concentration per Run | 0.0017 ppm | 0.0525 ppm | 0.1250 ppm | 0.2010 ppm | 141.7556 ppm | 7.5204 ppm | 0.0942 ppm |
| Concentration per Run | 0.0019 ppm | 0.0521 ppm | 0.1235 ppm | 0.2009 ppm | 142.5577 ppm | 7.5447 ppm | 0.0948 ppm |
| Concentration RSD | 4.6 % | 0.6 % | 0.7 % | 0.2 % | 0.4 % | 0.4 % | 0.3 % |

| | Mg 279.079 Axial-iFR) | Mn 257.610 Radial-iFR) | Mo 202.030 Axial-iFR) | Na 589.592 Radial-iFR) | Ni 231.604 Axial-iFR) | Pb 220.353 Axial-eUV) | Sb 206.833 Axial-iFR) |
|---|---|---|---|---|---|---|---|
| Concentration average | 24.1858 ppm | 2.7764 ppm | 0.0033 ppm | 0.2982 ppm | 0.1068 ppm | 0.4266 ppm | 0.0014 ppm |
| Concentration per Run | 24.2246 ppm | 2.7706 ppm | 0.0033 ppm | 0.2976 ppm | 0.1073 ppm | 0.4253 ppm | 0.0031 ppm |
| Concentration per Run | 24.2978 ppm | 2.7721 ppm | 0.0034 ppm | 0.2974 ppm | 0.1074 ppm | 0.4276 ppm | 0.0000 ppm |
| Concentration per Run | 24.0348 ppm | 2.7865 ppm | 0.0033 ppm | 0.2998 ppm | 0.1057 ppm | 0.4269 ppm | 0.0011 ppm |
| Concentration RSD | 0.6 % | 0.3 % | 1.3 % | 0.4 % | 0.9 % | 0.3 % | 114.4 % |

| | Se 196.090 Axial-eUV) | Si 212.412 Axial-iFR) | Sn 189.989 Axial-iFR) | Sr 421.552 Radial-iFR) | Ti 334.904 Axial-iFR) | Tl 190.856 Axial-eUV) | V 292.402 Axial-iFR) |
|---|---|---|---|---|---|---|---|
| Concentration average | 0.0019 ppm | **10.4337 [SIC 200]** | 0.1515 ppm | 0.0424 ppm | 4.6235 ppm | 0.0008 ppm | 0.1864 ppm |
| Concentration per Run | 0.0024 ppm | 10.3905 ppm | 0.1519 ppm | 0.0423 ppm | 4.6254 ppm | 0.0014 ppm | 0.1863 ppm |
| Concentration per Run | 0.0010 ppm | 10.5175 ppm | 0.1521 ppm | 0.0422 ppm | 4.6434 ppm | -0.0002 ppm | 0.1868 ppm |
| Concentration per Run | 0.0024 ppm | 10.3930 ppm | 0.1505 ppm | 0.0427 ppm | 4.6017 ppm | 0.0014 ppm | 0.1859 ppm |
| Concentration RSD | 39.8 % | 0.7 % | 0.6 % | 0.6 % | 0.5 % | 111.6 % | 0.2 % |

| | Zn 206.200 Axial-iFR) | Sc 361.384 Axial-iFR) | Sc 361.384 Radial-iFR) | Sc 227.318 Axial-eUV) | Y 360.073 Axial-iFR) | Y 371.030 Radial-iFR) | Y 224.306 Axial-eUV) |
|---|---|---|---|---|---|---|---|
| Concentration average | 0.4492 ppm | 101.2181 % | 104.8876 % | 88.2077 % | 115.3339 % | 118.9348 % | 117.0662 % |
| Concentration per Run | 0.4506 ppm | 101.2217 % | 105.1646 % | 87.9446 % | 114.9991 % | 118.8322 % | 116.7626 % |
| Concentration per Run | 0.4517 ppm | 100.5901 % | 104.9025 % | 88.3758 % | 115.2810 % | 119.1111 % | 117.2325 % |
| Concentration per Run | 0.4454 ppm | 101.8425 % | 104.5955 % | 88.3026 % | 115.7218 % | 118.8611 % | 117.2036 % |
| Concentration RSD | 0.8 % | 0.6 % | 0.3 % | 0.3 % | 0.3 % | 0.1 % | 0.2 % |

# ICP DataTrace 8

9/10/2025 9:12:19 PM

LabBook: WG2112846_09102025T8.imexp

Sample: L2554931-03d2 WG2110760
Analysis started at: 9/10/2025 5:06:51 PM
Rack 1
Vial 57
Comment <Comment>

| | Ag 328.068 Axial-iFR) | Al 396.152 Radial-iFR) | As 189.042 Axial-eUV) | B 208.959 Axial-iFR) | Ba 455.403 Radial-iFR) | Be 313.042 Radial-iFR) | Ca 315.887 Radial-iFR) |
|---|---|---|---|---|---|---|---|
| Concentration average | 0.0008 ppm | 72.4462 ppm | 0.0328 ppm | 0.0055 ppm | 0.4432 ppm | 0.0026 ppm | 14.1640 ppm |
| Concentration per Run | 0.0007 ppm | 72.5121 ppm | 0.0323 ppm | 0.0047 ppm | 0.4453 ppm | 0.0026 ppm | 14.1873 ppm |
| Concentration per Run | 0.0011 ppm | 72.6826 ppm | 0.0341 ppm | 0.0061 ppm | 0.4434 ppm | 0.0026 ppm | 14.1773 ppm |
| Concentration per Run | 0.0006 ppm | 72.1440 ppm | 0.0320 ppm | 0.0056 ppm | 0.4410 ppm | 0.0026 ppm | 14.1273 ppm |
| Concentration RSD | 33.9 % | 0.4 % | 3.5 % | 12.8 % | 0.5 % | 1.5 % | 0.2 % |

| | Cd 214.438 Axial-iFR) | Co 228.616 Axial-iFR) | Cr 267.716 Axial-iFR) | Cu 324.754 Axial-iFR) | Fe 259.940 Radial-iFR) | K 766.490 Radial-iFR) | Li 670.776 Radial-iFR) |
|---|---|---|---|---|---|---|---|
| Concentration average | 0.0015 ppm | 0.0336 ppm | 0.0878 ppm | 0.1342 ppm | 100.7496 ppm | 5.2721 ppm | 0.0625 ppm |
| Concentration per Run | 0.0015 ppm | 0.0332 ppm | 0.0875 ppm | 0.1347 ppm | 100.6646 ppm | 5.3010 ppm | 0.0621 ppm |
| Concentration per Run | 0.0015 ppm | 0.0334 ppm | 0.0883 ppm | 0.1341 ppm | 101.4706 ppm | 5.2912 ppm | 0.0628 ppm |
| Concentration per Run | 0.0015 ppm | 0.0341 ppm | 0.0876 ppm | 0.1337 ppm | 100.1134 ppm | 5.2240 ppm | 0.0627 ppm |
| Concentration RSD | 2.1 % | 1.4 % | 0.5 % | 0.4 % | 0.7 % | 0.8 % | 0.6 % |

| | Mg 279.079 Axial-iFR) | Mn 257.610 Radial-iFR) | Mo 202.030 Axial-iFR) | Na 589.592 Radial-iFR) | Ni 231.604 Axial-iFR) | Pb 220.353 Axial-eUV) | Sb 206.833 Axial-iFR) |
|---|---|---|---|---|---|---|---|
| Concentration average | 16.4327 ppm | 2.1654 ppm | 0.0022 ppm | 0.2546 ppm | 0.0735 ppm | 0.2651 ppm | 0.0030 ppm |
| Concentration per Run | 16.4093 ppm | 2.1655 ppm | 0.0023 ppm | 0.2548 ppm | 0.0744 ppm | 0.2667 ppm | 0.0023 ppm |
| Concentration per Run | 16.5107 ppm | 2.1740 ppm | 0.0023 ppm | 0.2569 ppm | 0.0739 ppm | 0.2650 ppm | 0.0037 ppm |
| Concentration per Run | 16.3781 ppm | 2.1568 ppm | 0.0019 ppm | 0.2522 ppm | 0.0723 ppm | 0.2636 ppm | 0.0029 ppm |
| Concentration RSD | 0.4 % | 0.4 % | 10.6 % | 0.9 % | 1.5 % | 0.6 % | 22.7 % |

| | Se 196.090 Axial-eUV) | Si 212.412 Axial-iFR) | Sn 189.989 Axial-iFR) | Sr 421.552 Radial-iFR) | Ti 334.904 Axial-iFR) | Tl 190.856 Axial-eUV) | V 292.402 Axial-iFR) |
|---|---|---|---|---|---|---|---|
| Concentration average | 0.0008 ppm | **10.5748 [SIC 200]** | 0.0055 ppm | 0.0492 ppm | 3.0729 ppm | 0.0004 ppm | 0.1377 ppm |
| Concentration per Run | 0.0006 ppm | 10.5819 ppm | 0.0057 ppm | 0.0492 ppm | 3.0782 ppm | 0.0004 ppm | 0.1380 ppm |
| Concentration per Run | 0.0006 ppm | 10.6456 ppm | 0.0049 ppm | 0.0495 ppm | 3.0739 ppm | 0.0004 ppm | 0.1379 ppm |
| Concentration per Run | 0.0011 ppm | 10.4968 ppm | 0.0059 ppm | 0.0489 ppm | 3.0665 ppm | 0.0003 ppm | 0.1371 ppm |
| Concentration RSD | 40.6 % | 0.7 % | 10.1 % | 0.5 % | 0.2 % | 23.1 % | 0.4 % |

| | Zn 206.200 Axial-iFR) | Sc 361.384 Axial-iFR) | Sc 361.384 Radial-iFR) | Sc 227.318 Axial-eUV) | Y 360.073 Axial-iFR) | Y 371.030 Radial-iFR) | Y 224.306 Axial-eUV) |
|---|---|---|---|---|---|---|---|
| Concentration average | 0.3963 ppm | 101.0623 % | 104.6578 % | 90.8343 % | 111.6760 % | 115.8286 % | 113.9965 % |
| Concentration per Run | 0.3964 ppm | 101.6385 % | 104.7014 % | 90.7503 % | 113.0247 % | 115.3833 % | 114.2900 % |
| Concentration per Run | 0.3978 ppm | 100.6091 % | 104.1917 % | 90.8834 % | 111.2627 % | 115.6520 % | 114.1447 % |
| Concentration per Run | 0.3947 ppm | 100.9393 % | 105.0804 % | 90.8692 % | 110.7405 % | 116.4505 % | 113.5549 % |
| Concentration RSD | 0.4 % | 0.5 % | 0.4 % | 0.1 % | 1.1 % | 0.5 % | 0.3 % |

# ICP DataTrace 8

9/10/2025 9:12:19 PM

LabBook: WG2112846_09102025T8.imexp

Sample: CCV
Analysis started at: 9/10/2025 5:10:17 PM
Rack 0
Vial 3
Comment <Comment>

| | Ag 328.068 Axial-iFR) | Al 396.152 Radial-iFR) | As 189.042 Axial-eUV) | B 208.959 Axial-iFR) | Ba 455.403 Radial-iFR) | Be 313.042 Radial-iFR) | Ca 315.887 Radial-iFR) |
|---|---|---|---|---|---|---|---|
| Concentration average | **0.4774 ppm** | 0.4875 ppm | 0.4617 ppm | 0.4771 ppm | 0.4885 ppm | 0.5068 ppm | 0.4961 ppm |
| Concentration per Run | 0.4767 ppm | 0.4840 ppm | 0.4626 ppm | 0.4792 ppm | 0.4889 ppm | 0.5041 ppm | 0.4916 ppm |
| Concentration per Run | 0.4764 ppm | 0.4924 ppm | 0.4603 ppm | 0.4730 ppm | 0.4895 ppm | 0.5083 ppm | 0.4981 ppm |
| Concentration per Run | 0.4793 ppm | 0.4861 ppm | 0.4622 ppm | 0.4789 ppm | 0.4871 ppm | 0.5080 ppm | 0.4987 ppm |
| Recovery Percentage | 95.489 % | 97.505 % | 92.338 % | 95.411 % | 97.703 % | 101.355 % | 99.222 % |
| Concentration RSD | 0.3 % | 0.9 % | 0.3 % | 0.7 % | 0.3 % | 0.5 % | 0.8 % |

| | Cd 214.438 Axial-iFR) | Co 228.616 Axial-iFR) | Cr 267.716 Axial-iFR) | Cu 324.754 Axial-iFR) | Fe 259.940 Radial-iFR) | K 766.490 Radial-iFR) | Li 670.776 Radial-iFR) |
|---|---|---|---|---|---|---|---|
| Concentration average | 0.4948 ppm | 0.4945 ppm | 0.4932 ppm | 0.4964 ppm | 0.5146 ppm | 5.1144 ppm | 0.5038 ppm |
| Concentration per Run | 0.4978 ppm | 0.4962 ppm | 0.4942 ppm | 0.4957 ppm | 0.5146 ppm | 5.1095 ppm | 0.4984 ppm |
| Concentration per Run | 0.4920 ppm | 0.4919 ppm | 0.4919 ppm | 0.4961 ppm | 0.5144 ppm | 5.1014 ppm | 0.5040 ppm |
| Concentration per Run | 0.4946 ppm | 0.4953 ppm | 0.4934 ppm | 0.4975 ppm | 0.5147 ppm | 5.1322 ppm | 0.5091 ppm |
| Recovery Percentage | 98.961 % | 98.896 % | 98.638 % | 99.285 % | 102.914 % | 102.288 % | 100.766 % |
| Concentration RSD | 0.6 % | 0.5 % | 0.2 % | 0.2 % | 0.0 % | 0.3 % | 1.1 % |

| | Mg 279.079 Axial-iFR) | Mn 257.610 Radial-iFR) | Mo 202.030 Axial-iFR) | Na 589.592 Radial-iFR) | Ni 231.604 Axial-iFR) | Pb 220.353 Axial-eUV) | Sb 206.833 Axial-iFR) |
|---|---|---|---|---|---|---|---|
| Concentration average | 0.4956 ppm | 0.5080 ppm | 0.4764 ppm | 10.1170 ppm | 0.4997 ppm | 0.4925 ppm | 0.4944 ppm |
| Concentration per Run | 0.4968 ppm | 0.5041 ppm | 0.4764 ppm | 10.0756 ppm | 0.5014 ppm | 0.4946 ppm | 0.4936 ppm |
| Concentration per Run | 0.4927 ppm | 0.5102 ppm | 0.4755 ppm | 10.1527 ppm | 0.4967 ppm | 0.4926 ppm | 0.4928 ppm |
| Concentration per Run | 0.4974 ppm | 0.5096 ppm | 0.4774 ppm | 10.1228 ppm | 0.5011 ppm | 0.4902 ppm | 0.4968 ppm |
| Recovery Percentage | 99.123 % | 101.595 % | 95.289 % | 101.170 % | 99.945 % | 98.492 % | 98.880 % |
| Concentration RSD | 0.5 % | 0.7 % | 0.2 % | 0.4 % | 0.5 % | 0.4 % | 0.4 % |

| | Se 196.090 Axial-eUV) | Si 212.412 Axial-iFR) | Sn 189.989 Axial-iFR) | Sr 421.552 Radial-iFR) | Ti 334.904 Axial-iFR) | Tl 190.856 Axial-eUV) | V 292.402 Axial-iFR) |
|---|---|---|---|---|---|---|---|
| Concentration average | 0.4699 ppm | 5.2748 ppm | 0.4933 ppm | 0.4999 ppm | 0.4930 ppm | **0.4975 ppm** | 0.4988 ppm |
| Concentration per Run | 0.4697 ppm | 5.2582 ppm | 0.4950 ppm | 0.4997 ppm | 0.4930 ppm | 0.4990 ppm | 0.4990 ppm |
| Concentration per Run | 0.4717 ppm | 5.2666 ppm | 0.4912 ppm | 0.5026 ppm | 0.4933 ppm | 0.4989 ppm | 0.4968 ppm |
| Concentration per Run | 0.4685 ppm | 5.2994 ppm | 0.4936 ppm | 0.4973 ppm | 0.4927 ppm | 0.4945 ppm | 0.5005 ppm |
| Recovery Percentage | 93.990 % | 100.472 % | 98.652 % | 99.977 % | 98.602 % | 99.496 % | 99.751 % |
| Concentration RSD | 0.3 % | 0.4 % | 0.4 % | 0.5 % | 0.1 % | 0.5 % | 0.4 % |

| | Zn 206.200 Axial-iFR) | Sc 361.384 Axial-iFR) | Sc 361.384 Radial-iFR) | Sc 227.318 Axial-eUV) | Y 360.073 Axial-iFR) | Y 371.030 Radial-iFR) | Y 224.306 Axial-eUV) |
|---|---|---|---|---|---|---|---|
| Concentration average | 0.4895 ppm | 101.9395 % | 101.2961 % | 98.6072 % | 100.4548 % | 99.1766 % | 101.1088 % |
| Concentration per Run | 0.4936 ppm | 101.6095 % | 102.7671 % | 98.4357 % | 100.1635 % | 100.3009 % | 100.9095 % |
| Concentration per Run | 0.4870 ppm | 102.6587 % | 100.7299 % | 98.8540 % | 101.0757 % | 99.1426 % | 101.2303 % |
| Concentration per Run | 0.4878 ppm | 101.5502 % | 100.3915 % | 98.5318 % | 100.1253 % | 98.0864 % | 101.1864 % |
| Recovery Percentage | 97.896 % | | | | | | |
| Concentration RSD | 0.7 % | 0.6 % | 1.3 % | 0.2 % | 0.5 % | 1.1 % | 0.2 % |

# ICP DataTrace 8

9/10/2025 9:12:19 PM

LabBook: WG2112846_09102025T8.imexp

Sample: CCB
Analysis started at: 9/10/2025 5:13:43 PM
Rack 0
Vial 4
Comment <Comment>

| | Ag 328.068 Axial-iFR) | Al 396.152 Radial-iFR) | As 189.042 Axial-eUV) | B 208.959 Axial-iFR) | Ba 455.403 Radial-iFR) | Be 313.042 Radial-iFR) | Ca 315.887 Radial-iFR) |
|---|---|---|---|---|---|---|---|
| Concentration average | -0.0002 ppm | -0.0003 ppm | 0.0002 ppm | 0.0006 ppm | 0.0000 ppm | 0.0001 ppm | 0.0026 ppm |
| Concentration per Run | -0.0001 ppm | 0.0023 ppm | 0.0010 ppm | 0.0015 ppm | 0.0000 ppm | 0.0001 ppm | 0.0014 ppm |
| Concentration per Run | -0.0003 ppm | -0.0020 ppm | 0.0007 ppm | 0.0008 ppm | 0.0000 ppm | 0.0001 ppm | 0.0042 ppm |
| Concentration per Run | -0.0001 ppm | -0.0013 ppm | -0.0011 ppm | -0.0005 ppm | 0.0000 ppm | 0.0001 ppm | 0.0023 ppm |
| Recovery Percentage | -3.450 % | -0.345 % | 4.461 % | 2.002 % | 0.134 % | 1.426 % | 2.625 % |
| Concentration RSD | 51.3 % | 667.9 % | 506.1 % | 165.9 % | 276.9 % | 13.4 % | 54.7 % |

| | Cd 214.438 Axial-iFR) | Co 228.616 Axial-iFR) | Cr 267.716 Axial-iFR) | Cu 324.754 Axial-iFR) | Fe 259.940 Radial-iFR) | K 766.490 Radial-iFR) | Li 670.776 Radial-iFR) |
|---|---|---|---|---|---|---|---|
| Concentration average | 0.0000 ppm | 0.0002 ppm | 0.0004 ppm | 0.0000 ppm | 0.0056 ppm | 0.0075 ppm | 0.0003 ppm |
| Concentration per Run | 0.0001 ppm | 0.0005 ppm | 0.0002 ppm | -0.0001 ppm | 0.0049 ppm | 0.0111 ppm | 0.0005 ppm |
| Concentration per Run | 0.0000 ppm | 0.0003 ppm | 0.0003 ppm | 0.0001 ppm | 0.0061 ppm | 0.0069 ppm | 0.0001 ppm |
| Concentration per Run | 0.0000 ppm | -0.0002 ppm | 0.0006 ppm | 0.0000 ppm | 0.0056 ppm | 0.0045 ppm | 0.0004 ppm |
| Recovery Percentage | 0.819 % | 1.898 % | 3.631 % | -0.178 % | 11.134 % | 0.300 % | 3.193 % |
| Concentration RSD | 138.0 % | 194.1 % | 58.4 % | 618.9 % | 10.7 % | 44.9 % | 57.4 % |

| | Mg 279.079 Axial-iFR) | Mn 257.610 Radial-iFR) | Mo 202.030 Axial-iFR) | Na 589.592 Radial-iFR) | Ni 231.604 Axial-iFR) | Pb 220.353 Axial-eUV) | Sb 206.833 Axial-iFR) |
|---|---|---|---|---|---|---|---|
| Concentration average | 0.0016 ppm | 0.0002 ppm | 0.0034 ppm | 0.0012 ppm | 0.0000 ppm | 0.0009 ppm | 0.0010 ppm |
| Concentration per Run | 0.0012 ppm | 0.0001 ppm | 0.0032 ppm | 0.0024 ppm | -0.0003 ppm | 0.0005 ppm | 0.0013 ppm |
| Concentration per Run | 0.0021 ppm | 0.0003 ppm | 0.0034 ppm | -0.0001 ppm | -0.0001 ppm | 0.0009 ppm | 0.0007 ppm |
| Concentration per Run | 0.0013 ppm | 0.0001 ppm | 0.0035 ppm | 0.0014 ppm | 0.0003 ppm | 0.0013 ppm | 0.0012 ppm |
| Recovery Percentage | 1.555 % | 1.727 % | 6.771 % | 0.061 % | -0.128 % | 8.880 % | 2.098 % |
| Concentration RSD | 33.3 % | 82.8 % | 4.0 % | 103.0 % | 949.1 % | 45.5 % | 32.7 % |

| | Se 196.090 Axial-eUV) | Si 212.412 Axial-iFR) | Sn 189.989 Axial-iFR) | Sr 421.552 Radial-iFR) | Ti 334.904 Axial-iFR) | Tl 190.856 Axial-eUV) | V 292.402 Axial-iFR) |
|---|---|---|---|---|---|---|---|
| Concentration average | 0.0032 ppm | 0.0045 ppm | 0.0005 ppm | 0.0000 ppm | 0.0011 ppm | 0.0014 ppm | 0.0001 ppm |
| Concentration per Run | 0.0028 ppm | 0.0042 ppm | 0.0004 ppm | 0.0001 ppm | 0.0011 ppm | 0.0023 ppm | 0.0001 ppm |
| Concentration per Run | 0.0036 ppm | 0.0029 ppm | 0.0009 ppm | 0.0001 ppm | 0.0013 ppm | 0.0010 ppm | 0.0002 ppm |
| Concentration per Run | 0.0033 ppm | 0.0065 ppm | 0.0003 ppm | 0.0000 ppm | 0.0011 ppm | 0.0010 ppm | 0.0000 ppm |
| Recovery Percentage | 32.258 % | 0.903 % | 1.053 % | 0.479 % | 11.332 % | 7.205 % | 0.931 % |
| Concentration RSD | 12.5 % | 40.2 % | 58.7 % | 77.3 % | 11.7 % | 54.2 % | 136.4 % |

| | Zn 206.200 Axial-iFR) | Sc 361.384 Axial-iFR) | Sc 361.384 Radial-iFR) | Sc 227.318 Axial-eUV) | Y 360.073 Axial-iFR) | Y 371.030 Radial-iFR) | Y 224.306 Axial-eUV) |
|---|---|---|---|---|---|---|---|
| Concentration average | 0.0002 ppm | 102.1194 % | 100.7123 % | 102.2852 % | 102.8403 % | 99.8114 % | 103.2451 % |
| Concentration per Run | 0.0003 ppm | 102.0709 % | 100.1447 % | 102.6654 % | 102.9802 % | 98.8560 % | 103.2610 % |
| Concentration per Run | 0.0001 ppm | 102.5193 % | 100.6786 % | 102.0001 % | 102.7584 % | 100.3524 % | 103.2562 % |
| Concentration per Run | 0.0002 ppm | 101.7679 % | 101.3137 % | 102.1903 % | 102.7821 % | 100.2258 % | 103.2180 % |
| Recovery Percentage | 3.315 % | | | | | | |
| Concentration RSD | 55.0 % | 0.4 % | 0.6 % | 0.3 % | 0.1 % | 0.8 % | 0.0 % |

# ICP DataTrace 8

9/10/2025 9:12:19 PM

LabBook: WG2112846_09102025T8.imexp

Sample: WG2111609-1 WG2111609
Analysis started at: 9/10/2025 5:25:52 PM
Rack 2
Vial 1
Comment <Comment>

| | Ag 328.068 Axial-iFR) | Al 396.152 Radial-iFR) | As 189.042 Axial-eUV) | B 208.959 Axial-iFR) | Ba 455.403 Radial-iFR) | Be 313.042 Radial-iFR) | Ca 315.887 Radial-iFR) |
|---|---|---|---|---|---|---|---|
| Concentration average | -0.0001 ppm | 0.0008 ppm | -0.0007 ppm | 0.0012 ppm | 0.0000 ppm | 0.0000 ppm | 0.0140 ppm |
| Concentration per Run | 0.0001 ppm | 0.0017 ppm | 0.0004 ppm | 0.0022 ppm | 0.0000 ppm | 0.0000 ppm | 0.0133 ppm |
| Concentration per Run | -0.0003 ppm | 0.0043 ppm | -0.0020 ppm | 0.0016 ppm | 0.0000 ppm | 0.0000 ppm | 0.0139 ppm |
| Concentration per Run | -0.0001 ppm | -0.0035 ppm | -0.0003 ppm | -0.0002 ppm | 0.0000 ppm | 0.0000 ppm | 0.0148 ppm |
| Concentration RSD | 254.3 % | 480.6 % | 186.7 % | 105.4 % | 167.3 % | 113.0 % | 5.4 % |

| | Cd 214.438 Axial-iFR) | Co 228.616 Axial-iFR) | Cr 267.716 Axial-iFR) | Cu 324.754 Axial-iFR) | Fe 259.940 Radial-iFR) | K 766.490 Radial-iFR) | Li 670.776 Radial-iFR) |
|---|---|---|---|---|---|---|---|
| Concentration average | -0.0001 ppm | 0.0001 ppm | 0.0009 ppm | 0.0005 ppm | 0.0393 ppm | 0.0032 ppm | 0.0000 ppm |
| Concentration per Run | -0.0001 ppm | 0.0000 ppm | 0.0010 ppm | 0.0005 ppm | 0.0392 ppm | 0.0141 ppm | -0.0002 ppm |
| Concentration per Run | 0.0000 ppm | 0.0006 ppm | 0.0009 ppm | 0.0006 ppm | 0.0394 ppm | -0.0044 ppm | 0.0000 ppm |
| Concentration per Run | -0.0001 ppm | -0.0002 ppm | 0.0009 ppm | 0.0006 ppm | 0.0394 ppm | -0.0002 ppm | 0.0001 ppm |
| Concentration RSD | 67.5 % | 271.3 % | 9.9 % | 12.8 % | 0.3 % | 305.2 % | 412.9 % |

| | Mg 279.079 Axial-iFR) | Mn 257.610 Radial-iFR) | Mo 202.030 Axial-iFR) | Na 589.592 Radial-iFR) | Ni 231.604 Axial-iFR) | Pb 220.353 Axial-eUV) | Sb 206.833 Axial-iFR) |
|---|---|---|---|---|---|---|---|
| Concentration average | 0.0048 ppm | 0.0003 ppm | 0.0005 ppm | 0.0121 ppm | -0.0001 ppm | 0.0007 ppm | 0.0014 ppm |
| Concentration per Run | 0.0051 ppm | 0.0003 ppm | 0.0005 ppm | 0.0126 ppm | -0.0003 ppm | 0.0009 ppm | -0.0003 ppm |
| Concentration per Run | 0.0043 ppm | 0.0004 ppm | 0.0004 ppm | 0.0112 ppm | -0.0004 ppm | -0.0002 ppm | 0.0024 ppm |
| Concentration per Run | 0.0049 ppm | 0.0003 ppm | 0.0007 ppm | 0.0126 ppm | 0.0003 ppm | 0.0012 ppm | 0.0022 ppm |
| Concentration RSD | 8.3 % | 24.5 % | 27.3 % | 6.7 % | 326.2 % | 111.1 % | 106.7 % |

| | Se 196.090 Axial-eUV) | Si 212.412 Axial-iFR) | Sn 189.989 Axial-iFR) | Sr 421.552 Radial-iFR) | Ti 334.904 Axial-iFR) | Tl 190.856 Axial-eUV) | V 292.402 Axial-iFR) |
|---|---|---|---|---|---|---|---|
| Concentration average | 0.0018 ppm | 0.0212 ppm | 0.0083 ppm | 0.0000 ppm | 0.0003 ppm | -0.0012 ppm | -0.0001 ppm |
| Concentration per Run | 0.0012 ppm | 0.0201 ppm | 0.0079 ppm | 0.0000 ppm | 0.0004 ppm | -0.0003 ppm | 0.0000 ppm |
| Concentration per Run | 0.0007 ppm | 0.0221 ppm | 0.0084 ppm | -0.0001 ppm | 0.0003 ppm | -0.0019 ppm | -0.0001 ppm |
| Concentration per Run | 0.0035 ppm | 0.0213 ppm | 0.0087 ppm | 0.0000 ppm | 0.0003 ppm | -0.0015 ppm | -0.0002 ppm |
| Concentration RSD | 80.3 % | 4.9 % | 4.6 % | 249.2 % | 26.0 % | 63.9 % | 85.6 % |

| | Zn 206.200 Axial-iFR) | Sc 361.384 Axial-iFR) | Sc 361.384 Radial-iFR) | Sc 227.318 Axial-eUV) | Y 360.073 Axial-iFR) | Y 371.030 Radial-iFR) | Y 224.306 Axial-eUV) |
|---|---|---|---|---|---|---|---|
| Concentration average | 0.0010 ppm | 100.1961 % | 100.7162 % | 97.8673 % | 99.6494 % | 99.5653 % | 99.8610 % |
| Concentration per Run | 0.0008 ppm | 100.3758 % | 100.7953 % | 97.8544 % | 99.7184 % | 99.9209 % | 99.9551 % |
| Concentration per Run | 0.0010 ppm | 100.3350 % | 101.0637 % | 98.2070 % | 99.9037 % | 99.5663 % | 100.1478 % |
| Concentration per Run | 0.0011 ppm | 99.8776 % | 100.2897 % | 97.5405 % | 99.3262 % | 99.2087 % | 99.4801 % |
| Concentration RSD | 18.6 % | 0.3 % | 0.4 % | 0.3 % | 0.3 % | 0.4 % | 0.3 % |

# ICP DataTrace 8

9/10/2025 9:12:19 PM

LabBook: WG2112846_09102025T8.imexp

Sample: WG2111609-2d2 WG2111609
Analysis started at: 9/10/2025 5:29:32 PM
Rack 2
Vial 2
Comment <Comment>

| | Ag 328.068 Axial-iFR) | Al 396.152 Radial-iFR) | As 189.042 Axial-eUV) | B 208.959 Axial-iFR) | Ba 455.403 Radial-iFR) | Be 313.042 Radial-iFR) | Ca 315.887 Radial-iFR) |
|---|---|---|---|---|---|---|---|
| Concentration average | 0.0471 ppm | 2.0298 ppm | 0.1161 ppm | 0.9796 ppm | 1.9474 ppm | 0.0510 ppm | 10.1219 ppm |
| Concentration per Run | 0.0473 ppm | 2.0437 ppm | 0.1148 ppm | 0.9841 ppm | 1.9500 ppm | 0.0511 ppm | 10.1534 ppm |
| Concentration per Run | 0.0467 ppm | 2.0303 ppm | 0.1161 ppm | 0.9756 ppm | 1.9521 ppm | 0.0511 ppm | 10.0919 ppm |
| Concentration per Run | 0.0472 ppm | 2.0154 ppm | 0.1173 ppm | 0.9793 ppm | 1.9400 ppm | 0.0508 ppm | 10.1205 ppm |
| Concentration RSD | 0.7 % | 0.7 % | 1.1 % | 0.4 % | 0.3 % | 0.3 % | 0.3 % |

| | Cd 214.438 Axial-iFR) | Co 228.616 Axial-iFR) | Cr 267.716 Axial-iFR) | Cu 324.754 Axial-iFR) | Fe 259.940 Radial-iFR) | K 766.490 Radial-iFR) | Li 670.776 Radial-iFR) |
|---|---|---|---|---|---|---|---|
| Concentration average | 0.0514 ppm | 0.4822 ppm | 0.1934 ppm | 0.2480 ppm | 1.0090 ppm | 10.3725 ppm | 0.0004 ppm |
| Concentration per Run | 0.0518 ppm | 0.4848 ppm | 0.1946 ppm | 0.2493 ppm | 1.0118 ppm | 10.3998 ppm | 0.0008 ppm |
| Concentration per Run | 0.0509 ppm | 0.4790 ppm | 0.1927 ppm | 0.2468 ppm | 1.0127 ppm | 10.3722 ppm | 0.0011 ppm |
| Concentration per Run | 0.0515 ppm | 0.4826 ppm | 0.1930 ppm | 0.2480 ppm | 1.0026 ppm | 10.3456 ppm | -0.0006 ppm |
| Concentration RSD | 0.9 % | 0.6 % | 0.5 % | 0.5 % | 0.6 % | 0.3 % | 214.4 % |

| | Mg 279.079 Axial-iFR) | Mn 257.610 Radial-iFR) | Mo 202.030 Axial-iFR) | Na 589.592 Radial-iFR) | Ni 231.604 Axial-iFR) | Pb 220.353 Axial-eUV) | Sb 206.833 Axial-iFR) |
|---|---|---|---|---|---|---|---|
| Concentration average | 9.8963 ppm | 0.5023 ppm | 0.9880 ppm | 10.4297 ppm | 0.4945 ppm | 0.5252 ppm | 0.4951 ppm |
| Concentration per Run | 9.9443 ppm | 0.5035 ppm | 0.9890 ppm | 10.4419 ppm | 0.4995 ppm | 0.5244 ppm | 0.5000 ppm |
| Concentration per Run | 9.8395 ppm | 0.5016 ppm | 0.9836 ppm | 10.4660 ppm | 0.4894 ppm | 0.5260 ppm | 0.4887 ppm |
| Concentration per Run | 9.9053 ppm | 0.5019 ppm | 0.9913 ppm | 10.3811 ppm | 0.4947 ppm | 0.5252 ppm | 0.4965 ppm |
| Concentration RSD | 0.5 % | 0.2 % | 0.4 % | 0.4 % | 1.0 % | 0.2 % | 1.2 % |

| | Se 196.090 Axial-eUV) | Si 212.412 Axial-iFR) | Sn 189.989 Axial-iFR) | Sr 421.552 Radial-iFR) | Ti 334.904 Axial-iFR) | Tl 190.856 Axial-eUV) | V 292.402 Axial-iFR) |
|---|---|---|---|---|---|---|---|
| Concentration average | 0.1204 ppm | 0.8843 ppm | 0.9831 ppm | 0.9841 ppm | 0.9926 ppm | **0.1189 ppm** | 0.5030 ppm |
| Concentration per Run | 0.1201 ppm | 0.8886 ppm | 0.9906 ppm | 0.9821 ppm | 0.9957 ppm | 0.1175 ppm | 0.5053 ppm |
| Concentration per Run | 0.1199 ppm | 0.8766 ppm | 0.9741 ppm | 0.9850 ppm | 0.9922 ppm | 0.1193 ppm | 0.5010 ppm |
| Concentration per Run | 0.1212 ppm | 0.8875 ppm | 0.9847 ppm | 0.9852 ppm | 0.9899 ppm | 0.1199 ppm | 0.5025 ppm |
| Concentration RSD | 0.6 % | 0.7 % | 0.9 % | 0.2 % | 0.3 % | 1.0 % | 0.4 % |

| | Zn 206.200 Axial-iFR) | Sc 361.384 Axial-iFR) | Sc 361.384 Radial-iFR) | Sc 227.318 Axial-eUV) | Y 360.073 Axial-iFR) | Y 371.030 Radial-iFR) | Y 224.306 Axial-eUV) |
|---|---|---|---|---|---|---|---|
| Concentration average | 0.4846 ppm | 100.6309 % | 99.8048 % | 95.1830 % | 99.7567 % | 98.6785 % | 99.6015 % |
| Concentration per Run | 0.4874 ppm | 100.2818 % | 99.2371 % | 95.3813 % | 99.7442 % | 97.8571 % | 99.5253 % |
| Concentration per Run | 0.4817 ppm | 101.5255 % | 99.8385 % | 94.9794 % | 100.3014 % | 98.8135 % | 99.7003 % |
| Concentration per Run | 0.4847 ppm | 100.0854 % | 100.3388 % | 95.1882 % | 99.2246 % | 99.3647 % | 99.5788 % |
| Concentration RSD | 0.6 % | 0.8 % | 0.6 % | 0.2 % | 0.5 % | 0.8 % | 0.1 % |

# ICP DataTrace 8

9/10/2025 9:12:19 PM

LabBook: WG2112846_09102025T8.imexp

Sample: L2554931-04d2 WG2110760
Analysis started at: 9/10/2025 5:32:58 PM
Rack 1
Vial 58
Comment <Comment>

| | Ag 328.068 Axial-iFR) | Al 396.152 Radial-iFR) | As 189.042 Axial-eUV) | B 208.959 Axial-iFR) | Ba 455.403 Radial-iFR) | Be 313.042 Radial-iFR) | Ca 315.887 Radial-iFR) |
|---|---|---|---|---|---|---|---|
| Concentration average | 0.0010 ppm | 75.3777 ppm | 0.0389 ppm | 0.0083 ppm | 0.4785 ppm | 0.0027 ppm | 14.9397 ppm |
| Concentration per Run | 0.0009 ppm | 74.8368 ppm | 0.0376 ppm | 0.0089 ppm | 0.4772 ppm | 0.0027 ppm | 14.8176 ppm |
| Concentration per Run | 0.0009 ppm | 76.3827 ppm | 0.0391 ppm | 0.0079 ppm | 0.4839 ppm | 0.0027 ppm | 15.1143 ppm |
| Concentration per Run | 0.0012 ppm | 74.9136 ppm | 0.0400 ppm | 0.0081 ppm | 0.4745 ppm | 0.0027 ppm | 14.8873 ppm |
| Concentration RSD | 18.9 % | 1.2 % | 3.1 % | 6.3 % | 1.0 % | 1.6 % | 1.0 % |

| | Cd 214.438 Axial-iFR) | Co 228.616 Axial-iFR) | Cr 267.716 Axial-iFR) | Cu 324.754 Axial-iFR) | Fe 259.940 Radial-iFR) | K 766.490 Radial-iFR) | Li 670.776 Radial-iFR) |
|---|---|---|---|---|---|---|---|
| Concentration average | 0.0037 ppm | 0.0398 ppm | 0.1118 ppm | 0.2286 ppm | 129.3619 ppm | 7.5220 ppm | 0.0789 ppm |
| Concentration per Run | 0.0036 ppm | 0.0394 ppm | 0.1117 ppm | 0.2288 ppm | 128.3354 ppm | 7.4532 ppm | 0.0795 ppm |
| Concentration per Run | 0.0037 ppm | 0.0400 ppm | 0.1114 ppm | 0.2282 ppm | 131.1404 ppm | 7.6648 ppm | 0.0796 ppm |
| Concentration per Run | 0.0037 ppm | 0.0399 ppm | 0.1123 ppm | 0.2288 ppm | 128.6100 ppm | 7.4480 ppm | 0.0775 ppm |
| Concentration RSD | 1.0 % | 0.7 % | 0.4 % | 0.2 % | 1.2 % | 1.6 % | 1.5 % |

| | Mg 279.079 Axial-iFR) | Mn 257.610 Radial-iFR) | Mo 202.030 Axial-iFR) | Na 589.592 Radial-iFR) | Ni 231.604 Axial-iFR) | Pb 220.353 Axial-eUV) | Sb 206.833 Axial-iFR) |
|---|---|---|---|---|---|---|---|
| Concentration average | 21.8031 ppm | 2.3243 ppm | 0.0119 ppm | 0.3475 ppm | 0.0947 ppm | 0.6221 ppm | 0.0030 ppm |
| Concentration per Run | 21.7983 ppm | 2.3131 ppm | 0.0122 ppm | 0.3475 ppm | 0.0950 ppm | 0.6226 ppm | 0.0008 ppm |
| Concentration per Run | 21.7205 ppm | 2.3428 ppm | 0.0118 ppm | 0.3512 ppm | 0.0942 ppm | 0.6253 ppm | 0.0057 ppm |
| Concentration per Run | 21.8904 ppm | 2.3168 ppm | 0.0115 ppm | 0.3439 ppm | 0.0948 ppm | 0.6184 ppm | 0.0023 ppm |
| Concentration RSD | 0.4 % | 0.7 % | 2.7 % | 1.1 % | 0.4 % | 0.6 % | 84.8 % |

| | Se 196.090 Axial-eUV) | Si 212.412 Axial-iFR) | Sn 189.989 Axial-iFR) | Sr 421.552 Radial-iFR) | Ti 334.904 Axial-iFR) | Tl 190.856 Axial-eUV) | V 292.402 Axial-iFR) |
|---|---|---|---|---|---|---|---|
| Concentration average | 0.0008 ppm | 8.1232 ppm | 0.0134 ppm | 0.0604 ppm | 2.9272 ppm | 0.0005 ppm | 0.1611 ppm |
| Concentration per Run | 0.0010 ppm | 8.1320 ppm | 0.0131 ppm | 0.0601 ppm | 2.9330 ppm | 0.0020 ppm | 0.1608 ppm |
| Concentration per Run | 0.0009 ppm | 8.0974 ppm | 0.0136 ppm | 0.0612 ppm | 2.9202 ppm | 0.0005 ppm | 0.1608 ppm |
| Concentration per Run | 0.0004 ppm | 8.1401 ppm | 0.0134 ppm | 0.0600 ppm | 2.9285 ppm | -0.0009 ppm | 0.1617 ppm |
| Concentration RSD | 40.4 % | 0.3 % | 1.7 % | 1.1 % | 0.2 % | 266.3 % | 0.3 % |

| | Zn 206.200 Axial-iFR) | Sc 361.384 Axial-iFR) | Sc 361.384 Radial-iFR) | Sc 227.318 Axial-eUV) | Y 360.073 Axial-iFR) | Y 371.030 Radial-iFR) | Y 224.306 Axial-eUV) |
|---|---|---|---|---|---|---|---|
| Concentration average | 0.8738 ppm | 100.1825 % | 103.4470 % | 89.2469 % | 109.9669 % | 113.5001 % | 111.2986 % |
| Concentration per Run | 0.8755 ppm | 99.9508 % | 105.0417 % | 89.0999 % | 110.0509 % | 114.9874 % | 111.0466 % |
| Concentration per Run | 0.8658 ppm | 100.3095 % | 101.3964 % | 89.1164 % | 109.7521 % | 112.4575 % | 111.4441 % |
| Concentration per Run | 0.8801 ppm | 100.2871 % | 103.9030 % | 89.5243 % | 110.0977 % | 113.0554 % | 111.4052 % |
| Concentration RSD | 0.8 % | 0.2 % | 1.8 % | 0.3 % | 0.2 % | 1.2 % | 0.2 % |

# ICP DataTrace 8

9/10/2025 9:12:19 PM

LabBook: WG2112846_09102025T8.imexp

Sample: L2554931-05d2 WG2110760
Analysis started at: 9/10/2025 5:36:24 PM
Rack 1
Vial 59
Comment <Comment>

| | Ag 328.068 Axial-iFR) | Al 396.152 Radial-iFR) | As 189.042 Axial-eUV) | B 208.959 Axial-iFR) | Ba 455.403 Radial-iFR) | Be 313.042 Radial-iFR) | Ca 315.887 Radial-iFR) |
|---|---|---|---|---|---|---|---|
| Concentration average | 0.0007 ppm | 66.6806 ppm | 0.0261 ppm | 0.0062 ppm | 0.4565 ppm | 0.0023 ppm | 13.0311 ppm |
| Concentration per Run | 0.0006 ppm | 66.5826 ppm | 0.0258 ppm | 0.0068 ppm | 0.4543 ppm | 0.0023 ppm | 12.9864 ppm |
| Concentration per Run | 0.0008 ppm | 66.8698 ppm | 0.0252 ppm | 0.0051 ppm | 0.4591 ppm | 0.0023 ppm | 13.0171 ppm |
| Concentration per Run | 0.0006 ppm | 66.5895 ppm | 0.0273 ppm | 0.0067 ppm | 0.4562 ppm | 0.0023 ppm | 13.0897 ppm |
| Concentration RSD | 18.1 % | 0.2 % | 4.0 % | 15.0 % | 0.5 % | 0.2 % | 0.4 % |

| | Cd 214.438 Axial-iFR) | Co 228.616 Axial-iFR) | Cr 267.716 Axial-iFR) | Cu 324.754 Axial-iFR) | Fe 259.940 Radial-iFR) | K 766.490 Radial-iFR) | Li 670.776 Radial-iFR) |
|---|---|---|---|---|---|---|---|
| Concentration average | 0.0019 ppm | 0.0334 ppm | 0.0946 ppm | 0.1553 ppm | 102.3771 ppm | 7.7101 ppm | 0.0709 ppm |
| Concentration per Run | 0.0018 ppm | 0.0334 ppm | 0.0945 ppm | 0.1548 ppm | 102.1281 ppm | 7.7077 ppm | 0.0709 ppm |
| Concentration per Run | 0.0019 ppm | 0.0332 ppm | 0.0947 ppm | 0.1556 ppm | 102.7183 ppm | 7.7641 ppm | 0.0713 ppm |
| Concentration per Run | 0.0019 ppm | 0.0335 ppm | 0.0945 ppm | 0.1554 ppm | 102.2849 ppm | 7.6586 ppm | 0.0705 ppm |
| Concentration RSD | 2.1 % | 0.4 % | 0.1 % | 0.3 % | 0.3 % | 0.7 % | 0.6 % |

| | Mg 279.079 Axial-iFR) | Mn 257.610 Radial-iFR) | Mo 202.030 Axial-iFR) | Na 589.592 Radial-iFR) | Ni 231.604 Axial-iFR) | Pb 220.353 Axial-eUV) | Sb 206.833 Axial-iFR) |
|---|---|---|---|---|---|---|---|
| Concentration average | 20.0137 ppm | 1.5389 ppm | 0.0072 ppm | 0.2847 ppm | 0.0759 ppm | 0.2202 ppm | 0.0030 ppm |
| Concentration per Run | 20.1132 ppm | 1.5312 ppm | 0.0070 ppm | 0.2810 ppm | 0.0762 ppm | 0.2200 ppm | 0.0030 ppm |
| Concentration per Run | 19.9791 ppm | 1.5404 ppm | 0.0071 ppm | 0.2865 ppm | 0.0757 ppm | 0.2212 ppm | 0.0033 ppm |
| Concentration per Run | 19.9488 ppm | 1.5451 ppm | 0.0074 ppm | 0.2864 ppm | 0.0757 ppm | 0.2195 ppm | 0.0026 ppm |
| Concentration RSD | 0.4 % | 0.5 % | 3.3 % | 1.1 % | 0.4 % | 0.4 % | 12.9 % |

| | Se 196.090 Axial-eUV) | Si 212.412 Axial-iFR) | Sn 189.989 Axial-iFR) | Sr 421.552 Radial-iFR) | Ti 334.904 Axial-iFR) | Tl 190.856 Axial-eUV) | V 292.402 Axial-iFR) |
|---|---|---|---|---|---|---|---|
| Concentration average | 0.0025 ppm | **12.5937 [SIC 200]** | 0.0076 ppm | 0.0645 ppm | 3.0058 ppm | 0.0002 ppm | 0.1201 ppm |
| Concentration per Run | 0.0038 ppm | 12.6271 ppm | 0.0074 ppm | 0.0643 ppm | 3.0204 ppm | 0.0003 ppm | 0.1204 ppm |
| Concentration per Run | 0.0024 ppm | 12.5818 ppm | 0.0076 ppm | 0.0650 ppm | 2.9939 ppm | 0.0003 ppm | 0.1198 ppm |
| Concentration per Run | 0.0014 ppm | 12.5722 ppm | 0.0077 ppm | 0.0644 ppm | 3.0030 ppm | 0.0000 ppm | 0.1201 ppm |
| Concentration RSD | 48.1 % | 0.2 % | 2.3 % | 0.6 % | 0.4 % | 83.0 % | 0.2 % |

| | Zn 206.200 Axial-iFR) | Sc 361.384 Axial-iFR) | Sc 361.384 Radial-iFR) | Sc 227.318 Axial-eUV) | Y 360.073 Axial-iFR) | Y 371.030 Radial-iFR) | Y 224.306 Axial-eUV) |
|---|---|---|---|---|---|---|---|
| Concentration average | 0.5849 ppm | 100.1402 % | 103.1043 % | 89.4965 % | 108.5303 % | 112.4641 % | 109.9499 % |
| Concentration per Run | 0.5867 ppm | 99.8016 % | 102.9394 % | 89.9345 % | 108.3510 % | 112.9717 % | 110.3070 % |
| Concentration per Run | 0.5823 ppm | 100.1155 % | 102.9640 % | 88.8721 % | 108.3154 % | 111.7964 % | 109.5222 % |
| Concentration per Run | 0.5856 ppm | 100.5034 % | 103.4094 % | 89.6829 % | 108.9246 % | 112.6242 % | 110.0203 % |
| Concentration RSD | 0.4 % | 0.4 % | 0.3 % | 0.6 % | 0.3 % | 0.5 % | 0.4 % |

# ICP DataTrace 8

9/10/2025 9:12:19 PM

LabBook: WG2112846_09102025T8.imexp

Sample: L2554936-02d2 WG2110760
Analysis started at: 9/10/2025 5:39:50 PM
Rack 1
Vial 60
Comment <Comment>

| | Ag 328.068 Axial-iFR) | Al 396.152 Radial-iFR) | As 189.042 Axial-eUV) | B 208.959 Axial-iFR) | Ba 455.403 Radial-iFR) | Be 313.042 Radial-iFR) | Ca 315.887 Radial-iFR) |
|---|---|---|---|---|---|---|---|
| Concentration average | 0.0027 ppm | 60.3836 ppm | 0.1009 ppm | 0.0184 ppm | 2.5667 ppm | 0.0047 ppm | 168.6141 ppm |
| Concentration per Run | 0.0025 ppm | 60.5639 ppm | 0.1010 ppm | 0.0188 ppm | 2.5644 ppm | 0.0047 ppm | 169.4854 ppm |
| Concentration per Run | 0.0029 ppm | 60.3926 ppm | 0.1023 ppm | 0.0183 ppm | 2.5746 ppm | 0.0047 ppm | 168.4067 ppm |
| Concentration per Run | 0.0027 ppm | 60.1945 ppm | 0.0994 ppm | 0.0181 ppm | 2.5610 ppm | 0.0047 ppm | 167.9503 ppm |
| Concentration RSD | 7.3 % | 0.3 % | 1.5 % | 1.9 % | 0.3 % | 0.6 % | 0.5 % |

| | Cd 214.438 Axial-iFR) | Co 228.616 Axial-iFR) | Cr 267.716 Axial-iFR) | Cu 324.754 Axial-iFR) | Fe 259.940 Radial-iFR) | K 766.490 Radial-iFR) | Li 670.776 Radial-iFR) |
|---|---|---|---|---|---|---|---|
| Concentration average | 0.0072 ppm | 0.0658 ppm | 0.1433 ppm | 0.5544 ppm | 139.1234 ppm | 6.2019 ppm | 0.0972 ppm |
| Concentration per Run | 0.0072 ppm | 0.0663 ppm | 0.1436 ppm | 0.5561 ppm | 139.2367 ppm | 6.2269 ppm | 0.0993 ppm |
| Concentration per Run | 0.0071 ppm | 0.0662 ppm | 0.1433 ppm | 0.5543 ppm | 139.7992 ppm | 6.2172 ppm | 0.0969 ppm |
| Concentration per Run | 0.0072 ppm | 0.0649 ppm | 0.1428 ppm | 0.5529 ppm | 138.3343 ppm | 6.1614 ppm | 0.0954 ppm |
| Concentration RSD | 1.0 % | 1.2 % | 0.3 % | 0.3 % | 0.5 % | 0.6 % | 2.1 % |

| | Mg 279.079 Axial-iFR) | Mn 257.610 Radial-iFR) | Mo 202.030 Axial-iFR) | Na 589.592 Radial-iFR) | Ni 231.604 Axial-iFR) | Pb 220.353 Axial-eUV) | Sb 206.833 Axial-iFR) |
|---|---|---|---|---|---|---|---|
| Concentration average | 31.4570 ppm | 3.2937 ppm | 0.0059 ppm | 6.2514 ppm | 0.1221 ppm | 5.6328 ppm | 0.0044 ppm |
| Concentration per Run | 31.5139 ppm | 3.3045 ppm | 0.0061 ppm | 6.2519 ppm | 0.1217 ppm | 5.6392 ppm | 0.0039 ppm |
| Concentration per Run | 31.5019 ppm | 3.2903 ppm | 0.0061 ppm | 6.2578 ppm | 0.1217 ppm | 5.6246 ppm | 0.0055 ppm |
| Concentration per Run | 31.3553 ppm | 3.2864 ppm | 0.0055 ppm | 6.2445 ppm | 0.1228 ppm | 5.6348 ppm | 0.0039 ppm |
| Concentration RSD | 0.3 % | 0.3 % | 5.6 % | 0.1 % | 0.5 % | 0.1 % | 21.4 % |

| | Se 196.090 Axial-eUV) | Si 212.412 Axial-iFR) | Sn 189.989 Axial-iFR) | Sr 421.552 Radial-iFR) | Ti 334.904 Axial-iFR) | Tl 190.856 Axial-eUV) | V 292.402 Axial-iFR) |
|---|---|---|---|---|---|---|---|
| Concentration average | 0.0013 ppm | 9.6112 ppm | 0.1542 ppm | **1.2776 ppm** | 2.1647 ppm | -0.0006 ppm | 0.2557 ppm |
| Concentration per Run | 0.0012 ppm | 9.6095 ppm | 0.1549 ppm | 1.2782 ppm | 2.1698 ppm | 0.0006 ppm | 0.2553 ppm |
| Concentration per Run | 0.0017 ppm | 9.6006 ppm | 0.1543 ppm | 1.2780 ppm | 2.1677 ppm | -0.0024 ppm | 0.2558 ppm |
| Concentration per Run | 0.0011 ppm | 9.6235 ppm | 0.1534 ppm | 1.2767 ppm | 2.1567 ppm | 0.0000 ppm | 0.2559 ppm |
| Concentration RSD | 23.1 % | 0.1 % | 0.5 % | 0.1 % | 0.3 % | 263.7 % | 0.1 % |

| | Zn 206.200 Axial-iFR) | Sc 361.384 Axial-iFR) | Sc 361.384 Radial-iFR) | Sc 227.318 Axial-eUV) | Y 360.073 Axial-iFR) | Y 371.030 Radial-iFR) | Y 224.306 Axial-eUV) |
|---|---|---|---|---|---|---|---|
| Concentration average | 3.9556 ppm | 98.2345 % | 102.2176 % | 86.8150 % | 116.4842 % | 121.4892 % | 118.3025 % |
| Concentration per Run | 3.9809 ppm | 98.2776 % | 101.9147 % | 86.6300 % | 116.3830 % | 122.3427 % | 118.2020 % |
| Concentration per Run | 3.9613 ppm | 97.9217 % | 101.7616 % | 87.3911 % | 116.1657 % | 120.2627 % | 118.9414 % |
| Concentration per Run | 3.9247 ppm | 98.5041 % | 102.9765 % | 86.4240 % | 116.9040 % | 121.8622 % | 117.7640 % |
| Concentration RSD | 0.7 % | 0.3 % | 0.6 % | 0.6 % | 0.3 % | 0.9 % | 0.5 % |

# ICP DataTrace 8

9/10/2025 9:12:19 PM

LabBook: WG2112846_09102025T8.imexp

Sample: L2555958-01d2 WG2111609
Analysis started at: 9/10/2025 5:43:17 PM
Rack 2
Vial 3
Comment <Comment>

| | Ag 328.068 Axial-iFR) | Al 396.152 Radial-iFR) | As 189.042 Axial-eUV) | B 208.959 Axial-iFR) | Ba 455.403 Radial-iFR) | Be 313.042 Radial-iFR) | Ca 315.887 Radial-iFR) |
|---|---|---|---|---|---|---|---|
| Concentration average | 0.0000 ppm | 121.7366 ppm | 0.2044 ppm | 0.0107 ppm | 0.5398 ppm | 0.0047 ppm | 12.5032 ppm |
| Concentration per Run | 0.0000 ppm | 121.7574 ppm | 0.2032 ppm | 0.0111 ppm | 0.5400 ppm | 0.0047 ppm | 12.5037 ppm |
| Concentration per Run | -0.0001 ppm | 121.5969 ppm | 0.2038 ppm | 0.0104 ppm | 0.5397 ppm | 0.0046 ppm | 12.4715 ppm |
| Concentration per Run | 0.0001 ppm | 121.8554 ppm | 0.2063 ppm | 0.0107 ppm | 0.5397 ppm | 0.0047 ppm | 12.5344 ppm |
| Concentration RSD | 736.2 % | 0.1 % | 0.8 % | 3.0 % | 0.0 % | 1.3 % | 0.3 % |

| | Cd 214.438 Axial-iFR) | Co 228.616 Axial-iFR) | Cr 267.716 Axial-iFR) | Cu 324.754 Axial-iFR) | Fe 259.940 Radial-iFR) | K 766.490 Radial-iFR) | Li 670.776 Radial-iFR) |
|---|---|---|---|---|---|---|---|
| Concentration average | 0.0009 ppm | 0.0889 ppm | 0.2906 ppm | 0.1768 ppm | 191.8609 ppm | 31.1540 ppm | 0.2317 ppm |
| Concentration per Run | 0.0008 ppm | 0.0879 ppm | 0.2914 ppm | 0.1764 ppm | 192.1116 ppm | 30.9864 ppm | 0.2324 ppm |
| Concentration per Run | 0.0009 ppm | 0.0896 ppm | 0.2901 ppm | 0.1770 ppm | 190.6708 ppm | 31.2770 ppm | 0.2308 ppm |
| Concentration per Run | 0.0009 ppm | 0.0891 ppm | 0.2904 ppm | 0.1769 ppm | 192.8003 ppm | 31.1985 ppm | 0.2320 ppm |
| Concentration RSD | 5.4 % | 1.0 % | 0.2 % | 0.2 % | 0.6 % | 0.5 % | 0.4 % |

| | Mg 279.079 Axial-iFR) | Mn 257.610 Radial-iFR) | Mo 202.030 Axial-iFR) | Na 589.592 Radial-iFR) | Ni 231.604 Axial-iFR) | Pb 220.353 Axial-eUV) | Sb 206.833 Axial-iFR) |
|---|---|---|---|---|---|---|---|
| Concentration average | 59.6795 ppm | 2.8928 ppm | 0.0055 ppm | 7.3615 ppm | 0.2798 ppm | 0.1277 ppm | 0.0015 ppm |
| Concentration per Run | 59.8924 ppm | 2.8911 ppm | 0.0058 ppm | 7.3355 ppm | 0.2810 ppm | 0.1266 ppm | 0.0014 ppm |
| Concentration per Run | 59.5818 ppm | 2.8839 ppm | 0.0050 ppm | 7.3325 ppm | 0.2779 ppm | 0.1287 ppm | 0.0030 ppm |
| Concentration per Run | 59.5644 ppm | 2.9035 ppm | 0.0056 ppm | 7.4166 ppm | 0.2806 ppm | 0.1276 ppm | 0.0003 ppm |
| Concentration RSD | 0.3 % | 0.3 % | 8.1 % | 0.6 % | 0.6 % | 0.8 % | 88.3 % |

| | Se 196.090 Axial-eUV) | Si 212.412 Axial-iFR) | Sn 189.989 Axial-iFR) | Sr 421.552 Radial-iFR) | Ti 334.904 Axial-iFR) | Tl 190.856 Axial-eUV) | V 292.402 Axial-iFR) |
|---|---|---|---|---|---|---|---|
| Concentration average | -0.0005 ppm | 2.9121 ppm | 0.0060 ppm | 0.0580 ppm | 5.5938 ppm | 0.0025 ppm | 0.2734 ppm |
| Concentration per Run | -0.0024 ppm | 2.9240 ppm | 0.0064 ppm | 0.0580 ppm | 5.6154 ppm | 0.0034 ppm | 0.2740 ppm |
| Concentration per Run | -0.0007 ppm | 2.9260 ppm | 0.0056 ppm | 0.0579 ppm | 5.5772 ppm | 0.0014 ppm | 0.2746 ppm |
| Concentration per Run | 0.0015 ppm | 2.8863 ppm | 0.0061 ppm | 0.0581 ppm | 5.5890 ppm | 0.0025 ppm | 0.2716 ppm |
| Concentration RSD | 360.4 % | 0.8 % | 6.7 % | 0.2 % | 0.3 % | 39.5 % | 0.6 % |

| | Zn 206.200 Axial-iFR) | Sc 361.384 Axial-iFR) | Sc 361.384 Radial-iFR) | Sc 227.318 Axial-eUV) | Y 360.073 Axial-iFR) | Y 371.030 Radial-iFR) | Y 224.306 Axial-eUV) |
|---|---|---|---|---|---|---|---|
| Concentration average | 0.5054 ppm | 100.1889 % | 102.2040 % | 86.8820 % | 111.7508 % | 120.3165 % | 113.7549 % |
| Concentration per Run | 0.5079 ppm | 100.4529 % | 102.2887 % | 86.9704 % | 112.3850 % | 120.2782 % | 113.3875 % |
| Concentration per Run | 0.5021 ppm | 99.8624 % | 102.5483 % | 86.7597 % | 111.2740 % | 120.2212 % | 114.1422 % |
| Concentration per Run | 0.5060 ppm | 100.2514 % | 101.7751 % | 86.9157 % | 111.5935 % | 120.4502 % | 113.7351 % |
| Concentration RSD | 0.6 % | 0.3 % | 0.4 % | 0.1 % | 0.5 % | 0.1 % | 0.3 % |

# ICP DataTrace 8

9/10/2025 9:12:19 PM

LabBook: WG2112846_09102025T8.imexp

Sample: WG2111609-3d2 WG2111609
Analysis started at: 9/10/2025 5:46:43 PM
Rack 2
Vial 4
Comment <Comment>

| | Ag 328.068 Axial-iFR) | Al 396.152 Radial-iFR) | As 189.042 Axial-eUV) | B 208.959 Axial-iFR) | Ba 455.403 Radial-iFR) | Be 313.042 Radial-iFR) | Ca 315.887 Radial-iFR) |
|---|---|---|---|---|---|---|---|
| Concentration average | 0.0461 ppm | 120.0503 ppm | 0.3672 ppm | 0.8668 ppm | 2.3309 ppm | 0.0505 ppm | 26.2336 ppm |
| Concentration per Run | 0.0460 ppm | 119.9533 ppm | 0.3621 ppm | 0.8657 ppm | 2.3232 ppm | 0.0506 ppm | 26.1404 ppm |
| Concentration per Run | 0.0461 ppm | 120.2269 ppm | 0.3737 ppm | 0.8721 ppm | 2.3442 ppm | 0.0505 ppm | 26.3126 ppm |
| Concentration per Run | 0.0462 ppm | 119.9707 ppm | 0.3657 ppm | 0.8626 ppm | 2.3254 ppm | 0.0504 ppm | 26.2480 ppm |
| Concentration RSD | 0.3 % | 0.1 % | 1.6 % | 0.6 % | 0.5 % | 0.2 % | 0.3 % |

| | Cd 214.438 Axial-iFR) | Co 228.616 Axial-iFR) | Cr 267.716 Axial-iFR) | Cu 324.754 Axial-iFR) | Fe 259.940 Radial-iFR) | K 766.490 Radial-iFR) | Li 670.776 Radial-iFR) |
|---|---|---|---|---|---|---|---|
| Concentration average | 0.0479 ppm | 0.5080 ppm | 0.5429 ppm | 0.4067 ppm | 167.8081 ppm | 42.6282 ppm | 0.2248 ppm |
| Concentration per Run | 0.0480 ppm | 0.5085 ppm | 0.5428 ppm | 0.4062 ppm | 167.4836 ppm | 42.2189 ppm | 0.2262 ppm |
| Concentration per Run | 0.0483 ppm | 0.5117 ppm | 0.5433 ppm | 0.4084 ppm | 168.3080 ppm | 43.3138 ppm | 0.2221 ppm |
| Concentration per Run | 0.0474 ppm | 0.5038 ppm | 0.5426 ppm | 0.4054 ppm | 167.6326 ppm | 42.3517 ppm | 0.2262 ppm |
| Concentration RSD | 1.0 % | 0.8 % | 0.1 % | 0.4 % | 0.3 % | 1.4 % | 1.1 % |

| | Mg 279.079 Axial-iFR) | Mn 257.610 Radial-iFR) | Mo 202.030 Axial-iFR) | Na 589.592 Radial-iFR) | Ni 231.604 Axial-iFR) | Pb 220.353 Axial-eUV) | Sb 206.833 Axial-iFR) |
|---|---|---|---|---|---|---|---|
| Concentration average | 67.0515 ppm | 3.6224 ppm | 0.8910 ppm | 17.5746 ppm | 0.7037 ppm | 0.6915 ppm | 0.2239 ppm |
| Concentration per Run | 67.3651 ppm | 3.6151 ppm | 0.8892 ppm | 17.5636 ppm | 0.7060 ppm | 0.6910 ppm | 0.2202 ppm |
| Concentration per Run | 67.1315 ppm | 3.6322 ppm | 0.8979 ppm | 17.6050 ppm | 0.7038 ppm | 0.6934 ppm | 0.2283 ppm |
| Concentration per Run | 66.6580 ppm | 3.6199 ppm | 0.8859 ppm | 17.5551 ppm | 0.7013 ppm | 0.6900 ppm | 0.2233 ppm |
| Concentration RSD | 0.5 % | 0.2 % | 0.7 % | 0.2 % | 0.3 % | 0.2 % | 1.8 % |

| | Se 196.090 Axial-eUV) | Si 212.412 Axial-iFR) | Sn 189.989 Axial-iFR) | Sr 421.552 Radial-iFR) | Ti 334.904 Axial-iFR) | Tl 190.856 Axial-eUV) | V 292.402 Axial-iFR) |
|---|---|---|---|---|---|---|---|
| Concentration average | 0.1163 ppm | 5.7113 ppm | 0.8393 ppm | **1.0023 ppm** | 7.1486 ppm | **0.1161 ppm** | 0.7326 ppm |
| Concentration per Run | 0.1150 ppm | 5.7268 ppm | 0.8442 ppm | 1.0008 ppm | 7.1605 ppm | 0.1164 ppm | 0.7361 ppm |
| Concentration per Run | 0.1174 ppm | 5.7545 ppm | 0.8390 ppm | 1.0052 ppm | 7.1340 ppm | 0.1170 ppm | 0.7335 ppm |
| Concentration per Run | 0.1166 ppm | 5.6526 ppm | 0.8346 ppm | 1.0009 ppm | 7.1511 ppm | 0.1150 ppm | 0.7282 ppm |
| Concentration RSD | 1.0 % | 0.9 % | 0.6 % | 0.2 % | 0.2 % | 0.9 % | 0.5 % |

| | Zn 206.200 Axial-iFR) | Sc 361.384 Axial-iFR) | Sc 361.384 Radial-iFR) | Sc 227.318 Axial-eUV) | Y 360.073 Axial-iFR) | Y 371.030 Radial-iFR) | Y 224.306 Axial-eUV) |
|---|---|---|---|---|---|---|---|
| Concentration average | 0.9416 ppm | 100.8463 % | 105.6698 % | 84.2790 % | 111.4172 % | 117.1419 % | 112.9924 % |
| Concentration per Run | 0.9429 ppm | 100.9841 % | 106.0954 % | 84.1770 % | 111.4074 % | 117.7121 % | 112.6705 % |
| Concentration per Run | 0.9392 ppm | 100.8095 % | 104.9185 % | 84.3225 % | 112.1326 % | 115.9436 % | 113.5241 % |
| Concentration per Run | 0.9426 ppm | 100.7453 % | 105.9953 % | 84.3374 % | 110.7117 % | 117.7700 % | 112.7826 % |
| Concentration RSD | 0.2 % | 0.1 % | 0.6 % | 0.1 % | 0.6 % | 0.9 % | 0.4 % |

# ICP DataTrace 8

9/10/2025 9:12:19 PM

LabBook: WG2112846_09102025T8.imexp

Sample: WG2111609-4d2 WG2111609
Analysis started at: 9/10/2025 5:50:08 PM
Rack 2
Vial 5
Comment <Comment>

| | Ag 328.068 Axial-iFR) | Al 396.152 Radial-iFR) | As 189.042 Axial-eUV) | B 208.959 Axial-iFR) | Ba 455.403 Radial-iFR) | Be 313.042 Radial-iFR) | Ca 315.887 Radial-iFR) |
|---|---|---|---|---|---|---|---|
| Concentration average | 0.0010 ppm | 143.5962 ppm | 0.2616 ppm | 0.0119 ppm | 0.6485 ppm | 0.0050 ppm | 15.7456 ppm |
| Concentration per Run | 0.0008 ppm | 143.5640 ppm | 0.2622 ppm | 0.0124 ppm | 0.6487 ppm | 0.0049 ppm | 15.8037 ppm |
| Concentration per Run | 0.0014 ppm | 143.6568 ppm | 0.2632 ppm | 0.0115 ppm | 0.6511 ppm | 0.0050 ppm | 15.6786 ppm |
| Concentration per Run | 0.0008 ppm | 143.5678 ppm | 0.2593 ppm | 0.0118 ppm | 0.6458 ppm | 0.0050 ppm | 15.7545 ppm |
| Concentration RSD | 33.3 % | 0.0 % | 0.8 % | 3.7 % | 0.4 % | 1.2 % | 0.4 % |

| | Cd 214.438 Axial-iFR) | Co 228.616 Axial-iFR) | Cr 267.716 Axial-iFR) | Cu 324.754 Axial-iFR) | Fe 259.940 Radial-iFR) | K 766.490 Radial-iFR) | Li 670.776 Radial-iFR) |
|---|---|---|---|---|---|---|---|
| Concentration average | 0.0011 ppm | 0.0946 ppm | 0.3851 ppm | 0.2081 ppm | 206.0147 ppm | 35.8760 ppm | 0.2862 ppm |
| Concentration per Run | 0.0011 ppm | 0.0957 ppm | 0.3866 ppm | 0.2090 ppm | 206.2253 ppm | 35.7849 ppm | 0.2866 ppm |
| Concentration per Run | 0.0013 ppm | 0.0935 ppm | 0.3834 ppm | 0.2083 ppm | 206.2639 ppm | 35.9923 ppm | 0.2860 ppm |
| Concentration per Run | 0.0010 ppm | 0.0945 ppm | 0.3855 ppm | 0.2071 ppm | 205.5548 ppm | 35.8507 ppm | 0.2861 ppm |
| Concentration RSD | 11.0 % | 1.2 % | 0.4 % | 0.5 % | 0.2 % | 0.3 % | 0.1 % |

| | Mg 279.079 Axial-iFR) | Mn 257.610 Radial-iFR) | Mo 202.030 Axial-iFR) | Na 589.592 Radial-iFR) | Ni 231.604 Axial-iFR) | Pb 220.353 Axial-eUV) | Sb 206.833 Axial-iFR) |
|---|---|---|---|---|---|---|---|
| Concentration average | 69.6444 ppm | 3.4614 ppm | 0.0115 ppm | 9.3167 ppm | 0.3269 ppm | 0.1886 ppm | 0.0012 ppm |
| Concentration per Run | 70.1652 ppm | 3.4650 ppm | 0.0118 ppm | 9.2956 ppm | 0.3292 ppm | 0.1889 ppm | 0.0028 ppm |
| Concentration per Run | 69.3722 ppm | 3.4624 ppm | 0.0113 ppm | 9.3355 ppm | 0.3251 ppm | 0.1884 ppm | 0.0022 ppm |
| Concentration per Run | 69.3959 ppm | 3.4567 ppm | 0.0114 ppm | 9.3189 ppm | 0.3264 ppm | 0.1884 ppm | -0.0013 ppm |
| Concentration RSD | 0.6 % | 0.1 % | 2.5 % | 0.2 % | 0.6 % | 0.1 % | 181.9 % |

| | Se 196.090 Axial-eUV) | Si 212.412 Axial-iFR) | Sn 189.989 Axial-iFR) | Sr 421.552 Radial-iFR) | Ti 334.904 Axial-iFR) | Tl 190.856 Axial-eUV) | V 292.402 Axial-iFR) |
|---|---|---|---|---|---|---|---|
| Concentration average | -0.0001 ppm | 4.0680 ppm | 0.0104 ppm | 0.0842 ppm | 7.2147 ppm | 0.0037 ppm | 0.3265 ppm |
| Concentration per Run | -0.0014 ppm | 4.0739 ppm | 0.0104 ppm | 0.0844 ppm | 7.2267 ppm | 0.0044 ppm | 0.3269 ppm |
| Concentration per Run | -0.0002 ppm | 4.0646 ppm | 0.0108 ppm | 0.0839 ppm | 7.2108 ppm | 0.0045 ppm | 0.3269 ppm |
| Concentration per Run | 0.0014 ppm | 4.0655 ppm | 0.0102 ppm | 0.0844 ppm | 7.2067 ppm | 0.0021 ppm | 0.3258 ppm |
| Concentration RSD | 2,705.5 % | 0.1 % | 2.9 % | 0.3 % | 0.1 % | 36.9 % | 0.2 % |

| | Zn 206.200 Axial-iFR) | Sc 361.384 Axial-iFR) | Sc 361.384 Radial-iFR) | Sc 227.318 Axial-eUV) | Y 360.073 Axial-iFR) | Y 371.030 Radial-iFR) | Y 224.306 Axial-eUV) |
|---|---|---|---|---|---|---|---|
| Concentration average | 0.5866 ppm | 101.3536 % | 105.9869 % | 84.9294 % | 111.0677 % | 116.7557 % | 114.0202 % |
| Concentration per Run | 0.5931 ppm | 100.8017 % | 106.4554 % | 85.2173 % | 110.6270 % | 117.5397 % | 114.2901 % |
| Concentration per Run | 0.5816 ppm | 102.1827 % | 105.2200 % | 84.9998 % | 111.6950 % | 115.2277 % | 114.0815 % |
| Concentration per Run | 0.5851 ppm | 101.0763 % | 106.2854 % | 84.5710 % | 110.8812 % | 117.4996 % | 113.6891 % |
| Concentration RSD | 1.0 % | 0.7 % | 0.6 % | 0.4 % | 0.5 % | 1.1 % | 0.3 % |

# ICP DataTrace 8

9/10/2025 9:12:19 PM

LabBook: WG2112846_09102025T8.imexp

Sample: WG2111609-5d2 WG2111609
Analysis started at: 9/10/2025 5:53:33 PM
Rack 2
Vial 6
Comment <Comment>

| | Ag 328.068 Axial-iFR) | Al 396.152 Radial-iFR) | As 189.042 Axial-eUV) | B 208.959 Axial-iFR) | Ba 455.403 Radial-iFR) | Be 313.042 Radial-iFR) | Ca 315.887 Radial-iFR) |
|---|---|---|---|---|---|---|---|
| Concentration average | 0.0460 ppm | 120.9785 ppm | 0.3347 ppm | 0.9391 ppm | 2.3783 ppm | 0.0539 ppm | 22.4944 ppm |
| Concentration per Run | 0.0461 ppm | 120.6410 ppm | 0.3300 ppm | 0.9397 ppm | 2.3709 ppm | 0.0539 ppm | 22.4829 ppm |
| Concentration per Run | 0.0465 ppm | 121.6757 ppm | 0.3375 ppm | 0.9384 ppm | 2.4077 ppm | 0.0541 ppm | 22.4240 ppm |
| Concentration per Run | 0.0454 ppm | 120.6188 ppm | 0.3366 ppm | 0.9393 ppm | 2.3561 ppm | 0.0538 ppm | 22.5762 ppm |
| Concentration RSD | 1.2 % | 0.5 % | 1.2 % | 0.1 % | 1.1 % | 0.4 % | 0.3 % |

| | Cd 214.438 Axial-iFR) | Co 228.616 Axial-iFR) | Cr 267.716 Axial-iFR) | Cu 324.754 Axial-iFR) | Fe 259.940 Radial-iFR) | K 766.490 Radial-iFR) | Li 670.776 Radial-iFR) |
|---|---|---|---|---|---|---|---|
| Concentration average | 0.0509 ppm | 0.5437 ppm | 0.4745 ppm | 0.4185 ppm | 187.1321 ppm | 40.5311 ppm | 0.2262 ppm |
| Concentration per Run | 0.0511 ppm | 0.5447 ppm | 0.4742 ppm | 0.4164 ppm | 186.9919 ppm | 40.5346 ppm | 0.2271 ppm |
| Concentration per Run | 0.0506 ppm | 0.5436 ppm | 0.4752 ppm | 0.4189 ppm | 187.4189 ppm | 41.0003 ppm | 0.2255 ppm |
| Concentration per Run | 0.0510 ppm | 0.5428 ppm | 0.4741 ppm | 0.4202 ppm | 186.9854 ppm | 40.0585 ppm | 0.2261 ppm |
| Concentration RSD | 0.6 % | 0.2 % | 0.1 % | 0.5 % | 0.1 % | 1.2 % | 0.4 % |

| | Mg 279.079 Axial-iFR) | Mn 257.610 Radial-iFR) | Mo 202.030 Axial-iFR) | Na 589.592 Radial-iFR) | Ni 231.604 Axial-iFR) | Pb 220.353 Axial-eUV) | Sb 206.833 Axial-iFR) |
|---|---|---|---|---|---|---|---|
| Concentration average | 67.8231 ppm | 3.3049 ppm | 0.9571 ppm | 17.4811 ppm | 0.7457 ppm | 0.6782 ppm | 0.4529 ppm |
| Concentration per Run | 68.1766 ppm | 3.2945 ppm | 0.9558 ppm | 17.4544 ppm | 0.7484 ppm | 0.6795 ppm | 0.4473 ppm |
| Concentration per Run | 67.6253 ppm | 3.3166 ppm | 0.9554 ppm | 17.4507 ppm | 0.7449 ppm | 0.6767 ppm | 0.4516 ppm |
| Concentration per Run | 67.6672 ppm | 3.3036 ppm | 0.9601 ppm | 17.5381 ppm | 0.7438 ppm | 0.6785 ppm | 0.4599 ppm |
| Concentration RSD | 0.5 % | 0.3 % | 0.3 % | 0.3 % | 0.3 % | 0.2 % | 1.4 % |

| | Se 196.090 Axial-eUV) | Si 212.412 Axial-iFR) | Sn 189.989 Axial-iFR) | Sr 421.552 Radial-iFR) | Ti 334.904 Axial-iFR) | Tl 190.856 Axial-eUV) | V 292.402 Axial-iFR) |
|---|---|---|---|---|---|---|---|
| Concentration average | 0.1268 ppm | 4.1101 ppm | 0.9353 ppm | **1.0382 ppm** | 6.4393 ppm | **0.1238 ppm** | 0.7552 ppm |
| Concentration per Run | 0.1250 ppm | 4.1160 ppm | 0.9433 ppm | 1.0440 ppm | 6.4544 ppm | 0.1223 ppm | 0.7555 ppm |
| Concentration per Run | 0.1281 ppm | 4.0734 ppm | 0.9291 ppm | 1.0370 ppm | 6.4356 ppm | 0.1254 ppm | 0.7542 ppm |
| Concentration per Run | 0.1273 ppm | 4.1409 ppm | 0.9336 ppm | 1.0336 ppm | 6.4278 ppm | 0.1237 ppm | 0.7559 ppm |
| Concentration RSD | 1.3 % | 0.8 % | 0.8 % | 0.5 % | 0.2 % | 1.2 % | 0.1 % |

| | Zn 206.200 Axial-iFR) | Sc 361.384 Axial-iFR) | Sc 361.384 Radial-iFR) | Sc 227.318 Axial-eUV) | Y 360.073 Axial-iFR) | Y 371.030 Radial-iFR) | Y 224.306 Axial-eUV) |
|---|---|---|---|---|---|---|---|
| Concentration average | 0.9655 ppm | 99.4985 % | 102.1453 % | 84.2821 % | 110.1675 % | 120.1861 % | 111.9686 % |
| Concentration per Run | 0.9726 ppm | 99.5322 % | 102.1257 % | 84.3902 % | 110.1011 % | 120.3620 % | 111.6743 % |
| Concentration per Run | 0.9633 ppm | 99.9987 % | 102.5512 % | 84.3627 % | 110.2869 % | 119.6069 % | 112.0310 % |
| Concentration per Run | 0.9605 ppm | 98.9647 % | 101.7589 % | 84.0934 % | 110.1144 % | 120.5896 % | 112.2005 % |
| Concentration RSD | 0.7 % | 0.5 % | 0.4 % | 0.2 % | 0.1 % | 0.4 % | 0.2 % |

# ICP DataTrace 8

9/10/2025 9:12:19 PM

LabBook: WG2112846_09102025T8.imexp

Sample: WG2111609-6d10 WG2111609
Analysis started at: 9/10/2025 5:56:58 PM
Rack 2
Vial 7
Comment <Comment>

| | Ag 328.068 Axial-iFR) | Al 396.152 Radial-iFR) | As 189.042 Axial-eUV) | B 208.959 Axial-iFR) | Ba 455.403 Radial-iFR) | Be 313.042 Radial-iFR) | Ca 315.887 Radial-iFR) |
|---|---|---|---|---|---|---|---|
| Concentration average | 0.0001 ppm | 25.9577 ppm | 0.0388 ppm | 0.0036 ppm | 0.1162 ppm | 0.0009 ppm | 2.6118 ppm |
| Concentration per Run | 0.0001 ppm | 25.9920 ppm | 0.0389 ppm | 0.0028 ppm | 0.1167 ppm | 0.0010 ppm | 2.6086 ppm |
| Concentration per Run | 0.0000 ppm | 25.7268 ppm | 0.0364 ppm | 0.0047 ppm | 0.1142 ppm | 0.0010 ppm | 2.6342 ppm |
| Concentration per Run | 0.0003 ppm | 26.1541 ppm | 0.0411 ppm | 0.0034 ppm | 0.1177 ppm | 0.0009 ppm | 2.5927 ppm |
| Concentration RSD | 143.9 % | 0.8 % | 6.0 % | 26.3 % | 1.6 % | 5.6 % | 0.8 % |

| | Cd 214.438 Axial-iFR) | Co 228.616 Axial-iFR) | Cr 267.716 Axial-iFR) | Cu 324.754 Axial-iFR) | Fe 259.940 Radial-iFR) | K 766.490 Radial-iFR) | Li 670.776 Radial-iFR) |
|---|---|---|---|---|---|---|---|
| Concentration average | 0.0002 ppm | 0.0196 ppm | 0.0614 ppm | 0.0369 ppm | 42.5067 ppm | 6.6314 ppm | 0.0481 ppm |
| Concentration per Run | 0.0002 ppm | 0.0191 ppm | 0.0613 ppm | 0.0368 ppm | 42.5858 ppm | 6.6631 ppm | 0.0483 ppm |
| Concentration per Run | 0.0002 ppm | 0.0198 ppm | 0.0617 ppm | 0.0370 ppm | 42.5768 ppm | 6.5169 ppm | 0.0495 ppm |
| Concentration per Run | 0.0002 ppm | 0.0200 ppm | 0.0612 ppm | 0.0369 ppm | 42.3576 ppm | 6.7144 ppm | 0.0464 ppm |
| Concentration RSD | 9.8 % | 2.3 % | 0.4 % | 0.2 % | 0.3 % | 1.5 % | 3.3 % |

| | Mg 279.079 Axial-iFR) | Mn 257.610 Radial-iFR) | Mo 202.030 Axial-iFR) | Na 589.592 Radial-iFR) | Ni 231.604 Axial-iFR) | Pb 220.353 Axial-eUV) | Sb 206.833 Axial-iFR) |
|---|---|---|---|---|---|---|---|
| Concentration average | 12.8917 ppm | 0.6234 ppm | 0.0063 ppm | 1.5529 ppm | 0.0604 ppm | 0.0259 ppm | 0.0089 ppm |
| Concentration per Run | 12.9783 ppm | 0.6232 ppm | 0.0065 ppm | 1.5455 ppm | 0.0609 ppm | 0.0266 ppm | 0.0074 ppm |
| Concentration per Run | 12.8307 ppm | 0.6228 ppm | 0.0063 ppm | 1.5589 ppm | 0.0600 ppm | 0.0257 ppm | 0.0107 ppm |
| Concentration per Run | 12.8659 ppm | 0.6242 ppm | 0.0060 ppm | 1.5542 ppm | 0.0604 ppm | 0.0255 ppm | 0.0085 ppm |
| Concentration RSD | 0.6 % | 0.1 % | 3.9 % | 0.4 % | 0.7 % | 2.3 % | 19.2 % |

| | Se 196.090 Axial-eUV) | Si 212.412 Axial-iFR) | Sn 189.989 Axial-iFR) | Sr 421.552 Radial-iFR) | Ti 334.904 Axial-iFR) | Tl 190.856 Axial-eUV) | V 292.402 Axial-iFR) |
|---|---|---|---|---|---|---|---|
| Concentration average | 0.0009 ppm | 0.5993 ppm | 0.0017 ppm | 0.0121 ppm | 1.1924 ppm | 0.0015 ppm | 0.0568 ppm |
| Concentration per Run | 0.0033 ppm | 0.6010 ppm | 0.0025 ppm | 0.0121 ppm | 1.1938 ppm | 0.0020 ppm | 0.0569 ppm |
| Concentration per Run | -0.0006 ppm | 0.5985 ppm | 0.0012 ppm | 0.0121 ppm | 1.1898 ppm | 0.0013 ppm | 0.0570 ppm |
| Concentration per Run | -0.0002 ppm | 0.5985 ppm | 0.0014 ppm | 0.0121 ppm | 1.1937 ppm | 0.0013 ppm | 0.0566 ppm |
| Concentration RSD | 254.8 % | 0.2 % | 38.2 % | 0.2 % | 0.2 % | 30.1 % | 0.4 % |

| | Zn 206.200 Axial-iFR) | Sc 361.384 Axial-iFR) | Sc 361.384 Radial-iFR) | Sc 227.318 Axial-eUV) | Y 360.073 Axial-iFR) | Y 371.030 Radial-iFR) | Y 224.306 Axial-eUV) |
|---|---|---|---|---|---|---|---|
| Concentration average | 0.1081 ppm | 100.5449 % | 101.4008 % | 95.7406 % | 102.0108 % | 104.2021 % | 103.5843 % |
| Concentration per Run | 0.1077 ppm | 100.3704 % | 101.3855 % | 95.7803 % | 101.8667 % | 102.7354 % | 103.6802 % |
| Concentration per Run | 0.1081 ppm | 100.7428 % | 100.7661 % | 95.9879 % | 102.1849 % | 106.9437 % | 103.7171 % |
| Concentration per Run | 0.1087 ppm | 100.5215 % | 102.0508 % | 95.4536 % | 101.9808 % | 102.9273 % | 103.3557 % |
| Concentration RSD | 0.4 % | 0.2 % | 0.6 % | 0.3 % | 0.2 % | 2.3 % | 0.2 % |

# ICP DataTrace 8

9/10/2025 9:12:19 PM

LabBook: WG2112846_09102025T8.imexp

Sample: CCV
Analysis started at: 9/10/2025 6:00:24 PM
Rack 0
Vial 3
Comment <Comment>

| | Ag 328.068 Axial-iFR) | Al 396.152 Radial-iFR) | As 189.042 Axial-eUV) | B 208.959 Axial-iFR) | Ba 455.403 Radial-iFR) | Be 313.042 Radial-iFR) | Ca 315.887 Radial-iFR) |
|---|---|---|---|---|---|---|---|
| Concentration average | 0.4774 ppm | 0.4880 ppm | 0.4650 ppm | 0.4766 ppm | 0.4918 ppm | 0.5067 ppm | 0.4958 ppm |
| Concentration per Run | 0.4774 ppm | 0.4857 ppm | 0.4624 ppm | 0.4739 ppm | 0.4922 ppm | 0.5078 ppm | 0.4964 ppm |
| Concentration per Run | 0.4788 ppm | 0.4923 ppm | 0.4684 ppm | 0.4771 ppm | 0.4931 ppm | 0.5068 ppm | 0.4996 ppm |
| Concentration per Run | 0.4760 ppm | 0.4860 ppm | 0.4642 ppm | 0.4789 ppm | 0.4900 ppm | 0.5054 ppm | 0.4914 ppm |
| Recovery Percentage | 95.479 % | 97.595 % | 93.003 % | 95.326 % | 98.355 % | 101.332 % | 99.156 % |
| Concentration RSD | 0.3 % | 0.8 % | 0.7 % | 0.5 % | 0.3 % | 0.2 % | 0.8 % |

| | Cd 214.438 Axial-iFR) | Co 228.616 Axial-iFR) | Cr 267.716 Axial-iFR) | Cu 324.754 Axial-iFR) | Fe 259.940 Radial-iFR) | K 766.490 Radial-iFR) | Li 670.776 Radial-iFR) |
|---|---|---|---|---|---|---|---|
| Concentration average | 0.4931 ppm | 0.4946 ppm | 0.4922 ppm | 0.4946 ppm | 0.5124 ppm | 5.1384 ppm | 0.4979 ppm |
| Concentration per Run | 0.4910 ppm | 0.4930 ppm | 0.4913 ppm | 0.4928 ppm | 0.5133 ppm | 5.1430 ppm | 0.5009 ppm |
| Concentration per Run | 0.4954 ppm | 0.4957 ppm | 0.4957 ppm | 0.4967 ppm | 0.5167 ppm | 5.1555 ppm | 0.4958 ppm |
| Concentration per Run | 0.4930 ppm | 0.4950 ppm | 0.4895 ppm | 0.4943 ppm | 0.5072 ppm | 5.1166 ppm | 0.4970 ppm |
| Recovery Percentage | 98.627 % | 98.914 % | 98.435 % | 98.922 % | 102.481 % | 102.768 % | 99.576 % |
| Concentration RSD | 0.4 % | 0.3 % | 0.6 % | 0.4 % | 0.9 % | 0.4 % | 0.5 % |

| | Mg 279.079 Axial-iFR) | Mn 257.610 Radial-iFR) | Mo 202.030 Axial-iFR) | Na 589.592 Radial-iFR) | Ni 231.604 Axial-iFR) | Pb 220.353 Axial-eUV) | Sb 206.833 Axial-iFR) |
|---|---|---|---|---|---|---|---|
| Concentration average | 0.4950 ppm | 0.5091 ppm | 0.4810 ppm | 10.1409 ppm | 0.4994 ppm | 0.4935 ppm | 0.4973 ppm |
| Concentration per Run | 0.4943 ppm | 0.5105 ppm | 0.4773 ppm | 10.1528 ppm | 0.4967 ppm | 0.4933 ppm | 0.4921 ppm |
| Concentration per Run | 0.4965 ppm | 0.5094 ppm | 0.4831 ppm | 10.1522 ppm | 0.5035 ppm | 0.4927 ppm | 0.5034 ppm |
| Concentration per Run | 0.4943 ppm | 0.5073 ppm | 0.4826 ppm | 10.1177 ppm | 0.4982 ppm | 0.4944 ppm | 0.4963 ppm |
| Recovery Percentage | 99.009 % | 101.820 % | 96.199 % | 101.409 % | 99.889 % | 98.692 % | 99.451 % |
| Concentration RSD | 0.3 % | 0.3 % | 0.7 % | 0.2 % | 0.7 % | 0.2 % | 1.1 % |

| | Se 196.090 Axial-eUV) | Si 212.412 Axial-iFR) | Sn 189.989 Axial-iFR) | Sr 421.552 Radial-iFR) | Ti 334.904 Axial-iFR) | Tl 190.856 Axial-eUV) | V 292.402 Axial-iFR) |
|---|---|---|---|---|---|---|---|
| Concentration average | 0.4748 ppm | 5.2474 ppm | 0.4911 ppm | 0.5035 ppm | 0.4934 ppm | 0.4992 ppm | 0.4980 ppm |
| Concentration per Run | 0.4751 ppm | 5.2176 ppm | 0.4887 ppm | 0.5041 ppm | 0.4897 ppm | 0.4998 ppm | 0.4973 ppm |
| Concentration per Run | 0.4743 ppm | 5.2783 ppm | 0.4966 ppm | 0.5056 ppm | 0.4961 ppm | 0.4987 ppm | 0.4990 ppm |
| Concentration per Run | 0.4748 ppm | 5.2465 ppm | 0.4880 ppm | 0.5006 ppm | 0.4943 ppm | 0.4990 ppm | 0.4976 ppm |
| Recovery Percentage | 94.951 % | 99.951 % | 98.220 % | 100.691 % | 98.679 % | 99.831 % | 99.591 % |
| Concentration RSD | 0.1 % | 0.6 % | 1.0 % | 0.5 % | 0.7 % | 0.1 % | 0.2 % |

| | Zn 206.200 Axial-iFR) | Sc 361.384 Axial-iFR) | Sc 361.384 Radial-iFR) | Sc 227.318 Axial-eUV) | Y 360.073 Axial-iFR) | Y 371.030 Radial-iFR) | Y 224.306 Axial-eUV) |
|---|---|---|---|---|---|---|---|
| Concentration average | 0.4901 ppm | 101.8677 % | 100.6846 % | 98.3063 % | 100.1816 % | 99.1652 % | 100.9636 % |
| Concentration per Run | 0.4886 ppm | 102.1506 % | 101.1836 % | 98.0984 % | 100.3281 % | 99.8945 % | 100.6734 % |
| Concentration per Run | 0.4921 ppm | 101.5886 % | 99.8328 % | 98.9008 % | 100.0366 % | 98.1145 % | 101.2169 % |
| Concentration per Run | 0.4895 ppm | 101.8640 % | 101.0374 % | 97.9196 % | 100.1801 % | 99.4866 % | 101.0005 % |
| Recovery Percentage | 98.013 % | | | | | | |
| Concentration RSD | 0.4 % | 0.3 % | 0.7 % | 0.5 % | 0.1 % | 0.9 % | 0.3 % |

# ICP DataTrace 8

9/10/2025 9:12:19 PM

LabBook: WG2112846_09102025T8.imexp

Sample: CCB
Analysis started at: 9/10/2025 6:03:50 PM
Rack 0
Vial 4
Comment <Comment>

| | Ag 328.068 Axial-iFR) | Al 396.152 Radial-iFR) | As 189.042 Axial-eUV) | B 208.959 Axial-iFR) | Ba 455.403 Radial-iFR) | Be 313.042 Radial-iFR) | Ca 315.887 Radial-iFR) |
|---|---|---|---|---|---|---|---|
| Concentration average | -0.0002 ppm | -0.0021 ppm | 0.0007 ppm | 0.0008 ppm | 0.0000 ppm | 0.0001 ppm | 0.0008 ppm |
| Concentration per Run | 0.0000 ppm | 0.0016 ppm | -0.0004 ppm | 0.0009 ppm | 0.0000 ppm | 0.0001 ppm | 0.0012 ppm |
| Concentration per Run | -0.0002 ppm | -0.0010 ppm | 0.0016 ppm | 0.0002 ppm | 0.0001 ppm | 0.0001 ppm | -0.0009 ppm |
| Concentration per Run | -0.0003 ppm | -0.0068 ppm | 0.0010 ppm | 0.0013 ppm | 0.0000 ppm | 0.0000 ppm | 0.0020 ppm |
| Recovery Percentage | -3.133 % | -2.094 % | 14.939 % | 2.682 % | 0.051 % | 1.491 % | 0.789 % |
| Concentration RSD | 93.2 % | 206.4 % | 137.9 % | 68.1 % | 899.8 % | 35.4 % | 190.4 % |

| | Cd 214.438 Axial-iFR) | Co 228.616 Axial-iFR) | Cr 267.716 Axial-iFR) | Cu 324.754 Axial-iFR) | Fe 259.940 Radial-iFR) | K 766.490 Radial-iFR) | Li 670.776 Radial-iFR) |
|---|---|---|---|---|---|---|---|
| Concentration average | 0.0000 ppm | 0.0003 ppm | 0.0002 ppm | -0.0002 ppm | 0.0063 ppm | 0.0219 ppm | 0.0004 ppm |
| Concentration per Run | 0.0000 ppm | 0.0005 ppm | 0.0003 ppm | -0.0002 ppm | 0.0054 ppm | 0.0239 ppm | 0.0006 ppm |
| Concentration per Run | 0.0001 ppm | 0.0000 ppm | 0.0003 ppm | 0.0000 ppm | 0.0072 ppm | 0.0113 ppm | 0.0007 ppm |
| Concentration per Run | 0.0000 ppm | 0.0002 ppm | -0.0001 ppm | -0.0003 ppm | 0.0062 ppm | 0.0306 ppm | -0.0002 ppm |
| Recovery Percentage | 0.941 % | 2.510 % | 1.633 % | -1.538 % | 12.520 % | 0.878 % | 3.892 % |
| Concentration RSD | 133.8 % | 94.9 % | 155.8 % | 103.5 % | 14.9 % | 44.8 % | 122.8 % |

| | Mg 279.079 Axial-iFR) | Mn 257.610 Radial-iFR) | Mo 202.030 Axial-iFR) | Na 589.592 Radial-iFR) | Ni 231.604 Axial-iFR) | Pb 220.353 Axial-eUV) | Sb 206.833 Axial-iFR) |
|---|---|---|---|---|---|---|---|
| Concentration average | 0.0016 ppm | 0.0002 ppm | 0.0040 ppm | 0.0023 ppm | -0.0004 ppm | 0.0002 ppm | 0.0016 ppm |
| Concentration per Run | 0.0016 ppm | 0.0003 ppm | 0.0039 ppm | 0.0030 ppm | -0.0009 ppm | 0.0000 ppm | 0.0013 ppm |
| Concentration per Run | 0.0016 ppm | 0.0001 ppm | 0.0040 ppm | 0.0021 ppm | 0.0002 ppm | 0.0009 ppm | 0.0016 ppm |
| Concentration per Run | 0.0017 ppm | 0.0001 ppm | 0.0040 ppm | 0.0016 ppm | -0.0005 ppm | -0.0002 ppm | 0.0018 ppm |
| Recovery Percentage | 1.632 % | 1.535 % | 7.912 % | 0.113 % | -1.658 % | 2.350 % | 3.128 % |
| Concentration RSD | 3.7 % | 78.8 % | 0.3 % | 31.8 % | 135.8 % | 267.7 % | 15.2 % |

| | Se 196.090 Axial-eUV) | Si 212.412 Axial-iFR) | Sn 189.989 Axial-iFR) | Sr 421.552 Radial-iFR) | Ti 334.904 Axial-iFR) | Tl 190.856 Axial-eUV) | V 292.402 Axial-iFR) |
|---|---|---|---|---|---|---|---|
| Concentration average | 0.0037 ppm | 0.0033 ppm | 0.0004 ppm | 0.0000 ppm | 0.0012 ppm | 0.0007 ppm | 0.0000 ppm |
| Concentration per Run | 0.0044 ppm | 0.0025 ppm | 0.0008 ppm | 0.0001 ppm | 0.0012 ppm | 0.0008 ppm | 0.0000 ppm |
| Concentration per Run | 0.0046 ppm | 0.0039 ppm | 0.0004 ppm | 0.0000 ppm | 0.0011 ppm | 0.0002 ppm | 0.0001 ppm |
| Concentration per Run | 0.0020 ppm | 0.0036 ppm | 0.0002 ppm | 0.0000 ppm | 0.0013 ppm | 0.0012 ppm | -0.0001 ppm |
| Recovery Percentage | 36.765 % | 0.669 % | 0.869 % | 0.475 % | 11.995 % | 3.695 % | -0.278 % |
| Concentration RSD | 40.4 % | 21.4 % | 72.8 % | 85.0 % | 9.9 % | 73.1 % | 352.6 % |

| | Zn 206.200 Axial-iFR) | Sc 361.384 Axial-iFR) | Sc 361.384 Radial-iFR) | Sc 227.318 Axial-eUV) | Y 360.073 Axial-iFR) | Y 371.030 Radial-iFR) | Y 224.306 Axial-eUV) |
|---|---|---|---|---|---|---|---|
| Concentration average | 0.0001 ppm | 101.1145 % | 99.1581 % | 100.9892 % | 101.6608 % | 99.0979 % | 101.6317 % |
| Concentration per Run | 0.0000 ppm | 101.8281 % | 99.0827 % | 101.0115 % | 102.0665 % | 99.0158 % | 101.6990 % |
| Concentration per Run | 0.0001 ppm | 100.7303 % | 99.2806 % | 100.7693 % | 101.4119 % | 99.5635 % | 101.6557 % |
| Concentration per Run | 0.0002 ppm | 100.7852 % | 99.1110 % | 101.1868 % | 101.5039 % | 98.7145 % | 101.5405 % |
| Recovery Percentage | 1.785 % | | | | | | |
| Concentration RSD | 89.3 % | 0.6 % | 0.1 % | 0.2 % | 0.3 % | 0.4 % | 0.1 % |

# ICP DataTrace 8

9/10/2025 9:12:19 PM

LabBook: WG2112846_09102025T8.imexp

Sample: WG2110450-1 WG2110450
Analysis started at: 9/10/2025 6:20:45 PM
Rack 2
Vial 8
Comment <Comment>

| | Ag 328.068 Axial-iFR) | Al 396.152 Radial-iFR) | As 189.042 Axial-eUV) | B 208.959 Axial-iFR) | Ba 455.403 Radial-iFR) | Be 313.042 Radial-iFR) | Ca 315.887 Radial-iFR) |
|---|---|---|---|---|---|---|---|
| Concentration average | -0.0002 ppm | -0.0008 ppm | -0.0006 ppm | -0.0001 ppm | 0.0000 ppm | 0.0000 ppm | -0.0011 ppm |
| Concentration per Run | -0.0001 ppm | 0.0002 ppm | -0.0012 ppm | 0.0006 ppm | -0.0001 ppm | 0.0000 ppm | -0.0001 ppm |
| Concentration per Run | -0.0002 ppm | -0.0017 ppm | 0.0004 ppm | -0.0008 ppm | 0.0001 ppm | 0.0000 ppm | -0.0029 ppm |
| Concentration per Run | -0.0004 ppm | -0.0010 ppm | -0.0010 ppm | -0.0002 ppm | -0.0001 ppm | 0.0000 ppm | -0.0004 ppm |
| Concentration RSD | 93.3 % | 109.1 % | 142.0 % | 463.0 % | 213.2 % | 88.5 % | 136.1 % |

| | Cd 214.438 Axial-iFR) | Co 228.616 Axial-iFR) | Cr 267.716 Axial-iFR) | Cu 324.754 Axial-iFR) | Fe 259.940 Radial-iFR) | K 766.490 Radial-iFR) | Li 670.776 Radial-iFR) |
|---|---|---|---|---|---|---|---|
| Concentration average | -0.0001 ppm | -0.0001 ppm | 0.0004 ppm | 0.0000 ppm | 0.0096 ppm | 0.0130 ppm | 0.0001 ppm |
| Concentration per Run | -0.0001 ppm | 0.0001 ppm | 0.0005 ppm | 0.0001 ppm | 0.0098 ppm | 0.0123 ppm | -0.0003 ppm |
| Concentration per Run | -0.0001 ppm | -0.0002 ppm | 0.0001 ppm | 0.0000 ppm | 0.0094 ppm | 0.0157 ppm | -0.0001 ppm |
| Concentration per Run | 0.0000 ppm | -0.0002 ppm | 0.0006 ppm | -0.0001 ppm | 0.0098 ppm | 0.0111 ppm | 0.0009 ppm |
| Concentration RSD | 71.2 % | 161.9 % | 69.3 % | 679.5 % | 2.3 % | 18.4 % | 424.1 % |

| | Mg 279.079 Axial-iFR) | Mn 257.610 Radial-iFR) | Mo 202.030 Axial-iFR) | Na 589.592 Radial-iFR) | Ni 231.604 Axial-iFR) | Pb 220.353 Axial-eUV) | Sb 206.833 Axial-iFR) |
|---|---|---|---|---|---|---|---|
| Concentration average | -0.0001 ppm | 0.0001 ppm | 0.0001 ppm | -0.0087 ppm | 0.0000 ppm | 0.0003 ppm | 0.0006 ppm |
| Concentration per Run | -0.0005 ppm | 0.0000 ppm | 0.0001 ppm | -0.0086 ppm | -0.0002 ppm | 0.0006 ppm | 0.0008 ppm |
| Concentration per Run | -0.0001 ppm | 0.0002 ppm | 0.0002 ppm | -0.0087 ppm | 0.0000 ppm | 0.0003 ppm | -0.0008 ppm |
| Concentration per Run | 0.0002 ppm | 0.0001 ppm | 0.0002 ppm | -0.0090 ppm | 0.0002 ppm | -0.0001 ppm | 0.0018 ppm |
| Concentration RSD | 339.6 % | 129.8 % | 41.3 % | 2.5 % | 1,217.8 % | 124.5 % | 224.8 % |

| | Se 196.090 Axial-eUV) | Si 212.412 Axial-iFR) | Sn 189.989 Axial-iFR) | Sr 421.552 Radial-iFR) | Ti 334.904 Axial-iFR) | Tl 190.856 Axial-eUV) | V 292.402 Axial-iFR) |
|---|---|---|---|---|---|---|---|
| Concentration average | 0.0004 ppm | 0.0013 ppm | -0.0019 ppm | 0.0000 ppm | 0.0003 ppm | 0.0006 ppm | -0.0001 ppm |
| Concentration per Run | 0.0002 ppm | 0.0019 ppm | -0.0021 ppm | 0.0000 ppm | 0.0002 ppm | 0.0015 ppm | -0.0001 ppm |
| Concentration per Run | 0.0002 ppm | 0.0013 ppm | -0.0019 ppm | 0.0000 ppm | 0.0002 ppm | 0.0005 ppm | 0.0000 ppm |
| Concentration per Run | 0.0008 ppm | 0.0006 ppm | -0.0016 ppm | -0.0001 ppm | 0.0005 ppm | -0.0001 ppm | -0.0001 ppm |
| Concentration RSD | 83.3 % | 51.5 % | 12.9 % | 1,462.4 % | 60.0 % | 127.8 % | 85.2 % |

| | Zn 206.200 Axial-iFR) | Sc 361.384 Axial-iFR) | Sc 361.384 Radial-iFR) | Sc 227.318 Axial-eUV) | Y 360.073 Axial-iFR) | Y 371.030 Radial-iFR) | Y 224.306 Axial-eUV) |
|---|---|---|---|---|---|---|---|
| Concentration average | 0.0000 ppm | 100.2549 % | 101.4781 % | 101.0657 % | 100.7703 % | 102.1377 % | 100.7109 % |
| Concentration per Run | 0.0000 ppm | 100.4197 % | 101.7921 % | 101.1914 % | 100.9201 % | 103.1316 % | 100.7721 % |
| Concentration per Run | 0.0002 ppm | 100.1505 % | 101.8514 % | 101.0895 % | 100.6636 % | 102.7103 % | 100.7906 % |
| Concentration per Run | -0.0002 ppm | 100.1946 % | 100.7909 % | 100.9163 % | 100.7271 % | 100.5712 % | 100.5701 % |
| Concentration RSD | 991.3 % | 0.1 % | 0.6 % | 0.1 % | 0.1 % | 1.3 % | 0.1 % |

# ICP DataTrace 8

9/10/2025 9:12:19 PM

LabBook: WG2112846_09102025T8.imexp

Sample: WG2110450-2 WG2110450
Analysis started at: 9/10/2025 6:24:27 PM
Rack 2
Vial 9
Comment <Comment>

| | Ag 328.068 Axial-iFR) | Al 396.152 Radial-iFR) | As 189.042 Axial-eUV) | B 208.959 Axial-iFR) | Ba 455.403 Radial-iFR) | Be 313.042 Radial-iFR) | Ca 315.887 Radial-iFR) |
|---|---|---|---|---|---|---|---|
| Concentration average | 0.0439 ppm | 2.0259 ppm | 0.1150 ppm | 0.9904 ppm | 1.9468 ppm | 0.0498 ppm | 10.3854 ppm |
| Concentration per Run | 0.0440 ppm | 2.0354 ppm | 0.1151 ppm | 0.9866 ppm | 1.9560 ppm | 0.0499 ppm | 10.3558 ppm |
| Concentration per Run | 0.0439 ppm | 2.0163 ppm | 0.1159 ppm | 0.9906 ppm | 1.9280 ppm | 0.0493 ppm | 10.3813 ppm |
| Concentration per Run | 0.0439 ppm | 2.0261 ppm | 0.1139 ppm | 0.9940 ppm | 1.9562 ppm | 0.0502 ppm | 10.4192 ppm |
| Concentration RSD | 0.2 % | 0.5 % | 0.9 % | 0.4 % | 0.8 % | 0.9 % | 0.3 % |

| | Cd 214.438 Axial-iFR) | Co 228.616 Axial-iFR) | Cr 267.716 Axial-iFR) | Cu 324.754 Axial-iFR) | Fe 259.940 Radial-iFR) | K 766.490 Radial-iFR) | Li 670.776 Radial-iFR) |
|---|---|---|---|---|---|---|---|
| Concentration average | 0.0515 ppm | 0.4837 ppm | 0.1926 ppm | 0.2456 ppm | 0.9794 ppm | 10.3676 ppm | 0.0005 ppm |
| Concentration per Run | 0.0513 ppm | 0.4841 ppm | 0.1923 ppm | 0.2455 ppm | 0.9805 ppm | 10.4104 ppm | 0.0009 ppm |
| Concentration per Run | 0.0514 ppm | 0.4836 ppm | 0.1923 ppm | 0.2448 ppm | 0.9701 ppm | 10.2463 ppm | 0.0007 ppm |
| Concentration per Run | 0.0518 ppm | 0.4835 ppm | 0.1933 ppm | 0.2463 ppm | 0.9876 ppm | 10.4463 ppm | 0.0000 ppm |
| Concentration RSD | 0.5 % | 0.1 % | 0.3 % | 0.3 % | 0.9 % | 1.0 % | 87.7 % |

| | Mg 279.079 Axial-iFR) | Mn 257.610 Radial-iFR) | Mo 202.030 Axial-iFR) | Na 589.592 Radial-iFR) | Ni 231.604 Axial-iFR) | Pb 220.353 Axial-eUV) | Sb 206.833 Axial-iFR) |
|---|---|---|---|---|---|---|---|
| Concentration average | 10.1722 ppm | 0.4953 ppm | 0.9063 ppm | 10.5082 ppm | 0.4937 ppm | 0.5259 ppm | 0.3440 ppm |
| Concentration per Run | 10.1847 ppm | 0.4950 ppm | 0.8974 ppm | 10.5311 ppm | 0.4932 ppm | 0.5248 ppm | 0.3439 ppm |
| Concentration per Run | 10.1736 ppm | 0.4931 ppm | 0.9031 ppm | 10.4561 ppm | 0.4916 ppm | 0.5248 ppm | 0.3420 ppm |
| Concentration per Run | 10.1583 ppm | 0.4977 ppm | 0.9185 ppm | 10.5375 ppm | 0.4963 ppm | 0.5281 ppm | 0.3461 ppm |
| Concentration RSD | 0.1 % | 0.5 % | 1.2 % | 0.4 % | 0.5 % | 0.4 % | 0.6 % |

| | Se 196.090 Axial-eUV) | Si 212.412 Axial-iFR) | Sn 189.989 Axial-iFR) | Sr 421.552 Radial-iFR) | Ti 334.904 Axial-iFR) | Tl 190.856 Axial-eUV) | V 292.402 Axial-iFR) |
|---|---|---|---|---|---|---|---|
| Concentration average | 0.1153 ppm | 1.0776 ppm | 0.9077 ppm | **1.0058 ppm** | 0.9892 ppm | **0.1210 ppm** | 0.4994 ppm |
| Concentration per Run | 0.1140 ppm | 1.0761 ppm | 0.9022 ppm | 1.0068 ppm | 0.9870 ppm | 0.1214 ppm | 0.4997 ppm |
| Concentration per Run | 0.1165 ppm | 1.0710 ppm | 0.9039 ppm | 0.9990 ppm | 0.9941 ppm | 0.1214 ppm | 0.4986 ppm |
| Concentration per Run | 0.1154 ppm | 1.0857 ppm | 0.9170 ppm | 1.0117 ppm | 0.9867 ppm | 0.1203 ppm | 0.4998 ppm |
| Concentration RSD | 1.1 % | 0.7 % | 0.9 % | 0.6 % | 0.4 % | 0.5 % | 0.1 % |

| | Zn 206.200 Axial-iFR) | Sc 361.384 Axial-iFR) | Sc 361.384 Radial-iFR) | Sc 227.318 Axial-eUV) | Y 360.073 Axial-iFR) | Y 371.030 Radial-iFR) | Y 224.306 Axial-eUV) |
|---|---|---|---|---|---|---|---|
| Concentration average | 0.4874 ppm | 102.4087 % | 102.8234 % | 98.9346 % | 101.5631 % | 101.8969 % | 102.3886 % |
| Concentration per Run | 0.4858 ppm | 102.3013 % | 102.3701 % | 99.5957 % | 101.5079 % | 101.4300 % | 102.8755 % |
| Concentration per Run | 0.4864 ppm | 102.5291 % | 103.7123 % | 98.9236 % | 101.5052 % | 102.3498 % | 102.4665 % |
| Concentration per Run | 0.4899 ppm | 102.3956 % | 102.3876 % | 98.2845 % | 101.6761 % | 101.9109 % | 101.8238 % |
| Concentration RSD | 0.5 % | 0.1 % | 0.7 % | 0.7 % | 0.1 % | 0.5 % | 0.5 % |

# ICP DataTrace 8

9/10/2025 9:12:19 PM

LabBook: WG2112846_09102025T8.imexp

Sample: L2554996-01 WG2110450
Analysis started at: 9/10/2025 6:27:54 PM
Rack 2
Vial 10
Comment <Comment>

| | Ag 328.068 Axial-iFR) | Al 396.152 Radial-iFR) | As 189.042 Axial-eUV) | B 208.959 Axial-iFR) | Ba 455.403 Radial-iFR) | Be 313.042 Radial-iFR) | Ca 315.887 Radial-iFR) |
|---|---|---|---|---|---|---|---|
| Concentration average | -0.0003 ppm | -0.0039 ppm | -0.0001 ppm | 0.0174 ppm | 0.0439 ppm | 0.0000 ppm | 50.4002 ppm |
| Concentration per Run | 0.0000 ppm | -0.0043 ppm | -0.0007 ppm | 0.0176 ppm | 0.0438 ppm | 0.0000 ppm | 50.2249 ppm |
| Concentration per Run | -0.0003 ppm | -0.0046 ppm | 0.0003 ppm | 0.0176 ppm | 0.0437 ppm | 0.0000 ppm | 50.3652 ppm |
| Concentration per Run | -0.0006 ppm | -0.0027 ppm | 0.0000 ppm | 0.0171 ppm | 0.0443 ppm | 0.0000 ppm | 50.6105 ppm |
| Concentration RSD | 103.5 % | 26.5 % | 459.8 % | 1.6 % | 0.7 % | 97.9 % | 0.4 % |

| | Cd 214.438 Axial-iFR) | Co 228.616 Axial-iFR) | Cr 267.716 Axial-iFR) | Cu 324.754 Axial-iFR) | Fe 259.940 Radial-iFR) | K 766.490 Radial-iFR) | Li 670.776 Radial-iFR) |
|---|---|---|---|---|---|---|---|
| Concentration average | -0.0006 ppm | 0.0004 ppm | 0.0006 ppm | 0.0024 ppm | 0.0174 ppm | 1.2313 ppm | 0.0008 ppm |
| Concentration per Run | -0.0005 ppm | 0.0003 ppm | 0.0007 ppm | 0.0023 ppm | 0.0174 ppm | 1.2363 ppm | 0.0016 ppm |
| Concentration per Run | -0.0007 ppm | 0.0007 ppm | 0.0003 ppm | 0.0025 ppm | 0.0175 ppm | 1.2199 ppm | 0.0000 ppm |
| Concentration per Run | -0.0006 ppm | 0.0002 ppm | 0.0008 ppm | 0.0023 ppm | 0.0174 ppm | 1.2378 ppm | 0.0007 ppm |
| Concentration RSD | 13.5 % | 63.8 % | 46.8 % | 7.0 % | 0.3 % | 0.8 % | 107.5 % |

| | Mg 279.079 Axial-iFR) | Mn 257.610 Radial-iFR) | Mo 202.030 Axial-iFR) | Na 589.592 Radial-iFR) | Ni 231.604 Axial-iFR) | Pb 220.353 Axial-eUV) | Sb 206.833 Axial-iFR) |
|---|---|---|---|---|---|---|---|
| Concentration average | 7.1735 ppm | 0.0012 ppm | 0.0149 ppm | 4.7551 ppm | 0.0005 ppm | 0.0007 ppm | 0.0145 ppm |
| Concentration per Run | 7.2033 ppm | 0.0011 ppm | 0.0150 ppm | 4.7507 ppm | 0.0008 ppm | 0.0011 ppm | 0.0106 ppm |
| Concentration per Run | 7.1528 ppm | 0.0012 ppm | 0.0153 ppm | 4.7424 ppm | 0.0006 ppm | 0.0004 ppm | 0.0172 ppm |
| Concentration per Run | 7.1645 ppm | 0.0012 ppm | 0.0146 ppm | 4.7721 ppm | 0.0002 ppm | 0.0004 ppm | 0.0156 ppm |
| Concentration RSD | 0.4 % | 4.9 % | 2.2 % | 0.3 % | 52.1 % | 61.4 % | 23.5 % |

| | Se 196.090 Axial-eUV) | Si 212.412 Axial-iFR) | Sn 189.989 Axial-iFR) | Sr 421.552 Radial-iFR) | Ti 334.904 Axial-iFR) | Tl 190.856 Axial-eUV) | V 292.402 Axial-iFR) |
|---|---|---|---|---|---|---|---|
| Concentration average | 0.0036 ppm | 3.1619 ppm | 0.0159 ppm | 0.1121 ppm | 0.0015 ppm | -0.0002 ppm | 0.0002 ppm |
| Concentration per Run | 0.0038 ppm | 3.1614 ppm | 0.0159 ppm | 0.1115 ppm | 0.0013 ppm | 0.0003 ppm | 0.0002 ppm |
| Concentration per Run | 0.0044 ppm | 3.1611 ppm | 0.0168 ppm | 0.1122 ppm | 0.0015 ppm | -0.0005 ppm | 0.0000 ppm |
| Concentration per Run | 0.0025 ppm | 3.1633 ppm | 0.0151 ppm | 0.1126 ppm | 0.0017 ppm | -0.0002 ppm | 0.0003 ppm |
| Concentration RSD | 27.8 % | 0.0 % | 5.2 % | 0.5 % | 11.1 % | 241.1 % | 73.0 % |

| | Zn 206.200 Axial-iFR) | Sc 361.384 Axial-iFR) | Sc 361.384 Radial-iFR) | Sc 227.318 Axial-eUV) | Y 360.073 Axial-iFR) | Y 371.030 Radial-iFR) | Y 224.306 Axial-eUV) |
|---|---|---|---|---|---|---|---|
| Concentration average | 0.0027 ppm | 100.3034 % | 101.1730 % | 97.1073 % | 99.6385 % | 101.0808 % | 100.0314 % |
| Concentration per Run | 0.0027 ppm | 100.3846 % | 101.5051 % | 97.0527 % | 99.5965 % | 101.4744 % | 100.2765 % |
| Concentration per Run | 0.0027 ppm | 100.2648 % | 101.7965 % | 96.8490 % | 99.5675 % | 101.5920 % | 99.7869 % |
| Concentration per Run | 0.0027 ppm | 100.2607 % | 100.2173 % | 97.4203 % | 99.7513 % | 100.1759 % | 100.0310 % |
| Concentration RSD | 0.5 % | 0.1 % | 0.8 % | 0.3 % | 0.1 % | 0.8 % | 0.2 % |

# ICP DataTrace 8

9/10/2025 9:12:19 PM

LabBook: WG2112846_09102025T8.imexp

Sample: WG2110450-3 WG2110450
Analysis started at: 9/10/2025 6:31:21 PM
Rack 2
Vial 11
Comment <Comment>

| | Ag 328.068 Axial-iFR) | Al 396.152 Radial-iFR) | As 189.042 Axial-eUV) | B 208.959 Axial-iFR) | Ba 455.403 Radial-iFR) | Be 313.042 Radial-iFR) | Ca 315.887 Radial-iFR) |
|---|---|---|---|---|---|---|---|
| Concentration average | 0.0435 ppm | 1.9761 ppm | 0.1166 ppm | 0.9891 ppm | 1.9336 ppm | 0.0488 ppm | 57.6842 ppm |
| Concentration per Run | 0.0433 ppm | 1.9792 ppm | 0.1173 ppm | 0.9877 ppm | 1.9383 ppm | 0.0488 ppm | 57.4935 ppm |
| Concentration per Run | 0.0436 ppm | 1.9699 ppm | 0.1165 ppm | 0.9906 ppm | 1.9356 ppm | 0.0489 ppm | 57.9557 ppm |
| Concentration per Run | 0.0436 ppm | 1.9793 ppm | 0.1161 ppm | 0.9891 ppm | 1.9270 ppm | 0.0489 ppm | 57.6033 ppm |
| Concentration RSD | 0.4 % | 0.3 % | 0.5 % | 0.1 % | 0.3 % | 0.2 % | 0.4 % |

| | Cd 214.438 Axial-iFR) | Co 228.616 Axial-iFR) | Cr 267.716 Axial-iFR) | Cu 324.754 Axial-iFR) | Fe 259.940 Radial-iFR) | K 766.490 Radial-iFR) | Li 670.776 Radial-iFR) |
|---|---|---|---|---|---|---|---|
| Concentration average | 0.0496 ppm | 0.4662 ppm | 0.1889 ppm | 0.2431 ppm | 0.9588 ppm | 11.3802 ppm | 0.0010 ppm |
| Concentration per Run | 0.0495 ppm | 0.4668 ppm | 0.1890 ppm | 0.2427 ppm | 0.9610 ppm | 11.4296 ppm | 0.0010 ppm |
| Concentration per Run | 0.0499 ppm | 0.4659 ppm | 0.1895 ppm | 0.2425 ppm | 0.9611 ppm | 11.3376 ppm | 0.0018 ppm |
| Concentration per Run | 0.0494 ppm | 0.4659 ppm | 0.1882 ppm | 0.2441 ppm | 0.9543 ppm | 11.3735 ppm | 0.0003 ppm |
| Concentration RSD | 0.5 % | 0.1 % | 0.4 % | 0.4 % | 0.4 % | 0.4 % | 70.8 % |

| | Mg 279.079 Axial-iFR) | Mn 257.610 Radial-iFR) | Mo 202.030 Axial-iFR) | Na 589.592 Radial-iFR) | Ni 231.604 Axial-iFR) | Pb 220.353 Axial-eUV) | Sb 206.833 Axial-iFR) |
|---|---|---|---|---|---|---|---|
| Concentration average | 16.6518 ppm | 0.4805 ppm | 0.9011 ppm | 14.8329 ppm | 0.4778 ppm | 0.5147 ppm | 0.3830 ppm |
| Concentration per Run | 16.6429 ppm | 0.4802 ppm | 0.8919 ppm | 14.8171 ppm | 0.4772 ppm | 0.5144 ppm | 0.3794 ppm |
| Concentration per Run | 16.6788 ppm | 0.4818 ppm | 0.9038 ppm | 14.8575 ppm | 0.4804 ppm | 0.5149 ppm | 0.3867 ppm |
| Concentration per Run | 16.6338 ppm | 0.4796 ppm | 0.9076 ppm | 14.8242 ppm | 0.4758 ppm | 0.5147 ppm | 0.3831 ppm |
| Concentration RSD | 0.1 % | 0.2 % | 0.9 % | 0.1 % | 0.5 % | 0.0 % | 1.0 % |

| | Se 196.090 Axial-eUV) | Si 212.412 Axial-iFR) | Sn 189.989 Axial-iFR) | Sr 421.552 Radial-iFR) | Ti 334.904 Axial-iFR) | Tl 190.856 Axial-eUV) | V 292.402 Axial-iFR) |
|---|---|---|---|---|---|---|---|
| Concentration average | 0.1163 ppm | 4.1868 ppm | 0.8906 ppm | **1.0860 ppm** | 0.9788 ppm | **0.1173 ppm** | 0.4922 ppm |
| Concentration per Run | 0.1146 ppm | 4.1770 ppm | 0.8851 ppm | 1.0832 ppm | 0.9794 ppm | 0.1163 ppm | 0.4923 ppm |
| Concentration per Run | 0.1169 ppm | 4.1975 ppm | 0.8973 ppm | 1.0893 ppm | 0.9785 ppm | 0.1175 ppm | 0.4926 ppm |
| Concentration per Run | 0.1175 ppm | 4.1859 ppm | 0.8894 ppm | 1.0854 ppm | 0.9785 ppm | 0.1182 ppm | 0.4916 ppm |
| Concentration RSD | 1.3 % | 0.2 % | 0.7 % | 0.3 % | 0.0 % | 0.8 % | 0.1 % |

| | Zn 206.200 Axial-iFR) | Sc 361.384 Axial-iFR) | Sc 361.384 Radial-iFR) | Sc 227.318 Axial-eUV) | Y 360.073 Axial-iFR) | Y 371.030 Radial-iFR) | Y 224.306 Axial-eUV) |
|---|---|---|---|---|---|---|---|
| Concentration average | 0.4795 ppm | 100.4157 % | 102.6576 % | 95.1875 % | 99.8964 % | 102.0036 % | 100.5366 % |
| Concentration per Run | 0.4785 ppm | 100.8750 % | 102.9576 % | 95.4424 % | 100.1999 % | 101.6645 % | 100.6199 % |
| Concentration per Run | 0.4831 ppm | 100.5818 % | 102.5387 % | 95.2316 % | 100.2524 % | 102.7963 % | 100.7888 % |
| Concentration per Run | 0.4770 ppm | 99.7901 % | 102.4764 % | 94.8886 % | 99.2368 % | 101.5501 % | 100.2012 % |
| Concentration RSD | 0.7 % | 0.6 % | 0.3 % | 0.3 % | 0.6 % | 0.7 % | 0.3 % |

# ICP DataTrace 8

9/10/2025 9:12:19 PM

LabBook: WG2112846_09102025T8.imexp

Sample: WG2110450-4 WG2110450
Analysis started at: 9/10/2025 6:34:48 PM
Rack 2
Vial 12
Comment <Comment>

| | Ag 328.068 Axial-iFR) | Al 396.152 Radial-iFR) | As 189.042 Axial-eUV) | B 208.959 Axial-iFR) | Ba 455.403 Radial-iFR) | Be 313.042 Radial-iFR) | Ca 315.887 Radial-iFR) |
|---|---|---|---|---|---|---|---|
| Concentration average | -0.0001 ppm | -0.0035 ppm | 0.0017 ppm | 0.0181 ppm | 0.0446 ppm | 0.0000 ppm | 50.8168 ppm |
| Concentration per Run | -0.0001 ppm | -0.0054 ppm | 0.0017 ppm | 0.0191 ppm | 0.0447 ppm | 0.0000 ppm | 50.8602 ppm |
| Concentration per Run | 0.0001 ppm | -0.0018 ppm | 0.0012 ppm | 0.0175 ppm | 0.0444 ppm | 0.0000 ppm | 50.5755 ppm |
| Concentration per Run | -0.0001 ppm | -0.0033 ppm | 0.0023 ppm | 0.0176 ppm | 0.0446 ppm | 0.0000 ppm | 51.0146 ppm |
| Concentration RSD | 197.6 % | 52.0 % | 32.3 % | 5.0 % | 0.3 % | 17.5 % | 0.4 % |

| | Cd 214.438 Axial-iFR) | Co 228.616 Axial-iFR) | Cr 267.716 Axial-iFR) | Cu 324.754 Axial-iFR) | Fe 259.940 Radial-iFR) | K 766.490 Radial-iFR) | Li 670.776 Radial-iFR) |
|---|---|---|---|---|---|---|---|
| Concentration average | -0.0006 ppm | 0.0001 ppm | 0.0007 ppm | 0.0025 ppm | 0.0047 ppm | 1.2479 ppm | 0.0005 ppm |
| Concentration per Run | -0.0005 ppm | 0.0000 ppm | 0.0010 ppm | 0.0023 ppm | 0.0050 ppm | 1.2549 ppm | 0.0023 ppm |
| Concentration per Run | -0.0006 ppm | 0.0003 ppm | 0.0007 ppm | 0.0025 ppm | 0.0047 ppm | 1.2384 ppm | 0.0000 ppm |
| Concentration per Run | -0.0005 ppm | 0.0000 ppm | 0.0005 ppm | 0.0026 ppm | 0.0044 ppm | 1.2504 ppm | -0.0008 ppm |
| Concentration RSD | 7.5 % | 214.2 % | 30.1 % | 5.7 % | 6.3 % | 0.7 % | 313.3 % |

| | Mg 279.079 Axial-iFR) | Mn 257.610 Radial-iFR) | Mo 202.030 Axial-iFR) | Na 589.592 Radial-iFR) | Ni 231.604 Axial-iFR) | Pb 220.353 Axial-eUV) | Sb 206.833 Axial-iFR) |
|---|---|---|---|---|---|---|---|
| Concentration average | 7.2407 ppm | 0.0010 ppm | 0.0148 ppm | 4.8177 ppm | 0.0006 ppm | 0.0006 ppm | 0.0147 ppm |
| Concentration per Run | 7.2467 ppm | 0.0011 ppm | 0.0151 ppm | 4.8323 ppm | 0.0009 ppm | 0.0006 ppm | 0.0158 ppm |
| Concentration per Run | 7.2489 ppm | 0.0009 ppm | 0.0150 ppm | 4.8022 ppm | 0.0003 ppm | 0.0013 ppm | 0.0132 ppm |
| Concentration per Run | 7.2264 ppm | 0.0010 ppm | 0.0144 ppm | 4.8186 ppm | 0.0005 ppm | 0.0000 ppm | 0.0153 ppm |
| Concentration RSD | 0.2 % | 10.2 % | 2.7 % | 0.3 % | 53.6 % | 102.2 % | 9.2 % |

| | Se 196.090 Axial-eUV) | Si 212.412 Axial-iFR) | Sn 189.989 Axial-iFR) | Sr 421.552 Radial-iFR) | Ti 334.904 Axial-iFR) | Tl 190.856 Axial-eUV) | V 292.402 Axial-iFR) |
|---|---|---|---|---|---|---|---|
| Concentration average | 0.0042 ppm | 3.2007 ppm | 0.0164 ppm | 0.1134 ppm | 0.0014 ppm | 0.0004 ppm | 0.0002 ppm |
| Concentration per Run | 0.0046 ppm | 3.2099 ppm | 0.0163 ppm | 0.1134 ppm | 0.0013 ppm | 0.0012 ppm | 0.0002 ppm |
| Concentration per Run | 0.0033 ppm | 3.1887 ppm | 0.0165 ppm | 0.1135 ppm | 0.0015 ppm | -0.0005 ppm | 0.0004 ppm |
| Concentration per Run | 0.0046 ppm | 3.2036 ppm | 0.0164 ppm | 0.1134 ppm | 0.0013 ppm | 0.0006 ppm | 0.0001 ppm |
| Concentration RSD | 18.8 % | 0.3 % | 0.5 % | 0.0 % | 5.2 % | 200.7 % | 76.6 % |

| | Zn 206.200 Axial-iFR) | Sc 361.384 Axial-iFR) | Sc 361.384 Radial-iFR) | Sc 227.318 Axial-eUV) | Y 360.073 Axial-iFR) | Y 371.030 Radial-iFR) | Y 224.306 Axial-eUV) |
|---|---|---|---|---|---|---|---|
| Concentration average | 0.0028 ppm | 100.0799 % | 100.8898 % | 96.7538 % | 99.5096 % | 100.9017 % | 99.8030 % |
| Concentration per Run | 0.0027 ppm | 99.9354 % | 100.0622 % | 97.0278 % | 99.5291 % | 100.7570 % | 100.2164 % |
| Concentration per Run | 0.0029 ppm | 100.2189 % | 101.7763 % | 96.5769 % | 99.3312 % | 101.1738 % | 99.5811 % |
| Concentration per Run | 0.0028 ppm | 100.0853 % | 100.8308 % | 96.6565 % | 99.6685 % | 100.7743 % | 99.6114 % |
| Concentration RSD | 2.5 % | 0.1 % | 0.9 % | 0.2 % | 0.2 % | 0.2 % | 0.4 % |

# ICP DataTrace 8

9/10/2025 9:12:19 PM

LabBook: WG2112846_09102025T8.imexp

Sample: WG2110450-5 WG2110450
Analysis started at: 9/10/2025 6:38:16 PM
Rack 2
Vial 13
Comment <Comment>

| | Ag 328.068 Axial-iFR) | Al 396.152 Radial-iFR) | As 189.042 Axial-eUV) | B 208.959 Axial-iFR) | Ba 455.403 Radial-iFR) | Be 313.042 Radial-iFR) | Ca 315.887 Radial-iFR) |
|---|---|---|---|---|---|---|---|
| Concentration average | 0.0481 ppm | 2.1314 ppm | 0.1234 ppm | 1.0318 ppm | 2.0785 ppm | 0.0525 ppm | 58.8035 ppm |
| Concentration per Run | 0.0479 ppm | 2.1320 ppm | 0.1227 ppm | 1.0336 ppm | 2.0728 ppm | 0.0523 ppm | 58.4079 ppm |
| Concentration per Run | 0.0484 ppm | 2.1402 ppm | 0.1238 ppm | 1.0322 ppm | 2.0793 ppm | 0.0527 ppm | 59.2392 ppm |
| Concentration per Run | 0.0480 ppm | 2.1218 ppm | 0.1236 ppm | 1.0296 ppm | 2.0834 ppm | 0.0526 ppm | 58.7635 ppm |
| Concentration RSD | 0.6 % | 0.4 % | 0.5 % | 0.2 % | 0.3 % | 0.4 % | 0.7 % |

| | Cd 214.438 Axial-iFR) | Co 228.616 Axial-iFR) | Cr 267.716 Axial-iFR) | Cu 324.754 Axial-iFR) | Fe 259.940 Radial-iFR) | K 766.490 Radial-iFR) | Li 670.776 Radial-iFR) |
|---|---|---|---|---|---|---|---|
| Concentration average | 0.0528 ppm | 0.4995 ppm | 0.2021 ppm | 0.2610 ppm | 1.0378 ppm | 12.0008 ppm | 0.0013 ppm |
| Concentration per Run | 0.0528 ppm | 0.5039 ppm | 0.2017 ppm | 0.2611 ppm | 1.0351 ppm | 11.9586 ppm | 0.0014 ppm |
| Concentration per Run | 0.0527 ppm | 0.4982 ppm | 0.2023 ppm | 0.2611 ppm | 1.0408 ppm | 12.0575 ppm | 0.0015 ppm |
| Concentration per Run | 0.0527 ppm | 0.4963 ppm | 0.2024 ppm | 0.2608 ppm | 1.0375 ppm | 11.9862 ppm | 0.0011 ppm |
| Concentration RSD | 0.1 % | 0.8 % | 0.2 % | 0.1 % | 0.3 % | 0.4 % | 14.7 % |

| | Mg 279.079 Axial-iFR) | Mn 257.610 Radial-iFR) | Mo 202.030 Axial-iFR) | Na 589.592 Radial-iFR) | Ni 231.604 Axial-iFR) | Pb 220.353 Axial-eUV) | Sb 206.833 Axial-iFR) |
|---|---|---|---|---|---|---|---|
| Concentration average | 17.1135 ppm | 0.5160 ppm | 0.9388 ppm | 15.4342 ppm | 0.5098 ppm | 0.5424 ppm | 0.3198 ppm |
| Concentration per Run | 17.1114 ppm | 0.5131 ppm | 0.9347 ppm | 15.3534 ppm | 0.5075 ppm | 0.5398 ppm | 0.3150 ppm |
| Concentration per Run | 17.0737 ppm | 0.5197 ppm | 0.9383 ppm | 15.5236 ppm | 0.5109 ppm | 0.5425 ppm | 0.3206 ppm |
| Concentration per Run | 17.1554 ppm | 0.5153 ppm | 0.9434 ppm | 15.4255 ppm | 0.5110 ppm | 0.5448 ppm | 0.3238 ppm |
| Concentration RSD | 0.2 % | 0.7 % | 0.5 % | 0.6 % | 0.4 % | 0.5 % | 1.4 % |

| | Se 196.090 Axial-eUV) | Si 212.412 Axial-iFR) | Sn 189.989 Axial-iFR) | Sr 421.552 Radial-iFR) | Ti 334.904 Axial-iFR) | Tl 190.856 Axial-eUV) | V 292.402 Axial-iFR) |
|---|---|---|---|---|---|---|---|
| Concentration average | 0.1228 ppm | 4.2140 ppm | 0.9437 ppm | **1.1417 ppm** | 1.0221 ppm | **0.1234 ppm** | 0.5251 ppm |
| Concentration per Run | 0.1236 ppm | 4.2157 ppm | 0.9438 ppm | 1.1412 ppm | 1.0239 ppm | 0.1225 ppm | 0.5258 ppm |
| Concentration per Run | 0.1221 ppm | 4.2194 ppm | 0.9434 ppm | 1.1378 ppm | 1.0220 ppm | 0.1233 ppm | 0.5249 ppm |
| Concentration per Run | 0.1226 ppm | 4.2067 ppm | 0.9441 ppm | 1.1461 ppm | 1.0203 ppm | 0.1244 ppm | 0.5245 ppm |
| Concentration RSD | 0.6 % | 0.2 % | 0.0 % | 0.4 % | 0.2 % | 0.8 % | 0.1 % |

| | Zn 206.200 Axial-iFR) | Sc 361.384 Axial-iFR) | Sc 361.384 Radial-iFR) | Sc 227.318 Axial-eUV) | Y 360.073 Axial-iFR) | Y 371.030 Radial-iFR) | Y 224.306 Axial-eUV) |
|---|---|---|---|---|---|---|---|
| Concentration average | 0.5105 ppm | 99.7720 % | 101.0019 % | 93.7397 % | 99.2012 % | 100.8198 % | 99.2946 % |
| Concentration per Run | 0.5113 ppm | 99.8150 % | 101.8503 % | 94.3577 % | 99.1225 % | 101.2239 % | 99.6152 % |
| Concentration per Run | 0.5111 ppm | 99.8986 % | 99.8270 % | 93.6517 % | 99.7148 % | 99.9554 % | 99.2246 % |
| Concentration per Run | 0.5093 ppm | 99.6024 % | 101.3284 % | 93.2097 % | 98.7663 % | 101.2802 % | 99.0440 % |
| Concentration RSD | 0.2 % | 0.2 % | 1.0 % | 0.6 % | 0.5 % | 0.7 % | 0.3 % |

# ICP DataTrace 8

9/10/2025 9:12:19 PM

LabBook: WG2112846_09102025T8.imexp

Sample: WG2110450-6d5 WG2110450
Analysis started at: 9/10/2025 6:41:42 PM
Rack 2
Vial 14
Comment <Comment>

| | Ag 328.068 Axial-iFR) | Al 396.152 Radial-iFR) | As 189.042 Axial-eUV) | B 208.959 Axial-iFR) | Ba 455.403 Radial-iFR) | Be 313.042 Radial-iFR) | Ca 315.887 Radial-iFR) |
|---|---|---|---|---|---|---|---|
| Concentration average | -0.0003 ppm | -0.0022 ppm | 0.0006 ppm | 0.0050 ppm | 0.0089 ppm | 0.0000 ppm | 10.3103 ppm |
| Concentration per Run | -0.0001 ppm | -0.0040 ppm | 0.0007 ppm | 0.0053 ppm | 0.0089 ppm | 0.0000 ppm | 10.3176 ppm |
| Concentration per Run | -0.0004 ppm | -0.0004 ppm | -0.0015 ppm | 0.0050 ppm | 0.0090 ppm | 0.0000 ppm | 10.2992 ppm |
| Concentration per Run | -0.0005 ppm | -0.0020 ppm | 0.0027 ppm | 0.0046 ppm | 0.0089 ppm | 0.0000 ppm | 10.3141 ppm |
| Concentration RSD | 55.2 % | 83.3 % | 329.1 % | 6.8 % | 0.9 % | 30.8 % | 0.1 % |

| | Cd 214.438 Axial-iFR) | Co 228.616 Axial-iFR) | Cr 267.716 Axial-iFR) | Cu 324.754 Axial-iFR) | Fe 259.940 Radial-iFR) | K 766.490 Radial-iFR) | Li 670.776 Radial-iFR) |
|---|---|---|---|---|---|---|---|
| Concentration average | -0.0002 ppm | -0.0001 ppm | 0.0002 ppm | 0.0002 ppm | 0.0041 ppm | 0.2680 ppm | 0.0002 ppm |
| Concentration per Run | -0.0002 ppm | 0.0004 ppm | -0.0001 ppm | 0.0002 ppm | 0.0035 ppm | 0.2851 ppm | 0.0004 ppm |
| Concentration per Run | -0.0002 ppm | -0.0004 ppm | 0.0004 ppm | 0.0001 ppm | 0.0046 ppm | 0.2626 ppm | 0.0000 ppm |
| Concentration per Run | -0.0002 ppm | -0.0002 ppm | 0.0003 ppm | 0.0004 ppm | 0.0041 ppm | 0.2564 ppm | 0.0002 ppm |
| Concentration RSD | 4.9 % | 380.5 % | 129.5 % | 55.4 % | 13.3 % | 5.6 % | 106.5 % |

| | Mg 279.079 Axial-iFR) | Mn 257.610 Radial-iFR) | Mo 202.030 Axial-iFR) | Na 589.592 Radial-iFR) | Ni 231.604 Axial-iFR) | Pb 220.353 Axial-eUV) | Sb 206.833 Axial-iFR) |
|---|---|---|---|---|---|---|---|
| Concentration average | 1.4708 ppm | 0.0002 ppm | 0.0195 ppm | 0.9529 ppm | 0.0000 ppm | -0.0003 ppm | 0.0573 ppm |
| Concentration per Run | 1.4813 ppm | 0.0003 ppm | 0.0196 ppm | 0.9552 ppm | 0.0001 ppm | -0.0003 ppm | 0.0585 ppm |
| Concentration per Run | 1.4714 ppm | 0.0003 ppm | 0.0198 ppm | 0.9510 ppm | -0.0001 ppm | -0.0003 ppm | 0.0579 ppm |
| Concentration per Run | 1.4598 ppm | 0.0001 ppm | 0.0190 ppm | 0.9526 ppm | 0.0001 ppm | -0.0003 ppm | 0.0555 ppm |
| Concentration RSD | 0.7 % | 61.4 % | 2.3 % | 0.2 % | 1,354.3 % | 10.5 % | 2.7 % |

| | Se 196.090 Axial-eUV) | Si 212.412 Axial-iFR) | Sn 189.989 Axial-iFR) | Sr 421.552 Radial-iFR) | Ti 334.904 Axial-iFR) | Tl 190.856 Axial-eUV) | V 292.402 Axial-iFR) |
|---|---|---|---|---|---|---|---|
| Concentration average | 0.0021 ppm | 0.6269 ppm | 0.0475 ppm | 0.0225 ppm | 0.0018 ppm | 0.0002 ppm | 0.0000 ppm |
| Concentration per Run | 0.0007 ppm | 0.6291 ppm | 0.0497 ppm | 0.0225 ppm | 0.0019 ppm | 0.0007 ppm | 0.0000 ppm |
| Concentration per Run | 0.0034 ppm | 0.6277 ppm | 0.0486 ppm | 0.0224 ppm | 0.0017 ppm | 0.0002 ppm | -0.0001 ppm |
| Concentration per Run | 0.0022 ppm | 0.6238 ppm | 0.0443 ppm | 0.0225 ppm | 0.0018 ppm | -0.0003 ppm | 0.0001 ppm |
| Concentration RSD | 63.8 % | 0.4 % | 6.0 % | 0.2 % | 4.1 % | 241.7 % | 670.3 % |

| | Zn 206.200 Axial-iFR) | Sc 361.384 Axial-iFR) | Sc 361.384 Radial-iFR) | Sc 227.318 Axial-eUV) | Y 360.073 Axial-iFR) | Y 371.030 Radial-iFR) | Y 224.306 Axial-eUV) |
|---|---|---|---|---|---|---|---|
| Concentration average | 0.0006 ppm | 101.7660 % | 100.9019 % | 100.6370 % | 101.6847 % | 100.7190 % | 101.9674 % |
| Concentration per Run | 0.0006 ppm | 101.1254 % | 100.9740 % | 100.7201 % | 101.3446 % | 100.4492 % | 101.9602 % |
| Concentration per Run | 0.0008 ppm | 102.1280 % | 101.6011 % | 100.6689 % | 102.2821 % | 101.6406 % | 102.1918 % |
| Concentration per Run | 0.0004 ppm | 102.0446 % | 100.1306 % | 100.5218 % | 101.4274 % | 100.0672 % | 101.7501 % |
| Concentration RSD | 36.3 % | 0.5 % | 0.7 % | 0.1 % | 0.5 % | 0.8 % | 0.2 % |

# ICP DataTrace 8

9/10/2025 9:12:19 PM

LabBook: WG2112846_09102025T8.imexp

Sample: L2554996-02 WG2110450
Analysis started at: 9/10/2025 6:45:08 PM
Rack 2
Vial 15
Comment <Comment>

| | Ag 328.068 Axial-iFR) | Al 396.152 Radial-iFR) | As 189.042 Axial-eUV) | B 208.959 Axial-iFR) | Ba 455.403 Radial-iFR) | Be 313.042 Radial-iFR) | Ca 315.887 Radial-iFR) |
|---|---|---|---|---|---|---|---|
| Concentration average | 0.0000 ppm | -0.0015 ppm | 0.0003 ppm | 0.0076 ppm | 0.0267 ppm | 0.0000 ppm | 16.0944 ppm |
| Concentration per Run | 0.0001 ppm | 0.0020 ppm | 0.0016 ppm | 0.0070 ppm | 0.0268 ppm | 0.0000 ppm | 16.1032 ppm |
| Concentration per Run | 0.0001 ppm | -0.0021 ppm | -0.0007 ppm | 0.0081 ppm | 0.0267 ppm | 0.0000 ppm | 16.1066 ppm |
| Concentration per Run | -0.0002 ppm | -0.0044 ppm | 0.0001 ppm | 0.0077 ppm | 0.0267 ppm | 0.0000 ppm | 16.0733 ppm |
| Concentration RSD | 2,520.5 % | 217.0 % | 353.1 % | 7.0 % | 0.2 % | 64.6 % | 0.1 % |

| | Cd 214.438 Axial-iFR) | Co 228.616 Axial-iFR) | Cr 267.716 Axial-iFR) | Cu 324.754 Axial-iFR) | Fe 259.940 Radial-iFR) | K 766.490 Radial-iFR) | Li 670.776 Radial-iFR) |
|---|---|---|---|---|---|---|---|
| Concentration average | -0.0002 ppm | 0.0008 ppm | 0.0001 ppm | 0.0000 ppm | 2.9895 ppm | 0.9159 ppm | 0.0028 ppm |
| Concentration per Run | -0.0002 ppm | 0.0007 ppm | 0.0001 ppm | 0.0000 ppm | 2.9860 ppm | 0.9292 ppm | 0.0025 ppm |
| Concentration per Run | -0.0002 ppm | 0.0010 ppm | 0.0003 ppm | 0.0001 ppm | 2.9838 ppm | 0.9085 ppm | 0.0029 ppm |
| Concentration per Run | -0.0002 ppm | 0.0006 ppm | 0.0000 ppm | 0.0001 ppm | 2.9987 ppm | 0.9100 ppm | 0.0029 ppm |
| Concentration RSD | 16.5 % | 25.8 % | 129.7 % | 95.5 % | 0.3 % | 1.3 % | 7.0 % |

| | Mg 279.079 Axial-iFR) | Mn 257.610 Radial-iFR) | Mo 202.030 Axial-iFR) | Na 589.592 Radial-iFR) | Ni 231.604 Axial-iFR) | Pb 220.353 Axial-eUV) | Sb 206.833 Axial-iFR) |
|---|---|---|---|---|---|---|---|
| Concentration average | 5.7851 ppm | 0.0613 ppm | 0.0039 ppm | 7.7150 ppm | 0.0006 ppm | 0.0008 ppm | 0.0064 ppm |
| Concentration per Run | 5.7789 ppm | 0.0612 ppm | 0.0037 ppm | 7.7092 ppm | 0.0010 ppm | 0.0015 ppm | 0.0071 ppm |
| Concentration per Run | 5.7757 ppm | 0.0612 ppm | 0.0041 ppm | 7.7284 ppm | 0.0006 ppm | 0.0004 ppm | 0.0044 ppm |
| Concentration per Run | 5.8008 ppm | 0.0615 ppm | 0.0039 ppm | 7.7075 ppm | 0.0003 ppm | 0.0005 ppm | 0.0076 ppm |
| Concentration RSD | 0.2 % | 0.3 % | 4.7 % | 0.2 % | 58.3 % | 75.6 % | 26.7 % |

| | Se 196.090 Axial-eUV) | Si 212.412 Axial-iFR) | Sn 189.989 Axial-iFR) | Sr 421.552 Radial-iFR) | Ti 334.904 Axial-iFR) | Tl 190.856 Axial-eUV) | V 292.402 Axial-iFR) |
|---|---|---|---|---|---|---|---|
| Concentration average | 0.0003 ppm | 8.9918 ppm | 0.0018 ppm | 0.0843 ppm | 0.0005 ppm | 0.0008 ppm | -0.0001 ppm |
| Concentration per Run | 0.0003 ppm | 9.0522 ppm | 0.0019 ppm | 0.0844 ppm | 0.0004 ppm | 0.0000 ppm | 0.0000 ppm |
| Concentration per Run | 0.0013 ppm | 8.9478 ppm | 0.0022 ppm | 0.0844 ppm | 0.0004 ppm | 0.0018 ppm | -0.0001 ppm |
| Concentration per Run | -0.0008 ppm | 8.9754 ppm | 0.0014 ppm | 0.0843 ppm | 0.0006 ppm | 0.0006 ppm | 0.0000 ppm |
| Concentration RSD | 368.6 % | 0.6 % | 20.0 % | 0.1 % | 24.4 % | 116.9 % | 26.4 % |

| | Zn 206.200 Axial-iFR) | Sc 361.384 Axial-iFR) | Sc 361.384 Radial-iFR) | Sc 227.318 Axial-eUV) | Y 360.073 Axial-iFR) | Y 371.030 Radial-iFR) | Y 224.306 Axial-eUV) |
|---|---|---|---|---|---|---|---|
| Concentration average | 0.0013 ppm | 102.3260 % | 102.4780 % | 99.9024 % | 101.2984 % | 101.1249 % | 102.0720 % |
| Concentration per Run | 0.0013 ppm | 102.7477 % | 102.2068 % | 99.4858 % | 101.6996 % | 101.0205 % | 101.5756 % |
| Concentration per Run | 0.0012 ppm | 101.9788 % | 103.1898 % | 100.0369 % | 100.8968 % | 102.0150 % | 102.2562 % |
| Concentration per Run | 0.0014 ppm | 102.2514 % | 102.0375 % | 100.1844 % | 101.2989 % | 100.3393 % | 102.3843 % |
| Concentration RSD | 6.2 % | 0.4 % | 0.6 % | 0.4 % | 0.4 % | 0.8 % | 0.4 % |

# ICP DataTrace 8

9/10/2025 9:12:19 PM

LabBook: WG2112846_09102025T8.imexp

Sample: WG2110450-7 WG2110450
Analysis started at: 9/10/2025 6:48:34 PM
Rack 2
Vial 16
Comment <Comment>

| | Ag 328.068 Axial-iFR) | Al 396.152 Radial-iFR) | As 189.042 Axial-eUV) | B 208.959 Axial-iFR) | Ba 455.403 Radial-iFR) | Be 313.042 Radial-iFR) | Ca 315.887 Radial-iFR) |
|---|---|---|---|---|---|---|---|
| Concentration average | 0.0448 ppm | 2.0586 ppm | 0.1203 ppm | 1.0120 ppm | 2.0052 ppm | 0.0508 ppm | 26.4174 ppm |
| Concentration per Run | 0.0450 ppm | 2.0520 ppm | 0.1197 ppm | 1.0050 ppm | 2.0000 ppm | 0.0508 ppm | 26.3923 ppm |
| Concentration per Run | 0.0448 ppm | 2.0491 ppm | 0.1196 ppm | 1.0150 ppm | 2.0112 ppm | 0.0507 ppm | 26.4135 ppm |
| Concentration per Run | 0.0446 ppm | 2.0745 ppm | 0.1216 ppm | 1.0158 ppm | 2.0043 ppm | 0.0510 ppm | 26.4465 ppm |
| Concentration RSD | 0.4 % | 0.7 % | 0.9 % | 0.6 % | 0.3 % | 0.4 % | 0.1 % |

| | Cd 214.438 Axial-iFR) | Co 228.616 Axial-iFR) | Cr 267.716 Axial-iFR) | Cu 324.754 Axial-iFR) | Fe 259.940 Radial-iFR) | K 766.490 Radial-iFR) | Li 670.776 Radial-iFR) |
|---|---|---|---|---|---|---|---|
| Concentration average | 0.0517 ppm | 0.4880 ppm | 0.1953 ppm | 0.2504 ppm | 3.9757 ppm | 11.4444 ppm | 0.0029 ppm |
| Concentration per Run | 0.0515 ppm | 0.4870 ppm | 0.1955 ppm | 0.2499 ppm | 3.9628 ppm | 11.4248 ppm | 0.0031 ppm |
| Concentration per Run | 0.0517 ppm | 0.4892 ppm | 0.1955 ppm | 0.2508 ppm | 3.9761 ppm | 11.4241 ppm | 0.0029 ppm |
| Concentration per Run | 0.0517 ppm | 0.4878 ppm | 0.1948 ppm | 0.2506 ppm | 3.9881 ppm | 11.4842 ppm | 0.0026 ppm |
| Concentration RSD | 0.2 % | 0.2 % | 0.2 % | 0.2 % | 0.3 % | 0.3 % | 8.0 % |

| | Mg 279.079 Axial-iFR) | Mn 257.610 Radial-iFR) | Mo 202.030 Axial-iFR) | Na 589.592 Radial-iFR) | Ni 231.604 Axial-iFR) | Pb 220.353 Axial-eUV) | Sb 206.833 Axial-iFR) |
|---|---|---|---|---|---|---|---|
| Concentration average | 15.9305 ppm | 0.5635 ppm | 0.9432 ppm | 18.3108 ppm | 0.4972 ppm | 0.5323 ppm | 0.4436 ppm |
| Concentration per Run | 15.9876 ppm | 0.5621 ppm | 0.9336 ppm | 18.2517 ppm | 0.4974 ppm | 0.5319 ppm | 0.4393 ppm |
| Concentration per Run | 15.8611 ppm | 0.5627 ppm | 0.9470 ppm | 18.2847 ppm | 0.4968 ppm | 0.5345 ppm | 0.4463 ppm |
| Concentration per Run | 15.9427 ppm | 0.5658 ppm | 0.9490 ppm | 18.3959 ppm | 0.4975 ppm | 0.5307 ppm | 0.4451 ppm |
| Concentration RSD | 0.4 % | 0.4 % | 0.9 % | 0.4 % | 0.1 % | 0.4 % | 0.8 % |

| | Se 196.090 Axial-eUV) | Si 212.412 Axial-iFR) | Sn 189.989 Axial-iFR) | Sr 421.552 Radial-iFR) | Ti 334.904 Axial-iFR) | Tl 190.856 Axial-eUV) | V 292.402 Axial-iFR) |
|---|---|---|---|---|---|---|---|
| Concentration average | 0.1194 ppm | **10.1750 [SIC 200]** | 0.9402 ppm | **1.1065 ppm** | 1.0155 ppm | **0.1206 ppm** | 0.5090 ppm |
| Concentration per Run | 0.1191 ppm | 10.1496 ppm | 0.9389 ppm | 1.0975 ppm | 1.0180 ppm | 0.1205 ppm | 0.5074 ppm |
| Concentration per Run | 0.1176 ppm | 10.1543 ppm | 0.9438 ppm | 1.1128 ppm | 1.0139 ppm | 0.1210 ppm | 0.5097 ppm |
| Concentration per Run | 0.1216 ppm | 10.2212 ppm | 0.9378 ppm | 1.1092 ppm | 1.0146 ppm | 0.1202 ppm | 0.5099 ppm |
| Concentration RSD | 1.7 % | 0.4 % | 0.3 % | 0.7 % | 0.2 % | 0.3 % | 0.3 % |

| | Zn 206.200 Axial-iFR) | Sc 361.384 Axial-iFR) | Sc 361.384 Radial-iFR) | Sc 227.318 Axial-eUV) | Y 360.073 Axial-iFR) | Y 371.030 Radial-iFR) | Y 224.306 Axial-eUV) |
|---|---|---|---|---|---|---|---|
| Concentration average | 0.4907 ppm | 100.0944 % | 101.6972 % | 95.3700 % | 99.3184 % | 100.7380 % | 100.0543 % |
| Concentration per Run | 0.4935 ppm | 100.4648 % | 101.6170 % | 95.2942 % | 99.2240 % | 100.0525 % | 100.2747 % |
| Concentration per Run | 0.4909 ppm | 100.1725 % | 101.6659 % | 95.2366 % | 99.3686 % | 101.0855 % | 99.5983 % |
| Concentration per Run | 0.4877 ppm | 99.6457 % | 101.8087 % | 95.5790 % | 99.3626 % | 101.0759 % | 100.2899 % |
| Concentration RSD | 0.6 % | 0.4 % | 0.1 % | 0.2 % | 0.1 % | 0.6 % | 0.4 % |

# ICP DataTrace 8

9/10/2025 9:12:19 PM

LabBook: WG2112846_09102025T8.imexp

Sample: WG2110450-8 WG2110450
Analysis started at: 9/10/2025 6:52:00 PM
Rack 2
Vial 17
Comment <Comment>

| | Ag 328.068 Axial-iFR) | Al 396.152 Radial-iFR) | As 189.042 Axial-eUV) | B 208.959 Axial-iFR) | Ba 455.403 Radial-iFR) | Be 313.042 Radial-iFR) | Ca 315.887 Radial-iFR) |
|---|---|---|---|---|---|---|---|
| Concentration average | -0.0002 ppm | -0.0020 ppm | 0.0006 ppm | 0.0094 ppm | 0.0272 ppm | 0.0000 ppm | 16.2783 ppm |
| Concentration per Run | -0.0003 ppm | -0.0021 ppm | -0.0005 ppm | 0.0093 ppm | 0.0272 ppm | 0.0000 ppm | 16.3186 ppm |
| Concentration per Run | -0.0001 ppm | -0.0023 ppm | 0.0007 ppm | 0.0088 ppm | 0.0272 ppm | 0.0000 ppm | 16.2651 ppm |
| Concentration per Run | -0.0002 ppm | -0.0014 ppm | 0.0017 ppm | 0.0101 ppm | 0.0271 ppm | 0.0000 ppm | 16.2512 ppm |
| Concentration RSD | 38.9 % | 23.8 % | 178.7 % | 6.7 % | 0.3 % | 74.4 % | 0.2 % |

| | Cd 214.438 Axial-iFR) | Co 228.616 Axial-iFR) | Cr 267.716 Axial-iFR) | Cu 324.754 Axial-iFR) | Fe 259.940 Radial-iFR) | K 766.490 Radial-iFR) | Li 670.776 Radial-iFR) |
|---|---|---|---|---|---|---|---|
| Concentration average | -0.0002 ppm | 0.0011 ppm | 0.0014 ppm | -0.0001 ppm | 3.0255 ppm | 0.9244 ppm | 0.0020 ppm |
| Concentration per Run | -0.0002 ppm | 0.0014 ppm | 0.0015 ppm | 0.0001 ppm | 3.0542 ppm | 0.9372 ppm | 0.0023 ppm |
| Concentration per Run | -0.0001 ppm | 0.0012 ppm | 0.0014 ppm | -0.0003 ppm | 3.0063 ppm | 0.9289 ppm | 0.0018 ppm |
| Concentration per Run | -0.0002 ppm | 0.0009 ppm | 0.0013 ppm | 0.0000 ppm | 3.0160 ppm | 0.9072 ppm | 0.0018 ppm |
| Concentration RSD | 23.0 % | 22.9 % | 6.9 % | 446.5 % | 0.8 % | 1.7 % | 15.2 % |

| | Mg 279.079 Axial-iFR) | Mn 257.610 Radial-iFR) | Mo 202.030 Axial-iFR) | Na 589.592 Radial-iFR) | Ni 231.604 Axial-iFR) | Pb 220.353 Axial-eUV) | Sb 206.833 Axial-iFR) |
|---|---|---|---|---|---|---|---|
| Concentration average | 5.8070 ppm | 0.0619 ppm | 0.0129 ppm | 7.8476 ppm | 0.0008 ppm | 0.0007 ppm | 0.0124 ppm |
| Concentration per Run | 5.8071 ppm | 0.0624 ppm | 0.0127 ppm | 7.8130 ppm | 0.0012 ppm | 0.0008 ppm | 0.0138 ppm |
| Concentration per Run | 5.7793 ppm | 0.0614 ppm | 0.0133 ppm | 7.8424 ppm | 0.0009 ppm | 0.0003 ppm | 0.0120 ppm |
| Concentration per Run | 5.8347 ppm | 0.0619 ppm | 0.0129 ppm | 7.8876 ppm | 0.0005 ppm | 0.0010 ppm | 0.0115 ppm |
| Concentration RSD | 0.5 % | 0.8 % | 2.4 % | 0.5 % | 38.5 % | 50.3 % | 9.6 % |

| | Se 196.090 Axial-eUV) | Si 212.412 Axial-iFR) | Sn 189.989 Axial-iFR) | Sr 421.552 Radial-iFR) | Ti 334.904 Axial-iFR) | Tl 190.856 Axial-eUV) | V 292.402 Axial-iFR) |
|---|---|---|---|---|---|---|---|
| Concentration average | 0.0020 ppm | 9.0677 ppm | 0.0144 ppm | 0.0856 ppm | 0.0012 ppm | 0.0001 ppm | 0.0000 ppm |
| Concentration per Run | 0.0020 ppm | 9.0802 ppm | 0.0136 ppm | 0.0860 ppm | 0.0012 ppm | 0.0004 ppm | 0.0000 ppm |
| Concentration per Run | 0.0019 ppm | 9.0435 ppm | 0.0151 ppm | 0.0855 ppm | 0.0013 ppm | 0.0004 ppm | 0.0001 ppm |
| Concentration per Run | 0.0023 ppm | 9.0796 ppm | 0.0145 ppm | 0.0852 ppm | 0.0010 ppm | -0.0005 ppm | -0.0001 ppm |
| Concentration RSD | 9.9 % | 0.2 % | 5.4 % | 0.5 % | 15.2 % | 612.4 % | 308.8 % |

| | Zn 206.200 Axial-iFR) | Sc 361.384 Axial-iFR) | Sc 361.384 Radial-iFR) | Sc 227.318 Axial-eUV) | Y 360.073 Axial-iFR) | Y 371.030 Radial-iFR) | Y 224.306 Axial-eUV) |
|---|---|---|---|---|---|---|---|
| Concentration average | 0.0017 ppm | 102.3802 % | 103.0485 % | 99.3764 % | 101.5221 % | 102.2495 % | 101.5222 % |
| Concentration per Run | 0.0016 ppm | 102.3533 % | 102.1930 % | 99.4045 % | 101.5654 % | 101.9735 % | 101.8150 % |
| Concentration per Run | 0.0018 ppm | 102.4468 % | 103.9186 % | 99.0215 % | 101.5927 % | 102.4481 % | 101.1754 % |
| Concentration per Run | 0.0018 ppm | 102.3405 % | 103.0338 % | 99.7031 % | 101.4082 % | 102.3269 % | 101.5763 % |
| Concentration RSD | 8.0 % | 0.1 % | 0.8 % | 0.3 % | 0.1 % | 0.2 % | 0.3 % |

# ICP DataTrace 8

9/10/2025 9:12:19 PM

LabBook: WG2112846_09102025T8.imexp

Sample: CCV
Analysis started at: 9/10/2025 6:55:26 PM
Rack 0
Vial 3
Comment <Comment>

| | Ag 328.068 Axial-iFR) | Al 396.152 Radial-iFR) | As 189.042 Axial-eUV) | B 208.959 Axial-iFR) | Ba 455.403 Radial-iFR) | Be 313.042 Radial-iFR) | Ca 315.887 Radial-iFR) |
|---|---|---|---|---|---|---|---|
| Concentration average | **0.4781 ppm** | 0.4763 ppm | 0.4570 ppm | 0.4809 ppm | 0.4897 ppm | 0.5001 ppm | 0.4903 ppm |
| Concentration per Run | 0.4778 ppm | 0.4773 ppm | 0.4544 ppm | 0.4811 ppm | 0.4890 ppm | 0.4991 ppm | 0.4905 ppm |
| Concentration per Run | 0.4780 ppm | 0.4736 ppm | 0.4580 ppm | 0.4803 ppm | 0.4867 ppm | 0.4967 ppm | 0.4860 ppm |
| Concentration per Run | 0.4785 ppm | 0.4780 ppm | 0.4587 ppm | 0.4813 ppm | 0.4934 ppm | 0.5047 ppm | 0.4944 ppm |
| Recovery Percentage | 95.622 % | 95.261 % | 91.407 % | 96.183 % | 97.942 % | 100.029 % | 98.063 % |
| Concentration RSD | 0.1 % | 0.5 % | 0.5 % | 0.1 % | 0.7 % | 0.8 % | 0.9 % |

| | Cd 214.438 Axial-iFR) | Co 228.616 Axial-iFR) | Cr 267.716 Axial-iFR) | Cu 324.754 Axial-iFR) | Fe 259.940 Radial-iFR) | K 766.490 Radial-iFR) | Li 670.776 Radial-iFR) |
|---|---|---|---|---|---|---|---|
| Concentration average | 0.4961 ppm | 0.4987 ppm | 0.4934 ppm | 0.4987 ppm | 0.4984 ppm | 5.0436 ppm | 0.4944 ppm |
| Concentration per Run | 0.4930 ppm | 0.4969 ppm | 0.4924 ppm | 0.4983 ppm | 0.5014 ppm | 5.0534 ppm | 0.4956 ppm |
| Concentration per Run | 0.4971 ppm | 0.4990 ppm | 0.4908 ppm | 0.4992 ppm | 0.4939 ppm | 5.0100 ppm | 0.4890 ppm |
| Concentration per Run | 0.4983 ppm | 0.5002 ppm | 0.4970 ppm | 0.4987 ppm | 0.4997 ppm | 5.0675 ppm | 0.4987 ppm |
| Recovery Percentage | 99.224 % | 99.736 % | 98.683 % | 99.745 % | 99.672 % | 100.873 % | 98.886 % |
| Concentration RSD | 0.6 % | 0.3 % | 0.6 % | 0.1 % | 0.8 % | 0.6 % | 1.0 % |

| | Mg 279.079 Axial-iFR) | Mn 257.610 Radial-iFR) | Mo 202.030 Axial-iFR) | Na 589.592 Radial-iFR) | Ni 231.604 Axial-iFR) | Pb 220.353 Axial-eUV) | Sb 206.833 Axial-iFR) |
|---|---|---|---|---|---|---|---|
| Concentration average | 0.4982 ppm | 0.5010 ppm | 0.4890 ppm | 10.0148 ppm | 0.5030 ppm | 0.4865 ppm | 0.5231 ppm |
| Concentration per Run | 0.4970 ppm | 0.5014 ppm | 0.4838 ppm | 9.9738 ppm | 0.5019 ppm | 0.4861 ppm | 0.5187 ppm |
| Concentration per Run | 0.4981 ppm | 0.4991 ppm | 0.4891 ppm | 9.9921 ppm | 0.5005 ppm | 0.4874 ppm | 0.5261 ppm |
| Concentration per Run | 0.4996 ppm | 0.5024 ppm | 0.4941 ppm | 10.0784 ppm | 0.5066 ppm | 0.4860 ppm | 0.5246 ppm |
| Recovery Percentage | 99.646 % | 100.192 % | 97.803 % | 100.148 % | 100.597 % | 97.300 % | 104.629 % |
| Concentration RSD | 0.3 % | 0.3 % | 1.1 % | 0.6 % | 0.6 % | 0.2 % | 0.7 % |

| | Se 196.090 Axial-eUV) | Si 212.412 Axial-iFR) | Sn 189.989 Axial-iFR) | Sr 421.552 Radial-iFR) | Ti 334.904 Axial-iFR) | Tl 190.856 Axial-eUV) | V 292.402 Axial-iFR) |
|---|---|---|---|---|---|---|---|
| Concentration average | 0.4681 ppm | 5.2797 ppm | 0.5180 ppm | 0.4989 ppm | 0.4919 ppm | **0.4939 ppm** | 0.4998 ppm |
| Concentration per Run | 0.4666 ppm | 5.2520 ppm | 0.5188 ppm | 0.4984 ppm | 0.4916 ppm | 0.4909 ppm | 0.4990 ppm |
| Concentration per Run | 0.4696 ppm | 5.2882 ppm | 0.5141 ppm | 0.4991 ppm | 0.4889 ppm | 0.4933 ppm | 0.5002 ppm |
| Concentration per Run | 0.4680 ppm | 5.2988 ppm | 0.5212 ppm | 0.4993 ppm | 0.4951 ppm | 0.4977 ppm | 0.5002 ppm |
| Recovery Percentage | 93.611 % | 100.565 % | 103.610 % | 99.784 % | 98.376 % | 98.788 % | 99.957 % |
| Concentration RSD | 0.3 % | 0.5 % | 0.7 % | 0.1 % | 0.6 % | 0.7 % | 0.1 % |

| | Zn 206.200 Axial-iFR) | Sc 361.384 Axial-iFR) | Sc 361.384 Radial-iFR) | Sc 227.318 Axial-eUV) | Y 360.073 Axial-iFR) | Y 371.030 Radial-iFR) | Y 224.306 Axial-eUV) |
|---|---|---|---|---|---|---|---|
| Concentration average | 0.4924 ppm | 100.8169 % | 101.8164 % | 98.4288 % | 99.9288 % | 100.0245 % | 100.4226 % |
| Concentration per Run | 0.4910 ppm | 100.8432 % | 102.1311 % | 98.2426 % | 99.7221 % | 100.7108 % | 100.2239 % |
| Concentration per Run | 0.4888 ppm | 100.7760 % | 102.0015 % | 98.8319 % | 99.9856 % | 99.7734 % | 100.7224 % |
| Concentration per Run | 0.4972 ppm | 100.8313 % | 101.3167 % | 98.2119 % | 100.0786 % | 99.5894 % | 100.3214 % |
| Recovery Percentage | 98.474 % | | | | | | |
| Concentration RSD | 0.9 % | 0.0 % | 0.4 % | 0.4 % | 0.2 % | 0.6 % | 0.3 % |

# ICP DataTrace 8

9/10/2025 9:12:19 PM

LabBook: WG2112846_09102025T8.imexp

Sample: CCB
Analysis started at: 9/10/2025 6:58:52 PM
Rack 0
Vial 4
Comment <Comment>

| | Ag 328.068 Axial-iFR) | Al 396.152 Radial-iFR) | As 189.042 Axial-eUV) | B 208.959 Axial-iFR) | Ba 455.403 Radial-iFR) | Be 313.042 Radial-iFR) | Ca 315.887 Radial-iFR) |
|---|---|---|---|---|---|---|---|
| Concentration average | 0.0002 ppm | -0.0003 ppm | 0.0014 ppm | 0.0005 ppm | 0.0001 ppm | 0.0001 ppm | -0.0018 ppm |
| Concentration per Run | 0.0002 ppm | 0.0015 ppm | 0.0017 ppm | 0.0002 ppm | 0.0001 ppm | 0.0001 ppm | -0.0019 ppm |
| Concentration per Run | 0.0002 ppm | -0.0021 ppm | 0.0015 ppm | 0.0005 ppm | 0.0002 ppm | 0.0001 ppm | -0.0017 ppm |
| Concentration per Run | 0.0002 ppm | -0.0002 ppm | 0.0010 ppm | 0.0008 ppm | 0.0001 ppm | 0.0001 ppm | -0.0019 ppm |
| Recovery Percentage | 3.776 % | -0.255 % | 27.774 % | 1.734 % | 1.083 % | 1.479 % | -1.844 % |
| Concentration RSD | 16.9 % | 693.7 % | 22.9 % | 56.7 % | 47.6 % | 9.2 % | 9.0 % |

| | Cd 214.438 Axial-iFR) | Co 228.616 Axial-iFR) | Cr 267.716 Axial-iFR) | Cu 324.754 Axial-iFR) | Fe 259.940 Radial-iFR) | K 766.490 Radial-iFR) | Li 670.776 Radial-iFR) |
|---|---|---|---|---|---|---|---|
| Concentration average | 0.0000 ppm | 0.0004 ppm | 0.0003 ppm | 0.0000 ppm | 0.0007 ppm | 0.0146 ppm | 0.0003 ppm |
| Concentration per Run | 0.0001 ppm | 0.0002 ppm | 0.0003 ppm | 0.0000 ppm | 0.0008 ppm | 0.0084 ppm | 0.0003 ppm |
| Concentration per Run | -0.0001 ppm | 0.0004 ppm | 0.0002 ppm | 0.0000 ppm | 0.0007 ppm | 0.0196 ppm | 0.0002 ppm |
| Concentration per Run | 0.0001 ppm | 0.0005 ppm | 0.0003 ppm | -0.0001 ppm | 0.0007 ppm | 0.0156 ppm | 0.0004 ppm |
| Recovery Percentage | 0.691 % | 3.936 % | 2.546 % | -0.299 % | 1.474 % | 0.582 % | 2.962 % |
| Concentration RSD | 285.9 % | 43.0 % | 35.2 % | 129.5 % | 3.5 % | 38.9 % | 33.0 % |

| | Mg 279.079 Axial-iFR) | Mn 257.610 Radial-iFR) | Mo 202.030 Axial-iFR) | Na 589.592 Radial-iFR) | Ni 231.604 Axial-iFR) | Pb 220.353 Axial-eUV) | Sb 206.833 Axial-iFR) |
|---|---|---|---|---|---|---|---|
| Concentration average | 0.0010 ppm | 0.0001 ppm | 0.0058 ppm | 0.0028 ppm | 0.0001 ppm | 0.0004 ppm | 0.0072 ppm |
| Concentration per Run | 0.0014 ppm | 0.0002 ppm | 0.0057 ppm | 0.0011 ppm | 0.0000 ppm | 0.0014 ppm | 0.0068 ppm |
| Concentration per Run | 0.0008 ppm | 0.0001 ppm | 0.0058 ppm | 0.0013 ppm | 0.0000 ppm | -0.0009 ppm | 0.0075 ppm |
| Concentration per Run | 0.0008 ppm | 0.0000 ppm | 0.0058 ppm | 0.0061 ppm | 0.0003 ppm | 0.0007 ppm | 0.0074 ppm |
| Recovery Percentage | 0.998 % | 1.054 % | 11.519 % | 0.141 % | 0.253 % | 3.901 % | 14.467 % |
| Concentration RSD | 35.0 % | 81.0 % | 1.7 % | 100.4 % | 268.5 % | 304.1 % | 5.2 % |

| | Se 196.090 Axial-eUV) | Si 212.412 Axial-iFR) | Sn 189.989 Axial-iFR) | Sr 421.552 Radial-iFR) | Ti 334.904 Axial-iFR) | Tl 190.856 Axial-eUV) | V 292.402 Axial-iFR) |
|---|---|---|---|---|---|---|---|
| Concentration average | 0.0032 ppm | 0.0011 ppm | 0.0053 ppm | 0.0000 ppm | 0.0008 ppm | 0.0015 ppm | 0.0000 ppm |
| Concentration per Run | 0.0036 ppm | 0.0012 ppm | 0.0051 ppm | 0.0000 ppm | 0.0008 ppm | 0.0019 ppm | -0.0001 ppm |
| Concentration per Run | 0.0040 ppm | 0.0000 ppm | 0.0054 ppm | 0.0000 ppm | 0.0009 ppm | 0.0011 ppm | 0.0002 ppm |
| Concentration per Run | 0.0020 ppm | 0.0021 ppm | 0.0053 ppm | 0.0000 ppm | 0.0006 ppm | 0.0016 ppm | -0.0001 ppm |
| Recovery Percentage | 32.041 % | 0.215 % | 10.595 % | 0.163 % | 7.606 % | 7.684 % | 0.072 % |
| Concentration RSD | 31.9 % | 96.8 % | 2.9 % | 166.8 % | 21.2 % | 25.6 % | 2,581.6 % |

| | Zn 206.200 Axial-iFR) | Sc 361.384 Axial-iFR) | Sc 361.384 Radial-iFR) | Sc 227.318 Axial-eUV) | Y 360.073 Axial-iFR) | Y 371.030 Radial-iFR) | Y 224.306 Axial-eUV) |
|---|---|---|---|---|---|---|---|
| Concentration average | 0.0001 ppm | 100.4340 % | 98.3472 % | 100.9018 % | 101.4157 % | 99.6944 % | 101.4987 % |
| Concentration per Run | 0.0001 ppm | 100.1357 % | 98.4468 % | 100.9191 % | 101.3429 % | 99.4926 % | 101.5930 % |
| Concentration per Run | 0.0001 ppm | 100.3902 % | 98.3602 % | 100.6459 % | 101.1682 % | 99.6365 % | 101.1774 % |
| Concentration per Run | 0.0000 ppm | 100.7762 % | 98.2347 % | 101.1404 % | 101.7361 % | 99.9540 % | 101.7255 % |
| Recovery Percentage | 1.089 % | | | | | | |
| Concentration RSD | 172.9 % | 0.3 % | 0.1 % | 0.2 % | 0.3 % | 0.2 % | 0.3 % |

# ICP DataTrace 8

9/10/2025 9:12:19 PM

LabBook: WG2112846_09102025T8.imexp

Sample: WG2112683-1 WG2112683
Analysis started at: 9/10/2025 7:03:30 PM
Rack 2
Vial 23
Comment <Comment>

| | Ag 328.068 Axial-iFR) | Al 396.152 Radial-iFR) | As 189.042 Axial-eUV) | B 208.959 Axial-iFR) | Ba 455.403 Radial-iFR) | Be 313.042 Radial-iFR) | Ca 315.887 Radial-iFR) |
|---|---|---|---|---|---|---|---|
| Concentration average | 0.0000 ppm | 0.0029 ppm | 0.0006 ppm | 0.0003 ppm | 0.0001 ppm | 0.0000 ppm | 0.0130 ppm |
| Concentration per Run | -0.0001 ppm | 0.0034 ppm | 0.0018 ppm | -0.0005 ppm | 0.0000 ppm | 0.0000 ppm | 0.0145 ppm |
| Concentration per Run | 0.0000 ppm | 0.0029 ppm | 0.0005 ppm | -0.0001 ppm | 0.0002 ppm | 0.0000 ppm | 0.0108 ppm |
| Concentration per Run | 0.0001 ppm | 0.0024 ppm | -0.0006 ppm | 0.0016 ppm | 0.0002 ppm | 0.0000 ppm | 0.0137 ppm |
| Concentration RSD | 367.5 % | 16.9 % | 217.0 % | 343.9 % | 57.6 % | 78.1 % | 15.2 % |

| | Cd 214.438 Axial-iFR) | Co 228.616 Axial-iFR) | Cr 267.716 Axial-iFR) | Cu 324.754 Axial-iFR) | Fe 259.940 Radial-iFR) | K 766.490 Radial-iFR) | Li 670.776 Radial-iFR) |
|---|---|---|---|---|---|---|---|
| Concentration average | 0.0000 ppm | 0.0001 ppm | 0.0004 ppm | -0.0003 ppm | 0.0483 ppm | 0.0192 ppm | -0.0004 ppm |
| Concentration per Run | 0.0000 ppm | 0.0001 ppm | 0.0005 ppm | -0.0004 ppm | 0.0482 ppm | 0.0035 ppm | -0.0005 ppm |
| Concentration per Run | 0.0000 ppm | 0.0000 ppm | 0.0005 ppm | -0.0002 ppm | 0.0470 ppm | 0.0277 ppm | -0.0004 ppm |
| Concentration per Run | -0.0001 ppm | 0.0002 ppm | 0.0002 ppm | -0.0002 ppm | 0.0497 ppm | 0.0265 ppm | -0.0004 ppm |
| Concentration RSD | 283.4 % | 125.6 % | 39.1 % | 42.3 % | 2.8 % | 71.1 % | 8.1 % |

| | Mg 279.079 Axial-iFR) | Mn 257.610 Radial-iFR) | Mo 202.030 Axial-iFR) | Na 589.592 Radial-iFR) | Ni 231.604 Axial-iFR) | Pb 220.353 Axial-eUV) | Sb 206.833 Axial-iFR) |
|---|---|---|---|---|---|---|---|
| Concentration average | 0.0040 ppm | 0.0005 ppm | 0.0022 ppm | 0.0254 ppm | 0.0000 ppm | 0.0002 ppm | 0.0052 ppm |
| Concentration per Run | 0.0036 ppm | 0.0007 ppm | 0.0021 ppm | 0.0230 ppm | 0.0002 ppm | 0.0002 ppm | 0.0059 ppm |
| Concentration per Run | 0.0033 ppm | 0.0004 ppm | 0.0023 ppm | 0.0261 ppm | -0.0006 ppm | -0.0002 ppm | 0.0040 ppm |
| Concentration per Run | 0.0050 ppm | 0.0004 ppm | 0.0022 ppm | 0.0271 ppm | 0.0004 ppm | 0.0006 ppm | 0.0057 ppm |
| Concentration RSD | 22.5 % | 41.1 % | 4.6 % | 8.5 % | 3,034.4 % | 182.3 % | 20.4 % |

| | Se 196.090 Axial-eUV) | Si 212.412 Axial-iFR) | Sn 189.989 Axial-iFR) | Sr 421.552 Radial-iFR) | Ti 334.904 Axial-iFR) | Tl 190.856 Axial-eUV) | V 292.402 Axial-iFR) |
|---|---|---|---|---|---|---|---|
| Concentration average | 0.0017 ppm | 0.0192 ppm | 0.0175 ppm | 0.0000 ppm | 0.0005 ppm | -0.0007 ppm | -0.0001 ppm |
| Concentration per Run | 0.0027 ppm | 0.0187 ppm | 0.0179 ppm | 0.0000 ppm | 0.0004 ppm | -0.0010 ppm | -0.0001 ppm |
| Concentration per Run | 0.0012 ppm | 0.0188 ppm | 0.0172 ppm | 0.0000 ppm | 0.0004 ppm | -0.0013 ppm | 0.0000 ppm |
| Concentration per Run | 0.0012 ppm | 0.0199 ppm | 0.0175 ppm | 0.0001 ppm | 0.0007 ppm | 0.0002 ppm | -0.0001 ppm |
| Concentration RSD | 52.9 % | 3.4 % | 1.9 % | 53.2 % | 30.0 % | 111.1 % | 53.4 % |

| | Zn 206.200 Axial-iFR) | Sc 361.384 Axial-iFR) | Sc 361.384 Radial-iFR) | Sc 227.318 Axial-eUV) | Y 360.073 Axial-iFR) | Y 371.030 Radial-iFR) | Y 224.306 Axial-eUV) |
|---|---|---|---|---|---|---|---|
| Concentration average | 0.0010 ppm | 102.6630 % | 99.9826 % | 97.6844 % | 103.1801 % | 100.4016 % | 101.5438 % |
| Concentration per Run | 0.0010 ppm | 102.3072 % | 99.9270 % | 97.4002 % | 102.9801 % | 100.4023 % | 101.1927 % |
| Concentration per Run | 0.0009 ppm | 102.7449 % | 100.2581 % | 97.6961 % | 103.1722 % | 100.9487 % | 101.9977 % |
| Concentration per Run | 0.0011 ppm | 102.9369 % | 99.7628 % | 97.9570 % | 103.3879 % | 99.8538 % | 101.4411 % |
| Concentration RSD | 5.5 % | 0.3 % | 0.3 % | 0.3 % | 0.2 % | 0.5 % | 0.4 % |

# ICP DataTrace 8

9/10/2025 9:12:19 PM

LabBook: WG2112846_09102025T8.imexp

Sample: L2554996-04 WG2110450
Analysis started at: 9/10/2025 7:06:57 PM
Rack 2
Vial 22
Comment EB

| | Ag 328.068 Axial-iFR) | Al 396.152 Radial-iFR) | As 189.042 Axial-eUV) | B 208.959 Axial-iFR) | Ba 455.403 Radial-iFR) | Be 313.042 Radial-iFR) | Ca 315.887 Radial-iFR) |
|---|---|---|---|---|---|---|---|
| Concentration average | 0.0000 ppm | 0.0001 ppm | 0.0005 ppm | 0.0000 ppm | 0.0005 ppm | 0.0000 ppm | 0.0087 ppm |
| Concentration per Run | 0.0001 ppm | 0.0013 ppm | 0.0011 ppm | 0.0003 ppm | 0.0004 ppm | 0.0000 ppm | 0.0097 ppm |
| Concentration per Run | -0.0001 ppm | 0.0008 ppm | 0.0011 ppm | -0.0004 ppm | 0.0005 ppm | 0.0000 ppm | 0.0076 ppm |
| Concentration per Run | -0.0002 ppm | -0.0017 ppm | -0.0006 ppm | 0.0001 ppm | 0.0005 ppm | 0.0000 ppm | 0.0089 ppm |
| Concentration RSD | 306.4 % | 1,348.8 % | 185.5 % | 6,359.9 % | 18.1 % | 260.1 % | 12.1 % |

| | Cd 214.438 Axial-iFR) | Co 228.616 Axial-iFR) | Cr 267.716 Axial-iFR) | Cu 324.754 Axial-iFR) | Fe 259.940 Radial-iFR) | K 766.490 Radial-iFR) | Li 670.776 Radial-iFR) |
|---|---|---|---|---|---|---|---|
| Concentration average | 0.0000 ppm | 0.0001 ppm | 0.0002 ppm | 0.0000 ppm | 0.0066 ppm | 0.0240 ppm | 0.0000 ppm |
| Concentration per Run | 0.0000 ppm | 0.0001 ppm | 0.0001 ppm | 0.0000 ppm | 0.0059 ppm | 0.0275 ppm | -0.0003 ppm |
| Concentration per Run | 0.0000 ppm | 0.0001 ppm | 0.0002 ppm | -0.0001 ppm | 0.0072 ppm | 0.0208 ppm | 0.0000 ppm |
| Concentration per Run | 0.0000 ppm | 0.0002 ppm | 0.0003 ppm | 0.0000 ppm | 0.0068 ppm | 0.0237 ppm | 0.0002 ppm |
| Concentration RSD | 86.9 % | 64.5 % | 51.7 % | 241.4 % | 9.9 % | 14.0 % | 990.8 % |

| | Mg 279.079 Axial-iFR) | Mn 257.610 Radial-iFR) | Mo 202.030 Axial-iFR) | Na 589.592 Radial-iFR) | Ni 231.604 Axial-iFR) | Pb 220.353 Axial-eUV) | Sb 206.833 Axial-iFR) |
|---|---|---|---|---|---|---|---|
| Concentration average | 0.0030 ppm | 0.0001 ppm | 0.0009 ppm | 0.0313 ppm | -0.0002 ppm | 0.0004 ppm | 0.0012 ppm |
| Concentration per Run | 0.0027 ppm | 0.0001 ppm | 0.0012 ppm | 0.0326 ppm | -0.0004 ppm | 0.0006 ppm | -0.0010 ppm |
| Concentration per Run | 0.0017 ppm | 0.0002 ppm | 0.0009 ppm | 0.0318 ppm | -0.0003 ppm | -0.0004 ppm | 0.0015 ppm |
| Concentration per Run | 0.0047 ppm | 0.0000 ppm | 0.0008 ppm | 0.0295 ppm | 0.0001 ppm | 0.0009 ppm | 0.0031 ppm |
| Concentration RSD | 50.4 % | 73.4 % | 22.4 % | 5.1 % | 128.1 % | 188.7 % | 176.4 % |

| | Se 196.090 Axial-eUV) | Si 212.412 Axial-iFR) | Sn 189.989 Axial-iFR) | Sr 421.552 Radial-iFR) | Ti 334.904 Axial-iFR) | Tl 190.856 Axial-eUV) | V 292.402 Axial-iFR) |
|---|---|---|---|---|---|---|---|
| Concentration average | 0.0001 ppm | 0.0113 ppm | -0.0011 ppm | 0.0001 ppm | 0.0003 ppm | 0.0004 ppm | -0.0002 ppm |
| Concentration per Run | 0.0005 ppm | 0.0119 ppm | -0.0013 ppm | 0.0001 ppm | 0.0003 ppm | 0.0000 ppm | -0.0001 ppm |
| Concentration per Run | -0.0012 ppm | 0.0103 ppm | -0.0007 ppm | 0.0001 ppm | 0.0003 ppm | 0.0001 ppm | -0.0001 ppm |
| Concentration per Run | 0.0009 ppm | 0.0117 ppm | -0.0014 ppm | 0.0000 ppm | 0.0004 ppm | 0.0011 ppm | -0.0003 ppm |
| Concentration RSD | 1,490.1 % | 7.5 % | 31.9 % | 66.2 % | 10.0 % | 147.9 % | 77.2 % |

| | Zn 206.200 Axial-iFR) | Sc 361.384 Axial-iFR) | Sc 361.384 Radial-iFR) | Sc 227.318 Axial-eUV) | Y 360.073 Axial-iFR) | Y 371.030 Radial-iFR) | Y 224.306 Axial-eUV) |
|---|---|---|---|---|---|---|---|
| Concentration average | 0.0002 ppm | 103.0142 % | 102.0681 % | 102.4830 % | 103.6690 % | 102.7910 % | 103.2544 % |
| Concentration per Run | 0.0002 ppm | 103.2893 % | 101.3679 % | 102.0779 % | 104.2137 % | 102.7964 % | 102.9715 % |
| Concentration per Run | 0.0003 ppm | 102.6332 % | 102.4263 % | 102.7055 % | 102.9542 % | 101.7131 % | 103.3323 % |
| Concentration per Run | 0.0001 ppm | 103.1200 % | 102.4100 % | 102.6655 % | 103.8390 % | 103.8635 % | 103.4594 % |
| Concentration RSD | 68.7 % | 0.3 % | 0.6 % | 0.3 % | 0.6 % | 1.0 % | 0.2 % |

# ICP DataTrace 8

9/10/2025 9:12:19 PM

LabBook: WG2112846_09102025T8.imexp

Sample: WG2112683-2d2 WG2112683
Analysis started at: 9/10/2025 7:10:24 PM
Rack 2
Vial 24
Comment <Comment>

| | Ag 328.068 Axial-iFR) | Al 396.152 Radial-iFR) | As 189.042 Axial-eUV) | B 208.959 Axial-iFR) | Ba 455.403 Radial-iFR) | Be 313.042 Radial-iFR) | Ca 315.887 Radial-iFR) |
|---|---|---|---|---|---|---|---|
| Concentration average | 0.3036 ppm | 15.3842 ppm | 0.7589 ppm | 0.6992 ppm | 0.7836 ppm | 0.6317 ppm | 16.5428 ppm |
| Concentration per Run | 0.3035 ppm | 15.3391 ppm | 0.7568 ppm | 0.7021 ppm | 0.7799 ppm | 0.6289 ppm | 16.4978 ppm |
| Concentration per Run | 0.3035 ppm | 15.3651 ppm | 0.7524 ppm | 0.6973 ppm | 0.7933 ppm | 0.6365 ppm | 16.4164 ppm |
| Concentration per Run | 0.3037 ppm | 15.4484 ppm | 0.7673 ppm | 0.6982 ppm | 0.7775 ppm | 0.6297 ppm | 16.7143 ppm |
| Concentration RSD | 0.0 % | 0.4 % | 1.0 % | 0.4 % | 1.1 % | 0.7 % | 0.9 % |

| | Cd 214.438 Axial-iFR) | Co 228.616 Axial-iFR) | Cr 267.716 Axial-iFR) | Cu 324.754 Axial-iFR) | Fe 259.940 Radial-iFR) | K 766.490 Radial-iFR) | Li 670.776 Radial-iFR) |
|---|---|---|---|---|---|---|---|
| Concentration average | 0.4918 ppm | 0.9795 ppm | 0.6294 ppm | 0.3727 ppm | 19.5106 ppm | 5.5748 ppm | 0.3834 ppm |
| Concentration per Run | 0.4946 ppm | 0.9832 ppm | 0.6305 ppm | 0.3730 ppm | 19.3836 ppm | 5.5603 ppm | 0.3801 ppm |
| Concentration per Run | 0.4905 ppm | 0.9751 ppm | 0.6308 ppm | 0.3720 ppm | 19.4564 ppm | 5.6225 ppm | 0.3891 ppm |
| Concentration per Run | 0.4903 ppm | 0.9802 ppm | 0.6269 ppm | 0.3732 ppm | 19.6919 ppm | 5.5417 ppm | 0.3811 ppm |
| Concentration RSD | 0.5 % | 0.4 % | 0.3 % | 0.2 % | 0.8 % | 0.8 % | 1.3 % |

| | Mg 279.079 Axial-iFR) | Mn 257.610 Radial-iFR) | Mo 202.030 Axial-iFR) | Na 589.592 Radial-iFR) | Ni 231.604 Axial-iFR) | Pb 220.353 Axial-eUV) | Sb 206.833 Axial-iFR) |
|---|---|---|---|---|---|---|---|
| Concentration average | 5.9915 ppm | 1.5963 ppm | 0.5949 ppm | 7.9469 ppm | 0.6156 ppm | 0.5628 ppm | 0.4375 ppm |
| Concentration per Run | 6.0104 ppm | 1.5925 ppm | 0.5968 ppm | 7.9020 ppm | 0.6164 ppm | 0.5608 ppm | 0.4368 ppm |
| Concentration per Run | 5.9972 ppm | 1.6003 ppm | 0.5916 ppm | 7.9308 ppm | 0.6163 ppm | 0.5635 ppm | 0.4381 ppm |
| Concentration per Run | 5.9669 ppm | 1.5963 ppm | 0.5962 ppm | 8.0081 ppm | 0.6142 ppm | 0.5640 ppm | 0.4375 ppm |
| Concentration RSD | 0.4 % | 0.2 % | 0.5 % | 0.7 % | 0.2 % | 0.3 % | 0.2 % |

| | Se 196.090 Axial-eUV) | Si 212.412 Axial-iFR) | Sn 189.989 Axial-iFR) | Sr 421.552 Radial-iFR) | Ti 334.904 Axial-iFR) | Tl 190.856 Axial-eUV) | V 292.402 Axial-iFR) |
|---|---|---|---|---|---|---|---|
| Concentration average | 0.3831 ppm | 2.9184 ppm | 0.3905 ppm | 0.7837 ppm | 1.2433 ppm | 0.7925 ppm | 0.6384 ppm |
| Concentration per Run | 0.3832 ppm | 2.9266 ppm | 0.3901 ppm | 0.7808 ppm | 1.2476 ppm | 0.7949 ppm | 0.6390 ppm |
| Concentration per Run | 0.3805 ppm | 2.9078 ppm | 0.3911 ppm | 0.7895 ppm | 1.2446 ppm | 0.7868 ppm | 0.6383 ppm |
| Concentration per Run | 0.3858 ppm | 2.9207 ppm | 0.3904 ppm | 0.7808 ppm | 1.2378 ppm | 0.7959 ppm | 0.6380 ppm |
| Concentration RSD | 0.7 % | 0.3 % | 0.1 % | 0.6 % | 0.4 % | 0.6 % | 0.1 % |

| | Zn 206.200 Axial-iFR) | Sc 361.384 Axial-iFR) | Sc 361.384 Radial-iFR) | Sc 227.318 Axial-eUV) | Y 360.073 Axial-iFR) | Y 371.030 Radial-iFR) | Y 224.306 Axial-eUV) |
|---|---|---|---|---|---|---|---|
| Concentration average | 1.1883 ppm | 100.4318 % | 100.6681 % | 94.7648 % | 105.1084 % | 105.3251 % | 105.7143 % |
| Concentration per Run | 1.1927 ppm | 100.2242 % | 101.2998 % | 94.5892 % | 104.8696 % | 105.8311 % | 105.2059 % |
| Concentration per Run | 1.1914 ppm | 100.7218 % | 100.1878 % | 94.7820 % | 105.3515 % | 105.3333 % | 105.8133 % |
| Concentration per Run | 1.1808 ppm | 100.3494 % | 100.5168 % | 94.9232 % | 105.1040 % | 104.8108 % | 106.1237 % |
| Concentration RSD | 0.5 % | 0.3 % | 0.6 % | 0.2 % | 0.2 % | 0.5 % | 0.4 % |

# ICP DataTrace 8

9/10/2025 9:12:19 PM

LabBook: WG2112846_09102025T8.imexp

Sample: WG2112683-3d2 WG2112683
Analysis started at: 9/10/2025 7:13:51 PM
Rack 2
Vial 25
Comment <Comment>

| | Ag 328.068 Axial-iFR) | Al 396.152 Radial-iFR) | As 189.042 Axial-eUV) | B 208.959 Axial-iFR) | Ba 455.403 Radial-iFR) | Be 313.042 Radial-iFR) | Ca 315.887 Radial-iFR) |
|---|---|---|---|---|---|---|---|
| Concentration average | 0.2882 ppm | 14.2040 ppm | 0.7225 ppm | 0.6608 ppm | 0.7880 ppm | 0.5925 ppm | 15.5094 ppm |
| Concentration per Run | 0.2890 ppm | 14.2149 ppm | 0.7247 ppm | 0.6659 ppm | 0.7862 ppm | 0.5932 ppm | 15.6472 ppm |
| Concentration per Run | 0.2880 ppm | 14.1872 ppm | 0.7228 ppm | 0.6613 ppm | 0.7914 ppm | 0.5916 ppm | 15.4989 ppm |
| Concentration per Run | 0.2875 ppm | 14.2100 ppm | 0.7199 ppm | 0.6552 ppm | 0.7863 ppm | 0.5928 ppm | 15.3820 ppm |
| Concentration RSD | 0.3 % | 0.1 % | 0.3 % | 0.8 % | 0.4 % | 0.1 % | 0.9 % |

| | Cd 214.438 Axial-iFR) | Co 228.616 Axial-iFR) | Cr 267.716 Axial-iFR) | Cu 324.754 Axial-iFR) | Fe 259.940 Radial-iFR) | K 766.490 Radial-iFR) | Li 670.776 Radial-iFR) |
|---|---|---|---|---|---|---|---|
| Concentration average | 0.4444 ppm | 0.9258 ppm | 0.5866 ppm | 0.3487 ppm | 18.2206 ppm | 5.2360 ppm | 0.3632 ppm |
| Concentration per Run | 0.4468 ppm | 0.9282 ppm | 0.5868 ppm | 0.3503 ppm | 18.4193 ppm | 5.2338 ppm | 0.3616 ppm |
| Concentration per Run | 0.4441 ppm | 0.9256 ppm | 0.5887 ppm | 0.3477 ppm | 18.2367 ppm | 5.2398 ppm | 0.3641 ppm |
| Concentration per Run | 0.4424 ppm | 0.9236 ppm | 0.5844 ppm | 0.3480 ppm | 18.0058 ppm | 5.2344 ppm | 0.3640 ppm |
| Concentration RSD | 0.5 % | 0.2 % | 0.4 % | 0.4 % | 1.1 % | 0.1 % | 0.4 % |

| | Mg 279.079 Axial-iFR) | Mn 257.610 Radial-iFR) | Mo 202.030 Axial-iFR) | Na 589.592 Radial-iFR) | Ni 231.604 Axial-iFR) | Pb 220.353 Axial-eUV) | Sb 206.833 Axial-iFR) |
|---|---|---|---|---|---|---|---|
| Concentration average | 5.6349 ppm | 1.5461 ppm | 0.5622 ppm | 7.7262 ppm | 0.5835 ppm | 0.5400 ppm | 0.4200 ppm |
| Concentration per Run | 5.6724 ppm | 1.5489 ppm | 0.5623 ppm | 7.7459 ppm | 0.5819 ppm | 0.5399 ppm | 0.4217 ppm |
| Concentration per Run | 5.6075 ppm | 1.5444 ppm | 0.5619 ppm | 7.7406 ppm | 0.5846 ppm | 0.5395 ppm | 0.4189 ppm |
| Concentration per Run | 5.6248 ppm | 1.5451 ppm | 0.5624 ppm | 7.6923 ppm | 0.5839 ppm | 0.5406 ppm | 0.4194 ppm |
| Concentration RSD | 0.6 % | 0.2 % | 0.0 % | 0.4 % | 0.2 % | 0.1 % | 0.3 % |

| | Se 196.090 Axial-eUV) | Si 212.412 Axial-iFR) | Sn 189.989 Axial-iFR) | Sr 421.552 Radial-iFR) | Ti 334.904 Axial-iFR) | Tl 190.856 Axial-eUV) | V 292.402 Axial-iFR) |
|---|---|---|---|---|---|---|---|
| Concentration average | 0.3685 ppm | 2.8158 ppm | 0.3781 ppm | 0.7805 ppm | 1.1789 ppm | 0.7118 ppm | 0.5969 ppm |
| Concentration per Run | 0.3696 ppm | 2.8341 ppm | 0.3768 ppm | 0.7790 ppm | 1.1779 ppm | 0.7121 ppm | 0.6002 ppm |
| Concentration per Run | 0.3694 ppm | 2.8024 ppm | 0.3793 ppm | 0.7827 ppm | 1.1808 ppm | 0.7147 ppm | 0.5935 ppm |
| Concentration per Run | 0.3665 ppm | 2.8108 ppm | 0.3782 ppm | 0.7799 ppm | 1.1781 ppm | 0.7087 ppm | 0.5970 ppm |
| Concentration RSD | 0.5 % | 0.6 % | 0.3 % | 0.2 % | 0.1 % | 0.4 % | 0.6 % |

| | Zn 206.200 Axial-iFR) | Sc 361.384 Axial-iFR) | Sc 361.384 Radial-iFR) | Sc 227.318 Axial-eUV) | Y 360.073 Axial-iFR) | Y 371.030 Radial-iFR) | Y 224.306 Axial-eUV) |
|---|---|---|---|---|---|---|---|
| Concentration average | 1.1381 ppm | 100.0686 % | 100.9081 % | 94.6651 % | 104.0936 % | 105.4174 % | 104.7769 % |
| Concentration per Run | 1.1330 ppm | 99.6908 % | 99.8850 % | 94.9356 % | 103.7191 % | 104.4885 % | 105.2898 % |
| Concentration per Run | 1.1475 ppm | 100.2391 % | 101.3284 % | 94.5577 % | 104.2192 % | 105.8257 % | 104.5626 % |
| Concentration per Run | 1.1338 ppm | 100.2759 % | 101.5110 % | 94.5021 % | 104.3426 % | 105.9381 % | 104.4784 % |
| Concentration RSD | 0.7 % | 0.3 % | 0.9 % | 0.2 % | 0.3 % | 0.8 % | 0.4 % |

# ICP DataTrace 8

9/10/2025 9:12:19 PM

LabBook: WG2112846_09102025T8.imexp

Sample: WG2110450-9 WG2110450
Analysis started at: 9/10/2025 7:17:17 PM
Rack 2
Vial 18
Comment <Comment>

| | Ag 328.068 Axial-iFR) | Al 396.152 Radial-iFR) | As 189.042 Axial-eUV) | B 208.959 Axial-iFR) | Ba 455.403 Radial-iFR) | Be 313.042 Radial-iFR) | Ca 315.887 Radial-iFR) |
|---|---|---|---|---|---|---|---|
| Concentration average | 0.0484 ppm | 2.1338 ppm | 0.1240 ppm | 1.0352 ppm | 2.0771 ppm | 0.0529 ppm | 26.2659 ppm |
| Concentration per Run | 0.0482 ppm | 2.1242 ppm | 0.1248 ppm | 1.0345 ppm | 2.0637 ppm | 0.0524 ppm | 25.9824 ppm |
| Concentration per Run | 0.0485 ppm | 2.1381 ppm | 0.1245 ppm | 1.0354 ppm | 2.0801 ppm | 0.0529 ppm | 26.3290 ppm |
| Concentration per Run | 0.0485 ppm | 2.1390 ppm | 0.1226 ppm | 1.0358 ppm | 2.0875 ppm | 0.0532 ppm | 26.4862 ppm |
| Concentration RSD | 0.4 % | 0.4 % | 1.0 % | 0.1 % | 0.6 % | 0.7 % | 1.0 % |

| | Cd 214.438 Axial-iFR) | Co 228.616 Axial-iFR) | Cr 267.716 Axial-iFR) | Cu 324.754 Axial-iFR) | Fe 259.940 Radial-iFR) | K 766.490 Radial-iFR) | Li 670.776 Radial-iFR) |
|---|---|---|---|---|---|---|---|
| Concentration average | 0.0539 ppm | 0.5086 ppm | 0.2046 ppm | 0.2595 ppm | 3.9362 ppm | 11.6265 ppm | 0.0030 ppm |
| Concentration per Run | 0.0540 ppm | 0.5092 ppm | 0.2048 ppm | 0.2608 ppm | 3.8999 ppm | 11.5441 ppm | 0.0041 ppm |
| Concentration per Run | 0.0540 ppm | 0.5094 ppm | 0.2048 ppm | 0.2599 ppm | 3.9477 ppm | 11.6370 ppm | 0.0024 ppm |
| Concentration per Run | 0.0538 ppm | 0.5072 ppm | 0.2042 ppm | 0.2580 ppm | 3.9609 ppm | 11.6985 ppm | 0.0024 ppm |
| Concentration RSD | 0.2 % | 0.2 % | 0.2 % | 0.5 % | 0.8 % | 0.7 % | 34.0 % |

| | Mg 279.079 Axial-iFR) | Mn 257.610 Radial-iFR) | Mo 202.030 Axial-iFR) | Na 589.592 Radial-iFR) | Ni 231.604 Axial-iFR) | Pb 220.353 Axial-eUV) | Sb 206.833 Axial-iFR) |
|---|---|---|---|---|---|---|---|
| Concentration average | 16.1147 ppm | 0.5809 ppm | 0.9605 ppm | 18.3090 ppm | 0.5198 ppm | 0.5457 ppm | 0.3188 ppm |
| Concentration per Run | 16.1155 ppm | 0.5753 ppm | 0.9576 ppm | 18.2886 ppm | 0.5199 ppm | 0.5450 ppm | 0.3147 ppm |
| Concentration per Run | 16.1200 ppm | 0.5820 ppm | 0.9588 ppm | 18.3023 ppm | 0.5210 ppm | 0.5463 ppm | 0.3216 ppm |
| Concentration per Run | 16.1084 ppm | 0.5855 ppm | 0.9652 ppm | 18.3360 ppm | 0.5183 ppm | 0.5457 ppm | 0.3202 ppm |
| Concentration RSD | 0.0 % | 0.9 % | 0.4 % | 0.1 % | 0.3 % | 0.1 % | 1.1 % |

| | Se 196.090 Axial-eUV) | Si 212.412 Axial-iFR) | Sn 189.989 Axial-iFR) | Sr 421.552 Radial-iFR) | Ti 334.904 Axial-iFR) | Tl 190.856 Axial-eUV) | V 292.402 Axial-iFR) |
|---|---|---|---|---|---|---|---|
| Concentration average | 0.1238 ppm | 9.9966 ppm | 0.9633 ppm | **1.1222 ppm** | 1.0392 ppm | **0.1253 ppm** | 0.5303 ppm |
| Concentration per Run | 0.1238 ppm | 9.9855 ppm | 0.9617 ppm | 1.1141 ppm | 1.0386 ppm | 0.1252 ppm | 0.5317 ppm |
| Concentration per Run | 0.1251 ppm | 10.0092 ppm | 0.9638 ppm | 1.1260 ppm | 1.0428 ppm | 0.1255 ppm | 0.5306 ppm |
| Concentration per Run | 0.1224 ppm | 9.9950 ppm | 0.9645 ppm | 1.1266 ppm | 1.0361 ppm | 0.1253 ppm | 0.5287 ppm |
| Concentration RSD | 1.1 % | 0.1 % | 0.2 % | 0.6 % | 0.3 % | 0.1 % | 0.3 % |

| | Zn 206.200 Axial-iFR) | Sc 361.384 Axial-iFR) | Sc 361.384 Radial-iFR) | Sc 227.318 Axial-eUV) | Y 360.073 Axial-iFR) | Y 371.030 Radial-iFR) | Y 224.306 Axial-eUV) |
|---|---|---|---|---|---|---|---|
| Concentration average | 0.5175 ppm | 99.7529 % | 101.2715 % | 94.8222 % | 98.9123 % | 100.3644 % | 99.4583 % |
| Concentration per Run | 0.5181 ppm | 99.4617 % | 102.2991 % | 95.4807 % | 98.7731 % | 100.4213 % | 100.1766 % |
| Concentration per Run | 0.5188 ppm | 99.7528 % | 100.9556 % | 94.7261 % | 99.0986 % | 100.7461 % | 99.3390 % |
| Concentration per Run | 0.5155 ppm | 100.0441 % | 100.5598 % | 94.2598 % | 98.8650 % | 99.9258 % | 98.8593 % |
| Concentration RSD | 0.3 % | 0.3 % | 0.9 % | 0.6 % | 0.2 % | 0.4 % | 0.7 % |

# ICP DataTrace 8

9/10/2025 9:12:19 PM

LabBook: WG2112846_09102025T8.imexp

Sample: WG2110450-10d5 WG2110450
Analysis started at: 9/10/2025 7:20:43 PM
Rack 2
Vial 19
Comment <Comment>

| | Ag 328.068 Axial-iFR) | Al 396.152 Radial-iFR) | As 189.042 Axial-eUV) | B 208.959 Axial-iFR) | Ba 455.403 Radial-iFR) | Be 313.042 Radial-iFR) | Ca 315.887 Radial-iFR) |
|---|---|---|---|---|---|---|---|
| Concentration average | 0.0000 ppm | 0.0002 ppm | 0.0006 ppm | 0.0030 ppm | 0.0055 ppm | 0.0000 ppm | 3.2721 ppm |
| Concentration per Run | -0.0004 ppm | 0.0002 ppm | 0.0011 ppm | 0.0027 ppm | 0.0055 ppm | 0.0000 ppm | 3.2691 ppm |
| Concentration per Run | 0.0003 ppm | 0.0013 ppm | 0.0002 ppm | 0.0031 ppm | 0.0055 ppm | 0.0000 ppm | 3.2882 ppm |
| Concentration per Run | 0.0001 ppm | -0.0010 ppm | 0.0004 ppm | 0.0031 ppm | 0.0054 ppm | 0.0000 ppm | 3.2592 ppm |
| Concentration RSD | 4,402.9 % | 711.1 % | 88.9 % | 8.2 % | 0.9 % | 74.9 % | 0.5 % |

| | Cd 214.438 Axial-iFR) | Co 228.616 Axial-iFR) | Cr 267.716 Axial-iFR) | Cu 324.754 Axial-iFR) | Fe 259.940 Radial-iFR) | K 766.490 Radial-iFR) | Li 670.776 Radial-iFR) |
|---|---|---|---|---|---|---|---|
| Concentration average | -0.0001 ppm | 0.0001 ppm | 0.0003 ppm | -0.0002 ppm | 0.6126 ppm | 0.1975 ppm | 0.0000 ppm |
| Concentration per Run | 0.0000 ppm | 0.0006 ppm | 0.0009 ppm | -0.0001 ppm | 0.6161 ppm | 0.1959 ppm | 0.0000 ppm |
| Concentration per Run | -0.0001 ppm | -0.0003 ppm | -0.0001 ppm | -0.0002 ppm | 0.6153 ppm | 0.2061 ppm | -0.0001 ppm |
| Concentration per Run | 0.0000 ppm | 0.0002 ppm | 0.0002 ppm | -0.0003 ppm | 0.6065 ppm | 0.1906 ppm | 0.0001 ppm |
| Concentration RSD | 45.3 % | 304.8 % | 145.0 % | 54.4 % | 0.9 % | 4.0 % | 648.4 % |

| | Mg 279.079 Axial-iFR) | Mn 257.610 Radial-iFR) | Mo 202.030 Axial-iFR) | Na 589.592 Radial-iFR) | Ni 231.604 Axial-iFR) | Pb 220.353 Axial-eUV) | Sb 206.833 Axial-iFR) |
|---|---|---|---|---|---|---|---|
| Concentration average | 1.1868 ppm | 0.0126 ppm | 0.0168 ppm | 1.5784 ppm | 0.0003 ppm | 0.0003 ppm | 0.0474 ppm |
| Concentration per Run | 1.1941 ppm | 0.0127 ppm | 0.0172 ppm | 1.5733 ppm | 0.0005 ppm | 0.0004 ppm | 0.0492 ppm |
| Concentration per Run | 1.1783 ppm | 0.0127 ppm | 0.0167 ppm | 1.5852 ppm | 0.0003 ppm | 0.0003 ppm | 0.0473 ppm |
| Concentration per Run | 1.1880 ppm | 0.0124 ppm | 0.0165 ppm | 1.5767 ppm | 0.0003 ppm | 0.0003 ppm | 0.0458 ppm |
| Concentration RSD | 0.7 % | 1.5 % | 2.1 % | 0.4 % | 33.4 % | 20.3 % | 3.5 % |

| | Se 196.090 Axial-eUV) | Si 212.412 Axial-iFR) | Sn 189.989 Axial-iFR) | Sr 421.552 Radial-iFR) | Ti 334.904 Axial-iFR) | Tl 190.856 Axial-eUV) | V 292.402 Axial-iFR) |
|---|---|---|---|---|---|---|---|
| Concentration average | 0.0019 ppm | 1.7855 ppm | 0.0325 ppm | 0.0171 ppm | 0.0016 ppm | 0.0004 ppm | 0.0000 ppm |
| Concentration per Run | 0.0026 ppm | 1.7951 ppm | 0.0335 ppm | 0.0171 ppm | 0.0015 ppm | 0.0005 ppm | 0.0000 ppm |
| Concentration per Run | 0.0009 ppm | 1.7781 ppm | 0.0327 ppm | 0.0171 ppm | 0.0017 ppm | 0.0007 ppm | 0.0000 ppm |
| Concentration per Run | 0.0022 ppm | 1.7834 ppm | 0.0312 ppm | 0.0170 ppm | 0.0016 ppm | 0.0000 ppm | 0.0001 ppm |
| Concentration RSD | 46.4 % | 0.5 % | 3.5 % | 0.4 % | 6.0 % | 90.6 % | 291.7 % |

| | Zn 206.200 Axial-iFR) | Sc 361.384 Axial-iFR) | Sc 361.384 Radial-iFR) | Sc 227.318 Axial-eUV) | Y 360.073 Axial-iFR) | Y 371.030 Radial-iFR) | Y 224.306 Axial-eUV) |
|---|---|---|---|---|---|---|---|
| Concentration average | 0.0014 ppm | 101.9214 % | 101.6307 % | 101.2106 % | 101.7552 % | 101.2935 % | 101.9292 % |
| Concentration per Run | 0.0014 ppm | 101.7432 % | 102.0899 % | 101.1995 % | 101.6722 % | 101.5182 % | 101.9086 % |
| Concentration per Run | 0.0012 ppm | 102.4269 % | 100.9283 % | 101.1002 % | 102.2278 % | 101.7319 % | 101.7825 % |
| Concentration per Run | 0.0015 ppm | 101.5942 % | 101.8738 % | 101.3322 % | 101.3655 % | 100.6303 % | 102.0965 % |
| Concentration RSD | 12.1 % | 0.4 % | 0.6 % | 0.1 % | 0.4 % | 0.6 % | 0.2 % |

# ICP DataTrace 8

9/10/2025 9:12:19 PM

LabBook: WG2112846_09102025T8.imexp

Sample: L2554882-01 WG2110450
Analysis started at: 9/10/2025 7:24:09 PM
Rack 2
Vial 20
Comment <Comment>

| | Ag 328.068 Axial-iFR) | Al 396.152 Radial-iFR) | As 189.042 Axial-eUV) | B 208.959 Axial-iFR) | Ba 455.403 Radial-iFR) | Be 313.042 Radial-iFR) | Ca 315.887 Radial-iFR) |
|---|---|---|---|---|---|---|---|
| Concentration average | -0.0001 ppm | 0.0227 ppm | 0.0005 ppm | 0.1014 ppm | 0.0147 ppm | 0.0000 ppm | 29.7233 ppm |
| Concentration per Run | -0.0002 ppm | 0.0243 ppm | 0.0003 ppm | 0.1019 ppm | 0.0146 ppm | 0.0000 ppm | 29.6961 ppm |
| Concentration per Run | -0.0002 ppm | 0.0220 ppm | 0.0009 ppm | 0.1011 ppm | 0.0147 ppm | 0.0000 ppm | 29.8561 ppm |
| Concentration per Run | 0.0000 ppm | 0.0218 ppm | 0.0003 ppm | 0.1012 ppm | 0.0148 ppm | 0.0000 ppm | 29.6176 ppm |
| Concentration RSD | 121.1 % | 6.2 % | 68.3 % | 0.4 % | 0.6 % | 325.1 % | 0.4 % |

| | Cd 214.438 Axial-iFR) | Co 228.616 Axial-iFR) | Cr 267.716 Axial-iFR) | Cu 324.754 Axial-iFR) | Fe 259.940 Radial-iFR) | K 766.490 Radial-iFR) | Li 670.776 Radial-iFR) |
|---|---|---|---|---|---|---|---|
| Concentration average | -0.0003 ppm | 0.0003 ppm | 0.0009 ppm | 0.0009 ppm | 0.0361 ppm | 2.8689 ppm | 0.0018 ppm |
| Concentration per Run | -0.0003 ppm | 0.0002 ppm | 0.0009 ppm | 0.0008 ppm | 0.0359 ppm | 2.8640 ppm | 0.0020 ppm |
| Concentration per Run | -0.0003 ppm | 0.0003 ppm | 0.0010 ppm | 0.0010 ppm | 0.0371 ppm | 2.8690 ppm | 0.0021 ppm |
| Concentration per Run | -0.0004 ppm | 0.0003 ppm | 0.0007 ppm | 0.0008 ppm | 0.0353 ppm | 2.8736 ppm | 0.0013 ppm |
| Concentration RSD | 5.3 % | 3.9 % | 15.8 % | 16.0 % | 2.5 % | 0.2 % | 22.4 % |

| | Mg 279.079 Axial-iFR) | Mn 257.610 Radial-iFR) | Mo 202.030 Axial-iFR) | Na 589.592 Radial-iFR) | Ni 231.604 Axial-iFR) | Pb 220.353 Axial-eUV) | Sb 206.833 Axial-iFR) |
|---|---|---|---|---|---|---|---|
| Concentration average | 11.1399 ppm | 0.0031 ppm | 0.0035 ppm | 14.3466 ppm | 0.0014 ppm | 0.0003 ppm | 0.0056 ppm |
| Concentration per Run | 11.2364 ppm | 0.0031 ppm | 0.0033 ppm | 14.3508 ppm | 0.0017 ppm | 0.0007 ppm | 0.0055 ppm |
| Concentration per Run | 11.1321 ppm | 0.0030 ppm | 0.0034 ppm | 14.3824 ppm | 0.0012 ppm | -0.0004 ppm | 0.0042 ppm |
| Concentration per Run | 11.0511 ppm | 0.0032 ppm | 0.0038 ppm | 14.3066 ppm | 0.0013 ppm | 0.0006 ppm | 0.0071 ppm |
| Concentration RSD | 0.8 % | 2.0 % | 7.5 % | 0.3 % | 18.7 % | 198.3 % | 26.1 % |

| | Se 196.090 Axial-eUV) | Si 212.412 Axial-iFR) | Sn 189.989 Axial-iFR) | Sr 421.552 Radial-iFR) | Ti 334.904 Axial-iFR) | Tl 190.856 Axial-eUV) | V 292.402 Axial-iFR) |
|---|---|---|---|---|---|---|---|
| Concentration average | 0.0007 ppm | 7.0116 ppm | 0.0005 ppm | 0.2099 ppm | 0.0027 ppm | 0.0008 ppm | 0.0004 ppm |
| Concentration per Run | -0.0003 ppm | 7.0157 ppm | 0.0005 ppm | 0.2098 ppm | 0.0026 ppm | 0.0005 ppm | 0.0004 ppm |
| Concentration per Run | 0.0014 ppm | 7.0255 ppm | 0.0003 ppm | 0.2108 ppm | 0.0029 ppm | 0.0009 ppm | 0.0005 ppm |
| Concentration per Run | 0.0009 ppm | 6.9937 ppm | 0.0009 ppm | 0.2093 ppm | 0.0027 ppm | 0.0010 ppm | 0.0003 ppm |
| Concentration RSD | 124.9 % | 0.2 % | 52.6 % | 0.4 % | 5.0 % | 34.3 % | 26.0 % |

| | Zn 206.200 Axial-iFR) | Sc 361.384 Axial-iFR) | Sc 361.384 Radial-iFR) | Sc 227.318 Axial-eUV) | Y 360.073 Axial-iFR) | Y 371.030 Radial-iFR) | Y 224.306 Axial-eUV) |
|---|---|---|---|---|---|---|---|
| Concentration average | 0.0014 ppm | 100.9642 % | 102.2360 % | 97.4059 % | 99.8771 % | 101.3042 % | 100.4013 % |
| Concentration per Run | 0.0014 ppm | 100.7976 % | 102.7610 % | 97.2832 % | 99.4560 % | 101.9054 % | 100.2531 % |
| Concentration per Run | 0.0015 ppm | 101.0121 % | 101.5468 % | 97.3996 % | 100.2011 % | 101.1618 % | 100.6472 % |
| Concentration per Run | 0.0014 ppm | 101.0829 % | 102.4001 % | 97.5349 % | 99.9743 % | 100.8453 % | 100.3036 % |
| Concentration RSD | 6.4 % | 0.1 % | 0.6 % | 0.1 % | 0.4 % | 0.5 % | 0.2 % |

# ICP DataTrace 8

9/10/2025 9:12:19 PM

LabBook: WG2112846_09102025T8.imexp

Sample: L2554996-03 WG2110450
Analysis started at: 9/10/2025 7:27:35 PM
Rack 2
Vial 21
Comment <Comment>

| | Ag 328.068 Axial-iFR) | Al 396.152 Radial-iFR) | As 189.042 Axial-eUV) | B 208.959 Axial-iFR) | Ba 455.403 Radial-iFR) | Be 313.042 Radial-iFR) | Ca 315.887 Radial-iFR) |
|---|---|---|---|---|---|---|---|
| Concentration average | -0.0002 ppm | -0.0006 ppm | 0.0006 ppm | 0.0081 ppm | 0.0272 ppm | 0.0000 ppm | 16.2818 ppm |
| Concentration per Run | -0.0001 ppm | -0.0017 ppm | 0.0009 ppm | 0.0088 ppm | 0.0274 ppm | 0.0000 ppm | 16.3448 ppm |
| Concentration per Run | -0.0002 ppm | 0.0010 ppm | 0.0000 ppm | 0.0071 ppm | 0.0273 ppm | 0.0000 ppm | 16.2091 ppm |
| Concentration per Run | -0.0002 ppm | -0.0012 ppm | 0.0009 ppm | 0.0085 ppm | 0.0268 ppm | 0.0000 ppm | 16.2914 ppm |
| Concentration RSD | 49.3 % | 225.9 % | 93.1 % | 11.1 % | 1.2 % | 33.0 % | 0.4 % |

| | Cd 214.438 Axial-iFR) | Co 228.616 Axial-iFR) | Cr 267.716 Axial-iFR) | Cu 324.754 Axial-iFR) | Fe 259.940 Radial-iFR) | K 766.490 Radial-iFR) | Li 670.776 Radial-iFR) |
|---|---|---|---|---|---|---|---|
| Concentration average | -0.0002 ppm | 0.0011 ppm | 0.0099 ppm | 0.0003 ppm | 3.0987 ppm | 0.9259 ppm | 0.0026 ppm |
| Concentration per Run | -0.0002 ppm | 0.0013 ppm | 0.0099 ppm | 0.0002 ppm | 3.1132 ppm | 0.9355 ppm | 0.0023 ppm |
| Concentration per Run | -0.0002 ppm | 0.0008 ppm | 0.0099 ppm | 0.0004 ppm | 3.1012 ppm | 0.9286 ppm | 0.0028 ppm |
| Concentration per Run | -0.0003 ppm | 0.0010 ppm | 0.0100 ppm | 0.0002 ppm | 3.0818 ppm | 0.9136 ppm | 0.0026 ppm |
| Concentration RSD | 19.6 % | 22.4 % | 0.5 % | 32.1 % | 0.5 % | 1.2 % | 8.4 % |

| | Mg 279.079 Axial-iFR) | Mn 257.610 Radial-iFR) | Mo 202.030 Axial-iFR) | Na 589.592 Radial-iFR) | Ni 231.604 Axial-iFR) | Pb 220.353 Axial-eUV) | Sb 206.833 Axial-iFR) |
|---|---|---|---|---|---|---|---|
| Concentration average | 5.8193 ppm | 0.0630 ppm | 0.0018 ppm | 7.8119 ppm | 0.0012 ppm | 0.0003 ppm | 0.0042 ppm |
| Concentration per Run | 5.8374 ppm | 0.0635 ppm | 0.0019 ppm | 7.8051 ppm | 0.0014 ppm | 0.0005 ppm | 0.0035 ppm |
| Concentration per Run | 5.8067 ppm | 0.0628 ppm | 0.0016 ppm | 7.8168 ppm | 0.0012 ppm | 0.0002 ppm | 0.0020 ppm |
| Concentration per Run | 5.8138 ppm | 0.0627 ppm | 0.0018 ppm | 7.8139 ppm | 0.0009 ppm | 0.0001 ppm | 0.0070 ppm |
| Concentration RSD | 0.3 % | 0.7 % | 8.1 % | 0.1 % | 19.3 % | 69.7 % | 60.3 % |

| | Se 196.090 Axial-eUV) | Si 212.412 Axial-iFR) | Sn 189.989 Axial-iFR) | Sr 421.552 Radial-iFR) | Ti 334.904 Axial-iFR) | Tl 190.856 Axial-eUV) | V 292.402 Axial-iFR) |
|---|---|---|---|---|---|---|---|
| Concentration average | 0.0005 ppm | 9.0667 ppm | -0.0005 ppm | 0.0852 ppm | 0.0002 ppm | 0.0003 ppm | -0.0001 ppm |
| Concentration per Run | 0.0013 ppm | 9.1226 ppm | -0.0006 ppm | 0.0852 ppm | 0.0001 ppm | 0.0003 ppm | -0.0002 ppm |
| Concentration per Run | 0.0001 ppm | 9.0773 ppm | -0.0006 ppm | 0.0858 ppm | 0.0002 ppm | -0.0001 ppm | 0.0000 ppm |
| Concentration per Run | 0.0000 ppm | 9.0001 ppm | -0.0003 ppm | 0.0848 ppm | 0.0002 ppm | 0.0007 ppm | 0.0000 ppm |
| Concentration RSD | 148.6 % | 0.7 % | 39.4 % | 0.6 % | 18.7 % | 129.6 % | 174.2 % |

| | Zn 206.200 Axial-iFR) | Sc 361.384 Axial-iFR) | Sc 361.384 Radial-iFR) | Sc 227.318 Axial-eUV) | Y 360.073 Axial-iFR) | Y 371.030 Radial-iFR) | Y 224.306 Axial-eUV) |
|---|---|---|---|---|---|---|---|
| Concentration average | 0.0013 ppm | 102.3641 % | 102.7771 % | 99.4808 % | 101.5660 % | 100.8136 % | 101.6958 % |
| Concentration per Run | 0.0012 ppm | 102.2183 % | 101.8627 % | 99.1924 % | 101.4013 % | 100.6974 % | 101.3204 % |
| Concentration per Run | 0.0014 ppm | 102.3986 % | 103.3974 % | 99.9030 % | 101.6392 % | 100.9109 % | 102.1442 % |
| Concentration per Run | 0.0014 ppm | 102.4755 % | 103.0712 % | 99.3469 % | 101.6575 % | 100.8324 % | 101.6227 % |
| Concentration RSD | 6.5 % | 0.1 % | 0.8 % | 0.4 % | 0.1 % | 0.1 % | 0.4 % |

# ICP DataTrace 8

9/10/2025 9:12:19 PM

LabBook: WG2112846_09102025T8.imexp

Sample: L2556317-01d2 WG2112683
Analysis started at: 9/10/2025 7:31:02 PM
Rack 2
Vial 26
Comment <Comment>

| | Ag 328.068 Axial-iFR) | Al 396.152 Radial-iFR) | As 189.042 Axial-eUV) | B 208.959 Axial-iFR) | Ba 455.403 Radial-iFR) | Be 313.042 Radial-iFR) | Ca 315.887 Radial-iFR) |
|---|---|---|---|---|---|---|---|
| Concentration average | 0.0009 ppm | 63.9296 ppm | 0.0258 ppm | 0.0677 ppm | 0.3725 ppm | 0.0023 ppm | 46.8231 ppm |
| Concentration per Run | 0.0007 ppm | 63.8526 ppm | 0.0256 ppm | 0.0688 ppm | 0.3702 ppm | 0.0022 ppm | 46.8950 ppm |
| Concentration per Run | 0.0009 ppm | 63.5655 ppm | 0.0254 ppm | 0.0656 ppm | 0.3766 ppm | 0.0023 ppm | 46.5109 ppm |
| Concentration per Run | 0.0010 ppm | 64.3708 ppm | 0.0265 ppm | 0.0685 ppm | 0.3706 ppm | 0.0023 ppm | 47.0634 ppm |
| Concentration RSD | 13.7 % | 0.6 % | 2.2 % | 2.6 % | 1.0 % | 0.8 % | 0.6 % |

| | Cd 214.438 Axial-iFR) | Co 228.616 Axial-iFR) | Cr 267.716 Axial-iFR) | Cu 324.754 Axial-iFR) | Fe 259.940 Radial-iFR) | K 766.490 Radial-iFR) | Li 670.776 Radial-iFR) |
|---|---|---|---|---|---|---|---|
| Concentration average | 0.0006 ppm | 0.0507 ppm | 0.1048 ppm | 0.2393 ppm | 107.4017 ppm | 11.2382 ppm | 0.0998 ppm |
| Concentration per Run | 0.0005 ppm | 0.0513 ppm | 0.1053 ppm | 0.2391 ppm | 107.1976 ppm | 11.1634 ppm | 0.1002 ppm |
| Concentration per Run | 0.0007 ppm | 0.0513 ppm | 0.1044 ppm | 0.2394 ppm | 107.2095 ppm | 11.2641 ppm | 0.0980 ppm |
| Concentration per Run | 0.0006 ppm | 0.0494 ppm | 0.1047 ppm | 0.2394 ppm | 107.7979 ppm | 11.2871 ppm | 0.1012 ppm |
| Concentration RSD | 12.5 % | 2.2 % | 0.4 % | 0.1 % | 0.3 % | 0.6 % | 1.6 % |

| | Mg 279.079 Axial-iFR) | Mn 257.610 Radial-iFR) | Mo 202.030 Axial-iFR) | Na 589.592 Radial-iFR) | Ni 231.604 Axial-iFR) | Pb 220.353 Axial-eUV) | Sb 206.833 Axial-iFR) |
|---|---|---|---|---|---|---|---|
| Concentration average | 29.1610 ppm | 1.7069 ppm | 0.0045 ppm | 2.2597 ppm | 0.0999 ppm | 0.2726 ppm | 0.0162 ppm |
| Concentration per Run | 29.2530 ppm | 1.7075 ppm | 0.0043 ppm | 2.2554 ppm | 0.1000 ppm | 0.2730 ppm | 0.0175 ppm |
| Concentration per Run | 29.3545 ppm | 1.6991 ppm | 0.0046 ppm | 2.2491 ppm | 0.1006 ppm | 0.2719 ppm | 0.0151 ppm |
| Concentration per Run | 28.8754 ppm | 1.7142 ppm | 0.0046 ppm | 2.2746 ppm | 0.0991 ppm | 0.2729 ppm | 0.0160 ppm |
| Concentration RSD | 0.9 % | 0.4 % | 3.9 % | 0.6 % | 0.8 % | 0.2 % | 7.6 % |

| | Se 196.090 Axial-eUV) | Si 212.412 Axial-iFR) | Sn 189.989 Axial-iFR) | Sr 421.552 Radial-iFR) | Ti 334.904 Axial-iFR) | Tl 190.856 Axial-eUV) | V 292.402 Axial-iFR) |
|---|---|---|---|---|---|---|---|
| Concentration average | 0.0015 ppm | 6.1716 ppm | 0.0227 ppm | 0.1970 ppm | 3.8051 ppm | 0.0015 ppm | 0.1834 ppm |
| Concentration per Run | 0.0009 ppm | 6.1995 ppm | 0.0231 ppm | 0.1961 ppm | 3.8154 ppm | 0.0016 ppm | 0.1838 ppm |
| Concentration per Run | 0.0031 ppm | 6.1989 ppm | 0.0227 ppm | 0.1966 ppm | 3.7985 ppm | 0.0001 ppm | 0.1836 ppm |
| Concentration per Run | 0.0004 ppm | 6.1163 ppm | 0.0222 ppm | 0.1981 ppm | 3.8014 ppm | 0.0028 ppm | 0.1826 ppm |
| Concentration RSD | 97.5 % | 0.8 % | 2.0 % | 0.5 % | 0.2 % | 87.4 % | 0.3 % |

| | Zn 206.200 Axial-iFR) | Sc 361.384 Axial-iFR) | Sc 361.384 Radial-iFR) | Sc 227.318 Axial-eUV) | Y 360.073 Axial-iFR) | Y 371.030 Radial-iFR) | Y 224.306 Axial-eUV) |
|---|---|---|---|---|---|---|---|
| Concentration average | 0.4003 ppm | 99.8941 % | 103.2064 % | 89.0341 % | 110.4607 % | 114.4776 % | 111.6170 % |
| Concentration per Run | 0.4045 ppm | 99.8101 % | 103.9921 % | 89.4734 % | 110.0441 % | 115.5895 % | 111.9307 % |
| Concentration per Run | 0.4003 ppm | 99.7144 % | 103.4740 % | 89.0411 % | 110.4989 % | 113.6614 % | 111.5669 % |
| Concentration per Run | 0.3960 ppm | 100.1577 % | 102.1530 % | 88.5879 % | 110.8391 % | 114.1819 % | 111.3533 % |
| Concentration RSD | 1.1 % | 0.2 % | 0.9 % | 0.5 % | 0.4 % | 0.9 % | 0.3 % |

# ICP DataTrace 8

9/10/2025 9:12:19 PM

LabBook: WG2112846_09102025T8.imexp

Sample: CCV
Analysis started at: 9/10/2025 7:35:46 PM
Rack 0
Vial 3
Comment <Comment>

| | Ag 328.068 Axial-iFR) | Al 396.152 Radial-iFR) | As 189.042 Axial-eUV) | B 208.959 Axial-iFR) | Ba 455.403 Radial-iFR) | Be 313.042 Radial-iFR) | Ca 315.887 Radial-iFR) |
|---|---|---|---|---|---|---|---|
| Concentration average | 0.4833 ppm | 0.4857 ppm | 0.4608 ppm | 0.4915 ppm | 0.4923 ppm | 0.5006 ppm | 0.4899 ppm |
| Concentration per Run | 0.4837 ppm | 0.4892 ppm | 0.4620 ppm | 0.4925 ppm | 0.4936 ppm | 0.5028 ppm | 0.4922 ppm |
| Concentration per Run | 0.4834 ppm | 0.4878 ppm | 0.4588 ppm | 0.4895 ppm | 0.4913 ppm | 0.4989 ppm | 0.4886 ppm |
| Concentration per Run | 0.4828 ppm | 0.4801 ppm | 0.4616 ppm | 0.4924 ppm | 0.4919 ppm | 0.5001 ppm | 0.4889 ppm |
| Recovery Percentage | 96.653 % | 97.135 % | 92.160 % | 98.297 % | 98.453 % | 100.116 % | 97.981 % |
| Concentration RSD | 0.1 % | 1.0 % | 0.4 % | 0.3 % | 0.2 % | 0.4 % | 0.4 % |

| | Cd 214.438 Axial-iFR) | Co 228.616 Axial-iFR) | Cr 267.716 Axial-iFR) | Cu 324.754 Axial-iFR) | Fe 259.940 Radial-iFR) | K 766.490 Radial-iFR) | Li 670.776 Radial-iFR) |
|---|---|---|---|---|---|---|---|
| Concentration average | 0.4934 ppm | 0.4981 ppm | 0.4906 ppm | 0.5034 ppm | 0.4990 ppm | 5.0473 ppm | 0.4930 ppm |
| Concentration per Run | 0.4903 ppm | 0.4962 ppm | 0.4885 ppm | 0.5033 ppm | 0.5013 ppm | 5.0901 ppm | 0.4972 ppm |
| Concentration per Run | 0.4959 ppm | 0.4988 ppm | 0.4938 ppm | 0.5027 ppm | 0.4991 ppm | 5.0237 ppm | 0.4903 ppm |
| Concentration per Run | 0.4939 ppm | 0.4993 ppm | 0.4896 ppm | 0.5042 ppm | 0.4966 ppm | 5.0280 ppm | 0.4915 ppm |
| Recovery Percentage | 98.675 % | 99.619 % | 98.129 % | 100.680 % | 99.799 % | 100.946 % | 98.604 % |
| Concentration RSD | 0.6 % | 0.3 % | 0.6 % | 0.2 % | 0.5 % | 0.7 % | 0.7 % |

| | Mg 279.079 Axial-iFR) | Mn 257.610 Radial-iFR) | Mo 202.030 Axial-iFR) | Na 589.592 Radial-iFR) | Ni 231.604 Axial-iFR) | Pb 220.353 Axial-eUV) | Sb 206.833 Axial-iFR) |
|---|---|---|---|---|---|---|---|
| Concentration average | 0.5017 ppm | 0.5005 ppm | 0.4814 ppm | 10.0161 ppm | 0.5012 ppm | 0.4835 ppm | 0.5117 ppm |
| Concentration per Run | 0.4994 ppm | 0.5031 ppm | 0.4780 ppm | 10.0541 ppm | 0.4991 ppm | 0.4826 ppm | 0.5068 ppm |
| Concentration per Run | 0.5042 ppm | 0.4989 ppm | 0.4826 ppm | 9.9767 ppm | 0.5047 ppm | 0.4842 ppm | 0.5126 ppm |
| Concentration per Run | 0.5015 ppm | 0.4995 ppm | 0.4836 ppm | 10.0175 ppm | 0.4998 ppm | 0.4836 ppm | 0.5156 ppm |
| Recovery Percentage | 100.338 % | 100.105 % | 96.279 % | 100.161 % | 100.239 % | 96.693 % | 102.333 % |
| Concentration RSD | 0.5 % | 0.4 % | 0.6 % | 0.4 % | 0.6 % | 0.2 % | 0.9 % |

| | Se 196.090 Axial-eUV) | Si 212.412 Axial-iFR) | Sn 189.989 Axial-iFR) | Sr 421.552 Radial-iFR) | Ti 334.904 Axial-iFR) | Tl 190.856 Axial-eUV) | V 292.402 Axial-iFR) |
|---|---|---|---|---|---|---|---|
| Concentration average | 0.4758 ppm | 5.3454 ppm | 0.4963 ppm | 0.5003 ppm | 0.4897 ppm | 0.4870 ppm | 0.4979 ppm |
| Concentration per Run | 0.4740 ppm | 5.3099 ppm | 0.4893 ppm | 0.5024 ppm | 0.4911 ppm | 0.4849 ppm | 0.4973 ppm |
| Concentration per Run | 0.4740 ppm | 5.3614 ppm | 0.5037 ppm | 0.4990 ppm | 0.4905 ppm | 0.4853 ppm | 0.4983 ppm |
| Concentration per Run | 0.4793 ppm | 5.3649 ppm | 0.4959 ppm | 0.4994 ppm | 0.4876 ppm | 0.4907 ppm | 0.4980 ppm |
| Recovery Percentage | 95.151 % | 101.817 % | 99.259 % | 100.053 % | 97.947 % | 97.394 % | 99.573 % |
| Concentration RSD | 0.6 % | 0.6 % | 1.5 % | 0.4 % | 0.4 % | 0.7 % | 0.1 % |

| | Zn 206.200 Axial-iFR) | Sc 361.384 Axial-iFR) | Sc 361.384 Radial-iFR) | Sc 227.318 Axial-eUV) | Y 360.073 Axial-iFR) | Y 371.030 Radial-iFR) | Y 224.306 Axial-eUV) |
|---|---|---|---|---|---|---|---|
| Concentration average | 0.4906 ppm | 98.8729 % | 101.9067 % | 97.2598 % | 97.6376 % | 100.4001 % | 98.4795 % |
| Concentration per Run | 0.4869 ppm | 99.6297 % | 101.5277 % | 97.7576 % | 98.3203 % | 100.5449 % | 98.8441 % |
| Concentration per Run | 0.4965 ppm | 98.3795 % | 102.2614 % | 96.4630 % | 96.9327 % | 100.4812 % | 97.5456 % |
| Concentration per Run | 0.4885 ppm | 98.6094 % | 101.9309 % | 97.5588 % | 97.6596 % | 100.1742 % | 99.0488 % |
| Recovery Percentage | 98.125 % | | | | | | |
| Concentration RSD | 1.0 % | 0.7 % | 0.4 % | 0.7 % | 0.7 % | 0.2 % | 0.8 % |

# ICP DataTrace 8

9/10/2025 9:12:19 PM

LabBook: WG2112846_09102025T8.imexp

Sample: CCB
Analysis started at: 9/10/2025 7:39:21 PM
Rack 0
Vial 4
Comment <Comment>

| | Ag 328.068 Axial-iFR) | Al 396.152 Radial-iFR) | As 189.042 Axial-eUV) | B 208.959 Axial-iFR) | Ba 455.403 Radial-iFR) | Be 313.042 Radial-iFR) | Ca 315.887 Radial-iFR) |
|---|---|---|---|---|---|---|---|
| Concentration average | 0.0001 ppm | 0.0007 ppm | 0.0007 ppm | 0.0011 ppm | 0.0000 ppm | 0.0001 ppm | -0.0004 ppm |
| Concentration per Run | 0.0001 ppm | -0.0029 ppm | 0.0002 ppm | 0.0015 ppm | 0.0001 ppm | 0.0001 ppm | -0.0001 ppm |
| Concentration per Run | 0.0001 ppm | 0.0058 ppm | 0.0009 ppm | 0.0011 ppm | 0.0001 ppm | 0.0001 ppm | -0.0021 ppm |
| Concentration per Run | 0.0003 ppm | -0.0009 ppm | 0.0011 ppm | 0.0008 ppm | 0.0000 ppm | 0.0001 ppm | 0.0009 ppm |
| Recovery Percentage | 2.812 % | 0.657 % | 14.649 % | 3.735 % | 0.327 % | 1.181 % | -0.418 % |
| Concentration RSD | 73.3 % | 691.2 % | 61.1 % | 31.3 % | 169.8 % | 11.3 % | 362.1 % |

| | Cd 214.438 Axial-iFR) | Co 228.616 Axial-iFR) | Cr 267.716 Axial-iFR) | Cu 324.754 Axial-iFR) | Fe 259.940 Radial-iFR) | K 766.490 Radial-iFR) | Li 670.776 Radial-iFR) |
|---|---|---|---|---|---|---|---|
| Concentration average | 0.0001 ppm | 0.0002 ppm | 0.0002 ppm | -0.0001 ppm | 0.0014 ppm | 0.0108 ppm | 0.0006 ppm |
| Concentration per Run | 0.0000 ppm | 0.0002 ppm | 0.0001 ppm | 0.0000 ppm | 0.0012 ppm | 0.0078 ppm | 0.0002 ppm |
| Concentration per Run | 0.0001 ppm | 0.0001 ppm | 0.0002 ppm | -0.0003 ppm | 0.0012 ppm | 0.0114 ppm | 0.0007 ppm |
| Concentration per Run | 0.0001 ppm | 0.0003 ppm | 0.0002 ppm | 0.0000 ppm | 0.0017 ppm | 0.0132 ppm | 0.0007 ppm |
| Recovery Percentage | 1.409 % | 2.127 % | 1.711 % | -0.974 % | 2.789 % | 0.431 % | 5.545 % |
| Concentration RSD | 47.5 % | 33.8 % | 41.1 % | 178.9 % | 21.6 % | 25.0 % | 48.1 % |

| | Mg 279.079 Axial-iFR) | Mn 257.610 Radial-iFR) | Mo 202.030 Axial-iFR) | Na 589.592 Radial-iFR) | Ni 231.604 Axial-iFR) | Pb 220.353 Axial-eUV) | Sb 206.833 Axial-iFR) |
|---|---|---|---|---|---|---|---|
| Concentration average | 0.0019 ppm | 0.0001 ppm | 0.0045 ppm | 0.0042 ppm | 0.0002 ppm | 0.0007 ppm | 0.0032 ppm |
| Concentration per Run | 0.0024 ppm | 0.0001 ppm | 0.0042 ppm | 0.0060 ppm | 0.0003 ppm | 0.0015 ppm | 0.0038 ppm |
| Concentration per Run | 0.0027 ppm | 0.0000 ppm | 0.0047 ppm | 0.0042 ppm | 0.0000 ppm | 0.0001 ppm | 0.0036 ppm |
| Concentration per Run | 0.0008 ppm | 0.0001 ppm | 0.0046 ppm | 0.0025 ppm | 0.0002 ppm | 0.0006 ppm | 0.0022 ppm |
| Recovery Percentage | 1.947 % | 0.675 % | 8.939 % | 0.211 % | 0.678 % | 7.246 % | 6.378 % |
| Concentration RSD | 52.3 % | 50.4 % | 5.4 % | 40.8 % | 90.1 % | 102.2 % | 27.7 % |

| | Se 196.090 Axial-eUV) | Si 212.412 Axial-iFR) | Sn 189.989 Axial-iFR) | Sr 421.552 Radial-iFR) | Ti 334.904 Axial-iFR) | Tl 190.856 Axial-eUV) | V 292.402 Axial-iFR) |
|---|---|---|---|---|---|---|---|
| Concentration average | 0.0036 ppm | 0.0046 ppm | 0.0008 ppm | 0.0000 ppm | 0.0008 ppm | 0.0006 ppm | 0.0001 ppm |
| Concentration per Run | 0.0043 ppm | 0.0042 ppm | 0.0005 ppm | 0.0000 ppm | 0.0006 ppm | 0.0010 ppm | 0.0001 ppm |
| Concentration per Run | 0.0024 ppm | 0.0048 ppm | 0.0007 ppm | 0.0000 ppm | 0.0008 ppm | -0.0001 ppm | 0.0001 ppm |
| Concentration per Run | 0.0042 ppm | 0.0048 ppm | 0.0011 ppm | 0.0000 ppm | 0.0008 ppm | 0.0009 ppm | 0.0002 ppm |
| Recovery Percentage | 36.293 % | 0.919 % | 1.586 % | 0.320 % | 7.714 % | 3.183 % | 1.091 % |
| Concentration RSD | 29.9 % | 7.9 % | 39.7 % | 48.1 % | 15.4 % | 93.7 % | 40.9 % |

| | Zn 206.200 Axial-iFR) | Sc 361.384 Axial-iFR) | Sc 361.384 Radial-iFR) | Sc 227.318 Axial-eUV) | Y 360.073 Axial-iFR) | Y 371.030 Radial-iFR) | Y 224.306 Axial-eUV) |
|---|---|---|---|---|---|---|---|
| Concentration average | 0.0000 ppm | 100.5237 % | 98.9319 % | 100.7280 % | 101.3552 % | 100.1671 % | 101.3456 % |
| Concentration per Run | -0.0001 ppm | 100.6218 % | 100.4249 % | 100.8487 % | 101.4449 % | 101.8142 % | 101.7132 % |
| Concentration per Run | 0.0000 ppm | 100.1045 % | 97.4994 % | 100.7742 % | 100.8952 % | 98.5599 % | 101.2749 % |
| Concentration per Run | 0.0001 ppm | 100.8448 % | 98.8715 % | 100.5611 % | 101.7256 % | 100.1272 % | 101.0486 % |
| Recovery Percentage | 0.542 % | | | | | | |
| Concentration RSD | 405.3 % | 0.4 % | 1.5 % | 0.1 % | 0.4 % | 1.6 % | 0.3 % |

# ICP DataTrace 8

9/10/2025 9:12:19 PM

LabBook: WG2112846_09102025T8.imexp

Sample: WG2110010-1 WG2110010
Analysis started at: 9/10/2025 7:53:46 PM
Rack 2
Vial 28
Comment <Comment>

| | Ag 328.068 Axial-iFR) | Al 396.152 Radial-iFR) | As 189.042 Axial-eUV) | B 208.959 Axial-iFR) | Ba 455.403 Radial-iFR) | Be 313.042 Radial-iFR) | Ca 315.887 Radial-iFR) |
|---|---|---|---|---|---|---|---|
| Concentration average | -0.0001 ppm | 0.0001 ppm | 0.0010 ppm | 0.0000 ppm | 0.0000 ppm | 0.0000 ppm | -0.0006 ppm |
| Concentration per Run | -0.0001 ppm | 0.0021 ppm | 0.0004 ppm | -0.0006 ppm | 0.0000 ppm | 0.0000 ppm | -0.0007 ppm |
| Concentration per Run | 0.0000 ppm | 0.0012 ppm | 0.0014 ppm | 0.0000 ppm | 0.0000 ppm | 0.0000 ppm | -0.0010 ppm |
| Concentration per Run | -0.0001 ppm | -0.0030 ppm | 0.0013 ppm | 0.0005 ppm | -0.0001 ppm | 0.0000 ppm | -0.0001 ppm |
| Concentration RSD | 52.9 % | 2,230.0 % | 56.4 % | 1,598.9 % | 98.4 % | 1,784.0 % | 77.6 % |

| | Cd 214.438 Axial-iFR) | Co 228.616 Axial-iFR) | Cr 267.716 Axial-iFR) | Cu 324.754 Axial-iFR) | Fe 259.940 Radial-iFR) | K 766.490 Radial-iFR) | Li 670.776 Radial-iFR) |
|---|---|---|---|---|---|---|---|
| Concentration average | -0.0001 ppm | 0.0001 ppm | 0.0003 ppm | -0.0001 ppm | 0.0002 ppm | 0.0049 ppm | 0.0003 ppm |
| Concentration per Run | -0.0001 ppm | -0.0002 ppm | 0.0003 ppm | 0.0001 ppm | -0.0005 ppm | -0.0044 ppm | 0.0006 ppm |
| Concentration per Run | 0.0000 ppm | 0.0002 ppm | 0.0002 ppm | -0.0001 ppm | 0.0006 ppm | 0.0033 ppm | 0.0004 ppm |
| Concentration per Run | -0.0001 ppm | 0.0002 ppm | 0.0003 ppm | -0.0002 ppm | 0.0006 ppm | 0.0159 ppm | -0.0001 ppm |
| Concentration RSD | 154.5 % | 338.2 % | 24.9 % | 295.1 % | 284.8 % | 207.5 % | 109.8 % |

| | Mg 279.079 Axial-iFR) | Mn 257.610 Radial-iFR) | Mo 202.030 Axial-iFR) | Na 589.592 Radial-iFR) | Ni 231.604 Axial-iFR) | Pb 220.353 Axial-eUV) | Sb 206.833 Axial-iFR) |
|---|---|---|---|---|---|---|---|
| Concentration average | 0.0006 ppm | 0.0001 ppm | 0.0000 ppm | -0.0032 ppm | -0.0002 ppm | 0.0010 ppm | -0.0001 ppm |
| Concentration per Run | 0.0019 ppm | 0.0000 ppm | 0.0001 ppm | -0.0029 ppm | 0.0003 ppm | 0.0009 ppm | -0.0013 ppm |
| Concentration per Run | -0.0004 ppm | 0.0001 ppm | 0.0000 ppm | -0.0031 ppm | -0.0005 ppm | 0.0007 ppm | 0.0017 ppm |
| Concentration per Run | 0.0003 ppm | 0.0000 ppm | -0.0001 ppm | -0.0036 ppm | -0.0004 ppm | 0.0014 ppm | -0.0007 ppm |
| Concentration RSD | 204.0 % | 53.0 % | 411.1 % | 11.7 % | 210.0 % | 37.3 % | 1,494.7 % |

| | Se 196.090 Axial-eUV) | Si 212.412 Axial-iFR) | Sn 189.989 Axial-iFR) | Sr 421.552 Radial-iFR) | Ti 334.904 Axial-iFR) | Tl 190.856 Axial-eUV) | V 292.402 Axial-iFR) |
|---|---|---|---|---|---|---|---|
| Concentration average | 0.0012 ppm | 0.0045 ppm | -0.0013 ppm | 0.0000 ppm | 0.0001 ppm | 0.0003 ppm | -0.0001 ppm |
| Concentration per Run | 0.0021 ppm | 0.0038 ppm | -0.0014 ppm | 0.0000 ppm | -0.0001 ppm | 0.0010 ppm | 0.0000 ppm |
| Concentration per Run | 0.0015 ppm | 0.0047 ppm | -0.0014 ppm | 0.0000 ppm | 0.0001 ppm | 0.0010 ppm | -0.0001 ppm |
| Concentration per Run | 0.0000 ppm | 0.0049 ppm | -0.0011 ppm | 0.0000 ppm | 0.0003 ppm | -0.0012 ppm | 0.0000 ppm |
| Concentration RSD | 92.9 % | 14.2 % | 11.8 % | 70.7 % | 190.2 % | 476.9 % | 66.3 % |

| | Zn 206.200 Axial-iFR) | Sc 361.384 Axial-iFR) | Sc 361.384 Radial-iFR) | Sc 227.318 Axial-eUV) | Y 360.073 Axial-iFR) | Y 371.030 Radial-iFR) | Y 224.306 Axial-eUV) |
|---|---|---|---|---|---|---|---|
| Concentration average | 0.0005 ppm | 100.7020 % | 101.3345 % | 101.1743 % | 101.2815 % | 102.2990 % | 100.8359 % |
| Concentration per Run | 0.0006 ppm | 101.1262 % | 100.8252 % | 101.4209 % | 101.5593 % | 101.3164 % | 100.8171 % |
| Concentration per Run | 0.0004 ppm | 100.8965 % | 101.2187 % | 101.0583 % | 101.2505 % | 102.8385 % | 101.0435 % |
| Concentration per Run | 0.0005 ppm | 100.0833 % | 101.9596 % | 101.0437 % | 101.0347 % | 102.7423 % | 100.6471 % |
| Concentration RSD | 20.3 % | 0.5 % | 0.6 % | 0.2 % | 0.3 % | 0.8 % | 0.2 % |

# ICP DataTrace 8

9/10/2025 9:12:19 PM

LabBook: WG2112846_09102025T8.imexp

Sample: WG2110010-2 WG2110010
Analysis started at: 9/10/2025 7:57:28 PM
Rack 2
Vial 29
Comment <Comment>

| | Ag 328.068 Axial-iFR) | Al 396.152 Radial-iFR) | As 189.042 Axial-eUV) | B 208.959 Axial-iFR) | Ba 455.403 Radial-iFR) | Be 313.042 Radial-iFR) | Ca 315.887 Radial-iFR) |
|---|---|---|---|---|---|---|---|
| Concentration average | 0.0484 ppm | 2.0437 ppm | 0.1126 ppm | 0.9578 ppm | 1.9697 ppm | 0.0503 ppm | 10.0214 ppm |
| Concentration per Run | 0.0485 ppm | 2.0421 ppm | 0.1122 ppm | 0.9570 ppm | 1.9639 ppm | 0.0503 ppm | 10.0475 ppm |
| Concentration per Run | 0.0486 ppm | 2.0565 ppm | 0.1119 ppm | 0.9620 ppm | 1.9722 ppm | 0.0503 ppm | 10.0777 ppm |
| Concentration per Run | 0.0482 ppm | 2.0325 ppm | 0.1135 ppm | 0.9543 ppm | 1.9731 ppm | 0.0502 ppm | 9.9388 ppm |
| Concentration RSD | 0.4 % | 0.6 % | 0.7 % | 0.4 % | 0.3 % | 0.1 % | 0.7 % |

| | Cd 214.438 Axial-iFR) | Co 228.616 Axial-iFR) | Cr 267.716 Axial-iFR) | Cu 324.754 Axial-iFR) | Fe 259.940 Radial-iFR) | K 766.490 Radial-iFR) | Li 670.776 Radial-iFR) |
|---|---|---|---|---|---|---|---|
| Concentration average | 0.0518 ppm | 0.4899 ppm | 0.1948 ppm | 0.2485 ppm | 0.9907 ppm | 10.0397 ppm | 0.0002 ppm |
| Concentration per Run | 0.0520 ppm | 0.4911 ppm | 0.1954 ppm | 0.2492 ppm | 0.9901 ppm | 10.0015 ppm | -0.0003 ppm |
| Concentration per Run | 0.0517 ppm | 0.4921 ppm | 0.1954 ppm | 0.2482 ppm | 0.9946 ppm | 10.0760 ppm | 0.0008 ppm |
| Concentration per Run | 0.0516 ppm | 0.4867 ppm | 0.1936 ppm | 0.2482 ppm | 0.9875 ppm | 10.0416 ppm | 0.0002 ppm |
| Concentration RSD | 0.4 % | 0.6 % | 0.5 % | 0.2 % | 0.4 % | 0.4 % | 243.8 % |

| | Mg 279.079 Axial-iFR) | Mn 257.610 Radial-iFR) | Mo 202.030 Axial-iFR) | Na 589.592 Radial-iFR) | Ni 231.604 Axial-iFR) | Pb 220.353 Axial-eUV) | Sb 206.833 Axial-iFR) |
|---|---|---|---|---|---|---|---|
| Concentration average | 9.8404 ppm | 0.4997 ppm | 0.8800 ppm | 10.1532 ppm | 0.4992 ppm | 0.5119 ppm | 0.3475 ppm |
| Concentration per Run | 9.8414 ppm | 0.5000 ppm | 0.8767 ppm | 10.1104 ppm | 0.5021 ppm | 0.5113 ppm | 0.3439 ppm |
| Concentration per Run | 9.8765 ppm | 0.5021 ppm | 0.8805 ppm | 10.1997 ppm | 0.5004 ppm | 0.5132 ppm | 0.3476 ppm |
| Concentration per Run | 9.8034 ppm | 0.4969 ppm | 0.8828 ppm | 10.1496 ppm | 0.4952 ppm | 0.5113 ppm | 0.3512 ppm |
| Concentration RSD | 0.4 % | 0.5 % | 0.4 % | 0.4 % | 0.7 % | 0.2 % | 1.0 % |

| | Se 196.090 Axial-eUV) | Si 212.412 Axial-iFR) | Sn 189.989 Axial-iFR) | Sr 421.552 Radial-iFR) | Ti 334.904 Axial-iFR) | Tl 190.856 Axial-eUV) | V 292.402 Axial-iFR) |
|---|---|---|---|---|---|---|---|
| Concentration average | 0.1098 ppm | 1.0128 ppm | 0.8764 ppm | 0.9768 ppm | 0.9673 ppm | **0.1164 ppm** | 0.5057 ppm |
| Concentration per Run | 0.1074 ppm | 1.0156 ppm | 0.8796 ppm | 0.9753 ppm | 0.9678 ppm | 0.1151 ppm | 0.5057 ppm |
| Concentration per Run | 0.1115 ppm | 1.0138 ppm | 0.8789 ppm | 0.9772 ppm | 0.9730 ppm | 0.1172 ppm | 0.5057 ppm |
| Concentration per Run | 0.1107 ppm | 1.0091 ppm | 0.8708 ppm | 0.9778 ppm | 0.9612 ppm | 0.1170 ppm | 0.5056 ppm |
| Concentration RSD | 1.9 % | 0.3 % | 0.6 % | 0.1 % | 0.6 % | 1.0 % | 0.0 % |

| | Zn 206.200 Axial-iFR) | Sc 361.384 Axial-iFR) | Sc 361.384 Radial-iFR) | Sc 227.318 Axial-eUV) | Y 360.073 Axial-iFR) | Y 371.030 Radial-iFR) | Y 224.306 Axial-eUV) |
|---|---|---|---|---|---|---|---|
| Concentration average | 0.4945 ppm | 101.3811 % | 102.3100 % | 97.4023 % | 100.6542 % | 101.2886 % | 100.7451 % |
| Concentration per Run | 0.4958 ppm | 101.4516 % | 102.5018 % | 97.2294 % | 100.9480 % | 102.0332 % | 100.5281 % |
| Concentration per Run | 0.4973 ppm | 101.0152 % | 101.8826 % | 97.3408 % | 100.1126 % | 100.7793 % | 100.7921 % |
| Concentration per Run | 0.4906 ppm | 101.6764 % | 102.5456 % | 97.6369 % | 100.9019 % | 101.0532 % | 100.9151 % |
| Concentration RSD | 0.7 % | 0.3 % | 0.4 % | 0.2 % | 0.5 % | 0.7 % | 0.2 % |

# ICP DataTrace 8

9/10/2025 9:12:19 PM

LabBook: WG2112846_09102025T8.imexp

Sample: L2554576-01 WG2110010
Analysis started at: 9/10/2025 8:00:54 PM
Rack 2
Vial 30
Comment <Comment>

| | Ag 328.068 Axial-iFR) | Al 396.152 Radial-iFR) | As 189.042 Axial-eUV) | B 208.959 Axial-iFR) | Ba 455.403 Radial-iFR) | Be 313.042 Radial-iFR) | Ca 315.887 Radial-iFR) |
|---|---|---|---|---|---|---|---|
| Concentration average | 0.0000 ppm | 0.1241 ppm | 0.0012 ppm | 0.0255 ppm | 0.0294 ppm | 0.0000 ppm | 12.2419 ppm |
| Concentration per Run | -0.0002 ppm | 0.1236 ppm | 0.0008 ppm | 0.0257 ppm | 0.0292 ppm | 0.0000 ppm | 12.2891 ppm |
| Concentration per Run | 0.0002 ppm | 0.1253 ppm | 0.0009 ppm | 0.0250 ppm | 0.0294 ppm | 0.0000 ppm | 12.2640 ppm |
| Concentration per Run | 0.0000 ppm | 0.1233 ppm | 0.0018 ppm | 0.0257 ppm | 0.0296 ppm | 0.0000 ppm | 12.1726 ppm |
| Concentration RSD | 1,029.9 % | 0.9 % | 47.7 % | 1.7 % | 0.7 % | 20.4 % | 0.5 % |

| | Cd 214.438 Axial-iFR) | Co 228.616 Axial-iFR) | Cr 267.716 Axial-iFR) | Cu 324.754 Axial-iFR) | Fe 259.940 Radial-iFR) | K 766.490 Radial-iFR) | Li 670.776 Radial-iFR) |
|---|---|---|---|---|---|---|---|
| Concentration average | 0.0000 ppm | 0.0011 ppm | 0.0029 ppm | 0.0359 ppm | 0.2281 ppm | 2.0615 ppm | 0.0090 ppm |
| Concentration per Run | 0.0000 ppm | 0.0008 ppm | 0.0029 ppm | 0.0360 ppm | 0.2248 ppm | 2.0817 ppm | 0.0099 ppm |
| Concentration per Run | 0.0000 ppm | 0.0016 ppm | 0.0029 ppm | 0.0357 ppm | 0.2313 ppm | 2.0443 ppm | 0.0082 ppm |
| Concentration per Run | 0.0000 ppm | 0.0009 ppm | 0.0029 ppm | 0.0361 ppm | 0.2282 ppm | 2.0587 ppm | 0.0088 ppm |
| Concentration RSD | 255.0 % | 37.0 % | 0.3 % | 0.7 % | 1.4 % | 0.9 % | 9.9 % |

| | Mg 279.079 Axial-iFR) | Mn 257.610 Radial-iFR) | Mo 202.030 Axial-iFR) | Na 589.592 Radial-iFR) | Ni 231.604 Axial-iFR) | Pb 220.353 Axial-eUV) | Sb 206.833 Axial-iFR) |
|---|---|---|---|---|---|---|---|
| Concentration average | 1.2410 ppm | 0.0662 ppm | 0.0173 ppm | 74.8919 ppm | 0.0063 ppm | 0.0026 ppm | 0.0163 ppm |
| Concentration per Run | 1.2490 ppm | 0.0663 ppm | 0.0171 ppm | 75.0022 ppm | 0.0061 ppm | 0.0033 ppm | 0.0168 ppm |
| Concentration per Run | 1.2359 ppm | 0.0658 ppm | 0.0173 ppm | 74.8676 ppm | 0.0063 ppm | 0.0017 ppm | 0.0162 ppm |
| Concentration per Run | 1.2379 ppm | 0.0664 ppm | 0.0173 ppm | 74.8060 ppm | 0.0064 ppm | 0.0029 ppm | 0.0159 ppm |
| Concentration RSD | 0.6 % | 0.5 % | 0.6 % | 0.1 % | 2.1 % | 32.7 % | 3.0 % |

| | Se 196.090 Axial-eUV) | Si 212.412 Axial-iFR) | Sn 189.989 Axial-iFR) | Sr 421.552 Radial-iFR) | Ti 334.904 Axial-iFR) | Tl 190.856 Axial-eUV) | V 292.402 Axial-iFR) |
|---|---|---|---|---|---|---|---|
| Concentration average | 0.0019 ppm | 1.1148 ppm | 0.0157 ppm | 0.0511 ppm | 0.0049 ppm | 0.0001 ppm | 0.0077 ppm |
| Concentration per Run | 0.0025 ppm | 1.1188 ppm | 0.0159 ppm | 0.0509 ppm | 0.0050 ppm | -0.0006 ppm | 0.0079 ppm |
| Concentration per Run | 0.0024 ppm | 1.1106 ppm | 0.0158 ppm | 0.0512 ppm | 0.0049 ppm | 0.0006 ppm | 0.0076 ppm |
| Concentration per Run | 0.0008 ppm | 1.1149 ppm | 0.0155 ppm | 0.0513 ppm | 0.0047 ppm | 0.0004 ppm | 0.0077 ppm |
| Concentration RSD | 49.4 % | 0.4 % | 1.4 % | 0.4 % | 2.9 % | 488.9 % | 1.9 % |

| | Zn 206.200 Axial-iFR) | Sc 361.384 Axial-iFR) | Sc 361.384 Radial-iFR) | Sc 227.318 Axial-eUV) | Y 360.073 Axial-iFR) | Y 371.030 Radial-iFR) | Y 224.306 Axial-eUV) |
|---|---|---|---|---|---|---|---|
| Concentration average | 0.2390 ppm | 100.9806 % | 106.9311 % | 94.2512 % | 99.9280 % | 105.2267 % | 98.2688 % |
| Concentration per Run | 0.2397 ppm | 100.3901 % | 107.3452 % | 94.7180 % | 99.5217 % | 106.1656 % | 98.7614 % |
| Concentration per Run | 0.2372 ppm | 101.3279 % | 106.7702 % | 94.2535 % | 99.8985 % | 104.9716 % | 98.0666 % |
| Concentration per Run | 0.2401 ppm | 101.2237 % | 106.6779 % | 93.7820 % | 100.3639 % | 104.5430 % | 97.9785 % |
| Concentration RSD | 0.6 % | 0.5 % | 0.3 % | 0.5 % | 0.4 % | 0.8 % | 0.4 % |

# ICP DataTrace 8

9/10/2025 9:12:19 PM

LabBook: WG2112846_09102025T8.imexp

Sample: WG2110010-3 WG2110010
Analysis started at: 9/10/2025 8:04:20 PM
Rack 2
Vial 31
Comment <Comment>

| | Ag 328.068 Axial-iFR) | Al 396.152 Radial-iFR) | As 189.042 Axial-eUV) | B 208.959 Axial-iFR) | Ba 455.403 Radial-iFR) | Be 313.042 Radial-iFR) | Ca 315.887 Radial-iFR) |
|---|---|---|---|---|---|---|---|
| Concentration average | 0.0486 ppm | 2.1672 ppm | 0.1211 ppm | 0.9814 ppm | 2.0334 ppm | 0.0509 ppm | 21.8437 ppm |
| Concentration per Run | 0.0486 ppm | 2.1607 ppm | 0.1210 ppm | 0.9822 ppm | 2.0205 ppm | 0.0508 ppm | 21.8364 ppm |
| Concentration per Run | 0.0485 ppm | 2.1631 ppm | 0.1214 ppm | 0.9781 ppm | 2.0315 ppm | 0.0508 ppm | 21.8077 ppm |
| Concentration per Run | 0.0486 ppm | 2.1778 ppm | 0.1209 ppm | 0.9839 ppm | 2.0481 ppm | 0.0512 ppm | 21.8870 ppm |
| Concentration RSD | 0.1 % | 0.4 % | 0.2 % | 0.3 % | 0.7 % | 0.5 % | 0.2 % |

| | Cd 214.438 Axial-iFR) | Co 228.616 Axial-iFR) | Cr 267.716 Axial-iFR) | Cu 324.754 Axial-iFR) | Fe 259.940 Radial-iFR) | K 766.490 Radial-iFR) | Li 670.776 Radial-iFR) |
|---|---|---|---|---|---|---|---|
| Concentration average | 0.0500 ppm | 0.4776 ppm | 0.1940 ppm | 0.2924 ppm | 1.2078 ppm | 12.0786 ppm | 0.0093 ppm |
| Concentration per Run | 0.0505 ppm | 0.4804 ppm | 0.1953 ppm | 0.2923 ppm | 1.2070 ppm | 12.0160 ppm | 0.0101 ppm |
| Concentration per Run | 0.0500 ppm | 0.4763 ppm | 0.1937 ppm | 0.2923 ppm | 1.2024 ppm | 12.0506 ppm | 0.0088 ppm |
| Concentration per Run | 0.0494 ppm | 0.4761 ppm | 0.1929 ppm | 0.2927 ppm | 1.2140 ppm | 12.1692 ppm | 0.0090 ppm |
| Concentration RSD | 1.0 % | 0.5 % | 0.6 % | 0.1 % | 0.5 % | 0.7 % | 7.6 % |

| | Mg 279.079 Axial-iFR) | Mn 257.610 Radial-iFR) | Mo 202.030 Axial-iFR) | Na 589.592 Radial-iFR) | Ni 231.604 Axial-iFR) | Pb 220.353 Axial-eUV) | Sb 206.833 Axial-iFR) |
|---|---|---|---|---|---|---|---|
| Concentration average | 10.4529 ppm | 0.5579 ppm | 0.9079 ppm | 84.7962 ppm | 0.4896 ppm | 0.5110 ppm | 0.4903 ppm |
| Concentration per Run | 10.5646 ppm | 0.5569 ppm | 0.9049 ppm | 84.0813 ppm | 0.4935 ppm | 0.5130 ppm | 0.4934 ppm |
| Concentration per Run | 10.3938 ppm | 0.5564 ppm | 0.9075 ppm | 84.6475 ppm | 0.4886 ppm | 0.5111 ppm | 0.4880 ppm |
| Concentration per Run | 10.4002 ppm | 0.5604 ppm | 0.9113 ppm | 85.6597 ppm | 0.4868 ppm | 0.5090 ppm | 0.4895 ppm |
| Concentration RSD | 0.9 % | 0.4 % | 0.4 % | 0.9 % | 0.7 % | 0.4 % | 0.6 % |

| | Se 196.090 Axial-eUV) | Si 212.412 Axial-iFR) | Sn 189.989 Axial-iFR) | Sr 421.552 Radial-iFR) | Ti 334.904 Axial-iFR) | Tl 190.856 Axial-eUV) | V 292.402 Axial-iFR) |
|---|---|---|---|---|---|---|---|
| Concentration average | 0.1208 ppm | 2.1959 ppm | 0.8526 ppm | **1.0352 ppm** | 0.9633 ppm | **0.1159 ppm** | 0.5160 ppm |
| Concentration per Run | 0.1201 ppm | 2.2031 ppm | 0.8608 ppm | 1.0313 ppm | 0.9692 ppm | 0.1163 ppm | 0.5170 ppm |
| Concentration per Run | 0.1208 ppm | 2.1929 ppm | 0.8488 ppm | 1.0331 ppm | 0.9635 ppm | 0.1163 ppm | 0.5161 ppm |
| Concentration per Run | 0.1215 ppm | 2.1915 ppm | 0.8481 ppm | 1.0412 ppm | 0.9572 ppm | 0.1152 ppm | 0.5147 ppm |
| Concentration RSD | 0.6 % | 0.3 % | 0.8 % | 0.5 % | 0.6 % | 0.6 % | 0.2 % |

| | Zn 206.200 Axial-iFR) | Sc 361.384 Axial-iFR) | Sc 361.384 Radial-iFR) | Sc 227.318 Axial-eUV) | Y 360.073 Axial-iFR) | Y 371.030 Radial-iFR) | Y 224.306 Axial-eUV) |
|---|---|---|---|---|---|---|---|
| Concentration average | 0.7088 ppm | 99.7890 % | 105.7997 % | 90.3664 % | 98.9659 % | 105.1481 % | 96.7888 % |
| Concentration per Run | 0.7176 ppm | 99.2744 % | 105.8838 % | 90.6206 % | 98.3268 % | 104.9462 % | 97.0002 % |
| Concentration per Run | 0.7037 ppm | 100.0338 % | 106.2411 % | 90.3936 % | 99.3369 % | 104.8010 % | 97.0704 % |
| Concentration per Run | 0.7052 ppm | 100.0589 % | 105.2743 % | 90.0850 % | 99.2338 % | 105.6970 % | 96.2956 % |
| Concentration RSD | 1.1 % | 0.4 % | 0.5 % | 0.3 % | 0.6 % | 0.5 % | 0.4 % |

# ICP DataTrace 8

9/10/2025 9:12:19 PM

LabBook: WG2112846_09102025T8.imexp

Sample: WG2110010-4 WG2110010
Analysis started at: 9/10/2025 8:07:47 PM
Rack 2
Vial 32
Comment <Comment>

| | Ag 328.068 Axial-iFR) | Al 396.152 Radial-iFR) | As 189.042 Axial-eUV) | B 208.959 Axial-iFR) | Ba 455.403 Radial-iFR) | Be 313.042 Radial-iFR) | Ca 315.887 Radial-iFR) |
|---|---|---|---|---|---|---|---|
| Concentration average | -0.0001 ppm | 0.1290 ppm | 0.0005 ppm | 0.0259 ppm | 0.0296 ppm | 0.0000 ppm | 12.4115 ppm |
| Concentration per Run | -0.0001 ppm | 0.1280 ppm | 0.0006 ppm | 0.0263 ppm | 0.0295 ppm | 0.0001 ppm | 12.4340 ppm |
| Concentration per Run | -0.0001 ppm | 0.1316 ppm | 0.0002 ppm | 0.0264 ppm | 0.0298 ppm | 0.0000 ppm | 12.2831 ppm |
| Concentration per Run | -0.0001 ppm | 0.1274 ppm | 0.0007 ppm | 0.0250 ppm | 0.0295 ppm | 0.0000 ppm | 12.5174 ppm |
| Concentration RSD | 36.8 % | 1.8 % | 50.7 % | 3.2 % | 0.6 % | 66.9 % | 1.0 % |

| | Cd 214.438 Axial-iFR) | Co 228.616 Axial-iFR) | Cr 267.716 Axial-iFR) | Cu 324.754 Axial-iFR) | Fe 259.940 Radial-iFR) | K 766.490 Radial-iFR) | Li 670.776 Radial-iFR) |
|---|---|---|---|---|---|---|---|
| Concentration average | -0.0001 ppm | 0.0013 ppm | 0.0017 ppm | 0.0363 ppm | 0.2302 ppm | 2.0750 ppm | 0.0095 ppm |
| Concentration per Run | -0.0001 ppm | 0.0014 ppm | 0.0016 ppm | 0.0361 ppm | 0.2295 ppm | 2.0732 ppm | 0.0103 ppm |
| Concentration per Run | -0.0001 ppm | 0.0013 ppm | 0.0016 ppm | 0.0365 ppm | 0.2310 ppm | 2.0874 ppm | 0.0094 ppm |
| Concentration per Run | -0.0001 ppm | 0.0011 ppm | 0.0018 ppm | 0.0363 ppm | 0.2301 ppm | 2.0644 ppm | 0.0089 ppm |
| Concentration RSD | 14.3 % | 11.6 % | 7.3 % | 0.6 % | 0.3 % | 0.6 % | 7.2 % |

| | Mg 279.079 Axial-iFR) | Mn 257.610 Radial-iFR) | Mo 202.030 Axial-iFR) | Na 589.592 Radial-iFR) | Ni 231.604 Axial-iFR) | Pb 220.353 Axial-eUV) | Sb 206.833 Axial-iFR) |
|---|---|---|---|---|---|---|---|
| Concentration average | 1.2320 ppm | 0.0664 ppm | 0.0156 ppm | 75.4090 ppm | 0.0068 ppm | 0.0022 ppm | 0.0087 ppm |
| Concentration per Run | 1.2383 ppm | 0.0664 ppm | 0.0152 ppm | 75.1894 ppm | 0.0067 ppm | 0.0023 ppm | 0.0075 ppm |
| Concentration per Run | 1.2292 ppm | 0.0664 ppm | 0.0161 ppm | 75.4580 ppm | 0.0069 ppm | 0.0021 ppm | 0.0108 ppm |
| Concentration per Run | 1.2284 ppm | 0.0665 ppm | 0.0155 ppm | 75.5796 ppm | 0.0068 ppm | 0.0021 ppm | 0.0079 ppm |
| Concentration RSD | 0.4 % | 0.1 % | 2.9 % | 0.3 % | 1.5 % | 5.8 % | 20.1 % |

| | Se 196.090 Axial-eUV) | Si 212.412 Axial-iFR) | Sn 189.989 Axial-iFR) | Sr 421.552 Radial-iFR) | Ti 334.904 Axial-iFR) | Tl 190.856 Axial-eUV) | V 292.402 Axial-iFR) |
|---|---|---|---|---|---|---|---|
| Concentration average | 0.0020 ppm | 1.1253 ppm | 0.0143 ppm | 0.0516 ppm | 0.0050 ppm | -0.0003 ppm | 0.0075 ppm |
| Concentration per Run | 0.0024 ppm | 1.1213 ppm | 0.0147 ppm | 0.0515 ppm | 0.0050 ppm | 0.0004 ppm | 0.0075 ppm |
| Concentration per Run | 0.0012 ppm | 1.1308 ppm | 0.0141 ppm | 0.0516 ppm | 0.0049 ppm | -0.0010 ppm | 0.0075 ppm |
| Concentration per Run | 0.0025 ppm | 1.1238 ppm | 0.0141 ppm | 0.0517 ppm | 0.0050 ppm | -0.0003 ppm | 0.0073 ppm |
| Concentration RSD | 36.5 % | 0.4 % | 2.3 % | 0.2 % | 1.8 % | 242.1 % | 1.4 % |

| | Zn 206.200 Axial-iFR) | Sc 361.384 Axial-iFR) | Sc 361.384 Radial-iFR) | Sc 227.318 Axial-eUV) | Y 360.073 Axial-iFR) | Y 371.030 Radial-iFR) | Y 224.306 Axial-eUV) |
|---|---|---|---|---|---|---|---|
| Concentration average | 0.2371 ppm | 101.0831 % | 106.0289 % | 93.3672 % | 99.7412 % | 104.7905 % | 97.5139 % |
| Concentration per Run | 0.2374 ppm | 100.5524 % | 106.6868 % | 93.2508 % | 99.3184 % | 105.5779 % | 97.6149 % |
| Concentration per Run | 0.2378 ppm | 101.0378 % | 105.7886 % | 93.7166 % | 99.7084 % | 104.1008 % | 97.6487 % |
| Concentration per Run | 0.2362 ppm | 101.6591 % | 105.6114 % | 93.1343 % | 100.1968 % | 104.6926 % | 97.2780 % |
| Concentration RSD | 0.4 % | 0.5 % | 0.5 % | 0.3 % | 0.4 % | 0.7 % | 0.2 % |

# ICP DataTrace 8

9/10/2025 9:12:19 PM

LabBook: WG2112846_09102025T8.imexp

Sample: WG2110010-5 WG2110010
Analysis started at: 9/10/2025 8:15:40 PM
Rack 2
Vial 33
Comment <Comment>

| | Ag 328.068 Axial-iFR) | Al 396.152 Radial-iFR) | As 189.042 Axial-eUV) | B 208.959 Axial-iFR) | Ba 455.403 Radial-iFR) | Be 313.042 Radial-iFR) | Ca 315.887 Radial-iFR) |
|---|---|---|---|---|---|---|---|
| Concentration average | 0.0480 ppm | 2.0478 ppm | 0.1203 ppm | 1.0118 ppm | 1.9358 ppm | 0.0487 ppm | 21.2676 ppm |
| Concentration per Run | 0.0479 ppm | 2.0653 ppm | 0.1201 ppm | 1.0143 ppm | 1.9430 ppm | 0.0489 ppm | 21.2871 ppm |
| Concentration per Run | 0.0479 ppm | 2.0489 ppm | 0.1207 ppm | 1.0111 ppm | 1.9488 ppm | 0.0489 ppm | 21.3232 ppm |
| Concentration per Run | 0.0482 ppm | 2.0291 ppm | 0.1201 ppm | 1.0099 ppm | 1.9156 ppm | 0.0483 ppm | 21.1926 ppm |
| Concentration RSD | 0.3 % | 0.9 % | 0.3 % | 0.2 % | 0.9 % | 0.8 % | 0.3 % |

| | Cd 214.438 Axial-iFR) | Co 228.616 Axial-iFR) | Cr 267.716 Axial-iFR) | Cu 324.754 Axial-iFR) | Fe 259.940 Radial-iFR) | K 766.490 Radial-iFR) | Li 670.776 Radial-iFR) |
|---|---|---|---|---|---|---|---|
| Concentration average | 0.0490 ppm | 0.4686 ppm | 0.1898 ppm | 0.2855 ppm | 1.1551 ppm | 11.8746 ppm | 0.0092 ppm |
| Concentration per Run | 0.0492 ppm | 0.4678 ppm | 0.1889 ppm | 0.2852 ppm | 1.1581 ppm | 11.9338 ppm | 0.0097 ppm |
| Concentration per Run | 0.0491 ppm | 0.4708 ppm | 0.1904 ppm | 0.2854 ppm | 1.1585 ppm | 11.9651 ppm | 0.0093 ppm |
| Concentration per Run | 0.0487 ppm | 0.4671 ppm | 0.1902 ppm | 0.2861 ppm | 1.1488 ppm | 11.7250 ppm | 0.0087 ppm |
| Concentration RSD | 0.5 % | 0.4 % | 0.4 % | 0.2 % | 0.5 % | 1.1 % | 5.3 % |

| | Mg 279.079 Axial-iFR) | Mn 257.610 Radial-iFR) | Mo 202.030 Axial-iFR) | Na 589.592 Radial-iFR) | Ni 231.604 Axial-iFR) | Pb 220.353 Axial-eUV) | Sb 206.833 Axial-iFR) |
|---|---|---|---|---|---|---|---|
| Concentration average | 10.6950 ppm | 0.5332 ppm | 0.9062 ppm | 82.0372 ppm | 0.4822 ppm | 0.5066 ppm | 0.3166 ppm |
| Concentration per Run | 10.7422 ppm | 0.5351 ppm | 0.8995 ppm | 82.0109 ppm | 0.4807 ppm | 0.5071 ppm | 0.3112 ppm |
| Concentration per Run | 10.7249 ppm | 0.5347 ppm | 0.9062 ppm | 82.3680 ppm | 0.4824 ppm | 0.5057 ppm | 0.3162 ppm |
| Concentration per Run | 10.6179 ppm | 0.5297 ppm | 0.9130 ppm | 81.7327 ppm | 0.4835 ppm | 0.5071 ppm | 0.3224 ppm |
| Concentration RSD | 0.6 % | 0.6 % | 0.7 % | 0.4 % | 0.3 % | 0.2 % | 1.8 % |

| | Se 196.090 Axial-eUV) | Si 212.412 Axial-iFR) | Sn 189.989 Axial-iFR) | Sr 421.552 Radial-iFR) | Ti 334.904 Axial-iFR) | Tl 190.856 Axial-eUV) | V 292.402 Axial-iFR) |
|---|---|---|---|---|---|---|---|
| Concentration average | 0.1211 ppm | 1.6903 ppm | 0.8731 ppm | **1.0028 ppm** | 0.9599 ppm | **0.1145 ppm** | 0.5009 ppm |
| Concentration per Run | 0.1195 ppm | 1.6873 ppm | 0.8699 ppm | 1.0065 ppm | 0.9559 ppm | 0.1161 ppm | 0.5009 ppm |
| Concentration per Run | 0.1208 ppm | 1.6918 ppm | 0.8753 ppm | 1.0067 ppm | 0.9604 ppm | 0.1139 ppm | 0.5022 ppm |
| Concentration per Run | 0.1230 ppm | 1.6917 ppm | 0.8740 ppm | 0.9953 ppm | 0.9633 ppm | 0.1136 ppm | 0.4994 ppm |
| Concentration RSD | 1.5 % | 0.2 % | 0.3 % | 0.6 % | 0.4 % | 1.2 % | 0.3 % |

| | Zn 206.200 Axial-iFR) | Sc 361.384 Axial-iFR) | Sc 361.384 Radial-iFR) | Sc 227.318 Axial-eUV) | Y 360.073 Axial-iFR) | Y 371.030 Radial-iFR) | Y 224.306 Axial-eUV) |
|---|---|---|---|---|---|---|---|
| Concentration average | 0.6986 ppm | 97.7903 % | 106.3047 % | 90.2733 % | 96.4119 % | 104.9369 % | 95.3722 % |
| Concentration per Run | 0.6972 ppm | 98.1095 % | 106.2733 % | 90.0605 % | 96.4410 % | 104.7674 % | 95.1037 % |
| Concentration per Run | 0.7013 ppm | 97.4582 % | 106.0632 % | 90.7080 % | 96.3679 % | 104.9323 % | 95.7803 % |
| Concentration per Run | 0.6972 ppm | 97.8031 % | 106.5774 % | 90.0516 % | 96.4268 % | 105.1109 % | 95.2326 % |
| Concentration RSD | 0.3 % | 0.3 % | 0.2 % | 0.4 % | 0.0 % | 0.2 % | 0.4 % |

# ICP DataTrace 8

9/10/2025 9:12:19 PM

LabBook: WG2112846_09102025T8.imexp

Sample: WG2110010-6d5 WG2110010
Analysis started at: 9/10/2025 8:19:22 PM
Rack 2
Vial 34
Comment <Comment>

| | Ag 328.068 Axial-iFR) | Al 396.152 Radial-iFR) | As 189.042 Axial-eUV) | B 208.959 Axial-iFR) | Ba 455.403 Radial-iFR) | Be 313.042 Radial-iFR) | Ca 315.887 Radial-iFR) |
|---|---|---|---|---|---|---|---|
| Concentration average | -0.0001 ppm | 0.0266 ppm | 0.0008 ppm | 0.0065 ppm | 0.0058 ppm | 0.0000 ppm | 2.5095 ppm |
| Concentration per Run | -0.0003 ppm | 0.0244 ppm | 0.0013 ppm | 0.0063 ppm | 0.0058 ppm | 0.0000 ppm | 2.4938 ppm |
| Concentration per Run | 0.0000 ppm | 0.0305 ppm | 0.0014 ppm | 0.0069 ppm | 0.0058 ppm | 0.0000 ppm | 2.5211 ppm |
| Concentration per Run | 0.0001 ppm | 0.0249 ppm | -0.0001 ppm | 0.0062 ppm | 0.0058 ppm | 0.0000 ppm | 2.5136 ppm |
| Concentration RSD | 220.1 % | 12.7 % | 100.1 % | 6.0 % | 0.2 % | 41.6 % | 0.6 % |

| | Cd 214.438 Axial-iFR) | Co 228.616 Axial-iFR) | Cr 267.716 Axial-iFR) | Cu 324.754 Axial-iFR) | Fe 259.940 Radial-iFR) | K 766.490 Radial-iFR) | Li 670.776 Radial-iFR) |
|---|---|---|---|---|---|---|---|
| Concentration average | -0.0001 ppm | 0.0002 ppm | 0.0007 ppm | 0.0068 ppm | 0.0467 ppm | 0.4314 ppm | 0.0023 ppm |
| Concentration per Run | -0.0001 ppm | 0.0004 ppm | 0.0008 ppm | 0.0066 ppm | 0.0474 ppm | 0.4395 ppm | 0.0022 ppm |
| Concentration per Run | -0.0001 ppm | 0.0000 ppm | 0.0007 ppm | 0.0072 ppm | 0.0472 ppm | 0.4368 ppm | 0.0023 ppm |
| Concentration per Run | -0.0001 ppm | 0.0002 ppm | 0.0006 ppm | 0.0067 ppm | 0.0455 ppm | 0.4179 ppm | 0.0025 ppm |
| Concentration RSD | 29.8 % | 86.6 % | 16.1 % | 4.2 % | 2.2 % | 2.7 % | 7.0 % |

| | Mg 279.079 Axial-iFR) | Mn 257.610 Radial-iFR) | Mo 202.030 Axial-iFR) | Na 589.592 Radial-iFR) | Ni 231.604 Axial-iFR) | Pb 220.353 Axial-eUV) | Sb 206.833 Axial-iFR) |
|---|---|---|---|---|---|---|---|
| Concentration average | 0.2509 ppm | 0.0134 ppm | 0.0168 ppm | 15.2019 ppm | 0.0010 ppm | 0.0011 ppm | 0.0501 ppm |
| Concentration per Run | 0.2490 ppm | 0.0133 ppm | 0.0170 ppm | 15.0929 ppm | 0.0012 ppm | 0.0014 ppm | 0.0515 ppm |
| Concentration per Run | 0.2504 ppm | 0.0134 ppm | 0.0169 ppm | 15.1426 ppm | 0.0011 ppm | 0.0008 ppm | 0.0500 ppm |
| Concentration per Run | 0.2533 ppm | 0.0134 ppm | 0.0164 ppm | 15.3702 ppm | 0.0009 ppm | 0.0011 ppm | 0.0487 ppm |
| Concentration RSD | 0.9 % | 0.4 % | 1.8 % | 1.0 % | 11.8 % | 29.1 % | 2.8 % |

| | Se 196.090 Axial-eUV) | Si 212.412 Axial-iFR) | Sn 189.989 Axial-iFR) | Sr 421.552 Radial-iFR) | Ti 334.904 Axial-iFR) | Tl 190.856 Axial-eUV) | V 292.402 Axial-iFR) |
|---|---|---|---|---|---|---|---|
| Concentration average | 0.0013 ppm | 0.2152 ppm | 0.0379 ppm | 0.0101 ppm | 0.0023 ppm | 0.0007 ppm | 0.0015 ppm |
| Concentration per Run | 0.0027 ppm | 0.2136 ppm | 0.0393 ppm | 0.0101 ppm | 0.0024 ppm | 0.0010 ppm | 0.0015 ppm |
| Concentration per Run | 0.0006 ppm | 0.2164 ppm | 0.0378 ppm | 0.0101 ppm | 0.0022 ppm | -0.0001 ppm | 0.0014 ppm |
| Concentration per Run | 0.0008 ppm | 0.2155 ppm | 0.0365 ppm | 0.0102 ppm | 0.0023 ppm | 0.0013 ppm | 0.0016 ppm |
| Concentration RSD | 87.2 % | 0.7 % | 3.6 % | 0.2 % | 3.6 % | 99.9 % | 5.6 % |

| | Zn 206.200 Axial-iFR) | Sc 361.384 Axial-iFR) | Sc 361.384 Radial-iFR) | Sc 227.318 Axial-eUV) | Y 360.073 Axial-iFR) | Y 371.030 Radial-iFR) | Y 224.306 Axial-eUV) |
|---|---|---|---|---|---|---|---|
| Concentration average | 0.0472 ppm | 102.3503 % | 103.2426 % | 99.0674 % | 101.4502 % | 102.6084 % | 100.3560 % |
| Concentration per Run | 0.0472 ppm | 102.0632 % | 103.8589 % | 99.3598 % | 101.1179 % | 102.3241 % | 100.3676 % |
| Concentration per Run | 0.0469 ppm | 102.6853 % | 102.7109 % | 99.0081 % | 101.8283 % | 102.1591 % | 100.3292 % |
| Concentration per Run | 0.0475 ppm | 102.3023 % | 103.1580 % | 98.8341 % | 101.4043 % | 103.3420 % | 100.3713 % |
| Concentration RSD | 0.6 % | 0.3 % | 0.6 % | 0.3 % | 0.4 % | 0.6 % | 0.0 % |

# ICP DataTrace 8

9/10/2025 9:12:19 PM

LabBook: WG2112846_09102025T8.imexp

Sample: L2554996-01 WG2110010
Analysis started at: 9/10/2025 8:22:49 PM
Rack 2
Vial 35
Comment <Comment>

| | Ag 328.068 Axial-iFR) | Al 396.152 Radial-iFR) | As 189.042 Axial-eUV) | B 208.959 Axial-iFR) | Ba 455.403 Radial-iFR) | Be 313.042 Radial-iFR) | Ca 315.887 Radial-iFR) |
|---|---|---|---|---|---|---|---|
| Concentration average | -0.0002 ppm | -0.0029 ppm | -0.0003 ppm | 0.0163 ppm | 0.0445 ppm | 0.0000 ppm | 50.8545 ppm |
| Concentration per Run | 0.0000 ppm | -0.0044 ppm | -0.0001 ppm | 0.0158 ppm | 0.0445 ppm | 0.0000 ppm | 51.0972 ppm |
| Concentration per Run | -0.0003 ppm | -0.0040 ppm | -0.0009 ppm | 0.0169 ppm | 0.0448 ppm | 0.0000 ppm | 51.1475 ppm |
| Concentration per Run | -0.0003 ppm | -0.0005 ppm | 0.0002 ppm | 0.0164 ppm | 0.0441 ppm | 0.0000 ppm | 50.3187 ppm |
| Concentration RSD | 69.6 % | 73.3 % | 216.9 % | 3.6 % | 0.8 % | 25.2 % | 0.9 % |

| | Cd 214.438 Axial-iFR) | Co 228.616 Axial-iFR) | Cr 267.716 Axial-iFR) | Cu 324.754 Axial-iFR) | Fe 259.940 Radial-iFR) | K 766.490 Radial-iFR) | Li 670.776 Radial-iFR) |
|---|---|---|---|---|---|---|---|
| Concentration average | -0.0006 ppm | 0.0002 ppm | 0.0010 ppm | 0.0026 ppm | 0.0076 ppm | 1.2406 ppm | 0.0006 ppm |
| Concentration per Run | -0.0005 ppm | 0.0000 ppm | 0.0009 ppm | 0.0026 ppm | 0.0087 ppm | 1.2623 ppm | 0.0008 ppm |
| Concentration per Run | -0.0006 ppm | 0.0005 ppm | 0.0010 ppm | 0.0026 ppm | 0.0067 ppm | 1.2444 ppm | -0.0007 ppm |
| Concentration per Run | -0.0007 ppm | 0.0003 ppm | 0.0010 ppm | 0.0025 ppm | 0.0073 ppm | 1.2151 ppm | 0.0016 ppm |
| Concentration RSD | 12.9 % | 106.6 % | 7.3 % | 2.4 % | 13.7 % | 1.9 % | 215.2 % |

| | Mg 279.079 Axial-iFR) | Mn 257.610 Radial-iFR) | Mo 202.030 Axial-iFR) | Na 589.592 Radial-iFR) | Ni 231.604 Axial-iFR) | Pb 220.353 Axial-eUV) | Sb 206.833 Axial-iFR) |
|---|---|---|---|---|---|---|---|
| Concentration average | 7.0772 ppm | 0.0009 ppm | 0.0032 ppm | 4.7267 ppm | 0.0005 ppm | 0.0009 ppm | 0.0054 ppm |
| Concentration per Run | 7.1332 ppm | 0.0008 ppm | 0.0030 ppm | 4.7451 ppm | 0.0004 ppm | 0.0008 ppm | 0.0082 ppm |
| Concentration per Run | 7.0678 ppm | 0.0010 ppm | 0.0031 ppm | 4.7383 ppm | 0.0006 ppm | 0.0013 ppm | 0.0030 ppm |
| Concentration per Run | 7.0305 ppm | 0.0008 ppm | 0.0034 ppm | 4.6968 ppm | 0.0006 ppm | 0.0007 ppm | 0.0050 ppm |
| Concentration RSD | 0.7 % | 11.7 % | 5.4 % | 0.6 % | 26.1 % | 31.2 % | 48.4 % |

| | Se 196.090 Axial-eUV) | Si 212.412 Axial-iFR) | Sn 189.989 Axial-iFR) | Sr 421.552 Radial-iFR) | Ti 334.904 Axial-iFR) | Tl 190.856 Axial-eUV) | V 292.402 Axial-iFR) |
|---|---|---|---|---|---|---|---|
| Concentration average | 0.0025 ppm | 3.1389 ppm | 0.0012 ppm | 0.1140 ppm | 0.0004 ppm | 0.0007 ppm | 0.0002 ppm |
| Concentration per Run | 0.0013 ppm | 3.1338 ppm | 0.0011 ppm | 0.1147 ppm | 0.0002 ppm | -0.0001 ppm | 0.0002 ppm |
| Concentration per Run | 0.0024 ppm | 3.1342 ppm | 0.0023 ppm | 0.1142 ppm | 0.0005 ppm | 0.0005 ppm | 0.0004 ppm |
| Concentration per Run | 0.0039 ppm | 3.1488 ppm | 0.0001 ppm | 0.1132 ppm | 0.0007 ppm | 0.0017 ppm | 0.0000 ppm |
| Concentration RSD | 53.1 % | 0.3 % | 97.2 % | 0.7 % | 57.8 % | 135.2 % | 114.8 % |

| | Zn 206.200 Axial-iFR) | Sc 361.384 Axial-iFR) | Sc 361.384 Radial-iFR) | Sc 227.318 Axial-eUV) | Y 360.073 Axial-iFR) | Y 371.030 Radial-iFR) | Y 224.306 Axial-eUV) |
|---|---|---|---|---|---|---|---|
| Concentration average | 0.0027 ppm | 100.4812 % | 101.9844 % | 96.6243 % | 99.7732 % | 100.9770 % | 99.6609 % |
| Concentration per Run | 0.0025 ppm | 100.3811 % | 101.5922 % | 97.0661 % | 99.5861 % | 101.2513 % | 100.0290 % |
| Concentration per Run | 0.0029 ppm | 100.2054 % | 101.4490 % | 96.2970 % | 99.2774 % | 100.1960 % | 99.2972 % |
| Concentration per Run | 0.0027 ppm | 100.8570 % | 102.9122 % | 96.5099 % | 100.4560 % | 101.4836 % | 99.6565 % |
| Concentration RSD | 6.0 % | 0.3 % | 0.8 % | 0.4 % | 0.6 % | 0.7 % | 0.4 % |

# ICP DataTrace 8

9/10/2025 9:12:19 PM

LabBook: WG2112846_09102025T8.imexp

Sample: L2554996-02 WG2110010
Analysis started at: 9/10/2025 8:26:16 PM
Rack 2
Vial 36
Comment <Comment>

| | Ag 328.068 Axial-iFR) | Al 396.152 Radial-iFR) | As 189.042 Axial-eUV) | B 208.959 Axial-iFR) | Ba 455.403 Radial-iFR) | Be 313.042 Radial-iFR) | Ca 315.887 Radial-iFR) |
|---|---|---|---|---|---|---|---|
| Concentration average | 0.0000 ppm | 0.0678 ppm | 0.0010 ppm | 0.0075 ppm | 0.0276 ppm | 0.0000 ppm | 16.0051 ppm |
| Concentration per Run | 0.0000 ppm | 0.0667 ppm | 0.0011 ppm | 0.0075 ppm | 0.0277 ppm | 0.0000 ppm | 16.0676 ppm |
| Concentration per Run | 0.0000 ppm | 0.0672 ppm | 0.0016 ppm | 0.0076 ppm | 0.0276 ppm | 0.0000 ppm | 15.9042 ppm |
| Concentration per Run | 0.0000 ppm | 0.0695 ppm | 0.0002 ppm | 0.0074 ppm | 0.0274 ppm | 0.0000 ppm | 16.0434 ppm |
| Concentration RSD | 46.8 % | 2.2 % | 75.7 % | 0.9 % | 0.6 % | 83.8 % | 0.6 % |

| | Cd 214.438 Axial-iFR) | Co 228.616 Axial-iFR) | Cr 267.716 Axial-iFR) | Cu 324.754 Axial-iFR) | Fe 259.940 Radial-iFR) | K 766.490 Radial-iFR) | Li 670.776 Radial-iFR) |
|---|---|---|---|---|---|---|---|
| Concentration average | -0.0002 ppm | 0.0008 ppm | 0.0004 ppm | 0.0000 ppm | 3.3259 ppm | 0.9320 ppm | 0.0030 ppm |
| Concentration per Run | -0.0002 ppm | 0.0009 ppm | 0.0004 ppm | -0.0002 ppm | 3.3377 ppm | 0.9507 ppm | 0.0031 ppm |
| Concentration per Run | -0.0001 ppm | 0.0002 ppm | 0.0004 ppm | 0.0000 ppm | 3.3221 ppm | 0.9356 ppm | 0.0028 ppm |
| Concentration per Run | -0.0002 ppm | 0.0012 ppm | 0.0004 ppm | 0.0002 ppm | 3.3180 ppm | 0.9097 ppm | 0.0032 ppm |
| Concentration RSD | 39.8 % | 62.9 % | 8.2 % | 1,405.5 % | 0.3 % | 2.2 % | 6.2 % |

| | Mg 279.079 Axial-iFR) | Mn 257.610 Radial-iFR) | Mo 202.030 Axial-iFR) | Na 589.592 Radial-iFR) | Ni 231.604 Axial-iFR) | Pb 220.353 Axial-eUV) | Sb 206.833 Axial-iFR) |
|---|---|---|---|---|---|---|---|
| Concentration average | 5.7476 ppm | 0.0619 ppm | 0.0017 ppm | 7.7335 ppm | 0.0005 ppm | 0.0005 ppm | 0.0034 ppm |
| Concentration per Run | 5.7596 ppm | 0.0623 ppm | 0.0017 ppm | 7.7709 ppm | 0.0001 ppm | 0.0003 ppm | 0.0034 ppm |
| Concentration per Run | 5.7646 ppm | 0.0617 ppm | 0.0020 ppm | 7.6997 ppm | 0.0001 ppm | -0.0001 ppm | 0.0040 ppm |
| Concentration per Run | 5.7187 ppm | 0.0617 ppm | 0.0014 ppm | 7.7298 ppm | 0.0014 ppm | 0.0012 ppm | 0.0028 ppm |
| Concentration RSD | 0.4 % | 0.5 % | 17.0 % | 0.5 % | 131.1 % | 149.0 % | 18.7 % |

| | Se 196.090 Axial-eUV) | Si 212.412 Axial-iFR) | Sn 189.989 Axial-iFR) | Sr 421.552 Radial-iFR) | Ti 334.904 Axial-iFR) | Tl 190.856 Axial-eUV) | V 292.402 Axial-iFR) |
|---|---|---|---|---|---|---|---|
| Concentration average | 0.0004 ppm | 9.0400 ppm | 0.0001 ppm | 0.0844 ppm | 0.0031 ppm | 0.0007 ppm | 0.0002 ppm |
| Concentration per Run | 0.0007 ppm | 9.0773 ppm | 0.0000 ppm | 0.0850 ppm | 0.0031 ppm | 0.0010 ppm | 0.0002 ppm |
| Concentration per Run | 0.0009 ppm | 9.0495 ppm | 0.0000 ppm | 0.0843 ppm | 0.0030 ppm | 0.0011 ppm | 0.0002 ppm |
| Concentration per Run | -0.0004 ppm | 8.9931 ppm | 0.0002 ppm | 0.0840 ppm | 0.0032 ppm | -0.0001 ppm | 0.0001 ppm |
| Concentration RSD | 184.7 % | 0.5 % | 178.1 % | 0.6 % | 3.4 % | 99.8 % | 16.0 % |

| | Zn 206.200 Axial-iFR) | Sc 361.384 Axial-iFR) | Sc 361.384 Radial-iFR) | Sc 227.318 Axial-eUV) | Y 360.073 Axial-iFR) | Y 371.030 Radial-iFR) | Y 224.306 Axial-eUV) |
|---|---|---|---|---|---|---|---|
| Concentration average | 0.0016 ppm | 101.9493 % | 102.6844 % | 99.0129 % | 101.0787 % | 101.1830 % | 101.2614 % |
| Concentration per Run | 0.0016 ppm | 101.6474 % | 102.6995 % | 99.4155 % | 101.0763 % | 101.4625 % | 101.4881 % |
| Concentration per Run | 0.0016 ppm | 102.0674 % | 102.5696 % | 99.0622 % | 101.0949 % | 100.4118 % | 101.2958 % |
| Concentration per Run | 0.0015 ppm | 102.1332 % | 102.7841 % | 98.5610 % | 101.0648 % | 101.6749 % | 101.0003 % |
| Concentration RSD | 2.0 % | 0.3 % | 0.1 % | 0.4 % | 0.0 % | 0.7 % | 0.2 % |

# ICP DataTrace 8

9/10/2025 9:12:19 PM

LabBook: WG2112846_09102025T8.imexp

Sample: L2554996-03 WG2110010
Analysis started at: 9/10/2025 8:29:44 PM
Rack 2
Vial 37
Comment <Comment>

| | Ag 328.068 Axial-iFR) | Al 396.152 Radial-iFR) | As 189.042 Axial-eUV) | B 208.959 Axial-iFR) | Ba 455.403 Radial-iFR) | Be 313.042 Radial-iFR) | Ca 315.887 Radial-iFR) |
|---|---|---|---|---|---|---|---|
| Concentration average | -0.0002 ppm | 0.0700 ppm | 0.0018 ppm | 0.0074 ppm | 0.0272 ppm | 0.0000 ppm | 15.7762 ppm |
| Concentration per Run | -0.0001 ppm | 0.0700 ppm | 0.0007 ppm | 0.0074 ppm | 0.0271 ppm | 0.0000 ppm | 15.7647 ppm |
| Concentration per Run | -0.0002 ppm | 0.0692 ppm | 0.0027 ppm | 0.0075 ppm | 0.0271 ppm | 0.0000 ppm | 15.7927 ppm |
| Concentration per Run | -0.0003 ppm | 0.0707 ppm | 0.0018 ppm | 0.0074 ppm | 0.0272 ppm | 0.0000 ppm | 15.7713 ppm |
| Concentration RSD | 60.6 % | 1.1 % | 56.9 % | 1.0 % | 0.3 % | 20.6 % | 0.1 % |

| | Cd 214.438 Axial-iFR) | Co 228.616 Axial-iFR) | Cr 267.716 Axial-iFR) | Cu 324.754 Axial-iFR) | Fe 259.940 Radial-iFR) | K 766.490 Radial-iFR) | Li 670.776 Radial-iFR) |
|---|---|---|---|---|---|---|---|
| Concentration average | -0.0003 ppm | 0.0011 ppm | 0.0006 ppm | 0.0000 ppm | 3.2680 ppm | 0.9014 ppm | 0.0025 ppm |
| Concentration per Run | -0.0002 ppm | 0.0011 ppm | 0.0005 ppm | 0.0001 ppm | 3.2597 ppm | 0.9113 ppm | 0.0024 ppm |
| Concentration per Run | -0.0002 ppm | 0.0011 ppm | 0.0007 ppm | 0.0001 ppm | 3.2691 ppm | 0.8948 ppm | 0.0027 ppm |
| Concentration per Run | -0.0003 ppm | 0.0010 ppm | 0.0006 ppm | -0.0001 ppm | 3.2751 ppm | 0.8982 ppm | 0.0024 ppm |
| Concentration RSD | 24.4 % | 3.1 % | 16.0 % | 363.8 % | 0.2 % | 1.0 % | 6.0 % |

| | Mg 279.079 Axial-iFR) | Mn 257.610 Radial-iFR) | Mo 202.030 Axial-iFR) | Na 589.592 Radial-iFR) | Ni 231.604 Axial-iFR) | Pb 220.353 Axial-eUV) | Sb 206.833 Axial-iFR) |
|---|---|---|---|---|---|---|---|
| Concentration average | 5.6891 ppm | 0.0609 ppm | 0.0008 ppm | 7.6737 ppm | 0.0011 ppm | 0.0008 ppm | 0.0021 ppm |
| Concentration per Run | 5.7046 ppm | 0.0608 ppm | 0.0008 ppm | 7.6883 ppm | 0.0010 ppm | 0.0005 ppm | 0.0019 ppm |
| Concentration per Run | 5.6416 ppm | 0.0610 ppm | 0.0008 ppm | 7.6728 ppm | 0.0007 ppm | 0.0007 ppm | 0.0018 ppm |
| Concentration per Run | 5.7210 ppm | 0.0611 ppm | 0.0008 ppm | 7.6599 ppm | 0.0015 ppm | 0.0012 ppm | 0.0026 ppm |
| Concentration RSD | 0.7 % | 0.2 % | 3.1 % | 0.2 % | 37.9 % | 44.6 % | 20.3 % |

| | Se 196.090 Axial-eUV) | Si 212.412 Axial-iFR) | Sn 189.989 Axial-iFR) | Sr 421.552 Radial-iFR) | Ti 334.904 Axial-iFR) | Tl 190.856 Axial-eUV) | V 292.402 Axial-iFR) |
|---|---|---|---|---|---|---|---|
| Concentration average | 0.0009 ppm | 8.9402 ppm | -0.0004 ppm | 0.0836 ppm | 0.0032 ppm | 0.0004 ppm | 0.0001 ppm |
| Concentration per Run | 0.0002 ppm | 8.9550 ppm | -0.0003 ppm | 0.0837 ppm | 0.0034 ppm | 0.0005 ppm | 0.0001 ppm |
| Concentration per Run | 0.0006 ppm | 8.8984 ppm | -0.0007 ppm | 0.0833 ppm | 0.0031 ppm | 0.0007 ppm | 0.0000 ppm |
| Concentration per Run | 0.0018 ppm | 8.9672 ppm | -0.0003 ppm | 0.0838 ppm | 0.0030 ppm | 0.0000 ppm | 0.0001 ppm |
| Concentration RSD | 97.9 % | 0.4 % | 48.3 % | 0.3 % | 7.6 % | 91.7 % | 58.8 % |

| | Zn 206.200 Axial-iFR) | Sc 361.384 Axial-iFR) | Sc 361.384 Radial-iFR) | Sc 227.318 Axial-eUV) | Y 360.073 Axial-iFR) | Y 371.030 Radial-iFR) | Y 224.306 Axial-eUV) |
|---|---|---|---|---|---|---|---|
| Concentration average | 0.0017 ppm | 103.3820 % | 103.9516 % | 100.3847 % | 102.4572 % | 102.2279 % | 102.4672 % |
| Concentration per Run | 0.0018 ppm | 103.5870 % | 104.7933 % | 100.3262 % | 102.3724 % | 102.9978 % | 102.5987 % |
| Concentration per Run | 0.0015 ppm | 103.6890 % | 103.0634 % | 100.2967 % | 102.7956 % | 100.9463 % | 102.1863 % |
| Concentration per Run | 0.0018 ppm | 102.8701 % | 103.9980 % | 100.5311 % | 102.2035 % | 102.7395 % | 102.6165 % |
| Concentration RSD | 9.3 % | 0.4 % | 0.8 % | 0.1 % | 0.3 % | 1.1 % | 0.2 % |

# ICP DataTrace 8

9/10/2025 9:12:19 PM

LabBook: WG2112846_09102025T8.imexp

Sample: CCV
Analysis started at: 9/10/2025 8:33:10 PM
Rack 0
Vial 3
Comment <Comment>

| | Ag 328.068 Axial-iFR) | Al 396.152 Radial-iFR) | As 189.042 Axial-eUV) | B 208.959 Axial-iFR) | Ba 455.403 Radial-iFR) | Be 313.042 Radial-iFR) | Ca 315.887 Radial-iFR) |
|---|---|---|---|---|---|---|---|
| Concentration average | 0.4772 ppm | 0.4752 ppm | 0.4558 ppm | 0.4761 ppm | 0.4876 ppm | 0.5001 ppm | 0.4897 ppm |
| Concentration per Run | 0.4773 ppm | 0.4705 ppm | 0.4579 ppm | 0.4780 ppm | 0.4877 ppm | 0.4988 ppm | 0.4894 ppm |
| Concentration per Run | 0.4775 ppm | 0.4758 ppm | 0.4525 ppm | 0.4777 ppm | 0.4872 ppm | 0.4992 ppm | 0.4881 ppm |
| Concentration per Run | 0.4767 ppm | 0.4792 ppm | 0.4571 ppm | 0.4726 ppm | 0.4880 ppm | 0.5025 ppm | 0.4918 ppm |
| Recovery Percentage | 95.434 % | 95.037 % | 91.163 % | 95.216 % | 97.523 % | 100.029 % | 97.948 % |
| Concentration RSD | 0.1 % | 0.9 % | 0.6 % | 0.6 % | 0.1 % | 0.4 % | 0.4 % |

| | Cd 214.438 Axial-iFR) | Co 228.616 Axial-iFR) | Cr 267.716 Axial-iFR) | Cu 324.754 Axial-iFR) | Fe 259.940 Radial-iFR) | K 766.490 Radial-iFR) | Li 670.776 Radial-iFR) |
|---|---|---|---|---|---|---|---|
| Concentration average | 0.4926 ppm | 0.4951 ppm | 0.4911 ppm | 0.4958 ppm | 0.4931 ppm | 5.0115 ppm | 0.4972 ppm |
| Concentration per Run | 0.4969 ppm | 0.4977 ppm | 0.4934 ppm | 0.4956 ppm | 0.4952 ppm | 5.0121 ppm | 0.4966 ppm |
| Concentration per Run | 0.4924 ppm | 0.4955 ppm | 0.4905 ppm | 0.4980 ppm | 0.4898 ppm | 4.9957 ppm | 0.4944 ppm |
| Concentration per Run | 0.4884 ppm | 0.4922 ppm | 0.4893 ppm | 0.4939 ppm | 0.4943 ppm | 5.0268 ppm | 0.5005 ppm |
| Recovery Percentage | 98.512 % | 99.029 % | 98.216 % | 99.167 % | 98.625 % | 100.230 % | 99.432 % |
| Concentration RSD | 0.9 % | 0.6 % | 0.4 % | 0.4 % | 0.6 % | 0.3 % | 0.6 % |

| | Mg 279.079 Axial-iFR) | Mn 257.610 Radial-iFR) | Mo 202.030 Axial-iFR) | Na 589.592 Radial-iFR) | Ni 231.604 Axial-iFR) | Pb 220.353 Axial-eUV) | Sb 206.833 Axial-iFR) |
|---|---|---|---|---|---|---|---|
| Concentration average | 0.4944 ppm | 0.5013 ppm | 0.4807 ppm | 10.0392 ppm | 0.4988 ppm | 0.4851 ppm | 0.5069 ppm |
| Concentration per Run | 0.4969 ppm | 0.4999 ppm | 0.4808 ppm | 10.0024 ppm | 0.5014 ppm | 0.4830 ppm | 0.5058 ppm |
| Concentration per Run | 0.4922 ppm | 0.5001 ppm | 0.4824 ppm | 10.0003 ppm | 0.4974 ppm | 0.4863 ppm | 0.5085 ppm |
| Concentration per Run | 0.4940 ppm | 0.5038 ppm | 0.4788 ppm | 10.1151 ppm | 0.4976 ppm | 0.4859 ppm | 0.5065 ppm |
| Recovery Percentage | 98.878 % | 100.260 % | 96.134 % | 100.392 % | 99.757 % | 97.020 % | 101.390 % |
| Concentration RSD | 0.5 % | 0.4 % | 0.4 % | 0.7 % | 0.5 % | 0.4 % | 0.3 % |

| | Se 196.090 Axial-eUV) | Si 212.412 Axial-iFR) | Sn 189.989 Axial-iFR) | Sr 421.552 Radial-iFR) | Ti 334.904 Axial-iFR) | Tl 190.856 Axial-eUV) | V 292.402 Axial-iFR) |
|---|---|---|---|---|---|---|---|
| Concentration average | 0.4659 ppm | 5.2319 ppm | 0.4990 ppm | 0.4986 ppm | 0.4887 ppm | 0.4901 ppm | 0.4982 ppm |
| Concentration per Run | 0.4612 ppm | 5.2209 ppm | 0.5024 ppm | 0.4993 ppm | 0.4916 ppm | 0.4906 ppm | 0.5002 ppm |
| Concentration per Run | 0.4684 ppm | 5.2536 ppm | 0.4984 ppm | 0.4965 ppm | 0.4859 ppm | 0.4890 ppm | 0.4981 ppm |
| Concentration per Run | 0.4680 ppm | 5.2212 ppm | 0.4961 ppm | 0.5000 ppm | 0.4888 ppm | 0.4909 ppm | 0.4963 ppm |
| Recovery Percentage | 93.172 % | 99.655 % | 99.797 % | 99.723 % | 97.750 % | 98.029 % | 99.639 % |
| Concentration RSD | 0.9 % | 0.4 % | 0.6 % | 0.4 % | 0.6 % | 0.2 % | 0.4 % |

| | Zn 206.200 Axial-iFR) | Sc 361.384 Axial-iFR) | Sc 361.384 Radial-iFR) | Sc 227.318 Axial-eUV) | Y 360.073 Axial-iFR) | Y 371.030 Radial-iFR) | Y 224.306 Axial-eUV) |
|---|---|---|---|---|---|---|---|
| Concentration average | 0.4868 ppm | 101.7398 % | 101.8605 % | 98.4036 % | 100.4865 % | 101.0109 % | 100.7109 % |
| Concentration per Run | 0.4911 ppm | 101.2184 % | 102.3962 % | 98.5756 % | 99.7886 % | 101.4676 % | 100.7059 % |
| Concentration per Run | 0.4852 ppm | 101.8563 % | 101.8992 % | 98.6588 % | 100.8877 % | 100.1725 % | 101.1390 % |
| Concentration per Run | 0.4842 ppm | 102.1446 % | 101.2861 % | 97.9762 % | 100.7833 % | 101.3925 % | 100.2878 % |
| Recovery Percentage | 97.368 % | | | | | | |
| Concentration RSD | 0.8 % | 0.5 % | 0.5 % | 0.4 % | 0.6 % | 0.7 % | 0.4 % |

# ICP DataTrace 8

9/10/2025 9:12:19 PM

LabBook: WG2112846_09102025T8.imexp

Sample: CCB
Analysis started at: 9/10/2025 8:36:36 PM
Rack 0
Vial 4
Comment <Comment>

| | Ag 328.068 Axial-iFR) | Al 396.152 Radial-iFR) | As 189.042 Axial-eUV) | B 208.959 Axial-iFR) | Ba 455.403 Radial-iFR) | Be 313.042 Radial-iFR) | Ca 315.887 Radial-iFR) |
|---|---|---|---|---|---|---|---|
| Concentration average | -0.0001 ppm | -0.0025 ppm | 0.0004 ppm | 0.0006 ppm | 0.0000 ppm | 0.0001 ppm | -0.0007 ppm |
| Concentration per Run | -0.0003 ppm | -0.0028 ppm | 0.0002 ppm | 0.0011 ppm | 0.0000 ppm | 0.0001 ppm | -0.0005 ppm |
| Concentration per Run | 0.0000 ppm | -0.0009 ppm | 0.0010 ppm | -0.0002 ppm | 0.0000 ppm | 0.0001 ppm | -0.0021 ppm |
| Concentration per Run | -0.0001 ppm | -0.0039 ppm | 0.0000 ppm | 0.0009 ppm | 0.0000 ppm | 0.0001 ppm | 0.0003 ppm |
| Recovery Percentage | -2.697 % | -2.532 % | 8.210 % | 1.943 % | 0.192 % | 1.591 % | -0.740 % |
| Concentration RSD | 86.8 % | 60.7 % | 131.1 % | 117.6 % | 207.3 % | 28.7 % | 166.0 % |

| | Cd 214.438 Axial-iFR) | Co 228.616 Axial-iFR) | Cr 267.716 Axial-iFR) | Cu 324.754 Axial-iFR) | Fe 259.940 Radial-iFR) | K 766.490 Radial-iFR) | Li 670.776 Radial-iFR) |
|---|---|---|---|---|---|---|---|
| Concentration average | 0.0001 ppm | 0.0002 ppm | 0.0002 ppm | -0.0002 ppm | 0.0004 ppm | 0.0140 ppm | 0.0008 ppm |
| Concentration per Run | 0.0001 ppm | 0.0004 ppm | 0.0003 ppm | -0.0001 ppm | 0.0002 ppm | 0.0049 ppm | 0.0007 ppm |
| Concentration per Run | 0.0000 ppm | 0.0001 ppm | 0.0003 ppm | -0.0002 ppm | 0.0004 ppm | 0.0134 ppm | 0.0005 ppm |
| Concentration per Run | 0.0001 ppm | 0.0002 ppm | 0.0000 ppm | -0.0002 ppm | 0.0007 ppm | 0.0236 ppm | 0.0011 ppm |
| Recovery Percentage | 1.684 % | 2.197 % | 2.001 % | -1.574 % | 0.895 % | 0.559 % | 7.743 % |
| Concentration RSD | 50.6 % | 56.2 % | 73.5 % | 55.9 % | 47.3 % | 66.9 % | 37.7 % |

| | Mg 279.079 Axial-iFR) | Mn 257.610 Radial-iFR) | Mo 202.030 Axial-iFR) | Na 589.592 Radial-iFR) | Ni 231.604 Axial-iFR) | Pb 220.353 Axial-eUV) | Sb 206.833 Axial-iFR) |
|---|---|---|---|---|---|---|---|
| Concentration average | 0.0004 ppm | 0.0001 ppm | 0.0044 ppm | 0.0095 ppm | 0.0001 ppm | 0.0004 ppm | 0.0031 ppm |
| Concentration per Run | -0.0013 ppm | 0.0001 ppm | 0.0042 ppm | 0.0082 ppm | 0.0004 ppm | 0.0007 ppm | 0.0025 ppm |
| Concentration per Run | 0.0010 ppm | 0.0000 ppm | 0.0044 ppm | 0.0096 ppm | -0.0005 ppm | 0.0003 ppm | 0.0030 ppm |
| Concentration per Run | 0.0014 ppm | 0.0002 ppm | 0.0047 ppm | 0.0109 ppm | 0.0004 ppm | 0.0002 ppm | 0.0039 ppm |
| Recovery Percentage | 0.352 % | 0.645 % | 8.844 % | 0.477 % | 0.351 % | 3.803 % | 6.242 % |
| Concentration RSD | 408.9 % | 151.6 % | 5.8 % | 14.2 % | 599.5 % | 65.7 % | 23.1 % |

| | Se 196.090 Axial-eUV) | Si 212.412 Axial-iFR) | Sn 189.989 Axial-iFR) | Sr 421.552 Radial-iFR) | Ti 334.904 Axial-iFR) | Tl 190.856 Axial-eUV) | V 292.402 Axial-iFR) |
|---|---|---|---|---|---|---|---|
| Concentration average | 0.0034 ppm | 0.0009 ppm | 0.0029 ppm | 0.0000 ppm | 0.0007 ppm | 0.0011 ppm | -0.0001 ppm |
| Concentration per Run | 0.0019 ppm | 0.0017 ppm | 0.0027 ppm | 0.0000 ppm | 0.0007 ppm | 0.0006 ppm | -0.0001 ppm |
| Concentration per Run | 0.0038 ppm | 0.0002 ppm | 0.0029 ppm | 0.0001 ppm | 0.0007 ppm | 0.0012 ppm | -0.0001 ppm |
| Concentration per Run | 0.0044 ppm | 0.0008 ppm | 0.0031 ppm | 0.0000 ppm | 0.0008 ppm | 0.0015 ppm | 0.0000 ppm |
| Recovery Percentage | 33.555 % | 0.176 % | 5.819 % | 0.432 % | 7.173 % | 5.461 % | -0.776 % |
| Concentration RSD | 39.8 % | 88.8 % | 7.9 % | 66.9 % | 13.2 % | 44.0 % | 59.8 % |

| | Zn 206.200 Axial-iFR) | Sc 361.384 Axial-iFR) | Sc 361.384 Radial-iFR) | Sc 227.318 Axial-eUV) | Y 360.073 Axial-iFR) | Y 371.030 Radial-iFR) | Y 224.306 Axial-eUV) |
|---|---|---|---|---|---|---|---|
| Concentration average | 0.0000 ppm | 100.5996 % | 99.9878 % | 100.8371 % | 101.5464 % | 100.1202 % | 101.5639 % |
| Concentration per Run | 0.0000 ppm | 100.6154 % | 99.4604 % | 101.2695 % | 101.5425 % | 100.1017 % | 101.9129 % |
| Concentration per Run | 0.0001 ppm | 100.5377 % | 99.7797 % | 100.8427 % | 101.5907 % | 99.8961 % | 101.5126 % |
| Concentration per Run | -0.0001 ppm | 100.6458 % | 100.7234 % | 100.3993 % | 101.5061 % | 100.3626 % | 101.2661 % |
| Recovery Percentage | -0.128 % | | | | | | |
| Concentration RSD | 1,464.4 % | 0.1 % | 0.7 % | 0.4 % | 0.0 % | 0.2 % | 0.3 % |

# ICP DataTrace 8

9/10/2025 9:12:19 PM

LabBook: WG2112846_09102025T8.imexp

Sample: L2554996-04 WG2110010
Analysis started at: 9/10/2025 8:45:17 PM
Rack 2
Vial 38
Comment <Comment>

| | Ag 328.068 Axial-iFR) | Al 396.152 Radial-iFR) | As 189.042 Axial-eUV) | B 208.959 Axial-iFR) | Ba 455.403 Radial-iFR) | Be 313.042 Radial-iFR) | Ca 315.887 Radial-iFR) |
|---|---|---|---|---|---|---|---|
| Concentration average | -0.0001 ppm | 0.0011 ppm | 0.0000 ppm | 0.0005 ppm | 0.0005 ppm | 0.0000 ppm | 0.0077 ppm |
| Concentration per Run | 0.0002 ppm | -0.0011 ppm | -0.0002 ppm | 0.0014 ppm | 0.0005 ppm | 0.0000 ppm | 0.0098 ppm |
| Concentration per Run | -0.0001 ppm | 0.0011 ppm | 0.0006 ppm | 0.0001 ppm | 0.0005 ppm | 0.0000 ppm | 0.0065 ppm |
| Concentration per Run | -0.0002 ppm | 0.0033 ppm | -0.0004 ppm | -0.0001 ppm | 0.0005 ppm | 0.0000 ppm | 0.0069 ppm |
| Concentration RSD | 389.1 % | 194.4 % | 5,948.8 % | 168.9 % | 8.7 % | 47.3 % | 23.3 % |

| | Cd 214.438 Axial-iFR) | Co 228.616 Axial-iFR) | Cr 267.716 Axial-iFR) | Cu 324.754 Axial-iFR) | Fe 259.940 Radial-iFR) | K 766.490 Radial-iFR) | Li 670.776 Radial-iFR) |
|---|---|---|---|---|---|---|---|
| Concentration average | -0.0001 ppm | 0.0001 ppm | 0.0002 ppm | 0.0001 ppm | 0.0046 ppm | 0.0190 ppm | 0.0000 ppm |
| Concentration per Run | -0.0001 ppm | 0.0003 ppm | 0.0002 ppm | 0.0003 ppm | 0.0040 ppm | 0.0165 ppm | -0.0010 ppm |
| Concentration per Run | 0.0000 ppm | -0.0002 ppm | 0.0002 ppm | 0.0002 ppm | 0.0051 ppm | 0.0246 ppm | 0.0013 ppm |
| Concentration per Run | 0.0000 ppm | 0.0002 ppm | 0.0002 ppm | -0.0002 ppm | 0.0048 ppm | 0.0158 ppm | -0.0005 ppm |
| Concentration RSD | 83.0 % | 195.3 % | 16.3 % | 310.5 % | 12.8 % | 25.8 % | 2,520.8 % |

| | Mg 279.079 Axial-iFR) | Mn 257.610 Radial-iFR) | Mo 202.030 Axial-iFR) | Na 589.592 Radial-iFR) | Ni 231.604 Axial-iFR) | Pb 220.353 Axial-eUV) | Sb 206.833 Axial-iFR) |
|---|---|---|---|---|---|---|---|
| Concentration average | 0.0029 ppm | 0.0001 ppm | 0.0009 ppm | 0.0371 ppm | -0.0001 ppm | 0.0009 ppm | 0.0014 ppm |
| Concentration per Run | 0.0030 ppm | 0.0002 ppm | 0.0012 ppm | 0.0389 ppm | 0.0003 ppm | 0.0010 ppm | 0.0018 ppm |
| Concentration per Run | 0.0028 ppm | 0.0001 ppm | 0.0005 ppm | 0.0370 ppm | 0.0001 ppm | 0.0002 ppm | 0.0010 ppm |
| Concentration per Run | 0.0029 ppm | 0.0000 ppm | 0.0011 ppm | 0.0355 ppm | -0.0007 ppm | 0.0015 ppm | 0.0015 ppm |
| Concentration RSD | 3.4 % | 65.8 % | 42.2 % | 4.6 % | 631.1 % | 72.0 % | 26.8 % |

| | Se 196.090 Axial-eUV) | Si 212.412 Axial-iFR) | Sn 189.989 Axial-iFR) | Sr 421.552 Radial-iFR) | Ti 334.904 Axial-iFR) | Tl 190.856 Axial-eUV) | V 292.402 Axial-iFR) |
|---|---|---|---|---|---|---|---|
| Concentration average | 0.0005 ppm | 0.0156 ppm | -0.0006 ppm | 0.0000 ppm | 0.0002 ppm | 0.0006 ppm | 0.0000 ppm |
| Concentration per Run | 0.0006 ppm | 0.0155 ppm | -0.0009 ppm | 0.0000 ppm | 0.0003 ppm | 0.0002 ppm | 0.0001 ppm |
| Concentration per Run | 0.0010 ppm | 0.0161 ppm | -0.0003 ppm | 0.0001 ppm | 0.0002 ppm | 0.0010 ppm | -0.0001 ppm |
| Concentration per Run | -0.0001 ppm | 0.0152 ppm | -0.0006 ppm | 0.0001 ppm | 0.0000 ppm | 0.0006 ppm | 0.0000 ppm |
| Concentration RSD | 110.1 % | 2.9 % | 55.2 % | 88.6 % | 109.7 % | 70.2 % | 461.7 % |

| | Zn 206.200 Axial-iFR) | Sc 361.384 Axial-iFR) | Sc 361.384 Radial-iFR) | Sc 227.318 Axial-eUV) | Y 360.073 Axial-iFR) | Y 371.030 Radial-iFR) | Y 224.306 Axial-eUV) |
|---|---|---|---|---|---|---|---|
| Concentration average | 0.0002 ppm | 100.3829 % | 101.6394 % | 101.0292 % | 100.2850 % | 101.9600 % | 100.5293 % |
| Concentration per Run | 0.0002 ppm | 100.4672 % | 101.8989 % | 100.7479 % | 100.3463 % | 101.8507 % | 100.0914 % |
| Concentration per Run | 0.0002 ppm | 100.5367 % | 101.4630 % | 101.1876 % | 100.3951 % | 102.3354 % | 100.6802 % |
| Concentration per Run | 0.0003 ppm | 100.1449 % | 101.5563 % | 101.1522 % | 100.1136 % | 101.6940 % | 100.8163 % |
| Concentration RSD | 42.3 % | 0.2 % | 0.2 % | 0.2 % | 0.2 % | 0.3 % | 0.4 % |

# ICP DataTrace 8

9/10/2025 9:12:19 PM

LabBook: WG2112846_09102025T8.imexp

Sample: TEST ICV 090925A
Analysis started at: 9/10/2025 8:48:58 PM
Rack 2
Vial 39
Comment <Comment>

| | Ag 328.068 Axial-iFR) | Al 396.152 Radial-iFR) | As 189.042 Axial-eUV) | B 208.959 Axial-iFR) | Ba 455.403 Radial-iFR) | Be 313.042 Radial-iFR) | Ca 315.887 Radial-iFR) |
|---|---|---|---|---|---|---|---|
| Concentration average | 0.4734 ppm | 0.4726 ppm | 0.4567 ppm | 0.4781 ppm | 0.4889 ppm | 0.4989 ppm | 0.4828 ppm |
| Concentration per Run | 0.4733 ppm | 0.4720 ppm | 0.4579 ppm | 0.4765 ppm | 0.4891 ppm | 0.4983 ppm | 0.4818 ppm |
| Concentration per Run | 0.4732 ppm | 0.4687 ppm | 0.4560 ppm | 0.4771 ppm | 0.4878 ppm | 0.4957 ppm | 0.4798 ppm |
| Concentration per Run | 0.4738 ppm | 0.4772 ppm | 0.4563 ppm | 0.4805 ppm | 0.4898 ppm | 0.5026 ppm | 0.4868 ppm |
| Concentration RSD | 0.1 % | 0.9 % | 0.2 % | 0.5 % | 0.2 % | 0.7 % | 0.8 % |

| | Cd 214.438 Axial-iFR) | Co 228.616 Axial-iFR) | Cr 267.716 Axial-iFR) | Cu 324.754 Axial-iFR) | Fe 259.940 Radial-iFR) | K 766.490 Radial-iFR) | Li 670.776 Radial-iFR) |
|---|---|---|---|---|---|---|---|
| Concentration average | 0.4938 ppm | 0.4985 ppm | 0.4928 ppm | 0.4987 ppm | 0.4876 ppm | 4.9984 ppm | 0.4912 ppm |
| Concentration per Run | 0.4937 ppm | 0.4991 ppm | 0.4916 ppm | 0.4972 ppm | 0.4855 ppm | 4.9851 ppm | 0.4881 ppm |
| Concentration per Run | 0.4943 ppm | 0.4979 ppm | 0.4935 ppm | 0.4999 ppm | 0.4861 ppm | 4.9755 ppm | 0.4881 ppm |
| Concentration per Run | 0.4935 ppm | 0.4987 ppm | 0.4932 ppm | 0.4989 ppm | 0.4912 ppm | 5.0348 ppm | 0.4975 ppm |
| Concentration RSD | 0.1 % | 0.1 % | 0.2 % | 0.3 % | 0.6 % | 0.6 % | 1.1 % |

| | Mg 279.079 Axial-iFR) | Mn 257.610 Radial-iFR) | Mo 202.030 Axial-iFR) | Na 589.592 Radial-iFR) | Ni 231.604 Axial-iFR) | Pb 220.353 Axial-eUV) | Sb 206.833 Axial-iFR) |
|---|---|---|---|---|---|---|---|
| Concentration average | 0.4947 ppm | 0.4989 ppm | 0.4820 ppm | 10.0172 ppm | 0.5019 ppm | 0.4867 ppm | 0.5036 ppm |
| Concentration per Run | 0.4941 ppm | 0.4976 ppm | 0.4817 ppm | 9.9825 ppm | 0.5013 ppm | 0.4882 ppm | 0.5012 ppm |
| Concentration per Run | 0.4934 ppm | 0.4977 ppm | 0.4812 ppm | 9.9605 ppm | 0.5020 ppm | 0.4859 ppm | 0.5062 ppm |
| Concentration per Run | 0.4966 ppm | 0.5012 ppm | 0.4832 ppm | 10.1087 ppm | 0.5024 ppm | 0.4858 ppm | 0.5033 ppm |
| Concentration RSD | 0.3 % | 0.4 % | 0.2 % | 0.8 % | 0.1 % | 0.3 % | 0.5 % |

| | Se 196.090 Axial-eUV) | Si 212.412 Axial-iFR) | Sn 189.989 Axial-iFR) | Sr 421.552 Radial-iFR) | Ti 334.904 Axial-iFR) | Tl 190.856 Axial-eUV) | V 292.402 Axial-iFR) |
|---|---|---|---|---|---|---|---|
| Concentration average | 0.4703 ppm | 5.2587 ppm | 0.4986 ppm | 0.4979 ppm | 0.4895 ppm | 0.4944 ppm | 0.4991 ppm |
| Concentration per Run | 0.4715 ppm | 5.2402 ppm | 0.4985 ppm | 0.4970 ppm | 0.4905 ppm | 0.4969 ppm | 0.4992 ppm |
| Concentration per Run | 0.4685 ppm | 5.2557 ppm | 0.4986 ppm | 0.4965 ppm | 0.4877 ppm | 0.4940 ppm | 0.4992 ppm |
| Concentration per Run | 0.4709 ppm | 5.2801 ppm | 0.4987 ppm | 0.5002 ppm | 0.4904 ppm | 0.4923 ppm | 0.4988 ppm |
| Concentration RSD | 0.3 % | 0.4 % | 0.0 % | 0.4 % | 0.3 % | 0.5 % | 0.1 % |

| | Zn 206.200 Axial-iFR) | Sc 361.384 Axial-iFR) | Sc 361.384 Radial-iFR) | Sc 227.318 Axial-eUV) | Y 360.073 Axial-iFR) | Y 371.030 Radial-iFR) | Y 224.306 Axial-eUV) |
|---|---|---|---|---|---|---|---|
| Concentration average | 0.4902 ppm | 101.1968 % | 101.7343 % | 98.3332 % | 100.3106 % | 99.8157 % | 100.3982 % |
| Concentration per Run | 0.4896 ppm | 101.3399 % | 102.2254 % | 98.4680 % | 100.3610 % | 100.6030 % | 100.4142 % |
| Concentration per Run | 0.4915 ppm | 101.5488 % | 101.7831 % | 98.0562 % | 100.6210 % | 99.3910 % | 100.1797 % |
| Concentration per Run | 0.4895 ppm | 100.7018 % | 101.1945 % | 98.4753 % | 99.9498 % | 99.4530 % | 100.6009 % |
| Concentration RSD | 0.2 % | 0.4 % | 0.5 % | 0.2 % | 0.3 % | 0.7 % | 0.2 % |

# ICP DataTrace 8

9/10/2025 9:12:19 PM

LabBook: WG2112846_09102025T8.imexp

Sample: TEST SIC 1438MRP
Analysis started at: 9/10/2025 8:52:25 PM
Rack 2
Vial 40
Comment <Comment>

| | Ag 328.068 Axial-iFR) | Al 396.152 Radial-iFR) | As 189.042 Axial-eUV) | B 208.959 Axial-iFR) | Ba 455.403 Radial-iFR) | Be 313.042 Radial-iFR) | Ca 315.887 Radial-iFR) |
|---|---|---|---|---|---|---|---|
| Concentration average | -0.0012 ppm | 0.0122 ppm | -0.0042 ppm | 0.0027 ppm | 0.0004 ppm | 0.0007 ppm | -0.0202 ppm |
| Concentration per Run | -0.0011 ppm | 0.0084 ppm | -0.0036 ppm | 0.0025 ppm | 0.0004 ppm | 0.0007 ppm | -0.0203 ppm |
| Concentration per Run | -0.0015 ppm | 0.0142 ppm | -0.0047 ppm | 0.0031 ppm | 0.0004 ppm | 0.0006 ppm | -0.0222 ppm |
| Concentration per Run | -0.0012 ppm | 0.0139 ppm | -0.0042 ppm | 0.0024 ppm | 0.0004 ppm | 0.0007 ppm | -0.0180 ppm |
| Concentration RSD | 16.5 % | 26.8 % | 13.2 % | 13.2 % | 3.8 % | 13.5 % | 10.6 % |

| | Cd 214.438 Axial-iFR) | Co 228.616 Axial-iFR) | Cr 267.716 Axial-iFR) | Cu 324.754 Axial-iFR) | Fe 259.940 Radial-iFR) | K 766.490 Radial-iFR) | Li 670.776 Radial-iFR) |
|---|---|---|---|---|---|---|---|
| Concentration average | -0.0001 ppm | -0.0061 ppm | 19.2288 ppm | -0.0011 ppm | -0.0075 ppm | 0.0056 ppm | 0.0008 ppm |
| Concentration per Run | -0.0001 ppm | -0.0055 ppm | 19.1962 ppm | -0.0010 ppm | -0.0073 ppm | 0.0124 ppm | 0.0018 ppm |
| Concentration per Run | -0.0001 ppm | -0.0062 ppm | 19.2691 ppm | -0.0012 ppm | -0.0088 ppm | 0.0033 ppm | 0.0003 ppm |
| Concentration per Run | -0.0001 ppm | -0.0067 ppm | 19.2212 ppm | -0.0010 ppm | -0.0066 ppm | 0.0010 ppm | 0.0002 ppm |
| Concentration RSD | 40.6 % | 9.8 % | 0.2 % | 10.0 % | 14.5 % | 108.9 % | 111.5 % |

| | Mg 279.079 Axial-iFR) | Mn 257.610 Radial-iFR) | Mo 202.030 Axial-iFR) | Na 589.592 Radial-iFR) | Ni 231.604 Axial-iFR) | Pb 220.353 Axial-eUV) | Sb 206.833 Axial-iFR) |
|---|---|---|---|---|---|---|---|
| Concentration average | -0.0053 ppm | 19.6969 ppm | 0.0053 ppm | 0.0089 ppm | 0.0000 ppm | -0.0042 ppm | -0.0310 ppm |
| Concentration per Run | -0.0046 ppm | 19.6357 ppm | 0.0054 ppm | 0.0111 ppm | 0.0001 ppm | -0.0045 ppm | -0.0273 ppm |
| Concentration per Run | -0.0058 ppm | 19.8228 ppm | 0.0051 ppm | 0.0080 ppm | -0.0003 ppm | -0.0043 ppm | -0.0337 ppm |
| Concentration per Run | -0.0056 ppm | 19.6322 ppm | 0.0054 ppm | 0.0076 ppm | 0.0003 ppm | -0.0038 ppm | -0.0321 ppm |
| Concentration RSD | 11.5 % | 0.6 % | 3.3 % | 21.4 % | 1,129.6 % | 8.7 % | 10.8 % |

| | Se 196.090 Axial-eUV) | Si 212.412 Axial-iFR) | Sn 189.989 Axial-iFR) | Sr 421.552 Radial-iFR) | Ti 334.904 Axial-iFR) | Tl 190.856 Axial-eUV) | V 292.402 Axial-iFR) |
|---|---|---|---|---|---|---|---|
| Concentration average | 0.0009 ppm | -1.2281 ppm | -0.0080 ppm | 0.0000 ppm | 18.9134 ppm | -0.0257 ppm | 9.6681 ppm |
| Concentration per Run | 0.0017 ppm | -1.2887 ppm | -0.0081 ppm | 0.0001 ppm | 18.9240 ppm | -0.0275 ppm | 9.6830 ppm |
| Concentration per Run | 0.0016 ppm | -1.2166 ppm | -0.0083 ppm | 0.0000 ppm | 18.9105 ppm | -0.0238 ppm | 9.6627 ppm |
| Concentration per Run | -0.0005 ppm | -1.1790 ppm | -0.0075 ppm | 0.0001 ppm | 18.9058 ppm | -0.0259 ppm | 9.6588 ppm |
| Concentration RSD | 132.5 % | 4.5 % | 5.3 % | 169.5 % | 0.0 % | 7.2 % | 0.1 % |

| | Zn 206.200 Axial-iFR) | Sc 361.384 Axial-iFR) | Sc 361.384 Radial-iFR) | Sc 227.318 Axial-eUV) | Y 360.073 Axial-iFR) | Y 371.030 Radial-iFR) | Y 224.306 Axial-eUV) |
|---|---|---|---|---|---|---|---|
| Concentration average | -0.0012 ppm | 101.4817 % | 100.7334 % | 80.4444 % | 100.5851 % | 100.6948 % | 101.1773 % |
| Concentration per Run | -0.0011 ppm | 101.4327 % | 101.6046 % | 80.3862 % | 100.5323 % | 101.9028 % | 101.1476 % |
| Concentration per Run | -0.0011 ppm | 101.4860 % | 99.8596 % | 80.7158 % | 100.4635 % | 100.4135 % | 101.4094 % |
| Concentration per Run | -0.0014 ppm | 101.5264 % | 100.7360 % | 80.2310 % | 100.7594 % | 99.7682 % | 100.9750 % |
| Concentration RSD | 12.5 % | 0.0 % | 0.9 % | 0.3 % | 0.2 % | 1.1 % | 0.2 % |

# ICP DataTrace 8

9/10/2025 9:12:19 PM

LabBook: WG2112846_09102025T8.imexp

Sample: CCV
Analysis started at: 9/10/2025 9:03:18 PM
Rack 0
Vial 3
Comment <Comment>

| | Ag 328.068 Axial-iFR) | Al 396.152 Radial-iFR) | As 189.042 Axial-eUV) | B 208.959 Axial-iFR) | Ba 455.403 Radial-iFR) | Be 313.042 Radial-iFR) | Ca 315.887 Radial-iFR) |
|---|---|---|---|---|---|---|---|
| Concentration average | 0.4782 ppm | 0.4821 ppm | 0.4559 ppm | 0.4768 ppm | 0.4912 ppm | 0.5025 ppm | 0.4917 ppm |
| Concentration per Run | 0.4805 ppm | 0.4838 ppm | 0.4558 ppm | 0.4770 ppm | 0.4920 ppm | 0.5018 ppm | 0.4909 ppm |
| Concentration per Run | 0.4768 ppm | 0.4863 ppm | 0.4551 ppm | 0.4747 ppm | 0.4902 ppm | 0.5048 ppm | 0.4933 ppm |
| Concentration per Run | 0.4772 ppm | 0.4760 ppm | 0.4568 ppm | 0.4788 ppm | 0.4913 ppm | 0.5008 ppm | 0.4908 ppm |
| Recovery Percentage | 95.633 % | 96.410 % | 91.177 % | 95.370 % | 98.231 % | 100.494 % | 98.334 % |
| Concentration RSD | 0.4 % | 1.1 % | 0.2 % | 0.4 % | 0.2 % | 0.4 % | 0.3 % |

| | Cd 214.438 Axial-iFR) | Co 228.616 Axial-iFR) | Cr 267.716 Axial-iFR) | Cu 324.754 Axial-iFR) | Fe 259.940 Radial-iFR) | K 766.490 Radial-iFR) | Li 670.776 Radial-iFR) |
|---|---|---|---|---|---|---|---|
| Concentration average | 0.4910 ppm | 0.4984 ppm | 0.4909 ppm | 0.4957 ppm | 0.4951 ppm | 5.0539 ppm | 0.4935 ppm |
| Concentration per Run | 0.4904 ppm | 0.4980 ppm | 0.4922 ppm | 0.4960 ppm | 0.4965 ppm | 5.0577 ppm | 0.4912 ppm |
| Concentration per Run | 0.4935 ppm | 0.4987 ppm | 0.4896 ppm | 0.4955 ppm | 0.4966 ppm | 5.0751 ppm | 0.4966 ppm |
| Concentration per Run | 0.4892 ppm | 0.4986 ppm | 0.4909 ppm | 0.4958 ppm | 0.4922 ppm | 5.0290 ppm | 0.4929 ppm |
| Recovery Percentage | 98.206 % | 99.684 % | 98.181 % | 99.147 % | 99.015 % | 101.078 % | 98.709 % |
| Concentration RSD | 0.4 % | 0.1 % | 0.3 % | 0.0 % | 0.5 % | 0.5 % | 0.6 % |

| | Mg 279.079 Axial-iFR) | Mn 257.610 Radial-iFR) | Mo 202.030 Axial-iFR) | Na 589.592 Radial-iFR) | Ni 231.604 Axial-iFR) | Pb 220.353 Axial-eUV) | Sb 206.833 Axial-iFR) |
|---|---|---|---|---|---|---|---|
| Concentration average | 0.4946 ppm | 0.5043 ppm | 0.4821 ppm | 10.0470 ppm | 0.5003 ppm | 0.4861 ppm | 0.5003 ppm |
| Concentration per Run | 0.4941 ppm | 0.5040 ppm | 0.4809 ppm | 10.0430 ppm | 0.5006 ppm | 0.4839 ppm | 0.5003 ppm |
| Concentration per Run | 0.4972 ppm | 0.5071 ppm | 0.4808 ppm | 10.1053 ppm | 0.4990 ppm | 0.4876 ppm | 0.5047 ppm |
| Concentration per Run | 0.4924 ppm | 0.5017 ppm | 0.4845 ppm | 9.9926 ppm | 0.5014 ppm | 0.4869 ppm | 0.4960 ppm |
| Recovery Percentage | 98.915 % | 100.855 % | 96.414 % | 100.470 % | 100.067 % | 97.227 % | 100.067 % |
| Concentration RSD | 0.5 % | 0.5 % | 0.4 % | 0.6 % | 0.2 % | 0.4 % | 0.9 % |

| | Se 196.090 Axial-eUV) | Si 212.412 Axial-iFR) | Sn 189.989 Axial-iFR) | Sr 421.552 Radial-iFR) | Ti 334.904 Axial-iFR) | Tl 190.856 Axial-eUV) | V 292.402 Axial-iFR) |
|---|---|---|---|---|---|---|---|
| Concentration average | 0.4685 ppm | 5.1845 ppm | 0.4963 ppm | 0.5001 ppm | 0.4956 ppm | 0.4901 ppm | 0.4963 ppm |
| Concentration per Run | 0.4658 ppm | 5.1798 ppm | 0.4953 ppm | 0.5011 ppm | 0.4973 ppm | 0.4872 ppm | 0.4963 ppm |
| Concentration per Run | 0.4676 ppm | 5.1886 ppm | 0.4924 ppm | 0.4983 ppm | 0.4939 ppm | 0.4922 ppm | 0.4969 ppm |
| Concentration per Run | 0.4721 ppm | 5.1851 ppm | 0.5013 ppm | 0.5010 ppm | 0.4955 ppm | 0.4909 ppm | 0.4956 ppm |
| Recovery Percentage | 93.700 % | 98.753 % | 99.262 % | 100.028 % | 99.117 % | 98.018 % | 99.254 % |
| Concentration RSD | 0.7 % | 0.1 % | 0.9 % | 0.3 % | 0.3 % | 0.5 % | 0.1 % |

| | Zn 206.200 Axial-iFR) | Sc 361.384 Axial-iFR) | Sc 361.384 Radial-iFR) | Sc 227.318 Axial-eUV) | Y 360.073 Axial-iFR) | Y 371.030 Radial-iFR) | Y 224.306 Axial-eUV) |
|---|---|---|---|---|---|---|---|
| Concentration average | 0.4887 ppm | 101.7137 % | 101.3057 % | 98.6046 % | 100.5323 % | 100.2583 % | 100.8982 % |
| Concentration per Run | 0.4882 ppm | 101.7432 % | 101.1088 % | 98.5770 % | 100.6392 % | 100.4699 % | 100.7520 % |
| Concentration per Run | 0.4863 ppm | 101.4802 % | 100.6333 % | 98.8574 % | 100.3014 % | 98.9467 % | 101.2070 % |
| Concentration per Run | 0.4918 ppm | 101.9176 % | 102.1749 % | 98.3793 % | 100.6562 % | 101.3584 % | 100.7356 % |
| Recovery Percentage | 97.747 % | | | | | | |
| Concentration RSD | 0.6 % | 0.2 % | 0.8 % | 0.2 % | 0.2 % | 1.2 % | 0.3 % |

# ICP DataTrace 8

9/10/2025 9:12:19 PM

LabBook: WG2112846_09102025T8.imexp

Sample: CCB
Analysis started at: 9/10/2025 9:06:51 PM
Rack 0
Vial 4
Comment <Comment>

| | Ag 328.068 Axial-iFR) | Al 396.152 Radial-iFR) | As 189.042 Axial-eUV) | B 208.959 Axial-iFR) | Ba 455.403 Radial-iFR) | Be 313.042 Radial-iFR) | Ca 315.887 Radial-iFR) |
|---|---|---|---|---|---|---|---|
| Concentration average | -0.0001 ppm | -0.0007 ppm | 0.0007 ppm | 0.0008 ppm | 0.0000 ppm | 0.0001 ppm | -0.0007 ppm |
| Concentration per Run | -0.0001 ppm | -0.0003 ppm | 0.0006 ppm | -0.0003 ppm | -0.0001 ppm | 0.0001 ppm | -0.0005 ppm |
| Concentration per Run | -0.0001 ppm | 0.0009 ppm | 0.0001 ppm | 0.0016 ppm | 0.0001 ppm | 0.0001 ppm | -0.0015 ppm |
| Concentration per Run | 0.0001 ppm | -0.0028 ppm | 0.0013 ppm | 0.0010 ppm | 0.0000 ppm | 0.0001 ppm | -0.0001 ppm |
| Recovery Percentage | -1.070 % | -0.723 % | 13.018 % | 2.575 % | 0.044 % | 1.642 % | -0.696 % |
| Concentration RSD | 306.3 % | 263.3 % | 93.6 % | 123.4 % | 2,238.2 % | 11.1 % | 102.9 % |

| | Cd 214.438 Axial-iFR) | Co 228.616 Axial-iFR) | Cr 267.716 Axial-iFR) | Cu 324.754 Axial-iFR) | Fe 259.940 Radial-iFR) | K 766.490 Radial-iFR) | Li 670.776 Radial-iFR) |
|---|---|---|---|---|---|---|---|
| Concentration average | 0.0001 ppm | 0.0001 ppm | 0.0002 ppm | -0.0001 ppm | -0.0003 ppm | 0.0184 ppm | -0.0002 ppm |
| Concentration per Run | 0.0001 ppm | 0.0001 ppm | 0.0003 ppm | 0.0001 ppm | -0.0010 ppm | 0.0103 ppm | -0.0002 ppm |
| Concentration per Run | 0.0001 ppm | 0.0006 ppm | -0.0001 ppm | -0.0004 ppm | -0.0008 ppm | 0.0227 ppm | 0.0004 ppm |
| Concentration per Run | 0.0001 ppm | -0.0003 ppm | 0.0003 ppm | 0.0000 ppm | 0.0007 ppm | 0.0221 ppm | -0.0009 ppm |
| Recovery Percentage | 2.551 % | 1.288 % | 1.807 % | -1.059 % | -0.664 % | 0.734 % | -2.009 % |
| Concentration RSD | 44.4 % | 324.7 % | 120.9 % | 275.8 % | 281.7 % | 38.1 % | 325.3 % |

| | Mg 279.079 Axial-iFR) | Mn 257.610 Radial-iFR) | Mo 202.030 Axial-iFR) | Na 589.592 Radial-iFR) | Ni 231.604 Axial-iFR) | Pb 220.353 Axial-eUV) | Sb 206.833 Axial-iFR) |
|---|---|---|---|---|---|---|---|
| Concentration average | 0.0006 ppm | 0.0002 ppm | 0.0041 ppm | 0.0036 ppm | 0.0000 ppm | 0.0000 ppm | 0.0018 ppm |
| Concentration per Run | 0.0016 ppm | 0.0002 ppm | 0.0041 ppm | 0.0048 ppm | 0.0000 ppm | -0.0001 ppm | -0.0005 ppm |
| Concentration per Run | -0.0003 ppm | 0.0001 ppm | 0.0043 ppm | 0.0032 ppm | 0.0001 ppm | 0.0000 ppm | 0.0047 ppm |
| Concentration per Run | 0.0006 ppm | 0.0002 ppm | 0.0040 ppm | 0.0028 ppm | 0.0000 ppm | 0.0001 ppm | 0.0013 ppm |
| Recovery Percentage | 0.610 % | 1.712 % | 8.203 % | 0.180 % | 0.177 % | -0.260 % | 3.649 % |
| Concentration RSD | 155.7 % | 33.9 % | 3.6 % | 29.8 % | 198.0 % | 350.2 % | 145.4 % |

| | Se 196.090 Axial-eUV) | Si 212.412 Axial-iFR) | Sn 189.989 Axial-iFR) | Sr 421.552 Radial-iFR) | Ti 334.904 Axial-iFR) | Tl 190.856 Axial-eUV) | V 292.402 Axial-iFR) |
|---|---|---|---|---|---|---|---|
| Concentration average | 0.0037 ppm | 0.0007 ppm | 0.0006 ppm | 0.0001 ppm | 0.0011 ppm | 0.0010 ppm | 0.0001 ppm |
| Concentration per Run | 0.0040 ppm | 0.0004 ppm | 0.0002 ppm | 0.0000 ppm | 0.0010 ppm | 0.0010 ppm | 0.0000 ppm |
| Concentration per Run | 0.0046 ppm | 0.0000 ppm | 0.0006 ppm | 0.0000 ppm | 0.0012 ppm | 0.0011 ppm | 0.0001 ppm |
| Concentration per Run | 0.0026 ppm | 0.0017 ppm | 0.0009 ppm | 0.0001 ppm | 0.0012 ppm | 0.0010 ppm | 0.0002 ppm |
| Recovery Percentage | 37.045 % | 0.141 % | 1.142 % | 0.581 % | 11.370 % | 5.011 % | 1.126 % |
| Concentration RSD | 27.0 % | 127.5 % | 57.4 % | 75.8 % | 8.8 % | 6.3 % | 103.9 % |

| | Zn 206.200 Axial-iFR) | Sc 361.384 Axial-iFR) | Sc 361.384 Radial-iFR) | Sc 227.318 Axial-eUV) | Y 360.073 Axial-iFR) | Y 371.030 Radial-iFR) | Y 224.306 Axial-eUV) |
|---|---|---|---|---|---|---|---|
| Concentration average | 0.0001 ppm | 101.2885 % | 99.4601 % | 101.4667 % | 102.3733 % | 100.7475 % | 101.8692 % |
| Concentration per Run | 0.0001 ppm | 101.2906 % | 99.1362 % | 101.6571 % | 102.3687 % | 101.0835 % | 102.3956 % |
| Concentration per Run | 0.0001 ppm | 101.0802 % | 99.2165 % | 101.3435 % | 102.2048 % | 101.1907 % | 101.6398 % |
| Concentration per Run | 0.0001 ppm | 101.4947 % | 100.0276 % | 101.3994 % | 102.5465 % | 99.9684 % | 101.5722 % |
| Recovery Percentage | 2.018 % | | | | | | |
| Concentration RSD | 34.5 % | 0.2 % | 0.5 % | 0.2 % | 0.2 % | 0.7 % | 0.4 % |

## QC True Values: ICP

| | Element | True Value (mg/L) |
|---|---|---|
| **ICV/CCV** | All | 0.50 |
| | K | 5.00 |
| | Na | 10.00 |
| | Si | 5.25 |
| **ICSA** | Al | 250 |
| | Ca | 250 |
| | Fe | 100 |
| | Mg | 250 |
| **ICSB** | Al | 9.00 |
| | Sb | 1.00 |
| | As | 1.00 |
| | Ba | 0.30 |
| | Be | 0.10 |
| | Bi | 1.00 |
| | B | 0.50 |
| | Cd | 0.30 |
| | Ca | 45.00 |
| | Cr | 0.30 |
| | Co | 0.30 |
| | Cu | 0.30 |
| | Fe | 37.50 |
| | Pb | 1.00 |
| | Mg | 22.50 |
| | Mn | 0.20 |
| | Mo | 0.30 |
| | Ni | 0.30 |
| | K | 20.00 |
| | Se | 0.50 |
| | Si | 1.23 |
| | Ag | 0.30 |
| | Na | 7.50 |
| | Sr | 1.00 |
| | Tl | 1.00 |
| | Sn | 1.00 |
| | Ti | 1.00 |
| | V | 0.30 |
| | Zn | 0.30 |

| | Element | True Value (mg/L) |
|---|---|---|
| **CRI** | Al | 0.40 |
| | Sb | 0.10 |
| | As | 0.02 |
| | Ba | 0.04 |
| | Be | 0.01 |
| | Bi | 0.02 |
| | B | 0.10 |
| | Cd | 0.01 |
| | Ca | 0.40 |
| | Cr | 0.02 |
| | Co | 0.10 |
| | Cu | 0.05 |
| | Fe | 0.20 |
| | Pb | 0.05 |
| | Mg | 0.40 |
| | Mn | 0.03 |
| | Mo | 0.10 |
| | Ni | 0.08 |
| | K | 5.00 |
| | Se | 0.02 |
| | Si | 1.00 |
| | Ag | 0.02 |
| | Na | 5.00 |
| | Sr | 0.02 |
| | Tl | 0.02 |
| | Sn | 0.02 |
| | Ti | 0.02 |
| | V | 0.10 |
| | Zn | 0.04 |

**LCS & MS Spike Concentrations**

| Element | Liquid concentrations (mg/L) | Soil concentrations (mg/kg) |
|---|---|---|
| Al | 2.00 | 100 |
| Sb | 0.50 | 25.0 |
| As | 0.12 | 6.0 |
| Ba | 2.00 | 100 |
| Be | 0.05 | 2.5 |
| Bi | 1.00 | 50.0 |
| B | 1.00 | 50.0 |
| Cd | 0.05 | 2.55 |
| Ca | 10.00 | 500 |
| Cr | 0.20 | 10.0 |
| Co | 0.50 | 25.0 |
| Cu | 0.25 | 12.5 |
| Fe | 1.00 | 50.0 |
| Pb | 0.51 | 25.5 |
| Mg | 10.00 | 500 |
| Mn | 0.50 | 25.0 |
| Mo | 1.00 | 50.0 |
| Ni | 0.50 | 25.0 |
| K | 10.00 | 500 |
| Se | 0.12 | 6.0 |
| Si | 1.00 | 50.0 |
| Ag | 0.05 | 2.5 |
| Na | 10.00 | 500 |
| Sr | 1.00 | 50.0 |
| Tl | 0.12 | 6.0 |
| Sn | 1.00 | 50.0 |
| Ti | 1.00 | 50.0 |
| V | 0.50 | 25.0 |
| Zn | 0.50 | 25.0 |

# LCS and MS Spike Concentrations—As of 08/09/2011

| Element | Liquid Concentration(mg/L) | Soil Concentration (mg/kg) |
|---|---|---|
| Al | 2.00 | 160 |
| Sb | 0.50 | 40 |
| As | 0.12 | 9.6 |
| Ba | 2.00 | 160 |
| Be | 0.05 | 4.0 |
| Bi | 1.00 | 80 |
| B | 1.00 | 80 |
| Cd | 0.051 | 4.08 |
| Ca | 10.0 | 800 |
| Cr | 0.20 | 16 |
| Co | 0.50 | 40 |
| Cu | 0.25 | 20 |
| Fe | 1.00 | 80 |
| Pb | 0.51 | 40.8 |
| Mg | 10.0 | 800 |
| Mn | 0.50 | 40 |
| Mo | 1.00 | 80 |
| Ni | 0.50 | 40 |
| K | 10.0 | 800 |
| Se | 0.12 | 9.6 |
| Si | 1.00 | 80 |
| Ag | 0.05 | 24 |
| Na | 10.0 | 800 |
| Sr | 1.00 | 80 |
| Tl | 0.12 | 9.6 |
| Sn | 1.00 | 80 |
| Ti | 1.00 | 80 |
| V | 0.50 | 40 |
| Zn | 0.50 | 40 |

Revised 8/9/11 Soil spike is based on (2x water spike)x(50/1.25), where 50 is the final volume of soil digestate and 1.25 is the nominal digestion weight of 1.25g, except in the case of Ag, where additional Ag is added to the spike.

# ▪ Certificate of Analysis ▪

**Product:** Metals in Soil
**Catalog Number:** 540
**Lot No.** D102-540
**Certificate Issue Date:** June 22, 2018
**Expiration Date:** January 31, 2022
**Revision Number:** Original

*Product use instructions are included as part of the certification packet and are paginated separately from this Certificate of Analysis. Please reference the product use instructions for catalog #540 revision 030512.*

## CERTIFICATION

| Parameter | Certified Value[1] | Reference Value | Uncertainty[2] | QC Performance Acceptance Limits[3] | PT Performance Acceptance Limits[4] |
|---|---|---|---|---|---|
| | mg/kg | mg/kg | % | mg/kg | mg/kg |
| Aluminum | 10100 | 8160 | 6.36 | 3960 - 12400 | 4080 - 12200 |
| Antimony | 120 | 60.9 | 9.42 | 0.822 - 121 | 12.0 - 166 |
| Arsenic | 144 | 135 | 5.08 | 112 - 158 | 94.6 - 176 |
| Barium | 469 | 443 | 6.77 | 366 - 521 | 332 - 554 |
| Beryllium | 207 | 197 | 5.86 | 164 - 229 | 148 - 246 |
| Boron | 213 | 174 | 12.6 | 127 - 221 | 105 - 244 |
| Cadmium | 224 | 204 | 6.65 | 169 - 240 | 153 - 256 |
| Calcium | 5190 | 4830 | 9.12 | 3950 - 5700 | 3510 - 6150 |
| Chromium | 138 | 132 | 8.56 | 109 - 155 | 92.2 - 171 |
| Cobalt | 182 | 179 | 7.93 | 151 - 207 | 134 - 224 |
| Copper | 191 | 184 | 6.72 | 155 - 213 | 138 - 230 |
| Iron | 15000 | 14400 | 10.7 | 8770 - 20000 | 5120 - 23600 |
| Lead | 225 | 216 | 7.72 | 178 - 254 | 159 - 274 |
| Magnesium | 2570 | 2340 | 6.13 | 1780 - 2900 | 1460 - 3230 |
| Manganese | 331 | 323 | 6.71 | 266 - 380 | 242 - 404 |
| Mercury | 16.8 | 13.2 | 16.0 | 8.64 - 17.7 | 7.89 - 18.5 |
| Molybdenum | 193 | 175 | 2.39 | 141 - 209 | 125 - 226 |
| Nickel | 163 | 152 | 5.95 | 126 - 178 | 106 - 197 |
| Potassium | 2420 | 2050 | 6.31 | 1440 - 2660 | 1210 - 2890 |
| Selenium | 81.9 | 74.9 | 4.13 | 59.3 - 90.5 | 47.0 - 103 |
| Silver | 57.6 | 53.9 | 9.00 | 43.0 - 64.8 | 37.8 - 70.0 |
| Sodium | 161 | 149 | 12.1 | 111 - 188 | 57.7 - 241 |
| Strontium | 100 | 96.2 | 4.04 | 78.1 - 114 | 69.0 - 123 |
| Thallium | 253 | 232 | 3.54 | 188 - 276 | 168 - 296 |



16341 Table Mountain Pkwy ▪ Golden, CO 80403 ▪ T: 800.372.0122 ▪ 303.431.8454 ▪ www.eraqc.com

| Parameter | Certified Value[1] | Reference Value | Uncertainty[2] | QC Performance Acceptance Limits[3] | PT Performance Acceptance Limits[4] |
|---|---|---|---|---|---|
| | mg/kg | mg/kg | % | mg/kg | mg/kg |
| Tin | 146 | 134 | 10.8 | 106 - 163 | 79.5 - 189 |
| Titanium | 449 | 340 | 7.20 | 70.2 - 609 | 44.9 - 711 |
| Uranium | 114 | 113 | 7.10 | 85.5 - 140 | 71.9 - 153 |
| Vanadium | 180 | 172 | 8.85 | 137 - 207 | 126 - 218 |
| Zinc | 217 | 211 | 6.58 | 171 - 250 | 147 - 274 |

## ANALYTICAL VERIFICATION

| Parameter | Certified Value[1] | Proficiency Testing Study | | | NIST Traceability | |
|---|---|---|---|---|---|---|
| | | Mean | Recovery[5] | n | SRM Number | Recovery |
| | mg/kg | mg/kg | % | | | % |
| Aluminum | 10100 | 8160 | 80.8 | 138 | - | - |
| Antimony | 120 | 60.9 | 50.8 | 135 | - | - |
| Arsenic | 144 | 135 | 93.8 | 184 | - | - |
| Barium | 469 | 443 | 94.5 | 158 | - | - |
| Beryllium | 207 | 197 | 95.0 | 148 | - | - |
| Boron | 213 | 174 | 81.8 | 107 | - | - |
| Cadmium | 224 | 204 | 91.3 | 199 | - | - |
| Calcium | 5190 | 4830 | 93.0 | 122 | - | - |
| Chromium | 138 | 132 | 95.5 | 172 | - | - |
| Cobalt | 182 | 179 | 98.4 | 140 | - | - |
| Copper | 191 | 184 | 96.3 | 183 | - | - |
| Iron | 15000 | 14400 | 95.6 | 133 | - | - |
| Lead | 225 | 216 | 96.2 | 204 | - | - |
| Magnesium | 2570 | 2340 | 91.2 | 122 | - | - |
| Manganese | 331 | 323 | 97.6 | 147 | - | - |
| Mercury | 16.8 | 13.2 | 78.3 | 128 | - | - |
| Molybdenum | 193 | 175 | 90.8 | 143 | - | - |
| Nickel | 163 | 152 | 93.1 | 185 | - | - |
| Potassium | 2420 | 2050 | 84.7 | 121 | - | - |
| Selenium | 81.9 | 74.9 | 91.5 | 163 | - | - |



16341 Table Mountain Pkwy ▪ Golden, CO 80403 ▪ T: 800.372.0122 ▪ 303.431.8454 ▪ www.eraqc.com

# ▪ Certificate of Analysis ▪

| Parameter | Certified Value[1] | Proficiency Testing Study | | | NIST Traceability | |
|---|---|---|---|---|---|---|
| | | Mean | Recovery[5] | n | SRM Number | Recovery |
| | mg/kg | mg/kg | % | | | % |
| Silver | 57.6 | 53.9 | 93.6 | 150 | - | - |
| Sodium | 161 | 149 | 92.8 | 105 | - | - |
| Strontium | 100 | 96.2 | 96.2 | 90 | - | - |
| Thallium | 253 | 232 | 91.6 | 147 | - | - |
| Tin | 146 | 134 | 92.0 | 100 | - | - |
| Titanium | 449 | 340 | 75.6 | 93 | - | - |
| Uranium | 114 | 113 | 98.8 | 35 | - | - |
| Vanadium | 180 | 172 | 95.4 | 139 | - | - |
| Zinc | 217 | 211 | 97.0 | 180 | - | - |

1. The **Certified Values** are the actual "made-to" concentrations confirmed by ERA analytical verification. The certified values are monitored and purchasers will be notified of any significant changes resulting in recertification or withdrawal of this certified reference material during the period of validity of this certificate.

2. The **Uncertainty** is the total propagated uncertainty at the 95% confidence interval. The uncertainty is based on the preparation and internal analytical verification of the product by ERA, multiplied by a coverage factor. The uncertainty applies to the product as supplied and does not take into account any required or optional dilution and/or preparations the laboratory may perform while using this product.

3. The **QC Performance Acceptance Limits (QC PALs™)**are based on actual historical data collected in ERA's Proficiency Testing program. The QC PALs™ reflect any inherent biases in the methods used to establish the limits and closely approximate a 95% confidence interval of the performance that experienced laboratories should achieve using accepted environmental methods. Use the QC PALs™ to realistically evaluate your performance against your peers.

4. The **PT Performance Acceptance Limits (PT PALs™)** are calculated using the regression equations and fixed acceptance criteria specified in the NELAC proficiency testing requirements. Use the PT PALs™ when analyzing this QC standard alongside USEPA and NELAC compliant PT standards. Please note that many PT study acceptance limits are concentration dependent (some non-linearly) and, therefore, the acceptance limits of this QC standard and any PT standard may differ relative to their difference in concentrations.

5. The **PT Data/Traceability** data include the mean value, percent recovery and number of data points reported by the laboratories in our Proficiency Testing study compared to the Certified Values. In addition, where NIST Standard Reference Materials (SRMs) are available, each analyte has been analytically traced to the NIST SRM listed. This product is traceable to the lot numbers of its starting materials. All gravimetric and volumetric measurements related to its manufacture are traceable to NIST through an unbroken chain of comparisons.
**Traceability Recovery (%)** = [(% recovery certified standard)/(% recovery NIST SRM)]*100
The traceability data shown were compiled by analyzing the ERA standards or their associated stock solutions against the applicable NIST SRMs.

6. For additional information on this product such as intended use, instructions for use, level of homogeneity, and safety information, please refer to the provided Instruction Sheet

**If you have any questions or need technical assistance, please call ERA technical assistance at 1-800-372-0122 or send an email to info@eraqc.com.**

**Certifying Officer**

**Brian Miller**



**Quality Officer**

**Matthew Seebeck**



ISO/IEC GUIDE 34:2009 ACCREDITED REFERENCE MATERIAL PRODUCER CERTIFICATE NO. 1539.03

ISO/IEC 17025:2005 ACCREDITED CHEMICAL TESTING LABORATORY CERTIFICATE NO. 1539.02



16341 Table Mountain Pkwy ▪ Golden, CO 80403 ▪ T: 800.372.0122 ▪ 303.431.8454 ▪ www.eraqc.com

ERA
A Waters Company

Reference Material

# ▪ Certificate of Analysis ▪

**Product:** Metals in Soil
**Catalog Number:** 540
**Lot No.** D105-540
**Certificate Issue Date:** March 19, 2019
**Expiration Date:** October 12, 2022
**Revision Number:** Original

*Product use instructions are included as part of the certification packet and are paginated separately from this Certificate of Analysis. Please reference the product use instructions for catalog #540 revision 030512.*

CERTIFICATION

| Parameter | Certified Value[1] | Reference Value | Uncertainty[2] | QC Performance Acceptance Limits[3] | PT Performance Acceptance Limits[4] |
|---|---|---|---|---|---|
| | mg/kg | mg/kg | % | mg/kg | mg/kg |
| Aluminum | 10100 | 8800 | 8.32 | 4600 - 13000 | 4470 - 13100 |
| Antimony | 282 | 147 | 7.70 | 6.17 - 289 | 28.2 - 366 |
| Arsenic | 155 | 143 | 6.34 | 119 - 168 | 100 - 186 |
| Barium | 439 | 415 | 5.37 | 343 - 488 | 311 - 519 |
| Beryllium | 192 | 179 | 2.78 | 149 - 210 | 134 - 224 |
| Boron | 216 | 160 | 7.08 | 113 - 208 | 96.1 - 238 |
| Cadmium | 61.5 | 56.2 | 0.528 | 46.6 - 65.9 | 42.2 - 70.3 |
| Calcium | 5190 | 4960 | 6.64 | 4090 - 5840 | 3610 - 6310 |
| Chromium | 104 | 101 | 4.75 | 83.2 - 118 | 70.5 - 131 |
| Cobalt | 196 | 189 | 0.500 | 158 - 219 | 141 - 236 |
| Copper | 65.0 | 63.1 | 2.65 | 53.1 - 73.1 | 47.3 - 78.9 |
| Iron | 15000 | 15700 | 8.94 | 10100 - 21300 | 6000 - 25400 |
| Lead | 126 | 125 | 4.77 | 103 - 146 | 89.3 - 160 |
| Magnesium | 2570 | 2410 | 6.26 | 1860 - 2970 | 1520 - 3310 |
| Manganese | 387 | 382 | 5.37 | 315 - 449 | 290 - 474 |
| Mercury | 7.76 | 7.61 | 13.7 | 5.53 - 9.69 | 4.57 - 10.7 |
| Molybdenum | 120 | 107 | 0.500 | 86.0 - 128 | 75.5 - 139 |
| Nickel | 117 | 108 | 0.514 | 89.5 - 127 | 75.7 - 141 |
| Potassium | 2420 | 2110 | 5.62 | 1500 - 2720 | 1260 - 2960 |
| Selenium | 84.6 | 77.9 | 7.10 | 61.8 - 94.0 | 49.2 - 107 |
| Silver | 34.6 | 34.3 | 8.34 | 27.8 - 40.9 | 23.6 - 45.1 |
| Sodium | 161 | 145 | 6.72 | 106 - 183 | 54.3 - 235 |
| Strontium | 104 | 104 | 3.95 | 85.1 - 123 | 74.8 - 133 |
| Thallium | 123 | 113 | 0.500 | 91.3 - 134 | 77.1 - 149 |



16341 Table Mountain Pkwy • Golden, CO 80403 • T: 800.372.0122 • 303.431.8454 • www.eraqc.com

# ▪ Certificate of Analysis ▪

| Parameter | Certified Value[1] | Reference Value | Uncertainty[2] | QC Performance Acceptance Limits[3] | PT Performance Acceptance Limits[4] |
|---|---|---|---|---|---|
| | mg/kg | mg/kg | % | mg/kg | mg/kg |
| Tin | 118 | 107 | 0.500 | 83.5 - 130 | 61.2 - 152 |
| Titanium | 512 | 421 | 5.80 | 114 - 728 | 0.00 - 854 |
| Uranium | 103 | 104 | 6.18 | 79.1 - 128 | 71.9 - 135 |
| Vanadium | 87.3 | 83.7 | 8.55 | 66.8 - 101 | 54.2 - 113 |
| Zinc | 251 | 240 | 3.98 | 194 - 285 | 168 - 312 |

## ANALYTICAL VERIFICATION

| Parameter | Certified Value[1] | Proficiency Testing Study | | | NIST Traceability | |
|---|---|---|---|---|---|---|
| | | Mean | Recovery[5] | n | SRM Number | Recovery |
| | mg/kg | mg/kg | % | | | % |
| Aluminum | 10100 | 8800 | 87.1 | 193 | - | - |
| Antimony | 282 | 147 | 52.3 | 216 | - | - |
| Arsenic | 155 | 143 | 92.5 | 240 | - | - |
| Barium | 439 | 415 | 94.6 | 222 | - | - |
| Beryllium | 192 | 179 | 93.4 | 220 | - | - |
| Boron | 216 | 160 | 74.2 | 152 | - | - |
| Cadmium | 61.5 | 56.2 | 91.5 | 239 | - | - |
| Calcium | 5190 | 4960 | 95.6 | 175 | - | - |
| Chromium | 104 | 101 | 96.8 | 237 | - | - |
| Cobalt | 196 | 189 | 96.2 | 215 | - | - |
| Copper | 65.0 | 63.1 | 97.1 | 237 | - | - |
| Iron | 15000 | 15700 | 105 | 195 | - | - |
| Lead | 126 | 125 | 99.0 | 243 | - | - |
| Magnesium | 2570 | 2410 | 93.9 | 177 | - | - |
| Manganese | 387 | 382 | 98.7 | 215 | - | - |
| Mercury | 7.76 | 7.61 | 98.0 | 157 | - | - |
| Molybdenum | 120 | 107 | 89.4 | 216 | - | - |
| Nickel | 117 | 108 | 92.5 | 235 | - | - |
| Potassium | 2420 | 2110 | 87.2 | 181 | - | - |
| Selenium | 84.6 | 77.9 | 92.1 | 231 | - | - |



16341 Table Mountain Pkwy ▪ Golden, CO 80403 ▪ T: 800.372.0122 ▪ 303.431.8454 ▪ www.eraqc.com

ERA
A Waters Company

Reference Material

# ▪ Certificate of Analysis ▪

| Parameter | Certified Value[1] | Proficiency Testing Study | | | NIST Traceability | |
|---|---|---|---|---|---|---|
| | | Mean | Recovery[5] | n | SRM Number | Recovery |
| | mg/kg | mg/kg | % | | | % |
| Silver | 34.6 | 34.3 | 99.3 | 216 | - | - |
| Sodium | 161 | 145 | 89.8 | 166 | - | - |
| Strontium | 104 | 104 | 99.9 | 148 | - | - |
| Thallium | 123 | 113 | 91.8 | 215 | - | - |
| Tin | 118 | 107 | 90.4 | 164 | - | - |
| Titanium | 512 | 421 | 82.2 | 157 | - | - |
| Uranium | 103 | 104 | 101 | 61 | - | - |
| Vanadium | 87.3 | 83.7 | 95.9 | 214 | - | - |
| Zinc | 251 | 240 | 95.5 | 234 | - | - |

1. The **Certified Values** are the actual "made-to" concentrations confirmed by ERA analytical verification. The certified values are monitored and purchasers will be notified of any significant changes resulting in recertification or withdrawal of this reference material during the period of validity of this certificate.

2. The **Uncertainty** is the total propagated uncertainty at the 95% confidence interval. The uncertainty is based on the preparation and internal analytical verification of the product by ERA, multiplied by a coverage factor. The uncertainty applies to the product as supplied and does not take into account any required or optional dilution and/or preparations the laboratory may perform while using this product.

3. The **QC Performance Acceptance Limits (QC PALs™)** are based on actual historical data collected in ERA's Proficiency Testing program. The QC PALs™ reflect any inherent biases in the methods used to establish the limits and closely approximate a 95% confidence interval of the performance that experienced laboratories should achieve using accepted environmental methods. Use the QC PALs™ to realistically evaluate your performance against your peers.

4. The **PT Performance Acceptance Limits (PT PALs™)** are calculated using the regression equations and fixed acceptance criteria specified in the NELAC proficiency testing requirements. Use the PT PALs™ when analyzing this QC standard alongside USEPA and NELAC compliant PT standards. Please note that many PT study acceptance limits are concentration dependent (some non-linearly) and, therefore, the acceptance limits of this QC standard and any PT standard may differ relative to their difference in concentrations.

5. The **PT Data/Traceability** data include the mean value, percent recovery and number of data points reported by the laboratories in our Proficiency Testing study compared to the Certified Values. In addition, where NIST Standard Reference Materials (SRMs) are available, each analyte has been analytically traced to the NIST SRM listed. This product is traceable to the lot numbers of its starting materials. All gravimetric and volumetric measurements related to its manufacture are traceable to NIST through an unbroken chain of comparisons.
**Traceability Recovery (%)** = [(% recovery certified standard)/(% recovery NIST SRM)]*100
The traceability data shown were compiled by analyzing the ERA standards or their associated stock solutions against the applicable NIST SRMs.

6. For additional information on this product such as intended use, instructions for use, level of homogeneity, and safety information, please refer to the provided Instruction Sheet

**If you have any questions or need technical assistance, please call ERA technical assistance at 1-800-372-0122 or send an email to info@eraqc.com.**

**Certifying Officer**

**Brian Miller**

Brian Miller

**Quality Officer**

**Matthew Seebeck**

Matthew Seebeck



ACCREDITED ACCREDITED

16341 Table Mountain Pkwy ▪ Golden, CO 80403 ▪ T: 800.372.0122 ▪ 303.431.8454 ▪ www.eraqc.com

ERA

A Waters Company

Certified Reference Material

# ▪ Certificate of Analysis ▪

**Product:** Metals in Soil
**Catalog Number:** 540
**Lot No.** D109-540
**Certificate Issue Date:** March 24, 2020
**Expiration Date:** October 03, 2023
**Revision Number:** Original

*Product use instructions are included as part of the certification packet and are paginated separately from this Certificate of Analysis. Please reference the product use instructions for catalog #540 revision 090119.*

## CERTIFICATION

| Parameter | Certified Value[1] | Reference Value[7] | Uncertainty[2] | QC Performance Acceptance Limits[3] | PT Performance Acceptance Limits[4] |
|---|---|---|---|---|---|
| | mg/kg | mg/kg | % | mg/kg | mg/kg |
| Aluminum | 10100 | 8130 | 2.54 | 3920 - 12300 | 4060 - 12200 |
| Antimony | 259 | 134 | 5.03 | 4.56 - 264 | 25.9 - 335 |
| Arsenic | 171 | 156 | 3.38 | 129 - 183 | 109 - 203 |
| Barium | 253 | 239 | 4.81 | 197 - 280 | 179 - 298 |
| Beryllium | 179 | 169 | 6.59 | 141 - 198 | 127 - 212 |
| Boron | 114 | 87.5 | 10.3 | 62.5 - 113 | 52.5 - 125 |
| Cadmium | 149 | 137 | 5.43 | 113 - 160 | 103 - 171 |
| Calcium | 5190 | 4760 | 3.48 | 3890 - 5640 | 3460 - 6070 |
| Chromium | 163 | 154 | 3.79 | 126 - 181 | 108 - 200 |
| Cobalt | 127 | 121 | 5.07 | 101 - 141 | 90.8 - 151 |
| Copper | 57.0 | 54.9 | 4.13 | 46.1 - 63.6 | 41.1 - 68.6 |
| Iron | 15000 | 14100 | 6.27 | 8470 - 19700 | 4920 - 23200 |
| Lead | 133 | 130 | 3.00 | 107 - 152 | 93.3 - 167 |
| Magnesium | 2570 | 2320 | 3.32 | 1760 - 2880 | 1440 - 3200 |
| Manganese | 277 | 269 | 2.67 | 221 - 317 | 199 - 340 |
| Mercury | 21.6 | 20.5 | 7.72 | 14.7 - 26.3 | 12.3 - 28.6 |
| Molybdenum | 108 | 95.4 | 2.61 | 76.4 - 114 | 66.9 - 124 |
| Nickel | 58.7 | 53.9 | 4.97 | 44.5 - 63.3 | 37.7 - 70.0 |
| Potassium | 2420 | 2020 | 3.06 | 1410 - 2630 | 1190 - 2850 |
| Selenium | 181 | 167 | 5.63 | 132 - 201 | 113 - 221 |
| Silver | 35.5 | 33.6 | 5.20 | 26.8 - 40.3 | 23.0 - 44.1 |
| Sodium | 161 | 133 | 2.76 | 95.1 - 171 | 46.5 - 220 |
| Strontium | 89.7 | 87.9 | 4.59 | 71.7 - 104 | 62.8 - 113 |
| Thallium | 121 | 112 | 5.19 | 90.3 - 133 | 76.1 - 147 |



16341 Table Mountain Pkwy • Golden, CO 80403 • T: 800.372.0122 • 303.431.8454 • www.eraqc.com

# ▪ Certificate of Analysis ▪

| Parameter | Certified Value[1] | Reference Value[7] | Uncertainty[2] | QC Performance Acceptance Limits[3] | PT Performance Acceptance Limits[4] |
|---|---|---|---|---|---|
| | mg/kg | mg/kg | % | mg/kg | mg/kg |
| Tin | 83.5 | 74.0 | 5.42 | 57.6 - 90.4 | 39.7 - 108 |
| Titanium | 474 | 333 | 7.17 | 48.6 - 617 | 46.3 - 620 |
| Uranium | 51.9 | 51.9 | 3.36 | 39.6 - 64.3 | 35.9 - 68.0 |
| Vanadium | 68.1 | 62.6 | 6.00 | 49.4 - 75.8 | 37.0 - 88.3 |
| Zinc | 165 | 158 | 2.34 | 128 - 188 | 111 - 205 |



16341 Table Mountain Pkwy ▪ Golden, CO 80403 ▪ T: 800.372.0122 ▪ 303.431.8454 ▪ www.eraqc.com

## ANALYTICAL VERIFICATION

| Parameter | Certified Value[1] | Proficiency Testing Study | | | NIST Traceability | |
|---|---|---|---|---|---|---|
| | | Mean | Recovery[5] | n | SRM Number[6] | Recovery |
| | mg/kg | mg/kg | % | | | % |
| Aluminum | 10100 | 8130 | 80.5 | 196 | - | - |
| Antimony | 259 | 134 | 51.8 | 217 | - | - |
| Arsenic | 171 | 156 | 91.3 | 243 | - | - |
| Barium | 253 | 239 | 94.3 | 230 | - | - |
| Beryllium | 179 | 169 | 94.6 | 223 | - | - |
| Boron | 114 | 87.5 | 76.7 | 150 | - | - |
| Cadmium | 149 | 137 | 91.8 | 249 | - | - |
| Calcium | 5190 | 4760 | 91.8 | 184 | - | - |
| Chromium | 163 | 154 | 94.4 | 245 | - | - |
| Cobalt | 127 | 121 | 95.3 | 221 | - | - |
| Copper | 57.0 | 54.9 | 96.2 | 243 | - | - |
| Iron | 15000 | 14100 | 93.9 | 199 | - | - |
| Lead | 133 | 130 | 97.7 | 251 | - | - |
| Magnesium | 2570 | 2320 | 90.1 | 182 | - | - |
| Manganese | 277 | 269 | 97.2 | 220 | - | - |
| Mercury | 21.6 | 20.5 | 94.7 | 172 | - | - |
| Molybdenum | 108 | 95.4 | 88.3 | 218 | - | - |
| Nickel | 58.7 | 53.9 | 91.8 | 242 | - | - |
| Potassium | 2420 | 2020 | 83.5 | 187 | - | - |
| Selenium | 181 | 167 | 92.2 | 235 | - | - |
| Silver | 35.5 | 33.6 | 94.5 | 222 | - | - |
| Sodium | 161 | 133 | 82.7 | 177 | - | - |
| Strontium | 89.7 | 87.9 | 98.0 | 151 | - | - |
| Thallium | 121 | 112 | 92.2 | 219 | - | - |
| Tin | 83.5 | 74.0 | 88.6 | 170 | - | - |
| Titanium | 474 | 333 | 70.3 | 157 | - | - |
| Uranium | 51.9 | 51.9 | 100 | 60 | - | - |
| Vanadium | 68.1 | 62.6 | 91.9 | 213 | - | - |
| Zinc | 165 | 158 | 95.8 | 238 | - | - |



16341 Table Mountain Pkwy • Golden, CO 80403 • T: 800.372.0122 • 303.431.8454 • www.eraqc.com

# ▪ Certificate of Analysis ▪

1. The **Certified Values** are the actual gravimetric/volumetric "made-to" concentrations confirmed by ERA analytical verification. The certified values are monitored and purchasers will be notified of any significant changes resulting in recertification or withdrawal of this certified reference material during the period of validity of this certificate.

2. The **Uncertainty** represents an expanded uncertainty and approximates a 95% confidence interval. The uncertainty is based on the characterization, homogeneity and stability characteristics of the product, multiplied by a coverage factor (k=2). The uncertainty applies to the product as supplied and does not take into account any required or optional dilution and/or preparations the laboratory may perform while using this product. The formula used to calculate the expanded uncertainty is:
$U_{expanded} = k * SQRT((U_{char}^2) + (U_{homogen}^2) + (U_{LTS}^2) + (U_{STS}^2) + (U_{RSS}^2))$

Where:

$U_{expanded}$ = Expanded uncertainty.
k = Coverage factor.
$U_{char}$ = Combined standard uncertainty of the manufacturing and/or analytical verification assessment.
$U_{homogen}$ = Standard uncertainty of the homogeneity assessment.
$U_{LTS}$ = Standard uncertainty associated with long-term stability.
$U_{STS}$ = Standard uncertainty associated with short-term (transport) stability.
$U_{RSS}$ = Standard uncertainty associated with repeated sampling of the product (where permitted by product use instructions).

3. The **QC Performance Acceptance Limits (QC PALs™)** are based on actual historical data collected in ERA's Proficiency Testing program. The QC PALs™ reflect any inherent biases in the methods used to establish the limits and closely approximate a 95% confidence interval of the performance that experienced laboratories should achieve using accepted environmental methods. Use the QC PALs™ to realistically evaluate your performance against your peers.

4. The **PT Performance Acceptance Limits (PT PALs™)** are calculated using the regression equations and fixed acceptance criteria specified in the NELAC proficiency testing requirements. Use the PT PALs™ when analyzing this certified reference material alongside USEPA and NELAC compliant PT study materials. Please note that many PT study acceptance limits are concentration dependent (some non-linearly) and therefore, the acceptance limits of this certified reference material and any PT study material may differ relative to their difference in concentrations.

5. The **PT Performance Data** include the mean value, percent recovery and number of data points reported by laboratories in our Proficiency Testing study compared to the Certified Values. In the event this lot was not used in a proficiency testing scheme, the data displayed was generated internally by ERA.

6. Where NIST Standard Reference Materials (SRMs) are available, each analyte has been analytically traced to the NIST SRM listed. **Analytical Traceability Recovery (%)** = [(% recovery ERA certified reference material)/(% recovery NIST SRM)]*100
The traceability data shown were compiled by analyzing this ERA certified reference material and/or it's associated stock solution(s) against the applicable NIST SRMs.

7. The **Reference Values** are equal to the mean recoveries for the parameters as determined in an interlaboratory round robin study. The **Reference Values** represent the expected performance for the analytes in this standard. ERA recommends using the **Reference Values** when assessing or evaluating your results.

8. **Metrological Traceability**. This certified reference material is metrologically traceable to NIST mass reference materials through an unbroken chain of comparisons.

9. For additional information on this product such as intended use, storage information, instructions for use, minimum sample size, and safety information, please refer to the Product Use Instructions provided.

**If you have any questions or need technical assistance, please call ERA technical assistance at 1-800-372-0122 or send an email to info@eraqc.com.**

**Certifying Officer**

**Brian Miller**



**Quality Officer**

**Matthew Seebeck**



ERA

A Waters Company

Certified Reference Material

# ▪ Certificate of Analysis ▪

**Product:** Metals in Soil
**Catalog Number:** 540
**Lot No.** D113-540
**Certificate Issue Date:** March 23, 2021
**Expiration Date:** October 13, 2024
**Revision Number:** Original

*Product use instructions are included as part of the certification packet and are paginated separately from this Certificate of Analysis. Please reference the product use instructions for catalog #540 revision 090119.*

CERTIFICATION

| Parameter | Certified Value[1] | Reference Value | Uncertainty[2] | QC Performance Acceptance Limits[3] | PT Performance Acceptance Limits[4] |
|---|---|---|---|---|---|
| | mg/kg | mg/kg | % | mg/kg | mg/kg |
| Aluminum | 10100 | 8630 | 12.0 | 4420 - 12800 | 4370 - 12900 |
| Antimony | 256 | 129 | 16.8 | 0.742 - 257 | 25.6 - 323 |
| Arsenic | 91.6 | 84.5 | 15.1 | 70.0 - 99.0 | 59.2 - 110 |
| Barium | 259 | 249 | 9.94 | 206 - 292 | 187 - 311 |
| Beryllium | 175 | 163 | 3.89 | 135 - 191 | 122 - 204 |
| Boron | 95.7 | 76.7 | 12.8 | 55.7 - 97.7 | 48.0 - 107 |
| Cadmium | 107 | 99.0 | 11.5 | 82.2 - 116 | 74.2 - 124 |
| Calcium | 5190 | 4760 | 11.8 | 3890 - 5640 | 3460 - 6070 |
| Chromium | 129 | 122 | 14.6 | 101 - 144 | 85.7 - 159 |
| Cobalt | 63.6 | 61.7 | 11.5 | 51.9 - 71.6 | 46.3 - 77.2 |
| Copper | 62.3 | 61.5 | 12.3 | 51.9 - 71.0 | 46.1 - 76.8 |
| Iron | 15000 | 14500 | 15.7 | 8860 - 20100 | 5190 - 23800 |
| Lead | 122 | 123 | 13.9 | 103 - 144 | 88.3 - 158 |
| Lithium | 6.42 | 7.30 | 18.7 | 5.13 - 9.48 | 3.20 - 11.4 |
| Magnesium | 2570 | 2360 | 8.87 | 1810 - 2920 | 1480 - 3250 |
| Manganese | 470 | 456 | 13.4 | 375 - 538 | 350 - 563 |
| Mercury | 22.1 | 18.9 | 14.5 | 13.0 - 24.8 | 11.3 - 26.4 |
| Molybdenum | 80.1 | 72.8 | 11.0 | 58.7 - 87.0 | 50.5 - 95.2 |
| Nickel | 143 | 135 | 14.2 | 112 - 158 | 94.7 - 176 |
| Potassium | 2420 | 2090 | 8.21 | 1480 - 2700 | 1240 - 2940 |
| Selenium | 128 | 121 | 11.7 | 96.9 - 146 | 80.4 - 162 |
| Silver | 45.4 | 44.1 | 6.69 | 35.5 - 52.8 | 30.7 - 57.6 |
| Sodium | 161 | 136 | 9.34 | 97.4 - 174 | 48.1 - 223 |
| Strontium | 82.2 | 82.3 | 8.42 | 67.4 - 97.1 | 58.6 - 106 |



16341 Table Mountain Pkwy ▪ Golden, CO 80403 ▪ T: 800.372.0122 ▪ 303.431.8454 ▪ www.eraqc.com

# ▪ Certificate of Analysis ▪

| Parameter | Certified Value[1] | Reference Value | Uncertainty[2] | QC Performance Acceptance Limits[3] | PT Performance Acceptance Limits[4] |
|---|---|---|---|---|---|
| | mg/kg | mg/kg | % | mg/kg | mg/kg |
| Thallium | 154 | 144 | 7.54 | 117 - 171 | 101 - 187 |
| Tin | 89.7 | 79.8 | 14.0 | 62.2 - 97.4 | 43.5 - 116 |
| Titanium | 705 | 546 | 10.3 | 123 - 969 | 118 - 974 |
| Uranium | 29.5 | 30.9 | 3.38 | 23.9 - 37.9 | 21.3 - 40.5 |
| Vanadium | 196 | 186 | 14.2 | 148 - 224 | 138 - 235 |
| Zinc | 307 | 295 | 10.4 | 240 - 351 | 207 - 384 |



16341 Table Mountain Pkwy ▪ Golden, CO 80403 ▪ T: 800.372.0122 ▪ 303.431.8454 ▪ www.eraqc.com

# ▪ Certificate of Analysis ▪

**Product:** Metals in Soil
**Catalog Number:** 540
**Lot No.** D123-540
**Certificate Issue Date:** September 29, 2023
**Expiration Date:** June 01, 2027
**Revision Number:** Original

*Product use instructions are included as part of the certification packet and are paginated separately from this Certificate of Analysis. Please reference the product use instructions for catalog #540 revision 111122.*

## CERTIFICATION

| Parameter | Certified Value[1] | Reference Value[7] | Uncertainty[2] | QC Performance Acceptance Limits[3] | PT Performance Acceptance Limits[4] |
|---|---|---|---|---|---|
| | mg/kg | mg/kg | % | mg/kg | mg/kg |
| Aluminum | 7680 | 6780 | 7.45 | 3590 - 9980 | 3240 - 10300 |
| Antimony | 257 | 127 | 7.67 | D.L. - 255 | 25.7 - 318 |
| Arsenic | 360 | 311 | 5.66 | 254 - 368 | 218 - 405 |
| Barium | 332 | 304 | 10.3 | 249 - 359 | 228 - 380 |
| Beryllium | 183 | 169 | 2.30 | 140 - 198 | 127 - 211 |
| Boron | 320 | 229 | 8.37 | 159 - 300 | 138 - 352 |
| Cadmium | 238 | 212 | 2.84 | 175 - 250 | 159 - 265 |
| Calcium | 5490 | 5170 | 7.20 | 4240 - 6090 | 3770 - 6560 |
| Chromium | 199 | 180 | 7.49 | 146 - 213 | 126 - 234 |
| Cobalt | 88.7 | 81.6 | 14.9 | 67.9 - 95.4 | 61.2 - 102 |
| Copper | 227 | 205 | 23.1 | 170 - 240 | 154 - 256 |
| Iron | 7360 | 6510 | 7.13 | 3760 - 9260 | 736 - 13200 |
| Lead | 100 | 92.8 | 17.9 | 75.9 - 110 | 65.0 - 121 |
| Lithium | 146 | 132 | 6.88 | 82.7 - 182 | 92.0 - 172 |
| Magnesium | 1900 | 1700 | 6.98 | 1280 - 2110 | 946 - 2450 |
| Manganese | 591 | 531 | 12.5 | 429 - 633 | 410 - 652 |
| Mercury | 14.4 | 11.9 | 8.30 | 7.99 - 15.7 | 7.12 - 16.6 |
| Molybdenum | 155 | 136 | 2.46 | 108 - 163 | 96.1 - 175 |
| Nickel | 342 | 313 | 7.24 | 258 - 368 | 219 - 407 |
| Potassium | 1500 | 1370 | 6.70 | 991 - 1750 | 713 - 2030 |
| Selenium | 170 | 165 | 4.43 | 133 - 197 | 112 - 218 |
| Silver | 88.6 | 82.4 | 6.61 | 65.5 - 99.2 | 58.5 - 106 |
| Sodium | 527 | 486 | 7.85 | 361 - 611 | 289 - 683 |
| Strontium | 148 | 136 | 8.52 | 109 - 163 | 98.7 - 173 |



16341 Table Mountain Pkwy ▪ Golden, CO 80403 ▪ T: 800.372.0122 ▪ 303.431.8454 ▪ www.eraqc.com

| Parameter | Certified Value[1] | Reference Value[7] | Uncertainty[2] | QC Performance Acceptance Limits[3] | PT Performance Acceptance Limits[4] |
|---|---|---|---|---|---|
| | mg/kg | mg/kg | % | mg/kg | mg/kg |
| Thallium | 226 | 205 | 4.43 | 166 - 245 | 148 - 263 |
| Tin | 85.2 | 75.4 | 3.97 | 58.7 - 92.1 | 40.6 - 110 |
| Titanium | 382 | 306 | 8.28 | 77.0 - 535 | 98.3 - 514 |
| Uranium | 46.5 | 47.2 | 5.32 | 36.2 - 58.2 | 28.6 - 65.8 |
| Vanadium | 118 | 103 | 7.76 | 80.3 - 126 | 70.0 - 136 |
| Zinc | 183 | 166 | 6.60 | 133 - 200 | 117 - 216 |



16341 Table Mountain Pkwy ▪ Golden, CO 80403 ▪ T: 800.372.0122 ▪ 303.431.8454 ▪ www.eraqc.com

## ANALYTICAL VERIFICATION

| Parameter | Certified Value[1] | Proficiency Testing Study | | | NIST Traceability | |
|---|---|---|---|---|---|---|
| | | Mean | Recovery[5] | n | SRM Number[6] | Recovery |
| | mg/kg | mg/kg | % | | | % |
| Aluminum | 7680 | 6780 | 88.3 | 109 | - | - |
| Antimony | 257 | 127 | 49.3 | 117 | - | - |
| Arsenic | 360 | 311 | 86.5 | 145 | - | - |
| Barium | 332 | 304 | 91.6 | 129 | - | - |
| Beryllium | 183 | 169 | 92.4 | 121 | - | - |
| Boron | 320 | 229 | 71.6 | 84 | - | - |
| Cadmium | 238 | 212 | 89.2 | 163 | - | - |
| Calcium | 5490 | 5170 | 94.1 | 97 | - | - |
| Chromium | 199 | 180 | 90.4 | 145 | - | - |
| Cobalt | 88.7 | 81.6 | 92.0 | 121 | - | - |
| Copper | 227 | 205 | 90.3 | 151 | - | - |
| Iron | 7360 | 6510 | 88.5 | 110 | - | - |
| Lead | 100 | 92.8 | 92.8 | 161 | - | - |
| Lithium | 146 | 132 | 90.6 | 35 | - | - |
| Magnesium | 1900 | 1700 | 89.4 | 100 | - | - |
| Manganese | 591 | 531 | 89.8 | 125 | - | - |
| Mercury | 14.4 | 11.9 | 82.4 | 95 | - | - |
| Molybdenum | 155 | 136 | 87.5 | 120 | - | - |
| Nickel | 342 | 313 | 91.5 | 150 | - | - |
| Potassium | 1500 | 1370 | 91.3 | 99 | - | - |
| Selenium | 170 | 165 | 97.0 | 132 | - | - |
| Silver | 88.6 | 82.4 | 93.0 | 124 | - | - |
| Sodium | 527 | 486 | 92.2 | 100 | - | - |
| Strontium | 148 | 136 | 91.9 | 84 | - | - |
| Thallium | 226 | 205 | 90.8 | 117 | - | - |
| Tin | 85.2 | 75.4 | 88.5 | 90 | - | - |
| Titanium | 382 | 306 | 80.1 | 87 | - | - |
| Uranium | 46.5 | 47.2 | 102 | 30 | - | - |
| Vanadium | 118 | 103 | 87.4 | 119 | - | - |
| Zinc | 183 | 166 | 91.0 | 146 | - | - |



16341 Table Mountain Pkwy ▪ Golden, CO 80403 ▪ T: 800.372.0122 ▪ 303.431.8454 ▪ www.eraqc.com

# ▪ Certificate of Analysis ▪

1. The **Certified Values** are the actual gravimetric/volumetric "made-to" concentrations confirmed by ERA analytical verification. The certified values are monitored and purchasers will be notified of any significant changes resulting in recertification or withdrawal of this certified reference material during the period of validity of this certificate.

2. The **Uncertainty** represents an expanded uncertainty and approximates a 95% confidence interval. The uncertainty is based on the characterization, homogeneity and stability characteristics of the product, multiplied by a coverage factor (k=2). The uncertainty applies to the product as supplied and does not take into account any required or optional dilution and/or preparations the laboratory may perform while using this product. The formula used to calculate the expanded uncertainty is:
$U_{expanded} = k * SQRT((U_{char}^2) + (U_{homogen}^2) + (ULTS^2) + (USTS^2) + (URSS^2))$

Where:

$U_{expanded}$ = Expanded uncertainty.
k = Coverage factor.
$U_{char}$ = Combined standard uncertainty of the manufacturing and/or analytical verification assessment.
$U_{homogen}$ = Standard uncertainty of the homogeneity assessment.
ULTS = Standard uncertainty associated with long-term stability.
USTS = Standard uncertainty associated with short-term (transport) stability.
URSS = Standard uncertainty associated with repeated sampling of the product (where permitted by product use instructions).

3. The **QC Performance Acceptance Limits (QC PALs™)** are based on actual historical data collected in ERA's Proficiency Testing program. The QC PALs™ reflect any inherent biases in the methods used to establish the limits and closely approximate a 95% confidence interval of the performance that experienced laboratories should achieve using accepted environmental methods. Use the QC PALs™ to realistically evaluate your performance against your peers.

4. The **PT Performance Acceptance Limits (PT PALs™)** are calculated using the regression equations and fixed acceptance criteria specified in the NELAC proficiency testing requirements. Use the PT PALs™ when analyzing this certified reference material alongside USEPA and NELAC compliant PT study materials. Please note that many PT study acceptance limits are concentration dependent (some non-linearly) and therefore, the acceptance limits of this certified reference material and any PT study material may differ relative to their difference in concentrations.

5. The **PT Performance Data** include the mean value, percent recovery and number of data points reported by laboratories in our Proficiency Testing study compared to the Certified Values. In the event this lot was not used in a proficiency testing scheme, the data displayed was generated internally by ERA.

6. Where NIST Standard Reference Materials (SRMs) are available, each analyte has been analytically traced to the NIST SRM listed. **Analytical Traceability Recovery (%)** = [(% recovery ERA certified reference material)/(% recovery NIST SRM)]*100
The traceability data shown were compiled by analyzing this ERA certified reference material and/or it's associated stock solution(s) against the applicable NIST SRMs.

7. The **Reference Values** are equal to the mean recoveries for the parameters as determined in an interlaboratory round robin study. The **Reference Values** represent the expected performance for the analytes in this standard. ERA recommends using the **Reference Values** when assessing or evaluating your results.

8. **Metrological Traceability**. This certified reference material is metrologically traceable to NIST mass reference materials through an unbroken chain of comparisons.

9. For additional information on this product such as intended use, storage information, instructions for use, minimum sample size, and safety information, please refer to the Product Use Instructions provided.

**If you have any questions or need technical assistance, please call ERA technical assistance at 1-800-372-0122 or send an email to era_info@waters.com.**

**This Certificate of Analysis is authorized by Waters ERA, Quality and Technical departments.**

ERA
A Waters Company

Certified Reference Material

# ▪ Certificate of Analysis ▪

**Product:** Metals in Soil
**Catalog Number:** 540
**Lot No.** D126-540
**Certificate Issue Date:** June 25, 2024
**Expiration Date:** January 17, 2028
**Revision Number:** 1.0
**Revision Date:** February 28, 2025

*Product use instructions are included as part of the certification packet and are paginated separately from this Certificate of Analysis. Please reference the product use instructions for catalog #540 revision 111122.*

## CERTIFICATION

| Parameter | Certified Value[1] | Reference Value[7] | Uncertainty[2] | QC Performance Acceptance Limits[3] | PT Performance Acceptance Limits[4] |
|---|---|---|---|---|---|
| | mg/kg | mg/kg | % | mg/kg | mg/kg |
| Aluminum | 7680 | 6840 | 17.4 | 3640 - 10000 | 3280 - 10400 |
| Antimony | 250 | 131 | 7.92 | 5.96 - 256 | 25.0 - 328 |
| Arsenic | 229 | 192 | 15.3 | 156 - 228 | 135 - 252 |
| Barium | 244 | 219 | 20.5 | 179 - 259 | 164 - 274 |
| Beryllium | 165 | 146 | 6.80 | 120 - 172 | 110 - 183 |
| Boron | 255 | 175 | 13.9 | 119 - 231 | 105 - 280 |
| Cadmium | 134 | 114 | 6.45 | 93.1 - 135 | 85.5 - 147 |
| Calcium | 4280 | 4080 | 14.7 | 3360 - 4800 | 2930 - 5240 |
| Chromium | 172 | 153 | 13.9 | 124 - 182 | 107 - 199 |
| Cobalt | 253 | 231 | 19.3 | 192 - 271 | 174 - 289 |
| Copper | 99.6 | 91.2 | 17.6 | 75.8 - 107 | 68.4 - 114 |
| Iron | 7360 | 7020 | 21.4 | 4260 - 9770 | 736 - 13800 |
| Lead | 153 | 141 | 18.2 | 115 - 167 | 102 - 180 |
| Lithium | 104 | 96.1 | 13.2 | 60.8 - 131 | 68.1 - 124 |
| Magnesium | 2060 | 1900 | 16.9 | 1450 - 2350 | 1110 - 2690 |
| Manganese | 442 | 401 | 19.4 | 324 - 477 | 305 - 497 |
| Mercury | 15.9 | 14.1 | 7.72 | 9.82 - 18.4 | 8.45 - 19.7 |
| Molybdenum | 165 | 144 | 6.21 | 115 - 173 | 102 - 186 |
| Nickel | 165 | 143 | 14.5 | 117 - 170 | 100 - 187 |
| Potassium | 1950 | 1760 | 15.6 | 1270 - 2250 | 999 - 2520 |
| Selenium | 107 | 94.7 | 9.78 | 74.3 - 115 | 61.2 - 128 |
| Silver | 83.9 | 77.0 | 10.1 | 61.1 - 92.9 | 54.6 - 99.4 |
| Sodium | 732 | 661 | 15.6 | 487 - 834 | 409 - 913 |



16341 Table Mountain Pkwy ▪ Golden, CO 80403 ▪ T: 800.372.0122 ▪ 303.431.8454 ▪ www.eraqc.com

| Parameter | Certified Value[1] | Reference Value[7] | Uncertainty[2] | QC Performance Acceptance Limits[3] | PT Performance Acceptance Limits[4] |
|---|---|---|---|---|---|
| | mg/kg | mg/kg | % | mg/kg | mg/kg |
| Strontium | 222 | 191 | 15.0 | 151 - 232 | 140 - 244 |
| Thallium | 208 | 183 | 6.96 | 147 - 219 | 131 - 235 |
| Tin | 111 | 99.0 | 10.8 | 77.2 - 121 | 56.1 - 142 |
| Titanium | 422 | 353 | 19.9 | 99.4 - 606 | 128 - 577 |
| Uranium | 20.9 | 20.0 | 13.9 | 15.1 - 25.0 | 8.44 - 31.6 |
| Vanadium | 179 | 159 | 13.9 | 125 - 194 | 116 - 203 |
| Zinc | 327 | 292 | 5.83 | 233 - 351 | 204 - 379 |



16341 Table Mountain Pkwy ▪ Golden, CO 80403 ▪ T: 800.372.0122 ▪ 303.431.8454 ▪ www.eraqc.com

## ANALYTICAL VERIFICATION

| Parameter | Certified Value[1] | Proficiency Testing Study | | | NIST Traceability | |
|---|---|---|---|---|---|---|
| | | Mean | Recovery[5] | n | SRM Number[6] | Recovery |
| | mg/kg | mg/kg | % | | | % |
| Aluminum | 7680 | 6840 | 89.0 | 135 | - | - |
| Antimony | 250 | 131 | 52.5 | 145 | - | - |
| Arsenic | 229 | 192 | 84.0 | 242 | - | - |
| Barium | 244 | 219 | 89.7 | 165 | - | - |
| Beryllium | 165 | 146 | 88.7 | 153 | - | - |
| Boron | 255 | 175 | 68.5 | 109 | - | - |
| Cadmium | 134 | 114 | 85.1 | 243 | - | - |
| Calcium | 4280 | 4080 | 95.4 | 119 | - | - |
| Chromium | 172 | 153 | 89.2 | 185 | - | - |
| Cobalt | 253 | 231 | 91.5 | 144 | - | - |
| Copper | 99.6 | 91.2 | 91.6 | 238 | - | - |
| Iron | 7360 | 7020 | 95.3 | 133 | - | - |
| Lead | 153 | 141 | 92.2 | 255 | - | - |
| Lithium | 104 | 96.1 | 92.4 | 45 | - | - |
| Magnesium | 2060 | 1900 | 92.3 | 122 | - | - |
| Manganese | 442 | 401 | 90.7 | 143 | - | - |
| Mercury | 15.9 | 14.1 | 88.6 | 148 | - | - |
| Molybdenum | 165 | 144 | 87.2 | 145 | - | - |
| Nickel | 165 | 143 | 86.9 | 232 | - | - |
| Potassium | 1950 | 1760 | 90.2 | 128 | - | - |
| Selenium | 107 | 94.7 | 88.5 | 167 | - | - |
| Silver | 83.9 | 77.0 | 91.8 | 157 | - | - |
| Sodium | 732 | 661 | 90.3 | 117 | - | - |
| Strontium | 222 | 191 | 86.2 | 92 | - | - |
| Thallium | 208 | 183 | 88.0 | 147 | - | - |
| Tin | 111 | 99.0 | 89.1 | 102 | - | - |
| Titanium | 422 | 353 | 83.6 | 90 | - | - |
| Uranium | 20.9 | 20.0 | 95.9 | 31 | - | - |
| Vanadium | 179 | 159 | 89.0 | 146 | - | - |
| Zinc | 327 | 292 | 89.3 | 233 | - | - |



16341 Table Mountain Pkwy • Golden, CO 80403 • T: 800.372.0122 • 303.431.8454 • www.eraqc.com

# ▪ Certificate of Analysis ▪

1. The **Certified Values** are the actual gravimetric/volumetric "made-to" concentrations confirmed by ERA analytical verification. The certified values are monitored and purchasers will be notified of any significant changes resulting in recertification or withdrawal of this certified reference material during the period of validity of this certificate.

2. The **Uncertainty** represents an expanded uncertainty and approximates a 95% confidence interval. The uncertainty is based on the characterization, homogeneity and stability characteristics of the product, multiplied by a coverage factor (k=2). The uncertainty applies to the product as supplied and does not take into account any required or optional dilution and/or preparations the laboratory may perform while using this product. The formula used to calculate the expanded uncertainty is:
$U_{expanded} = k * SQRT((U_{char}^2) + (U_{homogen}^2) + (U_{LTS}^2) + (U_{STS}^2) + (U_{RSS}^2))$

Where:

Uexpanded = Expanded uncertainty.
k = Coverage factor.
Uchar = Combined standard uncertainty of the manufacturing and/or analytical verification assessment.
Uhomogen = Standard uncertainty of the homogeneity assessment.
ULTS = Standard uncertainty associated with long-term stability.
USTS = Standard uncertainty associated with short-term (transport) stability.
URSS = Standard uncertainty associated with repeated sampling of the product (where permitted by product use instructions).

3. The **QC Performance Acceptance Limits (QC PALs™)** are based on actual historical data collected in ERA's Proficiency Testing program. The QC PALs™ reflect any inherent biases in the methods used to establish the limits and closely approximate a 95% confidence interval of the performance that experienced laboratories should achieve using accepted environmental methods. Use the QC PALs™ to realistically evaluate your performance against your peers.

4. The **PT Performance Acceptance Limits (PT PALs™)** are calculated using the regression equations and fixed acceptance criteria specified in the NELAC proficiency testing requirements. Use the PT PALs™ when analyzing this certified reference material alongside USEPA and NELAC compliant PT study materials. Please note that many PT study acceptance limits are concentration dependent (some non-linearly) and therefore, the acceptance limits of this certified reference material and any PT study material may differ relative to their difference in concentrations.

5. The **PT Performance Data** include the mean value, percent recovery and number of data points reported by laboratories in our Proficiency Testing study compared to the Certified Values. In the event this lot was not used in a proficiency testing scheme, the data displayed was generated internally by ERA.

6. Where NIST Standard Reference Materials (SRMs) are available, each analyte has been analytically traced to the NIST SRM listed. **Analytical Traceability Recovery (%)** = [(% recovery ERA certified reference material)/(% recovery NIST SRM)]*100
The traceability data shown were compiled by analyzing this ERA certified reference material and/or it's associated stock solution(s) against the applicable NIST SRMs.

7. The **Reference Values** are equal to the mean recoveries for the parameters as determined in an interlaboratory round robin study. The **Reference Values** represent the expected performance for the analytes in this standard. ERA recommends using the **Reference Values** when assessing or evaluating your results.

8. **Metrological Traceability.** This certified reference material is metrologically traceable to NIST mass reference materials through an unbroken chain of comparisons.

9. For additional information on this product such as intended use, storage information, instructions for use, minimum sample size, and safety information, please refer to the Product Use Instructions provided.

**If you have any questions or need technical assistance, please call ERA technical assistance at 1-800-372-0122 or send an email to era_info@waters.com.**

**This Certificate of Analysis is authorized by Waters ERA, Quality and Technical departments.**

# Calculation of 6010B Metals

**Aqueous Samples**

The instrument will calculate the concentration (µg/L). This value is divided by 1000 to convert the units to mg/L. If the sample is diluted (DF), the result is multiplied by the DF to generate the final result.

$$\text{Result, mg/L} = C_s \times (1\text{mg}/1000\mu\text{g}) \times (DF)$$

Where:

$C_s$ = Concentration of sample (µg/L)

DF = Dilution Factor

**Soil or Solid Samples**

Soil samples are calculated as follows:

$$\text{Result, mg/Kg} = \frac{C_s \times (1\text{mg}/1000\mu\text{g}) \times (DF)}{A}$$

Where:

$C_s$ = Concentration of sample (µg/L)

DF = Dilution Factor

$$A = \frac{\text{Sample weight (grams)}}{\text{Final Volume (mL)}}$$

**Dry weight correction**

Dry weight correction is calculated as follows:

$$\text{Final concentration in mg/Kg, dry weight} = \frac{\text{Result, mg/Kg}}{\%_{solids}}$$

Where:

$\%_{solids}$ = Percent Solids, as a decimal value

# Sequence Trace 11

9/11/2025 7:24:53 AM

LabBook: WG2112807_20250910_T11.imexp

## Summary

| Index | Label | Rack Number | Vial Numbers | Start Time |
|---|---|---|---|---|
| 1 | XBlank DHL Trace11 | 0 | 1 | 9/10/2025 7:06:30 AM |
| 2 | Blank DHL Trace11 | 0 | 1 | 9/10/2025 7:08:36 AM |
| 3 | ICAL | 0 | 2 | 9/10/2025 7:10:41 AM |
| 4 | ICV | 0 | 3 | 9/10/2025 7:12:46 AM |
| 5 | ICB | 0 | 4 | 9/10/2025 7:14:50 AM |
| 6 | ICV | 0 | 10 | 9/10/2025 7:16:55 AM |
| 7 | ICB | 0 | 4 | 9/10/2025 7:18:59 AM |
| 8 | LLOQ | 0 | 5 | 9/10/2025 7:21:03 AM |
| 9 | ICSA | 0 | 6 | 9/10/2025 7:23:08 AM |
| 10 | SIC Multi | 0 | 7 | 9/10/2025 7:25:12 AM |
| 11 | LDR Check | 0 | 8 | 9/10/2025 7:27:16 AM |
| 12 | LLOQ 0.01 | 1 | 1 | 9/10/2025 7:43:41 AM |
| 13 | LLOQ 0.05 | 1 | 2 | 9/10/2025 7:45:56 AM |
| 14 | LDR 20 Mn | 1 | 3 | 9/10/2025 7:48:00 AM |
| 15 | CCV | 0 | 3 | 9/10/2025 7:50:04 AM |
| 16 | CCB | 0 | 4 | 9/10/2025 7:52:09 AM |
| 17 | WG2112634-1 WG2112634 | 1 | 4 | 9/10/2025 8:15:25 AM |
| 18 | WG2112634-2d2 WG2112634 | 1 | 5 | 9/10/2025 8:17:36 AM |
| 19 | L2556498-01d2 WG2112634 | 1 | 11 | 9/10/2025 8:19:41 AM |
| 20 | EL2556498-02d2 WG2112634 | 1 | 12 | 9/10/2025 8:21:45 AM |
| 21 | L2556595-01d2 WG2112634 | 1 | 13 | 9/10/2025 8:23:50 AM |
| 22 | L2554694-07d2 WG2112634 | 1 | 6 | 9/10/2025 8:25:54 AM |
| 23 | WG2112634-3d2 WG2112634 | 1 | 7 | 9/10/2025 8:27:59 AM |
| 24 | WG2112634-4d2 WG2112634 | 1 | 8 | 9/10/2025 8:30:03 AM |
| 25 | WG2112634-5d2 WG2112634 | 1 | 9 | 9/10/2025 8:32:08 AM |
| 26 | WG2112634-6d10 WG2112634 | 1 | 10 | 9/10/2025 8:34:12 AM |
| 27 | CCV | 0 | 3 | 9/10/2025 8:36:17 AM |
| 28 | CCB | 0 | 4 | 9/10/2025 8:38:21 AM |
| 29 | WG2112779-1 WG2112779 | 1 | 16 | 9/10/2025 9:05:04 AM |
| 30 | WG2112779-2 WG2112779 | 1 | 17 | 9/10/2025 9:07:14 AM |
| 31 | L2553293-02 WG2112779 | 1 | 18 | 9/10/2025 9:09:19 AM |
| 32 | WG2112779-3 WG2112779 | 1 | 19 | 9/10/2025 9:11:23 AM |
| 33 | WG2112779-4 WG2112779 | 1 | 20 | 9/10/2025 9:13:27 AM |
| 34 | L2553293-04 WG2112779 | 1 | 21 | 9/10/2025 9:15:32 AM |
| 35 | L2553293-06 WG2112779 | 1 | 22 | 9/10/2025 9:17:36 AM |
| 36 | L2553293-08 WG2112779 | 1 | 23 | 9/10/2025 9:19:41 AM |
| 37 | L2556342-01 WG2112779 | 1 | 24 | 9/10/2025 9:21:45 AM |
| 38 | L2556343-01 WG2112779 | 1 | 25 | 9/10/2025 9:23:49 AM |
| 39 | CCV | 0 | 3 | 9/10/2025 9:25:54 AM |
| 40 | CCB | 0 | 4 | 9/10/2025 9:27:58 AM |
| 41 | L2556595-02d2 WG2112634 | 1 | 14 | 9/10/2025 9:43:04 AM |
| 42 | L2556657-01d2 WG2112634 | 1 | 15 | 9/10/2025 9:45:15 AM |
| 43 | L2556498-02d10 WG2112634 | 1 | 29 | 9/10/2025 9:47:20 AM |
| 44 | L2556343-02 WG2112779 | 1 | 26 | 9/10/2025 9:49:24 AM |
| 45 | L2556343-03 WG2112779 | 1 | 27 | 9/10/2025 9:51:29 AM |
| 46 | L2556343-04 WG2112779 | 1 | 28 | 9/10/2025 9:53:33 AM |
| 47 | CCV | 0 | 3 | 9/10/2025 9:55:38 AM |
| 48 | CCB | 0 | 4 | 9/10/2025 9:57:43 AM |
| 49 | WG2112785-1 WG2112785 | 1 | 30 | 9/10/2025 10:08:25 AM |
| 50 | WG2112785-2D2 WG2112785 | 1 | 31 | 9/10/2025 10:10:41 AM |
| 51 | I2554694-16D2 WG2112785 | 1 | 32 | 9/10/2025 10:12:45 AM |
| 52 | WG2112785-3D2 WG2112785 | 1 | 33 | 9/10/2025 10:14:50 AM |
| 53 | WG2112785-4D2 WG2112785 | 1 | 34 | 9/10/2025 10:16:55 AM |
| 54 | WG2112785-5D2 WG2112785 | 1 | 35 | 9/10/2025 10:19:01 AM |
| 55 | WG2112785-6D10 WG2112785 | 1 | 36 | 9/10/2025 10:21:05 AM |
| 56 | I2554694-20D2 WG2112785 | 1 | 37 | 9/10/2025 10:23:10 AM |
| 57 | I2554694-24D2 WG2112785 | 1 | 38 | 9/10/2025 10:25:15 AM |
| 58 | CCV | 0 | 3 | 9/10/2025 10:27:20 AM |
| 59 | CCB | 0 | 4 | 9/10/2025 10:29:25 AM |
| 60 | WG2110405-1 WG2110405 | 1 | 40 | 9/10/2025 10:58:57 AM |
| 61 | WG2110405-2D2 WG2110405 | 1 | 41 | 9/10/2025 11:01:12 AM |
| 62 | LDR 400 Fe | 1 | 39 | 9/10/2025 11:03:17 AM |
| 63 | I2552572-01D2 WG2110405 | 1 | 47 | 9/10/2025 11:05:22 AM |
| 64 | I2552572-02D2 WG2110405 | 1 | 48 | 9/10/2025 11:07:27 AM |
| 65 | I2554539-01D2 WG2110405 | 1 | 42 | 9/10/2025 11:09:32 AM |
| 66 | WG2110405-3D2 WG2110405 | 1 | 43 | 9/10/2025 11:11:37 AM |
| 67 | WG2110405-4D2 WG2110405 | 1 | 44 | 9/10/2025 11:13:42 AM |

# Sequence Trace 11

9/11/2025 7:24:53 AM

| Index | Label | Rack Number | Vial Numbers | Start Time |
|---|---|---|---|---|
| 68 | WG2110405-5D2 WG2110405 | 1 | 45 | 9/10/2025 11:15:47 AM |
| 69 | WG2110405-6D10 WG2110405 | 1 | 46 | 9/10/2025 11:17:52 AM |
| 70 | CCV | 0 | 3 | 9/10/2025 11:19:56 AM |
| 71 | CCB | 0 | 4 | 9/10/2025 11:22:02 AM |
| 72 | I2552572-04D2 WG2110405 | 1 | 49 | 9/10/2025 11:53:02 AM |
| 73 | I2552572-05D2 WG2110405 | 1 | 50 | 9/10/2025 11:55:17 AM |
| 74 | I2552572-07D2 WG2110405 | 1 | 51 | 9/10/2025 11:57:26 AM |
| 75 | I2552572-08D2 WG2110405 | 1 | 52 | 9/10/2025 11:59:31 AM |
| 76 | I2552572-10D2 WG2110405 | 1 | 53 | 9/10/2025 12:01:36 PM |
| 77 | I2552572-11D2 WG2110405 | 1 | 54 | 9/10/2025 12:03:41 PM |
| 78 | I2552572-13D2 WG2110405 | 1 | 55 | 9/10/2025 12:05:46 PM |
| 79 | I2552572-15D2 WG2110405 | 1 | 56 | 9/10/2025 12:07:51 PM |
| 80 | I2554694-20D4 WG2112785 | 2 | 6 | 9/10/2025 12:09:57 PM |
| 81 | I2554694-24D4 WG2112785 | 2 | 7 | 9/10/2025 12:12:02 PM |
| 82 | CCV | 0 | 3 | 9/10/2025 12:14:07 PM |
| 83 | CCB | 0 | 4 | 9/10/2025 12:16:13 PM |
| 84 | I2552572-16D2 WG2110405 | 1 | 57 | 9/10/2025 12:25:55 PM |
| 85 | I2552572-18D2 WG2110405 | 1 | 58 | 9/10/2025 12:28:12 PM |
| 86 | I2552572-19D2 WG2110405 | 1 | 59 | 9/10/2025 12:30:17 PM |
| 87 | I2554539-02D2 WG2110405 | 1 | 60 | 9/10/2025 12:32:22 PM |
| 88 | I2554539-03D2 WG2110405 | 2 | 1 | 9/10/2025 12:34:29 PM |
| 89 | I2554652-01D2 WG2110405 | 2 | 2 | 9/10/2025 12:36:35 PM |
| 90 | I2554652-02D2 WG2110405 | 2 | 3 | 9/10/2025 12:38:40 PM |
| 91 | I2554652-03D2 WG2110405 | 2 | 4 | 9/10/2025 12:40:45 PM |
| 92 | I2554652-04D2 WG2110405 | 2 | 5 | 9/10/2025 12:42:50 PM |
| 93 | I2552572-02D4 WG2110405 | 2 | 8 | 9/10/2025 12:44:56 PM |
| 94 | CCV | 0 | 3 | 9/10/2025 12:47:01 PM |
| 95 | CCB | 0 | 4 | 9/10/2025 12:49:06 PM |
| 96 | xWG2111820-1 WG2111820 | 2 | 9 | 9/10/2025 12:59:13 PM |
| 97 | I2552572-05D4 WG2110405 | 2 | 10 | 9/10/2025 1:01:25 PM |
| 98 | I2552572-11D4 WG2110405 | 2 | 11 | 9/10/2025 1:03:31 PM |
| 99 | CCV | 0 | 3 | 9/10/2025 1:05:37 PM |
| 100 | CCB | 0 | 4 | 9/10/2025 1:07:42 PM |
| 101 | WG2111138-1 WG2111138 | 2 | 12 | 9/10/2025 1:53:49 PM |
| 102 | WG2111138-2 WG2111138 | 2 | 13 | 9/10/2025 1:56:05 PM |
| 103 | WG2111138-3 WG2111138 | 2 | 14 | 9/10/2025 1:58:10 PM |
| 104 | L2553710-01 WG2111138 | 2 | 22 | 9/10/2025 2:00:16 PM |
| 105 | L2555280-05 WG2111138 | 2 | 15 | 9/10/2025 2:02:22 PM |
| 106 | WG2111138-4 WG2111138 | 2 | 16 | 9/10/2025 2:04:27 PM |
| 107 | WG2111138-4 WG2111138 | 2 | 17 | 9/10/2025 2:06:32 PM |
| 108 | WG2111138-5 WG2111138 | 2 | 18 | 9/10/2025 2:08:37 PM |
| 109 | WG2111138-5 WG2111138 | 2 | 19 | 9/10/2025 2:10:42 PM |
| 110 | WG2111138-6 WG2111138 | 2 | 20 | 9/10/2025 2:12:48 PM |
| 111 | CCV | 0 | 3 | 9/10/2025 2:14:53 PM |
| 112 | CCB | 0 | 4 | 9/10/2025 2:16:59 PM |
| 113 | WG2111138-7D5 WG2111138 | 2 | 21 | 9/10/2025 2:30:04 PM |
| 114 | CCV | 0 | 3 | 9/10/2025 2:32:16 PM |
| 115 | CCB | 0 | 4 | 9/10/2025 2:34:21 PM |
| 116 | I2553617-16 WG2108375 | 2 | 23 | 9/10/2025 3:26:47 PM |
| 117 | I2553742-02 WG2108375 | 2 | 24 | 9/10/2025 3:29:04 PM |
| 118 | I2553978-01 WG2108375 | 2 | 25 | 9/10/2025 3:31:10 PM |
| 119 | I2553978-02 WG2108375 | 2 | 26 | 9/10/2025 3:33:17 PM |
| 120 | I2553978-03 WG2108375 | 2 | 27 | 9/10/2025 3:35:23 PM |
| 121 | I2553987-01 WG2108375 | 2 | 28 | 9/10/2025 3:37:28 PM |
| 122 | OB 987-01 | 2 | 32 | 9/10/2025 3:39:34 PM |
| 123 | I2553987-02 WG2108375 | 2 | 29 | 9/10/2025 3:41:39 PM |
| 124 | OB 987-02 | 2 | 33 | 9/10/2025 3:43:44 PM |
| 125 | CCV | 0 | 3 | 9/10/2025 3:45:50 PM |
| 126 | CCB | 0 | 4 | 9/10/2025 3:47:55 PM |
| 127 | WG2111213-2 WG2111213 | 2 | 34 | 9/10/2025 4:04:30 PM |
| 128 | I2553987-03 WG2108375 | 2 | 30 | 9/10/2025 4:06:47 PM |
| 129 | I2553987-04 WG2108375 | 2 | 31 | 9/10/2025 4:08:56 PM |
| 130 | CCV | 0 | 3 | 9/10/2025 4:15:54 PM |
| 131 | CCB | 0 | 4 | 9/10/2025 4:18:15 PM |
| 132 | I2553910-01d2 WG2108900 | 2 | 35 | 9/10/2025 4:54:54 PM |
| 133 | I2553999-04d2 WG2108900 | 2 | 36 | 9/10/2025 4:57:10 PM |
| 134 | I2553999-05d2 WG2108900 | 2 | 37 | 9/10/2025 4:59:16 PM |
| 135 | I2553999-06d2 WG2108900 | 2 | 38 | 9/10/2025 5:01:23 PM |
| 136 | I2553999-07d2 WG2108900 | 2 | 39 | 9/10/2025 5:03:28 PM |
| 137 | I2553999-08d2 WG2108900 | 2 | 40 | 9/10/2025 5:05:33 PM |
| 138 | I2553999-09d2 WG2108900 | 2 | 41 | 9/10/2025 5:07:39 PM |
| 139 | I2553999-10d2 WG2108900 | 2 | 42 | 9/10/2025 5:09:44 PM |
| 140 | I2554045-01d2 WG2108900 | 2 | 43 | 9/10/2025 5:11:50 PM |

# Sequence Trace 11

9/11/2025 7:24:53 AM

| Index | Label | Rack Number | Vial Numbers | Start Time |
|---|---|---|---|---|
| 141 | I2554045-02d2 WG2108900 | 2 | 44 | 9/10/2025 5:13:56 PM |
| 142 | CCV | 0 | 3 | 9/10/2025 5:16:02 PM |
| 143 | CCB | 0 | 4 | 9/10/2025 5:18:07 PM |
| 144 | I2554045-03d2 WG2108900 | 2 | 45 | 9/10/2025 5:20:13 PM |
| 145 | I2554045-04d2 WG2108900 | 2 | 46 | 9/10/2025 5:22:19 PM |
| 146 | I2554045-05d2 WG2108900 | 2 | 47 | 9/10/2025 5:24:25 PM |
| 147 | CCV | 0 | 3 | 9/10/2025 5:26:31 PM |
| 148 | CCB | 0 | 4 | 9/10/2025 5:28:37 PM |
| 149 | xno sample | 1 | 1 | 9/10/2025 5:30:43 PM |
| 150 | xno sample | 1 | 1 | 9/10/2025 5:32:49 PM |
| 151 | xno sample | 1 | 1 | 9/10/2025 5:34:55 PM |
| 152 | xno exposure | 1 | 1 | 9/10/2025 5:37:02 PM |
| 153 | xL2553988-01d2 WG2110801 | 2 | 48 | 9/10/2025 6:01:08 PM |
| 154 | WG2110801-7d2 WG2110801 | 2 | 49 | 9/10/2025 6:03:12 PM |
| 155 | L2553988-01d2 WG2110801 | 2 | 48 | 9/10/2025 6:05:18 PM |
| 156 | WG2110801-8d2 WG2110801 | 2 | 50 | 9/10/2025 6:07:24 PM |
| 157 | WG2110801-9d2 WG2110801 | 2 | 51 | 9/10/2025 6:09:31 PM |
| 158 | WG2110801-10d10 WG2110801 | 2 | 52 | 9/10/2025 6:11:37 PM |
| 159 | CCV | 0 | 3 | 9/10/2025 6:13:43 PM |
| 160 | CCB | 0 | 4 | 9/10/2025 6:15:50 PM |
| 161 | L2548184-01d2 WG2110801 | 2 | 53 | 9/10/2025 6:28:11 PM |
| 162 | L2553934-17d2 WG2110801 | 2 | 54 | 9/10/2025 6:30:23 PM |
| 163 | L2553934-18d2 WG2110801 | 2 | 55 | 9/10/2025 6:32:29 PM |
| 164 | L2553984-02d2 WG2110801 | 2 | 56 | 9/10/2025 6:34:36 PM |
| 165 | L2553988-07d2 WG2110801 | 2 | 57 | 9/10/2025 6:36:43 PM |
| 166 | L2553994-04d2 WG2110801 | 2 | 58 | 9/10/2025 6:38:49 PM |
| 167 | L2554000-01d2 WG2110801 | 2 | 59 | 9/10/2025 6:40:55 PM |
| 168 | L2554002-02d2 WG2110801 | 2 | 60 | 9/10/2025 6:43:02 PM |
| 169 | L2554031-03d2 WG2110801 | 3 | 1 | 9/10/2025 6:45:09 PM |
| 170 | CCV | 0 | 3 | 9/10/2025 6:47:15 PM |
| 171 | CCB | 0 | 4 | 9/10/2025 6:49:21 PM |
| 172 | L2550767-01d2 WG2111128 | 3 | 2 | 9/10/2025 7:54:45 PM |
| 173 | L2550767-02d2 WG2111128 | 3 | 3 | 9/10/2025 7:57:02 PM |
| 174 | L2554194-01d10 WG2111128 | 3 | 4 | 9/10/2025 7:59:08 PM |
| 175 | L2554194-02d10 WG2111128 | 3 | 5 | 9/10/2025 8:01:14 PM |
| 176 | L2555396-01d2 WG2111128 | 3 | 6 | 9/10/2025 8:03:20 PM |
| 177 | L2555396-02d2 WG2111128 | 3 | 7 | 9/10/2025 8:05:27 PM |
| 178 | L2555396-03d2 WG2111128 | 3 | 8 | 9/10/2025 8:07:33 PM |
| 179 | L2555396-04d2 WG2111128 | 3 | 9 | 9/10/2025 8:09:39 PM |
| 180 | L2555533-01d2 WG2111128 | 3 | 10 | 9/10/2025 8:11:45 PM |
| 181 | L2555533-02d2 WG2111128 | 3 | 11 | 9/10/2025 8:13:51 PM |
| 182 | CCV | 0 | 3 | 9/10/2025 8:15:57 PM |
| 183 | CCB | 0 | 4 | 9/10/2025 8:18:03 PM |
| 184 | L2555533-03d2 WG2111128 | 3 | 12 | 9/10/2025 8:26:11 PM |
| 185 | L2555590-01d2 WG2111128 | 3 | 13 | 9/10/2025 8:28:23 PM |
| 186 | L2555590-02d2 WG2111128 | 3 | 14 | 9/10/2025 8:30:28 PM |
| 187 | CCV | 0 | 3 | 9/10/2025 8:32:34 PM |
| 188 | CCB | 0 | 4 | 9/10/2025 8:34:40 PM |
| 189 | WG2108623-1 WG2108623 | 3 | 15 | 9/10/2025 9:15:01 PM |
| 190 | WG2108623-2 WG2108623 | 3 | 16 | 9/10/2025 9:17:18 PM |
| 191 | L2553987-07 WG2108623 | 3 | 22 | 9/10/2025 9:19:24 PM |
| 192 | L2553987-08 WG2108623 | 3 | 23 | 9/10/2025 9:21:31 PM |
| 193 | L2553987-09 WG2108623 | 3 | 24 | 9/10/2025 9:23:37 PM |
| 194 | L2554074-02 WG2108623 | 3 | 17 | 9/10/2025 9:25:43 PM |
| 195 | WG2108623-3 WG2108623 | 3 | 18 | 9/10/2025 9:27:49 PM |
| 196 | WG2108623-4 WG2108623 | 3 | 19 | 9/10/2025 9:29:56 PM |
| 197 | WG2108623-5 WG2108623 | 3 | 20 | 9/10/2025 9:32:02 PM |
| 198 | WG2108623-6d5 WG2108623 | 3 | 21 | 9/10/2025 9:34:08 PM |
| 199 | CCV | 0 | 3 | 9/10/2025 9:36:15 PM |
| 200 | CCB | 0 | 4 | 9/10/2025 9:38:21 PM |
| 201 | WG2110010-2 WG2110010 | 3 | 41 | 9/10/2025 9:45:06 PM |
| 202 | WG2110450-2 WG2110450 | 3 | 42 | 9/10/2025 9:47:20 PM |
| 203 | L2553987-10 WG2108623 | 3 | 25 | 9/10/2025 9:49:26 PM |
| 204 | L2553987-11 WG2108623 | 3 | 26 | 9/10/2025 9:51:32 PM |
| 205 | L2553987-13 WG2108623 | 3 | 27 | 9/10/2025 9:53:39 PM |
| 206 | L2554136-01 WG2108623 | 3 | 28 | 9/10/2025 9:55:46 PM |
| 207 | L2554136-02 WG2108623 | 3 | 29 | 9/10/2025 9:57:52 PM |
| 208 | L2554136-03 WG2108623 | 3 | 30 | 9/10/2025 9:59:59 PM |
| 209 | L2554136-04 WG2108623 | 3 | 31 | 9/10/2025 10:02:05 PM |
| 210 | LDR 20 Sn pass | 3 | 43 | 9/10/2025 10:04:12 PM |
| 211 | CCV | 0 | 3 | 9/10/2025 10:09:01 PM |
| 212 | CCB | 0 | 4 | 9/10/2025 10:11:07 PM |
| 213 | L2554136-05 WG2108623 | 3 | 32 | 9/10/2025 10:20:30 PM |

# Sequence Trace 11

9/11/2025 7:24:53 AM

| Index | Label | Rack Number | Vial Numbers | Start Time |
|---|---|---|---|---|
| 214 | L2554136-06 WG2108623 | 3 | 33 | 9/10/2025 10:22:48 PM |
| 215 | L2554136-07 WG2108623 | 3 | 34 | 9/10/2025 10:24:54 PM |
| 216 | L2554136-08 WG2108623 | 3 | 35 | 9/10/2025 10:27:01 PM |
| 217 | L2554136-09 WG2108623 | 3 | 36 | 9/10/2025 10:29:08 PM |
| 218 | L2554136-10 WG2108623 | 3 | 37 | 9/10/2025 10:31:15 PM |
| 219 | L2554136-11 WG2108623 | 3 | 38 | 9/10/2025 10:33:21 PM |
| 220 | L2554136-12 WG2108623 | 3 | 39 | 9/10/2025 10:35:28 PM |
| 221 | L2554136-13 WG2108623 | 3 | 40 | 9/10/2025 10:37:35 PM |
| 222 | CCV | 0 | 3 | 9/10/2025 10:39:41 PM |
| 223 | CCB | 0 | 4 | 9/10/2025 10:41:48 PM |
| 224 | WG2113148-1 WG2113148 | 3 | 44 | 9/10/2025 10:59:48 PM |
| 225 | WG2113148-2d2 WG2113148 | 3 | 45 | 9/10/2025 11:02:01 PM |
| 226 | L2554063-09d2 WG2113148 | 3 | 51 | 9/10/2025 11:04:08 PM |
| 227 | L2554063-14d2 WG2113148 | 3 | 52 | 9/10/2025 11:06:15 PM |
| 228 | L2555987-10d2 WG2113148 | 3 | 53 | 9/10/2025 11:08:21 PM |
| 229 | L2556614-01d2 WG2113148 | 3 | 46 | 9/10/2025 11:10:27 PM |
| 230 | WG2113148-3d2 WG2113148 | 3 | 47 | 9/10/2025 11:12:34 PM |
| 231 | WG2113148-4d2 WG2113148 | 3 | 48 | 9/10/2025 11:14:41 PM |
| 232 | WG2113148-5d2 WG2113148 | 3 | 49 | 9/10/2025 11:16:47 PM |
| 233 | WG2113148-6d10 WG2113148 | 3 | 50 | 9/10/2025 11:18:54 PM |
| 234 | CCV | 0 | 3 | 9/10/2025 11:21:00 PM |
| 235 | CCB | 0 | 4 | 9/10/2025 11:23:07 PM |
| 236 | CCV | 0 | 3 | 9/10/2025 11:25:14 PM |
| 237 | CCB | 0 | 4 | 9/10/2025 11:27:21 PM |

# Sequence Trace 8

9/10/2025 9:12:57 PM

LabBook: WG2112846_09102025T8.imexp

## Summary

| Index | Label | Rack | Vial | Started at |
|---|---|---|---|---|
| 1 | Blank JMF Trace8 | 0 | 1 | 9/10/2025 8:40:53 AM |
| 2 | ICAL | 0 | 2 | 9/10/2025 8:44:07 AM |
| 3 | ICV | 0 | 3 | 9/10/2025 8:47:30 AM |
| 4 | ICB | 0 | 4 | 9/10/2025 8:50:54 AM |
| 5 | ICV | 0 | 10 | 9/10/2025 9:06:07 AM |
| 6 | ICB | 0 | 4 | 9/10/2025 9:09:47 AM |
| 7 | LLOQ | 0 | 5 | 9/10/2025 9:13:12 AM |
| 8 | ICSA | 0 | 6 | 9/10/2025 9:17:19 AM |
| 9 | SIC Multi | 0 | 7 | 9/10/2025 9:22:17 AM |
| 10 | LDR Check | 0 | 8 | 9/10/2025 9:26:18 AM |
| 11 | LDR 200 Fe pass | 1 | 1 | 9/10/2025 9:43:01 AM |
| 12 | LDR 5 As pass | 1 | 2 | 9/10/2025 9:46:36 AM |
| 13 | CCV | 0 | 3 | 9/10/2025 10:08:22 AM |
| 14 | CCB | 0 | 4 | 9/10/2025 10:11:57 AM |
| 15 | WG2111067-1 WG2111067 | 1 | 3 | 9/10/2025 10:34:45 AM |
| 16 | WG2111067-2 WG2111067 | 1 | 4 | 9/10/2025 10:38:21 AM |
| 17 | L2555281-01 WG2111067 | 1 | 10 | 9/10/2025 10:41:45 AM |
| 18 | L2555281-02 WG2111067 | 1 | 11 | 9/10/2025 10:45:12 AM |
| 19 | L2555281-03 WG2111067 | 1 | 12 | 9/10/2025 10:48:39 AM |
| 20 | L2555281-05 WG2111067 | 1 | 5 | 9/10/2025 10:52:08 AM |
| 21 | WG2111067-7 WG2111067 | 1 | 6 | 9/10/2025 10:55:33 AM |
| 22 | WG2111067-8 WG2111067 | 1 | 7 | 9/10/2025 10:58:58 AM |
| 23 | WG2111067-9 WG2111067 | 1 | 8 | 9/10/2025 11:02:24 AM |
| 24 | WG2111067-10D5 WG2111067 | 1 | 9 | 9/10/2025 11:05:49 AM |
| 25 | CCV | 0 | 3 | 9/10/2025 11:09:15 AM |
| 26 | CCB | 0 | 4 | 9/10/2025 11:12:40 AM |
| 27 | L2555281-08 WG2111067 | 1 | 16 | 9/10/2025 11:18:53 AM |
| 28 | L2555281-04 WG2111067 | 1 | 13 | 9/10/2025 11:22:20 AM |
| 29 | L2555281-06 WG2111067 | 1 | 14 | 9/10/2025 11:25:43 AM |
| 30 | L2555281-07 WG2111067 | 1 | 15 | 9/10/2025 11:29:07 AM |
| 31 | L2553620-05D10 WG2110658 | 1 | 17 | 9/10/2025 11:36:55 AM |
| 32 | CCV | 0 | 3 | 9/10/2025 11:40:25 AM |
| 33 | CCB | 0 | 4 | 9/10/2025 11:43:50 AM |
| 34 | L2553720-01D2 WG2109884 | 1 | 18 | 9/10/2025 12:00:48 PM |
| 35 | L2553720-02D2 WG2109884 | 1 | 19 | 9/10/2025 12:04:25 PM |
| 36 | L2553822-01D2 WG2109884 | 1 | 20 | 9/10/2025 12:07:49 PM |
| 37 | L2554553-01D2 WG2109884 | 1 | 27 | 9/10/2025 12:11:14 PM |
| 38 | eL2553860-01D2 WG2109884 | 1 | 21 | 9/10/2025 12:14:37 PM |
| 39 | L2553860-03D2 WG2109884 | 1 | 22 | 9/10/2025 12:18:02 PM |
| 40 | L2553860-04D2 WG2109884 | 1 | 23 | 9/10/2025 12:21:28 PM |
| 41 | L2553860-05D2 WG2109884 | 1 | 24 | 9/10/2025 12:24:54 PM |
| 42 | eL2553860-06D2 WG2109884 | 1 | 25 | 9/10/2025 12:28:21 PM |
| 43 | eL2553860-07D2 WG2109884 | 1 | 26 | 9/10/2025 12:31:43 PM |
| 44 | CCV | 0 | 3 | 9/10/2025 12:35:08 PM |
| 45 | CCB | 0 | 4 | 9/10/2025 12:38:33 PM |
| 46 | CCV | 0 | 3 | 9/10/2025 12:56:25 PM |
| 47 | CCB | 0 | 4 | 9/10/2025 12:59:56 PM |
| 48 | WG2112574-1 WG2112574 | 1 | 28 | 9/10/2025 2:17:06 PM |
| 49 | WG2112574-2D2 WG2112574 | 1 | 29 | 9/10/2025 2:20:43 PM |
| 50 | L2549727-03D2 WG2112574 | 1 | 35 | 9/10/2025 2:24:07 PM |
| 51 | L2556248-01D2 WG2112574 | 1 | 36 | 9/10/2025 2:27:33 PM |
| 52 | L2556248-02D2 WG2112574 | 1 | 37 | 9/10/2025 2:30:59 PM |
| 53 | L2554722-09D5 WG2112574 | 1 | 30 | 9/10/2025 2:34:23 PM |
| 54 | WG2112574-3D5 WG2112574 | 1 | 31 | 9/10/2025 2:37:47 PM |
| 55 | WG2112574-4D5 WG2112574 | 1 | 32 | 9/10/2025 2:41:12 PM |
| 56 | WG2112574-5D5 WG2112574 | 1 | 33 | 9/10/2025 2:44:36 PM |
| 57 | WG2112574-6D25 WG2112574 | 1 | 34 | 9/10/2025 2:48:01 PM |
| 58 | CCV | 0 | 3 | 9/10/2025 2:51:27 PM |
| 59 | CCB | 0 | 4 | 9/10/2025 2:54:52 PM |
| 60 | WG2112989-1 WG2112989 | 1 | 39 | 9/10/2025 3:20:55 PM |
| 61 | WG2112989-2d2 WG2112989 | 1 | 40 | 9/10/2025 3:24:32 PM |
| 62 | L2553669-03d2 WG2112989 | 1 | 41 | 9/10/2025 3:27:56 PM |
| 63 | WG2112989-3d2 WG2112989 | 1 | 42 | 9/10/2025 3:31:20 PM |
| 64 | WG2112989-4d2 WG2112989 | 1 | 43 | 9/10/2025 3:34:46 PM |
| 65 | WG2112989-5d2 WG2112989 | 1 | 44 | 9/10/2025 3:38:10 PM |
| 66 | WG2112989-6d10 WG2112989 | 1 | 45 | 9/10/2025 3:41:35 PM |
| 67 | L2553669-06d2 WG2112989 | 1 | 46 | 9/10/2025 3:45:01 PM |
| 68 | L2553669-13d2 WG2112989 | 1 | 47 | 9/10/2025 3:48:27 PM |

# Sequence Trace 8

9/10/2025 9:12:57 PM

| Index | Label | Rack | Vial | Started at |
|---|---|---|---|---|
| 69 | L2553669-15d2 WG2112989 | 1 | 48 | 9/10/2025 3:51:53 PM |
| 70 | CCV | 0 | 3 | 9/10/2025 3:55:20 PM |
| 71 | CCB | 0 | 4 | 9/10/2025 3:58:45 PM |
| 72 | LDR 400 FE | 1 | 49 | 9/10/2025 4:04:51 PM |
| 73 | L2556301-02D2 WG2112574 | 1 | 38 | 9/10/2025 4:12:26 PM |
| 74 | eL2553860-01D4 WG2109884 | 1 | 50 | 9/10/2025 4:16:04 PM |
| 75 | L2553860-05d10 WG2109884 | 1 | 51 | 9/10/2025 4:19:29 PM |
| 76 | L2553860-06d10 WG2109884 | 1 | 52 | 9/10/2025 4:22:53 PM |
| 77 | L2553860-07d10 WG2109884 | 1 | 53 | 9/10/2025 4:26:18 PM |
| 78 | L2553860-01D10 WG2109884 | 1 | 54 | 9/10/2025 4:48:39 PM |
| 79 | L2554931-01d2 WG2110760 | 1 | 55 | 9/10/2025 4:59:54 PM |
| 80 | L2554931-02d2 WG2110760 | 1 | 56 | 9/10/2025 5:03:26 PM |
| 81 | L2554931-03d2 WG2110760 | 1 | 57 | 9/10/2025 5:06:51 PM |
| 82 | CCV | 0 | 3 | 9/10/2025 5:10:17 PM |
| 83 | CCB | 0 | 4 | 9/10/2025 5:13:43 PM |
| 84 | WG2111609-1 WG2111609 | 2 | 1 | 9/10/2025 5:25:52 PM |
| 85 | WG2111609-2d2 WG2111609 | 2 | 2 | 9/10/2025 5:29:32 PM |
| 86 | L2554931-04d2 WG2110760 | 1 | 58 | 9/10/2025 5:32:58 PM |
| 87 | L2554931-05d2 WG2110760 | 1 | 59 | 9/10/2025 5:36:24 PM |
| 88 | L2554936-02d2 WG2110760 | 1 | 60 | 9/10/2025 5:39:50 PM |
| 89 | L2555958-01d2 WG2111609 | 2 | 3 | 9/10/2025 5:43:17 PM |
| 90 | WG2111609-3d2 WG2111609 | 2 | 4 | 9/10/2025 5:46:43 PM |
| 91 | WG2111609-4d2 WG2111609 | 2 | 5 | 9/10/2025 5:50:08 PM |
| 92 | WG2111609-5d2 WG2111609 | 2 | 6 | 9/10/2025 5:53:33 PM |
| 93 | WG2111609-6d10 WG2111609 | 2 | 7 | 9/10/2025 5:56:58 PM |
| 94 | CCV | 0 | 3 | 9/10/2025 6:00:24 PM |
| 95 | CCB | 0 | 4 | 9/10/2025 6:03:50 PM |
| 96 | WG2110450-1 WG2110450 | 2 | 8 | 9/10/2025 6:20:45 PM |
| 97 | WG2110450-2 WG2110450 | 2 | 9 | 9/10/2025 6:24:27 PM |
| 98 | L2554996-01 WG2110450 | 2 | 10 | 9/10/2025 6:27:54 PM |
| 99 | WG2110450-3 WG2110450 | 2 | 11 | 9/10/2025 6:31:21 PM |
| 100 | WG2110450-4 WG2110450 | 2 | 12 | 9/10/2025 6:34:48 PM |
| 101 | WG2110450-5 WG2110450 | 2 | 13 | 9/10/2025 6:38:16 PM |
| 102 | WG2110450-6d5 WG2110450 | 2 | 14 | 9/10/2025 6:41:42 PM |
| 103 | L2554996-02 WG2110450 | 2 | 15 | 9/10/2025 6:45:08 PM |
| 104 | WG2110450-7 WG2110450 | 2 | 16 | 9/10/2025 6:48:34 PM |
| 105 | WG2110450-8 WG2110450 | 2 | 17 | 9/10/2025 6:52:00 PM |
| 106 | CCV | 0 | 3 | 9/10/2025 6:55:26 PM |
| 107 | CCB | 0 | 4 | 9/10/2025 6:58:52 PM |
| 108 | WG2112683-1 WG2112683 | 2 | 23 | 9/10/2025 7:03:30 PM |
| 109 | L2554996-04 WG2110450 | 2 | 22 | 9/10/2025 7:06:57 PM |
| 110 | WG2112683-2d2 WG2112683 | 2 | 24 | 9/10/2025 7:10:24 PM |
| 111 | WG2112683-3d2 WG2112683 | 2 | 25 | 9/10/2025 7:13:51 PM |
| 112 | WG2110450-9 WG2110450 | 2 | 18 | 9/10/2025 7:17:17 PM |
| 113 | WG2110450-10d5 WG2110450 | 2 | 19 | 9/10/2025 7:20:43 PM |
| 114 | L2554882-01 WG2110450 | 2 | 20 | 9/10/2025 7:24:09 PM |
| 115 | L2554996-03 WG2110450 | 2 | 21 | 9/10/2025 7:27:35 PM |
| 116 | L2556317-01d2 WG2112683 | 2 | 26 | 9/10/2025 7:31:02 PM |
| 117 | xNO sample | 2 | 27 | 9/10/2025 7:34:28 PM |
| 118 | CCV | 0 | 3 | 9/10/2025 7:35:46 PM |
| 119 | CCB | 0 | 4 | 9/10/2025 7:39:21 PM |
| 120 | WG2110010-1 WG2110010 | 2 | 28 | 9/10/2025 7:53:46 PM |
| 121 | WG2110010-2 WG2110010 | 2 | 29 | 9/10/2025 7:57:28 PM |
| 122 | L2554576-01 WG2110010 | 2 | 30 | 9/10/2025 8:00:54 PM |
| 123 | WG2110010-3 WG2110010 | 2 | 31 | 9/10/2025 8:04:20 PM |
| 124 | WG2110010-4 WG2110010 | 2 | 32 | 9/10/2025 8:07:47 PM |
| 125 | WG2110010-5 WG2110010 | 2 | 33 | 9/10/2025 8:15:40 PM |
| 126 | WG2110010-6d5 WG2110010 | 2 | 34 | 9/10/2025 8:19:22 PM |
| 127 | L2554996-01 WG2110010 | 2 | 35 | 9/10/2025 8:22:49 PM |
| 128 | L2554996-02 WG2110010 | 2 | 36 | 9/10/2025 8:26:16 PM |
| 129 | L2554996-03 WG2110010 | 2 | 37 | 9/10/2025 8:29:44 PM |
| 130 | CCV | 0 | 3 | 9/10/2025 8:33:10 PM |
| 131 | CCB | 0 | 4 | 9/10/2025 8:36:36 PM |
| 132 | L2554996-04 WG2110010 | 2 | 38 | 9/10/2025 8:45:17 PM |
| 133 | TEST ICV 090925A | 2 | 39 | 9/10/2025 8:48:58 PM |
| 134 | TEST SIC 1438MRP | 2 | 40 | 9/10/2025 8:52:25 PM |
| 135 | CCV | 0 | 3 | 9/10/2025 9:03:18 PM |
| 136 | CCB | 0 | 4 | 9/10/2025 9:06:51 PM |
| 137 | <Identifier> | 2 | 41 | |
| 138 | <Identifier> | 2 | 42 | |
| 139 | <Identifier> | 2 | 43 | |
| 140 | <Identifier> | 2 | 44 | |
| 141 | <Identifier> | 2 | 45 | |
| 142 | <Identifier> | 2 | 46 | |

# Sequence Trace 8

9/10/2025 9:12:57 PM

| | | | | |
|---|---|---|---|---|
| 144 | <Identifier> | 2 | 48 | |
| 146 | <Identifier> | 2 | 50 | |
| 148 | CCB | 0 | 4 | |
| 150 | CCB | 0 | 4 | |

# METALS ELN REPORT

**Workgroup: WG2110010**

## Digestion

| Prep Method | Acid Type 1 | Acid 1 Lot | Acid Type 2 | Acid 2 Lot | Spike Type | Lims Spike Lot | Spike Lot | Post Spike Spikelot | Spike Lot | Pipette Id |
|---|---|---|---|---|---|---|---|---|---|---|
| EPA 3005A | 1:1 HNO3 | tHNO325321 40850ARM | 1:1 HCl | tHCL253213 1040ARM | METALS | METSPIKE2 | IPS, FPS, MIX | METSPIKE2 | IPS, FPS, MIX | 140, 326 |

**Additional Reagent/Std**

| Sample/ Type | Digestion Date | Analyst | Sample Vol ml | Ph | Spike Amt ml | Start Date/Time | Hot Block Unit | Temperature (C) | Stop Date/Time | Final Vol | Comments |
|---|---|---|---|---|---|---|---|---|---|---|---|
| L2554536-01 SAMP | 09/03/25 08:27 | Alexander Tarlton | 50 | <2 | | 09/03/25 08:27 | 10 | 95.0 | 09/03/25 11:27 | 50 | |
| L2554536-02 SAMP | 09/03/25 08:27 | Alexander Tarlton | 50 | <2 | | 09/03/25 08:27 | 10 | 95.0 | 09/03/25 11:27 | 50 | |
| L2554536-03 SAMP | 09/03/25 08:27 | Alexander Tarlton | 50 | <2 | | 09/03/25 08:27 | 10 | 95.0 | 09/03/25 11:27 | 50 | |
| L2554536-04 SAMP | 09/03/25 08:27 | Alexander Tarlton | 50 | <2 | | 09/03/25 08:27 | 10 | 95.0 | 09/03/25 11:27 | 50 | |
| L2554536-05 SAMP | 09/03/25 08:27 | Alexander Tarlton | 50 | <2 | | 09/03/25 08:27 | 10 | 95.0 | 09/03/25 11:27 | 50 | |
| L2554538-01 SAMP | 09/03/25 08:27 | Alexander Tarlton | 50 | <2 | | 09/03/25 08:27 | 10 | 95.0 | 09/03/25 11:27 | 50 | |
| L2554538-02 SAMP | 09/03/25 08:27 | Alexander Tarlton | 50 | <2 | | 09/03/25 08:27 | 10 | 95.0 | 09/03/25 11:27 | 50 | |
| L2554576-01 SAMP | 09/03/25 08:27 | Alexander Tarlton | 50 | <2 | | 09/03/25 08:27 | 10 | 95.0 | 09/03/25 11:27 | 50 | |
| L2554578-01 SAMP | 09/03/25 08:27 | Alexander Tarlton | 50 | <2 | | 09/03/25 08:27 | 10 | 95.0 | 09/03/25 11:27 | 50 | |
| L2554580-01 SAMP | 09/03/25 08:27 | Alexander Tarlton | 50 | <2 | | 09/03/25 08:27 | 10 | 95.0 | 09/03/25 11:27 | 50 | |



Reported: 11-SEP-25 10:32 AM

# METALS ELN REPORT

**Workgroup: WG2110010**

| Sample/ Type | Digestion Date | Analyst | Sample Vol ml | Ph | Spike Amt ml | Start Date/Time | Hot Block Unit | Temperature (C) | Stop Date/Time | Final Vol | Comments |
|---|---|---|---|---|---|---|---|---|---|---|---|
| L2554580-02 SAMP | 09/03/25 08:27 | Alexander Tarlton | 50 | <2 | | 09/03/25 08:27 | 10 | 95.0 | 09/03/25 11:27 | 50 | |
| L2554584-01 SAMP | 09/03/25 08:27 | Alexander Tarlton | 50 | <2 | | 09/03/25 08:27 | 10 | 95.0 | 09/03/25 11:27 | 50 | |
| L2554696-01 SAMP | 09/03/25 08:27 | Alexander Tarlton | 50 | <2 | | 09/03/25 08:27 | 10 | 95.0 | 09/03/25 11:27 | 50 | |
| L2554696-02 SAMP | 09/03/25 08:27 | Alexander Tarlton | 50 | <2 | | 09/03/25 08:27 | 10 | 95.0 | 09/03/25 11:27 | 50 | |
| L2554696-03 SAMP | 09/03/25 08:27 | Alexander Tarlton | 50 | <2 | | 09/03/25 08:27 | 10 | 95.0 | 09/03/25 11:27 | 50 | |
| L2554996-01 SAMP | 09/03/25 08:27 | Alexander Tarlton | 50 | <2 | | 09/03/25 08:27 | 10 | 95.0 | 09/03/25 11:27 | 50 | |
| L2554996-02 SAMP | 09/03/25 08:27 | Alexander Tarlton | 50 | <2 | | 09/03/25 08:27 | 10 | 95.0 | 09/03/25 11:27 | 50 | |
| L2554996-03 SAMP | 09/03/25 08:27 | Alexander Tarlton | 50 | <2 | | 09/03/25 08:27 | 10 | 95.0 | 09/03/25 11:27 | 50 | |
| L2554996-04 SAMP | 09/03/25 08:27 | Alexander Tarlton | 50 | <2 | | 09/03/25 08:27 | 10 | 95.0 | 09/03/25 11:27 | 50 | |
| WG2110010-1 BLANK | 09/03/25 08:27 | Alexander Tarlton | 50 | <2 | | 09/03/25 08:27 | 10 | 95.0 | 09/03/25 11:27 | 50 | FM2533221925 MGM |
| WG2110010-2 LCS | 09/03/25 08:27 | Alexander Tarlton | 50 | <2 | 0.5 | 09/03/25 08:27 | 10 | 95.0 | 09/03/25 11:27 | 50 | ELN: ADG |
| WG2110010-3 MS | 09/03/25 08:27 | Alexander Tarlton | 50 | <2 | 0.5 | 09/03/25 08:27 | 10 | 95.0 | 09/03/25 11:27 | 50 | |



Reported: 11-SEP-25 10:32 AM

# METALS ELN REPORT

**Workgroup: WG2110010**

| Sample/ Type | Digestion Date | Analyst | Sample Vol ml | Ph | Spike Amt ml | Start Date/Time | Hot Block Unit | Temperature (C) | Stop Date/Time | Final Vol | Comments |
|---|---|---|---|---|---|---|---|---|---|---|---|
| WG2110010-4 DUP | 09/03/25 08:27 | Alexander Tarlton | 50 | <2 | | 09/03/25 08:27 | 10 | 95.0 | 09/03/25 11:27 | 50 | |
| WG2110010-5 PS | 09/03/25 08:27 | Alexander Tarlton | 50 | <2 | | 09/03/25 08:27 | 10 | 95.0 | 09/03/25 11:27 | 50 | |
| WG2110010-6 SERDIL | 09/03/25 08:27 | Alexander Tarlton | 50 | <2 | | 09/03/25 08:27 | 10 | 95.0 | 09/03/25 11:27 | 50 | |
| WG2110010-7 MS | 09/03/25 08:27 | Alexander Tarlton | 50 | <2 | 0.5 | 09/03/25 08:27 | 10 | 95.0 | 09/03/25 11:27 | 50 | |
| WG2110010-8 DUP | 09/03/25 08:27 | Alexander Tarlton | 50 | <2 | | 09/03/25 08:27 | 10 | 95.0 | 09/03/25 11:27 | 50 | |
| WG2110010-9 PS | 09/03/25 08:27 | Alexander Tarlton | 50 | <2 | | 09/03/25 08:27 | 10 | 95.0 | 09/03/25 11:27 | 50 | |
| WG2110010-10 SERDIL | 09/03/25 08:27 | Alexander Tarlton | 50 | <2 | | 09/03/25 08:27 | 10 | 95.0 | 09/03/25 11:27 | 50 | IPS2531050718ADG |

| Reagent | Actual Volume | Units |
|---|---|---|
| 1:1 Hydrochloric Acid (H | .5 | ml |
| 1:1 Nitric Acid (HNO3) | 1 | ml |



Reported: 11-SEP-25 10:32 AM

# METALS ELN REPORT

**Workgroup: WG2110450**

## Digestion

| Prep Method | Acid Type 1 | Acid 1 Lot | Acid Type 2 | Acid 2 Lot | Spike Type | Lims Spike Lot | Spike Lot | Post Spike Spikelot | Spike Lot | Pipette Id |
|---|---|---|---|---|---|---|---|---|---|---|
| EPA 3005A | 1:1 HNO3 | tHNO325342 60157AJJ | 1:1 HCl | tHCL253504 0113AJJ | METALS | METSPIKE2 | IPS, FPS, MIX | METSPIKE2 | IPS, FPS, MIX | 140, 326 |

**Additional Reagent/Std**

| Sample/ Type | Digestion Date | Analyst | Lab Filtration Date | Sample Vol | Ph | Spike Amt ml | Start Date/Time | Hot Block Unit | Temperature (C) | Stop Date/Time | Final Vol ml | Comments |
|---|---|---|---|---|---|---|---|---|---|---|---|---|
| L2554882-01 SAMP | 09/04/25 05:38 | Abigail Jarvis | NA | 50 | <2 | | 09/04/25 05:38 | 7 | 94.4 | 09/04/25 08:38 | 50 | |
| L2554996-01 SAMP | 09/04/25 05:38 | Abigail Jarvis | NA | 50 | <2 | | 09/04/25 05:38 | 7 | 94.4 | 09/04/25 08:38 | 50 | |
| L2554996-02 SAMP | 09/04/25 05:38 | Abigail Jarvis | NA | 50 | <2 | | 09/04/25 05:38 | 7 | 94.4 | 09/04/25 08:38 | 50 | |
| L2554996-03 SAMP | 09/04/25 05:38 | Abigail Jarvis | NA | 50 | <2 | | 09/04/25 05:38 | 7 | 94.4 | 09/04/25 08:38 | 50 | |
| L2554996-04 SAMP | 09/04/25 05:38 | Abigail Jarvis | NA | 50 | <2 | | 09/04/25 05:38 | 7 | 94.4 | 09/04/25 08:38 | 50 | |
| L2555251-01 SAMP | 09/04/25 05:38 | Abigail Jarvis | NA | 50 | <2 | | 09/04/25 05:38 | 7 | 94.4 | 09/04/25 08:38 | 50 | |
| L2555251-02 SAMP | 09/04/25 05:38 | Abigail Jarvis | NA | 50 | <2 | | 09/04/25 05:38 | 7 | 94.4 | 09/04/25 08:38 | 50 | |
| L2555251-03 SAMP | 09/04/25 05:38 | Abigail Jarvis | NA | 50 | <2 | | 09/04/25 05:38 | 7 | 94.4 | 09/04/25 08:38 | 50 | |
| L2555251-04 SAMP | 09/04/25 05:38 | Abigail Jarvis | NA | 50 | <2 | | 09/04/25 05:38 | 7 | 94.4 | 09/04/25 08:38 | 50 | |
| L2555251-05 SAMP | 09/04/25 05:38 | Abigail Jarvis | NA | 50 | <2 | | 09/04/25 05:38 | 7 | 94.4 | 09/04/25 08:38 | 50 | |



Reported: 11-SEP-25 10:32 AM

# METALS ELN REPORT

**Workgroup: WG2110450**

| Sample/ Type | Digestion Date | Analyst | Lab Filtration Date | Sample Vol | Ph | Spike Amt ml | Start Date/Time | Hot Block Unit | Temperature (C) | Stop Date/Time | Final Vol ml | Comments |
|---|---|---|---|---|---|---|---|---|---|---|---|---|
| L2555251-06 SAMP | 09/04/25 05:38 | Abigail Jarvis | NA | 50 | <2 | | 09/04/25 05:38 | 7 | 94.4 | 09/04/25 08:38 | 50 | |
| L2555251-07 SAMP | 09/04/25 05:38 | Abigail Jarvis | NA | 50 | <2 | | 09/04/25 05:38 | 7 | 94.4 | 09/04/25 08:38 | 50 | |
| L2555251-08 SAMP | 09/04/25 05:38 | Abigail Jarvis | NA | 50 | <2 | | 09/04/25 05:38 | 7 | 94.4 | 09/04/25 08:38 | 50 | |
| L2555251-09 SAMP | 09/04/25 05:38 | Abigail Jarvis | NA | 50 | <2 | | 09/04/25 05:38 | 7 | 94.4 | 09/04/25 08:38 | 50 | |
| L2555251-10 SAMP | 09/04/25 05:38 | Abigail Jarvis | NA | 50 | <2 | | 09/04/25 05:38 | 7 | 94.4 | 09/04/25 08:38 | 50 | |
| L2555251-11 SAMP | 09/04/25 05:38 | Abigail Jarvis | NA | 50 | <2 | | 09/04/25 05:38 | 7 | 94.4 | 09/04/25 08:38 | 50 | |
| L2555251-12 SAMP | 09/04/25 05:38 | Abigail Jarvis | NA | 50 | <2 | | 09/04/25 05:38 | 7 | 94.4 | 09/04/25 08:38 | 50 | |
| L2555251-13 SAMP | 09/04/25 05:38 | Abigail Jarvis | NA | 50 | <2 | | 09/04/25 05:38 | 7 | 94.4 | 09/04/25 08:38 | 50 | |
| L2555251-14 SAMP | 09/04/25 05:38 | Abigail Jarvis | NA | 50 | <2 | | 09/04/25 05:38 | 7 | 94.4 | 09/04/25 08:38 | 50 | |
| L2555251-15 SAMP | 09/04/25 05:38 | Abigail Jarvis | NA | 50 | <2 | | 09/04/25 05:38 | 7 | 94.4 | 09/04/25 08:38 | 50 | |
| WG2110450-1 BLANK | 09/04/25 05:38 | Abigail Jarvis | NA | 50 | <2 | | 09/04/25 05:38 | 7 | 94.4 | 09/04/25 08:38 | 50 | ELN: ADG |
| WG2110450-2 LCS | 09/04/25 05:38 | Abigail Jarvis | NA | 50 | <2 | 0.5 | 09/04/25 05:38 | 7 | 94.4 | 09/04/25 08:38 | 50 | FM2533221925 MGM |

# METALS ELN REPORT

**Workgroup: WG2110450**

| Sample/ Type | Digestion Date | Analyst | Lab Filtration Date | Sample Vol | Ph | Spike Amt ml | Start Date/Time | Hot Block Unit | Temperature (C) | Stop Date/Time | Final Vol ml | Comments |
|---|---|---|---|---|---|---|---|---|---|---|---|---|
| WG2110450-3 MS | 09/04/25 05:38 | Abigail Jarvis | NA | 50 | <2 | 0.5 | 09/04/25 05:38 | 7 | 94.4 | 09/04/25 08:38 | 50 | IPS2533182327ALC |
| WG2110450-4 DUP | 09/04/25 05:38 | Abigail Jarvis | NA | 50 | <2 | | 09/04/25 05:38 | 7 | 94.4 | 09/04/25 08:38 | 50 | |
| WG2110450-5 PS | 09/04/25 05:38 | Abigail Jarvis | NA | 50 | <2 | | 09/04/25 05:38 | 7 | 94.4 | 09/04/25 08:38 | 50 | |
| WG2110450-6 SERDIL | 09/04/25 05:38 | Abigail Jarvis | NA | 50 | <2 | | 09/04/25 05:38 | 7 | 94.4 | 09/04/25 08:38 | 50 | |
| WG2110450-7 MS | 09/04/25 05:38 | Abigail Jarvis | NA | 50 | <2 | 0.5 | 09/04/25 05:38 | 7 | 94.4 | 09/04/25 08:38 | 50 | |
| WG2110450-8 DUP | 09/04/25 05:38 | Abigail Jarvis | NA | 50 | <2 | | 09/04/25 05:38 | 7 | 94.4 | 09/04/25 08:38 | 50 | |
| WG2110450-9 PS | 09/04/25 05:38 | Abigail Jarvis | NA | 50 | <2 | | 09/04/25 05:38 | 7 | 94.4 | 09/04/25 08:38 | 50 | |
| WG2110450-10 SERDIL | 09/04/25 05:38 | Abigail Jarvis | NA | 50 | <2 | | 09/04/25 05:38 | 7 | 94.4 | 09/04/25 08:38 | 50 | |

| Reagent | Actual Volume | Units |
|---|---|---|
| 1:1 Hydrochloric Acid (H | .5 | ml |
| 1:1 Nitric Acid (HNO3) | 1 | ml |



Reported: 11-SEP-25 10:32 AM

# Inorganic Data
# (Mercury Analysis)

# Form 1
# METALS

| | | | |
|---|---|---|---|
| **Client** | : Roux Env. Eng. & Geology, DPC | **Lab Number** | : L2554996 |
| **Project Name** | : CORAM MATERIALS | **Project Number** | : 2232.0006Y005 |
| **Lab ID** | : L2554996-01 | **Date Collected** | : 09/02/25 12:05 |
| **Client ID** | : MW-11S | **Date Received** | : 09/02/25 |
| **Sample Location** | : 416 MILLER PLACE-YAPHANK RD. | **Date Analyzed** | : 09/03/25 19:34 |
| **Sample Matrix** | : WATER | **Dilution Factor** | : 1 |
| **Analytical Method** | : 3,245.1 | **Analyst** | : JWN |
| **Lab File ID** | : WG2110143.pdf | **Instrument ID** | : NIC1 |
| **Sample Amount** | : 25ml | **%Solids** | : N/A |
| **Digestion Method** | : EPA 245.1 | **Date Digested** | : 09/03/25 |

| | | mg/l | | | |
|---|---|---|---|---|---|
| **CAS NO.** | **Parameter** | **Results** | **RL** | **MDL** | **Qualifier** |
| 7439-97-6 | Mercury, Total | 0.00014 | 0.00020 | 0.00009 | J |

# Form 1
# METALS

| | | | |
|---|---|---|---|
| **Client** | : Roux Env. Eng. & Geology, DPC | **Lab Number** | : L2554996 |
| **Project Name** | : CORAM MATERIALS | **Project Number** | : 2232.0006Y005 |
| **Lab ID** | : L2554996-02 | **Date Collected** | : 09/02/25 12:33 |
| **Client ID** | : MW-11D | **Date Received** | : 09/02/25 |
| **Sample Location** | : 416 MILLER PLACE-YAPHANK RD. | **Date Analyzed** | : 09/03/25 19:37 |
| **Sample Matrix** | : WATER | **Dilution Factor** | : 1 |
| **Analytical Method** | : 3,245.1 | **Analyst** | : JWN |
| **Lab File ID** | : WG2110143.pdf | **Instrument ID** | : NIC1 |
| **Sample Amount** | : 25ml | **%Solids** | : N/A |
| **Digestion Method** | : EPA 245.1 | **Date Digested** | : 09/03/25 |

| | | mg/l | | | |
|---|---|---|---|---|---|
| **CAS NO.** | **Parameter** | **Results** | **RL** | **MDL** | **Qualifier** |
| 7439-97-6 | Mercury, Total | 0.00019 | 0.00020 | 0.00009 | J |

# Form 1
# METALS

| | | | |
|---|---|---|---|
| **Client** | : Roux Env. Eng. & Geology, DPC | **Lab Number** | : L2554996 |
| **Project Name** | : CORAM MATERIALS | **Project Number** | : 2232.0006Y005 |
| **Lab ID** | : L2554996-03 | **Date Collected** | : 09/02/25 12:00 |
| **Client ID** | : DUP_09022025 | **Date Received** | : 09/02/25 |
| **Sample Location** | : 416 MILLER PLACE-YAPHANK RD. | **Date Analyzed** | : 09/03/25 19:41 |
| **Sample Matrix** | : WATER | **Dilution Factor** | : 1 |
| **Analytical Method** | : 3,245.1 | **Analyst** | : JWN |
| **Lab File ID** | : WG2110143.pdf | **Instrument ID** | : NIC1 |
| **Sample Amount** | : 25ml | **%Solids** | : N/A |
| **Digestion Method** | : EPA 245.1 | **Date Digested** | : 09/03/25 |

| | | mg/l | | | |
|---|---|---|---|---|---|
| **CAS NO.** | **Parameter** | **Results** | **RL** | **MDL** | **Qualifier** |
| 7439-97-6 | Mercury, Total | 0.00016 | 0.00020 | 0.00009 | J |

# Form 1
# METALS

| | | | |
|---|---|---|---|
| **Client** | : Roux Env. Eng. & Geology, DPC | **Lab Number** | : L2554996 |
| **Project Name** | : CORAM MATERIALS | **Project Number** | : 2232.0006Y005 |
| **Lab ID** | : L2554996-04 | **Date Collected** | : 09/02/25 14:00 |
| **Client ID** | : EQUIPMENT BLANK_0902025 | **Date Received** | : 09/02/25 |
| **Sample Location** | : 416 MILLER PLACE-YAPHANK RD. | **Date Analyzed** | : 09/03/25 19:44 |
| **Sample Matrix** | : Equipment Blank | **Dilution Factor** | : 1 |
| **Analytical Method** | : 3,245.1 | **Analyst** | : JWN |
| **Lab File ID** | : WG2110143.pdf | **Instrument ID** | : NIC1 |
| **Sample Amount** | : 25ml | **%Solids** | : N/A |
| **Digestion Method** | : EPA 245.1 | **Date Digested** | : 09/03/25 |

| | | mg/l | | | |
|---|---|---|---|---|---|
| **CAS NO.** | **Parameter** | **Results** | **RL** | **MDL** | **Qualifier** |
| 7439-97-6 | Mercury, Total | 0.00010 | 0.00020 | 0.00009 | J |

# Form 1
# METALS

| | | | |
|---|---|---|---|
| **Client** | : Roux Env. Eng. & Geology, DPC | **Lab Number** | : L2554996 |
| **Project Name** | : CORAM MATERIALS | **Project Number** | : 2232.0006Y005 |
| **Lab ID** | : WG2110005-1 | **Date Collected** | : NA |
| **Client ID** | : WG2110005-1BLANK | **Date Received** | : NA |
| **Sample Location** | : | **Date Analyzed** | : 09/03/25 13:47 |
| **Sample Matrix** | : WATER | **Dilution Factor** | : 1 |
| **Analytical Method** | : 3,245.1 | **Analyst** | : JWN |
| **Lab File ID** | : WG2110143.pdf | **Instrument ID** | : NIC1 |
| **Sample Amount** | : 25ml | **%Solids** | : N/A |
| **Digestion Method** | : EPA 245.1 | **Date Digested** | : 09/03/25 |

| | | mg/l | | | |
|---|---|---|---|---|---|
| **CAS NO.** | **Parameter** | **Results** | **RL** | **MDL** | **Qualifier** |
| 7439-97-6 | Mercury, Total | 0.00011 | 0.00020 | 0.00009 | J |

# Form 1
# METALS

| | | | |
|---|---|---|---|
| **Client** | : Roux Env. Eng. & Geology, DPC | **Lab Number** | : L2554996 |
| **Project Name** | : CORAM MATERIALS | **Project Number** | : 2232.0006Y005 |
| **Lab ID** | : WG2110005-4 | **Date Collected** | : 08/07/25 10:40 |
| **Client ID** | : WG2110005-4 DUP | **Date Received** | : 08/29/25 |
| **Sample Location** | : | **Date Analyzed** | : 09/03/25 14:07 |
| **Sample Matrix** | : WATER | **Dilution Factor** | : 1 |
| **Analytical Method** | : 3,245.1 | **Analyst** | : JWN |
| **Lab File ID** | : WG2110143.pdf | **Instrument ID** | : NIC1 |
| **Sample Amount** | : 25ml | **%Solids** | : N/A |
| **Digestion Method** | : EPA 245.1 | **Date Digested** | : 09/03/25 |

| | | mg/l | | | |
|---|---|---|---|---|---|
| **CAS NO.** | **Parameter** | **Results** | **RL** | **MDL** | **Qualifier** |
| 7439-97-6 | Mercury, Total | 0.00018 | 0.00020 | 0.0001 | J |

# Form 1
# METALS

| | | | |
|---|---|---|---|
| **Client** | : Roux Env. Eng. & Geology, DPC | **Lab Number** | : L2554996 |
| **Project Name** | : CORAM MATERIALS | **Project Number** | : 2232.0006Y005 |
| **Lab ID** | : WG2110005-6 | **Date Collected** | : 08/07/25 11:54 |
| **Client ID** | : WG2110005-6 DUP | **Date Received** | : 08/29/25 |
| **Sample Location** | : | **Date Analyzed** | : 09/03/25 14:17 |
| **Sample Matrix** | : WATER | **Dilution Factor** | : 1 |
| **Analytical Method** | : 3,245.1 | **Analyst** | : JWN |
| **Lab File ID** | : WG2110143.pdf | **Instrument ID** | : NIC1 |
| **Sample Amount** | : 25ml | **%Solids** | : N/A |
| **Digestion Method** | : EPA 245.1 | **Date Digested** | : 09/03/25 |

| | | mg/l | | | |
|---|---|---|---|---|---|
| **CAS NO.** | **Parameter** | **Results** | **RL** | **MDL** | **Qualifier** |
| 7439-97-6 | Mercury, Total | 0.00013 | 0.00020 | 0.0001 | J |

# Form 1
# METALS

| | | | |
|---|---|---|---|
| **Client** | : Roux Env. Eng. & Geology, DPC | **Lab Number** | : L2554996 |
| **Project Name** | : CORAM MATERIALS | **Project Number** | : 2232.0006Y005 |
| **Lab ID** | : L2554996-01 | **Date Collected** | : 09/02/25 12:05 |
| **Client ID** | : MW-11S | **Date Received** | : 09/02/25 |
| **Sample Location** | : 416 MILLER PLACE-YAPHANK RD. | **Date Analyzed** | : 09/05/25 12:21 |
| **Sample Matrix** | : WATER | **Dilution Factor** | : 1 |
| **Analytical Method** | : 3,245.1 | **Analyst** | : RDB |
| **Lab File ID** | : WG2110836.pdf | **Instrument ID** | : NIC1 |
| **Sample Amount** | : 25ml | **%Solids** | : N/A |
| **Digestion Method** | : EPA 245.1 | **Date Digested** | : 09/04/25 |

| | | mg/l | | | |
|---|---|---|---|---|---|
| **CAS NO.** | **Parameter** | **Results** | **RL** | **MDL** | **Qualifier** |
| 7439-97-6 | Mercury, Dissolved | ND | 0.00020 | 0.00009 | U |

# Form 1
# METALS

| | | | |
|---|---|---|---|
| **Client** | : Roux Env. Eng. & Geology, DPC | **Lab Number** | : L2554996 |
| **Project Name** | : CORAM MATERIALS | **Project Number** | : 2232.0006Y005 |
| **Lab ID** | : L2554996-02 | **Date Collected** | : 09/02/25 12:33 |
| **Client ID** | : MW-11D | **Date Received** | : 09/02/25 |
| **Sample Location** | : 416 MILLER PLACE-YAPHANK RD. | **Date Analyzed** | : 09/05/25 12:25 |
| **Sample Matrix** | : WATER | **Dilution Factor** | : 1 |
| **Analytical Method** | : 3,245.1 | **Analyst** | : RDB |
| **Lab File ID** | : WG2110836.pdf | **Instrument ID** | : NIC1 |
| **Sample Amount** | : 25ml | **%Solids** | : N/A |
| **Digestion Method** | : EPA 245.1 | **Date Digested** | : 09/04/25 |

| | | mg/l | | | |
|---|---|---|---|---|---|
| **CAS NO.** | **Parameter** | **Results** | **RL** | **MDL** | **Qualifier** |
| 7439-97-6 | Mercury, Dissolved | ND | 0.00020 | 0.00009 | U |

# Form 1
# METALS

| | | | |
|---|---|---|---|
| **Client** | : Roux Env. Eng. & Geology, DPC | **Lab Number** | : L2554996 |
| **Project Name** | : CORAM MATERIALS | **Project Number** | : 2232.0006Y005 |
| **Lab ID** | : L2554996-03 | **Date Collected** | : 09/02/25 12:00 |
| **Client ID** | : DUP_09022025 | **Date Received** | : 09/02/25 |
| **Sample Location** | : 416 MILLER PLACE-YAPHANK RD. | **Date Analyzed** | : 09/05/25 12:11 |
| **Sample Matrix** | : WATER | **Dilution Factor** | : 1 |
| **Analytical Method** | : 3,245.1 | **Analyst** | : RDB |
| **Lab File ID** | : WG2110836.pdf | **Instrument ID** | : NIC1 |
| **Sample Amount** | : 25ml | **%Solids** | : N/A |
| **Digestion Method** | : EPA 245.1 | **Date Digested** | : 09/04/25 |

| | | mg/l | | | |
|---|---|---|---|---|---|
| **CAS NO.** | **Parameter** | **Results** | **RL** | **MDL** | **Qualifier** |
| 7439-97-6 | Mercury, Dissolved | 0.00009 | 0.00020 | 0.00009 | J |

# Form 1
# METALS

| | | | |
|---|---|---|---|
| **Client** | : Roux Env. Eng. & Geology, DPC | **Lab Number** | : L2554996 |
| **Project Name** | : CORAM MATERIALS | **Project Number** | : 2232.0006Y005 |
| **Lab ID** | : L2554996-04 | **Date Collected** | : 09/02/25 14:00 |
| **Client ID** | : EQUIPMENT BLANK_0902025 | **Date Received** | : 09/02/25 |
| **Sample Location** | : 416 MILLER PLACE-YAPHANK RD. | **Date Analyzed** | : 09/05/25 12:28 |
| **Sample Matrix** | : Equipment Blank | **Dilution Factor** | : 1 |
| **Analytical Method** | : 3,245.1 | **Analyst** | : RDB |
| **Lab File ID** | : WG2110836.pdf | **Instrument ID** | : NIC1 |
| **Sample Amount** | : 25ml | **%Solids** | : N/A |
| **Digestion Method** | : EPA 245.1 | **Date Digested** | : 09/04/25 |

| | | mg/l | | | |
|---|---|---|---|---|---|
| **CAS NO.** | **Parameter** | **Results** | **RL** | **MDL** | **Qualifier** |
| 7439-97-6 | Mercury, Dissolved | ND | 0.00020 | 0.00009 | U |

# Form 1
# METALS

| | | | |
|---|---|---|---|
| Client | : Roux Env. Eng. & Geology, DPC | Lab Number | : L2554996 |
| Project Name | : CORAM MATERIALS | Project Number | : 2232.0006Y005 |
| Lab ID | : WG2110451-1 | Date Collected | : NA |
| Client ID | : WG2110451-1BLANK | Date Received | : NA |
| Sample Location | : | Date Analyzed | : 09/05/25 11:48 |
| Sample Matrix | : WATER | Dilution Factor | : 1 |
| Analytical Method | : 3,245.1 | Analyst | : RDB |
| Lab File ID | : WG2110836.pdf | Instrument ID | : NIC1 |
| Sample Amount | : 25ml | %Solids | : N/A |
| Digestion Method | : EPA 245.1 | Date Digested | : 09/04/25 |

| | | mg/l | | | |
|---|---|---|---|---|---|
| CAS NO. | Parameter | Results | RL | MDL | Qualifier |
| 7439-97-6 | Mercury, Dissolved | ND | 0.00020 | 0.00009 | U |

# Form 1
# METALS

| | | | |
|---|---|---|---|
| **Client** | : Roux Env. Eng. & Geology, DPC | **Lab Number** | : L2554996 |
| **Project Name** | : CORAM MATERIALS | **Project Number** | : 2232.0006Y005 |
| **Lab ID** | : WG2110451-4 | **Date Collected** | : 09/02/25 11:50 |
| **Client ID** | : WG2110451-4 DUP | **Date Received** | : 09/02/25 |
| **Sample Location** | : | **Date Analyzed** | : 09/05/25 12:08 |
| **Sample Matrix** | : WATER | **Dilution Factor** | : 1 |
| **Analytical Method** | : 3,245.1 | **Analyst** | : RDB |
| **Lab File ID** | : WG2110836.pdf | **Instrument ID** | : NIC1 |
| **Sample Amount** | : 25ml | **%Solids** | : N/A |
| **Digestion Method** | : EPA 245.1 | **Date Digested** | : 09/04/25 |

| | | mg/l | | | |
|---|---|---|---|---|---|
| **CAS NO.** | **Parameter** | **Results** | **RL** | **MDL** | **Qualifier** |
| 7439-97-6 | Mercury, Dissolved | 0.00015 | 0.00020 | 0.0001 | J |

# Form 1
# METALS

| | | | |
|---|---|---|---|
| **Client** | : Roux Env. Eng. & Geology, DPC | **Lab Number** | : L2554996 |
| **Project Name** | : CORAM MATERIALS | **Project Number** | : 2232.0006Y005 |
| **Lab ID** | : WG2110451-6 | **Date Collected** | : 09/02/25 12:00 |
| **Client ID** | : DUP_09022025DUP | **Date Received** | : 09/02/25 |
| **Sample Location** | : | **Date Analyzed** | : 09/05/25 12:18 |
| **Sample Matrix** | : WATER | **Dilution Factor** | : 1 |
| **Analytical Method** | : 3,245.1 | **Analyst** | : RDB |
| **Lab File ID** | : WG2110836.pdf | **Instrument ID** | : NIC1 |
| **Sample Amount** | : 25ml | **%Solids** | : N/A |
| **Digestion Method** | : EPA 245.1 | **Date Digested** | : 09/04/25 |

| | | mg/l | | | |
|---|---|---|---|---|---|
| **CAS NO.** | **Parameter** | **Results** | **RL** | **MDL** | **Qualifier** |
| 7439-97-6 | Mercury, Dissolved | ND | 0.00020 | 0.0001 | U |

# Form 2A
## Initial and Continuing Calibration Verification

| | | | |
|---|---|---|---|
| **Client** | : Roux Env. Eng. & Geology, DPC | **Lab Number** | : L2554996 |
| **Project Name** | : CORAM MATERIALS | **Project Number** | : 2232.0006Y005 |
| **Instrument ID** | : NIC1 | **Units** | : mg/l |

| | | Initial Calibration | | | Continuing Calibration(s) | | | | | | |
|---|---|---|---|---|---|---|---|---|---|---|---|
| **Lab ID** | : | R2006434-1 | | | R2006434-3 | | | R2006434-5 | | R2006434-7 | |
| **Date Analyzed** | : | 09/03/25 11:41 | | | 09/03/25 12:41 | | | 09/03/25 13:20 | | 09/03/25 14:00 | |
| **Parameter** | | **True** | **Found** | **%R** | **True** | **Found** | **%R** | **Found** | **%R** | **Found** | **%R** |
| Mercury | | 0.00300 | 0.0030 | 98 | 0.0050 | 0.00500 | 99 | 0.00490 | 97 | 0.00490 | 98 |

**Acceptance Criteria:**

| | | | | |
|---|---|---|---|---|
| **ICV:** | 95-105% | (Methods 200.7, 245.1) | 90-110% | (Methods 200.8, 6010, 6020, 7470, 7471, 7474) |
| | 77-123% | (Method 1631) | 76-113% | (Method 245.7) |
| **CCV:** | 90-110% | (Methods 200.7, 245.1, 6010, 6020, 7474) | | |
| | 85-115% | (Method 200.8) | 80-120% | (Methods 7470, 7471) |
| | 77-123% | (Method 1631) | 76-113% | (Method 245.7) |

# Form 2A
## Initial and Continuing Calibration Verification

| | | | |
|---|---|---|---|
| **Client** | : Roux Env. Eng. & Geology, DPC | **Lab Number** | : L2554996 |
| **Project Name** | : CORAM MATERIALS | **Project Number** | : 2232.0006Y005 |
| **Instrument ID** | : NIC1 | **Units** | : mg/l |

| | Initial Calibration | | | Continuing Calibration(s) | | | | | | |
|---|---|---|---|---|---|---|---|---|---|---|
| **Lab ID** : | | | | R2006434-9 | | | R2006434-11 | | R2006434-13 | |
| **Date Analyzed** : | | | | 09/03/25 15:31 | | | 09/03/25 16:53 | | 09/03/25 17:51 | |
| **Parameter** | **True** | **Found** | **%R** | **True** | **Found** | **%R** | **Found** | **%R** | **Found** | **%R** |
| **Mercury** | | | | 0.0050 | 0.00490 | 97 | 0.00500 | 99 | 0.00500 | 99 |

**Acceptance Criteria:**

| | | | | |
|---|---|---|---|---|
| **ICV:** | 95-105% | (Methods 200.7, 245.1) | 90-110% | (Methods 200.8, 6010, 6020, 7470, 7471, 7474) |
| | 77-123% | (Method 1631) | 76-113% | (Method 245.7) |
| **CCV:** | 90-110% | (Methods 200.7, 245.1, 6010, 6020, 7474) | | |
| | 85-115% | (Method 200.8) | 80-120% | (Methods 7470, 7471) |
| | 77-123% | (Method 1631) | 76-113% | (Method 245.7) |

# Form 2A
## Initial and Continuing Calibration Verification

| | | | |
|---|---|---|---|
| **Client** | : Roux Env. Eng. & Geology, DPC | **Lab Number** | : L2554996 |
| **Project Name** | : CORAM MATERIALS | **Project Number** | : 2232.0006Y005 |
| **Instrument ID** | : NIC1 | **Units** | : mg/l |

| | Initial Calibration | | | Continuing Calibration(s) | | | | | | |
|---|---|---|---|---|---|---|---|---|---|---|
| **Lab ID** : | | | | R2006434-15 | | | R2006434-17 | | | |
| **Date Analyzed** : | | | | 09/03/25 19:21 | | | 09/03/25 20:31 | | | |
| **Parameter** | **True** | **Found** | **%R** | **True** | **Found** | **%R** | **Found** | **%R** | **Found** | **%R** |
| **Mercury** | | | | 0.0050 | 0.00490 | 98 | 0.00490 | 99 | | |

**Acceptance Criteria:**

| | | | | |
|---|---|---|---|---|
| **ICV:** | 95-105% | (Methods 200.7, 245.1) | 90-110% | (Methods 200.8, 6010, 6020, 7470, 7471, 7474) |
| | 77-123% | (Method 1631) | 76-113% | (Method 245.7) |
| **CCV:** | 90-110% | (Methods 200.7, 245.1, 6010, 6020, 7474) | | |
| | 85-115% | (Method 200.8) | 80-120% | (Methods 7470, 7471) |
| | 77-123% | (Method 1631) | 76-113% | (Method 245.7) |

# Form 2A
## Initial and Continuing Calibration Verification

| | | | |
|---|---|---|---|
| **Client** | : Roux Env. Eng. & Geology, DPC | **Lab Number** | : L2554996 |
| **Project Name** | : CORAM MATERIALS | **Project Number** | : 2232.0006Y005 |
| **Instrument ID** | : NIC1 | **Units** | : mg/l |

| | | Initial Calibration | | | Continuing Calibration(s) | | | | | | |
|---|---|---|---|---|---|---|---|---|---|---|---|
| **Lab ID** | : | R2006996-1 | | | R2006996-3 | | | R2006996-5 | | R2006996-7 | |
| **Date Analyzed** | : | 09/04/25 19:06 | | | 09/04/25 19:46 | | | 09/04/25 20:36 | | 09/04/25 21:15 | |
| **Parameter** | | **True** | **Found** | **%R** | **True** | **Found** | **%R** | **Found** | **%R** | **Found** | **%R** |
| Mercury | | 0.00300 | 0.0030 | 101 | 0.0050 | 0.00490 | 98 | 0.00490 | 98 | 0.00490 | 98 |

**Acceptance Criteria:**

| | | | | |
|---|---|---|---|---|
| **ICV:** | 95-105% | (Methods 200.7, 245.1) | 90-110% | (Methods 200.8, 6010, 6020, 7470, 7471, 7474) |
| | 77-123% | (Method 1631) | 76-113% | (Method 245.7) |
| **CCV:** | 90-110% | (Methods 200.7, 245.1, 6010, 6020, 7474) | | |
| | 85-115% | (Method 200.8) | 80-120% | (Methods 7470, 7471) |
| | 77-123% | (Method 1631) | 76-113% | (Method 245.7) |

# Form 2A
## Initial and Continuing Calibration Verification

| | | | |
|---|---|---|---|
| **Client** | : Roux Env. Eng. & Geology, DPC | **Lab Number** | : L2554996 |
| **Project Name** | : CORAM MATERIALS | **Project Number** | : 2232.0006Y005 |
| **Instrument ID** | : NIC1 | **Units** | : mg/l |

| | Initial Calibration | | | Continuing Calibration(s) | | | | | | |
|---|---|---|---|---|---|---|---|---|---|---|
| **Lab ID** : | | | | R2006996-9 | | | R2006996-11 | | R2006996-13 | |
| **Date Analyzed** : | | | | 09/04/25 21:55 | | | 09/04/25 22:34 | | 09/04/25 22:51 | |
| **Parameter** | **True** | **Found** | **%R** | **True** | **Found** | **%R** | **Found** | **%R** | **Found** | **%R** |
| Mercury | | | | 0.0050 | 0.00480 | 96 | 0.00480 | 96 | 0.00480 | 96 |

**Acceptance Criteria:**

| | | | | |
|---|---|---|---|---|
| **ICV:** | 95-105% | (Methods 200.7, 245.1) | 90-110% | (Methods 200.8, 6010, 6020, 7470, 7471, 7474) |
| | 77-123% | (Method 1631) | 76-113% | (Method 245.7) |
| **CCV:** | 90-110% | (Methods 200.7, 245.1, 6010, 6020, 7474) | | |
| | 85-115% | (Method 200.8) | 80-120% | (Methods 7470, 7471) |
| | 77-123% | (Method 1631) | 76-113% | (Method 245.7) |

# Form 2A
## Initial and Continuing Calibration Verification

| | | | |
|---|---|---|---|
| **Client** | : Roux Env. Eng. & Geology, DPC | **Lab Number** | : L2554996 |
| **Project Name** | : CORAM MATERIALS | **Project Number** | : 2232.0006Y005 |
| **Instrument ID** | : NIC1 | **Units** | : mg/l |

| | Initial Calibration | | | Continuing Calibration(s) | | | | | | |
|---|---|---|---|---|---|---|---|---|---|---|
| **Lab ID** : | | | | R2006996-15 | | | R2006996-17 | | R2006996-19 | |
| **Date Analyzed** : | | | | 09/05/25 06:07 | | | 09/05/25 07:58 | | 09/05/25 08:49 | |
| **Parameter** | **True** | **Found** | **%R** | **True** | **Found** | **%R** | **Found** | **%R** | **Found** | **%R** |
| Mercury | | | | 0.0050 | 0.00470 | 95 | 0.00500 | 100 | 0.00520 | 103 |

**Acceptance Criteria:**

| | | | | |
|---|---|---|---|---|
| **ICV:** | 95-105% | (Methods 200.7, 245.1) | 90-110% | (Methods 200.8, 6010, 6020, 7470, 7471, 7474) |
| | 77-123% | (Method 1631) | 76-113% | (Method 245.7) |
| **CCV:** | 90-110% | (Methods 200.7, 245.1, 6010, 6020, 7474) | | |
| | 85-115% | (Method 200.8) | 80-120% | (Methods 7470, 7471) |
| | 77-123% | (Method 1631) | 76-113% | (Method 245.7) |

# Form 2A
## Initial and Continuing Calibration Verification

| | | | |
|---|---|---|---|
| **Client** | : Roux Env. Eng. & Geology, DPC | **Lab Number** | : L2554996 |
| **Project Name** | : CORAM MATERIALS | **Project Number** | : 2232.0006Y005 |
| **Instrument ID** | : NIC1 | **Units** | : mg/l |

| | Initial Calibration | | | Continuing Calibration(s) | | | | | | |
|---|---|---|---|---|---|---|---|---|---|---|
| **Lab ID** : | | | | R2006996-21 | | | R2006996-23 | | | |
| **Date Analyzed** : | | | | 09/05/25 11:51 | | | 09/05/25 12:31 | | | |
| **Parameter** | **True** | **Found** | **%R** | **True** | **Found** | **%R** | **Found** | **%R** | **Found** | **%R** |
| **Mercury** | | | | 0.0050 | 0.00510 | 102 | 0.00520 | 104 | | |

**Acceptance Criteria:**

| | | | | |
|---|---|---|---|---|
| **ICV:** | 95-105% | (Methods 200.7, 245.1) | 90-110% | (Methods 200.8, 6010, 6020, 7470, 7471, 7474) |
| | 77-123% | (Method 1631) | 76-113% | (Method 245.7) |
| **CCV:** | 90-110% | (Methods 200.7, 245.1, 6010, 6020, 7474) | | |
| | 85-115% | (Method 200.8) | 80-120% | (Methods 7470, 7471) |
| | 77-123% | (Method 1631) | 76-113% | (Method 245.7) |

# Form 3
# Blanks

| | | | |
|---|---|---|---|
| **Client** | : Roux Env. Eng. & Geology, DPC | **Lab Number** | : L2554996 |
| **Project Name** | : CORAM MATERIALS | **Project Number** | : 2232.0006Y005 |
| **Instrument ID** | : NIC1 | | |

| | | Initial Calibration Blank | | Continuing Calibration Blank(s) | | | | | | Preparation Blank | |
|---|---|---|---|---|---|---|---|---|---|---|---|
| **Lab ID** | : | R2006434-2 | | R2006434-4 | | R2006434-6 | | R2006434-8 | | WG2110005-1 | |
| **Date Analyzed** | : | 09/03/25 11:44 | | 09/03/25 12:44 | | 09/03/25 13:24 | | 09/03/25 14:03 | | 09/03/25 13:47 | |
| **Parameter** | | mg/l | Q | mg/l | Q | mg/l | Q | mg/l | Q | mg/l | Q |
| **Mercury** | | 0.0000910 | U | 0.0000910 | U | 0.0000910 | U | 0.0000910 | U | 0.00011 | J |

# Form 3
# Blanks

| | | | |
|---|---|---|---|
| **Client** | : Roux Env. Eng. & Geology, DPC | **Lab Number** | : L2554996 |
| **Project Name** | : CORAM MATERIALS | **Project Number** | : 2232.0006Y005 |
| **Instrument ID** | : NIC1 | | |

| | Initial Calibration Blank | | Continuing Calibration Blank(s) | | | | | | Preparation Blank | |
|---|---|---|---|---|---|---|---|---|---|---|
| **Lab ID** : | | | R2006434-10 | | R2006434-12 | | R2006434-14 | | | |
| **Date Analyzed** : | | | 09/03/25 15:35 | | 09/03/25 16:57 | | 09/03/25 17:54 | | | |
| **Parameter** | mg/l | Q | mg/l | Q | mg/l | Q | mg/l | Q | | Q |
| **Mercury** | | | 0.0000910 | U | 0.0000910 | U | 0.0000910 | U | | |

# Form 3
# Blanks

| | | | |
|---|---|---|---|
| **Client** | : Roux Env. Eng. & Geology, DPC | **Lab Number** | : L2554996 |
| **Project Name** | : CORAM MATERIALS | **Project Number** | : 2232.0006Y005 |
| **Instrument ID** | : NIC1 | | |

| | Initial Calibration Blank | | Continuing Calibration Blank(s) | | | | Preparation Blank | |
|---|---|---|---|---|---|---|---|---|
| **Lab ID** : | | | R2006434-16 | | R2006434-18 | | | |
| **Date Analyzed** : | | | 09/03/25 19:24 | | 09/03/25 20:34 | | | |
| **Parameter** | mg/l | Q | mg/l | Q | mg/l | Q | mg/l | Q | Q |
| **Mercury** | | | 0.0000910 | U | 0.0000910 | U | | | |

# Form 3
# Blanks

| | | | |
|---|---|---|---|
| **Client** | : Roux Env. Eng. & Geology, DPC | **Lab Number** | : L2554996 |
| **Project Name** | : CORAM MATERIALS | **Project Number** | : 2232.0006Y005 |
| **Instrument ID** | : NIC1 | | |

| | | Initial Calibration Blank | | Continuing Calibration Blank(s) | | | | | | Preparation Blank | |
|---|---|---|---|---|---|---|---|---|---|---|---|
| **Lab ID** | : | R2006996-2 | | R2006996-4 | | R2006996-6 | | R2006996-8 | | WG2110451-1 | |
| **Date Analyzed** | : | 09/04/25 19:10 | | 09/04/25 19:49 | | 09/04/25 20:39 | | 09/04/25 21:19 | | 09/05/25 11:48 | |
| **Parameter** | | mg/l | Q | mg/l | Q | mg/l | Q | mg/l | Q | mg/l | Q |
| Mercury | | 0.0000910 | U | 0.0000910 | U | 0.0000910 | U | 0.0000910 | U | 0.00009 | U |

# Form 3
# Blanks

| | | | |
|---|---|---|---|
| **Client** | : Roux Env. Eng. & Geology, DPC | **Lab Number** | : L2554996 |
| **Project Name** | : CORAM MATERIALS | **Project Number** | : 2232.0006Y005 |
| **Instrument ID** | : NIC1 | | |

| | Initial Calibration Blank | | Continuing Calibration Blank(s) | | | | | | Preparation Blank | |
|---|---|---|---|---|---|---|---|---|---|---|
| **Lab ID** : | | | R2006996-10 | | R2006996-12 | | R2006996-14 | | | |
| **Date Analyzed** : | | | 09/04/25 21:58 | | 09/04/25 22:38 | | 09/04/25 22:54 | | | |
| **Parameter** | mg/l | Q | mg/l | Q | mg/l | Q | mg/l | Q | | Q |
| **Mercury** | | | 0.0000910 | U | 0.0000910 | U | 0.0000910 | U | | |

# Form 3
# Blanks

| | | | |
|---|---|---|---|
| **Client** | : Roux Env. Eng. & Geology, DPC | **Lab Number** | : L2554996 |
| **Project Name** | : CORAM MATERIALS | **Project Number** | : 2232.0006Y005 |
| **Instrument ID** | : NIC1 | | |

| | Initial Calibration Blank | | Continuing Calibration Blank(s) | | | | | | Preparation Blank | |
|---|---|---|---|---|---|---|---|---|---|---|
| **Lab ID** : | | | R2006996-16 | | R2006996-18 | | R2006996-20 | | | |
| **Date Analyzed** : | | | 09/05/25 06:11 | | 09/05/25 08:02 | | 09/05/25 08:53 | | | |
| **Parameter** | mg/l | Q | mg/l | Q | mg/l | Q | mg/l | Q | | Q |
| **Mercury** | | | 0.0000910 | U | 0.0000910 | U | 0.0000910 | U | | |

# Form 3
# Blanks

| | | | |
|---|---|---|---|
| **Client** | : Roux Env. Eng. & Geology, DPC | **Lab Number** | : L2554996 |
| **Project Name** | : CORAM MATERIALS | **Project Number** | : 2232.0006Y005 |
| **Instrument ID** | : NIC1 | | |

| | Initial Calibration Blank | | Continuing Calibration Blank(s) | | | | | | Preparation Blank | |
|---|---|---|---|---|---|---|---|---|---|---|
| **Lab ID** : | | | R2006996-22 | | R2006996-24 | | | | | |
| **Date Analyzed** : | | | 09/05/25 11:55 | | 09/05/25 12:34 | | | | | |
| **Parameter** | mg/l | Q | mg/l | Q | mg/l | Q | mg/l | Q | | Q |
| **Mercury** | | | 0.0000910 | U | 0.0000910 | U | | | | |

# Form 5a
# Matrix Spike

| | | | |
|---|---|---|---|
| **Client** | : Roux Env. Eng. & Geology, DPC | **Lab Number** | : L2554996 |
| **Project Name** | : CORAM MATERIALS | **Project Number** | : 2232.0006Y005 |
| **Client Sample ID** | : NA | **Matrix** | : WATER |
| **Lab Sample ID** | : L2554545-03 | | |
| **Matrix Spike** | : WG2110005-3 | **MS Analysis Date** | : 09/03/25 13:57 |
| **Matrix Spike Dup** | : | **MSD Analysis Date** | : |

| | | Matrix Spike Sample | | | Matrix Spike Duplicate | | | | | |
|---|---|---|---|---|---|---|---|---|---|---|
| **Parameter** | **Sample Conc. (mg/l)** | **Spike Added (mg/l)** | **Spike Conc. (mg/l)** | **%R** | **Spike Added (mg/l)** | **Spike Conc. (mg/l)** | **%R** | **RPD** | **Recovery Limits** | **RPD Limit** |
| **Mercury, Total** | 0.00030 | 0.005 | 0.00493 | 92 | | | | | 70-130 | 20 |

# Form 5a
# Matrix Spike

| | | | |
|---|---|---|---|
| **Client** | : Roux Env. Eng. & Geology, DPC | **Lab Number** | : L2554996 |
| **Project Name** | : CORAM MATERIALS | **Project Number** | : 2232.0006Y005 |
| **Client Sample ID** | : NA | **Matrix** | : WATER |
| **Lab Sample ID** | : L2554545-04 | | |
| **Matrix Spike** | : WG2110005-5 | **MS Analysis Date** | : 09/03/25 14:13 |
| **Matrix Spike Dup** | : | **MSD Analysis Date** | : |

| | | Matrix Spike Sample | | | Matrix Spike Duplicate | | | | | |
|---|---|---|---|---|---|---|---|---|---|---|
| **Parameter** | **Sample Conc. (mg/l)** | **Spike Added (mg/l)** | **Spike Conc. (mg/l)** | **%R** | **Spike Added (mg/l)** | **Spike Conc. (mg/l)** | **%R** | **RPD** | **Recovery Limits** | **RPD Limit** |
| **Mercury, Total** | **0.00013J** | **0.005** | **0.00453** | **91** | | | | | **70-130** | **20** |

# Form 5a
# Matrix Spike

| | | | |
|---|---|---|---|
| **Client** | : Roux Env. Eng. & Geology, DPC | **Lab Number** | : L2554996 |
| **Project Name** | : CORAM MATERIALS | **Project Number** | : 2232.0006Y005 |
| **Client Sample ID** | : NA | **Matrix** | : WATER |
| **Lab Sample ID** | : L2554882-01 | | |
| **Matrix Spike** | : WG2110451-3 | **MS Analysis Date** | : 09/05/25 12:05 |
| **Matrix Spike Dup** | : | **MSD Analysis Date** | : |

| | | Matrix Spike Sample | | | Matrix Spike Duplicate | | | | | |
|---|---|---|---|---|---|---|---|---|---|---|
| **Parameter** | **Sample Conc. (mg/l)** | **Spike Added (mg/l)** | **Spike Conc. (mg/l)** | **%R** | **Spike Added (mg/l)** | **Spike Conc. (mg/l)** | **%R** | **RPD** | **Recovery Limits** | **RPD Limit** |
| **Mercury, Dissolved** | **ND** | **0.005** | **0.00413** | **83** | | | | | **75-1 25** | **20** |

# Form 5a
# Matrix Spike

| | | | |
|---|---|---|---|
| **Client** | : Roux Env. Eng. & Geology, DPC | **Lab Number** | : L2554996 |
| **Project Name** | : CORAM MATERIALS | **Project Number** | : 2232.0006Y005 |
| **Client Sample ID** | : DUP_09022025 | **Matrix** | : WATER |
| **Lab Sample ID** | : L2554996-03 | | |
| **Matrix Spike** | : WG2110451-5 | **MS Analysis Date** | : 09/05/25 12:15 |
| **Matrix Spike Dup** | : | **MSD Analysis Date** | : |

| | | Matrix Spike Sample | | | Matrix Spike Duplicate | | | | | |
|---|---|---|---|---|---|---|---|---|---|---|
| Parameter | Sample Conc. (mg/l) | Spike Added (mg/l) | Spike Conc. (mg/l) | %R | Spike Added (mg/l) | Spike Conc. (mg/l) | %R | RPD | Recovery Limits | RPD Limit |
| Mercury, Dissolved | 0.00009J | 0.005 | 0.00424 | 85 | | | | | 75-125 | 20 |

# Form 6
# Lab Duplicates

| | | | |
|---|---|---|---|
| **Client** | : Roux Env. Eng. & Geology, DPC | **Lab Number** | : L2554996 |
| **Project Name** | : CORAM MATERIALS | **Project Number** | : 2232.0006Y005 |
| **Client Sample ID** | : NA | **Matrix** | : WATER |
| **Lab Sample ID** | : NA | **Analysis Date** | : 09/03/25 13:53 |
| **Dup Sample ID** | : WG2110005-4 | **DUP Analysis Date** | : 09/03/25 14:07 |

| Parameter | Sample Concentration (mg/l) | Duplicate Concentration (mg/l) | RPD | RPD Limit |
|---|---|---|---|---|
| Mercury, Total | 0.00030 | 0.00018J | NC | 20 |

# Form 6
# Lab Duplicates

| | | | |
|---|---|---|---|
| **Client** | : Roux Env. Eng. & Geology, DPC | **Lab Number** | : L2554996 |
| **Project Name** | : CORAM MATERIALS | **Project Number** | : 2232.0006Y005 |
| **Client Sample ID** | : NA | **Matrix** | : WATER |
| **Lab Sample ID** | : NA | **Analysis Date** | : 09/03/25 14:10 |
| **Dup Sample ID** | : WG2110005-6 | **DUP Analysis Date** | : 09/03/25 14:17 |

| Parameter | Sample Concentration (mg/l) | Duplicate Concentration (mg/l) | RPD | RPD Limit |
|---|---|---|---|---|
| Mercury, Total | 0.00013J | 0.00013J | NC | 20 |

# Form 6
# Lab Duplicates

| | | | |
|---|---|---|---|
| **Client** | : Roux Env. Eng. & Geology, DPC | **Lab Number** | : L2554996 |
| **Project Name** | : CORAM MATERIALS | **Project Number** | : 2232.0006Y005 |
| **Client Sample ID** | : NA | **Matrix** | : WATER |
| **Lab Sample ID** | : NA | **Analysis Date** | : 09/05/25 12:01 |
| **Dup Sample ID** | : WG2110451-4 | **DUP Analysis Date** | : 09/05/25 12:08 |

| Parameter | Sample Concentration (mg/l) | Duplicate Concentration (mg/l) | RPD | RPD Limit |
|---|---|---|---|---|
| Mercury, Dissolved | ND | 0.00015J | NC | 20 |

# Form 6
# Lab Duplicates

| | | | |
|---|---|---|---|
| **Client** | : Roux Env. Eng. & Geology, DPC | **Lab Number** | : L2554996 |
| **Project Name** | : CORAM MATERIALS | **Project Number** | : 2232.0006Y005 |
| **Client Sample ID** | : DUP_09022025 | **Matrix** | : WATER |
| **Lab Sample ID** | : L2554996-03 | **Analysis Date** | : 09/05/25 12:11 |
| **Dup Sample ID** | : WG2110451-6 | **DUP Analysis Date** | : 09/05/25 12:18 |

| Parameter | Sample Concentration (mg/l) | Duplicate Concentration (mg/l) | RPD | RPD Limit |
|---|---|---|---|---|
| Mercury, Dissolved | 0.00009J | ND | NC | 20 |

# Form 7
# Laboratory Control Sample

| | | | |
|---|---|---|---|
| **Client** | : Roux Env. Eng. & Geology, DPC | **Lab Number** | : L2554996 |
| **Project Name** | : CORAM MATERIALS | **Project Number** | : 2232.0006Y005 |
| **Client Sample ID** | : NA | **Matrix** | : WATER |
| **Lab Sample ID** | : WG2110005-2 | **LCS Analysis Date** | : 09/03/25 13:50 |
| **Dup Sample ID** | : | **LCSD Analysis Date** | : |

| | Laboratory Control Sample | | | Laboratory Control Duplicate | | | | | |
|---|---|---|---|---|---|---|---|---|---|
| **Parameter** | **True (mg/l)** | **Found (mg/l)** | **%R** | **True (mg/l)** | **Found (mg/l)** | **%R** | **RPD** | **Recovery Limits** | **RPD Limit** |
| **Mercury, Total** | **0.00100** | **0.000910** | **92.** | | | | | **85-115** | **20** |

# Form 7
# Laboratory Control Sample

| | | | |
|---|---|---|---|
| **Client** | : Roux Env. Eng. & Geology, DPC | **Lab Number** | : L2554996 |
| **Project Name** | : CORAM MATERIALS | **Project Number** | : 2232.0006Y005 |
| **Client Sample ID** | : NA | **Matrix** | : WATER |
| **Lab Sample ID** | : WG2110451-2 | **LCS Analysis Date** | : 09/05/25 11:58 |
| **Dup Sample ID** | : | **LCSD Analysis Date** | : |

| | Laboratory Control Sample | | | Laboratory Control Duplicate | | | | | |
|---|---|---|---|---|---|---|---|---|---|
| | True | Found | %R | True | Found | %R | RPD | Recovery | RPD |
| Parameter | (mg/l) | (mg/l) | | (mg/l) | (mg/l) | | | Limits | Limit |
| Mercury, Dissolved | 0.00100 | 0.000940 | 94. | | | | | 85-115 | 20 |

# Form 12
# Preparation Log

| | | | |
|---|---|---|---|
| **Client** | : Roux Env. Eng. & Geology, DPC | **Lab Number** | : L2554996 |
| **Project Name** | : CORAM MATERIALS | **Project Number** | : 2232.0006Y005 |
| **Matrix** | : WATER | **Prep Method** | : EPA 245.1 |

| Sample Number | Preparation Date | Weight (gram) | Volume (mL) |
|---|---|---|---|
| L2554996-01 | 09/03/25 09:42 | - | 25 |
| L2554996-02 | 09/03/25 09:42 | - | 25 |
| L2554996-03 | 09/03/25 09:42 | - | 25 |
| L2554996-04 | 09/03/25 09:42 | - | 25 |
| WG2110005-1 | 09/03/25 09:42 | - | 25 |
| WG2110005-2 | 09/03/25 09:42 | - | 25 |
| WG2110005-3 | 09/03/25 09:42 | - | 25 |
| WG2110005-4 | 09/03/25 09:42 | - | 25 |
| WG2110005-5 | 09/03/25 09:42 | - | 25 |
| WG2110005-6 | 09/03/25 09:42 | - | 25 |

# Form 12
# Preparation Log

| | | | |
|---|---|---|---|
| **Client** | : Roux Env. Eng. & Geology, DPC | **Lab Number** | : L2554996 |
| **Project Name** | : CORAM MATERIALS | **Project Number** | : 2232.0006Y005 |
| **Matrix** | : WATER | **Prep Method** | : EPA 245.1 |

| Sample Number | Preparation Date | Weight (gram) | Volume (mL) |
|---|---|---|---|
| L2554996-01 | 09/04/25 06:52 | - | 25 |
| L2554996-02 | 09/04/25 06:52 | - | 25 |
| L2554996-03 | 09/04/25 06:52 | - | 25 |
| L2554996-04 | 09/04/25 06:52 | - | 25 |
| WG2110451-1 | 09/04/25 06:52 | - | 25 |
| WG2110451-2 | 09/04/25 06:52 | - | 25 |
| WG2110451-3 | 09/04/25 06:52 | - | 25 |
| WG2110451-4 | 09/04/25 06:52 | - | 25 |
| WG2110451-5 | 09/04/25 06:52 | - | 25 |
| WG2110451-6 | 09/04/25 06:52 | - | 25 |

# Form 13
# Analysis Run Log

| | | | |
|---|---|---|---|
| **Client** | : Roux Env. Eng. & Geology, DPC | **Lab Number** | : L2554996 |
| **Project Name** | : CORAM MATERIALS | **Project Number** | : 2232.0006Y005 |
| **Instrument ID** | : NIC1 | **Analysis Method** | : 3,245.1 |
| **Start Date** | : 09/03/25 11:41 | **End Date** | : 09/03/25 20:34 |

| Sample Number | Dilution Factor | Analysis Time | Mercury, Total |
|---|---|---|---|
| R2006434-1 ICV | 1 | 11:41:28 | X |
| R2006434-2 ICB | 1 | 11:44:48 | X |
| R2006434-3 CCV | 1 | 12:41:14 | X |
| R2006434-4 CCB | 1 | 12:44:34 | X |
| R2006434-5 CCV | 1 | 13:20:55 | X |
| R2006434-6 CCB | 1 | 13:24:14 | X |
| WG2110005-1 BLANK | 1 | 13:47:20 | X |
| WG2110005-2 LCS | 1 | 13:50:38 | X |
| WG2110005-3 MS | 1 | 13:57:15 | X |
| R2006434-7 CCV | 1 | 14:00:33 | X |
| R2006434-8 CCB | 1 | 14:03:50 | X |
| WG2110005-4 DUP | 1 | 14:07:09 | X |
| WG2110005-5 MS | 1 | 14:13:45 | X |
| WG2110005-6 DUP | 1 | 14:17:04 | X |
| R2006434-9 CCV | 1 | 15:31:59 | X |
| R2006434-10 CCB | 1 | 15:35:17 | X |
| R2006434-11 CCV | 1 | 16:53:46 | X |
| R2006434-12 CCB | 1 | 16:57:03 | X |
| R2006434-13 CCV | 1 | 17:51:13 | X |
| R2006434-14 CCB | 1 | 17:54:31 | X |
| R2006434-15 CCV | 1 | 19:21:14 | X |
| R2006434-16 CCB | 1 | 19:24:34 | X |
| L2554996-01 | 1 | 19:34:33 | X |
| L2554996-02 | 1 | 19:37:52 | X |
| L2554996-03 | 1 | 19:41:11 | X |
| L2554996-04 | 1 | 19:44:31 | X |
| R2006434-17 CCV | 1 | 20:31:15 | X |

# Form 13
# Analysis Run Log

| | | | |
|---|---|---|---|
| **Client** | : Roux Env. Eng. & Geology, DPC | **Lab Number** | : L2554996 |
| **Project Name** | : CORAM MATERIALS | **Project Number** | : 2232.0006Y005 |
| **Instrument ID** | : NIC1 | **Analysis Method** | : 3,245.1 |
| **Start Date** | : 09/03/25 11:41 | **End Date** | : 09/03/25 20:34 |

| Sample Number | Dilution Factor | Analysis Time | Mercury, Total |
|---|---|---|---|
| R2006434-18 CCB | 1 | 20:34:34 | X |

# Form 13
# Analysis Run Log

| | | | |
|---|---|---|---|
| **Client** | : Roux Env. Eng. & Geology, DPC | **Lab Number** | : L2554996 |
| **Project Name** | : CORAM MATERIALS | **Project Number** | : 2232.0006Y005 |
| **Instrument ID** | : NIC1 | **Analysis Method** | : 3,245.1 |
| **Start Date** | : 09/04/25 19:06 | **End Date** | : 09/05/25 12:34 |

| Sample Number | Dilution Factor | Analysis Time | Mercury, Dissolved |
|---|---|---|---|
| R2006996-1 ICV | 1 | 19:06:46 | X |
| R2006996-2 ICB | 1 | 19:10:06 | X |
| R2006996-3 CCV | 1 | 19:46:41 | X |
| R2006996-4 CCB | 1 | 19:49:59 | X |
| R2006996-5 CCV | 1 | 20:36:13 | X |
| R2006996-6 CCB | 1 | 20:39:29 | X |
| R2006996-7 CCV | 1 | 21:15:49 | X |
| R2006996-8 CCB | 1 | 21:19:08 | X |
| R2006996-9 CCV | 1 | 21:55:21 | X |
| R2006996-10 CCB | 1 | 21:58:39 | X |
| R2006996-11 CCV | 1 | 22:34:55 | X |
| R2006996-12 CCB | 1 | 22:38:11 | X |
| R2006996-13 CCV | 1 | 22:51:23 | X |
| R2006996-14 CCB | 1 | 22:54:41 | X |
| R2006996-15 CCV | 1 | 06:07:56 | X |
| R2006996-16 CCB | 1 | 06:11:14 | X |
| R2006996-17 CCV | 1 | 07:58:54 | X |
| R2006996-18 CCB | 1 | 08:02:14 | X |
| R2006996-19 CCV | 1 | 08:49:43 | X |
| R2006996-20 CCB | 1 | 08:53:01 | X |
| WG2110451-1 BLANK | 1 | 11:48:39 | X |
| R2006996-21 CCV | 1 | 11:51:58 | X |
| R2006996-22 CCB | 1 | 11:55:16 | X |
| WG2110451-2 LCS | 1 | 11:58:32 | X |
| WG2110451-3 MS | 1 | 12:05:09 | X |
| WG2110451-4 DUP | 1 | 12:08:27 | X |
| L2554996-03 | 1 | 12:11:46 | X |

# Form 13
# Analysis Run Log

| | | | |
|---|---|---|---|
| **Client** | : Roux Env. Eng. & Geology, DPC | **Lab Number** | : L2554996 |
| **Project Name** | : CORAM MATERIALS | **Project Number** | : 2232.0006Y005 |
| **Instrument ID** | : NIC1 | **Analysis Method** | : 3,245.1 |
| **Start Date** | : 09/04/25 19:06 | **End Date** | : 09/05/25 12:34 |

| Sample Number | Dilution Factor | Analysis Time | Mercury, Dissolved |
|---|---|---|---|
| WG2110451-5 MS | 1 | 12:15:04 | X |
| WG2110451-6 DUP | 1 | 12:18:22 | X |
| L2554996-01 | 1 | 12:21:45 | X |
| L2554996-02 | 1 | 12:25:04 | X |
| L2554996-04 | 1 | 12:28:22 | X |
| R2006996-23 CCV | 1 | 12:31:40 | X |
| R2006996-24 CCB | 1 | 12:34:59 | X |

**Date Created:** 03/19/18
**Created By:** Jason Hebert
**File:** PM4631-1
**Page:** 1

**MERCURY by 7470A, 245.1 (WATER)**

| Analyte | CAS # | RL | MDL | Units | LCS Criteria | LCS RPD | MS Criteria | MS RPD | Duplicate RPD | Surrogate Criteria | Holding Time | Container/Sample Preservation |
|---|---|---|---|---|---|---|---|---|---|---|---|---|
| Mercury, Total | 7439-97-6 | 0.0002 | 0.0000915 | mg/l | 80-120 | 20 | 75-125 | 20 | 20 | | 28 days | 1 - Plastic 500ml HNO3 preserved |

***Please Note that the RL information provided in this table is calculated using a 100% Solids factor.*** ***(Soil/Solids only)***
***Please Note that the information provided in this table is subject to change at anytime at the discretion of the laboratory.***

**Date Created:** 01/22/21
**Created By:** Jason Hebert
**File:** PM9836-1
**Page:** 1

**METALS by 7470A (WATER)**

| Analyte | CAS # | RL | MDL | Units | LCS Criteria | LCS RPD | MS Criteria | MS RPD | Duplicate RPD | Surrogate Criteria | Holding Time | Container/Sample Preservation |
|---|---|---|---|---|---|---|---|---|---|---|---|---|
| Mercury, Total | 7439-97-6 | 0.0002 | 0.0000915 | mg/l | 80-120 | | 75-125 | 20 | 20 | | 28 days | 1 - Plastic 500ml HNO3 preserved |

***Please Note that the RL information provided in this table is calculated using a 100% Solids factor.*** ***(Soil/Solids only)***
***Please Note that the information provided in this table is subject to change at anytime at the discretion of the laboratory.***

**Date Created:** 01/22/21
**Created By:** Jason Hebert
**File:** PM9837-1
**Page:** 1

**METALS by 7471B (SOIL)**

| Analyte | CAS # | RL | MDL | Units | LCS Criteria | LCS RPD | MS Criteria | MS RPD | Duplicate RPD | Surrogate Criteria | Holding Time | Container/Sample Preservation |
|---|---|---|---|---|---|---|---|---|---|---|---|---|
| Mercury, Total | 7439-97-6 | 0.08 | 0.05216 | mg/kg | 72-128 | | 80-120 | 20 | 20 | | 28 days | Metals Only-Glass 60mL/2oz unpreserv |

***Please Note that the RL information provided in this table is calculated using a 100% Solids factor.*** ***(Soil/Solids only)***
***Please Note that the information provided in this table is subject to change at anytime at the discretion of the laboratory.***

Title :
Date : 9/3/2025
Name :

Method

STD
HONH3Cl : 0.0mL
(1+1)H2SO4 : 0.0mL
10w/v% SnCl2 : 0.3mL

SMP
HONH3Cl : 0.0mL
(1+1)H2SO4 : 0.0mL
10w/v% SnCl2 : 0.3mL

Measurement Time(sec : 120sec

Calib

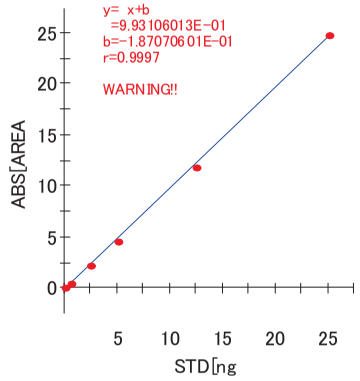


STD

| No. | STD [ug/L] | SVOL [mL] | CVOL [mL] | DVOL [mL] | STD [ng] | AREA [ON] | MEAS [ng] | Dev [%] | M. TIME | Note |
|---|---|---|---|---|---|---|---|---|---|---|
| 1 | 0.000 | 2.500 | 2.500 | 2.500 | 0.000 | 0.0106 | 0.1990 | - | 09/03/2025 11:02 | JWN,NIC1 |
| 2 | 0.200 | 2.500 | 2.500 | 2.500 | 0.500 | 0.4719 | 0.6635 | 32.7 | 09/03/2025 11:28 | JWN,NIC1 |
| 3 | 1.000 | 2.500 | 2.500 | 2.500 | 2.500 | 2.2935 | 2.4978 | 0.1 | 09/03/2025 11:08 | JWN,NIC1 |
| 4 | 2.000 | 2.500 | 2.500 | 2.500 | 5.000 | 4.5601 | 4.7801 | 4.4 | 09/03/2025 11:12 | JWN,NIC1 |
| 5 | 5.000 | 2.500 | 2.500 | 2.500 | 12.500 | 11.866 | 12.1371 | 2.9 | 09/03/2025 11:15 | JWN,NIC1 |
| 6 | 10.000 | 2.500 | 2.500 | 2.500 | 25.000 | 24.861 | 25.2224 | 0.9 | 09/03/2025 11:18 | JWN,NIC1 |

SMP

| | | | | | | | | | | |
|---|---|---|---|---|---|---|---|---|---|---|
| 1 | xICV | 2.500 | 2.500 | 2.500 | 6.4173 | 6.6502 | 2.660 | - | 09/03/2025 11:33 | JWN,NIC1 |
| 2 | ICV | 2.500 | 2.500 | 2.500 | 7.1392 | 7.3771 | 2.951 | - | 09/03/2025 11:41 | JWN,NIC1 |
| 3 | ICB | 2.500 | 2.500 | 2.500 | 0.0117 | 0.2002 | 0.080 | - | 09/03/2025 11:44 | JWN,NIC1 |
| 4 | xQ3 waters LOQ failed | 2.500 | 2.500 | 2.500 | 0.4637 | 0.6553 | 0.262 | - | 09/03/2025 12:07 | JWN,NIC1 |
| 5 | WG2109763-1 WG2109763 | 2.500 | 2.500 | 2.500 | 0.0150 | 0.2035 | 0.081 | - | 09/03/2025 12:10 | JWN,NIC1 |
| 6 | WG2109763-2 WG2109763 | 2.500 | 2.500 | 2.500 | 2.2688 | 2.4729 | 0.989 | - | 09/03/2025 12:13 | JWN,NIC1 |

| | | | | | | | | | | |
|---|---|---|---|---|---|---|---|---|---|---|
| 7 | xL2554384-05 WG2109763 | 2.500 | 2.500 | 2.500 | 0.0144 | 0.2029 | 0.081 | - | 09/03/2025 12:17 | JWN,NIC1 |
| 8 | WG2109763-3 WG2109763 | 2.500 | 2.500 | 2.500 | 11.6088 | 11.8778 | 4.751 | - | 09/03/2025 12:21 | JWN,NIC1 |
| 9 | WG2109763-4 WG2109763 | 2.500 | 2.500 | 2.500 | 11.5151 | 11.7834 | 4.713 | - | 09/03/2025 12:24 | JWN,NIC1 |
| 10 | L2554363-01 WG2109763 | 2.500 | 2.500 | 2.500 | 0.0328 | 0.2214 | 0.089 | - | 09/03/2025 12:27 | JWN,NIC1 |
| 11 | L2554363-02 WG2109763 | 2.500 | 2.500 | 2.500 | 0.0140 | 0.2025 | 0.081 | - | 09/03/2025 12:31 | JWN,NIC1 |
| 12 | L2554363-03 WG2109763 | 2.500 | 2.500 | 2.500 | 0.0350 | 0.2236 | 0.089 | - | 09/03/2025 12:34 | JWN,NIC1 |
| 13 | L2554370-01 WG2109763 | 2.500 | 2.500 | 2.500 | 0.0171 | 0.2056 | 0.082 | - | 09/03/2025 12:37 | JWN,NIC1 |
| 14 | Check STD(5ug/L) | 2.500 | 2.500 | 2.500 | 12.1336 | 12.4062 | 4.962 | 99.2 | 09/03/2025 12:41 | JWN,NIC1 |
| 15 | Check Blank | 2.500 | 2.500 | 2.500 | 0.0079 | 0.1963 | 0.079 | - | 09/03/2025 12:44 | JWN,NIC1 |
| 16 | L2554370-02 WG2109763 | 2.500 | 2.500 | 2.500 | 0.0203 | 0.2088 | 0.084 | - | 09/03/2025 12:47 | JWN,NIC1 |
| 17 | L2554370-03 WG2109763 | 2.500 | 2.500 | 2.500 | 0.0176 | 0.2061 | 0.082 | - | 09/03/2025 12:51 | JWN,NIC1 |
| 18 | L2554370-04 WG2109763 | 2.500 | 2.500 | 2.500 | 0.0178 | 0.2063 | 0.083 | - | 09/03/2025 12:54 | JWN,NIC1 |
| 19 | L2554370-05 WG2109763 | 2.500 | 2.500 | 2.500 | 0.0158 | 0.2043 | 0.082 | - | 09/03/2025 12:57 | JWN,NIC1 |
| 20 | L2554370-06 WG2109763 | 2.500 | 2.500 | 2.500 | 0.0180 | 0.2065 | 0.083 | - | 09/03/2025 13:01 | JWN,NIC1 |
| 21 | L2554370-07 WG2109763 | 2.500 | 2.500 | 2.500 | 0.0254 | 0.2139 | 0.086 | - | 09/03/2025 13:04 | JWN,NIC1 |
| 22 | L2554370-08 WG2109763 | 2.500 | 2.500 | 2.500 | 0.0185 | 0.2070 | 0.083 | - | 09/03/2025 13:07 | JWN,NIC1 |
| 23 | L2554370-09 WG2109763 | 2.500 | 2.500 | 2.500 | 0.0165 | 0.2050 | 0.082 | - | 09/03/2025 13:11 | JWN,NIC1 |
| 24 | L2554370-10 WG2109763 | 2.500 | 2.500 | 2.500 | 0.0176 | 0.2061 | 0.082 | - | 09/03/2025 13:14 | JWN,NIC1 |
| 25 | L2554370-12 WG2109763 | 2.500 | 2.500 | 2.500 | 0.0281 | 0.2167 | 0.087 | - | 09/03/2025 13:17 | JWN,NIC1 |
| 26 | Check STD(5ug/L) | 2.500 | 2.500 | 2.500 | 11.8832 | 12.1541 | 4.862 | 97.2 | 09/03/2025 13:20 | JWN,NIC1 |
| 27 | Check Blank | 2.500 | 2.500 | 2.500 | 0.0109 | 0.1993 | 0.080 | - | 09/03/2025 13:24 | JWN,NIC1 |
| 28 | L2554384-01 WG2109763 | 2.500 | 2.500 | 2.500 | 0.0184 | 0.2069 | 0.083 | - | 09/03/2025 13:27 | JWN,NIC1 |
| 29 | L2554384-03 WG2109763 | 2.500 | 2.500 | 2.500 | 0.0189 | 0.2074 | 0.083 | - | 09/03/2025 13:30 | JWN,NIC1 |
| 30 | L2554384-07 WG2109763 | 2.500 | 2.500 | 2.500 | 0.0185 | 0.2070 | 0.083 | - | 09/03/2025 13:34 | JWN,NIC1 |
| 31 | L2554384-09 WG2109763 | 2.500 | 2.500 | 2.500 | 0.0154 | 0.2039 | 0.082 | - | 09/03/2025 13:37 | JWN,NIC1 |
| 32 | L2554384-11 WG2109763 | 2.500 | 2.500 | 2.500 | 0.0170 | 0.2055 | 0.082 | - | 09/03/2025 13:40 | JWN,NIC1 |
| 33 | L2554384-05 WG2109763 | 2.500 | 2.500 | 2.500 | 0.0185 | 0.2070 | 0.083 | - | 09/03/2025 13:44 | JWN,NIC1 |
| 34 | WG2110005-1 WG2110005 | 2.500 | 2.500 | 2.500 | 0.0883 | 0.2773 | 0.111 | - | 09/03/2025 13:47 | JWN,NIC1 |
| 35 | WG2110005-2 WG2110005 | 2.500 | 2.500 | 2.500 | 2.0952 | 2.2981 | 0.919 | - | 09/03/2025 13:50 | JWN,NIC1 |
| 36 | L2554545-03 WG2110005 | 2.500 | 2.500 | 2.500 | 0.5688 | 0.7611 | 0.304 | - | 09/03/2025 13:53 | JWN,NIC1 |
| 37 | WG2110005-3 WG2110005 | 2.500 | 2.500 | 2.500 | 12.0614 | 12.3335 | 4.933 | - | 09/03/2025 13:57 | JWN,NIC1 |
| 38 | Check STD(5ug/L) | 2.500 | 2.500 | 2.500 | 12.0369 | 12.3088 | 4.924 | 98.5 | 09/03/2025 14:00 | JWN,NIC1 |

| | | | | | | | | | | |
|---|---|---|---|---|---|---|---|---|---|---|
| 39 | Check Blank | 2.500 | 2.500 | 2.500 | 0.0117 | 0.2002 | 0.080 | - | 09/03/2025 14:03 | JWN,NIC1 |
| 40 | WG2110005-4 WG2110005 | 2.500 | 2.500 | 2.500 | 0.2771 | 0.4674 | 0.187 | - | 09/03/2025 14:07 | JWN,NIC1 |
| 41 | L2554545-04 WG2110005 | 2.500 | 2.500 | 2.500 | 0.1494 | 0.3388 | 0.136 | - | 09/03/2025 14:10 | JWN,NIC1 |
| 42 | WG2110005-5 WG2110005 | 2.500 | 2.500 | 2.500 | 11.0684 | 11.3336 | 4.533 | - | 09/03/2025 14:13 | JWN,NIC1 |
| 43 | WG2110005-6 WG2110005 | 2.500 | 2.500 | 2.500 | 0.1476 | 0.3370 | 0.135 | - | 09/03/2025 14:17 | JWN,NIC1 |
| 44 | xL2554545-05 WG2110005 | 2.500 | 2.500 | 2.500 | 1.5927 | 1.7921 | 0.717 | - | 09/03/2025 14:20 | JWN,NIC1 |
| 45 | L2554545-05 WG2110005 | 2.500 | 2.500 | 2.500 | 2.1009 | 2.3039 | 0.922 | - | 09/03/2025 15:22 | JWN,NIC1 |
| 46 | L2554545-06 WG2110005 | 2.500 | 2.500 | 2.500 | 2.6634 | 2.8703 | 1.148 | - | 09/03/2025 15:25 | JWN,NIC1 |
| 47 | xxxtest | 2.500 | 2.500 | 2.500 | 1.5591 | 1.7583 | 0.703 | - | 09/03/2025 15:28 | JWN,NIC1 |
| 48 | Check STD(5ug/L) | 2.500 | 2.500 | 2.500 | 11.8760 | 12.1468 | 4.859 | 97.2 | 09/03/2025 15:31 | JWN,NIC1 |
| 49 | Check Blank | 2.500 | 2.500 | 2.500 | 0.0109 | 0.1993 | 0.080 | - | 09/03/2025 15:35 | JWN,NIC1 |
| 50 | xQ3 waters LOQ failed | 2.500 | 2.500 | 2.500 | 0.5327 | 0.7248 | 0.290 | - | 09/03/2025 15:58 | JWN,NIC1 |
| 51 | Q3 waters LOQ | 2.500 | 2.500 | 2.500 | 0.5058 | 0.6977 | 0.279 | - | 09/03/2025 16:06 | JWN,NIC1 |
| 52 | Q3 waters LOQ | 2.500 | 2.500 | 2.500 | 0.5078 | 0.6997 | 0.280 | - | 09/03/2025 16:09 | JWN,NIC1 |
| 53 | WG2109920-1 WG2109920 | 2.500 | 2.500 | 2.500 | 0.0069 | 0.1953 | 0.078 | - | 09/03/2025 16:30 | JWN,NIC1 |
| 54 | WG2109920-2 WG2109920 | 2.500 | 2.500 | 2.500 | 2.3101 | 2.5145 | 1.006 | - | 09/03/2025 16:34 | JWN,NIC1 |
| 55 | L2554802-02 WG2109920 | 2.500 | 2.500 | 2.500 | 0.0091 | 0.1975 | 0.079 | - | 09/03/2025 16:37 | JWN,NIC1 |
| 56 | WG2109920-3 WG2109920 | 2.500 | 2.500 | 2.500 | 11.3816 | 11.6490 | 4.660 | - | 09/03/2025 16:40 | JWN,NIC1 |
| 57 | WG2109920-4 WG2109920 | 2.500 | 2.500 | 2.500 | 0.0138 | 0.2023 | 0.081 | - | 09/03/2025 16:43 | JWN,NIC1 |
| 58 | WG2109783-1 WG2109783 | 2.500 | 2.500 | 2.500 | 0.0108 | 0.1992 | 0.080 | - | 09/03/2025 16:47 | JWN,NIC1 |
| 59 | WG2109783-2 WG2109783 | 2.500 | 2.500 | 2.500 | 2.3273 | 2.5318 | 1.013 | - | 09/03/2025 16:50 | JWN,NIC1 |
| 60 | Check STD(5ug/L) | 2.500 | 2.500 | 2.500 | 12.1423 | 12.4150 | 4.966 | 99.3 | 09/03/2025 16:53 | JWN,NIC1 |
| 61 | Check Blank | 2.500 | 2.500 | 2.500 | 0.0086 | 0.1970 | 0.079 | - | 09/03/2025 16:57 | JWN,NIC1 |
| 62 | L2554654-01 WG2109783 | 2.500 | 2.500 | 2.500 | 0.0747 | 0.2636 | 0.105 | - | 09/03/2025 17:00 | JWN,NIC1 |
| 63 | WG2109783-3 WG2109783 | 2.500 | 2.500 | 2.500 | 11.4671 | 11.7351 | 4.694 | - | 09/03/2025 17:03 | JWN,NIC1 |
| 64 | WG2109783-4 WG2109783 | 2.500 | 2.500 | 2.500 | 0.1054 | 0.2945 | 0.118 | - | 09/03/2025 17:06 | JWN,NIC1 |
| 65 | L2554361-01 WG2109783 | 2.500 | 2.500 | 2.500 | 0.0543 | 0.2430 | 0.097 | - | 09/03/2025 17:10 | JWN,NIC1 |
| 66 | L2554361-02 WG2109783 | 2.500 | 2.500 | 2.500 | 0.0430 | 0.2317 | 0.093 | - | 09/03/2025 17:13 | JWN,NIC1 |
| 67 | L2554361-03 WG2109783 | 2.500 | 2.500 | 2.500 | 0.0462 | 0.2349 | 0.094 | - | 09/03/2025 17:16 | JWN,NIC1 |
| 68 | L2554361-04 WG2109783 | 2.500 | 2.500 | 2.500 | 0.0598 | 0.2486 | 0.099 | - | 09/03/2025 17:20 | JWN,NIC1 |
| 69 | L2554361-05 WG2109783 | 2.500 | 2.500 | 2.500 | 0.0462 | 0.2349 | 0.094 | - | 09/03/2025 17:23 | JWN,NIC1 |
| 70 | L2554361-06 WG2109783 | 2.500 | 2.500 | 2.500 | 0.0330 | 0.2216 | 0.089 | - | 09/03/2025 17:26 | JWN,NIC1 |

| | | | | | | | | | | |
|---|---|---|---|---|---|---|---|---|---|---|
| 71 | L2554479-04 WG2109783 | 2.500 | 2.500 | 2.500 | 2.2184 | 2.4222 | 0.969 | - | 09/03/2025 17:29 | JWN,NIC1 |
| 72 | XCheck STD(5ug/L) | 2.500 | 2.500 | 2.500 | 10.3523 | 10.6125 | 4.245 | - | 09/03/2025 17:33 | JWN,NIC1 |
| 73 | Check STD(5ug/L) | 2.500 | 2.500 | 2.500 | 12.1036 | 12.3760 | 4.950 | 99.0 | 09/03/2025 17:51 | JWN,NIC1 |
| 74 | Check Blank | 2.500 | 2.500 | 2.500 | 0.0023 | 0.1907 | 0.076 | - | 09/03/2025 17:54 | JWN,NIC1 |
| 75 | L2554479-05 WG2109783 | 2.500 | 2.500 | 2.500 | 1.3462 | 1.5439 | 0.618 | - | 09/03/2025 17:57 | JWN,NIC1 |
| 76 | L2554489-01 WG2110005 | 2.500 | 2.500 | 2.500 | 0.5077 | 0.6996 | 0.280 | - | 09/03/2025 18:25 | JWN,NIC1 |
| 77 | L2554489-02 WG2110005 | 2.500 | 2.500 | 2.500 | 0.2328 | 0.4228 | 0.169 | - | 09/03/2025 18:28 | JWN,NIC1 |
| 78 | L2554545-07 WG2110005 | 2.500 | 2.500 | 2.500 | 0.0552 | 0.2440 | 0.098 | - | 09/03/2025 18:31 | JWN,NIC1 |
| 79 | L2554545-08 WG2110005 | 2.500 | 2.500 | 2.500 | 0.0659 | 0.2547 | 0.102 | - | 09/03/2025 18:35 | JWN,NIC1 |
| 80 | L2554545-09 WG2110005 | 2.500 | 2.500 | 2.500 | 0.0483 | 0.2370 | 0.095 | - | 09/03/2025 18:38 | JWN,NIC1 |
| 81 | L2554545-10 WG2110005 | 2.500 | 2.500 | 2.500 | 0.0537 | 0.2424 | 0.097 | - | 09/03/2025 18:41 | JWN,NIC1 |
| 82 | L2554545-11 WG2110005 | 2.500 | 2.500 | 2.500 | 0.1171 | 0.3063 | 0.123 | - | 09/03/2025 18:45 | JWN,NIC1 |
| 83 | L2554545-12 WG2110005 | 2.500 | 2.500 | 2.500 | 0.1511 | 0.3405 | 0.136 | - | 09/03/2025 18:48 | JWN,NIC1 |
| 84 | L2554545-13 WG2110005 | 2.500 | 2.500 | 2.500 | 0.1184 | 0.3076 | 0.123 | - | 09/03/2025 18:51 | JWN,NIC1 |
| 85 | XCheck STD(5ug/L) | 2.500 | 2.500 | 2.500 | 0.0019 | 0.1903 | 0.076 | - | 09/03/2025 18:55 | JWN,NIC1 |
| 86 | Check STD(5ug/L) | 2.500 | 2.500 | 2.500 | 11.9859 | 12.2575 | 4.903 | 98.1 | 09/03/2025 19:21 | JWN,NIC1 |
| 87 | Check Blank | 2.500 | 2.500 | 2.500 | 0.0079 | 0.1963 | 0.079 | - | 09/03/2025 19:24 | JWN,NIC1 |
| 88 | L2554545-14 WG2110005 | 2.500 | 2.500 | 2.500 | 0.2945 | 0.4849 | 0.194 | - | 09/03/2025 19:27 | JWN,NIC1 |
| 89 | L2554584-01 WG2110005 | 2.500 | 2.500 | 2.500 | 0.1462 | 0.3356 | 0.134 | - | 09/03/2025 19:31 | JWN,NIC1 |
| 90 | L2554996-01 WG2110005 | 2.500 | 2.500 | 2.500 | 0.1787 | 0.3683 | 0.147 | - | 09/03/2025 19:34 | JWN,NIC1 |
| 91 | L2554996-02 WG2110005 | 2.500 | 2.500 | 2.500 | 0.3043 | 0.4948 | 0.198 | - | 09/03/2025 19:37 | JWN,NIC1 |
| 92 | L2554996-03 WG2110005 | 2.500 | 2.500 | 2.500 | 0.2243 | 0.4142 | 0.166 | - | 09/03/2025 19:41 | JWN,NIC1 |
| 93 | L2554996-04 WG2110005 | 2.500 | 2.500 | 2.500 | 0.0612 | 0.2500 | 0.100 | - | 09/03/2025 19:44 | JWN,NIC1 |
| 94 | L2554027-01 WG2109632 | 2.500 | 2.500 | 2.500 | 0.0184 | 0.2069 | 0.083 | - | 09/03/2025 20:17 | JWN,NIC1 |
| 95 | L2554095-01 WG2109632 | 2.500 | 2.500 | 2.500 | 0.0197 | 0.2082 | 0.083 | - | 09/03/2025 20:21 | JWN,NIC1 |
| 96 | L2554233-03 WG2109632 | 2.500 | 2.500 | 2.500 | 0.0288 | 0.2174 | 0.087 | - | 09/03/2025 20:24 | JWN,NIC1 |
| 97 | L2554342-01 WG2109632 | 2.500 | 2.500 | 2.500 | 0.0606 | 0.2494 | 0.100 | - | 09/03/2025 20:27 | JWN,NIC1 |
| 98 | Check STD(5ug/L) | 2.500 | 2.500 | 2.500 | 12.0795 | 12.3517 | 4.941 | 98.8 | 09/03/2025 20:31 | JWN,NIC1 |
| 99 | Check Blank | 2.500 | 2.500 | 2.500 | 0.0060 | 0.1944 | 0.078 | - | 09/03/2025 20:34 | JWN,NIC1 |
| 100 | L2554345-01 WG2109632 | 2.500 | 2.500 | 2.500 | 0.0191 | 0.2076 | 0.083 | - | 09/03/2025 20:37 | JWN,NIC1 |
| 101 | L2554352-02 WG2109632 | 2.500 | 2.500 | 2.500 | 0.0220 | 0.2105 | 0.084 | - | 09/03/2025 20:41 | JWN,NIC1 |
| 102 | L2554374-02 WG2109632 | 2.500 | 2.500 | 2.500 | 0.0167 | 0.2052 | 0.082 | - | 09/03/2025 20:44 | JWN,NIC1 |

| | | | | | | | | | | |
|---|---|---|---|---|---|---|---|---|---|---|
| 103 | L2554590-01 WG2109632 | 2.500 | 2.500 | 2.500 | 0.0790 | 0.2679 | 0.107 | - | 09/03/2025 20:47 | JWN,NIC1 |
| 104 | WG2110090-1 WG2110090 | 2.500 | 2.500 | 2.500 | 0.0488 | 0.2375 | 0.095 | - | 09/03/2025 20:51 | JWN,NIC1 |
| 105 | WG2110090-2 WG2110090 | 2.500 | 2.500 | 2.500 | 2.4044 | 2.6095 | 1.044 | - | 09/03/2025 20:54 | JWN,NIC1 |
| 106 | L2554483-01 WG2110090 | 2.500 | 2.500 | 2.500 | 0.3849 | 0.5759 | 0.230 | - | 09/03/2025 20:57 | JWN,NIC1 |
| 107 | WG2110090-3 WG2110090 | 2.500 | 2.500 | 2.500 | 11.9972 | 12.2689 | 4.908 | - | 09/03/2025 21:00 | JWN,NIC1 |
| 108 | WG2110090-4 WG2110090 | 2.500 | 2.500 | 2.500 | 0.1700 | 0.3595 | 0.144 | - | 09/03/2025 21:04 | JWN,NIC1 |
| 109 | L2554627-07 WG2110090 | 2.500 | 2.500 | 2.500 | 1.0822 | 1.2781 | 0.511 | - | 09/03/2025 21:07 | JWN,NIC1 |
| 110 | Check STD(5ug/L) | 2.500 | 2.500 | 2.500 | 12.0544 | 12.3264 | 4.931 | 98.6 | 09/03/2025 21:10 | JWN,NIC1 |
| 111 | Check Blank | 2.500 | 2.500 | 2.500 | 0.0112 | 0.1996 | 0.080 | - | 09/03/2025 21:14 | JWN,NIC1 |
| 112 | L2554627-08 WG2110090 | 2.500 | 2.500 | 2.500 | 1.4147 | 1.6129 | 0.645 | - | 09/03/2025 21:17 | JWN,NIC1 |
| 113 | L2554627-09 WG2110090 | 2.500 | 2.500 | 2.500 | 0.5796 | 0.7720 | 0.309 | - | 09/03/2025 21:20 | JWN,NIC1 |
| 114 | L2554627-10 WG2110090 | 2.500 | 2.500 | 2.500 | 0.9167 | 1.1114 | 0.445 | - | 09/03/2025 21:24 | JWN,NIC1 |
| 115 | L2554627-12 WG2110090 | 2.500 | 2.500 | 2.500 | 0.1279 | 0.3172 | 0.127 | - | 09/03/2025 21:27 | JWN,NIC1 |
| 116 | L2554661-03 WG2110090 | 2.500 | 2.500 | 2.500 | 0.1907 | 0.3804 | 0.152 | - | 09/03/2025 21:30 | JWN,NIC1 |
| 117 | L2554723-01 WG2110090 | 2.500 | 2.500 | 2.500 | 0.0675 | 0.2563 | 0.103 | - | 09/03/2025 21:33 | JWN,NIC1 |
| 118 | L2554723-02 WG2110090 | 2.500 | 2.500 | 2.500 | 0.5676 | 0.7599 | 0.304 | - | 09/03/2025 21:37 | JWN,NIC1 |
| 119 | L2554847-01 WG2110090 | 2.500 | 2.500 | 2.500 | 0.1394 | 0.3287 | 0.131 | - | 09/03/2025 21:40 | JWN,NIC1 |
| 120 | Check STD(5ug/L) | 2.500 | 2.500 | 2.500 | 12.3681 | 12.6423 | 5.057 | 101.1 | 09/03/2025 21:43 | JWN,NIC1 |
| 121 | Check Blank | 2.500 | 2.500 | 2.500 | 0.0101 | 0.1985 | 0.079 | - | 09/03/2025 21:47 | JWN,NIC1 |
| 122 | XWG2110037-1 WG2110037 | 2.500 | 2.500 | 2.500 | 0.0182 | 0.2067 | 0.083 | - | 09/03/2025 21:50 | JWN,NIC1 |
| 123 | XWG2110037-2 WG2110037 | 2.500 | 2.500 | 2.500 | 2.3332 | 2.5378 | 1.015 | - | 09/03/2025 21:53 | JWN,NIC1 |
| 124 | XL2553274-01 WG2110037 | 2.500 | 2.500 | 2.500 | 0.0260 | 0.2145 | 0.086 | - | 09/03/2025 21:57 | JWN,NIC1 |
| 125 | XWG2110037-3 WG2110037 | 2.500 | 2.500 | 2.500 | 11.8932 | 12.1641 | 4.866 | - | 09/03/2025 22:00 | JWN,NIC1 |
| 126 | XWG2110037-4 WG2110037 | 2.500 | 2.500 | 2.500 | 0.0347 | 0.2233 | 0.089 | - | 09/03/2025 22:03 | JWN,NIC1 |
| 127 | XCheck STD(5ug/L) | 2.500 | 2.500 | 2.500 | 12.0357 | 12.3076 | 4.923 | - | 09/03/2025 22:06 | JWN,NIC1 |
| 128 | XCheck Blank | 2.500 | 2.500 | 2.500 | 0.8893 | 1.0838 | 0.434 | - | 09/03/2025 22:10 | JWN,NIC1 |
| 129 | XCheck Blank | 2.500 | 2.500 | 2.500 | 0.8725 | 1.0669 | 0.427 | - | 09/03/2025 22:19 | JWN,NIC1 |
| 130 | Check STD(5ug/L) | 2.500 | 2.500 | 2.500 | 11.8895 | 12.1604 | 4.864 | 97.3 | 09/03/2025 22:41 | JWN,NIC1 |
| 131 | Check Blank | 2.500 | 2.500 | 2.500 | 0.0190 | 0.2075 | 0.083 | - | 09/03/2025 22:44 | JWN,NIC1 |
| 132 | WG2110037-1 WG2110037 | 2.500 | 2.500 | 2.500 | 0.0186 | 0.2071 | 0.083 | - | 09/03/2025 22:48 | JWN,NIC1 |
| 133 | WG2110037-2 WG2110037 | 2.500 | 2.500 | 2.500 | 2.3295 | 2.5340 | 1.014 | - | 09/03/2025 22:51 | JWN,NIC1 |
| 134 | L2553274-01 WG2110037 | 2.500 | 2.500 | 2.500 | 0.0260 | 0.2145 | 0.086 | - | 09/03/2025 22:54 | JWN,NIC1 |

| | | | | | | | | | | |
|---|---|---|---|---|---|---|---|---|---|---|
| 135 | WG2110037-3 WG2110037 | 2.500 | 2.500 | 2.500 | 11.8508 | 12.1214 | 4.849 | - | 09/03/2025 22:57 | JWN,NIC1 |
| 136 | WG2110037-4 WG2110037 | 2.500 | 2.500 | 2.500 | 0.0297 | 0.2183 | 0.087 | - | 09/03/2025 23:01 | JWN,NIC1 |
| 137 | Check STD(5ug/L) | 2.500 | 2.500 | 2.500 | 12.1033 | 12.3757 | 4.950 | 99.0 | 09/03/2025 23:04 | JWN,NIC1 |
| 138 | Check Blank | 2.500 | 2.500 | 2.500 | 0.0157 | 0.2042 | 0.082 | - | 09/03/2025 23:07 | JWN,NIC1 |

Title :
Date : 9/4/2025
Name :

Method

STD
HONH3Cl : 0.0mL
(1+1)H2SO4 : 0.0mL
10w/v% SnCl2 : 0.3mL

SMP
HONH3Cl : 0.0mL
(1+1)H2SO4 : 0.0mL
10w/v% SnCl2 : 0.3mL

Measurement Time(sec : 120sec

Calib

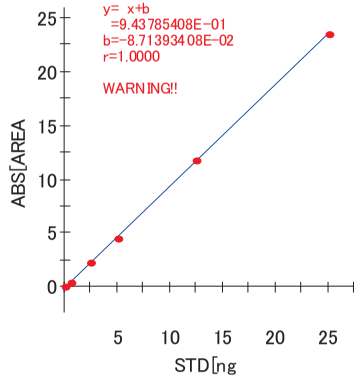


STD

| No. | STD [ug/L] | SVOL [mL] | CVOL [mL] | DVOL [mL] | STD [ng] | AREA [ON] | MEAS [ng] | Dev [%] | M. TIME | Note |
|---|---|---|---|---|---|---|---|---|---|---|
| 1 | 0.000 | 2.500 | 2.500 | 2.500 | 0.000 | 0.0183 | 0.1117 | - | 09/04/2025 18:08 | RDB,NIC1 |
| 2 | 0.200 | 2.500 | 2.500 | 2.500 | 0.500 | 0.4135 | 0.5305 | 6.1 | 09/04/2025 18:12 | RDB,NIC1 |
| 3 | 1.000 | 2.500 | 2.500 | 2.500 | 2.500 | 2.2523 | 2.4788 | 0.8 | 09/04/2025 18:15 | RDB,NIC1 |
| 4 | 2.000 | 2.500 | 2.500 | 2.500 | 5.000 | 4.5021 | 4.8626 | 2.7 | 09/04/2025 18:18 | RDB,NIC1 |
| 5 | 5.000 | 2.500 | 2.500 | 2.500 | 12.500 | 11.686 | 12.4749 | 0.2 | 09/04/2025 18:22 | RDB,NIC1 |
| 6 | 10.000 | 2.500 | 2.500 | 2.500 | 25.000 | 23.546 | 25.0415 | 0.2 | 09/04/2025 18:25 | RDB,NIC1 |

SMP

| | | | | | | | | | | |
|---|---|---|---|---|---|---|---|---|---|---|
| 1 | XICV | 2.500 | 2.500 | 2.500 | 6.5466 | 7.0289 | 2.812 | - | 09/04/2025 18:44 | RDB,NIC1 |
| 2 | XICB | 2.500 | 2.500 | 2.500 | 0.0194 | 0.1129 | 0.045 | - | 09/04/2025 18:47 | RDB,NIC1 |
| 3 | ICV | 2.500 | 2.500 | 2.500 | 7.0908 | 7.6055 | 3.042 | - | 09/04/2025 19:06 | RDB,NIC1 |
| 4 | ICB | 2.500 | 2.500 | 2.500 | 0.0216 | 0.1152 | 0.046 | - | 09/04/2025 19:10 | RDB,NIC1 |
| 5 | WG2110442-1 WG2110442 | 2.500 | 2.500 | 2.500 | 0.2206 | 0.3261 | 0.130 | - | 09/04/2025 19:13 | RDB,NIC1 |
| 6 | XWG2110442-2 WG2110442 | 2.500 | 2.500 | 2.500 | 2.7621 | 3.0189 | 1.208 | - | 09/04/2025 19:16 | RDB,NIC1 |

| | | | | | | | | | | |
|---|---|---|---|---|---|---|---|---|---|---|
| 7 | L2554523-01 WG2110442 | 2.500 | 2.500 | 2.500 | 0.4975 | 0.6195 | 0.248 | - | 09/04/2025 19:20 | RDB,NIC1 |
| 8 | WG2110442-3 WG2110442 | 2.500 | 2.500 | 2.500 | 12.0518 | 12.8620 | 5.145 | - | 09/04/2025 19:23 | RDB,NIC1 |
| 9 | WG2110442-4 WG2110442 | 2.500 | 2.500 | 2.500 | 0.2912 | 0.4009 | 0.160 | - | 09/04/2025 19:26 | RDB,NIC1 |
| 10 | L2554900-01 WG2110442 | 2.500 | 2.500 | 2.500 | 0.4282 | 0.5460 | 0.218 | - | 09/04/2025 19:30 | RDB,NIC1 |
| 11 | L2554900-02 WG2110442 | 2.500 | 2.500 | 2.500 | 0.6791 | 0.8119 | 0.325 | - | 09/04/2025 19:33 | RDB,NIC1 |
| 12 | L2554925-01 WG2110442 | 2.500 | 2.500 | 2.500 | 0.1135 | 0.2126 | 0.085 | - | 09/04/2025 19:36 | RDB,NIC1 |
| 13 | L2554946-01 WG2110442 | 2.500 | 2.500 | 2.500 | 0.0707 | 0.1672 | 0.067 | - | 09/04/2025 19:40 | RDB,NIC1 |
| 14 | L2554946-02 WG2110442 | 2.500 | 2.500 | 2.500 | 0.0673 | 0.1636 | 0.065 | - | 09/04/2025 19:43 | RDB,NIC1 |
| 15 | Check STD(5ug/L) | 2.500 | 2.500 | 2.500 | 11.4190 | 12.1915 | 4.877 | 97.5 | 09/04/2025 19:46 | RDB,NIC1 |
| 16 | Check Blank | 2.500 | 2.500 | 2.500 | 0.0179 | 0.1113 | 0.045 | - | 09/04/2025 19:49 | RDB,NIC1 |
| 17 | L2554946-03 WG2110442 | 2.500 | 2.500 | 2.500 | 0.0721 | 0.1687 | 0.067 | - | 09/04/2025 19:53 | RDB,NIC1 |
| 18 | L2554947-01 WG2110442 | 2.500 | 2.500 | 2.500 | 0.2337 | 0.3399 | 0.136 | - | 09/04/2025 19:56 | RDB,NIC1 |
| 19 | L2554947-02 WG2110442 | 2.500 | 2.500 | 2.500 | 0.0882 | 0.1858 | 0.074 | - | 09/04/2025 19:59 | RDB,NIC1 |
| 20 | L2554947-03 WG2110442 | 2.500 | 2.500 | 2.500 | 0.0597 | 0.1556 | 0.062 | - | 09/04/2025 20:03 | RDB,NIC1 |
| 21 | L2555000-01 WG2110442 | 2.500 | 2.500 | 2.500 | 0.0774 | 0.1743 | 0.070 | - | 09/04/2025 20:06 | RDB,NIC1 |
| 22 | WG2110442-2 WG2110442 | 2.500 | 2.500 | 2.500 | 2.7523 | 3.0086 | 1.203 | - | 09/04/2025 20:09 | RDB,NIC1 |
| 23 | WG2110654-1 WG2110654 | 2.500 | 2.500 | 2.500 | 0.0438 | 0.1387 | 0.055 | - | 09/04/2025 20:23 | RDB,NIC1 |
| 24 | WG2110654-2 WG2110654 | 2.500 | 2.500 | 2.500 | 2.4051 | 2.6407 | 1.056 | - | 09/04/2025 20:26 | RDB,NIC1 |
| 25 | WG2110654-3 WG2110654 | 2.500 | 2.500 | 2.500 | 2.3769 | 2.6108 | 1.044 | - | 09/04/2025 20:29 | RDB,NIC1 |
| 26 | L2554880-01 WG2110654 | 2.500 | 2.500 | 2.500 | 0.0512 | 0.1466 | 0.059 | - | 09/04/2025 20:32 | RDB,NIC1 |
| 27 | Check STD(5ug/L) | 2.500 | 2.500 | 2.500 | 11.4237 | 12.1965 | 4.879 | 97.6 | 09/04/2025 20:36 | RDB,NIC1 |
| 28 | Check Blank | 2.500 | 2.500 | 2.500 | 0.0171 | 0.1104 | 0.044 | - | 09/04/2025 20:39 | RDB,NIC1 |
| 29 | L2554880-02 WG2110654 | 2.500 | 2.500 | 2.500 | 0.0424 | 0.1373 | 0.055 | - | 09/04/2025 20:42 | RDB,NIC1 |
| 30 | L2554880-03 WG2110654 | 2.500 | 2.500 | 2.500 | 0.0443 | 0.1393 | 0.056 | - | 09/04/2025 20:46 | RDB,NIC1 |
| 31 | L2554951-01 WG2110654 | 2.500 | 2.500 | 2.500 | 0.0496 | 0.1449 | 0.058 | - | 09/04/2025 20:49 | RDB,NIC1 |
| 32 | L2555196-01 WG2110654 | 2.500 | 2.500 | 2.500 | 0.0619 | 0.1579 | 0.063 | - | 09/04/2025 20:52 | RDB,NIC1 |
| 33 | L2555196-02 WG2110654 | 2.500 | 2.500 | 2.500 | 0.0591 | 0.1549 | 0.062 | - | 09/04/2025 20:56 | RDB,NIC1 |
| 34 | L2555196-03 WG2110654 | 2.500 | 2.500 | 2.500 | 0.0477 | 0.1429 | 0.057 | - | 09/04/2025 20:59 | RDB,NIC1 |
| 35 | L2555196-04 WG2110654 | 2.500 | 2.500 | 2.500 | 0.0606 | 0.1565 | 0.063 | - | 09/04/2025 21:02 | RDB,NIC1 |
| 36 | WG2110676-1 WG2110676 | 2.500 | 2.500 | 2.500 | 0.0739 | 0.1706 | 0.068 | - | 09/04/2025 21:05 | RDB,NIC1 |
| 37 | WG2110676-2 WG2110676 | 2.500 | 2.500 | 2.500 | 2.2769 | 2.5048 | 1.002 | - | 09/04/2025 21:09 | RDB,NIC1 |
| 38 | L2554132-01 WG2110676 | 2.500 | 2.500 | 2.500 | 0.1022 | 0.2006 | 0.080 | - | 09/04/2025 21:12 | RDB,NIC1 |

| | | | | | | | | | | |
|---|---|---|---|---|---|---|---|---|---|---|
| 39 | Check STD(5ug/L) | 2.500 | 2.500 | 2.500 | 11.4340 | 12.2074 | 4.883 | 97.7 | 09/04/2025 21:15 | RDB,NIC1 |
| 40 | Check Blank | 2.500 | 2.500 | 2.500 | 0.0158 | 0.1091 | 0.044 | - | 09/04/2025 21:19 | RDB,NIC1 |
| 41 | WG2110676-3 WG2110676 | 2.500 | 2.500 | 2.500 | 11.4665 | 12.2418 | 4.897 | - | 09/04/2025 21:22 | RDB,NIC1 |
| 42 | WG2110676-4 WG2110676 | 2.500 | 2.500 | 2.500 | 0.0945 | 0.1925 | 0.077 | - | 09/04/2025 21:25 | RDB,NIC1 |
| 43 | WG2110165-1 WG2110165 | 2.500 | 2.500 | 2.500 | 0.0312 | 0.1254 | 0.050 | - | 09/04/2025 21:29 | RDB,NIC1 |
| 44 | WG2110165-2 WG2110165 | 2.500 | 2.500 | 2.500 | 2.2947 | 2.5237 | 1.009 | - | 09/04/2025 21:32 | RDB,NIC1 |
| 45 | L2554539-04 WG2110165 | 2.500 | 2.500 | 2.500 | 0.0449 | 0.1399 | 0.056 | - | 09/04/2025 21:35 | RDB,NIC1 |
| 46 | WG2110165-3 WG2110165 | 2.500 | 2.500 | 2.500 | 11.4973 | 12.2744 | 4.910 | - | 09/04/2025 21:38 | RDB,NIC1 |
| 47 | WG2110165-4 WG2110165 | 2.500 | 2.500 | 2.500 | 0.0571 | 0.1528 | 0.061 | - | 09/04/2025 21:42 | RDB,NIC1 |
| 48 | L2554539-05 WG2110165 | 2.500 | 2.500 | 2.500 | 0.0687 | 0.1651 | 0.066 | - | 09/04/2025 21:45 | RDB,NIC1 |
| 49 | L2554539-06 WG2110165 | 2.500 | 2.500 | 2.500 | 0.0817 | 0.1789 | 0.072 | - | 09/04/2025 21:48 | RDB,NIC1 |
| 50 | L2554553-01 WG2110165 | 2.500 | 2.500 | 2.500 | 0.1041 | 0.2026 | 0.081 | - | 09/04/2025 21:52 | RDB,NIC1 |
| 51 | Check STD(5ug/L) | 2.500 | 2.500 | 2.500 | 11.2840 | 12.0484 | 4.819 | 96.4 | 09/04/2025 21:55 | RDB,NIC1 |
| 52 | Check Blank | 2.500 | 2.500 | 2.500 | 0.0205 | 0.1141 | 0.046 | - | 09/04/2025 21:58 | RDB,NIC1 |
| 53 | WG2110636-1 WG2110636 | 2.500 | 2.500 | 2.500 | 0.0659 | 0.1622 | 0.065 | - | 09/04/2025 22:01 | RDB,NIC1 |
| 54 | WG2110636-2 WG2110636 | 2.500 | 2.500 | 2.500 | 2.3750 | 2.6088 | 1.044 | - | 09/04/2025 22:05 | RDB,NIC1 |
| 55 | L2555161-04 WG2110636 | 2.500 | 2.500 | 2.500 | 0.1860 | 0.2894 | 0.116 | - | 09/04/2025 22:08 | RDB,NIC1 |
| 56 | WG2110636-3 WG2110636 | 2.500 | 2.500 | 2.500 | 11.6731 | 12.4607 | 4.984 | - | 09/04/2025 22:11 | RDB,NIC1 |
| 57 | WG2110636-4 WG2110636 | 2.500 | 2.500 | 2.500 | 11.5040 | 12.2815 | 4.913 | - | 09/04/2025 22:15 | RDB,NIC1 |
| 58 | L2555161-01 WG2110636 | 2.500 | 2.500 | 2.500 | 0.0920 | 0.1898 | 0.076 | - | 09/04/2025 22:18 | RDB,NIC1 |
| 59 | L2555161-02 WG2110636 | 2.500 | 2.500 | 2.500 | 0.0527 | 0.1482 | 0.059 | - | 09/04/2025 22:21 | RDB,NIC1 |
| 60 | L2555161-03 WG2110636 | 2.500 | 2.500 | 2.500 | 0.0534 | 0.1489 | 0.060 | - | 09/04/2025 22:25 | RDB,NIC1 |
| 61 | L2555301-01 WG2110636 | 2.500 | 2.500 | 2.500 | 0.0582 | 0.1540 | 0.062 | - | 09/04/2025 22:28 | RDB,NIC1 |
| 62 | L2555302-01 WG2110636 | 2.500 | 2.500 | 2.500 | 0.6846 | 0.8177 | 0.327 | - | 09/04/2025 22:31 | RDB,NIC1 |
| 63 | Check STD(5ug/L) | 2.500 | 2.500 | 2.500 | 11.2716 | 12.0353 | 4.814 | 96.3 | 09/04/2025 22:34 | RDB,NIC1 |
| 64 | Check Blank | 2.500 | 2.500 | 2.500 | 0.0152 | 0.1084 | 0.043 | - | 09/04/2025 22:38 | RDB,NIC1 |
| 65 | L2555305-01 WG2110636 | 2.500 | 2.500 | 2.500 | 0.5190 | 0.6422 | 0.257 | - | 09/04/2025 22:41 | RDB,NIC1 |
| 66 | L2555346-01 WG2110636 | 2.500 | 2.500 | 2.500 | 0.0787 | 0.1757 | 0.070 | - | 09/04/2025 22:44 | RDB,NIC1 |
| 67 | L2555346-02 WG2110636 | 2.500 | 2.500 | 2.500 | 0.0490 | 0.1442 | 0.058 | - | 09/04/2025 22:48 | RDB,NIC1 |
| 68 | Check STD(5ug/L) | 2.500 | 2.500 | 2.500 | 11.2061 | 11.9659 | 4.786 | 95.7 | 09/04/2025 22:51 | RDB,NIC1 |
| 69 | Check Blank | 2.500 | 2.500 | 2.500 | 0.0156 | 0.1089 | 0.044 | - | 09/04/2025 22:54 | RDB,NIC1 |
| 70 | Check STD(5ug/L) | 2.500 | 2.500 | 2.500 | 11.0723 | 11.8241 | 4.730 | 94.6 | 09/05/2025 06:07 | JWN,NIC1 |

| | | | | | | | | | | |
|---|---|---|---|---|---|---|---|---|---|---|
| 71 | Check Blank | 2.500 | 2.500 | 2.500 | 0.0228 | 0.1165 | 0.047 | - | 09/05/2025 06:11 | JWN,NIC1 |
| 72 | WG2110878-1 WG2110878 | 2.500 | 2.500 | 2.500 | 0.0201 | 0.1136 | 0.045 | - | 09/05/2025 06:37 | JWN,NIC1 |
| 73 | WG2110878-2 WG2110878 | 2.500 | 2.500 | 2.500 | 2.3068 | 2.5365 | 1.015 | - | 09/05/2025 06:40 | JWN,NIC1 |
| 74 | I2555055-01 WG2110878 | 2.500 | 2.500 | 2.500 | 0.0284 | 0.1224 | 0.049 | - | 09/05/2025 06:43 | JWN,NIC1 |
| 75 | WG2110878-3 WG2110878 | 2.500 | 2.500 | 2.500 | 11.4738 | 12.2495 | 4.900 | - | 09/05/2025 06:47 | JWN,NIC1 |
| 76 | WG2110878-4 WG2110878 | 2.500 | 2.500 | 2.500 | 0.0270 | 0.1209 | 0.048 | - | 09/05/2025 06:50 | JWN,NIC1 |
| 77 | I2555055-02 WG2110878 | 2.500 | 2.500 | 2.500 | 0.0204 | 0.1139 | 0.046 | - | 09/05/2025 06:53 | JWN,NIC1 |
| 78 | I2555055-03 WG2110878 | 2.500 | 2.500 | 2.500 | 0.0225 | 0.1162 | 0.046 | - | 09/05/2025 06:57 | JWN,NIC1 |
| 79 | HG25350501CBPV1 | 2.500 | 2.500 | 2.500 | 2.3282 | 2.5592 | 1.024 | - | 09/05/2025 07:25 | JWN,NIC1 |
| 80 | HG25350501CBPV2 | 2.500 | 2.500 | 2.500 | 2.3435 | 2.5754 | 1.030 | - | 09/05/2025 07:28 | JWN,NIC1 |
| 81 | WG2110948-1 WG2110948 | 2.500 | 2.500 | 2.500 | 0.0183 | 0.1117 | 0.045 | - | 09/05/2025 07:55 | JWN,NIC1 |
| 82 | Check STD(5ug/L) | 2.500 | 2.500 | 2.500 | 11.7292 | 12.5202 | 5.008 | 100.2 | 09/05/2025 07:58 | JWN,NIC1 |
| 83 | Check Blank | 2.500 | 2.500 | 2.500 | 0.0206 | 0.1142 | 0.046 | - | 09/05/2025 08:02 | JWN,NIC1 |
| 84 | WG2110948-2 WG2110948 | 2.500 | 2.500 | 2.500 | 2.2482 | 2.4744 | 0.990 | - | 09/05/2025 08:05 | JWN,NIC1 |
| 85 | WG2110948-3 WG2110948 | 2.500 | 2.500 | 2.500 | 2.2099 | 2.4339 | 0.974 | - | 09/05/2025 08:08 | JWN,NIC1 |
| 86 | L2555269-01 WG2110948 | 2.500 | 2.500 | 2.500 | 0.0267 | 0.1206 | 0.048 | - | 09/05/2025 08:12 | JWN,NIC1 |
| 87 | L2555269-02 WG2110948 | 2.500 | 2.500 | 2.500 | 0.0242 | 0.1180 | 0.047 | - | 09/05/2025 08:15 | JWN,NIC1 |
| 88 | L2555269-03 WG2110948 | 2.500 | 2.500 | 2.500 | 0.0239 | 0.1177 | 0.047 | - | 09/05/2025 08:18 | JWN,NIC1 |
| 89 | WG2110337-1 WG2110337 | 2.500 | 2.500 | 2.500 | 0.0302 | 0.1243 | 0.050 | - | 09/05/2025 08:33 | JWN,NIC1 |
| 90 | WG2110337-2 WG2110337 | 2.500 | 2.500 | 2.500 | 1.9996 | 2.2110 | 0.884 | - | 09/05/2025 08:36 | JWN,NIC1 |
| 91 | WG2110337-3 WG2110337 | 2.500 | 2.500 | 2.500 | 2.0333 | 2.2467 | 0.899 | - | 09/05/2025 08:39 | JWN,NIC1 |
| 92 | WG2110337-4 WG2110337 | 2.500 | 2.500 | 2.500 | 2.0933 | 2.3103 | 0.924 | - | 09/05/2025 08:43 | JWN,NIC1 |
| 93 | WG2110337-5 WG2110337 | 2.500 | 2.500 | 2.500 | 1.9963 | 2.2075 | 0.883 | - | 09/05/2025 08:46 | JWN,NIC1 |
| 94 | Check STD(5ug/L) | 2.500 | 2.500 | 2.500 | 12.1110 | 12.9247 | 5.170 | 103.4 | 09/05/2025 08:49 | JWN,NIC1 |
| 95 | Check Blank | 2.500 | 2.500 | 2.500 | 0.0208 | 0.1144 | 0.046 | - | 09/05/2025 08:53 | JWN,NIC1 |
| 96 | WG2110717-1 WG2110717 | 2.500 | 2.500 | 2.500 | 0.0310 | 0.1252 | 0.050 | - | 09/05/2025 10:00 | JWN,NIC1 |
| 97 | WG2110717-2 WG2110717 | 2.500 | 2.500 | 2.500 | 2.2332 | 2.4585 | 0.983 | - | 09/05/2025 10:03 | JWN,NIC1 |
| 98 | L2555161-04 WG2110717 | 2.500 | 2.500 | 2.500 | 0.0318 | 0.1260 | 0.050 | - | 09/05/2025 10:06 | JWN,NIC1 |
| 99 | WG2110717-3 WG2110717 | 2.500 | 2.500 | 2.500 | 11.4293 | 12.2024 | 4.881 | - | 09/05/2025 10:10 | JWN,NIC1 |
| 100 | WG2110717-4 WG2110717 | 2.500 | 2.500 | 2.500 | 10.8757 | 11.6158 | 4.646 | - | 09/05/2025 10:13 | JWN,NIC1 |
| 101 | L2555161-01 WG2110717 | 2.500 | 2.500 | 2.500 | 0.0431 | 0.1380 | 0.055 | - | 09/05/2025 10:16 | JWN,NIC1 |
| 102 | L2555161-02 WG2110717 | 2.500 | 2.500 | 2.500 | 0.0372 | 0.1317 | 0.053 | - | 09/05/2025 10:20 | JWN,NIC1 |

| | | | | | | | | | | |
|---|---|---|---|---|---|---|---|---|---|---|
| 103 | L2555161-03 WG2110717 | 2.500 | 2.500 | 2.500 | 0.0386 | 0.1332 | 0.053 | - | 09/05/2025 10:23 | JWN,NIC1 |
| 104 | Q3 LOQ Day 1 JWN | 2.500 | 2.500 | 2.500 | 0.4579 | 0.5775 | 0.231 | - | 09/05/2025 11:34 | JWN,NIC1 |
| 105 | WG2110451-1 WG2110451 | 2.500 | 2.500 | 2.500 | 0.0353 | 0.1297 | 0.052 | - | 09/05/2025 11:48 | JWN,NIC1 |
| 106 | Check STD(5ug/L) | 2.500 | 2.500 | 2.500 | 12.0014 | 12.8086 | 5.123 | 102.5 | 09/05/2025 11:51 | JWN,NIC1 |
| 107 | Check Blank | 2.500 | 2.500 | 2.500 | 0.0139 | 0.1071 | 0.043 | - | 09/05/2025 11:55 | JWN,NIC1 |
| 108 | WG2110451-2 WG2110451 | 2.500 | 2.500 | 2.500 | 2.1375 | 2.3571 | 0.943 | - | 09/05/2025 11:58 | JWN,NIC1 |
| 109 | L2554882-01 WG2110451 | 2.500 | 2.500 | 2.500 | 0.0468 | 0.1419 | 0.057 | - | 09/05/2025 12:01 | JWN,NIC1 |
| 110 | WG2110451-3 WG2110451 | 2.500 | 2.500 | 2.500 | 9.6762 | 10.3449 | 4.138 | - | 09/05/2025 12:05 | JWN,NIC1 |
| 111 | WG2110451-4 WG2110451 | 2.500 | 2.500 | 2.500 | 0.2721 | 0.3806 | 0.152 | - | 09/05/2025 12:08 | JWN,NIC1 |
| 112 | L2554996-03 WG2110451 | 2.500 | 2.500 | 2.500 | 0.1290 | 0.2290 | 0.092 | - | 09/05/2025 12:11 | JWN,NIC1 |
| 113 | WG2110451-5 WG2110451 | 2.500 | 2.500 | 2.500 | 9.9285 | 10.6122 | 4.245 | - | 09/05/2025 12:15 | JWN,NIC1 |
| 114 | WG2110451-6 WG2110451 | 2.500 | 2.500 | 2.500 | 0.0496 | 0.1449 | 0.058 | - | 09/05/2025 12:18 | JWN,NIC1 |
| 115 | L2554996-01 WG2110451 | 2.500 | 2.500 | 2.500 | 0.0384 | 0.1330 | 0.053 | - | 09/05/2025 12:21 | JWN,NIC1 |
| 116 | L2554996-02 WG2110451 | 2.500 | 2.500 | 2.500 | 0.0473 | 0.1424 | 0.057 | - | 09/05/2025 12:25 | JWN,NIC1 |
| 117 | L2554996-04 WG2110451 | 2.500 | 2.500 | 2.500 | 0.1071 | 0.2058 | 0.082 | - | 09/05/2025 12:28 | JWN,NIC1 |
| 118 | Check STD(5ug/L) | 2.500 | 2.500 | 2.500 | 12.1279 | 12.9426 | 5.177 | 103.5 | 09/05/2025 12:31 | JWN,NIC1 |
| 119 | Check Blank | 2.500 | 2.500 | 2.500 | 0.0181 | 0.1115 | 0.045 | - | 09/05/2025 12:34 | JWN,NIC1 |
| 120 | L2555251-01 WG2110451 | 2.500 | 2.500 | 2.500 | 0.1084 | 0.2072 | 0.083 | - | 09/05/2025 12:38 | JWN,NIC1 |
| 121 | L2555251-02 WG2110451 | 2.500 | 2.500 | 2.500 | 0.0744 | 0.1712 | 0.068 | - | 09/05/2025 12:41 | JWN,NIC1 |
| 122 | L2555251-03 WG2110451 | 2.500 | 2.500 | 2.500 | 0.0729 | 0.1696 | 0.068 | - | 09/05/2025 12:44 | JWN,NIC1 |
| 123 | L2555251-04 WG2110451 | 2.500 | 2.500 | 2.500 | 0.0574 | 0.1531 | 0.061 | - | 09/05/2025 12:48 | JWN,NIC1 |
| 124 | L2555251-05 WG2110451 | 2.500 | 2.500 | 2.500 | 0.0555 | 0.1511 | 0.060 | - | 09/05/2025 12:51 | JWN,NIC1 |
| 125 | L2555251-06 WG2110451 | 2.500 | 2.500 | 2.500 | 0.0650 | 0.1612 | 0.064 | - | 09/05/2025 12:54 | JWN,NIC1 |
| 126 | L2555251-07 WG2110451 | 2.500 | 2.500 | 2.500 | 0.0994 | 0.1977 | 0.079 | - | 09/05/2025 12:58 | JWN,NIC1 |
| 127 | L2555251-08 WG2110451 | 2.500 | 2.500 | 2.500 | 0.1149 | 0.2141 | 0.086 | - | 09/05/2025 13:01 | JWN,NIC1 |
| 128 | L2555251-09 WG2110451 | 2.500 | 2.500 | 2.500 | 0.0964 | 0.1945 | 0.078 | - | 09/05/2025 13:04 | JWN,NIC1 |
| 129 | L2555251-10 WG2110451 | 2.500 | 2.500 | 2.500 | 0.0838 | 0.1811 | 0.072 | - | 09/05/2025 13:07 | JWN,NIC1 |
| 130 | Check STD(5ug/L) | 2.500 | 2.500 | 2.500 | 11.9974 | 12.8043 | 5.122 | 102.4 | 09/05/2025 13:11 | JWN,NIC1 |
| 131 | Check Blank | 2.500 | 2.500 | 2.500 | 0.0150 | 0.1082 | 0.043 | - | 09/05/2025 13:14 | JWN,NIC1 |
| 132 | L2555251-11 WG2110451 | 2.500 | 2.500 | 2.500 | 0.0952 | 0.1932 | 0.077 | - | 09/05/2025 13:17 | JWN,NIC1 |
| 133 | L2555251-12 WG2110451 | 2.500 | 2.500 | 2.500 | 0.1147 | 0.2139 | 0.086 | - | 09/05/2025 13:21 | JWN,NIC1 |
| 134 | L2555251-13 WG2110451 | 2.500 | 2.500 | 2.500 | 0.1686 | 0.2710 | 0.108 | - | 09/05/2025 13:24 | JWN,NIC1 |



NIC NIPPON INSTRUMENTS CORPORATION

| | | | | | | | | | | |
|---|---|---|---|---|---|---|---|---|---|---|
| 135 | L2555251-14 WG2110451 | 2.500 | 2.500 | 2.500 | 0.2906 | 0.4002 | 0.160 | - | 09/05/2025 13:27 | JWN,NIC1 |
| 136 | L2555251-15 WG2110451 | 2.500 | 2.500 | 2.500 | 0.2810 | 0.3901 | 0.156 | - | 09/05/2025 13:31 | JWN,NIC1 |
| 137 | Check STD(5ug/L) | 2.500 | 2.500 | 2.500 | 11.9589 | 12.7635 | 5.105 | 102.1 | 09/05/2025 13:38 | JWN,NIC1 |
| 138 | Check Blank | 2.500 | 2.500 | 2.500 | 0.0138 | 0.1070 | 0.043 | - | 09/05/2025 13:41 | JWN,NIC1 |

MERCURY TRUE VALUE CRITERIA

| | |
|---|---|
| ICV | 3 ug/l |
| LCSW | 1 ug/l |
| MS | 1 ug/l |
| CCV | 5 ug/l |

As of 6/1/13, Mercury True Value criteria is as follows:

| | |
|---|---|
| ICV | 3 ug/l |
| LCSW | 1 ug/l |
| MS(aq) | 5 ug/l |
| MS(soil) | 1 ug/l |
| CCV | 10 ug/l |

# ▪ Certificate of Analysis ▪

**Product:** Metals in Soil
**Catalog Number:** 540
**Lot No.** D102-540
**Certificate Issue Date:** June 22, 2018
**Expiration Date:** January 31, 2022
**Revision Number:** Original

*Product use instructions are included as part of the certification packet and are paginated separately from this Certificate of Analysis. Please reference the product use instructions for catalog #540 revision 030512.*

## CERTIFICATION

| Parameter | Certified Value[1] | Reference Value | Uncertainty[2] | QC Performance Acceptance Limits[3] | PT Performance Acceptance Limits[4] |
|---|---|---|---|---|---|
| | mg/kg | mg/kg | % | mg/kg | mg/kg |
| Aluminum | 10100 | 8160 | 6.36 | 3960 - 12400 | 4080 - 12200 |
| Antimony | 120 | 60.9 | 9.42 | 0.822 - 121 | 12.0 - 166 |
| Arsenic | 144 | 135 | 5.08 | 112 - 158 | 94.6 - 176 |
| Barium | 469 | 443 | 6.77 | 366 - 521 | 332 - 554 |
| Beryllium | 207 | 197 | 5.86 | 164 - 229 | 148 - 246 |
| Boron | 213 | 174 | 12.6 | 127 - 221 | 105 - 244 |
| Cadmium | 224 | 204 | 6.65 | 169 - 240 | 153 - 256 |
| Calcium | 5190 | 4830 | 9.12 | 3950 - 5700 | 3510 - 6150 |
| Chromium | 138 | 132 | 8.56 | 109 - 155 | 92.2 - 171 |
| Cobalt | 182 | 179 | 7.93 | 151 - 207 | 134 - 224 |
| Copper | 191 | 184 | 6.72 | 155 - 213 | 138 - 230 |
| Iron | 15000 | 14400 | 10.7 | 8770 - 20000 | 5120 - 23600 |
| Lead | 225 | 216 | 7.72 | 178 - 254 | 159 - 274 |
| Magnesium | 2570 | 2340 | 6.13 | 1780 - 2900 | 1460 - 3230 |
| Manganese | 331 | 323 | 6.71 | 266 - 380 | 242 - 404 |
| Mercury | 16.8 | 13.2 | 16.0 | 8.64 - 17.7 | 7.89 - 18.5 |
| Molybdenum | 193 | 175 | 2.39 | 141 - 209 | 125 - 226 |
| Nickel | 163 | 152 | 5.95 | 126 - 178 | 106 - 197 |
| Potassium | 2420 | 2050 | 6.31 | 1440 - 2660 | 1210 - 2890 |
| Selenium | 81.9 | 74.9 | 4.13 | 59.3 - 90.5 | 47.0 - 103 |
| Silver | 57.6 | 53.9 | 9.00 | 43.0 - 64.8 | 37.8 - 70.0 |
| Sodium | 161 | 149 | 12.1 | 111 - 188 | 57.7 - 241 |
| Strontium | 100 | 96.2 | 4.04 | 78.1 - 114 | 69.0 - 123 |
| Thallium | 253 | 232 | 3.54 | 188 - 276 | 168 - 296 |



16341 Table Mountain Pkwy ▪ Golden, CO 80403 ▪ T: 800.372.0122 ▪ 303.431.8454 ▪ www.eraqc.com

| Parameter | Certified Value[1] | Reference Value | Uncertainty[2] | QC Performance Acceptance Limits[3] | PT Performance Acceptance Limits[4] |
|---|---|---|---|---|---|
| | mg/kg | mg/kg | % | mg/kg | mg/kg |
| Tin | 146 | 134 | 10.8 | 106 - 163 | 79.5 - 189 |
| Titanium | 449 | 340 | 7.20 | 70.2 - 609 | 44.9 - 711 |
| Uranium | 114 | 113 | 7.10 | 85.5 - 140 | 71.9 - 153 |
| Vanadium | 180 | 172 | 8.85 | 137 - 207 | 126 - 218 |
| Zinc | 217 | 211 | 6.58 | 171 - 250 | 147 - 274 |

## ANALYTICAL VERIFICATION

| Parameter | Certified Value[1] | Proficiency Testing Study | | | NIST Traceability | |
|---|---|---|---|---|---|---|
| | | Mean | Recovery[5] | n | SRM Number | Recovery |
| | mg/kg | mg/kg | % | | | % |
| Aluminum | 10100 | 8160 | 80.8 | 138 | - | - |
| Antimony | 120 | 60.9 | 50.8 | 135 | - | - |
| Arsenic | 144 | 135 | 93.8 | 184 | - | - |
| Barium | 469 | 443 | 94.5 | 158 | - | - |
| Beryllium | 207 | 197 | 95.0 | 148 | - | - |
| Boron | 213 | 174 | 81.8 | 107 | - | - |
| Cadmium | 224 | 204 | 91.3 | 199 | - | - |
| Calcium | 5190 | 4830 | 93.0 | 122 | - | - |
| Chromium | 138 | 132 | 95.5 | 172 | - | - |
| Cobalt | 182 | 179 | 98.4 | 140 | - | - |
| Copper | 191 | 184 | 96.3 | 183 | - | - |
| Iron | 15000 | 14400 | 95.6 | 133 | - | - |
| Lead | 225 | 216 | 96.2 | 204 | - | - |
| Magnesium | 2570 | 2340 | 91.2 | 122 | - | - |
| Manganese | 331 | 323 | 97.6 | 147 | - | - |
| Mercury | 16.8 | 13.2 | 78.3 | 128 | - | - |
| Molybdenum | 193 | 175 | 90.8 | 143 | - | - |
| Nickel | 163 | 152 | 93.1 | 185 | - | - |
| Potassium | 2420 | 2050 | 84.7 | 121 | - | - |
| Selenium | 81.9 | 74.9 | 91.5 | 163 | - | - |



16341 Table Mountain Pkwy ▪ Golden, CO 80403 ▪ T: 800.372.0122 ▪ 303.431.8454 ▪ www.eraqc.com

# ▪ Certificate of Analysis ▪

| Parameter | Certified Value[1] | Proficiency Testing Study | | | NIST Traceability | |
|---|---|---|---|---|---|---|
| | | Mean | Recovery[5] | n | SRM Number | Recovery |
| | mg/kg | mg/kg | % | | | % |
| Silver | 57.6 | 53.9 | 93.6 | 150 | - | - |
| Sodium | 161 | 149 | 92.8 | 105 | - | - |
| Strontium | 100 | 96.2 | 96.2 | 90 | - | - |
| Thallium | 253 | 232 | 91.6 | 147 | - | - |
| Tin | 146 | 134 | 92.0 | 100 | - | - |
| Titanium | 449 | 340 | 75.6 | 93 | - | - |
| Uranium | 114 | 113 | 98.8 | 35 | - | - |
| Vanadium | 180 | 172 | 95.4 | 139 | - | - |
| Zinc | 217 | 211 | 97.0 | 180 | - | - |

1. The **Certified Values** are the actual "made-to" concentrations confirmed by ERA analytical verification. The certified values are monitored and purchasers will be notified of any significant changes resulting in recertification or withdrawal of this certified reference material during the period of validity of this certificate.

2. The **Uncertainty** is the total propagated uncertainty at the 95% confidence interval. The uncertainty is based on the preparation and internal analytical verification of the product by ERA, multiplied by a coverage factor. The uncertainty applies to the product as supplied and does not take into account any required or optional dilution and/or preparations the laboratory may perform while using this product.

3. The **QC Performance Acceptance Limits (QC PALs™)**are based on actual historical data collected in ERA's Proficiency Testing program. The QC PALs™ reflect any inherent biases in the methods used to establish the limits and closely approximate a 95% confidence interval of the performance that experienced laboratories should achieve using accepted environmental methods. Use the QC PALs™ to realistically evaluate your performance against your peers.

4. The **PT Performance Acceptance Limits (PT PALs™)** are calculated using the regression equations and fixed acceptance criteria specified in the NELAC proficiency testing requirements. Use the PT PALs™ when analyzing this QC standard alongside USEPA and NELAC compliant PT standards. Please note that many PT study acceptance limits are concentration dependent (some non-linearly) and, therefore, the acceptance limits of this QC standard and any PT standard may differ relative to their difference in concentrations.

5. The **PT Data/Traceability** data include the mean value, percent recovery and number of data points reported by the laboratories in our Proficiency Testing study compared to the Certified Values. In addition, where NIST Standard Reference Materials (SRMs) are available, each analyte has been analytically traced to the NIST SRM listed. This product is traceable to the lot numbers of its starting materials. All gravimetric and volumetric measurements related to its manufacture are traceable to NIST through an unbroken chain of comparisons.
**Traceability Recovery (%)** = [(% recovery certified standard)/(% recovery NIST SRM)]*100
The traceability data shown were compiled by analyzing the ERA standards or their associated stock solutions against the applicable NIST SRMs.

6. For additional information on this product such as intended use, instructions for use, level of homogeneity, and safety information, please refer to the provided Instruction Sheet

**If you have any questions or need technical assistance, please call ERA technical assistance at 1-800-372-0122 or send an email to info@eraqc.com.**

**Certifying Officer**

**Brian Miller**



**Quality Officer**

**Matthew Seebeck**



ISO/IEC GUIDE 34:2009 ACCREDITED REFERENCE MATERIAL PRODUCER CERTIFICATE NO. 1539.03

ISO/IEC 17025:2005 ACCREDITED CHEMICAL TESTING LABORATORY CERTIFICATE NO. 1539.02



16341 Table Mountain Pkwy ▪ Golden, CO 80403 ▪ T: 800.372.0122 ▪ 303.431.8454 ▪ www.eraqc.com

ERA
A Waters Company

Reference Material

# ▪ Certificate of Analysis ▪

**Product:** Metals in Soil
**Catalog Number:** 540
**Lot No.** D105-540
**Certificate Issue Date:** March 19, 2019
**Expiration Date:** October 12, 2022
**Revision Number:** Original

*Product use instructions are included as part of the certification packet and are paginated separately from this Certificate of Analysis. Please reference the product use instructions for catalog #540 revision 030512.*

CERTIFICATION

| Parameter | Certified Value[1] | Reference Value | Uncertainty[2] | QC Performance Acceptance Limits[3] | PT Performance Acceptance Limits[4] |
|---|---|---|---|---|---|
| | mg/kg | mg/kg | % | mg/kg | mg/kg |
| Aluminum | 10100 | 8800 | 8.32 | 4600 - 13000 | 4470 - 13100 |
| Antimony | 282 | 147 | 7.70 | 6.17 - 289 | 28.2 - 366 |
| Arsenic | 155 | 143 | 6.34 | 119 - 168 | 100 - 186 |
| Barium | 439 | 415 | 5.37 | 343 - 488 | 311 - 519 |
| Beryllium | 192 | 179 | 2.78 | 149 - 210 | 134 - 224 |
| Boron | 216 | 160 | 7.08 | 113 - 208 | 96.1 - 238 |
| Cadmium | 61.5 | 56.2 | 0.528 | 46.6 - 65.9 | 42.2 - 70.3 |
| Calcium | 5190 | 4960 | 6.64 | 4090 - 5840 | 3610 - 6310 |
| Chromium | 104 | 101 | 4.75 | 83.2 - 118 | 70.5 - 131 |
| Cobalt | 196 | 189 | 0.500 | 158 - 219 | 141 - 236 |
| Copper | 65.0 | 63.1 | 2.65 | 53.1 - 73.1 | 47.3 - 78.9 |
| Iron | 15000 | 15700 | 8.94 | 10100 - 21300 | 6000 - 25400 |
| Lead | 126 | 125 | 4.77 | 103 - 146 | 89.3 - 160 |
| Magnesium | 2570 | 2410 | 6.26 | 1860 - 2970 | 1520 - 3310 |
| Manganese | 387 | 382 | 5.37 | 315 - 449 | 290 - 474 |
| Mercury | 7.76 | 7.61 | 13.7 | 5.53 - 9.69 | 4.57 - 10.7 |
| Molybdenum | 120 | 107 | 0.500 | 86.0 - 128 | 75.5 - 139 |
| Nickel | 117 | 108 | 0.514 | 89.5 - 127 | 75.7 - 141 |
| Potassium | 2420 | 2110 | 5.62 | 1500 - 2720 | 1260 - 2960 |
| Selenium | 84.6 | 77.9 | 7.10 | 61.8 - 94.0 | 49.2 - 107 |
| Silver | 34.6 | 34.3 | 8.34 | 27.8 - 40.9 | 23.6 - 45.1 |
| Sodium | 161 | 145 | 6.72 | 106 - 183 | 54.3 - 235 |
| Strontium | 104 | 104 | 3.95 | 85.1 - 123 | 74.8 - 133 |
| Thallium | 123 | 113 | 0.500 | 91.3 - 134 | 77.1 - 149 |



16341 Table Mountain Pkwy • Golden, CO 80403 • T: 800.372.0122 • 303.431.8454 • www.eraqc.com

# ▪ Certificate of Analysis ▪

| Parameter | Certified Value[1] | Reference Value | Uncertainty[2] | QC Performance Acceptance Limits[3] | PT Performance Acceptance Limits[4] |
|---|---|---|---|---|---|
| | mg/kg | mg/kg | % | mg/kg | mg/kg |
| Tin | 118 | 107 | 0.500 | 83.5 - 130 | 61.2 - 152 |
| Titanium | 512 | 421 | 5.80 | 114 - 728 | 0.00 - 854 |
| Uranium | 103 | 104 | 6.18 | 79.1 - 128 | 71.9 - 135 |
| Vanadium | 87.3 | 83.7 | 8.55 | 66.8 - 101 | 54.2 - 113 |
| Zinc | 251 | 240 | 3.98 | 194 - 285 | 168 - 312 |

## ANALYTICAL VERIFICATION

| Parameter | Certified Value[1] | Proficiency Testing Study | | | NIST Traceability | |
|---|---|---|---|---|---|---|
| | | Mean | Recovery[5] | n | SRM Number | Recovery |
| | mg/kg | mg/kg | % | | | % |
| Aluminum | 10100 | 8800 | 87.1 | 193 | - | - |
| Antimony | 282 | 147 | 52.3 | 216 | - | - |
| Arsenic | 155 | 143 | 92.5 | 240 | - | - |
| Barium | 439 | 415 | 94.6 | 222 | - | - |
| Beryllium | 192 | 179 | 93.4 | 220 | - | - |
| Boron | 216 | 160 | 74.2 | 152 | - | - |
| Cadmium | 61.5 | 56.2 | 91.5 | 239 | - | - |
| Calcium | 5190 | 4960 | 95.6 | 175 | - | - |
| Chromium | 104 | 101 | 96.8 | 237 | - | - |
| Cobalt | 196 | 189 | 96.2 | 215 | - | - |
| Copper | 65.0 | 63.1 | 97.1 | 237 | - | - |
| Iron | 15000 | 15700 | 105 | 195 | - | - |
| Lead | 126 | 125 | 99.0 | 243 | - | - |
| Magnesium | 2570 | 2410 | 93.9 | 177 | - | - |
| Manganese | 387 | 382 | 98.7 | 215 | - | - |
| Mercury | 7.76 | 7.61 | 98.0 | 157 | - | - |
| Molybdenum | 120 | 107 | 89.4 | 216 | - | - |
| Nickel | 117 | 108 | 92.5 | 235 | - | - |
| Potassium | 2420 | 2110 | 87.2 | 181 | - | - |
| Selenium | 84.6 | 77.9 | 92.1 | 231 | - | - |



16341 Table Mountain Pkwy ▪ Golden, CO 80403 ▪ T: 800.372.0122 ▪ 303.431.8454 ▪ www.eraqc.com

ERA
A Waters Company

Reference Material

# ▪ Certificate of Analysis ▪

| Parameter | Certified Value[1] | Proficiency Testing Study | | | NIST Traceability | |
|---|---|---|---|---|---|---|
| | | Mean | Recovery[5] | n | SRM Number | Recovery |
| | mg/kg | mg/kg | % | | | % |
| Silver | 34.6 | 34.3 | 99.3 | 216 | - | - |
| Sodium | 161 | 145 | 89.8 | 166 | - | - |
| Strontium | 104 | 104 | 99.9 | 148 | - | - |
| Thallium | 123 | 113 | 91.8 | 215 | - | - |
| Tin | 118 | 107 | 90.4 | 164 | - | - |
| Titanium | 512 | 421 | 82.2 | 157 | - | - |
| Uranium | 103 | 104 | 101 | 61 | - | - |
| Vanadium | 87.3 | 83.7 | 95.9 | 214 | - | - |
| Zinc | 251 | 240 | 95.5 | 234 | - | - |

1. The **Certified Values** are the actual "made-to" concentrations confirmed by ERA analytical verification. The certified values are monitored and purchasers will be notified of any significant changes resulting in recertification or withdrawal of this reference material during the period of validity of this certificate.

2. The **Uncertainty** is the total propagated uncertainty at the 95% confidence interval. The uncertainty is based on the preparation and internal analytical verification of the product by ERA, multiplied by a coverage factor. The uncertainty applies to the product as supplied and does not take into account any required or optional dilution and/or preparations the laboratory may perform while using this product.

3. The **QC Performance Acceptance Limits (QC PALs™)** are based on actual historical data collected in ERA's Proficiency Testing program. The QC PALs™ reflect any inherent biases in the methods used to establish the limits and closely approximate a 95% confidence interval of the performance that experienced laboratories should achieve using accepted environmental methods. Use the QC PALs™ to realistically evaluate your performance against your peers.

4. The **PT Performance Acceptance Limits (PT PALs™)** are calculated using the regression equations and fixed acceptance criteria specified in the NELAC proficiency testing requirements. Use the PT PALs™ when analyzing this QC standard alongside USEPA and NELAC compliant PT standards. Please note that many PT study acceptance limits are concentration dependent (some non-linearly) and, therefore, the acceptance limits of this QC standard and any PT standard may differ relative to their difference in concentrations.

5. The **PT Data/Traceability** data include the mean value, percent recovery and number of data points reported by the laboratories in our Proficiency Testing study compared to the Certified Values. In addition, where NIST Standard Reference Materials (SRMs) are available, each analyte has been analytically traced to the NIST SRM listed. This product is traceable to the lot numbers of its starting materials. All gravimetric and volumetric measurements related to its manufacture are traceable to NIST through an unbroken chain of comparisons.
**Traceability Recovery (%)** = [(% recovery certified standard)/(% recovery NIST SRM)]*100
The traceability data shown were compiled by analyzing the ERA standards or their associated stock solutions against the applicable NIST SRMs.

6. For additional information on this product such as intended use, instructions for use, level of homogeneity, and safety information, please refer to the provided Instruction Sheet

**If you have any questions or need technical assistance, please call ERA technical assistance at 1-800-372-0122 or send an email to info@eraqc.com.**

**Certifying Officer**

**Brian Miller**

Brian Miller

**Quality Officer**

**Matthew Seebeck**

Matthew Seebeck



16341 Table Mountain Pkwy ▪ Golden, CO 80403 ▪ T: 800.372.0122 ▪ 303.431.8454 ▪ www.eraqc.com

ERA

A Waters Company

Certified Reference Material

# ▪ Certificate of Analysis ▪

**Product:** Metals in Soil
**Catalog Number:** 540
**Lot No.** D109-540
**Certificate Issue Date:** March 24, 2020
**Expiration Date:** October 03, 2023
**Revision Number:** Original

*Product use instructions are included as part of the certification packet and are paginated separately from this Certificate of Analysis. Please reference the product use instructions for catalog #540 revision 090119.*

## CERTIFICATION

| Parameter | Certified Value[1] | Reference Value[7] | Uncertainty[2] | QC Performance Acceptance Limits[3] | PT Performance Acceptance Limits[4] |
|---|---|---|---|---|---|
| | mg/kg | mg/kg | % | mg/kg | mg/kg |
| Aluminum | 10100 | 8130 | 2.54 | 3920 - 12300 | 4060 - 12200 |
| Antimony | 259 | 134 | 5.03 | 4.56 - 264 | 25.9 - 335 |
| Arsenic | 171 | 156 | 3.38 | 129 - 183 | 109 - 203 |
| Barium | 253 | 239 | 4.81 | 197 - 280 | 179 - 298 |
| Beryllium | 179 | 169 | 6.59 | 141 - 198 | 127 - 212 |
| Boron | 114 | 87.5 | 10.3 | 62.5 - 113 | 52.5 - 125 |
| Cadmium | 149 | 137 | 5.43 | 113 - 160 | 103 - 171 |
| Calcium | 5190 | 4760 | 3.48 | 3890 - 5640 | 3460 - 6070 |
| Chromium | 163 | 154 | 3.79 | 126 - 181 | 108 - 200 |
| Cobalt | 127 | 121 | 5.07 | 101 - 141 | 90.8 - 151 |
| Copper | 57.0 | 54.9 | 4.13 | 46.1 - 63.6 | 41.1 - 68.6 |
| Iron | 15000 | 14100 | 6.27 | 8470 - 19700 | 4920 - 23200 |
| Lead | 133 | 130 | 3.00 | 107 - 152 | 93.3 - 167 |
| Magnesium | 2570 | 2320 | 3.32 | 1760 - 2880 | 1440 - 3200 |
| Manganese | 277 | 269 | 2.67 | 221 - 317 | 199 - 340 |
| Mercury | 21.6 | 20.5 | 7.72 | 14.7 - 26.3 | 12.3 - 28.6 |
| Molybdenum | 108 | 95.4 | 2.61 | 76.4 - 114 | 66.9 - 124 |
| Nickel | 58.7 | 53.9 | 4.97 | 44.5 - 63.3 | 37.7 - 70.0 |
| Potassium | 2420 | 2020 | 3.06 | 1410 - 2630 | 1190 - 2850 |
| Selenium | 181 | 167 | 5.63 | 132 - 201 | 113 - 221 |
| Silver | 35.5 | 33.6 | 5.20 | 26.8 - 40.3 | 23.0 - 44.1 |
| Sodium | 161 | 133 | 2.76 | 95.1 - 171 | 46.5 - 220 |
| Strontium | 89.7 | 87.9 | 4.59 | 71.7 - 104 | 62.8 - 113 |
| Thallium | 121 | 112 | 5.19 | 90.3 - 133 | 76.1 - 147 |



16341 Table Mountain Pkwy • Golden, CO 80403 • T: 800.372.0122 • 303.431.8454 • www.eraqc.com

# ▪ Certificate of Analysis ▪

| Parameter | Certified Value[1] | Reference Value[7] | Uncertainty[2] | QC Performance Acceptance Limits[3] | PT Performance Acceptance Limits[4] |
|---|---|---|---|---|---|
| | mg/kg | mg/kg | % | mg/kg | mg/kg |
| Tin | 83.5 | 74.0 | 5.42 | 57.6 - 90.4 | 39.7 - 108 |
| Titanium | 474 | 333 | 7.17 | 48.6 - 617 | 46.3 - 620 |
| Uranium | 51.9 | 51.9 | 3.36 | 39.6 - 64.3 | 35.9 - 68.0 |
| Vanadium | 68.1 | 62.6 | 6.00 | 49.4 - 75.8 | 37.0 - 88.3 |
| Zinc | 165 | 158 | 2.34 | 128 - 188 | 111 - 205 |



16341 Table Mountain Pkwy ▪ Golden, CO 80403 ▪ T: 800.372.0122 ▪ 303.431.8454 ▪ www.eraqc.com

## ANALYTICAL VERIFICATION

| Parameter | Certified Value[1] | Proficiency Testing Study | | | NIST Traceability | |
|---|---|---|---|---|---|---|
| | | Mean | Recovery[5] | n | SRM Number[6] | Recovery |
| | mg/kg | mg/kg | % | | | % |
| Aluminum | 10100 | 8130 | 80.5 | 196 | - | - |
| Antimony | 259 | 134 | 51.8 | 217 | - | - |
| Arsenic | 171 | 156 | 91.3 | 243 | - | - |
| Barium | 253 | 239 | 94.3 | 230 | - | - |
| Beryllium | 179 | 169 | 94.6 | 223 | - | - |
| Boron | 114 | 87.5 | 76.7 | 150 | - | - |
| Cadmium | 149 | 137 | 91.8 | 249 | - | - |
| Calcium | 5190 | 4760 | 91.8 | 184 | - | - |
| Chromium | 163 | 154 | 94.4 | 245 | - | - |
| Cobalt | 127 | 121 | 95.3 | 221 | - | - |
| Copper | 57.0 | 54.9 | 96.2 | 243 | - | - |
| Iron | 15000 | 14100 | 93.9 | 199 | - | - |
| Lead | 133 | 130 | 97.7 | 251 | - | - |
| Magnesium | 2570 | 2320 | 90.1 | 182 | - | - |
| Manganese | 277 | 269 | 97.2 | 220 | - | - |
| Mercury | 21.6 | 20.5 | 94.7 | 172 | - | - |
| Molybdenum | 108 | 95.4 | 88.3 | 218 | - | - |
| Nickel | 58.7 | 53.9 | 91.8 | 242 | - | - |
| Potassium | 2420 | 2020 | 83.5 | 187 | - | - |
| Selenium | 181 | 167 | 92.2 | 235 | - | - |
| Silver | 35.5 | 33.6 | 94.5 | 222 | - | - |
| Sodium | 161 | 133 | 82.7 | 177 | - | - |
| Strontium | 89.7 | 87.9 | 98.0 | 151 | - | - |
| Thallium | 121 | 112 | 92.2 | 219 | - | - |
| Tin | 83.5 | 74.0 | 88.6 | 170 | - | - |
| Titanium | 474 | 333 | 70.3 | 157 | - | - |
| Uranium | 51.9 | 51.9 | 100 | 60 | - | - |
| Vanadium | 68.1 | 62.6 | 91.9 | 213 | - | - |
| Zinc | 165 | 158 | 95.8 | 238 | - | - |



16341 Table Mountain Pkwy • Golden, CO 80403 • T: 800.372.0122 • 303.431.8454 • www.eraqc.com

# ▪ Certificate of Analysis ▪

1. The **Certified Values** are the actual gravimetric/volumetric "made-to" concentrations confirmed by ERA analytical verification. The certified values are monitored and purchasers will be notified of any significant changes resulting in recertification or withdrawal of this certified reference material during the period of validity of this certificate.

2. The **Uncertainty** represents an expanded uncertainty and approximates a 95% confidence interval. The uncertainty is based on the characterization, homogeneity and stability characteristics of the product, multiplied by a coverage factor (k=2). The uncertainty applies to the product as supplied and does not take into account any required or optional dilution and/or preparations the laboratory may perform while using this product. The formula used to calculate the expanded uncertainty is:
$U_{expanded} = k * SQRT((U_{char}^2) + (U_{homogen}^2) + (U_{LTS}^2) + (U_{STS}^2) + (U_{RSS}^2))$

Where:

$U_{expanded}$ = Expanded uncertainty.
k = Coverage factor.
$U_{char}$ = Combined standard uncertainty of the manufacturing and/or analytical verification assessment.
$U_{homogen}$ = Standard uncertainty of the homogeneity assessment.
$U_{LTS}$ = Standard uncertainty associated with long-term stability.
$U_{STS}$ = Standard uncertainty associated with short-term (transport) stability.
$U_{RSS}$ = Standard uncertainty associated with repeated sampling of the product (where permitted by product use instructions).

3. The **QC Performance Acceptance Limits (QC PALs™)** are based on actual historical data collected in ERA's Proficiency Testing program. The QC PALs™ reflect any inherent biases in the methods used to establish the limits and closely approximate a 95% confidence interval of the performance that experienced laboratories should achieve using accepted environmental methods. Use the QC PALs™ to realistically evaluate your performance against your peers.

4. The **PT Performance Acceptance Limits (PT PALs™)** are calculated using the regression equations and fixed acceptance criteria specified in the NELAC proficiency testing requirements. Use the PT PALs™ when analyzing this certified reference material alongside USEPA and NELAC compliant PT study materials. Please note that many PT study acceptance limits are concentration dependent (some non-linearly) and therefore, the acceptance limits of this certified reference material and any PT study material may differ relative to their difference in concentrations.

5. The **PT Performance Data** include the mean value, percent recovery and number of data points reported by laboratories in our Proficiency Testing study compared to the Certified Values. In the event this lot was not used in a proficiency testing scheme, the data displayed was generated internally by ERA.

6. Where NIST Standard Reference Materials (SRMs) are available, each analyte has been analytically traced to the NIST SRM listed. **Analytical Traceability Recovery (%)** = [(% recovery ERA certified reference material)/(% recovery NIST SRM)]*100
The traceability data shown were compiled by analyzing this ERA certified reference material and/or it's associated stock solution(s) against the applicable NIST SRMs.

7. The **Reference Values** are equal to the mean recoveries for the parameters as determined in an interlaboratory round robin study. The **Reference Values** represent the expected performance for the analytes in this standard. ERA recommends using the **Reference Values** when assessing or evaluating your results.

8. **Metrological Traceability**. This certified reference material is metrologically traceable to NIST mass reference materials through an unbroken chain of comparisons.

9. For additional information on this product such as intended use, storage information, instructions for use, minimum sample size, and safety information, please refer to the Product Use Instructions provided.

**If you have any questions or need technical assistance, please call ERA technical assistance at 1-800-372-0122 or send an email to info@eraqc.com.**

**Certifying Officer**

**Brian Miller**



**Quality Officer**

**Matthew Seebeck**



ERA
A Waters Company

Certified Reference Material

# ▪ Certificate of Analysis ▪

**Product:** Metals in Soil
**Catalog Number:** 540
**Lot No.** D113-540
**Certificate Issue Date:** March 23, 2021
**Expiration Date:** October 13, 2024
**Revision Number:** Original

*Product use instructions are included as part of the certification packet and are paginated separately from this Certificate of Analysis. Please reference the product use instructions for catalog #540 revision 090119.*

CERTIFICATION

| Parameter | Certified Value[1] | Reference Value | Uncertainty[2] | QC Performance Acceptance Limits[3] | PT Performance Acceptance Limits[4] |
|---|---|---|---|---|---|
| | mg/kg | mg/kg | % | mg/kg | mg/kg |
| Aluminum | 10100 | 8630 | 12.0 | 4420 - 12800 | 4370 - 12900 |
| Antimony | 256 | 129 | 16.8 | 0.742 - 257 | 25.6 - 323 |
| Arsenic | 91.6 | 84.5 | 15.1 | 70.0 - 99.0 | 59.2 - 110 |
| Barium | 259 | 249 | 9.94 | 206 - 292 | 187 - 311 |
| Beryllium | 175 | 163 | 3.89 | 135 - 191 | 122 - 204 |
| Boron | 95.7 | 76.7 | 12.8 | 55.7 - 97.7 | 48.0 - 107 |
| Cadmium | 107 | 99.0 | 11.5 | 82.2 - 116 | 74.2 - 124 |
| Calcium | 5190 | 4760 | 11.8 | 3890 - 5640 | 3460 - 6070 |
| Chromium | 129 | 122 | 14.6 | 101 - 144 | 85.7 - 159 |
| Cobalt | 63.6 | 61.7 | 11.5 | 51.9 - 71.6 | 46.3 - 77.2 |
| Copper | 62.3 | 61.5 | 12.3 | 51.9 - 71.0 | 46.1 - 76.8 |
| Iron | 15000 | 14500 | 15.7 | 8860 - 20100 | 5190 - 23800 |
| Lead | 122 | 123 | 13.9 | 103 - 144 | 88.3 - 158 |
| Lithium | 6.42 | 7.30 | 18.7 | 5.13 - 9.48 | 3.20 - 11.4 |
| Magnesium | 2570 | 2360 | 8.87 | 1810 - 2920 | 1480 - 3250 |
| Manganese | 470 | 456 | 13.4 | 375 - 538 | 350 - 563 |
| Mercury | 22.1 | 18.9 | 14.5 | 13.0 - 24.8 | 11.3 - 26.4 |
| Molybdenum | 80.1 | 72.8 | 11.0 | 58.7 - 87.0 | 50.5 - 95.2 |
| Nickel | 143 | 135 | 14.2 | 112 - 158 | 94.7 - 176 |
| Potassium | 2420 | 2090 | 8.21 | 1480 - 2700 | 1240 - 2940 |
| Selenium | 128 | 121 | 11.7 | 96.9 - 146 | 80.4 - 162 |
| Silver | 45.4 | 44.1 | 6.69 | 35.5 - 52.8 | 30.7 - 57.6 |
| Sodium | 161 | 136 | 9.34 | 97.4 - 174 | 48.1 - 223 |
| Strontium | 82.2 | 82.3 | 8.42 | 67.4 - 97.1 | 58.6 - 106 |



16341 Table Mountain Pkwy ▪ Golden, CO 80403 ▪ T: 800.372.0122 ▪ 303.431.8454 ▪ www.eraqc.com

# ▪ Certificate of Analysis ▪

| Parameter | Certified Value[1] | Reference Value | Uncertainty[2] | QC Performance Acceptance Limits[3] | PT Performance Acceptance Limits[4] |
|---|---|---|---|---|---|
| | mg/kg | mg/kg | % | mg/kg | mg/kg |
| Thallium | 154 | 144 | 7.54 | 117 - 171 | 101 - 187 |
| Tin | 89.7 | 79.8 | 14.0 | 62.2 - 97.4 | 43.5 - 116 |
| Titanium | 705 | 546 | 10.3 | 123 - 969 | 118 - 974 |
| Uranium | 29.5 | 30.9 | 3.38 | 23.9 - 37.9 | 21.3 - 40.5 |
| Vanadium | 196 | 186 | 14.2 | 148 - 224 | 138 - 235 |
| Zinc | 307 | 295 | 10.4 | 240 - 351 | 207 - 384 |



16341 Table Mountain Pkwy ▪ Golden, CO 80403 ▪ T: 800.372.0122 ▪ 303.431.8454 ▪ www.eraqc.com

# ▪ Certificate of Analysis ▪

**Product:** Metals in Soil
**Catalog Number:** 540
**Lot No.** D123-540
**Certificate Issue Date:** September 29, 2023
**Expiration Date:** June 01, 2027
**Revision Number:** Original

*Product use instructions are included as part of the certification packet and are paginated separately from this Certificate of Analysis. Please reference the product use instructions for catalog #540 revision 111122.*

## CERTIFICATION

| Parameter | Certified Value[1] | Reference Value[7] | Uncertainty[2] | QC Performance Acceptance Limits[3] | PT Performance Acceptance Limits[4] |
|---|---|---|---|---|---|
| | mg/kg | mg/kg | % | mg/kg | mg/kg |
| Aluminum | 7680 | 6780 | 7.45 | 3590 - 9980 | 3240 - 10300 |
| Antimony | 257 | 127 | 7.67 | D.L. - 255 | 25.7 - 318 |
| Arsenic | 360 | 311 | 5.66 | 254 - 368 | 218 - 405 |
| Barium | 332 | 304 | 10.3 | 249 - 359 | 228 - 380 |
| Beryllium | 183 | 169 | 2.30 | 140 - 198 | 127 - 211 |
| Boron | 320 | 229 | 8.37 | 159 - 300 | 138 - 352 |
| Cadmium | 238 | 212 | 2.84 | 175 - 250 | 159 - 265 |
| Calcium | 5490 | 5170 | 7.20 | 4240 - 6090 | 3770 - 6560 |
| Chromium | 199 | 180 | 7.49 | 146 - 213 | 126 - 234 |
| Cobalt | 88.7 | 81.6 | 14.9 | 67.9 - 95.4 | 61.2 - 102 |
| Copper | 227 | 205 | 23.1 | 170 - 240 | 154 - 256 |
| Iron | 7360 | 6510 | 7.13 | 3760 - 9260 | 736 - 13200 |
| Lead | 100 | 92.8 | 17.9 | 75.9 - 110 | 65.0 - 121 |
| Lithium | 146 | 132 | 6.88 | 82.7 - 182 | 92.0 - 172 |
| Magnesium | 1900 | 1700 | 6.98 | 1280 - 2110 | 946 - 2450 |
| Manganese | 591 | 531 | 12.5 | 429 - 633 | 410 - 652 |
| Mercury | 14.4 | 11.9 | 8.30 | 7.99 - 15.7 | 7.12 - 16.6 |
| Molybdenum | 155 | 136 | 2.46 | 108 - 163 | 96.1 - 175 |
| Nickel | 342 | 313 | 7.24 | 258 - 368 | 219 - 407 |
| Potassium | 1500 | 1370 | 6.70 | 991 - 1750 | 713 - 2030 |
| Selenium | 170 | 165 | 4.43 | 133 - 197 | 112 - 218 |
| Silver | 88.6 | 82.4 | 6.61 | 65.5 - 99.2 | 58.5 - 106 |
| Sodium | 527 | 486 | 7.85 | 361 - 611 | 289 - 683 |
| Strontium | 148 | 136 | 8.52 | 109 - 163 | 98.7 - 173 |



16341 Table Mountain Pkwy ▪ Golden, CO 80403 ▪ T: 800.372.0122 ▪ 303.431.8454 ▪ www.eraqc.com

| Parameter | Certified Value[1] | Reference Value[7] | Uncertainty[2] | QC Performance Acceptance Limits[3] | PT Performance Acceptance Limits[4] |
|---|---|---|---|---|---|
| | mg/kg | mg/kg | % | mg/kg | mg/kg |
| Thallium | 226 | 205 | 4.43 | 166 - 245 | 148 - 263 |
| Tin | 85.2 | 75.4 | 3.97 | 58.7 - 92.1 | 40.6 - 110 |
| Titanium | 382 | 306 | 8.28 | 77.0 - 535 | 98.3 - 514 |
| Uranium | 46.5 | 47.2 | 5.32 | 36.2 - 58.2 | 28.6 - 65.8 |
| Vanadium | 118 | 103 | 7.76 | 80.3 - 126 | 70.0 - 136 |
| Zinc | 183 | 166 | 6.60 | 133 - 200 | 117 - 216 |



16341 Table Mountain Pkwy ▪ Golden, CO 80403 ▪ T: 800.372.0122 ▪ 303.431.8454 ▪ www.eraqc.com

## ANALYTICAL VERIFICATION

| Parameter | Certified Value[1] | Proficiency Testing Study | | | NIST Traceability | |
|---|---|---|---|---|---|---|
| | | Mean | Recovery[5] | n | SRM Number[6] | Recovery |
| | mg/kg | mg/kg | % | | | % |
| Aluminum | 7680 | 6780 | 88.3 | 109 | - | - |
| Antimony | 257 | 127 | 49.3 | 117 | - | - |
| Arsenic | 360 | 311 | 86.5 | 145 | - | - |
| Barium | 332 | 304 | 91.6 | 129 | - | - |
| Beryllium | 183 | 169 | 92.4 | 121 | - | - |
| Boron | 320 | 229 | 71.6 | 84 | - | - |
| Cadmium | 238 | 212 | 89.2 | 163 | - | - |
| Calcium | 5490 | 5170 | 94.1 | 97 | - | - |
| Chromium | 199 | 180 | 90.4 | 145 | - | - |
| Cobalt | 88.7 | 81.6 | 92.0 | 121 | - | - |
| Copper | 227 | 205 | 90.3 | 151 | - | - |
| Iron | 7360 | 6510 | 88.5 | 110 | - | - |
| Lead | 100 | 92.8 | 92.8 | 161 | - | - |
| Lithium | 146 | 132 | 90.6 | 35 | - | - |
| Magnesium | 1900 | 1700 | 89.4 | 100 | - | - |
| Manganese | 591 | 531 | 89.8 | 125 | - | - |
| Mercury | 14.4 | 11.9 | 82.4 | 95 | - | - |
| Molybdenum | 155 | 136 | 87.5 | 120 | - | - |
| Nickel | 342 | 313 | 91.5 | 150 | - | - |
| Potassium | 1500 | 1370 | 91.3 | 99 | - | - |
| Selenium | 170 | 165 | 97.0 | 132 | - | - |
| Silver | 88.6 | 82.4 | 93.0 | 124 | - | - |
| Sodium | 527 | 486 | 92.2 | 100 | - | - |
| Strontium | 148 | 136 | 91.9 | 84 | - | - |
| Thallium | 226 | 205 | 90.8 | 117 | - | - |
| Tin | 85.2 | 75.4 | 88.5 | 90 | - | - |
| Titanium | 382 | 306 | 80.1 | 87 | - | - |
| Uranium | 46.5 | 47.2 | 102 | 30 | - | - |
| Vanadium | 118 | 103 | 87.4 | 119 | - | - |
| Zinc | 183 | 166 | 91.0 | 146 | - | - |



16341 Table Mountain Pkwy ▪ Golden, CO 80403 ▪ T: 800.372.0122 ▪ 303.431.8454 ▪ www.eraqc.com

1. The **Certified Values** are the actual gravimetric/volumetric "made-to" concentrations confirmed by ERA analytical verification. The certified values are monitored and purchasers will be notified of any significant changes resulting in recertification or withdrawal of this certified reference material during the period of validity of this certificate.

2. The **Uncertainty** represents an expanded uncertainty and approximates a 95% confidence interval. The uncertainty is based on the characterization, homogeneity and stability characteristics of the product, multiplied by a coverage factor (k=2). The uncertainty applies to the product as supplied and does not take into account any required or optional dilution and/or preparations the laboratory may perform while using this product. The formula used to calculate the expanded uncertainty is:
$U_{expanded} = k * SQRT((U_{char}^2) + (U_{homogen}^2) + (ULTS^2) + (USTS^2) + (URSS^2))$

Where:

$U_{expanded}$ = Expanded uncertainty.
k = Coverage factor.
$U_{char}$ = Combined standard uncertainty of the manufacturing and/or analytical verification assessment.
$U_{homogen}$ = Standard uncertainty of the homogeneity assessment.
ULTS = Standard uncertainty associated with long-term stability.
USTS = Standard uncertainty associated with short-term (transport) stability.
URSS = Standard uncertainty associated with repeated sampling of the product (where permitted by product use instructions).

3. The **QC Performance Acceptance Limits (QC PALs™)** are based on actual historical data collected in ERA's Proficiency Testing program. The QC PALs™ reflect any inherent biases in the methods used to establish the limits and closely approximate a 95% confidence interval of the performance that experienced laboratories should achieve using accepted environmental methods. Use the QC PALs™ to realistically evaluate your performance against your peers.

4. The **PT Performance Acceptance Limits (PT PALs™)** are calculated using the regression equations and fixed acceptance criteria specified in the NELAC proficiency testing requirements. Use the PT PALs™ when analyzing this certified reference material alongside USEPA and NELAC compliant PT study materials. Please note that many PT study acceptance limits are concentration dependent (some non-linearly) and therefore, the acceptance limits of this certified reference material and any PT study material may differ relative to their difference in concentrations.

5. The **PT Performance Data** include the mean value, percent recovery and number of data points reported by laboratories in our Proficiency Testing study compared to the Certified Values. In the event this lot was not used in a proficiency testing scheme, the data displayed was generated internally by ERA.

6. Where NIST Standard Reference Materials (SRMs) are available, each analyte has been analytically traced to the NIST SRM listed. **Analytical Traceability Recovery (%)** = [(% recovery ERA certified reference material)/(% recovery NIST SRM)]*100
The traceability data shown were compiled by analyzing this ERA certified reference material and/or it's associated stock solution(s) against the applicable NIST SRMs.

7. The **Reference Values** are equal to the mean recoveries for the parameters as determined in an interlaboratory round robin study. The **Reference Values** represent the expected performance for the analytes in this standard. ERA recommends using the **Reference Values** when assessing or evaluating your results.

8. **Metrological Traceability**. This certified reference material is metrologically traceable to NIST mass reference materials through an unbroken chain of comparisons.

9. For additional information on this product such as intended use, storage information, instructions for use, minimum sample size, and safety information, please refer to the Product Use Instructions provided.

**If you have any questions or need technical assistance, please call ERA technical assistance at 1-800-372-0122 or send an email to era_info@waters.com.**

**This Certificate of Analysis is authorized by Waters ERA, Quality and Technical departments.**

ERA
A Waters Company

Certified Reference Material

# ▪ Certificate of Analysis ▪

**Product:** Metals in Soil
**Catalog Number:** 540
**Lot No.** D126-540
**Certificate Issue Date:** June 25, 2024
**Expiration Date:** January 17, 2028
**Revision Number:** 1.0
**Revision Date:** February 28, 2025

*Product use instructions are included as part of the certification packet and are paginated separately from this Certificate of Analysis. Please reference the product use instructions for catalog #540 revision 111122.*

## CERTIFICATION

| Parameter | Certified Value[1] | Reference Value[7] | Uncertainty[2] | QC Performance Acceptance Limits[3] | PT Performance Acceptance Limits[4] |
|---|---|---|---|---|---|
| | mg/kg | mg/kg | % | mg/kg | mg/kg |
| Aluminum | 7680 | 6840 | 17.4 | 3640 - 10000 | 3280 - 10400 |
| Antimony | 250 | 131 | 7.92 | 5.96 - 256 | 25.0 - 328 |
| Arsenic | 229 | 192 | 15.3 | 156 - 228 | 135 - 252 |
| Barium | 244 | 219 | 20.5 | 179 - 259 | 164 - 274 |
| Beryllium | 165 | 146 | 6.80 | 120 - 172 | 110 - 183 |
| Boron | 255 | 175 | 13.9 | 119 - 231 | 105 - 280 |
| Cadmium | 134 | 114 | 6.45 | 93.1 - 135 | 85.5 - 147 |
| Calcium | 4280 | 4080 | 14.7 | 3360 - 4800 | 2930 - 5240 |
| Chromium | 172 | 153 | 13.9 | 124 - 182 | 107 - 199 |
| Cobalt | 253 | 231 | 19.3 | 192 - 271 | 174 - 289 |
| Copper | 99.6 | 91.2 | 17.6 | 75.8 - 107 | 68.4 - 114 |
| Iron | 7360 | 7020 | 21.4 | 4260 - 9770 | 736 - 13800 |
| Lead | 153 | 141 | 18.2 | 115 - 167 | 102 - 180 |
| Lithium | 104 | 96.1 | 13.2 | 60.8 - 131 | 68.1 - 124 |
| Magnesium | 2060 | 1900 | 16.9 | 1450 - 2350 | 1110 - 2690 |
| Manganese | 442 | 401 | 19.4 | 324 - 477 | 305 - 497 |
| Mercury | 15.9 | 14.1 | 7.72 | 9.82 - 18.4 | 8.45 - 19.7 |
| Molybdenum | 165 | 144 | 6.21 | 115 - 173 | 102 - 186 |
| Nickel | 165 | 143 | 14.5 | 117 - 170 | 100 - 187 |
| Potassium | 1950 | 1760 | 15.6 | 1270 - 2250 | 999 - 2520 |
| Selenium | 107 | 94.7 | 9.78 | 74.3 - 115 | 61.2 - 128 |
| Silver | 83.9 | 77.0 | 10.1 | 61.1 - 92.9 | 54.6 - 99.4 |
| Sodium | 732 | 661 | 15.6 | 487 - 834 | 409 - 913 |



16341 Table Mountain Pkwy ▪ Golden, CO 80403 ▪ T: 800.372.0122 ▪ 303.431.8454 ▪ www.eraqc.com

| Parameter | Certified Value[1] | Reference Value[7] | Uncertainty[2] | QC Performance Acceptance Limits[3] | PT Performance Acceptance Limits[4] |
|---|---|---|---|---|---|
| | mg/kg | mg/kg | % | mg/kg | mg/kg |
| Strontium | 222 | 191 | 15.0 | 151 - 232 | 140 - 244 |
| Thallium | 208 | 183 | 6.96 | 147 - 219 | 131 - 235 |
| Tin | 111 | 99.0 | 10.8 | 77.2 - 121 | 56.1 - 142 |
| Titanium | 422 | 353 | 19.9 | 99.4 - 606 | 128 - 577 |
| Uranium | 20.9 | 20.0 | 13.9 | 15.1 - 25.0 | 8.44 - 31.6 |
| Vanadium | 179 | 159 | 13.9 | 125 - 194 | 116 - 203 |
| Zinc | 327 | 292 | 5.83 | 233 - 351 | 204 - 379 |



16341 Table Mountain Pkwy ▪ Golden, CO 80403 ▪ T: 800.372.0122 ▪ 303.431.8454 ▪ www.eraqc.com

## ANALYTICAL VERIFICATION

| Parameter | Certified Value[1] | Proficiency Testing Study | | | NIST Traceability | |
|---|---|---|---|---|---|---|
| | | Mean | Recovery[5] | n | SRM Number[6] | Recovery |
| | mg/kg | mg/kg | % | | | % |
| Aluminum | 7680 | 6840 | 89.0 | 135 | - | - |
| Antimony | 250 | 131 | 52.5 | 145 | - | - |
| Arsenic | 229 | 192 | 84.0 | 242 | - | - |
| Barium | 244 | 219 | 89.7 | 165 | - | - |
| Beryllium | 165 | 146 | 88.7 | 153 | - | - |
| Boron | 255 | 175 | 68.5 | 109 | - | - |
| Cadmium | 134 | 114 | 85.1 | 243 | - | - |
| Calcium | 4280 | 4080 | 95.4 | 119 | - | - |
| Chromium | 172 | 153 | 89.2 | 185 | - | - |
| Cobalt | 253 | 231 | 91.5 | 144 | - | - |
| Copper | 99.6 | 91.2 | 91.6 | 238 | - | - |
| Iron | 7360 | 7020 | 95.3 | 133 | - | - |
| Lead | 153 | 141 | 92.2 | 255 | - | - |
| Lithium | 104 | 96.1 | 92.4 | 45 | - | - |
| Magnesium | 2060 | 1900 | 92.3 | 122 | - | - |
| Manganese | 442 | 401 | 90.7 | 143 | - | - |
| Mercury | 15.9 | 14.1 | 88.6 | 148 | - | - |
| Molybdenum | 165 | 144 | 87.2 | 145 | - | - |
| Nickel | 165 | 143 | 86.9 | 232 | - | - |
| Potassium | 1950 | 1760 | 90.2 | 128 | - | - |
| Selenium | 107 | 94.7 | 88.5 | 167 | - | - |
| Silver | 83.9 | 77.0 | 91.8 | 157 | - | - |
| Sodium | 732 | 661 | 90.3 | 117 | - | - |
| Strontium | 222 | 191 | 86.2 | 92 | - | - |
| Thallium | 208 | 183 | 88.0 | 147 | - | - |
| Tin | 111 | 99.0 | 89.1 | 102 | - | - |
| Titanium | 422 | 353 | 83.6 | 90 | - | - |
| Uranium | 20.9 | 20.0 | 95.9 | 31 | - | - |
| Vanadium | 179 | 159 | 89.0 | 146 | - | - |
| Zinc | 327 | 292 | 89.3 | 233 | - | - |



16341 Table Mountain Pkwy • Golden, CO 80403 • T: 800.372.0122 • 303.431.8454 • www.eraqc.com

1. The **Certified Values** are the actual gravimetric/volumetric "made-to" concentrations confirmed by ERA analytical verification. The certified values are monitored and purchasers will be notified of any significant changes resulting in recertification or withdrawal of this certified reference material during the period of validity of this certificate.

2. The **Uncertainty** represents an expanded uncertainty and approximates a 95% confidence interval. The uncertainty is based on the characterization, homogeneity and stability characteristics of the product, multiplied by a coverage factor (k=2). The uncertainty applies to the product as supplied and does not take into account any required or optional dilution and/or preparations the laboratory may perform while using this product. The formula used to calculate the expanded uncertainty is:
$U_{expanded} = k * SQRT((U_{char}^2) + (U_{homogen}^2) + (U_{LTS}^2) + (U_{STS}^2) + (U_{RSS}^2))$

Where:

$U_{expanded}$ = Expanded uncertainty.
k = Coverage factor.
$U_{char}$ = Combined standard uncertainty of the manufacturing and/or analytical verification assessment.
$U_{homogen}$ = Standard uncertainty of the homogeneity assessment.
$U_{LTS}$ = Standard uncertainty associated with long-term stability.
$U_{STS}$ = Standard uncertainty associated with short-term (transport) stability.
$U_{RSS}$ = Standard uncertainty associated with repeated sampling of the product (where permitted by product use instructions).

3. The **QC Performance Acceptance Limits (QC PALs™)** are based on actual historical data collected in ERA's Proficiency Testing program. The QC PALs™ reflect any inherent biases in the methods used to establish the limits and closely approximate a 95% confidence interval of the performance that experienced laboratories should achieve using accepted environmental methods. Use the QC PALs™ to realistically evaluate your performance against your peers.

4. The **PT Performance Acceptance Limits (PT PALs™)** are calculated using the regression equations and fixed acceptance criteria specified in the NELAC proficiency testing requirements. Use the PT PALs™ when analyzing this certified reference material alongside USEPA and NELAC compliant PT study materials. Please note that many PT study acceptance limits are concentration dependent (some non-linearly) and therefore, the acceptance limits of this certified reference material and any PT study material may differ relative to their difference in concentrations.

5. The **PT Performance Data** include the mean value, percent recovery and number of data points reported by laboratories in our Proficiency Testing study compared to the Certified Values. In the event this lot was not used in a proficiency testing scheme, the data displayed was generated internally by ERA.

6. Where NIST Standard Reference Materials (SRMs) are available, each analyte has been analytically traced to the NIST SRM listed. **Analytical Traceability Recovery (%)** = [(% recovery ERA certified reference material)/(% recovery NIST SRM)]*100
The traceability data shown were compiled by analyzing this ERA certified reference material and/or it's associated stock solution(s) against the applicable NIST SRMs.

7. The **Reference Values** are equal to the mean recoveries for the parameters as determined in an interlaboratory round robin study. The **Reference Values** represent the expected performance for the analytes in this standard. ERA recommends using the **Reference Values** when assessing or evaluating your results.

8. **Metrological Traceability.** This certified reference material is metrologically traceable to NIST mass reference materials through an unbroken chain of comparisons.

9. For additional information on this product such as intended use, storage information, instructions for use, minimum sample size, and safety information, please refer to the Product Use Instructions provided.

**If you have any questions or need technical assistance, please call ERA technical assistance at 1-800-372-0122 or send an email to era_info@waters.com.**

**This Certificate of Analysis is authorized by Waters ERA, Quality and Technical departments.**

# Calculation of 7470A Mercury

Calculate Mercury concentration from the daily calibration curve. The curve is generated utilizing a straight-line equation defined as:

$$A = k1 + k2C$$

Where:

A = Average peak height of the sample/standard integrations
C = Sample/Standard Concentration, µg/L
k1 = y-intercept
k2 = slope

The instrument will plot peak height against concentration (µg/L). The result is generated in µg/L . This value is divided by 1000 to convert the units to mg/L. If the sample is diluted (DF), the result is multiplied by the DF to generate the final result.

Result, mg/L = (concentration, µg/L) x ( 1mg/1000µg) x (DF)

# Calculation of 7471B Mercury

Calculate Mercury concentration from the daily calibration curve. The curve is generated utilizing a straight-line equation defined as:

$$A = k1 + k2C$$

Where:

A = Average peak height of the sample/standard integrations
C = Sample/Standard Concentration, µg/L
k1 = y-intercept
k2 = slope

The instrument will plot peak height against concentration (µg/L). The result is generated in µg/L . This value is divided by 1000 to convert the units to mg/L. If the sample is diluted (DF), the result is multiplied by the DF to generate the final result.

Result, mg/L = (concentration, µg/L) x ( 1mg/1000µg) x (DF)

The result in mg/kg is calculated on a dry weight basis using the sample weight digested(Wt), the final volume of the digestate(FV), and the percent total solids(%TS).

Result, mg/kg, wet = ((result, mg/L) x (FV)) /Wt

Result, mg/kg, dry wt = (Result, mg/kg wet)/(%TS)

| No. | Sample No. | NAME | CURVE: WG2109062 |
|---|---|---|---|
| 1 | 1 | STD | |
| 2 | 2 | STD | |
| 3 | 3 | STD | |
| 4 | 4 | STD | |
| 5 | 5 | STD | |
| 6 | 6 | STD | |
| 1 | 7 | xICV | |
| 2 | 7 | ICV | |
| 3 | 8 | ICB | |
| 4 | 9 | xQ3 waters LOQ failed | |
| 5 | 10 | WG2109763-1 WG2109763 | |
| 6 | 11 | WG2109763-2 WG2109763 | |
| 7 | 12 | xL2554384-05 WG2109763 | |
| 8 | 13 | WG2109763-3 WG2109763 | |
| 9 | 14 | WG2109763-4 WG2109763 | |
| 10 | 15 | L2554363-01 WG2109763 | |
| 11 | 16 | L2554363-02 WG2109763 | |
| 12 | 17 | L2554363-03 WG2109763 | |
| 13 | 18 | L2554370-01 WG2109763 | |
| 14 | 19 | Check STD(5ug/L) | |
| 15 | 20 | Check Blank | |
| 16 | 21 | L2554370-02 WG2109763 | |
| 17 | 22 | L2554370-03 WG2109763 | |
| 18 | 23 | L2554370-04 WG2109763 | |
| 19 | 24 | L2554370-05 WG2109763 | |
| 20 | 25 | L2554370-06 WG2109763 | |
| 21 | 26 | L2554370-07 WG2109763 | |
| 22 | 27 | L2554370-08 WG2109763 | |
| 23 | 28 | L2554370-09 WG2109763 | |
| 24 | 29 | L2554370-10 WG2109763 | |
| 25 | 30 | L2554370-12 WG2109763 | |
| 26 | 31 | Check STD(5ug/L) | |
| 27 | 32 | Check Blank | |
| 28 | 33 | L2554384-01 WG2109763 | |
| 29 | 34 | L2554384-03 WG2109763 | |
| 30 | 35 | L2554384-07 WG2109763 | |
| 31 | 36 | L2554384-09 WG2109763 | |
| 32 | 37 | L2554384-11 WG2109763 | |
| 33 | 38 | L2554384-05 WG2109763 | |
| 34 | 39 | WG2110005-1 WG2110005 | |
| 35 | 40 | WG2110005-2 WG2110005 | |
| 36 | 41 | L2554545-03 WG2110005 | |
| 37 | 42 | WG2110005-3 WG2110005 | |

| | | |
|---|---|---|
| 38 | 43 | Check STD(5ug/L) |
| 39 | 44 | Check Blank |
| 40 | 45 | WG2110005-4 WG2110005 |
| 41 | 46 | L2554545-04 WG2110005 |
| 42 | 47 | WG2110005-5 WG2110005 |
| 43 | 48 | WG2110005-6 WG2110005 |
| 44 | 49 | xL2554545-05 WG2110005 |
| 45 | 49 | L2554545-05 WG2110005 |
| 46 | 50 | L2554545-06 WG2110005 |
| 47 | 51 | xxxtest |
| 48 | 55 | Check STD(5ug/L) |
| 49 | 56 | Check Blank |
| 50 | 57 | xQ3 waters LOQ failed |
| 51 | 58 | Q3 waters LOQ |
| 52 | 59 | Q3 waters LOQ |
| 53 | 60 | WG2109920-1 WG2109920 |
| 54 | 61 | WG2109920-2 WG2109920 |
| 55 | 62 | L2554802-02 WG2109920 |
| 56 | 63 | WG2109920-3 WG2109920 |
| 57 | 64 | WG2109920-4 WG2109920 |
| 58 | 65 | WG2109783-1 WG2109783 |
| 59 | 66 | WG2109783-2 WG2109783 |
| 60 | 67 | Check STD(5ug/L) |
| 61 | 68 | Check Blank |
| 62 | 69 | L2554654-01 WG2109783 |
| 63 | 70 | WG2109783-3 WG2109783 |
| 64 | 71 | WG2109783-4 WG2109783 |
| 65 | 72 | L2554361-01 WG2109783 |
| 66 | 73 | L2554361-02 WG2109783 |
| 67 | 74 | L2554361-03 WG2109783 |
| 68 | 75 | L2554361-04 WG2109783 |
| 69 | 76 | L2554361-05 WG2109783 |
| 70 | 77 | L2554361-06 WG2109783 |
| 71 | 78 | L2554479-04 WG2109783 |
| 72 | 79 | XCheck STD(5ug/L) |
| 73 | 79 | Check STD(5ug/L) |
| 74 | 80 | Check Blank |
| 75 | 1 | L2554479-05 WG2109783 |
| 76 | 2 | L2554489-01 WG2110005 |
| 77 | 3 | L2554489-02 WG2110005 |
| 78 | 4 | L2554545-07 WG2110005 |
| 79 | 5 | L2554545-08 WG2110005 |
| 80 | 6 | L2554545-09 WG2110005 |
| 81 | 7 | L2554545-10 WG2110005 |

| | | |
|---|---|---|
| 82 | 8 | L2554545-11 WG2110005 |
| 83 | 9 | L2554545-12 WG2110005 |
| 84 | 10 | L2554545-13 WG2110005 |
| 85 | 11 | XCheck STD(5ug/L) |
| 86 | 11 | Check STD(5ug/L) |
| 87 | 12 | Check Blank |
| 88 | 13 | L2554545-14 WG2110005 |
| 89 | 14 | L2554584-01 WG2110005 |
| 90 | 15 | L2554996-01 WG2110005 |
| 91 | 16 | L2554996-02 WG2110005 |
| 92 | 17 | L2554996-03 WG2110005 |
| 93 | 18 | L2554996-04 WG2110005 |
| 94 | 19 | L2554027-01 WG2109632 |
| 95 | 20 | L2554095-01 WG2109632 |
| 96 | 21 | L2554233-03 WG2109632 |
| 97 | 22 | L2554342-01 WG2109632 |
| 98 | 23 | Check STD(5ug/L) |
| 99 | 24 | Check Blank |
| 100 | 25 | L2554345-01 WG2109632 |
| 101 | 26 | L2554352-02 WG2109632 |
| 102 | 27 | L2554374-02 WG2109632 |
| 103 | 28 | L2554590-01 WG2109632 |
| 104 | 29 | WG2110090-1 WG2110090 |
| 105 | 30 | WG2110090-2 WG2110090 |
| 106 | 31 | L2554483-01 WG2110090 |
| 107 | 32 | WG2110090-3 WG2110090 |
| 108 | 33 | WG2110090-4 WG2110090 |
| 109 | 34 | L2554627-07 WG2110090 |
| 110 | 35 | Check STD(5ug/L) |
| 111 | 36 | Check Blank |
| 112 | 37 | L2554627-08 WG2110090 |
| 113 | 38 | L2554627-09 WG2110090 |
| 114 | 39 | L2554627-10 WG2110090 |
| 115 | 40 | L2554627-12 WG2110090 |
| 116 | 41 | L2554661-03 WG2110090 |
| 117 | 42 | L2554723-01 WG2110090 |
| 118 | 43 | L2554723-02 WG2110090 |
| 119 | 44 | L2554847-01 WG2110090 |
| 120 | 47 | Check STD(5ug/L) |
| 121 | 48 | Check Blank |
| 122 | 49 | XWG2110037-1 WG2110037 |
| 123 | 50 | XWG2110037-2 WG2110037 |
| 124 | 51 | XL2553274-01 WG2110037 |
| 125 | 52 | XWG2110037-3 WG2110037 |

| | | |
|---|---|---|
| 126 | 53 | XWG2110037-4 WG2110037 |
| 127 | 59 | XCheck STD(5ug/L) |
| 128 | 60 | XCheck Blank |
| 129 | 61 | XCheck Blank |
| 130 | 62 | Check STD(5ug/L) |
| 131 | 63 | Check Blank |
| 132 | 64 | WG2110037-1 WG2110037 |
| 133 | 65 | WG2110037-2 WG2110037 |
| 134 | 66 | L2553274-01 WG2110037 |
| 135 | 67 | WG2110037-3 WG2110037 |
| 136 | 68 | WG2110037-4 WG2110037 |
| 137 | 69 | Check STD(5ug/L) |
| 138 | 70 | Check Blank |

| No. | Sample No. | NAME | CURVE: WG2109062 |
|---|---|---|---|
| 1 | 1 | STD | |
| 2 | 2 | STD | |
| 3 | 3 | STD | |
| 4 | 4 | STD | |
| 5 | 5 | STD | |
| 6 | 6 | STD | |
| 1 | 7 | XICV | |
| 2 | 8 | XICB | |
| 3 | 7 | ICV | |
| 4 | 8 | ICB | |
| 5 | 9 | WG2110442-1 | WG2110442 |
| 6 | 10 | XWG2110442-2 | WG2110442 |
| 7 | 11 | L2554523-01 | WG2110442 |
| 8 | 12 | WG2110442-3 | WG2110442 |
| 9 | 13 | WG2110442-4 | WG2110442 |
| 10 | 14 | L2554900-01 | WG2110442 |
| 11 | 15 | L2554900-02 | WG2110442 |
| 12 | 16 | L2554925-01 | WG2110442 |
| 13 | 17 | L2554946-01 | WG2110442 |
| 14 | 18 | L2554946-02 | WG2110442 |
| 15 | 19 | Check STD(5ug/L) | |
| 16 | 20 | Check Blank | |
| 17 | 21 | L2554946-03 | WG2110442 |
| 18 | 22 | L2554947-01 | WG2110442 |
| 19 | 23 | L2554947-02 | WG2110442 |
| 20 | 24 | L2554947-03 | WG2110442 |
| 21 | 25 | L2555000-01 | WG2110442 |
| 22 | 26 | WG2110442-2 | WG2110442 |
| 23 | 27 | WG2110654-1 | WG2110654 |
| 24 | 28 | WG2110654-2 | WG2110654 |
| 25 | 29 | WG2110654-3 | WG2110654 |
| 26 | 30 | L2554880-01 | WG2110654 |
| 27 | 31 | Check STD(5ug/L) | |
| 28 | 32 | Check Blank | |
| 29 | 33 | L2554880-02 | WG2110654 |
| 30 | 34 | L2554880-03 | WG2110654 |
| 31 | 35 | L2554951-01 | WG2110654 |
| 32 | 36 | L2555196-01 | WG2110654 |
| 33 | 37 | L2555196-02 | WG2110654 |
| 34 | 38 | L2555196-03 | WG2110654 |
| 35 | 39 | L2555196-04 | WG2110654 |
| 36 | 40 | WG2110676-1 | WG2110676 |
| 37 | 41 | WG2110676-2 | WG2110676 |

| | | |
|---|---|---|
| 38 | 42 | L2554132-01 WG2110676 |
| 39 | 43 | Check STD(5ug/L) |
| 40 | 44 | Check Blank |
| 41 | 45 | WG2110676-3 WG2110676 |
| 42 | 46 | WG2110676-4 WG2110676 |
| 43 | 47 | WG2110165-1 WG2110165 |
| 44 | 48 | WG2110165-2 WG2110165 |
| 45 | 49 | L2554539-04 WG2110165 |
| 46 | 50 | WG2110165-3 WG2110165 |
| 47 | 51 | WG2110165-4 WG2110165 |
| 48 | 52 | L2554539-05 WG2110165 |
| 49 | 53 | L2554539-06 WG2110165 |
| 50 | 54 | L2554553-01 WG2110165 |
| 51 | 55 | Check STD(5ug/L) |
| 52 | 56 | Check Blank |
| 53 | 57 | WG2110636-1 WG2110636 |
| 54 | 58 | WG2110636-2 WG2110636 |
| 55 | 59 | L2555161-04 WG2110636 |
| 56 | 60 | WG2110636-3 WG2110636 |
| 57 | 61 | WG2110636-4 WG2110636 |
| 58 | 62 | L2555161-01 WG2110636 |
| 59 | 63 | L2555161-02 WG2110636 |
| 60 | 64 | L2555161-03 WG2110636 |
| 61 | 65 | L2555301-01 WG2110636 |
| 62 | 66 | L2555302-01 WG2110636 |
| 63 | 67 | Check STD(5ug/L) |
| 64 | 68 | Check Blank |
| 65 | 69 | L2555305-01 WG2110636 |
| 66 | 70 | L2555346-01 WG2110636 |
| 67 | 71 | L2555346-02 WG2110636 |
| 68 | 72 | Check STD(5ug/L) |
| 69 | 73 | Check Blank |
| 70 | 79 | Check STD(5ug/L) |
| 71 | 80 | Check Blank |
| 72 | 1 | WG2110878-1 WG2110878 |
| 73 | 2 | WG2110878-2 WG2110878 |
| 74 | 3 | I2555055-01 WG2110878 |
| 75 | 4 | WG2110878-3 WG2110878 |
| 76 | 5 | WG2110878-4 WG2110878 |
| 77 | 6 | I2555055-02 WG2110878 |
| 78 | 7 | I2555055-03 WG2110878 |
| 79 | 8 | HG25350501CBPV1 |
| 80 | 9 | HG25350501CBPV2 |
| 81 | 10 | WG2110948-1 WG2110948 |

| | | |
|---|---|---|
| 82 | 11 | Check STD(5ug/L) |
| 83 | 12 | Check Blank |
| 84 | 13 | WG2110948-2 WG2110948 |
| 85 | 14 | WG2110948-3 WG2110948 |
| 86 | 15 | L2555269-01 WG2110948 |
| 87 | 16 | L2555269-02 WG2110948 |
| 88 | 17 | L2555269-03 WG2110948 |
| 89 | 18 | WG2110337-1 WG2110337 |
| 90 | 19 | WG2110337-2 WG2110337 |
| 91 | 20 | WG2110337-3 WG2110337 |
| 92 | 21 | WG2110337-4 WG2110337 |
| 93 | 22 | WG2110337-5 WG2110337 |
| 94 | 23 | Check STD(5ug/L) |
| 95 | 24 | Check Blank |
| 96 | 25 | WG2110717-1 WG2110717 |
| 97 | 26 | WG2110717-2 WG2110717 |
| 98 | 27 | L2555161-04 WG2110717 |
| 99 | 28 | WG2110717-3 WG2110717 |
| 100 | 29 | WG2110717-4 WG2110717 |
| 101 | 30 | L2555161-01 WG2110717 |
| 102 | 31 | L2555161-02 WG2110717 |
| 103 | 32 | L2555161-03 WG2110717 |
| 104 | 33 | Q3 LOQ Day 1 JWN |
| 105 | 34 | WG2110451-1 WG2110451 |
| 106 | 35 | Check STD(5ug/L) |
| 107 | 36 | Check Blank |
| 108 | 37 | WG2110451-2 WG2110451 |
| 109 | 38 | L2554882-01 WG2110451 |
| 110 | 39 | WG2110451-3 WG2110451 |
| 111 | 40 | WG2110451-4 WG2110451 |
| 112 | 41 | L2554996-03 WG2110451 |
| 113 | 42 | WG2110451-5 WG2110451 |
| 114 | 43 | WG2110451-6 WG2110451 |
| 115 | 44 | L2554996-01 WG2110451 |
| 116 | 45 | L2554996-02 WG2110451 |
| 117 | 46 | L2554996-04 WG2110451 |
| 118 | 47 | Check STD(5ug/L) |
| 119 | 48 | Check Blank |
| 120 | 49 | L2555251-01 WG2110451 |
| 121 | 50 | L2555251-02 WG2110451 |
| 122 | 51 | L2555251-03 WG2110451 |
| 123 | 52 | L2555251-04 WG2110451 |
| 124 | 53 | L2555251-05 WG2110451 |
| 125 | 54 | L2555251-06 WG2110451 |

| | | |
|---|---|---|
| 126 | 55 | L2555251-07 WG2110451 |
| 127 | 56 | L2555251-08 WG2110451 |
| 128 | 57 | L2555251-09 WG2110451 |
| 129 | 58 | L2555251-10 WG2110451 |
| 130 | 59 | Check STD(5ug/L) |
| 131 | 60 | Check Blank |
| 132 | 61 | L2555251-11 WG2110451 |
| 133 | 62 | L2555251-12 WG2110451 |
| 134 | 63 | L2555251-13 WG2110451 |
| 135 | 64 | L2555251-14 WG2110451 |
| 136 | 65 | L2555251-15 WG2110451 |
| 137 | 71 | Check STD(5ug/L) |
| 138 | 72 | Check Blank |

# METALS ELN REPORT

**Workgroup: WG2110005**

## Digestion

| Prep Method | Acid Type 1 | Acid 1 Lot | Acid Type 2 | Acid 2 Lot | Spike Type | Lims Spike Lot | Spike Lot | Post Spike Spikelot | Spike Lot | Pipette Id |
|---|---|---|---|---|---|---|---|---|---|---|
| EPA 245.1 | HNO3 | 24022614 | H2SO4 | 24016430 | METALS | METSPIKE | HG2534261252AJTV2 | METSPIKE | HG2534261252AJTV2 | 328, 344 |

| | | |
|---|---|---|
| **Additional Reagent/Std** | K2O8S2 | PS2533281620RC |
| | KMnO4 | PP2534311432RJG |
| | NaCl-NH2OH.HCl | HH2535291003JWN |
| | | ICV2534271235ARM |

| Sample/ Type | Digestion Date | Analyst | Sample Vol ml | Spike Amt ml | Start Date/Time | Hot Block Unit | Temperature (C) | Stop Date/Time | Final Vol | Comments |
|---|---|---|---|---|---|---|---|---|---|---|
| L2554489-01 SAMP | 09/03/25 09:42 | Alexander Tarlton | 25 | | 09/03/25 09:42 | 8 | 96.0 | 09/03/25 11:42 | 25 | |
| L2554489-02 SAMP | 09/03/25 09:42 | Alexander Tarlton | 25 | | 09/03/25 09:42 | 8 | 96.0 | 09/03/25 11:42 | 25 | |
| L2554545-03 SAMP | 09/03/25 09:42 | Alexander Tarlton | 25 | | 09/03/25 09:42 | 8 | 96.0 | 09/03/25 11:42 | 25 | |
| L2554545-04 SAMP | 09/03/25 09:42 | Alexander Tarlton | 25 | | 09/03/25 09:42 | 8 | 96.0 | 09/03/25 11:42 | 25 | |
| L2554545-05 SAMP | 09/03/25 09:42 | Alexander Tarlton | 25 | | 09/03/25 09:42 | 8 | 96.0 | 09/03/25 11:42 | 25 | |
| L2554545-06 SAMP | 09/03/25 09:42 | Alexander Tarlton | 25 | | 09/03/25 09:42 | 8 | 96.0 | 09/03/25 11:42 | 25 | |
| L2554545-07 SAMP | 09/03/25 09:42 | Alexander Tarlton | 25 | | 09/03/25 09:42 | 8 | 96.0 | 09/03/25 11:42 | 25 | |
| L2554545-08 SAMP | 09/03/25 09:42 | Alexander Tarlton | 25 | | 09/03/25 09:42 | 8 | 96.0 | 09/03/25 11:42 | 25 | |

# METALS ELN REPORT

**Workgroup: WG2110005**

| Sample/ Type | Digestion Date | Analyst | Sample Vol ml | Spike Amt ml | Start Date/Time | Hot Block Unit | Temperature (C) | Stop Date/Time | Final Vol | Comments |
|---|---|---|---|---|---|---|---|---|---|---|
| L2554545-09 SAMP | 09/03/25 09:42 | Alexander Tarlton | 25 | | 09/03/25 09:42 | 8 | 96.0 | 09/03/25 11:42 | 25 | |
| L2554545-10 SAMP | 09/03/25 09:42 | Alexander Tarlton | 25 | | 09/03/25 09:42 | 8 | 96.0 | 09/03/25 11:42 | 25 | |
| L2554545-11 SAMP | 09/03/25 09:42 | Alexander Tarlton | 25 | | 09/03/25 09:42 | 8 | 96.0 | 09/03/25 11:42 | 25 | |
| L2554545-12 SAMP | 09/03/25 09:42 | Alexander Tarlton | 25 | | 09/03/25 09:42 | 8 | 96.0 | 09/03/25 11:42 | 25 | |
| L2554545-13 SAMP | 09/03/25 09:42 | Alexander Tarlton | 25 | | 09/03/25 09:42 | 8 | 96.0 | 09/03/25 11:42 | 25 | |
| L2554545-14 SAMP | 09/03/25 09:42 | Alexander Tarlton | 25 | | 09/03/25 09:42 | 8 | 96.0 | 09/03/25 11:42 | 25 | |
| L2554584-01 SAMP | 09/03/25 09:42 | Alexander Tarlton | 25 | | 09/03/25 09:42 | 8 | 96.0 | 09/03/25 11:42 | 25 | |
| L2554996-01 SAMP | 09/03/25 09:42 | Alexander Tarlton | 25 | | 09/03/25 09:42 | 8 | 96.0 | 09/03/25 11:42 | 25 | |
| L2554996-02 SAMP | 09/03/25 09:42 | Alexander Tarlton | 25 | | 09/03/25 09:42 | 8 | 96.0 | 09/03/25 11:42 | 25 | |
| L2554996-03 SAMP | 09/03/25 09:42 | Alexander Tarlton | 25 | | 09/03/25 09:42 | 8 | 96.0 | 09/03/25 11:42 | 25 | |
| L2554996-04 SAMP | 09/03/25 09:42 | Alexander Tarlton | 25 | | 09/03/25 09:42 | 8 | 96.0 | 09/03/25 11:42 | 25 | |
| WG2110005-1 BLANK | 09/03/25 09:42 | Alexander Tarlton | 25 | | 09/03/25 09:42 | 8 | 96.0 | 09/03/25 11:42 | 25 | |

# METALS ELN REPORT

**Workgroup: WG2110005**

| Sample/ Type | Digestion Date | Analyst | Sample Vol ml | Spike Amt ml | Start Date/Time | Hot Block Unit | Temperature (C) | Stop Date/Time | Final Vol | Comments |
|---|---|---|---|---|---|---|---|---|---|---|
| WG2110005-2 LCS | 09/03/25 09:42 | Alexander Tarlton | 25 | 0.25 | 09/03/25 09:42 | 8 | 96.0 | 09/03/25 11:42 | 25 | ELN: ADG |
| WG2110005-3 MS | 09/03/25 09:42 | Alexander Tarlton | 25 | 1.25 | 09/03/25 09:42 | 8 | 96.0 | 09/03/25 11:42 | 25 | |
| WG2110005-4 DUP | 09/03/25 09:42 | Alexander Tarlton | 25 | | 09/03/25 09:42 | 8 | 96.0 | 09/03/25 11:42 | 25 | |
| WG2110005-5 MS | 09/03/25 09:42 | Alexander Tarlton | 25 | 1.25 | 09/03/25 09:42 | 8 | 96.0 | 09/03/25 11:42 | 25 | |
| WG2110005-6 DUP | 09/03/25 09:42 | Alexander Tarlton | 25 | | 09/03/25 09:42 | 8 | 96.0 | 09/03/25 11:42 | 25 | |

| Reagent | Actual Volume | Units |
|---|---|---|
| Sulfuric Acid (H2SO4) | 1.25 | ml |
| Nitric Acid (HNO3) | .625 | ml |
| Potassium Permanganat | 3.75 | ml |
| Potassium Persulfate (K | 2 | ml |
| NaCl-Hydroxylamine Hy | 1.5 | ml |



Reported: 07-SEP-25 12:12 PM

# METALS ELN REPORT

**Workgroup: WG2110451**

## Digestion

| Prep Method | Acid Type 1 | Acid 1 Lot | Acid Type 2 | Acid 2 Lot | Spike Type | Lims Spike Lot | Spike Lot | Post Spike Spikelot | Spike Lot | Pipette Id |
|---|---|---|---|---|---|---|---|---|---|---|
| EPA 245.1 | HNO3 | 24022614 | H2SO4 | 24016430 | METALS | METSPIKE | HG2534261252AJTV2 | METSPIKE | HG2534261252AJTV2 | 328, 344 |

| | | |
|---|---|---|
| **Additional Reagent/Std** | K2O8S2 | PS2533281620RC |
| | KMnO4 | PP2534311432RJG |
| | NaCl-NH2OH.HCl | HH2535291003JWN |
| | | ICV2534271235ARM |

| Sample/ Type | Digestion Date | Analyst | Lab Filtration Date | Sample Vol Spike Amt ml | Start Date/Time | Hot Block Unit | Temperature (C) | Stop Date/Time | Final Vol | Comments |
|---|---|---|---|---|---|---|---|---|---|---|
| L2554882-01 SAMP | 09/04/25 06:52 | Abigail Jarvis | NA | 25 | 09/04/25 06:52 | 8 | 95.3 | 09/04/25 08:52 | 25 | |
| L2554996-01 SAMP | 09/04/25 06:52 | Abigail Jarvis | NA | 25 | 09/04/25 06:52 | 8 | 95.3 | 09/04/25 08:52 | 25 | |
| L2554996-02 SAMP | 09/04/25 06:52 | Abigail Jarvis | NA | 25 | 09/04/25 06:52 | 8 | 95.3 | 09/04/25 08:52 | 25 | |
| L2554996-03 SAMP | 09/04/25 06:52 | Abigail Jarvis | NA | 25 | 09/04/25 06:52 | 8 | 95.3 | 09/04/25 08:52 | 25 | |
| L2554996-04 SAMP | 09/04/25 06:52 | Abigail Jarvis | NA | 25 | 09/04/25 06:52 | 8 | 95.3 | 09/04/25 08:52 | 25 | |
| L2555251-01 SAMP | 09/04/25 06:52 | Abigail Jarvis | NA | 25 | 09/04/25 06:52 | 8 | 95.3 | 09/04/25 08:52 | 25 | |
| L2555251-02 SAMP | 09/04/25 06:52 | Abigail Jarvis | NA | 25 | 09/04/25 06:52 | 8 | 95.3 | 09/04/25 08:52 | 25 | |
| L2555251-03 SAMP | 09/04/25 06:52 | Abigail Jarvis | NA | 25 | 09/04/25 06:52 | 8 | 95.3 | 09/04/25 08:52 | 25 | |

# METALS ELN REPORT

**Workgroup: WG2110451**

| Sample/ Type | Digestion Date | Analyst | Lab Filtration Date | Sample Vol Spike Amt ml | Start Date/Time | Hot Block Unit | Temperature (C) | Stop Date/Time | Final Vol | Comments |
|---|---|---|---|---|---|---|---|---|---|---|
| L2555251-04 SAMP | 09/04/25 06:52 | Abigail Jarvis | NA | 25 | 09/04/25 06:52 | 8 | 95.3 | 09/04/25 08:52 | 25 | |
| L2555251-05 SAMP | 09/04/25 06:52 | Abigail Jarvis | NA | 25 | 09/04/25 06:52 | 8 | 95.3 | 09/04/25 08:52 | 25 | |
| L2555251-06 SAMP | 09/04/25 06:52 | Abigail Jarvis | NA | 25 | 09/04/25 06:52 | 8 | 95.3 | 09/04/25 08:52 | 25 | |
| L2555251-07 SAMP | 09/04/25 06:52 | Abigail Jarvis | NA | 25 | 09/04/25 06:52 | 8 | 95.3 | 09/04/25 08:52 | 25 | |
| L2555251-08 SAMP | 09/04/25 06:52 | Abigail Jarvis | NA | 25 | 09/04/25 06:52 | 8 | 95.3 | 09/04/25 08:52 | 25 | |
| L2555251-09 SAMP | 09/04/25 06:52 | Abigail Jarvis | NA | 25 | 09/04/25 06:52 | 8 | 95.3 | 09/04/25 08:52 | 25 | |
| L2555251-10 SAMP | 09/04/25 06:52 | Abigail Jarvis | NA | 25 | 09/04/25 06:52 | 8 | 95.3 | 09/04/25 08:52 | 25 | |
| L2555251-11 SAMP | 09/04/25 06:52 | Abigail Jarvis | NA | 25 | 09/04/25 06:52 | 8 | 95.3 | 09/04/25 08:52 | 25 | |
| L2555251-12 SAMP | 09/04/25 06:52 | Abigail Jarvis | NA | 25 | 09/04/25 06:52 | 8 | 95.3 | 09/04/25 08:52 | 25 | |
| L2555251-13 SAMP | 09/04/25 06:52 | Abigail Jarvis | NA | 25 | 09/04/25 06:52 | 8 | 95.3 | 09/04/25 08:52 | 25 | |
| L2555251-14 SAMP | 09/04/25 06:52 | Abigail Jarvis | NA | 25 | 09/04/25 06:52 | 8 | 95.3 | 09/04/25 08:52 | 25 | |
| L2555251-15 SAMP | 09/04/25 06:52 | Abigail Jarvis | NA | 25 | 09/04/25 06:52 | 8 | 95.3 | 09/04/25 08:52 | 25 | |

# METALS ELN REPORT

**Workgroup: WG2110451**

| Sample/ Type | Digestion Date | Analyst | Lab Filtration Date | Sample Vol | Spike Amt ml | Start Date/Time | Hot Block Unit | Temperature (C) | Stop Date/Time | Final Vol | Comments |
|---|---|---|---|---|---|---|---|---|---|---|---|
| WG2110451-1 BLANK | 09/04/25 06:52 | Abigail Jarvis | NA | 25 | | 09/04/25 06:52 | 8 | 95.3 | 09/04/25 08:52 | 25 | ELN: RJG |
| WG2110451-2 LCS | 09/04/25 06:52 | Abigail Jarvis | NA | 25 | 0.25 | 09/04/25 06:52 | 8 | 95.3 | 09/04/25 08:52 | 25 | |
| WG2110451-3 MS | 09/04/25 06:52 | Abigail Jarvis | NA | 25 | 1.25 | 09/04/25 06:52 | 8 | 95.3 | 09/04/25 08:52 | 25 | |
| WG2110451-4 DUP | 09/04/25 06:52 | Abigail Jarvis | NA | 25 | | 09/04/25 06:52 | 8 | 95.3 | 09/04/25 08:52 | 25 | |
| WG2110451-5 MS | 09/04/25 06:52 | Abigail Jarvis | NA | 25 | 1.25 | 09/04/25 06:52 | 8 | 95.3 | 09/04/25 08:52 | 25 | |
| WG2110451-6 DUP | 09/04/25 06:52 | Abigail Jarvis | NA | 25 | | 09/04/25 06:52 | 8 | 95.3 | 09/04/25 08:52 | 25 | |

| Reagent | Actual Volume | Units |
|---|---|---|
| Sulfuric Acid (H2SO4) | 1.25 | ml |
| Nitric Acid (HNO3) | .625 | ml |
| Potassium Permanganat | 3.75 | ml |
| Potassium Persulfate (K | 2 | ml |
| NaCl-Hydroxylamine Hy | 1.5 | ml |



Reported: 07-SEP-25 12:12 PM

# Wet Chemistry

# Total Nitrogen **Analysis**

# Results

# Form 1
# WETCHEM

| | | | |
|---|---|---|---|
| **Client** | : Roux Env. Eng. & Geology, DPC | **Lab Number** | : L2554996 |
| **Project Name** | : CORAM MATERIALS | **Project Number** | : 2232.0006Y005 |
| **Lab ID** | : L2554996-01 | **Date Collected** | : 09/02/25 12:05 |
| **Client ID** | : MW-11S | **Date Received** | : 09/02/25 |
| **Sample Location** | : 416 MILLER PLACE-YAPHANK RD. | **Date Analyzed** | : 09/10/25 14:27 |
| **Sample Matrix** | : WATER | **Dilution Factor** | : 1 |
| **Analytical Method** | : 107,- | **Analyst** | : JRO |
| **Lab File ID** | : WG2113064.csv | **Instrument ID** | : |
| **Sample Amount** | : | **%Solids** | : N/A |
| **Digestion Method** | : | **Date Digested** | : |

| | | mg/l | | | |
|---|---|---|---|---|---|
| **CAS NO.** | **Parameter** | **Results** | **RL** | **MDL** | **Qualifier** |
| NONE | Total Nitrogen | ND | 0.30 | 0.30 | U |

# Form 1
# WETCHEM

| | | | |
|---|---|---|---|
| **Client** | : Roux Env. Eng. & Geology, DPC | **Lab Number** | : L2554996 |
| **Project Name** | : CORAM MATERIALS | **Project Number** | : 2232.0006Y005 |
| **Lab ID** | : L2554996-02 | **Date Collected** | : 09/02/25 12:33 |
| **Client ID** | : MW-11D | **Date Received** | : 09/02/25 |
| **Sample Location** | : 416 MILLER PLACE-YAPHANK RD. | **Date Analyzed** | : 09/10/25 14:27 |
| **Sample Matrix** | : WATER | **Dilution Factor** | : 1 |
| **Analytical Method** | : 107,- | **Analyst** | : JRO |
| **Lab File ID** | : WG2113064.csv | **Instrument ID** | : |
| **Sample Amount** | : | **%Solids** | : N/A |
| **Digestion Method** | : | **Date Digested** | : |

| | | mg/l | | | |
|---|---|---|---|---|---|
| **CAS NO.** | **Parameter** | **Results** | **RL** | **MDL** | **Qualifier** |
| NONE | Total Nitrogen | ND | 0.30 | 0.30 | U |

# Form 1
# WETCHEM

| | | | |
|---|---|---|---|
| **Client** | : Roux Env. Eng. & Geology, DPC | **Lab Number** | : L2554996 |
| **Project Name** | : CORAM MATERIALS | **Project Number** | : 2232.0006Y005 |
| **Lab ID** | : L2554996-03 | **Date Collected** | : 09/02/25 12:00 |
| **Client ID** | : DUP_09022025 | **Date Received** | : 09/02/25 |
| **Sample Location** | : 416 MILLER PLACE-YAPHANK RD. | **Date Analyzed** | : 09/10/25 14:27 |
| **Sample Matrix** | : WATER | **Dilution Factor** | : 1 |
| **Analytical Method** | : 107,- | **Analyst** | : JRO |
| **Lab File ID** | : WG2113064.csv | **Instrument ID** | : |
| **Sample Amount** | : | **%Solids** | : N/A |
| **Digestion Method** | : | **Date Digested** | : |

| | | mg/l | | | |
|---|---|---|---|---|---|
| **CAS NO.** | **Parameter** | **Results** | **RL** | **MDL** | **Qualifier** |
| NONE | Total Nitrogen | ND | 0.30 | 0.30 | U |

# Form 1
# WETCHEM

| | | | |
|---|---|---|---|
| **Client** | : Roux Env. Eng. & Geology, DPC | **Lab Number** | : L2554996 |
| **Project Name** | : CORAM MATERIALS | **Project Number** | : 2232.0006Y005 |
| **Lab ID** | : L2554996-04 | **Date Collected** | : 09/02/25 14:00 |
| **Client ID** | : EQUIPMENT BLANK_0902025 | **Date Received** | : 09/02/25 |
| **Sample Location** | : 416 MILLER PLACE-YAPHANK RD. | **Date Analyzed** | : 09/10/25 14:27 |
| **Sample Matrix** | : Equipment Blank | **Dilution Factor** | : 1 |
| **Analytical Method** | : 107,- | **Analyst** | : JRO |
| **Lab File ID** | : WG2113064.csv | **Instrument ID** | : |
| **Sample Amount** | : | **%Solids** | : N/A |
| **Digestion Method** | : | **Date Digested** | : |

| | | mg/l | | | |
|---|---|---|---|---|---|
| **CAS NO.** | **Parameter** | **Results** | **RL** | **MDL** | **Qualifier** |
| NONE | Total Nitrogen | ND | 0.30 | 0.30 | U |

# Sample Raw Data

PACE ANALYTICAL LABS

# WET CHEMISTRY DEPARTMENT

## TOTAL NITROGEN

Last Change 3/5/13 GFF
File tnitrogen.xlt

Sample #: _____

Client: _____

Analysis: Total Nitrogen

Method: *Calculation from TKN & NO3/NO2*

Product: TNITROGEN
Analyte: Total Nitrogen,
Analysis Date: 9/10/2025 14:27
Technician: JRO
Work group: WG2113064
RL: 0.3 mg/L

| | Sample Number | TKN (mg/L) | NO3/NO2 (mg/L) | RL Multiplier | Result (mg/L) |
|---|---|---|---|---|---|
| SAMP | L2553819-01 | 0.272 | 0 | 1.0 | 0 |
| SAMP | L2553819-02 | 0.142 | 0 | 1.0 | 0 |
| SAMP | L2553819-03 | 0 | 5.5 | 1.0 | 5.5 |
| SAMP | L2553819-04 | 0 | 3.1 | 1.0 | 3.1 |
| | L2554464-01 | 1.02 | 0.35 | 1.0 | 1.37 |
| SAMP | L2554996-01 | 0.232 | 0.29 | 1.0 | 0.29 |
| SAMP | L2554996-02 | 0.204 | 0.25 | 1.0 | 0.25 |
| SAMP | L2554996-03 | 0.19 | 0.25 | 1.0 | 0.25 |
| SAMP | L2554996-04 | 0.132 | 0 | 1.0 | 0 |
| SAMP | L2555281-01 | 0.5 | 0.52 | 1.0 | 1.02 |
| SAMP | L2555281-02 | 0.168 | 0.54 | 1.0 | 0.708 |
| SAMP | L2555281-03 | 0.134 | 0.5 | 1.0 | 0.634 |
| SAMP | L2555281-04 | 0.0891 | 0.89 | 1.0 | 0.9791 |
| SAMP | L2555281-05 | 0.148 | 1.5 | 1.0 | 1.648 |
| SAMP | L2555281-06 | 0.496 | 1.2 | 1.0 | 1.696 |
| SAMP | L2555281-07 | 0.0695 | 2.1 | 1.0 | 2.1695 |
| SAMP | L2555281-08 | 0.158 | 0 | 1.0 | 0.158 |
| SAMP | L2555310-01 | 0.42 | 1.7 | 1.0 | 2.12 |
| SAMP | L2555342-01 | 1.1 | 0 | 1.0 | 1.1 |
| SAMP | L2555342-02 | 0.842 | 0 | 1.0 | 0.842 |
| SAMP | L2555414-01 | 0.24 | 0.066 | 1.0 | 0.306 |
| SAMP | L2555560-01 | 6.33 | 0.91 | 2.0 | 7.24 |
| SAMP | L2555560-02 | 1.7 | 0.13 | 1.0 | 1.83 |

## Calculations of T**otal Nitrogen**

Calculate the concentration value based on results for TKN-N and N03/NO2-N.

Aqueous samples:

mgTN-N/L = TKN-N(mg/l) + NO3/NO2-N (mg/l)

Soil samples:

mgTN-N/Kg = TKN-N(mg/Kg) + NO3/NO2-N(mg/Kg)

# Total Kjeldahl Nitrogen Analysis

# Results

# Form 1
# WETCHEM

| | | | |
|---|---|---|---|
| **Client** | : Roux Env. Eng. & Geology, DPC | **Lab Number** | : L2554996 |
| **Project Name** | : CORAM MATERIALS | **Project Number** | : 2232.0006Y005 |
| **Lab ID** | : L2554996-01 | **Date Collected** | : 09/02/25 12:05 |
| **Client ID** | : MW-11S | **Date Received** | : 09/02/25 |
| **Sample Location** | : 416 MILLER PLACE-YAPHANK RD. | **Date Analyzed** | : 09/10/25 12:11 |
| **Sample Matrix** | : WATER | **Dilution Factor** | : 1 |
| **Analytical Method** | : 4,351.1 | **Analyst** | : KEM |
| **Lab File ID** | : NH320250910-C | **Instrument ID** | : LACHAT |
| **Sample Amount** | : | **%Solids** | : N/A |
| **Digestion Method** | : | **Date Digested** | : 09/09/25 |

| | | mg/l | | | |
|---|---|---|---|---|---|
| **CAS NO.** | **Parameter** | **Results** | **RL** | **MDL** | **Qualifier** |
| NONE | Nitrogen, Total Kjeldahl | 0.232 | 0.300 | 0.066 | J |

# Form 1
# WETCHEM

| | | | |
|---|---|---|---|
| **Client** | : Roux Env. Eng. & Geology, DPC | **Lab Number** | : L2554996 |
| **Project Name** | : CORAM MATERIALS | **Project Number** | : 2232.0006Y005 |
| **Lab ID** | : L2554996-02 | **Date Collected** | : 09/02/25 12:33 |
| **Client ID** | : MW-11D | **Date Received** | : 09/02/25 |
| **Sample Location** | : 416 MILLER PLACE-YAPHANK RD. | **Date Analyzed** | : 09/10/25 12:11 |
| **Sample Matrix** | : WATER | **Dilution Factor** | : 1 |
| **Analytical Method** | : 4,351.1 | **Analyst** | : KEM |
| **Lab File ID** | : NH320250910-C | **Instrument ID** | : LACHAT |
| **Sample Amount** | : | **%Solids** | : N/A |
| **Digestion Method** | : | **Date Digested** | : 09/09/25 |

| | | mg/l | | | |
|---|---|---|---|---|---|
| **CAS NO.** | **Parameter** | **Results** | **RL** | **MDL** | **Qualifier** |
| NONE | Nitrogen, Total Kjeldahl | 0.204 | 0.300 | 0.066 | J |

# Form 1
# WETCHEM

| | | | |
|---|---|---|---|
| **Client** | : Roux Env. Eng. & Geology, DPC | **Lab Number** | : L2554996 |
| **Project Name** | : CORAM MATERIALS | **Project Number** | : 2232.0006Y005 |
| **Lab ID** | : L2554996-03 | **Date Collected** | : 09/02/25 12:00 |
| **Client ID** | : DUP_09022025 | **Date Received** | : 09/02/25 |
| **Sample Location** | : 416 MILLER PLACE-YAPHANK RD. | **Date Analyzed** | : 09/10/25 12:12 |
| **Sample Matrix** | : WATER | **Dilution Factor** | : 1 |
| **Analytical Method** | : 4,351.1 | **Analyst** | : KEM |
| **Lab File ID** | : NH320250910-C | **Instrument ID** | : LACHAT |
| **Sample Amount** | : | **%Solids** | : N/A |
| **Digestion Method** | : | **Date Digested** | : 09/09/25 |

| | | mg/l | | | |
|---|---|---|---|---|---|
| **CAS NO.** | **Parameter** | **Results** | **RL** | **MDL** | **Qualifier** |
| NONE | Nitrogen, Total Kjeldahl | 0.190 | 0.300 | 0.066 | J |

# Form 1
# WETCHEM

| | | | |
|---|---|---|---|
| **Client** | : Roux Env. Eng. & Geology, DPC | **Lab Number** | : L2554996 |
| **Project Name** | : CORAM MATERIALS | **Project Number** | : 2232.0006Y005 |
| **Lab ID** | : L2554996-04 | **Date Collected** | : 09/02/25 14:00 |
| **Client ID** | : EQUIPMENT BLANK_0902025 | **Date Received** | : 09/02/25 |
| **Sample Location** | : 416 MILLER PLACE-YAPHANK RD. | **Date Analyzed** | : 09/10/25 12:13 |
| **Sample Matrix** | : Equipment Blank | **Dilution Factor** | : 1 |
| **Analytical Method** | : 4,351.1 | **Analyst** | : KEM |
| **Lab File ID** | : NH320250910-C | **Instrument ID** | : LACHAT |
| **Sample Amount** | : | **%Solids** | : N/A |
| **Digestion Method** | : | **Date Digested** | : 09/09/25 |

| | | mg/l | | | |
|---|---|---|---|---|---|
| **CAS NO.** | **Parameter** | **Results** | **RL** | **MDL** | **Qualifier** |
| NONE | Nitrogen, Total Kjeldahl | 0.132 | 0.300 | 0.066 | J |

# Form 1
# WETCHEM

| | | | |
|---|---|---|---|
| Client | : Roux Env. Eng. & Geology, DPC | Lab Number | : L2554996 |
| Project Name | : CORAM MATERIALS | Project Number | : 2232.0006Y005 |
| Lab ID | : WG2112581-1 | Date Collected | : NA |
| Client ID | : WG2112581-1BLANK | Date Received | : NA |
| Sample Location | : | Date Analyzed | : 09/10/25 11:49 |
| Sample Matrix | : WATER | Dilution Factor | : 1 |
| Analytical Method | : 4,351.1 | Analyst | : KEM |
| Lab File ID | : NH320250910-C | Instrument ID | : LACHAT |
| Sample Amount | : | %Solids | : N/A |
| Digestion Method | : | Date Digested | : 09/09/25 |

| | | mg/l | | | |
|---|---|---|---|---|---|
| CAS NO. | Parameter | Results | RL | MDL | Qualifier |
| NONE | Nitrogen, Total Kjeldahl | 0.082 | 0.300 | 0.022 | J |

# Form 1
# WETCHEM

| | | | |
|---|---|---|---|
| **Client** | : Roux Env. Eng. & Geology, DPC | **Lab Number** | : L2554996 |
| **Project Name** | : CORAM MATERIALS | **Project Number** | : 2232.0006Y005 |
| **Lab ID** | : WG2112581-3 | **Date Collected** | : 08/26/25 14:00 |
| **Client ID** | : WG2112581-3 DUP | **Date Received** | : 08/26/25 |
| **Sample Location** | : | **Date Analyzed** | : 09/10/25 12:20 |
| **Sample Matrix** | : WATER | **Dilution Factor** | : 1 |
| **Analytical Method** | : 4,351.1 | **Analyst** | : KEM |
| **Lab File ID** | : NH320250910-C | **Instrument ID** | : LACHAT |
| **Sample Amount** | : | **%Solids** | : N/A |
| **Digestion Method** | : | **Date Digested** | : 09/09/25 |

| | | mg/l | | | |
|---|---|---|---|---|---|
| **CAS NO.** | **Parameter** | **Results** | **RL** | **MDL** | **Qualifier** |
| NONE | Nitrogen, Total Kjeldahl | 2.08 | 0.300 | 0.066 | |

# Sample Raw Data

Original Run Filename: OM_9-10-2025_09-27-47AM.OMN Created: 9/10/2025 9:27:47 AM
Original Run Author's Signature: [a1wetcheminstrument]
Current Run Filename: OM_9-10-2025_09-27-47AM.OMN Last Modified: 9/10/2025 10:22:53 AM
Current Run Author's Signature: [a1wetcheminstrument]
Description: Default New Run

| | Sample | Rep. | Cup No. | Channel 1 LOW NH3 (mg N/L) | ADF | MDF | Weight | TRAY A |
|---|---|---|---|---|---|---|---|---|
| | STD 1 | 1 | S1 | 10.000 | | | | |
| | STD 2 | 1 | S2 | 8.0000 | | | | |
| | STD 3 | 1 | S3 | 4.0000 | | | | |
| | STD 4 | 1 | S4 | 2.0000 | | | | |
| | STD 5 | 1 | S5 | 1.0000 | | | | |
| | STD 6 | 1 | S6 | 0.40000 | | | | |
| | STD 7 | 1 | S7 | 0.20000 | | | | |
| | STD 8 | 1 | S8 | 0.10000 | | | | |
| | STD 9 | 1 | S9 | 0.050000 | | | | |
| | STD 10 | 1 | S10 | 0.0000 | | | | |
| | CCV L 0.4000 | 1 | S6 | 0.37693 | | | | 94% |
| | | | Known Conc: | 0.40000 | | | | |
| | | | Calibration: | Table/Fig. : 1 | | | | |
| | CCV H 4.0000 | 1 | S3 | 4.0547 | | | | 101% |
| | | | Known Conc: | 4.0000 | | | | |
| | CCB | 1 | S10 | 0.021700 | | | | |
| | | | Known Conc: | 0.0000 | | | | |
| | HI ICV 8.0 | 1 | 1 | 8.1261 | | | | 102% |
| | LO ICV 1.0 | 1 | 2 | 0.97258 | | | | 97% |
| | ICB | 1 | 3 | 0.015837 | | | | |
| | WG2112577-1 | 1 | 4 | 0.011632 | | 1.50 | | |
| | WG2112577-2 | 1 | 5 | 18.347 | | 7.50 | | 92% |
| | LCS LO | 1 | 6 | 1.9393 | | 1.50 | | 97% |
| | L2553462-01 | 1 | 7 | 0.43767 | | 1.50 | | |
| | L2553904-02 | 1 | 8 | 0.071149 | | 1.50 | | |
| | L2553912-01 | 1 | 9 | 6.5810 | | 1.50 | | |
| | L2553912-02 | 1 | 10 | 0.30269 | | 1.50 | | |
| | CCV L 0.4000 | 1 | S6 | 0.39474 | | | | 99% |
| | | | Known Conc: | 0.40000 | | | | |
| | CCV H 4.0000 | 1 | S3 | 4.0539 | | | | 101% |
| | | | Known Conc: | 4.0000 | | | | |
| | CCB | 1 | S10 | 0.021767 | | | | |
| | | | Known Conc: | 0.0000 | | | | |
| | L2553922-01 | 1 | 11 | 0.56915 | | 1.50 | | |
| | L2553928-01 | 1 | 12 | 0.75590 | | 7.50 | | |
| | L2553942-01 | 1 | 13 | 11.290 | | 7.50 | | |
| | L2553942-02 | 1 | 14 | 0.39088 | | 1.50 | | |
| | L2553986-01 | 1 | 15 | 0.040756 | | 1.50 | | |
| | L2553986-02 | 1 | 16 | 1.2681 | | 1.50 | | |
| | L2553986-03 | 1 | 17 | 0.059503 | | 1.50 | | |
| | L2553986-04 | 1 | 18 | 2.8111 | | 1.50 | | |
| | L2553986-05 | 1 | 19 | 0.12419 | | 1.50 | | |
| | L2554006-01 | 1 | 20 | 0.16015 | | 1.50 | | |
| | CCV L 0.4000 | 1 | S6 | 0.38486 | | | | 96% |
| | | | Known Conc: | 0.40000 | | | | |
| | CCV H 4.0000 | 1 | S3 | 4.0463 | | | | 101% |
| | | | Known Conc: | 4.0000 | | | | |
| | CCB | 1 | S10 | 0.018952 | | | | |
| | | | Known Conc: | 0.0000 | | | | |
| | L2554006-02 | 1 | 21 | 0.23076 | | 1.50 | | |
| | L2554153-02 | 1 | 22 | 0.26820 | | 1.50 | | |
| | WG2112577-4 | 1 | 23 | 4.5832 | | 1.50 | | 108% |
| X | WG2112577-3 | 1 | 24 | 0.41741 | | 1.50 | | RERUN |
| | L2554153-03; 10X | 1 | 25 | 80.077 | | 15.00 | | |
| | WG2112577-3 | 1 | 24 | 0.31661 | | 1.50 | | RPD=17% |
| | CCV L 0.4000 | 1 | S6 | 0.39043 | | | | 98% |
| | | | Known Conc: | 0.40000 | | | | |
| | CCV H 4.0000 | 1 | S3 | 4.0444 | | | | 101% |
| | | | Known Conc: | 4.0000 | | | | |

| | | | | | | |
|---|---|---|---|---|---|---|
| CCB | 1 | S10 | 0.024279 | | | |
| | | Known Conc: | 0.0000 | | | |

Channel 1 (Ammonia Low) - Current View

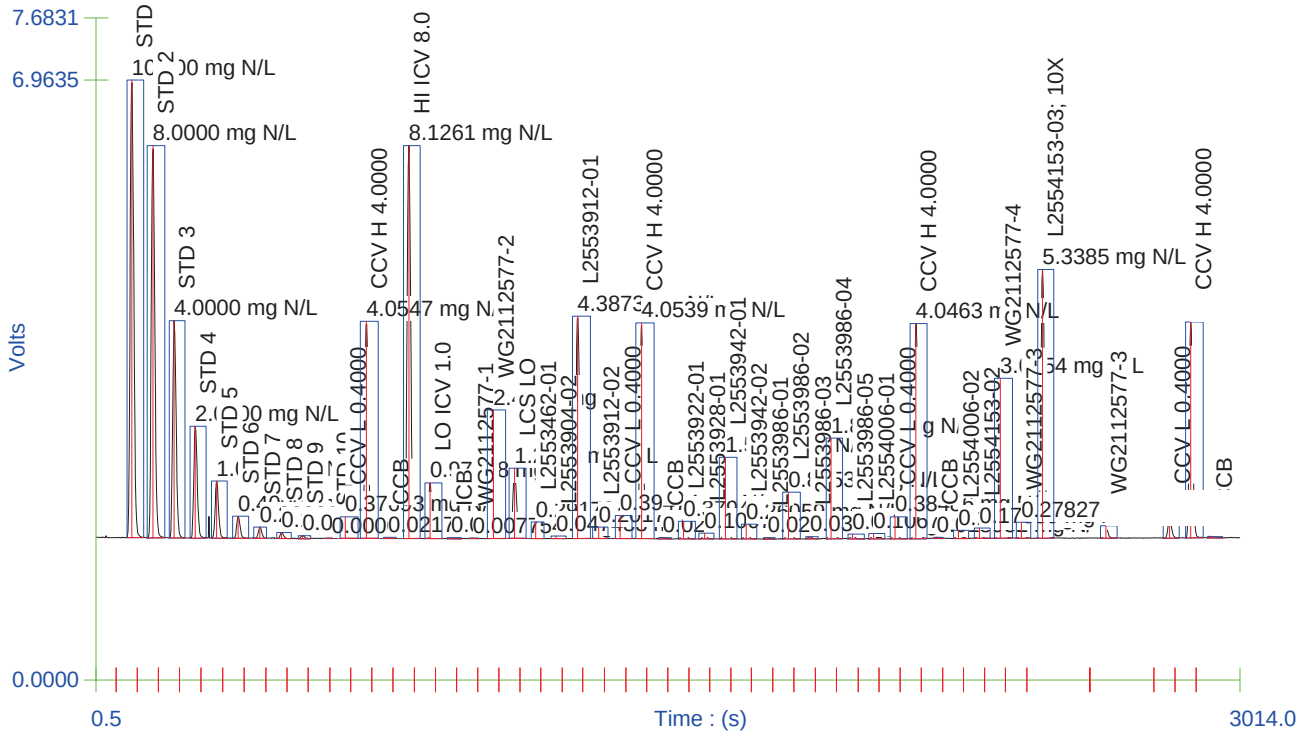


Table : 1 (LOW NH3)

| | Known Conc. (mg N/L) | Rep. | Peak Area (V.s) | Peak Height (V) | % RSD | % Residual | Det. Conc (mg N/L) | Detection Date | Detection Time |
|---|---|---|---|---|---|---|---|---|---|
| 1 | 10.000 | 1 | 58.893 | 5.3130 | 0.0 | 0.3 | 9.9348 | 9/10/2025 | 9:33:26 AM |
| 2 | 8.0000 | 1 | 49.067 | 4.5509 | 0.0 | -0.3 | 8.0559 | 9/10/2025 | 9:34:22 AM |
| 3 | 4.0000 | 1 | 26.294 | 2.5223 | 0.0 | -0.6 | 4.0412 | 9/10/2025 | 9:35:18 AM |
| 4 | 2.0000 | 1 | 13.517 | 1.2983 | 0.0 | -0.1 | 1.9964 | 9/10/2025 | 9:36:14 AM |
| 5 | 1.0000 | 1 | 6.8271 | 0.66237 | 0.0 | 0.7 | 0.98539 | 9/10/2025 | 9:37:10 AM |
| 6 | 0.40000 | 1 | 2.7088 | 0.25640 | 0.0 | 3.2 | 0.38333 | 9/10/2025 | 9:38:07 AM |
| 7 | 0.20000 | 1 | 1.3785 | 0.12992 | 0.0 | 3.0 | 0.19217 | 9/10/2025 | 9:39:04 AM |
| 8 | 0.10000 | 1 | 0.73590 | 0.069233 | 0.0 | -0.8 | 0.10041 | 9/10/2025 | 9:40:02 AM |
| 9 | 0.050000 | 1 | 0.42909 | 0.034325 | 0.0 | -11.8 | 0.056735 | 9/10/2025 | 9:40:57 AM |
| 10 | 0.0000 | 1 | 0.011170 | 0.0030097 | | | -0.0026211 | 9/10/2025 | 9:41:53 AM |

Author: a1wetcheminstrument

Date : 9/10/2025

Figure : 1 (LOW NH3)

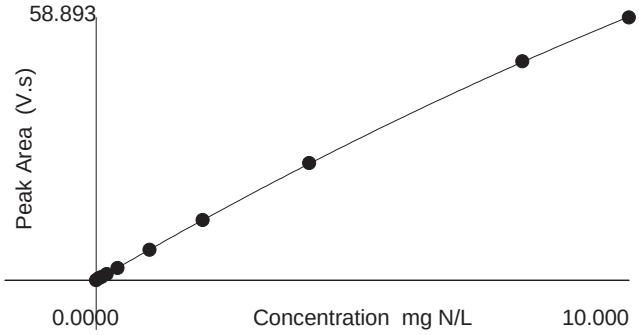


Area = - 0.10425 * Conc^2 + 6.9448 * Conc + 0.036858
Conc = 0.00045738 * Area^2 + 0.14183 * Area - 0.0042055
Correlation Coefficient (r) = 1.00000

Weighting : 1/x

Original Run Filename: OM_9-10-2025_10-28-10AM.OMN Created: 9/10/2025 10:28:10 AM
Original Run Author's Signature: [a1wetcheminstrument]
Current Run Filename: OM_9-10-2025_10-28-10AM.OMN Last Modified: 9/10/2025 11:11:00 AM
Current Run Author's Signature: [a1wetcheminstrument]
Description: Default New Run

| | Sample | Rep. | Cup No. | Channel 1 LOW NH3 (mg N/L) | ADF | MDF | Weight | TRAY B |
|---|---|---|---|---|---|---|---|---|
| | CCV L 0.4000 | 1 | S6 | 0.37929 | | | | 95% |
| | | Known Conc: | | 0.40000 | | | | |
| | CCV H 4.0000 | 1 | S3 | 4.0662 | | | | 102% |
| | | Known Conc: | | 4.0000 | | | | |
| | | Calibration: | | Table/Fig. : 1 | | | | |
| | CCB | 1 | S10 | 0.016830 | | | | |
| | | Known Conc: | | 0.0000 | | | | |
| | WG2112756-1 | 1 | 1 | 0.016054 | | 1.50 | | |
| | WG2112756-2 | 1 | 2 | 17.948 | | 7.50 | | 90% |
| | LCS LO | 1 | 3 | 1.7316 | | 1.50 | | 87% |
| | L2554130-04 | 1 | 7 | 0.095166 | | 1.50 | | |
| | L2554130-05 | 1 | 8 | 0.043391 | | 1.50 | | |
| | L2554130-06 | 1 | 9 | 0.019783 | | 1.50 | | |
| | L2554130-07 | 1 | 10 | 0.023113 | | 1.50 | | |
| | L2554130-08 | 1 | 11 | 0.0041110 | | 1.50 | | |
| | L2554130-09 | 1 | 12 | 0.023816 | | 1.50 | | |
| | L2554130-10 | 1 | 13 | 0.015201 | | 1.50 | | |
| | CCV L 0.4000 | 1 | S6 | 0.37740 | | | | 94% |
| | | Known Conc: | | 0.40000 | | | | |
| | CCV H 4.0000 | 1 | S3 | 4.0791 | | | | 102% |
| | | Known Conc: | | 4.0000 | | | | |
| | CCB | 1 | S10 | 0.020263 | | | | |
| | | Known Conc: | | 0.0000 | | | | |
| | L2554130-01 | 1 | 4 | 0.029510 | | 1.50 | | |
| | L2554130-02 | 1 | 5 | 0.023388 | | 1.50 | | |
| | L2554130-03 | 1 | 6 | 0.034832 | | 1.50 | | |
| | L2554130-11 | 1 | 14 | 0.076522 | | 1.50 | | |
| | L2554178-01 | 1 | 15 | 0.088012 | | 1.50 | | |
| | L2554178-02 | 1 | 16 | 1.6714 | | 1.50 | | |
| | L2554178-03 | 1 | 17 | 2.6125 | | 1.50 | | |
| | L2554178-04 | 1 | 18 | 1.1105 | | 1.50 | | |
| | L2554179-01 | 1 | 19 | 0.35905 | | 1.50 | | |
| | L2554181-01 | 1 | 20 | 0.15060 | | 1.50 | | |
| | CCV L 0.4000 | 1 | S6 | 0.38378 | | | | 96% |
| | | Known Conc: | | 0.40000 | | | | |
| | CCV H 4.0000 | 1 | S3 | 4.0598 | | | | 101% |
| | | Known Conc: | | 4.0000 | | | | |
| | CCB | 1 | S10 | 0.022870 | | | | |
| | | Known Conc: | | 0.0000 | | | | |
| | WG2112756-4 | 1 | 21 | 4.2383 | | 1.50 | | 102% |
| X | WG2112756-3 | 1 | 22 | 0.25072 | | 1.50 | | RERUN |
| | L2554187-01 | 1 | 23 | 0.68305 | | 1.50 | | |
| X | L2556545-02; 50X | 1 | 24 | 1.7094 | | 75.00 | | RERUN W/O DIL |
| X | L2556555-01; 50X | 1 | 25 | 0.80729 | | 75.00 | | RERUN W/O DIL |
| | WG2112756-3 | 1 | 22 | 0.12512 | | 1.50 | | RPD=18% |
| | L2556545-02 | 1 | 24 | 0.59925 | | 1.50 | | |
| | L2556555-01 | 1 | 25 | 0.54008 | | 1.50 | | |
| | CCV L 0.4000 | 1 | S6 | 0.37846 | | | | 95% |
| | | Known Conc: | | 0.40000 | | | | |
| | CCV H 4.0000 | 1 | S3 | 4.0472 | | | | 101% |
| | | Known Conc: | | 4.0000 | | | | |
| | CCB | 1 | S10 | 0.021644 | | | | |
| | | Known Conc: | | 0.0000 | | | | |

Author: a1wetcheminstrument Date : 9/10/2025

Channel 1 (Ammonia Low) - Current View

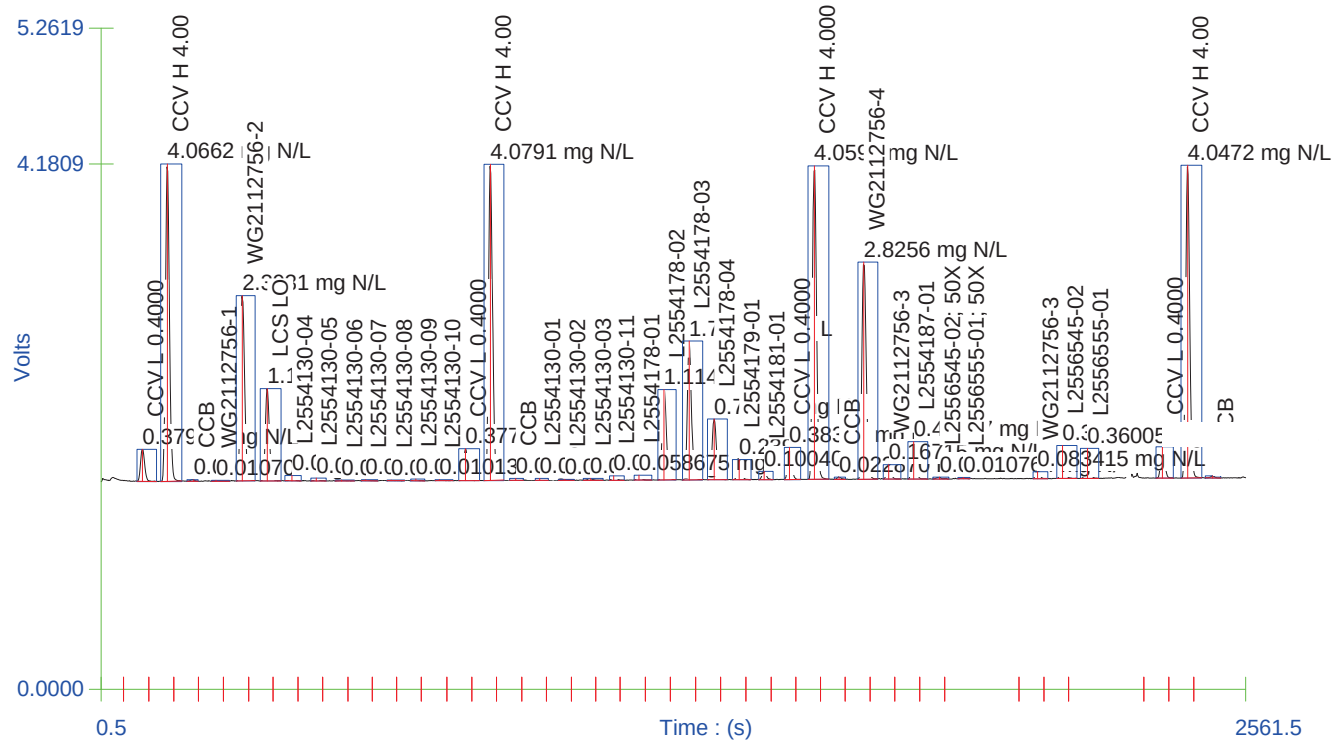


Table : 1 (LOW NH3)

| | Known Conc. (mg N/L) | Rep. | Peak Area (V.s) | Peak Height (V) | % RSD | % Residual | Det. Conc (mg N/L) | Detection Date | Detection Time |
|---|---|---|---|---|---|---|---|---|---|
| 1 | 10.000 | 1 | 58.893 | 5.3130 | 0.0 | 0.3 | 9.9348 | 9/10/2025 | 9:33:26 AM |
| 2 | 8.0000 | 1 | 49.067 | 4.5509 | 0.0 | -0.3 | 8.0559 | 9/10/2025 | 9:34:22 AM |
| 3 | 4.0000 | 1 | 26.294 | 2.5223 | 0.0 | -0.6 | 4.0412 | 9/10/2025 | 9:35:18 AM |
| 4 | 2.0000 | 1 | 13.517 | 1.2983 | 0.0 | -0.1 | 1.9964 | 9/10/2025 | 9:36:14 AM |
| 5 | 1.0000 | 1 | 6.8271 | 0.66237 | 0.0 | 0.7 | 0.98539 | 9/10/2025 | 9:37:10 AM |
| 6 | 0.40000 | 1 | 2.7088 | 0.25640 | 0.0 | 3.2 | 0.38333 | 9/10/2025 | 9:38:07 AM |
| 7 | 0.20000 | 1 | 1.3785 | 0.12992 | 0.0 | 3.0 | 0.19217 | 9/10/2025 | 9:39:04 AM |
| 8 | 0.10000 | 1 | 0.73590 | 0.069233 | 0.0 | -0.8 | 0.10041 | 9/10/2025 | 9:40:02 AM |
| 9 | 0.050000 | 1 | 0.42909 | 0.034325 | 0.0 | -11.8 | 0.056735 | 9/10/2025 | 9:40:57 AM |
| 10 | 0.0000 | 1 | 0.011170 | 0.0030097 | | | -0.0026211 | 9/10/2025 | 9:41:53 AM |

Figure : 1 (LOW NH3)

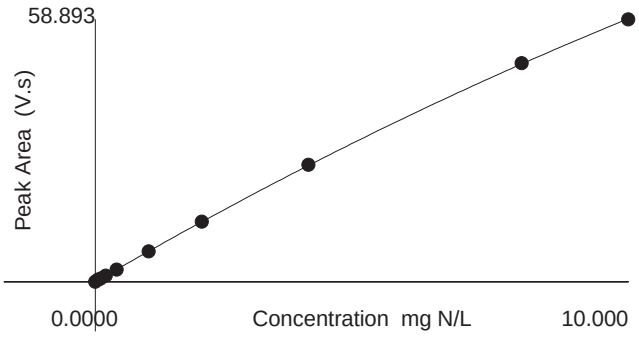


Area = - 0.10425 * Conc^2 + 6.9448 * Conc + 0.036858
Conc = 0.00045738 * Area^2 + 0.14183 * Area - 0.0042055
Correlation Coefficient (r) = 1.00000

Weighting : 1/x

Author: a1wetcheminstrument Date : 9/10/2025

Original Run Filename: OM_9-10-2025_11-45-45AM.OMN Created: 9/10/2025 11:45:45 AM
Original Run Author's Signature: [a1wetcheminstrument]
Current Run Filename: OM_9-10-2025_11-45-45AM.OMN Last Modified: 9/10/2025 12:00:53 PM
Current Run Author's Signature: [a1wetcheminstrument]
Description: Default New Run

| | Sample | Rep. | Cup No. | Channel 1 LOW NH3 (mg N/L) | ADF | MDF | Weight | |
|---|---|---|---|---|---|---|---|---|
| | CCV L 0.4000 | 1 | S6 | 0.37317 | | | | TRAY C |
| | | Known Conc: | | 0.40000 | | | | 93% |
| | CCV H 4.0000 | 1 | S3 | 4.0545 | | | | 101% |
| | | Known Conc: | | 4.0000 | | | | |
| | | Calibration: | | Table/Fig. : 1 | | | | |
| | CCB | 1 | S10 | 0.019157 | | | | |
| | | Known Conc: | | 0.0000 | | | | |
| | WG2112581-1 T | 1 | 1 | 0.027217 | | | | |
| | WG2112581-2 T | 1 | 2 | 36.078 | | 15.00 | | 90% |
| | LCS LO T | 1 | 3 | 3.8391 | | 3.00 | | 96% |
| | L2553742-01 T | 1 | 4 | 0.63391 | | 3.00 | | |
| | L2553742-02 T | 1 | 5 | 0.27367 | | 3.00 | | |
| | L2553861-01 T | 1 | 6 | 2.0564 | | 3.00 | | |
| | L2553861-02 T | 1 | 7 | 0.82314 | | 3.00 | | |
| | L2553861-03 T | 1 | 8 | 0.82179 | | 3.00 | | |
| | L2553861-04 T | 1 | 9 | 0.098211 | | 3.00 | | |
| | L2553862-01 T | 1 | 10 | 5.0948 | | 3.00 | | |
| X | CCV L 0.4000 | 1 | S6 | 0.44263 | | | | 111%, RERUN OK |
| | | Known Conc: | | 0.40000 | | | | |

Channel 1 (Ammonia Low) - Current View

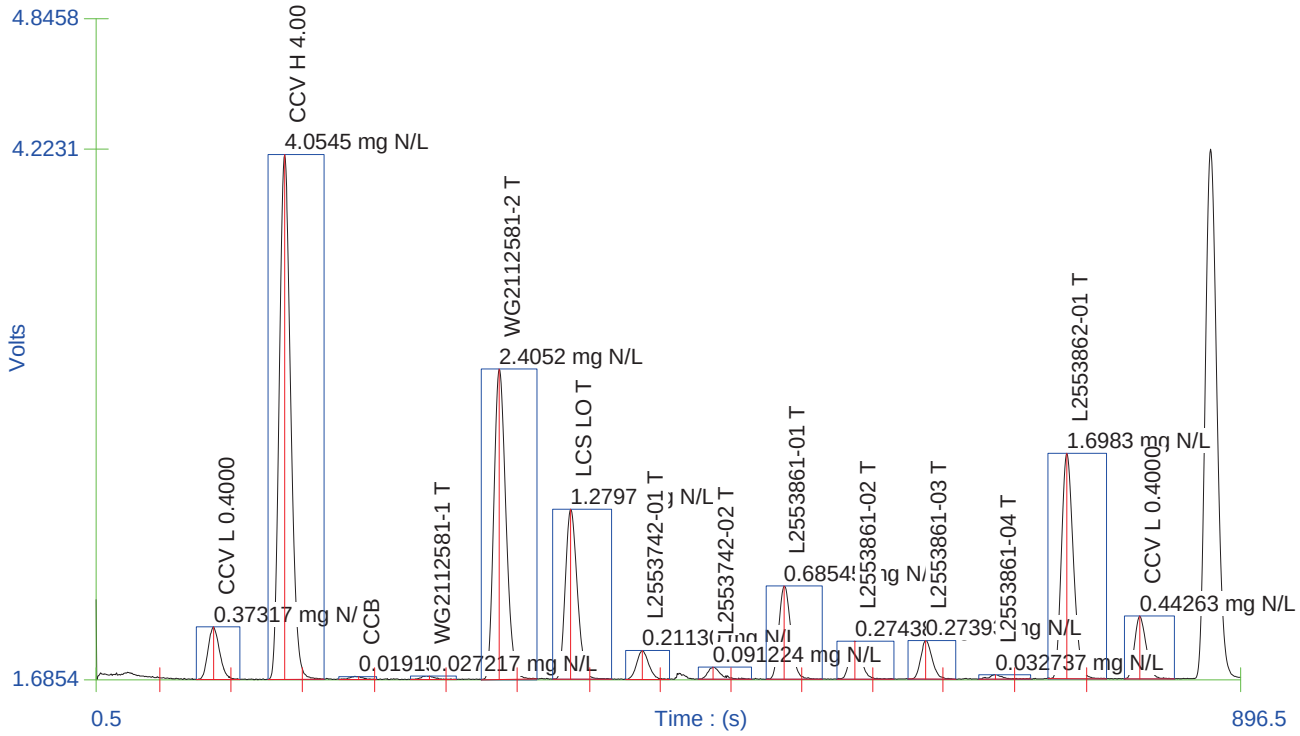

Table : 1 (LOW NH3)

| | Known Conc. (mg N/L) | Rep. | Peak Area (V.s) | Peak Height (V) | % RSD | % Residual | Det. Conc (mg N/L) | Detection Date | Detection Time |
|---|---|---|---|---|---|---|---|---|---|
| 1 | 10.000 | 1 | 58.893 | 5.3130 | 0.0 | 0.3 | 9.9348 | 9/10/2025 | 9:33:26 AM |
| 2 | 8.0000 | 1 | 49.067 | 4.5509 | 0.0 | -0.3 | 8.0559 | 9/10/2025 | 9:34:22 AM |
| 3 | 4.0000 | 1 | 26.294 | 2.5223 | 0.0 | -0.6 | 4.0412 | 9/10/2025 | 9:35:18 AM |
| 4 | 2.0000 | 1 | 13.517 | 1.2983 | 0.0 | -0.1 | 1.9964 | 9/10/2025 | 9:36:14 AM |
| 5 | 1.0000 | 1 | 6.8271 | 0.66237 | 0.0 | 0.7 | 0.98539 | 9/10/2025 | 9:37:10 AM |
| 6 | 0.40000 | 1 | 2.7088 | 0.25640 | 0.0 | 3.2 | 0.38333 | 9/10/2025 | 9:38:07 AM |
| 7 | 0.20000 | 1 | 1.3785 | 0.12992 | 0.0 | 3.0 | 0.19217 | 9/10/2025 | 9:39:04 AM |
| 8 | 0.10000 | 1 | 0.73590 | 0.069233 | 0.0 | -0.8 | 0.10041 | 9/10/2025 | 9:40:02 AM |
| 9 | 0.050000 | 1 | 0.42909 | 0.034325 | 0.0 | -11.8 | 0.056735 | 9/10/2025 | 9:40:57 AM |
| 10 | 0.0000 | 1 | 0.011170 | 0.0030097 | | | -0.0026211 | 9/10/2025 | 9:41:53 AM |

Figure : 1 (LOW NH3)

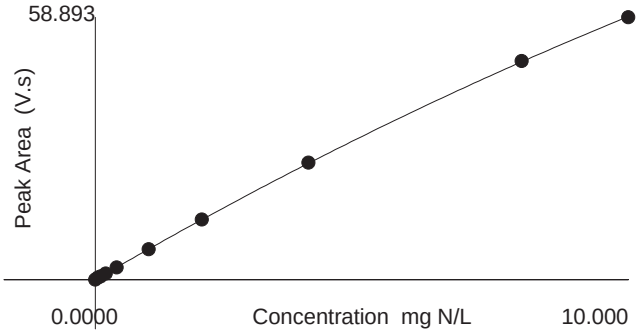


Area = - 0.10425 * Conc^2 + 6.9448 * Conc + 0.036858
Conc = 0.00045738 * Area^2 + 0.14183 * Area - 0.0042055
Correlation Coefficient (r) = 1.00000

Weighting : 1/x

Original Run Filename: OM_9-10-2025_12-02-42PM.OMN Created: 9/10/2025 12:02:42 PM
Original Run Author's Signature: [a1wetcheminstrument]
Current Run Filename: OM_9-10-2025_12-02-42PM.OMN Last Modified: 9/10/2025 12:26:56 PM
Current Run Author's Signature: [a1wetcheminstrument]
Description: Default New Run

| | Sample | Rep. | Cup No. | Channel 1 LOW NH3 (mg N/L) | ADF | MDF | Weight | TRAY C |
|---|---|---|---|---|---|---|---|---|
| | CCV L 0.4000 | 1 | S6 | 0.38514 | | | | 96% |
| | Known Conc: | | | 0.40000 | | | | |
| | CCV H 4.0000 | 1 | S3 | 4.0295 | | | | 101% |
| | Known Conc: | | | 4.0000 | | | | |
| | Calibration: | | | Table/Fig. : 1 | | | | |
| | CCB | 1 | S10 | 0.026792 | | | | |
| | Known Conc: | | | 0.0000 | | | | |
| | L2553862-02 T | 1 | 11 | 1.8105 | | 3.00 | | |
| | WG2112581-4 T | 1 | 12 | 9.9551 | | 3.00 | | 102% |
| X | WG2112581-3 T | 1 | 13 | 2.4370 | | 3.00 | | RERUN |
| | L2553862-03 T | 1 | 14 | 5.4590 | | 3.00 | | |
| | L2553862-04 T | 1 | 15 | 0.42171 | | 3.00 | | |
| | L2554996-01 T | 1 | 16 | 0.23183 | | 3.00 | | |
| | L2554996-02 T | 1 | 17 | 0.20433 | | 3.00 | | |
| | L2554996-03 T | 1 | 18 | 0.19005 | | 3.00 | | |
| | L2554996-04 T | 1 | 19 | 0.13229 | | 3.00 | | |
| | L2555281-08 T | 1 | 20 | 0.15855 | | 3.00 | | |
| | CCV L 0.4000 | 1 | S6 | 0.38015 | | | | |
| | Known Conc: | | | 0.40000 | | | | |
| | CCV H 4.0000 | 1 | S3 | 4.0476 | | | | |
| | Known Conc: | | | 4.0000 | | | | |
| | CCB | 1 | S10 | 0.023695 | | | | |
| | Known Conc: | | | 0.0000 | | | | |
| | WG2112581-3 T | 1 | 13 | 2.0824 | | 3.00 | | RPD=14% |
| | CCV L 0.4000 | 1 | S6 | 0.38382 | | | | 96% |
| | Known Conc: | | | 0.40000 | | | | |
| | CCV H 4.0000 | 1 | S3 | 4.0180 | | | | 100% |
| | Known Conc: | | | 4.0000 | | | | |
| | CCB | 1 | S10 | 0.024936 | | | | |
| | Known Conc: | | | 0.0000 | | | | |

Author: a1wetcheminstrument Date : 9/10/2025

Channel 1 (Ammonia Low) - Current View

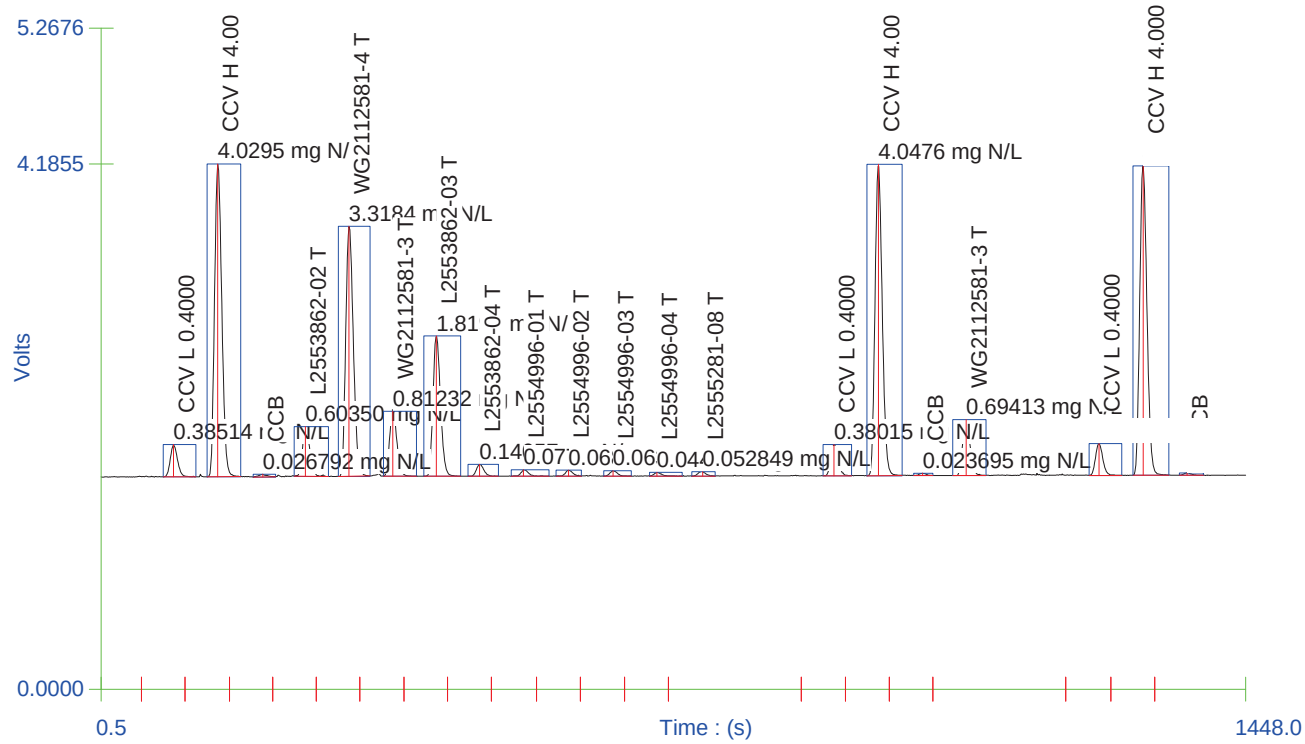


Table : 1 (LOW NH3)

| | Known Conc. (mg N/L) | Rep. | Peak Area (V.s) | Peak Height (V) | % RSD | % Residual | Det. Conc (mg N/L) | Detection Date | Detection Time |
|---|---|---|---|---|---|---|---|---|---|
| 1 | 10.000 | 1 | 58.893 | 5.3130 | 0.0 | 0.3 | 9.9348 | 9/10/2025 | 9:33:26 AM |
| 2 | 8.0000 | 1 | 49.067 | 4.5509 | 0.0 | -0.3 | 8.0559 | 9/10/2025 | 9:34:22 AM |
| 3 | 4.0000 | 1 | 26.294 | 2.5223 | 0.0 | -0.6 | 4.0412 | 9/10/2025 | 9:35:18 AM |
| 4 | 2.0000 | 1 | 13.517 | 1.2983 | 0.0 | -0.1 | 1.9964 | 9/10/2025 | 9:36:14 AM |
| 5 | 1.0000 | 1 | 6.8271 | 0.66237 | 0.0 | 0.7 | 0.98539 | 9/10/2025 | 9:37:10 AM |
| 6 | 0.40000 | 1 | 2.7088 | 0.25640 | 0.0 | 3.2 | 0.38333 | 9/10/2025 | 9:38:07 AM |
| 7 | 0.20000 | 1 | 1.3785 | 0.12992 | 0.0 | 3.0 | 0.19217 | 9/10/2025 | 9:39:04 AM |
| 8 | 0.10000 | 1 | 0.73590 | 0.069233 | 0.0 | -0.8 | 0.10041 | 9/10/2025 | 9:40:02 AM |
| 9 | 0.050000 | 1 | 0.42909 | 0.034325 | 0.0 | -11.8 | 0.056735 | 9/10/2025 | 9:40:57 AM |
| 10 | 0.0000 | 1 | 0.011170 | 0.0030097 | | | -0.0026211 | 9/10/2025 | 9:41:53 AM |

Figure : 1 (LOW NH3)

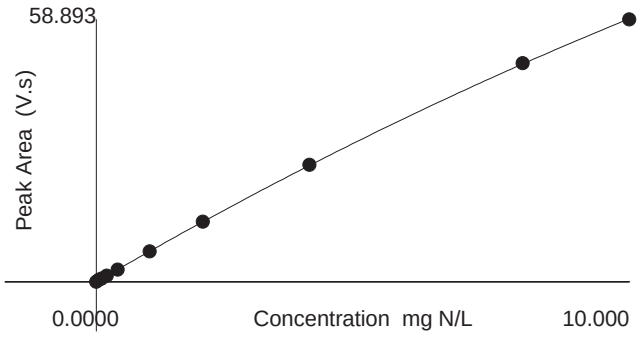


Area = - 0.10425 * Conc^2 + 6.9448 * Conc + 0.036858
Conc = 0.00045738 * Area^2 + 0.14183 * Area - 0.0042055
Correlation Coefficient (r) = 1.00000

Weighting : 1/x

# Quality Control

# Form 5a
# Matrix Spike

| | | | |
|---|---|---|---|
| **Client** | : Roux Env. Eng. & Geology, DPC | **Lab Number** | : L2554996 |
| **Project Name** | : CORAM MATERIALS | **Project Number** | : 2232.0006Y005 |
| **Client Sample ID** | : NA | **Matrix** | : WATER |
| **Lab Sample ID** | : L2553862-02 | | |
| **Matrix Spike** | : WG2112581-4 | **MS Analysis Date** | : 09/10/25 12:07 |
| **Matrix Spike Dup** | : | **MSD Analysis Date** | : |

| | | Matrix Spike Sample | | | Matrix Spike Duplicate | | | | | |
|---|---|---|---|---|---|---|---|---|---|---|
| **Parameter** | **Sample Conc. (mg/l)** | **Spike Added (mg/l)** | **Spike Conc. (mg/l)** | **%R** | **Spike Added (mg/l)** | **Spike Conc. (mg/l)** | **%R** | **RPD** | **Recovery Limits** | **RPD Limit** |
| **Nitrogen, Total Kjeldahl** | **1.81** | **8** | **9.96** | **102** | | | | | **77-111** | **24** |

# Form 6
# Lab Duplicates

| | | | |
|---|---|---|---|
| **Client** | : Roux Env. Eng. & Geology, DPC | **Lab Number** | : L2554996 |
| **Project Name** | : CORAM MATERIALS | **Project Number** | : 2232.0006Y005 |
| **Client Sample ID** | : NA | **Matrix** | : WATER |
| **Lab Sample ID** | : NA | **Analysis Date** | : 09/10/25 12:06 |
| **Dup Sample ID** | : WG2112581-3 | **DUP Analysis Date** | : 09/10/25 12:20 |

| Parameter | Sample Concentration (mg/l) | Duplicate Concentration (mg/l) | RPD | RPD Limit |
|---|---|---|---|---|
| Nitrogen, Total Kjeldahl | 1.81 | 2.08 | 14 | 24 |

# Form 7
# Laboratory Control Sample

| | | | |
|---|---|---|---|
| **Client** | : Roux Env. Eng. & Geology, DPC | **Lab Number** | : L2554996 |
| **Project Name** | : CORAM MATERIALS | **Project Number** | : 2232.0006Y005 |
| **Client Sample ID** | : NA | **Matrix** | : WATER |
| **Lab Sample ID** | : WG2112581-2 | **LCS Analysis Date** | : 09/10/25 11:50 |
| **Dup Sample ID** | : | **LCSD Analysis Date** | : |

| | Laboratory Control Sample | | | Laboratory Control Duplicate | | | | | |
|---|---|---|---|---|---|---|---|---|---|
| **Parameter** | **True (mg/l)** | **Found (mg/l)** | **%R** | **True (mg/l)** | **Found (mg/l)** | **%R** | **RPD** | **Recovery Limits** | **RPD Limit** |
| **Nitrogen, Total Kjeldahl** | **40.0** | **36.1** | **90.** | | | | | **78-122** | **24** |

**Date Created:** 11/11/21
**Created By:** Jason Hebert
**File:** PM11467-1
**Page:** 1

**WETCHEM (WATER)**

| Analyte | CAS # | RL | MDL | Units | LCS Criteria | LCS RPD | MS Criteria | MS RPD | Duplicate RPD | Method | Holding Time | Container/Sample Preservation |
|---|---|---|---|---|---|---|---|---|---|---|---|---|
| Nitrogen, Total Kjeldahl | NONE | 0.3 | 0.066 | mg/l | 78-122 | | 77-111 | 24 | 24 | 4500NH3-H | 28 days | 1 - Plastic 500ml H2SO4 preserved |
| Nitrogen, Total Kjeldahl | NONE | 0.3 | 0.066 | mg/l | 78-122 | | 77-111 | 24 | 24 | 351.1 | 28 days | 1 - Plastic 500ml H2SO4 preserved |

***Please Note that the RL information provided in this table is calculated using a 100% Solids factor. (Soil/Solids only)***
***Please Note that the information provided in this table is subject to change at anytime at the discretion of the laboratory.***

**Date Created:** 11/11/21
**Created By:** Jason Hebert
**File:** PM11468-1
**Page:** 1

**WETCHEM (SOIL)**

| Analyte | CAS # | RL | MDL | Units | LCS Criteria | LCS RPD | MS Criteria | MS RPD | Duplicate RPD | Method | Holding Time | Container/Sample Preservation |
|---|---|---|---|---|---|---|---|---|---|---|---|---|
| Nitrogen, Total Kjeldahl | NONE | 150 | 31.5 | mg/kg | 81-115 | 26 | 43-160 | 26 | 26 | 4500NH3-H | 28 days | 1 - Glass 250ml/8oz unpreserved |

***Please Note that the RL information provided in this table is calculated using a 100% Solids factor. (Soil/Solids only)***
***Please Note that the information provided in this table is subject to change at anytime at the discretion of the laboratory.***

# Calculations of Nitrogen in TKN

Aqueous samples:

Compute sample TKN –N concentration by comparing sample peak areas with standard curve, as determined by the Lachat instrument software.

If the sample has a concentration of less than 2ppm, calculate results by using the low curve generated on Channel 1.

If the sample concentration is greater than 2ppm, calculate the results by using the high curve generated on Channel 2.

To Compute the final results for aqueous samples, multiply the direct reading by the dilution factor based on the initial preparation volume. (also done using software)

TKN-N mg/L = mg/L direct reading x dilution factor

# Sequence Logs

om Page No.

Tray A(09-27-47AM)
prep 9/9/25 @21:49

| | |
|---|---|
| 1 | Hi ICV 8.0 |
| 2 | Lo ICV 1.0 |
| 3 | ICB |
| 4 | WG2112577-1;BLK |
| 5 | -2; LCS Hi; 5X |
| 6 | LCS Lo |
| 7 | 53462-01 |
| 8 | 53904-02 |
| 9 | 53912-01 |
| 10 | -02 |
| 11 | 53922-01 |
| 12 | 53928-01 (5X) |
| 13 | 53942-01 (5X) |
| 14 | -02 |
| 15 | 53986-01 |
| 16 | -02 |
| 17 | -03 |
| 18 | -04 |
| 19 | -05 |
| 20 | 54006-01 |
| 21 | -02 |
| 22 | 54153-02 |
| 23 | -02 MS |
| 24 | ~~-03~~ -02 Dup; rerun |
| 25 | -03; 10x 1+10 |

Tray B(10-28-10AM)
prep 9/10/25 @8:25

| | |
|---|---|
| 1 | WG2112752-1;BLK |
| 2 | -2; LCS Hi; 5X |
| 3 | LCS Lo |
| 4 | 54130-01 |
| 5 | -02 |
| 6 | -03 |
| 7 | -04 |
| 8 | -05 |
| 9 | -06 |
| 10 | -07 |
| 11 | -08 |
| 12 | -09 |
| 13 | -10 |
| 14 | -11 |
| 15 | 54178-01 |
| 16 | -02 |
| 17 | -03 |
| 18 | -04 |
| 19 | 54179-01 |
| 20 | 54181-01 |
| 21 | -01 MS |
| ⊗22 | -01 Dup; rerun |
| 23 | 54187-01 |
| ⊗24 | 56545-02; ~~5Dx 1150~~ |
| ⊗25 | 56555-01; ~~5Dx 1150~~ |

Date: 9/10/25
Sodium Phenolate: 9/2/25 R-4398
Sodium Hypochlorate: 9/2/25 stop+slop
Sodium Nitropruisside: 9/2/25 R-3969
Borric Acid Soln.: 9/2/25 R-4266
ICV 1.0: 9/5/25 WC-3621
ICV 8.0:
Cal. Std: 9/2/25 WC-3624
See Front Page for Instructions:

KEM

To Page No.

From Page No. ____

Tray C (11-45-45AM, 12-02-42PM)
prep 9/9/25 @ 22:12

| | | |
|---|---|---|
| 1 | WG211258I-1T | Blk |
| 2 | | -2T. LCS Hi; SX |
| 3 | LCS Lo | T |
| 4 | 53742 | -01T |
| 5 | | -02T |
| 6 | 53861 | -01T |
| 7 | | -02T |
| 8 | | -03T |
| 9 | | -04T |
| 10 | 53862 | -01T |
| 11 | | -02T |
| 12 | | -02T MS |
| ⊗ 13 | | -02T Dup; remn. |
| 14 | | -03T |
| 15 | | -04T |
| 16 | 54996 | -01T |
| 17 | | -02T |
| 18 | | -03T |
| 19 | | -04T |
| 20 | 55281 | -08T |

KEM

To Page No.

# Sample Preparation

From Page No.

| Samples | Volume | Dilution | Final vol |
|---|---|---|---|
| | 50mL | 1X | 150mL |
| Blank | | | |
| Low | | | |
| High | | | |
| 22557742 - 01 | | | |
| - 02 | | | |
| 3861 - 01 | | | |
| - 02 | | | |
| - 03 | | | |
| - 04 | | | |
| 3862 - 01 | | | |
| - 02 PS | | | |
| - 02 DUP | | | |
| - 02 MS | | | |
| - 03 | | | |
| - 04 | | | |
| 4996 - 01 | | | |
| - 02 | | | |
| - 03 | | | |
| - 04 | | | |
| 5281 - 09 | | | |

Same standards as reagents as previous page # 41

09/09/25 @ 22:12 GF

To Page No

# Nitrate and Nitrite Analysis

# Results

# Form 1
# WETCHEM

| | | | |
|---|---|---|---|
| **Client** | : Roux Env. Eng. & Geology, DPC | **Lab Number** | : L2554996 |
| **Project Name** | : CORAM MATERIALS | **Project Number** | : 2232.0006Y005 |
| **Lab ID** | : L2554996-01 | **Date Collected** | : 09/02/25 12:05 |
| **Client ID** | : MW-11S | **Date Received** | : 09/02/25 |
| **Sample Location** | : 416 MILLER PLACE-YAPHANK RD. | **Date Analyzed** | : 09/04/25 03:27 |
| **Sample Matrix** | : WATER | **Dilution Factor** | : 1 |
| **Analytical Method** | : 121,4500NO3-F | **Analyst** | : KAF |
| **Lab File ID** | : NO3250904-A1 | **Instrument ID** | : LACHAT |
| **Sample Amount** | : | **%Solids** | : N/A |
| **Digestion Method** | : | **Date Digested** | : |

| | | mg/l | | | |
|---|---|---|---|---|---|
| **CAS NO.** | **Parameter** | **Results** | **RL** | **MDL** | **Qualifier** |
| NONE | Nitrogen, Nitrite | ND | 0.050 | 0.013 | U |

# Form 1
# WETCHEM

| | | | |
|---|---|---|---|
| **Client** | : Roux Env. Eng. & Geology, DPC | **Lab Number** | : L2554996 |
| **Project Name** | : CORAM MATERIALS | **Project Number** | : 2232.0006Y005 |
| **Lab ID** | : L2554996-02 | **Date Collected** | : 09/02/25 12:33 |
| **Client ID** | : MW-11D | **Date Received** | : 09/02/25 |
| **Sample Location** | : 416 MILLER PLACE-YAPHANK RD. | **Date Analyzed** | : 09/04/25 03:33 |
| **Sample Matrix** | : WATER | **Dilution Factor** | : 1 |
| **Analytical Method** | : 121,4500NO3-F | **Analyst** | : KAF |
| **Lab File ID** | : NO3250904-A1 | **Instrument ID** | : LACHAT |
| **Sample Amount** | : | **%Solids** | : N/A |
| **Digestion Method** | : | **Date Digested** | : |

| | | mg/l | | | |
|---|---|---|---|---|---|
| **CAS NO.** | **Parameter** | **Results** | **RL** | **MDL** | **Qualifier** |
| NONE | Nitrogen, Nitrite | ND | 0.050 | 0.013 | U |

# Form 1
# WETCHEM

| | | | |
|---|---|---|---|
| Client | : Roux Env. Eng. & Geology, DPC | Lab Number | : L2554996 |
| Project Name | : CORAM MATERIALS | Project Number | : 2232.0006Y005 |
| Lab ID | : L2554996-03 | Date Collected | : 09/02/25 12:00 |
| Client ID | : DUP_09022025 | Date Received | : 09/02/25 |
| Sample Location | : 416 MILLER PLACE-YAPHANK RD. | Date Analyzed | : 09/04/25 03:34 |
| Sample Matrix | : WATER | Dilution Factor | : 1 |
| Analytical Method | : 121,4500NO3-F | Analyst | : KAF |
| Lab File ID | : NO3250904-A1 | Instrument ID | : LACHAT |
| Sample Amount | : | %Solids | : N/A |
| Digestion Method | : | Date Digested | : |

| | | mg/l | | | |
|---|---|---|---|---|---|
| CAS NO. | Parameter | Results | RL | MDL | Qualifier |
| NONE | Nitrogen, Nitrite | ND | 0.050 | 0.013 | U |

# Form 1
# WETCHEM

| | | | |
|---|---|---|---|
| **Client** | : Roux Env. Eng. & Geology, DPC | **Lab Number** | : L2554996 |
| **Project Name** | : CORAM MATERIALS | **Project Number** | : 2232.0006Y005 |
| **Lab ID** | : L2554996-04 | **Date Collected** | : 09/02/25 14:00 |
| **Client ID** | : EQUIPMENT BLANK_0902025 | **Date Received** | : 09/02/25 |
| **Sample Location** | : 416 MILLER PLACE-YAPHANK RD. | **Date Analyzed** | : 09/04/25 03:36 |
| **Sample Matrix** | : Equipment Blank | **Dilution Factor** | : 1 |
| **Analytical Method** | : 121,4500NO3-F | **Analyst** | : KAF |
| **Lab File ID** | : NO3250904-A1 | **Instrument ID** | : LACHAT |
| **Sample Amount** | : | **%Solids** | : N/A |
| **Digestion Method** | : | **Date Digested** | : |

| | | mg/l | | | |
|---|---|---|---|---|---|
| **CAS NO.** | **Parameter** | **Results** | **RL** | **MDL** | **Qualifier** |
| NONE | Nitrogen, Nitrite | ND | 0.050 | 0.013 | U |

# Form 1
# WETCHEM

| | | | |
|---|---|---|---|
| Client | : Roux Env. Eng. & Geology, DPC | Lab Number | : L2554996 |
| Project Name | : CORAM MATERIALS | Project Number | : 2232.0006Y005 |
| Lab ID | : WG2110461-1 | Date Collected | : NA |
| Client ID | : WG2110461-1BLANK | Date Received | : NA |
| Sample Location | : | Date Analyzed | : 09/04/25 03:13 |
| Sample Matrix | : WATER | Dilution Factor | : 1 |
| Analytical Method | : 121,4500NO3-F | Analyst | : KAF |
| Lab File ID | : NO3250904-A1 | Instrument ID | : LACHAT |
| Sample Amount | : | %Solids | : N/A |
| Digestion Method | : | Date Digested | : |

| | | mg/l | | | |
|---|---|---|---|---|---|
| CAS NO. | Parameter | Results | RL | MDL | Qualifier |
| NONE | Nitrogen, Nitrite | ND | 0.050 | 0.013 | U |

# Form 1
# WETCHEM

| | | | |
|---|---|---|---|
| Client | : Roux Env. Eng. & Geology, DPC | Lab Number | : L2554996 |
| Project Name | : CORAM MATERIALS | Project Number | : 2232.0006Y005 |
| Lab ID | : WG2110461-3 | Date Collected | : 09/02/25 12:05 |
| Client ID | : MW-11SDUP | Date Received | : 09/02/25 |
| Sample Location | : | Date Analyzed | : 09/04/25 03:31 |
| Sample Matrix | : WATER | Dilution Factor | : 1 |
| Analytical Method | : 121,4500NO3-F | Analyst | : KAF |
| Lab File ID | : NO3250904-A1 | Instrument ID | : LACHAT |
| Sample Amount | : | %Solids | : N/A |
| Digestion Method | : | Date Digested | : |

| | | mg/l | | | |
|---|---|---|---|---|---|
| CAS NO. | Parameter | Results | RL | MDL | Qualifier |
| NONE | Nitrogen, Nitrite | ND | 0.050 | 0.013 | U |

# Form 1
# WETCHEM

| | | | |
|---|---|---|---|
| **Client** | : Roux Env. Eng. & Geology, DPC | **Lab Number** | : L2554996 |
| **Project Name** | : CORAM MATERIALS | **Project Number** | : 2232.0006Y005 |
| **Lab ID** | : L2554996-01 | **Date Collected** | : 09/02/25 12:05 |
| **Client ID** | : MW-11S | **Date Received** | : 09/02/25 |
| **Sample Location** | : 416 MILLER PLACE-YAPHANK RD. | **Date Analyzed** | : 09/04/25 03:27 |
| **Sample Matrix** | : WATER | **Dilution Factor** | : 1 |
| **Analytical Method** | : 121,4500NO3-F | **Analyst** | : KAF |
| **Lab File ID** | : NO3250904-A1 | **Instrument ID** | : LACHAT |
| **Sample Amount** | : | **%Solids** | : N/A |
| **Digestion Method** | : | **Date Digested** | : |

| | | mg/l | | | |
|---|---|---|---|---|---|
| **CAS NO.** | **Parameter** | **Results** | **RL** | **MDL** | **Qualifier** |
| 14797-55-8 | Nitrogen, Nitrate | 0.293 | 0.100 | 0.022 | |

# Form 1
# WETCHEM

| | | | |
|---|---|---|---|
| **Client** | : Roux Env. Eng. & Geology, DPC | **Lab Number** | : L2554996 |
| **Project Name** | : CORAM MATERIALS | **Project Number** | : 2232.0006Y005 |
| **Lab ID** | : L2554996-02 | **Date Collected** | : 09/02/25 12:33 |
| **Client ID** | : MW-11D | **Date Received** | : 09/02/25 |
| **Sample Location** | : 416 MILLER PLACE-YAPHANK RD. | **Date Analyzed** | : 09/04/25 03:33 |
| **Sample Matrix** | : WATER | **Dilution Factor** | : 1 |
| **Analytical Method** | : 121,4500NO3-F | **Analyst** | : KAF |
| **Lab File ID** | : NO3250904-A1 | **Instrument ID** | : LACHAT |
| **Sample Amount** | : | **%Solids** | : N/A |
| **Digestion Method** | : | **Date Digested** | : |

| | | mg/l | | | |
|---|---|---|---|---|---|
| **CAS NO.** | **Parameter** | **Results** | **RL** | **MDL** | **Qualifier** |
| 14797-55-8 | Nitrogen, Nitrate | 0.250 | 0.100 | 0.022 | |

# Form 1
# WETCHEM

| | | | |
|---|---|---|---|
| **Client** | : Roux Env. Eng. & Geology, DPC | **Lab Number** | : L2554996 |
| **Project Name** | : CORAM MATERIALS | **Project Number** | : 2232.0006Y005 |
| **Lab ID** | : L2554996-03 | **Date Collected** | : 09/02/25 12:00 |
| **Client ID** | : DUP_09022025 | **Date Received** | : 09/02/25 |
| **Sample Location** | : 416 MILLER PLACE-YAPHANK RD. | **Date Analyzed** | : 09/04/25 03:34 |
| **Sample Matrix** | : WATER | **Dilution Factor** | : 1 |
| **Analytical Method** | : 121,4500NO3-F | **Analyst** | : KAF |
| **Lab File ID** | : NO3250904-A1 | **Instrument ID** | : LACHAT |
| **Sample Amount** | : | **%Solids** | : N/A |
| **Digestion Method** | : | **Date Digested** | : |

| | | mg/l | | | |
|---|---|---|---|---|---|
| **CAS NO.** | **Parameter** | **Results** | **RL** | **MDL** | **Qualifier** |
| 14797-55-8 | Nitrogen, Nitrate | 0.252 | 0.100 | 0.022 | |

# Form 1
# WETCHEM

| | | | |
|---|---|---|---|
| **Client** | : Roux Env. Eng. & Geology, DPC | **Lab Number** | : L2554996 |
| **Project Name** | : CORAM MATERIALS | **Project Number** | : 2232.0006Y005 |
| **Lab ID** | : L2554996-04 | **Date Collected** | : 09/02/25 14:00 |
| **Client ID** | : EQUIPMENT BLANK_0902025 | **Date Received** | : 09/02/25 |
| **Sample Location** | : 416 MILLER PLACE-YAPHANK RD. | **Date Analyzed** | : 09/04/25 03:36 |
| **Sample Matrix** | : Equipment Blank | **Dilution Factor** | : 1 |
| **Analytical Method** | : 121,4500NO3-F | **Analyst** | : KAF |
| **Lab File ID** | : NO3250904-A1 | **Instrument ID** | : LACHAT |
| **Sample Amount** | : | **%Solids** | : N/A |
| **Digestion Method** | : | **Date Digested** | : |

| | | mg/l | | | |
|---|---|---|---|---|---|
| **CAS NO.** | **Parameter** | **Results** | **RL** | **MDL** | **Qualifier** |
| 14797-55-8 | Nitrogen, Nitrate | ND | 0.100 | 0.022 | U |

# Form 1
# WETCHEM

| | | | |
|---|---|---|---|
| Client | : Roux Env. Eng. & Geology, DPC | Lab Number | : L2554996 |
| Project Name | : CORAM MATERIALS | Project Number | : 2232.0006Y005 |
| Lab ID | : WG2110463-1 | Date Collected | : NA |
| Client ID | : WG2110463-1BLANK | Date Received | : NA |
| Sample Location | : | Date Analyzed | : 09/04/25 03:18 |
| Sample Matrix | : WATER | Dilution Factor | : 1 |
| Analytical Method | : 121,4500NO3-F | Analyst | : KAF |
| Lab File ID | : NO3250904-A1 | Instrument ID | : LACHAT |
| Sample Amount | : | %Solids | : N/A |
| Digestion Method | : | Date Digested | : |

| | | mg/l | | | |
|---|---|---|---|---|---|
| CAS NO. | Parameter | Results | RL | MDL | Qualifier |
| 14797-55-8 | Nitrogen, Nitrate | ND | 0.100 | 0.022 | U |

# Form 1
# WETCHEM

| | | | |
|---|---|---|---|
| **Client** | : Roux Env. Eng. & Geology, DPC | **Lab Number** | : L2554996 |
| **Project Name** | : CORAM MATERIALS | **Project Number** | : 2232.0006Y005 |
| **Lab ID** | : WG2110463-3 | **Date Collected** | : 09/02/25 12:05 |
| **Client ID** | : MW-11SDUP | **Date Received** | : 09/02/25 |
| **Sample Location** | : | **Date Analyzed** | : 09/04/25 03:28 |
| **Sample Matrix** | : WATER | **Dilution Factor** | : 1 |
| **Analytical Method** | : 121,4500NO3-F | **Analyst** | : KAF |
| **Lab File ID** | : NO3250904-A1 | **Instrument ID** | : LACHAT |
| **Sample Amount** | : | **%Solids** | : N/A |
| **Digestion Method** | : | **Date Digested** | : |

| | | mg/l | | | |
|---|---|---|---|---|---|
| **CAS NO.** | **Parameter** | **Results** | **RL** | **MDL** | **Qualifier** |
| 14797-55-8 | Nitrogen, Nitrate | 0.273 | 0.100 | 0.023 | |

# Form 1
# WETCHEM

| | | | |
|---|---|---|---|
| **Client** | : Roux Env. Eng. & Geology, DPC | **Lab Number** | : L2554996 |
| **Project Name** | : CORAM MATERIALS | **Project Number** | : 2232.0006Y005 |
| **Lab ID** | : L2554996-01 | **Date Collected** | : 09/02/25 12:05 |
| **Client ID** | : MW-11S | **Date Received** | : 09/02/25 |
| **Sample Location** | : 416 MILLER PLACE-YAPHANK RD. | **Date Analyzed** | : 09/04/25 03:27 |
| **Sample Matrix** | : WATER | **Dilution Factor** | : 1 |
| **Analytical Method** | : 121,4500NO3-F | **Analyst** | : KAF |
| **Lab File ID** | : NO3250904-A1 | **Instrument ID** | : LACHAT |
| **Sample Amount** | : | **%Solids** | : N/A |
| **Digestion Method** | : | **Date Digested** | : |

| | | mg/l | | | |
|---|---|---|---|---|---|
| **CAS NO.** | **Parameter** | **Results** | **RL** | **MDL** | **Qualifier** |
| NONE | Nitrogen, Nitrate/Nitrite | 0.29 | 0.10 | 0.046 | |

# Form 1
# WETCHEM

| | | | |
|---|---|---|---|
| **Client** | : Roux Env. Eng. & Geology, DPC | **Lab Number** | : L2554996 |
| **Project Name** | : CORAM MATERIALS | **Project Number** | : 2232.0006Y005 |
| **Lab ID** | : L2554996-02 | **Date Collected** | : 09/02/25 12:33 |
| **Client ID** | : MW-11D | **Date Received** | : 09/02/25 |
| **Sample Location** | : 416 MILLER PLACE-YAPHANK RD. | **Date Analyzed** | : 09/04/25 03:33 |
| **Sample Matrix** | : WATER | **Dilution Factor** | : 1 |
| **Analytical Method** | : 121,4500NO3-F | **Analyst** | : KAF |
| **Lab File ID** | : NO3250904-A1 | **Instrument ID** | : LACHAT |
| **Sample Amount** | : | **%Solids** | : N/A |
| **Digestion Method** | : | **Date Digested** | : |

| | | mg/l | | | |
|---|---|---|---|---|---|
| **CAS NO.** | **Parameter** | **Results** | **RL** | **MDL** | **Qualifier** |
| NONE | Nitrogen, Nitrate/Nitrite | 0.25 | 0.10 | 0.046 | |

# Form 1
# WETCHEM

| | | | |
|---|---|---|---|
| **Client** | : Roux Env. Eng. & Geology, DPC | **Lab Number** | : L2554996 |
| **Project Name** | : CORAM MATERIALS | **Project Number** | : 2232.0006Y005 |
| **Lab ID** | : L2554996-03 | **Date Collected** | : 09/02/25 12:00 |
| **Client ID** | : DUP_09022025 | **Date Received** | : 09/02/25 |
| **Sample Location** | : 416 MILLER PLACE-YAPHANK RD. | **Date Analyzed** | : 09/04/25 03:34 |
| **Sample Matrix** | : WATER | **Dilution Factor** | : 1 |
| **Analytical Method** | : 121,4500NO3-F | **Analyst** | : KAF |
| **Lab File ID** | : NO3250904-A1 | **Instrument ID** | : LACHAT |
| **Sample Amount** | : | **%Solids** | : N/A |
| **Digestion Method** | : | **Date Digested** | : |

| | | mg/l | | | |
|---|---|---|---|---|---|
| **CAS NO.** | **Parameter** | **Results** | **RL** | **MDL** | **Qualifier** |
| NONE | Nitrogen, Nitrate/Nitrite | 0.25 | 0.10 | 0.046 | |

# Form 1
# WETCHEM

| | | | |
|---|---|---|---|
| Client | : Roux Env. Eng. & Geology, DPC | Lab Number | : L2554996 |
| Project Name | : CORAM MATERIALS | Project Number | : 2232.0006Y005 |
| Lab ID | : L2554996-04 | Date Collected | : 09/02/25 14:00 |
| Client ID | : EQUIPMENT BLANK_0902025 | Date Received | : 09/02/25 |
| Sample Location | : 416 MILLER PLACE-YAPHANK RD. | Date Analyzed | : 09/04/25 03:36 |
| Sample Matrix | : Equipment Blank | Dilution Factor | : 1 |
| Analytical Method | : 121,4500NO3-F | Analyst | : KAF |
| Lab File ID | : NO3250904-A1 | Instrument ID | : LACHAT |
| Sample Amount | : | %Solids | : N/A |
| Digestion Method | : | Date Digested | : |

| | | mg/l | | | |
|---|---|---|---|---|---|
| CAS NO. | Parameter | Results | RL | MDL | Qualifier |
| NONE | Nitrogen, Nitrate/Nitrite | ND | 0.10 | 0.046 | U |

# Form 1
# WETCHEM

| | | | |
|---|---|---|---|
| Client | : Roux Env. Eng. & Geology, DPC | Lab Number | : L2554996 |
| Project Name | : CORAM MATERIALS | Project Number | : 2232.0006Y005 |
| Lab ID | : WG2110465-1 | Date Collected | : NA |
| Client ID | : WG2110465-1BLANK | Date Received | : NA |
| Sample Location | : | Date Analyzed | : 09/04/25 03:18 |
| Sample Matrix | : WATER | Dilution Factor | : 1 |
| Analytical Method | : 121,4500NO3-F | Analyst | : KAF |
| Lab File ID | : NO3250904-A1 | Instrument ID | : LACHAT |
| Sample Amount | : | %Solids | : N/A |
| Digestion Method | : | Date Digested | : |

| | | mg/l | | | |
|---|---|---|---|---|---|
| CAS NO. | Parameter | Results | RL | MDL | Qualifier |
| NONE | Nitrogen, Nitrate/Nitrite | ND | 0.10 | 0.046 | U |

# Form 1
# WETCHEM

| | | | |
|---|---|---|---|
| **Client** | : Roux Env. Eng. & Geology, DPC | **Lab Number** | : L2554996 |
| **Project Name** | : CORAM MATERIALS | **Project Number** | : 2232.0006Y005 |
| **Lab ID** | : WG2110465-3 | **Date Collected** | : 09/02/25 12:05 |
| **Client ID** | : MW-11SDUP | **Date Received** | : 09/02/25 |
| **Sample Location** | : | **Date Analyzed** | : 09/04/25 03:28 |
| **Sample Matrix** | : WATER | **Dilution Factor** | : 1 |
| **Analytical Method** | : 121,4500NO3-F | **Analyst** | : KAF |
| **Lab File ID** | : NO3250904-A1 | **Instrument ID** | : LACHAT |
| **Sample Amount** | : | **%Solids** | : N/A |
| **Digestion Method** | : | **Date Digested** | : |

| | | mg/l | | | |
|---|---|---|---|---|---|
| **CAS NO.** | **Parameter** | **Results** | **RL** | **MDL** | **Qualifier** |
| NONE | Nitrogen, Nitrate/Nitrite | 0.27 | 0.10 | 0.05 | |

# Sample Raw Data

Original Run Filename: OM_9-4-2025_02-29-24AM.OMN Created: 9/4/2025 2:29:24 AM
Original Run Author's Signature: [A1wetcheminstrument]
Current Run Filename: OM_9-4-2025_02-29-24AM.OMN Last Modified: 9/4/2025 5:19:42 AM
Current Run Author's Signature: [A1wetcheminstrument]
Description: Default New Run

| Sample | Rep. | Cup No. | Channel 1 NO3+NO2 (mg/L) | Channel 2 Nitrite (mg N/L) | ADF | MDF | Weight |
|---|---|---|---|---|---|---|---|
| NOx 8.0ppm | 1 | S3 | 8.00000 | 100.00000 | | | |
| NOx 4.0ppm | 1 | S4 | 4.00000 | 100.00000 | | | |
| NOx 1.0ppm | 1 | S2 | 1.00000 | 100.00000 | | | |
| NOx 0.4ppm | 1 | S5 | 0.40000 | 100.00000 | | | |
| NOx 0.2ppm | 1 | S6 | 0.20000 | 100.00000 | | | |
| NOx 0.1ppm | 1 | S7 | 0.10000 | 100.00000 | | | |
| NOx 0.0ppm | 1 | S1 | 0.00000 | 100.00000 | | | |
| Nitrite 8.0ppm | 1 | S10 | 100.00000 | 8.00000 | | | |
| Nitrite 4.0ppm | 1 | S11 | 100.00000 | 4.00000 | | | |
| Nitrite 1.0ppm | 1 | S9 | 100.00000 | 1.00000 | | | |
| Nitrite 0.4ppm | 1 | S12 | 100.00000 | 0.40000 | | | |
| Nitrite 0.1ppm | 1 | S13 | 100.00000 | 0.10000 | | | |
| Nitrite 0.05ppm | 1 | S14 | 100.00000 | 0.05000 | | | |
| Nitrite 0.0ppm | 1 | S1 | 100.00000 | 0.00000 | | | |
| CCV NO3 | 1 | S2 | 0.96578 | -0.00140 | | | |
| | Known Conc: | | 1.00000 | 0.00000 | | | |
| | Calibration: | | Table/Fig. : 1 | Table/Fig. : 2 | | | |
| CCV NO2 | 1 | S9 | 0.98024 | 0.99711 | | | |
| | Known Conc: | | 0.00000 | 1.00000 | | | |
| CCB | 1 | S1 | -0.00300 | -3.11697e-5 | | | |
| | Known Conc: | | 0.00000 | 0.00000 | | | |
| ICV NO3 5.0 | 1 | 1 | 4.77982 | 4.24117e-7 | | | |
| ICV NO2 5.0 | 1 | 2 | 4.82722 | 4.91225 | | | |
| ICV NO3 0.5 | 1 | 3 | 0.45702 | -0.00662 | | | |
| ICV NO2 0.5 | 1 | 4 | 0.46040 | 0.46967 | | | |
| ICB | 1 | 5 | 0.00146 | -0.00447 | | | |
| DILUTER CHCK 8 PPM | 1 | 6 | 8.05802 | 0.00570 | 5.00 | | |
| BLNK NO3 | 1 | 7 | -0.02330 | -0.00396 | | | |
| LCS NO3 | 1 | 8 | 4.79531 | -0.00414 | | | |
| BLNK NO2 | 1 | 9 | -0.00933 | -0.00215 | | | |
| LCS NO2 | 1 | 10 | 4.85225 | 4.93976 | | | |
| CCV NO3 | 1 | S2 | 0.95170 | 0.00043 | | | |
| | Known Conc: | | 1.00000 | 0.00000 | | | |
| CCV NO2 | 1 | S9 | 0.97972 | 0.99852 | | | |
| | Known Conc: | | 0.00000 | 1.00000 | | | |
| CCB | 1 | S1 | 0.00512 | -0.00199 | | | |
| | Known Conc: | | 0.00000 | 0.00000 | | | |
| WG2110460-1 | 1 | 11 | -0.00367 | -0.00597 | | | |
| WG2110460-2 | 1 | 12 | 4.85091 | 4.93252 | | | |
| WG2110461-1 | 1 | 13 | 0.00789 | -0.01215 | | | |
| WG2110461-2 | 1 | 14 | 4.78158 | 4.92747 | | | |
| WG2110462-1 | 1 | 15 | -0.02091 | -0.01048 | | | |
| WG2110462-2 | 1 | 16 | 4.79058 | -0.00317 | | | |
| WG2110463/465-1 | 1 | 17 | -0.00742 | -0.00158 | | | |
| WG2110463/465-2 | 1 | 18 | 4.75859 | -0.00389 | | | |
| WG2110464-1 | 1 | 19 | -0.01106 | -0.00335 | | | |
| WG2110464-2 | 1 | 20 | 4.77148 | -0.00013 | | | |
| CCV NO3 | 1 | S2 | 0.94818 | -0.00093 | | | |
| | Known Conc: | | 1.00000 | 0.00000 | | | |
| CCV NO2 | 1 | S9 | 0.98978 | 1.00083 | | | |
| | Known Conc: | | 0.00000 | 1.00000 | | | |
| CCB | 1 | S1 | -0.01028 | -0.00287 | | | |
| | Known Conc: | | 0.00000 | 0.00000 | | | |
| L2554996-01J | 1 | 21 | 0.29328 | -3.63518e-5 | | | |
| WG2110463/465-3 | 1 | 22 | 0.27322 | -0.00072 | | | |
| WG2110463/465-4 | 1 | 23 | 4.12685 | 0.00112 | | | |
| WG2110461-3 | 1 | 24 | 0.26018 | -0.00326 | | | |
| WG2110461-4 | 1 | 25 | 4.24022 | 4.02079 | | | |
| L2554996-02J | 1 | 26 | 0.24954 | 0.00177 | | | |

| | | | | | | | |
|---|---|---|---|---|---|---|---|
| L2554996-03J | 1 | 27 | 0.25224 | 0.00263 | | | |
| L2554996-04J | 1 | 28 | 0.02154 | -0.00051 | | | |
| L2555112-01D | 1 | 29 | 1.20299 | 0.03409 | | | |
| L2555112-02D | 1 | 30 | 4.22276 | -0.00028 | | | |
| CCV NO3 | 1 | S2 | 0.94811 | -0.00373 | | | |
| | Known Conc: | | 1.00000 | 0.00000 | | | |
| CCV NO2 | 1 | S9 | 0.98592 | 1.00480 | | | |
| | Known Conc: | | 0.00000 | 1.00000 | | | |
| CCB | 1 | S1 | -0.00479 | -0.00339 | | | |
| | Known Conc: | | 0.00000 | 0.00000 | | | |
| L2555114-01D | 1 | 31 | 3.22485 | 0.01023 | | | |
| L2555114-03D | 1 | 32 | 0.04323 | 0.00792 | | | |
| L2555114-04D | 1 | 33 | 0.14480 | 0.00762 | | | |
| L2555114-05D | 1 | 34 | 3.21104 | -0.00040 | | | |
| L2555114-06D | 1 | 35 | 2.94397 | 0.00026 | | | |
| L2555114-08D | 1 | 36 | 0.27295 | 0.01697 | | | |
| L2555117-01D | 1 | 37 | 0.10001 | 0.00378 | | | |
| L2555117-02D | 1 | 38 | 2.82210 | -0.00080 | | | |
| L2555196-01I | 1 | 39 | 0.31528 | 0.00328 | | | |
| L2555196-02I | 1 | 40 | 0.05371 | 0.01731 | | | |
| CCV NO3 | 1 | S2 | 0.95603 | -0.00030 | | | |
| | Known Conc: | | 1.00000 | 0.00000 | | | |
| CCV NO2 | 1 | S9 | 0.98546 | 1.00849 | | | |
| | Known Conc: | | 0.00000 | 1.00000 | | | |
| CCB | 1 | S1 | 0.00148 | -0.00112 | | | |
| | Known Conc: | | 0.00000 | 0.00000 | | | |
| L2555196-03I | 1 | 41 | 0.17839 | 0.01040 | | | |
| L2555196-04I | 1 | 42 | 0.05010 | 0.00078 | | | |
| L2555079-02A | 1 | 43 | 0.32572 | 0.02876 | | | |
| L2555083-01A | 1 | 44 | 7.68536 | 0.01258 | | | |
| WG2110462-3 | 1 | 45 | 7.70440 | 0.01193 | | | |
| WG2110462-4 | 1 | 46 | 11.18597 | 0.03031 | | | |
| WG2110460-3 | 1 | 47 | 7.75204 | 0.01144 | | | |
| WG2110460-4 | 1 | 48 | 11.41180 | 4.06976 | | | |
| L2555162-01A | 1 | 49 | 0.04494 | -0.00086 | | | |
| L2555168-01D | 1 | 50 | 8.33282 | 0.31864 | | | |
| CCV NO3 | 1 | S2 | 0.95060 | -0.00169 | | | |
| | Known Conc: | | 1.00000 | 0.00000 | | | |
| CCV NO2 | 1 | S9 | 0.99463 | 1.02020 | | | |
| | Known Conc: | | 0.00000 | 1.00000 | | | |
| CCB | 1 | S1 | 0.00579 | 0.00304 | | | |
| | Known Conc: | | 0.00000 | 0.00000 | | | |
| WG2110462-4 | 1 | 46 | 11.50963 | 0.02934 | 5.00 | | |
| L2555162-01A | 1 | 49 | 0.03387 | 0.00954 | | | |
| L2555168-01D | 1 | 50 | 8.48830 | 0.32463 | 5.00 | | |
| L2555169-01C | 1 | 51 | 0.02782 | -0.00055 | | | |
| L2555215-01G | 1 | 52 | 0.06655 | -0.00047 | | | |
| L2555215-02G | 1 | 53 | 0.06664 | -0.00344 | | | |
| L2555215-03G | 1 | 54 | 0.06732 | 0.00130 | | | |
| L2555215-04G | 1 | 55 | 0.06257 | -0.00200 | | | |
| L2555215-05G | 1 | 56 | 0.06500 | -0.00290 | | | |
| L2555184-01C | 1 | 57 | 0.53374 | 0.00431 | | | |
| CCV NO3 | 1 | S2 | 0.95564 | -0.00033 | | | |
| | Known Conc: | | 1.00000 | 0.00000 | | | |
| CCV NO2 | 1 | S9 | 0.99962 | 1.00013 | | | |
| | Known Conc: | | 0.00000 | 1.00000 | | | |
| CCB | 1 | S1 | -0.00999 | -0.00562 | | | |
| | Known Conc: | | 0.00000 | 0.00000 | | | |
| WG2110464-3 | 1 | 58 | 0.51078 | 0.00536 | | | |
| WG2110464-4 | 1 | 59 | 4.36448 | 0.02189 | | | |
| WG2110460-5 | 1 | 60 | 0.51709 | 0.00559 | | | |
| WG2110460-6 | 1 | 61 | 4.33971 | 3.86229 | | | |
| L2555184-02C | 1 | 62 | 0.13369 | -0.00724 | | | |
| L2555184-03C | 1 | 63 | 0.54162 | 0.00429 | | | |
| L2555184-04C | 1 | 64 | 0.15988 | 0.00061 | | | |
| L2555184-05C | 1 | 65 | 0.89955 | 0.00215 | | | |
| L2555184-06C | 1 | 66 | 0.07002 | -0.01412 | | | |
| L2555184-07C | 1 | 67 | 0.53543 | 0.00217 | | | |

| | | | | | | | |
|---|---|---|---|---|---|---|---|
| CCV NO3 | 1 | S2 | 0.95535 | -0.00084 | | | |
| | Known Conc: | | 1.00000 | 0.00000 | | | |
| CCV NO2 | 1 | S9 | 0.98997 | 1.02256 | | | |
| | Known Conc: | | 0.00000 | 1.00000 | | | |
| CCB | 1 | S1 | -0.00741 | -0.00646 | | | |
| | Known Conc: | | 0.00000 | 0.00000 | | | |
| L2555184-08C | 1 | 68 | 0.00250 | -0.00198 | | | |
| L2555310-01J | 1 | 69 | 1.66147 | 0.00986 | | | |
| L2555342-01M | 1 | 70 | 0.04655 | 0.00522 | | | |
| WG2110464-5 | 1 | 71 | 0.02601 | 0.00577 | | | |
| WG2110464-6 | 1 | 72 | 3.93248 | 0.02386 | | | |
| L2555342-02M | 1 | 73 | 0.03056 | -0.00396 | | | |
| L2553663-03A | 1 | 74 | 4.89606 | 0.40269 | | | |
| L2553847-01B | 1 | 75 | 0.04998 | 0.00111 | | | |
| L2553847-02A | 1 | 76 | 0.10282 | 0.00185 | | | |
| L2555102-02B | 1 | 77 | 17.47789 | 0.10899 | | | |
| CCV NO3 | 1 | S2 | 0.96722 | -0.00113 | | | |
| | Known Conc: | | 1.00000 | 0.00000 | | | |
| CCV NO2 | 1 | S9 | 0.99407 | 1.01232 | | | |
| | Known Conc: | | 0.00000 | 1.00000 | | | |
| CCB | 1 | S1 | -0.00502 | -0.00202 | | | |
| | Known Conc: | | 0.00000 | 0.00000 | | | |
| L2555102-02B | 1 | 77 | 18.70484 | 0.09042 | 10.00 | | |
| CCV NO3 | 1 | S2 | 0.95706 | -0.00068 | | | |
| | Known Conc: | | 1.00000 | 0.00000 | | | |
| CCV NO2 | 1 | S9 | 0.98792 | 1.00938 | | | |
| | Known Conc: | | 0.00000 | 1.00000 | | | |
| CCB | 1 | S1 | -0.00825 | -0.00438 | | | |
| | Known Conc: | | 0.00000 | 0.00000 | | | |

Channel 1 (NO3+NO2) - Set: 1 / 13

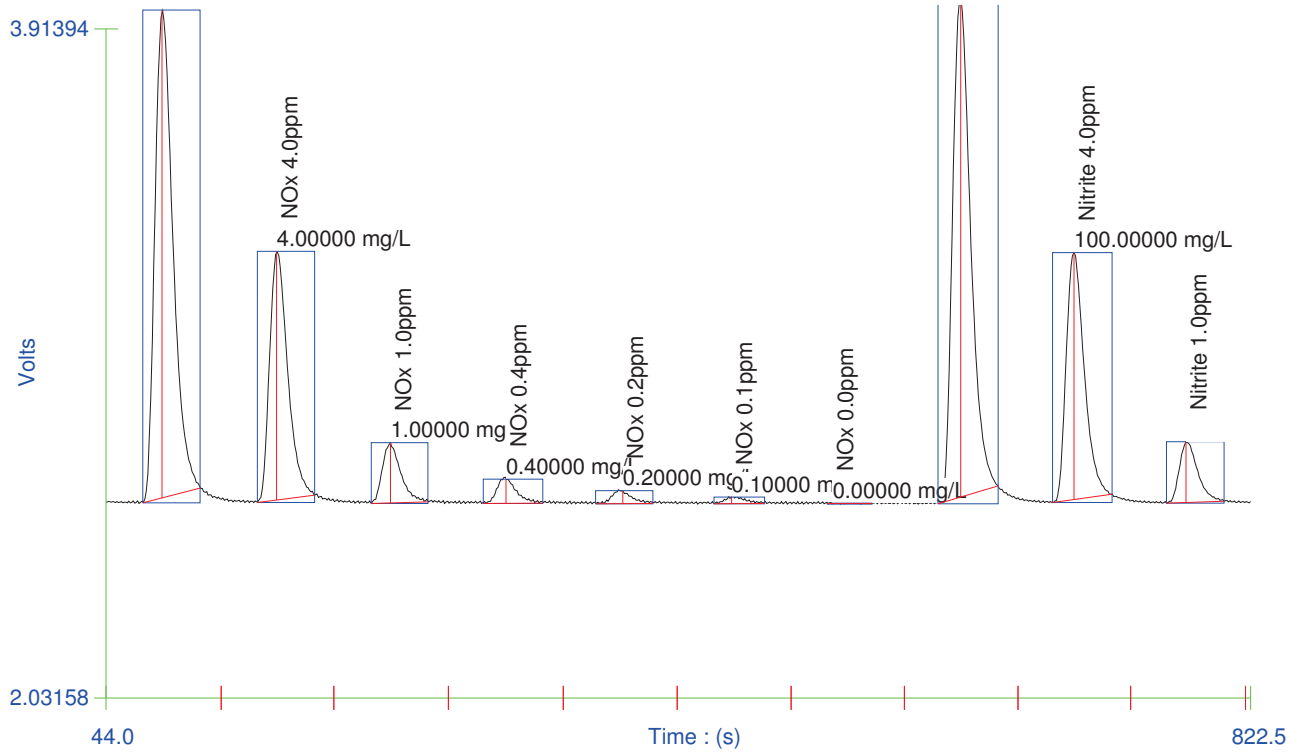

Channel 1 (NO3+NO2) - Set: 2 / 13

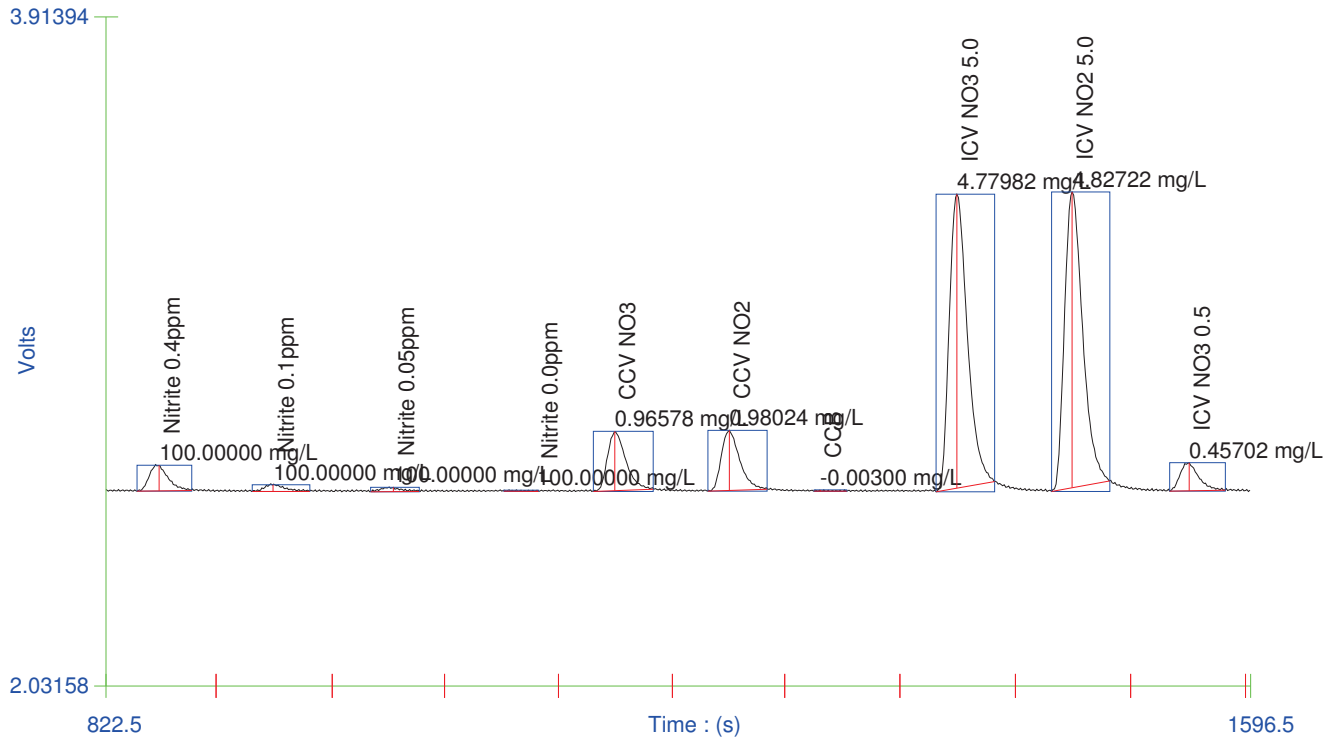


Channel 1 (NO3+NO2) - Set: 3 / 13

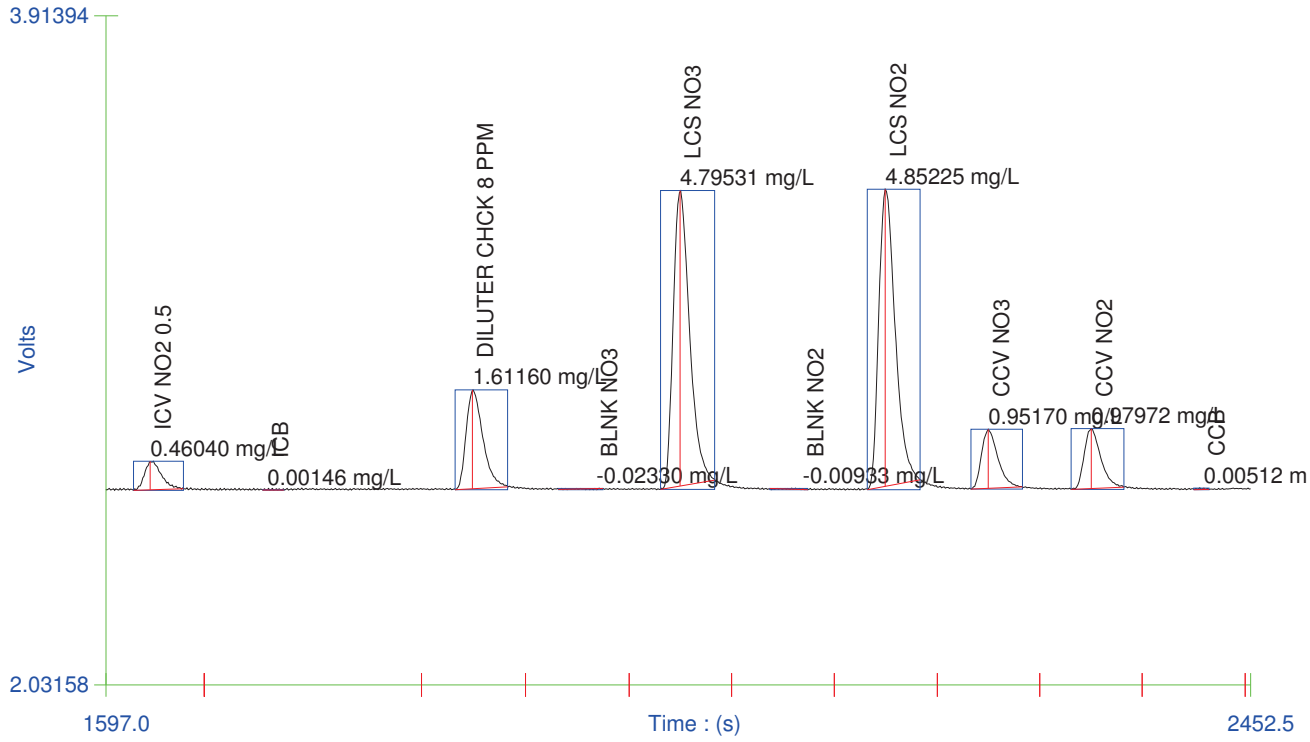

Channel 1 (NO3+NO2) - Set: 4 / 13

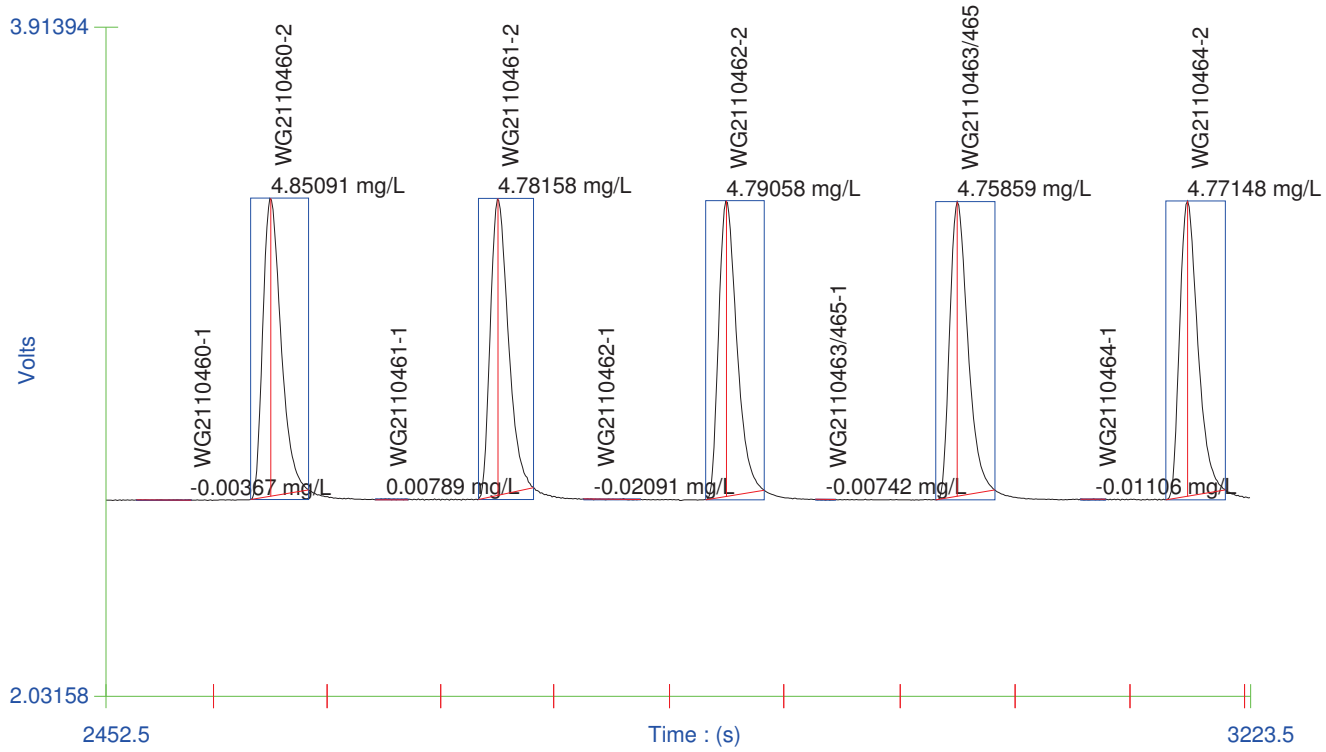


Channel 1 (NO3+NO2) - Set: 5 / 13

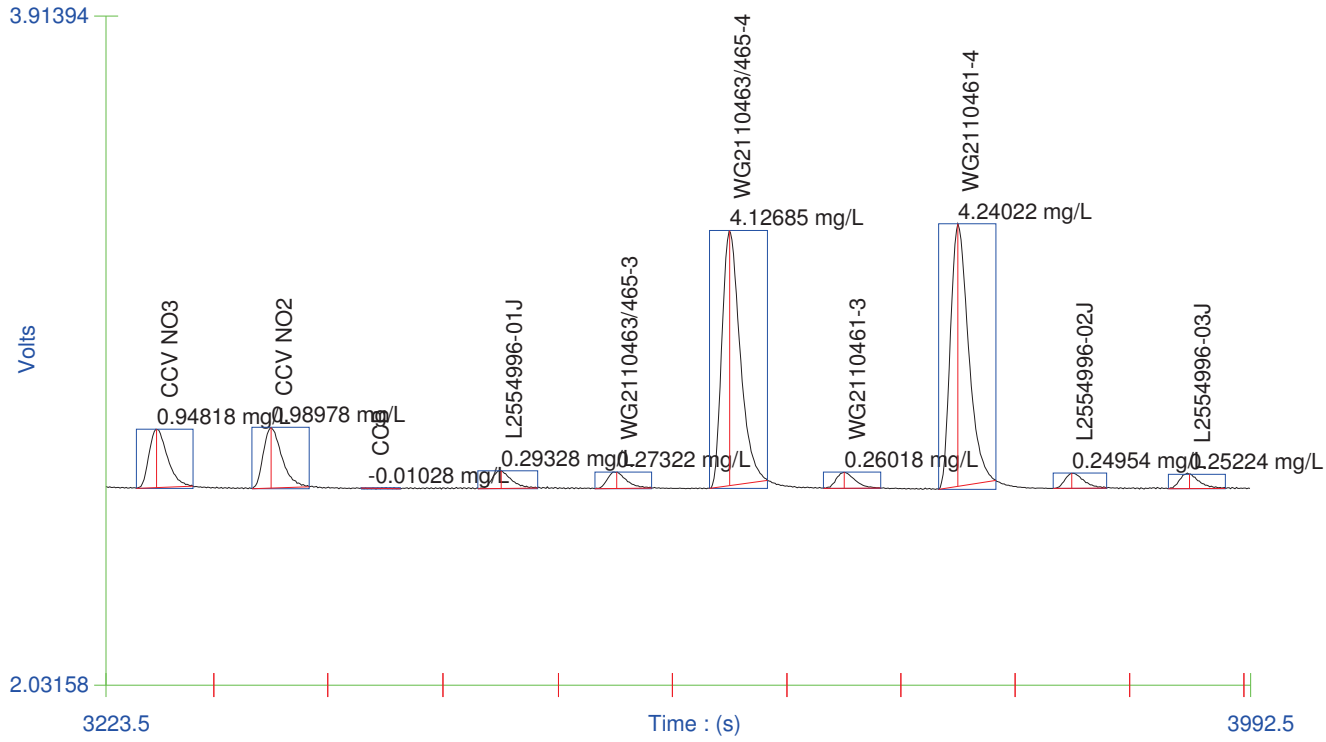

Channel 1 (NO3+NO2) - Set: 6 / 13

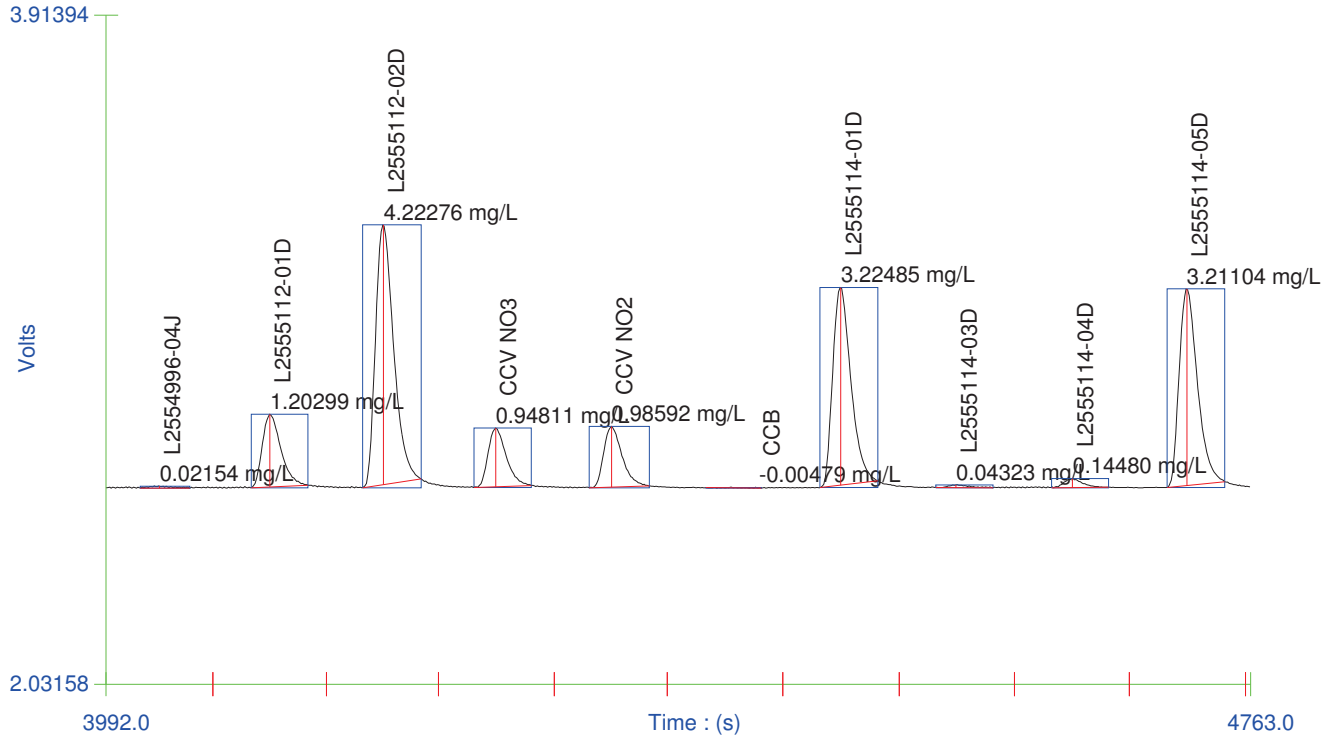


Channel 1 (NO3+NO2) - Set: 7 / 13

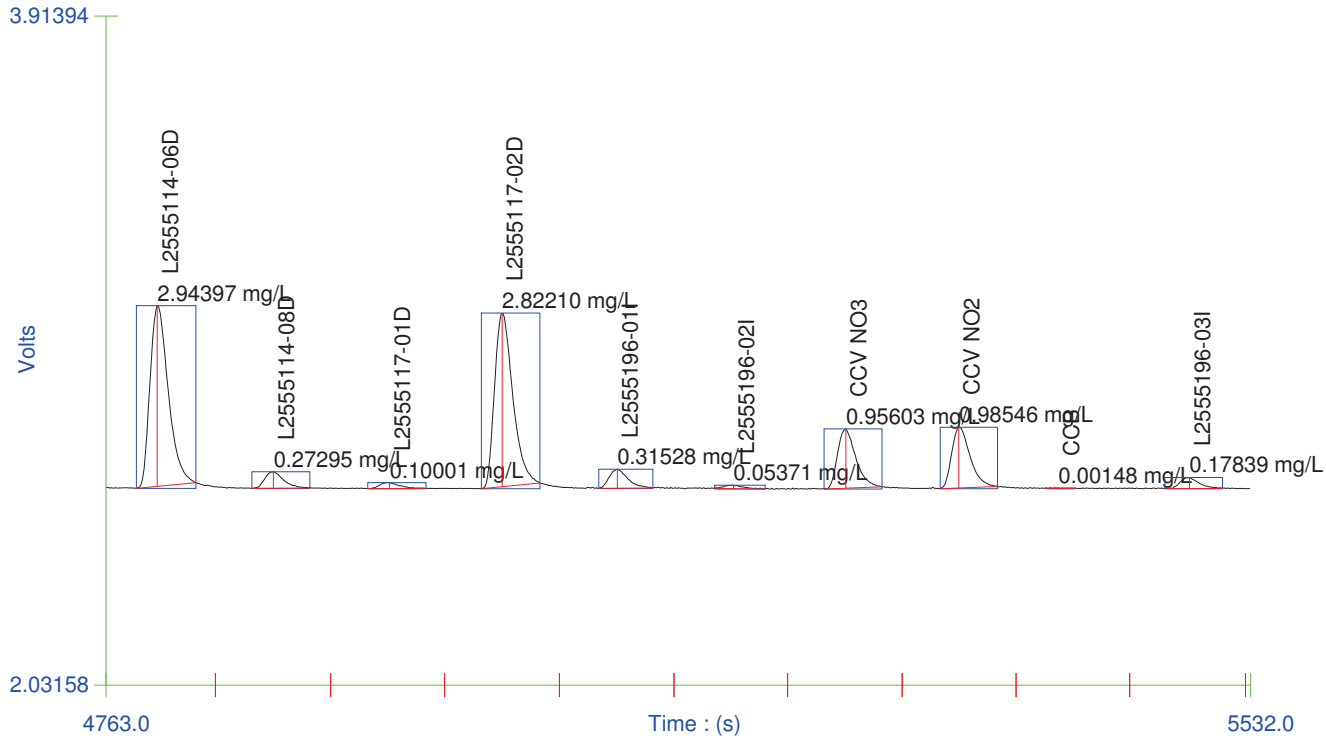

Channel 1 (NO3+NO2) - Set: 8 / 13

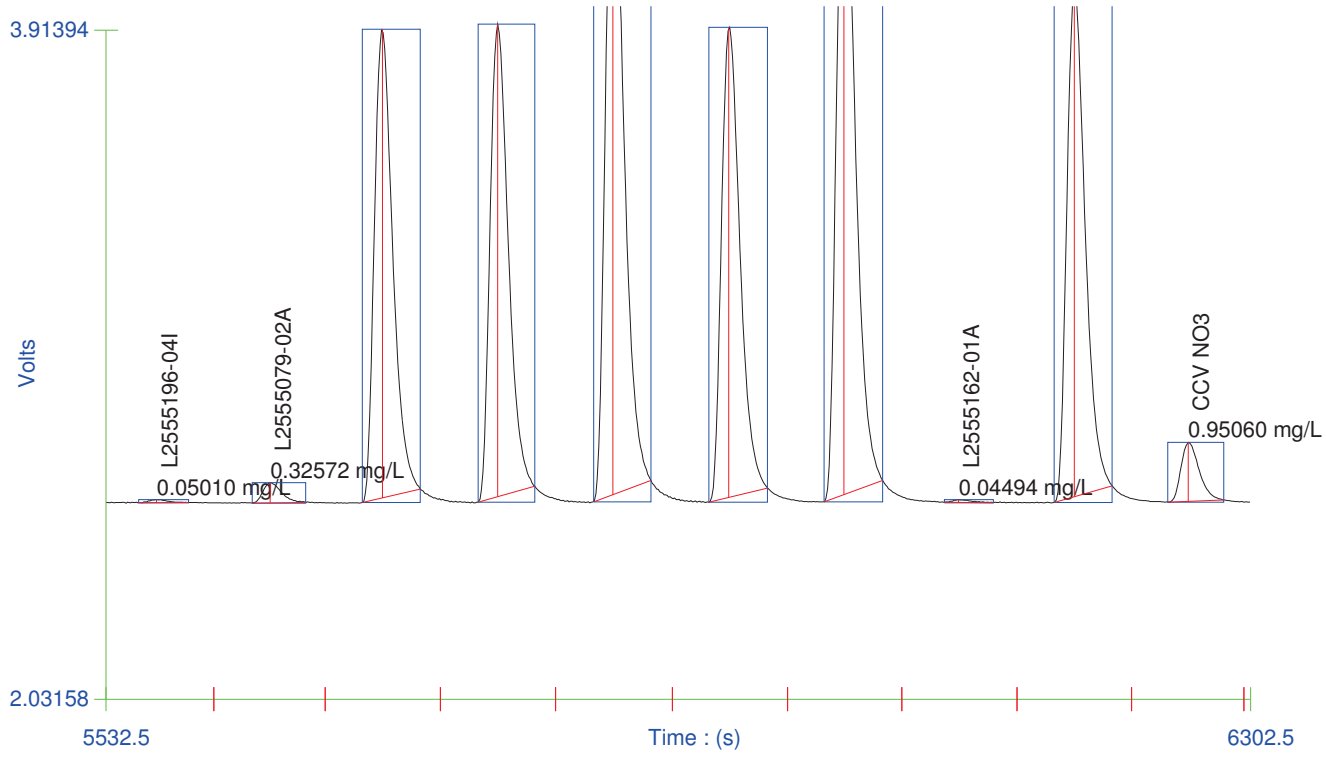


Channel 1 (NO3+NO2) - Set: 9 / 13

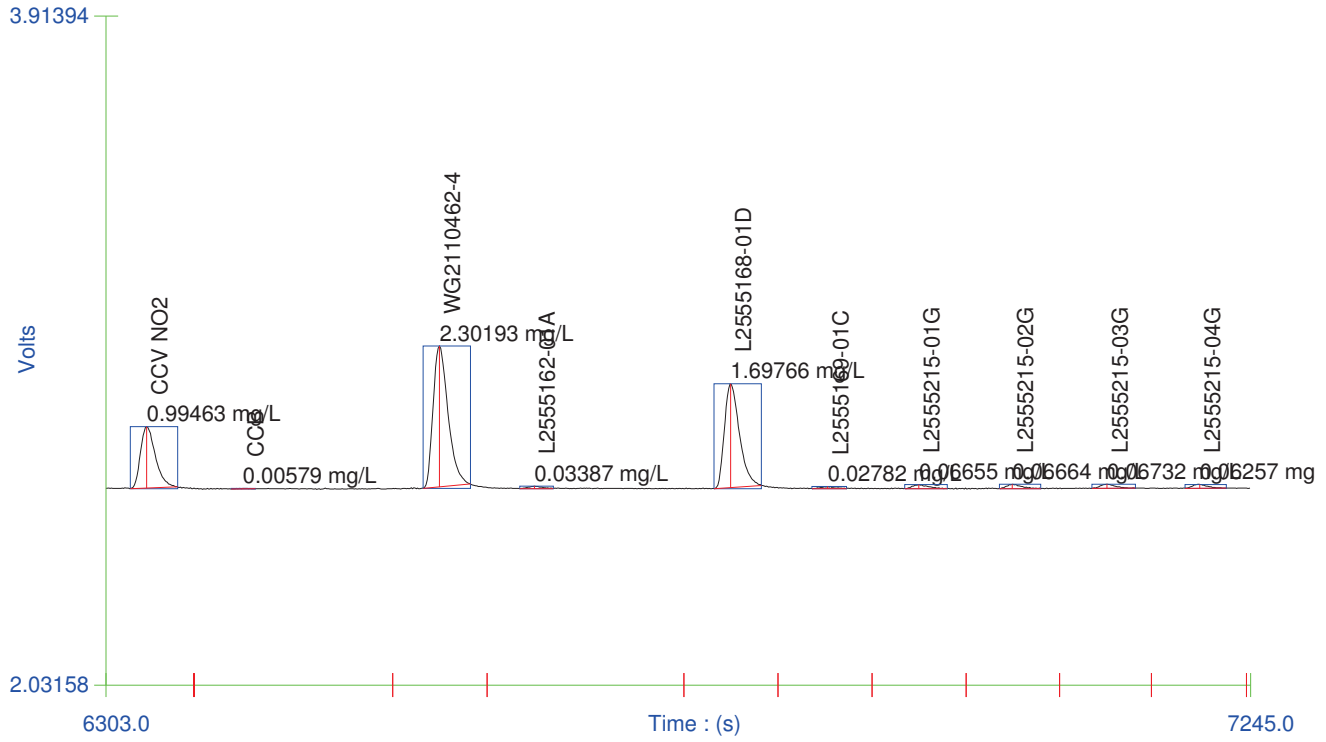

Channel 1 (NO3+NO2) - Set: 10 / 13

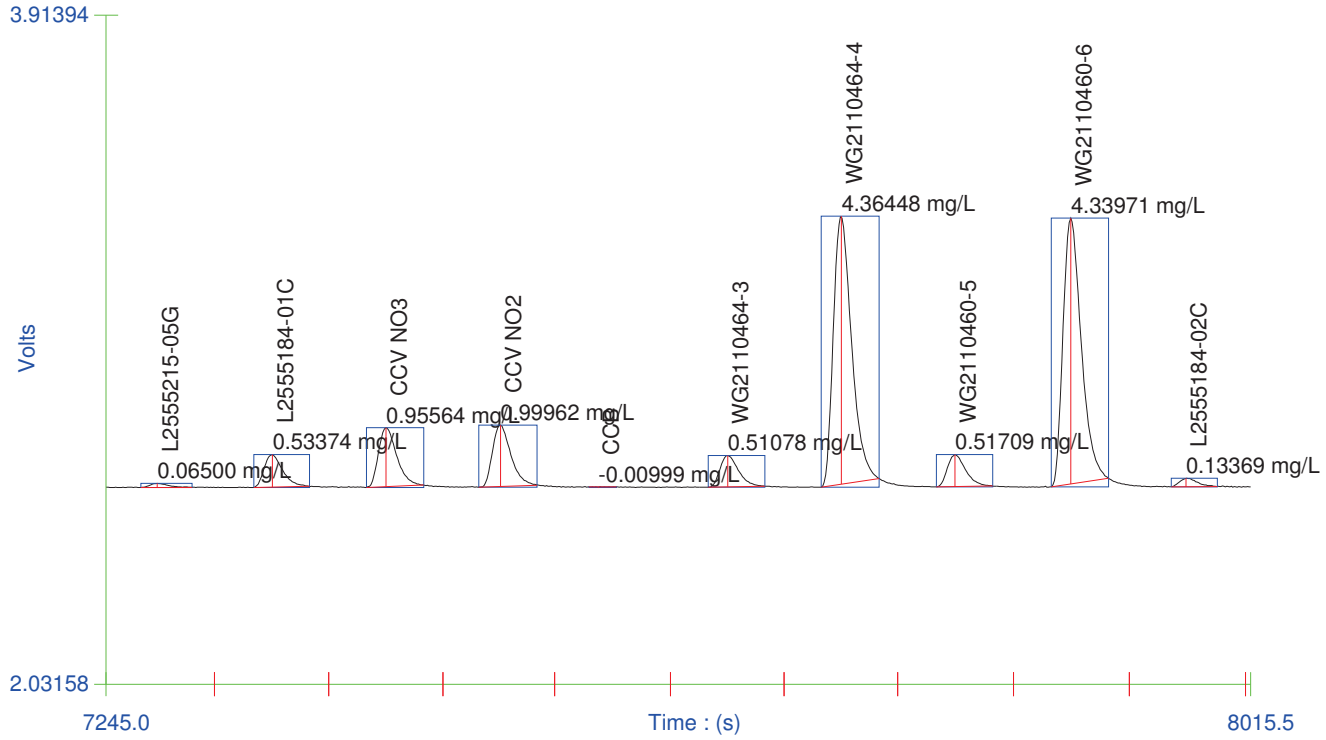


Channel 1 (NO3+NO2) - Set: 11 / 13

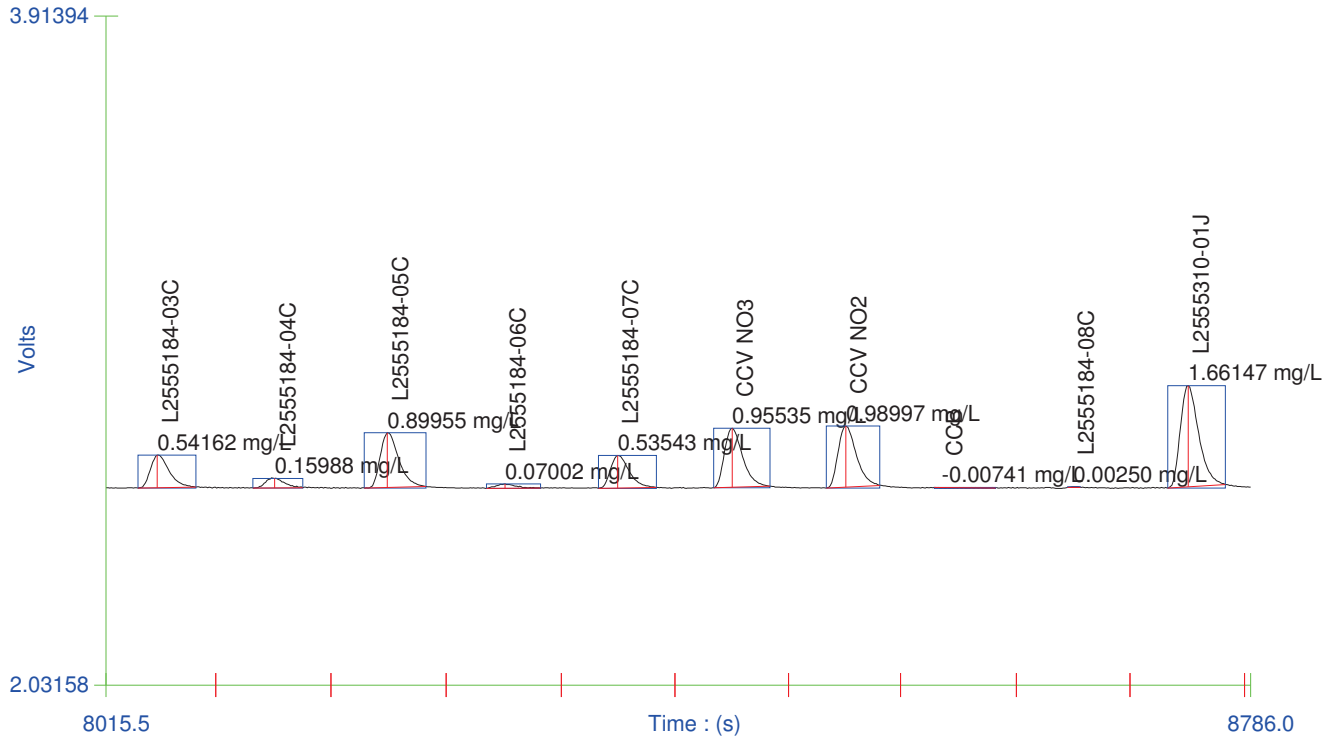

Channel 1 (NO3+NO2) - Set: 12 / 13

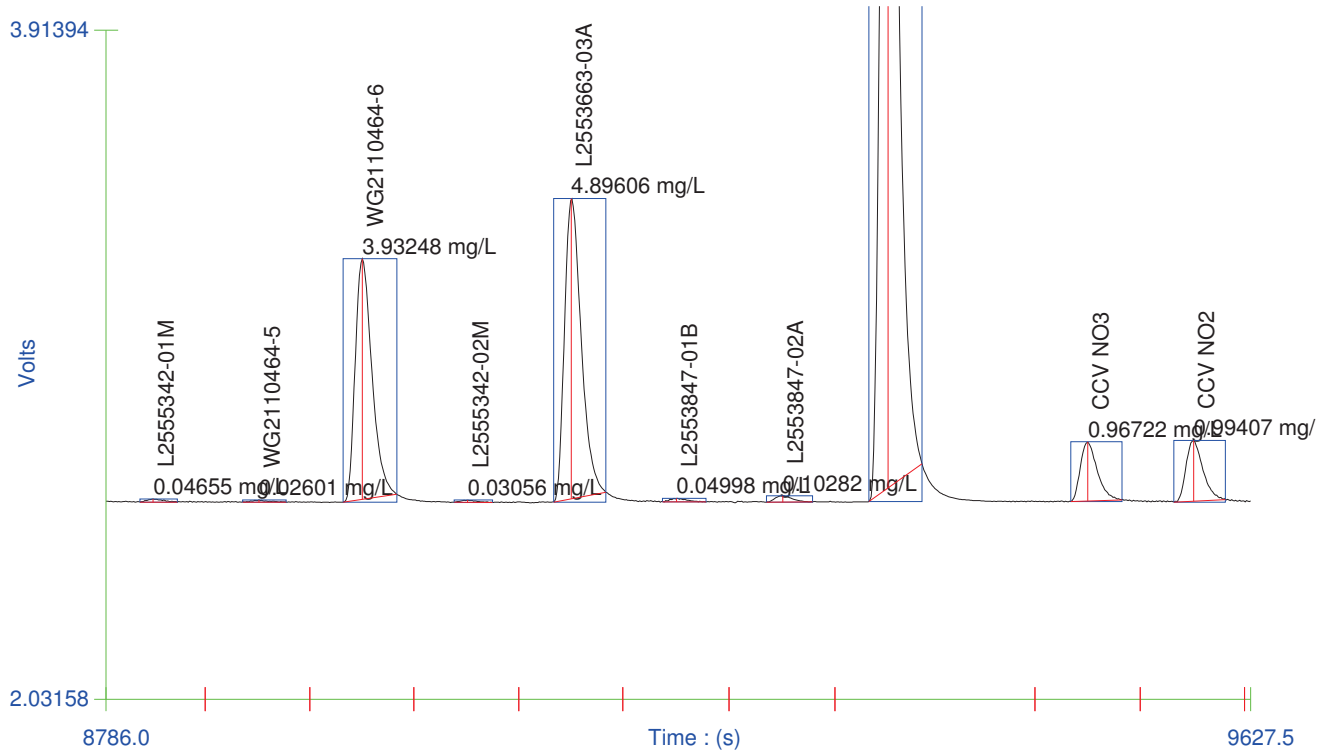


Channel 1 (NO3+NO2) - Set: 13 / 13

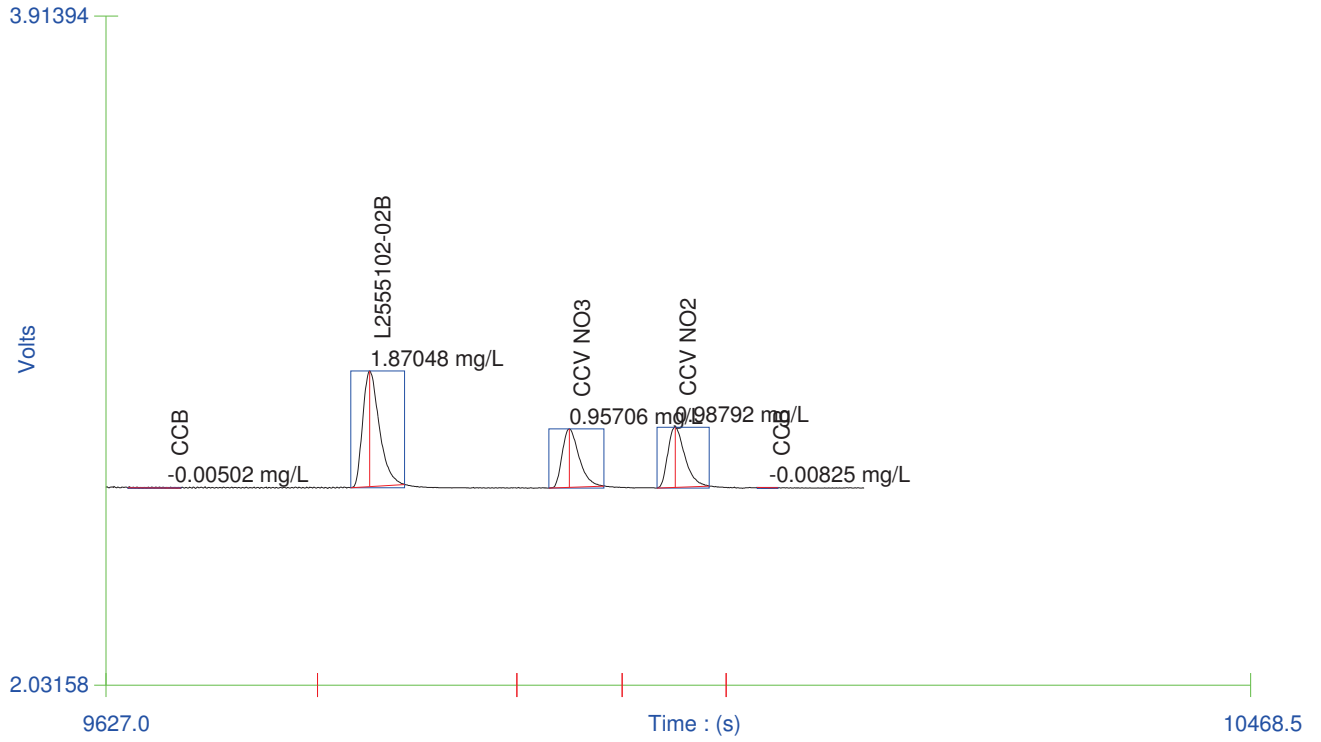

Channel 2 (NO2) - Set: 1 / 13

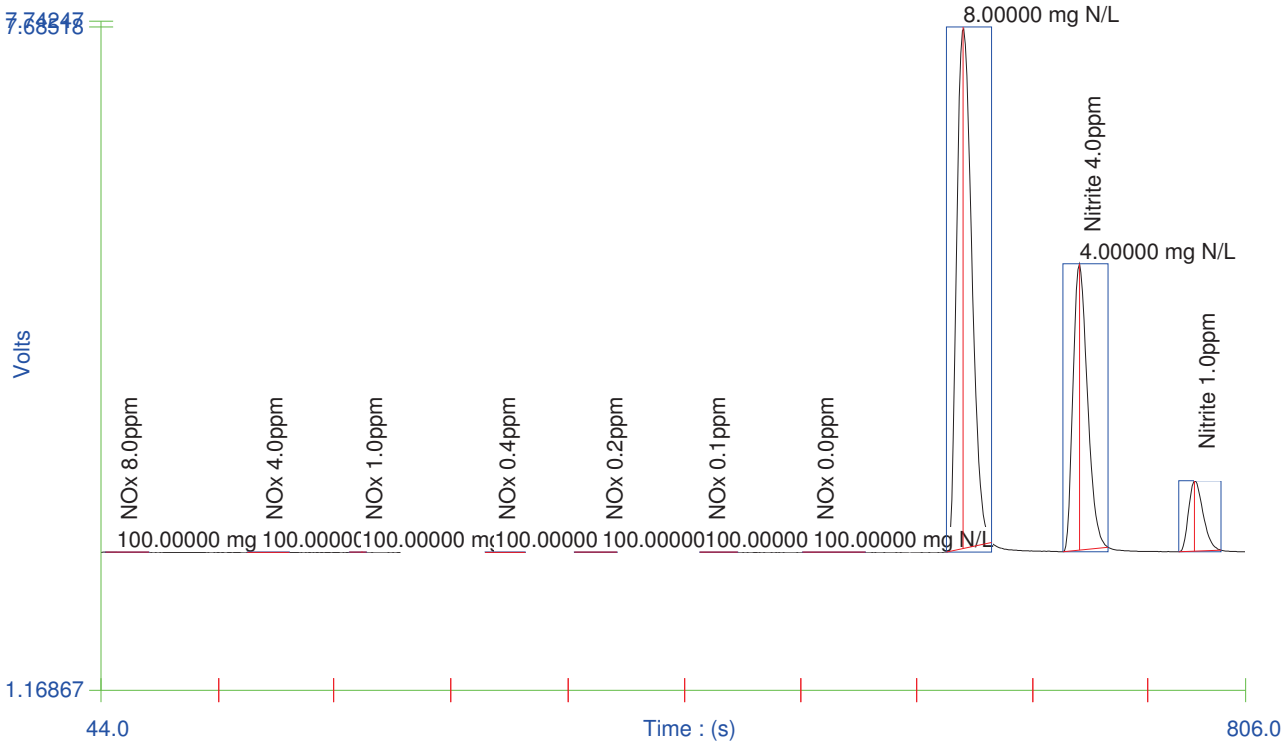


Channel 2 (NO2) - Set: 2 / 13

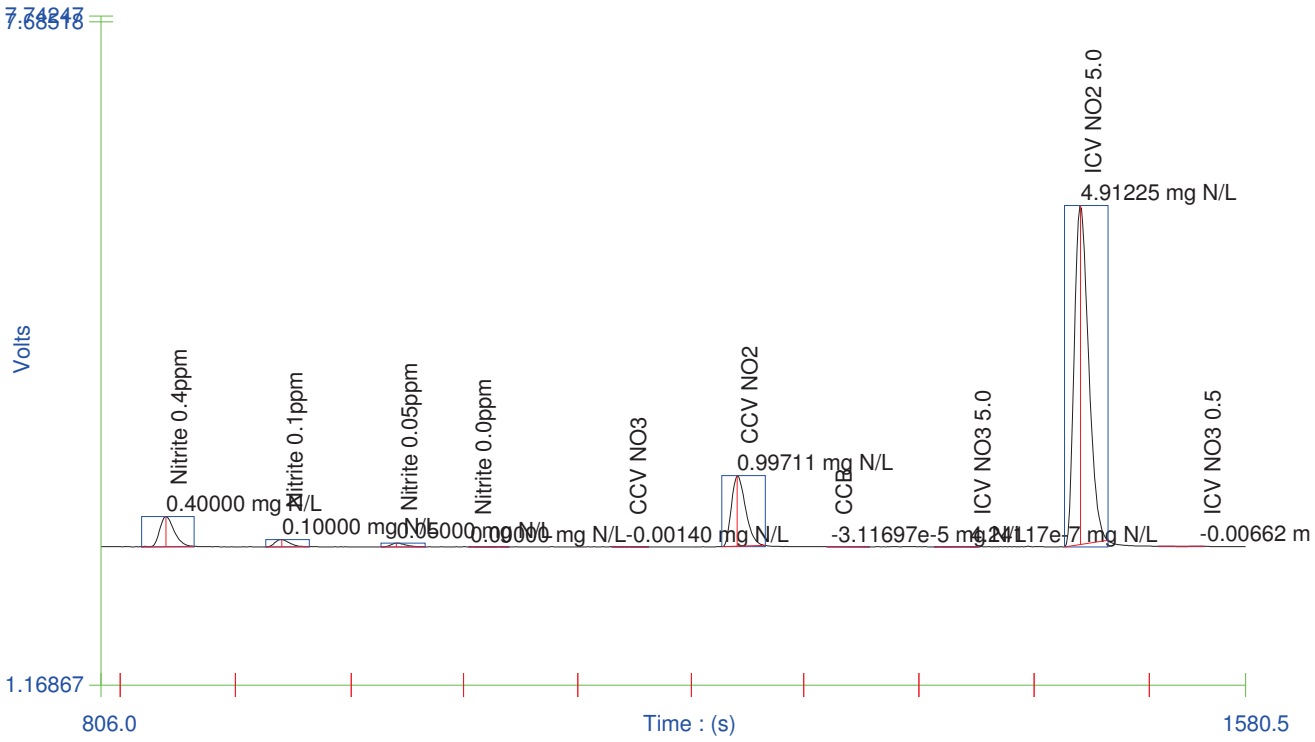

Channel 2 (NO2) - Set: 3 / 13

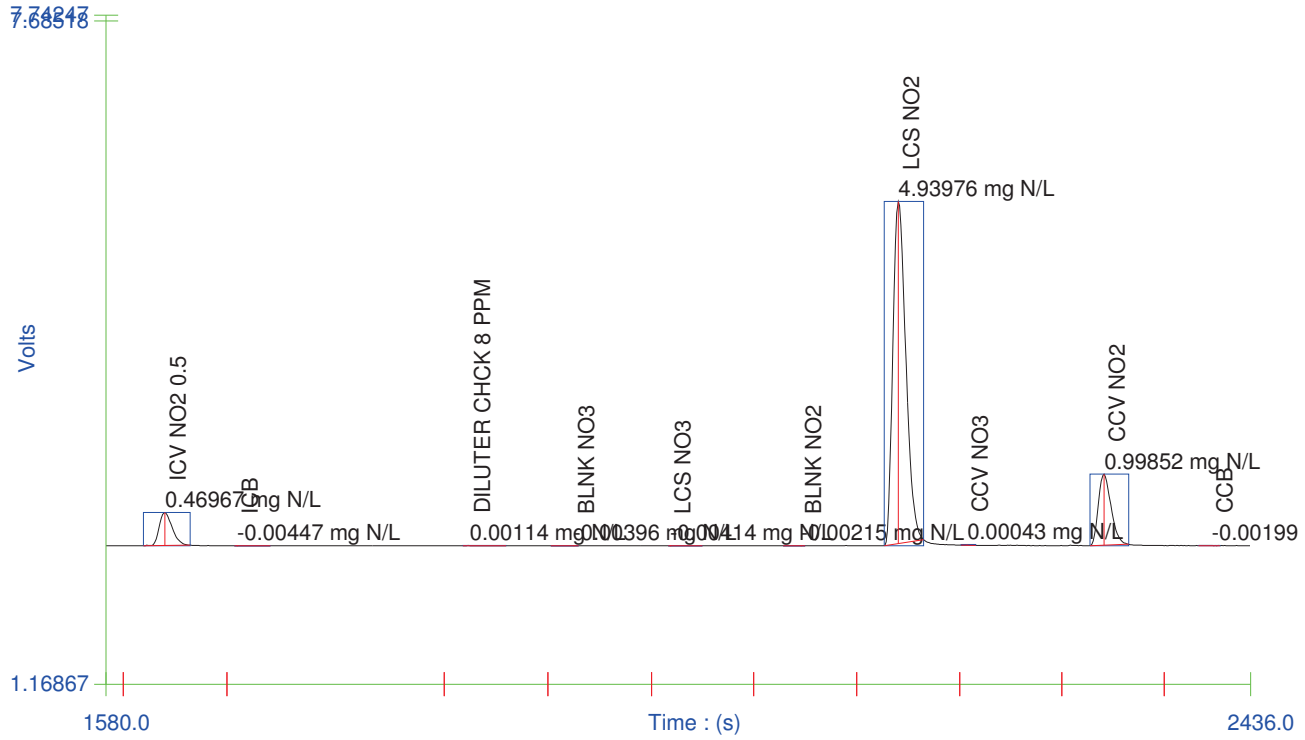


Channel 2 (NO2) - Set: 4 / 13

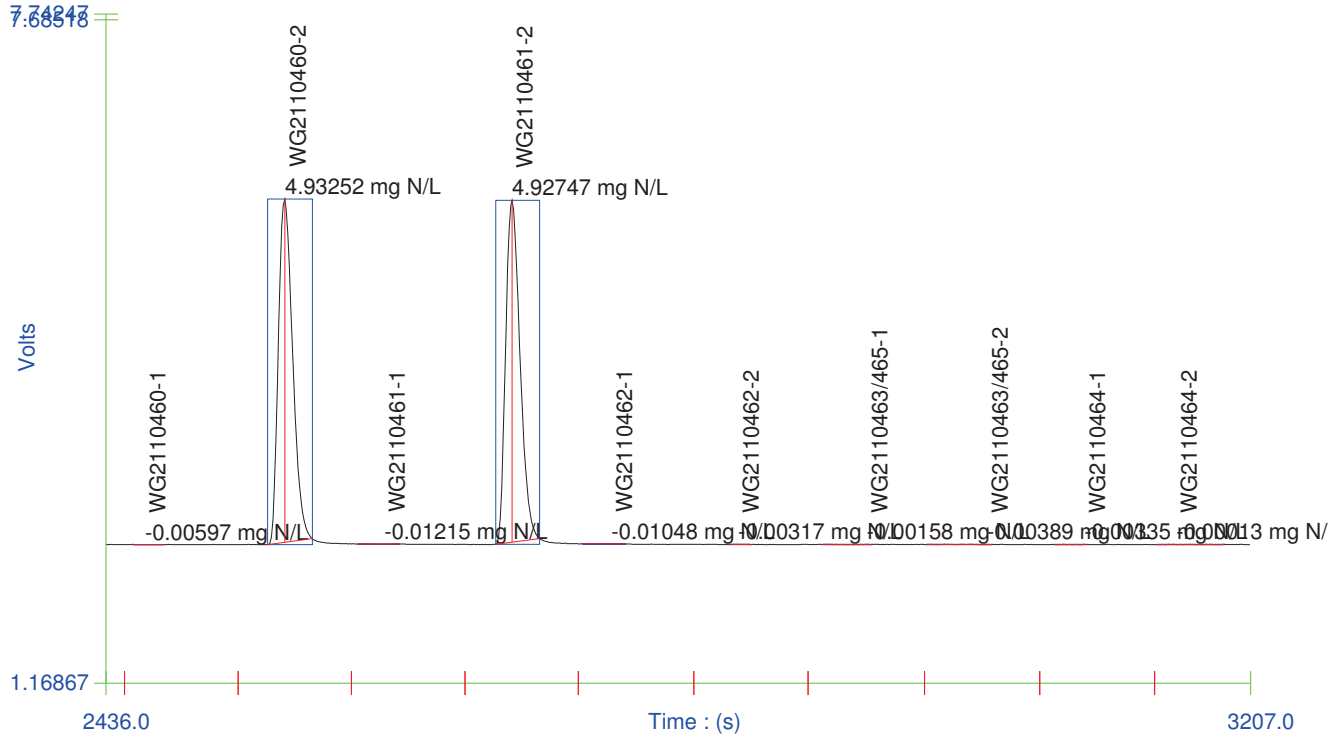

Channel 2 (NO2) - Set: 5 / 13

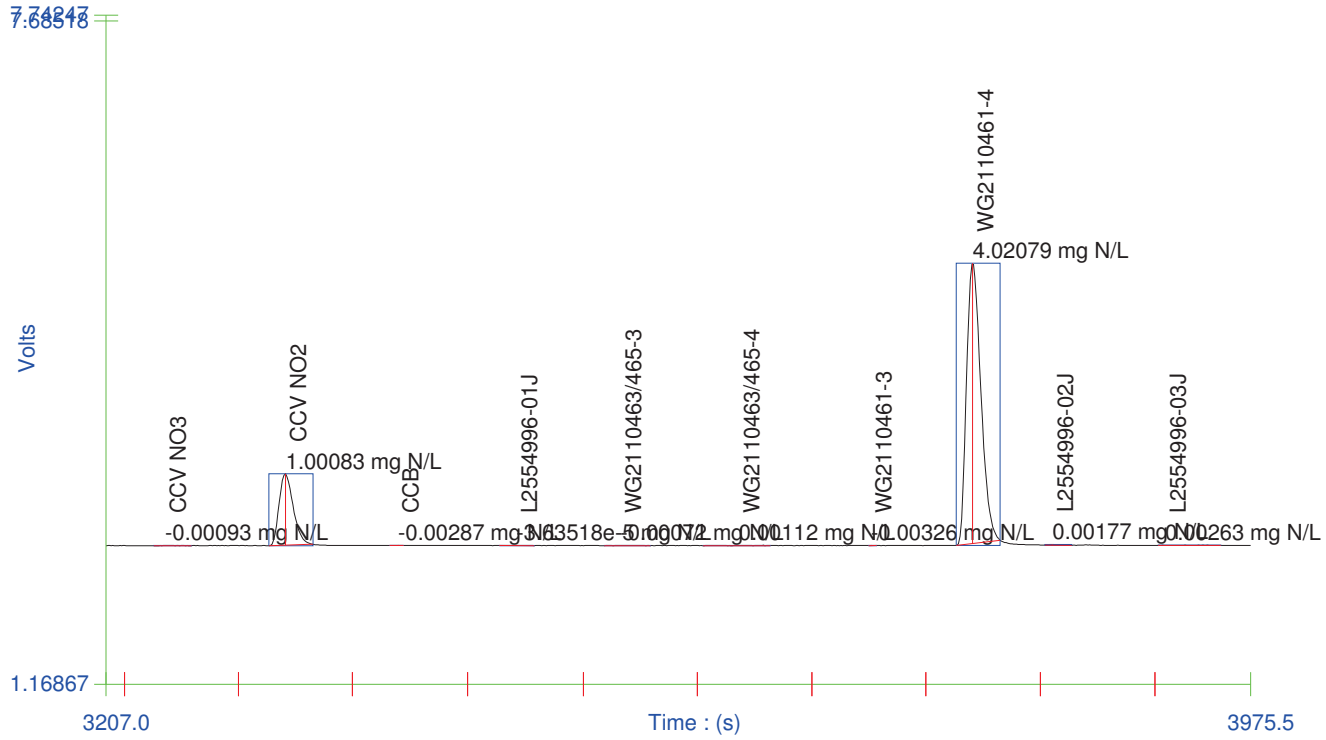


Channel 2 (NO2) - Set: 6 / 13

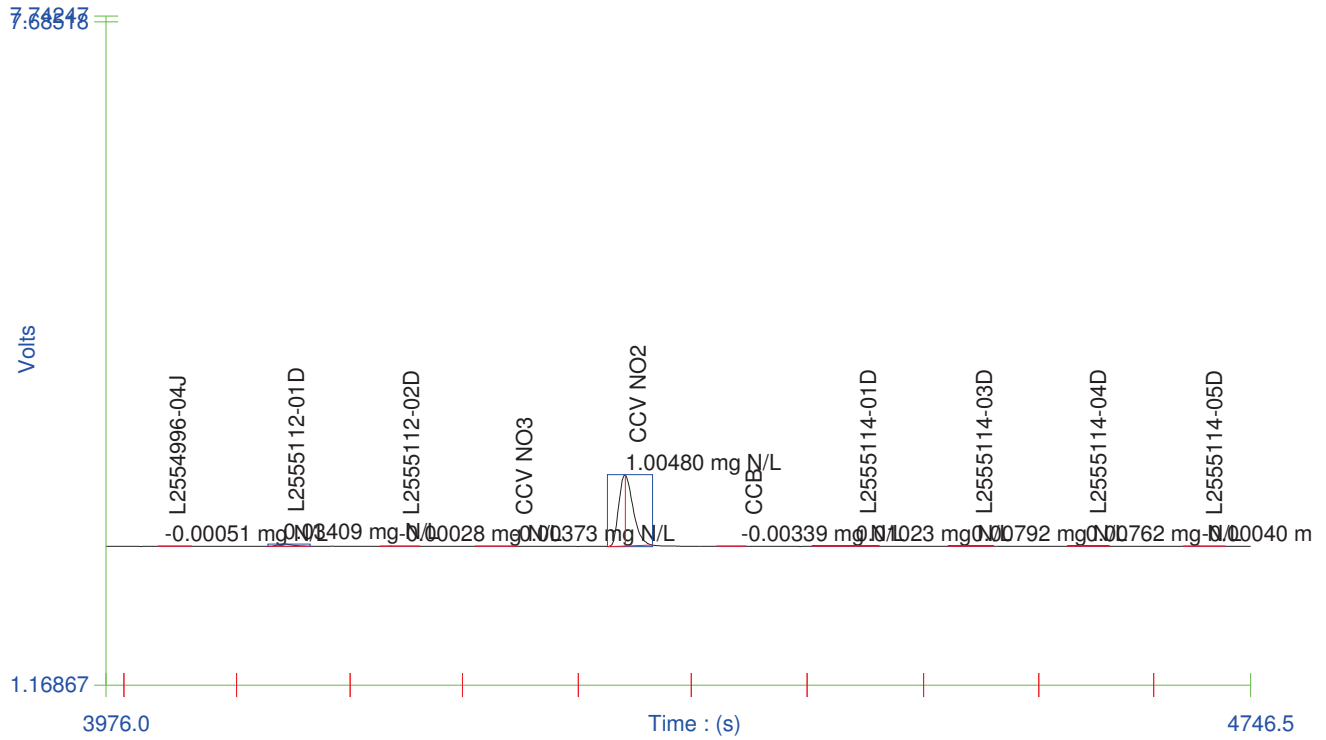

Channel 2 (NO2) - Set: 7 / 13

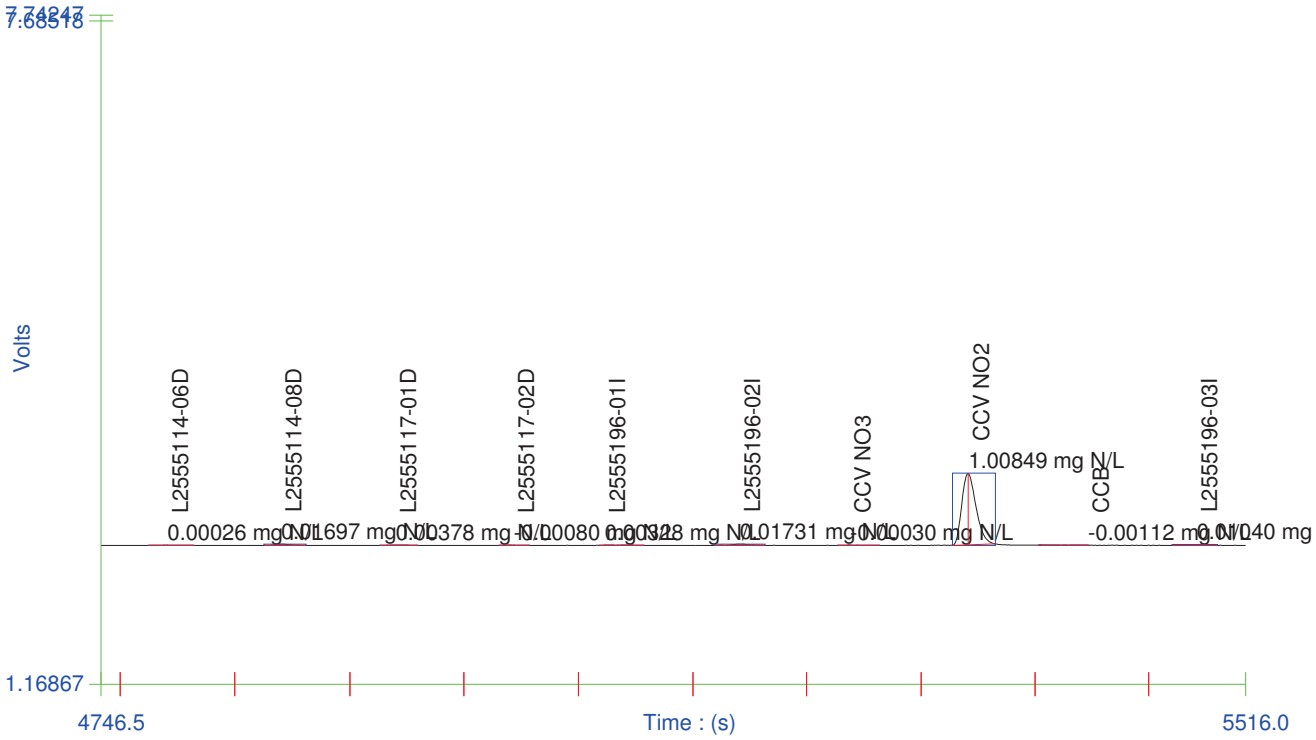


Channel 2 (NO2) - Set: 8 / 13

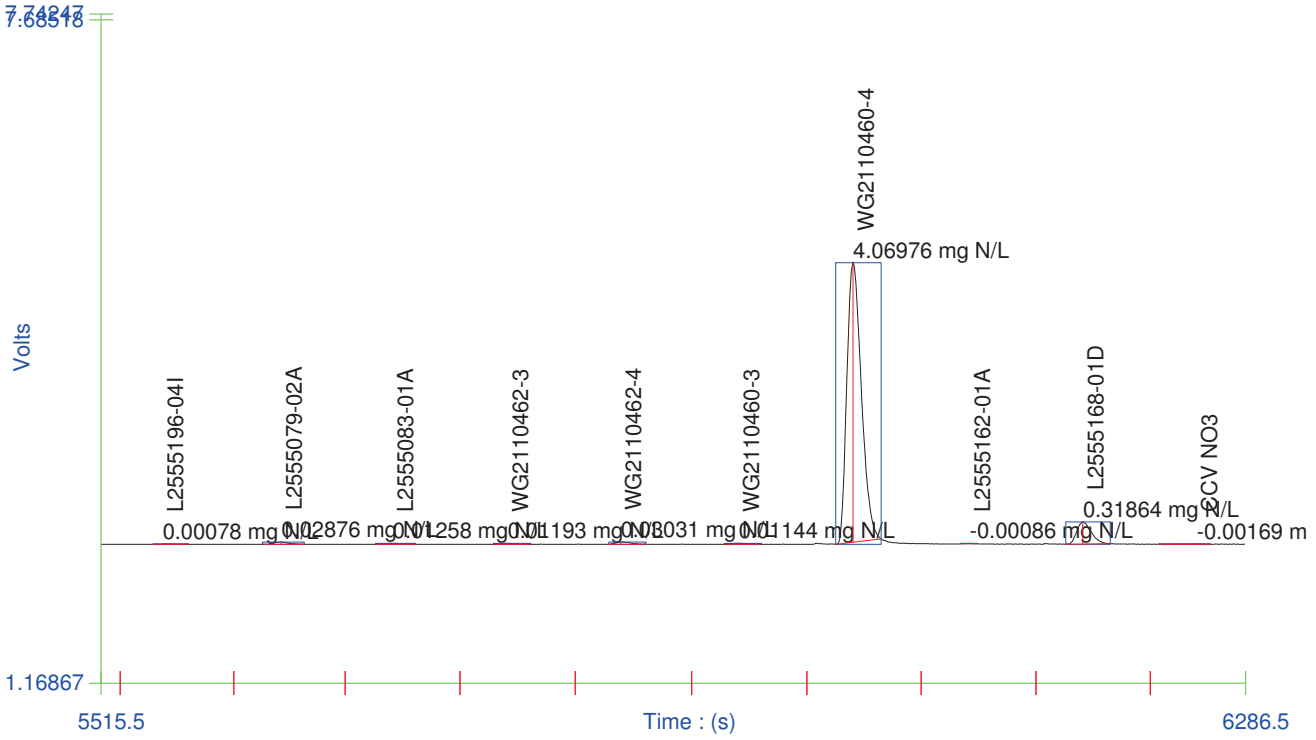

Channel 2 (NO2) - Set: 9 / 13

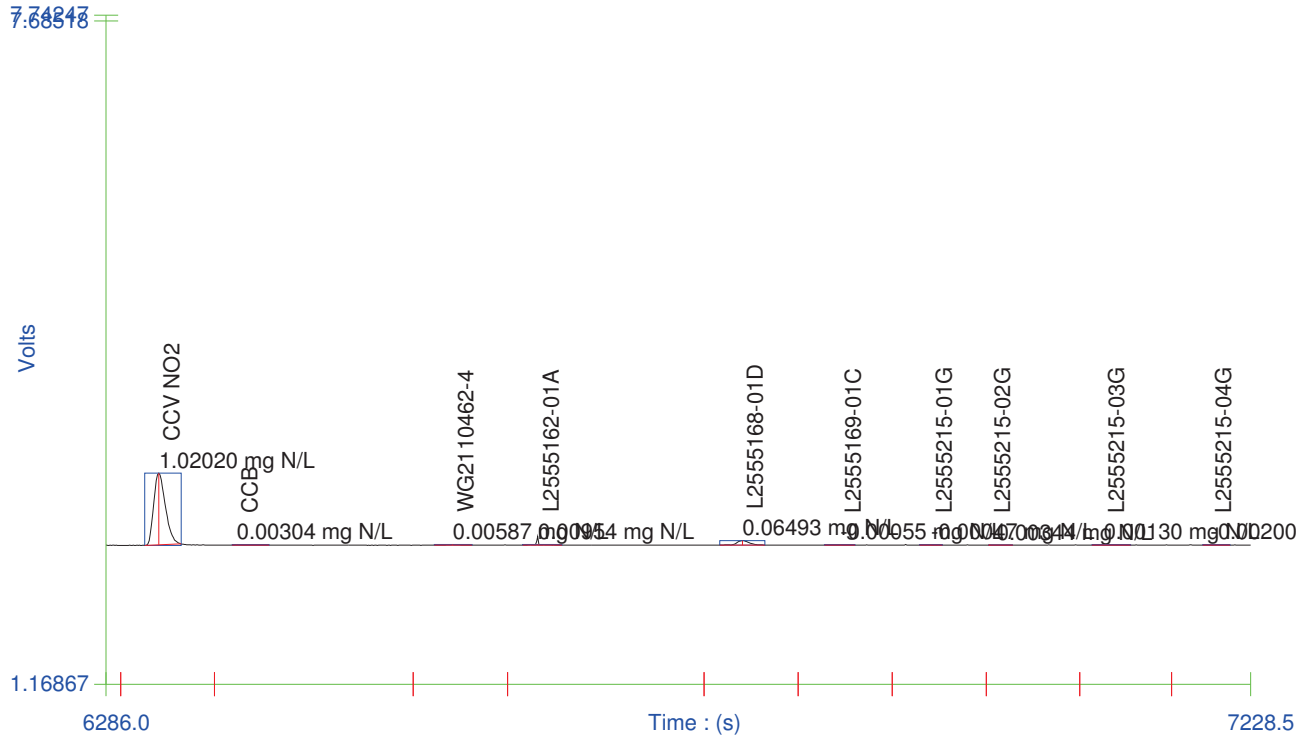


Channel 2 (NO2) - Set: 10 / 13

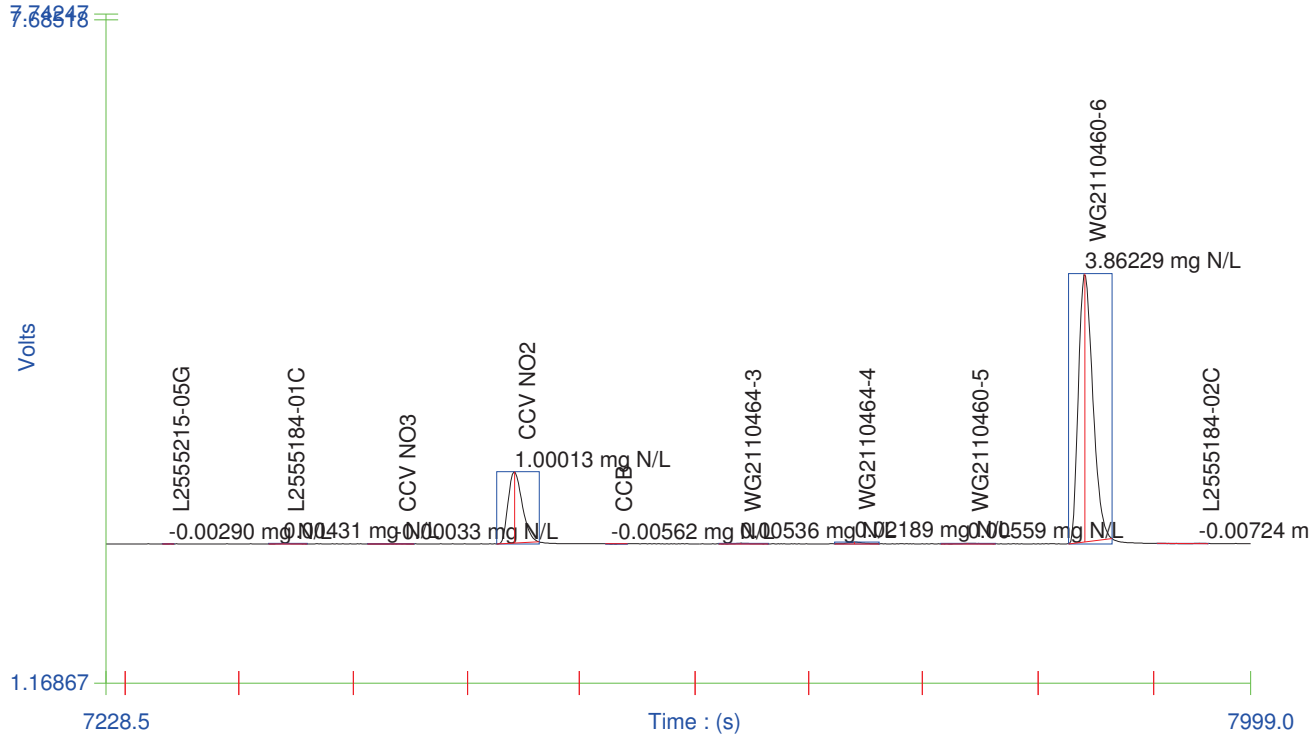

Channel 2 (NO2) - Set: 11 / 13

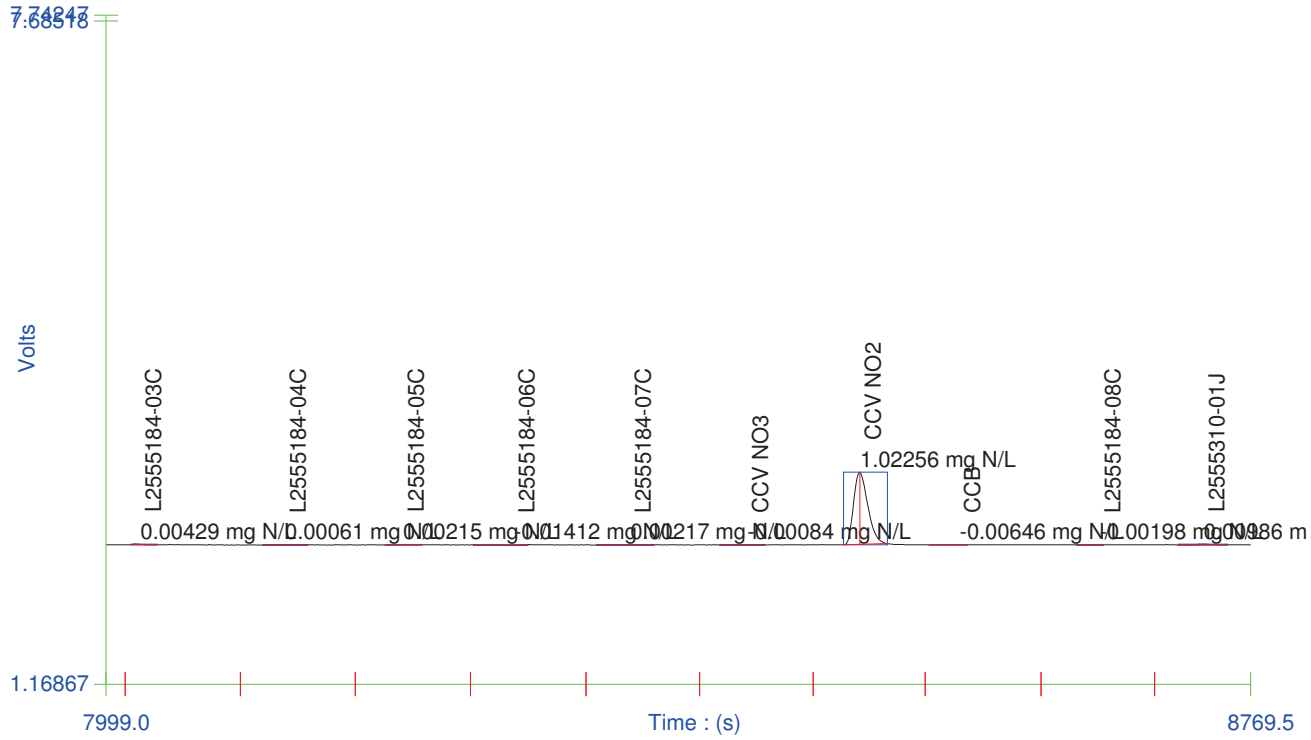


Channel 2 (NO2) - Set: 12 / 13

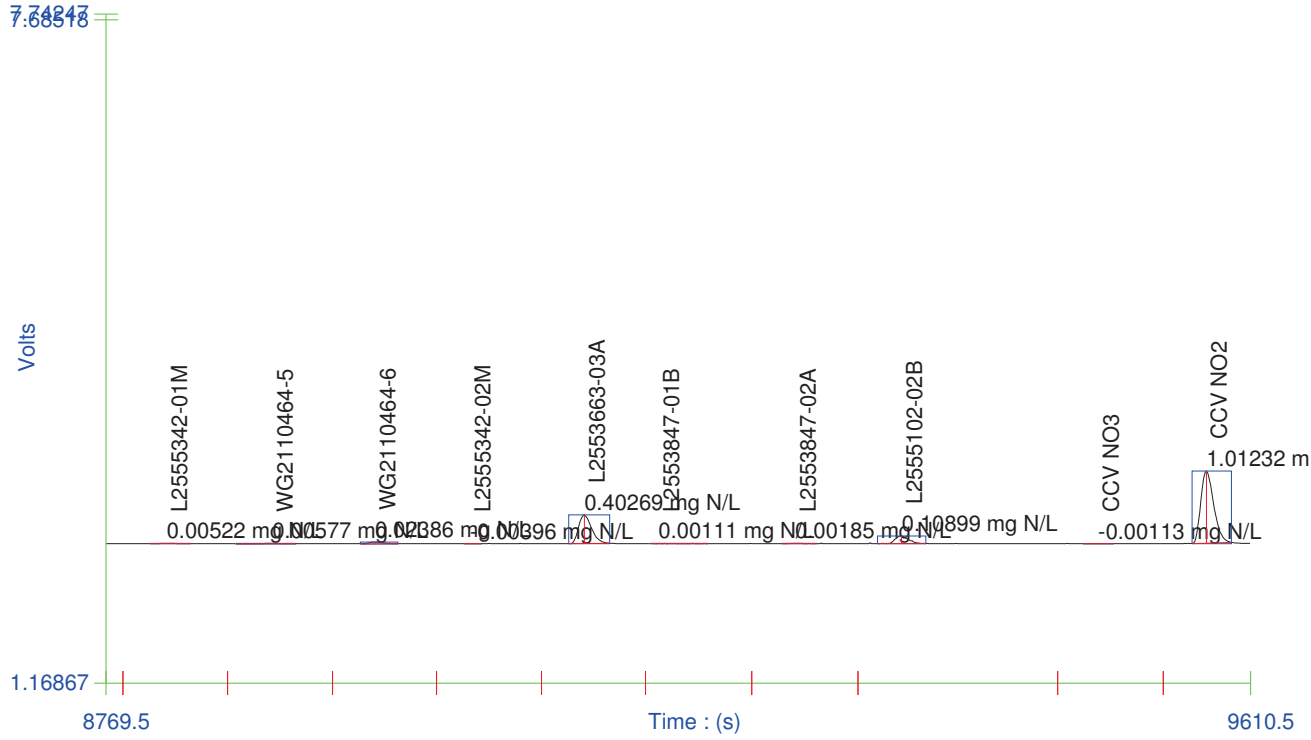

Channel 2 (NO2) - Set: 13 / 13

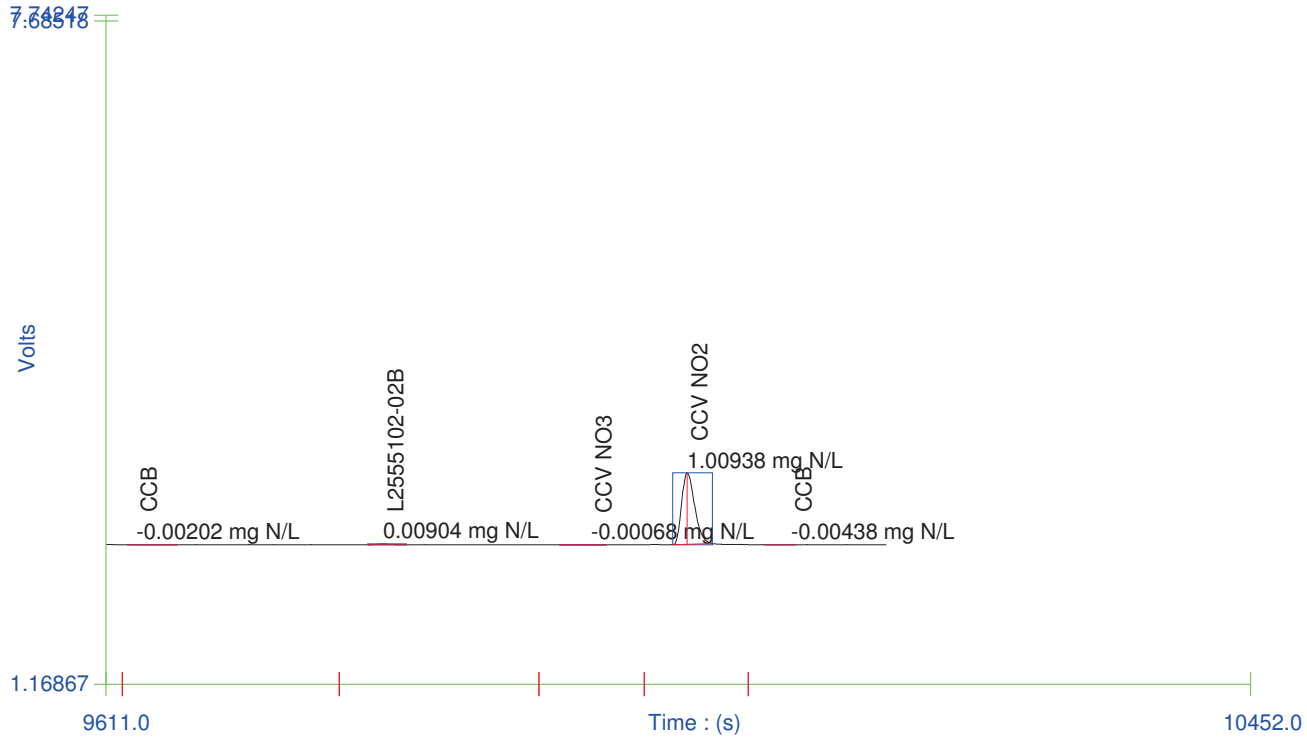


Table : 1 (NO3+NO2)

| | Known Conc. (mg/L) | Rep. | Peak Area (V.s) | Peak Height (V) | % RSD | % Residual | Det. Conc (mg/L) | Detection Date | Detection Time |
|---|---|---|---|---|---|---|---|---|---|
| 1 | 8.00000 | 1 | 19.49171 | 1.37290 | 0.0 | 0.6 | 7.95122 | 9/4/2025 | 2:30:22 AM |
| 2 | 4.00000 | 1 | 9.90316 | 0.69931 | 0.0 | -1.0 | 4.03905 | 9/4/2025 | 2:31:40 AM |
| 3 | 1.00000 | 1 | 2.38932 | 0.16916 | 0.0 | 2.6 | 0.97337 | 9/4/2025 | 2:32:57 AM |
| 4 | 0.40000 | 1 | 1.03128 | 0.06783 | 0.0 | -4.8 | 0.41929 | 9/4/2025 | 2:34:15 AM |
| 5 | 0.20000 | 1 | 0.52461 | 0.03674 | 0.0 | -6.2 | 0.21256 | 9/4/2025 | 2:35:33 AM |
| 6 | 0.10000 | 1 | 0.25002 | 0.01856 | 0.0 | -0.5 | 0.10053 | 9/4/2025 | 2:36:51 AM |
| 7 | 0.00000 | 1 | -0.01925 | -0.00207 | | | -0.00934 | 9/4/2025 | 2:38:08 AM |

Figure : 1 (NO3+NO2)

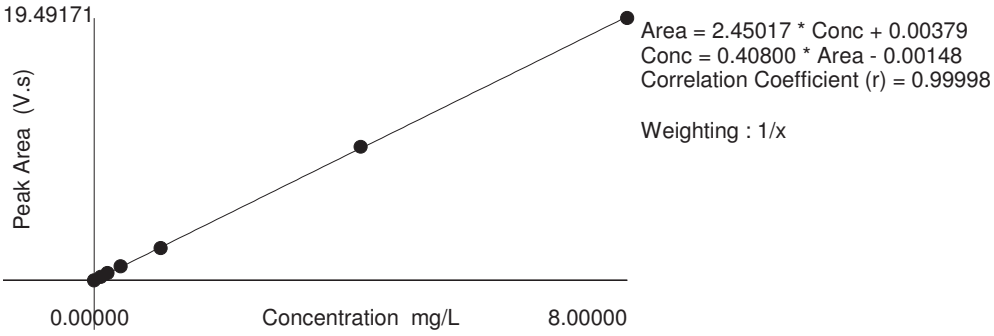

Table : 2 (Nitrite)

| | Known Conc. (mg N/L) | Rep. | Peak Area (V.s) | Peak Height (V) | % RSD | % Residual | Det. Conc (mg N/L) | Detection Date | Detection Time |
|---|---|---|---|---|---|---|---|---|---|
| 1 | 8.00000 | 1 | 59.87905 | 5.12446 | 0.0 | 1.7 | 7.86050 | 9/4/2025 | 2:39:25 AM |
| 2 | 4.00000 | 1 | 31.25169 | 2.81191 | 0.0 | -2.6 | 4.10082 | 9/4/2025 | 2:40:43 AM |
| 3 | 1.00000 | 1 | 7.61949 | 0.69247 | 0.0 | 0.2 | 0.99715 | 9/4/2025 | 2:42:00 AM |
| 4 | 0.40000 | 1 | 3.28636 | 0.29539 | 0.0 | -7.0 | 0.42808 | 9/4/2025 | 2:43:18 AM |
| 5 | 0.10000 | 1 | 0.82059 | 0.07215 | 0.0 | -4.1 | 0.10424 | 9/4/2025 | 2:44:36 AM |
| 6 | 0.05000 | 1 | 0.41580 | 0.03613 | 0.0 | -1.9 | 0.05108 | 9/4/2025 | 2:45:55 AM |
| 7 | 0.00000 | 1 | -0.02611 | -0.00194 | | | -0.00696 | 9/4/2025 | 2:47:11 AM |

Figure : 2 (Nitrite)

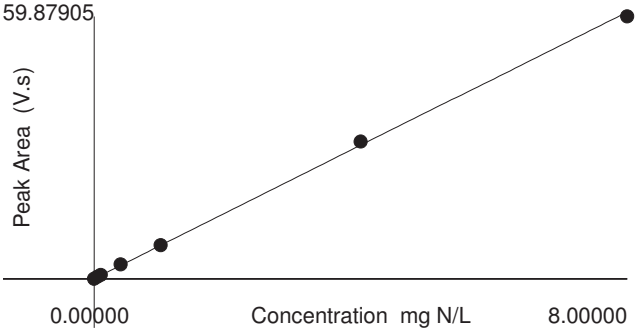


Area = 7.60949 * Conc + 0.02739
Conc = 0.13133 * Area - 0.00353
Correlation Coefficient (r) = 0.99998

Weighting : 1/x

Original Run Filename: OM_9-4-2025_06-39-29AM.OMN Created: 9/4/2025 6:39:29 AM
Original Run Author's Signature: [A1wetcheminstrument]
Current Run Filename: OM_9-4-2025_06-39-29AM.OMN Last Modified: 9/4/2025 7:34:01 AM
Current Run Author's Signature: [A1wetcheminstrument]
Description: Default New Run

| Sample | Rep. | Cup No. | Channel 1 NO3+NO2 (mg/L) | Channel 2 Nitrite (mg N/L) | ADF | MDF | Weight |
|---|---|---|---|---|---|---|---|
| CCV NO3 | 1 | S2 | 0.95521 | -0.00090 | | | |
| | Known Conc: | | 1.00000 | 0.00000 | | | |
| | Calibration: | | Table/Fig. : 1 | Table/Fig. : 2 | | | |
| CCV NO2 | 1 | S9 | 1.01438 | 0.99506 | | | |
| | Known Conc: | | 0.00000 | 1.00000 | | | |
| CCB | 1 | S1 | -0.00890 | -0.00089 | | | |
| | Known Conc: | | 0.00000 | 0.00000 | | | |
| WG2110466-1; 5.0340 | 1 | 78 | 0.38506 | -0.01715 | | | 0.10068 g |
| WG2110466-2; 5.0149 | 1 | 79 | 47.18813 | -0.03952 | | | 0.10030 g |
| WG2110467-1; 5.0340 | 1 | 80 | -0.13713 | 0.02230 | | | 0.10068 g |
| WG2110467-2; 5.1678 | 1 | 81 | 48.01338 | 46.84786 | | | 0.10336 g |
| L2553179-01K; 5.0033 | 1 | 82 | 0.20757 | -0.08715 | | | 0.10007 g |
| WG2110466-3; 5.3270 | 1 | 83 | 0.18687 | -0.00956 | | | 0.10654 g |
| WG2110466-4; 5.0489 | 1 | 84 | 81.95710 | -0.41666 | 5.00 | | 0.10098 g |
| WG2110467-3; 5.3270 | 1 | 85 | 0.07146 | 0.00818 | | | 0.10654 g |
| WG2110467-4; 5.5221 | 1 | 86 | 76.59334 | 76.07715 | 5.00 | | 0.11044 g |
| L2553179-02K; 5.3323 | 1 | 87 | 0.21478 | -0.05443 | | | 0.10665 g |
| CCV NO3 | 1 | S2 | 0.95335 | -0.00306 | | | |
| | Known Conc: | | 1.00000 | 0.00000 | | | |
| CCV NO2 | 1 | S9 | 1.00509 | 1.00498 | | | |
| | Known Conc: | | 0.00000 | 1.00000 | | | |
| CCB | 1 | S1 | 0.00297 | -0.03839 | | | |
| | Known Conc: | | 0.00000 | 0.00000 | | | |
| L2553179-03K; 5.0870 | 1 | 88 | 0.34392 | -0.04257 | | | 0.10174 g |
| L2553179-04R; 5.2793 | 1 | 89 | 0.45057 | 0.17275 | | | 0.10559 g |
| L2553179-05K; 5.0443 | 1 | 90 | 0.26724 | 0.05232 | | | 0.10089 g |
| L2553179-06K; 5.0112 | 1 | 91 | 0.36487 | 0.02981 | | | 0.10022 g |
| L2554022-01B; 5.2679 | 1 | 92 | 1.19704 | 0.13064 | | | 0.10536 g |
| L2554499-01C; 5.1026 | 1 | 93 | 0.67005 | 0.06373 | | | 0.10205 g |
| L2554817-01C; 5.0533 | 1 | 94 | 30.71559 | 2.33218 | | | 0.10107 g |
| L2555226-01S | 1 | 95 | 0.05324 | 0.00302 | | | |
| WG2110544-3 | 1 | 96 | 0.03582 | 0.00285 | | | |
| WG2110544-4 | 1 | 97 | 3.73480 | 0.00371 | | | |
| CCV NO3 | 1 | S2 | 0.93292 | -0.00127 | | | |
| | Known Conc: | | 1.00000 | 0.00000 | | | |
| CCV NO2 | 1 | S9 | 0.99248 | 1.02189 | | | |
| | Known Conc: | | 0.00000 | 1.00000 | | | |
| CCB | 1 | S1 | 0.00387 | -0.00529 | | | |
| | Known Conc: | | 0.00000 | 0.00000 | | | |
| WG2110542-3 | 1 | 98 | 0.03075 | 0.00366 | | | |
| WG2110542-4 | 1 | 99 | 3.93251 | 4.02081 | | | |
| L2555226-03S; MTX | 1 | 100 | 0.30088 | 0.04793 | 5.00 | | |
| L2554817-01C; 5.0533 MTX | 1 | 94 | 30.64805 | 2.27965 | 5.00 | | 0.10107 g |
| CCV NO3 | 1 | S2 | 0.92998 | -0.00091 | | | |
| | Known Conc: | | 1.00000 | 0.00000 | | | |
| CCV NO2 | 1 | S9 | 0.99113 | 1.02451 | | | |
| | Known Conc: | | 0.00000 | 1.00000 | | | |
| CCB | 1 | S1 | -0.01232 | 7.86884e-5 | | | |
| | Known Conc: | | 0.00000 | 0.00000 | | | |

Channel 1 (NO3+NO2) - Set: 1 / 4

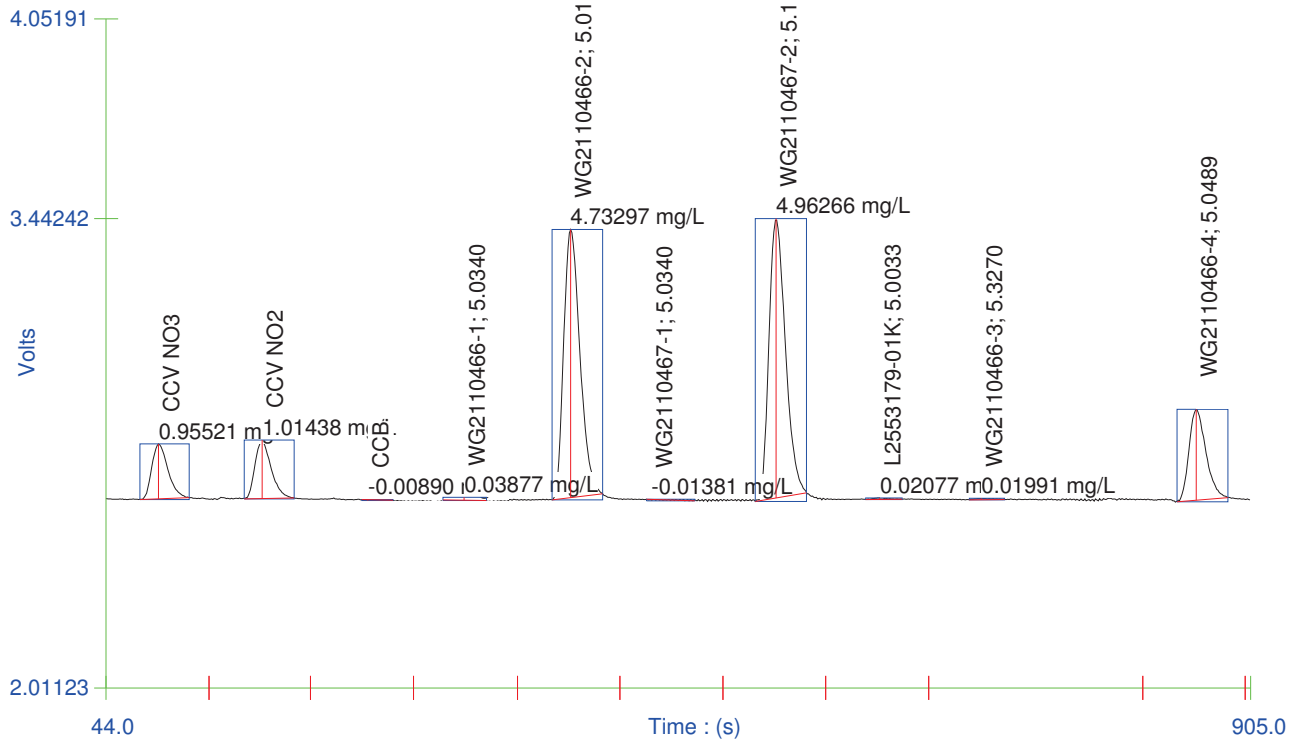


Channel 1 (NO3+NO2) - Set: 2 / 4

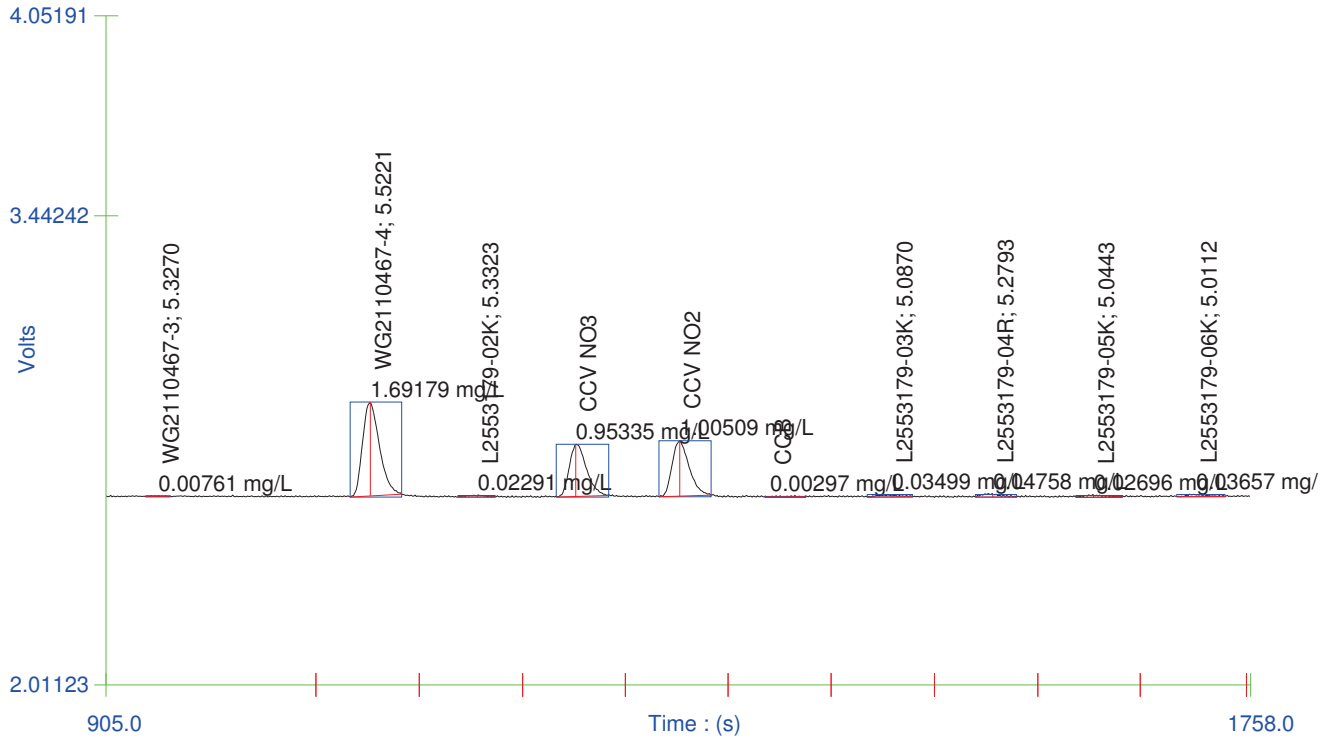

Channel 1 (NO3+NO2) - Set: 3 / 4

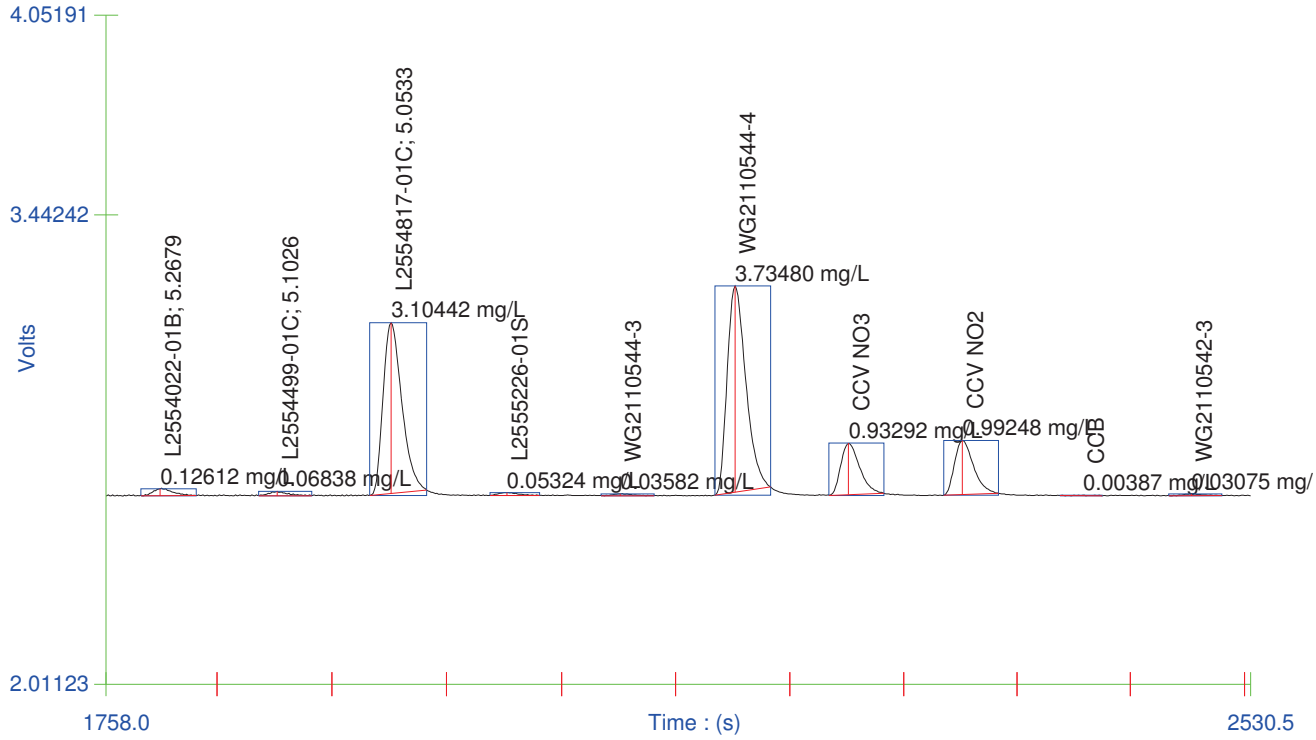


Channel 1 (NO3+NO2) - Set: 4 / 4

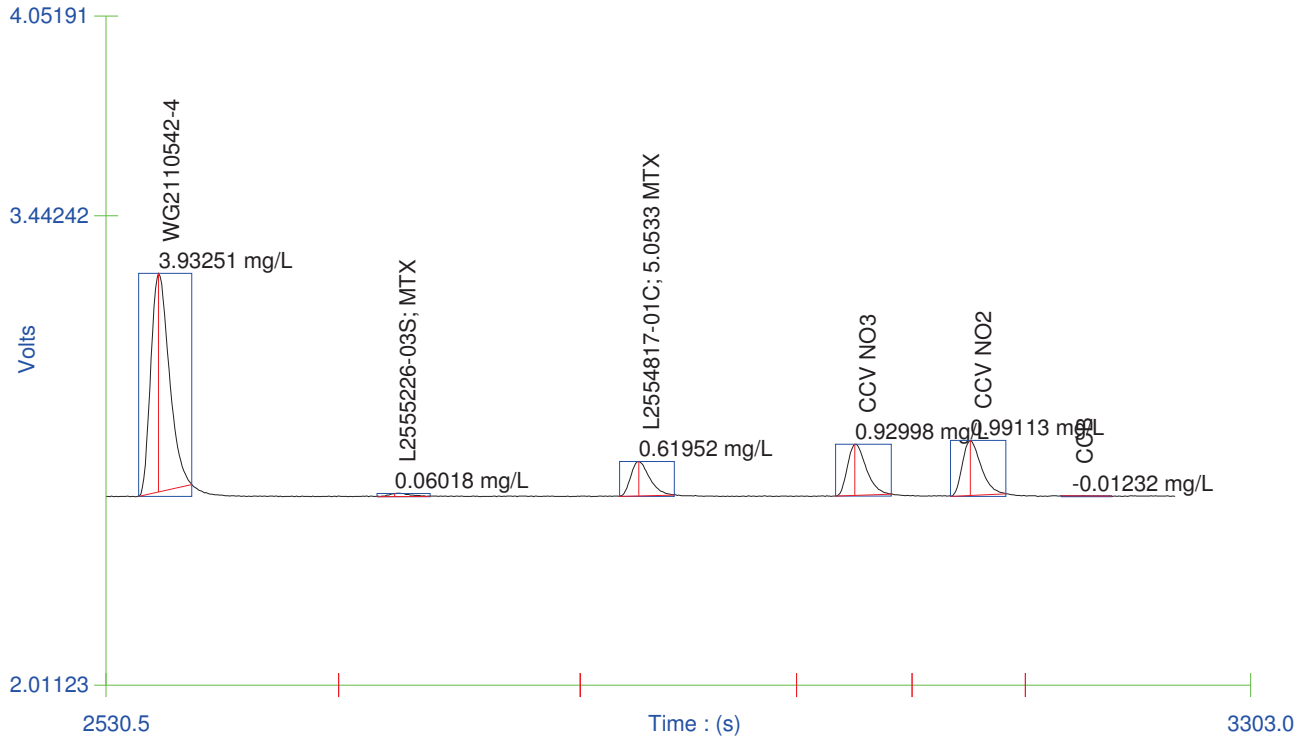

Channel 2 (NO2) - Set: 1 / 4

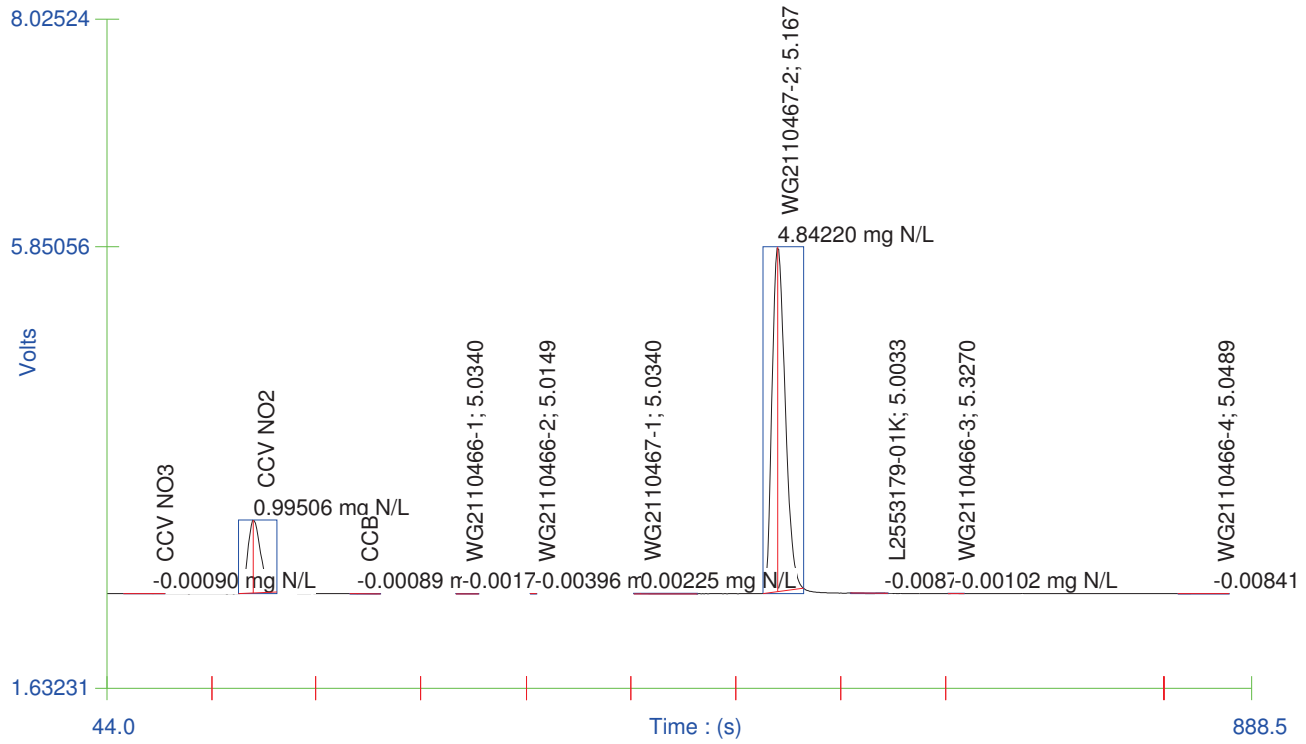


Channel 2 (NO2) - Set: 2 / 4

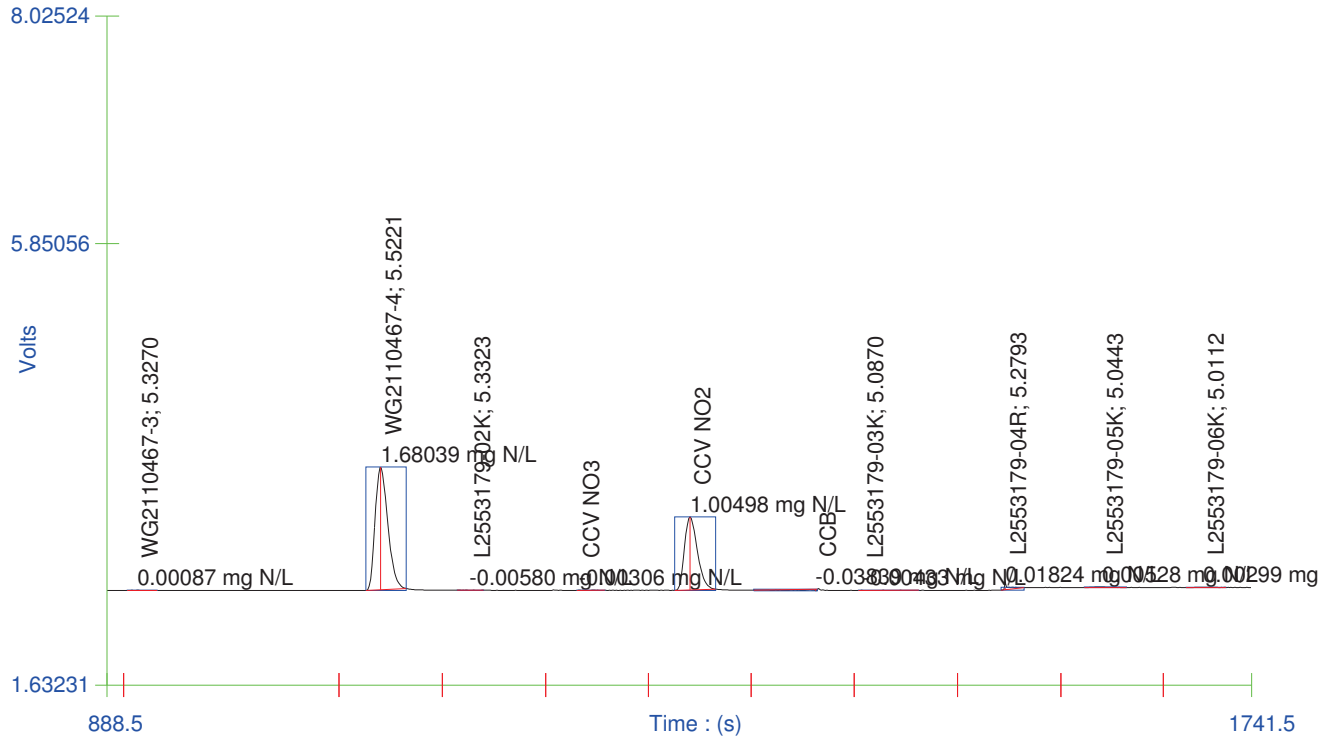

Channel 2 (NO2) - Set: 3 / 4

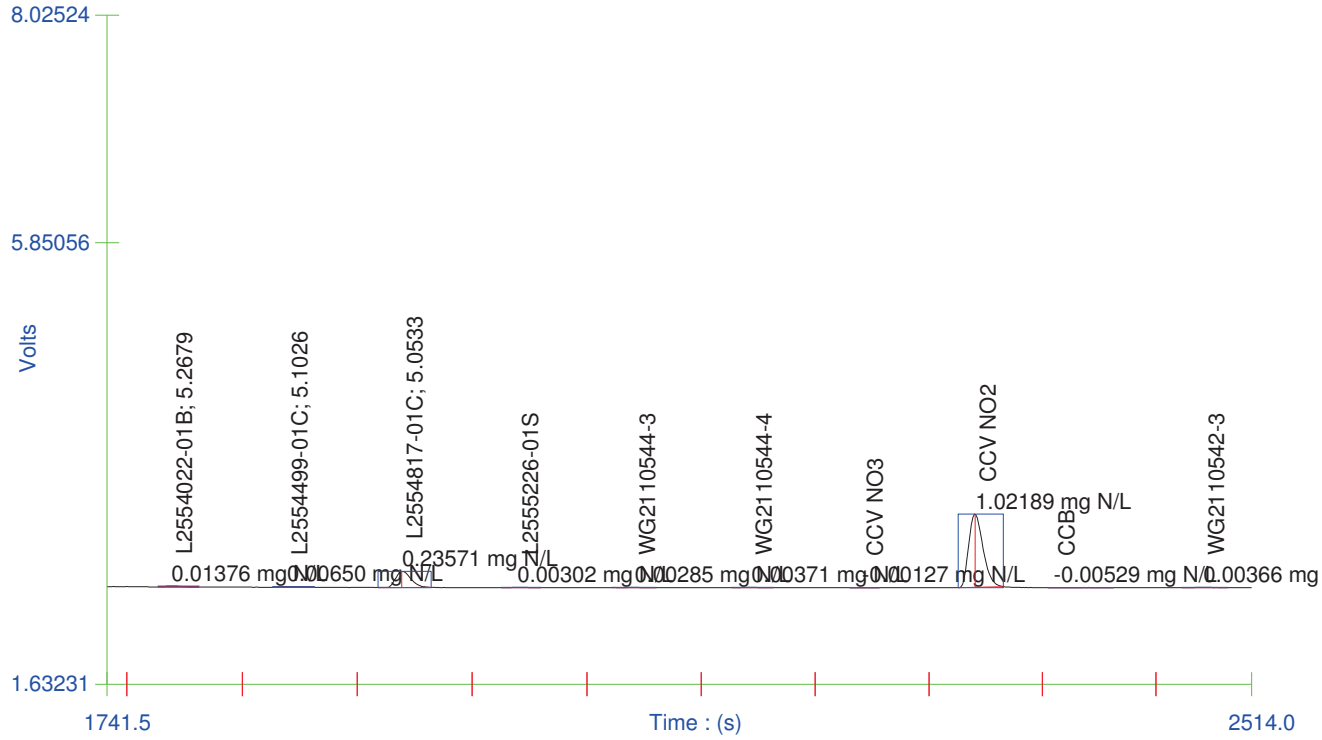


Channel 2 (NO2) - Set: 4 / 4

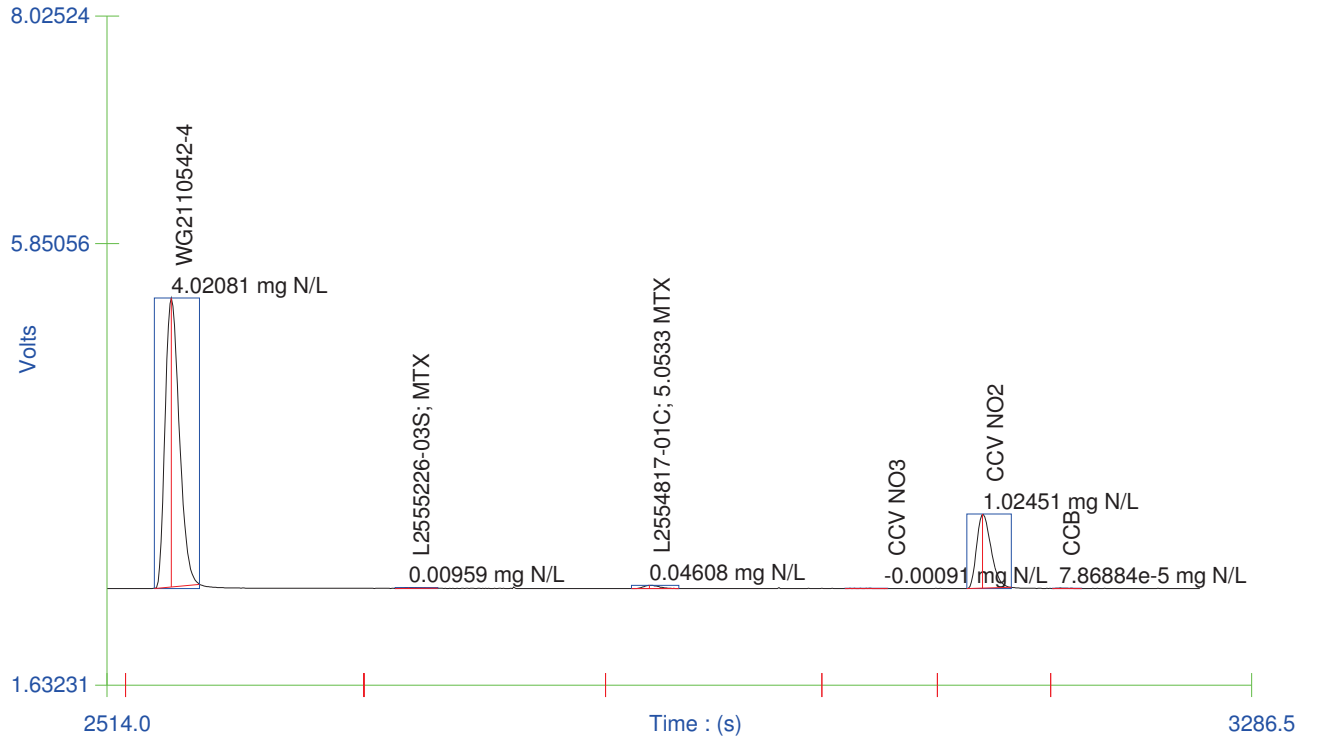

Table : 1 (NO3+NO2)

| | Known Conc. (mg/L) | Rep. | Peak Area (V.s) | Peak Height (V) | % RSD | % Residual | Det. Conc (mg/L) | Detection Date | Detection Time |
|---|---|---|---|---|---|---|---|---|---|
| 1 | 8.00000 | 1 | 19.49171 | 1.37290 | 0.0 | 0.6 | 7.95122 | 9/4/2025 | 2:30:22 AM |
| 2 | 4.00000 | 1 | 9.90316 | 0.69931 | 0.0 | -1.0 | 4.03905 | 9/4/2025 | 2:31:40 AM |
| 3 | 1.00000 | 1 | 2.38932 | 0.16916 | 0.0 | 2.6 | 0.97337 | 9/4/2025 | 2:32:57 AM |
| 4 | 0.40000 | 1 | 1.03128 | 0.06783 | 0.0 | -4.8 | 0.41929 | 9/4/2025 | 2:34:15 AM |
| 5 | 0.20000 | 1 | 0.52461 | 0.03674 | 0.0 | -6.2 | 0.21256 | 9/4/2025 | 2:35:33 AM |
| 6 | 0.10000 | 1 | 0.25002 | 0.01856 | 0.0 | -0.5 | 0.10053 | 9/4/2025 | 2:36:51 AM |
| 7 | 0.00000 | 1 | -0.01925 | -0.00207 | | | -0.00934 | 9/4/2025 | 2:38:08 AM |

Figure : 1 (NO3+NO2)

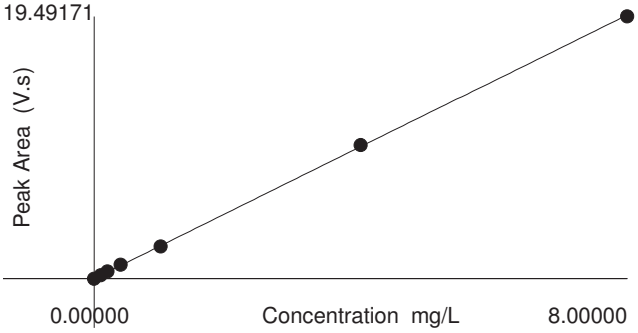


Area = 2.45017 * Conc + 0.00379
Conc = 0.40800 * Area - 0.00148
Correlation Coefficient (r) = 0.99998

Weighting : 1/x

Table : 2 (Nitrite)

| | Known Conc. (mg N/L) | Rep. | Peak Area (V.s) | Peak Height (V) | % RSD | % Residual | Det. Conc (mg N/L) | Detection Date | Detection Time |
|---|---|---|---|---|---|---|---|---|---|
| 1 | 8.00000 | 1 | 59.87905 | 5.12446 | 0.0 | 1.7 | 7.86050 | 9/4/2025 | 2:39:25 AM |
| 2 | 4.00000 | 1 | 31.25169 | 2.81191 | 0.0 | -2.6 | 4.10082 | 9/4/2025 | 2:40:43 AM |
| 3 | 1.00000 | 1 | 7.61949 | 0.69247 | 0.0 | 0.2 | 0.99715 | 9/4/2025 | 2:42:00 AM |
| 4 | 0.40000 | 1 | 3.28636 | 0.29539 | 0.0 | -7.0 | 0.42808 | 9/4/2025 | 2:43:18 AM |
| 5 | 0.10000 | 1 | 0.82059 | 0.07215 | 0.0 | -4.1 | 0.10424 | 9/4/2025 | 2:44:36 AM |
| 6 | 0.05000 | 1 | 0.41580 | 0.03613 | 0.0 | -1.9 | 0.05108 | 9/4/2025 | 2:45:55 AM |
| 7 | 0.00000 | 1 | -0.02611 | -0.00194 | | | -0.00696 | 9/4/2025 | 2:47:11 AM |

Figure : 2 (Nitrite)

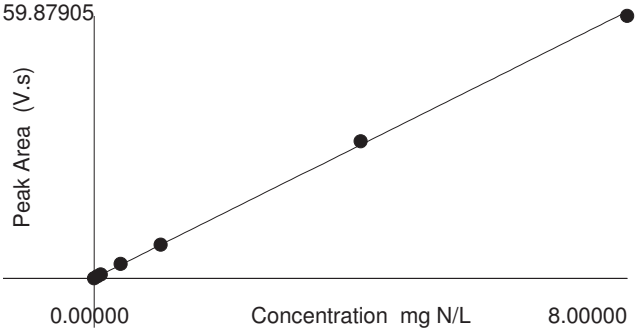


Area = 7.60949 * Conc + 0.02739
Conc = 0.13133 * Area - 0.00353
Correlation Coefficient (r) = 0.99998

Weighting : 1/x

Original Run Filename: OM_9-4-2025_07-56-03AM.OMN Created: 9/4/2025 7:56:03 AM
Original Run Author's Signature: [A1wetcheminstrument]
Current Run Filename: OM_9-4-2025_07-56-03AM.OMN Last Modified: 9/4/2025 8:32:10 AM
Current Run Author's Signature: [A1wetcheminstrument]
Description: Default New Run

| Sample | Rep. | Cup No. | Channel 1 NO3+NO2 (mg/L) | Channel 2 Nitrite (mg N/L) | ADF | MDF | Weight |
|---|---|---|---|---|---|---|---|
| CCV NO3 | 1 | S2 | 0.96202 | -0.00189 | | | |
| | Known Conc: | | 1.00000 | 0.00000 | | | |
| | Calibration: | | Table/Fig. : 1 | Table/Fig. : 2 | | | |
| CCV NO2 | 1 | S9 | 1.00817 | 1.02037 | | | |
| | Known Conc: | | 0.00000 | 1.00000 | | | |
| CCB | 1 | S1 | -0.01372 | -0.00472 | | | |
| | Known Conc: | | 0.00000 | 0.00000 | | | |
| L2555157-01A | 1 | 101 | 0.10447 | 0.00274 | | | |
| WG2110563-3 | 1 | 102 | 0.09332 | 0.00285 | | | |
| WG2110563-4 | 1 | 103 | 3.83202 | 0.02337 | | | |
| L2555157-02A | 1 | 104 | 19.01406 | 0.04784 | | | |
| L2555157-02A | 1 | 104 | 20.69396 | 0.04170 | 5.00 | | |
| L2555158-01A | 1 | 105 | 0.06098 | 0.00140 | | | |
| L2555158-02A | 1 | 106 | 0.72789 | 0.22625 | | | |
| L2555350-01O | 1 | 107 | 0.27284 | 0.09948 | | | |
| WG2110462-5 | 1 | 108 | 0.24768 | 0.10189 | | | |
| WG2110462-6 | 1 | 109 | 3.96879 | 0.10121 | | | |
| CCV NO3 | 1 | S2 | 0.93991 | -0.00013 | | | |
| | Known Conc: | | 1.00000 | 0.00000 | | | |
| CCV NO2 | 1 | S9 | 1.01786 | 1.03581 | | | |
| | Known Conc: | | 0.00000 | 1.00000 | | | |
| CCB | 1 | S1 | -1.72134e-5 | -0.00458 | | | |
| | Known Conc: | | 0.00000 | 0.00000 | | | |
| WG2110557-3 | 1 | 110 | 0.23576 | 0.10615 | | | |
| WG2110557-4 | 1 | 111 | 4.27887 | 4.16686 | | | |
| L2555350-02O | 1 | 112 | 0.03175 | -0.00565 | | | |
| L2555350-03O | 1 | 113 | 0.03495 | 0.00088 | | | |
| L2555350-04O | 1 | 114 | 1.87189 | 0.02678 | | | |
| L2555350-05O | 1 | 115 | 0.45878 | 0.10288 | | | |
| CCV NO3 | 1 | S2 | 0.94263 | -0.00165 | | | |
| | Known Conc: | | 1.00000 | 0.00000 | | | |
| CCV NO2 | 1 | S9 | 1.00286 | 1.02610 | | | |
| | Known Conc: | | 0.00000 | 1.00000 | | | |
| CCB | 1 | S1 | 0.00668 | -0.00241 | | | |
| | Known Conc: | | 0.00000 | 0.00000 | | | |

Channel 1 (NO3+NO2) - Set: 1 / 3

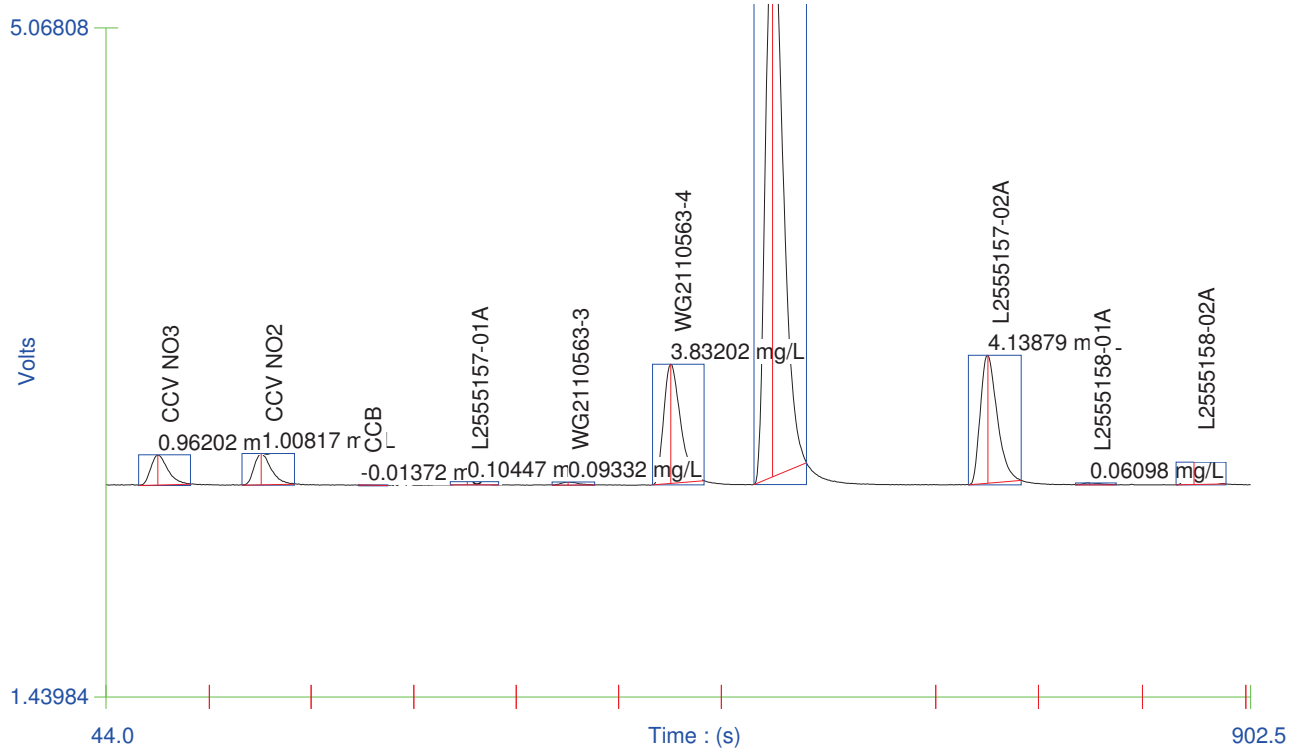


Channel 1 (NO3+NO2) - Set: 2 / 3

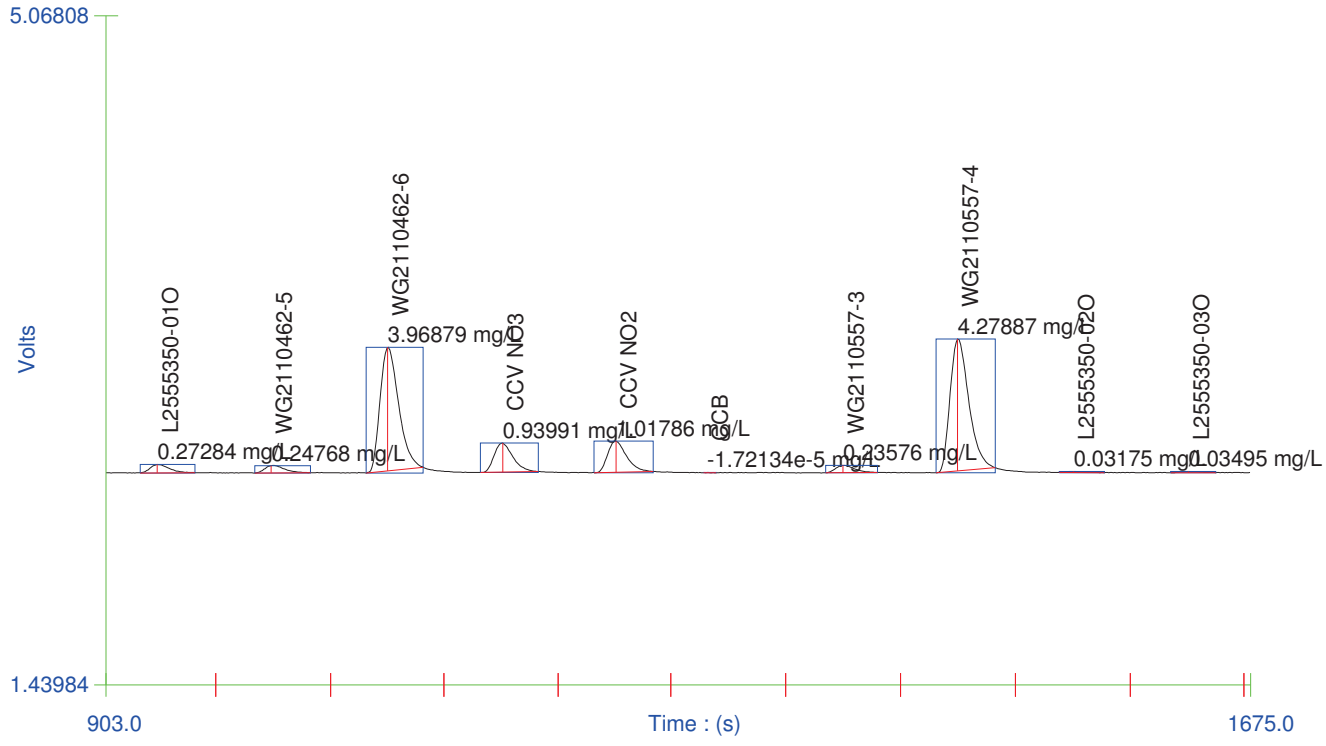

Channel 1 (NO3+NO2) - Set: 3 / 3

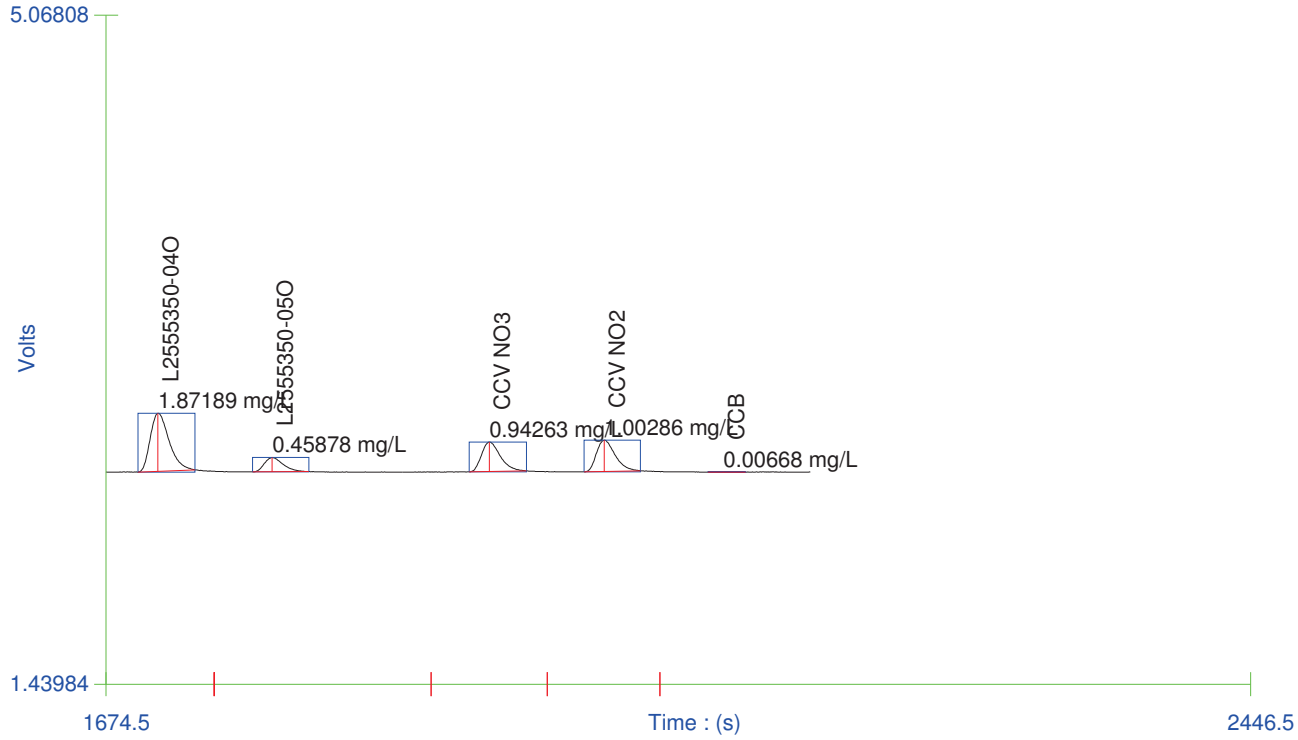


Channel 2 (NO2) - Set: 1 / 3

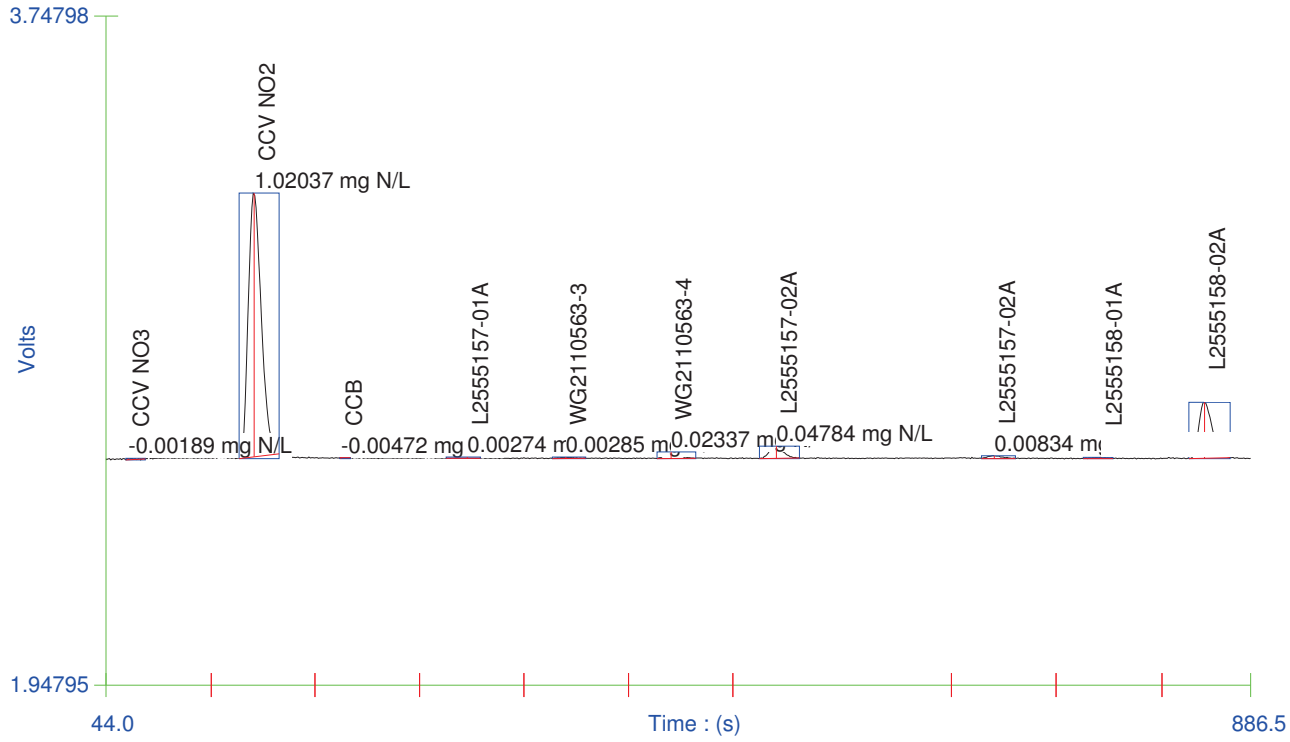

Channel 2 (NO2) - Set: 2 / 3

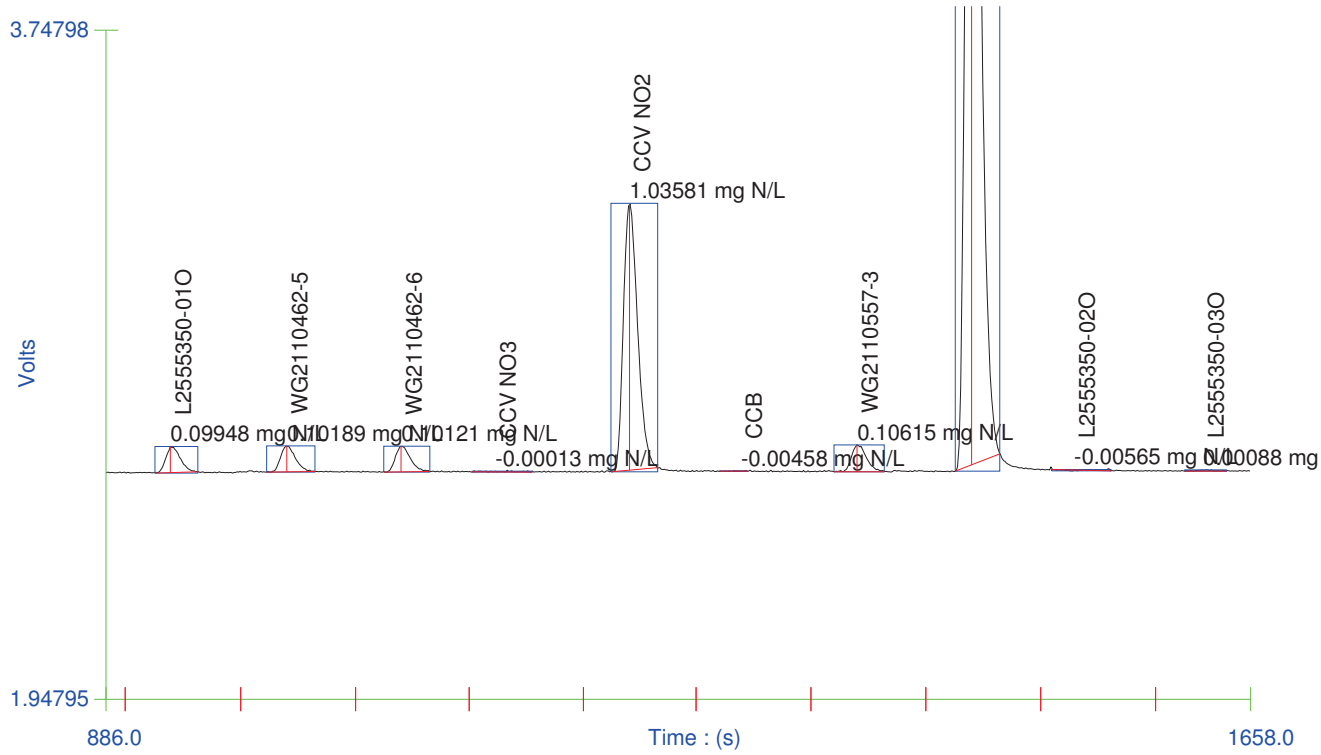


Channel 2 (NO2) - Set: 3 / 3

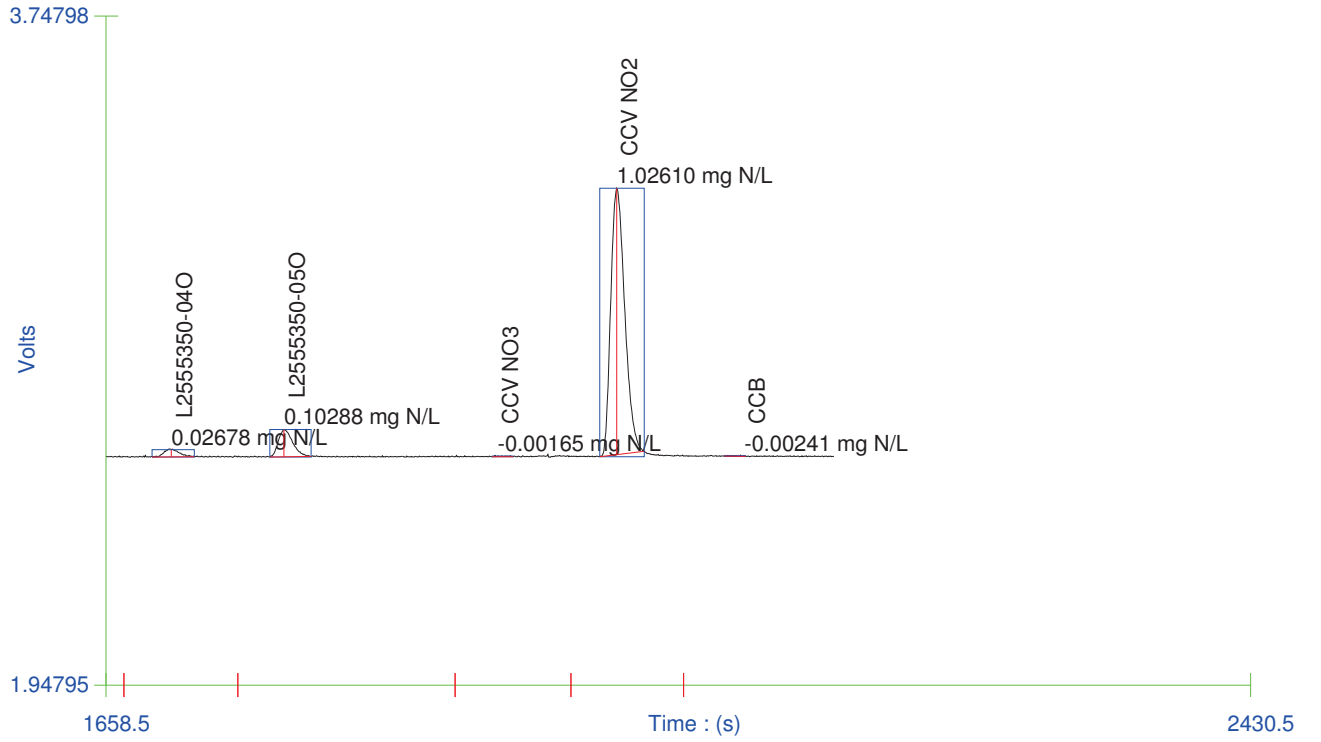

Table : 1 (NO3+NO2)

| | Known Conc. (mg/L) | Rep. | Peak Area (V.s) | Peak Height (V) | % RSD | % Residual | Det. Conc (mg/L) | Detection Date | Detection Time |
|---|---|---|---|---|---|---|---|---|---|
| 1 | 8.00000 | 1 | 19.49171 | 1.37290 | 0.0 | 0.6 | 7.95122 | 9/4/2025 | 2:30:22 AM |
| 2 | 4.00000 | 1 | 9.90316 | 0.69931 | 0.0 | -1.0 | 4.03905 | 9/4/2025 | 2:31:40 AM |
| 3 | 1.00000 | 1 | 2.38932 | 0.16916 | 0.0 | 2.6 | 0.97337 | 9/4/2025 | 2:32:57 AM |
| 4 | 0.40000 | 1 | 1.03128 | 0.06783 | 0.0 | -4.8 | 0.41929 | 9/4/2025 | 2:34:15 AM |
| 5 | 0.20000 | 1 | 0.52461 | 0.03674 | 0.0 | -6.2 | 0.21256 | 9/4/2025 | 2:35:33 AM |
| 6 | 0.10000 | 1 | 0.25002 | 0.01856 | 0.0 | -0.5 | 0.10053 | 9/4/2025 | 2:36:51 AM |
| 7 | 0.00000 | 1 | -0.01925 | -0.00207 | | | -0.00934 | 9/4/2025 | 2:38:08 AM |

Figure : 1 (NO3+NO2)

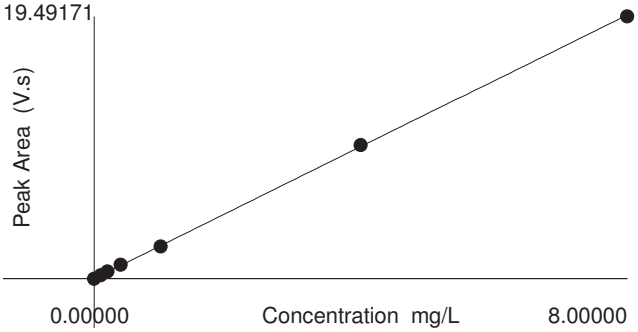


Area = 2.45017 * Conc + 0.00379
Conc = 0.40800 * Area - 0.00148
Correlation Coefficient (r) = 0.99998

Weighting : 1/x

Table : 2 (Nitrite)

| | Known Conc. (mg N/L) | Rep. | Peak Area (V.s) | Peak Height (V) | % RSD | % Residual | Det. Conc (mg N/L) | Detection Date | Detection Time |
|---|---|---|---|---|---|---|---|---|---|
| 1 | 8.00000 | 1 | 59.87905 | 5.12446 | 0.0 | 1.7 | 7.86050 | 9/4/2025 | 2:39:25 AM |
| 2 | 4.00000 | 1 | 31.25169 | 2.81191 | 0.0 | -2.6 | 4.10082 | 9/4/2025 | 2:40:43 AM |
| 3 | 1.00000 | 1 | 7.61949 | 0.69247 | 0.0 | 0.2 | 0.99715 | 9/4/2025 | 2:42:00 AM |
| 4 | 0.40000 | 1 | 3.28636 | 0.29539 | 0.0 | -7.0 | 0.42808 | 9/4/2025 | 2:43:18 AM |
| 5 | 0.10000 | 1 | 0.82059 | 0.07215 | 0.0 | -4.1 | 0.10424 | 9/4/2025 | 2:44:36 AM |
| 6 | 0.05000 | 1 | 0.41580 | 0.03613 | 0.0 | -1.9 | 0.05108 | 9/4/2025 | 2:45:55 AM |
| 7 | 0.00000 | 1 | -0.02611 | -0.00194 | | | -0.00696 | 9/4/2025 | 2:47:11 AM |

Figure : 2 (Nitrite)

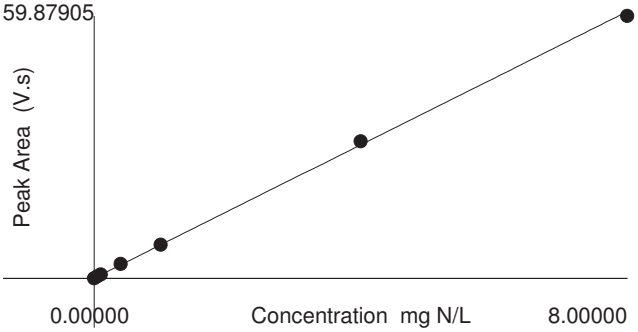


Area = 7.60949 * Conc + 0.02739
Conc = 0.13133 * Area - 0.00353
Correlation Coefficient (r) = 0.99998

Weighting : 1/x

Original Run Filename: OM_9-4-2025_02-29-24AM.OMN Created: 9/4/2025 2:29:24 AM
Original Run Author's Signature: [A1wetcheminstrument]
Current Run Filename: OM_9-4-2025_02-29-24AM.OMN Last Modified: 9/4/2025 5:19:42 AM
Current Run Author's Signature: [A1wetcheminstrument]
Description: Default New Run

| Sample | Rep. | Cup No. | Channel 1 NO3+NO2 (mg/L) | Channel 2 Nitrite (mg N/L) | ADF | MDF | Weight |
|---|---|---|---|---|---|---|---|
| NOx 8.0ppm | 1 | S3 | 8.00000 | 100.00000 | | | |
| NOx 4.0ppm | 1 | S4 | 4.00000 | 100.00000 | | | |
| NOx 1.0ppm | 1 | S2 | 1.00000 | 100.00000 | | | |
| NOx 0.4ppm | 1 | S5 | 0.40000 | 100.00000 | | | |
| NOx 0.2ppm | 1 | S6 | 0.20000 | 100.00000 | | | |
| NOx 0.1ppm | 1 | S7 | 0.10000 | 100.00000 | | | |
| NOx 0.0ppm | 1 | S1 | 0.00000 | 100.00000 | | | |
| Nitrite 8.0ppm | 1 | S10 | 100.00000 | 8.00000 | | | |
| Nitrite 4.0ppm | 1 | S11 | 100.00000 | 4.00000 | | | |
| Nitrite 1.0ppm | 1 | S9 | 100.00000 | 1.00000 | | | |
| Nitrite 0.4ppm | 1 | S12 | 100.00000 | 0.40000 | | | |
| Nitrite 0.1ppm | 1 | S13 | 100.00000 | 0.10000 | | | |
| Nitrite 0.05ppm | 1 | S14 | 100.00000 | 0.05000 | | | |
| Nitrite 0.0ppm | 1 | S1 | 100.00000 | 0.00000 | | | |
| CCV NO3 | 1 | S2 | 0.96578 | -0.00140 | | | |
| | Known Conc: | | 1.00000 | 0.00000 | | | |
| | Calibration: | | Table/Fig. : 1 | Table/Fig. : 2 | | | |
| CCV NO2 | 1 | S9 | 0.98024 | 0.99711 | | | |
| | Known Conc: | | 0.00000 | 1.00000 | | | |
| CCB | 1 | S1 | -0.00300 | -3.11697e-5 | | | |
| | Known Conc: | | 0.00000 | 0.00000 | | | |
| ICV NO3 5.0 | 1 | 1 | 4.77982 | 4.24117e-7 | | | |
| ICV NO2 5.0 | 1 | 2 | 4.82722 | 4.91225 | | | |
| ICV NO3 0.5 | 1 | 3 | 0.45702 | -0.00662 | | | |
| ICV NO2 0.5 | 1 | 4 | 0.46040 | 0.46967 | | | |
| ICB | 1 | 5 | 0.00146 | -0.00447 | | | |
| DILUTER CHCK 8 PPM | 1 | 6 | 8.05802 | 0.00570 | 5.00 | | |
| BLNK NO3 | 1 | 7 | -0.02330 | -0.00396 | | | |
| LCS NO3 | 1 | 8 | 4.79531 | -0.00414 | | | |
| BLNK NO2 | 1 | 9 | -0.00933 | -0.00215 | | | |
| LCS NO2 | 1 | 10 | 4.85225 | 4.93976 | | | |
| CCV NO3 | 1 | S2 | 0.95170 | 0.00043 | | | |
| | Known Conc: | | 1.00000 | 0.00000 | | | |
| CCV NO2 | 1 | S9 | 0.97972 | 0.99852 | | | |
| | Known Conc: | | 0.00000 | 1.00000 | | | |
| CCB | 1 | S1 | 0.00512 | -0.00199 | | | |
| | Known Conc: | | 0.00000 | 0.00000 | | | |
| WG2110460-1 | 1 | 11 | -0.00367 | -0.00597 | | | |
| WG2110460-2 | 1 | 12 | 4.85091 | 4.93252 | | | |
| WG2110461-1 | 1 | 13 | 0.00789 | -0.01215 | | | |
| WG2110461-2 | 1 | 14 | 4.78158 | 4.92747 | | | |
| WG2110462-1 | 1 | 15 | -0.02091 | -0.01048 | | | |
| WG2110462-2 | 1 | 16 | 4.79058 | -0.00317 | | | |
| WG2110463/465-1 | 1 | 17 | -0.00742 | -0.00158 | | | |
| WG2110463/465-2 | 1 | 18 | 4.75859 | -0.00389 | | | |
| WG2110464-1 | 1 | 19 | -0.01106 | -0.00335 | | | |
| WG2110464-2 | 1 | 20 | 4.77148 | -0.00013 | | | |
| CCV NO3 | 1 | S2 | 0.94818 | -0.00093 | | | |
| | Known Conc: | | 1.00000 | 0.00000 | | | |
| CCV NO2 | 1 | S9 | 0.98978 | 1.00083 | | | |
| | Known Conc: | | 0.00000 | 1.00000 | | | |
| CCB | 1 | S1 | -0.01028 | -0.00287 | | | |
| | Known Conc: | | 0.00000 | 0.00000 | | | |
| L2554996-01J | 1 | 21 | 0.29328 | -3.63518e-5 | | | |
| WG2110463/465-3 | 1 | 22 | 0.27322 | -0.00072 | | | |
| WG2110463/465-4 | 1 | 23 | 4.12685 | 0.00112 | | | |
| WG2110461-3 | 1 | 24 | 0.26018 | -0.00326 | | | |
| WG2110461-4 | 1 | 25 | 4.24022 | 4.02079 | | | |
| L2554996-02J | 1 | 26 | 0.24954 | 0.00177 | | | |

| | | | | | | | |
|---|---|---|---|---|---|---|---|
| L2554996-03J | 1 | 27 | 0.25224 | 0.00263 | | | |
| L2554996-04J | 1 | 28 | 0.02154 | -0.00051 | | | |
| L2555112-01D | 1 | 29 | 1.20299 | 0.03409 | | | |
| L2555112-02D | 1 | 30 | 4.22276 | -0.00028 | | | |
| CCV NO3 | 1 | S2 | 0.94811 | -0.00373 | | | |
| | Known Conc: | | 1.00000 | 0.00000 | | | |
| CCV NO2 | 1 | S9 | 0.98592 | 1.00480 | | | |
| | Known Conc: | | 0.00000 | 1.00000 | | | |
| CCB | 1 | S1 | -0.00479 | -0.00339 | | | |
| | Known Conc: | | 0.00000 | 0.00000 | | | |
| L2555114-01D | 1 | 31 | 3.22485 | 0.01023 | | | |
| L2555114-03D | 1 | 32 | 0.04323 | 0.00792 | | | |
| L2555114-04D | 1 | 33 | 0.14480 | 0.00762 | | | |
| L2555114-05D | 1 | 34 | 3.21104 | -0.00040 | | | |
| L2555114-06D | 1 | 35 | 2.94397 | 0.00026 | | | |
| L2555114-08D | 1 | 36 | 0.27295 | 0.01697 | | | |
| L2555117-01D | 1 | 37 | 0.10001 | 0.00378 | | | |
| L2555117-02D | 1 | 38 | 2.82210 | -0.00080 | | | |
| L2555196-01I | 1 | 39 | 0.31528 | 0.00328 | | | |
| L2555196-02I | 1 | 40 | 0.05371 | 0.01731 | | | |
| CCV NO3 | 1 | S2 | 0.95603 | -0.00030 | | | |
| | Known Conc: | | 1.00000 | 0.00000 | | | |
| CCV NO2 | 1 | S9 | 0.98546 | 1.00849 | | | |
| | Known Conc: | | 0.00000 | 1.00000 | | | |
| CCB | 1 | S1 | 0.00148 | -0.00112 | | | |
| | Known Conc: | | 0.00000 | 0.00000 | | | |
| L2555196-03I | 1 | 41 | 0.17839 | 0.01040 | | | |
| L2555196-04I | 1 | 42 | 0.05010 | 0.00078 | | | |
| L2555079-02A | 1 | 43 | 0.32572 | 0.02876 | | | |
| L2555083-01A | 1 | 44 | 7.68536 | 0.01258 | | | |
| WG2110462-3 | 1 | 45 | 7.70440 | 0.01193 | | | |
| WG2110462-4 | 1 | 46 | 11.18597 | 0.03031 | | | |
| WG2110460-3 | 1 | 47 | 7.75204 | 0.01144 | | | |
| WG2110460-4 | 1 | 48 | 11.41180 | 4.06976 | | | |
| L2555162-01A | 1 | 49 | 0.04494 | -0.00086 | | | |
| L2555168-01D | 1 | 50 | 8.33282 | 0.31864 | | | |
| CCV NO3 | 1 | S2 | 0.95060 | -0.00169 | | | |
| | Known Conc: | | 1.00000 | 0.00000 | | | |
| CCV NO2 | 1 | S9 | 0.99463 | 1.02020 | | | |
| | Known Conc: | | 0.00000 | 1.00000 | | | |
| CCB | 1 | S1 | 0.00579 | 0.00304 | | | |
| | Known Conc: | | 0.00000 | 0.00000 | | | |
| WG2110462-4 | 1 | 46 | 11.50963 | 0.02934 | 5.00 | | |
| L2555162-01A | 1 | 49 | 0.03387 | 0.00954 | | | |
| L2555168-01D | 1 | 50 | 8.48830 | 0.32463 | 5.00 | | |
| L2555169-01C | 1 | 51 | 0.02782 | -0.00055 | | | |
| L2555215-01G | 1 | 52 | 0.06655 | -0.00047 | | | |
| L2555215-02G | 1 | 53 | 0.06664 | -0.00344 | | | |
| L2555215-03G | 1 | 54 | 0.06732 | 0.00130 | | | |
| L2555215-04G | 1 | 55 | 0.06257 | -0.00200 | | | |
| L2555215-05G | 1 | 56 | 0.06500 | -0.00290 | | | |
| L2555184-01C | 1 | 57 | 0.53374 | 0.00431 | | | |
| CCV NO3 | 1 | S2 | 0.95564 | -0.00033 | | | |
| | Known Conc: | | 1.00000 | 0.00000 | | | |
| CCV NO2 | 1 | S9 | 0.99962 | 1.00013 | | | |
| | Known Conc: | | 0.00000 | 1.00000 | | | |
| CCB | 1 | S1 | -0.00999 | -0.00562 | | | |
| | Known Conc: | | 0.00000 | 0.00000 | | | |
| WG2110464-3 | 1 | 58 | 0.51078 | 0.00536 | | | |
| WG2110464-4 | 1 | 59 | 4.36448 | 0.02189 | | | |
| WG2110460-5 | 1 | 60 | 0.51709 | 0.00559 | | | |
| WG2110460-6 | 1 | 61 | 4.33971 | 3.86229 | | | |
| L2555184-02C | 1 | 62 | 0.13369 | -0.00724 | | | |
| L2555184-03C | 1 | 63 | 0.54162 | 0.00429 | | | |
| L2555184-04C | 1 | 64 | 0.15988 | 0.00061 | | | |
| L2555184-05C | 1 | 65 | 0.89955 | 0.00215 | | | |
| L2555184-06C | 1 | 66 | 0.07002 | -0.01412 | | | |
| L2555184-07C | 1 | 67 | 0.53543 | 0.00217 | | | |

| | | | | | | | |
|---|---|---|---|---|---|---|---|
| CCV NO3 | 1 | S2 | 0.95535 | -0.00084 | | | |
| | Known Conc: | | 1.00000 | 0.00000 | | | |
| CCV NO2 | 1 | S9 | 0.98997 | 1.02256 | | | |
| | Known Conc: | | 0.00000 | 1.00000 | | | |
| CCB | 1 | S1 | -0.00741 | -0.00646 | | | |
| | Known Conc: | | 0.00000 | 0.00000 | | | |
| L2555184-08C | 1 | 68 | 0.00250 | -0.00198 | | | |
| L2555310-01J | 1 | 69 | 1.66147 | 0.00986 | | | |
| L2555342-01M | 1 | 70 | 0.04655 | 0.00522 | | | |
| WG2110464-5 | 1 | 71 | 0.02601 | 0.00577 | | | |
| WG2110464-6 | 1 | 72 | 3.93248 | 0.02386 | | | |
| L2555342-02M | 1 | 73 | 0.03056 | -0.00396 | | | |
| L2553663-03A | 1 | 74 | 4.89606 | 0.40269 | | | |
| L2553847-01B | 1 | 75 | 0.04998 | 0.00111 | | | |
| L2553847-02A | 1 | 76 | 0.10282 | 0.00185 | | | |
| L2555102-02B | 1 | 77 | 17.47789 | 0.10899 | | | |
| CCV NO3 | 1 | S2 | 0.96722 | -0.00113 | | | |
| | Known Conc: | | 1.00000 | 0.00000 | | | |
| CCV NO2 | 1 | S9 | 0.99407 | 1.01232 | | | |
| | Known Conc: | | 0.00000 | 1.00000 | | | |
| CCB | 1 | S1 | -0.00502 | -0.00202 | | | |
| | Known Conc: | | 0.00000 | 0.00000 | | | |
| L2555102-02B | 1 | 77 | 18.70484 | 0.09042 | 10.00 | | |
| CCV NO3 | 1 | S2 | 0.95706 | -0.00068 | | | |
| | Known Conc: | | 1.00000 | 0.00000 | | | |
| CCV NO2 | 1 | S9 | 0.98792 | 1.00938 | | | |
| | Known Conc: | | 0.00000 | 1.00000 | | | |
| CCB | 1 | S1 | -0.00825 | -0.00438 | | | |
| | Known Conc: | | 0.00000 | 0.00000 | | | |

Channel 1 (NO3+NO2) - Set: 1 / 13

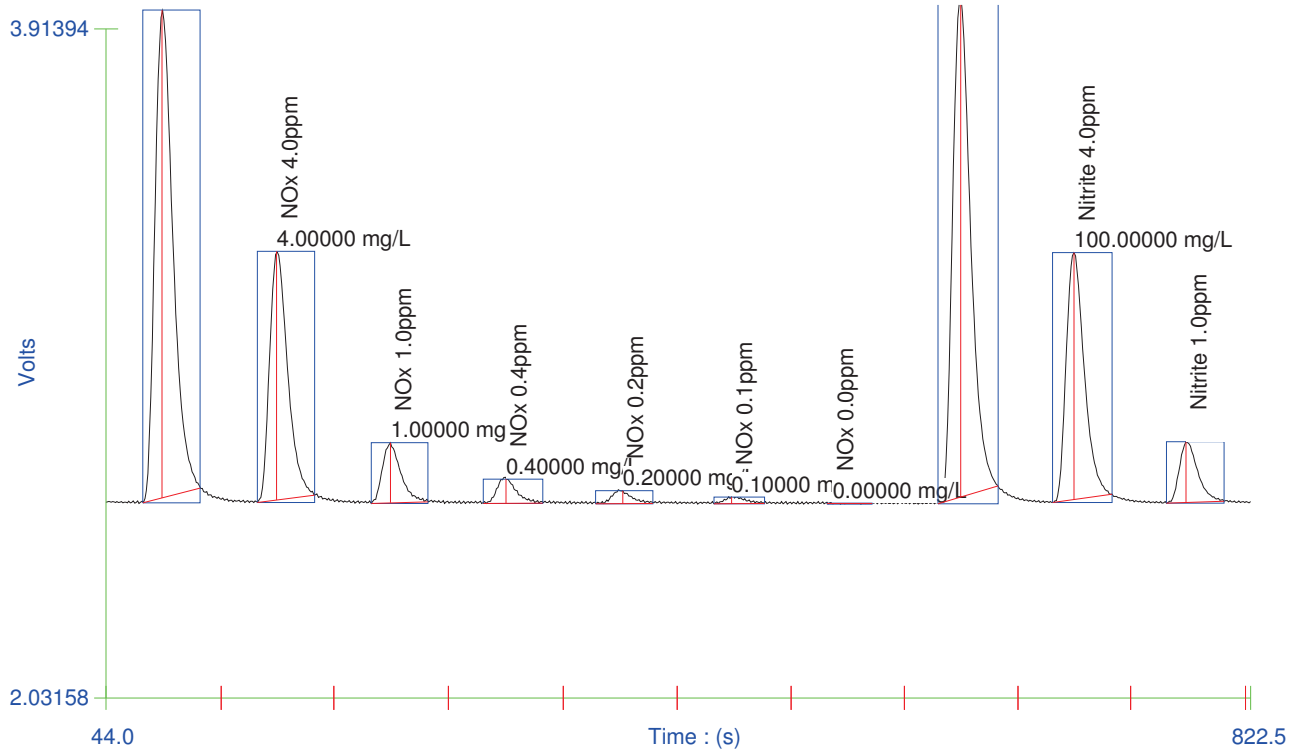

Channel 1 (NO3+NO2) - Set: 2 / 13

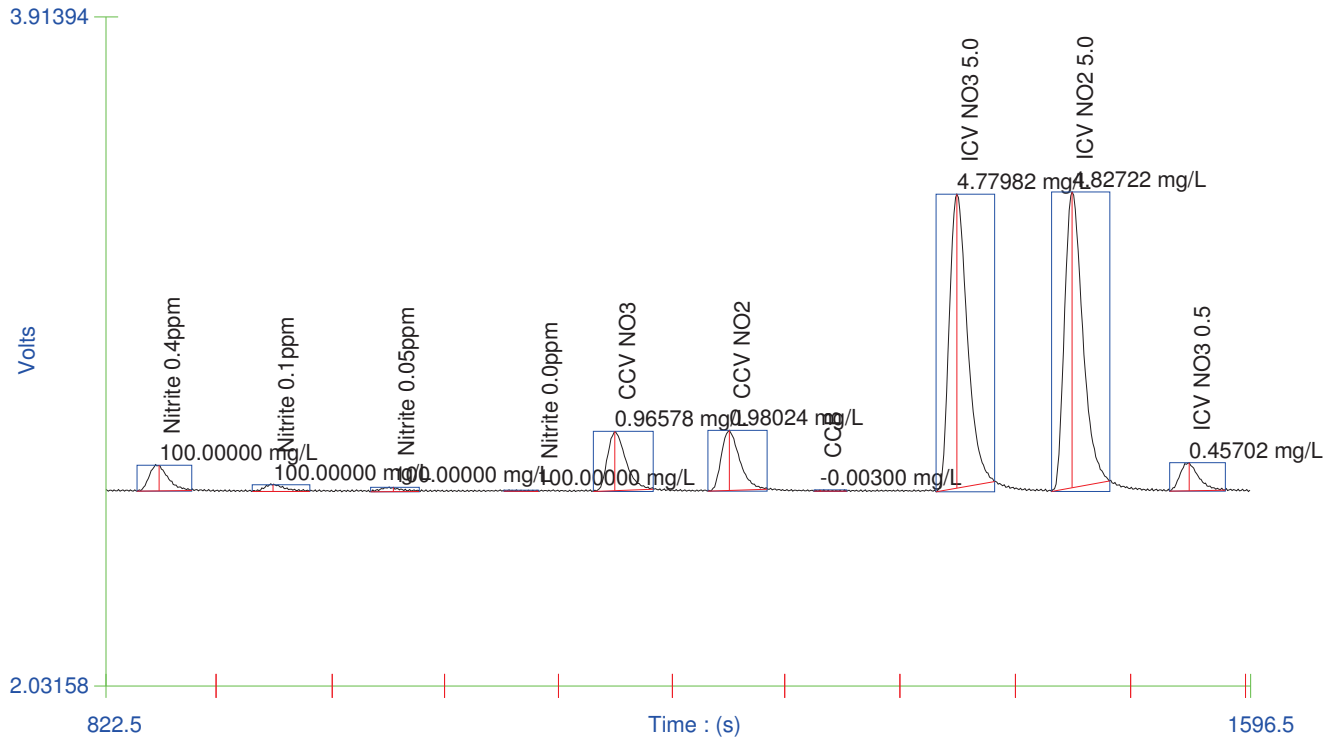


Channel 1 (NO3+NO2) - Set: 3 / 13

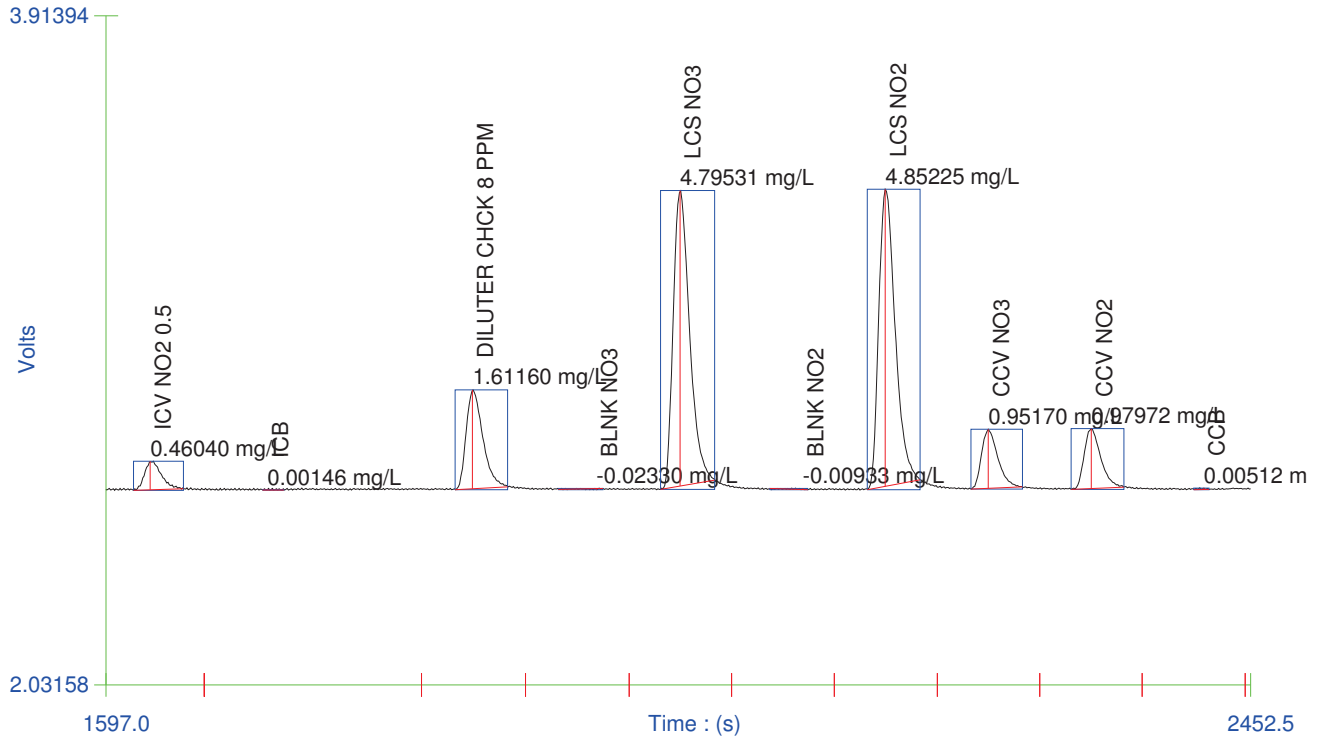

Channel 1 (NO3+NO2) - Set: 4 / 13

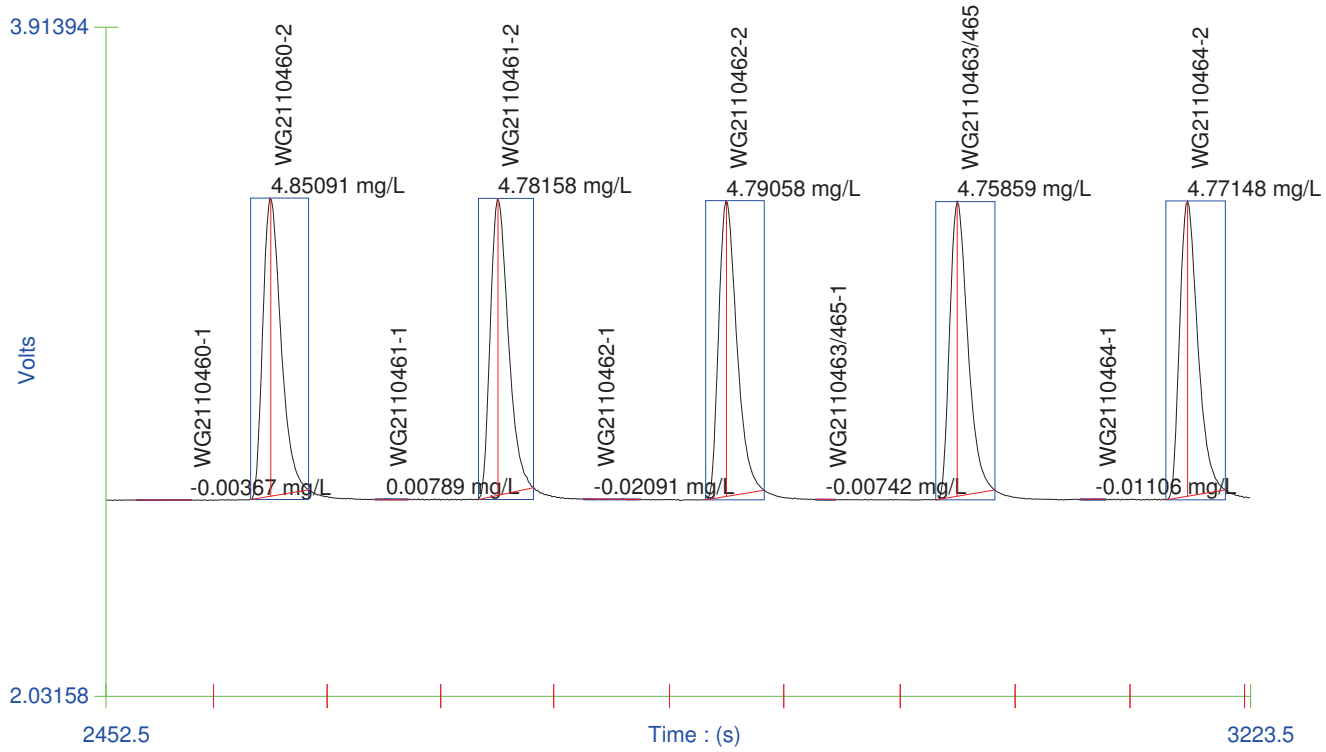


Channel 1 (NO3+NO2) - Set: 5 / 13

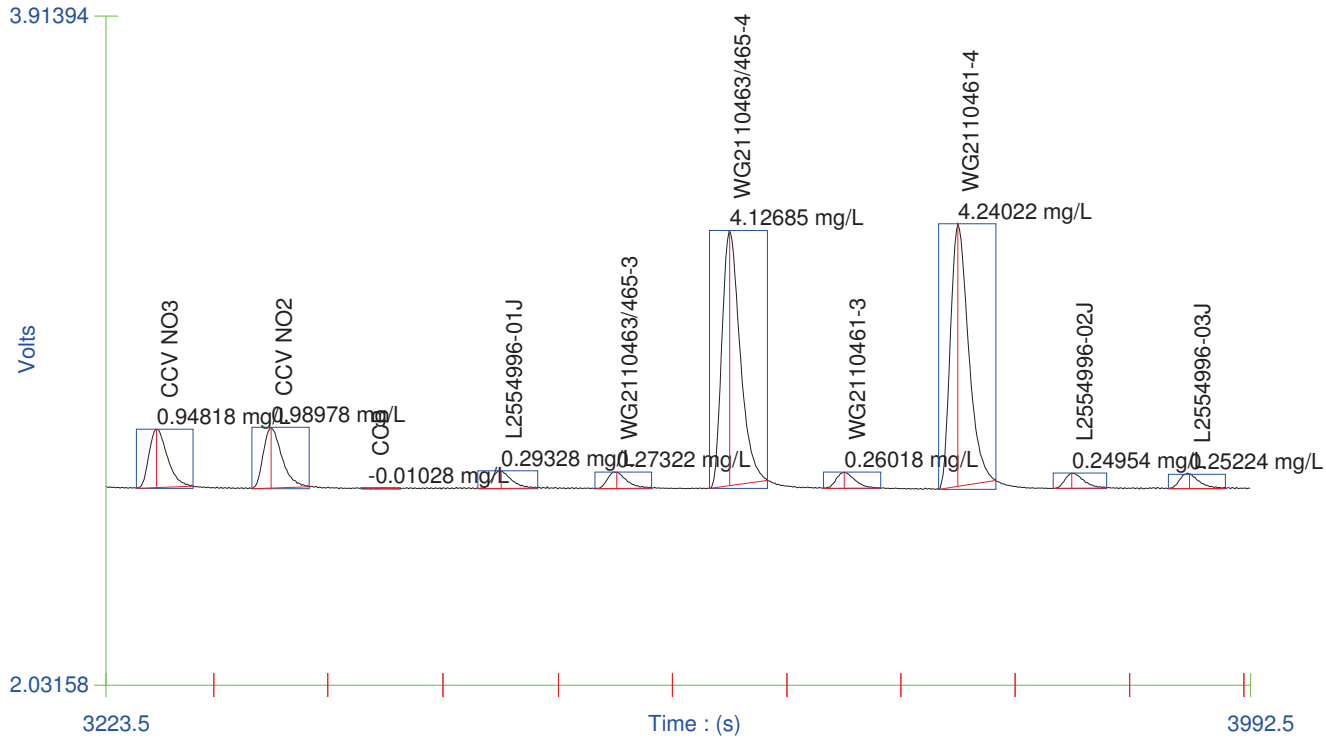

Channel 1 (NO3+NO2) - Set: 6 / 13

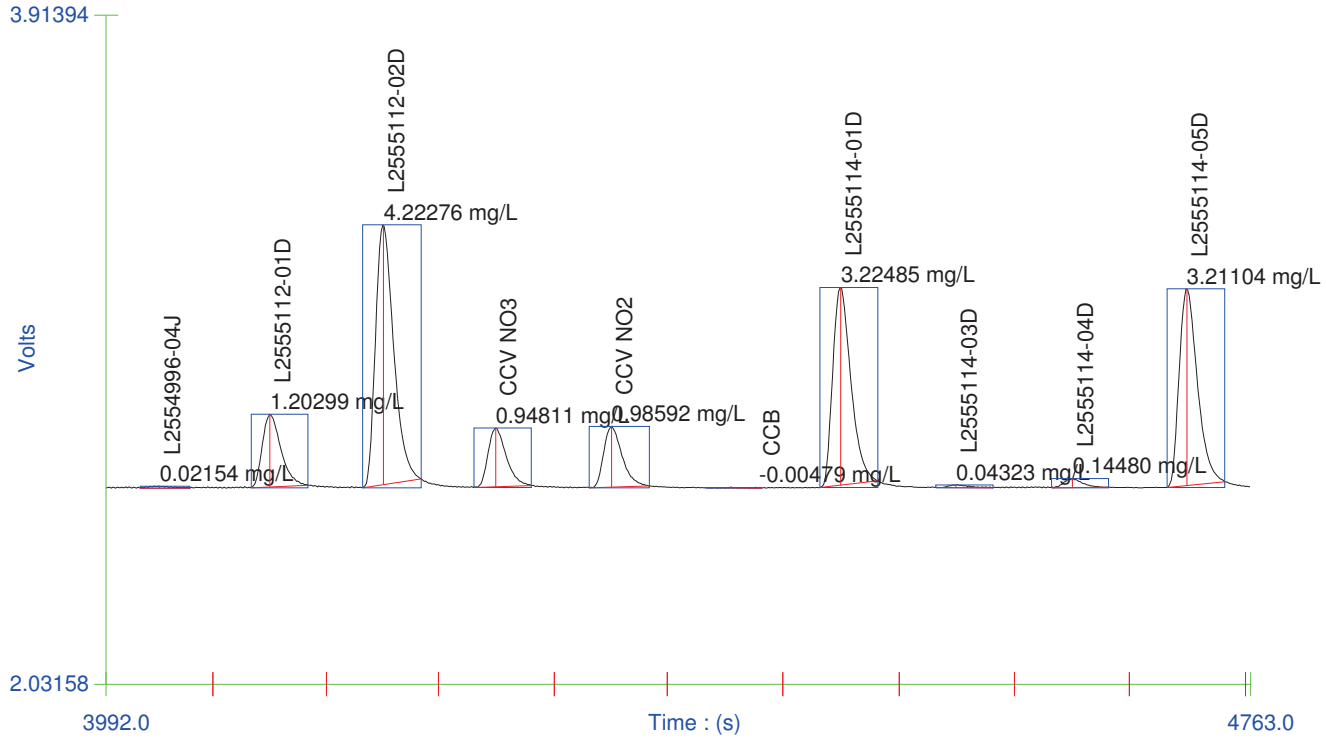


Channel 1 (NO3+NO2) - Set: 7 / 13

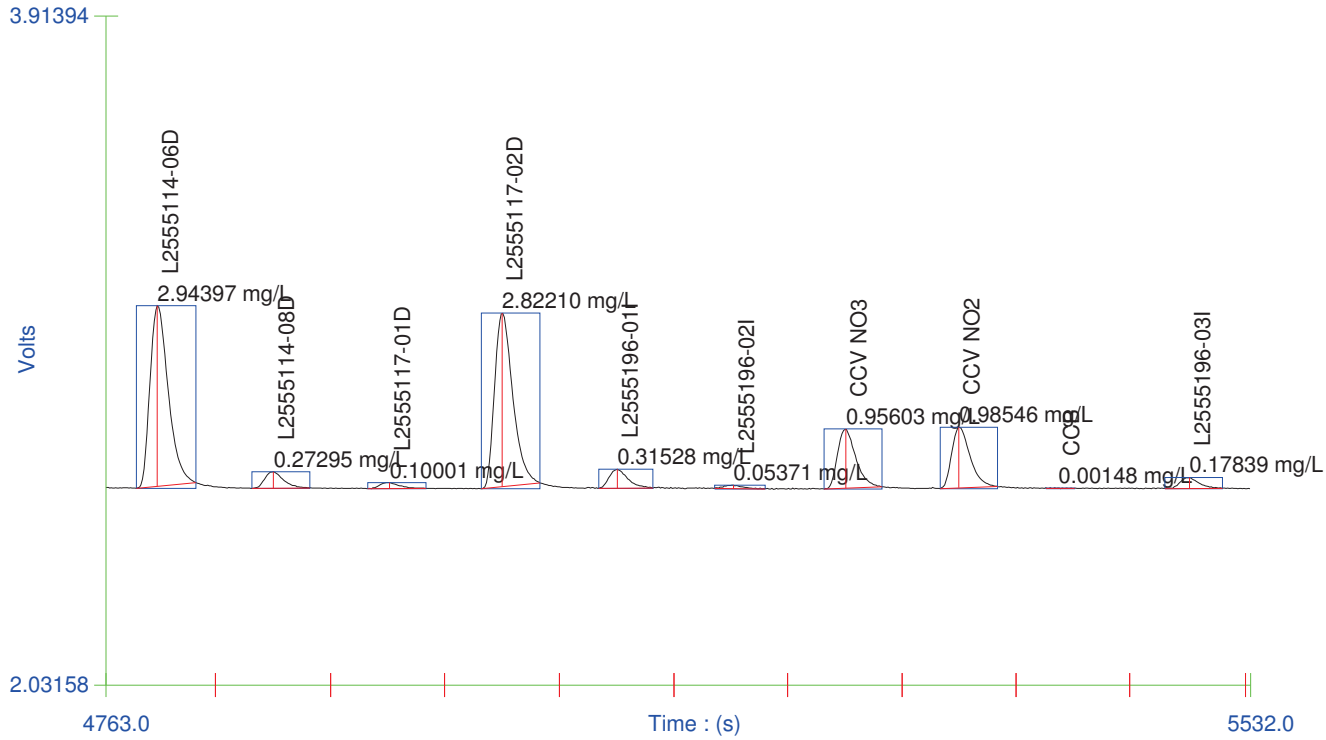

Channel 1 (NO3+NO2) - Set: 8 / 13

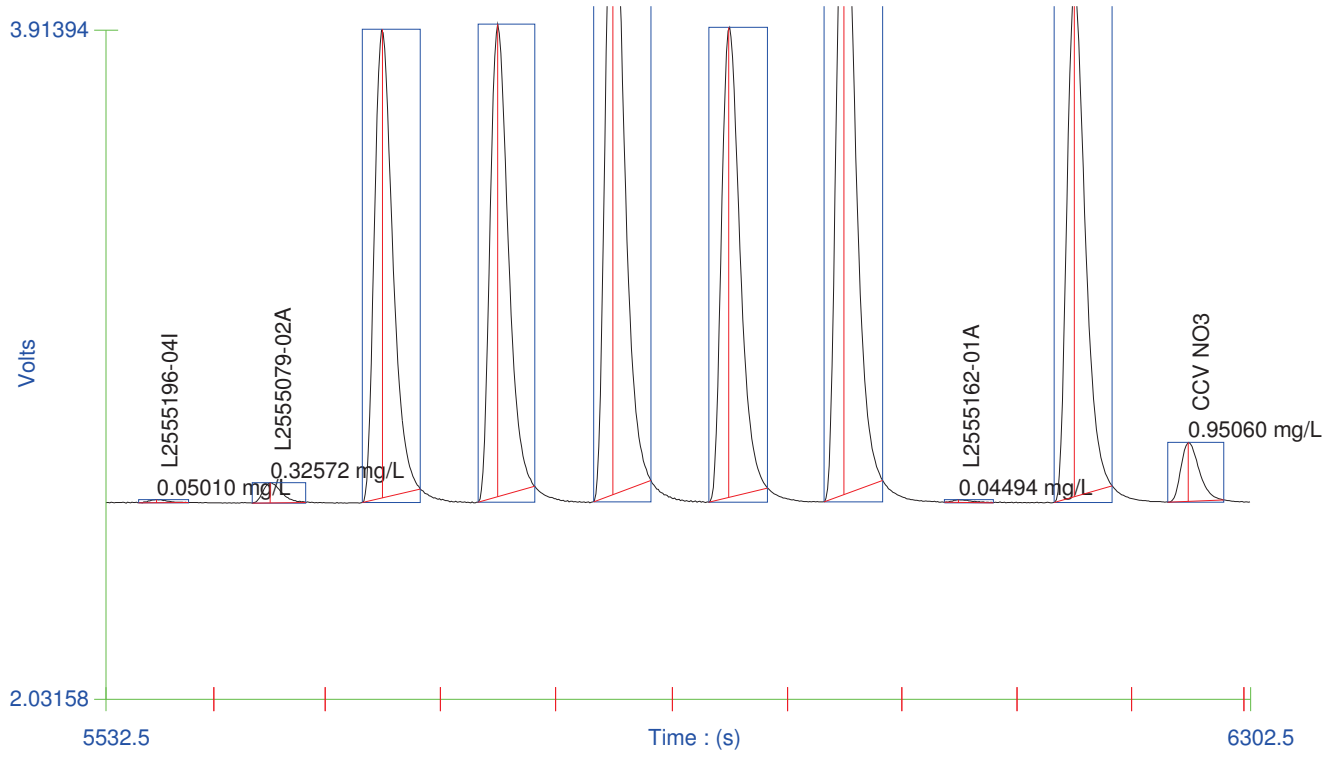


Channel 1 (NO3+NO2) - Set: 9 / 13

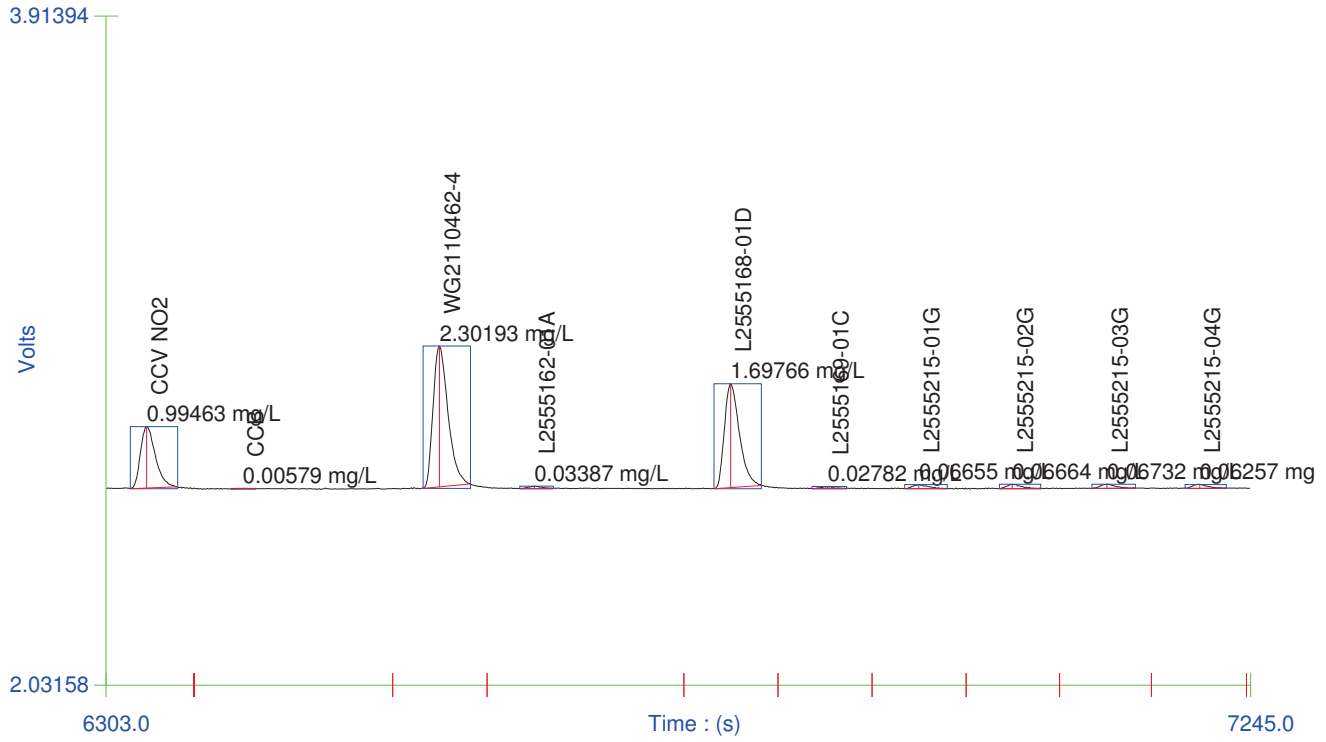

Channel 1 (NO3+NO2) - Set: 10 / 13

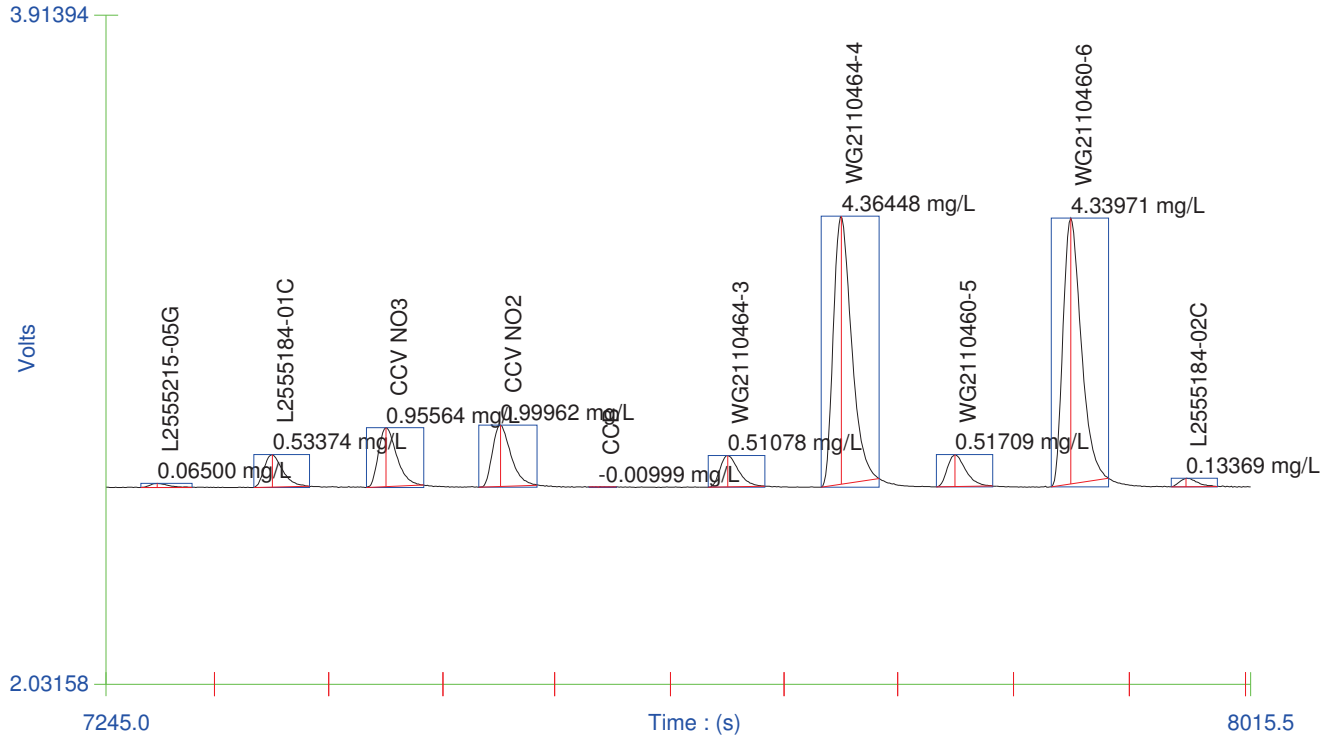


Channel 1 (NO3+NO2) - Set: 11 / 13

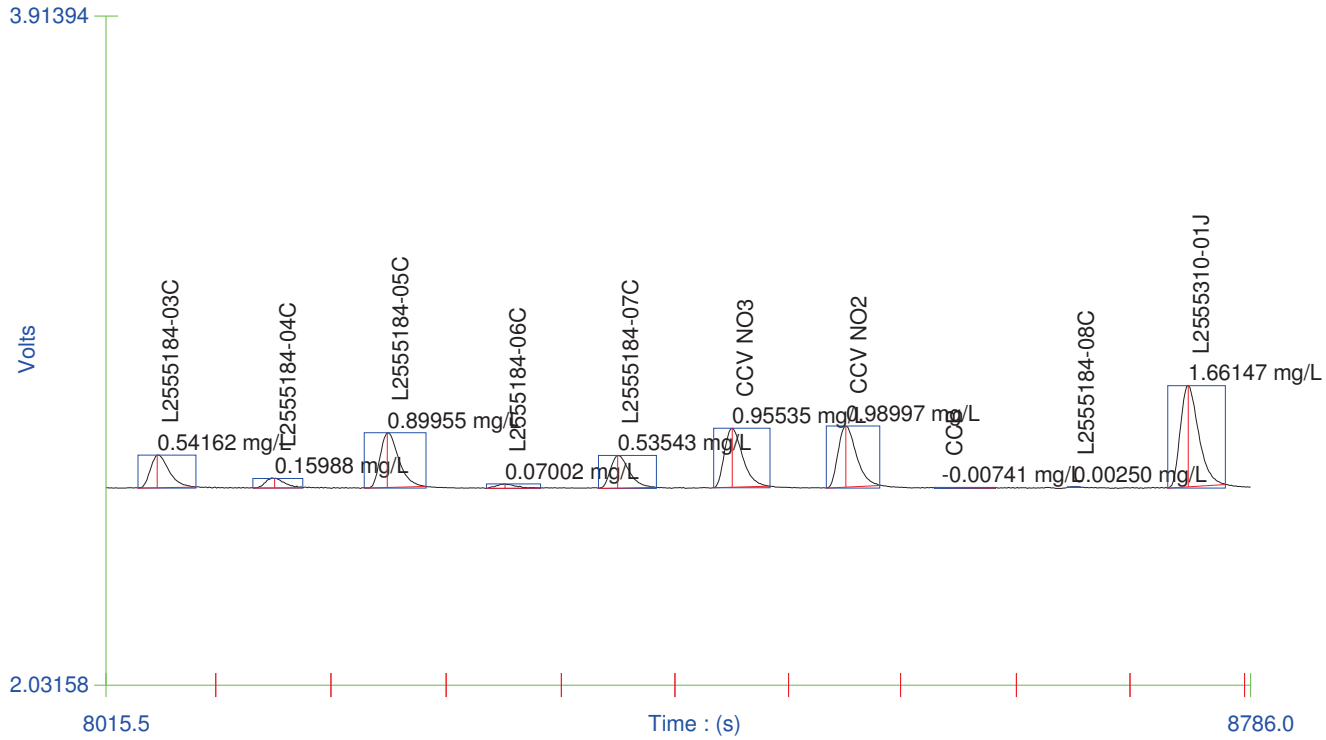

Channel 1 (NO3+NO2) - Set: 12 / 13

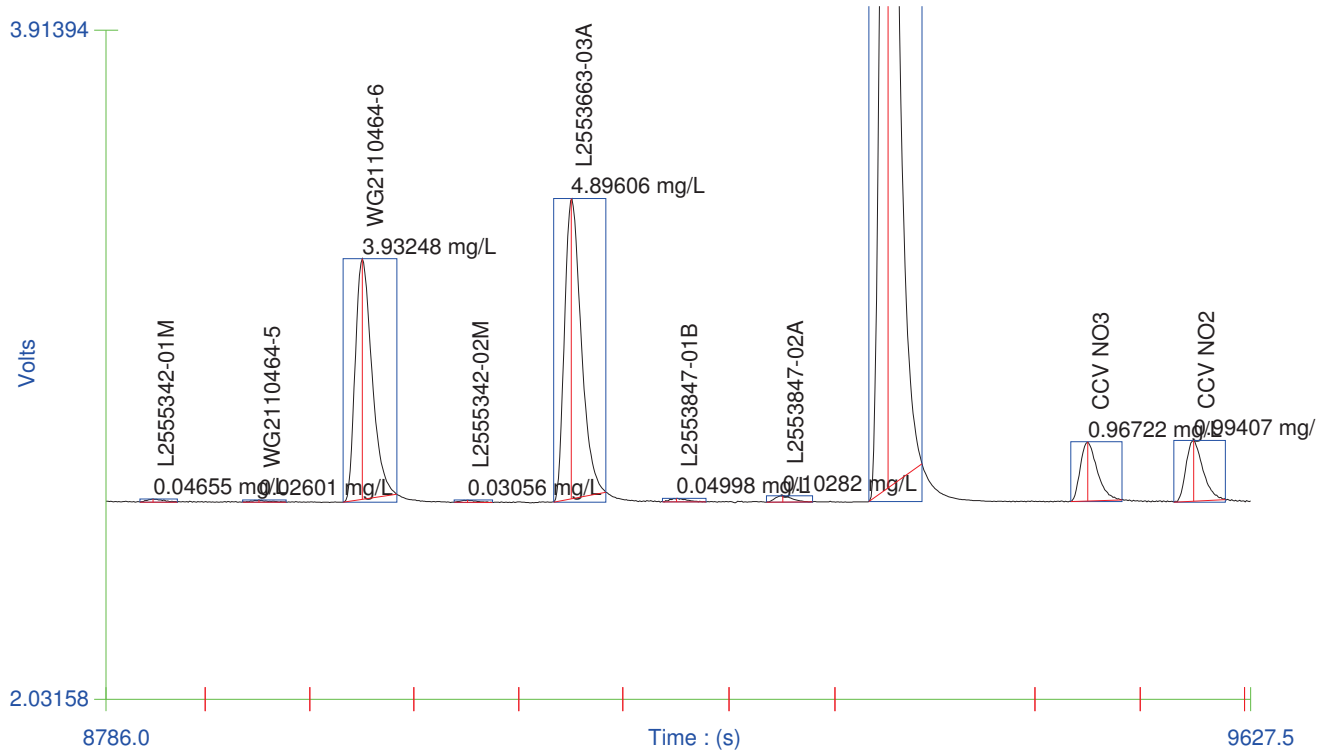


Channel 1 (NO3+NO2) - Set: 13 / 13

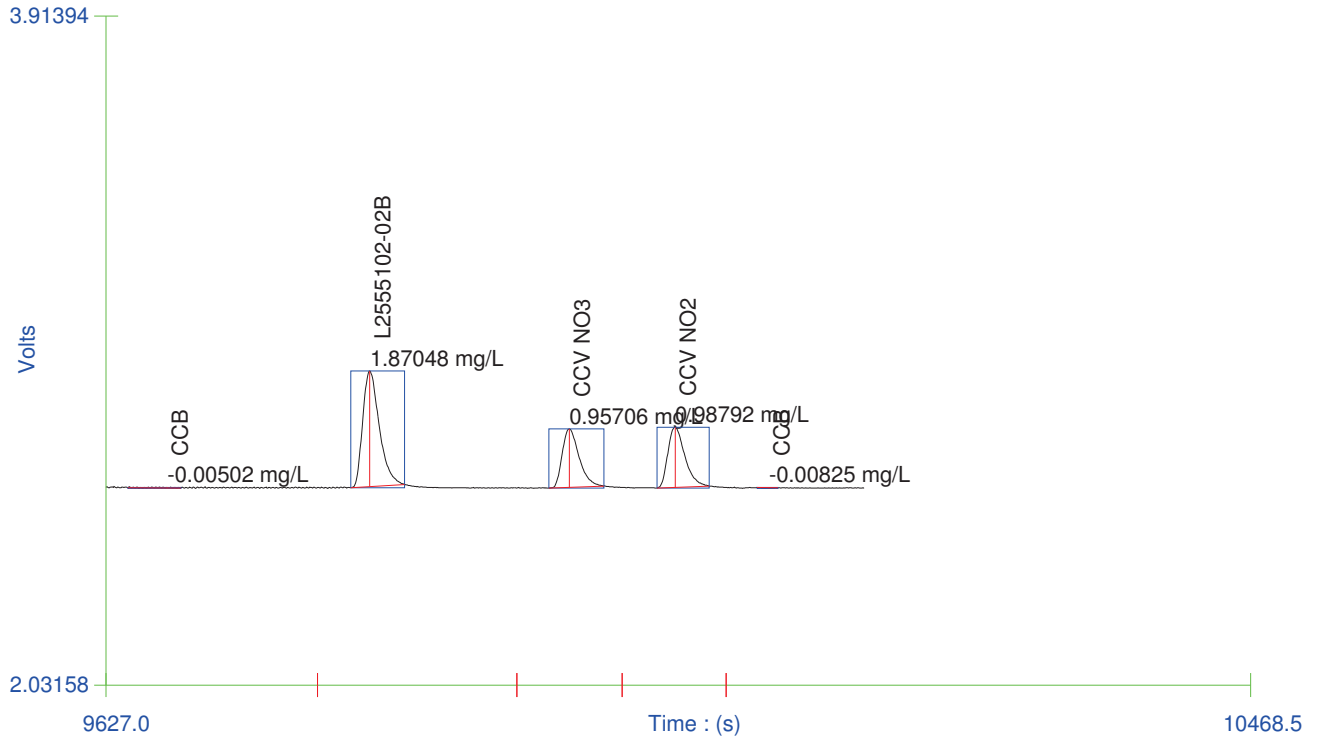

Channel 2 (NO2) - Set: 1 / 13

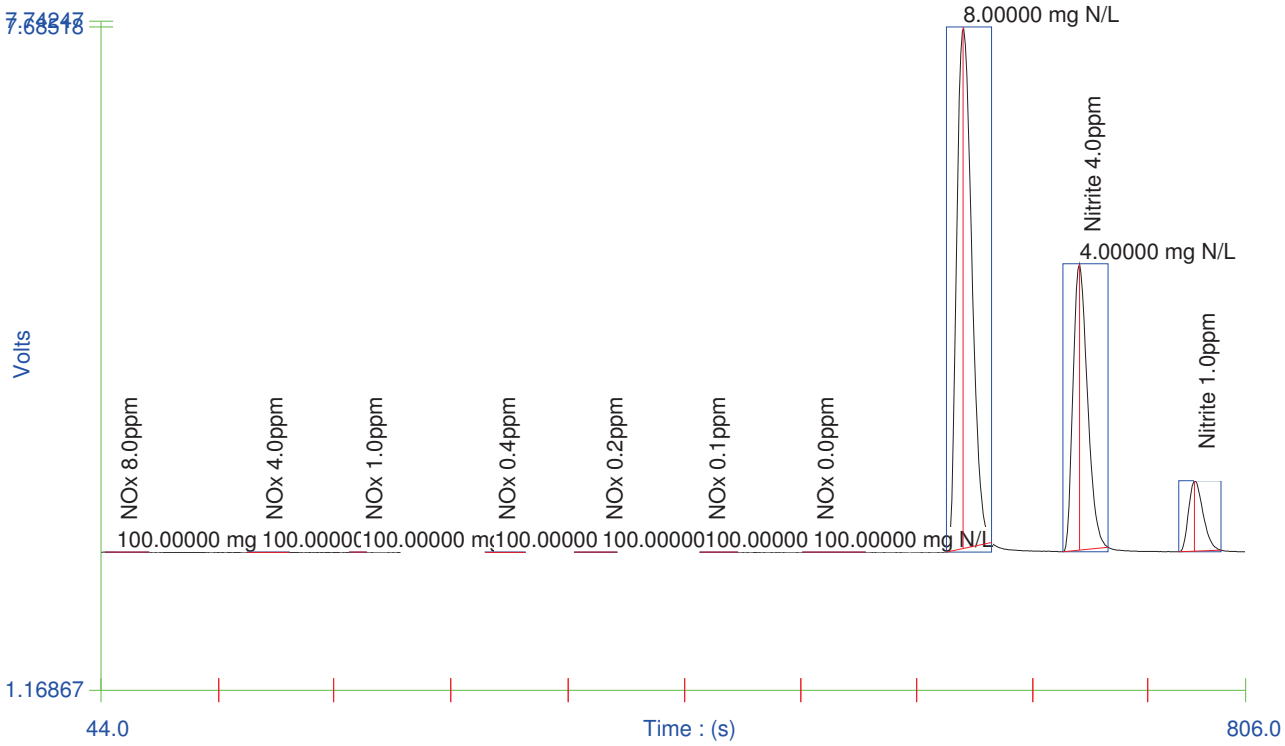


Channel 2 (NO2) - Set: 2 / 13

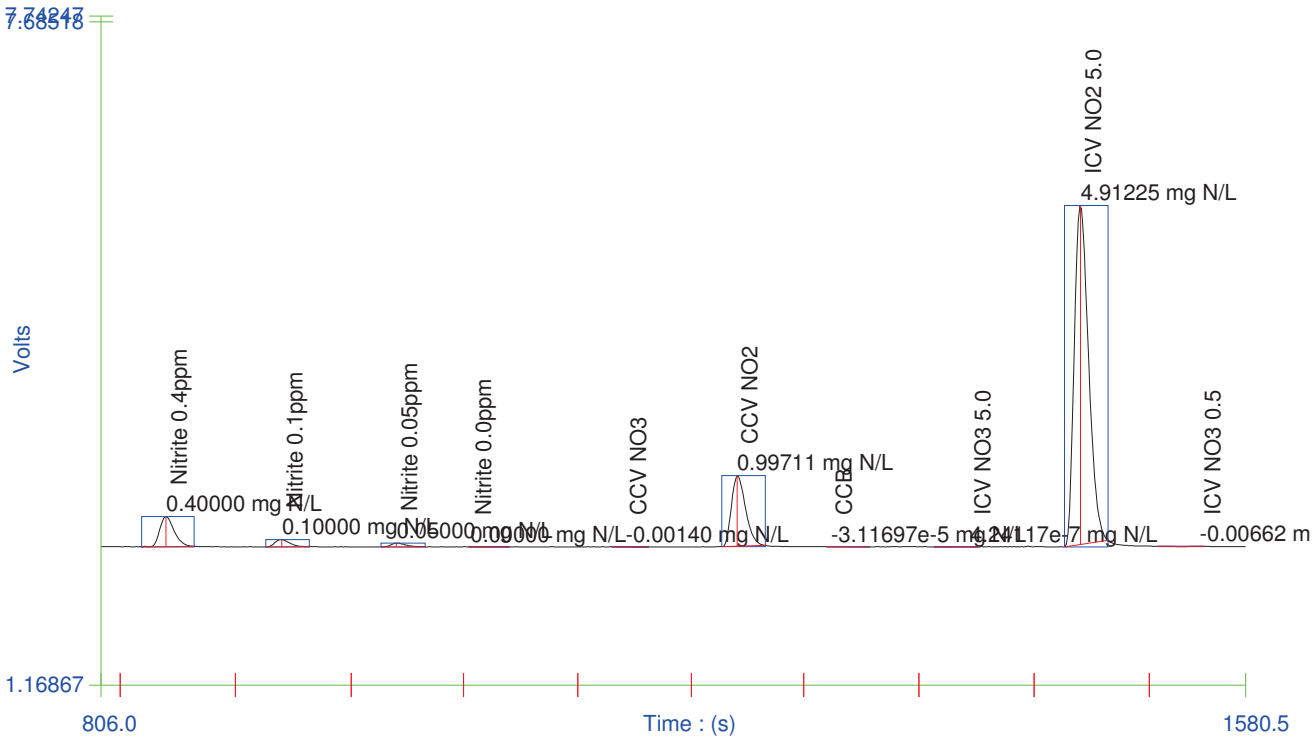

Channel 2 (NO2) - Set: 3 / 13

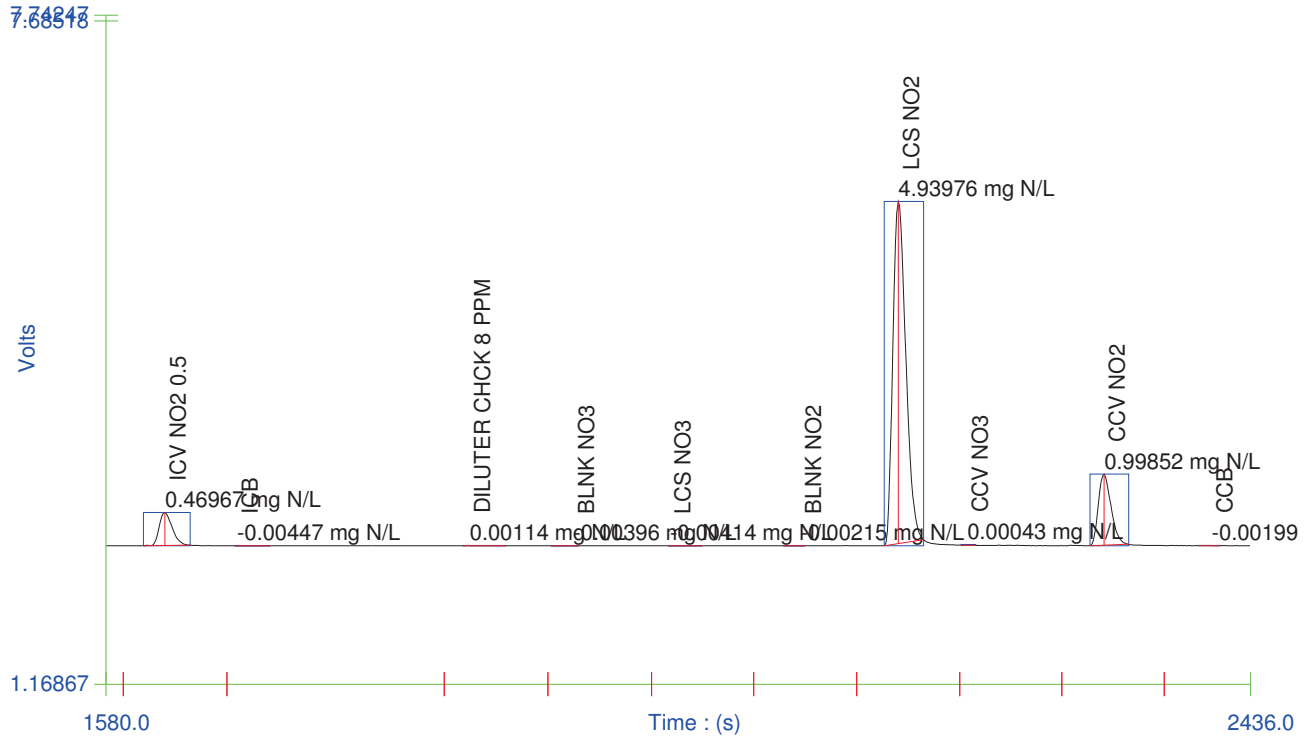


Channel 2 (NO2) - Set: 4 / 13

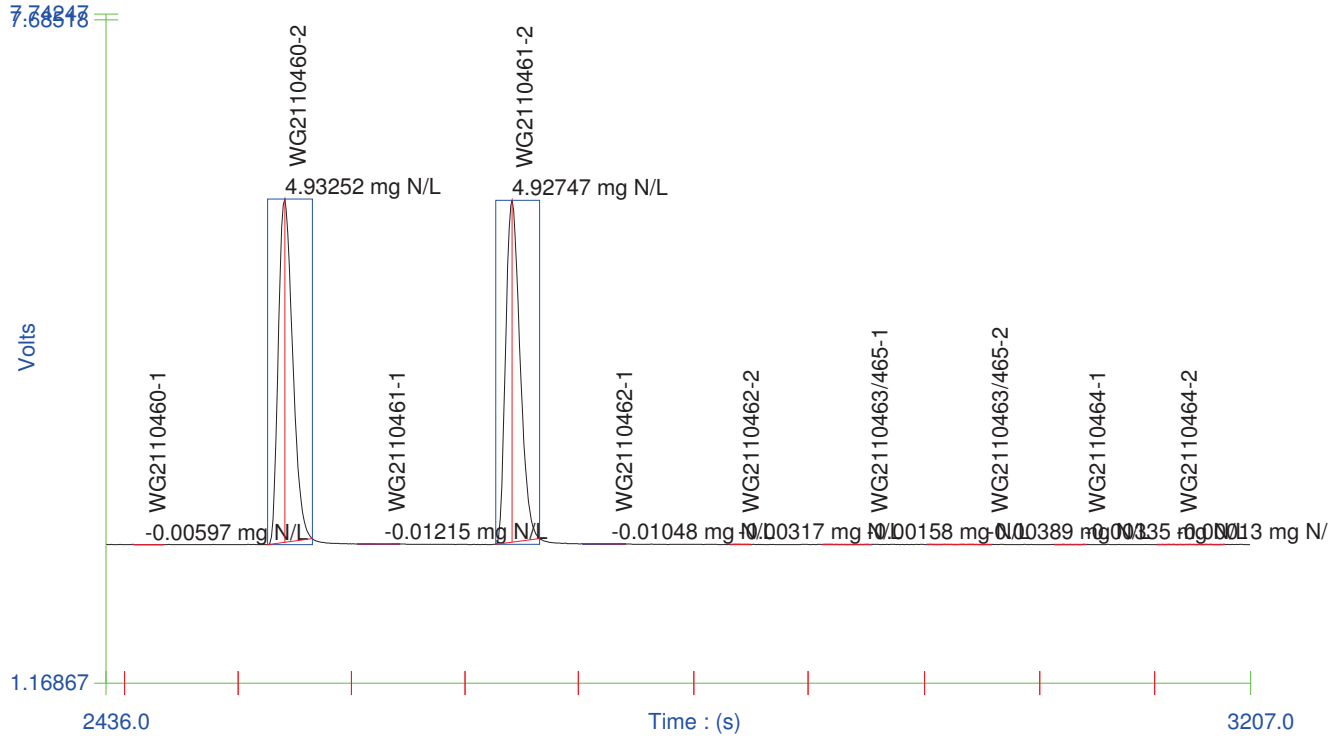

Channel 2 (NO2) - Set: 5 / 13

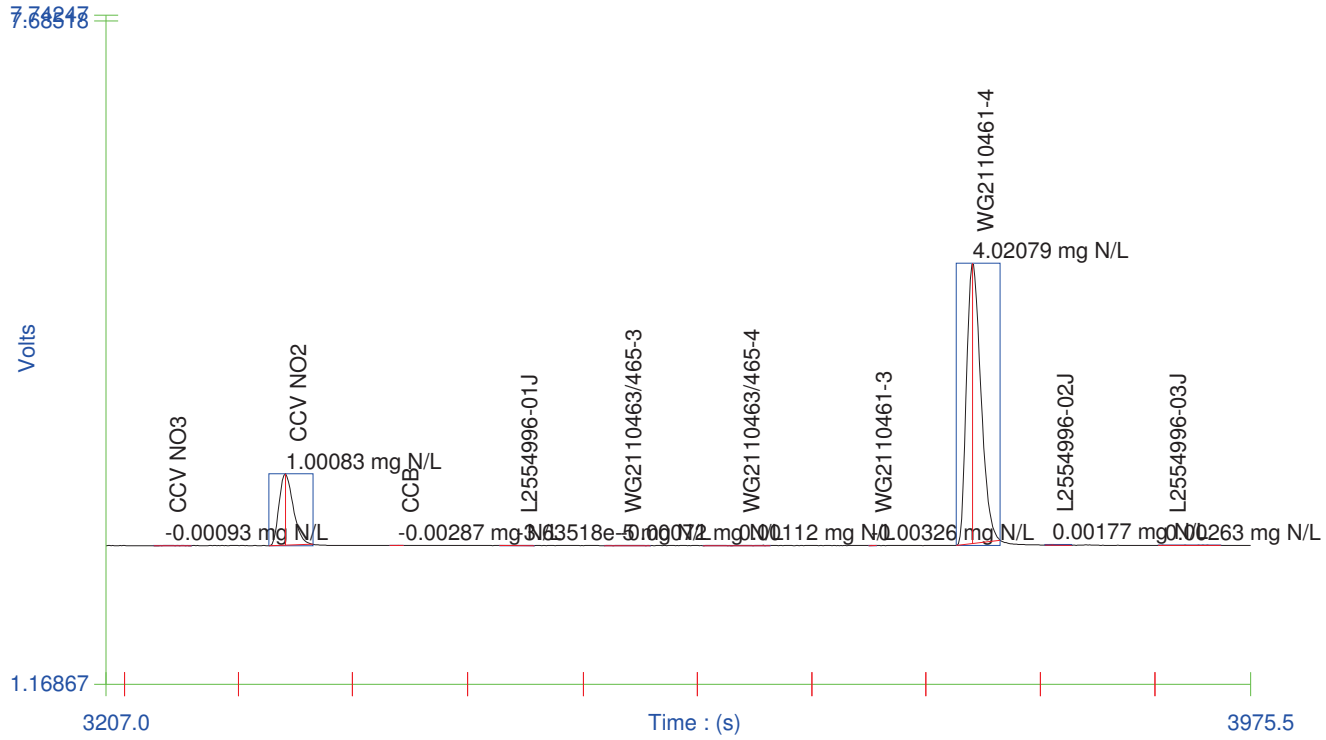


Channel 2 (NO2) - Set: 6 / 13

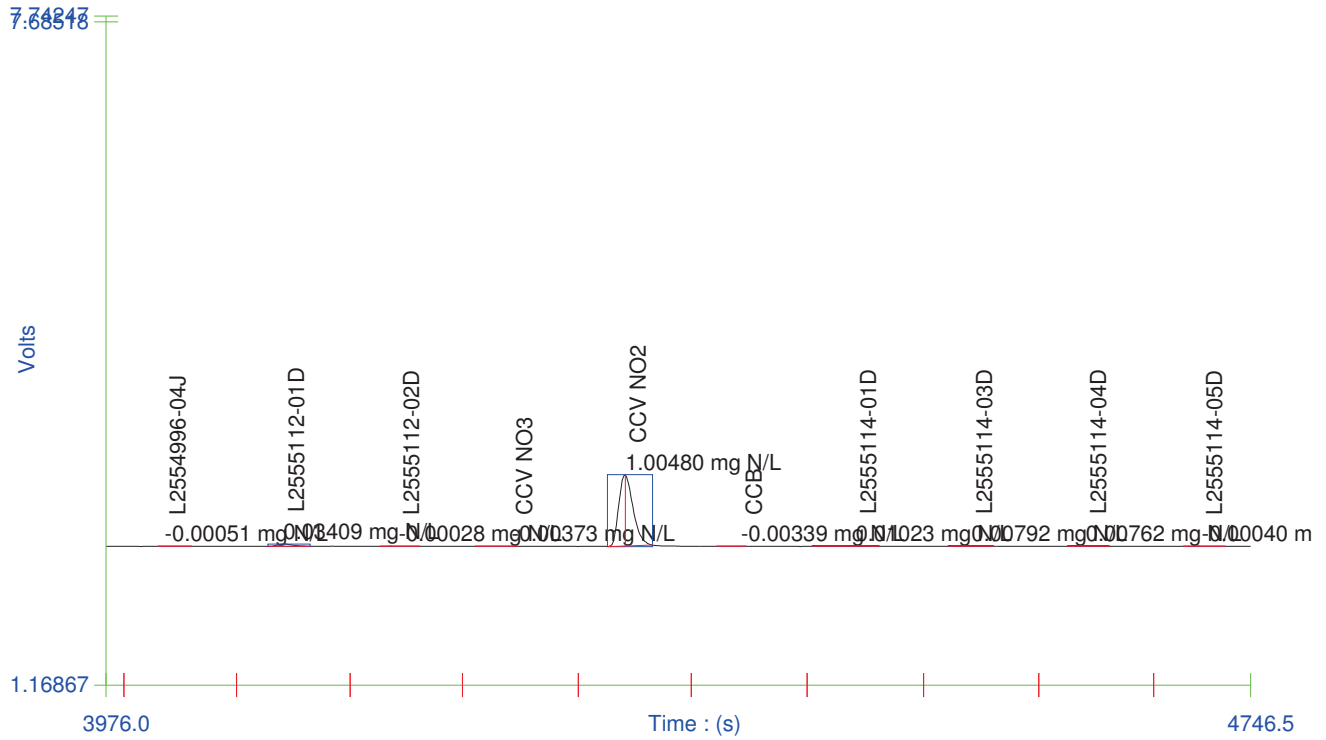

Channel 2 (NO2) - Set: 7 / 13

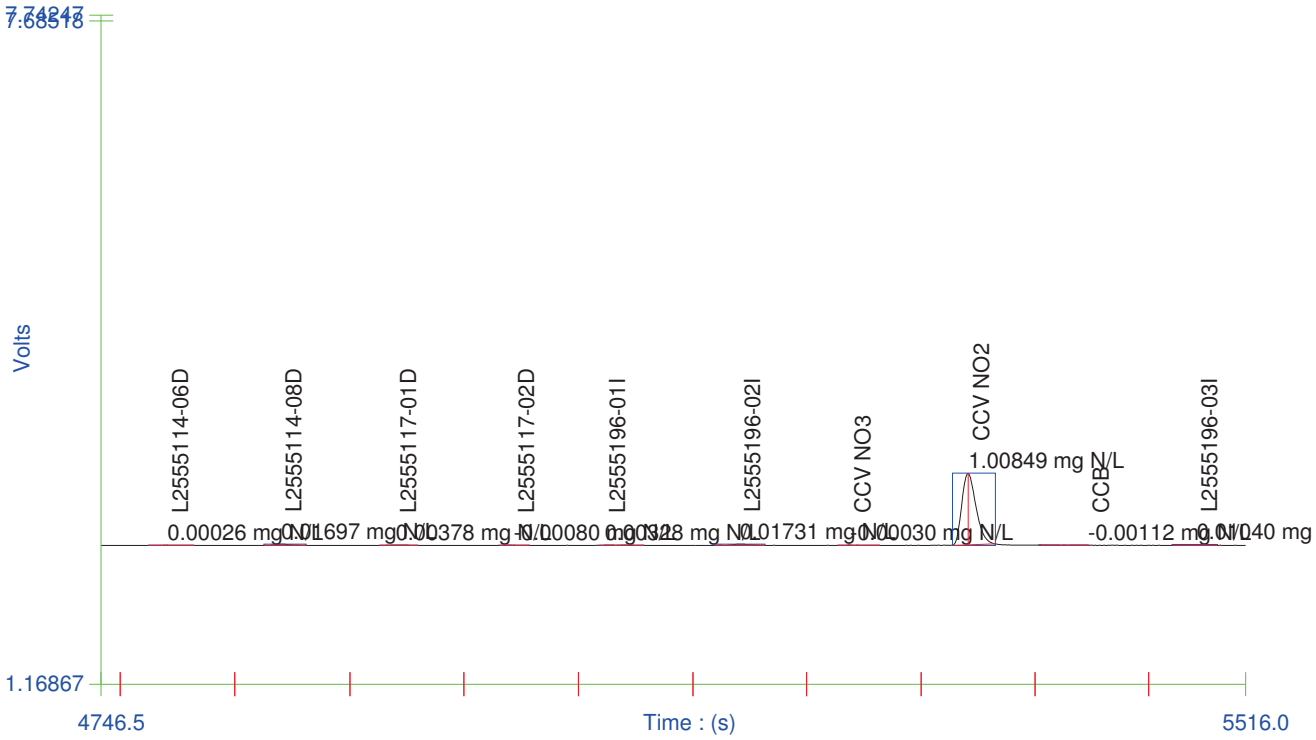


Channel 2 (NO2) - Set: 8 / 13

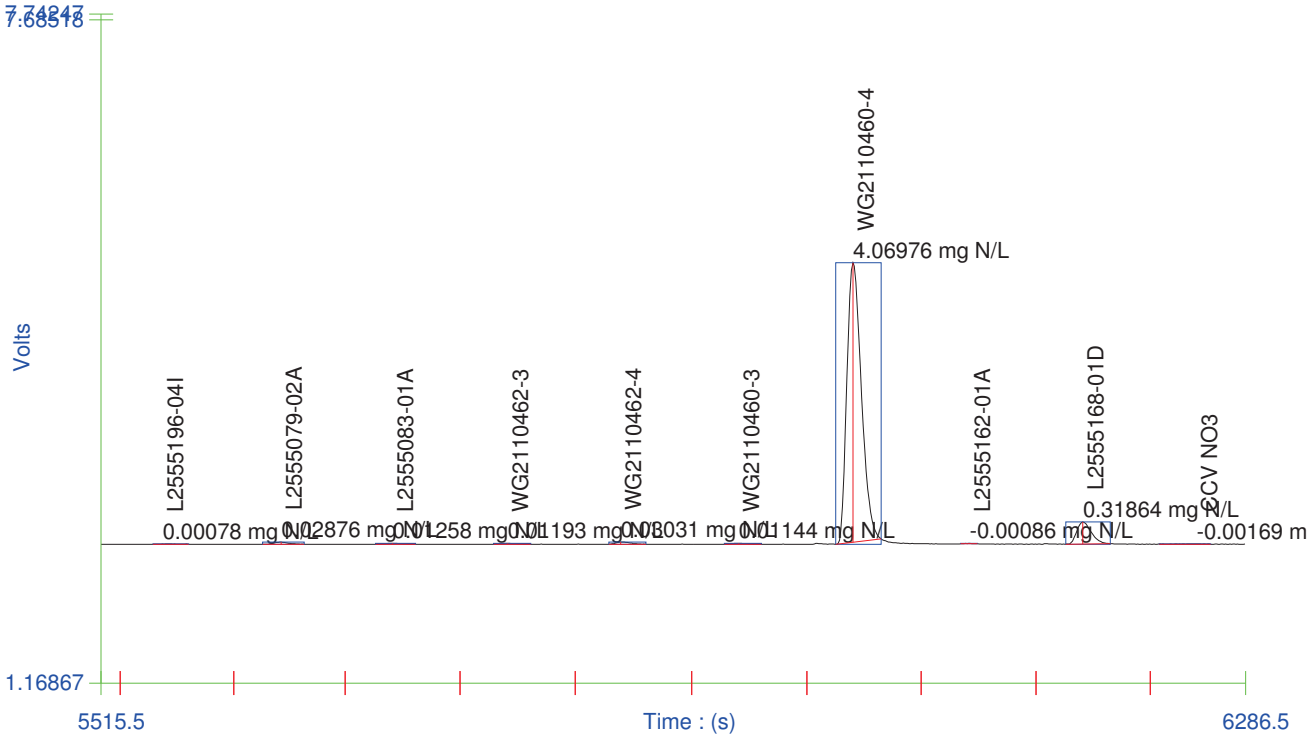

Channel 2 (NO2) - Set: 9 / 13

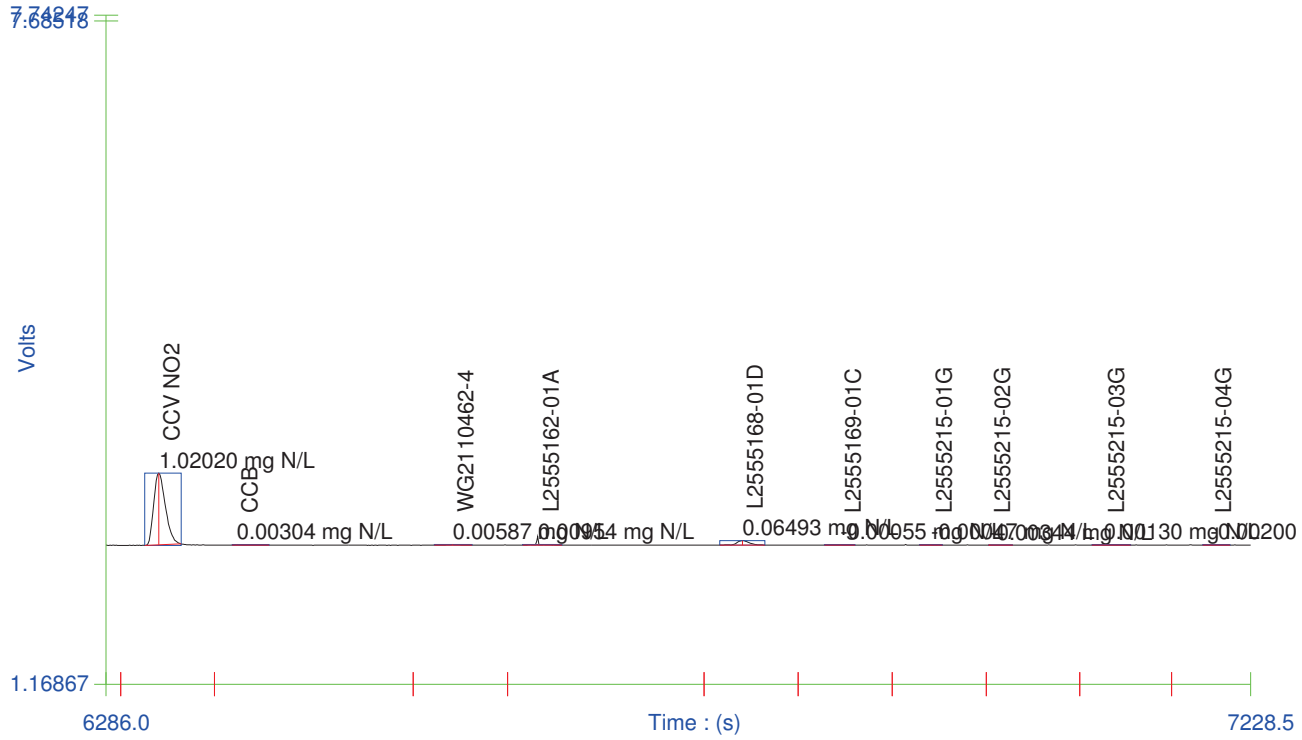


Channel 2 (NO2) - Set: 10 / 13

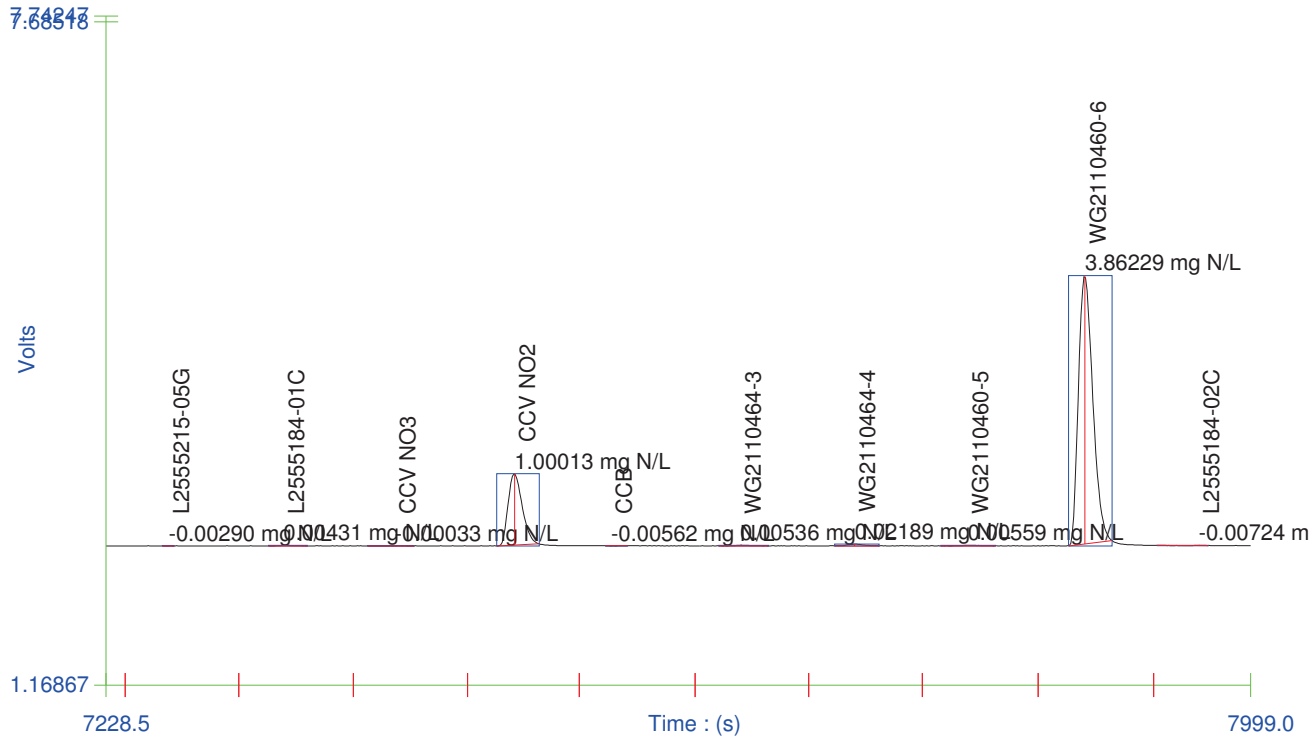

Channel 2 (NO2) - Set: 11 / 13

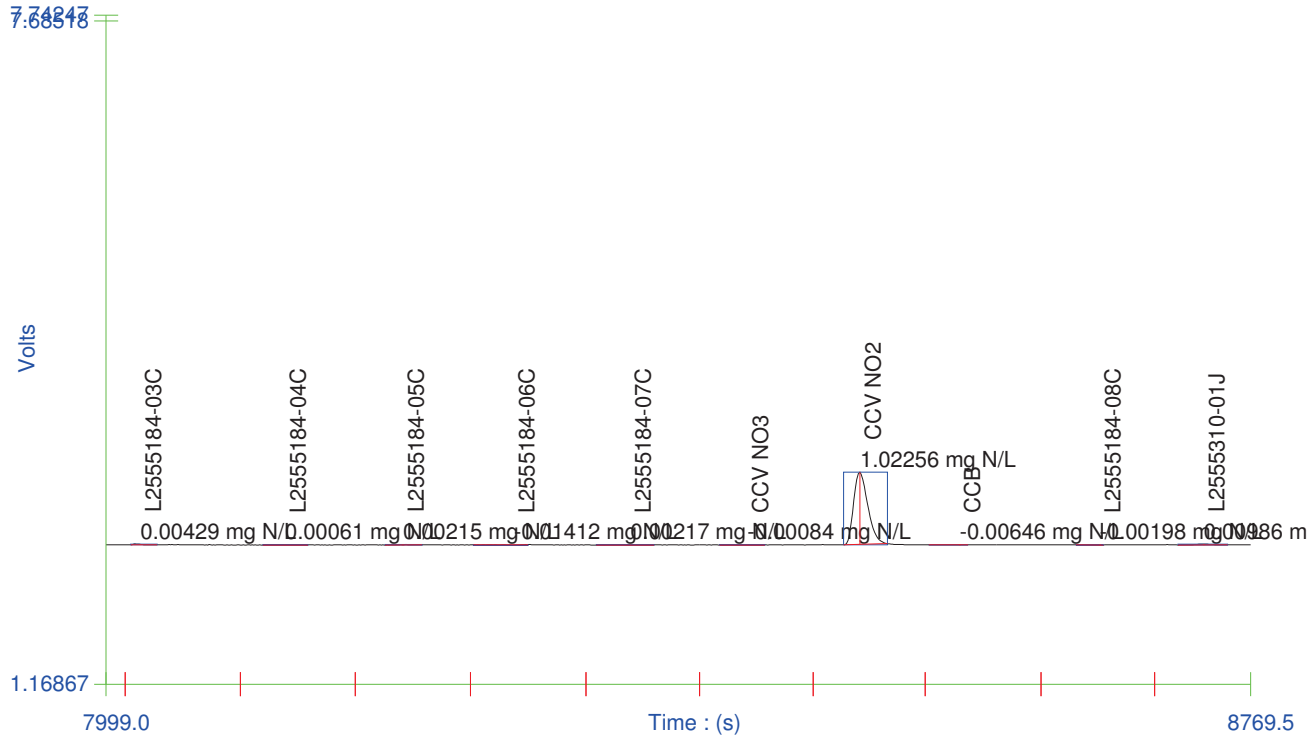


Channel 2 (NO2) - Set: 12 / 13

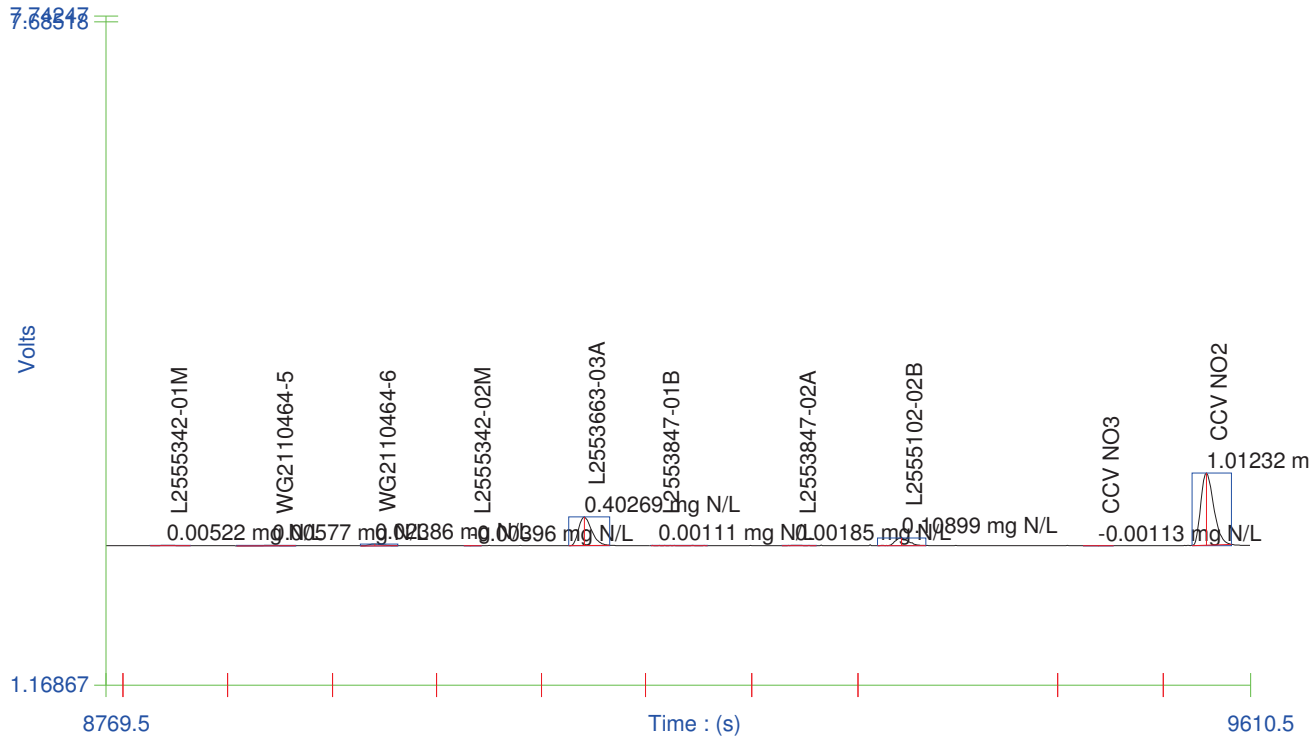

Channel 2 (NO2) - Set: 13 / 13

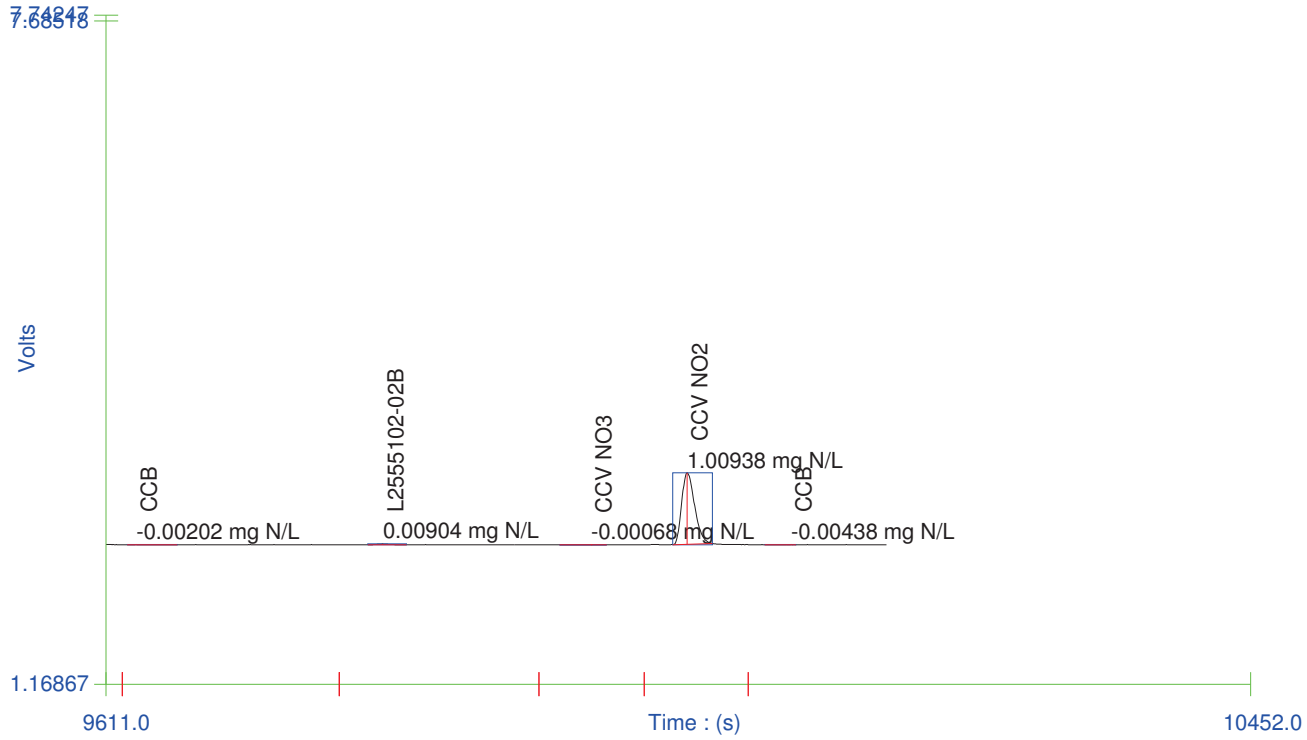


Table : 1 (NO3+NO2)

| | Known Conc. (mg/L) | Rep. | Peak Area (V.s) | Peak Height (V) | % RSD | % Residual | Det. Conc (mg/L) | Detection Date | Detection Time |
|---|---|---|---|---|---|---|---|---|---|
| 1 | 8.00000 | 1 | 19.49171 | 1.37290 | 0.0 | 0.6 | 7.95122 | 9/4/2025 | 2:30:22 AM |
| 2 | 4.00000 | 1 | 9.90316 | 0.69931 | 0.0 | -1.0 | 4.03905 | 9/4/2025 | 2:31:40 AM |
| 3 | 1.00000 | 1 | 2.38932 | 0.16916 | 0.0 | 2.6 | 0.97337 | 9/4/2025 | 2:32:57 AM |
| 4 | 0.40000 | 1 | 1.03128 | 0.06783 | 0.0 | -4.8 | 0.41929 | 9/4/2025 | 2:34:15 AM |
| 5 | 0.20000 | 1 | 0.52461 | 0.03674 | 0.0 | -6.2 | 0.21256 | 9/4/2025 | 2:35:33 AM |
| 6 | 0.10000 | 1 | 0.25002 | 0.01856 | 0.0 | -0.5 | 0.10053 | 9/4/2025 | 2:36:51 AM |
| 7 | 0.00000 | 1 | -0.01925 | -0.00207 | | | -0.00934 | 9/4/2025 | 2:38:08 AM |

Figure : 1 (NO3+NO2)

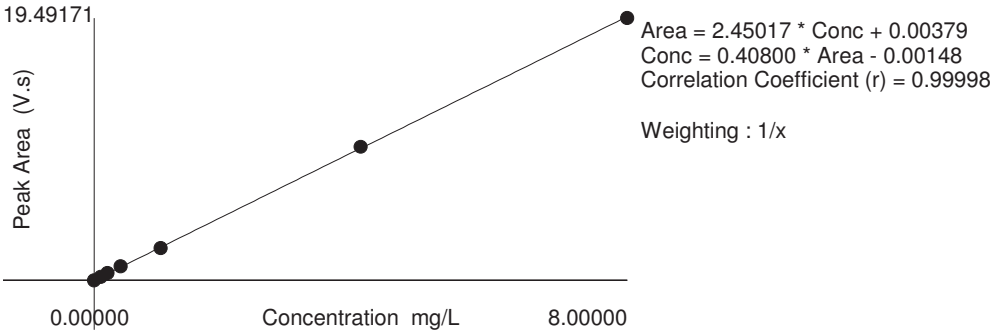

Table : 2 (Nitrite)

| | Known Conc. (mg N/L) | Rep. | Peak Area (V.s) | Peak Height (V) | % RSD | % Residual | Det. Conc (mg N/L) | Detection Date | Detection Time |
|---|---|---|---|---|---|---|---|---|---|
| 1 | 8.00000 | 1 | 59.87905 | 5.12446 | 0.0 | 1.7 | 7.86050 | 9/4/2025 | 2:39:25 AM |
| 2 | 4.00000 | 1 | 31.25169 | 2.81191 | 0.0 | -2.6 | 4.10082 | 9/4/2025 | 2:40:43 AM |
| 3 | 1.00000 | 1 | 7.61949 | 0.69247 | 0.0 | 0.2 | 0.99715 | 9/4/2025 | 2:42:00 AM |
| 4 | 0.40000 | 1 | 3.28636 | 0.29539 | 0.0 | -7.0 | 0.42808 | 9/4/2025 | 2:43:18 AM |
| 5 | 0.10000 | 1 | 0.82059 | 0.07215 | 0.0 | -4.1 | 0.10424 | 9/4/2025 | 2:44:36 AM |
| 6 | 0.05000 | 1 | 0.41580 | 0.03613 | 0.0 | -1.9 | 0.05108 | 9/4/2025 | 2:45:55 AM |
| 7 | 0.00000 | 1 | -0.02611 | -0.00194 | | | -0.00696 | 9/4/2025 | 2:47:11 AM |

Figure : 2 (Nitrite)

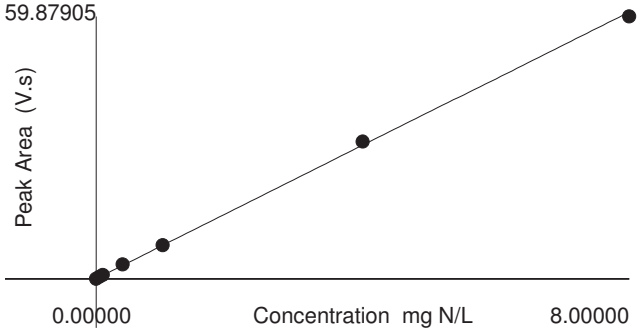


Area = 7.60949 * Conc + 0.02739
Conc = 0.13133 * Area - 0.00353
Correlation Coefficient (r) = 0.99998

Weighting : 1/x

Original Run Filename: OM_9-4-2025_06-39-29AM.OMN Created: 9/4/2025 6:39:29 AM
Original Run Author's Signature: [A1wetcheminstrument]
Current Run Filename: OM_9-4-2025_06-39-29AM.OMN Last Modified: 9/4/2025 7:34:01 AM
Current Run Author's Signature: [A1wetcheminstrument]
Description: Default New Run

| Sample | Rep. | Cup No. | Channel 1 NO3+NO2 (mg/L) | Channel 2 Nitrite (mg N/L) | ADF | MDF | Weight |
|---|---|---|---|---|---|---|---|
| CCV NO3 | 1 | S2 | 0.95521 | -0.00090 | | | |
| | Known Conc: | | 1.00000 | 0.00000 | | | |
| | Calibration: | | Table/Fig. : 1 | Table/Fig. : 2 | | | |
| CCV NO2 | 1 | S9 | 1.01438 | 0.99506 | | | |
| | Known Conc: | | 0.00000 | 1.00000 | | | |
| CCB | 1 | S1 | -0.00890 | -0.00089 | | | |
| | Known Conc: | | 0.00000 | 0.00000 | | | |
| WG2110466-1; 5.0340 | 1 | 78 | 0.38506 | -0.01715 | | | 0.10068 g |
| WG2110466-2; 5.0149 | 1 | 79 | 47.18813 | -0.03952 | | | 0.10030 g |
| WG2110467-1; 5.0340 | 1 | 80 | -0.13713 | 0.02230 | | | 0.10068 g |
| WG2110467-2; 5.1678 | 1 | 81 | 48.01338 | 46.84786 | | | 0.10336 g |
| L2553179-01K; 5.0033 | 1 | 82 | 0.20757 | -0.08715 | | | 0.10007 g |
| WG2110466-3; 5.3270 | 1 | 83 | 0.18687 | -0.00956 | | | 0.10654 g |
| WG2110466-4; 5.0489 | 1 | 84 | 81.95710 | -0.41666 | 5.00 | | 0.10098 g |
| WG2110467-3; 5.3270 | 1 | 85 | 0.07146 | 0.00818 | | | 0.10654 g |
| WG2110467-4; 5.5221 | 1 | 86 | 76.59334 | 76.07715 | 5.00 | | 0.11044 g |
| L2553179-02K; 5.3323 | 1 | 87 | 0.21478 | -0.05443 | | | 0.10665 g |
| CCV NO3 | 1 | S2 | 0.95335 | -0.00306 | | | |
| | Known Conc: | | 1.00000 | 0.00000 | | | |
| CCV NO2 | 1 | S9 | 1.00509 | 1.00498 | | | |
| | Known Conc: | | 0.00000 | 1.00000 | | | |
| CCB | 1 | S1 | 0.00297 | -0.03839 | | | |
| | Known Conc: | | 0.00000 | 0.00000 | | | |
| L2553179-03K; 5.0870 | 1 | 88 | 0.34392 | -0.04257 | | | 0.10174 g |
| L2553179-04R; 5.2793 | 1 | 89 | 0.45057 | 0.17275 | | | 0.10559 g |
| L2553179-05K; 5.0443 | 1 | 90 | 0.26724 | 0.05232 | | | 0.10089 g |
| L2553179-06K; 5.0112 | 1 | 91 | 0.36487 | 0.02981 | | | 0.10022 g |
| L2554022-01B; 5.2679 | 1 | 92 | 1.19704 | 0.13064 | | | 0.10536 g |
| L2554499-01C; 5.1026 | 1 | 93 | 0.67005 | 0.06373 | | | 0.10205 g |
| L2554817-01C; 5.0533 | 1 | 94 | 30.71559 | 2.33218 | | | 0.10107 g |
| L2555226-01S | 1 | 95 | 0.05324 | 0.00302 | | | |
| WG2110544-3 | 1 | 96 | 0.03582 | 0.00285 | | | |
| WG2110544-4 | 1 | 97 | 3.73480 | 0.00371 | | | |
| CCV NO3 | 1 | S2 | 0.93292 | -0.00127 | | | |
| | Known Conc: | | 1.00000 | 0.00000 | | | |
| CCV NO2 | 1 | S9 | 0.99248 | 1.02189 | | | |
| | Known Conc: | | 0.00000 | 1.00000 | | | |
| CCB | 1 | S1 | 0.00387 | -0.00529 | | | |
| | Known Conc: | | 0.00000 | 0.00000 | | | |
| WG2110542-3 | 1 | 98 | 0.03075 | 0.00366 | | | |
| WG2110542-4 | 1 | 99 | 3.93251 | 4.02081 | | | |
| L2555226-03S; MTX | 1 | 100 | 0.30088 | 0.04793 | 5.00 | | |
| L2554817-01C; 5.0533 MTX | 1 | 94 | 30.64805 | 2.27965 | 5.00 | | 0.10107 g |
| CCV NO3 | 1 | S2 | 0.92998 | -0.00091 | | | |
| | Known Conc: | | 1.00000 | 0.00000 | | | |
| CCV NO2 | 1 | S9 | 0.99113 | 1.02451 | | | |
| | Known Conc: | | 0.00000 | 1.00000 | | | |
| CCB | 1 | S1 | -0.01232 | 7.86884e-5 | | | |
| | Known Conc: | | 0.00000 | 0.00000 | | | |

Channel 1 (NO3+NO2) - Set: 1 / 4

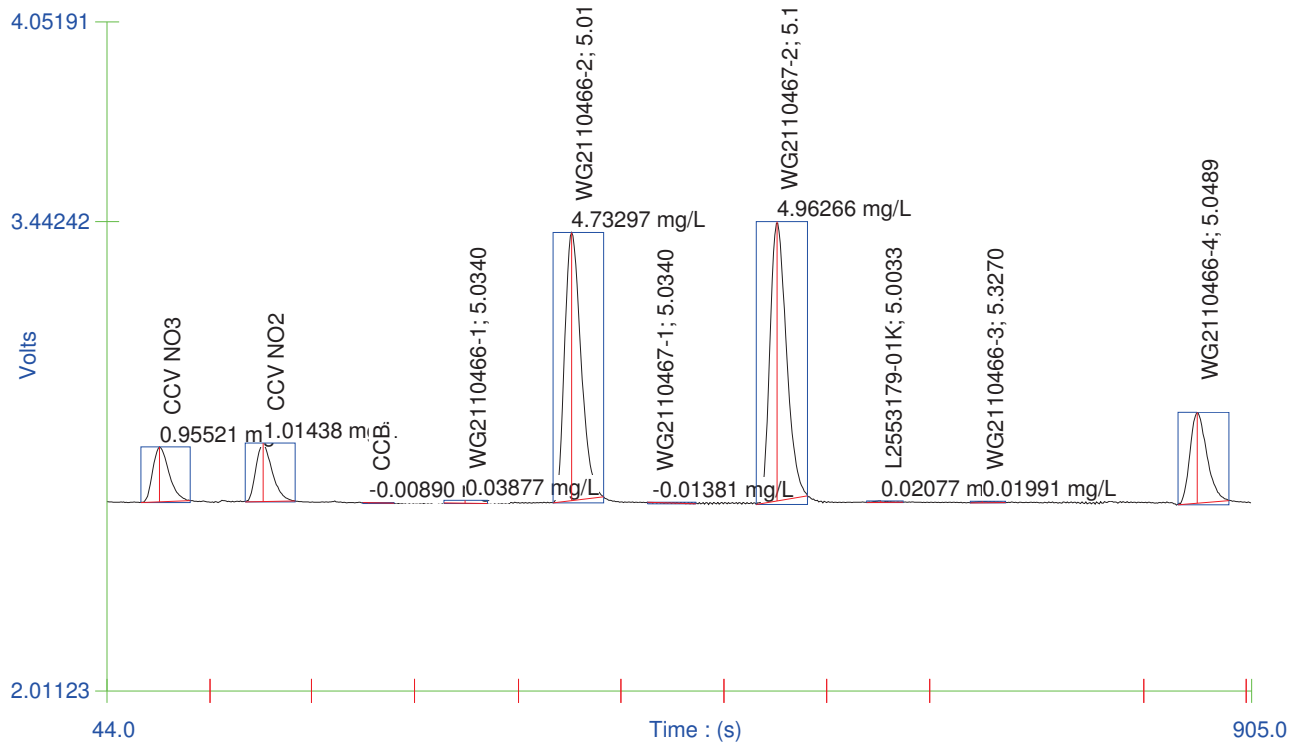


Channel 1 (NO3+NO2) - Set: 2 / 4

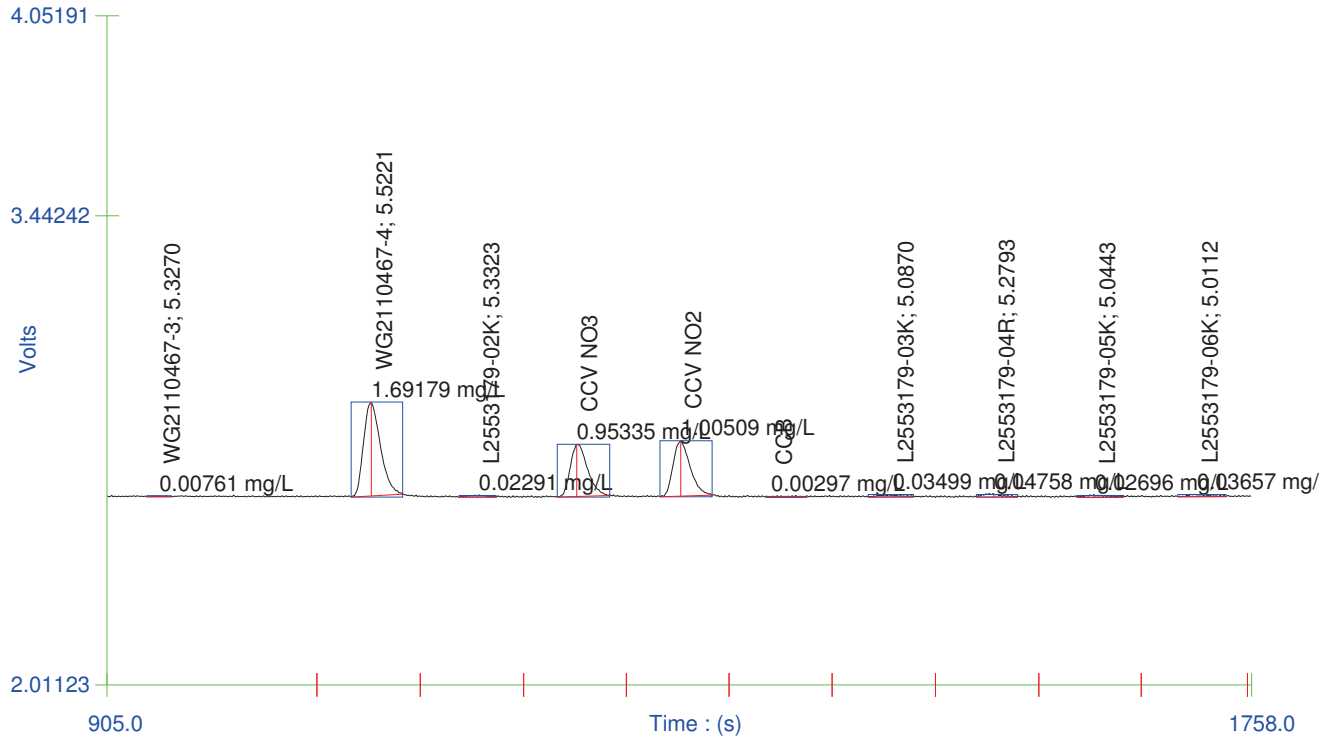

Channel 1 (NO3+NO2) - Set: 3 / 4

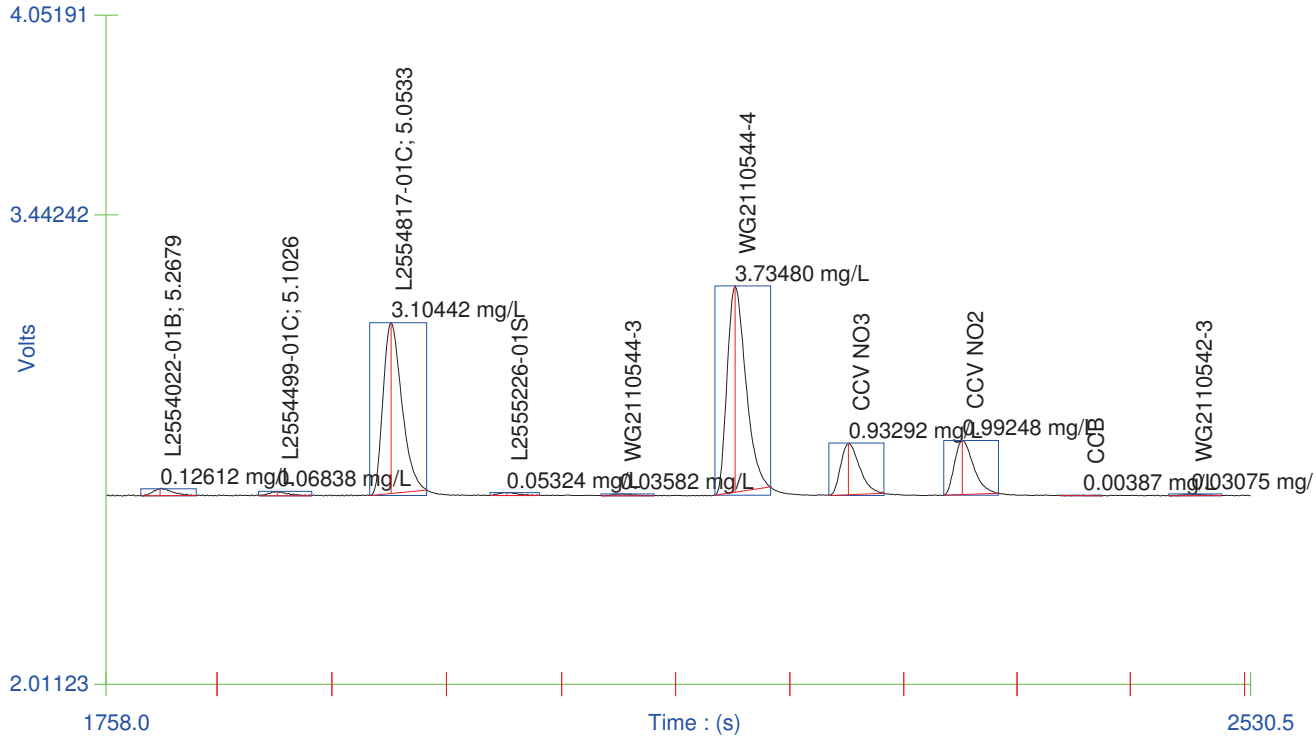


Channel 1 (NO3+NO2) - Set: 4 / 4

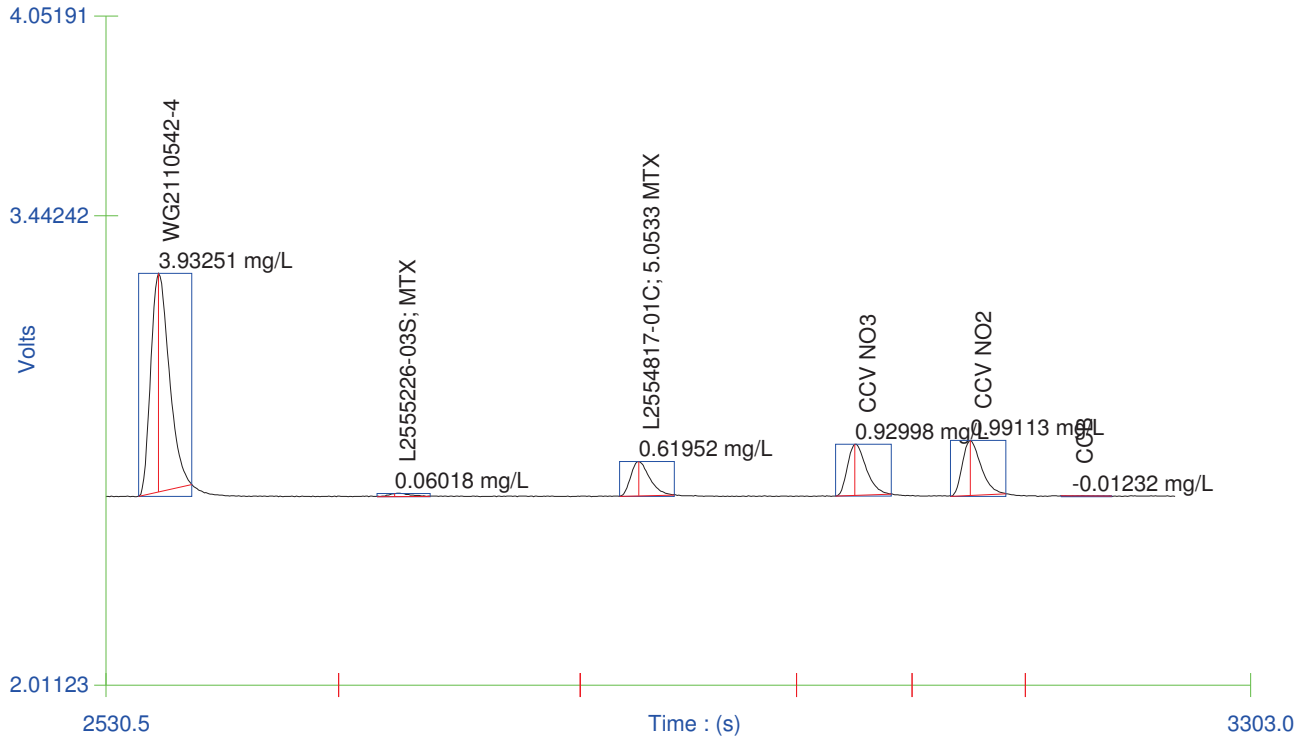

Channel 2 (NO2) - Set: 1 / 4

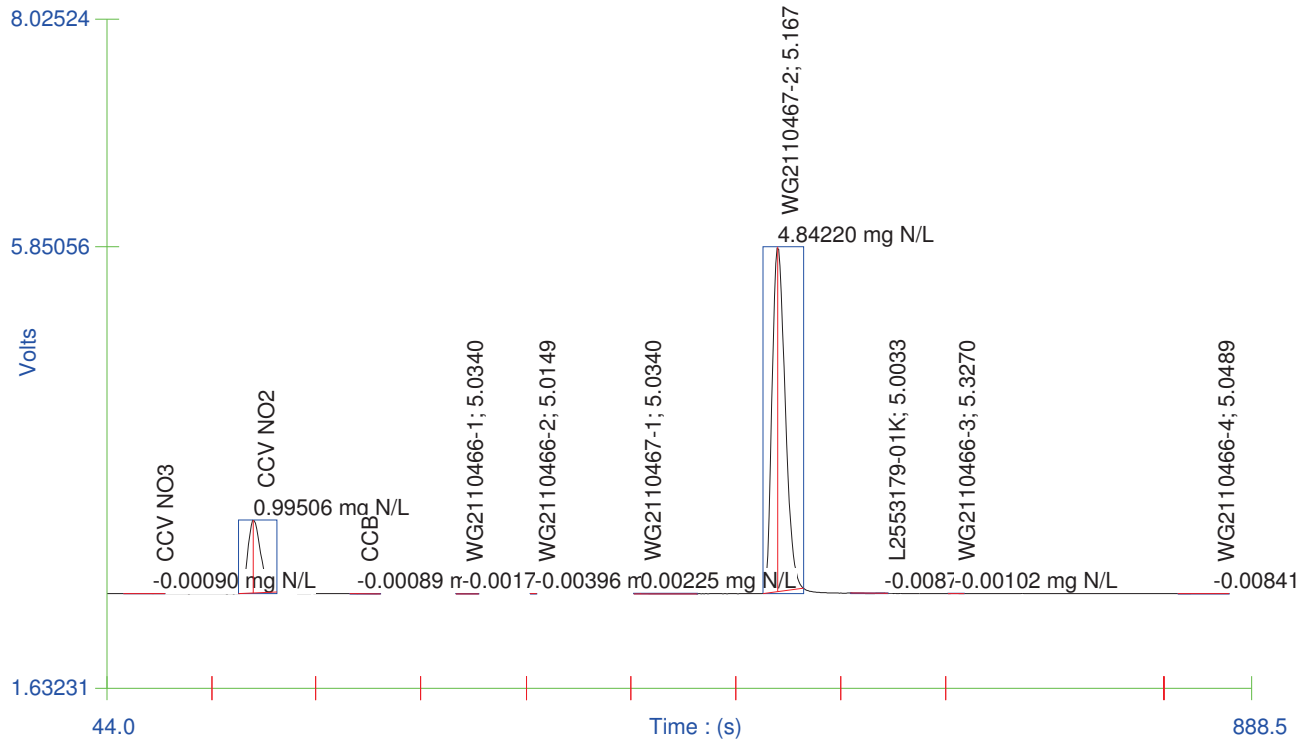


Channel 2 (NO2) - Set: 2 / 4

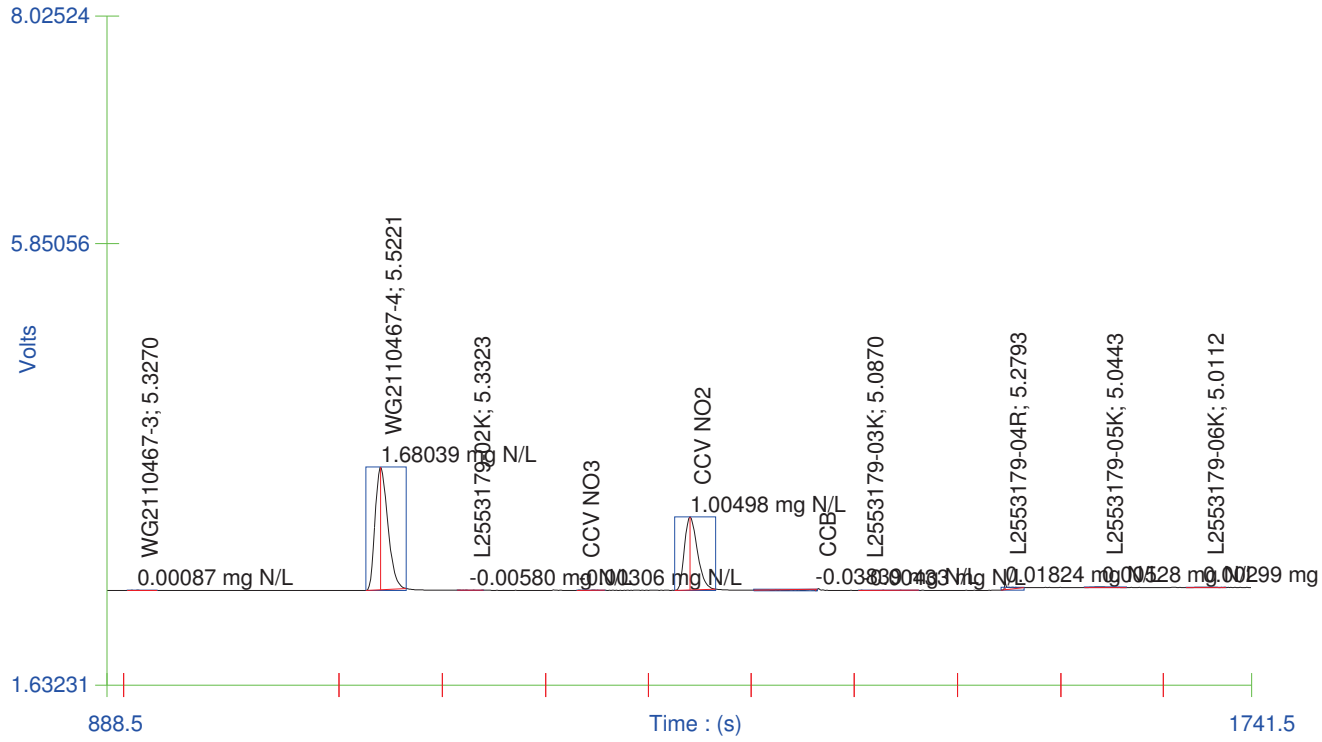

Channel 2 (NO2) - Set: 3 / 4

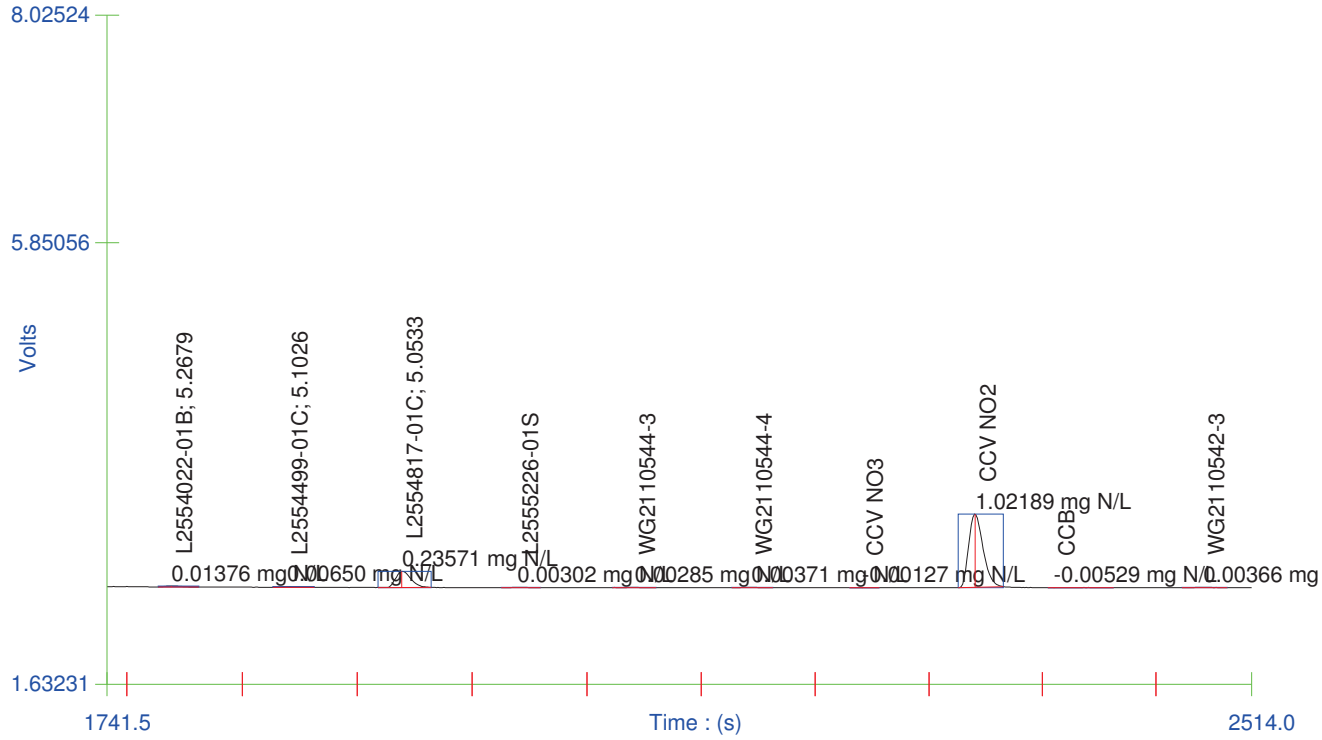


Channel 2 (NO2) - Set: 4 / 4

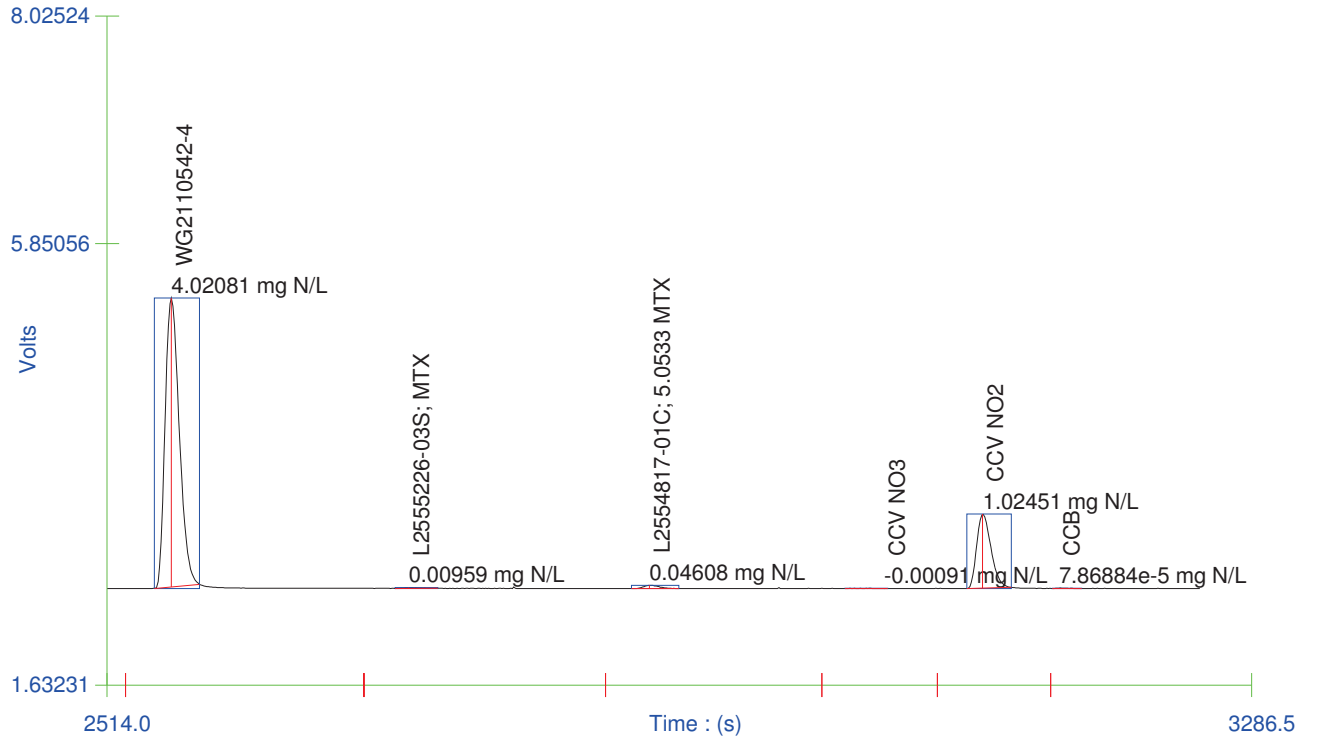

Table : 1 (NO3+NO2)

| | Known Conc. (mg/L) | Rep. | Peak Area (V.s) | Peak Height (V) | % RSD | % Residual | Det. Conc (mg/L) | Detection Date | Detection Time |
|---|---|---|---|---|---|---|---|---|---|
| 1 | 8.00000 | 1 | 19.49171 | 1.37290 | 0.0 | 0.6 | 7.95122 | 9/4/2025 | 2:30:22 AM |
| 2 | 4.00000 | 1 | 9.90316 | 0.69931 | 0.0 | -1.0 | 4.03905 | 9/4/2025 | 2:31:40 AM |
| 3 | 1.00000 | 1 | 2.38932 | 0.16916 | 0.0 | 2.6 | 0.97337 | 9/4/2025 | 2:32:57 AM |
| 4 | 0.40000 | 1 | 1.03128 | 0.06783 | 0.0 | -4.8 | 0.41929 | 9/4/2025 | 2:34:15 AM |
| 5 | 0.20000 | 1 | 0.52461 | 0.03674 | 0.0 | -6.2 | 0.21256 | 9/4/2025 | 2:35:33 AM |
| 6 | 0.10000 | 1 | 0.25002 | 0.01856 | 0.0 | -0.5 | 0.10053 | 9/4/2025 | 2:36:51 AM |
| 7 | 0.00000 | 1 | -0.01925 | -0.00207 | | | -0.00934 | 9/4/2025 | 2:38:08 AM |

Figure : 1 (NO3+NO2)

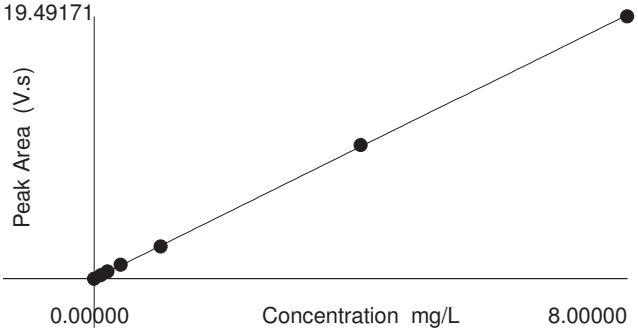


Area = 2.45017 * Conc + 0.00379
Conc = 0.40800 * Area - 0.00148
Correlation Coefficient (r) = 0.99998

Weighting : 1/x

Table : 2 (Nitrite)

| | Known Conc. (mg N/L) | Rep. | Peak Area (V.s) | Peak Height (V) | % RSD | % Residual | Det. Conc (mg N/L) | Detection Date | Detection Time |
|---|---|---|---|---|---|---|---|---|---|
| 1 | 8.00000 | 1 | 59.87905 | 5.12446 | 0.0 | 1.7 | 7.86050 | 9/4/2025 | 2:39:25 AM |
| 2 | 4.00000 | 1 | 31.25169 | 2.81191 | 0.0 | -2.6 | 4.10082 | 9/4/2025 | 2:40:43 AM |
| 3 | 1.00000 | 1 | 7.61949 | 0.69247 | 0.0 | 0.2 | 0.99715 | 9/4/2025 | 2:42:00 AM |
| 4 | 0.40000 | 1 | 3.28636 | 0.29539 | 0.0 | -7.0 | 0.42808 | 9/4/2025 | 2:43:18 AM |
| 5 | 0.10000 | 1 | 0.82059 | 0.07215 | 0.0 | -4.1 | 0.10424 | 9/4/2025 | 2:44:36 AM |
| 6 | 0.05000 | 1 | 0.41580 | 0.03613 | 0.0 | -1.9 | 0.05108 | 9/4/2025 | 2:45:55 AM |
| 7 | 0.00000 | 1 | -0.02611 | -0.00194 | | | -0.00696 | 9/4/2025 | 2:47:11 AM |

Figure : 2 (Nitrite)

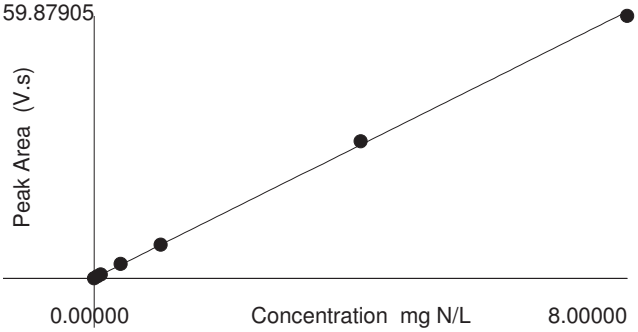


Area = 7.60949 * Conc + 0.02739
Conc = 0.13133 * Area - 0.00353
Correlation Coefficient (r) = 0.99998

Weighting : 1/x

Original Run Filename: OM_9-4-2025_07-56-03AM.OMN Created: 9/4/2025 7:56:03 AM
Original Run Author's Signature: [A1wetcheminstrument]
Current Run Filename: OM_9-4-2025_07-56-03AM.OMN Last Modified: 9/4/2025 8:32:10 AM
Current Run Author's Signature: [A1wetcheminstrument]
Description: Default New Run

| Sample | Rep. | Cup No. | Channel 1 NO3+NO2 (mg/L) | Channel 2 Nitrite (mg N/L) | ADF | MDF | Weight |
|---|---|---|---|---|---|---|---|
| CCV NO3 | 1 | S2 | 0.96202 | -0.00189 | | | |
| | Known Conc: | | 1.00000 | 0.00000 | | | |
| | Calibration: | | Table/Fig. : 1 | Table/Fig. : 2 | | | |
| CCV NO2 | 1 | S9 | 1.00817 | 1.02037 | | | |
| | Known Conc: | | 0.00000 | 1.00000 | | | |
| CCB | 1 | S1 | -0.01372 | -0.00472 | | | |
| | Known Conc: | | 0.00000 | 0.00000 | | | |
| L2555157-01A | 1 | 101 | 0.10447 | 0.00274 | | | |
| WG2110563-3 | 1 | 102 | 0.09332 | 0.00285 | | | |
| WG2110563-4 | 1 | 103 | 3.83202 | 0.02337 | | | |
| L2555157-02A | 1 | 104 | 19.01406 | 0.04784 | | | |
| L2555157-02A | 1 | 104 | 20.69396 | 0.04170 | 5.00 | | |
| L2555158-01A | 1 | 105 | 0.06098 | 0.00140 | | | |
| L2555158-02A | 1 | 106 | 0.72789 | 0.22625 | | | |
| L2555350-01O | 1 | 107 | 0.27284 | 0.09948 | | | |
| WG2110462-5 | 1 | 108 | 0.24768 | 0.10189 | | | |
| WG2110462-6 | 1 | 109 | 3.96879 | 0.10121 | | | |
| CCV NO3 | 1 | S2 | 0.93991 | -0.00013 | | | |
| | Known Conc: | | 1.00000 | 0.00000 | | | |
| CCV NO2 | 1 | S9 | 1.01786 | 1.03581 | | | |
| | Known Conc: | | 0.00000 | 1.00000 | | | |
| CCB | 1 | S1 | -1.72134e-5 | -0.00458 | | | |
| | Known Conc: | | 0.00000 | 0.00000 | | | |
| WG2110557-3 | 1 | 110 | 0.23576 | 0.10615 | | | |
| WG2110557-4 | 1 | 111 | 4.27887 | 4.16686 | | | |
| L2555350-02O | 1 | 112 | 0.03175 | -0.00565 | | | |
| L2555350-03O | 1 | 113 | 0.03495 | 0.00088 | | | |
| L2555350-04O | 1 | 114 | 1.87189 | 0.02678 | | | |
| L2555350-05O | 1 | 115 | 0.45878 | 0.10288 | | | |
| CCV NO3 | 1 | S2 | 0.94263 | -0.00165 | | | |
| | Known Conc: | | 1.00000 | 0.00000 | | | |
| CCV NO2 | 1 | S9 | 1.00286 | 1.02610 | | | |
| | Known Conc: | | 0.00000 | 1.00000 | | | |
| CCB | 1 | S1 | 0.00668 | -0.00241 | | | |
| | Known Conc: | | 0.00000 | 0.00000 | | | |

Channel 1 (NO3+NO2) - Set: 1 / 3

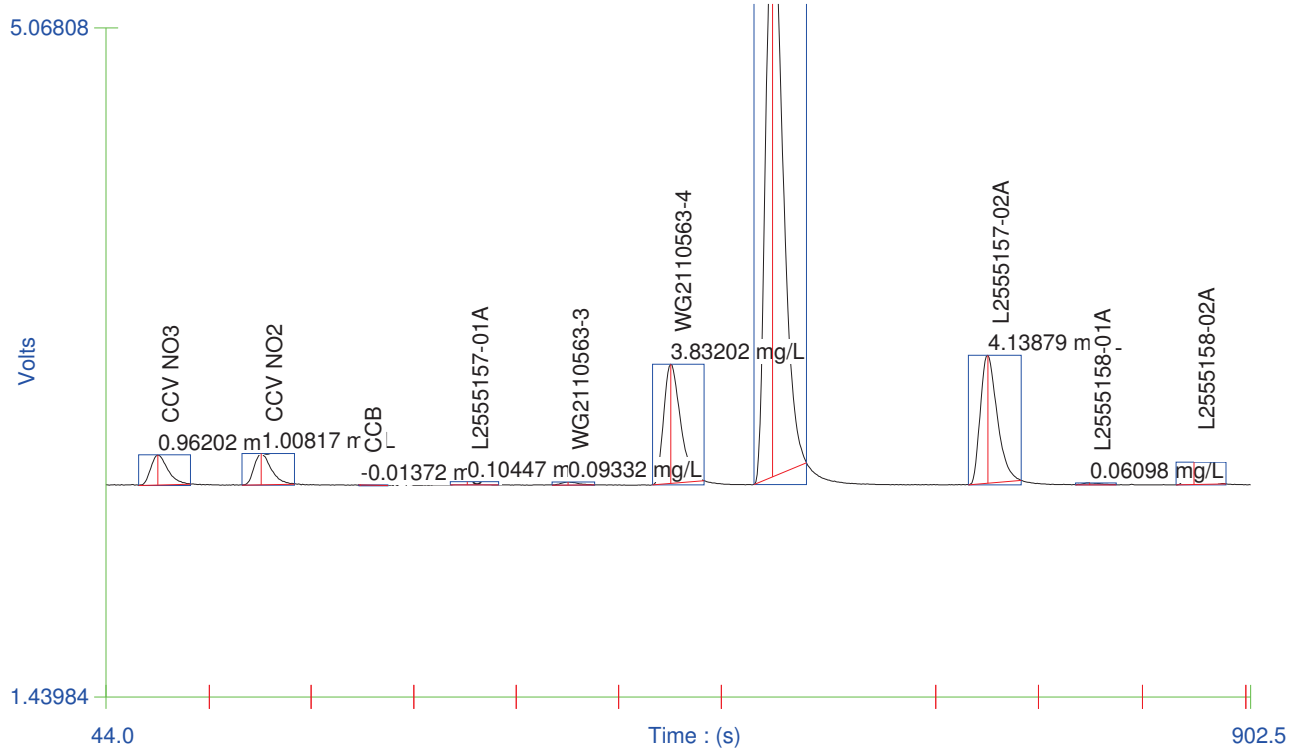


Channel 1 (NO3+NO2) - Set: 2 / 3

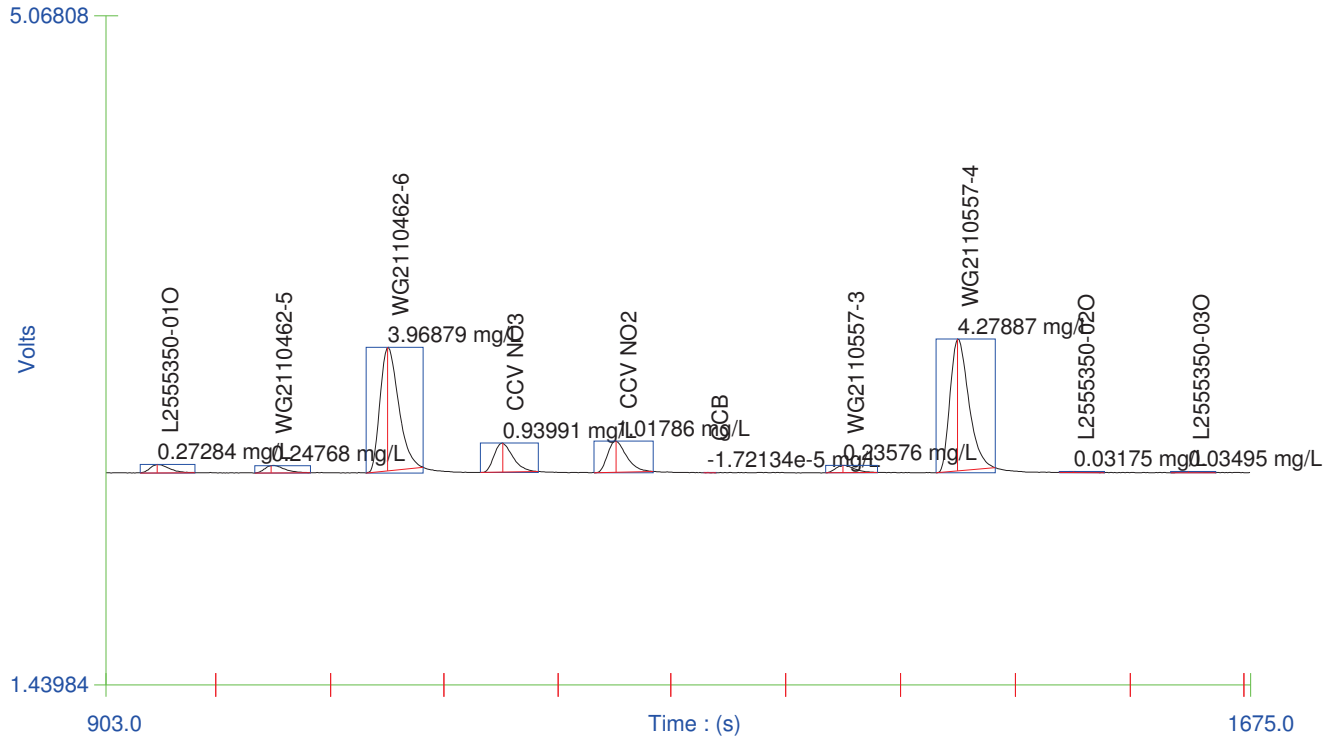

Channel 1 (NO3+NO2) - Set: 3 / 3

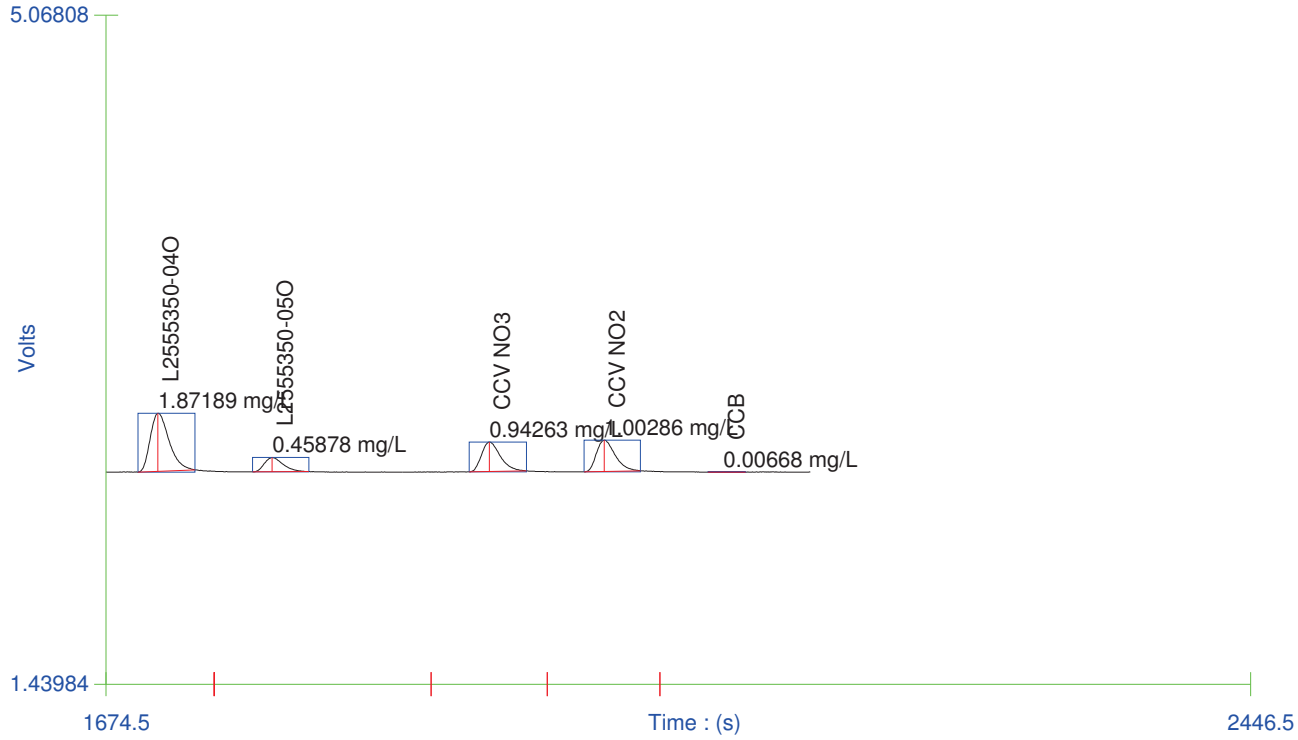


Channel 2 (NO2) - Set: 1 / 3

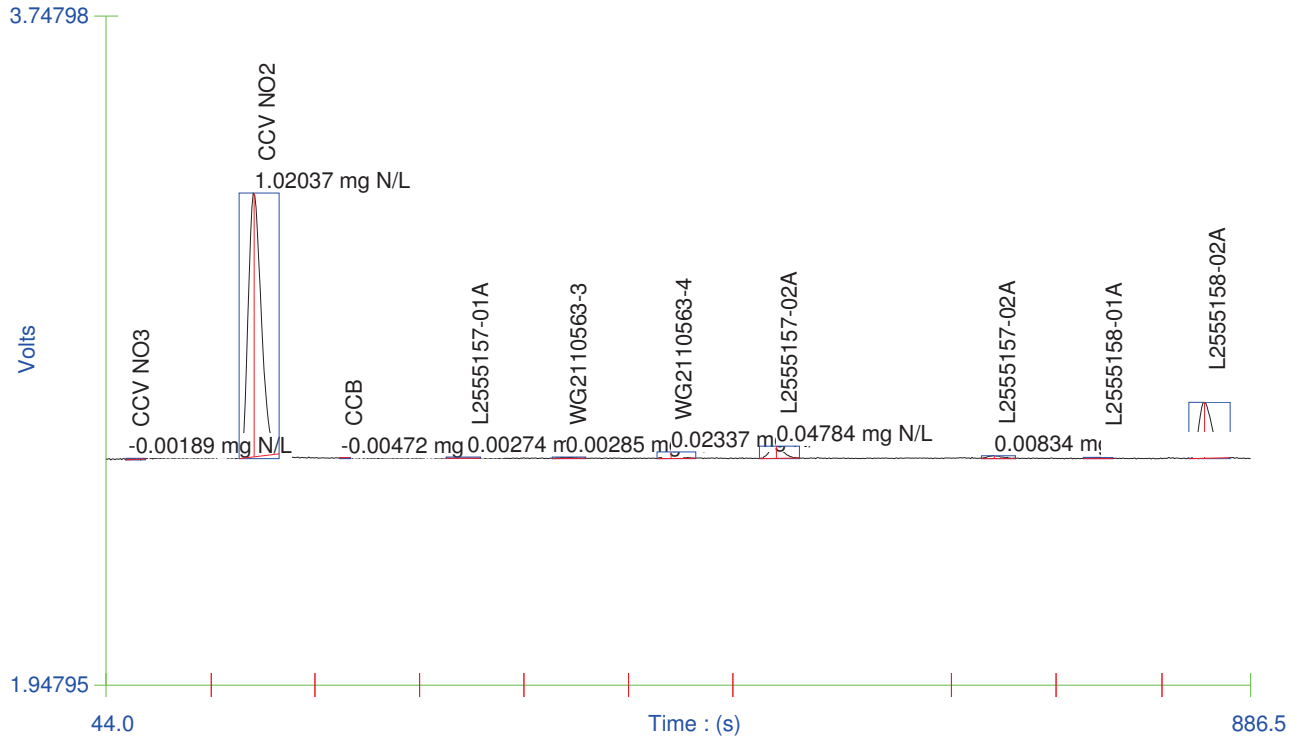

Channel 2 (NO2) - Set: 2 / 3

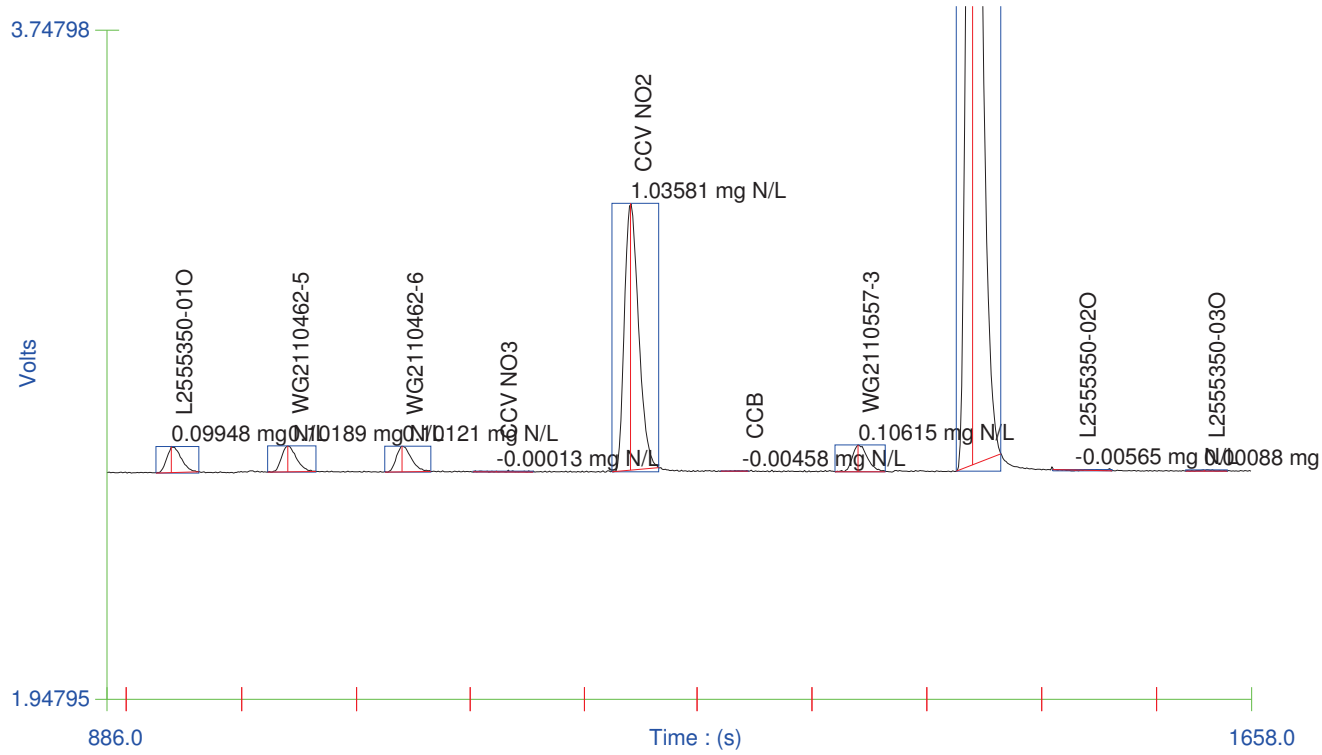


Channel 2 (NO2) - Set: 3 / 3

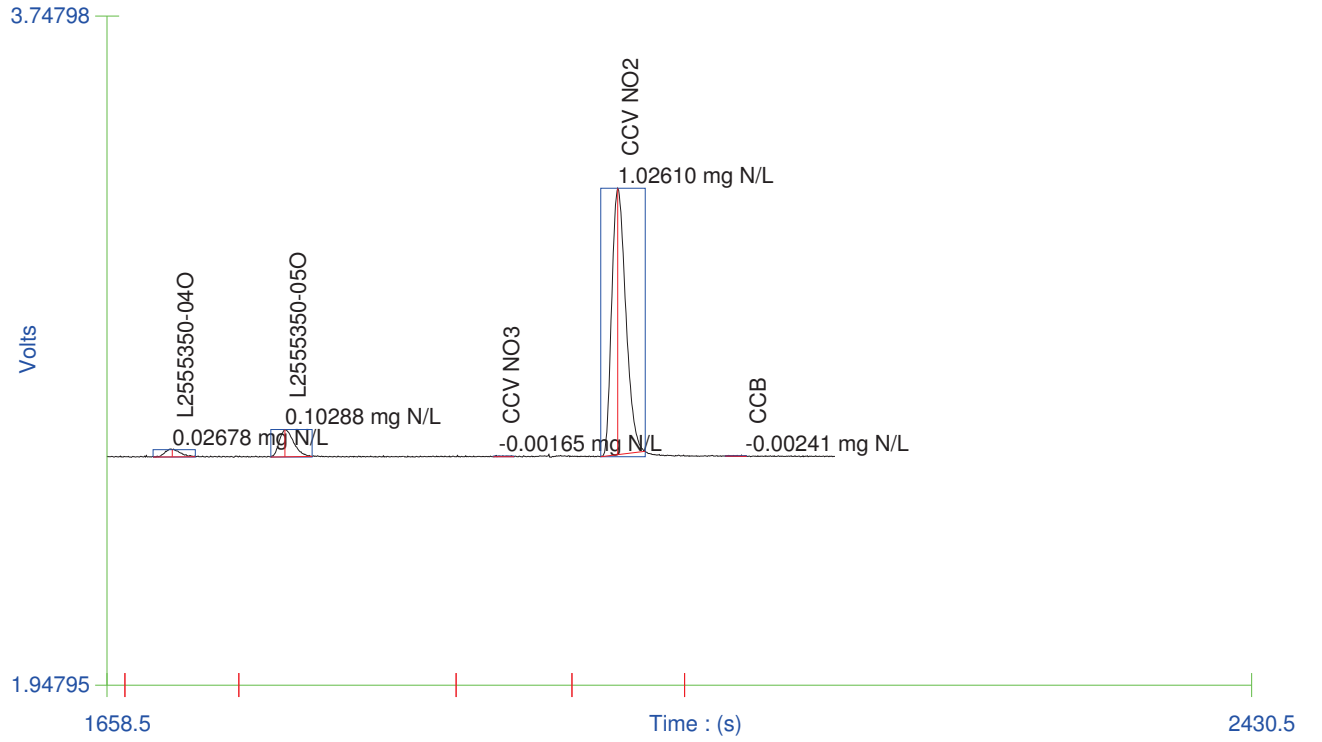

Table : 1 (NO3+NO2)

| | Known Conc. (mg/L) | Rep. | Peak Area (V.s) | Peak Height (V) | % RSD | % Residual | Det. Conc (mg/L) | Detection Date | Detection Time |
|---|---|---|---|---|---|---|---|---|---|
| 1 | 8.00000 | 1 | 19.49171 | 1.37290 | 0.0 | 0.6 | 7.95122 | 9/4/2025 | 2:30:22 AM |
| 2 | 4.00000 | 1 | 9.90316 | 0.69931 | 0.0 | -1.0 | 4.03905 | 9/4/2025 | 2:31:40 AM |
| 3 | 1.00000 | 1 | 2.38932 | 0.16916 | 0.0 | 2.6 | 0.97337 | 9/4/2025 | 2:32:57 AM |
| 4 | 0.40000 | 1 | 1.03128 | 0.06783 | 0.0 | -4.8 | 0.41929 | 9/4/2025 | 2:34:15 AM |
| 5 | 0.20000 | 1 | 0.52461 | 0.03674 | 0.0 | -6.2 | 0.21256 | 9/4/2025 | 2:35:33 AM |
| 6 | 0.10000 | 1 | 0.25002 | 0.01856 | 0.0 | -0.5 | 0.10053 | 9/4/2025 | 2:36:51 AM |
| 7 | 0.00000 | 1 | -0.01925 | -0.00207 | | | -0.00934 | 9/4/2025 | 2:38:08 AM |

Figure : 1 (NO3+NO2)

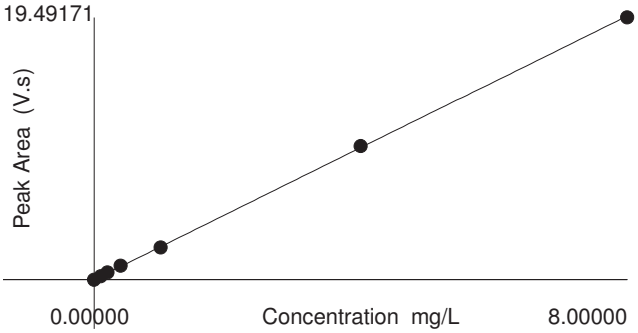


Area = 2.45017 * Conc + 0.00379
Conc = 0.40800 * Area - 0.00148
Correlation Coefficient (r) = 0.99998

Weighting : 1/x

Table : 2 (Nitrite)

| | Known Conc. (mg N/L) | Rep. | Peak Area (V.s) | Peak Height (V) | % RSD | % Residual | Det. Conc (mg N/L) | Detection Date | Detection Time |
|---|---|---|---|---|---|---|---|---|---|
| 1 | 8.00000 | 1 | 59.87905 | 5.12446 | 0.0 | 1.7 | 7.86050 | 9/4/2025 | 2:39:25 AM |
| 2 | 4.00000 | 1 | 31.25169 | 2.81191 | 0.0 | -2.6 | 4.10082 | 9/4/2025 | 2:40:43 AM |
| 3 | 1.00000 | 1 | 7.61949 | 0.69247 | 0.0 | 0.2 | 0.99715 | 9/4/2025 | 2:42:00 AM |
| 4 | 0.40000 | 1 | 3.28636 | 0.29539 | 0.0 | -7.0 | 0.42808 | 9/4/2025 | 2:43:18 AM |
| 5 | 0.10000 | 1 | 0.82059 | 0.07215 | 0.0 | -4.1 | 0.10424 | 9/4/2025 | 2:44:36 AM |
| 6 | 0.05000 | 1 | 0.41580 | 0.03613 | 0.0 | -1.9 | 0.05108 | 9/4/2025 | 2:45:55 AM |
| 7 | 0.00000 | 1 | -0.02611 | -0.00194 | | | -0.00696 | 9/4/2025 | 2:47:11 AM |

Figure : 2 (Nitrite)

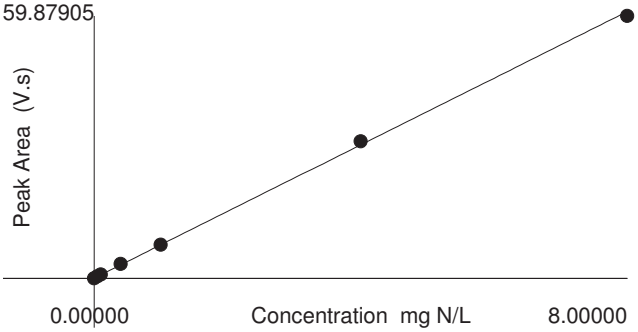


Area = 7.60949 * Conc + 0.02739
Conc = 0.13133 * Area - 0.00353
Correlation Coefficient (r) = 0.99998

Weighting : 1/x

Original Run Filename: OM_9-4-2025_02-29-24AM.OMN Created: 9/4/2025 2:29:24 AM
Original Run Author's Signature: [A1wetcheminstrument]
Current Run Filename: OM_9-4-2025_02-29-24AM.OMN Last Modified: 9/4/2025 5:19:42 AM
Current Run Author's Signature: [A1wetcheminstrument]
Description: Default New Run

| Sample | Rep. | Cup No. | Channel 1 NO3+NO2 (mg/L) | Channel 2 Nitrite (mg N/L) | ADF | MDF | Weight |
|---|---|---|---|---|---|---|---|
| NOx 8.0ppm | 1 | S3 | 8.00000 | 100.00000 | | | |
| NOx 4.0ppm | 1 | S4 | 4.00000 | 100.00000 | | | |
| NOx 1.0ppm | 1 | S2 | 1.00000 | 100.00000 | | | |
| NOx 0.4ppm | 1 | S5 | 0.40000 | 100.00000 | | | |
| NOx 0.2ppm | 1 | S6 | 0.20000 | 100.00000 | | | |
| NOx 0.1ppm | 1 | S7 | 0.10000 | 100.00000 | | | |
| NOx 0.0ppm | 1 | S1 | 0.00000 | 100.00000 | | | |
| Nitrite 8.0ppm | 1 | S10 | 100.00000 | 8.00000 | | | |
| Nitrite 4.0ppm | 1 | S11 | 100.00000 | 4.00000 | | | |
| Nitrite 1.0ppm | 1 | S9 | 100.00000 | 1.00000 | | | |
| Nitrite 0.4ppm | 1 | S12 | 100.00000 | 0.40000 | | | |
| Nitrite 0.1ppm | 1 | S13 | 100.00000 | 0.10000 | | | |
| Nitrite 0.05ppm | 1 | S14 | 100.00000 | 0.05000 | | | |
| Nitrite 0.0ppm | 1 | S1 | 100.00000 | 0.00000 | | | |
| CCV NO3 | 1 | S2 | 0.96578 | -0.00140 | | | |
| | Known Conc: | | 1.00000 | 0.00000 | | | |
| | Calibration: | | Table/Fig. : 1 | Table/Fig. : 2 | | | |
| CCV NO2 | 1 | S9 | 0.98024 | 0.99711 | | | |
| | Known Conc: | | 0.00000 | 1.00000 | | | |
| CCB | 1 | S1 | -0.00300 | -3.11697e-5 | | | |
| | Known Conc: | | 0.00000 | 0.00000 | | | |
| ICV NO3 5.0 | 1 | 1 | 4.77982 | 4.24117e-7 | | | |
| ICV NO2 5.0 | 1 | 2 | 4.82722 | 4.91225 | | | |
| ICV NO3 0.5 | 1 | 3 | 0.45702 | -0.00662 | | | |
| ICV NO2 0.5 | 1 | 4 | 0.46040 | 0.46967 | | | |
| ICB | 1 | 5 | 0.00146 | -0.00447 | | | |
| DILUTER CHCK 8 PPM | 1 | 6 | 8.05802 | 0.00570 | 5.00 | | |
| BLNK NO3 | 1 | 7 | -0.02330 | -0.00396 | | | |
| LCS NO3 | 1 | 8 | 4.79531 | -0.00414 | | | |
| BLNK NO2 | 1 | 9 | -0.00933 | -0.00215 | | | |
| LCS NO2 | 1 | 10 | 4.85225 | 4.93976 | | | |
| CCV NO3 | 1 | S2 | 0.95170 | 0.00043 | | | |
| | Known Conc: | | 1.00000 | 0.00000 | | | |
| CCV NO2 | 1 | S9 | 0.97972 | 0.99852 | | | |
| | Known Conc: | | 0.00000 | 1.00000 | | | |
| CCB | 1 | S1 | 0.00512 | -0.00199 | | | |
| | Known Conc: | | 0.00000 | 0.00000 | | | |
| WG2110460-1 | 1 | 11 | -0.00367 | -0.00597 | | | |
| WG2110460-2 | 1 | 12 | 4.85091 | 4.93252 | | | |
| WG2110461-1 | 1 | 13 | 0.00789 | -0.01215 | | | |
| WG2110461-2 | 1 | 14 | 4.78158 | 4.92747 | | | |
| WG2110462-1 | 1 | 15 | -0.02091 | -0.01048 | | | |
| WG2110462-2 | 1 | 16 | 4.79058 | -0.00317 | | | |
| WG2110463/465-1 | 1 | 17 | -0.00742 | -0.00158 | | | |
| WG2110463/465-2 | 1 | 18 | 4.75859 | -0.00389 | | | |
| WG2110464-1 | 1 | 19 | -0.01106 | -0.00335 | | | |
| WG2110464-2 | 1 | 20 | 4.77148 | -0.00013 | | | |
| CCV NO3 | 1 | S2 | 0.94818 | -0.00093 | | | |
| | Known Conc: | | 1.00000 | 0.00000 | | | |
| CCV NO2 | 1 | S9 | 0.98978 | 1.00083 | | | |
| | Known Conc: | | 0.00000 | 1.00000 | | | |
| CCB | 1 | S1 | -0.01028 | -0.00287 | | | |
| | Known Conc: | | 0.00000 | 0.00000 | | | |
| L2554996-01J | 1 | 21 | 0.29328 | -3.63518e-5 | | | |
| WG2110463/465-3 | 1 | 22 | 0.27322 | -0.00072 | | | |
| WG2110463/465-4 | 1 | 23 | 4.12685 | 0.00112 | | | |
| WG2110461-3 | 1 | 24 | 0.26018 | -0.00326 | | | |
| WG2110461-4 | 1 | 25 | 4.24022 | 4.02079 | | | |
| L2554996-02J | 1 | 26 | 0.24954 | 0.00177 | | | |

| | | | | | | | |
|---|---|---|---|---|---|---|---|
| L2554996-03J | 1 | 27 | 0.25224 | 0.00263 | | | |
| L2554996-04J | 1 | 28 | 0.02154 | -0.00051 | | | |
| L2555112-01D | 1 | 29 | 1.20299 | 0.03409 | | | |
| L2555112-02D | 1 | 30 | 4.22276 | -0.00028 | | | |
| CCV NO3 | 1 | S2 | 0.94811 | -0.00373 | | | |
| | Known Conc: | | 1.00000 | 0.00000 | | | |
| CCV NO2 | 1 | S9 | 0.98592 | 1.00480 | | | |
| | Known Conc: | | 0.00000 | 1.00000 | | | |
| CCB | 1 | S1 | -0.00479 | -0.00339 | | | |
| | Known Conc: | | 0.00000 | 0.00000 | | | |
| L2555114-01D | 1 | 31 | 3.22485 | 0.01023 | | | |
| L2555114-03D | 1 | 32 | 0.04323 | 0.00792 | | | |
| L2555114-04D | 1 | 33 | 0.14480 | 0.00762 | | | |
| L2555114-05D | 1 | 34 | 3.21104 | -0.00040 | | | |
| L2555114-06D | 1 | 35 | 2.94397 | 0.00026 | | | |
| L2555114-08D | 1 | 36 | 0.27295 | 0.01697 | | | |
| L2555117-01D | 1 | 37 | 0.10001 | 0.00378 | | | |
| L2555117-02D | 1 | 38 | 2.82210 | -0.00080 | | | |
| L2555196-01I | 1 | 39 | 0.31528 | 0.00328 | | | |
| L2555196-02I | 1 | 40 | 0.05371 | 0.01731 | | | |
| CCV NO3 | 1 | S2 | 0.95603 | -0.00030 | | | |
| | Known Conc: | | 1.00000 | 0.00000 | | | |
| CCV NO2 | 1 | S9 | 0.98546 | 1.00849 | | | |
| | Known Conc: | | 0.00000 | 1.00000 | | | |
| CCB | 1 | S1 | 0.00148 | -0.00112 | | | |
| | Known Conc: | | 0.00000 | 0.00000 | | | |
| L2555196-03I | 1 | 41 | 0.17839 | 0.01040 | | | |
| L2555196-04I | 1 | 42 | 0.05010 | 0.00078 | | | |
| L2555079-02A | 1 | 43 | 0.32572 | 0.02876 | | | |
| L2555083-01A | 1 | 44 | 7.68536 | 0.01258 | | | |
| WG2110462-3 | 1 | 45 | 7.70440 | 0.01193 | | | |
| WG2110462-4 | 1 | 46 | 11.18597 | 0.03031 | | | |
| WG2110460-3 | 1 | 47 | 7.75204 | 0.01144 | | | |
| WG2110460-4 | 1 | 48 | 11.41180 | 4.06976 | | | |
| L2555162-01A | 1 | 49 | 0.04494 | -0.00086 | | | |
| L2555168-01D | 1 | 50 | 8.33282 | 0.31864 | | | |
| CCV NO3 | 1 | S2 | 0.95060 | -0.00169 | | | |
| | Known Conc: | | 1.00000 | 0.00000 | | | |
| CCV NO2 | 1 | S9 | 0.99463 | 1.02020 | | | |
| | Known Conc: | | 0.00000 | 1.00000 | | | |
| CCB | 1 | S1 | 0.00579 | 0.00304 | | | |
| | Known Conc: | | 0.00000 | 0.00000 | | | |
| WG2110462-4 | 1 | 46 | 11.50963 | 0.02934 | 5.00 | | |
| L2555162-01A | 1 | 49 | 0.03387 | 0.00954 | | | |
| L2555168-01D | 1 | 50 | 8.48830 | 0.32463 | 5.00 | | |
| L2555169-01C | 1 | 51 | 0.02782 | -0.00055 | | | |
| L2555215-01G | 1 | 52 | 0.06655 | -0.00047 | | | |
| L2555215-02G | 1 | 53 | 0.06664 | -0.00344 | | | |
| L2555215-03G | 1 | 54 | 0.06732 | 0.00130 | | | |
| L2555215-04G | 1 | 55 | 0.06257 | -0.00200 | | | |
| L2555215-05G | 1 | 56 | 0.06500 | -0.00290 | | | |
| L2555184-01C | 1 | 57 | 0.53374 | 0.00431 | | | |
| CCV NO3 | 1 | S2 | 0.95564 | -0.00033 | | | |
| | Known Conc: | | 1.00000 | 0.00000 | | | |
| CCV NO2 | 1 | S9 | 0.99962 | 1.00013 | | | |
| | Known Conc: | | 0.00000 | 1.00000 | | | |
| CCB | 1 | S1 | -0.00999 | -0.00562 | | | |
| | Known Conc: | | 0.00000 | 0.00000 | | | |
| WG2110464-3 | 1 | 58 | 0.51078 | 0.00536 | | | |
| WG2110464-4 | 1 | 59 | 4.36448 | 0.02189 | | | |
| WG2110460-5 | 1 | 60 | 0.51709 | 0.00559 | | | |
| WG2110460-6 | 1 | 61 | 4.33971 | 3.86229 | | | |
| L2555184-02C | 1 | 62 | 0.13369 | -0.00724 | | | |
| L2555184-03C | 1 | 63 | 0.54162 | 0.00429 | | | |
| L2555184-04C | 1 | 64 | 0.15988 | 0.00061 | | | |
| L2555184-05C | 1 | 65 | 0.89955 | 0.00215 | | | |
| L2555184-06C | 1 | 66 | 0.07002 | -0.01412 | | | |
| L2555184-07C | 1 | 67 | 0.53543 | 0.00217 | | | |

| | | | | | | | |
|---|---|---|---|---|---|---|---|
| CCV NO3 | 1 | S2 | 0.95535 | -0.00084 | | | |
| | Known Conc: | | 1.00000 | 0.00000 | | | |
| CCV NO2 | 1 | S9 | 0.98997 | 1.02256 | | | |
| | Known Conc: | | 0.00000 | 1.00000 | | | |
| CCB | 1 | S1 | -0.00741 | -0.00646 | | | |
| | Known Conc: | | 0.00000 | 0.00000 | | | |
| L2555184-08C | 1 | 68 | 0.00250 | -0.00198 | | | |
| L2555310-01J | 1 | 69 | 1.66147 | 0.00986 | | | |
| L2555342-01M | 1 | 70 | 0.04655 | 0.00522 | | | |
| WG2110464-5 | 1 | 71 | 0.02601 | 0.00577 | | | |
| WG2110464-6 | 1 | 72 | 3.93248 | 0.02386 | | | |
| L2555342-02M | 1 | 73 | 0.03056 | -0.00396 | | | |
| L2553663-03A | 1 | 74 | 4.89606 | 0.40269 | | | |
| L2553847-01B | 1 | 75 | 0.04998 | 0.00111 | | | |
| L2553847-02A | 1 | 76 | 0.10282 | 0.00185 | | | |
| L2555102-02B | 1 | 77 | 17.47789 | 0.10899 | | | |
| CCV NO3 | 1 | S2 | 0.96722 | -0.00113 | | | |
| | Known Conc: | | 1.00000 | 0.00000 | | | |
| CCV NO2 | 1 | S9 | 0.99407 | 1.01232 | | | |
| | Known Conc: | | 0.00000 | 1.00000 | | | |
| CCB | 1 | S1 | -0.00502 | -0.00202 | | | |
| | Known Conc: | | 0.00000 | 0.00000 | | | |
| L2555102-02B | 1 | 77 | 18.70484 | 0.09042 | 10.00 | | |
| CCV NO3 | 1 | S2 | 0.95706 | -0.00068 | | | |
| | Known Conc: | | 1.00000 | 0.00000 | | | |
| CCV NO2 | 1 | S9 | 0.98792 | 1.00938 | | | |
| | Known Conc: | | 0.00000 | 1.00000 | | | |
| CCB | 1 | S1 | -0.00825 | -0.00438 | | | |
| | Known Conc: | | 0.00000 | 0.00000 | | | |

Channel 1 (NO3+NO2) - Set: 1 / 13

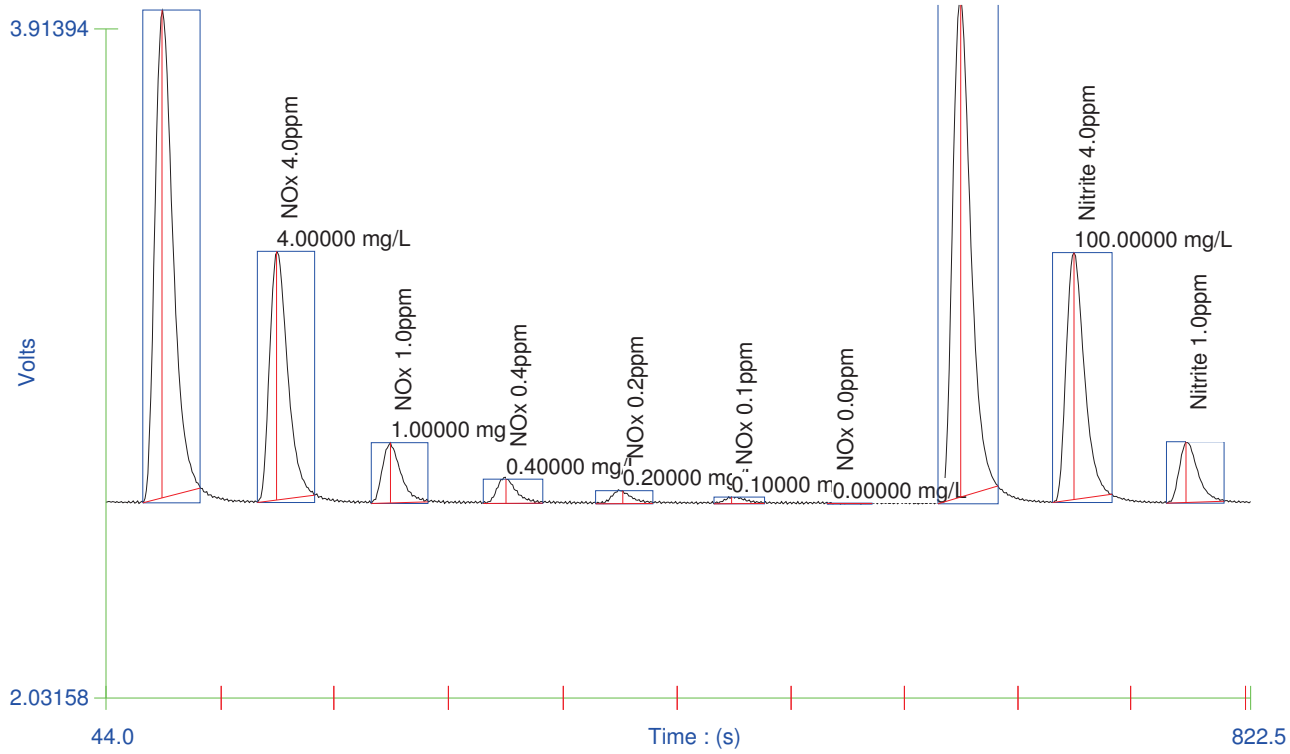

Channel 1 (NO3+NO2) - Set: 2 / 13

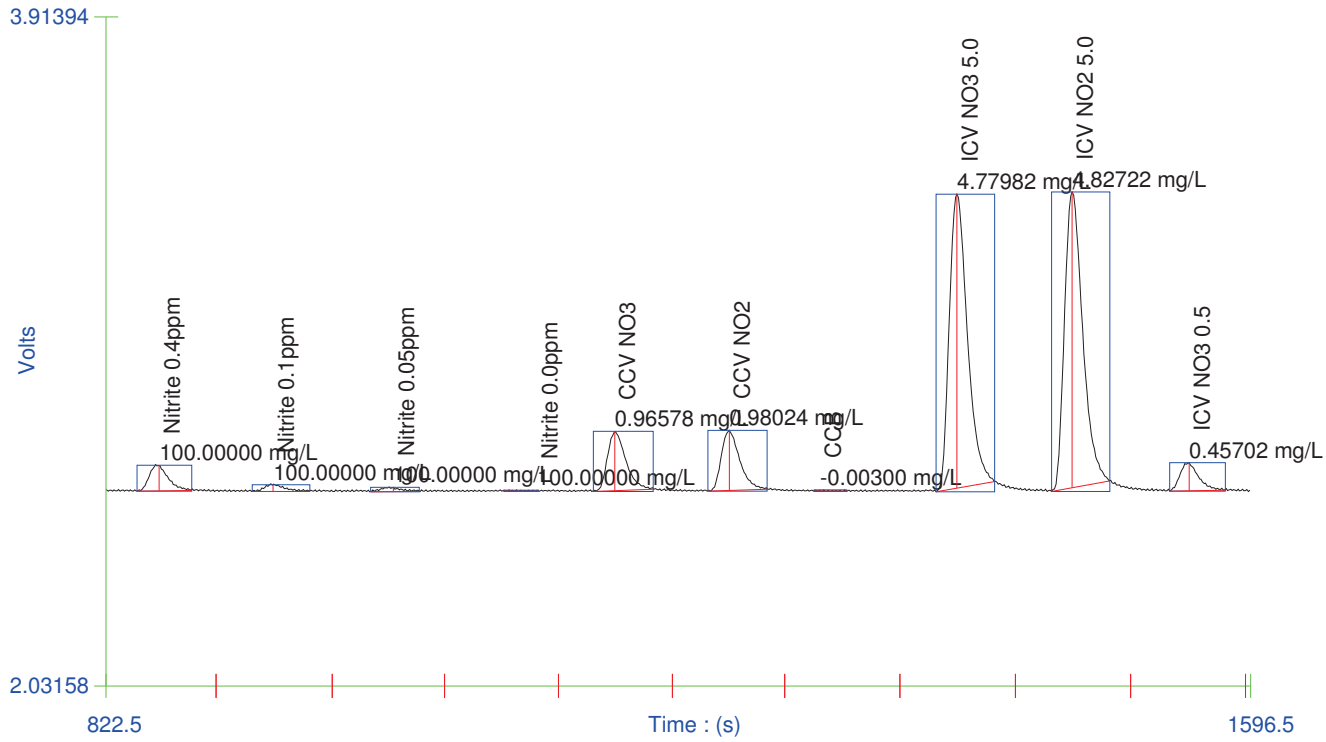


Channel 1 (NO3+NO2) - Set: 3 / 13

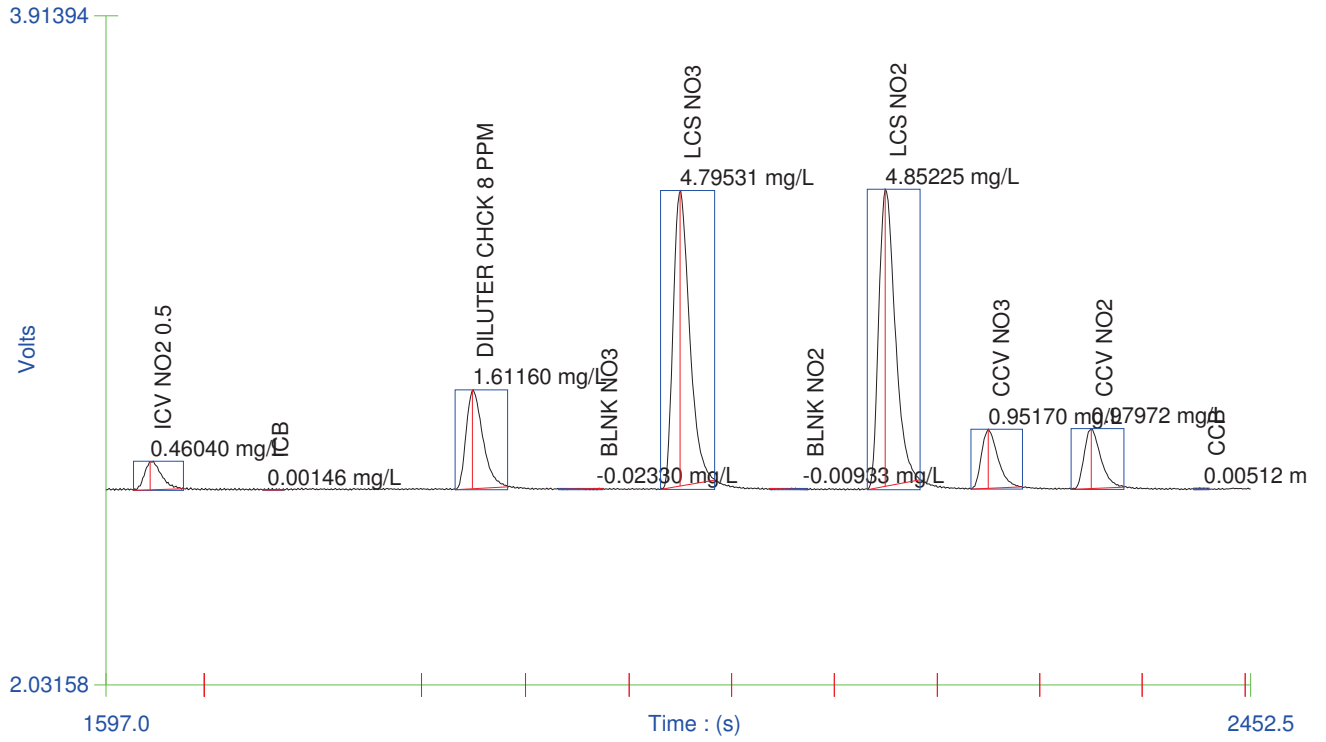

Channel 1 (NO3+NO2) - Set: 4 / 13

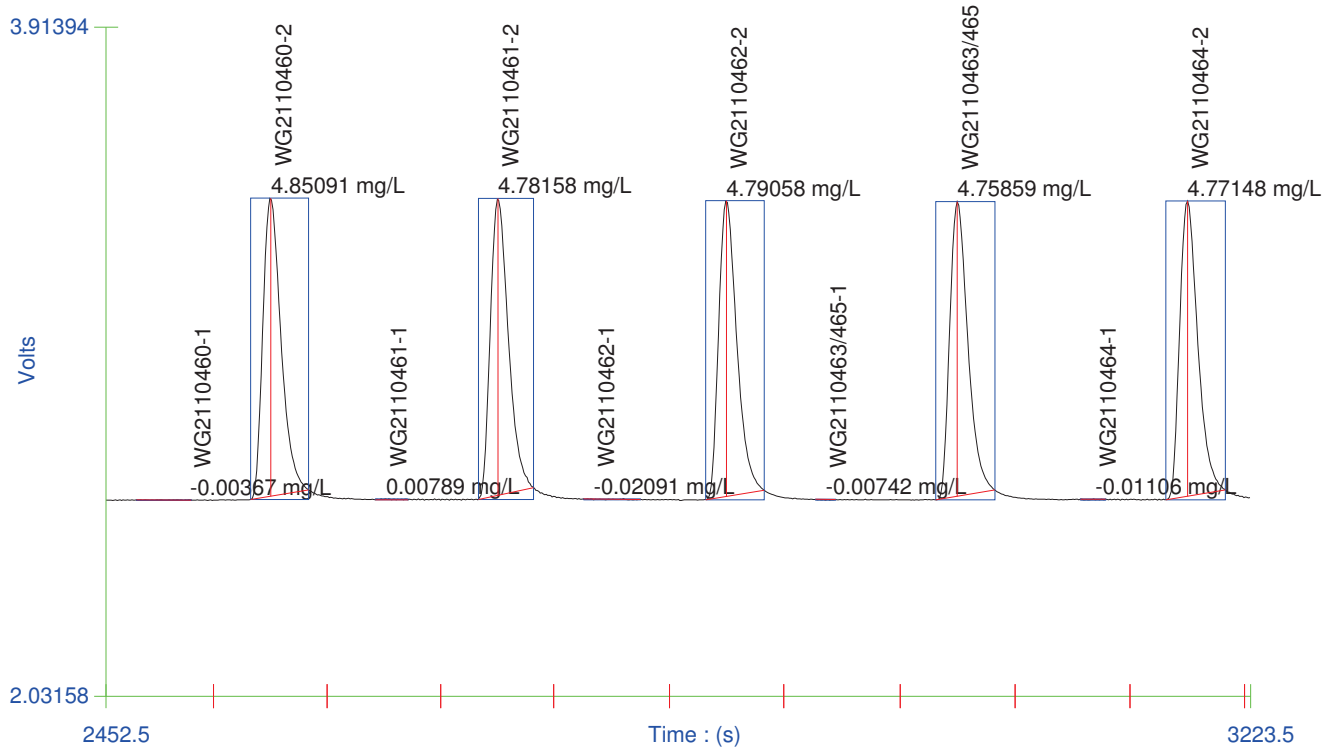


Channel 1 (NO3+NO2) - Set: 5 / 13

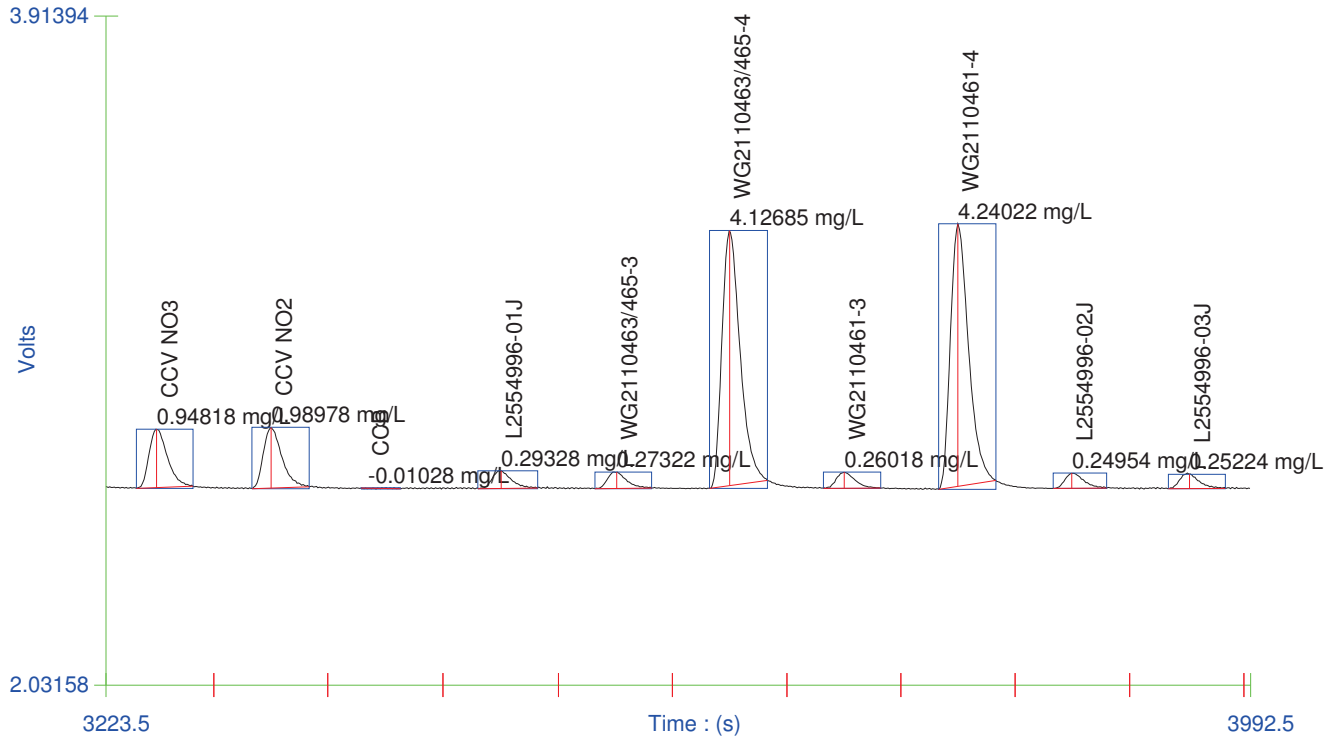

Channel 1 (NO3+NO2) - Set: 6 / 13

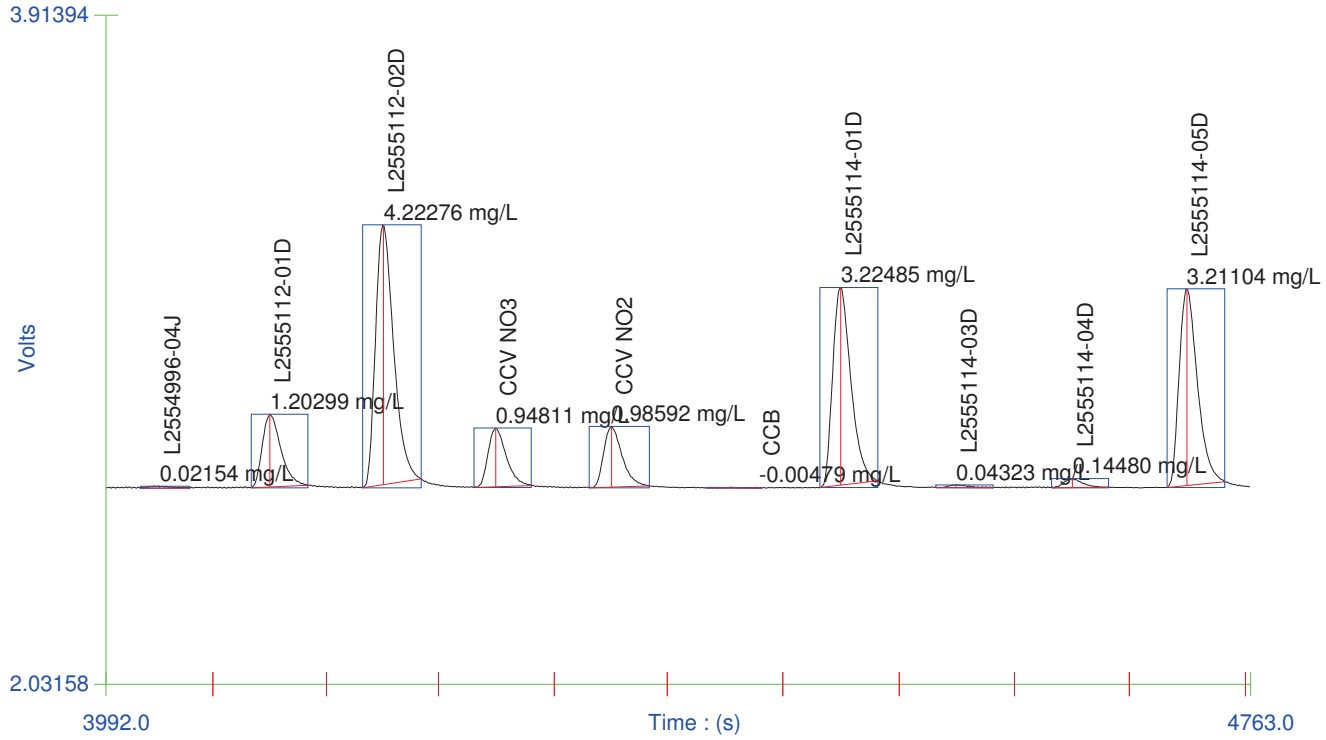


Channel 1 (NO3+NO2) - Set: 7 / 13

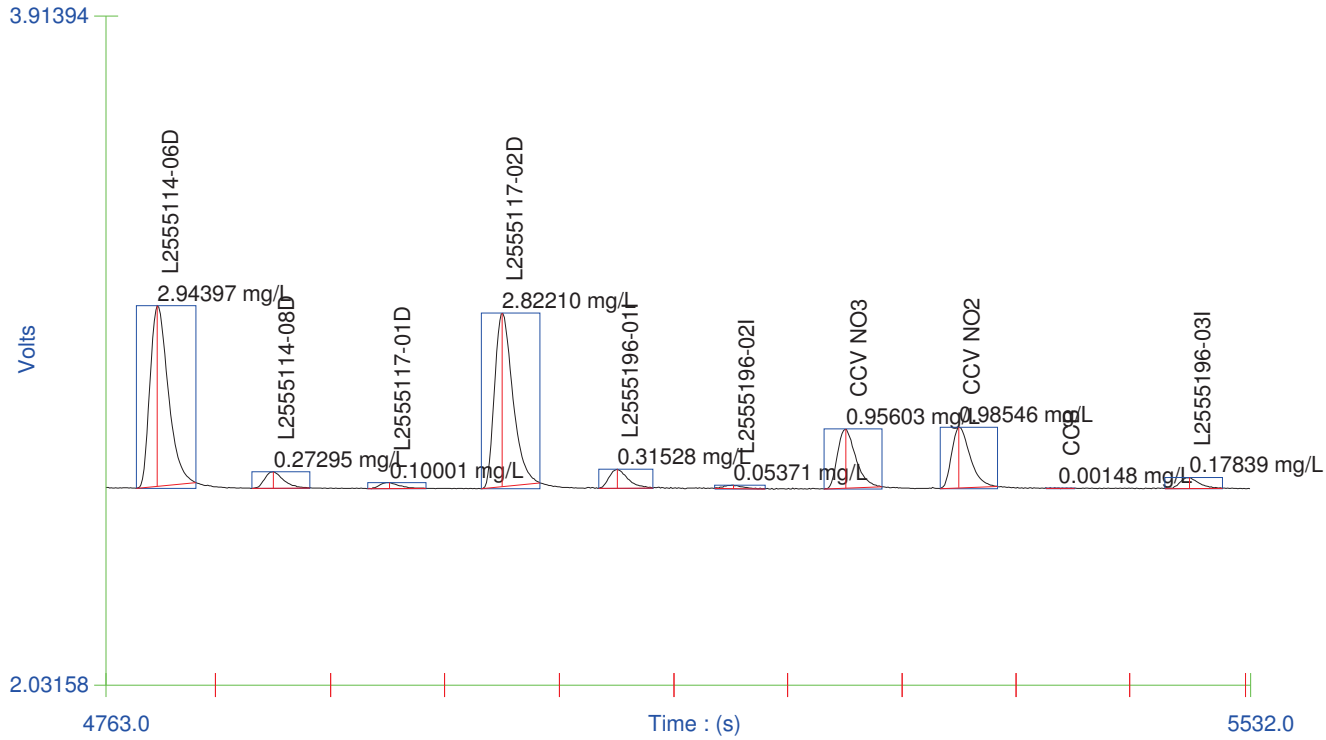

Channel 1 (NO3+NO2) - Set: 8 / 13

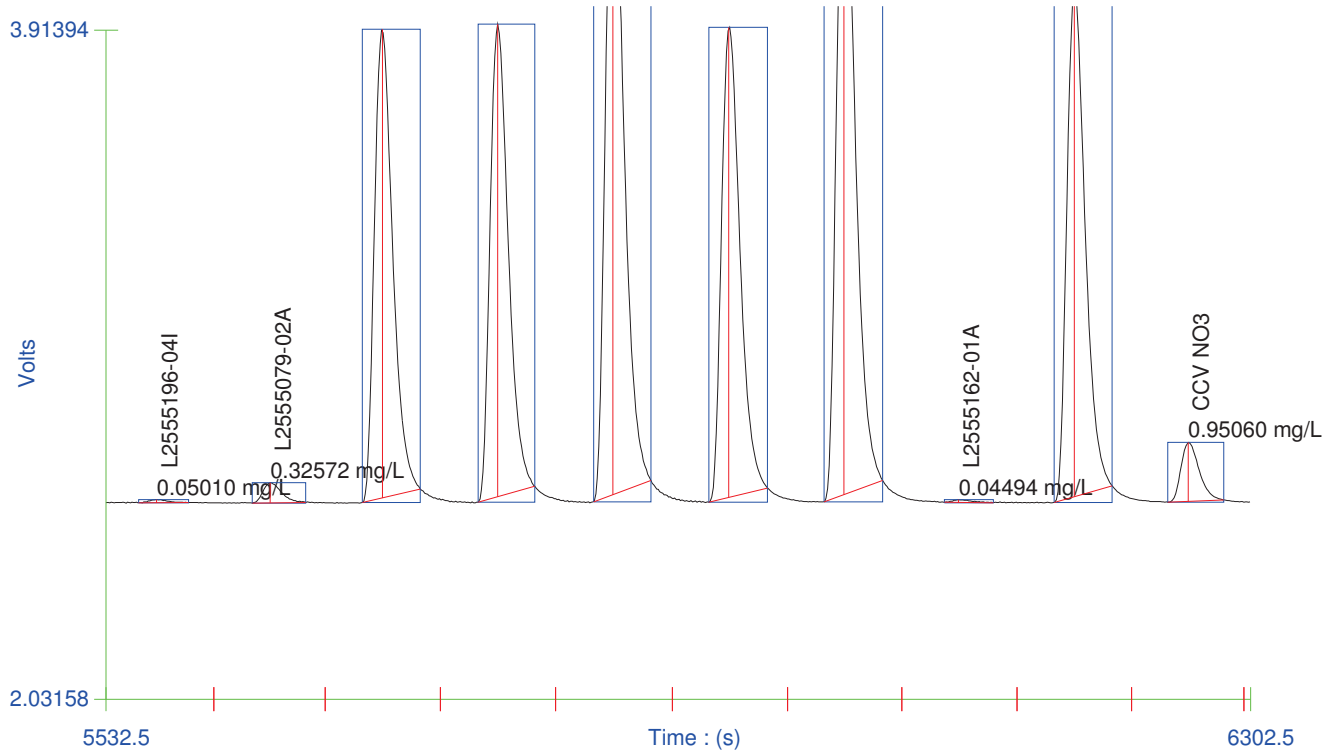


Channel 1 (NO3+NO2) - Set: 9 / 13

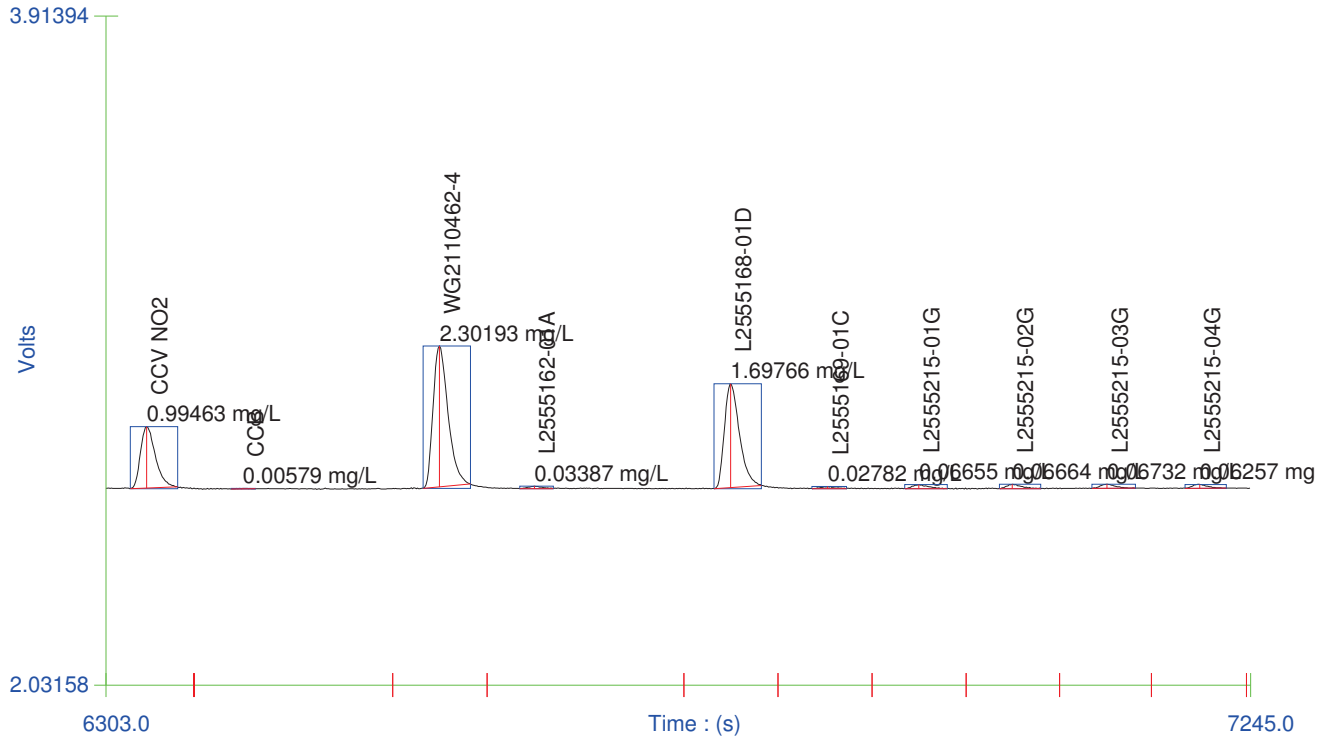

Channel 1 (NO3+NO2) - Set: 10 / 13

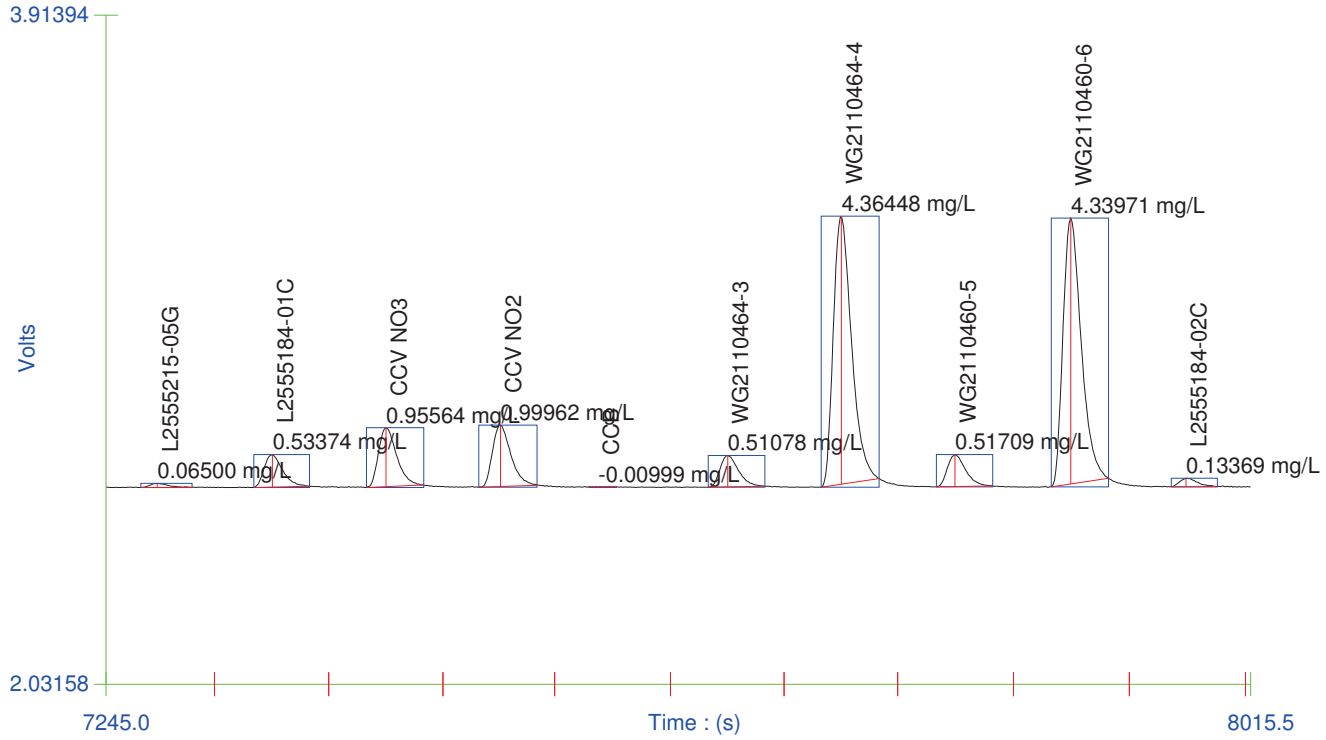


Channel 1 (NO3+NO2) - Set: 11 / 13

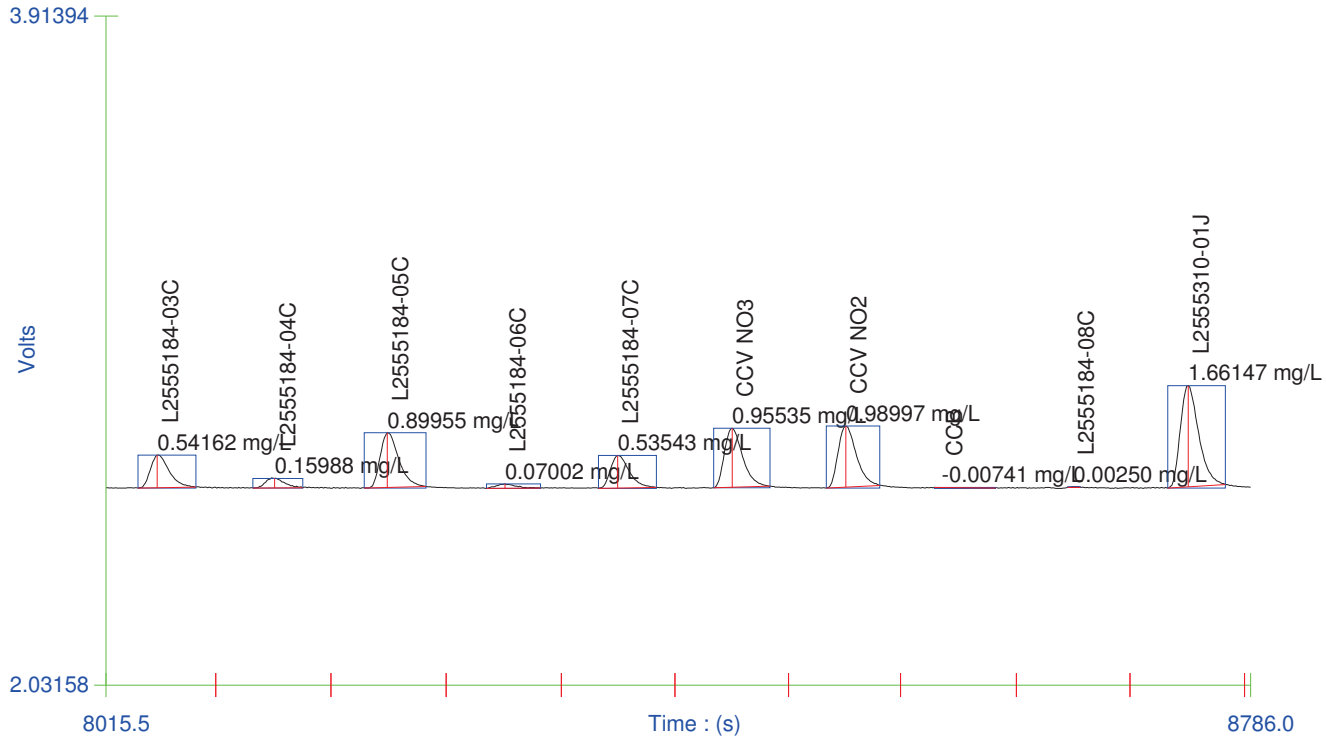

Channel 1 (NO3+NO2) - Set: 12 / 13

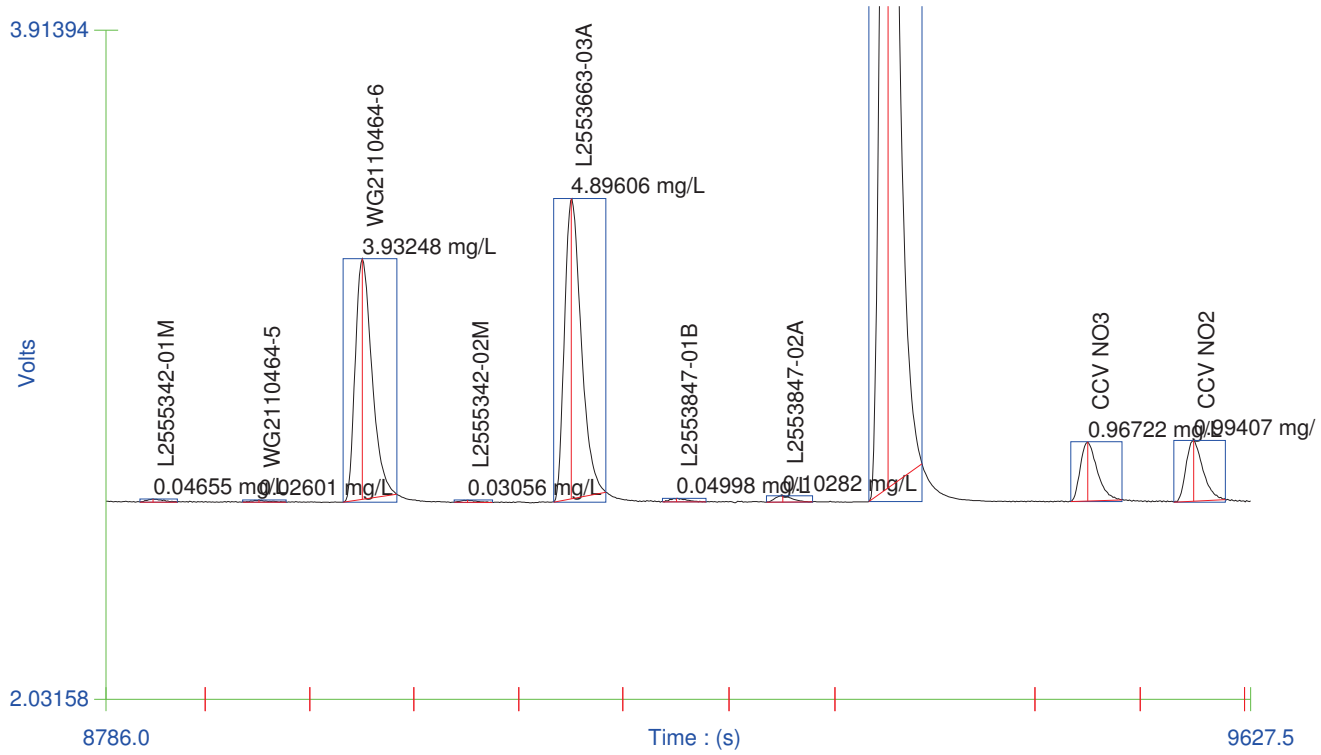


Channel 1 (NO3+NO2) - Set: 13 / 13

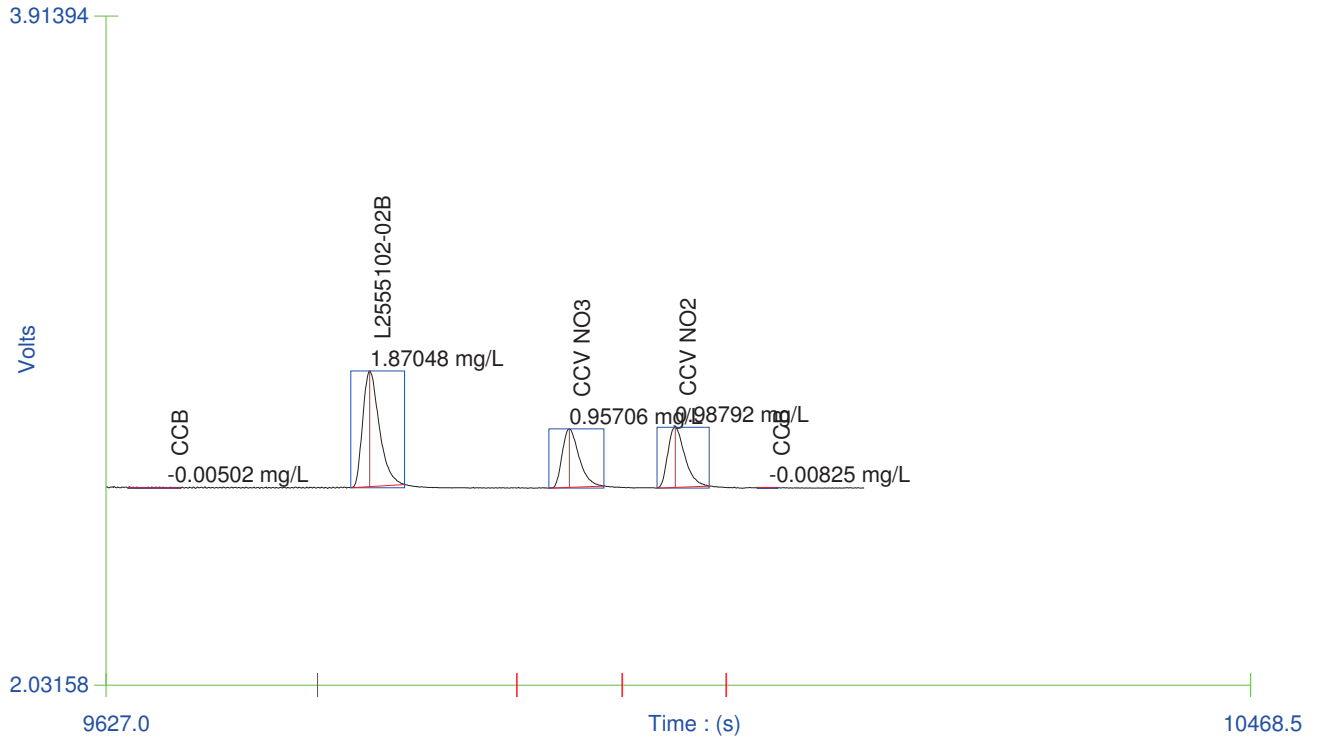

Channel 2 (NO2) - Set: 1 / 13

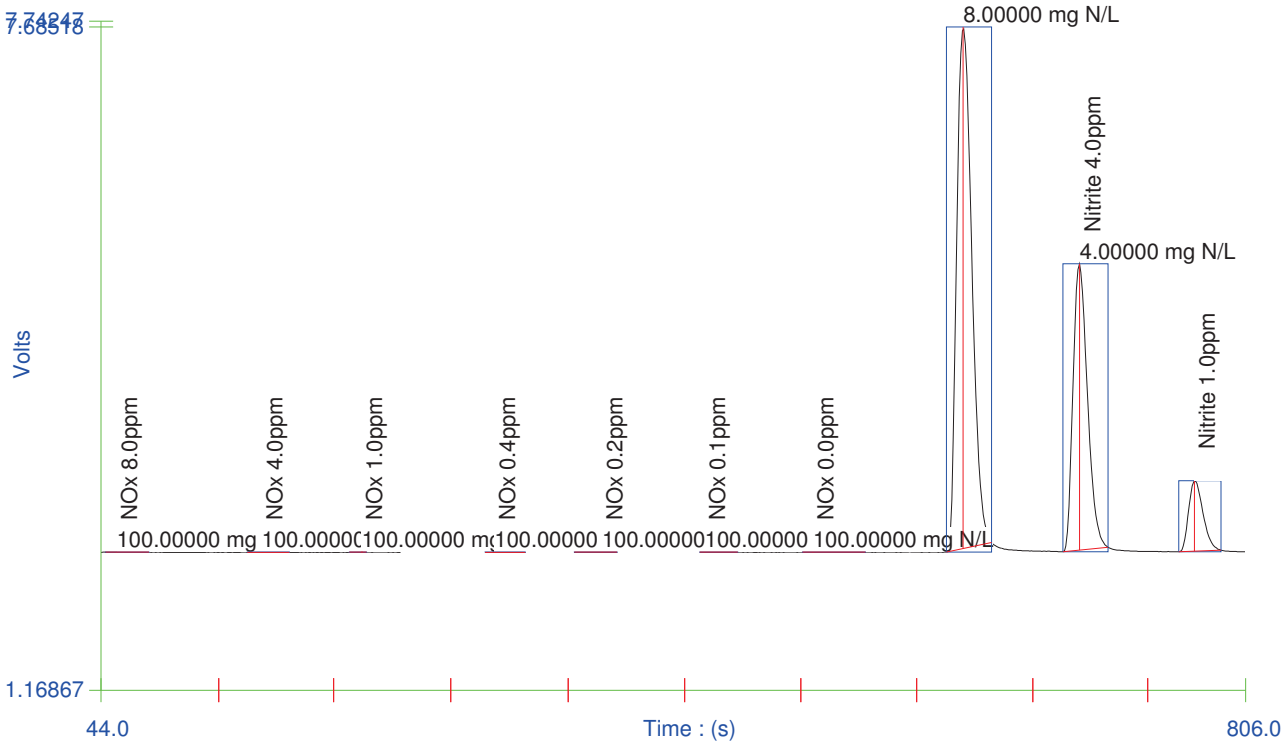


Channel 2 (NO2) - Set: 2 / 13

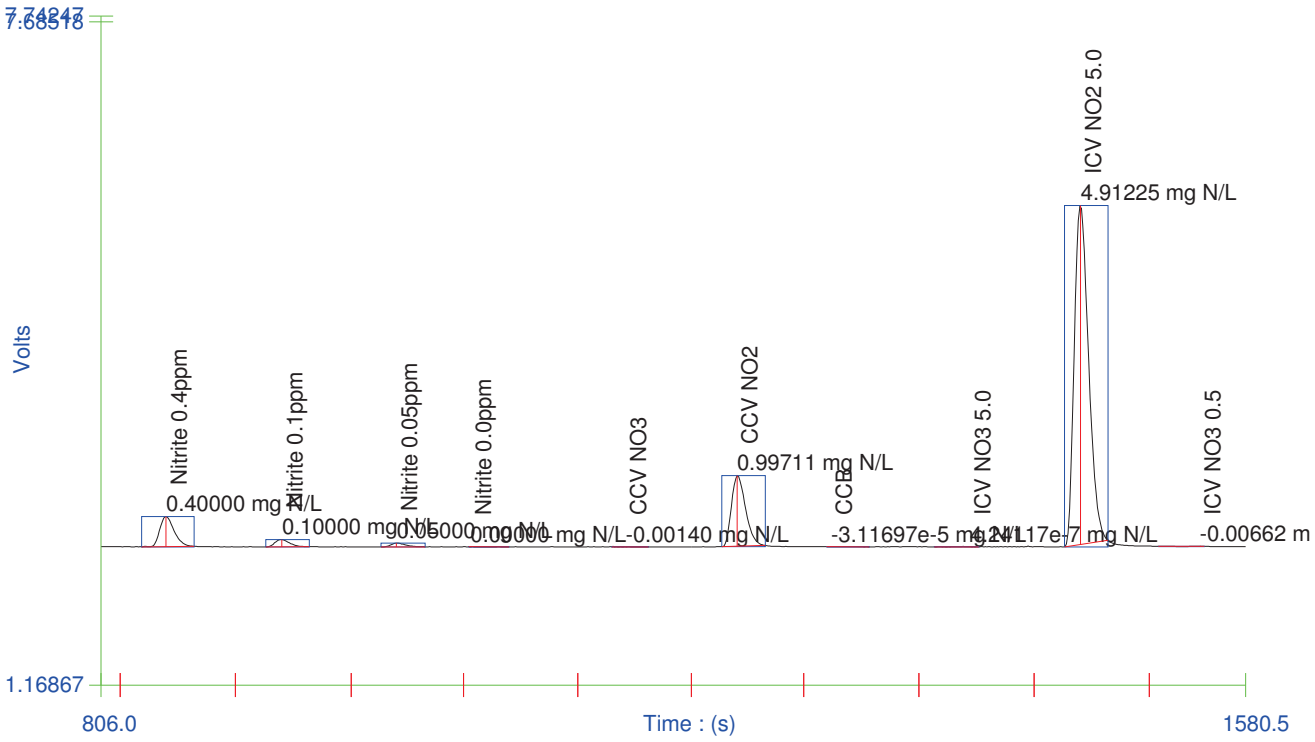

Channel 2 (NO2) - Set: 3 / 13

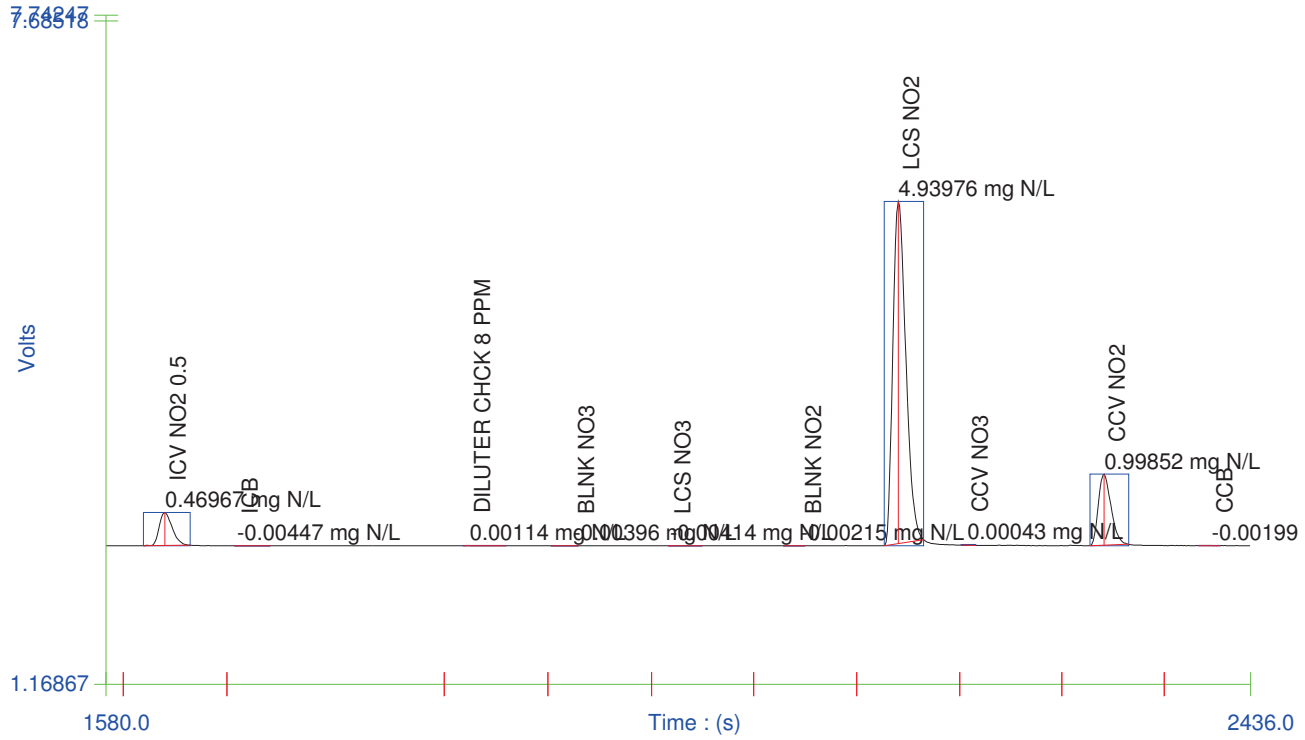


Channel 2 (NO2) - Set: 4 / 13

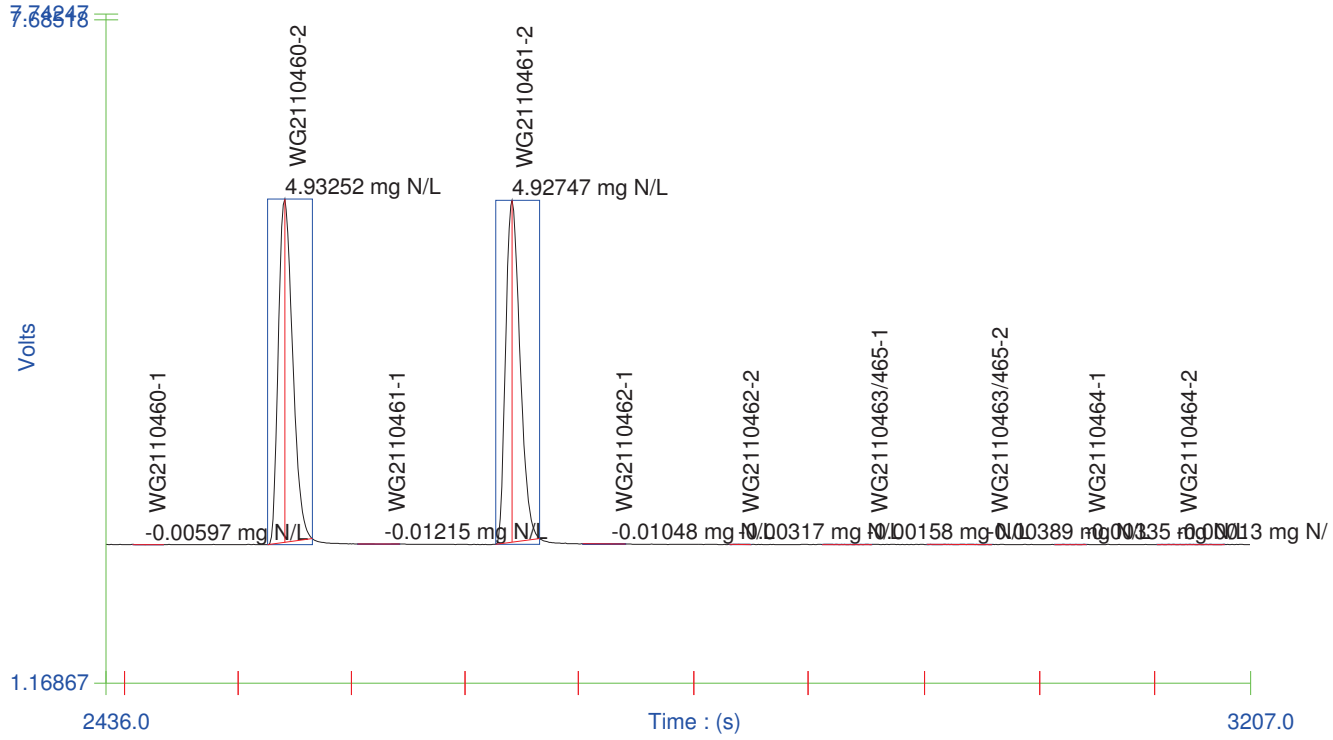

Channel 2 (NO2) - Set: 5 / 13

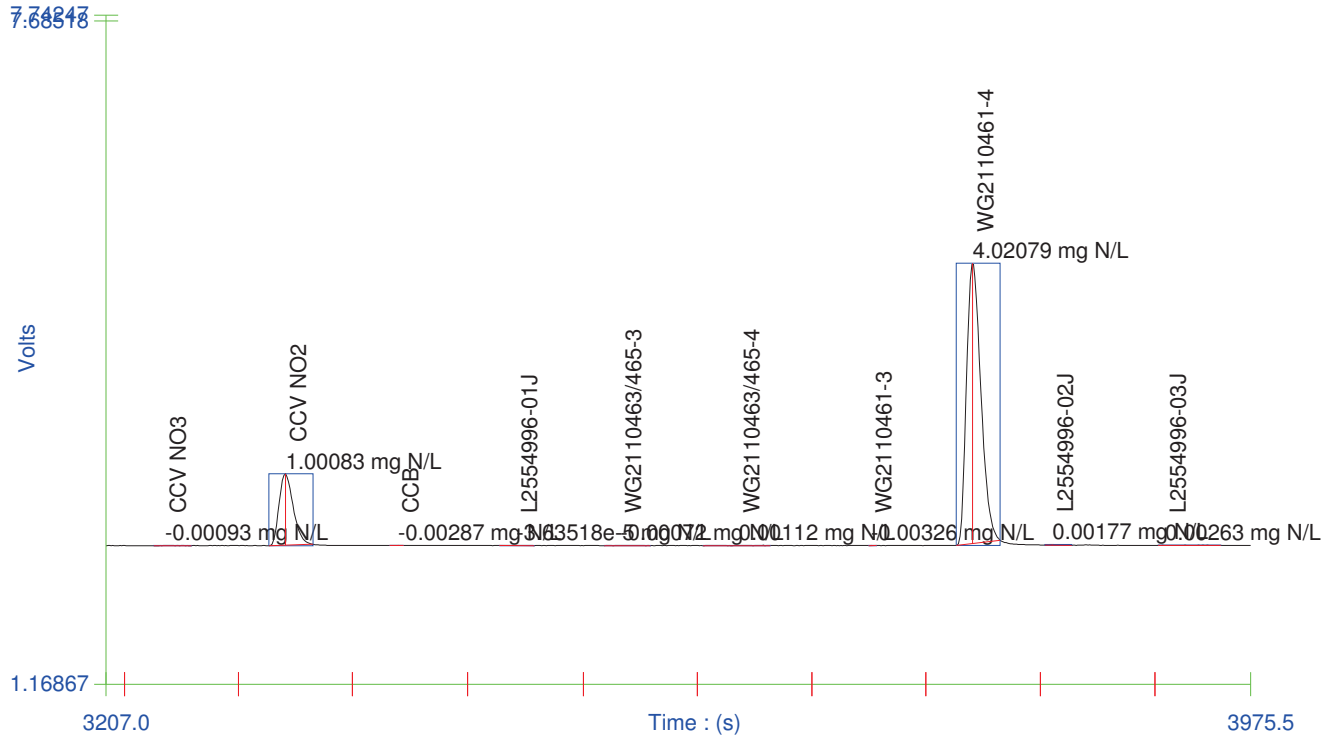


Channel 2 (NO2) - Set: 6 / 13

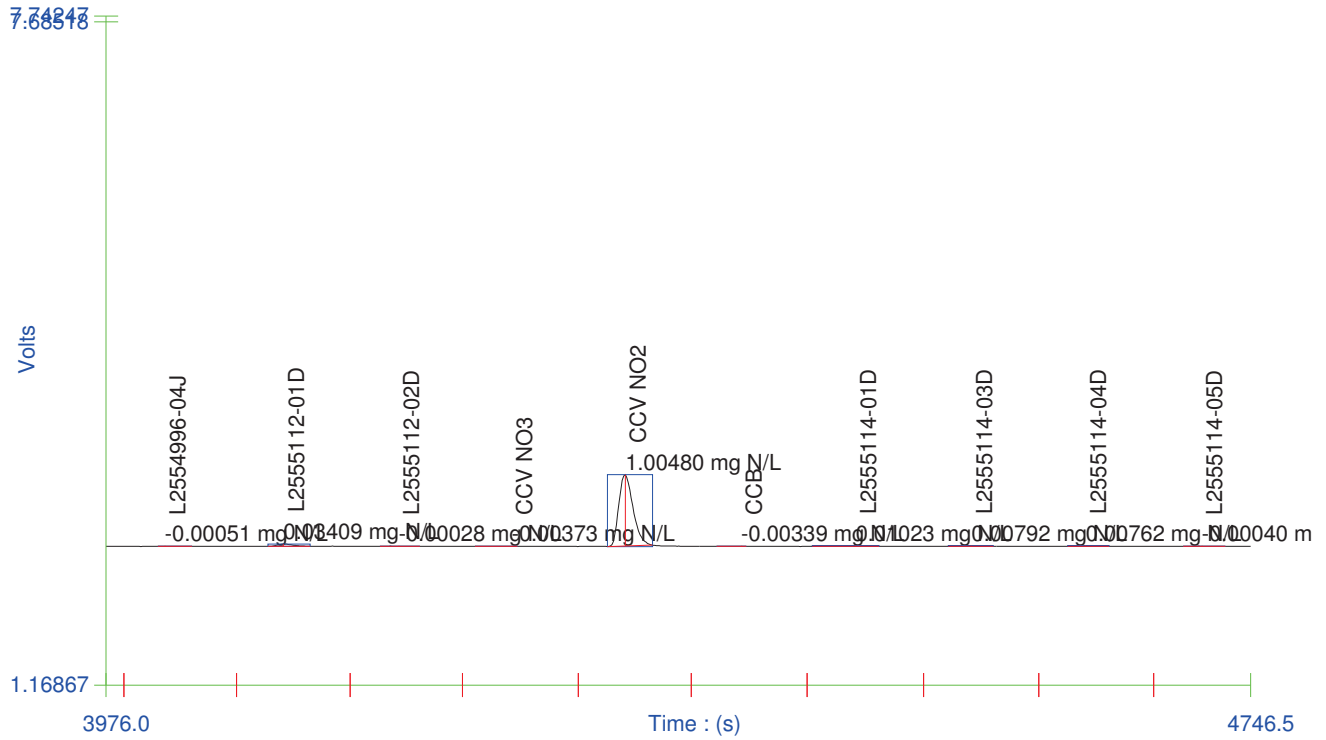

Channel 2 (NO2) - Set: 7 / 13

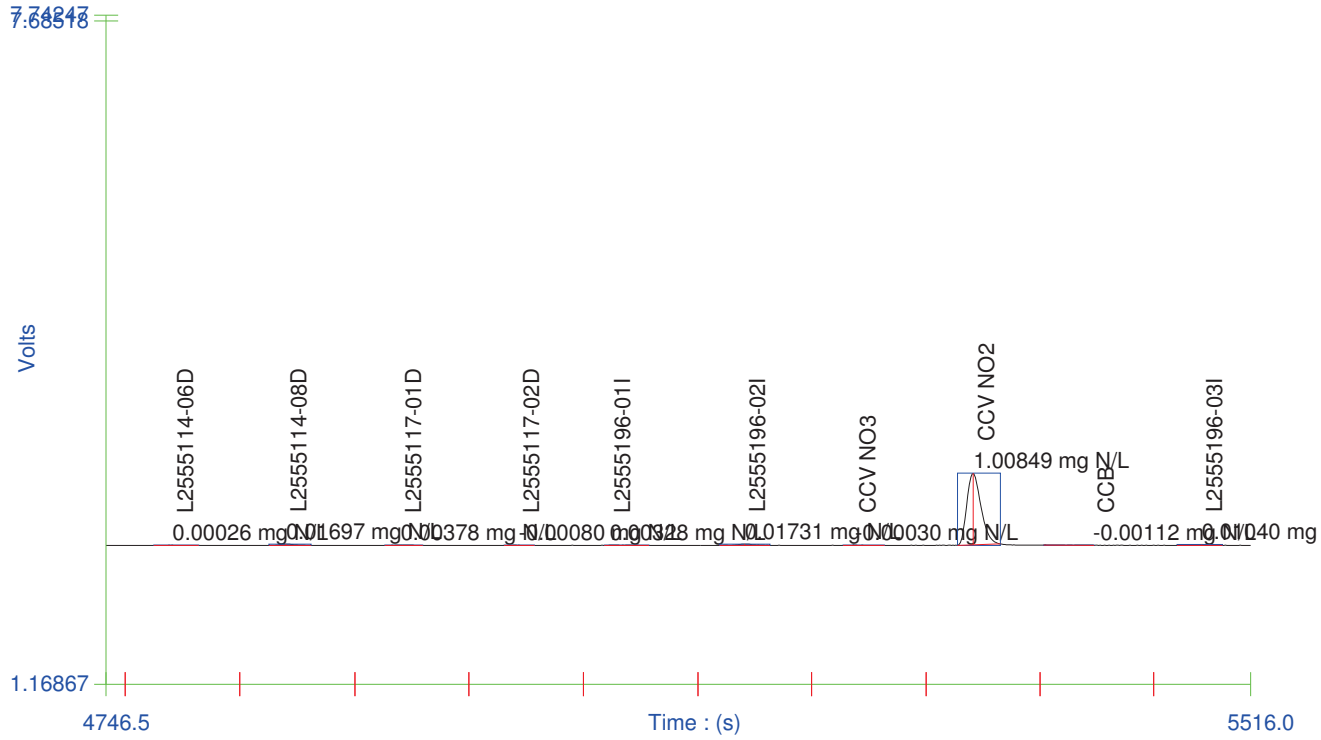


Channel 2 (NO2) - Set: 8 / 13

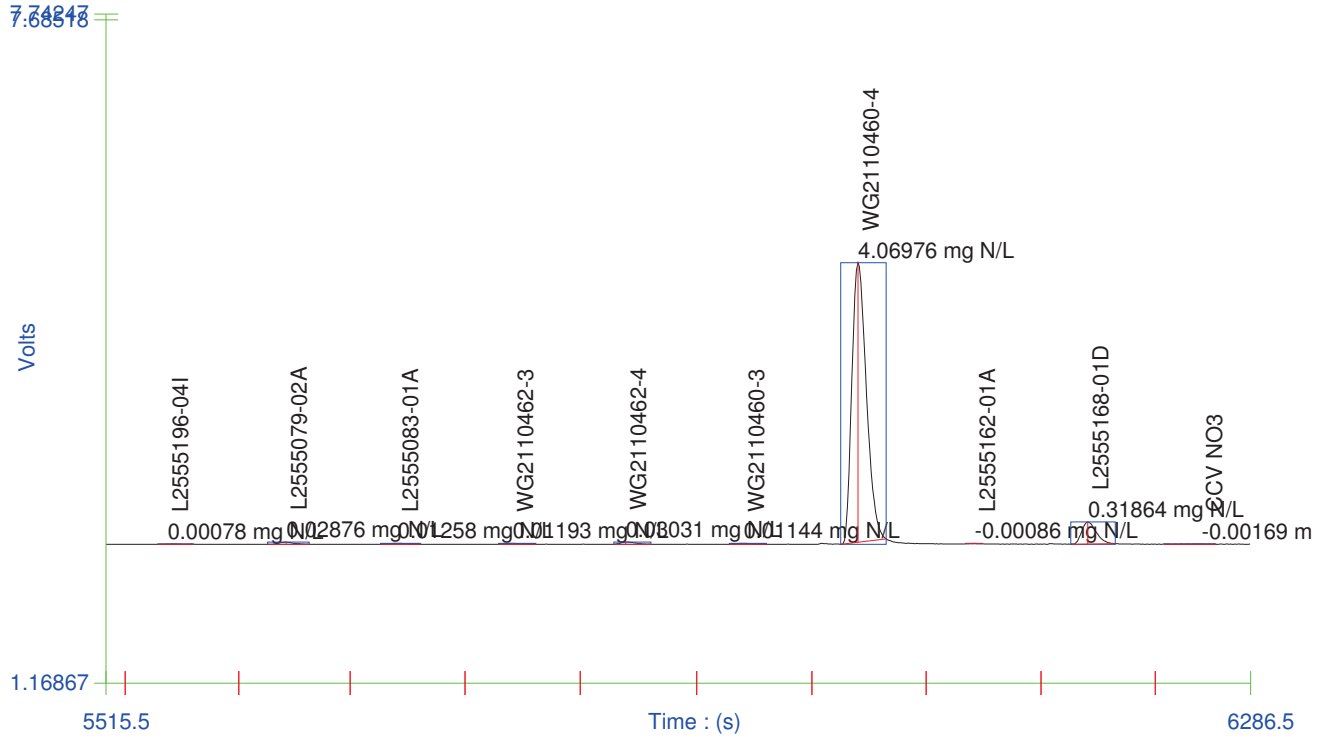

Channel 2 (NO2) - Set: 9 / 13

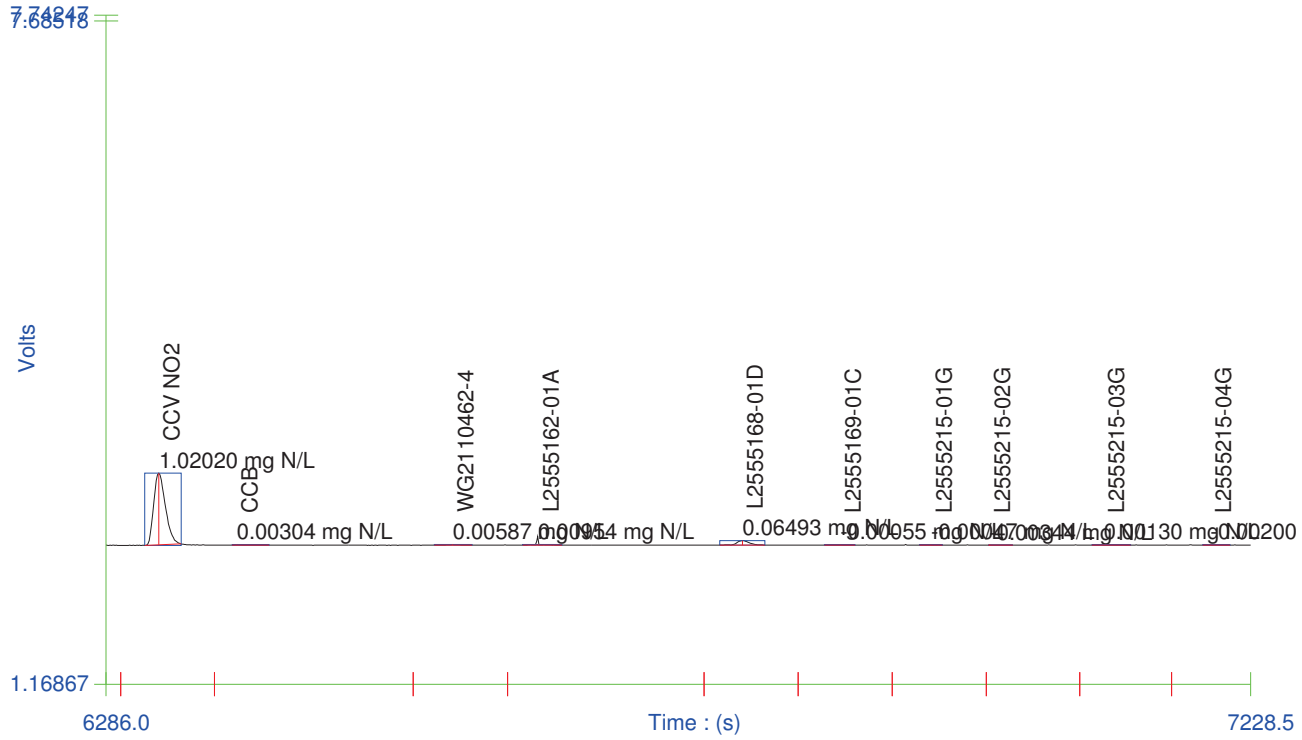


Channel 2 (NO2) - Set: 10 / 13

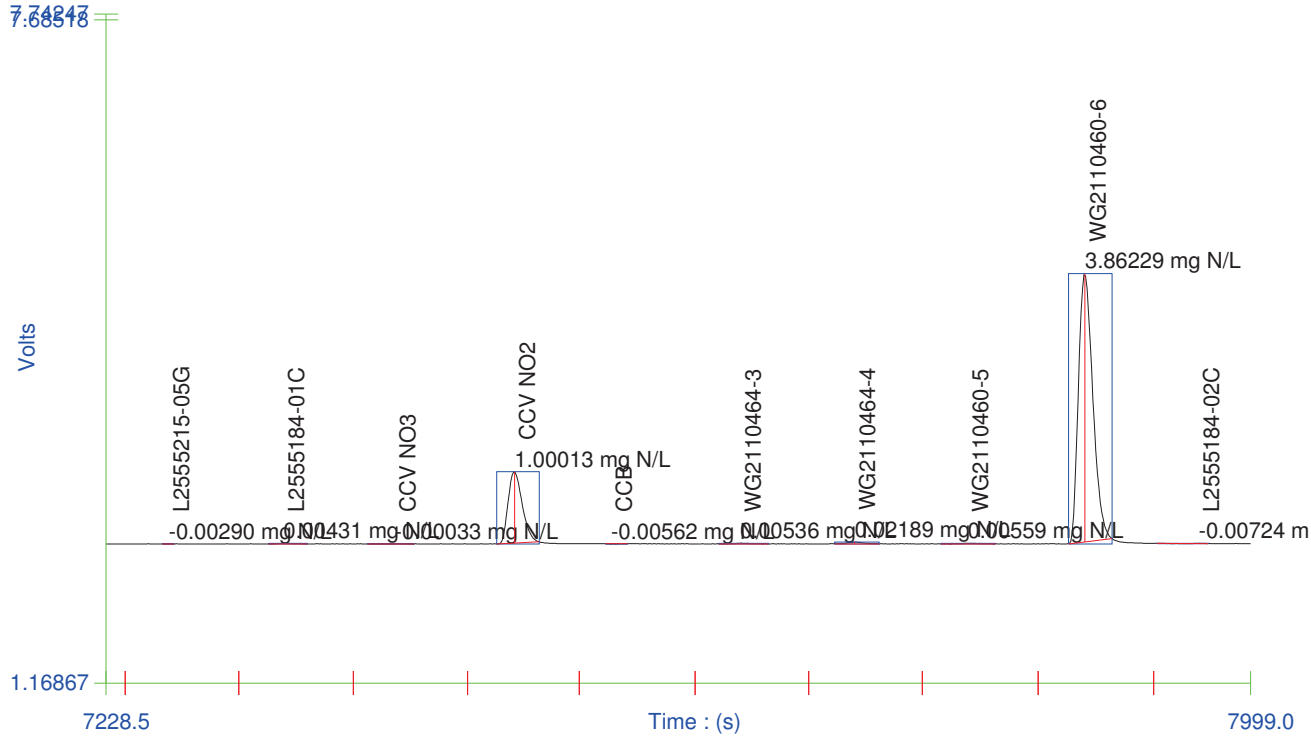

Channel 2 (NO2) - Set: 11 / 13

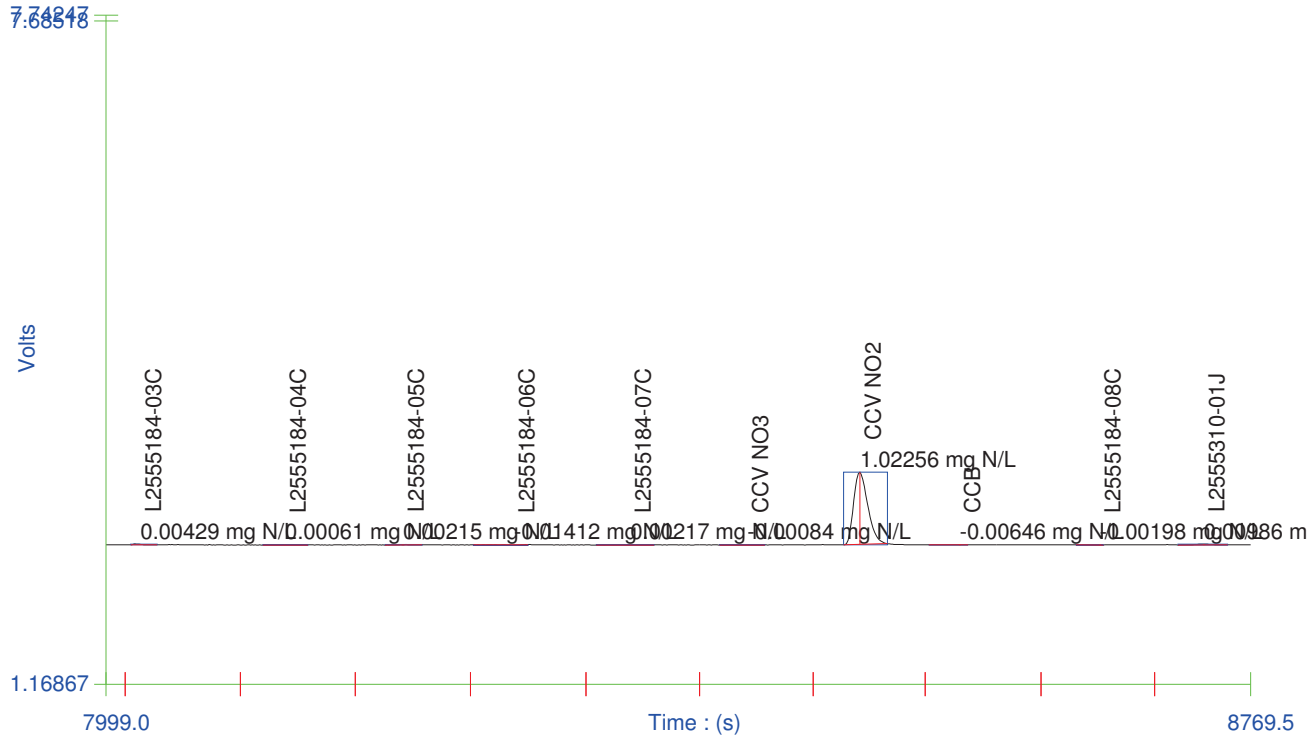


Channel 2 (NO2) - Set: 12 / 13

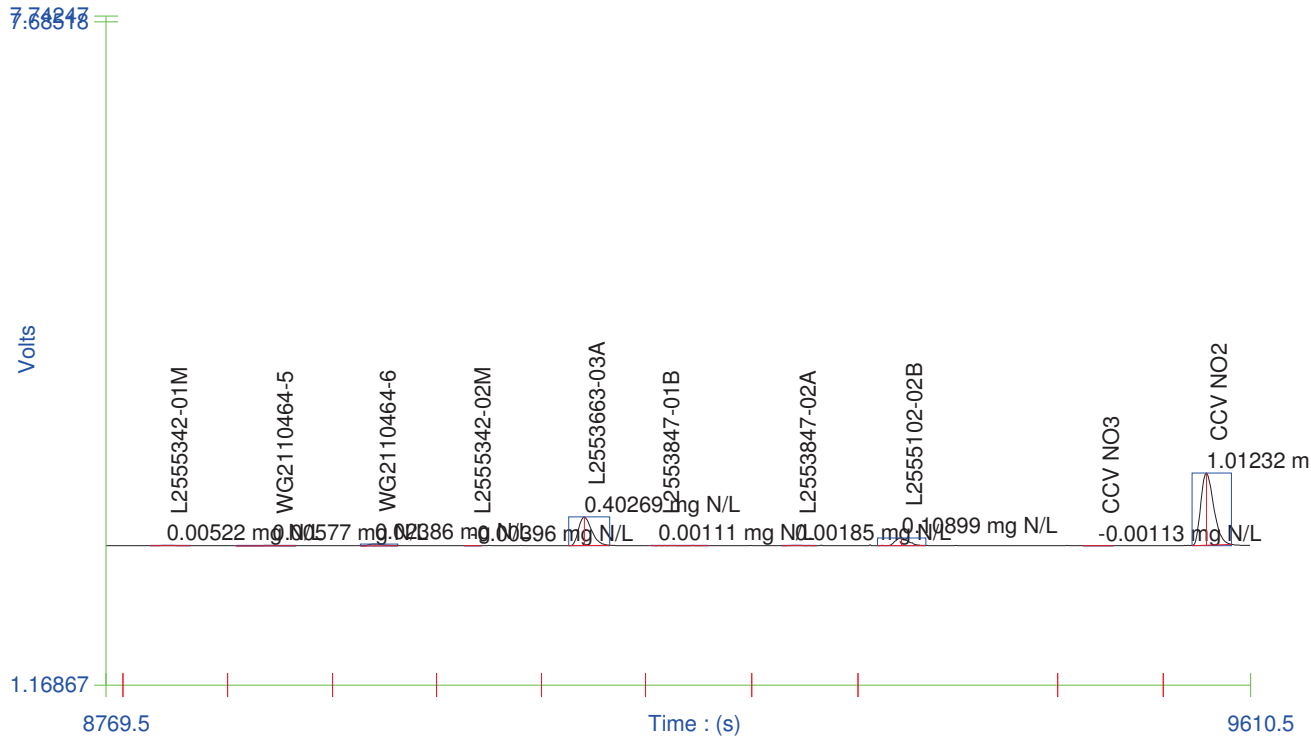

Channel 2 (NO2) - Set: 13 / 13

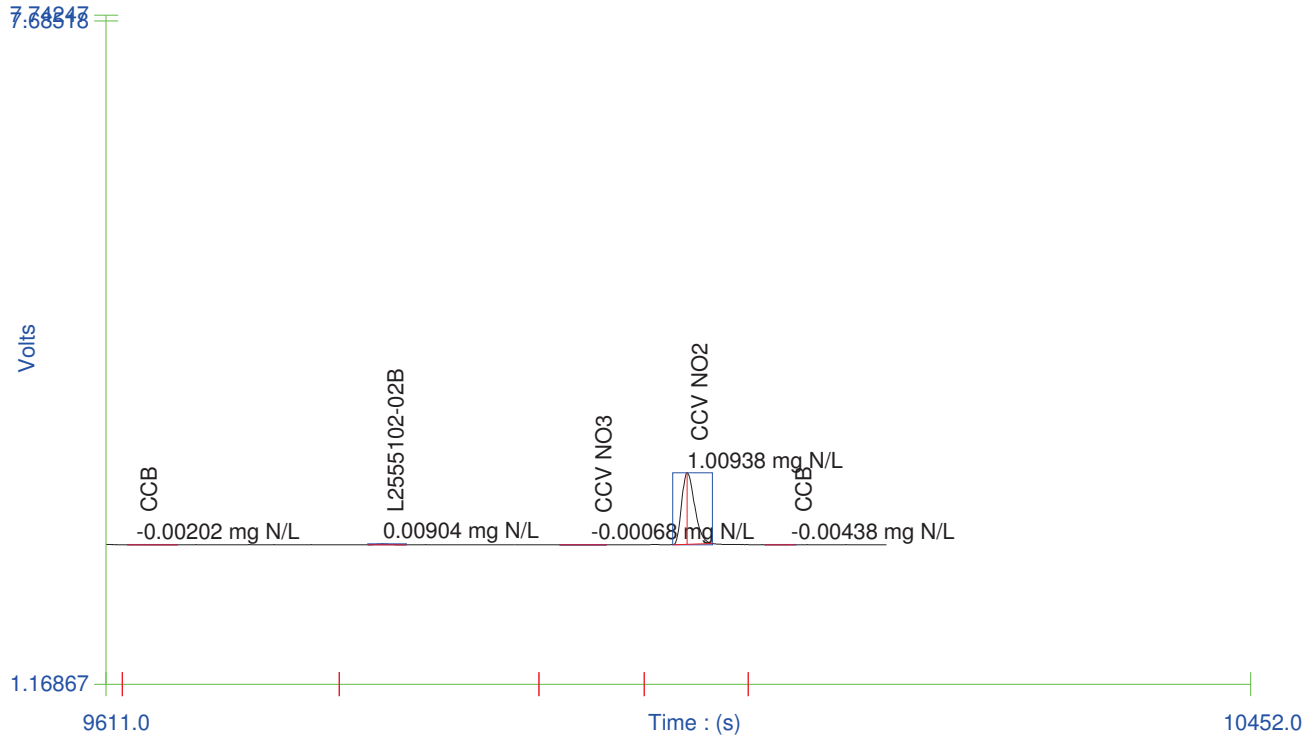


Table : 1 (NO3+NO2)

| | Known Conc. (mg/L) | Rep. | Peak Area (V.s) | Peak Height (V) | % RSD | % Residual | Det. Conc (mg/L) | Detection Date | Detection Time |
|---|---|---|---|---|---|---|---|---|---|
| 1 | 8.00000 | 1 | 19.49171 | 1.37290 | 0.0 | 0.6 | 7.95122 | 9/4/2025 | 2:30:22 AM |
| 2 | 4.00000 | 1 | 9.90316 | 0.69931 | 0.0 | -1.0 | 4.03905 | 9/4/2025 | 2:31:40 AM |
| 3 | 1.00000 | 1 | 2.38932 | 0.16916 | 0.0 | 2.6 | 0.97337 | 9/4/2025 | 2:32:57 AM |
| 4 | 0.40000 | 1 | 1.03128 | 0.06783 | 0.0 | -4.8 | 0.41929 | 9/4/2025 | 2:34:15 AM |
| 5 | 0.20000 | 1 | 0.52461 | 0.03674 | 0.0 | -6.2 | 0.21256 | 9/4/2025 | 2:35:33 AM |
| 6 | 0.10000 | 1 | 0.25002 | 0.01856 | 0.0 | -0.5 | 0.10053 | 9/4/2025 | 2:36:51 AM |
| 7 | 0.00000 | 1 | -0.01925 | -0.00207 | | | -0.00934 | 9/4/2025 | 2:38:08 AM |

Figure : 1 (NO3+NO2)

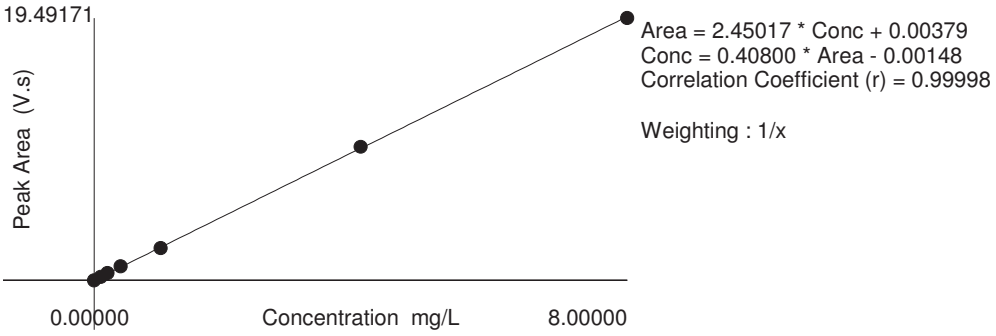

Table : 2 (Nitrite)

| | Known Conc. (mg N/L) | Rep. | Peak Area (V.s) | Peak Height (V) | % RSD | % Residual | Det. Conc (mg N/L) | Detection Date | Detection Time |
|---|---|---|---|---|---|---|---|---|---|
| 1 | 8.00000 | 1 | 59.87905 | 5.12446 | 0.0 | 1.7 | 7.86050 | 9/4/2025 | 2:39:25 AM |
| 2 | 4.00000 | 1 | 31.25169 | 2.81191 | 0.0 | -2.6 | 4.10082 | 9/4/2025 | 2:40:43 AM |
| 3 | 1.00000 | 1 | 7.61949 | 0.69247 | 0.0 | 0.2 | 0.99715 | 9/4/2025 | 2:42:00 AM |
| 4 | 0.40000 | 1 | 3.28636 | 0.29539 | 0.0 | -7.0 | 0.42808 | 9/4/2025 | 2:43:18 AM |
| 5 | 0.10000 | 1 | 0.82059 | 0.07215 | 0.0 | -4.1 | 0.10424 | 9/4/2025 | 2:44:36 AM |
| 6 | 0.05000 | 1 | 0.41580 | 0.03613 | 0.0 | -1.9 | 0.05108 | 9/4/2025 | 2:45:55 AM |
| 7 | 0.00000 | 1 | -0.02611 | -0.00194 | | | -0.00696 | 9/4/2025 | 2:47:11 AM |

Figure : 2 (Nitrite)

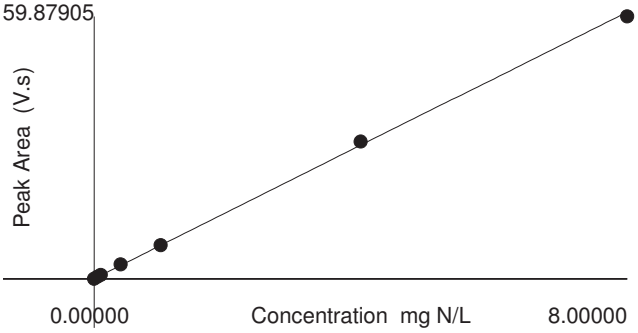


Area = 7.60949 * Conc + 0.02739
Conc = 0.13133 * Area - 0.00353
Correlation Coefficient (r) = 0.99998

Weighting : 1/x

Original Run Filename: OM_9-4-2025_06-39-29AM.OMN Created: 9/4/2025 6:39:29 AM
Original Run Author's Signature: [A1wetcheminstrument]
Current Run Filename: OM_9-4-2025_06-39-29AM.OMN Last Modified: 9/4/2025 7:34:01 AM
Current Run Author's Signature: [A1wetcheminstrument]
Description: Default New Run

| Sample | Rep. | Cup No. | Channel 1 NO3+NO2 (mg/L) | Channel 2 Nitrite (mg N/L) | ADF | MDF | Weight |
|---|---|---|---|---|---|---|---|
| CCV NO3 | 1 | S2 | 0.95521 | -0.00090 | | | |
| | Known Conc: | | 1.00000 | 0.00000 | | | |
| | Calibration: | | Table/Fig. : 1 | Table/Fig. : 2 | | | |
| CCV NO2 | 1 | S9 | 1.01438 | 0.99506 | | | |
| | Known Conc: | | 0.00000 | 1.00000 | | | |
| CCB | 1 | S1 | -0.00890 | -0.00089 | | | |
| | Known Conc: | | 0.00000 | 0.00000 | | | |
| WG2110466-1; 5.0340 | 1 | 78 | 0.38506 | -0.01715 | | | 0.10068 g |
| WG2110466-2; 5.0149 | 1 | 79 | 47.18813 | -0.03952 | | | 0.10030 g |
| WG2110467-1; 5.0340 | 1 | 80 | -0.13713 | 0.02230 | | | 0.10068 g |
| WG2110467-2; 5.1678 | 1 | 81 | 48.01338 | 46.84786 | | | 0.10336 g |
| L2553179-01K; 5.0033 | 1 | 82 | 0.20757 | -0.08715 | | | 0.10007 g |
| WG2110466-3; 5.3270 | 1 | 83 | 0.18687 | -0.00956 | | | 0.10654 g |
| WG2110466-4; 5.0489 | 1 | 84 | 81.95710 | -0.41666 | 5.00 | | 0.10098 g |
| WG2110467-3; 5.3270 | 1 | 85 | 0.07146 | 0.00818 | | | 0.10654 g |
| WG2110467-4; 5.5221 | 1 | 86 | 76.59334 | 76.07715 | 5.00 | | 0.11044 g |
| L2553179-02K; 5.3323 | 1 | 87 | 0.21478 | -0.05443 | | | 0.10665 g |
| CCV NO3 | 1 | S2 | 0.95335 | -0.00306 | | | |
| | Known Conc: | | 1.00000 | 0.00000 | | | |
| CCV NO2 | 1 | S9 | 1.00509 | 1.00498 | | | |
| | Known Conc: | | 0.00000 | 1.00000 | | | |
| CCB | 1 | S1 | 0.00297 | -0.03839 | | | |
| | Known Conc: | | 0.00000 | 0.00000 | | | |
| L2553179-03K; 5.0870 | 1 | 88 | 0.34392 | -0.04257 | | | 0.10174 g |
| L2553179-04R; 5.2793 | 1 | 89 | 0.45057 | 0.17275 | | | 0.10559 g |
| L2553179-05K; 5.0443 | 1 | 90 | 0.26724 | 0.05232 | | | 0.10089 g |
| L2553179-06K; 5.0112 | 1 | 91 | 0.36487 | 0.02981 | | | 0.10022 g |
| L2554022-01B; 5.2679 | 1 | 92 | 1.19704 | 0.13064 | | | 0.10536 g |
| L2554499-01C; 5.1026 | 1 | 93 | 0.67005 | 0.06373 | | | 0.10205 g |
| L2554817-01C; 5.0533 | 1 | 94 | 30.71559 | 2.33218 | | | 0.10107 g |
| L2555226-01S | 1 | 95 | 0.05324 | 0.00302 | | | |
| WG2110544-3 | 1 | 96 | 0.03582 | 0.00285 | | | |
| WG2110544-4 | 1 | 97 | 3.73480 | 0.00371 | | | |
| CCV NO3 | 1 | S2 | 0.93292 | -0.00127 | | | |
| | Known Conc: | | 1.00000 | 0.00000 | | | |
| CCV NO2 | 1 | S9 | 0.99248 | 1.02189 | | | |
| | Known Conc: | | 0.00000 | 1.00000 | | | |
| CCB | 1 | S1 | 0.00387 | -0.00529 | | | |
| | Known Conc: | | 0.00000 | 0.00000 | | | |
| WG2110542-3 | 1 | 98 | 0.03075 | 0.00366 | | | |
| WG2110542-4 | 1 | 99 | 3.93251 | 4.02081 | | | |
| L2555226-03S; MTX | 1 | 100 | 0.30088 | 0.04793 | 5.00 | | |
| L2554817-01C; 5.0533 MTX | 1 | 94 | 30.64805 | 2.27965 | 5.00 | | 0.10107 g |
| CCV NO3 | 1 | S2 | 0.92998 | -0.00091 | | | |
| | Known Conc: | | 1.00000 | 0.00000 | | | |
| CCV NO2 | 1 | S9 | 0.99113 | 1.02451 | | | |
| | Known Conc: | | 0.00000 | 1.00000 | | | |
| CCB | 1 | S1 | -0.01232 | 7.86884e-5 | | | |
| | Known Conc: | | 0.00000 | 0.00000 | | | |

Channel 1 (NO3+NO2) - Set: 1 / 4

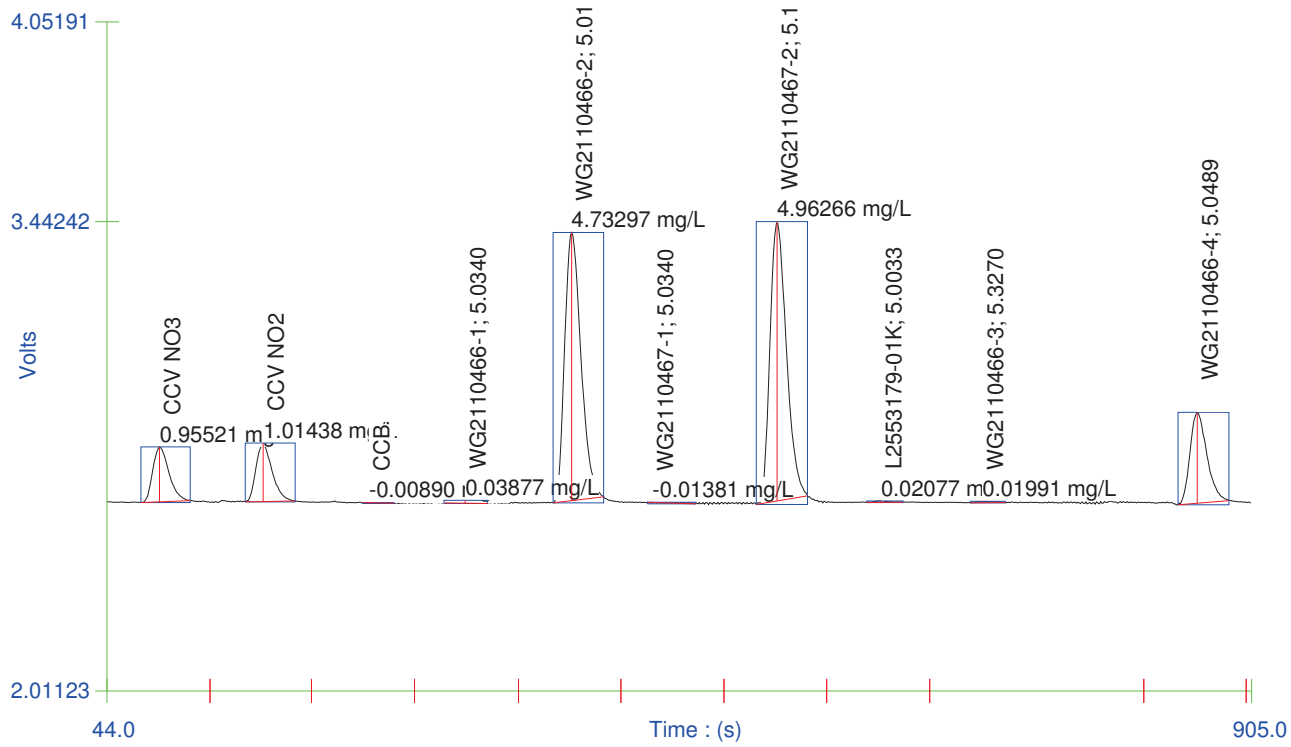


Channel 1 (NO3+NO2) - Set: 2 / 4

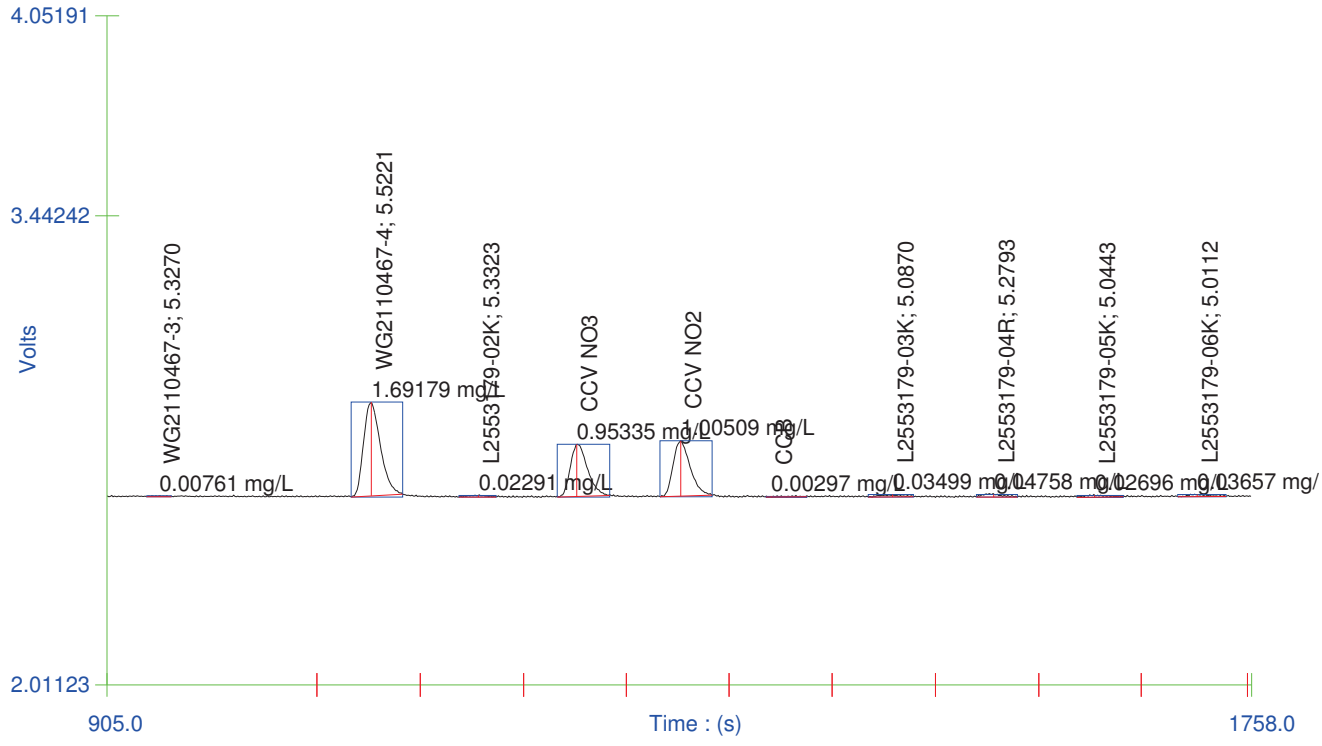

Channel 1 (NO3+NO2) - Set: 3 / 4

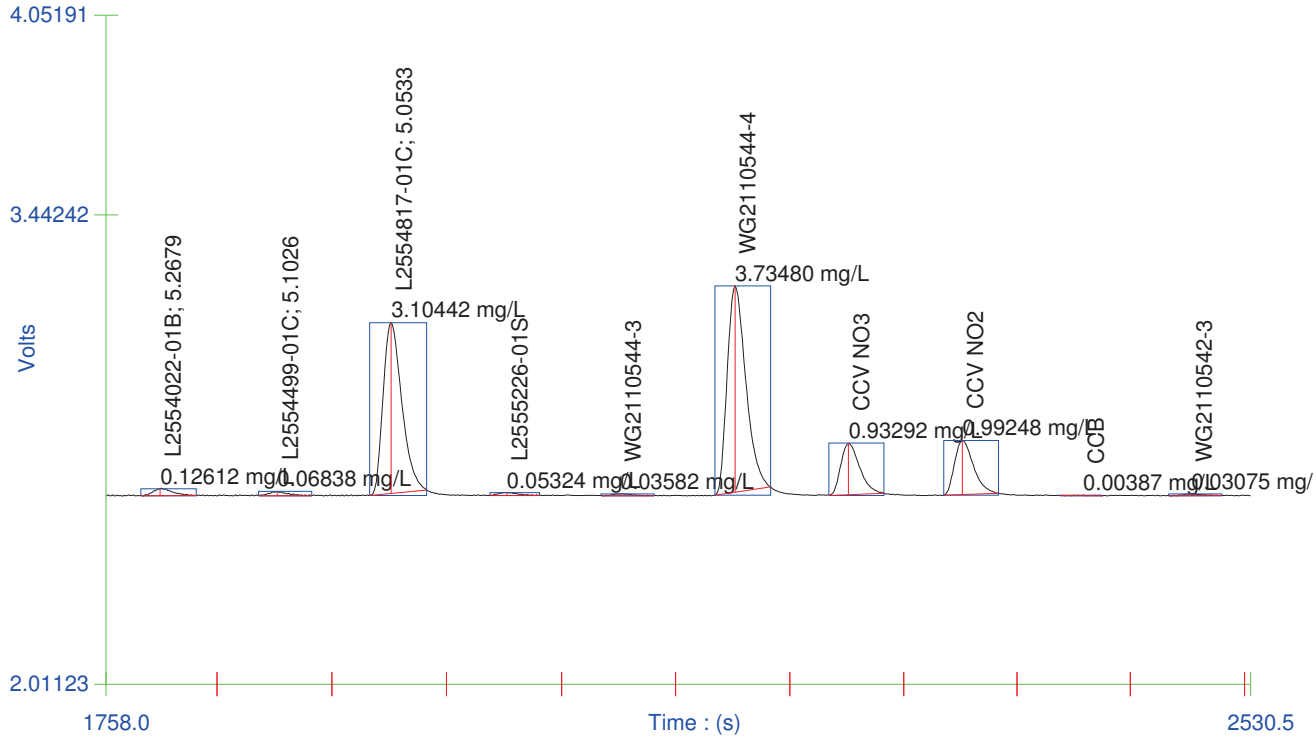


Channel 1 (NO3+NO2) - Set: 4 / 4

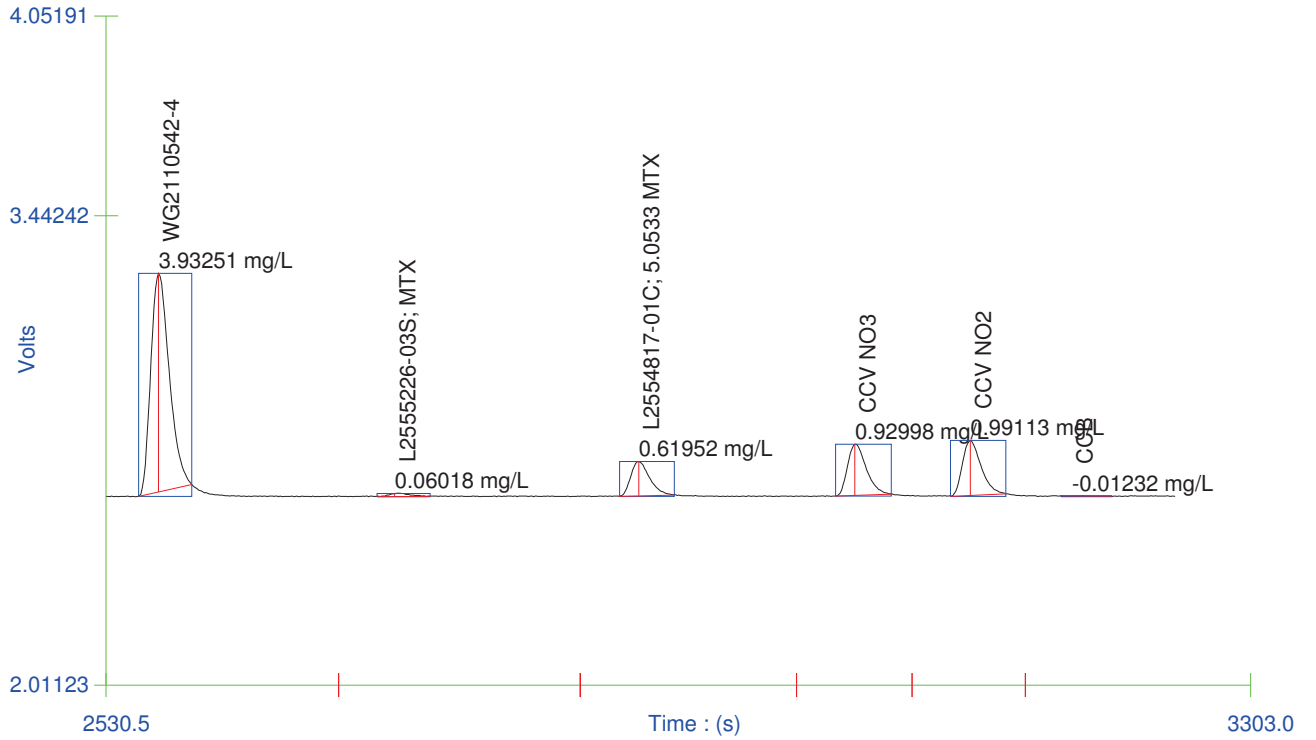

Channel 2 (NO2) - Set: 1 / 4

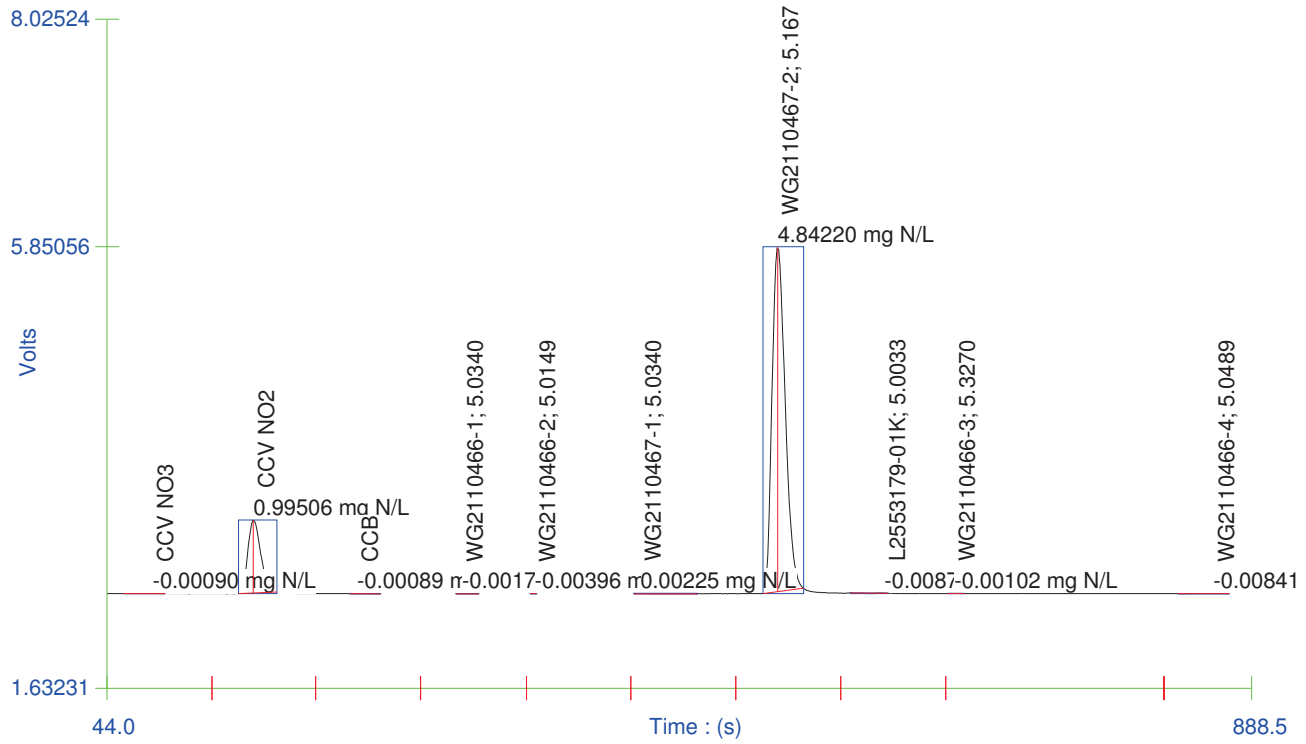


Channel 2 (NO2) - Set: 2 / 4

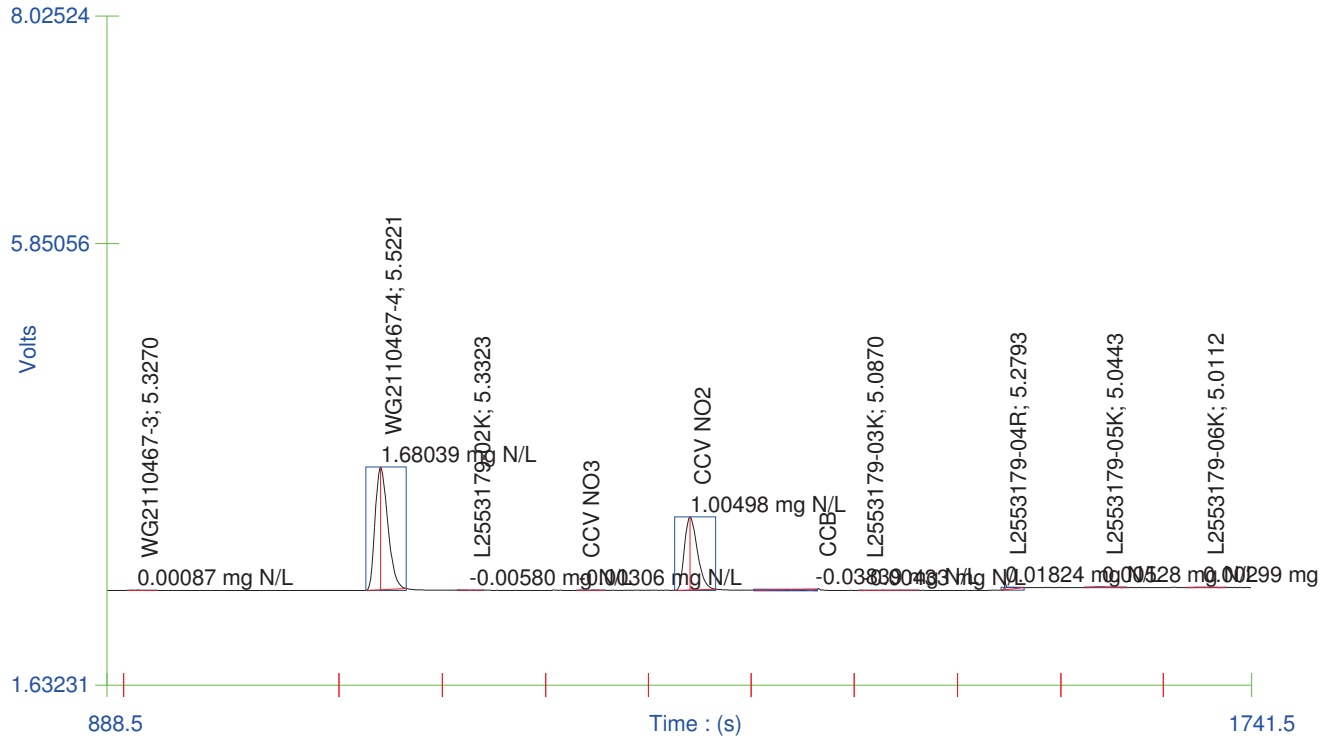

Channel 2 (NO2) - Set: 3 / 4

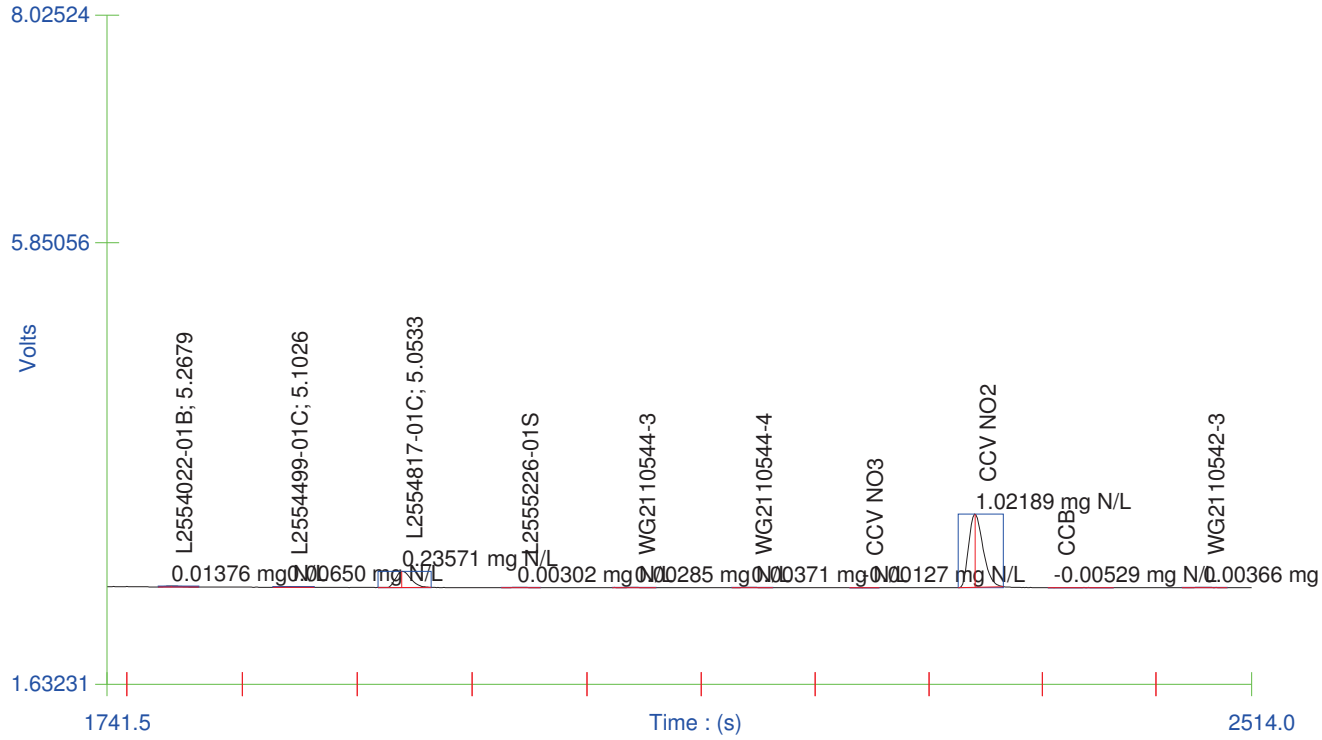


Channel 2 (NO2) - Set: 4 / 4

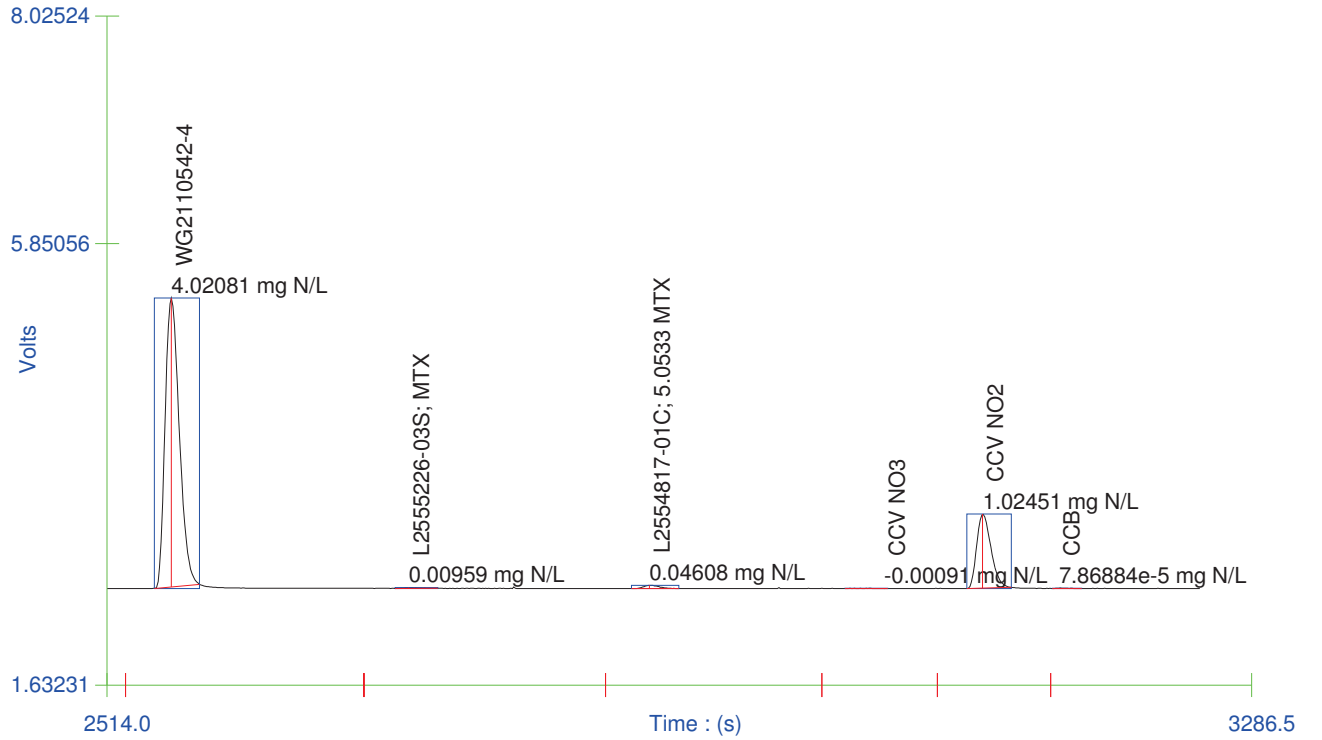

Table : 1 (NO3+NO2)

| | Known Conc. (mg/L) | Rep. | Peak Area (V.s) | Peak Height (V) | % RSD | % Residual | Det. Conc (mg/L) | Detection Date | Detection Time |
|---|---|---|---|---|---|---|---|---|---|
| 1 | 8.00000 | 1 | 19.49171 | 1.37290 | 0.0 | 0.6 | 7.95122 | 9/4/2025 | 2:30:22 AM |
| 2 | 4.00000 | 1 | 9.90316 | 0.69931 | 0.0 | -1.0 | 4.03905 | 9/4/2025 | 2:31:40 AM |
| 3 | 1.00000 | 1 | 2.38932 | 0.16916 | 0.0 | 2.6 | 0.97337 | 9/4/2025 | 2:32:57 AM |
| 4 | 0.40000 | 1 | 1.03128 | 0.06783 | 0.0 | -4.8 | 0.41929 | 9/4/2025 | 2:34:15 AM |
| 5 | 0.20000 | 1 | 0.52461 | 0.03674 | 0.0 | -6.2 | 0.21256 | 9/4/2025 | 2:35:33 AM |
| 6 | 0.10000 | 1 | 0.25002 | 0.01856 | 0.0 | -0.5 | 0.10053 | 9/4/2025 | 2:36:51 AM |
| 7 | 0.00000 | 1 | -0.01925 | -0.00207 | | | -0.00934 | 9/4/2025 | 2:38:08 AM |

Figure : 1 (NO3+NO2)

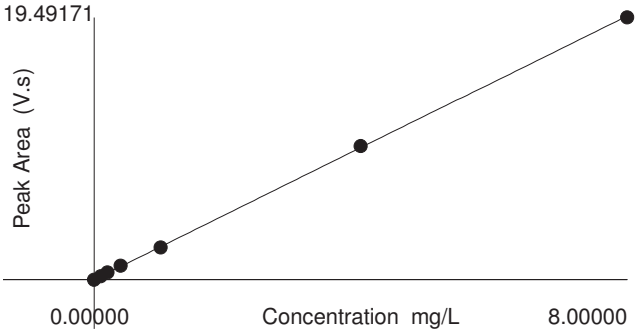


Area = 2.45017 * Conc + 0.00379
Conc = 0.40800 * Area - 0.00148
Correlation Coefficient (r) = 0.99998

Weighting : 1/x

Table : 2 (Nitrite)

| | Known Conc. (mg N/L) | Rep. | Peak Area (V.s) | Peak Height (V) | % RSD | % Residual | Det. Conc (mg N/L) | Detection Date | Detection Time |
|---|---|---|---|---|---|---|---|---|---|
| 1 | 8.00000 | 1 | 59.87905 | 5.12446 | 0.0 | 1.7 | 7.86050 | 9/4/2025 | 2:39:25 AM |
| 2 | 4.00000 | 1 | 31.25169 | 2.81191 | 0.0 | -2.6 | 4.10082 | 9/4/2025 | 2:40:43 AM |
| 3 | 1.00000 | 1 | 7.61949 | 0.69247 | 0.0 | 0.2 | 0.99715 | 9/4/2025 | 2:42:00 AM |
| 4 | 0.40000 | 1 | 3.28636 | 0.29539 | 0.0 | -7.0 | 0.42808 | 9/4/2025 | 2:43:18 AM |
| 5 | 0.10000 | 1 | 0.82059 | 0.07215 | 0.0 | -4.1 | 0.10424 | 9/4/2025 | 2:44:36 AM |
| 6 | 0.05000 | 1 | 0.41580 | 0.03613 | 0.0 | -1.9 | 0.05108 | 9/4/2025 | 2:45:55 AM |
| 7 | 0.00000 | 1 | -0.02611 | -0.00194 | | | -0.00696 | 9/4/2025 | 2:47:11 AM |

Figure : 2 (Nitrite)

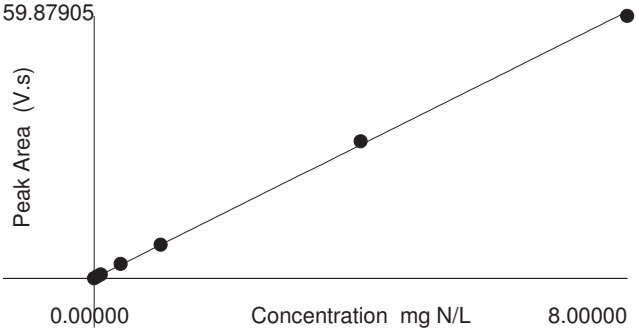


Area = 7.60949 * Conc + 0.02739
Conc = 0.13133 * Area - 0.00353
Correlation Coefficient (r) = 0.99998

Weighting : 1/x

Original Run Filename: OM_9-4-2025_07-56-03AM.OMN Created: 9/4/2025 7:56:03 AM
Original Run Author's Signature: [A1wetcheminstrument]
Current Run Filename: OM_9-4-2025_07-56-03AM.OMN Last Modified: 9/4/2025 8:32:10 AM
Current Run Author's Signature: [A1wetcheminstrument]
Description: Default New Run

| Sample | Rep. | Cup No. | Channel 1 NO3+NO2 (mg/L) | Channel 2 Nitrite (mg N/L) | ADF | MDF | Weight |
|---|---|---|---|---|---|---|---|
| CCV NO3 | 1 | S2 | 0.96202 | -0.00189 | | | |
| | Known Conc: | | 1.00000 | 0.00000 | | | |
| | Calibration: | | Table/Fig. : 1 | Table/Fig. : 2 | | | |
| CCV NO2 | 1 | S9 | 1.00817 | 1.02037 | | | |
| | Known Conc: | | 0.00000 | 1.00000 | | | |
| CCB | 1 | S1 | -0.01372 | -0.00472 | | | |
| | Known Conc: | | 0.00000 | 0.00000 | | | |
| L2555157-01A | 1 | 101 | 0.10447 | 0.00274 | | | |
| WG2110563-3 | 1 | 102 | 0.09332 | 0.00285 | | | |
| WG2110563-4 | 1 | 103 | 3.83202 | 0.02337 | | | |
| L2555157-02A | 1 | 104 | 19.01406 | 0.04784 | | | |
| L2555157-02A | 1 | 104 | 20.69396 | 0.04170 | 5.00 | | |
| L2555158-01A | 1 | 105 | 0.06098 | 0.00140 | | | |
| L2555158-02A | 1 | 106 | 0.72789 | 0.22625 | | | |
| L2555350-01O | 1 | 107 | 0.27284 | 0.09948 | | | |
| WG2110462-5 | 1 | 108 | 0.24768 | 0.10189 | | | |
| WG2110462-6 | 1 | 109 | 3.96879 | 0.10121 | | | |
| CCV NO3 | 1 | S2 | 0.93991 | -0.00013 | | | |
| | Known Conc: | | 1.00000 | 0.00000 | | | |
| CCV NO2 | 1 | S9 | 1.01786 | 1.03581 | | | |
| | Known Conc: | | 0.00000 | 1.00000 | | | |
| CCB | 1 | S1 | -1.72134e-5 | -0.00458 | | | |
| | Known Conc: | | 0.00000 | 0.00000 | | | |
| WG2110557-3 | 1 | 110 | 0.23576 | 0.10615 | | | |
| WG2110557-4 | 1 | 111 | 4.27887 | 4.16686 | | | |
| L2555350-02O | 1 | 112 | 0.03175 | -0.00565 | | | |
| L2555350-03O | 1 | 113 | 0.03495 | 0.00088 | | | |
| L2555350-04O | 1 | 114 | 1.87189 | 0.02678 | | | |
| L2555350-05O | 1 | 115 | 0.45878 | 0.10288 | | | |
| CCV NO3 | 1 | S2 | 0.94263 | -0.00165 | | | |
| | Known Conc: | | 1.00000 | 0.00000 | | | |
| CCV NO2 | 1 | S9 | 1.00286 | 1.02610 | | | |
| | Known Conc: | | 0.00000 | 1.00000 | | | |
| CCB | 1 | S1 | 0.00668 | -0.00241 | | | |
| | Known Conc: | | 0.00000 | 0.00000 | | | |

Channel 1 (NO3+NO2) - Set: 1 / 3

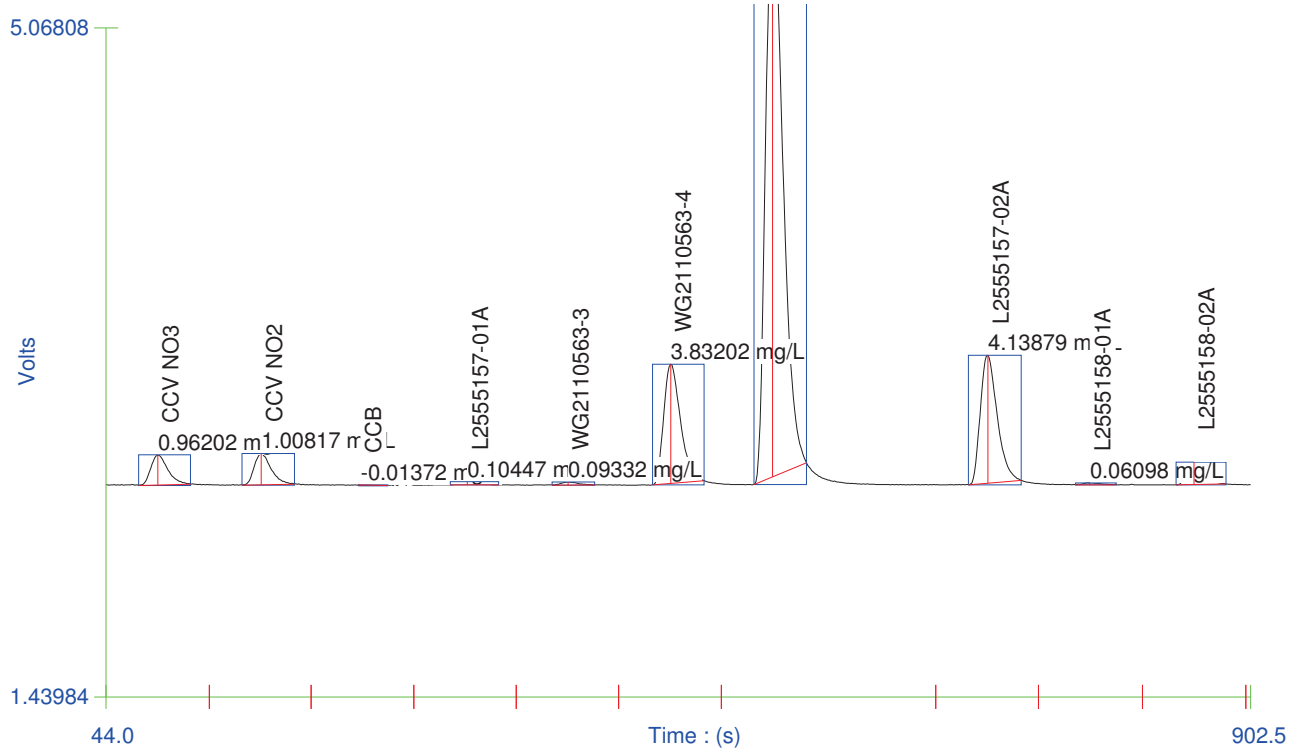


Channel 1 (NO3+NO2) - Set: 2 / 3

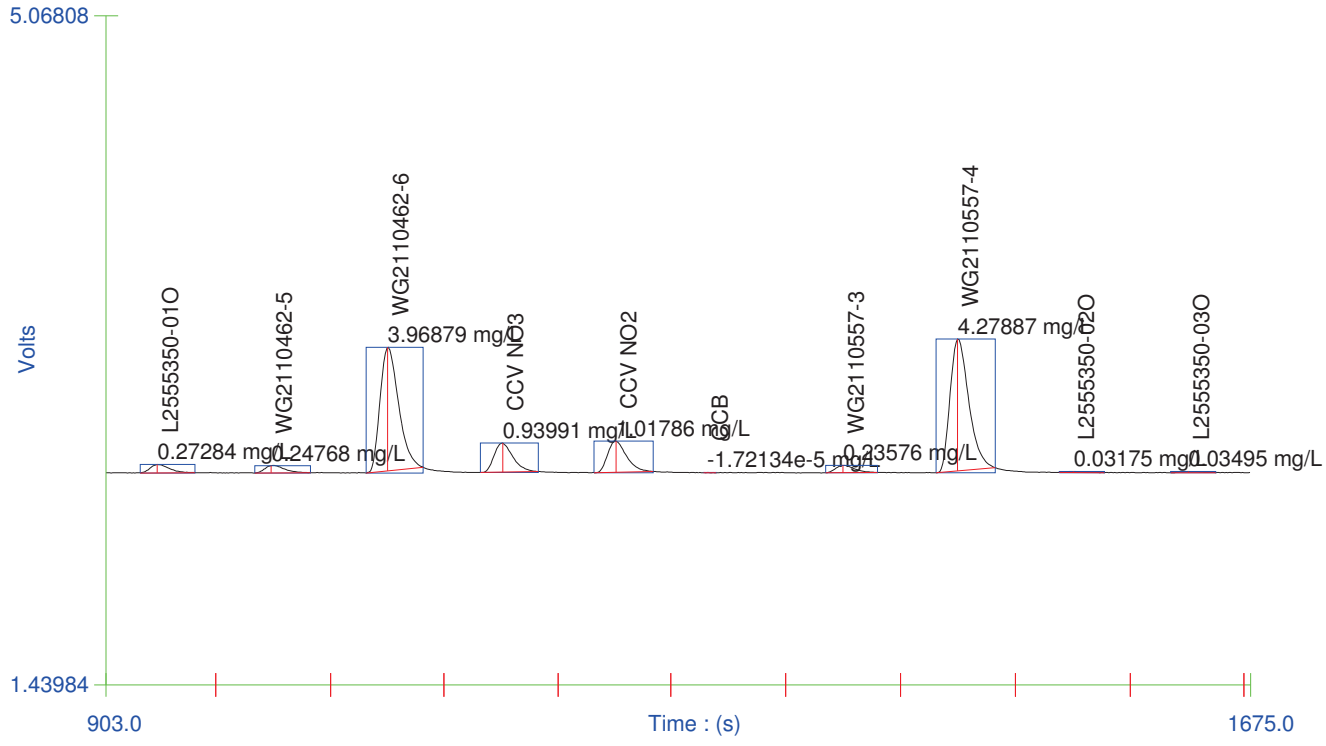

Channel 1 (NO3+NO2) - Set: 3 / 3

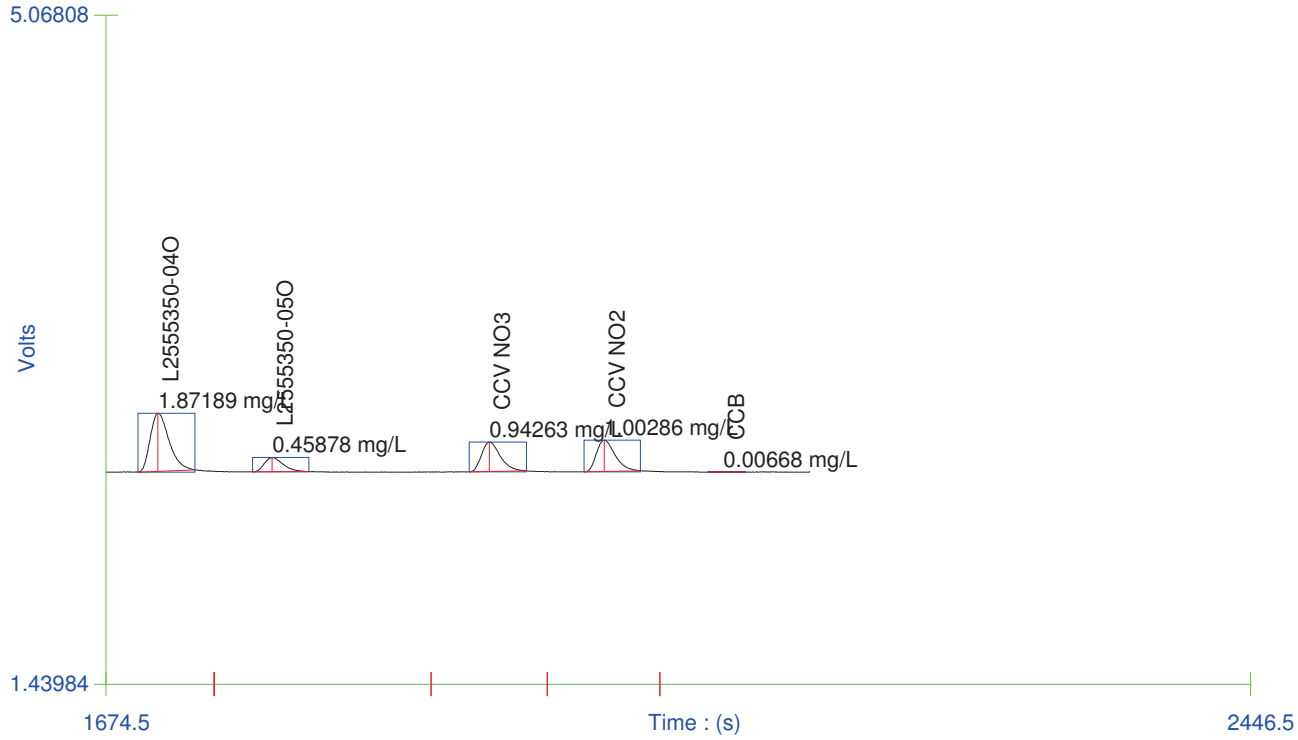


Channel 2 (NO2) - Set: 1 / 3

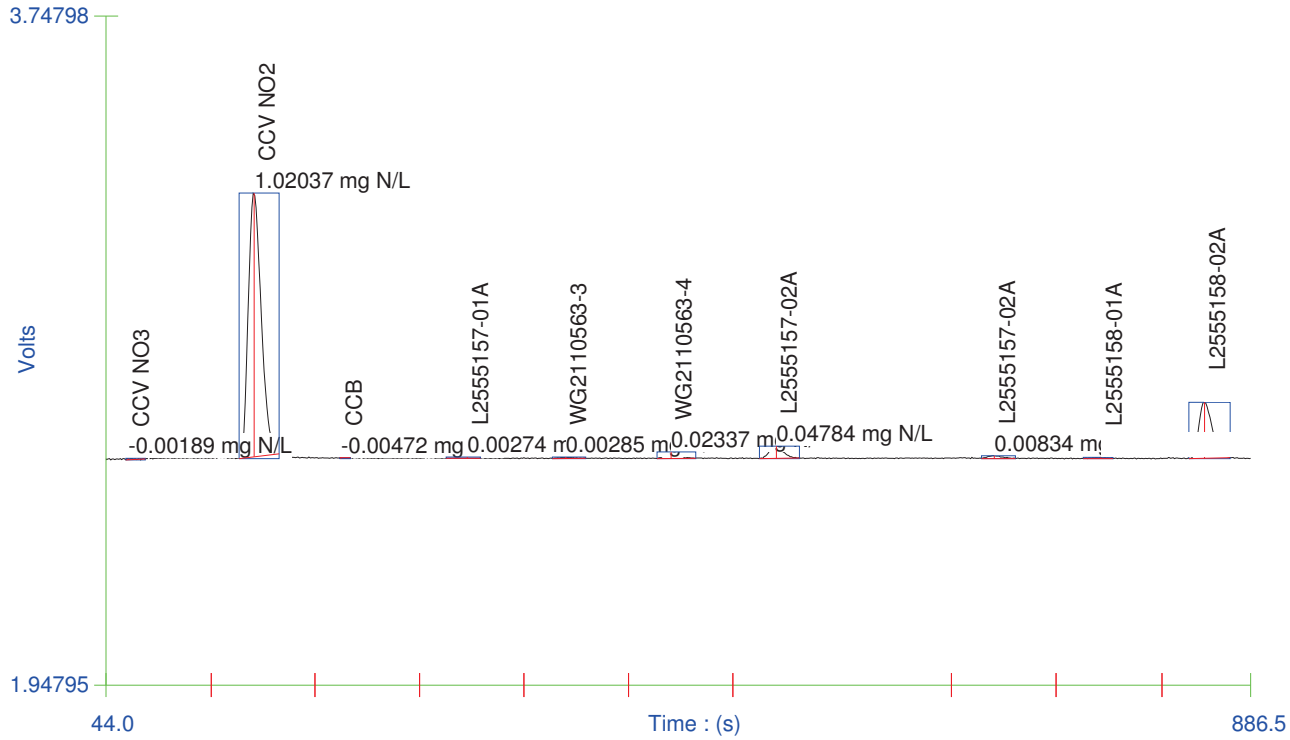

Channel 2 (NO2) - Set: 2 / 3

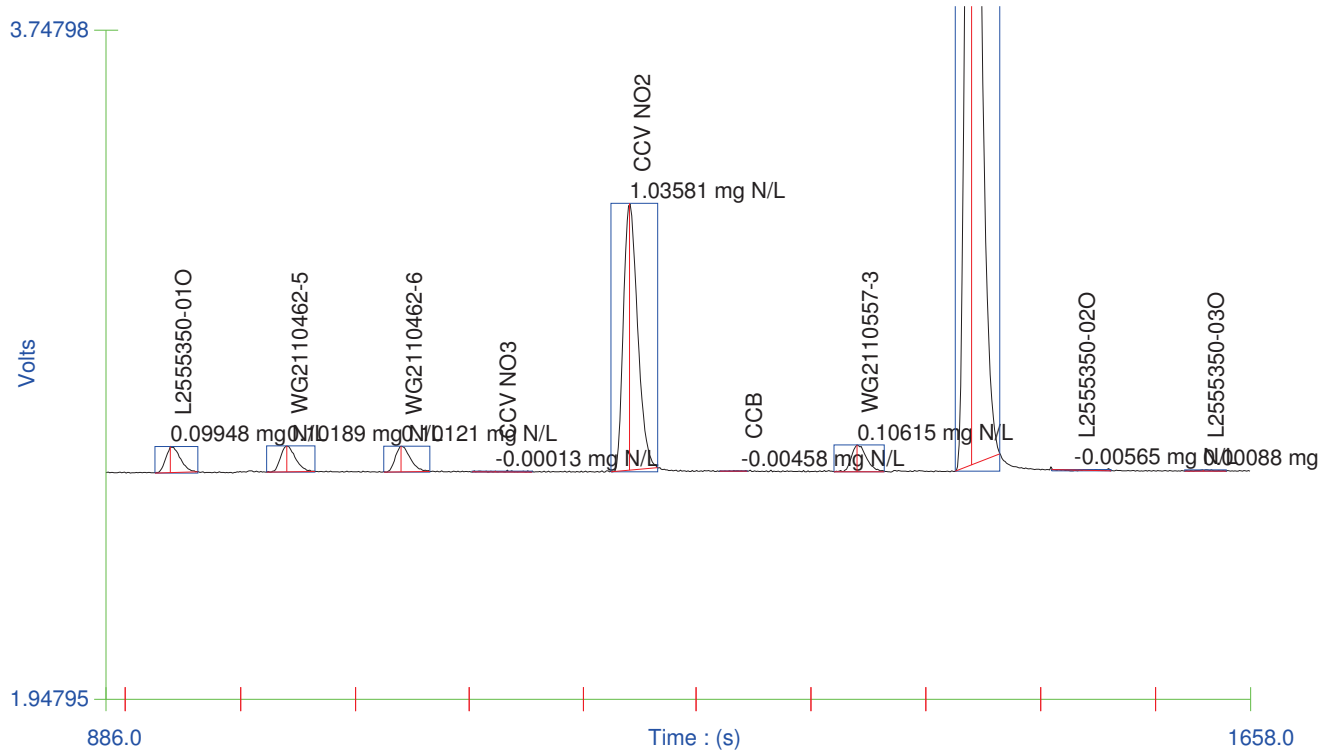


Channel 2 (NO2) - Set: 3 / 3

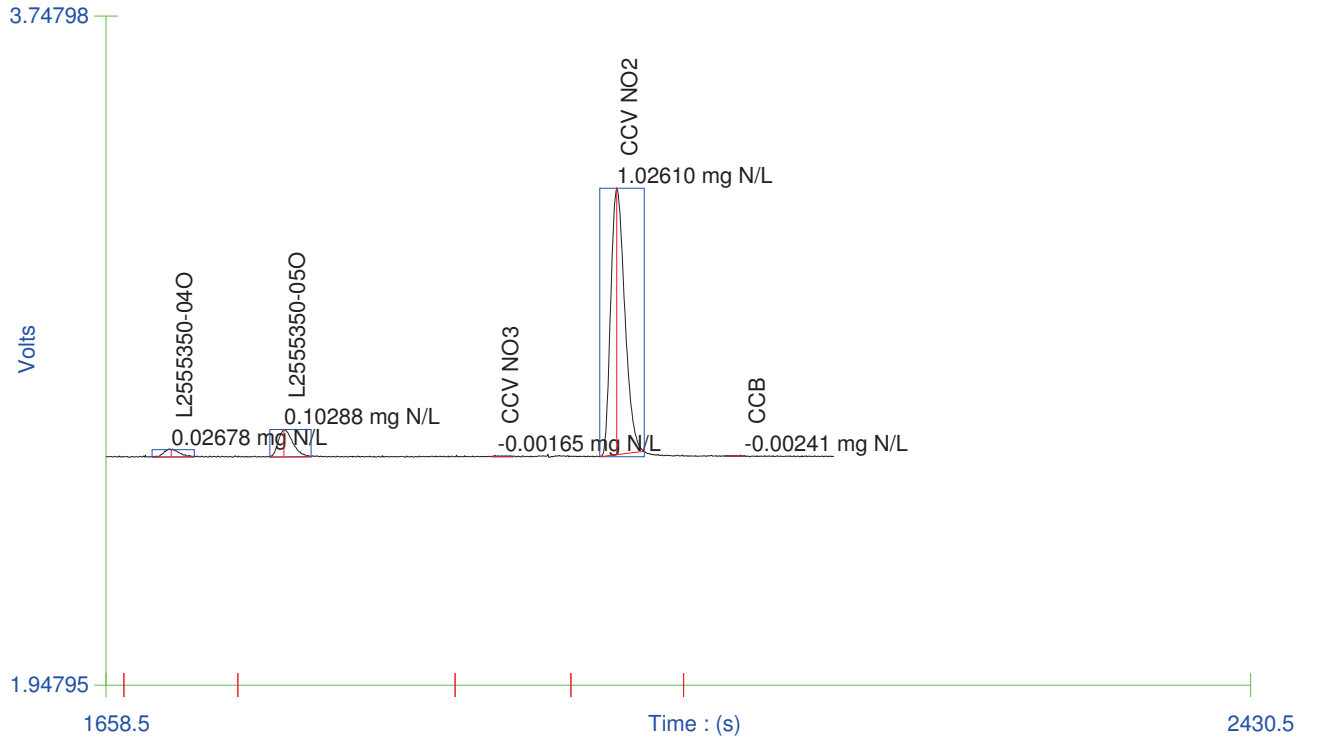

Table : 1 (NO3+NO2)

| | Known Conc. (mg/L) | Rep. | Peak Area (V.s) | Peak Height (V) | % RSD | % Residual | Det. Conc (mg/L) | Detection Date | Detection Time |
|---|---|---|---|---|---|---|---|---|---|
| 1 | 8.00000 | 1 | 19.49171 | 1.37290 | 0.0 | 0.6 | 7.95122 | 9/4/2025 | 2:30:22 AM |
| 2 | 4.00000 | 1 | 9.90316 | 0.69931 | 0.0 | -1.0 | 4.03905 | 9/4/2025 | 2:31:40 AM |
| 3 | 1.00000 | 1 | 2.38932 | 0.16916 | 0.0 | 2.6 | 0.97337 | 9/4/2025 | 2:32:57 AM |
| 4 | 0.40000 | 1 | 1.03128 | 0.06783 | 0.0 | -4.8 | 0.41929 | 9/4/2025 | 2:34:15 AM |
| 5 | 0.20000 | 1 | 0.52461 | 0.03674 | 0.0 | -6.2 | 0.21256 | 9/4/2025 | 2:35:33 AM |
| 6 | 0.10000 | 1 | 0.25002 | 0.01856 | 0.0 | -0.5 | 0.10053 | 9/4/2025 | 2:36:51 AM |
| 7 | 0.00000 | 1 | -0.01925 | -0.00207 | | | -0.00934 | 9/4/2025 | 2:38:08 AM |

Figure : 1 (NO3+NO2)

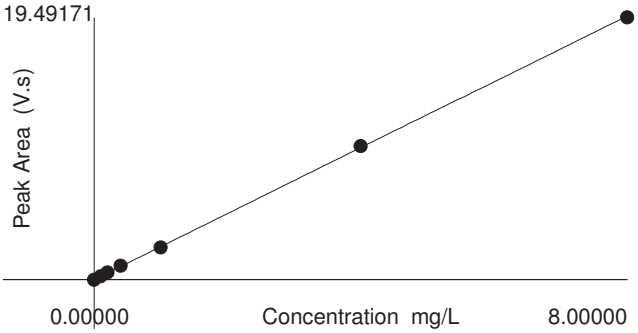


Area = 2.45017 * Conc + 0.00379
Conc = 0.40800 * Area - 0.00148
Correlation Coefficient (r) = 0.99998

Weighting : 1/x

Table : 2 (Nitrite)

| | Known Conc. (mg N/L) | Rep. | Peak Area (V.s) | Peak Height (V) | % RSD | % Residual | Det. Conc (mg N/L) | Detection Date | Detection Time |
|---|---|---|---|---|---|---|---|---|---|
| 1 | 8.00000 | 1 | 59.87905 | 5.12446 | 0.0 | 1.7 | 7.86050 | 9/4/2025 | 2:39:25 AM |
| 2 | 4.00000 | 1 | 31.25169 | 2.81191 | 0.0 | -2.6 | 4.10082 | 9/4/2025 | 2:40:43 AM |
| 3 | 1.00000 | 1 | 7.61949 | 0.69247 | 0.0 | 0.2 | 0.99715 | 9/4/2025 | 2:42:00 AM |
| 4 | 0.40000 | 1 | 3.28636 | 0.29539 | 0.0 | -7.0 | 0.42808 | 9/4/2025 | 2:43:18 AM |
| 5 | 0.10000 | 1 | 0.82059 | 0.07215 | 0.0 | -4.1 | 0.10424 | 9/4/2025 | 2:44:36 AM |
| 6 | 0.05000 | 1 | 0.41580 | 0.03613 | 0.0 | -1.9 | 0.05108 | 9/4/2025 | 2:45:55 AM |
| 7 | 0.00000 | 1 | -0.02611 | -0.00194 | | | -0.00696 | 9/4/2025 | 2:47:11 AM |

Figure : 2 (Nitrite)

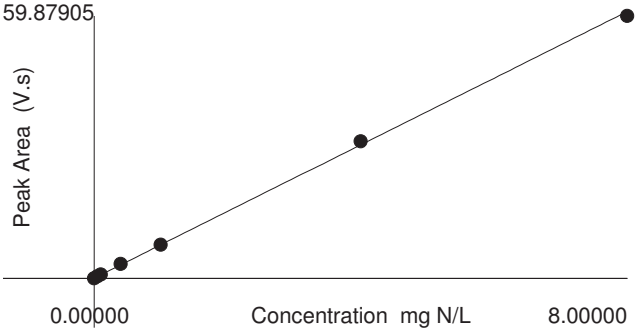


Area = 7.60949 * Conc + 0.02739
Conc = 0.13133 * Area - 0.00353
Correlation Coefficient (r) = 0.99998

Weighting : 1/x

# Quality Control

# Form 5a
# Matrix Spike

| | | | |
|---|---|---|---|
| **Client** | : Roux Env. Eng. & Geology, DPC | **Lab Number** | : L2554996 |
| **Project Name** | : CORAM MATERIALS | **Project Number** | : 2232.0006Y005 |
| **Client Sample ID** | : MW-11S | **Matrix** | : WATER |
| **Lab Sample ID** | : L2554996-01 | | |
| **Matrix Spike** | : WG2110461-4 | **MS Analysis Date** | : 09/04/25 03:32 |
| **Matrix Spike Dup** | : | **MSD Analysis Date** | : |

| | | Matrix Spike Sample | | | Matrix Spike Duplicate | | | | | |
|---|---|---|---|---|---|---|---|---|---|---|
| Parameter | Sample Conc. (mg/l) | Spike Added (mg/l) | Spike Conc. (mg/l) | %R | Spike Added (mg/l) | Spike Conc. (mg/l) | %R | RPD | Recovery Limits | RPD Limit |
| Nitrogen, Nitrite | ND | 4 | 4.02 | 100 | | | | | 80-120 | 20 |

# Form 5a
# Matrix Spike

| | | | |
|---|---|---|---|
| **Client** | : Roux Env. Eng. & Geology, DPC | **Lab Number** | : L2554996 |
| **Project Name** | : CORAM MATERIALS | **Project Number** | : 2232.0006Y005 |
| **Client Sample ID** | : MW-11S | **Matrix** | : WATER |
| **Lab Sample ID** | : L2554996-01 | | |
| **Matrix Spike** | : WG2110463-4 | **MS Analysis Date** | : 09/04/25 03:29 |
| **Matrix Spike Dup** | : | **MSD Analysis Date** | : |

| | | Matrix Spike Sample | | | Matrix Spike Duplicate | | | | | |
|---|---|---|---|---|---|---|---|---|---|---|
| Parameter | Sample Conc. (mg/l) | Spike Added (mg/l) | Spike Conc. (mg/l) | %R | Spike Added (mg/l) | Spike Conc. (mg/l) | %R | RPD | Recovery Limits | RPD Limit |
| Nitrogen, Nitrate | 0.293 | 4 | 4.13 | 96 | | | | | 83-113 | 17 |

# Form 5a
# Matrix Spike

| | | | |
|---|---|---|---|
| **Client** | : Roux Env. Eng. & Geology, DPC | **Lab Number** | : L2554996 |
| **Project Name** | : CORAM MATERIALS | **Project Number** | : 2232.0006Y005 |
| **Client Sample ID** | : MW-11S | **Matrix** | : WATER |
| **Lab Sample ID** | : L2554996-01 | | |
| **Matrix Spike** | : WG2110465-4 | **MS Analysis Date** | : 09/04/25 03:29 |
| **Matrix Spike Dup** | : | **MSD Analysis Date** | : |

| | | Matrix Spike Sample | | | Matrix Spike Duplicate | | | | | |
|---|---|---|---|---|---|---|---|---|---|---|
| Parameter | Sample Conc. (mg/l) | Spike Added (mg/l) | Spike Conc. (mg/l) | %R | Spike Added (mg/l) | Spike Conc. (mg/l) | %R | RPD | Recovery Limits | RPD Limit |
| Nitrogen, Nitrate/Nitrite | 0.29 | 4 | 4.1 | 95 | | | | | 80-120 | 20 |

# Form 6
# Lab Duplicates

| | | | |
|---|---|---|---|
| **Client** | : Roux Env. Eng. & Geology, DPC | **Lab Number** | : L2554996 |
| **Project Name** | : CORAM MATERIALS | **Project Number** | : 2232.0006Y005 |
| **Client Sample ID** | : MW-11S | **Matrix** | : WATER |
| **Lab Sample ID** | : L2554996-01 | **Analysis Date** | : 09/04/25 03:27 |
| **Dup Sample ID** | : WG2110461-3 | **DUP Analysis Date** | : 09/04/25 03:31 |

| Parameter | Sample Concentration (mg/l) | Duplicate Concentration (mg/l) | RPD | RPD Limit |
|---|---|---|---|---|
| Nitrogen, Nitrite | ND | ND | NC | 20 |

# Form 6
# Lab Duplicates

| | | | |
|---|---|---|---|
| **Client** | : Roux Env. Eng. & Geology, DPC | **Lab Number** | : L2554996 |
| **Project Name** | : CORAM MATERIALS | **Project Number** | : 2232.0006Y005 |
| **Client Sample ID** | : MW-11S | **Matrix** | : WATER |
| **Lab Sample ID** | : L2554996-01 | **Analysis Date** | : 09/04/25 03:27 |
| **Dup Sample ID** | : WG2110463-3 | **DUP Analysis Date** | : 09/04/25 03:28 |

| Parameter | Sample Concentration (mg/l) | Duplicate Concentration (mg/l) | RPD | RPD Limit |
|---|---|---|---|---|
| Nitrogen, Nitrate | 0.293 | 0.273 | 7 | 17 |

# Form 6
# Lab Duplicates

| | | | |
|---|---|---|---|
| **Client** | : Roux Env. Eng. & Geology, DPC | **Lab Number** | : L2554996 |
| **Project Name** | : CORAM MATERIALS | **Project Number** | : 2232.0006Y005 |
| **Client Sample ID** | : MW-11S | **Matrix** | : WATER |
| **Lab Sample ID** | : L2554996-01 | **Analysis Date** | : 09/04/25 03:27 |
| **Dup Sample ID** | : WG2110465-3 | **DUP Analysis Date** | : 09/04/25 03:28 |

| Parameter | Sample Concentration (mg/l) | Duplicate Concentration (mg/l) | RPD | RPD Limit |
|---|---|---|---|---|
| Nitrogen, Nitrate/Nitrite | 0.29 | 0.27 | 7 | 20 |

# Form 7
# Laboratory Control Sample

| | | | |
|---|---|---|---|
| **Client** | : Roux Env. Eng. & Geology, DPC | **Lab Number** | : L2554996 |
| **Project Name** | : CORAM MATERIALS | **Project Number** | : 2232.0006Y005 |
| **Client Sample ID** | : NA | **Matrix** | : WATER |
| **Lab Sample ID** | : WG2110461-2 | **LCS Analysis Date** | : 09/04/25 03:14 |
| **Dup Sample ID** | : | **LCSD Analysis Date** | : |

| | Laboratory Control Sample | | | Laboratory Control Duplicate | | | | | |
|---|---|---|---|---|---|---|---|---|---|
| | True | Found | %R | True | Found | %R | RPD | Recovery | RPD |
| Parameter | (mg/l) | (mg/l) | | (mg/l) | (mg/l) | | | Limits | Limit |
| Nitrogen, Nitrite | 5.00 | 4.93 | 99. | | | | | 90-110 | 20 |

# Form 7
# Laboratory Control Sample

| | | | |
|---|---|---|---|
| **Client** | : Roux Env. Eng. & Geology, DPC | **Lab Number** | : L2554996 |
| **Project Name** | : CORAM MATERIALS | **Project Number** | : 2232.0006Y005 |
| **Client Sample ID** | : NA | **Matrix** | : WATER |
| **Lab Sample ID** | : WG2110463-2 | **LCS Analysis Date** | : 09/04/25 03:19 |
| **Dup Sample ID** | : | **LCSD Analysis Date** | : |

| | Laboratory Control Sample | | | Laboratory Control Duplicate | | | | | |
|---|---|---|---|---|---|---|---|---|---|
| | True | Found | %R | True | Found | %R | RPD | Recovery | RPD |
| Parameter | (mg/l) | (mg/l) | | (mg/l) | (mg/l) | | | Limits | Limit |
| Nitrogen, Nitrate | 5.00 | 4.76 | 95. | | | | | 90-110 | 17 |

# Form 7
# Laboratory Control Sample

| | | | |
|---|---|---|---|
| **Client** | : Roux Env. Eng. & Geology, DPC | **Lab Number** | : L2554996 |
| **Project Name** | : CORAM MATERIALS | **Project Number** | : 2232.0006Y005 |
| **Client Sample ID** | : NA | **Matrix** | : WATER |
| **Lab Sample ID** | : WG2110465-2 | **LCS Analysis Date** | : 09/04/25 03:19 |
| **Dup Sample ID** | : | **LCSD Analysis Date** | : |

| | Laboratory Control Sample | | | Laboratory Control Duplicate | | | | | |
|---|---|---|---|---|---|---|---|---|---|
| | True | Found | %R | True | Found | %R | RPD | Recovery | RPD |
| Parameter | (mg/l) | (mg/l) | | (mg/l) | (mg/l) | | | Limits | Limit |
| Nitrogen, Nitrate/Nitrite | 5.00 | 4.80 | 96. | | | | | 90-110 | 20 |

**Date Created:** 11/11/21
**Created By:** Jason Hebert
**File:** PM11467-1
**Page:** 1

**WETCHEM (WATER)**

| Analyte | CAS # | RL | MDL | Units | LCS Criteria | LCS RPD | MS Criteria | MS RPD | Duplicate RPD | Method | Holding Time | Container/Sample Preservation |
|---|---|---|---|---|---|---|---|---|---|---|---|---|
| Nitrogen, Nitrate | 14797-55-8 | 0.1 | 0.0228 | mg/l | 90-110 | | 83-113 | 6 | 6 | 353.2 | 48 hours | 1 - Plastic 250ml unpreserved |
| Nitrogen, Nitrate | 14797-55-8 | 0.1 | 0.0228 | mg/l | 90-110 | | 83-113 | 17 | 17 | 4500NO3-F | 48 hours | 1 - Plastic 250ml unpreserved |
| Nitrogen, Nitrite | NONE | 0.05 | 0.0143 | mg/l | 90-110 | 20 | 80-120 | 20 | 20 | 353.2 | 48 hours | 1 - Plastic 250ml unpreserved |
| Nitrogen, Nitrite | NONE | 0.05 | 0.0143 | mg/l | 90-110 | 20 | 80-120 | 20 | 20 | 4500NO3-F | 48 hours | 1 - Plastic 250ml unpreserved |

***Please Note that the RL information provided in this table is calculated using a 100% Solids factor. (Soil/Solids only)***
***Please Note that the information provided in this table is subject to change at anytime at the discretion of the laboratory.***

**Date Created:** 11/11/21
**Created By:** Jason Hebert
**File:** PM11468-1
**Page:** 1

**WETCHEM (SOIL)**

| Analyte | CAS # | RL | MDL | Units | LCS Criteria | LCS RPD | MS Criteria | MS RPD | Duplicate RPD | Method | Holding Time | Container/Sample Preservation |
|---|---|---|---|---|---|---|---|---|---|---|---|---|
| Nitrogen, Nitrate | 14797-55-8 | 1 | 0.261 | mg/kg | 90-110 | 20 | 80-120 | 20 | 20 | 4500NO3-F | 48 hours | 1 - Glass 250ml/8oz unpreserved |
| Nitrogen, Nitrite | NONE | 1 | 0.282 | mg/kg | 90-110 | 20 | 80-120 | 20 | 20 | 4500NO3-F | 48 hours | 1 - Glass 250ml/8oz unpreserved |

***Please Note that the RL information provided in this table is calculated using a 100% Solids factor. (Soil/Solids only)***
***Please Note that the information provided in this table is subject to change at anytime at the discretion of the laboratory.***

## Calculations of Nitrogen, Nitrate

Aqueous Samples:
Compute sample N in NO3 concentration by comparing sample peak areas with standard curve, as determined by the Lachat instrument software.

Calculate results by using reading on Channel 1 (NO3+NO2) and Channel 2 (NO2)

$$NO3\ mg/I = (NO3+NO2)\ mg/L - (NO2)\ mg/L$$

To compute final results for aqueous samples, multiply the direct reading by the dilution factor (also done using software)

$$(NO3)\text{-}N\ mg/L = mg/L\ direct\ reading \times dilution\ factor$$

## Calculations of Nitrogen, Nitrite

Aqueous Samples:
Compute sample N in NO2 concentration by comparing sample peak areas with standard curve, as determined by the Lachat instrument software.

Calculate results by using reading on Channel 2 (NO2)

To compute final results for aqueous samples, multiply the direct reading by the dilution factor (also done using software)

$$(NO2)\text{-}N\ mg/L = mg/L\ direct\ reading \times dilution\ factor$$

# Sequence Logs

| Date: | Initals: | Syringe Lot: 20230620 |
|---|---|---|
| 090425 | KAF | Filter Lot: 18048470A |

| Rack # | Sample ID: | Comments: |
|---|---|---|
| 1 | ICV NO3 5 | *Buffer: NO3NO2_083025_BUFFER* |
| 2 | ICV NO2 5 | *Color: NO3NO2_082025_COLOR* |
| 3 | ICV NO3 0.5 | *NO3 MS: NO3_080125_200PPM_CAL* |
| 4 | ICV NO2 0.5 | *NO2 MS: NO2_072625_200PPM_CAL* |
| 5 | ICB | *ICV NO3 5: NO3_090425_5PPM_ICV* |
| 6 | 5X DILUTER CHECK | *ICV NO2 5: NO2_090425_5PPM_ICV* |
| 7 | BLNK NO3 | *ICV NO3 0.5: NO3_090425_0.5PPM_ICV* |
| 8 | LCS NO3 | *ICV NO2 0.5: NO2_090425_0.5PPM_ICV* |
| 9 | BLNK NO2 | |
| 10 | LCS NO2 | |
| 11 | WG2110460-1 | |
| 12 | WG2110460-2 | |
| 13 | WG2110461-1/542/557 | |
| 14 | WG2110461-2/542/557 | |
| 15 | WG2110462-1/563 | |
| 16 | WG2110462-2/563 | |
| 17 | WG2110463/465-1 | |
| 18 | WG2110463/465-2 | |
| 19 | WG2110464-1/544 | |
| 20 | WG2110464-2/544 | |
| 21 | L2554996-01J | |
| 22 | WG2110463/465-3 | |
| 23 | WG2110463/465-4 | |
| 24 | WG2110461-3 | |
| 25 | WG2110461-4 | |
| 26 | L2554996-02J | |
| 27 | L2554996-03J | |
| 28 | L2554996-04J | |
| 29 | L2555112-01D | |
| 30 | L2555112-02D | |
| 31 | L2555114-01D | |
| 32 | L2555114-03D | |
| 33 | L2555114-04D | |
| 34 | L2555114-05D | |
| 35 | L2555114-06D | |
| 36 | L2555114-08D | |
| 37 | L2555117-01D | |
| 38 | L2555117-02D | |
| 39 | L2555196-01I | |
| 40 | L2555196-02I | |
| 41 | L2555196-03I | |
| 42 | L2555196-04I | |
| 43 | L2555079-02A | |

| Rack # | Sample ID: | Comments: | | |
|---|---|---|---|---|
| 44 | L2555083-01A | | | |
| 45 | WG2110462-3 | | | |
| 46 | WG2110462-4 | | | |
| 47 | WG2110460-3 | | | |
| 48 | WG2110460-4 | | | |
| 49 | L2555162-01A | | | |
| 50 | L2555168-01D | | | |
| 51 | L2555169-01C | | | |
| 52 | L2555215-01G | | | |
| 53 | L2555215-02G | | | |
| 54 | L2555215-03G | | | |
| 55 | L2555215-04G | | | |
| 56 | L2555215-05G | | | |
| 57 | L2555184-01C | | | |
| 58 | WG2110464-3 | | | |
| 59 | WG2110464-4 | | | |
| 60 | WG2110460-5 | | | |
| 61 | WG2110460-6 | | | |
| 62 | L2555184-02C | | | |
| 63 | L2555184-03C | | | |
| 64 | L2555184-04C | | | |
| 65 | L2555184-05C | | | |
| 66 | L2555184-06C | | | |
| 67 | L2555184-07C | | | |
| 68 | L2555184-08C | | | |
| 69 | L2555310-01J | | | |
| 70 | L2555342-01M | | | |
| 71 | WG2110464-5 | | | |
| 72 | WG2110464-6 | | | |
| 73 | L2555342-02M | | | |
| 74 | L2553663-03A | | | |
| 75 | L2553847-01B | | | |
| 76 | L2553847-02A | | | |
| 77 | L2555102-02B | | | |
| | | | | |
| 78 | WG2110466-1; NO3 | | 5.0340 | 0.10068 |
| 79 | WG2110466-2; NO3 | | 5.0149 | 0.100298 |
| 80 | WG2110467-1; NO2 | | 5.0340 | 0.10068 |
| 81 | WG2110467-2; NO2 | | 5.1678 | 0.103356 |
| 82 | L2553179-01 | | 5.0033 | 0.100066 |
| 83 | WG2110466-3; NO3 | | 5.3270 | 0.10654 |
| 84 | WG2110466-4; NO3 | | 5.0489 | 0.100978 |
| 85 | WG2110467-3; NO2 | | 5.3270 | 0.10654 |
| 86 | WG2110467-4; NO2 | | 5.5221 | 0.110442 |
| 87 | L2553179-02 | | 5.3323 | 0.106646 |
| 88 | L2553179-03 | | 5.0870 | 0.10174 |

| Rack # | Sample ID: | Comments: | |
|---|---|---|---|
| 89 | L2553179-04 | 5.2793 | 0.105586 |
| 90 | L2553179-05 | 5.0443 | 0.100886 |
| 91 | L2553179-06 | 5.0112 | 0.100224 |
| 92 | L2554022-01 | 5.2679 | 0.105358 |
| 93 | L2554499-01 | 5.1026 | 0.102052 |
| 94 | L2554817-01 | 5.0533 | 0.101066 |
| 95 | L2555226-01S | | |
| 96 | WG2110544-3 | | |
| 97 | WG2110544-4 | | |
| 98 | WG2110542-3 | | |
| 99 | WG2110542-4 | | |
| 100 | L2555226-03S | | |
| | | | |
| 101 | L2555157-01A | | |
| 102 | WG2110563-3 | | |
| 103 | WG2110563-4 | | |
| 104 | L2555157-02A | | |
| 105 | L2555158-01A | | |
| 106 | L2555158-02A | | |
| 107 | L2555350-01O | | |
| 108 | WG2110462-5 | | |
| 109 | WG2110462-6 | | |
| 110 | WG2110557-3 | | |
| 111 | WG2110557-4 | | |
| 112 | L2555350-02O | | |
| 113 | L2555350-03O | | |
| 114 | L2555350-04O | | |
| 115 | L2555350-05O | | |

| Date: | Initals: | Syringe Lot: 20230620 |
|---|---|---|
| 090425 | KAF | Filter Lot: 18048470A |

| Rack # | Sample ID: | Comments: |
|---|---|---|
| 1 | ICV NO3 5 | *Buffer: NO3NO2_083025_BUFFER* |
| 2 | ICV NO2 5 | *Color: NO3NO2_082025_COLOR* |
| 3 | ICV NO3 0.5 | *NO3 MS: NO3_080125_200PPM_CAL* |
| 4 | ICV NO2 0.5 | *NO2 MS: NO2_072625_200PPM_CAL* |
| 5 | ICB | *ICV NO3 5: NO3_090425_5PPM_ICV* |
| 6 | 5X DILUTER CHECK | *ICV NO2 5: NO2_090425_5PPM_ICV* |
| 7 | BLNK NO3 | *ICV NO3 0.5: NO3_090425_0.5PPM_ICV* |
| 8 | LCS NO3 | *ICV NO2 0.5: NO2_090425_0.5PPM_ICV* |
| 9 | BLNK NO2 | |
| 10 | LCS NO2 | |
| 11 | WG2110460-1 | |
| 12 | WG2110460-2 | |
| 13 | WG2110461-1/542/557 | |
| 14 | WG2110461-2/542/557 | |
| 15 | WG2110462-1/563 | |
| 16 | WG2110462-2/563 | |
| 17 | WG2110463/465-1 | |
| 18 | WG2110463/465-2 | |
| 19 | WG2110464-1/544 | |
| 20 | WG2110464-2/544 | |
| 21 | L2554996-01J | |
| 22 | WG2110463/465-3 | |
| 23 | WG2110463/465-4 | |
| 24 | WG2110461-3 | |
| 25 | WG2110461-4 | |
| 26 | L2554996-02J | |
| 27 | L2554996-03J | |
| 28 | L2554996-04J | |
| 29 | L2555112-01D | |
| 30 | L2555112-02D | |
| 31 | L2555114-01D | |
| 32 | L2555114-03D | |
| 33 | L2555114-04D | |
| 34 | L2555114-05D | |
| 35 | L2555114-06D | |
| 36 | L2555114-08D | |
| 37 | L2555117-01D | |
| 38 | L2555117-02D | |
| 39 | L2555196-01I | |
| 40 | L2555196-02I | |
| 41 | L2555196-03I | |
| 42 | L2555196-04I | |
| 43 | L2555079-02A | |

| Rack # | Sample ID: | Comments: | | |
|---|---|---|---|---|
| 44 | L2555083-01A | | | |
| 45 | WG2110462-3 | | | |
| 46 | WG2110462-4 | | | |
| 47 | WG2110460-3 | | | |
| 48 | WG2110460-4 | | | |
| 49 | L2555162-01A | | | |
| 50 | L2555168-01D | | | |
| 51 | L2555169-01C | | | |
| 52 | L2555215-01G | | | |
| 53 | L2555215-02G | | | |
| 54 | L2555215-03G | | | |
| 55 | L2555215-04G | | | |
| 56 | L2555215-05G | | | |
| 57 | L2555184-01C | | | |
| 58 | WG2110464-3 | | | |
| 59 | WG2110464-4 | | | |
| 60 | WG2110460-5 | | | |
| 61 | WG2110460-6 | | | |
| 62 | L2555184-02C | | | |
| 63 | L2555184-03C | | | |
| 64 | L2555184-04C | | | |
| 65 | L2555184-05C | | | |
| 66 | L2555184-06C | | | |
| 67 | L2555184-07C | | | |
| 68 | L2555184-08C | | | |
| 69 | L2555310-01J | | | |
| 70 | L2555342-01M | | | |
| 71 | WG2110464-5 | | | |
| 72 | WG2110464-6 | | | |
| 73 | L2555342-02M | | | |
| 74 | L2553663-03A | | | |
| 75 | L2553847-01B | | | |
| 76 | L2553847-02A | | | |
| 77 | L2555102-02B | | | |
| | | | | |
| 78 | WG2110466-1; NO3 | | 5.0340 | 0.10068 |
| 79 | WG2110466-2; NO3 | | 5.0149 | 0.100298 |
| 80 | WG2110467-1; NO2 | | 5.0340 | 0.10068 |
| 81 | WG2110467-2; NO2 | | 5.1678 | 0.103356 |
| 82 | L2553179-01 | | 5.0033 | 0.100066 |
| 83 | WG2110466-3; NO3 | | 5.3270 | 0.10654 |
| 84 | WG2110466-4; NO3 | | 5.0489 | 0.100978 |
| 85 | WG2110467-3; NO2 | | 5.3270 | 0.10654 |
| 86 | WG2110467-4; NO2 | | 5.5221 | 0.110442 |
| 87 | L2553179-02 | | 5.3323 | 0.106646 |
| 88 | L2553179-03 | | 5.0870 | 0.10174 |

| Rack # | Sample ID: | Comments: | |
|---|---|---|---|
| 89 | L2553179-04 | 5.2793 | 0.105586 |
| 90 | L2553179-05 | 5.0443 | 0.100886 |
| 91 | L2553179-06 | 5.0112 | 0.100224 |
| 92 | L2554022-01 | 5.2679 | 0.105358 |
| 93 | L2554499-01 | 5.1026 | 0.102052 |
| 94 | L2554817-01 | 5.0533 | 0.101066 |
| 95 | L2555226-01S | | |
| 96 | WG2110544-3 | | |
| 97 | WG2110544-4 | | |
| 98 | WG2110542-3 | | |
| 99 | WG2110542-4 | | |
| 100 | L2555226-03S | | |
| | | | |
| 101 | L2555157-01A | | |
| 102 | WG2110563-3 | | |
| 103 | WG2110563-4 | | |
| 104 | L2555157-02A | | |
| 105 | L2555158-01A | | |
| 106 | L2555158-02A | | |
| 107 | L2555350-01O | | |
| 108 | WG2110462-5 | | |
| 109 | WG2110462-6 | | |
| 110 | WG2110557-3 | | |
| 111 | WG2110557-4 | | |
| 112 | L2555350-02O | | |
| 113 | L2555350-03O | | |
| 114 | L2555350-04O | | |
| 115 | L2555350-05O | | |

| Date: | Initals: | Syringe Lot: 20230620 |
|---|---|---|
| 090425 | KAF | Filter Lot: 18048470A |

| Rack # | Sample ID: | Comments: |
|---|---|---|
| 1 | ICV NO3 5 | *Buffer: NO3NO2_083025_BUFFER* |
| 2 | ICV NO2 5 | *Color: NO3NO2_082025_COLOR* |
| 3 | ICV NO3 0.5 | *NO3 MS: NO3_080125_200PPM_CAL* |
| 4 | ICV NO2 0.5 | *NO2 MS: NO2_072625_200PPM_CAL* |
| 5 | ICB | *ICV NO3 5: NO3_090425_5PPM_ICV* |
| 6 | 5X DILUTER CHECK | *ICV NO2 5: NO2_090425_5PPM_ICV* |
| 7 | BLNK NO3 | *ICV NO3 0.5: NO3_090425_0.5PPM_ICV* |
| 8 | LCS NO3 | *ICV NO2 0.5: NO2_090425_0.5PPM_ICV* |
| 9 | BLNK NO2 | |
| 10 | LCS NO2 | |
| 11 | WG2110460-1 | |
| 12 | WG2110460-2 | |
| 13 | WG2110461-1/542/557 | |
| 14 | WG2110461-2/542/557 | |
| 15 | WG2110462-1/563 | |
| 16 | WG2110462-2/563 | |
| 17 | WG2110463/465-1 | |
| 18 | WG2110463/465-2 | |
| 19 | WG2110464-1/544 | |
| 20 | WG2110464-2/544 | |
| 21 | L2554996-01J | |
| 22 | WG2110463/465-3 | |
| 23 | WG2110463/465-4 | |
| 24 | WG2110461-3 | |
| 25 | WG2110461-4 | |
| 26 | L2554996-02J | |
| 27 | L2554996-03J | |
| 28 | L2554996-04J | |
| 29 | L2555112-01D | |
| 30 | L2555112-02D | |
| 31 | L2555114-01D | |
| 32 | L2555114-03D | |
| 33 | L2555114-04D | |
| 34 | L2555114-05D | |
| 35 | L2555114-06D | |
| 36 | L2555114-08D | |
| 37 | L2555117-01D | |
| 38 | L2555117-02D | |
| 39 | L2555196-01I | |
| 40 | L2555196-02I | |
| 41 | L2555196-03I | |
| 42 | L2555196-04I | |
| 43 | L2555079-02A | |

| Rack # | Sample ID: | Comments: | | |
|---|---|---|---|---|
| 44 | L2555083-01A | | | |
| 45 | WG2110462-3 | | | |
| 46 | WG2110462-4 | | | |
| 47 | WG2110460-3 | | | |
| 48 | WG2110460-4 | | | |
| 49 | L2555162-01A | | | |
| 50 | L2555168-01D | | | |
| 51 | L2555169-01C | | | |
| 52 | L2555215-01G | | | |
| 53 | L2555215-02G | | | |
| 54 | L2555215-03G | | | |
| 55 | L2555215-04G | | | |
| 56 | L2555215-05G | | | |
| 57 | L2555184-01C | | | |
| 58 | WG2110464-3 | | | |
| 59 | WG2110464-4 | | | |
| 60 | WG2110460-5 | | | |
| 61 | WG2110460-6 | | | |
| 62 | L2555184-02C | | | |
| 63 | L2555184-03C | | | |
| 64 | L2555184-04C | | | |
| 65 | L2555184-05C | | | |
| 66 | L2555184-06C | | | |
| 67 | L2555184-07C | | | |
| 68 | L2555184-08C | | | |
| 69 | L2555310-01J | | | |
| 70 | L2555342-01M | | | |
| 71 | WG2110464-5 | | | |
| 72 | WG2110464-6 | | | |
| 73 | L2555342-02M | | | |
| 74 | L2553663-03A | | | |
| 75 | L2553847-01B | | | |
| 76 | L2553847-02A | | | |
| 77 | L2555102-02B | | | |
| | | | | |
| 78 | WG2110466-1; NO3 | | 5.0340 | 0.10068 |
| 79 | WG2110466-2; NO3 | | 5.0149 | 0.100298 |
| 80 | WG2110467-1; NO2 | | 5.0340 | 0.10068 |
| 81 | WG2110467-2; NO2 | | 5.1678 | 0.103356 |
| 82 | L2553179-01 | | 5.0033 | 0.100066 |
| 83 | WG2110466-3; NO3 | | 5.3270 | 0.10654 |
| 84 | WG2110466-4; NO3 | | 5.0489 | 0.100978 |
| 85 | WG2110467-3; NO2 | | 5.3270 | 0.10654 |
| 86 | WG2110467-4; NO2 | | 5.5221 | 0.110442 |
| 87 | L2553179-02 | | 5.3323 | 0.106646 |
| 88 | L2553179-03 | | 5.0870 | 0.10174 |

| Rack # | Sample ID: | Comments: | |
|---|---|---|---|
| 89 | L2553179-04 | 5.2793 | 0.105586 |
| 90 | L2553179-05 | 5.0443 | 0.100886 |
| 91 | L2553179-06 | 5.0112 | 0.100224 |
| 92 | L2554022-01 | 5.2679 | 0.105358 |
| 93 | L2554499-01 | 5.1026 | 0.102052 |
| 94 | L2554817-01 | 5.0533 | 0.101066 |
| 95 | L2555226-01S | | |
| 96 | WG2110544-3 | | |
| 97 | WG2110544-4 | | |
| 98 | WG2110542-3 | | |
| 99 | WG2110542-4 | | |
| 100 | L2555226-03S | | |
| | | | |
| 101 | L2555157-01A | | |
| 102 | WG2110563-3 | | |
| 103 | WG2110563-4 | | |
| 104 | L2555157-02A | | |
| 105 | L2555158-01A | | |
| 106 | L2555158-02A | | |
| 107 | L2555350-01O | | |
| 108 | WG2110462-5 | | |
| 109 | WG2110462-6 | | |
| 110 | WG2110557-3 | | |
| 111 | WG2110557-4 | | |
| 112 | L2555350-02O | | |
| 113 | L2555350-03O | | |
| 114 | L2555350-04O | | |
| 115 | L2555350-05O | | |

# Total Dissolved Solids Analysis

# Results

# Form 1
# WETCHEM

| | | | |
|---|---|---|---|
| Client | : Roux Env. Eng. & Geology, DPC | Lab Number | : L2554996 |
| Project Name | : CORAM MATERIALS | Project Number | : 2232.0006Y005 |
| Lab ID | : L2554996-01 | Date Collected | : 09/02/25 12:05 |
| Client ID | : MW-11S | Date Received | : 09/02/25 |
| Sample Location | : 416 MILLER PLACE-YAPHANK RD. | Date Analyzed | : 09/05/25 00:53 |
| Sample Matrix | : WATER | Dilution Factor | : 1.3 |
| Analytical Method | : 121,2540C | Analyst | : DEW |
| Lab File ID | : WG2110459.pdf | Instrument ID | : BALANCE#22 |
| Sample Amount | : | %Solids | : N/A |
| Digestion Method | : | Date Digested | : |

| | | mg/l | | | |
|---|---|---|---|---|---|
| CAS NO. | Parameter | Results | RL | MDL | Qualifier |
| NONE | Solids, Total Dissolved | 150 | 13 | 4.0 | |

# Form 1
# WETCHEM

| | | | |
|---|---|---|---|
| Client | : Roux Env. Eng. & Geology, DPC | Lab Number | : L2554996 |
| Project Name | : CORAM MATERIALS | Project Number | : 2232.0006Y005 |
| Lab ID | : L2554996-02 | Date Collected | : 09/02/25 12:33 |
| Client ID | : MW-11D | Date Received | : 09/02/25 |
| Sample Location | : 416 MILLER PLACE-YAPHANK RD. | Date Analyzed | : 09/05/25 00:53 |
| Sample Matrix | : WATER | Dilution Factor | : 1.3 |
| Analytical Method | : 121,2540C | Analyst | : DEW |
| Lab File ID | : WG2110459.pdf | Instrument ID | : BALANCE#22 |
| Sample Amount | : | %Solids | : N/A |
| Digestion Method | : | Date Digested | : |

| | | mg/l | | | |
|---|---|---|---|---|---|
| CAS NO. | Parameter | Results | RL | MDL | Qualifier |
| NONE | Solids, Total Dissolved | 130 | 13 | 4.0 | |

# Form 1
# WETCHEM

| | | | |
|---|---|---|---|
| **Client** | : Roux Env. Eng. & Geology, DPC | **Lab Number** | : L2554996 |
| **Project Name** | : CORAM MATERIALS | **Project Number** | : 2232.0006Y005 |
| **Lab ID** | : L2554996-03 | **Date Collected** | : 09/02/25 12:00 |
| **Client ID** | : DUP_09022025 | **Date Received** | : 09/02/25 |
| **Sample Location** | : 416 MILLER PLACE-YAPHANK RD. | **Date Analyzed** | : 09/05/25 00:53 |
| **Sample Matrix** | : WATER | **Dilution Factor** | : 1.3 |
| **Analytical Method** | : 121,2540C | **Analyst** | : DEW |
| **Lab File ID** | : WG2110459.pdf | **Instrument ID** | : BALANCE#22 |
| **Sample Amount** | : | **%Solids** | : N/A |
| **Digestion Method** | : | **Date Digested** | : |

| | | mg/l | | | |
|---|---|---|---|---|---|
| **CAS NO.** | **Parameter** | **Results** | **RL** | **MDL** | **Qualifier** |
| NONE | Solids, Total Dissolved | 240 | 13 | 4.0 | |

# Form 1
# WETCHEM

| | | | |
|---|---|---|---|
| Client | : Roux Env. Eng. & Geology, DPC | Lab Number | : L2554996 |
| Project Name | : CORAM MATERIALS | Project Number | : 2232.0006Y005 |
| Lab ID | : L2554996-04 | Date Collected | : 09/02/25 14:00 |
| Client ID | : EQUIPMENT BLANK_0902025 | Date Received | : 09/02/25 |
| Sample Location | : 416 MILLER PLACE-YAPHANK RD. | Date Analyzed | : 09/05/25 00:53 |
| Sample Matrix | : Equipment Blank | Dilution Factor | : 1 |
| Analytical Method | : 121,2540C | Analyst | : DEW |
| Lab File ID | : WG2110459.pdf | Instrument ID | : BALANCE#22 |
| Sample Amount | : | %Solids | : N/A |
| Digestion Method | : | Date Digested | : |

| | | mg/l | | | |
|---|---|---|---|---|---|
| CAS NO. | Parameter | Results | RL | MDL | Qualifier |
| NONE | Solids, Total Dissolved | 5.0 | 10 | 3.1 | J |

# Form 1
# WETCHEM

| | | | |
|---|---|---|---|
| Client | : Roux Env. Eng. & Geology, DPC | Lab Number | : L2554996 |
| Project Name | : CORAM MATERIALS | Project Number | : 2232.0006Y005 |
| Lab ID | : WG2110459-1 | Date Collected | : NA |
| Client ID | : WG2110459-1BLANK | Date Received | : NA |
| Sample Location | : | Date Analyzed | : 09/05/25 00:53 |
| Sample Matrix | : WATER | Dilution Factor | : 1 |
| Analytical Method | : 121,2540C | Analyst | : DEW |
| Lab File ID | : WG2110459.pdf | Instrument ID | : BALANCE#22 |
| Sample Amount | : | %Solids | : N/A |
| Digestion Method | : | Date Digested | : |

| | | mg/l | | | |
|---|---|---|---|---|---|
| CAS NO. | Parameter | Results | RL | MDL | Qualifier |
| NONE | Solids, Total Dissolved | ND | 10 | 3.1 | U |

# Form 1
# WETCHEM

| | | | |
|---|---|---|---|
| **Client** | : Roux Env. Eng. & Geology, DPC | **Lab Number** | : L2554996 |
| **Project Name** | : CORAM MATERIALS | **Project Number** | : 2232.0006Y005 |
| **Lab ID** | : WG2110459-3 | **Date Collected** | : 09/02/25 12:33 |
| **Client ID** | : MW-11DDUP | **Date Received** | : 09/02/25 |
| **Sample Location** | : | **Date Analyzed** | : 09/05/25 00:53 |
| **Sample Matrix** | : WATER | **Dilution Factor** | : 1.3 |
| **Analytical Method** | : 121,2540C | **Analyst** | : DEW |
| **Lab File ID** | : WG2110459.pdf | **Instrument ID** | : BALANCE#22 |
| **Sample Amount** | : | **%Solids** | : N/A |
| **Digestion Method** | : | **Date Digested** | : |

| | | mg/l | | | |
|---|---|---|---|---|---|
| **CAS NO.** | **Parameter** | **Results** | **RL** | **MDL** | **Qualifier** |
| NONE | Solids, Total Dissolved | 110 | 13 | 4.0 | |

# Form 1
# WETCHEM

| | | | |
|---|---|---|---|
| **Client** | : Roux Env. Eng. & Geology, DPC | **Lab Number** | : L2554996 |
| **Project Name** | : CORAM MATERIALS | **Project Number** | : 2232.0006Y005 |
| **Lab ID** | : WG2110459-4 | **Date Collected** | : 09/02/25 12:00 |
| **Client ID** | : DUP_09022025DUP | **Date Received** | : 09/02/25 |
| **Sample Location** | : | **Date Analyzed** | : 09/05/25 00:53 |
| **Sample Matrix** | : WATER | **Dilution Factor** | : 1.3 |
| **Analytical Method** | : 121,2540C | **Analyst** | : DEW |
| **Lab File ID** | : WG2110459.pdf | **Instrument ID** | : BALANCE#22 |
| **Sample Amount** | : | **%Solids** | : N/A |
| **Digestion Method** | : | **Date Digested** | : |

| | | mg/l | | | |
|---|---|---|---|---|---|
| **CAS NO.** | **Parameter** | **Results** | **RL** | **MDL** | **Qualifier** |
| NONE | Solids, Total Dissolved | 100 | 13 | 4.0 | |

# Sample Raw Data

# Wet Chemistry Gravimetric ELN

Printed: SEP-07-25 15:44:19

| | | | | | | | | | | | |
|---|---|---|---|---|---|---|---|---|---|---|---|
| **WorkGroup** | WG2110459 | **Temp In (C)** | 180 | **Temp In (C)** | 180 | **Temp In (C)** | 180 | **Temp In (C)** | | **Temp In (C)** | |
| **Title** | Solids, Total Dissolved | **Temp Out (C)** | 180 | **Temp Out (C)** | 180 | **Temp Out (C)** | 180 | **Temp Out (C)** | | **Temp Out (C)** | |
| **Method** | SM2540C | **Time In** | 06-SEP-25 23:40 | **Time In** | 07-SEP-25 08:50 | **Time In** | 07-SEP-25 13:49 | **Time In** | | **Time In** | |
| **Instrument** | BALANCE#22 | **Time Out** | 07-SEP-25 08:00 | **Time Out** | 07-SEP-25 12:50 | **Time Out** | 07-SEP-25 15:10 | **Time Out** | | **Time Out** | |

| **Evaporation** | **Temp In (C)** | **Time In** |
|---|---|---|
| | 90 | 05-SEP-25 11:35 |

| **LCS Lot #** | **TrueValue** | **Units** |
|---|---|---|
| 082025B | 500 | mg/l |

| Sample # | Analysis Date | Analyst | Cup ID | Filter Lot | Tare Weight (gm) | Sample Volume (ml) | Net Weight (1) (gm) | Net Weight (2) (gm) | Net Weight (3) (gm) | Net Weight (4) (gm) | Net Weight (5) (gm) | Result mg/L | Dil | Comment |
|---|---|---|---|---|---|---|---|---|---|---|---|---|---|---|
| L2554776-01 | 05-SEP-25 00:53 | DEB WHELAN | BQ1 | 79581556 | 111.0132 | 80 | 111.3238 | 111.3234 | | | | 3877.50 | 1.3 | |
| L2554795-02 | 05-SEP-25 00:53 | DEB WHELAN | BD | 79581556 | 101.614 | 80 | 101.6513 | 101.6523 | 101.6526 | | | 466.25 | 1.3 | |
| L2554899-01 | 05-SEP-25 00:53 | DEB WHELAN | BN | 79581556 | 110.6991 | 80 | 110.7088 | 110.7092 | | | | 121.25 | 1.3 | INF cc |
| L2554899-02 | 05-SEP-25 00:53 | DEB WHELAN | BQ2 | 79581556 | 126.0362 | 80 | 126.0462 | 126.0466 | | | | 125.00 | 1.3 | EFF |
| L2554899-03 | 05-SEP-25 00:53 | DEB WHELAN | BI | 79581556 | 106.7114 | 80 | 117.9714 | 117.9725 | 117.968 | | | 140707.50 | 1.3 | |
| L2554899-04 | 05-SEP-25 00:53 | DEB WHELAN | BA2 | 79581556 | 110.7099 | 80 | 111.6249 | 111.6248 | | | | 11436.25 | 1.3 | |
| L2554916-02 | 05-SEP-25 00:53 | DEB WHELAN | BS | 79581556 | 107.4184 | 80 | 107.4539 | 107.4535 | | | | 438.75 | 1.3 | |
| L2554996-01 | 05-SEP-25 00:53 | DEB WHELAN | BT | 79581556 | 124.0018 | 80 | 124.0139 | 124.0139 | | | | 151.25 | 1.3 | |
| L2554996-02 | 05-SEP-25 00:53 | DEB WHELAN | EY | 79581556 | 65.0724 | 80 | 65.083 | 65.083 | | | | 132.50 | 1.3 | T4 |
| L2554996-03 | 05-SEP-25 00:53 | DEB WHELAN | BA | 79581556 | 76.3185 | 80 | 76.3382 | 76.338 | | | | 243.75 | 1.3 | |
| L2554996-04 | 05-SEP-25 00:53 | DEB WHELAN | A14 | 79581556 | 75.0813 | 100 | 75.0821 | 75.0818 | | | | 5.00 | 1 | EB |
| L2555196-01 | 05-SEP-25 00:53 | DEB WHELAN | AS | 79581556 | 81.3324 | 80 | 81.3389 | 81.3388 | | | | 80.00 | 1.3 | |
| L2555196-02 | 05-SEP-25 00:53 | DEB WHELAN | SE | 79581556 | 83.8403 | 80 | 83.8612 | 83.8614 | | | | 261.25 | 1.3 | |
| L2555196-03 | 05-SEP-25 00:53 | DEB WHELAN | QF | 79581556 | 116.611 | 80 | 116.6306 | 116.6302 | | | | 240.00 | 1.3 | |
| L2555196-04 | 05-SEP-25 00:53 | DEB WHELAN | RK | 79581556 | 84.0347 | 80 | 84.0535 | 84.0531 | | | | 230.00 | 1.3 | |
| L2555215-01 | 05-SEP-25 00:53 | DEB WHELAN | XX | 79581556 | 112.6184 | 100 | 112.6262 | 112.6263 | | | | 78.00 | 1 | |
| L2555215-02 | 05-SEP-25 00:53 | DEB WHELAN | Z4 | 79581556 | 106.2696 | 100 | 106.2796 | 106.28 | | | | 100.00 | 1 | |
| L2555215-03 | 05-SEP-25 00:53 | DEB WHELAN | PT | 79581556 | 109.4167 | 100 | 109.4271 | 109.4271 | | | | 104.00 | 1 | |
| L2555215-04 | 05-SEP-25 00:53 | DEB WHELAN | QM | 79581556 | 106.8257 | 100 | 106.8357 | 106.8359 | | | | 100.00 | 1 | |
| L2555215-05 | 05-SEP-25 00:53 | DEB WHELAN | PR | 79581556 | 103.1377 | 100 | 103.1484 | 103.1487 | | | | 107.00 | 1 | |
| WG2110459-1 | 05-SEP-25 00:53 | DEB WHELAN | BQ | 79581556 | 120.5273 | 100 | 120.5267 | 120.5265 | | | | -8.00 | 1 | T3 |
| WG2110459-2 | 05-SEP-25 00:53 | DEB WHELAN | BF | 79581556 | 103.7879 | 50 | 103.8125 | 103.8129 | | | | 492.00 | 2 | |
| WG2110459-3 | 05-SEP-25 00:53 | DEB WHELAN | BK | 79581556 | 101.8527 | 80 | 101.8617 | 101.862 | | | | 112.50 | 1.3 | |

# Wet Chemistry Gravimetric ELN

Printed: SEP-07-25 15:44:19

| | | | | | | | | | | | | | | | |
|---|---|---|---|---|---|---|---|---|---|---|---|---|---|---|---|
| **WorkGroup** | WG2110459 | **Temp In (C)** | 180 | **Temp In (C)** | 180 | **Temp In (C)** | 180 | **Temp In (C)** | | **Temp In (C)** | | | | | |
| **Title** | Solids, Total Dissolved | **Temp Out (C)** | 180 | **Temp Out (C)** | 180 | **Temp Out (C)** | 180 | **Temp Out (C)** | | **Temp Out (C)** | | | | | |
| **Method** | SM2540C | **Time In** | 06-SEP-25 23:40 | **Time In** | 07-SEP-25 08:50 | **Time In** | 07-SEP-25 13:49 | **Time In** | | **Time In** | | | | | |
| **Instrument** | BALANCE#22 | **Time Out** | 07-SEP-25 08:00 | **Time Out** | 07-SEP-25 12:50 | **Time Out** | 07-SEP-25 15:10 | **Time Out** | | **Time Out** | | | | | |
| | | **Temp In (C)** | 90 | **Time In** | 05-SEP-25 11:35 | | | | | | | **LCS Lot #** | **TrueValue** | **Units** | |
| | | | | | | | | | | | | 082025B | 500 | mg/l | |

| Sample # | Analysis Date | Analyst | Cup ID | | | Sample Volume (ml) | | | | | Result mg/L | Dil | Comment |
|---|---|---|---|---|---|---|---|---|---|---|---|---|---|
| WG2110459-4 | 05-SEP-25 00:53 | DEB WHELAN | BV | 79581556 | 109.4868 | 80 | 109.495 | 109.4948 | | | 100.00 | 1.3 | |

# Quality Control

# Form 6
# Lab Duplicates

| | | | |
|---|---|---|---|
| **Client** | : Roux Env. Eng. & Geology, DPC | **Lab Number** | : L2554996 |
| **Project Name** | : CORAM MATERIALS | **Project Number** | : 2232.0006Y005 |
| **Client Sample ID** | : MW-11D | **Matrix** | : DW |
| **Lab Sample ID** | : L2554996-02 | **Analysis Date** | : 09/05/25 00:53 |
| **Dup Sample ID** | : WG2110459-3 | **DUP Analysis Date** | : 09/05/25 00:53 |

| Parameter | Sample Concentration (mg/l) | Duplicate Concentration (mg/l) | RPD | RPD Limit |
|---|---|---|---|---|
| Solids, Total Dissolved | 130 | 110 | 17 Q | 10 |

# Form 6
# Lab Duplicates

| | | | |
|---|---|---|---|
| **Client** | : Roux Env. Eng. & Geology, DPC | **Lab Number** | : L2554996 |
| **Project Name** | : CORAM MATERIALS | **Project Number** | : 2232.0006Y005 |
| **Client Sample ID** | : DUP_09022025 | **Matrix** | : DW |
| **Lab Sample ID** | : L2554996-03 | **Analysis Date** | : 09/05/25 00:53 |
| **Dup Sample ID** | : WG2110459-4 | **DUP Analysis Date** | : 09/05/25 00:53 |

| Parameter | Sample Concentration (mg/l) | Duplicate Concentration (mg/l) | RPD | RPD Limit |
|---|---|---|---|---|
| Solids, Total Dissolved | 240 | 100 | 82 Q | 10 |

# Form 7
# Laboratory Control Sample

| | | | |
|---|---|---|---|
| **Client** | : Roux Env. Eng. & Geology, DPC | **Lab Number** | : L2554996 |
| **Project Name** | : CORAM MATERIALS | **Project Number** | : 2232.0006Y005 |
| **Client Sample ID** | : NA | **Matrix** | : DW |
| **Lab Sample ID** | : WG2110459-2 | **LCS Analysis Date** | : 09/05/25 00:53 |
| **Dup Sample ID** | : | **LCSD Analysis Date** | : |

| | Laboratory Control Sample | | | Laboratory Control Duplicate | | | | | |
|---|---|---|---|---|---|---|---|---|---|
| | True | Found | %R | True | Found | %R | RPD | Recovery | RPD |
| Parameter | (mg/l) | (mg/l) | | (mg/l) | (mg/l) | | | Limits | Limit |
| Solids, Total Dissolved | 500. | 490. | 98. | | | | | 80-120 | 10 |

**Date Created:** 11/11/21
**Created By:** Jason Hebert
**File:** PM11467-1
**Page:** 1

**WETCHEM (WATER)**

| Analyte | CAS # | RL | MDL | Units | LCS Criteria | LCS RPD | MS Criteria | MS RPD | Duplicate RPD | Method | Holding Time | Container/Sample Preservation |
|---|---|---|---|---|---|---|---|---|---|---|---|---|
| Solids, Total Dissolved | NONE | 10 | 3.07 | mg/l | 80-120 | | | 10 | 10 | 2540C | 7 days | 1 - Plastic 500ml unpreserved |

***Please Note that the RL information provided in this table is calculated using a 100% Solids factor. (Soil/Solids only)***
***Please Note that the information provided in this table is subject to change at anytime at the discretion of the laboratory.***

# Calculations of TDS

$$\text{mgTDS/L} = \frac{(A - B) \times 1000}{\text{Sample volume, (L)}}$$

Where:

A = Final weight (weight of dish + dried residue, g)
B = Initial weight (weight of clean dish, g)

# Sulfate Analysis

# Results

# Form 1
# WETCHEM

| | | | |
|---|---|---|---|
| **Client** | : Roux Env. Eng. & Geology, DPC | **Lab Number** | : L2554996 |
| **Project Name** | : CORAM MATERIALS | **Project Number** | : 2232.0006Y005 |
| **Lab ID** | : L2554996-01 | **Date Collected** | : 09/02/25 12:05 |
| **Client ID** | : MW-11S | **Date Received** | : 09/02/25 |
| **Sample Location** | : 416 MILLER PLACE-YAPHANK RD. | **Date Analyzed** | : 09/09/25 14:30 |
| **Sample Matrix** | : WATER | **Dilution Factor** | : 1 |
| **Analytical Method** | : 121,4500SO4-E | **Analyst** | : MRW |
| **Lab File ID** | : WG2112474.csv | **Instrument ID** | : SPEC6 |
| **Sample Amount** | : | **%Solids** | : N/A |
| **Digestion Method** | : | **Date Digested** | : 09/09/25 |

| | | mg/l | | | |
|---|---|---|---|---|---|
| **CAS NO.** | **Parameter** | **Results** | **RL** | **MDL** | **Qualifier** |
| 14808-79-8 | Sulfate | 13. | 10 | 1.4 | |

# Form 1
# WETCHEM

| | | | |
|---|---|---|---|
| **Client** | : Roux Env. Eng. & Geology, DPC | **Lab Number** | : L2554996 |
| **Project Name** | : CORAM MATERIALS | **Project Number** | : 2232.0006Y005 |
| **Lab ID** | : L2554996-02 | **Date Collected** | : 09/02/25 12:33 |
| **Client ID** | : MW-11D | **Date Received** | : 09/02/25 |
| **Sample Location** | : 416 MILLER PLACE-YAPHANK RD. | **Date Analyzed** | : 09/08/25 14:30 |
| **Sample Matrix** | : WATER | **Dilution Factor** | : 1 |
| **Analytical Method** | : 121,4500SO4-E | **Analyst** | : MRW |
| **Lab File ID** | : WG2112033.csv | **Instrument ID** | : SPEC6 |
| **Sample Amount** | : | **%Solids** | : N/A |
| **Digestion Method** | : | **Date Digested** | : 09/08/25 |

| | | mg/l | | | |
|---|---|---|---|---|---|
| **CAS NO.** | **Parameter** | **Results** | **RL** | **MDL** | **Qualifier** |
| 14808-79-8 | Sulfate | 27. | 10 | 1.4 | |

# Form 1
# WETCHEM

| | | | |
|---|---|---|---|
| **Client** | : Roux Env. Eng. & Geology, DPC | **Lab Number** | : L2554996 |
| **Project Name** | : CORAM MATERIALS | **Project Number** | : 2232.0006Y005 |
| **Lab ID** | : L2554996-03 | **Date Collected** | : 09/02/25 12:00 |
| **Client ID** | : DUP_09022025 | **Date Received** | : 09/02/25 |
| **Sample Location** | : 416 MILLER PLACE-YAPHANK RD. | **Date Analyzed** | : 09/08/25 14:30 |
| **Sample Matrix** | : WATER | **Dilution Factor** | : 1 |
| **Analytical Method** | : 121,4500SO4-E | **Analyst** | : MRW |
| **Lab File ID** | : WG2112033.csv | **Instrument ID** | : SPEC6 |
| **Sample Amount** | : | **%Solids** | : N/A |
| **Digestion Method** | : | **Date Digested** | : 09/08/25 |

| | | mg/l | | | |
|---|---|---|---|---|---|
| **CAS NO.** | **Parameter** | **Results** | **RL** | **MDL** | **Qualifier** |
| 14808-79-8 | Sulfate | 28. | 10 | 1.4 | |

# Form 1
# WETCHEM

| | | | |
|---|---|---|---|
| **Client** | : Roux Env. Eng. & Geology, DPC | **Lab Number** | : L2554996 |
| **Project Name** | : CORAM MATERIALS | **Project Number** | : 2232.0006Y005 |
| **Lab ID** | : L2554996-04 | **Date Collected** | : 09/02/25 14:00 |
| **Client ID** | : EQUIPMENT BLANK_0902025 | **Date Received** | : 09/02/25 |
| **Sample Location** | : 416 MILLER PLACE-YAPHANK RD. | **Date Analyzed** | : 09/08/25 14:30 |
| **Sample Matrix** | : Equipment Blank | **Dilution Factor** | : 1 |
| **Analytical Method** | : 121,4500SO4-E | **Analyst** | : MRW |
| **Lab File ID** | : WG2112033.csv | **Instrument ID** | : SPEC6 |
| **Sample Amount** | : | **%Solids** | : N/A |
| **Digestion Method** | : | **Date Digested** | : 09/08/25 |

| | | mg/l | | | |
|---|---|---|---|---|---|
| **CAS NO.** | **Parameter** | **Results** | **RL** | **MDL** | **Qualifier** |
| 14808-79-8 | Sulfate | 1.9 | 10 | 1.4 | J |

# Form 1
# WETCHEM

| | | | |
|---|---|---|---|
| **Client** | : Roux Env. Eng. & Geology, DPC | **Lab Number** | : L2554996 |
| **Project Name** | : CORAM MATERIALS | **Project Number** | : 2232.0006Y005 |
| **Lab ID** | : WG2112033-1 | **Date Collected** | : NA |
| **Client ID** | : WG2112033-1BLANK | **Date Received** | : NA |
| **Sample Location** | : | **Date Analyzed** | : 09/08/25 14:30 |
| **Sample Matrix** | : WATER | **Dilution Factor** | : 1 |
| **Analytical Method** | : 121,4500SO4-E | **Analyst** | : MRW |
| **Lab File ID** | : WG2112033.csv | **Instrument ID** | : SPEC6 |
| **Sample Amount** | : | **%Solids** | : N/A |
| **Digestion Method** | : | **Date Digested** | : 09/08/25 |

| | | mg/l | | | |
|---|---|---|---|---|---|
| **CAS NO.** | **Parameter** | **Results** | **RL** | **MDL** | **Qualifier** |
| 14808-79-8 | Sulfate | 2.0 | 10 | 1.4 | J |

# Form 1
# WETCHEM

| | | | |
|---|---|---|---|
| **Client** | : Roux Env. Eng. & Geology, DPC | **Lab Number** | : L2554996 |
| **Project Name** | : CORAM MATERIALS | **Project Number** | : 2232.0006Y005 |
| **Lab ID** | : WG2112033-3 | **Date Collected** | : 09/03/25 09:20 |
| **Client ID** | : WG2112033-3 DUP | **Date Received** | : 09/03/25 |
| **Sample Location** | : | **Date Analyzed** | : 09/08/25 14:30 |
| **Sample Matrix** | : WATER | **Dilution Factor** | : 1 |
| **Analytical Method** | : 121,4500SO4-E | **Analyst** | : MRW |
| **Lab File ID** | : WG2112033.csv | **Instrument ID** | : SPEC6 |
| **Sample Amount** | : | **%Solids** | : N/A |
| **Digestion Method** | : | **Date Digested** | : 09/08/25 |

| | | mg/l | | | |
|---|---|---|---|---|---|
| **CAS NO.** | **Parameter** | **Results** | **RL** | **MDL** | **Qualifier** |
| 14808-79-8 | Sulfate | 15. | 10 | 1.4 | |

# Form 1
# WETCHEM

| | | | |
|---|---|---|---|
| Client | : Roux Env. Eng. & Geology, DPC | Lab Number | : L2554996 |
| Project Name | : CORAM MATERIALS | Project Number | : 2232.0006Y005 |
| Lab ID | : WG2112474-1 | Date Collected | : NA |
| Client ID | : WG2112474-1BLANK | Date Received | : NA |
| Sample Location | : | Date Analyzed | : 09/09/25 14:30 |
| Sample Matrix | : WATER | Dilution Factor | : 1 |
| Analytical Method | : 121,4500SO4-E | Analyst | : MRW |
| Lab File ID | : WG2112474.csv | Instrument ID | : SPEC6 |
| Sample Amount | : | %Solids | : N/A |
| Digestion Method | : | Date Digested | : 09/09/25 |

| | | mg/l | | | |
|---|---|---|---|---|---|
| CAS NO. | Parameter | Results | RL | MDL | Qualifier |
| 14808-79-8 | Sulfate | 2.2 | 10 | 1.4 | J |

# Form 1
# WETCHEM

| | | | |
|---|---|---|---|
| **Client** | : Roux Env. Eng. & Geology, DPC | **Lab Number** | : L2554996 |
| **Project Name** | : CORAM MATERIALS | **Project Number** | : 2232.0006Y005 |
| **Lab ID** | : WG2112474-3 | **Date Collected** | : 09/04/25 08:45 |
| **Client ID** | : WG2112474-3 DUP | **Date Received** | : 09/04/25 |
| **Sample Location** | : | **Date Analyzed** | : 09/09/25 14:30 |
| **Sample Matrix** | : WATER | **Dilution Factor** | : 1 |
| **Analytical Method** | : 121,4500SO4-E | **Analyst** | : MRW |
| **Lab File ID** | : WG2112474.csv | **Instrument ID** | : SPEC6 |
| **Sample Amount** | : | **%Solids** | : N/A |
| **Digestion Method** | : | **Date Digested** | : 09/09/25 |

| | | mg/l | | | |
|---|---|---|---|---|---|
| **CAS NO.** | **Parameter** | **Results** | **RL** | **MDL** | **Qualifier** |
| 14808-79-8 | Sulfate | 16. | 10 | 1.4 | |

# Sample Raw Data

PACE ANALYTICAL LABS

# WET CHEMISTRY DEPARTMENT

## S U L F A T E

Last Change 3/5/13
File SO4-L.xlt
Curve/spike/ccv;WC-3646
LCS;WC-3587
**Reagent;lot A4230**

**Sample Number:** _____ **Product:** SO4-4500
**Curve Calibration Date :** 09/08/25
**Client:** _____ **Curve Identifier:** 9/8/2025
**Analysis:** Sulfate, SO4 **Analysis Analyte:** Sulfate
**Method:** SM 4500SO4-E **Analysis Date:** 9/8/2025 14:30
**Instrument:** SPEC6 **Preparation Date:** 9/8/2025 14:30
**Wavelength:** 420 nm **Technician:** MRW
**Spike Volume(ml):** 0.5 **Work group:** WG2112033
**Spike Concentration (mg/l):** 1000 **RL:** 10 mg/l
**Cell:** 2.5 cm

| Standard ID | Mean signal (pk area) abs | Dilution | Calc-ed Result |
|---|---|---|---|
| 0 | 0.000 | 1.0 | 1.84 |
| 10 | 0.134 | 1.0 | 8.37 |
| 20 | 0.347 | 1.0 | 18.8 |
| 40 | 0.804 | 1.0 | 41.0 |

Calibration Curve
Volume: 25 ml

| Slope | y-intercept |
|---|---|
| 0.020517 | -0.0378 |

Correlation Coefficient
0.995094

ICV/LCS Concentration (mg/l) = 20.0000

| | Sample number | Sample Volume (ml) | Final Volume (ml) | Bkgd. Abs. | Gross Abs. | Net Absorbance | RESULT (mg/l) | Dilution Factor | RL Multiplier | FINAL RESULT (mg/l) | |
|---|---|---|---|---|---|---|---|---|---|---|---|
| | ICB | 25 | 25 | 0 | 0 | 0.000 | 1.996 | 1 | 1.0 | 2.0 | Recovery |
| | ICV | 25 | 25 | 0 | 0.358 | 0.358 | 19.274 | 1 | 1.0 | 19.3 | 96% |
| SAMP | L2554996-02 | 25 | 25 | 0.071 | 0.584 | 0.513 | 26.754 | 1 | 1.0 | 26.8 | |
| SAMP | L2554996-03 | 25 | 25 | 0.049 | 0.58 | 0.531 | 27.623 | 1 | 1.0 | 27.6 | |
| SAMP | L2554996-04 | 25 | 25 | 0.003 | 0.002 | -0.001 | 1.947 | 1 | 1.0 | 1.9 | |
| SAMP | L2555281-01 | 25 | 25 | 0.002 | 0.238 | 0.236 | 13.386 | 1 | 1.0 | 13.4 | |
| SAMP | L2555281-02 | 25 | 25 | 0.001 | 0.236 | 0.235 | 13.337 | 1 | 1.0 | 13.3 | |
| SAMP | L2555281-03 | 25 | 25 | 0.004 | 0.744 | 0.740 | 37.710 | 1 | 1.0 | 37.7 | |
| SAMP | L2555281-04 | 25 | 25 | 0.001 | 0.133 | 0.132 | 8.366 | 1 | 1.0 | 8.4 | |
| SAMP | L2555281-05 | 25 | 25 | 0.006 | 0.257 | 0.251 | 14.110 | 1 | 1.0 | 14.1 | |
| | CCV1 | 25 | 25 | 0 | 0.365 | 0.365 | 19.611 | 1 | 1.0 | 19.6 | |
| | CCB1 | 25 | 25 | 0 | 0.003 | 0.003 | 2.140 | 1 | 1.0 | 2.1 | |
| SAMP | L2555281-06 | 12.5 | 25 | 0.004 | 0.206 | 0.202 | 11.745 | 1 | 2.0 | 23.5 | |
| SAMP | L2555281-07 | 25 | 25 | 0 | 0.301 | 0.301 | 16.523 | 1 | 1.0 | 16.5 | |
| SAMP | L2555281-08 | 25 | 25 | 0 | 0.003 | 0.003 | 2.140 | 1 | 1.0 | 2.1 | |
| SAMP | L2555605-01 | 25 | 25 | 0.015 | 0.411 | 0.396 | 21.108 | 1 | 1.0 | 21.1 | |
| SAMP | L2555605-03 | 25 | 25 | 0.03 | 0.312 | 0.282 | 15.606 | 1 | 1.0 | 15.6 | |
| SAMP | L2555605-04 | 25 | 25 | 0.002 | 0.211 | 0.209 | 12.083 | 1 | 1.0 | 12.1 | |
| SAMP | L2555605-05 | 25 | 25 | 0.006 | 0.353 | 0.347 | 18.743 | 1 | 1.0 | 18.7 | |
| SAMP | L2555605-06 | 25 | 25 | 0.001 | 0.167 | 0.166 | 10.007 | 1 | 1.0 | 10.0 | |
| SAMP | L2555605-07 | 25 | 25 | 0.002 | 0.079 | 0.077 | 5.712 | 1 | 1.0 | 5.7 | |
| SAMP | L2555605-08 | 25 | 25 | 0.002 | 0.344 | 0.342 | 18.501 | 1 | 1.0 | 18.5 | |
| | CCV2 | 25 | 25 | 0 | 0.367 | 0.367 | 19.708 | 1 | 1.0 | 19.7 | |
| | CCB2 | 25 | 25 | 0 | 0.003 | 0.003 | 2.140 | 1 | 1.0 | 2.1 | |
| BLANK | WG2112033-1 | 25 | 25 | 0.000 | 0.000 | 0.000 | 1.996 | 1 | 1.0 | 2.0 | |
| DUP | WG2112033-3 | 25 | 25 | 0.011 | 0.278 | 0.267 | 14.882 | 1 | 1.0 | 14.9 | L2555281-05 |

| | Sample number | sample volume | Final volume (ml) | Bkgd. Abs. | Gross Abs. | Absorbance | Sample Result mg/l | Spiked Volume | Spike conc. mg/l | Spike Result mg/l | Recovery % |
|---|---|---|---|---|---|---|---|---|---|---|---|
| MS | WG2112033-4 | 12.5 | 25 | 0.006 | 0.573 | 0.567 | 14.100 | 12.5 | 40.0000 | 59 | 112 |
| | | | | | | | | | | | L2555281-05 |
| LCS | WG2112033-2 | 25 | 25 | 0 | 0.358 | 0.358 | | 1 | 20.0000 | 19 | 96 |

PACE ANALYTICAL LABS

# WET CHEMISTRY DEPARTMENT

## S U L F A T E

Last Change 3/5/13
File SO4-L.xlt
Curve/spike/ccv;WC-3646
LCS;WC-3587
**Reagent;lot A4230**

**Sample Number:** _____ **Product:** SO4-4500
**Curve Calibration Date :** 09/09/25
**Client:** _____ **Curve Identifier:** 9/9/2025
**Analysis:** Sulfate, SO4 **Analysis Analyte:** Sulfate
**Method:** SM 4500SO4-E **Analysis Date:** 9/9/2025 14:30
**Instrument:** SPEC6 **Preparation Date:** 9/9/2025 14:30
**Wavelength:** 420 nm **Technician:** MRW
**Spike Volume(ml):** 0.5 **Work group:** WG2112474
**Spike Concentration (mg/l):** 1000 **RL:** 10 mg/l
**Cell:** 2.5 cm

| Standard ID | Mean signal (pk area) abs | Dilution | Calc-ed Result |
|---|---|---|---|
| 0 | 0.000 | 1.0 | 1.78 |
| 10 | 0.140 | 1.0 | 8.71 |
| 20 | 0.335 | 1.0 | 18.4 |
| 40 | 0.795 | 1.0 | 41.1 |

Calibration Curve
Volume: 25 ml

| Slope | y-intercept |
|---|---|
| 0.020200 | -0.036 |

Correlation Coefficient
0.995010

ICV/LCS Concentration (mg/l) = 20.0000

| | Sample number | Sample Volume (ml) | Final Volume (ml) | Bkgd. Abs. | Gross Abs. | Net Absorbance | RESULT (mg/l) | Dilution Factor | RL Multiplier | FINAL RESULT (mg/l) | |
|---|---|---|---|---|---|---|---|---|---|---|---|
| | ICB | 25 | 25 | 0 | 0.005 | 0.005 | 2.184 | 1 | 1.0 | 2.2 | Recovery |
| | ICV | 25 | 25 | 0 | 0.377 | 0.377 | 20.416 | 1 | 1.0 | 20.4 | 102% |
| SAMP | L2554996-01 | 25 | 25 | 0.002 | 0.223 | 0.221 | 12.770 | 1 | 1.0 | 12.8 | |
| | L2555127-01 | 5 | 25 | 0.049 | 0.731 | 0.682 | 35.365 | 1 | 5.0 | 176.8 | FILTERED |
| SAMP | L2555196-01 | 25 | 25 | 0.028 | 0.114 | 0.086 | 6.154 | 1 | 1.0 | 6.2 | |
| SAMP | L2555196-02 | 12.5 | 25 | 0.106 | 0.125 | 0.019 | 2.870 | 1 | 2.0 | 5.7 | FILTERED |
| SAMP | L2555196-03 | 5 | 25 | 0.134 | 0.143 | 0.009 | 2.380 | 1 | 5.0 | 11.9 | FILTERED |
| SAMP | L2555196-04 | 25 | 25 | 0.068 | 0.054 | -0.014 | 1.252 | 1 | 1.0 | 1.3 | |
| SAMP | L2555605-02 | 25 | 25 | 0.001 | 0.285 | 0.284 | 15.858 | 1 | 1.0 | 15.9 | |
| SAMP | L2555938-01 | 10 | 25 | 0.001 | 0.187 | 0.186 | 11.055 | 1 | 2.5 | 27.6 | |
| | CCV1 | 25 | 25 | 0 | 0.373 | 0.373 | 20.220 | 1 | 1.0 | 20.2 | |
| | CCB1 | 25 | 25 | 0 | 0.002 | 0.002 | 2.037 | 1 | 1.0 | 2.0 | |
| SAMP | L2555938-02 | 25 | 25 | 0.002 | 0.236 | 0.234 | 13.407 | 1 | 1.0 | 13.4 | |
| SAMP | L2555938-03 | 25 | 25 | 0 | 0.048 | 0.048 | 4.291 | 1 | 1.0 | 4.3 | |
| SAMP | L2555938-04 | 25 | 25 | 0.004 | 0.364 | 0.360 | 19.583 | 1 | 1.0 | 19.6 | |
| SAMP | L2555938-05 | 25 | 25 | 0.006 | 0.21 | 0.204 | 11.937 | 1 | 1.0 | 11.9 | |
| | CCV2 | 25 | 25 | 0 | 0.371 | 0.371 | 20.122 | 1 | 1.0 | 20.1 | |
| | CCB2 | 25 | 25 | 0 | 0.003 | 0.003 | 2.086 | 1 | 1.0 | 2.1 | |
| | | 25 | 25 | | | | | 1 | 1.0 | | |
| | | 25 | 25 | | | | | 1 | 1.0 | | |
| | | 25 | 25 | | | | | 1 | 1.0 | | |
| | | 25 | 25 | | | | | 1 | 1.0 | | |
| | | 25 | 25 | | | | | 1 | 1.0 | | |
| | | 25 | 25 | | | | | 1 | 1.0 | | |
| BLANK | WG2112474-1 | 25 | 25 | 0.000 | 0.005 | 0.005 | 2.184 | 1 | 1.0 | 2.2 | |
| DUP | WG2112474-3 | 25 | 25 | 0 | 0.278 | 0.278 | 15.564 | 1 | 1.0 | 15.6 | L2555605-02 |

| | Sample number | sample volume | Final volume (ml) | Bkgd. Abs. | Gross Abs. | Absorbance | Sample Result mg/l | Spiked Volume | Spike conc. mg/l | Spike Result mg/l | Recovery % |
|---|---|---|---|---|---|---|---|---|---|---|---|
| MS | WG2112474-4 | 12.5 | 25 | 0.001 | 0.574 | 0.573 | 15.900 | 12.5 | 40.0000 | 60 | 110 |
| | | | | | | | | | | | L2555605-02 |
| LCS | WG2112474-2 | 25 | 25 | 0 | 0.377 | 0.377 | | 1 | 20.0000 | 20 | 102 |

# Quality Control

# Form 5a
# Matrix Spike

| | | | |
|---|---|---|---|
| **Client** | : Roux Env. Eng. & Geology, DPC | **Lab Number** | : L2554996 |
| **Project Name** | : CORAM MATERIALS | **Project Number** | : 2232.0006Y005 |
| **Client Sample ID** | : NA | **Matrix** | : WATER |
| **Lab Sample ID** | : L2555281-05 | | |
| **Matrix Spike** | : WG2112033-4 | **MS Analysis Date** | : 09/08/25 14:30 |
| **Matrix Spike Dup** | : | **MSD Analysis Date** | : |

| | | Matrix Spike Sample | | | Matrix Spike Duplicate | | | | | |
|---|---|---|---|---|---|---|---|---|---|---|
| Parameter | Sample Conc. (mg/l) | Spike Added (mg/l) | Spike Conc. (mg/l) | %R | Spike Added (mg/l) | Spike Conc. (mg/l) | %R | RPD | Recovery Limits | RPD Limit |
| Sulfate | 14. | 40 | 59. | 112 | | | | | 55-147 | 14 |

# Form 5a
# Matrix Spike

| | | | |
|---|---|---|---|
| **Client** | : Roux Env. Eng. & Geology, DPC | **Lab Number** | : L2554996 |
| **Project Name** | : CORAM MATERIALS | **Project Number** | : 2232.0006Y005 |
| **Client Sample ID** | : NA | **Matrix** | : WATER |
| **Lab Sample ID** | : L2555605-02 | | |
| **Matrix Spike** | : WG2112474-4 | **MS Analysis Date** | : 09/09/25 14:30 |
| **Matrix Spike Dup** | : | **MSD Analysis Date** | : |

| | | Matrix Spike Sample | | | Matrix Spike Duplicate | | | | | |
|---|---|---|---|---|---|---|---|---|---|---|
| **Parameter** | **Sample Conc. (mg/l)** | **Spike Added (mg/l)** | **Spike Conc. (mg/l)** | **%R** | **Spike Added (mg/l)** | **Spike Conc. (mg/l)** | **%R** | **RPD** | **Recovery Limits** | **RPD Limit** |
| **Sulfate** | **16.** | **40** | **60.** | **110** | | | | | **55-147** | **14** |

# Form 6
# Lab Duplicates

| | | | |
|---|---|---|---|
| **Client** | : Roux Env. Eng. & Geology, DPC | **Lab Number** | : L2554996 |
| **Project Name** | : CORAM MATERIALS | **Project Number** | : 2232.0006Y005 |
| **Client Sample ID** | : NA | **Matrix** | : WATER |
| **Lab Sample ID** | : NA | **Analysis Date** | : 09/08/25 14:30 |
| **Dup Sample ID** | : WG2112033-3 | **DUP Analysis Date** | : 09/08/25 14:30 |

| Parameter | Sample Concentration (mg/l) | Duplicate Concentration (mg/l) | RPD | RPD Limit |
|---|---|---|---|---|
| Sulfate | 14 | 15. | 7 | 14 |

# Form 6
# Lab Duplicates

| | | | |
|---|---|---|---|
| **Client** | : Roux Env. Eng. & Geology, DPC | **Lab Number** | : L2554996 |
| **Project Name** | : CORAM MATERIALS | **Project Number** | : 2232.0006Y005 |
| **Client Sample ID** | : NA | **Matrix** | : WATER |
| **Lab Sample ID** | : NA | **Analysis Date** | : 09/09/25 14:30 |
| **Dup Sample ID** | : WG2112474-3 | **DUP Analysis Date** | : 09/09/25 14:30 |

| Parameter | Sample Concentration (mg/l) | Duplicate Concentration (mg/l) | RPD | RPD Limit |
|---|---|---|---|---|
| Sulfate | 16 | 16. | 0 | 14 |

# Form 7
# Laboratory Control Sample

| | | | |
|---|---|---|---|
| **Client** | : Roux Env. Eng. & Geology, DPC | **Lab Number** | : L2554996 |
| **Project Name** | : CORAM MATERIALS | **Project Number** | : 2232.0006Y005 |
| **Client Sample ID** | : NA | **Matrix** | : WATER |
| **Lab Sample ID** | : WG2112033-2 | **LCS Analysis Date** | : 09/08/25 14:30 |
| **Dup Sample ID** | : | **LCSD Analysis Date** | : |

| | Laboratory Control Sample | | | Laboratory Control Duplicate | | | | | |
|---|---|---|---|---|---|---|---|---|---|
| **Parameter** | **True (mg/l)** | **Found (mg/l)** | **%R** | **True (mg/l)** | **Found (mg/l)** | **%R** | **RPD** | **Recovery Limits** | **RPD Limit** |
| **Sulfate** | 20.0 | 19.0 | 95. | | | | | 90-110 | 14 |

# Form 7
# Laboratory Control Sample

| | | | |
|---|---|---|---|
| **Client** | : Roux Env. Eng. & Geology, DPC | **Lab Number** | : L2554996 |
| **Project Name** | : CORAM MATERIALS | **Project Number** | : 2232.0006Y005 |
| **Client Sample ID** | : NA | **Matrix** | : WATER |
| **Lab Sample ID** | : WG2112474-2 | **LCS Analysis Date** | : 09/09/25 14:30 |
| **Dup Sample ID** | : | **LCSD Analysis Date** | : |

| | Laboratory Control Sample | | | Laboratory Control Duplicate | | | | | |
|---|---|---|---|---|---|---|---|---|---|
| | True | Found | %R | True | Found | %R | RPD | Recovery | RPD |
| Parameter | (mg/l) | (mg/l) | | (mg/l) | (mg/l) | | | Limits | Limit |
| Sulfate | 20.0 | 20.0 | 100. | | | | | 90-110 | 14 |

**Date Created:** 11/11/21
**Created By:** Jason Hebert
**File:** PM11467-1
**Page:** 1

**WETCHEM (WATER)**

| Analyte | CAS # | RL | MDL | Units | LCS Criteria | LCS RPD | MS Criteria | MS RPD | Duplicate RPD | Method | Holding Time | Container/Sample Preservation |
|---|---|---|---|---|---|---|---|---|---|---|---|---|
| Sulfate | 14808-79-8 | 10 | 1.37 | mg/l | 90-110 | | 55-147 | 14 | 14 | 4500SO4-E | 28 days | 1 - Plastic 500ml unpreserved |
| Sulfate | 14808-79-8 | 10 | 1.37 | mg/l | 90-110 | | 55-147 | 14 | 14 | 9038 | 28 days | 1 - Plastic 500ml unpreserved |

***Please Note that the RL information provided in this table is calculated using a 100% Solids factor. (Soil/Solids only)***
***Please Note that the information provided in this table is subject to change at anytime at the discretion of the laboratory.***

**Date Created:** 11/11/21
**Created By:** Jason Hebert
**File:** PM11468-1
**Page:** 1

**WETCHEM (SOIL)**

| Analyte | CAS # | RL | MDL | Units | LCS Criteria | LCS RPD | MS Criteria | MS RPD | Duplicate RPD | Method | Holding Time | Container/Sample Preservation |
|---|---|---|---|---|---|---|---|---|---|---|---|---|
| Sulfate | 14808-79-8 | 100 | 13.6 | mg/kg | 80-121 | 12 | 22-183 | 12 | 12 | 9038 | 28 days | 1 - Glass 250ml/8oz unpreserved |

***Please Note that the RL information provided in this table is calculated using a 100% Solids factor. (Soil/Solids only)***
***Please Note that the information provided in this table is subject to change at anytime at the discretion of the laboratory.***

# Calculations of Sulfate

Aqueous samples:

Calculate the concentration value of the sample directly from the standard curve.

$$mgSO_4/L = \frac{\text{absorbance - y-intercept}}{\text{slope}} \times \text{Dilution Factor}$$

If sample has a background absorbance, it has to be subtracted before calculation.

# Alkalinity Analysis

# Results

# Form 1
# WETCHEM

| | | | |
|---|---|---|---|
| **Client** | : Roux Env. Eng. & Geology, DPC | **Lab Number** | : L2554996 |
| **Project Name** | : CORAM MATERIALS | **Project Number** | : 2232.0006Y005 |
| **Lab ID** | : L2554996-01 | **Date Collected** | : 09/02/25 12:05 |
| **Client ID** | : MW-11S | **Date Received** | : 09/02/25 |
| **Sample Location** | : 416 MILLER PLACE-YAPHANK RD. | **Date Analyzed** | : 09/09/25 09:51 |
| **Sample Matrix** | : WATER | **Dilution Factor** | : 1 |
| **Analytical Method** | : 121,2320B | **Analyst** | : MRW |
| **Lab File ID** | : 250909.csv | **Instrument ID** | : TITR5 |
| **Sample Amount** | : | **%Solids** | : N/A |
| **Digestion Method** | : | **Date Digested** | : |

| | | mg CaCO3/L | | | |
|---|---|---|---|---|---|
| **CAS NO.** | **Parameter** | **Results** | **RL** | **MDL** | **Qualifier** |
| 3812-32-6 | Alkalinity, Carbonate | ND | 2.00 | NA | U |
| 71-52-3 | Alkalinity, Bicarbonate | 148. | 2.00 | NA | |

# Form 1
# WETCHEM

| | | | |
|---|---|---|---|
| Client | : Roux Env. Eng. & Geology, DPC | Lab Number | : L2554996 |
| Project Name | : CORAM MATERIALS | Project Number | : 2232.0006Y005 |
| Lab ID | : L2554996-02 | Date Collected | : 09/02/25 12:33 |
| Client ID | : MW-11D | Date Received | : 09/02/25 |
| Sample Location | : 416 MILLER PLACE-YAPHANK RD. | Date Analyzed | : 09/09/25 12:59 |
| Sample Matrix | : WATER | Dilution Factor | : 1 |
| Analytical Method | : 121,2320B | Analyst | : MRW |
| Lab File ID | : alk250909-1 | Instrument ID | : TITR5 |
| Sample Amount | : | %Solids | : N/A |
| Digestion Method | : | Date Digested | : |

| | | mg CaCO3/L | | | |
|---|---|---|---|---|---|
| CAS NO. | Parameter | Results | RL | MDL | Qualifier |
| 3812-32-6 | Alkalinity, Carbonate | ND | 2.00 | NA | U |
| 71-52-3 | Alkalinity, Bicarbonate | 35.8 | 2.00 | NA | |

# Form 1
# WETCHEM

| | | | |
|---|---|---|---|
| **Client** | : Roux Env. Eng. & Geology, DPC | **Lab Number** | : L2554996 |
| **Project Name** | : CORAM MATERIALS | **Project Number** | : 2232.0006Y005 |
| **Lab ID** | : L2554996-03 | **Date Collected** | : 09/02/25 12:00 |
| **Client ID** | : DUP_09022025 | **Date Received** | : 09/02/25 |
| **Sample Location** | : 416 MILLER PLACE-YAPHANK RD. | **Date Analyzed** | : 09/09/25 13:15 |
| **Sample Matrix** | : WATER | **Dilution Factor** | : 1 |
| **Analytical Method** | : 121,2320B | **Analyst** | : MRW |
| **Lab File ID** | : alk250909-1 | **Instrument ID** | : TITR5 |
| **Sample Amount** | : | **%Solids** | : N/A |
| **Digestion Method** | : | **Date Digested** | : |

| | | mg CaCO3/L | | | |
|---|---|---|---|---|---|
| **CAS NO.** | **Parameter** | **Results** | **RL** | **MDL** | **Qualifier** |
| 3812-32-6 | Alkalinity, Carbonate | ND | 2.00 | NA | U |
| 71-52-3 | Alkalinity, Bicarbonate | 36.2 | 2.00 | NA | |

# Form 1
# WETCHEM

| | | | |
|---|---|---|---|
| Client | : Roux Env. Eng. & Geology, DPC | Lab Number | : L2554996 |
| Project Name | : CORAM MATERIALS | Project Number | : 2232.0006Y005 |
| Lab ID | : L2554996-04 | Date Collected | : 09/02/25 14:00 |
| Client ID | : EQUIPMENT BLANK_0902025 | Date Received | : 09/02/25 |
| Sample Location | : 416 MILLER PLACE-YAPHANK RD. | Date Analyzed | : 09/09/25 13:17 |
| Sample Matrix | : Equipment Blank | Dilution Factor | : 1 |
| Analytical Method | : 121,2320B | Analyst | : MRW |
| Lab File ID | : alk250909-1 | Instrument ID | : TITR5 |
| Sample Amount | : | %Solids | : N/A |
| Digestion Method | : | Date Digested | : |

| | | mg CaCO3/L | | | |
|---|---|---|---|---|---|
| CAS NO. | Parameter | Results | RL | MDL | Qualifier |
| 3812-32-6 | Alkalinity, Carbonate | ND | 2.00 | NA | U |
| 71-52-3 | Alkalinity, Bicarbonate | ND | 2.00 | NA | U |

# Form 1
# WETCHEM

| | | | |
|---|---|---|---|
| Client | : Roux Env. Eng. & Geology, DPC | Lab Number | : L2554996 |
| Project Name | : CORAM MATERIALS | Project Number | : 2232.0006Y005 |
| Lab ID | : WG2112368-1 | Date Collected | : NA |
| Client ID | : WG2112368-1BLANK | Date Received | : NA |
| Sample Location | : | Date Analyzed | : 09/09/25 12:57 |
| Sample Matrix | : WATER | Dilution Factor | : 1 |
| Analytical Method | : 121,2320B | Analyst | : MRW |
| Lab File ID | : alk250909-1 | Instrument ID | : TITR5 |
| Sample Amount | : | %Solids | : N/A |
| Digestion Method | : | Date Digested | : |

| | | mg CaCO3/L | | | |
|---|---|---|---|---|---|
| CAS NO. | Parameter | Results | RL | MDL | Qualifier |
| 3812-32-6 | Alkalinity, Carbonate | ND | 2.00 | NA | U |
| 71-52-3 | Alkalinity, Bicarbonate | ND | 2.00 | NA | U |

# Form 1
# WETCHEM

| | | | |
|---|---|---|---|
| Client | : Roux Env. Eng. & Geology, DPC | Lab Number | : L2554996 |
| Project Name | : CORAM MATERIALS | Project Number | : 2232.0006Y005 |
| Lab ID | : WG2112368-2 | Date Collected | : 09/03/25 09:20 |
| Client ID | : WG2112368-2 DUP | Date Received | : 09/03/25 |
| Sample Location | : | Date Analyzed | : 09/09/25 13:30 |
| Sample Matrix | : WATER | Dilution Factor | : 1 |
| Analytical Method | : 121,2320B | Analyst | : MRW |
| Lab File ID | : alk250909-1 | Instrument ID | : TITR5 |
| Sample Amount | : | %Solids | : N/A |
| Digestion Method | : | Date Digested | : |

| | | mg CaCO3/L | | | |
|---|---|---|---|---|---|
| CAS NO. | Parameter | Results | RL | MDL | Qualifier |
| 71-52-3 | Alkalinity, Bicarbonate | 30.4 | 2.00 | NA | |
| 3812-32-6 | Alkalinity, Carbonate | ND | 2.00 | NA | U |

# Form 1
# WETCHEM

| | | | |
|---|---|---|---|
| Client | : Roux Env. Eng. & Geology, DPC | Lab Number | : L2554996 |
| Project Name | : CORAM MATERIALS | Project Number | : 2232.0006Y005 |
| Lab ID | : WG2112368-3 | Date Collected | : 09/04/25 08:45 |
| Client ID | : WG2112368-3 DUP | Date Received | : 09/04/25 |
| Sample Location | : | Date Analyzed | : 09/09/25 13:42 |
| Sample Matrix | : WATER | Dilution Factor | : 1 |
| Analytical Method | : 121,2320B | Analyst | : MRW |
| Lab File ID | : alk250909-1 | Instrument ID | : TITR5 |
| Sample Amount | : | %Solids | : N/A |
| Digestion Method | : | Date Digested | : |

| | | mg CaCO3/L | | | |
|---|---|---|---|---|---|
| CAS NO. | Parameter | Results | RL | MDL | Qualifier |
| 71-52-3 | Alkalinity, Bicarbonate | 20.7 | 2.00 | NA | |
| 3812-32-6 | Alkalinity, Carbonate | ND | 2.00 | NA | U |

# Sample Raw Data

# Titration report

## Method

| | | | |
|---|---|---|---|
| Method ID | pH Cal. 7 4 10 | Release state | Released |
| Name | Calibration | Modified by | SystemInternal |
| Modified on | 10/3/2023 12:47:09 PM | | |

## Summary

### Samples

| | Sample ID | Name | Result | State |
|---|---|---|---|---|
| 1 | METTLER TOLEDO (Ref. 25°C) pH | pH | 7.00 | |
| 2 | METTLER TOLEDO (Ref. 25°C) pH | pH | 4.01 | |
| 3 | METTLER TOLEDO (Ref. 25°C) pH | pH | 10.00 | |

### Results

| | |
|---|---|
| Zero point 1 Cal1.Z1 | 7.139 pH |
| Slope 1 Cal1.S1 | -52.50 mV/pH |

### Calibration

| | |
|---|---|
| Sensor | Sensor DG111-SC |
| Creation time | 9/9/2025 8:42:23 AM |
| Overall state | OK |
| Successful | Yes |
| Calib. temperature | 25.0 °C |
| SLOPECal | -52.50 mV/pH |
| ZEROCal | 7.139 pH |

## Calibration Curve

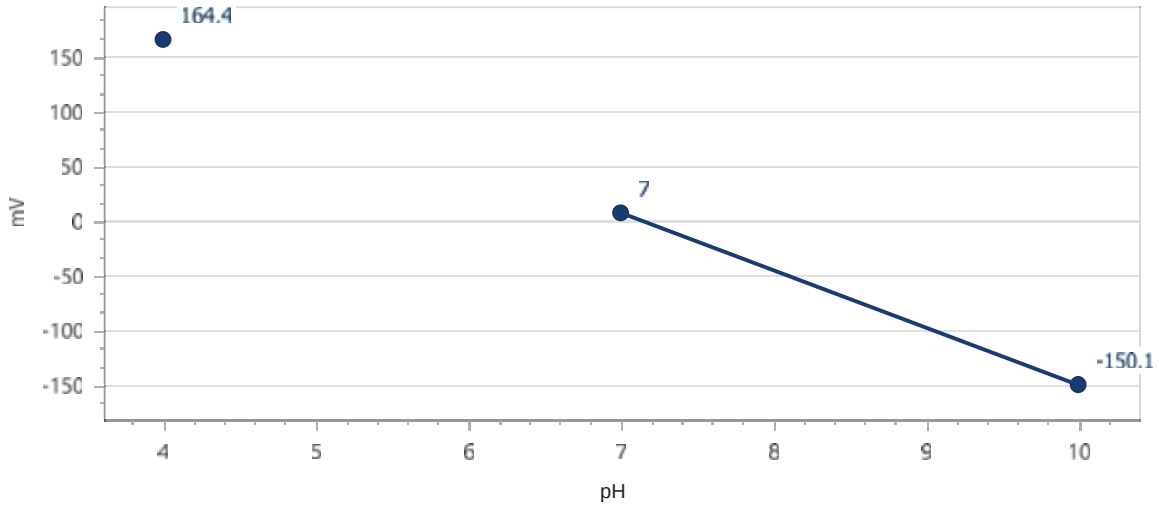


## Used Instruments

# Titration report

| | | | |
|---|---|---|---|
| Name | T7 Excellence Titrator | Serial number | C329519495 |

## Responsible User

| Time | Login name | Full name |
|---|---|---|
| 9/9/2025 8:37:39 AM | SystemInternal | System internal account |

# Titration report

## Method

| | | | |
|---|---|---|---|
| Method ID | pH Measure | Release state | Released |
| Name | Measure | Modified by | SystemInternal |
| Modified on | 2/23/2024 9:31:05 AM | | |

## Summary

### Samples

| | Sample ID | Name | Result | State |
|---|---|---|---|---|
| 1 | -- | Sample size | 0 mL | |
| | | Potential R1 | 6.99 pH | OK |

## Used Instruments

| | | | |
|---|---|---|---|
| Name | T7 Excellence Titrator | Serial number | C329519495 |

## Responsible User

| Time | Login name | Full name |
|---|---|---|
| 9/9/2025 8:37:45 AM | SystemInternal | System internal account |

# Titration report

## Method

| | | | |
|---|---|---|---|
| Method ID | Alk Total (2) | Release state | Released |
| Name | EP/EP | Modified by | SystemInternal |
| Modified on | 3/26/2025 11:25:13 AM | | |

## Summary

### Samples

| | Sample ID | Name | Result | State |
|---|---|---|---|---|
| 1 | Rinse,MRW | Sample size | 50 mL | |
| | | Potential R4 | 7.21 pH | OK |
| | | Consumption 8.3 R1 | NaN mL | Not OK |
| | | Consumption 4.5 R2 | 1.173 mL | OK |
| | | Consumption 4.2 R3 | 1.178 mL | OK |
| | | Content R5 | 23.460 mg/L | OK |
| | | ALK LOW R6 | 23.360 mg/L | OK |
| 2 | Rinse,MRW | Sample size | 50 mL | |
| | | Potential R4 | 5.91 pH | OK |
| | | Consumption 8.3 R1 | NaN mL | Not OK |
| | | Consumption 4.5 R2 | 0.137 mL | OK |
| | | Consumption 4.2 R3 | 0.143 mL | OK |
| | | Content R5 | 2.740 mg/L | OK |
| | | ALK LOW R6 | 2.620 mg/L | OK |
| 3 | WG2112364-1 | Sample size | 50 mL | |
| | | Potential R4 | 5.04 pH | OK |
| | | Consumption 8.3 R1 | NaN mL | Not OK |
| | | Consumption 4.5 R2 | 0.031 mL | OK |
| | | Consumption 4.2 R3 | 0.040 mL | OK |
| | | Content R5 | 0.620 mg/L | OK |
| | | ALK LOW R6 | 0.440 mg/L | OK |
| 4 | WG2112364-2 | Sample size | 50 mL | |
| | | Potential R4 | 10.65 pH | OK |
| | | Consumption 8.3 R1 | 4.977 mL | OK |
| | | Consumption 4.5 R2 | 5.383 mL | OK |
| | | Consumption 4.2 R3 | 5.383 mL | OK |
| | | Content R5 | 107.660 mg/L | OK |
| | | ALK LOW R6 | 107.660 mg/L | OK |
| 5 | L2554996-01 | Sample size | 50 mL | |
| | | Potential R4 | 5.53 pH | OK |
| | | Consumption 8.3 R1 | NaN mL | Not OK |
| | | Consumption 4.5 R2 | 7.385 mL | OK |
| | | Consumption 4.2 R3 | 7.519 mL | OK |
| | | Content R5 | 147.700 mg/L | OK |
| | | ALK LOW R6 | 145.020 mg/L | OK |
| 6 | L2556108-03 2x | Sample size | 50 mL | |

| | | | | |
|---|---|---|---|---|
| | | Potential R4 | 7.83 pH | OK |
| | | Consumption 8.3 R1 | NaN mL | Not OK |
| | | Consumption 4.5 R2 | NaN mL | Not OK |
| | | Consumption 4.2 R3 | NaN mL | Not OK |
| | | Content R5 | NaN mg/L | Not OK |
| | | ALK LOW R6 | NaN mg/L | Not OK |
| 7 | L2554052-25 | Sample size | 50 mL | |
| | | Potential R4 | 6.71 pH | OK |
| | | Consumption 8.3 R1 | NaN mL | Not OK |
| | | Consumption 4.5 R2 | 1.395 mL | OK |
| | | Consumption 4.2 R3 | 1.406 mL | OK |
| | | Content R5 | 27.900 mg/L | OK |
| | | ALK LOW R6 | 27.680 mg/L | OK |
| 8 | L2554407-01 | Sample size | 50 mL | |
| | | Potential R4 | 5.45 pH | OK |
| | | Consumption 8.3 R1 | NaN mL | Not OK |
| | | Consumption 4.5 R2 | 1.185 mL | OK |
| | | Consumption 4.2 R3 | 1.368 mL | OK |
| | | Content R5 | 23.700 mg/L | OK |
| | | ALK LOW R6 | 20.040 mg/L | OK |
| 9 | WG2112364-3 | Sample size | 50 mL | |
| | | Potential R4 | 5.44 pH | OK |
| | | Consumption 8.3 R1 | NaN mL | Not OK |
| | | Consumption 4.5 R2 | 1.157 mL | OK |
| | | Consumption 4.2 R3 | 1.342 mL | OK |
| | | Content R5 | 23.140 mg/L | OK |
| | | ALK LOW R6 | 19.440 mg/L | OK |
| 10 | WG2112364-4 | Sample size | 50 mL | |
| | | Potential R4 | 10.25 pH | OK |
| | | Consumption 8.3 R1 | 4.393 mL | OK |
| | | Consumption 4.5 R2 | 6.604 mL | OK |
| | | Consumption 4.2 R3 | 6.682 mL | OK |
| | | Content R5 | 132.080 mg/L | OK |
| | | ALK LOW R6 | 130.520 mg/L | OK |
| 11 | L2554407-03 | Sample size | 50 mL | |
| | | Potential R4 | 12.14 pH | OK |
| | | Consumption 8.3 R1 | NaN mL | Not OK |
| | | Consumption 4.5 R2 | NaN mL | Not OK |
| | | Consumption 4.2 R3 | NaN mL | Not OK |
| | | Content R5 | NaN mg/L | Not OK |
| | | ALK LOW R6 | NaN mg/L | Not OK |
| 12 | L2554407-04 | Sample size | 50 mL | |
| | | Potential R4 | 11.28 pH | OK |
| | | Consumption 8.3 R1 | NaN mL | Not OK |
| | | Consumption 4.5 R2 | NaN mL | Not OK |
| | | Consumption 4.2 R3 | NaN mL | Not OK |
| | | Content R5 | NaN mg/L | Not OK |

# Titration report

| | | | | |
|---|---|---|---|---|
| | | ALK LOW R6 | NaN mg/L | Not OK |
| 13 | L2554407-05 | Sample size | 50 mL | |
| | | Potential R4 | 11.48 pH | OK |
| | | Consumption 8.3 R1 | NaN mL | Not OK |
| | | Consumption 4.5 R2 | NaN mL | Not OK |
| | | Consumption 4.2 R3 | NaN mL | Not OK |
| | | Content R5 | NaN mg/L | Not OK |
| | | ALK LOW R6 | NaN mg/L | Not OK |
| 14 | L2554407-06 | Sample size | 50 mL | |
| | | Potential R4 | 11.09 pH | OK |
| | | Consumption 8.3 R1 | NaN mL | Not OK |
| | | Consumption 4.5 R2 | NaN mL | Not OK |
| | | Consumption 4.2 R3 | NaN mL | Not OK |
| | | Content R5 | NaN mg/L | Not OK |
| | | ALK LOW R6 | NaN mg/L | Not OK |
| 15 | L2554407-07 | Sample size | 50 mL | |
| | | Potential R4 | 11.44 pH | OK |
| | | Consumption 8.3 R1 | NaN mL | Not OK |
| | | Consumption 4.5 R2 | NaN mL | Not OK |
| | | Consumption 4.2 R3 | NaN mL | Not OK |
| | | Content R5 | NaN mg/L | Not OK |
| | | ALK LOW R6 | NaN mg/L | Not OK |
| 16 | L2556108-03 10x | Sample size | 50 mL | |
| | | Potential R4 | 7.24 pH | OK |
| | | Consumption 8.3 R1 | NaN mL | Not OK |
| | | Consumption 4.5 R2 | 18.512 mL | OK |
| | | Consumption 4.2 R3 | 20.630 mL | OK |
| | | Content R5 | 370.240 mg/L | OK |
| | | ALK LOW R6 | 327.880 mg/L | OK |
| 17 | CCV | Sample size | 50 mL | |
| | | Potential R4 | 10.81 pH | OK |
| | | Consumption 8.3 R1 | 5.014 mL | OK |
| | | Consumption 4.5 R2 | 5.389 mL | OK |
| | | Consumption 4.2 R3 | 5.391 mL | OK |
| | | Content R5 | 107.780 mg/L | OK |
| | | ALK LOW R6 | 107.740 mg/L | OK |
| 18 | CCB | Sample size | 50 mL | |
| | | Potential R4 | 5.32 pH | OK |
| | | Consumption 8.3 R1 | NaN mL | Not OK |
| | | Consumption 4.5 R2 | 0.047 mL | OK |
| | | Consumption 4.2 R3 | 0.050 mL | OK |
| | | Content R5 | 0.940 mg/L | OK |
| | | ALK LOW R6 | 0.880 mg/L | OK |
| 19 | L2554407-08 | Sample size | 50 mL | |
| | | Potential R4 | 10.87 pH | OK |
| | | Consumption 8.3 R1 | 6.962 mL | OK |
| | | Consumption 4.5 R2 | 10.549 mL | OK |

| | | | | |
|---|---|---|---|---|
| | | Consumption 4.2 R3 | 10.586 mL | OK |
| | | Content R5 | 210.980 mg/L | OK |
| | | ALK LOW R6 | 210.240 mg/L | OK |
| 20 | L2554407-09 | Sample size | 50 mL | |
| | | Potential R4 | 11.37 pH | OK |
| | | Consumption 8.3 R1 | 15.445 mL | OK |
| | | Consumption 4.5 R2 | 20.874 mL | OK |
| | | Consumption 4.2 R3 | 21.009 mL | OK |
| | | Content R5 | 417.480 mg/L | OK |
| | | ALK LOW R6 | 414.780 mg/L | OK |
| 21 | L2554407-11 | Sample size | 50 mL | |
| | | Potential R4 | 11.42 pH | OK |
| | | Consumption 8.3 R1 | 11.503 mL | OK |
| | | Consumption 4.5 R2 | 13.445 mL | OK |
| | | Consumption 4.2 R3 | 14.461 mL | OK |
| | | Content R5 | 268.900 mg/L | OK |
| | | ALK LOW R6 | 248.580 mg/L | OK |
| 22 | L2554408-01 | Sample size | 50 mL | |
| | | Potential R4 | 5.68 pH | OK |
| | | Consumption 8.3 R1 | NaN mL | Not OK |
| | | Consumption 4.5 R2 | 5.575 mL | OK |
| | | Consumption 4.2 R3 | 5.610 mL | OK |
| | | Content R5 | 111.500 mg/L | OK |
| | | ALK LOW R6 | 110.800 mg/L | OK |
| 23 | L2554408-02 | Sample size | 50 mL | |
| | | Potential R4 | 5.98 pH | OK |
| | | Consumption 8.3 R1 | NaN mL | Not OK |
| | | Consumption 4.5 R2 | 22.335 mL | OK |
| | | Consumption 4.2 R3 | 22.620 mL | OK |
| | | Content R5 | 446.700 mg/L | OK |
| | | ALK LOW R6 | 441.000 mg/L | OK |
| 24 | L2554408-03 | Sample size | 50 mL | |
| | | Potential R4 | 5.57 pH | OK |
| | | Consumption 8.3 R1 | NaN mL | Not OK |
| | | Consumption 4.5 R2 | 5.647 mL | OK |
| | | Consumption 4.2 R3 | 5.694 mL | OK |
| | | Content R5 | 112.940 mg/L | OK |
| | | ALK LOW R6 | 112.000 mg/L | OK |
| 25 | L2555127-01 | Sample size | 50 mL | |
| | | Potential R4 | 7.46 pH | OK |
| | | Consumption 8.3 R1 | NaN mL | Not OK |
| | | Consumption 4.5 R2 | NaN mL | Not OK |
| | | Consumption 4.2 R3 | NaN mL | Not OK |
| | | Content R5 | NaN mg/L | Not OK |
| | | ALK LOW R6 | NaN mg/L | Not OK |
| 26 | L2555196-01 | Sample size | 50 mL | |
| | | Potential R4 | 6.83 pH | OK |

| | | | | |
|---|---|---|---|---|
| | | Consumption 8.3 R1 | NaN mL | Not OK |
| | | Consumption 4.5 R2 | 1.341 mL | OK |
| | | Consumption 4.2 R3 | 1.351 mL | OK |
| | | Content R5 | 26.820 mg/L | OK |
| | | ALK LOW R6 | 26.620 mg/L | OK |
| 27 | L2555196-02 | Sample size | 50 mL | |
| | | Potential R4 | 5.57 pH | OK |
| | | Consumption 8.3 R1 | NaN mL | Not OK |
| | | Consumption 4.5 R2 | 7.017 mL | OK |
| | | Consumption 4.2 R3 | 7.135 mL | OK |
| | | Content R5 | 140.340 mg/L | OK |
| | | ALK LOW R6 | 137.980 mg/L | OK |
| 28 | L2555196-03 | Sample size | 50 mL | |
| | | Potential R4 | 5.54 pH | OK |
| | | Consumption 8.3 R1 | NaN mL | Not OK |
| | | Consumption 4.5 R2 | 7.008 mL | OK |
| | | Consumption 4.2 R3 | 7.126 mL | OK |
| | | Content R5 | 140.160 mg/L | OK |
| | | ALK LOW R6 | 137.800 mg/L | OK |
| 29 | L2555196-04 | Sample size | 50 mL | |
| | | Potential R4 | 5.57 pH | OK |
| | | Consumption 8.3 R1 | NaN mL | Not OK |
| | | Consumption 4.5 R2 | 5.849 mL | OK |
| | | Consumption 4.2 R3 | 5.986 mL | OK |
| | | Content R5 | 116.980 mg/L | OK |
| | | ALK LOW R6 | 114.240 mg/L | OK |
| 30 | L2555215-01 | Sample size | 50 mL | |
| | | Potential R4 | 5.33 pH | OK |
| | | Consumption 8.3 R1 | NaN mL | Not OK |
| | | Consumption 4.5 R2 | 1.586 mL | OK |
| | | Consumption 4.2 R3 | 1.603 mL | OK |
| | | Content R5 | 31.720 mg/L | OK |
| | | ALK LOW R6 | 31.380 mg/L | OK |
| 31 | CCV | Sample size | 50 mL | |
| | | Potential R4 | 10.87 pH | OK |
| | | Consumption 8.3 R1 | 5.039 mL | OK |
| | | Consumption 4.5 R2 | 5.384 mL | OK |
| | | Consumption 4.2 R3 | 5.384 mL | OK |
| | | Content R5 | 107.680 mg/L | OK |
| | | ALK LOW R6 | 107.680 mg/L | OK |
| 32 | WG2112368-1 | Sample size | 50 mL | |
| | | Potential R4 | 5.19 pH | OK |
| | | Consumption 8.3 R1 | NaN mL | Not OK |
| | | Consumption 4.5 R2 | 0.038 mL | OK |
| | | Consumption 4.2 R3 | 0.042 mL | OK |
| | | Content R5 | 0.760 mg/L | OK |
| | | ALK LOW R6 | 0.680 mg/L | OK |

# Titration report

| | | | | |
|---|---|---|---|---|
| 33 | L2554996-02 | Sample size | 50 mL | |
| | | Potential R4 | 5.24 pH | OK |
| | | Consumption 8.3 R1 | NaN mL | Not OK |
| | | Consumption 4.5 R2 | 1.788 mL | OK |
| | | Consumption 4.2 R3 | 1.827 mL | OK |
| | | Content R5 | 35.760 mg/L | OK |
| | | ALK LOW R6 | 34.980 mg/L | OK |
| 34 | L2554996-03 | Sample size | 50 mL | |
| | | Potential R4 | 5.29 pH | OK |
| | | Consumption 8.3 R1 | NaN mL | Not OK |
| | | Consumption 4.5 R2 | 1.810 mL | OK |
| | | Consumption 4.2 R3 | 1.845 mL | OK |
| | | Content R5 | 36.200 mg/L | OK |
| | | ALK LOW R6 | 35.500 mg/L | OK |
| 35 | L2554996-04 | Sample size | 50 mL | |
| | | Potential R4 | 5.24 pH | OK |
| | | Consumption 8.3 R1 | NaN mL | Not OK |
| | | Consumption 4.5 R2 | 0.091 mL | OK |
| | | Consumption 4.2 R3 | 0.108 mL | OK |
| | | Content R5 | 1.820 mg/L | OK |
| | | ALK LOW R6 | 1.480 mg/L | OK |
| 36 | L2555281-01 | Sample size | 50 mL | |
| | | Potential R4 | 5.44 pH | OK |
| | | Consumption 8.3 R1 | NaN mL | Not OK |
| | | Consumption 4.5 R2 | 3.458 mL | OK |
| | | Consumption 4.2 R3 | 3.496 mL | OK |
| | | Content R5 | 69.160 mg/L | OK |
| | | ALK LOW R6 | 68.400 mg/L | OK |
| 37 | L2555281-02 | Sample size | 50 mL | |
| | | Potential R4 | 5.48 pH | OK |
| | | Consumption 8.3 R1 | NaN mL | Not OK |
| | | Consumption 4.5 R2 | 3.434 mL | OK |
| | | Consumption 4.2 R3 | 3.466 mL | OK |
| | | Content R5 | 68.680 mg/L | OK |
| | | ALK LOW R6 | 68.040 mg/L | OK |
| 38 | L2555281-03 | Sample size | 50 mL | |
| | | Potential R4 | 5.36 pH | OK |
| | | Consumption 8.3 R1 | NaN mL | Not OK |
| | | Consumption 4.5 R2 | 2.544 mL | OK |
| | | Consumption 4.2 R3 | 2.586 mL | OK |
| | | Content R5 | 50.880 mg/L | OK |
| | | ALK LOW R6 | 50.040 mg/L | OK |
| 39 | L2555281-04 | Sample size | 50 mL | |
| | | Potential R4 | 5.39 pH | OK |
| | | Consumption 8.3 R1 | NaN mL | Not OK |
| | | Consumption 4.5 R2 | 2.746 mL | OK |
| | | Consumption 4.2 R3 | 2.767 mL | OK |

| | | | | |
|---|---|---|---|---|
| | | Content R5 | 54.920 mg/L | OK |
| | | ALK LOW R6 | 54.500 mg/L | OK |
| 40 | L2555281-05 | Sample size | 50 mL | |
| | | Potential R4 | 5.22 pH | OK |
| | | Consumption 8.3 R1 | NaN mL | Not OK |
| | | Consumption 4.5 R2 | 1.551 mL | OK |
| | | Consumption 4.2 R3 | 1.579 mL | OK |
| | | Content R5 | 31.020 mg/L | OK |
| | | ALK LOW R6 | 30.460 mg/L | OK |
| 41 | WG2112368-2 | Sample size | 50 mL | |
| | | Potential R4 | 5.23 pH | OK |
| | | Consumption 8.3 R1 | NaN mL | Not OK |
| | | Consumption 4.5 R2 | 1.521 mL | OK |
| | | Consumption 4.2 R3 | 1.552 mL | OK |
| | | Content R5 | 30.420 mg/L | OK |
| | | ALK LOW R6 | 29.800 mg/L | OK |
| 42 | L2555281-06 | Sample size | 50 mL | |
| | | Potential R4 | 5.66 pH | OK |
| | | Consumption 8.3 R1 | NaN mL | Not OK |
| | | Consumption 4.5 R2 | 7.241 mL | OK |
| | | Consumption 4.2 R3 | 7.316 mL | OK |
| | | Content R5 | 144.820 mg/L | OK |
| | | ALK LOW R6 | 143.320 mg/L | OK |
| 43 | L2555281-07 | Sample size | 50 mL | |
| | | Potential R4 | 5.36 pH | OK |
| | | Consumption 8.3 R1 | NaN mL | Not OK |
| | | Consumption 4.5 R2 | 1.969 mL | OK |
| | | Consumption 4.2 R3 | 1.996 mL | OK |
| | | Content R5 | 39.380 mg/L | OK |
| | | ALK LOW R6 | 38.840 mg/L | OK |
| 44 | L2555281-08 | Sample size | 50 mL | |
| | | Potential R4 | 5.22 pH | OK |
| | | Consumption 8.3 R1 | NaN mL | Not OK |
| | | Consumption 4.5 R2 | 0.092 mL | OK |
| | | Consumption 4.2 R3 | 0.105 mL | OK |
| | | Content R5 | 1.840 mg/L | OK |
| | | ALK LOW R6 | 1.580 mg/L | OK |
| 45 | L2555605-01 | Sample size | 50 mL | |
| | | Potential R4 | 5.01 pH | OK |
| | | Consumption 8.3 R1 | NaN mL | Not OK |
| | | Consumption 4.5 R2 | 1.035 mL | OK |
| | | Consumption 4.2 R3 | 1.114 mL | OK |
| | | Content R5 | 20.700 mg/L | OK |
| | | ALK LOW R6 | 19.120 mg/L | OK |
| 46 | L2555605-02 | Sample size | 50 mL | |
| | | Potential R4 | 5.17 pH | OK |
| | | Consumption 8.3 R1 | NaN mL | Not OK |

| | | | | |
|---|---|---|---|---|
| | | Consumption 4.5 R2 | 1.036 mL | OK |
| | | Consumption 4.2 R3 | 1.062 mL | OK |
| | | Content R5 | 20.720 mg/L | OK |
| | | ALK LOW R6 | 20.200 mg/L | OK |
| 47 | WG2112368-3 | Sample size | 50 mL | |
| | | Potential R4 | 5.16 pH | OK |
| | | Consumption 8.3 R1 | NaN mL | Not OK |
| | | Consumption 4.5 R2 | 1.036 mL | OK |
| | | Consumption 4.2 R3 | 1.059 mL | OK |
| | | Content R5 | 20.720 mg/L | OK |
| | | ALK LOW R6 | 20.260 mg/L | OK |
| 48 | L2555605-03 | Sample size | 50 mL | |
| | | Potential R4 | 5.25 pH | OK |
| | | Consumption 8.3 R1 | NaN mL | Not OK |
| | | Consumption 4.5 R2 | 1.388 mL | OK |
| | | Consumption 4.2 R3 | 1.417 mL | OK |
| | | Content R5 | 27.760 mg/L | OK |
| | | ALK LOW R6 | 27.180 mg/L | OK |
| 49 | L2555605-04 | Sample size | 50 mL | |
| | | Potential R4 | 5.59 pH | OK |
| | | Consumption 8.3 R1 | NaN mL | Not OK |
| | | Consumption 4.5 R2 | 5.004 mL | OK |
| | | Consumption 4.2 R3 | 5.074 mL | OK |
| | | Content R5 | 100.080 mg/L | OK |
| | | ALK LOW R6 | 98.680 mg/L | OK |
| 50 | L2555605-05 | Sample size | 50 mL | |
| | | Potential R4 | 5.20 pH | OK |
| | | Consumption 8.3 R1 | NaN mL | Not OK |
| | | Consumption 4.5 R2 | 1.314 mL | OK |
| | | Consumption 4.2 R3 | 1.346 mL | OK |
| | | Content R5 | 26.280 mg/L | OK |
| | | ALK LOW R6 | 25.640 mg/L | OK |
| 51 | L2555605-06 | Sample size | 50 mL | |
| | | Potential R4 | 5.07 pH | OK |
| | | Consumption 8.3 R1 | NaN mL | Not OK |
| | | Consumption 4.5 R2 | 0.838 mL | OK |
| | | Consumption 4.2 R3 | 0.874 mL | OK |
| | | Content R5 | 16.760 mg/L | OK |
| | | ALK LOW R6 | 16.040 mg/L | OK |
| 52 | L2555605-07 | Sample size | 50 mL | |
| | | Potential R4 | 5.24 pH | OK |
| | | Consumption 8.3 R1 | NaN mL | Not OK |
| | | Consumption 4.5 R2 | 1.615 mL | OK |
| | | Consumption 4.2 R3 | 1.648 mL | OK |
| | | Content R5 | 32.300 mg/L | OK |
| | | ALK LOW R6 | 31.640 mg/L | OK |
| 53 | L2555605-08 | Sample size | 50 mL | |

| | | | | |
|---|---|---|---|---|
| | | Potential R4 | 5.26 pH | OK |
| | | Consumption 8.3 R1 | NaN mL | Not OK |
| | | Consumption 4.5 R2 | 1.266 mL | OK |
| | | Consumption 4.2 R3 | 1.290 mL | OK |
| | | Content R5 | 25.320 mg/L | OK |
| | | ALK LOW R6 | 24.840 mg/L | OK |
| 54 | CCV | Sample size | 50 mL | |
| | | Potential R4 | 10.94 pH | OK |
| | | Consumption 8.3 R1 | 5.088 mL | OK |
| | | Consumption 4.5 R2 | 5.430 mL | OK |
| | | Consumption 4.2 R3 | 5.434 mL | OK |
| | | Content R5 | 108.600 mg/L | OK |
| | | ALK LOW R6 | 108.520 mg/L | OK |
| 55 | WG2112371-1 | Sample size | 50 mL | |
| | | Potential R4 | 5.10 pH | OK |
| | | Consumption 8.3 R1 | NaN mL | Not OK |
| | | Consumption 4.5 R2 | 0.037 mL | OK |
| | | Consumption 4.2 R3 | 0.043 mL | OK |
| | | Content R5 | 0.740 mg/L | OK |
| | | ALK LOW R6 | 0.620 mg/L | OK |
| 56 | L2555647-01 | Sample size | 50 mL | |
| | | Potential R4 | 9.25 pH | OK |
| | | Consumption 8.3 R1 | 2.926 mL | OK |
| | | Consumption 4.5 R2 | 12.646 mL | OK |
| | | Consumption 4.2 R3 | 12.705 mL | OK |
| | | Content R5 | 252.920 mg/L | OK |
| | | ALK LOW R6 | 251.740 mg/L | OK |
| 57 | WG2112371-2 | Sample size | 50 mL | |
| | | Potential R4 | 9.25 pH | OK |
| | | Consumption 8.3 R1 | 2.947 mL | OK |
| | | Consumption 4.5 R2 | 12.704 mL | OK |
| | | Consumption 4.2 R3 | 12.775 mL | OK |
| | | Content R5 | 254.080 mg/L | OK |
| | | ALK LOW R6 | 252.660 mg/L | OK |
| 58 | L2555647-03 | Sample size | 50 mL | |
| | | Potential R4 | 5.86 pH | OK |
| | | Consumption 8.3 R1 | NaN mL | Not OK |
| | | Consumption 4.5 R2 | 2.554 mL | OK |
| | | Consumption 4.2 R3 | 2.568 mL | OK |
| | | Content R5 | 51.080 mg/L | OK |
| | | ALK LOW R6 | 50.800 mg/L | OK |
| 59 | L2555647-05 | Sample size | 50 mL | |
| | | Potential R4 | 5.67 pH | OK |
| | | Consumption 8.3 R1 | NaN mL | Not OK |
| | | Consumption 4.5 R2 | 9.465 mL | OK |
| | | Consumption 4.2 R3 | 9.615 mL | OK |
| | | Content R5 | 189.300 mg/L | OK |

| | | | | |
|---|---|---|---|---|
| | | ALK LOW R6 | 186.300 mg/L | OK |
| 60 | L2555647-07 | Sample size | 50 mL | |
| | | Potential R4 | 5.49 pH | OK |
| | | Consumption 8.3 R1 | NaN mL | Not OK |
| | | Consumption 4.5 R2 | 1.935 mL | OK |
| | | Consumption 4.2 R3 | 1.951 mL | OK |
| | | Content R5 | 38.700 mg/L | OK |
| | | ALK LOW R6 | 38.380 mg/L | OK |
| 61 | L2555647-09 | Sample size | 50 mL | |
| | | Potential R4 | 6.93 pH | OK |
| | | Consumption 8.3 R1 | NaN mL | Not OK |
| | | Consumption 4.5 R2 | 1.641 mL | OK |
| | | Consumption 4.2 R3 | 1.647 mL | OK |
| | | Content R5 | 32.820 mg/L | OK |
| | | ALK LOW R6 | 32.700 mg/L | OK |
| 62 | L2555647-11 | Sample size | 50 mL | |
| | | Potential R4 | 5.89 pH | OK |
| | | Consumption 8.3 R1 | NaN mL | Not OK |
| | | Consumption 4.5 R2 | 1.314 mL | OK |
| | | Consumption 4.2 R3 | 1.321 mL | OK |
| | | Content R5 | 26.280 mg/L | OK |
| | | ALK LOW R6 | 26.140 mg/L | OK |
| 63 | L2555647-13 | Sample size | 50 mL | |
| | | Potential R4 | 6.86 pH | OK |
| | | Consumption 8.3 R1 | NaN mL | Not OK |
| | | Consumption 4.5 R2 | 9.616 mL | OK |
| | | Consumption 4.2 R3 | 9.674 mL | OK |
| | | Content R5 | 192.320 mg/L | OK |
| | | ALK LOW R6 | 191.160 mg/L | OK |
| 64 | L2555647-15 | Sample size | 50 mL | |
| | | Potential R4 | 5.24 pH | OK |
| | | Consumption 8.3 R1 | NaN mL | Not OK |
| | | Consumption 4.5 R2 | 2.399 mL | OK |
| | | Consumption 4.2 R3 | 2.496 mL | OK |
| | | Content R5 | 47.980 mg/L | OK |
| | | ALK LOW R6 | 46.040 mg/L | OK |
| 65 | L2555647-17 | Sample size | 50 mL | |
| | | Potential R4 | 5.46 pH | OK |
| | | Consumption 8.3 R1 | NaN mL | Not OK |
| | | Consumption 4.5 R2 | 3.220 mL | OK |
| | | Consumption 4.2 R3 | 3.301 mL | OK |
| | | Content R5 | 64.400 mg/L | OK |
| | | ALK LOW R6 | 62.780 mg/L | OK |
| 66 | L2555647-19 | Sample size | 50 mL | |
| | | Potential R4 | 5.52 pH | OK |
| | | Consumption 8.3 R1 | NaN mL | Not OK |
| | | Consumption 4.5 R2 | 3.525 mL | OK |

| | | | | |
|---|---|---|---|---|
| | | Consumption 4.2 R3 | 3.559 mL | OK |
| | | Content R5 | 70.500 mg/L | OK |
| | | ALK LOW R6 | 69.820 mg/L | OK |
| 67 | L2555647-21 | Sample size | 50 mL | |
| | | Potential R4 | 6.19 pH | OK |
| | | Consumption 8.3 R1 | NaN mL | Not OK |
| | | Consumption 4.5 R2 | 14.706 mL | OK |
| | | Consumption 4.2 R3 | 14.865 mL | OK |
| | | Content R5 | 294.120 mg/L | OK |
| | | ALK LOW R6 | 290.940 mg/L | OK |
| 68 | L2555647-23 | Sample size | 50 mL | |
| | | Potential R4 | 5.34 pH | OK |
| | | Consumption 8.3 R1 | NaN mL | Not OK |
| | | Consumption 4.5 R2 | 0.096 mL | OK |
| | | Consumption 4.2 R3 | 0.110 mL | OK |
| | | Content R5 | 1.920 mg/L | OK |
| | | ALK LOW R6 | 1.640 mg/L | OK |
| 69 | L2554428-01 | Sample size | 50 mL | |
| | | Potential R4 | 6.86 pH | OK |
| | | Consumption 8.3 R1 | NaN mL | Not OK |
| | | Consumption 4.5 R2 | NaN mL | Not OK |
| | | Consumption 4.2 R3 | NaN mL | Not OK |
| | | Content R5 | NaN mg/L | Not OK |
| | | ALK LOW R6 | NaN mg/L | Not OK |
| 70 | L2554428-02 | Sample size | 50 mL | |
| | | Potential R4 | 6.54 pH | OK |
| | | Consumption 8.3 R1 | NaN mL | Not OK |
| | | Consumption 4.5 R2 | NaN mL | Not OK |
| | | Consumption 4.2 R3 | NaN mL | Not OK |
| | | Content R5 | NaN mg/L | Not OK |
| | | ALK LOW R6 | NaN mg/L | Not OK |
| 71 | L2554428-03 | Sample size | 50 mL | |
| | | Potential R4 | 6.46 pH | OK |
| | | Consumption 8.3 R1 | NaN mL | Not OK |
| | | Consumption 4.5 R2 | NaN mL | Not OK |
| | | Consumption 4.2 R3 | NaN mL | Not OK |
| | | Content R5 | NaN mg/L | Not OK |
| | | ALK LOW R6 | NaN mg/L | Not OK |
| 72 | CCV | Sample size | 50 mL | |
| | | Potential R4 | 11.12 pH | OK |
| | | Consumption 8.3 R1 | 5.156 mL | OK |
| | | Consumption 4.5 R2 | 5.505 mL | OK |
| | | Consumption 4.2 R3 | 5.505 mL | OK |
| | | Content R5 | 110.100 mg/L | OK |
| | | ALK LOW R6 | 110.100 mg/L | OK |
| 73 | CCB | Sample size | 50 mL | |
| | | Potential R4 | 5.22 pH | OK |

| | | | | |
|---|---|---|---|---|
| | | Consumption 8.3 R1 | NaN mL | Not OK |
| | | Consumption 4.5 R2 | 0.053 mL | OK |
| | | Consumption 4.2 R3 | 0.060 mL | OK |
| | | Content R5 | 1.060 mg/L | OK |
| | | ALK LOW R6 | 0.920 mg/L | OK |
| 74 | CCV | Sample size | 50 mL | |
| | | Potential R4 | 11.10 pH | OK |
| | | Consumption 8.3 R1 | 4.919 mL | OK |
| | | Consumption 4.5 R2 | 5.219 mL | OK |
| | | Consumption 4.2 R3 | 5.219 mL | OK |
| | | Content R5 | 104.380 mg/L | OK |
| | | ALK LOW R6 | 104.380 mg/L | OK |
| 75 | CCB | Sample size | 50 mL | |
| | | Potential R4 | 5.19 pH | OK |
| | | Consumption 8.3 R1 | NaN mL | Not OK |
| | | Consumption 4.5 R2 | 0.044 mL | OK |
| | | Consumption 4.2 R3 | 0.049 mL | OK |
| | | Content R5 | 0.880 mg/L | OK |
| | | ALK LOW R6 | 0.780 mg/L | OK |
| 76 | L2554407-03 10x | Sample size | 50 mL | |
| | | Potential R4 | 11.42 pH | OK |
| | | Consumption 8.3 R1 | 6.946 mL | OK |
| | | Consumption 4.5 R2 | 7.307 mL | OK |
| | | Consumption 4.2 R3 | 7.312 mL | OK |
| | | Content R5 | 146.140 mg/L | OK |
| | | ALK LOW R6 | 146.040 mg/L | OK |
| 77 | L2554407-04 10x | Sample size | 50 mL | |
| | | Potential R4 | 10.93 pH | OK |
| | | Consumption 8.3 R1 | 3.796 mL | OK |
| | | Consumption 4.5 R2 | 4.159 mL | OK |
| | | Consumption 4.2 R3 | 4.165 mL | OK |
| | | Content R5 | 83.180 mg/L | OK |
| | | ALK LOW R6 | 83.060 mg/L | OK |
| 78 | L2554407-05 10x | Sample size | 50 mL | |
| | | Potential R4 | 11.76 pH | OK |
| | | Consumption 8.3 R1 | 14.806 mL | OK |
| | | Consumption 4.5 R2 | 15.342 mL | OK |
| | | Consumption 4.2 R3 | 15.357 mL | OK |
| | | Content R5 | 306.840 mg/L | OK |
| | | ALK LOW R6 | 306.540 mg/L | OK |
| 79 | L2554407-06 10x | Sample size | 50 mL | |
| | | Potential R4 | 10.82 pH | OK |
| | | Consumption 8.3 R1 | 3.253 mL | OK |
| | | Consumption 4.5 R2 | 3.612 mL | OK |
| | | Consumption 4.2 R3 | 3.614 mL | OK |
| | | Content R5 | 72.240 mg/L | OK |
| | | ALK LOW R6 | 72.200 mg/L | OK |

# Titration report

| | | | | |
|---|---|---|---|---|
| 80 | L2554407-07 10x | Sample size | 50 mL | |
| | | Potential R4 | 11.38 pH | OK |
| | | Consumption 8.3 R1 | 7.312 mL | OK |
| | | Consumption 4.5 R2 | 7.734 mL | OK |
| | | Consumption 4.2 R3 | 7.735 mL | OK |
| | | Content R5 | 154.680 mg/L | OK |
| | | ALK LOW R6 | 154.660 mg/L | OK |
| 81 | L2555127-01 10x | Sample size | 50 mL | |
| | | Potential R4 | 6.49 pH | OK |
| | | Consumption 8.3 R1 | NaN mL | Not OK |
| | | Consumption 4.5 R2 | 3.901 mL | OK |
| | | Consumption 4.2 R3 | 3.916 mL | OK |
| | | Content R5 | 78.020 mg/L | OK |
| | | ALK LOW R6 | 77.720 mg/L | OK |
| 82 | L2554428-01 10x | Sample size | 50 mL | |
| | | Potential R4 | 5.71 pH | OK |
| | | Consumption 8.3 R1 | NaN mL | Not OK |
| | | Consumption 4.5 R2 | 6.349 mL | OK |
| | | Consumption 4.2 R3 | 6.396 mL | OK |
| | | Content R5 | 126.980 mg/L | OK |
| | | ALK LOW R6 | 126.040 mg/L | OK |
| 83 | L2554428-02 10x | Sample size | 50 mL | |
| | | Potential R4 | 5.74 pH | OK |
| | | Consumption 8.3 R1 | NaN mL | Not OK |
| | | Consumption 4.5 R2 | 7.239 mL | OK |
| | | Consumption 4.2 R3 | 7.314 mL | OK |
| | | Content R5 | 144.780 mg/L | OK |
| | | ALK LOW R6 | 143.280 mg/L | OK |
| 84 | L2554428-03 10x | Sample size | 50 mL | |
| | | Potential R4 | 5.54 pH | OK |
| | | Consumption 8.3 R1 | NaN mL | Not OK |
| | | Consumption 4.5 R2 | 3.908 mL | OK |
| | | Consumption 4.2 R3 | 3.937 mL | OK |
| | | Content R5 | 78.160 mg/L | OK |
| | | ALK LOW R6 | 77.580 mg/L | OK |
| 85 | CCV | Sample size | 50 mL | |
| | | Potential R4 | 10.98 pH | OK |
| | | Consumption 8.3 R1 | 4.888 mL | OK |
| | | Consumption 4.5 R2 | 5.206 mL | OK |
| | | Consumption 4.2 R3 | 5.209 mL | OK |
| | | Content R5 | 104.120 mg/L | OK |
| | | ALK LOW R6 | 104.060 mg/L | OK |
| 86 | CCB | Sample size | 50 mL | |
| | | Potential R4 | 5.21 pH | OK |
| | | Consumption 8.3 R1 | NaN mL | Not OK |
| | | Consumption 4.5 R2 | 0.037 mL | OK |
| | | Consumption 4.2 R3 | 0.041 mL | OK |

# Titration report

| | | | | |
|---|---|---|---|---|
| | | Content R5 | 0.740 mg/L | OK |
| | | ALK LOW R6 | 0.660 mg/L | OK |
| 87 | CCV | Sample size | 50 mL | |
| | | Potential R4 | 10.95 pH | OK |
| | | Consumption 8.3 R1 | 4.873 mL | OK |
| | | Consumption 4.5 R2 | 5.209 mL | OK |
| | | Consumption 4.2 R3 | 5.211 mL | OK |
| | | Content R5 | 104.180 mg/L | OK |
| | | ALK LOW R6 | 104.140 mg/L | OK |
| 88 | CCB | Sample size | 50 mL | |
| | | Potential R4 | 5.18 pH | OK |
| | | Consumption 8.3 R1 | NaN mL | Not OK |
| | | Consumption 4.5 R2 | 0.035 mL | OK |
| | | Consumption 4.2 R3 | 0.039 mL | OK |
| | | Content R5 | 0.700 mg/L | OK |
| | | ALK LOW R6 | 0.620 mg/L | OK |

## Statistics

### R1

| | | | |
|---|---|---|---|
| Mean | NaN mL | | |
| Maximum | 15.445 mL | Minimum | 2.926 mL |
| Standard deviation | NaN mL | Rel. standard deviation | NaN % |
| Total samples | 88 | Samples excluded | 0 |

### R2

| | | | |
|---|---|---|---|
| Mean | NaN mL | | |
| Maximum | 22.335 mL | Minimum | 0.031 mL |
| Standard deviation | NaN mL | Rel. standard deviation | NaN % |
| Total samples | 88 | Samples excluded | 0 |

### R3

| | | | |
|---|---|---|---|
| Mean | NaN mL | | |
| Maximum | 22.620 mL | Minimum | 0.039 mL |
| Standard deviation | NaN mL | Rel. standard deviation | NaN % |
| Total samples | 88 | Samples excluded | 0 |

### R4

| | | | |
|---|---|---|---|
| Mean | 7.14 pH | | |
| Maximum | 12.14 pH | Minimum | 5.01 pH |
| Standard deviation | 2.45 pH | Rel. standard deviation | 34.353 % |
| Total samples | 88 | Samples excluded | 0 |

### R5

# Titration report

| | | | |
|---|---|---|---|
| Mean | NaN mg/L | | |
| Maximum | 446.700 mg/L | Minimum | 0.620 mg/L |
| Standard deviation | NaN mg/L | Rel. standard deviation | NaN % |
| Total samples | 88 | Samples excluded | 0 |

R6

| | | | |
|---|---|---|---|
| Mean | NaN mg/L | | |
| Maximum | 441.000 mg/L | Minimum | 0.440 mg/L |
| Standard deviation | NaN mg/L | Rel. standard deviation | NaN % |
| Total samples | 88 | Samples excluded | 0 |

## Used Instruments

| | | | |
|---|---|---|---|
| Name | T7 Excellence Titrator | Serial number | C329519495 |

## Responsible User

| Time | Login name | Full name |
|---|---|---|
| 9/9/2025 9:36:16 AM | SystemInternal | System internal account |

(17) Data compression on instrument occurred

# Quality Control

# Form 6
# Lab Duplicates

| | | | |
|---|---|---|---|
| **Client** | : Roux Env. Eng. & Geology, DPC | **Lab Number** | : L2554996 |
| **Project Name** | : CORAM MATERIALS | **Project Number** | : 2232.0006Y005 |
| **Client Sample ID** | : NA | **Matrix** | : WATER |
| **Lab Sample ID** | : NA | **Analysis Date** | : 09/09/25 13:28 |
| **Dup Sample ID** | : WG2112368-2 | **DUP Analysis Date** | : 09/09/25 13:30 |

| Parameter | Sample Concentration (mg CaCO3/L) | Duplicate Concentration (mg CaCO3/L) | RPD | RPD Limit |
|---|---|---|---|---|
| Alkalinity, Carbonate | ND | ND | NC | 10 |
| Alkalinity, Bicarbonate | 31.0 | 30.4 | 2 | 9 |

# Form 6
# Lab Duplicates

| | | | |
|---|---|---|---|
| **Client** | : Roux Env. Eng. & Geology, DPC | **Lab Number** | : L2554996 |
| **Project Name** | : CORAM MATERIALS | **Project Number** | : 2232.0006Y005 |
| **Client Sample ID** | : NA | **Matrix** | : WATER |
| **Lab Sample ID** | : NA | **Analysis Date** | : 09/09/25 13:41 |
| **Dup Sample ID** | : WG2112368-3 | **DUP Analysis Date** | : 09/09/25 13:42 |

| Parameter | Sample Concentration (mg CaCO3/L) | Duplicate Concentration (mg CaCO3/L) | RPD | RPD Limit |
|---|---|---|---|---|
| Alkalinity, Carbonate | ND | ND | NC | 10 |
| Alkalinity, Bicarbonate | 20.7 | 20.7 | 0 | 9 |

**Date Created:** 11/11/21
**Created By:** Jason Hebert
**File:** PM11467-1
**Page:** 1

**WETCHEM (WATER)**

| Analyte | CAS # | RL | MDL | Units | LCS Criteria | LCS RPD | MS Criteria | MS RPD | Duplicate RPD | Method | Holding Time | Container/Sample Preservation |
|---|---|---|---|---|---|---|---|---|---|---|---|---|
| Alkalinity, Total | 471-34-1 | 2 | | mg CaCO3/L | 90-110 | 10 | 86-116 | 10 | 10 | 2320B | 14 days | 1 - Plastic 250ml unpreserved/No Headspace |

***Please Note that the RL information provided in this table is calculated using a 100% Solids factor. (Soil/Solids only)***
***Please Note that the information provided in this table is subject to change at anytime at the discretion of the laboratory.***

## Calculations of Alkalinity

$$\text{Alkalinity, mg } CaCO_3/L = \frac{A \times N \times 50{,}000}{\text{mL Sample}}$$

Where:

A = mL of the standard acid titrated

N = normality of the standard acid

Results are calculated using Mettler Toledo software.

Standard sample size is 50mL, 0.02N Sulfuric acid for titration

# Sequence Logs

| | | | | |
|---|---|---|---|---|
| CAL | 250909 | LCS | 6.99 | INT: MRW |
| pH 4 | 3484 | Titrant: | 4298 | |
| pH 7 | 3386 | LCS: | 3530 | |
| pH 10 | 3482 | MS: | 3529 | |
| LCS | 3523 | | | |

1 Rinse,MRW
2 Rinse,MRW
3 WG2112364-1
4 WG2112364-2
5 L2554996-01
6 L2556108-03 2x
7 L2554052-25
8 L2554407-01
9 WG2112364-3
10 WG2112364-4
11 L2554407-03
12 L2554407-04
13 L2554407-05
14 L2554407-06
15 L2554407-07
16 L2556108-03 10x
17 CCV
18 CCB
19 L2554407-08
20 L2554407-09
21 L2554407-11
22 L2554408-01
23 L2554408-02
24 L2554408-03
25 L2555127-01
26 L2555196-01
27 L2555196-02
28 L2555196-03
29 L2555196-04
30 L2555215-01
31 CCV
32 WG2112368-1
33 L2554996-02
34 L2554996-03
35 L2554996-04
36 L2555281-01
37 L2555281-02
38 L2555281-03
39 L2555281-04
40 L2555281-05
41 WG2112368-2

42 L2555281-06
43 L2555281-07
44 L2555281-08
45 L2555605-01
46 L2555605-02
47 WG2112368-3
48 L2555605-03
49 L2555605-04
50 L2555605-05
51 L2555605-06
52 L2555605-07
53 L2555605-08
54 CCV
55 WG2112371-1
56 L2555647-01
57 WG2112371-2
58 L2555647-03
59 L2555647-05
60 L2555647-07
61 L2555647-09
62 L2555647-11
63 L2555647-13
64 L2555647-15
65 L2555647-17
66 L2555647-19
67 L2555647-21
68 L2555647-23
69 L2554428-01
70 L2554428-02
71 L2554428-03
72 CCV
73 CCB
74 CCV
75 CCB
76 L2554407-03 10x
77 L2554407-04 10x
78 L2554407-05 10x
79 L2554407-06 10x
80 L2554407-07 10x
81 L2555127-01 10x
82 L2554428-01 10x
83 L2554428-02 10x
84 L2554428-03 10x
85 CCV
86 CCB
87 CCV
88 CCB

# Chloride Analysis

# Results

# Form 1
# WETCHEM

| | | | |
|---|---|---|---|
| **Client** | : Roux Env. Eng. & Geology, DPC | **Lab Number** | : L2554996 |
| **Project Name** | : CORAM MATERIALS | **Project Number** | : 2232.0006Y005 |
| **Lab ID** | : L2554996-01 | **Date Collected** | : 09/02/25 12:05 |
| **Client ID** | : MW-11S | **Date Received** | : 09/02/25 |
| **Sample Location** | : 416 MILLER PLACE-YAPHANK RD. | **Date Analyzed** | : 09/03/25 15:19 |
| **Sample Matrix** | : WATER | **Dilution Factor** | : 1 |
| **Analytical Method** | : 121,4500CL-E | **Analyst** | : JER |
| **Lab File ID** | : CL250903-A | **Instrument ID** | : LACHAT3 |
| **Sample Amount** | : | **%Solids** | : N/A |
| **Digestion Method** | : | **Date Digested** | : |

| | | mg/l | | | |
|---|---|---|---|---|---|
| **CAS NO.** | **Parameter** | **Results** | **RL** | **MDL** | **Qualifier** |
| 16887-00-6 | Chloride | 3.0 | 1.0 | 0.89 | |

# Form 1
# WETCHEM

| | | | |
|---|---|---|---|
| **Client** | : Roux Env. Eng. & Geology, DPC | **Lab Number** | : L2554996 |
| **Project Name** | : CORAM MATERIALS | **Project Number** | : 2232.0006Y005 |
| **Lab ID** | : L2554996-02 | **Date Collected** | : 09/02/25 12:33 |
| **Client ID** | : MW-11D | **Date Received** | : 09/02/25 |
| **Sample Location** | : 416 MILLER PLACE-YAPHANK RD. | **Date Analyzed** | : 09/03/25 15:20 |
| **Sample Matrix** | : WATER | **Dilution Factor** | : 1 |
| **Analytical Method** | : 121,4500CL-E | **Analyst** | : JER |
| **Lab File ID** | : CL250903-A | **Instrument ID** | : LACHAT3 |
| **Sample Amount** | : | **%Solids** | : N/A |
| **Digestion Method** | : | **Date Digested** | : |

| | | mg/l | | | |
|---|---|---|---|---|---|
| **CAS NO.** | **Parameter** | **Results** | **RL** | **MDL** | **Qualifier** |
| 16887-00-6 | Chloride | 14. | 1.0 | 0.89 | |

# Form 1
# WETCHEM

| | | | |
|---|---|---|---|
| **Client** | : Roux Env. Eng. & Geology, DPC | **Lab Number** | : L2554996 |
| **Project Name** | : CORAM MATERIALS | **Project Number** | : 2232.0006Y005 |
| **Lab ID** | : L2554996-03 | **Date Collected** | : 09/02/25 12:00 |
| **Client ID** | : DUP_09022025 | **Date Received** | : 09/02/25 |
| **Sample Location** | : 416 MILLER PLACE-YAPHANK RD. | **Date Analyzed** | : 09/03/25 15:21 |
| **Sample Matrix** | : WATER | **Dilution Factor** | : 1 |
| **Analytical Method** | : 121,4500CL-E | **Analyst** | : JER |
| **Lab File ID** | : CL250903-A | **Instrument ID** | : LACHAT3 |
| **Sample Amount** | : | **%Solids** | : N/A |
| **Digestion Method** | : | **Date Digested** | : |

| | | mg/l | | | |
|---|---|---|---|---|---|
| **CAS NO.** | **Parameter** | **Results** | **RL** | **MDL** | **Qualifier** |
| 16887-00-6 | Chloride | 14. | 1.0 | 0.89 | |

# Form 1
# WETCHEM

| | | | |
|---|---|---|---|
| **Client** | : Roux Env. Eng. & Geology, DPC | **Lab Number** | : L2554996 |
| **Project Name** | : CORAM MATERIALS | **Project Number** | : 2232.0006Y005 |
| **Lab ID** | : L2554996-04 | **Date Collected** | : 09/02/25 14:00 |
| **Client ID** | : EQUIPMENT BLANK_0902025 | **Date Received** | : 09/02/25 |
| **Sample Location** | : 416 MILLER PLACE-YAPHANK RD. | **Date Analyzed** | : 09/03/25 16:52 |
| **Sample Matrix** | : Equipment Blank | **Dilution Factor** | : 1 |
| **Analytical Method** | : 121,4500CL-E | **Analyst** | : JER |
| **Lab File ID** | : CL250903-A | **Instrument ID** | : LACHAT3 |
| **Sample Amount** | : | **%Solids** | : N/A |
| **Digestion Method** | : | **Date Digested** | : |

| | | mg/l | | | |
|---|---|---|---|---|---|
| **CAS NO.** | **Parameter** | **Results** | **RL** | **MDL** | **Qualifier** |
| 16887-00-6 | Chloride | ND | 1.0 | 0.89 | U |

# Form 1
# WETCHEM

| | | | |
|---|---|---|---|
| Client | : Roux Env. Eng. & Geology, DPC | Lab Number | : L2554996 |
| Project Name | : CORAM MATERIALS | Project Number | : 2232.0006Y005 |
| Lab ID | : WG2110185-1 | Date Collected | : NA |
| Client ID | : WG2110185-1BLANK | Date Received | : NA |
| Sample Location | : | Date Analyzed | : 09/03/25 14:52 |
| Sample Matrix | : WATER | Dilution Factor | : 1 |
| Analytical Method | : 121,4500CL-E | Analyst | : JER |
| Lab File ID | : CL250903-A | Instrument ID | : LACHAT3 |
| Sample Amount | : | %Solids | : N/A |
| Digestion Method | : | Date Digested | : |

| | | mg/l | | | |
|---|---|---|---|---|---|
| CAS NO. | Parameter | Results | RL | MDL | Qualifier |
| 16887-00-6 | Chloride | ND | 1.0 | 0.89 | U |

# Form 1
# WETCHEM

| | | | |
|---|---|---|---|
| **Client** | : Roux Env. Eng. & Geology, DPC | **Lab Number** | : L2554996 |
| **Project Name** | : CORAM MATERIALS | **Project Number** | : 2232.0006Y005 |
| **Lab ID** | : WG2110185-3 | **Date Collected** | : 08/27/25 10:46 |
| **Client ID** | : WG2110185-3 DUP | **Date Received** | : 08/28/25 |
| **Sample Location** | : | **Date Analyzed** | : 09/03/25 15:00 |
| **Sample Matrix** | : WATER | **Dilution Factor** | : 1 |
| **Analytical Method** | : 121,4500CL-E | **Analyst** | : JER |
| **Lab File ID** | : CL250903-A | **Instrument ID** | : LACHAT3 |
| **Sample Amount** | : | **%Solids** | : N/A |
| **Digestion Method** | : | **Date Digested** | : |

| | | mg/l | | | |
|---|---|---|---|---|---|
| **CAS NO.** | **Parameter** | **Results** | **RL** | **MDL** | **Qualifier** |
| 16887-00-6 | Chloride | 3.1 | 1.0 | 0.89 | |

# Sample Raw Data

Author: Date : 9/3/2025

Original Run Filename: OM_9-3-2025_02-38-52PM.OMN Created: 9/3/2025 2:38:52 PM
Original Run Author's Signature: [a1wetcheminstrument]
Current Run Filename: OM_9-3-2025_02-38-52PM.OMN Last Modified: 9/3/2025 6:14:42 PM
Current Run Author's Signature: [a1wetcheminstrument]
Description: Default New Run

| Sample | Rep. | Cup No. | Channel 1 Chloride-CH3 (mg Cl/L) | ADF | MDF | Weight | |
|---|---|---|---|---|---|---|---|
| Sample1 | 1 | S1 | 100.00000 | | | | |
| Sample2 | 1 | S2 | 80.00000 | | | | |
| Sample3 | 1 | S3 | 20.00000 | | | | |
| Sample4 | 1 | S4 | 10.00000 | | | | |
| Sample5 | 1 | S5 | 5.00000 | | | | |
| Sample6 | 1 | S6 | 2.00000 | | | | |
| Sample7 | 1 | S7 | 1.00000 | | | | |
| Sample8 | 1 | S9 | 0.00000 | | | | |
| CCV | 1 | S3 | 19.93775 | | | | |
| Known Conc: | | | 20.00000 | | | | |
| Calibration: | | | Table/Fig. : 1 | | | | |
| CCB | 1 | S9 | 0.64328 | | | | |
| Known Conc: | | | 0.00000 | | | | |
| ICV 5 | 1 | 1 | 4.48061 | | | | 90% |
| ICV 30 | 1 | 2 | 31.63806 | | | | 105% |
| ICV 80 | 1 | 3 | 85.22340 | | | | 107% |
| ICB | 1 | 4 | 0.87176 | | | | |
| 100 PPM | 1 | 5 | 107.57249 | 10.00 | | | 108% |
| WG2110185-1 | 1 | 6 | 0.68905 | | | | |
| WG2110185-2 | 1 | 7 | 33.69233 | | | | |
| WG2110187-1 | 1 | 8 | 0.75915 | | | | |
| WG2110187-2 | 1 | 9 | 32.70138 | | | | 109% |
| WG2110189-1 | 1 | 10 | 0.68489 | | | | |
| CCV | 1 | S3 | 20.08920 | | | | |
| Known Conc: | | | 20.00000 | | | | |
| CCB | 1 | S9 | 0.69683 | | | | |
| Known Conc: | | | 0.00000 | | | | |
| WG2110189-2 | 1 | 11 | 33.13440 | | | | 110% |
| WG2110191/4-1 | 1 | 12 | 0.69332 | | | | |
| WG2110191/4-2 | 1 | 13 | 28.51157 | | | | 95% |
| L2554178-01 | 1 | 14 | 3.35186 | | | | |
| WG2110185-3 | 1 | 15 | 3.08732 | | | | |
| WG2110185-4 | 1 | 16 | 23.66701 | | | | |
| L2554178-02 | 1 | 17 | 3.14045 | | | | |
| L2554178-03 | 1 | 18 | 3.97522 | | | | |
| L2554178-04 | 1 | 19 | 2.00020 | | | | |
| L2554187-01 | 1 | 20 | 17.24922 | 10.00 | | | |
| CCV | 1 | S3 | 20.15089 | | | | |
| Known Conc: | | | 20.00000 | | | | |
| CCB | 1 | S9 | 0.72232 | | | | |
| Known Conc: | | | 0.00000 | | | | |
| L2554277-01 | 1 | 21 | 519.70282 | | | | |
| L2554277-02 | 1 | 22 | 152.71149 | | | | |
| L2554277-03 | 1 | 23 | 95.71778 | | | | |
| L2554277-04 | 1 | 24 | 91.57775 | | | | |
| L2554277-05 | 1 | 25 | 558.96100 | | | | |
| L2554305-01 | 1 | 26 | 24.04254 | | | | |
| L2554322-01 | 1 | 27 | 156.14630 | | | | |
| L2554378-01 | 1 | 28 | 23.37096 | | | | |
| L2554378-02 | 1 | 29 | 24.62274 | | | | |
| L2554681-01 | 1 | 30 | 9.00029 | 10.00 | | | |
| CCV | 1 | S3 | 20.10231 | | | | |
| Known Conc: | | | 20.00000 | | | | |
| CCB | 1 | S9 | 0.69385 | | | | |
| Known Conc: | | | 0.00000 | | | | |
| L2554681-02 | 1 | 31 | 14.73267 | | | | |
| L2554996-01 | 1 | 32 | 2.99523 | | | | |
| L2554996-02 | 1 | 33 | 13.71089 | | | | |

| | | | | | | |
|---|---|---|---|---|---|---|
| L2554996-03 | 1 | 34 | 13.71092 | | | |
| L2554996-04 | 1 | 35 | 1.04068 | | | |
| L2554681-03 | 1 | 36 | 57.31645 | | | |
| L2554681-04 | 1 | 37 | 9.52318 | | | |
| WG2110187-3 | 1 | 38 | 9.37659 | | | |
| WG2110187-4 | 1 | 39 | 30.58546 | | | |
| L2554681-05 | 1 | 40 | 15.15954 | 10.00 | | |
| CCV | 1 | S3 | 19.83363 | | | |
| | Known Conc: | | 20.00000 | | | |
| CCB | 1 | S9 | 0.65520 | | | |
| | Known Conc: | | 0.00000 | | | |
| L2554841-01 | 1 | 41 | 86.01656 | | | |
| L2554841-03 | 1 | 42 | 86.01228 | | | |
| L2554841-05 | 1 | 43 | 0.76616 | | | |
| L2554841-07 | 1 | 44 | 28.84746 | | | |
| L2554842-01 | 1 | 45 | 2.17503 | | | |
| L2554842-03 | 1 | 46 | 100.56652 | | | |
| L2554998-02 | 1 | 47 | 107.86832 | | | |
| L2554998-07 | 1 | 48 | 61.39304 | | | |
| L2554998-08 | 1 | 49 | 60.13139 | | | |
| L2554998-10 | 1 | 50 | 76.68970 | 10.00 | | |
| CCV | 1 | S3 | 19.79616 | | | |
| | Known Conc: | | 20.00000 | | | |
| CCB | 1 | S9 | 0.65966 | | | |
| | Known Conc: | | 0.00000 | | | |
| L2554073-01 | 1 | 51 | 341.50571 | | | |
| L2554073-02 | 1 | 52 | 322.14639 | | | |
| L2554073-03 | 1 | 53 | 533.28290 | | | |
| L2554073-04 | 1 | 54 | 215.06367 | | | |
| L2554129-01 | 1 | 55 | 148.77048 | | | |
| WG2110189-3 | 1 | 56 | 148.78006 | | | |
| WG2110189-4 | 1 | 57 | 160.70850 | | | |
| L2554129-02 | 1 | 58 | 43.28960 | | | |
| L2554129-03 | 1 | 59 | 128.10274 | | | |
| L2554129-04 | 1 | 60 | 50.64041 | 10.00 | | |
| CCV | 1 | S3 | 19.55221 | | | |
| | Known Conc: | | 20.00000 | | | |
| CCB | 1 | S9 | 0.65803 | | | |
| | Known Conc: | | 0.00000 | | | |
| L2554129-05 | 1 | 61 | 182.88310 | | | |
| L2554129-06 | 1 | 62 | 67.13654 | | | |
| L2554129-07 | 1 | 63 | 169.47101 | | | |
| L2554129-08 | 1 | 64 | 169.68391 | | | |
| L2554129-09 | 1 | 65 | 110.87070 | | | |
| L2554129-10 | 1 | 66 | 0.97736 | | | |
| L2554129-11 | 1 | 67 | 0.80153 | | | |
| L2554366-01 | 1 | 68 | 9873.44141 | 100.00 | | |
| L2554366-02 | 1 | 69 | 20403.89258 | 100.00 | | |
| L2554366-03 | 1 | 70 | 79.51085 | 10.00 | | |
| CCV | 1 | S3 | 19.61734 | | | |
| | Known Conc: | | 20.00000 | | | |
| CCB | 1 | S9 | 0.72445 | | | |
| | Known Conc: | | 0.00000 | | | |
| L2554416-01 | 1 | 71 | 203.86841 | | | |
| L2554416-02 | 1 | 72 | 7.06982 | | | |
| L2554416-03 | 1 | 73 | 154.89969 | | | |
| L2554416-04 | 1 | 74 | 230.02867 | | | |
| L2554416-05 | 1 | 75 | 289.14166 | | | |
| L2554655-01 | 1 | 76 | 48.16282 | | | |
| L2554655-02 | 1 | 77 | 429.36148 | | | |
| L2554655-03 | 1 | 78 | 398.62292 | | | |
| L2554655-04 | 1 | 79 | 513.81073 | | | |
| L2554655-05 | 1 | 80 | 15.78450 | 10.00 | | |
| CCV | 1 | S3 | 19.92449 | | | |
| | Known Conc: | | 20.00000 | | | |
| CCB | 1 | S9 | 0.65866 | | | |
| | Known Conc: | | 0.00000 | | | |
| L2554700-01 | 1 | 81 | 95.38956 | | | |

| | | | | | | |
|---|---|---|---|---|---|---|
| WG2110191-3 | 1 | 82 | 94.97456 | | | |
| WG2110191-4 | 1 | 83 | 113.06894 | | | |
| L2554700-02 | 1 | 84 | 14.89636 | | | |
| L2554700-03 | 1 | 85 | 136.82600 | | | |
| L2554700-04 | 1 | 86 | 33.05556 | | | |
| L2554275-01 | 1 | 87 | 7.44070 | | | |
| WG2110194-3 | 1 | 88 | 55.01673 | | | |
| WG2110194-4 | 1 | 89 | 74.85117 | | | |
| L2554275-02 | 1 | 90 | 48.56313 | 10.00 | | |
| CCV | 1 | S3 | 19.76047 | | | |
| | Known Conc: | | 20.00000 | | | |
| CCB | 1 | S9 | 0.66153 | | | |
| | Known Conc: | | 0.00000 | | | |
| WG2110185-2 | 1 | 7 | 27.90596 | | | |
| L2554277-01 | 1 | 21 | 11774.86133 | 100.00 | | |
| L2554277-02 | 1 | 22 | 126.37991 | 10.00 | | |
| L2554187-01 | 1 | 20 | 13.55405 | | | |
| L2554277-05 | 1 | 25 | 5801.87744 | 100.00 | | |
| L2554277-03 | 1 | 23 | 78.30505 | 10.00 | | |
| L2554277-04 | 1 | 24 | 78.82099 | 10.00 | | |
| L2554305-01 | 1 | 26 | 4.87956 | | | |
| L2554322-01 | 1 | 27 | 157.36925 | 10.00 | | |
| L2554681-01 | 1 | 30 | 1.50038 | | | |
| CCV | 1 | S3 | 19.75519 | | | |
| | Known Conc: | | 20.00000 | | | |
| CCB | 1 | S9 | 0.54787 | | | |
| | Known Conc: | | 0.00000 | | | |
| L2554378-01 | 1 | 28 | 21.46961 | | | |
| L2554681-05 | 1 | 40 | 11.52765 | | | |
| L2554842-03 | 1 | 46 | 91.80194 | 10.00 | | |
| L2554998-02 | 1 | 47 | 99.76452 | 10.00 | | |
| L2554998-07 | 1 | 48 | 61.48507 | | | |
| L2554073-01 | 1 | 51 | 642.60034 | 10.00 | | |
| L2554073-02 | 1 | 52 | 564.93579 | 10.00 | | |
| L2554996-04 | 1 | 35 | 0.76288 | | | |
| L2554073-03 | 1 | 53 | 2422.41187 | 10.00 | | |
| L2554073-04 | 1 | 54 | 259.40900 | 10.00 | | |
| CCV | 1 | S3 | 19.91303 | | | |
| | Known Conc: | | 20.00000 | | | |
| CCB | 1 | S9 | 0.81354 | | | |
| | Known Conc: | | 0.00000 | | | |
| L2554129-01 | 1 | 55 | 153.43500 | 10.00 | | |
| WG2110189-3 | 1 | 56 | 152.90048 | 10.00 | | |
| WG2110189-4 | 1 | 57 | 170.41000 | 10.00 | | |
| L2554129-03 | 1 | 59 | 125.73595 | 10.00 | | |
| L2554129-05 | 1 | 61 | 207.31184 | 10.00 | | |
| L2554129-07 | 1 | 63 | 182.75917 | 10.00 | | |
| L2554129-08 | 1 | 64 | 186.60284 | 10.00 | | |
| L2554129-09 | 1 | 65 | 104.44478 | 10.00 | | |
| L2554129-02 | 1 | 58 | 43.07251 | | | |
| L2554129-04 | 1 | 60 | 58.20696 | | | |
| CCV | 1 | S3 | 19.71449 | | | |
| | Known Conc: | | 20.00000 | | | |
| CCB | 1 | S9 | 0.67690 | | | |
| | Known Conc: | | 0.00000 | | | |
| L2554129-06 | 1 | 62 | 67.47957 | | | |
| L2554129-10 | 1 | 66 | 0.91144 | | | |
| L2554366-02 | 1 | 69 | 26836.35352 | 1000.00 | | |
| L2554416-01 | 1 | 71 | 253.01375 | 10.00 | | |
| L2554416-03 | 1 | 73 | 165.76520 | 10.00 | | |
| L2554416-04 | 1 | 74 | 308.66235 | 10.00 | | |
| L2554416-02 | 1 | 72 | 6.66622 | | | |
| L2554366-01 | 1 | 68 | 9624.23828 | 1000.00 | | |
| L2554416-05 | 1 | 75 | 457.00009 | 10.00 | | |
| L2554655-02 | 1 | 77 | 1170.86621 | 10.00 | | |
| CCV | 1 | S3 | 20.04613 | | | |
| | Known Conc: | | 20.00000 | | | |
| CCB | 1 | S9 | 0.77102 | | | |

Author: Date : 9/3/2025

| | | | | | | |
|---|---|---|---|---|---|---|
| | | Known Conc: | 0.00000 | | | |
| [redacted] | [redacted] | [redacted] | [redacted] | [redacted] | | |
| [redacted] | 1 | [redacted] | [redacted] | 10.00 | | |
| L2554655-01 | 1 | 76 | 48.29634 | | | |
| WG2110191-4 | 1 | 83 | 112.81429 | 10.00 | | |
| [redacted] | 1 | [redacted] | [redacted] | | | |
| L2554700-03 | 1 | 85 | 139.12202 | 10.00 | | |
| L2554700-01 | 1 | 81 | 87.44989 | 10.00 | | |
| WG2110191-3 | 1 | 82 | 89.97905 | 10.00 | | |
| L2554700-02 | 1 | 84 | 14.89241 | | | |
| L2554700-04 | 1 | 86 | 33.29510 | | | |
| CCV | 1 | S3 | 20.42191 | | | |
| | | Known Conc: | 20.00000 | | | |
| CCB | 1 | S9 | 0.89640 | | | |
| | | Known Conc: | 0.00000 | | | |
| L2554275-02 | 1 | 90 | 55.05960 | | | |
| L2554277-01 | 1 | 21 | 19759.37891 | 1000.00 | | |
| L2554073-03 | 1 | 53 | 2503.14331 | 100.00 | | |
| L2554655-02 | 1 | 77 | 916.55817 | 100.00 | | |
| L2554655-03 | 1 | 78 | 740.91699 | 100.00 | | |
| L2554655-04 | 1 | 79 | 2176.39453 | 100.00 | | |
| CCV | 1 | S3 | 19.86261 | | | |
| | | Known Conc: | 20.00000 | | | |
| CCB | 1 | S9 | 0.92072 | | | |
| | | Known Conc: | 0.00000 | | | |

Channel 1 (Chloride) - Set: 1 / 19

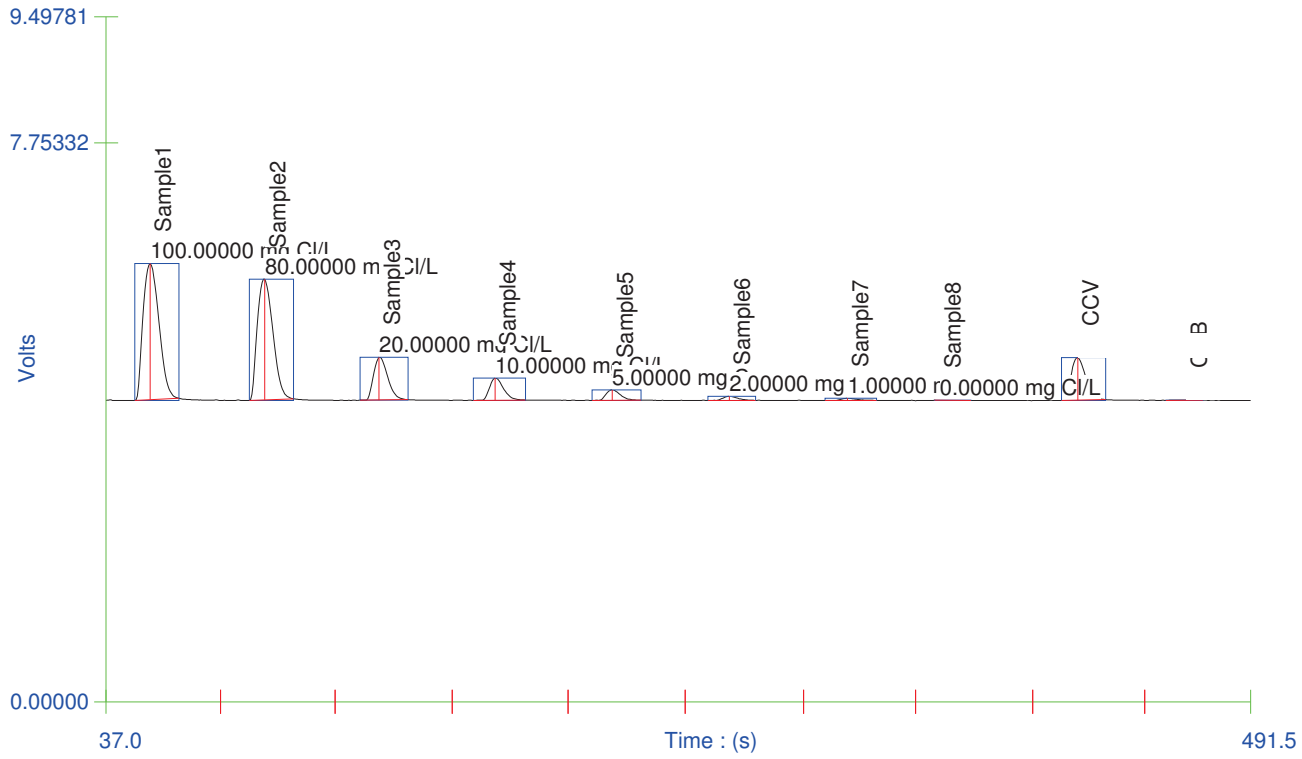

Author: Date : 9/3/2025

Channel 1 (Chloride) - Set: 2 / 19

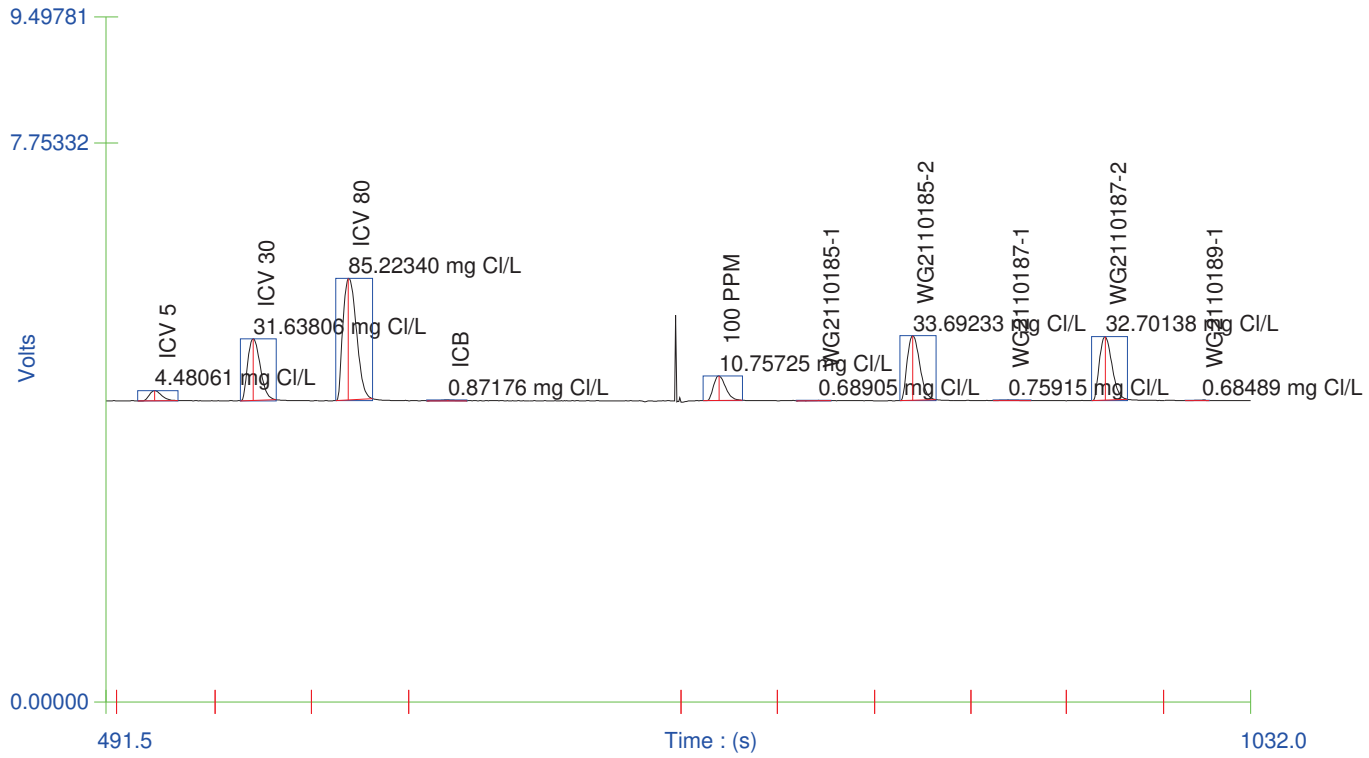


Channel 1 (Chloride) - Set: 3 / 19

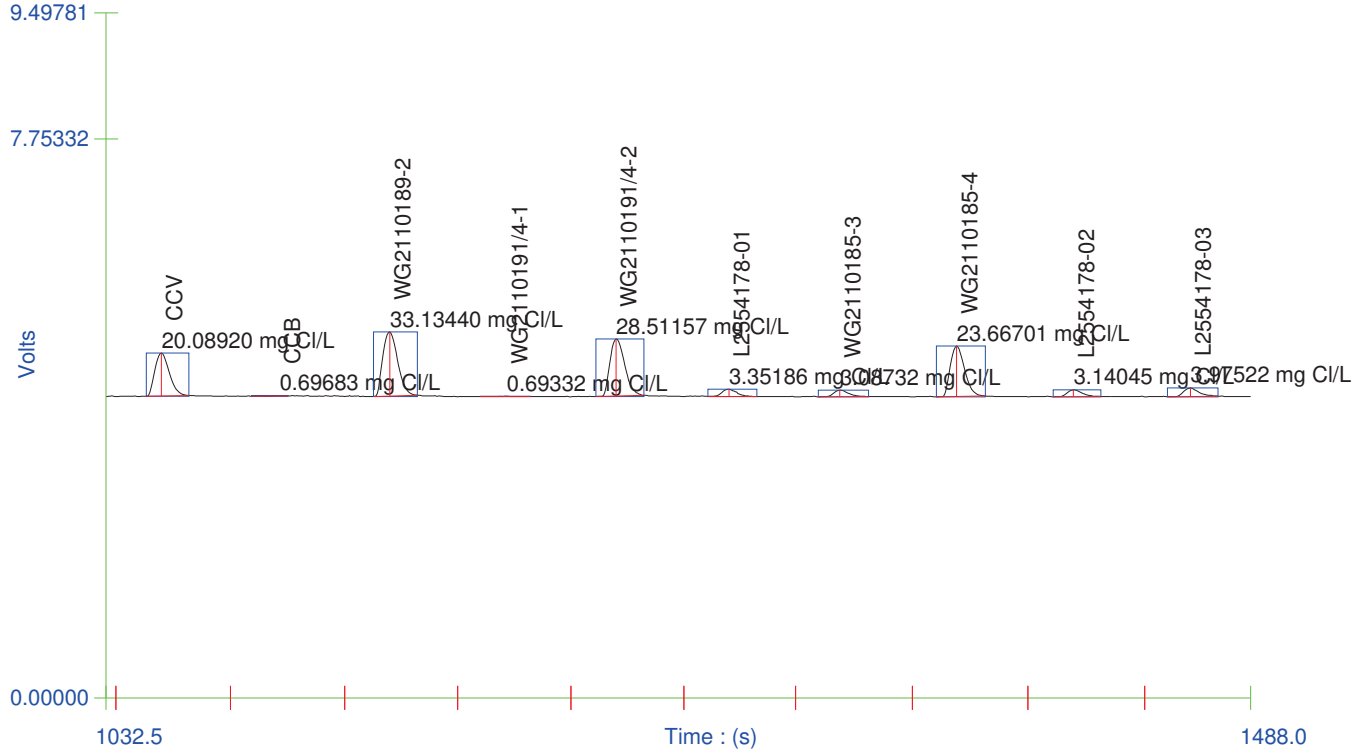

Author:

Date : 9/3/2025

Channel 1 (Chloride) - Set: 4 / 19

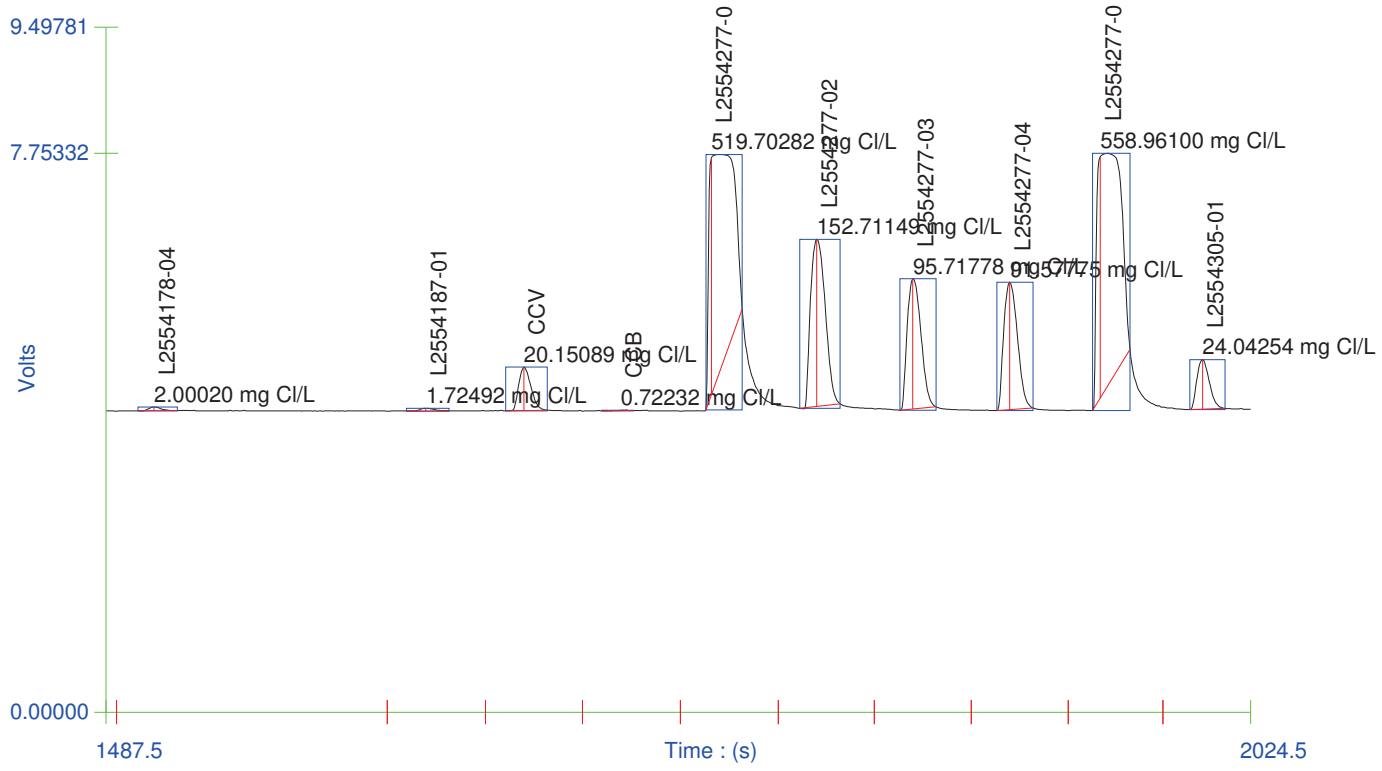

Author: Date : 9/3/2025

Channel 1 (Chloride) - Set: 5 / 19

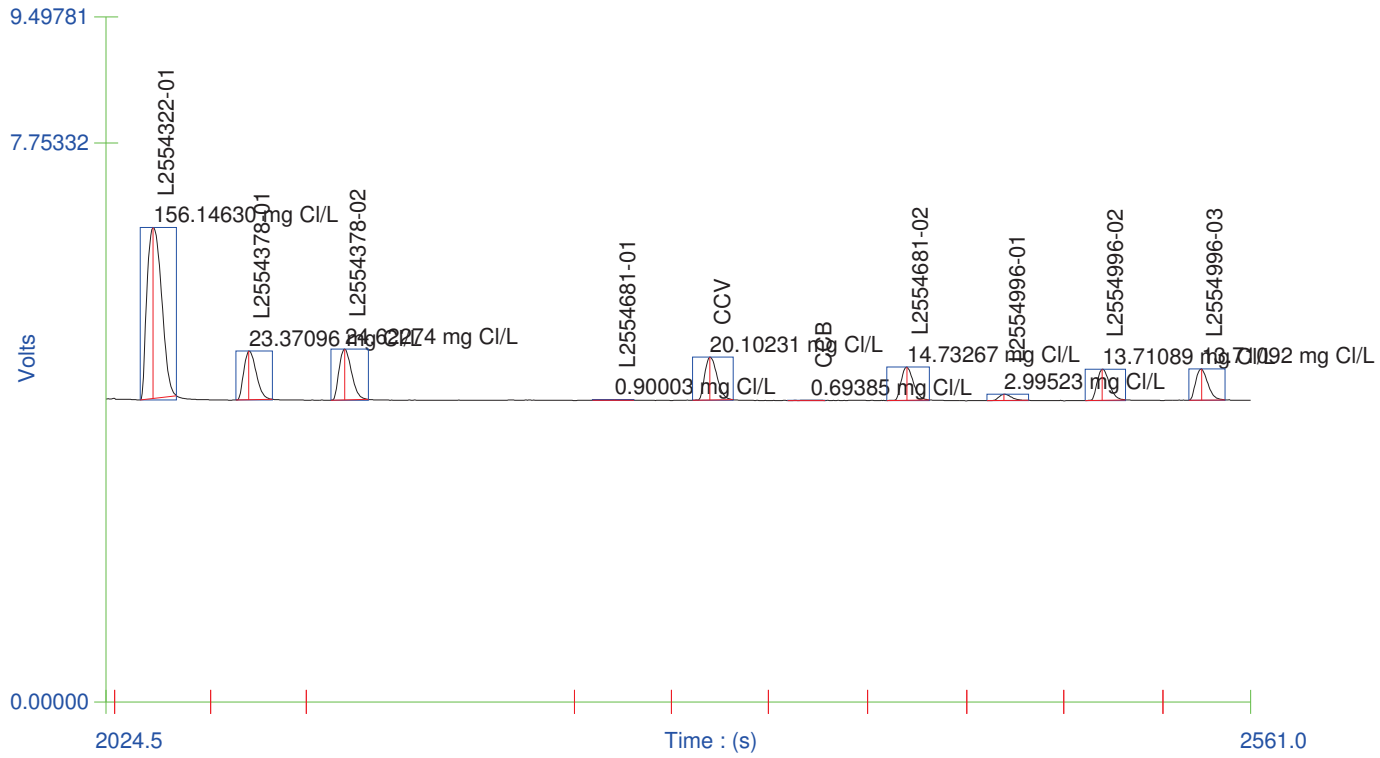


Channel 1 (Chloride) - Set: 6 / 19

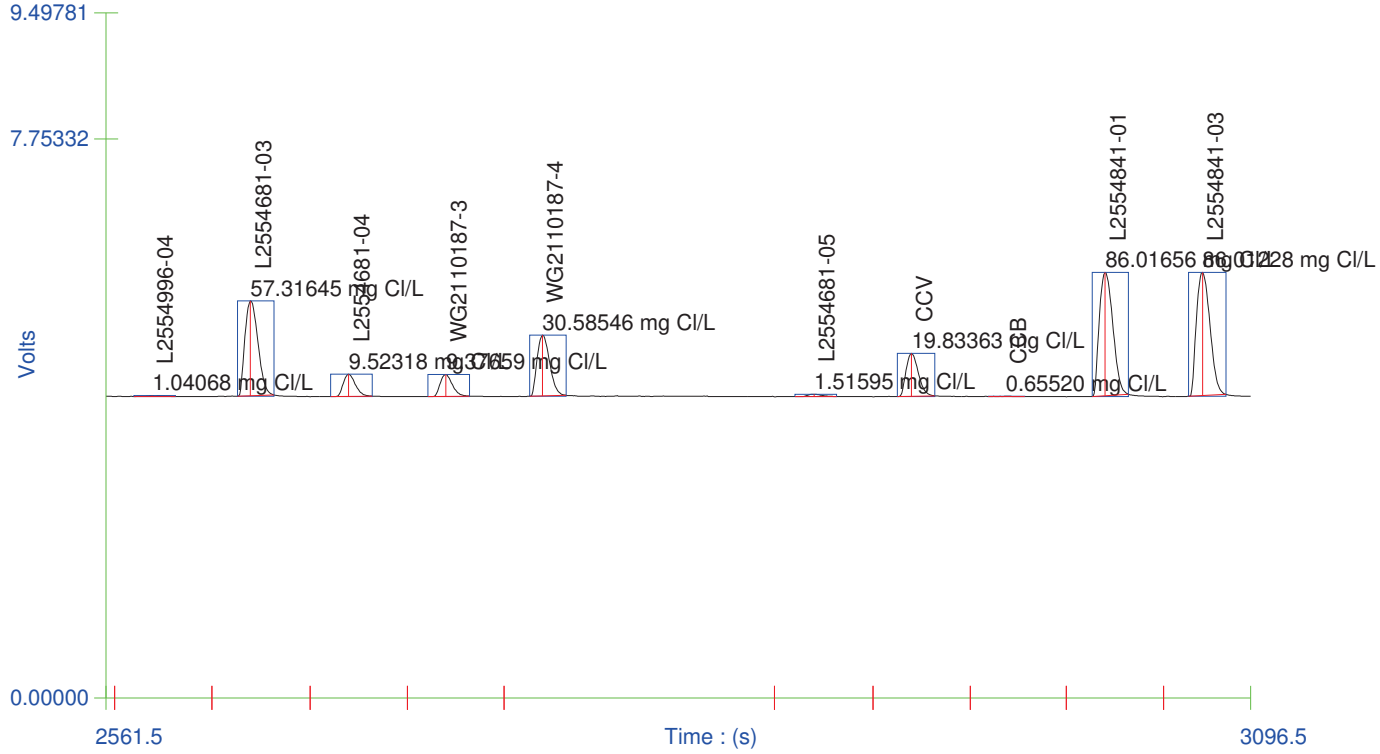

Author: Date : 9/3/2025

Channel 1 (Chloride) - Set: 7 / 19

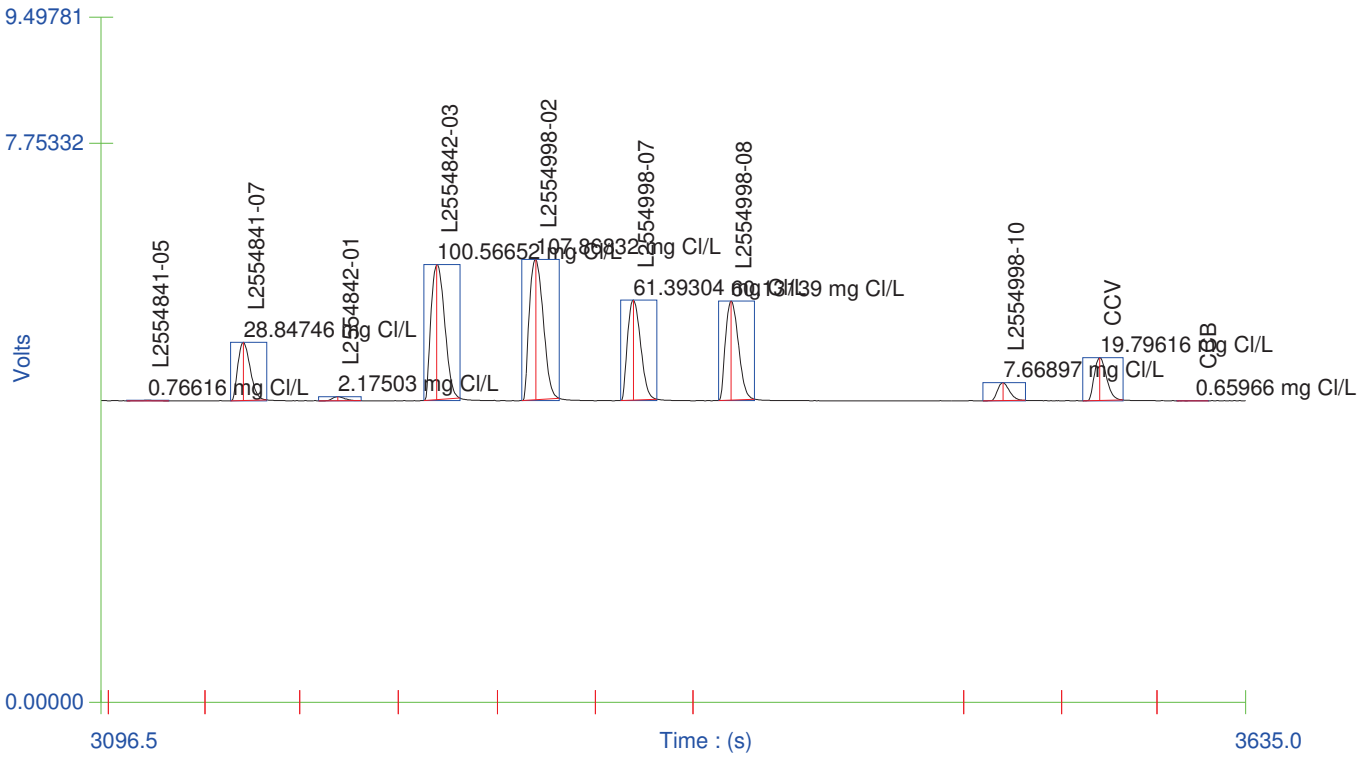

Author: Date : 9/3/2025

Channel 1 (Chloride) - Set: 8 / 19

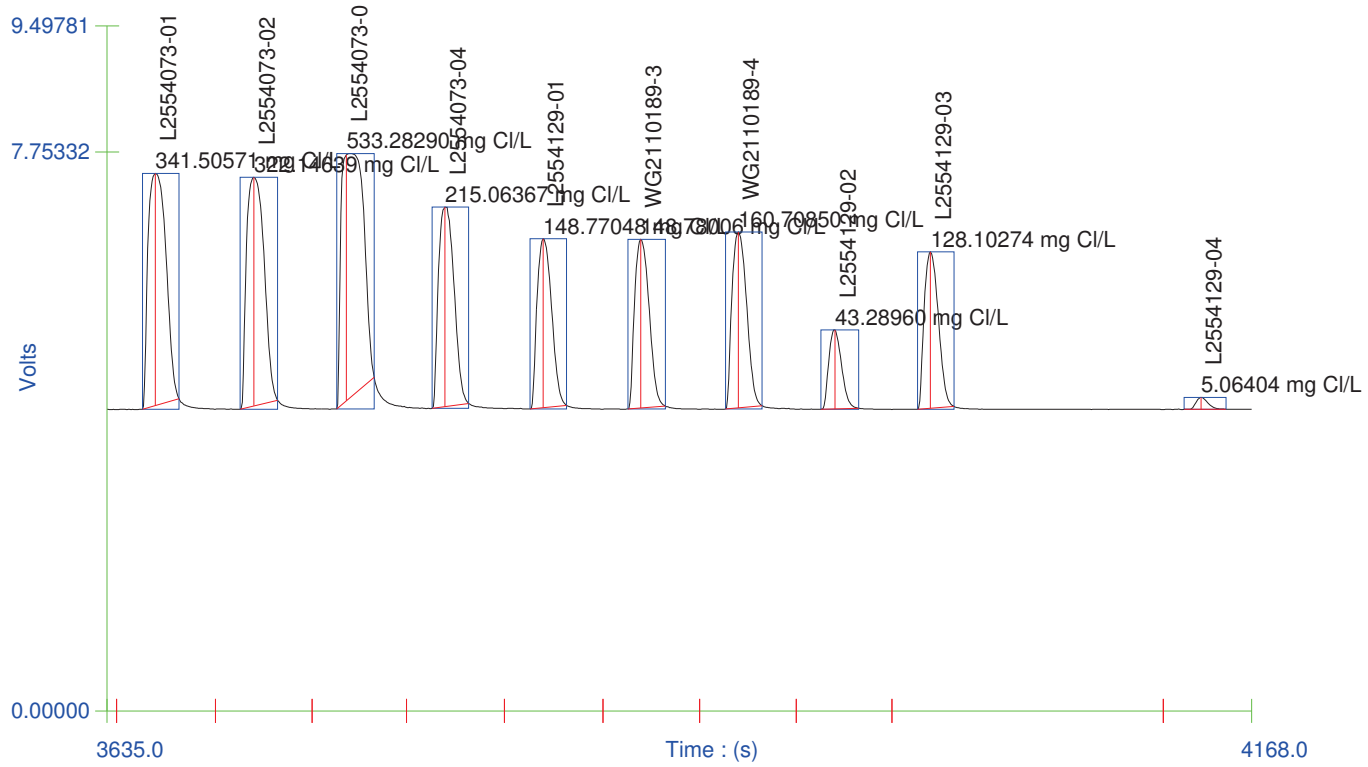


Channel 1 (Chloride) - Set: 9 / 19

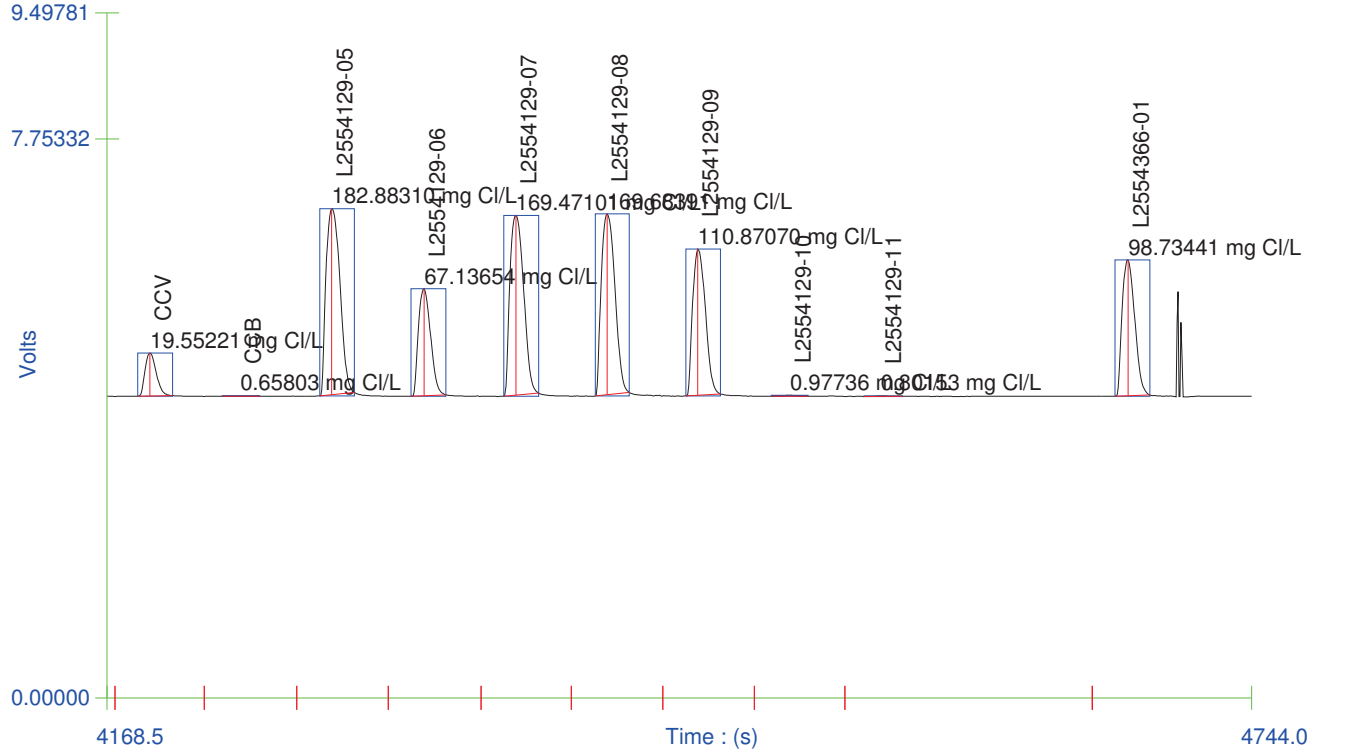

Author: Date : 9/3/2025

Channel 1 (Chloride) - Set: 10 / 19

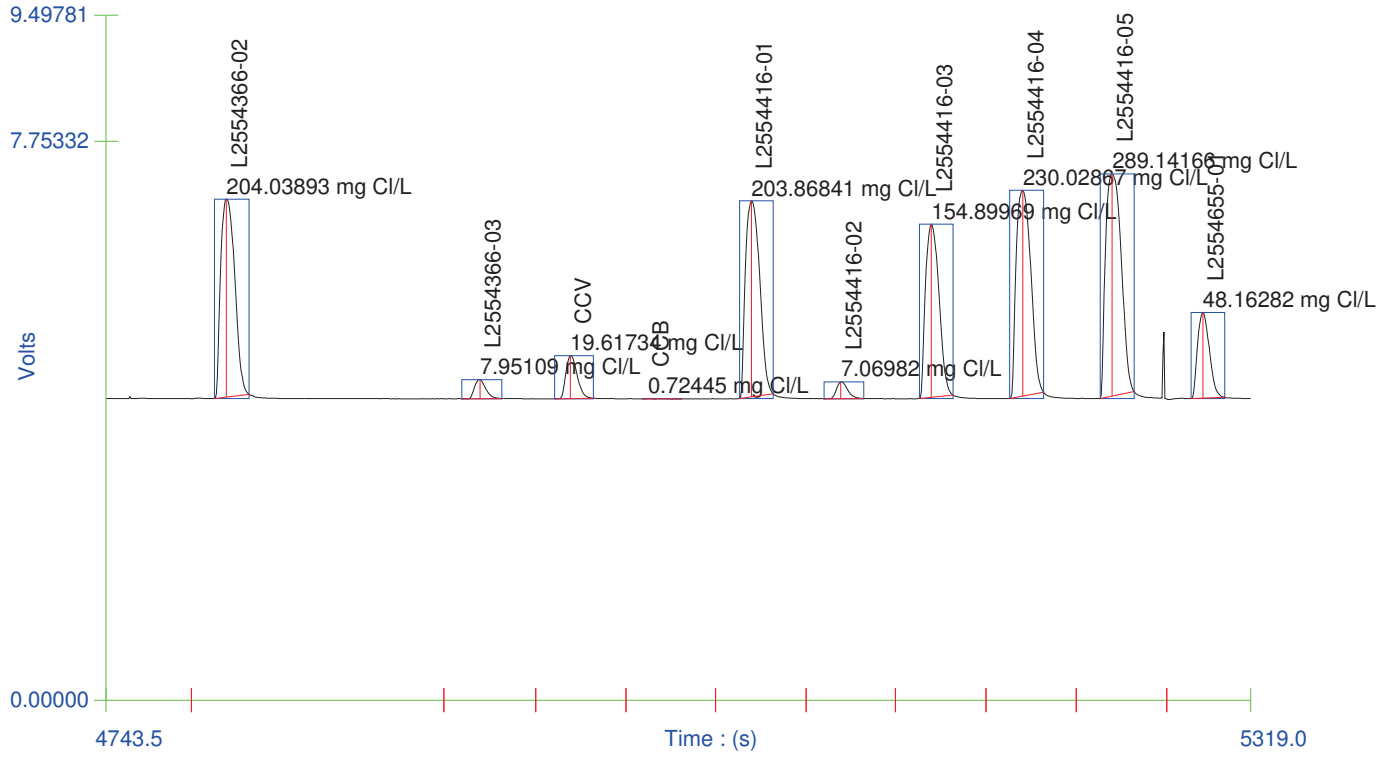

Author: Date : 9/3/2025

Channel 1 (Chloride) - Set: 11 / 19

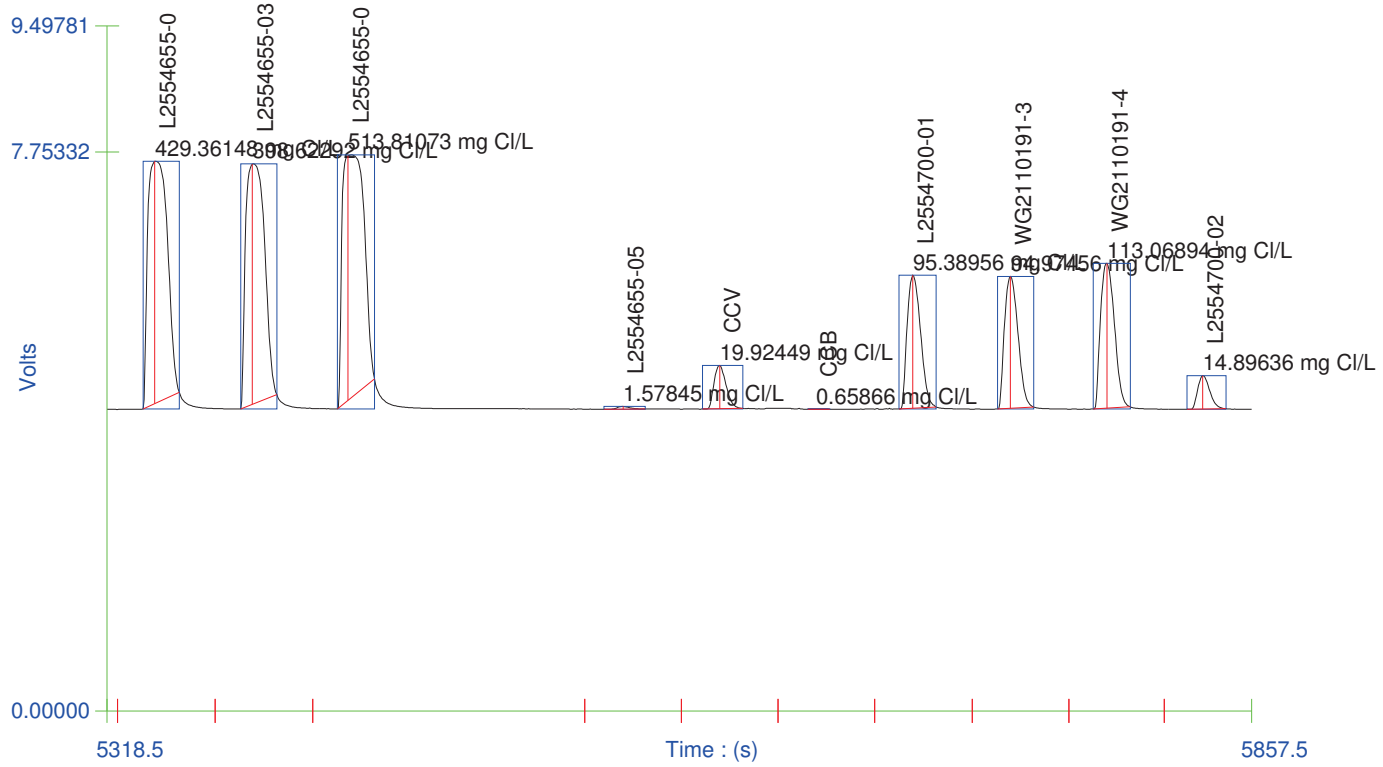


Channel 1 (Chloride) - Set: 12 / 19

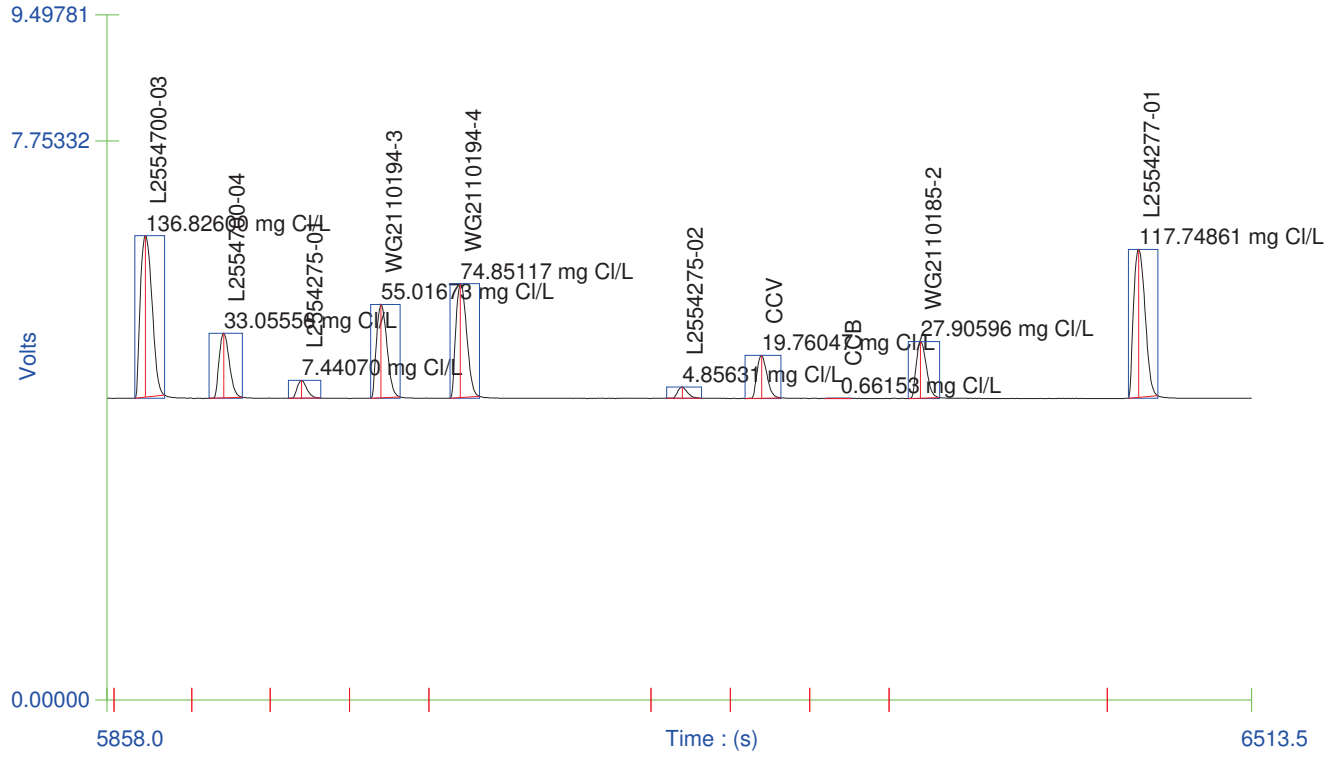

Author: Date : 9/3/2025

Channel 1 (Chloride) - Set: 13 / 19

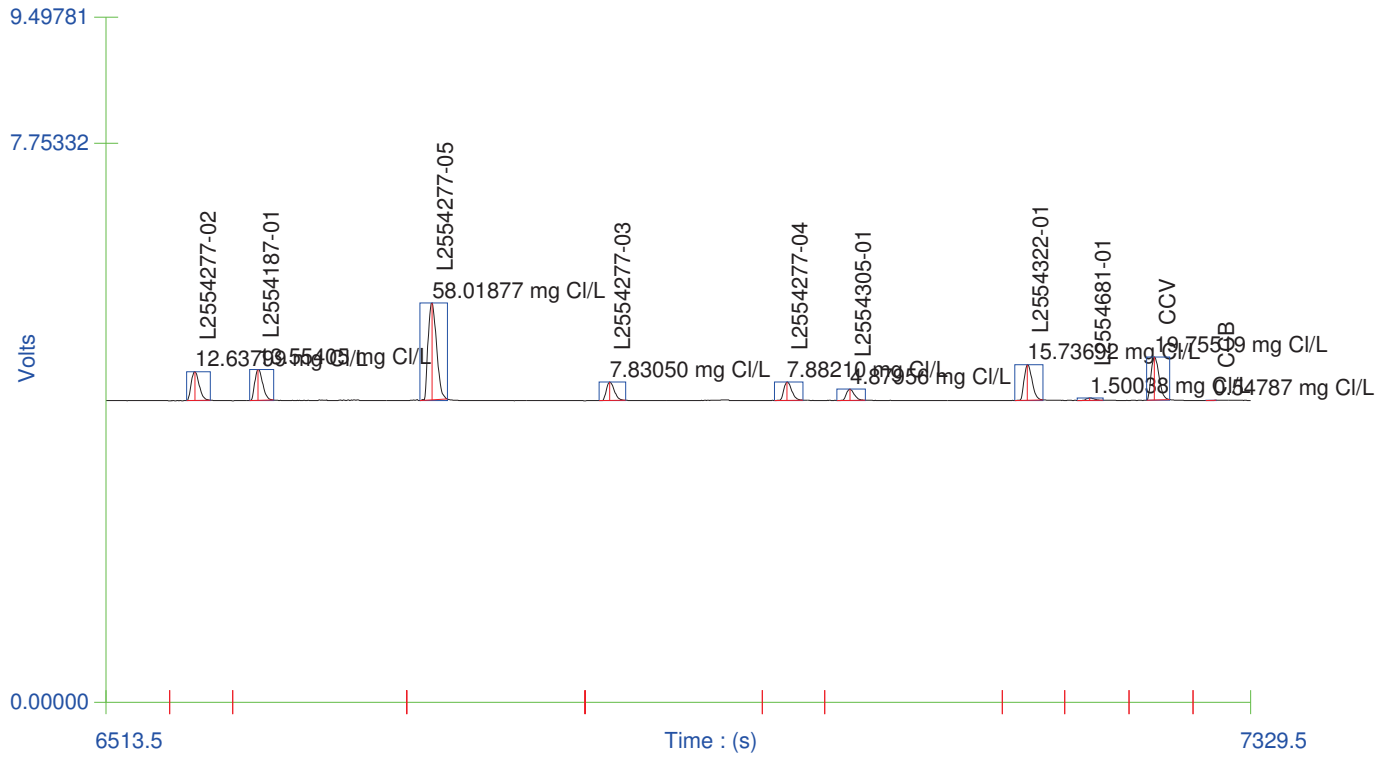

Author: Date : 9/3/2025

Channel 1 (Chloride) - Set: 14 / 19

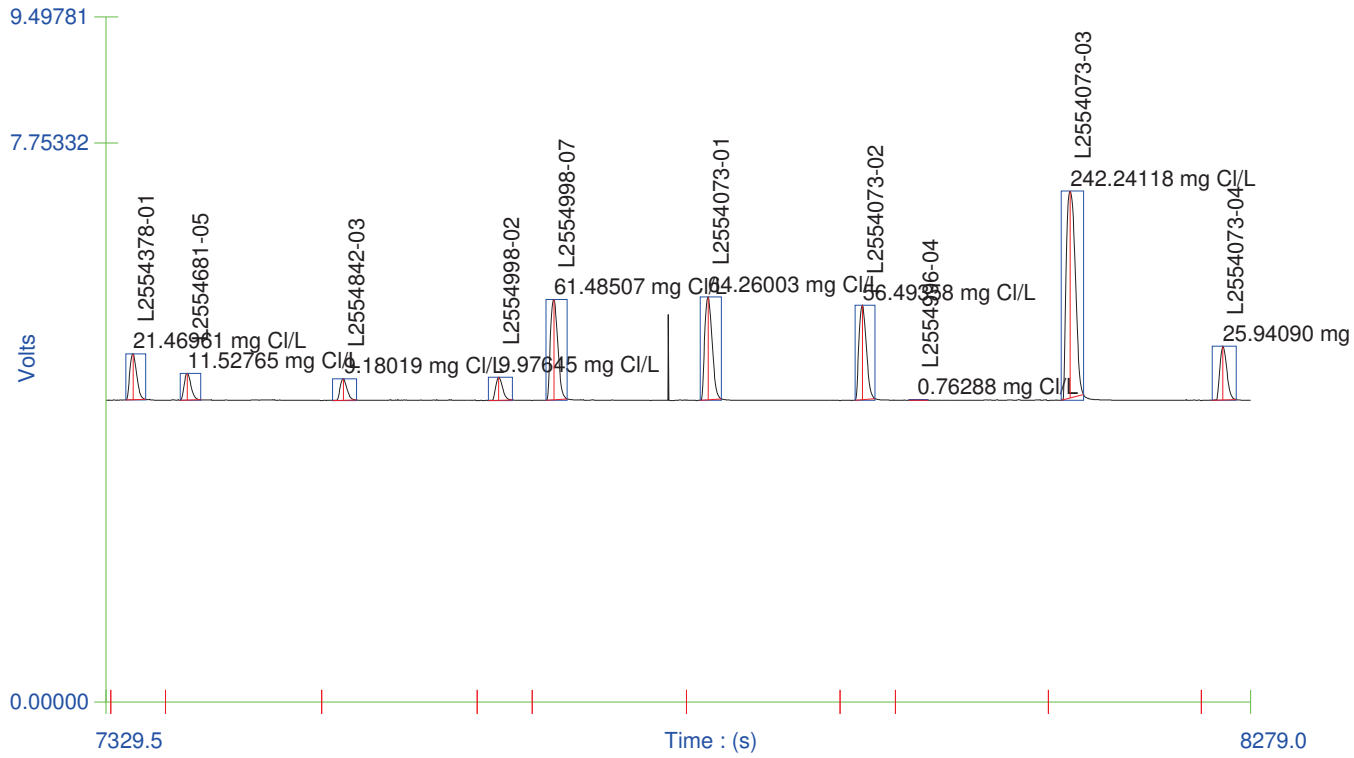


Channel 1 (Chloride) - Set: 15 / 19

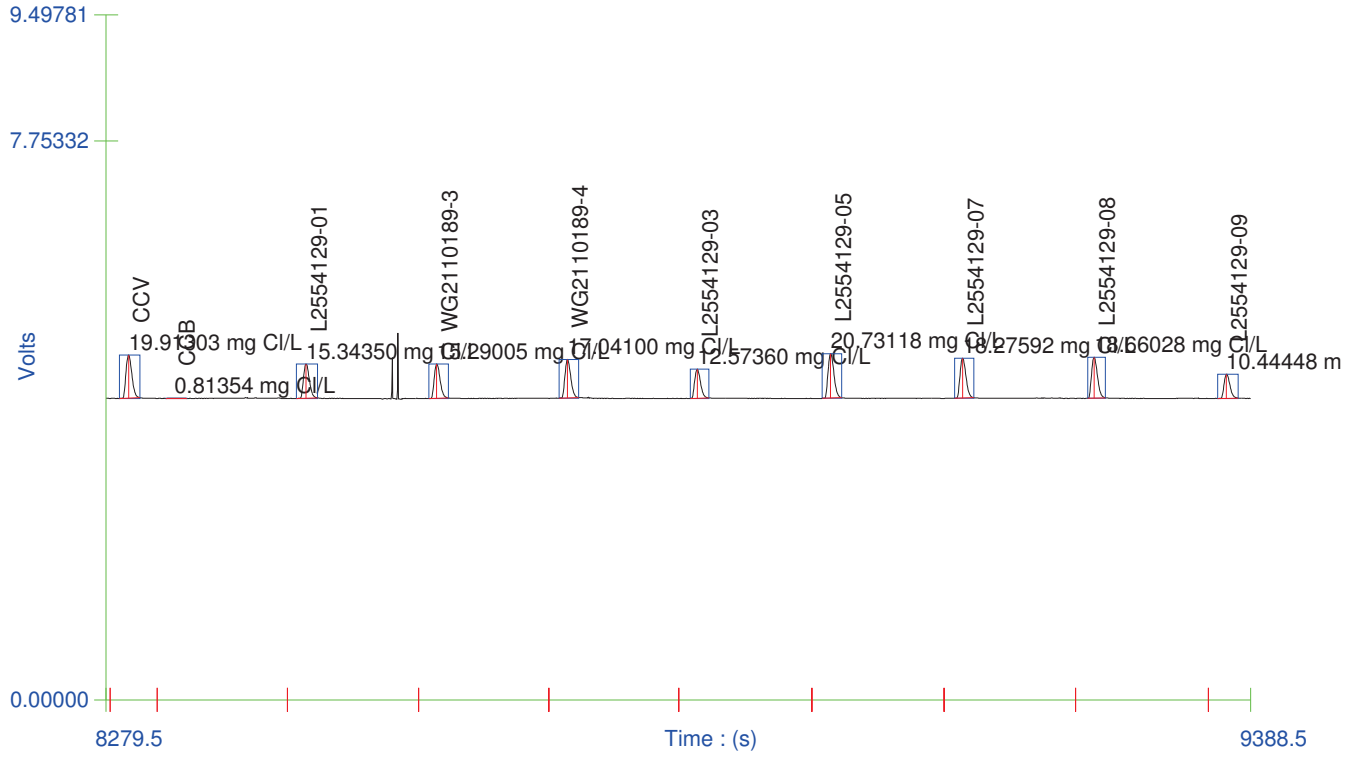

Author: Date : 9/3/2025

Channel 1 (Chloride) - Set: 16 / 19

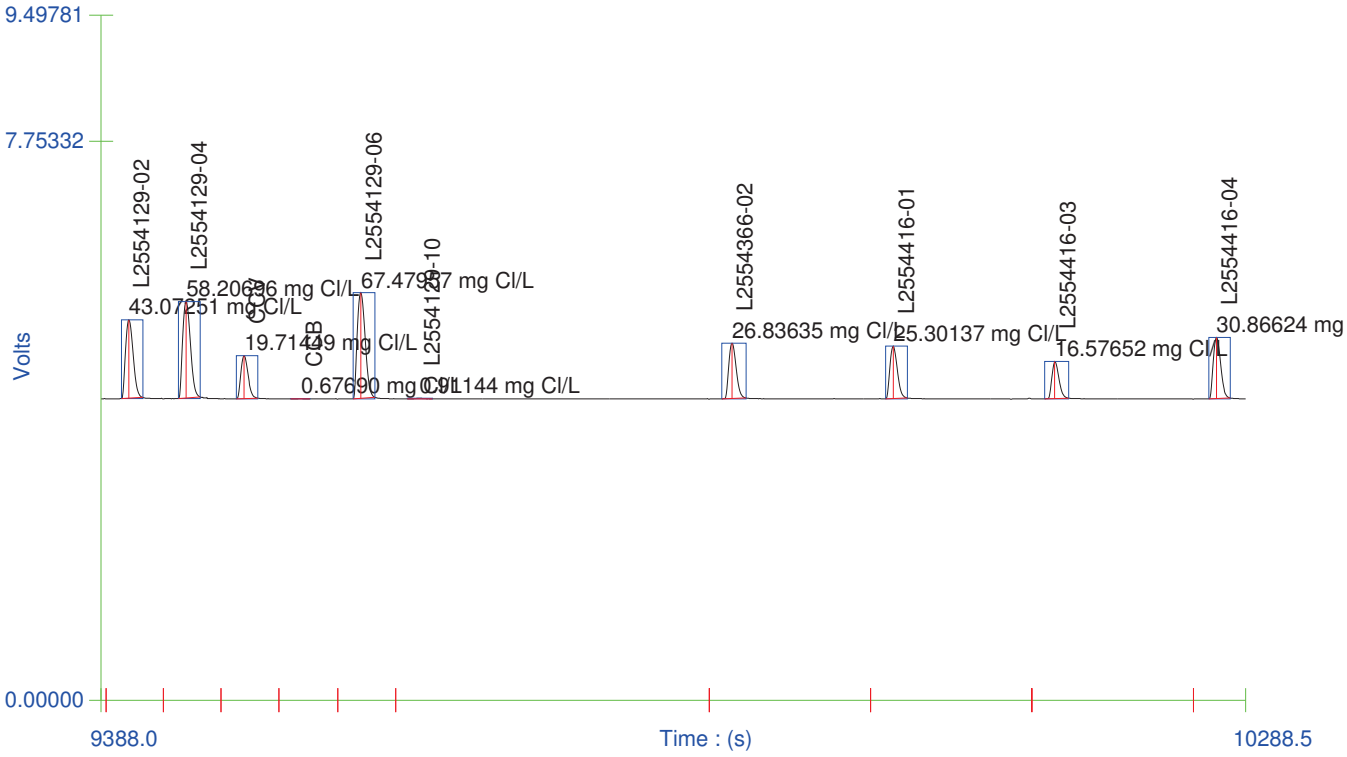

Author: Date : 9/3/2025

Channel 1 (Chloride) - Set: 17 / 19

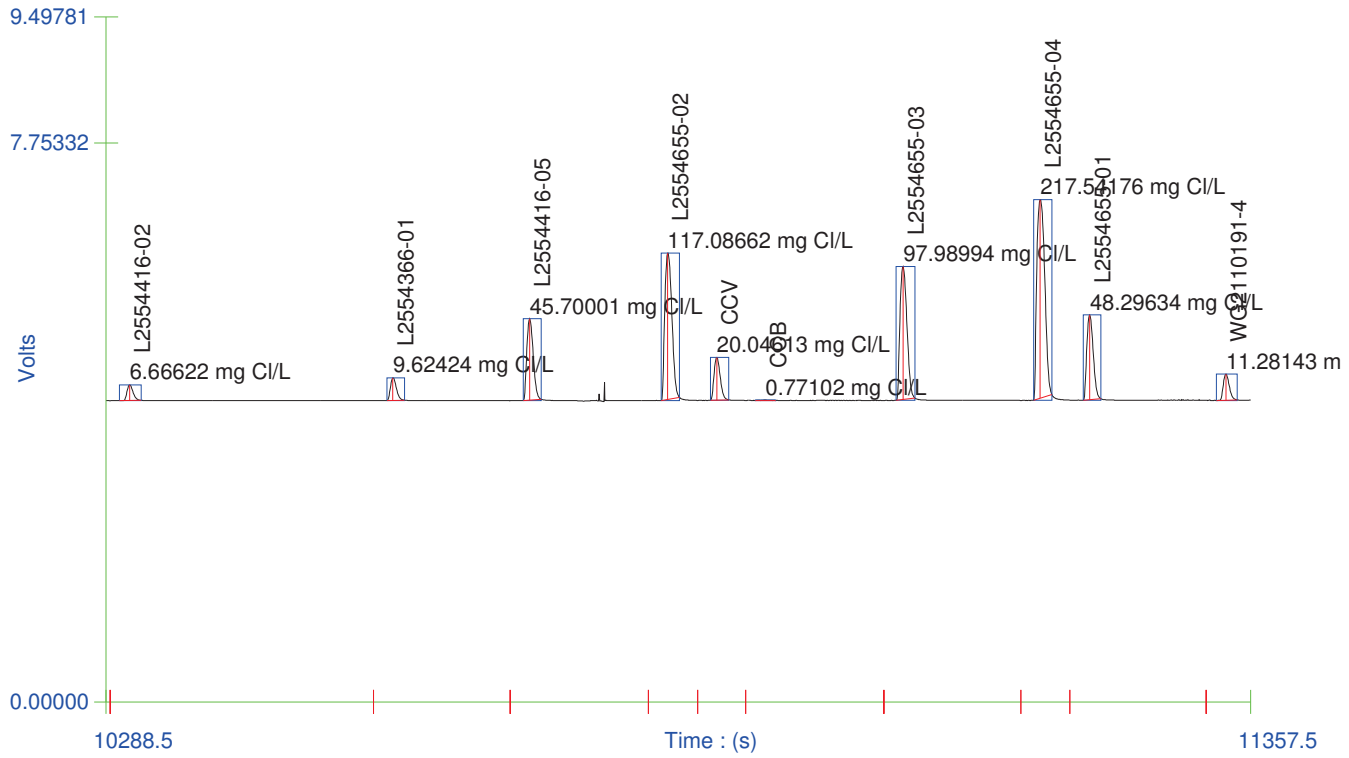


Channel 1 (Chloride) - Set: 18 / 19

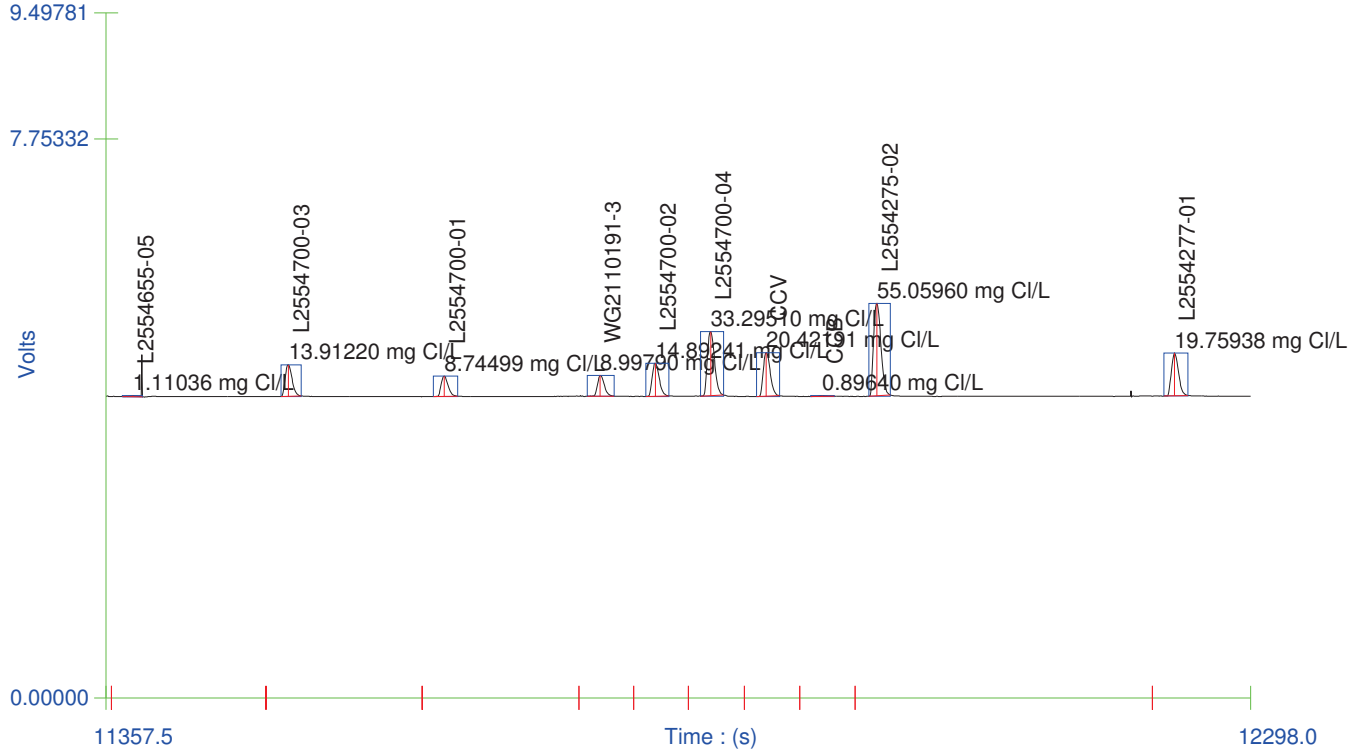

Author: Date : 9/3/2025

Channel 1 (Chloride) - Set: 19 / 19

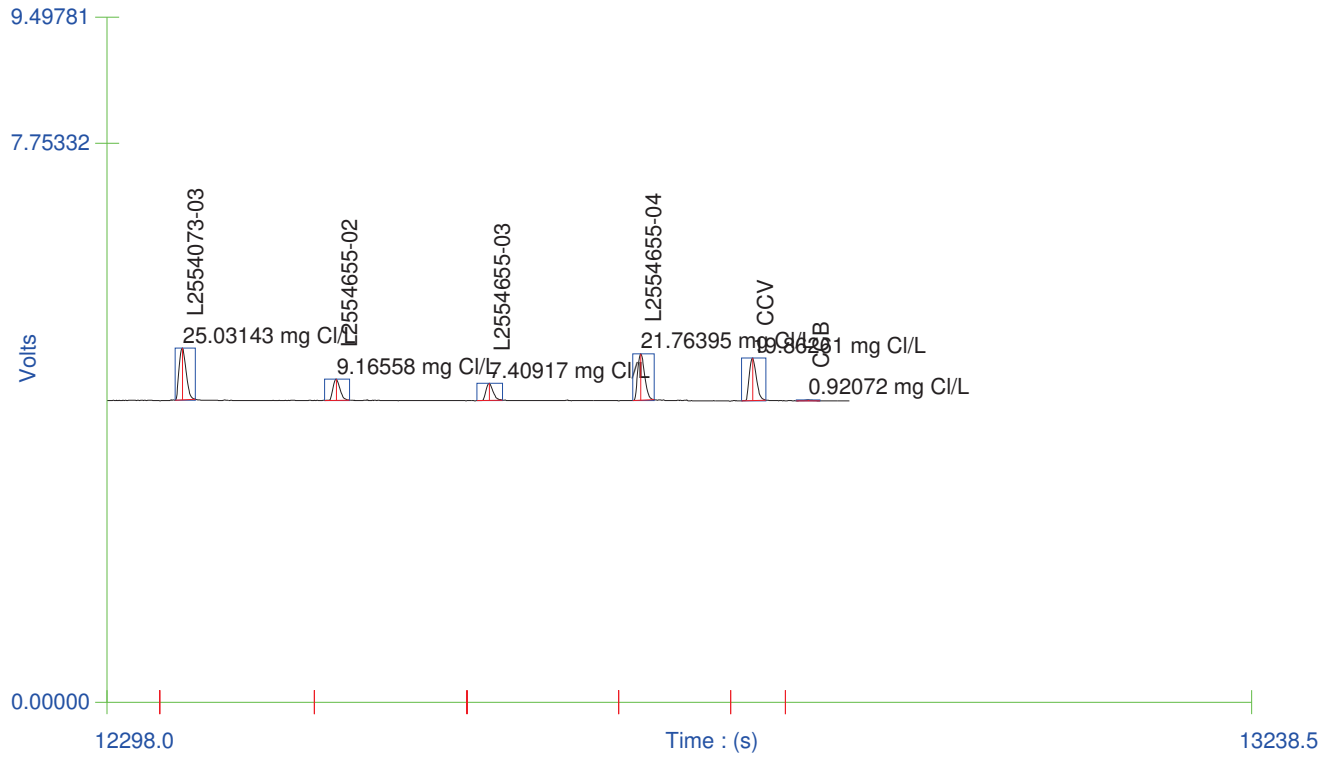


Table : 1 (Chloride-CH3)

| | Known Conc. (mg Cl/L) | Rep. | Peak Area (V.s) | Peak Height (V) | % RSD | % Residual | Det. Conc (mg Cl/L) | Detection Date | Detection Time |
|---|---|---|---|---|---|---|---|---|---|
| 1 | 100.00000 | 1 | 13.76693 | 1.88754 | 0.0 | -0.2 | 98.81847 | 9/3/2025 | 2:39:43 PM |
| 2 | 80.00000 | 1 | 12.01687 | 1.67534 | 0.0 | 0.4 | 81.61517 | 9/3/2025 | 2:40:28 PM |
| 3 | 20.00000 | 1 | 3.86010 | 0.59748 | 0.0 | -1.4 | 19.53904 | 9/3/2025 | 2:41:16 PM |
| 4 | 10.00000 | 1 | 1.98441 | 0.30983 | 0.0 | -1.1 | 9.48067 | 9/3/2025 | 2:42:02 PM |
| 5 | 5.00000 | 1 | 0.92561 | 0.14516 | 0.0 | 6.6 | 4.49904 | 9/3/2025 | 2:42:48 PM |
| 6 | 2.00000 | 1 | 0.38084 | 0.05698 | 0.0 | 2.8 | 2.13163 | 9/3/2025 | 2:43:34 PM |
| 7 | 1.00000 | 1 | 0.20962 | 0.02991 | 0.0 | -10.8 | 1.41501 | 9/3/2025 | 2:44:21 PM |
| 8 | 0.00000 | 1 | -0.01349 | -0.00259 | | | 0.50097 | 9/3/2025 | 2:45:05 PM |

Figure : 1 (Chloride-CH3)

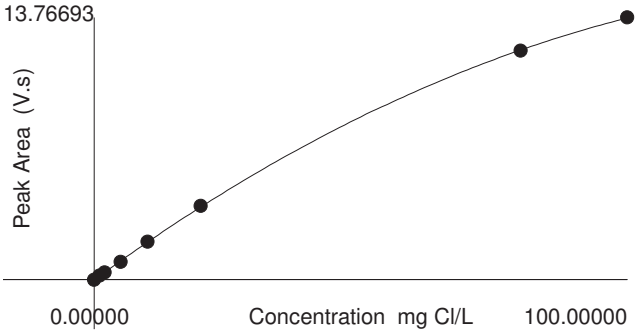


Area = - 0.00067 * Conc^2 + 0.20452 * Conc - 0.01466
Conc = 0.22406 * Area^2 + 4.05297 * Area + 0.55559
Correlation Coefficient (r) = 0.99998

Weighting : None

Author: Date : 9/3/2025

Original Run Filename: OM_9-3-2025_06-23-49PM.OMN Created: 9/3/2025 6:23:49 PM
Original Run Author's Signature: [a1wetcheminstrument]
Current Run Filename: OM_9-3-2025_06-23-49PM.OMN Last Modified: 9/3/2025 6:29:21 PM
Current Run Author's Signature: [a1wetcheminstrument]
Description: Default New Run

| Sample | Rep. | Cup No. | Channel 1 Chloride-CH3 (mg Cl/L) | ADF | MDF | Weight |
|---|---|---|---|---|---|---|
| CCV | 1 | S3 | 19.91183 | | | |
| | Known Conc: | | 20.00000 | | | |
| CCB | 1 | S9 | 0.85224 | | | |
| | Known Conc: | | 0.00000 | | | |
| | Calibration: | | Table/Fig. : 1 | | | |
| L2554655-05 | 1 | 80 | 0.94164 | | | |
| CCV | 1 | S3 | 19.84573 | | | |
| | Known Conc: | | 20.00000 | | | |
| CCB | 1 | S9 | 0.70079 | | | |
| | Known Conc: | | 0.00000 | | | |

Channel 1 (Chloride) - Set: 1 / 1

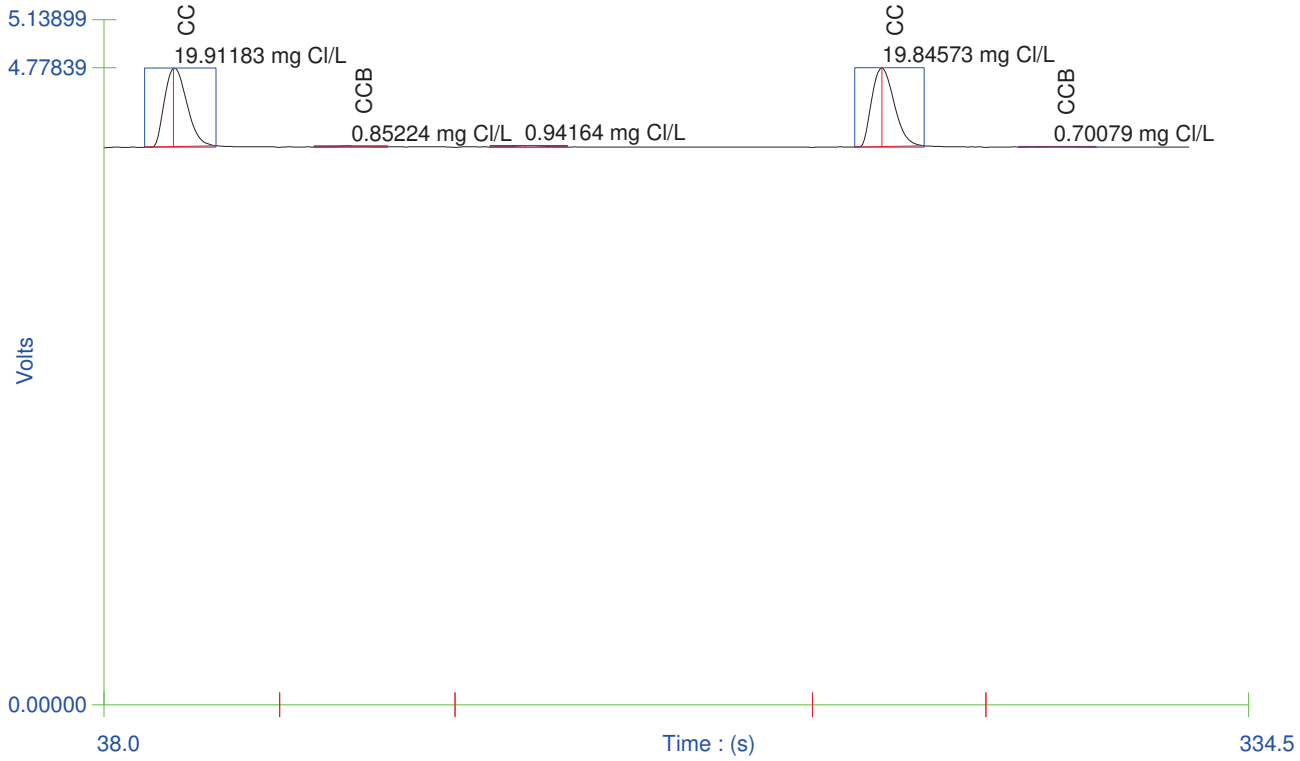

Author: Date : 9/3/2025

Table : 1 (Chloride-CH3)

| | Known Conc. (mg Cl/L) | Rep. | Peak Area (V.s) | Peak Height (V) | % RSD | % Residual | Det. Conc (mg Cl/L) | Detection Date | Detection Time |
|---|---|---|---|---|---|---|---|---|---|
| 1 | 100.00000 | 1 | 13.76693 | 1.88754 | 0.0 | -0.2 | 98.81847 | 9/3/2025 | 2:39:43 PM |
| 2 | 80.00000 | 1 | 12.01687 | 1.67534 | 0.0 | 0.4 | 81.61517 | 9/3/2025 | 2:40:28 PM |
| 3 | 20.00000 | 1 | 3.86010 | 0.59748 | 0.0 | -1.4 | 19.53904 | 9/3/2025 | 2:41:16 PM |
| 4 | 10.00000 | 1 | 1.98441 | 0.30983 | 0.0 | -1.1 | 9.48067 | 9/3/2025 | 2:42:02 PM |
| 5 | 5.00000 | 1 | 0.92561 | 0.14516 | 0.0 | 6.6 | 4.49904 | 9/3/2025 | 2:42:48 PM |
| 6 | 2.00000 | 1 | 0.38084 | 0.05698 | 0.0 | 2.8 | 2.13163 | 9/3/2025 | 2:43:34 PM |
| 7 | 1.00000 | 1 | 0.20962 | 0.02991 | 0.0 | -10.8 | 1.41501 | 9/3/2025 | 2:44:21 PM |
| 8 | 0.00000 | 1 | -0.01349 | -0.00259 | | | 0.50097 | 9/3/2025 | 2:45:05 PM |

Figure : 1 (Chloride-CH3)

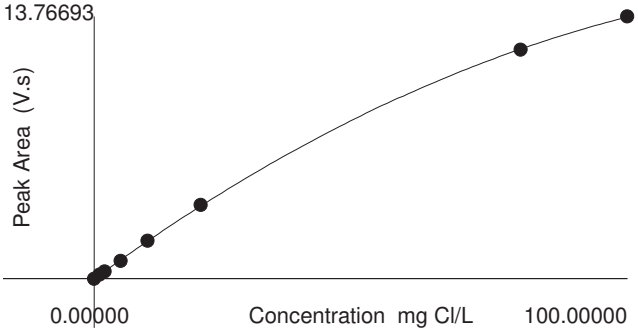


Area = - 0.00067 * Conc^2 + 0.20452 * Conc - 0.01466
Conc = 0.22406 * Area^2 + 4.05297 * Area + 0.55559
Correlation Coefficient (r) = 0.99998

Weighting : None

# Quality Control

# Form 5a
# Matrix Spike

| | | | |
|---|---|---|---|
| **Client** | : Roux Env. Eng. & Geology, DPC | **Lab Number** | : L2554996 |
| **Project Name** | : CORAM MATERIALS | **Project Number** | : 2232.0006Y005 |
| **Client Sample ID** | : NA | **Matrix** | : WATER |
| **Lab Sample ID** | : L2554178-01 | | |
| **Matrix Spike** | : WG2110185-4 | **MS Analysis Date** | : 09/03/25 15:01 |
| **Matrix Spike Dup** | : | **MSD Analysis Date** | : |

| | | Matrix Spike Sample | | | Matrix Spike Duplicate | | | | | |
|---|---|---|---|---|---|---|---|---|---|---|
| **Parameter** | **Sample Conc. (mg/l)** | **Spike Added (mg/l)** | **Spike Conc. (mg/l)** | **%R** | **Spike Added (mg/l)** | **Spike Conc. (mg/l)** | **%R** | **RPD** | **Recovery Limits** | **RPD Limit** |
| **Chloride** | 3.4 | 20 | 24. | 103 | | | | | 58-140 | 7 |

# Form 6
# Lab Duplicates

| | | | |
|---|---|---|---|
| **Client** | : Roux Env. Eng. & Geology, DPC | **Lab Number** | : L2554996 |
| **Project Name** | : CORAM MATERIALS | **Project Number** | : 2232.0006Y005 |
| **Client Sample ID** | : NA | **Matrix** | : WATER |
| **Lab Sample ID** | : NA | **Analysis Date** | : 09/03/25 15:00 |
| **Dup Sample ID** | : WG2110185-3 | **DUP Analysis Date** | : 09/03/25 15:00 |

| Parameter | Sample Concentration (mg/l) | Duplicate Concentration (mg/l) | RPD | RPD Limit |
|---|---|---|---|---|
| Chloride | 3.4 | 3.1 | 9 Q | 7 |

# Form 7
# Laboratory Control Sample

| | | | |
|---|---|---|---|
| **Client** | : Roux Env. Eng. & Geology, DPC | **Lab Number** | : L2554996 |
| **Project Name** | : CORAM MATERIALS | **Project Number** | : 2232.0006Y005 |
| **Client Sample ID** | : NA | **Matrix** | : WATER |
| **Lab Sample ID** | : WG2110185-2 | **LCS Analysis Date** | : 09/03/25 16:24 |
| **Dup Sample ID** | : | **LCSD Analysis Date** | : |

| | Laboratory Control Sample | | | Laboratory Control Duplicate | | | | | |
|---|---|---|---|---|---|---|---|---|---|
| **Parameter** | **True (mg/l)** | **Found (mg/l)** | **%R** | **True (mg/l)** | **Found (mg/l)** | **%R** | **RPD** | **Recovery Limits** | **RPD Limit** |
| **Chloride** | 30.0 | 28.0 | 93. | | | | | 90-110 | 7 |

**Date Created:** 11/11/21
**Created By:** Jason Hebert
**File:** PM11467-1
**Page:** 1

**WETCHEM (WATER)**

| Analyte | CAS # | RL | MDL | Units | LCS Criteria | LCS RPD | MS Criteria | MS RPD | Duplicate RPD | Method | Holding Time | Container/Sample Preservation |
|---|---|---|---|---|---|---|---|---|---|---|---|---|
| Chloride | 16887-00-6 | 1 | 0.2 | mg/l | 90-110 | | 58-140 | 7 | 7 | 4500CL-E | 28 days | 1 - Plastic 250ml unpreserved |

***Please Note that the RL information provided in this table is calculated using a 100% Solids factor. (Soil/Solids only)***
***Please Note that the information provided in this table is subject to change at anytime at the discretion of the laboratory.***

**Date Created:** 11/11/21
**Created By:** Jason Hebert
**File:** PM11468-1
**Page:** 1

**WETCHEM (SOIL)**

| Analyte | CAS # | RL | MDL | Units | LCS Criteria | LCS RPD | MS Criteria | MS RPD | Duplicate RPD | Method | Holding Time | Container/Sample Preservation |
|---|---|---|---|---|---|---|---|---|---|---|---|---|
| Chloride | 16887-00-6 | 10 | 3.73 | mg/kg | 89-109 | 35 | 62-129 | 35 | 35 | 9251 | 28 days | 1 - Glass 250ml/8oz unpreserved |
| Chloride | 16887-00-6 | 10 | 3.73 | mg/kg | 90-110 | 35 | 62-129 | 35 | 35 | 4500CL-E | 28 days | 1 - Glass 250ml/8oz unpreserved |

***Please Note that the RL information provided in this table is calculated using a 100% Solids factor. (Soil/Solids only)***
***Please Note that the information provided in this table is subject to change at anytime at the discretion of the laboratory.***

# Calculations of Chloride

Aqueous samples:

Compute sample Chloride concentration by comparing sample peak areas with standard curve, as determined by the Lachat instrument software.

Calculate results by using reading on Channel 2 (Chloride)

To compute the final results for aqueous samples, multiply the direct reading by the dilution factor. (also done using software)

Cl mg/L = mg/L direct reading x dilution factor

# Sequence Logs

From Page No. ____

1 ICUS
2 30
3 80
4 ICB
5 100ppm 10X
6 WG2110185 - 1 Blk
7 - 2 LCS
8 WG2110187 - 1 Blk
9 - 2 LCS
10 WG2110189 - 1 Blk
11 - 2 LCS
12 WG2110191/4 - 1 Blk
13 - 2 LCS
14 54178-01
15 WG2110185 - 3 Dup
16 - 4 MS
17 54178-02
18 -03
19 -04
20 54187-01
21 54277-01
22 -02
23 -03
24 -04
25 -05
26 54305-01
27 54322-01
28 54378-01
29 -02
30 54681-01
31 -02
32 54996-01
33 -02
34 -03
35 -04 FB
36 54681-03
37 -04
38 WG2110187-3 Dup
39 -4 MS
40 54881-05
41 54841-02
42 -03
43 -05
44 -07
45 54842-01
46 -03
47 54998-02
48 -07
49 -08
50 -10
51 54073-01
52 -02
53 -03
54 -04
55 54129-01
56 WG2110189-3 Dup
57 -4 MS
58 54129-02
59 -03
60 -04
61 -05
62 -06
63 -07
64 -08
65 -09
66 -10 FB
67 -11 FB
68 54366-01
69 -02
70 -03
71 54416-01
72 -02
73 -03
74 -04
75 -05
76 54655-01
77 -02
78 -03
79 -04
80 -05 FB
81 54200-01
82 WG2110191-3 Dup
83 -4 MS
84 54200-02
85 -03
86 -04
87 54275-01
88 WG2110194-3 Dup
89 -4 MS
90 54275-02

To Page No. ____

Witnessed & Understood by me, | Date | Invented by: | Date

Recorded by:

# Fluoride Analysis

# Results

# Form 1
# WETCHEM

| | | | |
|---|---|---|---|
| **Client** | : Roux Env. Eng. & Geology, DPC | **Lab Number** | : L2554996 |
| **Project Name** | : CORAM MATERIALS | **Project Number** | : 2232.0006Y005 |
| **Lab ID** | : L2554996-01 | **Date Collected** | : 09/02/25 12:05 |
| **Client ID** | : MW-11S | **Date Received** | : 09/02/25 |
| **Sample Location** | : 416 MILLER PLACE-YAPHANK RD. | **Date Analyzed** | : 09/04/25 05:33 |
| **Sample Matrix** | : WATER | **Dilution Factor** | : 1 |
| **Analytical Method** | : 121,4500F-BC | **Analyst** | : DTH |
| **Lab File ID** | : WG2110445.csv | **Instrument ID** | : |
| **Sample Amount** | : | **%Solids** | : N/A |
| **Digestion Method** | : | **Date Digested** | : 09/04/25 |

| | | mg/l | | | |
|---|---|---|---|---|---|
| **CAS NO.** | **Parameter** | **Results** | **RL** | **MDL** | **Qualifier** |
| 16984-48-8 | Fluoride | 0.04 | 0.20 | 0.01 | J |

# Form 1
# WETCHEM

| | | | |
|---|---|---|---|
| **Client** | : Roux Env. Eng. & Geology, DPC | **Lab Number** | : L2554996 |
| **Project Name** | : CORAM MATERIALS | **Project Number** | : 2232.0006Y005 |
| **Lab ID** | : L2554996-02 | **Date Collected** | : 09/02/25 12:33 |
| **Client ID** | : MW-11D | **Date Received** | : 09/02/25 |
| **Sample Location** | : 416 MILLER PLACE-YAPHANK RD. | **Date Analyzed** | : 09/04/25 05:33 |
| **Sample Matrix** | : WATER | **Dilution Factor** | : 1 |
| **Analytical Method** | : 121,4500F-BC | **Analyst** | : DTH |
| **Lab File ID** | : WG2110445.csv | **Instrument ID** | : |
| **Sample Amount** | : | **%Solids** | : N/A |
| **Digestion Method** | : | **Date Digested** | : 09/04/25 |

| | | mg/l | | | |
|---|---|---|---|---|---|
| **CAS NO.** | **Parameter** | **Results** | **RL** | **MDL** | **Qualifier** |
| 16984-48-8 | Fluoride | 0.06 | 0.20 | 0.01 | J |

# Form 1
# WETCHEM

| | | | |
|---|---|---|---|
| **Client** | : Roux Env. Eng. & Geology, DPC | **Lab Number** | : L2554996 |
| **Project Name** | : CORAM MATERIALS | **Project Number** | : 2232.0006Y005 |
| **Lab ID** | : L2554996-03 | **Date Collected** | : 09/02/25 12:00 |
| **Client ID** | : DUP_09022025 | **Date Received** | : 09/02/25 |
| **Sample Location** | : 416 MILLER PLACE-YAPHANK RD. | **Date Analyzed** | : 09/04/25 05:33 |
| **Sample Matrix** | : WATER | **Dilution Factor** | : 1 |
| **Analytical Method** | : 121,4500F-BC | **Analyst** | : DTH |
| **Lab File ID** | : WG2110445.csv | **Instrument ID** | : |
| **Sample Amount** | : | **%Solids** | : N/A |
| **Digestion Method** | : | **Date Digested** | : 09/04/25 |

| | | mg/l | | | |
|---|---|---|---|---|---|
| **CAS NO.** | **Parameter** | **Results** | **RL** | **MDL** | **Qualifier** |
| 16984-48-8 | Fluoride | 0.09 | 0.20 | 0.01 | J |

# Form 1
# WETCHEM

| | | | |
|---|---|---|---|
| **Client** | : Roux Env. Eng. & Geology, DPC | **Lab Number** | : L2554996 |
| **Project Name** | : CORAM MATERIALS | **Project Number** | : 2232.0006Y005 |
| **Lab ID** | : L2554996-04 | **Date Collected** | : 09/02/25 14:00 |
| **Client ID** | : EQUIPMENT BLANK_0902025 | **Date Received** | : 09/02/25 |
| **Sample Location** | : 416 MILLER PLACE-YAPHANK RD. | **Date Analyzed** | : 09/04/25 05:33 |
| **Sample Matrix** | : Equipment Blank | **Dilution Factor** | : 1 |
| **Analytical Method** | : 121,4500F-BC | **Analyst** | : DTH |
| **Lab File ID** | : WG2110445.csv | **Instrument ID** | : |
| **Sample Amount** | : | **%Solids** | : N/A |
| **Digestion Method** | : | **Date Digested** | : 09/04/25 |

| | | mg/l | | | |
|---|---|---|---|---|---|
| **CAS NO.** | **Parameter** | **Results** | **RL** | **MDL** | **Qualifier** |
| 16984-48-8 | Fluoride | 0.05 | 0.20 | 0.01 | J |

# Form 1
# WETCHEM

| | | | |
|---|---|---|---|
| Client | : Roux Env. Eng. & Geology, DPC | Lab Number | : L2554996 |
| Project Name | : CORAM MATERIALS | Project Number | : 2232.0006Y005 |
| Lab ID | : WG2110445-1 | Date Collected | : NA |
| Client ID | : WG2110445-1BLANK | Date Received | : NA |
| Sample Location | : | Date Analyzed | : 09/04/25 05:33 |
| Sample Matrix | : WATER | Dilution Factor | : 1 |
| Analytical Method | : 121,4500F-BC | Analyst | : DTH |
| Lab File ID | : WG2110445.csv | Instrument ID | : |
| Sample Amount | : | %Solids | : N/A |
| Digestion Method | : | Date Digested | : 09/04/25 |

| | | mg/l | | | |
|---|---|---|---|---|---|
| CAS NO. | Parameter | Results | RL | MDL | Qualifier |
| 16984-48-8 | Fluoride | ND | 0.20 | 0.01 | U |

# Form 1
# WETCHEM

| | | | |
|---|---|---|---|
| **Client** | : Roux Env. Eng. & Geology, DPC | **Lab Number** | : L2554996 |
| **Project Name** | : CORAM MATERIALS | **Project Number** | : 2232.0006Y005 |
| **Lab ID** | : WG2110445-3 | **Date Collected** | : 09/02/25 12:05 |
| **Client ID** | : MW-11SDUP | **Date Received** | : 09/02/25 |
| **Sample Location** | : | **Date Analyzed** | : 09/04/25 05:33 |
| **Sample Matrix** | : WATER | **Dilution Factor** | : 1 |
| **Analytical Method** | : 121,4500F-BC | **Analyst** | : DTH |
| **Lab File ID** | : WG2110445.csv | **Instrument ID** | : |
| **Sample Amount** | : | **%Solids** | : N/A |
| **Digestion Method** | : | **Date Digested** | : 09/04/25 |

| | | mg/l | | | |
|---|---|---|---|---|---|
| **CAS NO.** | **Parameter** | **Results** | **RL** | **MDL** | **Qualifier** |
| 16984-48-8 | Fluoride | 0.03 | 0.20 | 0.02 | J |

# Sample Raw Data

PACE ANALYTICAL LABS

# WET CHEMISTRY DEPARTMENT

## FLUORIDE

Last Change 03/4/13
File Flouride.xlt

Sample Number: _____

Client: _____

Analysis: FLUORIDE
Method: EPA 340.2
LCS Concentration (mg/l): 2
Spike Concentration (mg/l): 1

Product: F-340
Analysis Analyte: Fluoride,
Analysis Date: 9/4/2025 5:33
Technician: DTH
Work group: WG2110445
RL: 0.20 mg/L
Distillation Date: 9/4/2025 1:31

| Standard ID mg/L | Log Std-d | Reading mV | Result, Curve | Antilog Result | % Recovery | Calibration Curve | |
|---|---|---|---|---|---|---|---|
| | | | | | | Slope | y-intercept |
| 0.2 | -0.699 | 128.6 | -0.708 | 0.1960 | 98 | -59.9450229 | 86.175 |
| 0.5 | -0.301 | 103.9 | -0.296 | 0.5062 | 101 | | |
| 1.0 | 0.000 | 85.7 | 0.008 | 1.0184 | 102 | Correlation Coefficient | |
| 10 | 1.000 | 26.5 | 0.995 | 9.897 | 99 | 0.99994063 | |

| | Sample number | Sample Volume (ml) | Distill Volume (ml) | Flask | Reagent | Dilution Factor | Meter Reading | RL Multiplier | FINAL RESULT (mg/l) | |
|---|---|---|---|---|---|---|---|---|---|---|
| | ICB | 50 | 50 | | YES | 1.00 | 0 | 1.00 | 0.00 | Recovery |
| | ICV | 50 | 50 | | YES | 1.00 | 0.971 | 1.00 | 0.97 | 97% |
| SAMP | L2554319-01 | 50 | 50 | | YES | 1.00 | 0.534 | 1.00 | 0.53 | |
| SAMP | L2554996-01 | 50 | 50 | | YES | 1.00 | 0.0353 | 1.00 | 0.04 | |
| SAMP | L2554996-02 | 50 | 50 | | YES | 1.00 | 0.0583 | 1.00 | 0.06 | |
| SAMP | L2554996-03 | 50 | 50 | | YES | 1.00 | 0.0938 | 1.00 | 0.09 | |
| SAMP | L2554996-04 | 50 | 50 | | YES | 1.00 | 0.0536 | 1.00 | 0.05 | |
| | CCV | 50 | 50 | | YES | 1.00 | 0.978 | 1.00 | 0.98 | |
| | CCB | 50 | 50 | | YES | 1.00 | 0 | 1.00 | 0.00 | |
| | CCV | 50 | 50 | | YES | 1.00 | 0.974 | 1.00 | 0.97 | |
| | CCB | 50 | 50 | | YES | 1.00 | 0 | 1.00 | 0.00 | |
| | | | | | | 1.00 | | 1.00 | | |
| | | | | | | 1.00 | | 1.00 | | |
| | | | | | | 1.00 | | 1.00 | | |
| | | | | | | 1.00 | | 1.00 | | |
| | | | | | | 1.00 | | 1.00 | | |
| | | | | | | 1.00 | | 1.00 | | |
| | | | | | | 1.00 | | 1.00 | | |
| | | | | | | 1.00 | | 1.00 | | |
| | | | | | | 1.00 | | 1.00 | | |
| | | | | | | 1.00 | | 1.00 | | |
| | | | | | | 1.00 | | 1.00 | | |
| BLANK | WG2110445-1 | 50 | 50 | | YES | 1.00 | 0 | 1.00 | 0.00 | |
| DUP | WG2110445-3 | 50 | 50 | | YES | 1.00 | 0.0335 | 1.00 | 0.03 | L2554996-01 |

| | Sample number | sample volume | Distill volume (ml) | Flask | Reagent | Sample Result mg/l | Meter Reading | Spike conc. mg/l | Spike Result mg/l | Recovery % |
|---|---|---|---|---|---|---|---|---|---|---|
| MS | WG2110445-4 | 50 | 50 | | YES | .04 | 0.897 | 1 | 0.90 | 86 |
| LCS | WG2110445-2 | 50 | 50 | | YES | | 1.75 | 2 | 1.75 | 88 |

last sample

# Quality Control

# Form 5a
# Matrix Spike

| | | | |
|---|---|---|---|
| **Client** | : Roux Env. Eng. & Geology, DPC | **Lab Number** | : L2554996 |
| **Project Name** | : CORAM MATERIALS | **Project Number** | : 2232.0006Y005 |
| **Client Sample ID** | : MW-11S | **Matrix** | : WATER |
| **Lab Sample ID** | : L2554996-01 | | |
| **Matrix Spike** | : WG2110445-4 | **MS Analysis Date** | : 09/04/25 05:33 |
| **Matrix Spike Dup** | : | **MSD Analysis Date** | : |

| | | Matrix Spike Sample | | | Matrix Spike Duplicate | | | | | |
|---|---|---|---|---|---|---|---|---|---|---|
| Parameter | Sample Conc. (mg/l) | Spike Added (mg/l) | Spike Conc. (mg/l) | %R | Spike Added (mg/l) | Spike Conc. (mg/l) | %R | RPD | Recovery Limits | RPD Limit |
| Fluoride | 0.04J | 1 | 0.90 | 90 | | | | | 69-124 | 13 |

# Form 6
# Lab Duplicates

| | | | |
|---|---|---|---|
| **Client** | : Roux Env. Eng. & Geology, DPC | **Lab Number** | : L2554996 |
| **Project Name** | : CORAM MATERIALS | **Project Number** | : 2232.0006Y005 |
| **Client Sample ID** | : MW-11S | **Matrix** | : WATER |
| **Lab Sample ID** | : L2554996-01 | **Analysis Date** | : 09/04/25 05:33 |
| **Dup Sample ID** | : WG2110445-3 | **DUP Analysis Date** | : 09/04/25 05:33 |

| Parameter | Sample Concentration (mg/l) | Duplicate Concentration (mg/l) | RPD | RPD Limit |
|---|---|---|---|---|
| Fluoride | 0.04J | 0.03J | NC | 13 |

# Form 7
# Laboratory Control Sample

| | | | |
|---|---|---|---|
| **Client** | : Roux Env. Eng. & Geology, DPC | **Lab Number** | : L2554996 |
| **Project Name** | : CORAM MATERIALS | **Project Number** | : 2232.0006Y005 |
| **Client Sample ID** | : NA | **Matrix** | : WATER |
| **Lab Sample ID** | : WG2110445-2 | **LCS Analysis Date** | : 09/04/25 05:33 |
| **Dup Sample ID** | : | **LCSD Analysis Date** | : |

| | Laboratory Control Sample | | | Laboratory Control Duplicate | | | | | |
|---|---|---|---|---|---|---|---|---|---|
| **Parameter** | **True (mg/l)** | **Found (mg/l)** | **%R** | **True (mg/l)** | **Found (mg/l)** | **%R** | **RPD** | **Recovery Limits** | **RPD Limit** |
| **Fluoride** | 2.00 | 1.80 | 88. | | | | | 78-120 | 13 |

**Date Created:** 11/11/21
**Created By:** Jason Hebert
**File:** PM11467-1
**Page:** 1

**WETCHEM (WATER)**

| Analyte | CAS # | RL | MDL | Units | LCS Criteria | LCS RPD | MS Criteria | MS RPD | Duplicate RPD | Method | Holding Time | Container/Sample Preservation |
|---|---|---|---|---|---|---|---|---|---|---|---|---|
| Fluoride | 16984-48-8 | 0.2 | 0.017 | mg/l | 78-120 | | 69-124 | 13 | 13 | 4500F-BC | 28 days | 1 - Plastic 500ml unpreserved |

***Please Note that the RL information provided in this table is calculated using a 100% Solids factor. (Soil/Solids only)***
***Please Note that the information provided in this table is subject to change at anytime at the discretion of the laboratory.***

**Date Created:** 11/11/21
**Created By:** Jason Hebert
**File:** PM11468-1
**Page:** 1

**WETCHEM (SOIL)**

| Analyte | CAS # | RL | MDL | Units | LCS Criteria | LCS RPD | MS Criteria | MS RPD | Duplicate RPD | Method | Holding Time | Container/Sample Preservation |
|---|---|---|---|---|---|---|---|---|---|---|---|---|
| Fluoride | 16984-48-8 | 10 | 1.04 | mg/kg | 80-120 | | 70-130 | 20 | 20 | 4500F-BC | 28 days | 1 - Glass 250ml/8oz unpreserved |

***Please Note that the RL information provided in this table is calculated using a 100% Solids factor. (Soil/Solids only)***
***Please Note that the information provided in this table is subject to change at anytime at the discretion of the laboratory.***

# Calculations of Fluoride

When the volume of the distillate is the same as the volume of the sample used, the direct determination of Fluoride concentration is the instrument's result.

However, when analyzing soil samples or high level samples requiring a dilution, the following equations apply:

**For liquids:**

Fluoride, mg/L = (mg F-/L) X (Volume of Distillate, mL)/ Volume of Sample, mL

**For solids:**

Fluoride, mg/Kg = (mg F-/L) X (Volume of Distillate, mL)/Weight of Sample, gm

To calculate final result for soil samples based on dry weight, multiply final result on 100 and divide on %TS (in %)

# Sample Preparation

TITLE

PROJECT WG2110446

Continued from Page

WG2110445

Analyst: DTT
Date & Time: 04/04/25 5:33
ICV:F 061502025 20ppm
LCS:F 061502025 20ppm
Spike:F 061502025 20ppm
Curve:WC- 3575
TISAB III: R- 4367

| STD | MV |
|---|---|
| 0.0 | 128.6 |
| 0.5 | 103.9 |
| 1.0 | 85.7 |
| 10.0 | 26.5 |

| Sample ID | Volume 50mL | Final Volume 50mL | Meter |
|---|---|---|---|
| ICV | | | 0.971 |
| ICB | | | 0.0 |
| Blank | | | 0.0 |
| LCS | | | 1.75 |
| 54314-01 | | | 0.534 |
| 54491-01 | | | 0.0353 |
| -DUP01 | | | 0.0335 |
| -MS01 | | | 0.897 |
| -02 | | | 0.0583 |
| -03 | | | 0.0938 |
| -04 | ↓ | | 0.0536 |
| Blank | 1.0334 | | 0.0113 |
| CCV | 50mL | | ~~1.75~~ 0.978 |
| CCB | ↓ | | 0.0 |
| LCS | 1.0058 | | 1.75 |
| 54751-01 | 1.0058 | | 0.0301 |
| -DUP01 | 1.0005 | | 0.0287 |
| -MS01 | 1.0020 | | 0.0803 |
| -02 | 1.0094 | | 0.0241 |
| CCV | 50mL | | 0.974 |
| CCB | ↓ | ↓ | 0.0 |

Continued from Page

SIGNATURE DATE

DISCLOSED TO AND UNDERSTOOD BY DATE

PROPRIETARY INFORMATION

| Tube | Sample | Volume | Final Volume | Block | Comments |
|---|---|---|---|---|---|
| 1 | Blank | 50mL | 50mL | Phenol #2 | DTH 8/28/25 00:33 |
| 2 | LCS | | | | 1.0mL Foli52025-100ppm |
| 3 | 51188-01 | | | | min Volume 120mL |
| 4 | -02 | | | | 250mL |
| 5 | -03 | | | | |
| 6 | 51189-01 | | | | |
| 7 | -02 | | | | |
| 8 | -03 | | | | |
| 9 | 51192-01 | | | | |
| 10 | -02 | | | | |
| 11 | -03 | | | Floc #1 | |
| 12 | 52486-01 | | | | |
| 13 | -Dup 01 | | | | |
| 14 | -MS01 | | | | 0.5mL Foli52025-100ppm |
| 15 | 52669-01 | | | | |
| 16 | 52670-01 | | | | |
| 17 | 53214-01 | | | | |

| | | | | | |
|---|---|---|---|---|---|
| 1 | Blank | 50mL | 50mL | Phenol #2 | DTH 9/4/25 01:31 |
| 2 | LCS | | | | 1.0mL Foli52025-100ppm |
| 3 | 54319-01 | | | | |
| 4 | 54996-01 | | | | |
| 5 | Dup 01 | | | | |
| 6 | MS 01 | | | | 0.5 mL Foli52025-100ppm |
| 7 | -02 | | | | |
| 8 | -03 | | | | |
| 9 | -04 | | | | |
| 10 | Blank | 1.0339 | | Floc #1 | |
| 11 | LCS | 1.0258 | | | 1.0mL Foli52025-100ppm |
| 12 | 54751-01 | 1.0058 | | | |
| 13 | Dup 01 | 1.0005 | | | |
| 14 | MS 01 | 1.0020 | | | 0.5 mL Foli52025-100ppm |
| 15 | -02 | 1.0094 | | | |



Witnessed & Understood by me, | Date | Invented by: | Date

Recorded by:

# Phosphates Analysis

# Results

# Form 1
# WETCHEM

| | | | |
|---|---|---|---|
| **Client** | : Roux Env. Eng. & Geology, DPC | **Lab Number** | : L2554996 |
| **Project Name** | : CORAM MATERIALS | **Project Number** | : 2232.0006Y005 |
| **Lab ID** | : L2554996-01 | **Date Collected** | : 09/02/25 12:05 |
| **Client ID** | : MW-11S | **Date Received** | : 09/02/25 |
| **Sample Location** | : 416 MILLER PLACE-YAPHANK RD. | **Date Analyzed** | : 09/15/25 06:55 |
| **Sample Matrix** | : WATER | **Dilution Factor** | : 1 |
| **Analytical Method** | : 121,4500P-E(M) | **Analyst** | : EYA |
| **Lab File ID** | : PHOS09125-WG2114645.csv | **Instrument ID** | : SEAL2 |
| **Sample Amount** | : | **%Solids** | : N/A |
| **Digestion Method** | : | **Date Digested** | : 09/14/25 |

| | | mg/l | | | |
|---|---|---|---|---|---|
| **CAS NO.** | **Parameter** | **Results** | **RL** | **MDL** | **Qualifier** |
| 7723-14-0 | Phosphate, Total | 0.028 | 0.031 | 0.012 | J |

# Form 1
# WETCHEM

| | | | |
|---|---|---|---|
| **Client** | : Roux Env. Eng. & Geology, DPC | **Lab Number** | : L2554996 |
| **Project Name** | : CORAM MATERIALS | **Project Number** | : 2232.0006Y005 |
| **Lab ID** | : L2554996-02 | **Date Collected** | : 09/02/25 12:33 |
| **Client ID** | : MW-11D | **Date Received** | : 09/02/25 |
| **Sample Location** | : 416 MILLER PLACE-YAPHANK RD. | **Date Analyzed** | : 09/15/25 06:56 |
| **Sample Matrix** | : WATER | **Dilution Factor** | : 1 |
| **Analytical Method** | : 121,4500P-E(M) | **Analyst** | : EYA |
| **Lab File ID** | : PHOS09125-WG2114645.csv | **Instrument ID** | : SEAL2 |
| **Sample Amount** | : | **%Solids** | : N/A |
| **Digestion Method** | : | **Date Digested** | : 09/14/25 |

| | | mg/l | | | |
|---|---|---|---|---|---|
| **CAS NO.** | **Parameter** | **Results** | **RL** | **MDL** | **Qualifier** |
| 7723-14-0 | Phosphate, Total | 0.144 | 0.031 | 0.012 | |

# Form 1
# WETCHEM

| | | | |
|---|---|---|---|
| **Client** | : Roux Env. Eng. & Geology, DPC | **Lab Number** | : L2554996 |
| **Project Name** | : CORAM MATERIALS | **Project Number** | : 2232.0006Y005 |
| **Lab ID** | : L2554996-03 | **Date Collected** | : 09/02/25 12:00 |
| **Client ID** | : DUP_09022025 | **Date Received** | : 09/02/25 |
| **Sample Location** | : 416 MILLER PLACE-YAPHANK RD. | **Date Analyzed** | : 09/15/25 06:57 |
| **Sample Matrix** | : WATER | **Dilution Factor** | : 1 |
| **Analytical Method** | : 121,4500P-E(M) | **Analyst** | : EYA |
| **Lab File ID** | : PHOS09125-WG2114645.csv | **Instrument ID** | : SEAL2 |
| **Sample Amount** | : | **%Solids** | : N/A |
| **Digestion Method** | : | **Date Digested** | : 09/14/25 |

| | | mg/l | | | |
|---|---|---|---|---|---|
| **CAS NO.** | **Parameter** | **Results** | **RL** | **MDL** | **Qualifier** |
| 7723-14-0 | Phosphate, Total | 0.138 | 0.031 | 0.012 | |

# Form 1
# WETCHEM

| | | | |
|---|---|---|---|
| **Client** | : Roux Env. Eng. & Geology, DPC | **Lab Number** | : L2554996 |
| **Project Name** | : CORAM MATERIALS | **Project Number** | : 2232.0006Y005 |
| **Lab ID** | : L2554996-04 | **Date Collected** | : 09/02/25 14:00 |
| **Client ID** | : EQUIPMENT BLANK_0902025 | **Date Received** | : 09/02/25 |
| **Sample Location** | : 416 MILLER PLACE-YAPHANK RD. | **Date Analyzed** | : 09/15/25 06:58 |
| **Sample Matrix** | : Equipment Blank | **Dilution Factor** | : 1 |
| **Analytical Method** | : 121,4500P-E(M) | **Analyst** | : EYA |
| **Lab File ID** | : PHOS09125-WG2114645.csv | **Instrument ID** | : SEAL2 |
| **Sample Amount** | : | **%Solids** | : N/A |
| **Digestion Method** | : | **Date Digested** | : 09/14/25 |

| | | mg/l | | | |
|---|---|---|---|---|---|
| **CAS NO.** | **Parameter** | **Results** | **RL** | **MDL** | **Qualifier** |
| 7723-14-0 | Phosphate, Total | ND | 0.031 | 0.012 | U |

# Form 1
# WETCHEM

| | | | |
|---|---|---|---|
| Client | : Roux Env. Eng. & Geology, DPC | Lab Number | : L2554996 |
| Project Name | : CORAM MATERIALS | Project Number | : 2232.0006Y005 |
| Lab ID | : WG2114645-1 | Date Collected | : NA |
| Client ID | : WG2114645-1BLANK | Date Received | : NA |
| Sample Location | : | Date Analyzed | : 09/15/25 06:53 |
| Sample Matrix | : WATER | Dilution Factor | : 1 |
| Analytical Method | : 121,4500P-E(M) | Analyst | : EYA |
| Lab File ID | : PHOS09125-WG2114645.csv | Instrument ID | : SEAL2 |
| Sample Amount | : | %Solids | : N/A |
| Digestion Method | : | Date Digested | : 09/14/25 |

| | | mg/l | | | |
|---|---|---|---|---|---|
| CAS NO. | Parameter | Results | RL | MDL | Qualifier |
| 7723-14-0 | Phosphate, Total | ND | 0.031 | 0.012 | U |

# Form 1
# WETCHEM

| | | | |
|---|---|---|---|
| **Client** | : Roux Env. Eng. & Geology, DPC | **Lab Number** | : L2554996 |
| **Project Name** | : CORAM MATERIALS | **Project Number** | : 2232.0006Y005 |
| **Lab ID** | : WG2114645-3 | **Date Collected** | : 09/03/25 09:20 |
| **Client ID** | : WG2114645-3 DUP | **Date Received** | : 09/03/25 |
| **Sample Location** | : | **Date Analyzed** | : 09/15/25 07:06 |
| **Sample Matrix** | : WATER | **Dilution Factor** | : 1 |
| **Analytical Method** | : 121,4500P-E(M) | **Analyst** | : EYA |
| **Lab File ID** | : PHOS09125-WG2114645.csv | **Instrument ID** | : SEAL2 |
| **Sample Amount** | : | **%Solids** | : N/A |
| **Digestion Method** | : | **Date Digested** | : 09/14/25 |

| | | mg/l | | | |
|---|---|---|---|---|---|
| **CAS NO.** | **Parameter** | **Results** | **RL** | **MDL** | **Qualifier** |
| 7723-14-0 | Phosphate, Total | ND | 0.031 | 0.012 | U |

# Form 1
# WETCHEM

| | | | |
|---|---|---|---|
| **Client** | : Roux Env. Eng. & Geology, DPC | **Lab Number** | : L2554996 |
| **Project Name** | : CORAM MATERIALS | **Project Number** | : 2232.0006Y005 |
| **Lab ID** | : WG2114645-5 | **Date Collected** | : 09/04/25 08:45 |
| **Client ID** | : WG2114645-5 DUP | **Date Received** | : 09/04/25 |
| **Sample Location** | : | **Date Analyzed** | : 09/15/25 07:13 |
| **Sample Matrix** | : WATER | **Dilution Factor** | : 1 |
| **Analytical Method** | : 121,4500P-E(M) | **Analyst** | : EYA |
| **Lab File ID** | : PHOS09125-WG2114645.csv | **Instrument ID** | : SEAL2 |
| **Sample Amount** | : | **%Solids** | : N/A |
| **Digestion Method** | : | **Date Digested** | : 09/14/25 |

| | | mg/l | | | |
|---|---|---|---|---|---|
| **CAS NO.** | **Parameter** | **Results** | **RL** | **MDL** | **Qualifier** |
| 7723-14-0 | Phosphate, Total | 0.012 | 0.031 | 0.012 | J |

# Sample Raw Data

# AQ2 Tray Report

| | |
|---|---|
| Software version : | 2.4.5 |
| Report requested by : | EAsamoah |
| Date \ Time : | 15-Sep-2025 11:41:06 |
| Tray number : | 1 |
| Tray name : | WG2114645 |

## T-Phos 1

### Calibration Chart

| Type | Absorbance | Calc mg/L | Target mg/L | % Error |
|---|---|---|---|---|
| S1 | 0.0031 | -0.000 | 0.000 | |
| S90 | 0.0065 | 0.012 | 0.010 | 16.61 |
| S91 | 0.0150 | 0.041 | 0.040 | 2.22 |
| S92 | 0.0316 | 0.098 | 0.100 | -2.04 |
| S93 | 0.0758 | 0.250 | 0.250 | -0.05 |
| S94 | 0.1503 | 0.506 | 0.500 | 1.28 |
| S95 | 0.2168 | 0.735 | 0.750 | -1.98 |
| S96 | 0.2961 | 1.008 | 1.000 | 0.81 |
| S0 | 0.0028 | -0.001 | 0.000 | |

| | |
|---|---|
| Polynomial Order : | 1 |
| Correlation Coefficient : | 0.9998 |
| Carryover(%) : | -0.1 |
| Calibration equation: | y = bx + a |
| y =: | Concentration mg/L |
| x =: | Measured absorbance |
| a =: | -1.082943E-02 |
| b =: | 3.441184E+00 |
| Date & Time : | 15-Sep-2025 06:50:40 |

### Calibration Graph

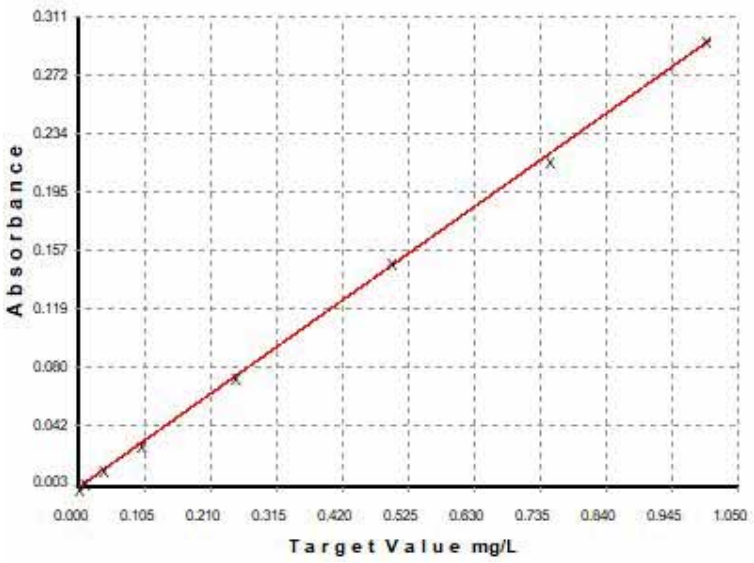


## Reagents

| Reagent Name | Batch Number | Operator | Expiry Date |
|---|---|---|---|
| TP Working Color | TP Color-09142025 | MEF | 29-Sep-2025 00:00:00 |
| TP Ascorbic | TP Ascorbic-09142025 | MEF | 21-Sep-2025 00:00:00 |

## Test Results

| Cup | Type | ID | Sample Details | Result | Units | QC Pro | Raw Data | Auto Dil. | Man Dil. | User | Time & Date |
|---|---|---|---|---|---|---|---|---|---|---|---|
| | S1 | Standard 1 | | 0.003 | | | 0.003127 | | | EYA | 15-Sep-2025 06:42:53 |
| | S90 | Standard 90 | | 0.007 | | | 0.006536 | | | EYA | 15-Sep-2025 06:43:52 |
| | S91 | Standard 91 | | 0.015 | | | 0.015029 | | | EYA | 15-Sep-2025 06:44:50 |
| | S92 | Standard 92 | | 0.032 | | | 0.031613 | | | EYA | 15-Sep-2025 06:45:48 |
| | S93 | Standard 93 | | 0.076 | | | 0.075764 | | | EYA | 15-Sep-2025 06:46:46 |
| | S94 | Standard 94 | | 0.150 | | | 0.150309 | | | EYA | 15-Sep-2025 06:47:44 |
| | S95 | Standard 95 | | 0.217 | | | 0.216782 | | | EYA | 15-Sep-2025 06:48:43 |
| | S96 | Standard 96 | | 0.296 | | | 0.296100 | | | EYA | 15-Sep-2025 06:49:41 |
| | S0 | Standard 0 | | 0.003 | | | 0.002751 | | | EYA | 15-Sep-2025 06:50:40 |
| 2 | ICV | ICV | 14-SEP-2025 15-45 | 0.505 | mg/L | | 0.149776 | | | EYA | 15-Sep-2025 06:51:39 |
| 3 | ICB | ICB | 14-SEP-2025 15-45 | -0.004 | mg/L | | 0.001960 | | | EYA | 15-Sep-2025 06:52:40 |
| 4 | U1 | WG2114645-1O | 14-SEP-2025 15-45 | -0.002ELL | mg/L | | 0.002560 | | | EYA | 15-Sep-2025 06:53:40 |
| 5 | U2 | WG2114645-2O | 14-SEP-2025 15-45 | 0.513 | mg/L | | 0.152174 | | | EYA | 15-Sep-2025 06:54:39 |
| 6 | U3 | L2554996-01O | 14-SEP-2025 15-45 | 0.009 | mg/L | | 0.005757 | | | EYA | 15-Sep-2025 06:55:38 |
| 7 | U4 | L2554996-02O | 14-SEP-2025 15-45 | 0.047 | mg/L | | 0.016705 | | | EYA | 15-Sep-2025 06:56:37 |
| 8 | U5 | L2554996-03O | 14-SEP-2025 15-45 | 0.045 | mg/L | | 0.016134 | | | EYA | 15-Sep-2025 06:57:36 |
| 9 | U6 | L2554996-04O | 14-SEP-2025 15-45 | -0.002ELL | mg/L | | 0.002428 | | | EYA | 15-Sep-2025 06:58:35 |
| 10 | U7 | L2555281-01O | 14-SEP-2025 15-45 | 0.027 | mg/L | | 0.011044 | | | EYA | 15-Sep-2025 06:59:34 |
| 11 | U8 | L2555281-02O | 14-SEP-2025 15-45 | 0.027 | mg/L | | 0.011100 | | | EYA | 15-Sep-2025 07:00:33 |

| | | | | | | | | | |
|---|---|---|---|---|---|---|---|---|---|
| 12 | U9 | L2555281-03O | 14-SEP-2025 15-45 | 0.021 | mg/L | 0.009190 | EYA | 15-Sep-2025 07:01:32 |
| 13 | U10 | L2555281-04O | 14-SEP-2025 15-45 | 0.003 | mg/L | 0.003973 | EYA | 15-Sep-2025 07:02:31 |
| | CCV | CCV | | 0.479 | mg/L | 0.142232 | EYA | 15-Sep-2025 07:03:29 |
| | CCB | CCB | | -0.004 | mg/L | 0.002041 | EYA | 15-Sep-2025 07:04:30 |
| 14 | U11 | L2555281-05O | 14-SEP-2025 15-45 | -0.000ELL | mg/L | 0.003040 | EYA | 15-Sep-2025 07:05:31 |
| 15 | U12 | WG2114645-3O | 14-SEP-2025 15-45 | -0.001ELL | mg/L | 0.002838 | EYA | 15-Sep-2025 07:06:30 |
| 16 | U13 | WG2114645-4O | 14-SEP-2025 15-45 | 0.481 | mg/L | 0.143013 | EYA | 15-Sep-2025 07:07:28 |
| 17 | U14 | L2555281-06O | 14-SEP-2025 15-45 | 0.055 | mg/L | 0.019106 | EYA | 15-Sep-2025 07:08:26 |
| 18 | U15 | L2555281-07O | 14-SEP-2025 15-45 | 0.009 | mg/L | 0.005651 | EYA | 15-Sep-2025 07:09:24 |
| 19 | U16 | L2555281-08O | 14-SEP-2025 15-45 | -0.003ELL | mg/L | 0.002237 | EYA | 15-Sep-2025 07:10:22 |
| 20 | U17 | L2555605-01O | 14-SEP-2025 15-45 | 0.019 | mg/L | 0.008563 | EYA | 15-Sep-2025 07:11:20 |
| 21 | U18 | L2555605-02O | 14-SEP-2025 15-45 | 0.005 | mg/L | 0.004597 | EYA | 15-Sep-2025 07:12:21 |
| 22 | U19 | WG2114645-5O | 14-SEP-2025 15-45 | 0.004 | mg/L | 0.004281 | EYA | 15-Sep-2025 07:13:22 |
| 23 | U20 | WG2114645-6O | 14-SEP-2025 15-45 | 0.491 | mg/L | 0.145708 | EYA | 15-Sep-2025 07:13:54 |
| | CCV | CCV | | 0.459 | mg/L | 0.136542 | EYA | 15-Sep-2025 07:14:52 |
| | CCB | CCB | | -0.002 | mg/L | 0.002680 | EYA | 15-Sep-2025 07:15:43 |
| 24 | U21 | L2555605-03O | 14-SEP-2025 15-45 | 0.037 | mg/L | 0.013806 | EYA | 15-Sep-2025 07:16:35 |
| 25 | U22 | L2555605-04O | 14-SEP-2025 15-45 | 0.027 | mg/L | 0.010988 | EYA | 15-Sep-2025 07:17:26 |
| 26 | U23 | L2555605-05O | 14-SEP-2025 15-45 | 0.001 | mg/L | 0.003463 | EYA | 15-Sep-2025 07:18:17 |
| 27 | U24 | L2555605-06O | 14-SEP-2025 15-45 | 0.005 | mg/L | 0.004708 | EYA | 15-Sep-2025 07:19:08 |
| 28 | U25 | L2555605-07O | 14-SEP-2025 15-45 | 0.006 | mg/L | 0.004836 | EYA | 15-Sep-2025 07:20:00 |
| 29 | U26 | L2555605-08O | 14-SEP-2025 15-45 | 0.017 | mg/L | 0.008119 | EYA | 15-Sep-2025 07:20:51 |
| | CCV | CCV | | 0.467 | mg/L | 0.138938 | EYA | 15-Sep-2025 08:02:32 |
| | CCV | CCV | | 0.444 | mg/L | 0.132239 | EYA | 15-Sep-2025 07:21:42 |
| | CCB | CCB | | -0.002 | mg/L | 0.002464 | EYA | 15-Sep-2025 07:22:34 |
| | CCV | CCV | | 0.488 | mg/L | 0.145012 | EYA | 15-Sep-2025 08:00:49 |
| | CCB | CCB | | -0.003 | mg/L | 0.002329 | EYA | 15-Sep-2025 08:01:40 |
| | CCV | CCV | | 0.490 | mg/L | 0.145423 | EYA | 15-Sep-2025 08:03:23 |
| | CCB | CCB | | -0.002 | mg/L | 0.002543 | EYA | 15-Sep-2025 08:04:15 |

# Quality Control

# Form 5a
# Matrix Spike

| | | | |
|---|---|---|---|
| **Client** | : Roux Env. Eng. & Geology, DPC | **Lab Number** | : L2554996 |
| **Project Name** | : CORAM MATERIALS | **Project Number** | : 2232.0006Y005 |
| **Client Sample ID** | : NA | **Matrix** | : WATER |
| **Lab Sample ID** | : L2555281-05 | | |
| **Matrix Spike** | : WG2114645-4 | **MS Analysis Date** | : 09/15/25 07:07 |
| **Matrix Spike Dup** | : | **MSD Analysis Date** | : |

| | | Matrix Spike Sample | | | Matrix Spike Duplicate | | | | | |
|---|---|---|---|---|---|---|---|---|---|---|
| Parameter | Sample Conc. (mg/l) | Spike Added (mg/l) | Spike Conc. (mg/l) | %R | Spike Added (mg/l) | Spike Conc. (mg/l) | %R | RPD | Recovery Limits | RPD Limit |
| Phosphate, Total | ND | 1.53 | 1.48 | 97 | | | | | 80-120 | 15 |

# Form 5a
# Matrix Spike

| | | | |
|---|---|---|---|
| **Client** | : Roux Env. Eng. & Geology, DPC | **Lab Number** | : L2554996 |
| **Project Name** | : CORAM MATERIALS | **Project Number** | : 2232.0006Y005 |
| **Client Sample ID** | : NA | **Matrix** | : WATER |
| **Lab Sample ID** | : L2555605-02 | | |
| **Matrix Spike** | : WG2114645-6 | **MS Analysis Date** | : 09/15/25 07:13 |
| **Matrix Spike Dup** | : | **MSD Analysis Date** | : |

| | | Matrix Spike Sample | | | Matrix Spike Duplicate | | | | | |
|---|---|---|---|---|---|---|---|---|---|---|
| Parameter | Sample Conc. (mg/l) | Spike Added (mg/l) | Spike Conc. (mg/l) | %R | Spike Added (mg/l) | Spike Conc. (mg/l) | %R | RPD | Recovery Limits | RPD Limit |
| Phosphate, Total | 0.015J | 1.53 | 1.51 | 99 | | | | | 80-120 | 15 |

# Form 6
# Lab Duplicates

| | | | |
|---|---|---|---|
| **Client** | : Roux Env. Eng. & Geology, DPC | **Lab Number** | : L2554996 |
| **Project Name** | : CORAM MATERIALS | **Project Number** | : 2232.0006Y005 |
| **Client Sample ID** | : NA | **Matrix** | : WATER |
| **Lab Sample ID** | : NA | **Analysis Date** | : 09/15/25 07:05 |
| **Dup Sample ID** | : WG2114645-3 | **DUP Analysis Date** | : 09/15/25 07:06 |

| Parameter | Sample Concentration (mg/l) | Duplicate Concentration (mg/l) | RPD | RPD Limit |
|---|---|---|---|---|
| Phosphate, Total | ND | ND | NC | 15 |

# Form 6
# Lab Duplicates

| | | | |
|---|---|---|---|
| **Client** | : Roux Env. Eng. & Geology, DPC | **Lab Number** | : L2554996 |
| **Project Name** | : CORAM MATERIALS | **Project Number** | : 2232.0006Y005 |
| **Client Sample ID** | : NA | **Matrix** | : WATER |
| **Lab Sample ID** | : NA | **Analysis Date** | : 09/15/25 07:12 |
| **Dup Sample ID** | : WG2114645-5 | **DUP Analysis Date** | : 09/15/25 07:13 |

| Parameter | Sample Concentration (mg/l) | Duplicate Concentration (mg/l) | RPD | RPD Limit |
|---|---|---|---|---|
| Phosphate, Total | 0.015J | 0.012J | NC | 15 |

# Form 7
# Laboratory Control Sample

| | | | |
|---|---|---|---|
| **Client** | : Roux Env. Eng. & Geology, DPC | **Lab Number** | : L2554996 |
| **Project Name** | : CORAM MATERIALS | **Project Number** | : 2232.0006Y005 |
| **Client Sample ID** | : NA | **Matrix** | : WATER |
| **Lab Sample ID** | : WG2114645-2 | **LCS Analysis Date** | : 09/15/25 06:54 |
| **Dup Sample ID** | : | **LCSD Analysis Date** | : |

| | Laboratory Control Sample | | | Laboratory Control Duplicate | | | | | |
|---|---|---|---|---|---|---|---|---|---|
| **Parameter** | **True (mg/l)** | **Found (mg/l)** | **%R** | **True (mg/l)** | **Found (mg/l)** | **%R** | **RPD** | **Recovery Limits** | **RPD Limit** |
| **Phosphate, Total** | 1.53 | 1.57 | 103. | | | | | 84-118 | 15 |

**Date Created:** 11/11/21
**Created By:** Jason Hebert
**File:** PM11467-1
**Page:** 1

**WETCHEM (WATER)**

| Analyte | CAS # | RL | MDL | Units | LCS Criteria | LCS RPD | MS Criteria | MS RPD | Duplicate RPD | Method | Holding Time | Container/Sample Preservation |
|---|---|---|---|---|---|---|---|---|---|---|---|---|
| Phosphorus, Total | 7723-14-0 | 0.01 | 0.004 | mg/l | 80-120 | | 75-125 | 20 | 20 | 4500P-E | 28 days | 1 - Plastic 500ml H2SO4 preserved |

***Please Note that the RL information provided in this table is calculated using a 100% Solids factor. (Soil/Solids only)***
***Please Note that the information provided in this table is subject to change at anytime at the discretion of the laboratory.***

**Date Created:** 11/11/21
**Created By:** Jason Hebert
**File:** PM11468-1
**Page:** 1

**WETCHEM (SOIL)**

| Analyte | CAS # | RL | MDL | Units | LCS Criteria | LCS RPD | MS Criteria | MS RPD | Duplicate RPD | Method | Holding Time | Container/Sample Preservation |
|---|---|---|---|---|---|---|---|---|---|---|---|---|
| Phosphorus, Total | 7723-14-0 | 5 | 1.67 | mg/kg | 52-148 | 20 | 75-125 | 20 | 20 | 4500P-E | 28 days | 1 - Glass 250ml/8oz unpreserved |

***Please Note that the RL information provided in this table is calculated using a 100% Solids factor. (Soil/Solids only)***
***Please Note that the information provided in this table is subject to change at anytime at the discretion of the laboratory.***

**Date Created:** 11/11/21
**Created By:** Jason Hebert
**File:** PM11467-1
**Page:** 1

**WETCHEM (WATER)**

| Analyte | CAS # | RL | MDL | Units | LCS Criteria | LCS RPD | MS Criteria | MS RPD | Duplicate RPD | Method | Holding Time | Container/Sample Preservation |
|---|---|---|---|---|---|---|---|---|---|---|---|---|
| Phosphorus, Orthophosphate | 7723-14-0 | 0.005 | 0.001 | mg/l | 90-110 | | 80-120 | 20 | 20 | 4500P-E | 48 hours | 1 - Plastic 500ml unpreserved |

***Please Note that the RL information provided in this table is calculated using a 100% Solids factor. (Soil/Solids only)***
***Please Note that the information provided in this table is subject to change at anytime at the discretion of the laboratory.***

**Date Created:** 11/11/21
**Created By:** Jason Hebert
**File:** PM11468-1
**Page:** 1

**WETCHEM (SOIL)**

| Analyte | CAS # | RL | MDL | Units | LCS Criteria | LCS RPD | MS Criteria | MS RPD | Duplicate RPD | Method | Holding Time | Container/Sample Preservation |
|---|---|---|---|---|---|---|---|---|---|---|---|---|
| Phosphorus, Orthophosphate | 7723-14-0 | 0.05 | 0.05 | mg/kg | | | | | | 4500P-E | 48 hours | 1 - Glass 250ml/8oz unpreserved |

***Please Note that the RL information provided in this table is calculated using a 100% Solids factor. (Soil/Solids only)***
***Please Note that the information provided in this table is subject to change at anytime at the discretion of the laboratory.***

## Calculations of TPh**osphorus**

Aqueous samples:

Calculate the concentration value of the sample directly from the standard curve. All calculations are done by SEAL (segmant flow spectrometer).

$$\text{Mg TPhosphorus/L} = \frac{\text{absorbance - y-intercept}}{\text{slope}} \times \text{Dilution Factor}$$

# Total Suspended Solids Analysis

# Results

# Form 1
# WETCHEM

| | | | |
|---|---|---|---|
| Client | : Roux Env. Eng. & Geology, DPC | Lab Number | : L2554996 |
| Project Name | : CORAM MATERIALS | Project Number | : 2232.0006Y005 |
| Lab ID | : L2554996-01 | Date Collected | : 09/02/25 12:05 |
| Client ID | : MW-11S | Date Received | : 09/02/25 |
| Sample Location | : 416 MILLER PLACE-YAPHANK RD. | Date Analyzed | : 09/09/25 15:04 |
| Sample Matrix | : WATER | Dilution Factor | : 4.5 |
| Analytical Method | : 121,2540D | Analyst | : CVN |
| Lab File ID | : WG2112544.pdf | Instrument ID | : BALANCE#22 |
| Sample Amount | : | %Solids | : N/A |
| Digestion Method | : | Date Digested | : |

| | | mg/l | | | |
|---|---|---|---|---|---|
| CAS NO. | Parameter | Results | RL | MDL | Qualifier |
| NONE | Solids, Total Suspended | ND | 22 | NA | U |

# Form 1
# WETCHEM

| | | | |
|---|---|---|---|
| Client | : Roux Env. Eng. & Geology, DPC | Lab Number | : L2554996 |
| Project Name | : CORAM MATERIALS | Project Number | : 2232.0006Y005 |
| Lab ID | : L2554996-02 | Date Collected | : 09/02/25 12:33 |
| Client ID | : MW-11D | Date Received | : 09/02/25 |
| Sample Location | : 416 MILLER PLACE-YAPHANK RD. | Date Analyzed | : 09/05/25 16:00 |
| Sample Matrix | : WATER | Dilution Factor | : 2 |
| Analytical Method | : 121,2540D | Analyst | : REM |
| Lab File ID | : WG2111240.pdf | Instrument ID | : BALANCE#22 |
| Sample Amount | : | %Solids | : N/A |
| Digestion Method | : | Date Digested | : |

| | | mg/l | | | |
|---|---|---|---|---|---|
| CAS NO. | Parameter | Results | RL | MDL | Qualifier |
| NONE | Solids, Total Suspended | ND | 10 | NA | U |

# Form 1
# WETCHEM

| | | | |
|---|---|---|---|
| **Client** | : Roux Env. Eng. & Geology, DPC | **Lab Number** | : L2554996 |
| **Project Name** | : CORAM MATERIALS | **Project Number** | : 2232.0006Y005 |
| **Lab ID** | : L2554996-03 | **Date Collected** | : 09/02/25 12:00 |
| **Client ID** | : DUP_09022025 | **Date Received** | : 09/02/25 |
| **Sample Location** | : 416 MILLER PLACE-YAPHANK RD. | **Date Analyzed** | : 09/05/25 16:00 |
| **Sample Matrix** | : WATER | **Dilution Factor** | : 2 |
| **Analytical Method** | : 121,2540D | **Analyst** | : REM |
| **Lab File ID** | : WG2111240.pdf | **Instrument ID** | : BALANCE#22 |
| **Sample Amount** | : | **%Solids** | : N/A |
| **Digestion Method** | : | **Date Digested** | : |

| | | mg/l | | | |
|---|---|---|---|---|---|
| **CAS NO.** | **Parameter** | **Results** | **RL** | **MDL** | **Qualifier** |
| NONE | Solids, Total Suspended | ND | 10 | NA | U |

# Form 1
# WETCHEM

| | | | |
|---|---|---|---|
| **Client** | : Roux Env. Eng. & Geology, DPC | **Lab Number** | : L2554996 |
| **Project Name** | : CORAM MATERIALS | **Project Number** | : 2232.0006Y005 |
| **Lab ID** | : L2554996-04 | **Date Collected** | : 09/02/25 14:00 |
| **Client ID** | : EQUIPMENT BLANK_0902025 | **Date Received** | : 09/02/25 |
| **Sample Location** | : 416 MILLER PLACE-YAPHANK RD. | **Date Analyzed** | : 09/06/25 20:46 |
| **Sample Matrix** | : Equipment Blank | **Dilution Factor** | : 2 |
| **Analytical Method** | : 121,2540D | **Analyst** | : REM |
| **Lab File ID** | : WG2111557.pdf | **Instrument ID** | : BALANCE#22 |
| **Sample Amount** | : | **%Solids** | : N/A |
| **Digestion Method** | : | **Date Digested** | : |

| | | mg/l | | | |
|---|---|---|---|---|---|
| **CAS NO.** | **Parameter** | **Results** | **RL** | **MDL** | **Qualifier** |
| **NONE** | **Solids, Total Suspended** | **ND** | **10** | **NA** | **U** |

# Form 1
# WETCHEM

| | | | |
|---|---|---|---|
| Client | : Roux Env. Eng. & Geology, DPC | Lab Number | : L2554996 |
| Project Name | : CORAM MATERIALS | Project Number | : 2232.0006Y005 |
| Lab ID | : WG2111240-1 | Date Collected | : NA |
| Client ID | : WG2111240-1BLANK | Date Received | : NA |
| Sample Location | : | Date Analyzed | : 09/05/25 16:00 |
| Sample Matrix | : WATER | Dilution Factor | : 1 |
| Analytical Method | : 121,2540D | Analyst | : REM |
| Lab File ID | : WG2111240.pdf | Instrument ID | : BALANCE#22 |
| Sample Amount | : | %Solids | : N/A |
| Digestion Method | : | Date Digested | : |

| | | mg/l | | | |
|---|---|---|---|---|---|
| CAS NO. | Parameter | Results | RL | MDL | Qualifier |
| NONE | Solids, Total Suspended | ND | 5.0 | NA | U |

# Form 1
# WETCHEM

| | | | |
|---|---|---|---|
| **Client** | : Roux Env. Eng. & Geology, DPC | **Lab Number** | : L2554996 |
| **Project Name** | : CORAM MATERIALS | **Project Number** | : 2232.0006Y005 |
| **Lab ID** | : WG2111240-3 | **Date Collected** | : 09/02/25 10:42 |
| **Client ID** | : WG2111240-3 DUP | **Date Received** | : 09/02/25 |
| **Sample Location** | : | **Date Analyzed** | : 09/05/25 16:00 |
| **Sample Matrix** | : WATER | **Dilution Factor** | : 2 |
| **Analytical Method** | : 121,2540D | **Analyst** | : REM |
| **Lab File ID** | : WG2111240.pdf | **Instrument ID** | : BALANCE#22 |
| **Sample Amount** | : | **%Solids** | : N/A |
| **Digestion Method** | : | **Date Digested** | : |

| | | mg/l | | | |
|---|---|---|---|---|---|
| **CAS NO.** | **Parameter** | **Results** | **RL** | **MDL** | **Qualifier** |
| NONE | Solids, Total Suspended | 40. | 10 | NA | |

# Form 1
# WETCHEM

| | | | |
|---|---|---|---|
| **Client** | : Roux Env. Eng. & Geology, DPC | **Lab Number** | : L2554996 |
| **Project Name** | : CORAM MATERIALS | **Project Number** | : 2232.0006Y005 |
| **Lab ID** | : WG2111240-4 | **Date Collected** | : 09/02/25 10:20 |
| **Client ID** | : WG2111240-4 DUP | **Date Received** | : 09/03/25 |
| **Sample Location** | : | **Date Analyzed** | : 09/05/25 16:00 |
| **Sample Matrix** | : WATER | **Dilution Factor** | : 2.5 |
| **Analytical Method** | : 121,2540D | **Analyst** | : REM |
| **Lab File ID** | : WG2111240.pdf | **Instrument ID** | : BALANCE#22 |
| **Sample Amount** | : | **%Solids** | : N/A |
| **Digestion Method** | : | **Date Digested** | : |

| | | mg/l | | | |
|---|---|---|---|---|---|
| **CAS NO.** | **Parameter** | **Results** | **RL** | **MDL** | **Qualifier** |
| NONE | Solids, Total Suspended | 14. | 12 | NA | |

# Form 1
# WETCHEM

| | | | |
|---|---|---|---|
| Client | : Roux Env. Eng. & Geology, DPC | Lab Number | : L2554996 |
| Project Name | : CORAM MATERIALS | Project Number | : 2232.0006Y005 |
| Lab ID | : WG2111557-1 | Date Collected | : NA |
| Client ID | : WG2111557-1BLANK | Date Received | : NA |
| Sample Location | : | Date Analyzed | : 09/06/25 20:46 |
| Sample Matrix | : WATER | Dilution Factor | : 1 |
| Analytical Method | : 121,2540D | Analyst | : REM |
| Lab File ID | : WG2111557.pdf | Instrument ID | : BALANCE#22 |
| Sample Amount | : | %Solids | : N/A |
| Digestion Method | : | Date Digested | : |

| | | mg/l | | | |
|---|---|---|---|---|---|
| CAS NO. | Parameter | Results | RL | MDL | Qualifier |
| NONE | Solids, Total Suspended | ND | 5.0 | NA | U |

# Form 1
# WETCHEM

| | | | |
|---|---|---|---|
| **Client** | : Roux Env. Eng. & Geology, DPC | **Lab Number** | : L2554996 |
| **Project Name** | : CORAM MATERIALS | **Project Number** | : 2232.0006Y005 |
| **Lab ID** | : WG2111557-3 | **Date Collected** | : 09/03/25 10:00 |
| **Client ID** | : WG2111557-3 DUP | **Date Received** | : 09/03/25 |
| **Sample Location** | : | **Date Analyzed** | : 09/06/25 20:46 |
| **Sample Matrix** | : WATER | **Dilution Factor** | : 4 |
| **Analytical Method** | : 121,2540D | **Analyst** | : REM |
| **Lab File ID** | : WG2111557.pdf | **Instrument ID** | : BALANCE#22 |
| **Sample Amount** | : | **%Solids** | : N/A |
| **Digestion Method** | : | **Date Digested** | : |

| | | mg/l | | | |
|---|---|---|---|---|---|
| **CAS NO.** | **Parameter** | **Results** | **RL** | **MDL** | **Qualifier** |
| NONE | Solids, Total Suspended | 220 | 20 | NA | |

# Form 1
# WETCHEM

| | | | |
|---|---|---|---|
| Client | : Roux Env. Eng. & Geology, DPC | Lab Number | : L2554996 |
| Project Name | : CORAM MATERIALS | Project Number | : 2232.0006Y005 |
| Lab ID | : WG2112544-1 | Date Collected | : NA |
| Client ID | : WG2112544-1BLANK | Date Received | : NA |
| Sample Location | : | Date Analyzed | : 09/09/25 15:04 |
| Sample Matrix | : WATER | Dilution Factor | : 1 |
| Analytical Method | : 121,2540D | Analyst | : CVN |
| Lab File ID | : WG2112544.pdf | Instrument ID | : BALANCE#22 |
| Sample Amount | : | %Solids | : N/A |
| Digestion Method | : | Date Digested | : |

| | | mg/l | | | |
|---|---|---|---|---|---|
| CAS NO. | Parameter | Results | RL | MDL | Qualifier |
| NONE | Solids, Total Suspended | ND | 5.0 | NA | U |

# Form 1
# WETCHEM

| | | | |
|---|---|---|---|
| Client | : Roux Env. Eng. & Geology, DPC | Lab Number | : L2554996 |
| Project Name | : CORAM MATERIALS | Project Number | : 2232.0006Y005 |
| Lab ID | : WG2112544-3 | Date Collected | : 09/03/25 13:20 |
| Client ID | : WG2112544-3 DUP | Date Received | : 09/05/25 |
| Sample Location | : | Date Analyzed | : 09/09/25 15:04 |
| Sample Matrix | : WATER | Dilution Factor | : 10 |
| Analytical Method | : 121,2540D | Analyst | : CVN |
| Lab File ID | : WG2112544.pdf | Instrument ID | : BALANCE#22 |
| Sample Amount | : | %Solids | : N/A |
| Digestion Method | : | Date Digested | : |

| | | mg/l | | | |
|---|---|---|---|---|---|
| CAS NO. | Parameter | Results | RL | MDL | Qualifier |
| NONE | Solids, Total Suspended | 320 | 50 | NA | |

# Form 1
# WETCHEM

| | | | |
|---|---|---|---|
| Client | : Roux Env. Eng. & Geology, DPC | Lab Number | : L2554996 |
| Project Name | : CORAM MATERIALS | Project Number | : 2232.0006Y005 |
| Lab ID | : WG2112544-4 | Date Collected | : 09/03/25 13:15 |
| Client ID | : WG2112544-4 DUP | Date Received | : 09/05/25 |
| Sample Location | : | Date Analyzed | : 09/09/25 15:04 |
| Sample Matrix | : WATER | Dilution Factor | : 10 |
| Analytical Method | : 121,2540D | Analyst | : CVN |
| Lab File ID | : WG2112544.pdf | Instrument ID | : BALANCE#22 |
| Sample Amount | : | %Solids | : N/A |
| Digestion Method | : | Date Digested | : |

| | | mg/l | | | |
|---|---|---|---|---|---|
| CAS NO. | Parameter | Results | RL | MDL | Qualifier |
| NONE | Solids, Total Suspended | 280 | 50 | NA | |

# Sample Raw Data

# Wet Chemistry Gravimetric ELN

Printed: SEP-10-25 15:48:54

| | | | | | | | | | | | |
|---|---|---|---|---|---|---|---|---|---|---|---|
| **WorkGroup** | WG2112544 | **Temp In (C)** | 105 | **Temp In (C)** | 105 | **Temp In (C)** | | **Temp In (C)** | | **Temp In (C)** | |
| **Title** | Solids, Total Suspended | **Temp Out (C)** | 105 | **Temp Out (C)** | 105 | **Temp Out (C)** | | **Temp Out (C)** | | **Temp Out (C)** | |
| **Method** | SM2540D | **Time In** | 09-SEP-25 16:52 | **Time In** | 10-SEP-25 09:15 | **Time In** | | **Time In** | | **Time In** | |
| **Instrument** | BALANCE#22 | **Time Out** | 10-SEP-25 08:29 | **Time Out** | 10-SEP-25 10:57 | **Time Out** | | **Time Out** | | **Time Out** | |
| | | **Evaporation** | **Temp In (C)** | **Time In** | | | | | | | |

| LCS Lot # | TrueValue | Units |
|---|---|---|
| 93537 | 236.6 | mg/l |

| Sample # | Analysis Date | Analyst | Cup ID | Filter Lot | Tare Weight (gm) | Sample Volume (ml) | Net Weight (1) (gm) | Net Weight (2) (gm) | Net Weight (3) (gm) | Net Weight (4) (gm) | Net Weight (5) (gm) | Result mg/L | Dil | Comment |
|---|---|---|---|---|---|---|---|---|---|---|---|---|---|---|
| L2554174-06 | 09-SEP-25 15:04 | CAROLINE NEGRIN | 4 | 18364756 | .3982 | 900 | .4123 | .4124 | | | | 15.67 | 1.1 | VOL |
| L2554996-01 | 09-SEP-25 15:04 | CAROLINE NEGRIN | 5 | 18364756 | .3987 | 222 | .3988 | .399 | | | | 0.45 | 4.5 | VOL |
| L2555167-01 | 09-SEP-25 15:04 | CAROLINE NEGRIN | 6 | 18364756 | .4006 | 1000 | .4012 | .401 | | | | 0.40 | 1 | |
| L2555182-02 | 09-SEP-25 15:04 | CAROLINE NEGRIN | 7 | 18364756 | .401 | 100 | .4302 | .4299 | | | | 289.00 | 10 | MTX |
| L2555281-01 | 09-SEP-25 15:04 | CAROLINE NEGRIN | 8 | 18364756 | .3995 | 800 | .3996 | .3995 | | | | 0.00 | 1.3 | VOL |
| L2555281-02 | 09-SEP-25 15:04 | CAROLINE NEGRIN | 9 | 18364756 | .4011 | 825 | .4011 | .401 | | | | -0.12 | 1.2 | VOL |
| L2555281-03 | 09-SEP-25 15:04 | CAROLINE NEGRIN | 10 | 18364756 | .3992 | 850 | .4011 | .4012 | | | | 2.24 | 1.2 | VOL |
| L2555281-04 | 09-SEP-25 15:04 | CAROLINE NEGRIN | 11 | 18364756 | .4014 | 800 | .4014 | .4014 | | | | 0.00 | 1.3 | VOL |
| L2555281-05 | 09-SEP-25 15:04 | CAROLINE NEGRIN | 12 | 18364756 | .3987 | 1000 | .4017 | .4014 | | | | 2.70 | 1 | |
| L2555281-06 | 09-SEP-25 15:04 | CAROLINE NEGRIN | 13 | 18364756 | .3991 | 750 | .3994 | .3994 | | | | 0.40 | 1.3 | VOL |
| L2555281-07 | 09-SEP-25 15:04 | CAROLINE NEGRIN | 14 | 18364756 | .4004 | 585 | .4008 | .4007 | | | | 0.51 | 1.7 | VOL |
| L2555281-08 | 09-SEP-25 15:04 | CAROLINE NEGRIN | 15 | 18364756 | .4011 | 725 | .4012 | .4013 | | | | 0.14 | 1.4 | VOL |
| L2555991-05 | 09-SEP-25 15:04 | CAROLINE NEGRIN | 16 | 18364756 | .4014 | 100 | .4309 | .4306 | | | | 292.00 | 10 | MTX |
| L2555991-06 | 09-SEP-25 15:04 | CAROLINE NEGRIN | 17 | 18364756 | .4003 | 100 | .4315 | .4312 | | | | 309.00 | 10 | MTX |
| L2555991-07 | 09-SEP-25 15:04 | CAROLINE NEGRIN | 18 | 18364756 | .3982 | 100 | .4261 | .426 | | | | 278.00 | 10 | MTX |
| L2555991-08 | 09-SEP-25 15:04 | CAROLINE NEGRIN | 19 | 18364756 | .4023 | 100 | .4324 | .4321 | | | | 298.00 | 10 | VOL |
| L2555991-09 | 09-SEP-25 15:04 | CAROLINE NEGRIN | 20 | 18364756 | .4023 | 1000 | .4059 | .406 | | | | 3.60 | 1 | |
| L2555991-10 | 09-SEP-25 15:04 | CAROLINE NEGRIN | 21 | 18364756 | .402 | 1000 | .4053 | .4053 | | | | 3.30 | 1 | |

# Wet Chemistry Gravimetric ELN

Printed: SEP-10-25 15:48:54

| | | | | | | | | | | | |
|---|---|---|---|---|---|---|---|---|---|---|---|
| **WorkGroup** | WG2112544 | **Temp In (C)** | 105 | **Temp In (C)** | 105 | **Temp In (C)** | | **Temp In (C)** | | **Temp In (C)** | |
| **Title** | Solids, Total Suspended | **Temp Out (C)** | 105 | **Temp Out (C)** | 105 | **Temp Out (C)** | | **Temp Out (C)** | | **Temp Out (C)** | |
| **Method** | SM2540D | **Time In** | 09-SEP-25 16:52 | **Time In** | 10-SEP-25 09:15 | **Time In** | | **Time In** | | **Time In** | |
| **Instrument** | BALANCE#22 | **Time Out** | 10-SEP-25 08:29 | **Time Out** | 10-SEP-25 10:57 | **Time Out** | | **Time Out** | | **Time Out** | |
| | | **Temp In (C)** | **Time In** | | | | | | **LCS Lot #** | **TrueValue** | **Units** |
| | | | | | | | | | 93537 | 236.6 | mg/l |

| Sample # | Analysis Date | Analyst | Cup ID | | | Sample Volume (ml) | | | Result mg/L | Dil | Comment |
|---|---|---|---|---|---|---|---|---|---|---|---|
| L2555991-11 | 09-SEP-25 15:04 | CAROLINE NEGRIN | 22 | 18364756 | .4004 | 1000 | .4041 | .404 | 3.60 | 1 | |
| L2555991-12 | 09-SEP-25 15:04 | CAROLINE NEGRIN | 23 | 18364756 | .3995 | 1000 | .4034 | .4036 | 3.90 | 1 | |
| WG2112544-1 | 09-SEP-25 15:04 | CAROLINE NEGRIN | 1 | 18364756 | .3966 | 1000 | .3968 | .3967 | 0.10 | 1 | |
| WG2112544-2 | 09-SEP-25 15:04 | CAROLINE NEGRIN | 24 | 18364756 | .4038 | 250 | .4579 | .4576 | 215.20 | 4 | MTX |
| WG2112544-3 | 09-SEP-25 15:04 | CAROLINE NEGRIN | 2 | 18364756 | .3964 | 100 | .4282 | .4281 | 317.00 | 10 | MTX |
| WG2112544-4 | 09-SEP-25 15:04 | CAROLINE NEGRIN | 3 | 18364756 | .4009 | 100 | .4289 | .4288 | 279.00 | 10 | MTX |

# Wet Chemistry Gravimetric ELN

Printed: SEP-07-25 15:07:14

| | | | | | | | | | | | | | | | |
|---|---|---|---|---|---|---|---|---|---|---|---|---|---|---|---|
| **WorkGroup** | WG2111240 | **Temp In (C)** | 105 | **Temp In (C)** | 105 | **Temp In (C)** | 105 | **Temp In (C)** | 105 | **Temp In (C)** | | | | | |
| **Title** | Solids, Total Suspended | **Temp Out (C)** | 105 | **Temp Out (C)** | 105 | **Temp Out (C)** | 105 | **Temp Out (C)** | 105 | **Temp Out (C)** | | | | | |
| **Method** | SM2540D | **Time In** | 05-SEP-25 16:50 | **Time In** | 06-SEP-25 16:24 | **Time In** | 06-SEP-25 23:35 | **Time In** | 07-SEP-25 10:04 | **Time In** | | | | | |
| **Instrument** | BALANCE#22 | **Time Out** | 06-SEP-25 15:32 | **Time Out** | 06-SEP-25 21:55 | **Time Out** | 07-SEP-25 09:46 | **Time Out** | 07-SEP-25 14:37 | **Time Out** | | | | | |
| | | **Evaporation** | **Temp In (C)** | **Time In** | | | | | | | | | | **LCS Lot #** | **TrueValue** | **Units** |
| | | | | | | | | | | | | | | 93666 | 234.2 | mg/l |

| Sample # | Analysis Date | Analyst | Cup ID | Filter Lot | Tare Weight (gm) | Sample Volume (ml) | Net Weight (1) (gm) | Net Weight (2) (gm) | Net Weight (3) (gm) | Net Weight (4) (gm) | Net Weight (5) (gm) | Result mg/L | Dil | Comment |
|---|---|---|---|---|---|---|---|---|---|---|---|---|---|---|
| L2554748-01 | 05-SEP-25 16:00 | RENATA MUKHAMETZHANOVA | 4 | 18364756 | .3986 | 250 | .5062 | .5047 | .5039 | .5035 | | 419.60 | 4 | MAT |
| L2554758-01 | 05-SEP-25 16:00 | RENATA MUKHAMETZHANOVA | 5 | 18364756 | .3996 | 100 | .4375 | .4379 | | | | 379.00 | 10 | MAT |
| L2554759-01 | 05-SEP-25 16:00 | RENATA MUKHAMETZHANOVA | 6 | 18364756 | .399 | 150 | .4511 | .4503 | .4501 | | | 340.67 | 6.7 | MAT |
| L2554800-03 | 05-SEP-25 16:00 | RENATA MUKHAMETZHANOVA | 7 | 18364756 | .3966 | 1000 | .4008 | .4008 | | | | 4.20 | 1 | |
| L2554821-02 | 05-SEP-25 16:00 | RENATA MUKHAMETZHANOVA | 8 | 18364756 | .4 | 1000 | .4027 | .4026 | | | | 2.60 | 1 | |
| L2554822-01 | 05-SEP-25 16:00 | RENATA MUKHAMETZHANOVA | 9 | 18364756 | .4003 | 500 | .4172 | .4171 | | | | 33.60 | 2 | INFLUENT |
| L2554822-02 | 05-SEP-25 16:00 | RENATA MUKHAMETZHANOVA | 10 | 18364756 | .3986 | 1000 | .4033 | .4036 | | | | 4.70 | 1 | EFFLUENT |
| L2554855-01 | 05-SEP-25 16:00 | RENATA MUKHAMETZHANOVA | 11 | 18364756 | .3937 | 500 | .3984 | .3981 | | | | 8.80 | 2 | MAT |
| L2554886-01 | 05-SEP-25 16:00 | RENATA MUKHAMETZHANOVA | 12 | 18364756 | .3952 | 1000 | .3958 | .3958 | | | | 0.60 | 1 | |
| L2554886-02 | 05-SEP-25 16:00 | RENATA MUKHAMETZHANOVA | 13 | 18364756 | .3949 | 1000 | .395 | .3952 | | | | 0.10 | 1 | |
| L2554886-03 | 05-SEP-25 16:00 | RENATA MUKHAMETZHANOVA | 14 | 18364756 | .3981 | 1000 | .3986 | .3983 | | | | 0.20 | 1 | |
| L2554886-04 | 05-SEP-25 16:00 | RENATA MUKHAMETZHANOVA | 15 | 18364756 | .3963 | 1000 | .3971 | .3967 | | | | 0.40 | 1 | |

# Wet Chemistry Gravimetric ELN

Printed: SEP-07-25 15:07:14

| | | | | | | | | | | | | | | | |
|---|---|---|---|---|---|---|---|---|---|---|---|---|---|---|---|
| **WorkGroup** | WG2111240 | **Temp In (C)** | 105 | **Temp In (C)** | 105 | **Temp In (C)** | 105 | **Temp In (C)** | 105 | **Temp In (C)** | | | | | |
| **Title** | Solids, Total Suspended | **Temp Out (C)** | 105 | **Temp Out (C)** | 105 | **Temp Out (C)** | 105 | **Temp Out (C)** | 105 | **Temp Out (C)** | | | | | |
| **Method** | SM2540D | **Time In** | 05-SEP-25 16:50 | **Time In** | 06-SEP-25 16:24 | **Time In** | 06-SEP-25 23:35 | **Time In** | 07-SEP-25 10:04 | **Time In** | | | | | |
| **Instrument** | BALANCE#22 | **Time Out** | 06-SEP-25 15:32 | **Time Out** | 06-SEP-25 21:55 | **Time Out** | 07-SEP-25 09:46 | **Time Out** | 07-SEP-25 14:37 | **Time Out** | | | | | |

| **Temp In (C)** | **Time In** | **LCS Lot #** | **TrueValue** | **Units** |
|---|---|---|---|---|
| | | 93666 | 234.2 | mg/l |

| Sample # | Analysis Date | Analyst | Cup ID | | | Sample Volume (ml) | | | Result mg/L | Dil | Comment |
|---|---|---|---|---|---|---|---|---|---|---|---|
| L2554886-05 | 05-SEP-25 16:00 | RENATA MUKHAMETZHANOVA | 16 | 18364756 | .3974 | 1000 | .3978 | .398 | 0.40 | 1 | |
| L2554886-06 | 05-SEP-25 16:00 | RENATA MUKHAMETZHANOVA | 17 | 18364756 | .3962 | 1000 | .3963 | .3962 | 0.00 | 1 | |
| L2554996-02 | 05-SEP-25 16:00 | RENATA MUKHAMETZHANOVA | 18 | 18364756 | .4021 | 500 | .4059 | .4061 | 7.60 | 2 | VOL |
| L2554996-03 | 05-SEP-25 16:00 | RENATA MUKHAMETZHANOVA | 19 | 18364756 | .4024 | 500 | .4052 | .4053 | 5.60 | 2 | VOL |
| L2555255-01 | 05-SEP-25 16:00 | RENATA MUKHAMETZHANOVA | 20 | 18364756 | .4018 | 400 | .4074 | .4071 | 13.25 | 2.5 | VOL |
| L2555428-01 | 05-SEP-25 16:00 | RENATA MUKHAMETZHANOVA | 21 | 18364756 | .4009 | 1000 | .4022 | .4021 | 1.20 | 1 | |
| L2555582-08 | 05-SEP-25 16:00 | RENATA MUKHAMETZHANOVA | 22 | 18364756 | .4008 | 950 | .4017 | .4019 | 0.95 | 1.1 | VOL |
| L2555602-01 | 05-SEP-25 16:00 | RENATA MUKHAMETZHANOVA | 23 | 18364756 | .4003 | 1000 | .4182 | .418 | 17.70 | 1 | |
| WG2111240-1 | 05-SEP-25 16:00 | RENATA MUKHAMETZHANOVA | 1 | 18364756 | .399 | 1000 | .3994 | .3993 | 0.30 | 1 | |
| WG2111240-2 | 05-SEP-25 16:00 | RENATA MUKHAMETZHANOVA | 24 | 18364756 | .397 | 250 | .4465 | .4465 | 198.00 | 4 | |
| WG2111240-3 | 05-SEP-25 16:00 | RENATA MUKHAMETZHANOVA | 2 | 18364756 | .3972 | 500 | .4172 | .4172 | 40.00 | 2 | |
| WG2111240-4 | 05-SEP-25 16:00 | RENATA MUKHAMETZHANOVA | 3 | 18364756 | .3956 | 400 | .4014 | .4018 | 14.50 | 2.5 | VOL |

# Wet Chemistry Gravimetric ELN

Printed: SEP-07-25 17:13:12

| | | | | | | | | | | | |
|---|---|---|---|---|---|---|---|---|---|---|---|
| **WorkGroup** | WG2111557 | **Temp In (C)** | 105 | **Temp In (C)** | 105 | **Temp In (C)** | | **Temp In (C)** | | **Temp In (C)** | |
| **Title** | Solids, Total Suspended | **Temp Out (C)** | 105 | **Temp Out (C)** | 105 | **Temp Out (C)** | | **Temp Out (C)** | | **Temp Out (C)** | |
| **Method** | SM2540D | **Time In** | 06-SEP-25 21:30 | **Time In** | 07-SEP-25 09:42 | **Time In** | | **Time In** | | **Time In** | |
| **Instrument** | BALANCE#22 | **Time Out** | 07-SEP-25 09:03 | **Time Out** | 07-SEP-25 15:30 | **Time Out** | | **Time Out** | | **Time Out** | |
| | | **Evaporation** | **Temp In (C)** | **Time In** | | | | | | | |

| LCS Lot # | TrueValue | Units |
|---|---|---|
| 93664 | 254.3 | mg/l |

| Sample # | Analysis Date | Analyst | Cup ID | Filter Lot | Tare Weight (gm) | Sample Volume (ml) | Net Weight (1) (gm) | Net Weight (2) (gm) | Net Weight (3) (gm) | Net Weight (4) (gm) | Net Weight (5) (gm) | Result mg/L | Dil | Comment |
|---|---|---|---|---|---|---|---|---|---|---|---|---|---|---|
| L2554787-01 | 06-SEP-25 20:46 | RENATA MUKHAMETZHANOVA | 3 | 18364756 | .4018 | 1000 | .4145 | .4143 | | | | 12.50 | 1 | |
| L2554888-01 | 06-SEP-25 20:46 | RENATA MUKHAMETZHANOVA | 4 | 18364756 | .4042 | 1000 | .4315 | .4313 | | | | 27.10 | 1 | |
| L2554892-01 | 06-SEP-25 20:46 | RENATA MUKHAMETZHANOVA | 5 | 18364756 | .4041 | 1000 | .4075 | .4076 | | | | 3.40 | 1 | |
| L2554996-04 | 06-SEP-25 20:46 | RENATA MUKHAMETZHANOVA | 6 | 18364756 | .4019 | 500 | .402 | .4021 | | | | 0.20 | 2 | VOL |
| L2555106-01 | 06-SEP-25 20:46 | RENATA MUKHAMETZHANOVA | 7 | 18364756 | .4033 | 500 | .4147 | .4147 | | | | 22.80 | 2 | MAT |
| L2555134-01 | 06-SEP-25 20:46 | RENATA MUKHAMETZHANOVA | 8 | 18364756 | .4007 | 250 | .4572 | .4571 | | | | 225.60 | 4 | MAT |
| L2555560-01 | 06-SEP-25 20:46 | RENATA MUKHAMETZHANOVA | 9 | 18364756 | .4032 | 150 | .4749 | .4746 | | | | 476.00 | 6.7 | MAT |
| L2555560-02 | 06-SEP-25 20:46 | RENATA MUKHAMETZHANOVA | 10 | 18364756 | .3997 | 250 | .4688 | .4688 | | | | 276.40 | 4 | MAT |
| L2555598-01 | 06-SEP-25 20:46 | RENATA MUKHAMETZHANOVA | 11 | 18364756 | .4042 | 1000 | .4082 | .4082 | | | | 4.00 | 1 | |
| L2555902-02 | 06-SEP-25 20:46 | RENATA MUKHAMETZHANOVA | 12 | 18364756 | .4007 | 1000 | .4041 | .404 | | | | 3.30 | 1 | |
| WG2111557-1 | 06-SEP-25 20:46 | RENATA MUKHAMETZHANOVA | 1 | 18364756 | .4024 | 1000 | .4026 | .4025 | | | | 0.10 | 1 | |
| WG2111557-2 | 06-SEP-25 20:46 | RENATA MUKHAMETZHANOVA | 19 | 18364756 | .4006 | 250 | .4656 | .4658 | | | | 260.00 | 4 | |

| Average Weight (gm) | % Difference (Sample) | % Difference (Duplicate) |
|---|---|---|
| .0562 | 99.6 | 100.4 |

# Wet Chemistry Gravimetric ELN

Printed: SEP-07-25 17:13:12

| | | | | | | | | | | | | | | | |
|---|---|---|---|---|---|---|---|---|---|---|---|---|---|---|---|
| **WorkGroup** | WG2111557 | **Temp In (C)** | 105 | **Temp In (C)** | 105 | **Temp In (C)** | | **Temp In (C)** | | **Temp In (C)** | | | | | |
| **Title** | Solids, Total Suspended | **Temp Out (C)** | 105 | **Temp Out (C)** | 105 | **Temp Out (C)** | | **Temp Out (C)** | | **Temp Out (C)** | | | | | |
| **Method** | SM2540D | **Time In** | 06-SEP-25 21:30 | **Time In** | 07-SEP-25 09:42 | **Time In** | | **Time In** | | **Time In** | | | | | |
| **Instrument** | BALANCE#22 | **Time Out** | 07-SEP-25 09:03 | **Time Out** | 07-SEP-25 15:30 | **Time Out** | | **Time Out** | | **Time Out** | | | | | |
| | | **Temp In (C)** | | **Time In** | | | | | | | | **LCS Lot #** | **TrueValue** | **Units** | |
| | | | | | | | | | | | | 93664 | 254.3 | mg/l | |

| Sample # | Analysis Date | Analyst | Cup ID | | | Sample Volume (ml) | | | | | Result mg/L | Dil | Comment |
|---|---|---|---|---|---|---|---|---|---|---|---|---|---|
| WG2111557-3 | 06-SEP-25 20:46 | RENATA MUKHAMETZHANOVA | 2 | 18364756 | .4015 | 250 | .4575 | .4576 | | | 224.00 | 4 | |

| Average Weight (gm) | % Difference (Sample) | % Difference (Duplicate) |
|---|---|---|
| .0562 | 99.6 | 100.4 |

# Quality Control

# Form 6
# Lab Duplicates

| | | | |
|---|---|---|---|
| **Client** | : Roux Env. Eng. & Geology, DPC | **Lab Number** | : L2554996 |
| **Project Name** | : CORAM MATERIALS | **Project Number** | : 2232.0006Y005 |
| **Client Sample ID** | : NA | **Matrix** | : WATER |
| **Lab Sample ID** | : NA | **Analysis Date** | : 09/05/25 16:00 |
| **Dup Sample ID** | : WG2111240-3 | **DUP Analysis Date** | : 09/05/25 16:00 |

| Parameter | Sample Concentration (mg/l) | Duplicate Concentration (mg/l) | RPD | RPD Limit |
|---|---|---|---|---|
| Solids, Total Suspended | 34 | 40. | 16 | 32 |

# Form 6
# Lab Duplicates

| | | | |
|---|---|---|---|
| **Client** | : Roux Env. Eng. & Geology, DPC | **Lab Number** | : L2554996 |
| **Project Name** | : CORAM MATERIALS | **Project Number** | : 2232.0006Y005 |
| **Client Sample ID** | : NA | **Matrix** | : WATER |
| **Lab Sample ID** | : NA | **Analysis Date** | : 09/05/25 16:00 |
| **Dup Sample ID** | : WG2111240-4 | **DUP Analysis Date** | : 09/05/25 16:00 |

| Parameter | Sample Concentration (mg/l) | Duplicate Concentration (mg/l) | RPD | RPD Limit |
|---|---|---|---|---|
| Solids, Total Suspended | 13 | 14. | 7 | 32 |

# Form 6
# Lab Duplicates

| | | | |
|---|---|---|---|
| **Client** | : Roux Env. Eng. & Geology, DPC | **Lab Number** | : L2554996 |
| **Project Name** | : CORAM MATERIALS | **Project Number** | : 2232.0006Y005 |
| **Client Sample ID** | : NA | **Matrix** | : WATER |
| **Lab Sample ID** | : NA | **Analysis Date** | : 09/06/25 20:46 |
| **Dup Sample ID** | : WG2111557-3 | **DUP Analysis Date** | : 09/06/25 20:46 |

| Parameter | Sample Concentration (mg/l) | Duplicate Concentration (mg/l) | RPD | RPD Limit |
|---|---|---|---|---|
| Solids, Total Suspended | 220 | 220 | 0 | 32 |

# Form 6
# Lab Duplicates

| | | | |
|---|---|---|---|
| **Client** | : Roux Env. Eng. & Geology, DPC | **Lab Number** | : L2554996 |
| **Project Name** | : CORAM MATERIALS | **Project Number** | : 2232.0006Y005 |
| **Client Sample ID** | : NA | **Matrix** | : WATER |
| **Lab Sample ID** | : NA | **Analysis Date** | : 09/09/25 15:04 |
| **Dup Sample ID** | : WG2112544-3 | **DUP Analysis Date** | : 09/09/25 15:04 |

| Parameter | Sample Concentration (mg/l) | Duplicate Concentration (mg/l) | RPD | RPD Limit |
|---|---|---|---|---|
| Solids, Total Suspended | 280 | 320 | 13 | 32 |

# Form 6
# Lab Duplicates

| | | | |
|---|---|---|---|
| **Client** | : Roux Env. Eng. & Geology, DPC | **Lab Number** | : L2554996 |
| **Project Name** | : CORAM MATERIALS | **Project Number** | : 2232.0006Y005 |
| **Client Sample ID** | : NA | **Matrix** | : WATER |
| **Lab Sample ID** | : NA | **Analysis Date** | : 09/09/25 15:04 |
| **Dup Sample ID** | : WG2112544-4 | **DUP Analysis Date** | : 09/09/25 15:04 |

| Parameter | Sample Concentration (mg/l) | Duplicate Concentration (mg/l) | RPD | RPD Limit |
|---|---|---|---|---|
| Solids, Total Suspended | 310 | 280 | 10 | 32 |

# Form 7
# Laboratory Control Sample

| | | | |
|---|---|---|---|
| **Client** | : Roux Env. Eng. & Geology, DPC | **Lab Number** | : L2554996 |
| **Project Name** | : CORAM MATERIALS | **Project Number** | : 2232.0006Y005 |
| **Client Sample ID** | : NA | **Matrix** | : WATER |
| **Lab Sample ID** | : WG2111240-2 | **LCS Analysis Date** | : 09/05/25 16:00 |
| **Dup Sample ID** | : | **LCSD Analysis Date** | : |

| | Laboratory Control Sample | | | Laboratory Control Duplicate | | | | | |
|---|---|---|---|---|---|---|---|---|---|
| | True | Found | %R | True | Found | %R | RPD | Recovery | RPD |
| Parameter | (mg/l) | (mg/l) | | (mg/l) | (mg/l) | | | Limits | Limit |
| Solids, Total Suspended | 234. | 200. | 84. | | | | | 80-120 | 32 |

# Form 7
# Laboratory Control Sample

| | | | |
|---|---|---|---|
| **Client** | : Roux Env. Eng. & Geology, DPC | **Lab Number** | : L2554996 |
| **Project Name** | : CORAM MATERIALS | **Project Number** | : 2232.0006Y005 |
| **Client Sample ID** | : NA | **Matrix** | : WATER |
| **Lab Sample ID** | : WG2111557-2 | **LCS Analysis Date** | : 09/06/25 20:46 |
| **Dup Sample ID** | : | **LCSD Analysis Date** | : |

| | Laboratory Control Sample | | | Laboratory Control Duplicate | | | | | |
|---|---|---|---|---|---|---|---|---|---|
| | True | Found | %R | True | Found | %R | RPD | Recovery | RPD |
| Parameter | (mg/l) | (mg/l) | | (mg/l) | (mg/l) | | | Limits | Limit |
| Solids, Total Suspended | 254. | 260. | 102. | | | | | 80-120 | 32 |

# Form 7
# Laboratory Control Sample

| | | | |
|---|---|---|---|
| **Client** | : Roux Env. Eng. & Geology, DPC | **Lab Number** | : L2554996 |
| **Project Name** | : CORAM MATERIALS | **Project Number** | : 2232.0006Y005 |
| **Client Sample ID** | : NA | **Matrix** | : WATER |
| **Lab Sample ID** | : WG2112544-2 | **LCS Analysis Date** | : 09/09/25 15:04 |
| **Dup Sample ID** | : | **LCSD Analysis Date** | : |

| | Laboratory Control Sample | | | Laboratory Control Duplicate | | | | | |
|---|---|---|---|---|---|---|---|---|---|
| | True | Found | %R | True | Found | %R | RPD | Recovery | RPD |
| Parameter | (mg/l) | (mg/l) | | (mg/l) | (mg/l) | | | Limits | Limit |
| Solids, Total Suspended | 237. | 220. | 91. | | | | | 80-120 | 32 |

**Date Created:** 11/11/21
**Created By:** Jason Hebert
**File:** PM11467-1
**Page:** 1

**WETCHEM (WATER)**

| Analyte | CAS # | RL | MDL | Units | LCS Criteria | LCS RPD | MS Criteria | MS RPD | Duplicate RPD | Method | Holding Time | Container/Sample Preservation |
|---|---|---|---|---|---|---|---|---|---|---|---|---|
| Solids, Total Suspended | NONE | 5 | | mg/l | 80-120 | | | 29 | 29 | 2540D | 7 days | 1 - Plastic 950ml unpreserved |

***Please Note that the RL information provided in this table is calculated using a 100% Solids factor. (Soil/Solids only)***
***Please Note that the information provided in this table is subject to change at anytime at the discretion of the laboratory.***

# Calculations of TSS

$$\text{mgTSS/L} = \frac{(A - B) \times 1000}{\text{Sample volume, (L)}}$$

Where:

A = Final weight (weight of filter + dried residue, g)
B = Initial weight (weight of clean filter, g)

# Wet Chemistry
# By
# IC Methods

# Results

# Form 1
# WETCHEM

| | | | |
|---|---|---|---|
| **Client** | : Roux Env. Eng. & Geology, DPC | **Lab Number** | : L2554996 |
| **Project Name** | : CORAM MATERIALS | **Project Number** | : 2232.0006Y005 |
| **Lab ID** | : L2554996-01 | **Date Collected** | : 09/02/25 12:05 |
| **Client ID** | : MW-11S | **Date Received** | : 09/02/25 |
| **Sample Location** | : 416 MILLER PLACE-YAPHANK RD. | **Date Analyzed** | : 09/08/25 20:34 |
| **Sample Matrix** | : WATER | **Dilution Factor** | : 1 |
| **Analytical Method** | : 44,300.0 | **Analyst** | : AVT, |
| **Lab File ID** | : WG2112203-26-08-09 | **Instrument ID** | : IC3 |
| **Sample Amount** | : | **%Solids** | : N/A |
| **Digestion Method** | : | **Date Digested** | : |

| | | mg/l | | | |
|---|---|---|---|---|---|
| **CAS NO.** | **Parameter** | **Results** | **RL** | **MDL** | **Qualifier** |
| 24959-67-9 | Bromide | 0.024 | 0.050 | 0.013 | J |

# Form 1
# WETCHEM

| | | | |
|---|---|---|---|
| **Client** | : Roux Env. Eng. & Geology, DPC | **Lab Number** | : L2554996 |
| **Project Name** | : CORAM MATERIALS | **Project Number** | : 2232.0006Y005 |
| **Lab ID** | : L2554996-02 | **Date Collected** | : 09/02/25 12:33 |
| **Client ID** | : MW-11D | **Date Received** | : 09/02/25 |
| **Sample Location** | : 416 MILLER PLACE-YAPHANK RD. | **Date Analyzed** | : 09/08/25 20:46 |
| **Sample Matrix** | : WATER | **Dilution Factor** | : 1 |
| **Analytical Method** | : 44,300.0 | **Analyst** | : AVT, |
| **Lab File ID** | : WG2112203-26-08-09 | **Instrument ID** | : IC3 |
| **Sample Amount** | : | **%Solids** | : N/A |
| **Digestion Method** | : | **Date Digested** | : |

| | | mg/l | | | |
|---|---|---|---|---|---|
| **CAS NO.** | **Parameter** | **Results** | **RL** | **MDL** | **Qualifier** |
| 24959-67-9 | Bromide | 0.027 | 0.050 | 0.013 | J |

# Form 1
# WETCHEM

| | | | |
|---|---|---|---|
| **Client** | : Roux Env. Eng. & Geology, DPC | **Lab Number** | : L2554996 |
| **Project Name** | : CORAM MATERIALS | **Project Number** | : 2232.0006Y005 |
| **Lab ID** | : L2554996-03 | **Date Collected** | : 09/02/25 12:00 |
| **Client ID** | : DUP_09022025 | **Date Received** | : 09/02/25 |
| **Sample Location** | : 416 MILLER PLACE-YAPHANK RD. | **Date Analyzed** | : 09/08/25 20:58 |
| **Sample Matrix** | : WATER | **Dilution Factor** | : 1 |
| **Analytical Method** | : 44,300.0 | **Analyst** | : AVT, |
| **Lab File ID** | : WG2112203-26-08-09 | **Instrument ID** | : IC3 |
| **Sample Amount** | : | **%Solids** | : N/A |
| **Digestion Method** | : | **Date Digested** | : |

| | | mg/l | | | |
|---|---|---|---|---|---|
| **CAS NO.** | **Parameter** | **Results** | **RL** | **MDL** | **Qualifier** |
| 24959-67-9 | Bromide | 0.031 | 0.050 | 0.013 | J |

# Form 1
# WETCHEM

| | | | |
|---|---|---|---|
| **Client** | : Roux Env. Eng. & Geology, DPC | **Lab Number** | : L2554996 |
| **Project Name** | : CORAM MATERIALS | **Project Number** | : 2232.0006Y005 |
| **Lab ID** | : L2554996-04 | **Date Collected** | : 09/02/25 14:00 |
| **Client ID** | : EQUIPMENT BLANK_0902025 | **Date Received** | : 09/02/25 |
| **Sample Location** | : 416 MILLER PLACE-YAPHANK RD. | **Date Analyzed** | : 09/08/25 21:11 |
| **Sample Matrix** | : Equipment Blank | **Dilution Factor** | : 1 |
| **Analytical Method** | : 44,300.0 | **Analyst** | : AVT, |
| **Lab File ID** | : WG2112203-26-08-09 | **Instrument ID** | : IC3 |
| **Sample Amount** | : | **%Solids** | : N/A |
| **Digestion Method** | : | **Date Digested** | : |

| | | mg/l | | | |
|---|---|---|---|---|---|
| **CAS NO.** | **Parameter** | **Results** | **RL** | **MDL** | **Qualifier** |
| 24959-67-9 | Bromide | 0.023 | 0.050 | 0.013 | J |

# Form 1
# WETCHEM

| | | | |
|---|---|---|---|
| **Client** | : Roux Env. Eng. & Geology, DPC | **Lab Number** | : L2554996 |
| **Project Name** | : CORAM MATERIALS | **Project Number** | : 2232.0006Y005 |
| **Lab ID** | : WG2112206-1 | **Date Collected** | : NA |
| **Client ID** | : WG2112206-1BLANK | **Date Received** | : NA |
| **Sample Location** | : | **Date Analyzed** | : 09/08/25 17:44 |
| **Sample Matrix** | : WATER | **Dilution Factor** | : 1 |
| **Analytical Method** | : 44,300.0 | **Analyst** | : AVT, |
| **Lab File ID** | : WG2112203-26-08-09 | **Instrument ID** | : IC3 |
| **Sample Amount** | : | **%Solids** | : N/A |
| **Digestion Method** | : | **Date Digested** | : |

| | | mg/l | | | |
|---|---|---|---|---|---|
| **CAS NO.** | **Parameter** | **Results** | **RL** | **MDL** | **Qualifier** |
| 24959-67-9 | Bromide | ND | 0.050 | 0.013 | U |

# Form 1
# WETCHEM

| | | | |
|---|---|---|---|
| **Client** | : Roux Env. Eng. & Geology, DPC | **Lab Number** | : L2554996 |
| **Project Name** | : CORAM MATERIALS | **Project Number** | : 2232.0006Y005 |
| **Lab ID** | : WG2112206-4 | **Date Collected** | : 08/27/25 17:00 |
| **Client ID** | : WG2112206-4 DUP | **Date Received** | : 08/27/25 |
| **Sample Location** | : | **Date Analyzed** | : 09/09/25 05:50 |
| **Sample Matrix** | : WATER | **Dilution Factor** | : 1 |
| **Analytical Method** | : 44,300.0 | **Analyst** | : AVT, |
| **Lab File ID** | : WG2112203-26-08-09 | **Instrument ID** | : IC3 |
| **Sample Amount** | : | **%Solids** | : N/A |
| **Digestion Method** | : | **Date Digested** | : |

| | | mg/l | | | |
|---|---|---|---|---|---|
| **CAS NO.** | **Parameter** | **Results** | **RL** | **MDL** | **Qualifier** |
| 24959-67-9 | Bromide | 0.072 | 0.050 | 0.013 | |

# Sample Raw Data

## Peak Integration Report

| | | | |
|---|---|---|---|
| *Sample Name:* | **BLANK** | *Inj. Vol.:* | **25.00** |
| *Injection Type:* | **Unknown** | *Dilution Factor:* | **1.0000** |
| *Instrument Method:* | **Anions_050420_ThermoFisher** | *Operator:* | **IC 4** |
| *Inj. Date / Time:* | **08-Aug-2025 / 15:05** | *Run Time:* | **10.00** |

| No. | Time min | Peak Name | Peak Type | Area µS*min | Height µS | Amount |
|---|---|---|---|---|---|---|
| 2 | 2.30 | **Fluoride** | BMB | 0.002 | 0.018 | 0.0274 |
| 3 | 3.28 | **Chloride** | BMB | 0.003 | 0.030 | 0.0814 |
| 4 | 5.91 | **Sulfate** | BMB | 0.002 | 0.014 | 0.2597 |
| **TOTAL:** | | | | 0.01 | 0.06 | 0.37 |

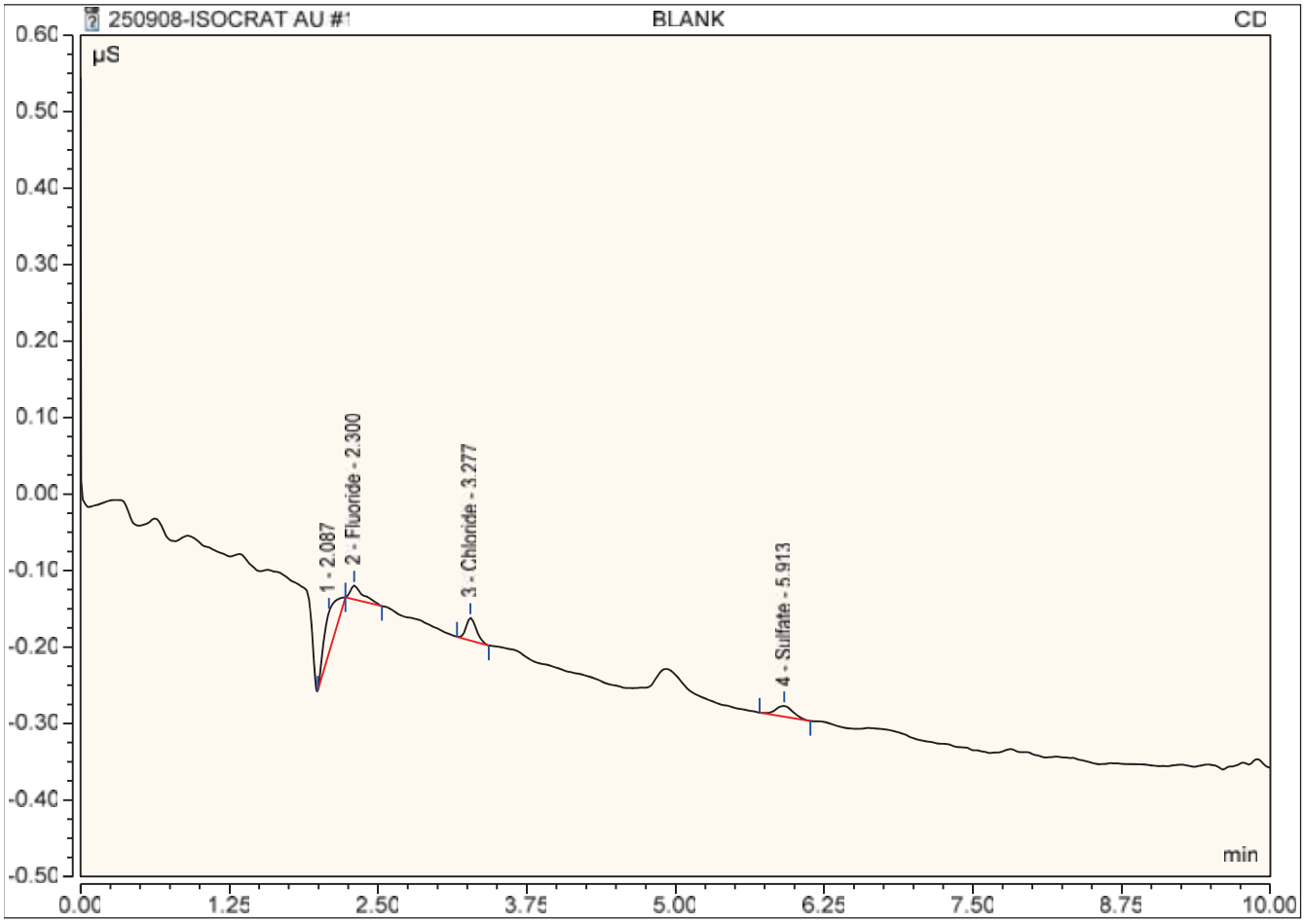

## Peak Integration Report

| | | | |
|---|---|---|---|
| *Sample Name:* | **STD 0.5** | *Inj. Vol.:* | **25.00** |
| *Injection Type:* | **Calibration Standard** | *Dilution Factor:* | **1.0000** |
| *Instrument Method:* | **Anions_050420_ThermoFisher** | *Operator:* | **IC 4** |
| *Inj. Date / Time:* | **08-Aug-2025 / 15:17** | *Run Time:* | **10.00** |

| No. | Time min | Peak Name | Peak Type | Area µS*min | Height µS | Amount |
|---|---|---|---|---|---|---|
| 3 | 2.34 | **Fluoride** | BMB^ | 0.011 | 0.114 | 0.0407 |
| 5 | 3.38 | **Chloride** | BMB^ | 0.120 | 1.238 | 0.3557 |
| 6 | 5.42 | **Bromide** | BMB* | 0.005 | 0.036 | 0.0594 |
| 7 | 5.75 | **Sulfate** | BMB | 0.132 | 0.955 | 0.6728 |
| 8 | 6.38 | **Nitrate** | BMB | 0.020 | 0.127 | 0.0482 |
| **TOTAL:** | | | | 0.29 | 2.47 | 1.18 |

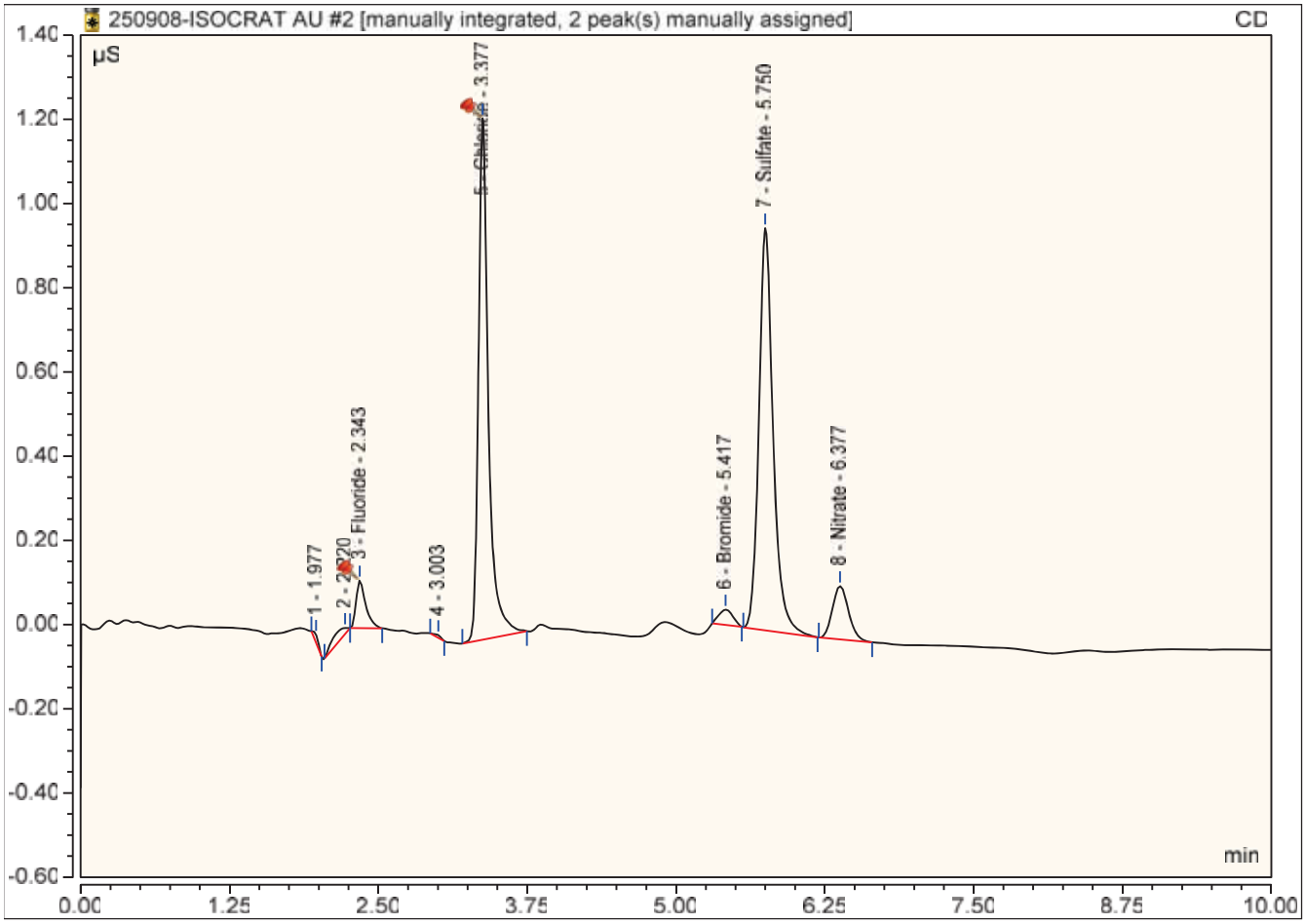

## Peak Integration Report

| | | | |
|---|---|---|---|
| *Sample Name:* | **STD 1.0** | *Inj. Vol.:* | **25.00** |
| *Injection Type:* | **Calibration Standard** | *Dilution Factor:* | **1.0000** |
| *Instrument Method:* | **Anions_050420_ThermoFisher** | *Operator:* | **IC 4** |
| *Inj. Date / Time:* | **08-Aug-2025 / 15:29** | *Run Time:* | **10.00** |

| No. | Time min | Peak Name | Peak Type | Area µS*min | Height µS | Amount |
|---|---|---|---|---|---|---|
| 2 | 2.27 | **Fluoride** | BMB | 0.020 | 0.220 | 0.0560 |
| 3 | 3.26 | **Chloride** | BMB | 0.182 | 1.946 | 0.5029 |
| 4 | 5.46 | **Bromide** | BMB | 0.005 | 0.038 | 0.0590 |
| 5 | 5.99 | **Sulfate** | BM * | 0.277 | 1.830 | 1.1347 |
| 6 | 6.43 | **Nitrate** | MB* | 0.041 | 0.242 | 0.0681 |
| **TOTAL:** | | | | 0.53 | 4.28 | 1.82 |

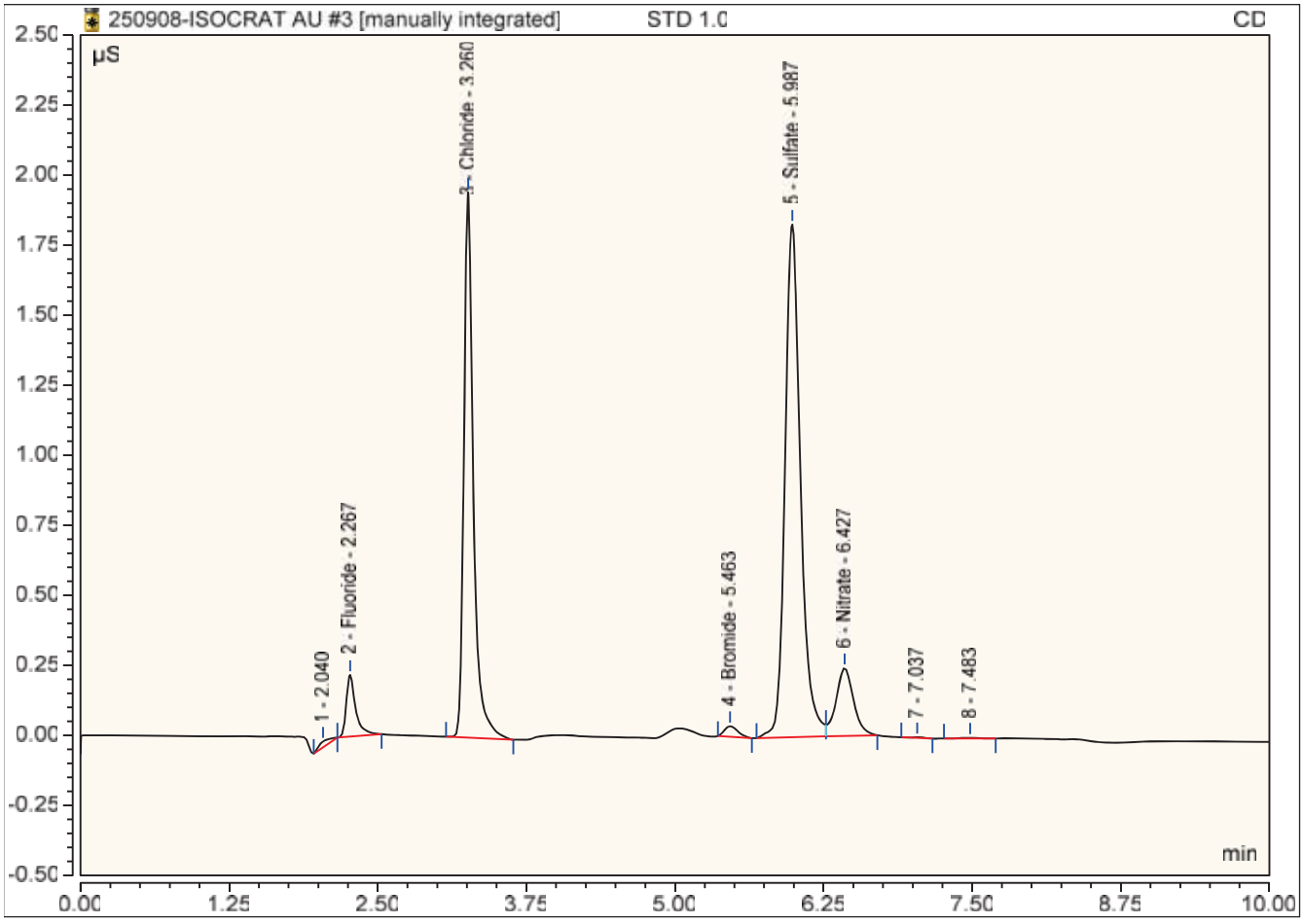

## Peak Integration Report

| | | | |
|---|---|---|---|
| *Sample Name:* | **STD 2.0** | *Inj. Vol.:* | **25.00** |
| *Injection Type:* | **Calibration Standard** | *Dilution Factor:* | **1.0000** |
| *Instrument Method:* | **Anions_050420_ThermoFisher** | *Operator:* | **IC 4** |
| *Inj. Date / Time:* | **08-Aug-2025 / 15:41** | *Run Time:* | **10.00** |

| No. | Time min | Peak Name | Peak Type | Area µS*min | Height µS | Amount |
|---|---|---|---|---|---|---|
| 2 | 2.27 | **Fluoride** | BMB | 0.095 | 1.108 | 0.1767 |
| 3 | 3.26 | **Chloride** | BMB | 0.797 | 8.449 | 1.9498 |
| 4 | 5.38 | **Bromide** | BMB* | 0.022 | 0.170 | 0.1848 |
| 5 | 5.95 | **Sulfate** | BM * | 1.161 | 6.965 | 3.9584 |
| 6 | 6.36 | **Nitrate** | MB* | 0.178 | 1.079 | 0.1932 |
| **TOTAL:** | | | | 2.25 | 17.77 | 6.46 |

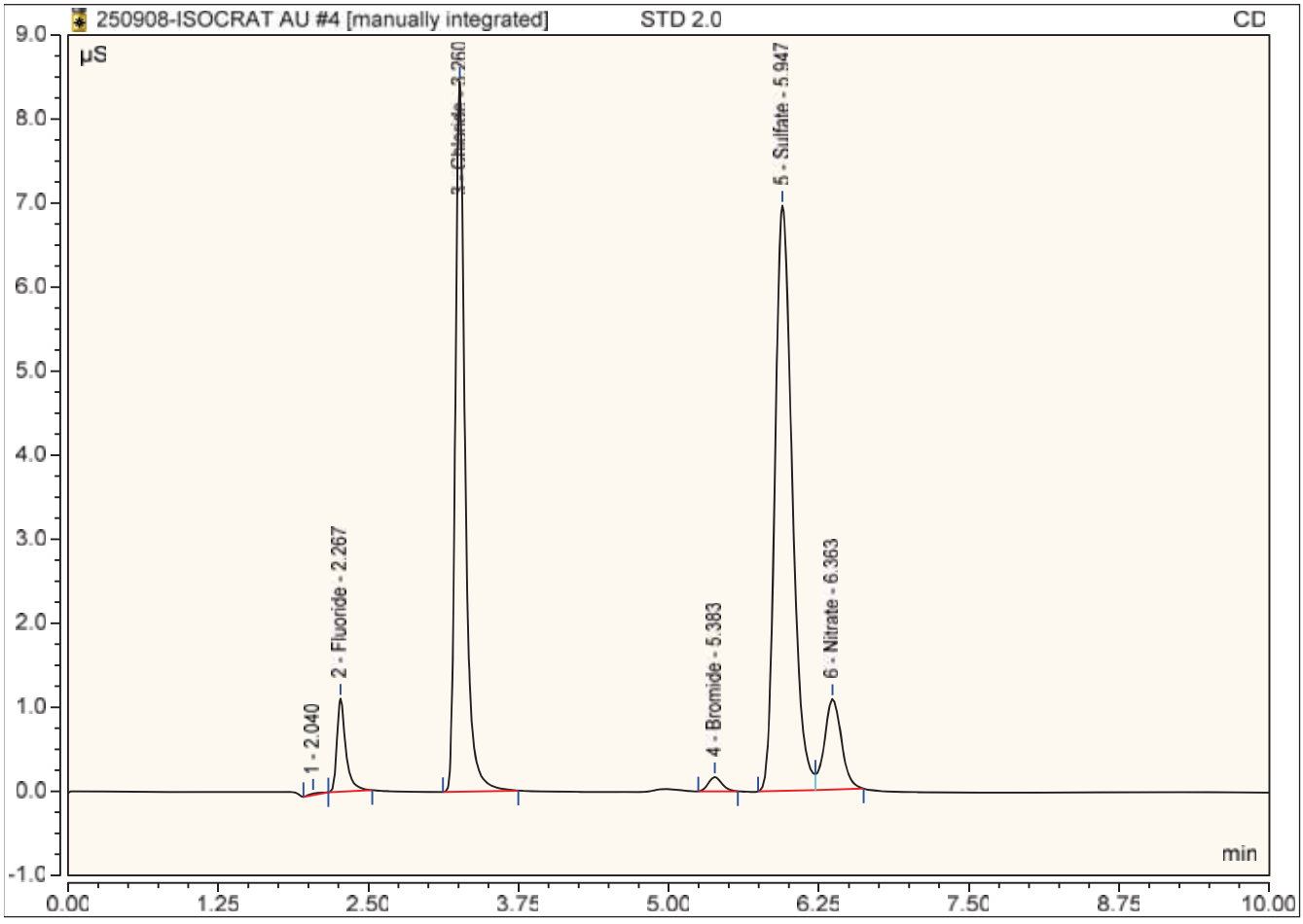

## Peak Integration Report

| | | | |
|---|---|---|---|
| *Sample Name:* | **STD 3.0** | *Inj. Vol.:* | **25.00** |
| *Injection Type:* | **Calibration Standard** | *Dilution Factor:* | **1.0000** |
| *Instrument Method:* | **Anions_050420_ThermoFisher** | *Operator:* | **IC 4** |
| *Inj. Date / Time:* | **08-Aug-2025 / 15:53** | *Run Time:* | **10.00** |

| No. | Time min | Peak Name | Peak Type | Area µS*min | Height µS | Amount |
|---|---|---|---|---|---|---|
| 2 | 2.30 | **Fluoride** | BMB | 0.293 | 3.241 | 0.4950 |
| 3 | 3.32 | **Chloride** | BMB | 2.094 | 21.742 | 5.0034 |
| 4 | 5.39 | **Bromide** | BMB* | 0.060 | 0.481 | 0.4612 |
| 5 | 5.83 | **Sulfate** | BM * | 3.087 | 17.470 | 10.1044 |
| 6 | 6.36 | **Nitrate** | MB* | 0.483 | 2.965 | 0.4740 |
| **TOTAL:** | | | | 6.02 | 45.90 | 16.54 |

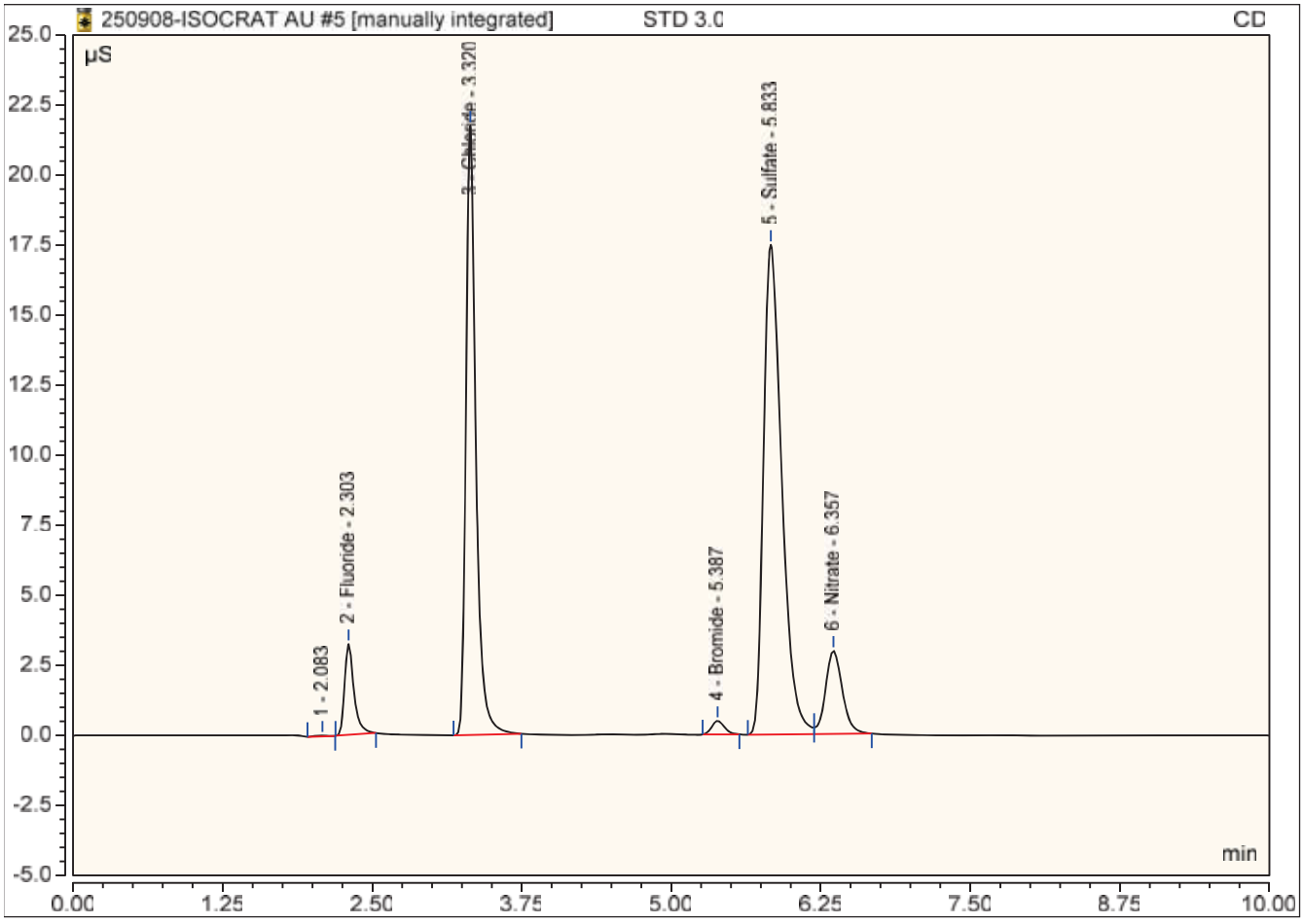

## Peak Integration Report

| | | | |
|---|---|---|---|
| *Sample Name:* | **STD 4.0** | *Inj. Vol.:* | **25.00** |
| *Injection Type:* | **Calibration Standard** | *Dilution Factor:* | **1.0000** |
| *Instrument Method:* | **Anions_050420_ThermoFisher** | *Operator:* | **IC 4** |
| *Inj. Date / Time:* | **08-Aug-2025 / 16:05** | *Run Time:* | **10.00** |

| No. | Time min | Peak Name | Peak Type | Area µS*min | Height µS | Amount |
|---|---|---|---|---|---|---|
| 2 | 2.27 | **Fluoride** | BMB | 1.233 | 12.986 | 2.0088 |
| 3 | 3.25 | **Chloride** | BMB | 8.422 | 84.885 | 19.8951 |
| 4 | 5.35 | **Bromide** | BMB* | 0.270 | 2.299 | 2.0106 |
| 5 | 5.78 | **Sulfate** | BM * | 12.265 | 53.790 | 39.4012 |
| 6 | 6.30 | **Nitrate** | MB* | 2.124 | 11.894 | 1.9817 |
| **TOTAL:** | | | | 24.31 | 165.85 | 65.30 |

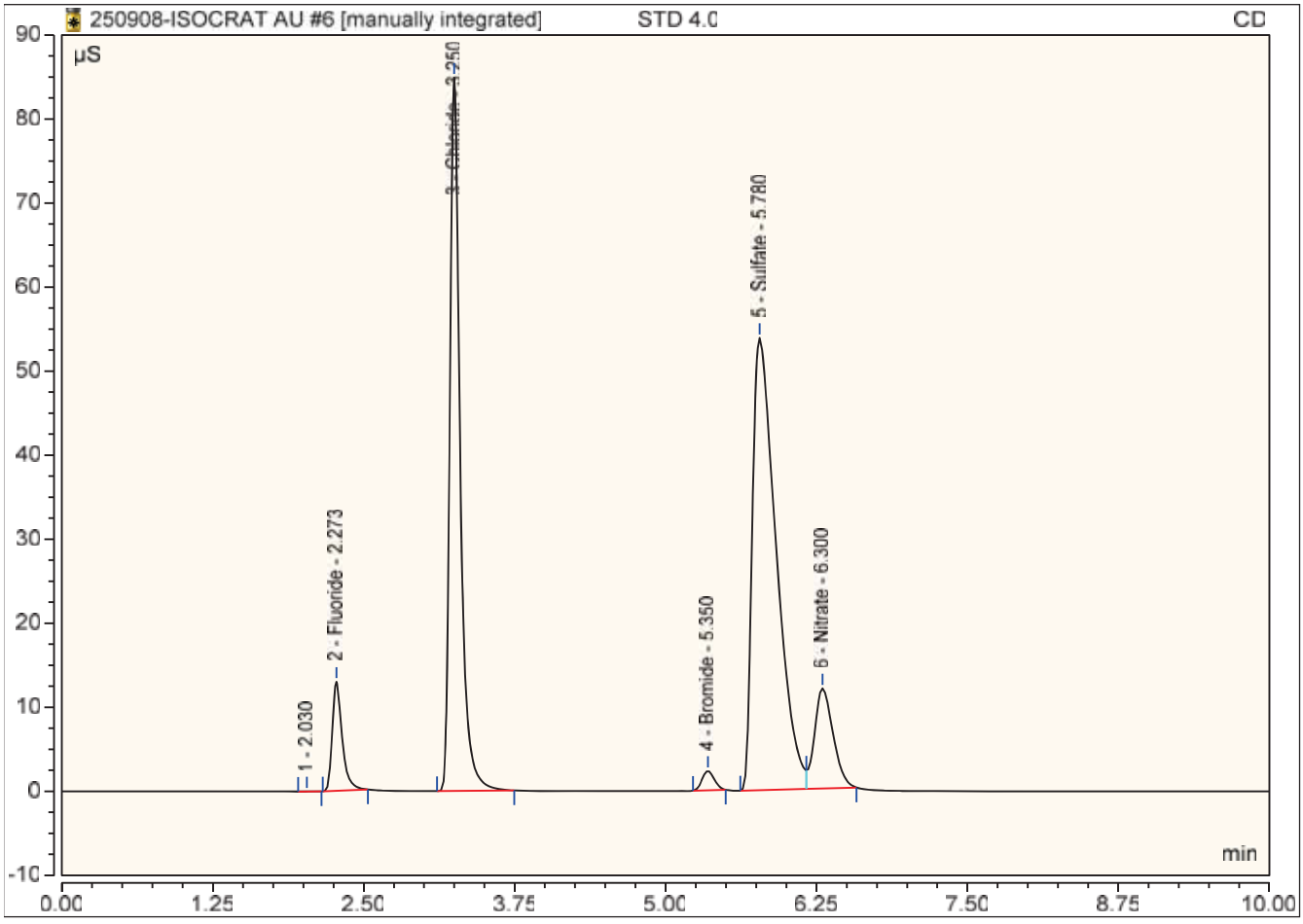

## Peak Integration Report

| | | | |
|---|---|---|---|
| *Sample Name:* | **STD 5.0** | *Inj. Vol.:* | **25.00** |
| *Injection Type:* | **Calibration Standard** | *Dilution Factor:* | **1.0000** |
| *Instrument Method:* | **Anions_050420_ThermoFisher** | *Operator:* | **IC 4** |
| *Inj. Date / Time:* | **08-Aug-2025 / 16:17** | *Run Time:* | **10.00** |

| No. | Time min | Peak Name | Peak Type | Area µS*min | Height µS | Amount |
|---|---|---|---|---|---|---|
| 1 | 2.32 | **Fluoride** | BMB | 3.089 | 29.965 | 4.9978 |
| 2 | 3.25 | **Chloride** | BMB | 21.232 | 206.030 | 50.0431 |
| 3 | 5.28 | **Bromide** | BM * | 0.685 | 6.312 | 5.0625 |
| 4 | 5.47 | **Sulfate** | M *^ | 31.322 | 102.630 | 100.2286 |
| 5 | 6.21 | **Nitrate** | MB* | 5.419 | 26.535 | 5.0099 |
| **TOTAL:** | | | | 61.75 | 371.47 | 165.34 |

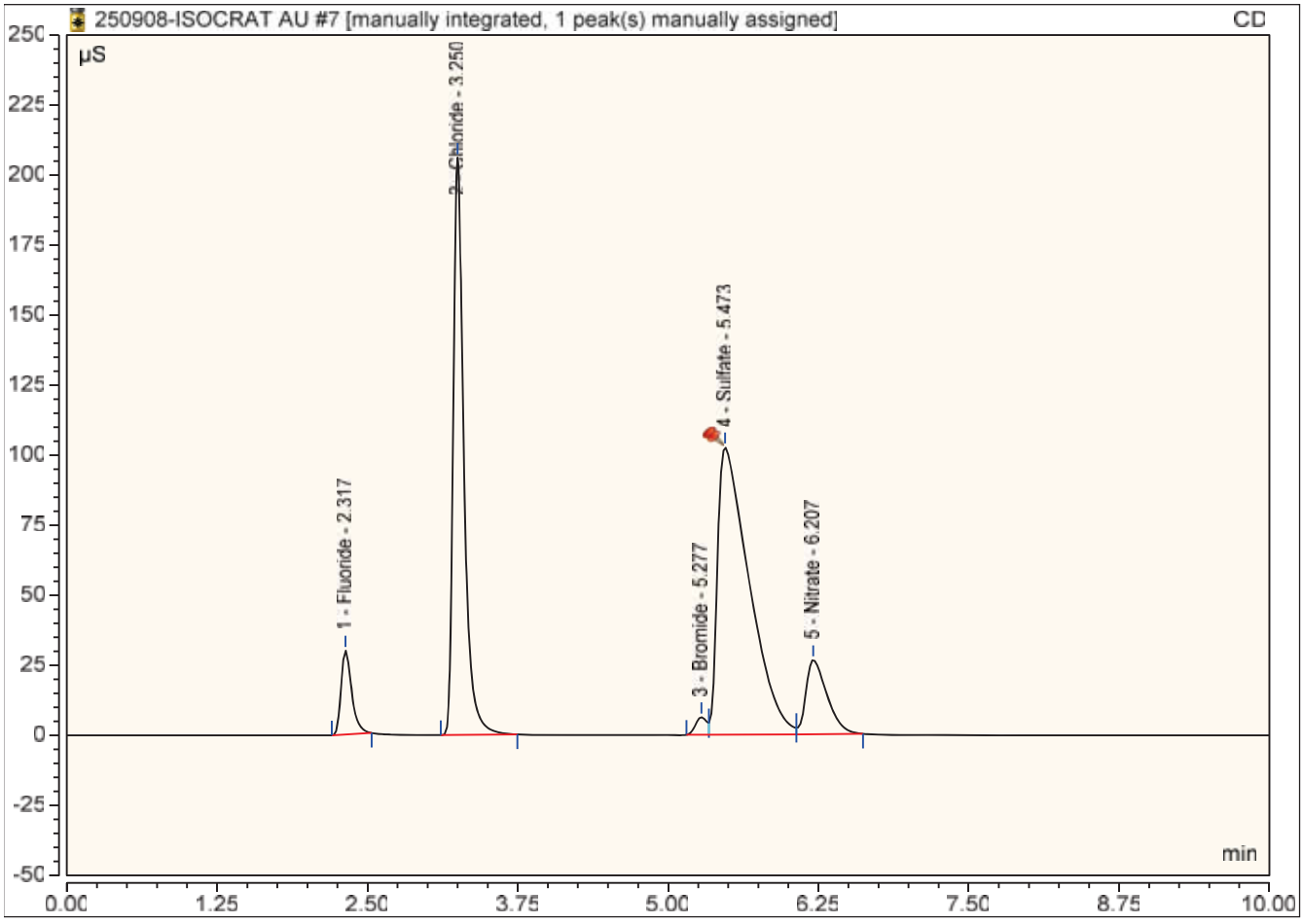

# Calibration Batch Report

| | | | |
|---|---|---|---|
| *Sequence:* | **250908-ISOCRAT AU** | *Injection Volume:* | **25.00** |
| *Instrument Method:* | **Anions_050420_ThermoFisher** | *Operator:* | **IC 4** |
| *Inj. Date / Time:* | **08-Aug-2025 / 16:17** | *Run Time:* | **10** |

**Calibration Summary**

| Peak Name | Eval.Type | Cal.Type | Points | Offset (C0) | Slope (C1) | Curve (C2) | Coeff.Det. % |
|---|---|---|---|---|---|---|---|
| Fluoride | Area | in, WithOffse | 6.000 | -0.015 | 0.621 | 0.000 | 99.9951 |
| Chloride | Area | in, WithOffse | 6.000 | -0.032 | 0.425 | 0.000 | 99.9986 |
| Bromide | Area | in, WithOffse | 5.000 | -0.003 | 0.136 | 0.000 | 99.8871 |
| Sulfate | Area | in, WithOffse | 6.000 | -0.079 | 0.313 | 0.000 | 99.9939 |
| Nitrate | Area | in, WithOffse | 6.000 | -0.033 | 1.088 | 0.000 | 99.9895 |
| | | **AVERAGE:** | | -0.0322 | 0.5167 | 0.0000 | 99.9728 |

| Injection Name | Ret.Time min CD | Area µS*min CD | Height µS CD | Amount CD |
|---|---|---|---|---|
| | Fluoride | Fluoride | Fluoride | Fluoride |
| STD 0.5 | 2.343 | 0.0106 | 0.114 | 0.041 |
| STD 1.0 | 2.267 | 0.0201 | 0.220 | 0.056 |
| STD 2.0 | 2.267 | 0.0951 | 1.108 | 0.177 |
| STD 3.0 | 2.303 | 0.2927 | 3.241 | 0.495 |
| STD 4.0 | 2.273 | 1.2327 | 12.986 | 2.009 |
| STD 5.0 | 2.317 | 3.0887 | 29.965 | 4.998 |
| **Average** | 2.295 | | | |
| **Rel. Std. Dev.** | 1.371 % | | | |

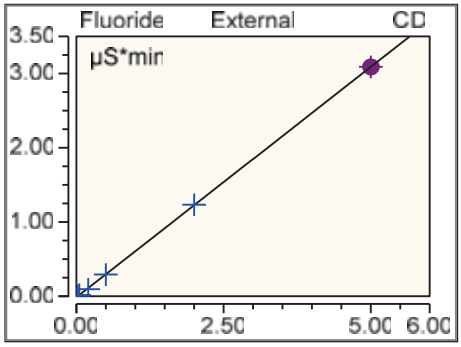


| Injection Name | Ret.Time min CD | Area µS*min CD | Height µS CD | Amount CD |
|---|---|---|---|---|
| | Chloride | Chloride | Chloride | Chloride |
| STD 0.5 | 3.377 | 0.1196 | 1.238 | 0.356 |
| STD 1.0 | 3.260 | 0.1821 | 1.946 | 0.503 |
| STD 2.0 | 3.260 | 0.7969 | 8.449 | 1.950 |
| STD 3.0 | 3.320 | 2.0943 | 21.742 | 5.003 |
| STD 4.0 | 3.250 | 8.4219 | 84.885 | 19.895 |
| STD 5.0 | 3.250 | 21.2318 | 206.030 | 50.043 |
| **Average** | 3.286 | | | |
| **Rel. Std. Dev.** | 1.571 % | | | |

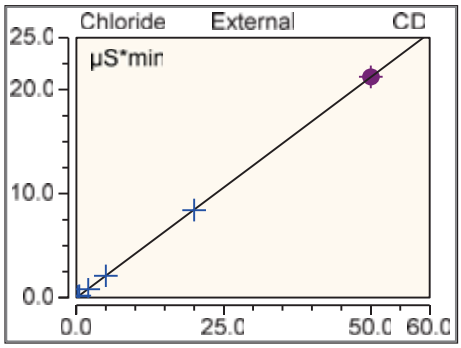


| Injection Name | Ret.Time min CD | Area µS*min CD | Height µS CD | Amount CD |
|---|---|---|---|---|
| | Bromide | Bromide | Bromide | Bromide |
| STD 0.5 | 5.417 | 0.0050 | 0.036 | 0.059 |
| STD 1.0 | 5.463 | 0.0049 | 0.038 | 0.059 |
| STD 2.0 | 5.383 | 0.0220 | 0.170 | 0.185 |
| STD 3.0 | 5.387 | 0.0596 | 0.481 | 0.461 |
| STD 4.0 | 5.350 | 0.2702 | 2.299 | 2.011 |
| STD 5.0 | 5.277 | 0.6851 | 6.312 | 5.063 |
| **Average** | 5.379 | | | |
| **Rel. Std. Dev.** | 1.173 % | | | |

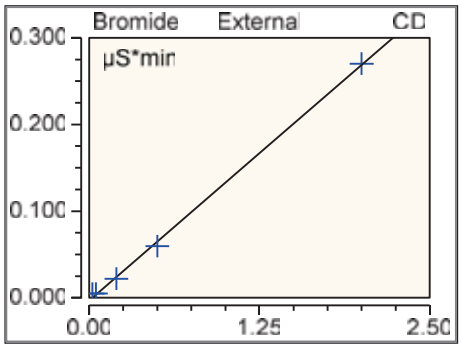




Chromeleon (c) Dionex 1996-2009
Version 7.2.9.11323

| Injection Name | Ret.Time min CD | Area µS*min CD | Height µS CD | Amount CD |
|---|---|---|---|---|
| | Sulfate | Sulfate | Sulfate | Sulfate |
| STD 0.5 | 5.750 | 0.1318 | 0.955 | 0.673 |
| STD 1.0 | 5.987 | 0.2765 | 1.830 | 1.135 |
| STD 2.0 | 5.947 | 1.1612 | 6.965 | 3.958 |
| STD 3.0 | 5.833 | 3.0867 | 17.470 | 10.104 |
| STD 4.0 | 5.780 | 12.2653 | 53.790 | 39.401 |
| STD 5.0 | 5.473 | 31.3224 | 102.630 | 100.229 |
| **Average** | 5.795 | | | |
| **Rel. Std. Dev.** | 3.153 % | | | |

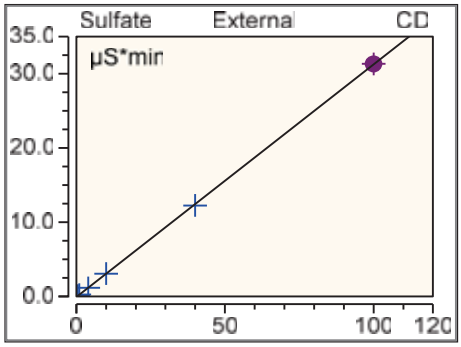


| Injection Name | Ret.Time min CD | Area µS*min CD | Height µS CD | Amount CD |
|---|---|---|---|---|
| | Nitrate | Nitrate | Nitrate | Nitrate |
| STD 0.5 | 6.377 | 0.0199 | 0.127 | 0.048 |
| STD 1.0 | 6.427 | 0.0415 | 0.242 | 0.068 |
| STD 2.0 | 6.363 | 0.1777 | 1.079 | 0.193 |
| STD 3.0 | 6.357 | 0.4832 | 2.965 | 0.474 |
| STD 4.0 | 6.300 | 2.1239 | 11.894 | 1.982 |
| STD 5.0 | 6.207 | 5.4192 | 26.535 | 5.010 |
| **Average** | 6.338 | | | |
| **Rel. Std. Dev.** | 1.202 % | | | |

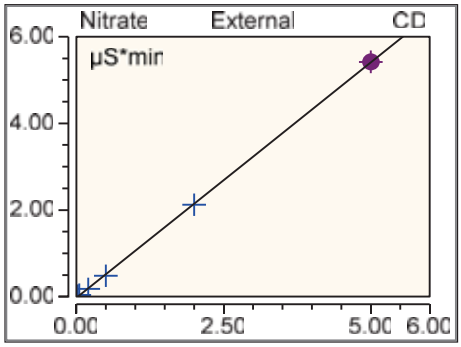

## Peak Integration Report

| | | | |
|---|---|---|---|
| *Sample Name:* | **RINSE** | *Inj. Vol.:* | **25.00** |
| *Injection Type:* | **Unknown** | *Dilution Factor:* | **1.0000** |
| *Instrument Method:* | **Anions_050420_ThermoFisher** | *Operator:* | **IC 4** |
| *Inj. Date / Time:* | **08-Sep-2025 / 16:19** | *Run Time:* | **10.00** |

| No. | Time min | Peak Name | Peak Type | Area µS*min | Height µS | Amount |
|---|---|---|---|---|---|---|
| 1 | 2.14 | **Fluoride** | BMB | 0.008 | 0.021 | 0.0359 |
| 2 | 3.27 | **Chloride** | BMB | 0.020 | 0.166 | 0.1218 |
| 3 | 5.72 | **Sulfate** | BMB | 0.006 | 0.029 | 0.2727 |
| 4 | 6.09 | **Nitrate** | BMB | 0.005 | 0.030 | 0.0344 |
| **TOTAL:** | | | | 0.04 | 0.25 | 0.46 |

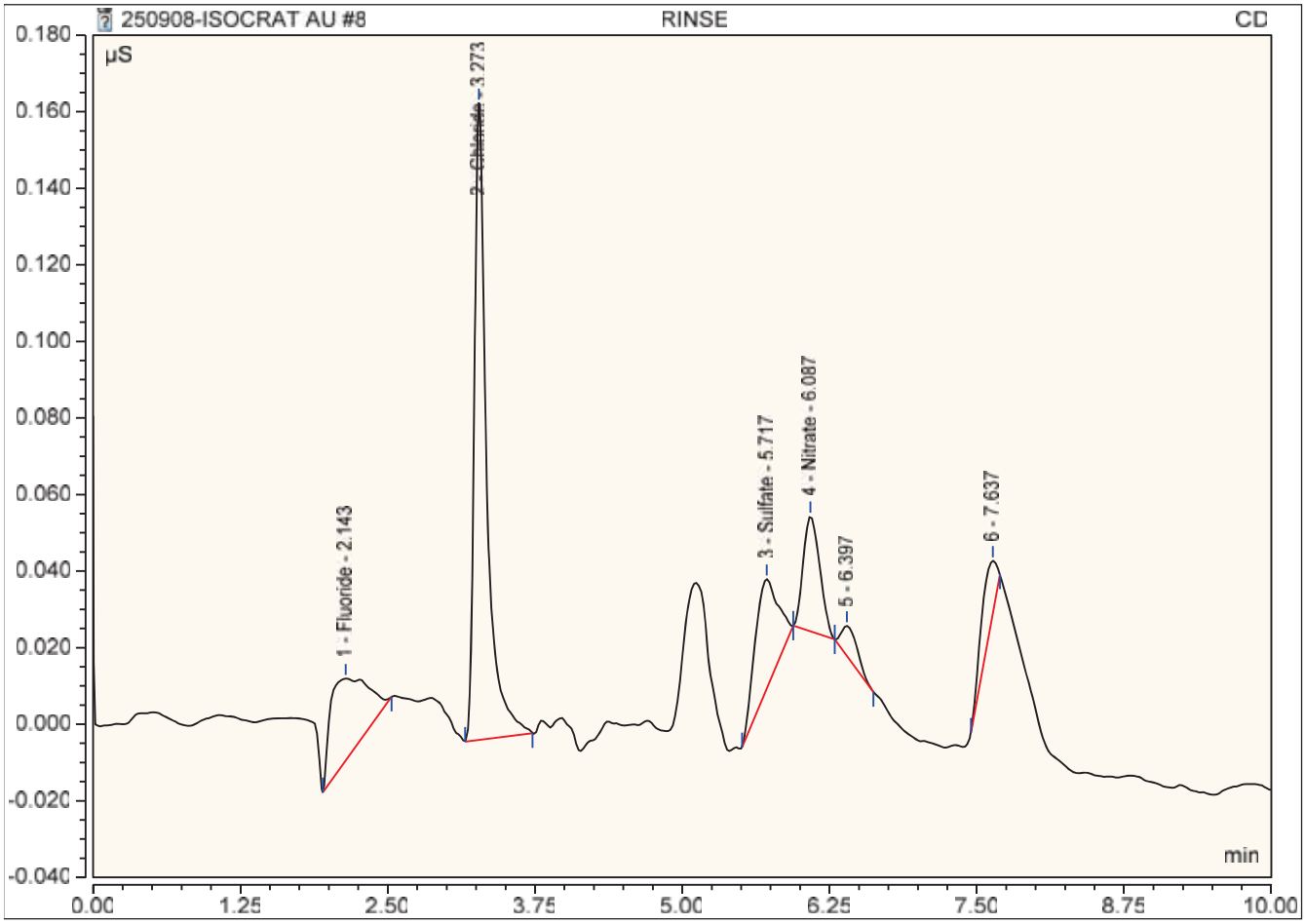

## Peak Integration Report

| | | | |
|---|---|---|---|
| *Sample Name:* | **CCV** | *Inj. Vol.:* | **25.00** |
| *Injection Type:* | **Check Standard** | *Dilution Factor:* | **1.0000** |
| *Instrument Method:* | **Anions_050420_ThermoFisher** | *Operator:* | **IC 4** |
| *Inj. Date / Time:* | **08-Sep-2025 / 16:31** | *Run Time:* | **10.00** |

| No. | Time min | Peak Name | Peak Type | Area µS*min | Height µS | Amount |
|---|---|---|---|---|---|---|
| 2 | 2.29 | **Fluoride** | BMB | 0.565 | 5.722 | 0.9334 |
| 3 | 3.26 | **Chloride** | BMB | 4.131 | 37.665 | 9.7961 |
| 4 | 5.39 | **Bromide** | BMB* | 0.136 | 0.956 | 1.0208 |
| 5 | 5.96 | **Sulfate** | BM * | 5.890 | 29.306 | 19.0517 |
| 6 | 6.35 | **Nitrate** | MB* | 1.040 | 5.781 | 0.9860 |
| **TOTAL:** | | | | 11.76 | 79.43 | 31.79 |

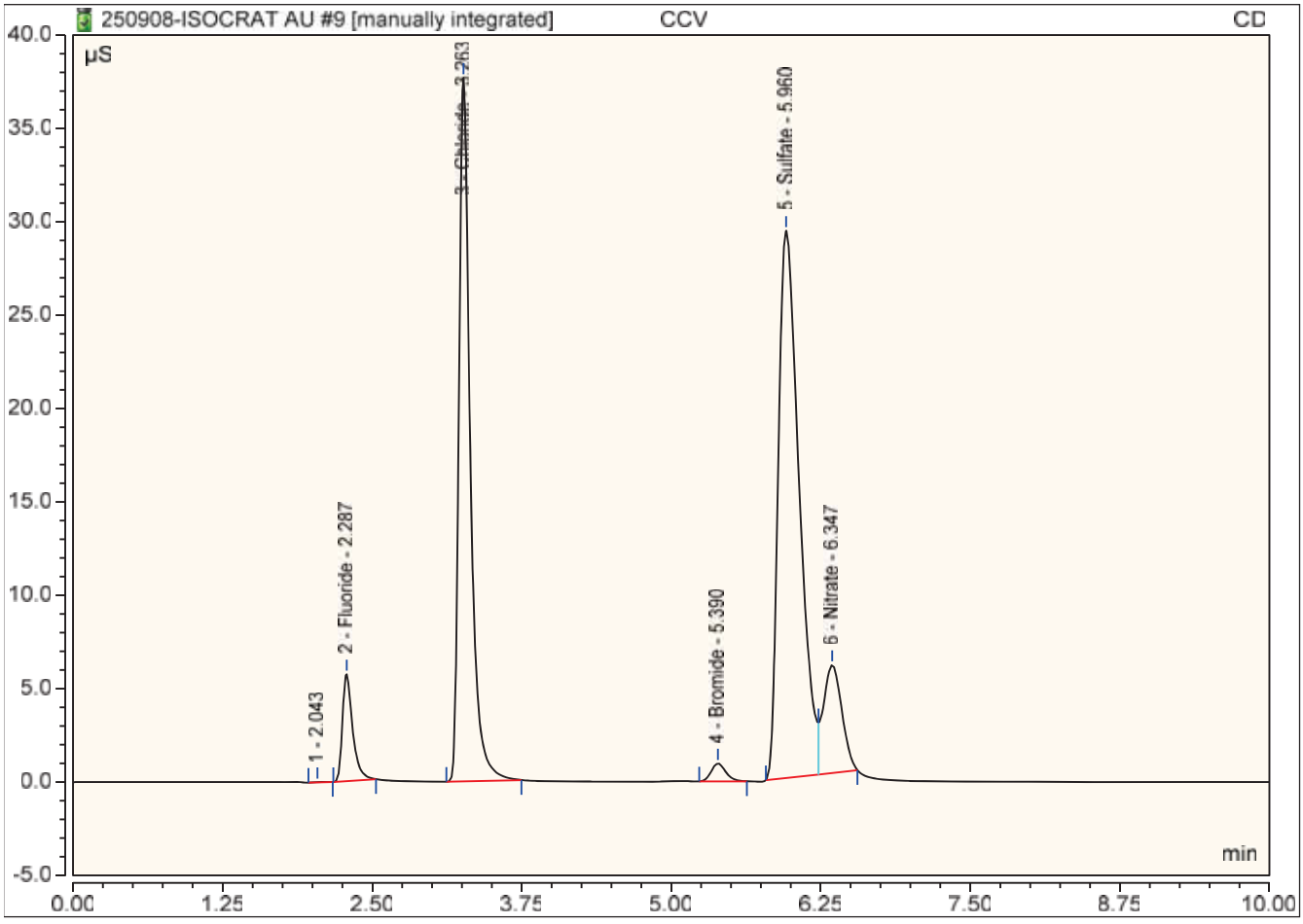

## Peak Integration Report

| | | | |
|---|---|---|---|
| *Sample Name:* | **CCB** | *Inj. Vol.:* | **25.00** |
| *Injection Type:* | **Unknown** | *Dilution Factor:* | **1.0000** |
| *Instrument Method:* | **Anions_050420_ThermoFisher** | *Operator:* | **IC 4** |
| *Inj. Date / Time:* | **08-Sep-2025 / 16:43** | *Run Time:* | **10.00** |

| No. | Time min | Peak Name | Peak Type | Area µS*min | Height µS | Amount |
|---|---|---|---|---|---|---|
| 2 | 2.30 | **Fluoride** | BMB | 0.001 | 0.012 | 0.0259 |
| 3 | 3.30 | **Chloride** | BMB | 0.002 | 0.016 | 0.0786 |
| 4 | 6.03 | **Sulfate** | BMB | 0.011 | 0.029 | 0.2856 |
| **TOTAL:** | | | | 0.01 | 0.06 | 0.39 |

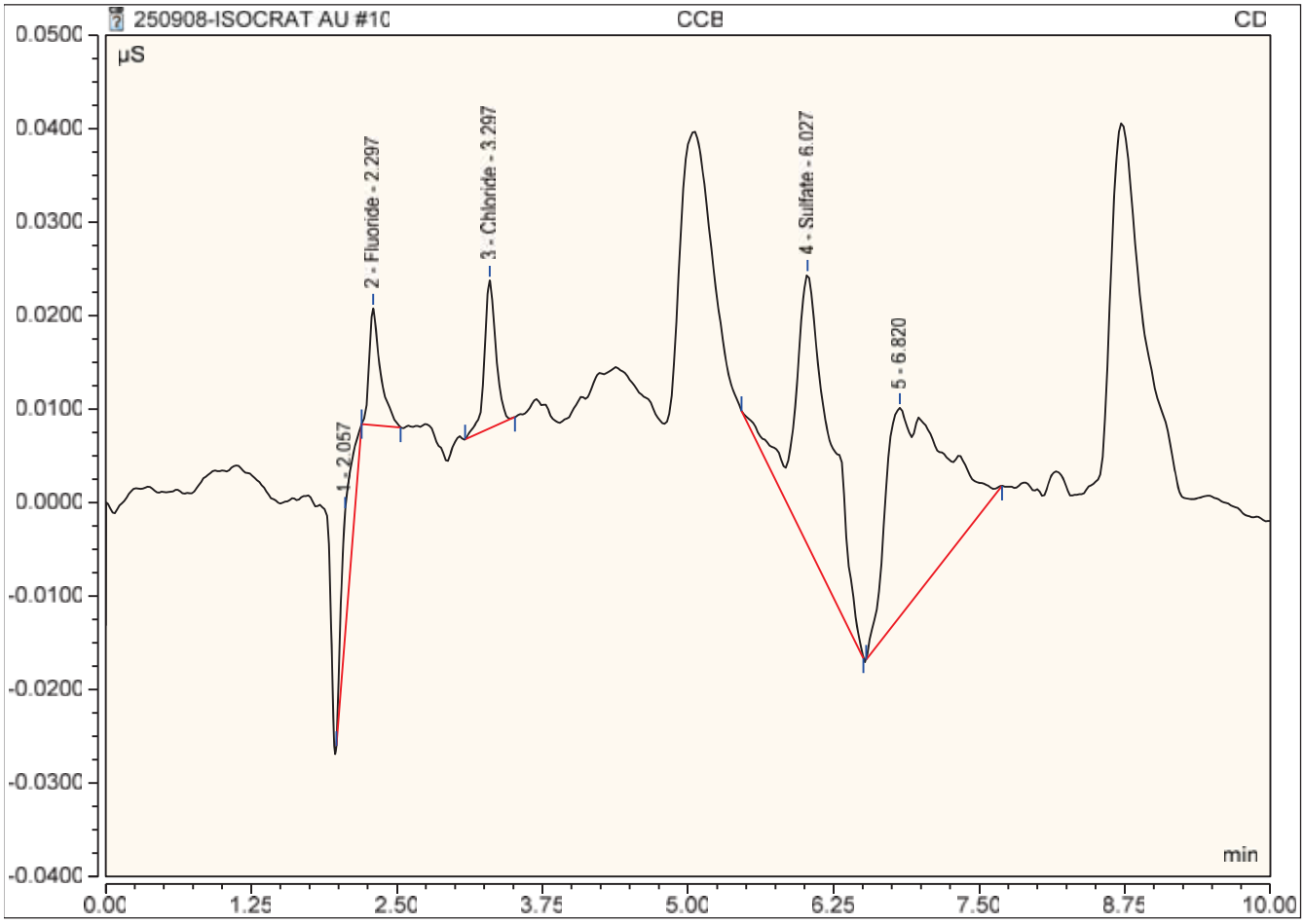

## Peak Integration Report

| | | | |
|---|---|---|---|
| *Sample Name:* | **ICV** | *Inj. Vol.:* | **25.00** |
| *Injection Type:* | **Unknown** | *Dilution Factor:* | **1.0000** |
| *Instrument Method:* | **Anions_050420_ThermoFisher** | *Operator:* | **IC 4** |
| *Inj. Date / Time:* | **08-Sep-2025 / 16:56** | *Run Time:* | **10.00** |

| No. | Time min | Peak Name | Peak Type | Area µS*min | Height µS | Amount |
|---|---|---|---|---|---|---|
| 2 | 2.28 | **Fluoride** | BMB | 0.421 | 4.240 | 0.7009 |
| 3 | 3.27 | **Chloride** | BMB | 3.311 | 30.749 | 7.8670 |
| 4 | 5.39 | **Bromide** | BMB* | 0.098 | 0.723 | 0.7422 |
| 5 | 6.00 | **Sulfate** | BM * | 2.221 | 12.191 | 7.3423 |
| 6 | 6.33 | **Nitrate** | MB* | 0.781 | 4.414 | 0.7480 |
| **TOTAL:** | | | | 6.83 | 52.32 | 17.40 |

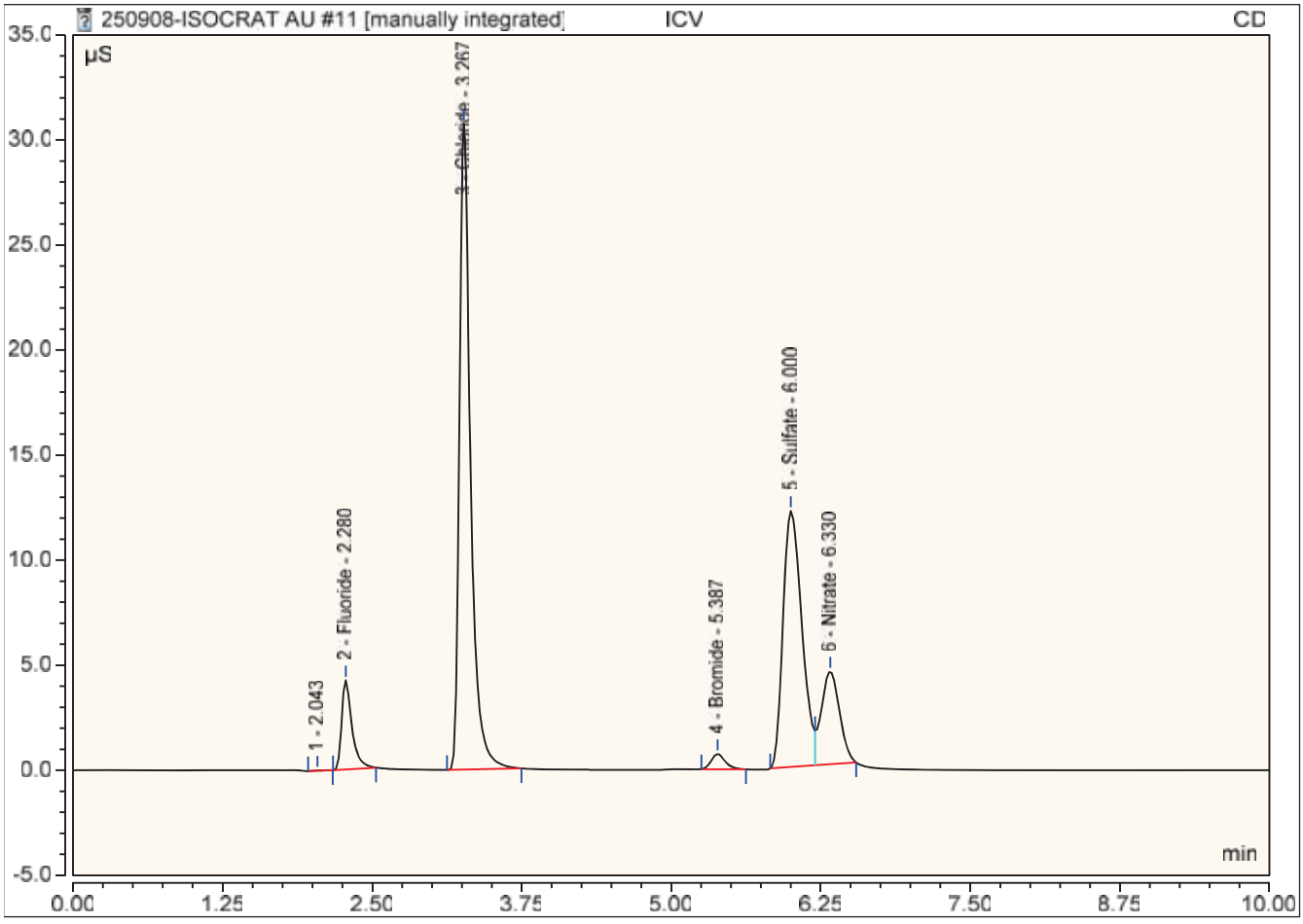

## Peak Integration Report

| | | | |
|---|---|---|---|
| *Sample Name:* | **ICB** | *Inj. Vol.:* | **25.00** |
| *Injection Type:* | **Unknown** | *Dilution Factor:* | **1.0000** |
| *Instrument Method:* | **Anions_050420_ThermoFisher** | *Operator:* | **IC 4** |
| *Inj. Date / Time:* | **08-Sep-2025 / 17:08** | *Run Time:* | **10.00** |

| No. | Time min | Peak Name | Peak Type | Area µS*min | Height µS | Amount |
|---|---|---|---|---|---|---|
| 2 | 2.32 | **Fluoride** | BMB | 0.002 | 0.012 | 0.0262 |
| 3 | 3.30 | **Chloride** | BMB | 0.001 | 0.014 | 0.0775 |
| 4 | 5.99 | **Sulfate** | BMB | 0.003 | 0.014 | 0.2602 |
| **TOTAL:** | | | | 0.01 | 0.04 | 0.36 |

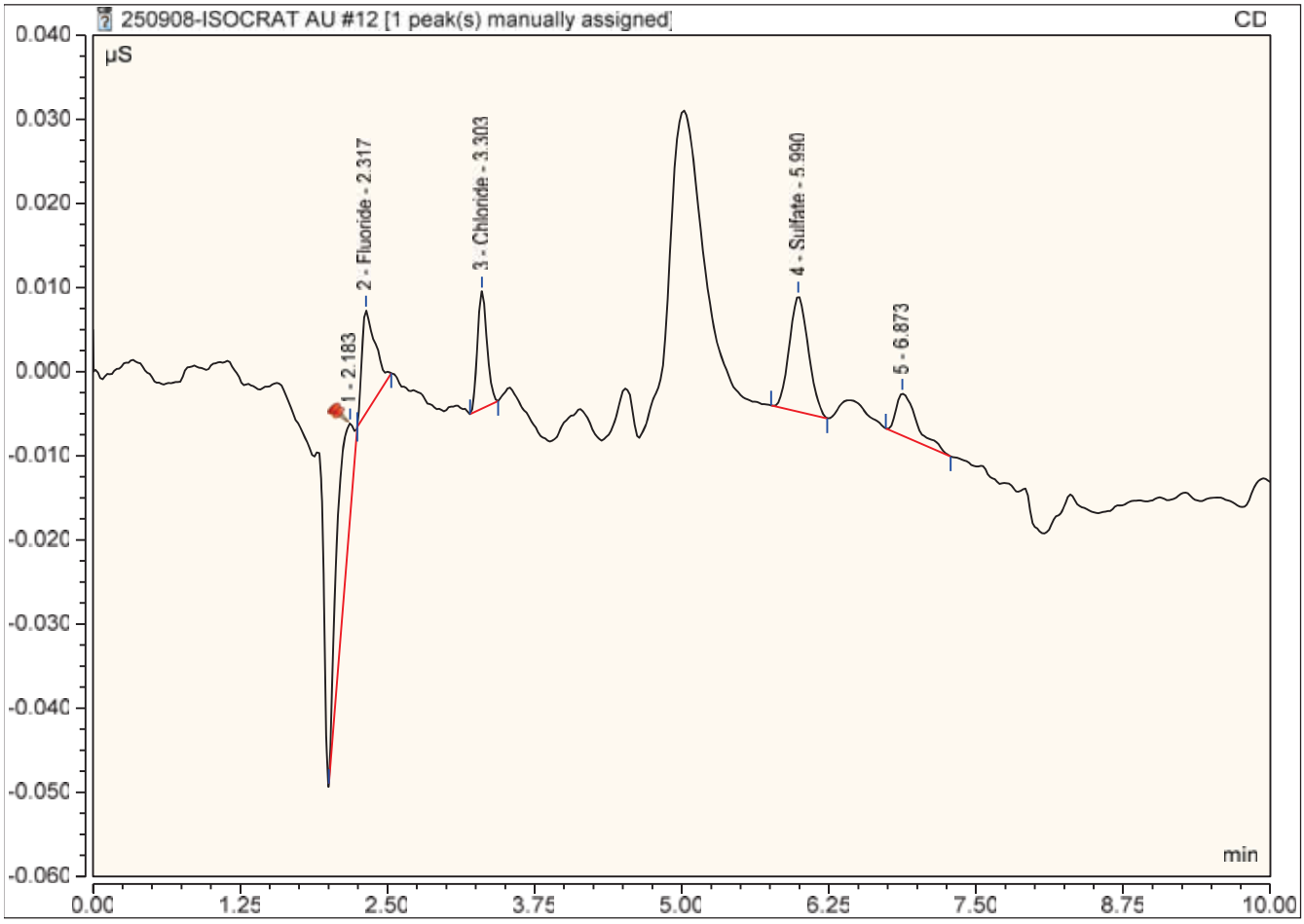

## Peak Integration Report

| | | | |
|---|---|---|---|
| *Sample Name:* | **BLK** | *Inj. Vol.:* | **25.00** |
| *Injection Type:* | **Unknown** | *Dilution Factor:* | **1.0000** |
| *Instrument Method:* | **Anions_050420_ThermoFisher** | *Operator:* | **IC 4** |
| *Inj. Date / Time:* | **08-Sep-2025 / 17:20** | *Run Time:* | **10.00** |

| No. | Time min | Peak Name | Peak Type | Area µS*min | Height µS | Amount |
|---|---|---|---|---|---|---|
| 2 | 3.34 | **Chloride** | BMB | 0.013 | 0.104 | 0.1039 |
| 3 | 5.97 | **Sulfate** | BM * | 0.009 | 0.038 | 0.2808 |
| 4 | 6.38 | **Nitrate** | MB* | 0.005 | 0.027 | 0.0349 |
| **TOTAL:** | | | | 0.03 | 0.17 | 0.42 |

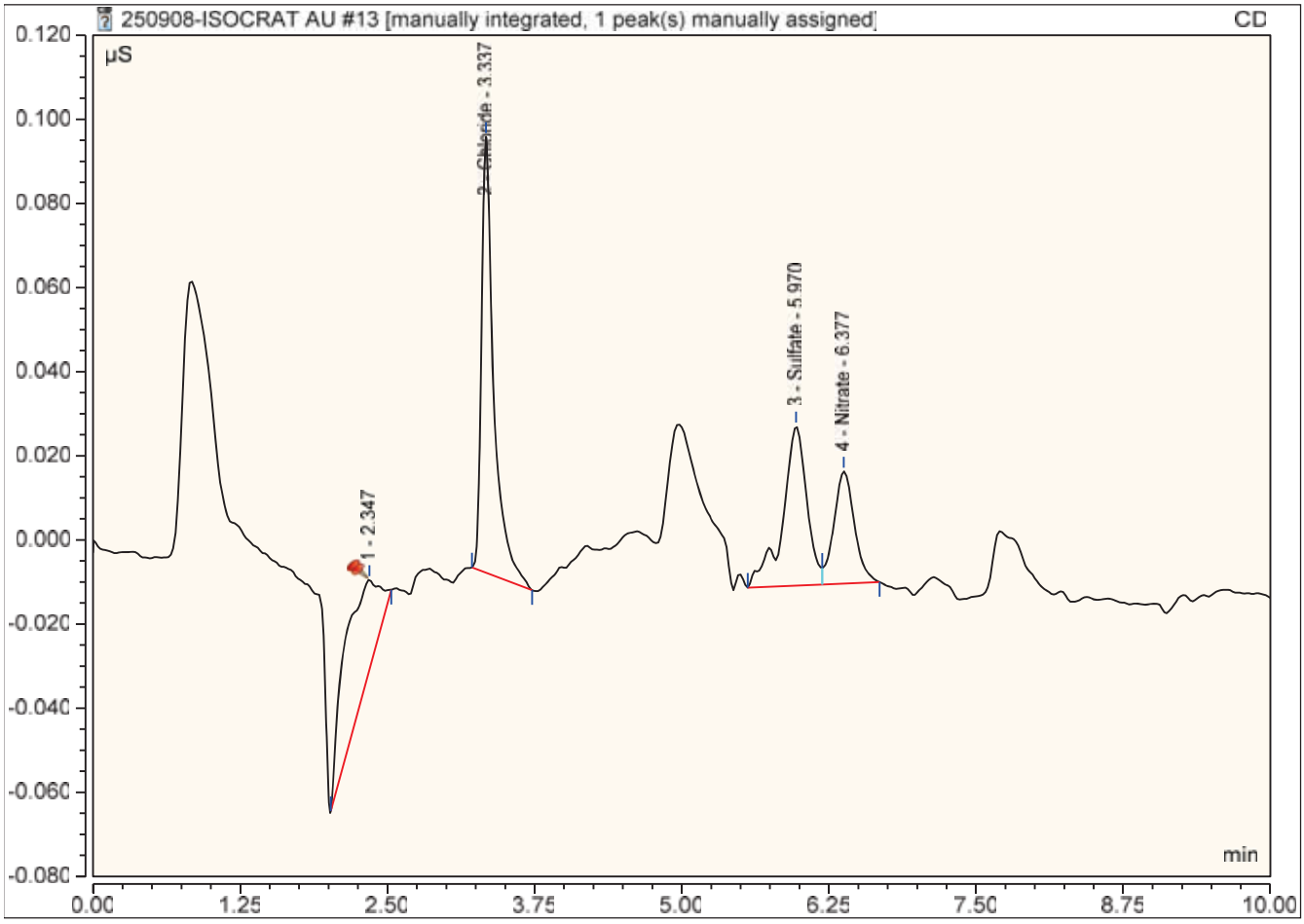

## Peak Integration Report

| | | | |
|---|---|---|---|
| *Sample Name:* | **LCS** | *Inj. Vol.:* | **25.00** |
| *Injection Type:* | **Unknown** | *Dilution Factor:* | **1.0000** |
| *Instrument Method:* | **Anions_050420_ThermoFisher** | *Operator:* | **IC 4** |
| *Inj. Date / Time:* | **08-Sep-2025 / 17:32** | *Run Time:* | **10.00** |

| No. | Time min | Peak Name | Peak Type | Area µS*min | Height µS | Amount |
|---|---|---|---|---|---|---|
| 2 | 2.34 | **Fluoride** | BMB | 0.415 | 4.355 | 0.6917 |
| 3 | 3.31 | **Chloride** | BMB | 3.347 | 32.045 | 7.9516 |
| 4 | 5.37 | **Bromide** | BMB* | 0.098 | 0.731 | 0.7423 |
| 5 | 5.89 | **Sulfate** | BM * | 2.285 | 12.460 | 7.5449 |
| 6 | 6.30 | **Nitrate** | MB* | 0.778 | 4.390 | 0.7450 |
| **TOTAL:** | | | | 6.92 | 53.98 | 17.68 |

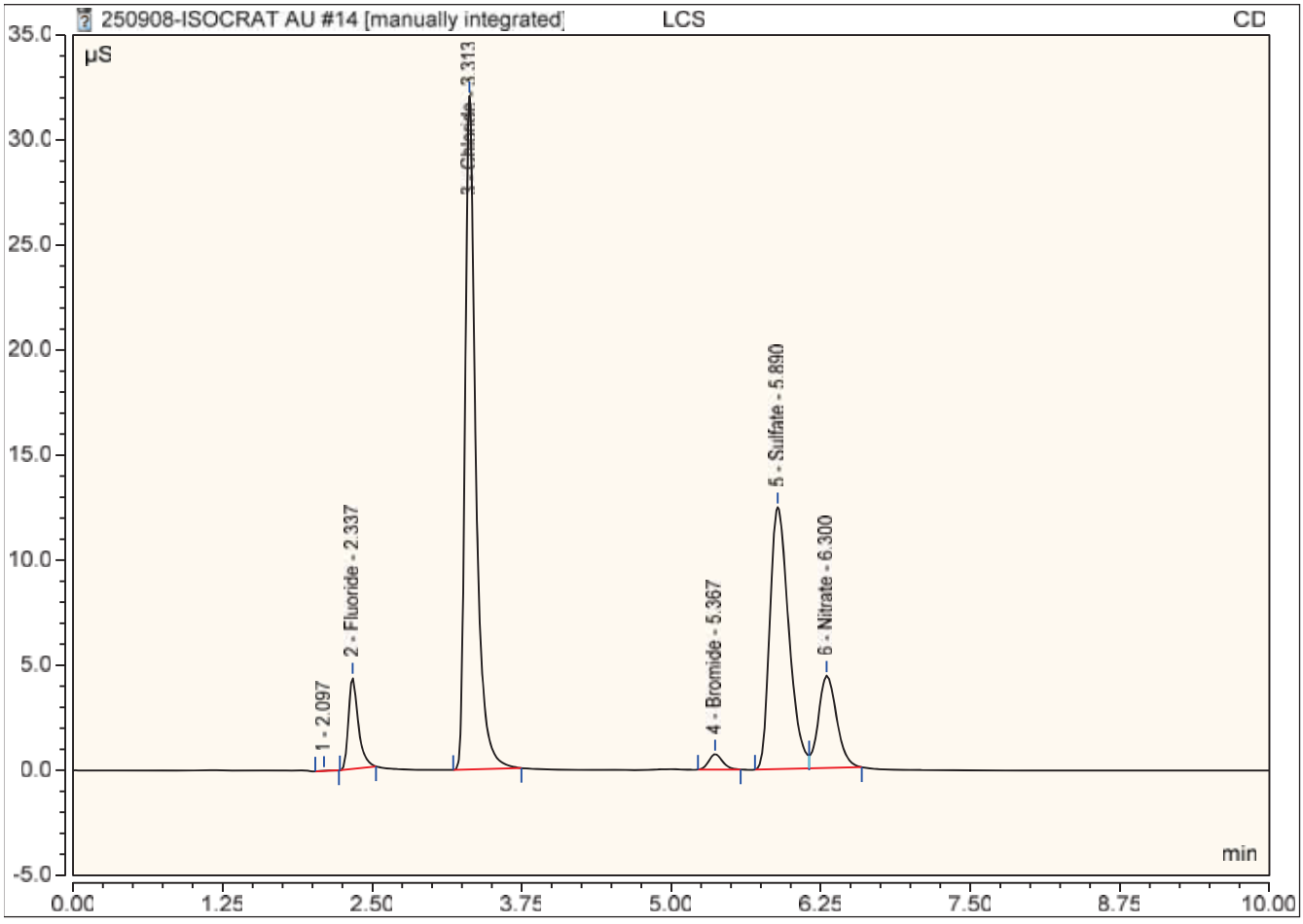

## Peak Integration Report

| | | | |
|---|---|---|---|
| *Sample Name:* | **BLK-2** | *Inj. Vol.:* | **25.00** |
| *Injection Type:* | **Unknown** | *Dilution Factor:* | **1.0000** |
| *Instrument Method:* | **Anions_050420_ThermoFisher** | *Operator:* | **IC 4** |
| *Inj. Date / Time:* | **08-Sep-2025 / 17:44** | *Run Time:* | **10.00** |

| No. | Time min | Peak Name | Peak Type | Area µS*min | Height µS | Amount |
|---|---|---|---|---|---|---|
| 2 | 2.30 | **Fluoride** | BMB | 0.001 | 0.011 | 0.0259 |
| 3 | 3.29 | **Chloride** | BMB | 0.010 | 0.095 | 0.0981 |
| 4 | 6.05 | **Sulfate** | BM * | 0.006 | 0.029 | 0.2714 |
| 5 | 6.41 | **Nitrate** | MB* | 0.009 | 0.029 | 0.0381 |
| **TOTAL:** | | | | 0.03 | 0.16 | 0.43 |

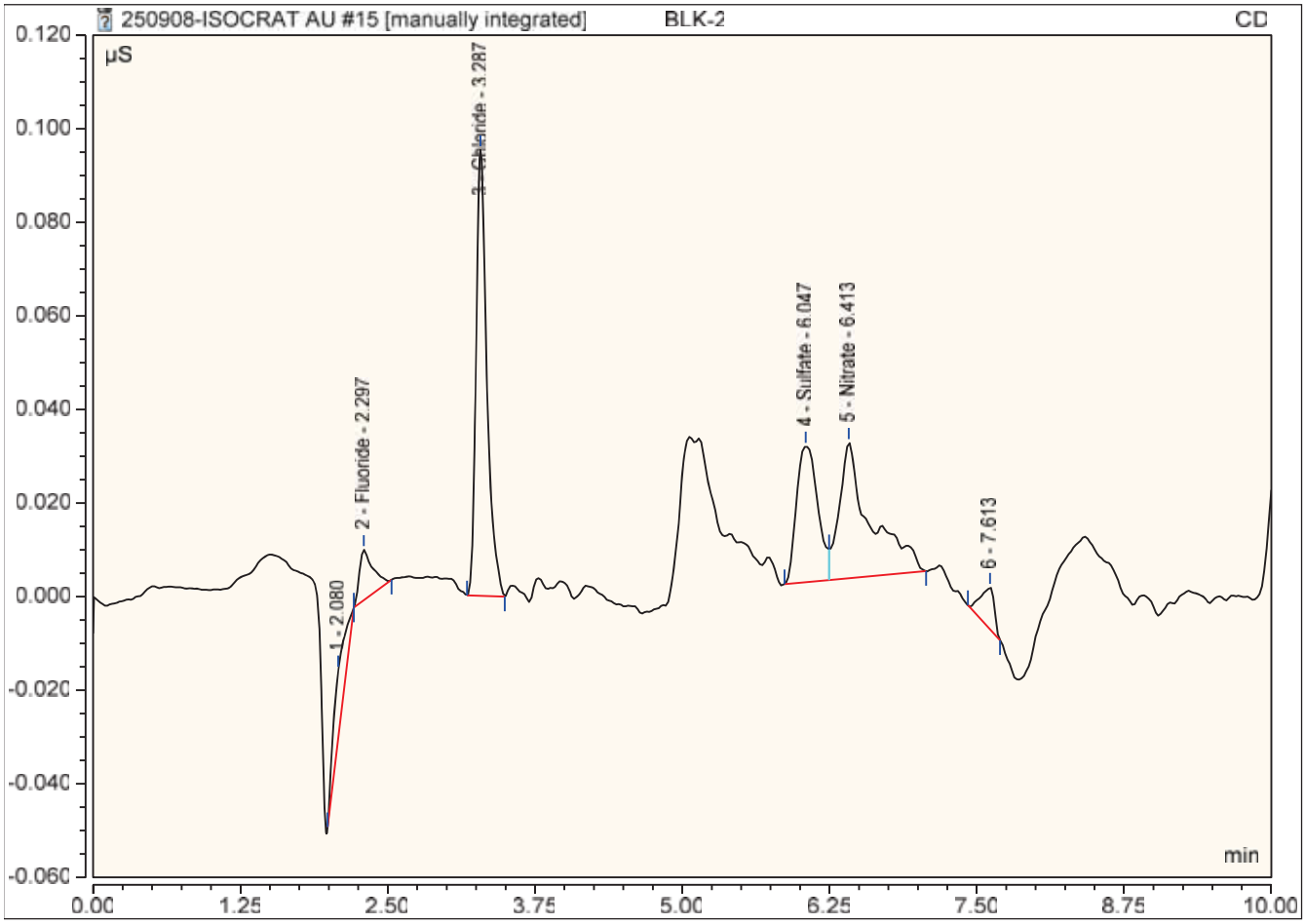

## Peak Integration Report

| | | | |
|---|---|---|---|
| *Sample Name:* | **LCS-2** | *Inj. Vol.:* | **25.00** |
| *Injection Type:* | **Unknown** | *Dilution Factor:* | **1.0000** |
| *Instrument Method:* | **Anions_050420_ThermoFisher** | *Operator:* | **IC 4** |
| *Inj. Date / Time:* | **08-Sep-2025 / 17:56** | *Run Time:* | **10.00** |

| No. | Time min | Peak Name | Peak Type | Area µS*min | Height µS | Amount |
|---|---|---|---|---|---|---|
| 2 | 2.28 | **Fluoride** | BMB | 0.421 | 4.368 | 0.7024 |
| 3 | 3.24 | **Chloride** | BMB | 3.289 | 30.968 | 7.8151 |
| 4 | 5.39 | **Bromide** | BMB* | 0.096 | 0.709 | 0.7322 |
| 5 | 6.03 | **Sulfate** | BM * | 2.230 | 12.225 | 7.3705 |
| 6 | 6.34 | **Nitrate** | MB* | 0.836 | 4.624 | 0.7981 |
| **TOTAL:** | | | | 6.87 | 52.89 | 17.42 |

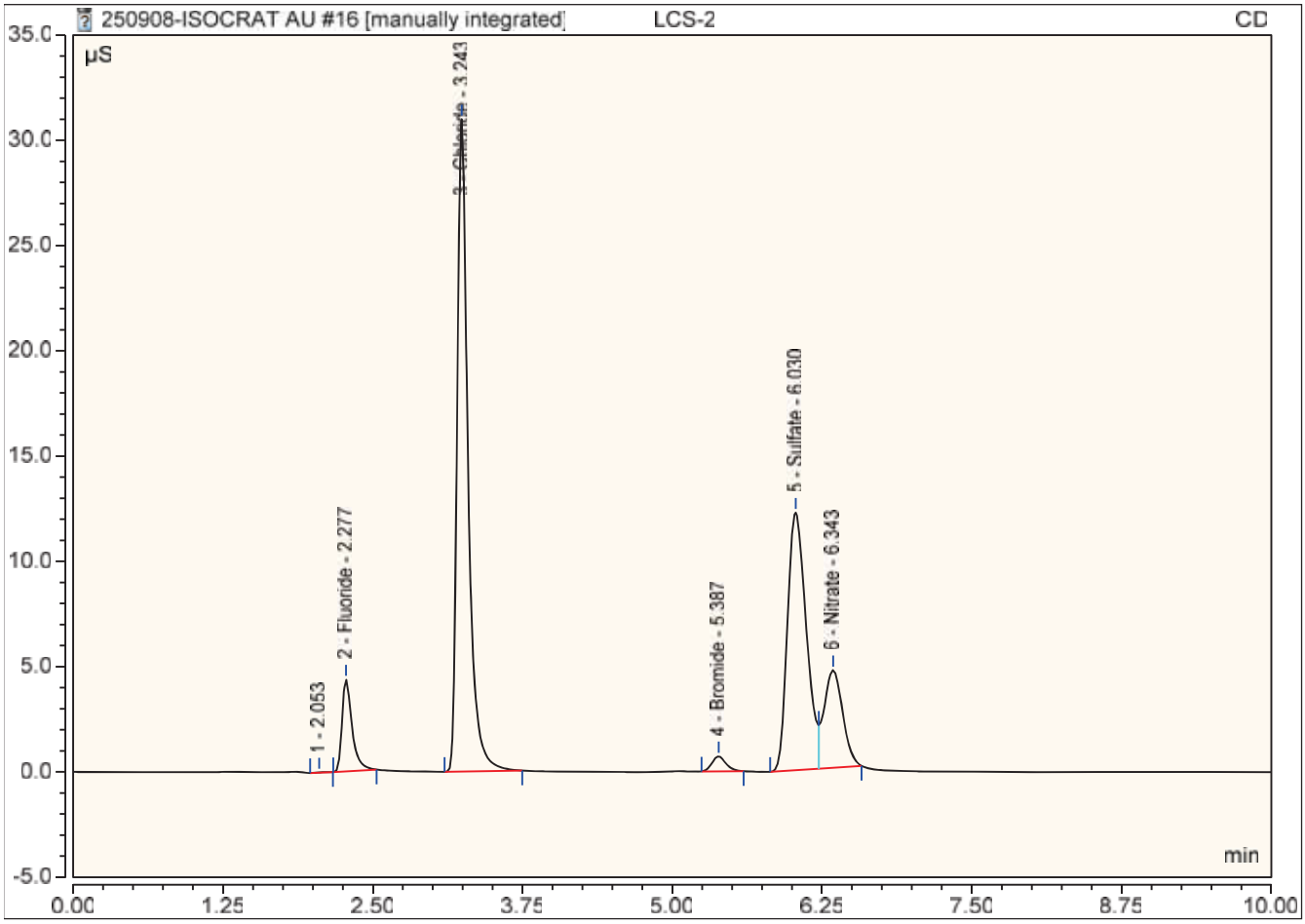

## Peak Integration Report

| | | | |
|---|---|---|---|
| *Sample Name:* | **XL2553928-01; 10X SO4 BR** | *Inj. Vol.:* | **25.00** |
| *Injection Type:* | **Unknown** | *Dilution Factor:* | **10.0000** |
| *Instrument Method:* | **Anions_050420_ThermoFisher** | *Operator:* | **IC 4** |
| *Inj. Date / Time:* | **08-Sep-2025 / 18:08** | *Run Time:* | **10.00** |

| No. | Time min | Peak Name | Peak Type | Area µS*min | Height µS | Amount |
|---|---|---|---|---|---|---|
| 2 | 3.76 | **Chloride** | BMB*^ | 3246.193 | 5721.319 | 76399.5186 |
| 3 | 5.37 | **Bromide** | BMB | 0.044 | 0.101 | 3.4881 |
| **TOTAL:** | | | | 3246.24 | 5721.42 | 76403.01 |

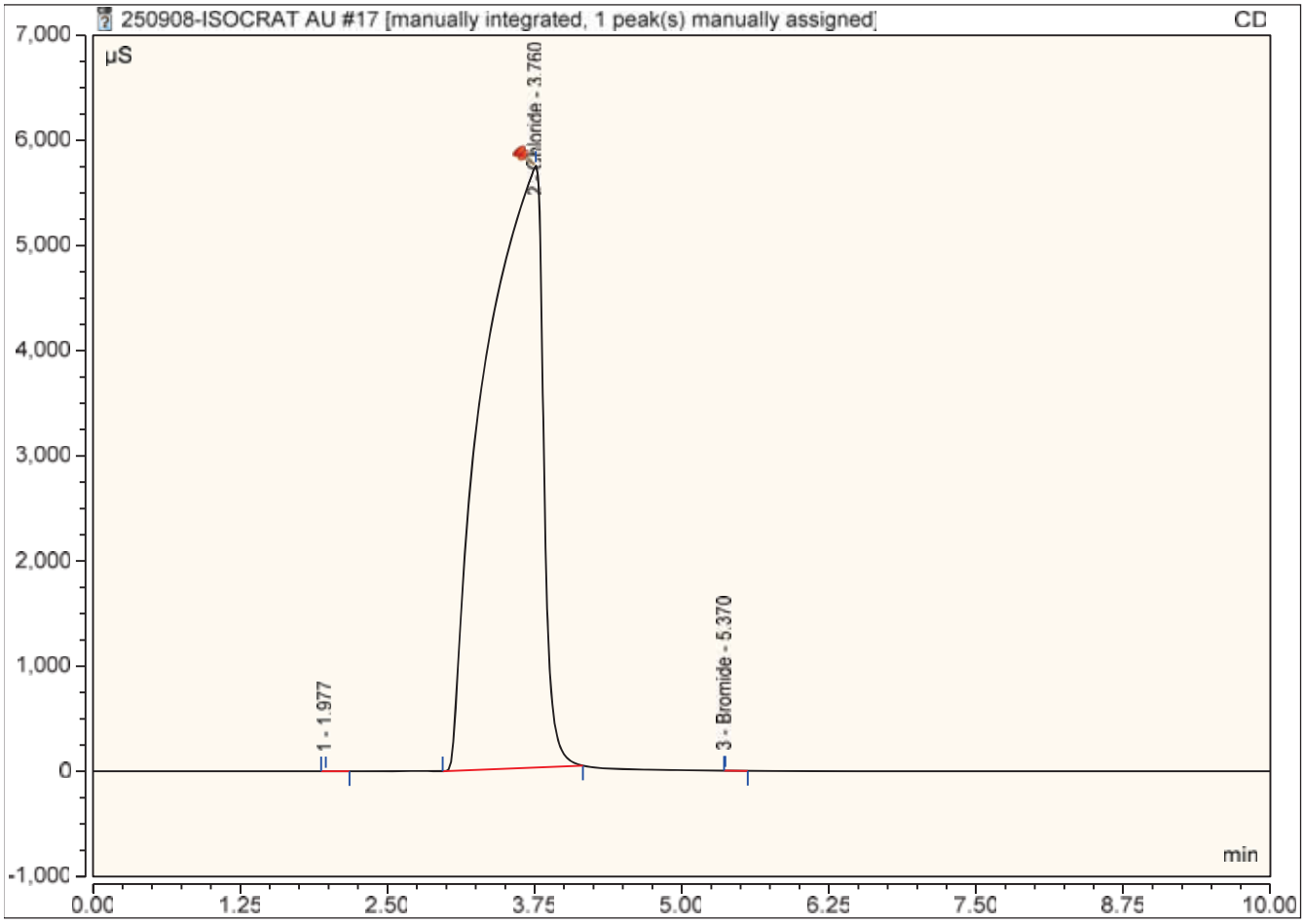

## Peak Integration Report

| | | | |
|---|---|---|---|
| *Sample Name:* | **L2553928-01; 250X SO4 BR** | *Inj. Vol.:* | **25.00** |
| *Injection Type:* | **Unknown** | *Dilution Factor:* | **250.0000** |
| *Instrument Method:* | **Anions_050420_ThermoFisher** | *Operator:* | **IC 4** |
| *Inj. Date / Time:* | **08-Sep-2025 / 18:21** | *Run Time:* | **10.00** |

| No. | Time min | Peak Name | Peak Type | Area µS*min | Height µS | Amount |
|---|---|---|---|---|---|---|
| 2 | 2.30 | **Fluoride** | BMB | 0.101 | 0.994 | 46.6104 |
| 3 | 3.28 | **Chloride** | BMB | 138.008 | 1151.929 | 81218.5218 |
| 4 | 5.37 | **Bromide** | BMB* | 0.002 | 0.017 | 10.0256 |
| 5 | 6.07 | **Sulfate** | BMB | 0.010 | 0.043 | 71.0946 |
| **TOTAL:** | | | | 138.12 | 1152.98 | 81346.25 |

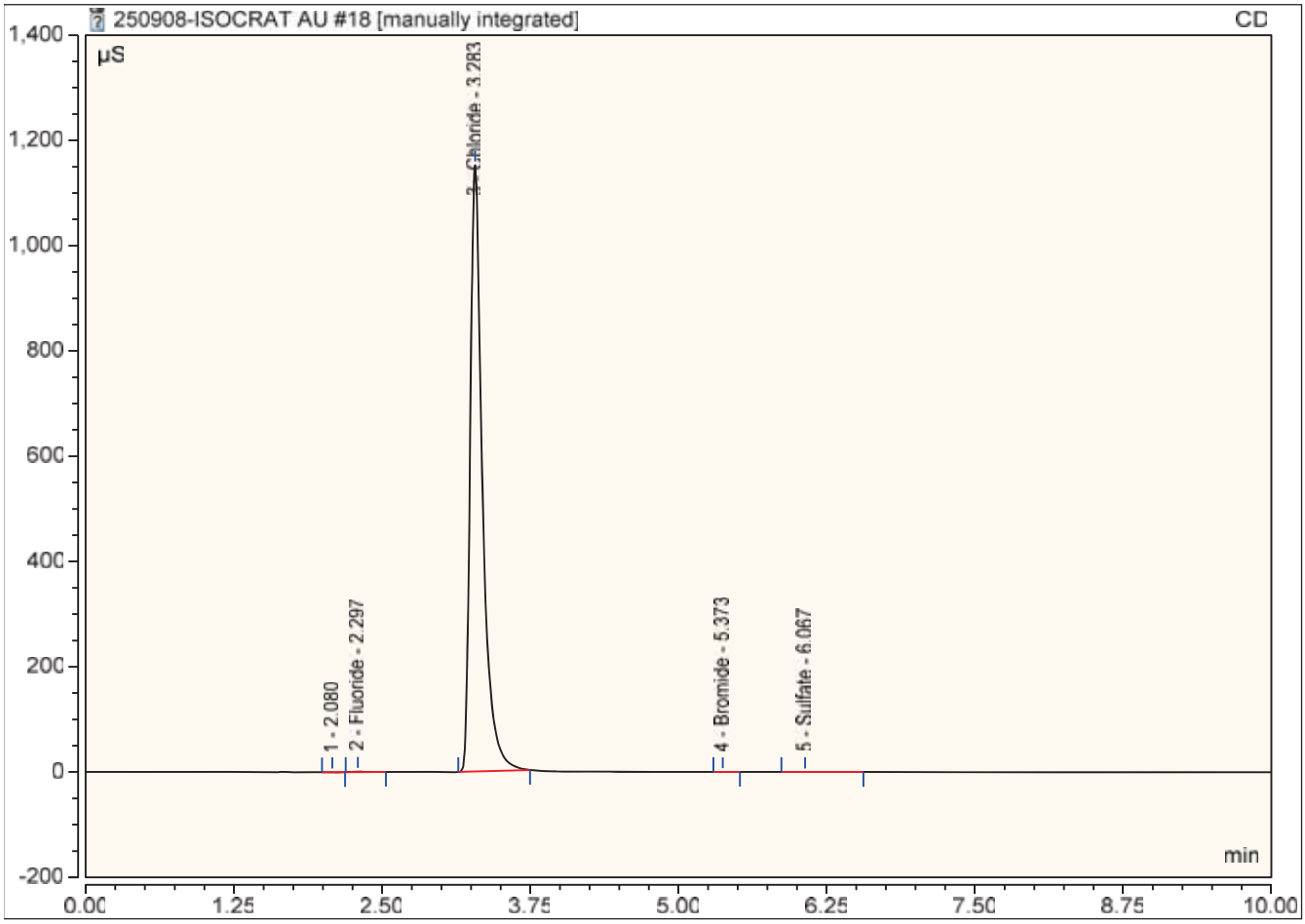

## Peak Integration Report

| | | | |
|---|---|---|---|
| *Sample Name:* | **L2554065-01; 10X SO4** | *Inj. Vol.:* | **25.00** |
| *Injection Type:* | **Unknown** | *Dilution Factor:* | **10.0000** |
| *Instrument Method:* | **Anions_050420_ThermoFisher** | *Operator:* | **IC 4** |
| *Inj. Date / Time:* | **08-Sep-2025 / 18:33** | *Run Time:* | **10.00** |

| No. | Time min | Peak Name | Peak Type | Area µS*min | Height µS | Amount |
|---|---|---|---|---|---|---|
| 2 | 2.29 | **Fluoride** | BMB | 0.013 | 0.129 | 0.4454 |
| 3 | 3.27 | **Chloride** | BMB | 4.835 | 44.915 | 114.5449 |
| 4 | 5.81 | **Sulfate** | BM * | 15.596 | 58.098 | 500.3195 |
| 5 | 6.30 | **Nitrate** | MB* | 1.121 | 5.955 | 10.6022 |
| **TOTAL:** | | | | 21.57 | 109.10 | 625.91 |

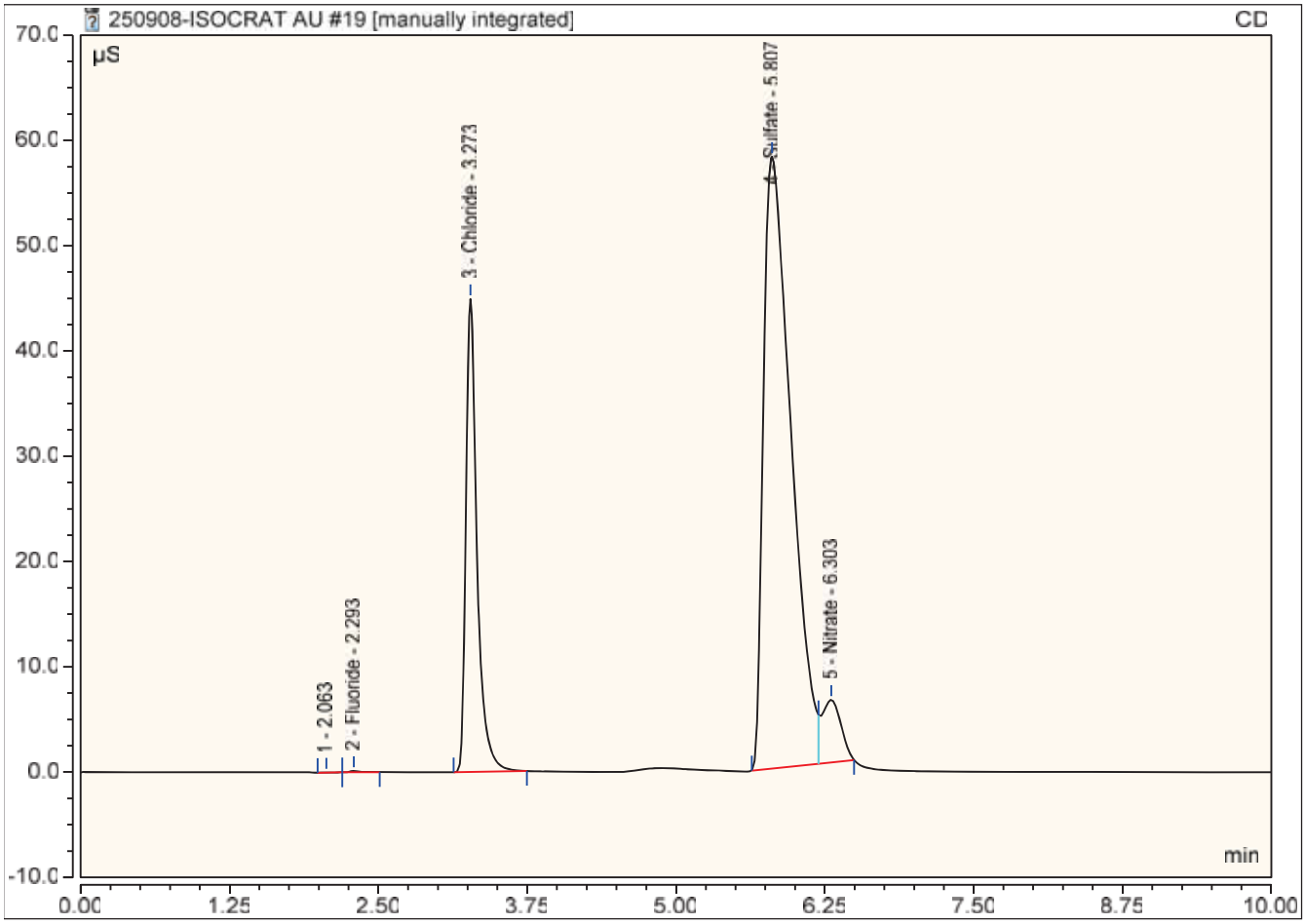

## Peak Integration Report

| | | | |
|---|---|---|---|
| *Sample Name:* | **L2554065-02; 10X** | *Inj. Vol.:* | **25.00** |
| *Injection Type:* | **Unknown** | *Dilution Factor:* | **10.0000** |
| *Instrument Method:* | **Anions_050420_ThermoFisher** | *Operator:* | **IC 4** |
| *Inj. Date / Time:* | **08-Sep-2025 / 18:46** | *Run Time:* | **10.00** |

| No. | Time min | Peak Name | Peak Type | Area µS*min | Height µS | Amount |
|---|---|---|---|---|---|---|
| 1 | 2.28 | **Fluoride** | BMB | 0.018 | 0.163 | 0.5244 |
| 2 | 3.26 | **Chloride** | BMB | 14.390 | 128.727 | 339.4093 |
| 3 | 5.40 | **Bromide** | BMB* | 0.042 | 0.320 | 3.3347 |
| 4 | 6.04 | **Sulfate** | BMB | 2.695 | 13.298 | 88.5386 |
| **TOTAL:** | | | | 17.14 | 142.51 | 431.81 |

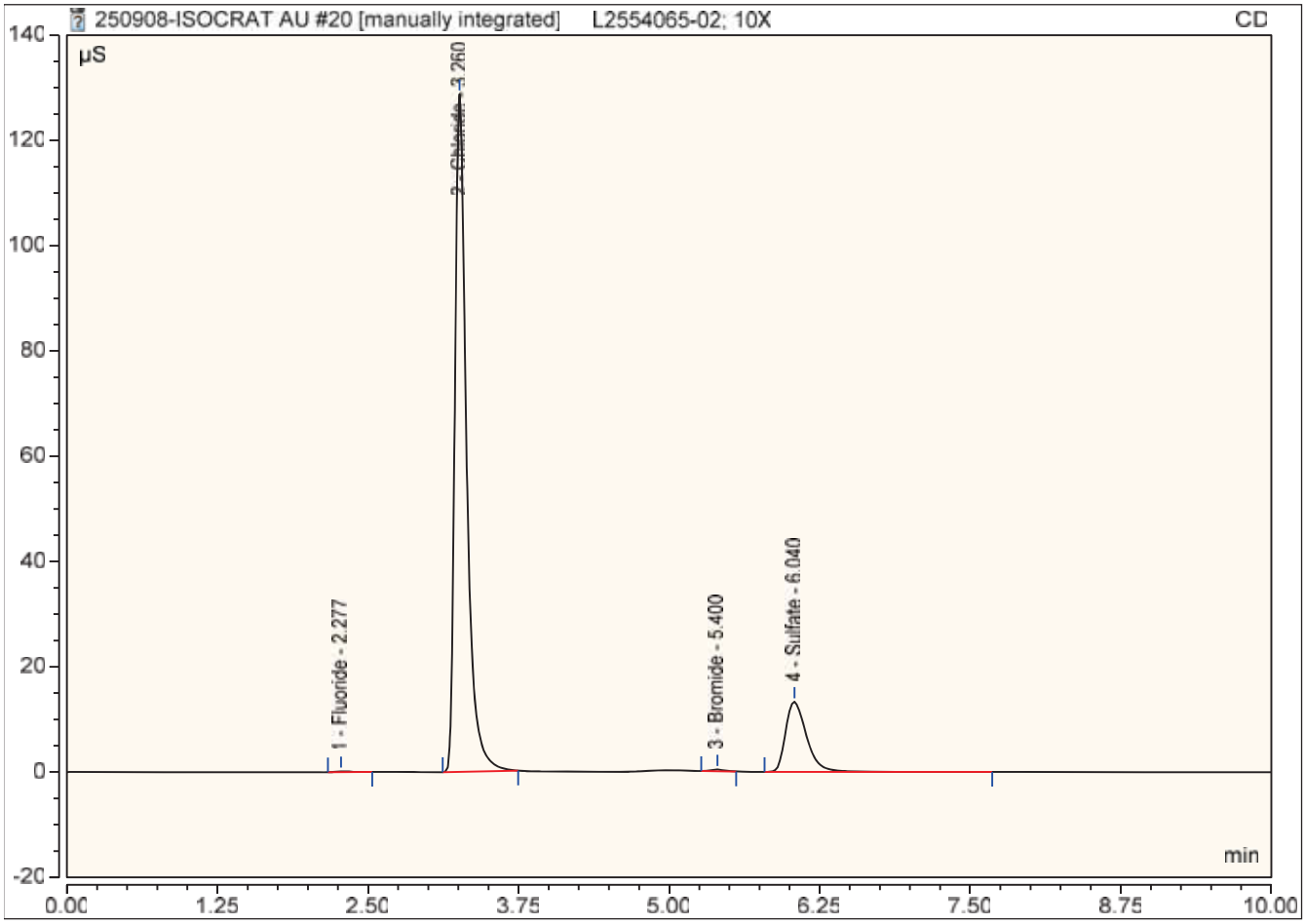

## Peak Integration Report

| | | | |
|---|---|---|---|
| *Sample Name:* | **CCV** | *Inj. Vol.:* | **25.00** |
| *Injection Type:* | **Check Standard** | *Dilution Factor:* | **1.0000** |
| *Instrument Method:* | **Anions_050420_ThermoFisher** | *Operator:* | **IC 4** |
| *Inj. Date / Time:* | **08-Sep-2025 / 18:58** | *Run Time:* | **10.00** |

| No. | Time min | Peak Name | Peak Type | Area µS*min | Height µS | Amount |
|---|---|---|---|---|---|---|
| 1 | 2.24 | **Fluoride** | BMB | 0.575 | 5.390 | 0.9504 |
| 2 | 3.13 | **Chloride** | BMB | 4.109 | 36.189 | 9.7459 |
| 3 | 5.23 | **Bromide** | BM * | 0.127 | 0.918 | 0.9541 |
| 4 | 5.60 | **Sulfate** | M *^ | 5.940 | 26.472 | 19.2101 |
| 5 | 6.18 | **Nitrate** | MB* | 1.045 | 5.534 | 0.9900 |
| **TOTAL:** | | | | 11.80 | 74.50 | 31.85 |

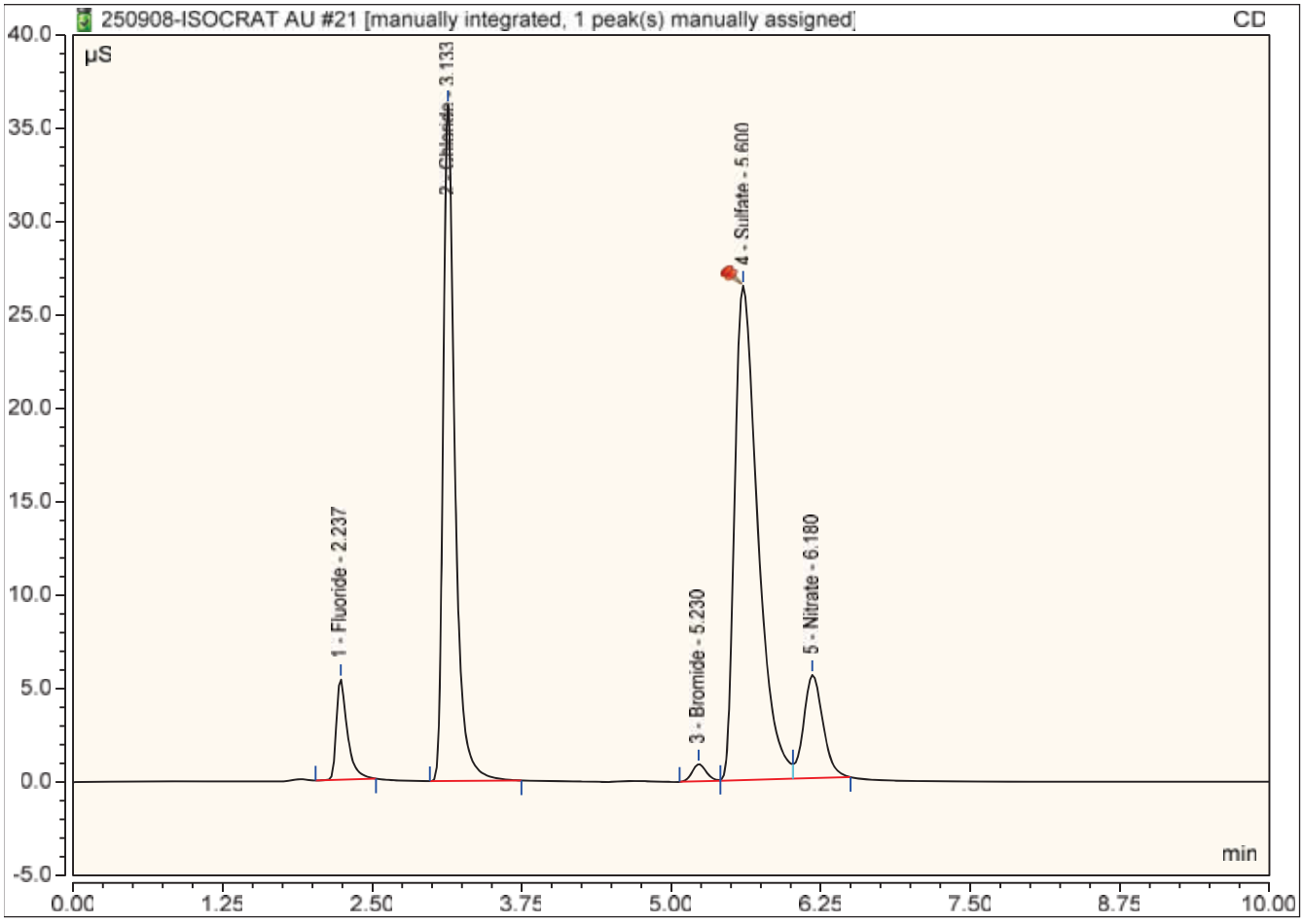

## Peak Integration Report

| | | | |
|---|---|---|---|
| *Sample Name:* | **CCB** | *Inj. Vol.:* | **25.00** |
| *Injection Type:* | **Unknown** | *Dilution Factor:* | **1.0000** |
| *Instrument Method:* | **Anions_050420_ThermoFisher** | *Operator:* | **IC 4** |
| *Inj. Date / Time:* | **08-Sep-2025 / 19:10** | *Run Time:* | **10.00** |

| No. | Time min | Peak Name | Peak Type | Area µS*min | Height µS | Amount |
|---|---|---|---|---|---|---|
| 2 | 2.27 | **Fluoride** | BMB | 0.002 | 0.016 | 0.0269 |
| 3 | 3.25 | **Chloride** | BMB | 0.005 | 0.044 | 0.0870 |
| 4 | 6.11 | **Sulfate** | BMB | 0.003 | 0.013 | 0.2624 |
| **TOTAL:** | | | | 0.01 | 0.07 | 0.38 |

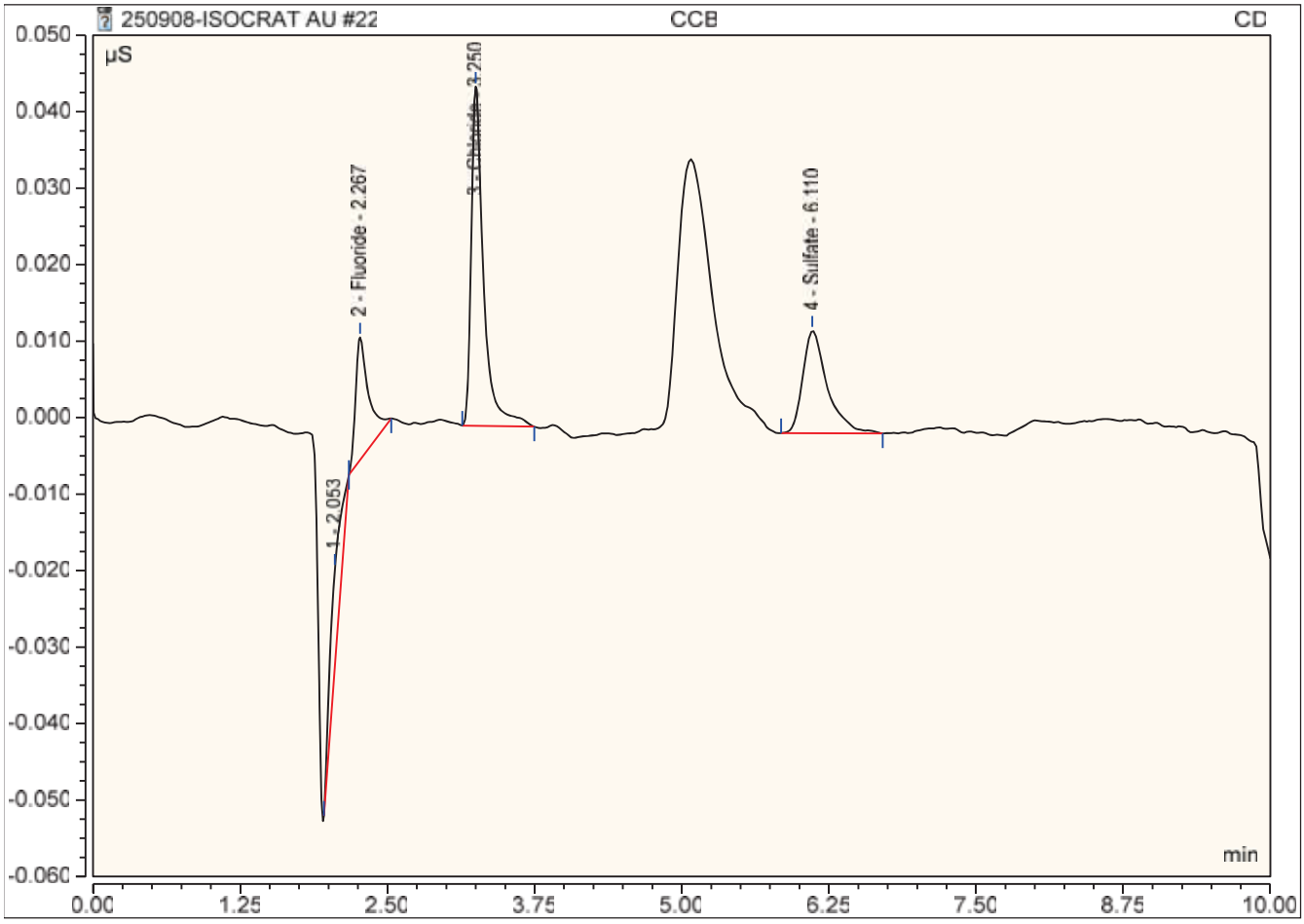

## Peak Integration Report

| | | | |
|---|---|---|---|
| *Sample Name:* | **L2554065-03; 10X** | *Inj. Vol.:* | **25.00** |
| *Injection Type:* | **Unknown** | *Dilution Factor:* | **10.0000** |
| *Instrument Method:* | **Anions_050420_ThermoFisher** | *Operator:* | **IC 4** |
| *Inj. Date / Time:* | **08-Sep-2025 / 19:22** | *Run Time:* | **10.00** |

| No. | Time min | Peak Name | Peak Type | Area µS*min | Height µS | Amount |
|---|---|---|---|---|---|---|
| 2 | 2.29 | **Fluoride** | BMB | 0.139 | 1.398 | 2.4671 |
| 3 | 3.28 | **Chloride** | BMB | 0.010 | 0.091 | 0.9712 |
| 4 | 5.99 | **Sulfate** | BMB | 2.785 | 14.317 | 91.4049 |
| **TOTAL:** | | | | 2.93 | 15.81 | 94.84 |

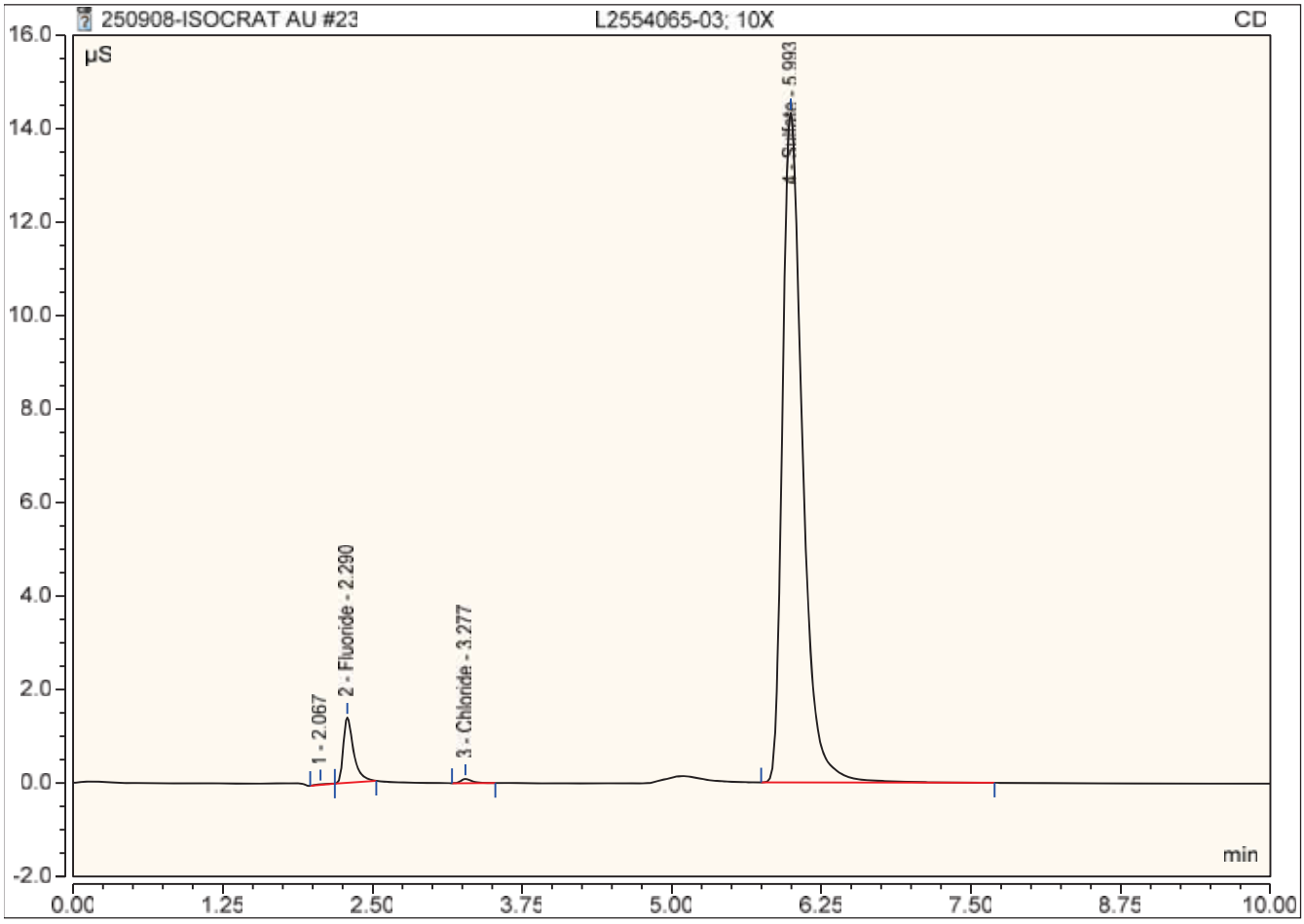

## Peak Integration Report

| | | | |
|---|---|---|---|
| *Sample Name:* | **XL2554065-04; 10X** | *Inj. Vol.:* | **25.00** |
| *Injection Type:* | **Unknown** | *Dilution Factor:* | **10.0000** |
| *Instrument Method:* | **Anions_050420_ThermoFisher** | *Operator:* | **IC 4** |
| *Inj. Date / Time:* | **08-Sep-2025 / 19:34** | *Run Time:* | **10.00** |

| No. | Time min | Peak Name | Peak Type | Area µS*min | Height µS | Amount |
|---|---|---|---|---|---|---|
| 2 | 2.26 | **Fluoride** | BMB | 0.017 | 0.152 | 0.5082 |
| 3 | 3.23 | **Chloride** | BMB | 43.035 | 372.983 | 1013.5677 |
| 4 | 5.38 | **Bromide** | BMB* | 0.005 | 0.048 | 0.5755 |
| 5 | 5.81 | **Sulfate** | BM * | 31.323 | 93.453 | 1002.3026 |
| 6 | 6.77 | **Nitrate** | MB*^ | 0.022 | 0.163 | 0.4989 |
| **TOTAL:** | | | | 74.40 | 466.80 | 2017.45 |

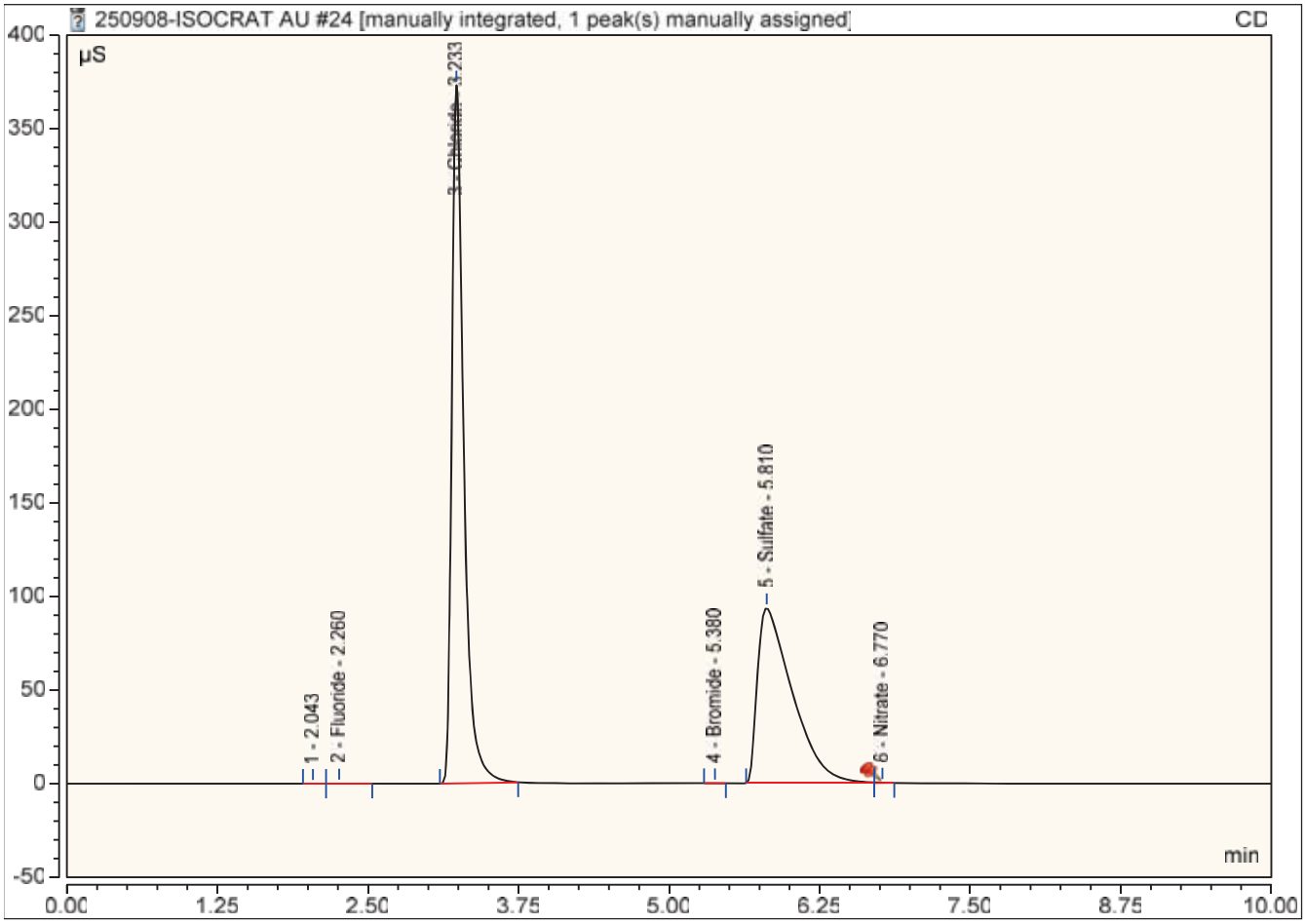

## Peak Integration Report

| | | | |
|---|---|---|---|
| *Sample Name:* | **L2554065-06; 10X** | *Inj. Vol.:* | **25.00** |
| *Injection Type:* | **Unknown** | *Dilution Factor:* | **10.0000** |
| *Instrument Method:* | **Anions_050420_ThermoFisher** | *Operator:* | **IC 4** |
| *Inj. Date / Time:* | **08-Sep-2025 / 19:46** | *Run Time:* | **10.00** |

| No. | Time min | Peak Name | Peak Type | Area µS*min | Height µS | Amount |
|---|---|---|---|---|---|---|
| 2 | 2.31 | **Fluoride** | BMB | 0.007 | 0.058 | 0.3415 |
| 3 | 3.30 | **Chloride** | BMB | 26.013 | 230.995 | 612.9679 |
| 4 | 5.35 | **Bromide** | BMB* | 0.005 | 0.043 | 0.6004 |
| 5 | 5.71 | **Sulfate** | BM *^ | 20.861 | 72.526 | 668.3667 |
| 6 | 6.35 | **Nitrate** | MB* | 0.077 | 0.596 | 1.0089 |
| **TOTAL:** | | | | 46.96 | 304.22 | 1283.29 |

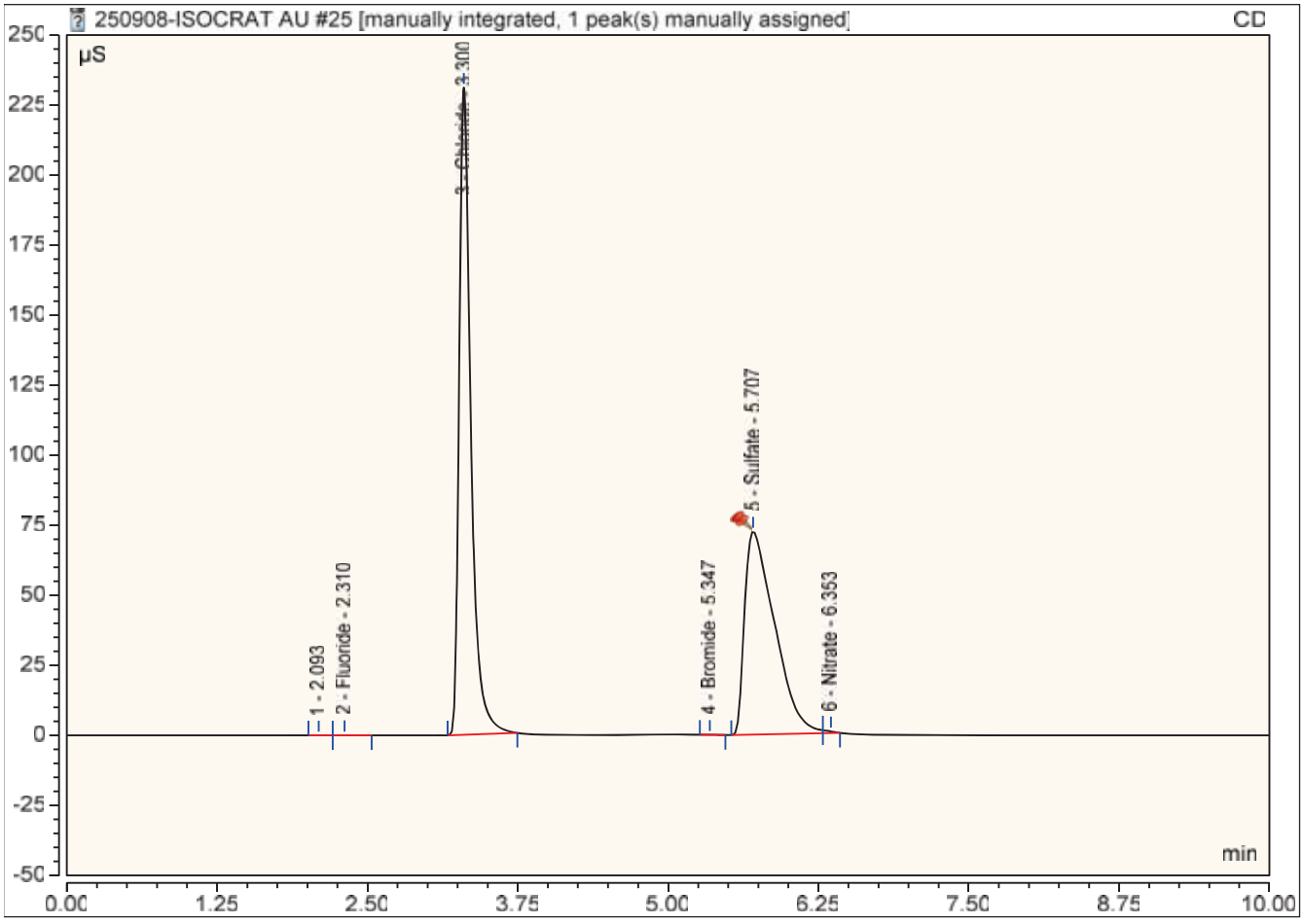

## Peak Integration Report

| | | | |
|---|---|---|---|
| *Sample Name:* | **L2554065-07; 10X** | *Inj. Vol.:* | **25.00** |
| *Injection Type:* | **Unknown** | *Dilution Factor:* | **10.0000** |
| *Instrument Method:* | **Anions_050420_ThermoFisher** | *Operator:* | **IC 4** |
| *Inj. Date / Time:* | **08-Sep-2025 / 19:58** | *Run Time:* | **10.00** |

| No. | Time min | Peak Name | Peak Type | Area µS*min | Height µS | Amount |
|---|---|---|---|---|---|---|
| 2 | 2.28 | **Fluoride** | BMB | 0.007 | 0.062 | 0.3440 |
| 3 | 3.25 | **Chloride** | BMB | 96.509 | 828.726 | 2272.0694 |
| 4 | 5.34 | **Bromide** | BMB* | 0.029 | 0.224 | 2.3731 |
| 5 | 5.81 | **Sulfate** | BM * | 19.390 | 69.638 | 621.4145 |
| 6 | 6.36 | **Nitrate** | MB* | 0.399 | 2.731 | 3.9642 |
| **TOTAL:** | | | | 116.33 | 901.38 | 2900.17 |

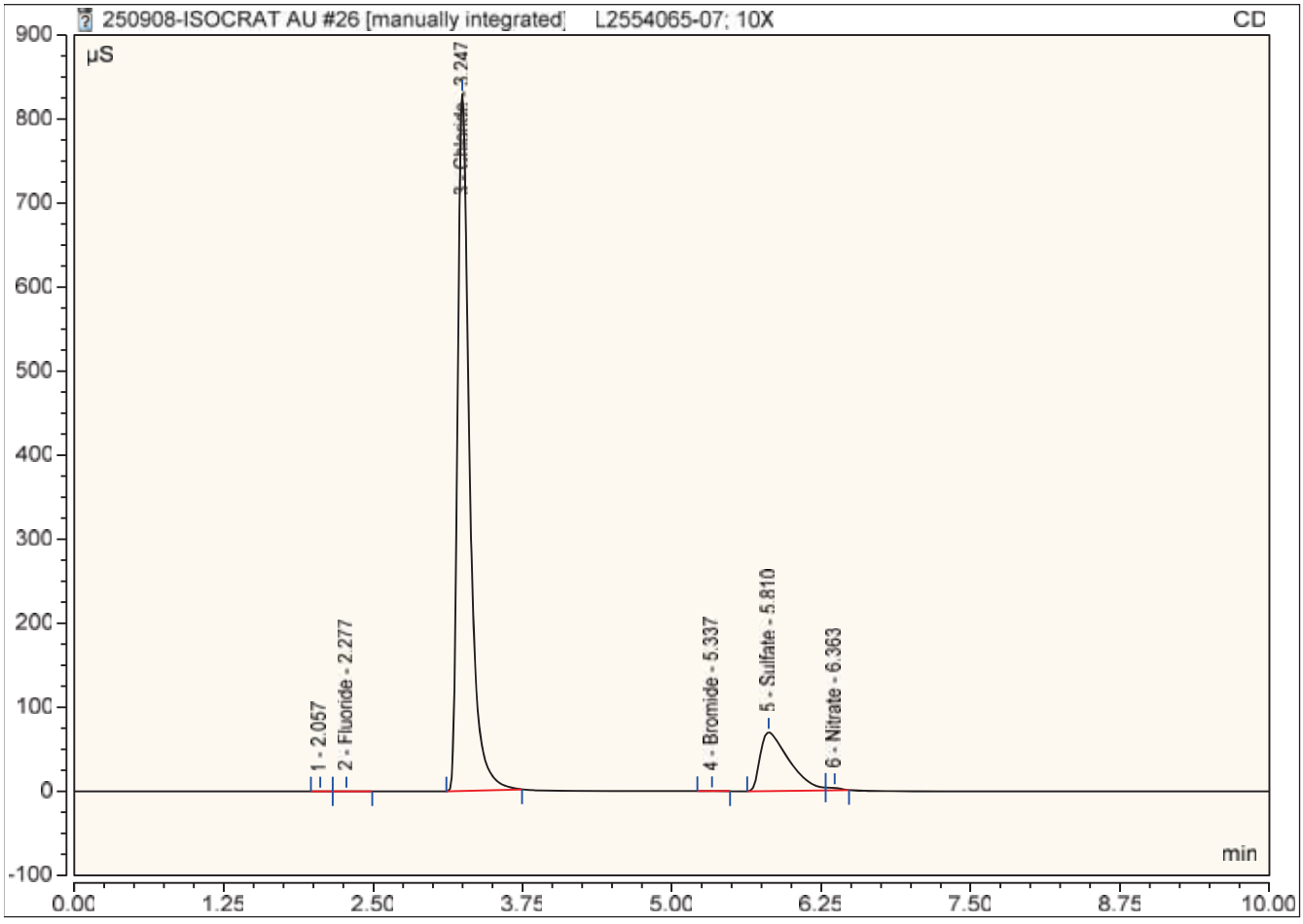

## Peak Integration Report

| | | | |
|---|---|---|---|
| *Sample Name:* | **L2554065-08; 10X** | *Inj. Vol.:* | **25.00** |
| *Injection Type:* | **Unknown** | *Dilution Factor:* | **10.0000** |
| *Instrument Method:* | **Anions_050420_ThermoFisher** | *Operator:* | **IC 4** |
| *Inj. Date / Time:* | **08-Sep-2025 / 20:10** | *Run Time:* | **10.00** |

| No. | Time min | Peak Name | Peak Type | Area µS*min | Height µS | Amount |
|---|---|---|---|---|---|---|
| 2 | 2.30 | **Fluoride** | BMB | 0.012 | 0.109 | 0.4234 |
| 3 | 3.27 | **Chloride** | BMB | 10.123 | 92.245 | 238.9766 |
| 4 | 5.74 | **Sulfate** | BMB | 23.704 | 78.579 | 759.1148 |
| **TOTAL:** | | | | 33.84 | 170.93 | 998.51 |

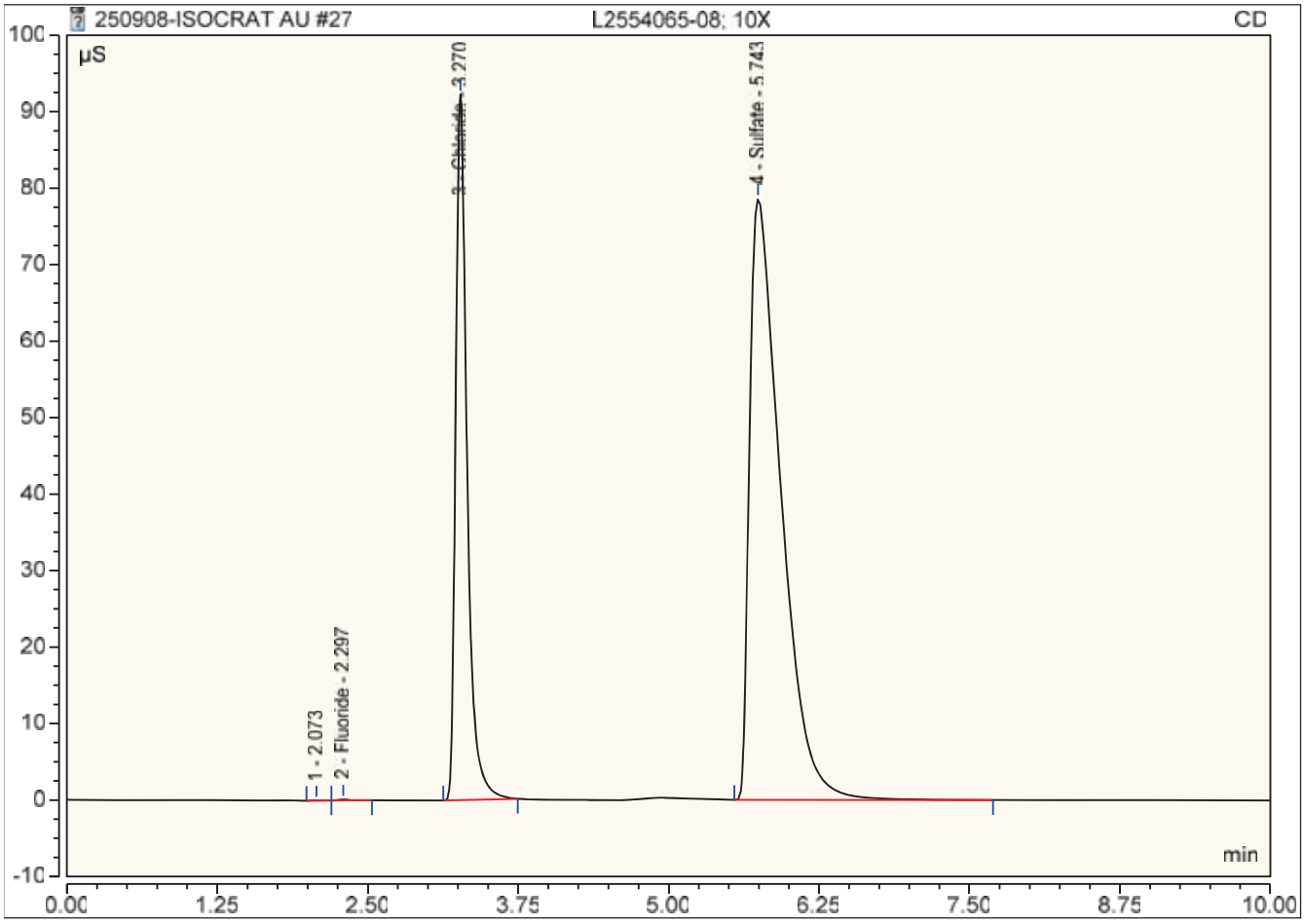

## Peak Integration Report

| | | | |
|---|---|---|---|
| *Sample Name:* | **XL2554065-09; 10X** | *Inj. Vol.:* | **25.00** |
| *Injection Type:* | **Unknown** | *Dilution Factor:* | **10.0000** |
| *Instrument Method:* | **Anions_050420_ThermoFisher** | *Operator:* | **IC 4** |
| *Inj. Date / Time:* | **08-Sep-2025 / 20:22** | *Run Time:* | **10.00** |

| No. | Time min | Peak Name | Peak Type | Area µS*min | Height µS | Amount |
|---|---|---|---|---|---|---|
| 1 | 2.27 | **Fluoride** | BMB | 0.013 | 0.134 | 0.4489 |
| 2 | 3.25 | **Chloride** | BMB | 19.320 | 174.552 | 455.4471 |
| 3 | 5.31 | **Bromide** | BMB* | 0.012 | 0.104 | 1.1339 |
| 4 | 5.70 | **Sulfate** | BM *^ | 31.864 | 96.379 | 1019.5794 |
| 5 | 6.35 | **Nitrate** | MB* | 0.213 | 1.714 | 2.2585 |
| **TOTAL:** | | | | 51.42 | 272.88 | 1478.87 |

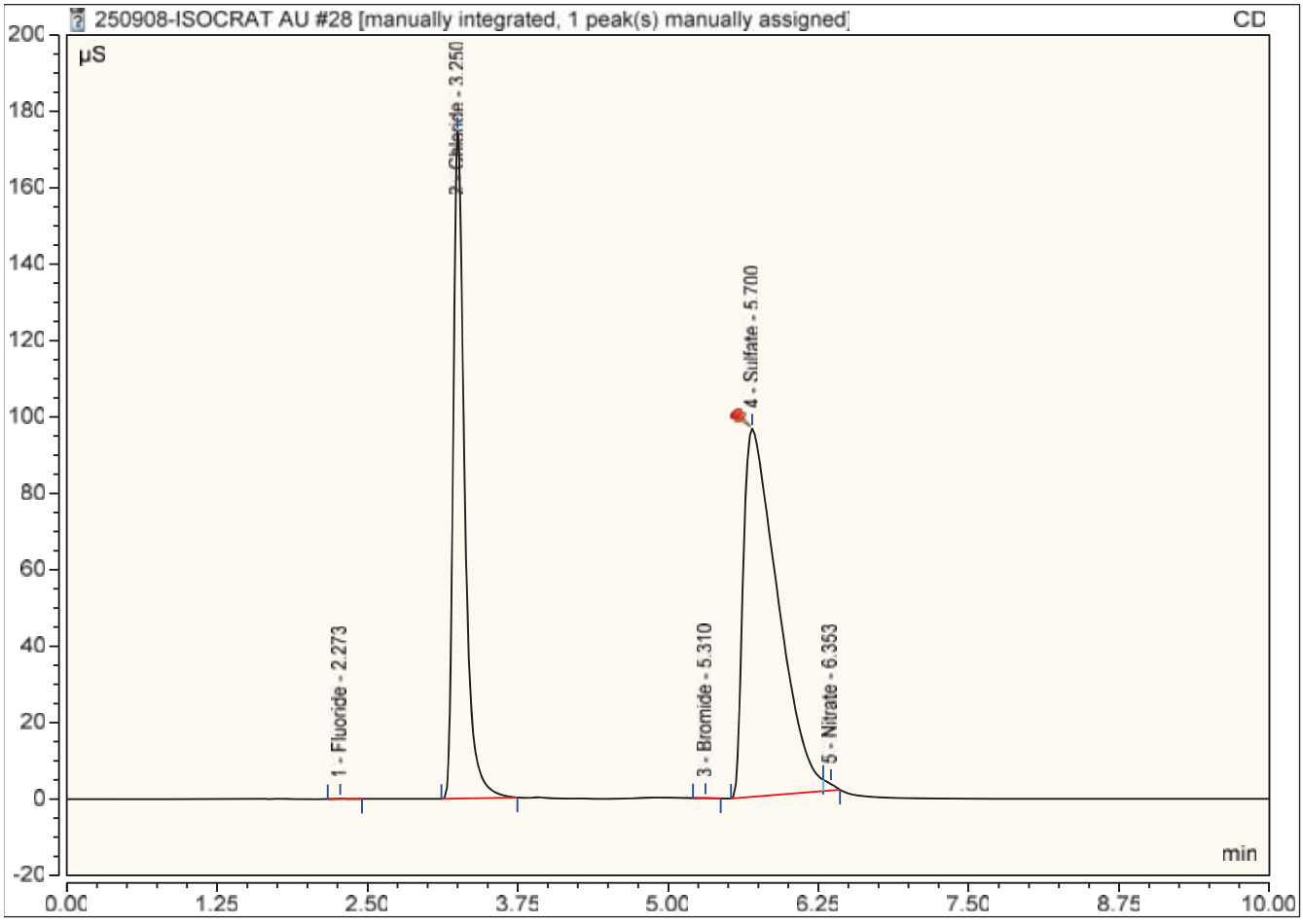

## Peak Integration Report

| | | | |
|---|---|---|---|
| *Sample Name:* | **L2554996-01 BR** | *Inj. Vol.:* | **25.00** |
| *Injection Type:* | **Unknown** | *Dilution Factor:* | **1.0000** |
| *Instrument Method:* | **Anions_050420_ThermoFisher** | *Operator:* | **IC 4** |
| *Inj. Date / Time:* | **08-Sep-2025 / 20:34** | *Run Time:* | **10.00** |

| No. | Time min | Peak Name | Peak Type | Area µS*min | Height µS | Amount |
|---|---|---|---|---|---|---|
| 2 | 2.32 | **Fluoride** | BMB | 0.010 | 0.085 | 0.0393 |
| 3 | 3.29 | **Chloride** | BMB | 1.199 | 11.392 | 2.8968 |
| 4 | 5.34 | **Bromide** | BMB* | 0.000 | 0.000 | 0.0240 |
| 5 | 5.93 | **Sulfate** | BM * | 4.419 | 22.708 | 14.3574 |
| 6 | 6.36 | **Nitrate** | MB* | 0.277 | 1.622 | 0.2846 |
| **TOTAL:** | | | | 5.91 | 35.81 | 17.60 |

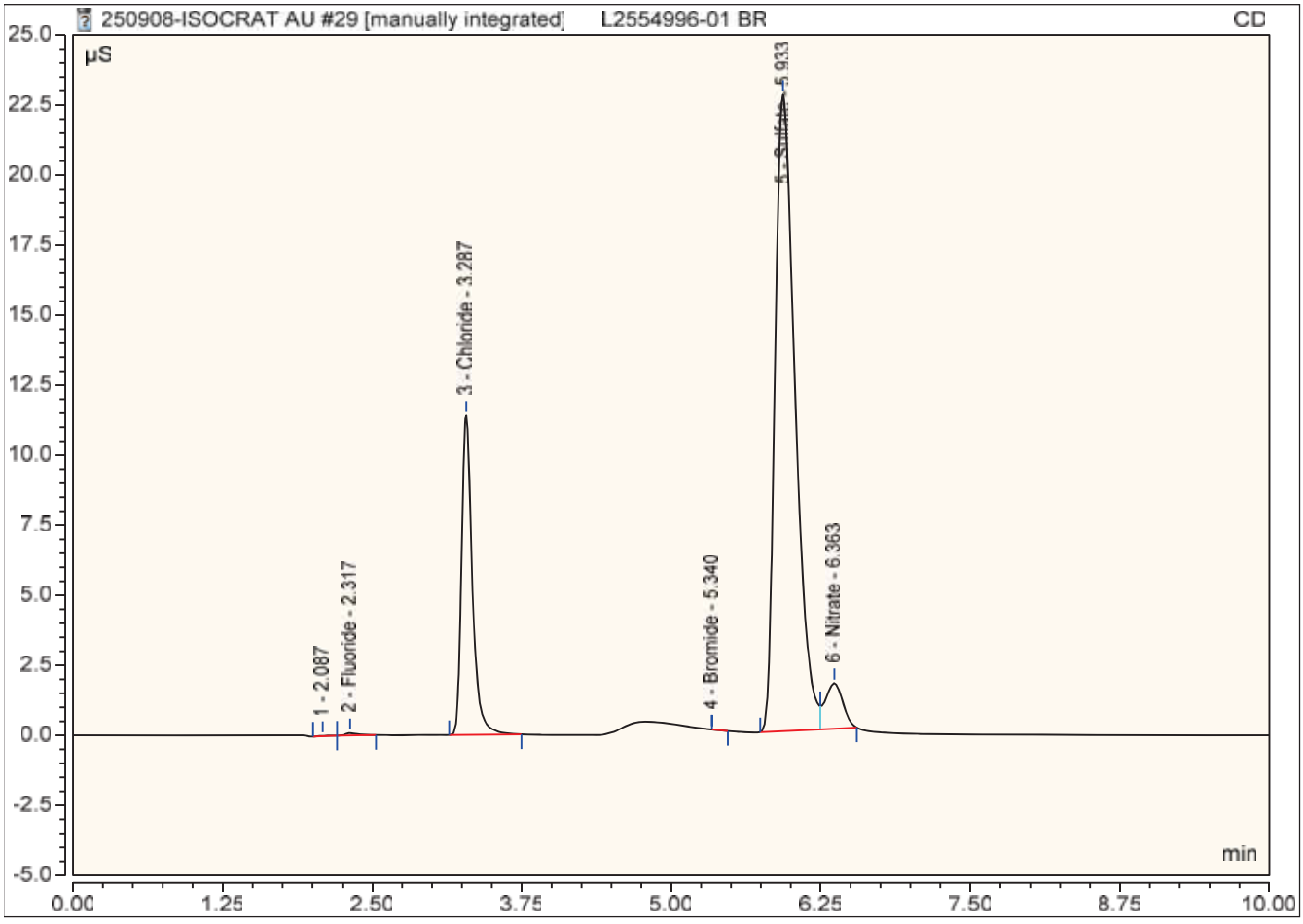

## Peak Integration Report

| | | | |
|---|---|---|---|
| *Sample Name:* | **L2554996-02** | *Inj. Vol.:* | **25.00** |
| *Injection Type:* | **Unknown** | *Dilution Factor:* | **1.0000** |
| *Instrument Method:* | **Anions_050420_ThermoFisher** | *Operator:* | **IC 4** |
| *Inj. Date / Time:* | **08-Sep-2025 / 20:46** | *Run Time:* | **10.00** |

| No. | Time min | Peak Name | Peak Type | Area µS*min | Height µS | Amount |
|---|---|---|---|---|---|---|
| 2 | 2.27 | **Fluoride** | BMB | 0.017 | 0.143 | 0.0511 |
| 3 | 3.34 | **Chloride** | BMB | 6.358 | 58.005 | 15.0377 |
| 4 | 5.27 | **Bromide** | BMB* | 0.001 | 0.000 | 0.0275 |
| 5 | 5.78 | **Sulfate** | BM * | 8.152 | 36.322 | 26.2705 |
| 6 | 6.31 | **Nitrate** | MB* | 0.286 | 1.594 | 0.2924 |
| **TOTAL:** | | | | 14.81 | 96.06 | 41.68 |

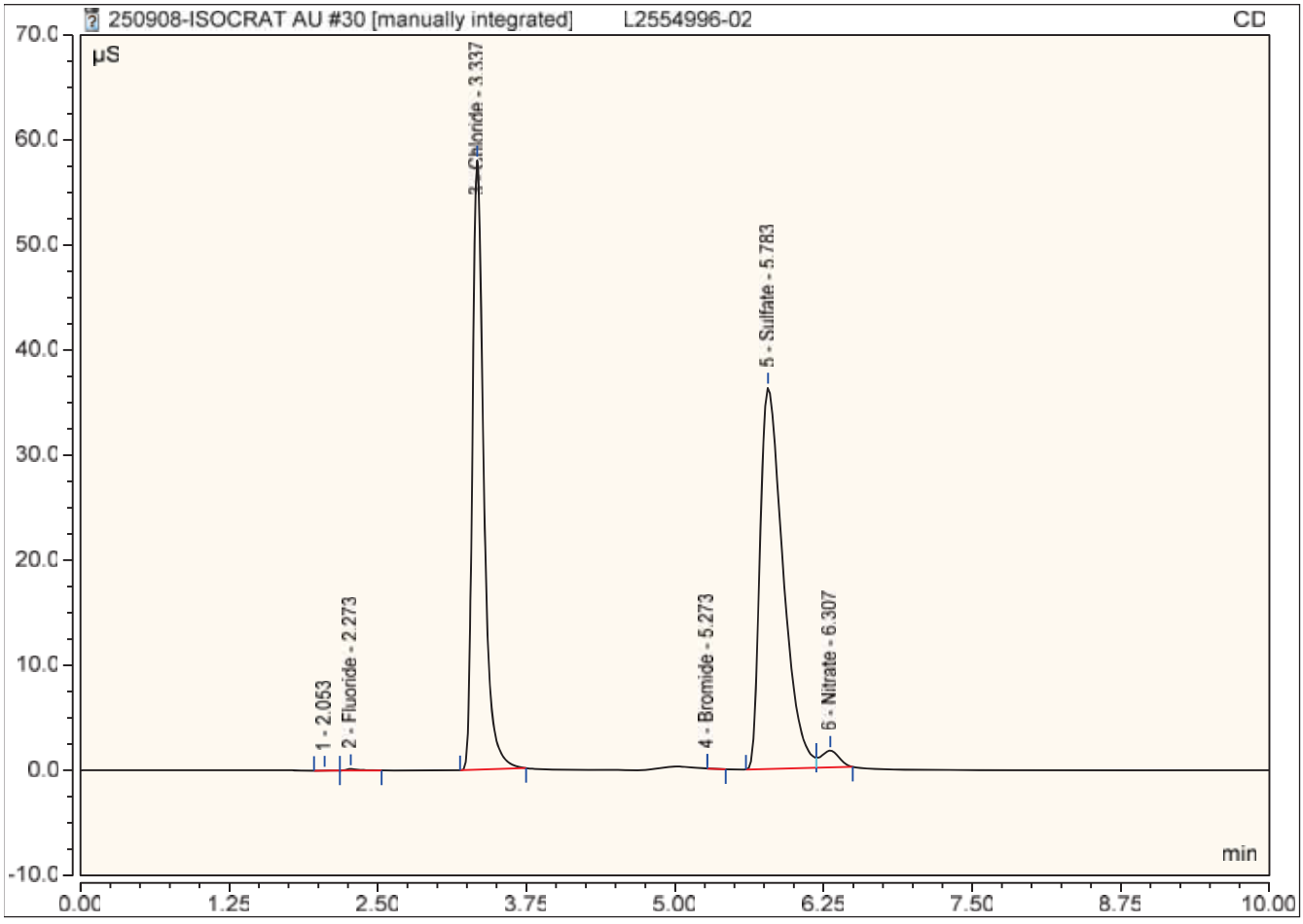

## Peak Integration Report

| | | | |
|---|---|---|---|
| *Sample Name:* | **L2554996-03** | *Inj. Vol.:* | **25.00** |
| *Injection Type:* | **Unknown** | *Dilution Factor:* | **1.0000** |
| *Instrument Method:* | **Anions_050420_ThermoFisher** | *Operator:* | **IC 4** |
| *Inj. Date / Time:* | **08-Sep-2025 / 20:58** | *Run Time:* | **10.00** |

| No. | Time min | Peak Name | Peak Type | Area µS*min | Height µS | Amount |
|---|---|---|---|---|---|---|
| 2 | 2.32 | **Fluoride** | BMB | 0.015 | 0.137 | 0.0480 |
| 3 | 3.29 | **Chloride** | BMB | 6.424 | 58.579 | 15.1939 |
| 4 | 5.30 | **Bromide** | BMB* | 0.001 | 0.000 | 0.0317 |
| 5 | 5.82 | **Sulfate** | BM * | 8.116 | 36.970 | 26.1558 |
| 6 | 6.33 | **Nitrate** | MB* | 0.287 | 1.650 | 0.2939 |
| **TOTAL:** | | | | 14.84 | 97.34 | 41.72 |

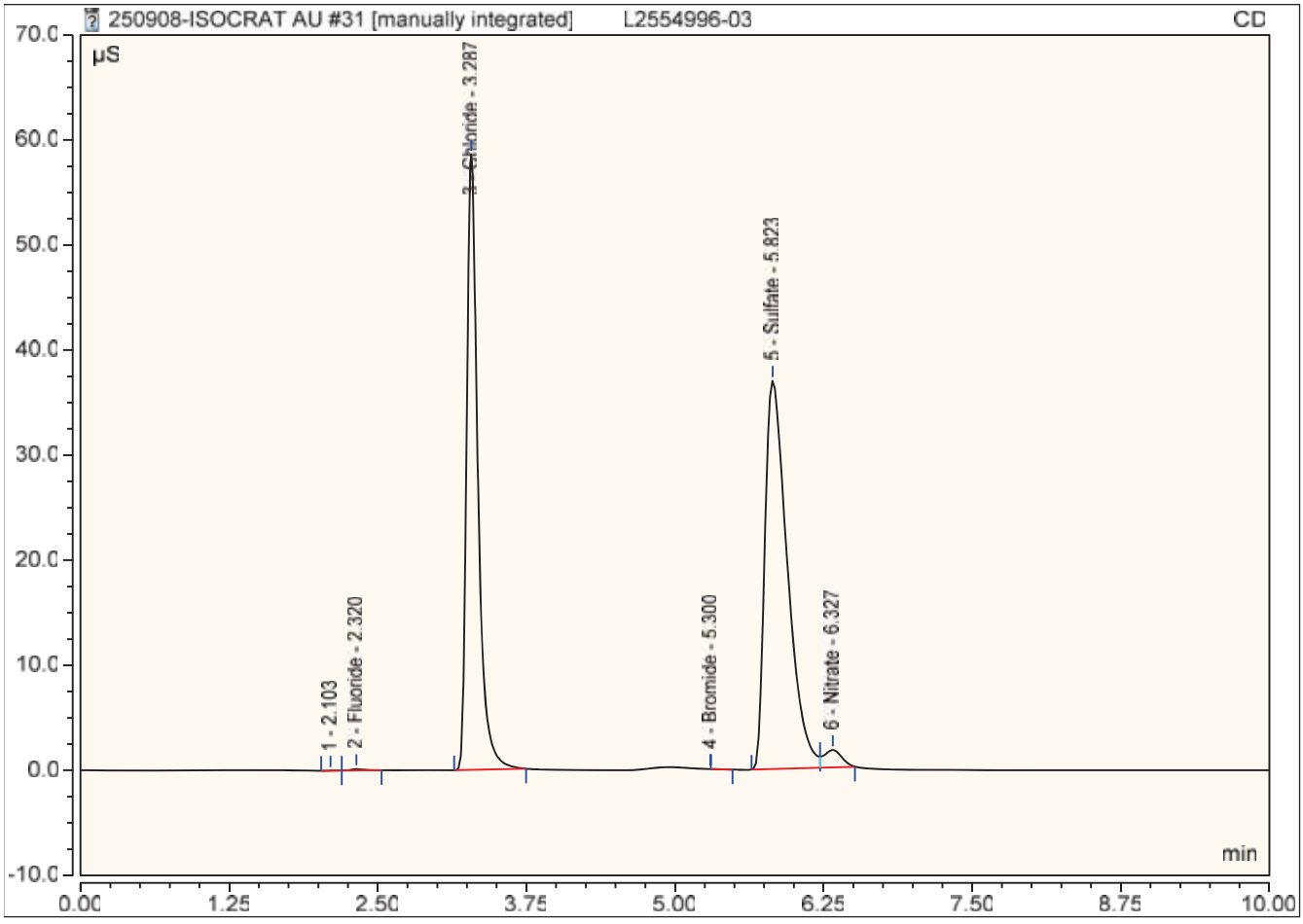

## Peak Integration Report

| | | | |
|---|---|---|---|
| *Sample Name:* | **L2554996-04** | *Inj. Vol.:* | **25.00** |
| *Injection Type:* | **Unknown** | *Dilution Factor:* | **1.0000** |
| *Instrument Method:* | **Anions_050420_ThermoFisher** | *Operator:* | **IC 4** |
| *Inj. Date / Time:* | **08-Sep-2025 / 21:11** | *Run Time:* | **10.00** |

| No. | Time min | Peak Name | Peak Type | Area µS*min | Height µS | Amount |
|---|---|---|---|---|---|---|
| 2 | 2.38 | **Fluoride** | BMB | 0.002 | 0.014 | 0.0261 |
| 3 | 3.28 | **Chloride** | BMB | 0.013 | 0.119 | 0.1046 |
| 5 | 5.51 | **Bromide** | BMB* | 0.000 | 0.000 | 0.0233 |
| 6 | 6.07 | **Sulfate** | BM * | 0.003 | 0.016 | 0.2618 |
| 7 | 6.35 | **Nitrate** | MB* | 0.003 | 0.013 | 0.0327 |
| **TOTAL:** | | | | 0.02 | 0.16 | 0.45 |

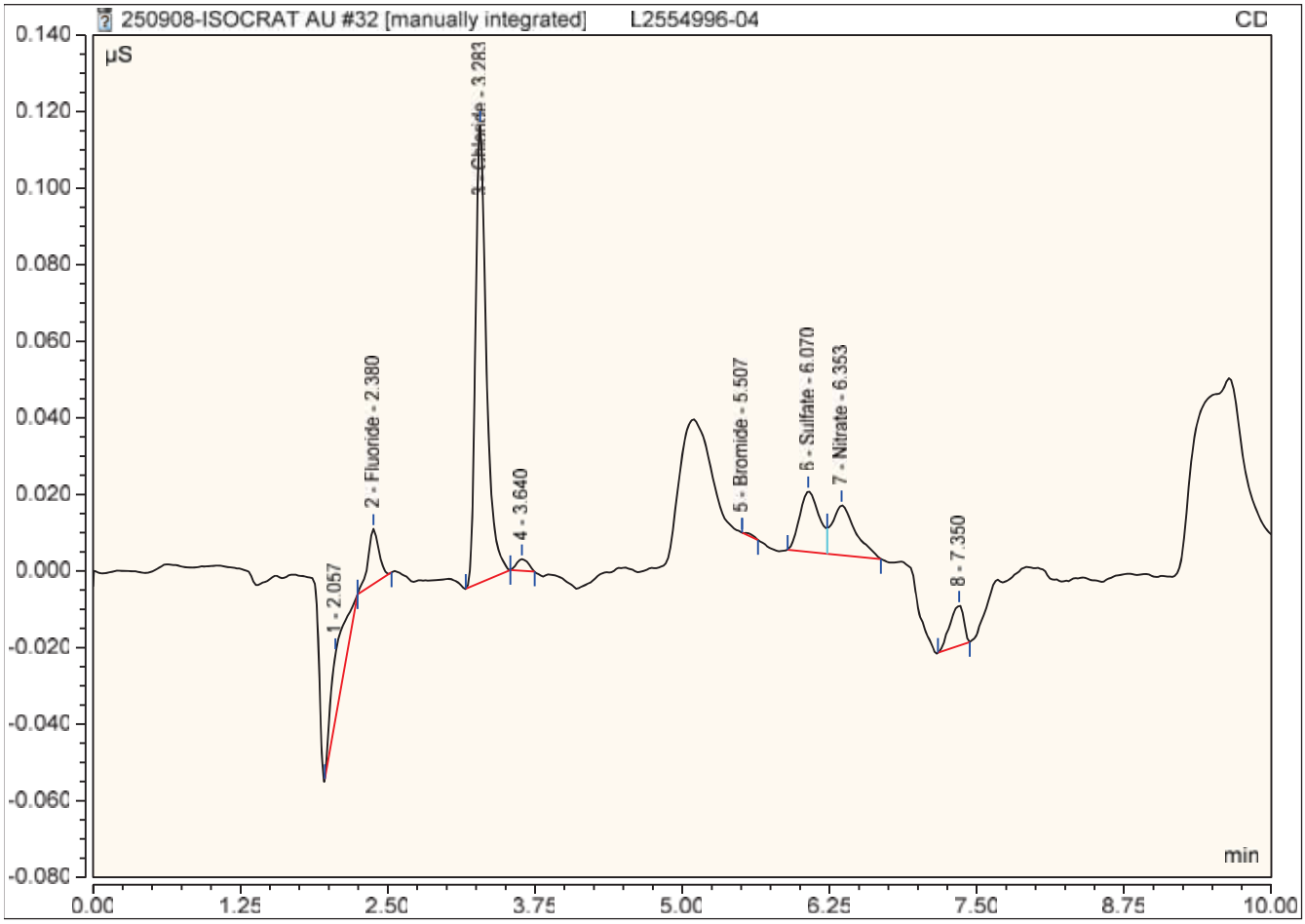

## Peak Integration Report

| | | | |
|---|---|---|---|
| *Sample Name:* | **CCV** | *Inj. Vol.:* | **25.00** |
| *Injection Type:* | **Check Standard** | *Dilution Factor:* | **1.0000** |
| *Instrument Method:* | **Anions_050420_ThermoFisher** | *Operator:* | **IC 4** |
| *Inj. Date / Time:* | **08-Sep-2025 / 21:23** | *Run Time:* | **10.00** |

| No. | Time min | Peak Name | Peak Type | Area µS*min | Height µS | Amount |
|---|---|---|---|---|---|---|
| 2 | 2.29 | **Fluoride** | BMB | 0.528 | 5.195 | 0.8747 |
| 3 | 3.27 | **Chloride** | BMB | 4.167 | 38.644 | 9.8805 |
| 4 | 5.38 | **Bromide** | BMB* | 0.131 | 0.968 | 0.9862 |
| 5 | 5.97 | **Sulfate** | BM * | 5.859 | 28.501 | 18.9534 |
| 6 | 6.34 | **Nitrate** | MB* | 1.076 | 6.119 | 1.0187 |
| **TOTAL:** | | | | 11.76 | 79.43 | 31.71 |

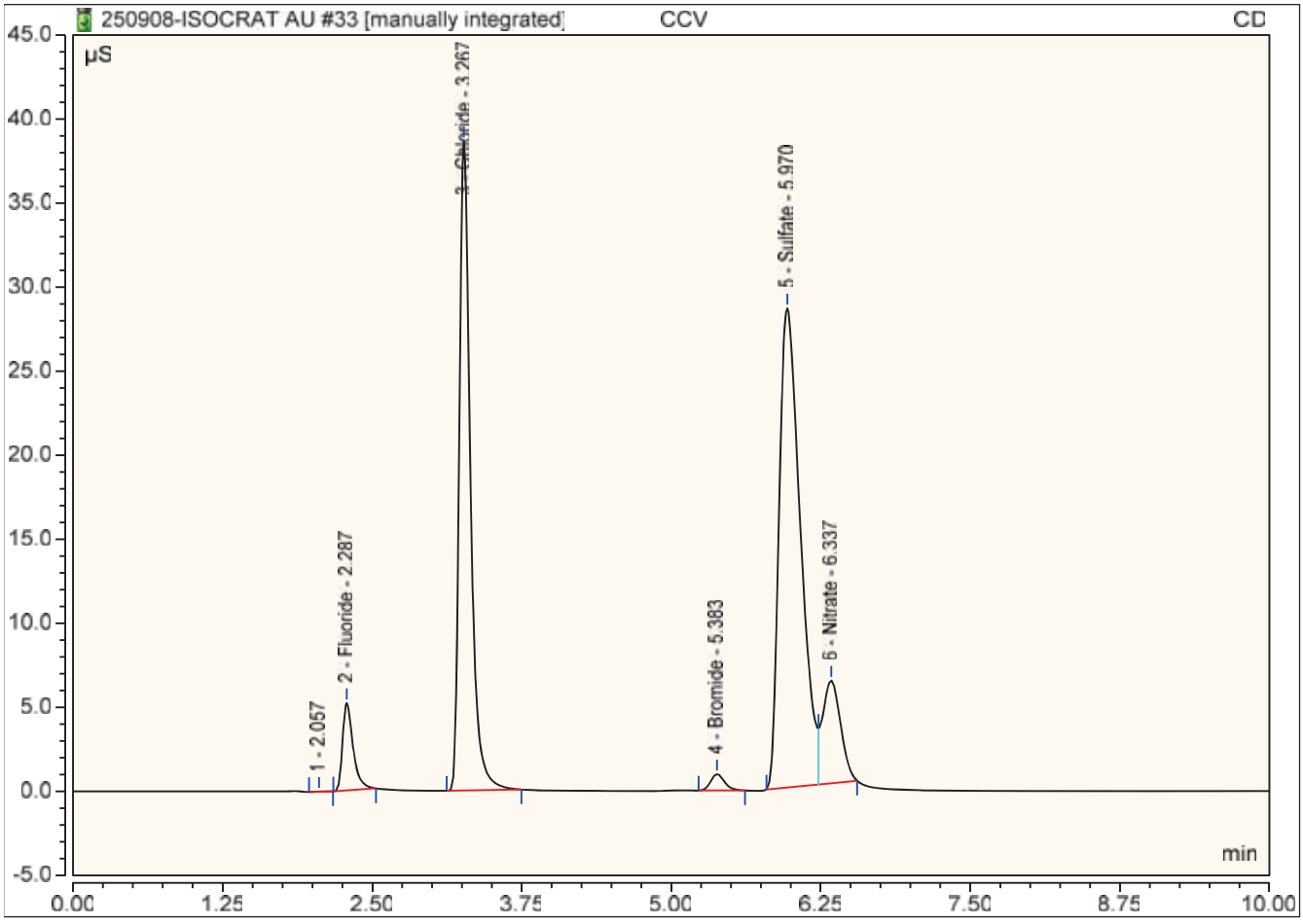

## Peak Integration Report

| | | | |
|---|---|---|---|
| *Sample Name:* | **CCB** | *Inj. Vol.:* | **25.00** |
| *Injection Type:* | **Unknown** | *Dilution Factor:* | **1.0000** |
| *Instrument Method:* | **Anions_050420_ThermoFisher** | *Operator:* | **IC 4** |
| *Inj. Date / Time:* | **08-Sep-2025 / 21:35** | *Run Time:* | **10.00** |

| No. | Time min | Peak Name | Peak Type | Area µS*min | Height µS | Amount |
|---|---|---|---|---|---|---|
| 2 | 2.30 | **Fluoride** | BMB | 0.001 | 0.011 | 0.0256 |
| 3 | 3.28 | **Chloride** | BMB | 0.003 | 0.018 | 0.0805 |
| 4 | 6.08 | **Sulfate** | BMB | 0.005 | 0.018 | 0.2695 |
| **TOTAL:** | | | | 0.01 | 0.05 | 0.38 |

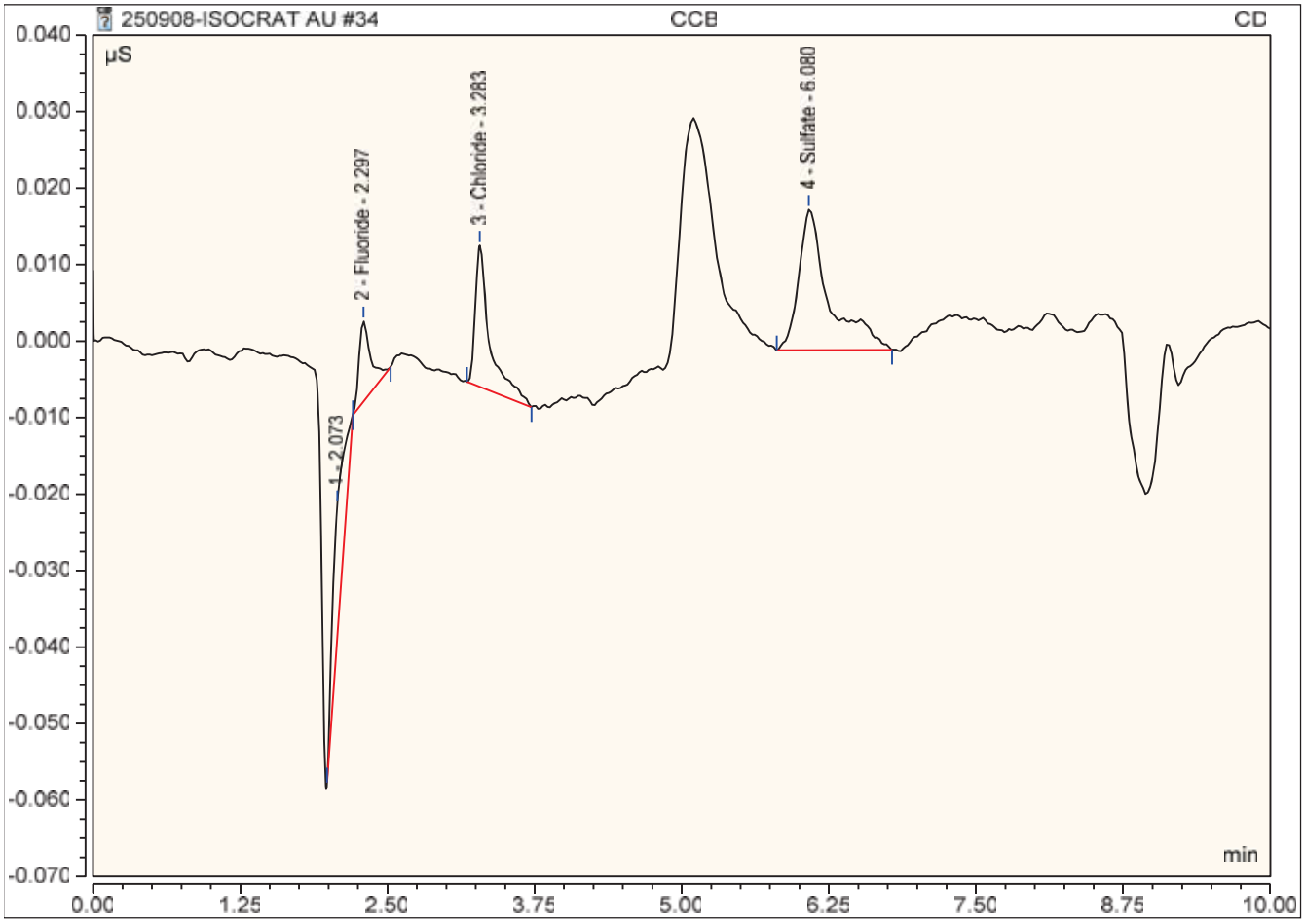

## Peak Integration Report

| | | | |
|---|---|---|---|
| *Sample Name:* | **L2554140-01 CL SO4 BR** | *Inj. Vol.:* | **25.00** |
| *Injection Type:* | **Unknown** | *Dilution Factor:* | **1.0000** |
| *Instrument Method:* | **Anions_050420_ThermoFisher** | *Operator:* | **IC 4** |
| *Inj. Date / Time:* | **08-Sep-2025 / 21:47** | *Run Time:* | **10.00** |

| No. | Time min | Peak Name | Peak Type | Area µS*min | Height µS | Amount |
|---|---|---|---|---|---|---|
| 2 | 2.29 | **Fluoride** | BMB | 0.034 | 0.325 | 0.0785 |
| 3 | 3.28 | **Chloride** | BMB | 17.137 | 155.921 | 40.4069 |
| 4 | 5.39 | **Bromide** | BMB* | 0.002 | 0.018 | 0.0364 |
| 5 | 5.98 | **Sulfate** | BM * | 1.703 | 9.364 | 5.6874 |
| 6 | 6.34 | **Nitrate** | MB* | 0.426 | 2.521 | 0.4218 |
| **TOTAL:** | | | | 19.30 | 168.15 | 46.63 |

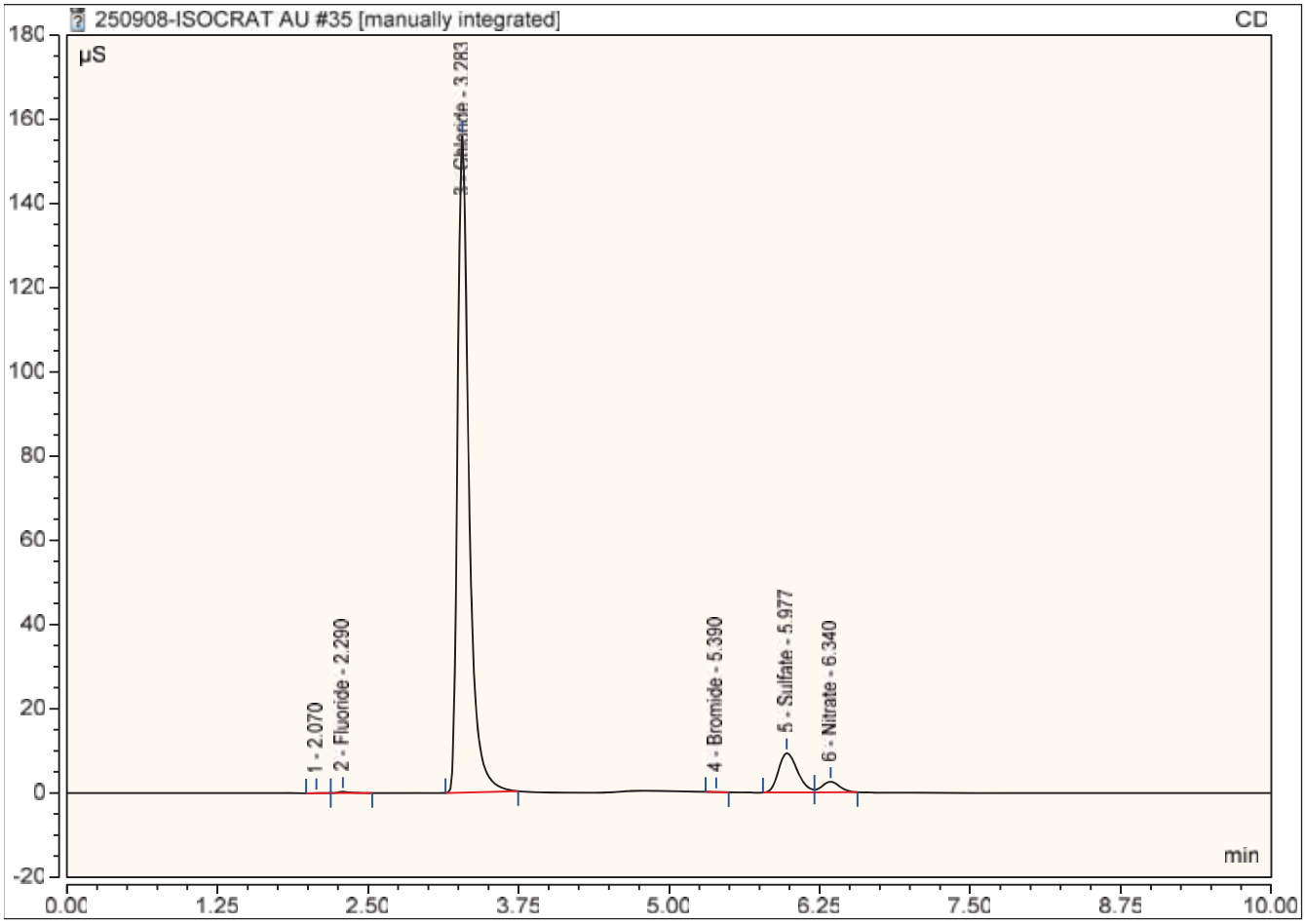

## Peak Integration Report

| | | | |
|---|---|---|---|
| *Sample Name:* | **L2554140-02** | *Inj. Vol.:* | **25.00** |
| *Injection Type:* | **Unknown** | *Dilution Factor:* | **1.0000** |
| *Instrument Method:* | **Anions_050420_ThermoFisher** | *Operator:* | **IC 4** |
| *Inj. Date / Time:* | **08-Sep-2025 / 21:59** | *Run Time:* | **10.00** |

| No. | Time min | Peak Name | Peak Type | Area µS*min | Height µS | Amount |
|---|---|---|---|---|---|---|
| 2 | 2.34 | **Fluoride** | BMB | 0.038 | 0.374 | 0.0850 |
| 3 | 3.28 | **Chloride** | BMB | 1.111 | 10.827 | 2.6900 |
| 4 | 5.28 | **Bromide** | BMB* | 0.001 | 0.000 | 0.0278 |
| 5 | 5.98 | **Sulfate** | BMB | 0.036 | 0.202 | 0.3666 |
| 6 | 6.34 | **Nitrate** | BMB | 0.002 | 0.010 | 0.0314 |
| **TOTAL:** | | | | 1.19 | 11.41 | 3.20 |

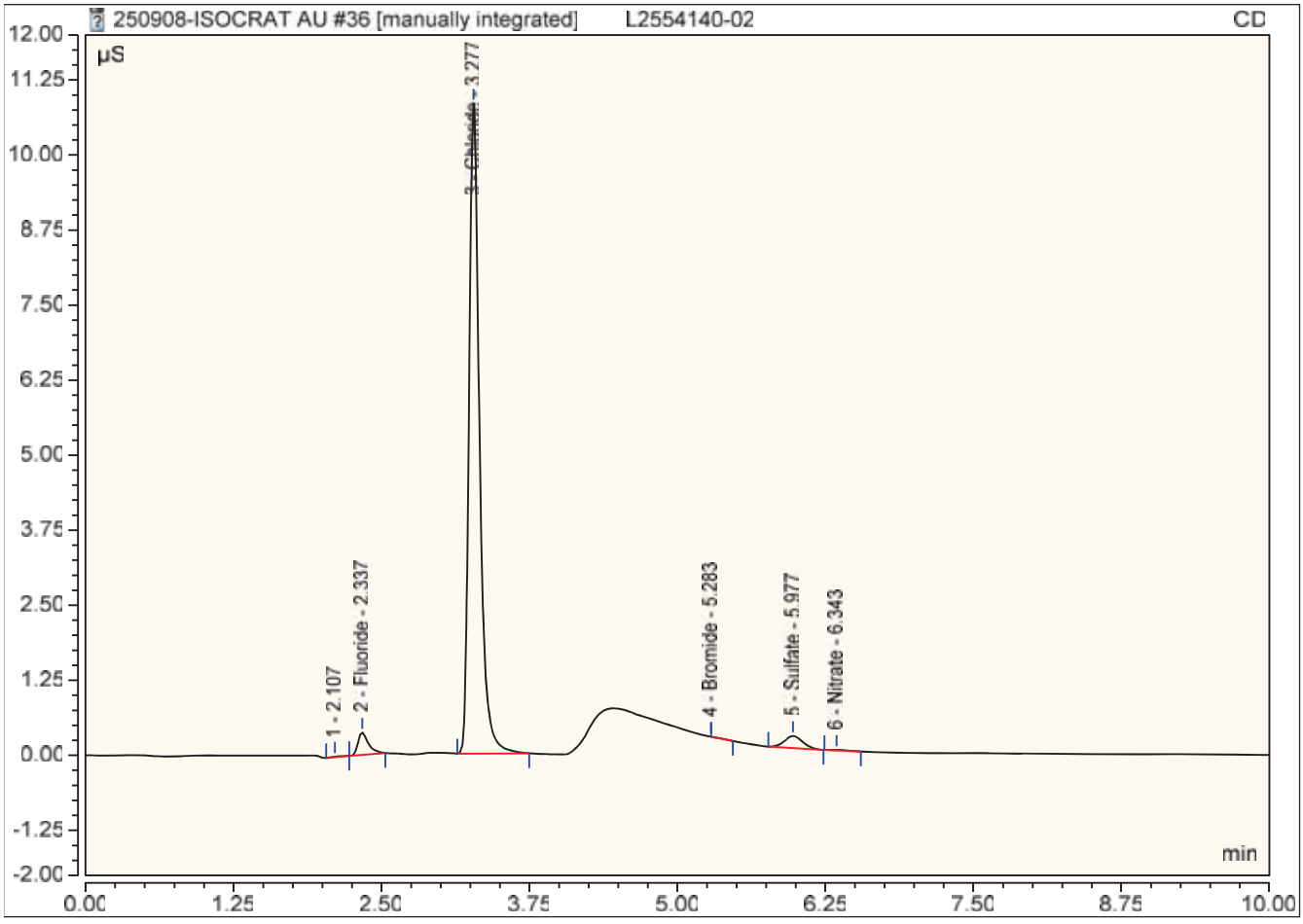

## Peak Integration Report

| | | | |
|---|---|---|---|
| *Sample Name:* | **L2554140-03** | *Inj. Vol.:* | **25.00** |
| *Injection Type:* | **Unknown** | *Dilution Factor:* | **1.0000** |
| *Instrument Method:* | **Anions_050420_ThermoFisher** | *Operator:* | **IC 4** |
| *Inj. Date / Time:* | **08-Sep-2025 / 22:11** | *Run Time:* | **10.00** |

| No. | Time min | Peak Name | Peak Type | Area µS*min | Height µS | Amount |
|---|---|---|---|---|---|---|
| 2 | 2.33 | **Fluoride** | BMB | 0.033 | 0.321 | 0.0762 |
| 3 | 3.29 | **Chloride** | BMB | 2.849 | 27.442 | 6.7803 |
| 4 | 5.38 | **Bromide** | BMB* | 0.005 | 0.045 | 0.0612 |
| 5 | 5.95 | **Sulfate** | BM * | 0.556 | 3.040 | 2.0276 |
| 6 | 6.35 | **Nitrate** | MB* | 0.036 | 0.211 | 0.0628 |
| **TOTAL:** | | | | 3.48 | 31.06 | 9.01 |

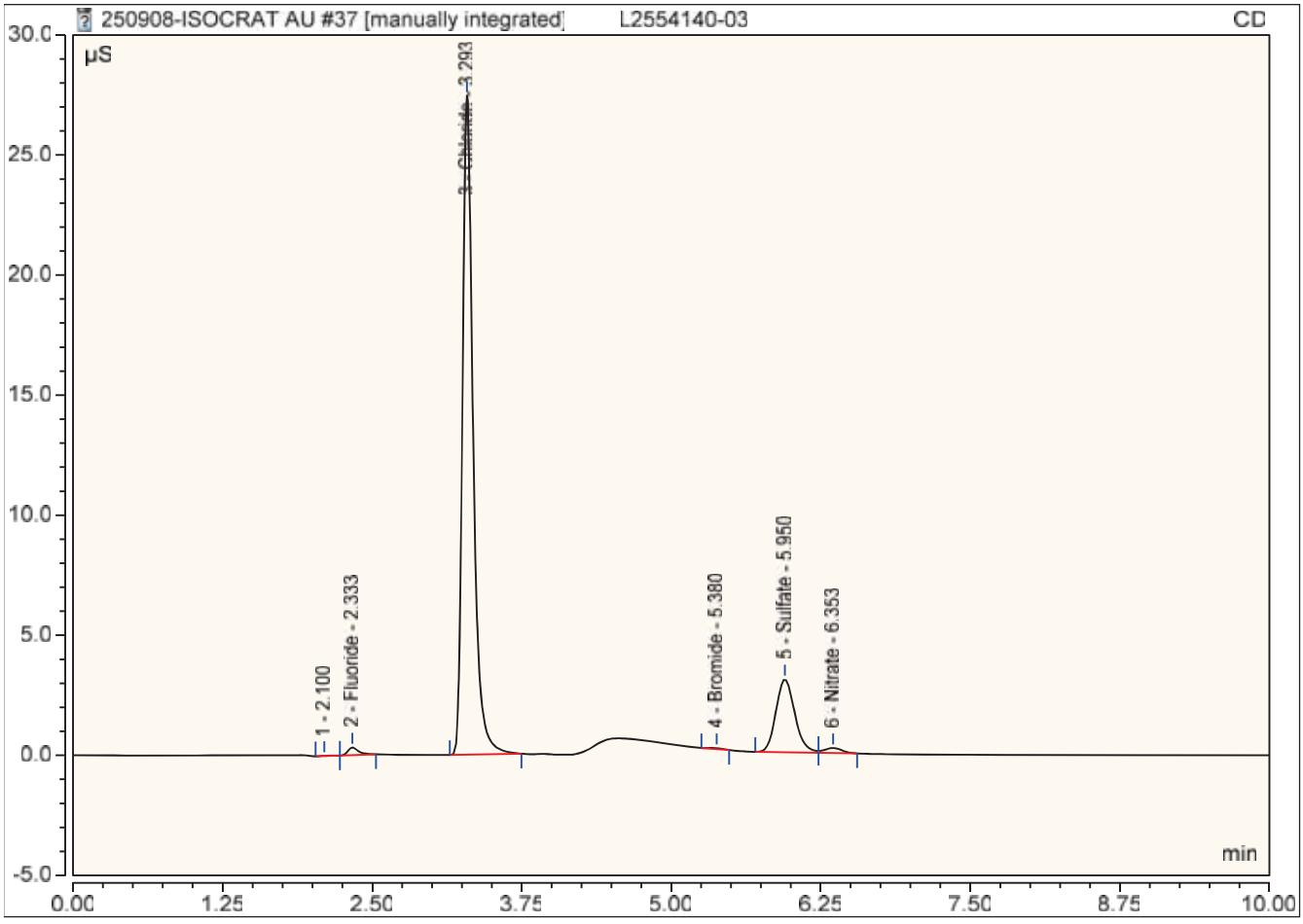

## Peak Integration Report

| | | | |
|---|---|---|---|
| *Sample Name:* | **L2554140-04** | *Inj. Vol.:* | **25.00** |
| *Injection Type:* | **Unknown** | *Dilution Factor:* | **1.0000** |
| *Instrument Method:* | **Anions_050420_ThermoFisher** | *Operator:* | **IC 4** |
| *Inj. Date / Time:* | **08-Sep-2025 / 22:23** | *Run Time:* | **10.00** |

| No. | Time min | Peak Name | Peak Type | Area µS*min | Height µS | Amount |
|---|---|---|---|---|---|---|
| 2 | 2.27 | **Fluoride** | BMB | 0.039 | 0.348 | 0.0872 |
| 3 | 3.25 | **Chloride** | BMB | 18.759 | 171.708 | 44.2229 |
| 4 | 5.37 | **Bromide** | BMB* | 0.017 | 0.133 | 0.1493 |
| 5 | 6.07 | **Sulfate** | BM * | 0.250 | 1.367 | 1.0501 |
| 6 | 6.36 | **Nitrate** | MB* | 0.031 | 0.198 | 0.0582 |
| **TOTAL:** | | | | 19.10 | 173.75 | 45.57 |

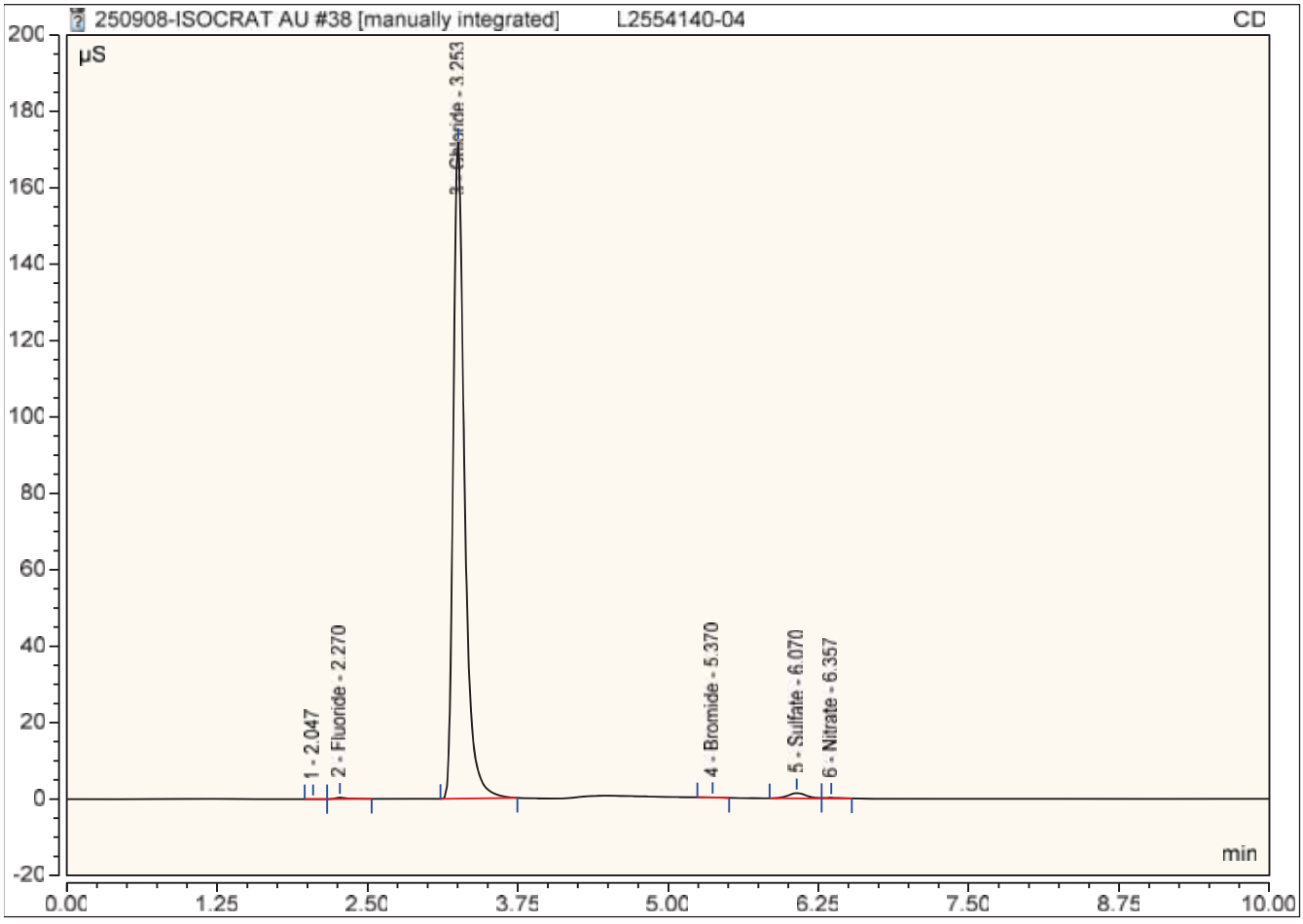

## Peak Integration Report

| | | | |
|---|---|---|---|
| *Sample Name:* | **L2554140-06** | *Inj. Vol.:* | **25.00** |
| *Injection Type:* | **Unknown** | *Dilution Factor:* | **1.0000** |
| *Instrument Method:* | **Anions_050420_ThermoFisher** | *Operator:* | **IC 4** |
| *Inj. Date / Time:* | **08-Sep-2025 / 22:35** | *Run Time:* | **10.00** |

| No. | Time min | Peak Name | Peak Type | Area µS*min | Height µS | Amount |
|---|---|---|---|---|---|---|
| 2 | 2.27 | **Fluoride** | BMB | 0.041 | 0.412 | 0.0897 |
| 3 | 3.24 | **Chloride** | BMB | 39.980 | 365.300 | 94.1674 |
| 4 | 5.27 | **Bromide** | BMB* | 0.001 | 0.000 | 0.0276 |
| 5 | 5.99 | **Sulfate** | BMB | 4.281 | 20.992 | 13.9167 |
| **TOTAL:** | | | | 44.30 | 386.70 | 108.20 |

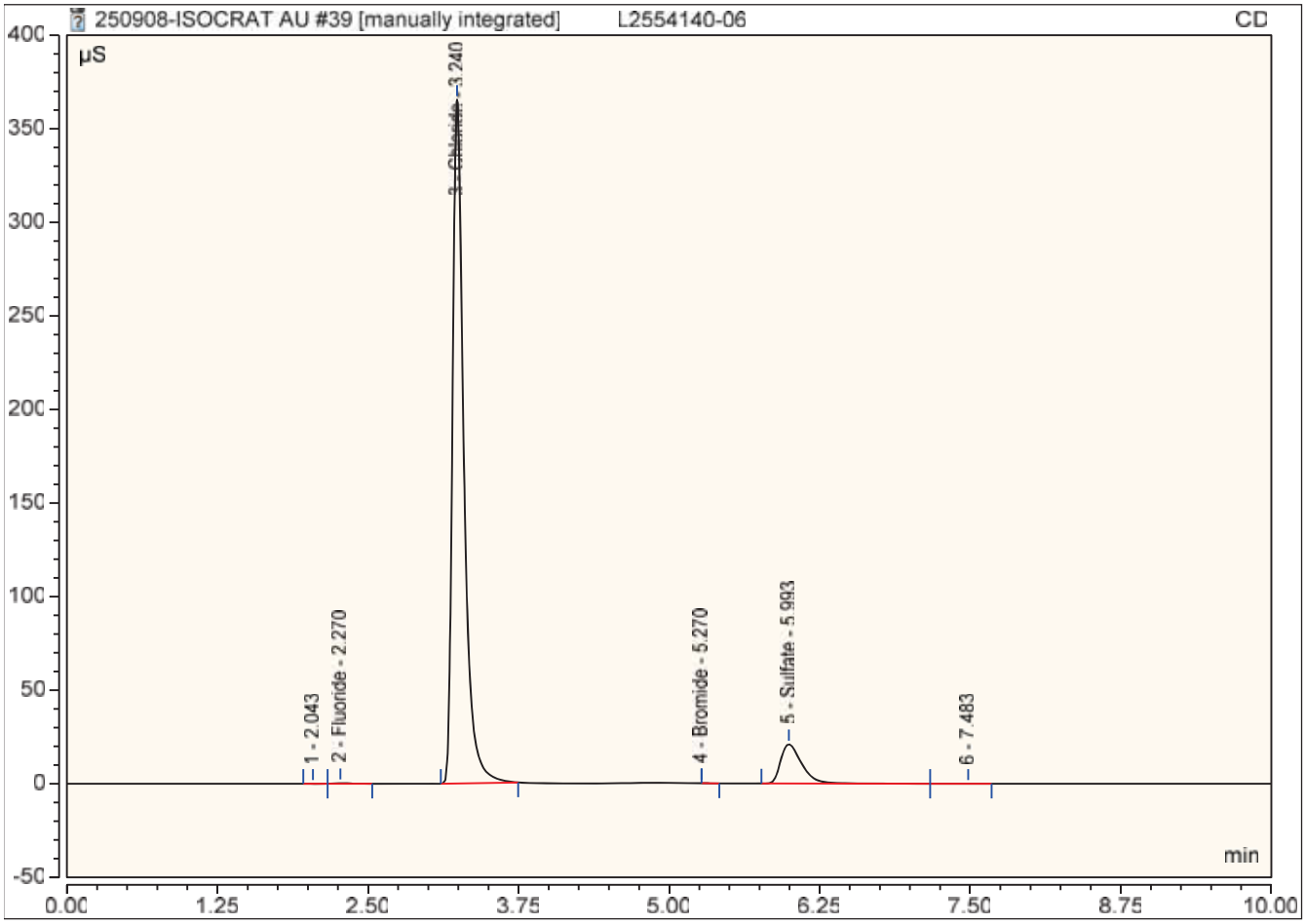

## Peak Integration Report

| | | | |
|---|---|---|---|
| *Sample Name:* | **L2554140-06; 10X** | *Inj. Vol.:* | **25.00** |
| *Injection Type:* | **Unknown** | *Dilution Factor:* | **10.0000** |
| *Instrument Method:* | **Anions_050420_ThermoFisher** | *Operator:* | **IC 4** |
| *Inj. Date / Time:* | **08-Sep-2025 / 22:47** | *Run Time:* | **10.00** |

| No. | Time min | Peak Name | Peak Type | Area µS*min | Height µS | Amount |
|---|---|---|---|---|---|---|
| 2 | 2.32 | **Fluoride** | BMB | 0.004 | 0.040 | 0.3058 |
| 3 | 3.29 | **Chloride** | BMB | 4.404 | 42.450 | 104.3861 |
| 4 | 6.00 | **Sulfate** | BMB | 0.417 | 2.232 | 15.8368 |
| **TOTAL:** | | | | 4.83 | 44.72 | 120.53 |

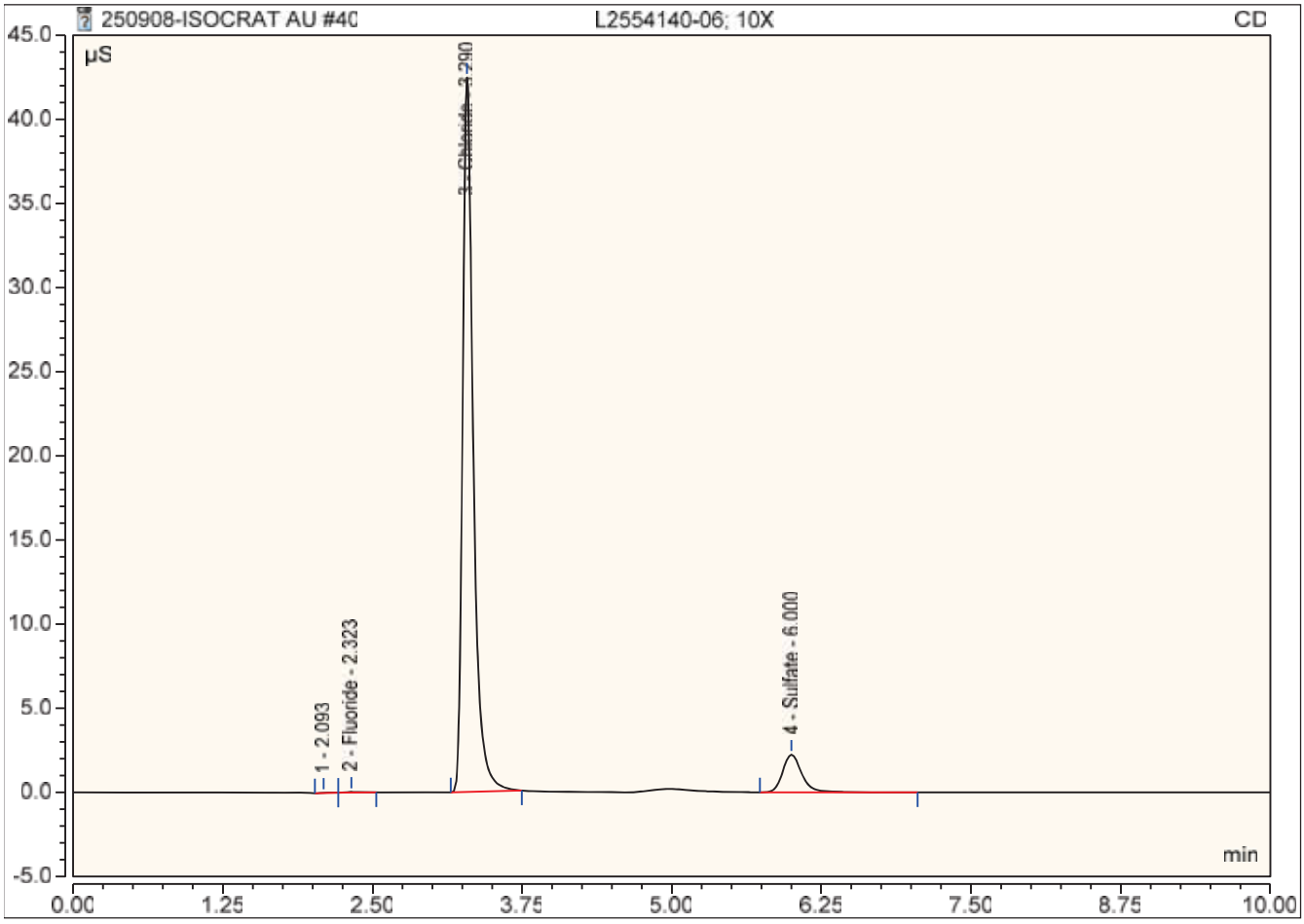

## Peak Integration Report

| | | | |
|---|---|---|---|
| *Sample Name:* | **L2556205-01 CL SO4 NO3** | *Inj. Vol.:* | **25.00** |
| *Injection Type:* | **Unknown** | *Dilution Factor:* | **1.0000** |
| *Instrument Method:* | **Anions_050420_ThermoFisher** | *Operator:* | **IC 4** |
| *Inj. Date / Time:* | **08-Sep-2025 / 22:59** | *Run Time:* | **10.00** |

| No. | Time min | Peak Name | Peak Type | Area µS*min | Height µS | Amount |
|---|---|---|---|---|---|---|
| 2 | 2.25 | **Fluoride** | BMB | 0.010 | 0.102 | 0.0404 |
| 3 | 3.22 | **Chloride** | BMB | 29.379 | 268.103 | 69.2178 |
| 4 | 5.30 | **Bromide** | BMB* | 0.005 | 0.034 | 0.0581 |
| 5 | 5.84 | **Sulfate** | BM * | 11.244 | 46.820 | 36.1408 |
| 6 | 6.34 | **Nitrate** | MB* | 0.047 | 0.542 | 0.0736 |
| **TOTAL:** | | | | 40.69 | 315.60 | 105.53 |

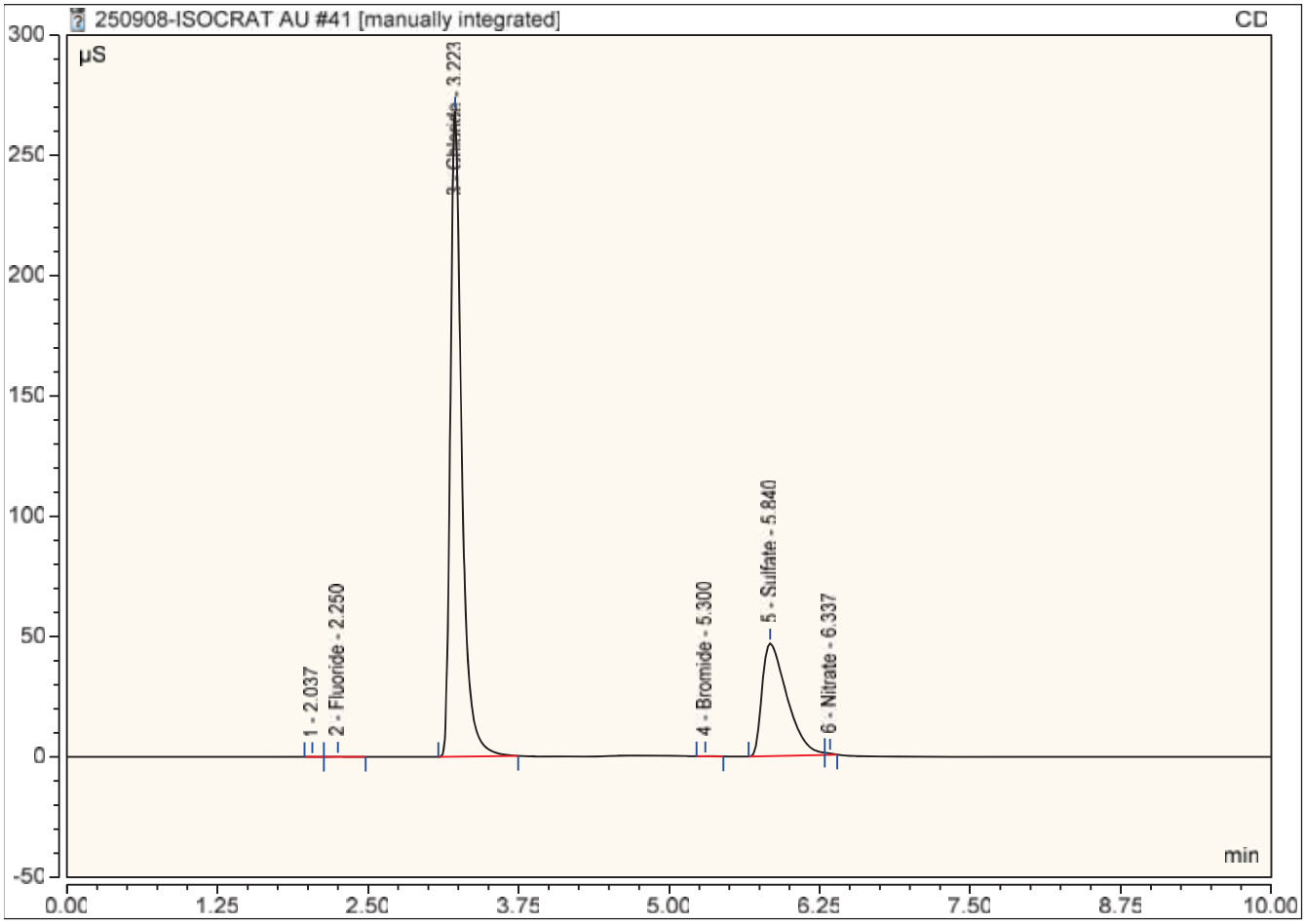

## Peak Integration Report

| | | | |
|---|---|---|---|
| *Sample Name:* | **L2556205-02** | *Inj. Vol.:* | **25.00** |
| *Injection Type:* | **Unknown** | *Dilution Factor:* | **1.0000** |
| *Instrument Method:* | **Anions_050420_ThermoFisher** | *Operator:* | **IC 4** |
| *Inj. Date / Time:* | **08-Sep-2025 / 23:11** | *Run Time:* | **10.00** |

| No. | Time min | Peak Name | Peak Type | Area µS*min | Height µS | Amount |
|---|---|---|---|---|---|---|
| 2 | 2.28 | **Fluoride** | BMB | 0.132 | 1.298 | 0.2365 |
| 3 | 3.26 | **Chloride** | BMB | 32.135 | 281.392 | 75.7045 |
| 4 | 5.35 | **Bromide** | BMB* | 0.043 | 0.325 | 0.3356 |
| 5 | 5.85 | **Sulfate** | BMB* | 11.292 | 44.475 | 36.2940 |
| **TOTAL:** | | | | 43.60 | 327.49 | 112.57 |

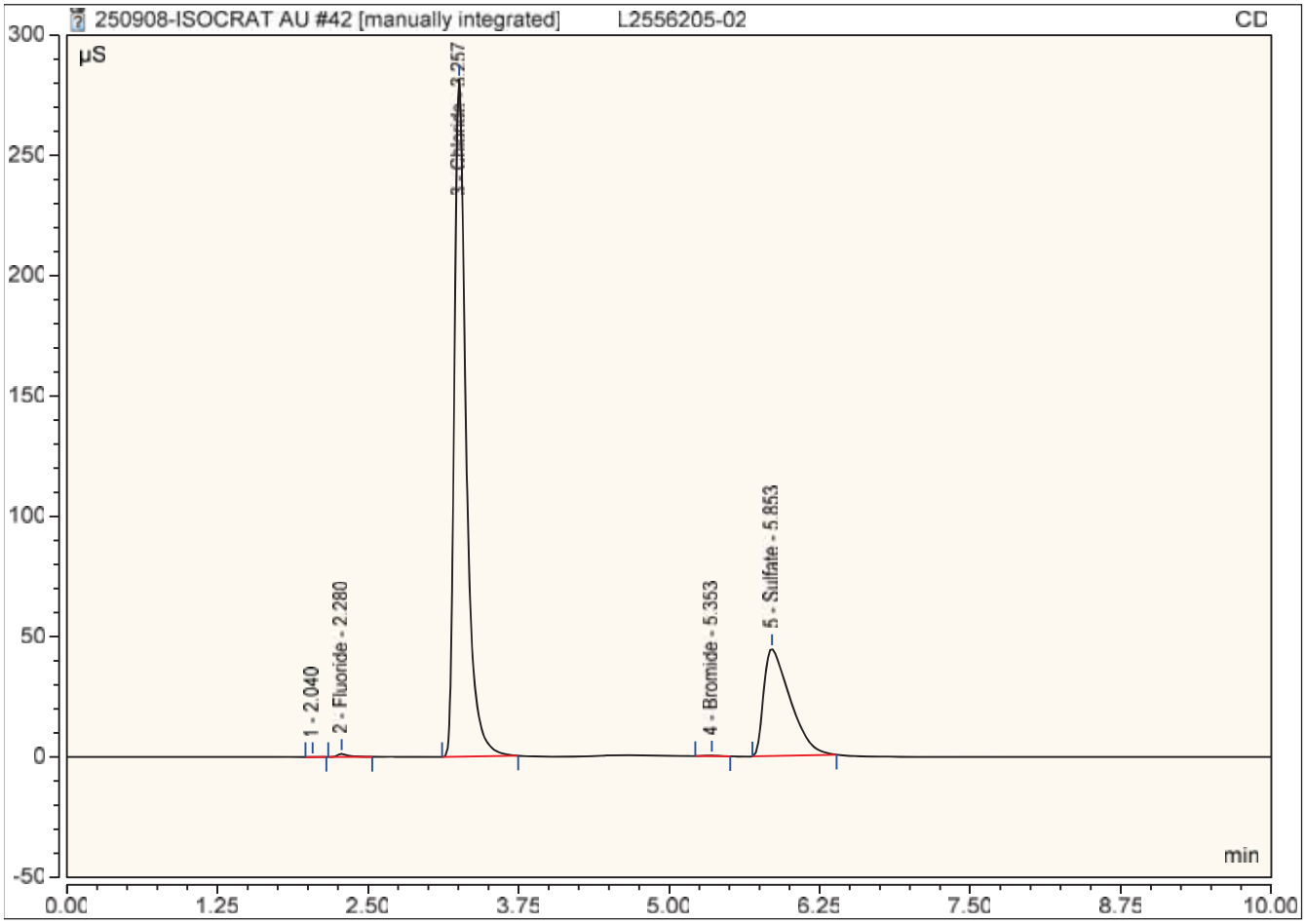

## Peak Integration Report

| | | | |
|---|---|---|---|
| *Sample Name:* | **L2556205-03** | *Inj. Vol.:* | **25.00** |
| *Injection Type:* | **Unknown** | *Dilution Factor:* | **1.0000** |
| *Instrument Method:* | **Anions_050420_ThermoFisher** | *Operator:* | **IC 4** |
| *Inj. Date / Time:* | **08-Sep-2025 / 23:23** | *Run Time:* | **10.00** |

| No. | Time min | Peak Name | Peak Type | Area µS*min | Height µS | Amount |
|---|---|---|---|---|---|---|
| 1 | 2.29 | **Fluoride** | BMB | 0.072 | 0.652 | 0.1394 |
| 2 | 3.26 | **Chloride** | BMB | 51.094 | 452.229 | 120.3230 |
| 3 | 5.34 | **Bromide** | BMB* | 0.084 | 0.610 | 0.6439 |
| 4 | 5.82 | **Sulfate** | BMB | 14.924 | 55.899 | 47.8882 |
| **TOTAL:** | | | | 66.17 | 509.39 | 168.99 |

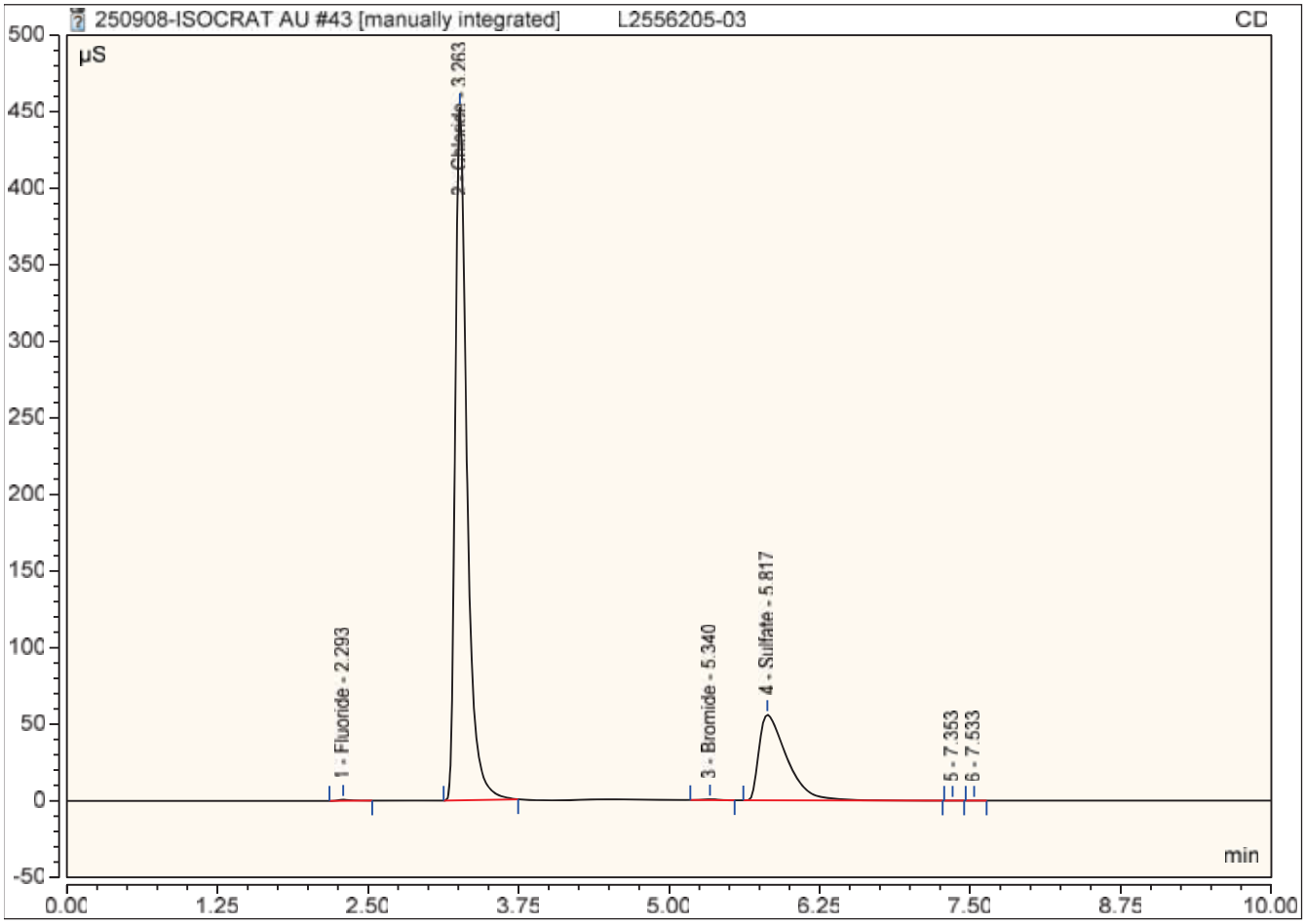

## Peak Integration Report

| | | | |
|---|---|---|---|
| *Sample Name:* | **L2556205-03; 10X** | *Inj. Vol.:* | **25.00** |
| *Injection Type:* | **Unknown** | *Dilution Factor:* | **10.0000** |
| *Instrument Method:* | **Anions_050420_ThermoFisher** | *Operator:* | **IC 4** |
| *Inj. Date / Time:* | **08-Sep-2025 / 23:36** | *Run Time:* | **10.00** |

| No. | Time min | Peak Name | Peak Type | Area µS*min | Height µS | Amount |
|---|---|---|---|---|---|---|
| 3 | 2.35 | **Fluoride** | BMB | 0.007 | 0.063 | 0.3416 |
| 4 | 3.33 | **Chloride** | BMB | 5.499 | 52.224 | 130.1576 |
| 5 | 5.37 | **Bromide** | BMB* | 0.005 | 0.041 | 0.5788 |
| 6 | 5.92 | **Sulfate** | BMB | 1.525 | 8.248 | 51.2020 |
| **TOTAL:** | | | | 7.04 | 60.58 | 182.28 |

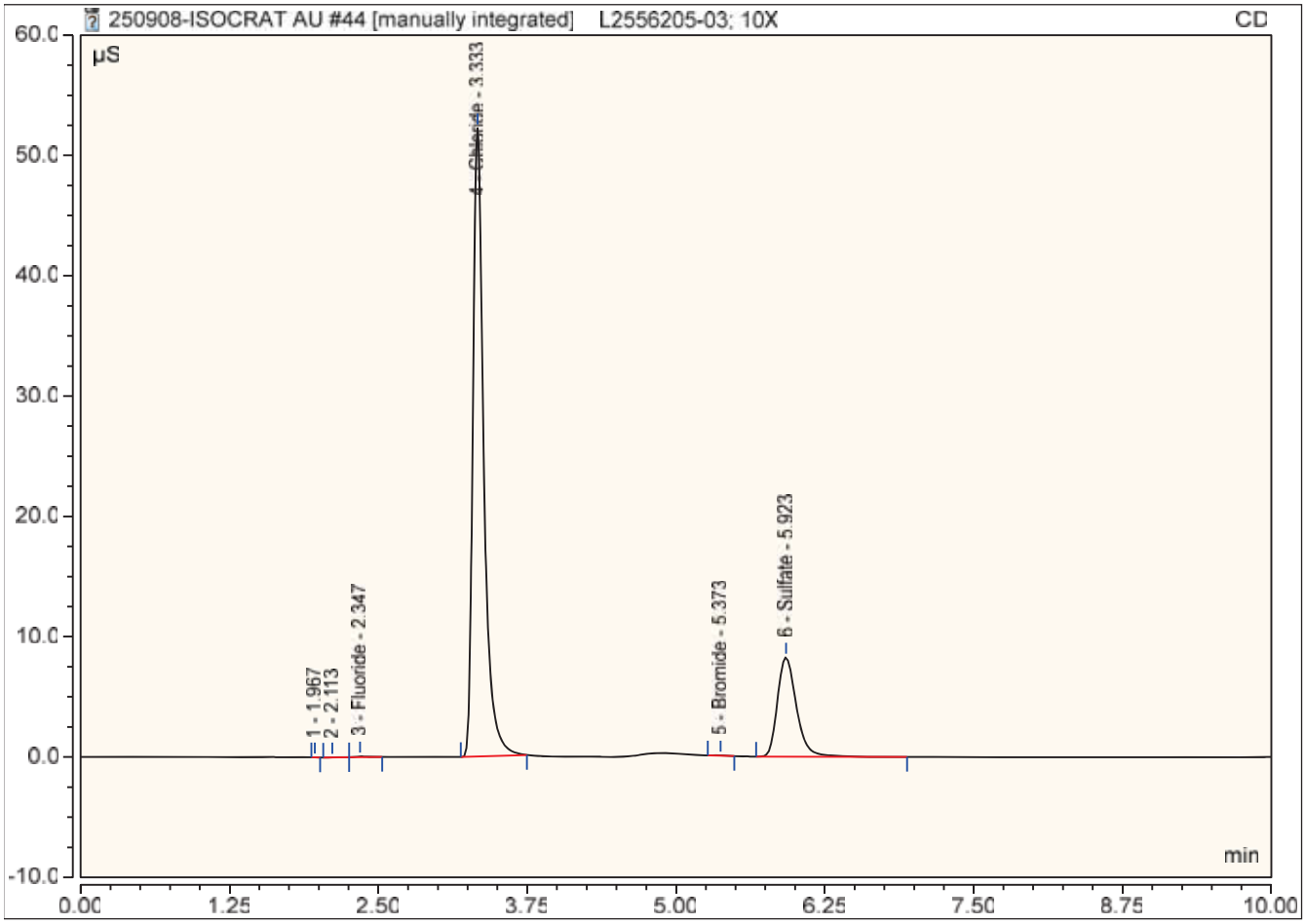

## Peak Integration Report

| | | | |
|---|---|---|---|
| *Sample Name:* | **CCV** | *Inj. Vol.:* | **25.00** |
| *Injection Type:* | **Check Standard** | *Dilution Factor:* | **1.0000** |
| *Instrument Method:* | **Anions_050420_ThermoFisher** | *Operator:* | **IC 4** |
| *Inj. Date / Time:* | **08-Sep-2025 / 23:48** | *Run Time:* | **10.00** |

| No. | Time min | Peak Name | Peak Type | Area µS*min | Height µS | Amount |
|---|---|---|---|---|---|---|
| 2 | 2.35 | **Fluoride** | BMB | 0.527 | 5.378 | 0.8719 |
| 3 | 3.33 | **Chloride** | BMB | 4.093 | 38.974 | 9.7078 |
| 4 | 5.35 | **Bromide** | BMB* | 0.126 | 0.957 | 0.9502 |
| 5 | 5.85 | **Sulfate** | BM * | 5.915 | 28.233 | 19.1325 |
| 6 | 6.30 | **Nitrate** | MB* | 1.037 | 5.709 | 0.9828 |
| **TOTAL:** | | | | 11.70 | 79.25 | 31.65 |

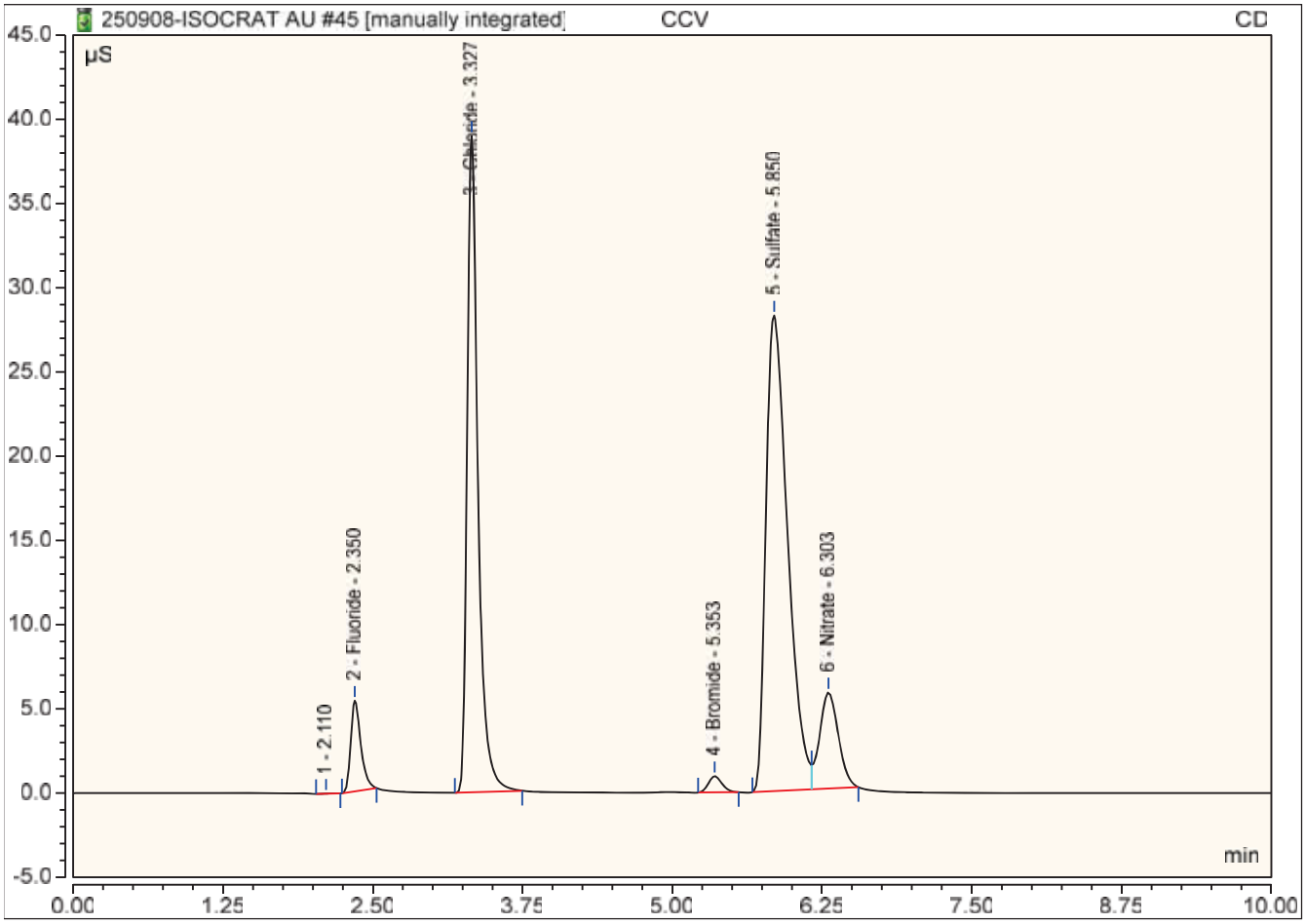

## Peak Integration Report

| | | | |
|---|---|---|---|
| *Sample Name:* | **CCB** | *Inj. Vol.:* | **25.00** |
| *Injection Type:* | **Unknown** | *Dilution Factor:* | **1.0000** |
| *Instrument Method:* | **Anions_050420_ThermoFisher** | *Operator:* | **IC 4** |
| *Inj. Date / Time:* | **09-Sep-2025 / 00:00** | *Run Time:* | **10.00** |

| No. | Time min | Peak Name | Peak Type | Area µS*min | Height µS | Amount |
|---|---|---|---|---|---|---|
| 3 | 2.33 | **Fluoride** | BMB | 0.001 | 0.007 | 0.0250 |
| 5 | 3.32 | **Chloride** | BMB^ | 0.002 | 0.022 | 0.0798 |
| 6 | 5.98 | **Sulfate** | BMB | 0.002 | 0.013 | 0.2592 |
| **TOTAL:** | | | | 0.01 | 0.04 | 0.36 |

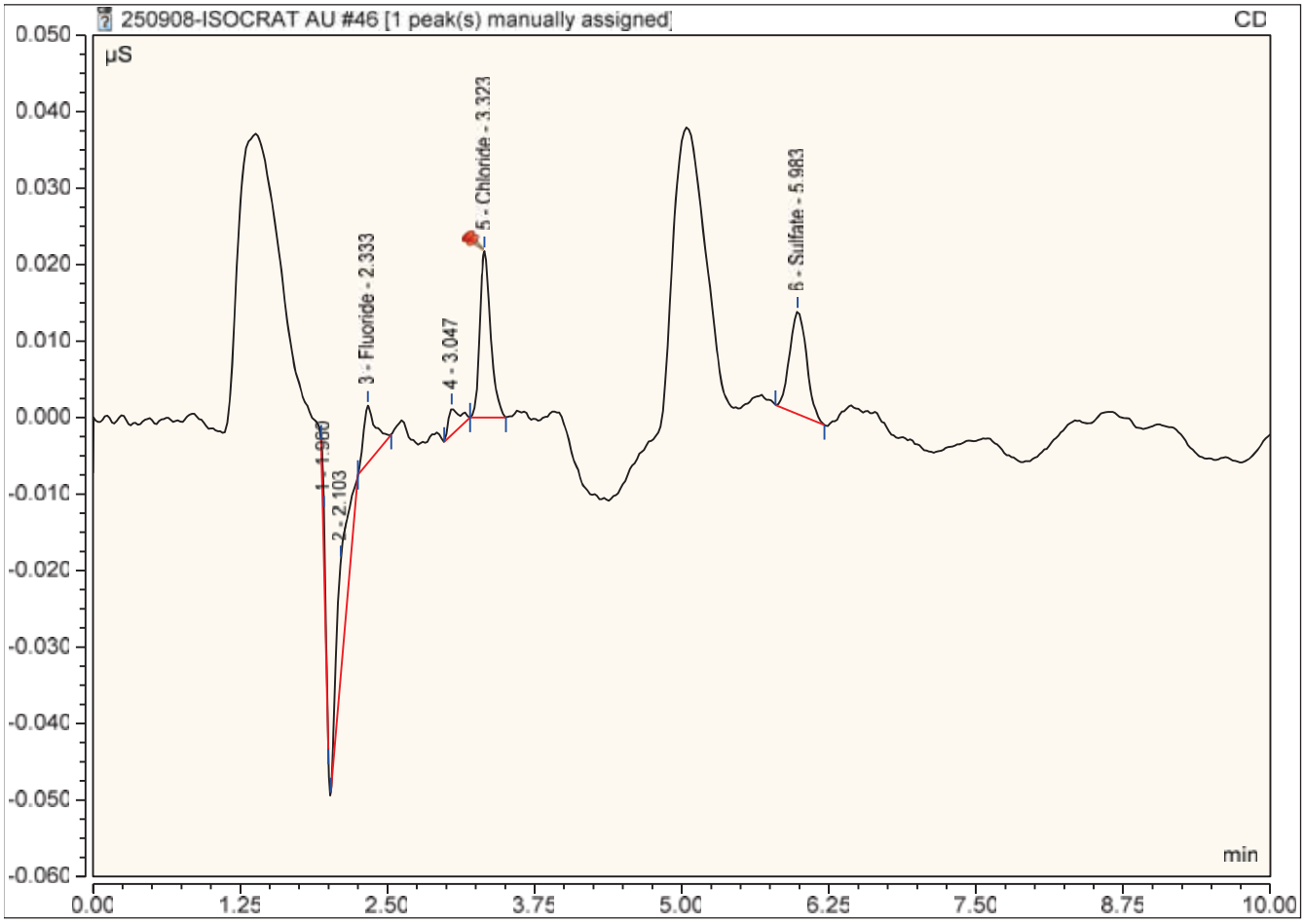

## Peak Integration Report

| | | | |
|---|---|---|---|
| *Sample Name:* | **L2556205-04** | *Inj. Vol.:* | **25.00** |
| *Injection Type:* | **Unknown** | *Dilution Factor:* | **1.0000** |
| *Instrument Method:* | **Anions_050420_ThermoFisher** | *Operator:* | **IC 4** |
| *Inj. Date / Time:* | **09-Sep-2025 / 00:12** | *Run Time:* | **10.00** |

| No. | Time min | Peak Name | Peak Type | Area µS*min | Height µS | Amount |
|---|---|---|---|---|---|---|
| 2 | 2.31 | **Fluoride** | BMB | 0.031 | 0.310 | 0.0730 |
| 3 | 3.28 | **Chloride** | BMB | 38.471 | 352.968 | 90.6162 |
| 4 | 5.43 | **Bromide** | BMB | 0.001 | 0.013 | 0.0314 |
| 5 | 5.87 | **Sulfate** | BM * | 14.381 | 55.542 | 46.1536 |
| 6 | 6.94 | **Nitrate** | MB*^ | 0.019 | 0.081 | 0.0473 |
| **TOTAL:** | | | | 52.90 | 408.91 | 136.92 |

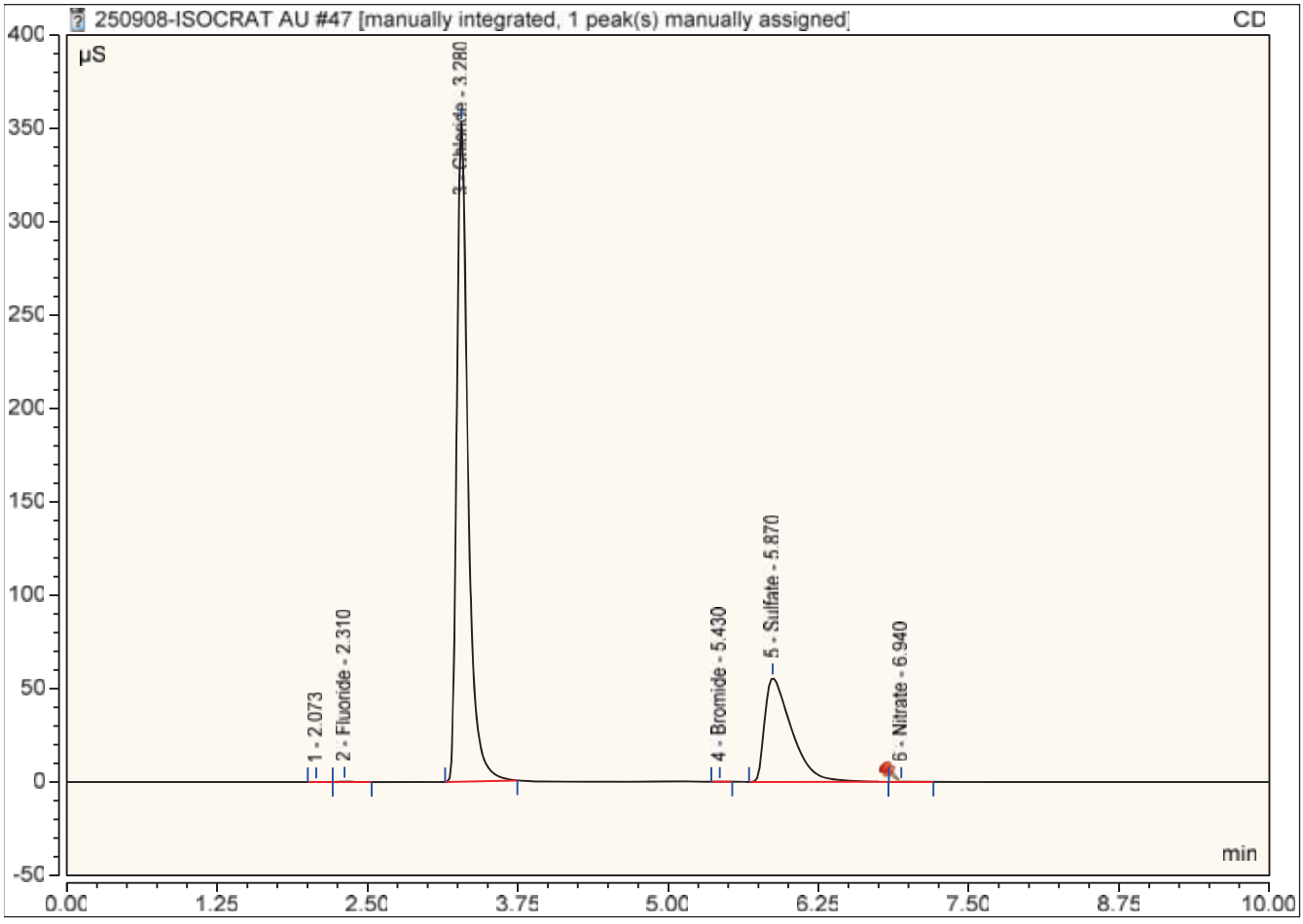

## Peak Integration Report

| | | | |
|---|---|---|---|
| *Sample Name:* | **L2556205-05** | *Inj. Vol.:* | **25.00** |
| *Injection Type:* | **Unknown** | *Dilution Factor:* | **1.0000** |
| *Instrument Method:* | **Anions_050420_ThermoFisher** | *Operator:* | **IC 4** |
| *Inj. Date / Time:* | **09-Sep-2025 / 00:24** | *Run Time:* | **10.00** |

| No. | Time min | Peak Name | Peak Type | Area µS*min | Height µS | Amount |
|---|---|---|---|---|---|---|
| 2 | 2.27 | **Fluoride** | BMB | 0.117 | 1.222 | 0.2119 |
| 3 | 3.26 | **Chloride** | BMB | 3.223 | 31.452 | 7.6586 |
| 4 | 5.28 | **Bromide** | BMB* | 0.000 | 0.000 | 0.0261 |
| 5 | 5.90 | **Sulfate** | BM * | 11.424 | 47.298 | 36.7149 |
| 6 | 6.34 | **Nitrate** | MB* | 0.348 | 2.176 | 0.3494 |
| **TOTAL:** | | | | 15.11 | 82.15 | 44.96 |

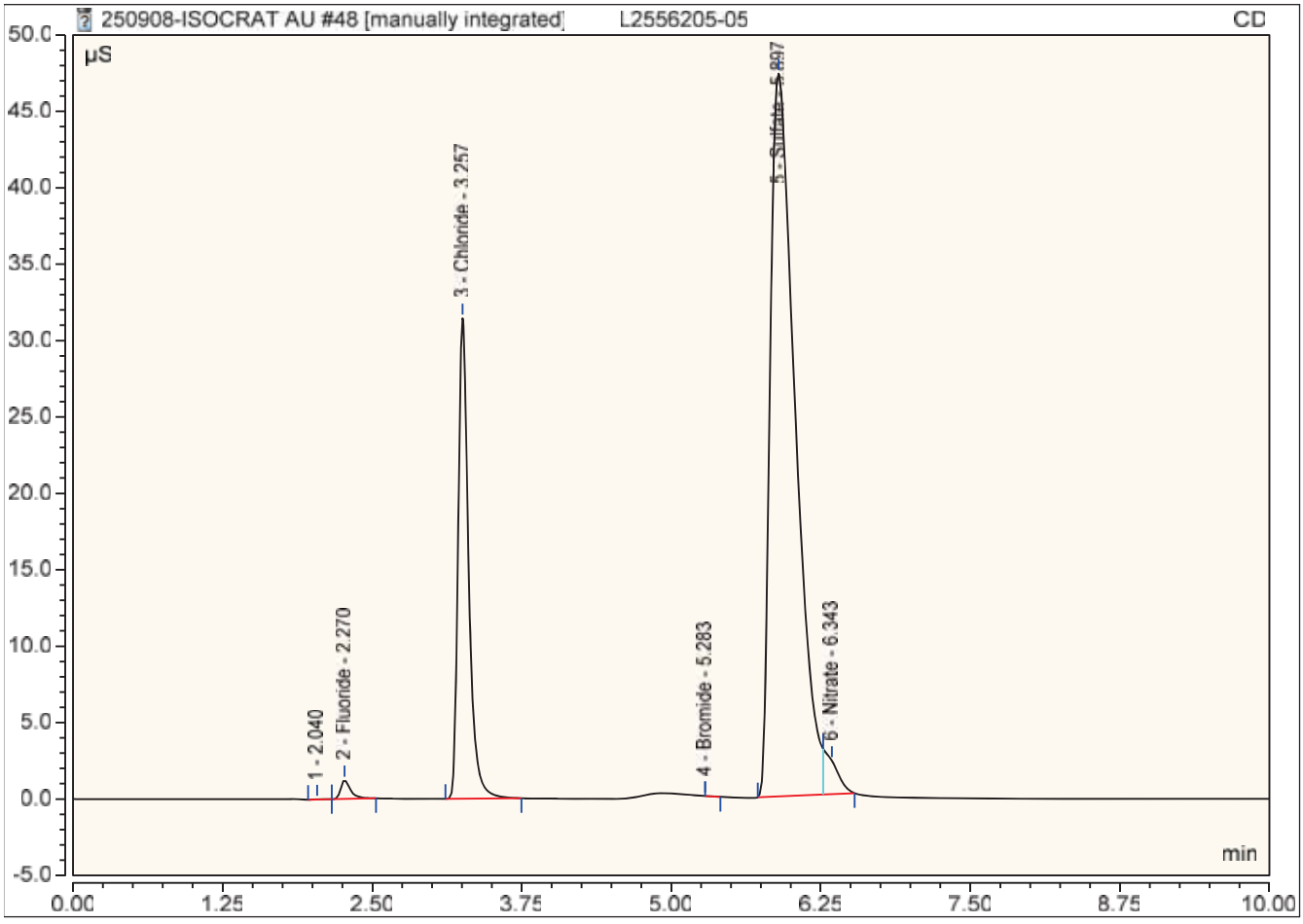

## Peak Integration Report

| | | | |
|---|---|---|---|
| *Sample Name:* | **L2556205-06** | *Inj. Vol.:* | **25.00** |
| *Injection Type:* | **Unknown** | *Dilution Factor:* | **1.0000** |
| *Instrument Method:* | **Anions_050420_ThermoFisher** | *Operator:* | **IC 4** |
| *Inj. Date / Time:* | **09-Sep-2025 / 00:36** | *Run Time:* | **10.00** |

| No. | Time min | Peak Name | Peak Type | Area µS*min | Height µS | Amount |
|---|---|---|---|---|---|---|
| 2 | 2.28 | **Fluoride** | BMB | 0.042 | 0.435 | 0.0913 |
| 3 | 3.26 | **Chloride** | BMB | 6.498 | 61.638 | 15.3681 |
| 4 | 5.29 | **Bromide** | BMB* | 0.000 | 0.000 | 0.0252 |
| 5 | 5.97 | **Sulfate** | BMB | 4.109 | 20.352 | 13.3659 |
| **TOTAL:** | | | | 10.65 | 82.43 | 28.85 |

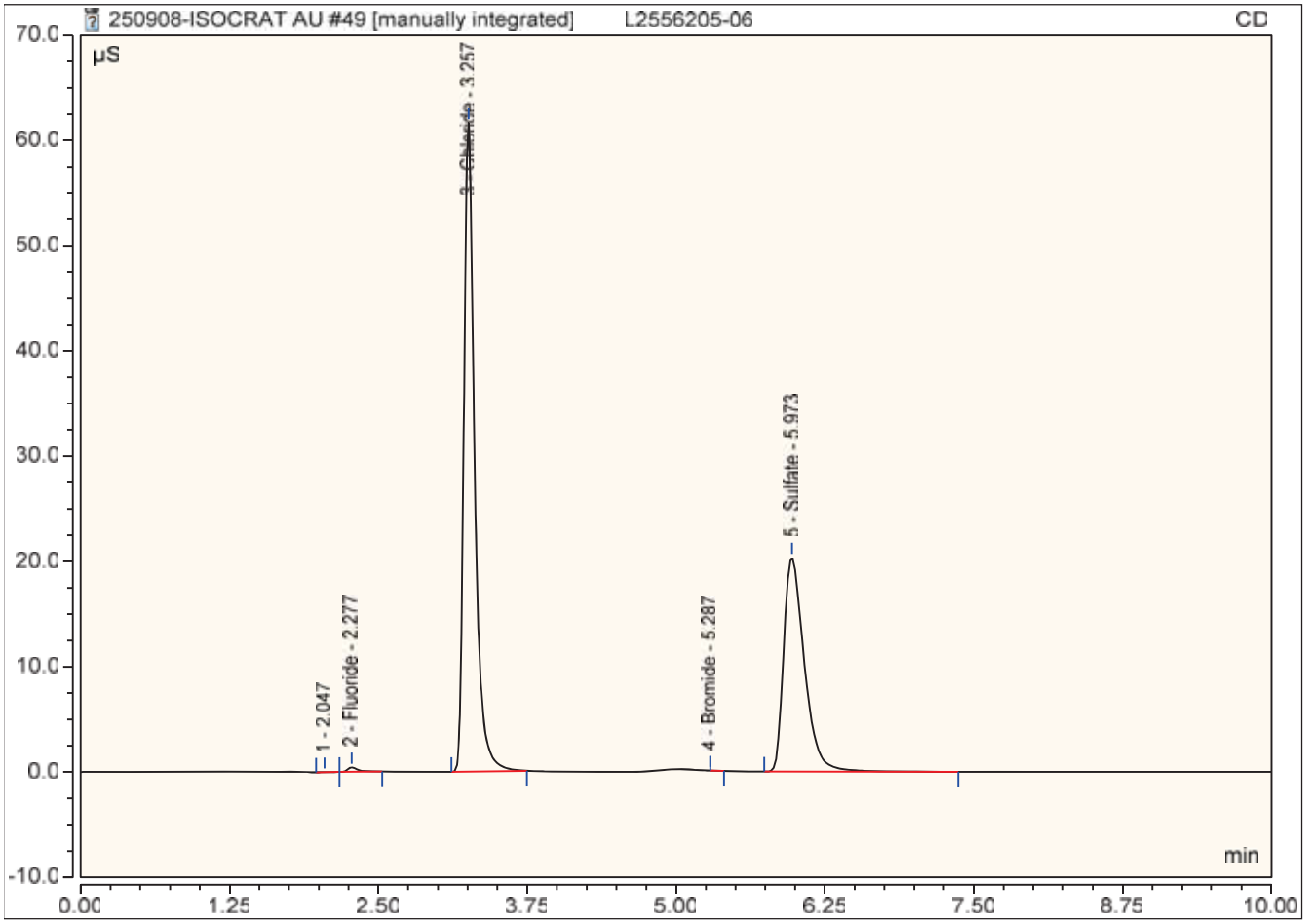

## Peak Integration Report

| | | | |
|---|---|---|---|
| *Sample Name:* | **L2556205-07** | *Inj. Vol.:* | **25.00** |
| *Injection Type:* | **Unknown** | *Dilution Factor:* | **1.0000** |
| *Instrument Method:* | **Anions_050420_ThermoFisher** | *Operator:* | **IC 4** |
| *Inj. Date / Time:* | **09-Sep-2025 / 00:48** | *Run Time:* | **10.00** |

| No. | Time min | Peak Name | Peak Type | Area µS*min | Height µS | Amount |
|---|---|---|---|---|---|---|
| 2 | 2.29 | **Fluoride** | BMB | 0.313 | 3.234 | 0.5278 |
| 3 | 3.28 | **Chloride** | BMB | 0.150 | 1.528 | 0.4264 |
| 4 | 5.72 | **Bromide** | BMB*^ | 0.000 | 0.004 | 0.0260 |
| 5 | 6.10 | **Sulfate** | BMB^ | 1.383 | 7.276 | 4.6654 |
| **TOTAL:** | | | | 1.85 | 12.04 | 5.65 |

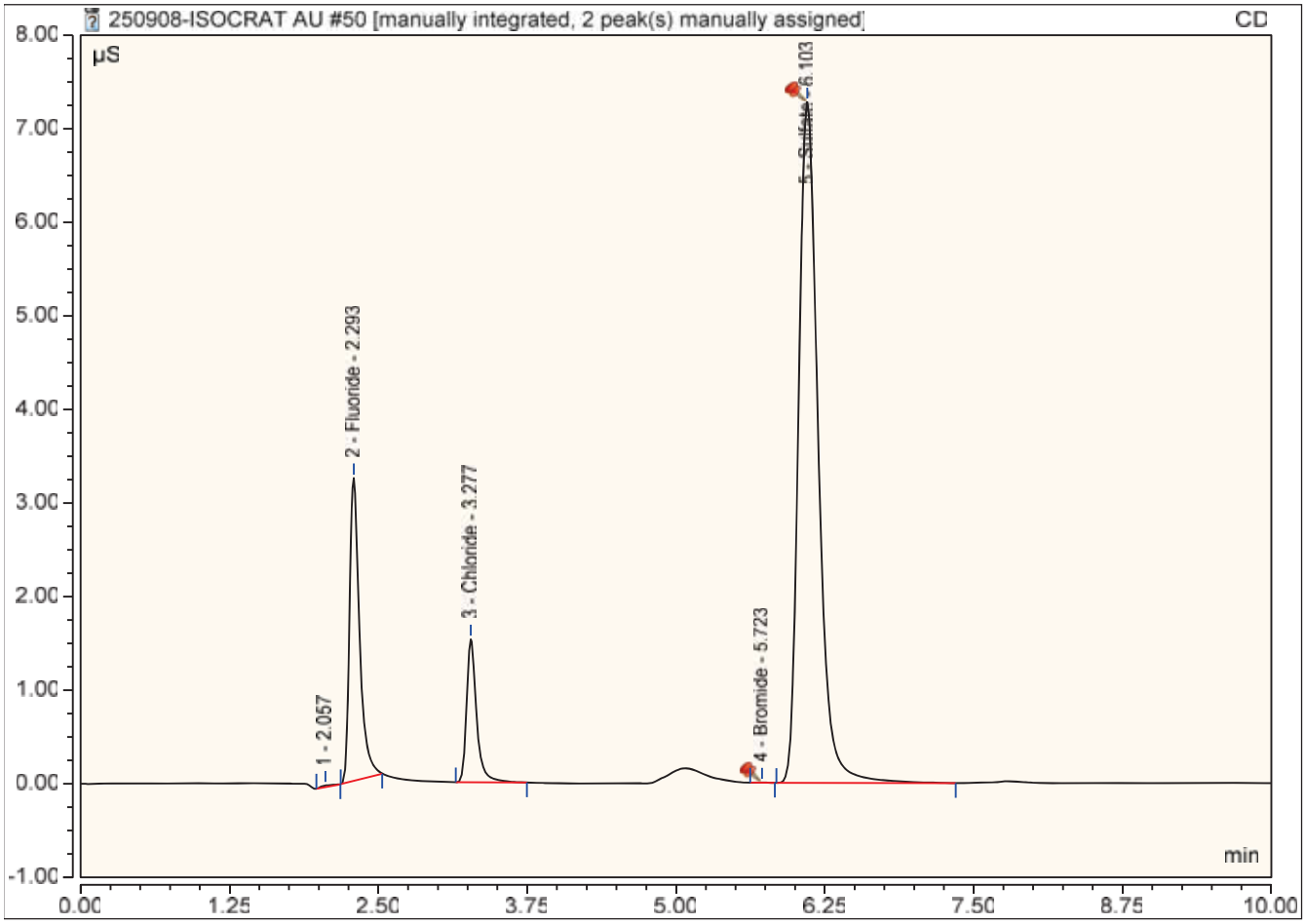

## Peak Integration Report

| | | | |
|---|---|---|---|
| *Sample Name:* | **L2556205-08** | *Inj. Vol.:* | **25.00** |
| *Injection Type:* | **Unknown** | *Dilution Factor:* | **1.0000** |
| *Instrument Method:* | **Anions_050420_ThermoFisher** | *Operator:* | **IC 4** |
| *Inj. Date / Time:* | **09-Sep-2025 / 01:00** | *Run Time:* | **10.00** |

| No. | Time min | Peak Name | Peak Type | Area µS*min | Height µS | Amount |
|---|---|---|---|---|---|---|
| 1 | 2.31 | **Fluoride** | BMB | 0.118 | 1.252 | 0.2144 |
| 2 | 3.31 | **Chloride** | BMB | 3.504 | 33.276 | 8.3199 |
| 3 | 5.29 | **Bromide** | BMB* | 0.001 | 0.000 | 0.0291 |
| 4 | 5.86 | **Sulfate** | BMB | 11.341 | 45.811 | 36.4508 |
| **TOTAL:** | | | | 14.96 | 80.34 | 45.01 |

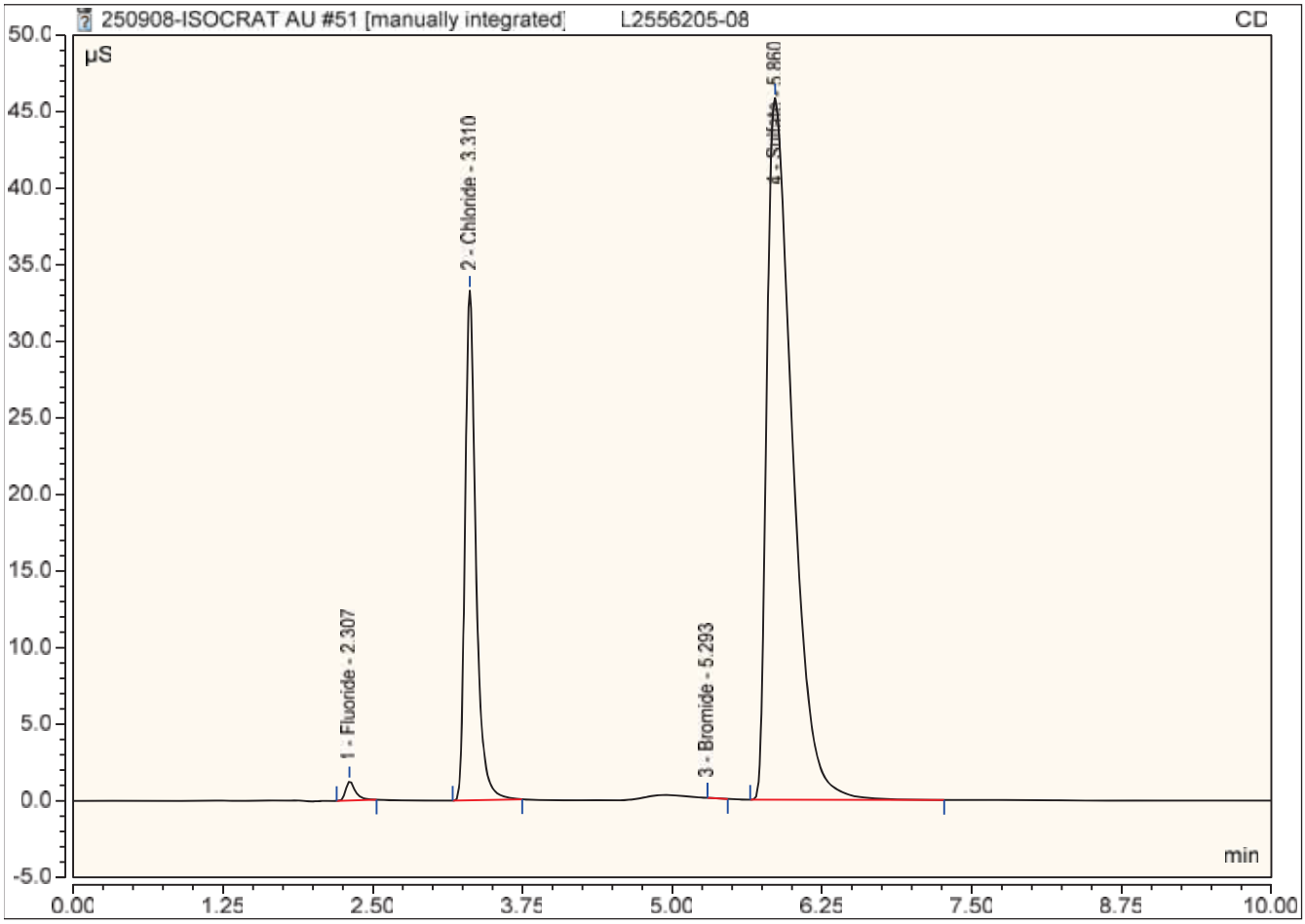

## Peak Integration Report

| | | | |
|---|---|---|---|
| *Sample Name:* | **XL2556205-08; 10X** | *Inj. Vol.:* | **25.00** |
| *Injection Type:* | **Unknown** | *Dilution Factor:* | **10.0000** |
| *Instrument Method:* | **Anions_050420_ThermoFisher** | *Operator:* | **IC 4** |
| *Inj. Date / Time:* | **09-Sep-2025 / 01:12** | *Run Time:* | **10.00** |

| No. | Time min | Peak Name | Peak Type | Area µS*min | Height µS | Amount |
|---|---|---|---|---|---|---|
| 2 | 2.29 | **Fluoride** | BMB | 0.010 | 0.103 | 0.4047 |
| 3 | 3.29 | **Chloride** | BMB | 0.327 | 3.284 | 8.4367 |
| 5 | 6.10 | **Sulfate** | BMB | 1.137 | 6.335 | 38.8241 |
| **TOTAL:** | | | | 1.47 | 9.72 | 47.67 |

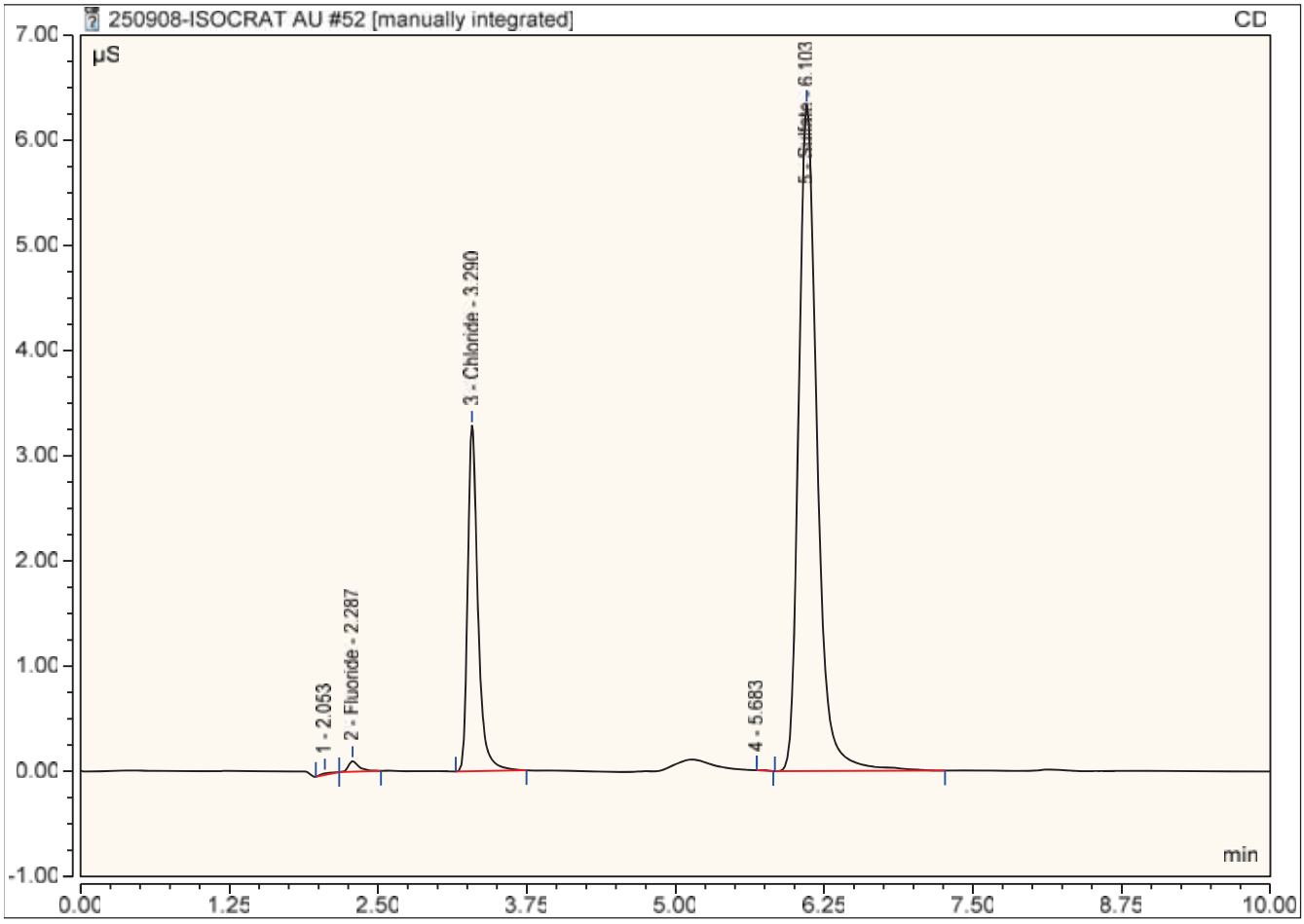

## Peak Integration Report

| | | | |
|---|---|---|---|
| *Sample Name:* | **XL2555560-01; 10X CL** | *Inj. Vol.:* | **25.00** |
| *Injection Type:* | **Unknown** | *Dilution Factor:* | **10.0000** |
| *Instrument Method:* | **Anions_050420_ThermoFisher** | *Operator:* | **IC 4** |
| *Inj. Date / Time:* | **09-Sep-2025 / 01:24** | *Run Time:* | **10.00** |

| No. | Time min | Peak Name | Peak Type | Area µS*min | Height µS | Amount |
|---|---|---|---|---|---|---|
| 2 | 2.33 | **Fluoride** | BMB | 0.032 | 0.331 | 0.7470 |
| 3 | 3.31 | **Chloride** | BMB | 27.259 | 255.692 | 642.2703 |
| 4 | 5.37 | **Bromide** | BMB* | 0.010 | 0.084 | 0.9702 |
| 5 | 5.93 | **Sulfate** | BM * | 4.317 | 21.783 | 140.3146 |
| 6 | 6.37 | **Nitrate** | MB* | 0.030 | 0.258 | 0.5773 |
| **TOTAL:** | | | | 31.65 | 278.15 | 784.88 |

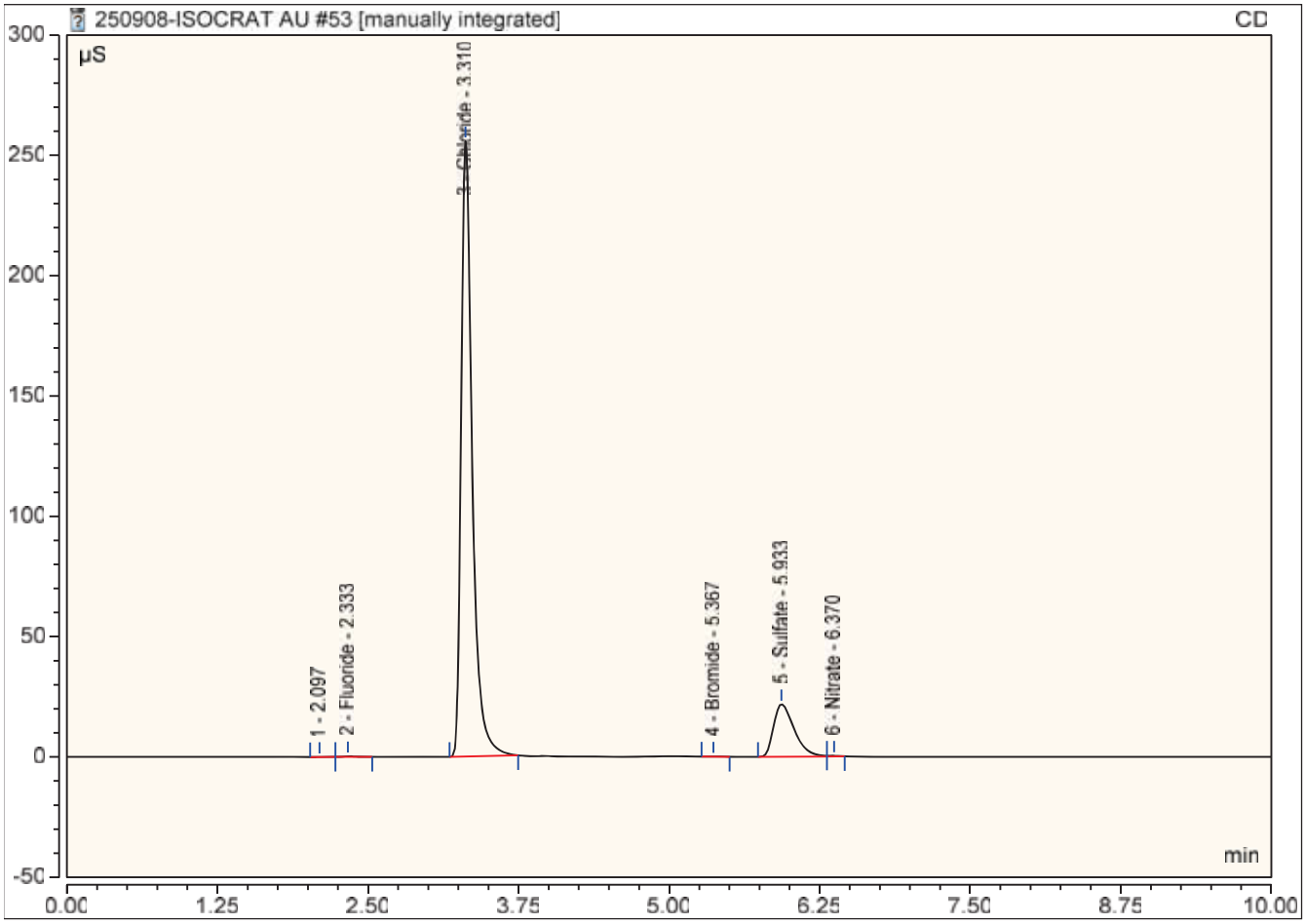

## Peak Integration Report

| | | | |
|---|---|---|---|
| *Sample Name:* | **L2555560-02; 10X** | *Inj. Vol.:* | **25.00** |
| *Injection Type:* | **Unknown** | *Dilution Factor:* | **10.0000** |
| *Instrument Method:* | **Anions_050420_ThermoFisher** | *Operator:* | **IC 4** |
| *Inj. Date / Time:* | **09-Sep-2025 / 01:36** | *Run Time:* | **10.00** |

| No. | Time min | Peak Name | Peak Type | Area µS*min | Height µS | Amount |
|---|---|---|---|---|---|---|
| 2 | 2.30 | **Fluoride** | BMB | 0.012 | 0.186 | 0.4375 |
| 4 | 3.29 | **Chloride** | BMB | 14.909 | 138.698 | 351.6302 |
| 5 | 5.41 | **Bromide** | BMB* | 0.007 | 0.059 | 0.7519 |
| 6 | 6.00 | **Sulfate** | BM * | 3.273 | 17.127 | 106.9846 |
| 7 | 6.66 | **Nitrate** | MB*^ | 0.008 | 0.049 | 0.3699 |
| **TOTAL:** | | | | 18.21 | 156.12 | 460.17 |

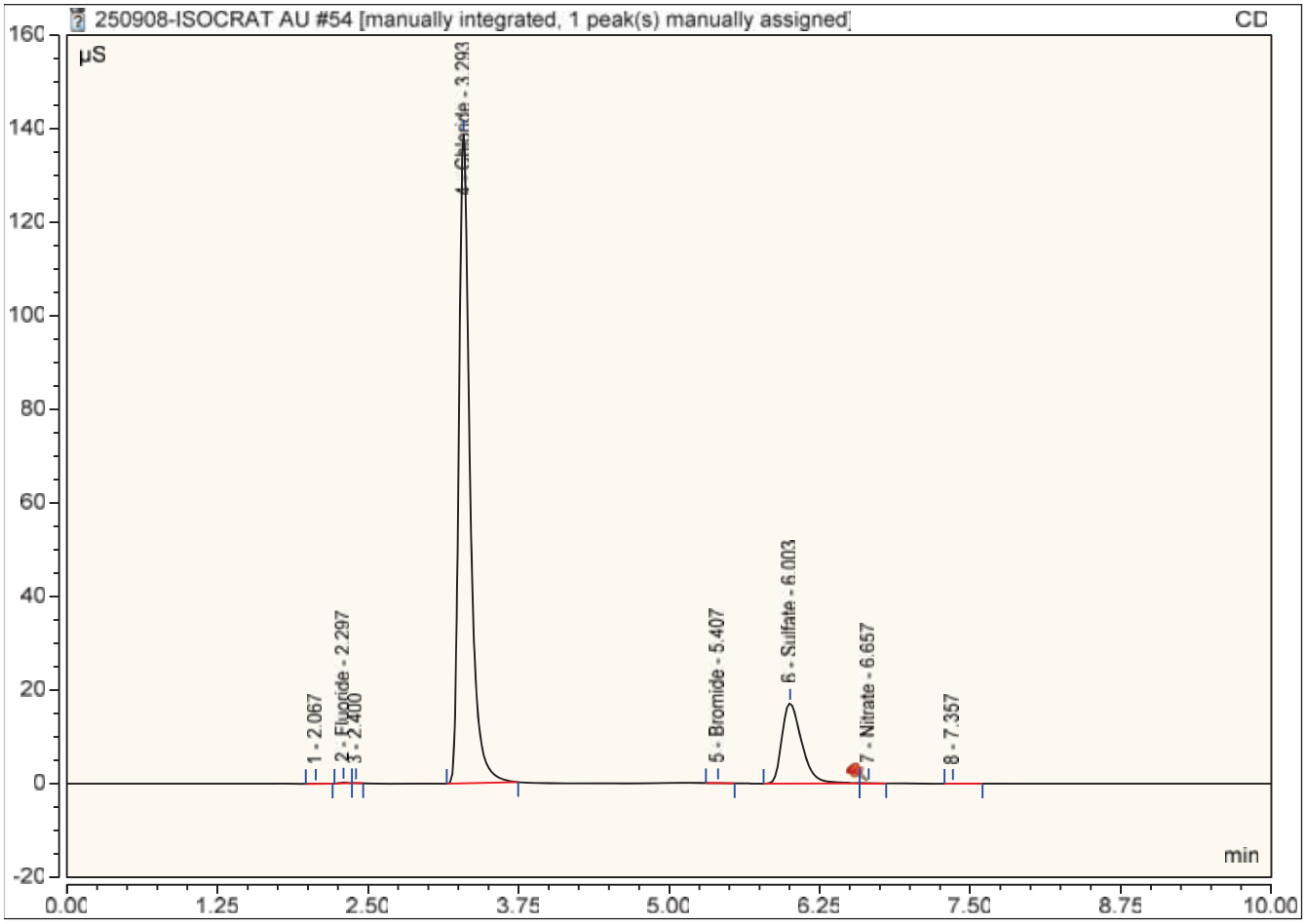

## Peak Integration Report

| | | | |
|---|---|---|---|
| *Sample Name:* | **L2554065-02 MS; 10X SO4** | *Inj. Vol.:* | **25.00** |
| *Injection Type:* | **Unknown** | *Dilution Factor:* | **10.0000** |
| *Instrument Method:* | **Anions_050420_ThermoFisher** | *Operator:* | **IC 4** |
| *Inj. Date / Time:* | **09-Sep-2025 / 01:48** | *Run Time:* | **10.00** |

| No. | Time min | Peak Name | Peak Type | Area µS*min | Height µS | Amount |
|---|---|---|---|---|---|---|
| 2 | 2.33 | **Fluoride** | BMB | 0.231 | 2.448 | 3.9573 |
| 3 | 3.31 | **Chloride** | BMB | 15.379 | 146.267 | 362.6921 |
| 4 | 5.37 | **Bromide** | BMB* | 0.088 | 0.724 | 6.7355 |
| 5 | 5.90 | **Sulfate** | BM * | 4.943 | 24.990 | 160.2853 |
| 6 | 6.33 | **Nitrate** | MB* | 0.415 | 2.406 | 4.1145 |
| **TOTAL:** | | | | 21.06 | 176.83 | 537.78 |

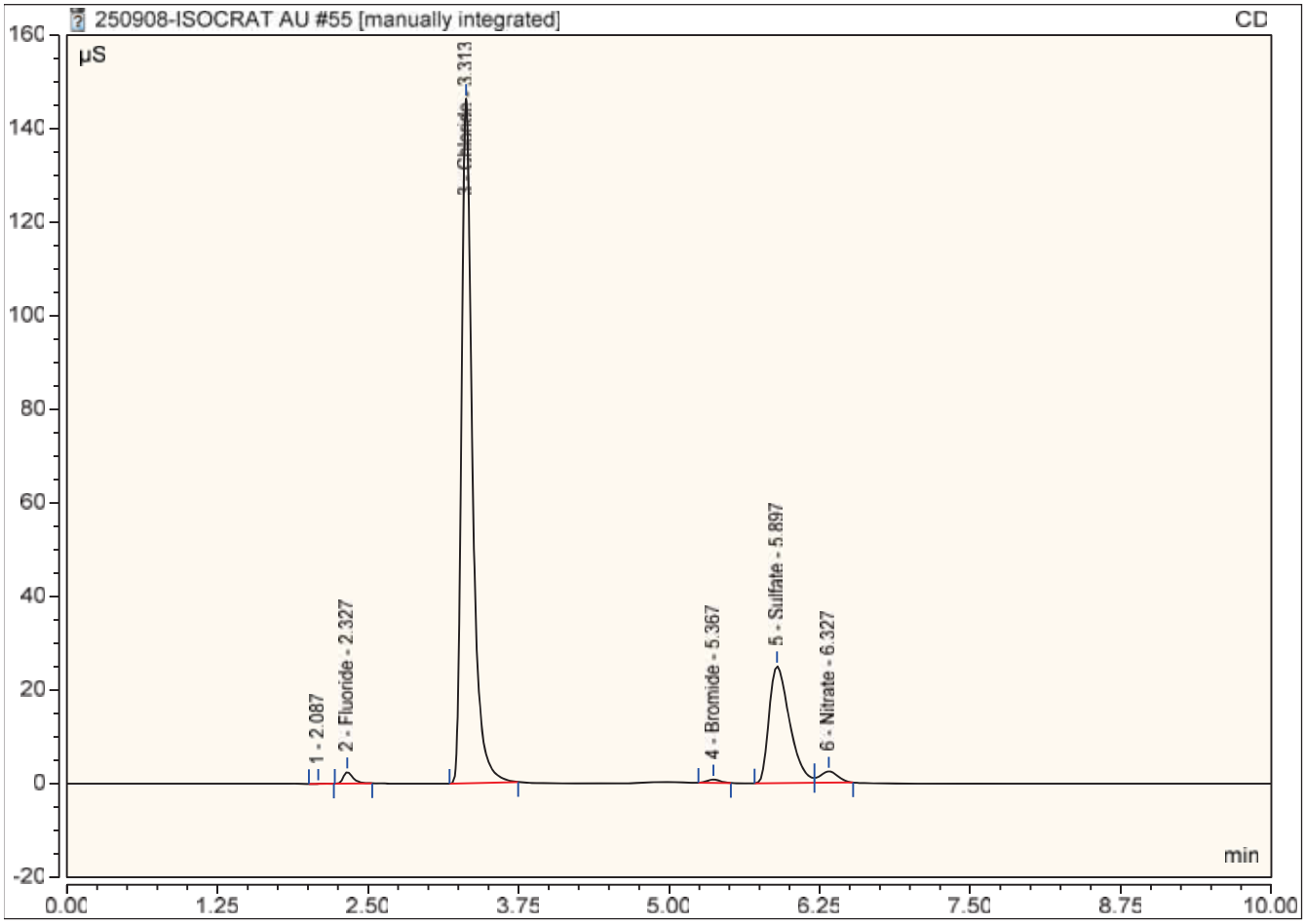

## Peak Integration Report

| | | | |
|---|---|---|---|
| *Sample Name:* | **L2554065-02 MSD; 10X** | *Inj. Vol.:* | **25.00** |
| *Injection Type:* | **Unknown** | *Dilution Factor:* | **10.0000** |
| *Instrument Method:* | **Anions_050420_ThermoFisher** | *Operator:* | **IC 4** |
| *Inj. Date / Time:* | **09-Sep-2025 / 02:01** | *Run Time:* | **10.00** |

| No. | Time min | Peak Name | Peak Type | Area µS*min | Height µS | Amount |
|---|---|---|---|---|---|---|
| 2 | 2.27 | **Fluoride** | BMB | 0.231 | 2.454 | 3.9627 |
| 3 | 3.25 | **Chloride** | BMB | 15.432 | 144.157 | 363.9249 |
| 4 | 5.36 | **Bromide** | BMB* | 0.087 | 0.690 | 6.6032 |
| 5 | 6.04 | **Sulfate** | BM * | 4.910 | 24.096 | 159.2373 |
| 6 | 6.38 | **Nitrate** | MB* | 0.319 | 2.386 | 3.2342 |
| **TOTAL:** | | | | 20.98 | 173.78 | 536.96 |

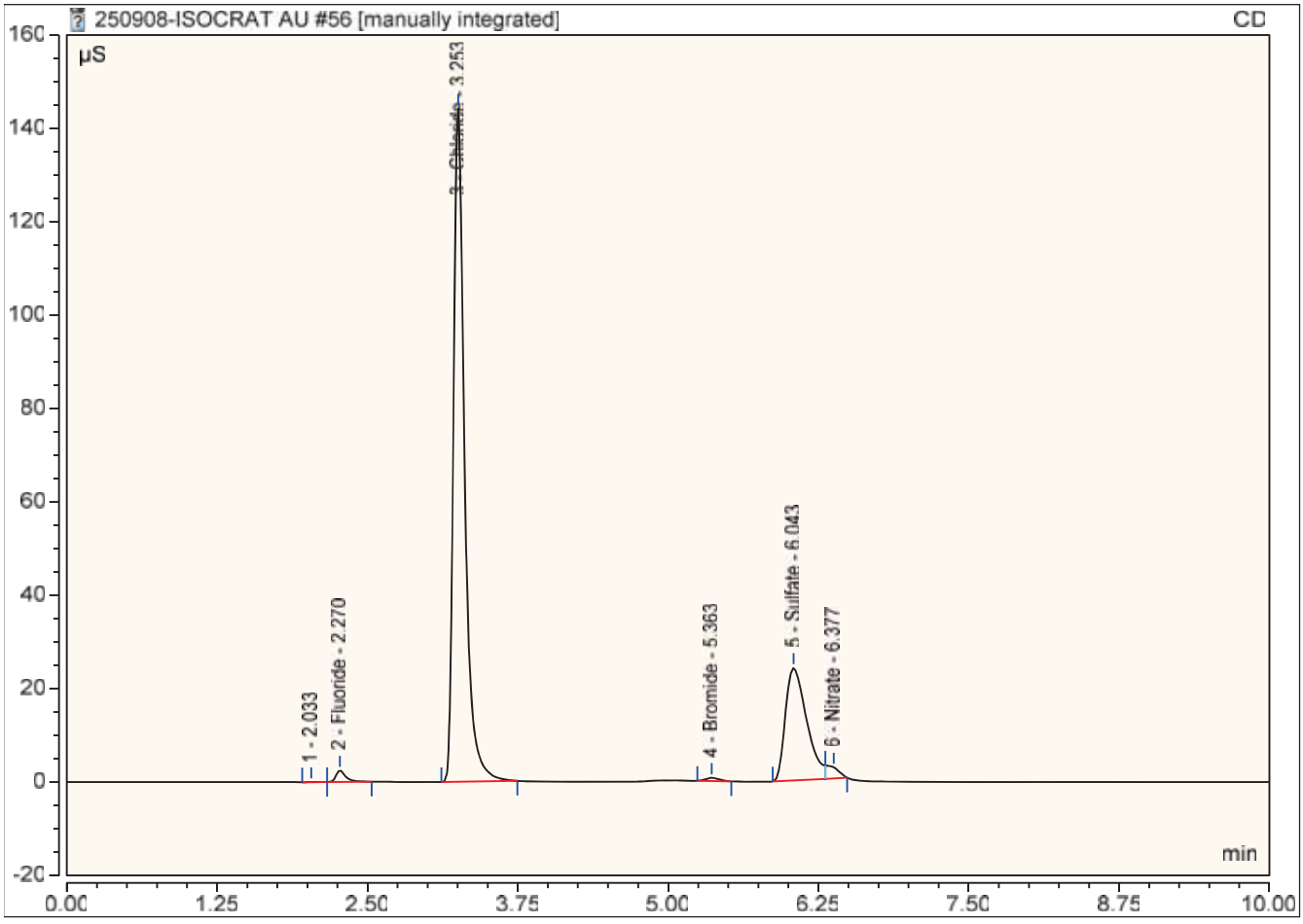

## Peak Integration Report

| | | | |
|---|---|---|---|
| *Sample Name:* | **CCV** | *Inj. Vol.:* | **25.00** |
| *Injection Type:* | **Check Standard** | *Dilution Factor:* | **1.0000** |
| *Instrument Method:* | **Anions_050420_ThermoFisher** | *Operator:* | **IC 4** |
| *Inj. Date / Time:* | **09-Sep-2025 / 02:13** | *Run Time:* | **10.00** |

| No. | Time min | Peak Name | Peak Type | Area µS*min | Height µS | Amount |
|---|---|---|---|---|---|---|
| 3 | 2.42 | **Fluoride** | BMB^ | 0.451 | 5.185 | 0.7495 |
| 4 | 3.36 | **Chloride** | BMB | 4.113 | 44.053 | 9.7546 |
| 5 | 5.37 | **Bromide** | BMB* | 0.124 | 1.002 | 0.9357 |
| 6 | 5.74 | **Sulfate** | BM * | 5.991 | 29.442 | 19.3744 |
| 7 | 6.31 | **Nitrate** | MB* | 1.000 | 5.742 | 0.9491 |
| **TOTAL:** | | | | 11.68 | 85.42 | 31.76 |

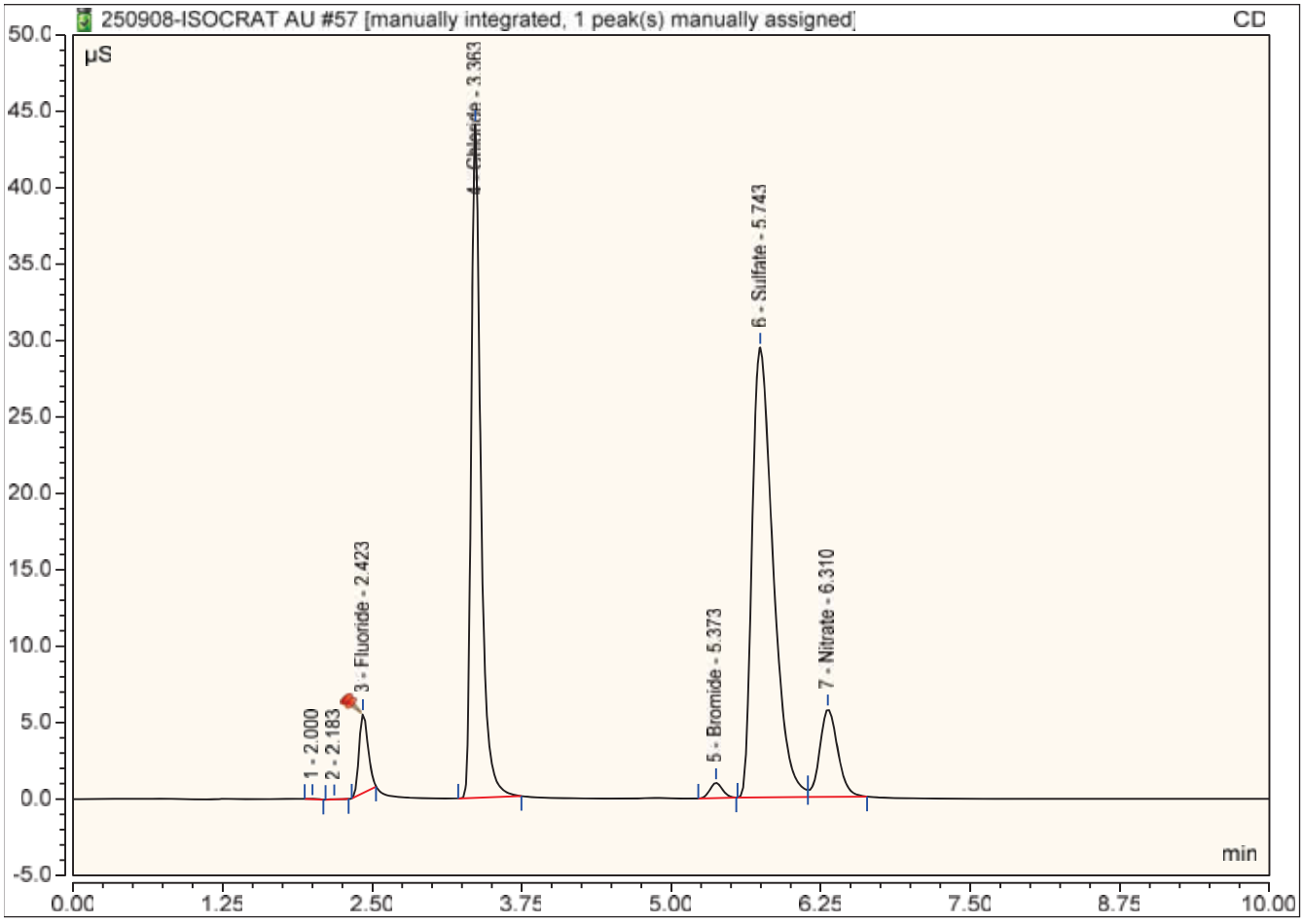

## Peak Integration Report

| | | | |
|---|---|---|---|
| *Sample Name:* | **CCB** | *Inj. Vol.:* | **25.00** |
| *Injection Type:* | **Unknown** | *Dilution Factor:* | **1.0000** |
| *Instrument Method:* | **Anions_050420_ThermoFisher** | *Operator:* | **IC 4** |
| *Inj. Date / Time:* | **09-Sep-2025 / 02:25** | *Run Time:* | **10.00** |

| No. | Time min | Peak Name | Peak Type | Area µS*min | Height µS | Amount |
|---|---|---|---|---|---|---|
| 2 | 2.27 | **Fluoride** | BMB | 0.001 | 0.006 | 0.0248 |
| 3 | 3.27 | **Chloride** | BMB | 0.002 | 0.013 | 0.0780 |
| 4 | 6.11 | **Sulfate** | BMB | 0.002 | 0.009 | 0.2593 |
| **TOTAL:** | | | | 0.00 | 0.03 | 0.36 |

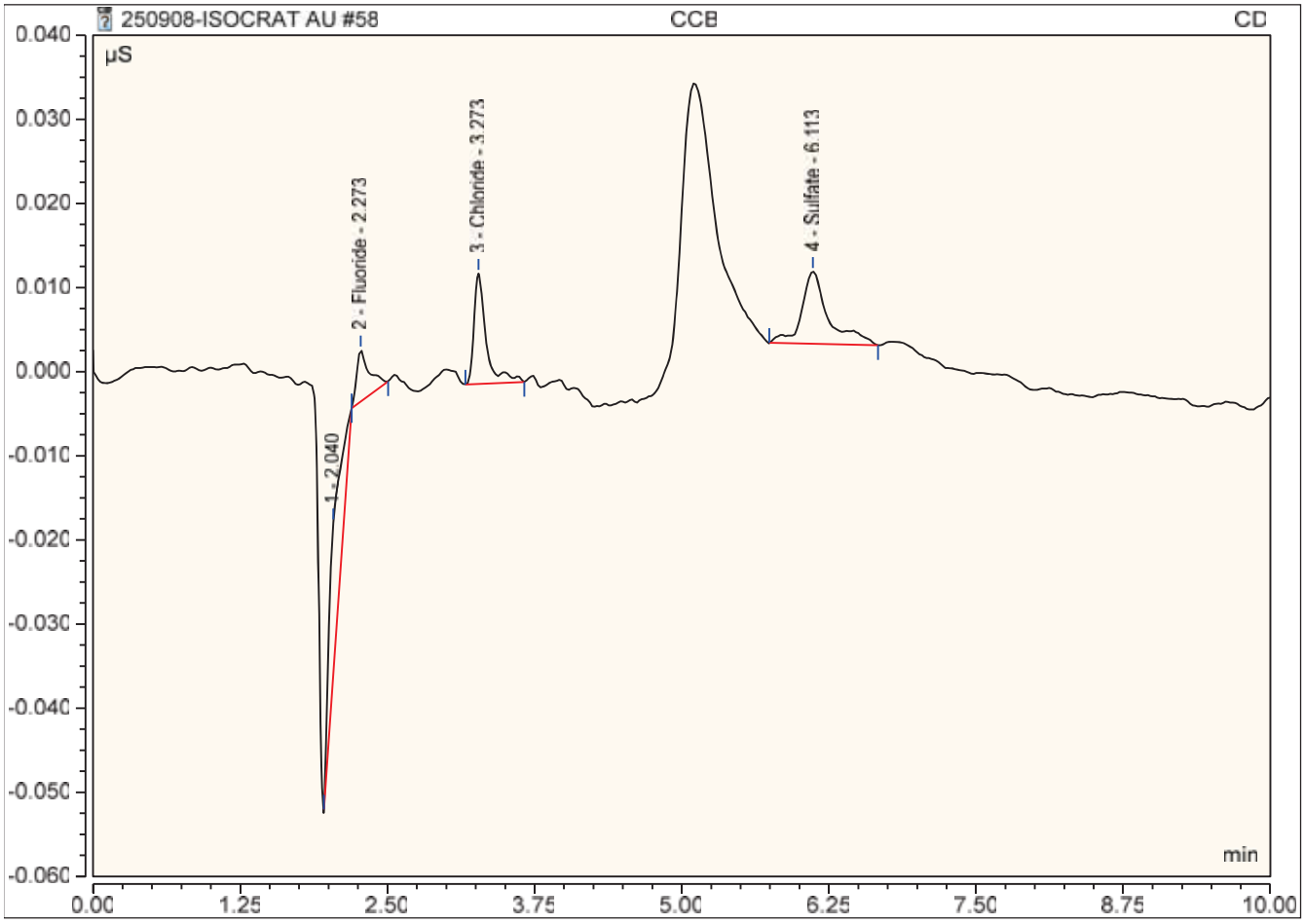

## Peak Integration Report

| | | | |
|---|---|---|---|
| *Sample Name:* | **L2554065-04; 25X SO4** | *Inj. Vol.:* | **25.00** |
| *Injection Type:* | **Unknown** | *Dilution Factor:* | **25.0000** |
| *Instrument Method:* | **Anions_050420_ThermoFisher** | *Operator:* | **IC 4** |
| *Inj. Date / Time:* | **09-Sep-2025 / 02:37** | *Run Time:* | **10.00** |

| No. | Time min | Peak Name | Peak Type | Area µS*min | Height µS | Amount |
|---|---|---|---|---|---|---|
| 2 | 2.28 | **Fluoride** | BMB | 0.009 | 0.068 | 0.9500 |
| 3 | 3.35 | **Chloride** | BMB | 16.541 | 158.287 | 975.0963 |
| 4 | 5.28 | **Bromide** | BMB* | 0.001 | 0.000 | 0.7259 |
| 5 | 5.72 | **Sulfate** | BMB | 12.124 | 48.968 | 973.7767 |
| **TOTAL:** | | | | 28.68 | 207.32 | 1950.55 |

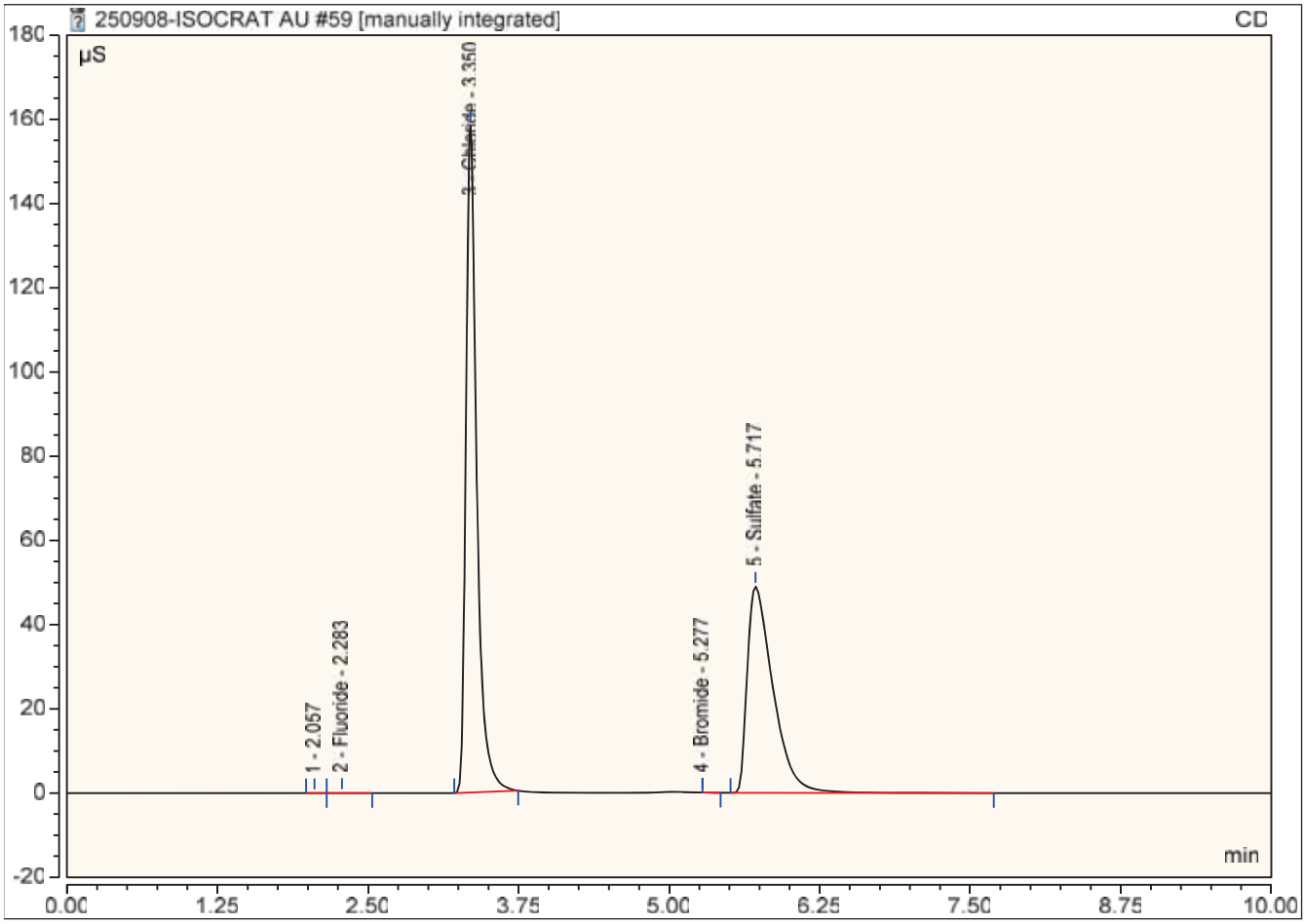

## Peak Integration Report

| | | | |
|---|---|---|---|
| *Sample Name:* | **L2554065-09; 25X SO4** | *Inj. Vol.:* | **25.00** |
| *Injection Type:* | **Unknown** | *Dilution Factor:* | **25.0000** |
| *Instrument Method:* | **Anions_050420_ThermoFisher** | *Operator:* | **IC 4** |
| *Inj. Date / Time:* | **09-Sep-2025 / 02:49** | *Run Time:* | **10.00** |

| No. | Time min | Peak Name | Peak Type | Area µS*min | Height µS | Amount |
|---|---|---|---|---|---|---|
| 2 | 2.27 | **Fluoride** | BMB | 0.005 | 0.053 | 0.8045 |
| 3 | 3.26 | **Chloride** | BMB | 7.351 | 70.161 | 434.3817 |
| 4 | 5.27 | **Bromide** | BMB* | 0.003 | 0.000 | 1.0820 |
| 5 | 5.91 | **Sulfate** | BMB | 12.533 | 49.295 | 1006.4152 |
| **TOTAL:** | | | | 19.89 | 119.51 | 1442.68 |

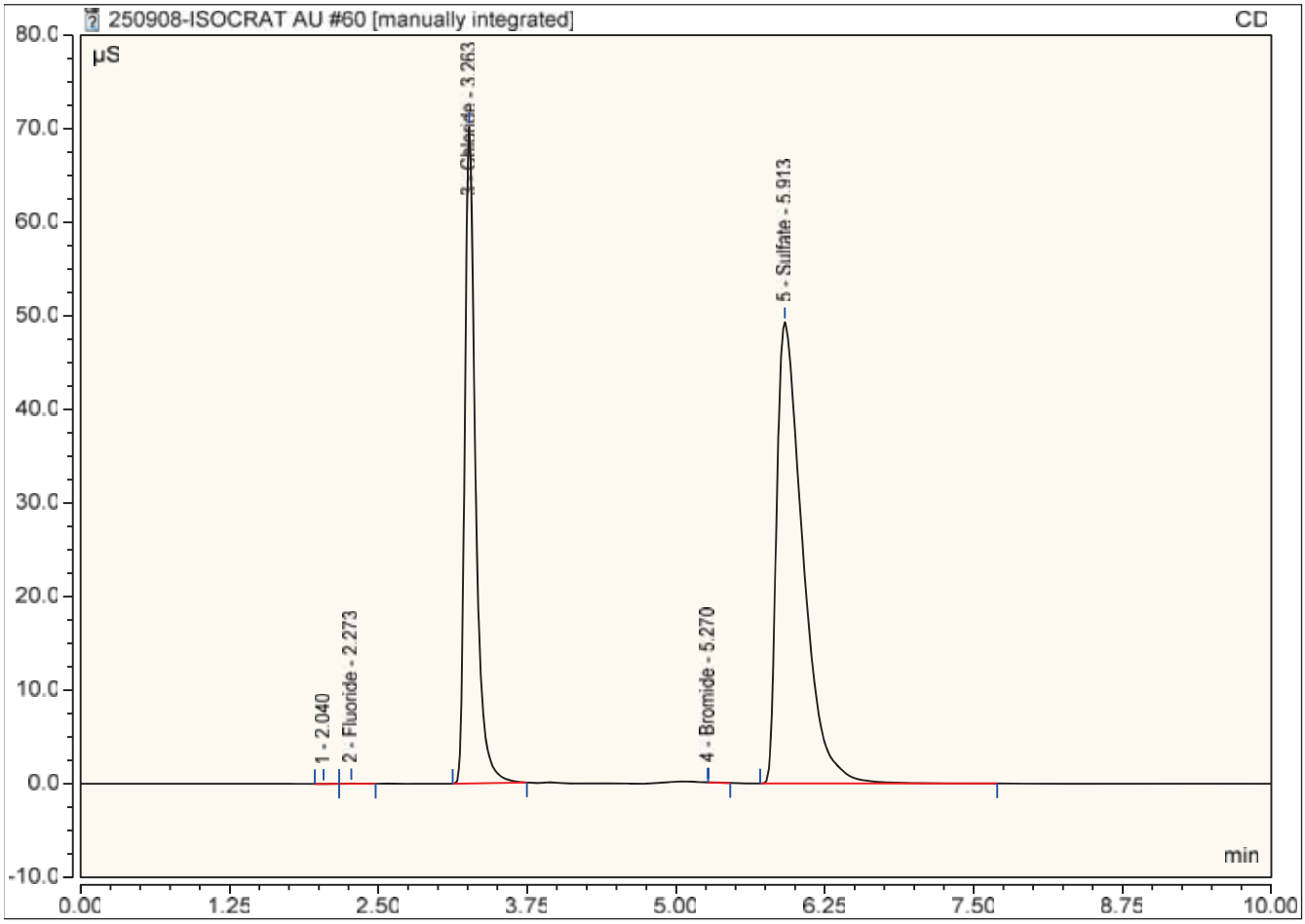

## Peak Integration Report

| | | | |
|---|---|---|---|
| *Sample Name:* | **L2554025-01 BR** | *Inj. Vol.:* | **25.00** |
| *Injection Type:* | **Unknown** | *Dilution Factor:* | **1.0000** |
| *Instrument Method:* | **Anions_050420_ThermoFisher** | *Operator:* | **IC 4** |
| *Inj. Date / Time:* | **09-Sep-2025 / 03:01** | *Run Time:* | **10.00** |

| No. | Time min | Peak Name | Peak Type | Area µS*min | Height µS | Amount |
|---|---|---|---|---|---|---|
| 2 | 2.27 | **Fluoride** | BMB | 0.055 | 0.583 | 0.1118 |
| 3 | 3.25 | **Chloride** | BMB | 20.827 | 194.425 | 49.0908 |
| 4 | 5.30 | **Bromide** | BMB* | 0.013 | 0.109 | 0.1187 |
| 5 | 5.67 | **Sulfate** | BMB*^ | 46.602 | 123.368 | 149.0004 |
| **TOTAL:** | | | | 67.50 | 318.48 | 198.32 |

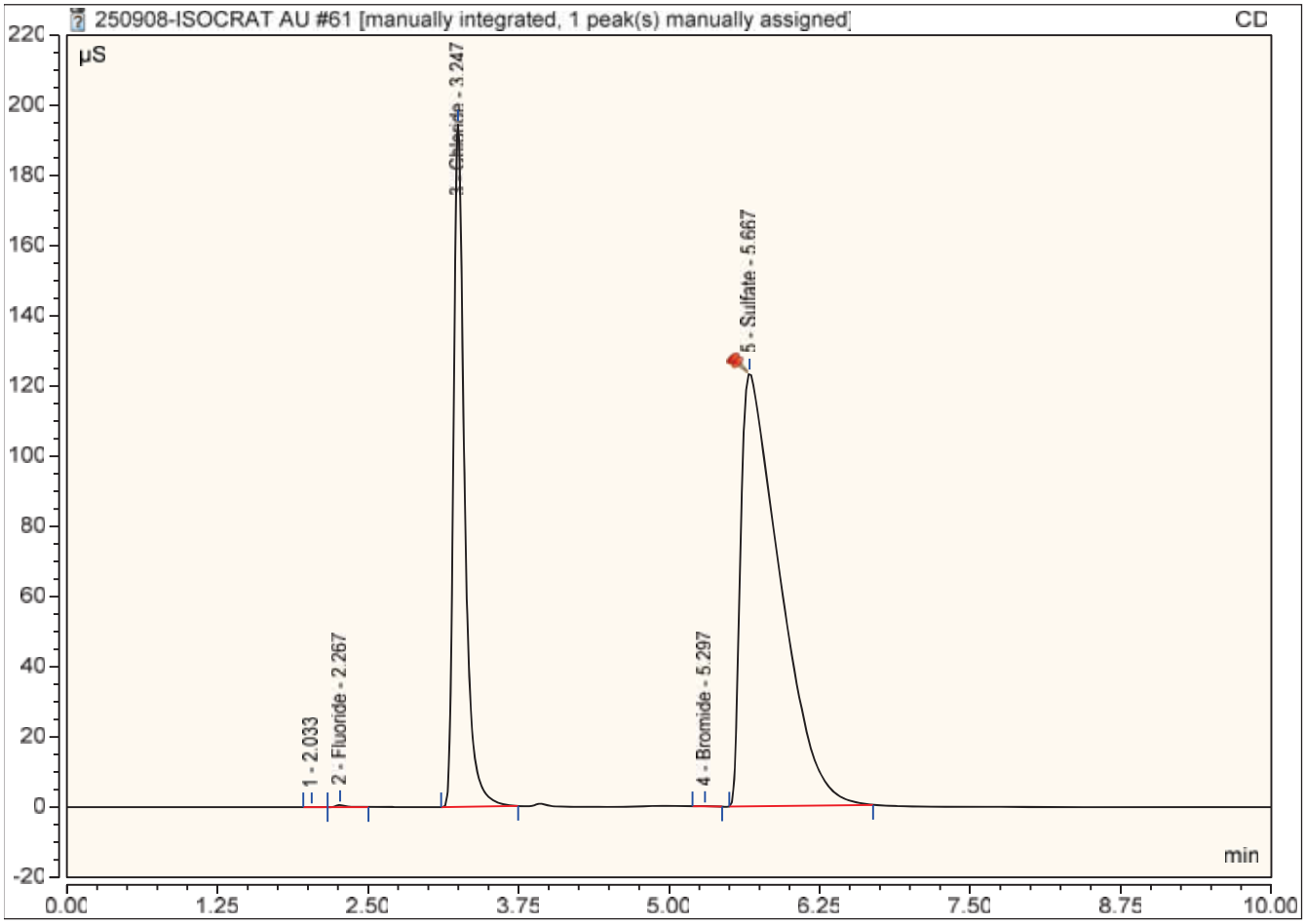

## Peak Integration Report

| | | | |
|---|---|---|---|
| *Sample Name:* | **L2554025-02 MS** | *Inj. Vol.:* | **25.00** |
| *Injection Type:* | **Unknown** | *Dilution Factor:* | **1.0000** |
| *Instrument Method:* | **Anions_050420_ThermoFisher** | *Operator:* | **IC 4** |
| *Inj. Date / Time:* | **09-Sep-2025 / 03:13** | *Run Time:* | **10.00** |

| No. | Time min | Peak Name | Peak Type | Area µS*min | Height µS | Amount |
|---|---|---|---|---|---|---|
| 1 | 2.36 | **Fluoride** | BMB | 0.234 | 2.657 | 0.4005 |
| 2 | 3.34 | **Chloride** | BMB | 4.821 | 46.473 | 11.4200 |
| 3 | 5.33 | **Bromide** | BMB* | 0.042 | 0.325 | 0.3288 |
| 5 | 6.29 | **Nitrate** | MB* | 2.114 | 10.933 | 1.9728 |
| **TOTAL:** | | | | 7.21 | 60.39 | 14.12 |

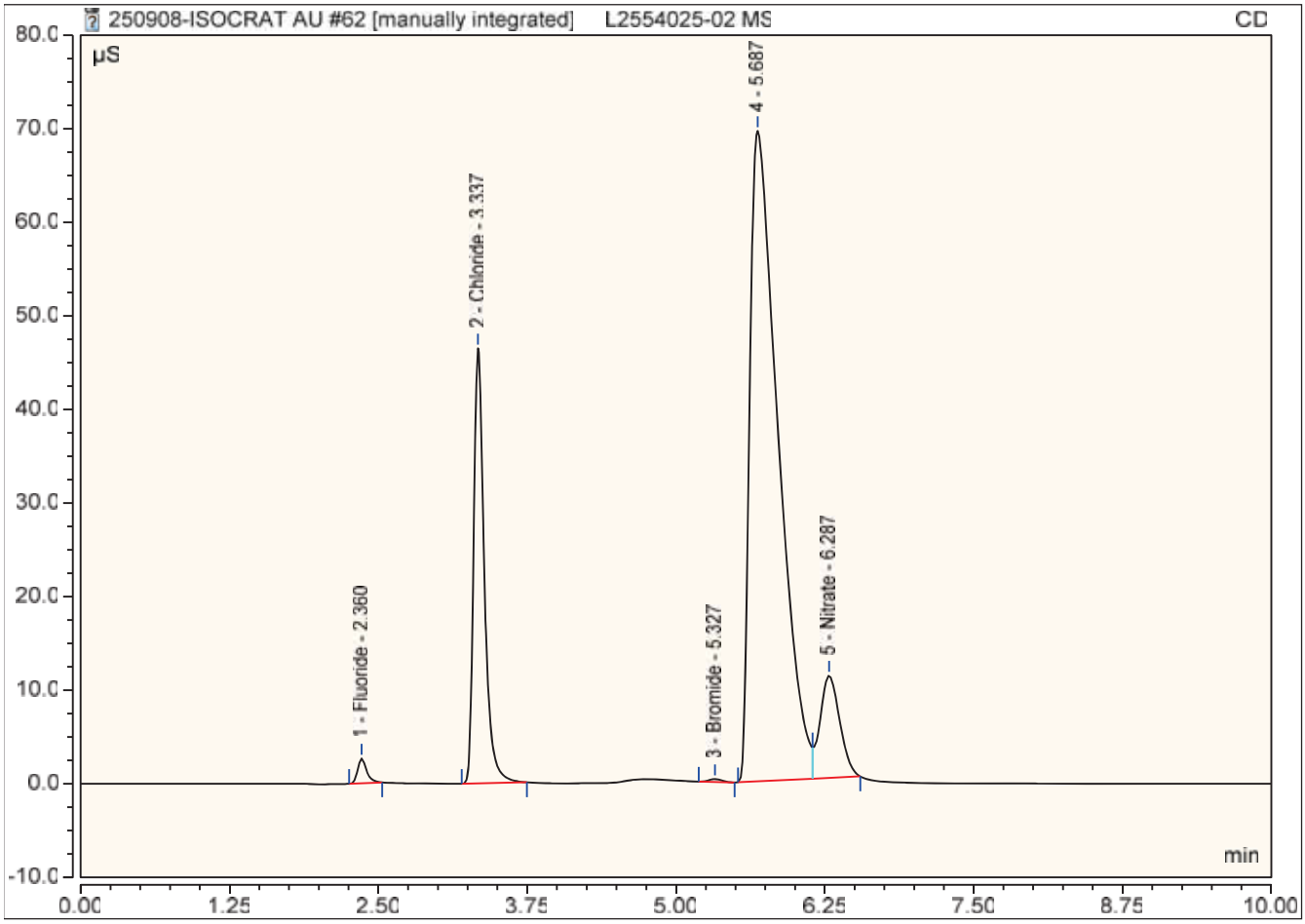

## Peak Integration Report

| | | | |
|---|---|---|---|
| *Sample Name:* | **L2554025-02 DUP** | *Inj. Vol.:* | **25.00** |
| *Injection Type:* | **Unknown** | *Dilution Factor:* | **1.0000** |
| *Instrument Method:* | **Anions_050420_ThermoFisher** | *Operator:* | **IC 4** |
| *Inj. Date / Time:* | **09-Sep-2025 / 03:25** | *Run Time:* | **10.00** |

| No. | Time min | Peak Name | Peak Type | Area µS*min | Height µS | Amount |
|---|---|---|---|---|---|---|
| 2 | 2.27 | **Fluoride** | BMB | 0.033 | 0.345 | 0.0762 |
| 3 | 3.27 | **Chloride** | BMB | 3.257 | 31.444 | 7.7388 |
| 4 | 5.30 | **Bromide** | BMB* | 0.000 | 0.000 | 0.0241 |
| 5 | 5.86 | **Sulfate** | BM * | 17.052 | 64.859 | 54.6792 |
| 6 | 6.31 | **Nitrate** | MB* | 1.939 | 10.602 | 1.8120 |
| **TOTAL:** | | | | 22.28 | 107.25 | 64.33 |

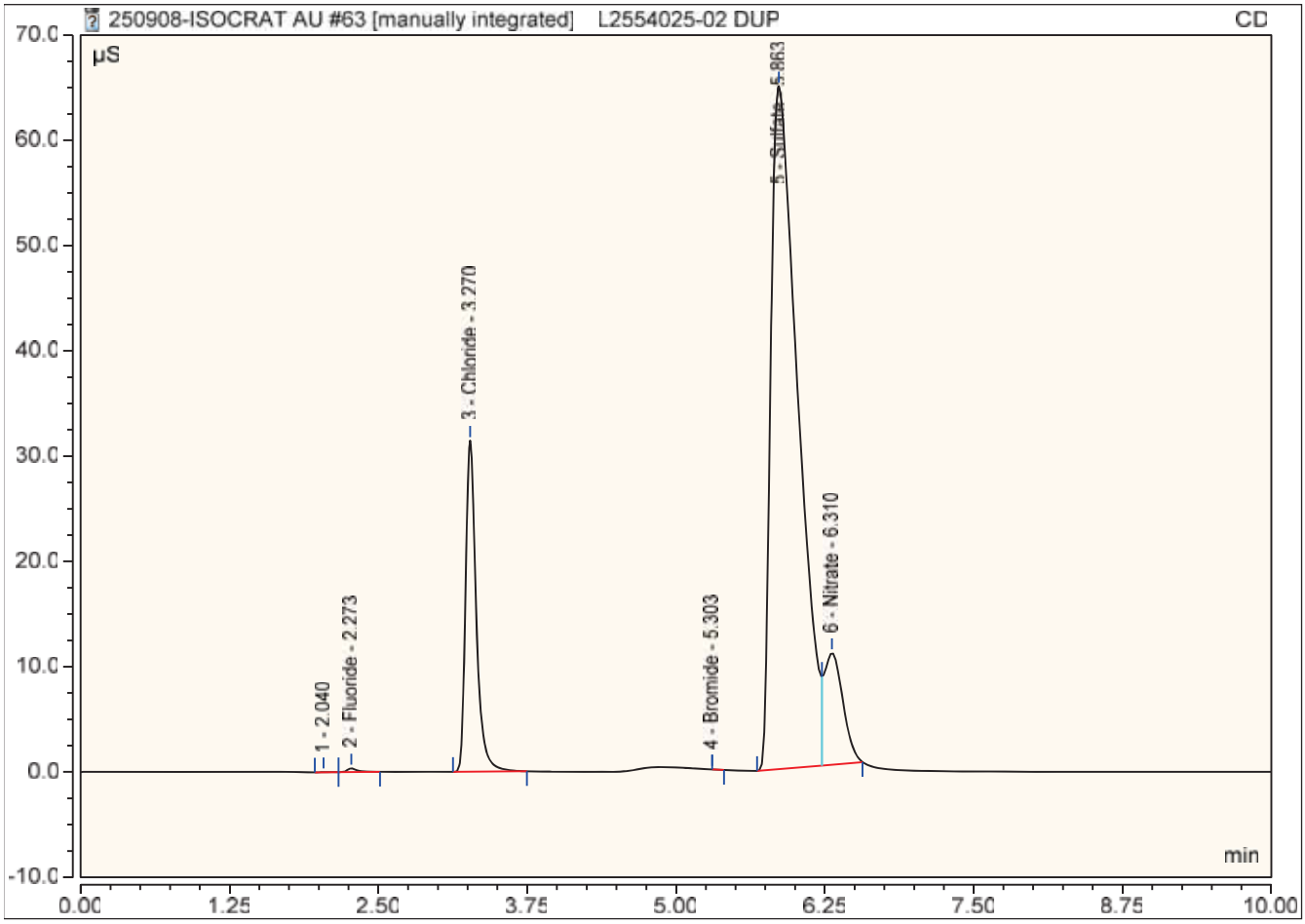

## Peak Integration Report

| | | | |
|---|---|---|---|
| *Sample Name:* | **L2554025-02** | *Inj. Vol.:* | **25.00** |
| *Injection Type:* | **Unknown** | *Dilution Factor:* | **1.0000** |
| *Instrument Method:* | **Anions_050420_ThermoFisher** | *Operator:* | **IC 4** |
| *Inj. Date / Time:* | **09-Sep-2025 / 03:37** | *Run Time:* | **10.00** |

| No. | Time min | Peak Name | Peak Type | Area µS*min | Height µS | Amount |
|---|---|---|---|---|---|---|
| 2 | 2.28 | **Fluoride** | BMB | 0.033 | 0.343 | 0.0761 |
| 3 | 3.27 | **Chloride** | BMB | 3.216 | 31.453 | 7.6441 |
| 4 | 5.30 | **Bromide** | BMB* | 0.000 | 0.000 | 0.0253 |
| 5 | 5.85 | **Sulfate** | BM * | 17.068 | 65.316 | 54.7302 |
| 6 | 6.33 | **Nitrate** | MB* | 2.098 | 10.424 | 1.9577 |
| **TOTAL:** | | | | 22.41 | 107.54 | 64.43 |

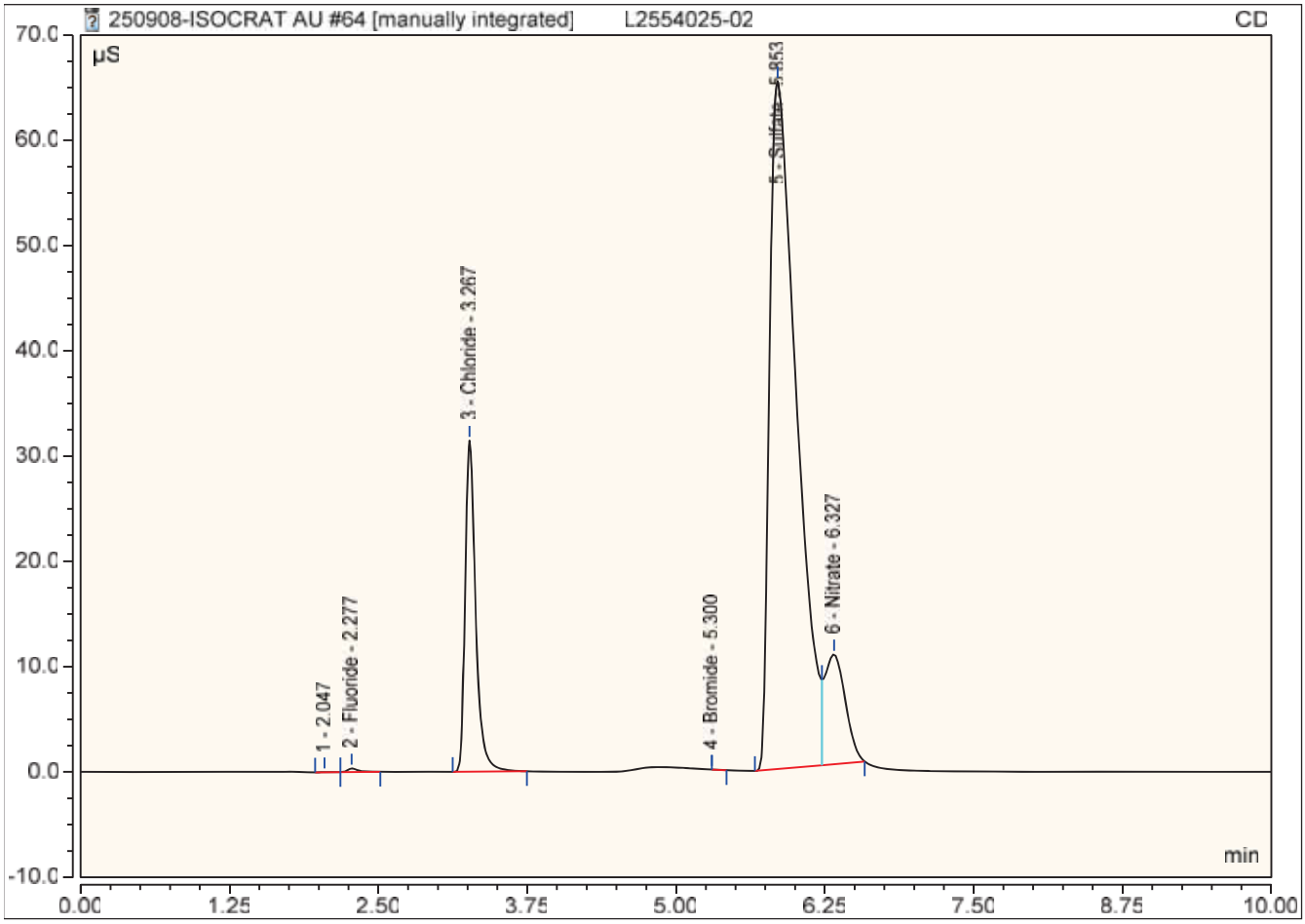

## Peak Integration Report

| | | | |
|---|---|---|---|
| *Sample Name:* | **L2554025-03** | *Inj. Vol.:* | **25.00** |
| *Injection Type:* | **Unknown** | *Dilution Factor:* | **1.0000** |
| *Instrument Method:* | **Anions_050420_ThermoFisher** | *Operator:* | **IC 4** |
| *Inj. Date / Time:* | **09-Sep-2025 / 03:49** | *Run Time:* | **10.00** |

| No. | Time min | Peak Name | Peak Type | Area µS*min | Height µS | Amount |
|---|---|---|---|---|---|---|
| 2 | 2.29 | **Fluoride** | BMB | 0.045 | 0.475 | 0.0960 |
| 3 | 3.29 | **Chloride** | BMB | 6.878 | 64.471 | 16.2622 |
| 4 | 5.22 | **Bromide** | BMB* | 0.002 | 0.000 | 0.0386 |
| 5 | 5.58 | **Sulfate** | BM *^ | 50.331 | 137.030 | 160.9027 |
| 6 | 6.24 | **Nitrate** | MB* | 4.946 | 22.636 | 4.5752 |
| **TOTAL:** | | | | 62.20 | 224.61 | 181.87 |

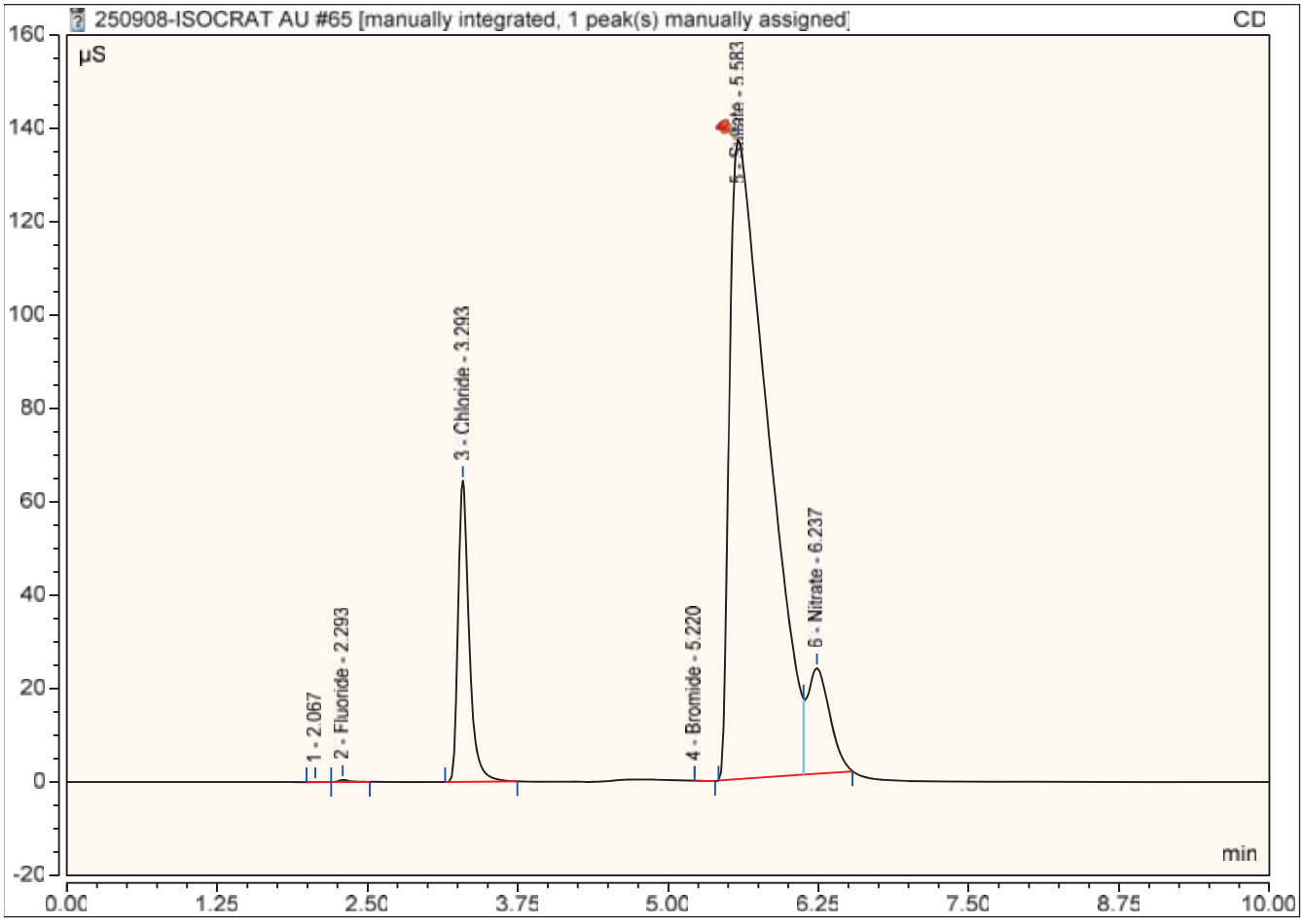

## Peak Integration Report

| | | | |
|---|---|---|---|
| *Sample Name:* | **L2554025-04** | *Inj. Vol.:* | **25.00** |
| *Injection Type:* | **Unknown** | *Dilution Factor:* | **1.0000** |
| *Instrument Method:* | **Anions_050420_ThermoFisher** | *Operator:* | **IC 4** |
| *Inj. Date / Time:* | **09-Sep-2025 / 04:01** | *Run Time:* | **10.00** |

| No. | Time min | Peak Name | Peak Type | Area µS*min | Height µS | Amount |
|---|---|---|---|---|---|---|
| 2 | 2.28 | **Fluoride** | BMB | 0.010 | 0.084 | 0.0395 |
| 4 | 3.27 | **Chloride** | BMB^ | 42.348 | 384.298 | 99.7392 |
| 5 | 5.30 | **Bromide** | BMB* | 0.001 | 0.000 | 0.0286 |
| 6 | 6.02 | **Sulfate** | BM * | 2.827 | 15.257 | 9.2741 |
| 7 | 6.33 | **Nitrate** | MB* | 0.577 | 3.472 | 0.5604 |
| **TOTAL:** | | | | 45.76 | 403.11 | 109.64 |

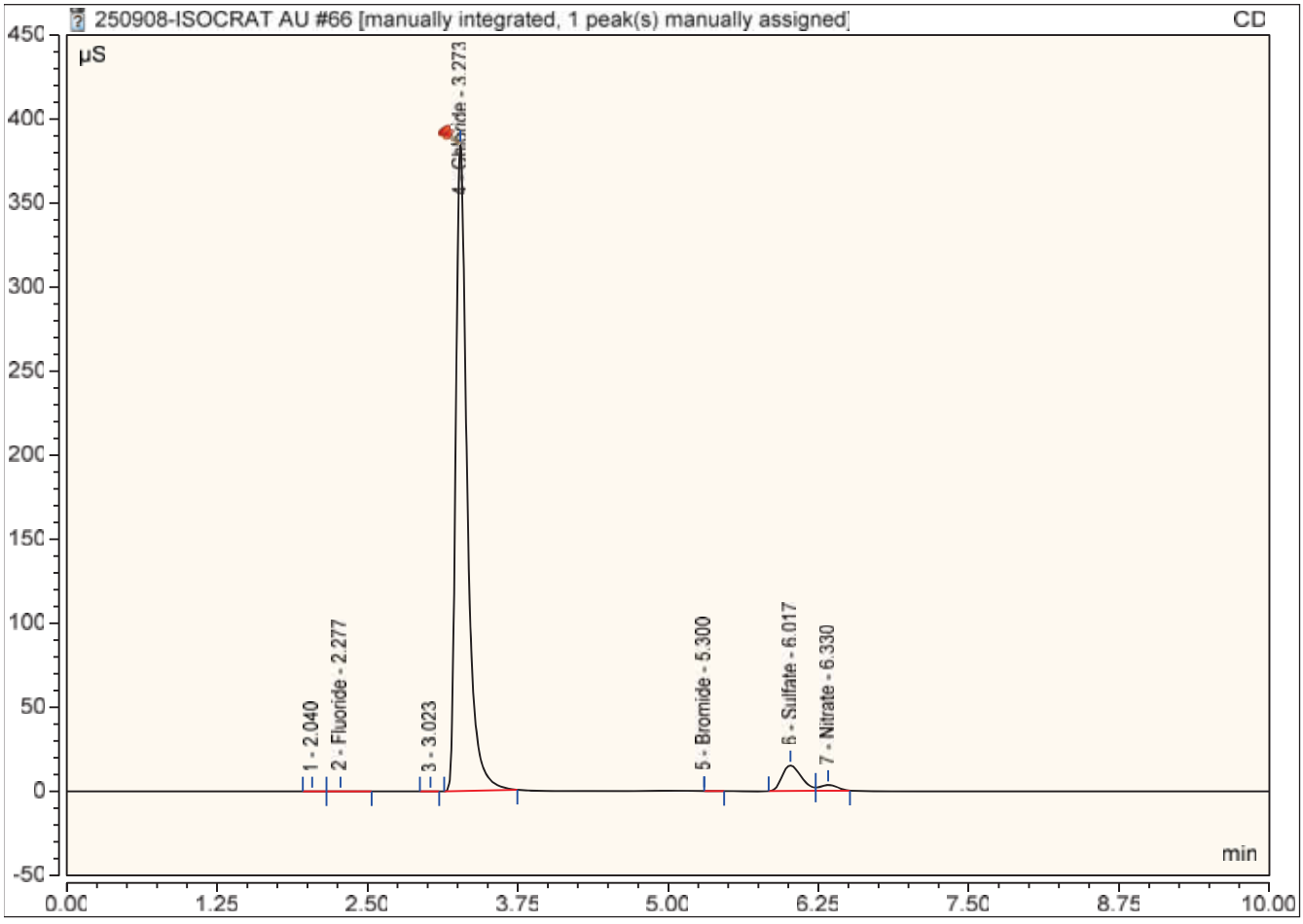

## Peak Integration Report

| | | | |
|---|---|---|---|
| *Sample Name:* | **L2554025-05** | *Inj. Vol.:* | **25.00** |
| *Injection Type:* | **Unknown** | *Dilution Factor:* | **1.0000** |
| *Instrument Method:* | **Anions_050420_ThermoFisher** | *Operator:* | **IC 4** |
| *Inj. Date / Time:* | **09-Sep-2025 / 04:14** | *Run Time:* | **10.00** |

| No. | Time min | Peak Name | Peak Type | Area µS*min | Height µS | Amount |
|---|---|---|---|---|---|---|
| 2 | 2.29 | **Fluoride** | BMB | 0.002 | 0.019 | 0.0276 |
| 3 | 3.28 | **Chloride** | BMB | 2.964 | 28.776 | 7.0513 |
| 4 | 5.36 | **Bromide** | BMB* | 0.000 | 0.000 | 0.0236 |
| 5 | 6.09 | **Sulfate** | BM * | 2.768 | 14.895 | 9.0886 |
| 6 | 6.40 | **Nitrate** | MB* | 0.628 | 3.613 | 0.6072 |
| **TOTAL:** | | | | 6.36 | 47.30 | 16.80 |

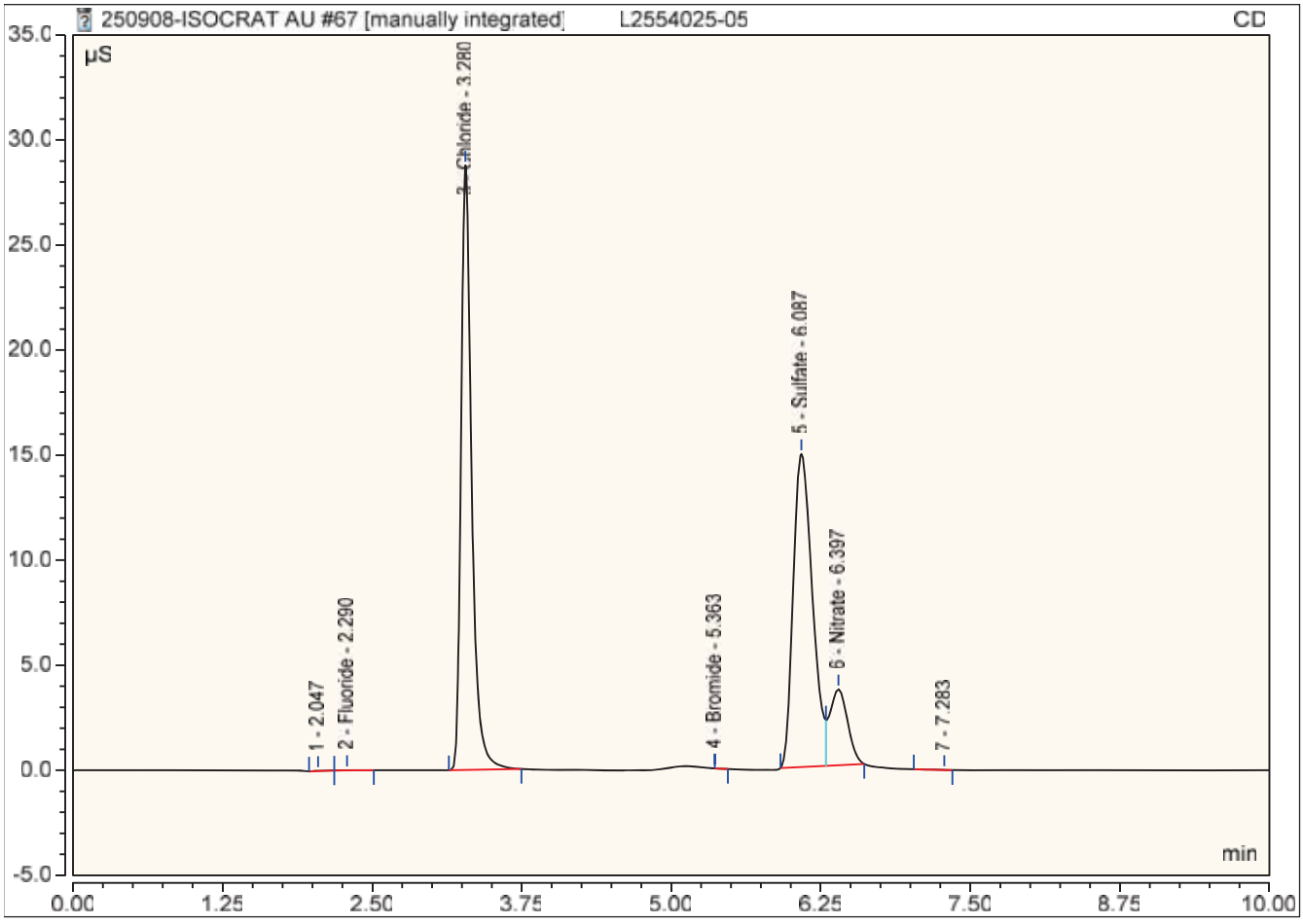

## Peak Integration Report

| | | | |
|---|---|---|---|
| *Sample Name:* | **CCV** | *Inj. Vol.:* | **25.00** |
| *Injection Type:* | **Check Standard** | *Dilution Factor:* | **1.0000** |
| *Instrument Method:* | **Anions_050420_ThermoFisher** | *Operator:* | **IC 4** |
| *Inj. Date / Time:* | **09-Sep-2025 / 04:26** | *Run Time:* | **10.00** |

| No. | Time min | Peak Name | Peak Type | Area µS*min | Height µS | Amount |
|---|---|---|---|---|---|---|
| 2 | 2.29 | **Fluoride** | BMB | 0.548 | 5.677 | 0.9065 |
| 3 | 3.28 | **Chloride** | BMB | 4.174 | 39.472 | 9.8990 |
| 4 | 5.42 | **Bromide** | BMB* | 0.125 | 0.953 | 0.9403 |
| 5 | 6.03 | **Sulfate** | BM * | 5.918 | 28.662 | 19.1403 |
| 6 | 6.38 | **Nitrate** | MB* | 1.079 | 6.119 | 1.0214 |
| **TOTAL:** | | | | 11.84 | 80.88 | 31.91 |

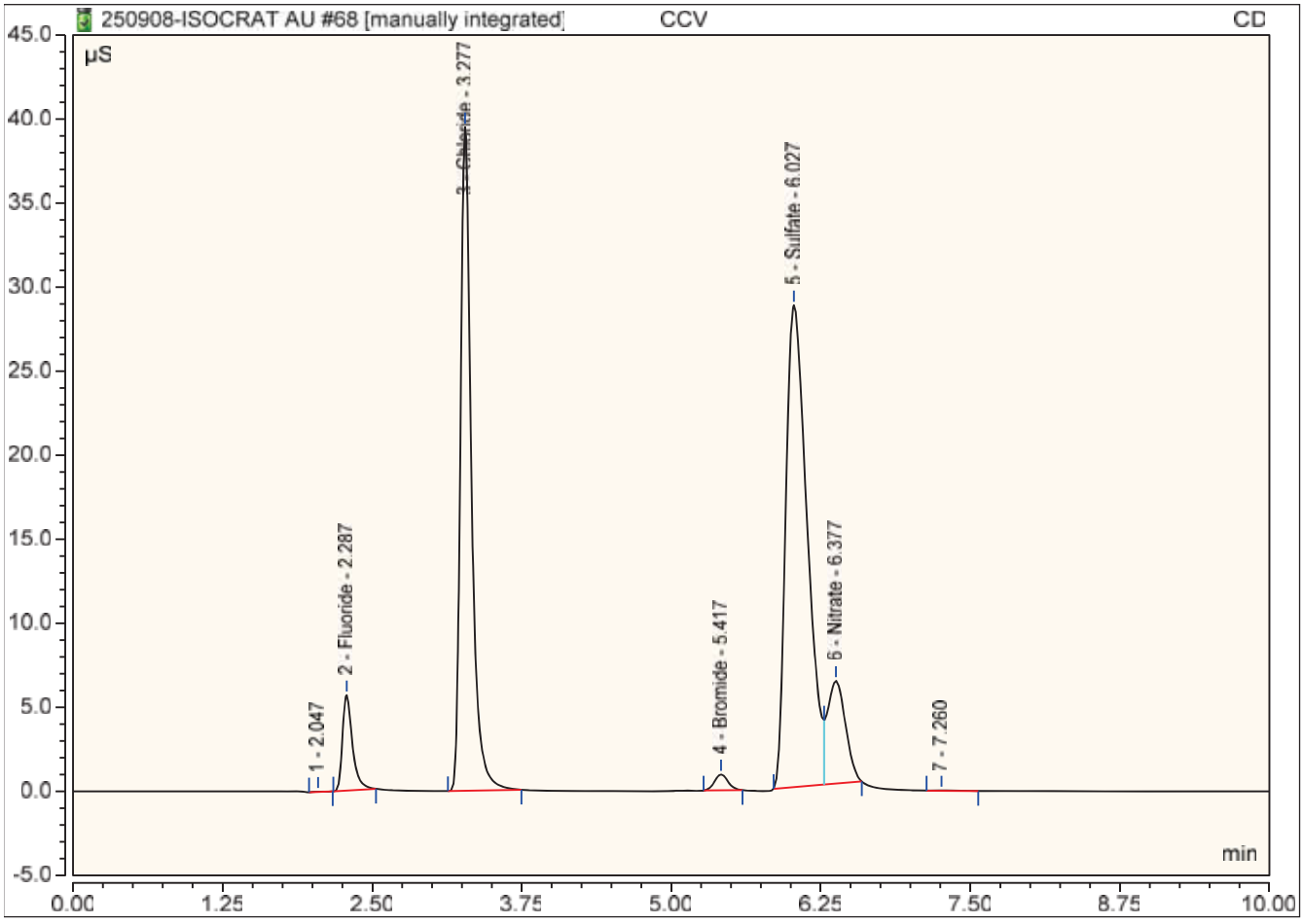

## Peak Integration Report

| | | | |
|---|---|---|---|
| *Sample Name:* | **CCB** | *Inj. Vol.:* | **25.00** |
| *Injection Type:* | **Unknown** | *Dilution Factor:* | **1.0000** |
| *Instrument Method:* | **Anions_050420_ThermoFisher** | *Operator:* | **IC 4** |
| *Inj. Date / Time:* | **09-Sep-2025 / 04:38** | *Run Time:* | **10.00** |

| No. | Time min | Peak Name | Peak Type | Area µS*min | Height µS | Amount |
|---|---|---|---|---|---|---|
| 2 | 3.29 | **Chloride** | BMB | 0.003 | 0.025 | 0.0821 |
| 3 | 6.09 | **Sulfate** | BMB | 0.004 | 0.017 | 0.2651 |
| **TOTAL:** | | | | 0.01 | 0.04 | 0.35 |

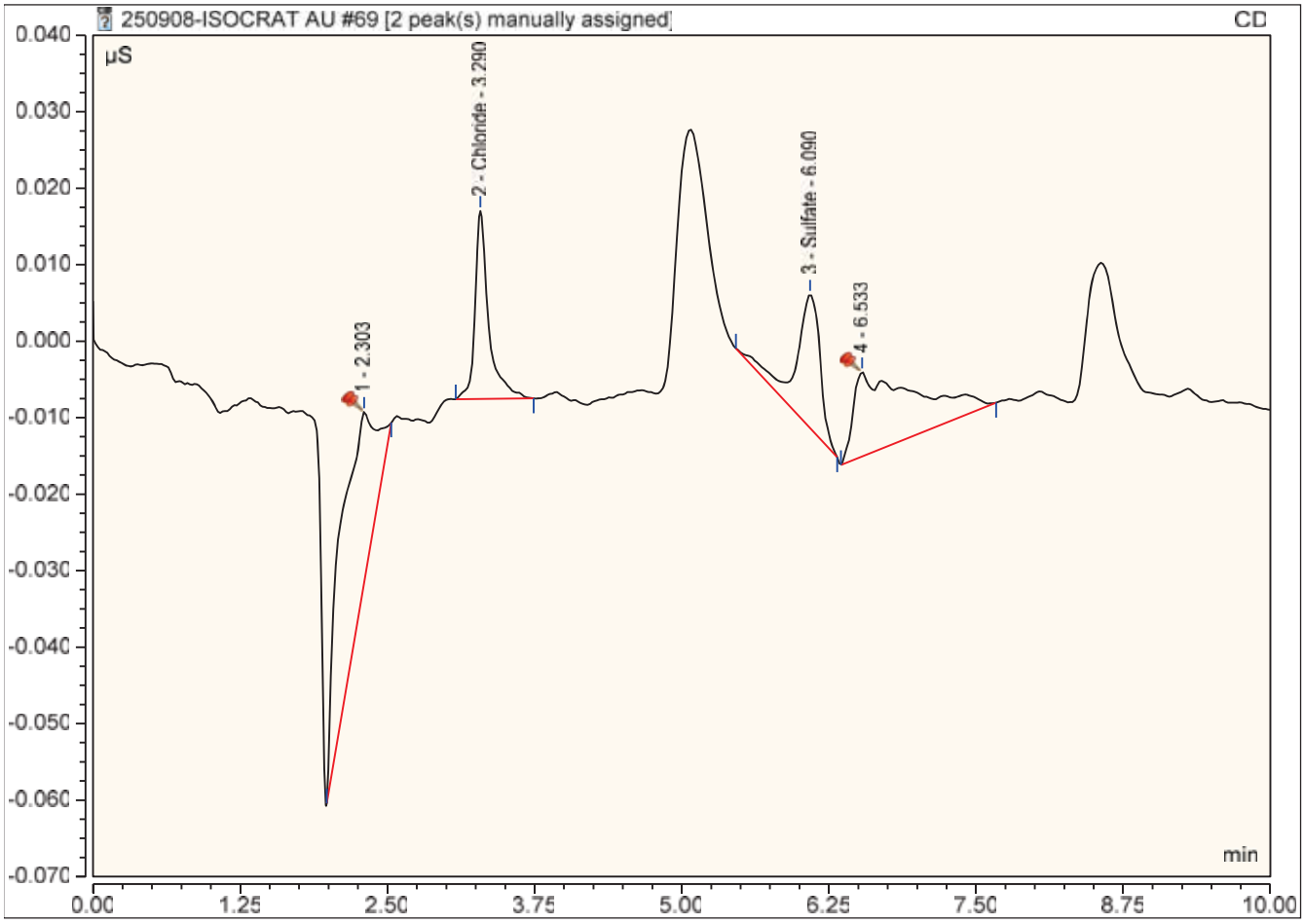

## Peak Integration Report

| | | | |
|---|---|---|---|
| *Sample Name:* | **L2554025-06** | *Inj. Vol.:* | **25.00** |
| *Injection Type:* | **Unknown** | *Dilution Factor:* | **1.0000** |
| *Instrument Method:* | **Anions_050420_ThermoFisher** | *Operator:* | **IC 4** |
| *Inj. Date / Time:* | **09-Sep-2025 / 04:50** | *Run Time:* | **10.00** |

| No. | Time min | Peak Name | Peak Type | Area µS*min | Height µS | Amount |
|---|---|---|---|---|---|---|
| 2 | 2.32 | **Fluoride** | BMB | 0.009 | 0.055 | 0.0378 |
| 3 | 3.28 | **Chloride** | BMB | 43.507 | 394.760 | 102.4675 |
| 4 | 5.40 | **Bromide** | BMB* | 0.027 | 0.211 | 0.2213 |
| 5 | 5.86 | **Sulfate** | BM * | 16.125 | 63.851 | 51.7212 |
| 6 | 6.40 | **Nitrate** | MB* | 0.150 | 1.003 | 0.1682 |
| **TOTAL:** | | | | 59.82 | 459.88 | 154.62 |

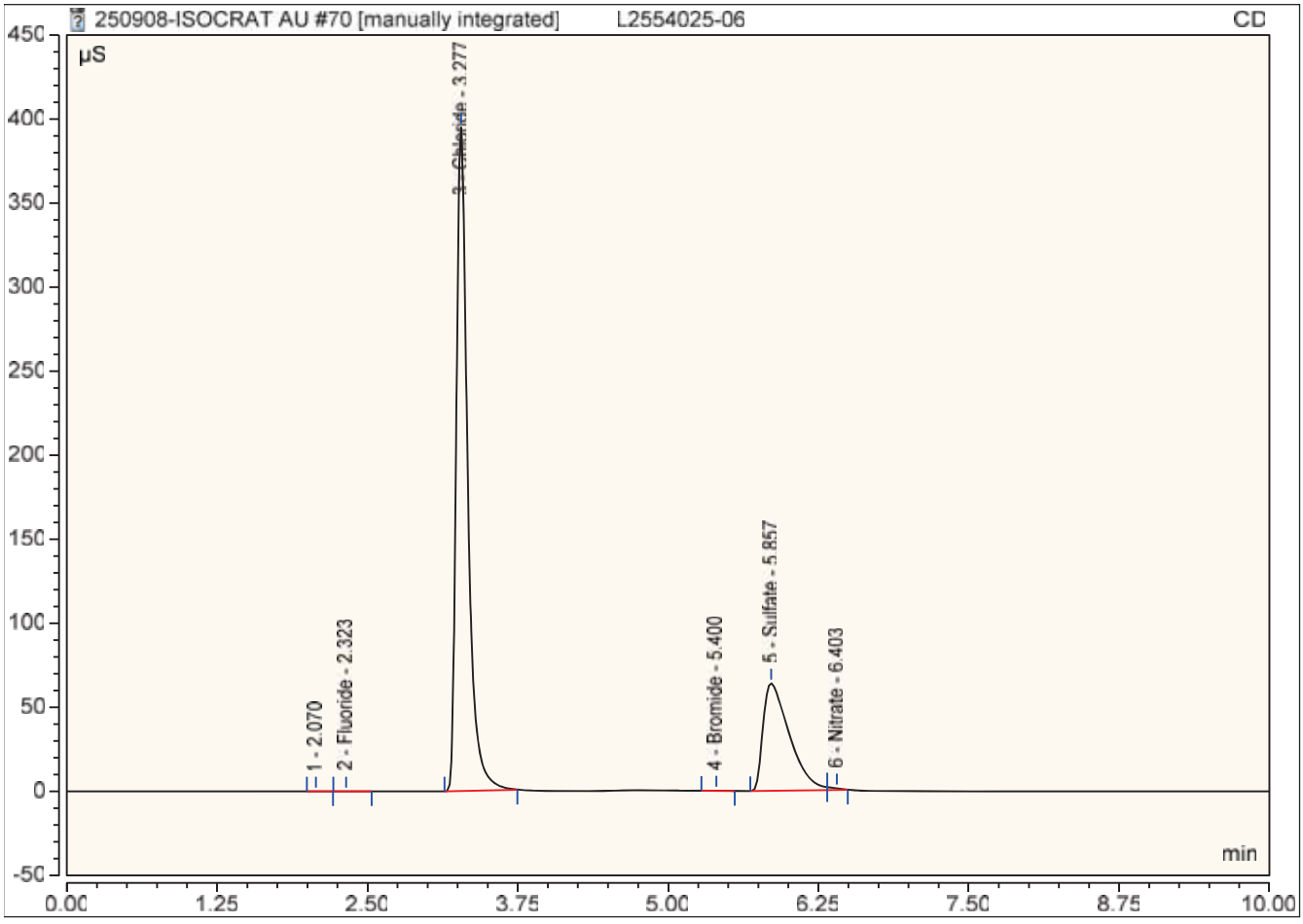

## Peak Integration Report

| | | | |
|---|---|---|---|
| *Sample Name:* | **L2554028-07** | *Inj. Vol.:* | **25.00** |
| *Injection Type:* | **Unknown** | *Dilution Factor:* | **1.0000** |
| *Instrument Method:* | **Anions_050420_ThermoFisher** | *Operator:* | **IC 4** |
| *Inj. Date / Time:* | **09-Sep-2025 / 05:02** | *Run Time:* | **10.00** |

| No. | Time min | Peak Name | Peak Type | Area µS*min | Height µS | Amount |
|---|---|---|---|---|---|---|
| 2 | 2.29 | **Fluoride** | BMB | 0.007 | 0.067 | 0.0356 |
| 3 | 3.27 | **Chloride** | BMB | 22.993 | 210.950 | 54.1890 |
| 4 | 5.35 | **Bromide** | BMB* | 0.021 | 0.164 | 0.1784 |
| 5 | 5.74 | **Sulfate** | BM * | 28.587 | 93.664 | 91.4965 |
| 6 | 6.31 | **Nitrate** | MB* | 2.086 | 11.118 | 1.9471 |
| **TOTAL:** | | | | 53.69 | 315.96 | 147.85 |

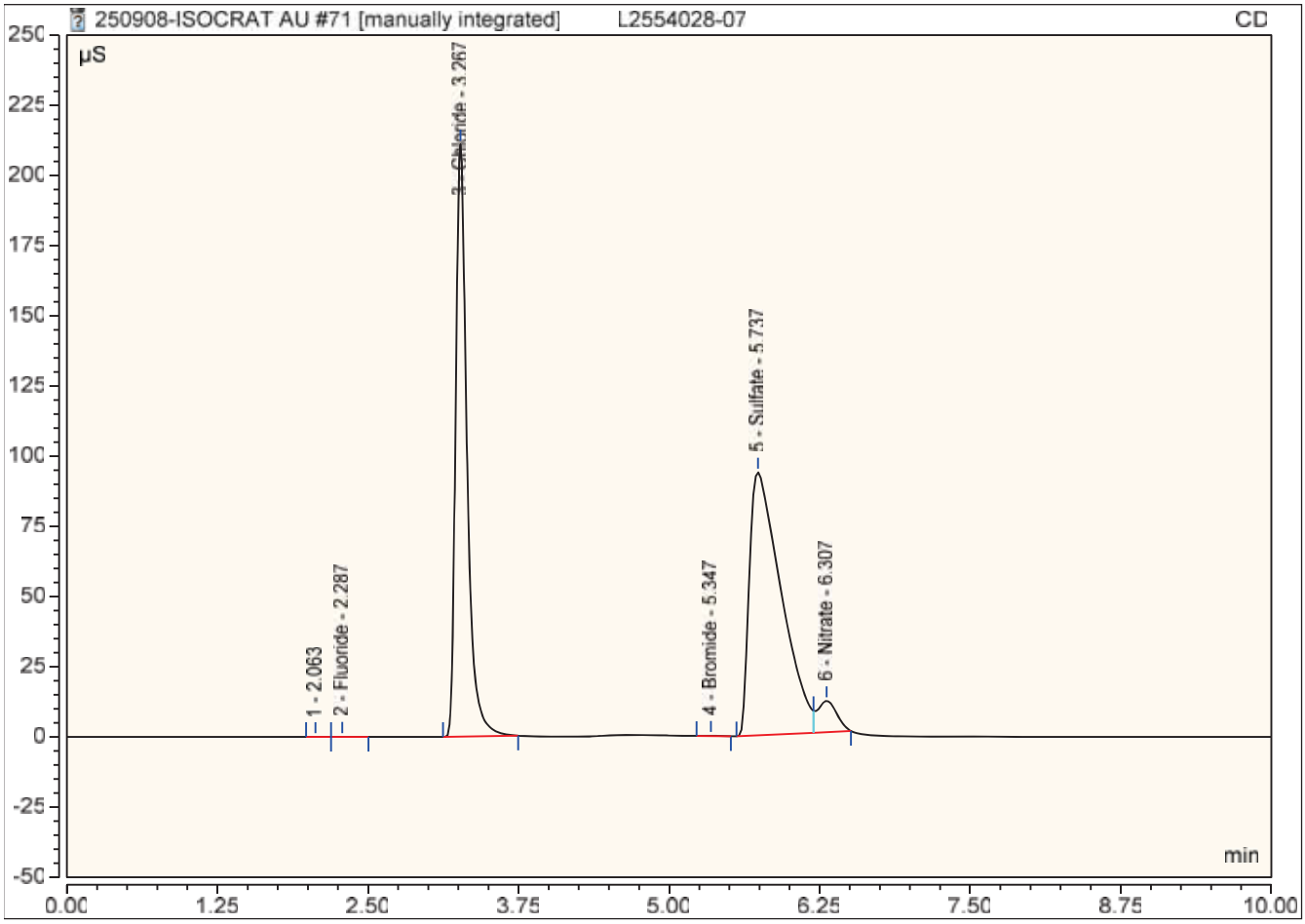

## Peak Integration Report

| | | | |
|---|---|---|---|
| *Sample Name:* | **L2554025-09** | *Inj. Vol.:* | **25.00** |
| *Injection Type:* | **Unknown** | *Dilution Factor:* | **1.0000** |
| *Instrument Method:* | **Anions_050420_ThermoFisher** | *Operator:* | **IC 4** |
| *Inj. Date / Time:* | **09-Sep-2025 / 05:14** | *Run Time:* | **10.00** |

| No. | Time min | Peak Name | Peak Type | Area µS*min | Height µS | Amount |
|---|---|---|---|---|---|---|
| 1 | 2.29 | **Fluoride** | BMB | 0.008 | 0.068 | 0.0360 |
| 2 | 3.28 | **Chloride** | BMB | 23.099 | 214.001 | 54.4368 |
| 3 | 5.36 | **Bromide** | BMB* | 0.022 | 0.170 | 0.1838 |
| 4 | 5.75 | **Sulfate** | BM * | 28.966 | 95.345 | 92.7078 |
| 5 | 6.33 | **Nitrate** | MB* | 2.027 | 10.785 | 1.8929 |
| **TOTAL:** | | | | 54.12 | 320.37 | 149.26 |

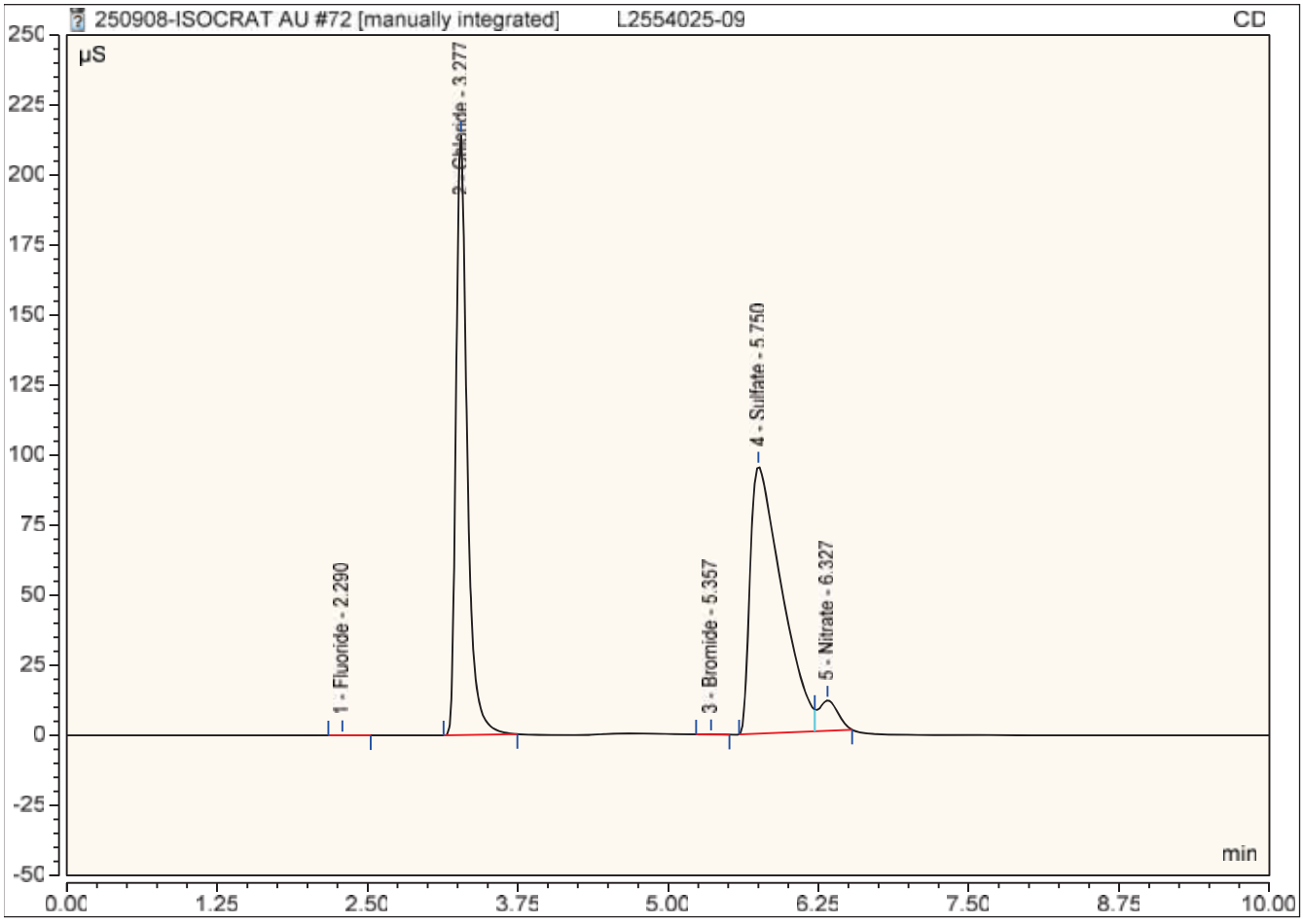

## Peak Integration Report

| | | | |
|---|---|---|---|
| *Sample Name:* | **L2554025-08** | *Inj. Vol.:* | **25.00** |
| *Injection Type:* | **Unknown** | *Dilution Factor:* | **1.0000** |
| *Instrument Method:* | **Anions_050420_ThermoFisher** | *Operator:* | **IC 4** |
| *Inj. Date / Time:* | **09-Sep-2025 / 05:26** | *Run Time:* | **10.00** |

| No. | Time min | Peak Name | Peak Type | Area µS*min | Height µS | Amount |
|---|---|---|---|---|---|---|
| 2 | 2.31 | **Fluoride** | BMB | 0.022 | 0.221 | 0.0585 |
| 3 | 3.27 | **Chloride** | BMB | 14.059 | 133.792 | 33.1610 |
| 4 | 5.34 | **Bromide** | BMB* | 0.005 | 0.042 | 0.0598 |
| 5 | 5.83 | **Sulfate** | BM * | 17.123 | 63.890 | 54.9073 |
| 6 | 6.40 | **Nitrate** | MB* | 0.130 | 1.133 | 0.1490 |
| **TOTAL:** | | | | 31.34 | 199.08 | 88.34 |

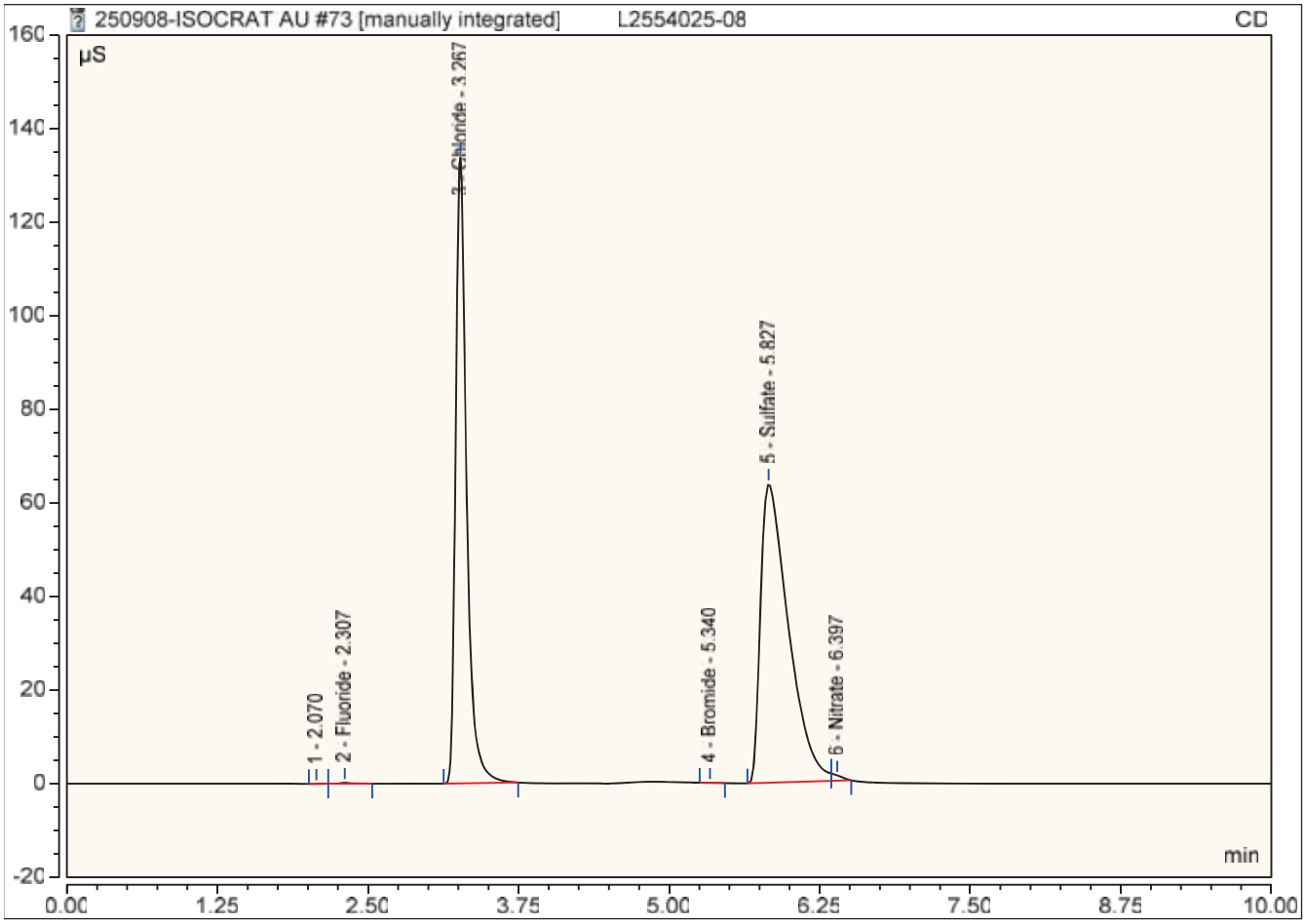

## Peak Integration Report

| | | | |
|---|---|---|---|
| *Sample Name:* | **L2554140-03 MS CL SO4 BR** | *Inj. Vol.:* | **25.00** |
| *Injection Type:* | **Unknown** | *Dilution Factor:* | **1.0000** |
| *Instrument Method:* | **Anions_050420_ThermoFisher** | *Operator:* | **IC 4** |
| *Inj. Date / Time:* | **09-Sep-2025 / 05:38** | *Run Time:* | **10.00** |

| No. | Time min | Peak Name | Peak Type | Area µS*min | Height µS | Amount |
|---|---|---|---|---|---|---|
| 2 | 2.28 | **Fluoride** | BMB | 0.251 | 2.587 | 0.4272 |
| 3 | 3.28 | **Chloride** | BMB | 4.369 | 42.897 | 10.3563 |
| 4 | 5.41 | **Bromide** | BMB* | 0.047 | 0.363 | 0.3694 |
| 5 | 6.06 | **Sulfate** | BM * | 3.057 | 17.115 | 10.0104 |
| 6 | 6.38 | **Nitrate** | MB* | 0.429 | 2.620 | 0.4237 |
| **TOTAL:** | | | | 8.15 | 65.58 | 21.59 |

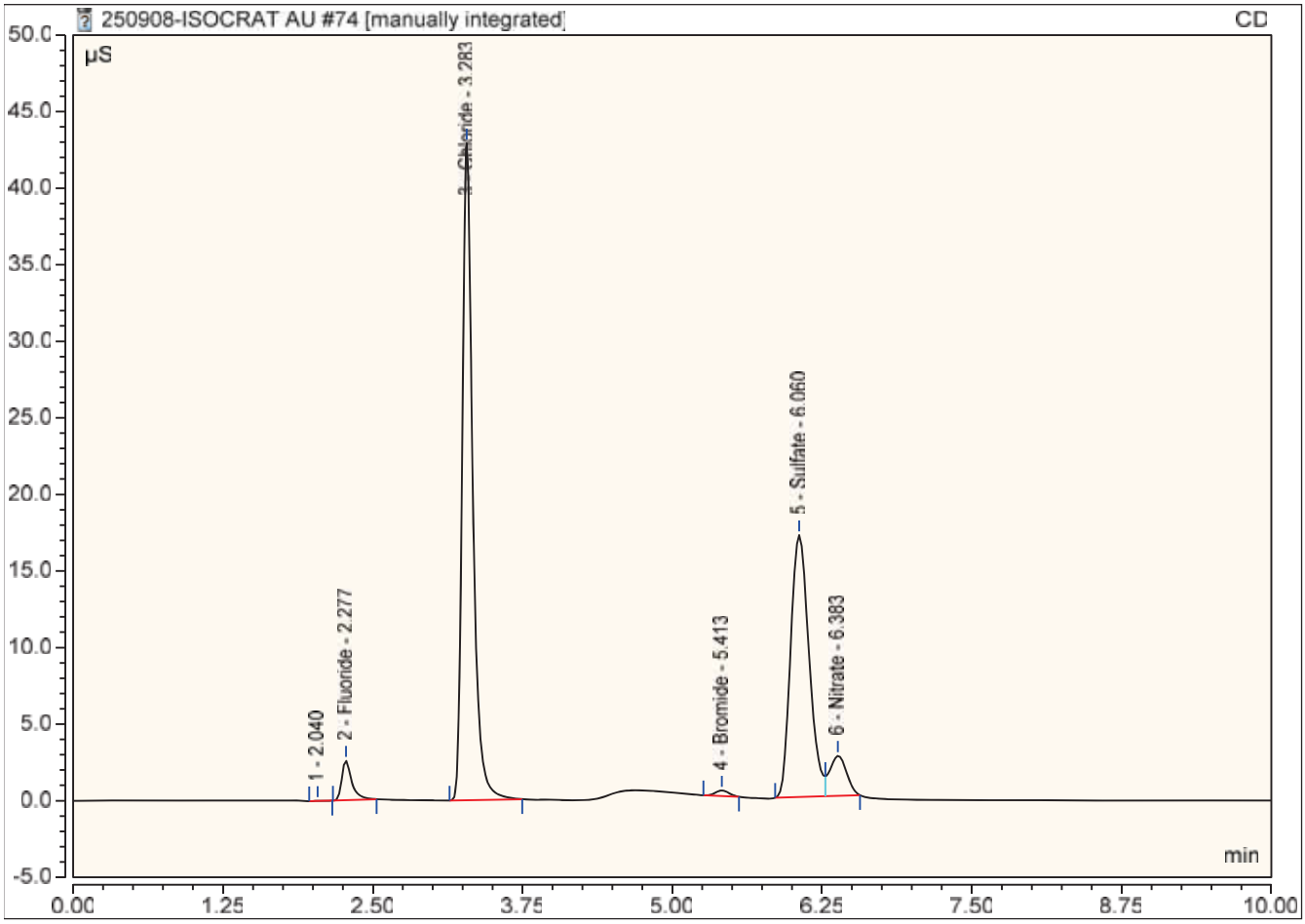

## Peak Integration Report

| | | | |
|---|---|---|---|
| *Sample Name:* | **L2554140-03 DUP** | *Inj. Vol.:* | **25.00** |
| *Injection Type:* | **Unknown** | *Dilution Factor:* | **1.0000** |
| *Instrument Method:* | **Anions_050420_ThermoFisher** | *Operator:* | **IC 4** |
| *Inj. Date / Time:* | **09-Sep-2025 / 05:50** | *Run Time:* | **10.00** |

| No. | Time min | Peak Name | Peak Type | Area µS*min | Height µS | Amount |
|---|---|---|---|---|---|---|
| 1 | 2.33 | **Fluoride** | BMB | 0.035 | 0.358 | 0.0799 |
| 2 | 3.33 | **Chloride** | BMB | 2.857 | 28.407 | 6.7973 |
| 3 | 5.46 | **Bromide** | BMB* | 0.007 | 0.055 | 0.0725 |
| 4 | 6.04 | **Sulfate** | BM * | 0.567 | 3.181 | 2.0632 |
| 5 | 6.44 | **Nitrate** | MB* | 0.034 | 0.201 | 0.0611 |
| **TOTAL:** | | | | 3.50 | 32.20 | 9.07 |

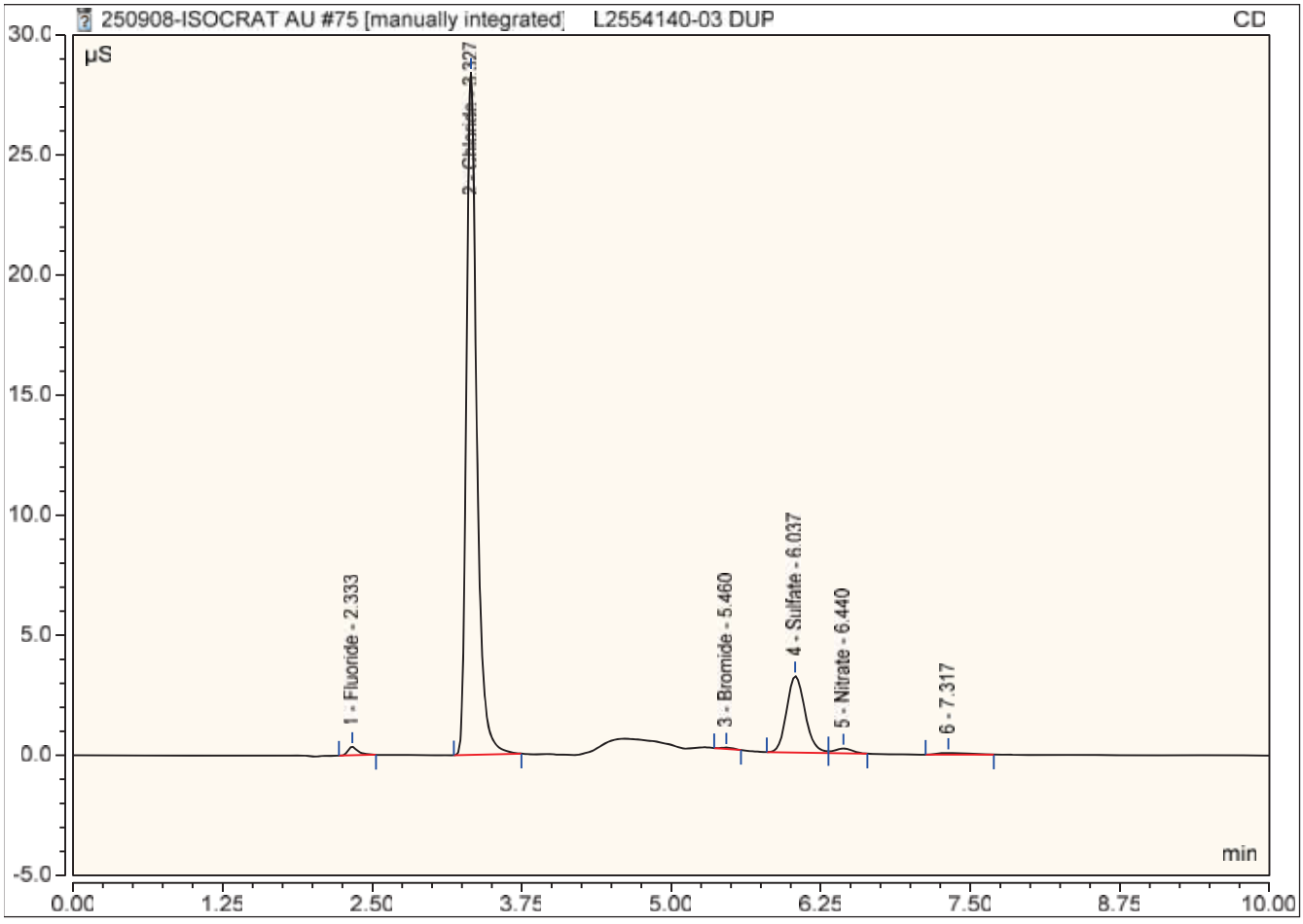

## Peak Integration Report

| | | | |
|---|---|---|---|
| *Sample Name:* | **L2556205-05 MS CL SO4 NO3** | *Inj. Vol.:* | **25.00** |
| *Injection Type:* | **Unknown** | *Dilution Factor:* | **1.0000** |
| *Instrument Method:* | **Anions_050420_ThermoFisher** | *Operator:* | **IC 4** |
| *Inj. Date / Time:* | **09-Sep-2025 / 06:02** | *Run Time:* | **10.00** |

| No. | Time min | Peak Name | Peak Type | Area µS*min | Height µS | Amount |
|---|---|---|---|---|---|---|
| 2 | 2.30 | **Fluoride** | BMB | 0.352 | 3.760 | 0.5900 |
| 3 | 3.29 | **Chloride** | BMB | 5.028 | 47.084 | 11.9069 |
| 4 | 5.39 | **Bromide** | BMB* | 0.041 | 0.320 | 0.3243 |
| 5 | 5.88 | **Sulfate** | BM * | 13.307 | 54.843 | 42.7256 |
| 6 | 6.33 | **Nitrate** | MB* | 0.671 | 4.149 | 0.6461 |
| **TOTAL:** | | | | 19.40 | 110.16 | 56.19 |

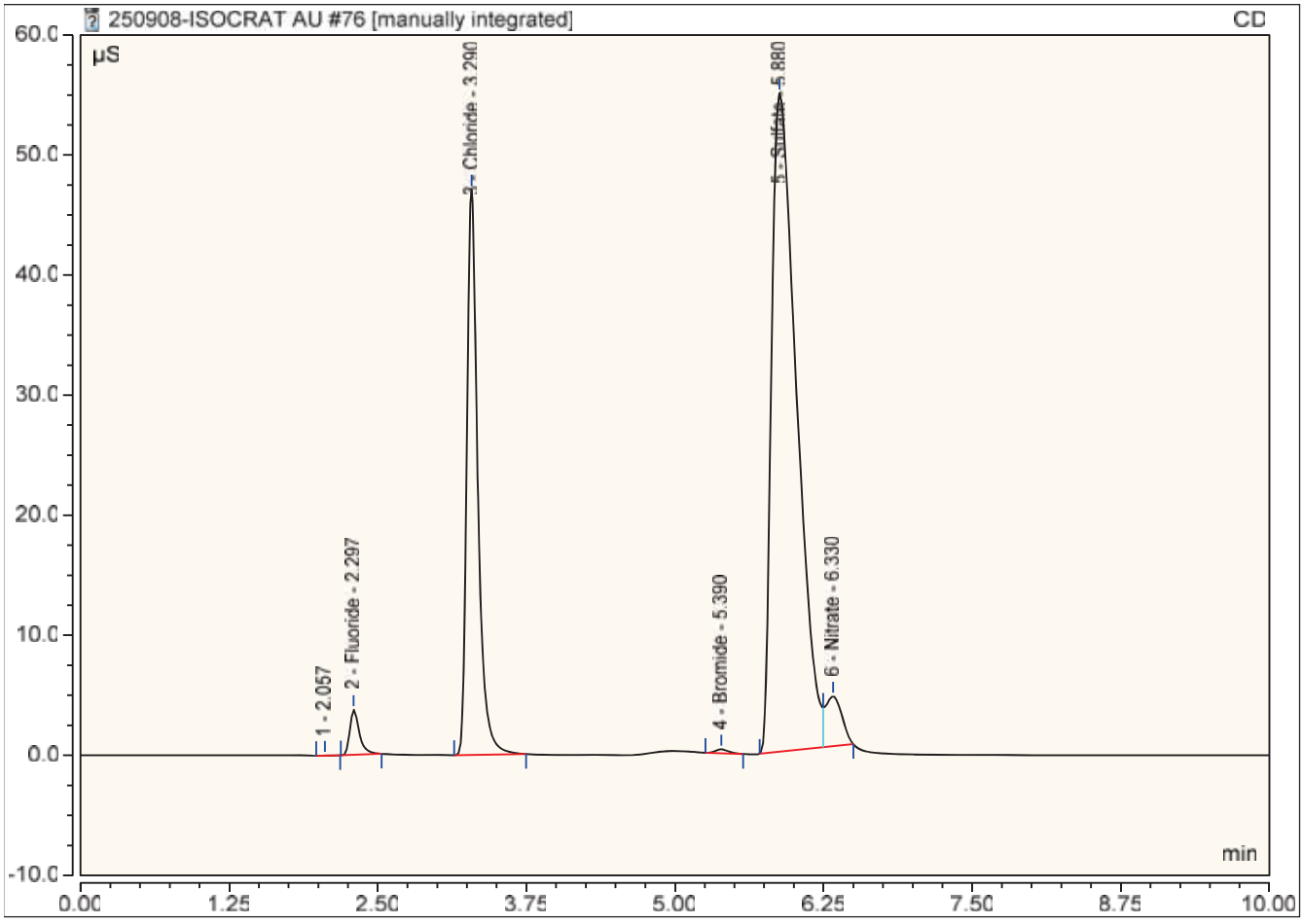

## Peak Integration Report

| | | | |
|---|---|---|---|
| *Sample Name:* | **L2556205-05 DUP** | *Inj. Vol.:* | **25.00** |
| *Injection Type:* | **Unknown** | *Dilution Factor:* | **1.0000** |
| *Instrument Method:* | **Anions_050420_ThermoFisher** | *Operator:* | **IC 4** |
| *Inj. Date / Time:* | **09-Sep-2025 / 06:14** | *Run Time:* | **10.00** |

| No. | Time min | Peak Name | Peak Type | Area µS*min | Height µS | Amount |
|---|---|---|---|---|---|---|
| 2 | 2.30 | **Fluoride** | BMB | 0.122 | 1.349 | 0.2202 |
| 3 | 3.27 | **Chloride** | BMB | 3.312 | 31.978 | 7.8698 |
| 4 | 5.27 | **Bromide** | BMB* | 0.001 | 0.000 | 0.0295 |
| 5 | 5.80 | **Sulfate** | BM * | 11.353 | 49.386 | 36.4890 |
| 6 | 6.32 | **Nitrate** | MB* | 0.263 | 1.618 | 0.2720 |
| **TOTAL:** | | | | 15.05 | 84.33 | 44.88 |

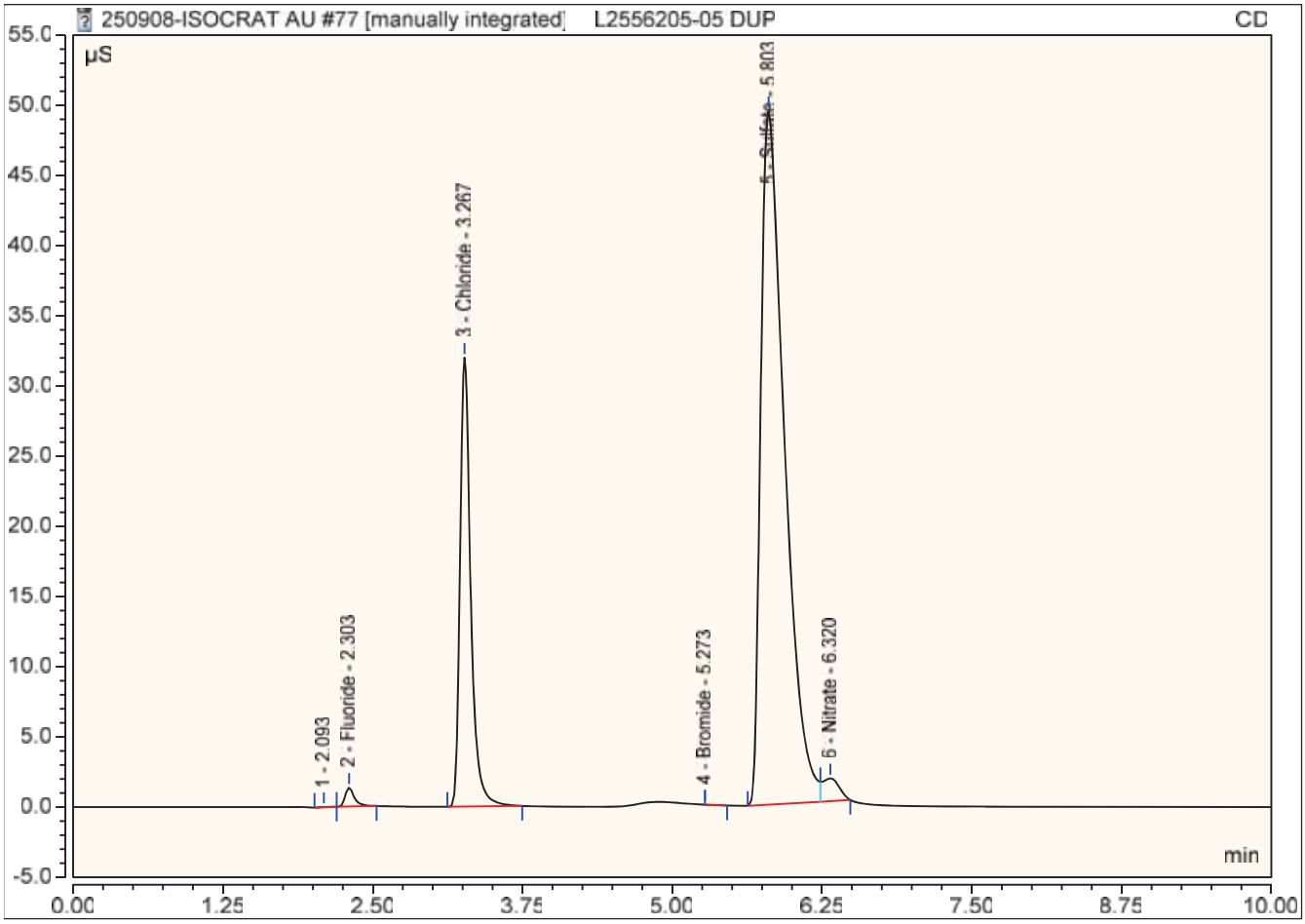

## Peak Integration Report

| | | | |
|---|---|---|---|
| *Sample Name:* | **L2556205-01; 5X CL** | *Inj. Vol.:* | **25.00** |
| *Injection Type:* | **Unknown** | *Dilution Factor:* | **5.0000** |
| *Instrument Method:* | **Anions_050420_ThermoFisher** | *Operator:* | **IC 4** |
| *Inj. Date / Time:* | **09-Sep-2025 / 06:26** | *Run Time:* | **10.00** |

| No. | Time min | Peak Name | Peak Type | Area µS*min | Height µS | Amount |
|---|---|---|---|---|---|---|
| 2 | 2.34 | **Fluoride** | BMB | 0.004 | 0.028 | 0.1506 |
| 3 | 3.29 | **Chloride** | BMB | 6.030 | 58.099 | 71.3330 |
| 4 | 5.33 | **Bromide** | BMB* | 0.000 | 0.000 | 0.1193 |
| 5 | 5.97 | **Sulfate** | BMB | 2.374 | 12.459 | 39.1486 |
| **TOTAL:** | | | | 8.41 | 70.59 | 110.75 |

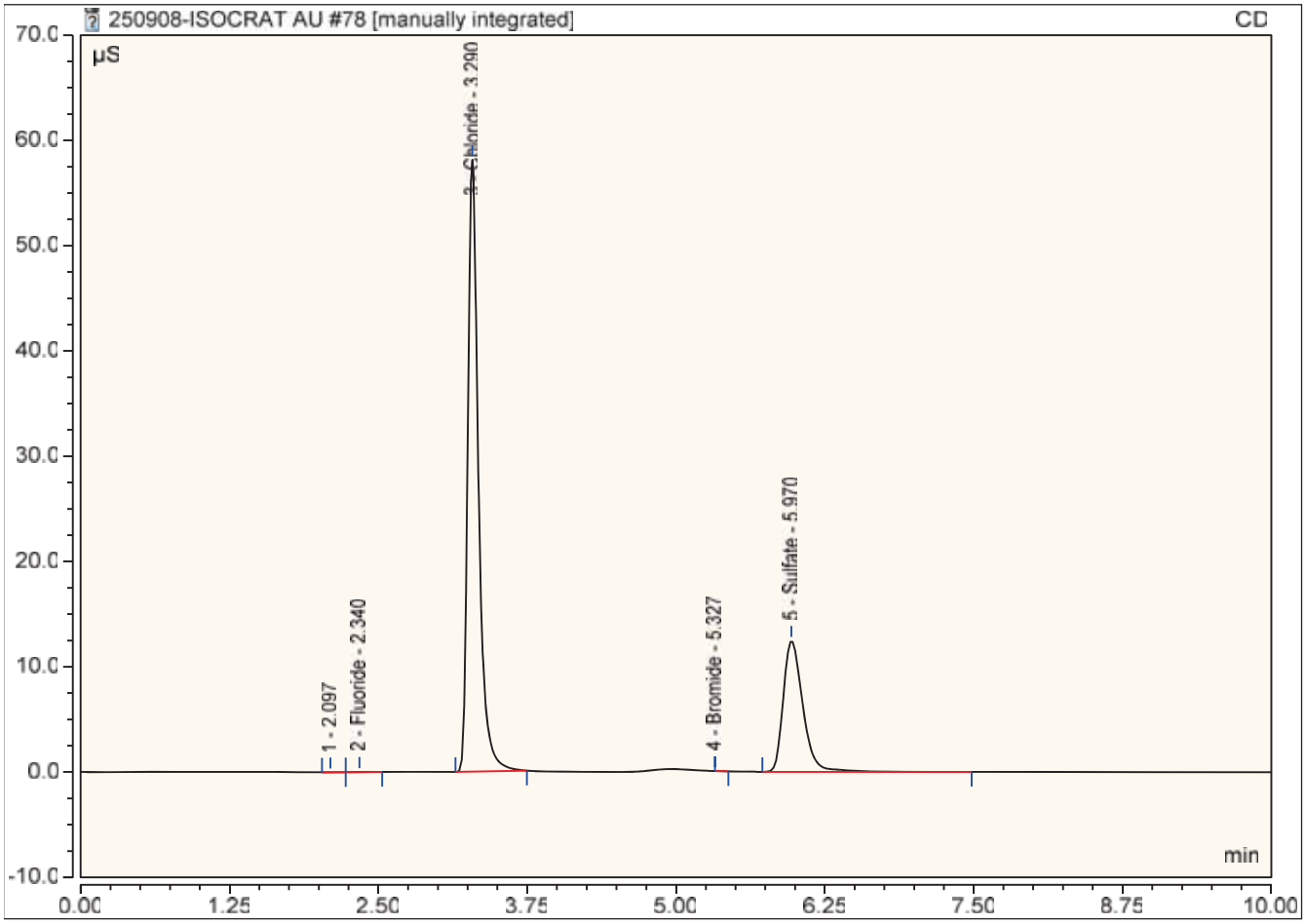

## Peak Integration Report

| | | | |
|---|---|---|---|
| *Sample Name:* | **L2556205-02; 5X CL** | *Inj. Vol.:* | **25.00** |
| *Injection Type:* | **Unknown** | *Dilution Factor:* | **5.0000** |
| *Instrument Method:* | **Anions_050420_ThermoFisher** | *Operator:* | **IC 4** |
| *Inj. Date / Time:* | **09-Sep-2025 / 06:39** | *Run Time:* | **10.00** |

| No. | Time min | Peak Name | Peak Type | Area µS*min | Height µS | Amount |
|---|---|---|---|---|---|---|
| 2 | 2.28 | **Fluoride** | BMB | 0.023 | 0.238 | 0.3060 |
| 3 | 3.27 | **Chloride** | BMB | 6.288 | 61.336 | 74.3686 |
| 4 | 5.38 | **Bromide** | BMB* | 0.005 | 0.043 | 0.2834 |
| 5 | 6.07 | **Sulfate** | BMB | 2.189 | 11.323 | 36.1955 |
| **TOTAL:** | | | | 8.51 | 72.94 | 111.15 |

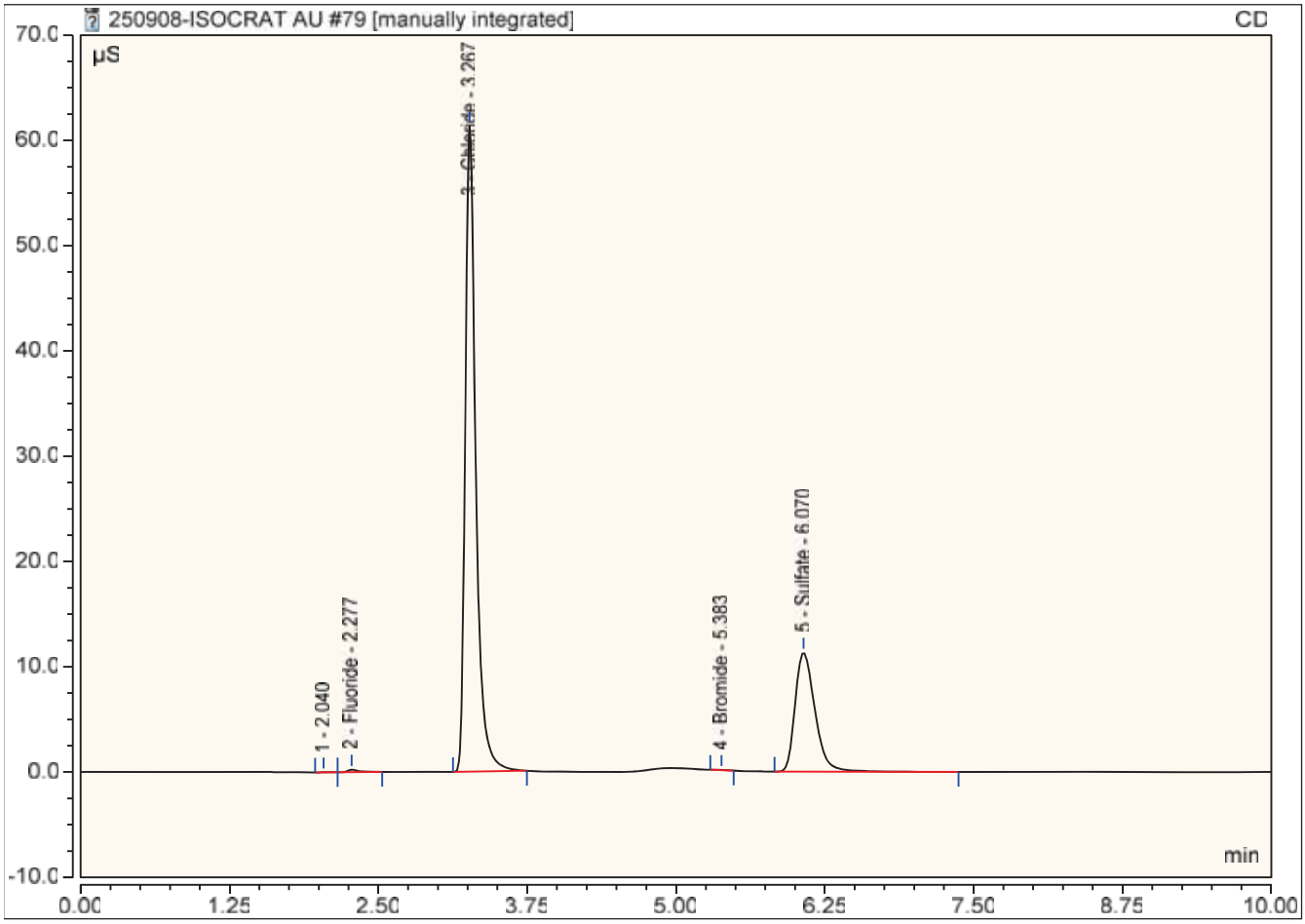

## Peak Integration Report

| | | | |
|---|---|---|---|
| *Sample Name:* | **CCV** | *Inj. Vol.:* | **25.00** |
| *Injection Type:* | **Check Standard** | *Dilution Factor:* | **1.0000** |
| *Instrument Method:* | **Anions_050420_ThermoFisher** | *Operator:* | **IC 4** |
| *Inj. Date / Time:* | **09-Sep-2025 / 06:51** | *Run Time:* | **10.00** |

| No. | Time min | Peak Name | Peak Type | Area µS*min | Height µS | Amount |
|---|---|---|---|---|---|---|
| 2 | 2.28 | **Fluoride** | BMB | 0.560 | 5.894 | 0.9248 |
| 3 | 3.27 | **Chloride** | BMB | 4.102 | 40.034 | 9.7287 |
| 4 | 5.41 | **Bromide** | BMB* | 0.122 | 0.950 | 0.9238 |
| 5 | 6.05 | **Sulfate** | BM * | 5.984 | 28.618 | 19.3509 |
| 6 | 6.38 | **Nitrate** | MB* | 1.027 | 6.146 | 0.9734 |
| **TOTAL:** | | | | 11.79 | 81.64 | 31.90 |

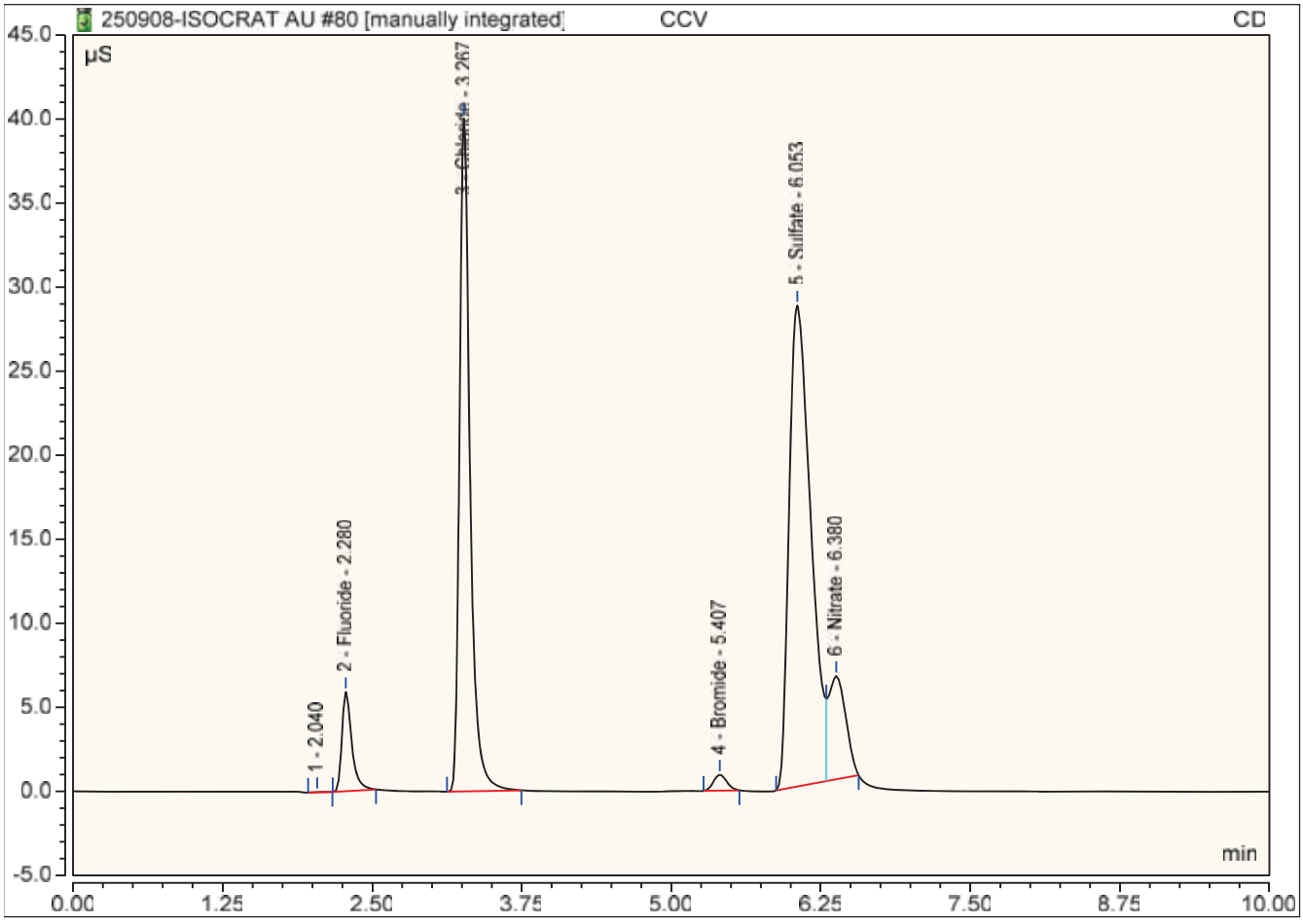

## Peak Integration Report

| | | | |
|---|---|---|---|
| *Sample Name:* | **CCB** | *Inj. Vol.:* | **25.00** |
| *Injection Type:* | **Unknown** | *Dilution Factor:* | **1.0000** |
| *Instrument Method:* | **Anions_050420_ThermoFisher** | *Operator:* | **IC 4** |
| *Inj. Date / Time:* | **09-Sep-2025 / 07:03** | *Run Time:* | **10.00** |

| No. | Time min | Peak Name | Peak Type | Area µS*min | Height µS | Amount |
|---|---|---|---|---|---|---|
| 2 | 2.29 | **Fluoride** | BMB | 0.001 | 0.005 | 0.0249 |
| 3 | 3.26 | **Chloride** | BMB | 0.004 | 0.030 | 0.0833 |
| 4 | 6.13 | **Sulfate** | BMB | 0.002 | 0.013 | 0.2589 |
| **TOTAL:** | | | | 0.01 | 0.05 | 0.37 |

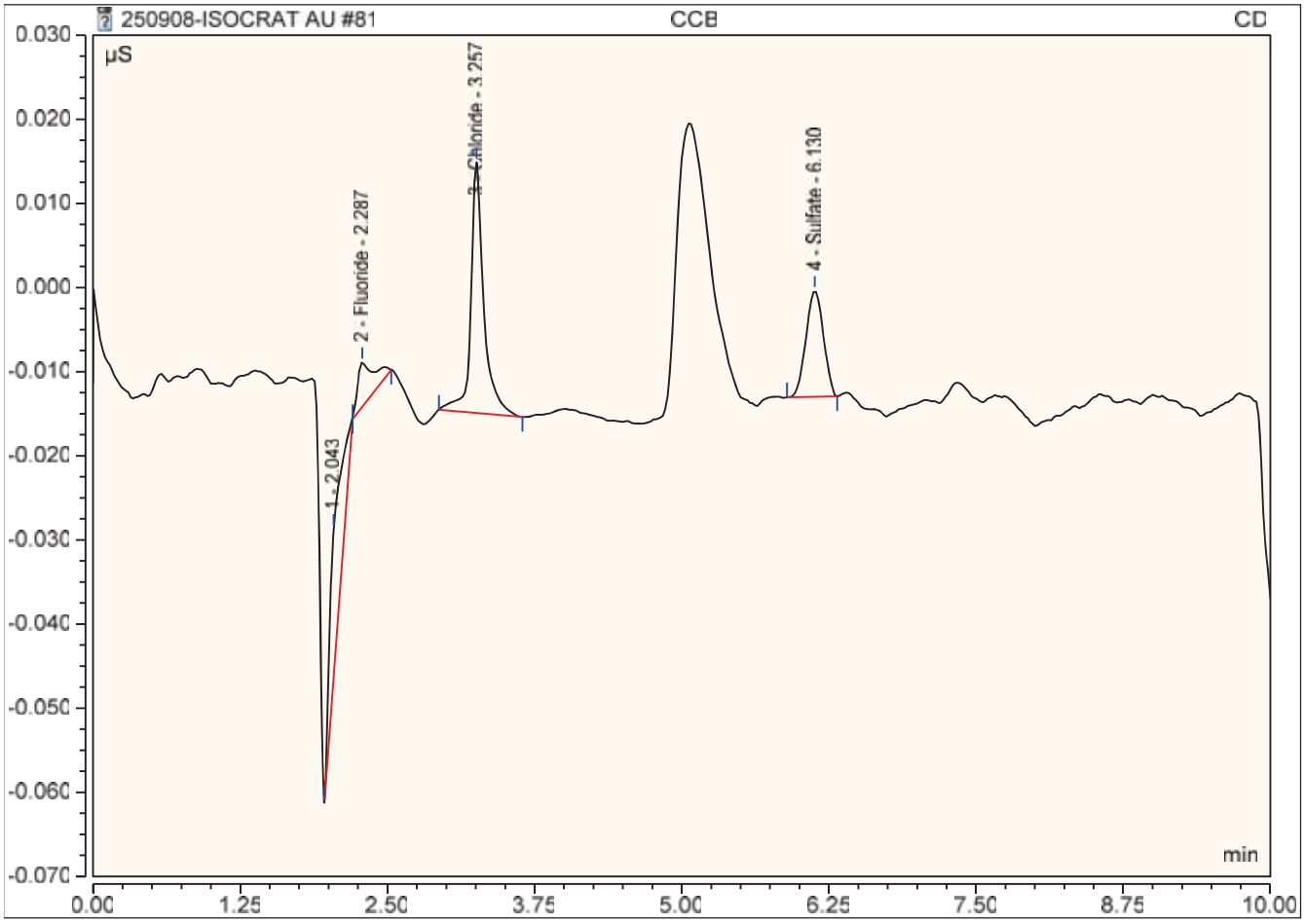

## Peak Integration Report

| | | | |
|---|---|---|---|
| *Sample Name:* | **L2556205-04; 5X CL** | *Inj. Vol.:* | **25.00** |
| *Injection Type:* | **Unknown** | *Dilution Factor:* | **5.0000** |
| *Instrument Method:* | **Anions_050420_ThermoFisher** | *Operator:* | **IC 4** |
| *Inj. Date / Time:* | **09-Sep-2025 / 07:15** | *Run Time:* | **10.00** |

| No. | Time min | Peak Name | Peak Type | Area µS*min | Height µS | Amount |
|---|---|---|---|---|---|---|
| 2 | 2.30 | **Fluoride** | BMB | 0.006 | 0.060 | 0.1675 |
| 3 | 3.28 | **Chloride** | BMB | 7.861 | 74.266 | 92.8754 |
| 4 | 6.01 | **Sulfate** | BMB | 2.870 | 14.923 | 47.0594 |
| **TOTAL:** | | | | 10.74 | 89.25 | 140.10 |

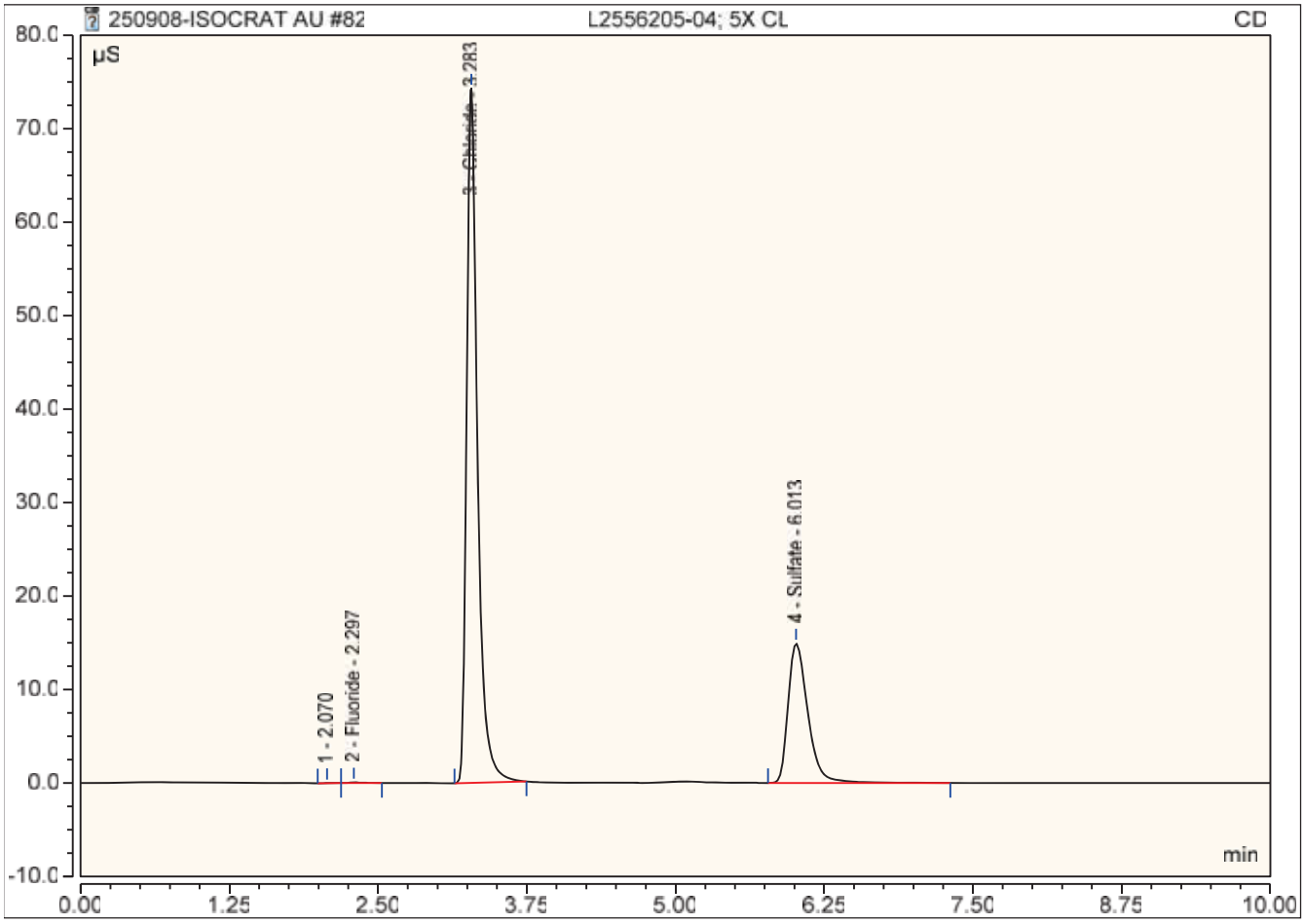

## Peak Integration Report

| | | | |
|---|---|---|---|
| *Sample Name:* | **XL2556205-07; 10X** | *Inj. Vol.:* | **25.00** |
| *Injection Type:* | **Unknown** | *Dilution Factor:* | **10.0000** |
| *Instrument Method:* | **Anions_050420_ThermoFisher** | *Operator:* | **IC 4** |
| *Inj. Date / Time:* | **09-Sep-2025 / 07:27** | *Run Time:* | **10.00** |

| No. | Time min | Peak Name | Peak Type | Area µS*min | Height µS | Amount |
|---|---|---|---|---|---|---|
| 2 | 2.32 | **Fluoride** | BMB | 0.022 | 0.238 | 0.5955 |
| 3 | 3.31 | **Chloride** | BMB | 0.014 | 0.133 | 1.0810 |
| 4 | 6.07 | **Sulfate** | BMB | 0.113 | 0.582 | 6.1147 |
| **TOTAL:** | | | | 0.15 | 0.95 | 7.79 |

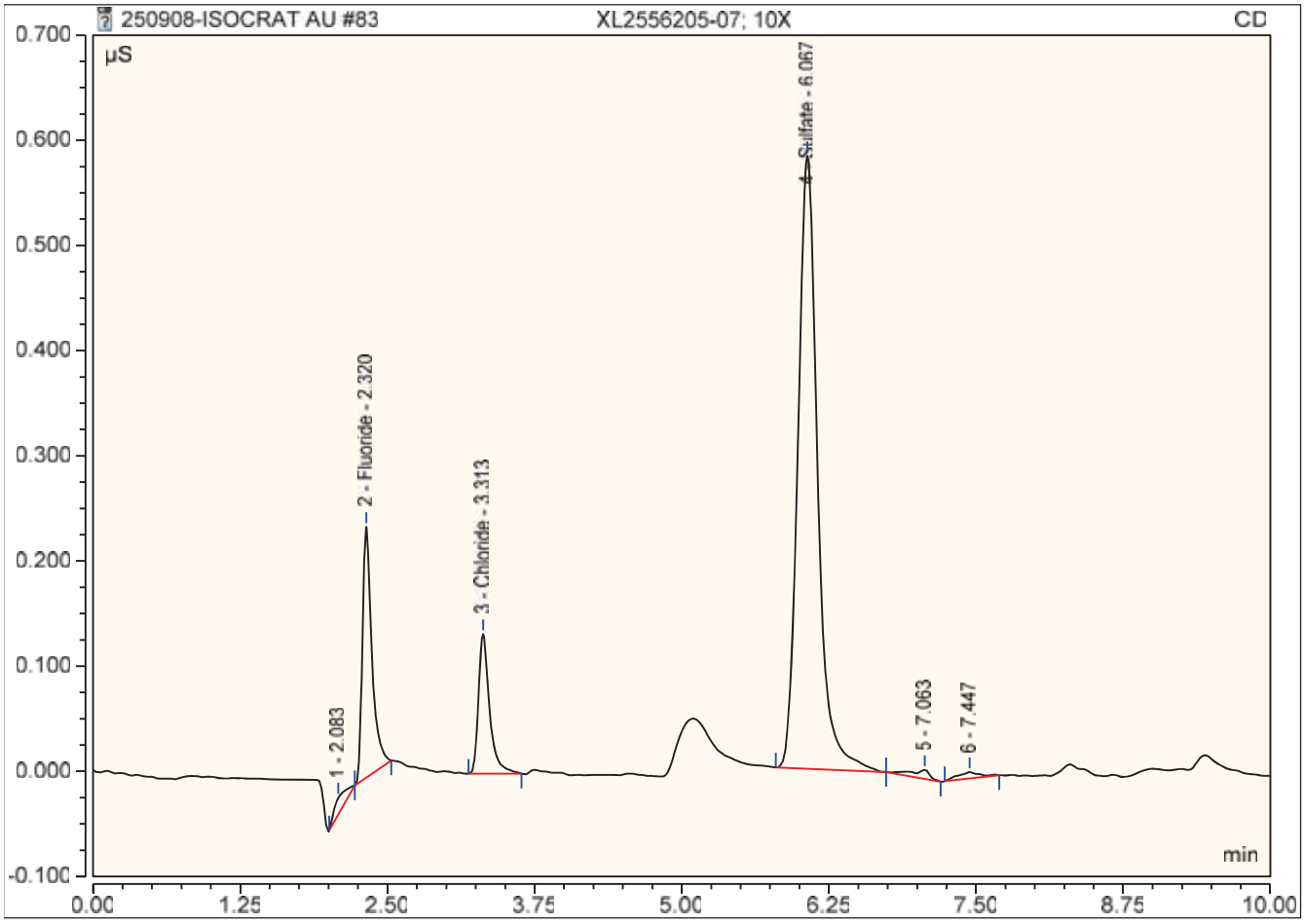

## Peak Integration Report

| | | | |
|---|---|---|---|
| *Sample Name:* | **XL2556205-06; 10X** | *Inj. Vol.:* | **25.00** |
| *Injection Type:* | **Unknown** | *Dilution Factor:* | **10.0000** |
| *Instrument Method:* | **Anions_050420_ThermoFisher** | *Operator:* | **IC 4** |
| *Inj. Date / Time:* | **09-Sep-2025 / 07:39** | *Run Time:* | **10.00** |

| No. | Time min | Peak Name | Peak Type | Area µS*min | Height µS | Amount |
|---|---|---|---|---|---|---|
| 2 | 2.29 | **Fluoride** | BMB | 0.004 | 0.042 | 0.3033 |
| 3 | 3.30 | **Chloride** | BMB | 0.665 | 6.603 | 16.3937 |
| 4 | 6.06 | **Sulfate** | BMB | 0.387 | 2.205 | 14.8584 |
| **TOTAL:** | | | | 1.06 | 8.85 | 31.56 |

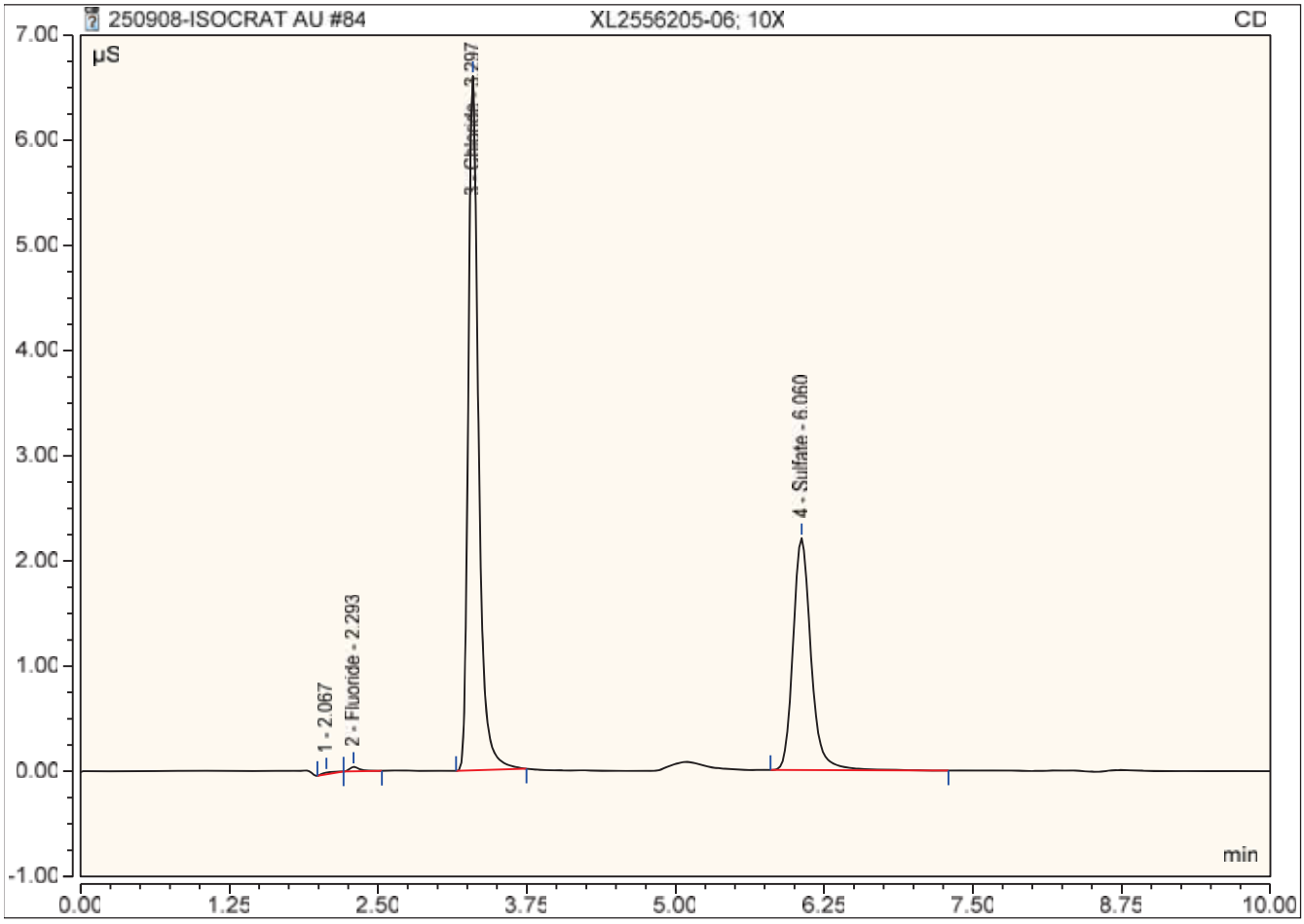

## Peak Integration Report

| | | | |
|---|---|---|---|
| *Sample Name:* | **CCV** | *Inj. Vol.:* | **25.00** |
| *Injection Type:* | **Check Standard** | *Dilution Factor:* | **1.0000** |
| *Instrument Method:* | **Anions_050420_ThermoFisher** | *Operator:* | **IC 4** |
| *Inj. Date / Time:* | **09-Sep-2025 / 07:51** | *Run Time:* | **10.00** |

| No. | Time min | Peak Name | Peak Type | Area µS*min | Height µS | Amount |
|---|---|---|---|---|---|---|
| 2 | 2.29 | **Fluoride** | BMB | 0.554 | 5.806 | 0.9157 |
| 3 | 3.27 | **Chloride** | BMB | 4.108 | 39.881 | 9.7437 |
| 4 | 5.37 | **Bromide** | BMB* | 0.120 | 0.945 | 0.9074 |
| 5 | 5.99 | **Sulfate** | BM * | 5.747 | 28.498 | 18.5946 |
| 6 | 6.31 | **Nitrate** | MB* | 1.130 | 6.361 | 1.0682 |
| **TOTAL:** | | | | 11.66 | 81.49 | 31.23 |

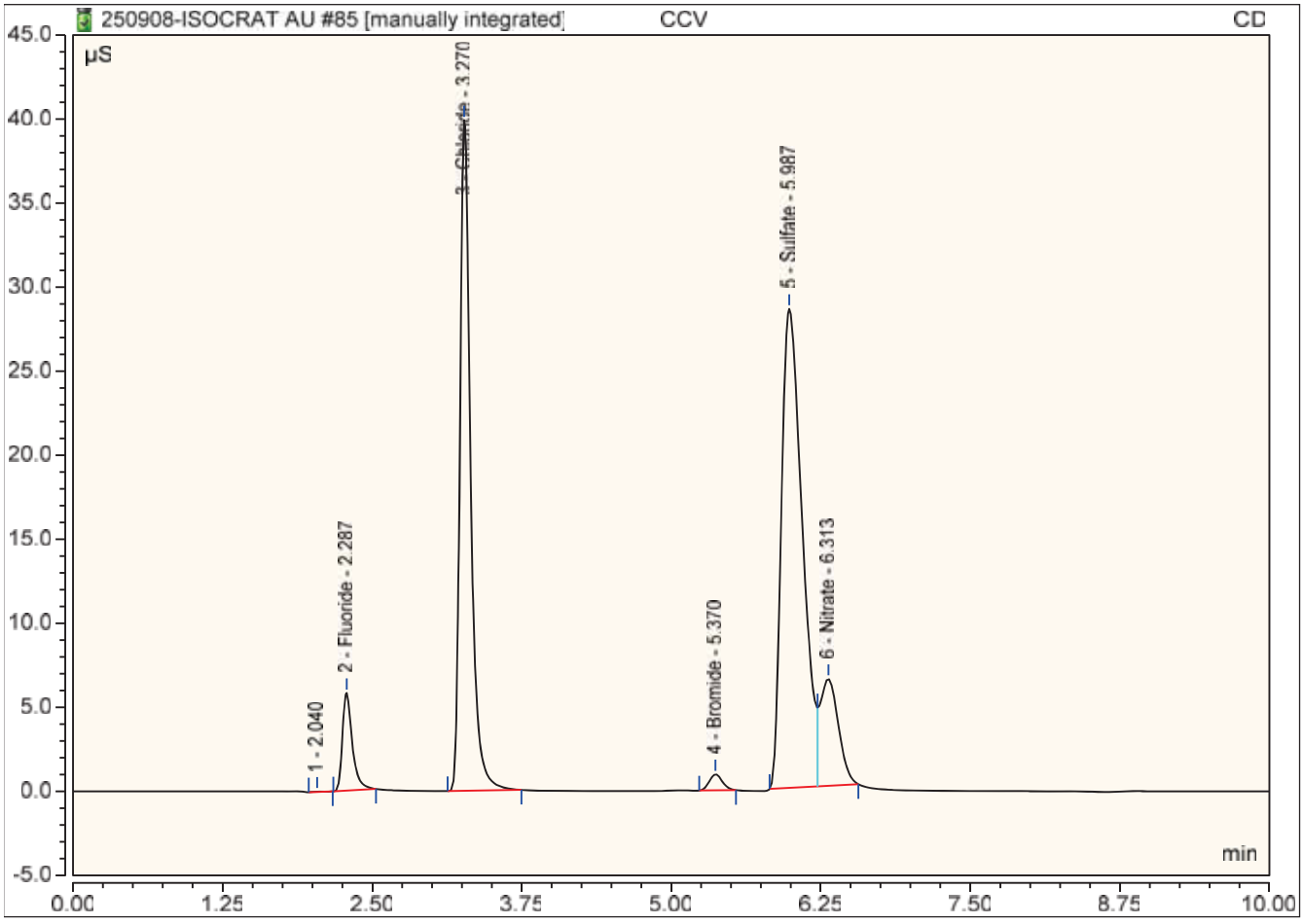

## Peak Integration Report

| | | | |
|---|---|---|---|
| *Sample Name:* | **CCB** | *Inj. Vol.:* | **25.00** |
| *Injection Type:* | **Unknown** | *Dilution Factor:* | **1.0000** |
| *Instrument Method:* | **Anions_050420_ThermoFisher** | *Operator:* | **IC 4** |
| *Inj. Date / Time:* | **09-Sep-2025 / 08:03** | *Run Time:* | **10.00** |

| No. | Time min | Peak Name | Peak Type | Area µS*min | Height µS | Amount |
|---|---|---|---|---|---|---|
| 2 | 2.30 | **Fluoride** | BMB | 0.001 | 0.009 | 0.0254 |
| 3 | 3.28 | **Chloride** | BMB | 0.002 | 0.026 | 0.0801 |
| 4 | 6.10 | **Sulfate** | BM * | 0.003 | 0.016 | 0.2621 |
| 5 | 6.39 | **Nitrate** | MB* | 0.001 | 0.006 | 0.0311 |
| **TOTAL:** | | | | 0.01 | 0.06 | 0.40 |

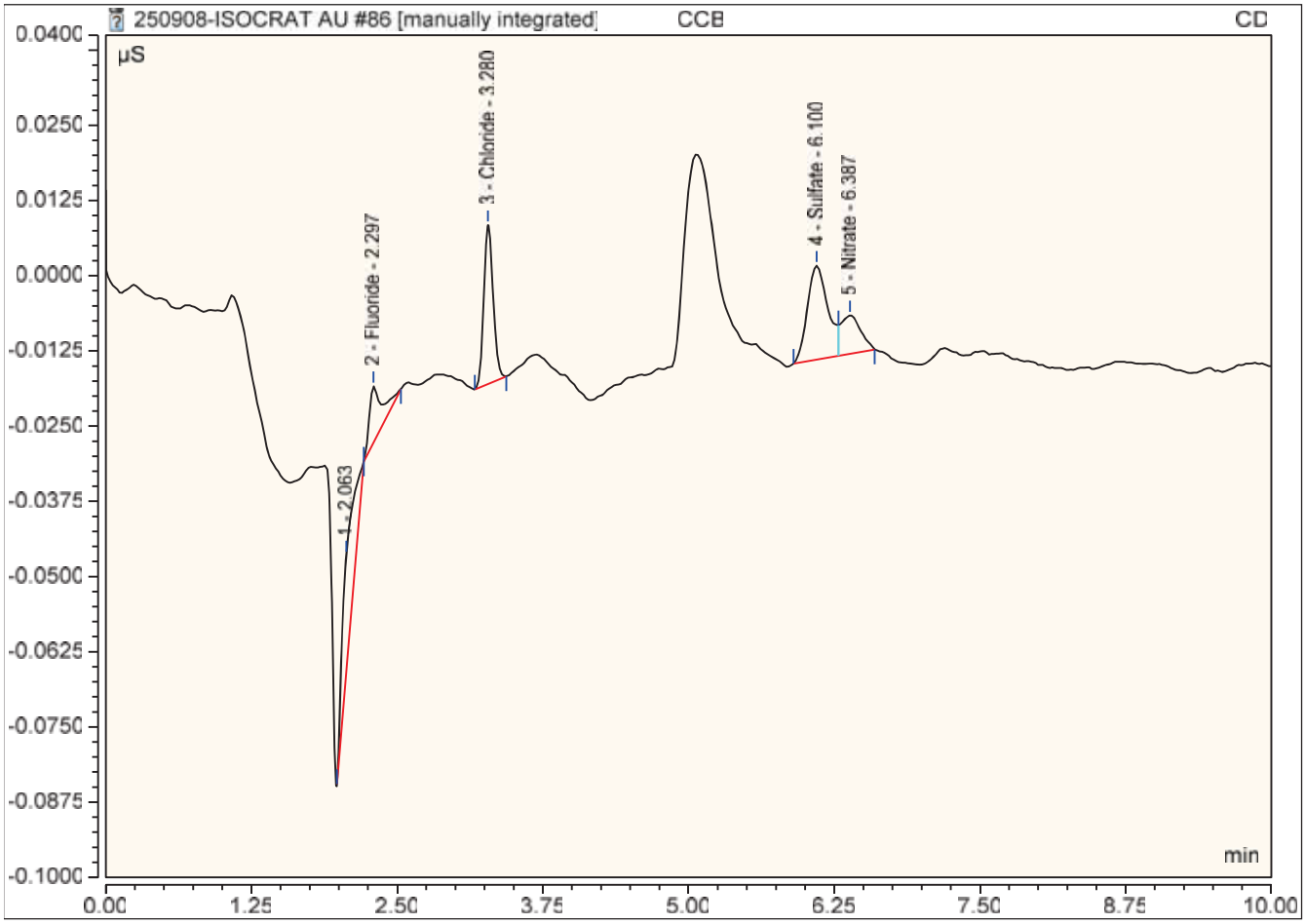

Anion Summary Report

| No. | Name | Dilution | Amount CD Fluoride | Amount CD Chloride | Amount CD Nitrate | Amount CD Sulfate | Amount CD Bromide |
|---|---|---|---|---|---|---|---|
| 1 | BLANK | 1.0 | 0.0274 | 0.0814 | n.a. | 0.2597 | n.a. |
| 2 | STD 0.5 | 1.0 | 0.0407 | 0.3557 | 0.0482 | 0.6728 | 0.0594 |
| 3 | STD 1.0 | 1.0 | 0.0560 | 0.5029 | 0.0681 | 1.1347 | 0.0590 |
| 4 | STD 2.0 | 1.0 | 0.1767 | 1.9498 | 0.1932 | 3.9584 | 0.1848 |
| 5 | STD 3.0 | 1.0 | 0.4950 | 5.0034 | 0.4740 | 10.1044 | 0.4612 |
| 6 | STD 4.0 | 1.0 | 2.0088 | 19.8951 | 1.9817 | 39.4012 | 2.0106 |
| 7 | STD 5.0 | 1.0 | 4.9978 | 50.0431 | 5.0099 | 100.2286 | 5.0625 |
| 8 | RINSE | 1.0 | 0.0359 | 0.1218 | 0.0344 | 0.2727 | n.a. |
| 9 | CCV | 1.0 | 0.9334 | 9.7961 | 0.9860 | 19.0517 | 1.0208 |
| 10 | CCB | 1.0 | 0.0259 | 0.0786 | n.a. | 0.2856 | n.a. |
| 11 | ICV | 1.0 | 0.7009 | 7.8670 | 0.7480 | 7.3423 | 0.7422 |
| 12 | ICB | 1.0 | 0.0262 | 0.0775 | n.a. | 0.2602 | n.a. |
| 13 | BLK | 1.0 | n.a. | 0.1039 | 0.0349 | 0.2808 | n.a. |
| 14 | LCS | 1.0 | 0.6917 | 7.9516 | 0.7450 | 7.5449 | 0.7423 |
| 15 | BLK-2 | 1.0 | 0.0259 | 0.0981 | 0.0381 | 0.2714 | n.a. |
| 16 | LCS-2 | 1.0 | 0.7024 | 7.8151 | 0.7981 | 7.3705 | 0.7322 |
| 17 | XL2553928-01; 10X SO4 BR | 10.0 | n.a. | 76399.5186 | n.a. | n.a. | 3.4881 |
| 18 | L2553928-01; 250X SO4 BR | 250.0 | 46.6104 | 81218.5218 | n.a. | 71.0946 | 10.0256 |
| 19 | L2554065-01; 10X SO4 | 10.0 | 0.4454 | 114.5449 | 10.6022 | 500.3195 | n.a. |
| 20 | L2554065-02; 10X | 10.0 | 0.5244 | 339.4093 | n.a. | 88.5386 | 3.3347 |
| 21 | CCV | 1.0 | 0.9504 | 9.7459 | 0.9900 | 19.2101 | 0.9541 |
| 22 | CCB | 1.0 | 0.0269 | 0.0870 | n.a. | 0.2624 | n.a. |
| 23 | L2554065-03; 10X | 10.0 | 2.4671 | 0.9712 | n.a. | 91.4049 | n.a. |
| 24 | XL2554065-04; 10X | 10.0 | 0.5082 | 1013.5677 | 0.4989 | 1002.3026 | 0.5755 |
| 25 | L2554065-06; 10X | 10.0 | 0.3415 | 612.9679 | 1.0089 | 668.3667 | 0.6004 |
| 26 | L2554065-07; 10X | 10.0 | 0.3440 | 2272.0694 | 3.9642 | 621.4145 | 2.3731 |
| 27 | L2554065-08; 10X | 10.0 | 0.4234 | 238.9766 | n.a. | 759.1148 | n.a. |
| 28 | XL2554065-09; 10X | 10.0 | 0.4489 | 455.4471 | 2.2585 | 1019.5794 | 1.1339 |
| 29 | L2554996-01 BR | 1.0 | 0.0393 | 2.8968 | 0.2846 | 14.3574 | 0.0240 |
| 30 | L2554996-02 | 1.0 | 0.0511 | 15.0377 | 0.2924 | 26.2705 | 0.0275 |
| 31 | L2554996-03 | 1.0 | 0.0480 | 15.1939 | 0.2939 | 26.1558 | 0.0317 |
| 32 | L2554996-04 | 1.0 | 0.0261 | 0.1046 | 0.0327 | 0.2618 | 0.0233 |
| 33 | CCV | 1.0 | 0.8747 | 9.8805 | 1.0187 | 18.9534 | 0.9862 |
| 34 | CCB | 1.0 | 0.0256 | 0.0805 | n.a. | 0.2695 | n.a. |
| 35 | L2554140-01 CL SO4 BR | 1.0 | 0.0785 | 40.4069 | 0.4218 | 5.6874 | 0.0364 |
| 36 | L2554140-02 | 1.0 | 0.0850 | 2.6900 | 0.0314 | 0.3666 | 0.0278 |
| 37 | L2554140-03 | 1.0 | 0.0762 | 6.7803 | 0.0628 | 2.0276 | 0.0612 |
| 38 | L2554140-04 | 1.0 | 0.0872 | 44.2229 | 0.0582 | 1.0501 | 0.1493 |
| 39 | L2554140-06 | 1.0 | 0.0897 | 94.1674 | n.a. | 13.9167 | 0.0276 |
| 40 | L2554140-06; 10X | 10.0 | 0.3058 | 104.3861 | n.a. | 15.8368 | n.a. |
| 41 | L2556205-01 CL SO4 NO3 | 1.0 | 0.0404 | 69.2178 | 0.0736 | 36.1408 | 0.0581 |
| 42 | L2556205-02 | 1.0 | 0.2365 | 75.7045 | n.a. | 36.2940 | 0.3356 |
| 43 | L2556205-03 | 1.0 | 0.1394 | 120.3230 | n.a. | 47.8882 | 0.6439 |
| 44 | L2556205-03; 10X | 10.0 | 0.3416 | 130.1576 | n.a. | 51.2020 | 0.5788 |
| 45 | CCV | 1.0 | 0.8719 | 9.7078 | 0.9828 | 19.1325 | 0.9502 |

| | | | | | | | |
|---|---|---|---|---|---|---|---|
| 46 | CCB | 1.0 | 0.0250 | 0.0798 | n.a. | 0.2592 | n.a. |
| 47 | L2556205-04 | 1.0 | 0.0730 | 90.6162 | 0.0473 | 46.1536 | 0.0314 |
| 48 | L2556205-05 | 1.0 | 0.2119 | 7.6586 | 0.3494 | 36.7149 | 0.0261 |
| 49 | L2556205-06 | 1.0 | 0.0913 | 15.3681 | n.a. | 13.3659 | 0.0252 |
| 50 | L2556205-07 | 1.0 | 0.5278 | 0.4264 | n.a. | 4.6654 | 0.0260 |
| 51 | L2556205-08 | 1.0 | 0.2144 | 8.3199 | n.a. | 36.4508 | 0.0291 |
| 52 | XL2556205-08; 10X | 10.0 | 0.4047 | 8.4367 | n.a. | 38.8241 | n.a. |
| 53 | XL2555560-01; 10X CL | 10.0 | 0.7470 | 642.2703 | 0.5773 | 140.3146 | 0.9702 |
| 54 | L2555560-02; 10X | 10.0 | 0.4375 | 351.6302 | 0.3699 | 106.9846 | 0.7519 |
| 55 | L2554065-02 MS; 10X SO4 | 10.0 | 3.9573 | 362.6921 | 4.1145 | 160.2853 | 6.7355 |
| 56 | L2554065-02 MSD; 10X | 10.0 | 3.9627 | 363.9249 | 3.2342 | 159.2373 | 6.6032 |
| 57 | CCV | 1.0 | 0.7495 | 9.7546 | 0.9491 | 19.3744 | 0.9357 |
| 58 | CCB | 1.0 | 0.0248 | 0.0780 | n.a. | 0.2593 | n.a. |
| 59 | L2554065-04; 25X SO4 | 25.0 | 0.9500 | 975.0963 | n.a. | 973.7767 | 0.7259 |
| 60 | L2554065-09; 25X SO4 | 25.0 | 0.8045 | 434.3817 | n.a. | 1006.4152 | 1.0820 |
| 61 | L2554025-01 BR | 1.0 | 0.1118 | 49.0908 | n.a. | 149.0004 | 0.1187 |
| 62 | L2554025-02 MS | 1.0 | 0.4005 | 11.4200 | 1.9728 | n.a. | 0.3288 |
| 63 | L2554025-02 DUP | 1.0 | 0.0762 | 7.7388 | 1.8120 | 54.6792 | 0.0241 |
| 64 | L2554025-02 | 1.0 | 0.0761 | 7.6441 | 1.9577 | 54.7302 | 0.0253 |
| 65 | L2554025-03 | 1.0 | 0.0960 | 16.2622 | 4.5752 | 160.9027 | 0.0386 |
| 66 | L2554025-04 | 1.0 | 0.0395 | 99.7392 | 0.5604 | 9.2741 | 0.0286 |
| 67 | L2554025-05 | 1.0 | 0.0276 | 7.0513 | 0.6072 | 9.0886 | 0.0236 |
| 68 | CCV | 1.0 | 0.9065 | 9.8990 | 1.0214 | 19.1403 | 0.9403 |
| 69 | CCB | 1.0 | n.a. | 0.0821 | n.a. | 0.2651 | n.a. |
| 70 | L2554025-06 | 1.0 | 0.0378 | 102.4675 | 0.1682 | 51.7212 | 0.2213 |
| 71 | L2554028-07 | 1.0 | 0.0356 | 54.1890 | 1.9471 | 91.4965 | 0.1784 |
| 72 | L2554025-09 | 1.0 | 0.0360 | 54.4368 | 1.8929 | 92.7078 | 0.1838 |
| 73 | L2554025-08 | 1.0 | 0.0585 | 33.1610 | 0.1490 | 54.9073 | 0.0598 |
| 74 | L2554140-03 MS CL SO4 BR | 1.0 | 0.4272 | 10.3563 | 0.4237 | 10.0104 | 0.3694 |
| 75 | L2554140-03 DUP | 1.0 | 0.0799 | 6.7973 | 0.0611 | 2.0632 | 0.0725 |
| 76 | L2556205-05 MS CL SO4 NO3 | 1.0 | 0.5900 | 11.9069 | 0.6461 | 42.7256 | 0.3243 |
| 77 | L2556205-05 DUP | 1.0 | 0.2202 | 7.8698 | 0.2720 | 36.4890 | 0.0295 |
| 78 | L2556205-01; 5X CL | 5.0 | 0.1506 | 71.3330 | n.a. | 39.1486 | 0.1193 |
| 79 | L2556205-02; 5X CL | 5.0 | 0.3060 | 74.3686 | n.a. | 36.1955 | 0.2834 |
| 80 | CCV | 1.0 | 0.9248 | 9.7287 | 0.9734 | 19.3509 | 0.9238 |
| 81 | CCB | 1.0 | 0.0249 | 0.0833 | n.a. | 0.2589 | n.a. |
| 82 | L2556205-04; 5X CL | 5.0 | 0.1675 | 92.8754 | n.a. | 47.0594 | n.a. |
| 83 | XL2556205-07; 10X | 10.0 | 0.5955 | 1.0810 | n.a. | 6.1147 | n.a. |
| 84 | XL2556205-06; 10X | 10.0 | 0.3033 | 16.3937 | n.a. | 14.8584 | n.a. |
| 85 | CCV | 1.0 | 0.9157 | 9.7437 | 1.0682 | 18.5946 | 0.9074 |
| 86 | CCB | 1.0 | 0.0254 | 0.0801 | 0.0311 | 0.2621 | n.a. |
| | Sum: | 557.000 | 87.2669 | | 63.8163 | 9119.9853 | 60.6656 |
| | Average: | 6.477 | 1.0514 | | 1.1603 | 108.5713 | 0.9333 |
| | Rel.Std.Dev: | 417.261 % | 4.8829 | | 1.5230 | 2.2366 | 1.9282 |

| Inject Time | Comment |
|---|---|
| 08/Aug/2025 15:05 | AU |
| 08/Aug/2025 15:17 | LOT#250806-0.5 |
| 08/Aug/2025 15:29 | LOT#250806-1.0 |
| 08/Aug/2025 15:41 | LOT#250806-2.0 |
| 08/Aug/2025 15:53 | LOT#250806-3.0 |
| 08/Aug/2025 16:05 | LOT#250806-4.0 |
| 08/Aug/2025 16:17 | LOT#250806-5.0 |
| 08/Sep/2025 16:19 | √G2112203-06--08-09 |
| 08/Sep/2025 16:31 | LOT#250902-C |
| 08/Sep/2025 16:43 | AU |
| 08/Sep/2025 16:56 | LOT#250902-I |
| 08/Sep/2025 17:08 | AU |
| 08/Sep/2025 17:20 | AU |
| 08/Sep/2025 17:32 | LOT#250902-I |
| 08/Sep/2025 17:44 | AU |
| 08/Sep/2025 17:56 | LOT#250902-I |
| 08/Sep/2025 18:08 | AU |
| 08/Sep/2025 18:21 | AU |
| 08/Sep/2025 18:33 | AU |
| 08/Sep/2025 18:46 | AU |
| 08/Sep/2025 18:58 | LOT#250902-C |
| 08/Sep/2025 19:10 | AU |
| 08/Sep/2025 19:22 | AU |
| 08/Sep/2025 19:34 | AU |
| 08/Sep/2025 19:46 | AU |
| 08/Sep/2025 19:58 | AU |
| 08/Sep/2025 20:10 | AU |
| 08/Sep/2025 20:22 | AU |
| 08/Sep/2025 20:34 | AU |
| 08/Sep/2025 20:46 | AU |
| 08/Sep/2025 20:58 | AU |
| 08/Sep/2025 21:11 | AU |
| 08/Sep/2025 21:23 | LOT#250902-C |
| 08/Sep/2025 21:35 | AU |
| 08/Sep/2025 21:47 | AU |
| 08/Sep/2025 21:59 | AU |
| 08/Sep/2025 22:11 | AU |
| 08/Sep/2025 22:23 | AU |
| 08/Sep/2025 22:35 | AU |
| 08/Sep/2025 22:47 | AU |
| 08/Sep/2025 22:59 | AU |
| 08/Sep/2025 23:11 | AU |
| 08/Sep/2025 23:23 | AU |
| 08/Sep/2025 23:36 | AU |
| 08/Sep/2025 23:48 | LOT#250902-C |

| | |
|---|---|
| 09/Sep/2025 00:00 | AU |
| 09/Sep/2025 00:12 | AU |
| 09/Sep/2025 00:24 | AU |
| 09/Sep/2025 00:36 | AU |
| 09/Sep/2025 00:48 | AU |
| 09/Sep/2025 01:00 | AU |
| 09/Sep/2025 01:12 | AU |
| 09/Sep/2025 01:24 | AU |
| 09/Sep/2025 01:36 | AU |
| 09/Sep/2025 01:48 | AU |
| 09/Sep/2025 02:01 | AU |
| 09/Sep/2025 02:13 | LOT#250902-C |
| 09/Sep/2025 02:25 | AU |
| 09/Sep/2025 02:37 | AU |
| 09/Sep/2025 02:49 | AU |
| 09/Sep/2025 03:01 | AU |
| 09/Sep/2025 03:13 | AU |
| 09/Sep/2025 03:25 | AU |
| 09/Sep/2025 03:37 | AU |
| 09/Sep/2025 03:49 | AU |
| 09/Sep/2025 04:01 | AU |
| 09/Sep/2025 04:14 | AU |
| 09/Sep/2025 04:26 | LOT#250902-C |
| 09/Sep/2025 04:38 | AU |
| 09/Sep/2025 04:50 | AU |
| 09/Sep/2025 05:02 | AU |
| 09/Sep/2025 05:14 | AU |
| 09/Sep/2025 05:26 | AU |
| 09/Sep/2025 05:38 | AU |
| 09/Sep/2025 05:50 | AU |
| 09/Sep/2025 06:02 | AU |
| 09/Sep/2025 06:14 | AU |
| 09/Sep/2025 06:26 | AU |
| 09/Sep/2025 06:39 | AU |
| 09/Sep/2025 06:51 | LOT#250902-C |
| 09/Sep/2025 07:03 | AU |
| 09/Sep/2025 07:15 | AU |
| 09/Sep/2025 07:27 | AU |
| 09/Sep/2025 07:39 | AU |
| 09/Sep/2025 07:51 | LOT#250902-C |
| 09/Sep/2025 08:03 | AU |
| | 0.000 |
| | #DIV/0! |
| | #DIV/0! |

# Quality Control

# Form 5a
# Matrix Spike

| | | | |
|---|---|---|---|
| **Client** | : Roux Env. Eng. & Geology, DPC | **Lab Number** | : L2554996 |
| **Project Name** | : CORAM MATERIALS | **Project Number** | : 2232.0006Y005 |
| **Client Sample ID** | : NA | **Matrix** | : WATER |
| **Lab Sample ID** | : L2554140-03 | | |
| **Matrix Spike** | : WG2112206-3 | **MS Analysis Date** | : 09/09/25 05:38 |
| **Matrix Spike Dup** | : | **MSD Analysis Date** | : |

| | | Matrix Spike Sample | | | | Matrix Spike Duplicate | | | | | |
|---|---|---|---|---|---|---|---|---|---|---|---|
| **Parameter** | **Sample Conc. (mg/l)** | **Spike Added (mg/l)** | **Spike Conc. (mg/l)** | **%R** | | **Spike Added (mg/l)** | **Spike Conc. (mg/l)** | **%R** | **RPD** | **Recovery Limits** | **RPD Limit** |
| **Bromide** | 0.061 | 0.4 | 0.369 | 76 | Q | | | | | 90-110 | 20 |

# Form 6
# Lab Duplicates

| | | | |
|---|---|---|---|
| **Client** | : Roux Env. Eng. & Geology, DPC | **Lab Number** | : L2554996 |
| **Project Name** | : CORAM MATERIALS | **Project Number** | : 2232.0006Y005 |
| **Client Sample ID** | : NA | **Matrix** | : WATER |
| **Lab Sample ID** | : NA | **Analysis Date** | : 09/08/25 22:11 |
| **Dup Sample ID** | : WG2112206-4 | **DUP Analysis Date** | : 09/09/25 05:50 |

| Parameter | Sample Concentration (mg/l) | Duplicate Concentration (mg/l) | RPD | RPD Limit |
|---|---|---|---|---|
| Bromide | 0.061 | 0.072 | 17 | 20 |

# Form 7
# Laboratory Control Sample

| | | | |
|---|---|---|---|
| **Client** | : Roux Env. Eng. & Geology, DPC | **Lab Number** | : L2554996 |
| **Project Name** | : CORAM MATERIALS | **Project Number** | : 2232.0006Y005 |
| **Client Sample ID** | : NA | **Matrix** | : WATER |
| **Lab Sample ID** | : WG2112206-2 | **LCS Analysis Date** | : 09/08/25 17:56 |
| **Dup Sample ID** | : | **LCSD Analysis Date** | : |

| | Laboratory Control Sample | | | Laboratory Control Duplicate | | | | | |
|---|---|---|---|---|---|---|---|---|---|
| | True | Found | %R | True | Found | %R | RPD | Recovery | RPD |
| Parameter | (mg/l) | (mg/l) | | (mg/l) | (mg/l) | | | Limits | Limit |
| Bromide | 0.800 | 0.732 | 92. | | | | | 90-110 | 20 |

**Date Created:** 11/11/21
**Created By:** Jason Hebert
**File:** PM11467-1
**Page:** 1

**WETCHEM (WATER)**

| Analyte | CAS # | RL | MDL | Units | LCS Criteria | LCS RPD | MS Criteria | MS RPD | Duplicate RPD | Method | Holding Time | Container/Sample Preservation |
|---|---|---|---|---|---|---|---|---|---|---|---|---|
| Bromide | 24959-67-9 | 0.05 | 0.0132 | mg/l | 90-110 | | 90-110 | 20 | 20 | 300.0 | 28 days | 1 - Plastic 250ml unpreserved |
| Chloride | 16887-00-6 | 0.5 | 0.0839 | mg/l | 90-110 | | 64-148 | 18 | 18 | 9056 | 28 days | 1 - Plastic 250ml unpreserved |
| Chloride | 16887-00-6 | 0.5 | 0.0839 | mg/l | 90-110 | | 90-110 | 18 | 18 | 300.0 | 28 days | 1 - Plastic 250ml unpreserved |
| Fluoride | 16984-48-8 | 0.05 | 0.037 | mg/l | 90-110 | | 81-124 | 15 | 15 | 9056 | 28 days | 1 - Plastic 500ml unpreserved |
| Fluoride | 16984-48-8 | 0.05 | 0.037 | mg/l | 90-110 | | 90-110 | 15 | 15 | 300.0 | 28 days | 1 - Plastic 500ml unpreserved |
| Nitrogen, Nitrate | 14797-55-8 | 0.05 | 0.0128 | mg/l | 90-110 | | 90-110 | 15 | 15 | 300.0 | 48 hours | 1 - Plastic 250ml unpreserved |
| Nitrogen, Nitrate | 14797-55-8 | 0.05 | 0.0128 | mg/l | 90-110 | | 80-120 | 15 | 15 | 9056 | 48 hours | 1 - Plastic 250ml unpreserved |
| Sulfate | 14808-79-8 | 1 | 0.454 | mg/l | 90-110 | | 72-124 | 20 | 20 | 9056 | 28 days | 1 - Plastic 500ml unpreserved |
| Sulfate | 14808-79-8 | 1 | 0.454 | mg/l | 90-110 | | 90-110 | 20 | 20 | 300.0 | 28 days | 1 - Plastic 500ml unpreserved |

***Please Note that the RL information provided in this table is calculated using a 100% Solids factor. (Soil/Solids only)***
***Please Note that the information provided in this table is subject to change at anytime at the discretion of the laboratory.***

# Calculations of Anions by Ion Chromatography

Aqueous samples:

The Dionex calculates the area of the peaks produced by the instrument, compares them to the peak area of the calibration standard stored in its memory, and calculates result in mg/L.

If the sample was manually diluted prior to analysis, the calculated mean must be manually multiplied by the dilution factor. The Reported Detection Limit is also multiplied by the same dilution factor.

$$\text{Result, mg/L} = \frac{\text{area - y-intercept}}{\text{slope}} \times \text{Dilution Factor}$$



# Pace Analytical Services

# Laboratory Code: 11148

## SDG Number: L2555281

*The original project report/data package is held by Pace Analytical Services. This report/data package is paginated and should be reproduced only in its entirety. Pace Analytical Services holds no responsibility for results and/or data that are not consistent with the original.*

# Table of Contents


New York ASP Category B Data Deliverable Package ..... 1
- Table of Contents ..... 2
- Sample ID Cross Reference ..... 11
- SDG Narrative ..... 12
- Data Qualifier Definitions ..... 15
- Instrument Information ..... 18
- Sample Log-in Sheet ..... 21
- Lims COC (LN01) ..... 22
- External Chain of Custody ..... 26
- Organics Analysis ..... 28
  - GCMS 8260 Analysis ..... 29
    - Volatiles QC Summary ..... 30
      - Form 2 - Organics ..... 31
      - Form 3 - Organics ..... 32
      - Form 4 - Organics ..... 39
      - Form 5 - Organics ..... 41
      - Form 8 - Organics ..... 45
      - MDL Study - Volatile Organics 8260 ..... 47
    - Volatiles Sample Data ..... 49
      - Form 1 - Organics ..... 50
      - MP-1 (L2555281-01) Analyzed: 09/10/25 01:36 ..... 80
      - DUP_090325 (L2555281-02) Analyzed: 09/10/25 02:01 ..... 85
      - MP-1D (L2555281-03) Analyzed: 09/10/25 02:26 ..... 90
      - MW-1SR (L2555281-04) Analyzed: 09/10/25 02:51 ..... 94
      - EQUIPMENT BLANK_090325 (L2555281-08) Analyzed: 09/10/25 03:16 ..... 98
      - MW-1DR2 (L2555281-05) Analyzed: 09/10/25 09:20 ..... 103
      - PZ-6 (L2555281-06) Analyzed: 09/10/25 09:46 ..... 109
      - MW-6D (L2555281-07) Analyzed: 09/10/25 10:11 ..... 114
    - Volatile Standards Data ..... 119
      - Initial Calibration ..... 120
        - Form 6 - Organics ..... 121
        - ICAL for VOA105 on 08/17/25 ICAL22558 ..... 127
        - Initial Calibration Summary - Cal Date: 08/17/25 00:00 ..... 127
        - BFB TUNE Injected on: 08/16/25 11:14 ..... 131
        - STD0.19PPB Injected on: 08/16/25 12:48 ..... 132
        - STD0.5PPB Injected on: 08/16/25 13:14 ..... 135
        - STD2PPB Injected on: 08/16/25 14:05 ..... 144
        - STD10PPB Injected on: 08/16/25 14:56 ..... 155
        - STD30PPB Injected on: 08/16/25 15:22 ..... 163
        - STD80PPB Injected on: 08/16/25 15:47 ..... 171
        - STD120PPB Injected on: 08/16/25 16:13 ..... 180
        - STD200PPB Injected on: 08/16/25 16:38 ..... 188
        - ICV Summary Form Injected on: 08/16/25 18:46 ..... 196
        - ICV Quant Report Injected on: 08/16/25 18:46 ..... 199
        - Correlation Data Summary ..... 209
        - ICAL for VOA122 on 08/22/25 ICAL22572 ..... 210
        - Initial Calibration Summary - Cal Date: 08/22/25 00:00 ..... 210
        - BFB TUNE Injected on: 08/21/25 13:28 ..... 214
        - STD0.19PPB Injected on: 08/21/25 14:34 ..... 215
        - STD0.5PPB Injected on: 08/21/25 15:47 ..... 219

# Table of Contents


STD2PPB Injected on: 08/21/25 16:12 ..... 224
STD10PPB Injected on: 08/21/25 17:00 ..... 232
STD30PPB Injected on: 08/21/25 17:25 ..... 238
STD80PPB Injected on: 08/21/25 17:50 ..... 244
STD120PPB Injected on: 08/21/25 18:14 ..... 250
STD200PPB Injected on: 08/21/25 18:39 ..... 256
ICV Summary Form Injected on: 08/21/25 20:42 ..... 262
ICV Quant Report Injected on: 08/21/25 20:42 ..... 265
Correlation Data Summary ..... 271
Continuing Calibration ..... 272
Form 7 - Organics ..... 273
CC Summary - VOA122 Run: 09/09/25 20:38 ..... 279
CC Quant - WG2112948-2 VOA122 Run: 09/09/25 20:38 ..... 282
CC Summary - VOA105 Run: 09/10/25 07:13 ..... 288
CC Quant - WG2113015-2 VOA105 Run: 09/10/25 07:13 ..... 291
bfb tune - Inst. VOA122 09/09/25 20:13 ..... 299
bfb tune - Inst. VOA105 09/10/25 06:59 ..... 300
Volatiles Raw QC Data ..... 301
Laboratory Method Bl (WG2112948-5) Analyzed: 09/09/25 22:18 ..... 302
Laboratory Method Bl (WG2113015-5) Analyzed: 09/10/25 08:55 ..... 306
Laboratory Control S (WG2112948-3) Analyzed: 09/09/25 20:38 ..... 310
Laboratory Control S (WG2113015-3) Analyzed: 09/10/25 07:13 ..... 364
LCS Duplicate (WG2112948-4) Analyzed: 09/09/25 21:03 ..... 418
LCS Duplicate (WG2113015-4) Analyzed: 09/10/25 07:39 ..... 472
Matrix Spike (WG2112948-6) Analyzed: 09/10/25 03:40 ..... 526
Matrix Spike (WG2113015-6) Analyzed: 09/10/25 10:37 ..... 591
Matrix Spike Duplica (WG2112948-7) Analyzed: 09/10/25 04:05 ..... 646
Matrix Spike Duplica (WG2113015-7) Analyzed: 09/10/25 11:02 ..... 711
Volatiles Calculations ..... 766
QC Batch WG2112948 ..... 767
QC Batch WG2113015 ..... 768
ICAL Sequence for VOA105 on 17-AUG-2025 00:00 ICAL22558 ..... 769
ICAL Sequence for VOA122 on 22-AUG-2025 00:00 ICAL22572 ..... 770
Instrument VOA122 Run Date 09/09/25 Run ID R2008843 ..... 771
Instrument VOA105 Run Date 09/10/25 Run ID R2008929 ..... 772
Semivolatiles Data - Method 8270 ..... 773
Semivolatiles QC Summary ..... 774
Form 3 - Organics ..... 775
Form 2 - Organics ..... 779
Form 4 - Organics ..... 780
Form 5 - Organics ..... 781
Form 8 - Organics ..... 784
MDL Study - ABN Extractables ..... 786
Semivolatiles Sample Data ..... 788
Form 1 - Organics ..... 789
MP-1 (L2555281-01) Analyzed: 09/05/25 01:44 ..... 807
DUP_090325 (L2555281-02) Analyzed: 09/05/25 02:07 ..... 812
MP-1D (L2555281-03) Analyzed: 09/05/25 02:30 ..... 818
MW-1SR (L2555281-04) Analyzed: 09/05/25 02:52 ..... 824
MW-1DR2 (L2555281-05) Analyzed: 09/05/25 04:00 ..... 830

# Table of Contents


PZ-6 (L2555281-06) Analyzed: 09/05/25 04:23 ..... 836
MW-6D (L2555281-07) Analyzed: 09/05/25 04:46 ..... 841
EQUIPMENT BLANK_090325 (L2555281-08) Analyzed: 09/05/25 05:08 ..... 846
Semivolatiles Standards Data ..... 851
Initial Calibration ..... 852
Form 6 - Organics ..... 853
ICAL for SV112 on 08/18/25 ICAL22560 ..... 857
Initial Calibration Summary - Cal Date: 08/18/25 00:00 ..... 857
Tune Injected on: 08/17/25 18:04 ..... 860
Deg Injected on: 08/17/25 18:04 ..... 861
Tailing Factor Injected on: 08/17/25 18:04 ..... 862
ABNL9 Injected on: 08/17/25 18:26 ..... 864
ABNL8 Injected on: 08/17/25 18:49 ..... 874
ABNL7 Injected on: 08/17/25 19:12 ..... 884
ABNL6 Injected on: 08/17/25 19:34 ..... 893
ABNL4 Injected on: 08/17/25 20:20 ..... 902
ABNL3 Injected on: 08/17/25 20:42 ..... 914
ABNL2 Injected on: 08/17/25 21:05 ..... 927
ABNL1 Injected on: 08/17/25 21:27 ..... 947
AP9L9 Injected on: 08/17/25 21:50 ..... 983
AP9L8 Injected on: 08/17/25 22:13 ..... 986
AP9L7 Injected on: 08/17/25 22:35 ..... 989
AP9L6 Injected on: 08/17/25 22:58 ..... 992
AP9L5 Injected on: 08/17/25 23:20 ..... 995
AP9L4 Injected on: 08/17/25 23:43 ..... 998
AP9L3 Injected on: 08/18/25 00:05 ..... 1001
AP9L2 Injected on: 08/18/25 00:28 ..... 1004
AP9L1 Injected on: 08/18/25 00:50 ..... 1009
AP9 ICV Summary Form Injected on: 08/18/25 01:35 ..... 1018
AP9 ICV Quant Rep Injected on: 08/18/25 01:35 ..... 1019
Tune Injected on: 08/18/25 01:57 ..... 1036
Deg Injected on: 08/18/25 01:57 ..... 1037
Tailing Factor Injected on: 08/18/25 01:57 ..... 1038
ADPL9 Injected on: 08/18/25 02:20 ..... 1040
ADPL8 Injected on: 08/18/25 02:42 ..... 1043
ADPL7 Injected on: 08/18/25 03:05 ..... 1046
ADPL6 Injected on: 08/18/25 03:27 ..... 1049
ADPL5 Injected on: 08/18/25 03:50 ..... 1052
ADPL4 Injected on: 08/18/25 04:12 ..... 1055
ADPL3 Injected on: 08/18/25 04:35 ..... 1058
ADPL2 Injected on: 08/18/25 04:57 ..... 1061
ADPL1 Injected on: 08/18/25 05:20 ..... 1064
ADP ICV Summary Form Injected on: 08/18/25 05:42 ..... 1068
ADP ICV Quant Report Injected on: 08/18/25 05:42 ..... 1069
ABNL5a Injected on: 08/18/25 06:05 ..... 1078
ABN ICV Summary Form Injected on: 08/18/25 06:27 ..... 1088
ABN ICV Quant Report Injected on: 08/18/25 06:27 ..... 1091
Relative Error Form ..... 1178
Continuing Calibration ..... 1179
Form 7 - Organics ..... 1180

# Table of Contents


CC Summary - SV112 Run: 09/04/25 19:43 ..... 1185
CC Quant - WG2110427-3 SV112 Run: 09/04/25 19:43 ..... 1188
CC Summary - SV112 Run: 09/04/25 20:06 ..... 1273
CC Quant - WG2110427-4 SV112 Run: 09/04/25 20:06 ..... 1274
CC Summary - SV112 Run: 09/04/25 20:29 ..... 1291
CC Quant - WG2110427-5 SV112 Run: 09/04/25 20:29 ..... 1292
DEG Quant for SV112 injected on 09/04/25 19:21 ..... 1301
dftpp tune - Inst. SV112 09/04/25 19:21 ..... 1302
Tailing factor report for SV112 injected on 09/04/25 19:21 ..... 1303
Semivolatiles Raw QC Summary ..... 1305
Laboratory Method Bl (WG2110784-1) Analyzed: 09/04/25 23:06 ..... 1306
Laboratory Control S (WG2110784-2) Analyzed: 09/04/25 23:29 ..... 1312
LCS Duplicate (WG2110784-3) Analyzed: 09/04/25 23:52 ..... 1361
Matrix Spike (WG2110784-4) Analyzed: 09/05/25 03:15 ..... 1410
Matrix Spike Duplica (WG2110784-5) Analyzed: 09/05/25 03:38 ..... 1459
Semivolatiles Calculations ..... 1508
QC Batch WG2110784 ..... 1509
ICAL Sequence for SV112 on 18-AUG-2025 00:00 ICAL22560 ..... 1510
Instrument SV112 Run Date 09/04/25 Run ID R2006982 ..... 1511
Organic ELN-Workgroup:WG2110784 ..... 1512
Semivolatiles Data - Method 8270D-SIM ..... 1516
Semivolatiles QC Summary ..... 1517
Form 2 - Organics ..... 1518
Form 3 - Organics ..... 1519
Form 4 - Organics ..... 1520
Form 5 - Organics ..... 1521
Form 8 - Organics ..... 1523
MDL Study - 8270 Low Level PAH ..... 1525
Semivolatiles Sample Data ..... 1526
Form 1 - Organics ..... 1527
MP-1 (L2555281-01) Analyzed: 09/05/25 17:31 ..... 1537
DUP_090325 (L2555281-02) Analyzed: 09/05/25 17:48 ..... 1541
MP-1D (L2555281-03) Analyzed: 09/05/25 18:05 ..... 1545
MW-1SR (L2555281-04) Analyzed: 09/05/25 18:22 ..... 1549
MW-1DR2 (L2555281-05) Analyzed: 09/05/25 18:38 ..... 1553
PZ-6 (L2555281-06) Analyzed: 09/05/25 19:29 ..... 1558
MW-6D (L2555281-07) Analyzed: 09/05/25 19:46 ..... 1562
EQUIPMENT BLANK_090325 (L2555281-08) Analyzed: 09/05/25 20:03 ..... 1566
Semivolatiles Standards Data ..... 1570
Initial Calibration ..... 1571
Form 6 - Organics ..... 1572
ICAL for SV119 on 06/27/25 ICAL22426 ..... 1574
Initial Calibration Summary - Cal Date: 06/27/25 00:00 ..... 1574
Injected on: 06/25/25 19:48 ..... 1578
Deg Injected on: 06/25/25 19:48 ..... 1579
Tailing Factor Injected on: 06/25/25 19:48 ..... 1580
L10 Injected on: 06/25/25 20:07 ..... 1582
L9 Injected on: 06/25/25 20:23 ..... 1589
L8 Injected on: 06/25/25 20:40 ..... 1594
L7 Injected on: 06/25/25 20:57 ..... 1599

# Table of Contents


L6 Injected on: 06/25/25 21:14 ..... 1604
L5 Injected on: 06/25/25 21:31 ..... 1613
L4 Injected on: 06/25/25 21:48 ..... 1622
L3 Injected on: 06/25/25 22:04 ..... 1630
L2 Injected on: 06/25/25 22:24 ..... 1638
L1 Injected on: 06/25/25 22:41 ..... 1647
ICV Summary Form Injected on: 06/25/25 22:58 ..... 1664
ICV Quant Report Injected on: 06/25/25 22:58 ..... 1666
Relative Error ..... 1703
Continuing Calibration ..... 1704
Form 7 - Organics ..... 1705
CC Summary - SV119 Run: 09/05/25 12:56 ..... 1707
CC Quant - WG2111182-3 SV119 Run: 09/05/25 12:56 ..... 1709
DEG Quant for SV119 injected on 09/05/25 12:37 ..... 1746
dftpp tune - Inst. SV119 09/05/25 12:37 ..... 1747
Tailing factor report for SV119 injected on 09/05/25 12:37 ..... 1748
Semivolatiles Raw QC Summary ..... 1750
Laboratory Method Bl (WG2110785-1) Analyzed: 09/05/25 16:57 ..... 1751
Laboratory Control S (WG2110785-2) Analyzed: 09/05/25 16:23 ..... 1755
LCS Duplicate (WG2110785-3) Analyzed: 09/05/25 16:40 ..... 1782
Matrix Spike (WG2110785-4) Analyzed: 09/05/25 18:55 ..... 1810
Matrix Spike Duplica (WG2110785-5) Analyzed: 09/05/25 19:12 ..... 1837
Semivolatiles Calculations ..... 1864
QC Batch WG2110785 ..... 1865
ICAL Sequence for SV119 on 27-JUN-2025 00:00 ICAL22426 ..... 1866
Instrument SV119 Run Date 09/05/25 Run ID R2007276 ..... 1867
Organic ELN-Workgroup:WG2110785 ..... 1869
Metals Analysis ..... 1872
Inorganic Data (ICP Analysis) ..... 1873
Form 1 - Inorganics ..... 1874
Form 2A - Inorganics ..... 1894
Form 3 - Inorganics ..... 1905
Form 4A - Inorganics ..... 1915
Form 5A - Inorganics ..... 1918
Form 7 - Inorganics ..... 1920
Form 8 - Inorganics ..... 1923
Form 10 - Inorganics ..... 1925
Form 11 - Inorganics ..... 1944
Form 12 - Inorganics ..... 1945
Form 13 - Inorganics ..... 1948
MDL Study - Metals by ICP ..... 1953
Run Date 09/09/25 Run ID R2008413 ..... 1955
Run Date 09/09/25 Run ID R2008596 ..... 2049
Run Date 09/10/25 Run ID R2008971 ..... 2152
ICP True Value Summary Form ..... 2282
ICP Calculations ..... 2305
Instrument TRACE4 Run Date 09/09/25 Run ID R2008413 ..... 2306
Instrument TRACE6 Run Date 09/09/25 Run ID R2008596 ..... 2308
Instrument TRACE8 Run Date 09/10/25 Run ID R2008971 ..... 2310
Metals ELN-Workgroup:WG2110959 ..... 2312

# Table of Contents


Metals ELN-Workgroup:WG2111067 ..... 2315
Inorganic Data (Mercury Analysis) ..... 2318
Form 1 - Inorganics ..... 2319
Form 2A - Inorganics ..... 2339
Form 3 - Inorganics ..... 2341
Form 5A - Inorganics ..... 2343
Form 6 - Inorganics ..... 2347
Form 7 - Inorganics ..... 2349
Form 12 - Inorganics ..... 2351
Form 13 - Inorganics ..... 2353
MDL Study - Mercury by 245.1 ..... 2355
MDL Study - Mercury by 7470A ..... 2356
MDL Study - Mercury by 7471B ..... 2357
Run Date 09/05/25 Run ID R2007576 ..... 2358
Run Date 09/07/25 Run ID R2007712 ..... 2362
Hg True Value Summary Form ..... 2365
HG Calculations ..... 2387
Instrument NIC2 Run Date 09/05/25 Run ID R2007576 ..... 2389
Instrument NIC2 Run Date 09/07/25 Run ID R2007712 ..... 2391
Metals ELN-Workgroup:WG2110961 ..... 2393
Metals ELN-Workgroup:WG2111068 ..... 2396
Wet Chemistry Analysis ..... 2399
Total Nitrogen Calculation ..... 2400
Results ..... 2401
Form 1 - Inorganics ..... 2402
Sample Raw Data ..... 2410
Wet Chemistry Raw Data ..... 2411
Total Nitrogen Calculations ..... 2412
TKN Analysis ..... 2413
Results ..... 2414
Form 1 - Inorganics ..... 2415
Sample Raw Data ..... 2427
Wet Chemistry Raw Data ..... 2428
WG2112756_rawdata ..... 2441
250910_NH3TKN_rawdataA ..... 2441
250910_NH3TKN_rawdataB ..... 2444
250910_NH3TKN_rawdataC ..... 2446
250910_NH3TKN_rawdataC1 ..... 2448
Quality Control ..... 2450
Form 5A - Inorganics ..... 2451
Form 6 - Inorganics ..... 2453
Form 7 - Inorganics ..... 2455
MDL Study - Total Kjeldahl Nitrogen ..... 2457
TKN Calculations ..... 2459
Sequence Logs ..... 2460
Instrument LACHAT Run Date 09/09/25 Run ID R2008635 ..... 2461
Instrument LACHAT Run Date 09/10/25 Run ID R2008934 ..... 2464
Sample Preparation ..... 2466
Prep Log ..... 2467
Nitrate-Nitrite Analysis ..... 2469

# Table of Contents


Results ..... 2470
Form 1 - Inorganics ..... 2471
Sample Raw Data ..... 2502
Wet Chemistry Raw Data ..... 2503
250905-1 ..... 2503
250905-2 ..... 2514
250905-3 ..... 2529
250905-4 ..... 2533
Wet Chemistry Raw Data ..... 2536
250905-1 ..... 2536
250905-2 ..... 2547
250905-3 ..... 2562
250905-4 ..... 2566
Wet Chemistry Raw Data ..... 2569
250905-1 ..... 2569
250905-2 ..... 2580
250905-3 ..... 2595
250905-4 ..... 2599
Quality Control ..... 2602
Form 5A - Inorganics ..... 2603
Form 6 - Inorganics ..... 2607
Form 7 - Inorganics ..... 2611
MDL Study - Nitrate and Nitrite ..... 2614
Nitrate Nitrite Calculations ..... 2616
Sequence Logs ..... 2617
Instrument LACHAT Run Date 09/05/25 Run ID R2007082 ..... 2618
Instrument LACHAT Run Date 09/05/25 Run ID R2007086 ..... 2621
Instrument LACHAT Run Date 09/05/25 Run ID R2007090 ..... 2624
Total Dissolved Solids Analysis ..... 2627
Results ..... 2628
Form 1 - Inorganics ..... 2629
Sample Raw Data ..... 2640
Wet Chemistry Raw Data ..... 2641
Quality Control ..... 2643
Form 6 - Inorganics ..... 2644
Form 7 - Inorganics ..... 2646
MDL Study - Total Dissolved Solids ..... 2647
TDS Calculations ..... 2648
Sulfate Analysis ..... 2649
Results ..... 2650
Form 1 - Inorganics ..... 2651
Sample Raw Data ..... 2661
Wet Chemistry Raw Data ..... 2662
Quality Control ..... 2663
Form 5A - Inorganics ..... 2664
Form 6 - Inorganics ..... 2665
Form 7 - Inorganics ..... 2666
MDL Study - Sulfate ..... 2667
Sulfate Calculations ..... 2669
Alkalinity Analysis ..... 2670

# Table of Contents


Results ..... 2671
Form 1 - Inorganics ..... 2672
Sample Raw Data ..... 2683
Wet Chemistry Raw Data ..... 2684
250909_cal ..... 2684
250909_lcs ..... 2686
250909_alk2 ..... 2687
Quality Control ..... 2702
Form 6 - Inorganics ..... 2703
MDL Study - Alkalinity ..... 2705
Alkalinity Calculations ..... 2706
Sequence Logs ..... 2707
Instrument TITR5 Run Date 09/09/25 Run ID R2008397 ..... 2708
Chloride Analysis ..... 2710
Results ..... 2711
Form 1 - Inorganics ..... 2712
Sample Raw Data ..... 2723
Wet Chemistry Raw Data ..... 2724
250908_Chloride_rawdata ..... 2724
250908_Chloride_rawdata1 ..... 2736
250908_Chloride_rawdata2 ..... 2739
Quality Control ..... 2741
Form 5A - Inorganics ..... 2742
Form 6 - Inorganics ..... 2744
Form 7 - Inorganics ..... 2746
MDL Study - Chloride ..... 2747
Chloride Calculations ..... 2749
Sequence Logs ..... 2750
Instrument LACHAT Run Date 09/08/25 Run ID R2008153 ..... 2751
Fluoride Analysis ..... 2752
Results ..... 2753
Form 1 - Inorganics ..... 2754
Sample Raw Data ..... 2768
Wet Chemistry Raw Data ..... 2769
Quality Control ..... 2772
Form 5A - Inorganics ..... 2773
Form 6 - Inorganics ..... 2776
Form 7 - Inorganics ..... 2779
MDL Study - Fluoride ..... 2782
Fluoride Calculations ..... 2784
Sample Preparation ..... 2785
Prep Log ..... 2786
Phosphates Analysis ..... 2792
Results ..... 2793
Form 1 - Inorganics ..... 2794
Sample Raw Data ..... 2805
Wet Chemistry Raw Data ..... 2806
Quality Control ..... 2808
Form 5A - Inorganics ..... 2809
Form 6 - Inorganics ..... 2811

# Table of Contents


Form 7 - Inorganics ..... 2813
MDL Study - Total Phosphorus ..... 2814
MDL Study - Orthophosphate ..... 2816
Total Phosphorus Calculation ..... 2818
Total Suspended Solids Analysis ..... 2819
Results ..... 2820
Form 1 - Inorganics ..... 2821
Sample Raw Data ..... 2832
Wet Chemistry Raw Data ..... 2833
Quality Control ..... 2835
Form 6 - Inorganics ..... 2836
Form 7 - Inorganics ..... 2838
MDL Study - Total Suspended Solids ..... 2839
TSS Calculations ..... 2840
Wet Chemistry By IC Methods ..... 2841
Results ..... 2842
Form 1 - Inorganics ..... 2843
Sample Raw Data ..... 2852
Wet Chemistry Raw Data ..... 2853
Quality Control ..... 2926
Form 5A - Inorganics ..... 2927
Form 7 - Inorganics ..... 2928
MDL Study - Ion Chromatography ..... 2929
IC Calculations ..... 2930

**Project Name:** CORAM MATERIALS
**Project Number:** 2232.0006Y005

**Lab Number:** L2555281
**Report Date:** 09/16/25

| Lab Sample ID | Client ID | Matrix | Sample Location | Collection Date/Time | Receive Date |
|---|---|---|---|---|---|
| L2555281-01 | MP-1 | WATER | 416 MILLER PLACE-YAPHANK RD. | 09/03/25 11:00 | 09/03/25 |
| L2555281-02 | DUP_090325 | WATER | 416 MILLER PLACE-YAPHANK RD. | 09/03/25 12:00 | 09/03/25 |
| L2555281-03 | MP-1D | WATER | 416 MILLER PLACE-YAPHANK RD. | 09/03/25 11:25 | 09/03/25 |
| L2555281-04 | MW-1SR | WATER | 416 MILLER PLACE-YAPHANK RD. | 09/03/25 09:10 | 09/03/25 |
| L2555281-05 | MW-1DR2 | WATER | 416 MILLER PLACE-YAPHANK RD. | 09/03/25 09:20 | 09/03/25 |
| L2555281-06 | PZ-6 | WATER | 416 MILLER PLACE-YAPHANK RD. | 09/03/25 13:15 | 09/03/25 |
| L2555281-07 | MW-6D | WATER | 416 MILLER PLACE-YAPHANK RD. | 09/03/25 13:20 | 09/03/25 |
| L2555281-08 | EQUIPMENT BLANK_090325 | EQUIPMENT BLANK | 416 MILLER PLACE-YAPHANK RD. | 09/03/25 14:00 | 09/03/25 |
| L2555281-09 | TRIP BLANK | TRIP BLANK (AQUEOUS) | 416 MILLER PLACE-YAPHANK RD. | 09/03/25 00:00 | 09/03/25 |

## Case Narrative

The samples were received in accordance with the Chain of Custody and no significant deviations were encountered during the preparation or analysis unless otherwise noted. Sample Receipt, Container Information, and the Chain of Custody are located at the back of the report.

Results contained within this report relate only to the samples submitted under this Pace Lab Number and meet NELAP requirements for all NELAP accredited parameters unless otherwise noted in the following narrative. The data presented in this report is organized by parameter (i.e. VOC, SVOC, etc.). Sample specific Quality Control data (i.e. Surrogate Spike Recovery) is reported at the end of the target analyte list for each individual sample, followed by the Laboratory Batch Quality Control at the end of each parameter. Tentatively Identified Compounds (TICs), if requested, are reported for compounds identified to be present and are not part of the method/program Target Compound List, even if only a subset of the TCL are being reported. If a sample was re-analyzed or re-extracted due to a required quality control corrective action and if both sets of data are reported, the Laboratory ID of the re-analysis or re-extraction is designated with an "R" or "RE", respectively. When multiple Batch Quality Control elements are reported (e.g. more than one LCS), the associated samples for each element are noted in the grey shaded header line of each data table. Any Laboratory Batch, Sample Specific % recovery or RPD value that is outside the listed Acceptance Criteria is bolded in the report. All specific QC information is also incorporated in the Data Usability format of our Data Merger tool where it can be reviewed along with any associated usability implications. Soil/sediments, solids and tissues are reported on a dry weight basis unless otherwise noted. Definitions of all data qualifiers and acronyms used in this report are provided in the Glossary located at the back of the report.

In reference to questions H (CAM) or 4 (RCP) when "NO" is checked, the performance criteria for CAM and RCP methods allow for some quality control failures to occur and still be within method compliance. In these instances the specific failure is not narrated but noted in the associated QC table. The information is also incorporated in the Data Usability format of our Data Merger tool where it can be reviewed along with any associated usability implications.

Please see the associated ADEx data file for a comparison of laboratory reporting limits that were achieved with the regulatory Numerical Standards requested on the Chain of Custody.

HOLD POLICY
For samples submitted on hold, Pace's policy is to hold samples (with the exception of Air canisters) free of charge for 21 calendar days from the date the project is completed. After 21 calendar days, we will dispose of all samples submitted including those put on hold unless you have contacted your Client Service Representative and made arrangements for Pace to continue to hold the samples. Air canisters will be disposed after 3 business days from the date the project is completed.

Please contact Client Services at 800-624-9220 with any questions.

**Case Narrative (continued)**

Report Submission
September 16, 2025: This final report includes the results of all requested analyses.
September 15, 2025: This is a preliminary report.

All non-detect (ND) or estimated concentrations (J-qualified) have been quantitated to the limit noted in the MDL column.

The analyses of Ammonium, Iodide, and Sulfide were subcontracted. Copies of the laboratory reports are included as an addendum. Please note: This data is only available in PDF format and is not available on Data Merger.

Sample Receipt
L2555281-01 through -08: The analysis of Total Suspended Solids - SM 2540 was requested on the Chain of Custody; however, sample containers were not received. This was verified by the client. An aliquot was taken from an unpreserved container and preserved appropriately.
L2555281-09: A sample identified as "TRIP BLANK" was listed on the chain of custody, but not received. This was verified by the client.

Solids, Total Suspended
L2555281-07: The sample has an elevated detection limit due to limited sample volume available for analysis.

Nitrogen, Total Kjeldahl
The WG2112297-4 MS recovery performed on L2555281-05 is outside the acceptance criteria for nitrogen, total kjeldahl (48%); however, the associated LCS recovery is within criteria. No further action was taken.

Anions by Ion Chromatography
The WG2111619-3/-4 MS/MSD recoveries performed on L2555281-05 are outside the acceptance criteria for bromide (80%/80%); however, the associated LCS/LCSD recoveries are within criteria. No further action was

**Case Narrative (continued)**

taken.

I, the undersigned, attest under the pains and penalties of perjury that, to the best of my knowledge and belief and based upon my personal inquiry of those responsible for providing the information contained in this analytical report, such information is accurate and complete. This certificate of analysis is not complete unless this page accompanies any and all pages of this report.

Authorized Signature: Kelly Stenstrom Report Date: 09/16/25

Title: Technical Director/Representative

## DATA PACKAGE GLOSSARY

***Acronyms***

DL - Detection Limit: This value represents the level to which target analyte concentrations are reported as estimated values, when those target analyte concentrations are quantified below the limit of quantitation (LOQ). The DL includes any adjustments from dilutions, concentrations or moisture content, where applicable. (DoD report formats only.)

EDL - Estimated Detection Limit: This value represents the level to which target analyte concentrations are reported as estimated values, when those target analyte concentrations are quantified below the reporting limit (RL). The EDL includes any adjustments from dilutions, concentrations or moisture content, where applicable. The use of EDLs is specific to the analysis of PAHs using Solid-Phase Microextraction (SPME).

EMPC - Estimated Maximum Possible Concentration: The concentration that results from the signal present at the retention time of an analyte when the ions meet all of the identification criteria except the ion abundance ratio criteria. An EMPC is a worst-case estimate of the concentration.

EPA - Environmental Protection Agency.

LCS - Laboratory Control Sample: A sample matrix, free from the analytes of interest, spiked with verified known amounts of analytes or a material containing known and verified amounts of analytes.

LCSD - Laboratory Control Sample Duplicate: Refer to LCS.

LFB - Laboratory Fortified Blank: A sample matrix, free from the analytes of interest, spiked with verified known amounts of analytes or a material containing known and verified amounts of analytes.

LOD - Limit of Detection: This value represents the level to which a target analyte can reliably be detected for a specific analyte in a specific matrix by a specific method. The LOD includes any adjustments from dilutions, concentrations or moisture content, where applicable. (DoD report formats only.)

LOQ - Limit of Quantitation: The value at which an instrument can accurately measure an analyte at a specific concentration. The LOQ includes any adjustments from dilutions, concentrations or moisture content, where applicable. (DoD report formats only.)

Limit of Quantitation: The value at which an instrument can accurately measure an analyte at a specific concentration. The LOQ includes any adjustments from dilutions, concentrations or moisture content, where applicable. (DoD report formats only.)

MDL - Method Detection Limit: This value represents the level to which target analyte concentrations are reported as estimated values, when those target analyte concentrations are quantified below the reporting limit (RL). The MDL includes any adjustments from dilutions, concentrations or moisture content, where applicable.

MS - Matrix Spike Sample: A sample prepared by adding a known mass of target analyte to a specified amount of matrix sample for which an independent estimate of target analyte concentration is available. For Method 332.0, the spike recovery is calculated using the native concentration, including estimated values.

MSD - Matrix Spike Sample Duplicate: Refer to MS.

NA - Not Applicable.

NC - Not Calculated: Term is utilized when one or more of the results utilized in the calculation are non-detect at the parameter's reporting unit.

NDPA/DPA - N-Nitrosodiphenylamine/Diphenylamine.

NI - Not Ignitable.

NP - Non-Plastic: Term is utilized for the analysis of Atterberg Limits in soil.

NR - No Results: Term is utilized when 'No Target Compounds Requested' is reported for the analysis of Volatile or Semivolatile Organic TIC only requests.

RL - Reporting Limit: The value at which an instrument can accurately measure an analyte at a specific concentration. The RL includes any adjustments from dilutions, concentrations or moisture content, where applicable.

RPD - Relative Percent Difference: The results from matrix and/or matrix spike duplicates are primarily designed to assess the precision of analytical results in a given matrix and are expressed as relative percent difference (RPD). Values which are less than five times the reporting limit for any individual parameter are evaluated by utilizing the absolute difference between the values; although the RPD value will be provided in the report.

SRM - Standard Reference Material: A reference sample of a known or certified value that is of the same or similar matrix as the associated field samples.

STLP - Semi-dynamic Tank Leaching Procedure per EPA Method 1315.

TEF - Toxic Equivalency Factors: The values assigned to each dioxin and furan to evaluate their toxicity relative to 2,3,7,8-TCDD.

TEQ - Toxic Equivalent: The measure of a sample's toxicity derived by multiplying each dioxin and furan by its corresponding TEF and then summing the resulting values.

TIC - Tentatively Identified Compound: A compound that has been identified to be present and is not part of the target compound list (TCL) for the method and/or program. All TICs are qualitatively identified and reported as estimated concentrations.

*Report Format:* DU Report with 'J' Qualifiers

***Footnotes***

1 - The reference for this analyte should be considered modified since this analyte is absent from the target analyte list of the original method.

***Terms***

Analytical Method: Both the document from which the method originates and the analytical reference method. (Example: EPA 8260B is shown as 1,8260B.) The codes for the reference method documents are provided in the References section of the Addendum.

Chlordane: The target compound Chlordane (CAS No. 57-74-9) is reported for GC ECD analyses. Per EPA,this compound "refers to a mixture of chlordane isomers, other chlorinated hydrocarbons and numerous other components." (Reference: USEPA Toxicological Review of Chlordane, In Support of Summary Information on the Integrated Risk Information System (IRIS), December 1997.)

Difference: With respect to Total Oxidizable Precursor (TOP) Assay analysis, the difference is defined as the Post-Treatment value minus the Pre-Treatment value.

Final pH: As it pertains to Sample Receipt & Container Information section of the report, Final pH reflects pH of container determined after adjustment at the laboratory, if applicable. If no adjustment required, value reflects Initial pH.

Frozen Date/Time: With respect to Volatile Organics in soil, Frozen Date/Time reflects the date/time at which associated Reagent Water-preserved vials were initially frozen. Note: If frozen date/time is beyond 48 hours from sample collection, value will be reflected in 'bold'.

Gasoline Range Organics (GRO): Gasoline Range Organics (GRO) results include all chromatographic peaks eluting from Methyl tert butyl ether through Naphthalene, with the exception of GRO analysis in support of State of Ohio programs, which includes all chromatographic peaks eluting from Hexane through Dodecane.

Initial pH: As it pertains to Sample Receipt & Container Information section of the report, Initial pH reflects pH of container determined upon receipt, if applicable.

PAH Total: With respect to Alkylated PAH analyses, the 'PAHs, Total' result is defined as the summation of results for all or a subset of the following compounds: Naphthalene, C1-C4 Naphthalenes, 2-Methylnaphthalene, 1-Methylnaphthalene, Biphenyl, Acenaphthylene, Acenaphthene, Fluorene, C1-C3 Fluorenes, Phenanthrene, C1-C4 Phenanthrenes/Anthracenes, Anthracene, Fluoranthene, Pyrene, C1-C4 Fluoranthenes/Pyrenes, Benz(a)anthracene, Chrysene, C1-C4 Chrysenes, Benzo(b)fluoranthene, Benzo(j)+(k)fluoranthene, Benzo(e)pyrene, Benzo(a)pyrene, Perylene, Indeno(1,2,3-cd)pyrene, Dibenz(ah)+(ac)anthracene, Benzo(g,h,i)perylene. If a 'Total' result is requested, the results of its individual components will also be reported.

PFAS Total: With respect to PFAS analyses, the 'PFAS, Total (5)' result is defined as the summation of results for: PFHpA, PFHxS, PFOA, PFNA and PFOS. In addition, the 'PFAS, Total (6)' result is defined as the summation of results for: PFHpA, PFHxS, PFOA, PFNA, PFDA and PFOS. For MassDEP DW compliance analysis only, the 'PFAS, Total (6)' result is defined as the summation of results at or above the RL. Note: If a 'Total' result is requested, the results of its individual components will also be reported.

Total: With respect to Organic analyses, a 'Total' result is defined as the summation of results for individual isomers or Aroclors. If a 'Total' result is requested, the results of its individual components will also be reported. This is applicable to 'Total' results for methods 8260, 8081 and 8082.

***Data Qualifiers***

**A** - Spectra identified as "Aldol Condensates" are byproducts of the extraction/concentration procedures when acetone is introduced in the process.

**B** - The analyte was detected above the reporting limit in the associated method blank. Flag only applies to associated field samples that have detectable concentrations of the analyte at less than ten times (10x) the concentration found in the blank. For MCP-related projects, flag only applies to associated field samples that have detectable concentrations of the analyte at less than ten times (10x) the concentration found in the blank. For DOD-related projects, flag only applies to associated field samples that have detectable concentrations of the analyte at less than ten times (10x) the concentration found in the blank AND the analyte was detected above one-half the reporting limit (or above the reporting limit for common lab contaminants) in the associated method blank. For NJ-Air-related projects, flag only applies to associated field samples that have detectable concentrations of the analyte above the reporting limit. For NJ-related projects (excluding Air), flag only applies to associated field samples that have detectable concentrations of the analyte, which was detected above the reporting limit in the associated method blank or above five times the reporting limit for common lab contaminants (Phthalates, Acetone, Methylene Chloride, 2-Butanone).

**C** - Co-elution: The target analyte co-elutes with a known lab standard (i.e. surrogate, internal standards, etc.) for co-extracted analyses.

**D** - Concentration of analyte was quantified from diluted analysis. Flag only applies to field samples that have detectable concentrations of the analyte.

**E** - Concentration of analyte exceeds the range of the calibration curve and/or linear range of the instrument.

**F** - The ratio of quantifier ion response to qualifier ion response falls outside of the laboratory criteria. Results are considered to be an estimated maximum concentration.

**G** - The concentration may be biased high due to matrix interferences (i.e, co-elution) with non-target compound(s). The result should be considered estimated.

**H** - The analysis of pH was performed beyond the regulatory-required holding time of 15 minutes from the time of sample collection.

**I** - The lower value for the two columns has been reported due to obvious interference.

**M** - Reporting Limit (RL) exceeds the MCP CAM Reporting Limit for this analyte.

**NJ** - Presumptive evidence of compound. This represents an estimated concentration for Tentatively Identified Compounds (TICs), where

*Report Format:* DU Report with 'J' Qualifiers

***Data Qualifiers***

the identification is based on a mass spectral library search.

**P** - The RPD between the results for the two columns exceeds the method-specified criteria.

**Q** - The quality control sample exceeds the associated acceptance criteria. For DOD-related projects, LCS and/or Continuing Calibration Standard exceedences are also qualified on all associated sample results. Note: This flag is not applicable for matrix spike recoveries when the sample concentration is greater than 4x the spike added or for batch duplicate RPD when the sample concentrations are less than 5x the RL. (Metals only.)

**R** - Analytical results are from sample re-analysis.

**RE** - Analytical results are from sample re-extraction.

**S** - Analytical results are from modified screening analysis.

**V** - The surrogate associated with this target analyte has a recovery outside the QC acceptance limits. (Applicable to MassDEP DW Compliance samples only.)

**Z** - The batch matrix spike and/or duplicate associated with this target analyte has a recovery/RPD outside the QC acceptance limits. (Applicable to MassDEP DW Compliance samples only.)

**J** - Estimated value. The Target analyte concentration is below the quantitation limit (RL), but above the Method Detection Limit (MDL) or Estimated Detection Limit (EDL) for SPME-related analyses. This represents an estimated concentration for Tentatively Identified Compounds (TICs). For calculated parameters, this represents that one or more values used in the calculation were estimated.

**ND or U** - Not detected at the method detection limit (MDL) for the sample, or estimated detection limit (EDL) for SPME-related analyses.

# TYPICAL INSTRUMENT PARAMETERS

## Volatile Organics Instruments

Volatile Organics:

| | |
|---|---|
| Instrument: Agilent 7890 GC/5975C MSD | Columns (length x ID x df): |
| Trap: Supelco K Trap (VOACARB 3000) | RTX-VMS 20m x 0.18mm x 1um |
| Concentrator: EST Encon (or equivalent) | RTX-VMS 30m x 0.25mm x 1.4um |
| Autosampler: EST Centurion (or equivalent) | RTX-502.2 40m x 0.18mm x 1um |
| Purge time: 11 min | |

Volatile Organics: VPH

| | |
|---|---|
| Instrument: Agilent 6890 (or equivalent) | Column Type: Restek RTX 502.2 |
| Trap: Supelco K Trap (VOACARB 3000) | Column Length: 105 Meters |
| Concentrator: EST Encon (or equivalent) | df: 3.00 um |
| Autosampler: EST Centurion (or equivalent) | ID: 0.53mm |

Volatile Organics: PIANO

| | |
|---|---|
| Instrument: Agilent 7890 GC/5975C MSD | Column Type: DB-VRX |
| Trap: Supelco K Trap (VOACARB 3000) | Column Length: 60 Meters |
| Concentrator: Tekmar Velocity / EST Encon | df: 1.40 um |
| Autosampler: Varian Archon / EST Centurion | ID: 0.25 mm |
| Purge time: 11 min | Desorb: 1 min |

Volatile Organics: Dissolved Gas

| | |
|---|---|
| Instrument: Agilent 7890 (or equivalent) with FID/TCD | |
| | Column Type: Haysep S Column |
| | Column Length: 2 Meters packed (100/200 mesh) |
| Autosampler: LEAP Headspace | Purge time: 0.6 min |

## Volatile Organics in Air Instruments

Volatile Organics in Air:

Instruments: Agilent 6890 GC / 5975 MSD Shimadzu QP2010-SE / QP2020

| | |
|---|---|
| Concentrator: Entech 7100A or 7200 | Column Type: Restek RTX-1 |
| Autosampler: Entech 7016CA or 7016D | Column Length: 60 Meters |
| | df: 1.00 um |
| | ID: 0.25 mm or 0.32 mm |

Trap 1: Glass Bead: manufacturer-Entech: 20 cm packing material
Trap 2: Tenax: manufacturer-Entech: 20 cm packing material

**Semivolatile Organics Instruments - Westborough**

Semivolatile Organics (Acid/Base/Neutral Extractables):

| | |
|---|---|
| Instrument: Agilent 5973N MSD | Injection volume: 1 ul;2 uL LVI |
| Column Type: Restek RXI-5SILMS | df: 0.32 um |
| Column Length: 30 Meters | ID: 0.25 mm |

Polynuclear Aromatic Hydrocarbons by 8270 SIM:

| | |
|---|---|
| Instrument: Agilent 5973 MSD | Injection volume: 1 ul;2 uL LVI |
| Column Type: Restek RXI-5SILMS | df: 0.25 um |
| Column Length: 30 Meters | ID: 0.25 mm |

Pesticides/PCB/Herbicides:

| | |
|---|---|
| Instrument: Agilent 6890 w/Dual Micro ECDs | Injection Volume: 1uL |
| Column A: Restek RTX-CL/STX-CL | df: 0.32 |
| Column B: Restek RTX/STX-CLPPesticide II | df: 0.25 |
| Column Length: 30 Meters | ID: 0.32 mm |

Petroleum/EPH:

| | |
|---|---|
| Instrument: Agilent 6890 w/FID / HP 5890 w/ FID | Injection Volume: 1uL |
| Column: Restek RTX 5 | df: 0.25 |
| Column Length: 30 Meters | |
| ID: 0.32 mm | |

**Semivolatile Organic Instruments - Mansfield**

Semivolatile Organics (ALK-PAH Extractables):

| | |
|---|---|
| Instrument: Agilent 5973N / 5975 MSD | Injection volume: 1 ul |
| Column Type: ZB-5 | df: 0.25 um |
| Column Length: 60 Meters | ID: 0.25 mm |

Semivolatile Organics (8270):

| | |
|---|---|
| Instrument: Agilent 5973N / 5975 MSD | Injection volume: 2 ul |
| Column Type: ZB-Semivolatiles | df: 0.25 um |
| Column Length: 30 Meters | ID: 0.25 mm |

Semivolatile Organics (8270 SIM):

| | |
|---|---|
| Instrument: Agilent 5973N / 5975 MSD | Injection volume: 3 ul |
| Column Type: ZB-5 | df: 0.25 um |
| Column Length: 30 Meters | ID: 0.25 mm |

Semivolatile Organics (1,4-Dioxane):

| | |
|---|---|
| Instrument: Agilent 5973N / 5975 / 5977 MSD | Injection volume: 3 ul |
| Column Type: RTX-5 | df: 0.25um, 0.18 um |
| Column Length: 30 Meters | ID: 0.25um, 0.18 mm |

Semivolatile Organics (209 Congener):

| | |
|---|---|
| Instrument: Agilent 5973N / 5975 MSD | Injection volume: 3 ul |
| Column Type: RTX-5, RTX-PCB | df: 0.25um, 0.18 um |
| Column Length: 60 Meters | ID: 0.25um, 0.18 mm |

Semivolatile Organics (8081):

| | |
|---|---|
| Instrument: Agilent 6890 / 7890 | Injection volume: 1 ul |
| Column Type: RTX-5 / RTX-CLP II | df: 0.25 um |
| Column Length: 60 Meters | ID: 0.25 mm |

Semivolatile Organics (8082):

| | |
|---|---|
| Instrument: Agilent 6890 w/Dual Micro ECDs | Injection Volume: 1uL |
| Column A: Restek RTX-CL/STX-CL | df: 0.32 |
| Column B: Restek RTX/STX-CLPPesticide II | df: 0.25 |
| Column Length: 30 Meters | ID: 0.32 mm |

Semivolatile Organics (SHC Extractables):

| | |
|---|---|
| Instrument: Agilent 6890 | Injection volume: 1 ul |
| Column Type: RTX-5 | df: 0.25 um |
| Column Length: 60 Meters | ID: 0.25 mm |

# Sample Delivery Group Summary

Pace Job Number : L2555281

Received : 03-SEP-2025
Reviewer : Geoffry Grace

Account Name : Roux Env. Eng. & Geology, DPC
Project Number : 2232.0006Y005
Project Name : CORAM MATERIALS

## Delivery Information

Samples Delivered By : Pace Courier

Chain of Custody : Present

## Cooler Information

| Cooler | Seal/Seal# | Preservation | Temperature(°C) | Additional Information |
|---|---|---|---|---|
| A | Absent/ | Ice | 3.6 | |
| B | Absent/ | Ice | 2.1 | |
| C | Absent/ | Ice | 3.3 | |

## Condition Information

1) All samples on COC received? **NO**
Following samples were not received: -09

2) Extra samples received? **NO**

3) Are there any sample container discrepancies? **YES**
Following containers were not received for listed analysis: -01 (TSS-2540), -02 (TSS-2540), -03 (TSS-2540), -04(TSS-2540), -05 (TSS-2540), -06 (TSS-2540), -07 (TSS-2540), -08 (TSS-2540)

4) Are there any discrepancies between COC & sample labels? **NO**

5) Are samples in appropriate containers for requested analysis? **YES**

6) Are samples properly preserved for requested analysis? **YES**

7) Are samples within holding time for requested analysis? **YES**

8) All sampling equipment returned? **NA**

## Volatile Organics/VPH

1) Reagent Water Vials Frozen by Client? **NO**

PACE ANALYTICAL SERVICES
LOGIN CHAIN OF CUSTODY REPORT
Oct 15 2025, 04:35 pm

Login Number: L2555281
Account: ROUX-NY Roux Env. Eng. & Geology, DPCProject: 2232.0006Y005
Received: 03SEP25 Due Date: 18SEP25

| Sample # | Client ID | Mat | PR | Collected |
|---|---|---|---|---|
| L2555281-01 | MP-1 | S0 | 1 | 03SEP25 11:00 |

Galbraith will not send packages (L4 packages) NYTCL-8270 SIM Report list built NYTCL-8270-LV: Report list built I: Non-Routine: ;1,2,4,5-Tetrachlorobenzene;Atrazine;Benzaldehyde;Caprolactam TSS: Limited Volume 884108255423 $40.81 Pace, IN NYTCL-8260: Report list built : including Non-Routine: ;Freon-113;Cyclohexane;Methyl Acetate;Methyl cyclohexane 884107055123 $62.56 Galbraith, TN ASP-B Package Due Date: 09/18/25

ALK-CO3-2320,ALK-HCO3-2320,ASP-B,BR-300,CL-4500,F-4500,NO2-4500NO3,NO3-4500,NYTCL-8260,NYTCL-8270/SIM-RVT,NYTCL-8270-RVT,NYTCL-8270-SIM-RVT,SHIPPING,SO4-4500,SUB-AMMONIUM,SUB-IODIDE,SUB-LEVEL5,SUB-SULFIDE,TAL-2007S,AG-RI,AL-RI,AS-RI,BA-RI,BE-RI,CA-RI,CD-RI,CO-RI,CR-RI,CU-RI,FE-RI,HG-R,K-RI,MG-RI,MN-RI,NA-RI,NI-RI,PB-RI,PREPR,SB-RI,SE-RI,TL-RI,V-RI,ZN-RI,TAL-600,AG-UI,AL-UI,AS-UI,BA-UI,BE-UI,CA-UI,CD-UI,CO-UI,CR-UI,CU-UI,FE-UI,HG-U,K-UI,MG-UI,MN-UI,NA-UI,NI-UI,PB-UI,PREPU,SB-UI,SE-UI,TL-UI,V-UI,ZN-UI,TDS-2540,TKN-351,TOTALNITROGEN,NO3/NO2-4500,TNITROGEN,TPO4-4500,TSS-2540

| | | | | |
|---|---|---|---|---|
| L2555281-02 | DUP_090325 | S0 | 1 | 03SEP25 12:00 |

Galbraith will not send packages (L4 packages) NYTCL-8270 SIM Report list built NYTCL-8270-LV: Report list built I: Non-Routine: ;1,2,4,5-Tetrachlorobenzene;Atrazine;Benzaldehyde;Caprolactam TSS: Limited Volume NYTCL-8260: Report list built : including Non-Routine: ;Freon-113;Cyclohexane;Methyl Acetate;Methyl cyclohexane Package Due Date: 09/18/25

ALK-CO3-2320,ALK-HCO3-2320,BR-300,CL-4500,F-4500,NO2-4500NO3,NO3-4500,NYTCL-8260,NYTCL-8270/SIM-RVT,NYTCL-8270-RVT,NYTCL-8270-SIM-RVT,SO4-4500,SUB-AMMONIUM,SUB-IODIDE,SUB-SULFIDE,TAL-2007S,AG-RI,AL-RI,AS-RI,BA-RI,BE-RI,CA-RI,CD-RI,CO-RI,CR-RI,CU-RI,FE-RI,HG-R,K-RI,MG-RI,MN-RI,NA-RI,NI-RI,PB-RI,PREPR,SB-RI,SE-RI,TL-RI,V-RI,ZN-RI,TAL-600,AG-UI,AL-UI,AS-UI,BA-UI,BE-UI,CA-UI,CD-UI,CO-UI,CR-UI,CU-UI,FE-UI,HG-U,K-UI,MG-UI,MN-UI,NA-UI,NI-UI,PB-UI,PREPU,SB-UI,SE-UI,TL-UI,V-UI,ZN-UI,TDS-2540,TKN-351,TOTALNITROGEN,NO3/NO2-4500,TNITROGEN,TPO4-4500,TSS-2540

| | | | | |
|---|---|---|---|---|
| L2555281-03 | MP-1D | S0 | 1 | 03SEP25 11:25 |

Galbraith will not send packages (L4 packages) NYTCL-8270 SIM Report list built NYTCL-8270-LV: Report list built I: Non-Routine: ;1,2,4,5-Tetrachlorobenzene;Atrazine;Benzaldehyde;Caprolactam TSS: Limited Volume NYTCL-8260: Report list built : including Non-Routine: ;Freon-113;Cyclohexane;Methyl Acetate;Methyl cyclohexane Package Due Date: 09/18/25

PACE ANALYTICAL SERVICES
LOGIN CHAIN OF CUSTODY REPORT
Oct 15 2025, 04:35 pm

Login Number: L2555281
Account: ROUX-NY Roux Env. Eng. & Geology, DPCProject: 2232.0006Y005
Received: 03SEP25 Due Date: 18SEP25

| Sample # | Client ID | Mat | PR | Collected |
|---|---|---|---|---|

ALK-CO3-2320,ALK-HCO3-2320,BR-300,CL-4500,F-4500,NO2-4500NO3,NO3-4500,NYTCL-8260,NYTCL-8270/SIM-RVT,
NYTCL-8270-RVT,NYTCL-8270-SIM-RVT,SO4-4500,SUB-AMMONIUM,SUB-IODIDE,SUB-SULFIDE,TAL-2007S,AG-RI,AL-
RI,AS-RI,BA-RI,BE-RI,CA-RI,CD-RI,CO-RI,CR-RI,CU-RI,FE-RI,HG-R,K-RI,MG-RI,MN-RI,NA-RI,NI-RI,PB-RI,
PREPR,SB-RI,SE-RI,TL-RI,V-RI,ZN-RI,TAL-600,AG-UI,AL-UI,AS-UI,BA-UI,BE-UI,CA-UI,CD-UI,CO-UI,CR-UI,CU-
UI,FE-UI,HG-U,K-UI,MG-UI,MN-UI,NA-UI,NI-UI,PB-UI,PREPU,SB-UI,SE-UI,TL-UI,V-UI,ZN-UI,TDS-2540,TKN-
351,TOTALNITROGEN,NO3/NO2-4500,TNITROGEN,TPO4-4500,TSS-2540

L2555281-04 MW-1SR 1 S0 03SEP25 09:10

Galbraith will not send packages (L4 packages) NYTCL-8270 SIM Report list built NYTCL-8270-LV: Report list built I: Non-Routine: ;1,2,4,5-Tetrachlorobenzene;Atrazine;Benzaldehyde;Caprolactam TSS: Limited Volume NYTCL-8260: Report list built : including Non-Routine: ;Freon-113;Cyclohexane;Methyl Acetate; Methyl cyclohexane Package Due Date: 09/18/25

ALK-CO3-2320,ALK-HCO3-2320,BR-300,CL-4500,F-4500,NO2-4500NO3,NO3-4500,NYTCL-8260,NYTCL-8270/SIM-RVT,
NYTCL-8270-RVT,NYTCL-8270-SIM-RVT,SO4-4500,SUB-AMMONIUM,SUB-IODIDE,SUB-SULFIDE,TAL-2007S,AG-RI,AL-
RI,AS-RI,BA-RI,BE-RI,CA-RI,CD-RI,CO-RI,CR-RI,CU-RI,FE-RI,HG-R,K-RI,MG-RI,MN-RI,NA-RI,NI-RI,PB-RI,
PREPR,SB-RI,SE-RI,TL-RI,V-RI,ZN-RI,TAL-600,AG-UI,AL-UI,AS-UI,BA-UI,BE-UI,CA-UI,CD-UI,CO-UI,CR-UI,CU-
UI,FE-UI,HG-U,K-UI,MG-UI,MN-UI,NA-UI,NI-UI,PB-UI,PREPU,SB-UI,SE-UI,TL-UI,V-UI,ZN-UI,TDS-2540,TKN-
351,TOTALNITROGEN,NO3/NO2-4500,TNITROGEN,TPO4-4500,TSS-2540

L2555281-05 MW-1DR2 1 S0 03SEP25 09:20

Galbraith will not send packages (L4 packages) NYTCL-8270 SIM Report list built NYTCL-8270-LV: Report list built I: Non-Routine: ;1,2,4,5-Tetrachlorobenzene;Atrazine;Benzaldehyde;Caprolactam L2555281-05 MS L2555281-05 MSD TSS: Limited Volume NYTCL-8260: Report list built : including Non-Routine: ;Freon-113;Cyclohexane;Methyl Acetate;Methyl cyclohexane Package Due Date: 09/18/25

ALK-CO3-2320,ALK-HCO3-2320,BR-300,CL-4500,F-4500,MS/MSD,NO2-4500NO3,NO3-4500,NYTCL-8260,NYTCL-
8270/SIM-RVT,NYTCL-8270-RVT,NYTCL-8270-SIM-RVT,SO4-4500,SUB-AMMONIUM,SUB-IODIDE,SUB-SULFIDE,TAL-
2007S,AG-RI,AL-RI,AS-RI,BA-RI,BE-RI,CA-RI,CD-RI,CO-RI,CR-RI,CU-RI,FE-RI,HG-R,K-RI,MG-RI,MN-RI,NA-RI,
NI-RI,PB-RI,PREPR,SB-RI,SE-RI,TL-RI,V-RI,ZN-RI,TAL-600,AG-UI,AL-UI,AS-UI,BA-UI,BE-UI,CA-UI,CD-UI,CO-
UI,CR-UI,CU-UI,FE-UI,HG-U,K-UI,MG-UI,MN-UI,NA-UI,NI-UI,PB-UI,PREPU,SB-UI,SE-UI,TL-UI,V-UI,ZN-UI,TDS-
2540,TKN-351,TOTALNITROGEN,NO3/NO2-4500,TNITROGEN,TPO4-4500,TSS-2540

PACE ANALYTICAL SERVICES
LOGIN CHAIN OF CUSTODY REPORT
Oct 15 2025, 04:35 pm

Login Number: L2555281
Account: ROUX-NY Roux Env. Eng. & Geology, DPCProject: 2232.0006Y005
Received: 03SEP25 Due Date: 18SEP25

| Sample # | Client ID | Mat | PR | Collected |
|---|---|---|---|---|
| L2555281-06 | PZ-6 | | 1 | S0 03SEP25 13:15 |

Galbraith will not send packages (L4 packages) NYTCL-8270 SIM Report list built NYTCL-8270-LV: Report list built I: Non-Routine: ;1,2,4,5-Tetrachlorobenzene;Atrazine;Benzaldehyde;Caprolactam TSS: Limited Volume NYTCL-8260: Report list built : including Non-Routine: ;Freon-113;Cyclohexane;Methyl Acetate; Methyl cyclohexane Package Due Date: 09/18/25

ALK-CO3-2320,ALK-HCO3-2320,BR-300,CL-4500,F-4500,NO2-4500NO3,NO3-4500,NYTCL-8260,NYTCL-8270/SIM-RVT, NYTCL-8270-RVT,NYTCL-8270-SIM-RVT,SO4-4500,SUB-AMMONIUM,SUB-IODIDE,SUB-SULFIDE,TAL-2007S,AG-RI,AL-RI,AS-RI,BA-RI,BE-RI,CA-RI,CD-RI,CO-RI,CR-RI,CU-RI,FE-RI,HG-R,K-RI,MG-RI,MN-RI,NA-RI,NI-RI,PB-RI, PREPR,SB-RI,SE-RI,TL-RI,V-RI,ZN-RI,TAL-600,AG-UI,AL-UI,AS-UI,BA-UI,BE-UI,CA-UI,CD-UI,CO-UI,CR-UI,CU-UI,FE-UI,HG-U,K-UI,MG-UI,MN-UI,NA-UI,NI-UI,PB-UI,PREPU,SB-UI,SE-UI,TL-UI,V-UI,ZN-UI,TDS-2540,TKN-351,TOTALNITROGEN,NO3/NO2-4500,TNITROGEN,TPO4-4500,TSS-2540

| | | | | |
|---|---|---|---|---|
| L2555281-07 | MW-6D | | 1 | S0 03SEP25 13:20 |

Galbraith will not send packages (L4 packages) NYTCL-8270 SIM Report list built NYTCL-8270-LV: Report list built I: Non-Routine: ;1,2,4,5-Tetrachlorobenzene;Atrazine;Benzaldehyde;Caprolactam TSS: Limited Volume NYTCL-8260: Report list built : including Non-Routine: ;Freon-113;Cyclohexane;Methyl Acetate; Methyl cyclohexane Package Due Date: 09/18/25

ALK-CO3-2320,ALK-HCO3-2320,BR-300,CL-4500,F-4500,NO2-4500NO3,NO3-4500,NYTCL-8260,NYTCL-8270/SIM-RVT, NYTCL-8270-RVT,NYTCL-8270-SIM-RVT,SO4-4500,SUB-AMMONIUM,SUB-IODIDE,SUB-SULFIDE,TAL-2007S,AG-RI,AL-RI,AS-RI,BA-RI,BE-RI,CA-RI,CD-RI,CO-RI,CR-RI,CU-RI,FE-RI,HG-R,K-RI,MG-RI,MN-RI,NA-RI,NI-RI,PB-RI, PREPR,SB-RI,SE-RI,TL-RI,V-RI,ZN-RI,TAL-600,AG-UI,AL-UI,AS-UI,BA-UI,BE-UI,CA-UI,CD-UI,CO-UI,CR-UI,CU-UI,FE-UI,HG-U,K-UI,MG-UI,MN-UI,NA-UI,NI-UI,PB-UI,PREPU,SB-UI,SE-UI,TL-UI,V-UI,ZN-UI,TDS-2540,TKN-351,TOTALNITROGEN,NO3/NO2-4500,TNITROGEN,TPO4-4500,TSS-2540

| | | | | |
|---|---|---|---|---|
| L2555281-08 | EQUIPMENT BLANK_090325 | | 1 | S0 03SEP25 14:00 |

Galbraith will not send packages (L4 packages) NYTCL-8270 SIM Report list built NYTCL-8270-LV: Report list built I: Non-Routine: ;1,2,4,5-Tetrachlorobenzene;Atrazine;Benzaldehyde;Caprolactam TSS: Limited Volume NYTCL-8260: Report list built : including Non-Routine: ;Freon-113;Cyclohexane;Methyl Acetate; Methyl cyclohexane Package Due Date: 09/18/25

PACE ANALYTICAL SERVICES
LOGIN CHAIN OF CUSTODY REPORT
Oct 15 2025, 04:35 pm

Login Number: L2555281
Account: ROUX-NY Roux Env. Eng. & Geology, DPCProject: 2232.0006Y005
Received: 03SEP25 Due Date: 18SEP25

| Sample # | Client ID | Mat | PR | Collected |
|---|---|---|---|---|

ALK-CO3-2320,ALK-HCO3-2320,BR-300,CL-4500,F-4500,NO2-4500NO3,NO3-4500,NYTCL-8260,NYTCL-8270/SIM-RVT, NYTCL-8270-RVT,NYTCL-8270-SIM-RVT,SO4-4500,SUB-AMMONIUM,SUB-IODIDE,SUB-SULFIDE,TAL-2007S,AG-RI,AL-RI,AS-RI,BA-RI,BE-RI,CA-RI,CD-RI,CO-RI,CR-RI,CU-RI,FE-RI,HG-R,K-RI,MG-RI,MN-RI,NA-RI,NI-RI,PB-RI, PREPR,SB-RI,SE-RI,TL-RI,V-RI,ZN-RI,TAL-600,AG-UI,AL-UI,AS-UI,BA-UI,BE-UI,CA-UI,CD-UI,CO-UI,CR-UI,CU-UI,FE-UI,HG-U,K-UI,MG-UI,MN-UI,NA-UI,NI-UI,PB-UI,PREPU,SB-UI,SE-UI,TL-UI,V-UI,ZN-UI,TDS-2540,TKN-351,TOTALNITROGEN,NO3/NO2-4500,TNITROGEN,TPO4-4500,TSS-2540

| | | | | |
|---|---|---|---|---|
| L2555281-09 | TRIP BLANK | 8 | S0 | 03SEP25 00:00 |

Galbraith will not send packages (L4 packages) NYTCL-8270 SIM Report list built NYTCL-8270-LV: Report list built I: Non-Routine: ;1,2,4,5-Tetrachlorobenzene;Atrazine;Benzaldehyde;Caprolactam NYTCL-8260: Report list built : including Non-Routine: ;Freon-113;Cyclohexane;Methyl Acetate;Methyl cyclohexane
Package Due Date: 09/18/25

Page 4

Logged By: Jennifer Byrnes

ALPHA

Westborough, MA 01581
8 Walkup Dr.
TEL: 508-898-9220
FAX: 508-898-9193

# NEW YORK CHAIN OF CUSTODY

Mansfield, MA 02048
320 Forbes Blvd
TEL: 508-822-9300
FAX: 508-822-3288

**Service Centers**
Mahwah, NJ 07430: 35 Whitney Rd, Suite 5
Albany, NY 12205: 14 Walker Way
Tonawanda, NY 14150: 275 Cooper Ave, Suite 105

Page 1 of 2 (On back Page)

Date Rec'd in Lab 9/4/25

**L2555281**
**ROUX – NY**

## Client Information

Client: ROUX Env.Eng.&Geology, DPC
Address: 209 Shafter Street
Islandia, NY 11749-5074
Phone: 631-232-2600
Fax:
Email: aiervolino@rouxinc.com

## Project Information

Project Name: Coram Groundwater Event
Project Location: 416 Miller Place-Yaphank Road
Project #
(Use Project name as Project #) ☐
Project Manager: Ashley Iervolino
ALPHAQuote #:

## Turn-Around Time

Standard ☑ Due Date:
Rush (only if pre approved) ☐ # of Days.

These samples have been previously analyzed by Alpha ☐

**Other project specific requirements/comments:**

**Please specify Metals or TAL.**

## Deliverables

☐ ASP-A ☑ ASP-B
☐ EQuIS (1 File) ☐ EQuIS (4 File)
☐ Other

PO #

## Regulatory Requirement

☐ NY TOGS ☐ NY Part 375
☐ AWQ Standards ☐ NY CP-51
☐ NY Restricted Use ☐ Other
☐ NY Unrestricted Use
☐ NYC Sewer Discharge

## Disposal Site Information

Please identify below location of applicable disposal facilities.

Disposal Facility:
☐ NJ ☐ NY
☐ Other:

**Sample Filtration**
☑ Done
☐ Lab to do
*Preservation*
☐ Lab to do
*(Please Specify below)*

| ALPHA Lab ID (Lab Use Only) | Sample ID | Collection Date | Collection Time | Sample Matrix | Sampler's Initials | NYTCL-8260 | NYTCL-8270/SIM-RVT | TAL600/TAL-2007S | TDS-2540/TSS-2540 | Cl-4500/Br-300 | No3/No2-4500-PPB | TOTALNITROGEN | Sample Specific Comments | Total Bottles |
|---|---|---|---|---|---|---|---|---|---|---|---|---|---|---|
| 55221-01 | MP-1 | 9/3/25 | 1100 | AQ | | X | X | X | X | X | X | X | | 13 |
| -02 | DUP-090325 | ↓ | 1200 | ↓ | | ↓ | ↓ | ↓ | ↓ | ↓ | ↓ | ↓ | | 13 |
| -03 | MP-1D | | 1125 | | | | | | | | | | | 13 |
| -04 | MW-1SR | | 0910 | | | | | | | | | | | 13 |
| -05 | MW-1DR2 | | 0920 | | | | | | | | | | | 13 |
| -06 | PZ-6 | | 1315 | | | | | | | | | | ms/msD triplicate | 39 |
| -07 | MW-6D | | 1320 | | | | | | | | | | | 13 |
| -08 | Equipment Blank-090625 | | 1400 | | | | | | | | | | | 13 |
| -09 | Trip Blank | | | | | | | | | | | | | 13 |
| | | | | | | | | | | | | | | 2 |

Preservative Code:
A = None
B = HCl
C = $HNO_3$
D = $H_2SO_4$
E = NaOH
F = MeOH
G = $NaHSO_4$
H = $Na_2S_2O_3$
K/E = Zn Ac/NaOH
O = Other

Container Code
P = Plastic
A = Amber Glass
V = Vial
G = Glass
B = Bacteria Cup
C = Cube
O = Other
E = Encore
D = BOD Bottle

Westboro: Certification No: MA935
Mansfield: Certification No: MA015

| | | | | | | | |
|---|---|---|---|---|---|---|---|
| Container Type | V | A | P | A | P | A | A |
| Preservative | B | A | C | A | A | D | D |

| Relinquished By: | Date/Time | Received By: | Date/Time |
|---|---|---|---|
| [signature] | 9/3/25 15:35 | [signature] | 9/3/25 18:35 |

Please print clearly, legibly and completely. Samples can not be logged in and turnaround time clock will not start until any ambiguities are resolved. BY EXECUTING THIS COC, THE CLIENT HAS READ AND AGREES TO BE BOUND BY ALPHA'S TERMS & CONDITIONS.

Form No: 01-25 (rev. 30-Sept-2013)

# NEW YORK CHAIN OF CUSTODY

Westborough, MA 01581
8 Walkup Dr.
TEL: 508-898-9220
FAX: 508-898-9193

Mansfield, MA 02048
320 Forbes Blvd
TEL: 508-822-9300
FAX: 508-822-3288

Service Centers
Mahwah, NJ 07430: 35 Whitney Rd, Suite 5
Albany, NY 12205: 14 Walker Way
Tonawanda, NY 14150: 275 Cooper Ave, Suite 105



## Project Information

Project Name: Coram Groundwater Event
Project Location: 416 Miller Place-Yaphank Road
Project #
(Use Project name as Project #) ☐
Project Manager: Ashley Iervolino
ALPHAQuote #: 25147

## Turn-Around Time

Standard ☑ Due Date:
Rush (only if pre approved) ☐ # of Days.

## Client Information

Client: ROUX Env.Eng.&Geology, DPC
Address: 209 Shafter Street
Islandia, NY 11749-5074
Phone: 631-232-2600
Fax:
Email: aiervolino@Rouxinc.com

## Deliverables

☐ ASP-A ☑ ASP-B
☐ EQuIS (1 File) ☐ EQuIS (4 File)
☐ Other

## Regulatory Requirement

☐ NY TOGS ☐ NY Part 375
☐ AWQ Standards ☐ NY CP-51
☐ NY Restricted Use ☐ Other
☐ NY Unrestricted Use
☐ NYC Sewer Discharge

## Billing Information

☐ Same as Client Info
PO #

## Disposal Site Information

Please identify below location of applicable disposal facilities.
Disposal Facility:
☐ NJ ☐ NY
☐ Other.

These samples have been previously analyzed by Alpha ☐

**Other project specific requirements/comments:**

**Please specify Metals or TAL.**

**Sample Filtration**
☑ Done
☐ Lab to do
*Preservation*
☐ Lab to do
*(Please Specify below)*

| Sample ID | Collection Date | Collection Time | Sample Matrix | Sampler's Initials | SO4-4500/F-4500 | TPO4-4500 | Alk-Co3-2320/Alk-HCO3-2 | SUB-Ammonium | SUB-IODIDE | | | | Sample Specific Comments | Total Bottles |
|---|---|---|---|---|---|---|---|---|---|---|---|---|---|---|
| MP-1 | 9/3/25 | 1100 | AQ | | X | X | X | X | X | | | | | 13 |
| DUP-090325 | ↓ | 1200 | ↓ | | ↓ | ↓ | ↓ | ↓ | ↓ | | | | | 13 |
| MP-1D | ↓ | 1125 | ↓ | | ↓ | ↓ | ↓ | ↓ | ↓ | | | | | 13 |
| MW-1SR | ↓ | 0910 | ↓ | | ↓ | ↓ | ↓ | ↓ | ↓ | | | | | 13 |
| MW-1DR2 | ↓ | 0920 | ↓ | | ↓ | ↓ | ↓ | ↓ | ↓ | | | | MS/MSD triplicate | 39 |
| PZ-6 | ↓ | 1315 | ↓ | | ↓ | ↓ | ↓ | ↓ | ↓ | | | | | 13 |
| MW-6D | ↓ | 1320 | ↓ | | ↓ | ↓ | ↓ | ↓ | ↓ | | | | | 13 |
| Equipment Blank-090325 | ↓ | 1400 | ↓ | | ↓ | ↓ | ↓ | ↓ | ↓ | | | | | 13 |
| Trip Blank | | | ↓ | | ↓ | | | | | | | | | 2 |

Preservative Code:
A = None
B = HC
C = $HNO_3$
D = $H_2SO_4$
E = NaOH
F = MeOH
G = $NaHSO_4$
H = $Na_2S_2O_3$
K/L = Zn Ac/NaOH
O = Other

Container Code
P = Plastic
A = Amber Glass
V = Vial
G = Glass
B = Bacteria Cup
C = Cube
O = Other
E = Encore
D = BOD Bottle

Westboro: Certification No: MA935
Mansfield: Certification No: MA015

| | | | | | | | | | |
|---|---|---|---|---|---|---|---|---|---|
| Container Type | P | A | P | P | P | | | | |
| Preservative | A | D | A | D | A | | | | |

| Relinquished By: | Date/Time | Received By: | Date/Time |
|---|---|---|---|
| [signature] | 9/3/25 1535 | [signature] | 9/3/25 1535 |
| [signature] | 9/3/25 1946 | Anthony Green | SEP 03 2025 2100 |
| Anthony Green | | Alberto Liz | 9/4/25 0115 |
| Alberto Liz | 9/4/25 0315 | [signature] | 9/4 0315 |

Please print clearly, legibly and completely. Samples can not be logged in and turnaround time clock will not start until any ambiguities are resolved. BY EXECUTING THIS COC, THE CLIENT HAS READ AND AGREES TO BE BOUND BY ALPHA'S TERMS & CONDITIONS.

Form No. 01-25 (rev. 30-Sept-2013)

# Organics

# GC/MS 8260
# Analysis

# Volatiles QC Summary

# Surrogate Recovery Summary
# Form 2
# Volatiles

**Client: Roux Env. Eng. & Geology, DPC**
**Project Name: CORAM MATERIALS**

**Lab Number: L2555281**
**Project Number: 2232.0006Y005**
**Matrix: Equipment Blank/Water**

| CLIENT ID (LAB SAMPLE NO.) | SMC1 DCA | SMC2 TOL | SMC3 BFB | SMC4 DBFM | TOT OUT |
|---|---|---|---|---|---|
| MP-1 (L2555281-01) | 123 | 97 | 102 | 113 | 0 |
| DUP_090325 (L2555281-02) | 123 | 100 | 104 | 113 | 0 |
| MP-1D (L2555281-03) | 127 | 97 | 103 | 113 | 0 |
| MW-1SR (L2555281-04) | 125 | 99 | 102 | 116 | 0 |
| MW-1DR2 (L2555281-05) | 96 | 102 | 98 | 104 | 0 |
| PZ-6 (L2555281-06) | 98 | 100 | 99 | 109 | 0 |
| MW-6D (L2555281-07) | 103 | 101 | 98 | 107 | 0 |
| EQUIPMENT BLANK_090325 (L2555281-08) | 126 | 97 | 104 | 116 | 0 |
| WG2112948-3LCS | 117 | 99 | 97 | 102 | 0 |
| WG2112948-4LCSD | 112 | 101 | 93 | 100 | 0 |
| WG2112948-5BLANK | 118 | 98 | 99 | 106 | 0 |
| MW-308 (09-03-25)MS | 118 | 98 | 99 | 105 | 0 |
| MW-308 (09-03-25)MSD | 116 | 100 | 94 | 103 | 0 |
| WG2113015-3LCS | 88 | 104 | 105 | 95 | 0 |
| WG2113015-4LCSD | 89 | 104 | 101 | 94 | 0 |
| WG2113015-5BLANK | 96 | 101 | 100 | 103 | 0 |
| MW-1DR2MS | 100 | 103 | 98 | 100 | 0 |
| MW-1DR2MSD | 98 | 104 | 100 | 98 | 0 |

**QC LIMITS**

(70-130) DCA = 1,2-DICHLOROETHANE-D4
(70-130) TOL = TOLUENE-D8
(70-130) BFB = 4-BROMOFLUOROBENZENE
(70-130) DBFM = DIBROMOFLUOROMETHANE

*** Values outside of QC limits**

**FORM II NYTCL-8260**

# Laboratory Control Sample Summary
# Form 3
# Volatiles

| | | | |
|---|---|---|---|
| **Client** | : Roux Env. Eng. & Geology, DPC | **Lab Number** | : L2555281 |
| **Project Name** | : CORAM MATERIALS | **Project Number** | : 2232.0006Y005 |
| **Matrix (Level)** | : WATER (LOW) | | |
| **LCS Sample ID** | : WG2112948-3 **Analysis Date** : 09/09/25 20:38 | **File ID** | : V22250909N02 |
| **LCSD Sample ID** | : WG2112948-4 **Analysis Date** : 09/09/25 21:03 | **File ID** | : V22250909N03 |

| | Laboratory Control Sample | | | Laboratory Control Duplicate | | | | | |
|---|---|---|---|---|---|---|---|---|---|
| Parameter | True (ug/l) | Found (ug/l) | %R | True (ug/l) | Found (ug/l) | %R | RPD | Recovery Limits | RPD Limit |
| Methylene chloride | 10 | 11 | 110 | 10 | 10 | 100 | 10 | 70-130 | 20 |
| 1,1-Dichloroethane | 10 | 10 | 100 | 10 | 9.6 | 96 | 4 | 70-130 | 20 |
| Chloroform | 10 | 11 | 110 | 10 | 10 | 100 | 10 | 70-130 | 20 |
| Carbon tetrachloride | 10 | 11 | 110 | 10 | 10 | 100 | 10 | 63-132 | 20 |
| 1,2-Dichloropropane | 10 | 10 | 100 | 10 | 9.5 | 95 | 5 | 70-130 | 20 |
| Dibromochloromethane | 10 | 11 | 110 | 10 | 11 | 110 | 0 | 63-130 | 20 |
| 1,1,2-Trichloroethane | 10 | 11 | 110 | 10 | 11 | 110 | 0 | 70-130 | 20 |
| Tetrachloroethene | 10 | 10 | 100 | 10 | 10 | 100 | 0 | 70-130 | 20 |
| Chlorobenzene | 10 | 10 | 100 | 10 | 10 | 100 | 0 | 75-130 | 20 |
| Trichlorofluoromethane | 10 | 11 | 110 | 10 | 10 | 100 | 10 | 62-150 | 20 |
| 1,2-Dichloroethane | 10 | 11 | 110 | 10 | 11 | 110 | 0 | 70-130 | 20 |
| 1,1,1-Trichloroethane | 10 | 11 | 110 | 10 | 11 | 110 | 0 | 67-130 | 20 |
| Bromodichloromethane | 10 | 11 | 110 | 10 | 11 | 110 | 0 | 67-130 | 20 |
| trans-1,3-Dichloropropene | 10 | 10 | 100 | 10 | 10 | 100 | 0 | 70-130 | 20 |
| cis-1,3-Dichloropropene | 10 | 10 | 100 | 10 | 9.8 | 98 | 2 | 70-130 | 20 |
| Bromoform | 10 | 11 | 110 | 10 | 10 | 100 | 10 | 54-136 | 20 |
| 1,1,2,2-Tetrachloroethane | 10 | 9.8 | 98 | 10 | 8.4 | 84 | 15 | 67-130 | 20 |
| Benzene | 10 | 10 | 100 | 10 | 9.6 | 96 | 4 | 70-130 | 20 |
| Toluene | 10 | 10 | 100 | 10 | 10 | 100 | 0 | 70-130 | 20 |
| Ethylbenzene | 10 | 10 | 100 | 10 | 10 | 100 | 0 | 70-130 | 20 |
| Chloromethane | 10 | 9.6 | 96 | 10 | 9.5 | 95 | 1 | 64-130 | 20 |
| Bromomethane | 10 | 10 | 100 | 10 | 9.7 | 97 | 3 | 39-139 | 20 |
| Vinyl chloride | 10 | 9.0 | 90 | 10 | 8.7 | 87 | 3 | 55-140 | 20 |
| Chloroethane | 10 | 9.3 | 93 | 10 | 8.9 | 89 | 4 | 55-138 | 20 |
| 1,1-Dichloroethene | 10 | 10 | 100 | 10 | 9.8 | 98 | 2 | 61-145 | 20 |
| trans-1,2-Dichloroethene | 10 | 10 | 100 | 10 | 9.5 | 95 | 5 | 70-130 | 20 |

# Laboratory Control Sample Summary
# Form 3
# Volatiles

| | | | |
|---|---|---|---|
| **Client** | : Roux Env. Eng. & Geology, DPC | **Lab Number** | : L2555281 |
| **Project Name** | : CORAM MATERIALS | **Project Number** | : 2232.0006Y005 |
| **Matrix (Level)** | : WATER (LOW) | | |
| **LCS Sample ID** | : WG2112948-3 **Analysis Date** : 09/09/25 20:38 | **File ID** | : V22250909N02 |
| **LCSD Sample ID** | : WG2112948-4 **Analysis Date** : 09/09/25 21:03 | **File ID** | : V22250909N03 |

| | Laboratory Control Sample | | | Laboratory Control Duplicate | | | | | |
|---|---|---|---|---|---|---|---|---|---|
| Parameter | True (ug/l) | Found (ug/l) | %R | True (ug/l) | Found (ug/l) | %R | RPD | Recovery Limits | RPD Limit |
| Trichloroethene | 10 | 10 | 100 | 10 | 10 | 100 | 0 | 70-130 | 20 |
| 1,2-Dichlorobenzene | 10 | 11 | 110 | 10 | 10 | 100 | 10 | 70-130 | 20 |
| 1,3-Dichlorobenzene | 10 | 11 | 110 | 10 | 10 | 100 | 10 | 70-130 | 20 |
| 1,4-Dichlorobenzene | 10 | 11 | 110 | 10 | 10 | 100 | 10 | 70-130 | 20 |
| Methyl tert butyl ether | 10 | 11 | 110 | 10 | 11 | 110 | 0 | 63-130 | 20 |
| p/m-Xylene | 20 | 21 | 105 | 20 | 20 | 100 | 5 | 70-130 | 20 |
| o-Xylene | 20 | 20 | 100 | 20 | 21 | 105 | 5 | 70-130 | 20 |
| cis-1,2-Dichloroethene | 10 | 10 | 100 | 10 | 10 | 100 | 0 | 70-130 | 20 |
| Styrene | 20 | 22 | 110 | 20 | 22 | 110 | 0 | 70-130 | 20 |
| Dichlorodifluoromethane | 10 | 9.6 | 96 | 10 | 9.2 | 92 | 4 | 36-147 | 20 |
| Acetone | 10 | 11 | 110 | 10 | 11 | 110 | 0 | 58-148 | 20 |
| Carbon disulfide | 10 | 9.6 | 96 | 10 | 9.1 | 91 | 5 | 51-130 | 20 |
| 2-Butanone | 10 | 12 | 120 | 10 | 12 | 120 | 0 | 63-138 | 20 |
| 4-Methyl-2-pentanone | 10 | 8.7 | 87 | 10 | 9.6 | 96 | 10 | 59-130 | 20 |
| 2-Hexanone | 10 | 9.6 | 96 | 10 | 9.4 | 94 | 2 | 57-130 | 20 |
| Bromochloromethane | 10 | 12 | 120 | 10 | 11 | 110 | 9 | 70-130 | 20 |
| 1,2-Dibromoethane | 10 | 11 | 110 | 10 | 11 | 110 | 0 | 70-130 | 20 |
| 1,2-Dibromo-3-chloropropane | 10 | 11 | 110 | 10 | 9.5 | 95 | 15 | 41-144 | 20 |
| Isopropylbenzene | 10 | 9.5 | 95 | 10 | 9.2 | 92 | 3 | 70-130 | 20 |
| 1,2,3-Trichlorobenzene | 10 | 10 | 100 | 10 | 9.6 | 96 | 4 | 70-130 | 20 |
| 1,2,4-Trichlorobenzene | 10 | 9.7 | 97 | 10 | 9.3 | 93 | 4 | 70-130 | 20 |
| Methyl Acetate | 10 | 11 | 110 | 10 | 11 | 110 | 0 | 70-130 | 20 |
| Cyclohexane | 10 | 9.1 | 91 | 10 | 8.7 | 87 | 4 | 70-130 | 20 |
| Freon-113 | 10 | 11 | 110 | 10 | 9.8 | 98 | 12 | 70-130 | 20 |
| Methyl cyclohexane | 10 | 8.6 | 86 | 10 | 8.4 | 84 | 2 | 70-130 | 20 |

# Laboratory Control Sample Summary
# Form 3
# Volatiles

| | | | |
|---|---|---|---|
| **Client** | : Roux Env. Eng. & Geology, DPC | **Lab Number** | : L2555281 |
| **Project Name** | : CORAM MATERIALS | **Project Number** | : 2232.0006Y005 |
| **Matrix (Level)** | : WATER (LOW) | | |
| **LCS Sample ID** | : WG2113015-3 **Analysis Date** : 09/10/25 07:13 | **File ID** | : V05250910A01 |
| **LCSD Sample ID** | : WG2113015-4 **Analysis Date** : 09/10/25 07:39 | **File ID** | : V05250910A02 |

| | Laboratory Control Sample | | | Laboratory Control Duplicate | | | | | |
|---|---|---|---|---|---|---|---|---|---|
| Parameter | True (ug/l) | Found (ug/l) | %R | True (ug/l) | Found (ug/l) | %R | RPD | Recovery Limits | RPD Limit |
| Methylene chloride | 10 | 11 | 110 | 10 | 11 | 110 | 0 | 70-130 | 20 |
| 1,1-Dichloroethane | 10 | 10 | 100 | 10 | 10 | 100 | 0 | 70-130 | 20 |
| Chloroform | 10 | 9.6 | 96 | 10 | 9.5 | 95 | 1 | 70-130 | 20 |
| Carbon tetrachloride | 10 | 8.9 | 89 | 10 | 8.7 | 87 | 2 | 63-132 | 20 |
| 1,2-Dichloropropane | 10 | 10 | 100 | 10 | 10 | 100 | 0 | 70-130 | 20 |
| Dibromochloromethane | 10 | 9.3 | 93 | 10 | 9.7 | 97 | 4 | 63-130 | 20 |
| 1,1,2-Trichloroethane | 10 | 11 | 110 | 10 | 11 | 110 | 0 | 70-130 | 20 |
| Tetrachloroethene | 10 | 10 | 100 | 10 | 11 | 110 | 10 | 70-130 | 20 |
| Chlorobenzene | 10 | 10 | 100 | 10 | 11 | 110 | 10 | 75-130 | 20 |
| Trichlorofluoromethane | 10 | 10 | 100 | 10 | 10 | 100 | 0 | 62-150 | 20 |
| 1,2-Dichloroethane | 10 | 8.8 | 88 | 10 | 9.0 | 90 | 2 | 70-130 | 20 |
| 1,1,1-Trichloroethane | 10 | 9.4 | 94 | 10 | 9.2 | 92 | 2 | 67-130 | 20 |
| Bromodichloromethane | 10 | 9.1 | 91 | 10 | 9.2 | 92 | 1 | 67-130 | 20 |
| trans-1,3-Dichloropropene | 10 | 9.1 | 91 | 10 | 9.4 | 94 | 3 | 70-130 | 20 |
| cis-1,3-Dichloropropene | 10 | 10 | 100 | 10 | 10 | 100 | 0 | 70-130 | 20 |
| Bromoform | 10 | 9.3 | 93 | 10 | 9.5 | 95 | 2 | 54-136 | 20 |
| 1,1,2,2-Tetrachloroethane | 10 | 11 | 110 | 10 | 12 | 120 | 9 | 67-130 | 20 |
| Benzene | 10 | 11 | 110 | 10 | 11 | 110 | 0 | 70-130 | 20 |
| Toluene | 10 | 11 | 110 | 10 | 11 | 110 | 0 | 70-130 | 20 |
| Ethylbenzene | 10 | 11 | 110 | 10 | 11 | 110 | 0 | 70-130 | 20 |
| Chloromethane | 10 | 12 | 120 | 10 | 12 | 120 | 0 | 64-130 | 20 |
| Bromomethane | 10 | 6.3 | 63 | 10 | 7.0 | 70 | 11 | 39-139 | 20 |
| Vinyl chloride | 10 | 13 | 130 | 10 | 13 | 130 | 0 | 55-140 | 20 |
| Chloroethane | 10 | 12 | 120 | 10 | 12 | 120 | 0 | 55-138 | 20 |
| 1,1-Dichloroethene | 10 | 12 | 120 | 10 | 12 | 120 | 0 | 61-145 | 20 |
| trans-1,2-Dichloroethene | 10 | 11 | 110 | 10 | 11 | 110 | 0 | 70-130 | 20 |

# Laboratory Control Sample Summary
# Form 3
# Volatiles

| | | | |
|---|---|---|---|
| **Client** | : Roux Env. Eng. & Geology, DPC | **Lab Number** | : L2555281 |
| **Project Name** | : CORAM MATERIALS | **Project Number** | : 2232.0006Y005 |
| **Matrix (Level)** | : WATER (LOW) | | |
| **LCS Sample ID** | : WG2113015-3 **Analysis Date** : 09/10/25 07:13 | **File ID** | : V05250910A01 |
| **LCSD Sample ID** | : WG2113015-4 **Analysis Date** : 09/10/25 07:39 | **File ID** | : V05250910A02 |

| | Laboratory Control Sample | | | Laboratory Control Duplicate | | | | | |
|---|---|---|---|---|---|---|---|---|---|
| Parameter | True (ug/l) | Found (ug/l) | %R | True (ug/l) | Found (ug/l) | %R | RPD | Recovery Limits | RPD Limit |
| Trichloroethene | 10 | 10 | 100 | 10 | 9.8 | 98 | 2 | 70-130 | 20 |
| 1,2-Dichlorobenzene | 10 | 10 | 100 | 10 | 10 | 100 | 0 | 70-130 | 20 |
| 1,3-Dichlorobenzene | 10 | 11 | 110 | 10 | 10 | 100 | 10 | 70-130 | 20 |
| 1,4-Dichlorobenzene | 10 | 11 | 110 | 10 | 11 | 110 | 0 | 70-130 | 20 |
| Methyl tert butyl ether | 10 | 9.3 | 93 | 10 | 9.7 | 97 | 4 | 63-130 | 20 |
| p/m-Xylene | 20 | 22 | 110 | 20 | 22 | 110 | 0 | 70-130 | 20 |
| o-Xylene | 20 | 22 | 110 | 20 | 22 | 110 | 0 | 70-130 | 20 |
| cis-1,2-Dichloroethene | 10 | 10 | 100 | 10 | 10 | 100 | 0 | 70-130 | 20 |
| Styrene | 20 | 22 | 110 | 20 | 22 | 110 | 0 | 70-130 | 20 |
| Dichlorodifluoromethane | 10 | 10 | 100 | 10 | 9.7 | 97 | 3 | 36-147 | 20 |
| Acetone | 10 | 8.7 | 87 | 10 | 9.3 | 93 | 7 | 58-148 | 20 |
| Carbon disulfide | 10 | 12 | 120 | 10 | 12 | 120 | 0 | 51-130 | 20 |
| 2-Butanone | 10 | 7.3 | 73 | 10 | 8.9 | 89 | 20 | 63-138 | 20 |
| 4-Methyl-2-pentanone | 10 | 8.9 | 89 | 10 | 9.4 | 94 | 5 | 59-130 | 20 |
| 2-Hexanone | 10 | 8.7 | 87 | 10 | 9.2 | 92 | 6 | 57-130 | 20 |
| Bromochloromethane | 10 | 11 | 110 | 10 | 11 | 110 | 0 | 70-130 | 20 |
| 1,2-Dibromoethane | 10 | 9.9 | 99 | 10 | 10 | 100 | 1 | 70-130 | 20 |
| 1,2-Dibromo-3-chloropropane | 10 | 8.5 | 85 | 10 | 9.1 | 91 | 7 | 41-144 | 20 |
| Isopropylbenzene | 10 | 11 | 110 | 10 | 11 | 110 | 0 | 70-130 | 20 |
| 1,2,3-Trichlorobenzene | 10 | 10 | 100 | 10 | 10 | 100 | 0 | 70-130 | 20 |
| 1,2,4-Trichlorobenzene | 10 | 10 | 100 | 10 | 10 | 100 | 0 | 70-130 | 20 |
| Methyl Acetate | 10 | 9.8 | 98 | 10 | 9.8 | 98 | 0 | 70-130 | 20 |
| Cyclohexane | 10 | 11 | 110 | 10 | 11 | 110 | 0 | 70-130 | 20 |
| Freon-113 | 10 | 12 | 120 | 10 | 12 | 120 | 0 | 70-130 | 20 |
| Methyl cyclohexane | 10 | 10 | 100 | 10 | 10 | 100 | 0 | 70-130 | 20 |

# Matrix Spike Sample Summary
# Form 3
# Volatiles

| | | | |
|---|---|---|---|
| **Client** | : Roux Env. Eng. & Geology, DPC | **Lab Number** | : L2555281 |
| **Project Name** | : CORAM MATERIALS | **Project Number** | : 2232.0006Y005 |
| **Client Sample ID** | : MW-1DR2 | **Matrix (Level)** | : WATER (LOW) |
| **Lab Sample ID** | : L2555281-05 | **Analysis Date** | : 09/10/25 09:20 |
| **Matrix Spike** | : WG2113015-6 | **MS Analysis Date** | : 09/10/25 10:37 |
| **Matrix Spike Dup** | : WG2113015-7 | **MSD Analysis Date** | : 09/10/25 11:02 |

| | | Matrix Spike Sample | | | Matrix Spike Duplicate | | | | | |
|---|---|---|---|---|---|---|---|---|---|---|
| Parameter | Sample Conc. (ug/l) | Spike Added (ug/l) | Spike Conc. (ug/l) | %R | Spike Added (ug/l) | Spike Conc. (ug/l) | %R | RPD | Recovery Limits | RPD Limit |
| Methylene chloride | ND | 10 | 11 | 110 | 10 | 11 | 110 | 0 | 70-130 | 20 |
| 1,1-Dichloroethane | ND | 10 | 11 | 110 | 10 | 11 | 110 | 0 | 70-130 | 20 |
| Chloroform | ND | 10 | 11 | 110 | 10 | 11 | 110 | 0 | 70-130 | 20 |
| Carbon tetrachloride | ND | 10 | 10 | 100 | 10 | 10 | 100 | 0 | 63-132 | 20 |
| 1,2-Dichloropropane | ND | 10 | 10 | 100 | 10 | 10 | 100 | 0 | 70-130 | 20 |
| Dibromochloromethane | ND | 10 | 9.6 | 96 | 10 | 9.8 | 98 | 2 | 63-130 | 20 |
| 1,1,2-Trichloroethane | ND | 10 | 11 | 110 | 10 | 11 | 110 | 0 | 70-130 | 20 |
| Tetrachloroethene | ND | 10 | 12 | 120 | 10 | 11 | 110 | 9 | 70-130 | 20 |
| Chlorobenzene | ND | 10 | 11 | 110 | 10 | 11 | 110 | 0 | 75-130 | 20 |
| Trichlorofluoromethane | ND | 10 | 12 | 120 | 10 | 11 | 110 | 9 | 62-150 | 20 |
| 1,2-Dichloroethane | ND | 10 | 10 | 100 | 10 | 10 | 100 | 0 | 70-130 | 20 |
| 1,1,1-Trichloroethane | ND | 10 | 11 | 110 | 10 | 11 | 110 | 0 | 67-130 | 20 |
| Bromodichloromethane | ND | 10 | 10 | 100 | 10 | 10 | 100 | 0 | 67-130 | 20 |
| trans-1,3-Dichloropropene | ND | 10 | 9.4 | 94 | 10 | 9.4 | 94 | 0 | 70-130 | 20 |
| cis-1,3-Dichloropropene | ND | 10 | 10 | 100 | 10 | 10 | 100 | 0 | 70-130 | 20 |
| Bromoform | ND | 10 | 9.3 | 93 | 10 | 9.6 | 96 | 3 | 54-136 | 20 |
| 1,1,2,2-Tetrachloroethane | ND | 10 | 11 | 110 | 10 | 11 | 110 | 0 | 67-130 | 20 |
| Benzene | ND | 10 | 12 | 120 | 10 | 12 | 120 | 0 | 70-130 | 20 |
| Toluene | ND | 10 | 11 | 110 | 10 | 11 | 110 | 0 | 70-130 | 20 |
| Ethylbenzene | ND | 10 | 11 | 110 | 10 | 11 | 110 | 0 | 70-130 | 20 |
| Chloromethane | ND | 10 | 13 | 130 | 10 | 13 | 130 | 0 | 64-130 | 20 |
| Bromomethane | ND | 10 | 7.2 | 72 | 10 | 8.1 | 81 | 12 | 39-139 | 20 |

# Matrix Spike Sample Summary
# Form 3
# Volatiles

| | | | |
|---|---|---|---|
| **Client** | : Roux Env. Eng. & Geology, DPC | **Lab Number** | : L2555281 |
| **Project Name** | : CORAM MATERIALS | **Project Number** | : 2232.0006Y005 |
| **Client Sample ID** | : MW-1DR2 | **Matrix (Level)** | : WATER (LOW) |
| **Lab Sample ID** | : L2555281-05 | **Analysis Date** | : 09/10/25 09:20 |
| **Matrix Spike** | : WG2113015-6 | **MS Analysis Date** | : 09/10/25 10:37 |
| **Matrix Spike Dup** | : WG2113015-7 | **MSD Analysis Date** | : 09/10/25 11:02 |

| | | Matrix Spike Sample | | | Matrix Spike Duplicate | | | | | |
|---|---|---|---|---|---|---|---|---|---|---|
| Parameter | Sample Conc. (ug/l) | Spike Added (ug/l) | Spike Conc. (ug/l) | %R | Spike Added (ug/l) | Spike Conc. (ug/l) | %R | RPD | Recovery Limits | RPD Limit |
| Vinyl chloride | ND | 10 | 14 | 140 | 10 | 14 | 140 | 0 | 55-140 | 20 |
| Chloroethane | ND | 10 | 14 | 140 Q | 10 | 14 | 140 Q | 0 | 55-138 | 20 |
| 1,1-Dichloroethene | ND | 10 | 13 | 130 | 10 | 13 | 130 | 0 | 61-145 | 20 |
| trans-1,2-Dichloroethene | ND | 10 | 12 | 120 | 10 | 12 | 120 | 0 | 70-130 | 20 |
| Trichloroethene | ND | 10 | 11 | 110 | 10 | 11 | 110 | 0 | 70-130 | 20 |
| 1,2-Dichlorobenzene | ND | 10 | 10 | 100 | 10 | 11 | 110 | 10 | 70-130 | 20 |
| 1,3-Dichlorobenzene | ND | 10 | 11 | 110 | 10 | 11 | 110 | 0 | 70-130 | 20 |
| 1,4-Dichlorobenzene | ND | 10 | 11 | 110 | 10 | 10 | 100 | 10 | 70-130 | 20 |
| Methyl tert butyl ether | ND | 10 | 9.4 | 94 | 10 | 9.6 | 96 | 2 | 63-130 | 20 |
| p/m-Xylene | ND | 20 | 23 | 115 | 20 | 23 | 115 | 0 | 70-130 | 20 |
| o-Xylene | ND | 20 | 23 | 115 | 20 | 23 | 115 | 0 | 70-130 | 20 |
| cis-1,2-Dichloroethene | ND | 10 | 11 | 110 | 10 | 11 | 110 | 0 | 70-130 | 20 |
| Styrene | ND | 20 | 23 | 115 | 20 | 23 | 115 | 0 | 70-130 | 20 |
| Dichlorodifluoromethane | ND | 10 | 10 | 100 | 10 | 9.7 | 97 | 3 | 36-147 | 20 |
| Acetone | 2.0J | 10 | 10 | 100 | 10 | 13 | 130 | 26 Q | 58-148 | 20 |
| Carbon disulfide | ND | 10 | 14 | 140 Q | 10 | 13 | 130 | 7 | 51-130 | 20 |
| 2-Butanone | ND | 10 | 10 | 100 | 10 | 9.6 | 96 | 4 | 63-138 | 20 |
| 4-Methyl-2-pentanone | ND | 10 | 8.5 | 85 | 10 | 8.9 | 89 | 5 | 59-130 | 20 |
| 2-Hexanone | ND | 10 | 8.4 | 84 | 10 | 9.3 | 93 | 10 | 57-130 | 20 |
| Bromochloromethane | ND | 10 | 11 | 110 | 10 | 11 | 110 | 0 | 70-130 | 20 |
| 1,2-Dibromoethane | ND | 10 | 10 | 100 | 10 | 10 | 100 | 0 | 70-130 | 20 |
| 1,2-Dibromo-3-chloropropane | ND | 10 | 8.1 | 81 | 10 | 8.7 | 87 | 7 | 41-144 | 20 |

# Matrix Spike Sample Summary
# Form 3
# Volatiles

| | | | |
|---|---|---|---|
| **Client** | : Roux Env. Eng. & Geology, DPC | **Lab Number** | : L2555281 |
| **Project Name** | : CORAM MATERIALS | **Project Number** | : 2232.0006Y005 |
| **Client Sample ID** | : MW-1DR2 | **Matrix (Level)** | : WATER (LOW) |
| **Lab Sample ID** | : L2555281-05 | **Analysis Date** | : 09/10/25 09:20 |
| **Matrix Spike** | : WG2113015-6 | **MS Analysis Date** | : 09/10/25 10:37 |
| **Matrix Spike Dup** | : WG2113015-7 | **MSD Analysis Date** | : 09/10/25 11:02 |

| | | Matrix Spike Sample | | | Matrix Spike Duplicate | | | | | |
|---|---|---|---|---|---|---|---|---|---|---|
| **Parameter** | **Sample Conc. (ug/l)** | **Spike Added (ug/l)** | **Spike Conc. (ug/l)** | **%R** | **Spike Added (ug/l)** | **Spike Conc. (ug/l)** | **%R** | **RPD** | **Recovery Limits** | **RPD Limit** |
| Isopropylbenzene | ND | 10 | 11 | 110 | 10 | 11 | 110 | 0 | 70-130 | 20 |
| 1,2,3-Trichlorobenzene | ND | 10 | 9.5 | 95 | 10 | 10 | 100 | 5 | 70-130 | 20 |
| 1,2,4-Trichlorobenzene | ND | 10 | 9.8 | 98 | 10 | 10 | 100 | 2 | 70-130 | 20 |
| Methyl Acetate | ND | 10 | 10 | 100 | 10 | 10 | 100 | 0 | 70-130 | 20 |
| Cyclohexane | ND | 10 | 12 | 120 | 10 | 11 | 110 | 9 | 70-130 | 20 |
| Freon-113 | ND | 10 | 13 | 130 | 10 | 12 | 120 | 8 | 70-130 | 20 |
| Methyl cyclohexane | ND | 10 | 10 | 100 | 10 | 9.2J | 92 | 8 | 70-130 | 20 |

# Method Blank Summary
# Form 4
# Volatiles

| | | | |
|---|---|---|---|
| **Client** | : Roux Env. Eng. & Geology, DPC | **Lab Number** | : L2555281 |
| **Project Name** | : CORAM MATERIALS | **Project Number** | : 2232.0006Y005 |
| **Lab Sample ID** | : WG2112948-5 | **Lab File ID** | : V22250909N06 |
| **Instrument ID** | : VOA122 | | |
| **Matrix** | : WATER | **Analysis Date** | : 09/09/25 22:18 |

| Client Sample No. | Lab Sample ID | Analysis Date |
|---|---|---|
| WG2112948-3LCS | WG2112948-3 | 09/09/25 20:38 |
| WG2112948-4LCSD | WG2112948-4 | 09/09/25 21:03 |
| MP-1 | L2555281-01 | 09/10/25 01:36 |
| DUP_090325 | L2555281-02 | 09/10/25 02:01 |
| MP-1D | L2555281-03 | 09/10/25 02:26 |
| MW-1SR | L2555281-04 | 09/10/25 02:51 |
| EQUIPMENT BLANK_090325 | L2555281-08 | 09/10/25 03:16 |
| MW-308 (09-03-25)MS | WG2112948-6 | 09/10/25 03:40 |
| MW-308 (09-03-25)MSD | WG2112948-7 | 09/10/25 04:05 |

# Method Blank Summary
# Form 4
# Volatiles

| | | | |
|---|---|---|---|
| **Client** | : Roux Env. Eng. & Geology, DPC | **Lab Number** | : L2555281 |
| **Project Name** | : CORAM MATERIALS | **Project Number** | : 2232.0006Y005 |
| **Lab Sample ID** | : WG2113015-5 | **Lab File ID** | : V05250910A05 |
| **Instrument ID** | : VOA105 | | |
| **Matrix** | : WATER | **Analysis Date** | : 09/10/25 08:55 |

| Client Sample No. | Lab Sample ID | Analysis Date |
|---|---|---|
| WG2113015-3LCS | WG2113015-3 | 09/10/25 07:13 |
| WG2113015-4LCSD | WG2113015-4 | 09/10/25 07:39 |
| MW-1DR2 | L2555281-05 | 09/10/25 09:20 |
| PZ-6 | L2555281-06 | 09/10/25 09:46 |
| MW-6D | L2555281-07 | 09/10/25 10:11 |
| MW-1DR2MS | WG2113015-6 | 09/10/25 10:37 |
| MW-1DR2MSD | WG2113015-7 | 09/10/25 11:02 |

# Instrument Performance Check (Tune) Summary
# Form 5
# Volatiles
# Bromofluorobenzene (BFB)

| | | | |
|---|---|---|---|
| **Client** | : Roux Env. Eng. & Geology, DPC | **Lab Number** | : L2555281 |
| **Project Name** | : CORAM MATERIALS | **Project Number** | : 2232.0006Y005 |
| **Instrument ID** | : VOA105 | **Analysis Date** | : 08/16/25 11:14 |
| **Tune Standard** | : WG2103935-1 | **Tune File ID** | : V05250816BBF1_tune |

| m/e | Ion Abundance Criteria | %Relative Abundance |
|---|---|---|
| 50 | 15.0 - 40.0% of mass 95 | 23.3 |
| 75 | 30.0 - 80.0% of mass 95 | 57.7 |
| 95 | Base Peak, 100% relative abundance | 100 |
| 96 | 5.0 - 9.0% of mass 95 | 6.8 |
| 173 | Less than 2.0% of mass 174 | 0.6 (.7 )1 |
| 174 | Greater than 50.0% of mass 95 | 83.2 |
| 175 | 5.0 - 9.0% of mass 174 | 6.2 (7.4 )1 |
| 176 | Greater than 95.0% but less than 101% of mass | 80.4 (96.7)1 |
| 177 | 5.0 - 9.0% of mass 176 | 5.3 (6.6 )2 |

1-Value is % of mass 174 2-Value is % of mass 176

**This Check Applies to the following Samples, MS, MSD, Blanks, and Standards:**

| Client Sample ID | Lab Sample ID | File ID | Analysis Date/Time |
|---|---|---|---|
| STD0.19PPB | R2000385-1 | V05250816B04 | 08/16/25 12:48 |
| STD0.5PPB | R2000385-2 | V05250816B05 | 08/16/25 13:14 |
| STD2PPB | R2000385-3 | V05250816B07 | 08/16/25 14:05 |
| STD10PPB | R2000385-4 | V05250816B09 | 08/16/25 14:56 |
| STD30PPB | R2000385-5 | V05250816B10 | 08/16/25 15:22 |
| STD80PPB | R2000385-6 | V05250816B11 | 08/16/25 15:47 |
| STD120PPB | R2000385-7 | V05250816B12 | 08/16/25 16:13 |
| STD200PPB | R2000385-8 | V05250816B13 | 08/16/25 16:38 |
| Correlation Data Summary | R2000385-9 | V05250816B18 | 08/16/25 18:46 |
| ICV Quant Report | R2000385-9 | V05250816B18 | 08/16/25 18:46 |

# Instrument Performance Check (Tune) Summary
# Form 5
# Volatiles
# Bromofluorobenzene (BFB)

| | | | |
|---|---|---|---|
| **Client** | : Roux Env. Eng. & Geology, DPC | **Lab Number** | : L2555281 |
| **Project Name** | : CORAM MATERIALS | **Project Number** | : 2232.0006Y005 |
| **Instrument ID** | : VOA105 | **Analysis Date** | : 09/10/25 06:59 |
| **Tune Standard** | : WG2113015-1 | **Tune File ID** | : V05250910ABF1_tune |

| m/e | Ion Abundance Criteria | %Relative Abundance |
|---|---|---|
| 50 | 15.0 - 40.0% of mass 95 | 21.8 |
| 75 | 30.0 - 80.0% of mass 95 | 53 |
| 95 | Base Peak, 100% relative abundance | 100 |
| 96 | 5.0 - 9.0% of mass 95 | 6.6 |
| 173 | Less than 2.0% of mass 174 | 0.8 (1 )1 |
| 174 | Greater than 50.0% of mass 95 | 80.8 |
| 175 | 5.0 - 9.0% of mass 174 | 5.9 (7.3 )1 |
| 176 | Greater than 95.0% but less than 101% of mass | 78.1 (96.6)1 |
| 177 | 5.0 - 9.0% of mass 176 | 4.8 (6.2 )2 |

1-Value is % of mass 174 2-Value is % of mass 176

**This Check Applies to the following Samples, MS, MSD, Blanks, and Standards:**

| Client Sample ID | Lab Sample ID | File ID | Analysis Date/Time |
|---|---|---|---|
| WG2113015-2CCAL | WG2113015-2 | V05250910A01 | 09/10/25 07:13 |
| WG2113015-3LCS | WG2113015-3 | V05250910A01 | 09/10/25 07:13 |
| WG2113015-4LCSD | WG2113015-4 | V05250910A02 | 09/10/25 07:39 |
| WG2113015-5BLANK | WG2113015-5 | V05250910A05 | 09/10/25 08:55 |
| MW-1DR2 | L2555281-05 | V05250910A06 | 09/10/25 09:20 |
| PZ-6 | L2555281-06 | V05250910A07 | 09/10/25 09:46 |
| MW-6D | L2555281-07 | V05250910A08 | 09/10/25 10:11 |
| WG2113015-6MS | WG2113015-6 | V05250910A09 | 09/10/25 10:37 |
| WG2113015-7MSD | WG2113015-7 | V05250910A10 | 09/10/25 11:02 |

# Instrument Performance Check (Tune) Summary
# Form 5
# Volatiles
# Bromofluorobenzene (BFB)

| | | | |
|---|---|---|---|
| **Client** | : Roux Env. Eng. & Geology, DPC | **Lab Number** | : L2555281 |
| **Project Name** | : CORAM MATERIALS | **Project Number** | : 2232.0006Y005 |
| **Instrument ID** | : VOA122 | **Analysis Date** | : 08/21/25 13:28 |
| **Tune Standard** | : WG2106161-1 | **Tune File ID** | : V22250821ABF1_tune |

| m/e | Ion Abundance Criteria | %Relative Abundance |
|---|---|---|
| 50 | 15.0 - 40.0% of mass 95 | 22.8 |
| 75 | 30.0 - 80.0% of mass 95 | 55.4 |
| 95 | Base Peak, 100% relative abundance | 100 |
| 96 | 5.0 - 9.0% of mass 95 | 6.3 |
| 173 | Less than 2.0% of mass 174 | 0.7 (.8 )1 |
| 174 | Greater than 50.0% of mass 95 | 88.6 |
| 175 | 5.0 - 9.0% of mass 174 | 6.9 (7.7 )1 |
| 176 | Greater than 95.0% but less than 101% of mass | 86.2 (97.3)1 |
| 177 | 5.0 - 9.0% of mass 176 | 5.7 (6.6 )2 |

1-Value is % of mass 174 2-Value is % of mass 176

**This Check Applies to the following Samples, MS, MSD, Blanks, and Standards:**

| Client Sample ID | Lab Sample ID | File ID | Analysis Date/Time |
|---|---|---|---|
| STD0.19PPB | R2002496-1 | V22250821A03 | 08/21/25 14:34 |
| STD0.5PPB | R2002496-2 | V22250821A06 | 08/21/25 15:47 |
| STD2PPB | R2002496-3 | V22250821A07 | 08/21/25 16:12 |
| STD10PPB | R2002496-4 | V22250821A09 | 08/21/25 17:00 |
| STD30PPB | R2002496-5 | V22250821A10 | 08/21/25 17:25 |
| STD80PPB | R2002496-6 | V22250821A11 | 08/21/25 17:50 |
| STD120PPB | R2002496-7 | V22250821A12 | 08/21/25 18:14 |
| STD200PPB | R2002496-9 | V22250821A13 | 08/21/25 18:39 |
| Correlation Data Summary | R2002496-8 | V22250821A18 | 08/21/25 20:42 |
| ICV Quant Report | R2002496-8 | V22250821A18 | 08/21/25 20:42 |

# Instrument Performance Check (Tune) Summary
# Form 5
# Volatiles
# Bromofluorobenzene (BFB)

| | | | |
|---|---|---|---|
| **Client** | : Roux Env. Eng. & Geology, DPC | **Lab Number** | : L2555281 |
| **Project Name** | : CORAM MATERIALS | **Project Number** | : 2232.0006Y005 |
| **Instrument ID** | : VOA122 | **Analysis Date** | : 09/09/25 20:13 |
| **Tune Standard** | : WG2112948-1 | **Tune File ID** | : V22250909N01_tune |

| m/e | Ion Abundance Criteria | %Relative Abundance |
|---|---|---|
| 50 | 15.0 - 40.0% of mass 95 | 18.4 |
| 75 | 30.0 - 80.0% of mass 95 | 52.2 |
| 95 | Base Peak, 100% relative abundance | 100 |
| 96 | 5.0 - 9.0% of mass 95 | 6.3 |
| 173 | Less than 2.0% of mass 174 | 0.8 (.8 )1 |
| 174 | Greater than 50.0% of mass 95 | 93.6 |
| 175 | 5.0 - 9.0% of mass 174 | 7 (7.5 )1 |
| 176 | Greater than 95.0% but less than 101% of mass | 89 (95.1)1 |
| 177 | 5.0 - 9.0% of mass 176 | 5.8 (6.5 )2 |

1-Value is % of mass 174 2-Value is % of mass 176

**This Check Applies to the following Samples, MS, MSD, Blanks, and Standards:**

| Client Sample ID | Lab Sample ID | File ID | Analysis Date/Time |
|---|---|---|---|
| WG2112948-2CCAL | WG2112948-2 | V22250909N02 | 09/09/25 20:38 |
| WG2112948-3LCS | WG2112948-3 | V22250909N02 | 09/09/25 20:38 |
| WG2112948-4LCSD | WG2112948-4 | V22250909N03 | 09/09/25 21:03 |
| WG2112948-5BLANK | WG2112948-5 | V22250909N06 | 09/09/25 22:18 |
| MP-1 | L2555281-01 | V22250909N14 | 09/10/25 01:36 |
| DUP_090325 | L2555281-02 | V22250909N15 | 09/10/25 02:01 |
| MP-1D | L2555281-03 | V22250909N16 | 09/10/25 02:26 |
| MW-1SR | L2555281-04 | V22250909N17 | 09/10/25 02:51 |
| EQUIPMENT BLANK_090325 | L2555281-08 | V22250909N18 | 09/10/25 03:16 |
| WG2112948-6MS | WG2112948-6 | V22250909N19 | 09/10/25 03:40 |
| WG2112948-7MSD | WG2112948-7 | V22250909N20 | 09/10/25 04:05 |

# Internal Standard Area and RT Summary
# Form 8a
# Volatiles

| | | | |
|---|---|---|---|
| **Client** | : Roux Env. Eng. & Geology, DPC | **Lab Number** | : L2555281 |
| **Project Name** | : CORAM MATERIALS | **Project Number** | : 2232.0006Y005 |
| **Instrument ID** | : VOA122 | **Analysis Date** | : 09/09/25 20:38:00 |
| **Sample No** | : WG2112948-2 | **Lab File ID** | : V22250909N02 |

| | Fluorobenzene (IS) | | Chlorobenzene-d5 | | 1,4-Dichlorobenzene-D4 | |
|---|---|---|---|---|---|---|
| | Area | RT | Area | RT | Area | RT |
| WG2112948-2 | 350901 | 5.83 | 293806 | 9.36 | 173757 | 12.10 |
| Upper Limit | 701802 | 6.33 | 587612 | 9.86 | 347514 | 12.60 |
| Lower Limit | 175451 | 5.33 | 146903 | 8.86 | 86879 | 11.60 |
| Sample ID | | | | | | |
| WG2112948-3 LCS | 350901 | 5.83 | 293806 | 9.36 | 173757 | 12.10 |
| WG2112948-4 LCSD | 366606 | 5.83 | 301317 | 9.36 | 187593 | 12.10 |
| WG2112948-5 BLANK | 339148 | 5.83 | 284756 | 9.36 | 153862 | 12.10 |
| MP-1 | 306807 | 5.83 | 267337 | 9.36 | 138721 | 12.10 |
| DUP_090325 | 304380 | 5.83 | 257402 | 9.36 | 133813 | 12.10 |
| MP-1D | 300164 | 5.83 | 264567 | 9.36 | 134785 | 12.10 |
| MW-1SR | 296225 | 5.83 | 256877 | 9.36 | 136832 | 12.10 |
| EQUIPMENT BLANK_090325 | 295718 | 5.83 | 256710 | 9.36 | 132891 | 12.10 |
| MW-308 (09-03-25) MS | 329383 | 5.83 | 278496 | 9.36 | 167586 | 12.10 |
| MW-308 (09-03-25) MSD | 343125 | 5.83 | 282555 | 9.36 | 176506 | 12.10 |

Area Upper Limit = +100% of internal standard area
Area Lower Limit = - 50% of internal standard area

RT Upper Limit = +0.50 minutes of internal standard RT
RT Lower Limit = -0.50 minutes of internal standard RT

* Values outside of QC limits

# Internal Standard Area and RT Summary
# Form 8a
# Volatiles

| | | | |
|---|---|---|---|
| **Client** | : Roux Env. Eng. & Geology, DPC | **Lab Number** | : L2555281 |
| **Project Name** | : CORAM MATERIALS | **Project Number** | : 2232.0006Y005 |
| **Instrument ID** | : VOA105 | **Analysis Date** | : 09/10/25 07:13:00 |
| **Sample No** | : WG2113015-2 | **Lab File ID** | : V05250910A01 |

| | Fluorobenzene (IS) | | Chlorobenzene-d5 | | 1,4-Dichlorobenzene-D4 | |
|---|---|---|---|---|---|---|
| | Area | RT | Area | RT | Area | RT |
| WG2113015-2 | 373567 | 5.51 | 266383 | 8.99 | 148562 | 11.80 |
| Upper Limit | 747134 | 6.01 | 532766 | 9.49 | 297124 | 12.30 |
| Lower Limit | 186784 | 5.01 | 133192 | 8.49 | 74281 | 11.30 |
| Sample ID | | | | | | |
| WG2113015-3 LCS | 373567 | 5.51 | 266383 | 8.99 | 148562 | 11.80 |
| WG2113015-4 LCSD | 364956 | 5.51 | 260719 | 8.99 | 149130 | 11.80 |
| WG2113015-5 BLANK | 298661 | 5.51 | 218494 | 8.98 | 117525 | 11.80 |
| MW-1DR2 | 277334 | 5.51 | 199765 | 8.99 | 107299 | 11.80 |
| PZ-6 | 265472 | 5.51 | 195002 | 8.99 | 102394 | 11.80 |
| MW-6D | 259283 | 5.51 | 187499 | 8.98 | 101315 | 11.80 |
| MW-1DR2 MS | 285313 | 5.51 | 206539 | 8.99 | 120662 | 11.80 |
| MW-1DR2 MSD | 294120 | 5.51 | 212504 | 8.99 | 123535 | 11.80 |

Area Upper Limit = +100% of internal standard area
Area Lower Limit = - 50% of internal standard area

RT Upper Limit = +0.50 minutes of internal standard RT
RT Lower Limit = -0.50 minutes of internal standard RT

* Values outside of QC limits



**Date Created:** 04/17/25
**Created By:** Jason Hebert
**File:** PM19302-1
**Page:** 1

## Volatile Organics - EPA 8260D (WATER)

**Holding Time:** 14 days
**Container/Sample Preservation:** 3 - Vial HCl preserved

| Analyte | CAS # | RL | MDL | Units | LCS Criteria | LCS RPD | MS Criteria | MS RPD | Duplicate RPD | Surrogate Criteria | | |
|---|---|---|---|---|---|---|---|---|---|---|---|---|
| Methylene chloride | 75-09-2 | 3 | 0.678 | ug/l | 70-130 | 20 | 70-130 | 20 | 20 | | | |
| 1,1-Dichloroethane | 75-34-3 | 0.75 | 0.21 | ug/l | 70-130 | 20 | 70-130 | 20 | 20 | | | |
| Chloroform | 67-66-3 | 0.75 | 0.222 | ug/l | 70-130 | 20 | 70-130 | 20 | 20 | | | |
| Carbon tetrachloride | 56-23-5 | 0.5 | 0.134 | ug/l | 63-132 | 20 | 63-132 | 20 | 20 | | | |
| 1,2-Dichloropropane | 78-87-5 | 1.75 | 0.137 | ug/l | 70-130 | 20 | 70-130 | 20 | 20 | | | |
| Dibromochloromethane | 124-48-1 | 0.5 | 0.149 | ug/l | 63-130 | 20 | 63-130 | 20 | 20 | | | |
| 1,1,2-Trichloroethane | 79-00-5 | 0.75 | 0.144 | ug/l | 70-130 | 20 | 70-130 | 20 | 20 | | | |
| Tetrachloroethene | 127-18-4 | 0.5 | 0.181 | ug/l | 70-130 | 20 | 70-130 | 20 | 20 | | | |
| Chlorobenzene | 108-90-7 | 0.5 | 0.178 | ug/l | 75-130 | 25 | 75-130 | 25 | 25 | | | |
| Trichlorofluoromethane | 75-69-4 | 2.5 | 0.161 | ug/l | 62-150 | 20 | 62-150 | 20 | 20 | | | |
| 1,2-Dichloroethane | 107-06-2 | 0.5 | 0.132 | ug/l | 70-130 | 20 | 70-130 | 20 | 20 | | | |
| 1,1,1-Trichloroethane | 71-55-6 | 0.5 | 0.158 | ug/l | 67-130 | 20 | 67-130 | 20 | 20 | | | |
| Bromodichloromethane | 75-27-4 | 0.5 | 0.192 | ug/l | 67-130 | 20 | 67-130 | 20 | 20 | | | |
| trans-1,3-Dichloropropene | 10061-02-6 | 0.5 | 0.164 | ug/l | 70-130 | 20 | 70-130 | 20 | 20 | | | |
| cis-1,3-Dichloropropene | 10061-01-5 | 0.5 | 0.144 | ug/l | 70-130 | 20 | 70-130 | 20 | 20 | | | |
| 1,3-Dichloropropene, Total | 542-75-6 | 0.5 | 0.144 | ug/l | | | | 20 | 20 | | | |
| 1,1-Dichloropropene | 563-58-6 | 2.5 | 0.24 | ug/l | 70-130 | 20 | 70-130 | 20 | 20 | | | |
| Bromoform | 75-25-2 | 2 | 0.248 | ug/l | 54-136 | 20 | 54-136 | 20 | 20 | | | |
| 1,1,2,2-Tetrachloroethane | 79-34-5 | 0.5 | 0.167 | ug/l | 67-130 | 20 | 67-130 | 20 | 20 | | | |
| Benzene | 71-43-2 | 0.5 | 0.159 | ug/l | 70-130 | 25 | 70-130 | 25 | 25 | | | |
| Toluene | 108-88-3 | 0.75 | 0.203 | ug/l | 70-130 | 25 | 70-130 | 25 | 25 | | | |
| Ethylbenzene | 100-41-4 | 0.5 | 0.167 | ug/l | 70-130 | 20 | 70-130 | 20 | 20 | | | |
| Chloromethane | 74-87-3 | 2.5 | 0.2 | ug/l | 64-130 | 20 | 64-130 | 20 | 20 | | | |
| Bromomethane | 74-83-9 | 1 | 0.256 | ug/l | 39-139 | 20 | 39-139 | 20 | 20 | | | |
| Vinyl chloride | 75-01-4 | 1 | 0.0714 | ug/l | 55-140 | 20 | 55-140 | 20 | 20 | | | |
| Chloroethane | 75-00-3 | 1 | 0.134 | ug/l | 55-138 | 20 | 55-138 | 20 | 20 | | | |
| 1,1-Dichloroethene | 75-35-4 | 0.5 | 0.169 | ug/l | 61-145 | 25 | 61-145 | 25 | 25 | | | |
| trans-1,2-Dichloroethene | 156-60-5 | 0.75 | 0.163 | ug/l | 70-130 | 20 | 70-130 | 20 | 20 | | | |
| 1,2-Dichloroethene (total) | 540-59-0 | 0.5 | 0.163 | ug/l | | | | 20 | 20 | | | |
| Trichloroethene | 79-01-6 | 0.5 | 0.175 | ug/l | 70-130 | 25 | 70-130 | 25 | 25 | | | |
| 1,2-Dichlorobenzene | 95-50-1 | 2.5 | 0.184 | ug/l | 70-130 | 20 | 70-130 | 20 | 20 | | | |
| 1,3-Dichlorobenzene | 541-73-1 | 2.5 | 0.186 | ug/l | 70-130 | 20 | 70-130 | 20 | 20 | | | |
| 1,4-Dichlorobenzene | 106-46-7 | 2.5 | 0.187 | ug/l | 70-130 | 20 | 70-130 | 20 | 20 | | | |
| Methyl tert butyl ether | 1634-04-4 | 1 | 0.166 | ug/l | 63-130 | 20 | 63-130 | 20 | 20 | | | |
| p/m-Xylene | 179601-23-1 | 1 | 0.332 | ug/l | 70-130 | 20 | 70-130 | 20 | 20 | | | |
| o-Xylene | 95-47-6 | 1 | 0.392 | ug/l | 70-130 | 20 | 70-130 | 20 | 20 | | | |
| Xylene (Total) | 1330-20-7 | 1 | 0.33 | ug/l | | | | 20 | 20 | | | |
| cis-1,2-Dichloroethene | 156-59-2 | 0.5 | 0.187 | ug/l | 70-130 | 20 | 70-130 | 20 | 20 | | | |
| Dibromomethane | 74-95-3 | 5 | 0.363 | ug/l | 70-130 | 20 | 70-130 | 20 | 20 | | | |
| 1,4-Dichlorobutane | 110-56-5 | 5 | 0.464 | ug/l | 70-130 | 20 | 70-130 | 20 | 20 | | | |
| 1,2,3-Trichloropropane | 96-18-4 | 5 | 0.176 | ug/l | 64-130 | 20 | 64-130 | 20 | 20 | | | |
| Styrene | 100-42-5 | 1 | 0.359 | ug/l | 70-130 | 20 | 70-130 | 20 | 20 | | | |

***Please Note that the RL information provided in this table is calculated using a 100% Solids factor. (Soil/Solids only)***
***Please Note that the information provided in this table is subject to change at anytime at the discretion of Pace Analytical Services.***

## Volatile Organics - EPA 8260D (WATER)

**Holding Time:** 14 days
**Container/Sample Preservation:** 3 - Vial HCl preserved

| Analyte | CAS # | RL | MDL | Units | LCS Criteria | LCS RPD | MS Criteria | MS RPD | Duplicate RPD | Surrogate Criteria | | |
|---|---|---|---|---|---|---|---|---|---|---|---|---|
| Dichlorodifluoromethane | 75-71-8 | 5 | 0.244 | ug/l | 36-147 | 20 | 36-147 | 20 | 20 | | | |
| Acetone | 67-64-1 | 5 | 1.46 | ug/l | 58-148 | 20 | 58-148 | 20 | 20 | | | |
| Carbon disulfide | 75-15-0 | 5 | 0.299 | ug/l | 51-130 | 20 | 51-130 | 20 | 20 | | | |
| 2-Butanone | 78-93-3 | 5 | 1.94 | ug/l | 63-138 | 20 | 63-138 | 20 | 20 | | | |
| Vinyl acetate | 108-05-4 | 5 | 0.311 | ug/l | 70-130 | 20 | 70-130 | 20 | 20 | | | |
| 4-Methyl-2-pentanone | 108-10-1 | 5 | 0.416 | ug/l | 59-130 | 20 | 59-130 | 20 | 20 | | | |
| 2-Hexanone | 591-78-6 | 5 | 0.515 | ug/l | 57-130 | 20 | 57-130 | 20 | 20 | | | |
| Ethyl methacrylate | 97-63-2 | 5 | 0.606 | ug/l | 70-130 | 20 | 70-130 | 20 | 20 | | | |
| Acrylonitrile | 107-13-1 | 5 | 0.43 | ug/l | 70-130 | 20 | 70-130 | 20 | 20 | | | |
| Bromochloromethane | 74-97-5 | 2.5 | 0.152 | ug/l | 70-130 | 20 | 70-130 | 20 | 20 | | | |
| Tetrahydrofuran | 109-99-9 | 5 | 0.525 | ug/l | 58-130 | 20 | 58-130 | 20 | 20 | | | |
| 2,2-Dichloropropane | 594-20-7 | 2.5 | 0.204 | ug/l | 63-133 | 20 | 63-133 | 20 | 20 | | | |
| 1,2-Dibromoethane | 106-93-4 | 2 | 0.193 | ug/l | 70-130 | 20 | 70-130 | 20 | 20 | | | |
| 1,3-Dichloropropane | 142-28-9 | 2.5 | 0.212 | ug/l | 70-130 | 20 | 70-130 | 20 | 20 | | | |
| 1,1,1,2-Tetrachloroethane | 630-20-6 | 0.5 | 0.164 | ug/l | 64-130 | 20 | 64-130 | 20 | 20 | | | |
| Bromobenzene | 108-86-1 | 2.5 | 0.152 | ug/l | 70-130 | 20 | 70-130 | 20 | 20 | | | |
| n-Butylbenzene | 104-51-8 | 0.5 | 0.192 | ug/l | 53-136 | 20 | 53-136 | 20 | 20 | | | |
| sec-Butylbenzene | 135-98-8 | 0.5 | 0.181 | ug/l | 70-130 | 20 | 70-130 | 20 | 20 | | | |
| tert-Butylbenzene | 98-06-6 | 2.5 | 0.196 | ug/l | 70-130 | 20 | 70-130 | 20 | 20 | | | |
| o-Chlorotoluene | 95-49-8 | 2.5 | 0.215 | ug/l | 70-130 | 20 | 70-130 | 20 | 20 | | | |
| p-Chlorotoluene | 106-43-4 | 2.5 | 0.185 | ug/l | 70-130 | 20 | 70-130 | 20 | 20 | | | |
| 1,2-Dibromo-3-chloropropane | 96-12-8 | 2.5 | 0.353 | ug/l | 41-144 | 20 | 41-144 | 20 | 20 | | | |
| Hexachlorobutadiene | 87-68-3 | 0.5 | 0.217 | ug/l | 63-130 | 20 | 63-130 | 20 | 20 | | | |
| Isopropylbenzene | 98-82-8 | 0.5 | 0.187 | ug/l | 70-130 | 20 | 70-130 | 20 | 20 | | | |
| p-Isopropyltoluene | 99-87-6 | 0.5 | 0.188 | ug/l | 70-130 | 20 | 70-130 | 20 | 20 | | | |
| Naphthalene | 91-20-3 | 2.5 | 0.216 | ug/l | 70-130 | 20 | 70-130 | 20 | 20 | | | |
| n-Propylbenzene | 103-65-1 | 0.5 | 0.173 | ug/l | 69-130 | 20 | 69-130 | 20 | 20 | | | |
| 1,2,3-Trichlorobenzene | 87-61-6 | 2.5 | 0.234 | ug/l | 70-130 | 20 | 70-130 | 20 | 20 | | | |
| 1,2,4-Trichlorobenzene | 120-82-1 | 2.5 | 0.22 | ug/l | 70-130 | 20 | 70-130 | 20 | 20 | | | |
| 1,3,5-Trimethylbenzene | 108-67-8 | 2.5 | 0.217 | ug/l | 64-130 | 20 | 64-130 | 20 | 20 | | | |
| 1,2,4-Trimethylbenzene | 95-63-6 | 2.5 | 0.191 | ug/l | 70-130 | 20 | 70-130 | 20 | 20 | | | |
| trans-1,4-Dichloro-2-butene | 110-57-6 | 2.5 | 0.213 | ug/l | 70-130 | 20 | 70-130 | 20 | 20 | | | |
| Ethyl ether | 60-29-7 | 2.5 | 0.163 | ug/l | 59-134 | 20 | 59-134 | 20 | 20 | | | |
| *1,2-Dichloroethane-d4* | *17060-07-0* | | | | | | | | | *70-130* | | |
| *Toluene-d8* | *2037-26-5* | | | | | | | | | *70-130* | | |
| *4-Bromofluorobenzene* | *460-00-4* | | | | | | | | | *70-130* | | |
| *Dibromofluoromethane* | *1868-53-7* | | | | | | | | | *70-130* | | |
| | | | | | | | | | | | | |
| | | | | | | | | | | | | |
| | | | | | | | | | | | | |
| | | | | | | | | | | | | |
| | | | | | | | | | | | | |

***Please Note that the RL information provided in this table is calculated using a 100% Solids factor.*** ***(Soil/Solids only)***
***Please Note that the information provided in this table is subject to change at anytime at the discretion of Pace Analytical Services.***

# Volatiles Sample Data

# Results Summary
# Form 1
# Volatile Organics by GC/MS

| | | | |
|---|---|---|---|
| Client | : Roux Env. Eng. & Geology, DPC | Lab Number | : L2555281 |
| Project Name | : CORAM MATERIALS | Project Number | : 2232.0006Y005 |
| Lab ID | : L2555281-01 | Date Collected | : 09/03/25 11:00 |
| Client ID | : MP-1 | Date Received | : 09/03/25 |
| Sample Location | : 416 MILLER PLACE-YAPHANK RD. | Date Analyzed | : 09/10/25 01:36 |
| Sample Matrix | : WATER | Dilution Factor | : 1 |
| Analytical Method | : 1,8260D | Analyst | : MJV |
| Lab File ID | : V22250909N14 | Instrument ID | : VOA122 |
| Sample Amount | : 10 ml | GC Column | : RTX-502.2 |
| Level | : LOW | %Solids | : N/A |
| Extract Volume (MeOH) | : N/A | Injection Volume | : N/A |

| | | ug/L | | | |
|---|---|---|---|---|---|
| CAS NO. | Parameter | Results | RL | MDL | Qualifier |
| 75-09-2 | Methylene chloride | ND | 2.5 | 0.70 | U |
| 75-34-3 | 1,1-Dichloroethane | ND | 2.5 | 0.70 | U |
| 67-66-3 | Chloroform | ND | 2.5 | 0.70 | U |
| 56-23-5 | Carbon tetrachloride | ND | 0.50 | 0.13 | U |
| 78-87-5 | 1,2-Dichloropropane | ND | 1.0 | 0.14 | U |
| 124-48-1 | Dibromochloromethane | ND | 0.50 | 0.15 | U |
| 79-00-5 | 1,1,2-Trichloroethane | ND | 1.5 | 0.50 | U |
| 127-18-4 | Tetrachloroethene | ND | 0.50 | 0.18 | U |
| 108-90-7 | Chlorobenzene | ND | 2.5 | 0.70 | U |
| 75-69-4 | Trichlorofluoromethane | ND | 2.5 | 0.70 | U |
| 107-06-2 | 1,2-Dichloroethane | ND | 0.50 | 0.13 | U |
| 71-55-6 | 1,1,1-Trichloroethane | ND | 2.5 | 0.70 | U |
| 75-27-4 | Bromodichloromethane | ND | 0.50 | 0.19 | U |
| 10061-02-6 | trans-1,3-Dichloropropene | ND | 0.50 | 0.16 | U |
| 10061-01-5 | cis-1,3-Dichloropropene | ND | 0.50 | 0.14 | U |
| 75-25-2 | Bromoform | ND | 2.0 | 0.65 | U |
| 79-34-5 | 1,1,2,2-Tetrachloroethane | ND | 0.50 | 0.17 | U |
| 71-43-2 | Benzene | ND | 0.50 | 0.16 | U |
| 108-88-3 | Toluene | ND | 2.5 | 0.70 | U |
| 100-41-4 | Ethylbenzene | ND | 2.5 | 0.70 | U |
| 74-87-3 | Chloromethane | ND | 2.5 | 0.70 | U |
| 74-83-9 | Bromomethane | ND | 2.5 | 0.70 | U |
| 75-01-4 | Vinyl chloride | ND | 1.0 | 0.07 | U |
| 75-00-3 | Chloroethane | ND | 2.5 | 0.70 | U |
| 75-35-4 | 1,1-Dichloroethene | ND | 0.50 | 0.17 | U |

# Results Summary
# Form 1
# Volatile Organics by GC/MS

| | | | |
|---|---|---|---|
| Client | : Roux Env. Eng. & Geology, DPC | Lab Number | : L2555281 |
| Project Name | : CORAM MATERIALS | Project Number | : 2232.0006Y005 |
| Lab ID | : L2555281-01 | Date Collected | : 09/03/25 11:00 |
| Client ID | : MP-1 | Date Received | : 09/03/25 |
| Sample Location | : 416 MILLER PLACE-YAPHANK RD. | Date Analyzed | : 09/10/25 01:36 |
| Sample Matrix | : WATER | Dilution Factor | : 1 |
| Analytical Method | : 1,8260D | Analyst | : MJV |
| Lab File ID | : V22250909N14 | Instrument ID | : VOA122 |
| Sample Amount | : 10 ml | GC Column | : RTX-502.2 |
| Level | : LOW | %Solids | : N/A |
| Extract Volume (MeOH) | : N/A | Injection Volume | : N/A |

| | | ug/L | | | |
|---|---|---|---|---|---|
| CAS NO. | Parameter | Results | RL | MDL | Qualifier |
| 156-60-5 | trans-1,2-Dichloroethene | ND | 2.5 | 0.70 | U |
| 79-01-6 | Trichloroethene | ND | 0.50 | 0.18 | U |
| 95-50-1 | 1,2-Dichlorobenzene | ND | 2.5 | 0.70 | U |
| 541-73-1 | 1,3-Dichlorobenzene | ND | 2.5 | 0.70 | U |
| 106-46-7 | 1,4-Dichlorobenzene | ND | 2.5 | 0.70 | U |
| 1634-04-4 | Methyl tert butyl ether | ND | 2.5 | 0.17 | U |
| 179601-23-1 | p/m-Xylene | ND | 2.5 | 0.70 | U |
| 95-47-6 | o-Xylene | ND | 2.5 | 0.70 | U |
| 1330-20-7 | Xylenes, Total | ND | 2.5 | 0.70 | U |
| 156-59-2 | cis-1,2-Dichloroethene | ND | 2.5 | 0.70 | U |
| 100-42-5 | Styrene | ND | 2.5 | 0.70 | U |
| 75-71-8 | Dichlorodifluoromethane | ND | 5.0 | 1.0 | U |
| 67-64-1 | Acetone | 1.6 | 5.0 | 1.5 | J |
| 75-15-0 | Carbon disulfide | ND | 5.0 | 1.0 | U |
| 78-93-3 | 2-Butanone | ND | 5.0 | 1.9 | U |
| 108-10-1 | 4-Methyl-2-pentanone | ND | 5.0 | 1.0 | U |
| 591-78-6 | 2-Hexanone | ND | 5.0 | 1.0 | U |
| 74-97-5 | Bromochloromethane | ND | 2.5 | 0.70 | U |
| 106-93-4 | 1,2-Dibromoethane | ND | 2.0 | 0.65 | U |
| 96-12-8 | 1,2-Dibromo-3-chloropropane | ND | 2.5 | 0.70 | U |
| 98-82-8 | Isopropylbenzene | ND | 2.5 | 0.70 | U |
| 87-61-6 | 1,2,3-Trichlorobenzene | ND | 2.5 | 0.70 | U |
| 120-82-1 | 1,2,4-Trichlorobenzene | ND | 2.5 | 0.70 | U |
| 79-20-9 | Methyl Acetate | ND | 2.0 | 0.23 | U |
| 110-82-7 | Cyclohexane | ND | 10 | 0.27 | U |

# Results Summary
# Form 1
# Volatile Organics by GC/MS

| | | | |
|---|---|---|---|
| **Client** | : Roux Env. Eng. & Geology, DPC | **Lab Number** | : L2555281 |
| **Project Name** | : CORAM MATERIALS | **Project Number** | : 2232.0006Y005 |
| **Lab ID** | : L2555281-01 | **Date Collected** | : 09/03/25 11:00 |
| **Client ID** | : MP-1 | **Date Received** | : 09/03/25 |
| **Sample Location** | : 416 MILLER PLACE-YAPHANK RD. | **Date Analyzed** | : 09/10/25 01:36 |
| **Sample Matrix** | : WATER | **Dilution Factor** | : 1 |
| **Analytical Method** | : 1,8260D | **Analyst** | : MJV |
| **Lab File ID** | : V22250909N14 | **Instrument ID** | : VOA122 |
| **Sample Amount** | : 10 ml | **GC Column** | : RTX-502.2 |
| **Level** | : LOW | **%Solids** | : N/A |
| **Extract Volume (MeOH)** | : N/A | **Injection Volume** | : N/A |

| | | ug/L | | | |
|---|---|---|---|---|---|
| **CAS NO.** | **Parameter** | **Results** | **RL** | **MDL** | **Qualifier** |
| 76-13-1 | Freon-113 | ND | 2.5 | 0.70 | U |
| 108-87-2 | Methyl cyclohexane | ND | 10 | 0.40 | U |

# Results Summary
# Form 1
# Volatile Organics by GC/MS

| | | | |
|---|---|---|---|
| Client | : Roux Env. Eng. & Geology, DPC | Lab Number | : L2555281 |
| Project Name | : CORAM MATERIALS | Project Number | : 2232.0006Y005 |
| Lab ID | : L2555281-02 | Date Collected | : 09/03/25 12:00 |
| Client ID | : DUP_090325 | Date Received | : 09/03/25 |
| Sample Location | : 416 MILLER PLACE-YAPHANK RD. | Date Analyzed | : 09/10/25 02:01 |
| Sample Matrix | : WATER | Dilution Factor | : 1 |
| Analytical Method | : 1,8260D | Analyst | : MJV |
| Lab File ID | : V22250909N15 | Instrument ID | : VOA122 |
| Sample Amount | : 10 ml | GC Column | : RTX-502.2 |
| Level | : LOW | %Solids | : N/A |
| Extract Volume (MeOH) | : N/A | Injection Volume | : N/A |

| | | ug/L | | | |
|---|---|---|---|---|---|
| CAS NO. | Parameter | Results | RL | MDL | Qualifier |
| 75-09-2 | Methylene chloride | ND | 2.5 | 0.70 | U |
| 75-34-3 | 1,1-Dichloroethane | ND | 2.5 | 0.70 | U |
| 67-66-3 | Chloroform | ND | 2.5 | 0.70 | U |
| 56-23-5 | Carbon tetrachloride | ND | 0.50 | 0.13 | U |
| 78-87-5 | 1,2-Dichloropropane | ND | 1.0 | 0.14 | U |
| 124-48-1 | Dibromochloromethane | ND | 0.50 | 0.15 | U |
| 79-00-5 | 1,1,2-Trichloroethane | ND | 1.5 | 0.50 | U |
| 127-18-4 | Tetrachloroethene | ND | 0.50 | 0.18 | U |
| 108-90-7 | Chlorobenzene | ND | 2.5 | 0.70 | U |
| 75-69-4 | Trichlorofluoromethane | ND | 2.5 | 0.70 | U |
| 107-06-2 | 1,2-Dichloroethane | ND | 0.50 | 0.13 | U |
| 71-55-6 | 1,1,1-Trichloroethane | ND | 2.5 | 0.70 | U |
| 75-27-4 | Bromodichloromethane | ND | 0.50 | 0.19 | U |
| 10061-02-6 | trans-1,3-Dichloropropene | ND | 0.50 | 0.16 | U |
| 10061-01-5 | cis-1,3-Dichloropropene | ND | 0.50 | 0.14 | U |
| 75-25-2 | Bromoform | ND | 2.0 | 0.65 | U |
| 79-34-5 | 1,1,2,2-Tetrachloroethane | ND | 0.50 | 0.17 | U |
| 71-43-2 | Benzene | ND | 0.50 | 0.16 | U |
| 108-88-3 | Toluene | ND | 2.5 | 0.70 | U |
| 100-41-4 | Ethylbenzene | ND | 2.5 | 0.70 | U |
| 74-87-3 | Chloromethane | ND | 2.5 | 0.70 | U |
| 74-83-9 | Bromomethane | ND | 2.5 | 0.70 | U |
| 75-01-4 | Vinyl chloride | ND | 1.0 | 0.07 | U |
| 75-00-3 | Chloroethane | ND | 2.5 | 0.70 | U |
| 75-35-4 | 1,1-Dichloroethene | ND | 0.50 | 0.17 | U |

# Results Summary
# Form 1
# Volatile Organics by GC/MS

| | | | |
|---|---|---|---|
| Client | : Roux Env. Eng. & Geology, DPC | Lab Number | : L2555281 |
| Project Name | : CORAM MATERIALS | Project Number | : 2232.0006Y005 |
| Lab ID | : L2555281-02 | Date Collected | : 09/03/25 12:00 |
| Client ID | : DUP_090325 | Date Received | : 09/03/25 |
| Sample Location | : 416 MILLER PLACE-YAPHANK RD. | Date Analyzed | : 09/10/25 02:01 |
| Sample Matrix | : WATER | Dilution Factor | : 1 |
| Analytical Method | : 1,8260D | Analyst | : MJV |
| Lab File ID | : V22250909N15 | Instrument ID | : VOA122 |
| Sample Amount | : 10 ml | GC Column | : RTX-502.2 |
| Level | : LOW | %Solids | : N/A |
| Extract Volume (MeOH) | : N/A | Injection Volume | : N/A |

| | | ug/L | | | |
|---|---|---|---|---|---|
| CAS NO. | Parameter | Results | RL | MDL | Qualifier |
| 156-60-5 | trans-1,2-Dichloroethene | ND | 2.5 | 0.70 | U |
| 79-01-6 | Trichloroethene | ND | 0.50 | 0.18 | U |
| 95-50-1 | 1,2-Dichlorobenzene | ND | 2.5 | 0.70 | U |
| 541-73-1 | 1,3-Dichlorobenzene | ND | 2.5 | 0.70 | U |
| 106-46-7 | 1,4-Dichlorobenzene | ND | 2.5 | 0.70 | U |
| 1634-04-4 | Methyl tert butyl ether | ND | 2.5 | 0.17 | U |
| 179601-23-1 | p/m-Xylene | ND | 2.5 | 0.70 | U |
| 95-47-6 | o-Xylene | ND | 2.5 | 0.70 | U |
| 1330-20-7 | Xylenes, Total | ND | 2.5 | 0.70 | U |
| 156-59-2 | cis-1,2-Dichloroethene | ND | 2.5 | 0.70 | U |
| 100-42-5 | Styrene | ND | 2.5 | 0.70 | U |
| 75-71-8 | Dichlorodifluoromethane | ND | 5.0 | 1.0 | U |
| 67-64-1 | Acetone | 2.9 | 5.0 | 1.5 | J |
| 75-15-0 | Carbon disulfide | ND | 5.0 | 1.0 | U |
| 78-93-3 | 2-Butanone | ND | 5.0 | 1.9 | U |
| 108-10-1 | 4-Methyl-2-pentanone | ND | 5.0 | 1.0 | U |
| 591-78-6 | 2-Hexanone | ND | 5.0 | 1.0 | U |
| 74-97-5 | Bromochloromethane | ND | 2.5 | 0.70 | U |
| 106-93-4 | 1,2-Dibromoethane | ND | 2.0 | 0.65 | U |
| 96-12-8 | 1,2-Dibromo-3-chloropropane | ND | 2.5 | 0.70 | U |
| 98-82-8 | Isopropylbenzene | ND | 2.5 | 0.70 | U |
| 87-61-6 | 1,2,3-Trichlorobenzene | ND | 2.5 | 0.70 | U |
| 120-82-1 | 1,2,4-Trichlorobenzene | ND | 2.5 | 0.70 | U |
| 79-20-9 | Methyl Acetate | ND | 2.0 | 0.23 | U |
| 110-82-7 | Cyclohexane | ND | 10 | 0.27 | U |

# Results Summary
# Form 1
# Volatile Organics by GC/MS

| | | | |
|---|---|---|---|
| **Client** | : Roux Env. Eng. & Geology, DPC | **Lab Number** | : L2555281 |
| **Project Name** | : CORAM MATERIALS | **Project Number** | : 2232.0006Y005 |
| **Lab ID** | : L2555281-02 | **Date Collected** | : 09/03/25 12:00 |
| **Client ID** | : DUP_090325 | **Date Received** | : 09/03/25 |
| **Sample Location** | : 416 MILLER PLACE-YAPHANK RD. | **Date Analyzed** | : 09/10/25 02:01 |
| **Sample Matrix** | : WATER | **Dilution Factor** | : 1 |
| **Analytical Method** | : 1,8260D | **Analyst** | : MJV |
| **Lab File ID** | : V22250909N15 | **Instrument ID** | : VOA122 |
| **Sample Amount** | : 10 ml | **GC Column** | : RTX-502.2 |
| **Level** | : LOW | **%Solids** | : N/A |
| **Extract Volume (MeOH)** | : N/A | **Injection Volume** | : N/A |

| | | ug/L | | | |
|---|---|---|---|---|---|
| **CAS NO.** | **Parameter** | **Results** | **RL** | **MDL** | **Qualifier** |
| 76-13-1 | Freon-113 | ND | 2.5 | 0.70 | U |
| 108-87-2 | Methyl cyclohexane | ND | 10 | 0.40 | U |

# Results Summary
# Form 1
# Volatile Organics by GC/MS

| | | | |
|---|---|---|---|
| Client | : Roux Env. Eng. & Geology, DPC | Lab Number | : L2555281 |
| Project Name | : CORAM MATERIALS | Project Number | : 2232.0006Y005 |
| Lab ID | : L2555281-03 | Date Collected | : 09/03/25 11:25 |
| Client ID | : MP-1D | Date Received | : 09/03/25 |
| Sample Location | : 416 MILLER PLACE-YAPHANK RD. | Date Analyzed | : 09/10/25 02:26 |
| Sample Matrix | : WATER | Dilution Factor | : 1 |
| Analytical Method | : 1,8260D | Analyst | : MJV |
| Lab File ID | : V22250909N16 | Instrument ID | : VOA122 |
| Sample Amount | : 10 ml | GC Column | : RTX-502.2 |
| Level | : LOW | %Solids | : N/A |
| Extract Volume (MeOH) | : N/A | Injection Volume | : N/A |

| | | ug/L | | | |
|---|---|---|---|---|---|
| CAS NO. | Parameter | Results | RL | MDL | Qualifier |
| 75-09-2 | Methylene chloride | ND | 2.5 | 0.70 | U |
| 75-34-3 | 1,1-Dichloroethane | ND | 2.5 | 0.70 | U |
| 67-66-3 | Chloroform | ND | 2.5 | 0.70 | U |
| 56-23-5 | Carbon tetrachloride | ND | 0.50 | 0.13 | U |
| 78-87-5 | 1,2-Dichloropropane | ND | 1.0 | 0.14 | U |
| 124-48-1 | Dibromochloromethane | ND | 0.50 | 0.15 | U |
| 79-00-5 | 1,1,2-Trichloroethane | ND | 1.5 | 0.50 | U |
| 127-18-4 | Tetrachloroethene | ND | 0.50 | 0.18 | U |
| 108-90-7 | Chlorobenzene | ND | 2.5 | 0.70 | U |
| 75-69-4 | Trichlorofluoromethane | ND | 2.5 | 0.70 | U |
| 107-06-2 | 1,2-Dichloroethane | ND | 0.50 | 0.13 | U |
| 71-55-6 | 1,1,1-Trichloroethane | ND | 2.5 | 0.70 | U |
| 75-27-4 | Bromodichloromethane | ND | 0.50 | 0.19 | U |
| 10061-02-6 | trans-1,3-Dichloropropene | ND | 0.50 | 0.16 | U |
| 10061-01-5 | cis-1,3-Dichloropropene | ND | 0.50 | 0.14 | U |
| 75-25-2 | Bromoform | ND | 2.0 | 0.65 | U |
| 79-34-5 | 1,1,2,2-Tetrachloroethane | ND | 0.50 | 0.17 | U |
| 71-43-2 | Benzene | ND | 0.50 | 0.16 | U |
| 108-88-3 | Toluene | ND | 2.5 | 0.70 | U |
| 100-41-4 | Ethylbenzene | ND | 2.5 | 0.70 | U |
| 74-87-3 | Chloromethane | ND | 2.5 | 0.70 | U |
| 74-83-9 | Bromomethane | ND | 2.5 | 0.70 | U |
| 75-01-4 | Vinyl chloride | ND | 1.0 | 0.07 | U |
| 75-00-3 | Chloroethane | ND | 2.5 | 0.70 | U |
| 75-35-4 | 1,1-Dichloroethene | ND | 0.50 | 0.17 | U |

# Results Summary
# Form 1
# Volatile Organics by GC/MS

| | | | |
|---|---|---|---|
| Client | : Roux Env. Eng. & Geology, DPC | Lab Number | : L2555281 |
| Project Name | : CORAM MATERIALS | Project Number | : 2232.0006Y005 |
| Lab ID | : L2555281-03 | Date Collected | : 09/03/25 11:25 |
| Client ID | : MP-1D | Date Received | : 09/03/25 |
| Sample Location | : 416 MILLER PLACE-YAPHANK RD. | Date Analyzed | : 09/10/25 02:26 |
| Sample Matrix | : WATER | Dilution Factor | : 1 |
| Analytical Method | : 1,8260D | Analyst | : MJV |
| Lab File ID | : V22250909N16 | Instrument ID | : VOA122 |
| Sample Amount | : 10 ml | GC Column | : RTX-502.2 |
| Level | : LOW | %Solids | : N/A |
| Extract Volume (MeOH) | : N/A | Injection Volume | : N/A |

| | | ug/L | | | |
|---|---|---|---|---|---|
| CAS NO. | Parameter | Results | RL | MDL | Qualifier |
| 156-60-5 | trans-1,2-Dichloroethene | ND | 2.5 | 0.70 | U |
| 79-01-6 | Trichloroethene | ND | 0.50 | 0.18 | U |
| 95-50-1 | 1,2-Dichlorobenzene | ND | 2.5 | 0.70 | U |
| 541-73-1 | 1,3-Dichlorobenzene | ND | 2.5 | 0.70 | U |
| 106-46-7 | 1,4-Dichlorobenzene | ND | 2.5 | 0.70 | U |
| 1634-04-4 | Methyl tert butyl ether | ND | 2.5 | 0.17 | U |
| 179601-23-1 | p/m-Xylene | ND | 2.5 | 0.70 | U |
| 95-47-6 | o-Xylene | ND | 2.5 | 0.70 | U |
| 1330-20-7 | Xylenes, Total | ND | 2.5 | 0.70 | U |
| 156-59-2 | cis-1,2-Dichloroethene | ND | 2.5 | 0.70 | U |
| 100-42-5 | Styrene | ND | 2.5 | 0.70 | U |
| 75-71-8 | Dichlorodifluoromethane | ND | 5.0 | 1.0 | U |
| 67-64-1 | Acetone | ND | 5.0 | 1.5 | U |
| 75-15-0 | Carbon disulfide | ND | 5.0 | 1.0 | U |
| 78-93-3 | 2-Butanone | ND | 5.0 | 1.9 | U |
| 108-10-1 | 4-Methyl-2-pentanone | ND | 5.0 | 1.0 | U |
| 591-78-6 | 2-Hexanone | ND | 5.0 | 1.0 | U |
| 74-97-5 | Bromochloromethane | ND | 2.5 | 0.70 | U |
| 106-93-4 | 1,2-Dibromoethane | ND | 2.0 | 0.65 | U |
| 96-12-8 | 1,2-Dibromo-3-chloropropane | ND | 2.5 | 0.70 | U |
| 98-82-8 | Isopropylbenzene | ND | 2.5 | 0.70 | U |
| 87-61-6 | 1,2,3-Trichlorobenzene | ND | 2.5 | 0.70 | U |
| 120-82-1 | 1,2,4-Trichlorobenzene | ND | 2.5 | 0.70 | U |
| 79-20-9 | Methyl Acetate | ND | 2.0 | 0.23 | U |
| 110-82-7 | Cyclohexane | ND | 10 | 0.27 | U |

# Results Summary
# Form 1
# Volatile Organics by GC/MS

| | | | |
|---|---|---|---|
| **Client** | : Roux Env. Eng. & Geology, DPC | **Lab Number** | : L2555281 |
| **Project Name** | : CORAM MATERIALS | **Project Number** | : 2232.0006Y005 |
| **Lab ID** | : L2555281-03 | **Date Collected** | : 09/03/25 11:25 |
| **Client ID** | : MP-1D | **Date Received** | : 09/03/25 |
| **Sample Location** | : 416 MILLER PLACE-YAPHANK RD. | **Date Analyzed** | : 09/10/25 02:26 |
| **Sample Matrix** | : WATER | **Dilution Factor** | : 1 |
| **Analytical Method** | : 1,8260D | **Analyst** | : MJV |
| **Lab File ID** | : V22250909N16 | **Instrument ID** | : VOA122 |
| **Sample Amount** | : 10 ml | **GC Column** | : RTX-502.2 |
| **Level** | : LOW | **%Solids** | : N/A |
| **Extract Volume (MeOH)** | : N/A | **Injection Volume** | : N/A |

| | | ug/L | | | |
|---|---|---|---|---|---|
| **CAS NO.** | **Parameter** | **Results** | **RL** | **MDL** | **Qualifier** |
| 76-13-1 | Freon-113 | ND | 2.5 | 0.70 | U |
| 108-87-2 | Methyl cyclohexane | ND | 10 | 0.40 | U |

# Results Summary
# Form 1
# Volatile Organics by GC/MS

| | | | |
|---|---|---|---|
| Client | : Roux Env. Eng. & Geology, DPC | Lab Number | : L2555281 |
| Project Name | : CORAM MATERIALS | Project Number | : 2232.0006Y005 |
| Lab ID | : L2555281-04 | Date Collected | : 09/03/25 09:10 |
| Client ID | : MW-1SR | Date Received | : 09/03/25 |
| Sample Location | : 416 MILLER PLACE-YAPHANK RD. | Date Analyzed | : 09/10/25 02:51 |
| Sample Matrix | : WATER | Dilution Factor | : 1 |
| Analytical Method | : 1,8260D | Analyst | : MJV |
| Lab File ID | : V22250909N17 | Instrument ID | : VOA122 |
| Sample Amount | : 10 ml | GC Column | : RTX-502.2 |
| Level | : LOW | %Solids | : N/A |
| Extract Volume (MeOH) | : N/A | Injection Volume | : N/A |

| | | ug/L | | | |
|---|---|---|---|---|---|
| CAS NO. | Parameter | Results | RL | MDL | Qualifier |
| 75-09-2 | Methylene chloride | ND | 2.5 | 0.70 | U |
| 75-34-3 | 1,1-Dichloroethane | ND | 2.5 | 0.70 | U |
| 67-66-3 | Chloroform | ND | 2.5 | 0.70 | U |
| 56-23-5 | Carbon tetrachloride | ND | 0.50 | 0.13 | U |
| 78-87-5 | 1,2-Dichloropropane | ND | 1.0 | 0.14 | U |
| 124-48-1 | Dibromochloromethane | ND | 0.50 | 0.15 | U |
| 79-00-5 | 1,1,2-Trichloroethane | ND | 1.5 | 0.50 | U |
| 127-18-4 | Tetrachloroethene | ND | 0.50 | 0.18 | U |
| 108-90-7 | Chlorobenzene | ND | 2.5 | 0.70 | U |
| 75-69-4 | Trichlorofluoromethane | ND | 2.5 | 0.70 | U |
| 107-06-2 | 1,2-Dichloroethane | ND | 0.50 | 0.13 | U |
| 71-55-6 | 1,1,1-Trichloroethane | ND | 2.5 | 0.70 | U |
| 75-27-4 | Bromodichloromethane | ND | 0.50 | 0.19 | U |
| 10061-02-6 | trans-1,3-Dichloropropene | ND | 0.50 | 0.16 | U |
| 10061-01-5 | cis-1,3-Dichloropropene | ND | 0.50 | 0.14 | U |
| 75-25-2 | Bromoform | ND | 2.0 | 0.65 | U |
| 79-34-5 | 1,1,2,2-Tetrachloroethane | ND | 0.50 | 0.17 | U |
| 71-43-2 | Benzene | ND | 0.50 | 0.16 | U |
| 108-88-3 | Toluene | ND | 2.5 | 0.70 | U |
| 100-41-4 | Ethylbenzene | ND | 2.5 | 0.70 | U |
| 74-87-3 | Chloromethane | ND | 2.5 | 0.70 | U |
| 74-83-9 | Bromomethane | ND | 2.5 | 0.70 | U |
| 75-01-4 | Vinyl chloride | ND | 1.0 | 0.07 | U |
| 75-00-3 | Chloroethane | ND | 2.5 | 0.70 | U |
| 75-35-4 | 1,1-Dichloroethene | ND | 0.50 | 0.17 | U |

# Results Summary
# Form 1
# Volatile Organics by GC/MS

| | | | |
|---|---|---|---|
| Client | : Roux Env. Eng. & Geology, DPC | Lab Number | : L2555281 |
| Project Name | : CORAM MATERIALS | Project Number | : 2232.0006Y005 |
| Lab ID | : L2555281-04 | Date Collected | : 09/03/25 09:10 |
| Client ID | : MW-1SR | Date Received | : 09/03/25 |
| Sample Location | : 416 MILLER PLACE-YAPHANK RD. | Date Analyzed | : 09/10/25 02:51 |
| Sample Matrix | : WATER | Dilution Factor | : 1 |
| Analytical Method | : 1,8260D | Analyst | : MJV |
| Lab File ID | : V22250909N17 | Instrument ID | : VOA122 |
| Sample Amount | : 10 ml | GC Column | : RTX-502.2 |
| Level | : LOW | %Solids | : N/A |
| Extract Volume (MeOH) | : N/A | Injection Volume | : N/A |

| | | ug/L | | | |
|---|---|---|---|---|---|
| CAS NO. | Parameter | Results | RL | MDL | Qualifier |
| 156-60-5 | trans-1,2-Dichloroethene | ND | 2.5 | 0.70 | U |
| 79-01-6 | Trichloroethene | ND | 0.50 | 0.18 | U |
| 95-50-1 | 1,2-Dichlorobenzene | ND | 2.5 | 0.70 | U |
| 541-73-1 | 1,3-Dichlorobenzene | ND | 2.5 | 0.70 | U |
| 106-46-7 | 1,4-Dichlorobenzene | ND | 2.5 | 0.70 | U |
| 1634-04-4 | Methyl tert butyl ether | ND | 2.5 | 0.17 | U |
| 179601-23-1 | p/m-Xylene | ND | 2.5 | 0.70 | U |
| 95-47-6 | o-Xylene | ND | 2.5 | 0.70 | U |
| 1330-20-7 | Xylenes, Total | ND | 2.5 | 0.70 | U |
| 156-59-2 | cis-1,2-Dichloroethene | ND | 2.5 | 0.70 | U |
| 100-42-5 | Styrene | ND | 2.5 | 0.70 | U |
| 75-71-8 | Dichlorodifluoromethane | ND | 5.0 | 1.0 | U |
| 67-64-1 | Acetone | ND | 5.0 | 1.5 | U |
| 75-15-0 | Carbon disulfide | ND | 5.0 | 1.0 | U |
| 78-93-3 | 2-Butanone | ND | 5.0 | 1.9 | U |
| 108-10-1 | 4-Methyl-2-pentanone | ND | 5.0 | 1.0 | U |
| 591-78-6 | 2-Hexanone | ND | 5.0 | 1.0 | U |
| 74-97-5 | Bromochloromethane | ND | 2.5 | 0.70 | U |
| 106-93-4 | 1,2-Dibromoethane | ND | 2.0 | 0.65 | U |
| 96-12-8 | 1,2-Dibromo-3-chloropropane | ND | 2.5 | 0.70 | U |
| 98-82-8 | Isopropylbenzene | ND | 2.5 | 0.70 | U |
| 87-61-6 | 1,2,3-Trichlorobenzene | ND | 2.5 | 0.70 | U |
| 120-82-1 | 1,2,4-Trichlorobenzene | ND | 2.5 | 0.70 | U |
| 79-20-9 | Methyl Acetate | ND | 2.0 | 0.23 | U |
| 110-82-7 | Cyclohexane | ND | 10 | 0.27 | U |

# Results Summary
# Form 1
# Volatile Organics by GC/MS

| | | | |
|---|---|---|---|
| **Client** | : Roux Env. Eng. & Geology, DPC | **Lab Number** | : L2555281 |
| **Project Name** | : CORAM MATERIALS | **Project Number** | : 2232.0006Y005 |
| **Lab ID** | : L2555281-04 | **Date Collected** | : 09/03/25 09:10 |
| **Client ID** | : MW-1SR | **Date Received** | : 09/03/25 |
| **Sample Location** | : 416 MILLER PLACE-YAPHANK RD. | **Date Analyzed** | : 09/10/25 02:51 |
| **Sample Matrix** | : WATER | **Dilution Factor** | : 1 |
| **Analytical Method** | : 1,8260D | **Analyst** | : MJV |
| **Lab File ID** | : V22250909N17 | **Instrument ID** | : VOA122 |
| **Sample Amount** | : 10 ml | **GC Column** | : RTX-502.2 |
| **Level** | : LOW | **%Solids** | : N/A |
| **Extract Volume (MeOH)** | : N/A | **Injection Volume** | : N/A |

| | | ug/L | | | |
|---|---|---|---|---|---|
| **CAS NO.** | **Parameter** | **Results** | **RL** | **MDL** | **Qualifier** |
| 76-13-1 | Freon-113 | ND | 2.5 | 0.70 | U |
| 108-87-2 | Methyl cyclohexane | ND | 10 | 0.40 | U |

# Results Summary
# Form 1
# Volatile Organics by GC/MS

| | | | |
|---|---|---|---|
| Client | : Roux Env. Eng. & Geology, DPC | Lab Number | : L2555281 |
| Project Name | : CORAM MATERIALS | Project Number | : 2232.0006Y005 |
| Lab ID | : L2555281-05 | Date Collected | : 09/03/25 09:20 |
| Client ID | : MW-1DR2 | Date Received | : 09/03/25 |
| Sample Location | : 416 MILLER PLACE-YAPHANK RD. | Date Analyzed | : 09/10/25 09:20 |
| Sample Matrix | : WATER | Dilution Factor | : 1 |
| Analytical Method | : 1,8260D | Analyst | : PID |
| Lab File ID | : V05250910A06 | Instrument ID | : VOA105 |
| Sample Amount | : 10 ml | GC Column | : RTX-502.2 |
| Level | : LOW | %Solids | : N/A |
| Extract Volume (MeOH) | : N/A | Injection Volume | : N/A |

| | | ug/L | | | |
|---|---|---|---|---|---|
| CAS NO. | Parameter | Results | RL | MDL | Qualifier |
| 75-09-2 | Methylene chloride | ND | 2.5 | 0.70 | U |
| 75-34-3 | 1,1-Dichloroethane | ND | 2.5 | 0.70 | U |
| 67-66-3 | Chloroform | ND | 2.5 | 0.70 | U |
| 56-23-5 | Carbon tetrachloride | ND | 0.50 | 0.13 | U |
| 78-87-5 | 1,2-Dichloropropane | ND | 1.0 | 0.14 | U |
| 124-48-1 | Dibromochloromethane | ND | 0.50 | 0.15 | U |
| 79-00-5 | 1,1,2-Trichloroethane | ND | 1.5 | 0.50 | U |
| 127-18-4 | Tetrachloroethene | ND | 0.50 | 0.18 | U |
| 108-90-7 | Chlorobenzene | ND | 2.5 | 0.70 | U |
| 75-69-4 | Trichlorofluoromethane | ND | 2.5 | 0.70 | U |
| 107-06-2 | 1,2-Dichloroethane | ND | 0.50 | 0.13 | U |
| 71-55-6 | 1,1,1-Trichloroethane | ND | 2.5 | 0.70 | U |
| 75-27-4 | Bromodichloromethane | ND | 0.50 | 0.19 | U |
| 10061-02-6 | trans-1,3-Dichloropropene | ND | 0.50 | 0.16 | U |
| 10061-01-5 | cis-1,3-Dichloropropene | ND | 0.50 | 0.14 | U |
| 75-25-2 | Bromoform | ND | 2.0 | 0.65 | U |
| 79-34-5 | 1,1,2,2-Tetrachloroethane | ND | 0.50 | 0.17 | U |
| 71-43-2 | Benzene | ND | 0.50 | 0.16 | U |
| 108-88-3 | Toluene | ND | 2.5 | 0.70 | U |
| 100-41-4 | Ethylbenzene | ND | 2.5 | 0.70 | U |
| 74-87-3 | Chloromethane | ND | 2.5 | 0.70 | U |
| 74-83-9 | Bromomethane | ND | 2.5 | 0.70 | U |
| 75-01-4 | Vinyl chloride | ND | 1.0 | 0.07 | U |
| 75-00-3 | Chloroethane | ND | 2.5 | 0.70 | U |
| 75-35-4 | 1,1-Dichloroethene | ND | 0.50 | 0.17 | U |

# Results Summary
# Form 1
# Volatile Organics by GC/MS

| | | | |
|---|---|---|---|
| Client | : Roux Env. Eng. & Geology, DPC | Lab Number | : L2555281 |
| Project Name | : CORAM MATERIALS | Project Number | : 2232.0006Y005 |
| Lab ID | : L2555281-05 | Date Collected | : 09/03/25 09:20 |
| Client ID | : MW-1DR2 | Date Received | : 09/03/25 |
| Sample Location | : 416 MILLER PLACE-YAPHANK RD. | Date Analyzed | : 09/10/25 09:20 |
| Sample Matrix | : WATER | Dilution Factor | : 1 |
| Analytical Method | : 1,8260D | Analyst | : PID |
| Lab File ID | : V05250910A06 | Instrument ID | : VOA105 |
| Sample Amount | : 10 ml | GC Column | : RTX-502.2 |
| Level | : LOW | %Solids | : N/A |
| Extract Volume (MeOH) | : N/A | Injection Volume | : N/A |

| | | ug/L | | | |
|---|---|---|---|---|---|
| CAS NO. | Parameter | Results | RL | MDL | Qualifier |
| 156-60-5 | trans-1,2-Dichloroethene | ND | 2.5 | 0.70 | U |
| 79-01-6 | Trichloroethene | ND | 0.50 | 0.18 | U |
| 95-50-1 | 1,2-Dichlorobenzene | ND | 2.5 | 0.70 | U |
| 541-73-1 | 1,3-Dichlorobenzene | ND | 2.5 | 0.70 | U |
| 106-46-7 | 1,4-Dichlorobenzene | ND | 2.5 | 0.70 | U |
| 1634-04-4 | Methyl tert butyl ether | ND | 2.5 | 0.17 | U |
| 179601-23-1 | p/m-Xylene | ND | 2.5 | 0.70 | U |
| 95-47-6 | o-Xylene | ND | 2.5 | 0.70 | U |
| 1330-20-7 | Xylenes, Total | ND | 2.5 | 0.70 | U |
| 156-59-2 | cis-1,2-Dichloroethene | ND | 2.5 | 0.70 | U |
| 100-42-5 | Styrene | ND | 2.5 | 0.70 | U |
| 75-71-8 | Dichlorodifluoromethane | ND | 5.0 | 1.0 | U |
| 67-64-1 | Acetone | 2.0 | 5.0 | 1.5 | J |
| 75-15-0 | Carbon disulfide | ND | 5.0 | 1.0 | U |
| 78-93-3 | 2-Butanone | ND | 5.0 | 1.9 | U |
| 108-10-1 | 4-Methyl-2-pentanone | ND | 5.0 | 1.0 | U |
| 591-78-6 | 2-Hexanone | ND | 5.0 | 1.0 | U |
| 74-97-5 | Bromochloromethane | ND | 2.5 | 0.70 | U |
| 106-93-4 | 1,2-Dibromoethane | ND | 2.0 | 0.65 | U |
| 96-12-8 | 1,2-Dibromo-3-chloropropane | ND | 2.5 | 0.70 | U |
| 98-82-8 | Isopropylbenzene | ND | 2.5 | 0.70 | U |
| 87-61-6 | 1,2,3-Trichlorobenzene | ND | 2.5 | 0.70 | U |
| 120-82-1 | 1,2,4-Trichlorobenzene | ND | 2.5 | 0.70 | U |
| 79-20-9 | Methyl Acetate | ND | 2.0 | 0.23 | U |
| 110-82-7 | Cyclohexane | ND | 10 | 0.27 | U |

# Results Summary
# Form 1
# Volatile Organics by GC/MS

| | | | |
|---|---|---|---|
| **Client** | : Roux Env. Eng. & Geology, DPC | **Lab Number** | : L2555281 |
| **Project Name** | : CORAM MATERIALS | **Project Number** | : 2232.0006Y005 |
| **Lab ID** | : L2555281-05 | **Date Collected** | : 09/03/25 09:20 |
| **Client ID** | : MW-1DR2 | **Date Received** | : 09/03/25 |
| **Sample Location** | : 416 MILLER PLACE-YAPHANK RD. | **Date Analyzed** | : 09/10/25 09:20 |
| **Sample Matrix** | : WATER | **Dilution Factor** | : 1 |
| **Analytical Method** | : 1,8260D | **Analyst** | : PID |
| **Lab File ID** | : V05250910A06 | **Instrument ID** | : VOA105 |
| **Sample Amount** | : 10 ml | **GC Column** | : RTX-502.2 |
| **Level** | : LOW | **%Solids** | : N/A |
| **Extract Volume (MeOH)** | : N/A | **Injection Volume** | : N/A |

| | | ug/L | | | |
|---|---|---|---|---|---|
| **CAS NO.** | **Parameter** | **Results** | **RL** | **MDL** | **Qualifier** |
| 76-13-1 | Freon-113 | ND | 2.5 | 0.70 | U |
| 108-87-2 | Methyl cyclohexane | ND | 10 | 0.40 | U |

# Results Summary
# Form 1
# Volatile Organics by GC/MS

| | | | |
|---|---|---|---|
| Client | : Roux Env. Eng. & Geology, DPC | Lab Number | : L2555281 |
| Project Name | : CORAM MATERIALS | Project Number | : 2232.0006Y005 |
| Lab ID | : L2555281-06 | Date Collected | : 09/03/25 13:15 |
| Client ID | : PZ-6 | Date Received | : 09/03/25 |
| Sample Location | : 416 MILLER PLACE-YAPHANK RD. | Date Analyzed | : 09/10/25 09:46 |
| Sample Matrix | : WATER | Dilution Factor | : 1 |
| Analytical Method | : 1,8260D | Analyst | : PID |
| Lab File ID | : V05250910A07 | Instrument ID | : VOA105 |
| Sample Amount | : 10 ml | GC Column | : RTX-502.2 |
| Level | : LOW | %Solids | : N/A |
| Extract Volume (MeOH) | : N/A | Injection Volume | : N/A |

| | | ug/L | | | |
|---|---|---|---|---|---|
| CAS NO. | Parameter | Results | RL | MDL | Qualifier |
| 75-09-2 | Methylene chloride | ND | 2.5 | 0.70 | U |
| 75-34-3 | 1,1-Dichloroethane | ND | 2.5 | 0.70 | U |
| 67-66-3 | Chloroform | ND | 2.5 | 0.70 | U |
| 56-23-5 | Carbon tetrachloride | ND | 0.50 | 0.13 | U |
| 78-87-5 | 1,2-Dichloropropane | ND | 1.0 | 0.14 | U |
| 124-48-1 | Dibromochloromethane | ND | 0.50 | 0.15 | U |
| 79-00-5 | 1,1,2-Trichloroethane | ND | 1.5 | 0.50 | U |
| 127-18-4 | Tetrachloroethene | ND | 0.50 | 0.18 | U |
| 108-90-7 | Chlorobenzene | ND | 2.5 | 0.70 | U |
| 75-69-4 | Trichlorofluoromethane | ND | 2.5 | 0.70 | U |
| 107-06-2 | 1,2-Dichloroethane | ND | 0.50 | 0.13 | U |
| 71-55-6 | 1,1,1-Trichloroethane | ND | 2.5 | 0.70 | U |
| 75-27-4 | Bromodichloromethane | ND | 0.50 | 0.19 | U |
| 10061-02-6 | trans-1,3-Dichloropropene | ND | 0.50 | 0.16 | U |
| 10061-01-5 | cis-1,3-Dichloropropene | ND | 0.50 | 0.14 | U |
| 75-25-2 | Bromoform | ND | 2.0 | 0.65 | U |
| 79-34-5 | 1,1,2,2-Tetrachloroethane | ND | 0.50 | 0.17 | U |
| 71-43-2 | Benzene | ND | 0.50 | 0.16 | U |
| 108-88-3 | Toluene | ND | 2.5 | 0.70 | U |
| 100-41-4 | Ethylbenzene | ND | 2.5 | 0.70 | U |
| 74-87-3 | Chloromethane | ND | 2.5 | 0.70 | U |
| 74-83-9 | Bromomethane | ND | 2.5 | 0.70 | U |
| 75-01-4 | Vinyl chloride | ND | 1.0 | 0.07 | U |
| 75-00-3 | Chloroethane | ND | 2.5 | 0.70 | U |
| 75-35-4 | 1,1-Dichloroethene | ND | 0.50 | 0.17 | U |

# Results Summary
# Form 1
# Volatile Organics by GC/MS

| | | | |
|---|---|---|---|
| Client | : Roux Env. Eng. & Geology, DPC | Lab Number | : L2555281 |
| Project Name | : CORAM MATERIALS | Project Number | : 2232.0006Y005 |
| Lab ID | : L2555281-06 | Date Collected | : 09/03/25 13:15 |
| Client ID | : PZ-6 | Date Received | : 09/03/25 |
| Sample Location | : 416 MILLER PLACE-YAPHANK RD. | Date Analyzed | : 09/10/25 09:46 |
| Sample Matrix | : WATER | Dilution Factor | : 1 |
| Analytical Method | : 1,8260D | Analyst | : PID |
| Lab File ID | : V05250910A07 | Instrument ID | : VOA105 |
| Sample Amount | : 10 ml | GC Column | : RTX-502.2 |
| Level | : LOW | %Solids | : N/A |
| Extract Volume (MeOH) | : N/A | Injection Volume | : N/A |

| | | ug/L | | | |
|---|---|---|---|---|---|
| CAS NO. | Parameter | Results | RL | MDL | Qualifier |
| 156-60-5 | trans-1,2-Dichloroethene | ND | 2.5 | 0.70 | U |
| 79-01-6 | Trichloroethene | ND | 0.50 | 0.18 | U |
| 95-50-1 | 1,2-Dichlorobenzene | ND | 2.5 | 0.70 | U |
| 541-73-1 | 1,3-Dichlorobenzene | ND | 2.5 | 0.70 | U |
| 106-46-7 | 1,4-Dichlorobenzene | ND | 2.5 | 0.70 | U |
| 1634-04-4 | Methyl tert butyl ether | ND | 2.5 | 0.17 | U |
| 179601-23-1 | p/m-Xylene | ND | 2.5 | 0.70 | U |
| 95-47-6 | o-Xylene | ND | 2.5 | 0.70 | U |
| 1330-20-7 | Xylenes, Total | ND | 2.5 | 0.70 | U |
| 156-59-2 | cis-1,2-Dichloroethene | ND | 2.5 | 0.70 | U |
| 100-42-5 | Styrene | ND | 2.5 | 0.70 | U |
| 75-71-8 | Dichlorodifluoromethane | ND | 5.0 | 1.0 | U |
| 67-64-1 | Acetone | ND | 5.0 | 1.5 | U |
| 75-15-0 | Carbon disulfide | ND | 5.0 | 1.0 | U |
| 78-93-3 | 2-Butanone | ND | 5.0 | 1.9 | U |
| 108-10-1 | 4-Methyl-2-pentanone | ND | 5.0 | 1.0 | U |
| 591-78-6 | 2-Hexanone | ND | 5.0 | 1.0 | U |
| 74-97-5 | Bromochloromethane | ND | 2.5 | 0.70 | U |
| 106-93-4 | 1,2-Dibromoethane | ND | 2.0 | 0.65 | U |
| 96-12-8 | 1,2-Dibromo-3-chloropropane | ND | 2.5 | 0.70 | U |
| 98-82-8 | Isopropylbenzene | ND | 2.5 | 0.70 | U |
| 87-61-6 | 1,2,3-Trichlorobenzene | ND | 2.5 | 0.70 | U |
| 120-82-1 | 1,2,4-Trichlorobenzene | ND | 2.5 | 0.70 | U |
| 79-20-9 | Methyl Acetate | ND | 2.0 | 0.23 | U |
| 110-82-7 | Cyclohexane | ND | 10 | 0.27 | U |

# Results Summary
# Form 1
# Volatile Organics by GC/MS

| | | | |
|---|---|---|---|
| **Client** | : Roux Env. Eng. & Geology, DPC | **Lab Number** | : L2555281 |
| **Project Name** | : CORAM MATERIALS | **Project Number** | : 2232.0006Y005 |
| **Lab ID** | : L2555281-06 | **Date Collected** | : 09/03/25 13:15 |
| **Client ID** | : PZ-6 | **Date Received** | : 09/03/25 |
| **Sample Location** | : 416 MILLER PLACE-YAPHANK RD. | **Date Analyzed** | : 09/10/25 09:46 |
| **Sample Matrix** | : WATER | **Dilution Factor** | : 1 |
| **Analytical Method** | : 1,8260D | **Analyst** | : PID |
| **Lab File ID** | : V05250910A07 | **Instrument ID** | : VOA105 |
| **Sample Amount** | : 10 ml | **GC Column** | : RTX-502.2 |
| **Level** | : LOW | **%Solids** | : N/A |
| **Extract Volume (MeOH)** | : N/A | **Injection Volume** | : N/A |

| | | ug/L | | | |
|---|---|---|---|---|---|
| **CAS NO.** | **Parameter** | **Results** | **RL** | **MDL** | **Qualifier** |
| 76-13-1 | Freon-113 | ND | 2.5 | 0.70 | U |
| 108-87-2 | Methyl cyclohexane | ND | 10 | 0.40 | U |

# Results Summary
# Form 1
# Volatile Organics by GC/MS

| | | | |
|---|---|---|---|
| Client | : Roux Env. Eng. & Geology, DPC | Lab Number | : L2555281 |
| Project Name | : CORAM MATERIALS | Project Number | : 2232.0006Y005 |
| Lab ID | : L2555281-07 | Date Collected | : 09/03/25 13:20 |
| Client ID | : MW-6D | Date Received | : 09/03/25 |
| Sample Location | : 416 MILLER PLACE-YAPHANK RD. | Date Analyzed | : 09/10/25 10:11 |
| Sample Matrix | : WATER | Dilution Factor | : 1 |
| Analytical Method | : 1,8260D | Analyst | : PID |
| Lab File ID | : V05250910A08 | Instrument ID | : VOA105 |
| Sample Amount | : 10 ml | GC Column | : RTX-502.2 |
| Level | : LOW | %Solids | : N/A |
| Extract Volume (MeOH) | : N/A | Injection Volume | : N/A |

| | | ug/L | | | |
|---|---|---|---|---|---|
| CAS NO. | Parameter | Results | RL | MDL | Qualifier |
| 75-09-2 | Methylene chloride | ND | 2.5 | 0.70 | U |
| 75-34-3 | 1,1-Dichloroethane | ND | 2.5 | 0.70 | U |
| 67-66-3 | Chloroform | ND | 2.5 | 0.70 | U |
| 56-23-5 | Carbon tetrachloride | ND | 0.50 | 0.13 | U |
| 78-87-5 | 1,2-Dichloropropane | ND | 1.0 | 0.14 | U |
| 124-48-1 | Dibromochloromethane | ND | 0.50 | 0.15 | U |
| 79-00-5 | 1,1,2-Trichloroethane | ND | 1.5 | 0.50 | U |
| 127-18-4 | Tetrachloroethene | ND | 0.50 | 0.18 | U |
| 108-90-7 | Chlorobenzene | ND | 2.5 | 0.70 | U |
| 75-69-4 | Trichlorofluoromethane | ND | 2.5 | 0.70 | U |
| 107-06-2 | 1,2-Dichloroethane | ND | 0.50 | 0.13 | U |
| 71-55-6 | 1,1,1-Trichloroethane | ND | 2.5 | 0.70 | U |
| 75-27-4 | Bromodichloromethane | ND | 0.50 | 0.19 | U |
| 10061-02-6 | trans-1,3-Dichloropropene | ND | 0.50 | 0.16 | U |
| 10061-01-5 | cis-1,3-Dichloropropene | ND | 0.50 | 0.14 | U |
| 75-25-2 | Bromoform | ND | 2.0 | 0.65 | U |
| 79-34-5 | 1,1,2,2-Tetrachloroethane | ND | 0.50 | 0.17 | U |
| 71-43-2 | Benzene | ND | 0.50 | 0.16 | U |
| 108-88-3 | Toluene | ND | 2.5 | 0.70 | U |
| 100-41-4 | Ethylbenzene | ND | 2.5 | 0.70 | U |
| 74-87-3 | Chloromethane | ND | 2.5 | 0.70 | U |
| 74-83-9 | Bromomethane | ND | 2.5 | 0.70 | U |
| 75-01-4 | Vinyl chloride | ND | 1.0 | 0.07 | U |
| 75-00-3 | Chloroethane | ND | 2.5 | 0.70 | U |
| 75-35-4 | 1,1-Dichloroethene | ND | 0.50 | 0.17 | U |

# Results Summary
# Form 1
# Volatile Organics by GC/MS

| | | | |
|---|---|---|---|
| Client | : Roux Env. Eng. & Geology, DPC | Lab Number | : L2555281 |
| Project Name | : CORAM MATERIALS | Project Number | : 2232.0006Y005 |
| Lab ID | : L2555281-07 | Date Collected | : 09/03/25 13:20 |
| Client ID | : MW-6D | Date Received | : 09/03/25 |
| Sample Location | : 416 MILLER PLACE-YAPHANK RD. | Date Analyzed | : 09/10/25 10:11 |
| Sample Matrix | : WATER | Dilution Factor | : 1 |
| Analytical Method | : 1,8260D | Analyst | : PID |
| Lab File ID | : V05250910A08 | Instrument ID | : VOA105 |
| Sample Amount | : 10 ml | GC Column | : RTX-502.2 |
| Level | : LOW | %Solids | : N/A |
| Extract Volume (MeOH) | : N/A | Injection Volume | : N/A |

| | | ug/L | | | |
|---|---|---|---|---|---|
| CAS NO. | Parameter | Results | RL | MDL | Qualifier |
| 156-60-5 | trans-1,2-Dichloroethene | ND | 2.5 | 0.70 | U |
| 79-01-6 | Trichloroethene | ND | 0.50 | 0.18 | U |
| 95-50-1 | 1,2-Dichlorobenzene | ND | 2.5 | 0.70 | U |
| 541-73-1 | 1,3-Dichlorobenzene | ND | 2.5 | 0.70 | U |
| 106-46-7 | 1,4-Dichlorobenzene | ND | 2.5 | 0.70 | U |
| 1634-04-4 | Methyl tert butyl ether | ND | 2.5 | 0.17 | U |
| 179601-23-1 | p/m-Xylene | ND | 2.5 | 0.70 | U |
| 95-47-6 | o-Xylene | ND | 2.5 | 0.70 | U |
| 1330-20-7 | Xylenes, Total | ND | 2.5 | 0.70 | U |
| 156-59-2 | cis-1,2-Dichloroethene | ND | 2.5 | 0.70 | U |
| 100-42-5 | Styrene | ND | 2.5 | 0.70 | U |
| 75-71-8 | Dichlorodifluoromethane | ND | 5.0 | 1.0 | U |
| 67-64-1 | Acetone | ND | 5.0 | 1.5 | U |
| 75-15-0 | Carbon disulfide | ND | 5.0 | 1.0 | U |
| 78-93-3 | 2-Butanone | ND | 5.0 | 1.9 | U |
| 108-10-1 | 4-Methyl-2-pentanone | ND | 5.0 | 1.0 | U |
| 591-78-6 | 2-Hexanone | ND | 5.0 | 1.0 | U |
| 74-97-5 | Bromochloromethane | ND | 2.5 | 0.70 | U |
| 106-93-4 | 1,2-Dibromoethane | ND | 2.0 | 0.65 | U |
| 96-12-8 | 1,2-Dibromo-3-chloropropane | ND | 2.5 | 0.70 | U |
| 98-82-8 | Isopropylbenzene | ND | 2.5 | 0.70 | U |
| 87-61-6 | 1,2,3-Trichlorobenzene | ND | 2.5 | 0.70 | U |
| 120-82-1 | 1,2,4-Trichlorobenzene | ND | 2.5 | 0.70 | U |
| 79-20-9 | Methyl Acetate | ND | 2.0 | 0.23 | U |
| 110-82-7 | Cyclohexane | ND | 10 | 0.27 | U |

# Results Summary
# Form 1
# Volatile Organics by GC/MS

| | | | |
|---|---|---|---|
| **Client** | : Roux Env. Eng. & Geology, DPC | **Lab Number** | : L2555281 |
| **Project Name** | : CORAM MATERIALS | **Project Number** | : 2232.0006Y005 |
| **Lab ID** | : L2555281-07 | **Date Collected** | : 09/03/25 13:20 |
| **Client ID** | : MW-6D | **Date Received** | : 09/03/25 |
| **Sample Location** | : 416 MILLER PLACE-YAPHANK RD. | **Date Analyzed** | : 09/10/25 10:11 |
| **Sample Matrix** | : WATER | **Dilution Factor** | : 1 |
| **Analytical Method** | : 1,8260D | **Analyst** | : PID |
| **Lab File ID** | : V05250910A08 | **Instrument ID** | : VOA105 |
| **Sample Amount** | : 10 ml | **GC Column** | : RTX-502.2 |
| **Level** | : LOW | **%Solids** | : N/A |
| **Extract Volume (MeOH)** | : N/A | **Injection Volume** | : N/A |

| | | ug/L | | | |
|---|---|---|---|---|---|
| **CAS NO.** | **Parameter** | **Results** | **RL** | **MDL** | **Qualifier** |
| 76-13-1 | Freon-113 | ND | 2.5 | 0.70 | U |
| 108-87-2 | Methyl cyclohexane | ND | 10 | 0.40 | U |

# Results Summary
# Form 1
# Volatile Organics by GC/MS

| | | | |
|---|---|---|---|
| Client | : Roux Env. Eng. & Geology, DPC | Lab Number | : L2555281 |
| Project Name | : CORAM MATERIALS | Project Number | : 2232.0006Y005 |
| Lab ID | : L2555281-08 | Date Collected | : 09/03/25 14:00 |
| Client ID | : EQUIPMENT BLANK_090325 | Date Received | : 09/03/25 |
| Sample Location | : 416 MILLER PLACE-YAPHANK RD. | Date Analyzed | : 09/10/25 03:16 |
| Sample Matrix | : Equipment Blank | Dilution Factor | : 1 |
| Analytical Method | : 1,8260D | Analyst | : MJV |
| Lab File ID | : V22250909N18 | Instrument ID | : VOA122 |
| Sample Amount | : 10 ml | GC Column | : RTX-502.2 |
| Level | : LOW | %Solids | : N/A |
| Extract Volume (MeOH) | : N/A | Injection Volume | : N/A |

| | | ug/L | | | |
|---|---|---|---|---|---|
| CAS NO. | Parameter | Results | RL | MDL | Qualifier |
| 75-09-2 | Methylene chloride | ND | 2.5 | 0.70 | U |
| 75-34-3 | 1,1-Dichloroethane | ND | 2.5 | 0.70 | U |
| 67-66-3 | Chloroform | ND | 2.5 | 0.70 | U |
| 56-23-5 | Carbon tetrachloride | ND | 0.50 | 0.13 | U |
| 78-87-5 | 1,2-Dichloropropane | ND | 1.0 | 0.14 | U |
| 124-48-1 | Dibromochloromethane | ND | 0.50 | 0.15 | U |
| 79-00-5 | 1,1,2-Trichloroethane | ND | 1.5 | 0.50 | U |
| 127-18-4 | Tetrachloroethene | ND | 0.50 | 0.18 | U |
| 108-90-7 | Chlorobenzene | ND | 2.5 | 0.70 | U |
| 75-69-4 | Trichlorofluoromethane | ND | 2.5 | 0.70 | U |
| 107-06-2 | 1,2-Dichloroethane | ND | 0.50 | 0.13 | U |
| 71-55-6 | 1,1,1-Trichloroethane | ND | 2.5 | 0.70 | U |
| 75-27-4 | Bromodichloromethane | ND | 0.50 | 0.19 | U |
| 10061-02-6 | trans-1,3-Dichloropropene | ND | 0.50 | 0.16 | U |
| 10061-01-5 | cis-1,3-Dichloropropene | ND | 0.50 | 0.14 | U |
| 75-25-2 | Bromoform | ND | 2.0 | 0.65 | U |
| 79-34-5 | 1,1,2,2-Tetrachloroethane | ND | 0.50 | 0.17 | U |
| 71-43-2 | Benzene | ND | 0.50 | 0.16 | U |
| 108-88-3 | Toluene | ND | 2.5 | 0.70 | U |
| 100-41-4 | Ethylbenzene | ND | 2.5 | 0.70 | U |
| 74-87-3 | Chloromethane | ND | 2.5 | 0.70 | U |
| 74-83-9 | Bromomethane | ND | 2.5 | 0.70 | U |
| 75-01-4 | Vinyl chloride | ND | 1.0 | 0.07 | U |
| 75-00-3 | Chloroethane | ND | 2.5 | 0.70 | U |
| 75-35-4 | 1,1-Dichloroethene | ND | 0.50 | 0.17 | U |

# Results Summary
# Form 1
# Volatile Organics by GC/MS

| | | | |
|---|---|---|---|
| Client | : Roux Env. Eng. & Geology, DPC | Lab Number | : L2555281 |
| Project Name | : CORAM MATERIALS | Project Number | : 2232.0006Y005 |
| Lab ID | : L2555281-08 | Date Collected | : 09/03/25 14:00 |
| Client ID | : EQUIPMENT BLANK_090325 | Date Received | : 09/03/25 |
| Sample Location | : 416 MILLER PLACE-YAPHANK RD. | Date Analyzed | : 09/10/25 03:16 |
| Sample Matrix | : Equipment Blank | Dilution Factor | : 1 |
| Analytical Method | : 1,8260D | Analyst | : MJV |
| Lab File ID | : V22250909N18 | Instrument ID | : VOA122 |
| Sample Amount | : 10 ml | GC Column | : RTX-502.2 |
| Level | : LOW | %Solids | : N/A |
| Extract Volume (MeOH) | : N/A | Injection Volume | : N/A |

| | | ug/L | | | |
|---|---|---|---|---|---|
| CAS NO. | Parameter | Results | RL | MDL | Qualifier |
| 156-60-5 | trans-1,2-Dichloroethene | ND | 2.5 | 0.70 | U |
| 79-01-6 | Trichloroethene | ND | 0.50 | 0.18 | U |
| 95-50-1 | 1,2-Dichlorobenzene | ND | 2.5 | 0.70 | U |
| 541-73-1 | 1,3-Dichlorobenzene | ND | 2.5 | 0.70 | U |
| 106-46-7 | 1,4-Dichlorobenzene | ND | 2.5 | 0.70 | U |
| 1634-04-4 | Methyl tert butyl ether | ND | 2.5 | 0.17 | U |
| 179601-23-1 | p/m-Xylene | ND | 2.5 | 0.70 | U |
| 95-47-6 | o-Xylene | ND | 2.5 | 0.70 | U |
| 1330-20-7 | Xylenes, Total | ND | 2.5 | 0.70 | U |
| 156-59-2 | cis-1,2-Dichloroethene | ND | 2.5 | 0.70 | U |
| 100-42-5 | Styrene | ND | 2.5 | 0.70 | U |
| 75-71-8 | Dichlorodifluoromethane | ND | 5.0 | 1.0 | U |
| 67-64-1 | Acetone | 3.0 | 5.0 | 1.5 | J |
| 75-15-0 | Carbon disulfide | ND | 5.0 | 1.0 | U |
| 78-93-3 | 2-Butanone | ND | 5.0 | 1.9 | U |
| 108-10-1 | 4-Methyl-2-pentanone | ND | 5.0 | 1.0 | U |
| 591-78-6 | 2-Hexanone | ND | 5.0 | 1.0 | U |
| 74-97-5 | Bromochloromethane | ND | 2.5 | 0.70 | U |
| 106-93-4 | 1,2-Dibromoethane | ND | 2.0 | 0.65 | U |
| 96-12-8 | 1,2-Dibromo-3-chloropropane | ND | 2.5 | 0.70 | U |
| 98-82-8 | Isopropylbenzene | ND | 2.5 | 0.70 | U |
| 87-61-6 | 1,2,3-Trichlorobenzene | ND | 2.5 | 0.70 | U |
| 120-82-1 | 1,2,4-Trichlorobenzene | ND | 2.5 | 0.70 | U |
| 79-20-9 | Methyl Acetate | ND | 2.0 | 0.23 | U |
| 110-82-7 | Cyclohexane | ND | 10 | 0.27 | U |

# Results Summary
# Form 1
# Volatile Organics by GC/MS

| | | | |
|---|---|---|---|
| **Client** | : Roux Env. Eng. & Geology, DPC | **Lab Number** | : L2555281 |
| **Project Name** | : CORAM MATERIALS | **Project Number** | : 2232.0006Y005 |
| **Lab ID** | : L2555281-08 | **Date Collected** | : 09/03/25 14:00 |
| **Client ID** | : EQUIPMENT BLANK_090325 | **Date Received** | : 09/03/25 |
| **Sample Location** | : 416 MILLER PLACE-YAPHANK RD. | **Date Analyzed** | : 09/10/25 03:16 |
| **Sample Matrix** | : Equipment Blank | **Dilution Factor** | : 1 |
| **Analytical Method** | : 1,8260D | **Analyst** | : MJV |
| **Lab File ID** | : V22250909N18 | **Instrument ID** | : VOA122 |
| **Sample Amount** | : 10 ml | **GC Column** | : RTX-502.2 |
| **Level** | : LOW | **%Solids** | : N/A |
| **Extract Volume (MeOH)** | : N/A | **Injection Volume** | : N/A |

| | | ug/L | | | |
|---|---|---|---|---|---|
| **CAS NO.** | **Parameter** | **Results** | **RL** | **MDL** | **Qualifier** |
| 76-13-1 | Freon-113 | ND | 2.5 | 0.70 | U |
| 108-87-2 | Methyl cyclohexane | ND | 10 | 0.40 | U |

# Results Summary
# Form 1
# Volatile Organics by GC/MS

| | | | |
|---|---|---|---|
| Client | : Roux Env. Eng. & Geology, DPC | Lab Number | : L2555281 |
| Project Name | : CORAM MATERIALS | Project Number | : 2232.0006Y005 |
| Lab ID | : WG2112948-5 | Date Collected | : NA |
| Client ID | : WG2112948-5BLANK | Date Received | : NA |
| Sample Location | : | Date Analyzed | : 09/09/25 22:18 |
| Sample Matrix | : WATER | Dilution Factor | : 1 |
| Analytical Method | : 1,8260D | Analyst | : TMS |
| Lab File ID | : V22250909N06 | Instrument ID | : VOA122 |
| Sample Amount | : 10 ml | GC Column | : RTX-502.2 |
| Level | : LOW | %Solids | : N/A |
| Extract Volume (MeOH) | : N/A | Injection Volume | : N/A |

| | | ug/L | | | |
|---|---|---|---|---|---|
| CAS NO. | Parameter | Results | RL | MDL | Qualifier |
| 75-09-2 | Methylene chloride | ND | 2.5 | 0.70 | U |
| 75-34-3 | 1,1-Dichloroethane | ND | 2.5 | 0.70 | U |
| 67-66-3 | Chloroform | ND | 2.5 | 0.70 | U |
| 56-23-5 | Carbon tetrachloride | ND | 0.50 | 0.13 | U |
| 78-87-5 | 1,2-Dichloropropane | ND | 1.0 | 0.14 | U |
| 124-48-1 | Dibromochloromethane | ND | 0.50 | 0.15 | U |
| 79-00-5 | 1,1,2-Trichloroethane | ND | 1.5 | 0.50 | U |
| 127-18-4 | Tetrachloroethene | ND | 0.50 | 0.18 | U |
| 108-90-7 | Chlorobenzene | ND | 2.5 | 0.70 | U |
| 75-69-4 | Trichlorofluoromethane | ND | 2.5 | 0.70 | U |
| 107-06-2 | 1,2-Dichloroethane | ND | 0.50 | 0.13 | U |
| 71-55-6 | 1,1,1-Trichloroethane | ND | 2.5 | 0.70 | U |
| 75-27-4 | Bromodichloromethane | ND | 0.50 | 0.19 | U |
| 10061-02-6 | trans-1,3-Dichloropropene | ND | 0.50 | 0.16 | U |
| 10061-01-5 | cis-1,3-Dichloropropene | ND | 0.50 | 0.14 | U |
| 75-25-2 | Bromoform | ND | 2.0 | 0.65 | U |
| 79-34-5 | 1,1,2,2-Tetrachloroethane | ND | 0.50 | 0.17 | U |
| 71-43-2 | Benzene | ND | 0.50 | 0.16 | U |
| 108-88-3 | Toluene | ND | 2.5 | 0.70 | U |
| 100-41-4 | Ethylbenzene | ND | 2.5 | 0.70 | U |
| 74-87-3 | Chloromethane | ND | 2.5 | 0.70 | U |
| 74-83-9 | Bromomethane | ND | 2.5 | 0.70 | U |
| 75-01-4 | Vinyl chloride | ND | 1.0 | 0.07 | U |
| 75-00-3 | Chloroethane | ND | 2.5 | 0.70 | U |
| 75-35-4 | 1,1-Dichloroethene | ND | 0.50 | 0.17 | U |

# Results Summary
# Form 1
# Volatile Organics by GC/MS

| | | | |
|---|---|---|---|
| Client | : Roux Env. Eng. & Geology, DPC | Lab Number | : L2555281 |
| Project Name | : CORAM MATERIALS | Project Number | : 2232.0006Y005 |
| Lab ID | : WG2112948-5 | Date Collected | : NA |
| Client ID | : WG2112948-5BLANK | Date Received | : NA |
| Sample Location | : | Date Analyzed | : 09/09/25 22:18 |
| Sample Matrix | : WATER | Dilution Factor | : 1 |
| Analytical Method | : 1,8260D | Analyst | : TMS |
| Lab File ID | : V22250909N06 | Instrument ID | : VOA122 |
| Sample Amount | : 10 ml | GC Column | : RTX-502.2 |
| Level | : LOW | %Solids | : N/A |
| Extract Volume (MeOH) | : N/A | Injection Volume | : N/A |

| | | ug/L | | | |
|---|---|---|---|---|---|
| CAS NO. | Parameter | Results | RL | MDL | Qualifier |
| 156-60-5 | trans-1,2-Dichloroethene | ND | 2.5 | 0.70 | U |
| 79-01-6 | Trichloroethene | ND | 0.50 | 0.18 | U |
| 95-50-1 | 1,2-Dichlorobenzene | ND | 2.5 | 0.70 | U |
| 541-73-1 | 1,3-Dichlorobenzene | ND | 2.5 | 0.70 | U |
| 106-46-7 | 1,4-Dichlorobenzene | ND | 2.5 | 0.70 | U |
| 1634-04-4 | Methyl tert butyl ether | ND | 2.5 | 0.17 | U |
| 179601-23-1 | p/m-Xylene | ND | 2.5 | 0.70 | U |
| 95-47-6 | o-Xylene | ND | 2.5 | 0.70 | U |
| 1330-20-7 | Xylenes, Total | ND | 2.5 | 0.70 | U |
| 156-59-2 | cis-1,2-Dichloroethene | ND | 2.5 | 0.70 | U |
| 100-42-5 | Styrene | ND | 2.5 | 0.70 | U |
| 75-71-8 | Dichlorodifluoromethane | ND | 5.0 | 1.0 | U |
| 67-64-1 | Acetone | ND | 5.0 | 1.5 | U |
| 75-15-0 | Carbon disulfide | ND | 5.0 | 1.0 | U |
| 78-93-3 | 2-Butanone | ND | 5.0 | 1.9 | U |
| 108-10-1 | 4-Methyl-2-pentanone | ND | 5.0 | 1.0 | U |
| 591-78-6 | 2-Hexanone | ND | 5.0 | 1.0 | U |
| 74-97-5 | Bromochloromethane | ND | 2.5 | 0.70 | U |
| 106-93-4 | 1,2-Dibromoethane | ND | 2.0 | 0.65 | U |
| 96-12-8 | 1,2-Dibromo-3-chloropropane | ND | 2.5 | 0.70 | U |
| 98-82-8 | Isopropylbenzene | ND | 2.5 | 0.70 | U |
| 87-61-6 | 1,2,3-Trichlorobenzene | ND | 2.5 | 0.70 | U |
| 120-82-1 | 1,2,4-Trichlorobenzene | ND | 2.5 | 0.70 | U |
| 79-20-9 | Methyl Acetate | ND | 2.0 | 0.23 | U |
| 110-82-7 | Cyclohexane | ND | 10 | 0.27 | U |

# Results Summary
# Form 1
# Volatile Organics by GC/MS

| | | | |
|---|---|---|---|
| **Client** | : Roux Env. Eng. & Geology, DPC | **Lab Number** | : L2555281 |
| **Project Name** | : CORAM MATERIALS | **Project Number** | : 2232.0006Y005 |
| **Lab ID** | : WG2112948-5 | **Date Collected** | : NA |
| **Client ID** | : WG2112948-5BLANK | **Date Received** | : NA |
| **Sample Location** | : | **Date Analyzed** | : 09/09/25 22:18 |
| **Sample Matrix** | : WATER | **Dilution Factor** | : 1 |
| **Analytical Method** | : 1,8260D | **Analyst** | : TMS |
| **Lab File ID** | : V22250909N06 | **Instrument ID** | : VOA122 |
| **Sample Amount** | : 10 ml | **GC Column** | : RTX-502.2 |
| **Level** | : LOW | **%Solids** | : N/A |
| **Extract Volume (MeOH)** | : N/A | **Injection Volume** | : N/A |

| | | ug/L | | | |
|---|---|---|---|---|---|
| **CAS NO.** | **Parameter** | **Results** | **RL** | **MDL** | **Qualifier** |
| 76-13-1 | Freon-113 | ND | 2.5 | 0.70 | U |
| 108-87-2 | Methyl cyclohexane | ND | 10 | 0.40 | U |

# Results Summary
# Form 1
# Volatile Organics by GC/MS

| | | | |
|---|---|---|---|
| Client | : Roux Env. Eng. & Geology, DPC | Lab Number | : L2555281 |
| Project Name | : CORAM MATERIALS | Project Number | : 2232.0006Y005 |
| Lab ID | : WG2113015-5 | Date Collected | : NA |
| Client ID | : WG2113015-5BLANK | Date Received | : NA |
| Sample Location | : | Date Analyzed | : 09/10/25 08:55 |
| Sample Matrix | : WATER | Dilution Factor | : 1 |
| Analytical Method | : 1,8260D | Analyst | : PID |
| Lab File ID | : V05250910A05 | Instrument ID | : VOA105 |
| Sample Amount | : 10 ml | GC Column | : RTX-502.2 |
| Level | : LOW | %Solids | : N/A |
| Extract Volume (MeOH) | : N/A | Injection Volume | : N/A |

| | | ug/L | | | |
|---|---|---|---|---|---|
| CAS NO. | Parameter | Results | RL | MDL | Qualifier |
| 75-09-2 | Methylene chloride | ND | 2.5 | 0.70 | U |
| 75-34-3 | 1,1-Dichloroethane | ND | 2.5 | 0.70 | U |
| 67-66-3 | Chloroform | ND | 2.5 | 0.70 | U |
| 56-23-5 | Carbon tetrachloride | ND | 0.50 | 0.13 | U |
| 78-87-5 | 1,2-Dichloropropane | ND | 1.0 | 0.14 | U |
| 124-48-1 | Dibromochloromethane | ND | 0.50 | 0.15 | U |
| 79-00-5 | 1,1,2-Trichloroethane | ND | 1.5 | 0.50 | U |
| 127-18-4 | Tetrachloroethene | ND | 0.50 | 0.18 | U |
| 108-90-7 | Chlorobenzene | ND | 2.5 | 0.70 | U |
| 75-69-4 | Trichlorofluoromethane | ND | 2.5 | 0.70 | U |
| 107-06-2 | 1,2-Dichloroethane | ND | 0.50 | 0.13 | U |
| 71-55-6 | 1,1,1-Trichloroethane | ND | 2.5 | 0.70 | U |
| 75-27-4 | Bromodichloromethane | ND | 0.50 | 0.19 | U |
| 10061-02-6 | trans-1,3-Dichloropropene | ND | 0.50 | 0.16 | U |
| 10061-01-5 | cis-1,3-Dichloropropene | ND | 0.50 | 0.14 | U |
| 75-25-2 | Bromoform | ND | 2.0 | 0.65 | U |
| 79-34-5 | 1,1,2,2-Tetrachloroethane | ND | 0.50 | 0.17 | U |
| 71-43-2 | Benzene | ND | 0.50 | 0.16 | U |
| 108-88-3 | Toluene | ND | 2.5 | 0.70 | U |
| 100-41-4 | Ethylbenzene | ND | 2.5 | 0.70 | U |
| 74-87-3 | Chloromethane | ND | 2.5 | 0.70 | U |
| 74-83-9 | Bromomethane | ND | 2.5 | 0.70 | U |
| 75-01-4 | Vinyl chloride | ND | 1.0 | 0.07 | U |
| 75-00-3 | Chloroethane | ND | 2.5 | 0.70 | U |
| 75-35-4 | 1,1-Dichloroethene | ND | 0.50 | 0.17 | U |

# Results Summary
# Form 1
# Volatile Organics by GC/MS

| | | | |
|---|---|---|---|
| Client | : Roux Env. Eng. & Geology, DPC | Lab Number | : L2555281 |
| Project Name | : CORAM MATERIALS | Project Number | : 2232.0006Y005 |
| Lab ID | : WG2113015-5 | Date Collected | : NA |
| Client ID | : WG2113015-5BLANK | Date Received | : NA |
| Sample Location | : | Date Analyzed | : 09/10/25 08:55 |
| Sample Matrix | : WATER | Dilution Factor | : 1 |
| Analytical Method | : 1,8260D | Analyst | : PID |
| Lab File ID | : V05250910A05 | Instrument ID | : VOA105 |
| Sample Amount | : 10 ml | GC Column | : RTX-502.2 |
| Level | : LOW | %Solids | : N/A |
| Extract Volume (MeOH) | : N/A | Injection Volume | : N/A |

| | | ug/L | | | |
|---|---|---|---|---|---|
| CAS NO. | Parameter | Results | RL | MDL | Qualifier |
| 156-60-5 | trans-1,2-Dichloroethene | ND | 2.5 | 0.70 | U |
| 79-01-6 | Trichloroethene | ND | 0.50 | 0.18 | U |
| 95-50-1 | 1,2-Dichlorobenzene | ND | 2.5 | 0.70 | U |
| 541-73-1 | 1,3-Dichlorobenzene | ND | 2.5 | 0.70 | U |
| 106-46-7 | 1,4-Dichlorobenzene | ND | 2.5 | 0.70 | U |
| 1634-04-4 | Methyl tert butyl ether | ND | 2.5 | 0.17 | U |
| 179601-23-1 | p/m-Xylene | ND | 2.5 | 0.70 | U |
| 95-47-6 | o-Xylene | ND | 2.5 | 0.70 | U |
| 1330-20-7 | Xylenes, Total | ND | 2.5 | 0.70 | U |
| 156-59-2 | cis-1,2-Dichloroethene | ND | 2.5 | 0.70 | U |
| 100-42-5 | Styrene | ND | 2.5 | 0.70 | U |
| 75-71-8 | Dichlorodifluoromethane | ND | 5.0 | 1.0 | U |
| 67-64-1 | Acetone | ND | 5.0 | 1.5 | U |
| 75-15-0 | Carbon disulfide | ND | 5.0 | 1.0 | U |
| 78-93-3 | 2-Butanone | ND | 5.0 | 1.9 | U |
| 108-10-1 | 4-Methyl-2-pentanone | ND | 5.0 | 1.0 | U |
| 591-78-6 | 2-Hexanone | ND | 5.0 | 1.0 | U |
| 74-97-5 | Bromochloromethane | ND | 2.5 | 0.70 | U |
| 106-93-4 | 1,2-Dibromoethane | ND | 2.0 | 0.65 | U |
| 96-12-8 | 1,2-Dibromo-3-chloropropane | ND | 2.5 | 0.70 | U |
| 98-82-8 | Isopropylbenzene | ND | 2.5 | 0.70 | U |
| 87-61-6 | 1,2,3-Trichlorobenzene | ND | 2.5 | 0.70 | U |
| 120-82-1 | 1,2,4-Trichlorobenzene | ND | 2.5 | 0.70 | U |
| 79-20-9 | Methyl Acetate | ND | 2.0 | 0.23 | U |
| 110-82-7 | Cyclohexane | ND | 10 | 0.27 | U |

# Results Summary
# Form 1
# Volatile Organics by GC/MS

| | | | |
|---|---|---|---|
| **Client** | : Roux Env. Eng. & Geology, DPC | **Lab Number** | : L2555281 |
| **Project Name** | : CORAM MATERIALS | **Project Number** | : 2232.0006Y005 |
| **Lab ID** | : WG2113015-5 | **Date Collected** | : NA |
| **Client ID** | : WG2113015-5BLANK | **Date Received** | : NA |
| **Sample Location** | : | **Date Analyzed** | : 09/10/25 08:55 |
| **Sample Matrix** | : WATER | **Dilution Factor** | : 1 |
| **Analytical Method** | : 1,8260D | **Analyst** | : PID |
| **Lab File ID** | : V05250910A05 | **Instrument ID** | : VOA105 |
| **Sample Amount** | : 10 ml | **GC Column** | : RTX-502.2 |
| **Level** | : LOW | **%Solids** | : N/A |
| **Extract Volume (MeOH)** | : N/A | **Injection Volume** | : N/A |

| | | ug/L | | | |
|---|---|---|---|---|---|
| **CAS NO.** | **Parameter** | **Results** | **RL** | **MDL** | **Qualifier** |
| 76-13-1 | Freon-113 | ND | 2.5 | 0.70 | U |
| 108-87-2 | Methyl cyclohexane | ND | 10 | 0.40 | U |

Quantitation Report (QT Reviewed)

Data Path : K:\VOA122\2025\250909A\
Data File : V22250909N14.D
Acq On : 10 Sep 2025 01:36 am
Operator : VOA122:MJV
Sample : l2555281-01,31,10,10,,a
Misc : WG2112948,ICAL22572 (Sig #1); WG,ICAL22572 (Sig #2)
ALS Vial : 43 Sample Multiplier: 1

Quant Time: Sep 10 06:52:52 2025
Quant Method : K:\VOA122\2025\250909A\V122_250821A_8260.m
Quant Title : VOLATILES BY GC/MS
QLast Update : Fri Aug 22 12:06:39 2025
Response via : Initial Calibration

CCAL FILE(s) : 1 - K:\VOA122\2025\250909A\V22250909N02.D
Sub List : 8260-NY_R2 - NYSOM01.2 + NYSTARS

| Compound | R.T. | QIon | Response | Conc | Units | Dev(Min) |
|---|---|---|---|---|---|---|
| Internal Standards | | | | | | |
| 1) Fluorobenzene | 5.828 | 96 | 306807 | 10.000 | ug/L | 0.00 |
| Standard Area 1 = 350901 | | | Recovery = 87.43% | | | |
| 62) Chlorobenzene-d5 | 9.358 | 117 | 267337 | 10.000 | ug/L | 0.00 |
| Standard Area 1 = 293806 | | | Recovery = 90.99% | | | |
| 83) 1,4-Dichlorobenzene-d4 | 12.104 | 152 | 138721 | 10.000 | ug/L | 0.00 |
| Standard Area 1 = 173757 | | | Recovery = 79.84% | | | |
| System Monitoring Compounds | | | | | | |
| 38) Dibromofluoromethane | 5.022 | 113 | 115202 | 11.268 | ug/L | 0.00 |
| Spiked Amount 10.000 | Range 70 - 130 | | Recovery = 112.68% | | | |
| 46) 1,2-Dichloroethane-d4 | 5.542 | 65 | 120696 | 12.312 | ug/L | 0.00 |
| Spiked Amount 10.000 | Range 70 - 130 | | Recovery = 123.12% | | | |
| 63) Toluene-d8 | 7.520 | 98 | 333533 | 9.663 | ug/L | 0.00 |
| Spiked Amount 10.000 | Range 70 - 130 | | Recovery = 96.63% | | | |
| 87) 4-Bromofluorobenzene | 10.873 | 95 | 109571 | 10.182 | ug/L | 0.00 |
| Spiked Amount 10.000 | Range 70 - 130 | | Recovery = 101.82% | | | |
| Target Compounds | | | | | | Qvalue |
| 2) Dichlorodifluoromethane | 1.397 | 85 | 395 | N.D. | | |
| 3) Chloromethane | 0.000 | | 0 | N.D. | | |
| 4) Vinyl chloride | 0.000 | | 0 | N.D. | | |
| 5) Bromomethane | 0.000 | | 0 | N.D. | | |
| 6) Chloroethane | 0.000 | | 0 | N.D. | | |
| 7) Trichlorofluoromethane | 0.000 | | 0 | N.D. | | |
| 10) 1,1-Dichloroethene | 0.000 | | 0 | N.D. | | |
| 11) Carbon disulfide | 2.864 | 76 | 222 | N.D. | | |
| 12) Freon-113 | 0.000 | | 0 | N.D. | | |
| 15) Methylene chloride | 0.000 | | 0 | N.D. | | |
| 17) Acetone | 3.398 | 43 | 1071 | 1.622 | ug/L # | 67 |
| 18) trans-1,2-Dichloroethene | 0.000 | | 0 | N.D. | | |
| 19) Methyl acetate | 0.000 | | 0 | N.D. d | | |
| 21) Methyl tert-butyl ether | 0.000 | | 0 | N.D. | | |
| 25) 1,1-Dichloroethane | 0.000 | | 0 | N.D. | | |
| 30) cis-1,2-Dichloroethene | 0.000 | | 0 | N.D. | | |
| 32) Bromochloromethane | 0.000 | | 0 | N.D. | | |
| 33) Cyclohexane | 0.000 | | 0 | N.D. | | |
| 34) Chloroform | 0.000 | | 0 | N.D. | | |
| 36) Carbon tetrachloride | 0.000 | | 0 | N.D. | | |

Data Path : K:\VOA122\2025\250909A\
Data File : V22250909N14.D
Acq On : 10 Sep 2025 01:36 am
Operator : VOA122:MJV
Sample : l2555281-01,31,10,10,,a
Misc : WG2112948,ICAL22572 (Sig #1); WG,ICAL22572 (Sig #2)
ALS Vial : 43 Sample Multiplier: 1

Quant Time: Sep 10 06:52:52 2025
Quant Method : K:\VOA122\2025\250909A\V122_250821A_8260.m
Quant Title : VOLATILES BY GC/MS
QLast Update : Fri Aug 22 12:06:39 2025
Response via : Initial Calibration

CCAL FILE(s) : 1 - K:\VOA122\2025\250909A\V22250909N02.D
Sub List : 8260-NY_R2 - NYSOM01.2 + NYSTARS

| | Compound | R.T. | QIon | Response | Conc | Units | Dev(Min) |
|---|---|---|---|---|---|---|---|
| 39) | 1,1,1-Trichloroethane | 0.000 | | 0 | | N.D. | |
| 41) | 2-Butanone | 0.000 | | 0 | | N.D. | |
| 44) | Benzene | 0.000 | | 0 | | N.D. | |
| 47) | 1,2-Dichloroethane | 0.000 | | 0 | | N.D. | |
| 50) | Methyl cyclohexane | 0.000 | | 0 | | N.D. | |
| 51) | Trichloroethene | 5.919 | 95 | 235 | | N.D. | |
| 54) | 1,2-Dichloropropane | 0.000 | | 0 | | N.D. | |
| 57) | Bromodichloromethane | 0.000 | | 0 | | N.D. | |
| 61) | cis-1,3-Dichloropropene | 0.000 | | 0 | | N.D. | |
| 64) | Toluene | 0.000 | | 0 | | N.D. | |
| 65) | 4-Methyl-2-pentanone | 0.000 | | 0 | | N.D. | |
| 66) | Tetrachloroethene | 0.000 | | 0 | | N.D. | |
| 68) | trans-1,3-Dichloropropene | 0.000 | | 0 | | N.D. | |
| 71) | 1,1,2-Trichloroethane | 0.000 | | 0 | | N.D. | |
| 72) | Chlorodibromomethane | 0.000 | | 0 | | N.D. | |
| 74) | 1,2-Dibromoethane | 0.000 | | 0 | | N.D. | |
| 76) | 2-Hexanone | 0.000 | | 0 | | N.D. | |
| 77) | Chlorobenzene | 0.000 | | 0 | | N.D. | |
| 78) | Ethylbenzene | 9.358 | 91 | 406 | | N.D. | |
| 80) | p/m Xylene | 0.000 | | 0 | | N.D. | |
| 81) | o Xylene | 0.000 | | 0 | | N.D. | |
| 82) | Styrene | 0.000 | | 0 | | N.D. | |
| 84) | Bromoform | 0.000 | | 0 | | N.D. | |
| 86) | Isopropylbenzene | 0.000 | | 0 | | N.D. | |
| 91) | 1,1,2,2-Tetrachloroethane | 0.000 | | 0 | | N.D. | |
| 104) | 1,3-Dichlorobenzene | 0.000 | | 0 | | N.D. | |
| 105) | 1,4-Dichlorobenzene | 0.000 | | 0 | | N.D. | |
| 108) | 1,2-Dichlorobenzene | 0.000 | | 0 | | N.D. | |
| 110) | 1,2-Dibromo-3-chloropr... | 0.000 | | 0 | | N.D. | |
| 113) | 1,2,4-Trichlorobenzene | 0.000 | | 0 | | N.D. | |
| 115) | 1,2,3-Trichlorobenzene | 0.000 | | 0 | | N.D. | |

(#) = qualifier out of range (m) = manual integration (+) = signals summed

Quantitation Report (QT Reviewed)

Data Path : K:\VOA122\2025\250909A\
Data File : V22250909N14.D
Acq On : 10 Sep 2025 01:36 am
Operator : VOA122:MJV
Sample : l2555281-01,31,10,10,,a
Misc : WG2112948,ICAL22572 (Sig #1); WG,ICAL22572 (Sig #2)
ALS Vial : 43 Sample Multiplier: 1

Quant Time: Sep 10 06:52:52 2025
Quant Method : K:\VOA122\2025\250909A\V122_250821A_8260.m
Quant Title : VOLATILES BY GC/MS
QLast Update : Fri Aug 22 12:06:39 2025
Response via : Initial Calibration

SCALE FILE(s) : 8260KNY_RA122NY2025\250909A\STAR50909N02.D•

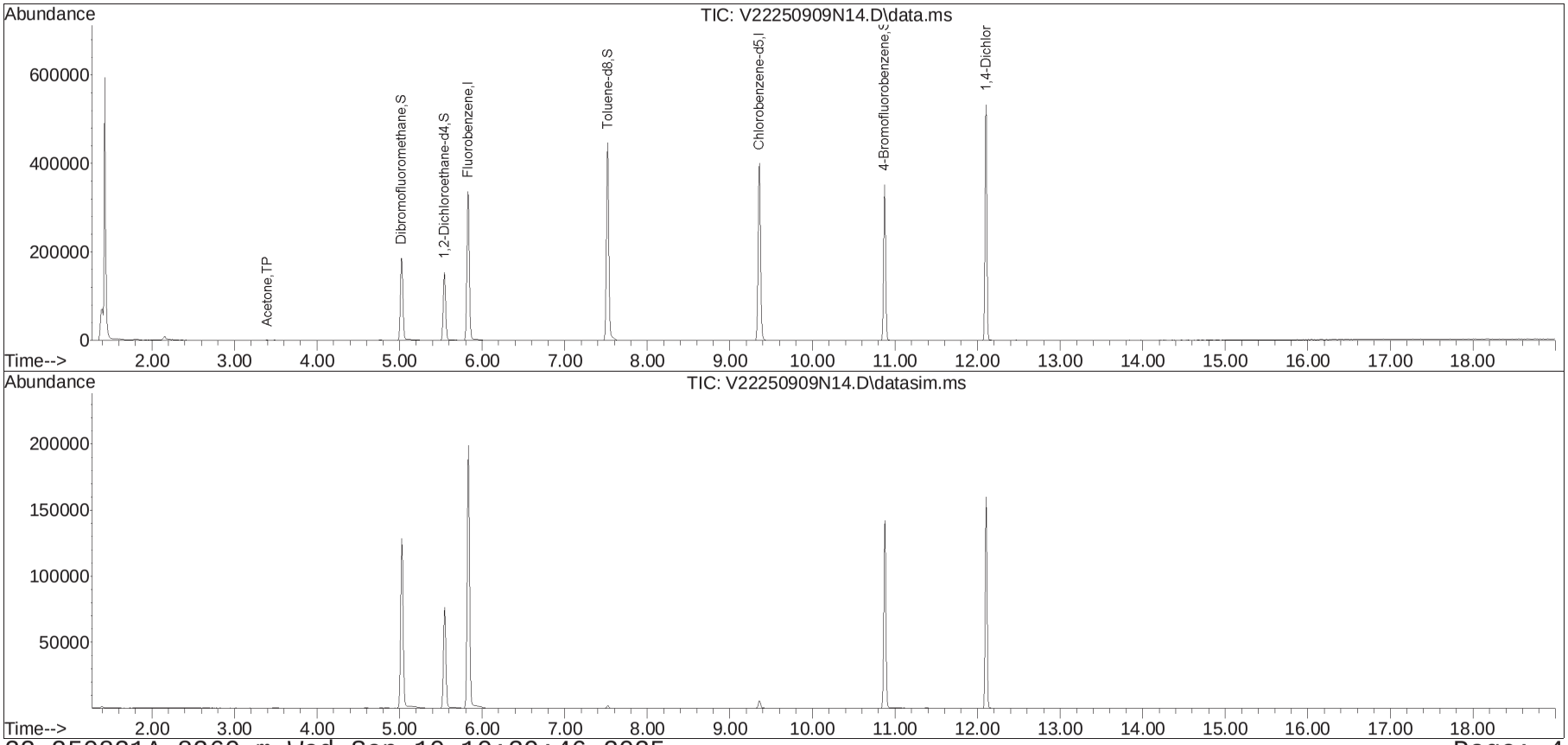

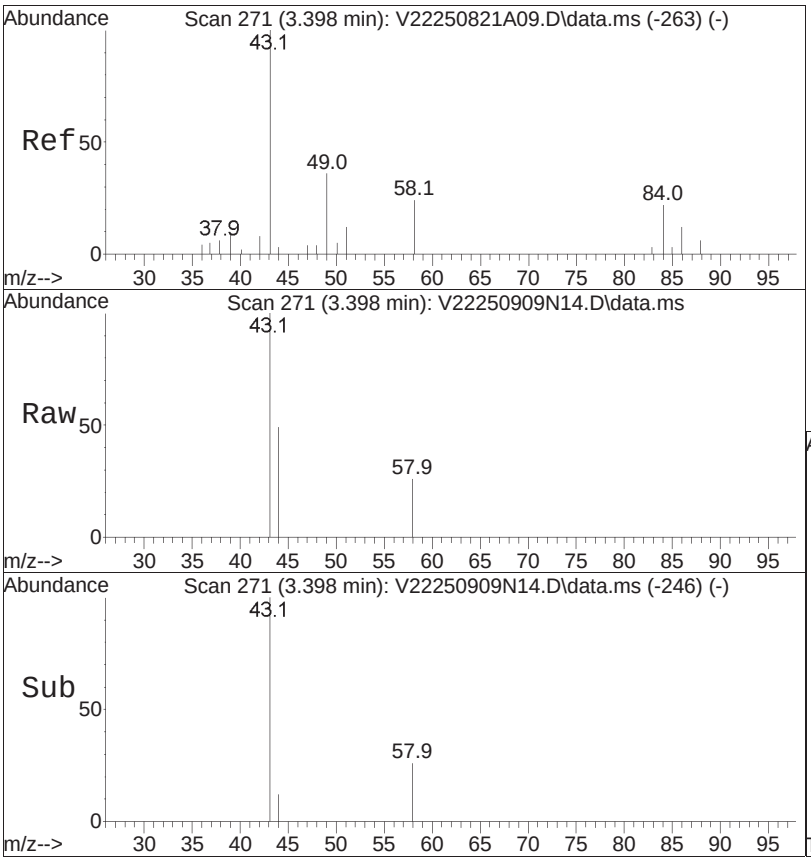


#17
Acetone
Concen: 1.62 ug/L
RT: 3.398 min Scan# 271
Delta R.T. -0.000 min
Lab File: V22250909N14.D
Acq: 10 Sep 2025 01:36 am

Tgt Ion: 43 Resp: 1071

| Ion | Ratio | Lower | Upper |
|---|---|---|---|
| 43 | 100 | | |
| 58 | 7.0 | 18.4 | 27.6# |

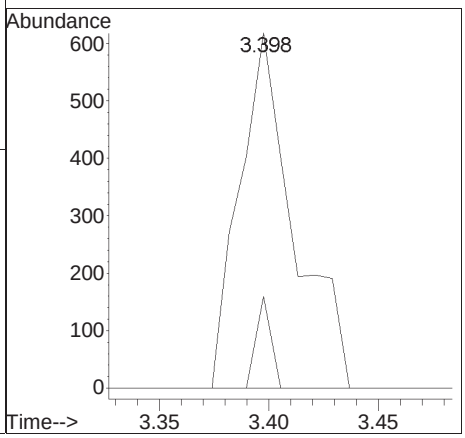

Manual Integration Report

| | | | |
|---|---|---|---|
| Data Path | : K:\VOA122\2025\250909A\ | QMethod | : V122_250821A_8260.m |
| Data File | : V22250909N14.D | Operator | : VOA122:MJV |
| Date Inj'd | : 9/10/2025 1:36 am | Instrument | : VOA 122 |
| Sample | : l2555281-01,31,10,10,,a | Quant Date | : 9/10/2025 6:45 am |

There are no manual integrations or false positives in this file.

Quantitation Report (QT Reviewed)

Data Path : K:\VOA122\2025\250909A\
Data File : V22250909N15.D
Acq On : 10 Sep 2025 02:01 am
Operator : VOA122:MJV
Sample : l2555281-02,31,10,10,,a
Misc : WG2112948,ICAL22572 (Sig #1); WG,ICAL22572 (Sig #2)
ALS Vial : 44 Sample Multiplier: 1

Quant Time: Sep 10 06:53:02 2025
Quant Method : K:\VOA122\2025\250909A\V122_250821A_8260.m
Quant Title : VOLATILES BY GC/MS
QLast Update : Fri Aug 22 12:06:39 2025
Response via : Initial Calibration

CCAL FILE(s) : 1 - K:\VOA122\2025\250909A\V22250909N02.D
Sub List : 8260-NY_R2 - NYSOM01.2 + NYSTARS

| Compound | R.T. | QIon | Response | Conc | Units | Dev(Min) |
|---|---|---|---|---|---|---|
| Internal Standards | | | | | | |
| 1) Fluorobenzene | 5.828 | 96 | 304380 | 10.000 | ug/L | 0.00 |
| Standard Area 1 = 350901 | | | Recovery = 86.74% | | | |
| 62) Chlorobenzene-d5 | 9.358 | 117 | 257402 | 10.000 | ug/L | 0.00 |
| Standard Area 1 = 293806 | | | Recovery = 87.61% | | | |
| 83) 1,4-Dichlorobenzene-d4 | 12.104 | 152 | 133813 | 10.000 | ug/L | 0.00 |
| Standard Area 1 = 173757 | | | Recovery = 77.01% | | | |
| System Monitoring Compounds | | | | | | |
| 38) Dibromofluoromethane | 5.021 | 113 | 114733 | 11.311 | ug/L | 0.00 |
| Spiked Amount 10.000 | Range 70 - 130 | | Recovery = 113.11% | | | |
| 46) 1,2-Dichloroethane-d4 | 5.542 | 65 | 119789 | 12.317 | ug/L | 0.00 |
| Spiked Amount 10.000 | Range 70 - 130 | | Recovery = 123.17% | | | |
| 63) Toluene-d8 | 7.520 | 98 | 330674 | 9.950 | ug/L | 0.00 |
| Spiked Amount 10.000 | Range 70 - 130 | | Recovery = 99.50% | | | |
| 87) 4-Bromofluorobenzene | 10.873 | 95 | 107819 | 10.386 | ug/L | 0.00 |
| Spiked Amount 10.000 | Range 70 - 130 | | Recovery = 103.86% | | | |
| Target Compounds | | | | | | Qvalue |
| 2) Dichlorodifluoromethane | 0.000 | | 0 | N.D. | | |
| 3) Chloromethane | 0.000 | | 0 | N.D. | | |
| 4) Vinyl chloride | 0.000 | | 0 | N.D. | | |
| 5) Bromomethane | 0.000 | | 0 | N.D. | | |
| 6) Chloroethane | 0.000 | | 0 | N.D. | | |
| 7) Trichlorofluoromethane | 0.000 | | 0 | N.D. | | |
| 10) 1,1-Dichloroethene | 0.000 | | 0 | N.D. | | |
| 11) Carbon disulfide | 0.000 | | 0 | N.D. | | |
| 12) Freon-113 | 0.000 | | 0 | N.D. | | |
| 15) Methylene chloride | 0.000 | | 0 | N.D. | | |
| 17) Acetone | 3.397 | 43 | 1878 | 2.866 | ug/L # | 78 |
| 18) trans-1,2-Dichloroethene | 0.000 | | 0 | N.D. | | |
| 19) Methyl acetate | 0.000 | | 0 | N.D. d | | |
| 21) Methyl tert-butyl ether | 0.000 | | 0 | N.D. | | |
| 25) 1,1-Dichloroethane | 0.000 | | 0 | N.D. | | |
| 30) cis-1,2-Dichloroethene | 0.000 | | 0 | N.D. | | |
| 32) Bromochloromethane | 0.000 | | 0 | N.D. | | |
| 33) Cyclohexane | 0.000 | | 0 | N.D. | | |
| 34) Chloroform | 0.000 | | 0 | N.D. | | |
| 36) Carbon tetrachloride | 0.000 | | 0 | N.D. | | |

Data Path : K:\VOA122\2025\250909A\
Data File : V22250909N15.D
Acq On : 10 Sep 2025 02:01 am
Operator : VOA122:MJV
Sample : l2555281-02,31,10,10,,a
Misc : WG2112948,ICAL22572 (Sig #1); WG,ICAL22572 (Sig #2)
ALS Vial : 44 Sample Multiplier: 1

Quant Time: Sep 10 06:53:02 2025
Quant Method : K:\VOA122\2025\250909A\V122_250821A_8260.m
Quant Title : VOLATILES BY GC/MS
QLast Update : Fri Aug 22 12:06:39 2025
Response via : Initial Calibration

CCAL FILE(s) : 1 - K:\VOA122\2025\250909A\V22250909N02.D
Sub List : 8260-NY_R2 - NYSOM01.2 + NYSTARS

| | Compound | R.T. | QIon | Response | Conc | Units | Dev(Min) |
|---|---|---|---|---|---|---|---|
| 39) | 1,1,1-Trichloroethane | 0.000 | | 0 | | N.D. | |
| 41) | 2-Butanone | 0.000 | | 0 | | N.D. | |
| 44) | Benzene | 0.000 | | 0 | | N.D. | |
| 47) | 1,2-Dichloroethane | 0.000 | | 0 | | N.D. | |
| 50) | Methyl cyclohexane | 0.000 | | 0 | | N.D. | |
| 51) | Trichloroethene | 0.000 | | 0 | | N.D. | |
| 54) | 1,2-Dichloropropane | 0.000 | | 0 | | N.D. | |
| 57) | Bromodichloromethane | 0.000 | | 0 | | N.D. | |
| 61) | cis-1,3-Dichloropropene | 0.000 | | 0 | | N.D. | |
| 64) | Toluene | 0.000 | | 0 | | N.D. | |
| 65) | 4-Methyl-2-pentanone | 0.000 | | 0 | | N.D. | |
| 66) | Tetrachloroethene | 0.000 | | 0 | | N.D. | |
| 68) | trans-1,3-Dichloropropene | 0.000 | | 0 | | N.D. | |
| 71) | 1,1,2-Trichloroethane | 0.000 | | 0 | | N.D. | |
| 72) | Chlorodibromomethane | 0.000 | | 0 | | N.D. | |
| 74) | 1,2-Dibromoethane | 0.000 | | 0 | | N.D. | |
| 76) | 2-Hexanone | 0.000 | | 0 | | N.D. | |
| 77) | Chlorobenzene | 0.000 | | 0 | | N.D. | |
| 78) | Ethylbenzene | 9.365 | 91 | 470 | | N.D. | |
| 80) | p/m Xylene | 0.000 | | 0 | | N.D. | |
| 81) | o Xylene | 0.000 | | 0 | | N.D. | |
| 82) | Styrene | 0.000 | | 0 | | N.D. | |
| 84) | Bromoform | 0.000 | | 0 | | N.D. | |
| 86) | Isopropylbenzene | 0.000 | | 0 | | N.D. | |
| 91) | 1,1,2,2-Tetrachloroethane | 0.000 | | 0 | | N.D. | |
| 104) | 1,3-Dichlorobenzene | 0.000 | | 0 | | N.D. | |
| 105) | 1,4-Dichlorobenzene | 0.000 | | 0 | | N.D. | |
| 108) | 1,2-Dichlorobenzene | 0.000 | | 0 | | N.D. | |
| 110) | 1,2-Dibromo-3-chloropr... | 0.000 | | 0 | | N.D. | |
| 113) | 1,2,4-Trichlorobenzene | 0.000 | | 0 | | N.D. | |
| 115) | 1,2,3-Trichlorobenzene | 0.000 | | 0 | | N.D. | |

(#) = qualifier out of range (m) = manual integration (+) = signals summed

Quantitation Report (QT Reviewed)

Data Path : K:\VOA122\2025\250909A\
Data File : V22250909N15.D
Acq On : 10 Sep 2025 02:01 am
Operator : VOA122:MJV
Sample : l2555281-02,31,10,10,,a
Misc : WG2112948,ICAL22572 (Sig #1); WG,ICAL22572 (Sig #2)
ALS Vial : 44 Sample Multiplier: 1

Quant Time: Sep 10 06:53:02 2025
Quant Method : K:\VOA122\2025\250909A\V122_250821A_8260.m
Quant Title : VOLATILES BY GC/MS
QLast Update : Fri Aug 22 12:06:39 2025
Response via : Initial Calibration

SCALE FILE(s) : 8260KNY_R2122NYSQM\250909A\STAR50909N02.D•

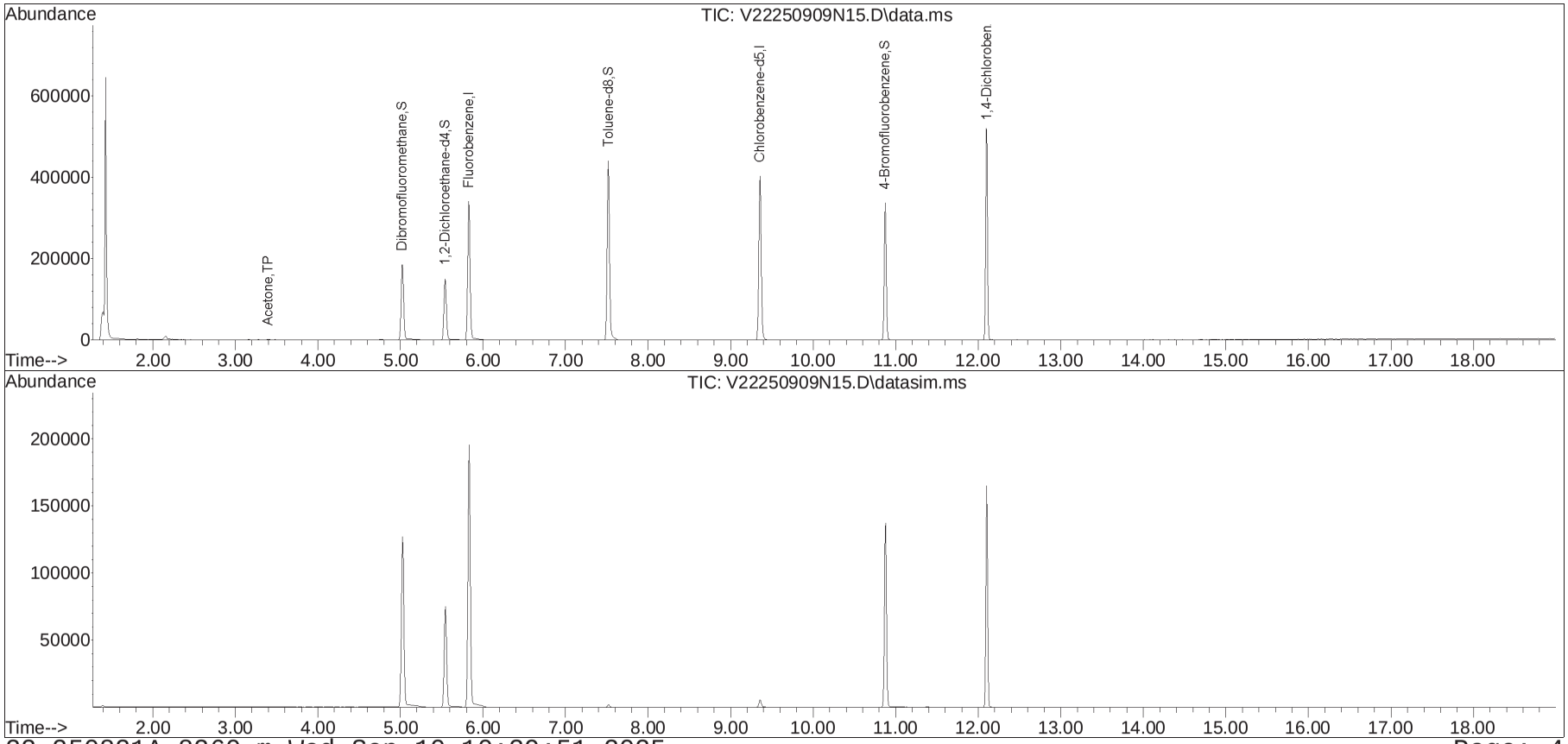

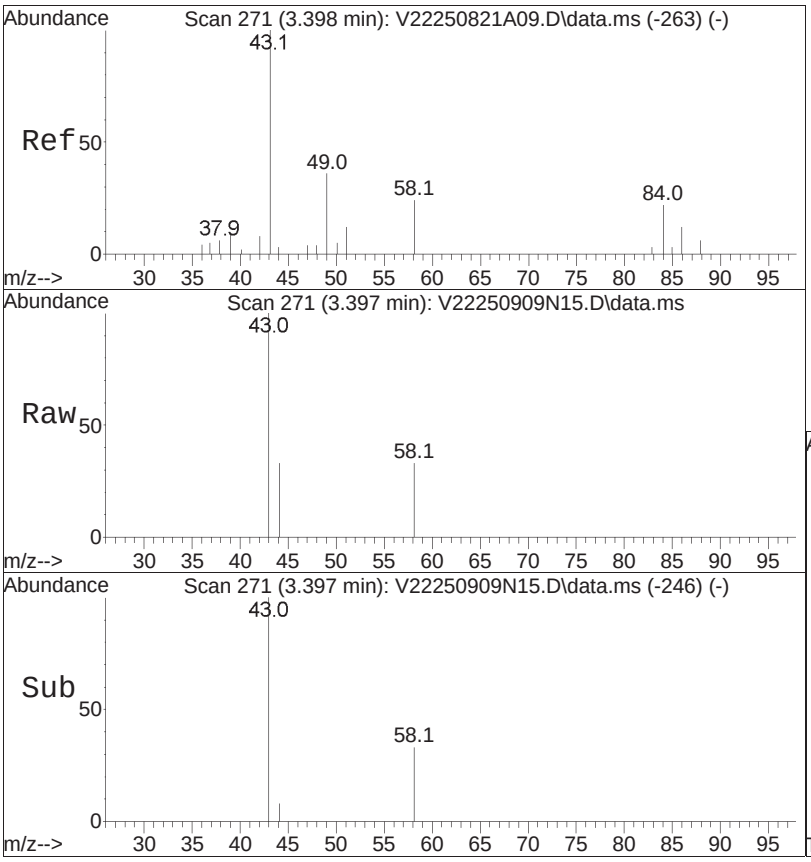


#17
Acetone
Concen: 2.87 ug/L
RT: 3.397 min Scan# 271
Delta R.T. -0.001 min
Lab File: V22250909N15.D
Acq: 10 Sep 2025 02:01 am

Tgt Ion: 43 Resp: 1878

| Ion | Ratio | Lower | Upper |
|---|---|---|---|
| 43 | 100 | | |
| 58 | 12.2 | 18.4 | 27.6# |

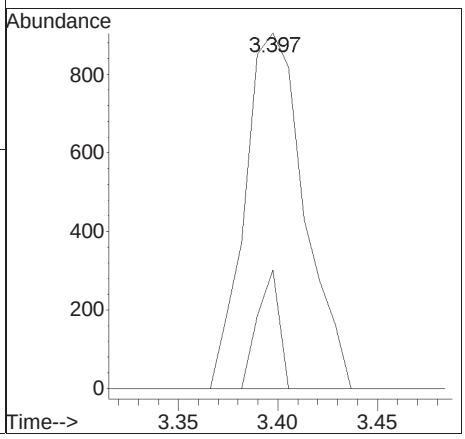

Manual Integration Report

| | | | |
|---|---|---|---|
| Data Path | : K:\VOA122\2025\250909A\ | QMethod | : V122_250821A_8260.m |
| Data File | : V22250909N15.D | Operator | : VOA122:MJV |
| Date Inj'd | : 9/10/2025 2:01 am | Instrument | : VOA 122 |
| Sample | : l2555281-02,31,10,10,,a | Quant Date | : 9/10/2025 6:45 am |

There are no manual integrations or false positives in this file.

Quantitation Report (QT Reviewed)

Data Path : K:\VOA122\2025\250909A\
Data File : V22250909N16.D
Acq On : 10 Sep 2025 02:26 am
Operator : VOA122:MJV
Sample : l2555281-03,31,10,10,,a
Misc : WG2112948,ICAL22572 (Sig #1); WG,ICAL22572 (Sig #2)
ALS Vial : 45 Sample Multiplier: 1

Quant Time: Sep 10 06:53:14 2025
Quant Method : K:\VOA122\2025\250909A\V122_250821A_8260.m
Quant Title : VOLATILES BY GC/MS
QLast Update : Fri Aug 22 12:06:39 2025
Response via : Initial Calibration

CCAL FILE(s) : 1 - K:\VOA122\2025\250909A\V22250909N02.D
Sub List : 8260-NY_R2 - NYSOM01.2 + NYSTARS

| Compound | R.T. | QIon | Response | Conc | Units | Dev(Min) |
|---|---|---|---|---|---|---|
| Internal Standards | | | | | | |
| 1) Fluorobenzene | 5.828 | 96 | 300164 | 10.000 | ug/L | 0.00 |
| Standard Area 1 = 350901 | | | Recovery = 85.54% | | | |
| 62) Chlorobenzene-d5 | 9.358 | 117 | 264567 | 10.000 | ug/L | 0.00 |
| Standard Area 1 = 293806 | | | Recovery = 90.05% | | | |
| 83) 1,4-Dichlorobenzene-d4 | 12.104 | 152 | 134785 | 10.000 | ug/L | 0.00 |
| Standard Area 1 = 173757 | | | Recovery = 77.57% | | | |
| System Monitoring Compounds | | | | | | |
| 38) Dibromofluoromethane | 5.022 | 113 | 112559 | 11.253 | ug/L | 0.00 |
| Spiked Amount 10.000 | Range 70 - 130 | | Recovery = 112.53% | | | |
| 46) 1,2-Dichloroethane-d4 | 5.542 | 65 | 121513 | 12.669 | ug/L | 0.00 |
| Spiked Amount 10.000 | Range 70 - 130 | | Recovery = 126.69% | | | |
| 63) Toluene-d8 | 7.520 | 98 | 329906 | 9.658 | ug/L | 0.00 |
| Spiked Amount 10.000 | Range 70 - 130 | | Recovery = 96.58% | | | |
| 87) 4-Bromofluorobenzene | 10.873 | 95 | 107608 | 10.291 | ug/L | 0.00 |
| Spiked Amount 10.000 | Range 70 - 130 | | Recovery = 102.91% | | | |
| Target Compounds | | | | | | Qvalue |
| 2) Dichlorodifluoromethane | 0.000 | | 0 | N.D. | d | |
| 3) Chloromethane | 0.000 | | 0 | N.D. | | |
| 4) Vinyl chloride | 0.000 | | 0 | N.D. | | |
| 5) Bromomethane | 2.111 | 94 | 89 | N.D. | | |
| 6) Chloroethane | 0.000 | | 0 | N.D. | | |
| 7) Trichlorofluoromethane | 0.000 | | 0 | N.D. | | |
| 10) 1,1-Dichloroethene | 0.000 | | 0 | N.D. | | |
| 11) Carbon disulfide | 0.000 | | 0 | N.D. | | |
| 12) Freon-113 | 0.000 | | 0 | N.D. | | |
| 15) Methylene chloride | 0.000 | | 0 | N.D. | | |
| 17) Acetone | 0.000 | | 0 | N.D. | d | |
| 18) trans-1,2-Dichloroethene | 0.000 | | 0 | N.D. | | |
| 19) Methyl acetate | 0.000 | | 0 | N.D. | d | |
| 21) Methyl tert-butyl ether | 0.000 | | 0 | N.D. | | |
| 25) 1,1-Dichloroethane | 0.000 | | 0 | N.D. | | |
| 30) cis-1,2-Dichloroethene | 0.000 | | 0 | N.D. | | |
| 32) Bromochloromethane | 0.000 | | 0 | N.D. | | |
| 33) Cyclohexane | 0.000 | | 0 | N.D. | | |
| 34) Chloroform | 0.000 | | 0 | N.D. | | |
| 36) Carbon tetrachloride | 0.000 | | 0 | N.D. | | |

Data Path : K:\VOA122\2025\250909A\
Data File : V22250909N16.D
Acq On : 10 Sep 2025 02:26 am
Operator : VOA122:MJV
Sample : l2555281-03,31,10,10,,a
Misc : WG2112948,ICAL22572 (Sig #1); WG,ICAL22572 (Sig #2)
ALS Vial : 45 Sample Multiplier: 1

Quant Time: Sep 10 06:53:14 2025
Quant Method : K:\VOA122\2025\250909A\V122_250821A_8260.m
Quant Title : VOLATILES BY GC/MS
QLast Update : Fri Aug 22 12:06:39 2025
Response via : Initial Calibration

CCAL FILE(s) : 1 - K:\VOA122\2025\250909A\V22250909N02.D
Sub List : 8260-NY_R2 - NYSOM01.2 + NYSTARS

| | Compound | R.T. | QIon | Response | Conc | Units | Dev(Min) |
|---|---|---|---|---|---|---|---|
| 39) | 1,1,1-Trichloroethane | 0.000 | | 0 | | N.D. | |
| 41) | 2-Butanone | 0.000 | | 0 | | N.D. | |
| 44) | Benzene | 0.000 | | 0 | | N.D. | |
| 47) | 1,2-Dichloroethane | 0.000 | | 0 | | N.D. | |
| 50) | Methyl cyclohexane | 0.000 | | 0 | | N.D. | |
| 51) | Trichloroethene | 0.000 | | 0 | | N.D. | |
| 54) | 1,2-Dichloropropane | 0.000 | | 0 | | N.D. | |
| 57) | Bromodichloromethane | 0.000 | | 0 | | N.D. | |
| 61) | cis-1,3-Dichloropropene | 0.000 | | 0 | | N.D. | |
| 64) | Toluene | 0.000 | | 0 | | N.D. | |
| 65) | 4-Methyl-2-pentanone | 0.000 | | 0 | | N.D. | |
| 66) | Tetrachloroethene | 0.000 | | 0 | | N.D. | |
| 68) | trans-1,3-Dichloropropene | 0.000 | | 0 | | N.D. | |
| 71) | 1,1,2-Trichloroethane | 0.000 | | 0 | | N.D. | |
| 72) | Chlorodibromomethane | 0.000 | | 0 | | N.D. | |
| 74) | 1,2-Dibromoethane | 0.000 | | 0 | | N.D. | |
| 76) | 2-Hexanone | 0.000 | | 0 | | N.D. | |
| 77) | Chlorobenzene | 0.000 | | 0 | | N.D. | |
| 78) | Ethylbenzene | 9.358 | 91 | 339 | | N.D. | |
| 80) | p/m Xylene | 0.000 | | 0 | | N.D. | |
| 81) | o Xylene | 0.000 | | 0 | | N.D. | |
| 82) | Styrene | 0.000 | | 0 | | N.D. | |
| 84) | Bromoform | 0.000 | | 0 | | N.D. | |
| 86) | Isopropylbenzene | 0.000 | | 0 | | N.D. | |
| 91) | 1,1,2,2-Tetrachloroethane | 0.000 | | 0 | | N.D. | |
| 104) | 1,3-Dichlorobenzene | 0.000 | | 0 | | N.D. | |
| 105) | 1,4-Dichlorobenzene | 0.000 | | 0 | | N.D. | |
| 108) | 1,2-Dichlorobenzene | 0.000 | | 0 | | N.D. | |
| 110) | 1,2-Dibromo-3-chloropr... | 0.000 | | 0 | | N.D. | |
| 113) | 1,2,4-Trichlorobenzene | 0.000 | | 0 | | N.D. | |
| 115) | 1,2,3-Trichlorobenzene | 0.000 | | 0 | | N.D. | |

(#) = qualifier out of range (m) = manual integration (+) = signals summed

Quantitation Report (QT Reviewed)

Data Path : K:\VOA122\2025\250909A\
Data File : V22250909N16.D
Acq On : 10 Sep 2025 02:26 am
Operator : VOA122:MJV
Sample : l2555281-03,31,10,10,,a
Misc : WG2112948,ICAL22572 (Sig #1); WG,ICAL22572 (Sig #2)
ALS Vial : 45 Sample Multiplier: 1

Quant Time: Sep 10 06:53:14 2025
Quant Method : K:\VOA122\2025\250909A\V122_250821A_8260.m
Quant Title : VOLATILES BY GC/MS
QLast Update : Fri Aug 22 12:06:39 2025
Response via : Initial Calibration

SCALE FILE(s) : 8260KNY_R2122NYSOM\250909A\STAR50909N02.D•

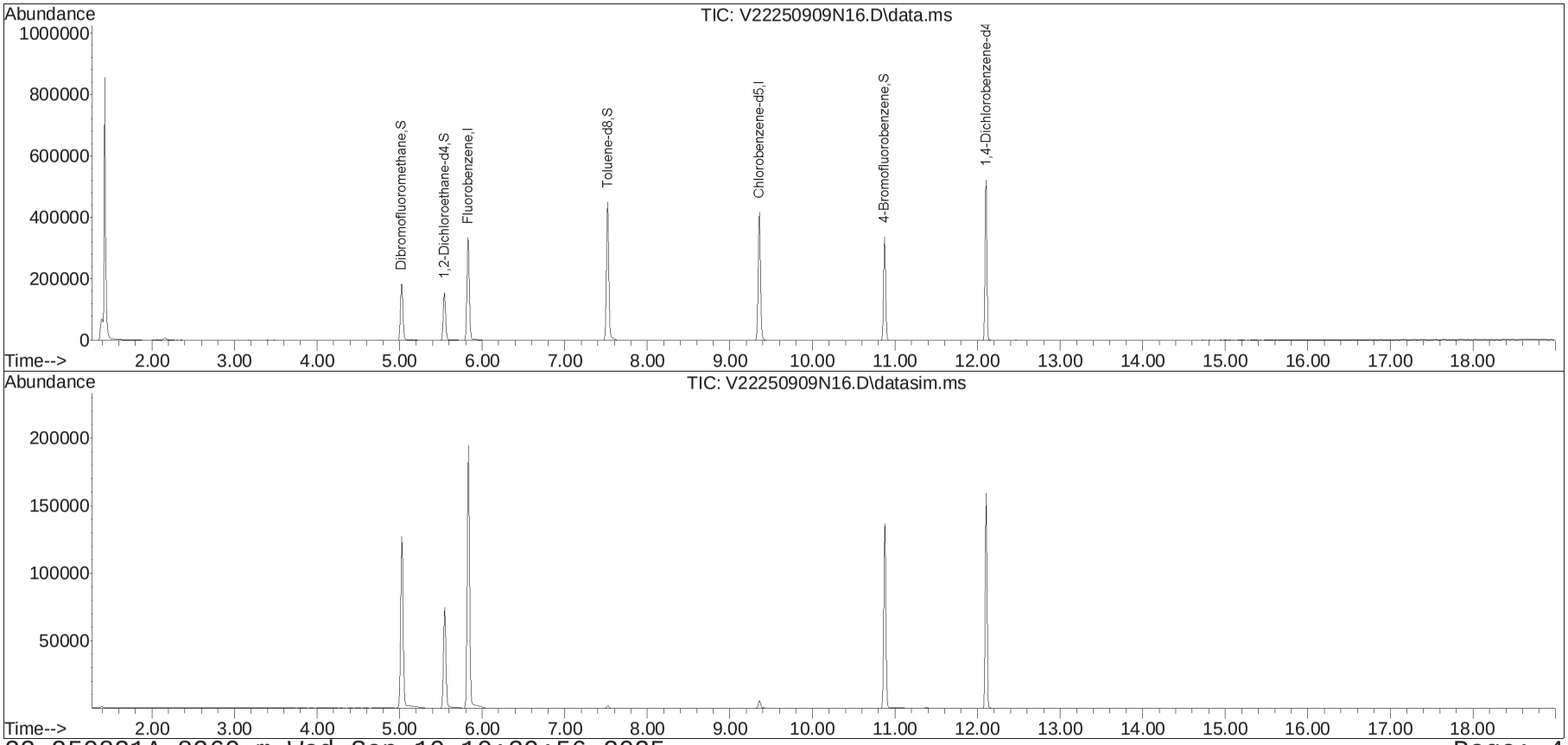

# Manual Integration Report

| | | | |
|---|---|---|---|
| Data Path | : K:\VOA122\2025\250909A\ | QMethod | : V122_250821A_8260.m |
| Data File | : V22250909N16.D | Operator | : VOA122:MJV |
| Date Inj'd | : 9/10/2025 2:26 am | Instrument | : VOA 122 |
| Sample | : l2555281-03,31,10,10,,a | Quant Date | : 9/10/2025 6:45 am |

There are no manual integrations or false positives in this file.

Quantitation Report (QT Reviewed)

Data Path : K:\VOA122\2025\250909A\
Data File : V22250909N17.D
Acq On : 10 Sep 2025 02:51 am
Operator : VOA122:MJV
Sample : l2555281-04,31,10,10,,a
Misc : WG2112948,ICAL22572 (Sig #1); WG,ICAL22572 (Sig #2)
ALS Vial : 46 Sample Multiplier: 1

Quant Time: Sep 10 06:53:23 2025
Quant Method : K:\VOA122\2025\250909A\V122_250821A_8260.m
Quant Title : VOLATILES BY GC/MS
QLast Update : Fri Aug 22 12:06:39 2025
Response via : Initial Calibration

CCAL FILE(s) : 1 - K:\VOA122\2025\250909A\V22250909N02.D
Sub List : 8260-NY_R2 - NYSOM01.2 + NYSTARS

| Compound | R.T. | QIon | Response | Conc | Units | Dev(Min) |
|---|---|---|---|---|---|---|
| Internal Standards | | | | | | |
| 1) Fluorobenzene | 5.828 | 96 | 296225 | 10.000 | ug/L | 0.00 |
| Standard Area 1 = 350901 | | | Recovery = 84.42% | | | |
| 62) Chlorobenzene-d5 | 9.358 | 117 | 256877 | 10.000 | ug/L | 0.00 |
| Standard Area 1 = 293806 | | | Recovery = 87.43% | | | |
| 83) 1,4-Dichlorobenzene-d4 | 12.104 | 152 | 136832 | 10.000 | ug/L | 0.00 |
| Standard Area 1 = 173757 | | | Recovery = 78.75% | | | |
| System Monitoring Compounds | | | | | | |
| 38) Dibromofluoromethane | 5.021 | 113 | 114606 | 11.610 | ug/L | 0.00 |
| Spiked Amount 10.000 | Range 70 - 130 | | Recovery = 116.10% | | | |
| 46) 1,2-Dichloroethane-d4 | 5.542 | 65 | 118294 | 12.498 | ug/L | 0.00 |
| Spiked Amount 10.000 | Range 70 - 130 | | Recovery = 124.98% | | | |
| 63) Toluene-d8 | 7.520 | 98 | 329038 | 9.921 | ug/L | 0.00 |
| Spiked Amount 10.000 | Range 70 - 130 | | Recovery = 99.21% | | | |
| 87) 4-Bromofluorobenzene | 10.873 | 95 | 108628 | 10.233 | ug/L | 0.00 |
| Spiked Amount 10.000 | Range 70 - 130 | | Recovery = 102.33% | | | |
| Target Compounds | | | | | | Qvalue |
| 2) Dichlorodifluoromethane | 0.000 | | 0 | N.D. | | |
| 3) Chloromethane | 0.000 | | 0 | N.D. | | |
| 4) Vinyl chloride | 0.000 | | 0 | N.D. | | |
| 5) Bromomethane | 0.000 | | 0 | N.D. | | |
| 6) Chloroethane | 0.000 | | 0 | N.D. | | |
| 7) Trichlorofluoromethane | 0.000 | | 0 | N.D. | | |
| 10) 1,1-Dichloroethene | 0.000 | | 0 | N.D. | | |
| 11) Carbon disulfide | 2.864 | 76 | 76 | N.D. | | |
| 12) Freon-113 | 0.000 | | 0 | N.D. | | |
| 15) Methylene chloride | 0.000 | | 0 | N.D. | | |
| 17) Acetone | 0.000 | | 0 | N.D. | d | |
| 18) trans-1,2-Dichloroethene | 0.000 | | 0 | N.D. | | |
| 19) Methyl acetate | 0.000 | | 0 | N.D. | d | |
| 21) Methyl tert-butyl ether | 0.000 | | 0 | N.D. | | |
| 25) 1,1-Dichloroethane | 0.000 | | 0 | N.D. | | |
| 30) cis-1,2-Dichloroethene | 0.000 | | 0 | N.D. | | |
| 32) Bromochloromethane | 0.000 | | 0 | N.D. | | |
| 33) Cyclohexane | 0.000 | | 0 | N.D. | | |
| 34) Chloroform | 0.000 | | 0 | N.D. | | |
| 36) Carbon tetrachloride | 0.000 | | 0 | N.D. | | |

Data Path : K:\VOA122\2025\250909A\
Data File : V22250909N17.D
Acq On : 10 Sep 2025 02:51 am
Operator : VOA122:MJV
Sample : l2555281-04,31,10,10,,a
Misc : WG2112948,ICAL22572 (Sig #1); WG,ICAL22572 (Sig #2)
ALS Vial : 46 Sample Multiplier: 1

Quant Time: Sep 10 06:53:23 2025
Quant Method : K:\VOA122\2025\250909A\V122_250821A_8260.m
Quant Title : VOLATILES BY GC/MS
QLast Update : Fri Aug 22 12:06:39 2025
Response via : Initial Calibration

CCAL FILE(s) : 1 - K:\VOA122\2025\250909A\V22250909N02.D
Sub List : 8260-NY_R2 - NYSOM01.2 + NYSTARS

| Compound | R.T. | QIon | Response | Conc | Units | Dev(Min) |
|---|---|---|---|---|---|---|
| 39) 1,1,1-Trichloroethane | 0.000 | | 0 | | N.D. | |
| 41) 2-Butanone | 0.000 | | 0 | | N.D. | |
| 44) Benzene | 0.000 | | 0 | | N.D. | |
| 47) 1,2-Dichloroethane | 0.000 | | 0 | | N.D. | |
| 50) Methyl cyclohexane | 0.000 | | 0 | | N.D. | |
| 51) Trichloroethene | 5.905 | 95 | 282 | | N.D. | |
| 54) 1,2-Dichloropropane | 0.000 | | 0 | | N.D. | |
| 57) Bromodichloromethane | 0.000 | | 0 | | N.D. | |
| 61) cis-1,3-Dichloropropene | 0.000 | | 0 | | N.D. | |
| 64) Toluene | 0.000 | | 0 | | N.D. | |
| 65) 4-Methyl-2-pentanone | 0.000 | | 0 | | N.D. | |
| 66) Tetrachloroethene | 0.000 | | 0 | | N.D. | |
| 68) trans-1,3-Dichloropropene | 0.000 | | 0 | | N.D. | |
| 71) 1,1,2-Trichloroethane | 0.000 | | 0 | | N.D. | |
| 72) Chlorodibromomethane | 0.000 | | 0 | | N.D. | |
| 74) 1,2-Dibromoethane | 0.000 | | 0 | | N.D. | |
| 76) 2-Hexanone | 0.000 | | 0 | | N.D. | |
| 77) Chlorobenzene | 0.000 | | 0 | | N.D. | |
| 78) Ethylbenzene | 9.358 | 91 | 554 | | N.D. | |
| 80) p/m Xylene | 0.000 | | 0 | | N.D. | |
| 81) o Xylene | 0.000 | | 0 | | N.D. | |
| 82) Styrene | 0.000 | | 0 | | N.D. | |
| 84) Bromoform | 0.000 | | 0 | | N.D. | |
| 86) Isopropylbenzene | 0.000 | | 0 | | N.D. | |
| 91) 1,1,2,2-Tetrachloroethane | 0.000 | | 0 | | N.D. | |
| 104) 1,3-Dichlorobenzene | 0.000 | | 0 | | N.D. | |
| 105) 1,4-Dichlorobenzene | 0.000 | | 0 | | N.D. | |
| 108) 1,2-Dichlorobenzene | 0.000 | | 0 | | N.D. | |
| 110) 1,2-Dibromo-3-chloropr... | 0.000 | | 0 | | N.D. | |
| 113) 1,2,4-Trichlorobenzene | 0.000 | | 0 | | N.D. | |
| 115) 1,2,3-Trichlorobenzene | 0.000 | | 0 | | N.D. | |

(#) = qualifier out of range (m) = manual integration (+) = signals summed

Quantitation Report (QT Reviewed)

Data Path : K:\VOA122\2025\250909A\
Data File : V22250909N17.D
Acq On : 10 Sep 2025 02:51 am
Operator : VOA122:MJV
Sample : l2555281-04,31,10,10,,a
Misc : WG2112948,ICAL22572 (Sig #1); WG,ICAL22572 (Sig #2)
ALS Vial : 46 Sample Multiplier: 1

Quant Time: Sep 10 06:53:23 2025
Quant Method : K:\VOA122\2025\250909A\V122_250821A_8260.m
Quant Title : VOLATILES BY GC/MS
QLast Update : Fri Aug 22 12:06:39 2025
Response via : Initial Calibration

SCALE FILE(s) : 8260KNY_RA122NY2025\250909A\STAR50909N02.D•

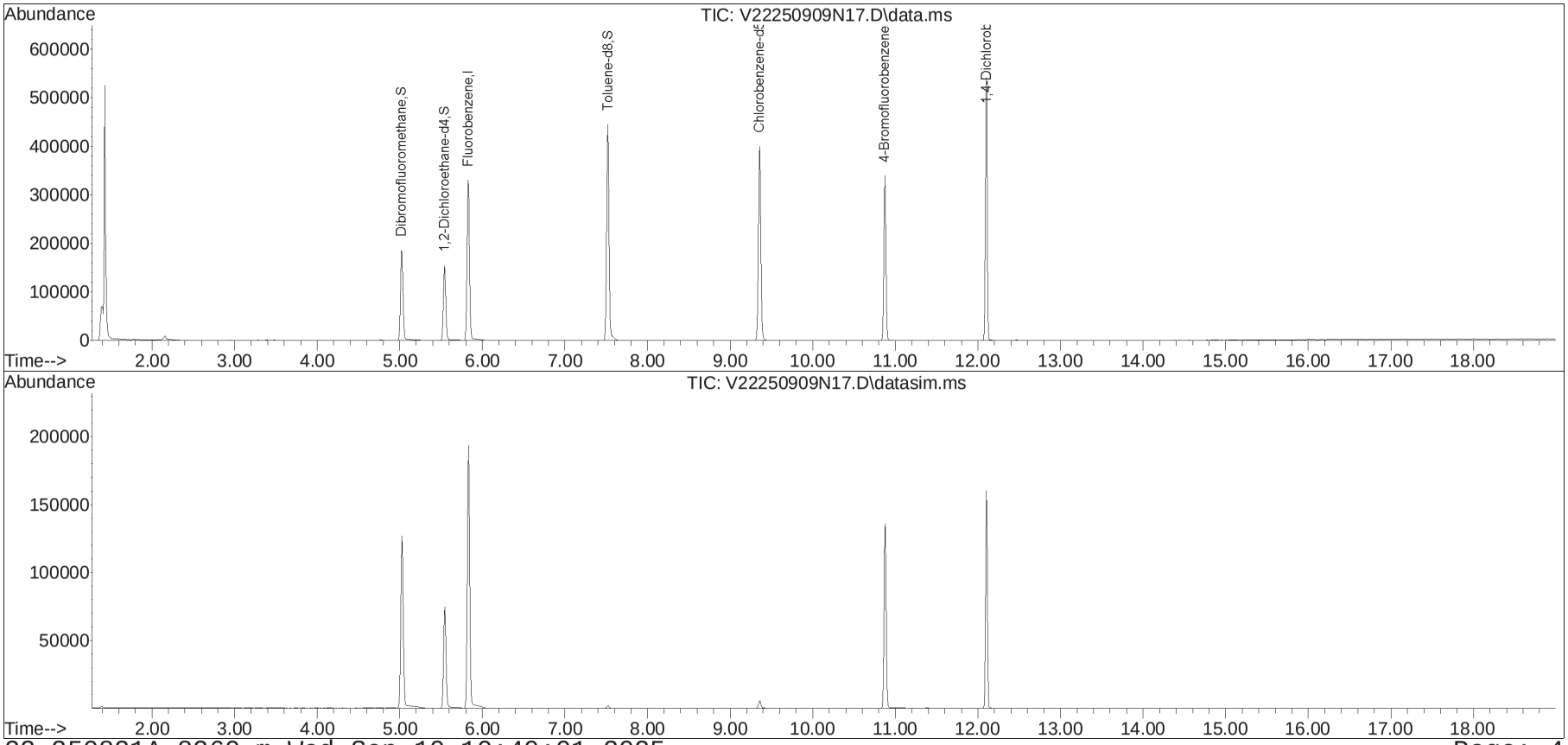

# Manual Integration Report

| | | | |
|---|---|---|---|
| Data Path | : K:\VOA122\2025\250909A\ | QMethod | : V122_250821A_8260.m |
| Data File | : V22250909N17.D | Operator | : VOA122:MJV |
| Date Inj'd | : 9/10/2025 2:51 am | Instrument | : VOA 122 |
| Sample | : l2555281-04,31,10,10,,a | Quant Date | : 9/10/2025 6:46 am |

There are no manual integrations or false positives in this file.

Quantitation Report (QT Reviewed)

Data Path : K:\VOA122\2025\250909A\
Data File : V22250909N18.D
Acq On : 10 Sep 2025 03:16 am
Operator : VOA122:MJV
Sample : l2555281-08,31,10,10,,a
Misc : WG2112948,ICAL22572 (Sig #1); WG,ICAL22572 (Sig #2)
ALS Vial : 47 Sample Multiplier: 1

Quant Time: Sep 10 06:53:46 2025
Quant Method : K:\VOA122\2025\250909A\V122_250821A_8260.m
Quant Title : VOLATILES BY GC/MS
QLast Update : Fri Aug 22 12:06:39 2025
Response via : Initial Calibration

CCAL FILE(s) : 1 - K:\VOA122\2025\250909A\V22250909N02.D
Sub List : 8260-NY_R2 - NYSOM01.2 + NYSTARS

| Compound | R.T. | QIon | Response | Conc | Units | Dev(Min) |
|---|---|---|---|---|---|---|
| Internal Standards | | | | | | |
| 1) Fluorobenzene | 5.828 | 96 | 295718 | 10.000 | ug/L | 0.00 |
| Standard Area 1 = 350901 | | | Recovery = 84.27% | | | |
| 62) Chlorobenzene-d5 | 9.358 | 117 | 256710 | 10.000 | ug/L | 0.00 |
| Standard Area 1 = 293806 | | | Recovery = 87.37% | | | |
| 83) 1,4-Dichlorobenzene-d4 | 12.104 | 152 | 132891 | 10.000 | ug/L | 0.00 |
| Standard Area 1 = 173757 | | | Recovery = 76.48% | | | |
| System Monitoring Compounds | | | | | | |
| 38) Dibromofluoromethane | 5.021 | 113 | 114419 | 11.611 | ug/L | 0.00 |
| Spiked Amount 10.000 | Range 70 - 130 | | Recovery = 116.11% | | | |
| 46) 1,2-Dichloroethane-d4 | 5.542 | 65 | 118605 | 12.552 | ug/L | 0.00 |
| Spiked Amount 10.000 | Range 70 - 130 | | Recovery = 125.52% | | | |
| 63) Toluene-d8 | 7.520 | 98 | 322302 | 9.724 | ug/L | 0.00 |
| Spiked Amount 10.000 | Range 70 - 130 | | Recovery = 97.24% | | | |
| 87) 4-Bromofluorobenzene | 10.872 | 95 | 106764 | 10.356 | ug/L | 0.00 |
| Spiked Amount 10.000 | Range 70 - 130 | | Recovery = 103.56% | | | |
| Target Compounds | | | | | | Qvalue |
| 2) Dichlorodifluoromethane | 1.404 | 85 | 180 | N.D. | | |
| 3) Chloromethane | 0.000 | | 0 | N.D. | | |
| 4) Vinyl chloride | 0.000 | | 0 | N.D. | | |
| 5) Bromomethane | 0.000 | | 0 | N.D. | | |
| 6) Chloroethane | 2.150 | 64 | 78 | N.D. | | |
| 7) Trichlorofluoromethane | 0.000 | | 0 | N.D. | | |
| 10) 1,1-Dichloroethene | 0.000 | | 0 | N.D. | | |
| 11) Carbon disulfide | 2.856 | 76 | 79 | N.D. | | |
| 12) Freon-113 | 0.000 | | 0 | N.D. | | |
| 15) Methylene chloride | 0.000 | | 0 | N.D. | | |
| 17) Acetone | 3.397 | 43 | 1934 | 3.038 | ug/L | 92 |
| 18) trans-1,2-Dichloroethene | 0.000 | | 0 | N.D. | | |
| 19) Methyl acetate | 0.000 | | 0 | N.D. d | | |
| 21) Methyl tert-butyl ether | 0.000 | | 0 | N.D. | | |
| 25) 1,1-Dichloroethane | 0.000 | | 0 | N.D. | | |
| 30) cis-1,2-Dichloroethene | 0.000 | | 0 | N.D. | | |
| 32) Bromochloromethane | 0.000 | | 0 | N.D. | | |
| 33) Cyclohexane | 0.000 | | 0 | N.D. | | |
| 34) Chloroform | 0.000 | | 0 | N.D. | | |
| 36) Carbon tetrachloride | 0.000 | | 0 | N.D. | | |

Data Path : K:\VOA122\2025\250909A\
Data File : V22250909N18.D
Acq On : 10 Sep 2025 03:16 am
Operator : VOA122:MJV
Sample : l2555281-08,31,10,10,,a
Misc : WG2112948,ICAL22572 (Sig #1); WG,ICAL22572 (Sig #2)
ALS Vial : 47 Sample Multiplier: 1

Quant Time: Sep 10 06:53:46 2025
Quant Method : K:\VOA122\2025\250909A\V122_250821A_8260.m
Quant Title : VOLATILES BY GC/MS
QLast Update : Fri Aug 22 12:06:39 2025
Response via : Initial Calibration

CCAL FILE(s) : 1 - K:\VOA122\2025\250909A\V22250909N02.D
Sub List : 8260-NY_R2 - NYSOM01.2 + NYSTARS

| | Compound | R.T. | QIon | Response | Conc | Units | Dev(Min) |
|---|---|---|---|---|---|---|---|
| 39) | 1,1,1-Trichloroethane | 0.000 | | 0 | N.D. | | |
| 41) | 2-Butanone | 0.000 | | 0 | N.D. | | |
| 44) | Benzene | 0.000 | | 0 | N.D. | | |
| 47) | 1,2-Dichloroethane | 0.000 | | 0 | N.D. | | |
| 50) | Methyl cyclohexane | 0.000 | | 0 | N.D. | | |
| 51) | Trichloroethene | 0.000 | | 0 | N.D. | d | |
| 54) | 1,2-Dichloropropane | 0.000 | | 0 | N.D. | | |
| 57) | Bromodichloromethane | 0.000 | | 0 | N.D. | | |
| 61) | cis-1,3-Dichloropropene | 0.000 | | 0 | N.D. | | |
| 64) | Toluene | 0.000 | | 0 | N.D. | | |
| 65) | 4-Methyl-2-pentanone | 0.000 | | 0 | N.D. | | |
| 66) | Tetrachloroethene | 0.000 | | 0 | N.D. | | |
| 68) | trans-1,3-Dichloropropene | 0.000 | | 0 | N.D. | | |
| 71) | 1,1,2-Trichloroethane | 0.000 | | 0 | N.D. | | |
| 72) | Chlorodibromomethane | 0.000 | | 0 | N.D. | | |
| 74) | 1,2-Dibromoethane | 0.000 | | 0 | N.D. | | |
| 76) | 2-Hexanone | 0.000 | | 0 | N.D. | | |
| 77) | Chlorobenzene | 0.000 | | 0 | N.D. | | |
| 78) | Ethylbenzene | 9.358 | 91 | 468 | N.D. | | |
| 80) | p/m Xylene | 0.000 | | 0 | N.D. | | |
| 81) | o Xylene | 0.000 | | 0 | N.D. | | |
| 82) | Styrene | 0.000 | | 0 | N.D. | | |
| 84) | Bromoform | 0.000 | | 0 | N.D. | | |
| 86) | Isopropylbenzene | 0.000 | | 0 | N.D. | | |
| 91) | 1,1,2,2-Tetrachloroethane | 0.000 | | 0 | N.D. | | |
| 104) | 1,3-Dichlorobenzene | 0.000 | | 0 | N.D. | | |
| 105) | 1,4-Dichlorobenzene | 0.000 | | 0 | N.D. | | |
| 108) | 1,2-Dichlorobenzene | 0.000 | | 0 | N.D. | | |
| 110) | 1,2-Dibromo-3-chloropr... | 0.000 | | 0 | N.D. | | |
| 113) | 1,2,4-Trichlorobenzene | 0.000 | | 0 | N.D. | | |
| 115) | 1,2,3-Trichlorobenzene | 0.000 | | 0 | N.D. | | |

(#) = qualifier out of range (m) = manual integration (+) = signals summed

Quantitation Report (QT Reviewed)

Data Path : K:\VOA122\2025\250909A\
Data File : V22250909N18.D
Acq On : 10 Sep 2025 03:16 am
Operator : VOA122:MJV
Sample : l2555281-08,31,10,10,,a
Misc : WG2112948,ICAL22572 (Sig #1); WG,ICAL22572 (Sig #2)
ALS Vial : 47 Sample Multiplier: 1

Quant Time: Sep 10 06:53:46 2025
Quant Method : K:\VOA122\2025\250909A\V122_250821A_8260.m
Quant Title : VOLATILES BY GC/MS
QLast Update : Fri Aug 22 12:06:39 2025
Response via : Initial Calibration

CALLFILE(s) : 8260KNY_RA122NYSQM\250909A\STAR50909N02.D•

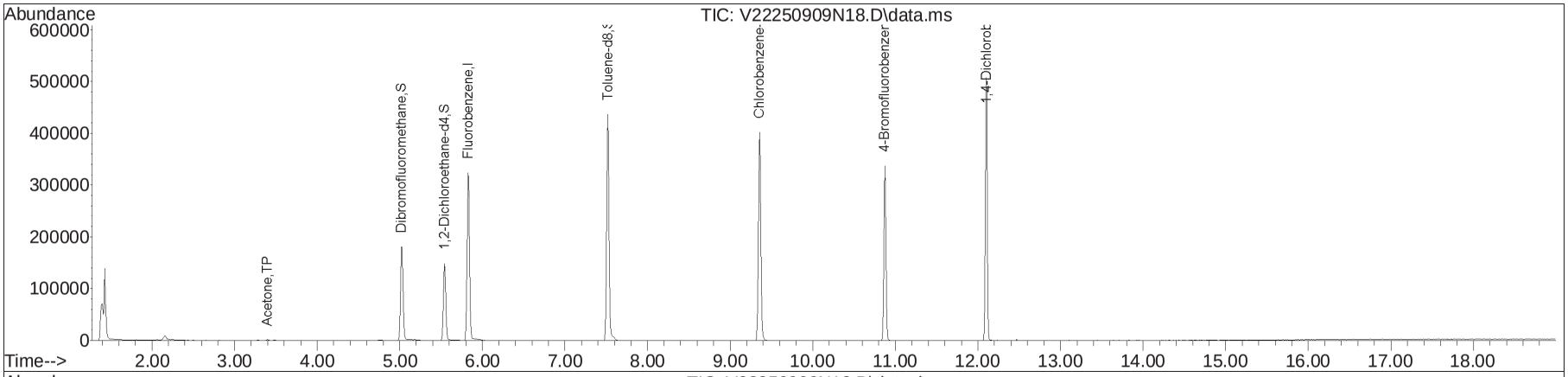


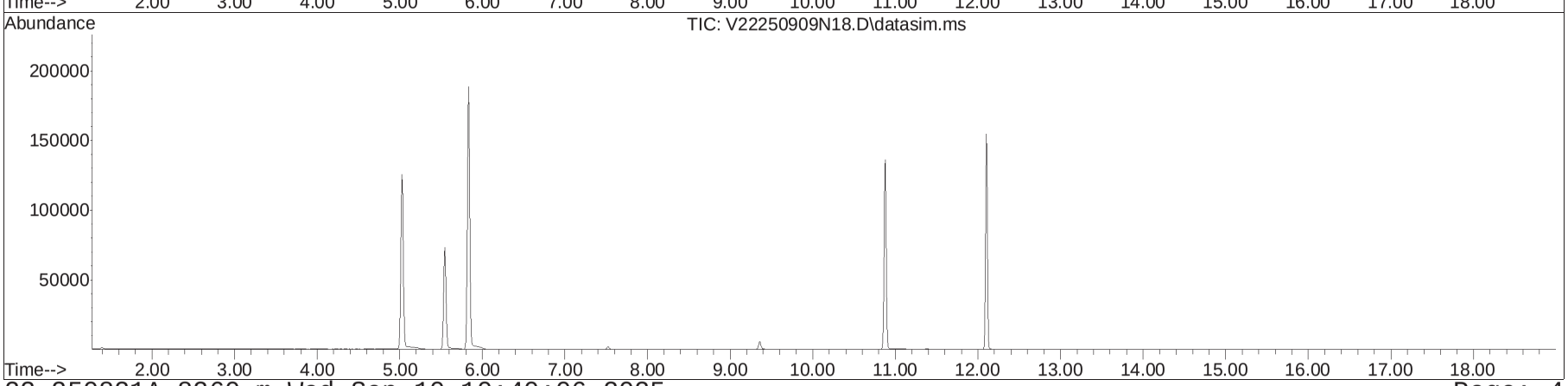

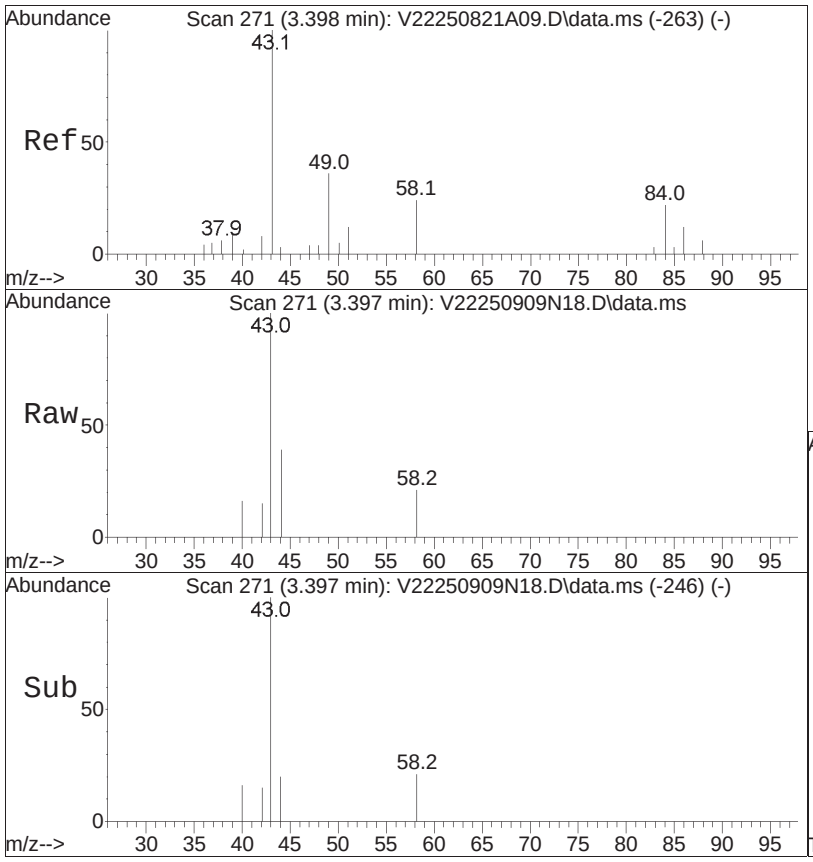


#17
Acetone
Concen: 3.04 ug/L
RT: 3.397 min Scan# 271
Delta R.T. -0.001 min
Lab File: V22250909N18.D
Acq: 10 Sep 2025 03:16 am

Tgt Ion: 43 Resp: 1934

| Ion | Ratio | Lower | Upper |
|---|---|---|---|
| 43 | 100 | | |
| 58 | 19.1 | 18.4 | 27.6 |

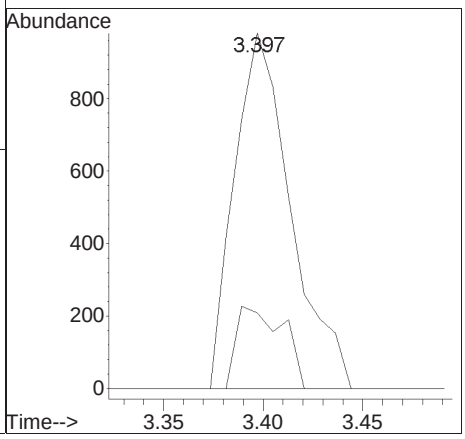

Manual Integration Report

| | | | |
|---|---|---|---|
| Data Path | : K:\VOA122\2025\250909A\ | QMethod | : V122_250821A_8260.m |
| Data File | : V22250909N18.D | Operator | : VOA122:MJV |
| Date Inj'd | : 9/10/2025 3:16 am | Instrument | : VOA 122 |
| Sample | : l2555281-08,31,10,10,,a | Quant Date | : 9/10/2025 6:46 am |

There are no manual integrations or false positives in this file.

Quantitation Report (QT Reviewed)

Data Path : K:\VOA105\2025\250910A\
Data File : V05250910A06.D
Acq On : 10 Sep 2025 9:20 am
Operator : VOA105:PID
Sample : L2555281-05,31,10,10,,A
Misc : WG2113015,ICAL22558 (Sig #1); WG,ICAL22558 (Sig #2)
ALS Vial : 6 Sample Multiplier: 1

Quant Time: Sep 10 11:38:16 2025
Quant Method : K:\VOA105\2025\250910A\V105_250816B_8260.m
Quant Title : VOLATILES BY GC/MS
QLast Update : Sun Aug 17 13:47:41 2025
Response via : Initial Calibration

CCAL FILE(s) : 1 - K:\VOA105\2025\250910A\V05250910A01.D
Sub List : 8260-Curve-IM-2CEVE - Megamix plus Diox-Iodomethane

| Compound | R.T. | QIon | Response | Conc | Units | Dev(Min) |
|---|---|---|---|---|---|---|
| Internal Standards | | | | | | |
| 1) Fluorobenzene | 5.513 | 96 | 277334 | 10.000 | ug/L | 0.00 |
| Standard Area 1 = 373567 | | | Recovery = 74.24% | | | |
| 59) Chlorobenzene-d5 | 8.992 | 117 | 199765 | 10.000 | ug/L | 0.00 |
| Standard Area 1 = 266383 | | | Recovery = 74.99% | | | |
| 79) 1,4-Dichlorobenzene-d4 | 11.797 | 152 | 107299 | 10.000 | ug/L | 0.00 |
| Standard Area 1 = 148562 | | | Recovery = 72.23% | | | |
| System Monitoring Compounds | | | | | | |
| 36) Dibromofluoromethane | 4.739 | 113 | 82400 | 10.437 | ug/L | 0.00 |
| Spiked Amount 10.000 | Range 70 - 130 | | Recovery = 104.37% | | | |
| 43) 1,2-Dichloroethane-d4 | 5.238 | 65 | 108668 | 9.618 | ug/L | 0.00 |
| Spiked Amount 10.000 | Range 70 - 130 | | Recovery = 96.18% | | | |
| 60) Toluene-d8 | 7.164 | 98 | 269400 | 10.164 | ug/L | 0.00 |
| Spiked Amount 10.000 | Range 70 - 130 | | Recovery = 101.64% | | | |
| 83) 4-Bromofluorobenzene | 10.538 | 95 | 95956 | 9.840 | ug/L | 0.00 |
| Spiked Amount 10.000 | Range 70 - 130 | | Recovery = 98.40% | | | |
| Target Compounds | | | | | | Qvalue |
| 2) Dichlorodifluoromethane | 0.000 | | 0 | N.D. | d | |
| 3) Chloromethane | 1.588 | 50 | 70 | N.D. | | |
| 4) Vinyl chloride | 0.000 | | 0 | N.D. | | |
| 5) Bromomethane | 0.000 | | 0 | N.D. | | |
| 6) Chloroethane | 0.000 | | 0 | N.D. | d | |
| 7) Trichlorofluoromethane | 0.000 | | 0 | N.D. | | |
| 10) 1,1-Dichloroethene | 0.000 | | 0 | N.D. | | |
| 11) Carbon disulfide | 2.611 | 76 | 307 | N.D. | | |
| 12) Freon-113 | 0.000 | | 0 | N.D. | | |
| 15) Methylene chloride | 0.000 | | 0 | N.D. | | |
| 17) Acetone | 3.188 | 43 | 2620 | 2.029 | ug/L | 92 |
| 18) trans-1,2-Dichloroethene | 0.000 | | 0 | N.D. | | |
| 19) Methyl acetate | 0.000 | | 0 | N.D. | d | |
| 20) Methyl tert-butyl ether | 0.000 | | 0 | N.D. | | |
| 23) 1,1-Dichloroethane | 0.000 | | 0 | N.D. | | |
| 28) cis-1,2-Dichloroethene | 0.000 | | 0 | N.D. | | |
| 30) Bromochloromethane | 0.000 | | 0 | N.D. | | |
| 31) Cyclohexane | 0.000 | | 0 | N.D. | | |
| 32) Chloroform | 4.561 | 83 | 2510 | 0.177 | ug/L # | 86 |
| 34) Carbon tetrachloride | 0.000 | | 0 | N.D. | | |

Data Path : K:\VOA105\2025\250910A\
Data File : V05250910A06.D
Acq On : 10 Sep 2025 9:20 am
Operator : VOA105:PID
Sample : L2555281-05,31,10,10,,A
Misc : WG2113015,ICAL22558 (Sig #1); WG,ICAL22558 (Sig #2)
ALS Vial : 6 Sample Multiplier: 1

Quant Time: Sep 10 11:38:16 2025
Quant Method : K:\VOA105\2025\250910A\V105_250816B_8260.m
Quant Title : VOLATILES BY GC/MS
QLast Update : Sun Aug 17 13:47:41 2025
Response via : Initial Calibration

CCAL FILE(s) : 1 - K:\VOA105\2025\250910A\V05250910A01.D
Sub List : 8260-Curve-IM-2CEVE - Megamix plus Diox-Iodomethane

| Compound | R.T. | QIon | Response | Conc | Units | Dev(Min) |
|---|---|---|---|---|---|---|
| 37) 1,1,1-Trichloroethane | 0.000 | | 0 | | N.D. | |
| 39) 2-Butanone | 0.000 | | 0 | | N.D. | |
| 41) Benzene | 0.000 | | 0 | | N.D. | |
| 44) 1,2-Dichloroethane | 0.000 | | 0 | | N.D. | |
| 47) Methyl cyclohexane | 0.000 | | 0 | | N.D. | |
| 48) Trichloroethene | 5.640 | 95 | 133 | | N.D. | |
| 51) 1,2-Dichloropropane | 0.000 | | 0 | | N.D. | |
| 54) Bromodichloromethane | 0.000 | | 0 | | N.D. | |
| 58) cis-1,3-Dichloropropene | 0.000 | | 0 | | N.D. | |
| 61) Toluene | 0.000 | | 0 | | N.D. | |
| 62) 4-Methyl-2-pentanone | 0.000 | | 0 | | N.D. | |
| 63) Tetrachloroethene | 0.000 | | 0 | | N.D. | |
| 65) trans-1,3-Dichloropropene | 0.000 | | 0 | | N.D. | |
| 68) 1,1,2-Trichloroethane | 0.000 | | 0 | | N.D. | |
| 69) Chlorodibromomethane | 0.000 | | 0 | | N.D. | |
| 71) 1,2-Dibromoethane | 0.000 | | 0 | | N.D. | |
| 72) 2-Hexanone | 0.000 | | 0 | | N.D. | |
| 73) Chlorobenzene | 0.000 | | 0 | | N.D. | |
| 74) Ethylbenzene | 8.999 | 91 | 234 | | N.D. | |
| 76) p/m Xylene | 0.000 | | 0 | | N.D. | |
| 77) o Xylene | 0.000 | | 0 | | N.D. | |
| 78) Styrene | 0.000 | | 0 | | N.D. | |
| 80) Bromoform | 0.000 | | 0 | | N.D. | |
| 82) Isopropylbenzene | 0.000 | | 0 | | N.D. | |
| 87) 1,1,2,2-Tetrachloroethane | 0.000 | | 0 | | N.D. | |
| 100) 1,3-Dichlorobenzene | 0.000 | | 0 | | N.D. | |
| 101) 1,4-Dichlorobenzene | 0.000 | | 0 | | N.D. | |
| 104) 1,2-Dichlorobenzene | 0.000 | | 0 | | N.D. | |
| 106) 1,2-Dibromo-3-chloropr... | 0.000 | | 0 | | N.D. | |
| 109) 1,2,4-Trichlorobenzene | 0.000 | | 0 | | N.D. | |
| 111) 1,2,3-Trichlorobenzene | 0.000 | | 0 | | N.D. | |

(#) = qualifier out of range (m) = manual integration (+) = signals summed

Quantitation Report (QT Reviewed)

Data Path : K:\VOA105\2025\250910A\
Data File : V05250910A06.D
Acq On : 10 Sep 2025 9:20 am
Operator : VOA105:PID
Sample : L2555281-05,31,10,10,,A
Misc : WG2113015,ICAL22558 (Sig #1); WG,ICAL22558 (Sig #2)
ALS Vial : 6 Sample Multiplier: 1

Quant Time: Sep 10 11:38:16 2025
Quant Method : K:\VOA105\2025\250910A\V105_250816B_8260.m
Quant Title : VOLATILES BY GC/MS
QLast Update : Sun Aug 17 13:47:41 2025
Response via : Initial Calibration

Sub List : 8260-Curve-IM-2CEVE - Megamix plus Diox-Iodomethane

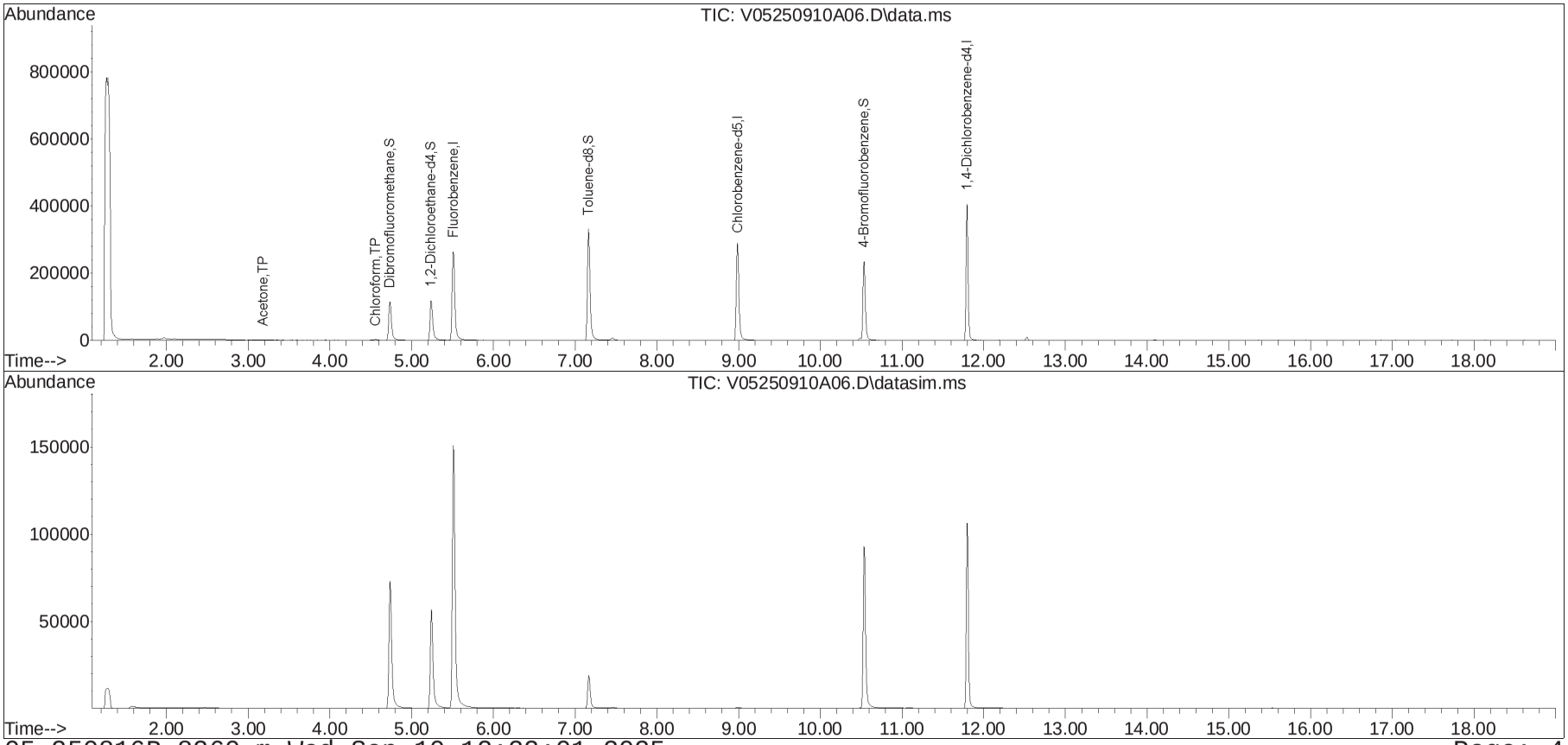

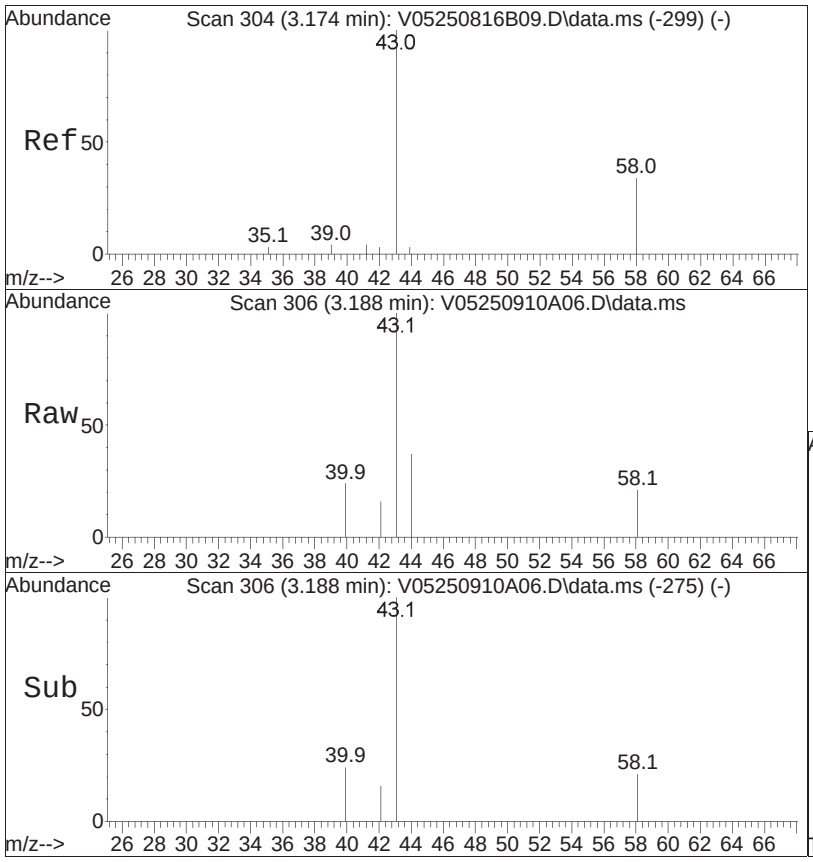


#17
Acetone
Concen: 2.03 ug/L
RT: 3.188 min Scan# 306
Delta R.T. 0.014 min
Lab File: V05250910A06.D
Acq: 10 Sep 2025 9:20 am

Tgt Ion: 43 Resp: 2620

| Ion | Ratio | Lower | Upper |
|---|---|---|---|
| 43 | 100 | | |
| 58 | 29.0 | 26.6 | 40.0 |

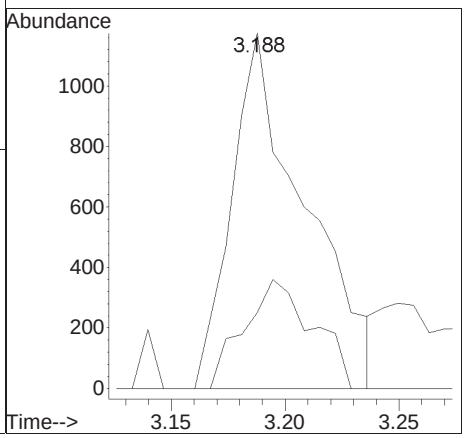

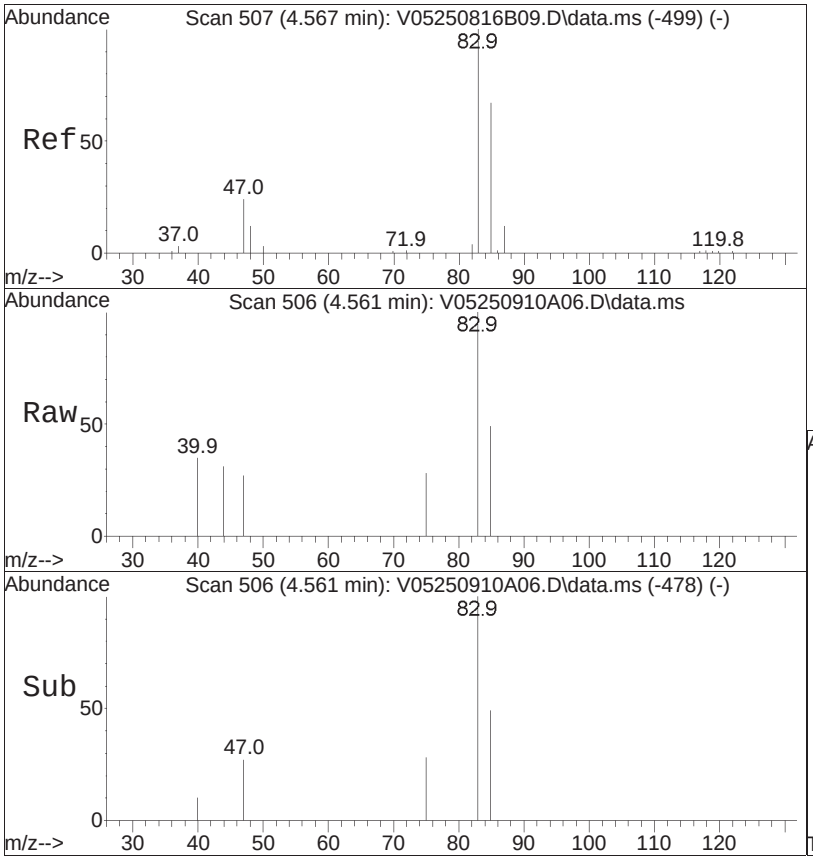


#32
Chloroform
Concen: 0.18 ug/L
RT: 4.561 min Scan# 506
Delta R.T. -0.006 min
Lab File: V05250910A06.D
Acq: 10 Sep 2025 9:20 am

Tgt Ion: 83 Resp: 2510

| Ion | Ratio | Lower | Upper |
|---|---|---|---|
| 83 | 100 | | |
| 85 | 56.1 | 42.6 | 88.4 |
| 47 | 28.1 | 15.5 | 32.3 |
| 48 | 0.0 | 8.4 | 17.4# |

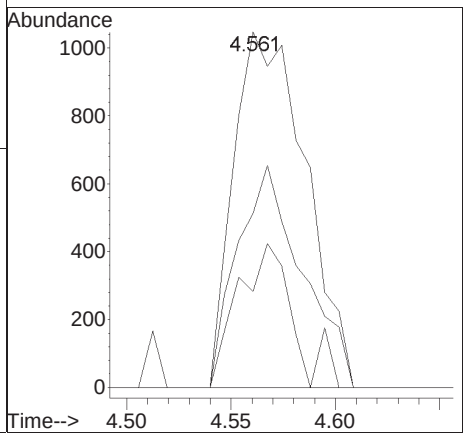

Manual Integration Report

| | | | |
|---|---|---|---|
| Data Path | : K:\VOA105\2025\250910A\ | QMethod | : V105_250816B_8260.m |
| Data File | : V05250910A06.D | Operator | : VOA105:PID |
| Date Inj'd | : 9/10/2025 9:20 am | Instrument | : VOA105 |
| Sample | : L2555281-05,31,10,10,,A | Quant Date | : 9/10/2025 11:36 am |

There are no manual integrations or false positives in this file.

Quantitation Report (QT Reviewed)

Data Path : K:\VOA105\2025\250910A\
Data File : V05250910A07.D
Acq On : 10 Sep 2025 9:46 am
Operator : VOA105:PID
Sample : L2555281-06,31,10,10,,A
Misc : WG2113015,ICAL22558 (Sig #1); WG,ICAL22558 (Sig #2)
ALS Vial : 7 Sample Multiplier: 1

Quant Time: Sep 10 11:39:14 2025
Quant Method : K:\VOA105\2025\250910A\V105_250816B_8260.m
Quant Title : VOLATILES BY GC/MS
QLast Update : Sun Aug 17 13:47:41 2025
Response via : Initial Calibration

CCAL FILE(s) : 1 - K:\VOA105\2025\250910A\V05250910A01.D
Sub List : 8260-Curve-IM-2CEVE - Megamix plus Diox-Iodomethane

| Compound | R.T. | QIon | Response | Conc Units | Dev(Min) |
|---|---|---|---|---|---|
| Internal Standards | | | | | |
| 1) Fluorobenzene | 5.506 | 96 | 265472 | 10.000 ug/L | 0.00 |
| Standard Area 1 = 373567 | | | Recovery = 71.06% | | |
| 59) Chlorobenzene-d5 | 8.985 | 117 | 195002 | 10.000 ug/L | 0.00 |
| Standard Area 1 = 266383 | | | Recovery = 73.20% | | |
| 79) 1,4-Dichlorobenzene-d4 | 11.797 | 152 | 102394 | 10.000 ug/L | 0.00 |
| Standard Area 1 = 148562 | | | Recovery = 68.92% | | |
| System Monitoring Compounds | | | | | |
| 36) Dibromofluoromethane | 4.732 | 113 | 81996 | 10.850 ug/L | 0.00 |
| Spiked Amount 10.000 | Range 70 - 130 | | Recovery = 108.50% | | |
| 43) 1,2-Dichloroethane-d4 | 5.238 | 65 | 106004 | 9.801 ug/L | 0.00 |
| Spiked Amount 10.000 | Range 70 - 130 | | Recovery = 98.01% | | |
| 60) Toluene-d8 | 7.164 | 98 | 259471 | 10.029 ug/L | 0.00 |
| Spiked Amount 10.000 | Range 70 - 130 | | Recovery = 100.29% | | |
| 83) 4-Bromofluorobenzene | 10.538 | 95 | 92201 | 9.907 ug/L | 0.00 |
| Spiked Amount 10.000 | Range 70 - 130 | | Recovery = 99.07% | | |
| Target Compounds | | | | | Qvalue |
| 2) Dichlorodifluoromethane | 0.000 | | 0 | N.D. d | |
| 3) Chloromethane | 0.000 | | 0 | N.D. | |
| 4) Vinyl chloride | 0.000 | | 0 | N.D. | |
| 5) Bromomethane | 1.925 | 94 | 77 | N.D. | |
| 6) Chloroethane | 2.014 | 64 | 123 | N.D. | |
| 7) Trichlorofluoromethane | 0.000 | | 0 | N.D. | |
| 10) 1,1-Dichloroethene | 0.000 | | 0 | N.D. | |
| 11) Carbon disulfide | 2.625 | 76 | 259 | N.D. | |
| 12) Freon-113 | 0.000 | | 0 | N.D. | |
| 15) Methylene chloride | 0.000 | | 0 | N.D. | |
| 17) Acetone | 3.195 | 43 | 1752 | 1.417 ug/L # | 56 |
| 18) trans-1,2-Dichloroethene | 0.000 | | 0 | N.D. | |
| 19) Methyl acetate | 3.270 | 43 | 175 | N.D. | |
| 20) Methyl tert-butyl ether | 0.000 | | 0 | N.D. | |
| 23) 1,1-Dichloroethane | 0.000 | | 0 | N.D. | |
| 28) cis-1,2-Dichloroethene | 0.000 | | 0 | N.D. | |
| 30) Bromochloromethane | 0.000 | | 0 | N.D. | |
| 31) Cyclohexane | 0.000 | | 0 | N.D. | |
| 32) Chloroform | 0.000 | | 0 | N.D. | |
| 34) Carbon tetrachloride | 0.000 | | 0 | N.D. | |

Data Path : K:\VOA105\2025\250910A\
Data File : V05250910A07.D
Acq On : 10 Sep 2025 9:46 am
Operator : VOA105:PID
Sample : L2555281-06,31,10,10,,A
Misc : WG2113015,ICAL22558 (Sig #1); WG,ICAL22558 (Sig #2)
ALS Vial : 7 Sample Multiplier: 1

Quant Time: Sep 10 11:39:14 2025
Quant Method : K:\VOA105\2025\250910A\V105_250816B_8260.m
Quant Title : VOLATILES BY GC/MS
QLast Update : Sun Aug 17 13:47:41 2025
Response via : Initial Calibration

CCAL FILE(s) : 1 - K:\VOA105\2025\250910A\V05250910A01.D
Sub List : 8260-Curve-IM-2CEVE - Megamix plus Diox-Iodomethane

| Compound | R.T. | QIon | Response | Conc | Units | Dev(Min) |
|---|---|---|---|---|---|---|
| 37) 1,1,1-Trichloroethane | 0.000 | | 0 | | N.D. | |
| 39) 2-Butanone | 0.000 | | 0 | | N.D. | |
| 41) Benzene | 0.000 | | 0 | | N.D. | |
| 44) 1,2-Dichloroethane | 0.000 | | 0 | | N.D. | |
| 47) Methyl cyclohexane | 0.000 | | 0 | | N.D. | |
| 48) Trichloroethene | 5.647 | 95 | 72 | | N.D. | |
| 51) 1,2-Dichloropropane | 0.000 | | 0 | | N.D. | |
| 54) Bromodichloromethane | 0.000 | | 0 | | N.D. | |
| 58) cis-1,3-Dichloropropene | 0.000 | | 0 | | N.D. | |
| 61) Toluene | 0.000 | | 0 | | N.D. | |
| 62) 4-Methyl-2-pentanone | 0.000 | | 0 | | N.D. | |
| 63) Tetrachloroethene | 0.000 | | 0 | | N.D. | |
| 65) trans-1,3-Dichloropropene | 0.000 | | 0 | | N.D. | |
| 68) 1,1,2-Trichloroethane | 0.000 | | 0 | | N.D. | |
| 69) Chlorodibromomethane | 0.000 | | 0 | | N.D. | |
| 71) 1,2-Dibromoethane | 0.000 | | 0 | | N.D. | |
| 72) 2-Hexanone | 0.000 | | 0 | | N.D. | |
| 73) Chlorobenzene | 0.000 | | 0 | | N.D. | |
| 74) Ethylbenzene | 8.985 | 91 | 422 | | N.D. | |
| 76) p/m Xylene | 0.000 | | 0 | | N.D. | |
| 77) o Xylene | 0.000 | | 0 | | N.D. | |
| 78) Styrene | 0.000 | | 0 | | N.D. | |
| 80) Bromoform | 0.000 | | 0 | | N.D. | |
| 82) Isopropylbenzene | 0.000 | | 0 | | N.D. | |
| 87) 1,1,2,2-Tetrachloroethane | 0.000 | | 0 | | N.D. | |
| 100) 1,3-Dichlorobenzene | 0.000 | | 0 | | N.D. | |
| 101) 1,4-Dichlorobenzene | 0.000 | | 0 | | N.D. | |
| 104) 1,2-Dichlorobenzene | 0.000 | | 0 | | N.D. | |
| 106) 1,2-Dibromo-3-chloropr... | 0.000 | | 0 | | N.D. | |
| 109) 1,2,4-Trichlorobenzene | 0.000 | | 0 | | N.D. | |
| 111) 1,2,3-Trichlorobenzene | 0.000 | | 0 | | N.D. | |

(#) = qualifier out of range (m) = manual integration (+) = signals summed

Quantitation Report (QT Reviewed)

Data Path : K:\VOA105\2025\250910A\
Data File : V05250910A07.D
Acq On : 10 Sep 2025 9:46 am
Operator : VOA105:PID
Sample : L2555281-06,31,10,10,,A
Misc : WG2113015,ICAL22558 (Sig #1); WG,ICAL22558 (Sig #2)
ALS Vial : 7 Sample Multiplier: 1

Quant Time: Sep 10 11:39:14 2025
Quant Method : K:\VOA105\2025\250910A\V105_250816B_8260.m
Quant Title : VOLATILES BY GC/MS
QLast Update : Sun Aug 17 13:47:41 2025
Response via : Initial Calibration

Sub List : 8260-Curve-IM-2CEVE - Megamix plus Diox-Iodomethane

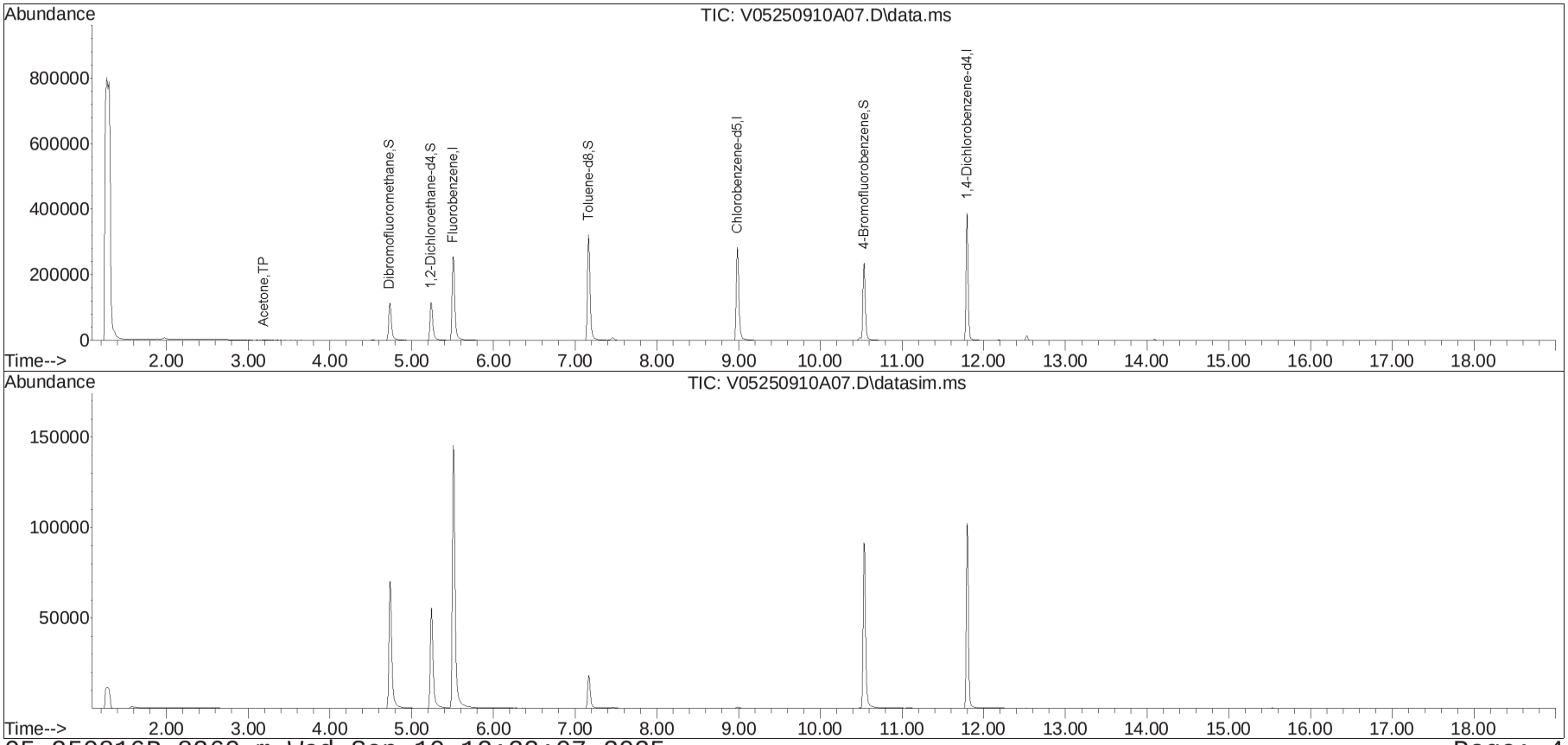

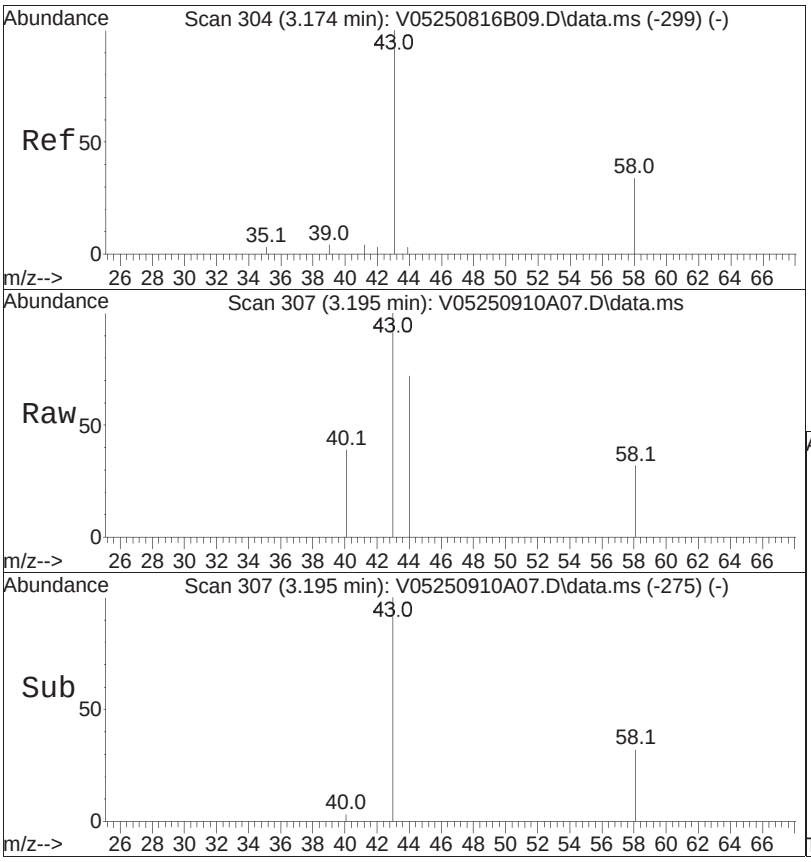


#17
Acetone
Concen: 1.42 ug/L
RT: 3.195 min Scan# 307
Delta R.T. 0.021 min
Lab File: V05250910A07.D
Acq: 10 Sep 2025 9:46 am

Tgt Ion: 43 Resp: 1752

| Ion | Ratio | Lower | Upper |
|---|---|---|---|
| 43 | 100 | | |
| 58 | 8.3 | 26.6 | 40.0# |

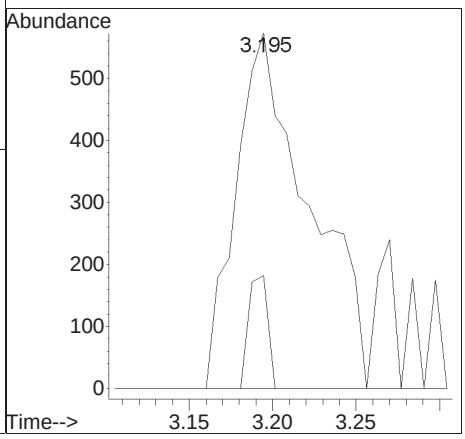

Manual Integration Report

| | | | |
|---|---|---|---|
| Data Path | : K:\VOA105\2025\250910A\ | QMethod | : V105_250816B_8260.m |
| Data File | : V05250910A07.D | Operator | : VOA105:PID |
| Date Inj'd | : 9/10/2025 9:46 am | Instrument | : VOA105 |
| Sample | : L2555281-06,31,10,10,,A | Quant Date | : 9/10/2025 11:36 am |

There are no manual integrations or false positives in this file.

Quantitation Report (QT Reviewed)

Data Path : K:\VOA105\2025\250910A\
Data File : V05250910A08.D
Acq On : 10 Sep 2025 10:11 am
Operator : VOA105:PID
Sample : L2555281-07,31,10,10,,A
Misc : WG2113015,ICAL22558 (Sig #1); WG,ICAL22558 (Sig #2)
ALS Vial : 8 Sample Multiplier: 1

Quant Time: Sep 10 11:39:32 2025
Quant Method : K:\VOA105\2025\250910A\V105_250816B_8260.m
Quant Title : VOLATILES BY GC/MS
QLast Update : Sun Aug 17 13:47:41 2025
Response via : Initial Calibration

CCAL FILE(s) : 1 - K:\VOA105\2025\250910A\V05250910A01.D
Sub List : 8260-Curve-IM-2CEVE - Megamix plus Diox-Iodomethane

| Compound | R.T. | QIon | Response | Conc | Units | Dev(Min) |
|---|---|---|---|---|---|---|
| Internal Standards | | | | | | |
| 1) Fluorobenzene | 5.513 | 96 | 259283 | 10.000 | ug/L | 0.00 |
| Standard Area 1 = 373567 | | | Recovery = 69.41% | | | |
| 59) Chlorobenzene-d5 | 8.984 | 117 | 187499 | 10.000 | ug/L | 0.00 |
| Standard Area 1 = 266383 | | | Recovery = 70.39% | | | |
| 79) 1,4-Dichlorobenzene-d4 | 11.797 | 152 | 101315 | 10.000 | ug/L | 0.00 |
| Standard Area 1 = 148562 | | | Recovery = 68.20% | | | |
| System Monitoring Compounds | | | | | | |
| 36) Dibromofluoromethane | 4.739 | 113 | 79306 | 10.745 | ug/L | 0.00 |
| Spiked Amount 10.000 | Range 70 - 130 | | Recovery = 107.45% | | | |
| 43) 1,2-Dichloroethane-d4 | 5.238 | 65 | 108383 | 10.260 | ug/L | 0.00 |
| Spiked Amount 10.000 | Range 70 - 130 | | Recovery = 102.60% | | | |
| 60) Toluene-d8 | 7.164 | 98 | 251522 | 10.111 | ug/L | 0.00 |
| Spiked Amount 10.000 | Range 70 - 130 | | Recovery = 101.11% | | | |
| 83) 4-Bromofluorobenzene | 10.538 | 95 | 89867 | 9.760 | ug/L | 0.00 |
| Spiked Amount 10.000 | Range 70 - 130 | | Recovery = 97.60% | | | |
| Target Compounds | | | | | | Qvalue |
| 2) Dichlorodifluoromethane | 0.000 | | 0 | N.D. | d | |
| 3) Chloromethane | 0.000 | | 0 | N.D. | | |
| 4) Vinyl chloride | 0.000 | | 0 | N.D. | | |
| 5) Bromomethane | 1.925 | 94 | 63 | N.D. | | |
| 6) Chloroethane | 0.000 | | 0 | N.D. | d | |
| 7) Trichlorofluoromethane | 0.000 | | 0 | N.D. | | |
| 10) 1,1-Dichloroethene | 0.000 | | 0 | N.D. | | |
| 11) Carbon disulfide | 2.618 | 76 | 153 | N.D. | | |
| 12) Freon-113 | 0.000 | | 0 | N.D. | | |
| 15) Methylene chloride | 0.000 | | 0 | N.D. | | |
| 17) Acetone | 0.000 | | 0 | N.D. | d | |
| 18) trans-1,2-Dichloroethene | 0.000 | | 0 | N.D. | | |
| 19) Methyl acetate | 0.000 | | 0 | N.D. | d | |
| 20) Methyl tert-butyl ether | 0.000 | | 0 | N.D. | | |
| 23) 1,1-Dichloroethane | 0.000 | | 0 | N.D. | | |
| 28) cis-1,2-Dichloroethene | 0.000 | | 0 | N.D. | | |
| 30) Bromochloromethane | 0.000 | | 0 | N.D. | | |
| 31) Cyclohexane | 0.000 | | 0 | N.D. | | |
| 32) Chloroform | 4.567 | 83 | 2509 | 0.189 | ug/L # | 87 |
| 34) Carbon tetrachloride | 0.000 | | 0 | N.D. | | |

Data Path : K:\VOA105\2025\250910A\
Data File : V05250910A08.D
Acq On : 10 Sep 2025 10:11 am
Operator : VOA105:PID
Sample : L2555281-07,31,10,10,,A
Misc : WG2113015,ICAL22558 (Sig #1); WG,ICAL22558 (Sig #2)
ALS Vial : 8 Sample Multiplier: 1

Quant Time: Sep 10 11:39:32 2025
Quant Method : K:\VOA105\2025\250910A\V105_250816B_8260.m
Quant Title : VOLATILES BY GC/MS
QLast Update : Sun Aug 17 13:47:41 2025
Response via : Initial Calibration

CCAL FILE(s) : 1 - K:\VOA105\2025\250910A\V05250910A01.D
Sub List : 8260-Curve-IM-2CEVE - Megamix plus Diox-Iodomethane

| | Compound | R.T. | QIon | Response | Conc | Units | Dev(Min) |
|---|---|---|---|---|---|---|---|
| 37) | 1,1,1-Trichloroethane | 0.000 | | 0 | N.D. | | |
| 39) | 2-Butanone | 0.000 | | 0 | N.D. | | |
| 41) | Benzene | 0.000 | | 0 | N.D. | | |
| 44) | 1,2-Dichloroethane | 0.000 | | 0 | N.D. | | |
| 47) | Methyl cyclohexane | 0.000 | | 0 | N.D. | | |
| 48) | Trichloroethene | 0.000 | | 0 | N.D. | d | |
| 51) | 1,2-Dichloropropane | 0.000 | | 0 | N.D. | | |
| 54) | Bromodichloromethane | 0.000 | | 0 | N.D. | | |
| 58) | cis-1,3-Dichloropropene | 0.000 | | 0 | N.D. | | |
| 61) | Toluene | 0.000 | | 0 | N.D. | | |
| 62) | 4-Methyl-2-pentanone | 0.000 | | 0 | N.D. | | |
| 63) | Tetrachloroethene | 0.000 | | 0 | N.D. | | |
| 65) | trans-1,3-Dichloropropene | 0.000 | | 0 | N.D. | | |
| 68) | 1,1,2-Trichloroethane | 0.000 | | 0 | N.D. | | |
| 69) | Chlorodibromomethane | 0.000 | | 0 | N.D. | | |
| 71) | 1,2-Dibromoethane | 0.000 | | 0 | N.D. | | |
| 72) | 2-Hexanone | 0.000 | | 0 | N.D. | | |
| 73) | Chlorobenzene | 0.000 | | 0 | N.D. | | |
| 74) | Ethylbenzene | 8.984 | 91 | 360 | N.D. | | |
| 76) | p/m Xylene | 0.000 | | 0 | N.D. | | |
| 77) | o Xylene | 0.000 | | 0 | N.D. | | |
| 78) | Styrene | 0.000 | | 0 | N.D. | | |
| 80) | Bromoform | 0.000 | | 0 | N.D. | | |
| 82) | Isopropylbenzene | 0.000 | | 0 | N.D. | | |
| 87) | 1,1,2,2-Tetrachloroethane | 0.000 | | 0 | N.D. | | |
| 100) | 1,3-Dichlorobenzene | 0.000 | | 0 | N.D. | | |
| 101) | 1,4-Dichlorobenzene | 0.000 | | 0 | N.D. | | |
| 104) | 1,2-Dichlorobenzene | 0.000 | | 0 | N.D. | | |
| 106) | 1,2-Dibromo-3-chloropr... | 0.000 | | 0 | N.D. | | |
| 109) | 1,2,4-Trichlorobenzene | 0.000 | | 0 | N.D. | | |
| 111) | 1,2,3-Trichlorobenzene | 0.000 | | 0 | N.D. | | |

(#) = qualifier out of range (m) = manual integration (+) = signals summed

Quantitation Report (QT Reviewed)

Data Path : K:\VOA105\2025\250910A\
Data File : V05250910A08.D
Acq On : 10 Sep 2025 10:11 am
Operator : VOA105:PID
Sample : L2555281-07,31,10,10,,A
Misc : WG2113015,ICAL22558 (Sig #1); WG,ICAL22558 (Sig #2)
ALS Vial : 8 Sample Multiplier: 1

Quant Time: Sep 10 11:39:32 2025
Quant Method : K:\VOA105\2025\250910A\V105_250816B_8260.m
Quant Title : VOLATILES BY GC/MS
QLast Update : Sun Aug 17 13:47:41 2025
Response via : Initial Calibration

Sub List : 8260-Curve-IM-2CEVE - Megamix plus Diox-Iodomethane

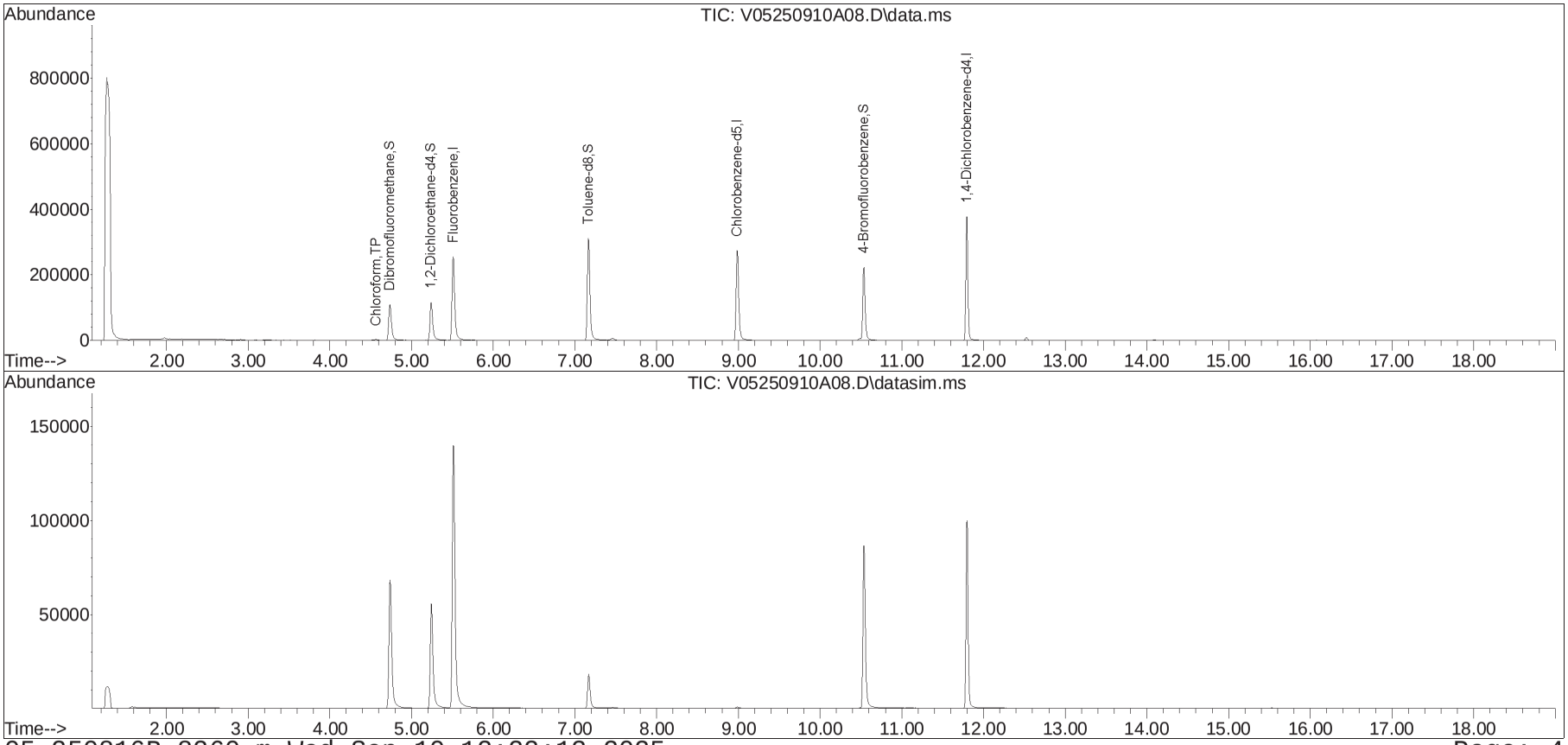

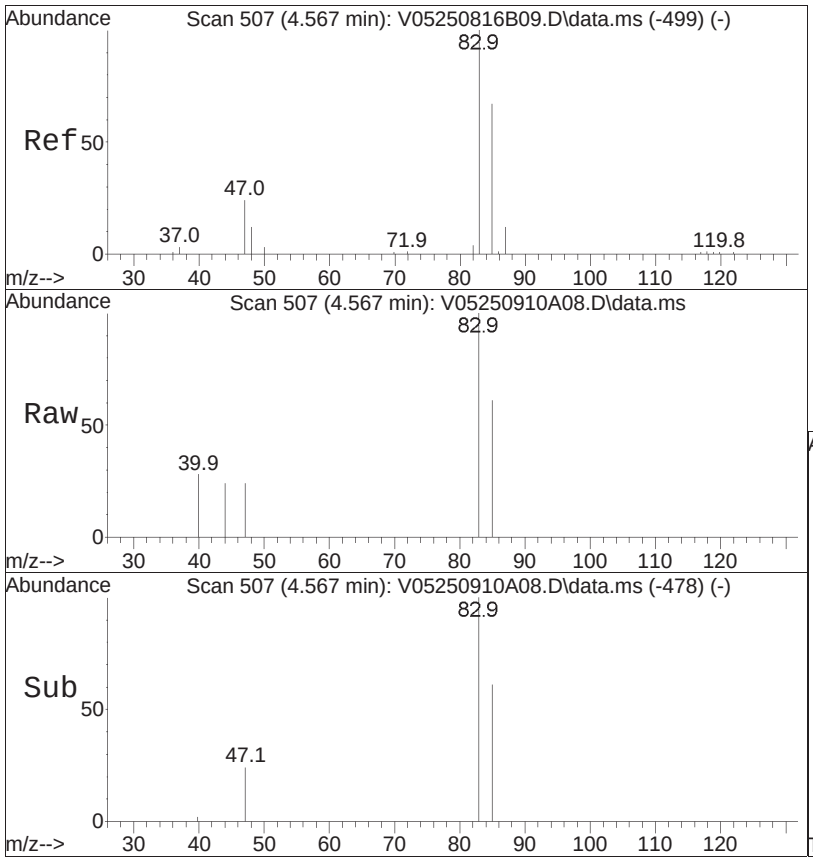


#32
Chloroform
Concen: 0.19 ug/L
RT: 4.567 min Scan# 507
Delta R.T. 0.000 min
Lab File: V05250910A08.D
Acq: 10 Sep 2025 10:11 am

Tgt Ion: 83 Resp: 2509

| Ion | Ratio | Lower | Upper |
|---|---|---|---|
| 83 | 100 | | |
| 85 | 52.4 | 42.6 | 88.4 |
| 47 | 23.1 | 15.5 | 32.3 |
| 48 | 7.7 | 8.4 | 17.4# |

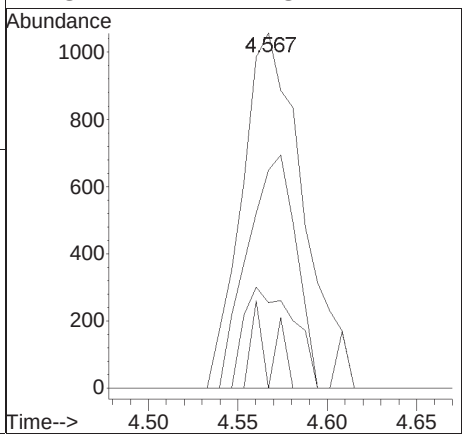

Manual Integration Report

| | | | |
|---|---|---|---|
| Data Path | : K:\VOA105\2025\250910A\ | QMethod | : V105_250816B_8260.m |
| Data File | : V05250910A08.D | Operator | : VOA105:PID |
| Date Inj'd | : 9/10/2025 10:11 am | Instrument | : VOA105 |
| Sample | : L2555281-07,31,10,10,,A | Quant Date | : 9/10/2025 11:36 am |

There are no manual integrations or false positives in this file.

# Volatiles Standards Data

# Initial Calibration

# Initial Calibration Summary
# Form 6
# Volatiles

| | | | |
|---|---|---|---|
| **Client** | **: Roux Env. Eng. & Geology, DPC** | **Lab Number** | **: L2555281** |
| **Project Name** | **: CORAM MATERIALS** | **Project Number** | **: 2232.0006Y005** |
| **Instrument ID** | **: VOA105** | **Ical Ref** | **: ICAL22558** |
| **Calibration dates** | **: 08/16/25 12:48 08/16/25 16:38** | | |

Calibration Files
L11 =V05250816B04.D L1 =V05250816B05.D L2 =V05250816B07.D L3 =V05250816B09.D L4 =V05250816B10.D
L6 =V05250816B11.D L8 =V05250816B12.D L10 =V05250816B13.D

| | | Compound | L11 | L1 | L2 | L3 | L4 | L6 | L8 | L10 | Avg | %RSD |
|---|---|---|---|---|---|---|---|---|---|---|---|---|
| 1) | I | Fluorobenzene | ----------ISTD---------- | | | | | | | | | |
| 2) | TP | Dichlorodifluo | | 0.267 | 0.324 | 0.364 | 0.349 | 0.338 | 0.339 | 0.320 | 0.329 | 9.38 |
| 3) | TP | Chloromethane | | 0.205 | 0.224 | 0.261 | 0.267 | 0.277 | 0.309 | 0.315 | 0.265 | 15.28 |
| 4) | TP | Vinyl chloride | 0.264 | 0.254 | 0.287 | 0.328 | 0.325 | 0.321 | 0.338 | 0.323 | 0.305 | 10.44 |
| 5) | TP | Bromomethane | | 0.114 | 0.091 | 0.121 | 0.138 | 0.148 | 0.159 | 0.160 | 0.133 | 19.25 |
| 6) | TP | Chloroethane | | 0.220 | 0.179 | 0.186 | 0.174 | 0.168 | 0.165 | 0.146 | 0.177 | 12.91 |
| 7) | TP | Trichlorofluor | | 0.461 | 0.475 | 0.547 | 0.523 | 0.490 | 0.479 | 0.440 | 0.488 | 7.48 |
| 8) | TP | Ethyl ether | | 0.103 | 0.121 | 0.120 | 0.118 | 0.116 | 0.118 | 0.112 | 0.115 | 5.35 |
| 10) | TP | 1,1-Dichloroet | | 0.188 | 0.206 | 0.230 | 0.216 | 0.208 | 0.211 | 0.208 | 0.210 | 5.96 |
| 11) | TP | Carbon disulfide | | 0.688 | 0.681 | 0.755 | 0.722 | 0.719 | 0.722 | 0.701 | 0.713 | 3.53 |
| 12) | TP | Freon-113 | | 0.168 | 0.221 | 0.252 | 0.243 | 0.233 | 0.234 | 0.227 | 0.225 | 12.18 |
| 13) | TP | Iodomethane | | | | | | | | | 0.000# | -1.00 |
| 14) | TP | Acrolein | | 0.037 | 0.033 | 0.040 | 0.040 | 0.039 | 0.040 | 0.039 | 0.038 | 6.79 |
| 15) | TP | Methylene chlo | | 0.432 | 0.278 | 0.260 | 0.246 | 0.237 | 0.237 | 0.239 | *L | 0.9999 |
| 17) | TP | Acetone | | | 0.055 | 0.046 | 0.047 | 0.045 | 0.044 | 0.042 | 0.047 | 9.69 |
| 18) | TP | trans-1,2-Dich | | 0.227 | 0.227 | 0.253 | 0.250 | 0.239 | 0.240 | 0.241 | 0.240 | 4.17 |
| 19) | TP | Methyl acetate | | | 0.087 | 0.119 | 0.126 | 0.122 | 0.121 | 0.111 | 0.114 | 12.48 |
| 20) | TP | Methyl tert butyl ether | | 0.523 | 0.516 | 0.642 | 0.656 | 0.648 | 0.644 | 0.623 | 0.608 | 10.06 |
| 21) | TP | tert-Butyl alc | | | 0.010 | 0.013 | 0.014 | 0.014 | 0.014 | 0.014 | 0.013 | 14.04 |
| 22) | TP | Diisopropyl ether | | 0.731 | 0.690 | 0.917 | 0.948 | 0.918 | 0.892 | 0.842 | 0.848 | 11.81 |
| 23) | TP | 1,1-Dichloroet | | 0.549 | 0.551 | 0.612 | 0.582 | 0.550 | 0.541 | 0.523 | 0.558 | 5.28 |
| 24) | TP | Halothane | | 0.148 | 0.159 | 0.187 | 0.176 | 0.172 | 0.175 | 0.177 | 0.170 | 7.53 |
| 25) | TP | Acrylonitrile | | | 0.051 | 0.071 | 0.073 | 0.073 | 0.072 | 0.069 | 0.068 | 12.66 |
| 26) | TP | Ethyl tert-but | | 0.559 | 0.618 | 0.790 | 0.838 | 0.830 | 0.820 | 0.790 | 0.749 | 15.04 |
| 27) | TP | Vinyl acetate | | | 0.244 | 0.389 | 0.458 | 0.462 | 0.464 | 0.442 | *L | 0.9991 |
| 28) | TP | cis-1,2-Dichlo | | 0.256 | 0.247 | 0.283 | 0.273 | 0.266 | 0.267 | 0.264 | 0.265 | 4.34 |
| 29) | TP | 2,2-Dichloropr | | 0.391 | 0.417 | 0.493 | 0.475 | 0.461 | 0.451 | 0.431 | 0.446 | 7.87 |
| 30) | TP | Bromochloromet | | 0.109 | 0.117 | 0.121 | 0.118 | 0.103 | 0.101 | 0.095 | 0.109 | 9.01 |
| 31) | TP | Cyclohexane | | 0.367 | 0.475 | 0.620 | 0.608 | 0.571 | 0.572 | 0.562 | 0.539 | 16.50 |
| 32) | TP | Chloroform | | 0.527 | 0.514 | 0.555 | 0.523 | 0.501 | 0.494 | 0.473 | 0.512 | 5.16 |
| 33) | TP | Ethyl acetate | | | 0.112 | 0.167 | 0.181 | 0.183 | 0.179 | 0.170 | 0.165 | 16.19 |
| 34) | TP | Carbon tetrachloride | 0.405 | 0.380 | 0.412 | 0.491 | 0.467 | 0.456 | 0.449 | 0.432 | 0.436 | 8.31 |
| 35) | TP | Tetrahydrofuran | | | 0.045 | 0.058 | 0.060 | 0.057 | 0.055 | 0.052 | 0.055 | 9.89 |
| 36) | S | Dibromofluoromethane | 0.297 | 0.306 | 0.302 | 0.288 | 0.282 | 0.271 | 0.269 | 0.262 | 0.285 | 5.73 |
| 37) | TP | 1,1,1-Trichlor | | 0.391 | 0.465 | 0.543 | 0.512 | 0.491 | 0.487 | 0.464 | 0.479 | 9.92 |
| 39) | TP | 2-Butanone | | | 0.050 | 0.069 | 0.076 | 0.076 | 0.077 | 0.071 | 0.070 | 14.61 |

# Initial Calibration Summary
# Form 6
# Volatiles

| | | | |
|---|---|---|---|
| **Client** | **: Roux Env. Eng. & Geology, DPC** | **Lab Number** | **: L2555281** |
| **Project Name** | **: CORAM MATERIALS** | **Project Number** | **: 2232.0006Y005** |
| **Instrument ID** | **: VOA105** | **Ical Ref** | **: ICAL22558** |
| **Calibration dates** | **: 08/16/25 12:48 08/16/25 16:38** | | |

Calibration Files
L11 =V05250816B04.D L1 =V05250816B05.D L2 =V05250816B07.D L3 =V05250816B09.D L4 =V05250816B10.D
L6 =V05250816B11.D L8 =V05250816B12.D L10 =V05250816B13.D

| | Compound | L11 | L1 | L2 | L3 | L4 | L6 | L8 | L10 | Avg | %RSD |
|---|---|---|---|---|---|---|---|---|---|---|---|
| 40) TP | 1,1-Dichloropr | | 0.270 | 0.313 | 0.382 | 0.376 | 0.368 | 0.370 | 0.365 | 0.349 | 11.93 |
| 41) TP | Benzene | 0.868 | 0.857 | 0.989 | 1.100 | 1.093 | 1.062 | 1.073 | 1.067 | 1.014 | 9.75 |
| 42) TP | Tertiary-Amyl Methyl Ether | | 0.420 | 0.422 | 0.547 | 0.591 | 0.602 | 0.612 | 0.607 | 0.543 | 15.83 |
| 43) S | 1,2-Dichloroethane-d4 | 0.415 | 0.438 | 0.434 | 0.437 | 0.409 | 0.391 | 0.373 | 0.363 | 0.407 | 7.19 |
| 44) TP | 1,2-Dichloroethane | 0.402 | 0.425 | 0.399 | 0.441 | 0.427 | 0.404 | 0.389 | 0.359 | 0.405 | 6.31 |
| 47) TP | Methyl cyclohe | | | 0.342 | 0.442 | 0.444 | 0.438 | 0.454 | 0.462 | 0.430 | 10.26 |
| 48) TP | Trichloroethene | 0.248 | 0.271 | 0.266 | 0.293 | 0.282 | 0.276 | 0.278 | 0.273 | 0.274 | 4.75 |
| 50) TP | Dibromomethane | | 0.135 | 0.137 | 0.153 | 0.149 | 0.146 | 0.148 | 0.145 | 0.145 | 4.43 |
| 51) TP | 1,2-Dichloropr | | 0.264 | 0.260 | 0.303 | 0.296 | 0.291 | 0.295 | 0.290 | 0.285 | 5.89 |
| 53) TP | 2-Chloroethyl | | | 0.075 | 0.097 | 0.110 | 0.111 | 0.114 | 0.112 | 0.103 | 14.47 |
| 54) TP | Bromodichlorom | | 0.354 | 0.375 | 0.402 | 0.398 | 0.395 | 0.392 | 0.378 | 0.385 | 4.39 |
| 57) TP | 1,4-Dioxane | | 0.001 | 0.001 | 0.001 | 0.001 | 0.001 | 0.001 | 0.001 | 0.001# | 13.21 |
| 58) TP | cis-1,3-Dichloropropene | 0.253 | 0.320 | 0.307 | 0.406 | 0.424 | 0.428 | 0.437 | 0.430 | 0.376 | 19.00 |
| 59) I | Chlorobenzene-d5 | ---------- | ISTD | ---------- | | | | | | | |
| 60) S | Toluene-d8 | 1.319 | 1.312 | 1.348 | 1.334 | 1.329 | 1.328 | 1.324 | 1.321 | 1.327 | 0.82 |
| 61) TP | Toluene | | 0.807 | 0.781 | 0.861 | 0.857 | 0.844 | 0.829 | 0.826 | 0.829 | 3.44 |
| 62) TP | 4-Methyl-2-pen | | | 0.054 | 0.079 | 0.088 | 0.092 | 0.091 | 0.089 | 0.082 | 17.94 |
| 63) TP | Tetrachloroethene | 0.353 | 0.285 | 0.341 | 0.391 | 0.389 | 0.381 | 0.377 | 0.371 | 0.361 | 9.73 |
| 65) TP | trans-1,3-Dichloropropene | 0.261 | 0.290 | 0.372 | 0.458 | 0.498 | 0.503 | 0.490 | 0.478 | *L | 0.9993 |
| 67) TP | Ethyl methacry | | | 0.204 | 0.265 | 0.304 | 0.309 | 0.310 | 0.309 | 0.283 | 15.10 |
| 68) TP | 1,1,2-Trichlor | | 0.194 | 0.176 | 0.202 | 0.206 | 0.204 | 0.202 | 0.200 | 0.198# | 5.29 |
| 69) TP | Chlorodibromom | | 0.244 | 0.278 | 0.318 | 0.334 | 0.337 | 0.332 | 0.326 | 0.310 | 11.42 |
| 70) TP | 1,3-Dichloropr | | 0.362 | 0.406 | 0.455 | 0.465 | 0.463 | 0.456 | 0.449 | 0.436 | 8.86 |
| 71) TP | 1,2-Dibromoethane | | 0.178 | 0.198 | 0.234 | 0.241 | 0.242 | 0.240 | 0.240 | 0.225 | 11.47 |
| 72) TP | 2-Hexanone | | | 0.085 | 0.119 | 0.136 | 0.145 | 0.140 | 0.137 | 0.127 | 17.69 |
| 73) TP | Chlorobenzene | | 0.799 | 0.813 | 0.921 | 0.897 | 0.900 | 0.889 | 0.881 | 0.872 | 5.35 |
| 74) TP | Ethylbenzene | | 1.362 | 1.467 | 1.769 | 1.763 | 1.736 | 1.708 | 1.661 | 1.638 | 9.76 |
| 75) TP | 1,1,1,2-Tetrac | | 0.280 | 0.288 | 0.340 | 0.348 | 0.347 | 0.339 | 0.329 | 0.325 | 8.71 |
| 76) TP | p/m Xylene | | 0.452 | 0.541 | 0.633 | 0.616 | 0.610 | 0.602 | 0.586 | 0.577 | 10.85 |
| 77) TP | o Xylene | | 0.425 | 0.494 | 0.587 | 0.591 | 0.591 | 0.574 | 0.559 | 0.546 | 11.60 |
| 78) TP | Styrene | | 0.659 | 0.798 | 0.979 | 0.990 | 0.983 | 0.965 | 0.926 | 0.900 | 13.94 |
| 79) I | 1,4-Dichlorobenzene-d4 | ---------- | ISTD | ---------- | | | | | | | |
| 80) TP | Bromoform | | 0.266 | 0.275 | 0.344 | 0.361 | 0.359 | 0.372 | 0.372 | 0.336 | 13.55 |
| 82) TP | Isopropylbenzene | | 1.875 | 2.349 | 2.977 | 3.101 | 2.985 | 2.934 | 2.977 | 2.743 | 16.58 |
| 83) S | 4-Bromofluorobenzene | 0.904 | 0.877 | 0.915 | 0.936 | 0.917 | 0.875 | 0.923 | 0.925 | 0.909 | 2.46 |
| 84) TP | Bromobenzene | | 0.592 | 0.588 | 0.655 | 0.654 | 0.631 | 0.656 | 0.660 | 0.634 | 4.95 |

# Initial Calibration Summary
# Form 6
# Volatiles

| | | | |
|---|---|---|---|
| **Client** | **: Roux Env. Eng. & Geology, DPC** | **Lab Number** | **: L2555281** |
| **Project Name** | **: CORAM MATERIALS** | **Project Number** | **: 2232.0006Y005** |
| **Instrument ID** | **: VOA105** | **Ical Ref** | **: ICAL22558** |
| **Calibration dates** | **: 08/16/25 12:48 08/16/25 16:38** | | |

Calibration Files
L11 =V05250816B04.D L1 =V05250816B05.D L2 =V05250816B07.D L3 =V05250816B09.D L4 =V05250816B10.D
L6 =V05250816B11.D L8 =V05250816B12.D L10 =V05250816B13.D

| | Compound | L11 | L1 | L2 | L3 | L4 | L6 | L8 | L10 | Avg | %RSD |
|---|---|---|---|---|---|---|---|---|---|---|---|
| 85) TP | n-Propylbenzene | | 2.385 | 2.829 | 3.551 | 3.466 | 3.365 | 3.514 | 3.506 | 3.231 | 13.89 |
| 86) TP | 1,4-Dichlorobu | | 0.726 | 0.840 | 0.955 | 0.954 | 0.908 | 0.920 | 0.892 | 0.885 | 9.09 |
| 87) TP | 1,1,2,2-Tetrachloroethane | 0.361 | 0.385 | 0.397 | 0.461 | 0.473 | 0.465 | 0.490 | 0.492 | 0.441 | 11.70 |
| 88) TP | 4-Ethyltoluene | | 1.909 | 2.318 | 2.872 | 2.804 | 2.712 | 2.822 | 2.812 | 2.607 | 13.82 |
| 89) TP | 2-Chlorotoluene | | 1.717 | 1.906 | 2.236 | 2.066 | 1.996 | 2.083 | 2.083 | 2.012 | 8.16 |
| 90) TP | 1,3,5-Trimethy | | 1.780 | 2.113 | 2.543 | 2.450 | 2.371 | 2.429 | 2.425 | 2.302 | 11.55 |
| 91) TP | 1,2,3-Trichlor | | 0.390 | 0.374 | 0.422 | 0.430 | 0.414 | 0.428 | 0.424 | 0.412 | 5.26 |
| 92) TP | trans-1,4-Dich | | | 0.139 | 0.158 | 0.176 | 0.169 | 0.172 | 0.166 | 0.163 | 8.31 |
| 93) TP | 4-Chlorotoluene | | 1.710 | 2.004 | 2.229 | 2.199 | 2.130 | 2.211 | 2.185 | 2.095 | 8.88 |
| 94) TP | tert-Butylbenzene | | 1.278 | 1.575 | 1.956 | 1.946 | 1.916 | 1.989 | 1.984 | 1.806 | 15.19 |
| 97) TP | 1,2,4-Trimethy | | 1.447 | 1.963 | 2.495 | 2.438 | 2.362 | 2.418 | 2.376 | 2.214 | 17.21 |
| 98) TP | sec-Butylbenzene | | 1.768 | 2.395 | 3.023 | 2.957 | 2.907 | 3.031 | 2.995 | 2.725 | 17.52 |
| 99) TP | p-Isopropyltol | | 1.354 | 1.891 | 2.457 | 2.404 | 2.371 | 2.469 | 2.436 | 2.197 | 19.27 |
| 100) TP | 1,3-Dichlorobe | | 1.038 | 1.097 | 1.253 | 1.222 | 1.200 | 1.227 | 1.199 | 1.177 | 6.69 |
| 101) TP | 1,4-Dichlorobe | | 1.125 | 1.128 | 1.232 | 1.241 | 1.204 | 1.234 | 1.200 | 1.195 | 4.12 |
| 102) TP | p-Diethylbenzene | | 0.803 | 1.049 | 1.407 | 1.398 | 1.401 | 1.434 | 1.409 | 1.272 | 19.40 |
| 103) TP | n-Butylbenzene | | 1.213 | 1.794 | 2.279 | 2.241 | 2.213 | 2.261 | 2.208 | 2.030 | 19.58 |
| 104) TP | 1,2-Dichlorobe | | 0.911 | 0.984 | 1.123 | 1.106 | 1.094 | 1.111 | 1.079 | 1.058 | 7.54 |
| 105) TP | 1,2,4,5-Tetram | | | 1.370 | 2.003 | 2.117 | 2.192 | 2.235 | 2.175 | 2.015 | 16.18 |
| 106) TP | 1,2-Dibromo-3- | | 0.058 | 0.068 | 0.073 | 0.077 | 0.082 | 0.085 | 0.082 | 0.075 | 12.48 |
| 107) TP | 1,3,5-Trichlor | | 0.663 | 0.780 | 0.933 | 0.938 | 0.935 | 0.936 | 0.902 | 0.870 | 12.32 |
| 108) TP | Hexachlorobuta | | 0.273 | 0.335 | 0.399 | 0.389 | 0.401 | 0.403 | 0.390 | 0.370 | 13.18 |
| 109) TP | 1,2,4-Trichlor | | 0.503 | 0.623 | 0.779 | 0.803 | 0.811 | 0.816 | 0.777 | 0.730 | 16.48 |
| 110) TP | Naphthalene | | 0.882 | 0.969 | 1.389 | 1.484 | 1.519 | 1.553 | 1.502 | *L | 0.9994 |
| 111) TP | 1,2,3-Trichlor | | 0.513 | 0.503 | 0.677 | 0.674 | 0.680 | 0.694 | 0.658 | 0.628 | 13.22 |

# Initial Calibration Summary
# Form 6
# Volatiles

| | | | |
|---|---|---|---|
| **Client** | **: Roux Env. Eng. & Geology, DPC** | **Lab Number** | **: L2555281** |
| **Project Name** | **: CORAM MATERIALS** | **Project Number** | **: 2232.0006Y005** |
| **Instrument ID** | **: VOA122** | **Ical Ref** | **: ICAL22572** |
| **Calibration dates** | **: 08/21/25 14:34 08/21/25 18:39** | | |

Calibration Files
L11 =V22250821A03.D L1 =V22250821A06.D L2 =V22250821A07.D L3 =V22250821A09.D L4 =V22250821A10.D
L6 =V22250821A11.D L8 =V22250821A12.D L10 =V22250821A13.D

| | Compound | L11 | L1 | L2 | L3 | L4 | L6 | L8 | L10 | Avg | %RSD |
|---|---|---|---|---|---|---|---|---|---|---|---|
| 1) I | Fluorobenzene | ISTD | | | | | | | | | |
| 2) TP | Dichlorodifluo | | 0.214 | 0.183 | 0.225 | 0.200 | 0.194 | 0.179 | 0.168 | 0.195 | 10.27 |
| 3) TP | Chloromethane | | 0.175 | 0.171 | 0.177 | 0.149 | 0.141 | 0.137 | 0.135 | 0.155 | 11.92 |
| 4) TP | Vinyl chloride | 0.176 | 0.161 | 0.159 | 0.181 | 0.163 | 0.154 | 0.148 | 0.141 | 0.160 | 8.27 |
| 5) TP | Bromomethane | | 0.096 | 0.066 | 0.077 | 0.073 | 0.079 | 0.080 | 0.086 | 0.080 | 11.85 |
| 6) TP | Chloroethane | | 0.116 | 0.116 | 0.111 | 0.092 | 0.087 | 0.082 | 0.080 | 0.098 | 16.24 |
| 7) TP | Trichlorofluor | | 0.275 | 0.257 | 0.296 | 0.265 | 0.258 | 0.246 | 0.239 | 0.262 | 7.31 |
| 8) TP | Ethyl ether | | 0.058 | 0.048 | 0.053 | 0.054 | 0.057 | 0.056 | 0.055 | 0.054 | 5.96 |
| 10) TP | 1,1-Dichloroet | | 0.119 | 0.123 | 0.134 | 0.126 | 0.125 | 0.120 | 0.119 | 0.124 | 4.45 |
| 11) TP | Carbon disulfide | | 0.522 | 0.476 | 0.515 | 0.445 | 0.436 | 0.414 | 0.401 | 0.459 | 10.32 |
| 12) TP | Freon-113 | | 0.145 | 0.126 | 0.154 | 0.142 | 0.139 | 0.130 | 0.127 | 0.137 | 7.64 |
| 13) TP | Iodomethane | | | | | | | | | 0.000# | -1.00 |
| 14) TP | Acrolein | | | 0.009 | 0.011 | 0.012 | 0.012 | 0.012 | 0.012 | 0.011 | 11.60 |
| 15) TP | Methylene chlo | | 0.166 | 0.180 | 0.171 | 0.151 | 0.143 | 0.138 | 0.133 | 0.155 | 11.61 |
| 17) TP | Acetone | | | 0.026 | 0.023 | 0.020 | 0.020 | 0.019 | 0.019 | 0.022 | 13.21 |
| 18) TP | trans-1,2-Dich | | 0.142 | 0.158 | 0.152 | 0.138 | 0.139 | 0.137 | 0.133 | 0.143 | 6.18 |
| 19) TP | Methyl acetate | | 0.051 | 0.064 | 0.053 | 0.050 | 0.049 | 0.049 | 0.050 | 0.052 | 10.13 |
| 21) TP | Methyl tert butyl ether | | 0.168 | 0.186 | 0.218 | 0.244 | 0.258 | 0.261 | 0.261 | 0.228 | 16.76 |
| 22) TP | tert-Butyl alc | | 0.003 | 0.004 | 0.004 | 0.004 | 0.004 | 0.004 | 0.004 | 0.004# | 13.38 |
| 24) TP | Diisopropyl ether | | 0.273 | 0.275 | 0.305 | 0.342 | 0.368 | 0.361 | 0.355 | 0.325 | 12.56 |
| 25) TP | 1,1-Dichloroet | | 0.298 | 0.319 | 0.305 | 0.280 | 0.269 | 0.257 | 0.248 | 0.282# | 9.25 |
| 26) TP | Halothane | | 0.109 | 0.113 | 0.120 | 0.109 | 0.108 | 0.103 | 0.101 | 0.109 | 5.77 |
| 27) TP | Acrylonitrile | | 0.029 | 0.026 | 0.026 | 0.024 | 0.024 | 0.023 | 0.024 | 0.025 | 7.48 |
| 28) TP | Ethyl tert-but | | 0.179 | 0.213 | 0.241 | 0.274 | 0.299 | 0.297 | 0.295 | 0.257 | 18.30 |
| 29) TP | Vinyl acetate | | 0.124 | 0.145 | 0.163 | 0.188 | 0.204 | 0.194 | 0.196 | 0.173 | 17.29 |
| 30) TP | cis-1,2-Dichlo | | 0.137 | 0.164 | 0.155 | 0.149 | 0.149 | 0.143 | 0.141 | 0.148# | 6.15 |
| 31) TP | 2,2-Dichloropr | | 0.243 | 0.224 | 0.248 | 0.221 | 0.220 | 0.210 | 0.206 | 0.224 | 7.03 |
| 32) TP | Bromochloromet | | 0.087 | 0.082 | 0.080 | 0.074 | 0.070 | 0.066 | 0.063 | 0.075# | 11.72 |
| 33) TP | Cyclohexane | | | 0.124 | 0.216 | 0.227 | 0.238 | 0.236 | 0.232 | *L | 0.9998 |
| 34) TP | Chloroform | | 0.307 | 0.345 | 0.295 | 0.269 | 0.265 | 0.261 | 0.257 | 0.285# | 11.22 |
| 35) TP | Ethyl acetate | | | 0.057 | 0.060 | 0.063 | 0.067 | 0.067 | 0.068 | 0.064 | 6.93 |
| 36) TP | Carbon tetrachloride | 0.216 | 0.242 | 0.230 | 0.274 | 0.255 | 0.253 | 0.239 | 0.239 | 0.244 | 7.20 |
| 37) TP | Tetrahydrofuran | | | 0.016 | 0.020 | 0.021 | 0.021 | 0.022 | 0.022 | 0.020 | 10.54 |
| 38) S | Dibromofluoromethane | 0.381 | 0.374 | 0.368 | 0.337 | 0.321 | 0.302 | 0.292 | 0.291 | 0.333 | 11.22 |
| 39) TP | 1,1,1-Trichlor | | 0.251 | 0.259 | 0.287 | 0.260 | 0.260 | 0.251 | 0.244 | 0.259 | 5.28 |
| 41) TP | 2-Butanone | | | 0.025 | 0.028 | 0.026 | 0.026 | 0.028 | 0.028 | 0.027 | 5.15 |

# Initial Calibration Summary
# Form 6
# Volatiles

| | | | |
|---|---|---|---|
| **Client** | **: Roux Env. Eng. & Geology, DPC** | **Lab Number** | **: L2555281** |
| **Project Name** | **: CORAM MATERIALS** | **Project Number** | **: 2232.0006Y005** |
| **Instrument ID** | **: VOA122** | **Ical Ref** | **: ICAL22572** |
| **Calibration dates** | **: 08/21/25 14:34 08/21/25 18:39** | | |

Calibration Files
L11 =V22250821A03.D L1 =V22250821A06.D L2 =V22250821A07.D L3 =V22250821A09.D L4 =V22250821A10.D
L6 =V22250821A11.D L8 =V22250821A12.D L10 =V22250821A13.D

| | Compound | L11 | L1 | L2 | L3 | L4 | L6 | L8 | L10 | Avg | %RSD |
|---|---|---|---|---|---|---|---|---|---|---|---|
| 42) TP | 1,1-Dichloropr | | 0.136 | 0.132 | 0.177 | 0.183 | 0.194 | 0.187 | 0.198 | 0.173 | 15.70 |
| 44) TP | Benzene | 0.523 | 0.502 | 0.494 | 0.526 | 0.526 | 0.542 | 0.525 | 0.508 | 0.518 | 3.01 |
| 45) TP | Tertiary-Amyl Methyl Ether | | 0.171 | 0.178 | 0.198 | 0.229 | 0.253 | 0.257 | 0.265 | 0.221 | 17.62 |
| 46) S | 1,2-Dichloroethane-d4 | 0.342 | 0.347 | 0.346 | 0.324 | 0.313 | 0.300 | 0.292 | 0.293 | 0.320 | 7.35 |
| 47) T | 1,2-Dichloroethane | 0.214 | 0.184 | 0.190 | 0.174 | 0.169 | 0.170 | 0.164 | 0.161 | 0.178 | 9.82 |
| 50) TP | Methyl cyclohe | | | 0.111 | 0.199 | 0.225 | 0.252 | 0.243 | 0.238 | *L | 0.9992 |
| 51) TP | Trichloroethene | 0.181 | 0.159 | 0.149 | 0.154 | 0.153 | 0.161 | 0.155 | 0.152 | 0.158# | 6.38 |
| 53) TP | Dibromomethane | | 0.080 | 0.101 | 0.086 | 0.084 | 0.082 | 0.081 | 0.080 | 0.085 | 8.64 |
| 54) TP | 1,2-Dichloropr | | 0.133 | 0.141 | 0.144 | 0.146 | 0.145 | 0.141 | 0.139 | 0.141# | 3.16 |
| 56) TP | 2-Chloroethyl | | | 0.027 | 0.033 | 0.037 | 0.041 | 0.042 | 0.043 | 0.037 | 16.85 |
| 57) TP | Bromodichlorom | | 0.202 | 0.206 | 0.204 | 0.208 | 0.207 | 0.203 | 0.200 | 0.204# | 1.40 |
| 60) TP | 1,4-Dioxane | | 0.000 | 0.000 | 0.000 | 0.000 | 0.001 | 0.001 | 0.001 | 0.000# | 8.16 |
| 61) TP | cis-1,3-Dichloropropene | 0.147 | 0.147 | 0.158 | 0.176 | 0.203 | 0.217 | 0.213 | 0.211 | 0.184# | 16.55 |
| 62) I | Chlorobenzene-d5 | ----------ISTD---------- | | | | | | | | | |
| 63) S | Toluene-d8 | 1.269 | 1.288 | 1.285 | 1.297 | 1.310 | 1.294 | 1.295 | 1.292 | 1.291 | 0.90 |
| 64) TP | Toluene | | 0.390 | 0.393 | 0.428 | 0.421 | 0.421 | 0.411 | 0.405 | 0.410 | 3.55 |
| 65) TP | 4-Methyl-2-pen | | | 0.019 | 0.020 | 0.022 | 0.024 | 0.026 | 0.027 | 0.023# | 14.37 |
| 66) TP | Tetrachloroethene | 0.175 | 0.208 | 0.168 | 0.213 | 0.212 | 0.216 | 0.206 | 0.198 | 0.200 | 9.08 |
| 68) TP | trans-1,3-Dichloropropene | 0.136 | 0.135 | 0.150 | 0.176 | 0.208 | 0.220 | | | *Q | 0.9987 |
| 70) TP | Ethyl methacry | | | 0.078 | 0.093 | 0.109 | 0.116 | 0.119 | 0.122 | 0.106 | 16.21 |
| 71) TP | 1,1,2-Trichlor | | 0.062 | 0.084 | 0.091 | 0.095 | 0.097 | 0.097 | 0.097 | 0.089# | 14.24 |
| 72) TP | Chlorodibromom | | 0.129 | 0.156 | 0.157 | 0.169 | 0.176 | 0.177 | 0.177 | 0.163# | 10.69 |
| 73) TP | 1,3-Dichloropr | | 0.140 | 0.160 | 0.179 | 0.197 | 0.202 | 0.204 | 0.202 | 0.183 | 13.65 |
| 74) TP | 1,2-Dibromoethane | | 0.084 | 0.096 | 0.106 | 0.115 | 0.117 | 0.118 | 0.119 | 0.108# | 12.36 |
| 76) TP | 2-Hexanone | | | 0.032 | 0.031 | 0.034 | 0.034 | 0.037 | 0.036 | 0.034 | 6.46 |
| 77) TP | Chlorobenzene | | 0.494 | 0.491 | 0.499 | 0.491 | 0.491 | 0.483 | 0.473 | 0.489 | 1.71 |
| 78) TP | Ethylbenzene | | 0.649 | 0.698 | 0.857 | 0.878 | 0.882 | 0.859 | 0.829 | 0.807 | 11.66 |
| 79) TP | 1,1,1,2-Tetrac | | 0.151 | 0.172 | 0.174 | 0.182 | 0.188 | 0.185 | 0.184 | 0.177 | 7.17 |
| 80) TP | p/m Xylene | | 0.235 | 0.251 | 0.323 | 0.334 | 0.336 | 0.327 | 0.318 | 0.303 | 13.81 |
| 81) TP | o Xylene | | 0.196 | 0.227 | 0.296 | 0.319 | 0.322 | 0.316 | 0.308 | 0.283 | 17.92 |
| 82) TP | Styrene | | 0.294 | 0.387 | 0.509 | 0.534 | 0.535 | 0.521 | 0.494 | 0.468 | 19.65 |
| 83) I | 1,4-Dichlorobenzene-d4 | ----------ISTD---------- | | | | | | | | | |
| 84) TP | Bromoform | | 0.173 | 0.160 | 0.154 | 0.161 | 0.167 | 0.178 | 0.177 | 0.167 | 5.54 |
| 86) TP | Isopropylbenzene | | 1.004 | 0.996 | 1.382 | 1.441 | 1.538 | 1.593 | 1.549 | 1.357 | 18.74 |
| 87) S | 4-Bromofluorobenzene | 0.765 | 0.770 | 0.752 | 0.760 | 0.746 | 0.761 | 0.820 | 0.832 | 0.776 | 4.13 |
| 88) TP | Bromobenzene | | 0.335 | 0.361 | 0.351 | 0.343 | 0.353 | 0.374 | 0.363 | 0.354 | 3.71 |

# Initial Calibration Summary
# Form 6
# Volatiles

| | | | |
|---|---|---|---|
| **Client** | **: Roux Env. Eng. & Geology, DPC** | **Lab Number** | **: L2555281** |
| **Project Name** | **: CORAM MATERIALS** | **Project Number** | **: 2232.0006Y005** |
| **Instrument ID** | **: VOA122** | **Ical Ref** | **: ICAL22572** |
| **Calibration dates** | **: 08/21/25 14:34 08/21/25 18:39** | | |

Calibration Files
L11 =V22250821A03.D L1 =V22250821A06.D L2 =V22250821A07.D L3 =V22250821A09.D L4 =V22250821A10.D
L6 =V22250821A11.D L8 =V22250821A12.D L10 =V22250821A13.D

| | Compound | L11 | L1 | L2 | L3 | L4 | L6 | L8 | L10 | Avg | %RSD |
|---|---|---|---|---|---|---|---|---|---|---|---|
| 89) TP | n-Propylbenzene | | 1.410 | 1.319 | 1.674 | 1.698 | 1.792 | 1.882 | 1.756 | 1.647 | 12.51 |
| 90) TP | 1,4-Dichlorobu | | 0.291 | 0.280 | 0.295 | 0.287 | 0.296 | 0.325 | 0.331 | 0.301 | 6.48 |
| 91) TP | 1,1,2,2-Tetrachloroethane | 0.241 | 0.245 | 0.235 | 0.214 | 0.205 | 0.208 | 0.224 | 0.225 | 0.225 | 6.61 |
| 92) TP | 4-Ethyltoluene | | 1.052 | 1.065 | 1.351 | 1.387 | 1.463 | 1.545 | 1.475 | 1.334 | 14.87 |
| 93) TP | 2-Chlorotoluene | | 0.935 | 0.948 | 1.063 | 1.035 | 1.008 | 1.071 | 1.052 | 1.016 | 5.41 |
| 94) TP | 1,3,5-Trimethy | | 0.913 | 0.890 | 1.188 | 1.213 | 1.247 | 1.320 | 1.272 | 1.149 | 15.17 |
| 95) TP | 1,2,3-Trichlor | | 0.195 | 0.174 | 0.174 | 0.170 | 0.170 | 0.188 | 0.191 | 0.180 | 5.92 |
| 96) TP | trans-1,4-Dich | | 0.050 | 0.055 | 0.050 | 0.054 | 0.057 | 0.063 | 0.064 | 0.056 | 10.16 |
| 97) TP | 4-Chlorotoluene | | 0.845 | 0.897 | 1.016 | 1.040 | 1.073 | 1.144 | 1.109 | 1.018 | 10.80 |
| 98) TP | tert-Butylbenzene | | 0.791 | 0.725 | 1.000 | 1.101 | 1.162 | 1.194 | 1.135 | 1.015 | 18.44 |
| 101) TP | 1,2,4-Trimethy | | 0.549 | 0.629 | 0.839 | 0.888 | 0.902 | 0.884 | 0.793 | 0.783 | 17.82 |
| 102) TP | sec-Butylbenzene | | 1.030 | 0.963 | 1.467 | 1.571 | 1.661 | 1.673 | 1.571 | *L | 0.9986 |
| 103) TP | p-Isopropyltol | | 0.827 | 0.834 | 1.236 | 1.350 | 1.431 | 1.433 | 1.356 | *L | 0.9987 |
| 104) TP | 1,3-Dichlorobe | | 0.701 | 0.679 | 0.737 | 0.727 | 0.736 | 0.736 | 0.710 | 0.718 | 3.09 |
| 105) TP | 1,4-Dichlorobe | | 0.776 | 0.699 | 0.715 | 0.715 | 0.720 | 0.728 | 0.698 | 0.722 | 3.65 |
| 106) TP | p-Diethylbenzene | | | 0.473 | 0.693 | 0.771 | 0.841 | 0.838 | 0.809 | 0.737 | 19.11 |
| 107) TP | n-Butylbenzene | | 0.816 | 0.755 | 1.112 | 1.144 | 1.212 | 1.203 | 1.145 | 1.055 | 17.84 |
| 108) TP | 1,2-Dichlorobe | | 0.542 | 0.603 | 0.643 | 0.643 | 0.653 | 0.647 | 0.632 | 0.623 | 6.37 |
| 109) TP | 1,2,4,5-Tetram | | | 0.633 | 0.879 | 1.085 | 1.209 | 1.205 | 1.149 | *L | 0.9985 |
| 110) TP | 1,2-Dibromo-3- | | 0.040 | 0.038 | 0.037 | 0.036 | 0.038 | 0.040 | 0.040 | 0.038 | 4.16 |
| 111) TP | 1,3,5-Trichlor | | 0.401 | 0.406 | 0.464 | 0.465 | 0.486 | 0.478 | 0.456 | 0.451 | 7.49 |
| 112) TP | Hexachlorobuta | | 0.204 | 0.152 | 0.176 | 0.174 | 0.182 | 0.176 | 0.171 | 0.176 | 8.78 |
| 113) TP | 1,2,4-Trichlor | | 0.339 | 0.307 | 0.356 | 0.378 | 0.402 | 0.397 | 0.383 | 0.366# | 9.32 |
| 114) TP | Naphthalene | | 0.511 | 0.498 | 0.606 | 0.704 | 0.755 | 0.785 | 0.759 | 0.660 | 18.33 |
| 115) TP | 1,2,3-Trichlor | | 0.288 | 0.276 | 0.316 | 0.325 | 0.328 | 0.335 | 0.319 | 0.313# | 7.03 |

# Response Factor Report VOA105

Method Path : K:\VOA105\2025\250816BICAL\
Method File : V105_250816B_8260.m
Title : VOLATILES BY GC/MS
Last Update : Sun Aug 17 13:47:41 2025
Response Via : Initial Calibration

Calibration Files
L11 =V05250816B04.D L1 =V05250816B05.D L2 =V05250816B07.D L3 =V05250816B09.D L4 =V05250816B10.D
L6 =V05250816B11.D L8 =V05250816B12.D L10 =V05250816B13.D

| | | Compound | L11 | L1 | L2 | L3 | L4 | L6 | L8 | L10 | Avg | %RSD |
|---|---|---|---|---|---|---|---|---|---|---|---|---|
| 1) | I | Fluorobenzene | ---------- | ---------- | ISTD | ---------- | ---------- | ---------- | ---------- | ---------- | | |
| 2) | TP | Dichlorodifluo... | | 0.267 | 0.324 | 0.364 | 0.349 | 0.338 | 0.339 | 0.320 | 0.329 | 9.38 |
| 3) | TP | Chloromethane | | 0.205 | 0.224 | 0.261 | 0.267 | 0.277 | 0.309 | 0.315 | 0.265 | 15.28 |
| 4) | TP | Vinyl chloride | 0.264 | 0.254 | 0.287 | 0.328 | 0.325 | 0.321 | 0.338 | 0.323 | 0.305 | 10.44 |
| 5) | TP | Bromomethane | | 0.114 | 0.091 | 0.121 | 0.138 | 0.148 | 0.159 | 0.160 | 0.133 | 19.25 |
| 6) | TP | Chloroethane | | 0.220 | 0.179 | 0.186 | 0.174 | 0.168 | 0.165 | 0.146 | 0.177 | 12.91 |
| 7) | TP | Trichlorofluor... | | 0.461 | 0.475 | 0.547 | 0.523 | 0.490 | 0.479 | 0.440 | 0.488 | 7.48 |
| 8) | TP | Ethyl ether | | 0.103 | 0.121 | 0.120 | 0.118 | 0.116 | 0.118 | 0.112 | 0.115 | 5.35 |
| 10) | TP | 1,1-Dichloroet... | | 0.188 | 0.206 | 0.230 | 0.216 | 0.208 | 0.211 | 0.208 | 0.210 | 5.96 |
| 11) | TP | Carbon disulfide | | 0.688 | 0.681 | 0.755 | 0.722 | 0.719 | 0.722 | 0.701 | 0.713 | 3.53 |
| 12) | TP | Freon-113 | | 0.168 | 0.221 | 0.252 | 0.243 | 0.233 | 0.234 | 0.227 | 0.225 | 12.18 |
| 13) | TP | Iodomethane | | | | | | | | 0.000# | | -1.00 |
| 14) | TP | Acrolein | | 0.037 | 0.033 | 0.040 | 0.040 | 0.039 | 0.040 | 0.039 | 0.038 | 6.79 |
| 15) | TP | Methylene chlo... | | 0.432 | 0.278 | 0.260 | 0.246 | 0.237 | 0.237 | 0.239 | *L | 0.9999 |
| 17) | TP | Acetone | | | 0.055 | 0.046 | 0.047 | 0.045 | 0.044 | 0.042 | 0.047 | 9.69 |
| 18) | TP | trans-1,2-Dich... | | 0.227 | 0.227 | 0.253 | 0.250 | 0.239 | 0.240 | 0.241 | 0.240 | 4.17 |
| 19) | TP | Methyl acetate | | | 0.087 | 0.119 | 0.126 | 0.122 | 0.121 | 0.111 | 0.114 | 12.48 |
| 20) | TP | Methyl tert-bu... | | 0.523 | 0.516 | 0.642 | 0.656 | 0.648 | 0.644 | 0.623 | 0.608 | 10.06 |
| 21) | TP | tert-Butyl alc... | | | 0.010 | 0.013 | 0.014 | 0.014 | 0.014 | 0.014 | 0.013 | 14.04 |
| 22) | TP | Diisopropyl ether | | 0.731 | 0.690 | 0.917 | 0.948 | 0.918 | 0.892 | 0.842 | 0.848 | 11.81 |
| 23) | TP | 1,1-Dichloroet... | | 0.549 | 0.551 | 0.612 | 0.582 | 0.550 | 0.541 | 0.523 | 0.558 | 5.28 |
| 24) | TP | Halothane | | 0.148 | 0.159 | 0.187 | 0.176 | 0.172 | 0.175 | 0.177 | 0.170 | 7.53 |
| 25) | TP | Acrylonitrile | | | 0.051 | 0.071 | 0.073 | 0.073 | 0.072 | 0.069 | 0.068 | 12.66 |
| 26) | TP | Ethyl tert-but... | | 0.559 | 0.618 | 0.790 | 0.838 | 0.830 | 0.820 | 0.790 | 0.749 | 15.04 |
| 27) | TP | Vinyl acetate | | | 0.244 | 0.389 | 0.458 | 0.462 | 0.464 | 0.442 | *L | 0.9991 |
| 28) | TP | cis-1,2-Dichlo... | | 0.256 | 0.247 | 0.283 | 0.273 | 0.266 | 0.267 | 0.264 | 0.265 | 4.34 |
| 29) | TP | 2,2-Dichloropr... | | 0.391 | 0.417 | 0.493 | 0.475 | 0.461 | 0.451 | 0.431 | 0.446 | 7.87 |
| 30) | TP | Bromochloromet... | | 0.109 | 0.117 | 0.121 | 0.118 | 0.103 | 0.101 | 0.095 | 0.109 | 9.01 |
| 31) | TP | Cyclohexane | | 0.367 | 0.475 | 0.620 | 0.608 | 0.571 | 0.572 | 0.562 | 0.539 | 16.50 |
| 32) | TP | Chloroform | | 0.527 | 0.514 | 0.555 | 0.523 | 0.501 | 0.494 | 0.473 | 0.512 | 5.16 |
| 33) | TP | Ethyl acetate | | | 0.112 | 0.167 | 0.181 | 0.183 | 0.179 | 0.170 | 0.165 | 16.19 |

# Response Factor Report VOA105

Method Path : K:\VOA105\2025\250816BICAL\
Method File : V105_250816B_8260.m
Title : VOLATILES BY GC/MS
Last Update : Sun Aug 17 13:47:41 2025
Response Via : Initial Calibration

Calibration Files
L11 =V05250816B04.D L1 =V05250816B05.D L2 =V05250816B07.D L3 =V05250816B09.D L4 =V05250816B10.D
L6 =V05250816B11.D L8 =V05250816B12.D L10 =V05250816B13.D

| | | Compound | L11 | L1 | L2 | L3 | L4 | L6 | L8 | L10 | Avg | %RSD |
|---|---|---|---|---|---|---|---|---|---|---|---|---|
| 34) | TP | Carbon tetrach... | 0.405 | 0.380 | 0.412 | 0.491 | 0.467 | 0.456 | 0.449 | 0.432 | 0.436 | 8.31 |
| 35) | TP | Tetrahydrofuran | | | 0.045 | 0.058 | 0.060 | 0.057 | 0.055 | 0.052 | 0.055 | 9.89 |
| 36) | S | Dibromofluorom... | 0.297 | 0.306 | 0.302 | 0.288 | 0.282 | 0.271 | 0.269 | 0.262 | 0.285 | 5.73 |
| 37) | TP | 1,1,1-Trichlor... | | 0.391 | 0.465 | 0.543 | 0.512 | 0.491 | 0.487 | 0.464 | 0.479 | 9.92 |
| 39) | TP | 2-Butanone | | | 0.050 | 0.069 | 0.076 | 0.076 | 0.077 | 0.071 | 0.070 | 14.61 |
| 40) | TP | 1,1-Dichloropr... | | 0.270 | 0.313 | 0.382 | 0.376 | 0.368 | 0.370 | 0.365 | 0.349 | 11.93 |
| 41) | TP | Benzene | 0.868 | 0.857 | 0.989 | 1.100 | 1.093 | 1.062 | 1.073 | 1.067 | 1.014 | 9.75 |
| 42) | TP | tert-Amyl meth... | | 0.420 | 0.422 | 0.547 | 0.591 | 0.602 | 0.612 | 0.607 | 0.543 | 15.83 |
| 43) | S | 1,2-Dichloroet... | 0.415 | 0.438 | 0.434 | 0.437 | 0.409 | 0.391 | 0.373 | 0.363 | 0.407 | 7.19 |
| 44) | TP | 1,2-Dichloroet... | 0.402 | 0.425 | 0.399 | 0.441 | 0.427 | 0.404 | 0.389 | 0.359 | 0.405 | 6.31 |
| 47) | TP | Methyl cyclohe... | | | 0.342 | 0.442 | 0.444 | 0.438 | 0.454 | 0.462 | 0.430 | 10.26 |
| 48) | TP | Trichloroethene | 0.248 | 0.271 | 0.266 | 0.293 | 0.282 | 0.276 | 0.278 | 0.273 | 0.274 | 4.75 |
| 50) | TP | Dibromomethane | | 0.135 | 0.137 | 0.153 | 0.149 | 0.146 | 0.148 | 0.145 | 0.145 | 4.43 |
| 51) | TP | 1,2-Dichloropr... | | 0.264 | 0.260 | 0.303 | 0.296 | 0.291 | 0.295 | 0.290 | 0.285 | 5.89 |
| 53) | TP | 2-Chloroethyl ... | | | 0.075 | 0.097 | 0.110 | 0.111 | 0.114 | 0.112 | 0.103 | 14.47 |
| 54) | TP | Bromodichlorom... | | 0.354 | 0.375 | 0.402 | 0.398 | 0.395 | 0.392 | 0.378 | 0.385 | 4.39 |
| 57) | TP | 1,4-Dioxane | | 0.001 | 0.001 | 0.001 | 0.001 | 0.001 | 0.001 | 0.001 | 0.001# | 13.21 |
| 58) | TP | cis-1,3-Dichlo... | 0.253 | 0.320 | 0.307 | 0.406 | 0.424 | 0.428 | 0.437 | 0.430 | 0.376 | 19.00 |
| 59) | I | Chlorobenzene-d5 | ---------- | ISTD | ---------- | | | | | | | |
| 60) | S | Toluene-d8 | 1.319 | 1.312 | 1.348 | 1.334 | 1.329 | 1.328 | 1.324 | 1.321 | 1.327 | 0.82 |
| 61) | TP | Toluene | | 0.807 | 0.781 | 0.861 | 0.857 | 0.844 | 0.829 | 0.826 | 0.829 | 3.44 |
| 62) | TP | 4-Methyl-2-pen... | | | 0.054 | 0.079 | 0.088 | 0.092 | 0.091 | 0.089 | 0.082 | 17.94 |
| 63) | TP | Tetrachloroethene | 0.353 | 0.285 | 0.341 | 0.391 | 0.389 | 0.381 | 0.377 | 0.371 | 0.361 | 9.73 |
| 65) | TP | trans-1,3-Dich... | 0.261 | 0.290 | 0.372 | 0.458 | 0.498 | 0.503 | 0.490 | 0.478 | *L | 0.9993 |
| 67) | TP | Ethyl methacry... | | | 0.204 | 0.265 | 0.304 | 0.309 | 0.310 | 0.309 | 0.283 | 15.10 |
| 68) | TP | 1,1,2-Trichlor... | | 0.194 | 0.176 | 0.202 | 0.206 | 0.204 | 0.202 | 0.200 | 0.198# | 5.29 |
| 69) | TP | Chlorodibromom... | | 0.244 | 0.278 | 0.318 | 0.334 | 0.337 | 0.332 | 0.326 | 0.310 | 11.42 |
| 70) | TP | 1,3-Dichloropr... | | 0.362 | 0.406 | 0.455 | 0.465 | 0.463 | 0.456 | 0.449 | 0.436 | 8.86 |
| 71) | TP | 1,2-Dibromoethane | | 0.178 | 0.198 | 0.234 | 0.241 | 0.242 | 0.240 | 0.240 | 0.225 | 11.47 |
| 72) | TP | 2-Hexanone | | | 0.085 | 0.119 | 0.136 | 0.145 | 0.140 | 0.137 | 0.127 | 17.69 |
| 73) | TP | Chlorobenzene | | 0.799 | 0.813 | 0.921 | 0.897 | 0.900 | 0.889 | 0.881 | 0.872 | 5.35 |

# Response Factor Report VOA105

Method Path : K:\VOA105\2025\250816BICAL\
Method File : V105_250816B_8260.m
Title : VOLATILES BY GC/MS
Last Update : Sun Aug 17 13:47:41 2025
Response Via : Initial Calibration

Calibration Files
L11 =V05250816B04.D L1 =V05250816B05.D L2 =V05250816B07.D L3 =V05250816B09.D L4 =V05250816B10.D
L6 =V05250816B11.D L8 =V05250816B12.D L10 =V05250816B13.D

| | | Compound | L11 | L1 | L2 | L3 | L4 | L6 | L8 | L10 | Avg | %RSD |
|---|---|---|---|---|---|---|---|---|---|---|---|---|
| 74) | TP | Ethylbenzene | | 1.362 | 1.467 | 1.769 | 1.763 | 1.736 | 1.708 | 1.661 | 1.638 | 9.76 |
| 75) | TP | 1,1,1,2-Tetrac... | | 0.280 | 0.288 | 0.340 | 0.348 | 0.347 | 0.339 | 0.329 | 0.325 | 8.71 |
| 76) | TP | p/m Xylene | | 0.452 | 0.541 | 0.633 | 0.616 | 0.610 | 0.602 | 0.586 | 0.577 | 10.85 |
| 77) | TP | o Xylene | | 0.425 | 0.494 | 0.587 | 0.591 | 0.591 | 0.574 | 0.559 | 0.546 | 11.60 |
| 78) | TP | Styrene | | 0.659 | 0.798 | 0.979 | 0.990 | 0.983 | 0.965 | 0.926 | 0.900 | 13.94 |
| 79) | I | 1,4-Dichlorobenzene-d4 | ----------ISTD---------- | | | | | | | | | |
| 80) | TP | Bromoform | | 0.266 | 0.275 | 0.344 | 0.361 | 0.359 | 0.372 | 0.372 | 0.336 | 13.55 |
| 82) | TP | Isopropylbenzene | | 1.875 | 2.349 | 2.977 | 3.101 | 2.985 | 2.934 | 2.977 | 2.743 | 16.58 |
| 83) | S | 4-Bromofluorob... | 0.904 | 0.877 | 0.915 | 0.936 | 0.917 | 0.875 | 0.923 | 0.925 | 0.909 | 2.46 |
| 84) | TP | Bromobenzene | | 0.592 | 0.588 | 0.655 | 0.654 | 0.631 | 0.656 | 0.660 | 0.634 | 4.95 |
| 85) | TP | n-Propylbenzene | | 2.385 | 2.829 | 3.551 | 3.466 | 3.365 | 3.514 | 3.506 | 3.231 | 13.89 |
| 86) | TP | 1,4-Dichlorobu... | | 0.726 | 0.840 | 0.955 | 0.954 | 0.908 | 0.920 | 0.892 | 0.885 | 9.09 |
| 87) | TP | 1,1,2,2-Tetrac... | 0.361 | 0.385 | 0.397 | 0.461 | 0.473 | 0.465 | 0.490 | 0.492 | 0.441 | 11.70 |
| 88) | TP | 4-Ethyltoluene | | 1.909 | 2.318 | 2.872 | 2.804 | 2.712 | 2.822 | 2.812 | 2.607 | 13.82 |
| 89) | TP | 2-Chlorotoluene | | 1.717 | 1.906 | 2.236 | 2.066 | 1.996 | 2.083 | 2.083 | 2.012 | 8.16 |
| 90) | TP | 1,3,5-Trimethy... | | 1.780 | 2.113 | 2.543 | 2.450 | 2.371 | 2.429 | 2.425 | 2.302 | 11.55 |
| 91) | TP | 1,2,3-Trichlor... | | 0.390 | 0.374 | 0.422 | 0.430 | 0.414 | 0.428 | 0.424 | 0.412 | 5.26 |
| 92) | TP | trans-1,4-Dich... | | | 0.139 | 0.158 | 0.176 | 0.169 | 0.172 | 0.166 | 0.163 | 8.31 |
| 93) | TP | 4-Chlorotoluene | | 1.710 | 2.004 | 2.229 | 2.199 | 2.130 | 2.211 | 2.185 | 2.095 | 8.88 |
| 94) | TP | tert-Butylbenzene | | 1.278 | 1.575 | 1.956 | 1.946 | 1.916 | 1.989 | 1.984 | 1.806 | 15.19 |
| 97) | TP | 1,2,4-Trimethy... | | 1.447 | 1.963 | 2.495 | 2.438 | 2.362 | 2.418 | 2.376 | 2.214 | 17.21 |
| 98) | TP | sec-Butylbenzene | | 1.768 | 2.395 | 3.023 | 2.957 | 2.907 | 3.031 | 2.995 | 2.725 | 17.52 |
| 99) | TP | p-Isopropyltol... | | 1.354 | 1.891 | 2.457 | 2.404 | 2.371 | 2.469 | 2.436 | 2.197 | 19.27 |
| 100) | TP | 1,3-Dichlorobe... | | 1.038 | 1.097 | 1.253 | 1.222 | 1.200 | 1.227 | 1.199 | 1.177 | 6.69 |
| 101) | TP | 1,4-Dichlorobe... | | 1.125 | 1.128 | 1.232 | 1.241 | 1.204 | 1.234 | 1.200 | 1.195 | 4.12 |
| 102) | TP | p-Diethylbenzene | | 0.803 | 1.049 | 1.407 | 1.398 | 1.401 | 1.434 | 1.409 | 1.272 | 19.40 |
| 103) | TP | n-Butylbenzene | | 1.213 | 1.794 | 2.279 | 2.241 | 2.213 | 2.261 | 2.208 | 2.030 | 19.58 |
| 104) | TP | 1,2-Dichlorobe... | | 0.911 | 0.984 | 1.123 | 1.106 | 1.094 | 1.111 | 1.079 | 1.058 | 7.54 |
| 105) | TP | 1,2,4,5-Tetram... | | | 1.370 | 2.003 | 2.117 | 2.192 | 2.235 | 2.175 | 2.015 | 16.18 |
| 106) | TP | 1,2-Dibromo-3-... | | 0.058 | 0.068 | 0.073 | 0.077 | 0.082 | 0.085 | 0.082 | 0.075 | 12.48 |
| 107) | TP | 1,3,5-Trichlor... | | 0.663 | 0.780 | 0.933 | 0.938 | 0.935 | 0.936 | 0.902 | 0.870 | 12.32 |

Method Path : K:\VOA105\2025\250816BICAL\
Method File : V105_250816B_8260.m
Title : VOLATILES BY GC/MS
Last Update : Sun Aug 17 13:47:41 2025
Response Via : Initial Calibration

Calibration Files
L11 =V05250816B04.D L1 =V05250816B05.D L2 =V05250816B07.D L3 =V05250816B09.D L4 =V05250816B10.D
L6 =V05250816B11.D L8 =V05250816B12.D L10 =V05250816B13.D

| | Compound | L11 | L1 | L2 | L3 | L4 | L6 | L8 | L10 | Avg | %RSD |
|---|---|---|---|---|---|---|---|---|---|---|---|
| 108) | TP Hexachlorobuta... | 0.273 | 0.335 | 0.399 | 0.389 | 0.401 | 0.403 | 0.390 | 0.370 | 13.18 | |
| 109) | TP 1,2,4-Trichlor... | 0.503 | 0.623 | 0.779 | 0.803 | 0.811 | 0.816 | 0.777 | 0.730 | 16.48 | |
| 110) | TP Naphthalene | 0.882 | 0.969 | 1.389 | 1.484 | 1.519 | 1.553 | 1.502 | *L | 0.9994 | |
| 111) | TP 1,2,3-Trichlor... | 0.513 | 0.503 | 0.677 | 0.674 | 0.680 | 0.694 | 0.658 | 0.628 | 13.22 | |

(#) = Out of Range

# BFB

Data Path : K:\VOA105\2025\250816BICAL\
Data File : V05250816BBF1.D
Acq On : 16 Aug 2025 11:14 am
Operator : VOA105:PID
Sample : WG2103935-1
Misc : WG2103935
ALS Vial : 1 Sample Multiplier: 1

Integration File: rteint.p

Method : K:\VOA105\2025\250816BICAL\V105_250816B_8260.m
Title : VOLATILES BY GC/MS
Last Update : Sun Aug 17 13:47:41 2025

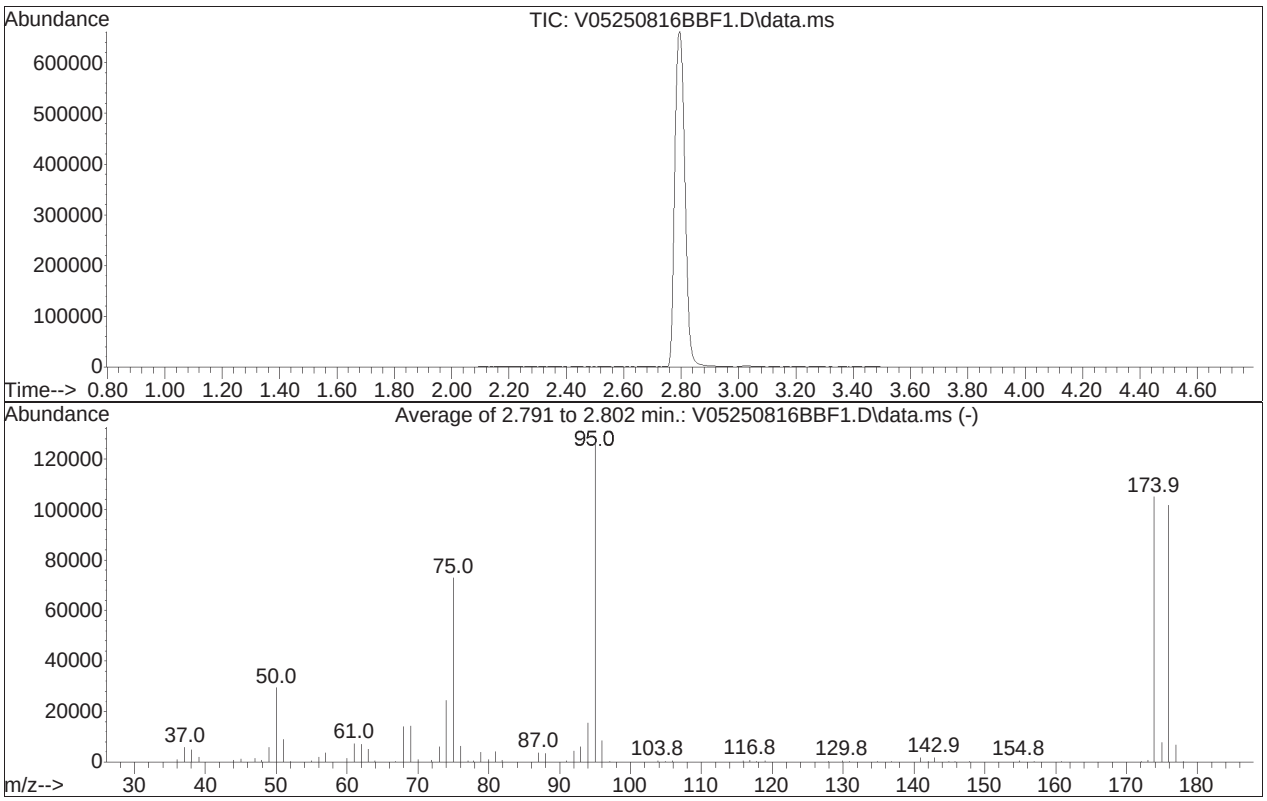


AutoFind: Scans 129, 130, 131; Background Corrected with Scan 119

| Target Mass | Rel. to Mass | Lower Limit% | Upper Limit% | Rel. Abn% | Raw Abn | Result Pass/Fail |
|---|---|---|---|---|---|---|
| 50 | 95 | 15 | 40 | 23.3 | 29400 | PASS |
| 75 | 95 | 30 | 60 | 57.7 | 72912 | PASS |
| 95 | 95 | 100 | 100 | 100.0 | 126451 | PASS |
| 96 | 95 | 5 | 9 | 6.8 | 8567 | PASS |
| 173 | 174 | 0.00 | 2 | 0.7 | 764 | PASS |
| 174 | 95 | 50 | 100 | 83.2 | 105187 | PASS |
| 175 | 174 | 5 | 9 | 7.4 | 7829 | PASS |
| 176 | 174 | 95 | 101 | 96.7 | 101715 | PASS |
| 177 | 176 | 5 | 9 | 6.6 | 6697 | PASS |

Quantitation Report (QT Reviewed)

Data Path : K:\VOA105\2025\250816BICAL\
Data File : V05250816B04.D
Acq On : 16 Aug 2025 12:48 pm
Operator : VOA105:PID
Sample : I8260STD0.19PPB
Misc : WG2103935,ICAL (Sig #1); WG,ICAL22511 (Sig #2)
ALS Vial : 4 Sample Multiplier: 1

Quant Time: Aug 17 13:40:30 2025
Quant Method : K:\VOA105\2025\250816BICAL\V105_250816B_8260.m
Quant Title : VOLATILES BY GC/MS
QLast Update : Sun Aug 17 13:40:07 2025
Response via : Initial Calibration

CCAL FILE(s) : 1 - K:\VOA105\2025\250816BICAL\V05250816B09.D
Sub List : 8260-L11_NJnew - L11 new NJ

| Compound | R.T. | QIon | Response | Conc | Units | Dev(Min) |
|---|---|---|---|---|---|---|
| Internal Standards | | | | | | |
| 1) Fluorobenzene | 5.513 | 96 | 297937 | 10.000 | ug/L | 0.00 |
| Standard Area 1 = 321270 | | | Recovery = 92.74% | | | |
| 59) Chlorobenzene-d5 | 8.984 | 117 | 219055 | 10.000 | ug/L | 0.00 |
| Standard Area 1 = 246189 | | | Recovery = 88.98% | | | |
| 79) 1,4-Dichlorobenzene-d4 | 11.797 | 152 | 128248 | 10.000 | ug/L | 0.00 |
| Standard Area 1 = 142285 | | | Recovery = 90.13% | | | |
| System Monitoring Compounds | | | | | | |
| 36) Dibromofluoromethane | 4.739 | 113 | 88475 | 10.432 | ug/L | 0.00 |
| Spiked Amount 10.000 | Range 70 - 130 | | Recovery = 104.32% | | | |
| 43) 1,2-Dichloroethane-d4 | 5.238 | 65 | 123552 | 10.179 | ug/L | 0.00 |
| Spiked Amount 10.000 | Range 70 - 130 | | Recovery = 101.79% | | | |
| 60) Toluene-d8 | 7.164 | 98 | 288924 | 9.941 | ug/L | 0.00 |
| Spiked Amount 10.000 | Range 70 - 130 | | Recovery = 99.41% | | | |
| 83) 4-Bromofluorobenzene | 10.538 | 95 | 115984 | 9.951 | ug/L | 0.00 |
| Spiked Amount 10.000 | Range 70 - 130 | | Recovery = 99.51% | | | |
| Target Compounds | | | | | | Qvalue |
| 4) Vinyl chloride | 1.650 | 62 | 1496 | 0.165 | ug/L # | 49 |
| 34) Carbon tetrachloride | 4.670 | 117 | 2292 | 0.176 | ug/L # | 91 |
| 41) Benzene | 5.104 | 78 | 4915 | 0.163 | ug/L # | 79 |
| 44) 1,2-Dichloroethane | 5.322 | 62 | 2274 | 0.188 | ug/L # | 94 |
| 48) Trichloroethene | 5.689 | 95 | 1404 | 0.172 | ug/L | 93 |
| 58) cis-1,3-Dichloropropene | 6.981 | 75 | 1431 | 0.128 | ug/L # | 77 |
| 63) Tetrachloroethene | 7.658 | 166 | 1471 | 0.186 | ug/L | 97 |
| 65) trans-1,3-Dichloropropene | 7.735 | 75 | 1088 | 0.119 | ug/L # | 74 |
| 87) 1,1,2,2-Tetrachloroethane | 10.806 | 83 | 879 | 0.156 | ug/L # | 92 |

(#) = qualifier out of range (m) = manual integration (+) = signals summed

Quantitation Report (QT Reviewed)

Data Path : K:\VOA105\2025\250816BICAL\
Data File : V05250816B04.D
Acq On : 16 Aug 2025 12:48 pm
Operator : VOA105:PID
Sample : I8260STD0.19PPB
Misc : WG2103935,ICAL (Sig #1); WG,ICAL22511 (Sig #2)
ALS Vial : 4 Sample Multiplier: 1

Quant Time: Aug 17 13:40:30 2025
Quant Method : K:\VOA105\2025\250816BICAL\V105_250816B_8260.m
Quant Title : VOLATILES BY GC/MS
QLast Update : Sun Aug 17 13:40:07 2025
Response via : Initial Calibration

CALLFILE(s) : 8260K:\VOA105\2025\250816BICAL\V05250816B09.D•

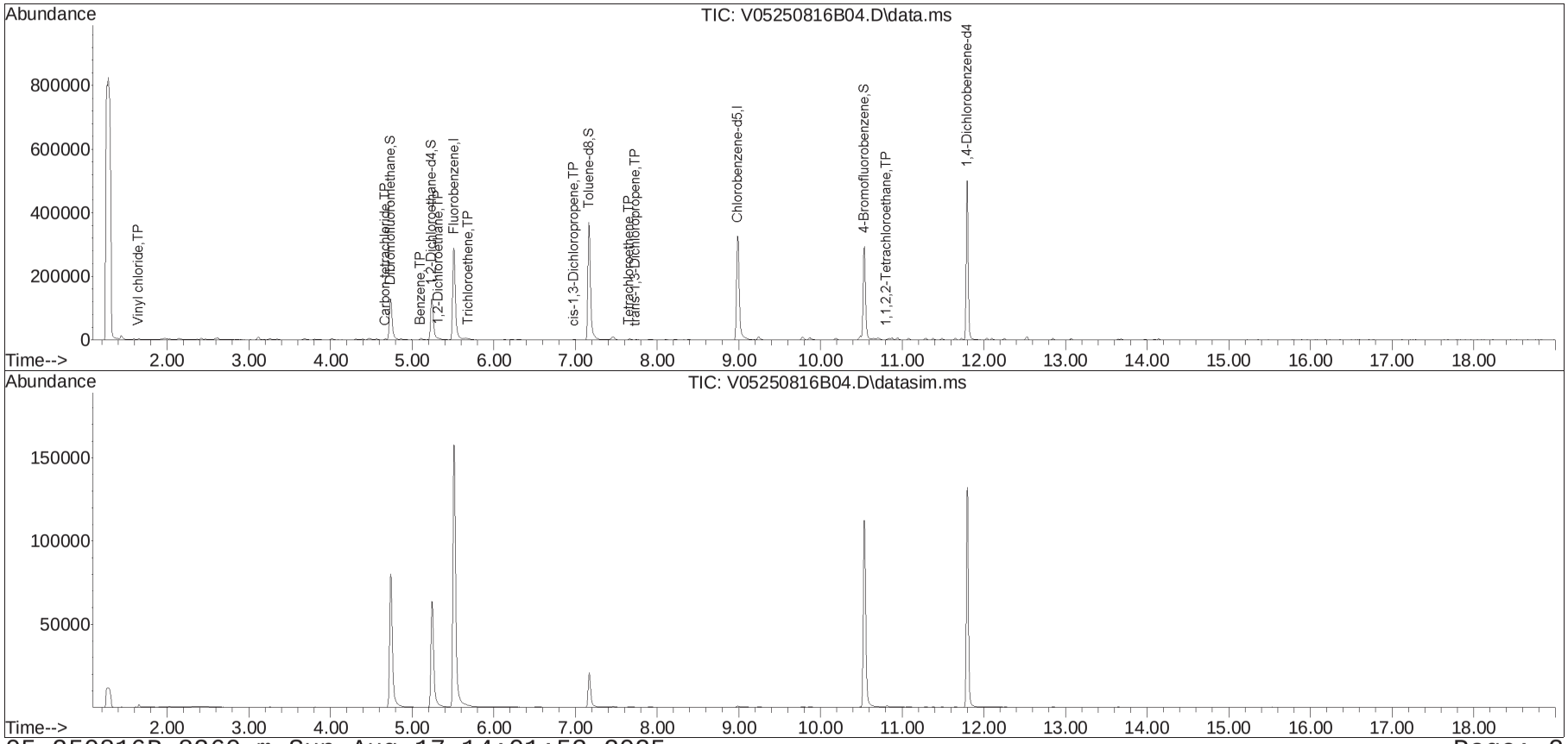

# Manual Integration Report

| | | | |
|---|---|---|---|
| Data Path | : K:\VOA105\2025\250816BICAL | | |
| Data File | : V05250816B04.D | Operator | : VOA105:PID |
| Date Inj'd | : 8/16/2025 12:48 pm | Instrument | : VOA105 |
| Sample | : I8260STD0.19PPB | Quant Date | : 8/17/2025 1:40 pm |

There are no manual integrations or false positives in this file.

Quantitation Report (QT Reviewed)

Data Path : K:\VOA105\2025\250816BICAL\
Data File : V05250816B05.D
Acq On : 16 Aug 2025 1:14 pm
Operator : VOA105:PID
Sample : I8260STD0.5PPB
Misc : WG2103935,ICAL (Sig #1); WG,ICAL22511 (Sig #2)
ALS Vial : 5 Sample Multiplier: 1

Quant Time: Aug 17 13:40:37 2025
Quant Method : K:\VOA105\2025\250816BICAL\V105_250816B_8260.m
Quant Title : VOLATILES BY GC/MS
QLast Update : Sun Aug 17 13:40:07 2025
Response via : Initial Calibration

CCAL FILE(s) : 1 - K:\VOA105\2025\250816BICAL\V05250816B09.D
Sub List : 8260-Curve - Megamix plus Diox

| Compound | R.T. | QIon | Response | Conc | Units | Dev(Min) |
|---|---|---|---|---|---|---|
| Internal Standards | | | | | | |
| 1) Fluorobenzene | 5.513 | 96 | 298548 | 10.000 | ug/L | 0.00 |
| Standard Area 1 = 321270 | | | Recovery = 92.93% | | | |
| 59) Chlorobenzene-d5 | 8.992 | 117 | 225671 | 10.000 | ug/L | 0.00 |
| Standard Area 1 = 246189 | | | Recovery = 91.67% | | | |
| 79) 1,4-Dichlorobenzene-d4 | 11.797 | 152 | 136142 | 10.000 | ug/L | 0.00 |
| Standard Area 1 = 142285 | | | Recovery = 95.68% | | | |
| System Monitoring Compounds | | | | | | |
| 36) Dibromofluoromethane | 4.739 | 113 | 91248 | 10.737 | ug/L | 0.00 |
| Spiked Amount 10.000 | Range 70 - 130 | | Recovery = 107.37% | | | |
| 43) 1,2-Dichloroethane-d4 | 5.238 | 65 | 130874 | 10.760 | ug/L | 0.00 |
| Spiked Amount 10.000 | Range 70 - 130 | | Recovery = 107.60% | | | |
| 60) Toluene-d8 | 7.164 | 98 | 295978 | 9.885 | ug/L | 0.00 |
| Spiked Amount 10.000 | Range 70 - 130 | | Recovery = 98.85% | | | |
| 83) 4-Bromofluorobenzene | 10.531 | 95 | 119377 | 9.648 | ug/L | 0.00 |
| Spiked Amount 10.000 | Range 70 - 130 | | Recovery = 96.48% | | | |
| Target Compounds | | | | | | Qvalue |
| 2) Dichlorodifluoromethane | 1.431 | 85 | 3992 | 0.407 | ug/L # | 89 |
| 3) Chloromethane | 1.602 | 50 | 3056M6 | 0.386 | ug/L | |
| 4) Vinyl chloride | 1.650 | 62 | 3797 | 0.417 | ug/L | 80 |
| 5) Bromomethane | 1.925 | 94 | 1696 | 0.428 | ug/L | 85 |
| 6) Chloroethane | 2.021 | 64 | 3286 | 0.622 | ug/L | 83 |
| 7) Trichlorofluoromethane | 2.151 | 101 | 6886 | 0.473 | ug/L | 92 |
| 8) Ethyl ether | 2.419 | 74 | 1542 | 0.447 | ug/L # | 71 |
| 10) 1,1-Dichloroethene | 2.597 | 96 | 2808 | 0.449 | ug/L | 95 |
| 11) Carbon disulfide | 2.618 | 76 | 10269 | 0.483 | ug/L | 91 |
| 12) Freon-113 | 2.618 | 101 | 2501 | 0.372 | ug/L # | 56 |
| 13) Iodomethane | 2.755 | 142 | 256M6 | 0.139 | ug/L | |
| 14) Acrolein | 2.899 | 56 | 549 | 0.482 | ug/L # | 44 |
| 15) Methylene chloride | 3.112 | 84 | 6443 | 0.783 | ug/L | 94 |
| 17) Acetone | 0.000 | | 0 | N.D. | d | |
| 18) trans-1,2-Dichloroethene | 3.263 | 96 | 3393 | 0.474 | ug/L | 97 |
| 19) Methyl acetate | 0.000 | | 0 | N.D. | d | |
| 20) Methyl tert-butyl ether | 3.339 | 73 | 7806 | 0.430 | ug/L # | 76 |
| 21) tert-Butyl alcohol | 0.000 | | 0 | N.D. | d | |
| 22) Diisopropyl ether | 3.682 | 45 | 10908 | 0.431 | ug/L | 96 |
| 23) 1,1-Dichloroethane | 3.812 | 63 | 8189 | 0.491 | ug/L | 96 |
| 24) Halothane | 3.874 | 117 | 2212 | 0.435 | ug/L | 94 |

Data Path : K:\VOA105\2025\250816BICAL\
Data File : V05250816B05.D
Acq On : 16 Aug 2025 1:14 pm
Operator : VOA105:PID
Sample : I8260STD0.5PPB
Misc : WG2103935,ICAL (Sig #1); WG,ICAL22511 (Sig #2)
ALS Vial : 5 Sample Multiplier: 1

Quant Time: Aug 17 13:40:37 2025
Quant Method : K:\VOA105\2025\250816BICAL\V105_250816B_8260.m
Quant Title : VOLATILES BY GC/MS
QLast Update : Sun Aug 17 13:40:07 2025
Response via : Initial Calibration

CCAL FILE(s) : 1 - K:\VOA105\2025\250816BICAL\V05250816B09.D
Sub List : 8260-Curve - Megamix plus Diox

| Compound | R.T. | QIon | Response | Conc Units | Dev(Min) |
|---|---|---|---|---|---|
| 25) Acrylonitrile | 0.000 | | 0 | N.D. d | |
| 26) Ethyl tert-butyl ether | 4.011 | 59 | 8342 | 0.373 ug/L # | 73 |
| 27) Vinyl acetate | 0.000 | | 0 | N.D. d | |
| 28) cis-1,2-Dichloroethene | 4.313 | 96 | 3815 | 0.482 ug/L | 94 |
| 29) 2,2-Dichloropropane | 4.396 | 77 | 5834 | 0.438 ug/L | 95 |
| 30) Bromochloromethane | 4.492 | 128 | 1627 | 0.500 ug/L | 82 |
| 31) Cyclohexane | 4.471 | 56 | 5484 | 0.341 ug/L | 98 |
| 32) Chloroform | 4.567 | 83 | 7874 | 0.515 ug/L | 99 |
| 33) Ethyl acetate | 0.000 | | 0 | N.D. d | |
| 34) Carbon tetrachloride | 4.677 | 117 | 5673 | 0.435 ug/L | 99 |
| 35) Tetrahydrofuran | 0.000 | | 0 | N.D. d | |
| 37) 1,1,1-Trichloroethane | 4.739 | 97 | 5832 | 0.408 ug/L | 88 |
| 39) 2-Butanone | 0.000 | | 0 | N.D. d | |
| 40) 1,1-Dichloropropene | 4.863 | 75 | 4029 | 0.386 ug/L | 93 |
| 41) Benzene | 5.104 | 78 | 12800 | 0.423 ug/L | 99 |
| 42) tert-Amyl methyl ether | 5.217 | 73 | 6276 | 0.387 ug/L | 95 |
| 44) 1,2-Dichloroethane | 5.316 | 62 | 6340 | 0.524 ug/L | 96 |
| 47) Methyl cyclohexane | 5.654 | 83 | 3188 | 0.267 ug/L # | 76 |
| 48) Trichloroethene | 5.690 | 95 | 4052 | 0.496 ug/L # | 82 |
| 50) Dibromomethane | 6.120 | 93 | 2015 | 0.466 ug/L | 95 |
| 51) 1,2-Dichloropropane | 6.212 | 63 | 3940 | 0.462 ug/L | 92 |
| 53) 2-Chloroethyl vinyl ether | 0.000 | | 0 | N.D. d | |
| 54) Bromodichloromethane | 6.297 | 83 | 5283 | 0.460 ug/L # | 94 |
| 57) 1,4-Dioxane | 6.515 | 88 | 2714 | 78.013 ug/L # | 89 |
| 58) cis-1,3-Dichloropropene | 6.988 | 75 | 4780 | 0.426 ug/L | 99 |
| 61) Toluene | 7.235 | 92 | 9103 | 0.487 ug/L | 95 |
| 62) 4-Methyl-2-pentanone | 0.000 | | 0 | N.D. d | |
| 63) Tetrachloroethene | 7.658 | 166 | 3220 | 0.395 ug/L | 99 |
| 65) trans-1,3-Dichloropropene | 7.736 | 75 | 3276 | 0.346 ug/L | 94 |
| 67) Ethyl methacrylate | 7.926 | 69 | 1812 | 0.302 ug/L # | 66 |
| 68) 1,1,2-Trichloroethane | 7.905 | 83 | 2187 | 0.491 ug/L # | 73 |
| 69) Chlorodibromomethane | 8.110 | 129 | 2750 | 0.393 ug/L | 99 |
| 70) 1,3-Dichloropropane | 8.216 | 76 | 4080 | 0.414 ug/L | 97 |
| 71) 1,2-Dibromoethane | 8.378 | 107 | 2010 | 0.396 ug/L | 99 |
| 72) 2-Hexanone | 0.000 | | 0 | N.D. d | |
| 73) Chlorobenzene | 9.006 | 112 | 9015 | 0.458 ug/L # | 78 |
| 74) Ethylbenzene | 9.055 | 91 | 15365 | 0.416 ug/L | 99 |
| 75) 1,1,1,2-Tetrachloroethane | 9.091 | 131 | 3164 | 0.432 ug/L # | 89 |
| 76) p/m Xylene | 9.239 | 106 | 10193 | 0.783 ug/L | 98 |
| 77) o Xylene | 9.775 | 106 | 9585 | 0.778 ug/L | 95 |

Quantitation Report (QT Reviewed)

Data Path : K:\VOA105\2025\250816BICAL\
Data File : V05250816B05.D
Acq On : 16 Aug 2025 1:14 pm
Operator : VOA105:PID
Sample : I8260STD0.5PPB
Misc : WG2103935,ICAL (Sig #1); WG,ICAL22511 (Sig #2)
ALS Vial : 5 Sample Multiplier: 1

Quant Time: Aug 17 13:40:37 2025
Quant Method : K:\VOA105\2025\250816BICAL\V105_250816B_8260.m
Quant Title : VOLATILES BY GC/MS
QLast Update : Sun Aug 17 13:40:07 2025
Response via : Initial Calibration

CCAL FILE(s) : 1 - K:\VOA105\2025\250816BICAL\V05250816B09.D
Sub List : 8260-Curve - Megamix plus Diox

| Compound | R.T. | QIon | Response | Conc | Units | | Dev(Min) |
|---|---|---|---|---|---|---|---|
| 78) Styrene | 9.860 | 104 | 14880 | 0.733 | ug/L | | 96 |
| 80) Bromoform | 9.881 | 173 | 1813 | 0.397 | ug/L | | 93 |
| 82) Isopropylbenzene | 10.184 | 105 | 12763M6 | 0.342 | ug/L | | |
| 84) Bromobenzene | 10.658 | 156 | 4028 | 0.467 | ug/L | | 96 |
| 85) n-Propylbenzene | 10.701 | 91 | 16238 | 0.369 | ug/L | | 98 |
| 86) 1,4-Dichlorobutane | 10.729 | 55 | 4942 | 0.410 | ug/L | | 93 |
| 87) 1,1,2,2-Tetrachloroethane | 10.814 | 83 | 2621 | 0.437 | ug/L | | 94 |
| 88) 4-Ethyltoluene | 10.835 | 105 | 12994 | 0.366 | ug/L | | 98 |
| 89) 2-Chlorotoluene | 10.878 | 91 | 11685M6 | 0.427 | ug/L | | |
| 90) 1,3,5-Trimethylbenzene | 10.934 | 105 | 12118 | 0.387 | ug/L | | 97 |
| 91) 1,2,3-Trichloropropane | 10.955 | 75 | 2653 | 0.473 | ug/L | | 90 |
| 92) trans-1,4-Dichloro-2-b... | 0.000 | | 0 | N.D. | d | | |
| 93) 4-Chlorotoluene | 11.069 | 91 | 11642 | 0.408 | ug/L | | 98 |
| 94) tert-Butylbenzene | 11.288 | 119 | 8699 | 0.354 | ug/L | | 95 |
| 97) 1,2,4-Trimethylbenzene | 11.380 | 105 | 9847 | 0.327 | ug/L | | 98 |
| 98) sec-Butylbenzene | 11.486 | 105 | 12034 | 0.324 | ug/L | | 100 |
| 99) p-Isopropyltoluene | 11.649 | 119 | 9216 | 0.308 | ug/L | | 98 |
| 100) 1,3-Dichlorobenzene | 11.719 | 146 | 7065 | 0.441 | ug/L | | 97 |
| 101) 1,4-Dichlorobenzene | 11.811 | 146 | 7656M3 | 0.471 | ug/L | | |
| 102) p-Diethylbenzene | 12.038 | 119 | 5469 | 0.316 | ug/L | | 99 |
| 103) n-Butylbenzene | 12.094 | 91 | 8256 | 0.299 | ug/L | | 92 |
| 104) 1,2-Dichlorobenzene | 12.250 | 146 | 6199 | 0.430 | ug/L | | 97 |
| 105) 1,2,4,5-Tetramethylben... | 12.844 | 119 | 7636 | 0.297 | ug/L | | 94 |
| 106) 1,2-Dibromo-3-chloropr... | 13.042 | 155 | 398 | 0.390 | ug/L | # | 70 |
| 107) 1,3,5-Trichlorobenzene | 13.077 | 180 | 4516 | 0.381 | ug/L | | 97 |
| 108) Hexachlorobutadiene | 13.643 | 225 | 1858 | 0.369 | ug/L | | 98 |
| 109) 1,2,4-Trichlorobenzene | 13.679 | 180 | 3424 | 0.344 | ug/L | | 99 |
| 110) Naphthalene | 13.976 | 128 | 6002 | 0.332 | ug/L | | 100 |
| 111) 1,2,3-Trichlorobenzene | 14.138 | 180 | 3492 | 0.408 | ug/L | | 93 |

(#) = qualifier out of range (m) = manual integration (+) = signals summed

Quantitation Report (QT Reviewed)

Data Path : K:\VOA105\2025\250816BICAL\
Data File : V05250816B05.D
Acq On : 16 Aug 2025 1:14 pm
Operator : VOA105:PID
Sample : I8260STD0.5PPB
Misc : WG2103935,ICAL (Sig #1); WG,ICAL22511 (Sig #2)
ALS Vial : 5 Sample Multiplier: 1

Quant Time: Aug 17 13:40:37 2025
Quant Method : K:\VOA105\2025\250816BICAL\V105_250816B_8260.m
Quant Title : VOLATILES BY GC/MS
QLast Update : Sun Aug 17 13:40:07 2025
Response via : Initial Calibration

SCALE(s) : 8260K:\VOA105\2025\250816BICAL\V05250816B09.D•

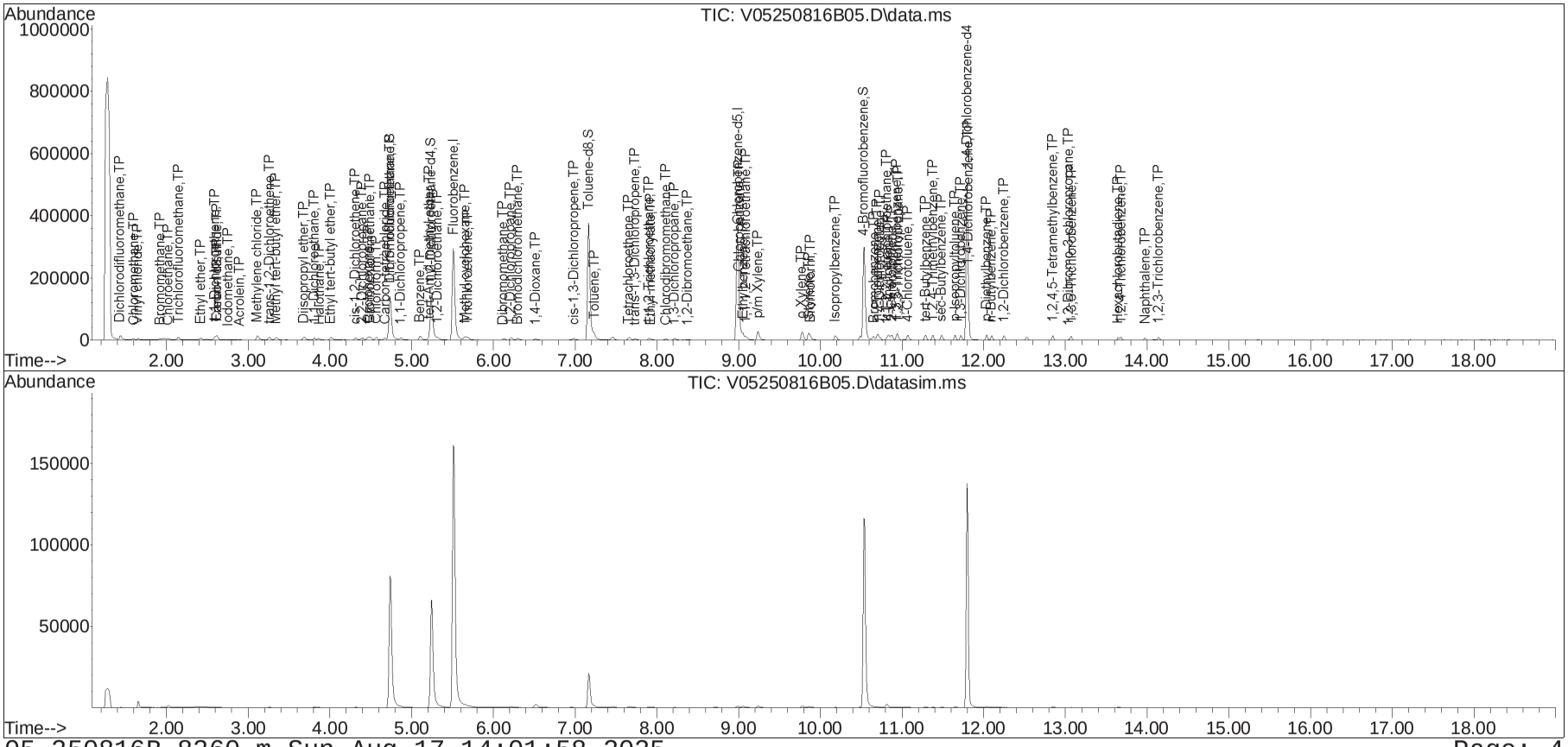

Manual Integration Report

Data Path : K:\VOA105\2025\250816BICAL\
Data File : V05250816B05.D
Date Inj'd : 8/16/2025 1:14 pm
Sample : I8260STD0.5PPB

Method : V105_250816B_8260.m
Operator : VOA105:PID
Instrument : VOA105
Quant Date : 8/17/2025 1:40 pm

Compound #3: Chloromethane

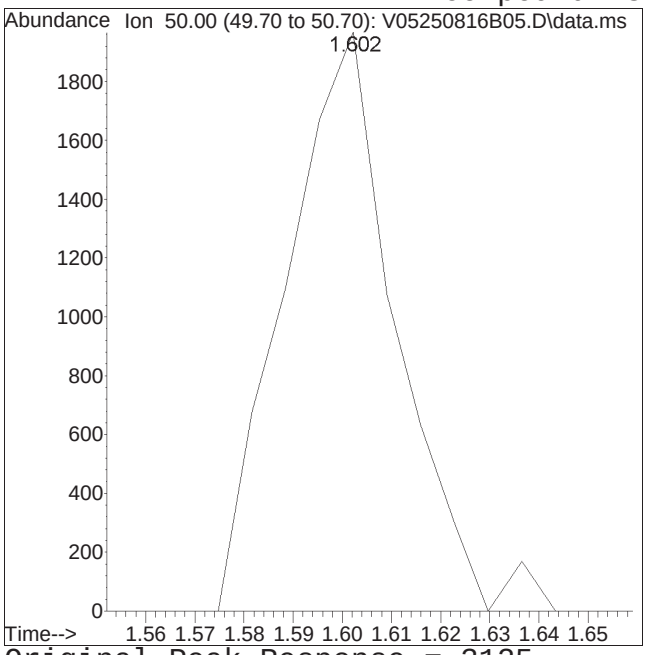


Original Peak Response = 3125

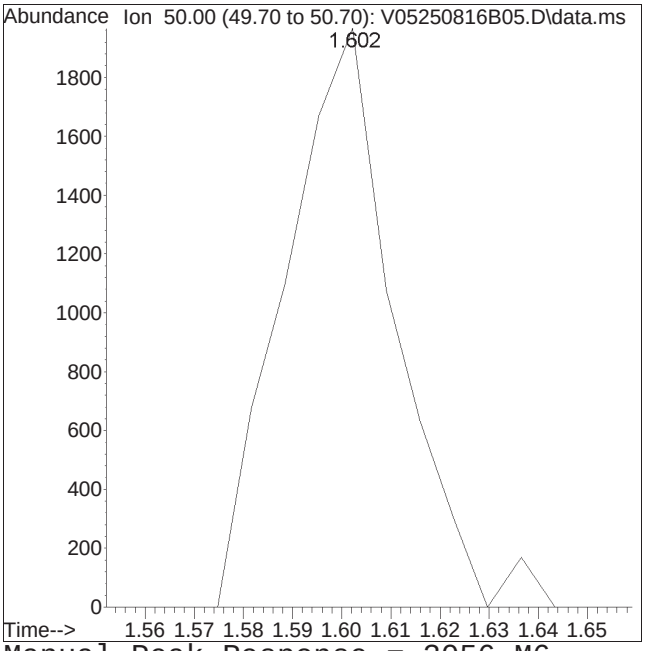


Manual Peak Response = 3056 M6

M6 = Misassignment of peak valley by automated integration (poor split of 2 peaks).

Manual Integration Report

Data Path : K:\VOA105\2025\250816BICAL\
Data File : V05250816B05.D
Date Inj'd : 8/16/2025 1:14 pm
Sample : I8260STD0.5PPB

Method : V105_250816B_8260.m
Operator : VOA105:PID
Instrument : VOA105
Quant Date : 8/17/2025 1:40 pm

Compound #13: Iodomethane

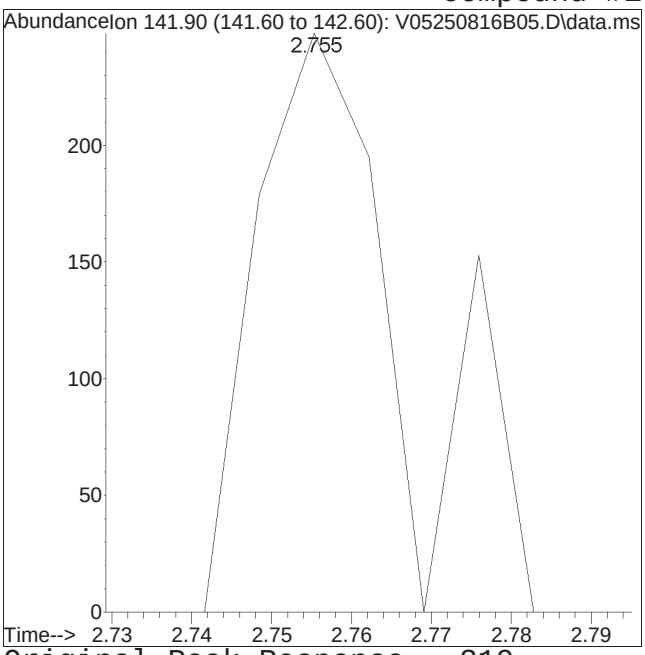


Original Peak Response = 319

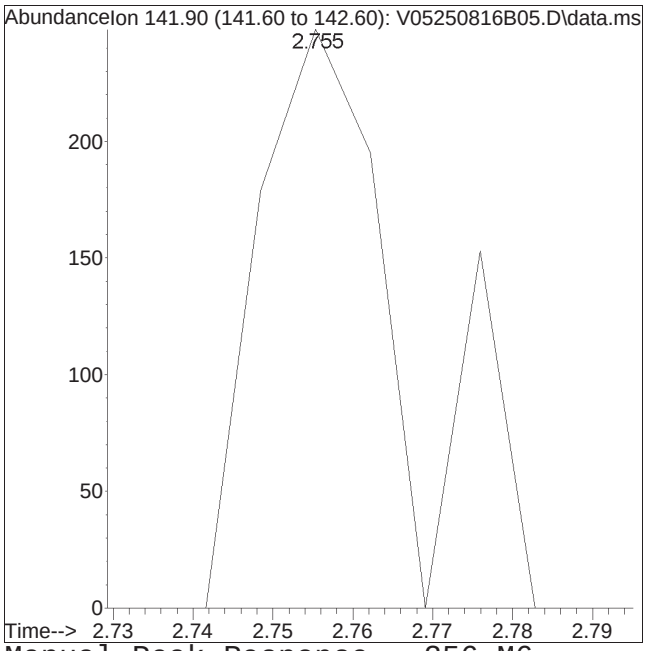


Manual Peak Response = 256 M6

M6 = Misassignment of peak valley by automated integration (poor split of 2 peaks).

Manual Integration Report

Data Path : K:\VOA105\2025\250816BICAL\
Data File : V05250816B05.D
Date Inj'd : 8/16/2025 1:14 pm
Sample : I8260STD0.5PPB

Method : V105_250816B_8260.m
Operator : VOA105:PID
Instrument : VOA105
Quant Date : 8/17/2025 1:40 pm

Compound #82: Isopropylbenzene

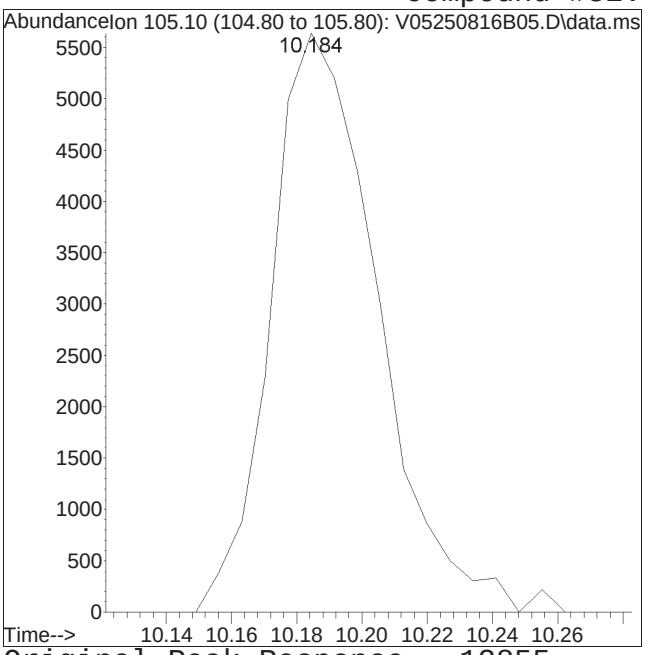


Original Peak Response = 12855

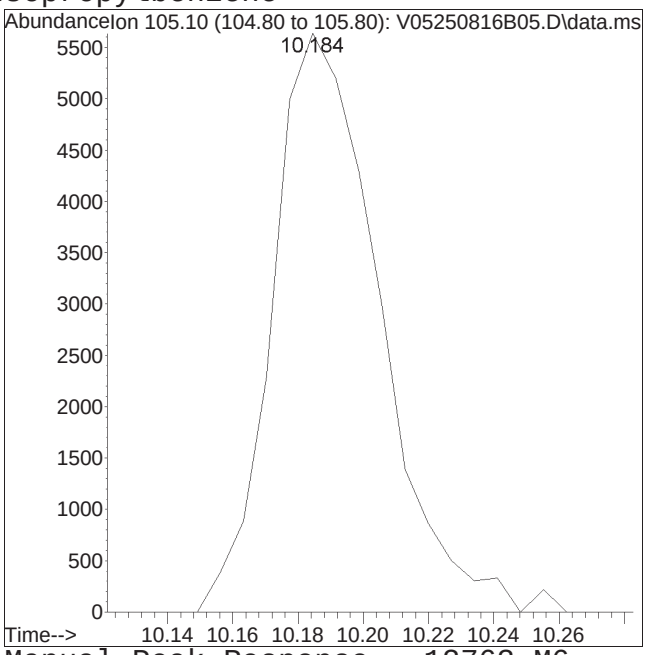


Manual Peak Response = 12763 M6

M6 = Misassignment of peak valley by automated integration (poor split of 2 peaks).

Manual Integration Report

Data Path : K:\VOA105\2025\250816BICAL\
Data File : V05250816B05.D
Date Inj'd : 8/16/2025 1:14 pm
Sample : I8260STD0.5PPB

Method : V105_250816B_8260.m
Operator : VOA105:PID
Instrument : VOA105
Quant Date : 8/17/2025 1:40 pm

Compound #89: 2-Chlorotoluene

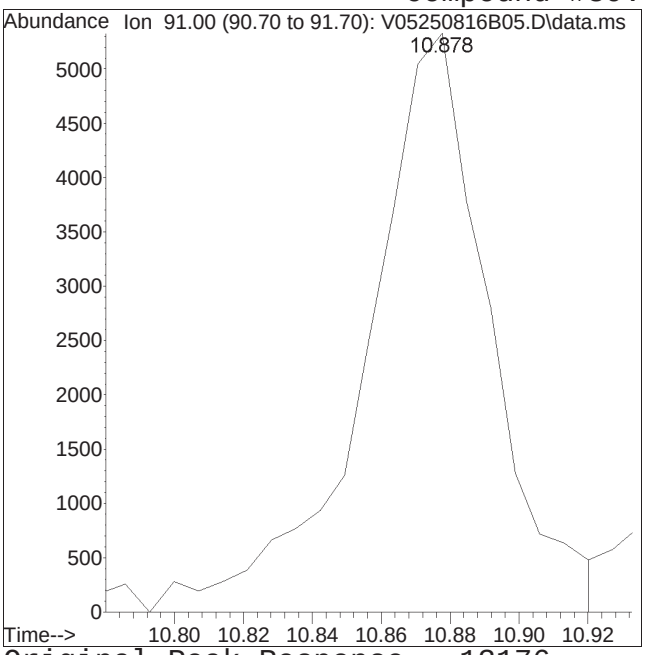


Original Peak Response = 13176

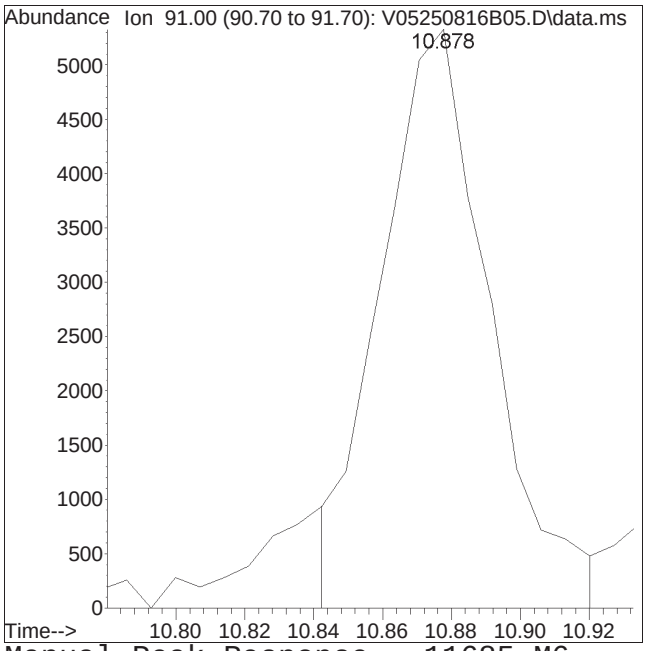


Manual Peak Response = 11685 M6

M6 = Misassignment of peak valley by automated integration (poor split of 2 peaks).

Manual Integration Report

Data Path : K:\VOA105\2025\250816BICAL
Data File : V05250816B05.D Operator : VOA105:PID
Date Inj'd : 8/16/2025 1:14 pm Instrument : VOA105
Sample : I8260STD0.5PPB Quant Date : 8/17/2025 1:40 pm

Compound #101: 1,4-Dichlorobenzene

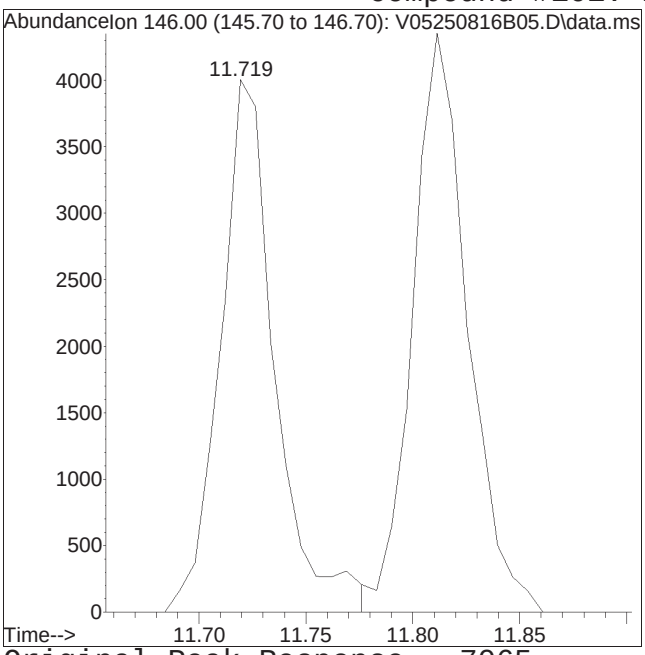


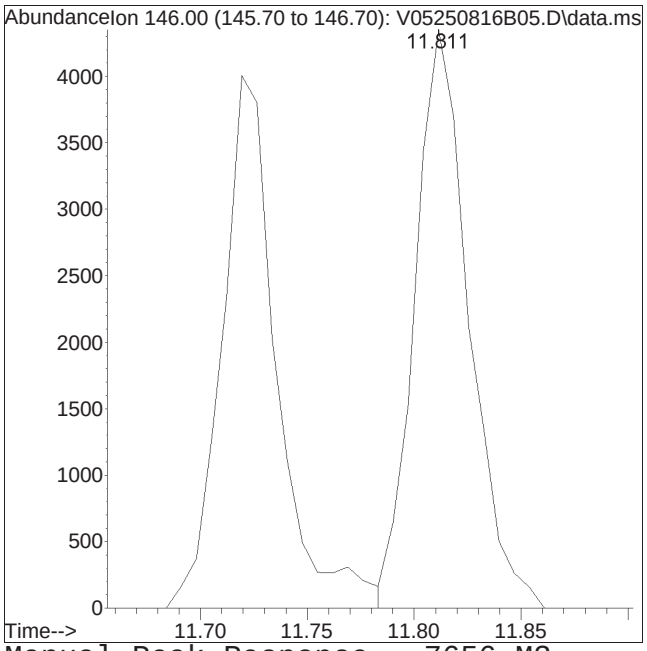


Original Peak Response = 7065 Manual Peak Response = 7656 M3

M3 = Misidentification of the peak (i.e. 1,4-dichlorobenzene identified as 1,3-dichlorobenzene), or misidentification from 2 partially resolved peaks not being split.

Quantitation Report (QT Reviewed)

Data Path : K:\VOA105\2025\250816BICAL\
Data File : V05250816B07.D
Acq On : 16 Aug 2025 2:05 pm
Operator : VOA105:PID
Sample : I8260STD2PPB
Misc : WG2103935,ICAL (Sig #1); WG,ICAL22511 (Sig #2)
ALS Vial : 7 Sample Multiplier: 1

Quant Time: Aug 17 13:40:44 2025
Quant Method : K:\VOA105\2025\250816BICAL\V105_250816B_8260.m
Quant Title : VOLATILES BY GC/MS
QLast Update : Sun Aug 17 13:40:07 2025
Response via : Initial Calibration

CCAL FILE(s) : 1 - K:\VOA105\2025\250816BICAL\V05250816B09.D
Sub List : 8260-Curve - Megamix plus Diox

| Compound | R.T. | QIon | Response | Conc | Units | Dev(Min) |
|---|---|---|---|---|---|---|
| Internal Standards | | | | | | |
| 1) Fluorobenzene | 5.513 | 96 | 307622 | 10.000 | ug/L | 0.00 |
| Standard Area 1 = 321270 | | | Recovery = | 95.75% | | |
| 59) Chlorobenzene-d5 | 8.985 | 117 | 225992 | 10.000 | ug/L | 0.00 |
| Standard Area 1 = 246189 | | | Recovery = | 91.80% | | |
| 79) 1,4-Dichlorobenzene-d4 | 11.797 | 152 | 135343 | 10.000 | ug/L | 0.00 |
| Standard Area 1 = 142285 | | | Recovery = | 95.12% | | |
| System Monitoring Compounds | | | | | | |
| 36) Dibromofluoromethane | 4.739 | 113 | 93003 | 10.621 | ug/L | 0.00 |
| Spiked Amount 10.000 | Range 70 - 130 | | Recovery = | 106.21% | | |
| 43) 1,2-Dichloroethane-d4 | 5.245 | 65 | 133373 | 10.642 | ug/L | 0.00 |
| Spiked Amount 10.000 | Range 70 - 130 | | Recovery = | 106.42% | | |
| 60) Toluene-d8 | 7.164 | 98 | 304584 | 10.158 | ug/L | 0.00 |
| Spiked Amount 10.000 | Range 70 - 130 | | Recovery = | 101.58% | | |
| 83) 4-Bromofluorobenzene | 10.538 | 95 | 123808 | 10.065 | ug/L | 0.00 |
| Spiked Amount 10.000 | Range 70 - 130 | | Recovery = | 100.65% | | |
| Target Compounds | | | | | | Qvalue |
| 2) Dichlorodifluoromethane | 1.431 | 85 | 19961 | 1.974 | ug/L | 98 |
| 3) Chloromethane | 1.595 | 50 | 13809 | 1.691 | ug/L | 98 |
| 4) Vinyl chloride | 1.657 | 62 | 17645 | 1.881 | ug/L | 99 |
| 5) Bromomethane | 1.925 | 94 | 5578 | 1.366 | ug/L | 98 |
| 6) Chloroethane | 2.021 | 64 | 11008 | 2.023 | ug/L | 97 |
| 7) Trichlorofluoromethane | 2.144 | 101 | 29213 | 1.947 | ug/L | 94 |
| 8) Ethyl ether | 2.419 | 74 | 7447 | 2.097 | ug/L | 92 |
| 10) 1,1-Dichloroethene | 2.591 | 96 | 12687 | 1.968 | ug/L | 98 |
| 11) Carbon disulfide | 2.618 | 76 | 41883 | 1.911 | ug/L | 99 |
| 12) Freon-113 | 2.625 | 101 | 13592 | 1.961 | ug/L | 96 |
| 13) Iodomethane | 2.755 | 142 | 1102 | 0.582 | ug/L # | 84 |
| 14) Acrolein | 2.899 | 56 | 2027 | 1.726 | ug/L # | 82 |
| 15) Methylene chloride | 3.119 | 84 | 17098 | 2.018 | ug/L | 97 |
| 17) Acetone | 3.201 | 43 | 3388 | 2.365 | ug/L # | 84 |
| 18) trans-1,2-Dichloroethene | 3.256 | 96 | 13994 | 1.896 | ug/L | 97 |
| 19) Methyl acetate | 3.291 | 43 | 5348M6 | 1.520 | ug/L | |
| 20) Methyl tert-butyl ether | 3.352 | 73 | 31734 | 1.698 | ug/L | 97 |
| 21) tert-Butyl alcohol | 3.462 | 59 | 2926 | 7.260 | ug/L # | 79 |
| 22) Diisopropyl ether | 3.682 | 45 | 42479 | 1.628 | ug/L | 94 |
| 23) 1,1-Dichloroethane | 3.812 | 63 | 33882 | 1.973 | ug/L | 97 |
| 24) Halothane | 3.860 | 117 | 9767 | 1.863 | ug/L | 96 |

Data Path : K:\VOA105\2025\250816BICAL\
Data File : V05250816B07.D
Acq On : 16 Aug 2025 2:05 pm
Operator : VOA105:PID
Sample : I8260STD2PPB
Misc : WG2103935,ICAL (Sig #1); WG,ICAL22511 (Sig #2)
ALS Vial : 7 Sample Multiplier: 1

Quant Time: Aug 17 13:40:44 2025
Quant Method : K:\VOA105\2025\250816BICAL\V105_250816B_8260.m
Quant Title : VOLATILES BY GC/MS
QLast Update : Sun Aug 17 13:40:07 2025
Response via : Initial Calibration

CCAL FILE(s) : 1 - K:\VOA105\2025\250816BICAL\V05250816B09.D
Sub List : 8260-Curve - Megamix plus Diox

| Compound | R.T. | QIon | Response | Conc | Units | | Dev(Min) |
|---|---|---|---|---|---|---|---|
| 25) Acrylonitrile | 3.902 | 53 | 3120M6 | 1.489 | ug/L | | |
| 26) Ethyl tert-butyl ether | 4.011 | 59 | 38010 | 1.649 | ug/L | # | 71 |
| 27) Vinyl acetate | 4.059 | 43 | 15041M1 | 1.192 | ug/L | | |
| 28) cis-1,2-Dichloroethene | 4.313 | 96 | 15199 | 1.865 | ug/L | | 99 |
| 29) 2,2-Dichloropropane | 4.396 | 77 | 25663 | 1.872 | ug/L | | 93 |
| 30) Bromochloromethane | 4.492 | 128 | 7179 | 2.140 | ug/L | | 99 |
| 31) Cyclohexane | 4.471 | 56 | 29199 | 1.761 | ug/L | | 97 |
| 32) Chloroform | 4.567 | 83 | 31596 | 2.004 | ug/L | | 99 |
| 33) Ethyl acetate | 4.705 | 43 | 6907 | 1.358 | ug/L | # | 91 |
| 34) Carbon tetrachloride | 4.677 | 117 | 25356 | 1.889 | ug/L | | 99 |
| 35) Tetrahydrofuran | 4.725 | 42 | 2780M6 | 1.653 | ug/L | | |
| 37) 1,1,1-Trichloroethane | 4.739 | 97 | 28623 | 1.943 | ug/L | | 96 |
| 39) 2-Butanone | 4.876 | 43 | 3087 | 1.435 | ug/L | | 93 |
| 40) 1,1-Dichloropropene | 4.863 | 75 | 19287 | 1.795 | ug/L | | 95 |
| 41) Benzene | 5.104 | 78 | 60867 | 1.952 | ug/L | | 96 |
| 42) tert-Amyl methyl ether | 5.217 | 73 | 25955 | 1.554 | ug/L | | 94 |
| 44) 1,2-Dichloroethane | 5.316 | 62 | 24531 | 1.967 | ug/L | | 99 |
| 47) Methyl cyclohexane | 5.654 | 83 | 21046 | 1.713 | ug/L | | 99 |
| 48) Trichloroethene | 5.683 | 95 | 16396 | 1.949 | ug/L | | 97 |
| 50) Dibromomethane | 6.120 | 93 | 8443 | 1.896 | ug/L | | 98 |
| 51) 1,2-Dichloropropane | 6.219 | 63 | 15966 | 1.818 | ug/L | | 98 |
| 53) 2-Chloroethyl vinyl ether | 6.932 | 63 | 4635 | 1.460 | ug/L | # | 92 |
| 54) Bromodichloromethane | 6.304 | 83 | 23089 | 1.950 | ug/L | | 95 |
| 57) 1,4-Dioxane | 6.508 | 88 | 12614 | 351.892 | ug/L | | 99 |
| 58) cis-1,3-Dichloropropene | 6.974 | 75 | 18867 | 1.633 | ug/L | | 97 |
| 61) Toluene | 7.228 | 92 | 35280 | 1.883 | ug/L | | 99 |
| 62) 4-Methyl-2-pentanone | 7.672 | 58 | 2429 | 1.308 | ug/L | # | 79 |
| 63) Tetrachloroethene | 7.665 | 166 | 15398 | 1.887 | ug/L | | 99 |
| 65) trans-1,3-Dichloropropene | 7.722 | 75 | 16803 | 1.775 | ug/L | | 94 |
| 67) Ethyl methacrylate | 7.919 | 69 | 9202M6 | 1.532 | ug/L | | |
| 68) 1,1,2-Trichloroethane | 7.898 | 83 | 7933 | 1.777 | ug/L | | 96 |
| 69) Chlorodibromomethane | 8.110 | 129 | 12572 | 1.795 | ug/L | | 98 |
| 70) 1,3-Dichloropropane | 8.216 | 76 | 18328 | 1.858 | ug/L | | 98 |
| 71) 1,2-Dibromoethane | 8.378 | 107 | 8960 | 1.764 | ug/L | | 99 |
| 72) 2-Hexanone | 8.688 | 43 | 3827 | 1.335 | ug/L | # | 92 |
| 73) Chlorobenzene | 9.006 | 112 | 36757 | 1.866 | ug/L | | 94 |
| 74) Ethylbenzene | 9.048 | 91 | 66284 | 1.791 | ug/L | | 97 |
| 75) 1,1,1,2-Tetrachloroethane | 9.091 | 131 | 13038 | 1.777 | ug/L | | 93 |
| 76) p/m Xylene | 9.232 | 106 | 48894 | 3.749 | ug/L | | 96 |
| 77) o Xylene | 9.775 | 106 | 44673 | 3.622 | ug/L | | 96 |

Quantitation Report (QT Reviewed)

Data Path : K:\VOA105\2025\250816BICAL\
Data File : V05250816B07.D
Acq On : 16 Aug 2025 2:05 pm
Operator : VOA105:PID
Sample : I8260STD2PPB
Misc : WG2103935,ICAL (Sig #1); WG,ICAL22511 (Sig #2)
ALS Vial : 7 Sample Multiplier: 1

Quant Time: Aug 17 13:40:44 2025
Quant Method : K:\VOA105\2025\250816BICAL\V105_250816B_8260.m
Quant Title : VOLATILES BY GC/MS
QLast Update : Sun Aug 17 13:40:07 2025
Response via : Initial Calibration

CCAL FILE(s) : 1 - K:\VOA105\2025\250816BICAL\V05250816B09.D
Sub List : 8260-Curve - Megamix plus Diox

| Compound | R.T. | QIon | Response | Conc | Units | | Dev(Min) |
|---|---|---|---|---|---|---|---|
| 78) Styrene | 9.853 | 104 | 72116 | 3.546 | ug/L | | 99 |
| 80) Bromoform | 9.881 | 173 | 7444 | 1.639 | ug/L | | 99 |
| 82) Isopropylbenzene | 10.184 | 105 | 63597 | 1.713 | ug/L | | 98 |
| 84) Bromobenzene | 10.651 | 156 | 15925 | 1.856 | ug/L | | 98 |
| 85) n-Propylbenzene | 10.701 | 91 | 76569 | 1.751 | ug/L | | 100 |
| 86) 1,4-Dichlorobutane | 10.729 | 55 | 22727 | 1.897 | ug/L | | 97 |
| 87) 1,1,2,2-Tetrachloroethane | 10.814 | 83 | 10734 | 1.800 | ug/L | | 95 |
| 88) 4-Ethyltoluene | 10.835 | 105 | 62740 | 1.778 | ug/L | | 100 |
| 89) 2-Chlorotoluene | 10.871 | 91 | 51602M6 | 1.895 | ug/L | | |
| 90) 1,3,5-Trimethylbenzene | 10.941 | 105 | 57204 | 1.836 | ug/L | | 99 |
| 91) 1,2,3-Trichloropropane | 10.948 | 75 | 10113 | 1.815 | ug/L | | 98 |
| 92) trans-1,4-Dichloro-2-b... | 11.019 | 53 | 3752M6 | 1.697 | ug/L | | |
| 93) 4-Chlorotoluene | 11.069 | 91 | 54236 | 1.912 | ug/L | | 97 |
| 94) tert-Butylbenzene | 11.288 | 119 | 42628 | 1.744 | ug/L | | 98 |
| 97) 1,2,4-Trimethylbenzene | 11.373 | 105 | 53136 | 1.773 | ug/L | | 99 |
| 98) sec-Butylbenzene | 11.486 | 105 | 64824 | 1.758 | ug/L | | 99 |
| 99) p-Isopropyltoluene | 11.649 | 119 | 51193 | 1.721 | ug/L | | 100 |
| 100) 1,3-Dichlorobenzene | 11.719 | 146 | 29681 | 1.864 | ug/L | | 99 |
| 101) 1,4-Dichlorobenzene | 11.811 | 146 | 30533 | 1.888 | ug/L | | 96 |
| 102) p-Diethylbenzene | 12.038 | 119 | 28395 | 1.650 | ug/L | | 99 |
| 103) n-Butylbenzene | 12.094 | 91 | 48570 | 1.768 | ug/L | | 97 |
| 104) 1,2-Dichlorobenzene | 12.243 | 146 | 26648 | 1.860 | ug/L | | 98 |
| 105) 1,2,4,5-Tetramethylben... | 12.844 | 119 | 37089 | 1.452 | ug/L | | 99 |
| 106) 1,2-Dibromo-3-chloropr... | 13.042 | 155 | 1830 | 1.806 | ug/L | # | 75 |
| 107) 1,3,5-Trichlorobenzene | 13.070 | 180 | 21124 | 1.795 | ug/L | | 96 |
| 108) Hexachlorobutadiene | 13.650 | 225 | 9076 | 1.812 | ug/L | | 98 |
| 109) 1,2,4-Trichlorobenzene | 13.679 | 180 | 16864 | 1.706 | ug/L | | 98 |
| 110) Naphthalene | 13.969 | 128 | 26220 | 1.459 | ug/L | | 100 |
| 111) 1,2,3-Trichlorobenzene | 14.138 | 180 | 13612 | 1.600 | ug/L | | 91 |

(#) = qualifier out of range (m) = manual integration (+) = signals summed

Quantitation Report (QT Reviewed)

Data Path : K:\VOA105\2025\250816BICAL\
Data File : V05250816B07.D
Acq On : 16 Aug 2025 2:05 pm
Operator : VOA105:PID
Sample : I8260STD2PPB
Misc : WG2103935,ICAL (Sig #1); WG,ICAL22511 (Sig #2)
ALS Vial : 7 Sample Multiplier: 1

Quant Time: Aug 17 13:40:44 2025
Quant Method : K:\VOA105\2025\250816BICAL\V105_250816B_8260.m
Quant Title : VOLATILES BY GC/MS
QLast Update : Sun Aug 17 13:40:07 2025
Response via : Initial Calibration

SCALE(s) : 8260K:\VOA105\2025\250816BICAL\V05250816B09.D•

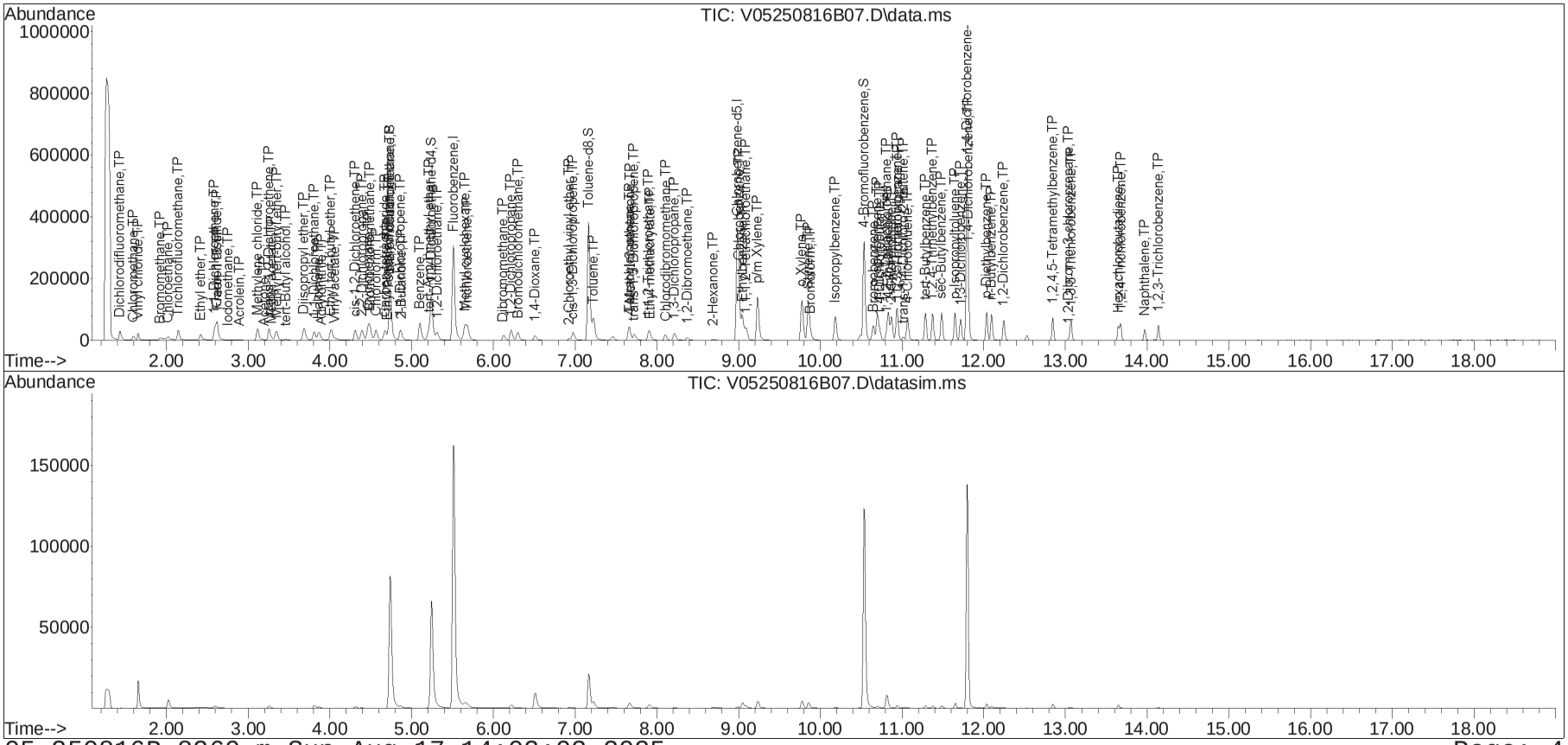

# Manual Integration Report

Data Path : K:\VOA105\2025\250816BICAL
Data File : V05250816B07.D Operator : VOA105:PID
Date Inj'd : 8/16/2025 2:05 pm Instrument : VOA105
Sample : I8260STD2PPB Quant Date : 8/17/2025 1:40 pm

Compound #19: Methyl acetate

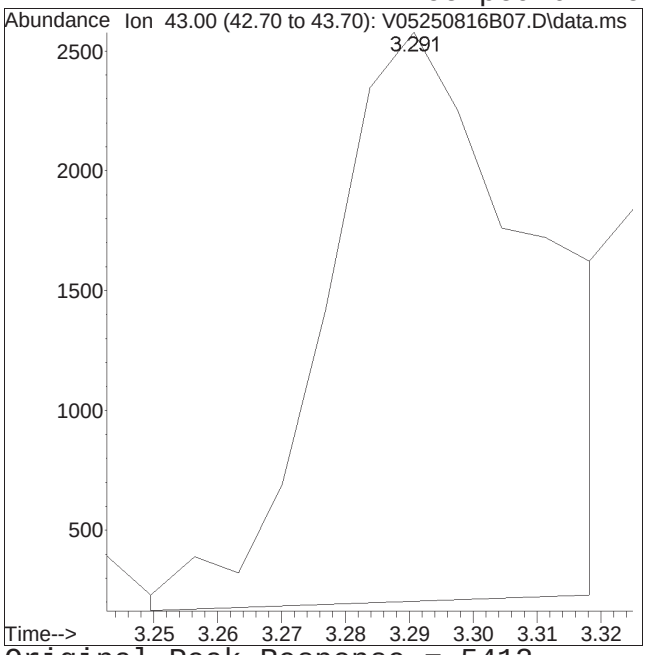


Original Peak Response = 5412

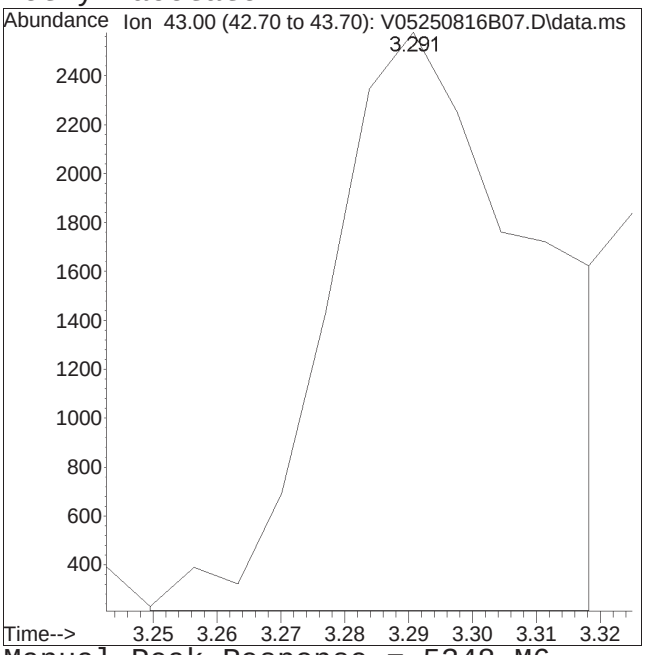


Manual Peak Response = 5348 M6

M6 = Misassignment of peak valley by automated integration (poor split of 2 peaks).

Manual Integration Report

Data Path : K:\VOA105\2025\250816BICAL\
Data File : V05250816B07.D
Date Inj'd : 8/16/2025 2:05 pm
Sample : I8260STD2PPB

Method : V105_250816B_8260.m
Operator : VOA105:PID
Instrument : VOA105
Quant Date : 8/17/2025 1:40 pm

Compound #25: Acrylonitrile

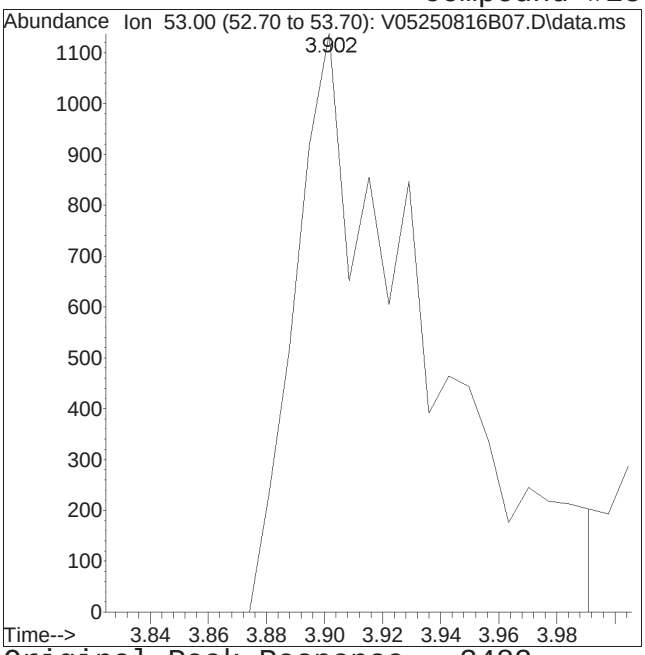


Original Peak Response = 3482

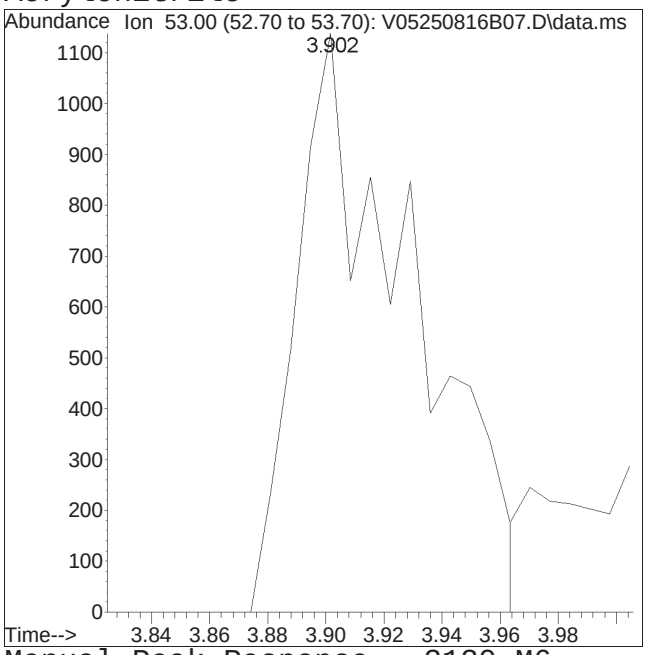


Manual Peak Response = 3120 M6

M6 = Misassignment of peak valley by automated integration (poor split of 2 peaks).

# Manual Integration Report

Data Path : K:\VOA105\2025\250816BICAL
Data File : V05250816B07.D
Date Inj'd : 8/16/2025 2:05 pm
Sample : I8260STD2PPB

Operator : VOA105:PID
Instrument : VOA105
Quant Date : 8/17/2025 1:40 pm

## Compound #27: Vinyl acetate

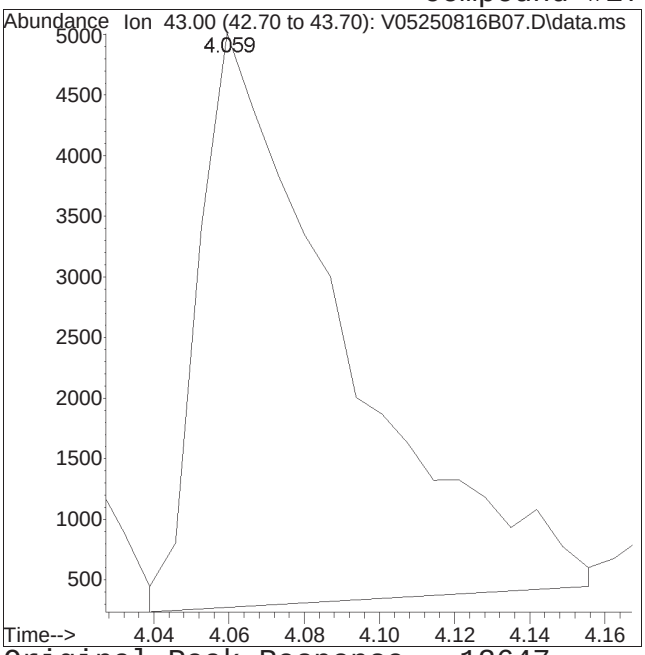


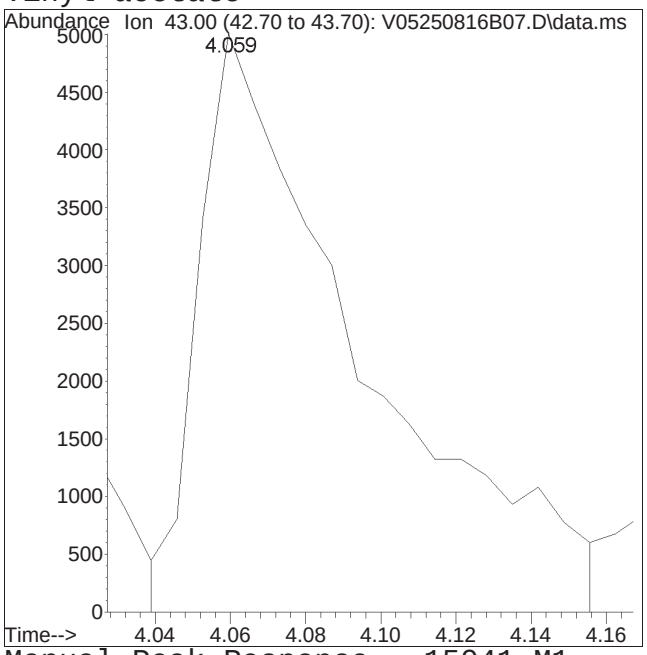


Original Peak Response = 12647 Manual Peak Response = 15041 M1

M1 = Split or tailing peak, auto integration stopped early resulting in false low area count.

Manual Integration Report

Data Path : K:\VOA105\2025\250816BICAL : V105_250816B_8260.m
Data File : V05250816B07.D Operator : VOA105:PID
Date Inj'd : 8/16/2025 2:05 pm Instrument : VOA105
Sample : I8260STD2PPB Quant Date : 8/17/2025 1:40 pm

Compound #35: Tetrahydrofuran

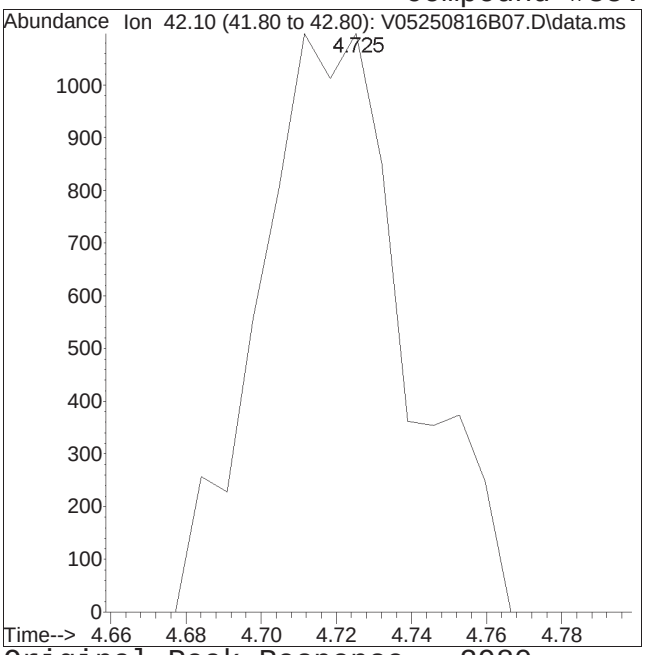


Original Peak Response = 2980

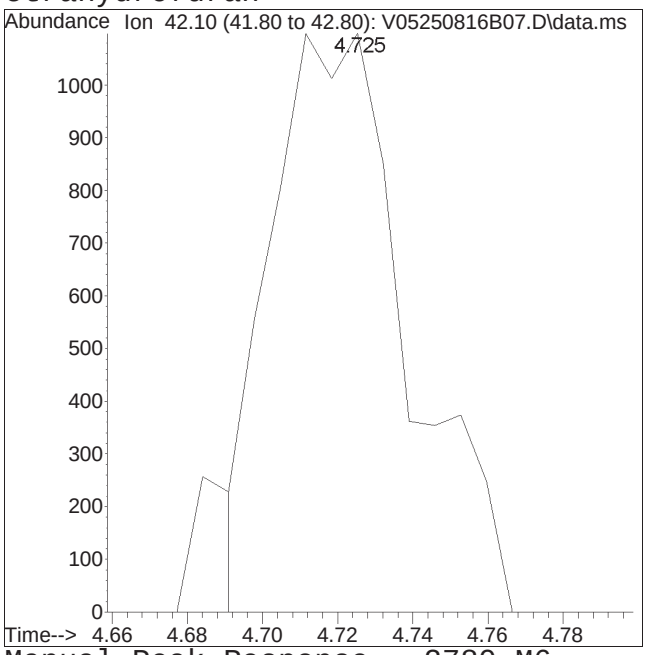


Manual Peak Response = 2780 M6

M6 = Misassignment of peak valley by automated integration (poor split of 2 peaks).

Manual Integration Report

Data Path : K:\VOA105\2025\250816BICAL\
Data File : V05250816B07.D
Date Inj'd : 8/16/2025 2:05 pm
Sample : I8260STD2PPB

Method : V105_250816B_8260.m
Operator : VOA105:PID
Instrument : VOA105
Quant Date : 8/17/2025 1:40 pm

Compound #67: Ethyl methacrylate

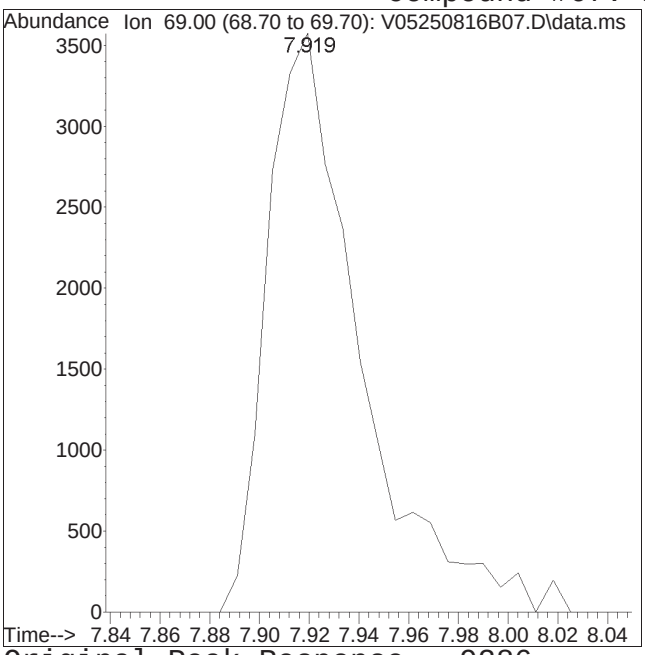


Original Peak Response = 9286

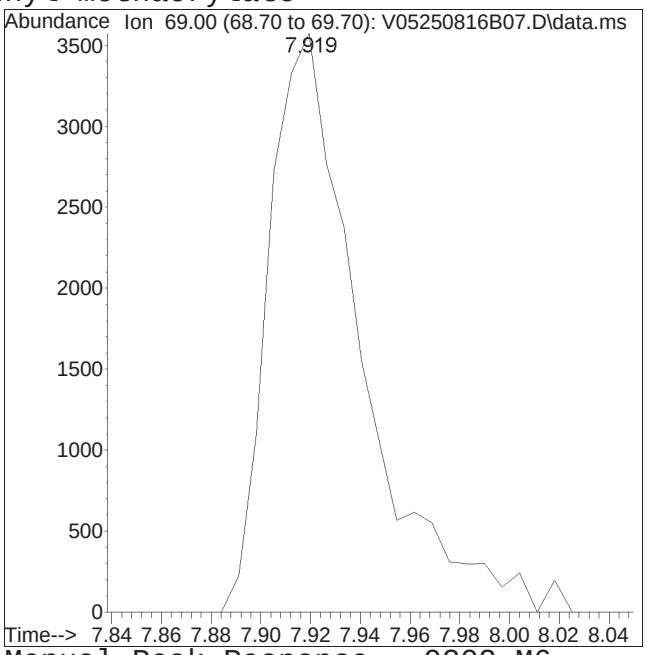


Manual Peak Response = 9202 M6

M6 = Misassignment of peak valley by automated integration (poor split of 2 peaks).

Manual Integration Report

Data Path : K:\VOA105\2025\250816BICAL\
Data File : V05250816B07.D
Date Inj'd : 8/16/2025 2:05 pm
Sample : I8260STD2PPB

Method : V105_250816B_8260.m
Operator : VOA105:PID
Instrument : VOA105
Quant Date : 8/17/2025 1:40 pm

Compound #89: 2-Chlorotoluene

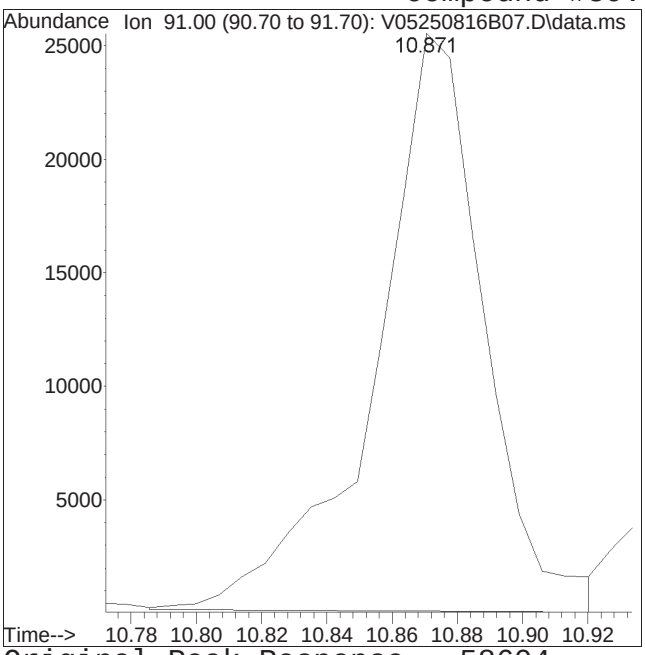


Original Peak Response = 58604

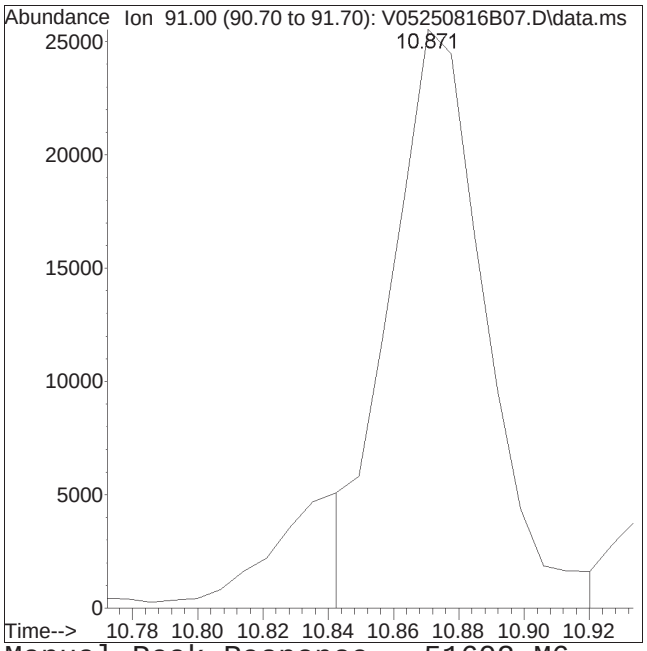


Manual Peak Response = 51602 M6

M6 = Misassignment of peak valley by automated integration (poor split of 2 peaks).

Manual Integration Report

Data Path : K:\VOA105\2025\250816BICAL\
Data File : V05250816B07.D
Date Inj'd : 8/16/2025 2:05 pm
Sample : I8260STD2PPB

Method : V105_250816B_8260.m
Operator : VOA105:PID
Instrument : VOA105
Quant Date : 8/17/2025 1:40 pm

Compound #92: trans-1,4-Dichloro-2-butene

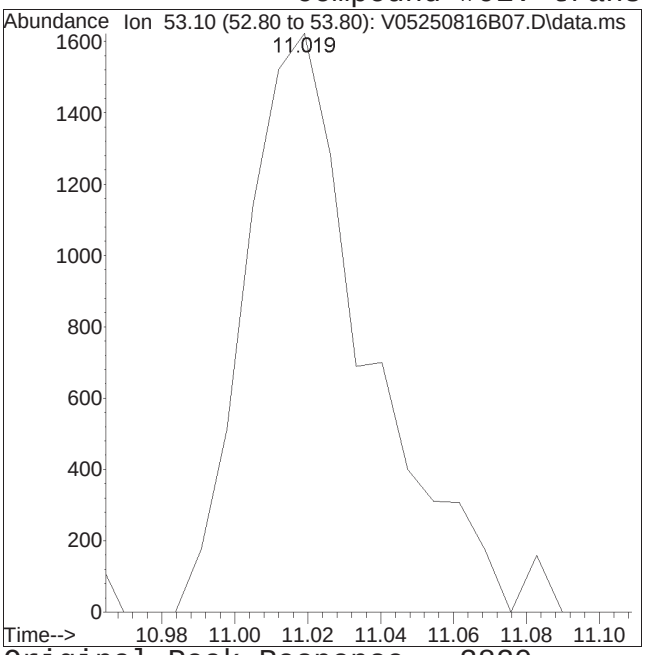


Original Peak Response = 3820

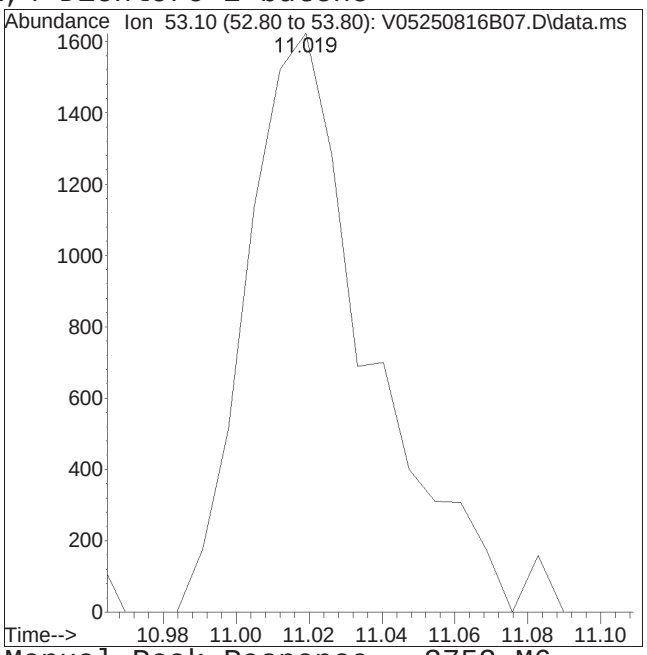


Manual Peak Response = 3752 M6

M6 = Misassignment of peak valley by automated integration (poor split of 2 peaks).

Quantitation Report (QT Reviewed)

Data Path : K:\VOA105\2025\250816BICAL\
Data File : V05250816B09.D
Acq On : 16 Aug 2025 2:56 pm
Operator : VOA105:PID
Sample : I8260STD10PPB
Misc : WG2103935,ICAL (Sig #1); WG,ICAL22511 (Sig #2)
ALS Vial : 9 Sample Multiplier: 1

Quant Time: Aug 17 13:40:50 2025
Quant Method : K:\VOA105\2025\250816BICAL\V105_250816B_8260.m
Quant Title : VOLATILES BY GC/MS
QLast Update : Sun Aug 17 13:40:07 2025
Response via : Initial Calibration

CCAL FILE(s) : 1 - K:\VOA105\2025\250816BICAL\V05250816B09.D
Sub List : 8260-Curve - Megamix plus Diox

| Compound | R.T. | QIon | Response | Conc | Units | Dev(Min) |
|---|---|---|---|---|---|---|
| Internal Standards | | | | | | |
| 1) Fluorobenzene | 5.513 | 96 | 321270 | 10.000 | ug/L | 0.00 |
| Standard Area 1 = 321270 | | | Recovery = 100.00% | | | |
| 59) Chlorobenzene-d5 | 8.985 | 117 | 246189 | 10.000 | ug/L | 0.00 |
| Standard Area 1 = 246189 | | | Recovery = 100.00% | | | |
| 79) 1,4-Dichlorobenzene-d4 | 11.797 | 152 | 142285 | 10.000 | ug/L | 0.00 |
| Standard Area 1 = 142285 | | | Recovery = 100.00% | | | |
| System Monitoring Compounds | | | | | | |
| 36) Dibromofluoromethane | 4.739 | 113 | 92633 | 10.129 | ug/L | 0.00 |
| Spiked Amount 10.000 | Range 70 - 130 | | Recovery = 101.29% | | | |
| 43) 1,2-Dichloroethane-d4 | 5.245 | 65 | 140334 | 10.722 | ug/L | 0.00 |
| Spiked Amount 10.000 | Range 70 - 130 | | Recovery = 107.22% | | | |
| 60) Toluene-d8 | 7.164 | 98 | 328467 | 10.056 | ug/L | 0.00 |
| Spiked Amount 10.000 | Range 70 - 130 | | Recovery = 100.56% | | | |
| 83) 4-Bromofluorobenzene | 10.531 | 95 | 133134 | 10.295 | ug/L | 0.00 |
| Spiked Amount 10.000 | Range 70 - 130 | | Recovery = 102.95% | | | |
| Target Compounds | | | | | | Qvalue |
| 2) Dichlorodifluoromethane | 1.431 | 85 | 117025 | 11.079 | ug/L | 100 |
| 3) Chloromethane | 1.595 | 50 | 83867 | 9.834 | ug/L | 100 |
| 4) Vinyl chloride | 1.657 | 62 | 105383 | 10.758 | ug/L | 100 |
| 5) Bromomethane | 1.925 | 94 | 38961 | 9.133 | ug/L | 100 |
| 6) Chloroethane | 2.021 | 64 | 59776 | 10.518 | ug/L | 100 |
| 7) Trichlorofluoromethane | 2.144 | 101 | 175747 | 11.213 | ug/L | 100 |
| 8) Ethyl ether | 2.419 | 74 | 38490 | 10.377 | ug/L | 100 |
| 10) 1,1-Dichloroethene | 2.591 | 96 | 73912 | 10.976 | ug/L | 100 |
| 11) Carbon disulfide | 2.618 | 76 | 242670 | 10.601 | ug/L | 100 |
| 12) Freon-113 | 2.625 | 101 | 80944 | 11.180 | ug/L | 100 |
| 13) Iodomethane | 2.748 | 142 | 5419 | 2.740 | ug/L | 100 |
| 14) Acrolein | 2.900 | 56 | 12930 | 10.544 | ug/L | 100 |
| 15) Methylene chloride | 3.112 | 84 | 83462 | 9.430 | ug/L | 100 |
| 17) Acetone | 3.174 | 43 | 14729 | 9.846 | ug/L | 100 |
| 18) trans-1,2-Dichloroethene | 3.250 | 96 | 81359 | 10.556 | ug/L | 100 |
| 19) Methyl acetate | 3.277 | 43 | 38079 | 10.365 | ug/L | 100 |
| 20) Methyl tert-butyl ether | 3.346 | 73 | 206370 | 10.573 | ug/L | 100 |
| 21) tert-Butyl alcohol | 3.462 | 59 | 20503 | 48.714 | ug/L | 100 |
| 22) Diisopropyl ether | 3.682 | 45 | 294444 | 10.804 | ug/L | 100 |
| 23) 1,1-Dichloroethane | 3.806 | 63 | 196581 | 10.961 | ug/L | 100 |
| 24) Halothane | 3.867 | 117 | 59935 | 10.945 | ug/L | 100 |

Data Path : K:\VOA105\2025\250816BICAL\
Data File : V05250816B09.D
Acq On : 16 Aug 2025 2:56 pm
Operator : VOA105:PID
Sample : I8260STD10PPB
Misc : WG2103935,ICAL (Sig #1); WG,ICAL22511 (Sig #2)
ALS Vial : 9 Sample Multiplier: 1

Quant Time: Aug 17 13:40:50 2025
Quant Method : K:\VOA105\2025\250816BICAL\V105_250816B_8260.m
Quant Title : VOLATILES BY GC/MS
QLast Update : Sun Aug 17 13:40:07 2025
Response via : Initial Calibration

CCAL FILE(s) : 1 - K:\VOA105\2025\250816BICAL\V05250816B09.D
Sub List : 8260-Curve - Megamix plus Diox

| Compound | R.T. | QIon | Response | Conc | Units | Dev(Min) |
|---|---|---|---|---|---|---|
| 25) Acrylonitrile | 3.874 | 53 | 22780 | 10.409 | ug/L | 100 |
| 26) Ethyl tert-butyl ether | 4.011 | 59 | 253789 | 10.545 | ug/L | 100 |
| 27) Vinyl acetate | 4.046 | 43 | 124916M6 | 9.482 | ug/L | |
| 28) cis-1,2-Dichloroethene | 4.307 | 96 | 90797 | 10.665 | ug/L | 100 |
| 29) 2,2-Dichloropropane | 4.396 | 77 | 158273 | 11.055 | ug/L | 100 |
| 30) Bromochloromethane | 4.492 | 128 | 38847 | 11.090 | ug/L | 100 |
| 31) Cyclohexane | 4.471 | 56 | 199105 | 11.496 | ug/L | 100 |
| 32) Chloroform | 4.567 | 83 | 178317 | 10.832 | ug/L | 100 |
| 33) Ethyl acetate | 4.684 | 43 | 53694 | 10.108 | ug/L | 100 |
| 34) Carbon tetrachloride | 4.677 | 117 | 157765 | 11.254 | ug/L | 100 |
| 35) Tetrahydrofuran | 4.712 | 42 | 18632M6 | 10.610 | ug/L | |
| 37) 1,1,1-Trichloroethane | 4.739 | 97 | 174392 | 11.334 | ug/L | 100 |
| 39) 2-Butanone | 4.863 | 43 | 22163 | 9.863 | ug/L | 100 |
| 40) 1,1-Dichloropropene | 4.863 | 75 | 122767 | 10.940 | ug/L | 100 |
| 41) Benzene | 5.097 | 78 | 353323 | 10.851 | ug/L | 100 |
| 42) tert-Amyl methyl ether | 5.210 | 73 | 175770 | 10.075 | ug/L | 100 |
| 44) 1,2-Dichloroethane | 5.309 | 62 | 141603 | 10.870 | ug/L | 100 |
| 47) Methyl cyclohexane | 5.655 | 83 | 141978 | 11.067 | ug/L | 100 |
| 48) Trichloroethene | 5.683 | 95 | 94154 | 10.714 | ug/L | 100 |
| 50) Dibromomethane | 6.127 | 93 | 49057 | 10.551 | ug/L | 100 |
| 51) 1,2-Dichloropropane | 6.212 | 63 | 97339 | 10.614 | ug/L | 100 |
| 53) 2-Chloroethyl vinyl ether | 6.917 | 63 | 31160 | 9.396 | ug/L | 100 |
| 54) Bromodichloromethane | 6.297 | 83 | 129016 | 10.434 | ug/L | 100 |
| 57) 1,4-Dioxane | 6.508 | 88 | 18105 | 483.618 | ug/L | 100 |
| 58) cis-1,3-Dichloropropene | 6.974 | 75 | 130410 | 10.808 | ug/L | 100 |
| 61) Toluene | 7.221 | 92 | 211929 | 10.383 | ug/L | 100 |
| 62) 4-Methyl-2-pentanone | 7.665 | 58 | 19371 | 9.575 | ug/L | 100 |
| 63) Tetrachloroethene | 7.658 | 166 | 96204 | 10.822 | ug/L | 100 |
| 65) trans-1,3-Dichloropropene | 7.722 | 75 | 112792 | 10.935 | ug/L | 100 |
| 67) Ethyl methacrylate | 7.905 | 69 | 65140 | 9.955 | ug/L | 100 |
| 68) 1,1,2-Trichloroethane | 7.898 | 83 | 49720 | 10.222 | ug/L | 100 |
| 69) Chlorodibromomethane | 8.103 | 129 | 78372 | 10.274 | ug/L | 100 |
| 70) 1,3-Dichloropropane | 8.216 | 76 | 112068 | 10.429 | ug/L | 100 |
| 71) 1,2-Dibromoethane | 8.371 | 107 | 57541 | 10.400 | ug/L | 100 |
| 72) 2-Hexanone | 8.674 | 43 | 29265 | 9.371 | ug/L | 100 |
| 73) Chlorobenzene | 9.006 | 112 | 226799 | 10.570 | ug/L | 100 |
| 74) Ethylbenzene | 9.048 | 91 | 435417 | 10.800 | ug/L | 100 |
| 75) 1,1,1,2-Tetrachloroethane | 9.091 | 131 | 83732 | 10.474 | ug/L | 100 |
| 76) p/m Xylene | 9.232 | 106 | 311677 | 21.936 | ug/L | 100 |
| 77) o Xylene | 9.775 | 106 | 289102 | 21.515 | ug/L | 100 |

Quantitation Report (QT Reviewed)

Data Path : K:\VOA105\2025\250816BICAL\
Data File : V05250816B09.D
Acq On : 16 Aug 2025 2:56 pm
Operator : VOA105:PID
Sample : I8260STD10PPB
Misc : WG2103935,ICAL (Sig #1); WG,ICAL22511 (Sig #2)
ALS Vial : 9 Sample Multiplier: 1

Quant Time: Aug 17 13:40:50 2025
Quant Method : K:\VOA105\2025\250816BICAL\V105_250816B_8260.m
Quant Title : VOLATILES BY GC/MS
QLast Update : Sun Aug 17 13:40:07 2025
Response via : Initial Calibration

CCAL FILE(s) : 1 - K:\VOA105\2025\250816BICAL\V05250816B09.D
Sub List : 8260-Curve - Megamix plus Diox

| Compound | R.T. | QIon | Response | Conc | Units | Dev(Min) |
|---|---|---|---|---|---|---|
| 78) Styrene | 9.846 | 104 | 482267 | 21.765 | ug/L | 100 |
| 80) Bromoform | 9.874 | 173 | 48914 | 10.241 | ug/L | 100 |
| 82) Isopropylbenzene | 10.185 | 105 | 423512 | 10.852 | ug/L | 100 |
| 84) Bromobenzene | 10.644 | 156 | 93258 | 10.341 | ug/L | 100 |
| 85) n-Propylbenzene | 10.694 | 91 | 505212 | 10.990 | ug/L | 100 |
| 86) 1,4-Dichlorobutane | 10.722 | 55 | 135839 | 10.787 | ug/L | 100 |
| 87) 1,1,2,2-Tetrachloroethane | 10.807 | 83 | 65607 | 10.467 | ug/L | 100 |
| 88) 4-Ethyltoluene | 10.828 | 105 | 408577 | 11.015 | ug/L | 100 |
| 89) 2-Chlorotoluene | 10.871 | 91 | 318167M6 | 11.112 | ug/L | |
| 90) 1,3,5-Trimethylbenzene | 10.934 | 105 | 361859 | 11.050 | ug/L | 100 |
| 91) 1,2,3-Trichloropropane | 10.948 | 75 | 60072M4 | 10.255 | ug/L | |
| 92) trans-1,4-Dichloro-2-b... | 11.012 | 53 | 22469 | 9.665 | ug/L | 100 |
| 93) 4-Chlorotoluene | 11.069 | 91 | 317166 | 10.638 | ug/L | 100 |
| 94) tert-Butylbenzene | 11.288 | 119 | 278379 | 10.831 | ug/L | 100 |
| 97) 1,2,4-Trimethylbenzene | 11.373 | 105 | 355048 | 11.270 | ug/L | 100 |
| 98) sec-Butylbenzene | 11.486 | 105 | 430074 | 11.092 | ug/L | 100 |
| 99) p-Isopropyltoluene | 11.649 | 119 | 349577 | 11.181 | ug/L | 100 |
| 100) 1,3-Dichlorobenzene | 11.712 | 146 | 178321 | 10.652 | ug/L | 100 |
| 101) 1,4-Dichlorobenzene | 11.811 | 146 | 175326 | 10.312 | ug/L | 100 |
| 102) p-Diethylbenzene | 12.038 | 119 | 200216 | 11.066 | ug/L | 100 |
| 103) n-Butylbenzene | 12.094 | 91 | 324294 | 11.229 | ug/L | 100 |
| 104) 1,2-Dichlorobenzene | 12.243 | 146 | 159788 | 10.611 | ug/L | 100 |
| 105) 1,2,4,5-Tetramethylben... | 12.844 | 119 | 285014 | 10.612 | ug/L | 100 |
| 106) 1,2-Dibromo-3-chloropr... | 13.042 | 155 | 10357 | 9.723 | ug/L | 100 |
| 107) 1,3,5-Trichlorobenzene | 13.063 | 180 | 132773 | 10.729 | ug/L | 100 |
| 108) Hexachlorobutadiene | 13.650 | 225 | 56761 | 10.780 | ug/L | 100 |
| 109) 1,2,4-Trichlorobenzene | 13.672 | 180 | 110899 | 10.672 | ug/L | 100 |
| 110) Naphthalene | 13.969 | 128 | 197576 | 10.455 | ug/L | 100 |
| 111) 1,2,3-Trichlorobenzene | 14.139 | 180 | 96394 | 10.780 | ug/L | 100 |

(#) = qualifier out of range (m) = manual integration (+) = signals summed

Quantitation Report (QT Reviewed)

Data Path : K:\VOA105\2025\250816BICAL\
Data File : V05250816B09.D
Acq On : 16 Aug 2025 2:56 pm
Operator : VOA105:PID
Sample : I8260STD10PPB
Misc : WG2103935,ICAL (Sig #1); WG,ICAL22511 (Sig #2)
ALS Vial : 9 Sample Multiplier: 1

Quant Time: Aug 17 13:40:50 2025
Quant Method : K:\VOA105\2025\250816BICAL\V105_250816B_8260.m
Quant Title : VOLATILES BY GC/MS
QLast Update : Sun Aug 17 13:40:07 2025
Response via : Initial Calibration

SCALE(s) : 8260K:\VOA105\2025\250816BICAL\V05250816B09.D•

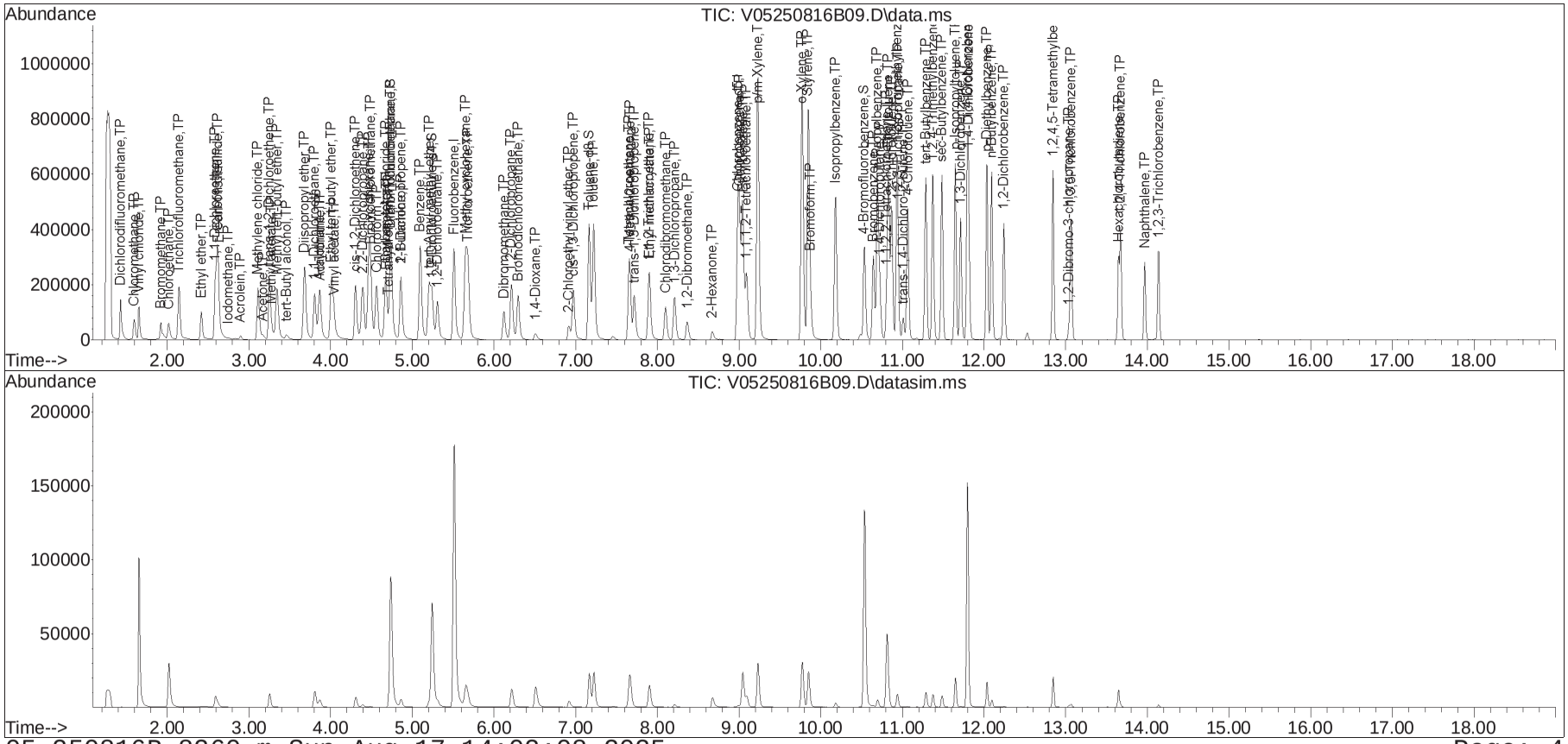

# Manual Integration Report

Data Path : K:\VOA105\2025\250816BICAL
Data File : V05250816B09.D Operator : VOA105:PID
Date Inj'd : 8/16/2025 2:56 pm Instrument : VOA105
Sample : I8260STD10PPB Quant Date : 8/17/2025 1:40 pm

## Compound #27: Vinyl acetate

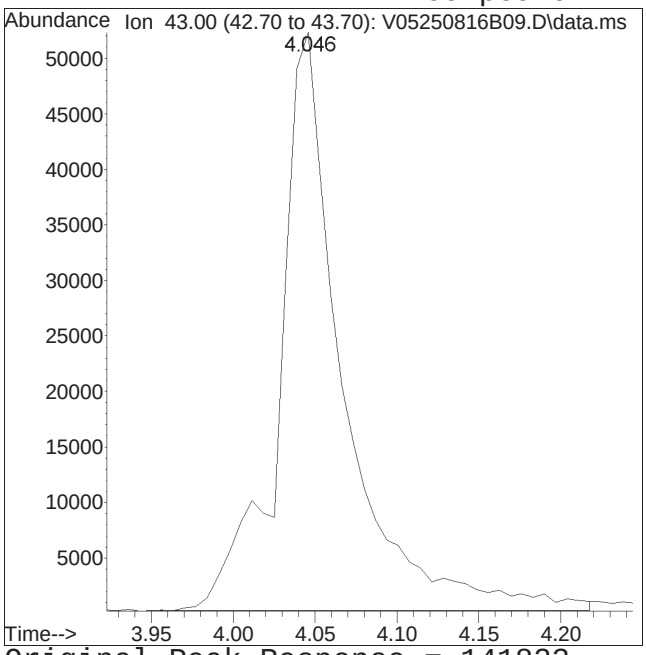


Original Peak Response = 141823

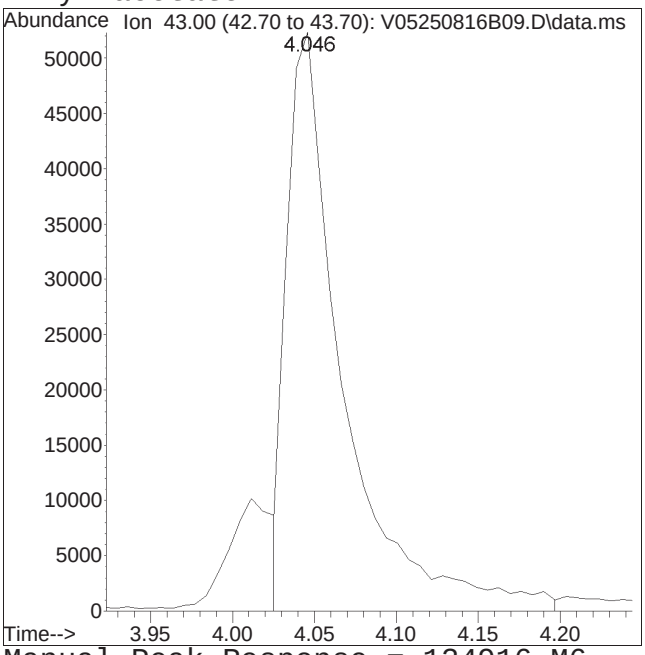


Manual Peak Response = 124916 M6

M6 = Misassignment of peak valley by automated integration (poor split of 2 peaks).

# Manual Integration Report

Data Path : K:\VOA105\2025\250816BICAL\
Data File : V05250816B09.D
Date Inj'd : 8/16/2025 2:56 pm
Sample : I8260STD10PPB

Method : V105_250816B_8260.m
Operator : VOA105:PID
Instrument : VOA105
Quant Date : 8/17/2025 1:40 pm

## Compound #35: Tetrahydrofuran

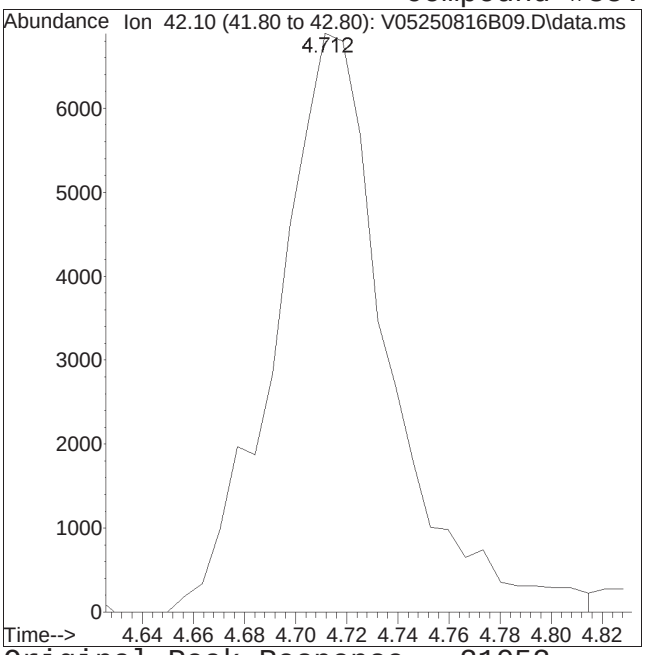


Original Peak Response = 21052

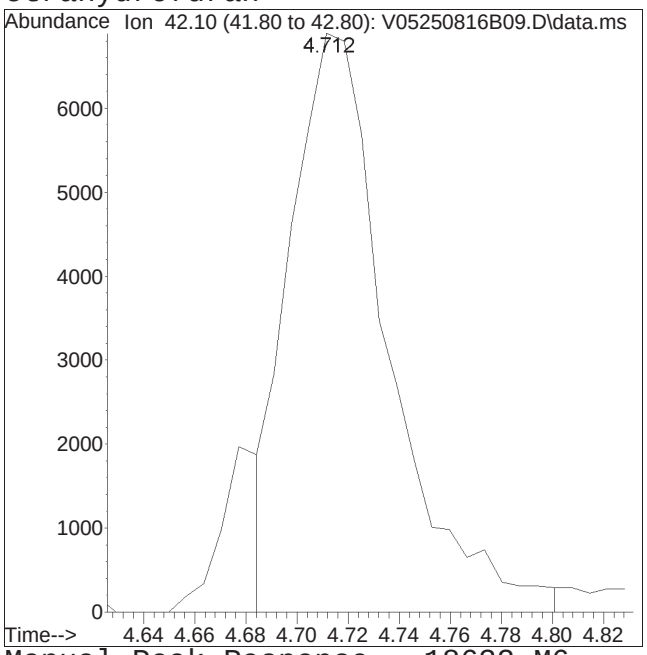


Manual Peak Response = 18632 M6

M6 = Misassignment of peak valley by automated integration (poor split of 2 peaks).

Manual Integration Report

Data Path : K:\VOA105\2025\250816BICAL : V105_250816B_8260.m
Data File : V05250816B09.D Operator : VOA105:PID
Date Inj'd : 8/16/2025 2:56 pm Instrument : VOA105
Sample : I8260STD10PPB Quant Date : 8/17/2025 1:40 pm

Compound #89: 2-Chlorotoluene

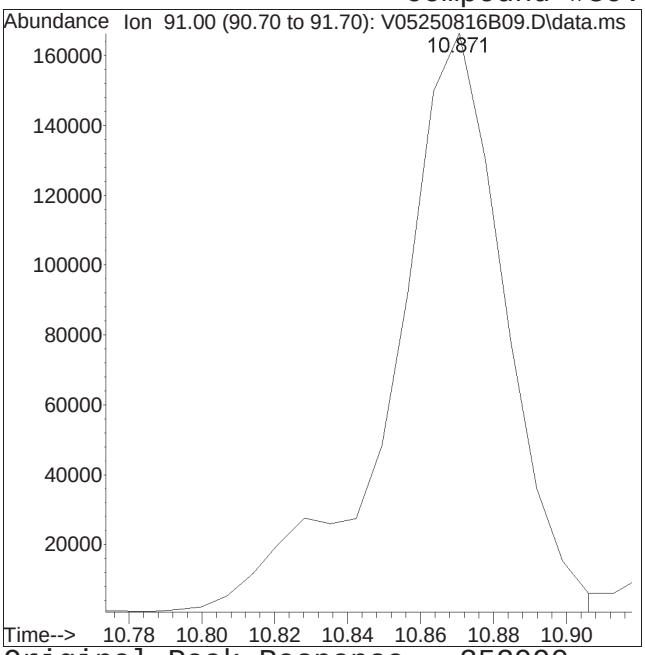


Original Peak Response = 352990

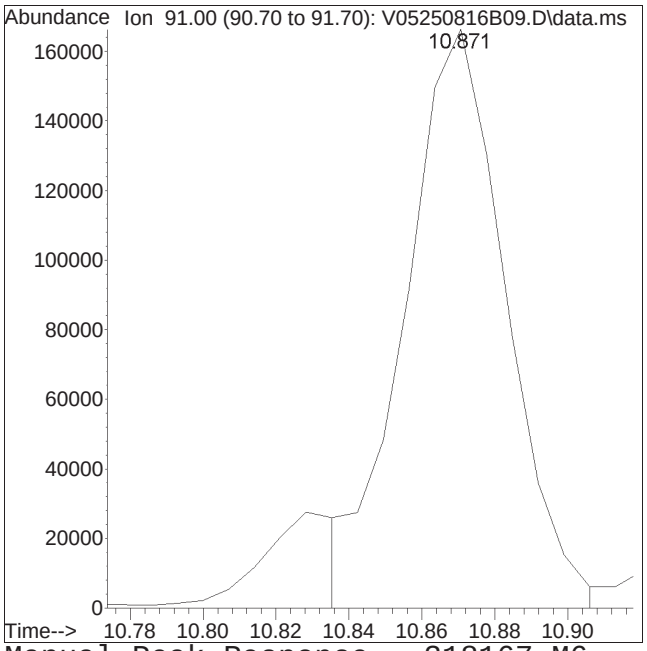


Manual Peak Response = 318167 M6

M6 = Misassignment of peak valley by automated integration (poor split of 2 peaks).

# Manual Integration Report

Data Path : K:\VOA105\2025\250816BICAL
Data File : V05250816B09.D
Date Inj'd : 8/16/2025 2:56 pm
Sample : I8260STD10PPB
Operator : VOA105:PID
Instrument : VOA105
Quant Date : 8/17/2025 1:40 pm

## Compound #91: 1,2,3-Trichloropropane

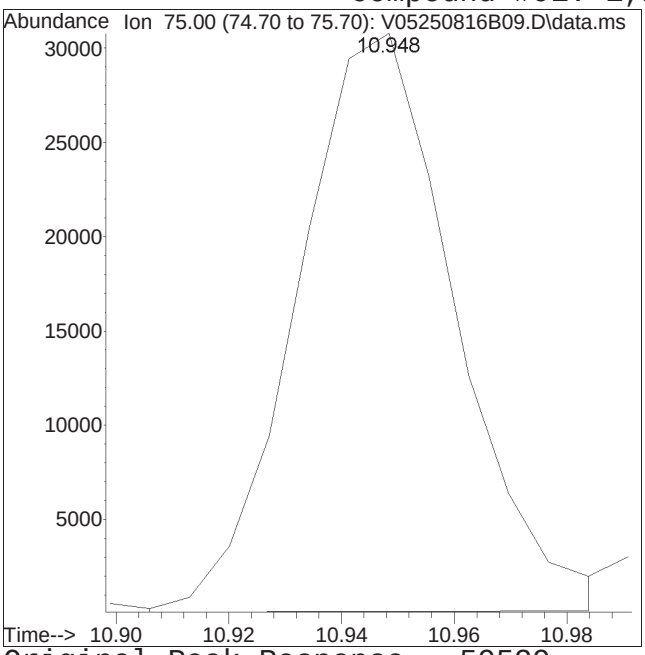


Original Peak Response = 59529

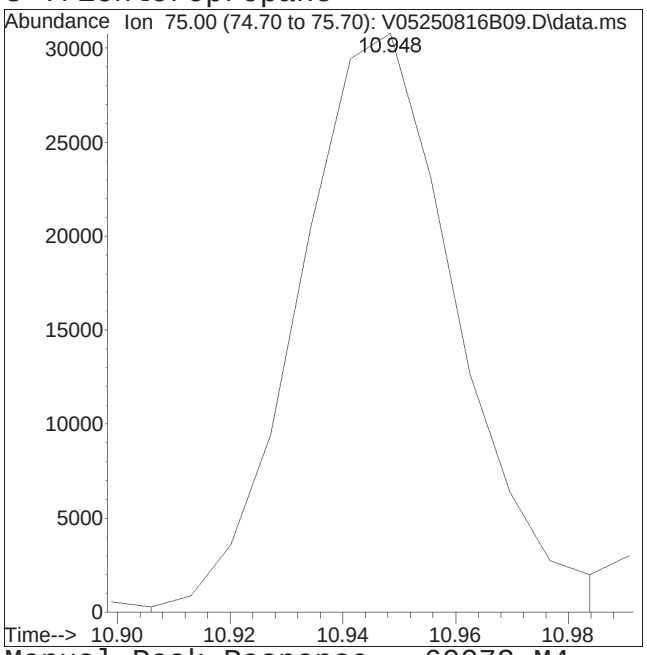


Manual Peak Response = 60072 M4

M4 = Poor automated baseline construction.

Quantitation Report (QT Reviewed)

Data Path : K:\VOA105\2025\250816BICAL\
Data File : V05250816B10.D
Acq On : 16 Aug 2025 3:22 pm
Operator : VOA105:PID
Sample : I8260STD30PPB
Misc : WG2103935,ICAL (Sig #1); WG,ICAL22511 (Sig #2)
ALS Vial : 10 Sample Multiplier: 1

Quant Time: Aug 17 13:40:57 2025
Quant Method : K:\VOA105\2025\250816BICAL\V105_250816B_8260.m
Quant Title : VOLATILES BY GC/MS
QLast Update : Sun Aug 17 13:40:07 2025
Response via : Initial Calibration

CCAL FILE(s) : 1 - K:\VOA105\2025\250816BICAL\V05250816B09.D
Sub List : 8260-Curve - Megamix plus Diox

| Compound | R.T. | QIon | Response | Conc | Units | Dev(Min) |
|---|---|---|---|---|---|---|
| Internal Standards | | | | | | |
| 1) Fluorobenzene | 5.513 | 96 | 338419 | 10.000 | ug/L | 0.00 |
| Standard Area 1 = 321270 | | | Recovery = 105.34% | | | |
| 59) Chlorobenzene-d5 | 8.985 | 117 | 257097 | 10.000 | ug/L | 0.00 |
| Standard Area 1 = 246189 | | | Recovery = 104.43% | | | |
| 79) 1,4-Dichlorobenzene-d4 | 11.797 | 152 | 151916 | 10.000 | ug/L | 0.00 |
| Standard Area 1 = 142285 | | | Recovery = 106.77% | | | |
| System Monitoring Compounds | | | | | | |
| 36) Dibromofluoromethane | 4.732 | 113 | 95333 | 9.896 | ug/L | 0.00 |
| Spiked Amount 10.000 | Range 70 - 130 | | Recovery = 98.96% | | | |
| 43) 1,2-Dichloroethane-d4 | 5.238 | 65 | 138438 | 10.041 | ug/L | 0.00 |
| Spiked Amount 10.000 | Range 70 - 130 | | Recovery = 100.41% | | | |
| 60) Toluene-d8 | 7.164 | 98 | 341621 | 10.015 | ug/L | 0.00 |
| Spiked Amount 10.000 | Range 70 - 130 | | Recovery = 100.15% | | | |
| 83) 4-Bromofluorobenzene | 10.538 | 95 | 139287 | 10.088 | ug/L | 0.00 |
| Spiked Amount 10.000 | Range 70 - 130 | | Recovery = 100.88% | | | |
| Target Compounds | | | | | | Qvalue |
| 2) Dichlorodifluoromethane | 1.431 | 85 | 354343 | 31.846 | ug/L | 100 |
| 3) Chloromethane | 1.595 | 50 | 271139 | 30.181 | ug/L | 97 |
| 4) Vinyl chloride | 1.650 | 62 | 329979 | 31.979 | ug/L | 99 |
| 5) Bromomethane | 1.925 | 94 | 139973 | 31.148 | ug/L | 95 |
| 6) Chloroethane | 2.014 | 64 | 176583 | 29.498 | ug/L | 99 |
| 7) Trichlorofluoromethane | 2.144 | 101 | 530847 | 32.153 | ug/L | 100 |
| 8) Ethyl ether | 2.419 | 74 | 120299 | 30.790 | ug/L | 98 |
| 10) 1,1-Dichloroethene | 2.591 | 96 | 218883 | 30.856 | ug/L | 97 |
| 11) Carbon disulfide | 2.618 | 76 | 732965 | 30.397 | ug/L | 100 |
| 12) Freon-113 | 2.618 | 101 | 246826 | 32.365 | ug/L | 99 |
| 13) Iodomethane | 2.748 | 142 | 23769 | 11.407 | ug/L | 96 |
| 14) Acrolein | 2.899 | 56 | 40848 | 31.623 | ug/L | 96 |
| 15) Methylene chloride | 3.112 | 84 | 249623 | 26.776 | ug/L | 98 |
| 17) Acetone | 3.174 | 43 | 47753 | 30.306 | ug/L | 95 |
| 18) trans-1,2-Dichloroethene | 3.249 | 96 | 253981 | 31.284 | ug/L | 97 |
| 19) Methyl acetate | 3.270 | 43 | 127552 | 32.961 | ug/L | 98 |
| 20) Methyl tert-butyl ether | 3.346 | 73 | 666078 | 32.398 | ug/L | 99 |
| 21) tert-Butyl alcohol | 3.462 | 59 | 71076 | 160.315 | ug/L | 87 |
| 22) Diisopropyl ether | 3.682 | 45 | 962758 | 33.537 | ug/L | 99 |
| 23) 1,1-Dichloroethane | 3.805 | 63 | 591006 | 31.285 | ug/L | 99 |
| 24) Halothane | 3.860 | 117 | 178650 | 30.970 | ug/L | 99 |

Data Path : K:\VOA105\2025\250816BICAL\
Data File : V05250816B10.D
Acq On : 16 Aug 2025 3:22 pm
Operator : VOA105:PID
Sample : I8260STD30PPB
Misc : WG2103935,ICAL (Sig #1); WG,ICAL22511 (Sig #2)
ALS Vial : 10 Sample Multiplier: 1

Quant Time: Aug 17 13:40:57 2025
Quant Method : K:\VOA105\2025\250816BICAL\V105_250816B_8260.m
Quant Title : VOLATILES BY GC/MS
QLast Update : Sun Aug 17 13:40:07 2025
Response via : Initial Calibration

CCAL FILE(s) : 1 - K:\VOA105\2025\250816BICAL\V05250816B09.D
Sub List : 8260-Curve - Megamix plus Diox

| Compound | R.T. | QIon | Response | Conc | Units | Dev(Min) |
|---|---|---|---|---|---|---|
| 25) Acrylonitrile | 3.867 | 53 | 73869 | 32.042 | ug/L | 99 |
| 26) Ethyl tert-butyl ether | 4.011 | 59 | 850344 | 33.542 | ug/L | 97 |
| 27) Vinyl acetate | 4.039 | 43 | 465161M6 | 33.518 | ug/L | |
| 28) cis-1,2-Dichloroethene | 4.306 | 96 | 277409 | 30.934 | ug/L | 99 |
| 29) 2,2-Dichloropropane | 4.396 | 77 | 482747 | 32.009 | ug/L | 98 |
| 30) Bromochloromethane | 4.492 | 128 | 119686 | 32.436 | ug/L | 99 |
| 31) Cyclohexane | 4.471 | 56 | 617307 | 33.835 | ug/L | 100 |
| 32) Chloroform | 4.560 | 83 | 530804 | 30.610 | ug/L | 99 |
| 33) Ethyl acetate | 4.677 | 43 | 183979 | 32.879 | ug/L | 98 |
| 34) Carbon tetrachloride | 4.677 | 117 | 473619 | 32.072 | ug/L | 97 |
| 35) Tetrahydrofuran | 4.711 | 42 | 61137M6 | 33.051 | ug/L | |
| 37) 1,1,1-Trichloroethane | 4.739 | 97 | 519602 | 32.059 | ug/L | 100 |
| 39) 2-Butanone | 4.856 | 43 | 77567 | 32.771 | ug/L | 96 |
| 40) 1,1-Dichloropropene | 4.862 | 75 | 382026 | 32.319 | ug/L | 99 |
| 41) Benzene | 5.097 | 78 | 1109383 | 32.343 | ug/L | 99 |
| 42) tert-Amyl methyl ether | 5.210 | 73 | 599909 | 32.642 | ug/L | 96 |
| 44) 1,2-Dichloroethane | 5.309 | 62 | 433121 | 31.563 | ug/L | 100 |
| 47) Methyl cyclohexane | 5.654 | 83 | 450521 | 33.339 | ug/L | 98 |
| 48) Trichloroethene | 5.683 | 95 | 286350 | 30.934 | ug/L | 98 |
| 50) Dibromomethane | 6.120 | 93 | 151732 | 30.981 | ug/L | 99 |
| 51) 1,2-Dichloropropane | 6.212 | 63 | 300350 | 31.090 | ug/L | 99 |
| 53) 2-Chloroethyl vinyl ether | 6.910 | 63 | 111619 | 31.951 | ug/L | 96 |
| 54) Bromodichloromethane | 6.296 | 83 | 404108 | 31.025 | ug/L | 98 |
| 57) 1,4-Dioxane | 6.508 | 88 | 24336 | 617.118 | ug/L | 97 |
| 58) cis-1,3-Dichloropropene | 6.974 | 75 | 430814 | 33.894 | ug/L | 100 |
| 61) Toluene | 7.221 | 92 | 660953 | 31.007 | ug/L | 98 |
| 62) 4-Methyl-2-pentanone | 7.665 | 58 | 68145 | 32.254 | ug/L | 97 |
| 63) Tetrachloroethene | 7.658 | 166 | 300332 | 32.350 | ug/L | 99 |
| 65) trans-1,3-Dichloropropene | 7.715 | 75 | 384111 | 35.660 | ug/L | 100 |
| 67) Ethyl methacrylate | 7.905 | 69 | 234446 | 34.310 | ug/L | 95 |
| 68) 1,1,2-Trichloroethane | 7.898 | 83 | 158897 | 31.283 | ug/L | 98 |
| 69) Chlorodibromomethane | 8.103 | 129 | 257592 | 32.335 | ug/L | 99 |
| 70) 1,3-Dichloropropane | 8.209 | 76 | 358828 | 31.976 | ug/L | 99 |
| 71) 1,2-Dibromoethane | 8.364 | 107 | 185701 | 32.140 | ug/L | 99 |
| 72) 2-Hexanone | 8.667 | 43 | 104994 | 32.195 | ug/L | 94 |
| 73) Chlorobenzene | 9.006 | 112 | 692178 | 30.891 | ug/L | 99 |
| 74) Ethylbenzene | 9.041 | 91 | 1359409 | 32.287 | ug/L | 100 |
| 75) 1,1,1,2-Tetrachloroethane | 9.091 | 131 | 268375 | 32.147 | ug/L | 99 |
| 76) p/m Xylene | 9.232 | 106 | 950628 | 64.066 | ug/L | 97 |
| 77) o Xylene | 9.775 | 106 | 911702 | 64.970 | ug/L | 100 |

Data Path : K:\VOA105\2025\250816BICAL\
Data File : V05250816B10.D
Acq On : 16 Aug 2025 3:22 pm
Operator : VOA105:PID
Sample : I8260STD30PPB
Misc : WG2103935,ICAL (Sig #1); WG,ICAL22511 (Sig #2)
ALS Vial : 10 Sample Multiplier: 1

Quant Time: Aug 17 13:40:57 2025
Quant Method : K:\VOA105\2025\250816BICAL\V105_250816B_8260.m
Quant Title : VOLATILES BY GC/MS
QLast Update : Sun Aug 17 13:40:07 2025
Response via : Initial Calibration

CCAL FILE(s) : 1 - K:\VOA105\2025\250816BICAL\V05250816B09.D
Sub List : 8260-Curve - Megamix plus Diox

| Compound | R.T. | QIon | Response | Conc | Units | Dev(Min) |
|---|---|---|---|---|---|---|
| 78) Styrene | 9.846 | 104 | 1527236 | 66.002 | ug/L | 100 |
| 80) Bromoform | 9.874 | 173 | 164399 | 32.239 | ug/L | 99 |
| 82) Isopropylbenzene | 10.184 | 105 | 1413329 | 33.920 | ug/L | 96 |
| 84) Bromobenzene | 10.644 | 156 | 298130 | 30.963 | ug/L | 99 |
| 85) n-Propylbenzene | 10.694 | 91 | 1579555 | 32.183 | ug/L | 99 |
| 86) 1,4-Dichlorobutane | 10.722 | 55 | 435003 | 32.354 | ug/L | 100 |
| 87) 1,1,2,2-Tetrachloroethane | 10.807 | 83 | 215710 | 32.233 | ug/L | 99 |
| 88) 4-Ethyltoluene | 10.828 | 105 | 1277923 | 32.267 | ug/L | 99 |
| 89) 2-Chlorotoluene | 10.871 | 91 | 941596M6 | 30.800 | ug/L | |
| 90) 1,3,5-Trimethylbenzene | 10.934 | 105 | 1116796 | 31.941 | ug/L | 100 |
| 91) 1,2,3-Trichloropropane | 10.948 | 75 | 196122M1 | 31.359 | ug/L | |
| 92) trans-1,4-Dichloro-2-b... | 11.005 | 53 | 80123 | 32.279 | ug/L | 99 |
| 93) 4-Chlorotoluene | 11.061 | 91 | 1001985 | 31.476 | ug/L | 100 |
| 94) tert-Butylbenzene | 11.288 | 119 | 887023 | 32.325 | ug/L | 99 |
| 97) 1,2,4-Trimethylbenzene | 11.373 | 105 | 1111159 | 33.034 | ug/L | 99 |
| 98) sec-Butylbenzene | 11.486 | 105 | 1347646 | 32.554 | ug/L | 100 |
| 99) p-Isopropyltoluene | 11.649 | 119 | 1095730 | 32.825 | ug/L | 100 |
| 100) 1,3-Dichlorobenzene | 11.712 | 146 | 557084 | 31.168 | ug/L | 100 |
| 101) 1,4-Dichlorobenzene | 11.811 | 146 | 565610 | 31.158 | ug/L | 98 |
| 102) p-Diethylbenzene | 12.038 | 119 | 637320 | 32.990 | ug/L | 98 |
| 103) n-Butylbenzene | 12.094 | 91 | 1021356 | 33.122 | ug/L | 99 |
| 104) 1,2-Dichlorobenzene | 12.243 | 146 | 504068 | 31.352 | ug/L | 99 |
| 105) 1,2,4,5-Tetramethylben... | 12.844 | 119 | 964688 | 33.640 | ug/L | 99 |
| 106) 1,2-Dibromo-3-chloropr... | 13.042 | 155 | 35038 | 30.807 | ug/L | 99 |
| 107) 1,3,5-Trichlorobenzene | 13.063 | 180 | 427686 | 32.369 | ug/L | 98 |
| 108) Hexachlorobutadiene | 13.650 | 225 | 177331 | 31.545 | ug/L | 99 |
| 109) 1,2,4-Trichlorobenzene | 13.672 | 180 | 366126 | 32.998 | ug/L | 100 |
| 110) Naphthalene | 13.969 | 128 | 676493 | 33.529 | ug/L | 100 |
| 111) 1,2,3-Trichlorobenzene | 14.138 | 180 | 307250 | 32.181 | ug/L | 98 |

(#) = qualifier out of range (m) = manual integration (+) = signals summed

Quantitation Report (QT Reviewed)

Data Path : K:\VOA105\2025\250816BICAL\
Data File : V05250816B10.D
Acq On : 16 Aug 2025 3:22 pm
Operator : VOA105:PID
Sample : I8260STD30PPB
Misc : WG2103935,ICAL (Sig #1); WG,ICAL22511 (Sig #2)
ALS Vial : 10 Sample Multiplier: 1

Quant Time: Aug 17 13:40:57 2025
Quant Method : K:\VOA105\2025\250816BICAL\V105_250816B_8260.m
Quant Title : VOLATILES BY GC/MS
QLast Update : Sun Aug 17 13:40:07 2025
Response via : Initial Calibration

SCALE(s) : 8260K:\VOA105\2025\250816BICAL\V05250816B09.D•

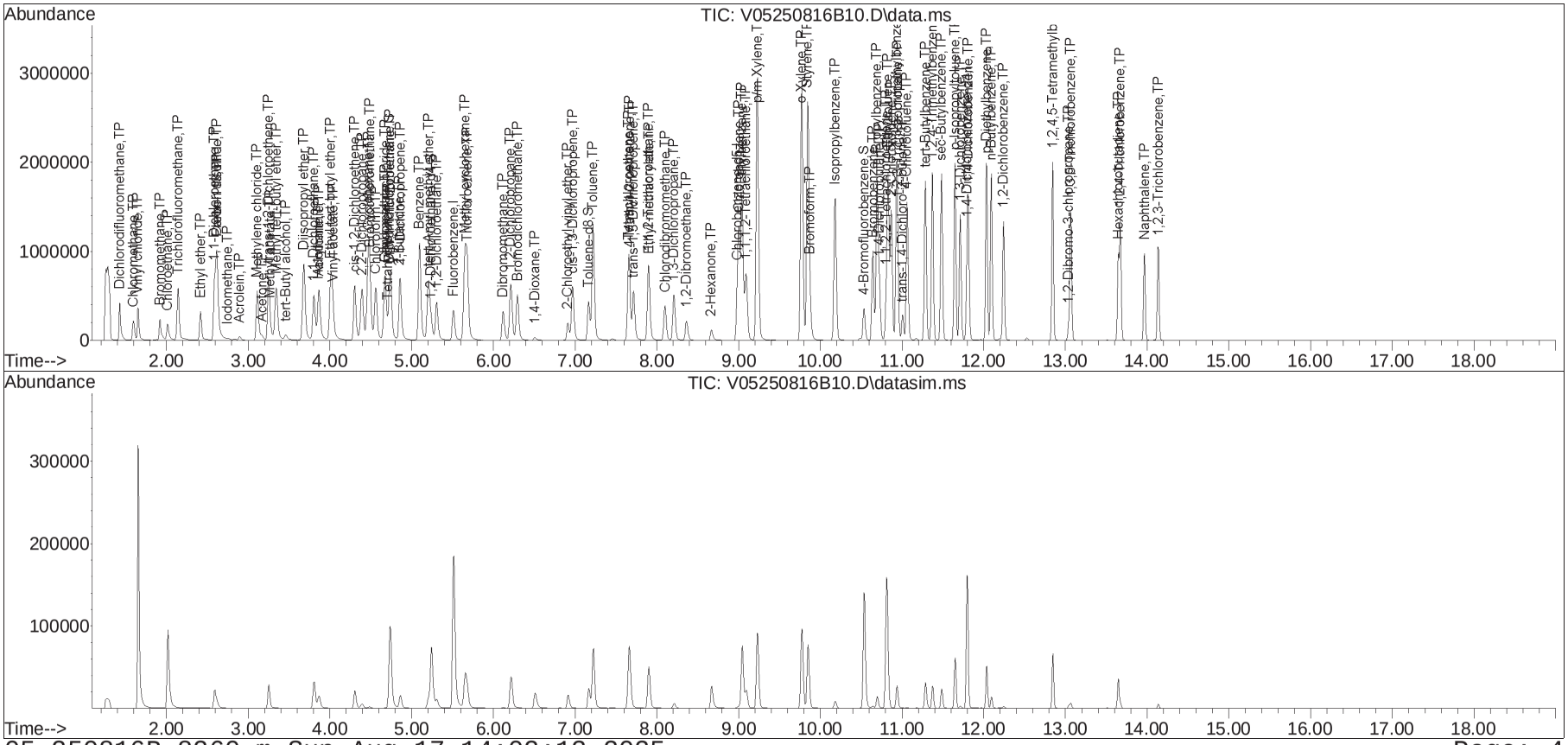

# Manual Integration Report

Data Path : K:\VOA105\2025\250816BICAL
Data File : V05250816B10.D Operator : VOA105:PID
Date Inj'd : 8/16/2025 3:22 pm Instrument : VOA105
Sample : I8260STD30PPB Quant Date : 8/17/2025 1:40 pm

## Compound #27: Vinyl acetate

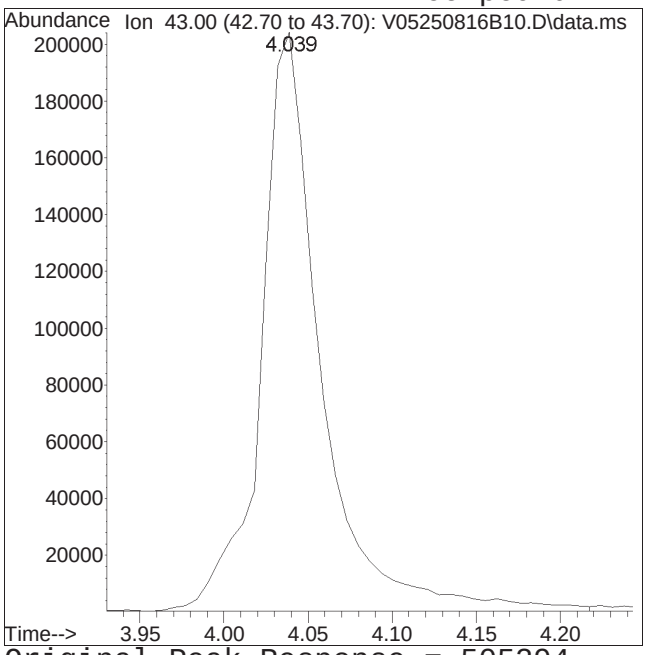


Original Peak Response = 505294

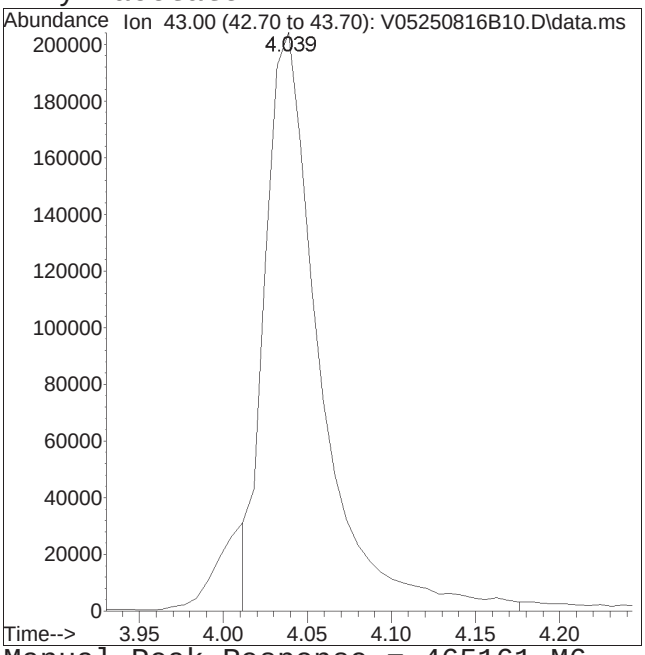


Manual Peak Response = 465161 M6

M6 = Misassignment of peak valley by automated integration (poor split of 2 peaks).

Manual Integration Report

Data Path : K:\VOA105\2025\250816BICAL\
Data File : V05250816B10.D
Date Inj'd : 8/16/2025 3:22 pm
Sample : I8260STD30PPB

Method : V105_250816B_8260.m
Operator : VOA105:PID
Instrument : VOA105
Quant Date : 8/17/2025 1:40 pm

Compound #35: Tetrahydrofuran

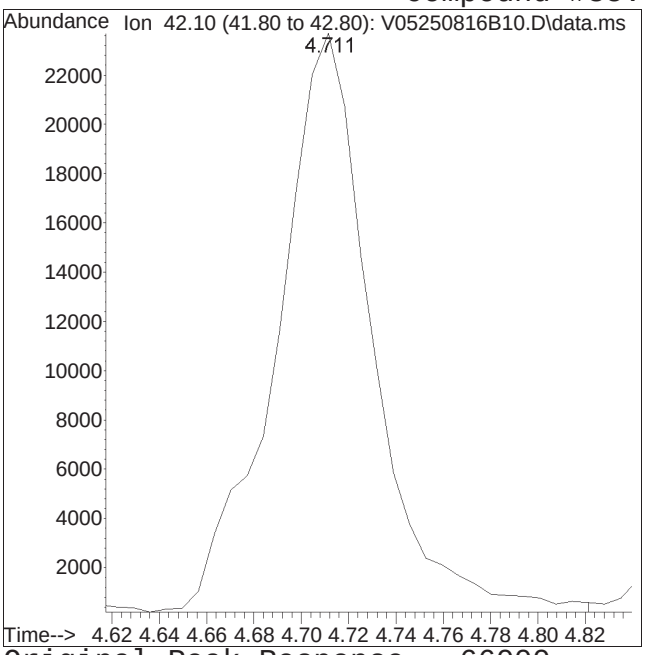


Original Peak Response = 66000

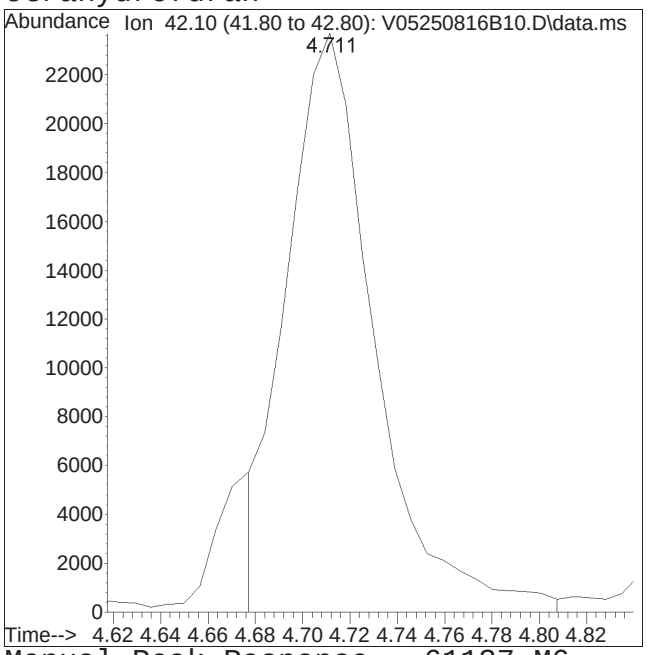


Manual Peak Response = 61137 M6

M6 = Misassignment of peak valley by automated integration (poor split of 2 peaks).

Manual Integration Report

Data Path : K:\VOA105\2025\250816BICAL\
Data File : V05250816B10.D
Date Inj'd : 8/16/2025 3:22 pm
Sample : I8260STD30PPB

Method : V105_250816B_8260.m
Operator : VOA105:PID
Instrument : VOA105
Quant Date : 8/17/2025 1:40 pm

Compound #89: 2-Chlorotoluene

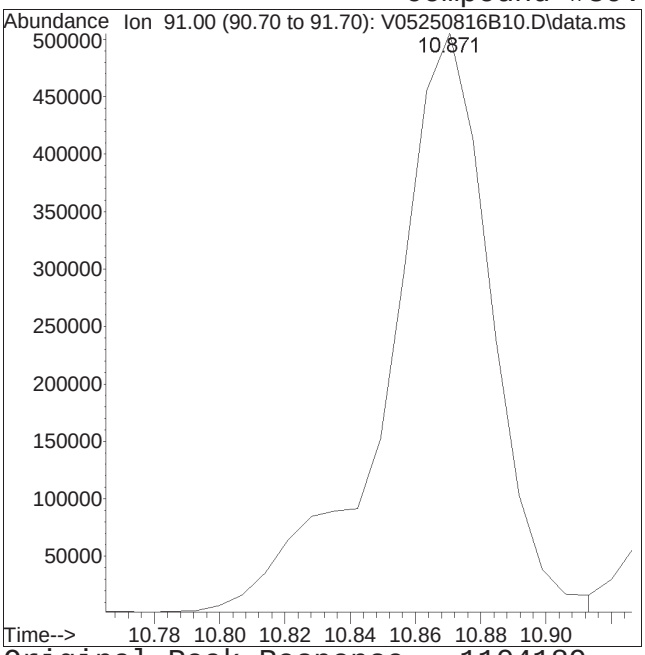


Original Peak Response = 1104189

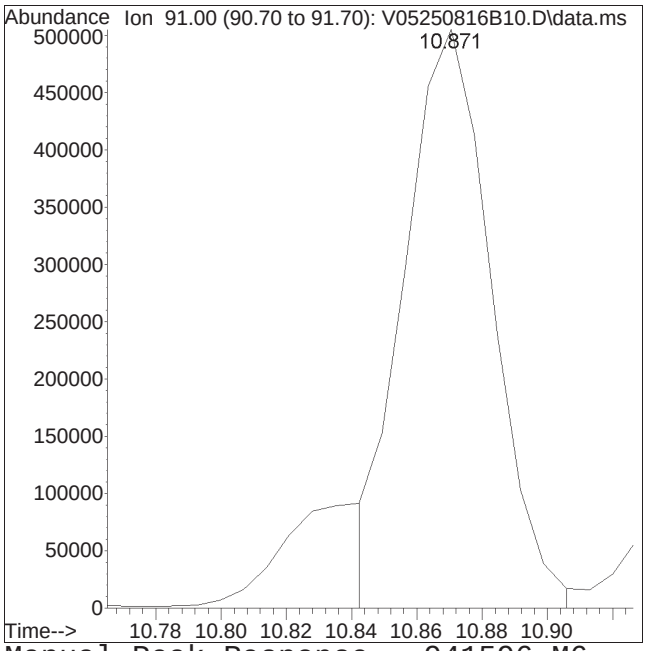


Manual Peak Response = 941596 M6

M6 = Misassignment of peak valley by automated integration (poor split of 2 peaks).

Manual Integration Report

Data Path : K:\VOA105\2025\250816BICAL\
Data File : V05250816B10.D
Date Inj'd : 8/16/2025 3:22 pm
Sample : I8260STD30PPB

Method : V105_250816B_8260.m
Operator : VOA105:PID
Instrument : VOA105
Quant Date : 8/17/2025 1:40 pm

Compound #91: 1,2,3-Trichloropropane

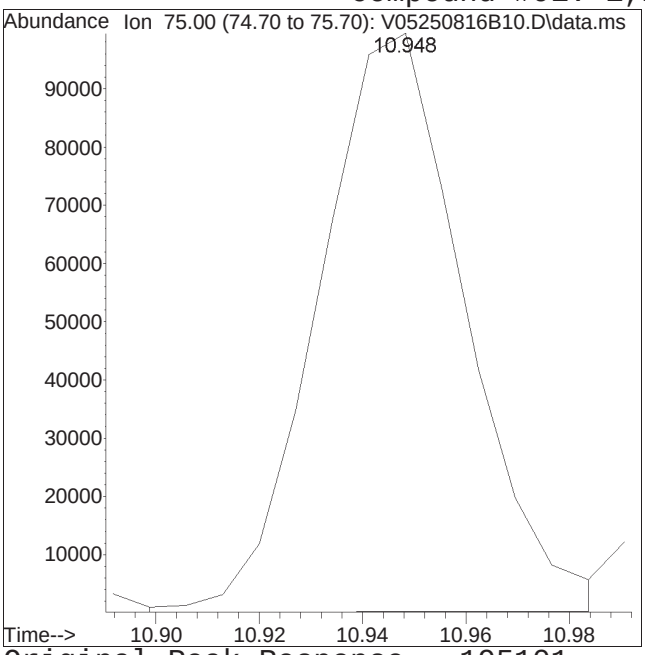


Original Peak Response = 195101

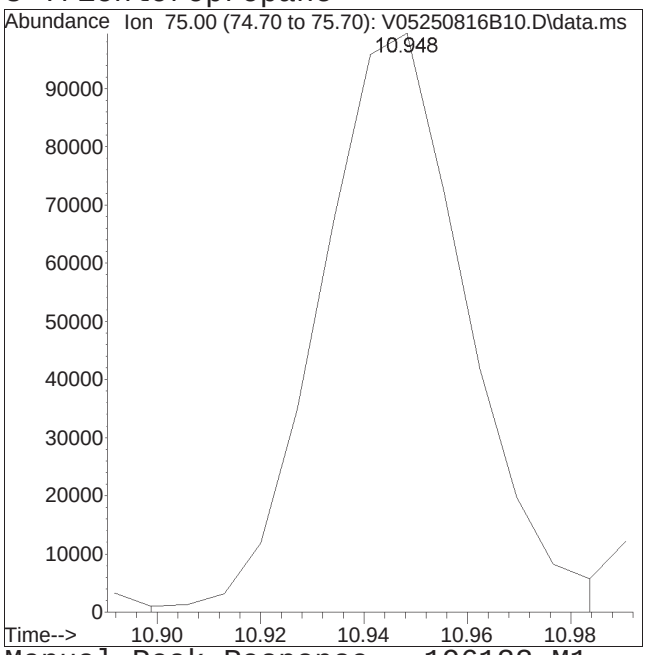


Manual Peak Response = 196122 M1

M1 = Split or tailing peak, auto integration stopped early resulting in false low area count.

Quantitation Report (QT Reviewed)

Data Path : K:\VOA105\2025\250816BICAL\
Data File : V05250816B11.D
Acq On : 16 Aug 2025 3:47 pm
Operator : VOA105:PID
Sample : I8260STD80PPB
Misc : WG2103935,ICAL (Sig #1); WG,ICAL22511 (Sig #2)
ALS Vial : 11 Sample Multiplier: 1

Quant Time: Aug 17 13:41:03 2025
Quant Method : K:\VOA105\2025\250816BICAL\V105_250816B_8260.m
Quant Title : VOLATILES BY GC/MS
QLast Update : Sun Aug 17 13:40:07 2025
Response via : Initial Calibration

CCAL FILE(s) : 1 - K:\VOA105\2025\250816BICAL\V05250816B09.D
Sub List : 8260-Curve - Megamix plus Diox

| Compound | R.T. | QIon | Response | Conc | Units | Dev(Min) |
|---|---|---|---|---|---|---|
| Internal Standards | | | | | | |
| 1) Fluorobenzene | 5.514 | 96 | 363582 | 10.000 | ug/L | 0.00 |
| Standard Area 1 = 321270 | | | Recovery = 113.17% | | | |
| 59) Chlorobenzene-d5 | 8.985 | 117 | 277255 | 10.000 | ug/L | 0.00 |
| Standard Area 1 = 246189 | | | Recovery = 112.62% | | | |
| 79) 1,4-Dichlorobenzene-d4 | 11.797 | 152 | 168613 | 10.000 | ug/L | 0.00 |
| Standard Area 1 = 142285 | | | Recovery = 118.50% | | | |
| System Monitoring Compounds | | | | | | |
| 36) Dibromofluoromethane | 4.732 | 113 | 98684 | 9.535 | ug/L | 0.00 |
| Spiked Amount 10.000 | Range 70 - 130 | | Recovery = 95.35% | | | |
| 43) 1,2-Dichloroethane-d4 | 5.245 | 65 | 142177 | 9.598 | ug/L | 0.00 |
| Spiked Amount 10.000 | Range 70 - 130 | | Recovery = 95.98% | | | |
| 60) Toluene-d8 | 7.165 | 98 | 368306 | 10.012 | ug/L | 0.00 |
| Spiked Amount 10.000 | Range 70 - 130 | | Recovery = 100.12% | | | |
| 83) 4-Bromofluorobenzene | 10.538 | 95 | 147458 | 9.622 | ug/L | 0.00 |
| Spiked Amount 10.000 | Range 70 - 130 | | Recovery = 96.22% | | | |
| Target Compounds | | | | | | Qvalue |
| 2) Dichlorodifluoromethane | 1.431 | 85 | 982853 | 82.219 | ug/L | 100 |
| 3) Chloromethane | 1.595 | 50 | 806025 | 83.509 | ug/L | 98 |
| 4) Vinyl chloride | 1.650 | 62 | 932873 | 84.150 | ug/L | 99 |
| 5) Bromomethane | 1.925 | 94 | 429418 | 88.944 | ug/L | 98 |
| 6) Chloroethane | 2.014 | 64 | 488222 | 75.912 | ug/L | 99 |
| 7) Trichlorofluoromethane | 2.145 | 101 | 1426530 | 80.423 | ug/L | 100 |
| 8) Ethyl ether | 2.419 | 74 | 336983 | 80.279 | ug/L | 96 |
| 10) 1,1-Dichloroethene | 2.591 | 96 | 603855 | 79.234 | ug/L | 99 |
| 11) Carbon disulfide | 2.618 | 76 | 2090142 | 80.682 | ug/L | 99 |
| 12) Freon-113 | 2.618 | 101 | 678693 | 82.835 | ug/L | 96 |
| 13) Iodomethane | 2.742 | 142 | 280055 | 125.102 | ug/L | 98 |
| 14) Acrolein | 2.900 | 56 | 113090 | 81.490 | ug/L | 95 |
| 15) Methylene chloride | 3.112 | 84 | 690590 | 68.950 | ug/L | 95 |
| 17) Acetone | 3.167 | 43 | 131743 | 77.822 | ug/L | 97 |
| 18) trans-1,2-Dichloroethene | 3.250 | 96 | 695701 | 79.761 | ug/L | 97 |
| 19) Methyl acetate | 3.270 | 43 | 356200 | 85.675 | ug/L | 98 |
| 20) Methyl tert-butyl ether | 3.346 | 73 | 1886194 | 85.394 | ug/L | 98 |
| 21) tert-Butyl alcohol | 3.462 | 59 | 202059 | 424.210 | ug/L | 84 |
| 22) Diisopropyl ether | 3.682 | 45 | 2670380 | 86.582 | ug/L | 98 |
| 23) 1,1-Dichloroethane | 3.806 | 63 | 1600826 | 78.874 | ug/L | 99 |
| 24) Halothane | 3.867 | 117 | 499249 | 80.558 | ug/L | 99 |

Data Path : K:\VOA105\2025\250816BICAL\
Data File : V05250816B11.D
Acq On : 16 Aug 2025 3:47 pm
Operator : VOA105:PID
Sample : I8260STD80PPB
Misc : WG2103935,ICAL (Sig #1); WG,ICAL22511 (Sig #2)
ALS Vial : 11 Sample Multiplier: 1

Quant Time: Aug 17 13:41:03 2025
Quant Method : K:\VOA105\2025\250816BICAL\V105_250816B_8260.m
Quant Title : VOLATILES BY GC/MS
QLast Update : Sun Aug 17 13:40:07 2025
Response via : Initial Calibration

CCAL FILE(s) : 1 - K:\VOA105\2025\250816BICAL\V05250816B09.D
Sub List : 8260-Curve - Megamix plus Diox

| Compound | R.T. | QIon | Response | Conc | Units | Dev(Min) |
|---|---|---|---|---|---|---|
| 25) Acrylonitrile | 3.867 | 53 | 211700 | 85.472 | ug/L | 97 |
| 26) Ethyl tert-butyl ether | 4.012 | 59 | 2412765 | 88.584 | ug/L | 97 |
| 27) Vinyl acetate | 4.032 | 43 | 1344870M6 | 90.201 | ug/L | |
| 28) cis-1,2-Dichloroethene | 4.307 | 96 | 772706 | 80.202 | ug/L | 98 |
| 29) 2,2-Dichloropropane | 4.396 | 77 | 1340622 | 82.740 | ug/L | 96 |
| 30) Bromochloromethane | 4.492 | 128 | 299839 | 75.635 | ug/L | 96 |
| 31) Cyclohexane | 4.471 | 56 | 1660241 | 84.702 | ug/L | 98 |
| 32) Chloroform | 4.561 | 83 | 1457670 | 78.242 | ug/L | 100 |
| 33) Ethyl acetate | 4.671 | 43 | 531979 | 88.491 | ug/L | 98 |
| 34) Carbon tetrachloride | 4.671 | 117 | 1326034 | 83.580 | ug/L | 98 |
| 35) Tetrahydrofuran | 4.712 | 42 | 166795M6 | 83.930 | ug/L | |
| 37) 1,1,1-Trichloroethane | 4.739 | 97 | 1428319 | 82.026 | ug/L | 99 |
| 39) 2-Butanone | 4.849 | 43 | 221766 | 87.209 | ug/L | 98 |
| 40) 1,1-Dichloropropene | 4.863 | 75 | 1070886 | 84.325 | ug/L | 99 |
| 41) Benzene | 5.097 | 78 | 3087855 | 83.793 | ug/L | 98 |
| 42) tert-Amyl methyl ether | 5.210 | 73 | 1750817 | 88.672 | ug/L | 94 |
| 44) 1,2-Dichloroethane | 5.309 | 62 | 1174938 | 79.697 | ug/L | 100 |
| 47) Methyl cyclohexane | 5.655 | 83 | 1272757 | 87.666 | ug/L | 96 |
| 48) Trichloroethene | 5.683 | 95 | 802845 | 80.728 | ug/L | 99 |
| 50) Dibromomethane | 6.120 | 93 | 425288 | 80.826 | ug/L | 99 |
| 51) 1,2-Dichloropropane | 6.212 | 63 | 845432 | 81.455 | ug/L | 99 |
| 53) 2-Chloroethyl vinyl ether | 6.911 | 63 | 323849 | 86.286 | ug/L | 97 |
| 54) Bromodichloromethane | 6.297 | 83 | 1149479 | 82.143 | ug/L | 98 |
| 57) 1,4-Dioxane | 6.508 | 88 | 37569 | 886.750 | ug/L | 96 |
| 58) cis-1,3-Dichloropropene | 6.967 | 75 | 1244952 | 91.167 | ug/L | 99 |
| 61) Toluene | 7.221 | 92 | 1872586 | 81.460 | ug/L | 99 |
| 62) 4-Methyl-2-pentanone | 7.666 | 58 | 204831 | 89.900 | ug/L | 91 |
| 63) Tetrachloroethene | 7.658 | 166 | 844533 | 84.354 | ug/L | 99 |
| 65) trans-1,3-Dichloropropene | 7.715 | 75 | 1116388 | 96.108 | ug/L | 98 |
| 67) Ethyl methacrylate | 7.905 | 69 | 684342 | 92.870 | ug/L | 93 |
| 68) 1,1,2-Trichloroethane | 7.898 | 83 | 452891 | 82.681 | ug/L | 98 |
| 69) Chlorodibromomethane | 8.103 | 129 | 746889 | 86.939 | ug/L | 98 |
| 70) 1,3-Dichloropropane | 8.209 | 76 | 1027425 | 84.901 | ug/L | 99 |
| 71) 1,2-Dibromoethane | 8.364 | 107 | 536268 | 86.065 | ug/L | 99 |
| 72) 2-Hexanone | 8.667 | 43 | 320672 | 91.181 | ug/L | 93 |
| 73) Chlorobenzene | 9.006 | 112 | 1996584 | 82.626 | ug/L | 98 |
| 74) Ethylbenzene | 9.048 | 91 | 3849788 | 84.787 | ug/L | 99 |
| 75) 1,1,1,2-Tetrachloroethane | 9.098 | 131 | 770495 | 85.583 | ug/L | 99 |
| 76) p/m Xylene | 9.232 | 106 | 2708144 | 169.241 | ug/L | 98 |
| 77) o Xylene | 9.775 | 106 | 2621003 | 173.199 | ug/L | 98 |

Quantitation Report (QT Reviewed)

Data Path : K:\VOA105\2025\250816BICAL\
Data File : V05250816B11.D
Acq On : 16 Aug 2025 3:47 pm
Operator : VOA105:PID
Sample : I8260STD80PPB
Misc : WG2103935,ICAL (Sig #1); WG,ICAL22511 (Sig #2)
ALS Vial : 11 Sample Multiplier: 1

Quant Time: Aug 17 13:41:03 2025
Quant Method : K:\VOA105\2025\250816BICAL\V105_250816B_8260.m
Quant Title : VOLATILES BY GC/MS
QLast Update : Sun Aug 17 13:40:07 2025
Response via : Initial Calibration

CCAL FILE(s) : 1 - K:\VOA105\2025\250816BICAL\V05250816B09.D
Sub List : 8260-Curve - Megamix plus Diox

| Compound | R.T. | QIon | Response | Conc | Units | Dev(Min) |
|---|---|---|---|---|---|---|
| 78) Styrene | 9.853 | 104 | 4359211 | 174.692 | ug/L | 99 |
| 80) Bromoform | 9.874 | 173 | 484918 | 85.676 | ug/L | 100 |
| 82) Isopropylbenzene | 10.185 | 105 | 4027016 | 87.079 | ug/L | 97 |
| 84) Bromobenzene | 10.644 | 156 | 851595 | 79.685 | ug/L | 99 |
| 85) n-Propylbenzene | 10.694 | 91 | 4538540 | 83.315 | ug/L | 99 |
| 86) 1,4-Dichlorobutane | 10.722 | 55 | 1225362 | 82.114 | ug/L | 99 |
| 87) 1,1,2,2-Tetrachloroethane | 10.814 | 83 | 627821 | 84.524 | ug/L | 97 |
| 88) 4-Ethyltoluene | 10.828 | 105 | 3658606 | 83.231 | ug/L | 100 |
| 89) 2-Chlorotoluene | 10.871 | 91 | 2692170M6 | 79.341 | ug/L | |
| 90) 1,3,5-Trimethylbenzene | 10.941 | 105 | 3197765 | 82.400 | ug/L | 99 |
| 91) 1,2,3-Trichloropropane | 10.949 | 75 | 558176M1 | 80.412 | ug/L | |
| 92) trans-1,4-Dichloro-2-b... | 11.005 | 53 | 228431M4 | 82.915 | ug/L | |
| 93) 4-Chlorotoluene | 11.062 | 91 | 2873527 | 81.330 | ug/L | 100 |
| 94) tert-Butylbenzene | 11.288 | 119 | 2584170 | 84.847 | ug/L | 98 |
| 97) 1,2,4-Trimethylbenzene | 11.373 | 105 | 3186219 | 85.344 | ug/L | 99 |
| 98) sec-Butylbenzene | 11.486 | 105 | 3921334 | 85.345 | ug/L | 100 |
| 99) p-Isopropyltoluene | 11.649 | 119 | 3197702 | 86.307 | ug/L | 99 |
| 100) 1,3-Dichlorobenzene | 11.712 | 146 | 1618910 | 81.606 | ug/L | 100 |
| 101) 1,4-Dichlorobenzene | 11.811 | 146 | 1624508 | 80.628 | ug/L | 99 |
| 102) p-Diethylbenzene | 12.038 | 119 | 1889282 | 88.113 | ug/L | 98 |
| 103) n-Butylbenzene | 12.094 | 91 | 2985151 | 87.220 | ug/L | 100 |
| 104) 1,2-Dichlorobenzene | 12.243 | 146 | 1475863 | 82.705 | ug/L | 100 |
| 105) 1,2,4,5-Tetramethylben... | 12.844 | 119 | 2956768 | 92.897 | ug/L | 99 |
| 106) 1,2-Dibromo-3-chloropr... | 13.042 | 155 | 110092 | 87.213 | ug/L | 95 |
| 107) 1,3,5-Trichlorobenzene | 13.071 | 180 | 1260598 | 85.959 | ug/L | 98 |
| 108) Hexachlorobutadiene | 13.651 | 225 | 541574 | 86.799 | ug/L | 99 |
| 109) 1,2,4-Trichlorobenzene | 13.672 | 180 | 1093592 | 88.803 | ug/L | 99 |
| 110) Naphthalene | 13.969 | 128 | 2049066 | 91.500 | ug/L | 100 |
| 111) 1,2,3-Trichlorobenzene | 14.139 | 180 | 917057 | 86.540 | ug/L | 98 |

(#) = qualifier out of range (m) = manual integration (+) = signals summed

Quantitation Report (QT Reviewed)

Data Path : K:\VOA105\2025\250816BICAL\
Data File : V05250816B11.D
Acq On : 16 Aug 2025 3:47 pm
Operator : VOA105:PID
Sample : I8260STD80PPB
Misc : WG2103935,ICAL (Sig #1); WG,ICAL22511 (Sig #2)
ALS Vial : 11 Sample Multiplier: 1

Quant Time: Aug 17 13:41:03 2025
Quant Method : K:\VOA105\2025\250816BICAL\V105_250816B_8260.m
Quant Title : VOLATILES BY GC/MS
QLast Update : Sun Aug 17 13:40:07 2025
Response via : Initial Calibration

SCALE(s) : 8260K:\VOA105\2025\250816BICAL\V05250816B09.D•

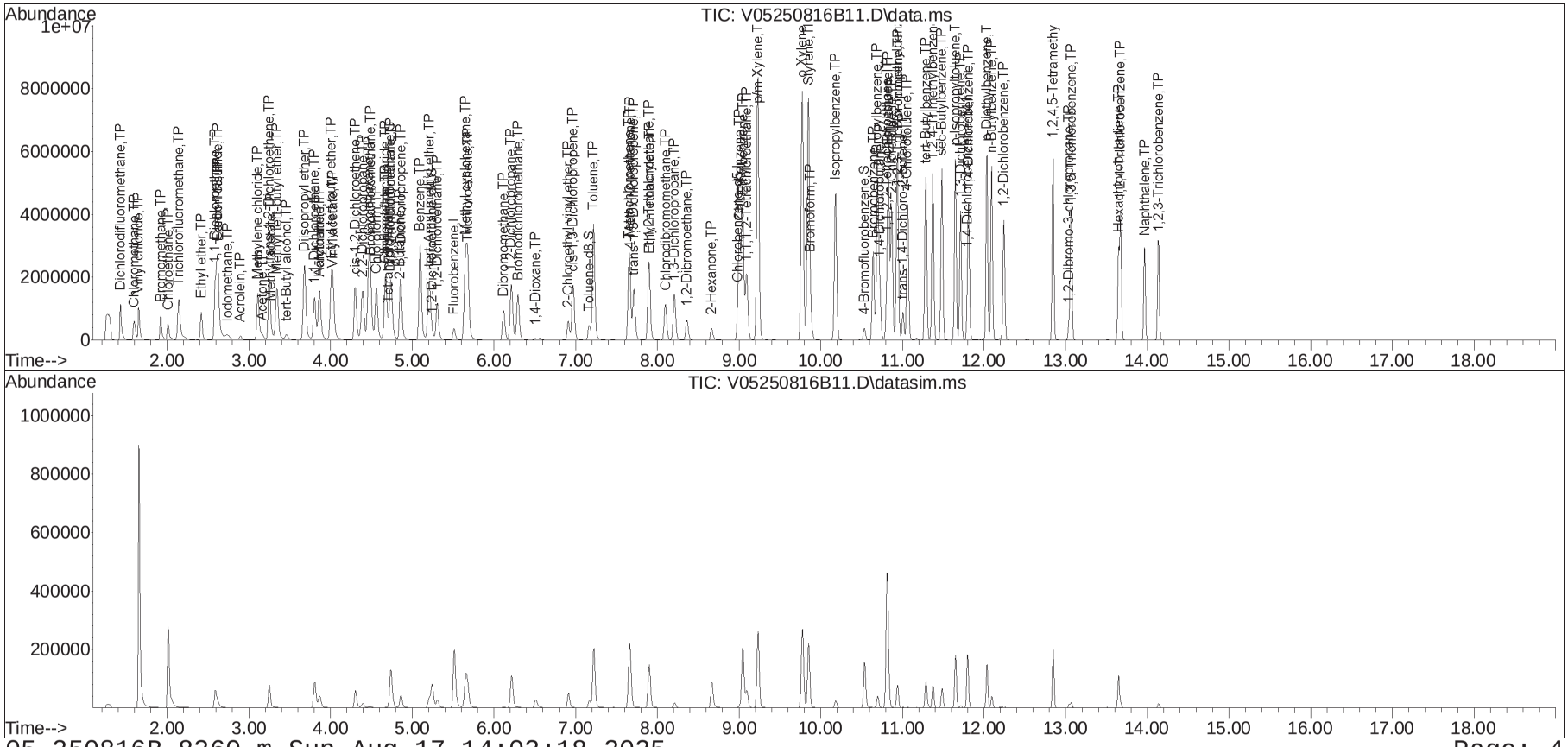

# Manual Integration Report

Data Path : K:\VOA105\2025\250816BICAL
Data File : V05250816B11.D Operator : VOA105:PID
Date Inj'd : 8/16/2025 3:47 pm Instrument : VOA105
Sample : I8260STD80PPB Quant Date : 8/17/2025 1:40 pm

## Compound #27: Vinyl acetate

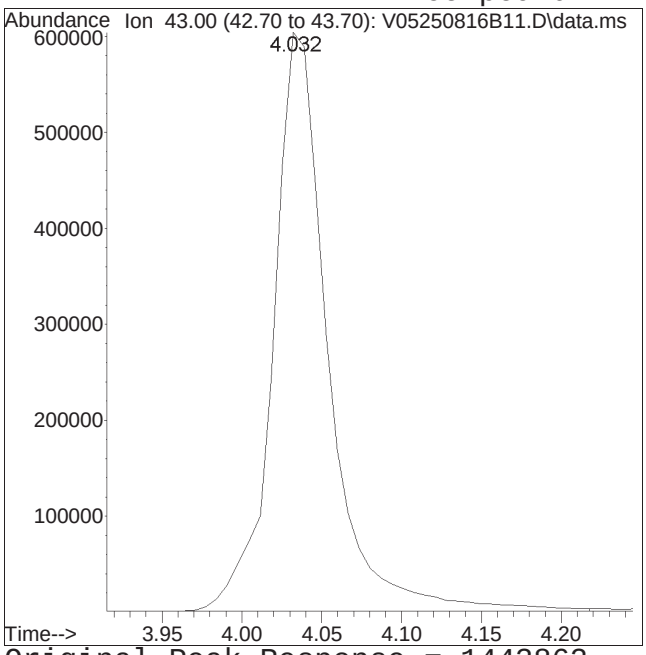


Original Peak Response = 1443862

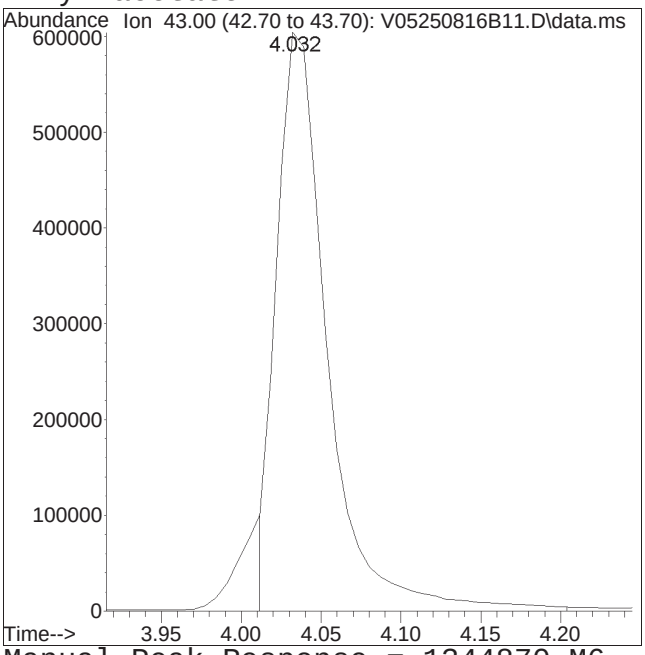


Manual Peak Response = 1344870 M6

M6 = Misassignment of peak valley by automated integration (poor split of 2 peaks).

# Manual Integration Report

Data Path : K:\VOA105\2025\250816BICAL\
Data File : V05250816B11.D
Date Inj'd : 8/16/2025 3:47 pm
Sample : I8260STD80PPB

Method : V105_250816B_8260.m
Operator : VOA105:PID
Instrument : VOA105
Quant Date : 8/17/2025 1:40 pm

## Compound #35: Tetrahydrofuran

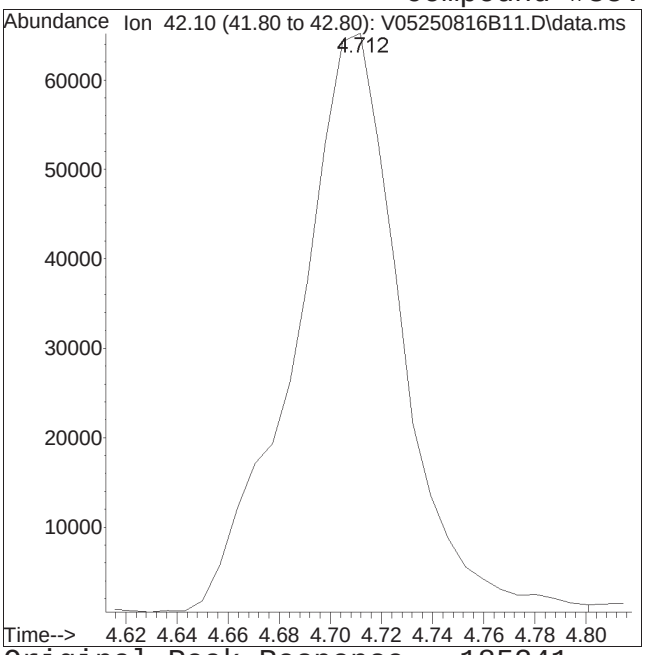


Original Peak Response = 185241

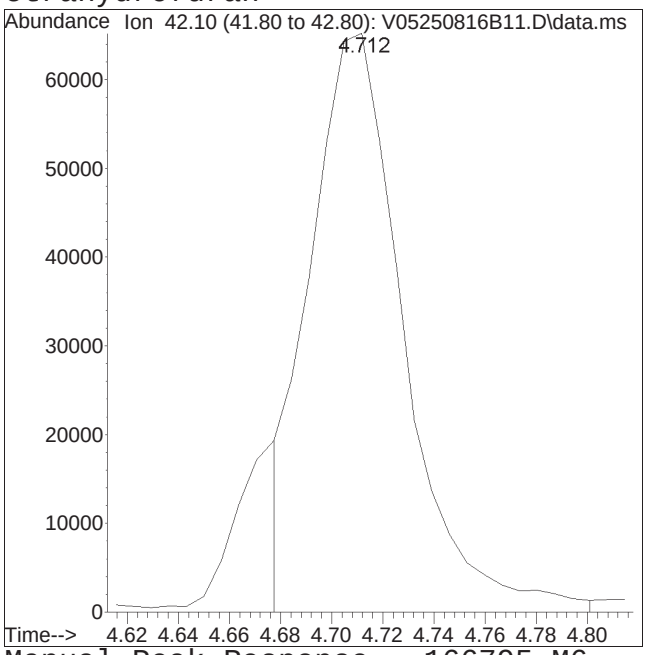


Manual Peak Response = 166795 M6

M6 = Misassignment of peak valley by automated integration (poor split of 2 peaks).

Manual Integration Report

Data Path : K:\VOA105\2025\250816BICAL\
Data File : V05250816B11.D
Date Inj'd : 8/16/2025 3:47 pm
Sample : I8260STD80PPB

Method : V105_250816B_8260.m
Operator : VOA105:PID
Instrument : VOA105
Quant Date : 8/17/2025 1:40 pm

Compound #89: 2-Chlorotoluene

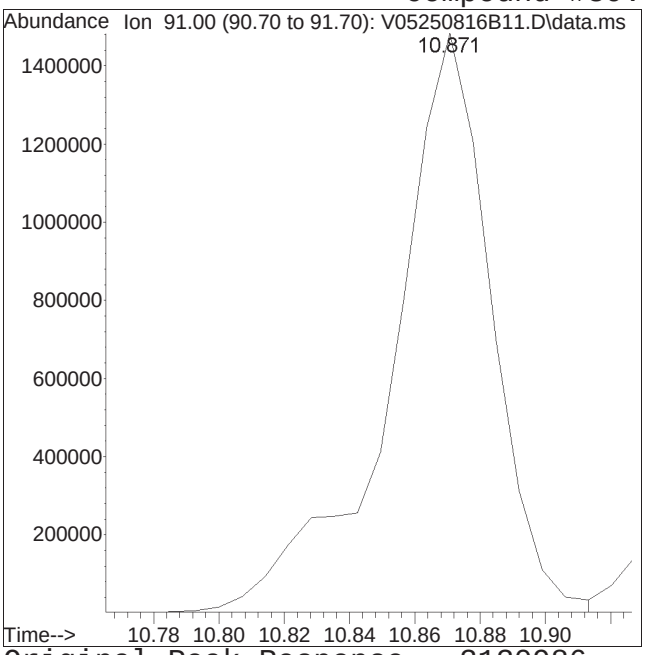


Original Peak Response = 3130986

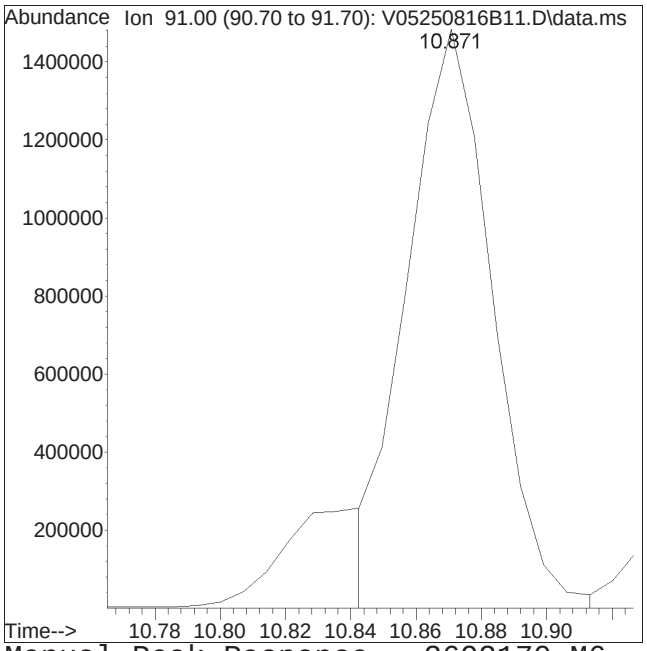


Manual Peak Response = 2692170 M6

M6 = Misassignment of peak valley by automated integration (poor split of 2 peaks).

# Manual Integration Report

Data Path : K:\VOA105\2025\250816BICAL\
Data File : V05250816B11.D
Date Inj'd : 8/16/2025 3:47 pm
Sample : I8260STD80PPB

Method : V105_250816B_8260.m
Operator : VOA105:PID
Instrument : VOA105
Quant Date : 8/17/2025 1:40 pm

## Compound #91: 1,2,3-Trichloropropane

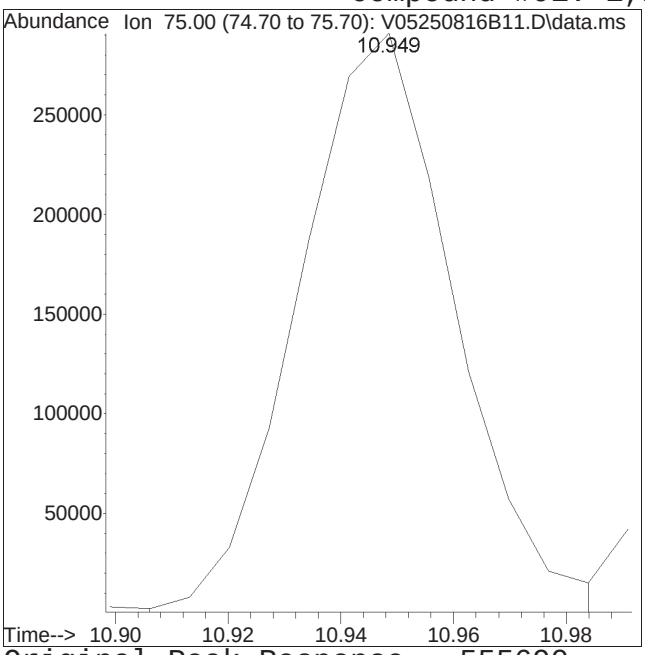


Original Peak Response = 555690

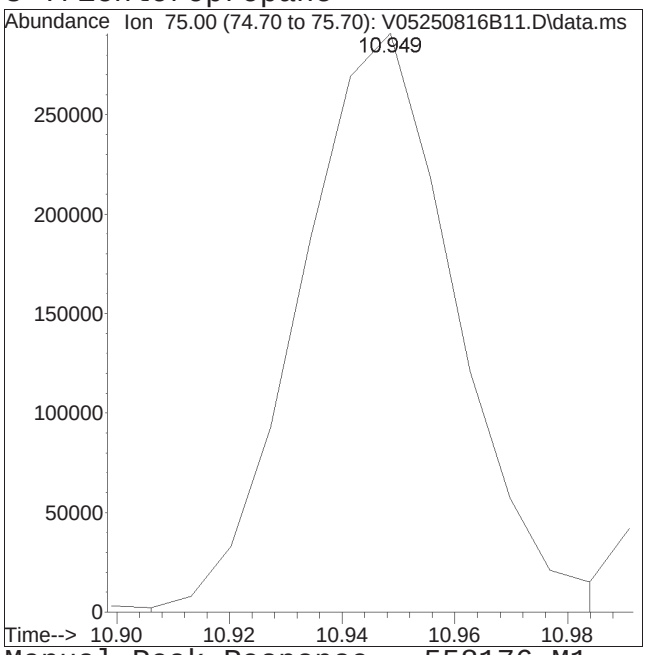


Manual Peak Response = 558176 M1

M1 = Split or tailing peak, auto integration stopped early resulting in false low area count.

Manual Integration Report

Data Path : K:\VOA105\2025\250816BICAL
Data File : V05250816B11.D Operator : VOA105:PID
Date Inj'd : 8/16/2025 3:47 pm Instrument : VOA105
Sample : I8260STD80PPB Quant Date : 8/17/2025 1:40 pm

Compound #92: trans-1,4-Dichloro-2-butene

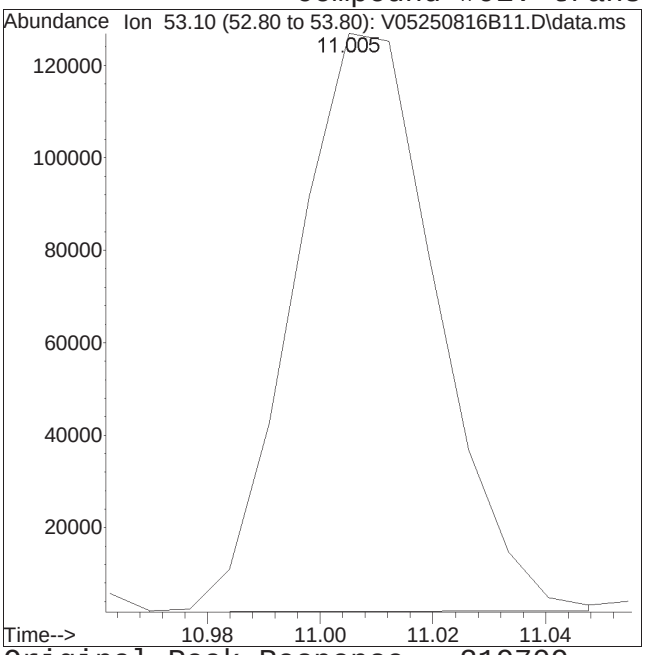


Original Peak Response = 219709

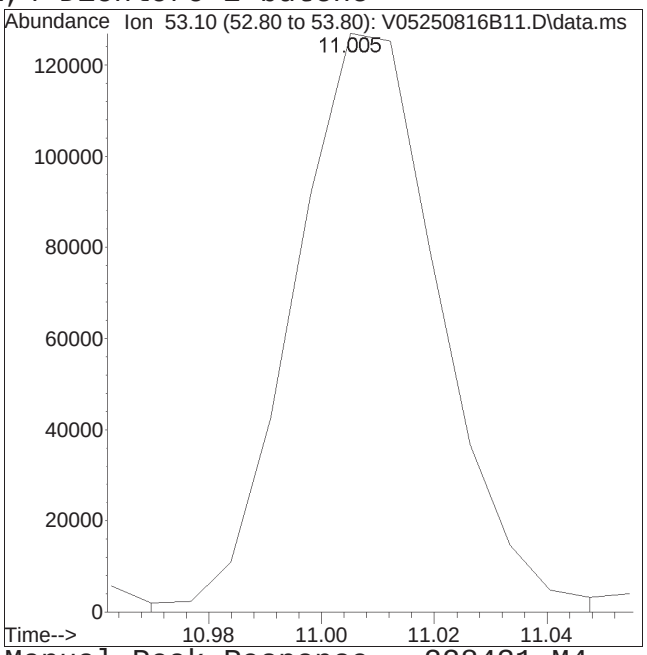


Manual Peak Response = 228431 M4

M4 = Poor automated baseline construction.

Quantitation Report (QT Reviewed)

Data Path : K:\VOA105\2025\250816BICAL\
Data File : V05250816B12.D
Acq On : 16 Aug 2025 4:13 pm
Operator : VOA105:PID
Sample : I8260STD120PPB
Misc : WG2103935,ICAL (Sig #1); WG,ICAL22511 (Sig #2)
ALS Vial : 12 Sample Multiplier: 1

Quant Time: Aug 17 13:41:11 2025
Quant Method : K:\VOA105\2025\250816BICAL\V105_250816B_8260.m
Quant Title : VOLATILES BY GC/MS
QLast Update : Sun Aug 17 13:40:07 2025
Response via : Initial Calibration

CCAL FILE(s) : 1 - K:\VOA105\2025\250816BICAL\V05250816B09.D
Sub List : 8260-Curve - Megamix plus Diox

| Compound | R.T. | QIon | Response | Conc | Units | Dev(Min) |
|---|---|---|---|---|---|---|
| Internal Standards | | | | | | |
| 1) Fluorobenzene | 5.513 | 96 | 401958 | 10.000 | ug/L | 0.00 |
| Standard Area 1 = 321270 | | | Recovery = 125.12% | | | |
| 59) Chlorobenzene-d5 | 8.985 | 117 | 316536 | 10.000 | ug/L | 0.00 |
| Standard Area 1 = 246189 | | | Recovery = 128.57% | | | |
| 79) 1,4-Dichlorobenzene-d4 | 11.797 | 152 | 184025 | 10.000 | ug/L | 0.00 |
| Standard Area 1 = 142285 | | | Recovery = 129.34% | | | |
| System Monitoring Compounds | | | | | | |
| 36) Dibromofluoromethane | 4.732 | 113 | 108001 | 9.439 | ug/L | 0.00 |
| Spiked Amount 10.000 | Range 70 - 130 | | Recovery = 94.39% | | | |
| 43) 1,2-Dichloroethane-d4 | 5.245 | 65 | 149761 | 9.145 | ug/L | 0.00 |
| Spiked Amount 10.000 | Range 70 - 130 | | Recovery = 91.45% | | | |
| 60) Toluene-d8 | 7.164 | 98 | 418941 | 9.975 | ug/L | 0.00 |
| Spiked Amount 10.000 | Range 70 - 130 | | Recovery = 99.75% | | | |
| 83) 4-Bromofluorobenzene | 10.538 | 95 | 169850 | 10.155 | ug/L | 0.00 |
| Spiked Amount 10.000 | Range 70 - 130 | | Recovery = 101.55% | | | |
| Target Compounds | | | | | | Qvalue |
| 2) Dichlorodifluoromethane | 1.430 | 85 | 1633006 | 123.565 | ug/L | 99 |
| 3) Chloromethane | 1.595 | 50 | 1490352 | 139.668 | ug/L | 98 |
| 4) Vinyl chloride | 1.650 | 62 | 1627996 | 132.833 | ug/L | 99 |
| 5) Bromomethane | 1.925 | 94 | 766578 | 143.620 | ug/L | 97 |
| 6) Chloroethane | 2.007 | 64 | 796446 | 112.013 | ug/L | 99 |
| 7) Trichlorofluoromethane | 2.144 | 101 | 2308995 | 117.746 | ug/L | 100 |
| 8) Ethyl ether | 2.419 | 74 | 569605 | 122.741 | ug/L | 92 |
| 10) 1,1-Dichloroethene | 2.590 | 96 | 1019971 | 121.057 | ug/L | 96 |
| 11) Carbon disulfide | 2.618 | 76 | 3483148 | 121.617 | ug/L | 99 |
| 12) Freon-113 | 2.618 | 101 | 1127573 | 124.481 | ug/L | 96 |
| 13) Iodomethane | 2.728 | 142 | 560709 | 226.559 | ug/L | 97 |
| 14) Acrolein | 2.899 | 56 | 190593 | 124.225 | ug/L | 97 |
| 15) Methylene chloride | 3.112 | 84 | 1142494 | 103.178 | ug/L | 92 |
| 17) Acetone | 3.167 | 43 | 213199 | 113.915 | ug/L | 95 |
| 18) trans-1,2-Dichloroethene | 3.249 | 96 | 1160046 | 120.301 | ug/L | 94 |
| 19) Methyl acetate | 3.270 | 43 | 584320 | 127.126 | ug/L | 96 |
| 20) Methyl tert-butyl ether | 3.345 | 73 | 3108003 | 127.275 | ug/L | 96 |
| 21) tert-Butyl alcohol | 3.462 | 59 | 343326 | 651.975 | ug/L | 81 |
| 22) Diisopropyl ether | 3.682 | 45 | 4303297 | 126.206 | ug/L | 97 |
| 23) 1,1-Dichloroethane | 3.805 | 63 | 2610125 | 116.325 | ug/L | 98 |
| 24) Halothane | 3.867 | 117 | 846144 | 123.497 | ug/L | 100 |

Data Path : K:\VOA105\2025\250816BICAL\
Data File : V05250816B12.D
Acq On : 16 Aug 2025 4:13 pm
Operator : VOA105:PID
Sample : I8260STD120PPB
Misc : WG2103935,ICAL (Sig #1); WG,ICAL22511 (Sig #2)
ALS Vial : 12 Sample Multiplier: 1

Quant Time: Aug 17 13:41:11 2025
Quant Method : K:\VOA105\2025\250816BICAL\V105_250816B_8260.m
Quant Title : VOLATILES BY GC/MS
QLast Update : Sun Aug 17 13:40:07 2025
Response via : Initial Calibration

CCAL FILE(s) : 1 - K:\VOA105\2025\250816BICAL\V05250816B09.D
Sub List : 8260-Curve - Megamix plus Diox

| Compound | R.T. | QIon | Response | Conc | Units | Dev(Min) |
|---|---|---|---|---|---|---|
| 25) Acrylonitrile | 3.867 | 53 | 347902 | 127.052 | ug/L | 97 |
| 26) Ethyl tert-butyl ether | 4.011 | 59 | 3957355 | 131.422 | ug/L | 98 |
| 27) Vinyl acetate | 4.032 | 43 | 2240481M6 | 135.924 | ug/L | |
| 28) cis-1,2-Dichloroethene | 4.306 | 96 | 1287488 | 120.875 | ug/L | 96 |
| 29) 2,2-Dichloropropane | 4.396 | 77 | 2176546 | 121.506 | ug/L | 94 |
| 30) Bromochloromethane | 4.492 | 128 | 484853 | 110.629 | ug/L | 91 |
| 31) Cyclohexane | 4.471 | 56 | 2757430 | 127.247 | ug/L | 97 |
| 32) Chloroform | 4.560 | 83 | 2383469 | 115.722 | ug/L | 99 |
| 33) Ethyl acetate | 4.670 | 43 | 863139 | 129.870 | ug/L | 99 |
| 34) Carbon tetrachloride | 4.677 | 117 | 2164014 | 123.375 | ug/L | 98 |
| 35) Tetrahydrofuran | 4.704 | 42 | 266164M6 | 121.145 | ug/L | |
| 37) 1,1,1-Trichloroethane | 4.739 | 97 | 2346679 | 121.899 | ug/L | 98 |
| 39) 2-Butanone | 4.849 | 43 | 370663 | 131.847 | ug/L | 97 |
| 40) 1,1-Dichloropropene | 4.862 | 75 | 1784041 | 127.069 | ug/L | 99 |
| 41) Benzene | 5.097 | 78 | 5173889 | 126.996 | ug/L | 97 |
| 42) tert-Amyl methyl ether | 5.210 | 73 | 2951607 | 135.216 | ug/L | 92 |
| 44) 1,2-Dichloroethane | 5.309 | 62 | 1874024 | 114.981 | ug/L | 99 |
| 47) Methyl cyclohexane | 5.654 | 83 | 2189086 | 136.386 | ug/L | 91 |
| 48) Trichloroethene | 5.682 | 95 | 1339389 | 121.820 | ug/L | 99 |
| 50) Dibromomethane | 6.120 | 93 | 711526 | 122.316 | ug/L | 100 |
| 51) 1,2-Dichloropropane | 6.212 | 63 | 1425227 | 124.207 | ug/L | 99 |
| 53) 2-Chloroethyl vinyl ether | 6.910 | 63 | 547543 | 131.959 | ug/L | 91 |
| 54) Bromodichloromethane | 6.296 | 83 | 1892131 | 122.304 | ug/L | 98 |
| 57) 1,4-Dioxane | 6.508 | 88 | 62090 | 1325.607 | ug/L | 95 |
| 58) cis-1,3-Dichloropropene | 6.974 | 75 | 2108505 | 139.663 | ug/L | 96 |
| 61) Toluene | 7.221 | 92 | 3147074 | 119.913 | ug/L | 99 |
| 62) 4-Methyl-2-pentanone | 7.665 | 58 | 345736 | 132.912 | ug/L | 86 |
| 63) Tetrachloroethene | 7.658 | 166 | 1432004 | 125.282 | ug/L | 98 |
| 65) trans-1,3-Dichloropropene | 7.715 | 75 | 1862687 | 140.456 | ug/L | 96 |
| 67) Ethyl methacrylate | 7.905 | 69 | 1178177 | 140.045 | ug/L | 91 |
| 68) 1,1,2-Trichloroethane | 7.898 | 83 | 765907 | 122.475 | ug/L | 98 |
| 69) Chlorodibromomethane | 8.103 | 129 | 1262753 | 128.745 | ug/L | 99 |
| 70) 1,3-Dichloropropane | 8.208 | 76 | 1730211 | 125.233 | ug/L | 99 |
| 71) 1,2-Dibromoethane | 8.364 | 107 | 912696 | 128.301 | ug/L | 99 |
| 72) 2-Hexanone | 8.667 | 43 | 532543 | 132.633 | ug/L | 90 |
| 73) Chlorobenzene | 9.006 | 112 | 3377747 | 122.437 | ug/L | 98 |
| 74) Ethylbenzene | 9.048 | 91 | 6485906 | 125.119 | ug/L | 100 |
| 75) 1,1,1,2-Tetrachloroethane | 9.097 | 131 | 1288677 | 125.377 | ug/L | 98 |
| 76) p/m Xylene | 9.232 | 106 | 4573112 | 250.323 | ug/L | 98 |
| 77) o Xylene | 9.775 | 106 | 4357164 | 252.195 | ug/L | 100 |

Data Path : K:\VOA105\2025\250816BICAL\
Data File : V05250816B12.D
Acq On : 16 Aug 2025 4:13 pm
Operator : VOA105:PID
Sample : I8260STD120PPB
Misc : WG2103935,ICAL (Sig #1); WG,ICAL22511 (Sig #2)
ALS Vial : 12 Sample Multiplier: 1

Quant Time: Aug 17 13:41:11 2025
Quant Method : K:\VOA105\2025\250816BICAL\V105_250816B_8260.m
Quant Title : VOLATILES BY GC/MS
QLast Update : Sun Aug 17 13:40:07 2025
Response via : Initial Calibration

CCAL FILE(s) : 1 - K:\VOA105\2025\250816BICAL\V05250816B09.D
Sub List : 8260-Curve - Megamix plus Diox

| Compound | R.T. | QIon | Response | Conc | Units | | Dev(Min) |
|---|---|---|---|---|---|---|---|
| 78) Styrene | 9.852 | 104 | 7330772 | 257.319 | ug/L | | 99 |
| 80) Bromoform | 9.881 | 173 | 821801 | 133.036 | ug/L | | 100 |
| 82) Isopropylbenzene | 10.184 | 105 | 6479763 | 128.381 | ug/L | | 99 |
| 84) Bromobenzene | 10.644 | 156 | 1447675 | 124.116 | ug/L | | 100 |
| 85) n-Propylbenzene | 10.701 | 91 | 7759231 | 130.510 | ug/L | | 99 |
| 86) 1,4-Dichlorobutane | 10.722 | 55 | 2032086 | 124.770 | ug/L | | 97 |
| 87) 1,1,2,2-Tetrachloroethane | 10.814 | 83 | 1083114 | 133.607 | ug/L | | 98 |
| 88) 4-Ethyltoluene | 10.835 | 105 | 6232608 | 129.913 | ug/L | | 100 |
| 89) 2-Chlorotoluene | 10.870 | 91 | 4599301M6 | 124.193 | ug/L | | |
| 90) 1,3,5-Trimethylbenzene | 10.941 | 105 | 5363136 | 126.624 | ug/L | | 100 |
| 91) 1,2,3-Trichloropropane | 10.948 | 75 | 945014M1 | 124.740 | ug/L | | |
| 92) trans-1,4-Dichloro-2-b... | 11.005 | 53 | 380549 | 126.562 | ug/L | # | 85 |
| 93) 4-Chlorotoluene | 11.068 | 91 | 4882434 | 126.615 | ug/L | | 99 |
| 94) tert-Butylbenzene | 11.288 | 119 | 4392804 | 132.151 | ug/L | | 97 |
| 97) 1,2,4-Trimethylbenzene | 11.373 | 105 | 5340722 | 131.072 | ug/L | | 100 |
| 98) sec-Butylbenzene | 11.486 | 105 | 6692683 | 133.463 | ug/L | | 100 |
| 99) p-Isopropyltoluene | 11.648 | 119 | 5451651 | 134.819 | ug/L | | 99 |
| 100) 1,3-Dichlorobenzene | 11.712 | 146 | 2709468 | 125.140 | ug/L | | 100 |
| 101) 1,4-Dichlorobenzene | 11.811 | 146 | 2725140 | 123.928 | ug/L | | 98 |
| 102) p-Diethylbenzene | 12.037 | 119 | 3166725 | 135.321 | ug/L | | 98 |
| 103) n-Butylbenzene | 12.094 | 91 | 4991998 | 133.641 | ug/L | | 100 |
| 104) 1,2-Dichlorobenzene | 12.243 | 146 | 2452723 | 125.936 | ug/L | | 100 |
| 105) 1,2,4,5-Tetramethylben... | 12.844 | 119 | 4936243 | 142.100 | ug/L | | 99 |
| 106) 1,2-Dibromo-3-chloropr... | 13.042 | 155 | 187245 | 135.909 | ug/L | | 95 |
| 107) 1,3,5-Trichlorobenzene | 13.070 | 180 | 2066765 | 129.128 | ug/L | | 98 |
| 108) Hexachlorobutadiene | 13.650 | 225 | 889385 | 130.605 | ug/L | | 99 |
| 109) 1,2,4-Trichlorobenzene | 13.671 | 180 | 1801104 | 134.006 | ug/L | | 100 |
| 110) Naphthalene | 13.969 | 128 | 3429277 | 140.309 | ug/L | | 100 |
| 111) 1,2,3-Trichlorobenzene | 14.138 | 180 | 1532703 | 132.524 | ug/L | | 99 |

(#) = qualifier out of range (m) = manual integration (+) = signals summed

Quantitation Report (QT Reviewed)

Data Path : K:\VOA105\2025\250816BICAL\
Data File : V05250816B12.D
Acq On : 16 Aug 2025 4:13 pm
Operator : VOA105:PID
Sample : I8260STD120PPB
Misc : WG2103935,ICAL (Sig #1); WG,ICAL22511 (Sig #2)
ALS Vial : 12 Sample Multiplier: 1

Quant Time: Aug 17 13:41:11 2025
Quant Method : K:\VOA105\2025\250816BICAL\V105_250816B_8260.m
Quant Title : VOLATILES BY GC/MS
QLast Update : Sun Aug 17 13:40:07 2025
Response via : Initial Calibration

SCALE(s) : 8260K:\VOA105\2025\250816BICAL\V05250816B09.D•

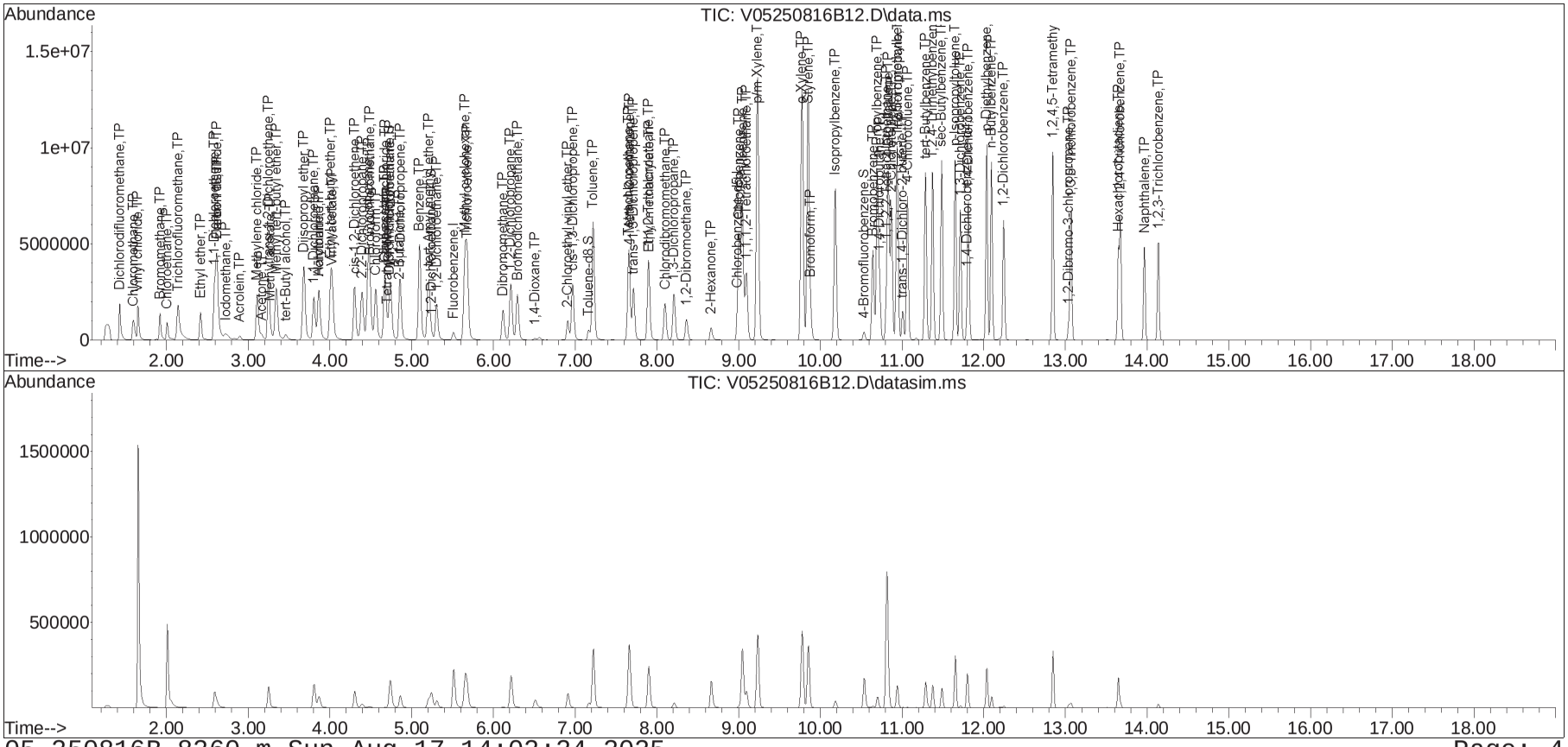

# Manual Integration Report

Data Path : K:\VOA105\2025\250816BICAL\
Data File : V05250816B12.D
Date Inj'd : 8/16/2025 4:13 pm
Sample : I8260STD120PPB

Method : V105_250816B_8260.m
Operator : VOA105:PID
Instrument : VOA105
Quant Date : 8/17/2025 1:41 pm

## Compound #27: Vinyl acetate

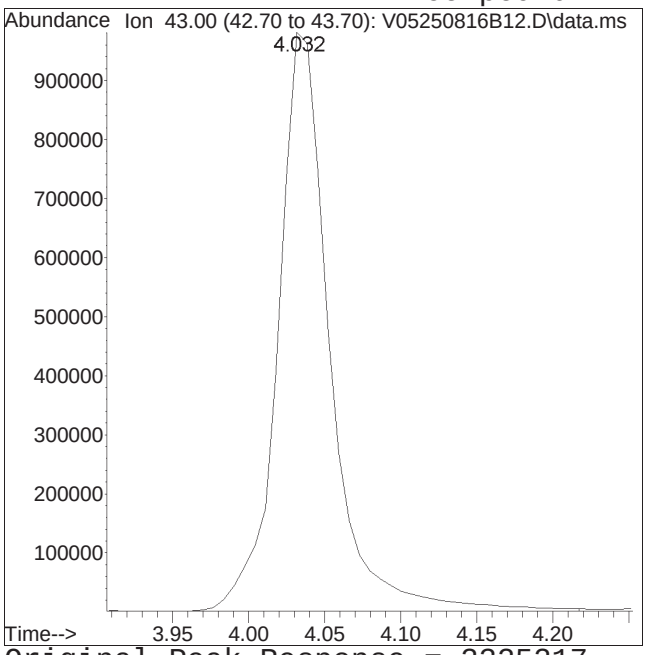


Original Peak Response = 2325217

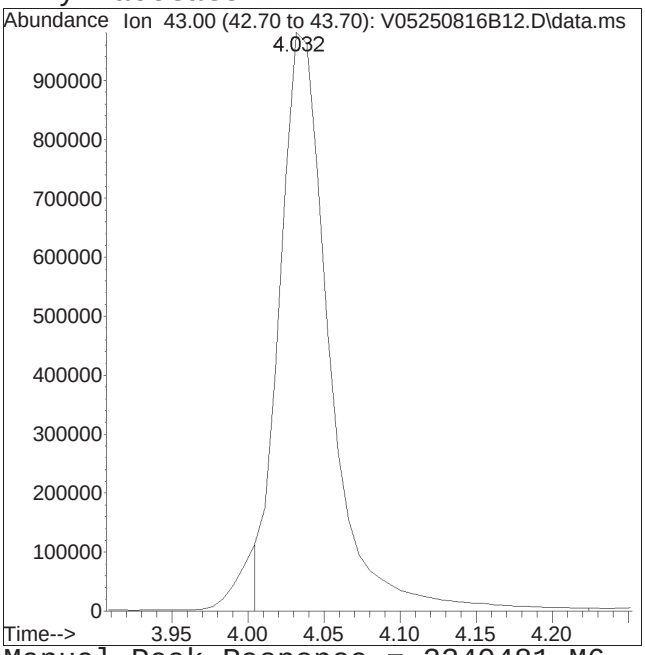


Manual Peak Response = 2240481 M6

M6 = Misassignment of peak valley by automated integration (poor split of 2 peaks).

Manual Integration Report

Data Path : K:\VOA105\2025\250816BICAL\
Data File : V05250816B12.D
Date Inj'd : 8/16/2025 4:13 pm
Sample : I8260STD120PPB

Method : V105_250816B_8260.m
Operator : VOA105:PID
Instrument : VOA105
Quant Date : 8/17/2025 1:41 pm

Compound #35: Tetrahydrofuran

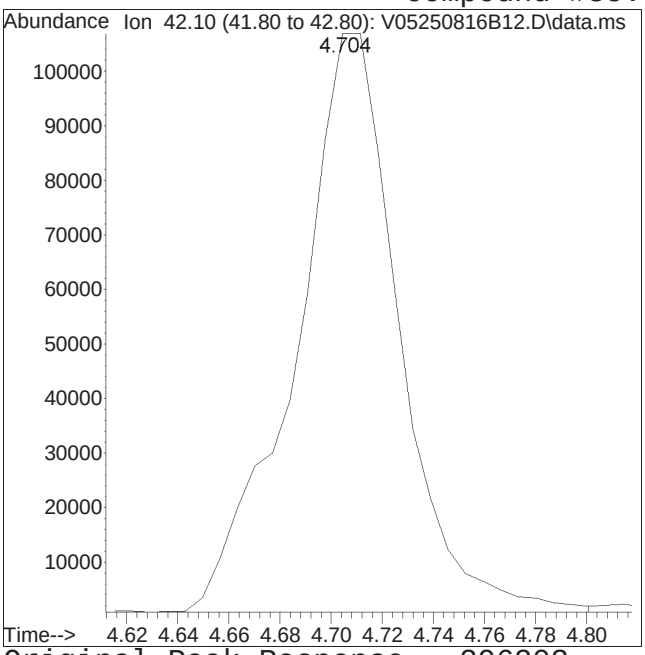


Original Peak Response = 296203

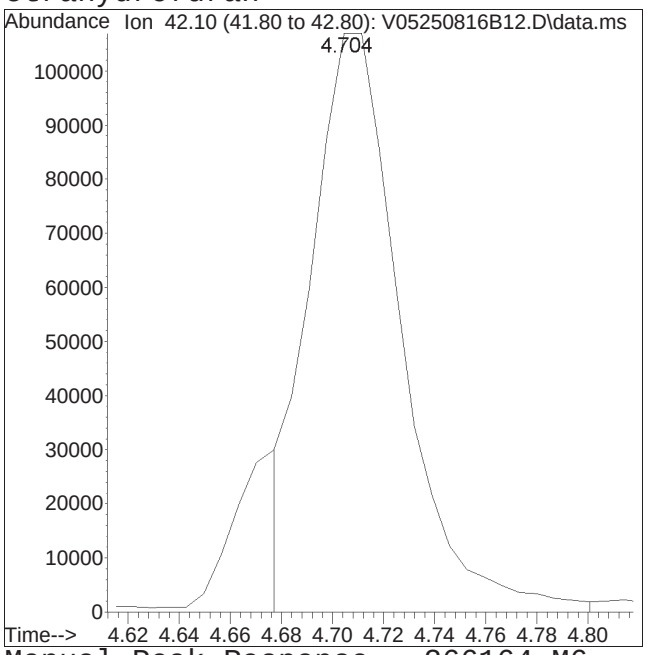


Manual Peak Response = 266164 M6

M6 = Misassignment of peak valley by automated integration (poor split of 2 peaks).

Manual Integration Report

Data Path : K:\VOA105\2025\250816BICAL\
Data File : V05250816B12.D
Date Inj'd : 8/16/2025 4:13 pm
Sample : I8260STD120PPB

Method : V105_250816B_8260.m
Operator : VOA105:PID
Instrument : VOA105
Quant Date : 8/17/2025 1:41 pm

Compound #89: 2-Chlorotoluene

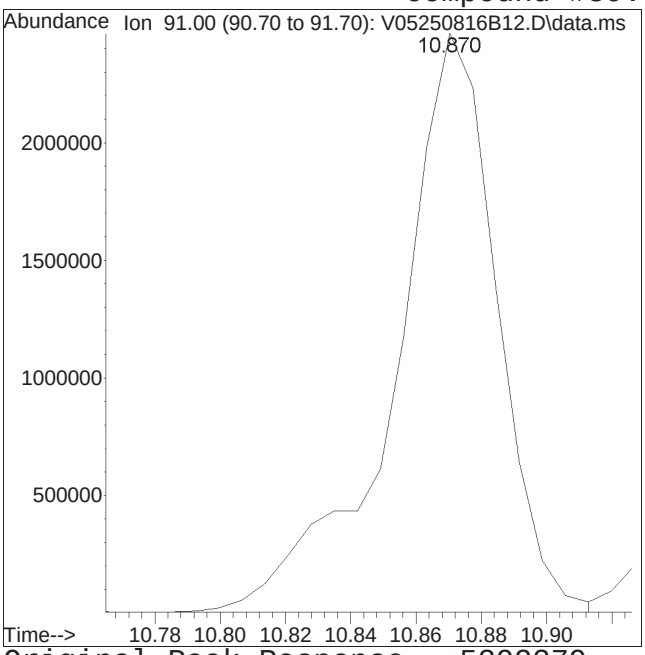


Original Peak Response = 5292279

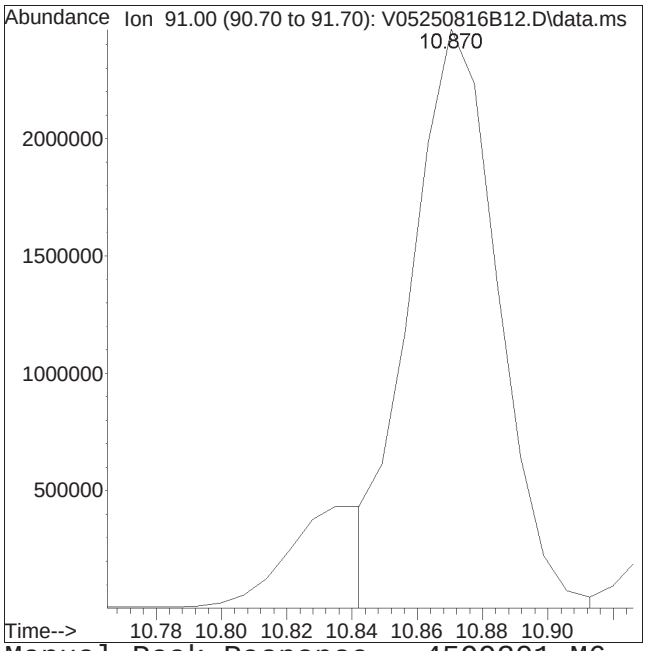


Manual Peak Response = 4599301 M6

M6 = Misassignment of peak valley by automated integration (poor split of 2 peaks).

# Manual Integration Report

Data Path : K:\VOA105\2025\250816BICAL
Data File : V05250816B12.D
Date Inj'd : 8/16/2025 4:13 pm
Sample : I8260STD120PPB
Operator : VOA105:PID
Instrument : VOA105
Quant Date : 8/17/2025 1:41 pm

## Compound #91: 1,2,3-Trichloropropane

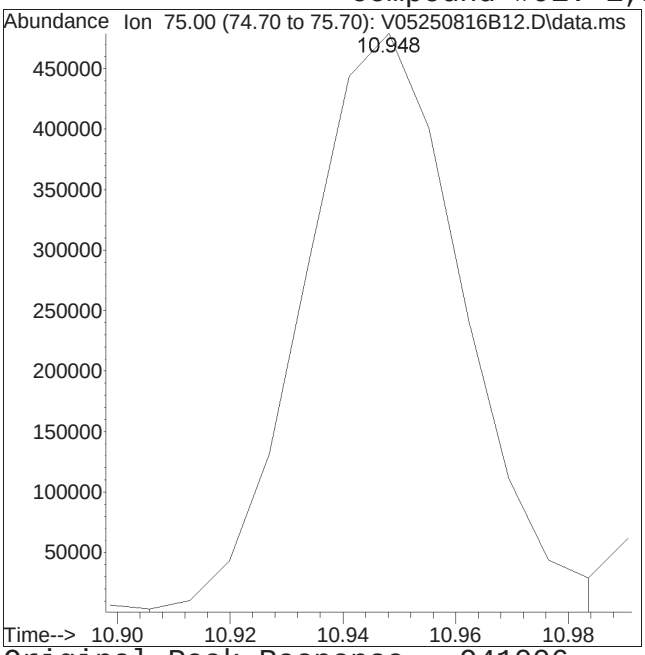


Original Peak Response = 941006

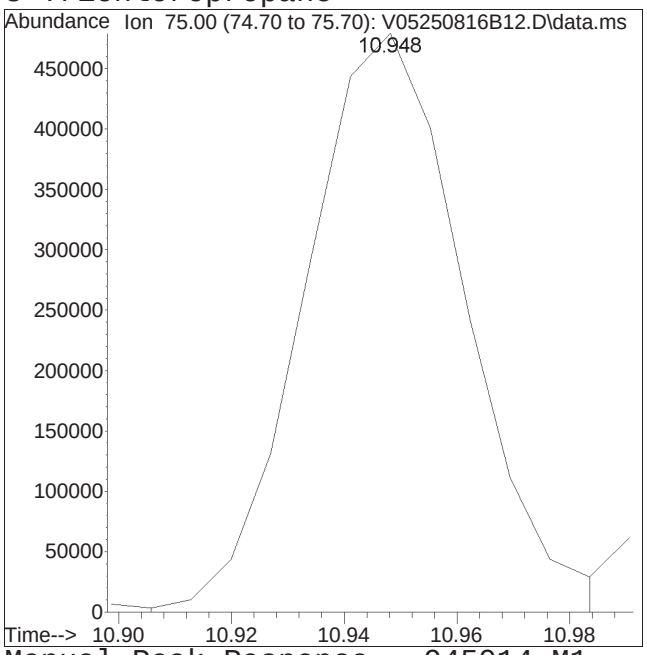


Manual Peak Response = 945014 M1

M1 = Split or tailing peak, auto integration stopped early resulting in false low area count.

Quantitation Report (QT Reviewed)

Data Path : K:\VOA105\2025\250816BICAL\
Data File : V05250816B13.D
Acq On : 16 Aug 2025 4:38 pm
Operator : VOA105:PID
Sample : I8260STD200PPB
Misc : WG2103935,ICAL (Sig #1); WG,ICAL22511 (Sig #2)
ALS Vial : 13 Sample Multiplier: 1

Quant Time: Aug 17 13:41:17 2025
Quant Method : K:\VOA105\2025\250816BICAL\V105_250816B_8260.m
Quant Title : VOLATILES BY GC/MS
QLast Update : Sun Aug 17 13:40:07 2025
Response via : Initial Calibration

CCAL FILE(s) : 1 - K:\VOA105\2025\250816BICAL\V05250816B09.D
Sub List : 8260-Curve - Megamix plus Diox

| Compound | R.T. | QIon | Response | Conc | Units | Dev(Min) |
|---|---|---|---|---|---|---|
| Internal Standards | | | | | | |
| 1) Fluorobenzene | 5.513 | 96 | 479710 | 10.000 | ug/L | 0.00 |
| Standard Area 1 = 321270 | | | Recovery = 149.32% | | | |
| 59) Chlorobenzene-d5 | 8.985 | 117 | 375980 | 10.000 | ug/L | 0.00 |
| Standard Area 1 = 246189 | | | Recovery = 152.72% | | | |
| 79) 1,4-Dichlorobenzene-d4 | 11.797 | 152 | 208991 | 10.000 | ug/L | 0.00 |
| Standard Area 1 = 142285 | | | Recovery = 146.88% | | | |
| System Monitoring Compounds | | | | | | |
| 36) Dibromofluoromethane | 4.732 | 113 | 125790 | 9.212 | ug/L | 0.00 |
| Spiked Amount 10.000 | Range 70 - 130 | | Recovery = 92.12% | | | |
| 43) 1,2-Dichloroethane-d4 | 5.245 | 65 | 174189 | 8.913 | ug/L | 0.00 |
| Spiked Amount 10.000 | Range 70 - 130 | | Recovery = 89.13% | | | |
| 60) Toluene-d8 | 7.164 | 98 | 496744 | 9.958 | ug/L | 0.00 |
| Spiked Amount 10.000 | Range 70 - 130 | | Recovery = 99.58% | | | |
| 83) 4-Bromofluorobenzene | 10.538 | 95 | 193282 | 10.176 | ug/L | 0.00 |
| Spiked Amount 10.000 | Range 70 - 130 | | Recovery = 101.76% | | | |
| Target Compounds | | | | | | Qvalue |
| 2) Dichlorodifluoromethane | 1.431 | 85 | 3069179 | 194.594 | ug/L | 99 |
| 3) Chloromethane | 1.595 | 50 | 3021169 | 237.239 | ug/L | 99 |
| 4) Vinyl chloride | 1.650 | 62 | 3094477 | 211.564 | ug/L | 99 |
| 5) Bromomethane | 1.918 | 94 | 1530674 | 240.293 | ug/L | 97 |
| 6) Chloroethane | 2.007 | 64 | 1402893M1 | 165.326 | ug/L | |
| 7) Trichlorofluoromethane | 2.138 | 101 | 4220086 | 180.321 | ug/L | 100 |
| 8) Ethyl ether | 2.419 | 74 | 1070577 | 193.301 | ug/L | 90 |
| 10) 1,1-Dichloroethene | 2.591 | 96 | 1997938 | 198.695 | ug/L | 92 |
| 11) Carbon disulfide | 2.611 | 76 | 6725052 | 196.752 | ug/L | 99 |
| 12) Freon-113 | 2.618 | 101 | 2176194 | 201.307 | ug/L | 96 |
| 13) Iodomethane | 2.721 | 142 | 1373199 | 464.920 | ug/L | 91 |
| 14) Acrolein | 2.900 | 56 | 370215 | 202.190 | ug/L | 98 |
| 15) Methylene chloride | 3.112 | 84 | 2291766 | 173.422 | ug/L | 87 |
| 17) Acetone | 3.167 | 43 | 402226 | 180.081 | ug/L | 94 |
| 18) trans-1,2-Dichloroethene | 3.250 | 96 | 2316470 | 201.289 | ug/L | 91 |
| 19) Methyl acetate | 3.270 | 43 | 1068910 | 194.861 | ug/L | 95 |
| 20) Methyl tert-butyl ether | 3.346 | 73 | 5973738 | 204.979 | ug/L | 95 |
| 21) tert-Butyl alcohol | 3.462 | 59 | 681100 | 1083.769 | ug/L # | 82 |
| 22) Diisopropyl ether | 3.682 | 45 | 8076295 | 198.469 | ug/L | 96 |
| 23) 1,1-Dichloroethane | 3.806 | 63 | 5015449 | 187.294 | ug/L | 98 |
| 24) Halothane | 3.867 | 117 | 1694868 | 207.277 | ug/L | 99 |

Data Path : K:\VOA105\2025\250816BICAL\
Data File : V05250816B13.D
Acq On : 16 Aug 2025 4:38 pm
Operator : VOA105:PID
Sample : I8260STD200PPB
Misc : WG2103935,ICAL (Sig #1); WG,ICAL22511 (Sig #2)
ALS Vial : 13 Sample Multiplier: 1

Quant Time: Aug 17 13:41:17 2025
Quant Method : K:\VOA105\2025\250816BICAL\V105_250816B_8260.m
Quant Title : VOLATILES BY GC/MS
QLast Update : Sun Aug 17 13:40:07 2025
Response via : Initial Calibration

CCAL FILE(s) : 1 - K:\VOA105\2025\250816BICAL\V05250816B09.D
Sub List : 8260-Curve - Megamix plus Diox

| Compound | R.T. | QIon | Response | Conc | Units | | Dev(Min) |
|---|---|---|---|---|---|---|---|
| 25) Acrylonitrile | 3.867 | 53 | 666340 | 203.903 | ug/L | | 97 |
| 26) Ethyl tert-butyl ether | 4.011 | 59 | 7577545 | 210.859 | ug/L | | 99 |
| 27) Vinyl acetate | 4.032 | 43 | 4241953 | 215.636 | ug/L | | 99 |
| 28) cis-1,2-Dichloroethene | 4.300 | 96 | 2531630 | 199.157 | ug/L | | 94 |
| 29) 2,2-Dichloropropane | 4.396 | 77 | 4137853 | 193.556 | ug/L | | 92 |
| 30) Bromochloromethane | 4.492 | 128 | 912880 | 174.531 | ug/L | | 88 |
| 31) Cyclohexane | 4.471 | 56 | 5387616 | 208.326 | ug/L | | 93 |
| 32) Chloroform | 4.561 | 83 | 4534746 | 184.484 | ug/L | | 99 |
| 33) Ethyl acetate | 4.670 | 43 | 1627415 | 205.176 | ug/L | | 98 |
| 34) Carbon tetrachloride | 4.677 | 117 | 4142554 | 197.896 | ug/L | | 98 |
| 35) Tetrahydrofuran | 4.705 | 42 | 499209M6 | 190.388 | ug/L | | |
| 37) 1,1,1-Trichloroethane | 4.739 | 97 | 4455548 | 193.933 | ug/L | | 98 |
| 39) 2-Butanone | 4.849 | 43 | 681116 | 203.008 | ug/L | | 100 |
| 40) 1,1-Dichloropropene | 4.863 | 75 | 3503661 | 209.102 | ug/L | | 99 |
| 41) Benzene | 5.097 | 78 | 10233285 | 210.471 | ug/L | | 95 |
| 42) tert-Amyl methyl ether | 5.210 | 73 | 5826395 | 223.651 | ug/L | | 90 |
| 44) 1,2-Dichloroethane | 5.309 | 62 | 3442942 | 177.003 | ug/L | | 99 |
| 47) Methyl cyclohexane | 5.655 | 83 | 4436737 | 231.619 | ug/L | | 87 |
| 48) Trichloroethene | 5.683 | 95 | 2623731 | 199.956 | ug/L | | 99 |
| 50) Dibromomethane | 6.120 | 93 | 1390628 | 200.311 | ug/L | | 99 |
| 51) 1,2-Dichloropropane | 6.219 | 63 | 2781030 | 203.082 | ug/L | | 97 |
| 53) 2-Chloroethyl vinyl ether | 6.910 | 63 | 1076923 | 217.474 | ug/L | | 90 |
| 54) Bromodichloromethane | 6.297 | 83 | 3625714 | 196.375 | ug/L | | 98 |
| 57) 1,4-Dioxane | 6.515 | 88 | 126473 | 2262.522 | ug/L | | 91 |
| 58) cis-1,3-Dichloropropene | 6.974 | 75 | 4122008 | 228.780 | ug/L | | 93 |
| 61) Toluene | 7.221 | 92 | 6211141 | 199.245 | ug/L | | 99 |
| 62) 4-Methyl-2-pentanone | 7.665 | 58 | 668686 | 216.421 | ug/L | | 82 |
| 63) Tetrachloroethene | 7.658 | 166 | 2792982 | 205.718 | ug/L | | 97 |
| 65) trans-1,3-Dichloropropene | 7.715 | 75 | 3596933 | 228.345 | ug/L | | 94 |
| 67) Ethyl methacrylate | 7.905 | 69 | 2323581 | 232.527 | ug/L | | 91 |
| 68) 1,1,2-Trichloroethane | 7.898 | 83 | 1502511 | 202.277 | ug/L | | 98 |
| 69) Chlorodibromomethane | 8.103 | 129 | 2448758 | 210.193 | ug/L | | 98 |
| 70) 1,3-Dichloropropane | 8.216 | 76 | 3376821 | 205.771 | ug/L | | 99 |
| 71) 1,2-Dibromoethane | 8.364 | 107 | 1806469 | 213.792 | ug/L | | 100 |
| 72) 2-Hexanone | 8.660 | 43 | 1027427 | 215.431 | ug/L | # | 88 |
| 73) Chlorobenzene | 9.006 | 112 | 6621708 | 202.075 | ug/L | | 97 |
| 74) Ethylbenzene | 9.048 | 91 | 12490877 | 202.863 | ug/L | | 100 |
| 75) 1,1,1,2-Tetrachloroethane | 9.098 | 131 | 2477185 | 202.904 | ug/L | | 98 |
| 76) p/m Xylene | 9.239 | 106 | 8809401 | 405.970 | ug/L | | 96 |
| 77) o Xylene | 9.782 | 106 | 8409988 | 409.814 | ug/L | | 96 |

Quantitation Report (QT Reviewed)

Data Path : K:\VOA105\2025\250816BICAL\
Data File : V05250816B13.D
Acq On : 16 Aug 2025 4:38 pm
Operator : VOA105:PID
Sample : I8260STD200PPB
Misc : WG2103935,ICAL (Sig #1); WG,ICAL22511 (Sig #2)
ALS Vial : 13 Sample Multiplier: 1

Quant Time: Aug 17 13:41:17 2025
Quant Method : K:\VOA105\2025\250816BICAL\V105_250816B_8260.m
Quant Title : VOLATILES BY GC/MS
QLast Update : Sun Aug 17 13:40:07 2025
Response via : Initial Calibration

CCAL FILE(s) : 1 - K:\VOA105\2025\250816BICAL\V05250816B09.D
Sub List : 8260-Curve - Megamix plus Diox

| Compound | R.T. | QIon | Response | Conc | Units | | Dev(Min) |
|---|---|---|---|---|---|---|---|
| 78) Styrene | 9.860 | 104 | 13924560 | 411.492 | ug/L | | 97 |
| 80) Bromoform | 9.881 | 173 | 1555958 | 221.794 | ug/L | | 100 |
| 82) Isopropylbenzene | 10.185 | 105 | 12444486 | 217.104 | ug/L | | 99 |
| 84) Bromobenzene | 10.644 | 156 | 2759556 | 208.327 | ug/L | | 99 |
| 85) n-Propylbenzene | 10.701 | 91 | 14654685 | 217.045 | ug/L | | 99 |
| 86) 1,4-Dichlorobutane | 10.729 | 55 | 3727451 | 201.525 | ug/L | | 96 |
| 87) 1,1,2,2-Tetrachloroethane | 10.814 | 83 | 2054550 | 223.163 | ug/L | | 98 |
| 88) 4-Ethyltoluene | 10.835 | 105 | 11754093 | 215.735 | ug/L | | 100 |
| 89) 2-Chlorotoluene | 10.878 | 91 | 8707439M6 | 207.036 | ug/L | | |
| 90) 1,3,5-Trimethylbenzene | 10.941 | 105 | 10134591 | 210.694 | ug/L | | 99 |
| 91) 1,2,3-Trichloropropane | 10.948 | 75 | 1772798M1 | 206.051 | ug/L | | |
| 92) trans-1,4-Dichloro-2-b... | 11.012 | 53 | 695292 | 203.615 | ug/L | # | 79 |
| 93) 4-Chlorotoluene | 11.069 | 91 | 9134142 | 208.576 | ug/L | | 100 |
| 94) tert-Butylbenzene | 11.288 | 119 | 8291425 | 219.639 | ug/L | | 97 |
| 97) 1,2,4-Trimethylbenzene | 11.373 | 105 | 9930106 | 214.591 | ug/L | | 100 |
| 98) sec-Butylbenzene | 11.486 | 105 | 12517804 | 219.805 | ug/L | | 100 |
| 99) p-Isopropyltoluene | 11.656 | 119 | 10181794 | 221.716 | ug/L | | 98 |
| 100) 1,3-Dichlorobenzene | 11.719 | 146 | 5010525 | 203.772 | ug/L | | 100 |
| 101) 1,4-Dichlorobenzene | 11.818 | 146 | 5016539 | 200.879 | ug/L | | 98 |
| 102) p-Diethylbenzene | 12.038 | 119 | 5889136 | 221.593 | ug/L | | 98 |
| 103) n-Butylbenzene | 12.094 | 91 | 9227836 | 217.528 | ug/L | | 100 |
| 104) 1,2-Dichlorobenzene | 12.250 | 146 | 4511432 | 203.970 | ug/L | | 99 |
| 105) 1,2,4,5-Tetramethylben... | 12.844 | 119 | 9089365 | 230.399 | ug/L | | 99 |
| 106) 1,2-Dibromo-3-chloropr... | 13.042 | 155 | 342370 | 218.818 | ug/L | | 96 |
| 107) 1,3,5-Trichlorobenzene | 13.070 | 180 | 3771877 | 207.509 | ug/L | | 97 |
| 108) Hexachlorobutadiene | 13.650 | 225 | 1629305 | 210.679 | ug/L | | 99 |
| 109) 1,2,4-Trichlorobenzene | 13.672 | 180 | 3249385 | 212.881 | ug/L | | 100 |
| 110) Naphthalene | 13.969 | 128 | 6276596 | 226.128 | ug/L | | 100 |
| 111) 1,2,3-Trichlorobenzene | 14.139 | 180 | 2749834 | 209.360 | ug/L | | 97 |

(#) = qualifier out of range (m) = manual integration (+) = signals summed

Quantitation Report (QT Reviewed)

Data Path : K:\VOA105\2025\250816BICAL\
Data File : V05250816B13.D
Acq On : 16 Aug 2025 4:38 pm
Operator : VOA105:PID
Sample : I8260STD200PPB
Misc : WG2103935,ICAL (Sig #1); WG,ICAL22511 (Sig #2)
ALS Vial : 13 Sample Multiplier: 1

Quant Time: Aug 17 13:41:17 2025
Quant Method : K:\VOA105\2025\250816BICAL\V105_250816B_8260.m
Quant Title : VOLATILES BY GC/MS
QLast Update : Sun Aug 17 13:40:07 2025
Response via : Initial Calibration

SCALE(s) : 8260K:\VOA105\2025\250816BICAL\V05250816B09.D•

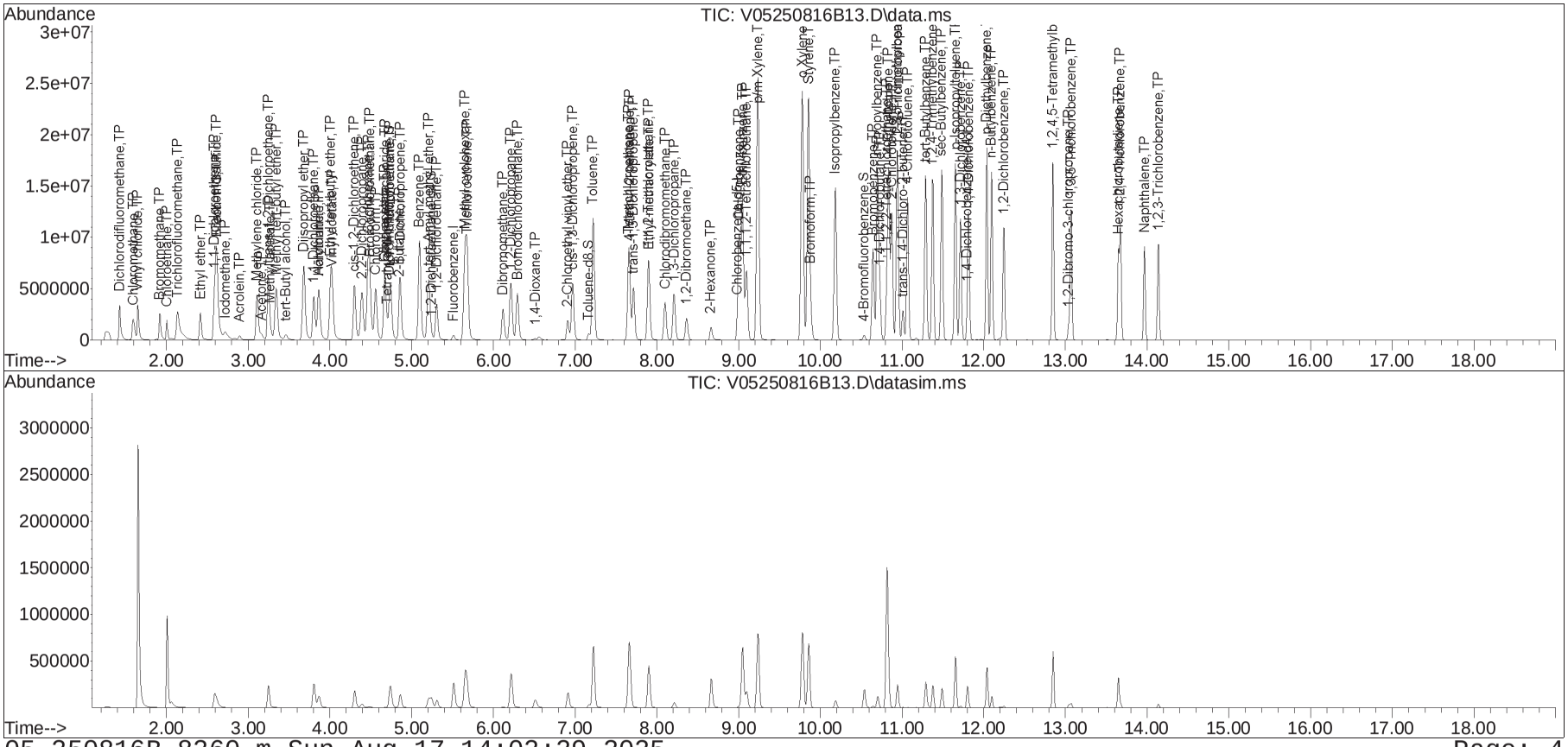

# Manual Integration Report

Data Path : K:\VOA105\2025\250816BICAL\
Data File : V05250816B13.D
Date Inj'd : 8/16/2025 4:38 pm
Sample : I8260STD200PPB

Method : V105_250816B_8260.m
Operator : VOA105:PID
Instrument : VOA105
Quant Date : 8/17/2025 1:41 pm

## Compound #6: Chloroethane

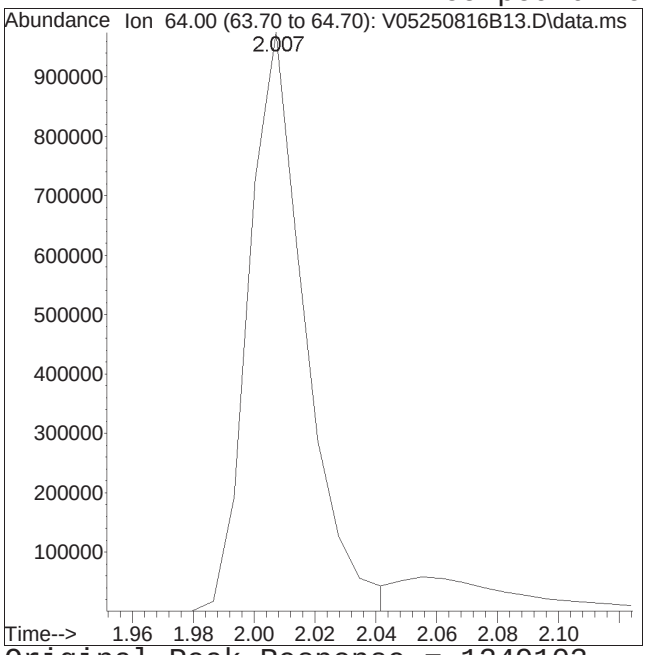


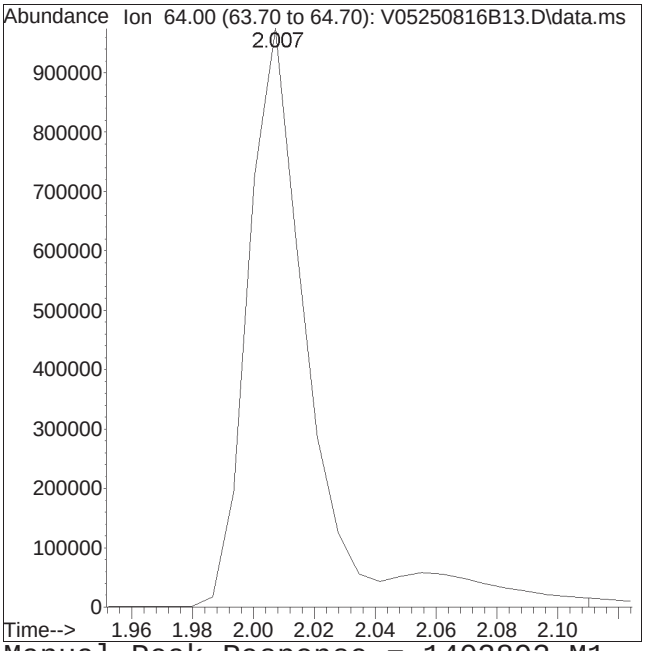


Original Peak Response = 1249103 Manual Peak Response = 1402893 M1

M1 = Split or tailing peak, auto integration stopped early resulting in false low area count.

# Manual Integration Report

Data Path : K:\VOA105\2025\250816BICAL\
Data File : V05250816B13.D
Date Inj'd : 8/16/2025 4:38 pm
Sample : I8260STD200PPB

Method : V105_250816B_8260.m
Operator : VOA105:PID
Instrument : VOA105
Quant Date : 8/17/2025 1:41 pm

## Compound #35: Tetrahydrofuran

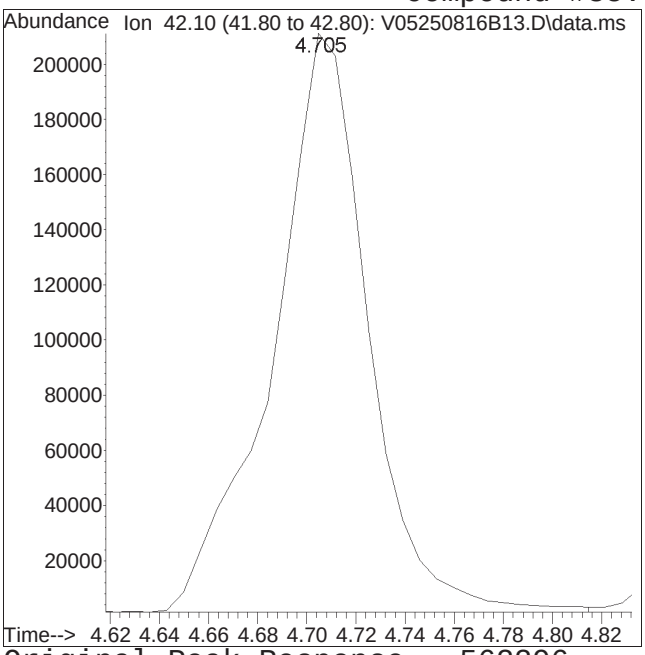


Original Peak Response = 562296

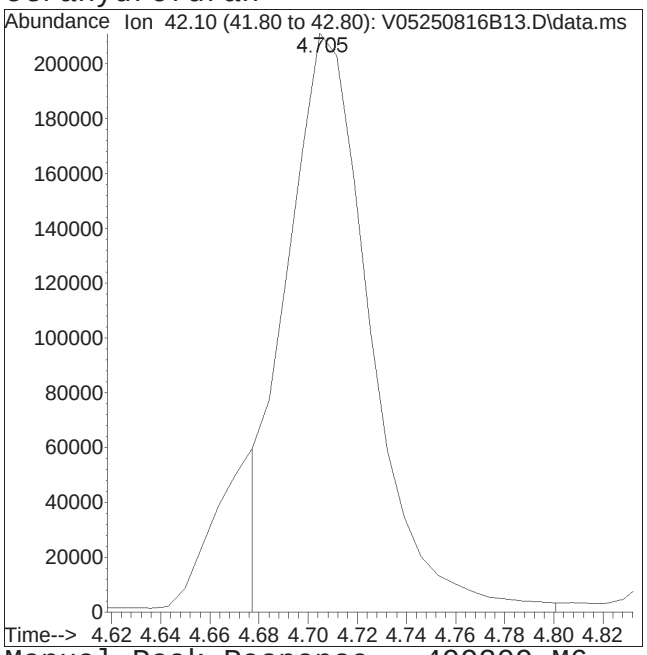


Manual Peak Response = 499209 M6

M6 = Misassignment of peak valley by automated integration (poor split of 2 peaks).

# Manual Integration Report

Data Path : K:\VOA105\2025\250816BICAL\
Data File : V05250816B13.D
Date Inj'd : 8/16/2025 4:38 pm
Sample : I8260STD200PPB

Method : V105_250816B_8260.m
Operator : VOA105:PID
Instrument : VOA105
Quant Date : 8/17/2025 1:41 pm

## Compound #89: 2-Chlorotoluene

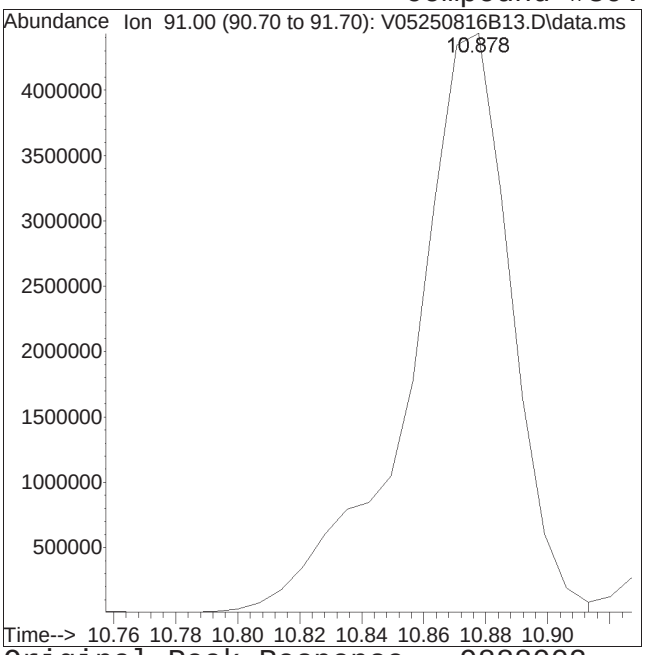


Original Peak Response = 9888002

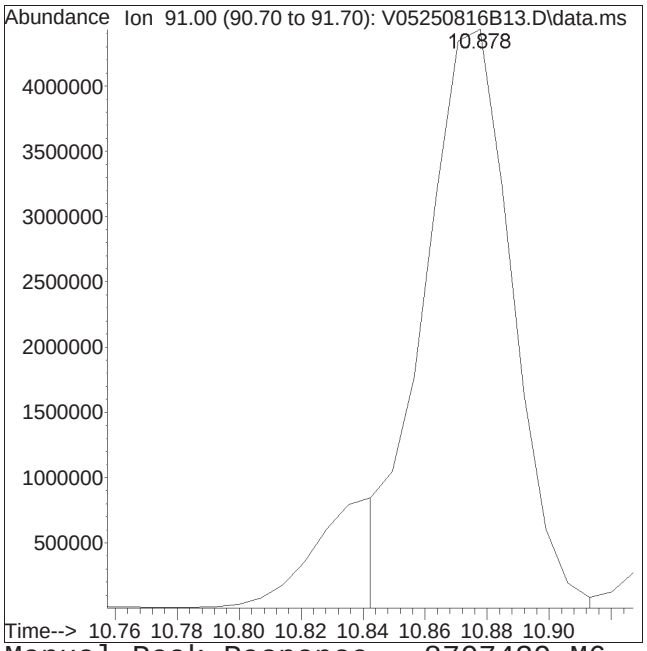


Manual Peak Response = 8707439 M6

M6 = Misassignment of peak valley by automated integration (poor split of 2 peaks).

# Manual Integration Report

Data Path : K:\VOA105\2025\250816BICAL
Data File : V05250816B13.D
Date Inj'd : 8/16/2025 4:38 pm
Sample : I8260STD200PPB
Operator : VOA105:PID
Instrument : VOA105
Quant Date : 8/17/2025 1:41 pm

## Compound #91: 1,2,3-Trichloropropane

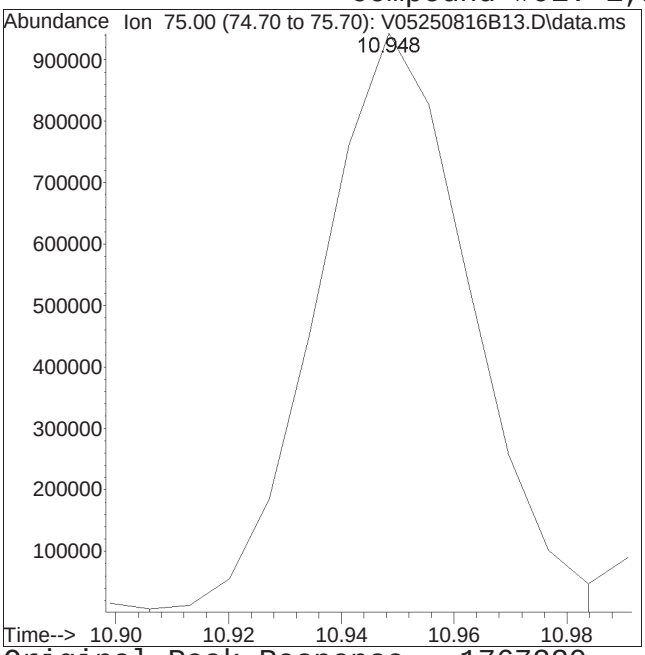


Original Peak Response = 1767220

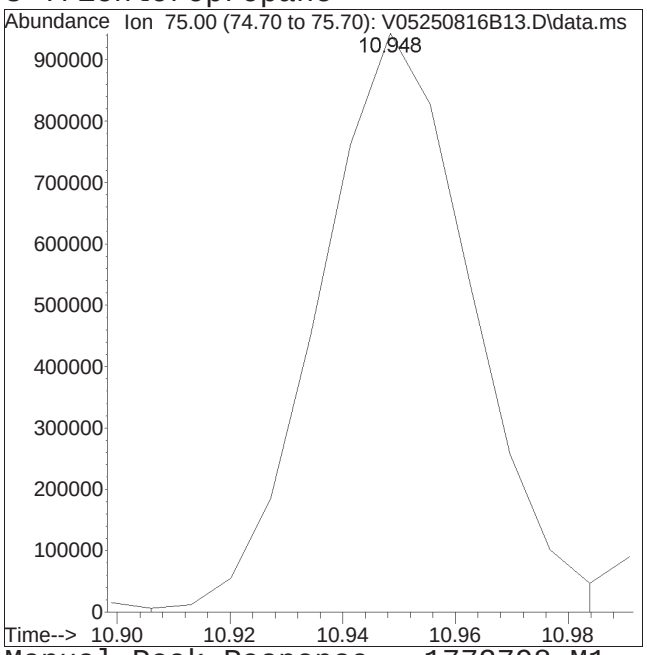


Manual Peak Response = 1772798 M1

M1 = Split or tailing peak, auto integration stopped early resulting in false low area count.

# Evaluate Continuing Calibration Report

Data Path : K:\VOA105\2025\250816BICAL\
Data File : V05250816B18.D
Acq On : 16 Aug 2025 6:46 pm
Operator : VOA105:PID
Sample : C8260STD10PPB
Misc : WG2103935,ICAL (Sig #1); WG,ICAL22511 (Sig #2)
ALS Vial : 18 Sample Multiplier: 1

Quant Time: Aug 17 13:49:29 2025
Quant Method : K:\VOA105\2025\250816BICAL\V105_250816B_8260.m
Quant Title : VOLATILES BY GC/MS
QLast Update : Sun Aug 17 13:47:41 2025
Response via : Initial Calibration

Min. RRF : 0.000 Min. Rel. Area : 50% Max. R.T. Dev 0.50min
Max. RRF Dev : 20% Max. Rel. Area : 200%

| | | Compound | AvgRF | CCRF | %Dev | Area% | Dev(min) |
|---|---|---|---|---|---|---|---|
| 1 | I | Fluorobenzene | 1.000 | 1.000 | 0.0 | 120 | 0.00 |
| 2 | TP | Dichlorodifluoromethane | 0.329 | 0.339 | -3.0 | 112 | 0.00 |
| 3 | TP | Chloromethane | 0.265 | 0.315 | -18.9 | 145 | 0.00 |
| 4 | TP | Vinyl chloride | 0.305 | 0.320 | -4.9 | 117 | 0.00 |
| 5 | TP | Bromomethane | 0.133 | 0.104 | 21.8# | 102 | 0.00 |
| 6 | TP | Chloroethane | 0.177 | 0.168 | 5.1 | 108 | 0.00 |
| 7 | TP | Trichlorofluoromethane | 0.488 | 0.468 | 4.1 | 103 | 0.00 |
| 8 | TP | Ethyl ether | 0.115 | 0.100 | 13.0 | 100 | 0.00 |
| 10 | TP | 1,1-Dichloroethene | 0.210 | 0.200 | 4.8 | 104 | 0.00 |
| 11 | TP | Carbon disulfide | 0.713 | 0.576 | 19.2 | 91 | 0.00 |
| 12 | TP | Freon-113 | 0.225 | 0.200 | 11.1 | 95 | 0.00 |
| 13 | TP | Iodomethane | 0.000 | 0.000# | 0.0 | 0# | -2.75# |
| 14 | TP | Acrolein | 0.038 | 0.016 | 57.9# | 48# | 0.00 |
| 15 | TP | Methylene chloride | * 10.000 | 10.234 | -2.3 | 117 | 0.00 |
| 17 | TP | Acetone | 0.047 | 0.039 | 17.0 | 101 | 0.00 |
| 18 | TP | trans-1,2-Dichloroethene | 0.240 | 0.242 | -0.8 | 115 | 0.00 |
| 19 | TP | Methyl acetate | 0.114 | 0.098 | 14.0 | 99 | 0.00 |
| 20 | TP | Methyl tert-butyl ether | 0.608 | 0.517 | 15.0 | 96 | 0.00 |
| 21 | TP | tert-Butyl alcohol | 0.013 | 0.012 | 7.7 | 113 | 0.00 |
| 22 | TP | Diisopropyl ether | 0.848 | 0.778 | 8.3 | 102 | 0.00 |
| 23 | TP | 1,1-Dichloroethane | 0.558 | 0.548 | 1.8 | 107 | 0.00 |
| 24 | TP | Halothane | 0.170 | 0.165 | 2.9 | 106 | 0.00 |
| 25 | TP | Acrylonitrile | 0.068 | 0.061 | 10.3 | 103 | 0.00 |
| 26 | TP | Ethyl tert-butyl ether | 0.749 | 0.711 | 5.1 | 108 | 0.00 |
| 27 | TP | Vinyl acetate | * 10.000 | 8.844 | 11.6 | 111 | 0.00 |
| 28 | TP | cis-1,2-Dichloroethene | 0.265 | 0.257 | 3.0 | 109 | 0.00 |
| 29 | TP | 2,2-Dichloropropane | 0.446 | 0.405 | 9.2 | 98 | 0.00 |
| 30 | TP | Bromochloromethane | 0.109 | 0.116 | -6.4 | 115 | 0.00 |
| 31 | TP | Cyclohexane | 0.539 | 0.473 | 12.2 | 92 | 0.00 |
| 32 | TP | Chloroform | 0.512 | 0.497 | 2.9 | 107 | 0.00 |
| 33 | TP | Ethyl acetate | 0.165 | 0.147 | 10.9 | 106 | 0.00 |
| 34 | TP | Carbon tetrachloride | 0.436 | 0.402 | 7.8 | 98 | 0.00 |
| 35 | TP | Tetrahydrofuran | 0.055 | 0.050 | 9.1 | 103 | 0.00 |
| 36 | S | Dibromofluoromethane | 0.285 | 0.283 | 0.7 | 118 | 0.00 |
| 37 | TP | 1,1,1-Trichloroethane | 0.479 | 0.461 | 3.8 | 102 | 0.00 |
| 39 | TP | 2-Butanone | 0.070 | 0.058 | 17.1 | 101 | 0.00 |
| 40 | TP | 1,1-Dichloropropene | 0.349 | 0.366 | -4.9 | 115 | 0.00 |
| 41 | TP | Benzene | 1.014 | 1.042 | -2.8 | 114 | 0.00 |
| 42 | TP | tert-Amyl methyl ether | 0.543 | 0.485 | 10.7 | 106 | 0.00 |

Data Path : K:\VOA105\2025\250816BICAL\
Data File : V05250816B18.D
Acq On : 16 Aug 2025 6:46 pm
Operator : VOA105:PID
Sample : C8260STD10PPB
Misc : WG2103935,ICAL (Sig #1); WG,ICAL22511 (Sig #2)
ALS Vial : 18 Sample Multiplier: 1

Quant Time: Aug 17 13:49:29 2025
Quant Method : K:\VOA105\2025\250816BICAL\V105_250816B_8260.m
Quant Title : VOLATILES BY GC/MS
QLast Update : Sun Aug 17 13:47:41 2025
Response via : Initial Calibration

Min. RRF : 0.000 Min. Rel. Area : 50% Max. R.T. Dev 0.50min
Max. RRF Dev : 20% Max. Rel. Area : 200%

| | | Compound | AvgRF | CCRF | %Dev | Area% | Dev(min) |
|---|---|---|---|---|---|---|---|
| 43 | S | 1,2-Dichloroethane-d4 | 0.407 | 0.397 | 2.5 | 109 | 0.00 |
| 44 | TP | 1,2-Dichloroethane | 0.405 | 0.385 | 4.9 | 105 | 0.00 |
| 47 | TP | Methyl cyclohexane | 0.430 | 0.340 | 20.9# | 92 | 0.00 |
| 48 | TP | Trichloroethene | 0.274 | 0.264 | 3.6 | 108 | 0.00 |
| 50 | TP | Dibromomethane | 0.145 | 0.137 | 5.5 | 108 | 0.00 |
| 51 | TP | 1,2-Dichloropropane | 0.285 | 0.272 | 4.6 | 108 | 0.00 |
| 53 | TP | 2-Chloroethyl vinyl ether | 0.103 | 0.087 | 15.5 | 108 | 0.00 |
| 54 | TP | Bromodichloromethane | 0.385 | 0.354 | 8.1 | 106 | 0.00 |
| 57 | TP | 1,4-Dioxane | 0.00117 | 0.00118# | -0.9 | 125 | 0.00 |
| 58 | TP | cis-1,3-Dichloropropene | 0.376 | 0.366 | 2.7 | 108 | 0.00 |
| 59 | I | Chlorobenzene-d5 | 1.000 | 1.000 | 0.0 | 117 | 0.00 |
| 60 | S | Toluene-d8 | 1.327 | 1.337 | -0.8 | 117 | 0.00 |
| 61 | TP | Toluene | 0.829 | 0.815 | 1.7 | 110 | 0.00 |
| 62 | TP | 4-Methyl-2-pentanone | 0.082 | 0.070 | 14.6 | 104 | 0.00 |
| 63 | TP | Tetrachloroethene | 0.361 | 0.356 | 1.4 | 106 | 0.00 |
| 65 | TP | trans-1,3-Dichloropropene | * 10.000 | 8.816 | 11.8 | 108 | 0.00 |
| 67 | TP | Ethyl methacrylate | 0.283 | 0.262 | 7.4 | 115 | 0.00 |
| 68 | TP | 1,1,2-Trichloroethane | 0.198 | 0.194# | 2.0 | 112 | 0.00 |
| 69 | TP | Chlorodibromomethane | 0.310 | 0.310 | 0.0 | 114 | 0.00 |
| 70 | TP | 1,3-Dichloropropane | 0.436 | 0.434 | 0.5 | 111 | 0.00 |
| 71 | TP | 1,2-Dibromoethane | 0.225 | 0.223 | 0.9 | 111 | 0.00 |
| 72 | TP | 2-Hexanone | 0.127 | 0.104 | 18.1 | 102 | 0.00 |
| 73 | TP | Chlorobenzene | 0.872 | 0.862 | 1.1 | 109 | 0.00 |
| 74 | TP | Ethylbenzene | 1.638 | 1.652 | -0.9 | 109 | 0.00 |
| 75 | TP | 1,1,1,2-Tetrachloroethane | 0.325 | 0.304 | 6.5 | 104 | 0.00 |
| 76 | TP | p/m Xylene | 0.577 | 0.582 | -0.9 | 107 | 0.00 |
| 77 | TP | o Xylene | 0.546 | 0.548 | -0.4 | 109 | 0.00 |
| 78 | TP | Styrene | 0.900 | 0.919 | -2.1 | 109 | 0.00 |
| 79 | I | 1,4-Dichlorobenzene-d4 | 1.000 | 1.000 | 0.0 | 118 | 0.00 |
| 80 | TP | Bromoform | 0.336 | 0.320 | 4.8 | 110 | 0.00 |
| 82 | TP | Isopropylbenzene | 2.743 | 2.675 | 2.5 | 106 | 0.00 |
| 83 | S | 4-Bromofluorobenzene | 0.909 | 0.911 | -0.2 | 115 | 0.00 |
| 84 | TP | Bromobenzene | 0.634 | 0.627 | 1.1 | 113 | 0.00 |
| 85 | TP | n-Propylbenzene | 3.231 | 3.273 | -1.3 | 109 | 0.00 |
| 86 | TP | 1,4-Dichlorobutane | 0.885 | 0.894 | -1.0 | 110 | 0.00 |
| 87 | TP | 1,1,2,2-Tetrachloroethane | 0.441 | 0.423 | 4.1 | 108 | 0.00 |
| 88 | TP | 4-Ethyltoluene | 2.607 | 2.718 | -4.3 | 112 | 0.00 |

Data Path : K:\VOA105\2025\250816BICAL\
Data File : V05250816B18.D
Acq On : 16 Aug 2025 6:46 pm
Operator : VOA105:PID
Sample : C8260STD10PPB
Misc : WG2103935,ICAL (Sig #1); WG,ICAL22511 (Sig #2)
ALS Vial : 18 Sample Multiplier: 1

Quant Time: Aug 17 13:49:29 2025
Quant Method : K:\VOA105\2025\250816BICAL\V105_250816B_8260.m
Quant Title : VOLATILES BY GC/MS
QLast Update : Sun Aug 17 13:47:41 2025
Response via : Initial Calibration

Min. RRF : 0.000 Min. Rel. Area : 50% Max. R.T. Dev 0.50min
Max. RRF Dev : 20% Max. Rel. Area : 200%

| | Compound | AvgRF | CCRF | %Dev | Area% | Dev(min) |
|---|---|---|---|---|---|---|
| 89 TP | 2-Chlorotoluene | 2.012 | 2.007 | 0.2 | 106 | 0.00 |
| 90 TP | 1,3,5-Trimethylbenzene | 2.302 | 2.279 | 1.0 | 106 | 0.00 |
| 91 TP | 1,2,3-Trichloropropane | 0.412 | 0.388 | 5.8 | 108 | 0.00 |
| 92 TP | trans-1,4-Dichloro-2-butene | 0.163 | 0.146 | 10.4 | 109 | 0.00 |
| 93 TP | 4-Chlorotoluene | 2.095 | 2.065 | 1.4 | 109 | 0.00 |
| 94 TP | tert-Butylbenzene | 1.806 | 1.758 | 2.7 | 106 | 0.00 |
| 97 TP | 1,2,4-Trimethylbenzene | 2.214 | 2.331 | -5.3 | 110 | 0.00 |
| 98 TP | sec-Butylbenzene | 2.725 | 2.703 | 0.8 | 106 | 0.00 |
| 99 TP | p-Isopropyltoluene | 2.197 | 2.183 | 0.6 | 105 | 0.00 |
| 100 TP | 1,3-Dichlorobenzene | 1.177 | 1.144 | 2.8 | 108 | 0.00 |
| 101 TP | 1,4-Dichlorobenzene | 1.195 | 1.142 | 4.4 | 109 | 0.00 |
| 102 TP | p-Diethylbenzene | 1.272 | 1.269 | 0.2 | 106 | 0.00 |
| 103 TP | n-Butylbenzene | 2.030 | 2.102 | -3.5 | 109 | 0.00 |
| 104 TP | 1,2-Dichlorobenzene | 1.058 | 1.030 | 2.6 | 108 | 0.00 |
| 105 TP | 1,2,4,5-Tetramethylbenzene | 2.015 | 1.929 | 4.3 | 114 | 0.00 |
| 106 TP | 1,2-Dibromo-3-chloropropane | 0.075 | 0.070 | 6.7 | 113 | 0.00 |
| 107 TP | 1,3,5-Trichlorobenzene | 0.870 | 0.813 | 6.6 | 103 | 0.00 |
| 108 TP | Hexachlorobutadiene | 0.370 | 0.349 | 5.7 | 103 | 0.00 |
| 109 TP | 1,2,4-Trichlorobenzene | 0.730 | 0.732 | -0.3 | 111 | 0.00 |
| 110 TP | Naphthalene | * 10.000 | 9.108 | 8.9 | 113 | 0.00 |
| 111 TP | 1,2,3-Trichlorobenzene | 0.628 | 0.610 | 2.9 | 106 | 0.00 |

* Evaluation of CC level amount vs concentration.
(#) = Out of Range SPCC's out = 3 CCC's out = 0

Quantitation Report (QT Reviewed)

Data Path : K:\VOA105\2025\250816BICAL\
Data File : V05250816B18.D
Acq On : 16 Aug 2025 6:46 pm
Operator : VOA105:PID
Sample : C8260STD10PPB
Misc : WG2103935,ICAL (Sig #1); WG,ICAL22511 (Sig #2)
ALS Vial : 18 Sample Multiplier: 1

Quant Time: Aug 17 13:49:29 2025
Quant Method : K:\VOA105\2025\250816BICAL\V105_250816B_8260.m
Quant Title : VOLATILES BY GC/MS
QLast Update : Sun Aug 17 13:47:41 2025
Response via : Initial Calibration

CCAL FILE(s) : 1 - K:\VOA105\2025\250816BICAL\V05250816B09.D
Sub List : 8260-Curve - Megamix plus Diox

| Compound | R.T. | QIon | Response | Conc | Units | Dev(Min) |
|---|---|---|---|---|---|---|
| Internal Standards | | | | | | |
| 1) Fluorobenzene | 5.513 | 96 | 385187 | 10.000 | ug/L | 0.00 |
| Standard Area 1 = 321270 | | | Recovery = 119.90% | | | |
| 59) Chlorobenzene-d5 | 8.985 | 117 | 287234 | 10.000 | ug/L | 0.00 |
| Standard Area 1 = 246189 | | | Recovery = 116.67% | | | |
| 79) 1,4-Dichlorobenzene-d4 | 11.797 | 152 | 167868 | 10.000 | ug/L | 0.00 |
| Standard Area 1 = 142285 | | | Recovery = 117.98% | | | |
| System Monitoring Compounds | | | | | | |
| 36) Dibromofluoromethane | 4.739 | 113 | 108952 | 9.937 | ug/L | 0.00 |
| Spiked Amount 10.000 | Range 70 - 130 | | Recovery = 99.37% | | | |
| 43) 1,2-Dichloroethane-d4 | 5.238 | 65 | 152960 | 9.747 | ug/L | 0.00 |
| Spiked Amount 10.000 | Range 70 - 130 | | Recovery = 97.47% | | | |
| 60) Toluene-d8 | 7.164 | 98 | 384011 | 10.076 | ug/L | 0.00 |
| Spiked Amount 10.000 | Range 70 - 130 | | Recovery = 100.76% | | | |
| 83) 4-Bromofluorobenzene | 10.531 | 95 | 152962 | 10.026 | ug/L | 0.00 |
| Spiked Amount 10.000 | Range 70 - 130 | | Recovery = 100.26% | | | |
| Target Compounds | | | | | | Qvalue |
| 2) Dichlorodifluoromethane | 1.430 | 85 | 130587 | 10.311 | ug/L | 98 |
| 3) Chloromethane | 1.595 | 50 | 121379 | 11.870 | ug/L | 99 |
| 4) Vinyl chloride | 1.657 | 62 | 123300 | 10.498 | ug/L | 99 |
| 5) Bromomethane | 1.925 | 94 | 39909 | 7.803 | ug/L | 96 |
| 6) Chloroethane | 2.014 | 64 | 64675 | 9.492 | ug/L | 99 |
| 7) Trichlorofluoromethane | 2.144 | 101 | 180445 | 9.602 | ug/L | 100 |
| 8) Ethyl ether | 2.419 | 74 | 38615 | 8.683 | ug/L | 97 |
| 10) 1,1-Dichloroethene | 2.590 | 96 | 76928 | 9.528 | ug/L | 96 |
| 11) Carbon disulfide | 2.618 | 76 | 221677 | 8.077 | ug/L | 98 |
| 12) Freon-113 | 2.618 | 101 | 76891 | 8.858 | ug/L | 95 |
| 13) Iodomethane | 0.000 | | 0 | N.D. | d | |
| 14) Acrolein | 2.899 | 56 | 6151M6 | 4.184 | ug/L | |
| 15) Methylene chloride | 3.112 | 84 | 97570 | 10.234 | ug/L | 95 |
| 17) Acetone | 3.174 | 43 | 14843 | 8.276 | ug/L | 89 |
| 18) trans-1,2-Dichloroethene | 3.249 | 96 | 93396 | 10.107 | ug/L | 92 |
| 19) Methyl acetate | 3.277 | 43 | 37830M6 | 8.589 | ug/L | |
| 20) Methyl tert-butyl ether | 3.345 | 73 | 199122 | 8.509 | ug/L | 99 |
| 21) tert-Butyl alcohol | 3.462 | 59 | 23255 | 46.084 | ug/L # | 80 |
| 22) Diisopropyl ether | 3.682 | 45 | 299787 | 9.175 | ug/L | 98 |
| 23) 1,1-Dichloroethane | 3.805 | 63 | 210915 | 9.809 | ug/L | 99 |
| 24) Halothane | 3.867 | 117 | 63510 | 9.673 | ug/L | 100 |

Data Path : K:\VOA105\2025\250816BICAL\
Data File : V05250816B18.D
Acq On : 16 Aug 2025 6:46 pm
Operator : VOA105:PID
Sample : C8260STD10PPB
Misc : WG2103935,ICAL (Sig #1); WG,ICAL22511 (Sig #2)
ALS Vial : 18 Sample Multiplier: 1

Quant Time: Aug 17 13:49:29 2025
Quant Method : K:\VOA105\2025\250816BICAL\V105_250816B_8260.m
Quant Title : VOLATILES BY GC/MS
QLast Update : Sun Aug 17 13:47:41 2025
Response via : Initial Calibration

CCAL FILE(s) : 1 - K:\VOA105\2025\250816BICAL\V05250816B09.D
Sub List : 8260-Curve - Megamix plus Diox

| Compound | R.T. | QIon | Response | Conc | Units | | Dev(Min) |
|---|---|---|---|---|---|---|---|
| 25) Acrylonitrile | 3.881 | 53 | 23521 | 8.964 | ug/L | | 97 |
| 26) Ethyl tert-butyl ether | 4.018 | 59 | 273765 | 9.487 | ug/L | | 99 |
| 27) Vinyl acetate | 4.039 | 43 | 139241M6 | 8.844 | ug/L | | |
| 28) cis-1,2-Dichloroethene | 4.306 | 96 | 99004 | 9.700 | ug/L | | 95 |
| 29) 2,2-Dichloropropane | 4.396 | 77 | 155814 | 9.077 | ug/L | | 97 |
| 30) Bromochloromethane | 4.492 | 128 | 44578 | 10.614 | ug/L | | 92 |
| 31) Cyclohexane | 4.471 | 56 | 182350 | 8.781 | ug/L | | 97 |
| 32) Chloroform | 4.560 | 83 | 191290 | 9.692 | ug/L | | 98 |
| 33) Ethyl acetate | 4.677 | 43 | 56678 | 8.899 | ug/L | # | 96 |
| 34) Carbon tetrachloride | 4.677 | 117 | 154840 | 9.212 | ug/L | | 98 |
| 35) Tetrahydrofuran | 4.711 | 42 | 19281M6 | 9.158 | ug/L | | |
| 37) 1,1,1-Trichloroethane | 4.739 | 97 | 177718 | 9.634 | ug/L | | 99 |
| 39) 2-Butanone | 4.856 | 43 | 22434 | 8.327 | ug/L | | 89 |
| 40) 1,1-Dichloropropene | 4.862 | 75 | 141169 | 10.493 | ug/L | | 100 |
| 41) Benzene | 5.097 | 78 | 401401 | 10.282 | ug/L | | 98 |
| 42) tert-Amyl methyl ether | 5.210 | 73 | 186853 | 8.933 | ug/L | | 96 |
| 44) 1,2-Dichloroethane | 5.309 | 62 | 148362 | 9.499 | ug/L | | 97 |
| 47) Methyl cyclohexane | 5.654 | 83 | 131047 | 7.907 | ug/L | | 95 |
| 48) Trichloroethene | 5.683 | 95 | 101681 | 9.651 | ug/L | | 99 |
| 50) Dibromomethane | 6.120 | 93 | 52894 | 9.489 | ug/L | | 98 |
| 51) 1,2-Dichloropropane | 6.219 | 63 | 104737 | 9.525 | ug/L | | 98 |
| 53) 2-Chloroethyl vinyl ether | 6.917 | 63 | 33565 | 8.441 | ug/L | | 92 |
| 54) Bromodichloromethane | 6.296 | 83 | 136332 | 9.196 | ug/L | | 99 |
| 57) 1,4-Dioxane | 6.508 | 88 | 22645 | 504.515 | ug/L | | 97 |
| 58) cis-1,3-Dichloropropene | 6.967 | 75 | 140951 | 9.743 | ug/L | | 98 |
| 61) Toluene | 7.221 | 92 | 234111 | 9.830 | ug/L | | 100 |
| 62) 4-Methyl-2-pentanone | 7.672 | 58 | 20058 | 8.498 | ug/L | | 95 |
| 63) Tetrachloroethene | 7.658 | 166 | 102127 | 9.846 | ug/L | | 98 |
| 65) trans-1,3-Dichloropropene | 7.722 | 75 | 121449 | 8.816 | ug/L | | 98 |
| 67) Ethyl methacrylate | 7.905 | 69 | 75190 | 9.240 | ug/L | | 98 |
| 68) 1,1,2-Trichloroethane | 7.898 | 83 | 55673 | 9.811 | ug/L | | 99 |
| 69) Chlorodibromomethane | 8.103 | 129 | 88989 | 9.999 | ug/L | | 99 |
| 70) 1,3-Dichloropropane | 8.216 | 76 | 124544 | 9.934 | ug/L | | 99 |
| 71) 1,2-Dibromoethane | 8.364 | 107 | 64009 | 9.916 | ug/L | | 99 |
| 72) 2-Hexanone | 8.674 | 43 | 29910 | 8.209 | ug/L | | 99 |
| 73) Chlorobenzene | 9.006 | 112 | 247492 | 9.886 | ug/L | | 99 |
| 74) Ethylbenzene | 9.041 | 91 | 474619 | 10.090 | ug/L | | 99 |
| 75) 1,1,1,2-Tetrachloroethane | 9.098 | 131 | 87438 | 9.375 | ug/L | | 98 |
| 76) p/m Xylene | 9.232 | 106 | 334610 | 20.184 | ug/L | | 98 |
| 77) o Xylene | 9.775 | 106 | 314955 | 20.089 | ug/L | | 97 |

Quantitation Report (QT Reviewed)

Data Path : K:\VOA105\2025\250816BICAL\
Data File : V05250816B18.D
Acq On : 16 Aug 2025 6:46 pm
Operator : VOA105:PID
Sample : C8260STD10PPB
Misc : WG2103935,ICAL (Sig #1); WG,ICAL22511 (Sig #2)
ALS Vial : 18 Sample Multiplier: 1

Quant Time: Aug 17 13:49:29 2025
Quant Method : K:\VOA105\2025\250816BICAL\V105_250816B_8260.m
Quant Title : VOLATILES BY GC/MS
QLast Update : Sun Aug 17 13:47:41 2025
Response via : Initial Calibration

CCAL FILE(s) : 1 - K:\VOA105\2025\250816BICAL\V05250816B09.D
Sub List : 8260-Curve - Megamix plus Diox

| | Compound | R.T. | QIon | Response | Conc | Units | Dev(Min) |
|---|---|---|---|---|---|---|---|
| 78) | Styrene | 9.852 | 104 | 527962 | 20.423 | ug/L | 99 |
| 80) | Bromoform | 9.874 | 173 | 53660 | 9.523 | ug/L | 98 |
| 82) | Isopropylbenzene | 10.184 | 105 | 449019 | 9.753 | ug/L | 100 |
| 84) | Bromobenzene | 10.644 | 156 | 105269 | 9.894 | ug/L | 99 |
| 85) | n-Propylbenzene | 10.694 | 91 | 549492 | 10.132 | ug/L | 100 |
| 86) | 1,4-Dichlorobutane | 10.722 | 55 | 150068 | 10.101 | ug/L | 99 |
| 87) | 1,1,2,2-Tetrachloroethane | 10.814 | 83 | 71084 | 9.613 | ug/L | 98 |
| 88) | 4-Ethyltoluene | 10.828 | 105 | 456316 | 10.427 | ug/L | 100 |
| 89) | 2-Chlorotoluene | 10.870 | 91 | 336874M6 | 9.972 | ug/L | |
| 90) | 1,3,5-Trimethylbenzene | 10.934 | 105 | 382603 | 9.903 | ug/L | 99 |
| 91) | 1,2,3-Trichloropropane | 10.948 | 75 | 65144M1 | 9.426 | ug/L | |
| 92) | trans-1,4-Dichloro-2-b... | 11.012 | 53 | 24446 | 8.913 | ug/L | 96 |
| 93) | 4-Chlorotoluene | 11.061 | 91 | 346704 | 9.856 | ug/L | 99 |
| 94) | tert-Butylbenzene | 11.288 | 119 | 295046 | 9.730 | ug/L | 98 |
| 97) | 1,2,4-Trimethylbenzene | 11.373 | 105 | 391320 | 10.528 | ug/L | 99 |
| 98) | sec-Butylbenzene | 11.486 | 105 | 453733 | 9.919 | ug/L | 99 |
| 99) | p-Isopropyltoluene | 11.649 | 119 | 366398 | 9.933 | ug/L | 99 |
| 100) | 1,3-Dichlorobenzene | 11.712 | 146 | 192122 | 9.727 | ug/L | 99 |
| 101) | 1,4-Dichlorobenzene | 11.811 | 146 | 191756 | 9.560 | ug/L | 99 |
| 102) | p-Diethylbenzene | 12.030 | 119 | 213031 | 9.979 | ug/L | 99 |
| 103) | n-Butylbenzene | 12.094 | 91 | 352917 | 10.357 | ug/L | 99 |
| 104) | 1,2-Dichlorobenzene | 12.243 | 146 | 172834 | 9.728 | ug/L | 98 |
| 105) | 1,2,4,5-Tetramethylben... | 12.844 | 119 | 323786 | 9.571 | ug/L | 99 |
| 106) | 1,2-Dibromo-3-chloropr... | 13.042 | 155 | 11695 | 9.306 | ug/L | 98 |
| 107) | 1,3,5-Trichlorobenzene | 13.070 | 180 | 136542 | 9.352 | ug/L | 100 |
| 108) | Hexachlorobutadiene | 13.650 | 225 | 58539 | 9.424 | ug/L | 98 |
| 109) | 1,2,4-Trichlorobenzene | 13.671 | 180 | 122869 | 10.022 | ug/L | 99 |
| 110) | Naphthalene | 13.969 | 128 | 223901 | 9.108 | ug/L | 100 |
| 111) | 1,2,3-Trichlorobenzene | 14.138 | 180 | 102467 | 9.712 | ug/L | 97 |

(#) = qualifier out of range (m) = manual integration (+) = signals summed

Quantitation Report (QT Reviewed)

Data Path : K:\VOA105\2025\250816BICAL\
Data File : V05250816B18.D
Acq On : 16 Aug 2025 6:46 pm
Operator : VOA105:PID
Sample : C8260STD10PPB
Misc : WG2103935,ICAL (Sig #1); WG,ICAL22511 (Sig #2)
ALS Vial : 18 Sample Multiplier: 1

Quant Time: Aug 17 13:49:29 2025
Quant Method : K:\VOA105\2025\250816BICAL\V105_250816B_8260.m
Quant Title : VOLATILES BY GC/MS
QLast Update : Sun Aug 17 13:47:41 2025
Response via : Initial Calibration

SCALE(s) : 8260K:\VOA105\2025\250816BICAL\V05250816B09.D•

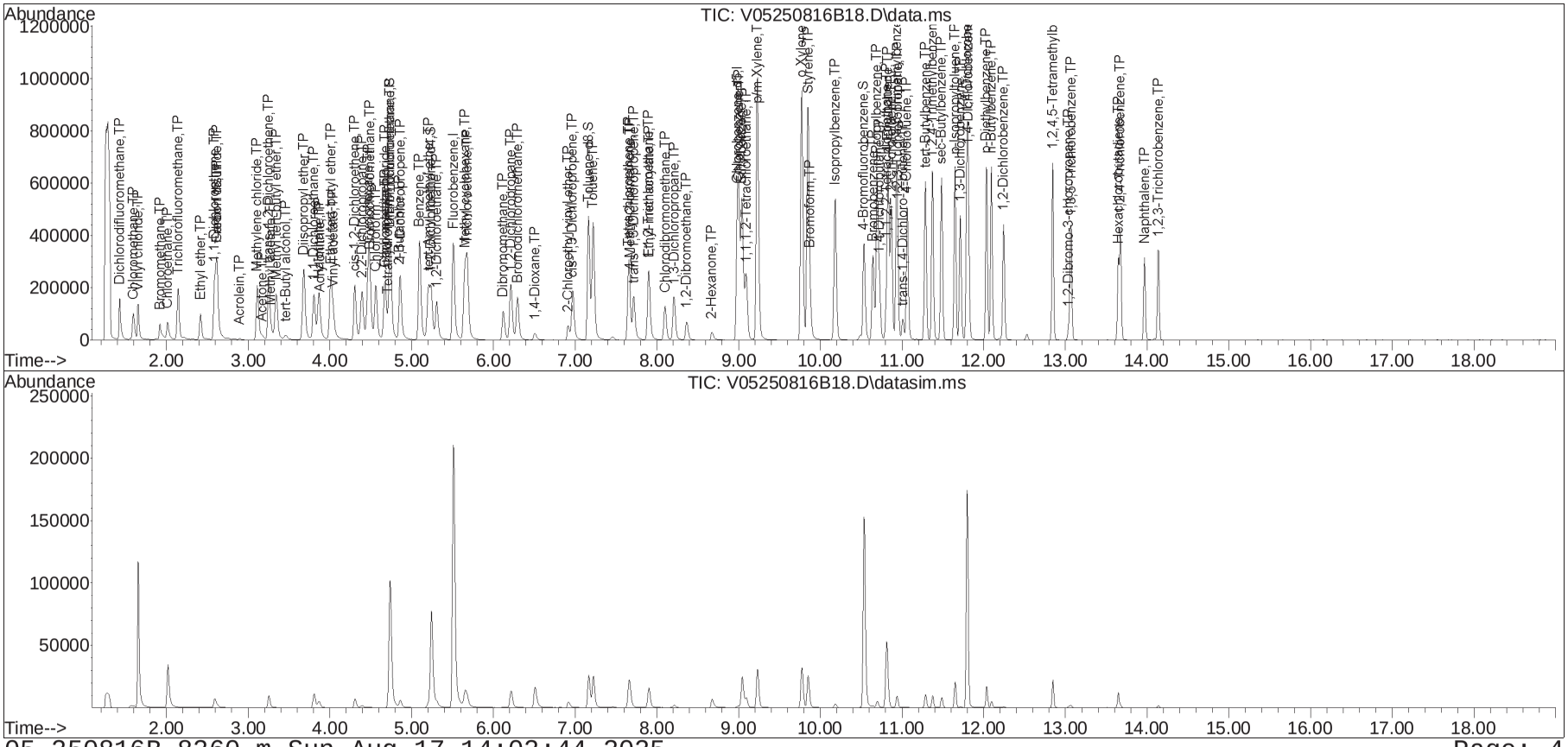

Manual Integration Report

Data Path : K:\VOA105\2025\250816BICAL\
Data File : V05250816B18.D
Date Inj'd : 8/16/2025 6:46 pm
Sample : C8260STD10PPB

Method : V105_250816B_8260.m
Operator : VOA105:PID
Instrument : VOA105
Quant Date : 8/17/2025 1:48 pm

Compound #14: Acrolein

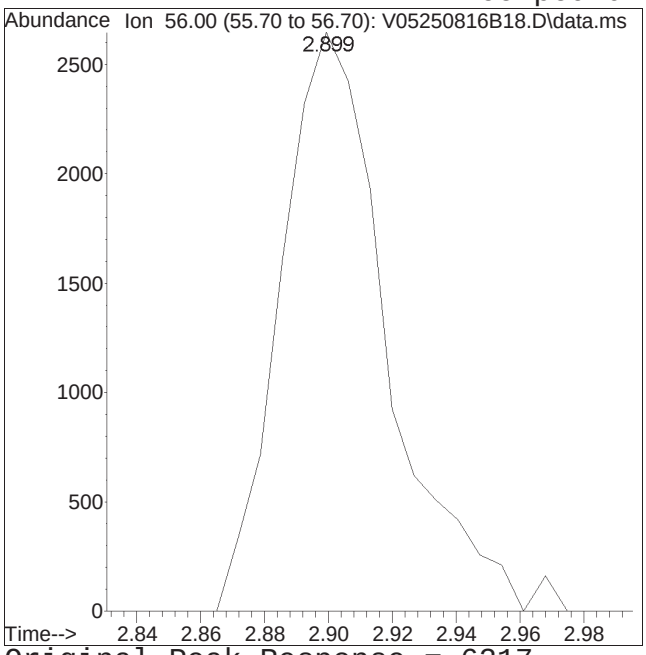


Original Peak Response = 6217

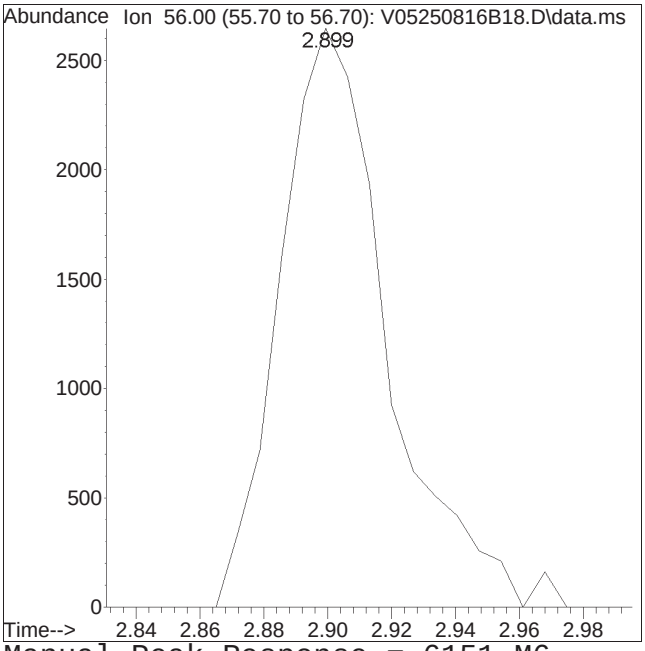


Manual Peak Response = 6151 M6

M6 = Misassignment of peak valley by automated integration (poor split of 2 peaks).

Manual Integration Report

Data Path : K:\VOA105\2025\250816BICAL\
Data File : V05250816B18.D
Date Inj'd : 8/16/2025 6:46 pm
Sample : C8260STD10PPB

Method : V105_250816B_8260.m
Operator : VOA105:PID
Instrument : VOA105
Quant Date : 8/17/2025 1:48 pm

Compound #19: Methyl acetate

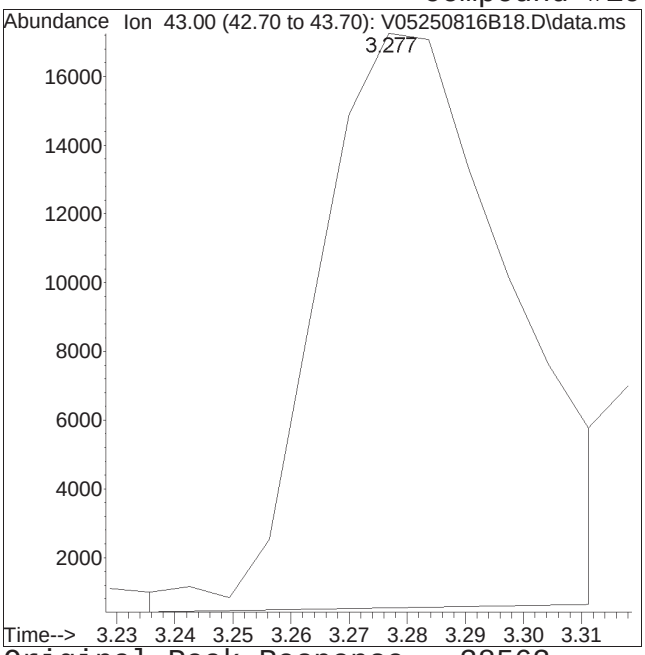


Original Peak Response = 38563

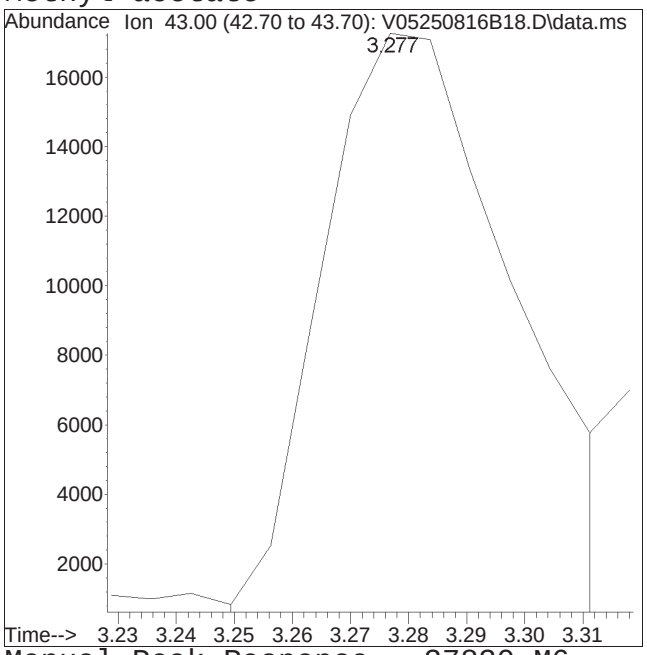


Manual Peak Response = 37830 M6

M6 = Misassignment of peak valley by automated integration (poor split of 2 peaks).

Manual Integration Report

Data Path : K:\VOA105\2025\250816BICAL
Data File : V05250816B18.D Operator : VOA105:PID
Date Inj'd : 8/16/2025 6:46 pm Instrument : VOA105
Sample : C8260STD10PPB Quant Date : 8/17/2025 1:48 pm

Compound #27: Vinyl acetate

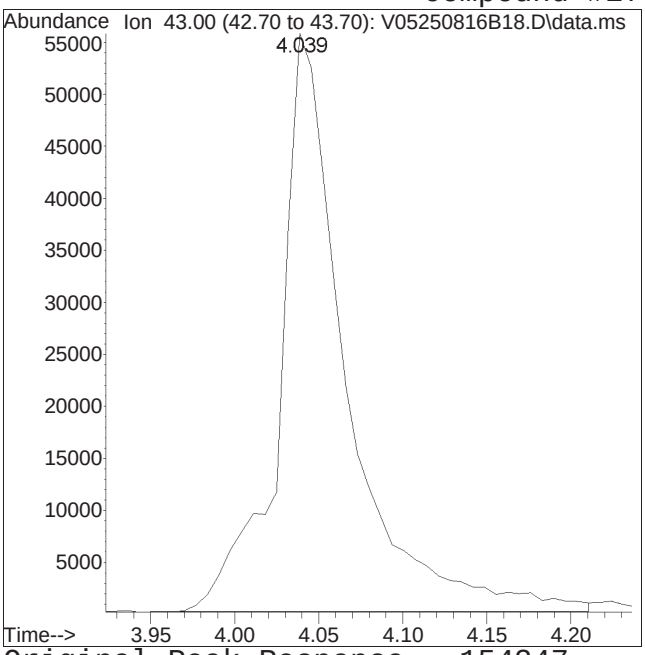


Original Peak Response = 154247

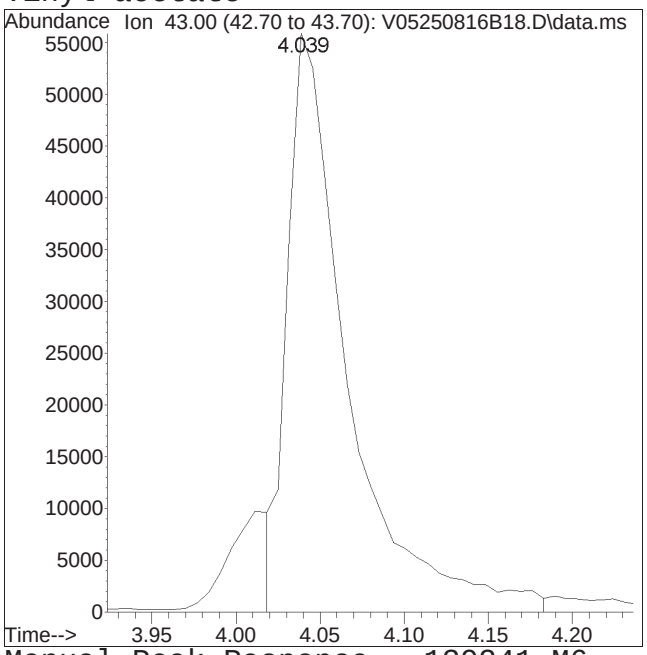


Manual Peak Response = 139241 M6

M6 = Misassignment of peak valley by automated integration (poor split of 2 peaks).

# Manual Integration Report

Data Path : K:\VOA105\2025\250816BICAL\
Data File : V05250816B18.D
Date Inj'd : 8/16/2025 6:46 pm
Sample : C8260STD10PPB

Method : V105_250816B_8260.m
Operator : VOA105:PID
Instrument : VOA105
Quant Date : 8/17/2025 1:48 pm

## Compound #35: Tetrahydrofuran

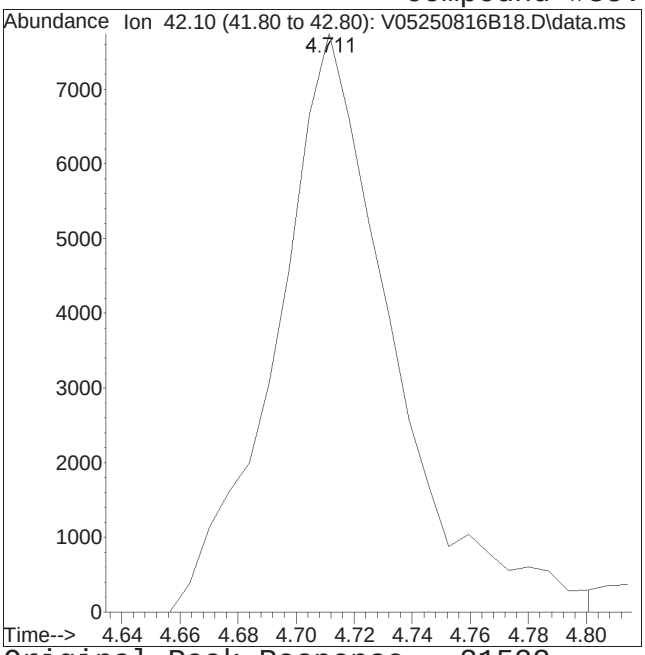


Original Peak Response = 21522

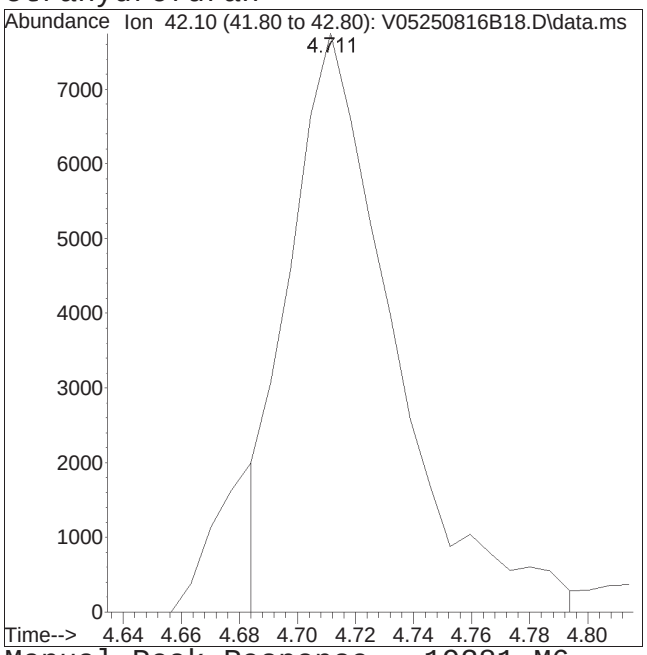


Manual Peak Response = 19281 M6

M6 = Misassignment of peak valley by automated integration (poor split of 2 peaks).

# Manual Integration Report

Data Path : K:\VOA105\2025\250816BICAL\
Data File : V05250816B18.D
Date Inj'd : 8/16/2025 6:46 pm
Sample : C8260STD10PPB

Method : V105_250816B_8260.m
Operator : VOA105:PID
Instrument : VOA105
Quant Date : 8/17/2025 1:48 pm

## Compound #89: 2-Chlorotoluene

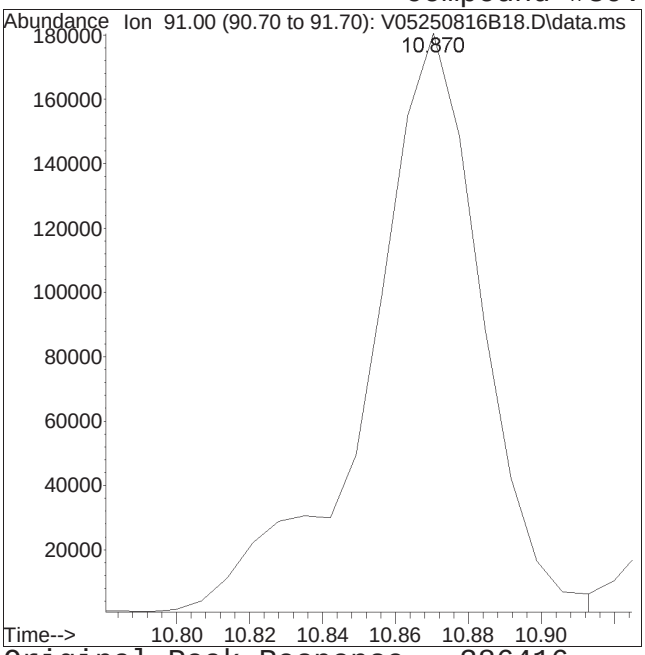


Original Peak Response = 386416

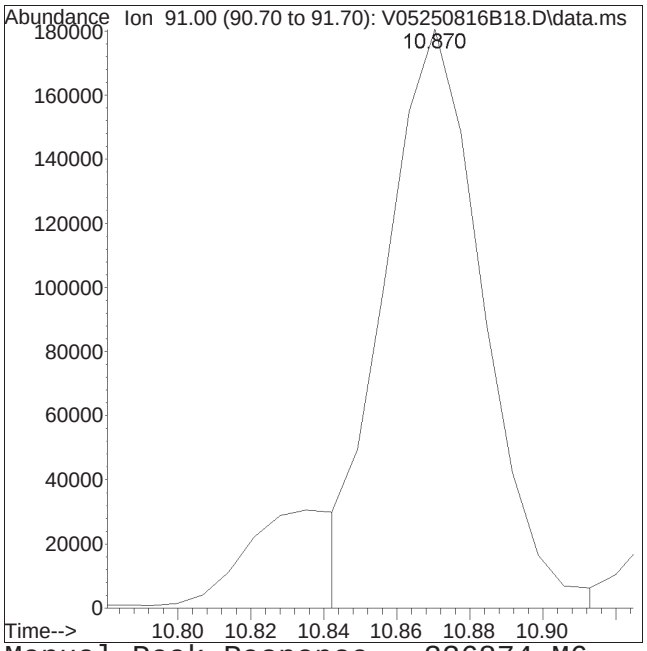


Manual Peak Response = 336874 M6

M6 = Misassignment of peak valley by automated integration (poor split of 2 peaks).

# Manual Integration Report

Data Path : K:\VOA105\2025\250816BICAL
Data File : V05250816B18.D
Date Inj'd : 8/16/2025 6:46 pm
Sample : C8260STD10PPB
Operator : VOA105:PID
Instrument : VOA105
Quant Date : 8/17/2025 1:48 pm

## Compound #91: 1,2,3-Trichloropropane

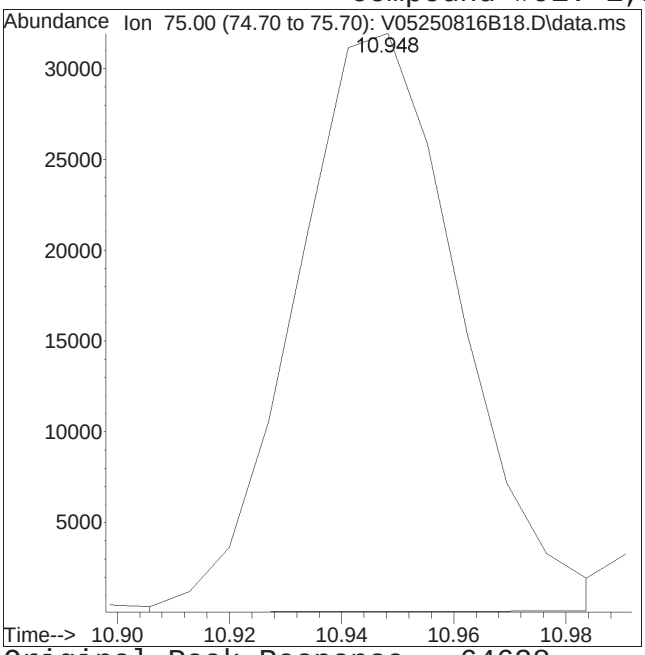


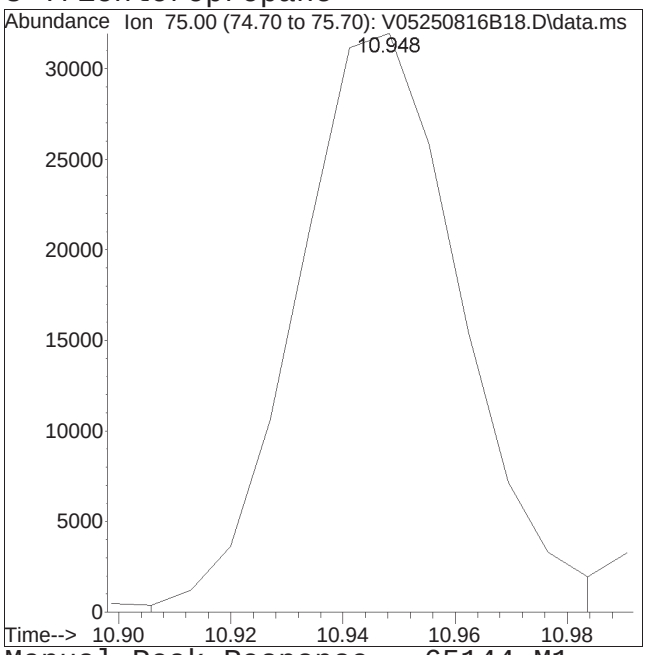


Original Peak Response = 64628 Manual Peak Response = 65144 M1

M1 = Split or tailing peak, auto integration stopped early resulting in false low area count.

## Evaluate Relative Error Report VOA105

Method Path : K:\VOA105\2025\250816BICAL\
Method File : V105_250816B_8260.m
Title : VOLATILES BY GC/MS
Last Update : Sun Aug 17 13:47:41 2025

| | COMPOUND | CalFit | Units | TrueMid | MidConc | %RE | TrueLow | LowConc | %RE |
|---|---|---|---|---|---|---|---|---|---|
| 15 | TP Methylene chloride | L | ug/L | 10.0 | 10.506 | 5.1 | 0.50 | 0.491 | -1.8 |
| 27 | TP Vinyl acetate | L | ug/L | 10.0 | 9.443 | -5.6 | 2.00 | 1.998 | -0.1 |
| 65 | TP trans-1,3-Dichloropropene | L | ug/L | 10.0 | 9.541 | -4.6 | 0.19 | 0.244 | 28.4 |
| 110 | TP Naphthalene | L | ug/L | 10.0 | 9.468 | -5.3 | 0.50 | 0.622 | 24.4 |

## Calibration Correlation Report

| | COMPOUND | CalFit | CoefOfDet | QuadTerm | LinTerm | Constant |
|---|---|---|---|---|---|---|
| 15 | TP Methylene chloride | Linear | 0.999876 | 0.000000 | 0.237838 | 0.00990826 |
| 27 | TP Vinyl acetate | Linear | 0.999137 | 0.000000 | 0.456605 | -0.0423519 |
| 65 | TP trans-1,3-Dichloropropene | Linear | 0.999345 | 0.000000 | 0.48746 | -0.00691669 |
| 110 | TP Naphthalene | Linear | 0.999448 | 0.000000 | 1.51984 | -0.0504649 |

# Response Factor Report VOA 122

Method Path : K:\VOA122\2025\250821AICAL\
Method File : V122_250821A_8260.m
Title : VOLATILES BY GC/MS
Last Update : Fri Aug 22 12:06:39 2025
Response Via : Initial Calibration

Calibration Files
L11 =V22250821A03.D L1 =V22250821A06.D L2 =V22250821A07.D L3 =V22250821A09.D L4 =V22250821A10.D
L6 =V22250821A11.D L8 =V22250821A12.D L10 =V22250821A13.D

| | | Compound | L11 | L1 | L2 | L3 | L4 | L6 | L8 | L10 | Avg | %RSD |
|---|---|---|---|---|---|---|---|---|---|---|---|---|
| 1) | I | Fluorobenzene | ---------- | ---------- | ISTD | ---------- | ---------- | ---------- | ---------- | ---------- | | |
| 2) | TP | Dichlorodifluo... | | 0.214 | 0.183 | 0.225 | 0.200 | 0.194 | 0.179 | 0.168 | 0.195 | 10.27 |
| 3) | TP | Chloromethane | | 0.175 | 0.171 | 0.177 | 0.149 | 0.141 | 0.137 | 0.135 | 0.155 | 11.92 |
| 4) | TP | Vinyl chloride | 0.176 | 0.161 | 0.159 | 0.181 | 0.163 | 0.154 | 0.148 | 0.141 | 0.160 | 8.27 |
| 5) | TP | Bromomethane | | 0.096 | 0.066 | 0.077 | 0.073 | 0.079 | 0.080 | 0.086 | 0.080 | 11.85 |
| 6) | TP | Chloroethane | | 0.116 | 0.116 | 0.111 | 0.092 | 0.087 | 0.082 | 0.080 | 0.098 | 16.24 |
| 7) | TP | Trichlorofluor... | | 0.275 | 0.257 | 0.296 | 0.265 | 0.258 | 0.246 | 0.239 | 0.262 | 7.31 |
| 8) | TP | Ethyl ether | | 0.058 | 0.048 | 0.053 | 0.054 | 0.057 | 0.056 | 0.055 | 0.054 | 5.96 |
| 10) | TP | 1,1-Dichloroet... | | 0.119 | 0.123 | 0.134 | 0.126 | 0.125 | 0.120 | 0.119 | 0.124 | 4.45 |
| 11) | TP | Carbon disulfide | | 0.522 | 0.476 | 0.515 | 0.445 | 0.436 | 0.414 | 0.401 | 0.459 | 10.32 |
| 12) | TP | Freon-113 | | 0.145 | 0.126 | 0.154 | 0.142 | 0.139 | 0.130 | 0.127 | 0.137 | 7.64 |
| 13) | TP | Iodomethane | | | | | | | | | 0.000# | -1.00 |
| 14) | TP | Acrolein | | | 0.009 | 0.011 | 0.012 | 0.012 | 0.012 | 0.012 | 0.011 | 11.60 |
| 15) | TP | Methylene chlo... | | 0.166 | 0.180 | 0.171 | 0.151 | 0.143 | 0.138 | 0.133 | 0.155 | 11.61 |
| 17) | TP | Acetone | | | 0.026 | 0.023 | 0.020 | 0.020 | 0.019 | 0.019 | 0.022 | 13.21 |
| 18) | TP | trans-1,2-Dich... | | 0.142 | 0.158 | 0.152 | 0.138 | 0.139 | 0.137 | 0.133 | 0.143 | 6.18 |
| 19) | TP | Methyl acetate | | 0.051 | 0.064 | 0.053 | 0.050 | 0.049 | 0.049 | 0.050 | 0.052 | 10.13 |
| 21) | TP | Methyl tert-bu... | | 0.168 | 0.186 | 0.218 | 0.244 | 0.258 | 0.261 | 0.261 | 0.228 | 16.76 |
| 22) | TP | tert-Butyl alc... | | 0.003 | 0.004 | 0.004 | 0.004 | 0.004 | 0.004 | 0.004 | 0.004# | 13.38 |
| 24) | TP | Diisopropyl ether | | 0.273 | 0.275 | 0.305 | 0.342 | 0.368 | 0.361 | 0.355 | 0.325 | 12.56 |
| 25) | TP | 1,1-Dichloroet... | | 0.298 | 0.319 | 0.305 | 0.280 | 0.269 | 0.257 | 0.248 | 0.282# | 9.25 |
| 26) | TP | Halothane | | 0.109 | 0.113 | 0.120 | 0.109 | 0.108 | 0.103 | 0.101 | 0.109 | 5.77 |
| 27) | TP | Acrylonitrile | | 0.029 | 0.026 | 0.026 | 0.024 | 0.024 | 0.023 | 0.024 | 0.025 | 7.48 |
| 28) | TP | Ethyl tert-but... | | 0.179 | 0.213 | 0.241 | 0.274 | 0.299 | 0.297 | 0.295 | 0.257 | 18.30 |
| 29) | TP | Vinyl acetate | | 0.124 | 0.145 | 0.163 | 0.188 | 0.204 | 0.194 | 0.196 | 0.173 | 17.29 |
| 30) | TP | cis-1,2-Dichlo... | | 0.137 | 0.164 | 0.155 | 0.149 | 0.149 | 0.143 | 0.141 | 0.148# | 6.15 |
| 31) | TP | 2,2-Dichloropr... | | 0.243 | 0.224 | 0.248 | 0.221 | 0.220 | 0.210 | 0.206 | 0.224 | 7.03 |
| 32) | TP | Bromochloromet... | | 0.087 | 0.082 | 0.080 | 0.074 | 0.070 | 0.066 | 0.063 | 0.075# | 11.72 |
| 33) | TP | Cyclohexane | | | 0.124 | 0.216 | 0.227 | 0.238 | 0.236 | 0.232 | *L | 0.9998 |
| 34) | TP | Chloroform | | 0.307 | 0.345 | 0.295 | 0.269 | 0.265 | 0.261 | 0.257 | 0.285# | 11.22 |
| 35) | TP | Ethyl acetate | | | 0.057 | 0.060 | 0.063 | 0.067 | 0.067 | 0.068 | 0.064 | 6.93 |

# Response Factor Report VOA 122

Method Path : K:\VOA122\2025\250821AICAL\
Method File : V122_250821A_8260.m
Title : VOLATILES BY GC/MS
Last Update : Fri Aug 22 12:06:39 2025
Response Via : Initial Calibration

Calibration Files
L11 =V22250821A03.D L1 =V22250821A06.D L2 =V22250821A07.D L3 =V22250821A09.D L4 =V22250821A10.D
L6 =V22250821A11.D L8 =V22250821A12.D L10 =V22250821A13.D

| | | Compound | L11 | L1 | L2 | L3 | L4 | L6 | L8 | L10 | Avg | %RSD |
|---|---|---|---|---|---|---|---|---|---|---|---|---|
| 36) | TP | Carbon tetrach... | 0.216 | 0.242 | 0.230 | 0.274 | 0.255 | 0.253 | 0.239 | 0.239 | 0.244 | 7.20 |
| 37) | TP | Tetrahydrofuran | | | 0.016 | 0.020 | 0.021 | 0.021 | 0.022 | 0.022 | 0.020 | 10.54 |
| 38) | S | Dibromofluorom... | 0.381 | 0.374 | 0.368 | 0.337 | 0.321 | 0.302 | 0.292 | 0.291 | 0.333 | 11.22 |
| 39) | TP | 1,1,1-Trichlor... | | 0.251 | 0.259 | 0.287 | 0.260 | 0.260 | 0.251 | 0.244 | 0.259 | 5.28 |
| 41) | TP | 2-Butanone | | | 0.025 | 0.028 | 0.026 | 0.026 | 0.028 | 0.028 | 0.027 | 5.15 |
| 42) | TP | 1,1-Dichloropr... | | 0.136 | 0.132 | 0.177 | 0.183 | 0.194 | 0.187 | 0.198 | 0.173 | 15.70 |
| 44) | TP | Benzene | 0.523 | 0.502 | 0.494 | 0.526 | 0.526 | 0.542 | 0.525 | 0.508 | 0.518 | 3.01 |
| 45) | TP | tert-Amyl meth... | | 0.171 | 0.178 | 0.198 | 0.229 | 0.253 | 0.257 | 0.265 | 0.221 | 17.62 |
| 46) | S | 1,2-Dichloroet... | 0.342 | 0.347 | 0.346 | 0.324 | 0.313 | 0.300 | 0.292 | 0.293 | 0.320 | 7.35 |
| 47) | T | 1,2-Dichloroet... | 0.214 | 0.184 | 0.190 | 0.174 | 0.169 | 0.170 | 0.164 | 0.161 | 0.178 | 9.82 |
| 50) | TP | Methyl cyclohe... | | | 0.111 | 0.199 | 0.225 | 0.252 | 0.243 | 0.238 | *L | 0.9992 |
| 51) | TP | Trichloroethene | 0.181 | 0.159 | 0.149 | 0.154 | 0.153 | 0.161 | 0.155 | 0.152 | 0.158# | 6.38 |
| 53) | TP | Dibromomethane | | 0.080 | 0.101 | 0.086 | 0.084 | 0.082 | 0.081 | 0.080 | 0.085 | 8.64 |
| 54) | TP | 1,2-Dichloropr... | | 0.133 | 0.141 | 0.144 | 0.146 | 0.145 | 0.141 | 0.139 | 0.141# | 3.16 |
| 56) | TP | 2-Chloroethyl ... | | | 0.027 | 0.033 | 0.037 | 0.041 | 0.042 | 0.043 | 0.037 | 16.85 |
| 57) | TP | Bromodichlorom... | | 0.202 | 0.206 | 0.204 | 0.208 | 0.207 | 0.203 | 0.200 | 0.204# | 1.40 |
| 60) | TP | 1,4-Dioxane | | 0.000 | 0.000 | 0.000 | 0.000 | 0.001 | 0.001 | 0.001 | 0.000# | 8.16 |
| 61) | TP | cis-1,3-Dichlo... | 0.147 | 0.147 | 0.158 | 0.176 | 0.203 | 0.217 | 0.213 | 0.211 | 0.184# | 16.55 |
| 62) | I | Chlorobenzene-d5 | ---------- | ISTD | ---------- | | | | | | | |
| 63) | S | Toluene-d8 | 1.269 | 1.288 | 1.285 | 1.297 | 1.310 | 1.294 | 1.295 | 1.292 | 1.291 | 0.90 |
| 64) | TP | Toluene | | 0.390 | 0.393 | 0.428 | 0.421 | 0.421 | 0.411 | 0.405 | 0.410 | 3.55 |
| 65) | TP | 4-Methyl-2-pen... | | | 0.019 | 0.020 | 0.022 | 0.024 | 0.026 | 0.027 | 0.023# | 14.37 |
| 66) | TP | Tetrachloroethene | 0.175 | 0.208 | 0.168 | 0.213 | 0.212 | 0.216 | 0.206 | 0.198 | 0.200 | 9.08 |
| 68) | TP | trans-1,3-Dich... | 0.136 | 0.135 | 0.150 | 0.176 | 0.208 | 0.220 | | | *Q | 0.9987 |
| 70) | TP | Ethyl methacry... | | | 0.078 | 0.093 | 0.109 | 0.116 | 0.119 | 0.122 | 0.106 | 16.21 |
| 71) | TP | 1,1,2-Trichlor... | | 0.062 | 0.084 | 0.091 | 0.095 | 0.097 | 0.097 | 0.097 | 0.089# | 14.24 |
| 72) | TP | Chlorodibromom... | | 0.129 | 0.156 | 0.157 | 0.169 | 0.176 | 0.177 | 0.177 | 0.163# | 10.69 |
| 73) | TP | 1,3-Dichloropr... | | 0.140 | 0.160 | 0.179 | 0.197 | 0.202 | 0.204 | 0.202 | 0.183 | 13.65 |
| 74) | TP | 1,2-Dibromoethane | | 0.084 | 0.096 | 0.106 | 0.115 | 0.117 | 0.118 | 0.119 | 0.108# | 12.36 |
| 76) | TP | 2-Hexanone | | | 0.032 | 0.031 | 0.034 | 0.034 | 0.037 | 0.036 | 0.034 | 6.46 |
| 77) | TP | Chlorobenzene | | 0.494 | 0.491 | 0.499 | 0.491 | 0.491 | 0.483 | 0.473 | 0.489 | 1.71 |

# Response Factor Report VOA 122

Method Path : K:\VOA122\2025\250821AICAL\
Method File : V122_250821A_8260.m
Title : VOLATILES BY GC/MS
Last Update : Fri Aug 22 12:06:39 2025
Response Via : Initial Calibration

Calibration Files
L11 =V22250821A03.D L1 =V22250821A06.D L2 =V22250821A07.D L3 =V22250821A09.D L4 =V22250821A10.D
L6 =V22250821A11.D L8 =V22250821A12.D L10 =V22250821A13.D

| | | Compound | L11 | L1 | L2 | L3 | L4 | L6 | L8 | L10 | Avg | %RSD |
|---|---|---|---|---|---|---|---|---|---|---|---|---|
| 78) | TP | Ethylbenzene | | 0.649 | 0.698 | 0.857 | 0.878 | 0.882 | 0.859 | 0.829 | 0.807 | 11.66 |
| 79) | TP | 1,1,1,2-Tetrac... | | 0.151 | 0.172 | 0.174 | 0.182 | 0.188 | 0.185 | 0.184 | 0.177 | 7.17 |
| 80) | TP | p/m Xylene | | 0.235 | 0.251 | 0.323 | 0.334 | 0.336 | 0.327 | 0.318 | 0.303 | 13.81 |
| 81) | TP | o Xylene | | 0.196 | 0.227 | 0.296 | 0.319 | 0.322 | 0.316 | 0.308 | 0.283 | 17.92 |
| 82) | TP | Styrene | | 0.294 | 0.387 | 0.509 | 0.534 | 0.535 | 0.521 | 0.494 | 0.468 | 19.65 |
| 83) | I | 1,4-Dichlorobenzene-d4 | ----------ISTD---------- | | | | | | | | | |
| 84) | TP | Bromoform | | 0.173 | 0.160 | 0.154 | 0.161 | 0.167 | 0.178 | 0.177 | 0.167 | 5.54 |
| 86) | TP | Isopropylbenzene | | 1.004 | 0.996 | 1.382 | 1.441 | 1.538 | 1.593 | 1.549 | 1.357 | 18.74 |
| 87) | S | 4-Bromofluorob... | 0.765 | 0.770 | 0.752 | 0.760 | 0.746 | 0.761 | 0.820 | 0.832 | 0.776 | 4.13 |
| 88) | TP | Bromobenzene | | 0.335 | 0.361 | 0.351 | 0.343 | 0.353 | 0.374 | 0.363 | 0.354 | 3.71 |
| 89) | TP | n-Propylbenzene | | 1.410 | 1.319 | 1.674 | 1.698 | 1.792 | 1.882 | 1.756 | 1.647 | 12.51 |
| 90) | TP | 1,4-Dichlorobu... | | 0.291 | 0.280 | 0.295 | 0.287 | 0.296 | 0.325 | 0.331 | 0.301 | 6.48 |
| 91) | TP | 1,1,2,2-Tetrac... | 0.241 | 0.245 | 0.235 | 0.214 | 0.205 | 0.208 | 0.224 | 0.225 | 0.225 | 6.61 |
| 92) | TP | 4-Ethyltoluene | | 1.052 | 1.065 | 1.351 | 1.387 | 1.463 | 1.545 | 1.475 | 1.334 | 14.87 |
| 93) | TP | 2-Chlorotoluene | | 0.935 | 0.948 | 1.063 | 1.035 | 1.008 | 1.071 | 1.052 | 1.016 | 5.41 |
| 94) | TP | 1,3,5-Trimethy... | | 0.913 | 0.890 | 1.188 | 1.213 | 1.247 | 1.320 | 1.272 | 1.149 | 15.17 |
| 95) | TP | 1,2,3-Trichlor... | | 0.195 | 0.174 | 0.174 | 0.170 | 0.170 | 0.188 | 0.191 | 0.180 | 5.92 |
| 96) | TP | trans-1,4-Dich... | | 0.050 | 0.055 | 0.050 | 0.054 | 0.057 | 0.063 | 0.064 | 0.056 | 10.16 |
| 97) | TP | 4-Chlorotoluene | | 0.845 | 0.897 | 1.016 | 1.040 | 1.073 | 1.144 | 1.109 | 1.018 | 10.80 |
| 98) | TP | tert-Butylbenzene | | 0.791 | 0.725 | 1.000 | 1.101 | 1.162 | 1.194 | 1.135 | 1.015 | 18.44 |
| 101) | TP | 1,2,4-Trimethy... | | 0.549 | 0.629 | 0.839 | 0.888 | 0.902 | 0.884 | 0.793 | 0.783 | 17.82 |
| 102) | TP | sec-Butylbenzene | | 1.030 | 0.963 | 1.467 | 1.571 | 1.661 | 1.673 | 1.571 | *L | 0.9986 |
| 103) | TP | p-Isopropyltol... | | 0.827 | 0.834 | 1.236 | 1.350 | 1.431 | 1.433 | 1.356 | *L | 0.9987 |
| 104) | TP | 1,3-Dichlorobe... | | 0.701 | 0.679 | 0.737 | 0.727 | 0.736 | 0.736 | 0.710 | 0.718 | 3.09 |
| 105) | TP | 1,4-Dichlorobe... | | 0.776 | 0.699 | 0.715 | 0.715 | 0.720 | 0.728 | 0.698 | 0.722 | 3.65 |
| 106) | TP | p-Diethylbenzene | | | 0.473 | 0.693 | 0.771 | 0.841 | 0.838 | 0.809 | 0.737 | 19.11 |
| 107) | TP | n-Butylbenzene | | 0.816 | 0.755 | 1.112 | 1.144 | 1.212 | 1.203 | 1.145 | 1.055 | 17.84 |
| 108) | TP | 1,2-Dichlorobe... | | 0.542 | 0.603 | 0.643 | 0.643 | 0.653 | 0.647 | 0.632 | 0.623 | 6.37 |
| 109) | TP | 1,2,4,5-Tetram... | | | 0.633 | 0.879 | 1.085 | 1.209 | 1.205 | 1.149 | *L | 0.9985 |
| 110) | TP | 1,2-Dibromo-3-... | | 0.040 | 0.038 | 0.037 | 0.036 | 0.038 | 0.040 | 0.040 | 0.038 | 4.16 |
| 111) | TP | 1,3,5-Trichlor... | | 0.401 | 0.406 | 0.464 | 0.465 | 0.486 | 0.478 | 0.456 | 0.451 | 7.49 |

Method Path : K:\VOA122\2025\250821AICAL\
Method File : V122_250821A_8260.m
Title : VOLATILES BY GC/MS
Last Update : Fri Aug 22 12:06:39 2025
Response Via : Initial Calibration

Calibration Files
L11 =V22250821A03.D L1 =V22250821A06.D L2 =V22250821A07.D L3 =V22250821A09.D L4 =V22250821A10.D
L6 =V22250821A11.D L8 =V22250821A12.D L10 =V22250821A13.D

| | Compound | L11 | L1 | L2 | L3 | L4 | L6 | L8 | L10 | Avg | %RSD |
|---|---|---|---|---|---|---|---|---|---|---|---|
| 112) TP | Hexachlorobuta... | 0.204 | 0.152 | 0.176 | 0.174 | 0.182 | 0.176 | 0.171 | 0.176 | | 8.78 |
| 113) TP | 1,2,4-Trichlor... | 0.339 | 0.307 | 0.356 | 0.378 | 0.402 | 0.397 | 0.383 | 0.366# | | 9.32 |
| 114) TP | Naphthalene | 0.511 | 0.498 | 0.606 | 0.704 | 0.755 | 0.785 | 0.759 | 0.660 | | 18.33 |
| 115) TP | 1,2,3-Trichlor... | 0.288 | 0.276 | 0.316 | 0.325 | 0.328 | 0.335 | 0.319 | 0.313# | | 7.03 |

(#) = Out of Range

# BFB

Data Path : K:\VOA122\2025\250821AICAL\
Data File : V22250821ABF1.D
Acq On : 21 Aug 2025 01:28 pm
Operator : VOA122:PID
Sample : WG2106161-1
Misc : WG2106161
ALS Vial : 1 Sample Multiplier: 1

Integration File: rteint.p

Method : K:\VOA122\2025\250821AICAL\V122_250821A_8260.m
Title : VOLATILES BY GC/MS
Last Update : Fri Aug 22 12:06:39 2025

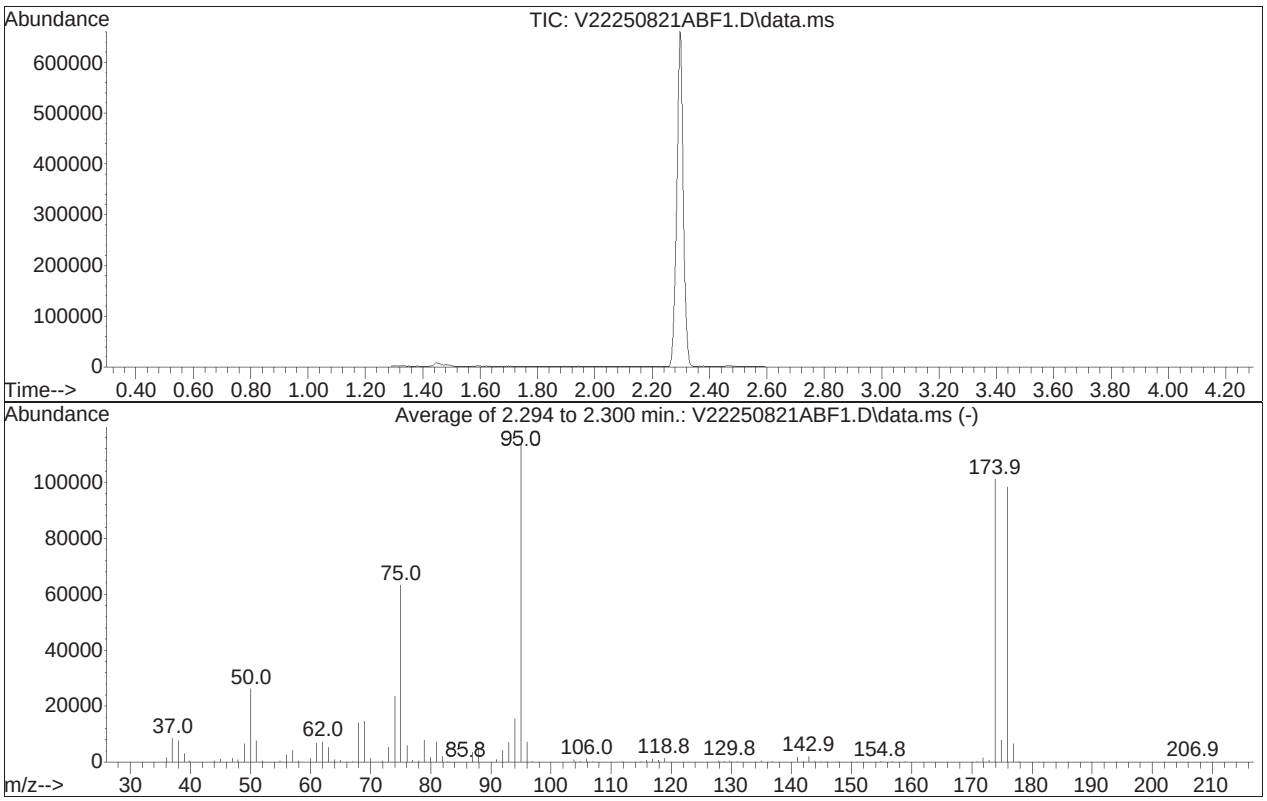


AutoFind: Scans 361, 362, 363; Background Corrected with Scan 346

| Target Mass | Rel. to Mass | Lower Limit% | Upper Limit% | Rel. Abn% | Raw Abn | Result Pass/Fail |
|---|---|---|---|---|---|---|
| 50 | 95 | 15 | 40 | 22.8 | 26093 | PASS |
| 75 | 95 | 30 | 60 | 55.4 | 63288 | PASS |
| 95 | 95 | 100 | 100 | 100.0 | 114216 | PASS |
| 96 | 95 | 5 | 9 | 6.3 | 7175 | PASS |
| 173 | 174 | 0.00 | 2 | 0.8 | 778 | PASS |
| 174 | 95 | 50 | 100 | 88.6 | 101197 | PASS |
| 175 | 174 | 5 | 9 | 7.7 | 7830 | PASS |
| 176 | 174 | 95 | 101 | 97.3 | 98456 | PASS |
| 177 | 176 | 5 | 9 | 6.6 | 6544 | PASS |

Quantitation Report (QT Reviewed)

Data Path : K:\VOA122\2025\250821AICAL\
Data File : V22250821A03.D
Acq On : 21 Aug 2025 02:34 pm
Operator : VOA122:PID
Sample : I8260STD0.19PPB
Misc : WG2106161,ICAL (Sig #1); WG,ICAL22327 (Sig #2)
ALS Vial : 3 Sample Multiplier: 1

Quant Time: Aug 22 11:56:19 2025
Quant Method : K:\VOA122\2025\250821AICAL\V122_250821A_8260.m
Quant Title : VOLATILES BY GC/MS
QLast Update : Fri Aug 22 11:52:24 2025
Response via : Initial Calibration

CCAL FILE(s) : 1 - K:\VOA122\2025\250821AICAL\V22250821A09.D
Sub List : 8260-L11_NJnew - L11 new NJ

| Compound | R.T. | QIon | Response | Conc | Units | Dev(Min) |
|---|---|---|---|---|---|---|
| Internal Standards | | | | | | |
| 1) Fluorobenzene | 5.828 | 96 | 400626 | 10.000 | ug/L | 0.00 |
| Standard Area 1 = 497579 | | | Recovery = | 80.52% | | |
| 62) Chlorobenzene-d5 | 9.358 | 117 | 384799 | 10.000 | ug/L | 0.00 |
| Standard Area 1 = 424030 | | | Recovery = | 90.75% | | |
| 83) 1,4-Dichlorobenzene-d4 | 12.104 | 152 | 209750 | 10.000 | ug/L | 0.00 |
| Standard Area 1 = 258438 | | | Recovery = | 81.16% | | |
| System Monitoring Compounds | | | | | | |
| 38) Dibromofluoromethane | 5.022 | 113 | 152683 | 11.437 | ug/L | 0.00 |
| Spiked Amount 10.000 | Range 70 - 130 | | Recovery = | 114.37% | | |
| 46) 1,2-Dichloroethane-d4 | 5.542 | 65 | 137125 | 10.712 | ug/L | 0.00 |
| Spiked Amount 10.000 | Range 70 - 130 | | Recovery = | 107.12% | | |
| 63) Toluene-d8 | 7.520 | 98 | 488422 | 9.831 | ug/L | 0.00 |
| Spiked Amount 10.000 | Range 70 - 130 | | Recovery = | 98.31% | | |
| 87) 4-Bromofluorobenzene | 10.873 | 95 | 160447 | 9.860 | ug/L | 0.00 |
| Spiked Amount 10.000 | Range 70 - 130 | | Recovery = | 98.60% | | |
| Target Compounds | | | | | | Qvalue |
| 4) Vinyl chloride | 1.821 | 62 | 1336 | 0.208 | ug/L | 86 |
| 36) Carbon tetrachloride | 4.998 | 117 | 1646M6 | 0.169 | ug/L | |
| 44) Benzene | 5.417 | 78 | 3978M6 | 0.192 | ug/L | |
| 47) 1,2-Dichloroethane | 5.619 | 62 | 1632 | 0.228 | ug/L # | 73 |
| 51) Trichloroethene | 6.003 | 95 | 1380 | 0.218 | ug/L # | 79 |
| 61) cis-1,3-Dichloropropene | 7.305 | 75 | 1120 | 0.152 | ug/L # | 82 |
| 66) Tetrachloroethene | 8.028 | 166 | 1283 | 0.167 | ug/L | 81 |
| 68) trans-1,3-Dichloropropene | 8.055 | 75 | 997 | 0.141 | ug/L # | 66 |
| 91) 1,1,2,2-Tetrachloroethane | 11.125 | 83 | 962 | 0.204 | ug/L # | 86 |

(#) = qualifier out of range (m) = manual integration (+) = signals summed

Quantitation Report (QT Reviewed)

Data Path : K:\VOA122\2025\250821AICAL\
Data File : V22250821A03.D
Acq On : 21 Aug 2025 02:34 pm
Operator : VOA122:PID
Sample : I8260STD0.19PPB
Misc : WG2106161,ICAL (Sig #1); WG,ICAL22327 (Sig #2)
ALS Vial : 3 Sample Multiplier: 1

Quant Time: Aug 22 11:56:19 2025
Quant Method : K:\VOA122\2025\250821AICAL\V122_250821A_8260.m
Quant Title : VOLATILES BY GC/MS
QLast Update : Fri Aug 22 11:52:24 2025
Response via : Initial Calibration

SCALE FILE(s) : 8260K:\VOA122\2025\250821AICAL\V22250821A09.D•

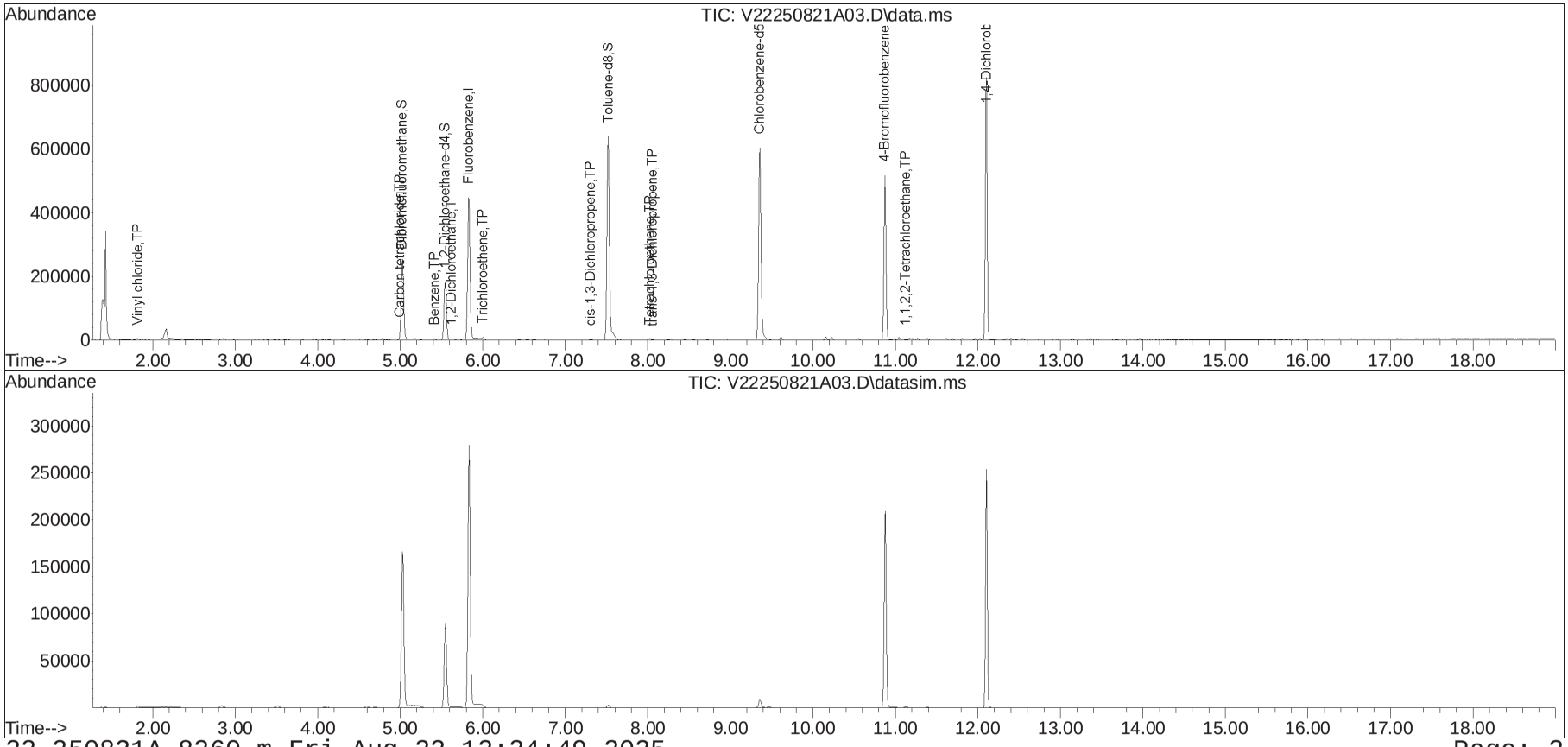

# Manual Integration Report

Data Path : K:\VOA122\2025\250821AICAL\
Data File : V22250821A03.D
Date Inj'd : 8/21/2025 2:34 pm
Sample : I8260STD0.19PPB

Method : V122_250821A_8260.m
Operator : VOA122:PID
Instrument : VOA 122
Quant Date : 8/22/2025 11:56 am

## Compound #36: Carbon tetrachloride

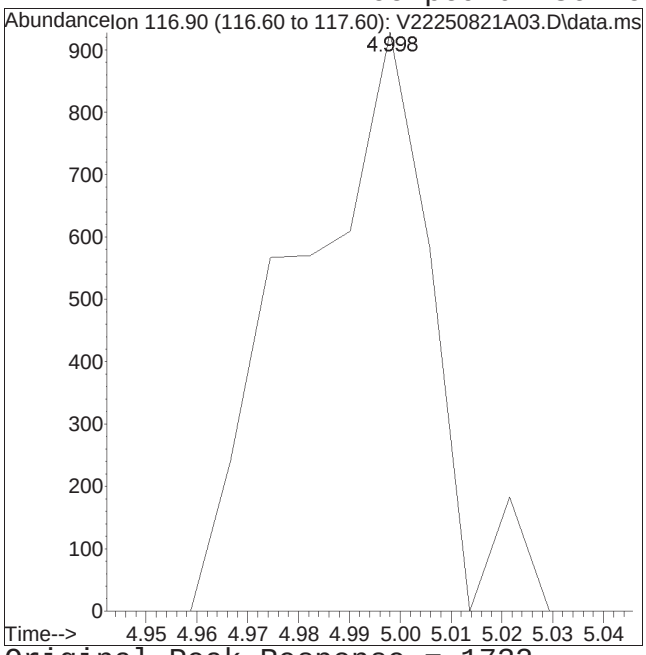


Original Peak Response = 1732

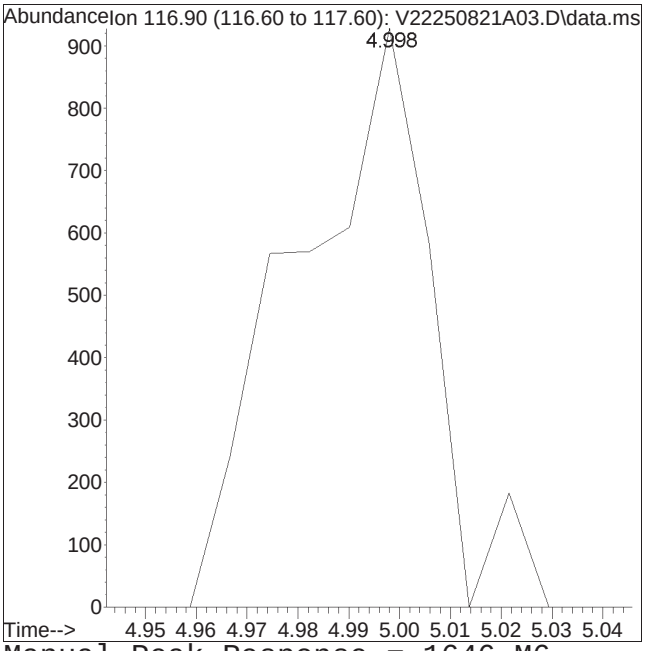


Manual Peak Response = 1646 M6

M6 = Misassignment of peak valley by automated integration (poor split of 2 peaks).

# Manual Integration Report

Data Path : K:\VOA122\2025\250821AICAL
Data File : V22250821A03.D
Date Inj'd : 8/21/2025 2:34 pm
Sample : I8260STD0.19PPB
Operator : VOA122:PID
Instrument : VOA 122
Quant Date : 8/22/2025 11:56 am

## Compound #44: Benzene

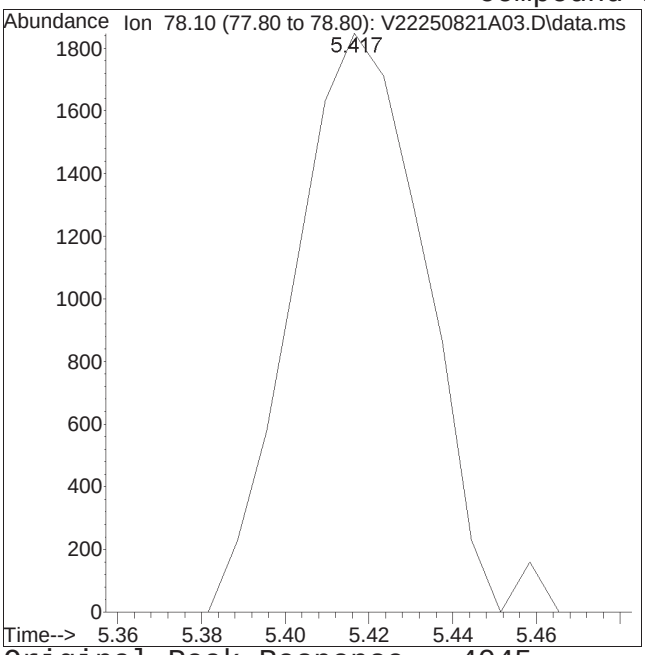


Original Peak Response = 4045

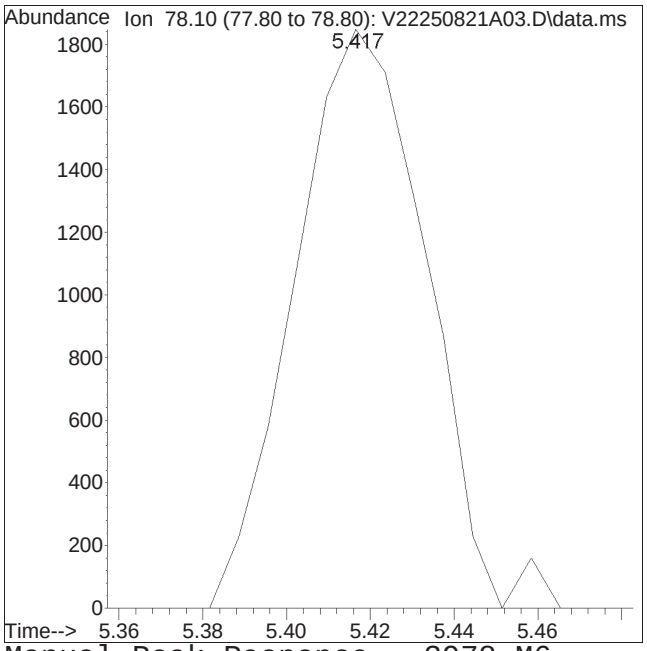


Manual Peak Response = 3978 M6

M6 = Misassignment of peak valley by automated integration (poor split of 2 peaks).

Quantitation Report (QT Reviewed)

Data Path : K:\VOA122\2025\250821AICAL\
Data File : V22250821A06.D
Acq On : 21 Aug 2025 03:47 pm
Operator : VOA122:PID
Sample : I8260STD0.5PPB
Misc : WG2106161,ICAL (Sig #1); WG,ICAL22327 (Sig #2)
ALS Vial : 6 Sample Multiplier: 1

Quant Time: Aug 22 11:56:26 2025
Quant Method : K:\VOA122\2025\250821AICAL\V122_250821A_8260.m
Quant Title : VOLATILES BY GC/MS
QLast Update : Fri Aug 22 11:52:24 2025
Response via : Initial Calibration

CCAL FILE(s) : 1 - K:\VOA122\2025\250821AICAL\V22250821A09.D
Sub List : 8260-Curve - Megamix plus Diox

| Compound | R.T. | QIon | Response | Conc Units | Dev(Min) |
|---|---|---|---|---|---|
| Internal Standards | | | | | |
| 1) Fluorobenzene | 5.828 | 96 | 439980 | 10.000 ug/L | 0.00 |
| Standard Area 1 = 497579 | | | Recovery = 88.42% | | |
| 62) Chlorobenzene-d5 | 9.358 | 117 | 395412 | 10.000 ug/L | 0.00 |
| Standard Area 1 = 424030 | | | Recovery = 93.25% | | |
| 83) 1,4-Dichlorobenzene-d4 | 12.104 | 152 | 217075 | 10.000 ug/L | 0.00 |
| Standard Area 1 = 258438 | | | Recovery = 84.00% | | |
| System Monitoring Compounds | | | | | |
| 38) Dibromofluoromethane | 5.029 | 113 | 164647 | 11.230 ug/L | 0.00 |
| Spiked Amount 10.000 | Range 70 - 130 | | Recovery = 112.30% | | |
| 46) 1,2-Dichloroethane-d4 | 5.542 | 65 | 152503 | 10.848 ug/L | 0.00 |
| Spiked Amount 10.000 | Range 70 - 130 | | Recovery = 108.48% | | |
| 63) Toluene-d8 | 7.520 | 98 | 509250 | 9.975 ug/L | 0.00 |
| Spiked Amount 10.000 | Range 70 - 130 | | Recovery = 99.75% | | |
| 87) 4-Bromofluorobenzene | 10.873 | 95 | 167046 | 9.919 ug/L | 0.00 |
| Spiked Amount 10.000 | Range 70 - 130 | | Recovery = 99.19% | | |
| Target Compounds | | | | | Qvalue |
| 2) Dichlorodifluoromethane | 1.570 | 85 | 4701 | 0.549 ug/L | 97 |
| 3) Chloromethane | 1.742 | 50 | 3842 | 0.563 ug/L | 97 |
| 4) Vinyl chloride | 1.813 | 62 | 3545 | 0.502 ug/L | 98 |
| 5) Bromomethane | 2.103 | 94 | 2109 | 0.602 ug/L | 86 |
| 6) Chloroethane | 2.221 | 64 | 2551 | 0.592 ug/L | 94 |
| 7) Trichlorofluoromethane | 2.354 | 101 | 6057 | 0.525 ug/L | 89 |
| 8) Ethyl ether | 2.644 | 74 | 1268 | 0.532 ug/L | 96 |
| 10) 1,1-Dichloroethene | 2.833 | 96 | 2608 | 0.478 ug/L | 84 |
| 11) Carbon disulfide | 2.856 | 76 | 11484 | 0.569 ug/L | 99 |
| 12) Freon-113 | 2.864 | 101 | 3194 | 0.528 ug/L | 92 |
| 13) Iodomethane | 0.000 | | 0 | N.D. | |
| 14) Acrolein | 0.000 | | 0 | N.D. | |
| 15) Methylene chloride | 3.358 | 84 | 3644 | 0.536 ug/L | 91 |
| 17) Acetone | 0.000 | | 0 | N.D. d | |
| 18) trans-1,2-Dichloroethene | 3.515 | 96 | 3126 | 0.498 ug/L | 96 |
| 19) Methyl acetate | 3.515 | 43 | 1132 | 0.493 ug/L # | 70 |
| 21) Methyl tert-butyl ether | 3.602 | 73 | 3704 | 0.369 ug/L # | 89 |
| 22) tert-Butyl alcohol | 3.688 | 59 | 312 | 1.782 ug/L # | 59 |
| 24) Diisopropyl ether | 3.970 | 45 | 6000 | 0.419 ug/L | 96 |
| 25) 1,1-Dichloroethane | 4.072 | 63 | 6559 | 0.528 ug/L | 97 |
| 26) Halothane | 4.135 | 117 | 2396 | 0.500 ug/L | 98 |

Data Path : K:\VOA122\2025\250821AICAL\
Data File : V22250821A06.D
Acq On : 21 Aug 2025 03:47 pm
Operator : VOA122:PID
Sample : I8260STD0.5PPB
Misc : WG2106161,ICAL (Sig #1); WG,ICAL22327 (Sig #2)
ALS Vial : 6 Sample Multiplier: 1

Quant Time: Aug 22 11:56:26 2025
Quant Method : K:\VOA122\2025\250821AICAL\V122_250821A_8260.m
Quant Title : VOLATILES BY GC/MS
QLast Update : Fri Aug 22 11:52:24 2025
Response via : Initial Calibration

CCAL FILE(s) : 1 - K:\VOA122\2025\250821AICAL\V22250821A09.D
Sub List : 8260-Curve - Megamix plus Diox

| Compound | R.T. | QIon | Response | Conc | Units | | Dev(Min) |
|---|---|---|---|---|---|---|---|
| 27) Acrylonitrile | 4.127 | 53 | 631 | 0.572 | ug/L | # | 58 |
| 28) Ethyl tert-butyl ether | 4.300 | 59 | 3946 | 0.349 | ug/L | | 97 |
| 29) Vinyl acetate | 4.308 | 43 | 2729 | 0.358 | ug/L | # | 84 |
| 30) cis-1,2-Dichloroethene | 4.582 | 96 | 3018 | 0.463 | ug/L | | 90 |
| 31) 2,2-Dichloropropane | 4.692 | 77 | 5340 | 0.541 | ug/L | | 98 |
| 32) Bromochloromethane | 4.778 | 128 | 1915 | 0.581 | ug/L | | 98 |
| 33) Cyclohexane | 4.794 | 56 | 3331 | 0.372 | ug/L | | 98 |
| 34) Chloroform | 4.849 | 83 | 6744 | 0.537 | ug/L | | 97 |
| 35) Ethyl acetate | 0.000 | | 0 | N.D. | d | | |
| 36) Carbon tetrachloride | 4.990 | 117 | 5332 | 0.497 | ug/L | # | 81 |
| 37) Tetrahydrofuran | 0.000 | | 0 | N.D. | d | | |
| 39) 1,1,1-Trichloroethane | 5.053 | 97 | 5524 | 0.485 | ug/L | | 94 |
| 41) 2-Butanone | 0.000 | | 0 | N.D. | d | | |
| 42) 1,1-Dichloropropene | 5.171 | 75 | 3000 | 0.395 | ug/L | | 93 |
| 44) Benzene | 5.417 | 78 | 11042 | 0.484 | ug/L | | 96 |
| 45) tert-Amyl methyl ether | 5.528 | 73 | 3767 | 0.387 | ug/L | | 93 |
| 47) 1,2-Dichloroethane | 5.612 | 62 | 4054 | 0.517 | ug/L | | 96 |
| 50) Methyl cyclohexane | 6.003 | 83 | 3844 | 0.424 | ug/L | | 98 |
| 51) Trichloroethene | 6.010 | 95 | 3488 | 0.502 | ug/L | # | 84 |
| 53) Dibromomethane | 6.443 | 93 | 1770 | 0.474 | ug/L | | 100 |
| 54) 1,2-Dichloropropane | 6.540 | 63 | 2923 | 0.470 | ug/L | # | 82 |
| 56) 2-Chloroethyl vinyl ether | 7.249 | 63 | 485 | 0.316 | ug/L | # | 72 |
| 57) Bromodichloromethane | 6.617 | 83 | 4441 | 0.494 | ug/L | # | 98 |
| 60) 1,4-Dioxane | 6.825 | 88 | 1966 | 92.508 | ug/L | | 92 |
| 61) cis-1,3-Dichloropropene | 7.305 | 75 | 3234 | 0.399 | ug/L | # | 91 |
| 64) Toluene | 7.576 | 92 | 7705 | 0.475 | ug/L | | 99 |
| 65) 4-Methyl-2-pentanone | 0.000 | | 0 | N.D. | | | |
| 66) Tetrachloroethene | 8.021 | 166 | 4105 | 0.520 | ug/L | | 94 |
| 68) trans-1,3-Dichloropropene | 8.055 | 75 | 2667 | 0.368 | ug/L | | 91 |
| 70) Ethyl methacrylate | 8.257 | 69 | 1294 | 0.326 | ug/L | # | 73 |
| 71) 1,1,2-Trichloroethane | 8.243 | 83 | 1233 | 0.350 | ug/L | # | 75 |
| 72) Chlorodibromomethane | 8.452 | 129 | 2547 | 0.396 | ug/L | | 87 |
| 73) 1,3-Dichloropropane | 8.556 | 76 | 2771 | 0.382 | ug/L | | 94 |
| 74) 1,2-Dibromoethane | 8.723 | 107 | 1659 | 0.390 | ug/L | | 91 |
| 76) 2-Hexanone | 0.000 | | 0 | N.D. | d | | |
| 77) Chlorobenzene | 9.372 | 112 | 9770 | 0.505 | ug/L | # | 60 |
| 78) Ethylbenzene | 9.428 | 91 | 12830 | 0.402 | ug/L | | 98 |
| 79) 1,1,1,2-Tetrachloroethane | 9.456 | 131 | 2987 | 0.428 | ug/L | # | 60 |
| 80) p/m Xylene | 9.611 | 106 | 9282 | 0.774 | ug/L | | 97 |
| 81) o Xylene | 10.158 | 106 | 7732 | 0.690 | ug/L | | 92 |

Data Path : K:\VOA122\2025\250821AICAL\
Data File : V22250821A06.D
Acq On : 21 Aug 2025 03:47 pm
Operator : VOA122:PID
Sample : I8260STD0.5PPB
Misc : WG2106161,ICAL (Sig #1); WG,ICAL22327 (Sig #2)
ALS Vial : 6 Sample Multiplier: 1

Quant Time: Aug 22 11:56:26 2025
Quant Method : K:\VOA122\2025\250821AICAL\V122_250821A_8260.m
Quant Title : VOLATILES BY GC/MS
QLast Update : Fri Aug 22 11:52:24 2025
Response via : Initial Calibration

CCAL FILE(s) : 1 - K:\VOA122\2025\250821AICAL\V22250821A09.D
Sub List : 8260-Curve - Megamix plus Diox

| Compound | R.T. | QIon | Response | Conc | Units | | Dev(Min) |
|---|---|---|---|---|---|---|---|
| 82) Styrene | 10.228 | 104 | 11643 | 0.629 | ug/L | | 97 |
| 84) Bromoform | 10.242 | 173 | 1879 | 0.518 | ug/L | | 78 |
| 86) Isopropylbenzene | 10.557 | 105 | 10894 | 0.370 | ug/L | | 98 |
| 88) Bromobenzene | 10.985 | 156 | 3637 | 0.473 | ug/L | | 92 |
| 89) n-Propylbenzene | 11.041 | 91 | 15309 | 0.428 | ug/L | | 100 |
| 90) 1,4-Dichlorobutane | 11.048 | 55 | 3158 | 0.483 | ug/L | | 97 |
| 91) 1,1,2,2-Tetrachloroethane | 11.118 | 83 | 2657 | 0.544 | ug/L | | 95 |
| 92) 4-Ethyltoluene | 11.168 | 105 | 11420 | 0.394 | ug/L | | 97 |
| 93) 2-Chlorotoluene | 11.203 | 91 | 10152M6 | 0.460 | ug/L | | |
| 94) 1,3,5-Trimethylbenzene | 11.273 | 105 | 9907 | 0.397 | ug/L | | 98 |
| 95) 1,2,3-Trichloropropane | 11.259 | 75 | 2120 | 0.542 | ug/L | | 94 |
| 96) trans-1,4-Dichloro-2-b... | 11.315 | 53 | 544 | 0.446 | ug/L | # | 63 |
| 97) 4-Chlorotoluene | 11.392 | 91 | 9169 | 0.415 | ug/L | | 97 |
| 98) tert-Butylbenzene | 11.616 | 119 | 8584 | 0.389 | ug/L | | 98 |
| 101) 1,2,4-Trimethylbenzene | 11.693 | 105 | 5961 | 0.351 | ug/L | | 94 |
| 102) sec-Butylbenzene | 11.812 | 105 | 11183 | 0.363 | ug/L | | 99 |
| 103) p-Isopropyltoluene | 11.965 | 119 | 8974 | 0.342 | ug/L | | 99 |
| 104) 1,3-Dichlorobenzene | 12.021 | 146 | 7613 | 0.488 | ug/L | | 89 |
| 105) 1,4-Dichlorobenzene | 12.118 | 146 | 8426 | 0.538 | ug/L | # | 83 |
| 106) p-Diethylbenzene | 12.348 | 119 | 5778 | 0.376 | ug/L | | 90 |
| 107) n-Butylbenzene | 12.404 | 91 | 8854 | 0.387 | ug/L | | 94 |
| 108) 1,2-Dichlorobenzene | 12.550 | 146 | 5878 | 0.434 | ug/L | | 88 |
| 109) 1,2,4,5-Tetramethylben... | 13.148 | 119 | 7098 | 0.336 | ug/L | | 95 |
| 110) 1,2-Dibromo-3-chloropr... | 13.322 | 155 | 434 | 0.520 | ug/L | # | 73 |
| 111) 1,3,5-Trichlorobenzene | 13.364 | 180 | 4357 | 0.445 | ug/L | | 97 |
| 112) Hexachlorobutadiene | 13.949 | 225 | 2217 | 0.579 | ug/L | | 99 |
| 113) 1,2,4-Trichlorobenzene | 13.970 | 180 | 3684 | 0.463 | ug/L | | 99 |
| 114) Naphthalene | 14.262 | 128 | 5548 | 0.387 | ug/L | | 100 |
| 115) 1,2,3-Trichlorobenzene | 14.429 | 180 | 3129 | 0.461 | ug/L | | 96 |

(#) = qualifier out of range (m) = manual integration (+) = signals summed

Quantitation Report (QT Reviewed)

Data Path : K:\VOA122\2025\250821AICAL\
Data File : V22250821A06.D
Acq On : 21 Aug 2025 03:47 pm
Operator : VOA122:PID
Sample : I8260STD0.5PPB
Misc : WG2106161,ICAL (Sig #1); WG,ICAL22327 (Sig #2)
ALS Vial : 6 Sample Multiplier: 1

Quant Time: Aug 22 11:56:26 2025
Quant Method : K:\VOA122\2025\250821AICAL\V122_250821A_8260.m
Quant Title : VOLATILES BY GC/MS
QLast Update : Fri Aug 22 11:52:24 2025
Response via : Initial Calibration

SCALE(s) : 8260K:\VOA122\Megamix\250821AICAL\V22250821A09.D•

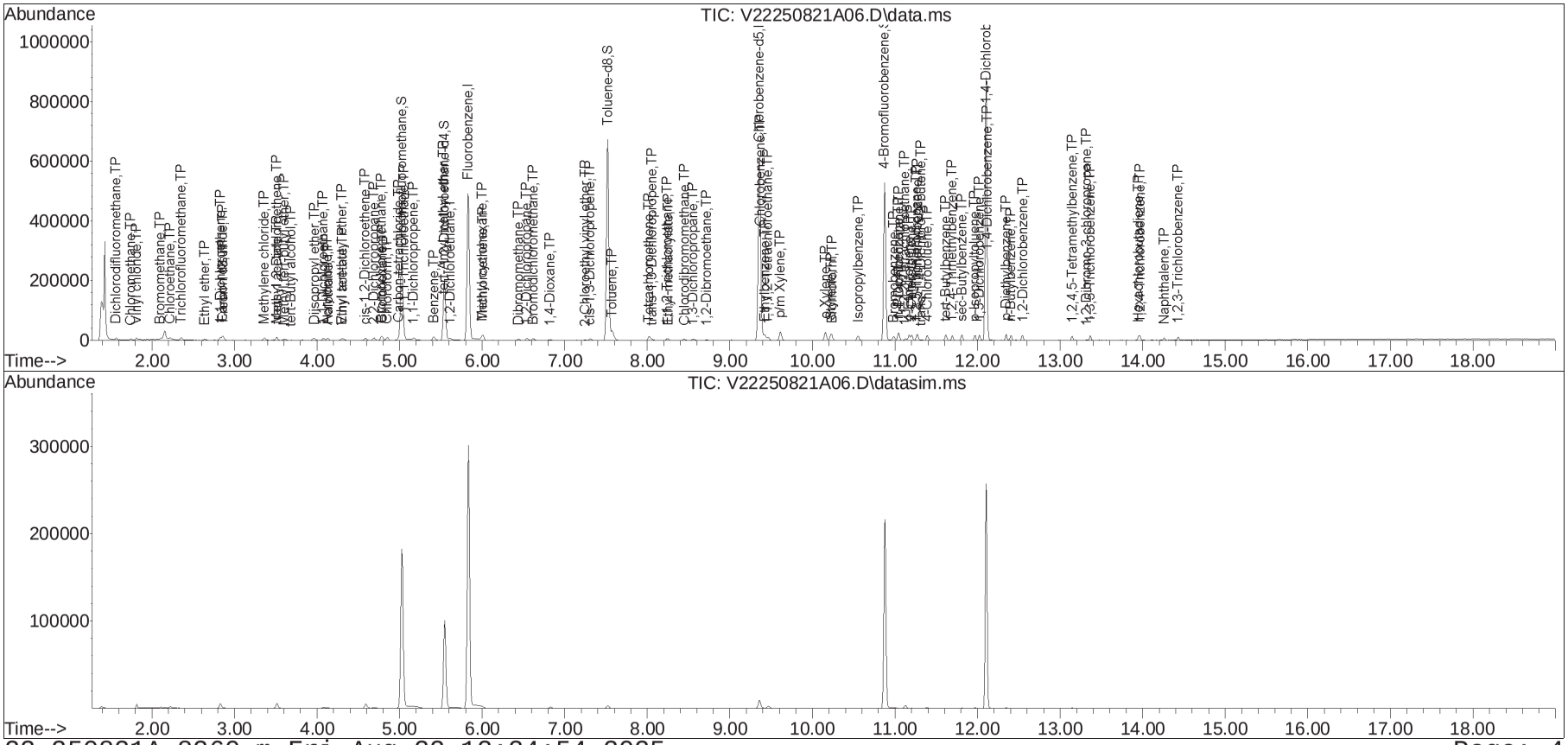

# Manual Integration Report

Data Path : K:\VOA122\2025\250821AICAL
Data File : V22250821A06.D
Date Inj'd : 8/21/2025 3:47 pm
Sample : I8260STD0.5PPB
Operator : VOA122:PID
Instrument : VOA 122
Quant Date : 8/22/2025 11:56 am

## Compound #93: 2-Chlorotoluene

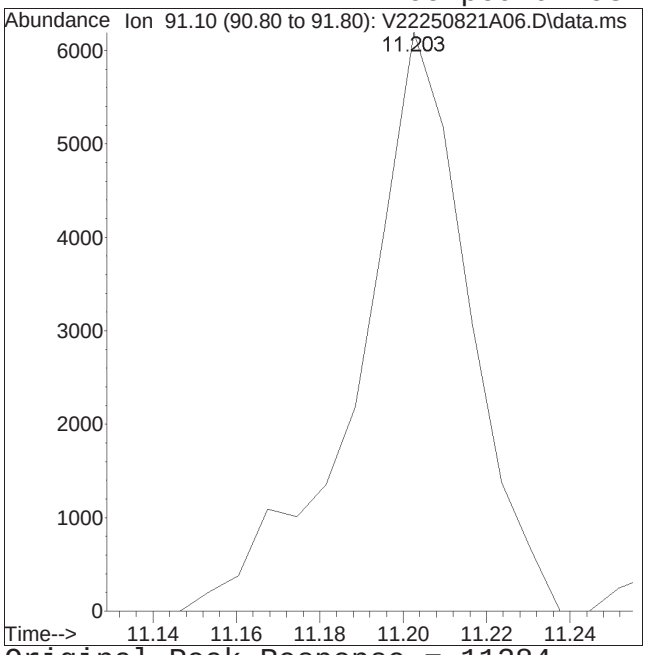


Original Peak Response = 11284

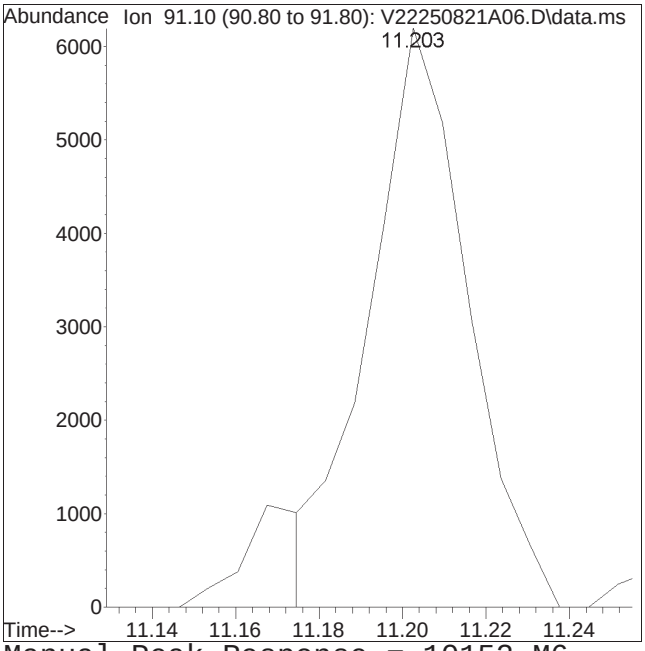


Manual Peak Response = 10152 M6

M6 = Misassignment of peak valley by automated integration (poor split of 2 peaks).

Quantitation Report (QT Reviewed)

Data Path : K:\VOA122\2025\250821AICAL\
Data File : V22250821A07.D
Acq On : 21 Aug 2025 04:12 pm
Operator : VOA122:PID
Sample : I8260STD2PPB
Misc : WG2106161,ICAL (Sig #1); WG,ICAL22327 (Sig #2)
ALS Vial : 7 Sample Multiplier: 1

Quant Time: Aug 22 11:56:34 2025
Quant Method : K:\VOA122\2025\250821AICAL\V122_250821A_8260.m
Quant Title : VOLATILES BY GC/MS
QLast Update : Fri Aug 22 11:52:24 2025
Response via : Initial Calibration

CCAL FILE(s) : 1 - K:\VOA122\2025\250821AICAL\V22250821A09.D
Sub List : 8260-Curve - Megamix plus Diox

| Compound | R.T. | QIon | Response | Conc | Units | Dev(Min) |
|---|---|---|---|---|---|---|
| Internal Standards | | | | | | |
| 1) Fluorobenzene | 5.828 | 96 | 459021 | 10.000 | ug/L | 0.00 |
| Standard Area 1 = 497579 | | | Recovery = 92.25% | | | |
| 62) Chlorobenzene-d5 | 9.358 | 117 | 408273 | 10.000 | ug/L | 0.00 |
| Standard Area 1 = 424030 | | | Recovery = 96.28% | | | |
| 83) 1,4-Dichlorobenzene-d4 | 12.104 | 152 | 235122 | 10.000 | ug/L | 0.00 |
| Standard Area 1 = 258438 | | | Recovery = 90.98% | | | |
| System Monitoring Compounds | | | | | | |
| 38) Dibromofluoromethane | 5.029 | 113 | 168737 | 11.031 | ug/L | 0.00 |
| Spiked Amount 10.000 | Range 70 - 130 | | Recovery = 110.31% | | | |
| 46) 1,2-Dichloroethane-d4 | 5.542 | 65 | 158877 | 10.832 | ug/L | 0.00 |
| Spiked Amount 10.000 | Range 70 - 130 | | Recovery = 108.32% | | | |
| 63) Toluene-d8 | 7.520 | 98 | 524428 | 9.948 | ug/L | 0.00 |
| Spiked Amount 10.000 | Range 70 - 130 | | Recovery = 99.48% | | | |
| 87) 4-Bromofluorobenzene | 10.873 | 95 | 176830 | 9.694 | ug/L | 0.00 |
| Spiked Amount 10.000 | Range 70 - 130 | | Recovery = 96.94% | | | |
| Target Compounds | | | | | | Qvalue |
| 2) Dichlorodifluoromethane | 1.569 | 85 | 16759 | 1.876 | ug/L | 99 |
| 3) Chloromethane | 1.742 | 50 | 15712 | 2.206 | ug/L | 98 |
| 4) Vinyl chloride | 1.813 | 62 | 14637 | 1.987 | ug/L | 96 |
| 5) Bromomethane | 2.111 | 94 | 6075 | 1.662 | ug/L | 88 |
| 6) Chloroethane | 2.221 | 64 | 10628 | 2.366 | ug/L | 98 |
| 7) Trichlorofluoromethane | 2.354 | 101 | 23619 | 1.961 | ug/L | 99 |
| 8) Ethyl ether | 2.644 | 74 | 4388 | 1.764 | ug/L | 84 |
| 10) 1,1-Dichloroethene | 2.832 | 96 | 11305 | 1.988 | ug/L | 93 |
| 11) Carbon disulfide | 2.856 | 76 | 43740 | 2.078 | ug/L | 99 |
| 12) Freon-113 | 2.864 | 101 | 11533 | 1.828 | ug/L | 97 |
| 13) Iodomethane | 2.966 | 142 | 378M6 | 0.089 | ug/L | |
| 14) Acrolein | 3.123 | 56 | 805 | 1.538 | ug/L # | 58 |
| 15) Methylene chloride | 3.366 | 84 | 16535 | 2.330 | ug/L | 96 |
| 17) Acetone | 3.405 | 43 | 2428 | 2.457 | ug/L | 98 |
| 18) trans-1,2-Dichloroethene | 3.515 | 96 | 14505 | 2.214 | ug/L | 94 |
| 19) Methyl acetate | 3.515 | 43 | 5850 | 2.443 | ug/L # | 90 |
| 21) Methyl tert-butyl ether | 3.609 | 73 | 17051 | 1.629 | ug/L | 94 |
| 22) tert-Butyl alcohol | 3.688 | 59 | 1823 | 9.977 | ug/L # | 61 |
| 24) Diisopropyl ether | 3.962 | 45 | 25207 | 1.688 | ug/L | 94 |
| 25) 1,1-Dichloroethane | 4.080 | 63 | 29306 | 2.261 | ug/L | 99 |
| 26) Halothane | 4.135 | 117 | 10416 | 2.083 | ug/L | 92 |

Data Path : K:\VOA122\2025\250821AICAL\
Data File : V22250821A07.D
Acq On : 21 Aug 2025 04:12 pm
Operator : VOA122:PID
Sample : I8260STD2PPB
Misc : WG2106161,ICAL (Sig #1); WG,ICAL22327 (Sig #2)
ALS Vial : 7 Sample Multiplier: 1

Quant Time: Aug 22 11:56:34 2025
Quant Method : K:\VOA122\2025\250821AICAL\V122_250821A_8260.m
Quant Title : VOLATILES BY GC/MS
QLast Update : Fri Aug 22 11:52:24 2025
Response via : Initial Calibration

CCAL FILE(s) : 1 - K:\VOA122\2025\250821AICAL\V22250821A09.D
Sub List : 8260-Curve - Megamix plus Diox

| Compound | R.T. | QIon | Response | Conc | Units | | Dev(Min) |
|---|---|---|---|---|---|---|---|
| 27) Acrylonitrile | 4.119 | 53 | 2382 | 2.071 | ug/L | | 95 |
| 28) Ethyl tert-butyl ether | 4.307 | 59 | 19598 | 1.662 | ug/L | | 98 |
| 29) Vinyl acetate | 4.307 | 43 | 13352 | 1.678 | ug/L | | 97 |
| 30) cis-1,2-Dichloroethene | 4.590 | 96 | 15072 | 2.215 | ug/L | | 95 |
| 31) 2,2-Dichloropropane | 4.692 | 77 | 20528 | 1.992 | ug/L | | 93 |
| 32) Bromochloromethane | 4.778 | 128 | 7568 | 2.202 | ug/L | | 88 |
| 33) Cyclohexane | 4.794 | 56 | 11372 | 1.217 | ug/L | | 95 |
| 34) Chloroform | 4.849 | 83 | 31647 | 2.415 | ug/L | | 96 |
| 35) Ethyl acetate | 4.959 | 43 | 5259 | 1.844 | ug/L | # | 79 |
| 36) Carbon tetrachloride | 4.990 | 117 | 21099 | 1.886 | ug/L | | 96 |
| 37) Tetrahydrofuran | 5.013 | 42 | 1486M6 | 1.585 | ug/L | | |
| 39) 1,1,1-Trichloroethane | 5.053 | 97 | 23749 | 1.998 | ug/L | | 96 |
| 41) 2-Butanone | 5.131 | 43 | 2269 | 1.855 | ug/L | # | 76 |
| 42) 1,1-Dichloropropene | 5.170 | 75 | 12143 | 1.532 | ug/L | | 99 |
| 44) Benzene | 5.416 | 78 | 45369 | 1.907 | ug/L | | 99 |
| 45) tert-Amyl methyl ether | 5.535 | 73 | 16360 | 1.609 | ug/L | | 95 |
| 47) 1,2-Dichloroethane | 5.619 | 62 | 17457 | 2.132 | ug/L | | 99 |
| 50) Methyl cyclohexane | 6.003 | 83 | 10197 | 1.078 | ug/L | | 98 |
| 51) Trichloroethene | 6.010 | 95 | 13697 | 1.889 | ug/L | | 90 |
| 53) Dibromomethane | 6.442 | 93 | 9256 | 2.375 | ug/L | # | 86 |
| 54) 1,2-Dichloropropane | 6.547 | 63 | 12945 | 1.996 | ug/L | | 97 |
| 56) 2-Chloroethyl vinyl ether | 7.242 | 63 | 2471 | 1.543 | ug/L | | 90 |
| 57) Bromodichloromethane | 6.617 | 83 | 18885 | 2.015 | ug/L | # | 98 |
| 60) 1,4-Dioxane | 6.825 | 88 | 7833 | 353.285 | ug/L | | 94 |
| 61) cis-1,3-Dichloropropene | 7.312 | 75 | 14502 | 1.716 | ug/L | | 95 |
| 64) Toluene | 7.576 | 92 | 32129 | 1.920 | ug/L | | 94 |
| 65) 4-Methyl-2-pentanone | 8.007 | 58 | 1522 | 1.620 | ug/L | | 97 |
| 66) Tetrachloroethene | 8.020 | 166 | 13719 | 1.684 | ug/L | | 91 |
| 68) trans-1,3-Dichloropropene | 8.055 | 75 | 12255 | 1.636 | ug/L | | 98 |
| 70) Ethyl methacrylate | 8.257 | 69 | 6387 | 1.560 | ug/L | | 92 |
| 71) 1,1,2-Trichloroethane | 8.243 | 83 | 6865 | 1.889 | ug/L | | 94 |
| 72) Chlorodibromomethane | 8.451 | 129 | 12777 | 1.922 | ug/L | | 95 |
| 73) 1,3-Dichloropropane | 8.563 | 76 | 13041 | 1.742 | ug/L | | 94 |
| 74) 1,2-Dibromoethane | 8.722 | 107 | 7830 | 1.782 | ug/L | | 93 |
| 76) 2-Hexanone | 9.014 | 43 | 2647 | 1.921 | ug/L | # | 89 |
| 77) Chlorobenzene | 9.379 | 112 | 40071 | 2.008 | ug/L | | 91 |
| 78) Ethylbenzene | 9.421 | 91 | 56996 | 1.729 | ug/L | | 97 |
| 79) 1,1,1,2-Tetrachloroethane | 9.463 | 131 | 14023 | 1.945 | ug/L | | 96 |
| 80) p/m Xylene | 9.610 | 106 | 41068 | 3.316 | ug/L | | 95 |
| 81) o Xylene | 10.157 | 106 | 37059 | 3.205 | ug/L | | 97 |

Data Path : K:\VOA122\2025\250821AICAL\
Data File : V22250821A07.D
Acq On : 21 Aug 2025 04:12 pm
Operator : VOA122:PID
Sample : I8260STD2PPB
Misc : WG2106161,ICAL (Sig #1); WG,ICAL22327 (Sig #2)
ALS Vial : 7 Sample Multiplier: 1

Quant Time: Aug 22 11:56:34 2025
Quant Method : K:\VOA122\2025\250821AICAL\V122_250821A_8260.m
Quant Title : VOLATILES BY GC/MS
QLast Update : Fri Aug 22 11:52:24 2025
Response via : Initial Calibration

CCAL FILE(s) : 1 - K:\VOA122\2025\250821AICAL\V22250821A09.D
Sub List : 8260-Curve - Megamix plus Diox

| Compound | R.T. | QIon | Response | Conc | Units | Dev(Min) |
|---|---|---|---|---|---|---|
| 82) Styrene | 10.228 | 104 | 63207 | 3.309 | ug/L | 95 |
| 84) Bromoform | 10.242 | 173 | 7513 | 1.914 | ug/L | 98 |
| 86) Isopropylbenzene | 10.550 | 105 | 46816 | 1.467 | ug/L | 99 |
| 88) Bromobenzene | 10.985 | 156 | 16995 | 2.040 | ug/L | 99 |
| 89) n-Propylbenzene | 11.041 | 91 | 62042 | 1.602 | ug/L | 98 |
| 90) 1,4-Dichlorobutane | 11.048 | 55 | 13187 | 1.864 | ug/L | 99 |
| 91) 1,1,2,2-Tetrachloroethane | 11.125 | 83 | 11061 | 2.092 | ug/L | 97 |
| 92) 4-Ethyltoluene | 11.174 | 105 | 50078 | 1.596 | ug/L | 98 |
| 93) 2-Chlorotoluene | 11.202 | 91 | 44575M6 | 1.866 | ug/L | |
| 94) 1,3,5-Trimethylbenzene | 11.272 | 105 | 41868 | 1.550 | ug/L | 99 |
| 95) 1,2,3-Trichloropropane | 11.265 | 75 | 8161 | 1.925 | ug/L | 99 |
| 96) trans-1,4-Dichloro-2-b... | 11.315 | 53 | 2581 | 1.953 | ug/L | 97 |
| 97) 4-Chlorotoluene | 11.392 | 91 | 42171 | 1.762 | ug/L | 100 |
| 98) tert-Butylbenzene | 11.616 | 119 | 34077 | 1.427 | ug/L | 96 |
| 101) 1,2,4-Trimethylbenzene | 11.693 | 105 | 29557 | 1.605 | ug/L | 97 |
| 102) sec-Butylbenzene | 11.812 | 105 | 45269 | 1.356 | ug/L | 100 |
| 103) p-Isopropyltoluene | 11.972 | 119 | 39207 | 1.379 | ug/L | 97 |
| 104) 1,3-Dichlorobenzene | 12.021 | 146 | 31943 | 1.892 | ug/L | 96 |
| 105) 1,4-Dichlorobenzene | 12.118 | 146 | 32888M3 | 1.938 | ug/L | |
| 106) p-Diethylbenzene | 12.348 | 119 | 22221 | 1.335 | ug/L | 99 |
| 107) n-Butylbenzene | 12.403 | 91 | 35521 | 1.432 | ug/L | 99 |
| 108) 1,2-Dichlorobenzene | 12.543 | 146 | 28341 | 1.934 | ug/L | 96 |
| 109) 1,2,4,5-Tetramethylben... | 13.148 | 119 | 29781 | 1.301 | ug/L | 99 |
| 110) 1,2-Dibromo-3-chloropr... | 13.329 | 155 | 1795 | 1.987 | ug/L | 99 |
| 111) 1,3,5-Trichlorobenzene | 13.364 | 180 | 19081 | 1.800 | ug/L | 97 |
| 112) Hexachlorobutadiene | 13.949 | 225 | 7145 | 1.722 | ug/L | 94 |
| 113) 1,2,4-Trichlorobenzene | 13.970 | 180 | 14445 | 1.677 | ug/L | 98 |
| 114) Naphthalene | 14.262 | 128 | 23420 | 1.510 | ug/L | 100 |
| 115) 1,2,3-Trichlorobenzene | 14.429 | 180 | 12977 | 1.766 | ug/L | 99 |

(#) = qualifier out of range (m) = manual integration (+) = signals summed

Quantitation Report (QT Reviewed)

Data Path : K:\VOA122\2025\250821AICAL\
Data File : V22250821A07.D
Acq On : 21 Aug 2025 04:12 pm
Operator : VOA122:PID
Sample : I8260STD2PPB
Misc : WG2106161,ICAL (Sig #1); WG,ICAL22327 (Sig #2)
ALS Vial : 7 Sample Multiplier: 1

Quant Time: Aug 22 11:56:34 2025
Quant Method : K:\VOA122\2025\250821AICAL\V122_250821A_8260.m
Quant Title : VOLATILES BY GC/MS
QLast Update : Fri Aug 22 11:52:24 2025
Response via : Initial Calibration

CALLIST : 8260KCUVOA122Megamix0821AICAL\V22250821A09.D•

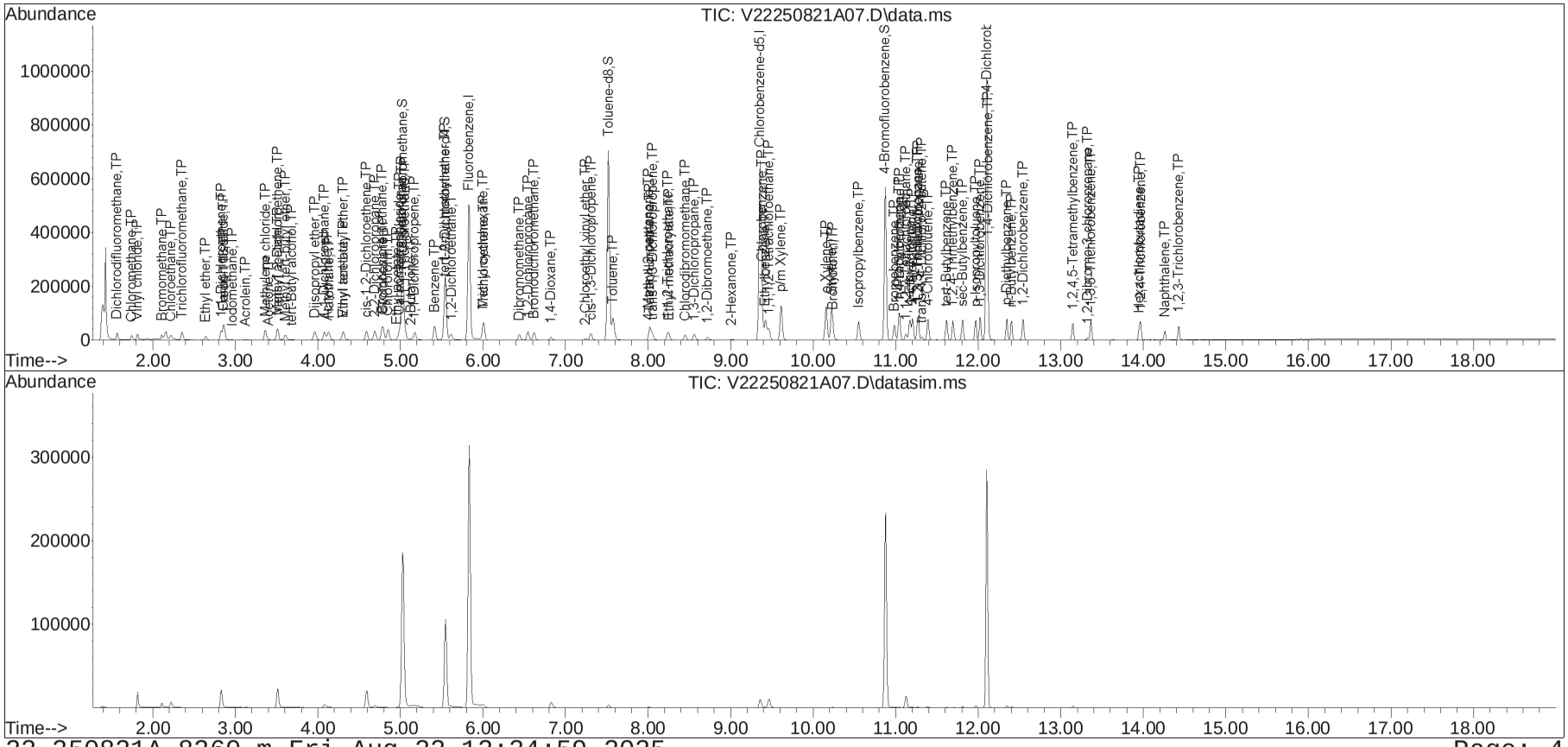

# Manual Integration Report

Data Path : K:\VOA122\2025\250821AICAL\
Data File : V22250821A07.D
Date Inj'd : 8/21/2025 4:12 pm
Sample : I8260STD2PPB

Method : V122_250821A_8260.m
Operator : VOA122:PID
Instrument : VOA 122
Quant Date : 8/22/2025 11:56 am

## Compound #13: Iodomethane

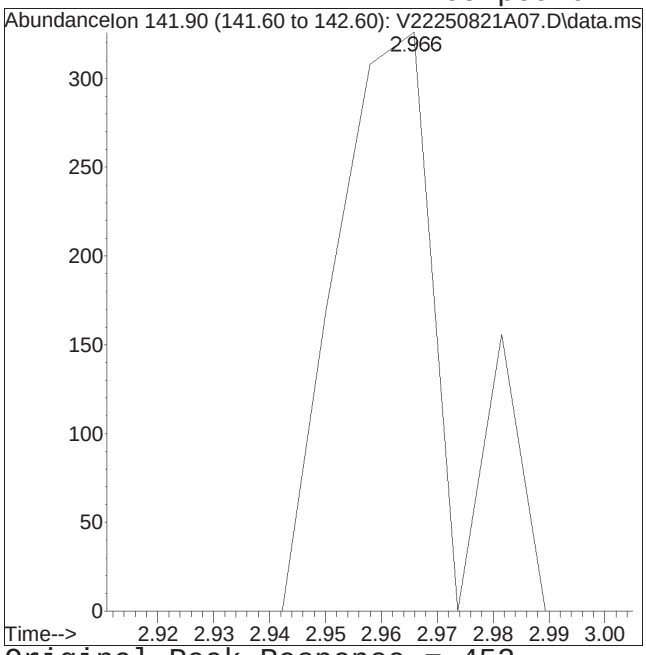


Original Peak Response = 452

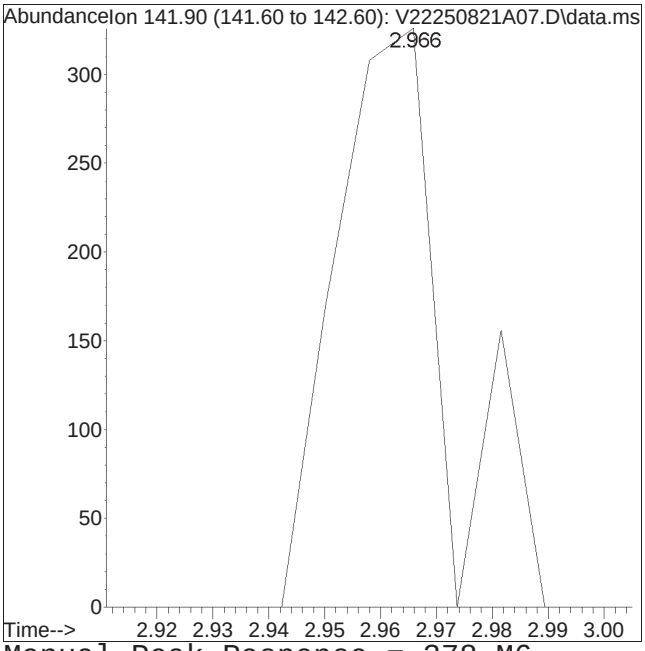


Manual Peak Response = 378 M6

M6 = Misassignment of peak valley by automated integration (poor split of 2 peaks).

# Manual Integration Report

Data Path : K:\VOA122\2025\250821AICAL\
Data File : V22250821A07.D
Date Inj'd : 8/21/2025 4:12 pm
Sample : I8260STD2PPB

Method : V122_250821A_8260.m
Operator : VOA122:PID
Instrument : VOA 122
Quant Date : 8/22/2025 11:56 am

## Compound #37: Tetrahydrofuran

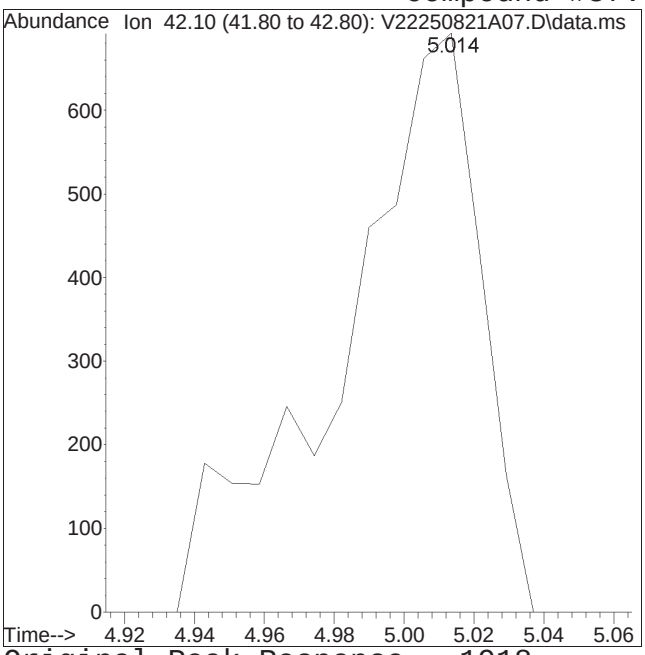


Original Peak Response = 1918

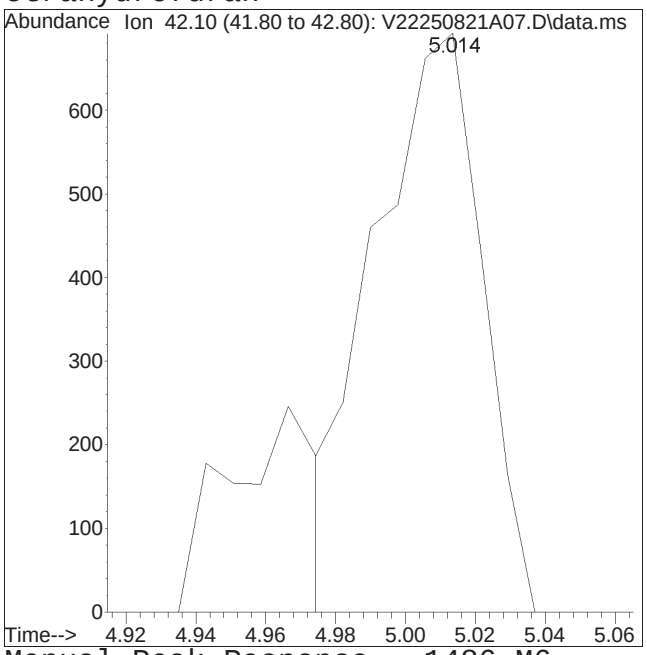


Manual Peak Response = 1486 M6

M6 = Misassignment of peak valley by automated integration (poor split of 2 peaks).

# Manual Integration Report

Data Path : K:\VOA122\2025\250821AICAL\
Data File : V22250821A07.D
Date Inj'd : 8/21/2025 4:12 pm
Sample : I8260STD2PPB

Method : V122_250821A_8260.m
Operator : VOA122:PID
Instrument : VOA 122
Quant Date : 8/22/2025 11:56 am

## Compound #93: 2-Chlorotoluene

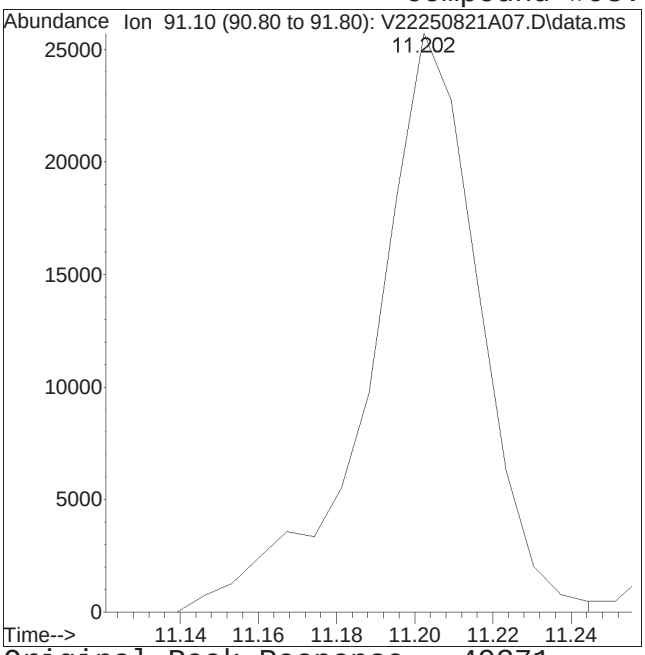


Original Peak Response = 49371

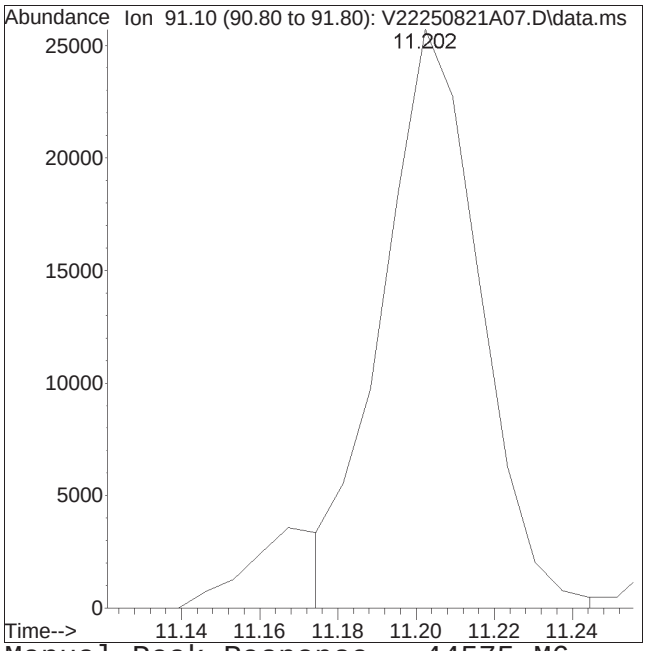


Manual Peak Response = 44575 M6

M6 = Misassignment of peak valley by automated integration (poor split of 2 peaks).

# Manual Integration Report

Data Path : K:\VOA122\2025\250821AICAL
Data File : V22250821A07.D
Date Inj'd : 8/21/2025 4:12 pm
Sample : I8260STD2PPB
Operator : VOA122:PID
Instrument : VOA 122
Quant Date : 8/22/2025 11:56 am

## Compound #105: 1,4-Dichlorobenzene

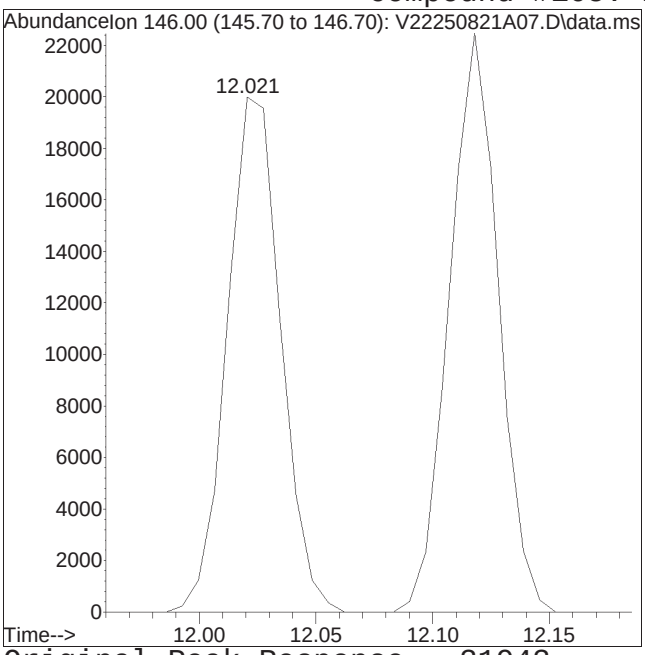


Original Peak Response = 31943

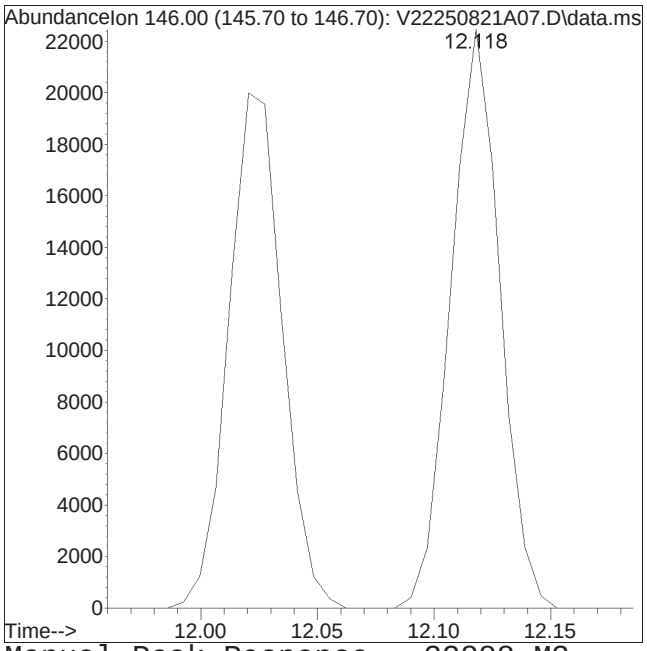


Manual Peak Response = 32888 M3

M3 = Misidentification of the peak (i.e. 1,4-dichlorobenzene identified as 1,3-dichlorobenzene), or misidentification from 2 partially resolved peaks not being split.

Quantitation Report (QT Reviewed)

Data Path : K:\VOA122\2025\250821AICAL\
Data File : V22250821A09.D
Acq On : 21 Aug 2025 05:00 pm
Operator : VOA122:PID
Sample : I8260STD10PPB
Misc : WG2106161,ICAL (Sig #1); WG,ICAL22327 (Sig #2)
ALS Vial : 9 Sample Multiplier: 1

Quant Time: Aug 22 11:56:41 2025
Quant Method : K:\VOA122\2025\250821AICAL\V122_250821A_8260.m
Quant Title : VOLATILES BY GC/MS
QLast Update : Fri Aug 22 11:52:24 2025
Response via : Initial Calibration

CCAL FILE(s) : 1 - K:\VOA122\2025\250821AICAL\V22250821A09.D
Sub List : 8260-Curve - Megamix plus Diox

| Compound | R.T. | QIon | Response | Conc | Units | Dev(Min) |
|---|---|---|---|---|---|---|
| Internal Standards | | | | | | |
| 1) Fluorobenzene | 5.828 | 96 | 497579 | 10.000 | ug/L | 0.00 |
| Standard Area 1 = 497579 | | | Recovery = 100.00% | | | |
| 62) Chlorobenzene-d5 | 9.358 | 117 | 424030 | 10.000 | ug/L | 0.00 |
| Standard Area 1 = 424030 | | | Recovery = 100.00% | | | |
| 83) 1,4-Dichlorobenzene-d4 | 12.104 | 152 | 258438 | 10.000 | ug/L | 0.00 |
| Standard Area 1 = 258438 | | | Recovery = 100.00% | | | |
| System Monitoring Compounds | | | | | | |
| 38) Dibromofluoromethane | 5.022 | 113 | 167821 | 10.121 | ug/L | 0.00 |
| Spiked Amount 10.000 | Range 70 - 130 | | Recovery = 101.21% | | | |
| 46) 1,2-Dichloroethane-d4 | 5.542 | 65 | 160987 | 10.126 | ug/L | 0.00 |
| Spiked Amount 10.000 | Range 70 - 130 | | Recovery = 101.26% | | | |
| 63) Toluene-d8 | 7.520 | 98 | 549964 | 10.045 | ug/L | 0.00 |
| Spiked Amount 10.000 | Range 70 - 130 | | Recovery = 100.45% | | | |
| 87) 4-Bromofluorobenzene | 10.873 | 95 | 196523 | 9.802 | ug/L | 0.00 |
| Spiked Amount 10.000 | Range 70 - 130 | | Recovery = 98.02% | | | |
| Target Compounds | | | | | | Qvalue |
| 2) Dichlorodifluoromethane | 1.570 | 85 | 111739 | 11.538 | ug/L | 100 |
| 3) Chloromethane | 1.742 | 50 | 88053 | 11.407 | ug/L | 100 |
| 4) Vinyl chloride | 1.813 | 62 | 90095 | 11.285 | ug/L | 100 |
| 5) Bromomethane | 2.111 | 94 | 38506 | 9.717 | ug/L | 100 |
| 6) Chloroethane | 2.221 | 64 | 55286 | 11.353 | ug/L | 100 |
| 7) Trichlorofluoromethane | 2.354 | 101 | 147434 | 11.293 | ug/L | 100 |
| 8) Ethyl ether | 2.644 | 74 | 26246 | 9.732 | ug/L | 100 |
| 10) 1,1-Dichloroethene | 2.833 | 96 | 66871 | 10.847 | ug/L | 100 |
| 11) Carbon disulfide | 2.856 | 76 | 256158 | 11.228 | ug/L | 100 |
| 12) Freon-113 | 2.864 | 101 | 76574 | 11.198 | ug/L | 100 |
| 13) Iodomethane | 2.958 | 142 | 13382 | 2.922 | ug/L | 100 |
| 14) Acrolein | 3.131 | 56 | 5695 | 10.038 | ug/L | 100 |
| 15) Methylene chloride | 3.366 | 84 | 85185 | 11.073 | ug/L | 100 |
| 17) Acetone | 3.398 | 43 | 11653 | 10.879 | ug/L | 100 |
| 18) trans-1,2-Dichloroethene | 3.515 | 96 | 75398 | 10.615 | ug/L | 100 |
| 19) Methyl acetate | 3.515 | 43 | 26268 | 10.118 | ug/L | 100 |
| 21) Methyl tert-butyl ether | 3.609 | 73 | 108561 | 9.568 | ug/L | 100 |
| 22) tert-Butyl alcohol | 3.688 | 59 | 10364 | 52.328 | ug/L | 100 |
| 24) Diisopropyl ether | 3.962 | 45 | 151540 | 9.359 | ug/L | 100 |
| 25) 1,1-Dichloroethane | 4.080 | 63 | 151598 | 10.788 | ug/L | 100 |
| 26) Halothane | 4.127 | 117 | 59588 | 10.993 | ug/L | 100 |

Quantitation Report (QT Reviewed)

Data Path : K:\VOA122\2025\250821AICAL\
Data File : V22250821A09.D
Acq On : 21 Aug 2025 05:00 pm
Operator : VOA122:PID
Sample : I8260STD10PPB
Misc : WG2106161,ICAL (Sig #1); WG,ICAL22327 (Sig #2)
ALS Vial : 9 Sample Multiplier: 1

Quant Time: Aug 22 11:56:41 2025
Quant Method : K:\VOA122\2025\250821AICAL\V122_250821A_8260.m
Quant Title : VOLATILES BY GC/MS
QLast Update : Fri Aug 22 11:52:24 2025
Response via : Initial Calibration

CCAL FILE(s) : 1 - K:\VOA122\2025\250821AICAL\V22250821A09.D
Sub List : 8260-Curve - Megamix plus Diox

| Compound | R.T. | QIon | Response | Conc | Units | Dev(Min) |
|---|---|---|---|---|---|---|
| 27) Acrylonitrile | 4.119 | 53 | 12775 | 10.244 | ug/L | 100 |
| 28) Ethyl tert-butyl ether | 4.308 | 59 | 119741 | 9.367 | ug/L | 100 |
| 29) Vinyl acetate | 4.308 | 43 | 81036 | 9.392 | ug/L | 100 |
| 30) cis-1,2-Dichloroethene | 4.590 | 96 | 76976 | 10.434 | ug/L | 100 |
| 31) 2,2-Dichloropropane | 4.692 | 77 | 123632 | 11.068 | ug/L | 100 |
| 32) Bromochloromethane | 4.778 | 128 | 39893 | 10.710 | ug/L | 100 |
| 33) Cyclohexane | 4.794 | 56 | 107665 | 10.629 | ug/L | 100 |
| 34) Chloroform | 4.849 | 83 | 146858 | 10.338 | ug/L | 100 |
| 35) Ethyl acetate | 4.959 | 43 | 30024 | 9.714 | ug/L | 100 |
| 36) Carbon tetrachloride | 4.990 | 117 | 136525 | 11.260 | ug/L | 100 |
| 37) Tetrahydrofuran | 4.998 | 42 | 10132M6 | 9.968 | ug/L | |
| 39) 1,1,1-Trichloroethane | 5.053 | 97 | 142870 | 11.086 | ug/L | 100 |
| 41) 2-Butanone | 5.139 | 43 | 13907 | 10.487 | ug/L | 100 |
| 42) 1,1-Dichloropropene | 5.171 | 75 | 88278 | 10.275 | ug/L | 100 |
| 44) Benzene | 5.417 | 78 | 261663 | 10.148 | ug/L | 100 |
| 45) tert-Amyl methyl ether | 5.528 | 73 | 98359 | 8.925 | ug/L | 100 |
| 47) 1,2-Dichloroethane | 5.612 | 62 | 86353 | 9.729 | ug/L | 100 |
| 50) Methyl cyclohexane | 6.010 | 83 | 99054 | 9.662 | ug/L | 100 |
| 51) Trichloroethene | 6.010 | 95 | 76604 | 9.744 | ug/L | 100 |
| 53) Dibromomethane | 6.443 | 93 | 42755 | 10.120 | ug/L | 100 |
| 54) 1,2-Dichloropropane | 6.540 | 63 | 71753 | 10.206 | ug/L | 100 |
| 56) 2-Chloroethyl vinyl ether | 7.242 | 63 | 16363 | 9.426 | ug/L | 100 |
| 57) Bromodichloromethane | 6.617 | 83 | 101727 | 10.011 | ug/L | 100 |
| 60) 1,4-Dioxane | 6.825 | 88 | 11493 | 478.191 | ug/L | 100 |
| 61) cis-1,3-Dichloropropene | 7.305 | 75 | 87700 | 9.575 | ug/L | 100 |
| 64) Toluene | 7.576 | 92 | 181411 | 10.438 | ug/L | 100 |
| 65) 4-Methyl-2-pentanone | 8.000 | 58 | 8571 | 8.786 | ug/L | 100 |
| 66) Tetrachloroethene | 8.021 | 166 | 90340 | 10.676 | ug/L | 100 |
| 68) trans-1,3-Dichloropropene | 8.055 | 75 | 74445 | 9.568 | ug/L | 100 |
| 70) Ethyl methacrylate | 8.250 | 69 | 39231 | 9.226 | ug/L | 100 |
| 71) 1,1,2-Trichloroethane | 8.236 | 83 | 38427 | 10.181 | ug/L | 100 |
| 72) Chlorodibromomethane | 8.452 | 129 | 66410 | 9.618 | ug/L | 100 |
| 73) 1,3-Dichloropropane | 8.556 | 76 | 75870 | 9.755 | ug/L | 100 |
| 74) 1,2-Dibromoethane | 8.723 | 107 | 44777 | 9.813 | ug/L | 100 |
| 76) 2-Hexanone | 9.015 | 43 | 13029 | 9.102 | ug/L | 100 |
| 77) Chlorobenzene | 9.379 | 112 | 211646 | 10.211 | ug/L | 100 |
| 78) Ethylbenzene | 9.421 | 91 | 363574 | 10.620 | ug/L | 100 |
| 79) 1,1,1,2-Tetrachloroethane | 9.463 | 131 | 73799 | 9.858 | ug/L | 100 |
| 80) p/m Xylene | 9.611 | 106 | 273868 | 21.293 | ug/L | 100 |
| 81) o Xylene | 10.158 | 106 | 250651 | 20.869 | ug/L | 100 |

Data Path : K:\VOA122\2025\250821AICAL\
Data File : V22250821A09.D
Acq On : 21 Aug 2025 05:00 pm
Operator : VOA122:PID
Sample : I8260STD10PPB
Misc : WG2106161,ICAL (Sig #1); WG,ICAL22327 (Sig #2)
ALS Vial : 9 Sample Multiplier: 1

Quant Time: Aug 22 11:56:41 2025
Quant Method : K:\VOA122\2025\250821AICAL\V122_250821A_8260.m
Quant Title : VOLATILES BY GC/MS
QLast Update : Fri Aug 22 11:52:24 2025
Response via : Initial Calibration

CCAL FILE(s) : 1 - K:\VOA122\2025\250821AICAL\V22250821A09.D
Sub List : 8260-Curve - Megamix plus Diox

| Compound | R.T. | QIon | Response | Conc | Units | Dev(Min) |
|---|---|---|---|---|---|---|
| 82) Styrene | 10.228 | 104 | 431866 | 21.772 | ug/L | 100 |
| 84) Bromoform | 10.242 | 173 | 39742 | 9.210 | ug/L | 100 |
| 86) Isopropylbenzene | 10.550 | 105 | 357033 | 10.178 | ug/L | 100 |
| 88) Bromobenzene | 10.985 | 156 | 90617 | 9.896 | ug/L | 100 |
| 89) n-Propylbenzene | 11.041 | 91 | 432607 | 10.161 | ug/L | 100 |
| 90) 1,4-Dichlorobutane | 11.048 | 55 | 76268 | 9.807 | ug/L | 100 |
| 91) 1,1,2,2-Tetrachloroethane | 11.125 | 83 | 55415 | 9.537 | ug/L | 100 |
| 92) 4-Ethyltoluene | 11.167 | 105 | 349265 | 10.130 | ug/L | 100 |
| 93) 2-Chlorotoluene | 11.203 | 91 | 274649M6 | 10.460 | ug/L | |
| 94) 1,3,5-Trimethylbenzene | 11.273 | 105 | 307018 | 10.339 | ug/L | 100 |
| 95) 1,2,3-Trichloropropane | 11.259 | 75 | 44996 | 9.657 | ug/L | 100 |
| 96) trans-1,4-Dichloro-2-b... | 11.315 | 53 | 12897 | 8.877 | ug/L | 100 |
| 97) 4-Chlorotoluene | 11.392 | 91 | 262458 | 9.979 | ug/L | 100 |
| 98) tert-Butylbenzene | 11.616 | 119 | 258383 | 9.846 | ug/L | 100 |
| 101) 1,2,4-Trimethylbenzene | 11.693 | 105 | 216854 | 10.712 | ug/L | 100 |
| 102) sec-Butylbenzene | 11.812 | 105 | 379241 | 10.337 | ug/L | 100 |
| 103) p-Isopropyltoluene | 11.965 | 119 | 319356 | 10.218 | ug/L | 100 |
| 104) 1,3-Dichlorobenzene | 12.021 | 146 | 190578 | 10.268 | ug/L | 100 |
| 105) 1,4-Dichlorobenzene | 12.118 | 146 | 184815 | 9.908 | ug/L | 100 |
| 106) p-Diethylbenzene | 12.348 | 119 | 179001 | 9.783 | ug/L | 100 |
| 107) n-Butylbenzene | 12.404 | 91 | 287273 | 10.535 | ug/L | 100 |
| 108) 1,2-Dichlorobenzene | 12.543 | 146 | 166259 | 10.321 | ug/L | 100 |
| 109) 1,2,4,5-Tetramethylben... | 13.148 | 119 | 227191 | 9.032 | ug/L | 100 |
| 110) 1,2-Dibromo-3-chloropr... | 13.329 | 155 | 9458 | 9.523 | ug/L | 100 |
| 111) 1,3,5-Trichlorobenzene | 13.364 | 180 | 119932 | 10.292 | ug/L | 100 |
| 112) Hexachlorobutadiene | 13.949 | 225 | 45499 | 9.977 | ug/L | 100 |
| 113) 1,2,4-Trichlorobenzene | 13.970 | 180 | 92113 | 9.730 | ug/L | 100 |
| 114) Naphthalene | 14.262 | 128 | 156642 | 9.186 | ug/L | 100 |
| 115) 1,2,3-Trichlorobenzene | 14.429 | 180 | 81782 | 10.123 | ug/L | 100 |

(#) = qualifier out of range (m) = manual integration (+) = signals summed

Quantitation Report (QT Reviewed)

Data Path : K:\VOA122\2025\250821AICAL\
Data File : V22250821A09.D
Acq On : 21 Aug 2025 05:00 pm
Operator : VOA122:PID
Sample : I8260STD10PPB
Misc : WG2106161,ICAL (Sig #1); WG,ICAL22327 (Sig #2)
ALS Vial : 9 Sample Multiplier: 1

Quant Time: Aug 22 11:56:41 2025
Quant Method : K:\VOA122\2025\250821AICAL\V122_250821A_8260.m
Quant Title : VOLATILES BY GC/MS
QLast Update : Fri Aug 22 11:52:24 2025
Response via : Initial Calibration

SCALE(s) : 8260KC\VOA122\Megamix\250821AICAL\V22250821A09.D•

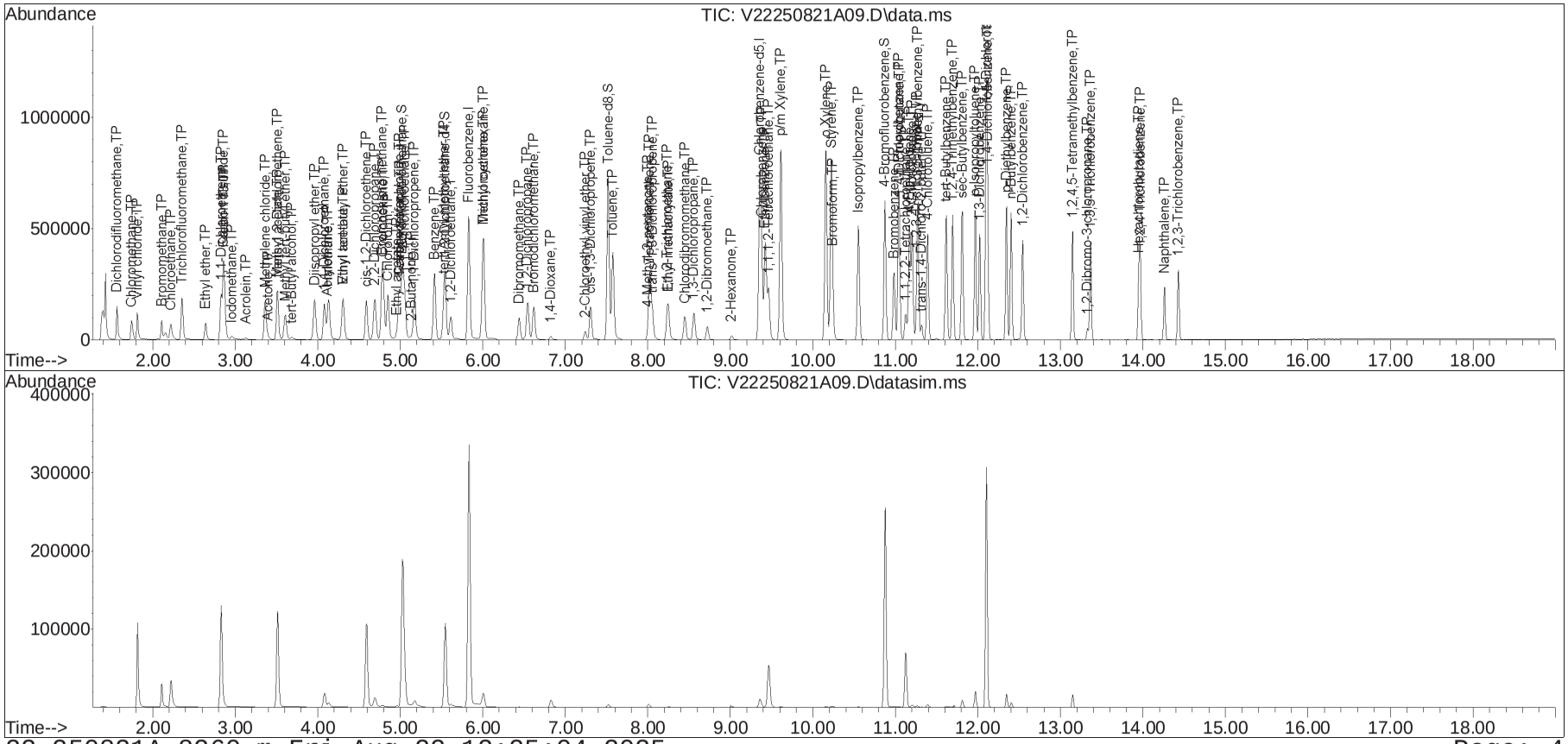

Manual Integration Report

Data Path : K:\VOA122\2025\250821AICAL\
Data File : V22250821A09.D
Date Inj'd : 8/21/2025 5:00 pm
Sample : I8260STD10PPB

Method : V122_250821A_8260.m
Operator : VOA122:PID
Instrument : VOA 122
Quant Date : 8/22/2025 11:56 am

Compound #37: Tetrahydrofuran

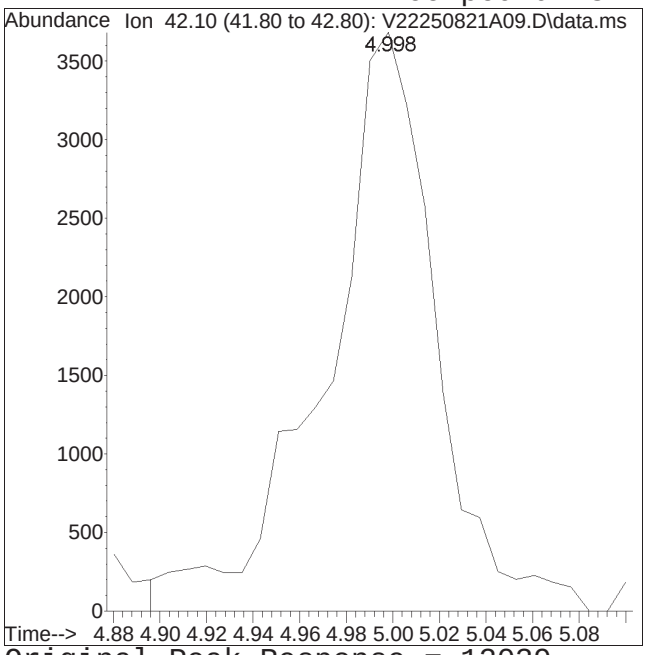


Original Peak Response = 12039

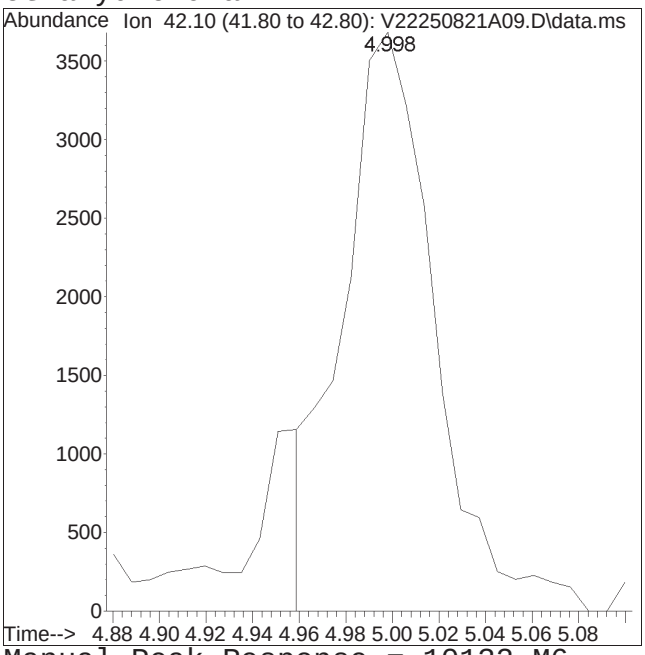


Manual Peak Response = 10132 M6

M6 = Misassignment of peak valley by automated integration (poor split of 2 peaks).

# Manual Integration Report

Data Path : K:\VOA122\2025\250821AICAL\
Data File : V22250821A09.D
Date Inj'd : 8/21/2025 5:00 pm
Sample : I8260STD10PPB

Method : V122_250821A_8260.m
Operator : VOA122:PID
Instrument : VOA 122
Quant Date : 8/22/2025 11:56 am

## Compound #93: 2-Chlorotoluene

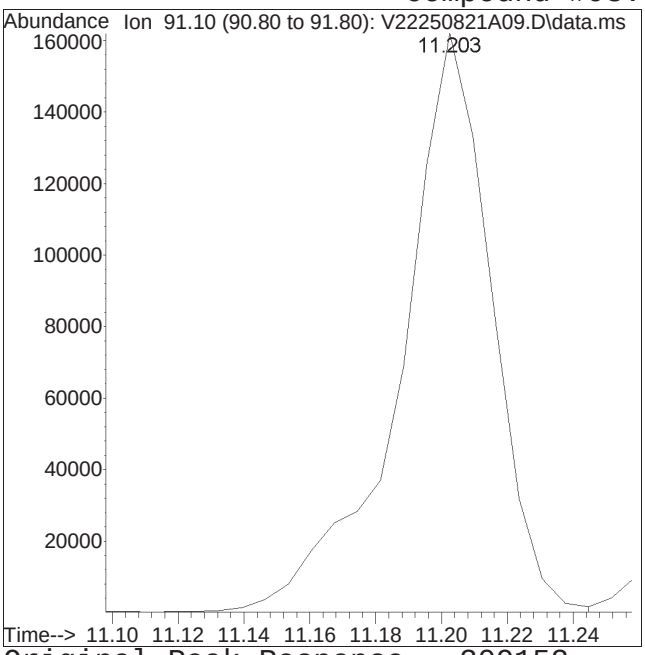


Original Peak Response = 309152

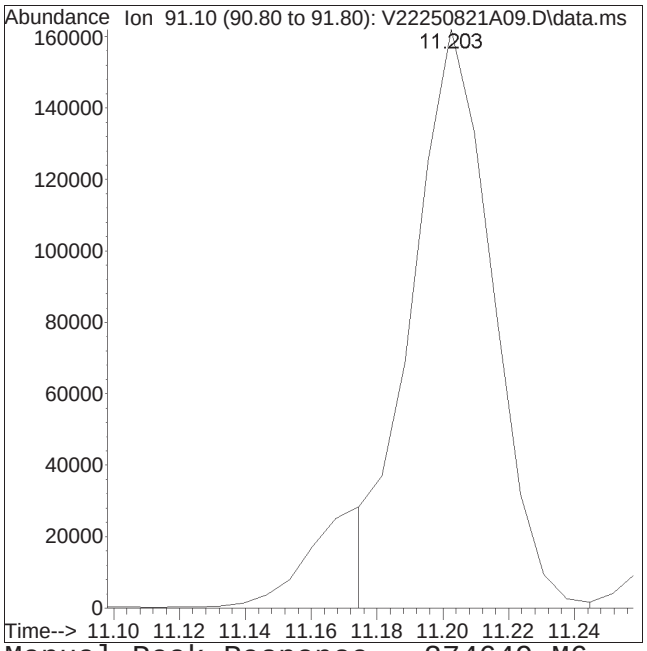


Manual Peak Response = 274649 M6

M6 = Misassignment of peak valley by automated integration (poor split of 2 peaks).

Quantitation Report (QT Reviewed)

Data Path : K:\VOA122\2025\250821AICAL\
Data File : V22250821A10.D
Acq On : 21 Aug 2025 05:25 pm
Operator : VOA122:PID
Sample : I8260STD30PPB
Misc : WG2106161,ICAL (Sig #1); WG,ICAL22327 (Sig #2)
ALS Vial : 10 Sample Multiplier: 1

Quant Time: Aug 22 11:56:48 2025
Quant Method : K:\VOA122\2025\250821AICAL\V122_250821A_8260.m
Quant Title : VOLATILES BY GC/MS
QLast Update : Fri Aug 22 11:52:24 2025
Response via : Initial Calibration

CCAL FILE(s) : 1 - K:\VOA122\2025\250821AICAL\V22250821A09.D
Sub List : 8260-Curve - Megamix plus Diox

| Compound | R.T. | QIon | Response | Conc | Units | Dev(Min) |
|---|---|---|---|---|---|---|
| Internal Standards | | | | | | |
| 1) Fluorobenzene | 5.828 | 96 | 565550 | 10.000 | ug/L | 0.00 |
| Standard Area 1 = 497579 | | | Recovery = 113.66% | | | |
| 62) Chlorobenzene-d5 | 9.358 | 117 | 460193 | 10.000 | ug/L | 0.00 |
| Standard Area 1 = 424030 | | | Recovery = 108.53% | | | |
| 83) 1,4-Dichlorobenzene-d4 | 12.104 | 152 | 292958 | 10.000 | ug/L | 0.00 |
| Standard Area 1 = 258438 | | | Recovery = 113.36% | | | |
| System Monitoring Compounds | | | | | | |
| 38) Dibromofluoromethane | 5.029 | 113 | 181283 | 9.619 | ug/L | 0.00 |
| Spiked Amount 10.000 | Range 70 - 130 | | Recovery = 96.19% | | | |
| 46) 1,2-Dichloroethane-d4 | 5.542 | 65 | 176751 | 9.781 | ug/L | 0.00 |
| Spiked Amount 10.000 | Range 70 - 130 | | Recovery = 97.81% | | | |
| 63) Toluene-d8 | 7.520 | 98 | 602941 | 10.147 | ug/L | 0.00 |
| Spiked Amount 10.000 | Range 70 - 130 | | Recovery = 101.47% | | | |
| 87) 4-Bromofluorobenzene | 10.873 | 95 | 218484 | 9.613 | ug/L | 0.00 |
| Spiked Amount 10.000 | Range 70 - 130 | | Recovery = 96.13% | | | |
| Target Compounds | | | | | | Qvalue |
| 2) Dichlorodifluoromethane | 1.569 | 85 | 339864 | 30.877 | ug/L | 99 |
| 3) Chloromethane | 1.742 | 50 | 253432 | 28.884 | ug/L | 99 |
| 4) Vinyl chloride | 1.813 | 62 | 277136 | 30.542 | ug/L | 98 |
| 5) Bromomethane | 2.111 | 94 | 123815 | 27.490 | ug/L | 97 |
| 6) Chloroethane | 2.221 | 64 | 156834 | 28.334 | ug/L | 98 |
| 7) Trichlorofluoromethane | 2.354 | 101 | 450040 | 30.328 | ug/L | 99 |
| 8) Ethyl ether | 2.644 | 74 | 92396 | 30.143 | ug/L | 96 |
| 10) 1,1-Dichloroethene | 2.833 | 96 | 214485 | 30.610 | ug/L | 97 |
| 11) Carbon disulfide | 2.856 | 76 | 754853 | 29.110 | ug/L | 100 |
| 12) Freon-113 | 2.872 | 101 | 240358 | 30.924 | ug/L | 99 |
| 13) Iodomethane | 2.966 | 142 | 134361 | 25.810 | ug/L | 96 |
| 14) Acrolein | 3.131 | 56 | 20273 | 31.438 | ug/L | 96 |
| 15) Methylene chloride | 3.366 | 84 | 256783 | 29.367 | ug/L | 98 |
| 17) Acetone | 3.397 | 43 | 34781 | 28.569 | ug/L | 95 |
| 18) trans-1,2-Dichloroethene | 3.515 | 96 | 234567 | 29.056 | ug/L | 99 |
| 19) Methyl acetate | 3.515 | 43 | 84377 | 28.594 | ug/L | 98 |
| 21) Methyl tert-butyl ether | 3.609 | 73 | 414497 | 32.139 | ug/L | 97 |
| 22) tert-Butyl alcohol | 3.680 | 59 | 34775 | 154.476 | ug/L | 88 |
| 24) Diisopropyl ether | 3.962 | 45 | 580540 | 31.545 | ug/L | 95 |
| 25) 1,1-Dichloroethane | 4.080 | 63 | 475456 | 29.768 | ug/L | 99 |
| 26) Halothane | 4.135 | 117 | 184388 | 29.927 | ug/L | 100 |

Data Path : K:\VOA122\2025\250821AICAL\
Data File : V22250821A10.D
Acq On : 21 Aug 2025 05:25 pm
Operator : VOA122:PID
Sample : I8260STD30PPB
Misc : WG2106161,ICAL (Sig #1); WG,ICAL22327 (Sig #2)
ALS Vial : 10 Sample Multiplier: 1

Quant Time: Aug 22 11:56:48 2025
Quant Method : K:\VOA122\2025\250821AICAL\V122_250821A_8260.m
Quant Title : VOLATILES BY GC/MS
QLast Update : Fri Aug 22 11:52:24 2025
Response via : Initial Calibration

CCAL FILE(s) : 1 - K:\VOA122\2025\250821AICAL\V22250821A09.D
Sub List : 8260-Curve - Megamix plus Diox

| Compound | R.T. | QIon | Response | Conc | Units | Dev(Min) |
|---|---|---|---|---|---|---|
| 27) Acrylonitrile | 4.111 | 53 | 40728 | 28.734 | ug/L | 96 |
| 28) Ethyl tert-butyl ether | 4.308 | 59 | 465322 | 32.025 | ug/L | 99 |
| 29) Vinyl acetate | 4.308 | 43 | 318194 | 32.447 | ug/L | 98 |
| 30) cis-1,2-Dichloroethene | 4.590 | 96 | 252298 | 30.088 | ug/L | 99 |
| 31) 2,2-Dichloropropane | 4.692 | 77 | 375189 | 29.551 | ug/L | 98 |
| 32) Bromochloromethane | 4.778 | 128 | 126214 | 29.811 | ug/L | 98 |
| 33) Cyclohexane | 4.794 | 56 | 385985 | 33.527 | ug/L | 95 |
| 34) Chloroform | 4.849 | 83 | 456483 | 28.273 | ug/L | 99 |
| 35) Ethyl acetate | 4.959 | 43 | 106766 | 30.392 | ug/L | 99 |
| 36) Carbon tetrachloride | 4.990 | 117 | 433203 | 31.436 | ug/L | 97 |
| 37) Tetrahydrofuran | 4.998 | 42 | 36114M6 | 31.259 | ug/L | |
| 39) 1,1,1-Trichloroethane | 5.053 | 97 | 441343 | 30.130 | ug/L | 98 |
| 41) 2-Butanone | 5.131 | 43 | 43667 | 28.970 | ug/L | 90 |
| 42) 1,1-Dichloropropene | 5.171 | 75 | 311300 | 31.878 | ug/L | 99 |
| 44) Benzene | 5.416 | 78 | 891756 | 30.429 | ug/L | 98 |
| 45) tert-Amyl methyl ether | 5.528 | 73 | 387799 | 30.959 | ug/L | 94 |
| 47) 1,2-Dichloroethane | 5.612 | 62 | 287250 | 28.473 | ug/L | 97 |
| 50) Methyl cyclohexane | 6.003 | 83 | 380923 | 32.690 | ug/L | 98 |
| 51) Trichloroethene | 6.010 | 95 | 259931 | 29.090 | ug/L | 98 |
| 53) Dibromomethane | 6.443 | 93 | 142636 | 29.704 | ug/L | 96 |
| 54) 1,2-Dichloropropane | 6.547 | 63 | 247729 | 31.000 | ug/L | 99 |
| 56) 2-Chloroethyl vinyl ether | 7.242 | 63 | 61958 | 31.403 | ug/L | 99 |
| 57) Bromodichloromethane | 6.617 | 83 | 352759 | 30.544 | ug/L | 99 |
| 60) 1,4-Dioxane | 6.825 | 88 | 16576 | 606.790 | ug/L | 92 |
| 61) cis-1,3-Dichloropropene | 7.305 | 75 | 344948 | 33.135 | ug/L | 96 |
| 64) Toluene | 7.576 | 92 | 581620 | 30.836 | ug/L | 99 |
| 65) 4-Methyl-2-pentanone | 8.007 | 58 | 30635 | 28.935 | ug/L | 98 |
| 66) Tetrachloroethene | 8.028 | 166 | 292737 | 31.875 | ug/L | 99 |
| 68) trans-1,3-Dichloropropene | 8.055 | 75 | 287738 | 34.074 | ug/L | 97 |
| 70) Ethyl methacrylate | 8.257 | 69 | 150607 | 32.636 | ug/L | 93 |
| 71) 1,1,2-Trichloroethane | 8.236 | 83 | 131415 | 32.080 | ug/L | 98 |
| 72) Chlorodibromomethane | 8.451 | 129 | 233340 | 31.138 | ug/L | 99 |
| 73) 1,3-Dichloropropane | 8.563 | 76 | 271538 | 32.171 | ug/L | 99 |
| 74) 1,2-Dibromoethane | 8.723 | 107 | 158582 | 32.023 | ug/L | 99 |
| 76) 2-Hexanone | 9.015 | 43 | 46790 | 30.118 | ug/L | 95 |
| 77) Chlorobenzene | 9.379 | 112 | 677446 | 30.116 | ug/L | 99 |
| 78) Ethylbenzene | 9.421 | 91 | 1212545 | 32.634 | ug/L | 100 |
| 79) 1,1,1,2-Tetrachloroethane | 9.463 | 131 | 251764 | 30.986 | ug/L | 98 |
| 80) p/m Xylene | 9.611 | 106 | 921790 | 66.035 | ug/L | 98 |
| 81) o Xylene | 10.158 | 106 | 880476 | 67.546 | ug/L | 99 |

Data Path : K:\VOA122\2025\250821AICAL\
Data File : V22250821A10.D
Acq On : 21 Aug 2025 05:25 pm
Operator : VOA122:PID
Sample : I8260STD30PPB
Misc : WG2106161,ICAL (Sig #1); WG,ICAL22327 (Sig #2)
ALS Vial : 10 Sample Multiplier: 1

Quant Time: Aug 22 11:56:48 2025
Quant Method : K:\VOA122\2025\250821AICAL\V122_250821A_8260.m
Quant Title : VOLATILES BY GC/MS
QLast Update : Fri Aug 22 11:52:24 2025
Response via : Initial Calibration

CCAL FILE(s) : 1 - K:\VOA122\2025\250821AICAL\V22250821A09.D
Sub List : 8260-Curve - Megamix plus Diox

| Compound | R.T. | QIon | Response | Conc | Units | Dev(Min) |
|---|---|---|---|---|---|---|
| 82) Styrene | 10.228 | 104 | 1473800 | 68.461 | ug/L | 99 |
| 84) Bromoform | 10.242 | 173 | 141318 | 28.890 | ug/L | 97 |
| 86) Isopropylbenzene | 10.550 | 105 | 1266246 | 31.843 | ug/L | 100 |
| 88) Bromobenzene | 10.985 | 156 | 301407 | 29.037 | ug/L | 99 |
| 89) n-Propylbenzene | 11.041 | 91 | 1492032 | 30.916 | ug/L | 100 |
| 90) 1,4-Dichlorobutane | 11.048 | 55 | 252669 | 28.661 | ug/L | 100 |
| 91) 1,1,2,2-Tetrachloroethane | 11.125 | 83 | 180254 | 27.367 | ug/L | 100 |
| 92) 4-Ethyltoluene | 11.167 | 105 | 1218650 | 31.180 | ug/L | 99 |
| 93) 2-Chlorotoluene | 11.202 | 91 | 909857M6 | 30.567 | ug/L | |
| 94) 1,3,5-Trimethylbenzene | 11.273 | 105 | 1066512 | 31.682 | ug/L | 99 |
| 95) 1,2,3-Trichloropropane | 11.259 | 75 | 149280 | 28.264 | ug/L | 99 |
| 96) trans-1,4-Dichloro-2-b... | 11.315 | 53 | 47610 | 28.909 | ug/L | 97 |
| 97) 4-Chlorotoluene | 11.392 | 91 | 914434 | 30.672 | ug/L | 100 |
| 98) tert-Butylbenzene | 11.616 | 119 | 967254 | 32.516 | ug/L | 100 |
| 101) 1,2,4-Trimethylbenzene | 11.693 | 105 | 780002 | 33.990 | ug/L | 98 |
| 102) sec-Butylbenzene | 11.812 | 105 | 1380984 | 33.207 | ug/L | 100 |
| 103) p-Isopropyltoluene | 11.972 | 119 | 1186407 | 33.487 | ug/L | 99 |
| 104) 1,3-Dichlorobenzene | 12.021 | 146 | 639227 | 30.383 | ug/L | 99 |
| 105) 1,4-Dichlorobenzene | 12.118 | 146 | 628707 | 29.735 | ug/L | 97 |
| 106) p-Diethylbenzene | 12.348 | 119 | 677250 | 32.652 | ug/L | 100 |
| 107) n-Butylbenzene | 12.403 | 91 | 1005097 | 32.516 | ug/L | 98 |
| 108) 1,2-Dichlorobenzene | 12.543 | 146 | 565394 | 30.963 | ug/L | 98 |
| 109) 1,2,4,5-Tetramethylben... | 13.148 | 119 | 953491 | 33.439 | ug/L | 99 |
| 110) 1,2-Dibromo-3-chloropr... | 13.329 | 155 | 31721 | 28.175 | ug/L | 94 |
| 111) 1,3,5-Trichlorobenzene | 13.364 | 180 | 408541 | 30.929 | ug/L | 99 |
| 112) Hexachlorobutadiene | 13.949 | 225 | 153197 | 29.635 | ug/L | 99 |
| 113) 1,2,4-Trichlorobenzene | 13.970 | 180 | 332593 | 30.993 | ug/L | 99 |
| 114) Naphthalene | 14.262 | 128 | 619121 | 32.028 | ug/L | 100 |
| 115) 1,2,3-Trichlorobenzene | 14.429 | 180 | 285676 | 31.195 | ug/L | 99 |

(#) = qualifier out of range (m) = manual integration (+) = signals summed

Quantitation Report (QT Reviewed)

Data Path : K:\VOA122\2025\250821AICAL\
Data File : V22250821A10.D
Acq On : 21 Aug 2025 05:25 pm
Operator : VOA122:PID
Sample : I8260STD30PPB
Misc : WG2106161,ICAL (Sig #1); WG,ICAL22327 (Sig #2)
ALS Vial : 10 Sample Multiplier: 1

Quant Time: Aug 22 11:56:48 2025
Quant Method : K:\VOA122\2025\250821AICAL\V122_250821A_8260.m
Quant Title : VOLATILES BY GC/MS
QLast Update : Fri Aug 22 11:52:24 2025
Response via : Initial Calibration

SCALE(s) : 8260K:\VOA122\2025\250821AICAL\V22250821A09.D•

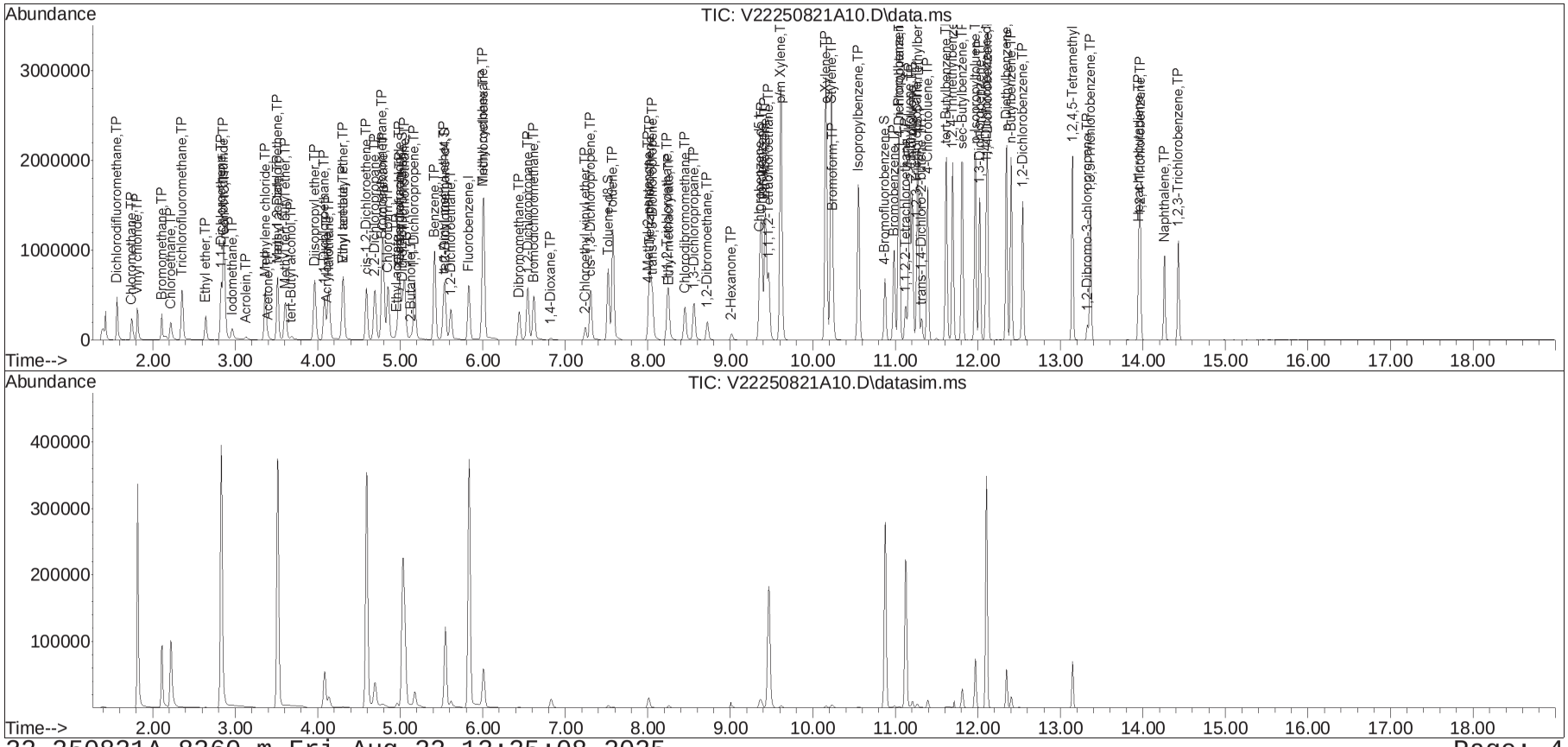

# Manual Integration Report

Data Path : K:\VOA122\2025\250821AICAL\
Data File : V22250821A10.D
Date Inj'd : 8/21/2025 5:25 pm
Sample : I8260STD30PPB

Method : V122_250821A_8260.m
Operator : VOA122:PID
Instrument : VOA 122
Quant Date : 8/22/2025 11:56 am

## Compound #37: Tetrahydrofuran

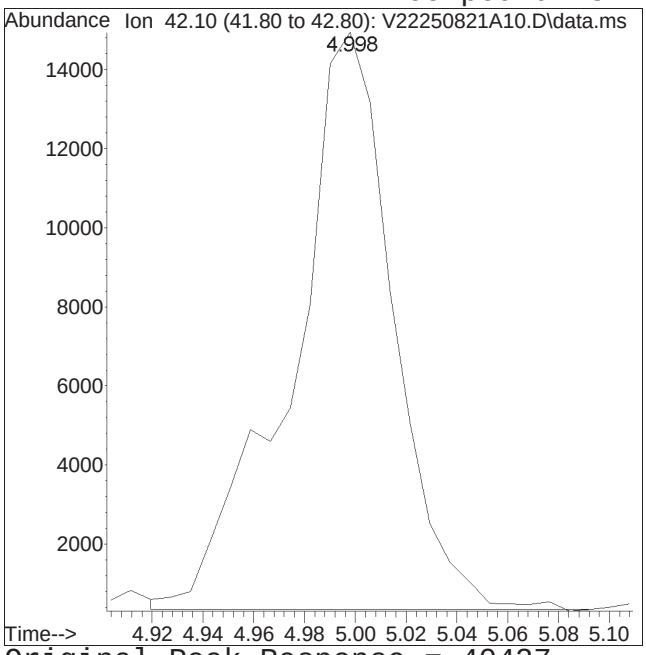


Original Peak Response = 40427

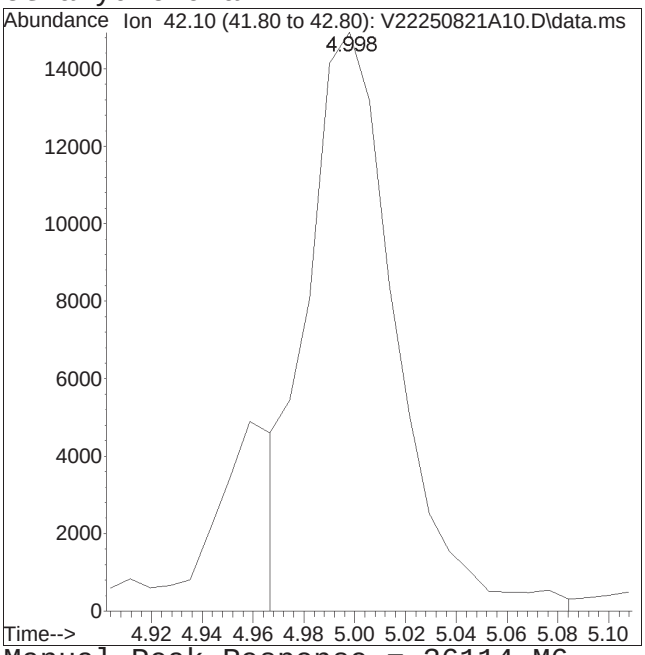


Manual Peak Response = 36114 M6

M6 = Misassignment of peak valley by automated integration (poor split of 2 peaks).

# Manual Integration Report

Data Path : K:\VOA122\2025\250821AICAL\
Data File : V22250821A10.D
Date Inj'd : 8/21/2025 5:25 pm
Sample : I8260STD30PPB

Method : V122_250821A_8260.m
Operator : VOA122:PID
Instrument : VOA 122
Quant Date : 8/22/2025 11:56 am

## Compound #93: 2-Chlorotoluene

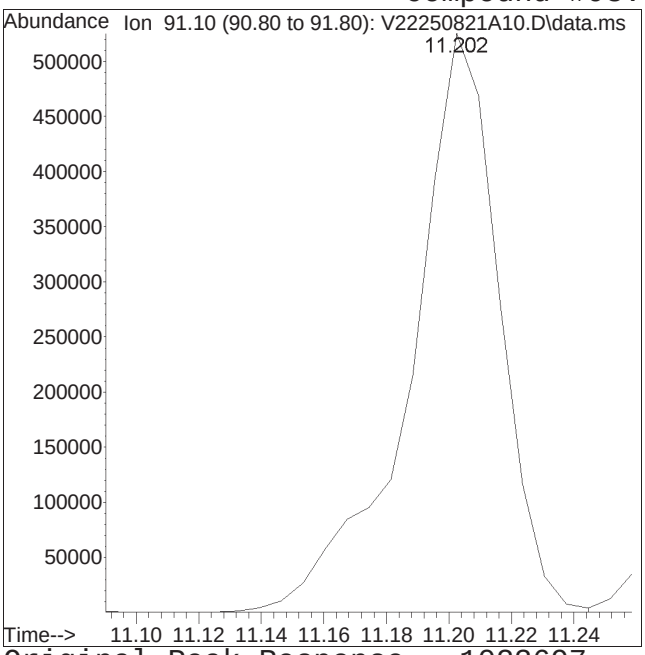


Original Peak Response = 1023697

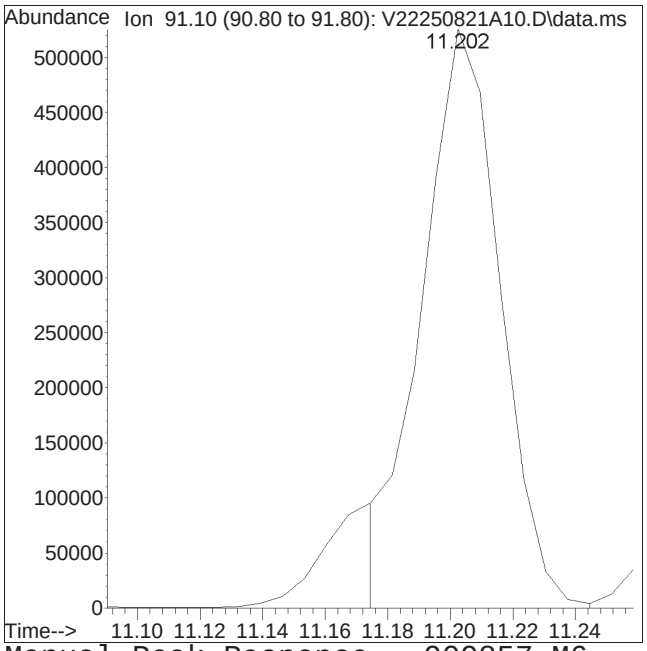


Manual Peak Response = 909857 M6

M6 = Misassignment of peak valley by automated integration (poor split of 2 peaks).

Quantitation Report (QT Reviewed)

Data Path : K:\VOA122\2025\250821AICAL\
Data File : V22250821A11.D
Acq On : 21 Aug 2025 05:50 pm
Operator : VOA122:PID
Sample : I8260STD80PPB
Misc : WG2106161,ICAL (Sig #1); WG,ICAL22327 (Sig #2)
ALS Vial : 11 Sample Multiplier: 1

Quant Time: Aug 22 11:56:55 2025
Quant Method : K:\VOA122\2025\250821AICAL\V122_250821A_8260.m
Quant Title : VOLATILES BY GC/MS
QLast Update : Fri Aug 22 11:52:24 2025
Response via : Initial Calibration

CCAL FILE(s) : 1 - K:\VOA122\2025\250821AICAL\V22250821A09.D
Sub List : 8260-Curve - Megamix plus Diox

| Compound | R.T. | QIon | Response | Conc | Units | Dev(Min) |
|---|---|---|---|---|---|---|
| Internal Standards | | | | | | |
| 1) Fluorobenzene | 5.828 | 96 | 644677 | 10.000 | ug/L | 0.00 |
| Standard Area 1 = 497579 | | | Recovery = 129.56% | | | |
| 62) Chlorobenzene-d5 | 9.358 | 117 | 517860 | 10.000 | ug/L | 0.00 |
| Standard Area 1 = 424030 | | | Recovery = 122.13% | | | |
| 83) 1,4-Dichlorobenzene-d4 | 12.104 | 152 | 315486 | 10.000 | ug/L | 0.00 |
| Standard Area 1 = 258438 | | | Recovery = 122.07% | | | |
| System Monitoring Compounds | | | | | | |
| 38) Dibromofluoromethane | 5.029 | 113 | 194966 | 9.075 | ug/L | 0.00 |
| Spiked Amount 10.000 | Range 70 - 130 | | Recovery = 90.75% | | | |
| 46) 1,2-Dichloroethane-d4 | 5.542 | 65 | 193323 | 9.385 | ug/L | 0.00 |
| Spiked Amount 10.000 | Range 70 - 130 | | Recovery = 93.85% | | | |
| 63) Toluene-d8 | 7.520 | 98 | 669928 | 10.019 | ug/L | 0.00 |
| Spiked Amount 10.000 | Range 70 - 130 | | Recovery = 100.19% | | | |
| 87) 4-Bromofluorobenzene | 10.873 | 95 | 240203 | 9.814 | ug/L | 0.00 |
| Spiked Amount 10.000 | Range 70 - 130 | | Recovery = 98.14% | | | |
| Target Compounds | | | | | | Qvalue |
| 2) Dichlorodifluoromethane | 1.569 | 85 | 1002462 | 79.896 | ug/L | 99 |
| 3) Chloromethane | 1.742 | 50 | 729351 | 72.923 | ug/L | 100 |
| 4) Vinyl chloride | 1.813 | 62 | 793862 | 76.749 | ug/L | 99 |
| 5) Bromomethane | 2.111 | 94 | 406700 | 79.215 | ug/L | 98 |
| 6) Chloroethane | 2.221 | 64 | 449643 | 71.263 | ug/L | 99 |
| 7) Trichlorofluoromethane | 2.354 | 101 | 1329904 | 78.621 | ug/L | 99 |
| 8) Ethyl ether | 2.644 | 74 | 291446 | 83.410 | ug/L | 95 |
| 10) 1,1-Dichloroethene | 2.833 | 96 | 645832 | 80.856 | ug/L | 97 |
| 11) Carbon disulfide | 2.856 | 76 | 2247068 | 76.019 | ug/L | 100 |
| 12) Freon-113 | 2.864 | 101 | 717182 | 80.945 | ug/L | 97 |
| 13) Iodomethane | 2.966 | 142 | 727127 | 122.531 | ug/L | 95 |
| 14) Acrolein | 3.131 | 56 | 61369 | 83.487 | ug/L | 94 |
| 15) Methylene chloride | 3.366 | 84 | 737505 | 73.991 | ug/L | 99 |
| 17) Acetone | 3.397 | 43 | 103737 | 74.752 | ug/L | 96 |
| 18) trans-1,2-Dichloroethene | 3.515 | 96 | 715599 | 77.761 | ug/L | 99 |
| 19) Methyl acetate | 3.515 | 43 | 251887 | 74.882 | ug/L | 97 |
| 21) Methyl tert-butyl ether | 3.609 | 73 | 1332055 | 90.608 | ug/L | 95 |
| 22) tert-Butyl alcohol | 3.688 | 59 | 103745 | 404.288 | ug/L | 88 |
| 24) Diisopropyl ether | 3.962 | 45 | 1897623 | 90.457 | ug/L | 93 |
| 25) 1,1-Dichloroethane | 4.080 | 63 | 1389586 | 76.322 | ug/L | 99 |
| 26) Halothane | 4.135 | 117 | 556087 | 79.179 | ug/L | 100 |

Data Path : K:\VOA122\2025\250821AICAL\
Data File : V22250821A11.D
Acq On : 21 Aug 2025 05:50 pm
Operator : VOA122:PID
Sample : I8260STD80PPB
Misc : WG2106161,ICAL (Sig #1); WG,ICAL22327 (Sig #2)
ALS Vial : 11 Sample Multiplier: 1

Quant Time: Aug 22 11:56:55 2025
Quant Method : K:\VOA122\2025\250821AICAL\V122_250821A_8260.m
Quant Title : VOLATILES BY GC/MS
QLast Update : Fri Aug 22 11:52:24 2025
Response via : Initial Calibration

CCAL FILE(s) : 1 - K:\VOA122\2025\250821AICAL\V22250821A09.D
Sub List : 8260-Curve - Megamix plus Diox

| Compound | R.T. | QIon | Response | Conc | Units | | Dev(Min) |
|---|---|---|---|---|---|---|---|
| 27) Acrylonitrile | 4.119 | 53 | 123151 | 76.220 | ug/L | | 99 |
| 28) Ethyl tert-butyl ether | 4.307 | 59 | 1543612 | 93.198 | ug/L | | 99 |
| 29) Vinyl acetate | 4.307 | 43 | 1051969 | 94.106 | ug/L | | 98 |
| 30) cis-1,2-Dichloroethene | 4.590 | 96 | 768738 | 80.424 | ug/L | | 98 |
| 31) 2,2-Dichloropropane | 4.692 | 77 | 1132356 | 78.240 | ug/L | | 97 |
| 32) Bromochloromethane | 4.778 | 128 | 363236 | 75.265 | ug/L | | 98 |
| 33) Cyclohexane | 4.794 | 56 | 1228046 | 93.576 | ug/L | | 94 |
| 34) Chloroform | 4.849 | 83 | 1367942 | 74.327 | ug/L | | 99 |
| 35) Ethyl acetate | 4.959 | 43 | 344903 | 86.130 | ug/L | | 98 |
| 36) Carbon tetrachloride | 4.990 | 117 | 1304910 | 83.069 | ug/L | | 97 |
| 37) Tetrahydrofuran | 4.998 | 42 | 108382M6 | 82.296 | ug/L | | |
| 39) 1,1,1-Trichloroethane | 5.053 | 97 | 1341095 | 80.317 | ug/L | | 97 |
| 41) 2-Butanone | 5.131 | 43 | 133678 | 77.802 | ug/L | # | 53 |
| 42) 1,1-Dichloropropene | 5.170 | 75 | 1002926 | 90.095 | ug/L | | 99 |
| 44) Benzene | 5.416 | 78 | 2797734 | 83.748 | ug/L | | 98 |
| 45) tert-Amyl methyl ether | 5.528 | 73 | 1304913 | 91.389 | ug/L | | 91 |
| 47) 1,2-Dichloroethane | 5.612 | 62 | 877117 | 76.272 | ug/L | | 97 |
| 50) Methyl cyclohexane | 6.003 | 83 | 1298601 | 97.764 | ug/L | | 97 |
| 51) Trichloroethene | 6.010 | 95 | 828125 | 81.304 | ug/L | | 98 |
| 53) Dibromomethane | 6.443 | 93 | 424642 | 77.578 | ug/L | | 96 |
| 54) 1,2-Dichloropropane | 6.547 | 63 | 746307 | 81.928 | ug/L | | 99 |
| 56) 2-Chloroethyl vinyl ether | 7.242 | 63 | 209955 | 93.353 | ug/L | | 99 |
| 57) Bromodichloromethane | 6.617 | 83 | 1066947 | 81.043 | ug/L | | 99 |
| 60) 1,4-Dioxane | 6.825 | 88 | 26118 | 838.741 | ug/L | | 91 |
| 61) cis-1,3-Dichloropropene | 7.305 | 75 | 1118581 | 94.261 | ug/L | | 98 |
| 64) Toluene | 7.576 | 92 | 1742183 | 82.081 | ug/L | | 100 |
| 65) 4-Methyl-2-pentanone | 8.007 | 58 | 98322 | 82.523 | ug/L | | 100 |
| 66) Tetrachloroethene | 8.027 | 166 | 894993 | 86.600 | ug/L | | 99 |
| 68) trans-1,3-Dichloropropene | 8.055 | 75 | 909781 | 95.739 | ug/L | | 97 |
| 70) Ethyl methacrylate | 8.257 | 69 | 479329 | 92.304 | ug/L | | 93 |
| 71) 1,1,2-Trichloroethane | 8.243 | 83 | 401635 | 87.126 | ug/L | | 99 |
| 72) Chlorodibromomethane | 8.451 | 129 | 727402 | 86.259 | ug/L | | 99 |
| 73) 1,3-Dichloropropane | 8.563 | 76 | 836336 | 88.052 | ug/L | | 100 |
| 74) 1,2-Dibromoethane | 8.722 | 107 | 482781 | 86.635 | ug/L | | 98 |
| 76) 2-Hexanone | 9.014 | 43 | 142217 | 81.350 | ug/L | | 91 |
| 77) Chlorobenzene | 9.379 | 112 | 2032335 | 80.288 | ug/L | | 98 |
| 78) Ethylbenzene | 9.428 | 91 | 3652614 | 87.360 | ug/L | | 99 |
| 79) 1,1,1,2-Tetrachloroethane | 9.463 | 131 | 777483 | 85.035 | ug/L | | 98 |
| 80) p/m Xylene | 9.611 | 106 | 2781949 | 177.101 | ug/L | | 98 |
| 81) o Xylene | 10.158 | 106 | 2667395 | 181.844 | ug/L | | 97 |

Quantitation Report (QT Reviewed)

Data Path : K:\VOA122\2025\250821AICAL\
Data File : V22250821A11.D
Acq On : 21 Aug 2025 05:50 pm
Operator : VOA122:PID
Sample : I8260STD80PPB
Misc : WG2106161,ICAL (Sig #1); WG,ICAL22327 (Sig #2)
ALS Vial : 11 Sample Multiplier: 1

Quant Time: Aug 22 11:56:55 2025
Quant Method : K:\VOA122\2025\250821AICAL\V122_250821A_8260.m
Quant Title : VOLATILES BY GC/MS
QLast Update : Fri Aug 22 11:52:24 2025
Response via : Initial Calibration

CCAL FILE(s) : 1 - K:\VOA122\2025\250821AICAL\V22250821A09.D
Sub List : 8260-Curve - Megamix plus Diox

| | Compound | R.T. | QIon | Response | Conc | Units | Dev(Min) |
|---|---|---|---|---|---|---|---|
| 82) | Styrene | 10.228 | 104 | 4433749 | 183.022 | ug/L | 99 |
| 84) | Bromoform | 10.242 | 173 | 421125 | 79.943 | ug/L | 96 |
| 86) | Isopropylbenzene | 10.550 | 105 | 3881727 | 90.645 | ug/L | 99 |
| 88) | Bromobenzene | 10.985 | 156 | 890760 | 79.686 | ug/L | 100 |
| 89) | n-Propylbenzene | 11.041 | 91 | 4521660 | 87.003 | ug/L | 100 |
| 90) | 1,4-Dichlorobutane | 11.048 | 55 | 746423 | 78.624 | ug/L | 99 |
| 91) | 1,1,2,2-Tetrachloroethane | 11.125 | 83 | 526171 | 74.180 | ug/L | 98 |
| 92) | 4-Ethyltoluene | 11.174 | 105 | 3693219 | 87.746 | ug/L | 99 |
| 93) | 2-Chlorotoluene | 11.202 | 91 | 2543359M6 | 79.345 | ug/L | |
| 94) | 1,3,5-Trimethylbenzene | 11.273 | 105 | 3146661 | 86.801 | ug/L | 99 |
| 95) | 1,2,3-Trichloropropane | 11.265 | 75 | 430232 | 75.642 | ug/L | 99 |
| 96) | trans-1,4-Dichloro-2-b... | 11.315 | 53 | 144019 | 81.206 | ug/L | 95 |
| 97) | 4-Chlorotoluene | 11.392 | 91 | 2707592 | 84.332 | ug/L | 99 |
| 98) | tert-Butylbenzene | 11.616 | 119 | 2933855 | 91.584 | ug/L | 99 |
| 101) | 1,2,4-Trimethylbenzene | 11.693 | 105 | 2275484 | 92.079 | ug/L | 96 |
| 102) | sec-Butylbenzene | 11.812 | 105 | 4191644 | 93.594 | ug/L | 99 |
| 103) | p-Isopropyltoluene | 11.972 | 119 | 3611133 | 94.648 | ug/L | 99 |
| 104) | 1,3-Dichlorobenzene | 12.027 | 146 | 1857591 | 81.987 | ug/L | 99 |
| 105) | 1,4-Dichlorobenzene | 12.118 | 146 | 1817205 | 79.807 | ug/L | 98 |
| 106) | p-Diethylbenzene | 12.348 | 119 | 2123502 | 95.069 | ug/L | 100 |
| 107) | n-Butylbenzene | 12.403 | 91 | 3058053 | 91.867 | ug/L | 98 |
| 108) | 1,2-Dichlorobenzene | 12.543 | 146 | 1648416 | 83.827 | ug/L | 99 |
| 109) | 1,2,4,5-Tetramethylben... | 13.148 | 119 | 3050312 | 99.335 | ug/L | 99 |
| 110) | 1,2-Dibromo-3-chloropr... | 13.329 | 155 | 97100 | 80.087 | ug/L | 99 |
| 111) | 1,3,5-Trichlorobenzene | 13.364 | 180 | 1225788 | 86.173 | ug/L | 99 |
| 112) | Hexachlorobutadiene | 13.949 | 225 | 458967 | 82.445 | ug/L | 97 |
| 113) | 1,2,4-Trichlorobenzene | 13.970 | 180 | 1014913 | 87.821 | ug/L | 100 |
| 114) | Naphthalene | 14.262 | 128 | 1904680 | 91.496 | ug/L | 100 |
| 115) | 1,2,3-Trichlorobenzene | 14.429 | 180 | 828896 | 84.050 | ug/L | 99 |

(#) = qualifier out of range (m) = manual integration (+) = signals summed

Quantitation Report (QT Reviewed)

Data Path : K:\VOA122\2025\250821AICAL\
Data File : V22250821A11.D
Acq On : 21 Aug 2025 05:50 pm
Operator : VOA122:PID
Sample : I8260STD80PPB
Misc : WG2106161,ICAL (Sig #1); WG,ICAL22327 (Sig #2)
ALS Vial : 11 Sample Multiplier: 1

Quant Time: Aug 22 11:56:55 2025
Quant Method : K:\VOA122\2025\250821AICAL\V122_250821A_8260.m
Quant Title : VOLATILES BY GC/MS
QLast Update : Fri Aug 22 11:52:24 2025
Response via : Initial Calibration

SCALE(s) : 8260K:\VOA122\Megamix\250821AICAL\V22250821A09.D•

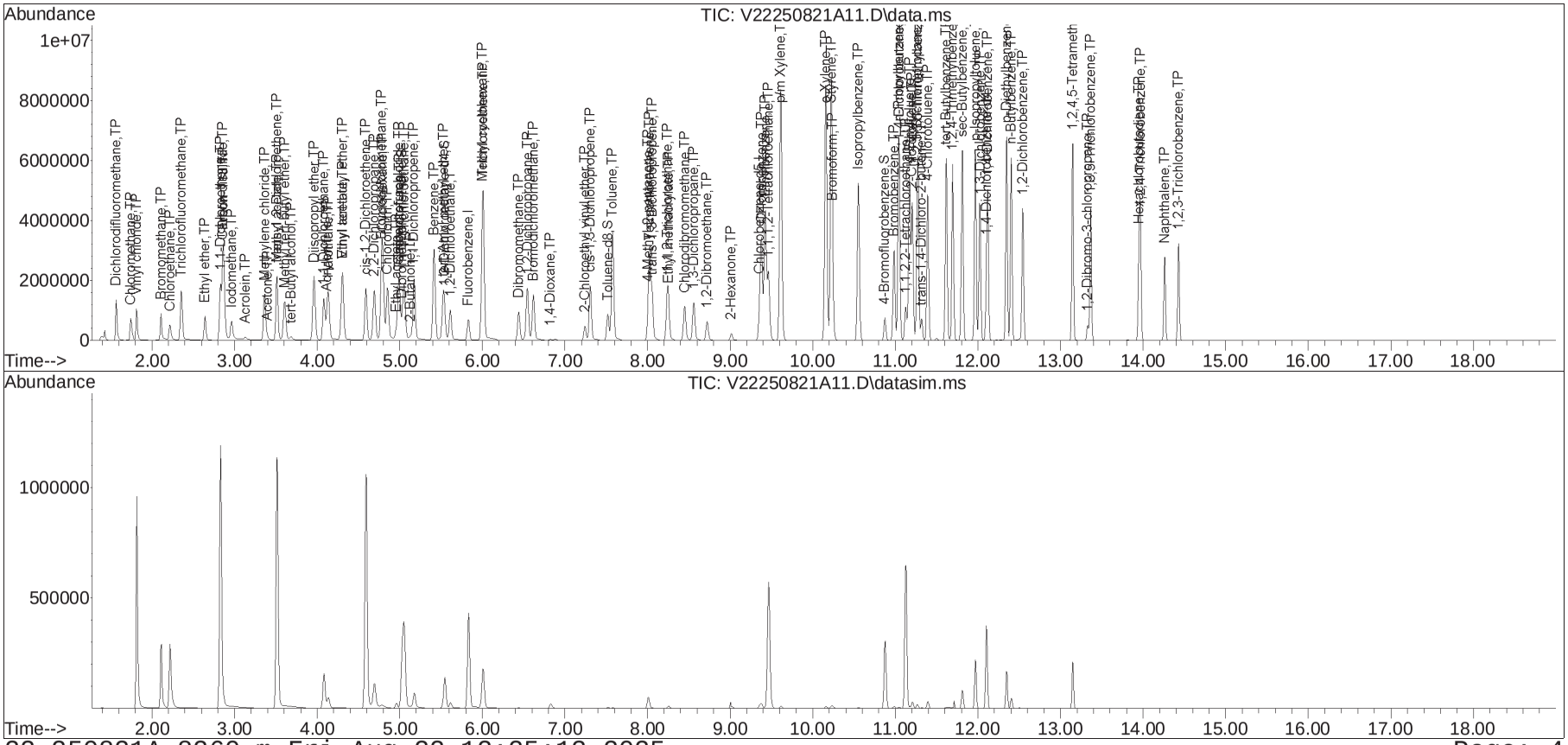

Manual Integration Report

Data Path : K:\VOA122\2025\250821AICAL\
Data File : V22250821A11.D
Date Inj'd : 8/21/2025 5:50 pm
Sample : I8260STD80PPB

Method : V122_250821A_8260.m
Operator : VOA122:PID
Instrument : VOA 122
Quant Date : 8/22/2025 11:56 am

Compound #37: Tetrahydrofuran

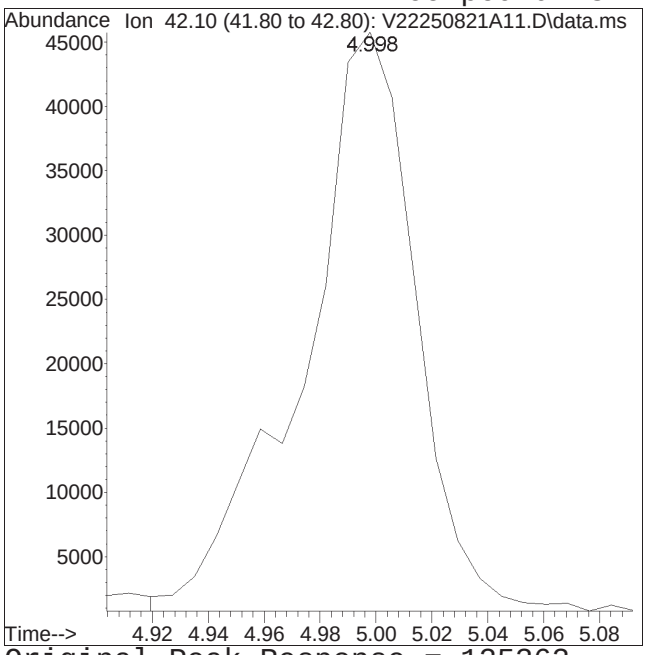


Original Peak Response = 125362

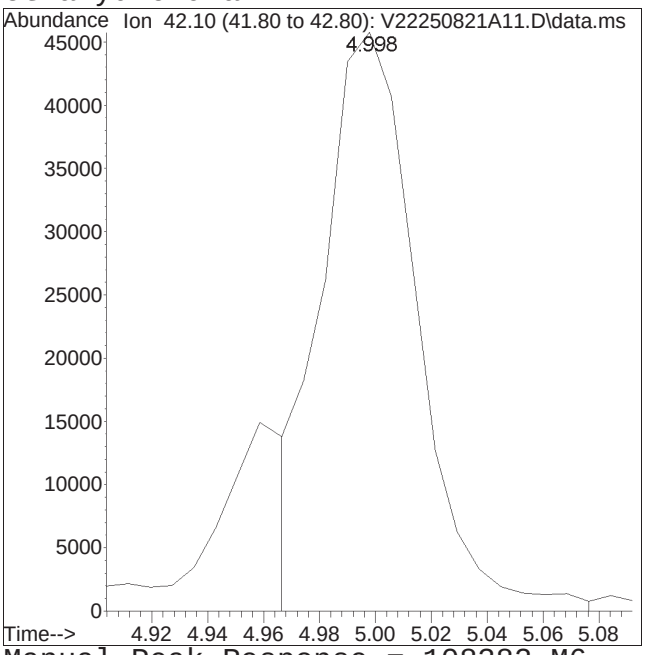


Manual Peak Response = 108382 M6

M6 = Misassignment of peak valley by automated integration (poor split of 2 peaks).

# Manual Integration Report

Data Path : K:\VOA122\2025\250821AICAL : V122_250821A_8260.m
Data File : V22250821A11.D Operator : VOA122:PID
Date Inj'd : 8/21/2025 5:50 pm Instrument : VOA 122
Sample : I8260STD80PPB Quant Date : 8/22/2025 11:56 am

## Compound #93: 2-Chlorotoluene

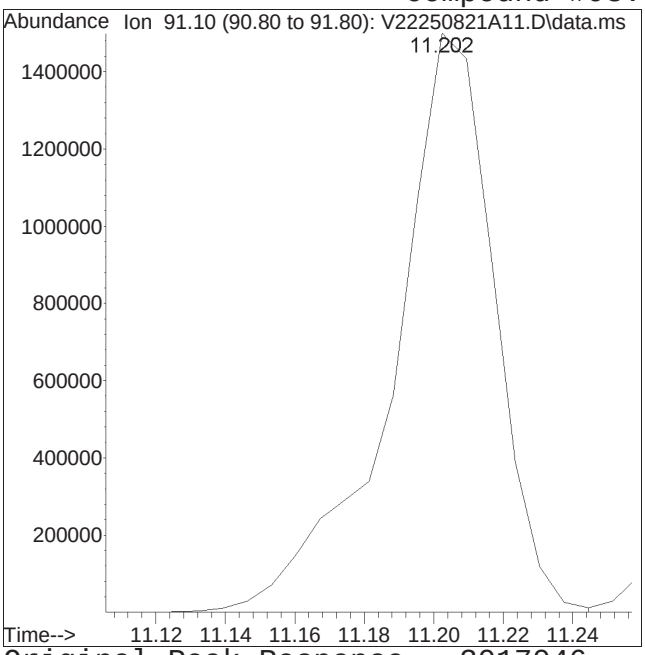


Original Peak Response = 3017046

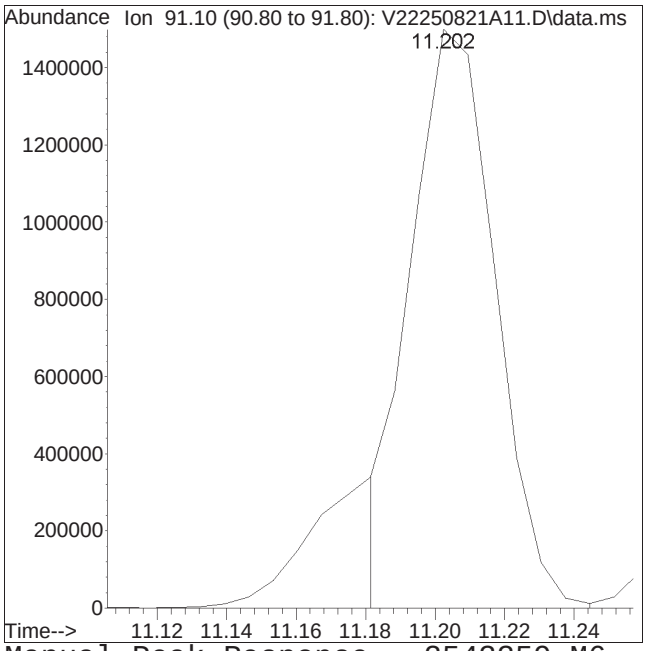


Manual Peak Response = 2543359 M6

M6 = Misassignment of peak valley by automated integration (poor split of 2 peaks).

Quantitation Report (QT Reviewed)

Data Path : K:\VOA122\2025\250821AICAL\
Data File : V22250821A12.D
Acq On : 21 Aug 2025 06:14 pm
Operator : VOA122:PID
Sample : I8260STD120PPB
Misc : WG2106161,ICAL (Sig #1); WG,ICAL22327 (Sig #2)
ALS Vial : 12 Sample Multiplier: 1

Quant Time: Aug 22 11:57:03 2025
Quant Method : K:\VOA122\2025\250821AICAL\V122_250821A_8260.m
Quant Title : VOLATILES BY GC/MS
QLast Update : Fri Aug 22 11:52:24 2025
Response via : Initial Calibration

CCAL FILE(s) : 1 - K:\VOA122\2025\250821AICAL\V22250821A09.D
Sub List : 8260-Curve - Megamix plus Diox

| Compound | R.T. | QIon | Response | Conc | Units | Dev(Min) |
|---|---|---|---|---|---|---|
| Internal Standards | | | | | | |
| 1) Fluorobenzene | 5.835 | 96 | 746450 | 10.000 | ug/L | 0.00 |
| Standard Area 1 = 497579 | | | Recovery = 150.02% | | | |
| 62) Chlorobenzene-d5 | 9.358 | 117 | 585493 | 10.000 | ug/L | 0.00 |
| Standard Area 1 = 424030 | | | Recovery = 138.08% | | | |
| 83) 1,4-Dichlorobenzene-d4 | 12.104 | 152 | 332018 | 10.000 | ug/L | 0.00 |
| Standard Area 1 = 258438 | | | Recovery = 128.47% | | | |
| System Monitoring Compounds | | | | | | |
| 38) Dibromofluoromethane | 5.029 | 113 | 217953 | 8.762 | ug/L | 0.00 |
| Spiked Amount 10.000 | Range 70 - 130 | | Recovery = 87.62% | | | |
| 46) 1,2-Dichloroethane-d4 | 5.542 | 65 | 218104 | 9.144 | ug/L | 0.00 |
| Spiked Amount 10.000 | Range 70 - 130 | | Recovery = 91.44% | | | |
| 63) Toluene-d8 | 7.520 | 98 | 758121 | 10.028 | ug/L | 0.00 |
| Spiked Amount 10.000 | Range 70 - 130 | | Recovery = 100.28% | | | |
| 87) 4-Bromofluorobenzene | 10.873 | 95 | 272378 | 10.575 | ug/L | 0.00 |
| Spiked Amount 10.000 | Range 70 - 130 | | Recovery = 105.75% | | | |
| Target Compounds | | | | | | Qvalue |
| 2) Dichlorodifluoromethane | 1.569 | 85 | 1602878 | 110.332 | ug/L | 99 |
| 3) Chloromethane | 1.742 | 50 | 1228368 | 106.072 | ug/L | 100 |
| 4) Vinyl chloride | 1.813 | 62 | 1326400 | 110.750 | ug/L | 99 |
| 5) Bromomethane | 2.111 | 94 | 719737 | 121.074 | ug/L | 97 |
| 6) Chloroethane | 2.213 | 64 | 736415 | 100.801 | ug/L | 100 |
| 7) Trichlorofluoromethane | 2.354 | 101 | 2204797 | 112.572 | ug/L | 99 |
| 8) Ethyl ether | 2.644 | 74 | 498630 | 123.249 | ug/L | 93 |
| 10) 1,1-Dichloroethene | 2.832 | 96 | 1078765 | 116.644 | ug/L | 97 |
| 11) Carbon disulfide | 2.864 | 76 | 3711043 | 108.428 | ug/L | 100 |
| 12) Freon-113 | 2.872 | 101 | 1162596 | 113.327 | ug/L | 98 |
| 13) Iodomethane | 2.966 | 142 | 1335355 | 194.346 | ug/L | 95 |
| 14) Acrolein | 3.131 | 56 | 107419 | 126.209 | ug/L | 92 |
| 15) Methylene chloride | 3.366 | 84 | 1234469 | 106.964 | ug/L | 98 |
| 17) Acetone | 3.397 | 43 | 173634 | 108.060 | ug/L | 92 |
| 18) trans-1,2-Dichloroethene | 3.515 | 96 | 1230961 | 115.526 | ug/L | 97 |
| 19) Methyl acetate | 3.515 | 43 | 438915 | 112.692 | ug/L | 98 |
| 21) Methyl tert-butyl ether | 3.609 | 73 | 2334917 | 137.170 | ug/L | 94 |
| 22) tert-Butyl alcohol | 3.688 | 59 | 192202 | 646.879 | ug/L | 84 |
| 24) Diisopropyl ether | 3.962 | 45 | 3232990 | 133.100 | ug/L | 92 |
| 25) 1,1-Dichloroethane | 4.080 | 63 | 2304098 | 109.297 | ug/L | 99 |
| 26) Halothane | 4.135 | 117 | 920031 | 113.138 | ug/L | 100 |

Data Path : K:\VOA122\2025\250821AICAL\
Data File : V22250821A12.D
Acq On : 21 Aug 2025 06:14 pm
Operator : VOA122:PID
Sample : I8260STD120PPB
Misc : WG2106161,ICAL (Sig #1); WG,ICAL22327 (Sig #2)
ALS Vial : 12 Sample Multiplier: 1

Quant Time: Aug 22 11:57:03 2025
Quant Method : K:\VOA122\2025\250821AICAL\V122_250821A_8260.m
Quant Title : VOLATILES BY GC/MS
QLast Update : Fri Aug 22 11:52:24 2025
Response via : Initial Calibration

CCAL FILE(s) : 1 - K:\VOA122\2025\250821AICAL\V22250821A09.D
Sub List : 8260-Curve - Megamix plus Diox

| Compound | R.T. | QIon | Response | Conc | Units | | Dev(Min) |
|---|---|---|---|---|---|---|---|
| 27) Acrylonitrile | 4.119 | 53 | 209186 | 111.817 | ug/L | | 98 |
| 28) Ethyl tert-butyl ether | 4.307 | 59 | 2656712 | 138.533 | ug/L | | 98 |
| 29) Vinyl acetate | 4.307 | 43 | 1738514 | 134.318 | ug/L | | 99 |
| 30) cis-1,2-Dichloroethene | 4.590 | 96 | 1284221 | 116.034 | ug/L | | 98 |
| 31) 2,2-Dichloropropane | 4.692 | 77 | 1876604 | 111.985 | ug/L | | 96 |
| 32) Bromochloromethane | 4.778 | 128 | 593774 | 106.259 | ug/L | | 99 |
| 33) Cyclohexane | 4.794 | 56 | 2114748 | 139.172 | ug/L | | 91 |
| 34) Chloroform | 4.849 | 83 | 2338788 | 109.751 | ug/L | | 98 |
| 35) Ethyl acetate | 4.959 | 43 | 603213 | 130.098 | ug/L | | 98 |
| 36) Carbon tetrachloride | 4.990 | 117 | 2143724 | 117.860 | ug/L | | 97 |
| 37) Tetrahydrofuran | 4.998 | 42 | 195140M6 | 127.971 | ug/L | | |
| 39) 1,1,1-Trichloroethane | 5.053 | 97 | 2252607 | 116.513 | ug/L | | 97 |
| 41) 2-Butanone | 5.131 | 43 | 249218 | 125.271 | ug/L | # | 51 |
| 42) 1,1-Dichloropropene | 5.178 | 75 | 1670796 | 129.628 | ug/L | | 96 |
| 44) Benzene | 5.416 | 78 | 4699547 | 121.496 | ug/L | | 98 |
| 45) tert-Amyl methyl ether | 5.528 | 73 | 2299253 | 139.073 | ug/L | | 90 |
| 47) 1,2-Dichloroethane | 5.612 | 62 | 1473191 | 110.639 | ug/L | | 99 |
| 50) Methyl cyclohexane | 6.003 | 83 | 2173383 | 141.312 | ug/L | | 97 |
| 51) Trichloroethene | 6.010 | 95 | 1390052 | 117.866 | ug/L | | 97 |
| 53) Dibromomethane | 6.442 | 93 | 721622 | 113.859 | ug/L | | 95 |
| 54) 1,2-Dichloropropane | 6.547 | 63 | 1267264 | 120.150 | ug/L | | 99 |
| 56) 2-Chloroethyl vinyl ether | 7.242 | 63 | 378951 | 145.521 | ug/L | | 98 |
| 57) Bromodichloromethane | 6.617 | 83 | 1816653 | 119.175 | ug/L | | 98 |
| 60) 1,4-Dioxane | 6.825 | 88 | 46135 | 1279.557 | ug/L | | 93 |
| 61) cis-1,3-Dichloropropene | 7.312 | 75 | 1911074 | 139.086 | ug/L | | 97 |
| 64) Toluene | 7.576 | 92 | 2890980 | 120.472 | ug/L | | 100 |
| 65) 4-Methyl-2-pentanone | 8.007 | 58 | 184439 | 136.921 | ug/L | | 95 |
| 66) Tetrachloroethene | 8.027 | 166 | 1449128 | 124.022 | ug/L | | 99 |
| 68) trans-1,3-Dichloropropene | 8.055 | 75 | 1550637 | 144.329 | ug/L | | 97 |
| 70) Ethyl methacrylate | 8.257 | 69 | 838644 | 142.841 | ug/L | | 91 |
| 71) 1,1,2-Trichloroethane | 8.236 | 83 | 680137 | 130.498 | ug/L | | 98 |
| 72) Chlorodibromomethane | 8.451 | 129 | 1240658 | 130.129 | ug/L | | 99 |
| 73) 1,3-Dichloropropane | 8.563 | 76 | 1434237 | 133.557 | ug/L | | 100 |
| 74) 1,2-Dibromoethane | 8.722 | 107 | 826823 | 131.233 | ug/L | | 96 |
| 76) 2-Hexanone | 9.014 | 43 | 256592 | 129.819 | ug/L | | 92 |
| 77) Chlorobenzene | 9.379 | 112 | 3393171 | 118.563 | ug/L | | 99 |
| 78) Ethylbenzene | 9.428 | 91 | 6033869 | 127.642 | ug/L | | 99 |
| 79) 1,1,1,2-Tetrachloroethane | 9.463 | 131 | 1296460 | 125.416 | ug/L | | 98 |
| 80) p/m Xylene | 9.617 | 106 | 4594071 | 258.679 | ug/L | | 97 |
| 81) o Xylene | 10.157 | 106 | 4437400 | 267.566 | ug/L | | 97 |

Quantitation Report (QT Reviewed)

Data Path : K:\VOA122\2025\250821AICAL\
Data File : V22250821A12.D
Acq On : 21 Aug 2025 06:14 pm
Operator : VOA122:PID
Sample : I8260STD120PPB
Misc : WG2106161,ICAL (Sig #1); WG,ICAL22327 (Sig #2)
ALS Vial : 12 Sample Multiplier: 1

Quant Time: Aug 22 11:57:03 2025
Quant Method : K:\VOA122\2025\250821AICAL\V122_250821A_8260.m
Quant Title : VOLATILES BY GC/MS
QLast Update : Fri Aug 22 11:52:24 2025
Response via : Initial Calibration

CCAL FILE(s) : 1 - K:\VOA122\2025\250821AICAL\V22250821A09.D
Sub List : 8260-Curve - Megamix plus Diox

| Compound | R.T. | QIon | Response | Conc | Units | Dev(Min) |
|---|---|---|---|---|---|---|
| 82) Styrene | 10.228 | 104 | 7320008 | 267.260 | ug/L | 98 |
| 84) Bromoform | 10.242 | 173 | 708634 | 127.823 | ug/L | 97 |
| 86) Isopropylbenzene | 10.557 | 105 | 6347475 | 140.845 | ug/L | 99 |
| 88) Bromobenzene | 10.985 | 156 | 1490863 | 126.729 | ug/L | 100 |
| 89) n-Propylbenzene | 11.041 | 91 | 7498637 | 137.099 | ug/L | 99 |
| 90) 1,4-Dichlorobutane | 11.048 | 55 | 1296289 | 129.744 | ug/L | 100 |
| 91) 1,1,2,2-Tetrachloroethane | 11.125 | 83 | 892535 | 119.565 | ug/L | 100 |
| 92) 4-Ethyltoluene | 11.174 | 105 | 6155945 | 138.974 | ug/L | 98 |
| 93) 2-Chlorotoluene | 11.209 | 91 | 4267980M6 | 126.517 | ug/L | |
| 94) 1,3,5-Trimethylbenzene | 11.272 | 105 | 5257836 | 137.816 | ug/L | 100 |
| 95) 1,2,3-Trichloropropane | 11.265 | 75 | 748983 | 125.126 | ug/L | 100 |
| 96) trans-1,4-Dichloro-2-b... | 11.322 | 53 | 251459 | 134.726 | ug/L | 95 |
| 97) 4-Chlorotoluene | 11.392 | 91 | 4559645 | 134.946 | ug/L | 100 |
| 98) tert-Butylbenzene | 11.616 | 119 | 4758402 | 141.144 | ug/L | 98 |
| 101) 1,2,4-Trimethylbenzene | 11.693 | 105 | 3521466 | 135.403 | ug/L | 97 |
| 102) sec-Butylbenzene | 11.812 | 105 | 6665628 | 141.424 | ug/L | 99 |
| 103) p-Isopropyltoluene | 11.972 | 119 | 5708629 | 142.174 | ug/L | 99 |
| 104) 1,3-Dichlorobenzene | 12.027 | 146 | 2932379 | 122.980 | ug/L | 98 |
| 105) 1,4-Dichlorobenzene | 12.118 | 146 | 2900363 | 121.034 | ug/L | 98 |
| 106) p-Diethylbenzene | 12.348 | 119 | 3336900 | 141.954 | ug/L | 99 |
| 107) n-Butylbenzene | 12.403 | 91 | 4794191 | 136.851 | ug/L | 98 |
| 108) 1,2-Dichlorobenzene | 12.543 | 146 | 2579249 | 124.632 | ug/L | 98 |
| 109) 1,2,4,5-Tetramethylben... | 13.148 | 119 | 4799534 | 148.517 | ug/L | 99 |
| 110) 1,2-Dibromo-3-chloropr... | 13.329 | 155 | 158425 | 124.161 | ug/L | 99 |
| 111) 1,3,5-Trichlorobenzene | 13.364 | 180 | 1905570 | 127.291 | ug/L | 99 |
| 112) Hexachlorobutadiene | 13.949 | 225 | 700554 | 119.576 | ug/L | 98 |
| 113) 1,2,4-Trichlorobenzene | 13.970 | 180 | 1583398 | 130.190 | ug/L | 100 |
| 114) Naphthalene | 14.262 | 128 | 3128833 | 142.818 | ug/L | 100 |
| 115) 1,2,3-Trichlorobenzene | 14.429 | 180 | 1334479 | 128.578 | ug/L | 99 |

(#) = qualifier out of range (m) = manual integration (+) = signals summed

Quantitation Report (QT Reviewed)

Data Path : K:\VOA122\2025\250821AICAL\
Data File : V22250821A12.D
Acq On : 21 Aug 2025 06:14 pm
Operator : VOA122:PID
Sample : I8260STD120PPB
Misc : WG2106161,ICAL (Sig #1); WG,ICAL22327 (Sig #2)
ALS Vial : 12 Sample Multiplier: 1

Quant Time: Aug 22 11:57:03 2025
Quant Method : K:\VOA122\2025\250821AICAL\V122_250821A_8260.m
Quant Title : VOLATILES BY GC/MS
QLast Update : Fri Aug 22 11:52:24 2025
Response via : Initial Calibration

CALLIST(s) : 8260KC.M K:\VOA122\2025\250821AICAL\V22250821A09.D•

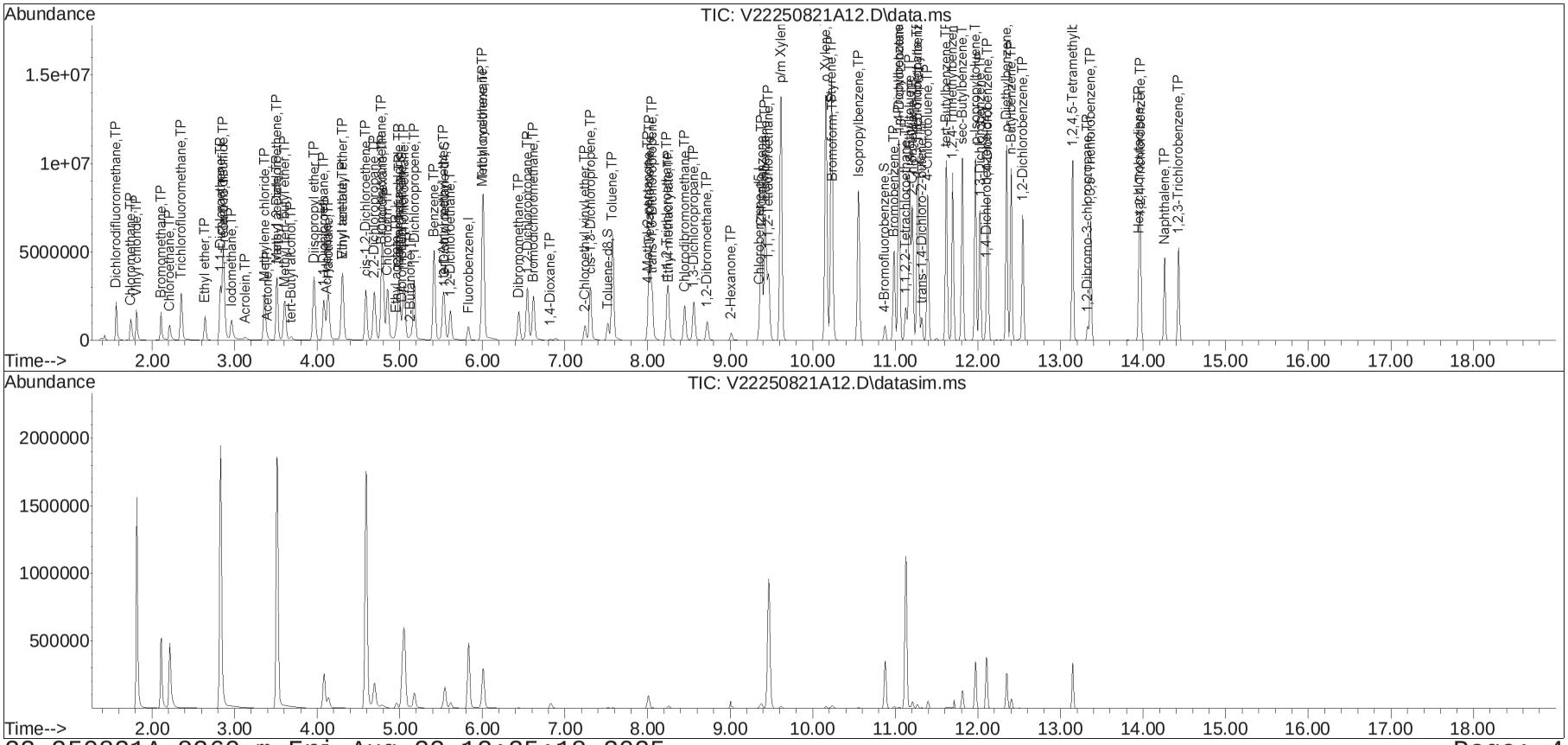

Manual Integration Report

Data Path : K:\VOA122\2025\250821AICAL\
Data File : V22250821A12.D
Date Inj'd : 8/21/2025 6:14 pm
Sample : I8260STD120PPB

Method : V122_250821A_8260.m
Operator : VOA122:PID
Instrument : VOA 122
Quant Date : 8/22/2025 11:56 am

Compound #37: Tetrahydrofuran

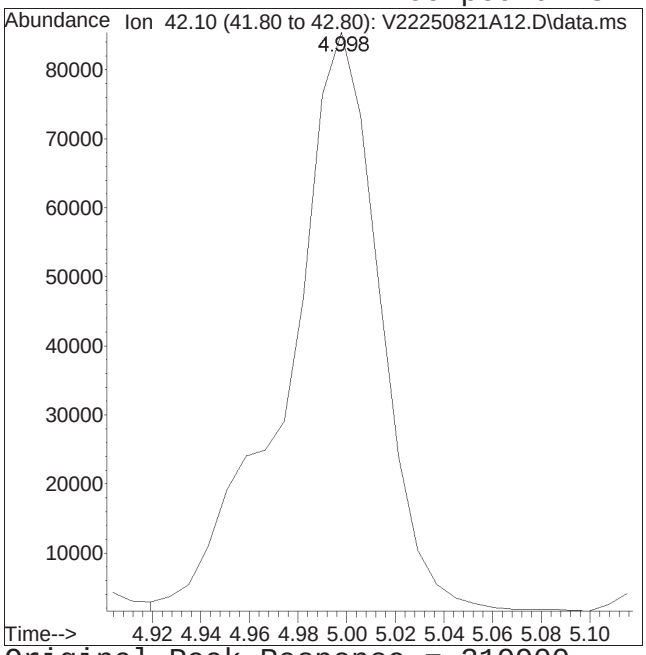


Original Peak Response = 219900

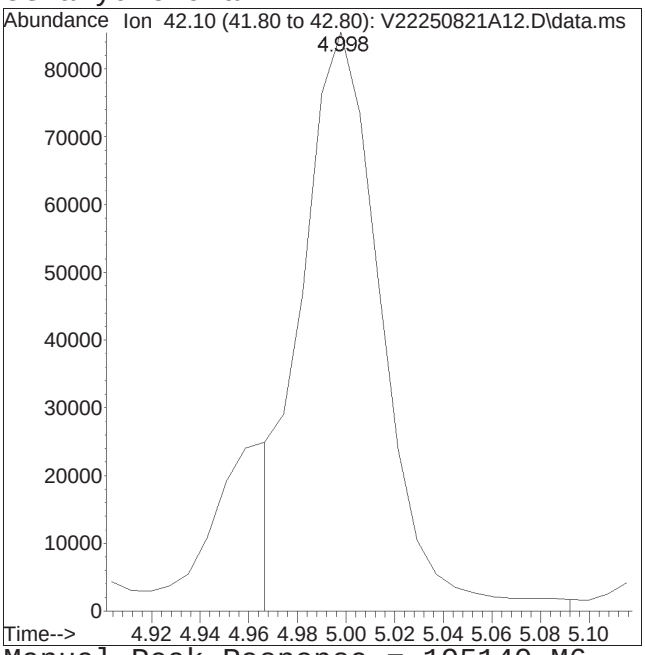


Manual Peak Response = 195140 M6

M6 = Misassignment of peak valley by automated integration (poor split of 2 peaks).

# Manual Integration Report

Data Path : K:\VOA122\2025\250821AICAL\
Data File : V22250821A12.D
Date Inj'd : 8/21/2025 6:14 pm
Sample : I8260STD120PPB

Method : V122_250821A_8260.m
Operator : VOA122:PID
Instrument : VOA 122
Quant Date : 8/22/2025 11:56 am

## Compound #93: 2-Chlorotoluene

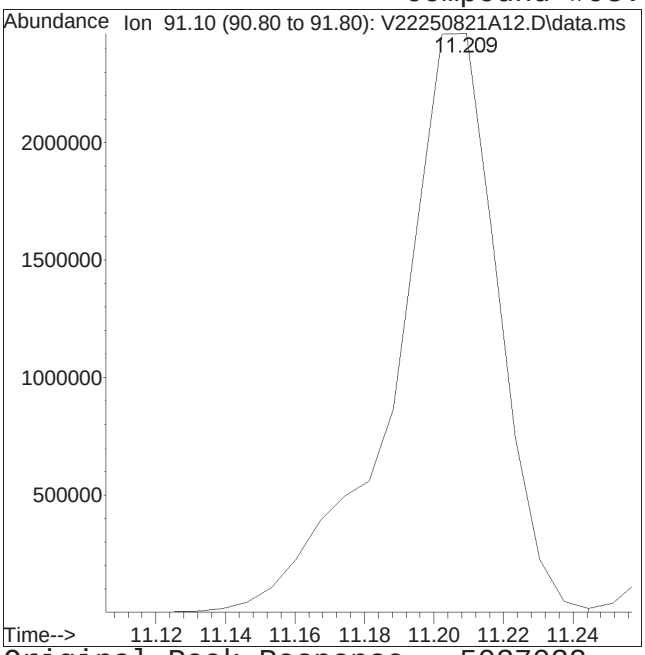


Original Peak Response = 5037032

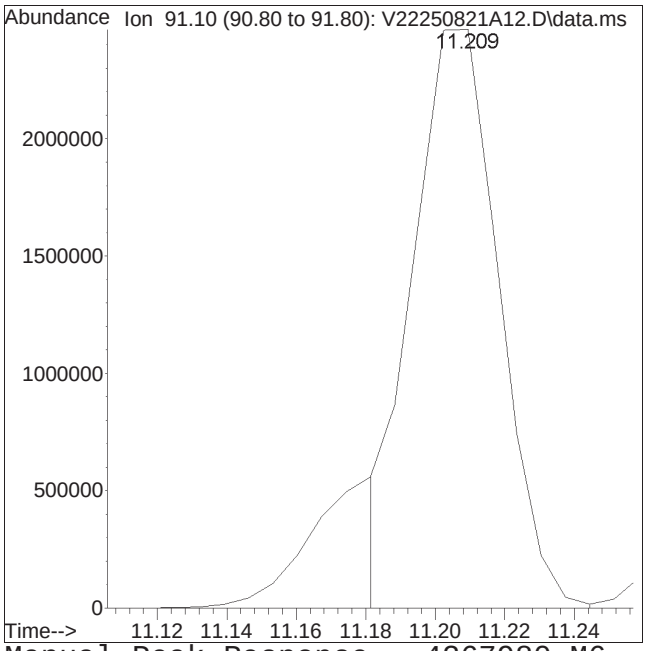


Manual Peak Response = 4267980 M6

M6 = Misassignment of peak valley by automated integration (poor split of 2 peaks).

Quantitation Report (QT Reviewed)

Data Path : K:\VOA122\2025\250821AICAL\
Data File : V22250821A13.D
Acq On : 21 Aug 2025 06:39 pm
Operator : VOA122:PID
Sample : I8260STD200PPB
Misc : WG2106161,ICAL (Sig #1); WG,ICAL22327 (Sig #2)
ALS Vial : 13 Sample Multiplier: 1

Quant Time: Aug 22 11:57:10 2025
Quant Method : K:\VOA122\2025\250821AICAL\V122_250821A_8260.m
Quant Title : VOLATILES BY GC/MS
QLast Update : Fri Aug 22 11:52:24 2025
Response via : Initial Calibration

CCAL FILE(s) : 1 - K:\VOA122\2025\250821AICAL\V22250821A09.D
Sub List : 8260-Curve - Megamix plus Diox

| Compound | R.T. | QIon | Response | Conc | Units | Dev(Min) |
|---|---|---|---|---|---|---|
| Internal Standards | | | | | | |
| 1) Fluorobenzene | 5.835 | 96 | 833091 | 10.000 | ug/L | 0.00 |
| Standard Area 1 = 497579 | | | Recovery = 167.43% | | | |
| 62) Chlorobenzene-d5 | 9.358 | 117 | 644334 | 10.000 | ug/L | 0.00 |
| Standard Area 1 = 424030 | | | Recovery = 151.95% | | | |
| 83) 1,4-Dichlorobenzene-d4 | 12.104 | 152 | 366752 | 10.000 | ug/L | 0.00 |
| Standard Area 1 = 258438 | | | Recovery = 141.91% | | | |
| System Monitoring Compounds | | | | | | |
| 38) Dibromofluoromethane | 5.029 | 113 | 242212 | 8.725 | ug/L | 0.00 |
| Spiked Amount 10.000 | Range 70 - 130 | | Recovery = 87.25% | | | |
| 46) 1,2-Dichloroethane-d4 | 5.542 | 65 | 244162 | 9.172 | ug/L | 0.00 |
| Spiked Amount 10.000 | Range 70 - 130 | | Recovery = 91.72% | | | |
| 63) Toluene-d8 | 7.520 | 98 | 832469 | 10.006 | ug/L | 0.00 |
| Spiked Amount 10.000 | Range 70 - 130 | | Recovery = 100.06% | | | |
| 87) 4-Bromofluorobenzene | 10.873 | 95 | 305044 | 10.721 | ug/L | 0.00 |
| Spiked Amount 10.000 | Range 70 - 130 | | Recovery = 107.21% | | | |
| Target Compounds | | | | | | Qvalue |
| 2) Dichlorodifluoromethane | 1.570 | 85 | 2798075 | 172.571 | ug/L | 98 |
| 3) Chloromethane | 1.742 | 50 | 2254588 | 174.440 | ug/L | 100 |
| 4) Vinyl chloride | 1.813 | 62 | 2350275 | 175.832 | ug/L | 99 |
| 5) Bromomethane | 2.111 | 94 | 1430520 | 215.615 | ug/L | 97 |
| 6) Chloroethane | 2.213 | 64 | 1340159 | 164.363 | ug/L | 99 |
| 7) Trichlorofluoromethane | 2.354 | 101 | 3974285 | 181.814 | ug/L | 99 |
| 8) Ethyl ether | 2.644 | 74 | 909376 | 201.398 | ug/L | 93 |
| 10) 1,1-Dichloroethene | 2.833 | 96 | 1984869 | 192.298 | ug/L | 95 |
| 11) Carbon disulfide | 2.864 | 76 | 6688371 | 175.095 | ug/L | 100 |
| 12) Freon-113 | 2.872 | 101 | 2113007 | 184.549 | ug/L | 97 |
| 13) Iodomethane | 2.966 | 142 | 2533060 | 330.318 | ug/L | 94 |
| 14) Acrolein | 3.131 | 56 | 205925 | 216.784 | ug/L | 94 |
| 15) Methylene chloride | 3.366 | 84 | 2218742 | 172.255 | ug/L | 98 |
| 17) Acetone | 3.398 | 43 | 321455 | 179.249 | ug/L | 93 |
| 18) trans-1,2-Dichloroethene | 3.515 | 96 | 2218844 | 186.582 | ug/L | 98 |
| 19) Methyl acetate | 3.515 | 43 | 828124 | 190.510 | ug/L | 99 |
| 21) Methyl tert-butyl ether | 3.609 | 73 | 4344638 | 228.690 | ug/L | 93 |
| 22) tert-Butyl alcohol | 3.688 | 59 | 372863 | 1124.405 | ug/L | 89 |
| 24) Diisopropyl ether | 3.962 | 45 | 5913943 | 218.152 | ug/L | 91 |
| 25) 1,1-Dichloroethane | 4.080 | 63 | 4131805 | 175.613 | ug/L | 98 |
| 26) Halothane | 4.135 | 117 | 1686964 | 185.875 | ug/L | 100 |

Data Path : K:\VOA122\2025\250821AICAL\
Data File : V22250821A13.D
Acq On : 21 Aug 2025 06:39 pm
Operator : VOA122:PID
Sample : I8260STD200PPB
Misc : WG2106161,ICAL (Sig #1); WG,ICAL22327 (Sig #2)
ALS Vial : 13 Sample Multiplier: 1

Quant Time: Aug 22 11:57:10 2025
Quant Method : K:\VOA122\2025\250821AICAL\V122_250821A_8260.m
Quant Title : VOLATILES BY GC/MS
QLast Update : Fri Aug 22 11:52:24 2025
Response via : Initial Calibration

CCAL FILE(s) : 1 - K:\VOA122\2025\250821AICAL\V22250821A09.D
Sub List : 8260-Curve - Megamix plus Diox

| Compound | R.T. | QIon | Response | Conc | Units | | Dev(Min) |
|---|---|---|---|---|---|---|---|
| 27) Acrylonitrile | 4.119 | 53 | 398162 | 190.697 | ug/L | | 96 |
| 28) Ethyl tert-butyl ether | 4.308 | 59 | 4911207 | 229.460 | ug/L | | 98 |
| 29) Vinyl acetate | 4.308 | 43 | 3262961 | 225.878 | ug/L | | 98 |
| 30) cis-1,2-Dichloroethene | 4.590 | 96 | 2344259 | 189.784 | ug/L | | 97 |
| 31) 2,2-Dichloropropane | 4.692 | 77 | 3440366 | 183.949 | ug/L | | 96 |
| 32) Bromochloromethane | 4.778 | 128 | 1054014 | 169.004 | ug/L | | 98 |
| 33) Cyclohexane | 4.794 | 56 | 3858884 | 227.543 | ug/L | | 97 |
| 34) Chloroform | 4.849 | 83 | 4274936 | 179.745 | ug/L | | 99 |
| 35) Ethyl acetate | 4.959 | 43 | 1138910 | 220.088 | ug/L | | 97 |
| 36) Carbon tetrachloride | 4.990 | 117 | 3979879 | 196.055 | ug/L | | 97 |
| 37) Tetrahydrofuran | 4.998 | 42 | 365487M6 | 214.756 | ug/L | | |
| 39) 1,1,1-Trichloroethane | 5.053 | 97 | 4073584 | 188.787 | ug/L | | 97 |
| 41) 2-Butanone | 5.131 | 43 | 462649 | 208.368 | ug/L | # | 58 |
| 42) 1,1-Dichloropropene | 5.178 | 75 | 3302111 | 229.549 | ug/L | | 99 |
| 44) Benzene | 5.417 | 78 | 8467939 | 196.152 | ug/L | | 99 |
| 45) tert-Amyl methyl ether | 5.528 | 73 | 4415522 | 239.301 | ug/L | | 89 |
| 47) 1,2-Dichloroethane | 5.612 | 62 | 2679730 | 180.322 | ug/L | | 98 |
| 50) Methyl cyclohexane | 6.010 | 83 | 3973341 | 231.477 | ug/L | | 97 |
| 51) Trichloroethene | 6.010 | 95 | 2532531 | 192.407 | ug/L | | 96 |
| 53) Dibromomethane | 6.443 | 93 | 1335825 | 188.849 | ug/L | | 95 |
| 54) 1,2-Dichloropropane | 6.547 | 63 | 2313139 | 196.502 | ug/L | | 98 |
| 56) 2-Chloroethyl vinyl ether | 7.242 | 63 | 713518 | 245.503 | ug/L | | 98 |
| 57) Bromodichloromethane | 6.617 | 83 | 3330281 | 195.750 | ug/L | | 99 |
| 60) 1,4-Dioxane | 6.825 | 88 | 89276 | 2218.565 | ug/L | | 91 |
| 61) cis-1,3-Dichloropropene | 7.312 | 75 | 3510231 | 228.903 | ug/L | | 97 |
| 64) Toluene | 7.583 | 92 | 5215475 | 197.491 | ug/L | | 98 |
| 65) 4-Methyl-2-pentanone | 8.007 | 58 | 348145 | 234.848 | ug/L | | 94 |
| 66) Tetrachloroethene | 8.028 | 166 | 2551918 | 198.458 | ug/L | | 97 |
| 68) trans-1,3-Dichloropropene | 8.055 | 75 | 2865459 | 242.353 | ug/L | | 96 |
| 70) Ethyl methacrylate | 8.257 | 69 | 1566993 | 242.523 | ug/L | | 90 |
| 71) 1,1,2-Trichloroethane | 8.243 | 83 | 1251478 | 218.194 | ug/L | | 99 |
| 72) Chlorodibromomethane | 8.452 | 129 | 2277976 | 217.111 | ug/L | | 99 |
| 73) 1,3-Dichloropropane | 8.563 | 76 | 2608394 | 220.714 | ug/L | | 100 |
| 74) 1,2-Dibromoethane | 8.723 | 107 | 1530632 | 220.756 | ug/L | | 98 |
| 76) 2-Hexanone | 9.015 | 43 | 465269 | 213.900 | ug/L | | 89 |
| 77) Chlorobenzene | 9.379 | 112 | 6100197 | 193.687 | ug/L | | 99 |
| 78) Ethylbenzene | 9.428 | 91 | 10677488 | 205.247 | ug/L | | 98 |
| 79) 1,1,1,2-Tetrachloroethane | 9.463 | 131 | 2377326 | 208.975 | ug/L | | 98 |
| 80) p/m Xylene | 9.618 | 106 | 8186333 | 418.855 | ug/L | | 94 |
| 81) o Xylene | 10.165 | 106 | 7942289 | 435.170 | ug/L | | 93 |

Quantitation Report (QT Reviewed)

Data Path : K:\VOA122\2025\250821AICAL\
Data File : V22250821A13.D
Acq On : 21 Aug 2025 06:39 pm
Operator : VOA122:PID
Sample : I8260STD200PPB
Misc : WG2106161,ICAL (Sig #1); WG,ICAL22327 (Sig #2)
ALS Vial : 13 Sample Multiplier: 1

Quant Time: Aug 22 11:57:10 2025
Quant Method : K:\VOA122\2025\250821AICAL\V122_250821A_8260.m
Quant Title : VOLATILES BY GC/MS
QLast Update : Fri Aug 22 11:52:24 2025
Response via : Initial Calibration

CCAL FILE(s) : 1 - K:\VOA122\2025\250821AICAL\V22250821A09.D
Sub List : 8260-Curve - Megamix plus Diox

| Compound | R.T. | QIon | Response | Conc | Units | Dev(Min) |
|---|---|---|---|---|---|---|
| 82) Styrene | 10.228 | 104 | 12732951 | 422.438 | ug/L | 94 |
| 84) Bromoform | 10.249 | 173 | 1295699 | 211.583 | ug/L | 96 |
| 86) Isopropylbenzene | 10.557 | 105 | 11361360 | 228.223 | ug/L | 98 |
| 88) Bromobenzene | 10.985 | 156 | 2663083 | 204.933 | ug/L | 100 |
| 89) n-Propylbenzene | 11.048 | 91 | 12883075 | 213.237 | ug/L | 98 |
| 90) 1,4-Dichlorobutane | 11.048 | 55 | 2430476 | 220.225 | ug/L | 99 |
| 91) 1,1,2,2-Tetrachloroethane | 11.125 | 83 | 1652139 | 200.362 | ug/L | 99 |
| 92) 4-Ethyltoluene | 11.175 | 105 | 10822153 | 221.178 | ug/L | 98 |
| 93) 2-Chlorotoluene | 11.210 | 91 | 7717189M6 | 207.098 | ug/L | |
| 94) 1,3,5-Trimethylbenzene | 11.280 | 105 | 9333617 | 221.478 | ug/L | 99 |
| 95) 1,2,3-Trichloropropane | 11.266 | 75 | 1398908 | 211.570 | ug/L | 100 |
| 96) trans-1,4-Dichloro-2-b... | 11.322 | 53 | 471252 | 228.575 | ug/L | 94 |
| 97) 4-Chlorotoluene | 11.399 | 91 | 8133960 | 217.932 | ug/L | 100 |
| 98) tert-Butylbenzene | 11.616 | 119 | 8326595 | 223.592 | ug/L | 95 |
| 101) 1,2,4-Trimethylbenzene | 11.693 | 105 | 5819480 | 202.571 | ug/L | 99 |
| 102) sec-Butylbenzene | 11.812 | 105 | 11526540 | 221.396 | ug/L | 98 |
| 103) p-Isopropyltoluene | 11.972 | 119 | 9943699 | 224.194 | ug/L | 97 |
| 104) 1,3-Dichlorobenzene | 12.028 | 146 | 5205821 | 197.647 | ug/L | 98 |
| 105) 1,4-Dichlorobenzene | 12.118 | 146 | 5120208 | 193.434 | ug/L | 99 |
| 106) p-Diethylbenzene | 12.348 | 119 | 5934209 | 228.536 | ug/L | 98 |
| 107) n-Butylbenzene | 12.404 | 91 | 8395869 | 216.964 | ug/L | 96 |
| 108) 1,2-Dichlorobenzene | 12.543 | 146 | 4634112 | 202.717 | ug/L | 97 |
| 109) 1,2,4,5-Tetramethylben... | 13.148 | 119 | 8426715 | 236.062 | ug/L | 98 |
| 110) 1,2-Dibromo-3-chloropr... | 13.329 | 155 | 292898 | 207.810 | ug/L | 99 |
| 111) 1,3,5-Trichlorobenzene | 13.371 | 180 | 3345780 | 202.329 | ug/L | 99 |
| 112) Hexachlorobutadiene | 13.956 | 225 | 1253875 | 193.752 | ug/L | 99 |
| 113) 1,2,4-Trichlorobenzene | 13.970 | 180 | 2810654 | 209.211 | ug/L | 99 |
| 114) Naphthalene | 14.262 | 128 | 5568426 | 230.102 | ug/L | 100 |
| 115) 1,2,3-Trichlorobenzene | 14.429 | 180 | 2340393 | 204.142 | ug/L | 99 |

(#) = qualifier out of range (m) = manual integration (+) = signals summed

Quantitation Report (QT Reviewed)

Data Path : K:\VOA122\2025\250821AICAL\
Data File : V22250821A13.D
Acq On : 21 Aug 2025 06:39 pm
Operator : VOA122:PID
Sample : I8260STD200PPB
Misc : WG2106161,ICAL (Sig #1); WG,ICAL22327 (Sig #2)
ALS Vial : 13 Sample Multiplier: 1

Quant Time: Aug 22 11:57:10 2025
Quant Method : K:\VOA122\2025\250821AICAL\V122_250821A_8260.m
Quant Title : VOLATILES BY GC/MS
QLast Update : Fri Aug 22 11:52:24 2025
Response via : Initial Calibration

SCALE(s) : 8260K:\VOA122\2025\250821AICAL\V22250821A09.D•

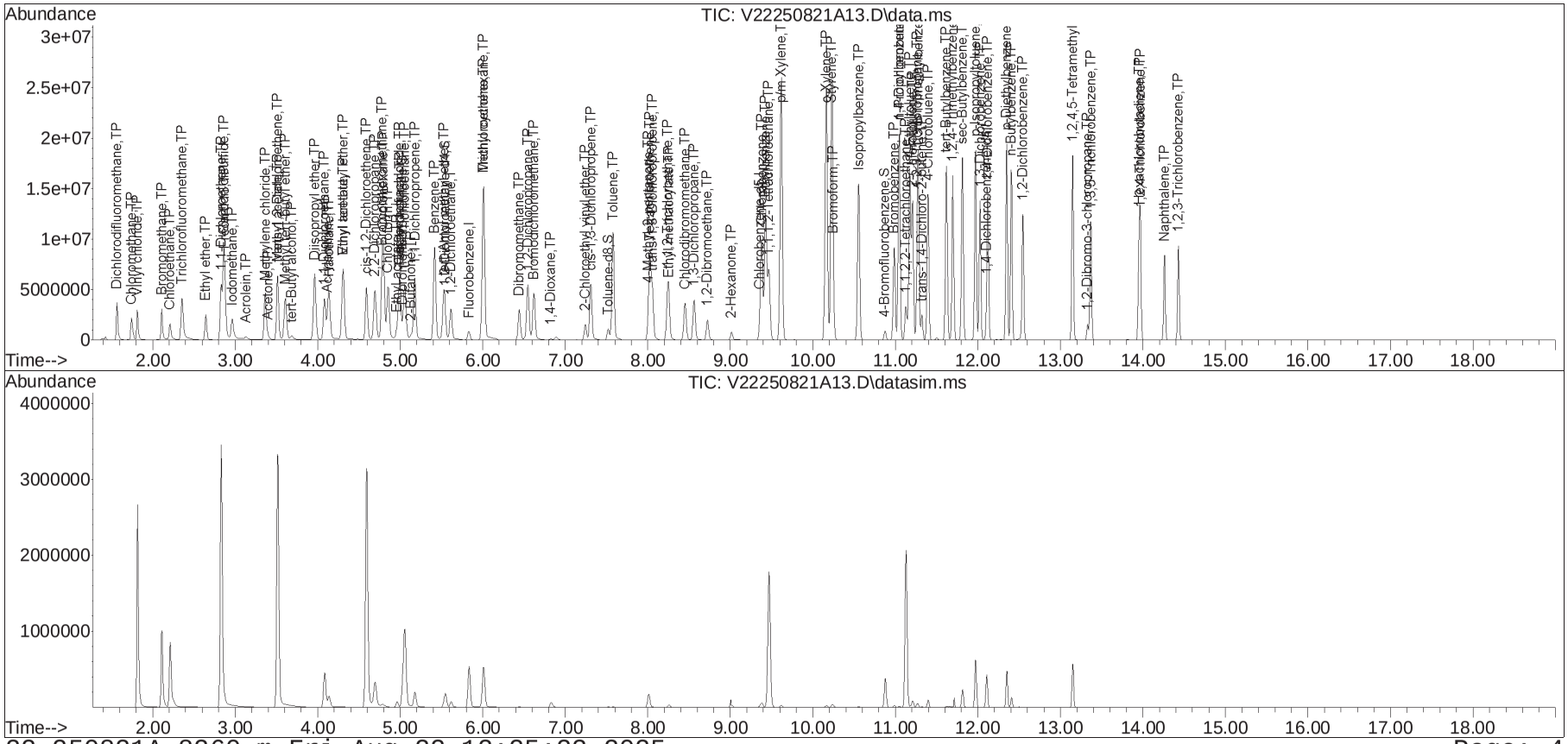

# Manual Integration Report

| | | | |
|---|---|---|---|
| Data Path | : K:\VOA122\2025\250821AICAL\ | Method | : V122_250821A_8260.m |
| Data File | : V22250821A13.D | Operator | : VOA122:PID |
| Date Inj'd | : 8/21/2025 6:39 pm | Instrument | : VOA 122 |
| Sample | : I8260STD200PPB | Quant Date | : 8/22/2025 11:57 am |

## Compound #37: Tetrahydrofuran

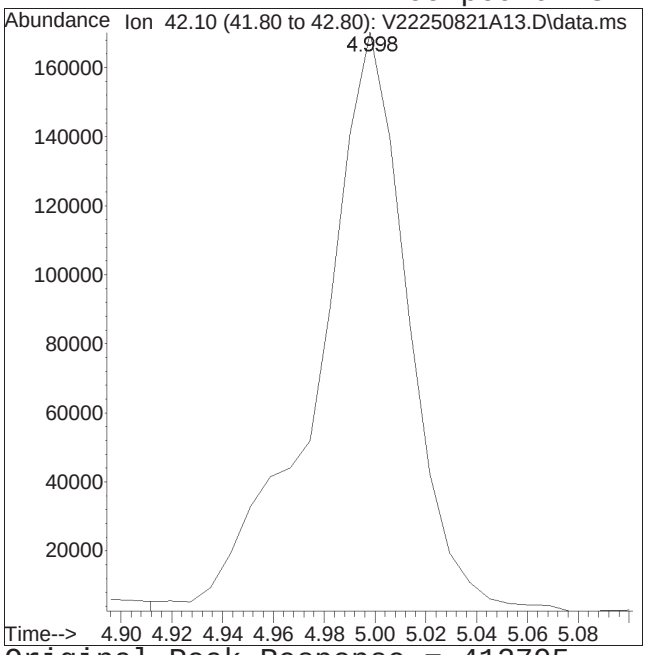


Original Peak Response = 412795

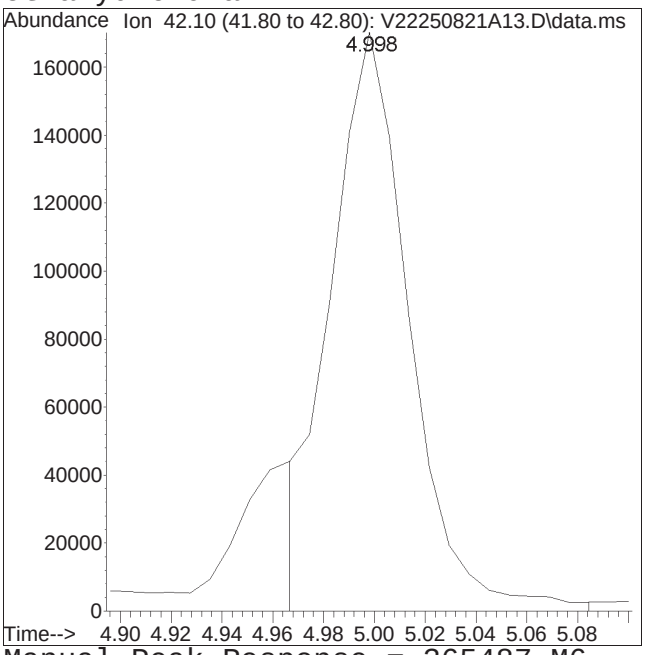


Manual Peak Response = 365487 M6

M6 = Misassignment of peak valley by automated integration (poor split of 2 peaks).

Manual Integration Report

Data Path : K:\VOA122\2025\250821AICAL : V122_250821A_8260.m
Data File : V22250821A13.D Operator : VOA122:PID
Date Inj'd : 8/21/2025 6:39 pm Instrument : VOA 122
Sample : I8260STD200PPB Quant Date : 8/22/2025 11:57 am

Compound #93: 2-Chlorotoluene

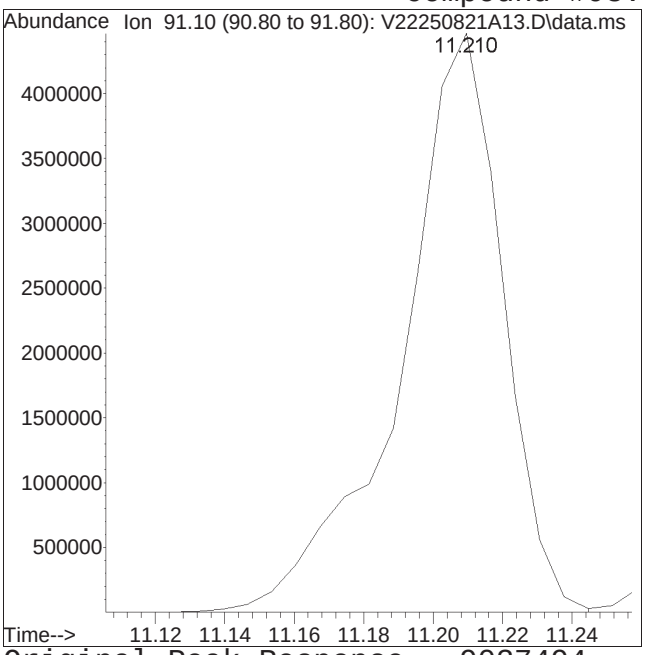


Original Peak Response = 9037494

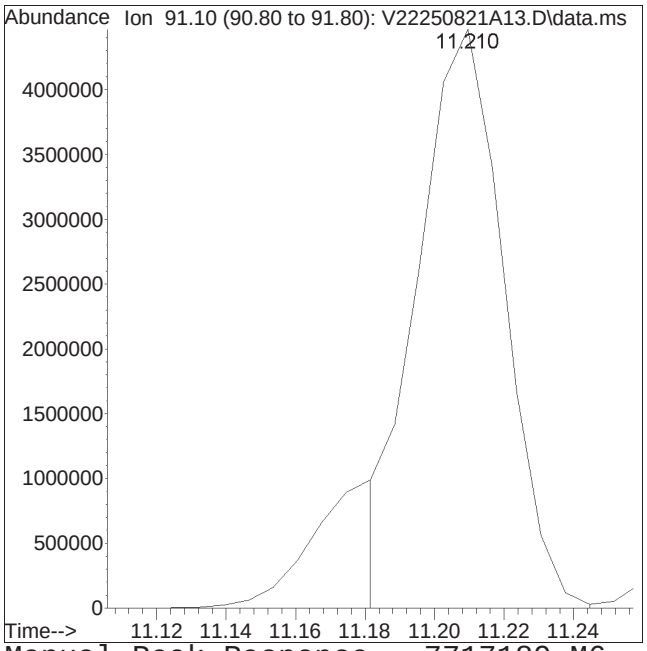


Manual Peak Response = 7717189 M6

M6 = Misassignment of peak valley by automated integration (poor split of 2 peaks).

# Evaluate Continuing Calibration Report

Data Path : K:\VOA122\2025\250821AICAL\
Data File : V22250821A18.D
Acq On : 21 Aug 2025 08:42 pm
Operator : VOA122:PID
Sample : C8260STD10PPB
Misc : WG2106161,ICAL (Sig #1); WG,ICAL22327 (Sig #2)
ALS Vial : 18 Sample Multiplier: 1

Quant Time: Aug 22 12:08:18 2025
Quant Method : K:\VOA122\2025\250821AICAL\V122_250821A_8260.m
Quant Title : VOLATILES BY GC/MS
QLast Update : Fri Aug 22 12:06:39 2025
Response via : Initial Calibration

Min. RRF : 0.000 Min. Rel. Area : 50% Max. R.T. Dev 0.50min
Max. RRF Dev : 20% Max. Rel. Area : 200%

| | | Compound | AvgRF | CCRF | %Dev | Area% | Dev(min) |
|---|---|---|---|---|---|---|---|
| 1 | I | Fluorobenzene | 1.000 | 1.000 | 0.0 | 119 | 0.00 |
| 2 | TP | Dichlorodifluoromethane | 0.195 | 0.142 | 27.2# | 76 | 0.00 |
| 3 | TP | Chloromethane | 0.155 | 0.168 | -8.4 | 113 | 0.00 |
| 4 | TP | Vinyl chloride | 0.160 | 0.137 | 14.4 | 90 | 0.00 |
| 5 | TP | Bromomethane | 0.080 | 0.065 | 18.8 | 100 | 0.00 |
| 6 | TP | Chloroethane | 0.098 | 0.087 | 11.2 | 93 | 0.00 |
| 7 | TP | Trichlorofluoromethane | 0.262 | 0.194 | 26.0# | 78 | 0.00 |
| 8 | TP | Ethyl ether | 0.054 | 0.049 | 9.3 | 110 | 0.00 |
| 10 | TP | 1,1-Dichloroethene | 0.124 | 0.106 | 14.5 | 94 | 0.00 |
| 11 | TP | Carbon disulfide | 0.459 | 0.356 | 22.4# | 82 | 0.00 |
| 12 | TP | Freon-113 | 0.137 | 0.101 | 26.3# | 79 | 0.00 |
| 13 | TP | Iodomethane | 0.000 | 0.000# | 0.0 | 0# | -2.96# |
| 14 | TP | Acrolein | 0.01140 | 0.00492# | 56.8# | 51 | 0.00 |
| 15 | TP | Methylene chloride | 0.155 | 0.170 | -9.7 | 118 | 0.00 |
| 17 | TP | Acetone | 0.022 | 0.021 | 4.5 | 108 | 0.00 |
| 18 | TP | trans-1,2-Dichloroethene | 0.143 | 0.138 | 3.5 | 109 | 0.00 |
| 19 | TP | Methyl acetate | 0.052 | 0.049 | 5.8 | 112 | 0.00 |
| 21 | TP | Methyl tert-butyl ether | 0.228 | 0.203 | 11.0 | 111 | 0.00 |
| 22 | TP | tert-Butyl alcohol | 0.00398 | 0.00401# | -0.8 | 115 | 0.00 |
| 24 | TP | Diisopropyl ether | 0.325 | 0.289 | 11.1 | 113 | 0.00 |
| 25 | TP | 1,1-Dichloroethane | 0.282 | 0.269# | 4.6 | 106 | 0.00 |
| 26 | TP | Halothane | 0.109 | 0.093 | 14.7 | 92 | 0.00 |
| 27 | TP | Acrylonitrile | 0.025 | 0.024 | 4.0 | 112 | 0.00 |
| 28 | TP | Ethyl tert-butyl ether | 0.257 | 0.233 | 9.3 | 115 | 0.00 |
| 29 | TP | Vinyl acetate | 0.173 | 0.150 | 13.3 | 110 | 0.00 |
| 30 | TP | cis-1,2-Dichloroethene | 0.148 | 0.147# | 0.7 | 113 | 0.00 |
| 31 | TP | 2,2-Dichloropropane | 0.224 | 0.185 | 17.4 | 89 | 0.00 |
| 32 | TP | Bromochloromethane | 0.075 | 0.072# | 4.0 | 108 | 0.00 |
| 33 | TP | Cyclohexane | * 10.000 | 7.145 | 28.6# | 81 | 0.00 |
| 34 | TP | Chloroform | 0.285 | 0.292# | -2.5 | 118 | 0.00 |
| 35 | TP | Ethyl acetate | 0.064 | 0.060 | 6.3 | 118 | 0.00 |
| 36 | TP | Carbon tetrachloride | 0.244 | 0.199 | 18.4 | 87 | 0.00 |
| 37 | TP | Tetrahydrofuran | 0.020 | 0.019 | 5.0 | 114 | 0.00 |
| 38 | S | Dibromofluoromethane | 0.333 | 0.317 | 4.8 | 112 | 0.00 |
| 39 | TP | 1,1,1-Trichloroethane | 0.259 | 0.229 | 11.6 | 95 | 0.00 |
| 41 | TP | 2-Butanone | 0.027 | 0.025 | 7.4 | 106 | 0.00 |
| 42 | TP | 1,1-Dichloropropene | 0.173 | 0.156 | 9.8 | 105 | 0.00 |
| 44 | TP | Benzene | 0.518 | 0.494 | 4.6 | 112 | 0.00 |
| 45 | TP | tert-Amyl methyl ether | 0.221 | 0.193 | 12.7 | 117 | 0.00 |

Evaluate Continuing Calibration Report

Data Path : K:\VOA122\2025\250821AICAL\
Data File : V22250821A18.D
Acq On : 21 Aug 2025 08:42 pm
Operator : VOA122:PID
Sample : C8260STD10PPB
Misc : WG2106161,ICAL (Sig #1); WG,ICAL22327 (Sig #2)
ALS Vial : 18 Sample Multiplier: 1

Quant Time: Aug 22 12:08:18 2025
Quant Method : K:\VOA122\2025\250821AICAL\V122_250821A_8260.m
Quant Title : VOLATILES BY GC/MS
QLast Update : Fri Aug 22 12:06:39 2025
Response via : Initial Calibration

Min. RRF : 0.000 Min. Rel. Area : 50% Max. R.T. Dev 0.50min
Max. RRF Dev : 20% Max. Rel. Area : 200%

| | | Compound | AvgRF | CCRF | %Dev | Area% | Dev(min) |
|---|---|---|---|---|---|---|---|
| 46 | S | 1,2-Dichloroethane-d4 | 0.320 | 0.315 | 1.6 | 116 | 0.00 |
| 47 | T | 1,2-Dichloroethane | 0.178 | 0.172 | 3.4 | 118 | 0.00 |
| 50 | TP | Methyl cyclohexane | * 10.000 | 6.747 | 32.5# | 81 | 0.00 |
| 51 | TP | Trichloroethene | 0.158 | 0.138# | 12.7 | 107 | 0.00 |
| 53 | TP | Dibromomethane | 0.085 | 0.084 | 1.2 | 116 | 0.00 |
| 54 | TP | 1,2-Dichloropropane | 0.141 | 0.135# | 4.3 | 112 | 0.00 |
| 56 | TP | 2-Chloroethyl vinyl ether | 0.037 | 0.035 | 5.4 | 125 | 0.00 |
| 57 | TP | Bromodichloromethane | 0.204 | 0.184# | 9.8 | 107 | 0.00 |
| 60 | TP | 1,4-Dioxane | 0.00048 | 0.00054# | -12.5 | 139 | 0.00 |
| 61 | TP | cis-1,3-Dichloropropene | 0.184 | 0.178# | 3.3 | 121 | 0.00 |
| 62 | I | Chlorobenzene-d5 | 1.000 | 1.000 | 0.0 | 118 | 0.00 |
| 63 | S | Toluene-d8 | 1.291 | 1.280 | 0.9 | 117 | 0.00 |
| 64 | TP | Toluene | 0.410 | 0.391 | 4.6 | 108 | 0.00 |
| 65 | TP | 4-Methyl-2-pentanone | 0.023 | 0.020# | 13.0 | 115 | 0.00 |
| 66 | TP | Tetrachloroethene | 0.200 | 0.172 | 14.0 | 95 | 0.00 |
| 68 | TP | trans-1,3-Dichloropropene | * 10.000 | 9.348 | 6.5 | 119 | 0.00 |
| 70 | TP | Ethyl methacrylate | 0.106 | 0.090 | 15.1 | 114 | 0.00 |
| 71 | TP | 1,1,2-Trichloroethane | 0.089 | 0.085# | 4.5 | 110 | 0.00 |
| 72 | TP | Chlorodibromomethane | 0.163 | 0.153# | 6.1 | 115 | 0.00 |
| 73 | TP | 1,3-Dichloropropane | 0.183 | 0.177 | 3.3 | 117 | 0.00 |
| 74 | TP | 1,2-Dibromoethane | 0.108 | 0.103# | 4.6 | 116 | 0.00 |
| 76 | TP | 2-Hexanone | 0.034 | 0.032 | 5.9 | 124 | 0.00 |
| 77 | TP | Chlorobenzene | 0.489 | 0.480 | 1.8 | 114 | 0.00 |
| 78 | TP | Ethylbenzene | 0.807 | 0.773 | 4.2 | 107 | 0.00 |
| 79 | TP | 1,1,1,2-Tetrachloroethane | 0.177 | 0.161 | 9.0 | 109 | 0.00 |
| 80 | TP | p/m Xylene | 0.303 | 0.297 | 2.0 | 109 | 0.00 |
| 81 | TP | o Xylene | 0.283 | 0.268 | 5.3 | 107 | 0.00 |
| 82 | TP | Styrene | 0.468 | 0.459 | 1.9 | 106 | 0.00 |
| 83 | I | 1,4-Dichlorobenzene-d4 | 1.000 | 1.000 | 0.0 | 110 | 0.00 |
| 84 | TP | Bromoform | 0.167 | 0.154 | 7.8 | 110 | 0.00 |
| 86 | TP | Isopropylbenzene | 1.357 | 1.284 | 5.4 | 102 | 0.00 |
| 87 | S | 4-Bromofluorobenzene | 0.776 | 0.832 | -7.2 | 120 | 0.00 |
| 88 | TP | Bromobenzene | 0.354 | 0.362 | -2.3 | 114 | 0.00 |
| 89 | TP | n-Propylbenzene | 1.647 | 1.574 | 4.4 | 103 | 0.00 |
| 90 | TP | 1,4-Dichlorobutane | 0.301 | 0.290 | 3.7 | 108 | 0.00 |
| 91 | TP | 1,1,2,2-Tetrachloroethane | 0.225 | 0.202 | 10.2 | 104 | 0.00 |
| 92 | TP | 4-Ethyltoluene | 1.334 | 1.275 | 4.4 | 104 | 0.00 |

# Evaluate Continuing Calibration Report

Data Path : K:\VOA122\2025\250821AICAL\
Data File : V22250821A18.D
Acq On : 21 Aug 2025 08:42 pm
Operator : VOA122:PID
Sample : C8260STD10PPB
Misc : WG2106161,ICAL (Sig #1); WG,ICAL22327 (Sig #2)
ALS Vial : 18 Sample Multiplier: 1

Quant Time: Aug 22 12:08:18 2025
Quant Method : K:\VOA122\2025\250821AICAL\V122_250821A_8260.m
Quant Title : VOLATILES BY GC/MS
QLast Update : Fri Aug 22 12:06:39 2025
Response via : Initial Calibration

Min. RRF : 0.000 Min. Rel. Area : 50% Max. R.T. Dev 0.50min
Max. RRF Dev : 20% Max. Rel. Area : 200%

| | Compound | | AvgRF | CCRF | %Dev | Area% | Dev(min) |
|---|---|---|---|---|---|---|---|
| 93 TP | 2-Chlorotoluene | | 1.016 | 0.994 | 2.2 | 103 | 0.00 |
| 94 TP | 1,3,5-Trimethylbenzene | | 1.149 | 1.142 | 0.6 | 106 | 0.00 |
| 95 TP | 1,2,3-Trichloropropane | | 0.180 | 0.171 | 5.0 | 108 | 0.00 |
| 96 TP | trans-1,4-Dichloro-2-butene | | 0.056 | 0.054 | 3.6 | 119 | 0.00 |
| 97 TP | 4-Chlorotoluene | | 1.018 | 1.036 | -1.8 | 112 | 0.00 |
| 98 TP | tert-Butylbenzene | | 1.015 | 0.912 | 10.1 | 100 | 0.00 |
| 101 TP | 1,2,4-Trimethylbenzene | | 0.783 | 0.829 | -5.9 | 109 | 0.00 |
| 102 TP | sec-Butylbenzene | * | 10.000 | 8.149 | 18.5 | 95 | 0.00 |
| 103 TP | p-Isopropyltoluene | * | 10.000 | 8.353 | 16.5 | 99 | 0.00 |
| 104 TP | 1,3-Dichlorobenzene | | 0.718 | 0.719 | -0.1 | 107 | 0.00 |
| 105 TP | 1,4-Dichlorobenzene | | 0.722 | 0.707 | 2.1 | 109 | 0.00 |
| 106 TP | p-Diethylbenzene | | 0.737 | 0.605 | 17.9 | 96 | 0.00 |
| 107 TP | n-Butylbenzene | | 1.055 | 0.980 | 7.1 | 97 | 0.00 |
| 108 TP | 1,2-Dichlorobenzene | | 0.623 | 0.629 | -1.0 | 108 | 0.00 |
| 109 TP | 1,2,4,5-Tetramethylbenzene | * | 10.000 | 8.739 | 12.6 | 112 | 0.00 |
| 110 TP | 1,2-Dibromo-3-chloropropane | | 0.038 | 0.038 | 0.0 | 114 | 0.00 |
| 111 TP | 1,3,5-Trichlorobenzene | | 0.451 | 0.430 | 4.7 | 102 | 0.00 |
| 112 TP | Hexachlorobutadiene | | 0.176 | 0.158 | 10.2 | 99 | 0.00 |
| 113 TP | 1,2,4-Trichlorobenzene | | 0.366 | 0.371# | -1.4 | 114 | 0.00 |
| 114 TP | Naphthalene | | 0.660 | 0.667 | -1.1 | 121 | 0.00 |
| 115 TP | 1,2,3-Trichlorobenzene | | 0.313 | 0.319# | -1.9 | 111 | 0.00 |

* Evaluation of CC level amount vs concentration.
(#) = Out of Range SPCC's out = 18 CCC's out = 0

Quantitation Report (QT Reviewed)

Data Path : K:\VOA122\2025\250821AICAL\
Data File : V22250821A18.D
Acq On : 21 Aug 2025 08:42 pm
Operator : VOA122:PID
Sample : C8260STD10PPB
Misc : WG2106161,ICAL (Sig #1); WG,ICAL22327 (Sig #2)
ALS Vial : 18 Sample Multiplier: 1

Quant Time: Aug 22 12:08:18 2025
Quant Method : K:\VOA122\2025\250821AICAL\V122_250821A_8260.m
Quant Title : VOLATILES BY GC/MS
QLast Update : Fri Aug 22 12:06:39 2025
Response via : Initial Calibration

CCAL FILE(s) : 1 - K:\VOA122\2025\250821AICAL\V22250821A09.D
Sub List : 8260-Curve - Megamix plus Diox

| Compound | R.T. | QIon | Response | Conc Units | Dev(Min) |
|---|---|---|---|---|---|
| Internal Standards | | | | | |
| 1) Fluorobenzene | 5.828 | 96 | 593806 | 10.000 ug/L | 0.00 |
| Standard Area 1 = 497579 | | | Recovery | = 119.34% | |
| 62) Chlorobenzene-d5 | 9.358 | 117 | 501172 | 10.000 ug/L | 0.00 |
| Standard Area 1 = 424030 | | | Recovery | = 118.19% | |
| 83) 1,4-Dichlorobenzene-d4 | 12.104 | 152 | 284376 | 10.000 ug/L | 0.00 |
| Standard Area 1 = 258438 | | | Recovery | = 110.04% | |
| System Monitoring Compounds | | | | | |
| 38) Dibromofluoromethane | 5.029 | 113 | 188159 | 9.509 ug/L | 0.00 |
| Spiked Amount 10.000 | Range 70 - 130 | | Recovery | = 95.09% | |
| 46) 1,2-Dichloroethane-d4 | 5.542 | 65 | 186804 | 9.845 ug/L | 0.00 |
| Spiked Amount 10.000 | Range 70 - 130 | | Recovery | = 98.45% | |
| 63) Toluene-d8 | 7.520 | 98 | 641349 | 9.911 ug/L | 0.00 |
| Spiked Amount 10.000 | Range 70 - 130 | | Recovery | = 99.11% | |
| 87) 4-Bromofluorobenzene | 10.873 | 95 | 236643 | 10.727 ug/L | 0.00 |
| Spiked Amount 10.000 | Range 70 - 130 | | Recovery | = 107.27% | |
| Target Compounds | | | | | Qvalue |
| 2) Dichlorodifluoromethane | 1.570 | 85 | 84554 | 7.316 ug/L | 100 |
| 3) Chloromethane | 1.742 | 50 | 99928 | 10.847 ug/L | 99 |
| 4) Vinyl chloride | 1.813 | 62 | 81396 | 8.543 ug/L | 97 |
| 5) Bromomethane | 2.103 | 94 | 38470 | 8.135 ug/L | 99 |
| 6) Chloroethane | 2.213 | 64 | 51676 | 8.892 ug/L | 99 |
| 7) Trichlorofluoromethane | 2.354 | 101 | 115307 | 7.401 ug/L | 99 |
| 8) Ethyl ether | 2.644 | 74 | 28870 | 8.970 ug/L | 96 |
| 10) 1,1-Dichloroethene | 2.825 | 96 | 62752 | 8.529 ug/L | 96 |
| 11) Carbon disulfide | 2.856 | 76 | 211223 | 7.758 ug/L | 100 |
| 12) Freon-113 | 2.864 | 101 | 60210 | 7.378 ug/L | 99 |
| 13) Iodomethane | 0.000 | | 0 | N.D. d | |
| 14) Acrolein | 3.123 | 56 | 2923 | 4.317 ug/L | 89 |
| 15) Methylene chloride | 3.358 | 84 | 100734 | 10.972 ug/L | 98 |
| 17) Acetone | 3.398 | 43 | 12564 | 9.829 ug/L | 98 |
| 18) trans-1,2-Dichloroethene | 3.507 | 96 | 82013 | 9.675 ug/L | 98 |
| 19) Methyl acetate | 3.515 | 43 | 29314 | 9.461 ug/L | 97 |
| 21) Methyl tert-butyl ether | 3.609 | 73 | 120468 | 8.896 ug/L | 97 |
| 22) tert-Butyl alcohol | 3.680 | 59 | 11917 | 50.418 ug/L | 96 |
| 24) Diisopropyl ether | 3.962 | 45 | 171649 | 8.883 ug/L | 96 |
| 25) 1,1-Dichloroethane | 4.080 | 63 | 159967 | 9.539 ug/L | 98 |
| 26) Halothane | 4.135 | 117 | 55041 | 8.508 ug/L | 99 |

Data Path : K:\VOA122\2025\250821AICAL\
Data File : V22250821A18.D
Acq On : 21 Aug 2025 08:42 pm
Operator : VOA122:PID
Sample : C8260STD10PPB
Misc : WG2106161,ICAL (Sig #1); WG,ICAL22327 (Sig #2)
ALS Vial : 18 Sample Multiplier: 1

Quant Time: Aug 22 12:08:18 2025
Quant Method : K:\VOA122\2025\250821AICAL\V122_250821A_8260.m
Quant Title : VOLATILES BY GC/MS
QLast Update : Fri Aug 22 12:06:39 2025
Response via : Initial Calibration

CCAL FILE(s) : 1 - K:\VOA122\2025\250821AICAL\V22250821A09.D
Sub List : 8260-Curve - Megamix plus Diox

| Compound | R.T. | QIon | Response | Conc | Units | | Dev(Min) |
|---|---|---|---|---|---|---|---|
| 27) Acrylonitrile | 4.111 | 53 | 14343 | 9.638 | ug/L | | 95 |
| 28) Ethyl tert-butyl ether | 4.300 | 59 | 138060 | 9.050 | ug/L | | 97 |
| 29) Vinyl acetate | 4.308 | 43 | 89037 | 8.647 | ug/L | | 99 |
| 30) cis-1,2-Dichloroethene | 4.590 | 96 | 87081 | 9.891 | ug/L | | 99 |
| 31) 2,2-Dichloropropane | 4.692 | 77 | 110079 | 8.257 | ug/L | | 98 |
| 32) Bromochloromethane | 4.778 | 128 | 42941 | 9.660 | ug/L | | 98 |
| 33) Cyclohexane | 4.794 | 56 | 87314 | 7.145 | ug/L | | 95 |
| 34) Chloroform | 4.849 | 83 | 173381 | 10.228 | ug/L | | 96 |
| 35) Ethyl acetate | 4.959 | 43 | 35551 | 9.376 | ug/L | | 97 |
| 36) Carbon tetrachloride | 4.990 | 117 | 118285 | 8.175 | ug/L | | 98 |
| 37) Tetrahydrofuran | 4.998 | 42 | 11519M6 | 9.496 | ug/L | | |
| 39) 1,1,1-Trichloroethane | 5.053 | 97 | 135784 | 8.829 | ug/L | | 98 |
| 41) 2-Butanone | 5.131 | 43 | 14771 | 9.333 | ug/L | # | 54 |
| 42) 1,1-Dichloropropene | 5.171 | 75 | 92716 | 9.042 | ug/L | | 98 |
| 44) Benzene | 5.417 | 78 | 293349 | 9.533 | ug/L | | 99 |
| 45) tert-Amyl methyl ether | 5.528 | 73 | 114689 | 8.720 | ug/L | | 95 |
| 47) 1,2-Dichloroethane | 5.612 | 62 | 101936 | 9.623 | ug/L | | 96 |
| 50) Methyl cyclohexane | 6.003 | 83 | 80115 | 6.747 | ug/L | | 99 |
| 51) Trichloroethene | 6.010 | 95 | 82220 | 8.764 | ug/L | | 98 |
| 53) Dibromomethane | 6.443 | 93 | 49777 | 9.873 | ug/L | | 96 |
| 54) 1,2-Dichloropropane | 6.547 | 63 | 80385 | 9.580 | ug/L | | 97 |
| 56) 2-Chloroethyl vinyl ether | 7.242 | 63 | 20493 | 9.321 | ug/L | | 98 |
| 57) Bromodichloromethane | 6.617 | 83 | 109128 | 8.999 | ug/L | | 99 |
| 60) 1,4-Dioxane | 6.825 | 88 | 15922 | 555.115 | ug/L | | 91 |
| 61) cis-1,3-Dichloropropene | 7.305 | 75 | 105789 | 9.678 | ug/L | | 98 |
| 64) Toluene | 7.576 | 92 | 196010 | 9.542 | ug/L | | 97 |
| 65) 4-Methyl-2-pentanone | 8.007 | 58 | 9880 | 8.569 | ug/L | | 96 |
| 66) Tetrachloroethene | 8.028 | 166 | 86196 | 8.618 | ug/L | | 99 |
| 68) trans-1,3-Dichloropropene | 8.055 | 75 | 88536 | 9.348 | ug/L | | 96 |
| 70) Ethyl methacrylate | 8.257 | 69 | 44911 | 8.447 | ug/L | | 98 |
| 71) 1,1,2-Trichloroethane | 8.236 | 83 | 42432 | 9.511 | ug/L | | 98 |
| 72) Chlorodibromomethane | 8.452 | 129 | 76625 | 9.389 | ug/L | | 97 |
| 73) 1,3-Dichloropropane | 8.556 | 76 | 88587 | 9.637 | ug/L | | 100 |
| 74) 1,2-Dibromoethane | 8.723 | 107 | 51761 | 9.598 | ug/L | | 98 |
| 76) 2-Hexanone | 9.015 | 43 | 16133 | 9.468 | ug/L | | 98 |
| 77) Chlorobenzene | 9.379 | 112 | 240470 | 9.816 | ug/L | | 99 |
| 78) Ethylbenzene | 9.421 | 91 | 387651 | 9.580 | ug/L | | 100 |
| 79) 1,1,1,2-Tetrachloroethane | 9.463 | 131 | 80655 | 9.115 | ug/L | | 98 |
| 80) p/m Xylene | 9.611 | 106 | 297338 | 19.559 | ug/L | | 98 |
| 81) o Xylene | 10.158 | 106 | 268520 | 18.915 | ug/L | | 98 |

Quantitation Report (QT Reviewed)

Data Path : K:\VOA122\2025\250821AICAL\
Data File : V22250821A18.D
Acq On : 21 Aug 2025 08:42 pm
Operator : VOA122:PID
Sample : C8260STD10PPB
Misc : WG2106161,ICAL (Sig #1); WG,ICAL22327 (Sig #2)
ALS Vial : 18 Sample Multiplier: 1

Quant Time: Aug 22 12:08:18 2025
Quant Method : K:\VOA122\2025\250821AICAL\V122_250821A_8260.m
Quant Title : VOLATILES BY GC/MS
QLast Update : Fri Aug 22 12:06:39 2025
Response via : Initial Calibration

CCAL FILE(s) : 1 - K:\VOA122\2025\250821AICAL\V22250821A09.D
Sub List : 8260-Curve - Megamix plus Diox

| Compound | R.T. | QIon | Response | Conc | Units | Dev(Min) |
|---|---|---|---|---|---|---|
| 82) Styrene | 10.228 | 104 | 459735 | 19.609 | ug/L | 100 |
| 84) Bromoform | 10.242 | 173 | 43658 | 9.194 | ug/L | 96 |
| 86) Isopropylbenzene | 10.550 | 105 | 365223 | 9.462 | ug/L | 100 |
| 88) Bromobenzene | 10.985 | 156 | 103080 | 10.230 | ug/L | 98 |
| 89) n-Propylbenzene | 11.041 | 91 | 447499 | 9.552 | ug/L | 100 |
| 90) 1,4-Dichlorobutane | 11.048 | 55 | 82403 | 9.629 | ug/L | 98 |
| 91) 1,1,2,2-Tetrachloroethane | 11.125 | 83 | 57470 | 8.989 | ug/L | 98 |
| 92) 4-Ethyltoluene | 11.174 | 105 | 362476 | 9.554 | ug/L | 100 |
| 93) 2-Chlorotoluene | 11.203 | 91 | 282533M6 | 9.778 | ug/L | |
| 94) 1,3,5-Trimethylbenzene | 11.273 | 105 | 324633 | 9.935 | ug/L | 99 |
| 95) 1,2,3-Trichloropropane | 11.259 | 75 | 48752 | 9.509 | ug/L | 97 |
| 96) trans-1,4-Dichloro-2-b... | 11.315 | 53 | 15336 | 9.593 | ug/L | 97 |
| 97) 4-Chlorotoluene | 11.392 | 91 | 294731 | 10.184 | ug/L | 99 |
| 98) tert-Butylbenzene | 11.616 | 119 | 259381 | 8.983 | ug/L | 100 |
| 101) 1,2,4-Trimethylbenzene | 11.693 | 105 | 235655 | 10.579 | ug/L | 98 |
| 102) sec-Butylbenzene | 11.812 | 105 | 360036 | 8.149 | ug/L | 99 |
| 103) p-Isopropyltoluene | 11.972 | 119 | 316924 | 8.353 | ug/L | 99 |
| 104) 1,3-Dichlorobenzene | 12.021 | 146 | 204453 | 10.011 | ug/L | 98 |
| 105) 1,4-Dichlorobenzene | 12.118 | 146 | 201092 | 9.798 | ug/L | 99 |
| 106) p-Diethylbenzene | 12.348 | 119 | 172087 | 8.208 | ug/L | 99 |
| 107) n-Butylbenzene | 12.404 | 91 | 278641 | 9.286 | ug/L | 99 |
| 108) 1,2-Dichlorobenzene | 12.543 | 146 | 178850 | 10.090 | ug/L | 98 |
| 109) 1,2,4,5-Tetramethylben... | 13.148 | 119 | 253505 | 8.739 | ug/L | 99 |
| 110) 1,2-Dibromo-3-chloropr... | 13.329 | 155 | 10785 | 9.868 | ug/L | 98 |
| 111) 1,3,5-Trichlorobenzene | 13.364 | 180 | 122295 | 9.538 | ug/L | 99 |
| 112) Hexachlorobutadiene | 13.956 | 225 | 44861 | 8.940 | ug/L | 97 |
| 113) 1,2,4-Trichlorobenzene | 13.970 | 180 | 105416 | 10.120 | ug/L | 99 |
| 114) Naphthalene | 14.262 | 128 | 189804 | 10.115 | ug/L | 100 |
| 115) 1,2,3-Trichlorobenzene | 14.429 | 180 | 90758 | 10.210 | ug/L | 99 |

(#) = qualifier out of range (m) = manual integration (+) = signals summed

Quantitation Report (QT Reviewed)

Data Path : K:\VOA122\2025\250821AICAL\
Data File : V22250821A18.D
Acq On : 21 Aug 2025 08:42 pm
Operator : VOA122:PID
Sample : C8260STD10PPB
Misc : WG2106161,ICAL (Sig #1); WG,ICAL22327 (Sig #2)
ALS Vial : 18 Sample Multiplier: 1

Quant Time: Aug 22 12:08:18 2025
Quant Method : K:\VOA122\2025\250821AICAL\V122_250821A_8260.m
Quant Title : VOLATILES BY GC/MS
QLast Update : Fri Aug 22 12:06:39 2025
Response via : Initial Calibration

CALLIST(s) : 8260KC.M K:\VOA122\2025\250821AICAL\V22250821A09.D•

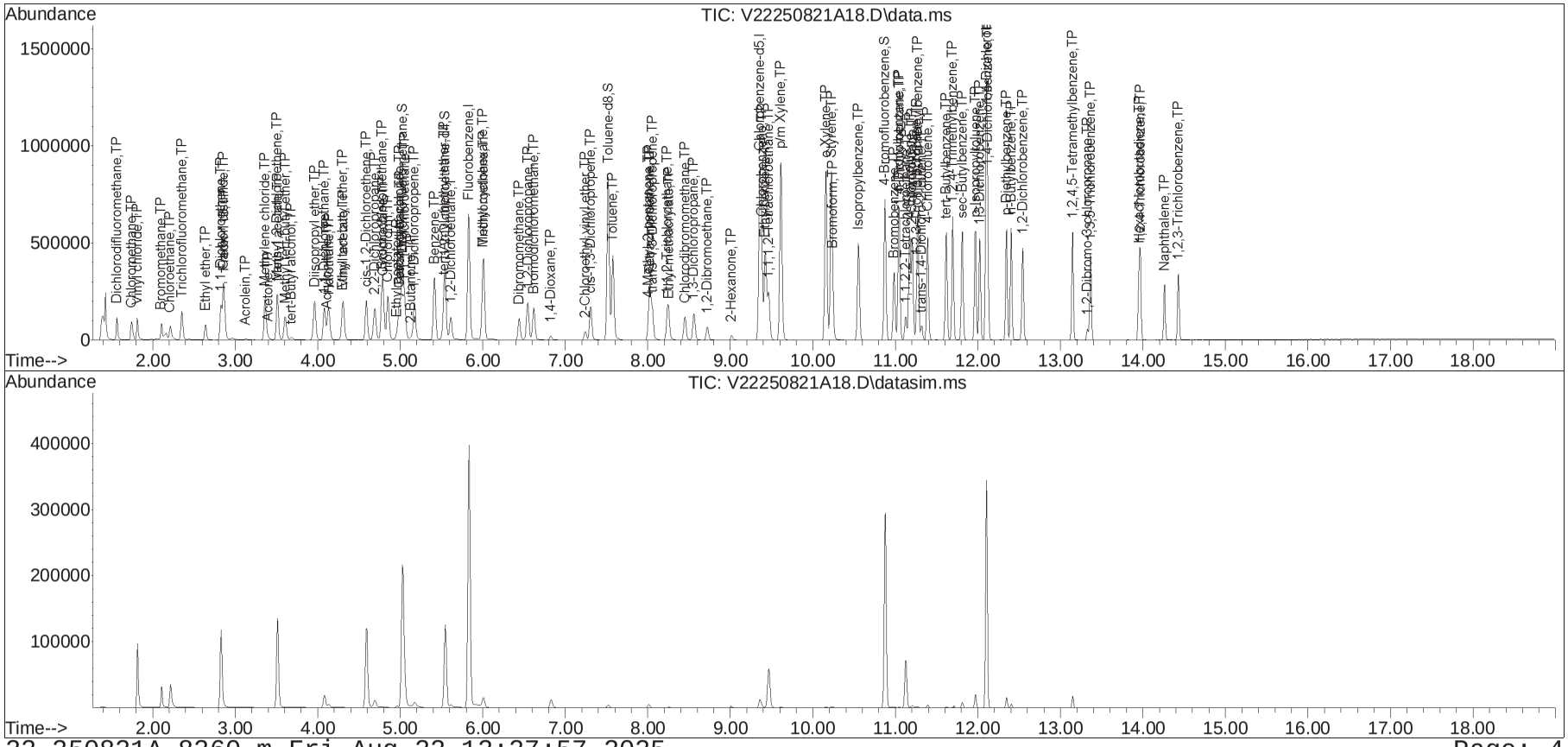

# Manual Integration Report

| | | | |
|---|---|---|---|
| Data Path | : K:\VOA122\2025\250821AICAL | | : V122_250821A_8260.m |
| Data File | : V22250821A18.D | Operator | : VOA122:PID |
| Date Inj'd | : 8/21/2025 8:42 pm | Instrument | : VOA 122 |
| Sample | : C8260STD10PPB | Quant Date | : 8/22/2025 12:07 pm |

## Compound #37: Tetrahydrofuran

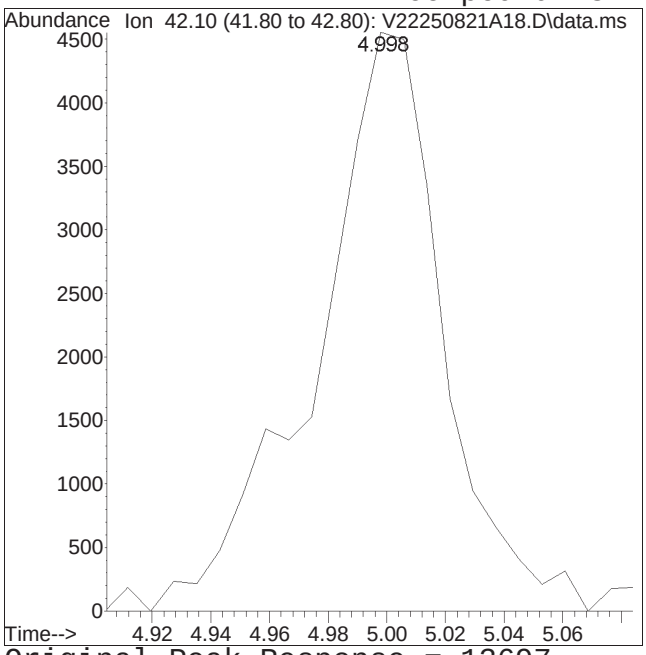


Original Peak Response = 13697

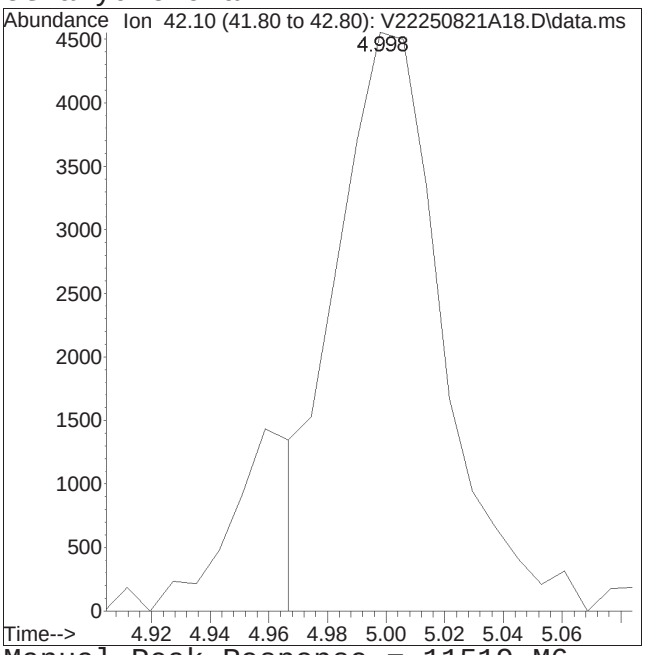


Manual Peak Response = 11519 M6

M6 = Misassignment of peak valley by automated integration (poor split of 2 peaks).

Manual Integration Report

Data Path : K:\VOA122\2025\250821AICAL : V122_250821A_8260.m
Data File : V22250821A18.D Operator : VOA122:PID
Date Inj'd : 8/21/2025 8:42 pm Instrument : VOA 122
Sample : C8260STD10PPB Quant Date : 8/22/2025 12:07 pm

Compound #93: 2-Chlorotoluene

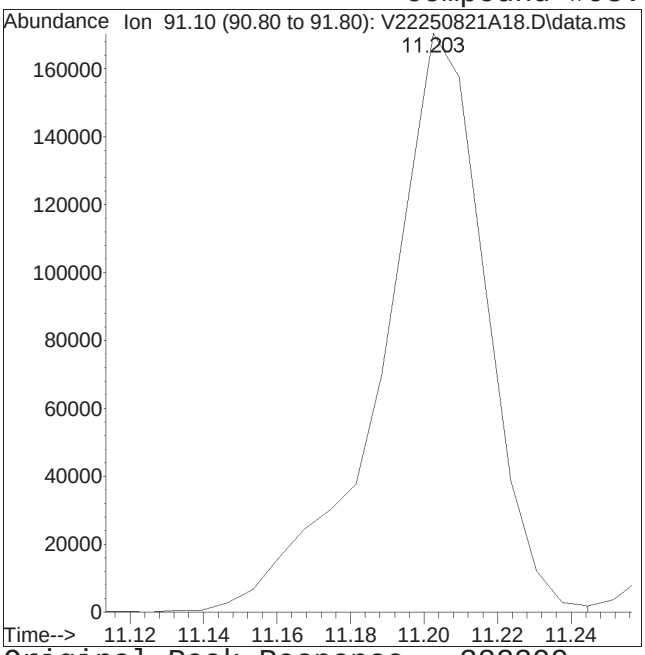


Original Peak Response = 332399

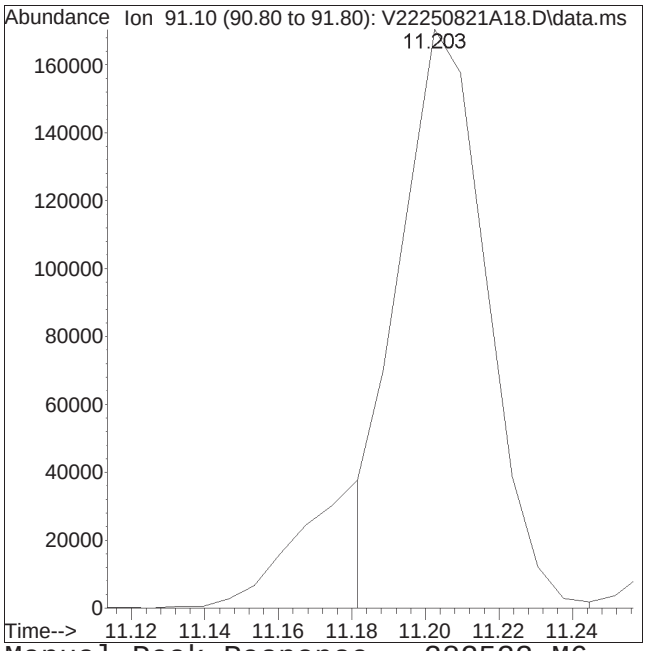


Manual Peak Response = 282533 M6

M6 = Misassignment of peak valley by automated integration (poor split of 2 peaks).

## Evaluate Relative Error Report VOA 122

Method Path : K:\VOA122\2025\250821AICAL\
Method File : V122_250821A_8260.m
Title : VOLATILES BY GC/MS
Last Update : Fri Aug 22 12:06:39 2025

| | COMPOUND | CalFit | Units | TrueMid | MidConc | %RE | TrueLow | LowConc | %RE |
|---|---|---|---|---|---|---|---|---|---|
| 33 | TP Cyclohexane | L | ug/L | 10.0 | 10.085 | 0.9 | 2.00 | 1.959 | -2.0 |
| 50 | TP Methyl cyclohexane | L | ug/L | 10.0 | 9.381 | -6.2 | 2.00 | 2.120 | 6.0 |
| 68 | TP trans-1,3-Dichloropropene | Q | ug/L | 10.0 | 9.292 | -7.1 | 0.19 | 0.239 | 25.8 |
| 102 | TP sec-Butylbenzene | L | ug/L | 10.0 | 9.394 | -6.1 | 0.50 | 0.641 | 28.2 |
| 103 | TP p-Isopropyltoluene | L | ug/L | 10.0 | 9.224 | -7.8 | 0.50 | 0.642 | 28.4 |
| 109 | TP 1,2,4,5-Tetramethylbenzene | L | ug/L | 10.0 | 8.634 | -13.7 | 2.00 | 2.264 | 13.2 |

## Calibration Correlation Report

| | COMPOUND | CalFit | CoefOfDet | QuadTerm | LinTerm | Constant |
|---|---|---|---|---|---|---|
| 33 | TP Cyclohexane | Linear | 0.999787 | 0.000000 | 0.235796 | -0.0214247 |
| 50 | TP Methyl cyclohexane | Linear | 0.999152 | 0.000000 | 0.243592 | -0.0294304 |
| 68 | TP trans-1,3-Dichloropropene | Quadratic | 0.998746 | 0.004233 | 0.187049 | -0.00188765 |
| 102 | TP sec-Butylbenzene | Linear | 0.998613 | 0.000000 | 1.61766 | -0.0521461 |
| 103 | TP p-Isopropyltoluene | Linear | 0.998723 | 0.000000 | 1.39169 | -0.0480005 |
| 109 | TP 1,2,4,5-Tetramethylbenzene | Linear | 0.998484 | 0.000000 | 1.18112 | -0.140687 |

# Continuing Calibration

# Calibration Verification Summary
# Form 7
# Volatiles

| | | | | | |
|---|---|---|---|---|---|
| **Client** | : Roux Env. Eng. & Geology, DPC | **Lab Number** | : L2555281 | | |
| **Project Name** | : CORAM MATERIALS | **Project Number** | : 2232.0006Y005 | | |
| **Instrument ID** | : VOA122 | **Calibration Date** | : 09/09/25 20:38 | | |
| **Lab File ID** | : V22250909N02 | **Init. Calib. Date(s)** | : 08/21/25 | 08/21/25 | |
| **Sample No** | : WG2112948-2 | **Init. Calib. Times** | : 14:34 | 18:39 | |
| **Channel** | : | | | | |

| Compound | Ave. RRF | RRF | Min RRF | %D | Max %D | Area% | Dev(min) |
|---|---|---|---|---|---|---|---|
| Fluorobenzene | 1 | 1 | - | 0 | 20 | 71 | 0 |
| Dichlorodifluoromethane | 0.195 | 0.186 | - | 4.6 | 20 | 58 | 0 |
| Chloromethane | 0.155 | 0.149 | - | 3.9 | 20 | 59 | 0 |
| Vinyl chloride | 0.16 | 0.145 | - | 9.4 | 20 | 57 | 0 |
| Bromomethane | 0.08 | 0.084 | - | -5 | 20 | 77 | 0 |
| Chloroethane | 0.098 | 0.091 | - | 7.1 | 20 | 58 | 0 |
| Trichlorofluoromethane | 0.262 | 0.286 | - | -9.2 | 20 | 68 | 0 |
| Ethyl ether | 0.054 | 0.057 | - | -5.6 | 20 | 76 | 0 |
| 1,1-Dichloroethene | 0.124 | 0.124 | - | 0 | 20 | 65 | 0 |
| Carbon disulfide | 0.459 | 0.439 | - | 4.4 | 20 | 60 | 0 |
| Freon-113 | 0.137 | 0.146 | - | -6.6 | 20 | 67 | 0 |
| Acrolein | 0.011 | 0.012 | - | -9.1 | 20 | 72 | 0 |
| Methylene chloride | 0.155 | 0.166 | - | -7.1 | 20 | 68 | 0 |
| Acetone | 0.022 | 0.025 | - | -13.6 | 20 | 74 | 0 |
| trans-1,2-Dichloroethene | 0.143 | 0.144 | - | -0.7 | 20 | 67 | 0 |
| Methyl acetate | 0.052 | 0.058 | - | -11.5 | 20 | 77 | 0 |
| Methyl tert-butyl ether | 0.228 | 0.256 | - | -12.3 | 20 | 83 | 0 |
| tert-Butyl alcohol | 0.00398 | 0.00496* | - | -24.6* | 20 | 84 | 0 |
| Diisopropyl ether | 0.325 | 0.308 | - | 5.2 | 20 | 71 | 0 |
| 1,1-Dichloroethane | 0.282 | 0.285* | - | -1.1 | 20 | 66 | 0 |
| Halothane | 0.109 | 0.122 | - | -11.9 | 20 | 72 | 0 |
| Acrylonitrile | 0.025 | 0.027 | - | -8 | 20 | 74 | 0 |
| Ethyl tert-butyl ether | 0.257 | 0.275 | - | -7 | 20 | 81 | 0 |
| Vinyl acetate | 0.173 | 0.187 | - | -8.1 | 20 | 81 | 0 |
| cis-1,2-Dichloroethene | 0.148 | 0.155* | - | -4.7 | 20 | 71 | 0 |
| 2,2-Dichloropropane | 0.224 | 0.228 | - | -1.8 | 20 | 65 | 0 |
| Bromochloromethane | 0.075 | 0.086* | - | -14.7 | 20 | 76 | 0 |
| Cyclohexane | 10 | 9.128 | - | 8.7 | 20 | 63 | 0 |
| Chloroform | 0.285 | 0.309 | - | -8.4 | 20 | 74 | 0 |
| Ethyl acetate | 0.064 | 0.071 | - | -10.9 | 20 | 83 | 0 |
| Carbon tetrachloride | 0.244 | 0.278 | - | -13.9 | 20 | 71 | 0 |
| Tetrahydrofuran | 0.02 | 0.021 | - | -5 | 20 | 73 | 0 |
| Dibromofluoromethane | 0.333 | 0.341 | - | -2.4 | 20 | 71 | 0 |
| 1,1,1-Trichloroethane | 0.259 | 0.292 | - | -12.7 | 20 | 72 | 0 |
| 2-Butanone | 0.027 | 0.031 | - | -14.8 | 20 | 79 | 0 |
| 1,1-Dichloropropene | 0.173 | 0.163 | - | 5.8 | 20 | 65 | 0 |
| Benzene | 0.518 | 0.517 | - | 0.2 | 20 | 69 | 0 |
| tert-Amyl methyl ether | 0.221 | 0.229 | - | -3.6 | 20 | 82 | 0 |
| 1,2-Dichloroethane-d4 | 0.32 | 0.375 | - | -17.2 | 20 | 82 | 0 |
| 1,2-Dichloroethane | 0.178 | 0.202 | - | -13.5 | 20 | 82 | 0 |
| Methyl cyclohexane | 10 | 8.569 | - | 14.3 | 20 | 64 | 0 |
| Trichloroethene | 0.158 | 0.161* | - | -1.9 | 20 | 74 | 0 |
| Dibromomethane | 0.085 | 0.092 | - | -8.2 | 20 | 75 | 0 |

* Value outside of QC limits.

# Calibration Verification Summary
# Form 7
# Volatiles

| | | | | | |
|---|---|---|---|---|---|
| **Client** | : Roux Env. Eng. & Geology, DPC | **Lab Number** | : L2555281 | | |
| **Project Name** | : CORAM MATERIALS | **Project Number** | : 2232.0006Y005 | | |
| **Instrument ID** | : VOA122 | **Calibration Date** | : 09/09/25 20:38 | | |
| **Lab File ID** | : V22250909N02 | **Init. Calib. Date(s)** | : 08/21/25 | 08/21/25 | |
| **Sample No** | : WG2112948-2 | **Init. Calib. Times** | : 14:34 | 18:39 | |
| **Channel** | : | | | | |

| Compound | Ave. RRF | RRF | Min RRF | %D | Max %D | Area% | Dev(min) |
|---|---|---|---|---|---|---|---|
| 1,2-Dichloropropane | 0.141 | 0.141* | - | 0 | 20 | 69 | 0 |
| Bromodichloromethane | 0.204 | 0.224* | - | -9.8 | 20 | 77 | 0 |
| 1,4-Dioxane | 0.00048 | 0.00044* | - | 8.3 | 20 | 67 | 0 |
| cis-1,3-Dichloropropene | 0.184 | 0.185* | - | -0.5 | 20 | 74 | 0 |
| Chlorobenzene-d5 | 1 | 1 | - | 0 | 20 | 69 | 0 |
| Toluene-d8 | 1.291 | 1.278 | - | 1 | 20 | 68 | 0 |
| Toluene | 0.41 | 0.423 | - | -3.2 | 20 | 69 | 0 |
| 4-Methyl-2-pentanone | 0.023 | 0.02* | - | 13 | 20 | 69 | 0 |
| Tetrachloroethene | 0.2 | 0.205 | - | -2.5 | 20 | 67 | 0 |
| trans-1,3-Dichloropropene | 10 | 10.306 | - | -3.1 | 20 | 77 | 0 |
| Ethyl methacrylate | 0.106 | 0.101 | - | 4.7 | 20 | 75 | 0 |
| 1,1,2-Trichloroethane | 0.089 | 0.097* | - | -9 | 20 | 74 | 0 |
| Chlorodibromomethane | 0.163 | 0.177* | - | -8.6 | 20 | 78 | 0 |
| 1,3-Dichloropropane | 0.183 | 0.19 | - | -3.8 | 20 | 74 | 0 |
| 1,2-Dibromoethane | 0.108 | 0.116* | - | -7.4 | 20 | 76 | 0 |
| 2-Hexanone | 0.034 | 0.033 | - | 2.9 | 20 | 74 | 0 |
| Chlorobenzene | 0.489 | 0.51 | - | -4.3 | 20 | 71 | 0 |
| Ethylbenzene | 0.807 | 0.811 | - | -0.5 | 20 | 66 | 0 |
| 1,1,1,2-Tetrachloroethane | 0.177 | 0.194 | - | -9.6 | 20 | 77 | 0 |
| p/m Xylene | 0.303 | 0.318 | - | -5 | 20 | 68 | 0 |
| o Xylene | 0.283 | 0.291 | - | -2.8 | 20 | 68 | 0 |
| Styrene | 0.468 | 0.51 | - | -9 | 20 | 69 | 0 |
| 1,4-Dichlorobenzene-d4 | 1 | 1 | - | 0 | 20 | 67 | 0 |
| Bromoform | 0.167 | 0.183 | - | -9.6 | 20 | 80 | 0 |
| Isopropylbenzene | 1.357 | 1.295 | - | 4.6 | 20 | 63 | 0 |
| 4-Bromofluorobenzene | 0.776 | 0.753 | - | 3 | 20 | 67 | 0 |
| Bromobenzene | 0.354 | 0.384 | - | -8.5 | 20 | 74 | 0 |
| n-Propylbenzene | 1.647 | 1.571 | - | 4.6 | 20 | 63 | 0 |
| 1,4-Dichlorobutane | 0.301 | 0.288 | - | 4.3 | 20 | 66 | 0 |
| 1,1,2,2-Tetrachloroethane | 0.225 | 0.221 | - | 1.8 | 20 | 69 | 0 |
| 4-Ethyltoluene | 1.334 | 1.342 | - | -0.6 | 20 | 67 | 0 |
| 2-Chlorotoluene | 1.016 | 1 | - | 1.6 | 20 | 63 | 0 |
| 1,3,5-Trimethylbenzene | 1.149 | 1.221 | - | -6.3 | 20 | 69 | 0 |
| 1,2,3-Trichloropropane | 0.18 | 0.179 | - | 0.6 | 20 | 69 | 0 |
| trans-1,4-Dichloro-2-buten | 0.056 | 0.057 | - | -1.8 | 20 | 77 | 0 |
| 4-Chlorotoluene | 1.018 | 1.032 | - | -1.4 | 20 | 68 | 0 |
| tert-Butylbenzene | 1.015 | 0.983 | - | 3.2 | 20 | 66 | 0 |
| 1,2,4-Trimethylbenzene | 0.783 | 0.885 | - | -13 | 20 | 71 | 0 |
| sec-Butylbenzene | 10 | 9.165 | - | 8.4 | 20 | 66 | 0 |
| p-Isopropyltoluene | 10 | 9.222 | - | 7.8 | 20 | 67 | 0 |
| 1,3-Dichlorobenzene | 0.718 | 0.794 | - | -10.6 | 20 | 72 | 0 |
| 1,4-Dichlorobenzene | 0.722 | 0.766 | - | -6.1 | 20 | 72 | 0 |
| p-Diethylbenzene | 0.737 | 0.67 | - | 9.1 | 20 | 65 | 0 |

* Value outside of QC limits.

# Calibration Verification Summary
# Form 7
# Volatiles

| | | | | | |
|---|---|---|---|---|---|
| **Client** | : Roux Env. Eng. & Geology, DPC | **Lab Number** | : L2555281 | | |
| **Project Name** | : CORAM MATERIALS | **Project Number** | : 2232.0006Y005 | | |
| **Instrument ID** | : VOA122 | **Calibration Date** | : 09/09/25 20:38 | | |
| **Lab File ID** | : V22250909N02 | **Init. Calib. Date(s)** | : 08/21/25 | 08/21/25 | |
| **Sample No** | : WG2112948-2 | **Init. Calib. Times** | : 14:34 | 18:39 | |
| **Channel** | : | | | | |

| Compound | Ave. RRF | RRF | Min RRF | %D | Max %D | Area% | Dev(min) |
|---|---|---|---|---|---|---|---|
| n-Butylbenzene | 1.055 | 1.073 | - | -1.7 | 20 | 65 | 0 |
| 1,2-Dichlorobenzene | 0.623 | 0.678 | - | -8.8 | 20 | 71 | 0 |
| 1,2,4,5-Tetramethylbenzene | 10 | 8.765 | - | 12.3 | 20 | 68 | 0 |
| 1,2-Dibromo-3-chloropropan | 0.038 | 0.041 | - | -7.9 | 20 | 75 | 0 |
| 1,3,5-Trichlorobenzene | 0.451 | 0.461 | - | -2.2 | 20 | 67 | 0 |
| Hexachlorobutadiene | 0.176 | 0.17 | - | 3.4 | 20 | 65 | 0 |
| 1,2,4-Trichlorobenzene | 0.366 | 0.355* | - | 3 | 20 | 67 | 0 |
| Naphthalene | 0.66 | 0.637 | - | 3.5 | 20 | 71 | 0 |
| 1,2,3-Trichlorobenzene | 0.313 | 0.314* | - | -0.3 | 20 | 67 | 0 |

* Value outside of QC limits.

# Calibration Verification Summary
# Form 7
# Volatiles

| | | | | | |
|---|---|---|---|---|---|
| **Client** | : Roux Env. Eng. & Geology, DPC | **Lab Number** | : L2555281 | | |
| **Project Name** | : CORAM MATERIALS | **Project Number** | : 2232.0006Y005 | | |
| **Instrument ID** | : VOA105 | **Calibration Date** | : 09/10/25 07:13 | | |
| **Lab File ID** | : V05250910A01 | **Init. Calib. Date(s)** | : 08/16/25 | 08/16/25 | |
| **Sample No** | : WG2113015-2 | **Init. Calib. Times** | : 12:48 | 16:38 | |
| **Channel** | : | | | | |

| Compound | Ave. RRF | RRF | Min RRF | %D | Max %D | Area% | Dev(min) |
|---|---|---|---|---|---|---|---|
| Fluorobenzene | 1 | 1 | - | 0 | 20 | 116 | 0 |
| Dichlorodifluoromethane | 0.329 | 0.331 | - | -0.6 | 20 | 106 | 0 |
| Chloromethane | 0.265 | 0.331 | - | -24.9* | 20 | 148 | 0 |
| Vinyl chloride | 0.305 | 0.408 | - | -33.8* | 20 | 145 | 0 |
| Bromomethane | 0.133 | 0.084 | - | 36.8* | 20 | 80 | 0 |
| Chloroethane | 0.177 | 0.218 | - | -23.2* | 20 | 136 | 0 |
| Trichlorofluoromethane | 0.488 | 0.5 | - | -2.5 | 20 | 106 | 0 |
| Ethyl ether | 0.115 | 0.134 | - | -16.5 | 20 | 130 | 0 |
| 1,1-Dichloroethene | 0.21 | 0.253 | - | -20.5* | 20 | 128 | 0 |
| Carbon disulfide | 0.713 | 0.889 | - | -24.7* | 20 | 137 | 0 |
| Freon-113 | 0.225 | 0.274 | - | -21.8* | 20 | 126 | 0 |
| Acrolein | 0.038 | 0.041 | - | -7.9 | 20 | 119 | 0 |
| Methylene chloride | 10 | 10.776 | - | -7.8 | 20 | 119 | 0 |
| Acetone | 0.047 | 0.04 | - | 14.9 | 20 | 102 | 0 |
| trans-1,2-Dichloroethene | 0.24 | 0.268 | - | -11.7 | 20 | 123 | 0 |
| Methyl acetate | 0.114 | 0.112 | - | 1.8 | 20 | 110 | 0 |
| Methyl tert-butyl ether | 0.608 | 0.565 | - | 7.1 | 20 | 102 | 0 |
| tert-Butyl alcohol | 0.013 | 0.011 | - | 15.4 | 20 | 99 | 0 |
| Diisopropyl ether | 0.848 | 0.851 | - | -0.4 | 20 | 108 | 0 |
| 1,1-Dichloroethane | 0.558 | 0.569 | - | -2 | 20 | 108 | 0 |
| Halothane | 0.17 | 0.19 | - | -11.8 | 20 | 119 | 0 |
| Acrylonitrile | 0.068 | 0.063 | - | 7.4 | 20 | 103 | 0 |
| Ethyl tert-butyl ether | 0.749 | 0.686 | - | 8.4 | 20 | 101 | 0 |
| Vinyl acetate | 10 | 9.363 | - | 6.4 | 20 | 115 | 0 |
| cis-1,2-Dichloroethene | 0.265 | 0.276 | - | -4.2 | 20 | 113 | 0 |
| 2,2-Dichloropropane | 0.446 | 0.447 | - | -0.2 | 20 | 105 | 0 |
| Bromochloromethane | 0.109 | 0.116 | - | -6.4 | 20 | 112 | 0 |
| Cyclohexane | 0.539 | 0.605 | - | -12.2 | 20 | 113 | 0 |
| Chloroform | 0.512 | 0.493 | - | 3.7 | 20 | 103 | 0 |
| Ethyl acetate | 0.165 | 0.147 | - | 10.9 | 20 | 102 | 0 |
| Carbon tetrachloride | 0.436 | 0.389 | - | 10.8 | 20 | 92 | 0 |
| Tetrahydrofuran | 0.055 | 0.053 | - | 3.6 | 20 | 107 | 0 |
| Dibromofluoromethane | 0.285 | 0.27 | - | 5.3 | 20 | 109 | 0 |
| 1,1,1-Trichloroethane | 0.479 | 0.451 | - | 5.8 | 20 | 97 | 0 |
| 2-Butanone | 0.07 | 0.051 | - | 27.1* | 20 | 86 | 0 |
| 1,1-Dichloropropene | 0.349 | 0.373 | - | -6.9 | 20 | 114 | 0 |
| Benzene | 1.014 | 1.128 | - | -11.2 | 20 | 119 | 0 |
| tert-Amyl methyl ether | 0.543 | 0.503 | - | 7.4 | 20 | 107 | 0 |
| 1,2-Dichloroethane-d4 | 0.407 | 0.357 | - | 12.3 | 20 | 95 | 0 |
| 1,2-Dichloroethane | 0.405 | 0.356 | - | 12.1 | 20 | 94 | 0 |
| Methyl cyclohexane | 0.43 | 0.441 | - | -2.6 | 20 | 116 | 0 |
| Trichloroethene | 0.274 | 0.275 | - | -0.4 | 20 | 109 | 0 |
| Dibromomethane | 0.145 | 0.136 | - | 6.2 | 20 | 104 | 0 |

* Value outside of QC limits.

# Calibration Verification Summary
# Form 7
# Volatiles

| | | | | | |
|---|---|---|---|---|---|
| **Client** | : Roux Env. Eng. & Geology, DPC | **Lab Number** | : L2555281 | | |
| **Project Name** | : CORAM MATERIALS | **Project Number** | : 2232.0006Y005 | | |
| **Instrument ID** | : VOA105 | **Calibration Date** | : 09/10/25 07:13 | | |
| **Lab File ID** | : V05250910A01 | **Init. Calib. Date(s)** | : 08/16/25 | 08/16/25 | |
| **Sample No** | : WG2113015-2 | **Init. Calib. Times** | : 12:48 | 16:38 | |
| **Channel** | : | | | | |

| Compound | Ave. RRF | RRF | Min RRF | %D | Max %D | Area% | Dev(min) |
|---|---|---|---|---|---|---|---|
| 1,2-Dichloropropane | 0.285 | 0.285 | - | 0 | 20 | 109 | 0 |
| Bromodichloromethane | 0.385 | 0.35 | - | 9.1 | 20 | 101 | 0 |
| 1,4-Dioxane | 0.00117 | 0.00118* | - | -0.9 | 20 | 122 | 0 |
| cis-1,3-Dichloropropene | 0.376 | 0.384 | - | -2.1 | 20 | 110 | 0 |
| Chlorobenzene-d5 | 1 | 1 | - | 0 | 20 | 108 | 0 |
| Toluene-d8 | 1.327 | 1.379 | - | -3.9 | 20 | 112 | 0 |
| Toluene | 0.829 | 0.887 | - | -7 | 20 | 112 | 0 |
| 4-Methyl-2-pentanone | 0.082 | 0.073 | - | 11 | 20 | 100 | 0 |
| Tetrachloroethene | 0.361 | 0.382 | - | -5.8 | 20 | 106 | 0 |
| trans-1,3-Dichloropropene | 10 | 9.081 | - | 9.2 | 20 | 103 | 0 |
| Ethyl methacrylate | 0.283 | 0.263 | - | 7.1 | 20 | 107 | 0 |
| 1,1,2-Trichloroethane | 0.198 | 0.213 | - | -7.6 | 20 | 114 | 0 |
| Chlorodibromomethane | 0.31 | 0.288 | - | 7.1 | 20 | 98 | 0 |
| 1,3-Dichloropropane | 0.436 | 0.464 | - | -6.4 | 20 | 110 | 0 |
| 1,2-Dibromoethane | 0.225 | 0.223 | - | 0.9 | 20 | 103 | 0 |
| 2-Hexanone | 0.127 | 0.11 | - | 13.4 | 20 | 100 | 0 |
| Chlorobenzene | 0.872 | 0.921 | - | -5.6 | 20 | 108 | 0 |
| Ethylbenzene | 1.638 | 1.762 | - | -7.6 | 20 | 108 | 0 |
| 1,1,1,2-Tetrachloroethane | 0.325 | 0.303 | - | 6.8 | 20 | 96 | 0 |
| p/m Xylene | 0.577 | 0.628 | - | -8.8 | 20 | 107 | 0 |
| o Xylene | 0.546 | 0.593 | - | -8.6 | 20 | 109 | 0 |
| Styrene | 0.9 | 0.985 | - | -9.4 | 20 | 109 | 0 |
| 1,4-Dichlorobenzene-d4 | 1 | 1 | - | 0 | 20 | 104 | 0 |
| Bromoform | 0.336 | 0.312 | - | 7.1 | 20 | 95 | 0 |
| Isopropylbenzene | 2.743 | 2.986 | - | -8.9 | 20 | 105 | 0 |
| 4-Bromofluorobenzene | 0.909 | 0.952 | - | -4.7 | 20 | 106 | 0 |
| Bromobenzene | 0.634 | 0.675 | - | -6.5 | 20 | 107 | 0 |
| n-Propylbenzene | 3.231 | 3.609 | - | -11.7 | 20 | 106 | 0 |
| 1,4-Dichlorobutane | 0.885 | 0.894 | - | -1 | 20 | 98 | 0 |
| 1,1,2,2-Tetrachloroethane | 0.441 | 0.489 | - | -10.9 | 20 | 111 | 0 |
| 4-Ethyltoluene | 2.607 | 2.859 | - | -9.7 | 20 | 104 | 0 |
| 2-Chlorotoluene | 2.012 | 2.241 | - | -11.4 | 20 | 105 | 0 |
| 1,3,5-Trimethylbenzene | 2.302 | 2.489 | - | -8.1 | 20 | 102 | 0 |
| 1,2,3-Trichloropropane | 0.412 | 0.41 | - | 0.5 | 20 | 101 | 0 |
| trans-1,4-Dichloro-2-buten | 0.163 | 0.151 | - | 7.4 | 20 | 100 | 0 |
| 4-Chlorotoluene | 2.095 | 2.201 | - | -5.1 | 20 | 103 | 0 |
| tert-Butylbenzene | 1.806 | 1.906 | - | -5.5 | 20 | 102 | 0 |
| 1,2,4-Trimethylbenzene | 2.214 | 2.359 | - | -6.5 | 20 | 99 | 0 |
| sec-Butylbenzene | 2.725 | 2.998 | - | -10 | 20 | 104 | 0 |
| p-Isopropyltoluene | 2.197 | 2.374 | - | -8.1 | 20 | 101 | 0 |
| 1,3-Dichlorobenzene | 1.177 | 1.258 | - | -6.9 | 20 | 105 | 0 |
| 1,4-Dichlorobenzene | 1.195 | 1.281 | - | -7.2 | 20 | 109 | 0 |
| p-Diethylbenzene | 1.272 | 1.366 | - | -7.4 | 20 | 101 | 0 |

* Value outside of QC limits.

# Calibration Verification Summary
# Form 7
# Volatiles

| | | | | | |
|---|---|---|---|---|---|
| **Client** | : Roux Env. Eng. & Geology, DPC | **Lab Number** | : L2555281 | | |
| **Project Name** | : CORAM MATERIALS | **Project Number** | : 2232.0006Y005 | | |
| **Instrument ID** | : VOA105 | **Calibration Date** | : 09/10/25 07:13 | | |
| **Lab File ID** | : V05250910A01 | **Init. Calib. Date(s)** | : 08/16/25 | 08/16/25 | |
| **Sample No** | : WG2113015-2 | **Init. Calib. Times** | : 12:48 | 16:38 | |
| **Channel** | : | | | | |

| Compound | Ave. RRF | RRF | Min RRF | %D | Max %D | Area% | Dev(min) |
|---|---|---|---|---|---|---|---|
| n-Butylbenzene | 2.03 | 2.289 | - | -12.8 | 20 | 105 | 0 |
| 1,2-Dichlorobenzene | 1.058 | 1.105 | - | -4.4 | 20 | 103 | 0 |
| 1,2,4,5-Tetramethylbenzene | 2.015 | 1.891 | - | 6.2 | 20 | 99 | 0 |
| 1,2-Dibromo-3-chloropropan | 0.075 | 0.064 | - | 14.7 | 20 | 91 | 0 |
| 1,3,5-Trichlorobenzene | 0.87 | 0.894 | - | -2.8 | 20 | 100 | 0 |
| Hexachlorobutadiene | 0.37 | 0.372 | - | -0.5 | 20 | 97 | 0 |
| 1,2,4-Trichlorobenzene | 0.73 | 0.734 | - | -0.5 | 20 | 98 | 0 |
| Naphthalene | 10 | 8.709 | - | 12.9 | 20 | 96 | 0 |
| 1,2,3-Trichlorobenzene | 0.628 | 0.631 | - | -0.5 | 20 | 97 | 0 |

* Value outside of QC limits.

# Evaluate Continuing Calibration Report

Data Path : K:\VOA122\2025\250909A\
Data File : V22250909N02.D
Acq On : 09 Sep 2025 08:38 pm
Operator : VOA122:TMS
Sample : WG2112948-2 (Sig #1); 8260 CCAL (Sig #2)
Misc : WG2112948,ICAL22572 (Sig #1); WG,ICAL22572 (Sig #2)
ALS Vial : 31 Sample Multiplier: 1

Quant Time: Sep 09 21:51:41 2025
Quant Method : K:\VOA122\2025\250909A\V122_250821A_8260.m
Quant Title : VOLATILES BY GC/MS
QLast Update : Fri Aug 22 12:06:39 2025
Response via : Initial Calibration

Min. RRF : 0.000 Min. Rel. Area : 50% Max. R.T. Dev 0.50min
Max. RRF Dev : 20% Max. Rel. Area : 200%

| | | Compound | AvgRF | CCRF | %Dev | Area% | Dev(min) |
|---|---|---|---|---|---|---|---|
| 1 | I | Fluorobenzene | 1.000 | 1.000 | 0.0 | 71 | 0.00 |
| 2 | TP | Dichlorodifluoromethane | 0.195 | 0.186 | 4.6 | 58 | 0.00 |
| 3 | TP | Chloromethane | 0.155 | 0.149 | 3.9 | 59 | 0.00 |
| 4 | TP | Vinyl chloride | 0.160 | 0.145 | 9.4 | 57 | 0.00 |
| 5 | TP | Bromomethane | 0.080 | 0.084 | -5.0 | 77 | 0.00 |
| 6 | TP | Chloroethane | 0.098 | 0.091 | 7.1 | 58 | 0.00 |
| 7 | TP | Trichlorofluoromethane | 0.262 | 0.286 | -9.2 | 68 | 0.00 |
| 8 | TP | Ethyl ether | 0.054 | 0.057 | -5.6 | 76 | 0.00 |
| 10 | TP | 1,1-Dichloroethene | 0.124 | 0.124 | 0.0 | 65 | 0.00 |
| 11 | TP | Carbon disulfide | 0.459 | 0.439 | 4.4 | 60 | 0.00 |
| 12 | TP | Freon-113 | 0.137 | 0.146 | -6.6 | 67 | 0.00 |
| 14 | TP | Acrolein | 0.011 | 0.012 | -9.1 | 72 | 0.00 |
| 15 | TP | Methylene chloride | 0.155 | 0.166 | -7.1 | 68 | 0.00 |
| 17 | TP | Acetone | 0.022 | 0.025 | -13.6 | 74 | 0.00 |
| 18 | TP | trans-1,2-Dichloroethene | 0.143 | 0.144 | -0.7 | 67 | 0.00 |
| 19 | TP | Methyl acetate | 0.052 | 0.058 | -11.5 | 77 | 0.00 |
| 21 | TP | Methyl tert-butyl ether | 0.228 | 0.256 | -12.3 | 83 | 0.00 |
| 22 | TP | tert-Butyl alcohol | 0.00398 | 0.00496# | -24.6# | 84 | 0.00 |
| 24 | TP | Diisopropyl ether | 0.325 | 0.308 | 5.2 | 71 | 0.00 |
| 25 | TP | 1,1-Dichloroethane | 0.282 | 0.285# | -1.1 | 66 | 0.00 |
| 26 | TP | Halothane | 0.109 | 0.122 | -11.9 | 72 | 0.00 |
| 27 | TP | Acrylonitrile | 0.025 | 0.027 | -8.0 | 74 | 0.00 |
| 28 | TP | Ethyl tert-butyl ether | 0.257 | 0.275 | -7.0 | 81 | 0.00 |
| 29 | TP | Vinyl acetate | 0.173 | 0.187 | -8.1 | 81 | 0.00 |
| 30 | TP | cis-1,2-Dichloroethene | 0.148 | 0.155# | -4.7 | 71 | 0.00 |
| 31 | TP | 2,2-Dichloropropane | 0.224 | 0.228 | -1.8 | 65 | 0.00 |
| 32 | TP | Bromochloromethane | 0.075 | 0.086# | -14.7 | 76 | 0.00 |
| 33 | TP | Cyclohexane | * 10.000 | 9.128 | 8.7 | 63 | 0.00 |
| 34 | TP | Chloroform | 0.285 | 0.309 | -8.4 | 74 | 0.00 |
| 35 | TP | Ethyl acetate | 0.064 | 0.071 | -10.9 | 83 | 0.00 |
| 36 | TP | Carbon tetrachloride | 0.244 | 0.278 | -13.9 | 71 | 0.00 |
| 37 | TP | Tetrahydrofuran | 0.020 | 0.021 | -5.0 | 73 | 0.00 |
| 38 | S | Dibromofluoromethane | 0.333 | 0.341 | -2.4 | 71 | 0.00 |
| 39 | TP | 1,1,1-Trichloroethane | 0.259 | 0.292 | -12.7 | 72 | 0.00 |
| 41 | TP | 2-Butanone | 0.027 | 0.031 | -14.8 | 79 | 0.00 |
| 42 | TP | 1,1-Dichloropropene | 0.173 | 0.163 | 5.8 | 65 | 0.00 |
| 44 | TP | Benzene | 0.518 | 0.517 | 0.2 | 69 | 0.00 |
| 45 | TP | tert-Amyl methyl ether | 0.221 | 0.229 | -3.6 | 82 | 0.00 |
| 46 | S | 1,2-Dichloroethane-d4 | 0.320 | 0.375 | -17.2 | 82 | 0.00 |

Evaluate Continuing Calibration Report

Data Path : K:\VOA122\2025\250909A\
Data File : V22250909N02.D
Acq On : 09 Sep 2025 08:38 pm
Operator : VOA122:TMS
Sample : WG2112948-2 (Sig #1); 8260 CCAL (Sig #2)
Misc : WG2112948,ICAL22572 (Sig #1); WG,ICAL22572 (Sig #2)
ALS Vial : 31 Sample Multiplier: 1

Quant Time: Sep 09 21:51:41 2025
Quant Method : K:\VOA122\2025\250909A\V122_250821A_8260.m
Quant Title : VOLATILES BY GC/MS
QLast Update : Fri Aug 22 12:06:39 2025
Response via : Initial Calibration

Min. RRF : 0.000 Min. Rel. Area : 50% Max. R.T. Dev 0.50min
Max. RRF Dev : 20% Max. Rel. Area : 200%

| | | Compound | AvgRF | CCRF | %Dev | Area% | Dev(min) |
|---|---|---|---|---|---|---|---|
| 47 | T | 1,2-Dichloroethane | 0.178 | 0.202 | -13.5 | 82 | 0.00 |
| 50 | TP | Methyl cyclohexane | * 10.000 | 8.569 | 14.3 | 64 | 0.00 |
| 51 | TP | Trichloroethene | 0.158 | 0.161# | -1.9 | 74 | 0.00 |
| 53 | TP | Dibromomethane | 0.085 | 0.092 | -8.2 | 75 | 0.00 |
| 54 | TP | 1,2-Dichloropropane | 0.141 | 0.141# | 0.0 | 69 | 0.00 |
| 57 | TP | Bromodichloromethane | 0.204 | 0.224# | -9.8 | 77 | 0.00 |
| 60 | TP | 1,4-Dioxane | 0.00048 | 0.00044# | 8.3 | 67 | 0.00 |
| 61 | TP | cis-1,3-Dichloropropene | 0.184 | 0.185# | -0.5 | 74 | 0.00 |
| 62 | I | Chlorobenzene-d5 | 1.000 | 1.000 | 0.0 | 69 | 0.00 |
| 63 | S | Toluene-d8 | 1.291 | 1.278 | 1.0 | 68 | 0.00 |
| 64 | TP | Toluene | 0.410 | 0.423 | -3.2 | 69 | 0.00 |
| 65 | TP | 4-Methyl-2-pentanone | 0.023 | 0.020# | 13.0 | 69 | 0.00 |
| 66 | TP | Tetrachloroethene | 0.200 | 0.205 | -2.5 | 67 | 0.00 |
| 68 | TP | trans-1,3-Dichloropropene | * 10.000 | 10.306 | -3.1 | 77 | 0.00 |
| 70 | TP | Ethyl methacrylate | 0.106 | 0.101 | 4.7 | 75 | 0.00 |
| 71 | TP | 1,1,2-Trichloroethane | 0.089 | 0.097# | -9.0 | 74 | 0.00 |
| 72 | TP | Chlorodibromomethane | 0.163 | 0.177# | -8.6 | 78 | 0.00 |
| 73 | TP | 1,3-Dichloropropane | 0.183 | 0.190 | -3.8 | 74 | 0.00 |
| 74 | TP | 1,2-Dibromoethane | 0.108 | 0.116# | -7.4 | 76 | 0.00 |
| 76 | TP | 2-Hexanone | 0.034 | 0.033 | 2.9 | 74 | 0.00 |
| 77 | TP | Chlorobenzene | 0.489 | 0.510 | -4.3 | 71 | 0.00 |
| 78 | TP | Ethylbenzene | 0.807 | 0.811 | -0.5 | 66 | 0.00 |
| 79 | TP | 1,1,1,2-Tetrachloroethane | 0.177 | 0.194 | -9.6 | 77 | 0.00 |
| 80 | TP | p/m Xylene | 0.303 | 0.318 | -5.0 | 68 | 0.00 |
| 81 | TP | o Xylene | 0.283 | 0.291 | -2.8 | 68 | 0.00 |
| 82 | TP | Styrene | 0.468 | 0.510 | -9.0 | 69 | 0.00 |
| 83 | I | 1,4-Dichlorobenzene-d4 | 1.000 | 1.000 | 0.0 | 67 | 0.00 |
| 84 | TP | Bromoform | 0.167 | 0.183 | -9.6 | 80 | 0.00 |
| 86 | TP | Isopropylbenzene | 1.357 | 1.295 | 4.6 | 63 | 0.00 |
| 87 | S | 4-Bromofluorobenzene | 0.776 | 0.753 | 3.0 | 67 | 0.00 |
| 88 | TP | Bromobenzene | 0.354 | 0.384 | -8.5 | 74 | 0.00 |
| 89 | TP | n-Propylbenzene | 1.647 | 1.571 | 4.6 | 63 | 0.00 |
| 90 | TP | 1,4-Dichlorobutane | 0.301 | 0.288 | 4.3 | 66 | 0.00 |
| 91 | TP | 1,1,2,2-Tetrachloroethane | 0.225 | 0.221 | 1.8 | 69 | 0.00 |
| 92 | TP | 4-Ethyltoluene | 1.334 | 1.342 | -0.6 | 67 | 0.00 |
| 93 | TP | 2-Chlorotoluene | 1.016 | 1.000 | 1.6 | 63 | 0.00 |
| 94 | TP | 1,3,5-Trimethylbenzene | 1.149 | 1.221 | -6.3 | 69 | 0.00 |

Evaluate Continuing Calibration Report

Data Path : K:\VOA122\2025\250909A\
Data File : V22250909N02.D
Acq On : 09 Sep 2025 08:38 pm
Operator : VOA122:TMS
Sample : WG2112948-2 (Sig #1); 8260 CCAL (Sig #2)
Misc : WG2112948,ICAL22572 (Sig #1); WG,ICAL22572 (Sig #2)
ALS Vial : 31 Sample Multiplier: 1

Quant Time: Sep 09 21:51:41 2025
Quant Method : K:\VOA122\2025\250909A\V122_250821A_8260.m
Quant Title : VOLATILES BY GC/MS
QLast Update : Fri Aug 22 12:06:39 2025
Response via : Initial Calibration

Min. RRF : 0.000 Min. Rel. Area : 50% Max. R.T. Dev 0.50min
Max. RRF Dev : 20% Max. Rel. Area : 200%

| | Compound | | AvgRF | CCRF | %Dev | Area% | Dev(min) |
|---|---|---|---|---|---|---|---|
| 95 TP | 1,2,3-Trichloropropane | | 0.180 | 0.179 | 0.6 | 69 | 0.00 |
| 96 TP | trans-1,4-Dichloro-2-butene | | 0.056 | 0.057 | -1.8 | 77 | 0.00 |
| 97 TP | 4-Chlorotoluene | | 1.018 | 1.032 | -1.4 | 68 | 0.00 |
| 98 TP | tert-Butylbenzene | | 1.015 | 0.983 | 3.2 | 66 | 0.00 |
| 101 TP | 1,2,4-Trimethylbenzene | | 0.783 | 0.885 | -13.0 | 71 | 0.00 |
| 102 TP | sec-Butylbenzene | * | 10.000 | 9.165 | 8.4 | 66 | 0.00 |
| 103 TP | p-Isopropyltoluene | * | 10.000 | 9.222 | 7.8 | 67 | 0.00 |
| 104 TP | 1,3-Dichlorobenzene | | 0.718 | 0.794 | -10.6 | 72 | 0.00 |
| 105 TP | 1,4-Dichlorobenzene | | 0.722 | 0.766 | -6.1 | 72 | 0.00 |
| 106 TP | p-Diethylbenzene | | 0.737 | 0.670 | 9.1 | 65 | 0.00 |
| 107 TP | n-Butylbenzene | | 1.055 | 1.073 | -1.7 | 65 | 0.00 |
| 108 TP | 1,2-Dichlorobenzene | | 0.623 | 0.678 | -8.8 | 71 | 0.00 |
| 109 TP | 1,2,4,5-Tetramethylbenzene | * | 10.000 | 8.765 | 12.3 | 68 | 0.00 |
| 110 TP | 1,2-Dibromo-3-chloropropane | | 0.038 | 0.041 | -7.9 | 75 | 0.00 |
| 111 TP | 1,3,5-Trichlorobenzene | | 0.451 | 0.461 | -2.2 | 67 | 0.00 |
| 112 TP | Hexachlorobutadiene | | 0.176 | 0.170 | 3.4 | 65 | 0.00 |
| 113 TP | 1,2,4-Trichlorobenzene | | 0.366 | 0.355# | 3.0 | 67 | 0.00 |
| 114 TP | Naphthalene | | 0.660 | 0.637 | 3.5 | 71 | 0.00 |
| 115 TP | 1,2,3-Trichlorobenzene | | 0.313 | 0.314# | -0.3 | 67 | 0.00 |

* Evaluation of CC level amount vs concentration.
(#) = Out of Range SPCC's out = 15 CCC's out = 0

Quantitation Report (QT Reviewed)

Data Path : K:\VOA122\2025\250909A\
Data File : V22250909N02.D
Acq On : 09 Sep 2025 08:38 pm
Operator : VOA122:TMS
Sample : WG2112948-2 (Sig #1); 8260 CCAL (Sig #2)
Misc : WG2112948,ICAL22572 (Sig #1); WG,ICAL22572 (Sig #2)
ALS Vial : 31 Sample Multiplier: 1

Quant Time: Sep 09 21:51:41 2025
Quant Method : K:\VOA122\2025\250909A\V122_250821A_8260.m
Quant Title : VOLATILES BY GC/MS
QLast Update : Fri Aug 22 12:06:39 2025
Response via : Initial Calibration

CCAL FILE(s) : 1 - K:\VOA122\2025\250909A\V22250909N02.D
Sub List : 8260-Curve-IM-2CEVE - Megamix plus Diox-Iodomethane

| Compound | R.T. | QIon | Response | Conc | Units | Dev(Min) |
|---|---|---|---|---|---|---|
| Internal Standards | | | | | | |
| 1) Fluorobenzene | 5.828 | 96 | 350901 | 10.000 | ug/L | 0.00 |
| Standard Area 1 = 350901 | | | Recovery = 100.00% | | | |
| 62) Chlorobenzene-d5 | 9.358 | 117 | 293806 | 10.000 | ug/L | 0.00 |
| Standard Area 1 = 293806 | | | Recovery = 100.00% | | | |
| 83) 1,4-Dichlorobenzene-d4 | 12.104 | 152 | 173757 | 10.000 | ug/L | 0.00 |
| Standard Area 1 = 173757 | | | Recovery = 100.00% | | | |
| System Monitoring Compounds | | | | | | |
| 38) Dibromofluoromethane | 5.021 | 113 | 119739 | 10.240 | ug/L | 0.00 |
| Spiked Amount 10.000 | Range 70 - 130 | | Recovery = 102.40% | | | |
| 46) 1,2-Dichloroethane-d4 | 5.542 | 65 | 131427 | 11.722 | ug/L | 0.00 |
| Spiked Amount 10.000 | Range 70 - 130 | | Recovery = 117.22% | | | |
| 63) Toluene-d8 | 7.520 | 98 | 375630 | 9.902 | ug/L | 0.00 |
| Spiked Amount 10.000 | Range 70 - 130 | | Recovery = 99.02% | | | |
| 87) 4-Bromofluorobenzene | 10.873 | 95 | 130925 | 9.713 | ug/L | 0.00 |
| Spiked Amount 10.000 | Range 70 - 130 | | Recovery = 97.13% | | | |
| Target Compounds | | | | | | Qvalue |
| 2) Dichlorodifluoromethane | 1.569 | 85 | 65353 | 9.569 | ug/L | 98 |
| 3) Chloromethane | 1.742 | 50 | 52361 | 9.618 | ug/L | 99 |
| 4) Vinyl chloride | 1.813 | 62 | 50963 | 9.052 | ug/L | 99 |
| 5) Bromomethane | 2.111 | 94 | 29515 | 10.562 | ug/L | 95 |
| 6) Chloroethane | 2.221 | 64 | 31880 | 9.283 | ug/L | 98 |
| 7) Trichlorofluoromethane | 2.354 | 101 | 100223 | 10.885 | ug/L | 99 |
| 8) Ethyl ether | 2.644 | 74 | 19892 | 10.459 | ug/L | 97 |
| 10) 1,1-Dichloroethene | 2.825 | 96 | 43517 | 10.009 | ug/L | 94 |
| 11) Carbon disulfide | 2.856 | 76 | 153892 | 9.565 | ug/L | 100 |
| 12) Freon-113 | 2.864 | 101 | 51282 | 10.634 | ug/L | 98 |
| 14) Acrolein | 3.131 | 56 | 4083 | 10.205 | ug/L | 90 |
| 15) Methylene chloride | 3.366 | 84 | 58197 | 10.727 | ug/L | 98 |
| 17) Acetone | 3.390 | 43 | 8617 | 11.408 | ug/L | 97 |
| 18) trans-1,2-Dichloroethene | 3.515 | 96 | 50679 | 10.118 | ug/L | 98 |
| 19) Methyl acetate | 3.515 | 43 | 20217 | 11.042 | ug/L | 96 |
| 21) Methyl tert-butyl ether | 3.609 | 73 | 89721 | 11.212 | ug/L | 98 |
| 22) tert-Butyl alcohol | 3.688 | 59 | 8701 | 62.295 | ug/L # | 90 |
| 24) Diisopropyl ether | 3.962 | 45 | 107952 | 9.454 | ug/L | 97 |
| 25) 1,1-Dichloroethane | 4.080 | 63 | 100008 | 10.092 | ug/L | 98 |
| 26) Halothane | 4.135 | 117 | 42841 | 11.207 | ug/L | 99 |
| 27) Acrylonitrile | 4.119 | 53 | 9501 | 10.803 | ug/L | 100 |

Data Path : K:\VOA122\2025\250909A\
Data File : V22250909N02.D
Acq On : 09 Sep 2025 08:38 pm
Operator : VOA122:TMS
Sample : WG2112948-2 (Sig #1); 8260 CCAL (Sig #2)
Misc : WG2112948,ICAL22572 (Sig #1); WG,ICAL22572 (Sig #2)
ALS Vial : 31 Sample Multiplier: 1

Quant Time: Sep 09 21:51:41 2025
Quant Method : K:\VOA122\2025\250909A\V122_250821A_8260.m
Quant Title : VOLATILES BY GC/MS
QLast Update : Fri Aug 22 12:06:39 2025
Response via : Initial Calibration

CCAL FILE(s) : 1 - K:\VOA122\2025\250909A\V22250909N02.D
Sub List : 8260-Curve-IM-2CEVE - Megamix plus Diox-Iodomethane

| Compound | R.T. | QIon | Response | Conc | Units | Dev(Min) |
|---|---|---|---|---|---|---|
| 28) Ethyl tert-butyl ether | 4.308 | 59 | 96423 | 10.696 | ug/L | 99 |
| 29) Vinyl acetate | 4.308 | 43 | 65571 | 10.777 | ug/L | 98 |
| 30) cis-1,2-Dichloroethene | 4.590 | 96 | 54523 | 10.480 | ug/L | 97 |
| 31) 2,2-Dichloropropane | 4.692 | 77 | 79886 | 10.141 | ug/L | 98 |
| 32) Bromochloromethane | 4.778 | 128 | 30225 | 11.506 | ug/L | 94 |
| 33) Cyclohexane | 4.794 | 56 | 68006 | 9.128 | ug/L | 94 |
| 34) Chloroform | 4.849 | 83 | 108347 | 10.816 | ug/L | 99 |
| 35) Ethyl acetate | 4.959 | 43 | 24771 | 11.055 | ug/L | 96 |
| 36) Carbon tetrachloride | 4.990 | 117 | 97500 | 11.403 | ug/L | 98 |
| 37) Tetrahydrofuran | 4.998 | 42 | 7379M6 | 10.294 | ug/L | |
| 39) 1,1,1-Trichloroethane | 5.053 | 97 | 102551 | 11.283 | ug/L | 99 |
| 41) 2-Butanone | 5.139 | 43 | 10950 | 11.709 | ug/L | 93 |
| 42) 1,1-Dichloropropene | 5.171 | 75 | 57244 | 9.448 | ug/L | 98 |
| 44) Benzene | 5.416 | 78 | 181574 | 9.986 | ug/L | 99 |
| 45) tert-Amyl methyl ether | 5.528 | 73 | 80527 | 10.361 | ug/L | 98 |
| 47) 1,2-Dichloroethane | 5.612 | 62 | 71055 | 11.352 | ug/L | 100 |
| 50) Methyl cyclohexane | 6.003 | 83 | 62922 | 8.569 | ug/L | 98 |
| 51) Trichloroethene | 6.010 | 95 | 56639 | 10.216 | ug/L | 97 |
| 53) Dibromomethane | 6.436 | 93 | 32211 | 10.811 | ug/L | 99 |
| 54) 1,2-Dichloropropane | 6.547 | 63 | 49486 | 9.981 | ug/L | 95 |
| 57) Bromodichloromethane | 6.617 | 83 | 78590 | 10.967 | ug/L | 99 |
| 60) 1,4-Dioxane | 6.825 | 88 | 7643 | 450.930 | ug/L | 96 |
| 61) cis-1,3-Dichloropropene | 7.305 | 75 | 65074 | 10.075 | ug/L | 99 |
| 64) Toluene | 7.576 | 92 | 124415 | 10.332 | ug/L | 100 |
| 65) 4-Methyl-2-pentanone | 8.007 | 58 | 5880 | 8.699 | ug/L | 82 |
| 66) Tetrachloroethene | 8.021 | 166 | 60102 | 10.250 | ug/L | 99 |
| 68) trans-1,3-Dichloropropene | 8.055 | 75 | 57405 | 10.306 | ug/L | 98 |
| 70) Ethyl methacrylate | 8.257 | 69 | 29608 | 9.500 | ug/L | 94 |
| 71) 1,1,2-Trichloroethane | 8.236 | 83 | 28398 | 10.858 | ug/L | 96 |
| 72) Chlorodibromomethane | 8.451 | 129 | 52123 | 10.895 | ug/L | 98 |
| 73) 1,3-Dichloropropane | 8.556 | 76 | 55775 | 10.350 | ug/L | 100 |
| 74) 1,2-Dibromoethane | 8.723 | 107 | 33984 | 10.749 | ug/L | 97 |
| 76) 2-Hexanone | 9.015 | 43 | 9638 | 9.649 | ug/L | 98 |
| 77) Chlorobenzene | 9.379 | 112 | 149716 | 10.425 | ug/L | 99 |
| 78) Ethylbenzene | 9.421 | 91 | 238148 | 10.039 | ug/L | 99 |
| 79) 1,1,1,2-Tetrachloroethane | 9.463 | 131 | 56857 | 10.961 | ug/L | 99 |
| 80) p/m Xylene | 9.611 | 106 | 186887 | 20.970 | ug/L | 98 |
| 81) o Xylene | 10.158 | 106 | 170856 | 20.530 | ug/L | 96 |
| 82) Styrene | 10.228 | 104 | 299456 | 21.788 | ug/L | 99 |
| 84) Bromoform | 10.242 | 173 | 31714 | 10.931 | ug/L | 98 |

Quantitation Report (QT Reviewed)

Data Path : K:\VOA122\2025\250909A\
Data File : V22250909N02.D
Acq On : 09 Sep 2025 08:38 pm
Operator : VOA122:TMS
Sample : WG2112948-2 (Sig #1); 8260 CCAL (Sig #2)
Misc : WG2112948,ICAL22572 (Sig #1); WG,ICAL22572 (Sig #2)
ALS Vial : 31 Sample Multiplier: 1

Quant Time: Sep 09 21:51:41 2025
Quant Method : K:\VOA122\2025\250909A\V122_250821A_8260.m
Quant Title : VOLATILES BY GC/MS
QLast Update : Fri Aug 22 12:06:39 2025
Response via : Initial Calibration

CCAL FILE(s) : 1 - K:\VOA122\2025\250909A\V22250909N02.D
Sub List : 8260-Curve-IM-2CEVE - Megamix plus Diox-Iodomethane

| Compound | R.T. | QIon | Response | Conc | Units | | Dev(Min) |
|---|---|---|---|---|---|---|---|
| 86) Isopropylbenzene | 10.550 | 105 | 225046 | 9.542 | ug/L | | 99 |
| 88) Bromobenzene | 10.985 | 156 | 66655 | 10.827 | ug/L | | 99 |
| 89) n-Propylbenzene | 11.041 | 91 | 273013 | 9.538 | ug/L | | 97 |
| 90) 1,4-Dichlorobutane | 11.048 | 55 | 50038 | 9.570 | ug/L | # | 90 |
| 91) 1,1,2,2-Tetrachloroethane | 11.125 | 83 | 38421 | 9.835 | ug/L | | 97 |
| 92) 4-Ethyltoluene | 11.167 | 105 | 233191 | 10.059 | ug/L | | 98 |
| 93) 2-Chlorotoluene | 11.202 | 91 | 173804M6 | 9.845 | ug/L | | |
| 94) 1,3,5-Trimethylbenzene | 11.273 | 105 | 212110 | 10.624 | ug/L | | 98 |
| 95) 1,2,3-Trichloropropane | 11.259 | 75 | 31070 | 9.918 | ug/L | | 94 |
| 96) trans-1,4-Dichloro-2-b... | 11.315 | 53 | 9963 | 10.200 | ug/L | | 97 |
| 97) 4-Chlorotoluene | 11.392 | 91 | 179340 | 10.142 | ug/L | | 97 |
| 98) tert-Butylbenzene | 11.616 | 119 | 170778 | 9.679 | ug/L | | 99 |
| 101) 1,2,4-Trimethylbenzene | 11.693 | 105 | 153844 | 11.303 | ug/L | | 99 |
| 102) sec-Butylbenzene | 11.812 | 105 | 248547 | 9.165 | ug/L | | 98 |
| 103) p-Isopropyltoluene | 11.965 | 119 | 214654 | 9.222 | ug/L | | 100 |
| 104) 1,3-Dichlorobenzene | 12.021 | 146 | 137957 | 11.055 | ug/L | | 100 |
| 105) 1,4-Dichlorobenzene | 12.118 | 146 | 133140 | 10.617 | ug/L | | 99 |
| 106) p-Diethylbenzene | 12.348 | 119 | 116414 | 9.087 | ug/L | | 98 |
| 107) n-Butylbenzene | 12.403 | 91 | 186396 | 10.167 | ug/L | | 100 |
| 108) 1,2-Dichlorobenzene | 12.543 | 146 | 117836 | 10.880 | ug/L | | 99 |
| 109) 1,2,4,5-Tetramethylben... | 13.148 | 119 | 155433 | 8.765 | ug/L | | 100 |
| 110) 1,2-Dibromo-3-chloropr... | 13.329 | 155 | 7122 | 10.666 | ug/L | | 98 |
| 111) 1,3,5-Trichlorobenzene | 13.364 | 180 | 80122 | 10.227 | ug/L | | 98 |
| 112) Hexachlorobutadiene | 13.949 | 225 | 29613 | 9.658 | ug/L | | 98 |
| 113) 1,2,4-Trichlorobenzene | 13.963 | 180 | 61624 | 9.682 | ug/L | | 99 |
| 114) Naphthalene | 14.262 | 128 | 110768 | 9.661 | ug/L | | 100 |
| 115) 1,2,3-Trichlorobenzene | 14.429 | 180 | 54554 | 10.044 | ug/L | | 98 |

(#) = qualifier out of range (m) = manual integration (+) = signals summed

Quantitation Report (QT Reviewed)

Data Path : K:\VOA122\2025\250909A\
Data File : V22250909N02.D
Acq On : 09 Sep 2025 08:38 pm
Operator : VOA122:TMS
Sample : WG2112948-2 (Sig #1); 8260 CCAL (Sig #2)
Misc : WG2112948,ICAL22572 (Sig #1); WG,ICAL22572 (Sig #2)
ALS Vial : 31 Sample Multiplier: 1

Quant Time: Sep 09 21:51:41 2025
Quant Method : K:\VOA122\2025\250909A\V122_250821A_8260.m
Quant Title : VOLATILES BY GC/MS
QLast Update : Fri Aug 22 12:06:39 2025
Response via : Initial Calibration

Sub List : 8260-Curve-IM-2CEVE - Megamix plus Diox-Iodomethane

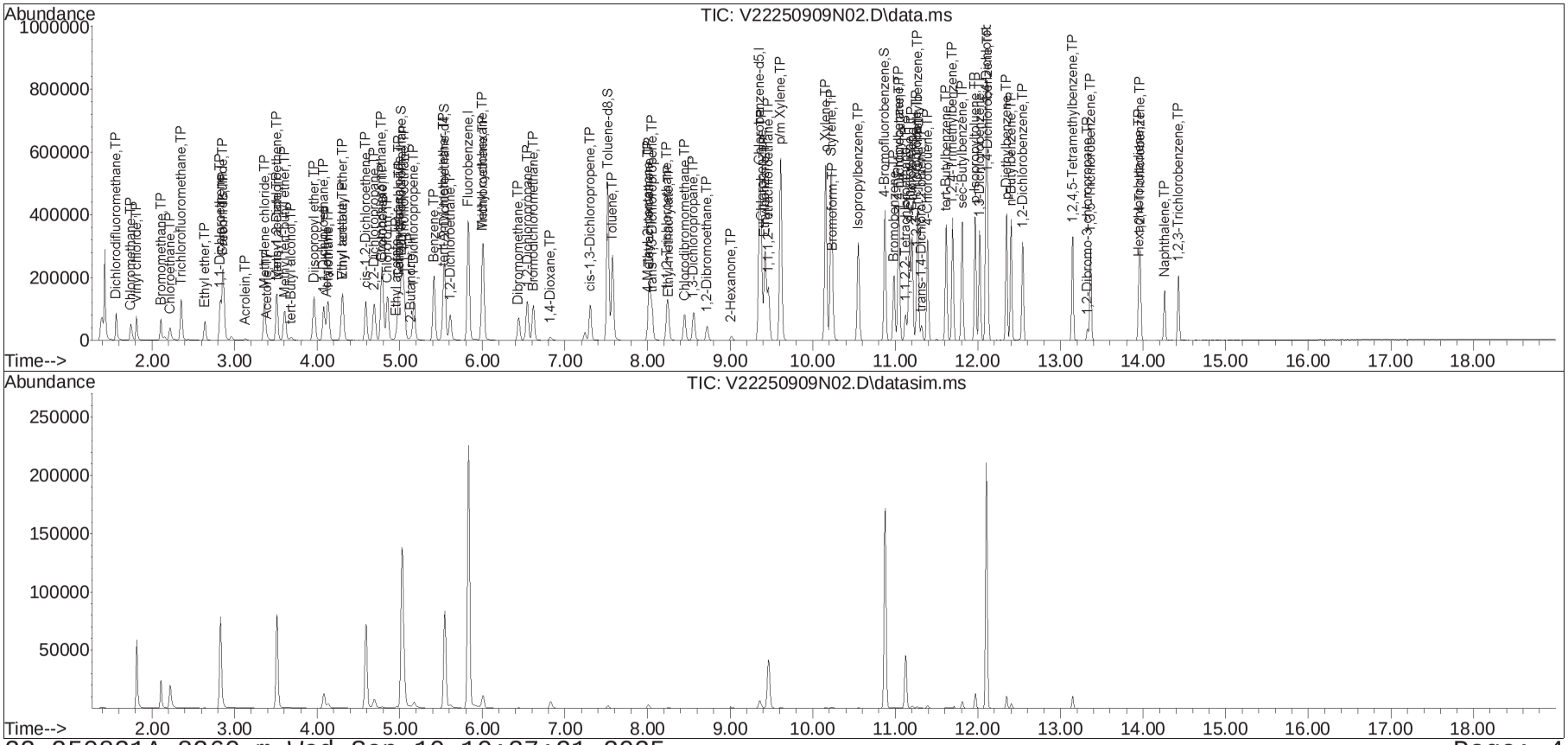

Manual Integration Report

| | | | |
|---|---|---|---|
| Data Path | : K:\VOA122\2025\250909A\ | QMethod | : V122_250821A_8260.m |
| Data File | : V22250909N02.D | Operator | : VOA122:TMS |
| Date Inj'd | : 9/9/2025 8:38 pm | Instrument | : VOA 122 |
| Sample | : WG2112948-2 | Quant Date | : 9/9/2025 9:49 pm |

Compound #37: Tetrahydrofuran

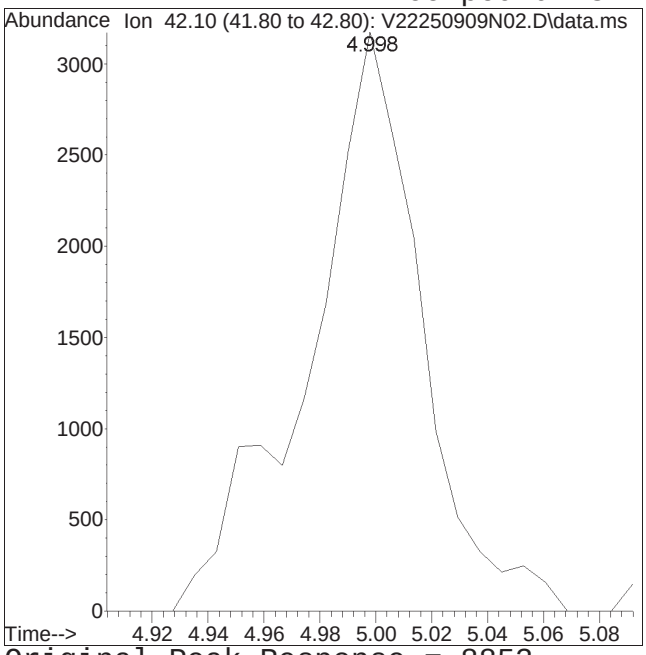


Original Peak Response = 8853

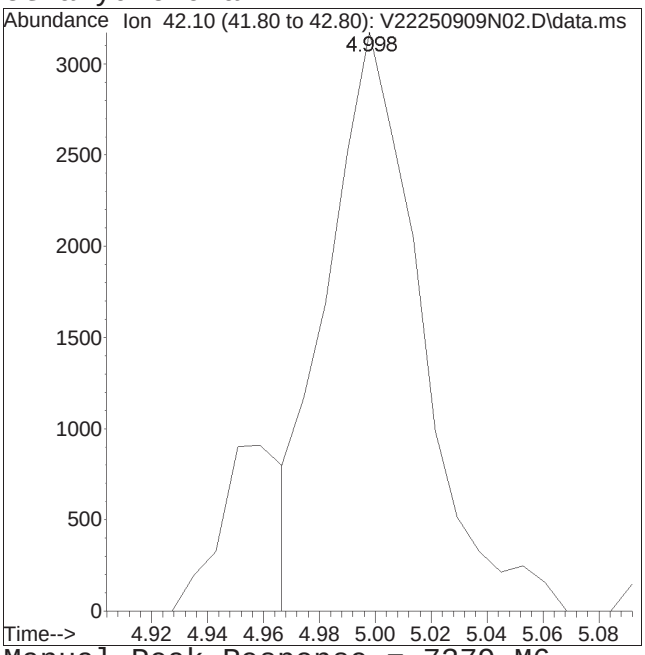


Manual Peak Response = 7379 M6

M6 = Misassignment of peak valley by automated integration (poor split of 2 peaks).

# Manual Integration Report

Data Path : K:\VOA122\2025\250909A\
Data File : V22250909N02.D
Date Inj'd : 9/9/2025 8:38 pm
Sample : WG2112948-2

QMethod : V122_250821A_8260.m
Operator : VOA122:TMS
Instrument : VOA 122
Quant Date : 9/9/2025 9:49 pm

## Compound #93: 2-Chlorotoluene

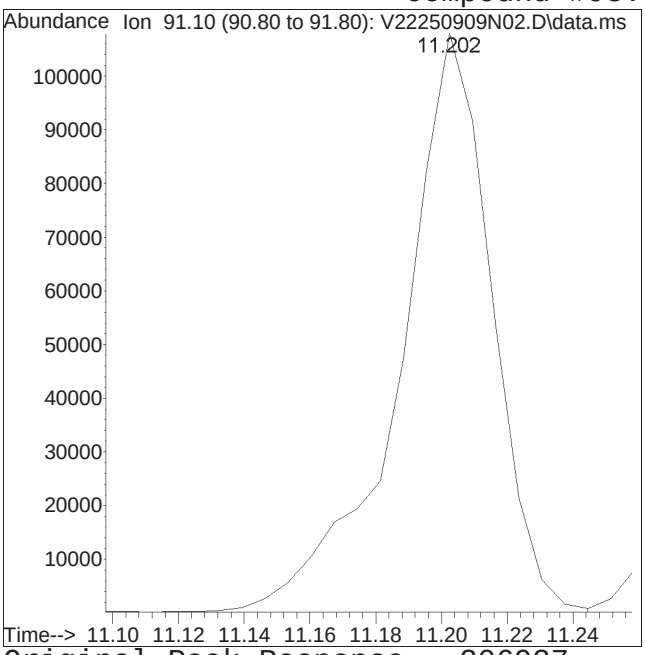


Original Peak Response = 206927

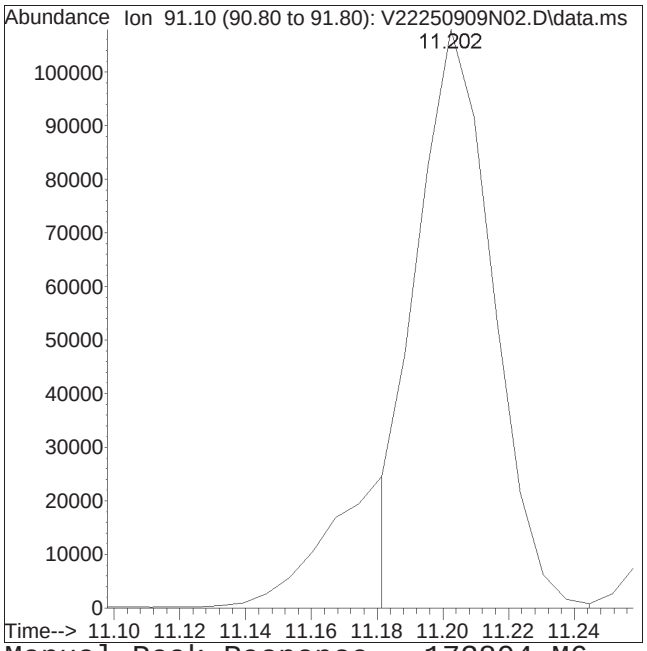


Manual Peak Response = 173804 M6

M6 = Misassignment of peak valley by automated integration (poor split of 2 peaks).

# Evaluate Continuing Calibration Report

Data Path : K:\VOA105\2025\250910A\
Data File : V05250910A01.D
Acq On : 10 Sep 2025 7:13 am
Operator : VOA105:PID
Sample : WG2113015-2 (Sig #1); 8260 CCAL (Sig #2)
Misc : WG2113015,ICAL22558 (Sig #1); WG,ICAL22558 (Sig #2)
ALS Vial : 1 Sample Multiplier: 1

Quant Time: Sep 10 07:39:59 2025
Quant Method : K:\VOA105\2025\250910A\V105_250816B_8260.m
Quant Title : VOLATILES BY GC/MS
QLast Update : Sun Aug 17 13:47:41 2025
Response via : Initial Calibration

Min. RRF : 0.000 Min. Rel. Area : 50% Max. R.T. Dev 0.50min
Max. RRF Dev : 20% Max. Rel. Area : 200%

| | | Compound | AvgRF | CCRF | %Dev | Area% | Dev(min) |
|---|---|---|---|---|---|---|---|
| 1 | I | Fluorobenzene | 1.000 | 1.000 | 0.0 | 116 | 0.00 |
| 2 | TP | Dichlorodifluoromethane | 0.329 | 0.331 | -0.6 | 106 | 0.00 |
| 3 | TP | Chloromethane | 0.265 | 0.331 | -24.9# | 148 | 0.00 |
| 4 | TP | Vinyl chloride | 0.305 | 0.408 | -33.8# | 145 | 0.00 |
| 5 | TP | Bromomethane | 0.133 | 0.084 | 36.8# | 80 | 0.00 |
| 6 | TP | Chloroethane | 0.177 | 0.218 | -23.2# | 136 | 0.00 |
| 7 | TP | Trichlorofluoromethane | 0.488 | 0.500 | -2.5 | 106 | 0.00 |
| 8 | TP | Ethyl ether | 0.115 | 0.134 | -16.5 | 130 | 0.00 |
| 10 | TP | 1,1-Dichloroethene | 0.210 | 0.253 | -20.5# | 128 | 0.00 |
| 11 | TP | Carbon disulfide | 0.713 | 0.889 | -24.7# | 137 | 0.00 |
| 12 | TP | Freon-113 | 0.225 | 0.274 | -21.8# | 126 | 0.00 |
| 14 | TP | Acrolein | 0.038 | 0.041 | -7.9 | 119 | 0.00 |
| 15 | TP | Methylene chloride | * 10.000 | 10.776 | -7.8 | 119 | 0.00 |
| 17 | TP | Acetone | 0.047 | 0.040 | 14.9 | 102 | 0.00 |
| 18 | TP | trans-1,2-Dichloroethene | 0.240 | 0.268 | -11.7 | 123 | 0.00 |
| 19 | TP | Methyl acetate | 0.114 | 0.112 | 1.8 | 110 | 0.00 |
| 20 | TP | Methyl tert-butyl ether | 0.608 | 0.565 | 7.1 | 102 | 0.00 |
| 21 | TP | tert-Butyl alcohol | 0.013 | 0.011 | 15.4 | 99 | 0.00 |
| 22 | TP | Diisopropyl ether | 0.848 | 0.851 | -0.4 | 108 | 0.00 |
| 23 | TP | 1,1-Dichloroethane | 0.558 | 0.569 | -2.0 | 108 | 0.00 |
| 24 | TP | Halothane | 0.170 | 0.190 | -11.8 | 119 | 0.00 |
| 25 | TP | Acrylonitrile | 0.068 | 0.063 | 7.4 | 103 | 0.00 |
| 26 | TP | Ethyl tert-butyl ether | 0.749 | 0.686 | 8.4 | 101 | 0.00 |
| 27 | TP | Vinyl acetate | * 10.000 | 9.363 | 6.4 | 115 | 0.00 |
| 28 | TP | cis-1,2-Dichloroethene | 0.265 | 0.276 | -4.2 | 113 | 0.00 |
| 29 | TP | 2,2-Dichloropropane | 0.446 | 0.447 | -0.2 | 105 | 0.00 |
| 30 | TP | Bromochloromethane | 0.109 | 0.116 | -6.4 | 112 | 0.00 |
| 31 | TP | Cyclohexane | 0.539 | 0.605 | -12.2 | 113 | 0.00 |
| 32 | TP | Chloroform | 0.512 | 0.493 | 3.7 | 103 | 0.00 |
| 33 | TP | Ethyl acetate | 0.165 | 0.147 | 10.9 | 102 | 0.00 |
| 34 | TP | Carbon tetrachloride | 0.436 | 0.389 | 10.8 | 92 | 0.00 |
| 35 | TP | Tetrahydrofuran | 0.055 | 0.053 | 3.6 | 107 | 0.00 |
| 36 | S | Dibromofluoromethane | 0.285 | 0.270 | 5.3 | 109 | 0.00 |
| 37 | TP | 1,1,1-Trichloroethane | 0.479 | 0.451 | 5.8 | 97 | 0.00 |
| 39 | TP | 2-Butanone | 0.070 | 0.051 | 27.1# | 86 | 0.00 |
| 40 | TP | 1,1-Dichloropropene | 0.349 | 0.373 | -6.9 | 114 | 0.00 |
| 41 | TP | Benzene | 1.014 | 1.128 | -11.2 | 119 | 0.00 |
| 42 | TP | tert-Amyl methyl ether | 0.543 | 0.503 | 7.4 | 107 | 0.00 |
| 43 | S | 1,2-Dichloroethane-d4 | 0.407 | 0.357 | 12.3 | 95 | 0.00 |

Evaluate Continuing Calibration Report

Data Path : K:\VOA105\2025\250910A\
Data File : V05250910A01.D
Acq On : 10 Sep 2025 7:13 am
Operator : VOA105:PID
Sample : WG2113015-2 (Sig #1); 8260 CCAL (Sig #2)
Misc : WG2113015,ICAL22558 (Sig #1); WG,ICAL22558 (Sig #2)
ALS Vial : 1 Sample Multiplier: 1

Quant Time: Sep 10 07:39:59 2025
Quant Method : K:\VOA105\2025\250910A\V105_250816B_8260.m
Quant Title : VOLATILES BY GC/MS
QLast Update : Sun Aug 17 13:47:41 2025
Response via : Initial Calibration

Min. RRF : 0.000 Min. Rel. Area : 50% Max. R.T. Dev 0.50min
Max. RRF Dev : 20% Max. Rel. Area : 200%

| | | Compound | AvgRF | CCRF | %Dev | Area% | Dev(min) |
|---|---|---|---|---|---|---|---|
| 44 | TP | 1,2-Dichloroethane | 0.405 | 0.356 | 12.1 | 94 | 0.00 |
| 47 | TP | Methyl cyclohexane | 0.430 | 0.441 | -2.6 | 116 | 0.00 |
| 48 | TP | Trichloroethene | 0.274 | 0.275 | -0.4 | 109 | 0.00 |
| 50 | TP | Dibromomethane | 0.145 | 0.136 | 6.2 | 104 | 0.00 |
| 51 | TP | 1,2-Dichloropropane | 0.285 | 0.285 | 0.0 | 109 | 0.00 |
| 54 | TP | Bromodichloromethane | 0.385 | 0.350 | 9.1 | 101 | 0.00 |
| 57 | TP | 1,4-Dioxane | 0.00117 | 0.00118# | -0.9 | 122 | 0.00 |
| 58 | TP | cis-1,3-Dichloropropene | 0.376 | 0.384 | -2.1 | 110 | 0.00 |
| 59 | I | Chlorobenzene-d5 | 1.000 | 1.000 | 0.0 | 108 | 0.00 |
| 60 | S | Toluene-d8 | 1.327 | 1.379 | -3.9 | 112 | 0.00 |
| 61 | TP | Toluene | 0.829 | 0.887 | -7.0 | 112 | 0.00 |
| 62 | TP | 4-Methyl-2-pentanone | 0.082 | 0.073 | 11.0 | 100 | 0.00 |
| 63 | TP | Tetrachloroethene | 0.361 | 0.382 | -5.8 | 106 | 0.00 |
| 65 | TP | trans-1,3-Dichloropropene | * 10.000 | 9.081 | 9.2 | 103 | 0.00 |
| 67 | TP | Ethyl methacrylate | 0.283 | 0.263 | 7.1 | 107 | 0.00 |
| 68 | TP | 1,1,2-Trichloroethane | 0.198 | 0.213 | -7.6 | 114 | 0.00 |
| 69 | TP | Chlorodibromomethane | 0.310 | 0.288 | 7.1 | 98 | 0.00 |
| 70 | TP | 1,3-Dichloropropane | 0.436 | 0.464 | -6.4 | 110 | 0.00 |
| 71 | TP | 1,2-Dibromoethane | 0.225 | 0.223 | 0.9 | 103 | 0.00 |
| 72 | TP | 2-Hexanone | 0.127 | 0.110 | 13.4 | 100 | 0.00 |
| 73 | TP | Chlorobenzene | 0.872 | 0.921 | -5.6 | 108 | 0.00 |
| 74 | TP | Ethylbenzene | 1.638 | 1.762 | -7.6 | 108 | 0.00 |
| 75 | TP | 1,1,1,2-Tetrachloroethane | 0.325 | 0.303 | 6.8 | 96 | 0.00 |
| 76 | TP | p/m Xylene | 0.577 | 0.628 | -8.8 | 107 | 0.00 |
| 77 | TP | o Xylene | 0.546 | 0.593 | -8.6 | 109 | 0.00 |
| 78 | TP | Styrene | 0.900 | 0.985 | -9.4 | 109 | 0.00 |
| 79 | I | 1,4-Dichlorobenzene-d4 | 1.000 | 1.000 | 0.0 | 104 | 0.00 |
| 80 | TP | Bromoform | 0.336 | 0.312 | 7.1 | 95 | 0.00 |
| 82 | TP | Isopropylbenzene | 2.743 | 2.986 | -8.9 | 105 | 0.00 |
| 83 | S | 4-Bromofluorobenzene | 0.909 | 0.952 | -4.7 | 106 | 0.00 |
| 84 | TP | Bromobenzene | 0.634 | 0.675 | -6.5 | 107 | 0.00 |
| 85 | TP | n-Propylbenzene | 3.231 | 3.609 | -11.7 | 106 | 0.00 |
| 86 | TP | 1,4-Dichlorobutane | 0.885 | 0.894 | -1.0 | 98 | 0.00 |
| 87 | TP | 1,1,2,2-Tetrachloroethane | 0.441 | 0.489 | -10.9 | 111 | 0.00 |
| 88 | TP | 4-Ethyltoluene | 2.607 | 2.859 | -9.7 | 104 | 0.00 |
| 89 | TP | 2-Chlorotoluene | 2.012 | 2.241 | -11.4 | 105 | 0.00 |
| 90 | TP | 1,3,5-Trimethylbenzene | 2.302 | 2.489 | -8.1 | 102 | 0.00 |

Evaluate Continuing Calibration Report

Data Path : K:\VOA105\2025\250910A\
Data File : V05250910A01.D
Acq On : 10 Sep 2025 7:13 am
Operator : VOA105:PID
Sample : WG2113015-2 (Sig #1); 8260 CCAL (Sig #2)
Misc : WG2113015,ICAL22558 (Sig #1); WG,ICAL22558 (Sig #2)
ALS Vial : 1 Sample Multiplier: 1

Quant Time: Sep 10 07:39:59 2025
Quant Method : K:\VOA105\2025\250910A\V105_250816B_8260.m
Quant Title : VOLATILES BY GC/MS
QLast Update : Sun Aug 17 13:47:41 2025
Response via : Initial Calibration

Min. RRF : 0.000 Min. Rel. Area : 50% Max. R.T. Dev 0.50min
Max. RRF Dev : 20% Max. Rel. Area : 200%

| | Compound | AvgRF | CCRF | %Dev | Area% | Dev(min) |
|---|---|---|---|---|---|---|
| 91 TP | 1,2,3-Trichloropropane | 0.412 | 0.410 | 0.5 | 101 | 0.00 |
| 92 TP | trans-1,4-Dichloro-2-butene | 0.163 | 0.151 | 7.4 | 100 | 0.00 |
| 93 TP | 4-Chlorotoluene | 2.095 | 2.201 | -5.1 | 103 | 0.00 |
| 94 TP | tert-Butylbenzene | 1.806 | 1.906 | -5.5 | 102 | 0.00 |
| 97 TP | 1,2,4-Trimethylbenzene | 2.214 | 2.359 | -6.5 | 99 | 0.00 |
| 98 TP | sec-Butylbenzene | 2.725 | 2.998 | -10.0 | 104 | 0.00 |
| 99 TP | p-Isopropyltoluene | 2.197 | 2.374 | -8.1 | 101 | 0.00 |
| 100 TP | 1,3-Dichlorobenzene | 1.177 | 1.258 | -6.9 | 105 | 0.00 |
| 101 TP | 1,4-Dichlorobenzene | 1.195 | 1.281 | -7.2 | 109 | 0.00 |
| 102 TP | p-Diethylbenzene | 1.272 | 1.366 | -7.4 | 101 | 0.00 |
| 103 TP | n-Butylbenzene | 2.030 | 2.289 | -12.8 | 105 | 0.00 |
| 104 TP | 1,2-Dichlorobenzene | 1.058 | 1.105 | -4.4 | 103 | 0.00 |
| 105 TP | 1,2,4,5-Tetramethylbenzene | 2.015 | 1.891 | 6.2 | 99 | 0.00 |
| 106 TP | 1,2-Dibromo-3-chloropropane | 0.075 | 0.064 | 14.7 | 91 | 0.00 |
| 107 TP | 1,3,5-Trichlorobenzene | 0.870 | 0.894 | -2.8 | 100 | 0.00 |
| 108 TP | Hexachlorobutadiene | 0.370 | 0.372 | -0.5 | 97 | 0.00 |
| 109 TP | 1,2,4-Trichlorobenzene | 0.730 | 0.734 | -0.5 | 98 | 0.00 |
| 110 TP | Naphthalene | * 10.000 | 8.709 | 12.9 | 96 | 0.00 |
| 111 TP | 1,2,3-Trichlorobenzene | 0.628 | 0.631 | -0.5 | 97 | 0.00 |

* Evaluation of CC level amount vs concentration.
(#) = Out of Range SPCC's out = 1 CCC's out = 0

Quantitation Report (QT Reviewed)

Data Path : K:\VOA105\2025\250910A\
Data File : V05250910A01.D
Acq On : 10 Sep 2025 7:13 am
Operator : VOA105:PID
Sample : WG2113015-2 (Sig #1); 8260 CCAL (Sig #2)
Misc : WG2113015,ICAL22558 (Sig #1); WG,ICAL22558 (Sig #2)
ALS Vial : 1 Sample Multiplier: 1

Quant Time: Sep 10 07:39:59 2025
Quant Method : K:\VOA105\2025\250910A\V105_250816B_8260.m
Quant Title : VOLATILES BY GC/MS
QLast Update : Sun Aug 17 13:47:41 2025
Response via : Initial Calibration

Sub List : 8260-Curve-IM-2CEVE - Megamix plus Diox-Iodomethane

| Compound | R.T. | QIon | Response | Conc | Units | Dev(Min) |
|---|---|---|---|---|---|---|
| Internal Standards | | | | | | |
| 1) Fluorobenzene | 5.506 | 96 | 373567 | 10.000 | ug/L | 0.00 |
| 59) Chlorobenzene-d5 | 8.985 | 117 | 266383 | 10.000 | ug/L | 0.00 |
| 79) 1,4-Dichlorobenzene-d4 | 11.797 | 152 | 148562 | 10.000 | ug/L | 0.00 |
| System Monitoring Compounds | | | | | | |
| 36) Dibromofluoromethane | 4.732 | 113 | 100987 | 9.497 | ug/L | 0.00 |
| Spiked Amount 10.000 | Range 70 - 130 | | Recovery = 94.97% | | | |
| 43) 1,2-Dichloroethane-d4 | 5.238 | 65 | 133232 | 8.754 | ug/L | 0.00 |
| Spiked Amount 10.000 | Range 70 - 130 | | Recovery = 87.54% | | | |
| 60) Toluene-d8 | 7.164 | 98 | 367213 | 10.390 | ug/L | 0.00 |
| Spiked Amount 10.000 | Range 70 - 130 | | Recovery = 103.90% | | | |
| 83) 4-Bromofluorobenzene | 10.538 | 95 | 141492 | 10.479 | ug/L | 0.00 |
| Spiked Amount 10.000 | Range 70 - 130 | | Recovery = 104.79% | | | |
| Target Compounds | | | | | | Qvalue |
| 2) Dichlorodifluoromethane | 1.430 | 85 | 123642 | 10.067 | ug/L | 100 |
| 3) Chloromethane | 1.595 | 50 | 123810 | 12.485 | ug/L | 99 |
| 4) Vinyl chloride | 1.650 | 62 | 152395 | 13.379 | ug/L | 98 |
| 5) Bromomethane | 1.918 | 94 | 31288 | 6.307 | ug/L | 97 |
| 6) Chloroethane | 2.021 | 64 | 81487 | 12.331 | ug/L | 100 |
| 7) Trichlorofluoromethane | 2.144 | 101 | 186761 | 10.248 | ug/L | 100 |
| 8) Ethyl ether | 2.419 | 74 | 50123 | 11.622 | ug/L | 93 |
| 10) 1,1-Dichloroethene | 2.590 | 96 | 94338 | 12.048 | ug/L | 95 |
| 11) Carbon disulfide | 2.611 | 76 | 331967 | 12.472 | ug/L | 98 |
| 12) Freon-113 | 2.618 | 101 | 102199 | 12.140 | ug/L | 88 |
| 14) Acrolein | 2.892 | 56 | 15326 | 10.748 | ug/L | 100 |
| 15) Methylene chloride | 3.112 | 84 | 99447 | 10.776 | ug/L | 91 |
| 17) Acetone | 3.174 | 43 | 15071 | 8.665 | ug/L | 100 |
| 18) trans-1,2-Dichloroethene | 3.249 | 96 | 100241 | 11.185 | ug/L | 87 |
| 19) Methyl acetate | 3.277 | 43 | 41755 | 9.775 | ug/L | 99 |
| 20) Methyl tert-butyl ether | 3.345 | 73 | 210887 | 9.292 | ug/L | 98 |
| 21) tert-Butyl alcohol | 3.462 | 59 | 20245 | 41.367 | ug/L # | 85 |
| 22) Diisopropyl ether | 3.682 | 45 | 317872 | 10.031 | ug/L | 99 |
| 23) 1,1-Dichloroethane | 3.805 | 63 | 212717 | 10.201 | ug/L | 98 |
| 24) Halothane | 3.867 | 117 | 71121 | 11.169 | ug/L | 99 |
| 25) Acrylonitrile | 3.874 | 53 | 23380 | 9.187 | ug/L | 98 |
| 26) Ethyl tert-butyl ether | 4.011 | 59 | 256239 | 9.156 | ug/L | 96 |
| 27) Vinyl acetate | 4.039 | 43 | 143893M6 | 9.363 | ug/L | |
| 28) cis-1,2-Dichloroethene | 4.306 | 96 | 102982 | 10.403 | ug/L | 90 |
| 29) 2,2-Dichloropropane | 4.396 | 77 | 166809 | 10.020 | ug/L | 96 |

Data Path : K:\VOA105\2025\250910A\
Data File : V05250910A01.D
Acq On : 10 Sep 2025 7:13 am
Operator : VOA105:PID
Sample : WG2113015-2 (Sig #1); 8260 CCAL (Sig #2)
Misc : WG2113015,ICAL22558 (Sig #1); WG,ICAL22558 (Sig #2)
ALS Vial : 1 Sample Multiplier: 1

Quant Time: Sep 10 07:39:59 2025
Quant Method : K:\VOA105\2025\250910A\V105_250816B_8260.m
Quant Title : VOLATILES BY GC/MS
QLast Update : Sun Aug 17 13:47:41 2025
Response via : Initial Calibration

Sub List : 8260-Curve-IM-2CEVE - Megamix plus Diox-Iodomethane

| Compound | R.T. | QIon | Response | Conc | Units | | Dev(Min) |
|---|---|---|---|---|---|---|---|
| 30) Bromochloromethane | 4.492 | 128 | 43384 | 10.651 | ug/L | | 94 |
| 31) Cyclohexane | 4.471 | 56 | 225904 | 11.217 | ug/L | | 96 |
| 32) Chloroform | 4.560 | 83 | 184179 | 9.622 | ug/L | | 100 |
| 33) Ethyl acetate | 4.677 | 43 | 54799 | 8.872 | ug/L | # | 96 |
| 34) Carbon tetrachloride | 4.670 | 117 | 145465 | 8.924 | ug/L | | 97 |
| 35) Tetrahydrofuran | 4.711 | 42 | 19929M6 | 9.760 | ug/L | | |
| 37) 1,1,1-Trichloroethane | 4.739 | 97 | 168460 | 9.416 | ug/L | | 99 |
| 39) 2-Butanone | 4.862 | 43 | 18997 | 7.271 | ug/L | # | 81 |
| 40) 1,1-Dichloropropene | 4.862 | 75 | 139508 | 10.692 | ug/L | | 98 |
| 41) Benzene | 5.097 | 78 | 421425 | 11.130 | ug/L | | 95 |
| 42) tert-Amyl methyl ether | 5.203 | 73 | 187900 | 9.262 | ug/L | | 95 |
| 44) 1,2-Dichloroethane | 5.308 | 62 | 132875 | 8.772 | ug/L | | 99 |
| 47) Methyl cyclohexane | 5.654 | 83 | 164927 | 10.261 | ug/L | | 87 |
| 48) Trichloroethene | 5.682 | 95 | 102858 | 10.066 | ug/L | | 98 |
| 50) Dibromomethane | 6.120 | 93 | 50935 | 9.422 | ug/L | | 97 |
| 51) 1,2-Dichloropropane | 6.212 | 63 | 106552 | 9.992 | ug/L | | 96 |
| 54) Bromodichloromethane | 6.296 | 83 | 130704 | 9.091 | ug/L | | 97 |
| 57) 1,4-Dioxane | 6.508 | 88 | 22115 | 508.033 | ug/L | | 97 |
| 58) cis-1,3-Dichloropropene | 6.967 | 75 | 143366 | 10.218 | ug/L | | 98 |
| 61) Toluene | 7.221 | 92 | 236365 | 10.702 | ug/L | | 99 |
| 62) 4-Methyl-2-pentanone | 7.672 | 58 | 19401 | 8.863 | ug/L | | 100 |
| 63) Tetrachloroethene | 7.658 | 166 | 101749 | 10.578 | ug/L | | 96 |
| 65) trans-1,3-Dichloropropene | 7.715 | 75 | 116075 | 9.081 | ug/L | | 96 |
| 67) Ethyl methacrylate | 7.905 | 69 | 70023 | 9.278 | ug/L | | 98 |
| 68) 1,1,2-Trichloroethane | 7.898 | 83 | 56610 | 10.757 | ug/L | | 96 |
| 69) Chlorodibromomethane | 8.103 | 129 | 76830 | 9.308 | ug/L | | 98 |
| 70) 1,3-Dichloropropane | 8.208 | 76 | 123660 | 10.636 | ug/L | | 100 |
| 71) 1,2-Dibromoethane | 8.364 | 107 | 59461 | 9.932 | ug/L | | 97 |
| 72) 2-Hexanone | 8.674 | 43 | 29270 | 8.662 | ug/L | | 96 |
| 73) Chlorobenzene | 9.006 | 112 | 245281 | 10.565 | ug/L | | 100 |
| 74) Ethylbenzene | 9.041 | 91 | 469324 | 10.758 | ug/L | | 100 |
| 75) 1,1,1,2-Tetrachloroethane | 9.090 | 131 | 80798 | 9.341 | ug/L | | 96 |
| 76) p/m Xylene | 9.231 | 106 | 334567 | 21.762 | ug/L | | 97 |
| 77) o Xylene | 9.775 | 106 | 316145 | 21.744 | ug/L | | 94 |
| 78) Styrene | 9.845 | 104 | 524627 | 21.882 | ug/L | | 95 |
| 80) Bromoform | 9.874 | 173 | 46306 | 9.286 | ug/L | | 99 |
| 82) Isopropylbenzene | 10.184 | 105 | 443612 | 10.887 | ug/L | | 100 |
| 84) Bromobenzene | 10.644 | 156 | 100212 | 10.643 | ug/L | | 98 |
| 85) n-Propylbenzene | 10.693 | 91 | 536164 | 11.171 | ug/L | | 100 |
| 86) 1,4-Dichlorobutane | 10.722 | 55 | 132787 | 10.099 | ug/L | | 96 |
| 87) 1,1,2,2-Tetrachloroethane | 10.807 | 83 | 72624 | 11.097 | ug/L | | 98 |

Quantitation Report (QT Reviewed)

Data Path : K:\VOA105\2025\250910A\
Data File : V05250910A01.D
Acq On : 10 Sep 2025 7:13 am
Operator : VOA105:PID
Sample : WG2113015-2 (Sig #1); 8260 CCAL (Sig #2)
Misc : WG2113015,ICAL22558 (Sig #1); WG,ICAL22558 (Sig #2)
ALS Vial : 1 Sample Multiplier: 1

Quant Time: Sep 10 07:39:59 2025
Quant Method : K:\VOA105\2025\250910A\V105_250816B_8260.m
Quant Title : VOLATILES BY GC/MS
QLast Update : Sun Aug 17 13:47:41 2025
Response via : Initial Calibration

Sub List : 8260-Curve-IM-2CEVE - Megamix plus Diox-Iodomethane

| Compound | R.T. | QIon | Response | Conc | Units | Dev(Min) |
|---|---|---|---|---|---|---|
| 88) 4-Ethyltoluene | 10.828 | 105 | 424758 | 10.967 | ug/L | 99 |
| 89) 2-Chlorotoluene | 10.870 | 91 | 332978M6 | 11.138 | ug/L | |
| 90) 1,3,5-Trimethylbenzene | 10.934 | 105 | 369814 | 10.816 | ug/L | 99 |
| 91) 1,2,3-Trichloropropane | 10.948 | 75 | 60840M1 | 9.948 | ug/L | |
| 92) trans-1,4-Dichloro-2-b... | 11.005 | 53 | 22364 | 9.213 | ug/L | 94 |
| 93) 4-Chlorotoluene | 11.061 | 91 | 327006 | 10.504 | ug/L | 99 |
| 94) tert-Butylbenzene | 11.288 | 119 | 283184 | 10.553 | ug/L | 96 |
| 97) 1,2,4-Trimethylbenzene | 11.373 | 105 | 350406 | 10.652 | ug/L | 98 |
| 98) sec-Butylbenzene | 11.486 | 105 | 445438 | 11.003 | ug/L | 100 |
| 99) p-Isopropyltoluene | 11.648 | 119 | 352717 | 10.805 | ug/L | 98 |
| 100) 1,3-Dichlorobenzene | 11.712 | 146 | 186841 | 10.689 | ug/L | 99 |
| 101) 1,4-Dichlorobenzene | 11.811 | 146 | 190379 | 10.724 | ug/L | 98 |
| 102) p-Diethylbenzene | 12.030 | 119 | 202921 | 10.741 | ug/L | 99 |
| 103) n-Butylbenzene | 12.094 | 91 | 340083 | 11.278 | ug/L | 99 |
| 104) 1,2-Dichlorobenzene | 12.243 | 146 | 164212 | 10.444 | ug/L | 98 |
| 105) 1,2,4,5-Tetramethylben... | 12.844 | 119 | 280908 | 9.382 | ug/L | 98 |
| 106) 1,2-Dibromo-3-chloropr... | 13.042 | 155 | 9448 | 8.495 | ug/L | 99 |
| 107) 1,3,5-Trichlorobenzene | 13.070 | 180 | 132792 | 10.277 | ug/L | 98 |
| 108) Hexachlorobutadiene | 13.650 | 225 | 55266 | 10.053 | ug/L | 98 |
| 109) 1,2,4-Trichlorobenzene | 13.671 | 180 | 108990 | 10.045 | ug/L | 99 |
| 110) Naphthalene | 13.968 | 128 | 189150 | 8.709 | ug/L | 100 |
| 111) 1,2,3-Trichlorobenzene | 14.138 | 180 | 93733 | 10.039 | ug/L | 98 |

(#) = qualifier out of range (m) = manual integration (+) = signals summed

Quantitation Report (QT Reviewed)

Data Path : K:\VOA105\2025\250910A\
Data File : V05250910A01.D
Acq On : 10 Sep 2025 7:13 am
Operator : VOA105:PID
Sample : WG2113015-2 (Sig #1); 8260 CCAL (Sig #2)
Misc : WG2113015,ICAL22558 (Sig #1); WG,ICAL22558 (Sig #2)
ALS Vial : 1 Sample Multiplier: 1

Quant Time: Sep 10 07:39:59 2025
Quant Method : K:\VOA105\2025\250910A\V105_250816B_8260.m
Quant Title : VOLATILES BY GC/MS
QLast Update : Sun Aug 17 13:47:41 2025
Response via : Initial Calibration

Sub List : 8260-Curve-IM-2CEVE - Megamix plus Diox-Iodomethane

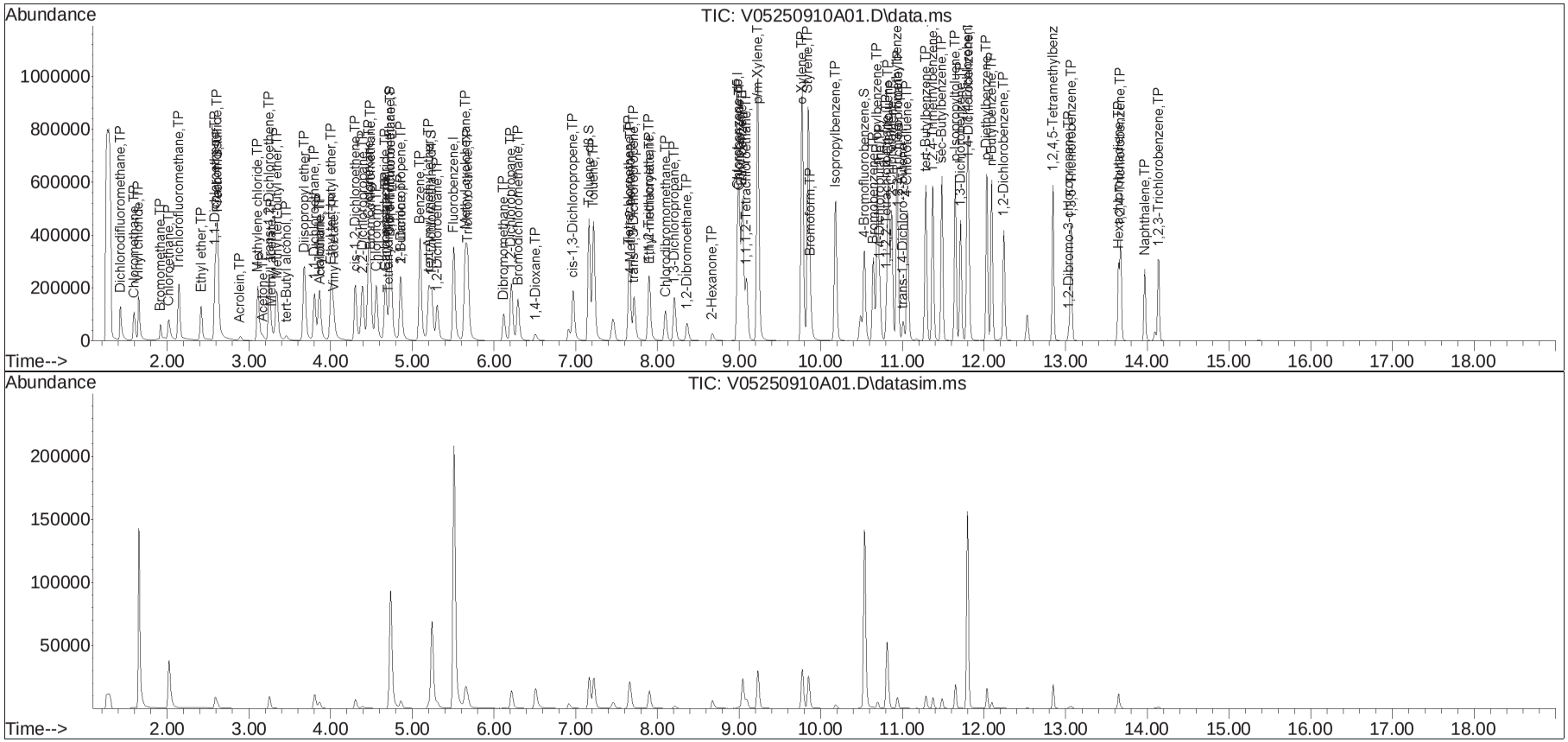

# Manual Integration Report

Data Path : K:\VOA105\2025\250910A\
Data File : V05250910A01.D
Date Inj'd : 9/10/2025 7:13 am
Sample : WG2113015-2

QMethod : V105_250816B_8260.m
Operator : VOA105:PID
Instrument : VOA105
Quant Date : 9/10/2025 7:38 am

## Compound #27: Vinyl acetate

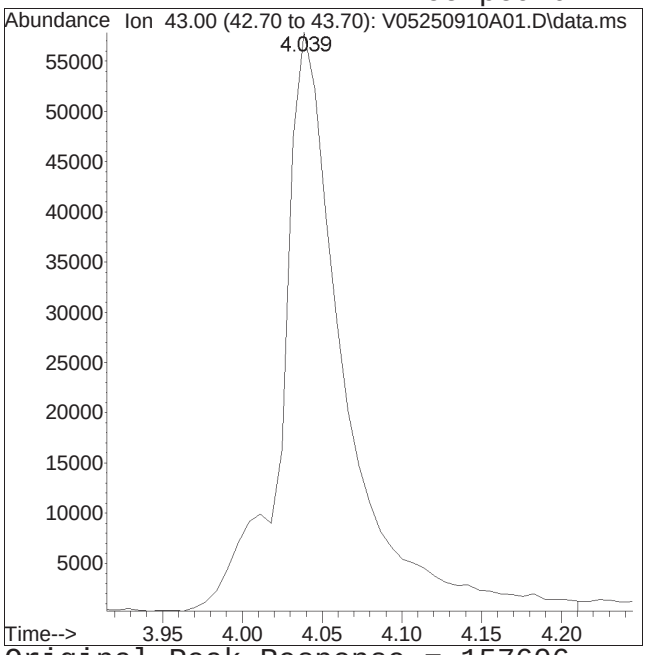


Original Peak Response = 157606

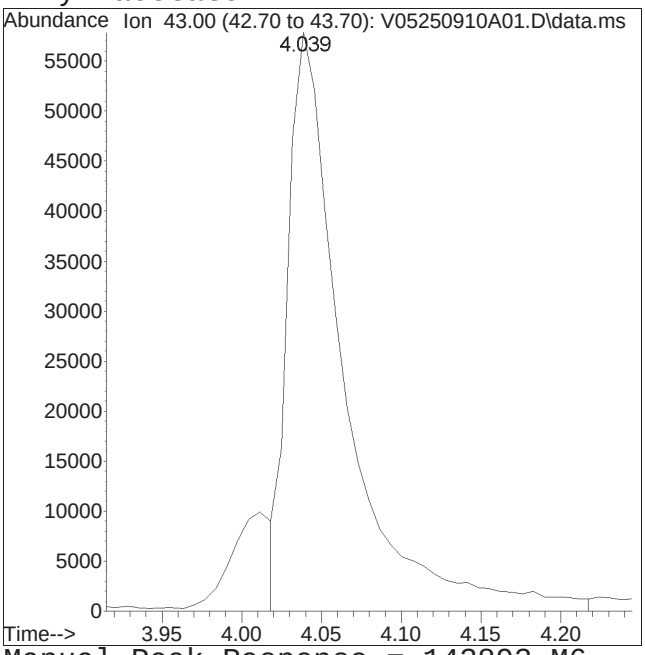


Manual Peak Response = 143893 M6

M6 = Misassignment of peak valley by automated integration (poor split of 2 peaks).

Manual Integration Report

Data Path : K:\VOA105\2025\250910A\
Data File : V05250910A01.D
Date Inj'd : 9/10/2025 7:13 am
Sample : WG2113015-2

QMethod : V105_250816B_8260.m
Operator : VOA105:PID
Instrument : VOA105
Quant Date : 9/10/2025 7:38 am

Compound #35: Tetrahydrofuran

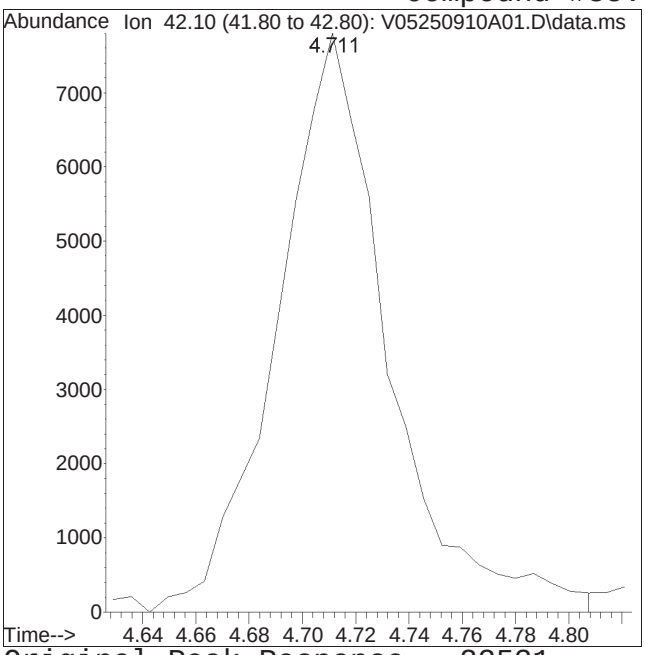


Original Peak Response = 22531

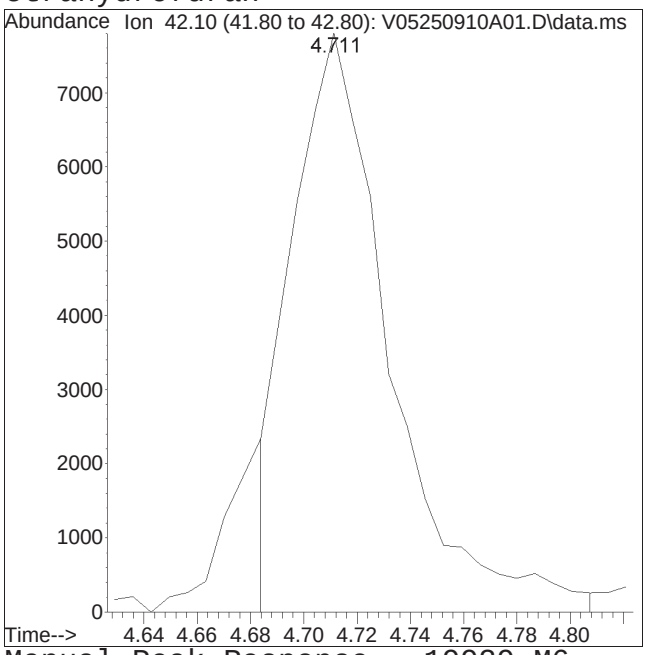


Manual Peak Response = 19929 M6

M6 = Misassignment of peak valley by automated integration (poor split of 2 peaks).

# Manual Integration Report

Data Path : K:\VOA105\2025\250910A\
Data File : V05250910A01.D
Date Inj'd : 9/10/2025 7:13 am
Sample : WG2113015-2

QMethod : V105_250816B_8260.m
Operator : VOA105:PID
Instrument : VOA105
Quant Date : 9/10/2025 7:38 am

## Compound #89: 2-Chlorotoluene

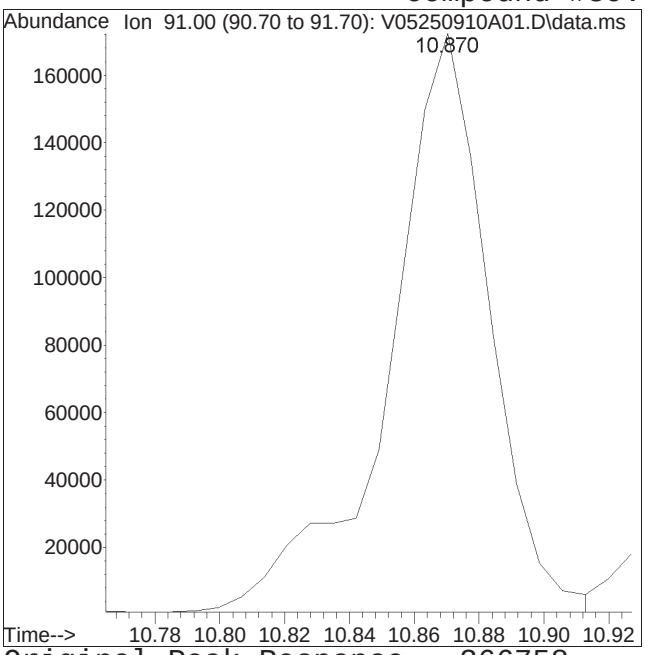


Original Peak Response = 366758

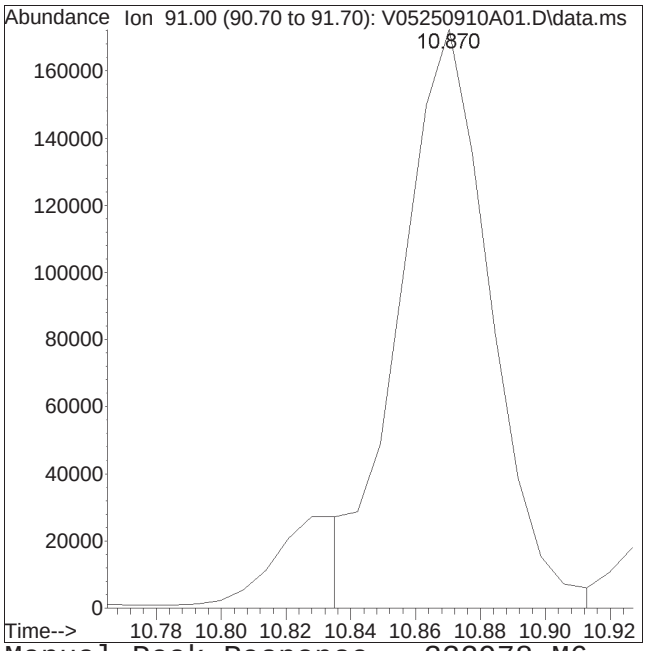


Manual Peak Response = 332978 M6

M6 = Misassignment of peak valley by automated integration (poor split of 2 peaks).

Manual Integration Report

Data Path : K:\VOA105\2025\250910A\
Data File : V05250910A01.D
Date Inj'd : 9/10/2025 7:13 am
Sample : WG2113015-2

QMethod : V105_250816B_8260.m
Operator : VOA105:PID
Instrument : VOA105
Quant Date : 9/10/2025 7:38 am

Compound #91: 1,2,3-Trichloropropane

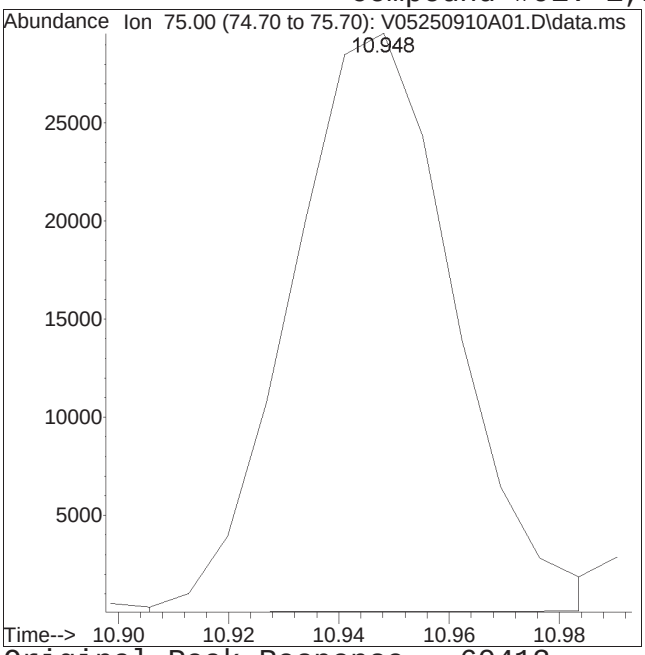


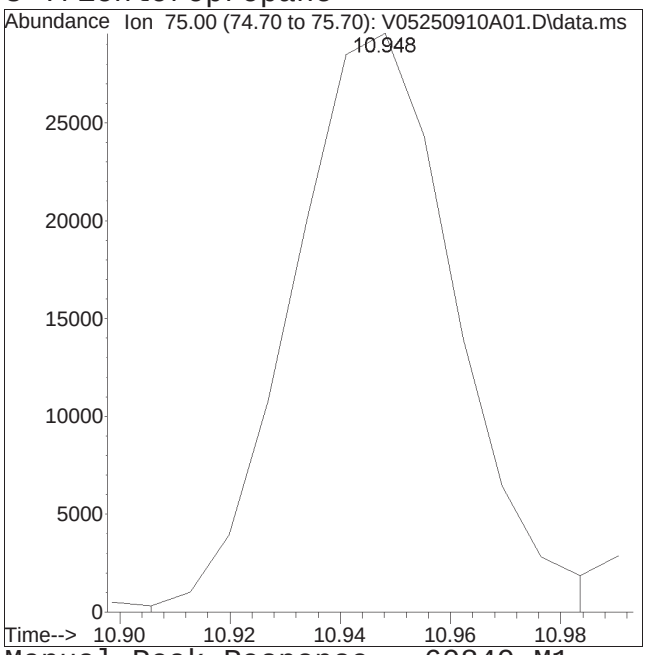


Original Peak Response = 60413 Manual Peak Response = 60840 M1
M1 = Split or tailing peak, auto integration stopped early resulting in false low area count.

Data Path : K:\VOA122\2025\250909A\
Data File : V22250909N01.D
Acq On : 09 Sep 2025 08:13 pm
Operator : VOA122:TMS
Sample : WG2112948-1 (Sig #1); BFB TUNE/BLK (Sig #2)
Misc : WG2112948,ICAL22572 (Sig #1); WG,ICAL22572 (Sig #2)
ALS Vial : 30 Sample Multiplier: 1

Integration File signal 1: rteint.p
Integration File signal 2: rteint2.p

Method : K:\VOA122\2025\250909A\V122_250821A_8260.m
Title : VOLATILES BY GC/MS
Last Update : Fri Aug 22 12:06:39 2025

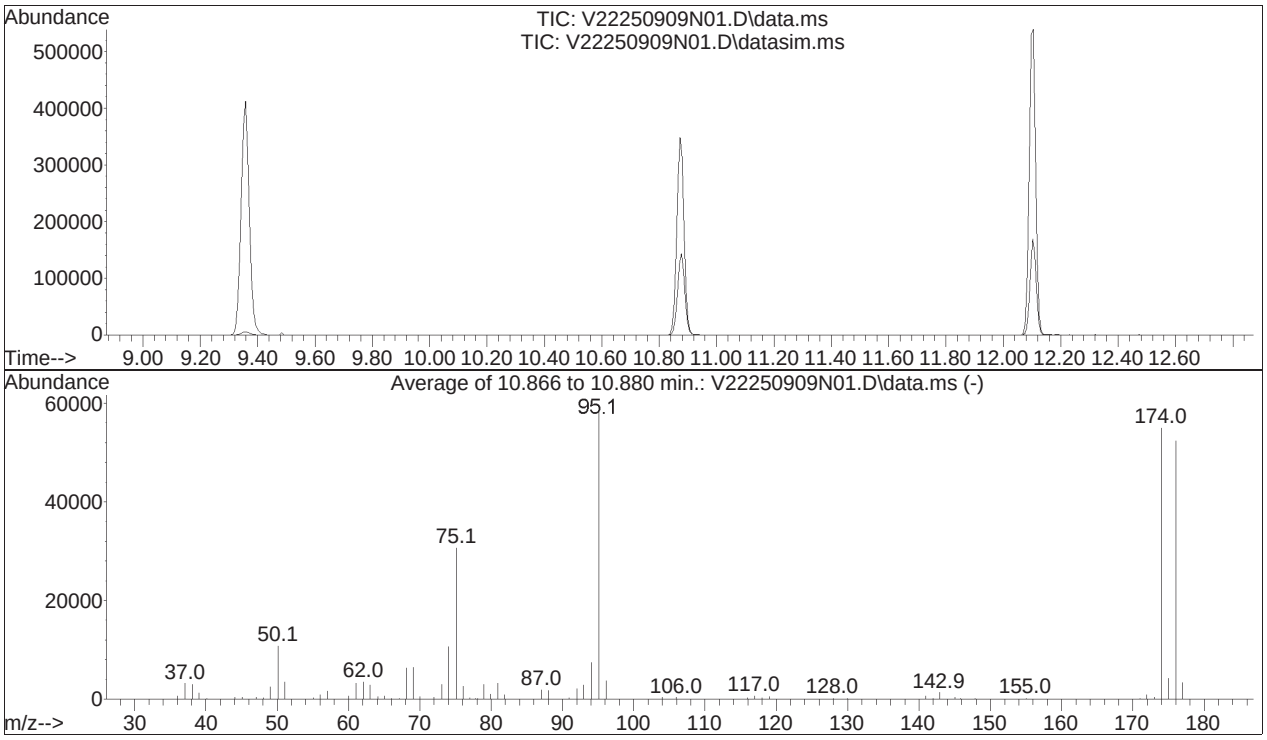


AutoFind: Scans 1305, 1306, 1307; Background Corrected with Scan 1298

| Target Mass | Rel. to Mass | Lower Limit% | Upper Limit% | Rel. Abn% | Raw Abn | Result Pass/Fail |
|---|---|---|---|---|---|---|
| 50 | 95 | 15 | 40 | 18.4 | 10821 | PASS |
| 75 | 95 | 30 | 60 | 52.2 | 30709 | PASS |
| 95 | 95 | 100 | 100 | 100.0 | 58795 | PASS |
| 96 | 95 | 5 | 9 | 6.3 | 3688 | PASS |
| 173 | 174 | 0.00 | 2 | 0.8 | 463 | PASS |
| 174 | 95 | 50 | 100 | 93.6 | 55005 | PASS |
| 175 | 174 | 5 | 9 | 7.5 | 4143 | PASS |
| 176 | 174 | 95 | 101 | 95.1 | 52336 | PASS |
| 177 | 176 | 5 | 9 | 6.5 | 3386 | PASS |

Data Path : K:\VOA105\2025\250910A\
Data File : V05250910ABF1.D
Acq On : 10 Sep 2025 6:59 am
Operator : VOA105:PID
Sample : WG2113015-1
Misc : WG2113015
ALS Vial : 1 Sample Multiplier: 1

Integration File: rteint.p

Method : K:\VOA105\2025\250910A\V105_250816B_8260.m
Title : VOLATILES BY GC/MS
Last Update : Sun Aug 17 13:47:41 2025

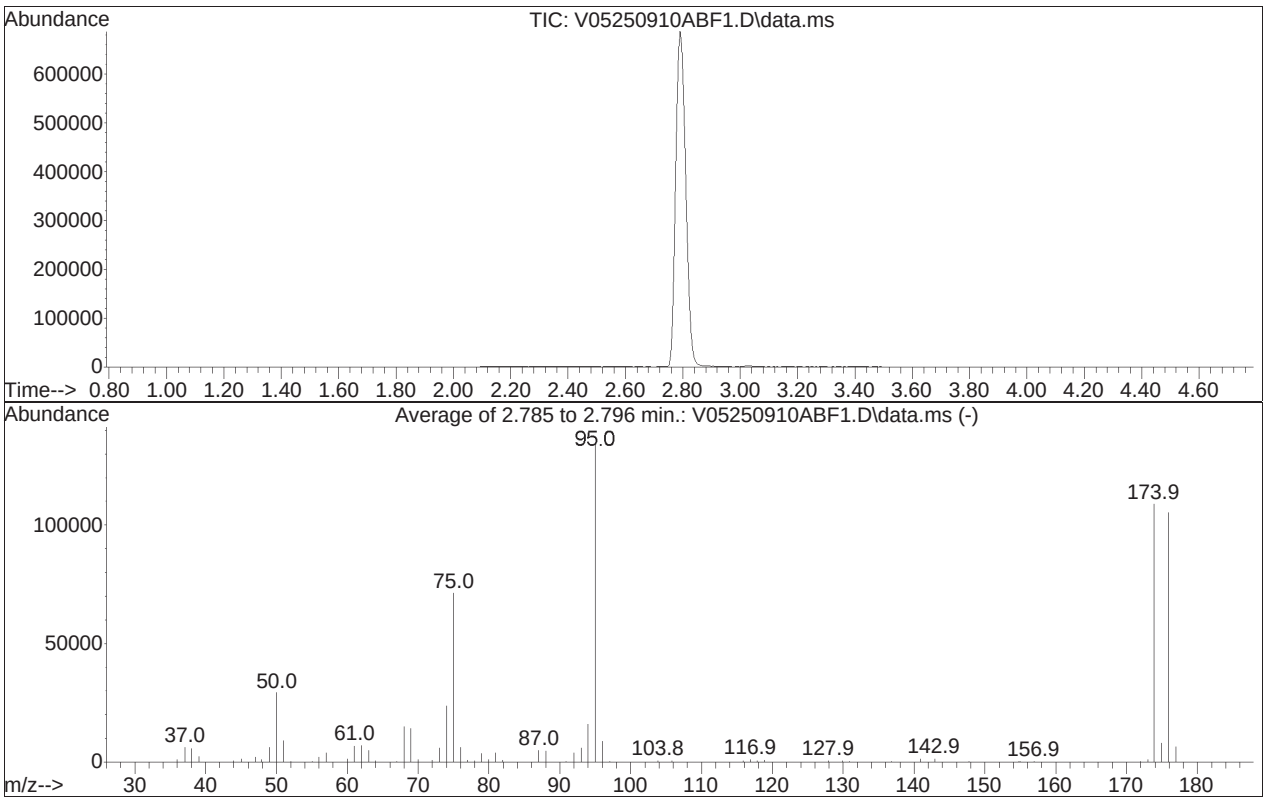


AutoFind: Scans 128, 129, 130; Background Corrected with Scan 119

| Target Mass | Rel. to Mass | Lower Limit% | Upper Limit% | Rel. Abn% | Raw Abn | Result Pass/Fail |
|---|---|---|---|---|---|---|
| 50 | 95 | 15 | 40 | 21.8 | 29333 | PASS |
| 75 | 95 | 30 | 60 | 53.0 | 71485 | PASS |
| 95 | 95 | 100 | 100 | 100.0 | 134784 | PASS |
| 96 | 95 | 5 | 9 | 6.6 | 8935 | PASS |
| 173 | 174 | 0.00 | 2 | 1.0 | 1113 | PASS |
| 174 | 95 | 50 | 100 | 80.8 | 108915 | PASS |
| 175 | 174 | 5 | 9 | 7.3 | 7971 | PASS |
| 176 | 174 | 95 | 101 | 96.6 | 105256 | PASS |
| 177 | 176 | 5 | 9 | 6.2 | 6496 | PASS |

# Volatiles Raw QC Data

Quantitation Report (QT Reviewed)

Data Path : K:\VOA122\2025\250909A\
Data File : V22250909N06.D
Acq On : 09 Sep 2025 10:18 pm
Operator : VOA122:TMS
Sample : WG2112948-5,31,10,10 (Sig #1); METHOD BLK (Sig #2)
Misc : WG2112948,ICAL22572 (Sig #1); WG,ICAL22572 (Sig #2)
ALS Vial : 35 Sample Multiplier: 1

Quant Time: Sep 10 03:08:23 2025
Quant Method : K:\VOA122\2025\250909A\V122_250821A_8260.m
Quant Title : VOLATILES BY GC/MS
QLast Update : Fri Aug 22 12:06:39 2025
Response via : Initial Calibration

CCAL FILE(s) : 1 - K:\VOA122\2025\250909A\V22250909N02.D
Sub List : 8260-Curve-IM-2CEVE - Megamix plus Diox-Iodomethane

| Compound | R.T. | QIon | Response | Conc | Units | Dev(Min) |
|---|---|---|---|---|---|---|
| Internal Standards | | | | | | |
| 1) Fluorobenzene | 5.828 | 96 | 339148 | 10.000 | ug/L | 0.00 |
| Standard Area 1 = 350901 | | | Recovery = 96.65% | | | |
| 62) Chlorobenzene-d5 | 9.358 | 117 | 284756 | 10.000 | ug/L | 0.00 |
| Standard Area 1 = 293806 | | | Recovery = 96.92% | | | |
| 83) 1,4-Dichlorobenzene-d4 | 12.104 | 152 | 153862 | 10.000 | ug/L | 0.00 |
| Standard Area 1 = 173757 | | | Recovery = 88.55% | | | |
| System Monitoring Compounds | | | | | | |
| 38) Dibromofluoromethane | 5.021 | 113 | 120197 | 10.635 | ug/L | 0.00 |
| Spiked Amount 10.000 | Range 70 - 130 | | Recovery = 106.35% | | | |
| 46) 1,2-Dichloroethane-d4 | 5.542 | 65 | 128138 | 11.824 | ug/L | 0.00 |
| Spiked Amount 10.000 | Range 70 - 130 | | Recovery = 118.24% | | | |
| 63) Toluene-d8 | 7.520 | 98 | 359138 | 9.768 | ug/L | 0.00 |
| Spiked Amount 10.000 | Range 70 - 130 | | Recovery = 97.68% | | | |
| 87) 4-Bromofluorobenzene | 10.873 | 95 | 118351 | 9.915 | ug/L | 0.00 |
| Spiked Amount 10.000 | Range 70 - 130 | | Recovery = 99.15% | | | |
| Target Compounds | | | | | | Qvalue |
| 2) Dichlorodifluoromethane | 0.000 | | 0 | N.D. | d | |
| 3) Chloromethane | 0.000 | | 0 | N.D. | d | |
| 4) Vinyl chloride | 0.000 | | 0 | N.D. | | |
| 5) Bromomethane | 2.111 | 94 | 99 | N.D. | | |
| 6) Chloroethane | 0.000 | | 0 | N.D. | | |
| 7) Trichlorofluoromethane | 0.000 | | 0 | N.D. | | |
| 10) 1,1-Dichloroethene | 0.000 | | 0 | N.D. | | |
| 11) Carbon disulfide | 2.856 | 76 | 769 | N.D. | | |
| 12) Freon-113 | 0.000 | | 0 | N.D. | | |
| 15) Methylene chloride | 0.000 | | 0 | N.D. | d | |
| 17) Acetone | 0.000 | | 0 | N.D. | d | |
| 18) trans-1,2-Dichloroethene | 0.000 | | 0 | N.D. | | |
| 19) Methyl acetate | 0.000 | | 0 | N.D. | d | |
| 21) Methyl tert-butyl ether | 0.000 | | 0 | N.D. | | |
| 25) 1,1-Dichloroethane | 0.000 | | 0 | N.D. | | |
| 30) cis-1,2-Dichloroethene | 0.000 | | 0 | N.D. | | |
| 32) Bromochloromethane | 0.000 | | 0 | N.D. | | |
| 33) Cyclohexane | 0.000 | | 0 | N.D. | | |
| 34) Chloroform | 4.849 | 83 | 250 | N.D. | | |
| 36) Carbon tetrachloride | 0.000 | | 0 | N.D. | | |

Data Path : K:\VOA122\2025\250909A\
Data File : V22250909N06.D
Acq On : 09 Sep 2025 10:18 pm
Operator : VOA122:TMS
Sample : WG2112948-5,31,10,10 (Sig #1); METHOD BLK (Sig #2)
Misc : WG2112948,ICAL22572 (Sig #1); WG,ICAL22572 (Sig #2)
ALS Vial : 35 Sample Multiplier: 1

Quant Time: Sep 10 03:08:23 2025
Quant Method : K:\VOA122\2025\250909A\V122_250821A_8260.m
Quant Title : VOLATILES BY GC/MS
QLast Update : Fri Aug 22 12:06:39 2025
Response via : Initial Calibration

CCAL FILE(s) : 1 - K:\VOA122\2025\250909A\V22250909N02.D
Sub List : 8260-Curve-IM-2CEVE - Megamix plus Diox-Iodomethane

| Compound | R.T. | QIon | Response | Conc | Units | Dev(Min) |
|---|---|---|---|---|---|---|
| 39) 1,1,1-Trichloroethane | 0.000 | | 0 | N.D. | | |
| 41) 2-Butanone | 0.000 | | 0 | N.D. | | |
| 44) Benzene | 0.000 | | 0 | N.D. | | |
| 47) 1,2-Dichloroethane | 0.000 | | 0 | N.D. | d | |
| 50) Methyl cyclohexane | 0.000 | | 0 | N.D. | | |
| 51) Trichloroethene | 0.000 | | 0 | N.D. | d | |
| 54) 1,2-Dichloropropane | 0.000 | | 0 | N.D. | | |
| 57) Bromodichloromethane | 0.000 | | 0 | N.D. | | |
| 61) cis-1,3-Dichloropropene | 0.000 | | 0 | N.D. | | |
| 64) Toluene | 0.000 | | 0 | N.D. | | |
| 65) 4-Methyl-2-pentanone | 0.000 | | 0 | N.D. | | |
| 66) Tetrachloroethene | 0.000 | | 0 | N.D. | | |
| 68) trans-1,3-Dichloropropene | 0.000 | | 0 | N.D. | | |
| 71) 1,1,2-Trichloroethane | 0.000 | | 0 | N.D. | | |
| 72) Chlorodibromomethane | 0.000 | | 0 | N.D. | | |
| 74) 1,2-Dibromoethane | 0.000 | | 0 | N.D. | | |
| 76) 2-Hexanone | 0.000 | | 0 | N.D. | d | |
| 77) Chlorobenzene | 0.000 | | 0 | N.D. | | |
| 78) Ethylbenzene | 0.000 | | 0 | N.D. | d | |
| 80) p/m Xylene | 0.000 | | 0 | N.D. | | |
| 81) o Xylene | 0.000 | | 0 | N.D. | | |
| 82) Styrene | 0.000 | | 0 | N.D. | d | |
| 84) Bromoform | 0.000 | | 0 | N.D. | | |
| 86) Isopropylbenzene | 0.000 | | 0 | N.D. | | |
| 91) 1,1,2,2-Tetrachloroethane | 0.000 | | 0 | N.D. | | |
| 104) 1,3-Dichlorobenzene | 0.000 | | 0 | N.D. | d | |
| 105) 1,4-Dichlorobenzene | 12.111 | 146 | 256 | N.D. | | |
| 108) 1,2-Dichlorobenzene | 0.000 | | 0 | N.D. | | |
| 110) 1,2-Dibromo-3-chloropr... | 0.000 | | 0 | N.D. | | |
| 113) 1,2,4-Trichlorobenzene | 13.970 | 180 | 160 | N.D. | | |
| 115) 1,2,3-Trichlorobenzene | 14.429 | 180 | 188 | N.D. | | |

(#) = qualifier out of range (m) = manual integration (+) = signals summed

Quantitation Report (QT Reviewed)

Data Path : K:\VOA122\2025\250909A\
Data File : V22250909N06.D
Acq On : 09 Sep 2025 10:18 pm
Operator : VOA122:TMS
Sample : WG2112948-5,31,10,10 (Sig #1); METHOD BLK (Sig #2)
Misc : WG2112948,ICAL22572 (Sig #1); WG,ICAL22572 (Sig #2)
ALS Vial : 35 Sample Multiplier: 1

Quant Time: Sep 10 03:08:23 2025
Quant Method : K:\VOA122\2025\250909A\V122_250821A_8260.m
Quant Title : VOLATILES BY GC/MS
QLast Update : Fri Aug 22 12:06:39 2025
Response via : Initial Calibration

Sub List : 8260-Curve-IM-2CEVE - Megamix plus Diox-Iodomethane

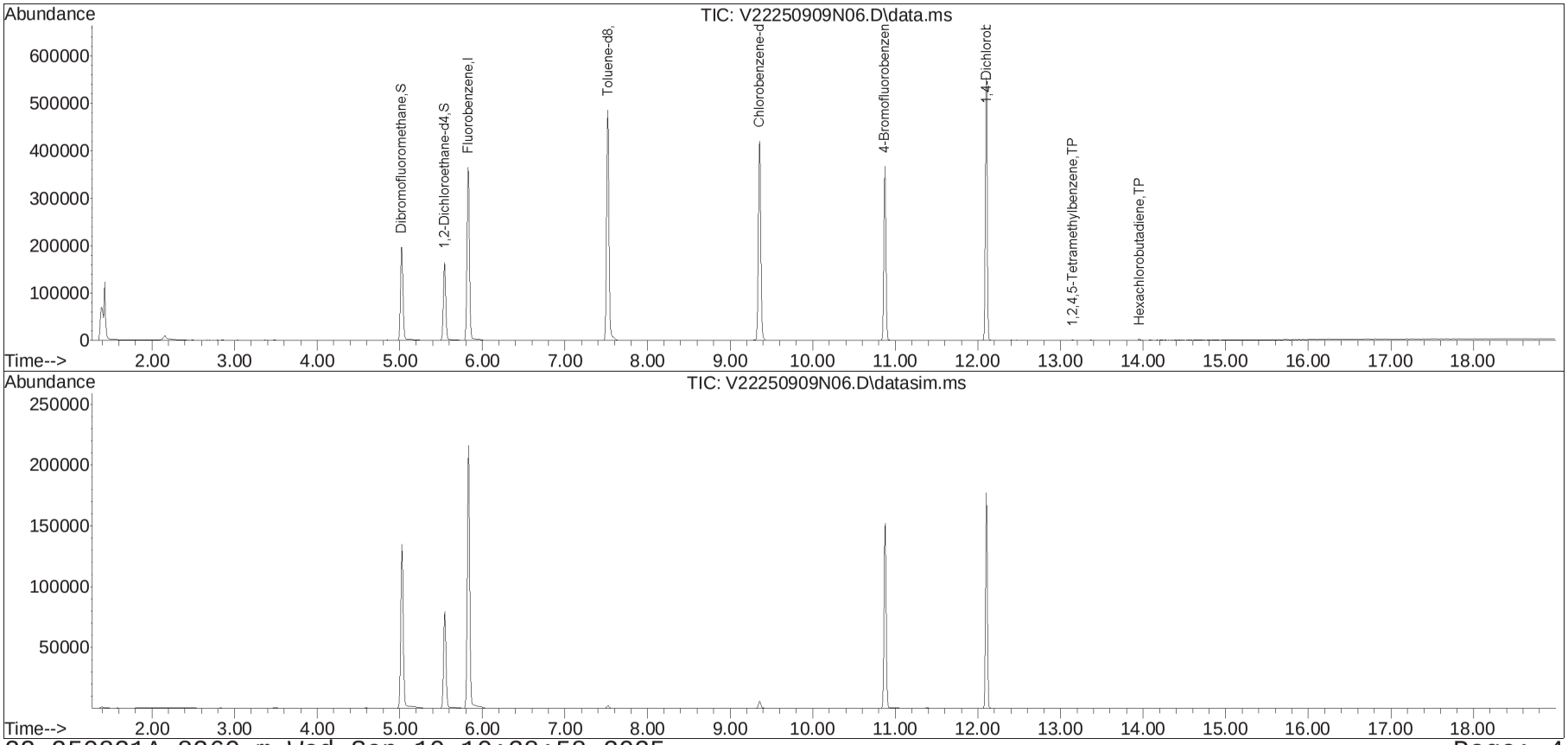

# Manual Integration Report

| | | | |
|---|---|---|---|
| Data Path | : K:\VOA122\2025\250909A\ | QMethod | : V122_250821A_8260.m |
| Data File | : V22250909N06.D | Operator | : VOA122:TMS |
| Date Inj'd | : 9/9/2025 10:18 pm | Instrument | : VOA 122 |
| Sample | : WG2112948-5,31,10,10 | Quant Date | : 9/10/2025 3:05 am |

There are no manual integrations or false positives in this file.

Quantitation Report (QT Reviewed)

Data Path : K:\VOA105\2025\250910A\
Data File : V05250910A05.D
Acq On : 10 Sep 2025 8:55 am
Operator : VOA105:PID
Sample : WG2113015-5,31,10,10 (Sig #1); METHOD BLK (Sig #2)
Misc : WG2113015,ICAL22558 (Sig #1); WG,ICAL22558 (Sig #2)
ALS Vial : 5 Sample Multiplier: 1

Quant Time: Sep 10 09:25:56 2025
Quant Method : K:\VOA105\2025\250910A\V105_250816B_8260.m
Quant Title : VOLATILES BY GC/MS
QLast Update : Sun Aug 17 13:47:41 2025
Response via : Initial Calibration

CCAL FILE(s) : 1 - K:\VOA105\2025\250910A\V05250910A01.D
Sub List : 8260-Curve-IM-2CEVE - Megamix plus Diox-Iodomethane

| Compound | R.T. | QIon | Response | Conc Units | Dev(Min) |
|---|---|---|---|---|---|
| Internal Standards | | | | | |
| 1) Fluorobenzene | 5.513 | 96 | 298661 | 10.000 ug/L | 0.00 |
| Standard Area 1 = 373567 | | | Recovery = 79.95% | | |
| 59) Chlorobenzene-d5 | 8.984 | 117 | 218494 | 10.000 ug/L | 0.00 |
| Standard Area 1 = 266383 | | | Recovery = 82.02% | | |
| 79) 1,4-Dichlorobenzene-d4 | 11.797 | 152 | 117525 | 10.000 ug/L | 0.00 |
| Standard Area 1 = 148562 | | | Recovery = 79.11% | | |
| System Monitoring Compounds | | | | | |
| 36) Dibromofluoromethane | 4.732 | 113 | 87290 | 10.267 ug/L | 0.00 |
| Spiked Amount 10.000 | Range 70 - 130 | | Recovery = 102.67% | | |
| 43) 1,2-Dichloroethane-d4 | 5.238 | 65 | 116535 | 9.577 ug/L | 0.00 |
| Spiked Amount 10.000 | Range 70 - 130 | | Recovery = 95.77% | | |
| 60) Toluene-d8 | 7.164 | 98 | 291526 | 10.056 ug/L | 0.00 |
| Spiked Amount 10.000 | Range 70 - 130 | | Recovery = 100.56% | | |
| 83) 4-Bromofluorobenzene | 10.538 | 95 | 107233 | 10.039 ug/L | 0.00 |
| Spiked Amount 10.000 | Range 70 - 130 | | Recovery = 100.39% | | |
| Target Compounds | | | | | Qvalue |
| 2) Dichlorodifluoromethane | 0.000 | | 0 | N.D. d | |
| 3) Chloromethane | 1.595 | 50 | 450 | N.D. | |
| 4) Vinyl chloride | 0.000 | | 0 | N.D. | |
| 5) Bromomethane | 1.924 | 94 | 249 | N.D. | |
| 6) Chloroethane | 2.048 | 64 | 201 | N.D. | |
| 7) Trichlorofluoromethane | 0.000 | | 0 | N.D. | |
| 10) 1,1-Dichloroethene | 0.000 | | 0 | N.D. | |
| 11) Carbon disulfide | 2.618 | 76 | 342 | N.D. | |
| 12) Freon-113 | 0.000 | | 0 | N.D. | |
| 15) Methylene chloride | 3.112 | 84 | 423 | Below Cal # | 64 |
| 17) Acetone | 0.000 | | 0 | N.D. d | |
| 18) trans-1,2-Dichloroethene | 0.000 | | 0 | N.D. | |
| 19) Methyl acetate | 3.236 | 43 | 145 | N.D. | |
| 20) Methyl tert-butyl ether | 0.000 | | 0 | N.D. | |
| 23) 1,1-Dichloroethane | 0.000 | | 0 | N.D. | |
| 28) cis-1,2-Dichloroethene | 0.000 | | 0 | N.D. | |
| 30) Bromochloromethane | 0.000 | | 0 | N.D. | |
| 31) Cyclohexane | 0.000 | | 0 | N.D. | |
| 32) Chloroform | 4.574 | 83 | 374 | N.D. | |
| 34) Carbon tetrachloride | 0.000 | | 0 | N.D. | |

Data Path : K:\VOA105\2025\250910A\
Data File : V05250910A05.D
Acq On : 10 Sep 2025 8:55 am
Operator : VOA105:PID
Sample : WG2113015-5,31,10,10 (Sig #1); METHOD BLK (Sig #2)
Misc : WG2113015,ICAL22558 (Sig #1); WG,ICAL22558 (Sig #2)
ALS Vial : 5 Sample Multiplier: 1

Quant Time: Sep 10 09:25:56 2025
Quant Method : K:\VOA105\2025\250910A\V105_250816B_8260.m
Quant Title : VOLATILES BY GC/MS
QLast Update : Sun Aug 17 13:47:41 2025
Response via : Initial Calibration

CCAL FILE(s) : 1 - K:\VOA105\2025\250910A\V05250910A01.D
Sub List : 8260-Curve-IM-2CEVE - Megamix plus Diox-Iodomethane

| Compound | R.T. | QIon | Response | Conc | Units | Dev(Min) |
|---|---|---|---|---|---|---|
| 37) 1,1,1-Trichloroethane | 0.000 | | 0 | | N.D. | |
| 39) 2-Butanone | 0.000 | | 0 | | N.D. | |
| 41) Benzene | 0.000 | | 0 | | N.D. | |
| 44) 1,2-Dichloroethane | 0.000 | | 0 | | N.D. | |
| 47) Methyl cyclohexane | 0.000 | | 0 | | N.D. | |
| 48) Trichloroethene | 0.000 | | 0 | | N.D. | |
| 51) 1,2-Dichloropropane | 0.000 | | 0 | | N.D. | |
| 54) Bromodichloromethane | 0.000 | | 0 | | N.D. | |
| 58) cis-1,3-Dichloropropene | 0.000 | | 0 | | N.D. | |
| 61) Toluene | 0.000 | | 0 | | N.D. | |
| 62) 4-Methyl-2-pentanone | 0.000 | | 0 | | N.D. | |
| 63) Tetrachloroethene | 0.000 | | 0 | | N.D. | |
| 65) trans-1,3-Dichloropropene | 0.000 | | 0 | | N.D. | |
| 68) 1,1,2-Trichloroethane | 0.000 | | 0 | | N.D. | |
| 69) Chlorodibromomethane | 0.000 | | 0 | | N.D. | |
| 71) 1,2-Dibromoethane | 0.000 | | 0 | | N.D. | |
| 72) 2-Hexanone | 0.000 | | 0 | | N.D. | |
| 73) Chlorobenzene | 0.000 | | 0 | | N.D. | |
| 74) Ethylbenzene | 8.984 | 91 | 300 | | N.D. | |
| 76) p/m Xylene | 0.000 | | 0 | | N.D. | |
| 77) o Xylene | 0.000 | | 0 | | N.D. | |
| 78) Styrene | 0.000 | | 0 | | N.D. | |
| 80) Bromoform | 0.000 | | 0 | | N.D. | |
| 82) Isopropylbenzene | 0.000 | | 0 | | N.D. | |
| 87) 1,1,2,2-Tetrachloroethane | 0.000 | | 0 | | N.D. | |
| 100) 1,3-Dichlorobenzene | 0.000 | | 0 | | N.D. | |
| 101) 1,4-Dichlorobenzene | 0.000 | | 0 | | N.D. | |
| 104) 1,2-Dichlorobenzene | 0.000 | | 0 | | N.D. | |
| 106) 1,2-Dibromo-3-chloropr... | 0.000 | | 0 | | N.D. | |
| 109) 1,2,4-Trichlorobenzene | 0.000 | | 0 | | N.D. | |
| 111) 1,2,3-Trichlorobenzene | 0.000 | | 0 | | N.D. | |

(#) = qualifier out of range (m) = manual integration (+) = signals summed

Quantitation Report (QT Reviewed)

Data Path : K:\VOA105\2025\250910A\
Data File : V05250910A05.D
Acq On : 10 Sep 2025 8:55 am
Operator : VOA105:PID
Sample : WG2113015-5,31,10,10 (Sig #1); METHOD BLK (Sig #2)
Misc : WG2113015,ICAL22558 (Sig #1); WG,ICAL22558 (Sig #2)
ALS Vial : 5 Sample Multiplier: 1

Quant Time: Sep 10 09:25:56 2025
Quant Method : K:\VOA105\2025\250910A\V105_250816B_8260.m
Quant Title : VOLATILES BY GC/MS
QLast Update : Sun Aug 17 13:47:41 2025
Response via : Initial Calibration

Sub List : 8260-Curve-IM-2CEVE - Megamix plus Diox-Iodomethane

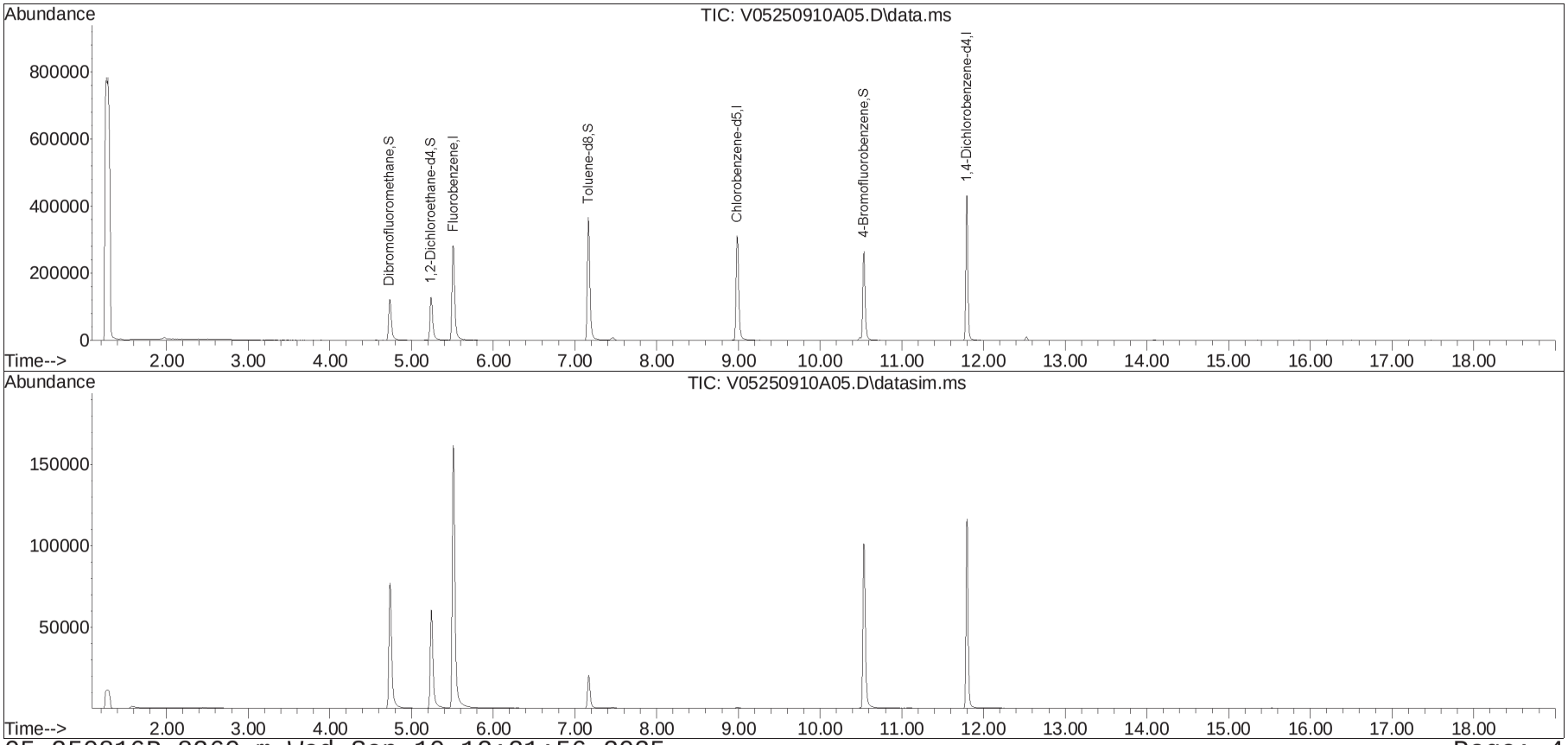

# Manual Integration Report

| | | | |
|---|---|---|---|
| Data Path | : K:\VOA105\2025\250910A\ | QMethod | : V105_250816B_8260.m |
| Data File | : V05250910A05.D | Operator | : VOA105:PID |
| Date Inj'd | : 9/10/2025 8:55 am | Instrument | : VOA105 |
| Sample | : WG2113015-5,31,10,10 | Quant Date | : 9/10/2025 9:24 am |

There are no manual integrations or false positives in this file.

Quantitation Report (QT Reviewed)

Data Path : K:\VOA122\2025\250909A\
Data File : V22250909N02.D
Acq On : 09 Sep 2025 08:38 pm
Operator : VOA122:TMS
Sample : WG2112948-3,31,10,10 (Sig #1); 8260 CCAL (Sig #2)
Misc : WG2112948,ICAL22572 (Sig #1); WG,ICAL22572 (Sig #2)
ALS Vial : 31 Sample Multiplier: 1

Quant Time: Sep 09 21:51:41 2025
Quant Method : K:\VOA122\2025\250909A\V122_250821A_8260.m
Quant Title : VOLATILES BY GC/MS
QLast Update : Fri Aug 22 12:06:39 2025
Response via : Initial Calibration

CCAL FILE(s) : 1 - K:\VOA122\2025\250909A\V22250909N02.D
Sub List : 8260-Curve-IM-2CEVE - Megamix plus Diox-Iodomethane

| Compound | R.T. | QIon | Response | Conc | Units | Dev(Min) |
|---|---|---|---|---|---|---|
| Internal Standards | | | | | | |
| 1) Fluorobenzene | 5.828 | 96 | 350901 | 10.000 | ug/L | 0.00 |
| Standard Area 1 = 350901 | | | Recovery = 100.00% | | | |
| 62) Chlorobenzene-d5 | 9.358 | 117 | 293806 | 10.000 | ug/L | 0.00 |
| Standard Area 1 = 293806 | | | Recovery = 100.00% | | | |
| 83) 1,4-Dichlorobenzene-d4 | 12.104 | 152 | 173757 | 10.000 | ug/L | 0.00 |
| Standard Area 1 = 173757 | | | Recovery = 100.00% | | | |
| System Monitoring Compounds | | | | | | |
| 38) Dibromofluoromethane | 5.021 | 113 | 119739 | 10.240 | ug/L | 0.00 |
| Spiked Amount 10.000 | Range 70 - 130 | | Recovery = 102.40% | | | |
| 46) 1,2-Dichloroethane-d4 | 5.542 | 65 | 131427 | 11.722 | ug/L | 0.00 |
| Spiked Amount 10.000 | Range 70 - 130 | | Recovery = 117.22% | | | |
| 63) Toluene-d8 | 7.520 | 98 | 375630 | 9.902 | ug/L | 0.00 |
| Spiked Amount 10.000 | Range 70 - 130 | | Recovery = 99.02% | | | |
| 87) 4-Bromofluorobenzene | 10.873 | 95 | 130925 | 9.713 | ug/L | 0.00 |
| Spiked Amount 10.000 | Range 70 - 130 | | Recovery = 97.13% | | | |
| Target Compounds | | | | | | Qvalue |
| 2) Dichlorodifluoromethane | 1.569 | 85 | 65353 | 9.569 | ug/L | 98 |
| 3) Chloromethane | 1.742 | 50 | 52361 | 9.618 | ug/L | 99 |
| 4) Vinyl chloride | 1.813 | 62 | 50963 | 9.052 | ug/L | 99 |
| 5) Bromomethane | 2.111 | 94 | 29515 | 10.562 | ug/L | 95 |
| 6) Chloroethane | 2.221 | 64 | 31880 | 9.283 | ug/L | 98 |
| 7) Trichlorofluoromethane | 2.354 | 101 | 100223 | 10.885 | ug/L | 99 |
| 10) 1,1-Dichloroethene | 2.825 | 96 | 43517 | 10.009 | ug/L | 94 |
| 11) Carbon disulfide | 2.856 | 76 | 153892 | 9.565 | ug/L | 100 |
| 12) Freon-113 | 2.864 | 101 | 51282 | 10.634 | ug/L | 98 |
| 15) Methylene chloride | 3.366 | 84 | 58197 | 10.727 | ug/L | 98 |
| 17) Acetone | 3.390 | 43 | 8617 | 11.408 | ug/L | 97 |
| 18) trans-1,2-Dichloroethene | 3.515 | 96 | 50679 | 10.118 | ug/L | 98 |
| 19) Methyl acetate | 3.515 | 43 | 20217 | 11.042 | ug/L | 96 |
| 21) Methyl tert-butyl ether | 3.609 | 73 | 89721 | 11.212 | ug/L | 98 |
| 25) 1,1-Dichloroethane | 4.080 | 63 | 100008 | 10.092 | ug/L | 98 |
| 30) cis-1,2-Dichloroethene | 4.590 | 96 | 54523 | 10.480 | ug/L | 97 |
| 32) Bromochloromethane | 4.778 | 128 | 30225 | 11.506 | ug/L | 94 |
| 33) Cyclohexane | 4.794 | 56 | 68006 | 9.128 | ug/L | 94 |
| 34) Chloroform | 4.849 | 83 | 108347 | 10.816 | ug/L | 99 |
| 36) Carbon tetrachloride | 4.990 | 117 | 97500 | 11.403 | ug/L | 98 |

Data Path : K:\VOA122\2025\250909A\
Data File : V22250909N02.D
Acq On : 09 Sep 2025 08:38 pm
Operator : VOA122:TMS
Sample : WG2112948-3,31,10,10 (Sig #1); 8260 CCAL (Sig #2)
Misc : WG2112948,ICAL22572 (Sig #1); WG,ICAL22572 (Sig #2)
ALS Vial : 31 Sample Multiplier: 1

Quant Time: Sep 09 21:51:41 2025
Quant Method : K:\VOA122\2025\250909A\V122_250821A_8260.m
Quant Title : VOLATILES BY GC/MS
QLast Update : Fri Aug 22 12:06:39 2025
Response via : Initial Calibration

CCAL FILE(s) : 1 - K:\VOA122\2025\250909A\V22250909N02.D
Sub List : 8260-Curve-IM-2CEVE - Megamix plus Diox-Iodomethane

| Compound | R.T. | QIon | Response | Conc | Units | Dev(Min) |
|---|---|---|---|---|---|---|
| 39) 1,1,1-Trichloroethane | 5.053 | 97 | 102551 | 11.283 | ug/L | 99 |
| 41) 2-Butanone | 5.139 | 43 | 10950 | 11.709 | ug/L | 93 |
| 44) Benzene | 5.416 | 78 | 181574 | 9.986 | ug/L | 99 |
| 47) 1,2-Dichloroethane | 5.612 | 62 | 71055 | 11.352 | ug/L | 100 |
| 50) Methyl cyclohexane | 6.003 | 83 | 62922 | 8.569 | ug/L | 98 |
| 51) Trichloroethene | 6.010 | 95 | 56639 | 10.216 | ug/L | 97 |
| 54) 1,2-Dichloropropane | 6.547 | 63 | 49486 | 9.981 | ug/L | 95 |
| 57) Bromodichloromethane | 6.617 | 83 | 78590 | 10.967 | ug/L | 99 |
| 61) cis-1,3-Dichloropropene | 7.305 | 75 | 65074 | 10.075 | ug/L | 99 |
| 64) Toluene | 7.576 | 92 | 124415 | 10.332 | ug/L | 100 |
| 65) 4-Methyl-2-pentanone | 8.007 | 58 | 5880 | 8.699 | ug/L | 82 |
| 66) Tetrachloroethene | 8.021 | 166 | 60102 | 10.250 | ug/L | 99 |
| 68) trans-1,3-Dichloropropene | 8.055 | 75 | 57405 | 10.306 | ug/L | 98 |
| 71) 1,1,2-Trichloroethane | 8.236 | 83 | 28398 | 10.858 | ug/L | 96 |
| 72) Chlorodibromomethane | 8.451 | 129 | 52123 | 10.895 | ug/L | 98 |
| 74) 1,2-Dibromoethane | 8.723 | 107 | 33984 | 10.749 | ug/L | 97 |
| 76) 2-Hexanone | 9.015 | 43 | 9638 | 9.649 | ug/L | 98 |
| 77) Chlorobenzene | 9.379 | 112 | 149716 | 10.425 | ug/L | 99 |
| 78) Ethylbenzene | 9.421 | 91 | 238148 | 10.039 | ug/L | 99 |
| 80) p/m Xylene | 9.611 | 106 | 186887 | 20.970 | ug/L | 98 |
| 81) o Xylene | 10.158 | 106 | 170856 | 20.530 | ug/L | 96 |
| 82) Styrene | 10.228 | 104 | 299456 | 21.788 | ug/L | 99 |
| 84) Bromoform | 10.242 | 173 | 31714 | 10.931 | ug/L | 98 |
| 86) Isopropylbenzene | 10.550 | 105 | 225046 | 9.542 | ug/L | 99 |
| 91) 1,1,2,2-Tetrachloroethane | 11.125 | 83 | 38421 | 9.835 | ug/L | 97 |
| 104) 1,3-Dichlorobenzene | 12.021 | 146 | 137957 | 11.055 | ug/L | 100 |
| 105) 1,4-Dichlorobenzene | 12.118 | 146 | 133140 | 10.617 | ug/L | 99 |
| 108) 1,2-Dichlorobenzene | 12.543 | 146 | 117836 | 10.880 | ug/L | 99 |
| 110) 1,2-Dibromo-3-chloropr... | 13.329 | 155 | 7122 | 10.666 | ug/L | 98 |
| 113) 1,2,4-Trichlorobenzene | 13.963 | 180 | 61624 | 9.682 | ug/L | 99 |
| 115) 1,2,3-Trichlorobenzene | 14.429 | 180 | 54554 | 10.044 | ug/L | 98 |

(#) = qualifier out of range (m) = manual integration (+) = signals summed

Quantitation Report (QT Reviewed)

Data Path : K:\VOA122\2025\250909A\
Data File : V22250909N02.D
Acq On : 09 Sep 2025 08:38 pm
Operator : VOA122:TMS
Sample : WG2112948-3,31,10,10 (Sig #1); 8260 CCAL (Sig #2)
Misc : WG2112948,ICAL22572 (Sig #1); WG,ICAL22572 (Sig #2)
ALS Vial : 31 Sample Multiplier: 1

Quant Time: Sep 09 21:51:41 2025
Quant Method : K:\VOA122\2025\250909A\V122_250821A_8260.m
Quant Title : VOLATILES BY GC/MS
QLast Update : Fri Aug 22 12:06:39 2025
Response via : Initial Calibration

Sub List : 8260-Curve-IM-2CEVE - Megamix plus Diox-Iodomethane

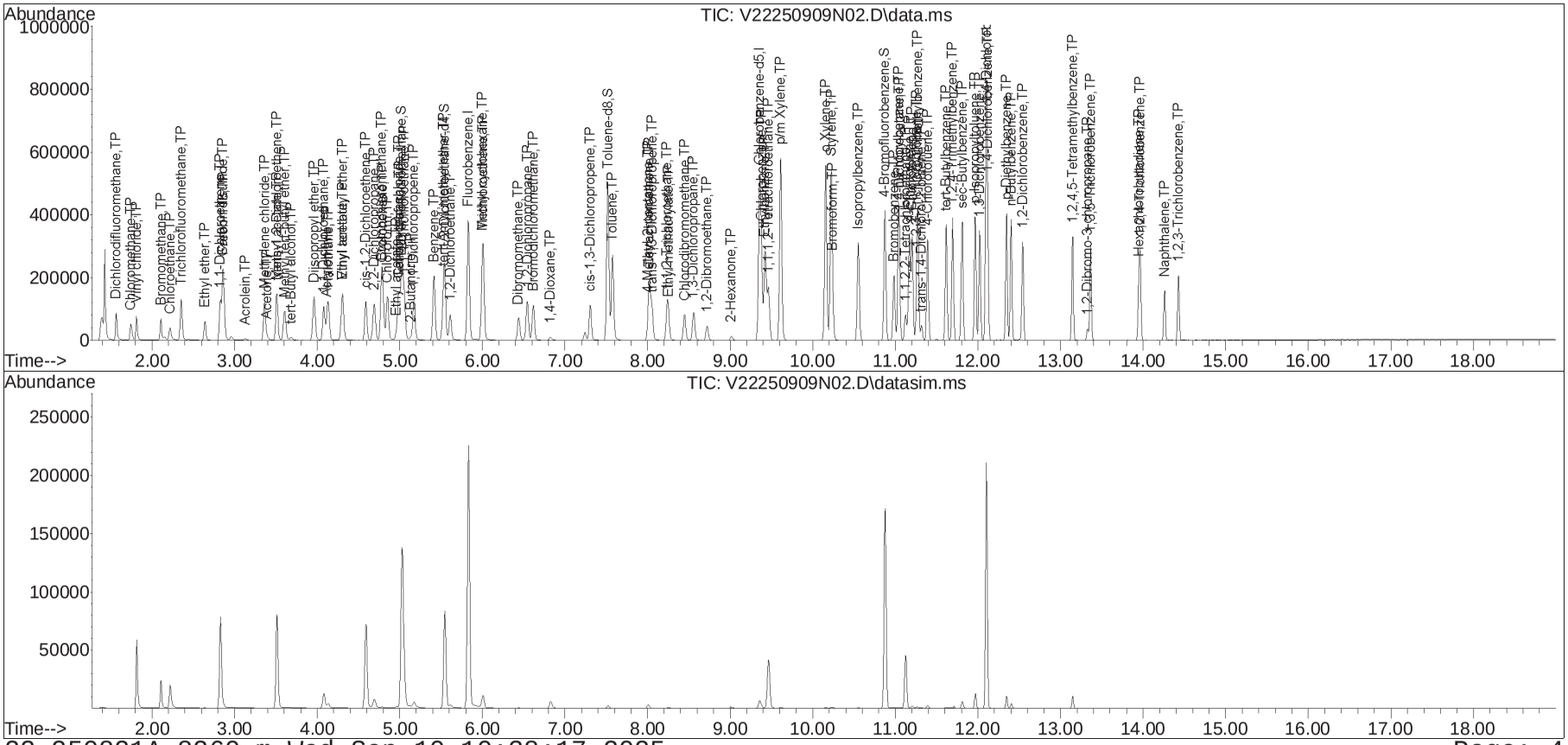

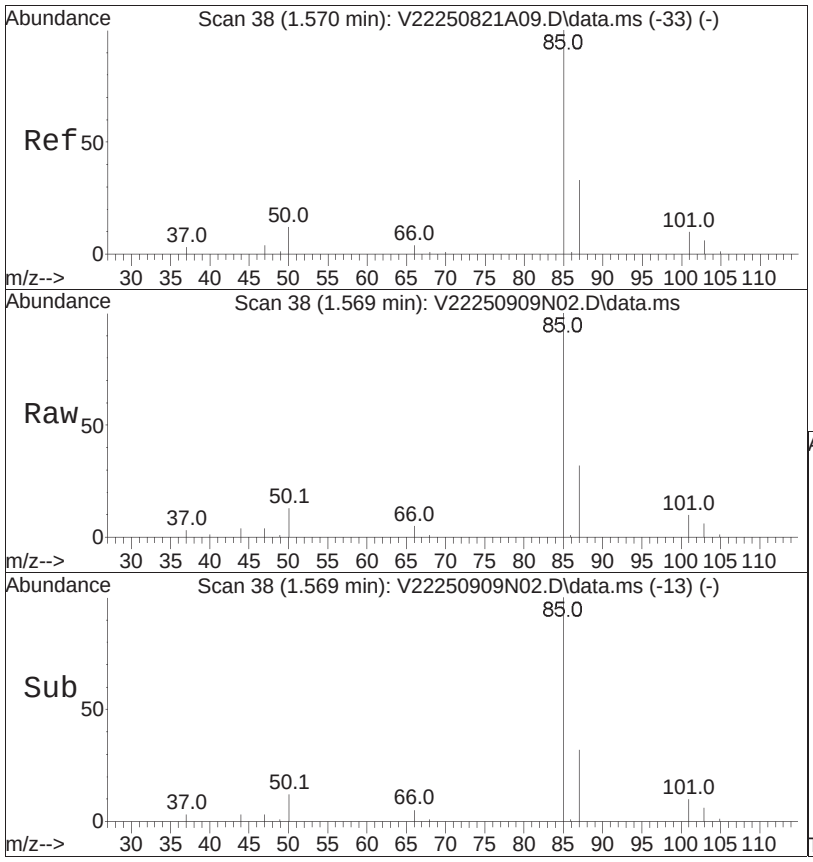


#2
Dichlorodifluoromethane
Concen: 9.57 ug/L
RT: 1.569 min Scan# 38
Delta R.T. -0.001 min
Lab File: V22250909N02.D
Acq: 09 Sep 2025 08:38 pm

Tgt Ion: 85 Resp: 65353

| Ion | Ratio | Lower | Upper |
|---|---|---|---|
| 85 | 100 | | |
| 87 | 31.3 | 20.6 | 42.8 |
| 50 | 13.0 | 7.5 | 15.7 |

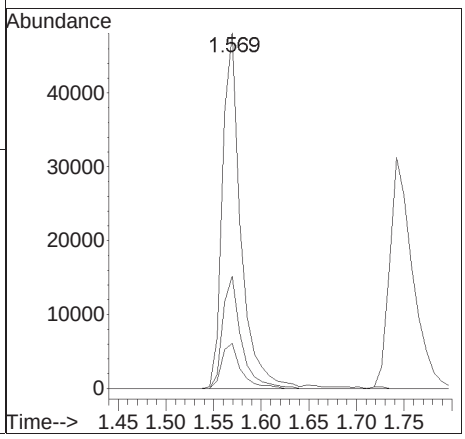

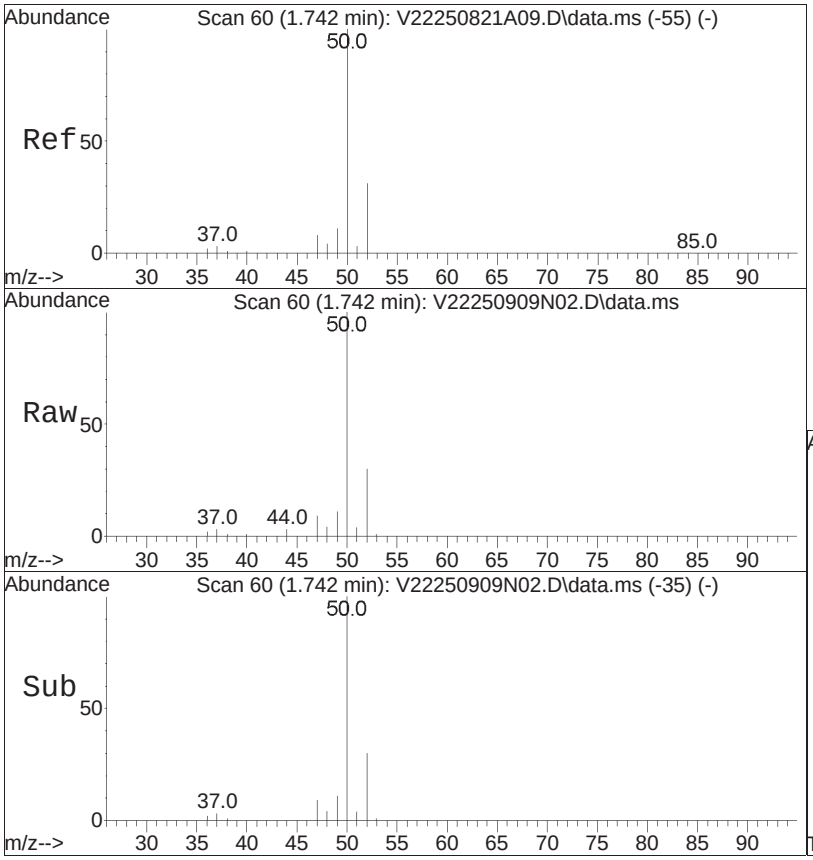


#3
Chloromethane
Concen: 9.62 ug/L
RT: 1.742 min Scan# 60
Delta R.T. 0.000 min
Lab File: V22250909N02.D
Acq: 09 Sep 2025 08:38 pm

Tgt Ion: 50 Resp: 52361

| Ion | Ratio | Lower | Upper |
|---|---|---|---|
| 50 | 100 | | |
| 52 | 32.4 | 13.1 | 53.1 |
| 47 | 9.1 | 0.0 | 28.7 |

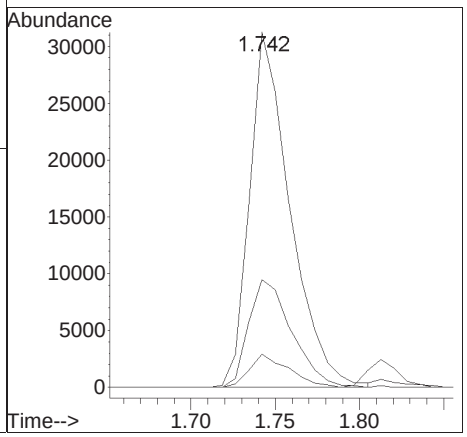

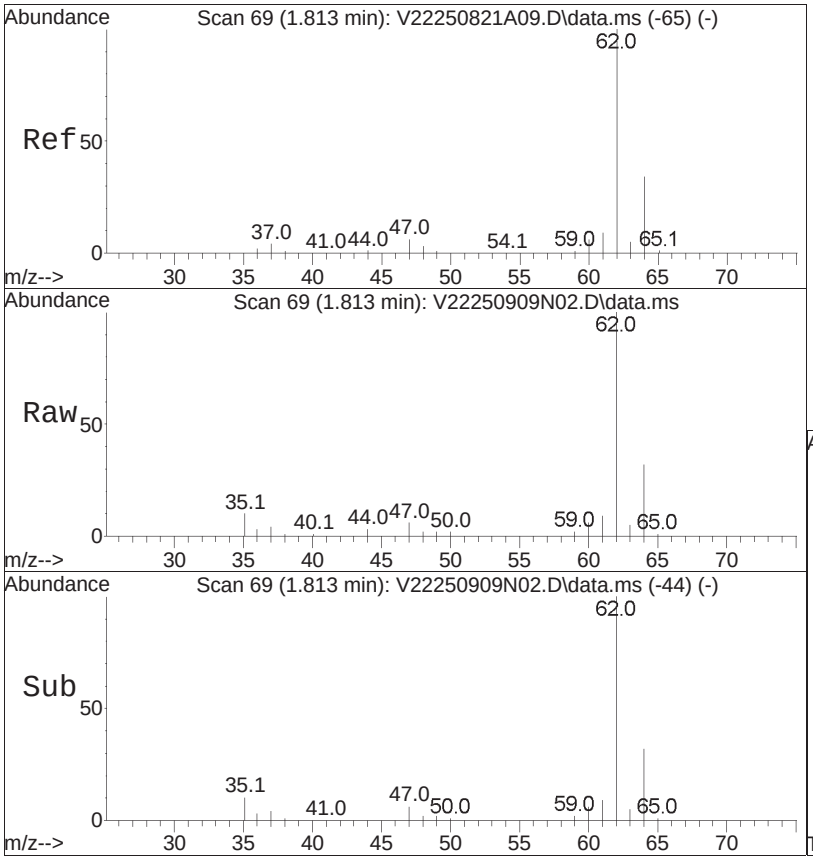


#4
Vinyl chloride
Concen: 9.05 ug/L
RT: 1.813 min Scan# 69
Delta R.T. -0.000 min
Lab File: V22250909N02.D
Acq: 09 Sep 2025 08:38 pm

Tgt Ion: 62 Resp: 50963

| Ion | Ratio | Lower | Upper |
|---|---|---|---|
| 62 | 100 | | |
| 64 | 31.8 | 12.5 | 52.5 |

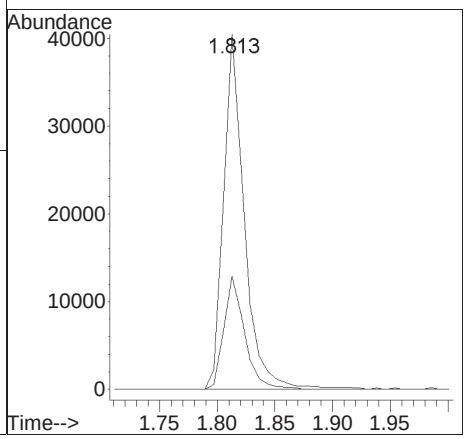

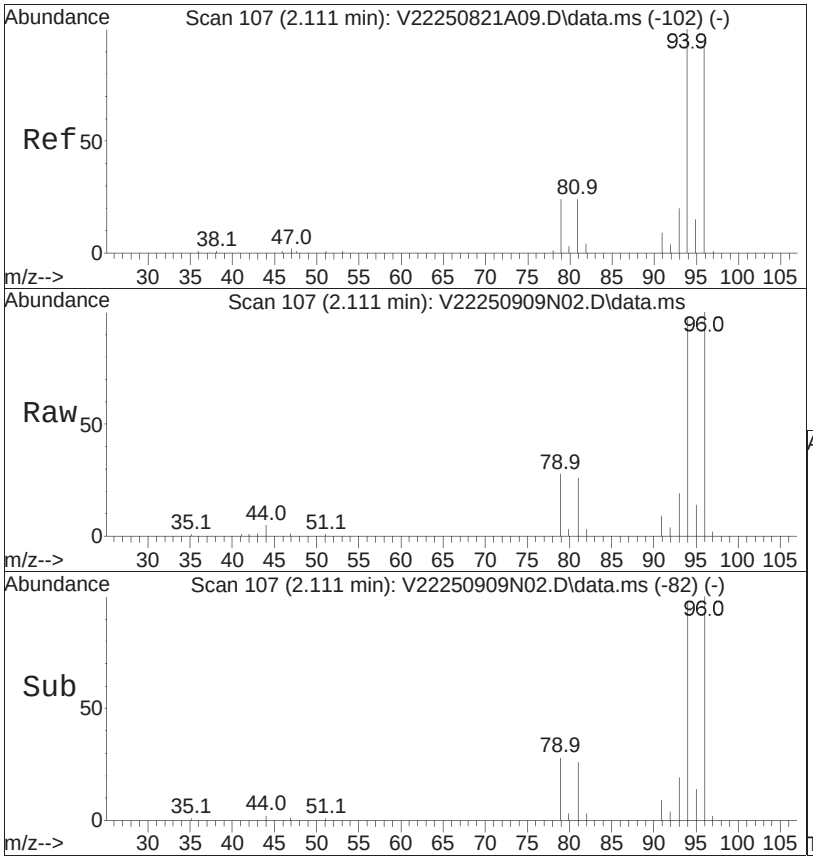


#5
Bromomethane
Concen: 10.56 ug/L
RT: 2.111 min Scan# 107
Delta R.T. -0.000 min
Lab File: V22250909N02.D
Acq: 09 Sep 2025 08:38 pm

Tgt Ion: 94 Resp: 29515

| Ion | Ratio | Lower | Upper |
|---|---|---|---|
| 94 | 100 | | |
| 96 | 96.6 | 71.5 | 111.5 |

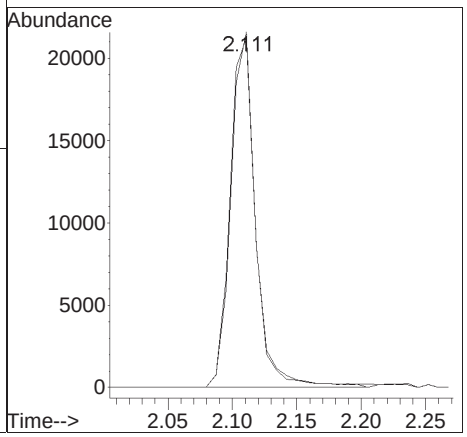

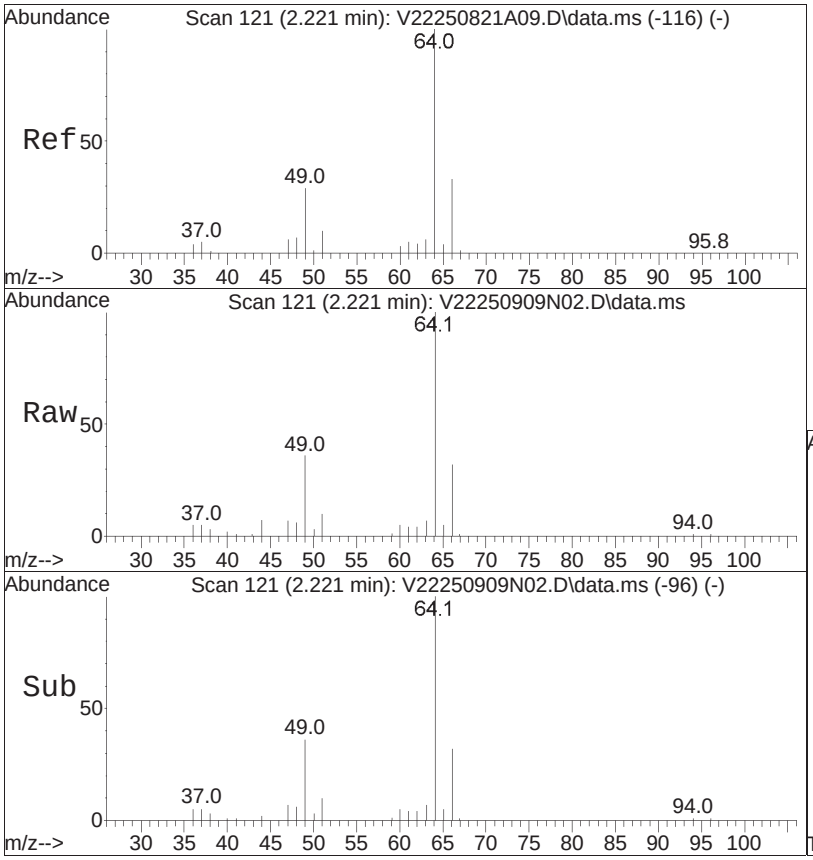


#6
Chloroethane
Concen: 9.28 ug/L
RT: 2.221 min Scan# 121
Delta R.T. -0.000 min
Lab File: V22250909N02.D
Acq: 09 Sep 2025 08:38 pm

Tgt Ion: 64 Resp: 31880

| Ion | Ratio | Lower | Upper |
|---|---|---|---|
| 64 | 100 | | |
| 66 | 31.8 | 12.8 | 52.8 |

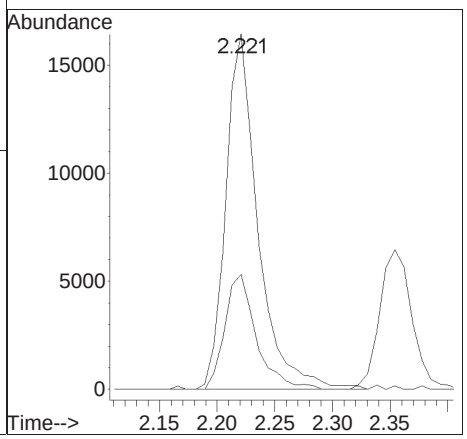

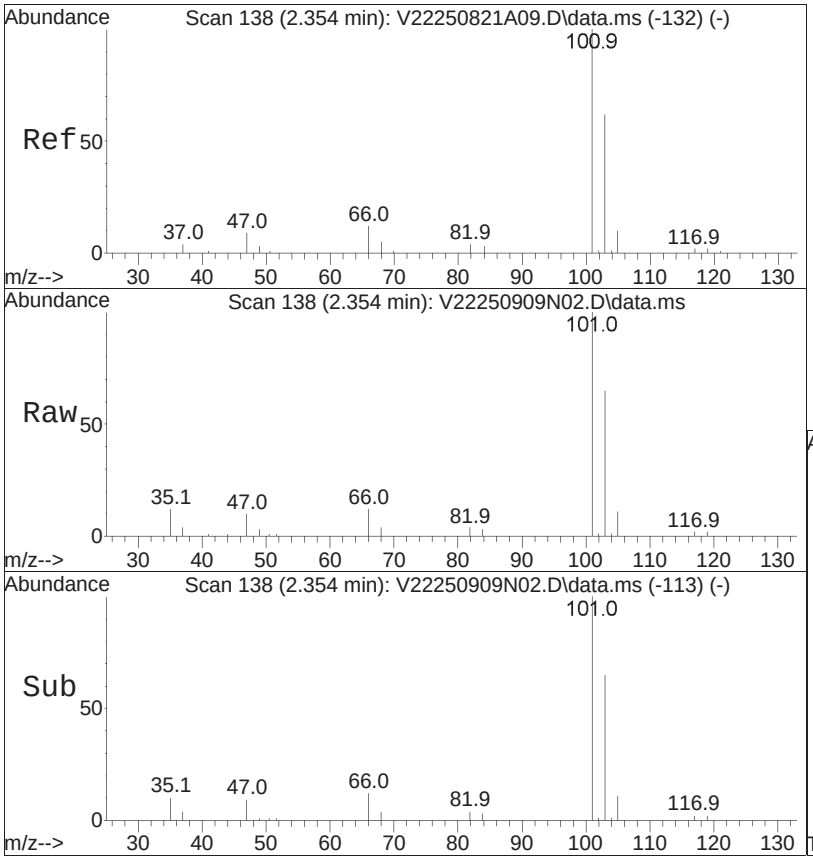


#7
Trichlorofluoromethane
Concen: 10.89 ug/L
RT: 2.354 min Scan# 138
Delta R.T. 0.000 min
Lab File: V22250909N02.D
Acq: 09 Sep 2025 08:38 pm

Tgt Ion:101 Resp: 100223

| Ion | Ratio | Lower | Upper |
|---|---|---|---|
| 101 | 100 | | |
| 103 | 64.1 | 51.6 | 77.4 |

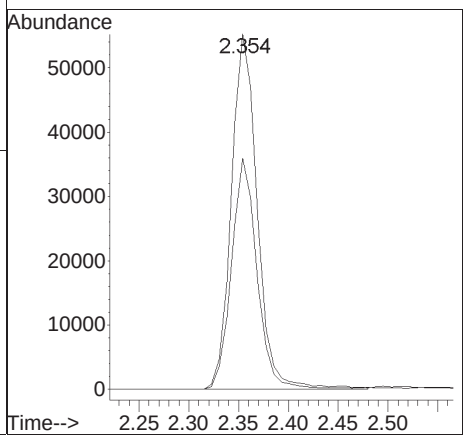

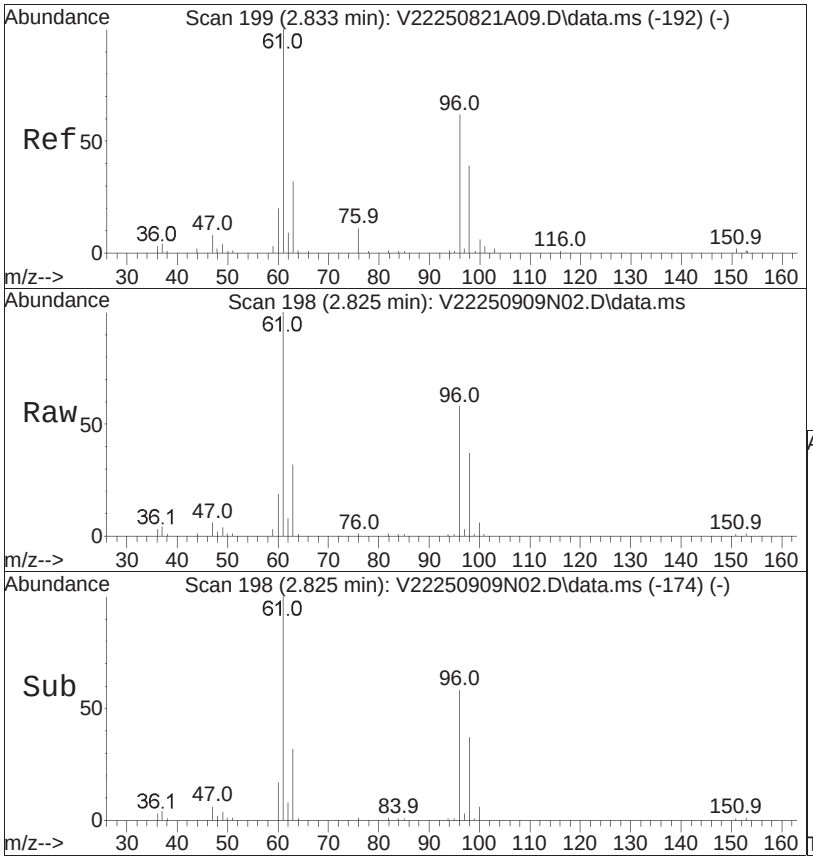


#10
1,1-Dichloroethene
Concen: 10.01 ug/L
RT: 2.825 min Scan# 198
Delta R.T. -0.008 min
Lab File: V22250909N02.D
Acq: 09 Sep 2025 08:38 pm

Tgt Ion: 96 Resp: 43517

| Ion | Ratio | Lower | Upper |
|---|---|---|---|
| 96 | 100 | | |
| 61 | 167.7 | 141.7 | 212.5 |
| 63 | 54.3 | 45.7 | 68.5 |

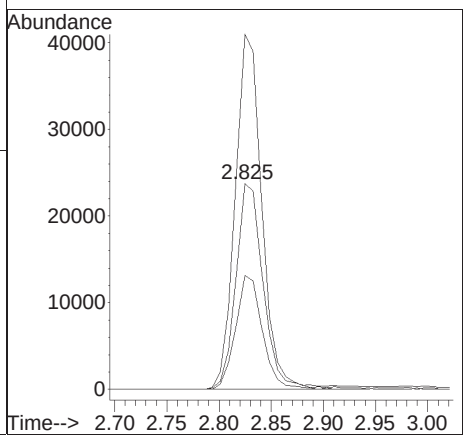

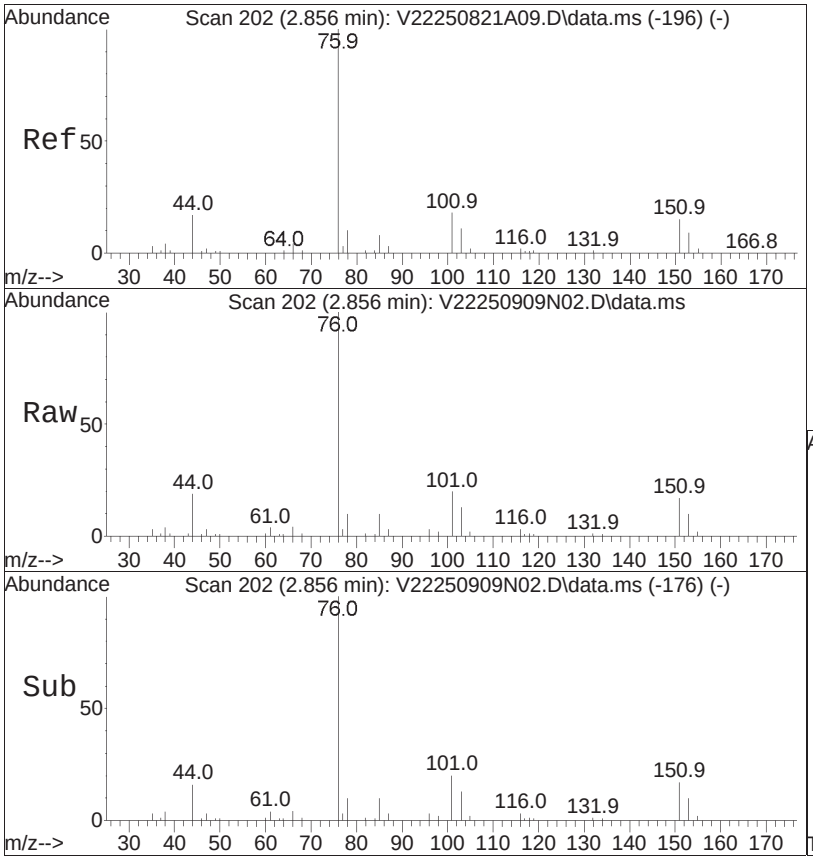


#11
Carbon disulfide
Concen: 9.56 ug/L
RT: 2.856 min Scan# 202
Delta R.T. 0.000 min
Lab File: V22250909N02.D
Acq: 09 Sep 2025 08:38 pm

Tgt Ion: 76 Resp: 153892

| Ion | Ratio | Lower | Upper |
|---|---|---|---|
| 76 | 100 | | |
| 78 | 10.0 | 6.6 | 13.8 |

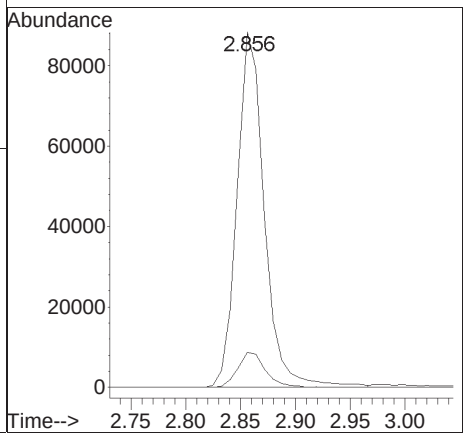

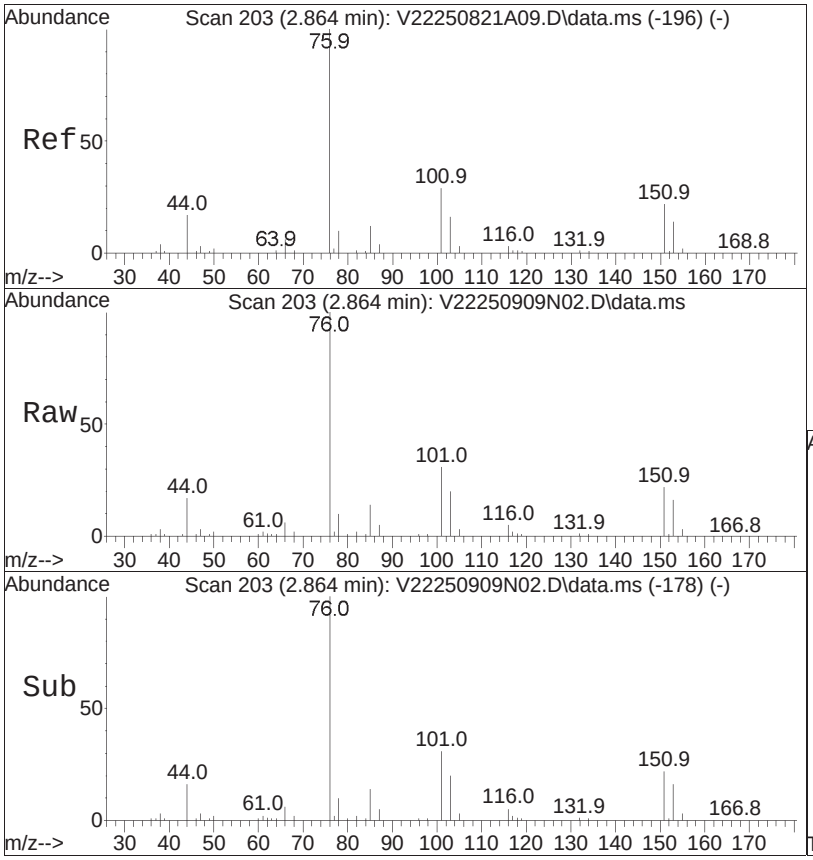


#12
Freon-113
Concen: 10.63 ug/L
RT: 2.864 min Scan# 203
Delta R.T. -0.000 min
Lab File: V22250909N02.D
Acq: 09 Sep 2025 08:38 pm

Tgt Ion:101 Resp: 51282

| Ion | Ratio | Lower | Upper |
|---|---|---|---|
| 101 | 100 | | |
| 151 | 81.1 | 66.4 | 99.6 |
| 85 | 45.0 | 37.0 | 55.6 |

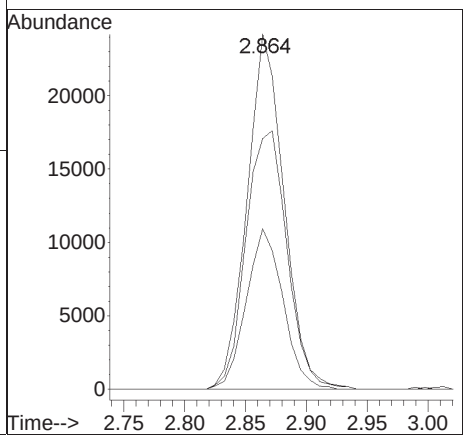

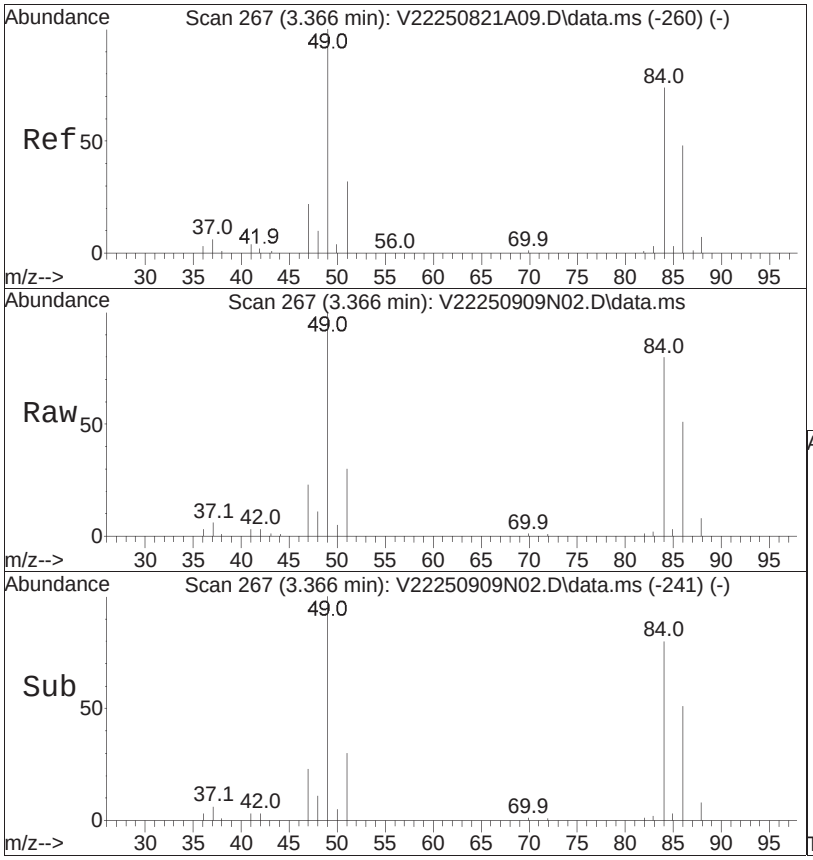


#15
Methylene chloride
Concen: 10.73 ug/L
RT: 3.366 min Scan# 267
Delta R.T. 0.000 min
Lab File: V22250909N02.D
Acq: 09 Sep 2025 08:38 pm

Tgt Ion: 84 Resp: 58197

| Ion | Ratio | Lower | Upper |
|---|---|---|---|
| 84 | 100 | | |
| 86 | 62.7 | 40.3 | 83.7 |
| 49 | 127.1 | 85.0 | 176.4 |

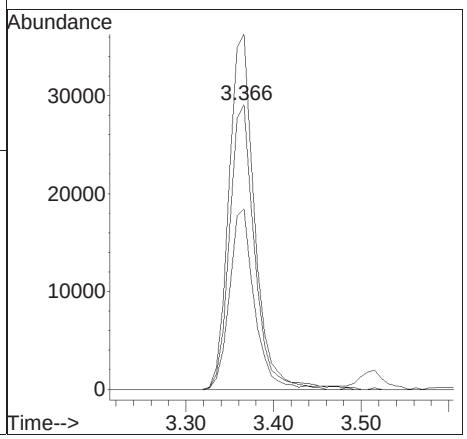

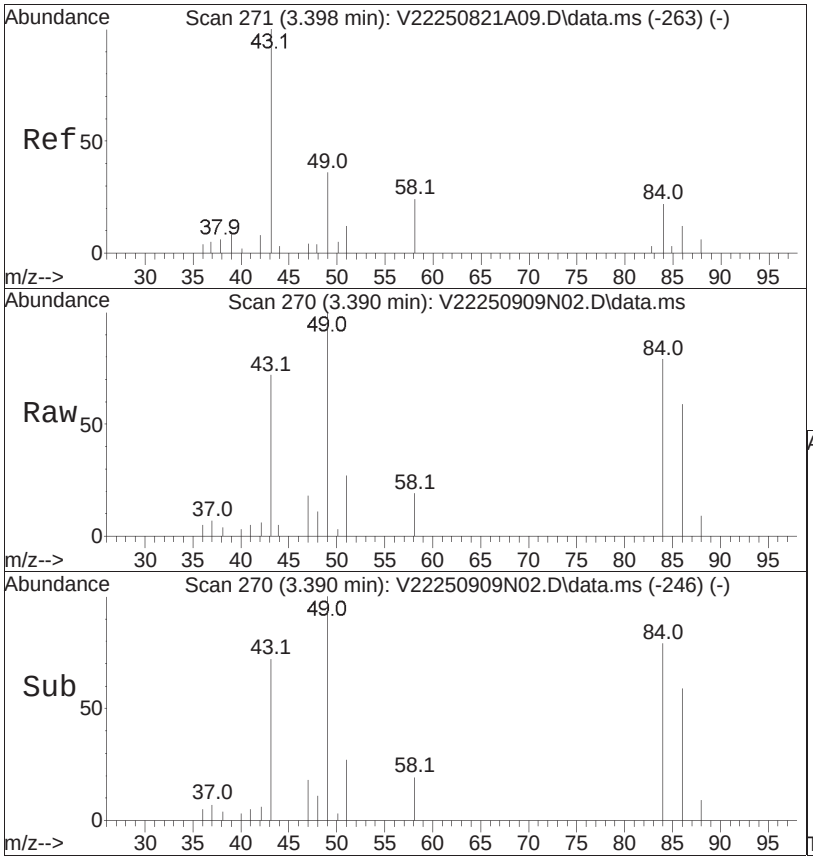


#17
Acetone
Concen: 11.41 ug/L
RT: 3.390 min Scan# 270
Delta R.T. -0.008 min
Lab File: V22250909N02.D
Acq: 09 Sep 2025 08:38 pm

Tgt Ion: 43 Resp: 8617

| Ion | Ratio | Lower | Upper |
|---|---|---|---|
| 43 | 100 | | |
| 58 | 24.2 | 18.4 | 27.6 |

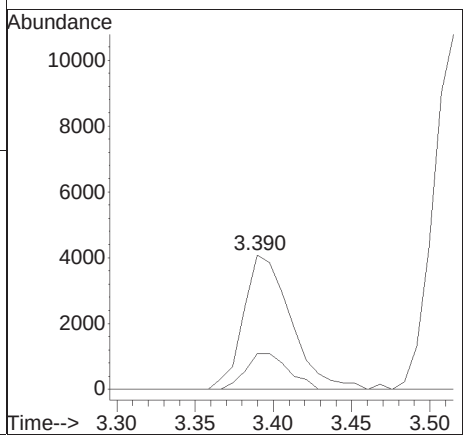

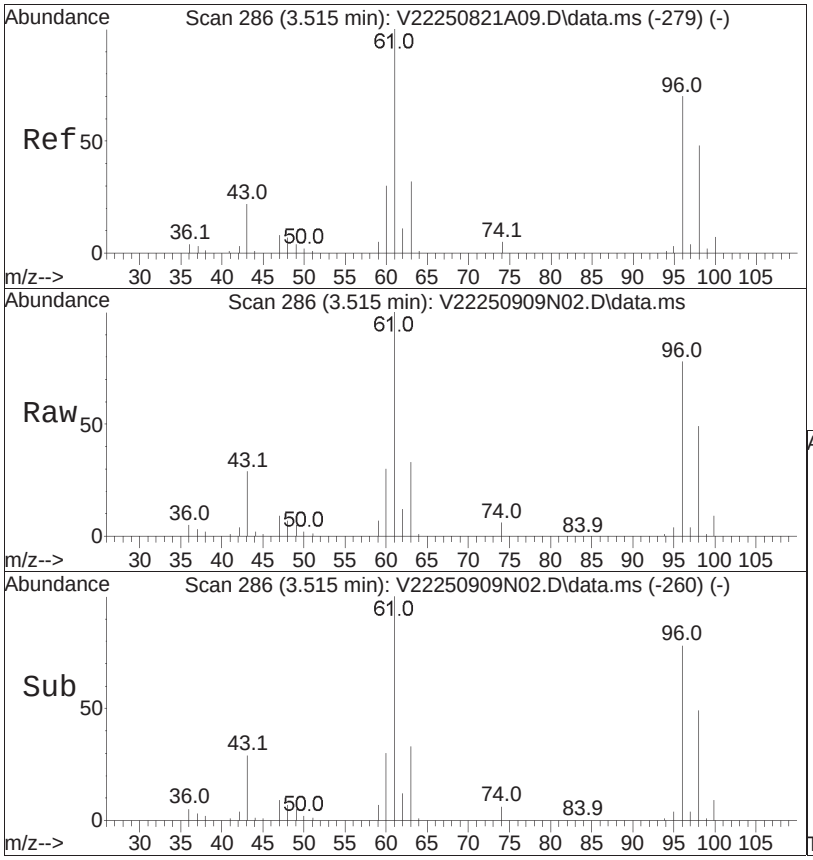


#18
trans-1,2-Dichloroethene
Concen: 10.12 ug/L
RT: 3.515 min Scan# 286
Delta R.T. 0.000 min
Lab File: V22250909N02.D
Acq: 09 Sep 2025 08:38 pm

Tgt Ion: 96 Resp: 50679

| Ion | Ratio | Lower | Upper |
|---|---|---|---|
| 96 | 100 | | |
| 61 | 138.5 | 92.7 | 192.5 |
| 98 | 65.0 | 42.6 | 88.6 |
| 63 | 44.5 | 28.9 | 59.9 |

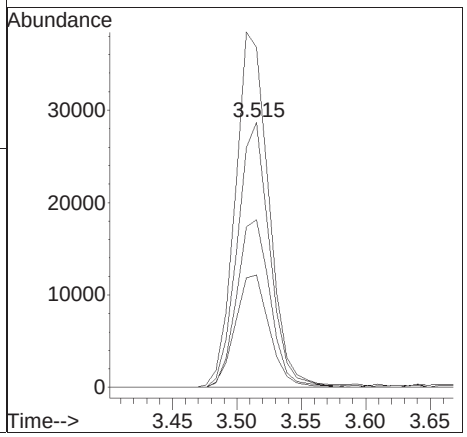

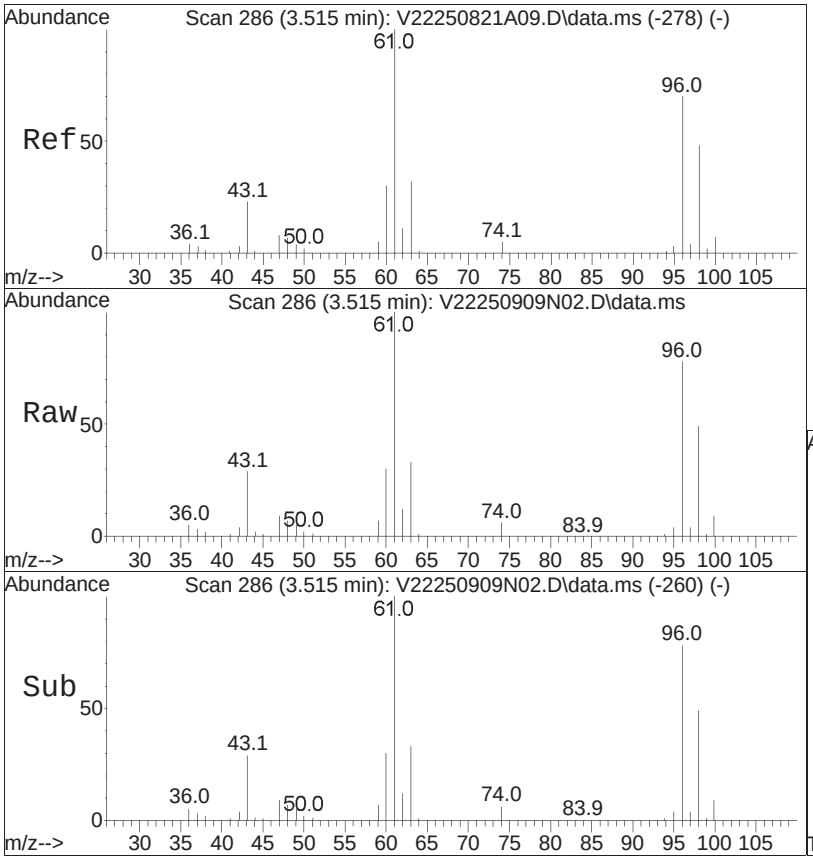


#19
Methyl acetate
Concen: 11.04 ug/L
RT: 3.515 min Scan# 286
Delta R.T. 0.000 min
Lab File: V22250909N02.D
Acq: 09 Sep 2025 08:38 pm

Tgt Ion: 43 Resp: 20217

| Ion | Ratio | Lower | Upper |
|---|---|---|---|
| 43 | 100 | | |
| 74 | 19.3 | 17.4 | 26.2 |
| 59 | 20.4 | 17.1 | 25.7 |

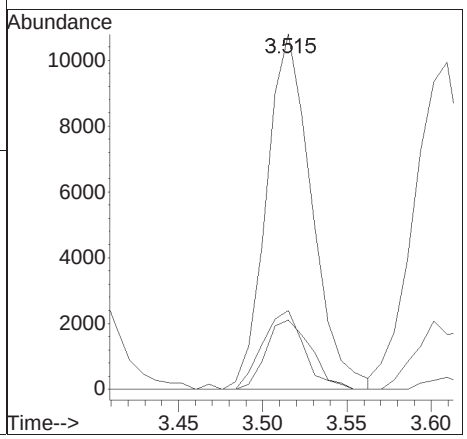

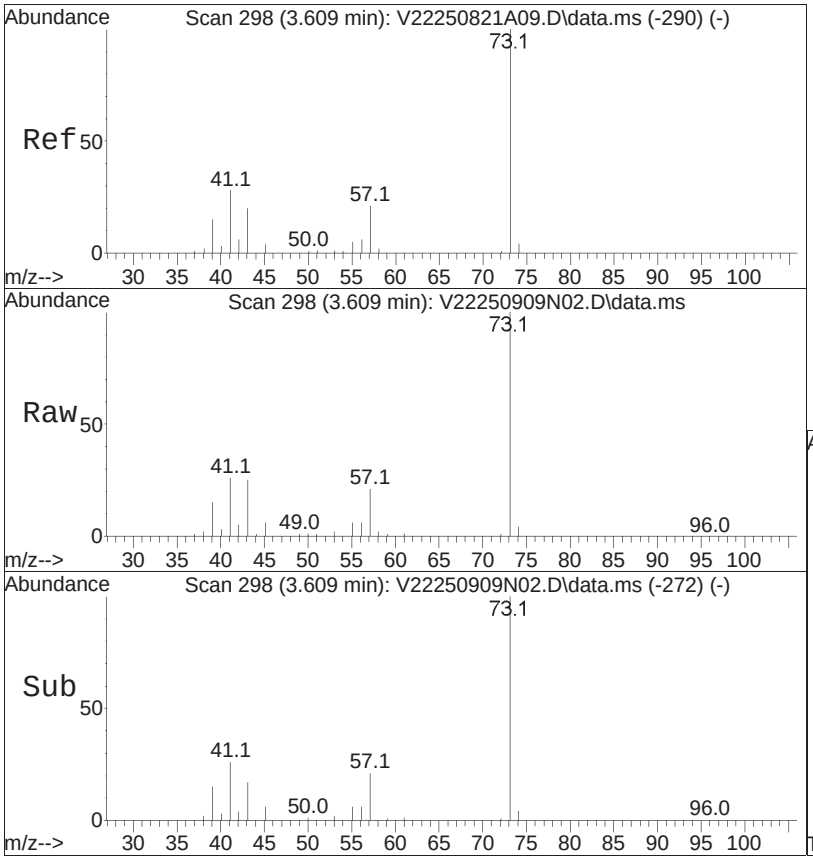


#21
Methyl tert-butyl ether
Concen: 11.21 ug/L
RT: 3.609 min Scan# 298
Delta R.T. 0.000 min
Lab File: V22250909N02.D
Acq: 09 Sep 2025 08:38 pm

Tgt Ion: 73 Resp: 89721

| Ion | Ratio | Lower | Upper |
|---|---|---|---|
| 73 | 100 | | |
| 57 | 21.8 | 14.2 | 29.4 |
| 43 | 26.3 | 15.9 | 32.9 |
| 41 | 28.2 | 19.1 | 39.7 |

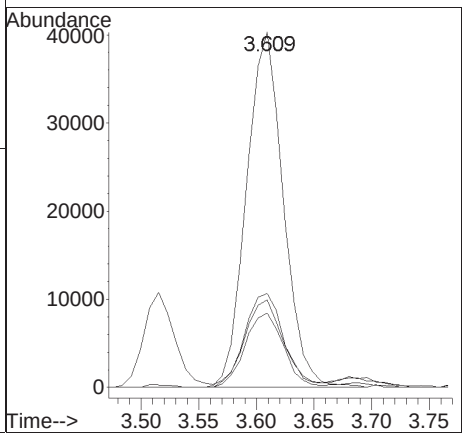

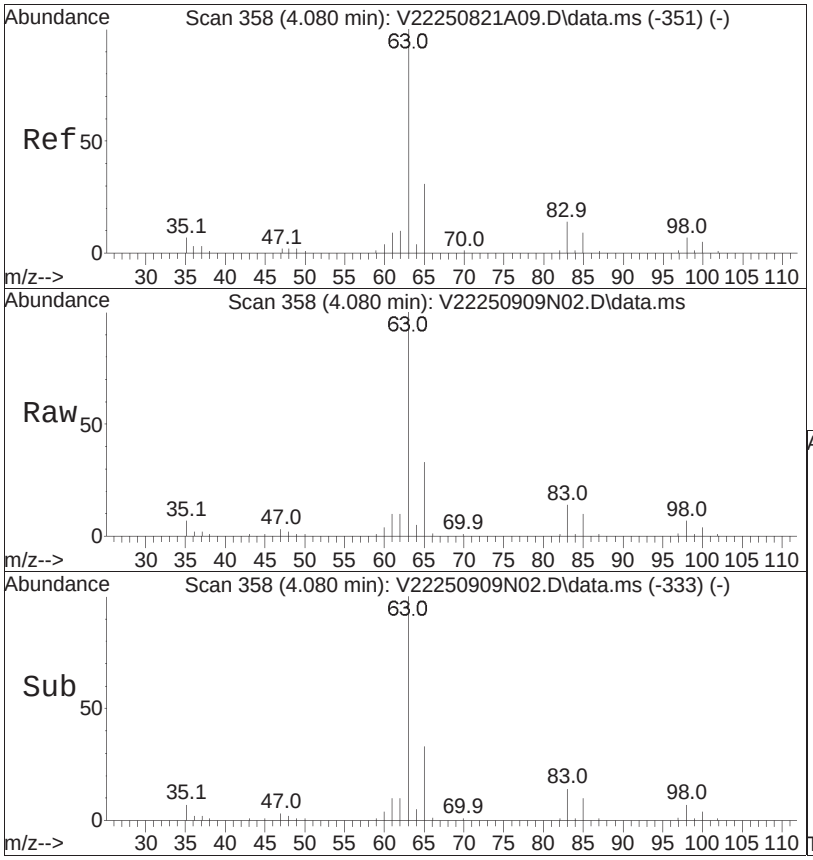


#25
1,1-Dichloroethane
Concen: 10.09 ug/L
RT: 4.080 min Scan# 358
Delta R.T. 0.000 min
Lab File: V22250909N02.D
Acq: 09 Sep 2025 08:38 pm

Tgt Ion: 63 Resp: 100008

| Ion | Ratio | Lower | Upper |
|---|---|---|---|
| 63 | 100 | | |
| 65 | 31.7 | 10.7 | 50.7 |
| 83 | 14.5 | 0.0 | 33.4 |

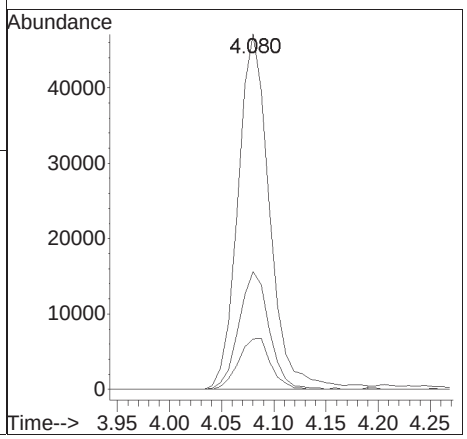

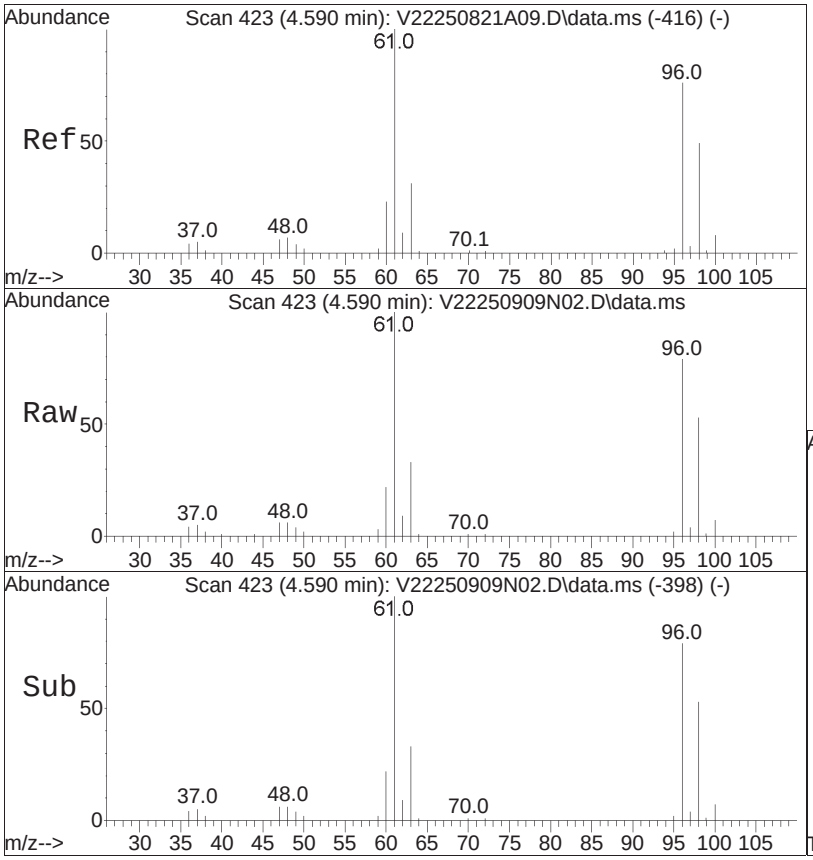


#30
cis-1,2-Dichloroethene
Concen: 10.48 ug/L
RT: 4.590 min Scan# 423
Delta R.T. -0.000 min
Lab File: V22250909N02.D
Acq: 09 Sep 2025 08:38 pm

Tgt Ion: 96 Resp: 54523

| Ion | Ratio | Lower | Upper |
|---|---|---|---|
| 96 | 100 | | |
| 61 | 127.8 | 105.1 | 157.7 |
| 98 | 63.1 | 53.0 | 79.4 |

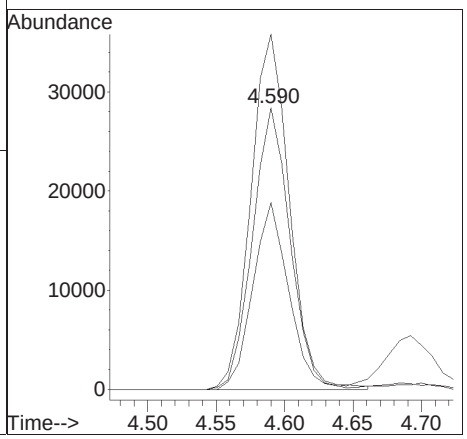

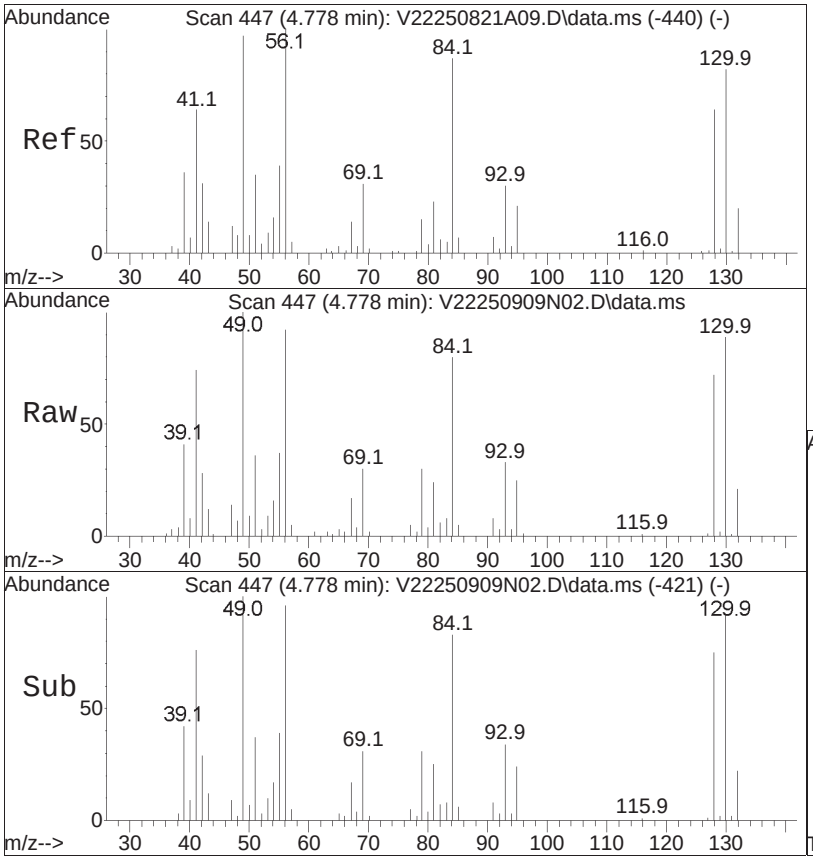


#32
Bromochloromethane
Concen: 11.51 ug/L
RT: 4.778 min Scan# 447
Delta R.T. 0.000 min
Lab File: V22250909N02.D
Acq: 09 Sep 2025 08:38 pm

Tgt Ion:128 Resp: 30225

| Ion | Ratio | Lower | Upper |
|---|---|---|---|
| 128 | 100 | | |
| 49 | 141.1 | 124.9 | 187.3 |
| 130 | 130.9 | 104.4 | 156.6 |

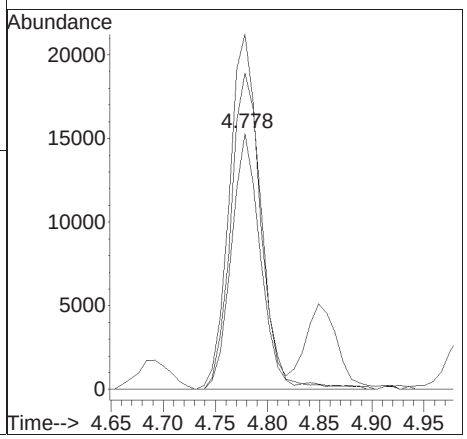

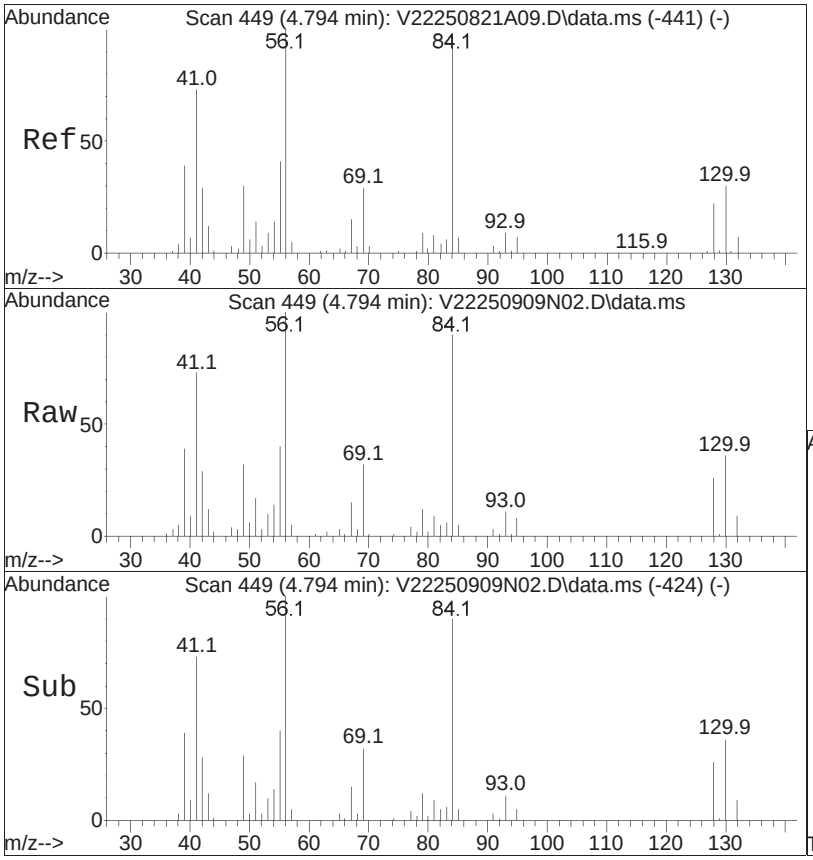


#33
Cyclohexane
Concen: 9.13 ug/L
RT: 4.794 min Scan# 449
Delta R.T. -0.000 min
Lab File: V22250909N02.D
Acq: 09 Sep 2025 08:38 pm

Tgt Ion: 56 Resp: 68006

| Ion | Ratio | Lower | Upper |
|---|---|---|---|
| 56 | 100 | | |
| 84 | 89.7 | 62.1 | 129.1 |

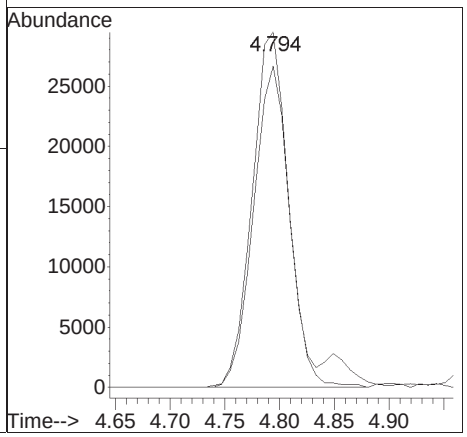

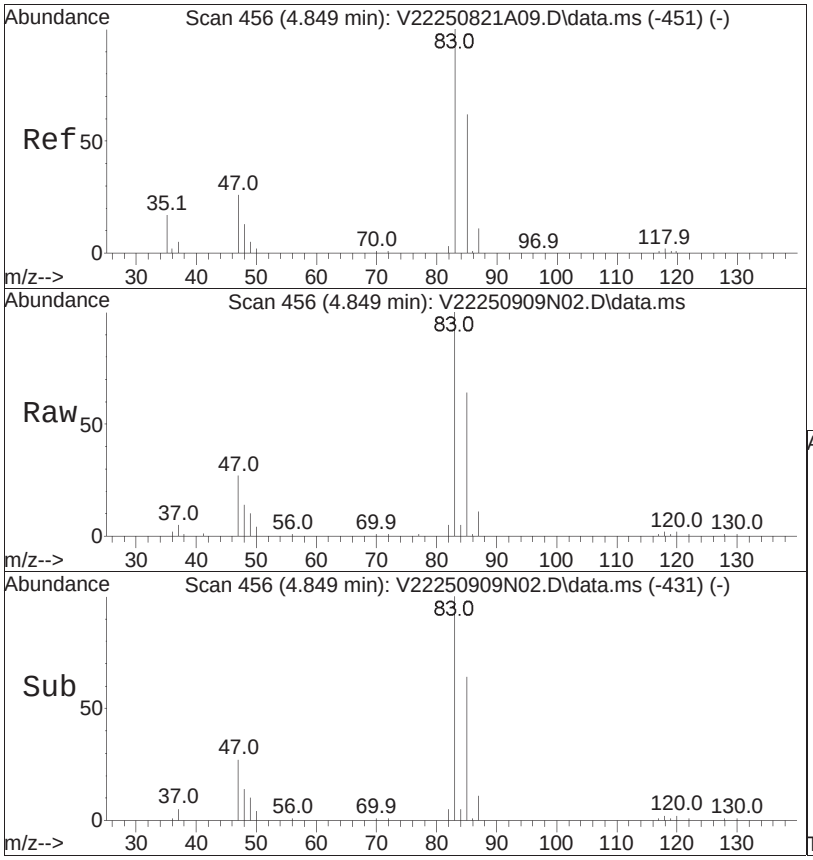


#34
Chloroform
Concen: 10.82 ug/L
RT: 4.849 min Scan# 456
Delta R.T. -0.000 min
Lab File: V22250909N02.D
Acq: 09 Sep 2025 08:38 pm

Tgt Ion: 83 Resp: 108347

| Ion | Ratio | Lower | Upper |
|---|---|---|---|
| 83 | 100 | | |
| 85 | 65.7 | 42.1 | 87.5 |
| 47 | 26.8 | 17.0 | 35.4 |
| 48 | 13.3 | 8.6 | 18.0 |

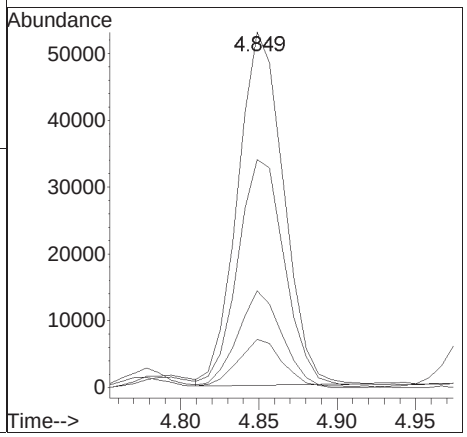

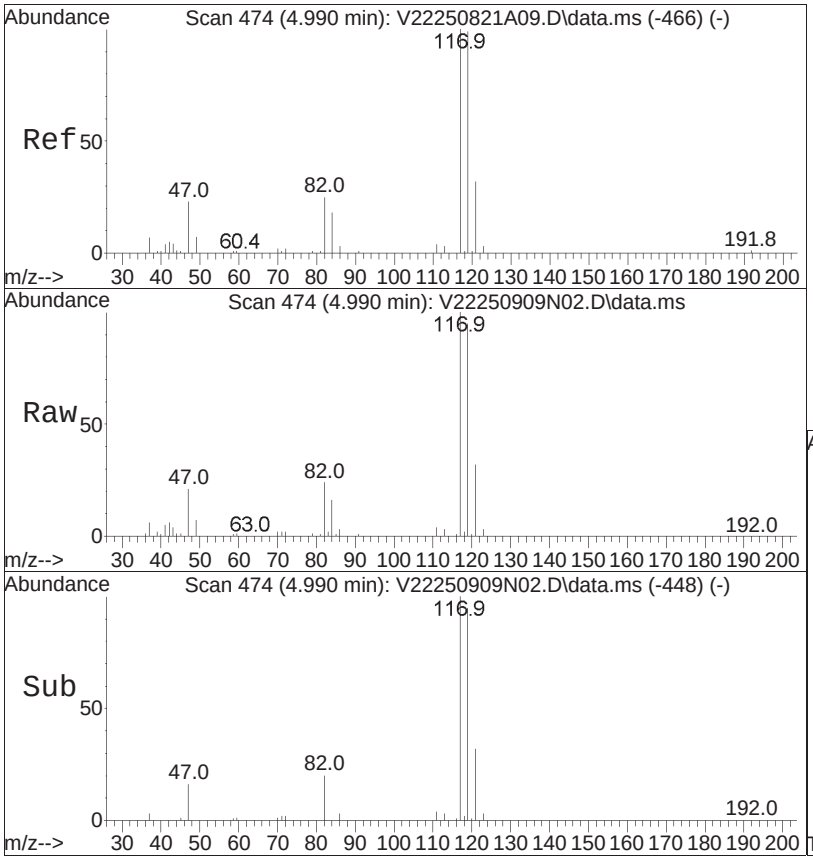


#36
Carbon tetrachloride
Concen: 11.40 ug/L
RT: 4.990 min Scan# 474
Delta R.T. 0.000 min
Lab File: V22250909N02.D
Acq: 09 Sep 2025 08:38 pm

Tgt Ion:117 Resp: 97500

| Ion | Ratio | Lower | Upper |
|---|---|---|---|
| 117 | 100 | | |
| 119 | 95.8 | 63.0 | 131.0 |
| 121 | 31.1 | 21.0 | 43.6 |
| 82 | 29.2 | 20.0 | 41.6 |

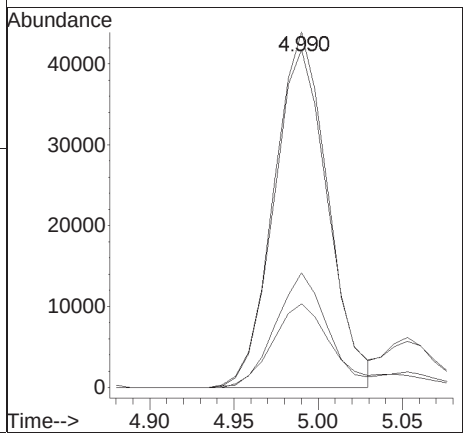

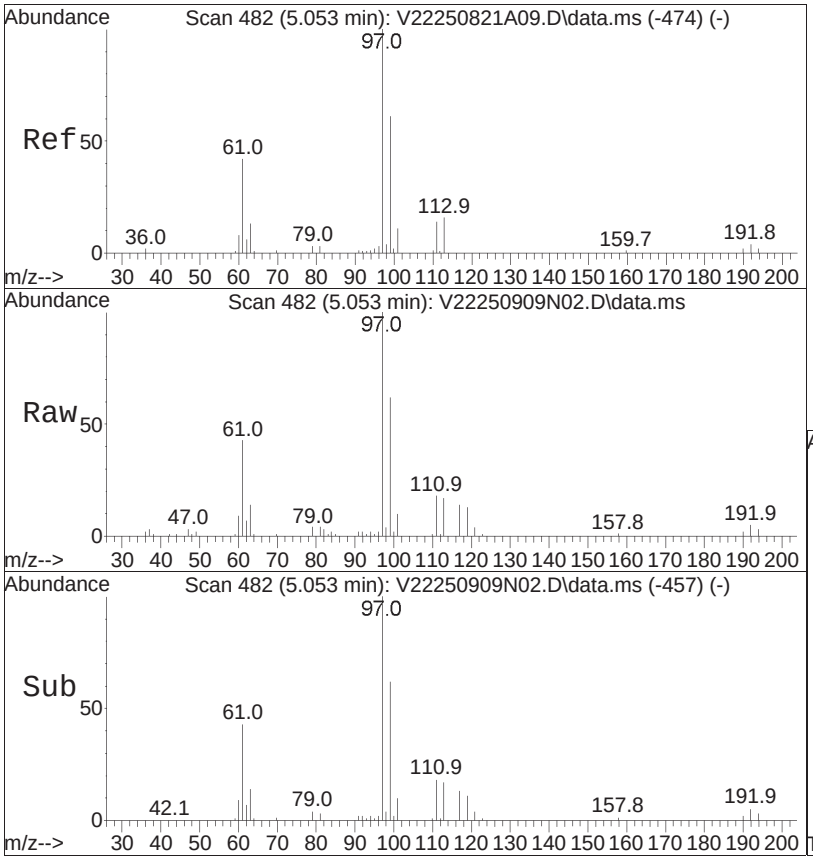


#39
1,1,1-Trichloroethane
Concen: 11.28 ug/L
RT: 5.053 min Scan# 482
Delta R.T. -0.000 min
Lab File: V22250909N02.D
Acq: 09 Sep 2025 08:38 pm

Tgt Ion: 97 Resp: 102551

| Ion | Ratio | Lower | Upper |
|---|---|---|---|
| 97 | 100 | | |
| 99 | 63.7 | 41.7 | 86.7 |
| 61 | 43.3 | 28.5 | 59.3 |
| 63 | 13.4 | 9.6 | 19.8 |

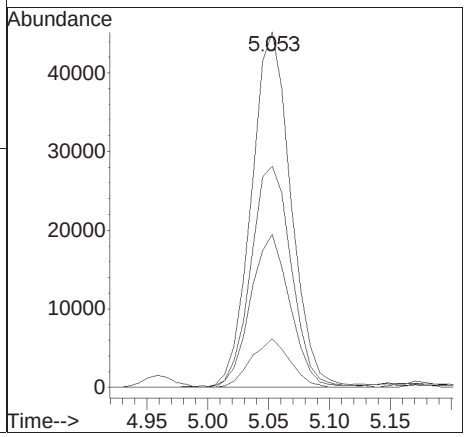

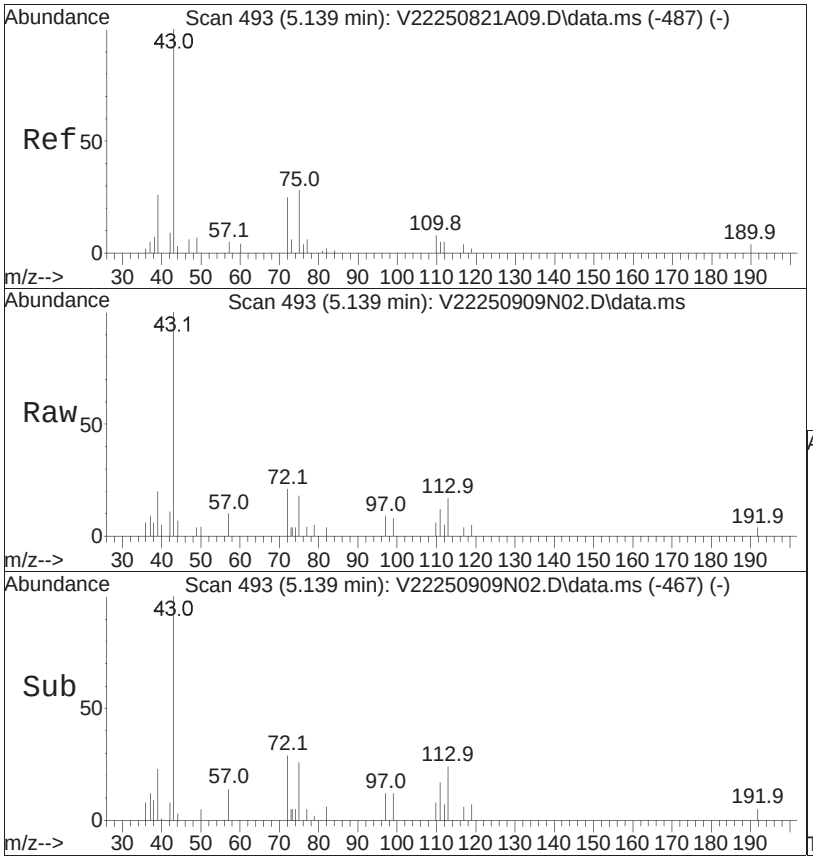


#41
2-Butanone
Concen: 11.71 ug/L
RT: 5.139 min Scan# 493
Delta R.T. 0.000 min
Lab File: V22250909N02.D
Acq: 09 Sep 2025 08:38 pm

Tgt Ion: 43 Resp: 10950

| Ion | Ratio | Lower | Upper |
|---|---|---|---|
| 43 | 100 | | |
| 72 | 48.6 | 42.7 | 64.1 |

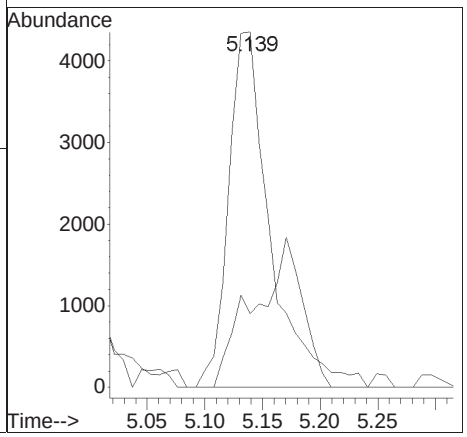

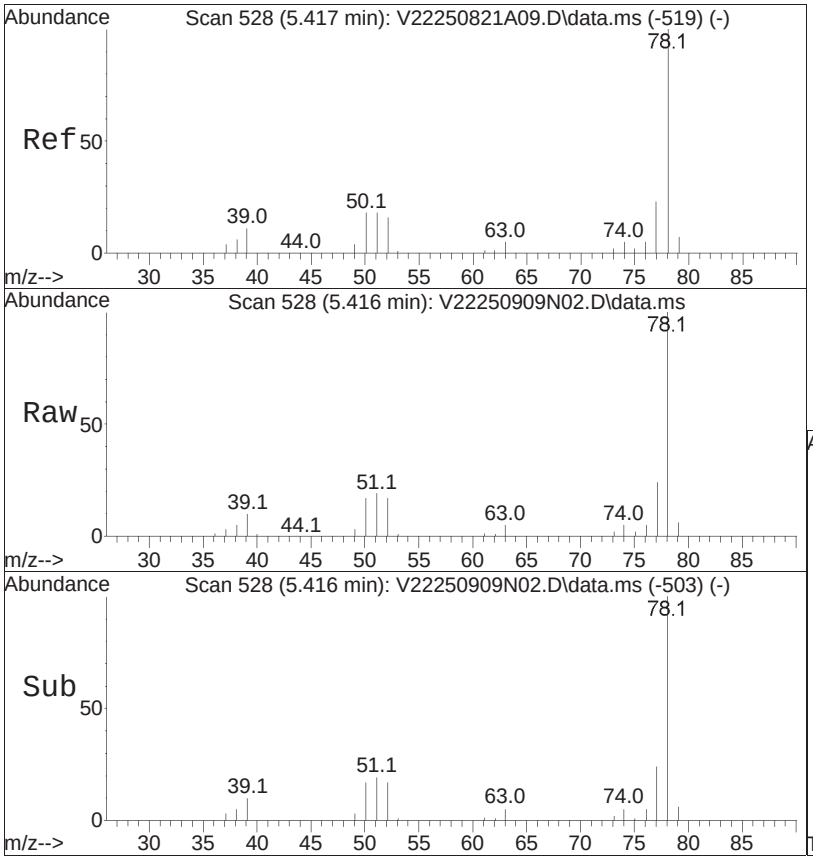


#44
Benzene
Concen: 9.99 ug/L
RT: 5.416 min Scan# 528
Delta R.T. -0.001 min
Lab File: V22250909N02.D
Acq: 09 Sep 2025 08:38 pm

Tgt Ion: 78 Resp: 181574

| Ion | Ratio | Lower | Upper |
|---|---|---|---|
| 78 | 100 | | |
| 77 | 23.9 | 15.8 | 32.8 |
| 51 | 18.3 | 11.8 | 24.6 |
| 52 | 16.3 | 10.8 | 22.4 |

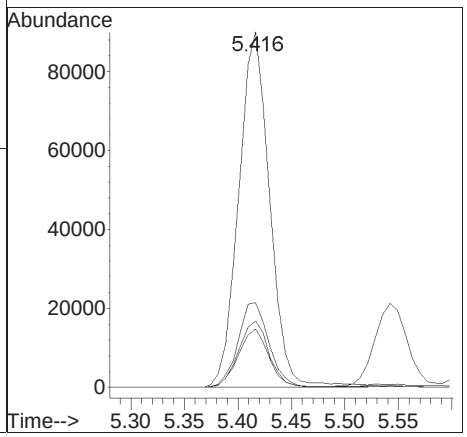

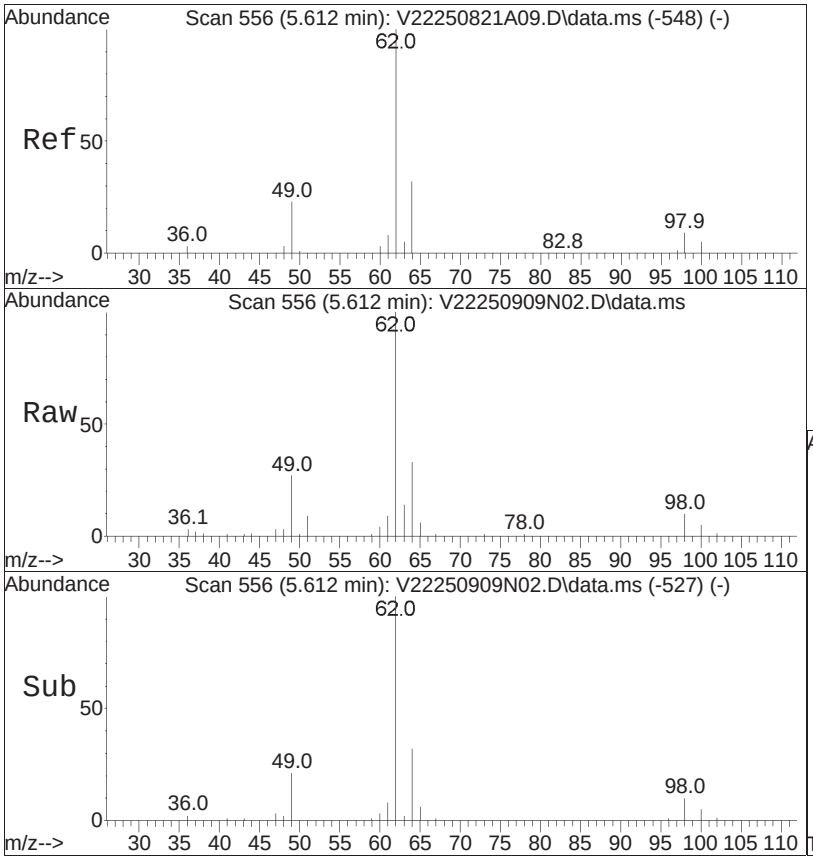


#47
1,2-Dichloroethane
Concen: 11.35 ug/L
RT: 5.612 min Scan# 556
Delta R.T. -0.000 min
Lab File: V22250909N02.D
Acq: 09 Sep 2025 08:38 pm

Tgt Ion: 62 Resp: 71055

| Ion | Ratio | Lower | Upper |
|---|---|---|---|
| 62 | 100 | | |
| 64 | 33.8 | 13.7 | 53.7 |
| 98 | 8.6 | 0.0 | 28.5 |

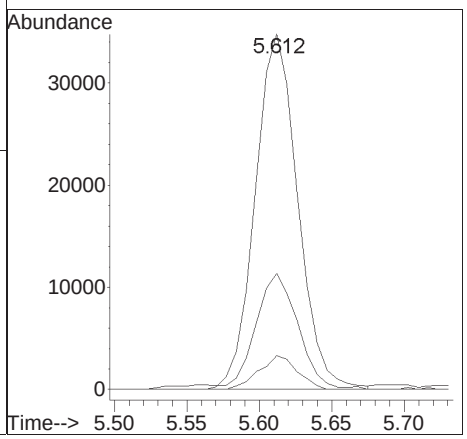

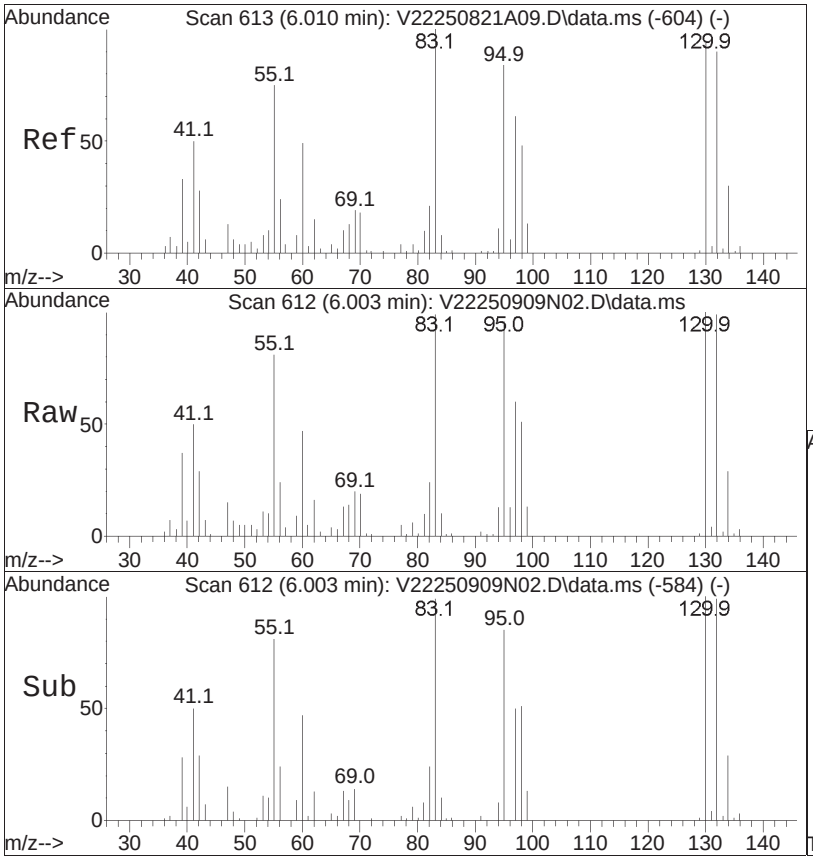


#50
Methyl cyclohexane
Concen: 8.57 ug/L
RT: 6.003 min Scan# 612
Delta R.T. -0.007 min
Lab File: V22250909N02.D
Acq: 09 Sep 2025 08:38 pm

Tgt Ion: 83 Resp: 62922

| Ion | Ratio | Lower | Upper |
|---|---|---|---|
| 83 | 100 | | |
| 55 | 80.6 | 63.1 | 94.7 |

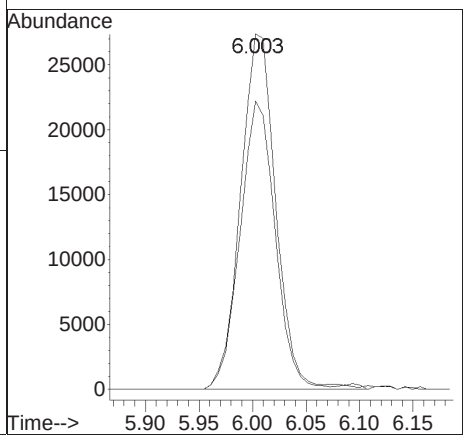

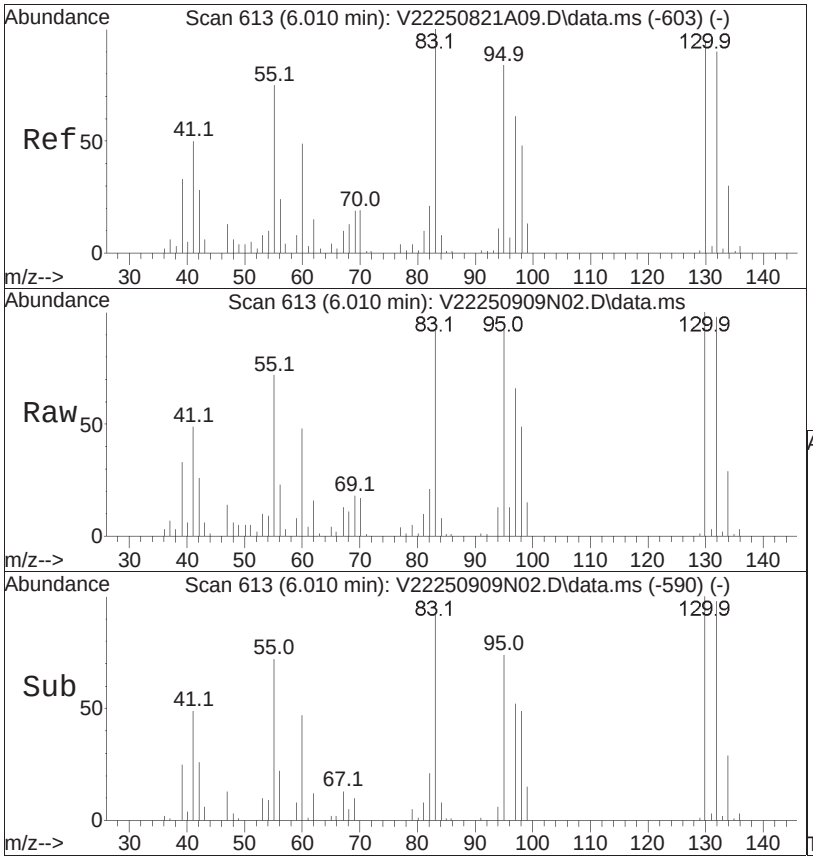


#51
Trichloroethene
Concen: 10.22 ug/L
RT: 6.010 min Scan# 613
Delta R.T. -0.000 min
Lab File: V22250909N02.D
Acq: 09 Sep 2025 08:38 pm

Tgt Ion: 95 Resp: 56639

| Ion | Ratio | Lower | Upper |
|---|---|---|---|
| 95 | 100 | | |
| 97 | 66.3 | 55.6 | 83.4 |
| 130 | 105.7 | 86.8 | 130.2 |

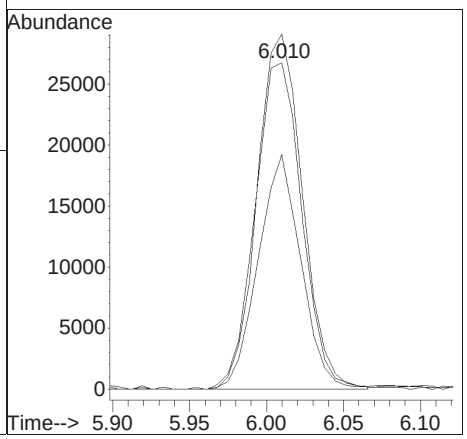

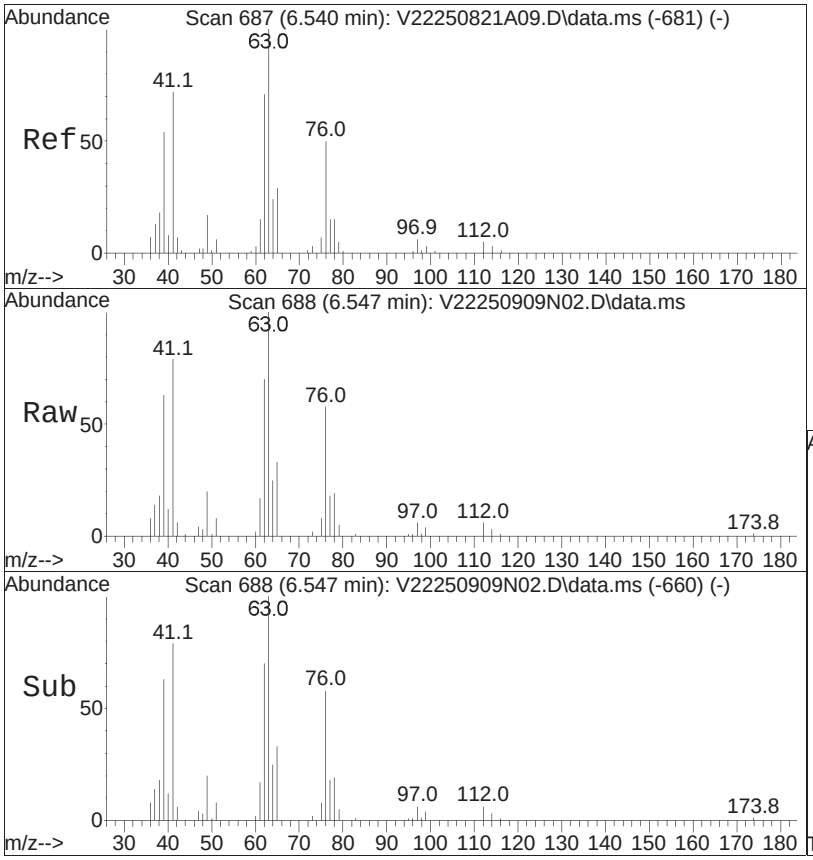


#54
1,2-Dichloropropane
Concen: 9.98 ug/L
RT: 6.547 min Scan# 688
Delta R.T. 0.007 min
Lab File: V22250909N02.D
Acq: 09 Sep 2025 08:38 pm

Tgt Ion: 63 Resp: 49486

| Ion | Ratio | Lower | Upper |
|---|---|---|---|
| 63 | 100 | | |
| 62 | 70.9 | 56.8 | 85.2 |
| 76 | 58.7 | 40.4 | 60.6 |

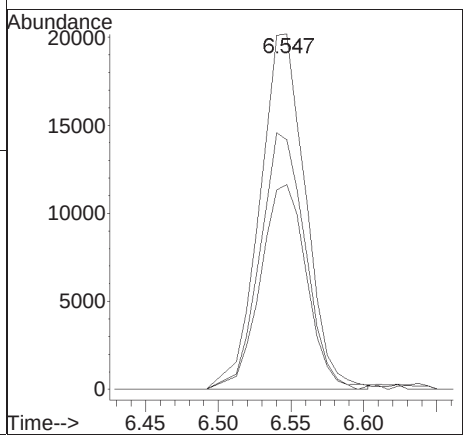

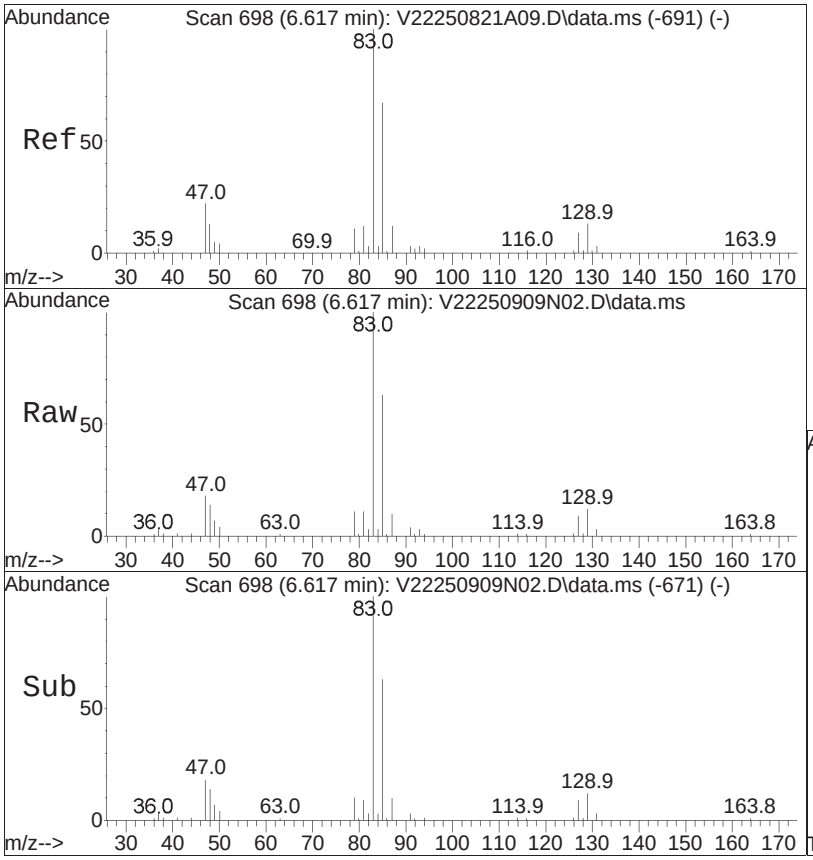


#57
Bromodichloromethane
Concen: 10.97 ug/L
RT: 6.617 min Scan# 698
Delta R.T. -0.000 min
Lab File: V22250909N02.D
Acq: 09 Sep 2025 08:38 pm

Tgt Ion: 83 Resp: 78590

| Ion | Ratio | Lower | Upper |
|---|---|---|---|
| 83 | 100 | | |
| 85 | 65.6 | 52.2 | 78.2 |
| 127 | 9.1 | 7.1 | 10.7 |

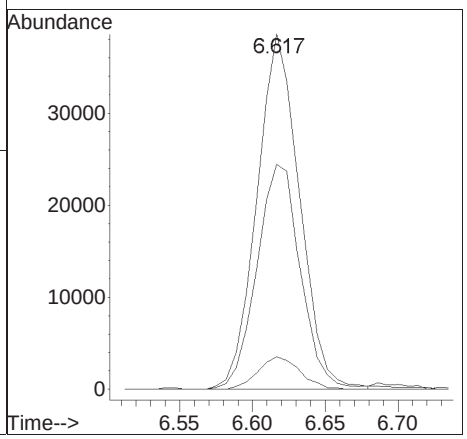

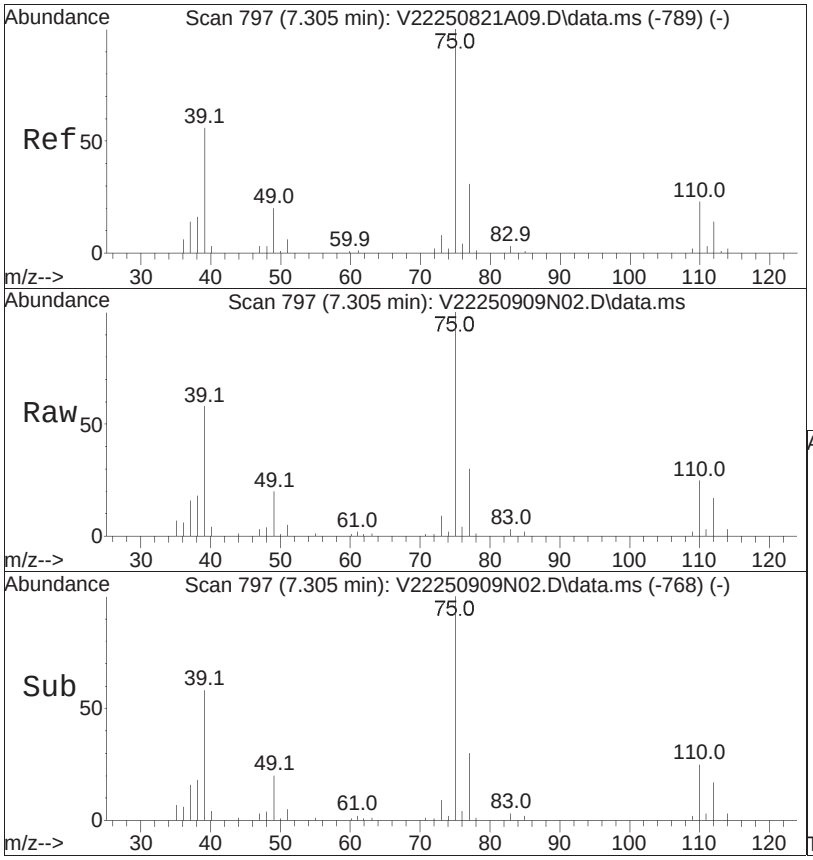


#61
cis-1,3-Dichloropropene
Concen: 10.07 ug/L
RT: 7.305 min Scan# 797
Delta R.T. -0.000 min
Lab File: V22250909N02.D
Acq: 09 Sep 2025 08:38 pm

Tgt Ion: 75 Resp: 65074

| Ion | Ratio | Lower | Upper |
|---|---|---|---|
| 75 | 100 | | |
| 77 | 31.6 | 25.6 | 38.4 |
| 39 | 60.8 | 48.1 | 72.1 |

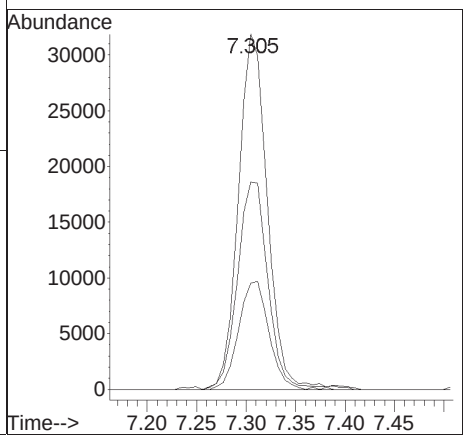

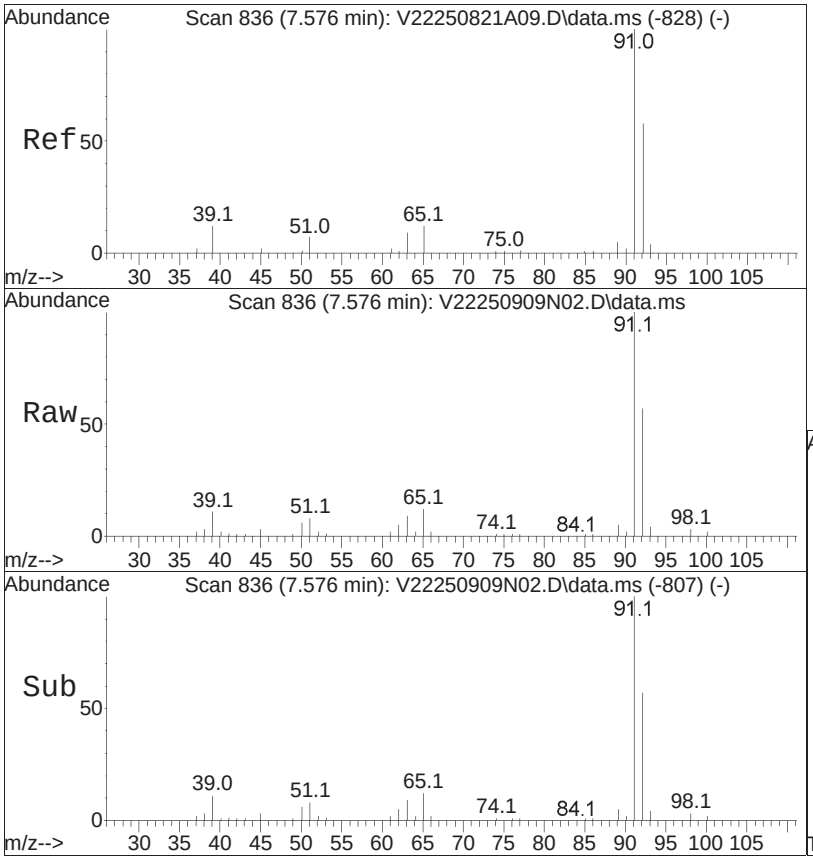


#64
Toluene
Concen: 10.33 ug/L
RT: 7.576 min Scan# 836
Delta R.T. -0.000 min
Lab File: V22250909N02.D
Acq: 09 Sep 2025 08:38 pm

Tgt Ion: 92 Resp: 124415

| Ion | Ratio | Lower | Upper |
|---|---|---|---|
| 92 | 100 | | |
| 91 | 172.9 | 138.0 | 207.0 |

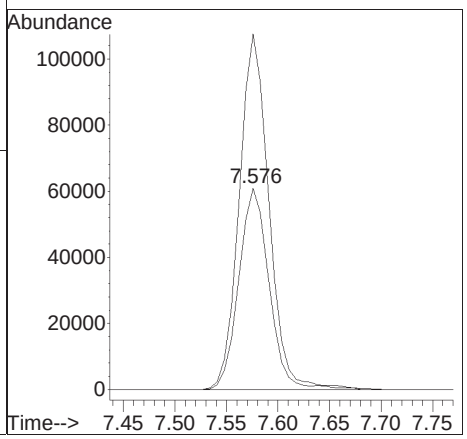

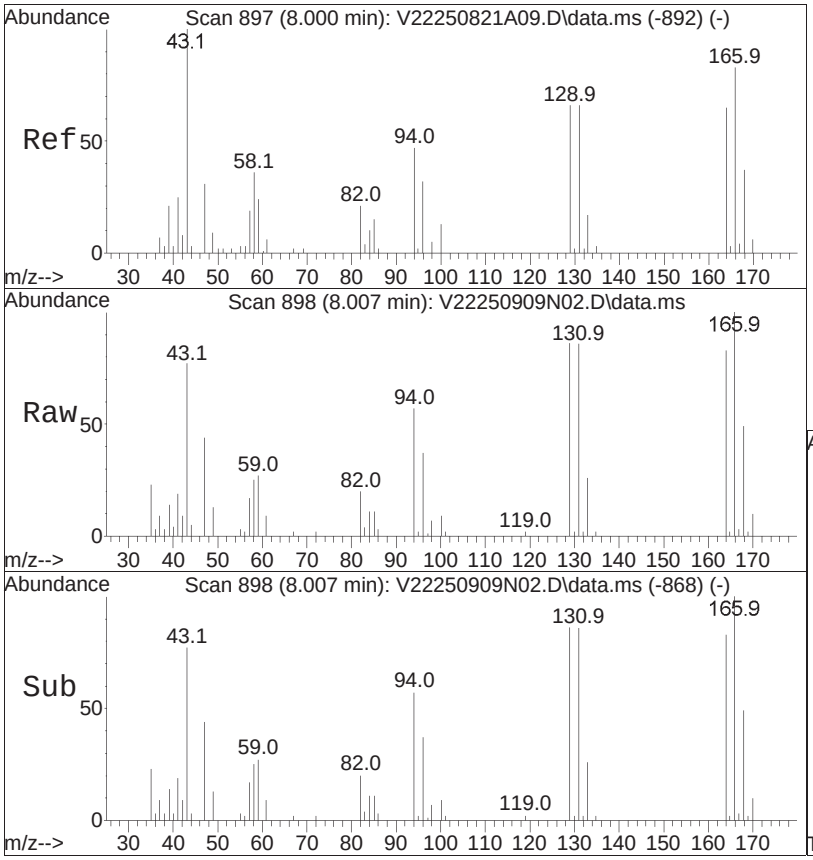


#65
4-Methyl-2-pentanone
Concen: 8.70 ug/L
RT: 8.007 min Scan# 898
Delta R.T. 0.007 min
Lab File: V22250909N02.D
Acq: 09 Sep 2025 08:38 pm

Tgt Ion: 58 Resp: 5880

| Ion | Ratio | Lower | Upper |
|---|---|---|---|
| 58 | 100 | | |
| 100 | 46.2 | 32.6 | 49.0 |
| 43 | 336.7 | 239.6 | 359.4 |

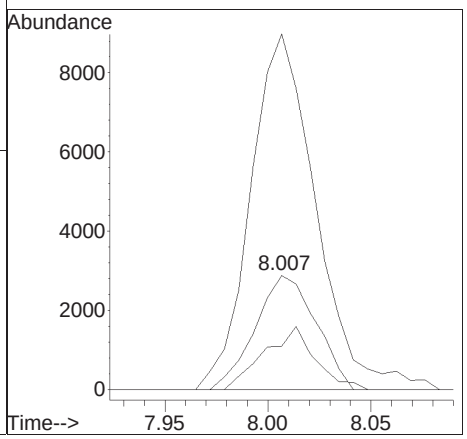

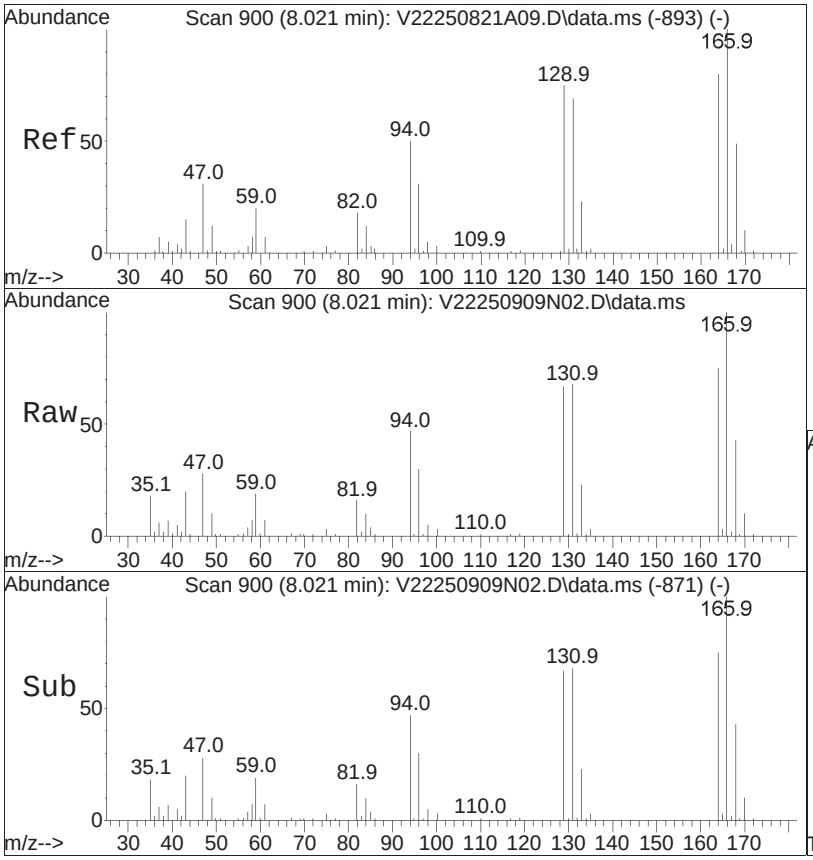


#66
Tetrachloroethene
Concen: 10.25 ug/L
RT: 8.021 min Scan# 900
Delta R.T. -0.000 min
Lab File: V22250909N02.D
Acq: 09 Sep 2025 08:38 pm

Tgt Ion:166 Resp: 60102

| Ion | Ratio | Lower | Upper |
|---|---|---|---|
| 166 | 100 | | |
| 168 | 47.7 | 27.3 | 67.3 |
| 94 | 47.5 | 28.2 | 68.2 |

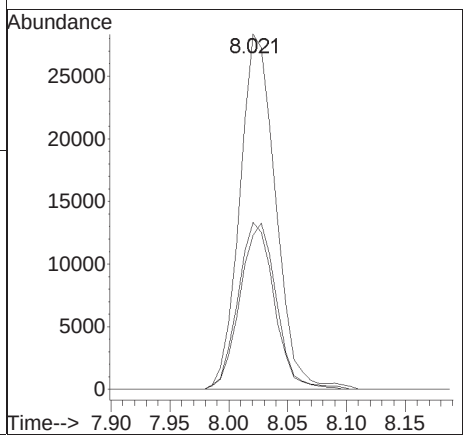

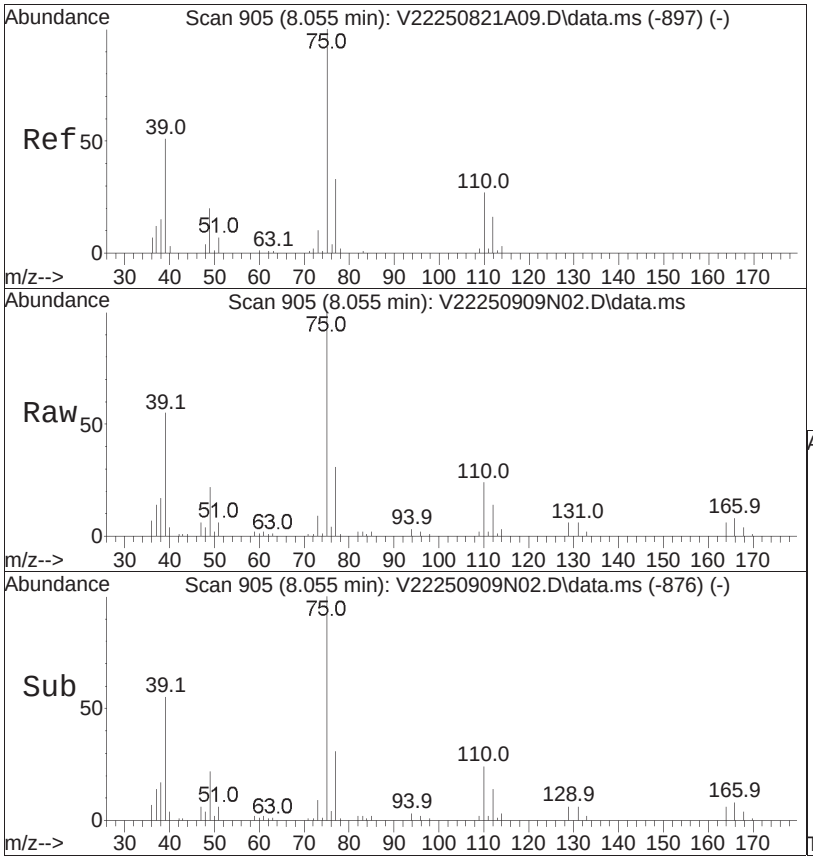


#68
trans-1,3-Dichloropropene
Concen: 10.31 ug/L
RT: 8.055 min Scan# 905
Delta R.T. 0.000 min
Lab File: V22250909N02.D
Acq: 09 Sep 2025 08:38 pm

Tgt Ion: 75 Resp: 57405

| Ion | Ratio | Lower | Upper |
|---|---|---|---|
| 75 | 100 | | |
| 77 | 30.9 | 12.3 | 52.3 |
| 39 | 60.9 | 42.1 | 82.1 |

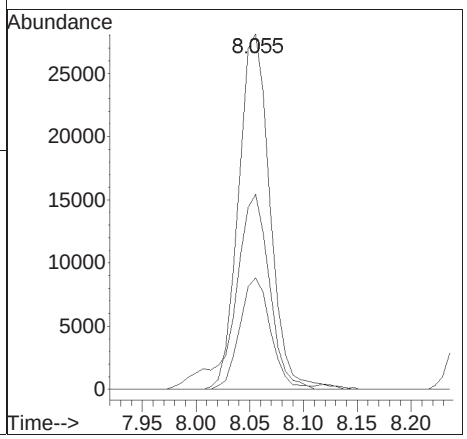

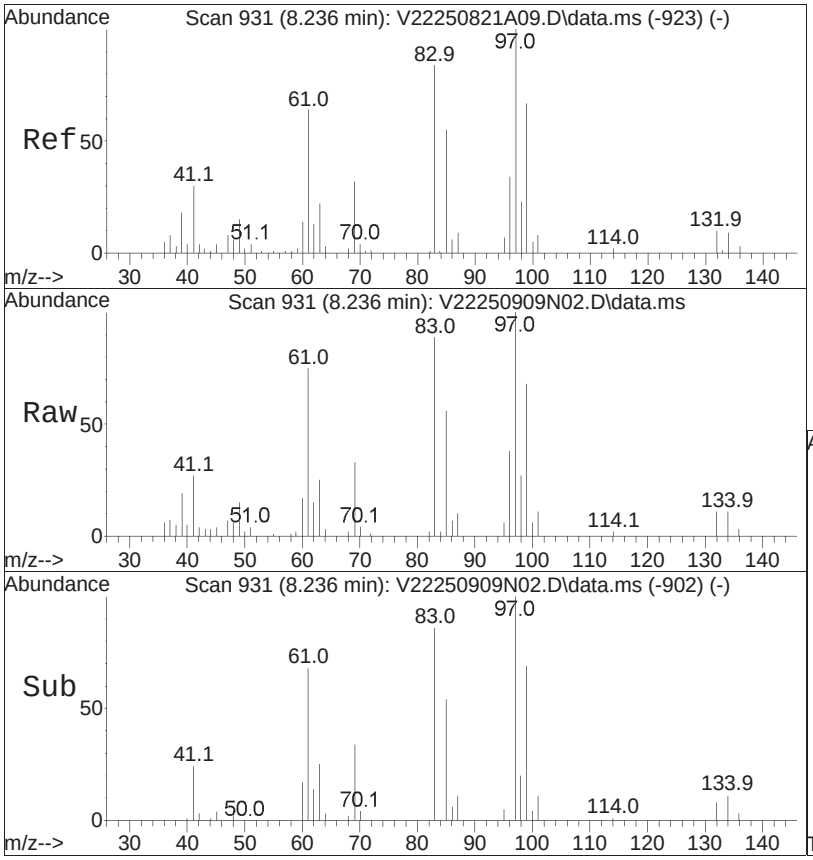


#71
1,1,2-Trichloroethane
Concen: 10.86 ug/L
RT: 8.236 min Scan# 931
Delta R.T. 0.000 min
Lab File: V22250909N02.D
Acq: 09 Sep 2025 08:38 pm

Tgt Ion: 83 Resp: 28398

| Ion | Ratio | Lower | Upper |
|---|---|---|---|
| 83 | 100 | | |
| 97 | 122.6 | 96.5 | 136.5 |
| 85 | 66.3 | 47.3 | 87.3 |

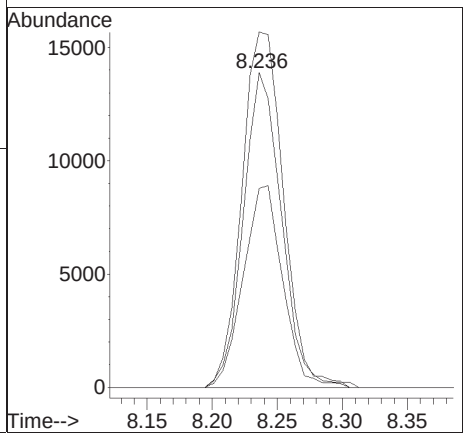

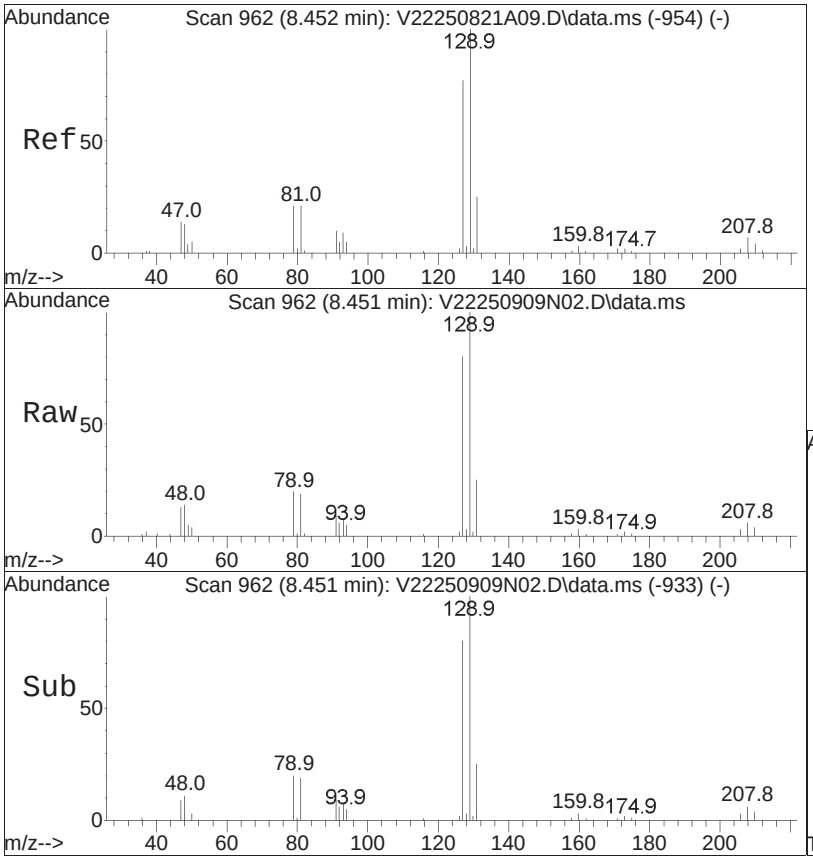


#72
Chlorodibromomethane
Concen: 10.89 ug/L
RT: 8.451 min Scan# 962
Delta R.T. -0.001 min
Lab File: V22250909N02.D
Acq: 09 Sep 2025 08:38 pm

Tgt Ion:129 Resp: 52123

| Ion | Ratio | Lower | Upper |
|---|---|---|---|
| 129 | 100 | | |
| 81 | 19.1 | 1.3 | 41.3 |
| 127 | 78.6 | 57.9 | 97.9 |

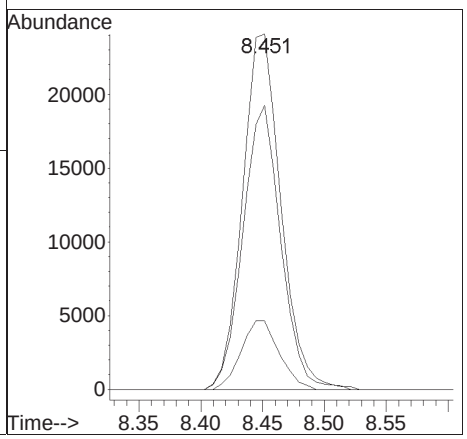

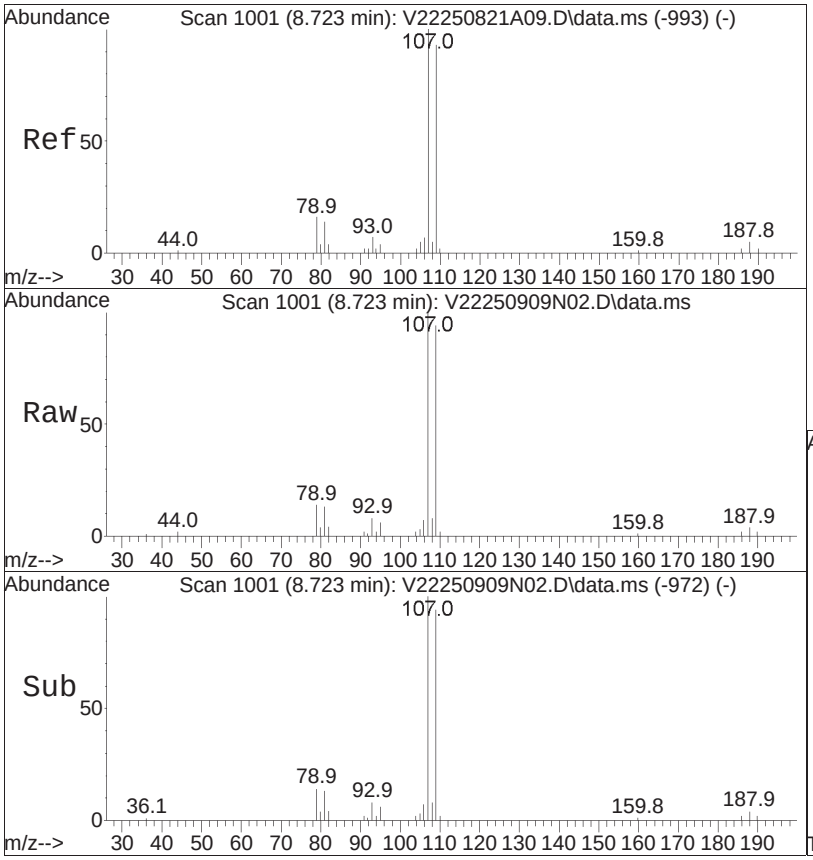


#74
1,2-Dibromoethane
Concen: 10.75 ug/L
RT: 8.723 min Scan# 1001
Delta R.T. -0.000 min
Lab File: V22250909N02.D
Acq: 09 Sep 2025 08:38 pm

Tgt Ion:107 Resp: 33984

| Ion | Ratio | Lower | Upper |
|---|---|---|---|
| 107 | 100 | | |
| 109 | 95.3 | 73.6 | 110.4 |

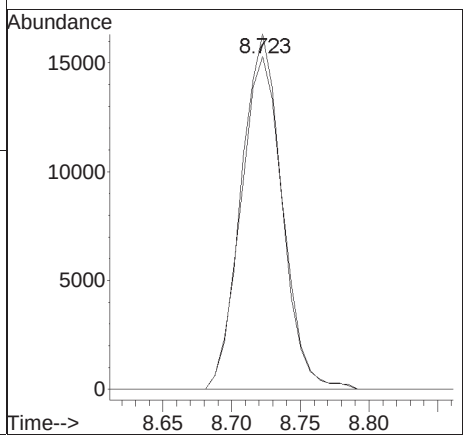

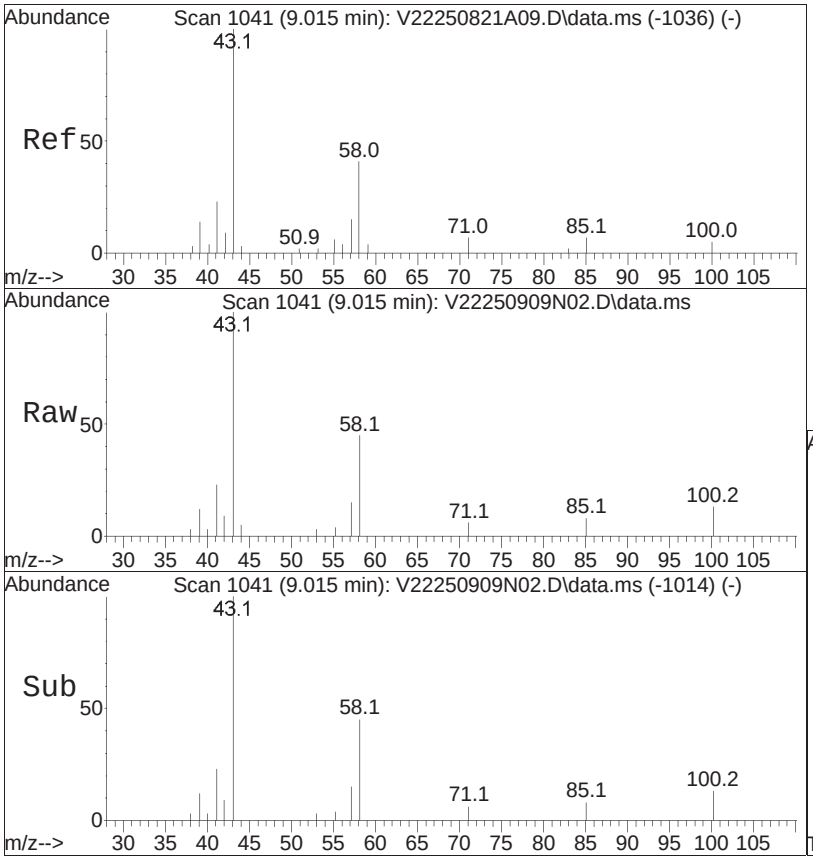


#76
2-Hexanone
Concen: 9.65 ug/L
RT: 9.015 min Scan# 1041
Delta R.T. -0.000 min
Lab File: V22250909N02.D
Acq: 09 Sep 2025 08:38 pm

Tgt Ion: 43 Resp: 9638

| Ion | Ratio | Lower | Upper |
|---|---|---|---|
| 43 | 100 | | |
| 58 | 42.6 | 33.0 | 49.6 |
| 57 | 14.3 | 12.2 | 18.4 |

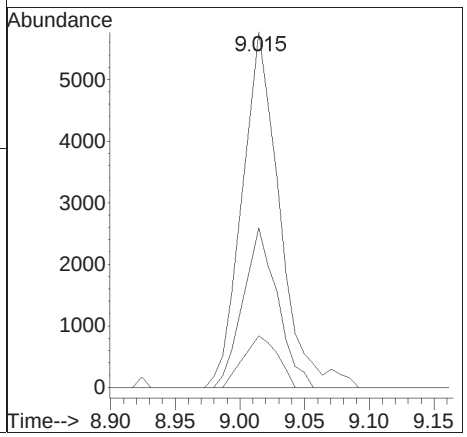

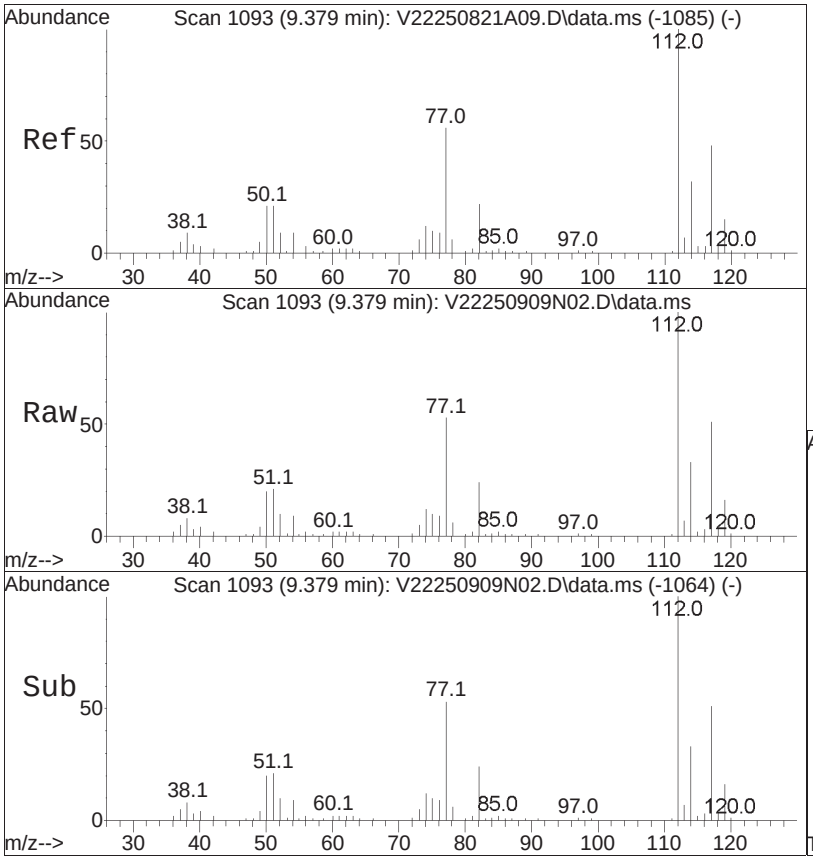


#77
Chlorobenzene
Concen: 10.42 ug/L
RT: 9.379 min Scan# 1093
Delta R.T. 0.000 min
Lab File: V22250909N02.D
Acq: 09 Sep 2025 08:38 pm

Tgt Ion:112 Resp: 149716

| Ion | Ratio | Lower | Upper |
|---|---|---|---|
| 112 | 100 | | |
| 77 | 57.9 | 46.7 | 70.1 |
| 114 | 33.2 | 26.0 | 39.0 |

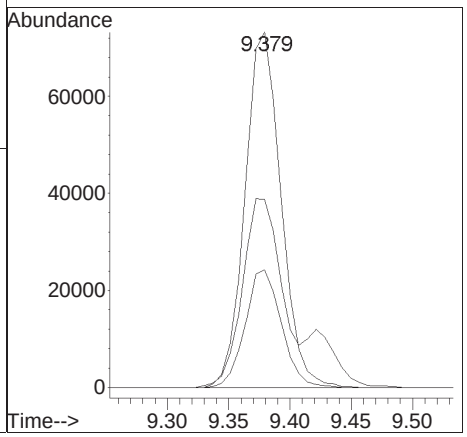




#78
Ethylbenzene
Concen: 10.04 ug/L
RT: 9.421 min Scan# 1099
Delta R.T. 0.000 min
Lab File: V22250909N02.D
Acq: 09 Sep 2025 08:38 pm

Tgt Ion: 91 Resp: 238148

| Ion | Ratio | Lower | Upper |
|---|---|---|---|
| 91 | 100 | | |
| 106 | 31.3 | 24.6 | 36.8 |

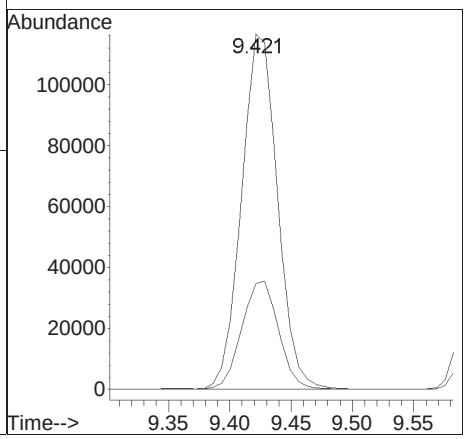

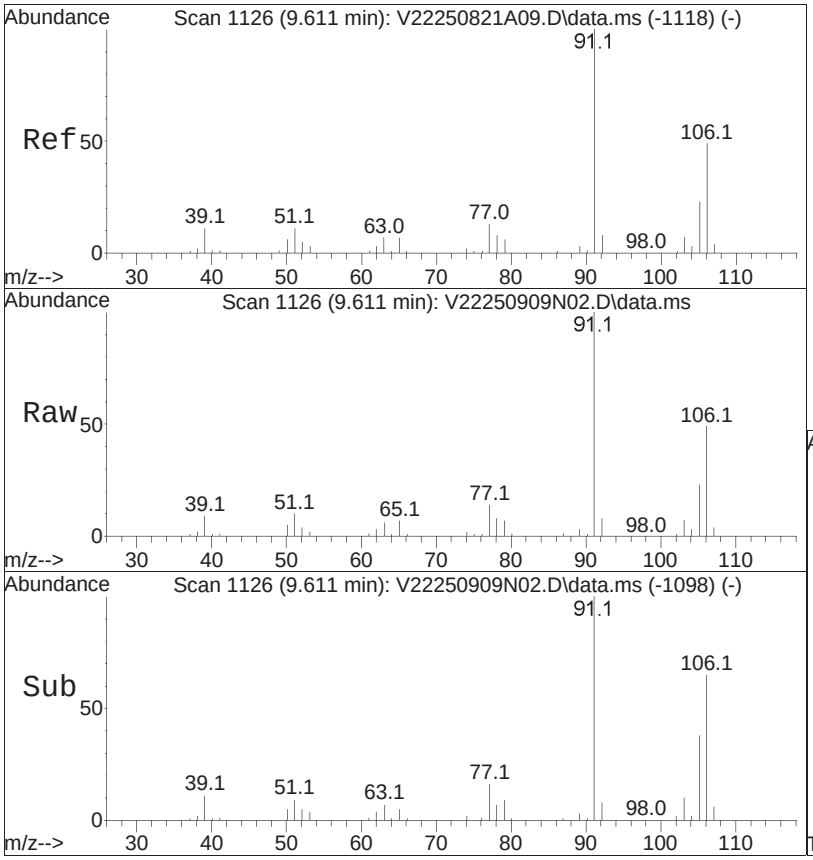


#80
p/m Xylene
Concen: 20.97 ug/L
RT: 9.611 min Scan# 1126
Delta R.T. -0.000 min
Lab File: V22250909N02.D
Acq: 09 Sep 2025 08:38 pm

Tgt Ion:106 Resp: 186887

| Ion | Ratio | Lower | Upper |
|---|---|---|---|
| 106 | 100 | | |
| 91 | 204.1 | 165.7 | 248.5 |

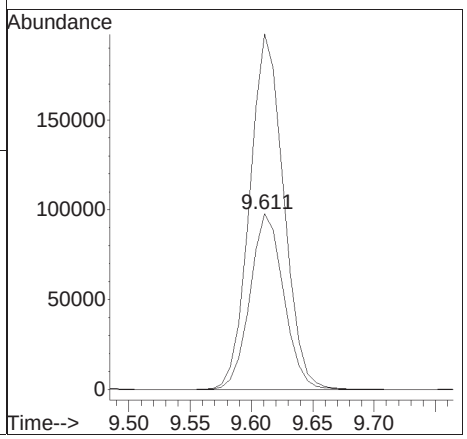

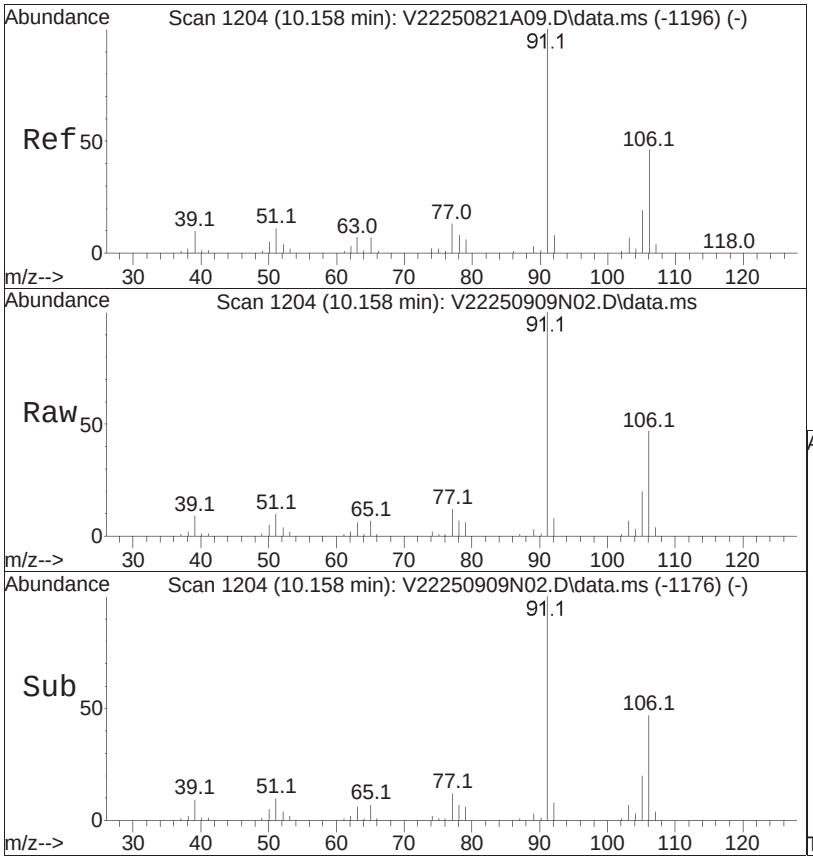


#81
o Xylene
Concen: 20.53 ug/L
RT: 10.158 min Scan# 1204
Delta R.T. -0.000 min
Lab File: V22250909N02.D
Acq: 09 Sep 2025 08:38 pm

Tgt Ion:106 Resp: 170856

| Ion | Ratio | Lower | Upper |
|---|---|---|---|
| 106 | 100 | | |
| 91 | 212.3 | 175.6 | 263.4 |

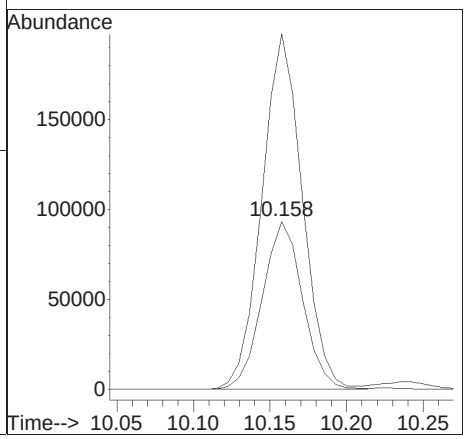

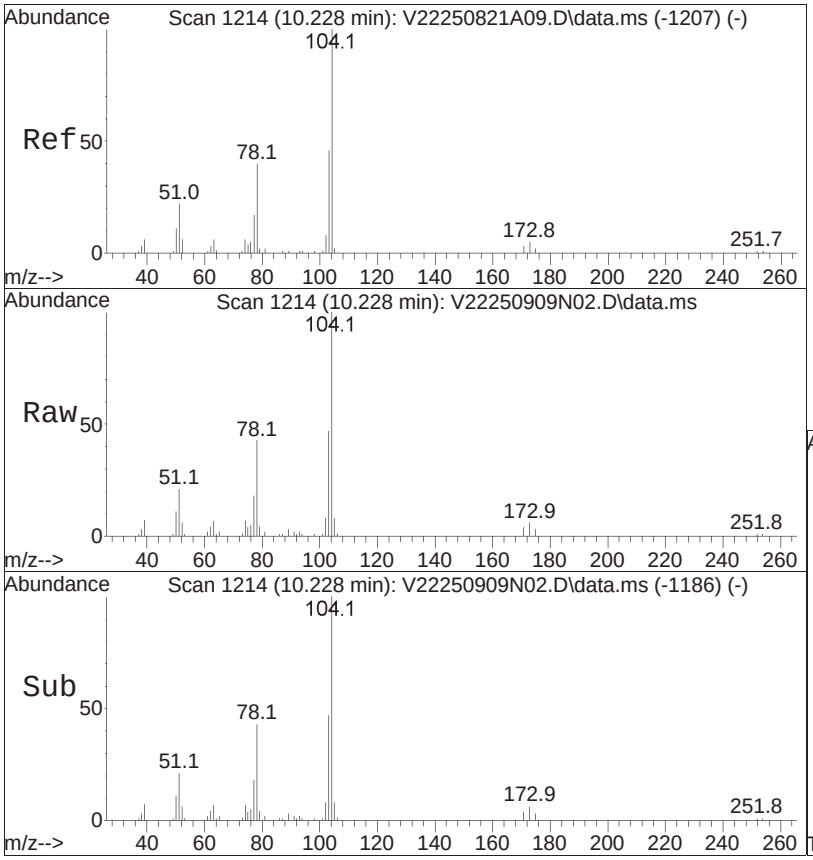


#82
Styrene
Concen: 21.79 ug/L
RT: 10.228 min Scan# 1214
Delta R.T. -0.000 min
Lab File: V22250909N02.D
Acq: 09 Sep 2025 08:38 pm

Tgt Ion:104 Resp: 299456

| Ion | Ratio | Lower | Upper |
|---|---|---|---|
| 104 | 100 | | |
| 78 | 43.2 | 34.9 | 52.3 |

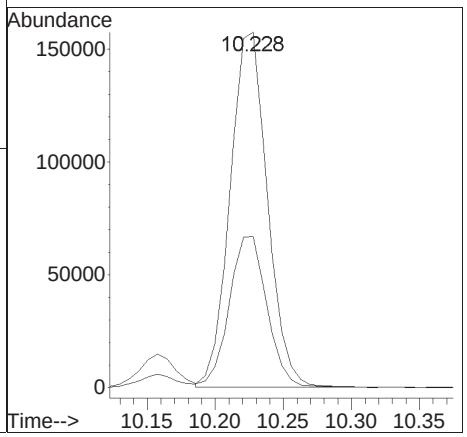

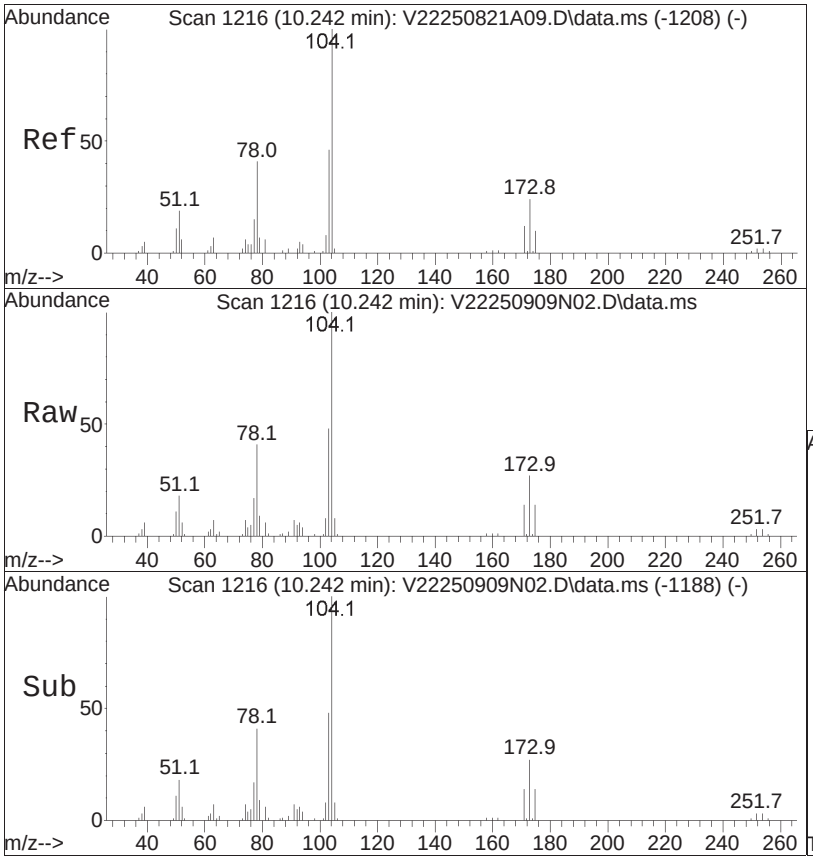


#84
Bromoform
Concen: 10.93 ug/L
RT: 10.242 min Scan# 1216
Delta R.T. -0.000 min
Lab File: V22250909N02.D
Acq: 09 Sep 2025 08:38 pm

Tgt Ion:173 Resp: 31714

| Ion | Ratio | Lower | Upper |
|---|---|---|---|
| 173 | 100 | | |
| 175 | 47.4 | 26.3 | 66.3 |

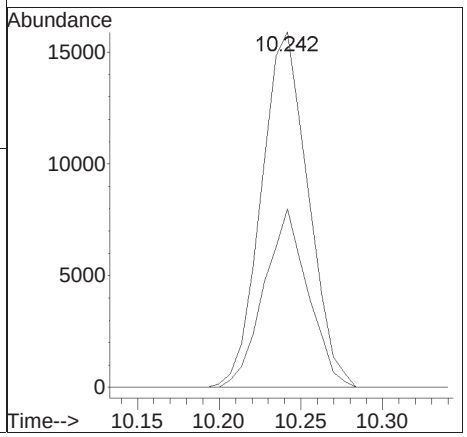

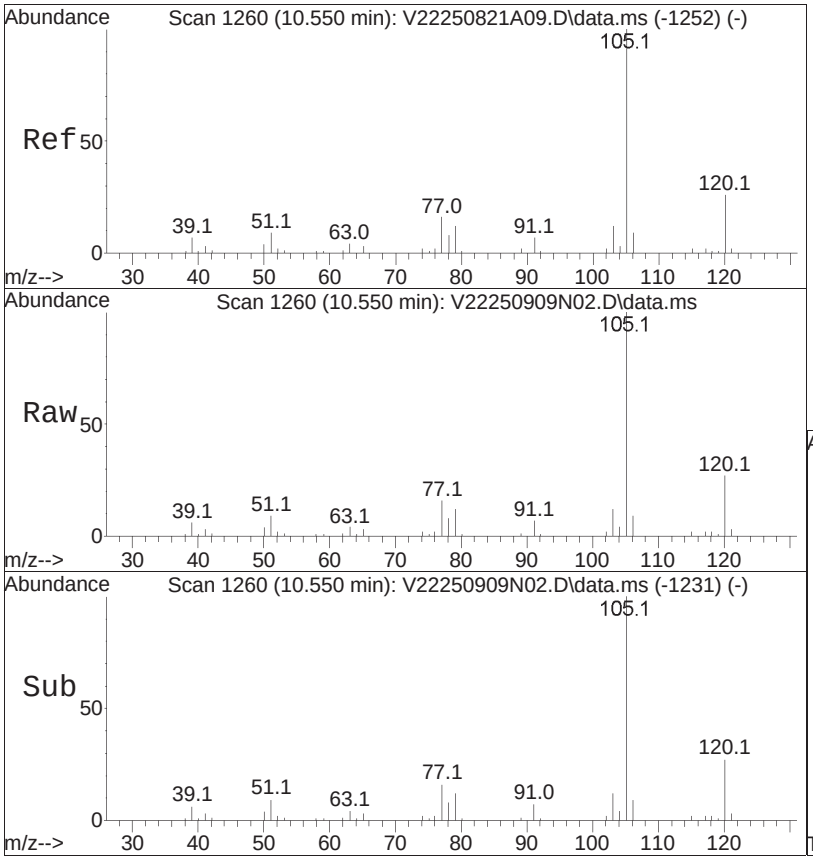


#86
Isopropylbenzene
Concen: 9.54 ug/L
RT: 10.550 min Scan# 1260
Delta R.T. 0.000 min
Lab File: V22250909N02.D
Acq: 09 Sep 2025 08:38 pm

Tgt Ion:105 Resp: 225046

| Ion | Ratio | Lower | Upper |
|---|---|---|---|
| 105 | 100 | | |
| 120 | 27.1 | 6.5 | 46.5 |

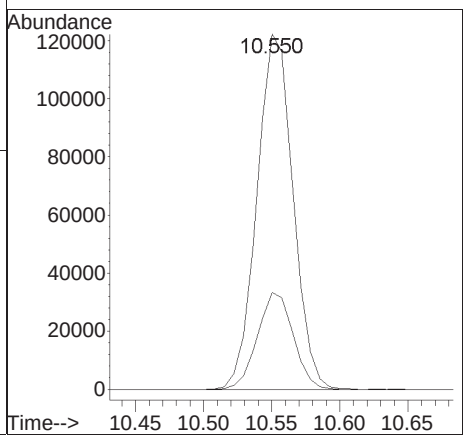

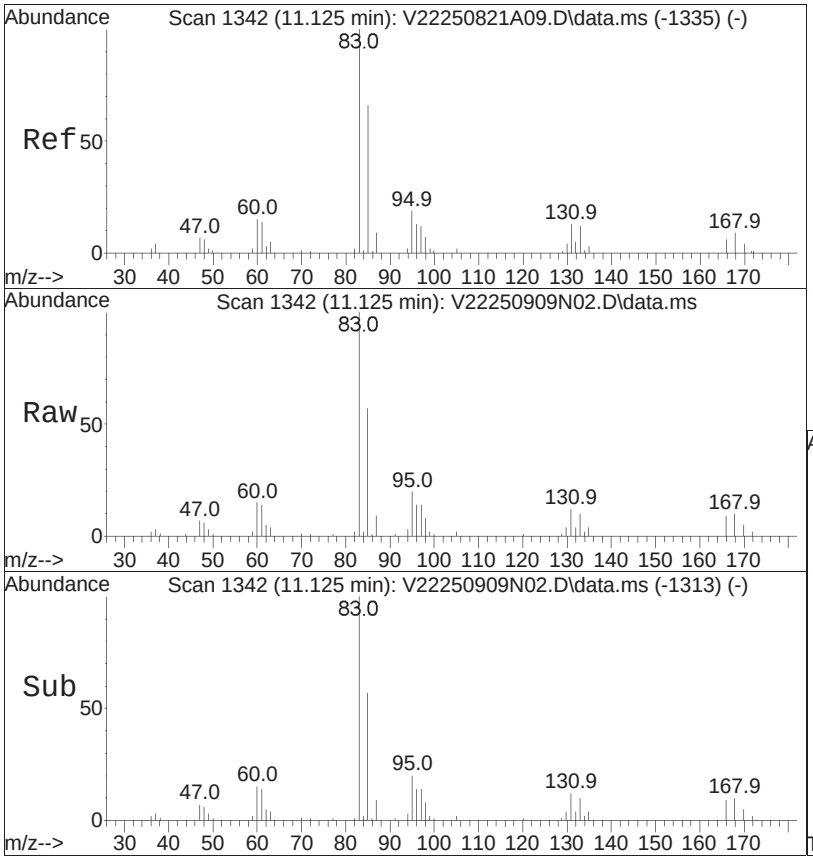


#91
1,1,2,2-Tetrachloroethane
Concen: 9.83 ug/L
RT: 11.125 min Scan# 1342
Delta R.T. 0.000 min
Lab File: V22250909N02.D
Acq: 09 Sep 2025 08:38 pm

Tgt Ion: 83 Resp: 38421

| Ion | Ratio | Lower | Upper |
|---|---|---|---|
| 83 | 100 | | |
| 131 | 12.6 | 0.0 | 32.0 |
| 85 | 62.8 | 45.6 | 85.6 |

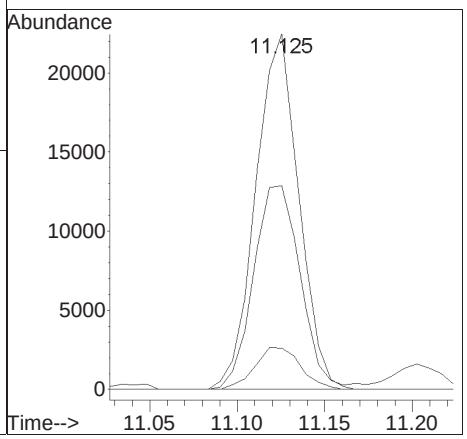

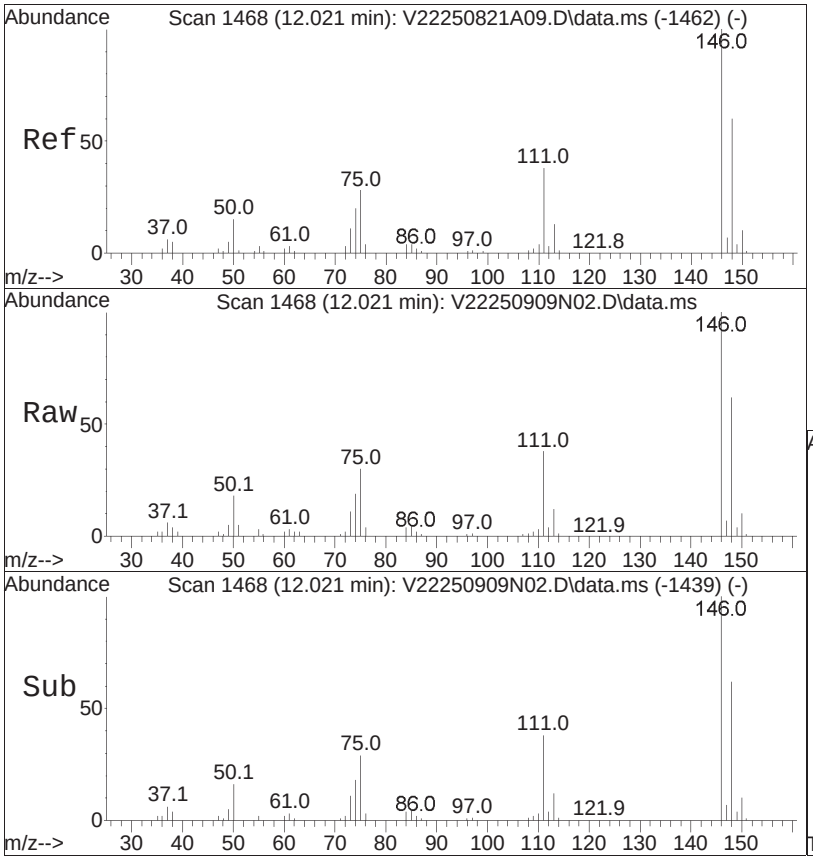


#104
1,3-Dichlorobenzene
Concen: 11.06 ug/L
RT: 12.021 min Scan# 1468
Delta R.T. -0.000 min
Lab File: V22250909N02.D
Acq: 09 Sep 2025 08:38 pm

Tgt Ion:146 Resp: 137957

| Ion | Ratio | Lower | Upper |
|---|---|---|---|
| 146 | 100 | | |
| 111 | 38.4 | 25.1 | 52.1 |
| 148 | 63.3 | 41.2 | 85.6 |

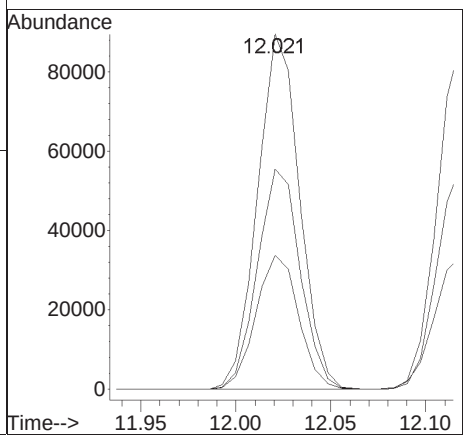

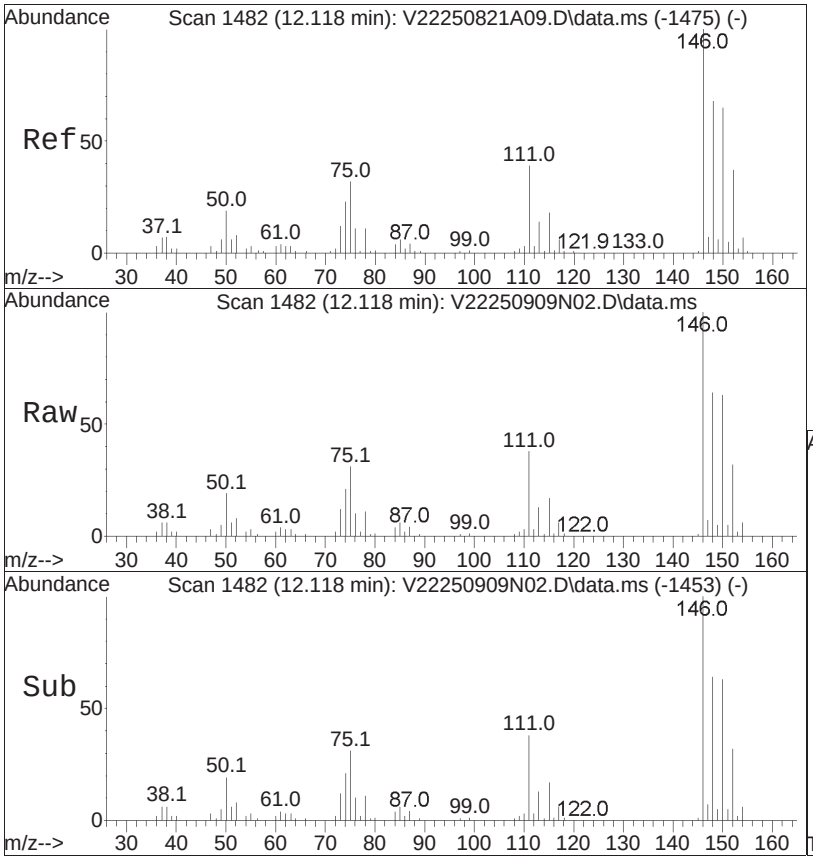


#105
1,4-Dichlorobenzene
Concen: 10.62 ug/L
RT: 12.118 min Scan# 1482
Delta R.T. 0.000 min
Lab File: V22250909N02.D
Acq: 09 Sep 2025 08:38 pm

Tgt Ion:146 Resp: 133140

| Ion | Ratio | Lower | Upper |
|---|---|---|---|
| 146 | 100 | | |
| 111 | 39.2 | 31.8 | 47.8 |
| 148 | 65.0 | 52.2 | 78.2 |

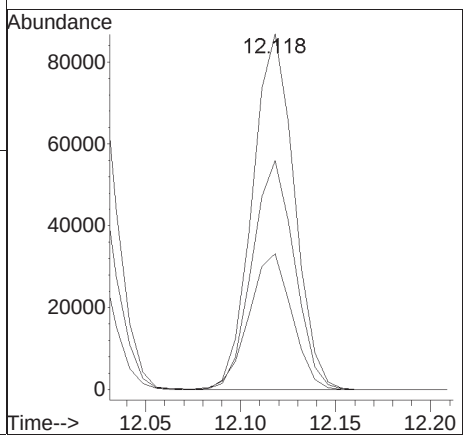

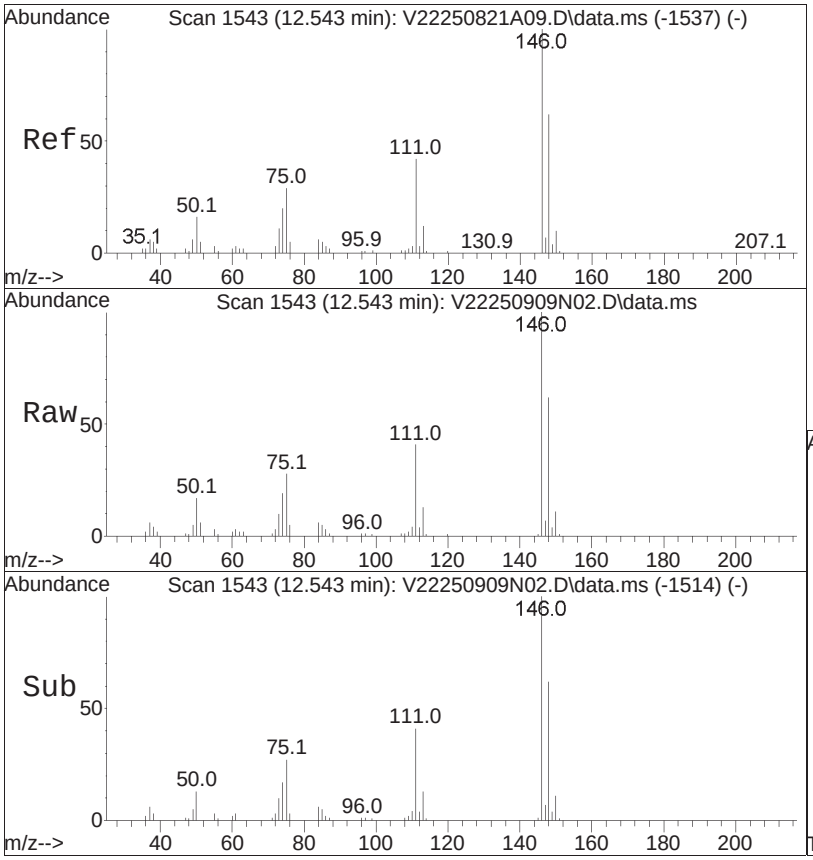


#108
1,2-Dichlorobenzene
Concen: 10.88 ug/L
RT: 12.543 min Scan# 1543
Delta R.T. -0.000 min
Lab File: V22250909N02.D
Acq: 09 Sep 2025 08:38 pm

Tgt Ion:146 Resp: 117836

| Ion | Ratio | Lower | Upper |
|---|---|---|---|
| 146 | 100 | | |
| 111 | 41.3 | 26.0 | 54.0 |
| 148 | 63.1 | 40.9 | 84.9 |

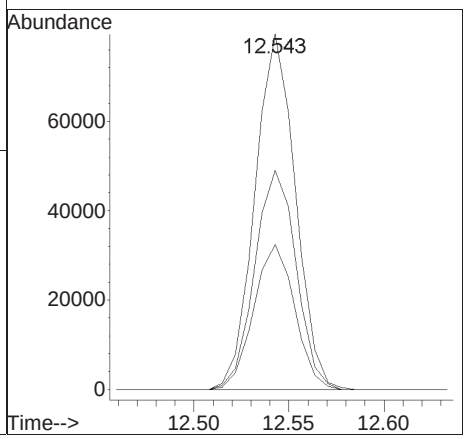

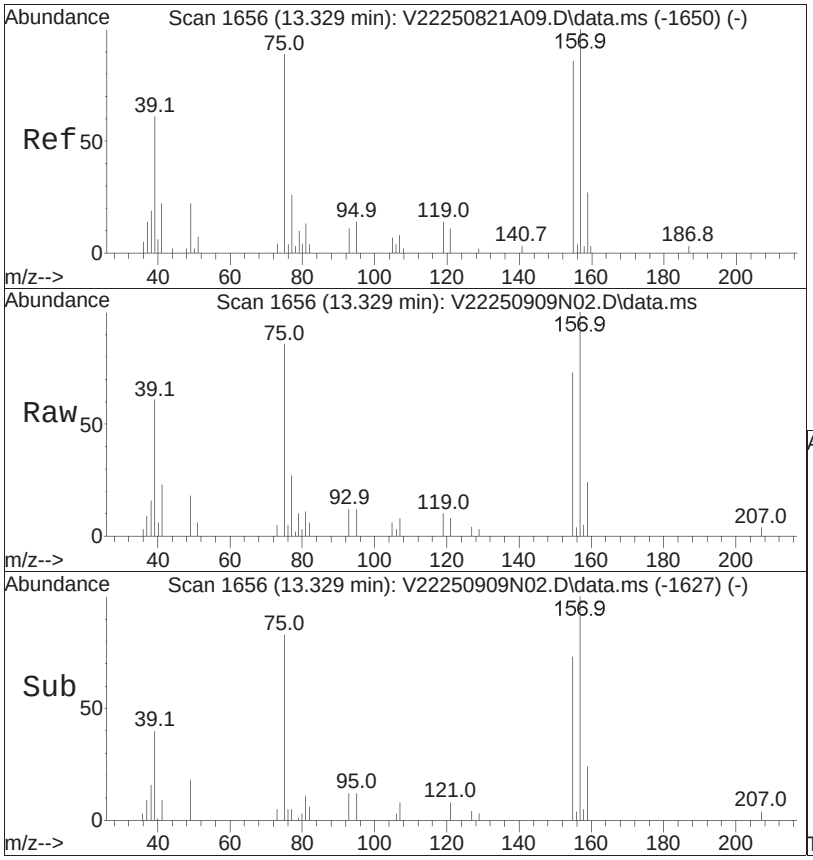


#110
1,2-Dibromo-3-chloropropane
Concen: 10.67 ug/L
RT: 13.329 min Scan# 1656
Delta R.T. 0.000 min
Lab File: V22250909N02.D
Acq: 09 Sep 2025 08:38 pm

Tgt Ion:155 Resp: 7122

| Ion | Ratio | Lower | Upper |
|---|---|---|---|
| 155 | 100 | | |
| 157 | 129.9 | 102.5 | 153.7 |

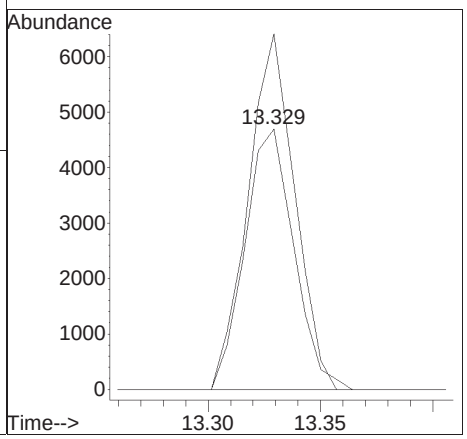

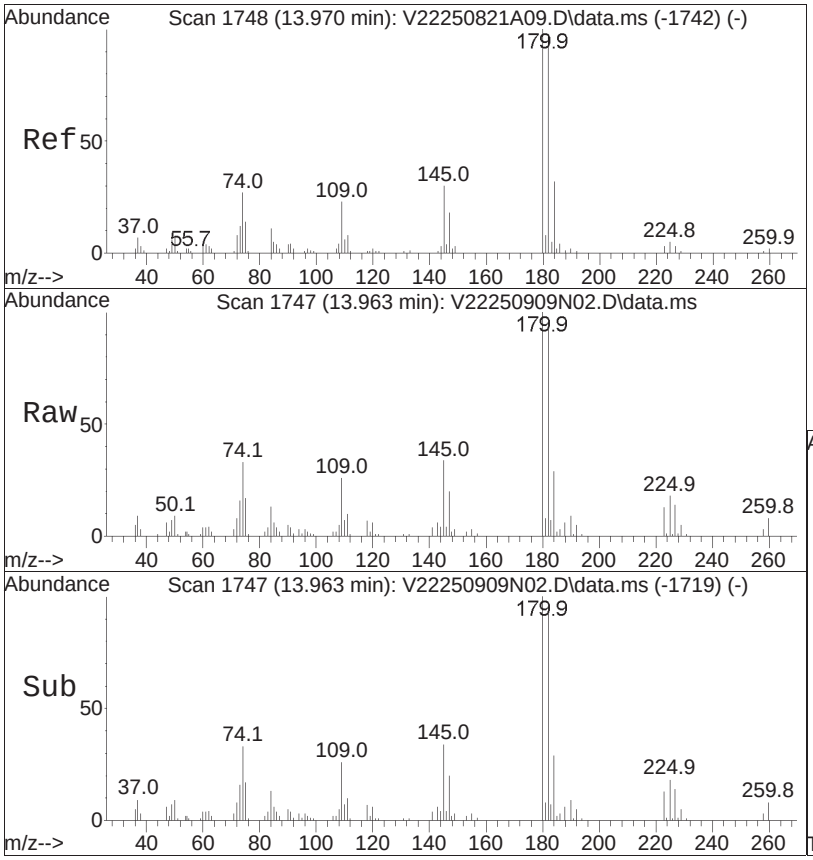


#113
1,2,4-Trichlorobenzene
Concen: 9.68 ug/L
RT: 13.963 min Scan# 1747
Delta R.T. -0.007 min
Lab File: V22250909N02.D
Acq: 09 Sep 2025 08:38 pm

Tgt Ion:180 Resp: 61624

| Ion | Ratio | Lower | Upper |
|---|---|---|---|
| 180 | 100 | | |
| 182 | 94.9 | 76.6 | 114.8 |
| 145 | 35.9 | 27.7 | 41.5 |

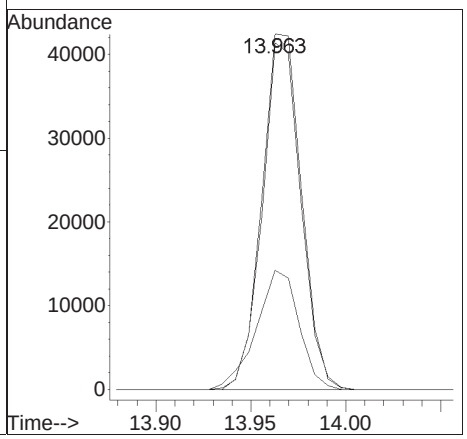

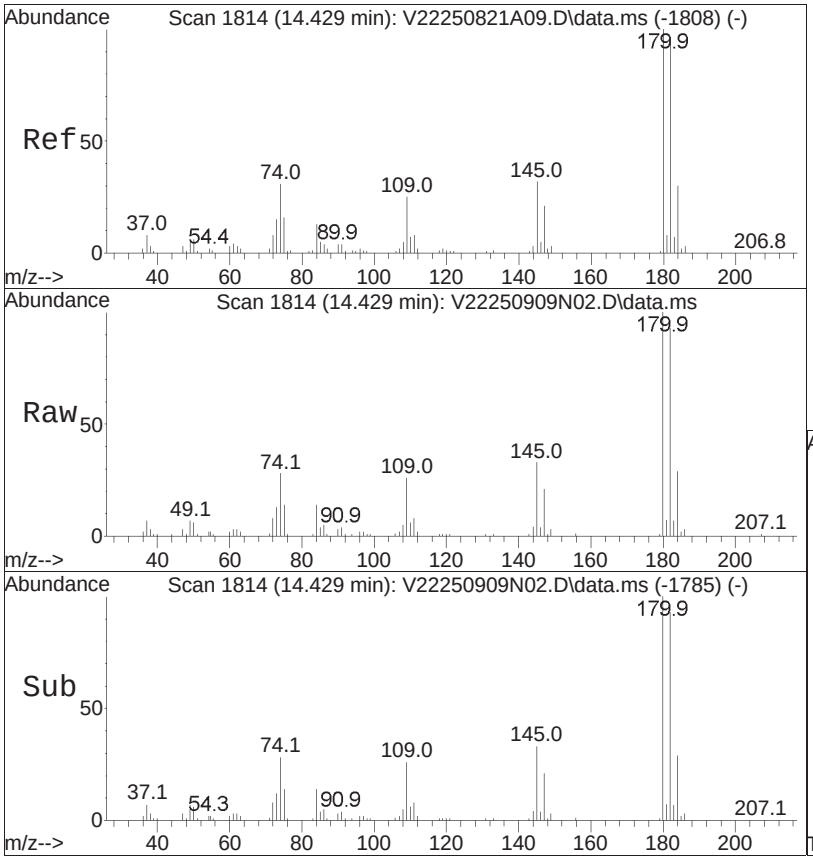


#115
1,2,3-Trichlorobenzene
Concen: 10.04 ug/L
RT: 14.429 min Scan# 1814
Delta R.T. 0.000 min
Lab File: V22250909N02.D
Acq: 09 Sep 2025 08:38 pm

Tgt Ion:180 Resp: 54554

| Ion | Ratio | Lower | Upper |
|---|---|---|---|
| 180 | 100 | | |
| 182 | 94.8 | 76.2 | 114.4 |
| 145 | 34.0 | 25.0 | 37.4 |

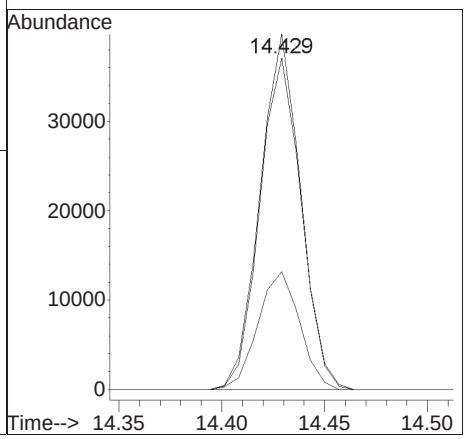

Quantitation Report (QT Reviewed)

Data Path : K:\VOA105\2025\250910A\
Data File : V05250910A01.D
Acq On : 10 Sep 2025 7:13 am
Operator : VOA105:PID
Sample : WG2113015-3,31,10,10 (Sig #1); 8260 CCAL (Sig #2)
Misc : WG2113015,ICAL22558 (Sig #1); WG,ICAL22558 (Sig #2)
ALS Vial : 1 Sample Multiplier: 1

Quant Time: Sep 10 07:39:59 2025
Quant Method : K:\VOA105\2025\250910A\V105_250816B_8260.m
Quant Title : VOLATILES BY GC/MS
QLast Update : Sun Aug 17 13:47:41 2025
Response via : Initial Calibration

Sub List : 8260-Curve-IM-2CEVE - Megamix plus Diox-Iodomethane

| Compound | R.T. | QIon | Response | Conc | Units | Dev(Min) |
|---|---|---|---|---|---|---|
| Internal Standards | | | | | | |
| 1) Fluorobenzene | 5.506 | 96 | 373567 | 10.000 | ug/L | 0.00 |
| 59) Chlorobenzene-d5 | 8.985 | 117 | 266383 | 10.000 | ug/L | 0.00 |
| 79) 1,4-Dichlorobenzene-d4 | 11.797 | 152 | 148562 | 10.000 | ug/L | 0.00 |
| System Monitoring Compounds | | | | | | |
| 36) Dibromofluoromethane | 4.732 | 113 | 100987 | 9.497 | ug/L | 0.00 |
| Spiked Amount 10.000 | Range 70 - 130 | | Recovery = 94.97% | | | |
| 43) 1,2-Dichloroethane-d4 | 5.238 | 65 | 133232 | 8.754 | ug/L | 0.00 |
| Spiked Amount 10.000 | Range 70 - 130 | | Recovery = 87.54% | | | |
| 60) Toluene-d8 | 7.164 | 98 | 367213 | 10.390 | ug/L | 0.00 |
| Spiked Amount 10.000 | Range 70 - 130 | | Recovery = 103.90% | | | |
| 83) 4-Bromofluorobenzene | 10.538 | 95 | 141492 | 10.479 | ug/L | 0.00 |
| Spiked Amount 10.000 | Range 70 - 130 | | Recovery = 104.79% | | | |
| Target Compounds | | | | | | Qvalue |
| 2) Dichlorodifluoromethane | 1.430 | 85 | 123642 | 10.067 | ug/L | 100 |
| 3) Chloromethane | 1.595 | 50 | 123810 | 12.485 | ug/L | 99 |
| 4) Vinyl chloride | 1.650 | 62 | 152395 | 13.379 | ug/L | 98 |
| 5) Bromomethane | 1.918 | 94 | 31288 | 6.307 | ug/L | 97 |
| 6) Chloroethane | 2.021 | 64 | 81487 | 12.331 | ug/L | 100 |
| 7) Trichlorofluoromethane | 2.144 | 101 | 186761 | 10.248 | ug/L | 100 |
| 10) 1,1-Dichloroethene | 2.590 | 96 | 94338 | 12.048 | ug/L | 95 |
| 11) Carbon disulfide | 2.611 | 76 | 331967 | 12.472 | ug/L | 98 |
| 12) Freon-113 | 2.618 | 101 | 102199 | 12.140 | ug/L | 88 |
| 15) Methylene chloride | 3.112 | 84 | 99447 | 10.776 | ug/L | 91 |
| 17) Acetone | 3.174 | 43 | 15071 | 8.665 | ug/L | 100 |
| 18) trans-1,2-Dichloroethene | 3.249 | 96 | 100241 | 11.185 | ug/L | 87 |
| 19) Methyl acetate | 3.277 | 43 | 41755 | 9.775 | ug/L | 99 |
| 20) Methyl tert-butyl ether | 3.345 | 73 | 210887 | 9.292 | ug/L | 98 |
| 23) 1,1-Dichloroethane | 3.805 | 63 | 212717 | 10.201 | ug/L | 98 |
| 28) cis-1,2-Dichloroethene | 4.306 | 96 | 102982 | 10.403 | ug/L | 90 |
| 30) Bromochloromethane | 4.492 | 128 | 43384 | 10.651 | ug/L | 94 |
| 31) Cyclohexane | 4.471 | 56 | 225904 | 11.217 | ug/L | 96 |
| 32) Chloroform | 4.560 | 83 | 184179 | 9.622 | ug/L | 100 |
| 34) Carbon tetrachloride | 4.670 | 117 | 145465 | 8.924 | ug/L | 97 |
| 37) 1,1,1-Trichloroethane | 4.739 | 97 | 168460 | 9.416 | ug/L | 99 |
| 39) 2-Butanone | 4.862 | 43 | 18997 | 7.271 | ug/L # | 81 |
| 41) Benzene | 5.097 | 78 | 421425 | 11.130 | ug/L | 95 |
| 44) 1,2-Dichloroethane | 5.308 | 62 | 132875 | 8.772 | ug/L | 99 |

Data Path : K:\VOA105\2025\250910A\
Data File : V05250910A01.D
Acq On : 10 Sep 2025 7:13 am
Operator : VOA105:PID
Sample : WG2113015-3,31,10,10 (Sig #1); 8260 CCAL (Sig #2)
Misc : WG2113015,ICAL22558 (Sig #1); WG,ICAL22558 (Sig #2)
ALS Vial : 1 Sample Multiplier: 1

Quant Time: Sep 10 07:39:59 2025
Quant Method : K:\VOA105\2025\250910A\V105_250816B_8260.m
Quant Title : VOLATILES BY GC/MS
QLast Update : Sun Aug 17 13:47:41 2025
Response via : Initial Calibration

Sub List : 8260-Curve-IM-2CEVE - Megamix plus Diox-Iodomethane

| Compound | R.T. | QIon | Response | Conc | Units | Dev(Min) |
|---|---|---|---|---|---|---|
| 47) Methyl cyclohexane | 5.654 | 83 | 164927 | 10.261 | ug/L | 87 |
| 48) Trichloroethene | 5.682 | 95 | 102858 | 10.066 | ug/L | 98 |
| 51) 1,2-Dichloropropane | 6.212 | 63 | 106552 | 9.992 | ug/L | 96 |
| 54) Bromodichloromethane | 6.296 | 83 | 130704 | 9.091 | ug/L | 97 |
| 58) cis-1,3-Dichloropropene | 6.967 | 75 | 143366 | 10.218 | ug/L | 98 |
| 61) Toluene | 7.221 | 92 | 236365 | 10.702 | ug/L | 99 |
| 62) 4-Methyl-2-pentanone | 7.672 | 58 | 19401 | 8.863 | ug/L | 100 |
| 63) Tetrachloroethene | 7.658 | 166 | 101749 | 10.578 | ug/L | 96 |
| 65) trans-1,3-Dichloropropene | 7.715 | 75 | 116075 | 9.081 | ug/L | 96 |
| 68) 1,1,2-Trichloroethane | 7.898 | 83 | 56610 | 10.757 | ug/L | 96 |
| 69) Chlorodibromomethane | 8.103 | 129 | 76830 | 9.308 | ug/L | 98 |
| 71) 1,2-Dibromoethane | 8.364 | 107 | 59461 | 9.932 | ug/L | 97 |
| 72) 2-Hexanone | 8.674 | 43 | 29270 | 8.662 | ug/L | 96 |
| 73) Chlorobenzene | 9.006 | 112 | 245281 | 10.565 | ug/L | 100 |
| 74) Ethylbenzene | 9.041 | 91 | 469324 | 10.758 | ug/L | 100 |
| 76) p/m Xylene | 9.231 | 106 | 334567 | 21.762 | ug/L | 97 |
| 77) o Xylene | 9.775 | 106 | 316145 | 21.744 | ug/L | 94 |
| 78) Styrene | 9.845 | 104 | 524627 | 21.882 | ug/L | 95 |
| 80) Bromoform | 9.874 | 173 | 46306 | 9.286 | ug/L | 99 |
| 82) Isopropylbenzene | 10.184 | 105 | 443612 | 10.887 | ug/L | 100 |
| 87) 1,1,2,2-Tetrachloroethane | 10.807 | 83 | 72624 | 11.097 | ug/L | 98 |
| 100) 1,3-Dichlorobenzene | 11.712 | 146 | 186841 | 10.689 | ug/L | 99 |
| 101) 1,4-Dichlorobenzene | 11.811 | 146 | 190379 | 10.724 | ug/L | 98 |
| 104) 1,2-Dichlorobenzene | 12.243 | 146 | 164212 | 10.444 | ug/L | 98 |
| 106) 1,2-Dibromo-3-chloropr... | 13.042 | 155 | 9448 | 8.495 | ug/L | 99 |
| 109) 1,2,4-Trichlorobenzene | 13.671 | 180 | 108990 | 10.045 | ug/L | 99 |
| 111) 1,2,3-Trichlorobenzene | 14.138 | 180 | 93733 | 10.039 | ug/L | 98 |

(#) = qualifier out of range (m) = manual integration (+) = signals summed

Quantitation Report (QT Reviewed)

Data Path : K:\VOA105\2025\250910A\
Data File : V05250910A01.D
Acq On : 10 Sep 2025 7:13 am
Operator : VOA105:PID
Sample : WG2113015-3,31,10,10 (Sig #1); 8260 CCAL (Sig #2)
Misc : WG2113015,ICAL22558 (Sig #1); WG,ICAL22558 (Sig #2)
ALS Vial : 1 Sample Multiplier: 1

Quant Time: Sep 10 07:39:59 2025
Quant Method : K:\VOA105\2025\250910A\V105_250816B_8260.m
Quant Title : VOLATILES BY GC/MS
QLast Update : Sun Aug 17 13:47:41 2025
Response via : Initial Calibration

Sub List : 8260-Curve-IM-2CEVE - Megamix plus Diox-Iodomethane

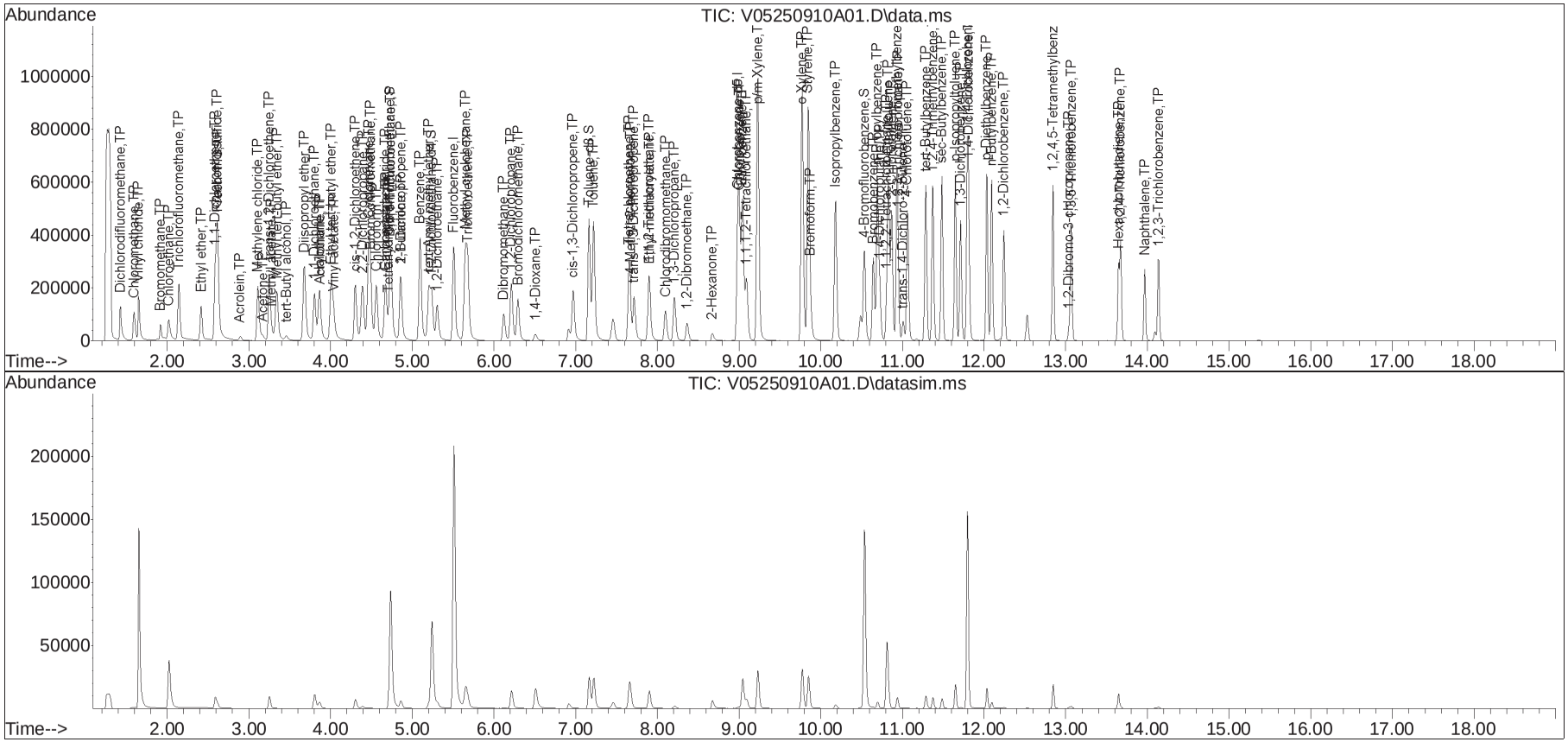

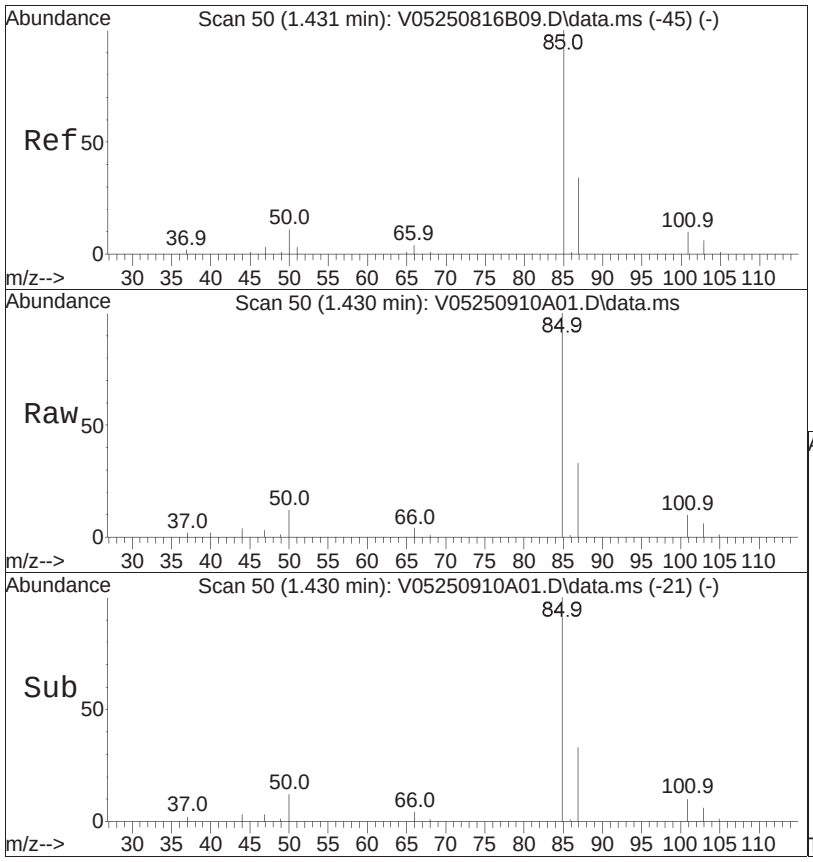


#2
Dichlorodifluoromethane
Concen: 10.07 ug/L
RT: 1.430 min Scan# 50
Delta R.T. -0.001 min
Lab File: V05250910A01.D
Acq: 10 Sep 2025 7:13 am

Tgt Ion: 85 Resp: 123642

| Ion | Ratio | Lower | Upper |
|---|---|---|---|
| 85 | 100 | | |
| 87 | 32.3 | 21.2 | 44.0 |
| 50 | 12.0 | 7.9 | 16.3 |

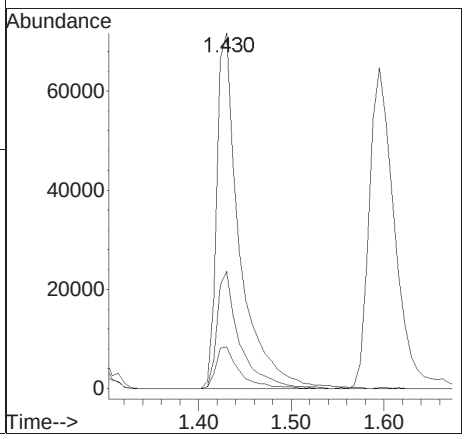

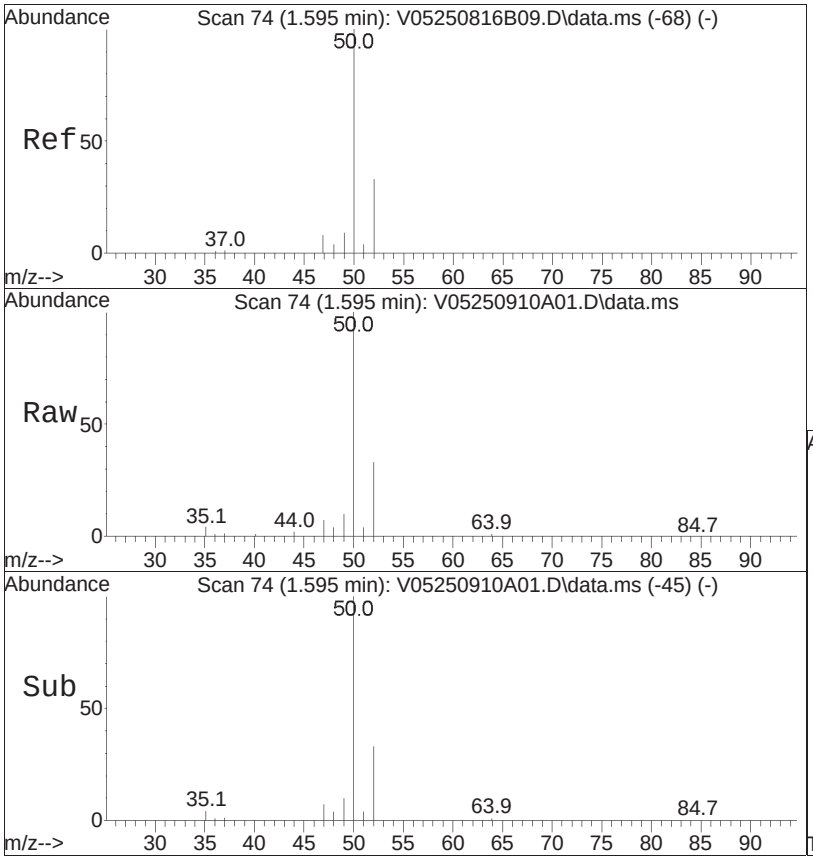


#3
Chloromethane
Concen: 12.48 ug/L
RT: 1.595 min Scan# 74
Delta R.T. 0.000 min
Lab File: V05250910A01.D
Acq: 10 Sep 2025 7:13 am

Tgt Ion: 50 Resp: 123810

| Ion | Ratio | Lower | Upper |
|---|---|---|---|
| 50 | 100 | | |
| 52 | 33.9 | 13.6 | 53.6 |
| 47 | 7.2 | 0.0 | 27.6 |

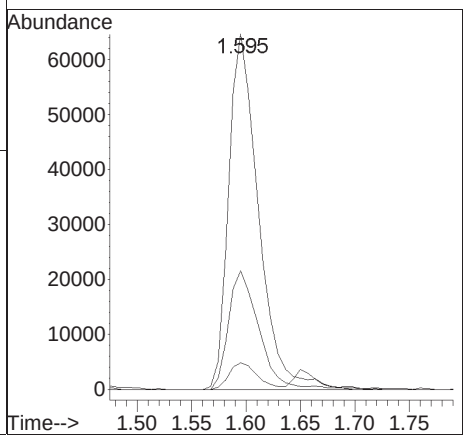

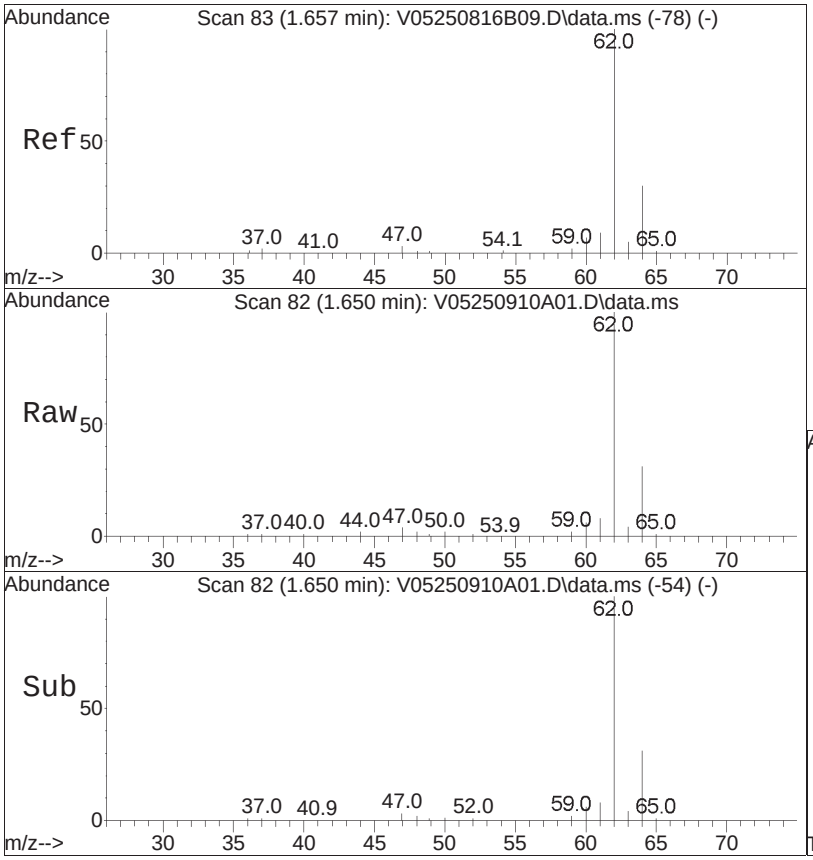


#4
Vinyl chloride
Concen: 13.38 ug/L
RT: 1.650 min Scan# 82
Delta R.T. -0.007 min
Lab File: V05250910A01.D
Acq: 10 Sep 2025 7:13 am

Tgt Ion: 62 Resp: 152395

| Ion | Ratio | Lower | Upper |
|---|---|---|---|
| 62 | 100 | | |
| 64 | 29.8 | 10.7 | 50.7 |

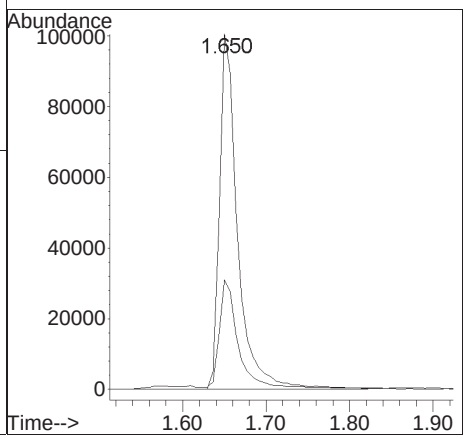

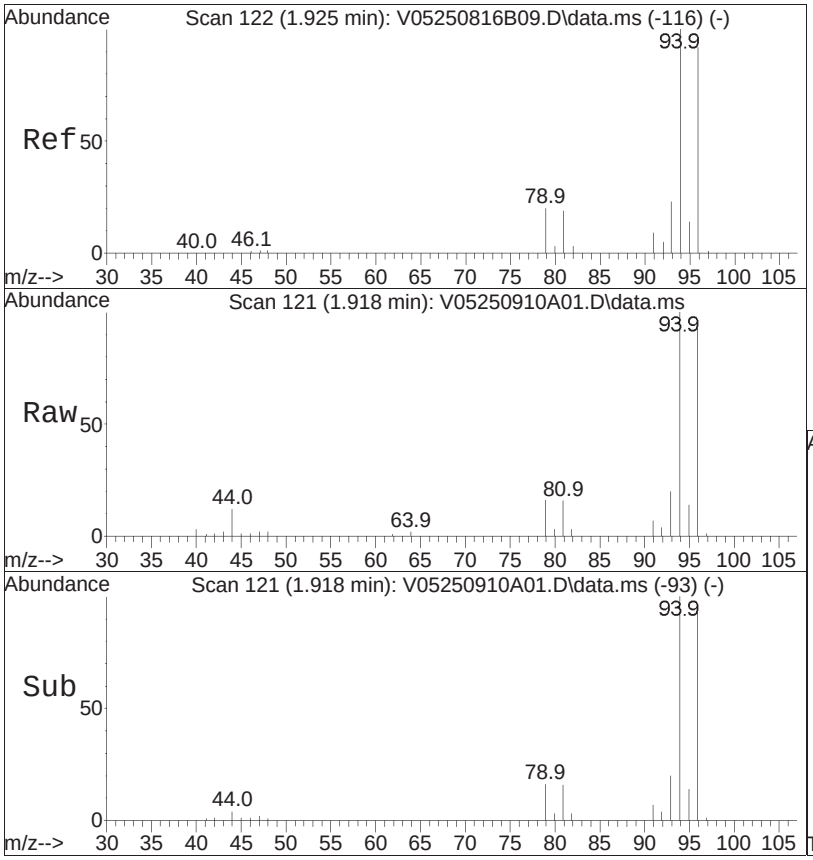


#5
Bromomethane
Concen: 6.31 ug/L
RT: 1.918 min Scan# 121
Delta R.T. -0.007 min
Lab File: V05250910A01.D
Acq: 10 Sep 2025 7:13 am

Tgt Ion: 94 Resp: 31288

| Ion | Ratio | Lower | Upper |
|---|---|---|---|
| 94 | 100 | | |
| 96 | 93.9 | 71.2 | 111.2 |

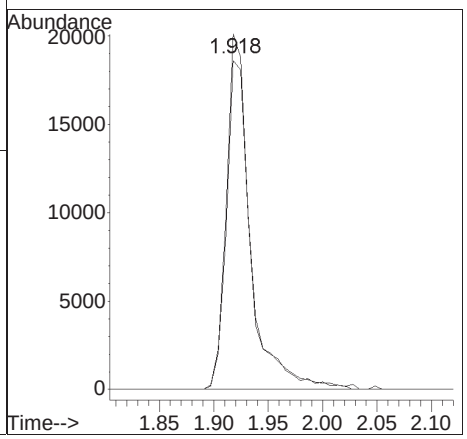

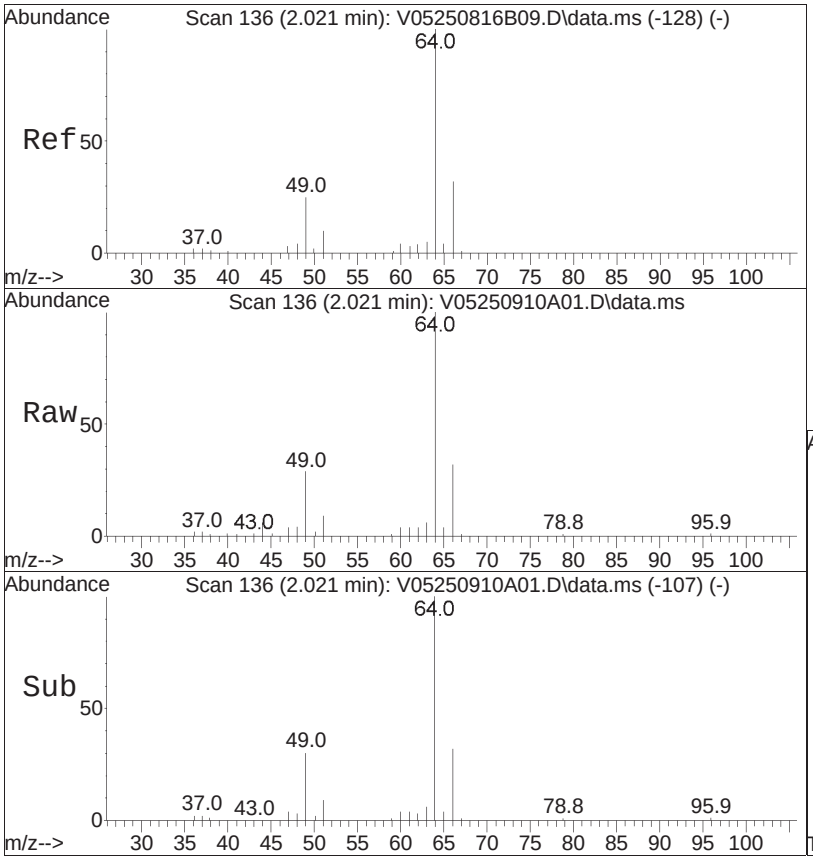


#6
Chloroethane
Concen: 12.33 ug/L
RT: 2.021 min Scan# 136
Delta R.T. -0.000 min
Lab File: V05250910A01.D
Acq: 10 Sep 2025 7:13 am

Tgt Ion: 64 Resp: 81487

| Ion | Ratio | Lower | Upper |
|---|---|---|---|
| 64 | 100 | | |
| 66 | 30.1 | 10.1 | 50.1 |

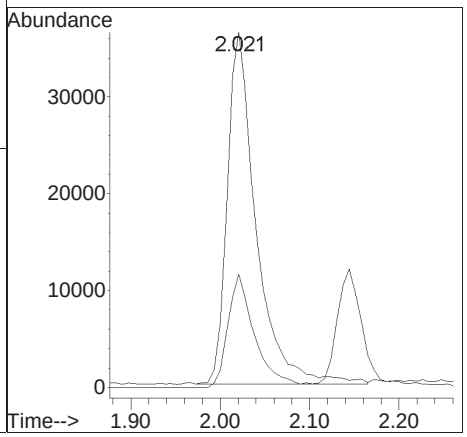

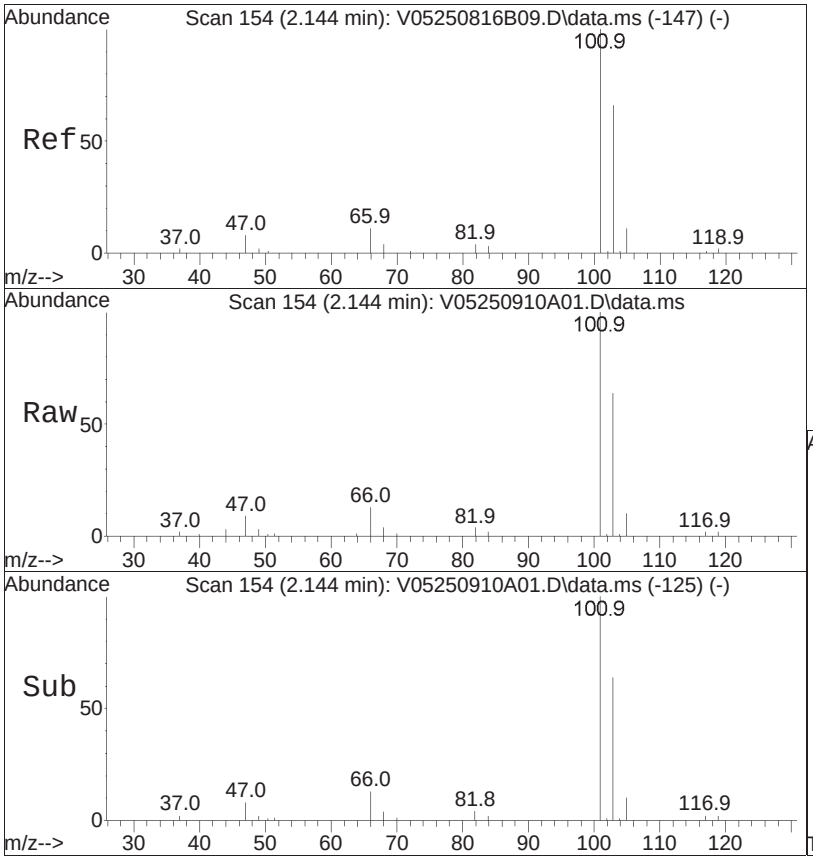


#7
Trichlorofluoromethane
Concen: 10.25 ug/L
RT: 2.144 min Scan# 154
Delta R.T. 0.000 min
Lab File: V05250910A01.D
Acq: 10 Sep 2025 7:13 am

Tgt Ion:101 Resp: 186761

| Ion | Ratio | Lower | Upper |
|---|---|---|---|
| 101 | 100 | | |
| 103 | 64.7 | 51.8 | 77.8 |

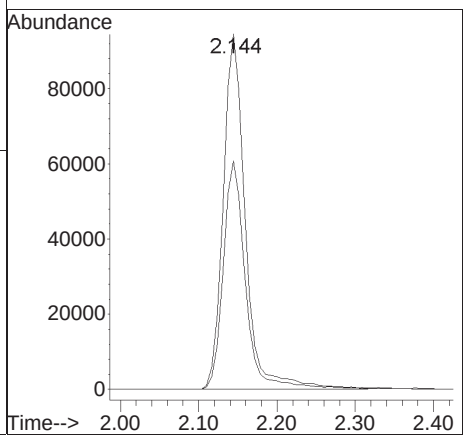

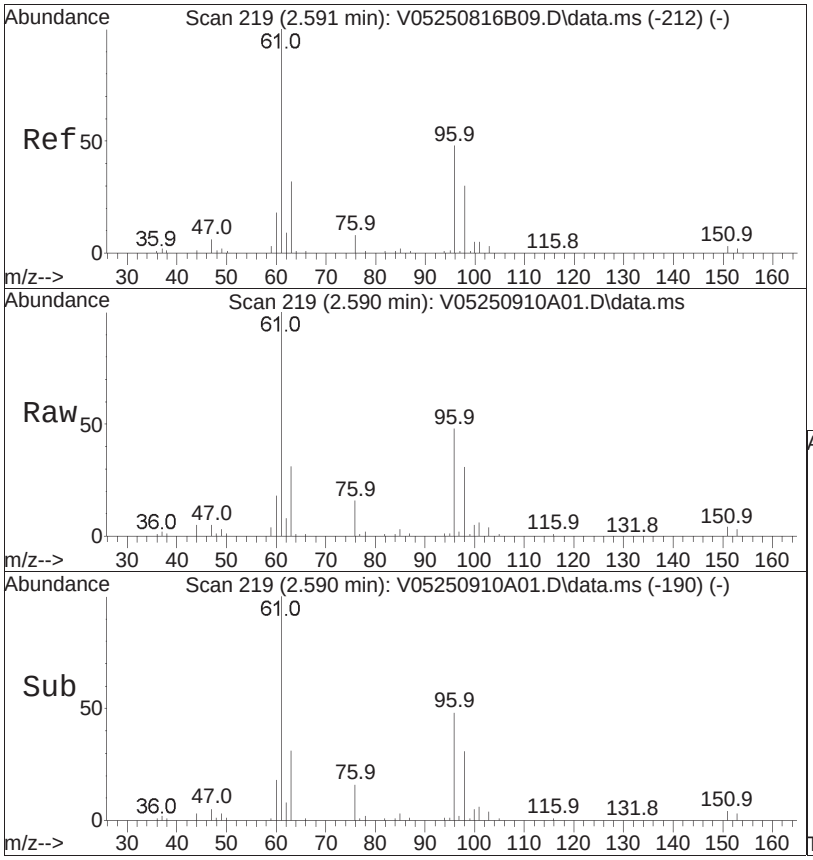


#10
1,1-Dichloroethene
Concen: 12.05 ug/L
RT: 2.590 min Scan# 219
Delta R.T. -0.001 min
Lab File: V05250910A01.D
Acq: 10 Sep 2025 7:13 am

Tgt Ion: 96 Resp: 94338

| Ion | Ratio | Lower | Upper |
|---|---|---|---|
| 96 | 100 | | |
| 61 | 202.4 | 169.4 | 254.2 |
| 63 | 63.8 | 52.9 | 79.3 |

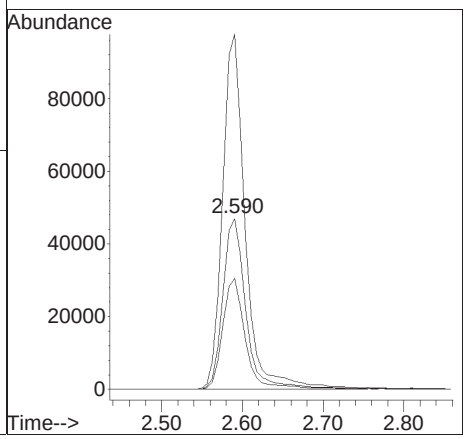

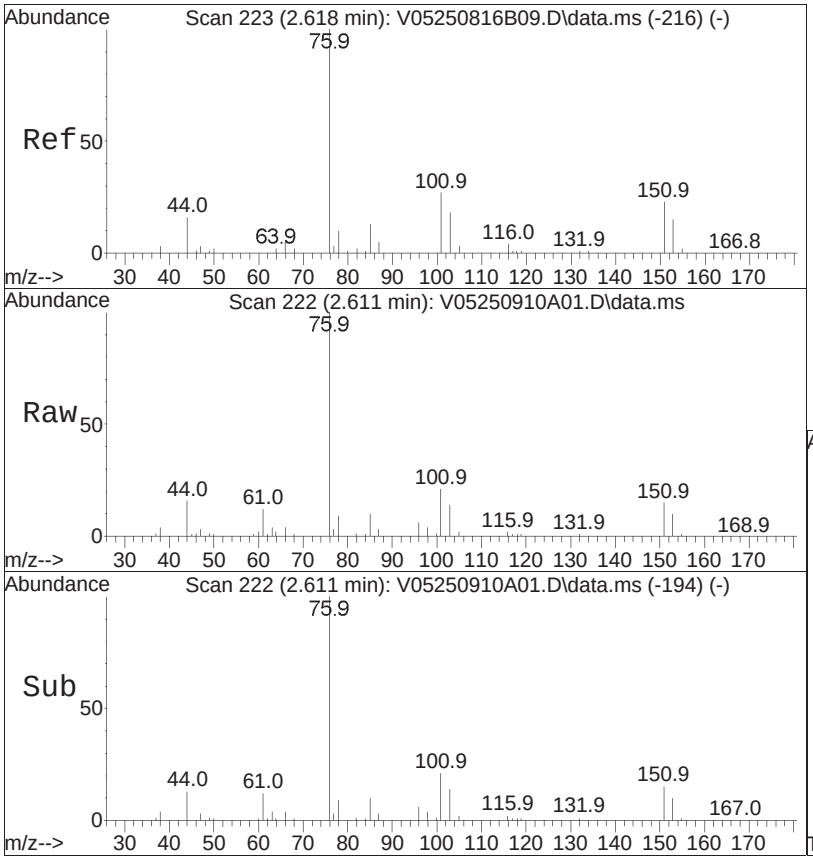


#11
Carbon disulfide
Concen: 12.47 ug/L
RT: 2.611 min Scan# 222
Delta R.T. -0.007 min
Lab File: V05250910A01.D
Acq: 10 Sep 2025 7:13 am

Tgt Ion: 76 Resp: 331967

| Ion | Ratio | Lower | Upper |
|---|---|---|---|
| 76 | 100 | | |
| 78 | 9.8 | 6.8 | 14.2 |

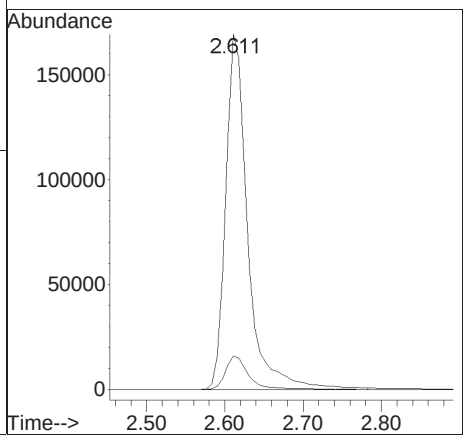

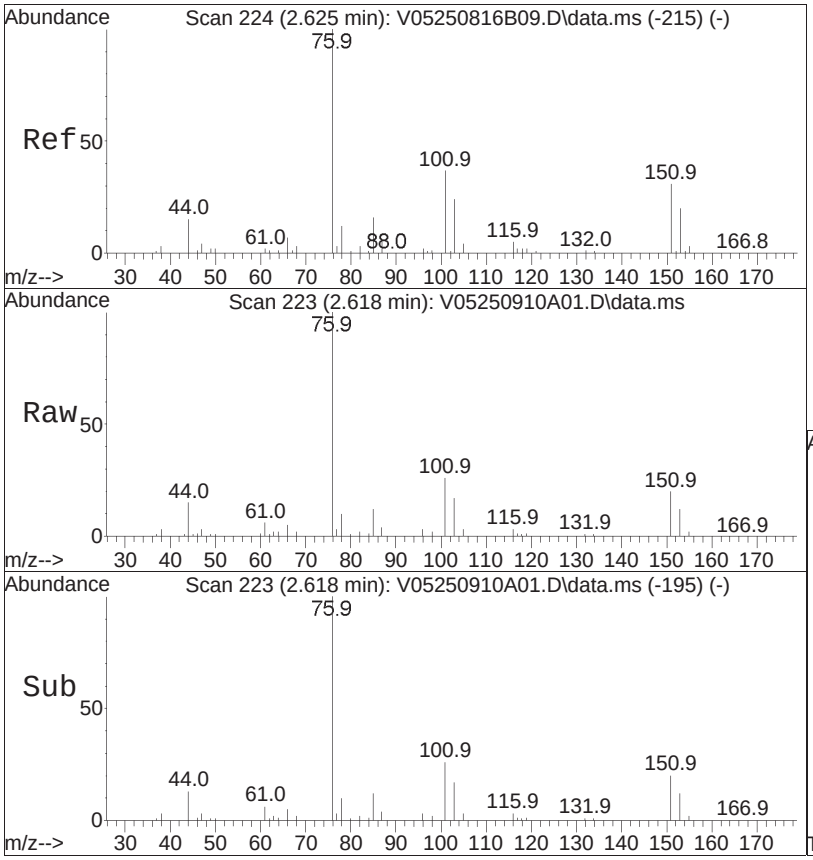


#12
Freon-113
Concen: 12.14 ug/L
RT: 2.618 min Scan# 223
Delta R.T. -0.007 min
Lab File: V05250910A01.D
Acq: 10 Sep 2025 7:13 am

Tgt Ion:101 Resp: 102199

| Ion | Ratio | Lower | Upper |
|---|---|---|---|
| 101 | 100 | | |
| 151 | 75.1 | 67.0 | 100.6 |
| 76 | 325.3 | 239.8 | 359.8 |

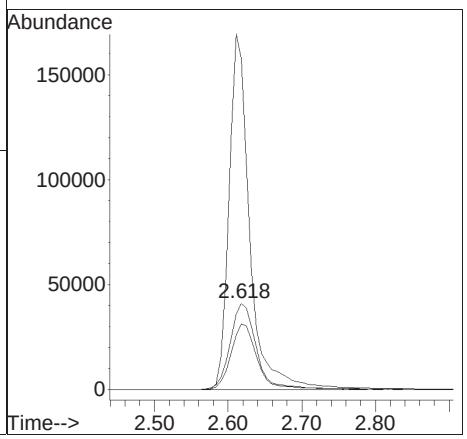

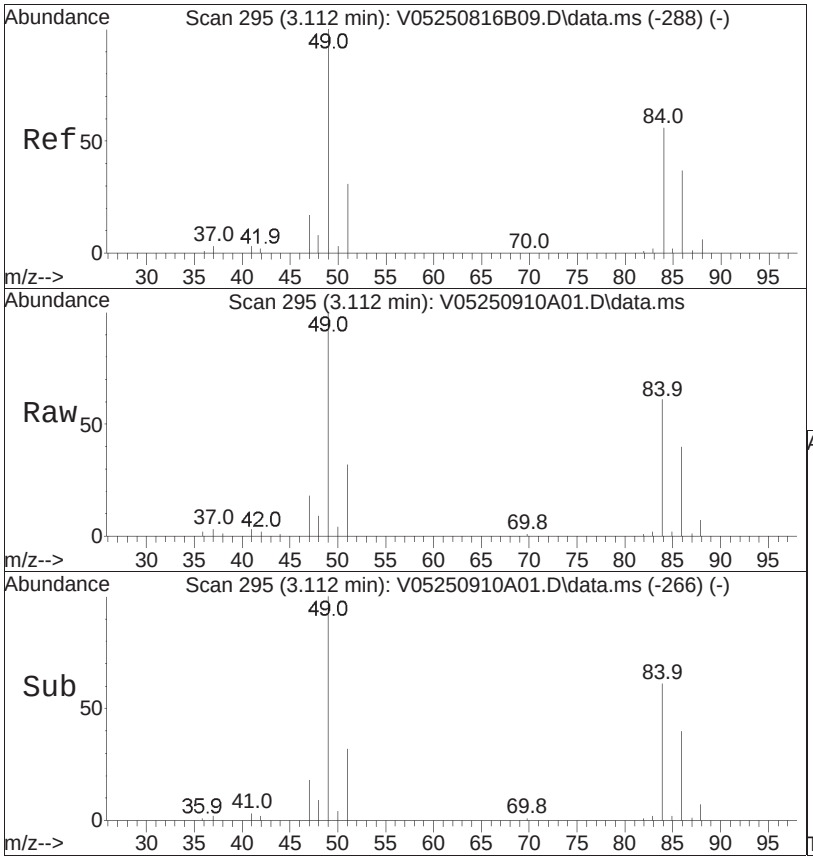


#15
Methylene chloride
Concen: 10.78 ug/L
RT: 3.112 min Scan# 295
Delta R.T. 0.000 min
Lab File: V05250910A01.D
Acq: 10 Sep 2025 7:13 am

Tgt Ion: 84 Resp: 99447

| Ion | Ratio | Lower | Upper |
|---|---|---|---|
| 84 | 100 | | |
| 86 | 65.3 | 43.2 | 89.8 |
| 49 | 162.7 | 116.4 | 241.8 |

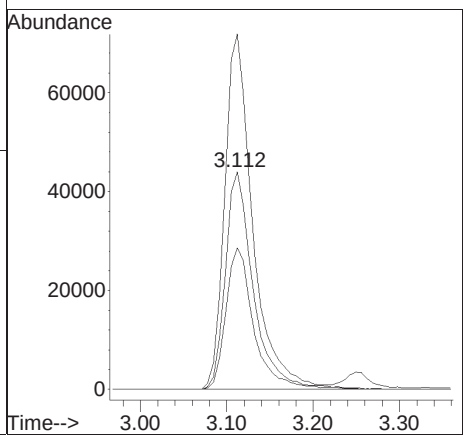

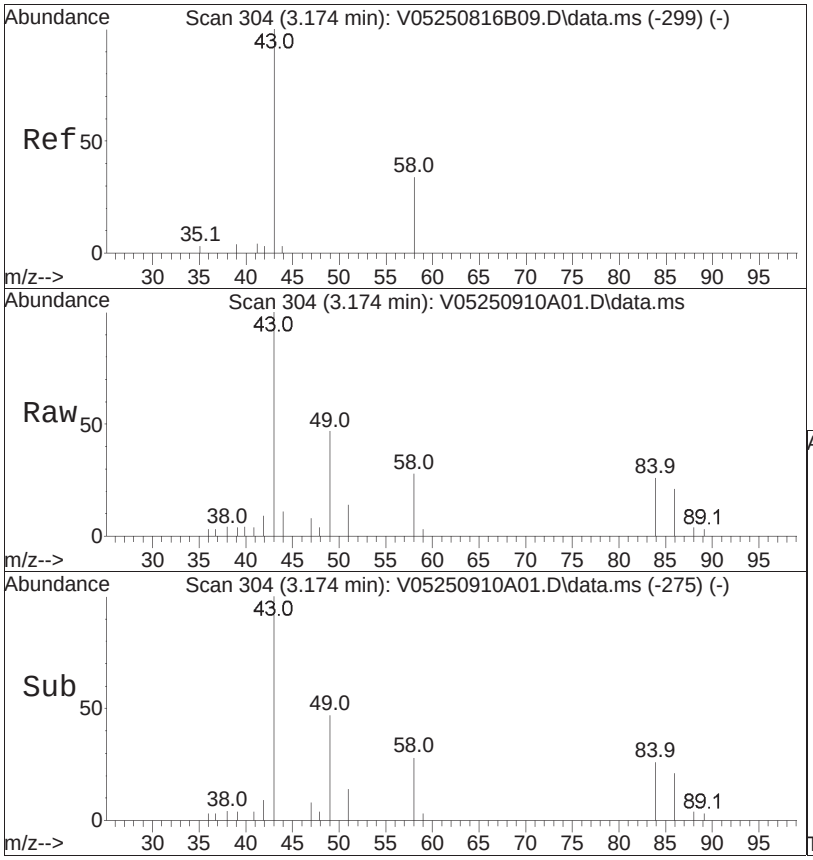


#17
Acetone
Concen: 8.66 ug/L
RT: 3.174 min Scan# 304
Delta R.T. -0.000 min
Lab File: V05250910A01.D
Acq: 10 Sep 2025 7:13 am

Tgt Ion: 43 Resp: 15071

| Ion | Ratio | Lower | Upper |
|---|---|---|---|
| 43 | 100 | | |
| 58 | 33.0 | 26.6 | 40.0 |

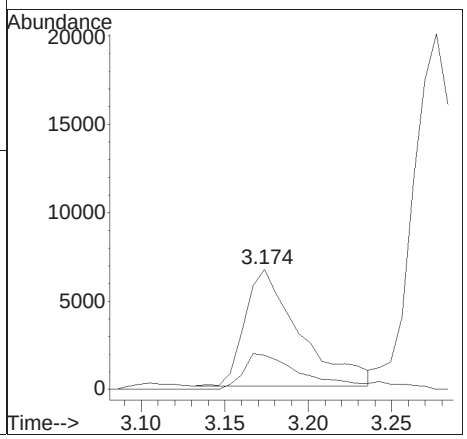

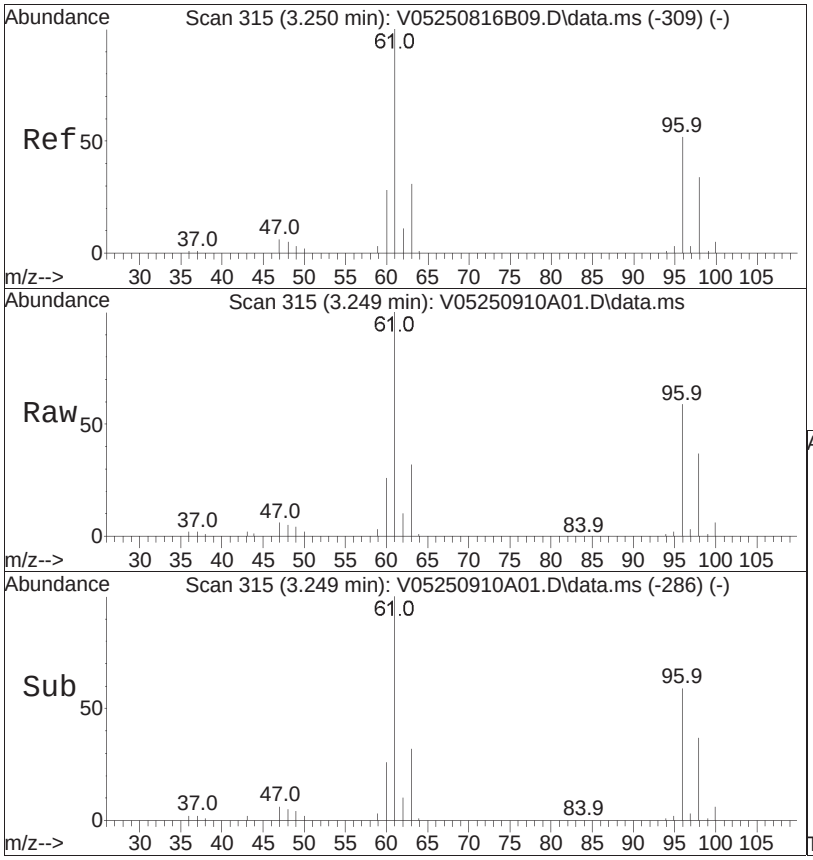


#18
trans-1,2-Dichloroethene
Concen: 11.19 ug/L
RT: 3.249 min Scan# 315
Delta R.T. -0.001 min
Lab File: V05250910A01.D
Acq: 10 Sep 2025 7:13 am

Tgt Ion: 96 Resp: 100241

| Ion | Ratio | Lower | Upper |
|---|---|---|---|
| 96 | 100 | | |
| 61 | 166.8 | 125.3 | 260.1 |
| 98 | 62.1 | 42.8 | 89.0 |
| 63 | 53.1 | 38.7 | 80.3 |

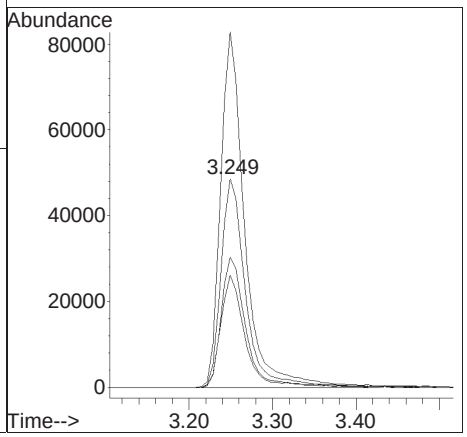

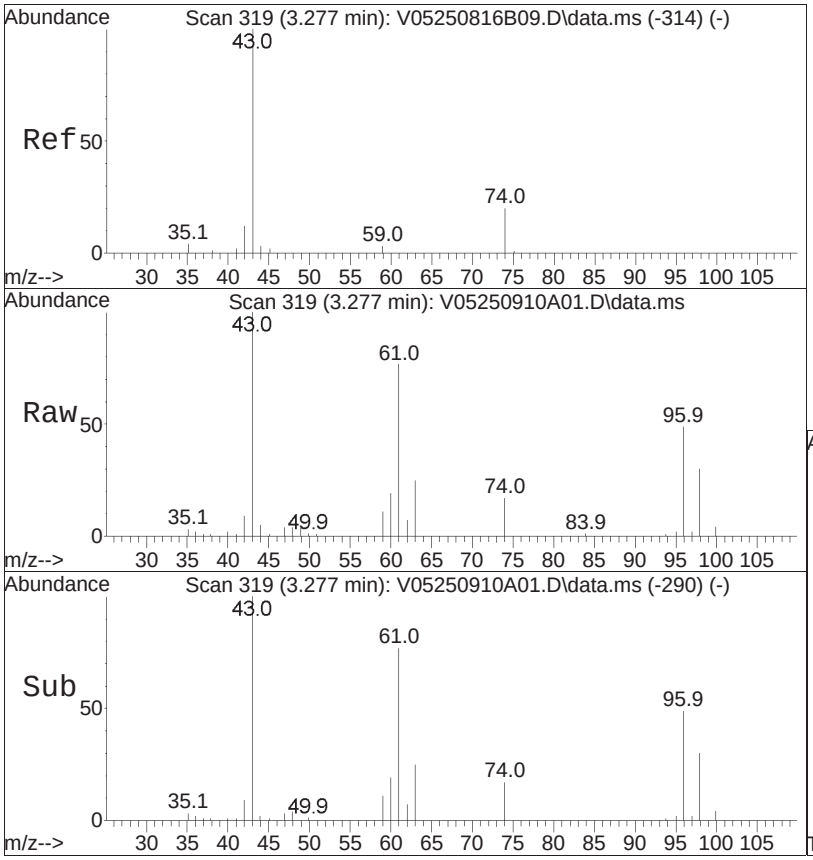


#19
Methyl acetate
Concen: 9.77 ug/L
RT: 3.277 min Scan# 319
Delta R.T. -0.000 min
Lab File: V05250910A01.D
Acq: 10 Sep 2025 7:13 am

Tgt Ion: 43 Resp: 41755

| Ion | Ratio | Lower | Upper |
|---|---|---|---|
| 43 | 100 | | |
| 74 | 17.7 | 14.4 | 21.6 |
| 59 | 21.7 | 17.9 | 26.9 |

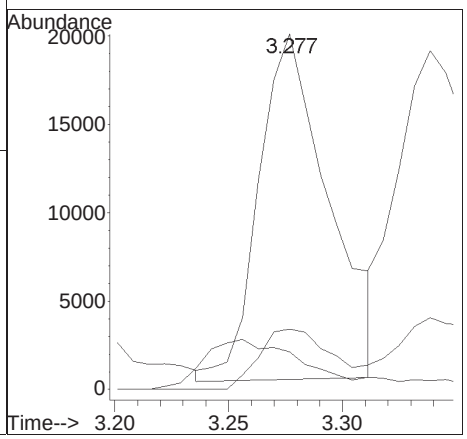

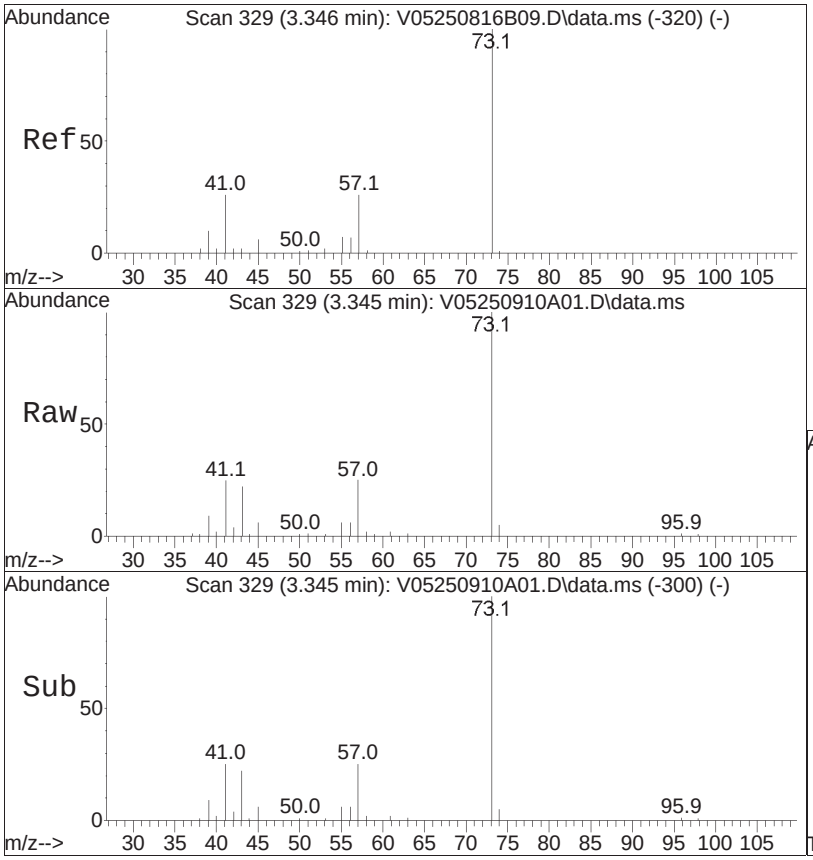


#20
Methyl tert-butyl ether
Concen: 9.29 ug/L
RT: 3.345 min Scan# 329
Delta R.T. -0.001 min
Lab File: V05250910A01.D
Acq: 10 Sep 2025 7:13 am

Tgt Ion: 73 Resp: 210887

| Ion | Ratio | Lower | Upper |
|---|---|---|---|
| 73 | 100 | | |
| 57 | 25.2 | 16.7 | 34.7 |
| 43 | 23.0 | 15.7 | 32.7 |
| 41 | 26.0 | 15.9 | 33.1 |

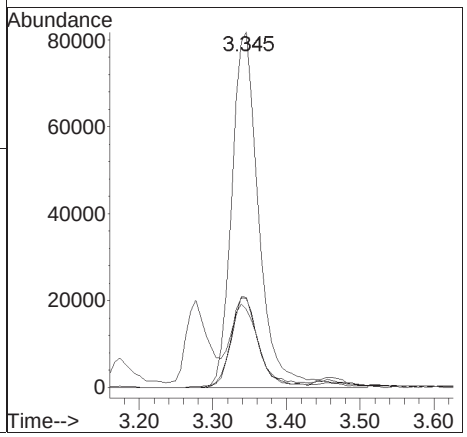

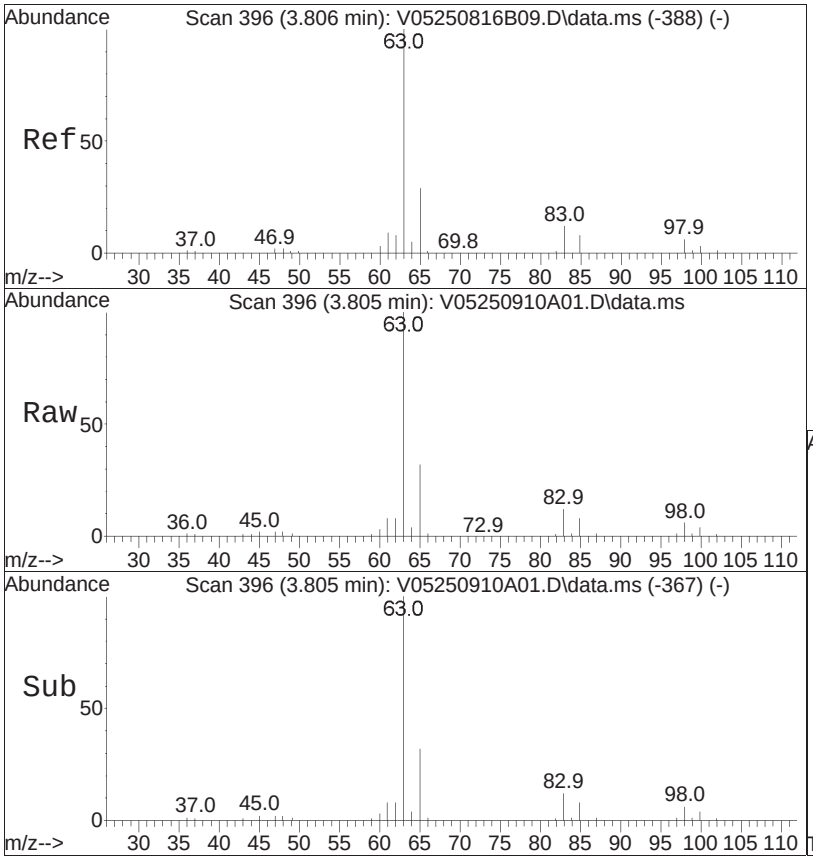


#23
1,1-Dichloroethane
Concen: 10.20 ug/L
RT: 3.805 min Scan# 396
Delta R.T. -0.001 min
Lab File: V05250910A01.D
Acq: 10 Sep 2025 7:13 am

Tgt Ion: 63 Resp: 212717

| Ion | Ratio | Lower | Upper |
|---|---|---|---|
| 63 | 100 | | |
| 65 | 30.2 | 8.6 | 48.6 |
| 83 | 11.3 | 0.0 | 31.7 |

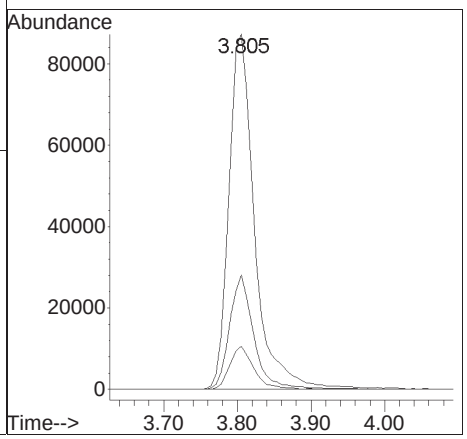

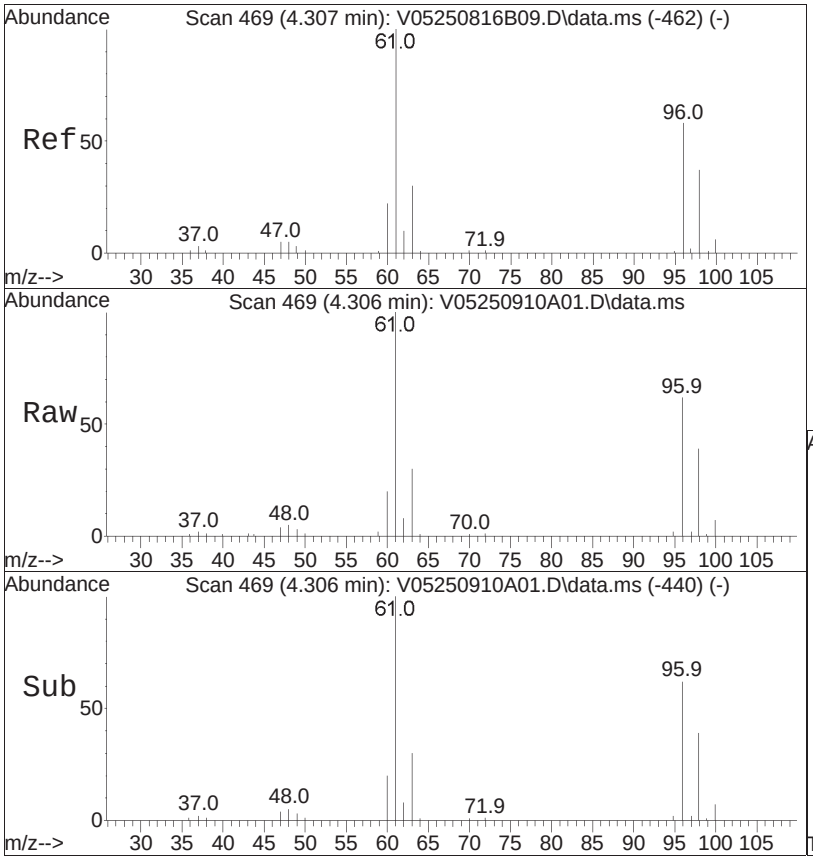


#28
cis-1,2-Dichloroethene
Concen: 10.40 ug/L
RT: 4.306 min Scan# 469
Delta R.T. -0.001 min
Lab File: V05250910A01.D
Acq: 10 Sep 2025 7:13 am

Tgt Ion: 96 Resp: 102982

| Ion | Ratio | Lower | Upper |
|---|---|---|---|
| 96 | 100 | | |
| 61 | 149.5 | 131.4 | 197.2 |
| 98 | 66.6 | 49.8 | 74.8 |

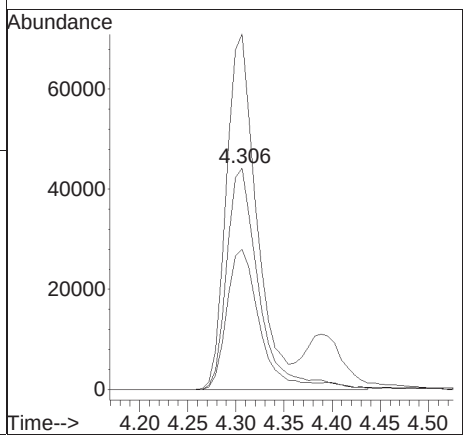

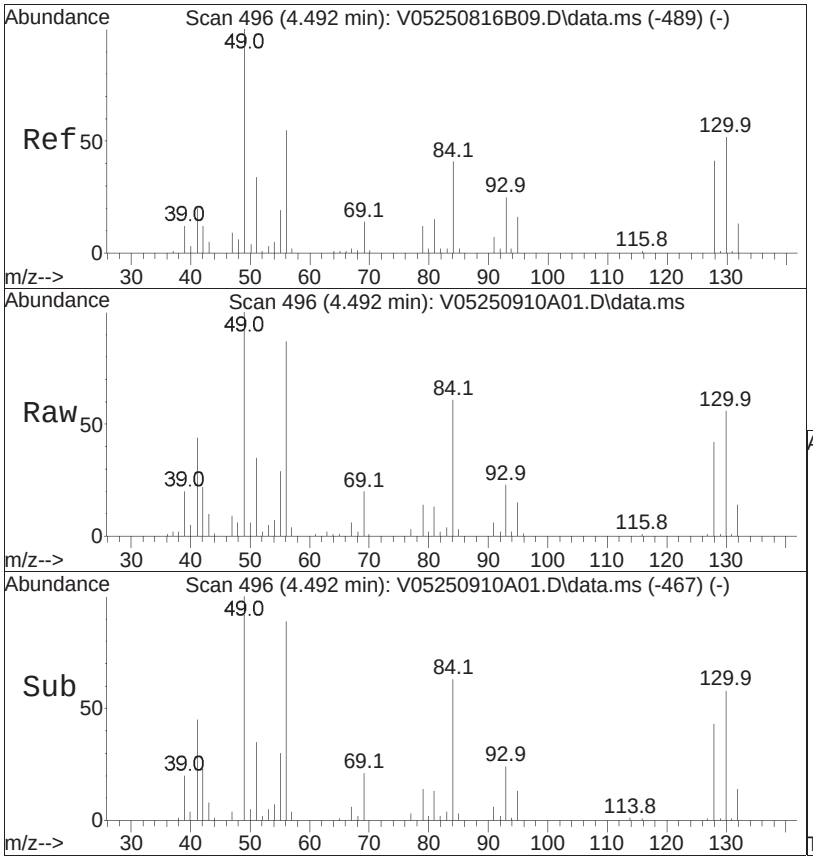


#30
Bromochloromethane
Concen: 10.65 ug/L
RT: 4.492 min Scan# 496
Delta R.T. -0.000 min
Lab File: V05250910A01.D
Acq: 10 Sep 2025 7:13 am

Tgt Ion:128 Resp: 43384

| Ion | Ratio | Lower | Upper |
|---|---|---|---|
| 128 | 100 | | |
| 49 | 219.7 | 186.2 | 279.4 |
| 130 | 129.0 | 105.0 | 157.4 |

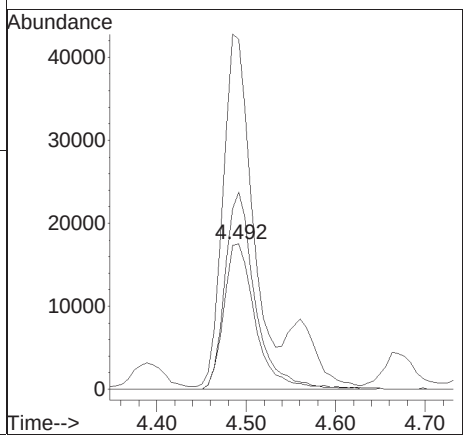

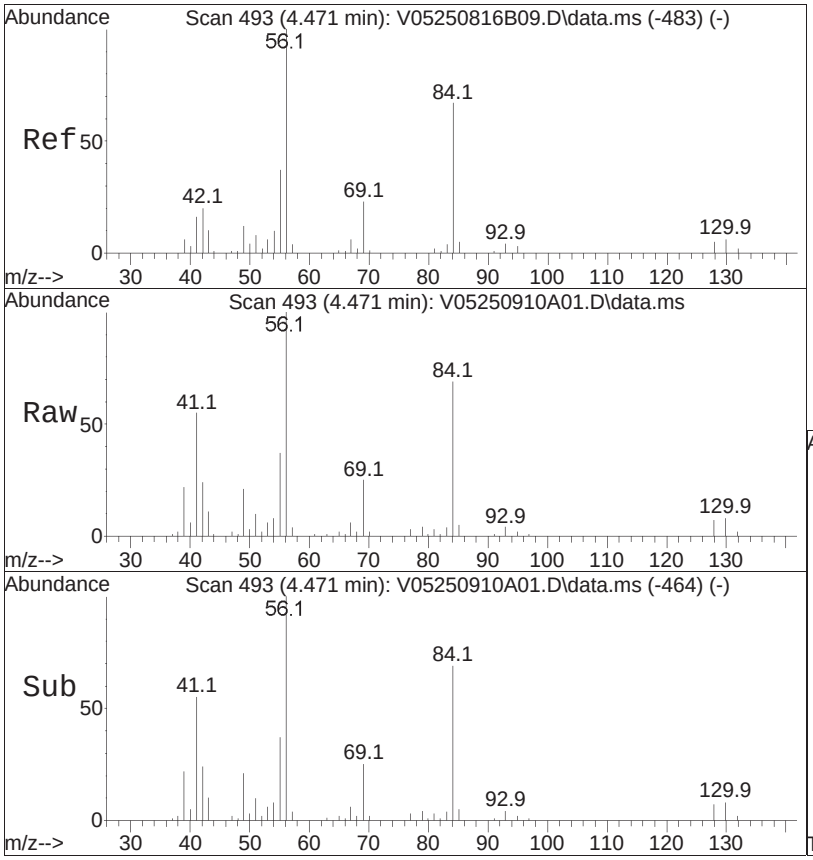


#31
Cyclohexane
Concen: 11.22 ug/L
RT: 4.471 min Scan# 493
Delta R.T. 0.000 min
Lab File: V05250910A01.D
Acq: 10 Sep 2025 7:13 am

Tgt Ion: 56 Resp: 225904

| Ion | Ratio | Lower | Upper |
|---|---|---|---|
| 56 | 100 | | |
| 84 | 66.3 | 41.1 | 85.5 |

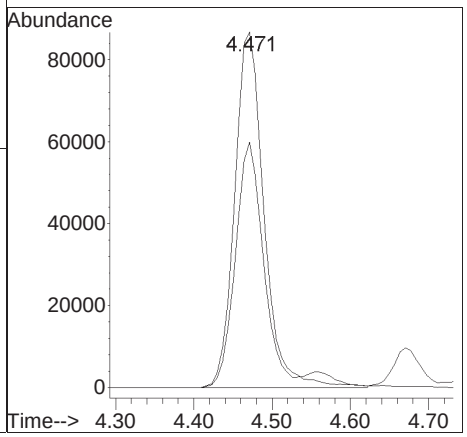

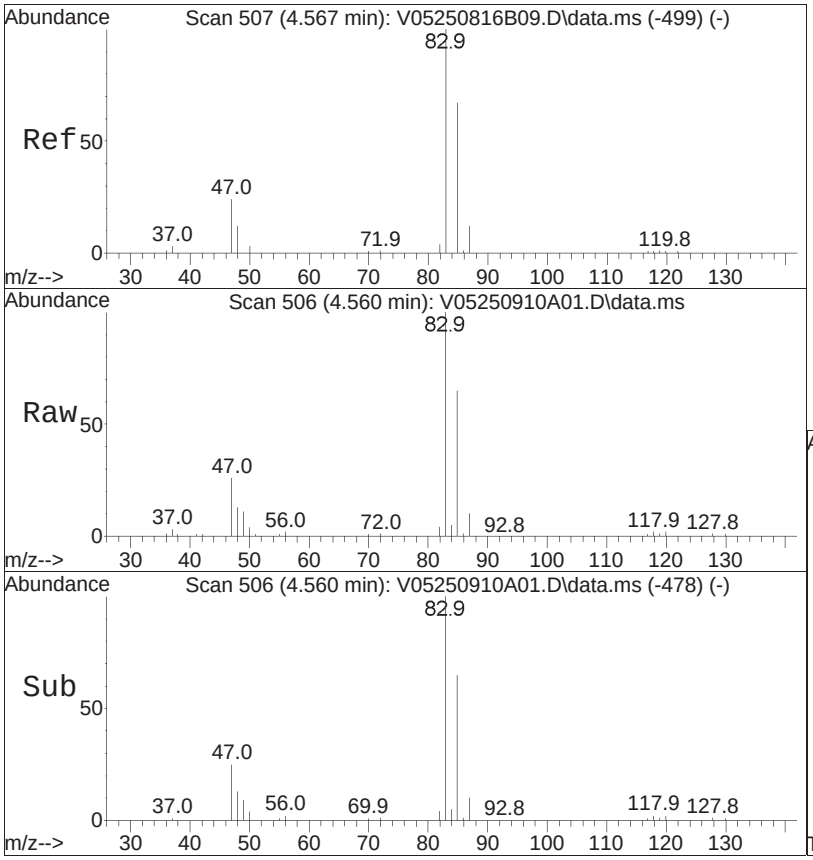


#32
Chloroform
Concen: 9.62 ug/L
RT: 4.560 min Scan# 506
Delta R.T. -0.007 min
Lab File: V05250910A01.D
Acq: 10 Sep 2025 7:13 am

Tgt Ion: 83 Resp: 184179

| Ion | Ratio | Lower | Upper |
|---|---|---|---|
| 83 | 100 | | |
| 85 | 65.4 | 42.6 | 88.4 |
| 47 | 23.5 | 15.5 | 32.3 |
| 48 | 12.9 | 8.4 | 17.4 |

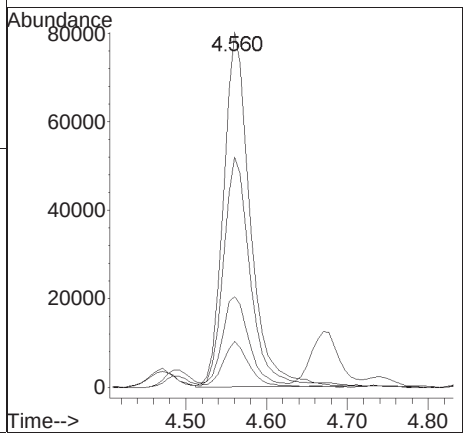

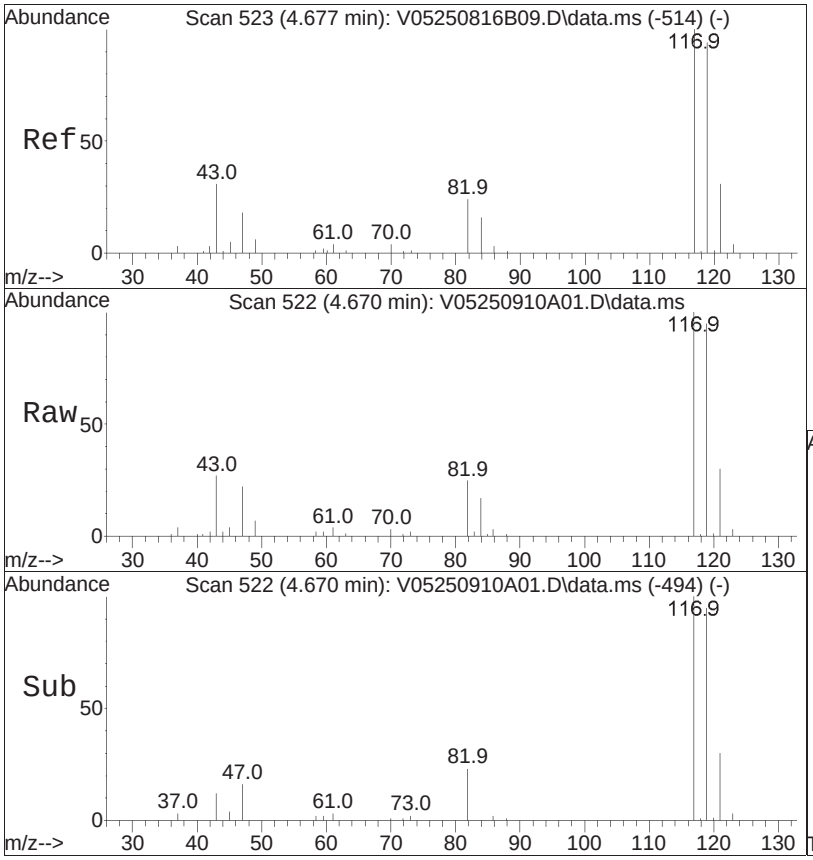


#34
Carbon tetrachloride
Concen: 8.92 ug/L
RT: 4.670 min Scan# 522
Delta R.T. -0.007 min
Lab File: V05250910A01.D
Acq: 10 Sep 2025 7:13 am

Tgt Ion:117 Resp: 145465

| Ion | Ratio | Lower | Upper |
|---|---|---|---|
| 117 | 100 | | |
| 119 | 93.7 | 58.9 | 122.3 |
| 121 | 30.2 | 19.0 | 39.6 |
| 82 | 24.6 | 15.4 | 32.0 |

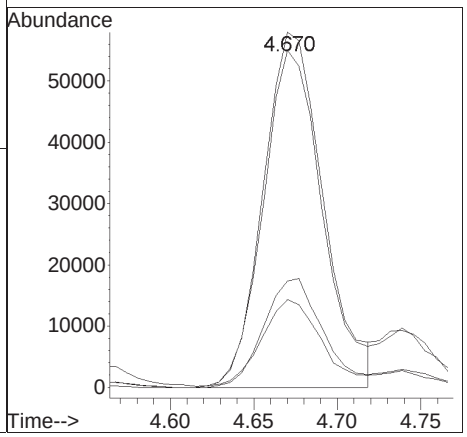

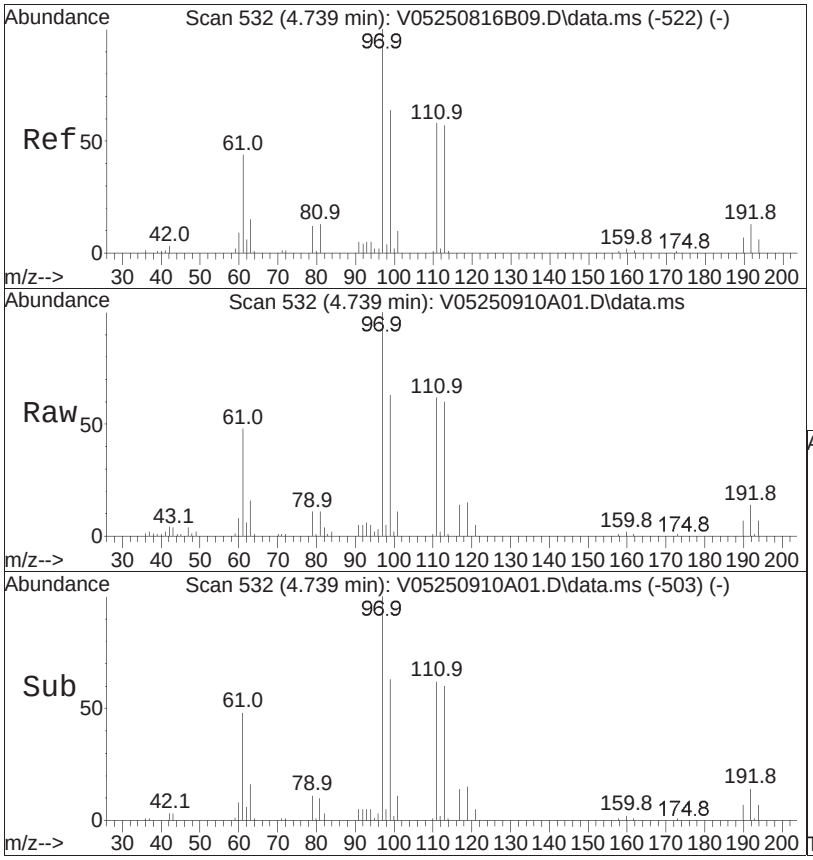


#37
1,1,1-Trichloroethane
Concen: 9.42 ug/L
RT: 4.739 min Scan# 532
Delta R.T. -0.000 min
Lab File: V05250910A01.D
Acq: 10 Sep 2025 7:13 am

Tgt Ion: 97 Resp: 168460

| Ion | Ratio | Lower | Upper |
|---|---|---|---|
| 97 | 100 | | |
| 99 | 64.0 | 41.9 | 86.9 |
| 61 | 48.0 | 30.4 | 63.0 |
| 63 | 15.2 | 9.6 | 20.0 |

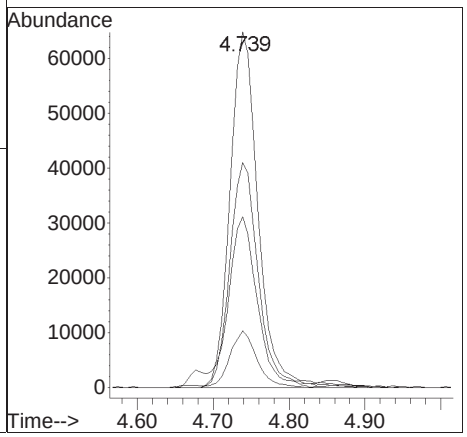

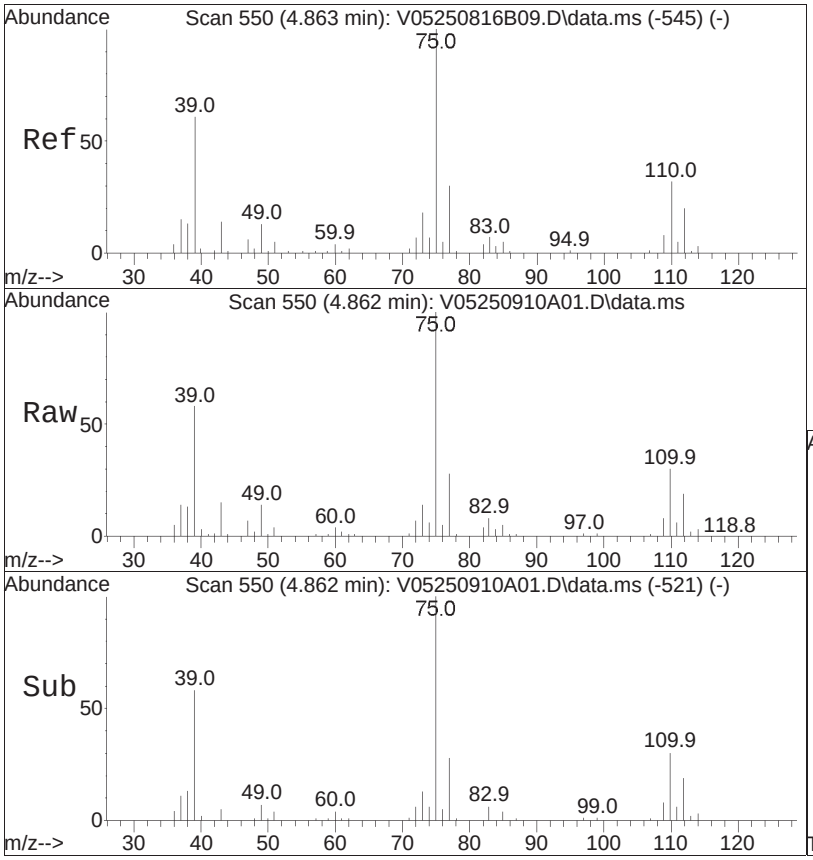


#39
2-Butanone
Concen: 7.27 ug/L
RT: 4.862 min Scan# 550
Delta R.T. -0.001 min
Lab File: V05250910A01.D
Acq: 10 Sep 2025 7:13 am

Tgt Ion: 43 Resp: 18997

| Ion | Ratio | Lower | Upper |
|---|---|---|---|
| 43 | 100 | | |
| 72 | 55.2 | 34.6 | 52.0# |

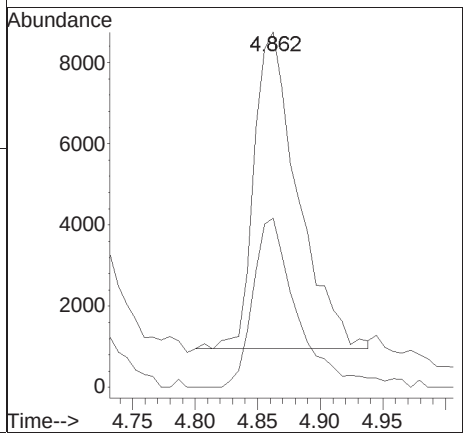

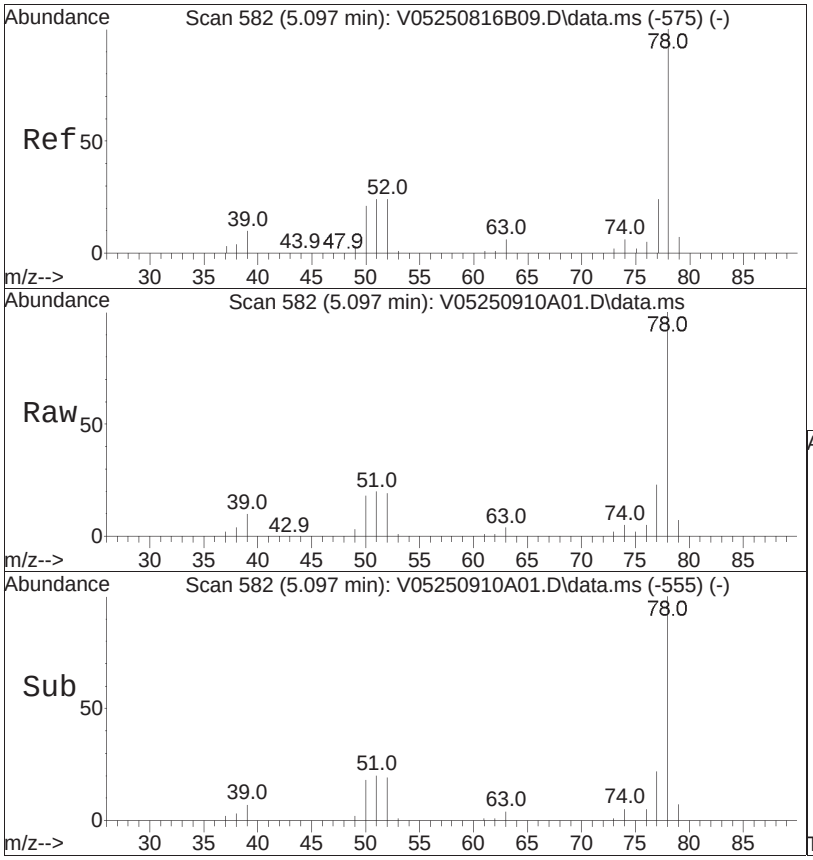


#41
Benzene
Concen: 11.13 ug/L
RT: 5.097 min Scan# 582
Delta R.T. -0.000 min
Lab File: V05250910A01.D
Acq: 10 Sep 2025 7:13 am

Tgt Ion: 78 Resp: 421425

| Ion | Ratio | Lower | Upper |
|---|---|---|---|
| 78 | 100 | | |
| 77 | 23.5 | 15.5 | 32.3 |
| 51 | 20.5 | 15.5 | 32.3 |
| 52 | 20.0 | 15.0 | 31.1 |

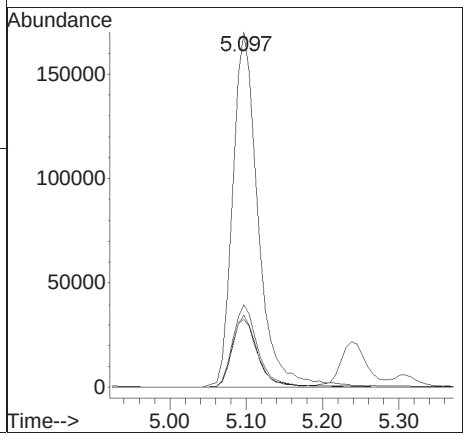

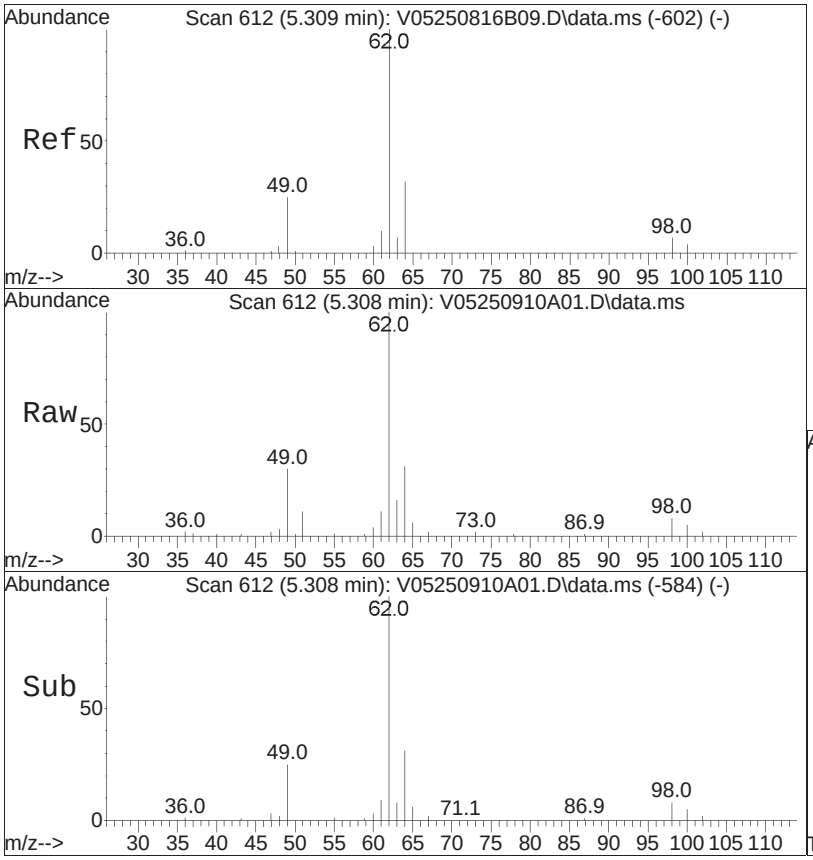


#44
1,2-Dichloroethane
Concen: 8.77 ug/L
RT: 5.308 min Scan# 612
Delta R.T. -0.001 min
Lab File: V05250910A01.D
Acq: 10 Sep 2025 7:13 am

Tgt Ion: 62 Resp: 132875

| Ion | Ratio | Lower | Upper |
|---|---|---|---|
| 62 | 100 | | |
| 64 | 32.7 | 12.5 | 52.5 |
| 98 | 7.4 | 0.0 | 26.7 |

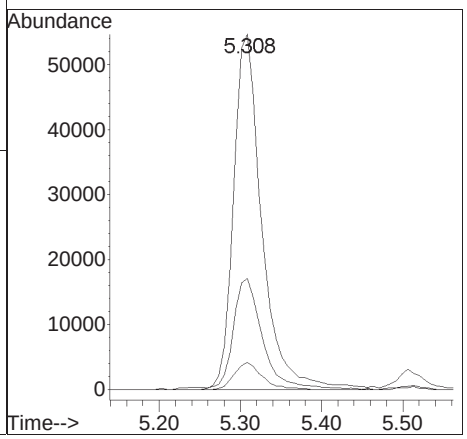

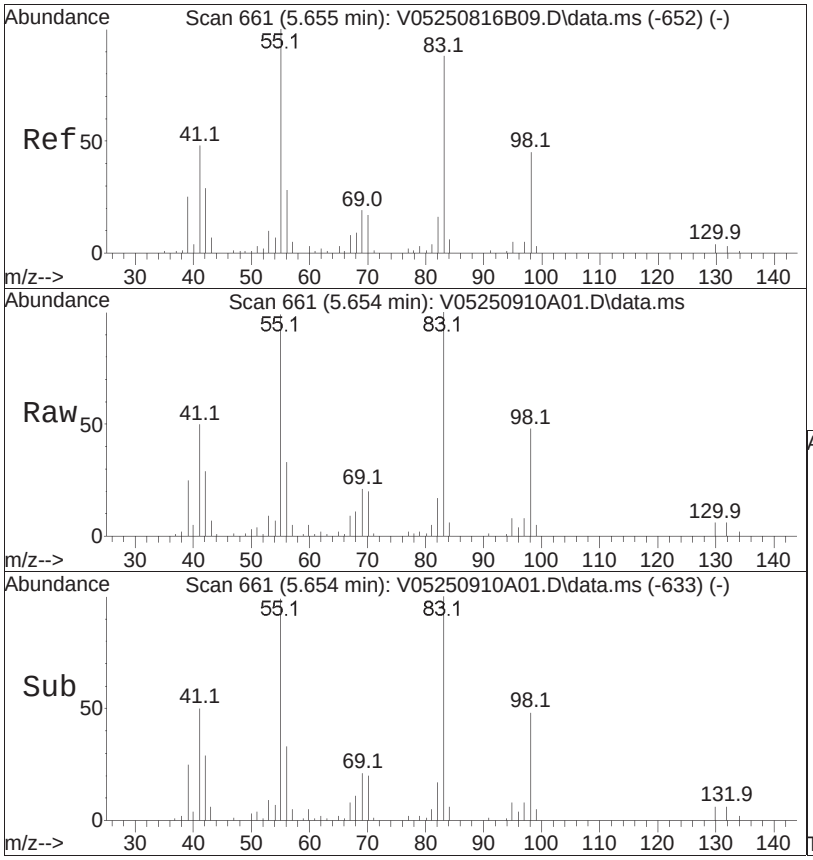


#47
Methyl cyclohexane
Concen: 10.26 ug/L
RT: 5.654 min Scan# 661
Delta R.T. -0.001 min
Lab File: V05250910A01.D
Acq: 10 Sep 2025 7:13 am

Tgt Ion: 83 Resp: 164927

| Ion | Ratio | Lower | Upper |
|---|---|---|---|
| 83 | 100 | | |
| 55 | 97.5 | 89.0 | 133.4 |

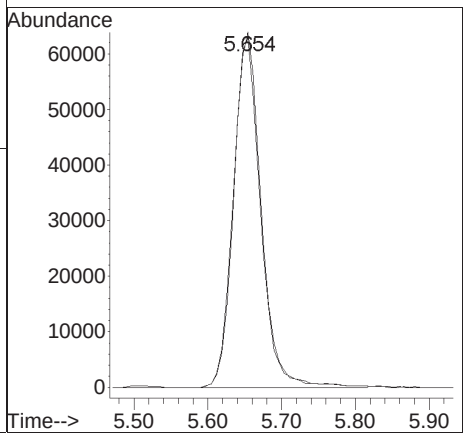

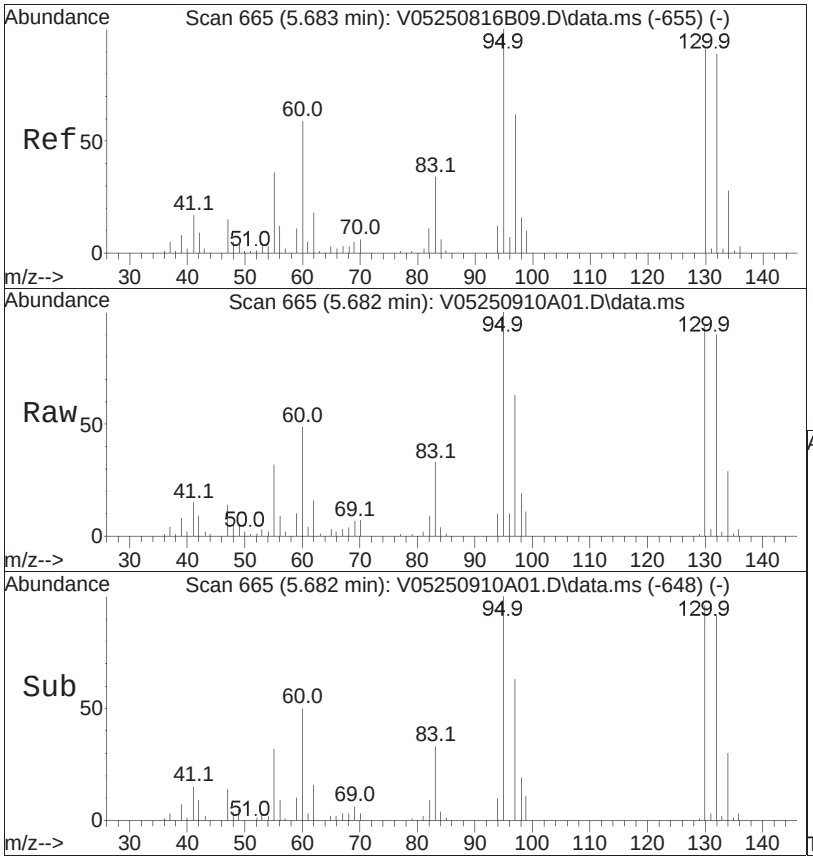


#48
Trichloroethene
Concen: 10.07 ug/L
RT: 5.682 min Scan# 665
Delta R.T. -0.001 min
Lab File: V05250910A01.D
Acq: 10 Sep 2025 7:13 am

Tgt Ion: 95 Resp: 102858

| Ion | Ratio | Lower | Upper |
|---|---|---|---|
| 95 | 100 | | |
| 97 | 66.4 | 55.0 | 82.4 |
| 130 | 94.9 | 75.2 | 112.8 |

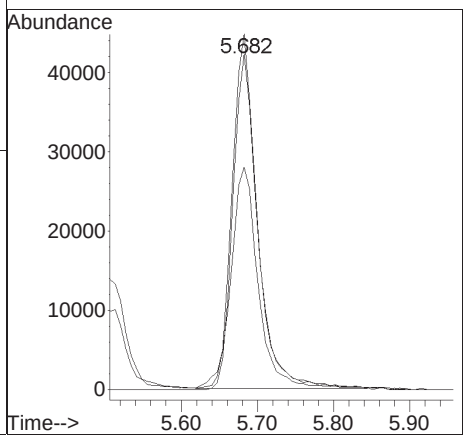

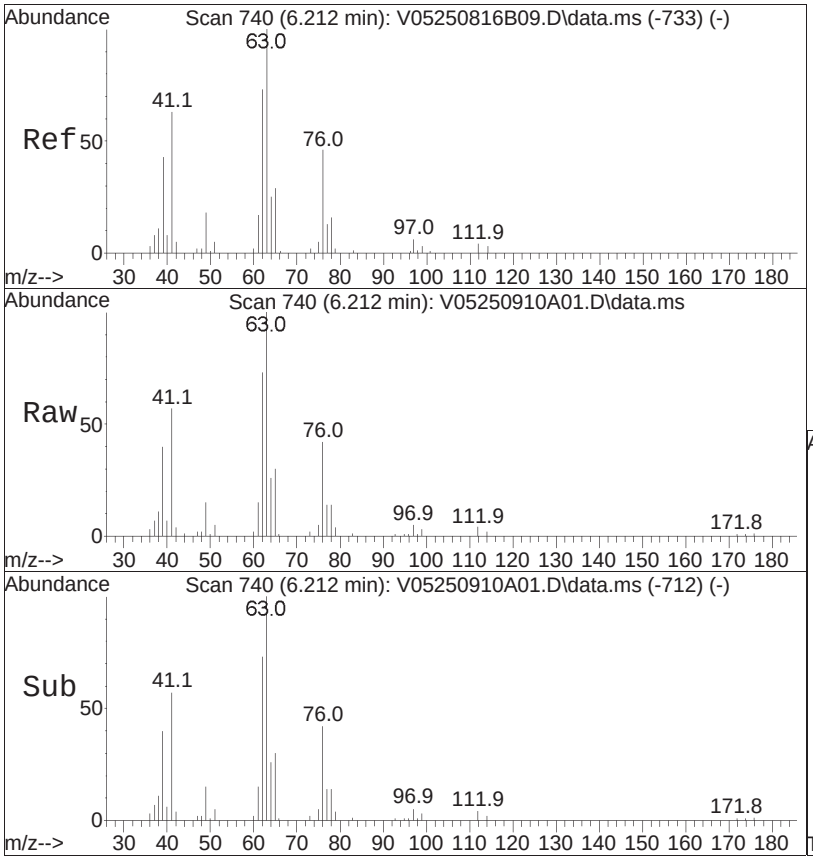


#51
1,2-Dichloropropane
Concen: 9.99 ug/L
RT: 6.212 min Scan# 740
Delta R.T. -0.000 min
Lab File: V05250910A01.D
Acq: 10 Sep 2025 7:13 am

Tgt Ion: 63 Resp: 106552

| Ion | Ratio | Lower | Upper |
|---|---|---|---|
| 63 | 100 | | |
| 62 | 72.5 | 56.4 | 84.6 |
| 76 | 42.6 | 37.9 | 56.9 |

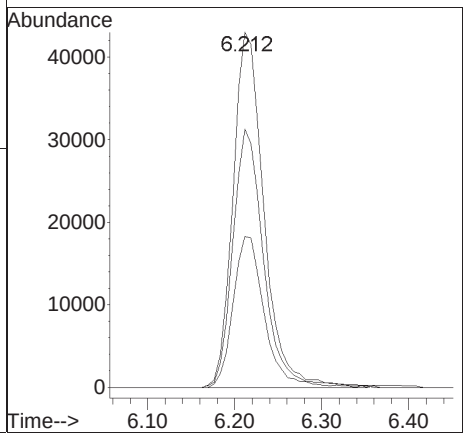

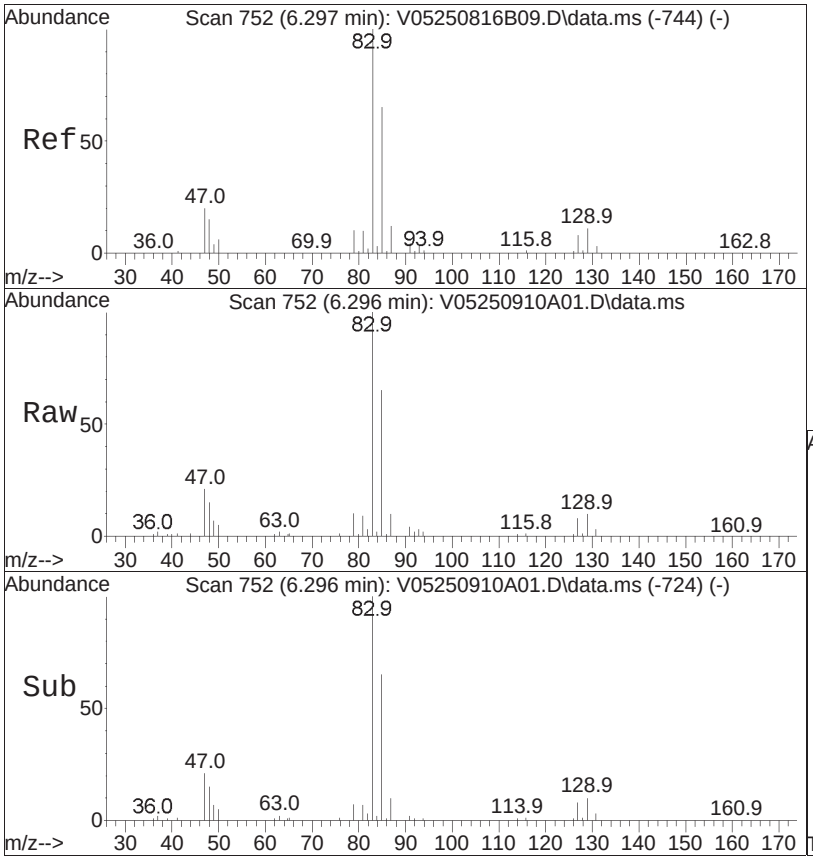


#54
Bromodichloromethane
Concen: 9.09 ug/L
RT: 6.296 min Scan# 752
Delta R.T. -0.001 min
Lab File: V05250910A01.D
Acq: 10 Sep 2025 7:13 am

Tgt Ion: 83 Resp: 130704

| Ion | Ratio | Lower | Upper |
|---|---|---|---|
| 83 | 100 | | |
| 85 | 63.4 | 52.9 | 79.3 |
| 127 | 7.8 | 6.5 | 9.7 |

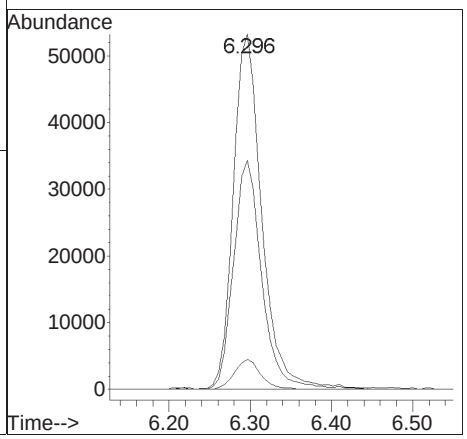

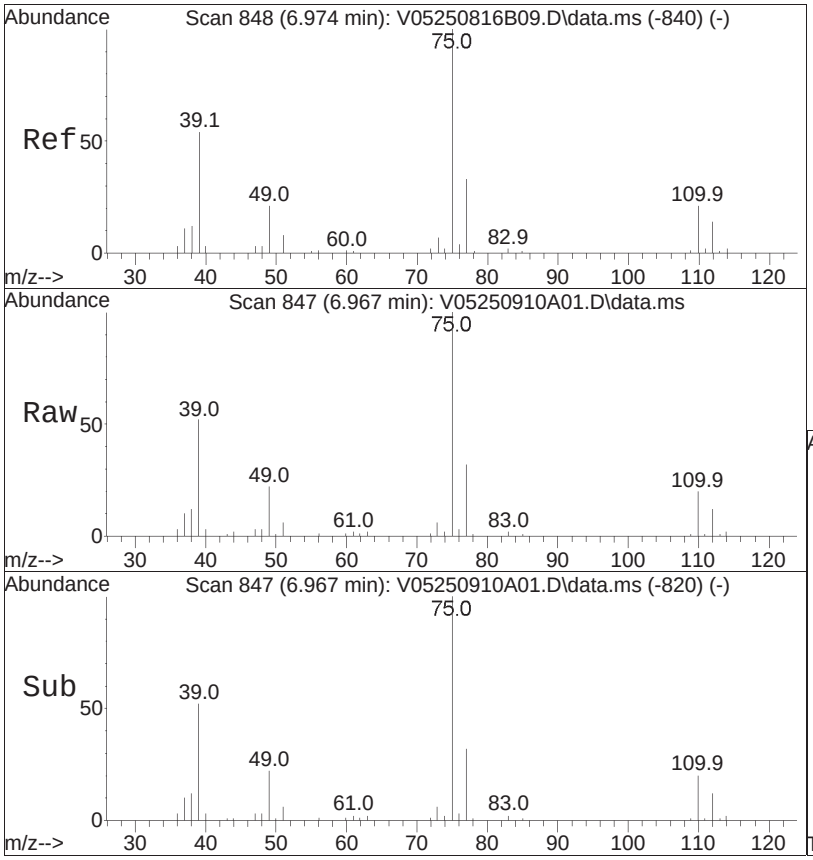


#58
cis-1,3-Dichloropropene
Concen: 10.22 ug/L
RT: 6.967 min Scan# 847
Delta R.T. -0.007 min
Lab File: V05250910A01.D
Acq: 10 Sep 2025 7:13 am

Tgt Ion: 75 Resp: 143366

| Ion | Ratio | Lower | Upper |
|---|---|---|---|
| 75 | 100 | | |
| 77 | 31.5 | 25.4 | 38.0 |
| 39 | 51.9 | 43.3 | 64.9 |

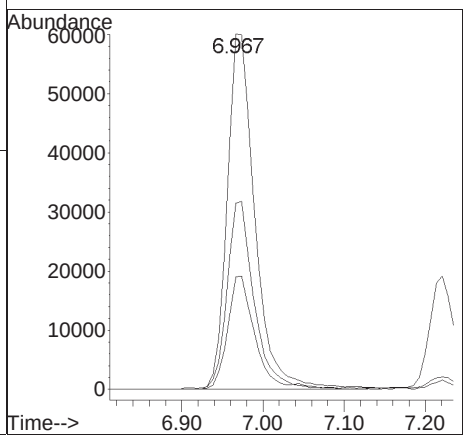

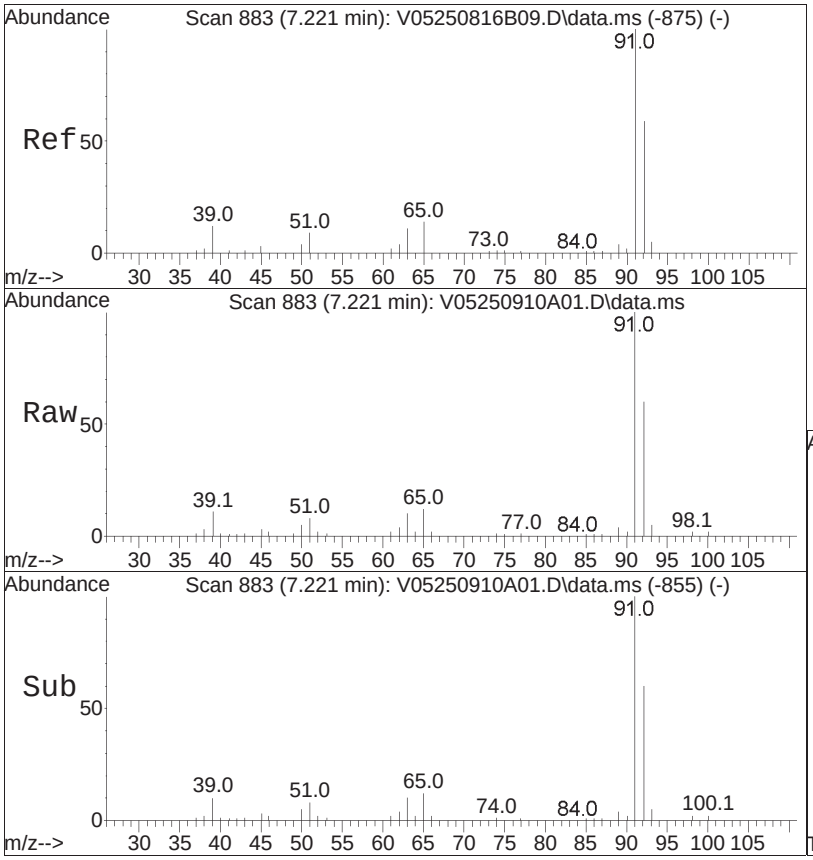


#61
Toluene
Concen: 10.70 ug/L
RT: 7.221 min Scan# 883
Delta R.T. -0.000 min
Lab File: V05250910A01.D
Acq: 10 Sep 2025 7:13 am

Tgt Ion: 92 Resp: 236365

| Ion | Ratio | Lower | Upper |
|---|---|---|---|
| 92 | 100 | | |
| 91 | 169.2 | 136.2 | 204.2 |

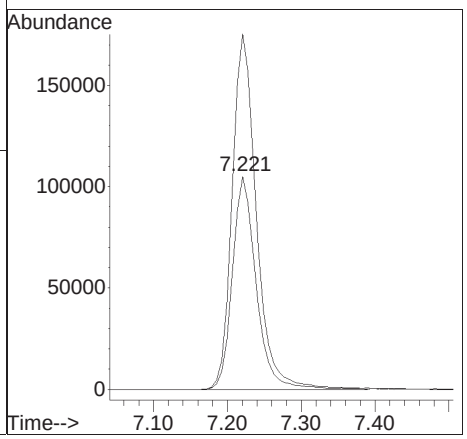

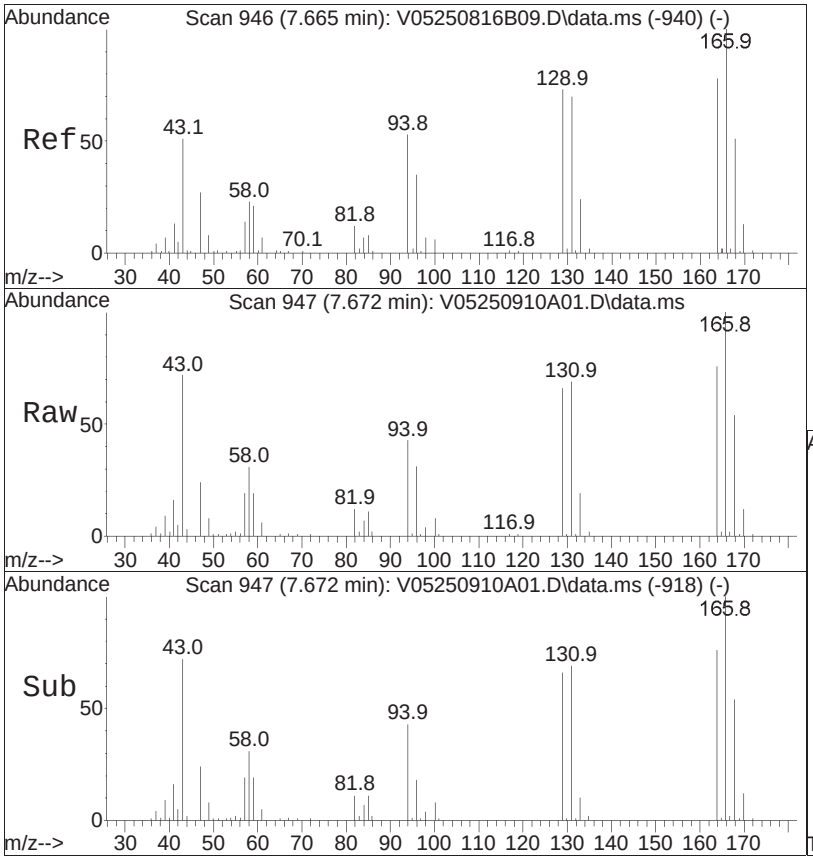


#62
4-Methyl-2-pentanone
Concen: 8.86 ug/L
RT: 7.672 min Scan# 947
Delta R.T. 0.007 min
Lab File: V05250910A01.D
Acq: 10 Sep 2025 7:13 am

Tgt Ion: 58 Resp: 19401

| Ion | Ratio | Lower | Upper |
|---|---|---|---|
| 58 | 100 | | |
| 100 | 30.9 | 24.1 | 36.1 |
| 43 | 258.1 | 206.5 | 309.7 |

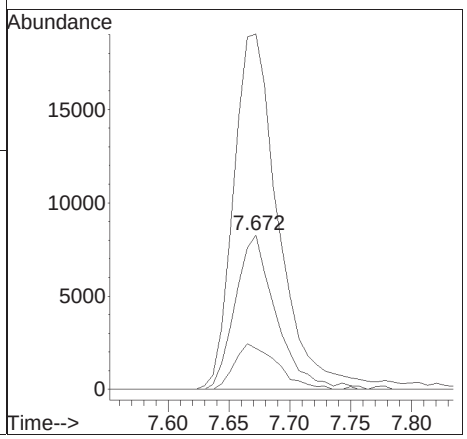

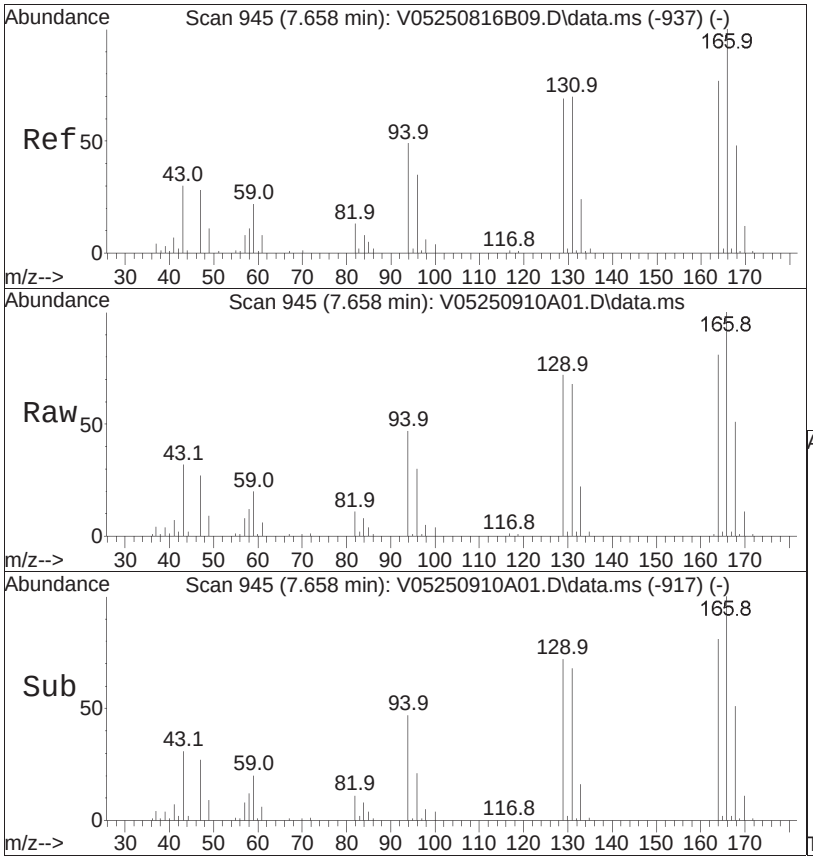


#63
Tetrachloroethene
Concen: 10.58 ug/L
RT: 7.658 min Scan# 945
Delta R.T. 0.000 min
Lab File: V05250910A01.D
Acq: 10 Sep 2025 7:13 am

Tgt Ion:166 Resp: 101749

| Ion | Ratio | Lower | Upper |
|---|---|---|---|
| 166 | 100 | | |
| 168 | 50.4 | 29.5 | 69.5 |
| 94 | 49.0 | 33.5 | 73.5 |

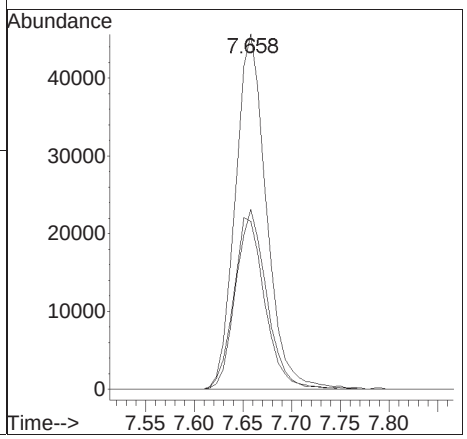

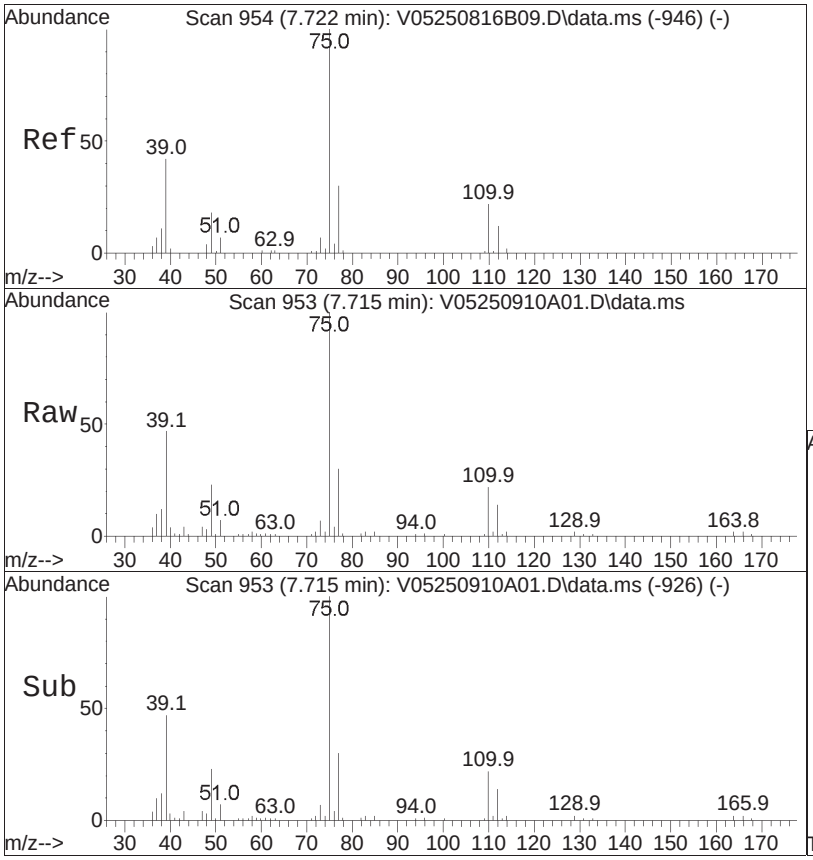


#65
trans-1,3-Dichloropropene
Concen: 9.08 ug/L
RT: 7.715 min Scan# 953
Delta R.T. -0.008 min
Lab File: V05250910A01.D
Acq: 10 Sep 2025 7:13 am

Tgt Ion: 75 Resp: 116075

| Ion | Ratio | Lower | Upper |
|---|---|---|---|
| 75 | 100 | | |
| 77 | 30.8 | 11.6 | 51.6 |
| 39 | 49.1 | 33.1 | 73.1 |

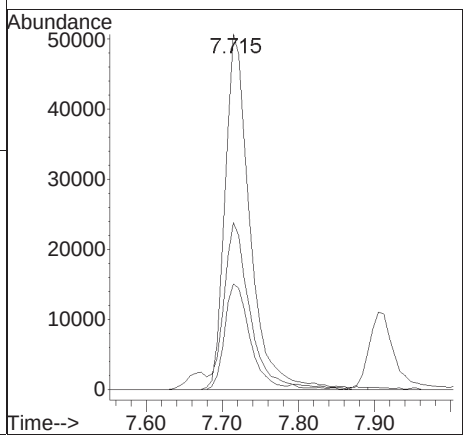

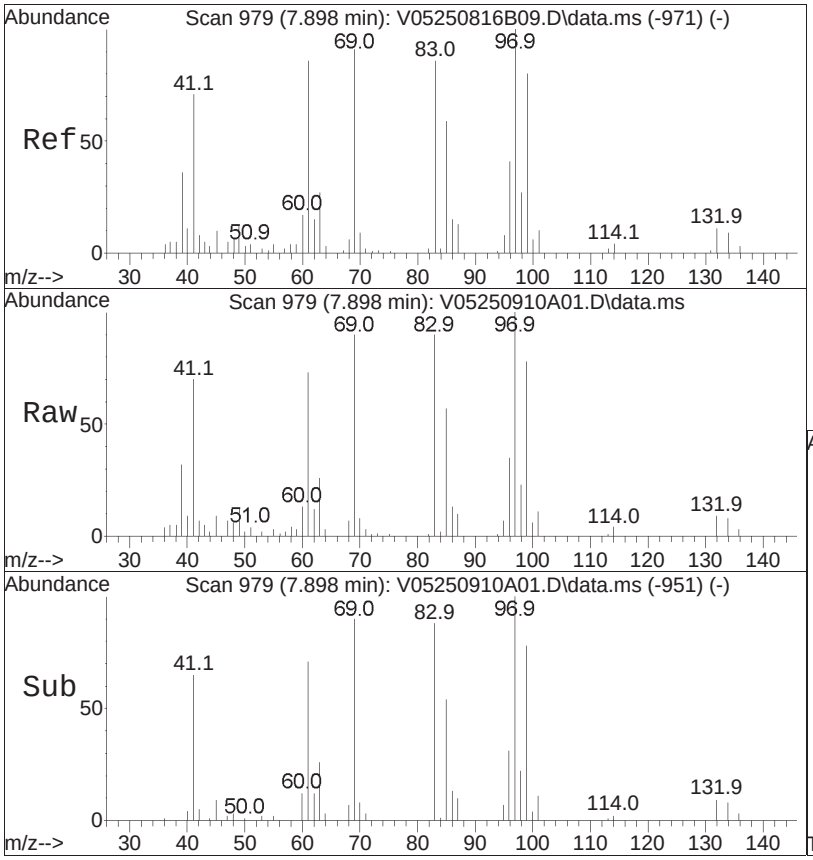


#68
1,1,2-Trichloroethane
Concen: 10.76 ug/L
RT: 7.898 min Scan# 979
Delta R.T. -0.000 min
Lab File: V05250910A01.D
Acq: 10 Sep 2025 7:13 am

Tgt Ion: 83 Resp: 56610

| Ion | Ratio | Lower | Upper |
|---|---|---|---|
| 83 | 100 | | |
| 97 | 111.9 | 98.4 | 138.4 |
| 85 | 66.2 | 45.6 | 85.6 |

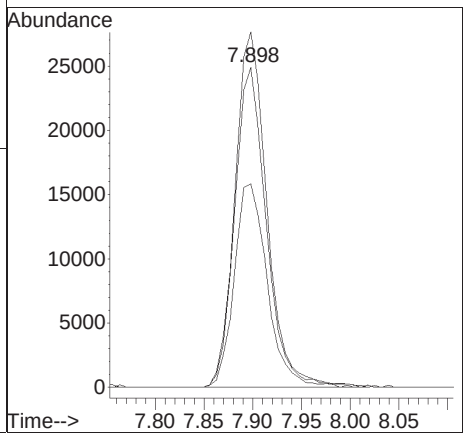

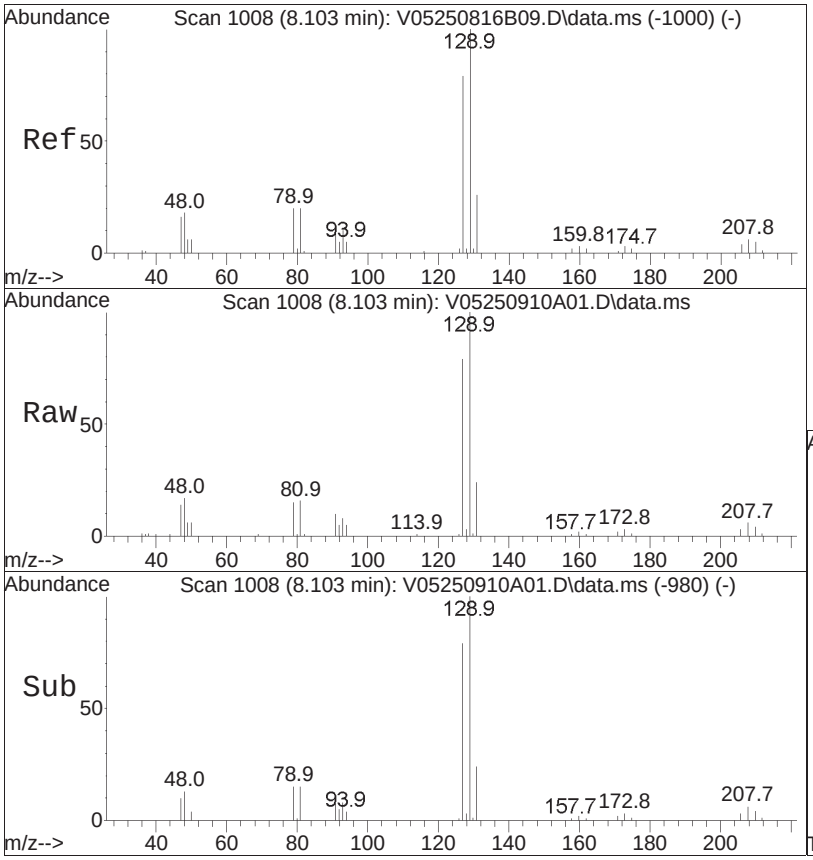


#69
Chlorodibromomethane
Concen: 9.31 ug/L
RT: 8.103 min Scan# 1008
Delta R.T. -0.000 min
Lab File: V05250910A01.D
Acq: 10 Sep 2025 7:13 am

Tgt Ion:129 Resp: 76830

| Ion | Ratio | Lower | Upper |
|---|---|---|---|
| 129 | 100 | | |
| 81 | 16.9 | 0.0 | 39.3 |
| 127 | 77.9 | 56.6 | 96.6 |

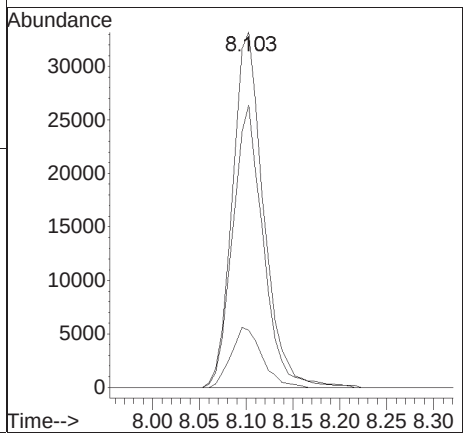

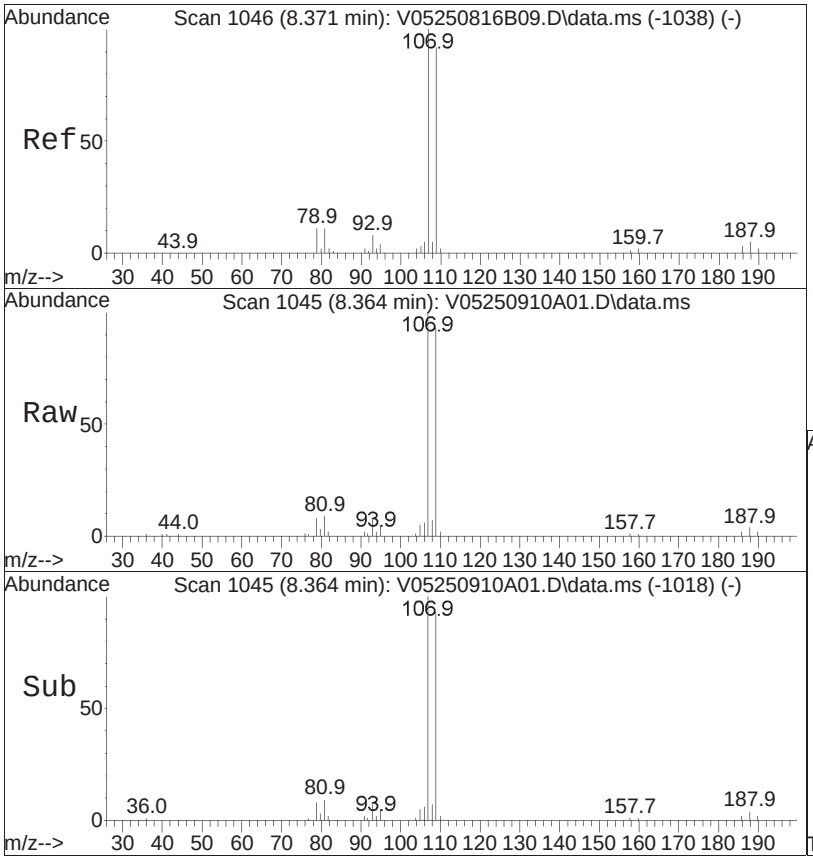


#71
1,2-Dibromoethane
Concen: 9.93 ug/L
RT: 8.364 min Scan# 1045
Delta R.T. -0.007 min
Lab File: V05250910A01.D
Acq: 10 Sep 2025 7:13 am

Tgt Ion:107 Resp: 59461

| Ion | Ratio | Lower | Upper |
|---|---|---|---|
| 107 | 100 | | |
| 109 | 96.6 | 75.2 | 112.8 |

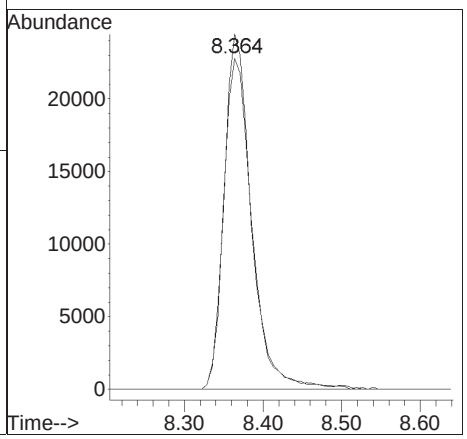

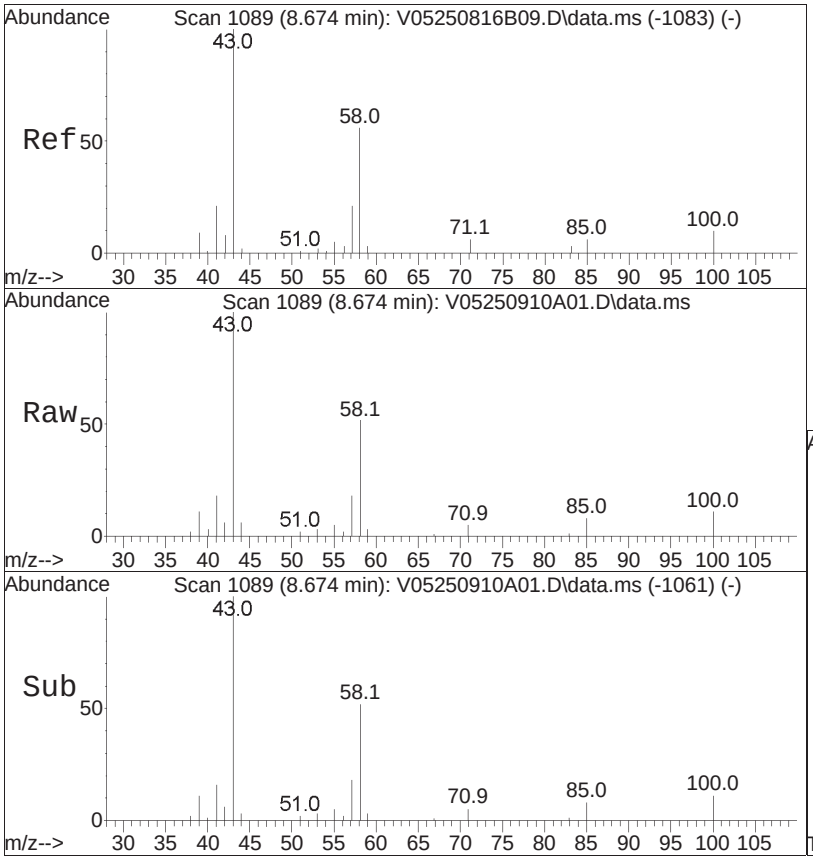


#72
2-Hexanone
Concen: 8.66 ug/L
RT: 8.674 min Scan# 1089
Delta R.T. 0.000 min
Lab File: V05250910A01.D
Acq: 10 Sep 2025 7:13 am

Tgt Ion: 43 Resp: 29270

| Ion | Ratio | Lower | Upper |
|---|---|---|---|
| 43 | 100 | | |
| 58 | 51.2 | 39.7 | 59.5 |
| 57 | 17.1 | 16.3 | 24.5 |

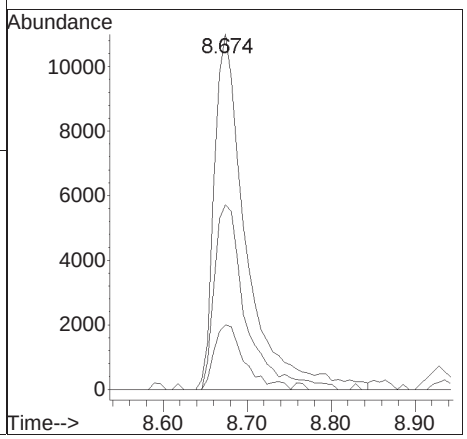

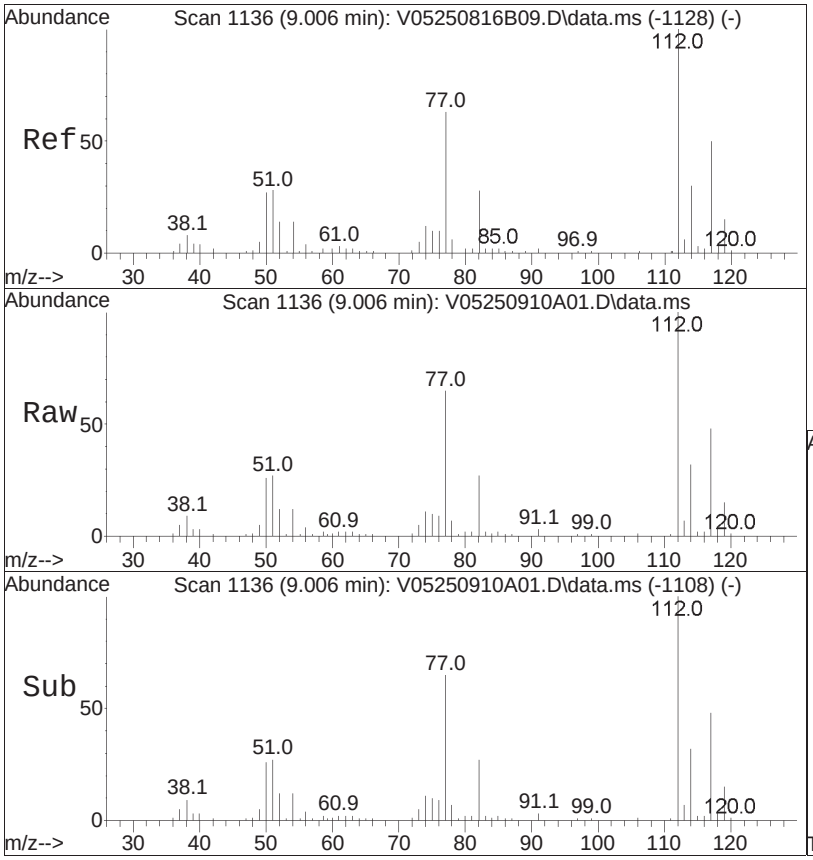


#73
Chlorobenzene
Concen: 10.56 ug/L
RT: 9.006 min Scan# 1136
Delta R.T. -0.000 min
Lab File: V05250910A01.D
Acq: 10 Sep 2025 7:13 am

Tgt Ion:112 Resp: 245281

| Ion | Ratio | Lower | Upper |
|---|---|---|---|
| 112 | 100 | | |
| 77 | 84.4 | 67.5 | 101.3 |
| 114 | 31.6 | 25.4 | 38.0 |

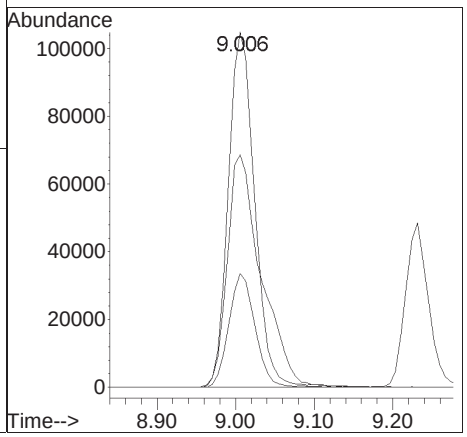

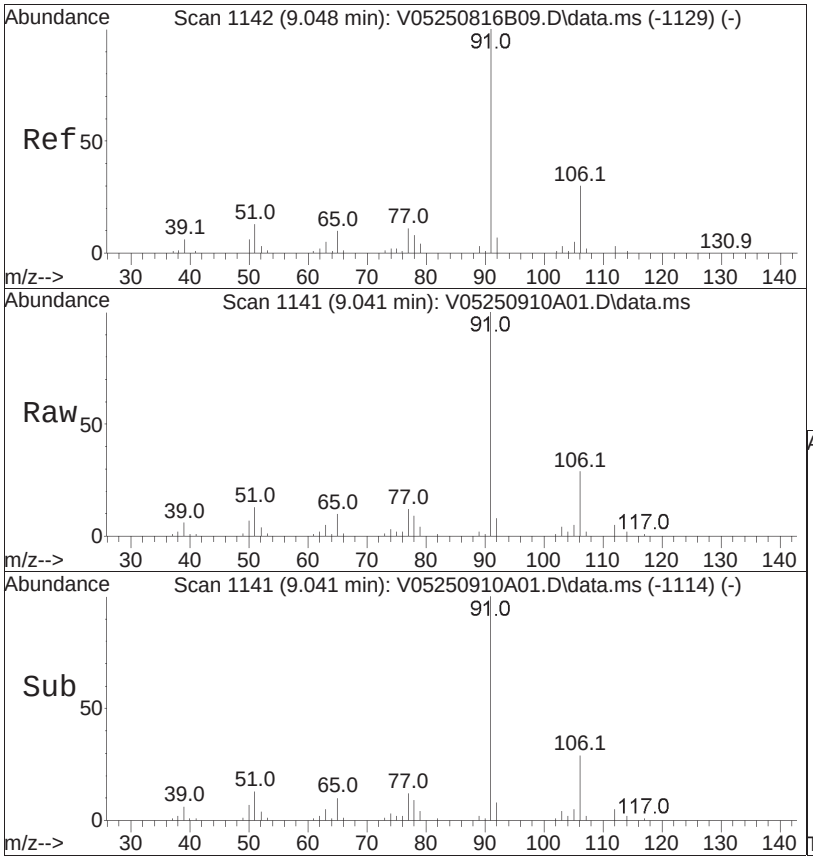


#74
Ethylbenzene
Concen: 10.76 ug/L
RT: 9.041 min Scan# 1141
Delta R.T. -0.007 min
Lab File: V05250910A01.D
Acq: 10 Sep 2025 7:13 am

Tgt Ion: 91 Resp: 469324

| Ion | Ratio | Lower | Upper |
|---|---|---|---|
| 91 | 100 | | |
| 106 | 29.1 | 23.4 | 35.0 |

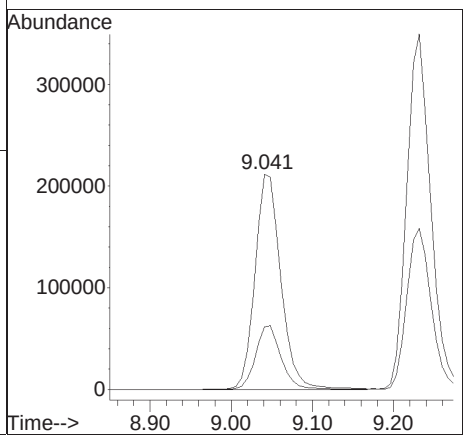

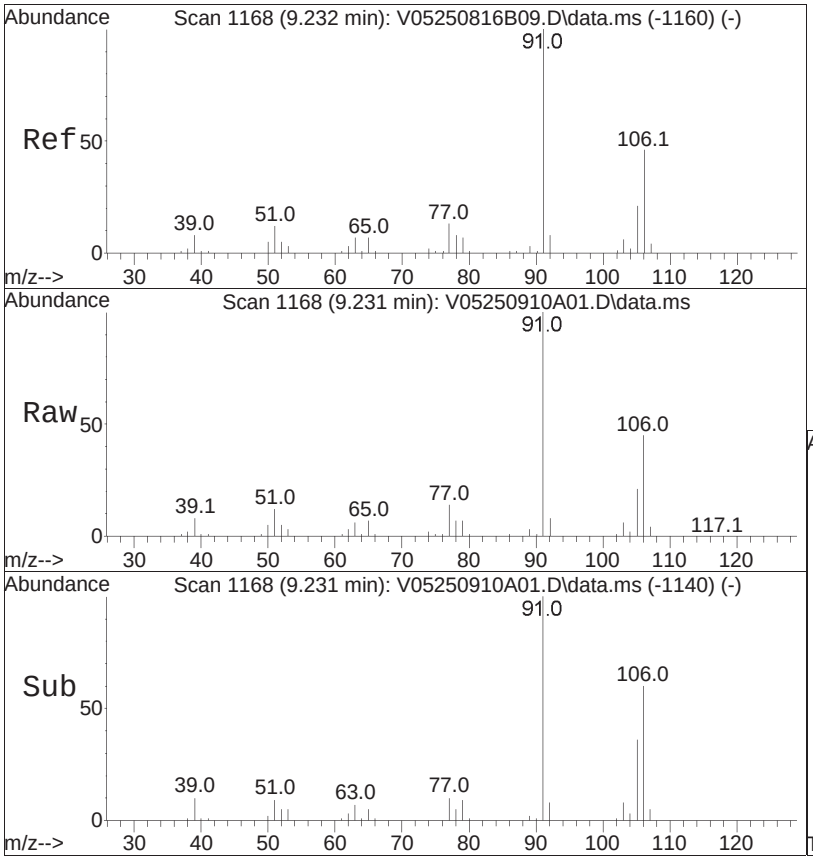


#76
p/m Xylene
Concen: 21.76 ug/L
RT: 9.231 min Scan# 1168
Delta R.T. -0.001 min
Lab File: V05250910A01.D
Acq: 10 Sep 2025 7:13 am

Tgt Ion:106 Resp: 334567

| Ion | Ratio | Lower | Upper |
|---|---|---|---|
| 106 | 100 | | |
| 91 | 215.5 | 176.3 | 264.5 |

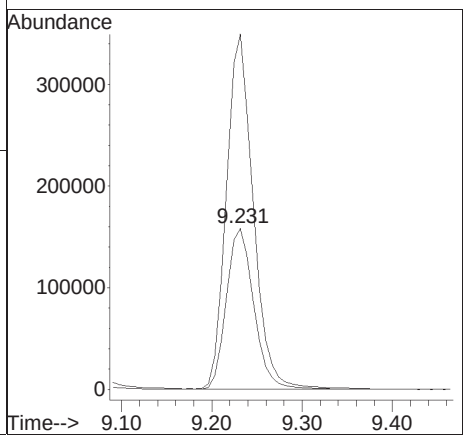

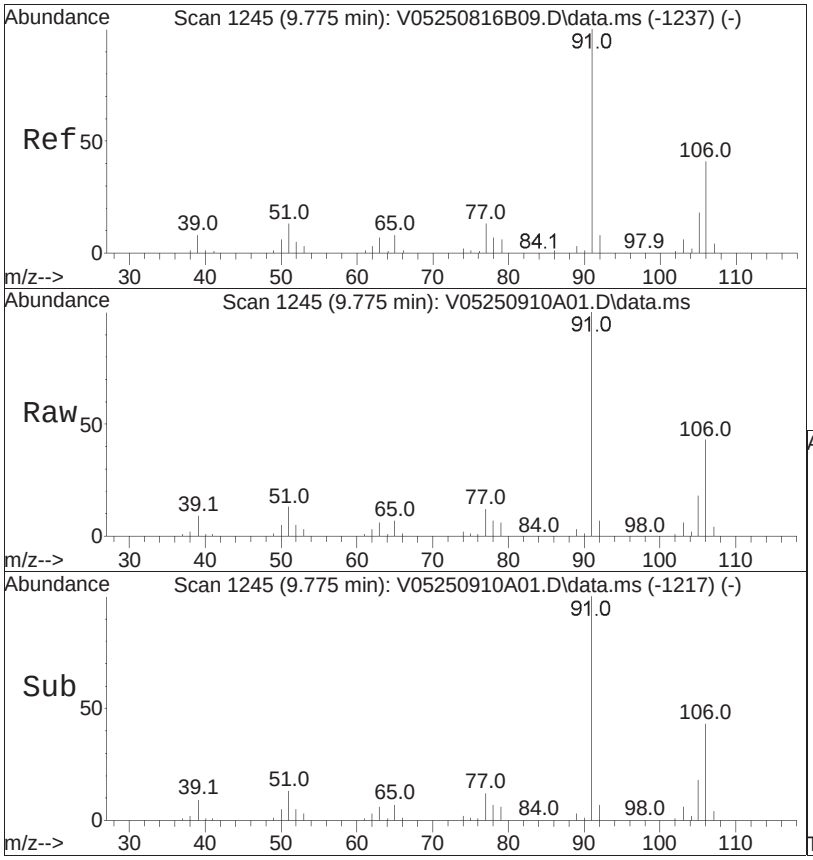


#77
o Xylene
Concen: 21.74 ug/L
RT: 9.775 min Scan# 1245
Delta R.T. -0.000 min
Lab File: V05250910A01.D
Acq: 10 Sep 2025 7:13 am

Tgt Ion:106 Resp: 316145

| Ion | Ratio | Lower | Upper |
|---|---|---|---|
| 106 | 100 | | |
| 91 | 226.8 | 189.3 | 283.9 |

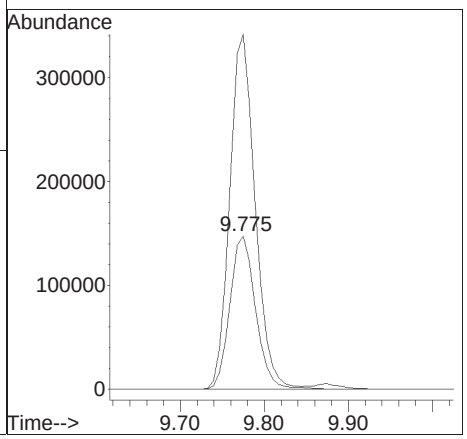

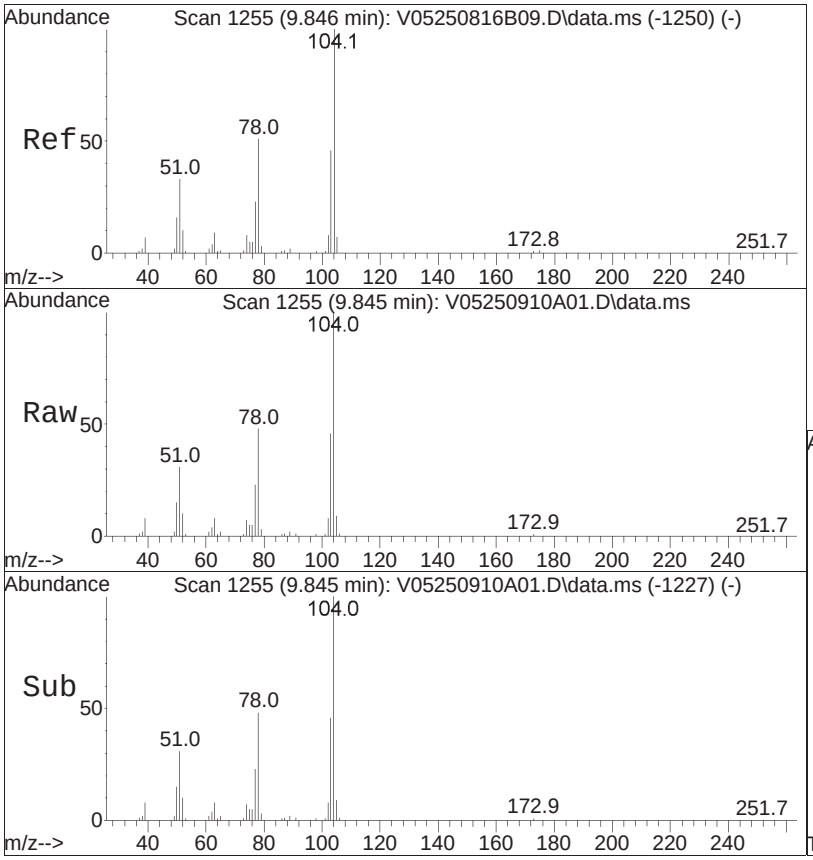


#78
Styrene
Concen: 21.88 ug/L
RT: 9.845 min Scan# 1255
Delta R.T. -0.001 min
Lab File: V05250910A01.D
Acq: 10 Sep 2025 7:13 am

Tgt Ion:104 Resp: 524627

| Ion | Ratio | Lower | Upper |
|---|---|---|---|
| 104 | 100 | | |
| 78 | 47.1 | 40.6 | 61.0 |

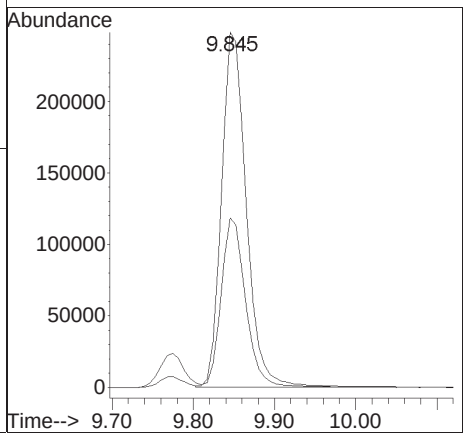

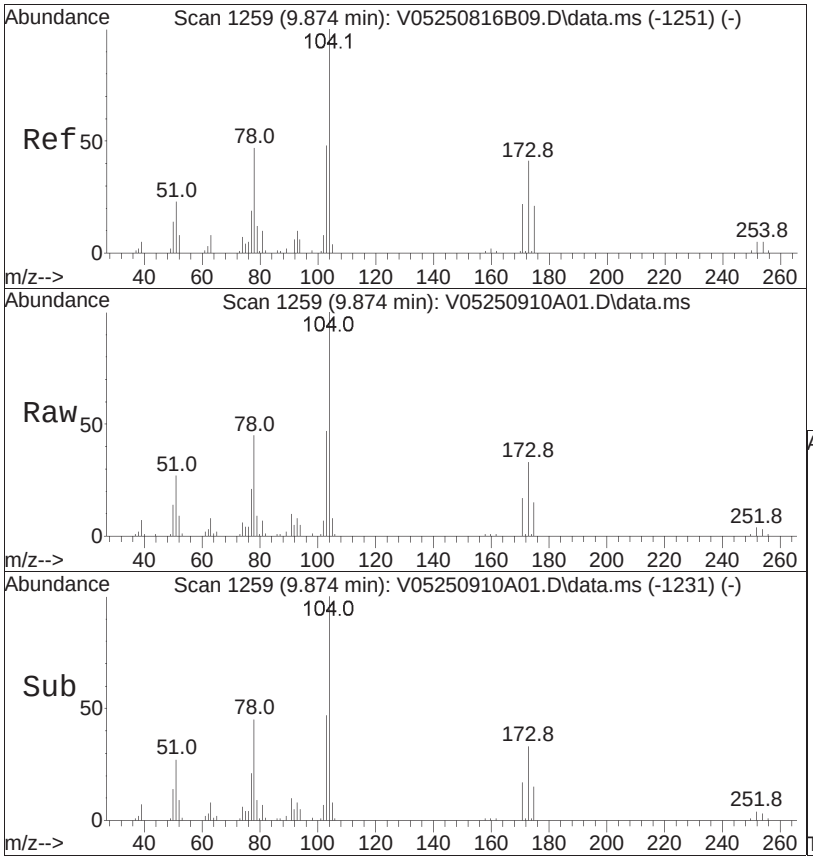


#80
Bromoform
Concen: 9.29 ug/L
RT: 9.874 min Scan# 1259
Delta R.T. -0.000 min
Lab File: V05250910A01.D
Acq: 10 Sep 2025 7:13 am

Tgt Ion:173 Resp: 46306

| Ion | Ratio | Lower | Upper |
|---|---|---|---|
| 173 | 100 | | |
| 175 | 47.5 | 28.5 | 68.5 |

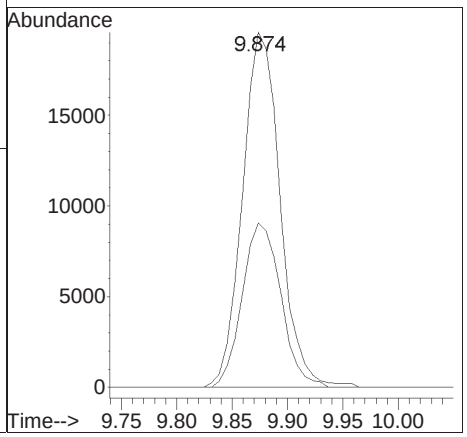

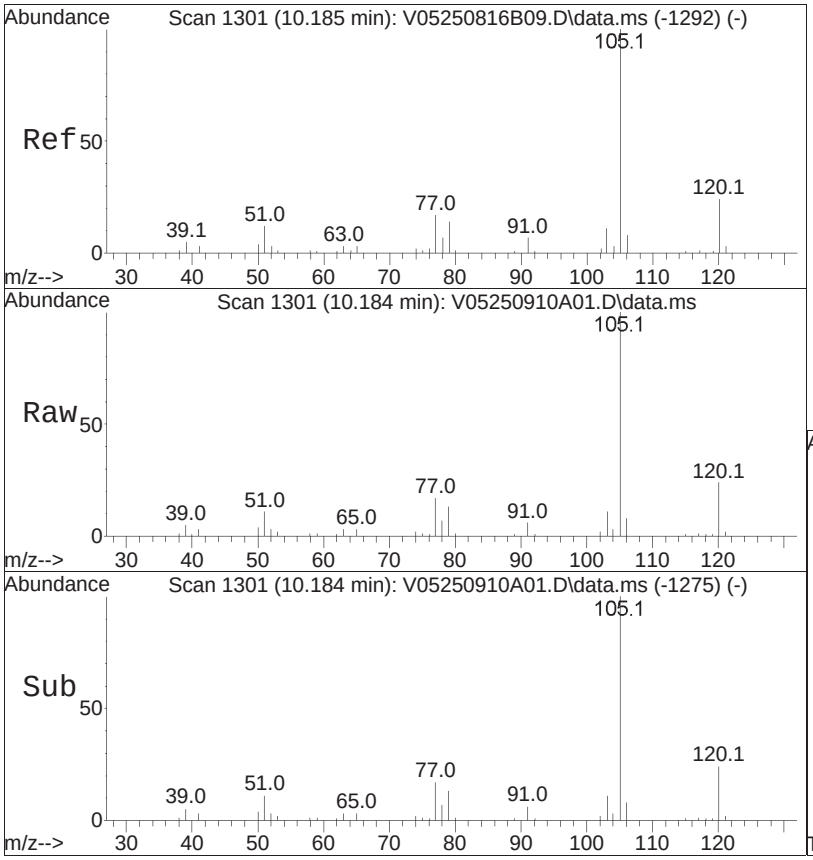


#82
Isopropylbenzene
Concen: 10.89 ug/L
RT: 10.184 min Scan# 1301
Delta R.T. -0.001 min
Lab File: V05250910A01.D
Acq: 10 Sep 2025 7:13 am

Tgt Ion:105 Resp: 443612

| Ion | Ratio | Lower | Upper |
|---|---|---|---|
| 105 | 100 | | |
| 120 | 24.2 | 4.3 | 44.3 |

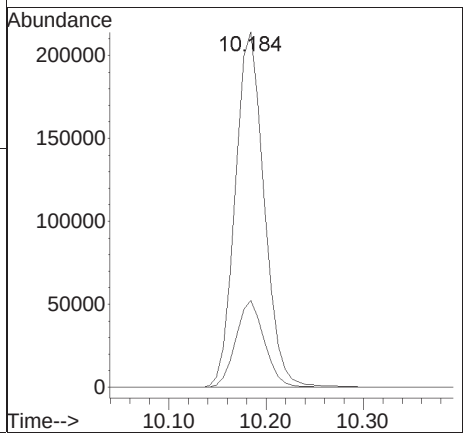

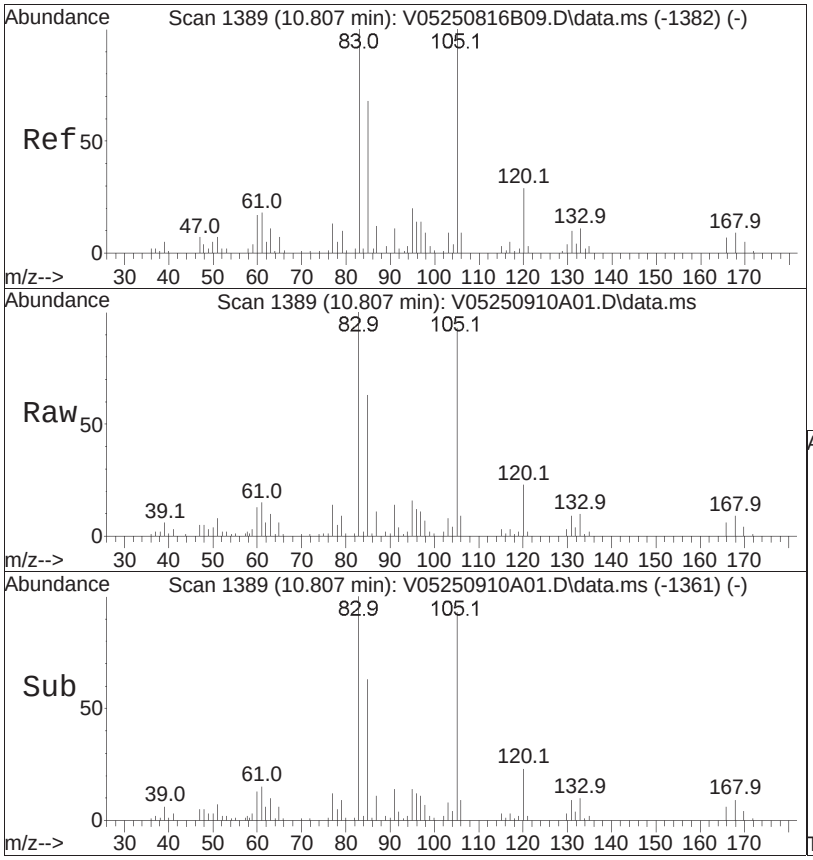


#87
1,1,2,2-Tetrachloroethane
Concen: 11.10 ug/L
RT: 10.807 min Scan# 1389
Delta R.T. -0.000 min
Lab File: V05250910A01.D
Acq: 10 Sep 2025 7:13 am

Tgt Ion: 83 Resp: 72624

| Ion | Ratio | Lower | Upper |
|---|---|---|---|
| 83 | 100 | | |
| 131 | 9.0 | 0.0 | 31.1 |
| 85 | 66.3 | 47.7 | 87.7 |

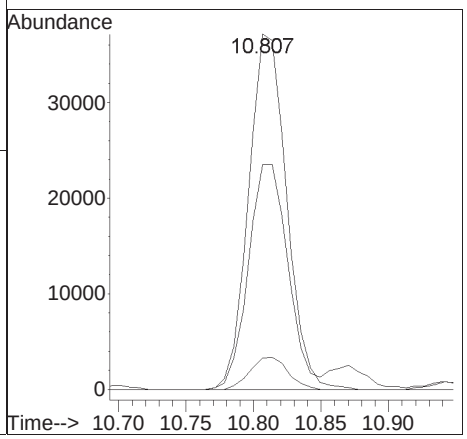

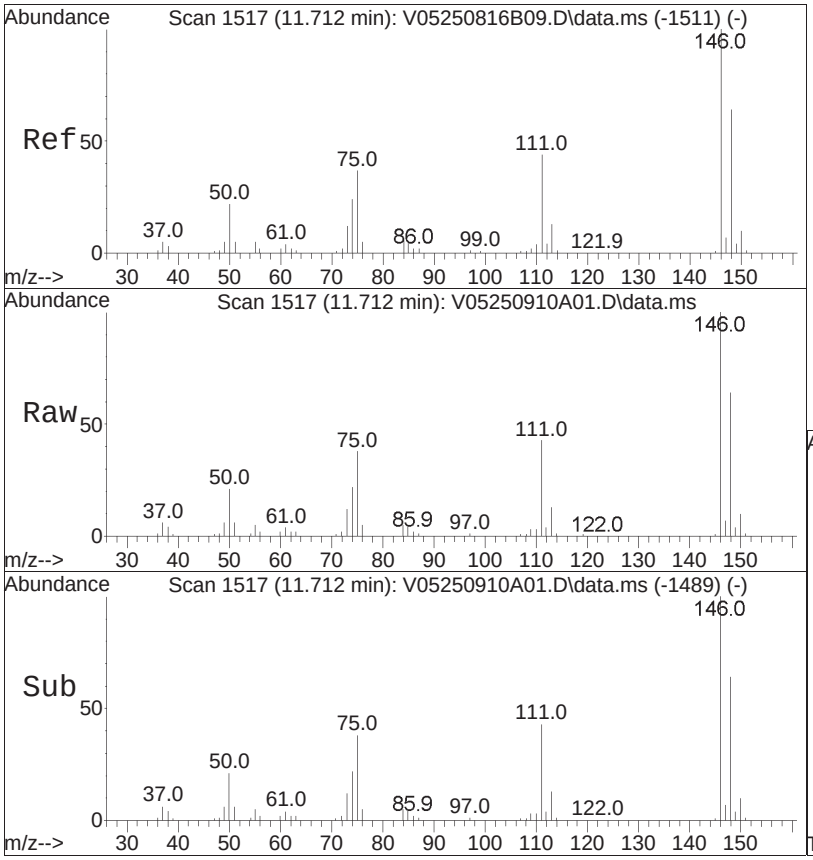


#100
1,3-Dichlorobenzene
Concen: 10.69 ug/L
RT: 11.712 min Scan# 1517
Delta R.T. 0.000 min
Lab File: V05250910A01.D
Acq: 10 Sep 2025 7:13 am

Tgt Ion:146 Resp: 186841

| Ion | Ratio | Lower | Upper |
|---|---|---|---|
| 146 | 100 | | |
| 111 | 41.8 | 28.1 | 58.5 |
| 148 | 63.6 | 41.5 | 86.1 |

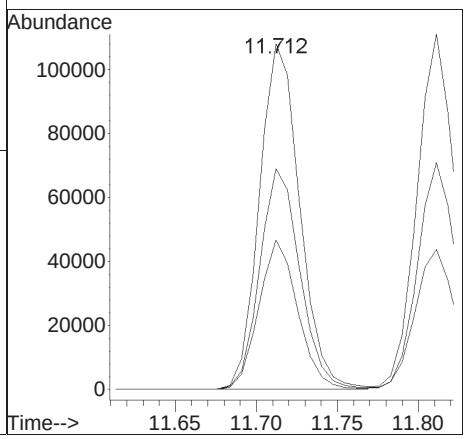

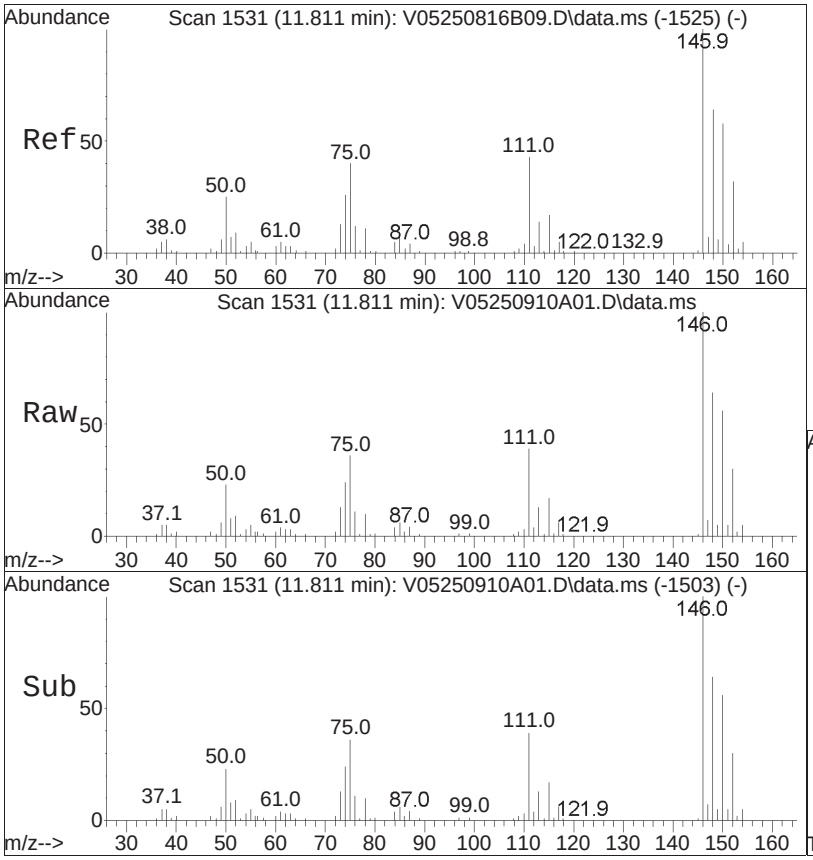


#101
1,4-Dichlorobenzene
Concen: 10.72 ug/L
RT: 11.811 min Scan# 1531
Delta R.T. 0.000 min
Lab File: V05250910A01.D
Acq: 10 Sep 2025 7:13 am

Tgt Ion:146 Resp: 190379

| Ion | Ratio | Lower | Upper |
|---|---|---|---|
| 146 | 100 | | |
| 111 | 40.8 | 34.9 | 52.3 |
| 148 | 63.8 | 51.5 | 77.3 |

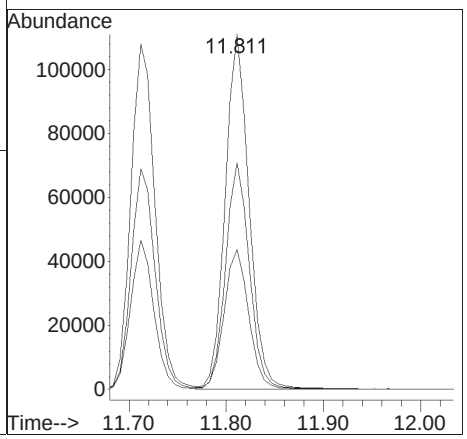




#104
1,2-Dichlorobenzene
Concen: 10.44 ug/L
RT: 12.243 min Scan# 1592
Delta R.T. -0.000 min
Lab File: V05250910A01.D
Acq: 10 Sep 2025 7:13 am

Tgt Ion:146 Resp: 164212

| Ion | Ratio | Lower | Upper |
|---|---|---|---|
| 146 | 100 | | |
| 111 | 43.7 | 29.4 | 61.0 |
| 148 | 64.6 | 41.0 | 85.2 |

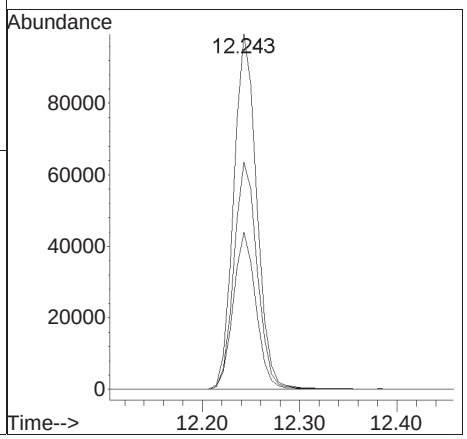

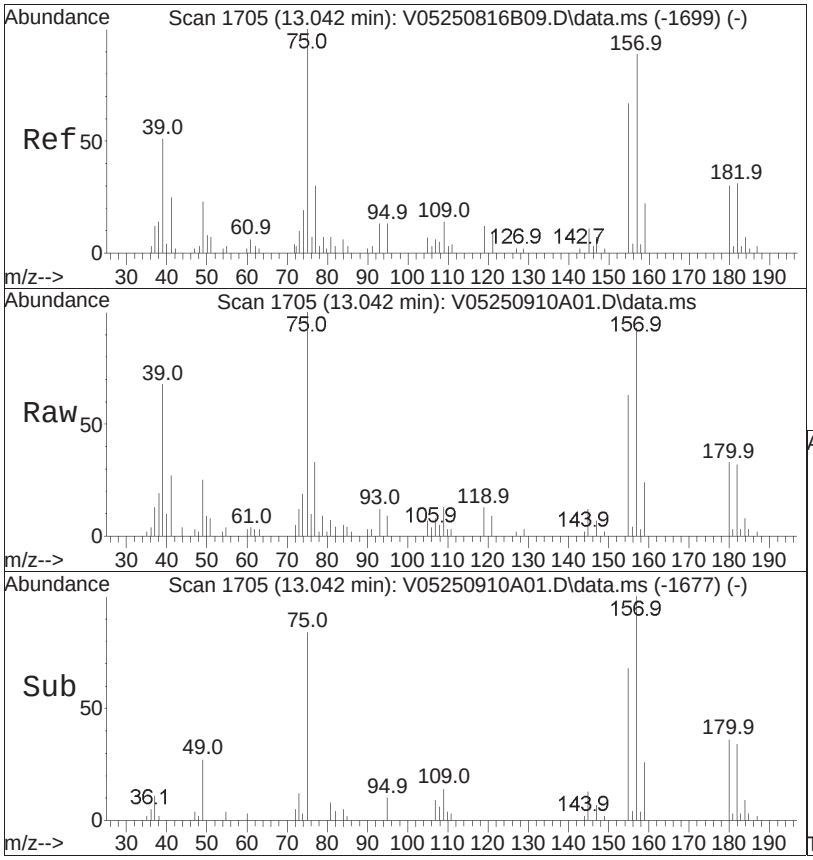


#106
1,2-Dibromo-3-chloropropane
Concen: 8.49 ug/L
RT: 13.042 min Scan# 1705
Delta R.T. -0.000 min
Lab File: V05250910A01.D
Acq: 10 Sep 2025 7:13 am

Tgt Ion:155 Resp: 9448

| Ion | Ratio | Lower | Upper |
|---|---|---|---|
| 155 | 100 | | |
| 157 | 132.0 | 106.2 | 159.4 |

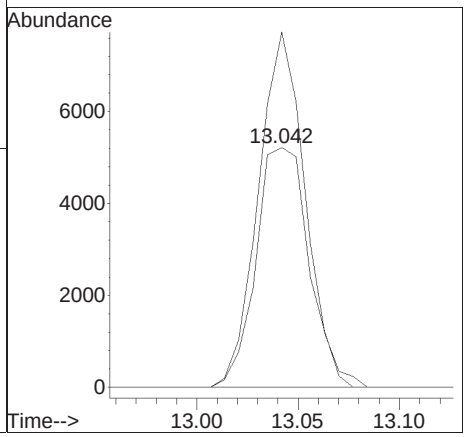

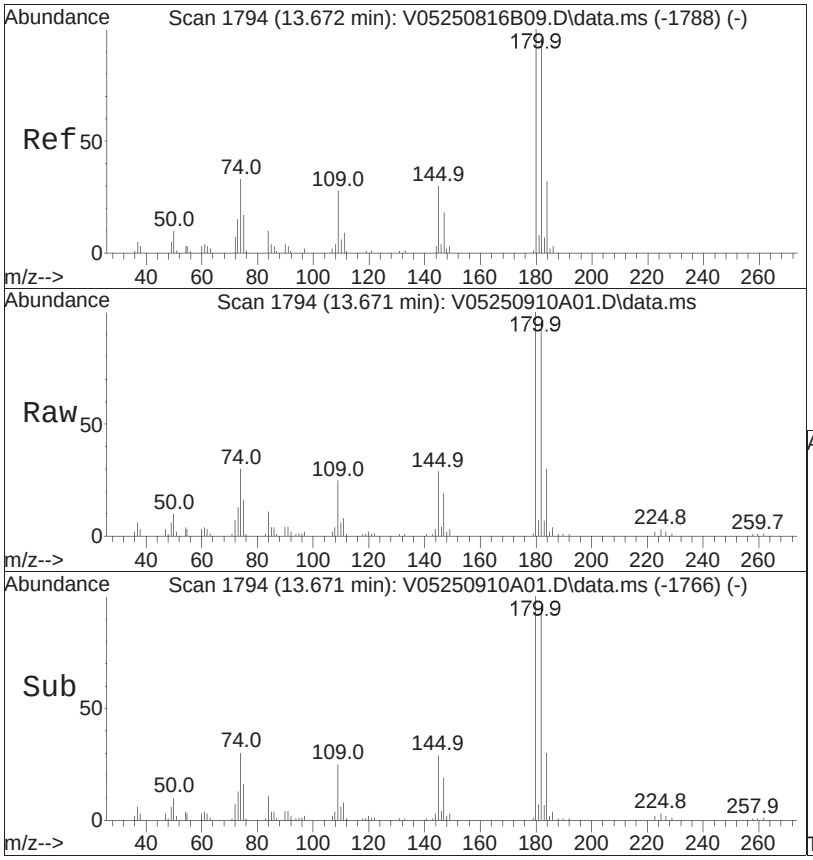


#109
1,2,4-Trichlorobenzene
Concen: 10.04 ug/L
RT: 13.671 min Scan# 1794
Delta R.T. -0.001 min
Lab File: V05250910A01.D
Acq: 10 Sep 2025 7:13 am

Tgt Ion:180 Resp: 108990

| Ion | Ratio | Lower | Upper |
|---|---|---|---|
| 180 | 100 | | |
| 182 | 95.5 | 75.9 | 113.9 |
| 145 | 32.5 | 26.4 | 39.6 |

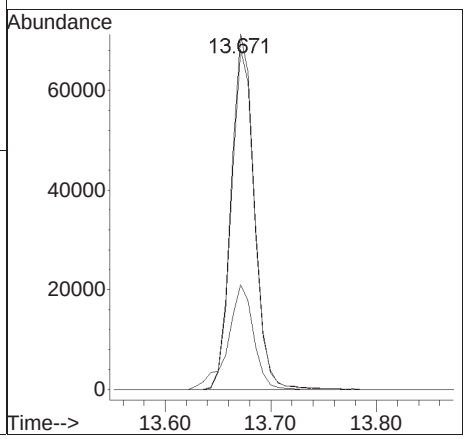

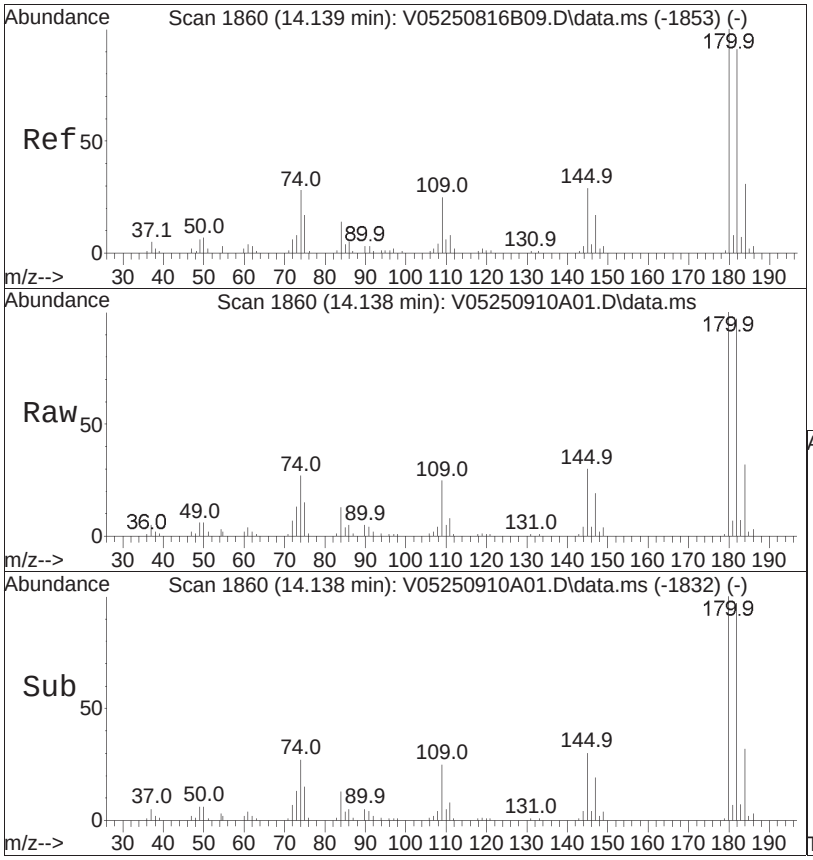


#111
1,2,3-Trichlorobenzene
Concen: 10.04 ug/L
RT: 14.138 min Scan# 1860
Delta R.T. -0.001 min
Lab File: V05250910A01.D
Acq: 10 Sep 2025 7:13 am

Tgt Ion:180 Resp: 93733

| Ion | Ratio | Lower | Upper |
|---|---|---|---|
| 180 | 100 | | |
| 182 | 95.7 | 74.3 | 111.5 |
| 145 | 30.0 | 23.8 | 35.8 |

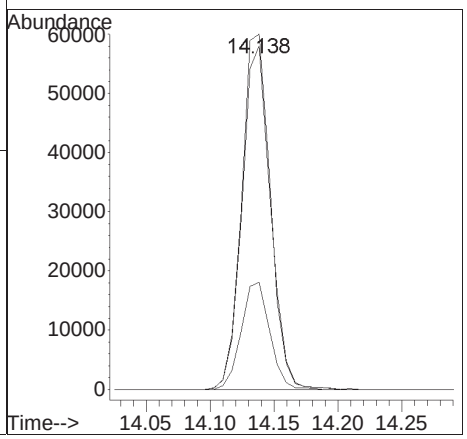

Quantitation Report (QT Reviewed)

Data Path : K:\VOA122\2025\250909A\
Data File : V22250909N03.D
Acq On : 09 Sep 2025 09:03 pm
Operator : VOA122:TMS
Sample : WG2112948-4,31,10,10 (Sig #1); 8260 CCAL (Sig #2)
Misc : WG2112948,ICAL22572 (Sig #1); WG,ICAL22572 (Sig #2)
ALS Vial : 32 Sample Multiplier: 1

Quant Time: Sep 09 21:53:41 2025
Quant Method : K:\VOA122\2025\250909A\V122_250821A_8260.m
Quant Title : VOLATILES BY GC/MS
QLast Update : Fri Aug 22 12:06:39 2025
Response via : Initial Calibration

CCAL FILE(s) : 1 - K:\VOA122\2025\250909A\V22250909N02.D
Sub List : 8260-Curve-IM-2CEVE - Megamix plus Diox-Iodomethane

| Compound | R.T. | QIon | Response | Conc | Units | Dev(Min) |
|---|---|---|---|---|---|---|
| Internal Standards | | | | | | |
| 1) Fluorobenzene | 5.828 | 96 | 366606 | 10.000 | ug/L | 0.00 |
| Standard Area 1 = 350901 | | | Recovery = 104.48% | | | |
| 62) Chlorobenzene-d5 | 9.358 | 117 | 301317 | 10.000 | ug/L | 0.00 |
| Standard Area 1 = 293806 | | | Recovery = 102.56% | | | |
| 83) 1,4-Dichlorobenzene-d4 | 12.104 | 152 | 187593 | 10.000 | ug/L | 0.00 |
| Standard Area 1 = 173757 | | | Recovery = 107.96% | | | |
| System Monitoring Compounds | | | | | | |
| 38) Dibromofluoromethane | 5.022 | 113 | 121690 | 9.961 | ug/L | 0.00 |
| Spiked Amount 10.000 | Range 70 - 130 | | Recovery = 99.61% | | | |
| 46) 1,2-Dichloroethane-d4 | 5.542 | 65 | 131341 | 11.212 | ug/L | 0.00 |
| Spiked Amount 10.000 | Range 70 - 130 | | Recovery = 112.12% | | | |
| 63) Toluene-d8 | 7.520 | 98 | 393533 | 10.115 | ug/L | 0.00 |
| Spiked Amount 10.000 | Range 70 - 130 | | Recovery = 101.15% | | | |
| 87) 4-Bromofluorobenzene | 10.873 | 95 | 136026 | 9.347 | ug/L | 0.00 |
| Spiked Amount 10.000 | Range 70 - 130 | | Recovery = 93.47% | | | |
| Target Compounds | | | | | | Qvalue |
| 2) Dichlorodifluoromethane | 1.570 | 85 | 65887 | 9.234 | ug/L | 99 |
| 3) Chloromethane | 1.742 | 50 | 53989 | 9.492 | ug/L | 99 |
| 4) Vinyl chloride | 1.813 | 62 | 51021 | 8.674 | ug/L | 97 |
| 5) Bromomethane | 2.111 | 94 | 28459 | 9.748 | ug/L | 97 |
| 6) Chloroethane | 2.213 | 64 | 31981 | 8.913 | ug/L | 99 |
| 7) Trichlorofluoromethane | 2.354 | 101 | 96258 | 10.007 | ug/L | 99 |
| 10) 1,1-Dichloroethene | 2.825 | 96 | 44429 | 9.781 | ug/L | 91 |
| 11) Carbon disulfide | 2.856 | 76 | 153670 | 9.142 | ug/L | 99 |
| 12) Freon-113 | 2.864 | 101 | 49473 | 9.819 | ug/L | 98 |
| 15) Methylene chloride | 3.366 | 84 | 56567 | 9.980 | ug/L | 98 |
| 17) Acetone | 3.398 | 43 | 8997 | 11.401 | ug/L | 99 |
| 18) trans-1,2-Dichloroethene | 3.507 | 96 | 49892 | 9.534 | ug/L | 98 |
| 19) Methyl acetate | 3.515 | 43 | 20970 | 10.963 | ug/L | 95 |
| 21) Methyl tert-butyl ether | 3.609 | 73 | 94777 | 11.337 | ug/L | 99 |
| 25) 1,1-Dichloroethane | 4.080 | 63 | 99518 | 9.612 | ug/L | 98 |
| 30) cis-1,2-Dichloroethene | 4.590 | 96 | 55354 | 10.183 | ug/L | 95 |
| 32) Bromochloromethane | 4.778 | 128 | 29518 | 10.756 | ug/L | 95 |
| 33) Cyclohexane | 4.794 | 56 | 67125 | 8.674 | ug/L | 98 |
| 34) Chloroform | 4.849 | 83 | 107035 | 10.227 | ug/L | 98 |
| 36) Carbon tetrachloride | 4.990 | 117 | 92917 | 10.401 | ug/L | 99 |

Data Path : K:\VOA122\2025\250909A\
Data File : V22250909N03.D
Acq On : 09 Sep 2025 09:03 pm
Operator : VOA122:TMS
Sample : WG2112948-4,31,10,10 (Sig #1); 8260 CCAL (Sig #2)
Misc : WG2112948,ICAL22572 (Sig #1); WG,ICAL22572 (Sig #2)
ALS Vial : 32 Sample Multiplier: 1

Quant Time: Sep 09 21:53:41 2025
Quant Method : K:\VOA122\2025\250909A\V122_250821A_8260.m
Quant Title : VOLATILES BY GC/MS
QLast Update : Fri Aug 22 12:06:39 2025
Response via : Initial Calibration

CCAL FILE(s) : 1 - K:\VOA122\2025\250909A\V22250909N02.D
Sub List : 8260-Curve-IM-2CEVE - Megamix plus Diox-Iodomethane

| Compound | R.T. | QIon | Response | Conc | Units | | Dev(Min) |
|---|---|---|---|---|---|---|---|
| 39) 1,1,1-Trichloroethane | 5.053 | 97 | 101560 | 10.696 | ug/L | | 97 |
| 41) 2-Butanone | 5.131 | 43 | 11491 | 11.761 | ug/L | # | 49 |
| 44) Benzene | 5.417 | 78 | 182890 | 9.627 | ug/L | | 99 |
| 47) 1,2-Dichloroethane | 5.612 | 62 | 71080 | 10.869 | ug/L | | 98 |
| 50) Methyl cyclohexane | 6.003 | 83 | 63981 | 8.373 | ug/L | | 96 |
| 51) Trichloroethene | 6.003 | 95 | 58158 | 10.041 | ug/L | | 96 |
| 54) 1,2-Dichloropropane | 6.547 | 63 | 49178 | 9.494 | ug/L | | 94 |
| 57) Bromodichloromethane | 6.617 | 83 | 79936 | 10.677 | ug/L | | 98 |
| 61) cis-1,3-Dichloropropene | 7.305 | 75 | 66500 | 9.854 | ug/L | | 98 |
| 64) Toluene | 7.576 | 92 | 124487 | 10.080 | ug/L | | 99 |
| 65) 4-Methyl-2-pentanone | 8.014 | 58 | 6676 | 9.630 | ug/L | | 97 |
| 66) Tetrachloroethene | 8.028 | 166 | 61153 | 10.170 | ug/L | | 99 |
| 68) trans-1,3-Dichloropropene | 8.055 | 75 | 57780 | 10.121 | ug/L | | 100 |
| 71) 1,1,2-Trichloroethane | 8.236 | 83 | 29823 | 11.119 | ug/L | | 97 |
| 72) Chlorodibromomethane | 8.452 | 129 | 52841 | 10.769 | ug/L | | 97 |
| 74) 1,2-Dibromoethane | 8.723 | 107 | 35862 | 11.060 | ug/L | | 98 |
| 76) 2-Hexanone | 9.015 | 43 | 9667 | 9.437 | ug/L | | 94 |
| 77) Chlorobenzene | 9.379 | 112 | 148303 | 10.069 | ug/L | | 98 |
| 78) Ethylbenzene | 9.421 | 91 | 242913 | 9.985 | ug/L | | 99 |
| 80) p/m Xylene | 9.611 | 106 | 187963 | 20.565 | ug/L | | 99 |
| 81) o Xylene | 10.158 | 106 | 176025 | 20.624 | ug/L | | 96 |
| 82) Styrene | 10.221 | 104 | 310847 | 22.053 | ug/L | | 99 |
| 84) Bromoform | 10.242 | 173 | 31727 | 10.129 | ug/L | | 96 |
| 86) Isopropylbenzene | 10.550 | 105 | 234817 | 9.222 | ug/L | | 99 |
| 91) 1,1,2,2-Tetrachloroethane | 11.125 | 83 | 35544 | 8.427 | ug/L | | 97 |
| 104) 1,3-Dichlorobenzene | 12.021 | 146 | 139064 | 10.322 | ug/L | | 100 |
| 105) 1,4-Dichlorobenzene | 12.118 | 146 | 138502 | 10.230 | ug/L | | 98 |
| 108) 1,2-Dichlorobenzene | 12.543 | 146 | 121543 | 10.395 | ug/L | | 100 |
| 110) 1,2-Dibromo-3-chloropr... | 13.329 | 155 | 6833 | 9.478 | ug/L | | 89 |
| 113) 1,2,4-Trichlorobenzene | 13.970 | 180 | 63986 | 9.311 | ug/L | | 99 |
| 115) 1,2,3-Trichlorobenzene | 14.429 | 180 | 56233 | 9.589 | ug/L | | 99 |

(#) = qualifier out of range (m) = manual integration (+) = signals summed

Quantitation Report (QT Reviewed)

Data Path : K:\VOA122\2025\250909A\
Data File : V22250909N03.D
Acq On : 09 Sep 2025 09:03 pm
Operator : VOA122:TMS
Sample : WG2112948-4,31,10,10 (Sig #1); 8260 CCAL (Sig #2)
Misc : WG2112948,ICAL22572 (Sig #1); WG,ICAL22572 (Sig #2)
ALS Vial : 32 Sample Multiplier: 1

Quant Time: Sep 09 21:53:41 2025
Quant Method : K:\VOA122\2025\250909A\V122_250821A_8260.m
Quant Title : VOLATILES BY GC/MS
QLast Update : Fri Aug 22 12:06:39 2025
Response via : Initial Calibration

Sub List : 8260-Curve-IM-2CEVE - Megamix plus Diox-Iodomethane

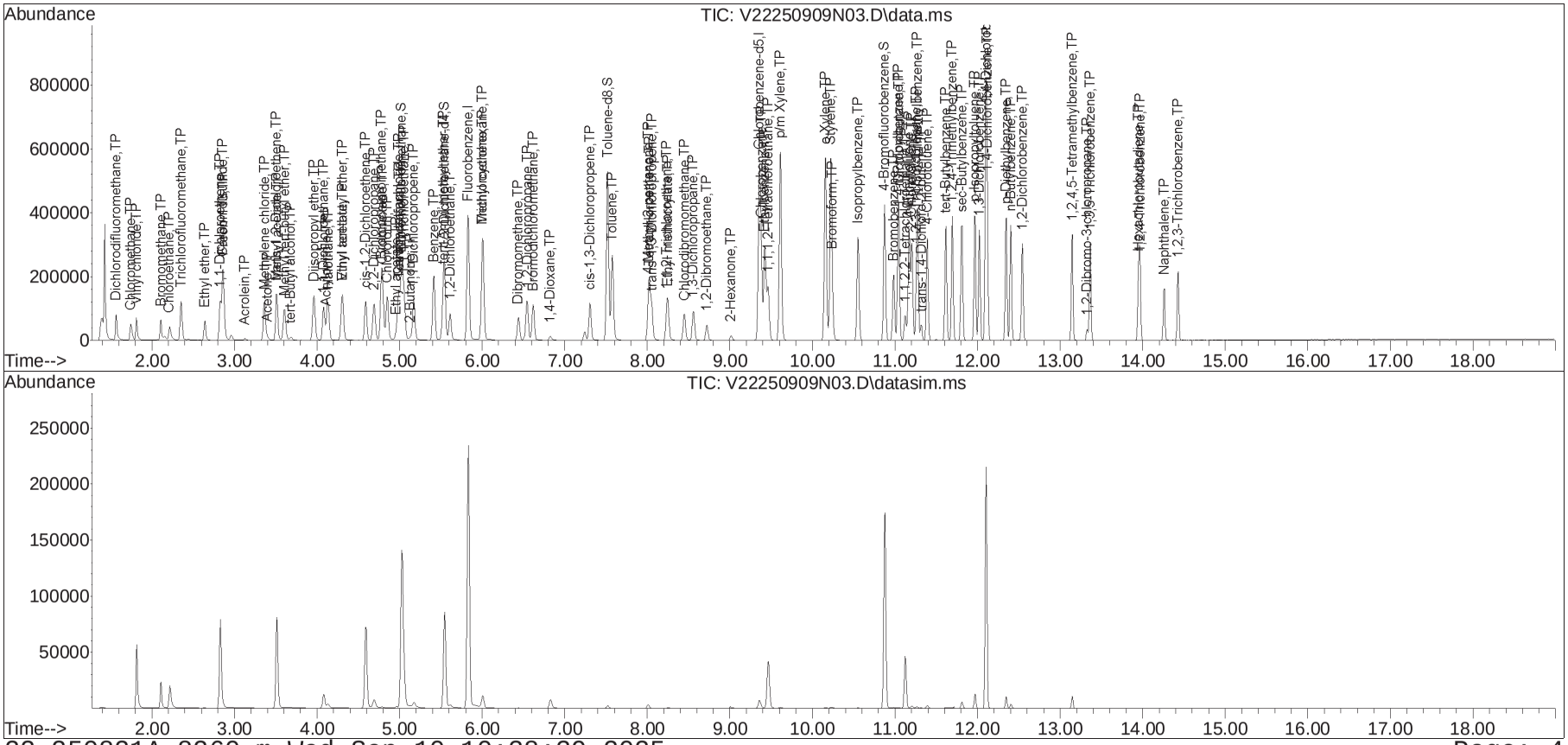

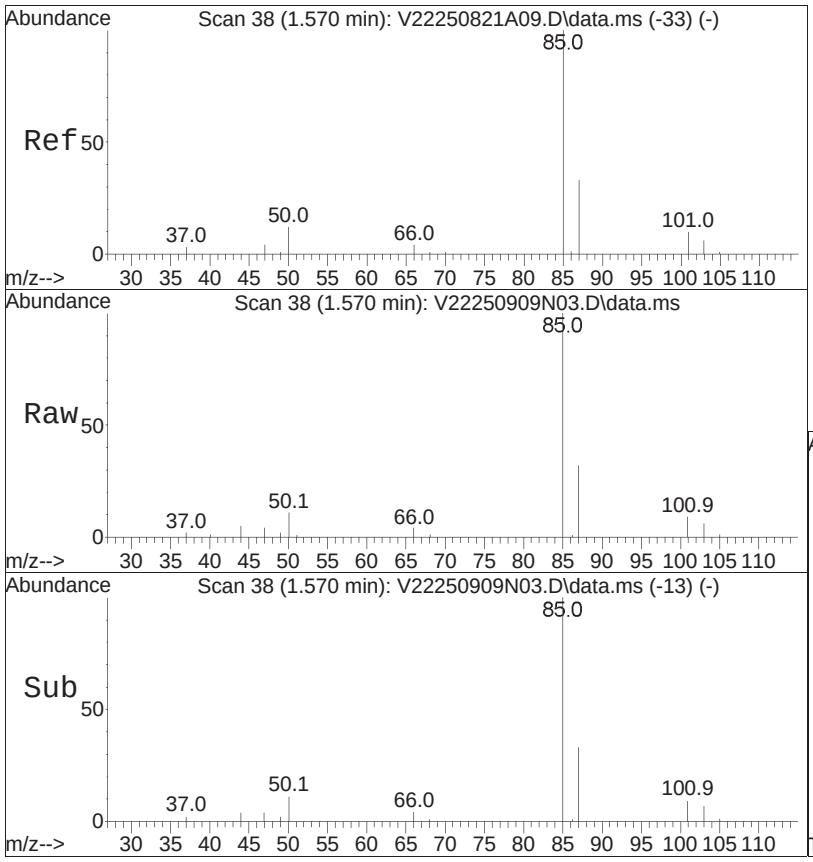


#2
Dichlorodifluoromethane
Concen: 9.23 ug/L
RT: 1.570 min Scan# 38
Delta R.T. -0.000 min
Lab File: V22250909N03.D
Acq: 09 Sep 2025 09:03 pm

Tgt Ion: 85 Resp: 65887

| Ion | Ratio | Lower | Upper |
|---|---|---|---|
| 85 | 100 | | |
| 87 | 32.0 | 20.6 | 42.8 |
| 50 | 12.0 | 7.5 | 15.7 |

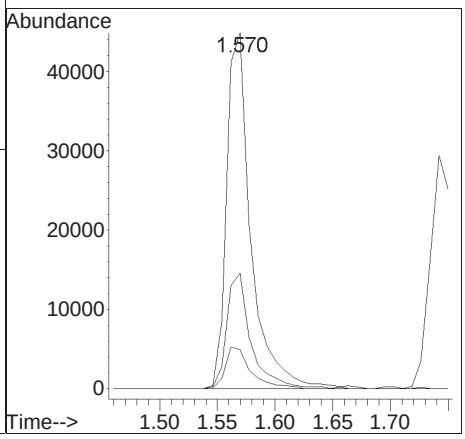

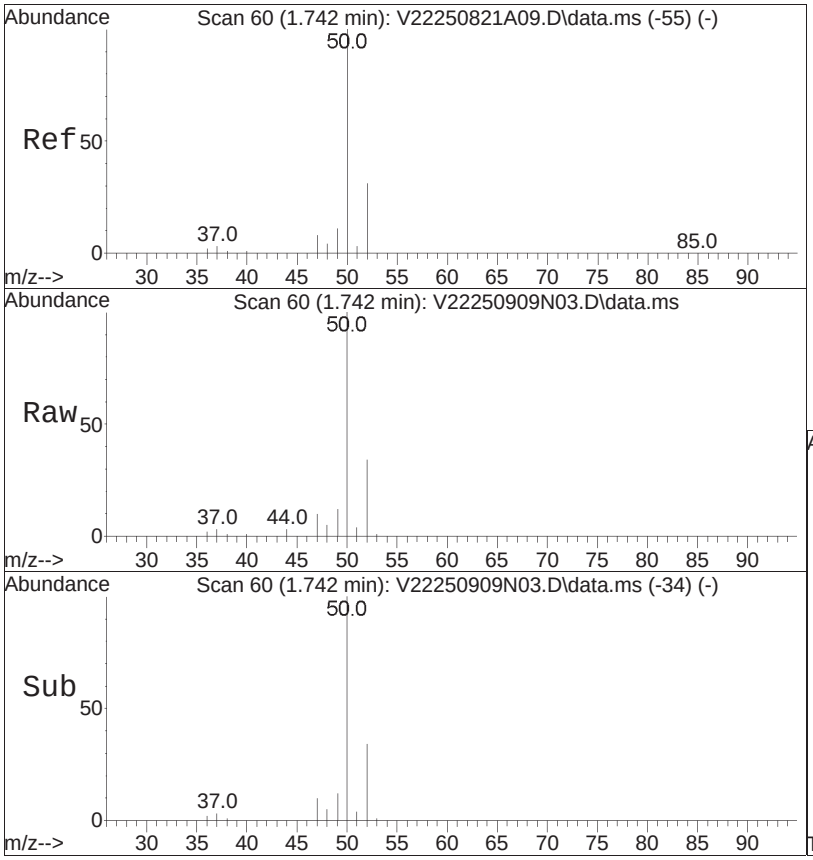


#3
Chloromethane
Concen: 9.49 ug/L
RT: 1.742 min Scan# 60
Delta R.T. 0.000 min
Lab File: V22250909N03.D
Acq: 09 Sep 2025 09:03 pm

Tgt Ion: 50 Resp: 53989

| Ion | Ratio | Lower | Upper |
|---|---|---|---|
| 50 | 100 | | |
| 52 | 33.5 | 13.1 | 53.1 |
| 47 | 9.1 | 0.0 | 28.7 |

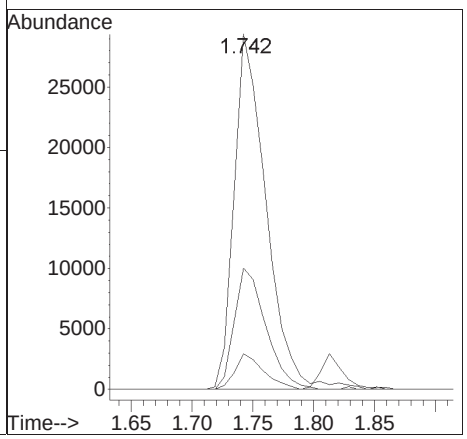

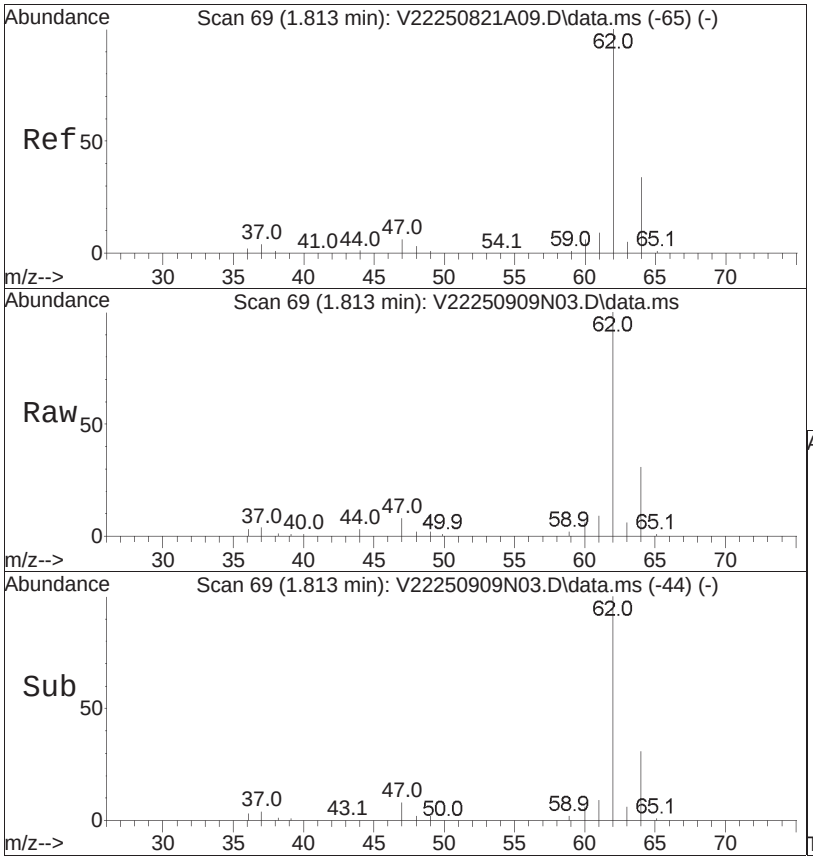


#4
Vinyl chloride
Concen: 8.67 ug/L
RT: 1.813 min Scan# 69
Delta R.T. -0.000 min
Lab File: V22250909N03.D
Acq: 09 Sep 2025 09:03 pm

Tgt Ion: 62 Resp: 51021

| Ion | Ratio | Lower | Upper |
|---|---|---|---|
| 62 | 100 | | |
| 64 | 30.6 | 12.5 | 52.5 |

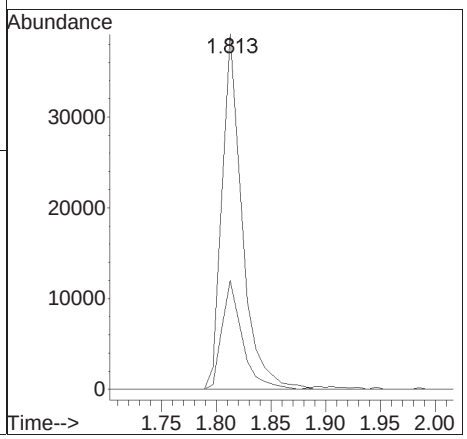

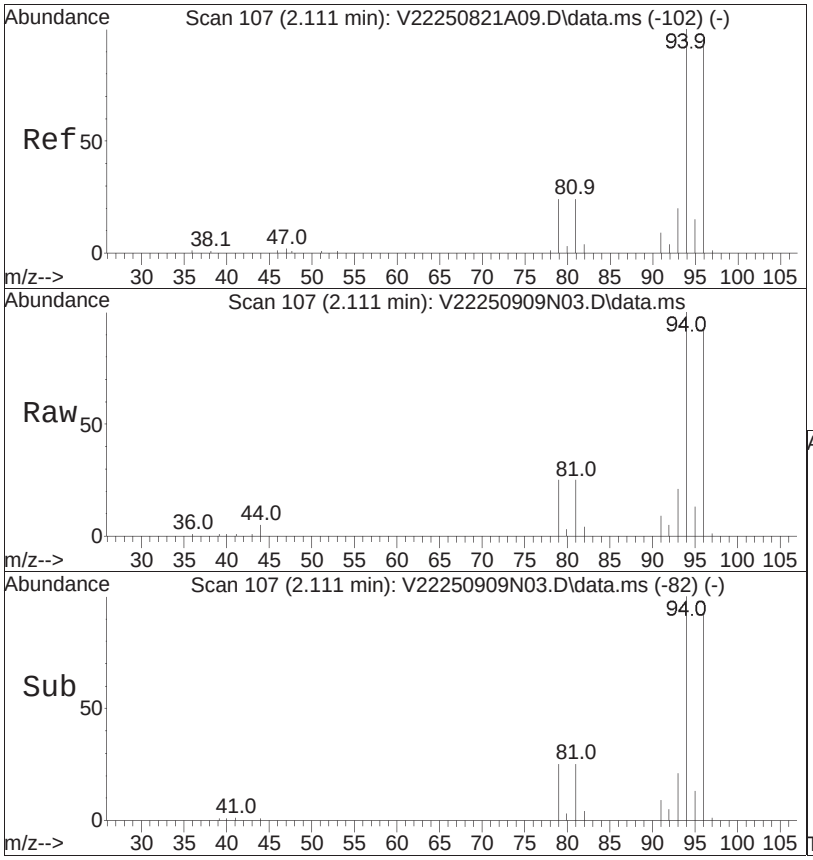


#5
Bromomethane
Concen: 9.75 ug/L
RT: 2.111 min Scan# 107
Delta R.T. -0.000 min
Lab File: V22250909N03.D
Acq: 09 Sep 2025 09:03 pm

Tgt Ion: 94 Resp: 28459

| Ion | Ratio | Lower | Upper |
|---|---|---|---|
| 94 | 100 | | |
| 96 | 94.6 | 71.5 | 111.5 |

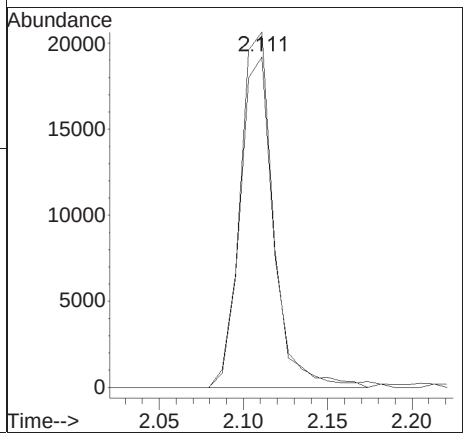

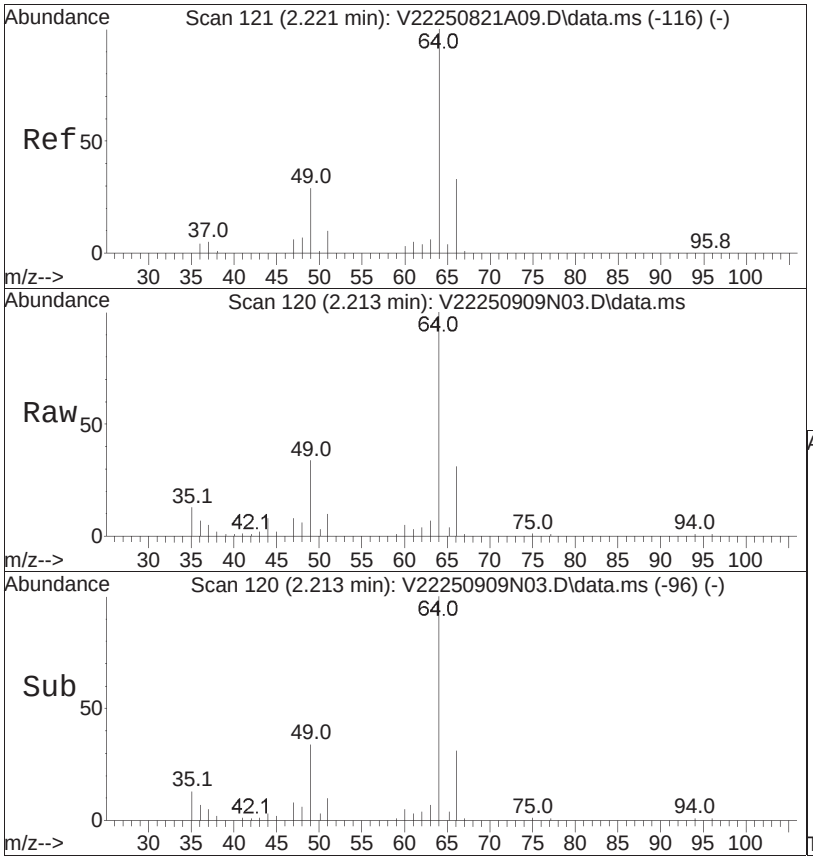


#6
Chloroethane
Concen: 8.91 ug/L
RT: 2.213 min Scan# 120
Delta R.T. -0.008 min
Lab File: V22250909N03.D
Acq: 09 Sep 2025 09:03 pm

Tgt Ion: 64 Resp: 31981

| Ion | Ratio | Lower | Upper |
|---|---|---|---|
| 64 | 100 | | |
| 66 | 33.4 | 12.8 | 52.8 |

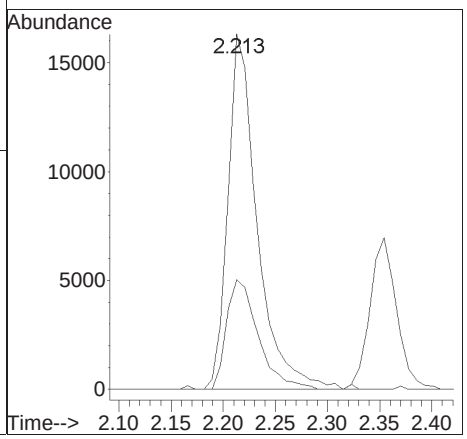




#7
Trichlorofluoromethane
Concen: 10.01 ug/L
RT: 2.354 min Scan# 138
Delta R.T. 0.000 min
Lab File: V22250909N03.D
Acq: 09 Sep 2025 09:03 pm

Tgt Ion:101 Resp: 96258

| Ion | Ratio | Lower | Upper |
|---|---|---|---|
| 101 | 100 | | |
| 103 | 63.5 | 51.6 | 77.4 |

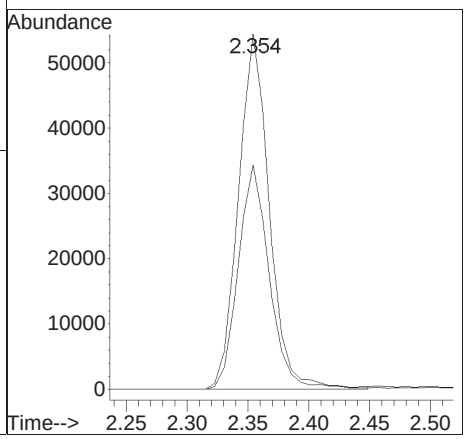

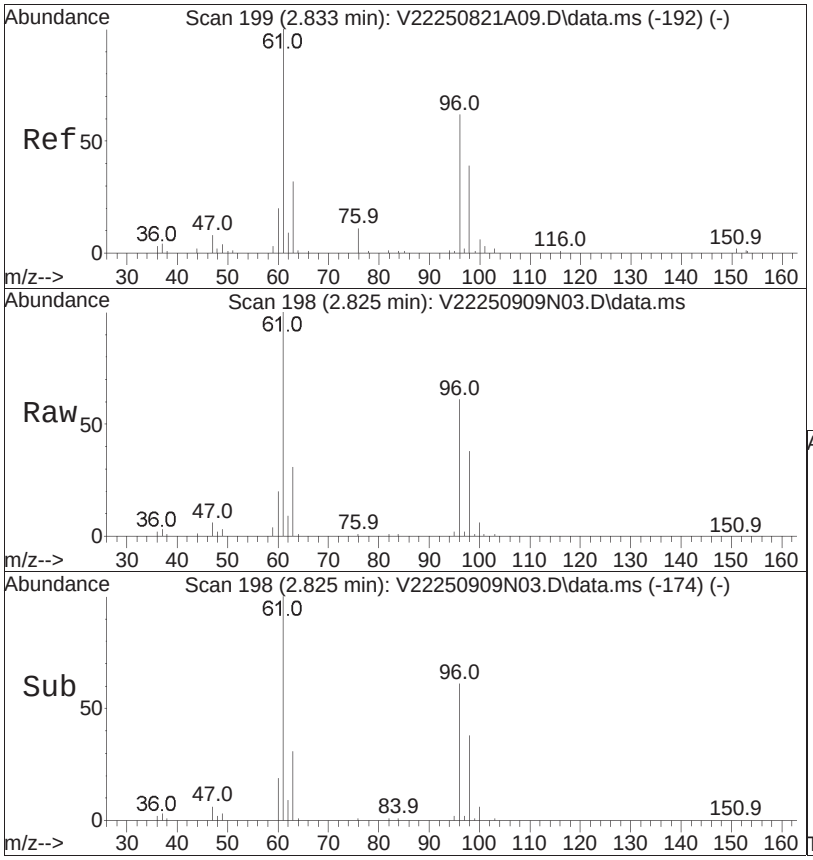


#10
1,1-Dichloroethene
Concen: 9.78 ug/L
RT: 2.825 min Scan# 198
Delta R.T. -0.008 min
Lab File: V22250909N03.D
Acq: 09 Sep 2025 09:03 pm

Tgt Ion: 96 Resp: 44429

| Ion | Ratio | Lower | Upper |
|---|---|---|---|
| 96 | 100 | | |
| 61 | 164.4 | 141.7 | 212.5 |
| 63 | 52.0 | 45.7 | 68.5 |

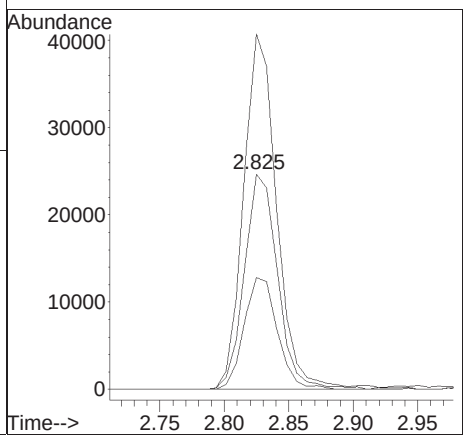

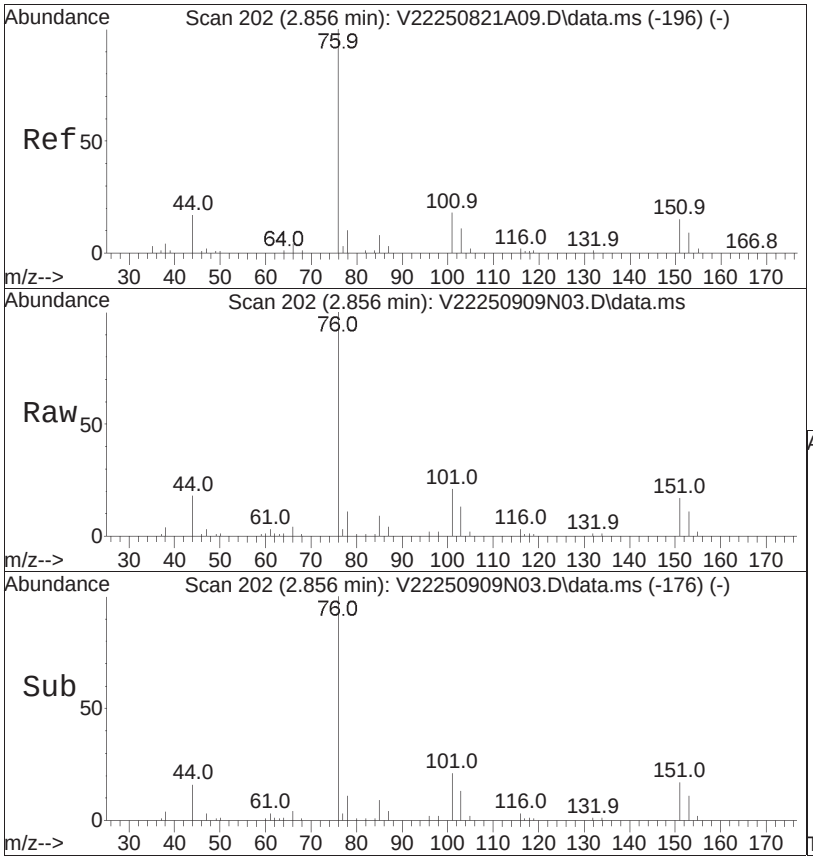


#11
Carbon disulfide
Concen: 9.14 ug/L
RT: 2.856 min Scan# 202
Delta R.T. 0.000 min
Lab File: V22250909N03.D
Acq: 09 Sep 2025 09:03 pm

Tgt Ion: 76 Resp: 153670

| Ion | Ratio | Lower | Upper |
|---|---|---|---|
| 76 | 100 | | |
| 78 | 10.4 | 6.6 | 13.8 |

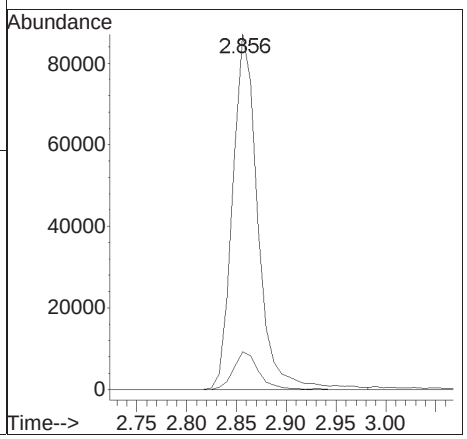

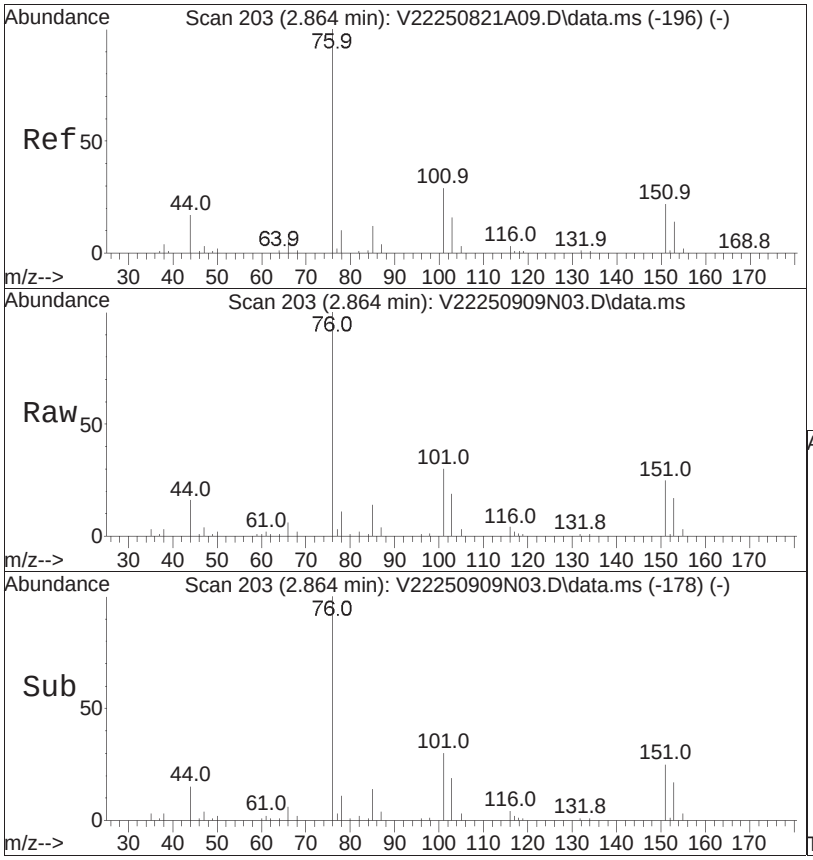


#12
Freon-113
Concen: 9.82 ug/L
RT: 2.864 min Scan# 203
Delta R.T. 0.000 min
Lab File: V22250909N03.D
Acq: 09 Sep 2025 09:03 pm

Tgt Ion:101 Resp: 49473

| Ion | Ratio | Lower | Upper |
|---|---|---|---|
| 101 | 100 | | |
| 151 | 84.8 | 66.4 | 99.6 |
| 85 | 44.6 | 37.0 | 55.6 |

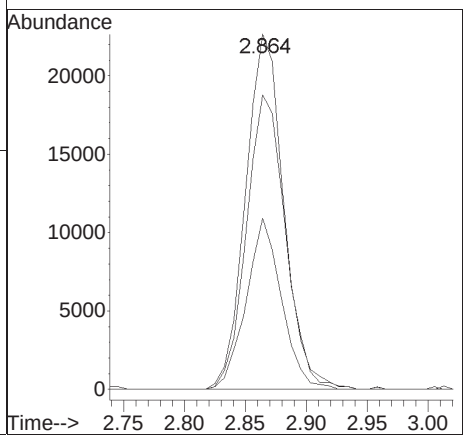

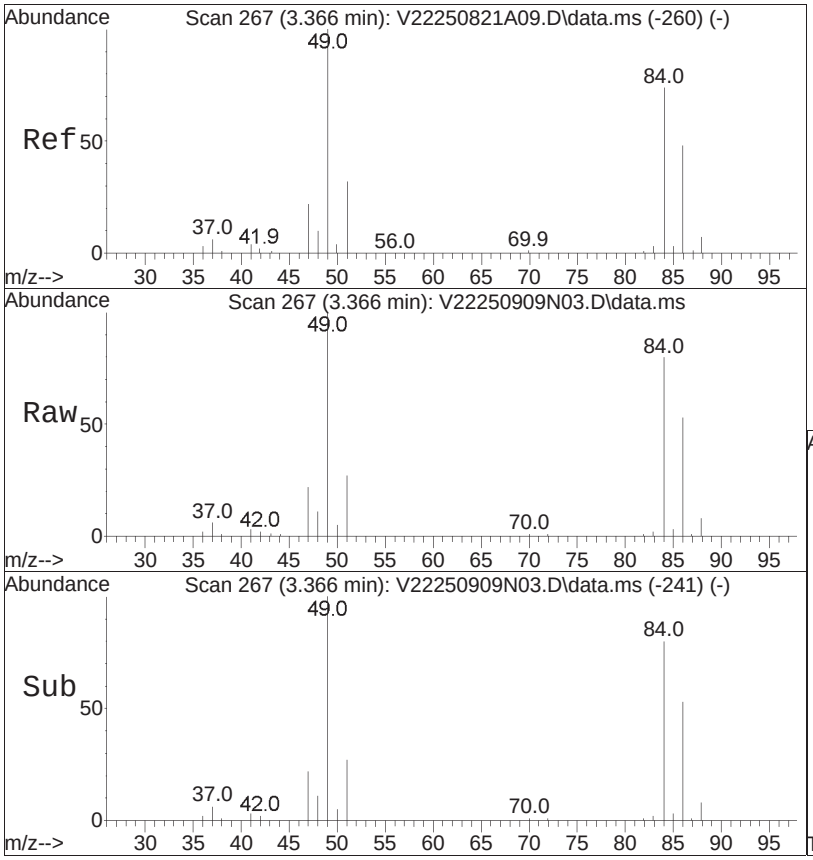


#15
Methylene chloride
Concen: 9.98 ug/L
RT: 3.366 min Scan# 267
Delta R.T. 0.000 min
Lab File: V22250909N03.D
Acq: 09 Sep 2025 09:03 pm

Tgt Ion: 84 Resp: 56567

| Ion | Ratio | Lower | Upper |
|---|---|---|---|
| 84 | 100 | | |
| 86 | 65.8 | 40.3 | 83.7 |
| 49 | 130.5 | 85.0 | 176.4 |

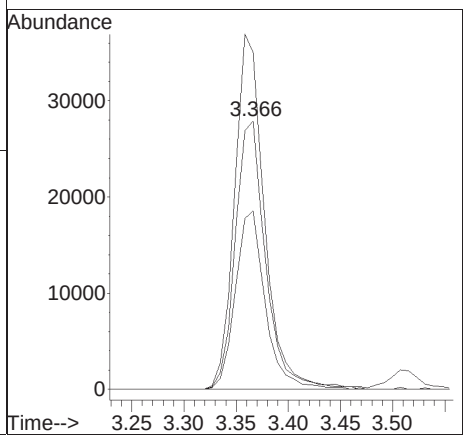

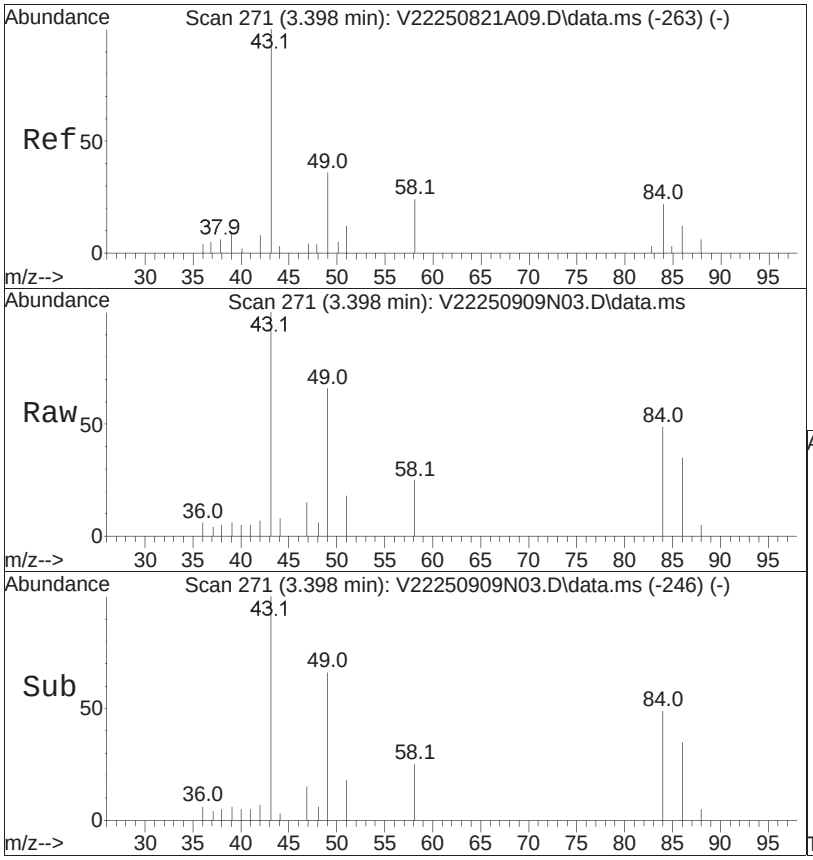


#17
Acetone
Concen: 11.40 ug/L
RT: 3.398 min Scan# 271
Delta R.T. -0.000 min
Lab File: V22250909N03.D
Acq: 09 Sep 2025 09:03 pm

Tgt Ion: 43 Resp: 8997

| Ion | Ratio | Lower | Upper |
|---|---|---|---|
| 43 | 100 | | |
| 58 | 22.3 | 18.4 | 27.6 |

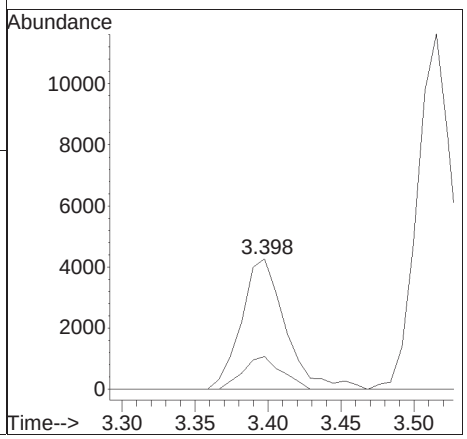

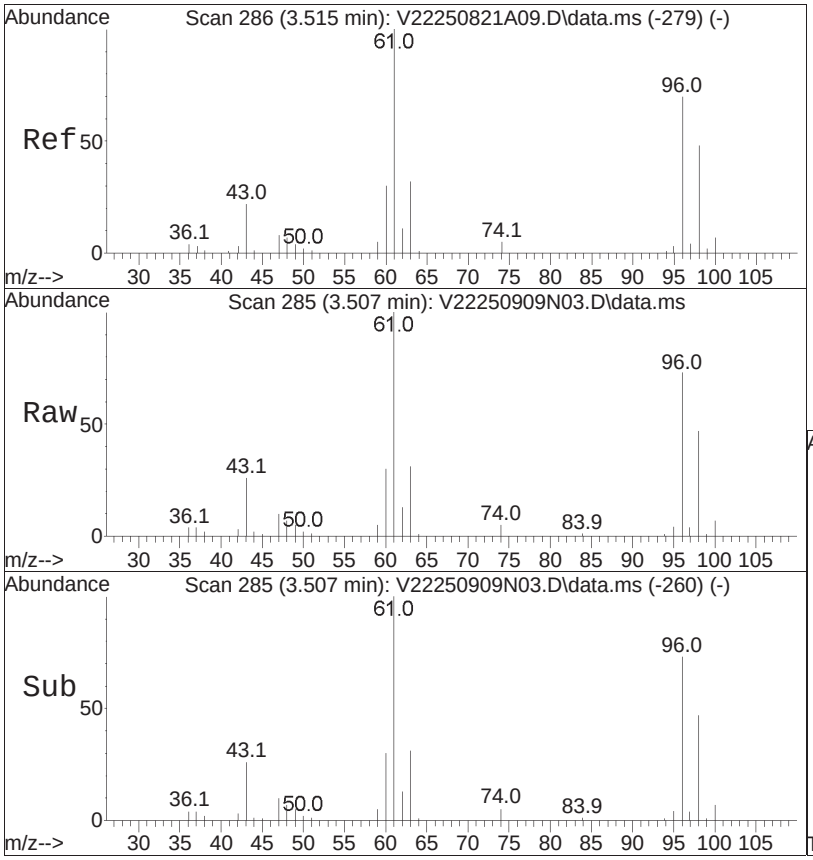


#18
trans-1,2-Dichloroethene
Concen: 9.53 ug/L
RT: 3.507 min Scan# 285
Delta R.T. -0.008 min
Lab File: V22250909N03.D
Acq: 09 Sep 2025 09:03 pm

Tgt Ion: 96 Resp: 49892

| Ion | Ratio | Lower | Upper |
|---|---|---|---|
| 96 | 100 | | |
| 61 | 139.1 | 92.7 | 192.5 |
| 98 | 65.8 | 42.6 | 88.6 |
| 63 | 44.0 | 28.9 | 59.9 |

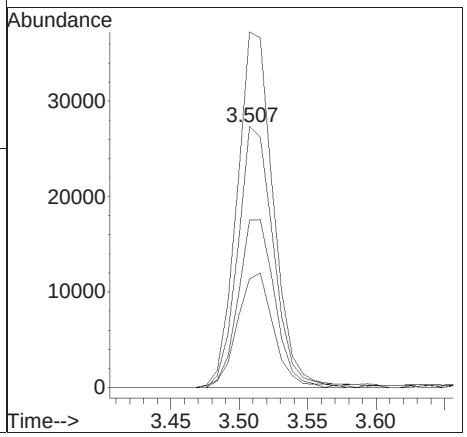

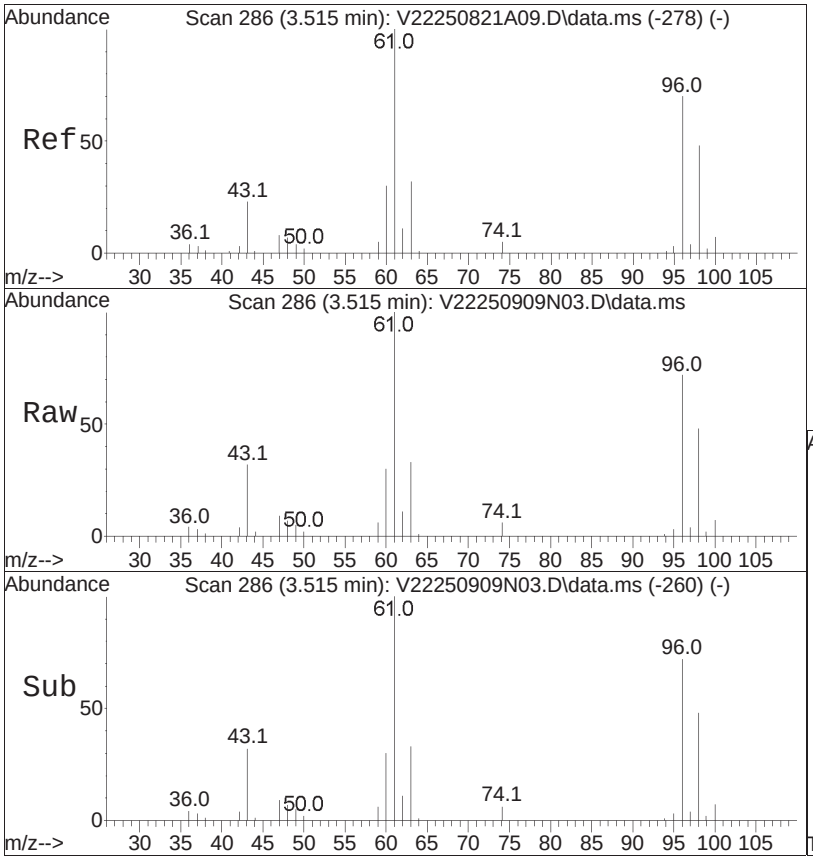


#19
Methyl acetate
Concen: 10.96 ug/L
RT: 3.515 min Scan# 286
Delta R.T. 0.000 min
Lab File: V22250909N03.D
Acq: 09 Sep 2025 09:03 pm

Tgt Ion: 43 Resp: 20970

| Ion | Ratio | Lower | Upper |
|---|---|---|---|
| 43 | 100 | | |
| 74 | 19.1 | 17.4 | 26.2 |
| 59 | 19.8 | 17.1 | 25.7 |

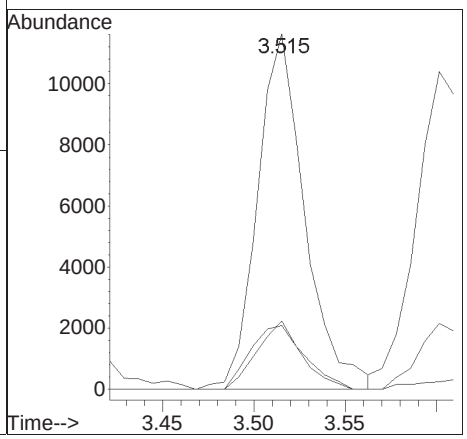

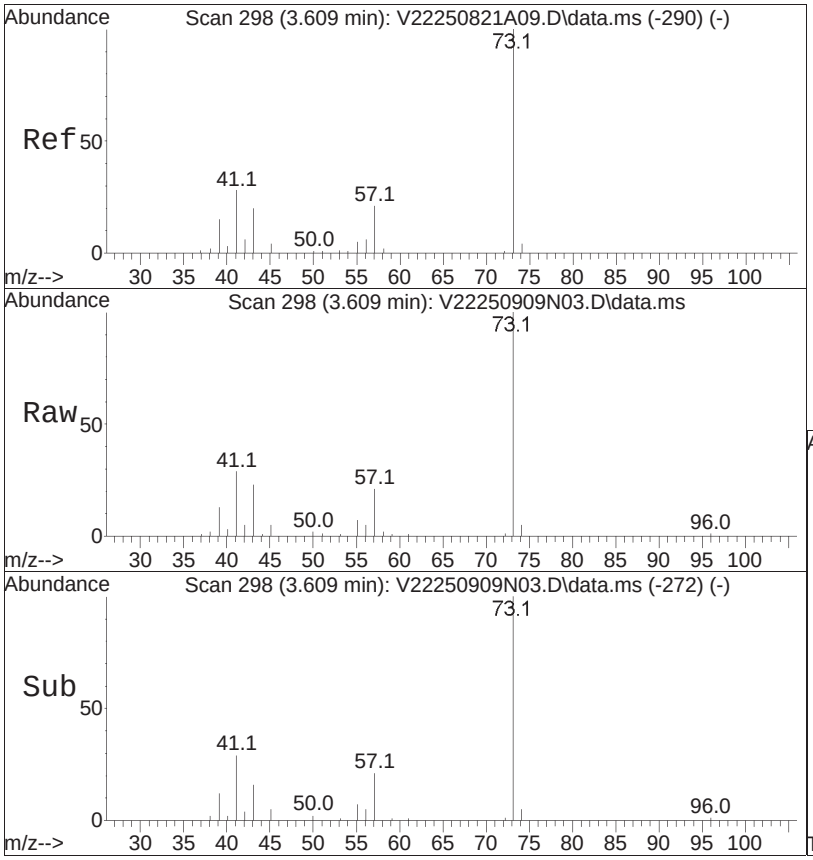


#21
Methyl tert-butyl ether
Concen: 11.34 ug/L
RT: 3.609 min Scan# 298
Delta R.T. 0.000 min
Lab File: V22250909N03.D
Acq: 09 Sep 2025 09:03 pm

Tgt Ion: 73 Resp: 94777

| Ion | Ratio | Lower | Upper |
|---|---|---|---|
| 73 | 100 | | |
| 57 | 21.4 | 14.2 | 29.4 |
| 43 | 25.1 | 15.9 | 32.9 |
| 41 | 28.5 | 19.1 | 39.7 |

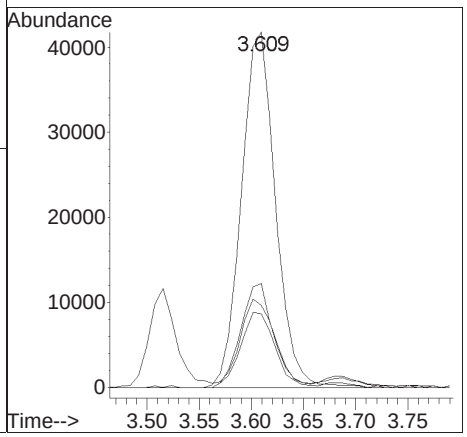

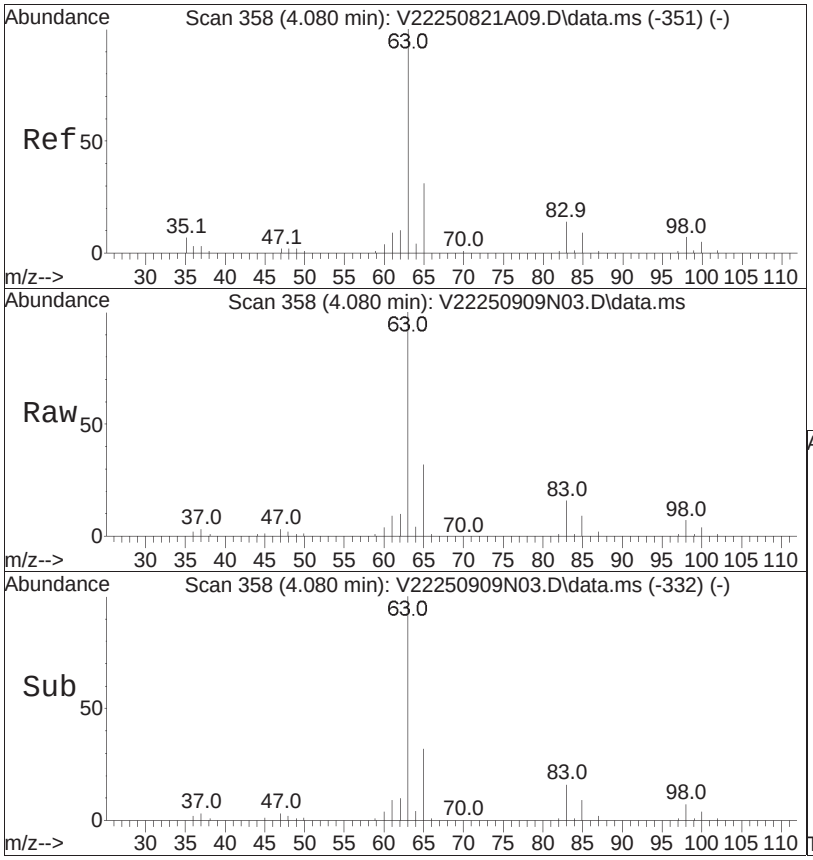


#25
1,1-Dichloroethane
Concen: 9.61 ug/L
RT: 4.080 min Scan# 358
Delta R.T. 0.000 min
Lab File: V22250909N03.D
Acq: 09 Sep 2025 09:03 pm

Tgt Ion: 63 Resp: 99518

| Ion | Ratio | Lower | Upper |
|---|---|---|---|
| 63 | 100 | | |
| 65 | 31.5 | 10.7 | 50.7 |
| 83 | 14.7 | 0.0 | 33.4 |

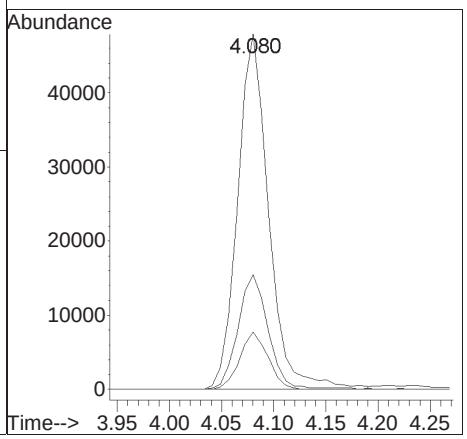

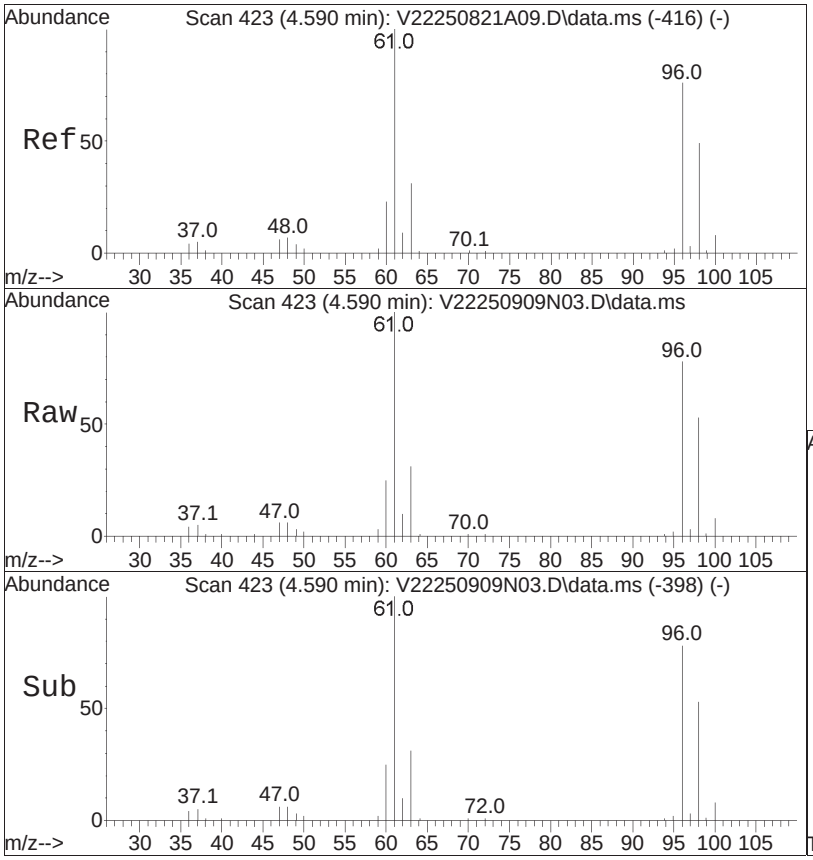


#30
cis-1,2-Dichloroethene
Concen: 10.18 ug/L
RT: 4.590 min Scan# 423
Delta R.T. 0.000 min
Lab File: V22250909N03.D
Acq: 09 Sep 2025 09:03 pm

Tgt Ion: 96 Resp: 55354

| Ion | Ratio | Lower | Upper |
|---|---|---|---|
| 96 | 100 | | |
| 61 | 124.6 | 105.1 | 157.7 |
| 98 | 63.4 | 53.0 | 79.4 |

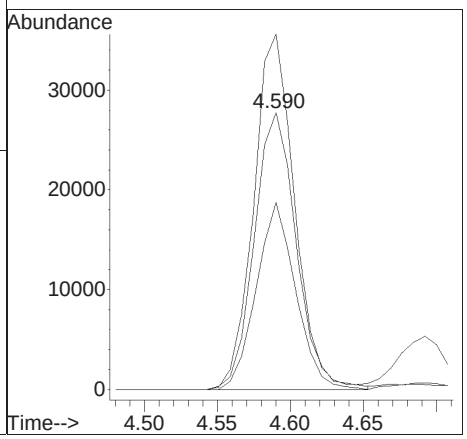

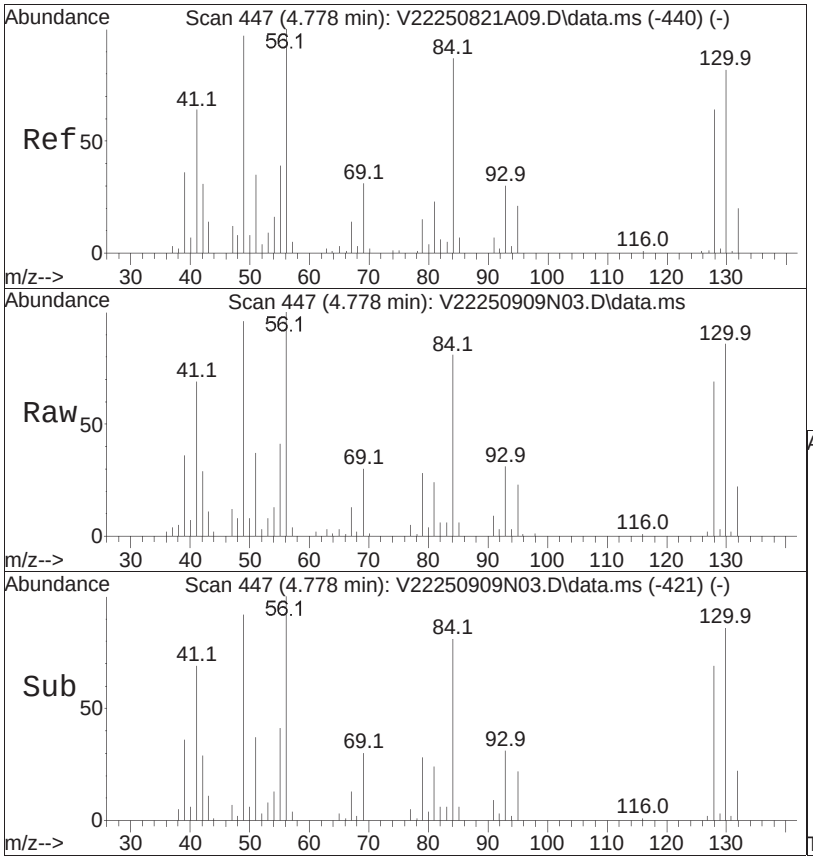


#32
Bromochloromethane
Concen: 10.76 ug/L
RT: 4.778 min Scan# 447
Delta R.T. 0.000 min
Lab File: V22250909N03.D
Acq: 09 Sep 2025 09:03 pm

Tgt Ion:128 Resp: 29518

| Ion | Ratio | Lower | Upper |
|---|---|---|---|
| 128 | 100 | | |
| 49 | 144.8 | 124.9 | 187.3 |
| 130 | 131.5 | 104.4 | 156.6 |

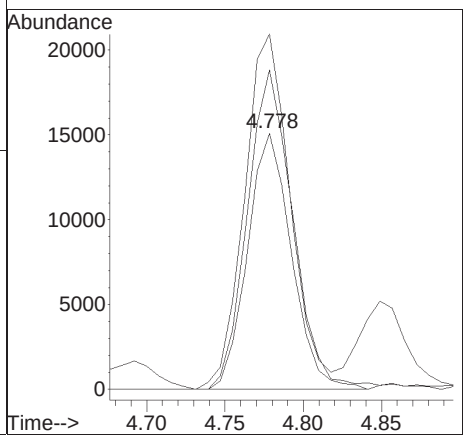

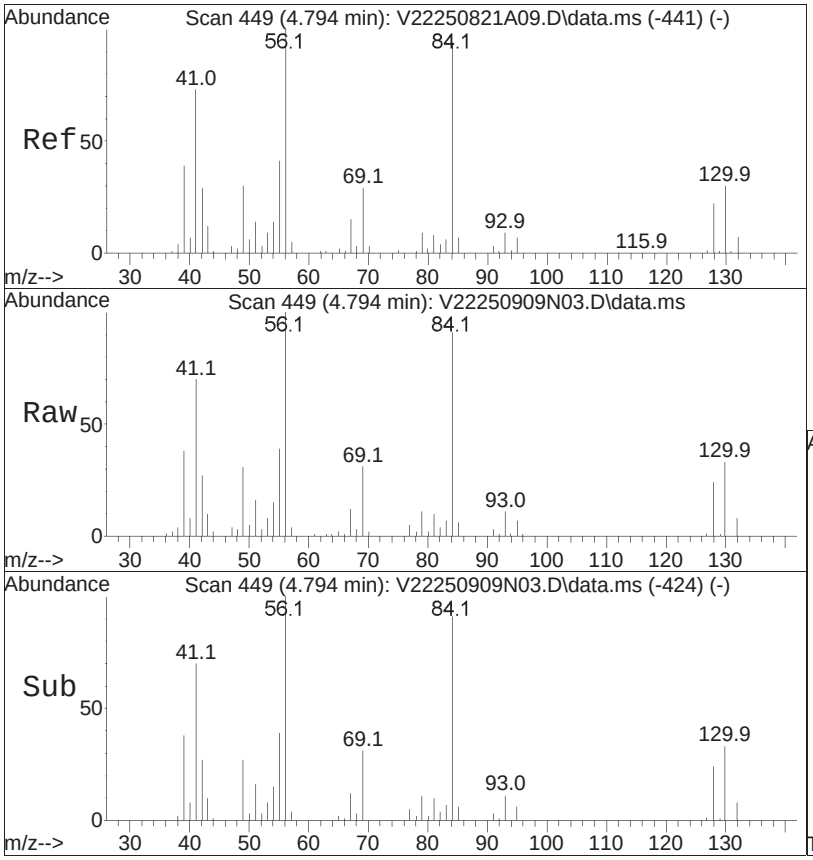


#33
Cyclohexane
Concen: 8.67 ug/L
RT: 4.794 min Scan# 449
Delta R.T. 0.000 min
Lab File: V22250909N03.D
Acq: 09 Sep 2025 09:03 pm

Tgt Ion: 56 Resp: 67125

| Ion | Ratio | Lower | Upper |
|---|---|---|---|
| 56 | 100 | | |
| 84 | 93.7 | 62.1 | 129.1 |

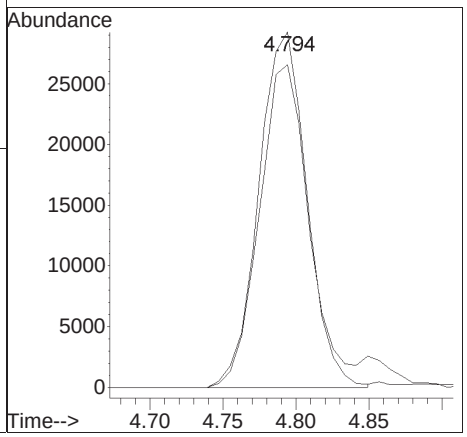

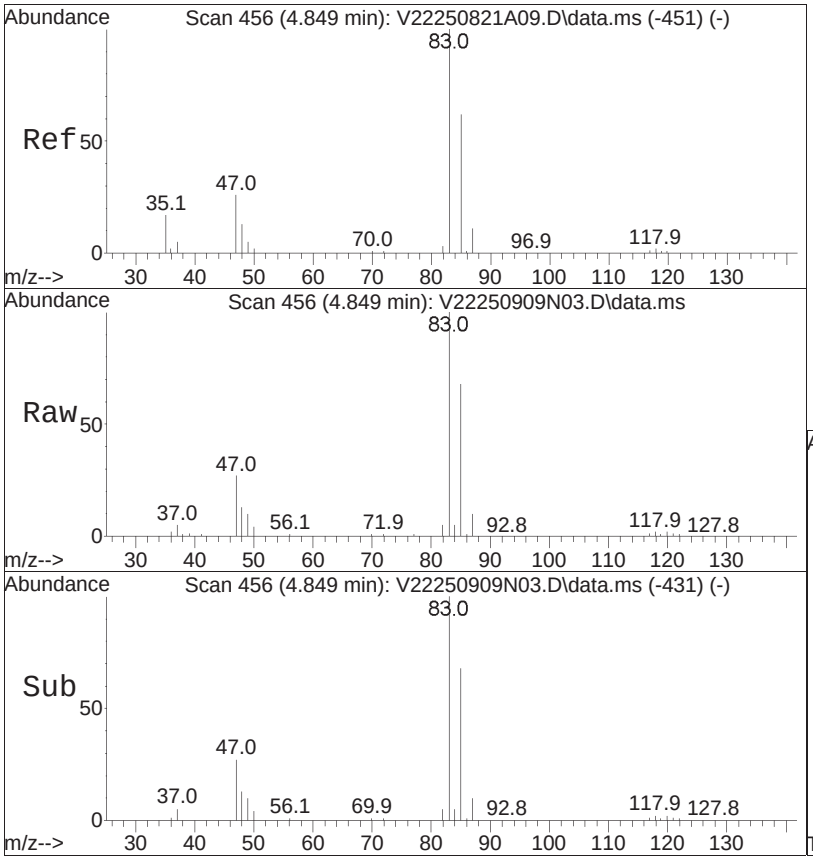


#34
Chloroform
Concen: 10.23 ug/L
RT: 4.849 min Scan# 456
Delta R.T. -0.000 min
Lab File: V22250909N03.D
Acq: 09 Sep 2025 09:03 pm

Tgt Ion: 83 Resp: 107035

| Ion | Ratio | Lower | Upper |
|---|---|---|---|
| 83 | 100 | | |
| 85 | 66.7 | 42.1 | 87.5 |
| 47 | 25.5 | 17.0 | 35.4 |
| 48 | 12.9 | 8.6 | 18.0 |

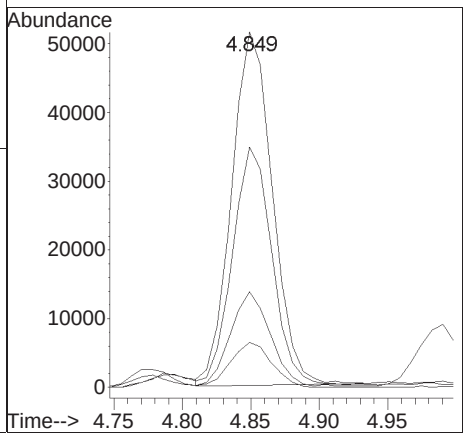

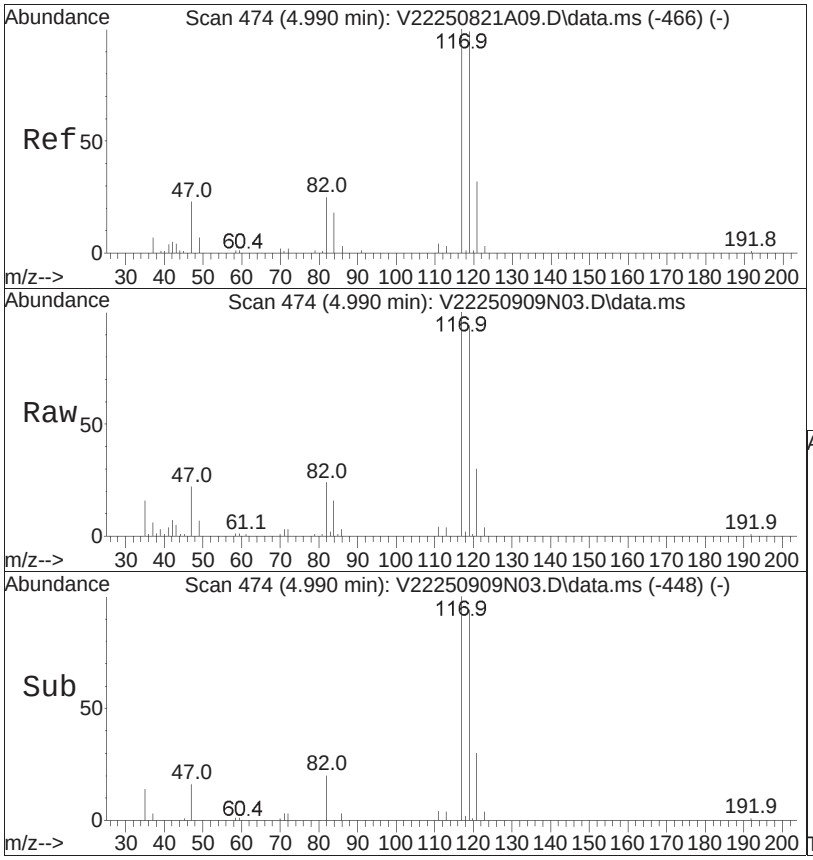


#36
Carbon tetrachloride
Concen: 10.40 ug/L
RT: 4.990 min Scan# 474
Delta R.T. 0.000 min
Lab File: V22250909N03.D
Acq: 09 Sep 2025 09:03 pm

Tgt Ion:117 Resp: 92917

| Ion | Ratio | Lower | Upper |
|---|---|---|---|
| 117 | 100 | | |
| 119 | 97.4 | 63.0 | 131.0 |
| 121 | 31.7 | 21.0 | 43.6 |
| 82 | 30.3 | 20.0 | 41.6 |

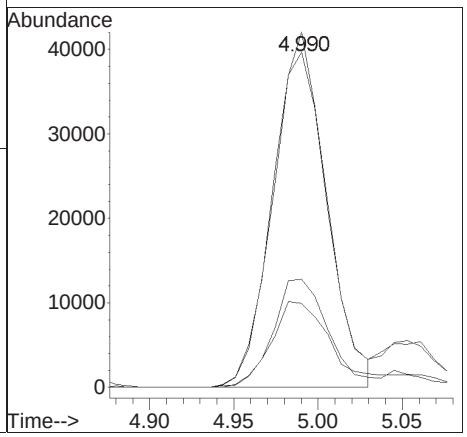

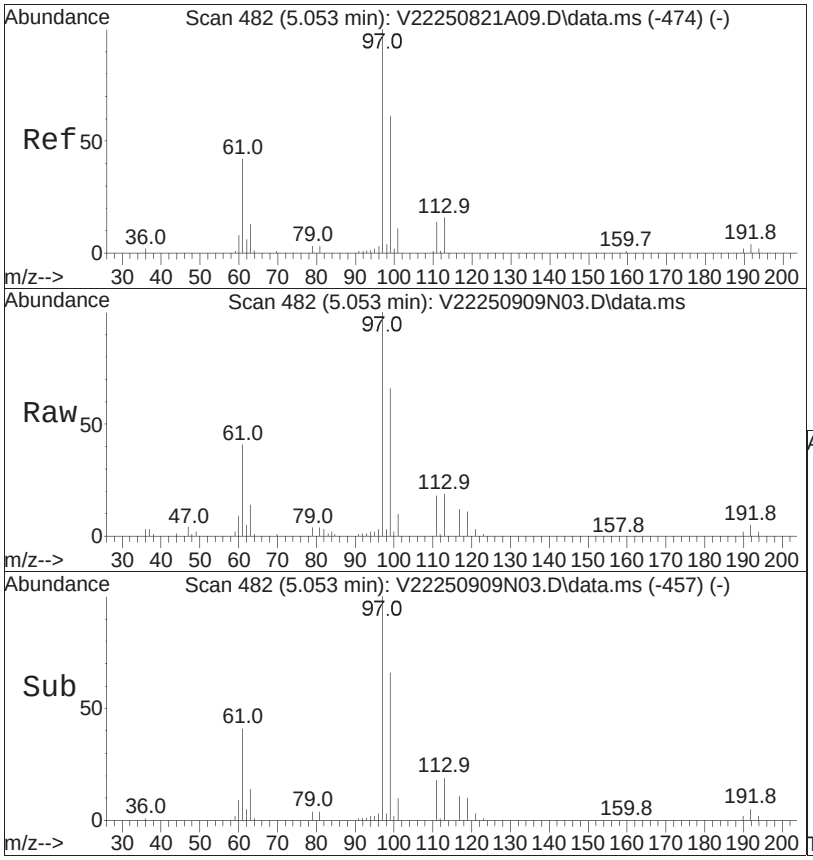


#39
1,1,1-Trichloroethane
Concen: 10.70 ug/L
RT: 5.053 min Scan# 482
Delta R.T. -0.000 min
Lab File: V22250909N03.D
Acq: 09 Sep 2025 09:03 pm

Tgt Ion: 97 Resp: 101560

| Ion | Ratio | Lower | Upper |
|---|---|---|---|
| 97 | 100 | | |
| 99 | 63.0 | 41.7 | 86.7 |
| 61 | 41.4 | 28.5 | 59.3 |
| 63 | 13.5 | 9.6 | 19.8 |

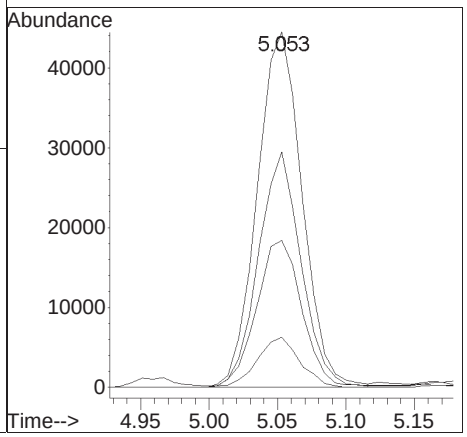

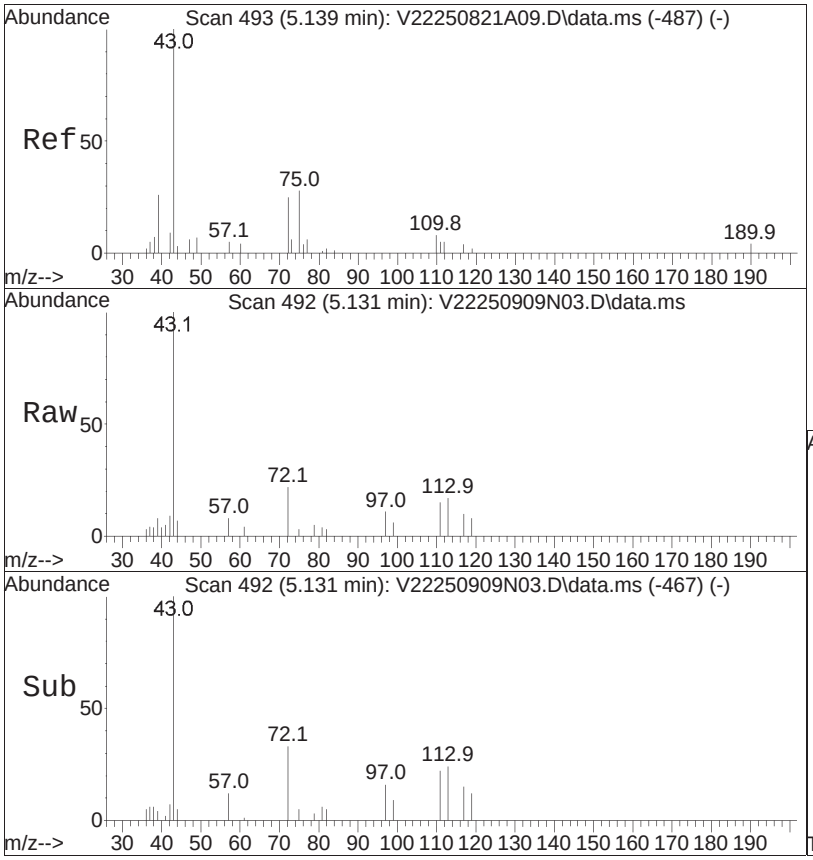


#41
2-Butanone
Concen: 11.76 ug/L
RT: 5.131 min Scan# 492
Delta R.T. -0.008 min
Lab File: V22250909N03.D
Acq: 09 Sep 2025 09:03 pm

Tgt Ion: 43 Resp: 11491

| Ion | Ratio | Lower | Upper |
|---|---|---|---|
| 43 | 100 | | |
| 72 | 17.2 | 42.7 | 64.1# |

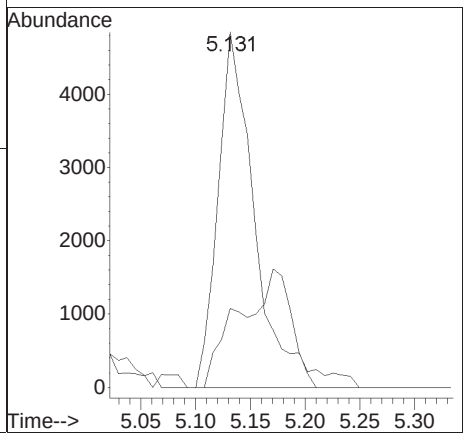

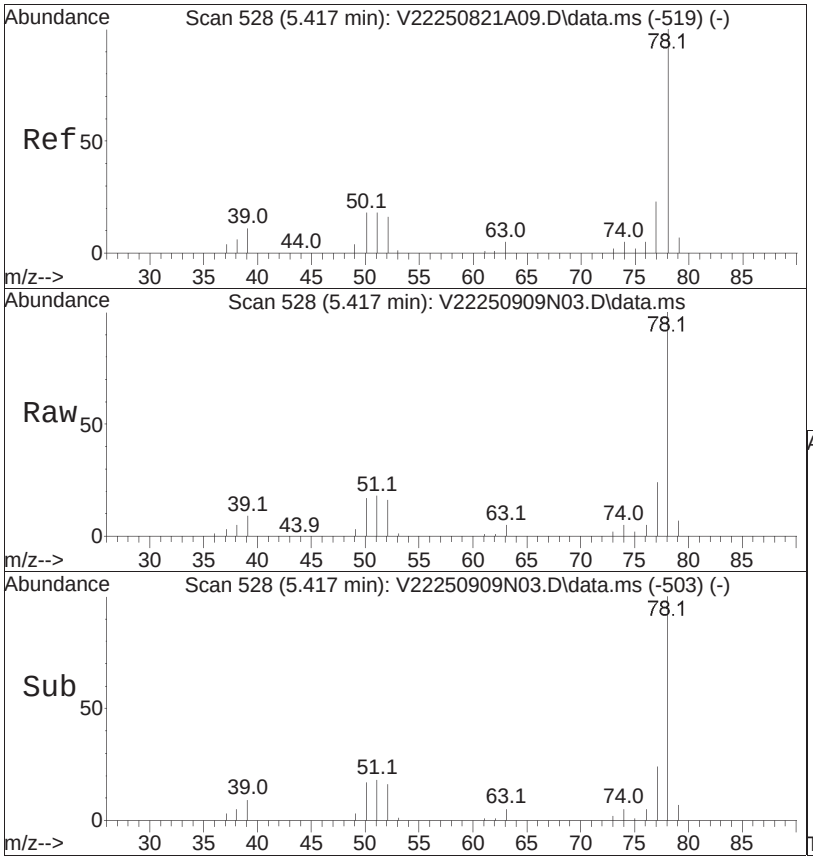


#44
Benzene
Concen: 9.63 ug/L
RT: 5.417 min Scan# 528
Delta R.T. -0.000 min
Lab File: V22250909N03.D
Acq: 09 Sep 2025 09:03 pm

Tgt Ion: 78 Resp: 182890

| Ion | Ratio | Lower | Upper |
|---|---|---|---|
| 78 | 100 | | |
| 77 | 24.5 | 15.8 | 32.8 |
| 51 | 18.8 | 11.8 | 24.6 |
| 52 | 15.9 | 10.8 | 22.4 |

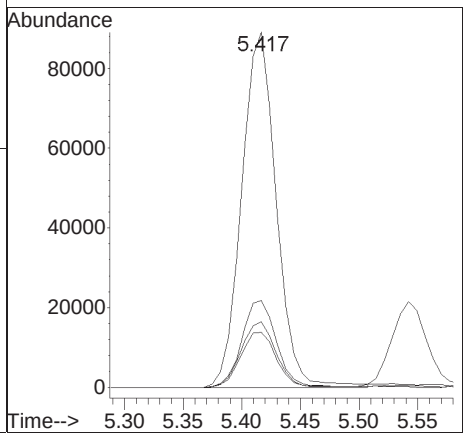

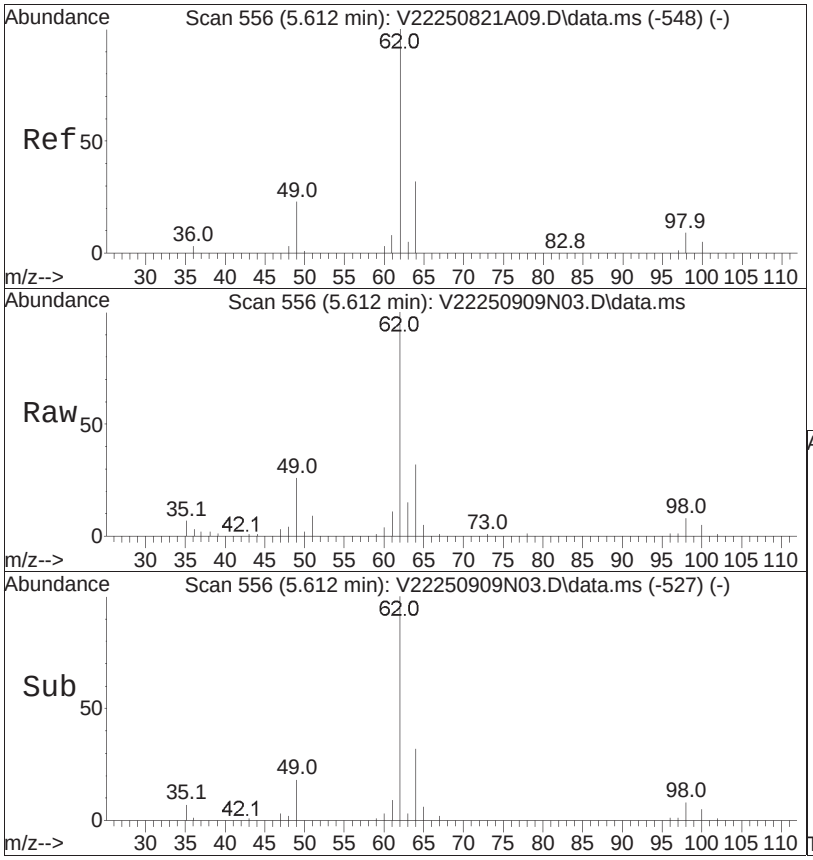


#47
1,2-Dichloroethane
Concen: 10.87 ug/L
RT: 5.612 min Scan# 556
Delta R.T. 0.000 min
Lab File: V22250909N03.D
Acq: 09 Sep 2025 09:03 pm

Tgt Ion: 62 Resp: 71080

| Ion | Ratio | Lower | Upper |
|---|---|---|---|
| 62 | 100 | | |
| 64 | 32.3 | 13.7 | 53.7 |
| 98 | 8.0 | 0.0 | 28.5 |

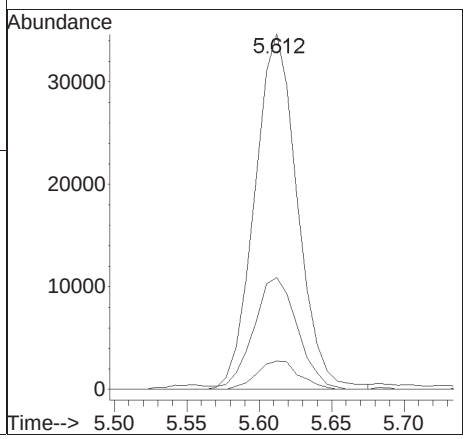

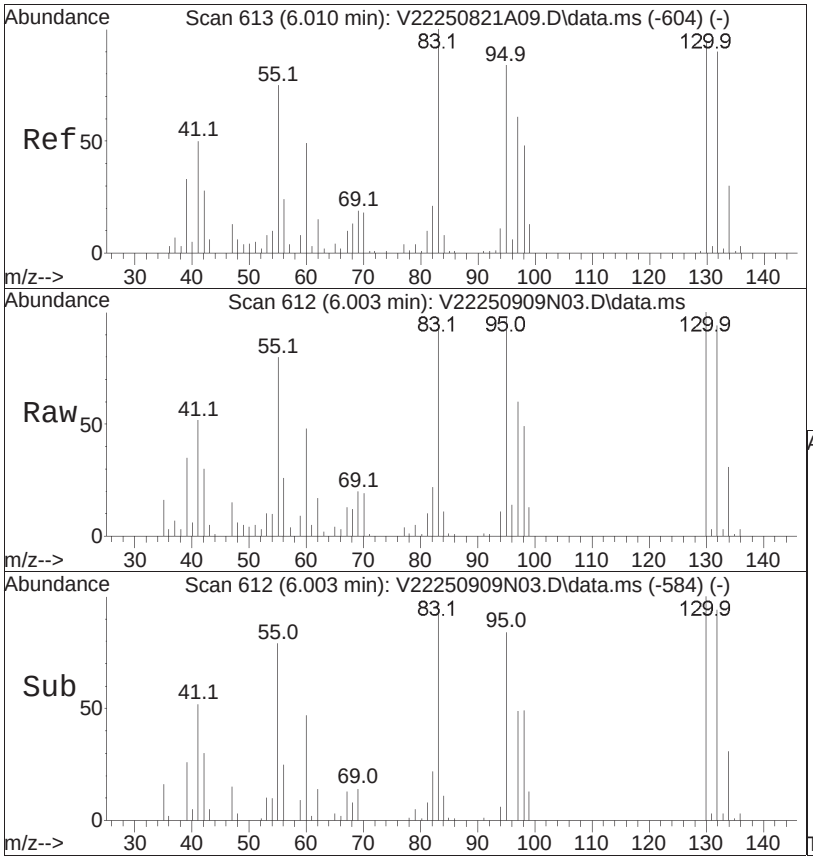


#50
Methyl cyclohexane
Concen: 8.37 ug/L
RT: 6.003 min Scan# 612
Delta R.T. -0.007 min
Lab File: V22250909N03.D
Acq: 09 Sep 2025 09:03 pm

Tgt Ion: 83 Resp: 63981

| Ion | Ratio | Lower | Upper |
|---|---|---|---|
| 83 | 100 | | |
| 55 | 82.1 | 63.1 | 94.7 |

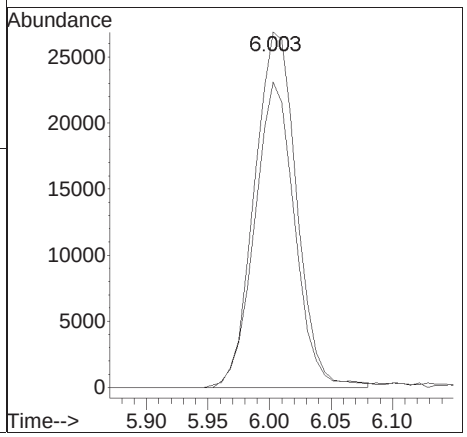

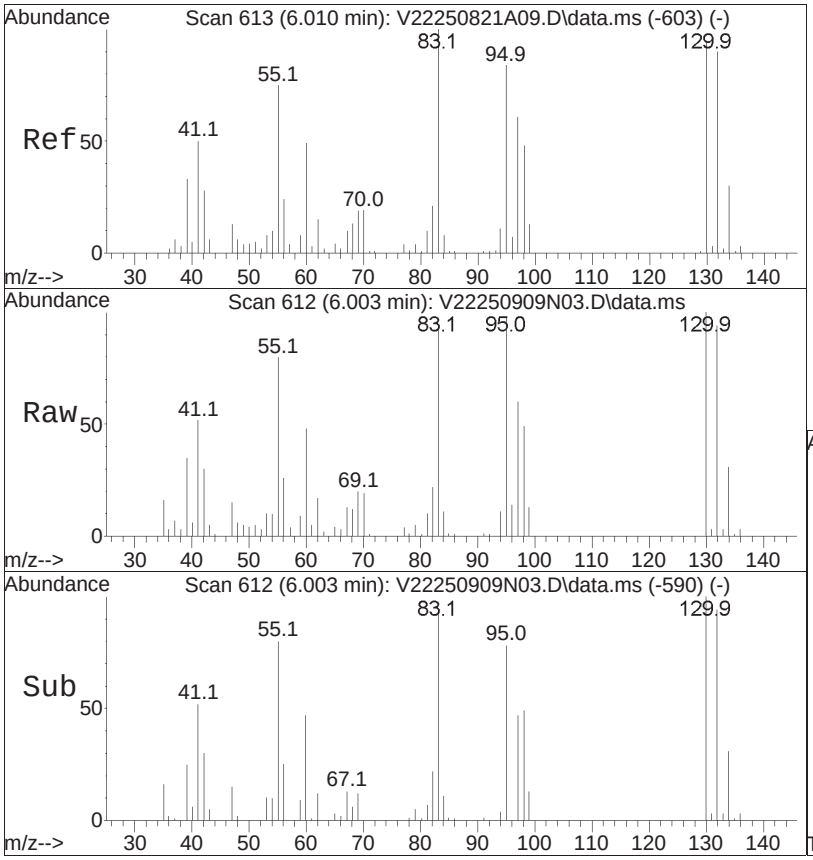


#51
Trichloroethene
Concen: 10.04 ug/L
RT: 6.003 min Scan# 612
Delta R.T. -0.007 min
Lab File: V22250909N03.D
Acq: 09 Sep 2025 09:03 pm

Tgt Ion: 95 Resp: 58158

| Ion | Ratio | Lower | Upper |
|---|---|---|---|
| 95 | 100 | | |
| 97 | 66.4 | 55.6 | 83.4 |
| 130 | 104.6 | 86.8 | 130.2 |

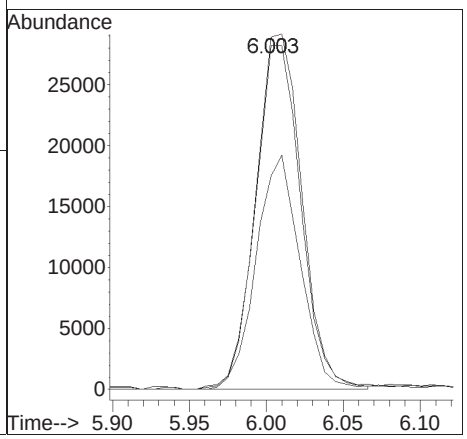

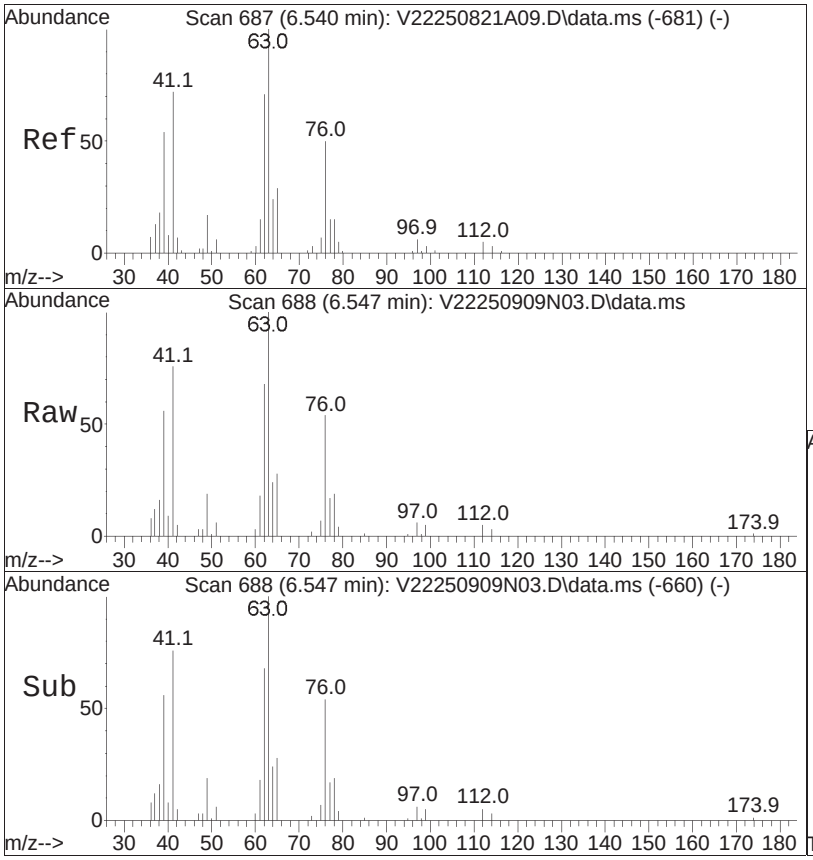


#54
1,2-Dichloropropane
Concen: 9.49 ug/L
RT: 6.547 min Scan# 688
Delta R.T. 0.007 min
Lab File: V22250909N03.D
Acq: 09 Sep 2025 09:03 pm

Tgt Ion: 63 Resp: 49178

| Ion | Ratio | Lower | Upper |
|---|---|---|---|
| 63 | 100 | | |
| 62 | 73.0 | 56.8 | 85.2 |
| 76 | 57.5 | 40.4 | 60.6 |

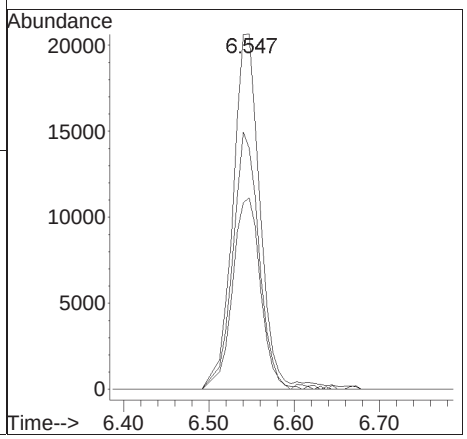

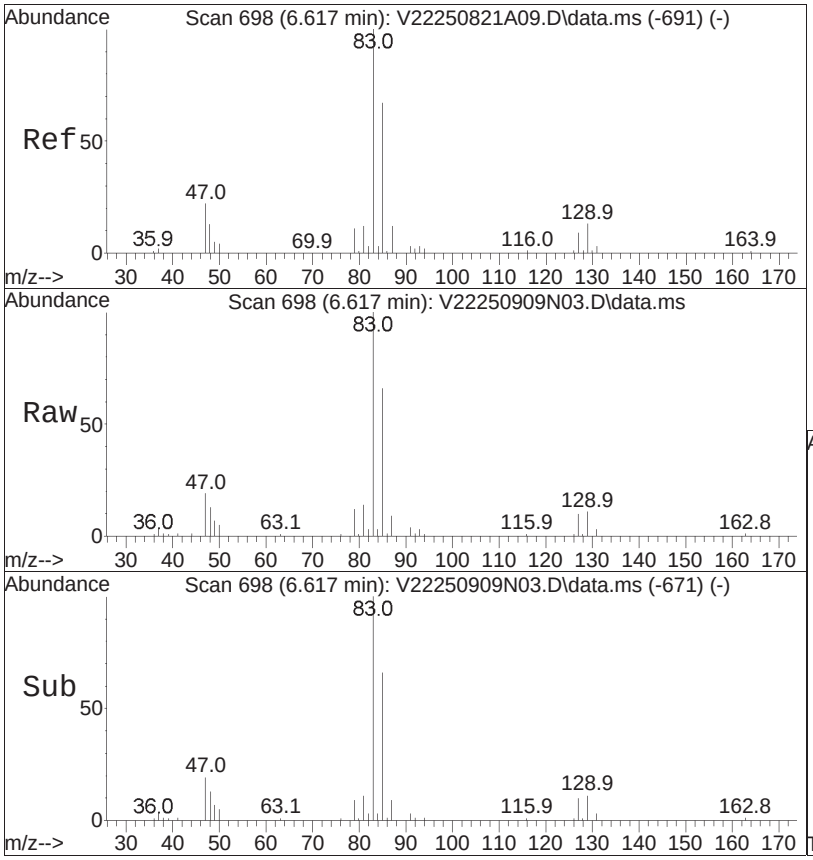


#57
Bromodichloromethane
Concen: 10.68 ug/L
RT: 6.617 min Scan# 698
Delta R.T. -0.000 min
Lab File: V22250909N03.D
Acq: 09 Sep 2025 09:03 pm

Tgt Ion: 83 Resp: 79936

| Ion | Ratio | Lower | Upper |
|---|---|---|---|
| 83 | 100 | | |
| 85 | 63.2 | 52.2 | 78.2 |
| 127 | 9.7 | 7.1 | 10.7 |

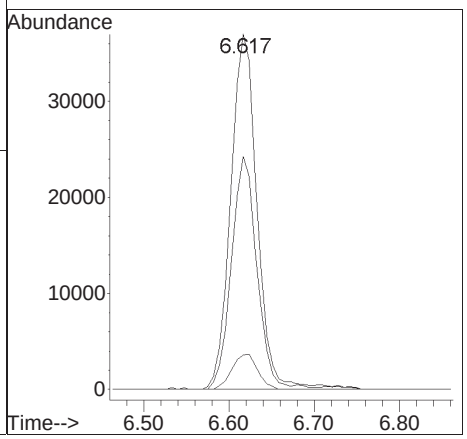

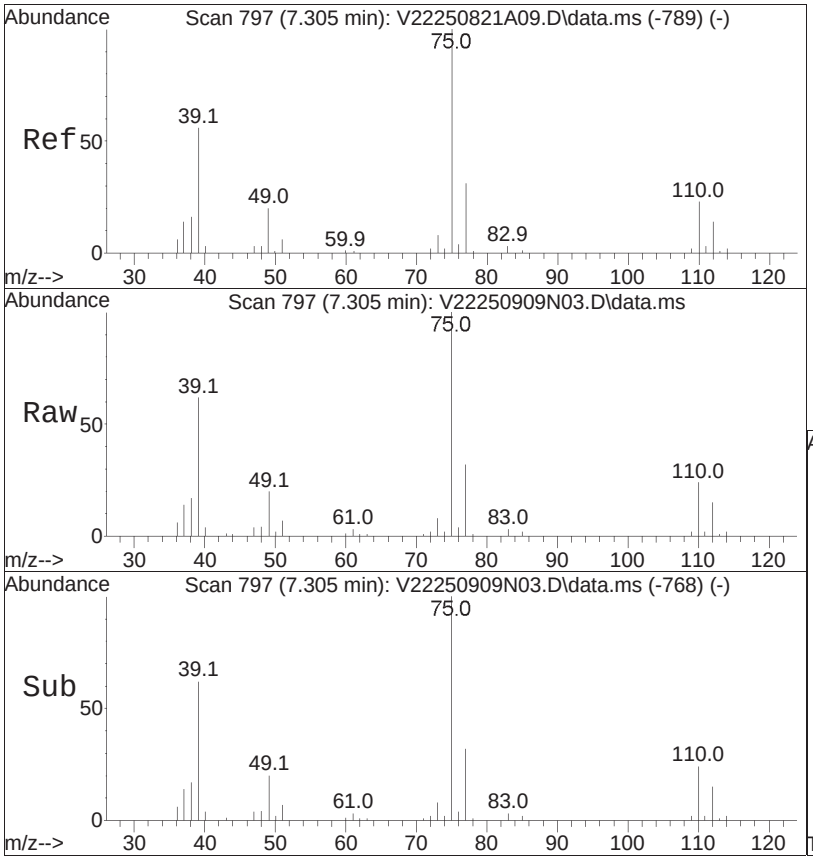


#61
cis-1,3-Dichloropropene
Concen: 9.85 ug/L
RT: 7.305 min Scan# 797
Delta R.T. -0.000 min
Lab File: V22250909N03.D
Acq: 09 Sep 2025 09:03 pm

Tgt Ion: 75 Resp: 66500

| Ion | Ratio | Lower | Upper |
|---|---|---|---|
| 75 | 100 | | |
| 77 | 33.0 | 25.6 | 38.4 |
| 39 | 62.1 | 48.1 | 72.1 |

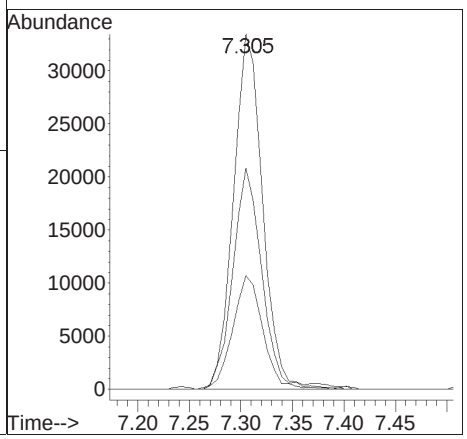

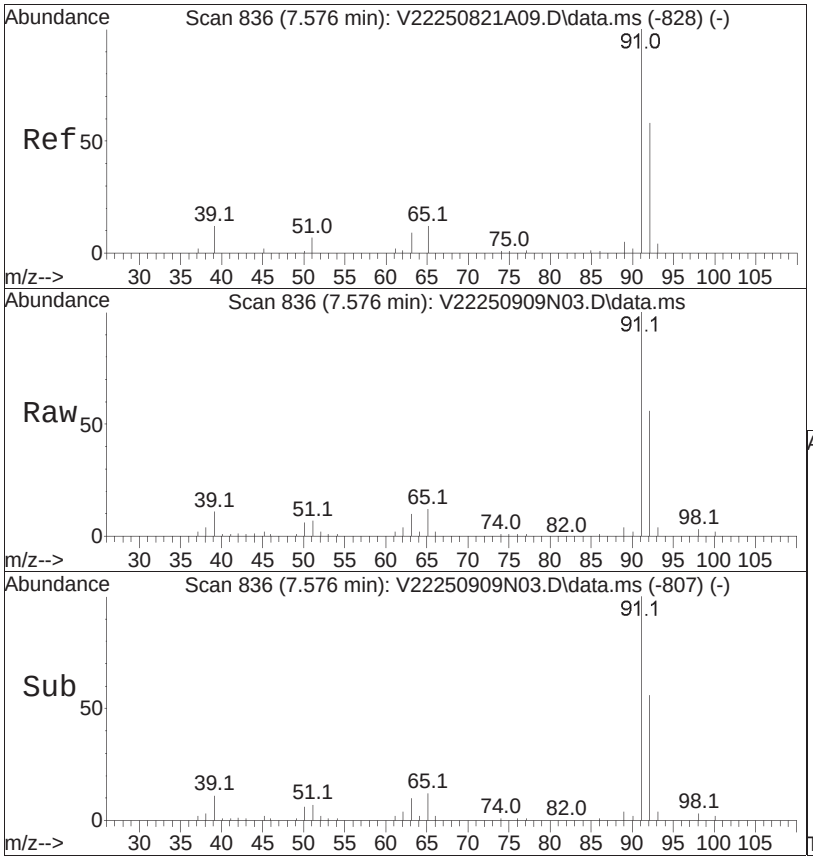


#64
Toluene
Concen: 10.08 ug/L
RT: 7.576 min Scan# 836
Delta R.T. -0.000 min
Lab File: V22250909N03.D
Acq: 09 Sep 2025 09:03 pm

Tgt Ion: 92 Resp: 124487

| Ion | Ratio | Lower | Upper |
|---|---|---|---|
| 92 | 100 | | |
| 91 | 171.0 | 138.0 | 207.0 |

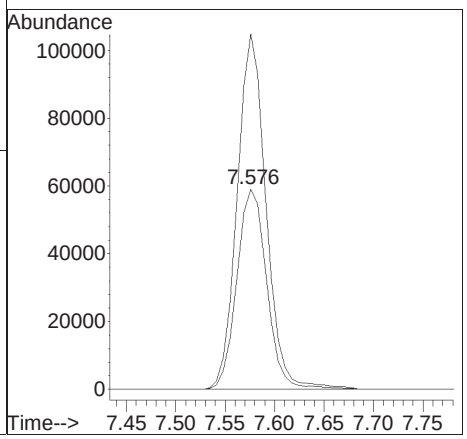

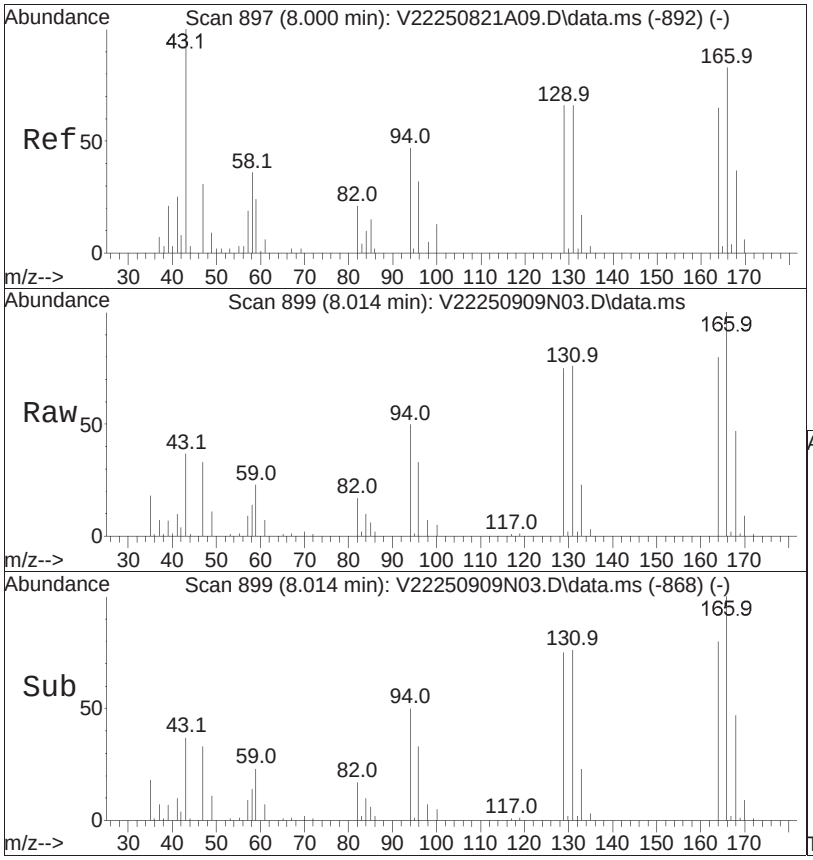


#65
4-Methyl-2-pentanone
Concen: 9.63 ug/L
RT: 8.014 min Scan# 899
Delta R.T. 0.014 min
Lab File: V22250909N03.D
Acq: 09 Sep 2025 09:03 pm

Tgt Ion: 58 Resp: 6676

| Ion | Ratio | Lower | Upper |
|---|---|---|---|
| 58 | 100 | | |
| 100 | 42.5 | 32.6 | 49.0 |
| 43 | 305.0 | 239.6 | 359.4 |

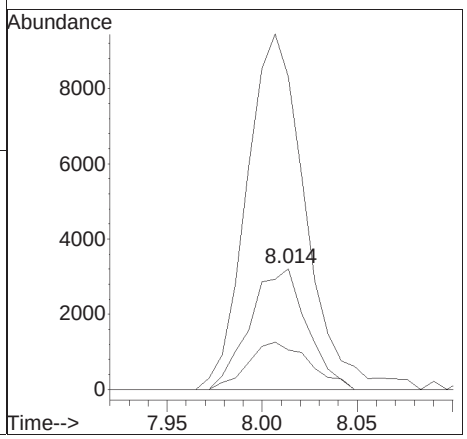

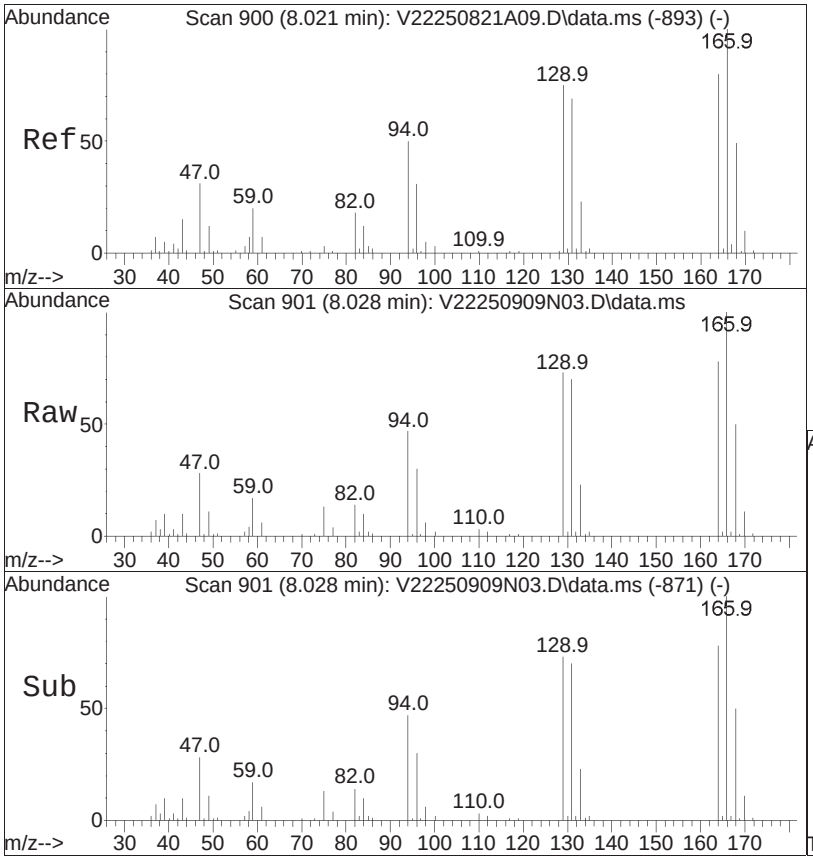


#66
Tetrachloroethene
Concen: 10.17 ug/L
RT: 8.028 min Scan# 901
Delta R.T. 0.007 min
Lab File: V22250909N03.D
Acq: 09 Sep 2025 09:03 pm

Tgt Ion:166 Resp: 61153

| Ion | Ratio | Lower | Upper |
|---|---|---|---|
| 166 | 100 | | |
| 168 | 48.0 | 27.3 | 67.3 |
| 94 | 47.5 | 28.2 | 68.2 |

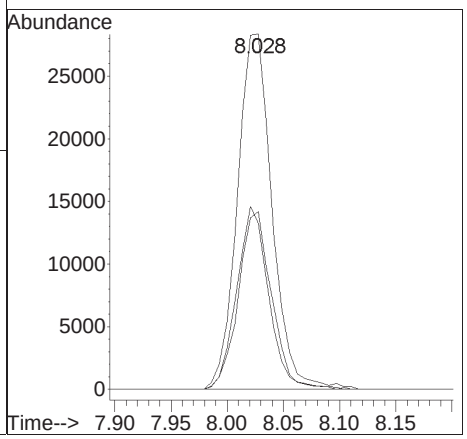

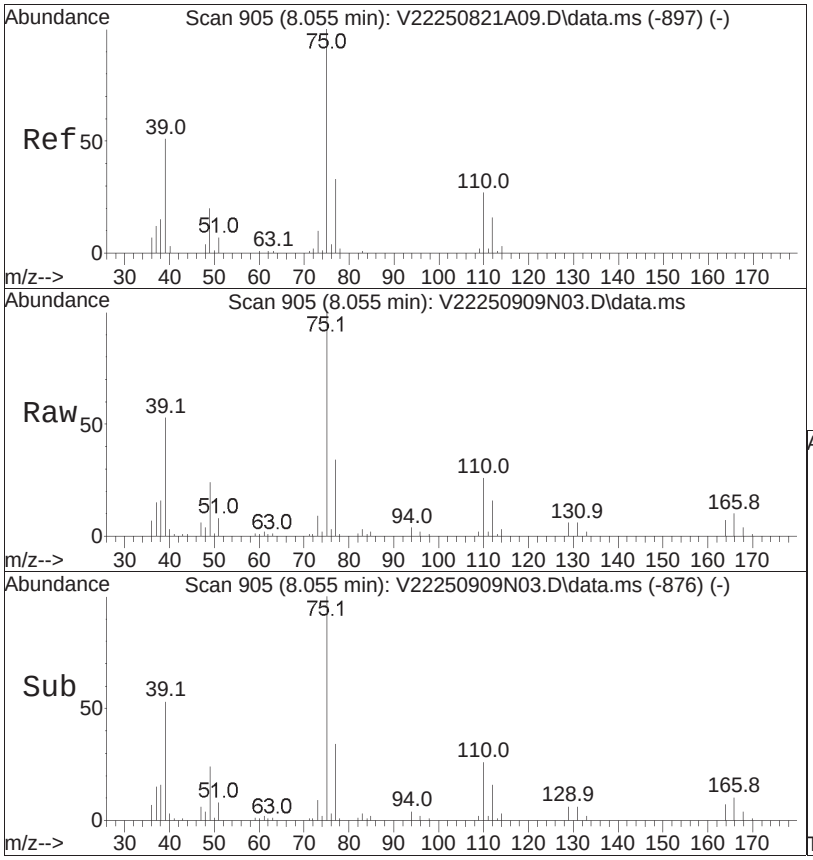


#68
trans-1,3-Dichloropropene
Concen: 10.12 ug/L
RT: 8.055 min Scan# 905
Delta R.T. 0.000 min
Lab File: V22250909N03.D
Acq: 09 Sep 2025 09:03 pm

Tgt Ion: 75 Resp: 57780

| Ion | Ratio | Lower | Upper |
|---|---|---|---|
| 75 | 100 | | |
| 77 | 32.3 | 12.3 | 52.3 |
| 39 | 62.2 | 42.1 | 82.1 |

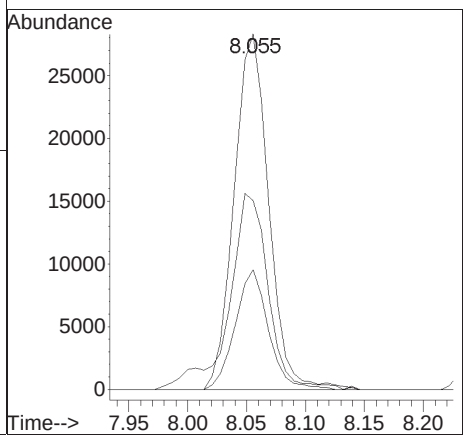

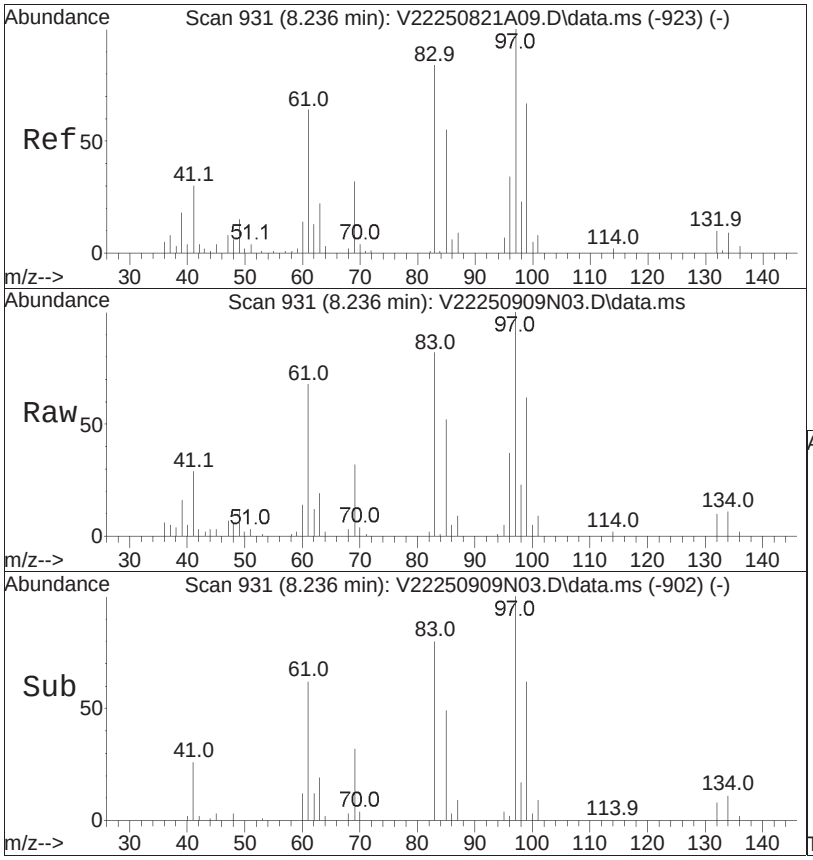


#71
1,1,2-Trichloroethane
Concen: 11.12 ug/L
RT: 8.236 min Scan# 931
Delta R.T. 0.000 min
Lab File: V22250909N03.D
Acq: 09 Sep 2025 09:03 pm

Tgt Ion: 83 Resp: 29823

| Ion | Ratio | Lower | Upper |
|---|---|---|---|
| 83 | 100 | | |
| 97 | 120.3 | 96.5 | 136.5 |
| 85 | 66.4 | 47.3 | 87.3 |

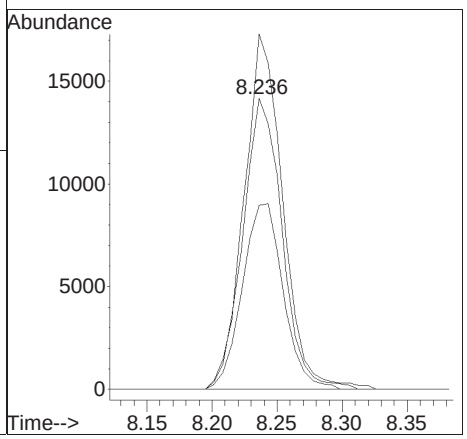

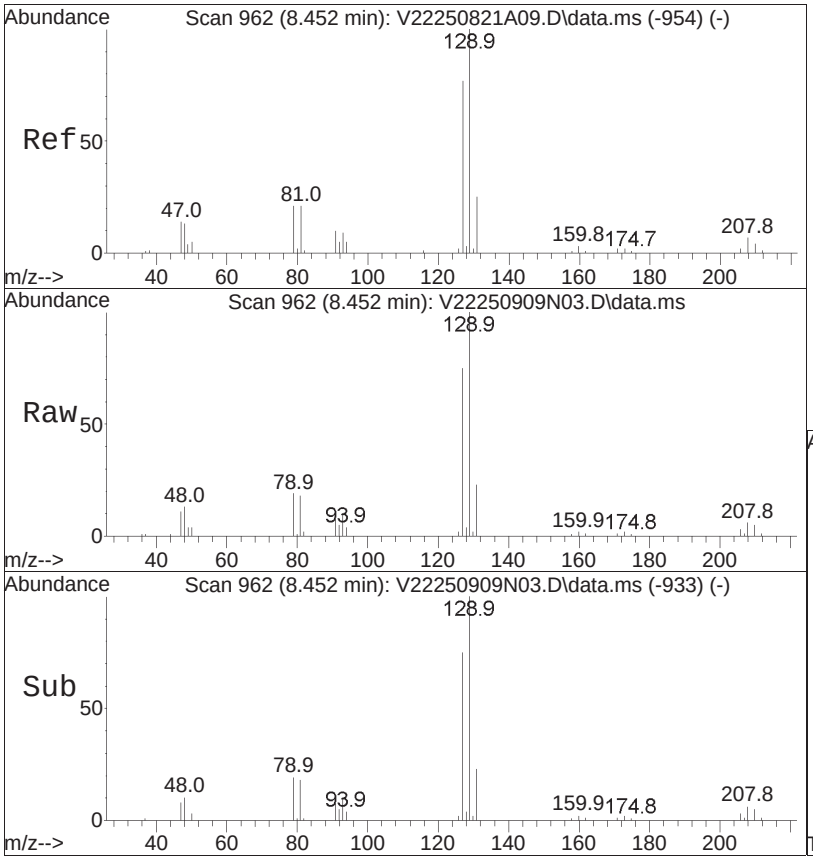


#72
Chlorodibromomethane
Concen: 10.77 ug/L
RT: 8.452 min Scan# 962
Delta R.T. -0.000 min
Lab File: V22250909N03.D
Acq: 09 Sep 2025 09:03 pm

Tgt Ion:129 Resp: 52841

| Ion | Ratio | Lower | Upper |
|---|---|---|---|
| 129 | 100 | | |
| 81 | 19.0 | 1.3 | 41.3 |
| 127 | 76.2 | 57.9 | 97.9 |

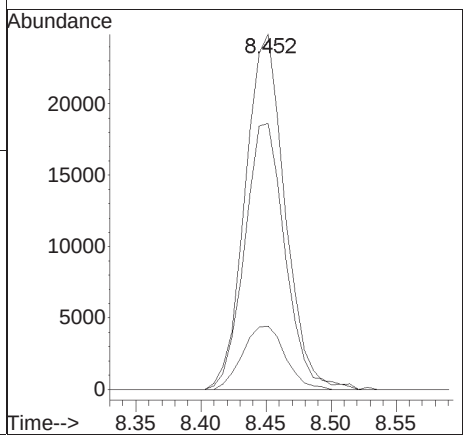

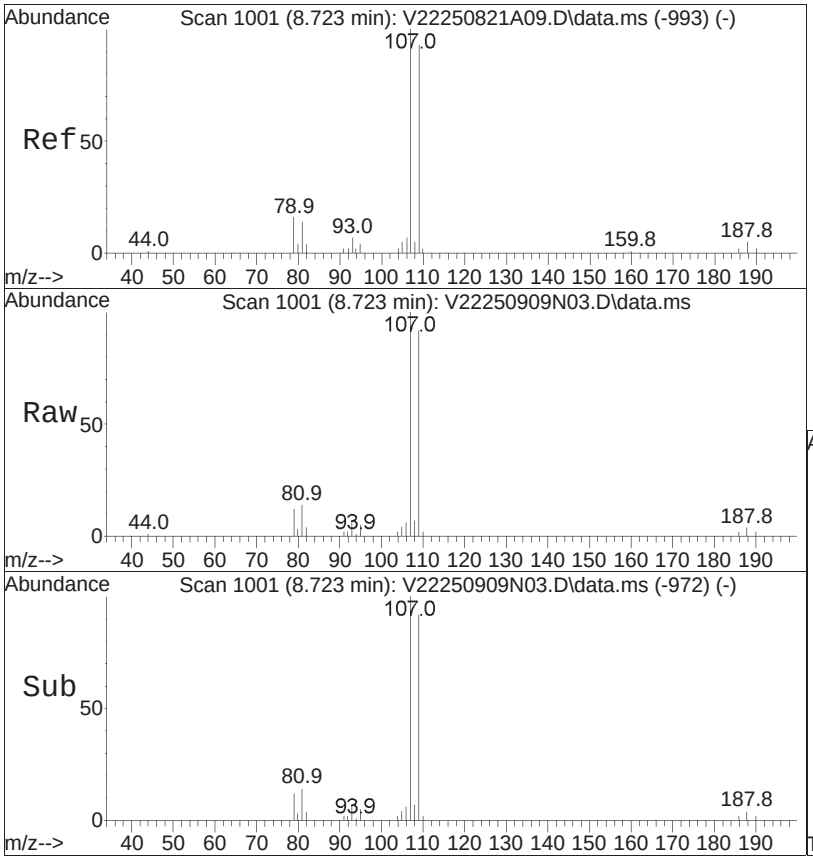


#74
1,2-Dibromoethane
Concen: 11.06 ug/L
RT: 8.723 min Scan# 1001
Delta R.T. -0.000 min
Lab File: V22250909N03.D
Acq: 09 Sep 2025 09:03 pm

Tgt Ion:107 Resp: 35862

| Ion | Ratio | Lower | Upper |
|---|---|---|---|
| 107 | 100 | | |
| 109 | 93.8 | 73.6 | 110.4 |

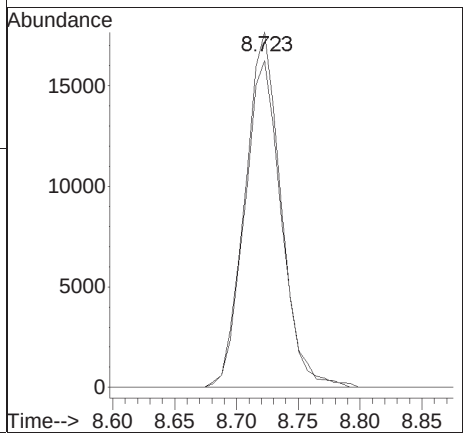

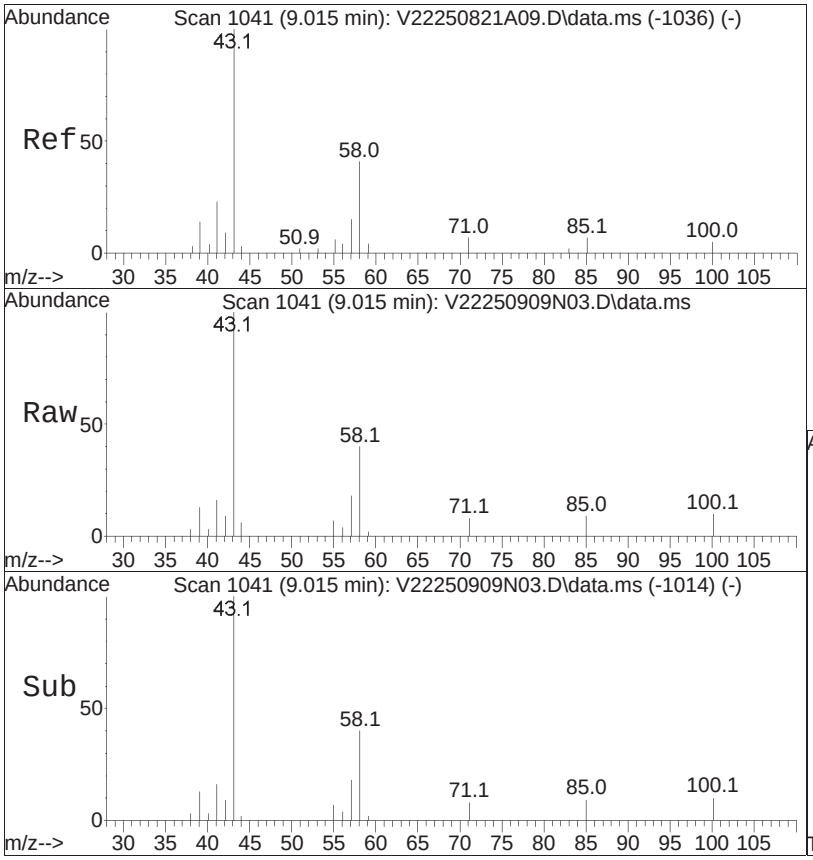


#76
2-Hexanone
Concen: 9.44 ug/L
RT: 9.015 min Scan# 1041
Delta R.T. -0.000 min
Lab File: V22250909N03.D
Acq: 09 Sep 2025 09:03 pm

Tgt Ion: 43 Resp: 9667

| Ion | Ratio | Lower | Upper |
|---|---|---|---|
| 43 | 100 | | |
| 58 | 46.0 | 33.0 | 49.6 |
| 57 | 16.8 | 12.2 | 18.4 |

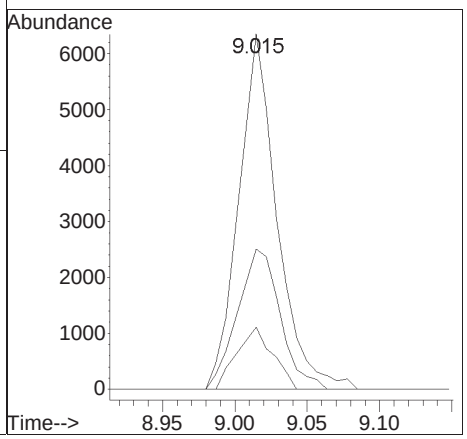

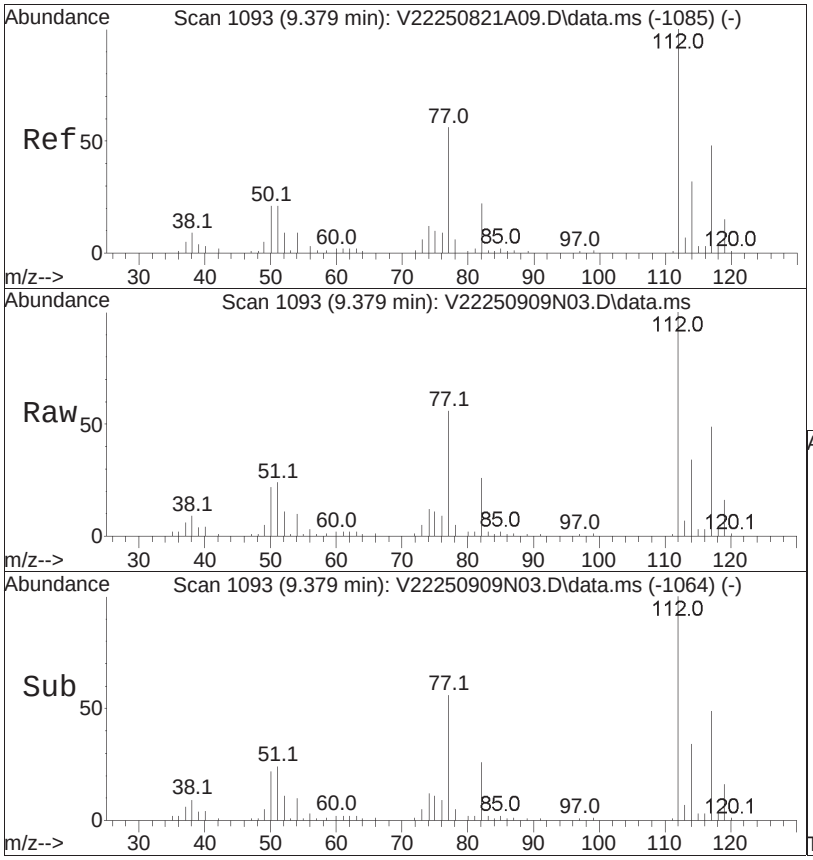


#77
Chlorobenzene
Concen: 10.07 ug/L
RT: 9.379 min Scan# 1093
Delta R.T. 0.000 min
Lab File: V22250909N03.D
Acq: 09 Sep 2025 09:03 pm

Tgt Ion:112 Resp: 148303

| Ion | Ratio | Lower | Upper |
|---|---|---|---|
| 112 | 100 | | |
| 77 | 60.0 | 46.7 | 70.1 |
| 114 | 33.5 | 26.0 | 39.0 |

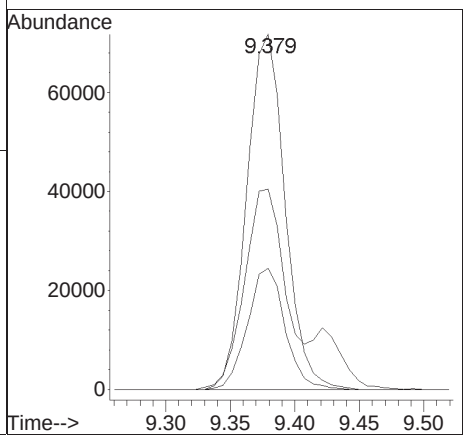




#78
Ethylbenzene
Concen: 9.98 ug/L
RT: 9.421 min Scan# 1099
Delta R.T. 0.000 min
Lab File: V22250909N03.D
Acq: 09 Sep 2025 09:03 pm

Tgt Ion: 91 Resp: 242913

| Ion | Ratio | Lower | Upper |
|---|---|---|---|
| 91 | 100 | | |
| 106 | 31.2 | 24.6 | 36.8 |

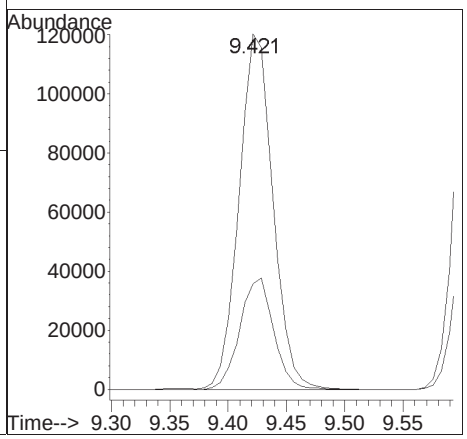

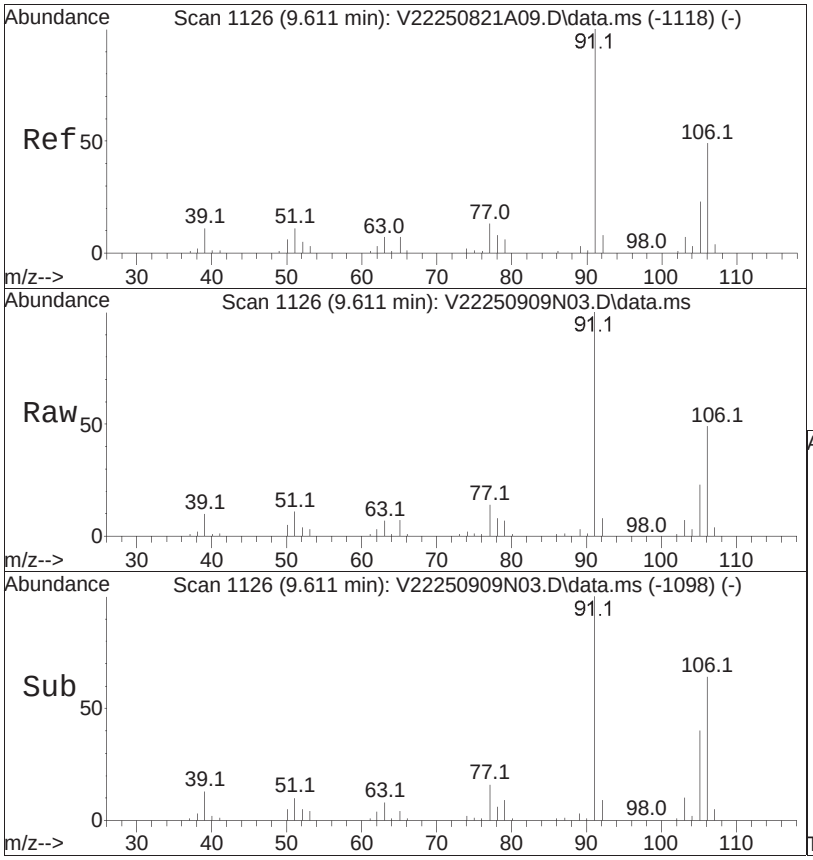


#80
p/m Xylene
Concen: 20.57 ug/L
RT: 9.611 min Scan# 1126
Delta R.T. -0.000 min
Lab File: V22250909N03.D
Acq: 09 Sep 2025 09:03 pm

Tgt Ion:106 Resp: 187963

| Ion | Ratio | Lower | Upper |
|---|---|---|---|
| 106 | 100 | | |
| 91 | 204.9 | 165.7 | 248.5 |

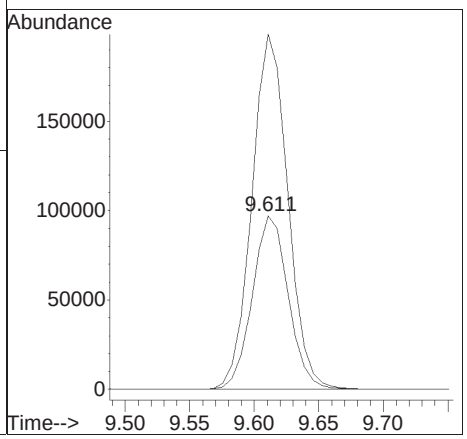

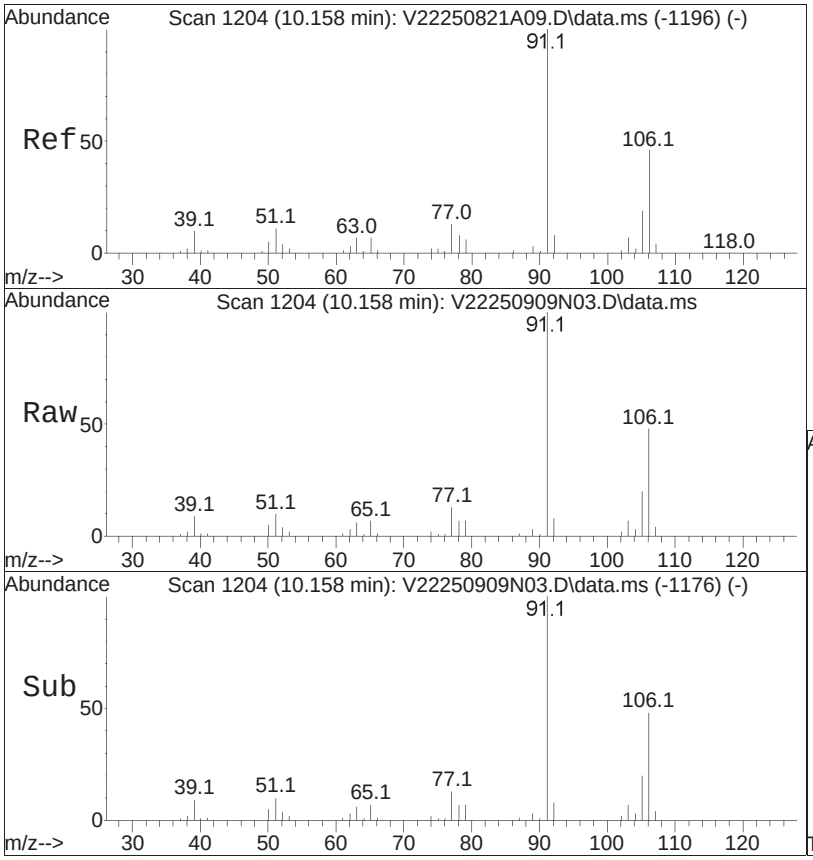


#81
o Xylene
Concen: 20.62 ug/L
RT: 10.158 min Scan# 1204
Delta R.T. -0.000 min
Lab File: V22250909N03.D
Acq: 09 Sep 2025 09:03 pm

Tgt Ion:106 Resp: 176025

| Ion | Ratio | Lower | Upper |
|---|---|---|---|
| 106 | 100 | | |
| 91 | 213.5 | 175.6 | 263.4 |

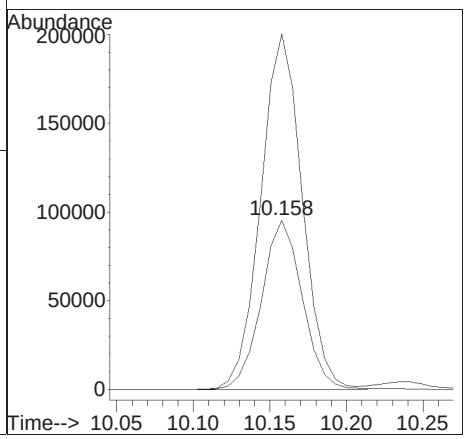

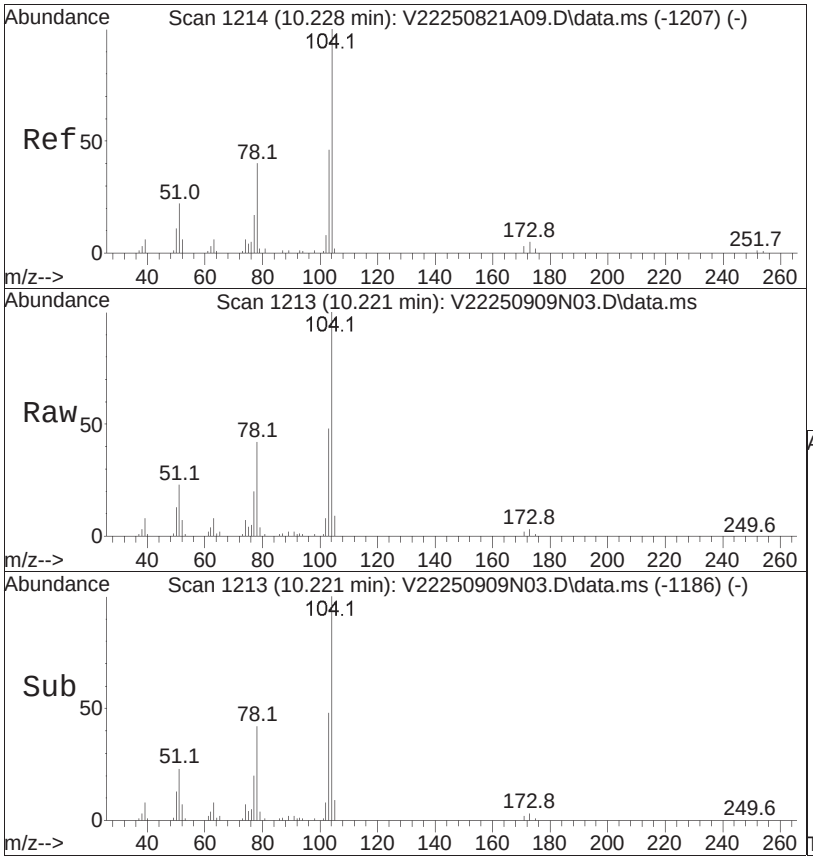


#82
Styrene
Concen: 22.05 ug/L
RT: 10.221 min Scan# 1213
Delta R.T. -0.007 min
Lab File: V22250909N03.D
Acq: 09 Sep 2025 09:03 pm

Tgt Ion:104 Resp: 310847

| Ion | Ratio | Lower | Upper |
|---|---|---|---|
| 104 | 100 | | |
| 78 | 43.2 | 34.9 | 52.3 |

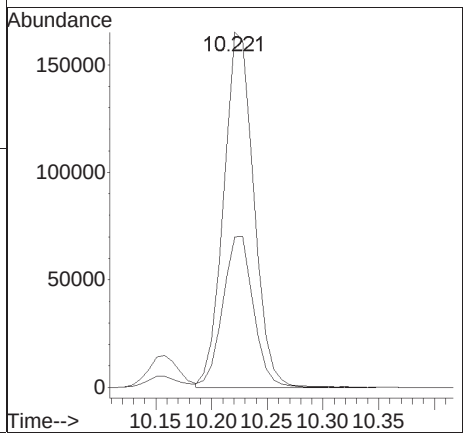

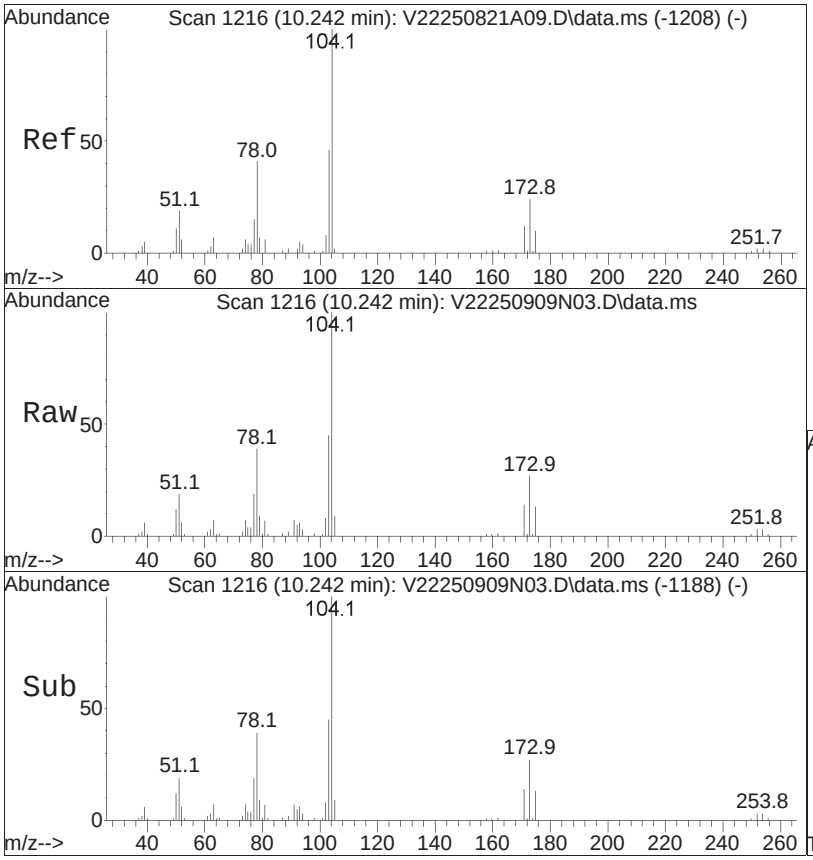


#84
Bromoform
Concen: 10.13 ug/L
RT: 10.242 min Scan# 1216
Delta R.T. -0.000 min
Lab File: V22250909N03.D
Acq: 09 Sep 2025 09:03 pm

Tgt Ion:173 Resp: 31727

| Ion | Ratio | Lower | Upper |
|---|---|---|---|
| 173 | 100 | | |
| 175 | 49.0 | 26.3 | 66.3 |

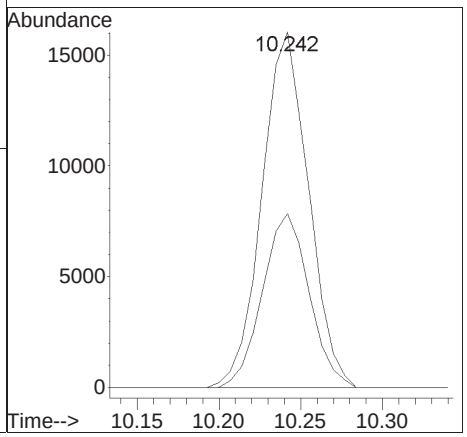




#86
Isopropylbenzene
Concen: 9.22 ug/L
RT: 10.550 min Scan# 1260
Delta R.T. 0.000 min
Lab File: V22250909N03.D
Acq: 09 Sep 2025 09:03 pm

Tgt Ion:105 Resp: 234817

| Ion | Ratio | Lower | Upper |
|---|---|---|---|
| 105 | 100 | | |
| 120 | 26.1 | 6.5 | 46.5 |

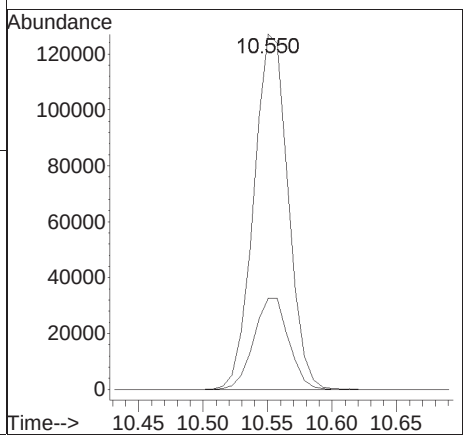

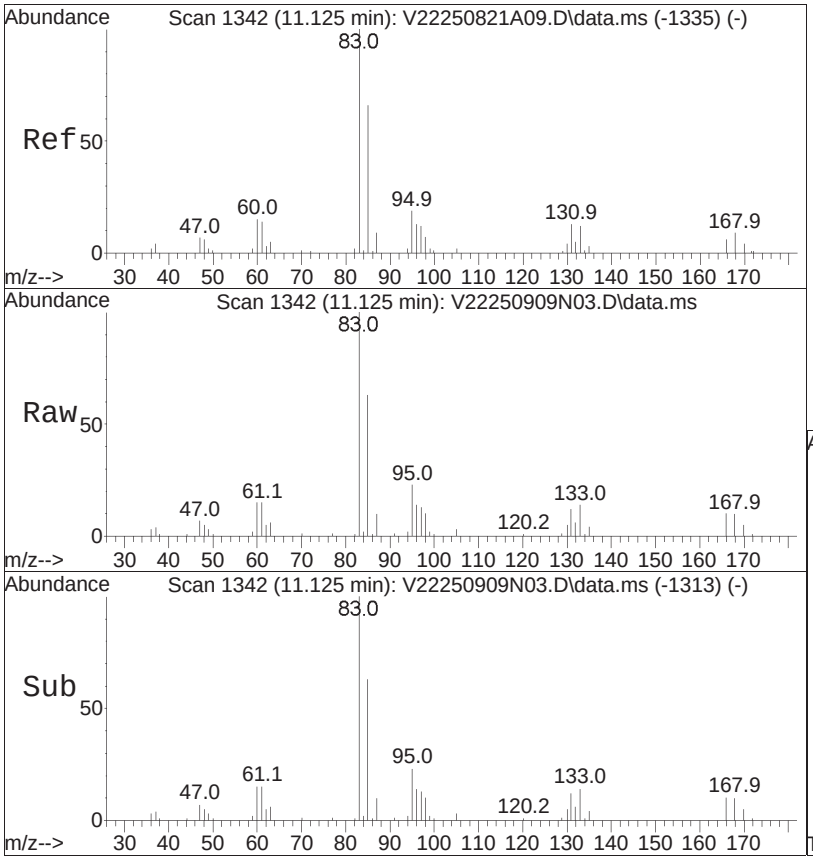


#91
1,1,2,2-Tetrachloroethane
Concen: 8.43 ug/L
RT: 11.125 min Scan# 1342
Delta R.T. 0.000 min
Lab File: V22250909N03.D
Acq: 09 Sep 2025 09:03 pm

Tgt Ion: 83 Resp: 35544

| Ion | Ratio | Lower | Upper |
|---|---|---|---|
| 83 | 100 | | |
| 131 | 12.3 | 0.0 | 32.0 |
| 85 | 68.5 | 45.6 | 85.6 |

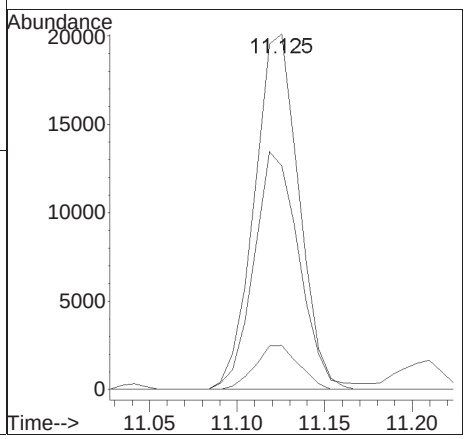

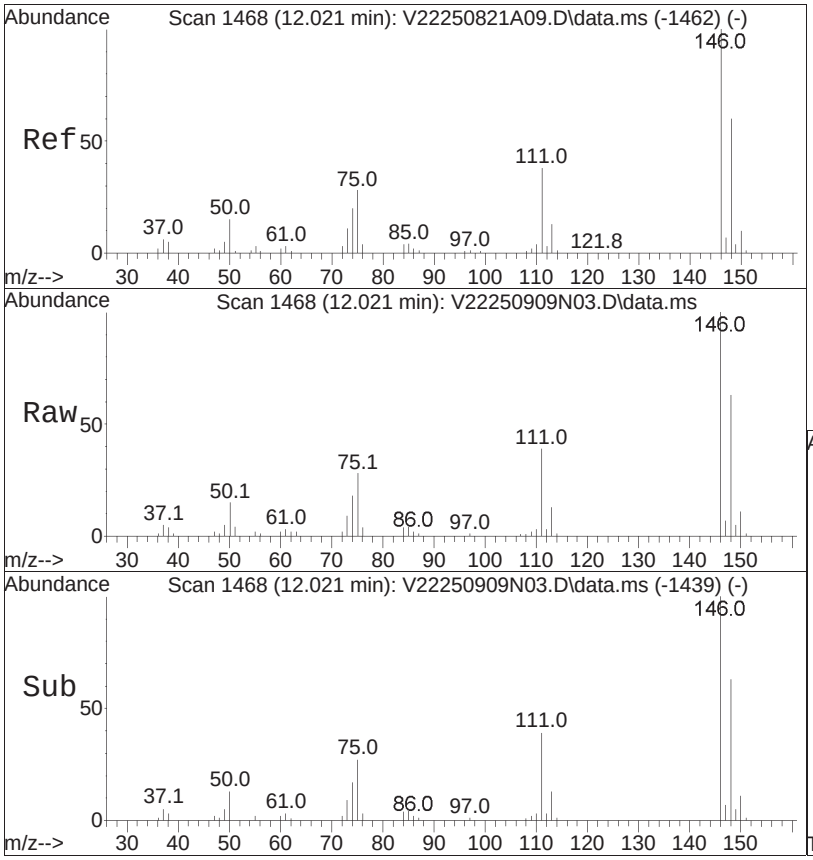


#104
1,3-Dichlorobenzene
Concen: 10.32 ug/L
RT: 12.021 min Scan# 1468
Delta R.T. -0.000 min
Lab File: V22250909N03.D
Acq: 09 Sep 2025 09:03 pm

Tgt Ion:146 Resp: 139064

| Ion | Ratio | Lower | Upper |
|---|---|---|---|
| 146 | 100 | | |
| 111 | 38.0 | 25.1 | 52.1 |
| 148 | 63.3 | 41.2 | 85.6 |

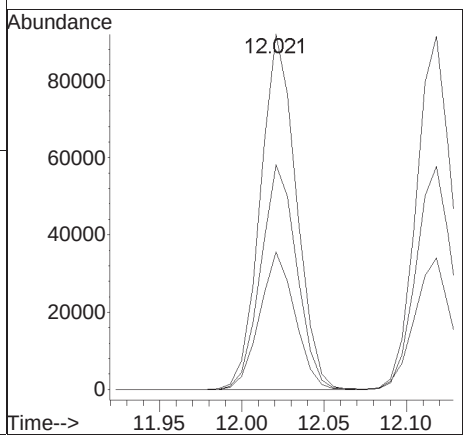

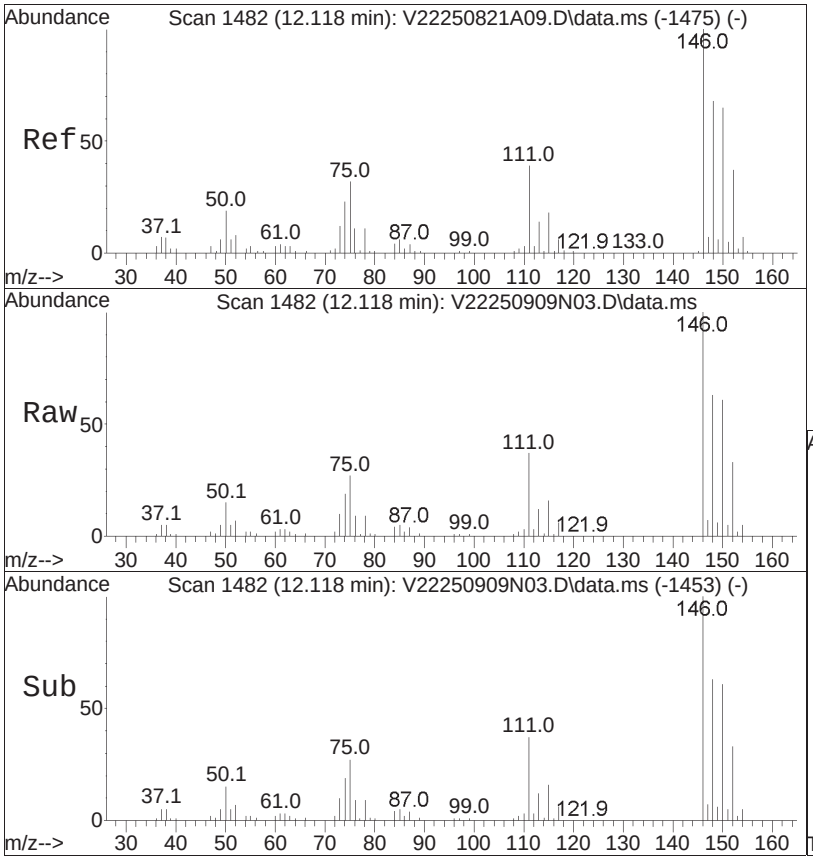


#105
1,4-Dichlorobenzene
Concen: 10.23 ug/L
RT: 12.118 min Scan# 1482
Delta R.T. 0.000 min
Lab File: V22250909N03.D
Acq: 09 Sep 2025 09:03 pm

Tgt Ion:146 Resp: 138502

| Ion | Ratio | Lower | Upper |
|---|---|---|---|
| 146 | 100 | | |
| 111 | 37.6 | 31.8 | 47.8 |
| 148 | 63.7 | 52.2 | 78.2 |

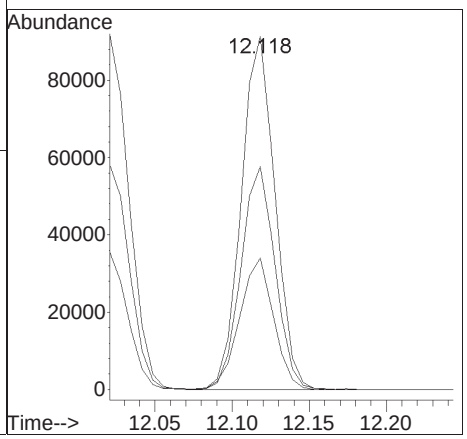

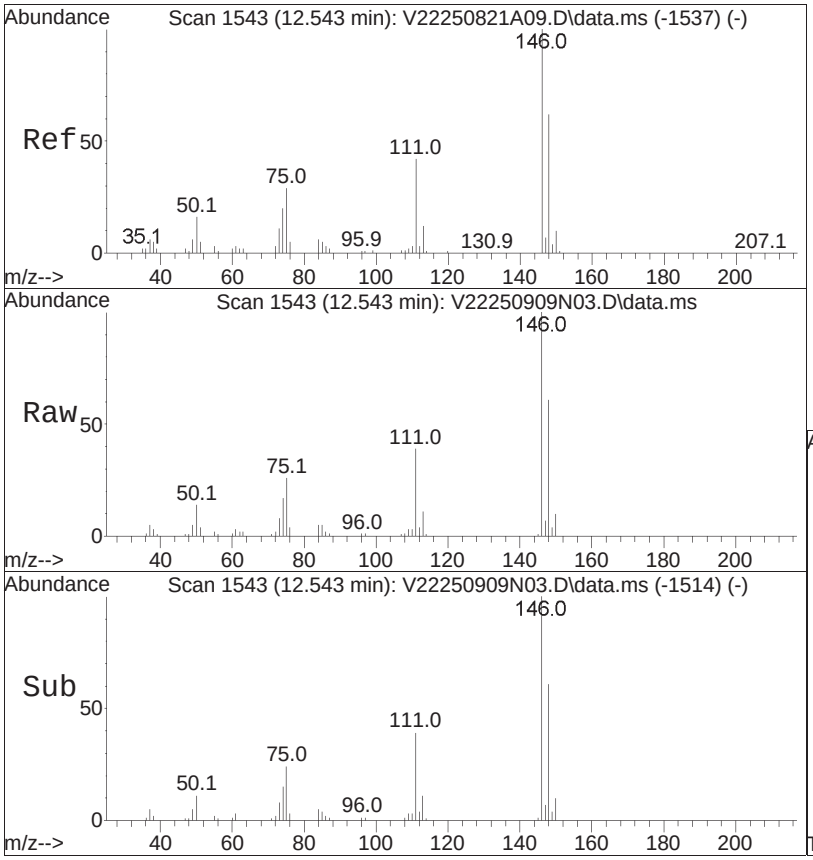


#108
1,2-Dichlorobenzene
Concen: 10.39 ug/L
RT: 12.543 min Scan# 1543
Delta R.T. -0.000 min
Lab File: V22250909N03.D
Acq: 09 Sep 2025 09:03 pm

Tgt Ion:146 Resp: 121543

| Ion | Ratio | Lower | Upper |
|---|---|---|---|
| 146 | 100 | | |
| 111 | 40.0 | 26.0 | 54.0 |
| 148 | 63.0 | 40.9 | 84.9 |

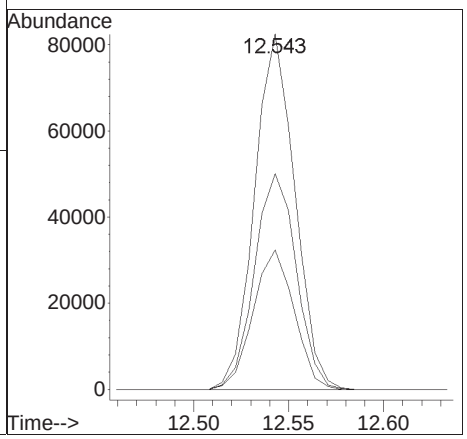

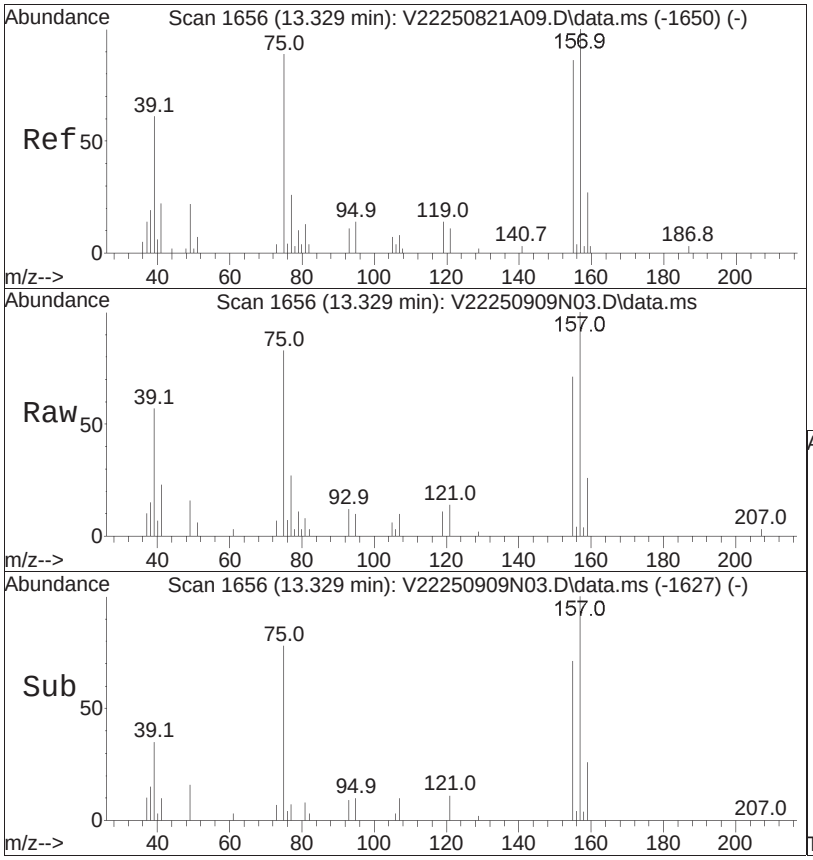


#110
1,2-Dibromo-3-chloropropane
Concen: 9.48 ug/L
RT: 13.329 min Scan# 1656
Delta R.T. 0.000 min
Lab File: V22250909N03.D
Acq: 09 Sep 2025 09:03 pm

Tgt Ion:155 Resp: 6833

| Ion | Ratio | Lower | Upper |
|---|---|---|---|
| 155 | 100 | | |
| 157 | 140.6 | 102.5 | 153.7 |

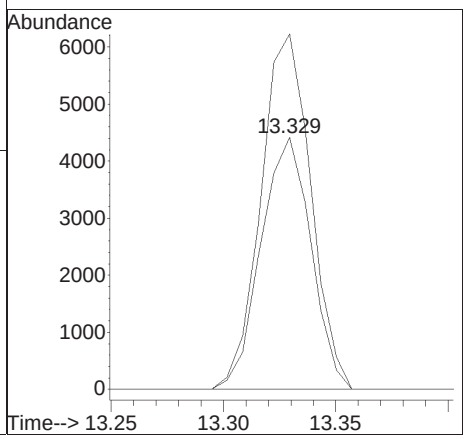

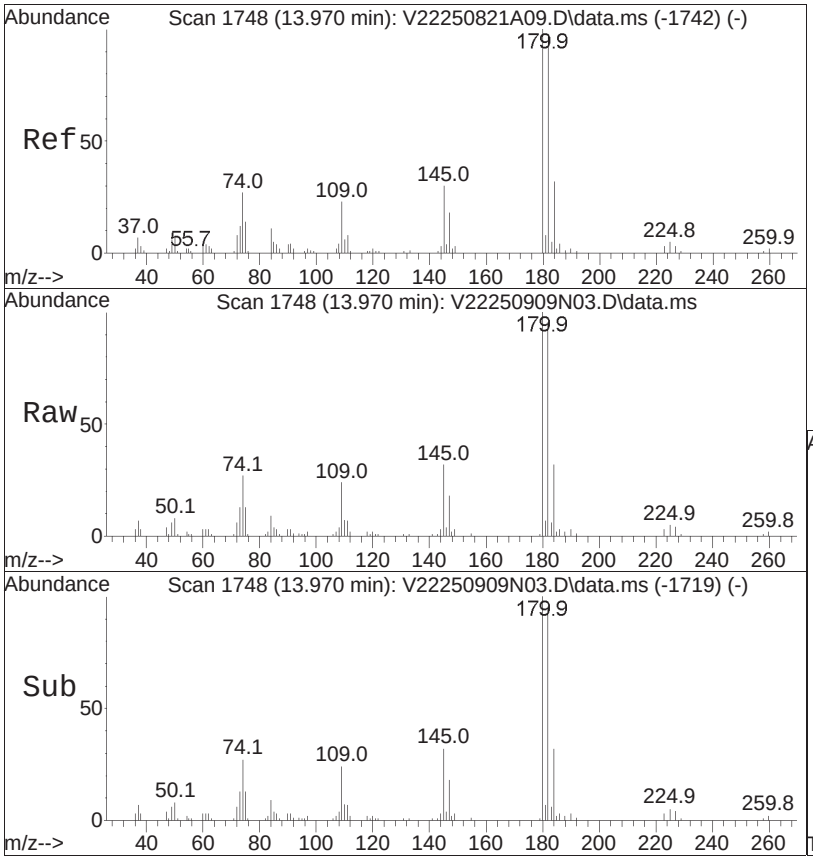


#113
1,2,4-Trichlorobenzene
Concen: 9.31 ug/L
RT: 13.970 min Scan# 1748
Delta R.T. -0.000 min
Lab File: V22250909N03.D
Acq: 09 Sep 2025 09:03 pm

Tgt Ion:180 Resp: 63986

| Ion | Ratio | Lower | Upper |
|---|---|---|---|
| 180 | 100 | | |
| 182 | 96.5 | 76.6 | 114.8 |
| 145 | 36.4 | 27.7 | 41.5 |

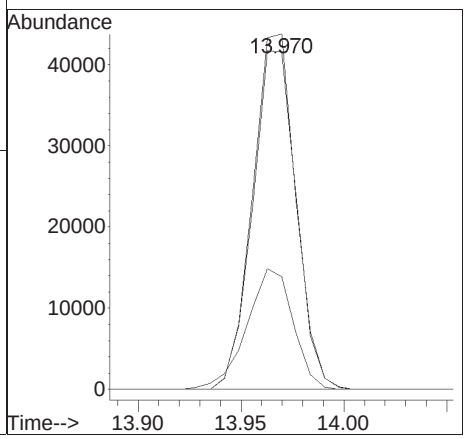

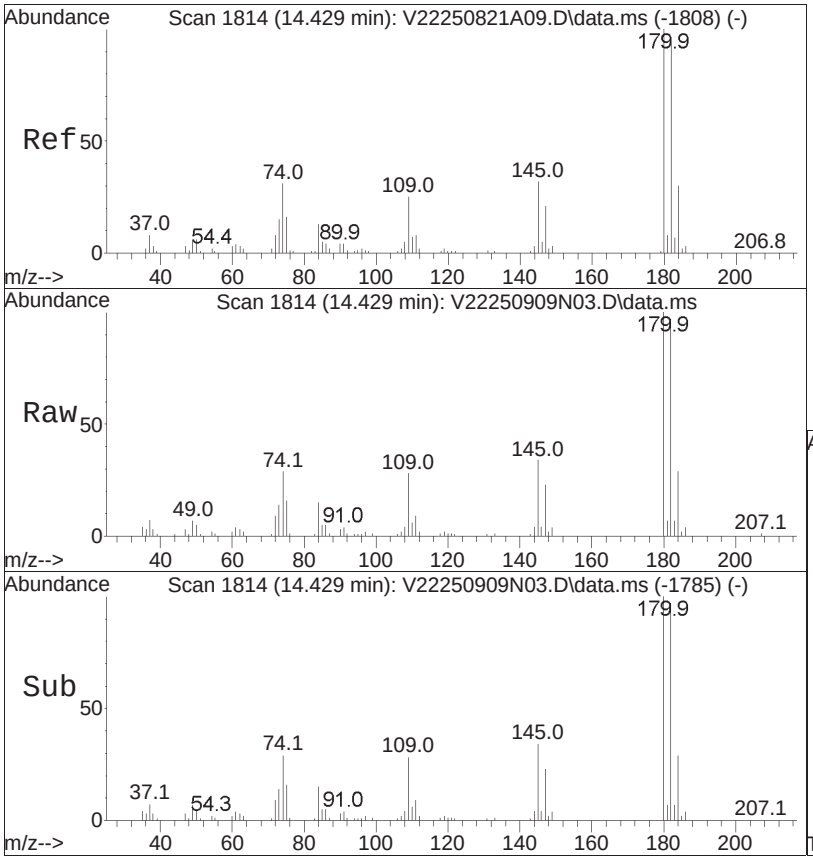


#115
1,2,3-Trichlorobenzene
Concen: 9.59 ug/L
RT: 14.429 min Scan# 1814
Delta R.T. 0.000 min
Lab File: V22250909N03.D
Acq: 09 Sep 2025 09:03 pm

Tgt Ion:180 Resp: 56233

| Ion | Ratio | Lower | Upper |
|---|---|---|---|
| 180 | 100 | | |
| 182 | 95.2 | 76.2 | 114.4 |
| 145 | 33.7 | 25.0 | 37.4 |

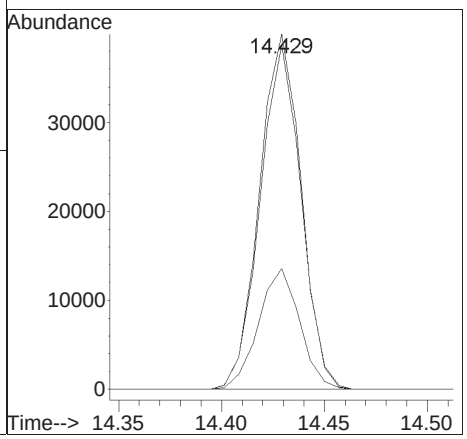

Quantitation Report (QT Reviewed)

Data Path : K:\VOA105\2025\250910A\
Data File : V05250910A02.D
Acq On : 10 Sep 2025 7:39 am
Operator : VOA105:PID
Sample : WG2113015-4,31,10,10 (Sig #1); 8260 CCAL (Sig #2)
Misc : WG2113015,ICAL22558 (Sig #1); WG,ICAL22558 (Sig #2)
ALS Vial : 2 Sample Multiplier: 1

Quant Time: Sep 10 08:13:28 2025
Quant Method : K:\VOA105\2025\250910A\V105_250816B_8260.m
Quant Title : VOLATILES BY GC/MS
QLast Update : Sun Aug 17 13:47:41 2025
Response via : Initial Calibration

CCAL FILE(s) : 1 - K:\VOA105\2025\250910A\V05250910A01.D
Sub List : 8260-Curve-IM-2CEVE - Megamix plus Diox-Iodomethane

| Compound | R.T. | QIon | Response | Conc | Units | Dev(Min) |
|---|---|---|---|---|---|---|
| Internal Standards | | | | | | |
| 1) Fluorobenzene | 5.513 | 96 | 364956 | 10.000 | ug/L | 0.00 |
| Standard Area 1 = 373567 | | | Recovery = 97.69% | | | |
| 59) Chlorobenzene-d5 | 8.985 | 117 | 260719 | 10.000 | ug/L | 0.00 |
| Standard Area 1 = 266383 | | | Recovery = 97.87% | | | |
| 79) 1,4-Dichlorobenzene-d4 | 11.797 | 152 | 149130 | 10.000 | ug/L | 0.00 |
| Standard Area 1 = 148562 | | | Recovery = 100.38% | | | |
| System Monitoring Compounds | | | | | | |
| 36) Dibromofluoromethane | 4.739 | 113 | 97810 | 9.415 | ug/L | 0.00 |
| Spiked Amount 10.000 | Range 70 - 130 | | Recovery = 94.15% | | | |
| 43) 1,2-Dichloroethane-d4 | 5.238 | 65 | 132586 | 8.917 | ug/L | 0.00 |
| Spiked Amount 10.000 | Range 70 - 130 | | Recovery = 89.17% | | | |
| 60) Toluene-d8 | 7.164 | 98 | 360901 | 10.433 | ug/L | 0.00 |
| Spiked Amount 10.000 | Range 70 - 130 | | Recovery = 104.33% | | | |
| 83) 4-Bromofluorobenzene | 10.538 | 95 | 136715 | 10.087 | ug/L | 0.00 |
| Spiked Amount 10.000 | Range 70 - 130 | | Recovery = 100.87% | | | |
| Target Compounds | | | | | | Qvalue |
| 2) Dichlorodifluoromethane | 1.430 | 85 | 116413 | 9.702 | ug/L | 98 |
| 3) Chloromethane | 1.595 | 50 | 115974 | 11.970 | ug/L | 97 |
| 4) Vinyl chloride | 1.650 | 62 | 144088 | 12.949 | ug/L | 100 |
| 5) Bromomethane | 1.925 | 94 | 33766 | 6.968 | ug/L | 97 |
| 6) Chloroethane | 2.021 | 64 | 75711 | 11.728 | ug/L | 97 |
| 7) Trichlorofluoromethane | 2.144 | 101 | 178414 | 10.021 | ug/L | 99 |
| 10) 1,1-Dichloroethene | 2.590 | 96 | 88338 | 11.548 | ug/L | 97 |
| 11) Carbon disulfide | 2.611 | 76 | 310708 | 11.949 | ug/L | 100 |
| 12) Freon-113 | 2.618 | 101 | 98652 | 11.995 | ug/L | 92 |
| 15) Methylene chloride | 3.112 | 84 | 97486 | 10.814 | ug/L | 90 |
| 17) Acetone | 3.174 | 43 | 15816 | 9.307 | ug/L | 91 |
| 18) trans-1,2-Dichloroethene | 3.249 | 96 | 94643 | 10.810 | ug/L | 88 |
| 19) Methyl acetate | 3.277 | 43 | 41143 | 9.859 | ug/L | 96 |
| 20) Methyl tert-butyl ether | 3.345 | 73 | 215002 | 9.697 | ug/L | 99 |
| 23) 1,1-Dichloroethane | 3.805 | 63 | 203045 | 9.967 | ug/L | 98 |
| 28) cis-1,2-Dichloroethene | 4.306 | 96 | 97249 | 10.056 | ug/L | 93 |
| 30) Bromochloromethane | 4.492 | 128 | 43063 | 10.822 | ug/L | 94 |
| 31) Cyclohexane | 4.471 | 56 | 219637 | 11.163 | ug/L | 96 |
| 32) Chloroform | 4.560 | 83 | 177657 | 9.500 | ug/L | 99 |
| 34) Carbon tetrachloride | 4.677 | 117 | 138995 | 8.728 | ug/L | 98 |

Data Path : K:\VOA105\2025\250910A\
Data File : V05250910A02.D
Acq On : 10 Sep 2025 7:39 am
Operator : VOA105:PID
Sample : WG2113015-4,31,10,10 (Sig #1); 8260 CCAL (Sig #2)
Misc : WG2113015,ICAL22558 (Sig #1); WG,ICAL22558 (Sig #2)
ALS Vial : 2 Sample Multiplier: 1

Quant Time: Sep 10 08:13:28 2025
Quant Method : K:\VOA105\2025\250910A\V105_250816B_8260.m
Quant Title : VOLATILES BY GC/MS
QLast Update : Sun Aug 17 13:47:41 2025
Response via : Initial Calibration

CCAL FILE(s) : 1 - K:\VOA105\2025\250910A\V05250910A01.D
Sub List : 8260-Curve-IM-2CEVE - Megamix plus Diox-Iodomethane

| Compound | R.T. | QIon | Response | Conc | Units | Dev(Min) |
|---|---|---|---|---|---|---|
| 37) 1,1,1-Trichloroethane | 4.739 | 97 | 159925 | 9.150 | ug/L | 98 |
| 39) 2-Butanone | 4.862 | 43 | 22765 | 8.919 | ug/L | 98 |
| 41) Benzene | 5.097 | 78 | 409003 | 11.057 | ug/L | 96 |
| 44) 1,2-Dichloroethane | 5.309 | 62 | 133268 | 9.006 | ug/L | 100 |
| 47) Methyl cyclohexane | 5.654 | 83 | 162938 | 10.376 | ug/L | 89 |
| 48) Trichloroethene | 5.683 | 95 | 97834 | 9.800 | ug/L | 98 |
| 51) 1,2-Dichloropropane | 6.212 | 63 | 105431 | 10.120 | ug/L | 95 |
| 54) Bromodichloromethane | 6.296 | 83 | 129491 | 9.219 | ug/L | 98 |
| 58) cis-1,3-Dichloropropene | 6.974 | 75 | 143589 | 10.475 | ug/L | 97 |
| 61) Toluene | 7.221 | 92 | 231602 | 10.714 | ug/L | 98 |
| 62) 4-Methyl-2-pentanone | 7.665 | 58 | 20255 | 9.454 | ug/L | 97 |
| 63) Tetrachloroethene | 7.658 | 166 | 100033 | 10.625 | ug/L | 96 |
| 65) trans-1,3-Dichloropropene | 7.715 | 75 | 117757 | 9.408 | ug/L | 100 |
| 68) 1,1,2-Trichloroethane | 7.898 | 83 | 57377 | 11.139 | ug/L | 96 |
| 69) Chlorodibromomethane | 8.103 | 129 | 78191 | 9.679 | ug/L | 98 |
| 71) 1,2-Dibromoethane | 8.364 | 107 | 61686 | 10.528 | ug/L | 98 |
| 72) 2-Hexanone | 8.674 | 43 | 30606 | 9.255 | ug/L | 96 |
| 73) Chlorobenzene | 9.006 | 112 | 242533 | 10.673 | ug/L | 99 |
| 74) Ethylbenzene | 9.041 | 91 | 461512 | 10.809 | ug/L | 100 |
| 76) p/m Xylene | 9.232 | 106 | 328307 | 21.818 | ug/L | 98 |
| 77) o Xylene | 9.775 | 106 | 312826 | 21.983 | ug/L | 95 |
| 78) Styrene | 9.845 | 104 | 522189 | 22.254 | ug/L | 95 |
| 80) Bromoform | 9.874 | 173 | 47744 | 9.537 | ug/L | 97 |
| 82) Isopropylbenzene | 10.184 | 105 | 439646 | 10.749 | ug/L | 100 |
| 87) 1,1,2,2-Tetrachloroethane | 10.807 | 83 | 76079 | 11.581 | ug/L | 97 |
| 100) 1,3-Dichlorobenzene | 11.712 | 146 | 185543 | 10.575 | ug/L | 99 |
| 101) 1,4-Dichlorobenzene | 11.811 | 146 | 189359 | 10.626 | ug/L | 98 |
| 104) 1,2-Dichlorobenzene | 12.243 | 146 | 166750 | 10.565 | ug/L | 98 |
| 106) 1,2-Dibromo-3-chloropr... | 13.042 | 155 | 10186 | 9.123 | ug/L | 95 |
| 109) 1,2,4-Trichlorobenzene | 13.672 | 180 | 112775 | 10.354 | ug/L | 99 |
| 111) 1,2,3-Trichlorobenzene | 14.138 | 180 | 96742 | 10.322 | ug/L | 99 |

(#) = qualifier out of range (m) = manual integration (+) = signals summed

Quantitation Report (QT Reviewed)

Data Path : K:\VOA105\2025\250910A\
Data File : V05250910A02.D
Acq On : 10 Sep 2025 7:39 am
Operator : VOA105:PID
Sample : WG2113015-4,31,10,10 (Sig #1); 8260 CCAL (Sig #2)
Misc : WG2113015,ICAL22558 (Sig #1); WG,ICAL22558 (Sig #2)
ALS Vial : 2 Sample Multiplier: 1

Quant Time: Sep 10 08:13:28 2025
Quant Method : K:\VOA105\2025\250910A\V105_250816B_8260.m
Quant Title : VOLATILES BY GC/MS
QLast Update : Sun Aug 17 13:47:41 2025
Response via : Initial Calibration

Sub List : 8260-Curve-IM-2CEVE - Megamix plus Diox-Iodomethane

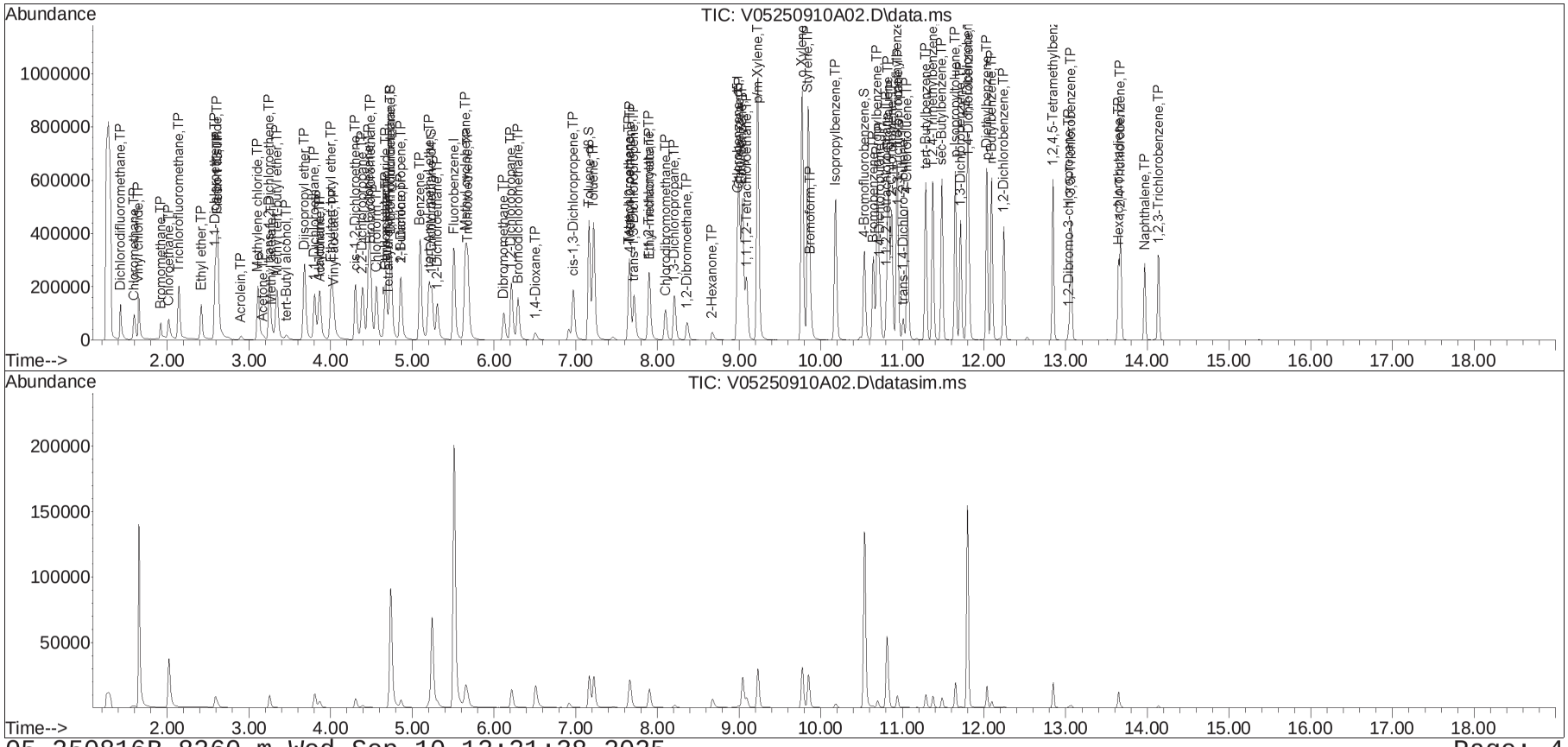

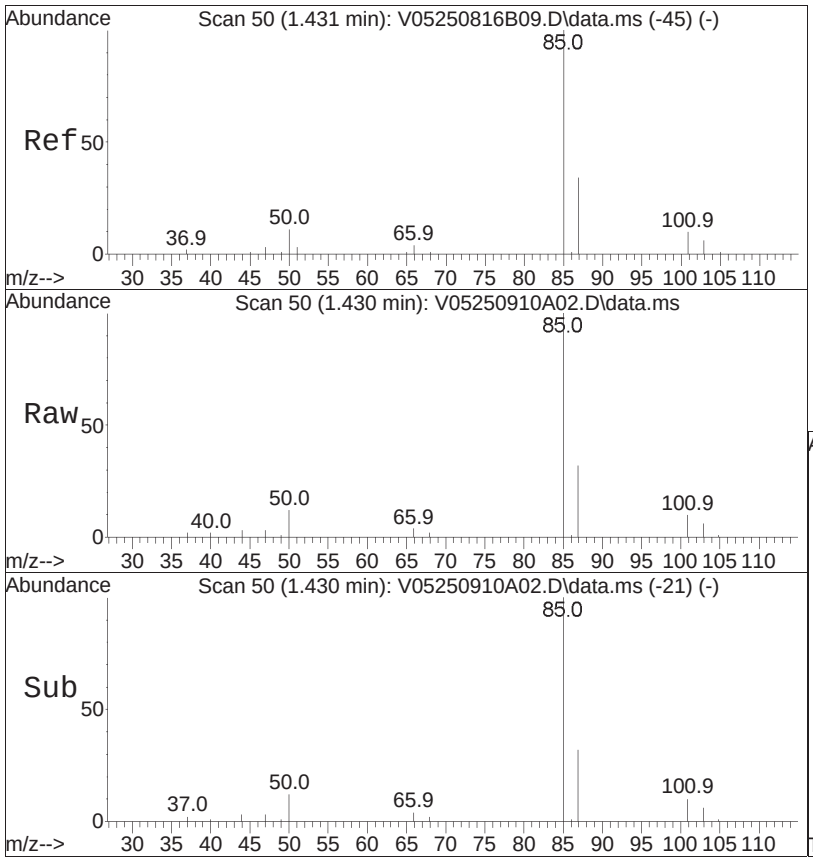


#2
Dichlorodifluoromethane
Concen: 9.70 ug/L
RT: 1.430 min Scan# 50
Delta R.T. -0.001 min
Lab File: V05250910A02.D
Acq: 10 Sep 2025 7:39 am

Tgt Ion: 85 Resp: 116413

| Ion | Ratio | Lower | Upper |
|---|---|---|---|
| 85 | 100 | | |
| 87 | 31.4 | 21.2 | 44.0 |
| 50 | 11.7 | 7.9 | 16.3 |

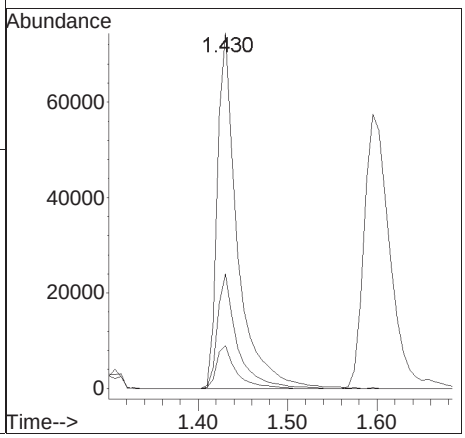

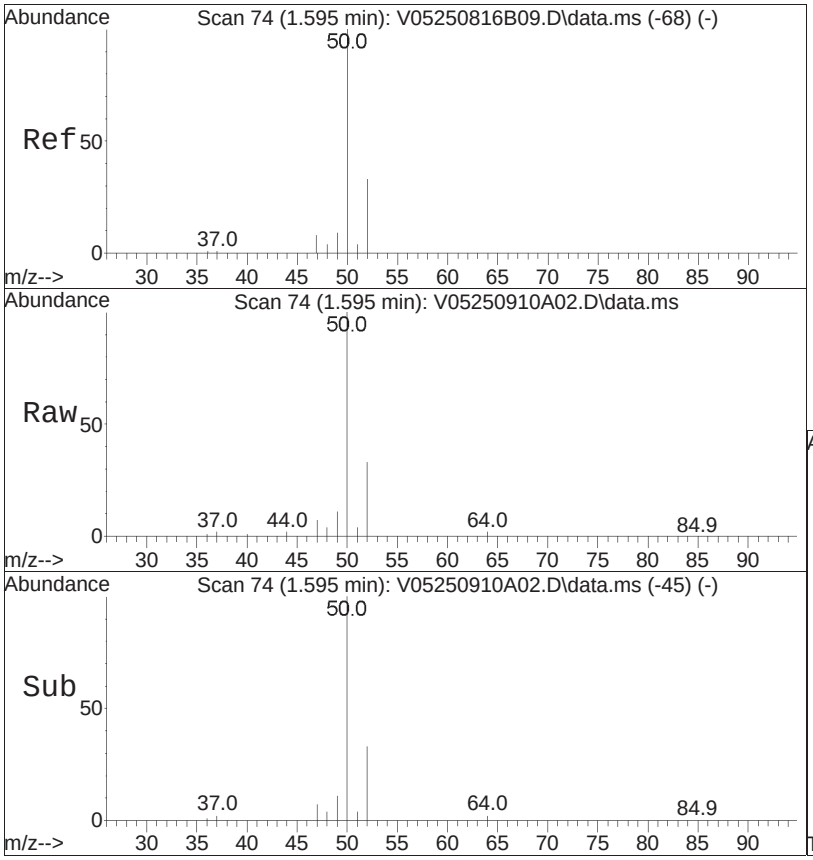


#3
Chloromethane
Concen: 11.97 ug/L
RT: 1.595 min Scan# 74
Delta R.T. 0.000 min
Lab File: V05250910A02.D
Acq: 10 Sep 2025 7:39 am

Tgt Ion: 50 Resp: 115974

| Ion | Ratio | Lower | Upper |
|---|---|---|---|
| 50 | 100 | | |
| 52 | 32.1 | 13.6 | 53.6 |
| 47 | 6.9 | 0.0 | 27.6 |

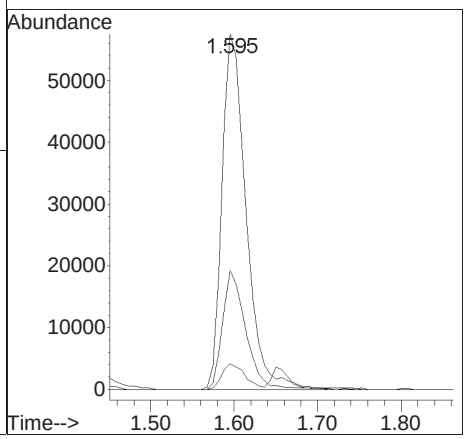




#4
Vinyl chloride
Concen: 12.95 ug/L
RT: 1.650 min Scan# 82
Delta R.T. -0.007 min
Lab File: V05250910A02.D
Acq: 10 Sep 2025 7:39 am

Tgt Ion: 62 Resp: 144088

| Ion | Ratio | Lower | Upper |
|---|---|---|---|
| 62 | 100 | | |
| 64 | 30.5 | 10.7 | 50.7 |

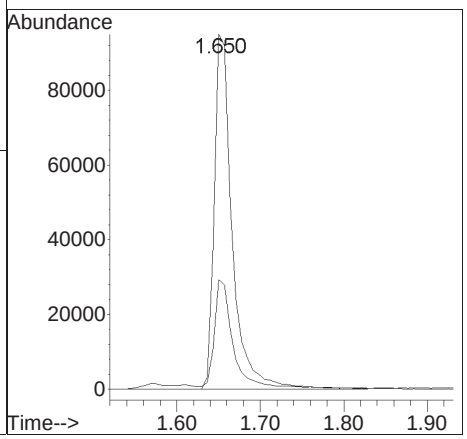

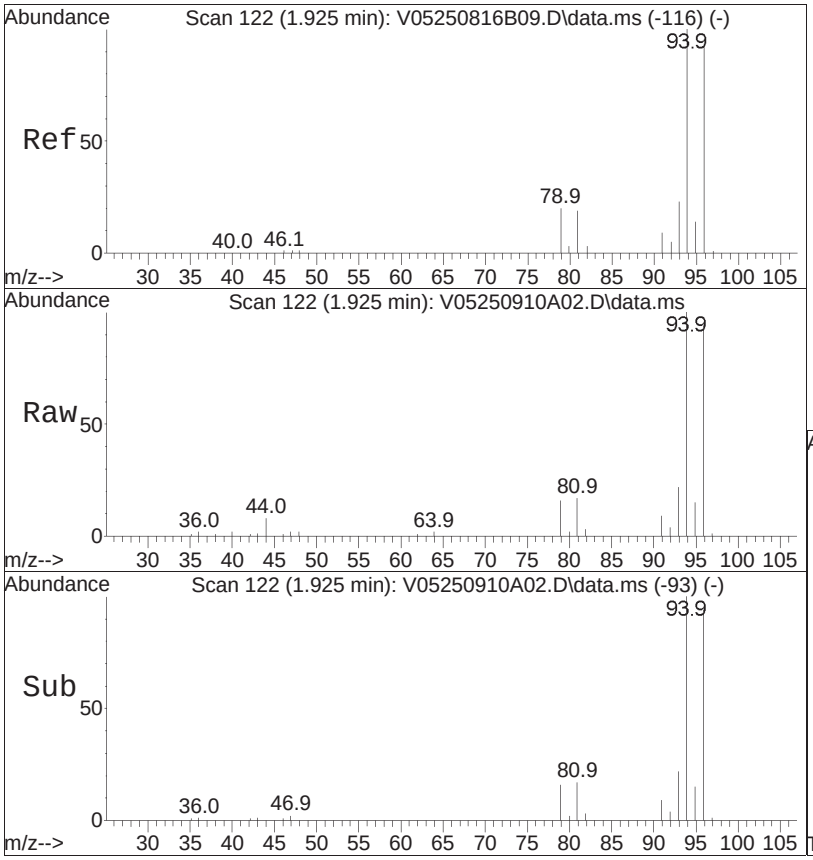


#5
Bromomethane
Concen: 6.97 ug/L
RT: 1.925 min Scan# 122
Delta R.T. -0.000 min
Lab File: V05250910A02.D
Acq: 10 Sep 2025 7:39 am

Tgt Ion: 94 Resp: 33766

| Ion | Ratio | Lower | Upper |
|---|---|---|---|
| 94 | 100 | | |
| 96 | 94.2 | 71.2 | 111.2 |

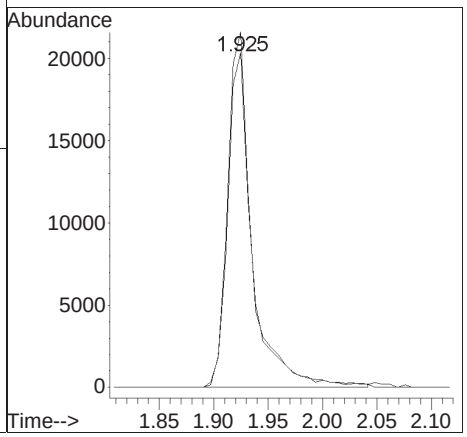

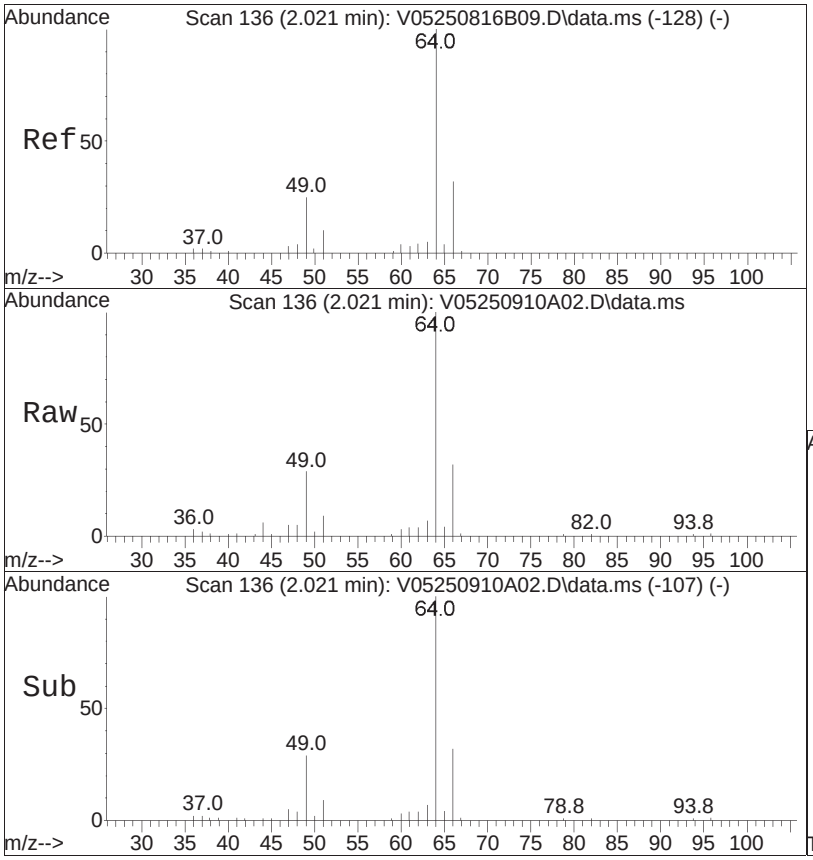


#6
Chloroethane
Concen: 11.73 ug/L
RT: 2.021 min Scan# 136
Delta R.T. -0.000 min
Lab File: V05250910A02.D
Acq: 10 Sep 2025 7:39 am

Tgt Ion: 64 Resp: 75711

| Ion | Ratio | Lower | Upper |
|---|---|---|---|
| 64 | 100 | | |
| 66 | 31.9 | 10.1 | 50.1 |

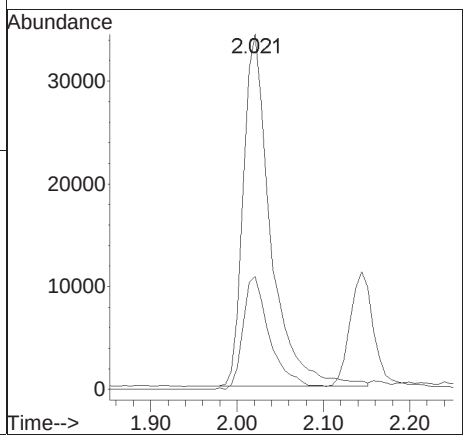

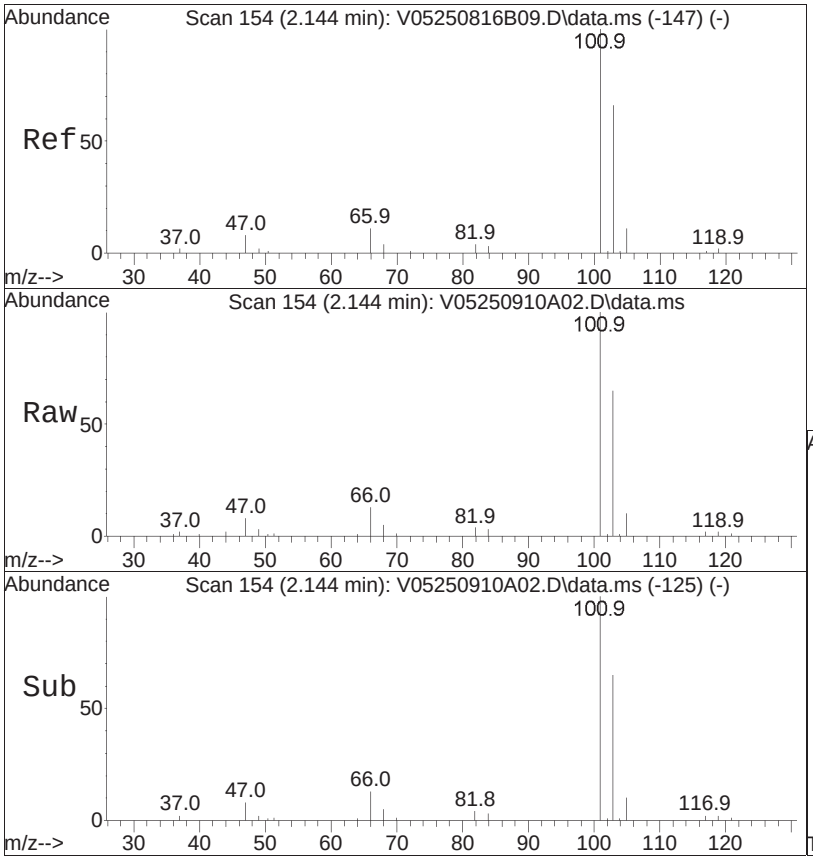


#7
Trichlorofluoromethane
Concen: 10.02 ug/L
RT: 2.144 min Scan# 154
Delta R.T. 0.000 min
Lab File: V05250910A02.D
Acq: 10 Sep 2025 7:39 am

Tgt Ion:101 Resp: 178414

| Ion | Ratio | Lower | Upper |
|---|---|---|---|
| 101 | 100 | | |
| 103 | 64.3 | 51.8 | 77.8 |

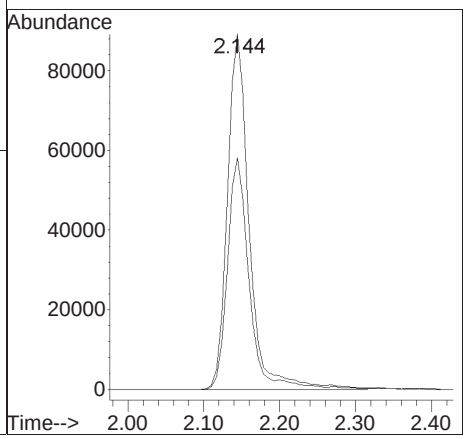

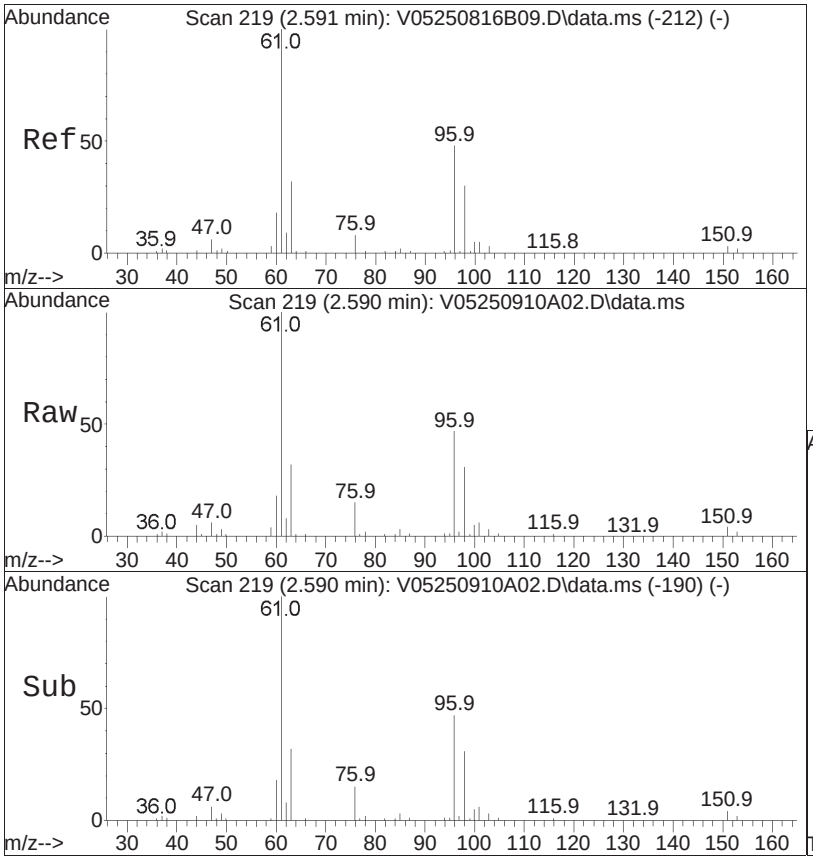


#10
1,1-Dichloroethene
Concen: 11.55 ug/L
RT: 2.590 min Scan# 219
Delta R.T. -0.001 min
Lab File: V05250910A02.D
Acq: 10 Sep 2025 7:39 am

Tgt Ion: 96 Resp: 88338

| Ion | Ratio | Lower | Upper |
|---|---|---|---|
| 96 | 100 | | |
| 61 | 206.3 | 169.4 | 254.2 |
| 63 | 66.7 | 52.9 | 79.3 |

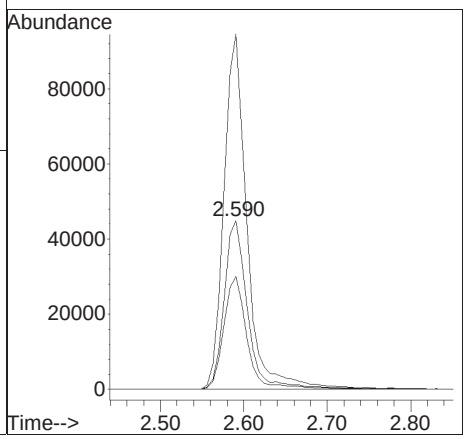

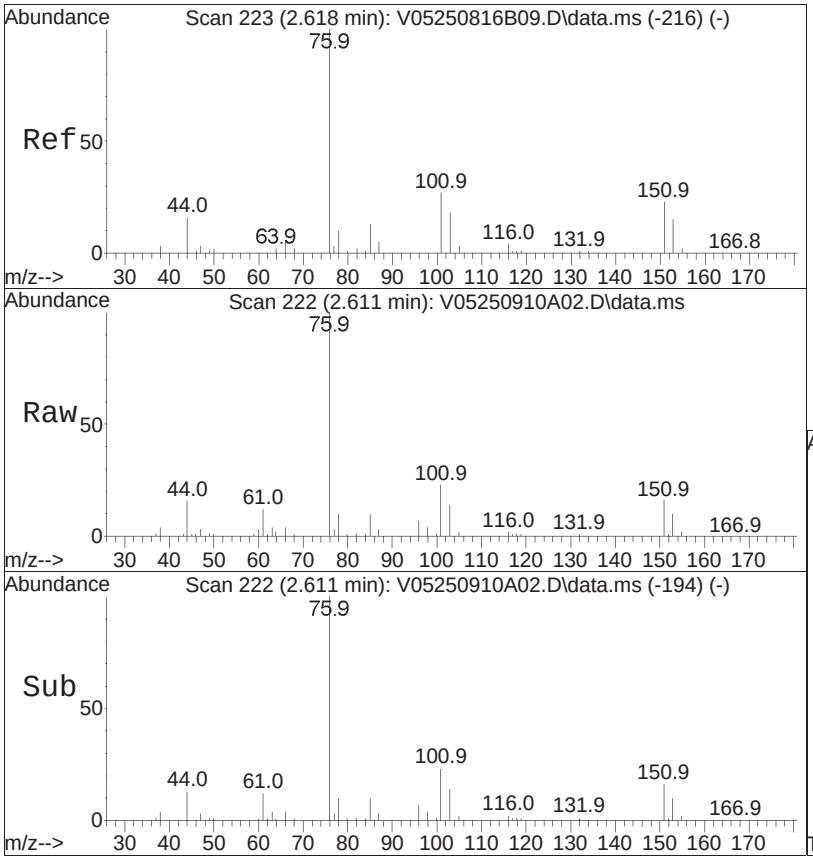


#11
Carbon disulfide
Concen: 11.95 ug/L
RT: 2.611 min Scan# 222
Delta R.T. -0.007 min
Lab File: V05250910A02.D
Acq: 10 Sep 2025 7:39 am

Tgt Ion: 76 Resp: 310708

| Ion | Ratio | Lower | Upper |
|---|---|---|---|
| 76 | 100 | | |
| 78 | 10.4 | 6.8 | 14.2 |

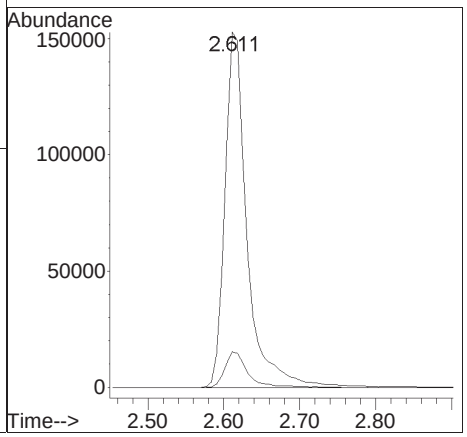

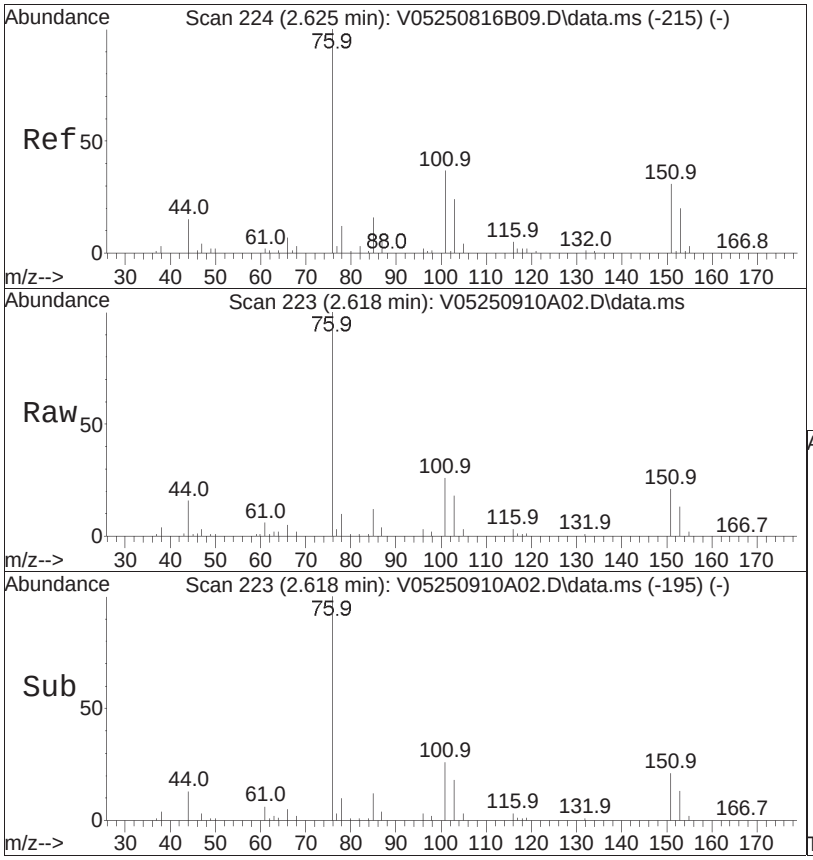


#12
Freon-113
Concen: 12.00 ug/L
RT: 2.618 min Scan# 223
Delta R.T. -0.007 min
Lab File: V05250910A02.D
Acq: 10 Sep 2025 7:39 am

Tgt Ion:101 Resp: 98652

| Ion | Ratio | Lower | Upper |
|---|---|---|---|
| 101 | 100 | | |
| 151 | 77.1 | 67.0 | 100.6 |
| 76 | 315.2 | 239.8 | 359.8 |

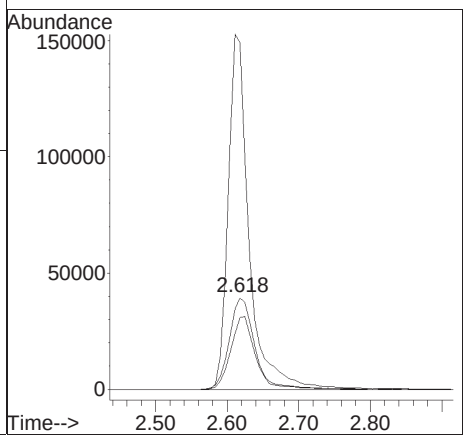

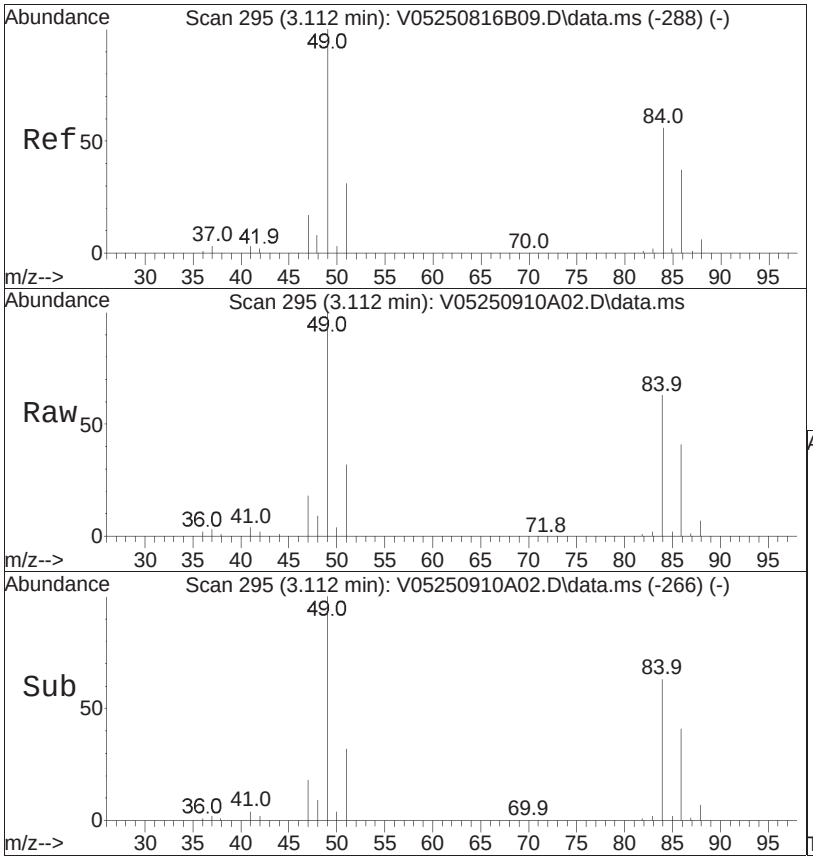


#15
Methylene chloride
Concen: 10.81 ug/L
RT: 3.112 min Scan# 295
Delta R.T. 0.000 min
Lab File: V05250910A02.D
Acq: 10 Sep 2025 7:39 am

Tgt Ion: 84 Resp: 97486

| Ion | Ratio | Lower | Upper |
|---|---|---|---|
| 84 | 100 | | |
| 86 | 63.8 | 43.2 | 89.8 |
| 49 | 162.0 | 116.4 | 241.8 |

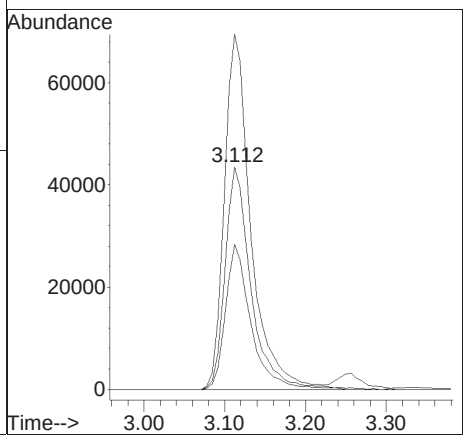

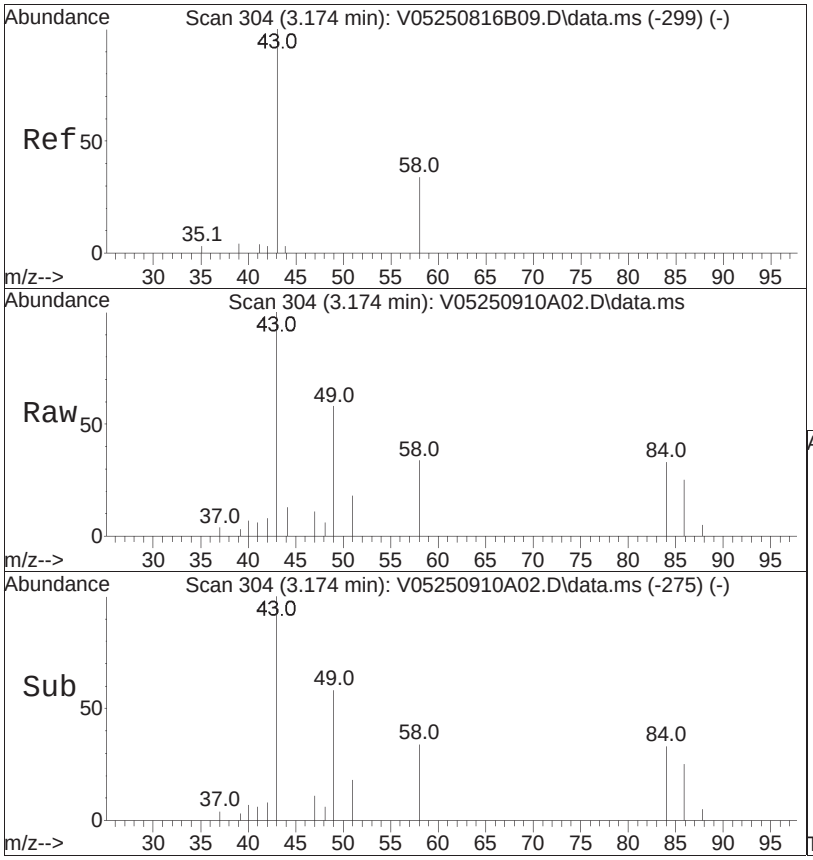


#17
Acetone
Concen: 9.31 ug/L
RT: 3.174 min Scan# 304
Delta R.T. -0.000 min
Lab File: V05250910A02.D
Acq: 10 Sep 2025 7:39 am

Tgt Ion: 43 Resp: 15816

| Ion | Ratio | Lower | Upper |
|---|---|---|---|
| 43 | 100 | | |
| 58 | 38.2 | 26.6 | 40.0 |

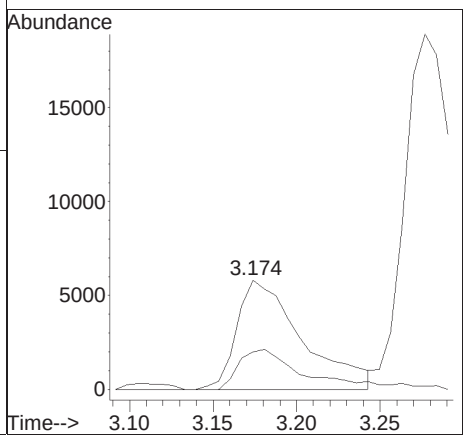

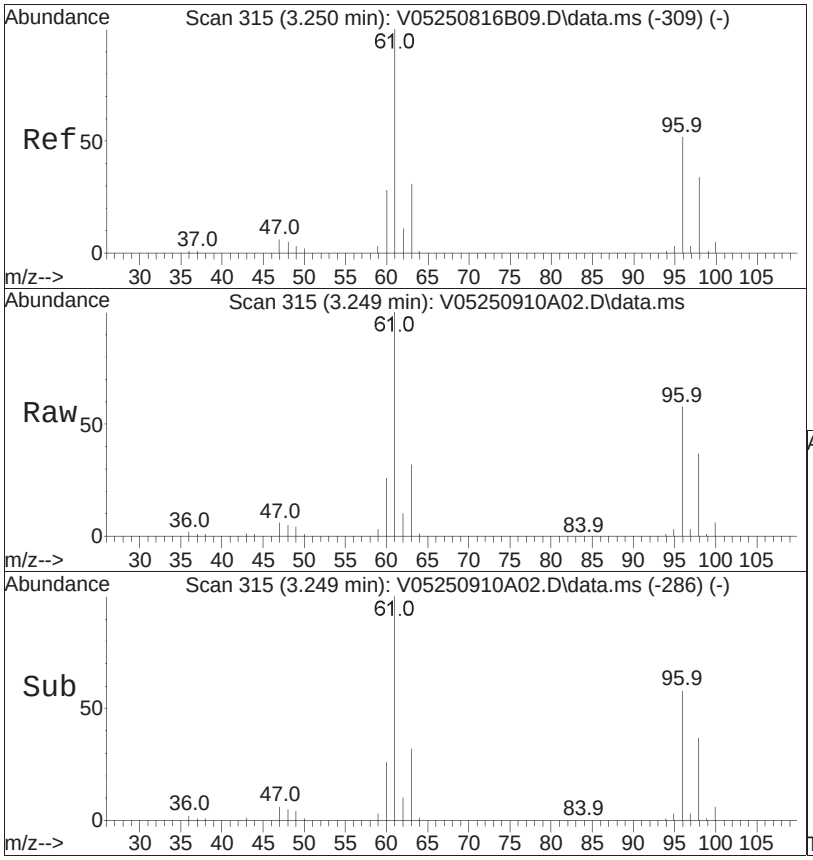


#18
trans-1,2-Dichloroethene
Concen: 10.81 ug/L
RT: 3.249 min Scan# 315
Delta R.T. -0.001 min
Lab File: V05250910A02.D
Acq: 10 Sep 2025 7:39 am

Tgt Ion: 96 Resp: 94643

| Ion | Ratio | Lower | Upper |
|---|---|---|---|
| 96 | 100 | | |
| 61 | 169.8 | 125.3 | 260.1 |
| 98 | 63.6 | 42.8 | 89.0 |
| 63 | 51.4 | 38.7 | 80.3 |

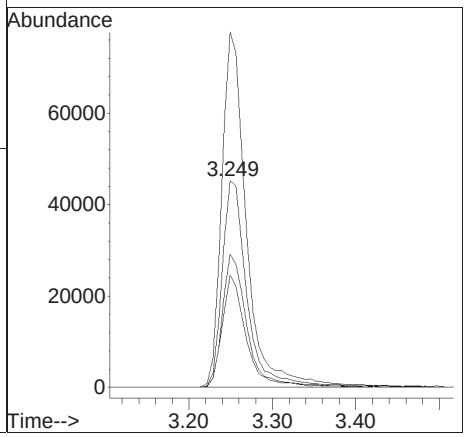

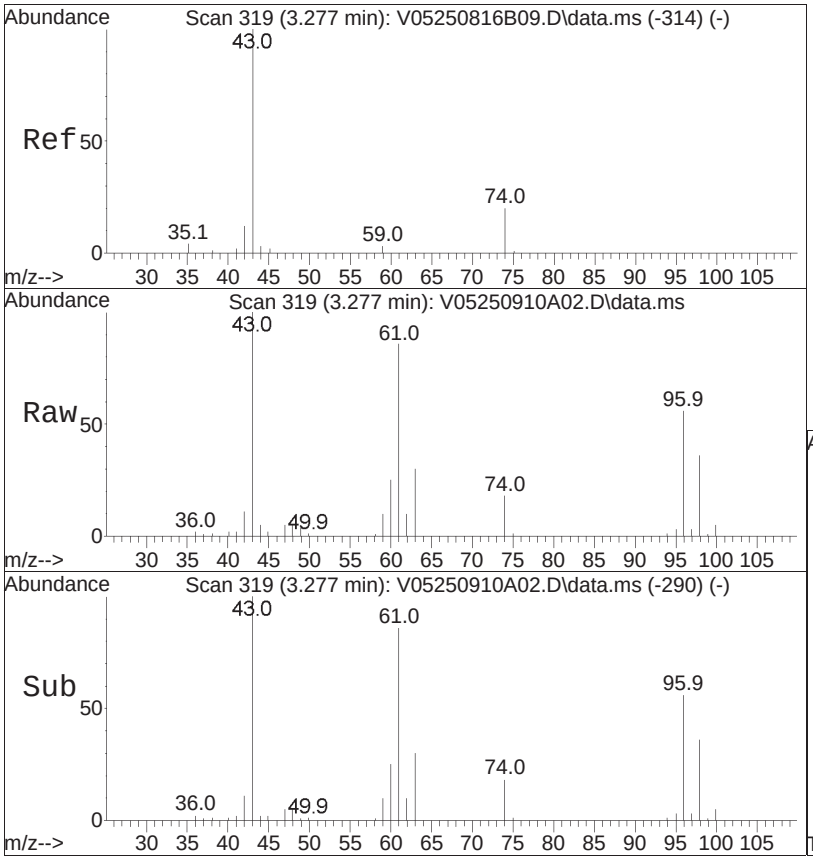


#19
Methyl acetate
Concen: 9.86 ug/L
RT: 3.277 min Scan# 319
Delta R.T. -0.000 min
Lab File: V05250910A02.D
Acq: 10 Sep 2025 7:39 am

Tgt Ion: 43 Resp: 41143

| Ion | Ratio | Lower | Upper |
|---|---|---|---|
| 43 | 100 | | |
| 74 | 18.4 | 14.4 | 21.6 |
| 59 | 19.4 | 17.9 | 26.9 |

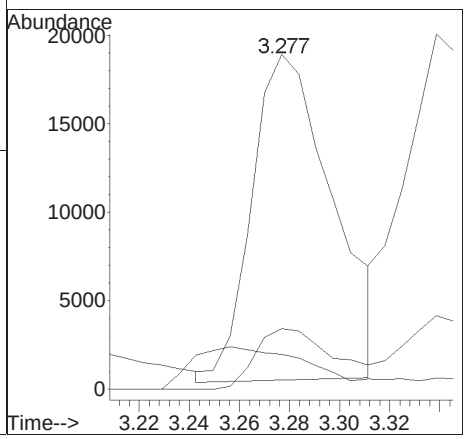

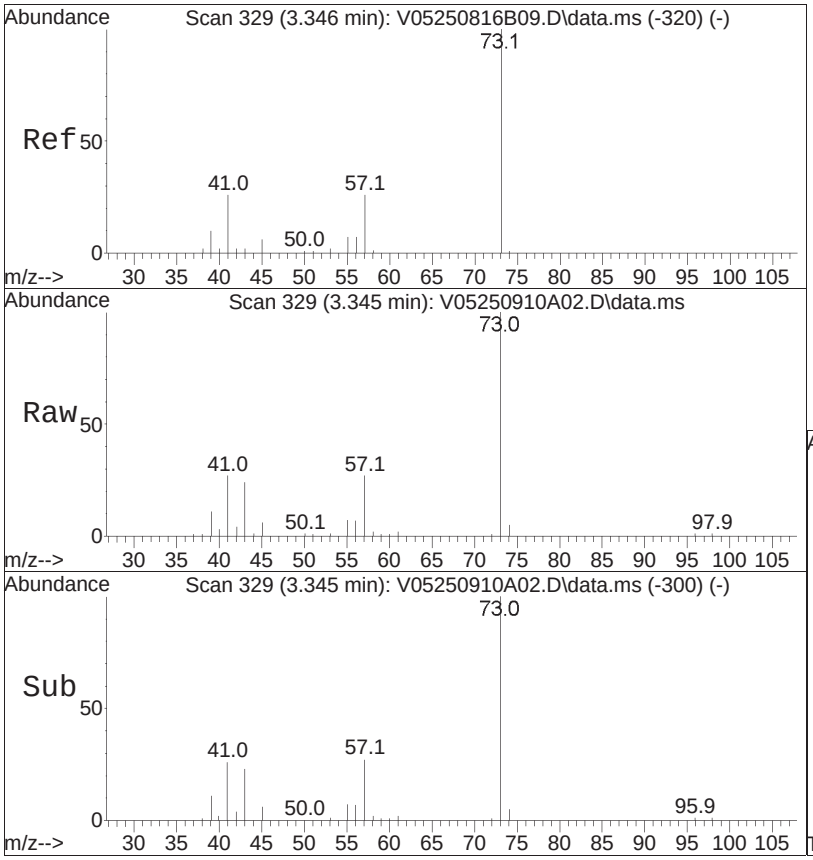


#20
Methyl tert-butyl ether
Concen: 9.70 ug/L
RT: 3.345 min Scan# 329
Delta R.T. -0.001 min
Lab File: V05250910A02.D
Acq: 10 Sep 2025 7:39 am

Tgt Ion: 73 Resp: 215002

| Ion | Ratio | Lower | Upper |
|---|---|---|---|
| 73 | 100 | | |
| 57 | 25.6 | 16.7 | 34.7 |
| 43 | 23.3 | 15.7 | 32.7 |
| 41 | 24.4 | 15.9 | 33.1 |

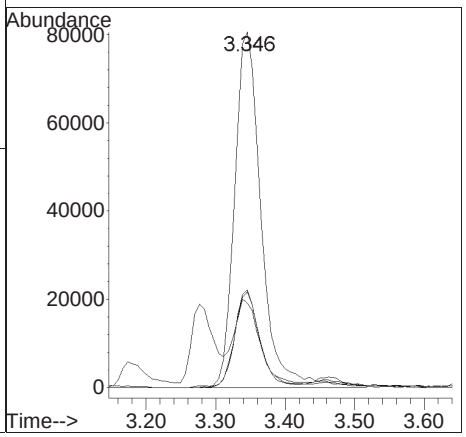

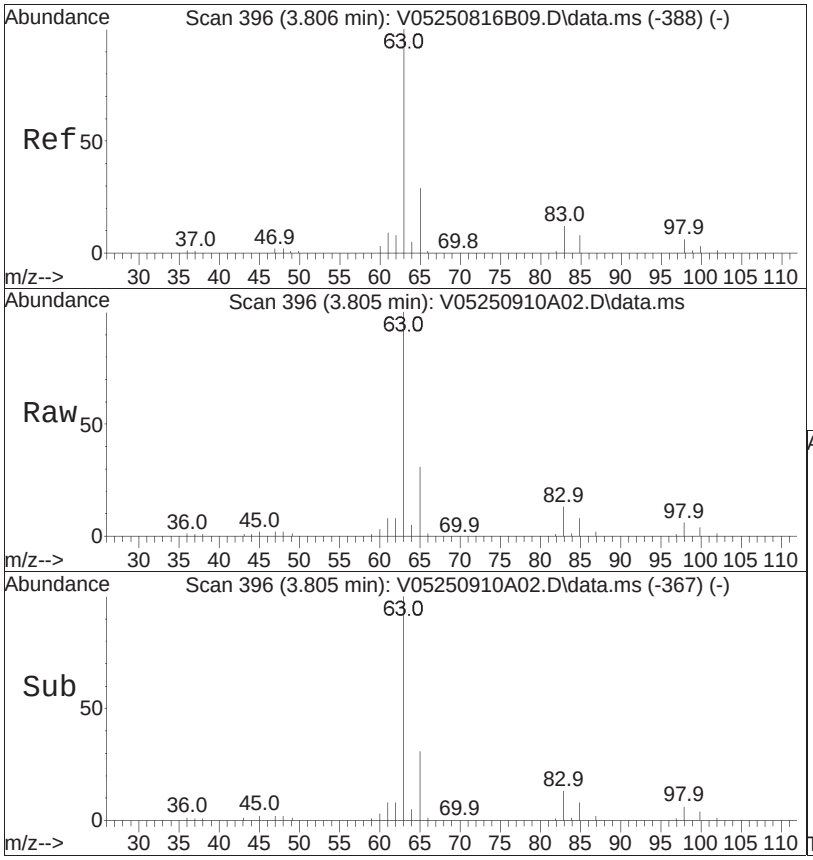


#23
1,1-Dichloroethane
Concen: 9.97 ug/L
RT: 3.805 min Scan# 396
Delta R.T. -0.001 min
Lab File: V05250910A02.D
Acq: 10 Sep 2025 7:39 am

Tgt Ion: 63 Resp: 203045

| Ion | Ratio | Lower | Upper |
|---|---|---|---|
| 63 | 100 | | |
| 65 | 30.2 | 8.6 | 48.6 |
| 83 | 11.7 | 0.0 | 31.7 |

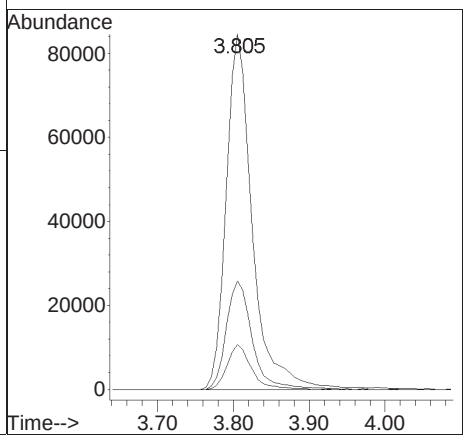

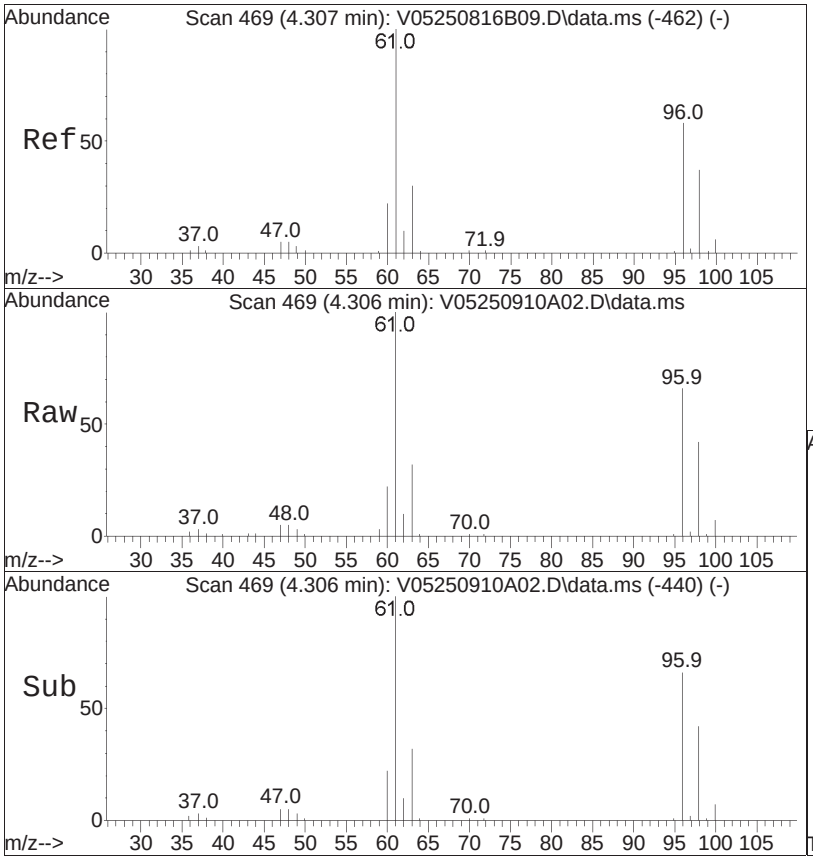


#28
cis-1,2-Dichloroethene
Concen: 10.06 ug/L
RT: 4.306 min Scan# 469
Delta R.T. -0.001 min
Lab File: V05250910A02.D
Acq: 10 Sep 2025 7:39 am

Tgt Ion: 96 Resp: 97249

| Ion | Ratio | Lower | Upper |
|---|---|---|---|
| 96 | 100 | | |
| 61 | 152.2 | 131.4 | 197.2 |
| 98 | 64.6 | 49.8 | 74.8 |

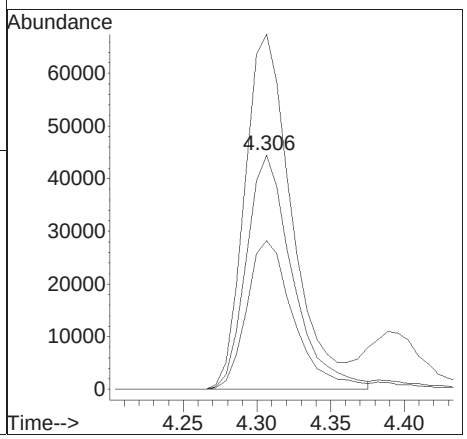

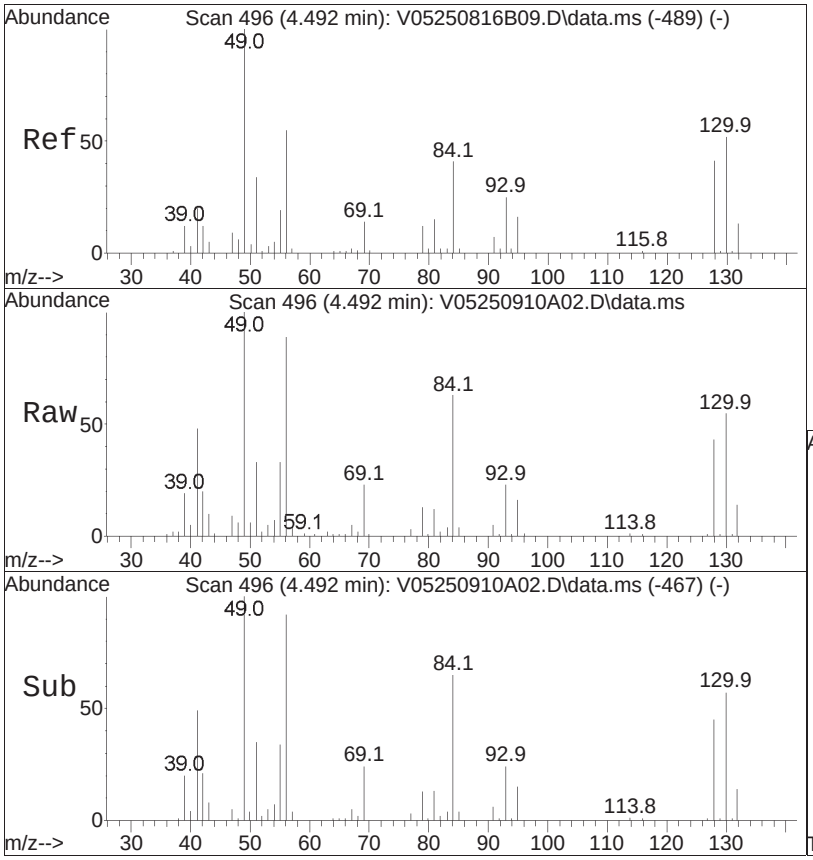


#30
Bromochloromethane
Concen: 10.82 ug/L
RT: 4.492 min Scan# 496
Delta R.T. -0.000 min
Lab File: V05250910A02.D
Acq: 10 Sep 2025 7:39 am

Tgt Ion:128 Resp: 43063

| Ion | Ratio | Lower | Upper |
|---|---|---|---|
| 128 | 100 | | |
| 49 | 220.8 | 186.2 | 279.4 |
| 130 | 127.6 | 105.0 | 157.4 |

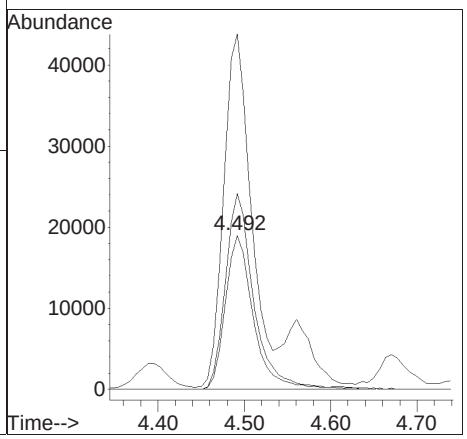

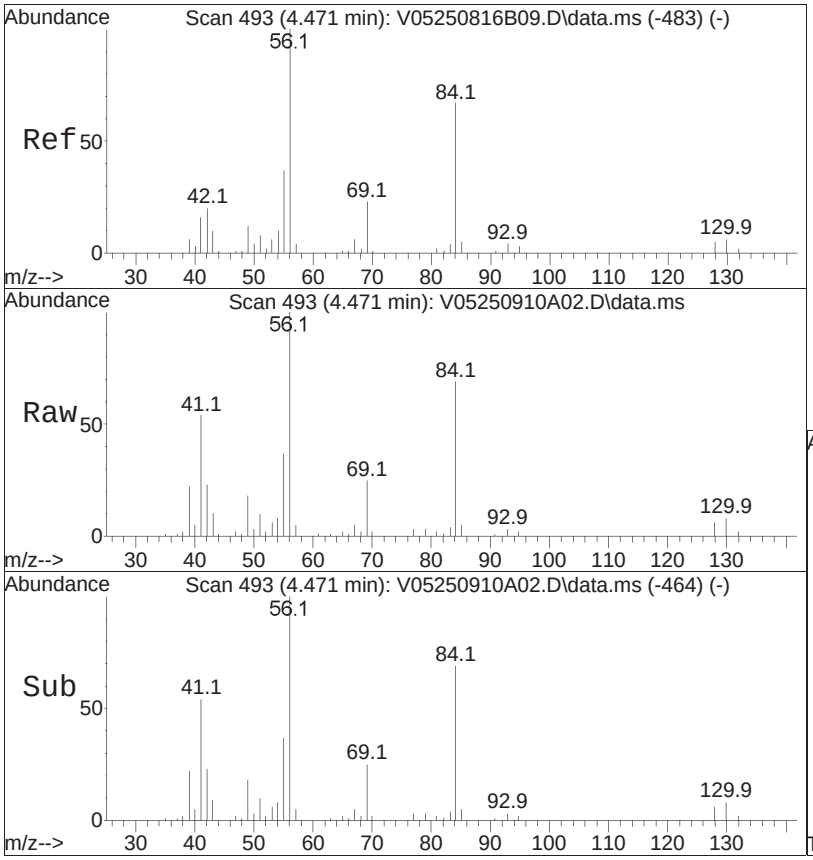


#31
Cyclohexane
Concen: 11.16 ug/L
RT: 4.471 min Scan# 493
Delta R.T. 0.000 min
Lab File: V05250910A02.D
Acq: 10 Sep 2025 7:39 am

Tgt Ion: 56 Resp: 219637

| Ion | Ratio | Lower | Upper |
|---|---|---|---|
| 56 | 100 | | |
| 84 | 66.1 | 41.1 | 85.5 |

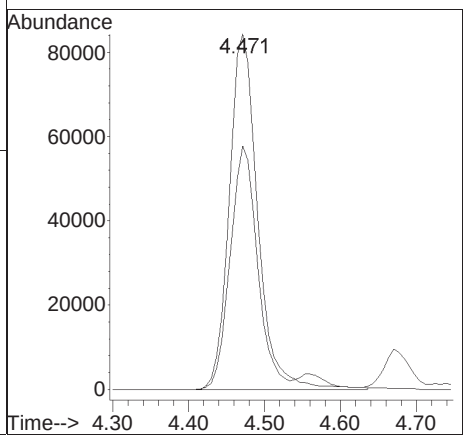

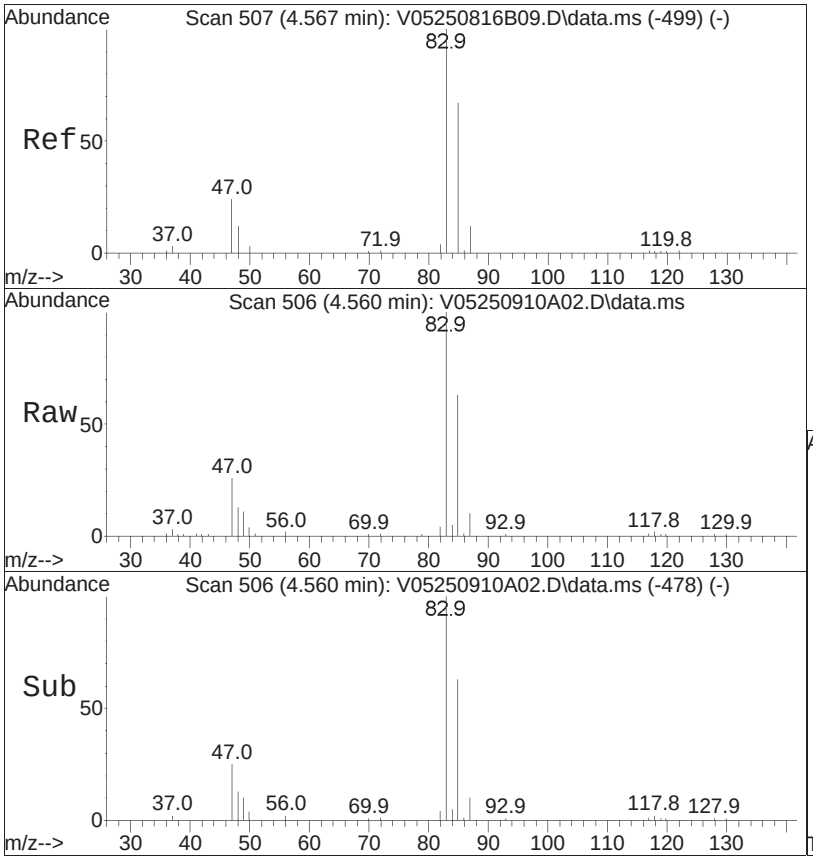


#32
Chloroform
Concen: 9.50 ug/L
RT: 4.560 min Scan# 506
Delta R.T. -0.007 min
Lab File: V05250910A02.D
Acq: 10 Sep 2025 7:39 am

Tgt Ion: 83 Resp: 177657

| Ion | Ratio | Lower | Upper |
|---|---|---|---|
| 83 | 100 | | |
| 85 | 65.8 | 42.6 | 88.4 |
| 47 | 23.6 | 15.5 | 32.3 |
| 48 | 13.2 | 8.4 | 17.4 |

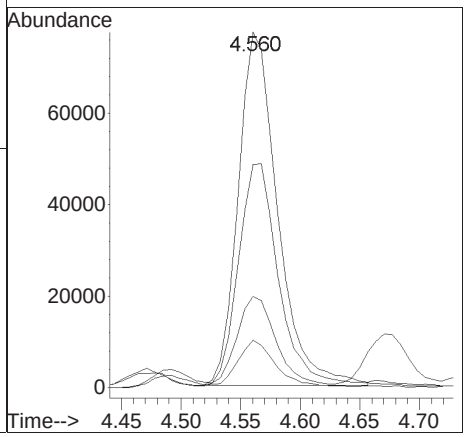

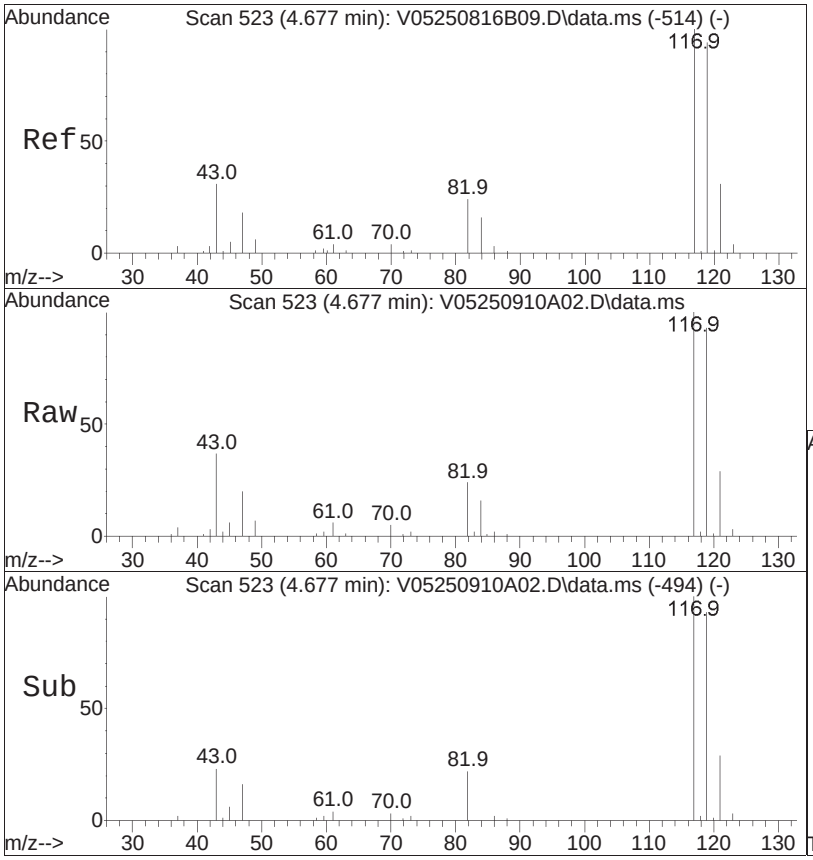


#34
Carbon tetrachloride
Concen: 8.73 ug/L
RT: 4.677 min Scan# 523
Delta R.T. 0.000 min
Lab File: V05250910A02.D
Acq: 10 Sep 2025 7:39 am

Tgt Ion:117 Resp: 138995

| Ion | Ratio | Lower | Upper |
|---|---|---|---|
| 117 | 100 | | |
| 119 | 93.7 | 58.9 | 122.3 |
| 121 | 29.5 | 19.0 | 39.6 |
| 82 | 24.2 | 15.4 | 32.0 |

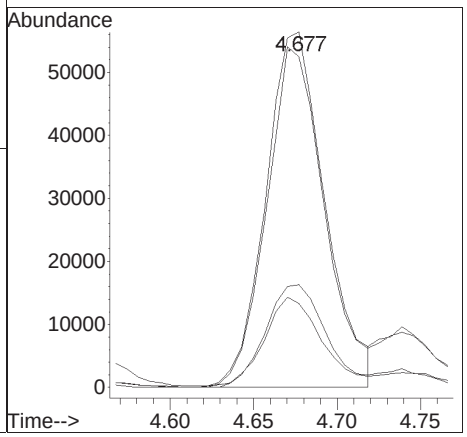

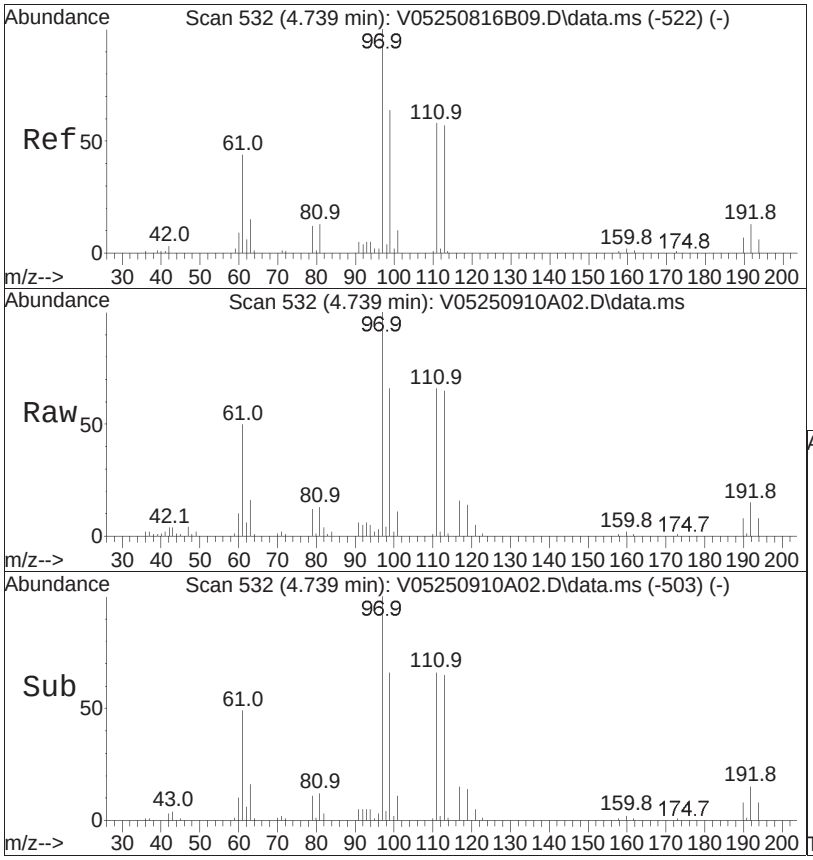


#37
1,1,1-Trichloroethane
Concen: 9.15 ug/L
RT: 4.739 min Scan# 532
Delta R.T. -0.000 min
Lab File: V05250910A02.D
Acq: 10 Sep 2025 7:39 am

Tgt Ion: 97 Resp: 159925

| Ion | Ratio | Lower | Upper |
|---|---|---|---|
| 97 | 100 | | |
| 99 | 64.1 | 41.9 | 86.9 |
| 61 | 49.1 | 30.4 | 63.0 |
| 63 | 15.4 | 9.6 | 20.0 |

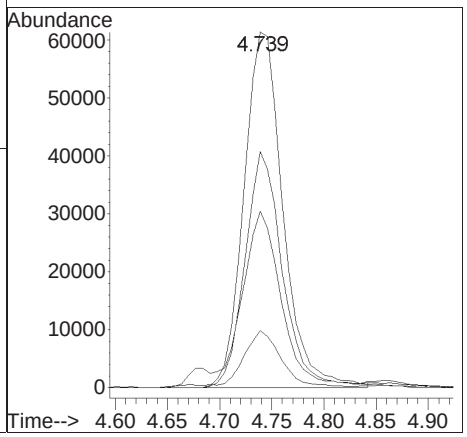

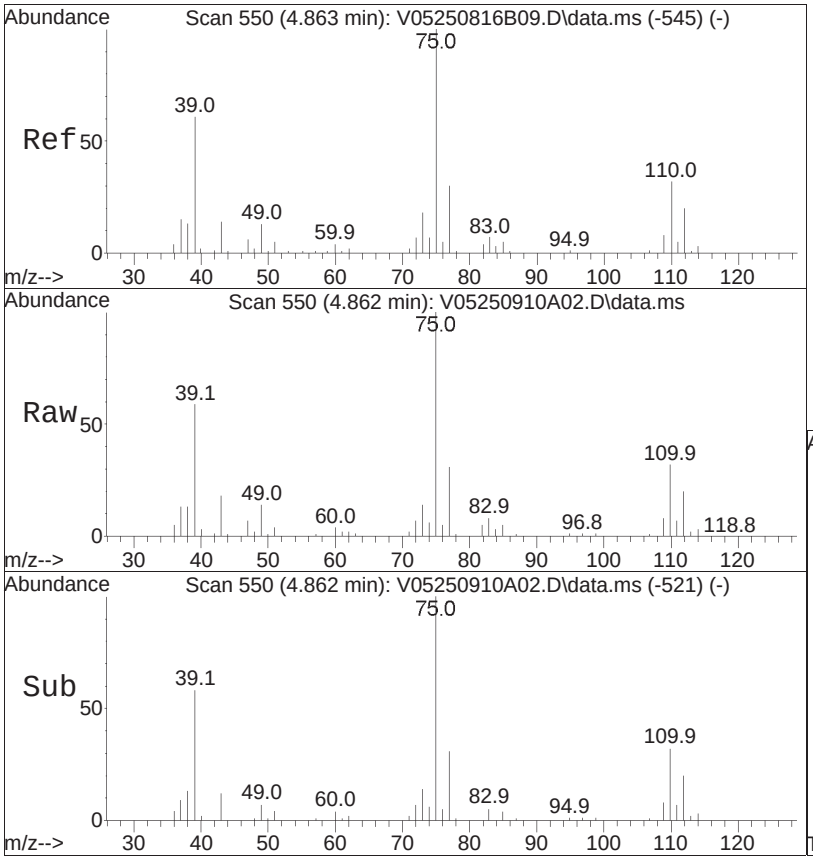


#39
2-Butanone
Concen: 8.92 ug/L
RT: 4.862 min Scan# 550
Delta R.T. -0.001 min
Lab File: V05250910A02.D
Acq: 10 Sep 2025 7:39 am

Tgt Ion: 43 Resp: 22765

| Ion | Ratio | Lower | Upper |
|---|---|---|---|
| 43 | 100 | | |
| 72 | 44.4 | 34.6 | 52.0 |

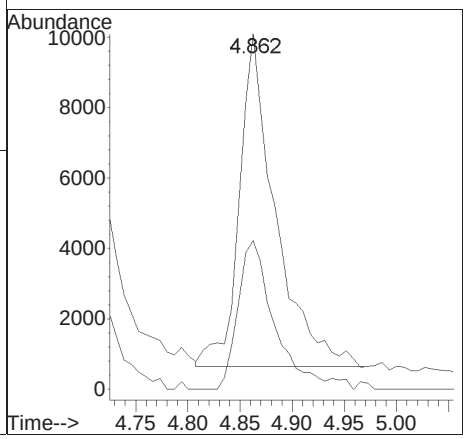

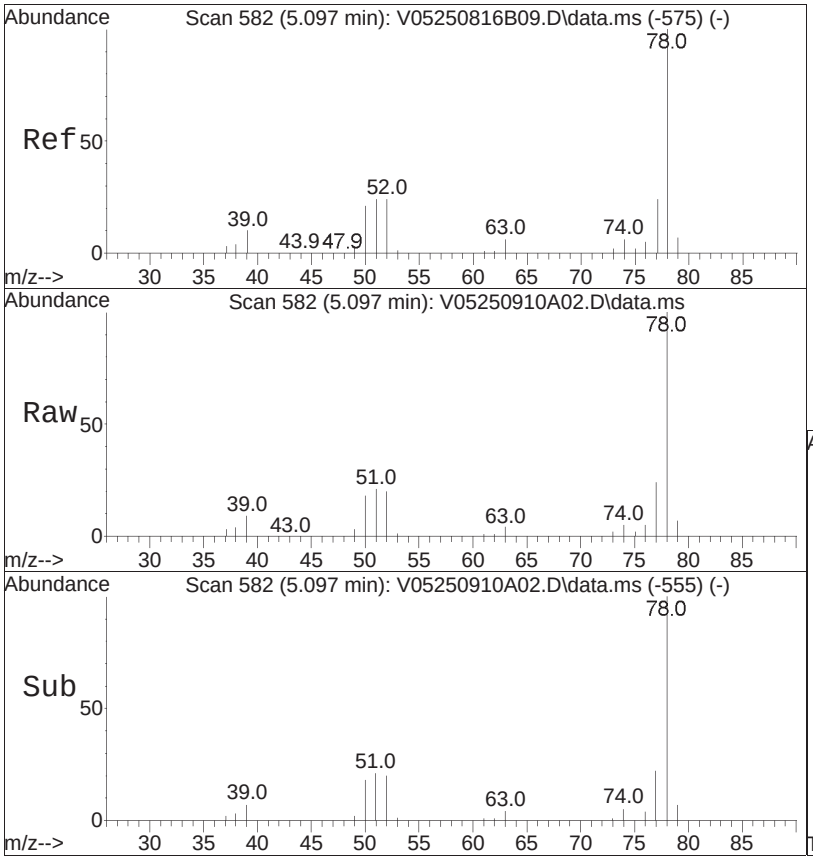


#41
Benzene
Concen: 11.06 ug/L
RT: 5.097 min Scan# 582
Delta R.T. -0.000 min
Lab File: V05250910A02.D
Acq: 10 Sep 2025 7:39 am

Tgt Ion: 78 Resp: 409003

| Ion | Ratio | Lower | Upper |
|---|---|---|---|
| 78 | 100 | | |
| 77 | 24.0 | 15.5 | 32.3 |
| 51 | 20.8 | 15.5 | 32.3 |
| 52 | 20.4 | 15.0 | 31.1 |

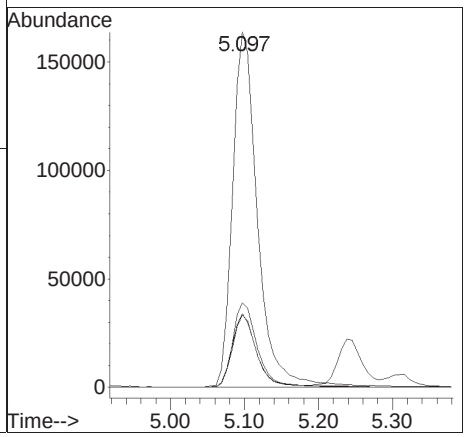

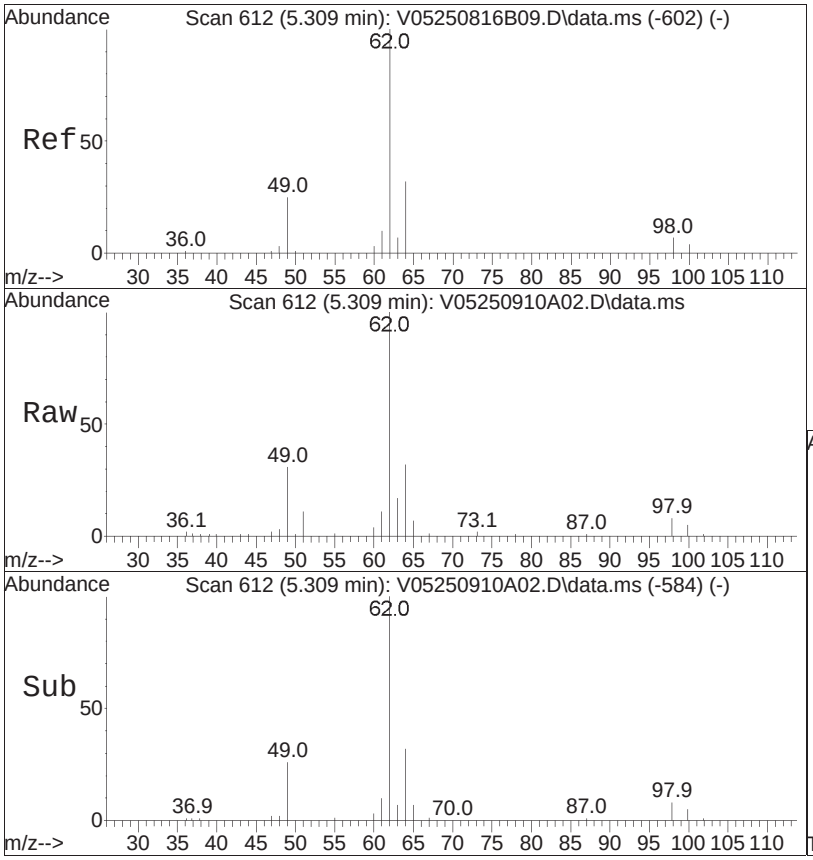


#44
1,2-Dichloroethane
Concen: 9.01 ug/L
RT: 5.309 min Scan# 612
Delta R.T. -0.000 min
Lab File: V05250910A02.D
Acq: 10 Sep 2025 7:39 am

Tgt Ion: 62 Resp: 133268

| Ion | Ratio | Lower | Upper |
|---|---|---|---|
| 62 | 100 | | |
| 64 | 32.5 | 12.5 | 52.5 |
| 98 | 7.6 | 0.0 | 26.7 |

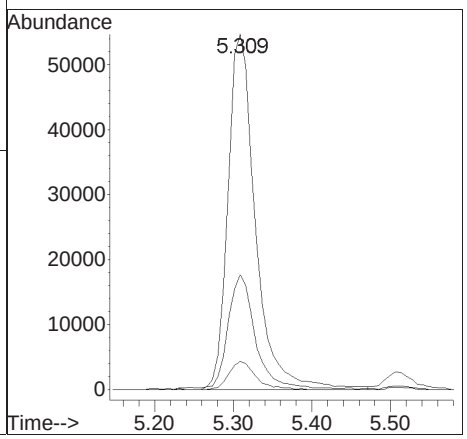

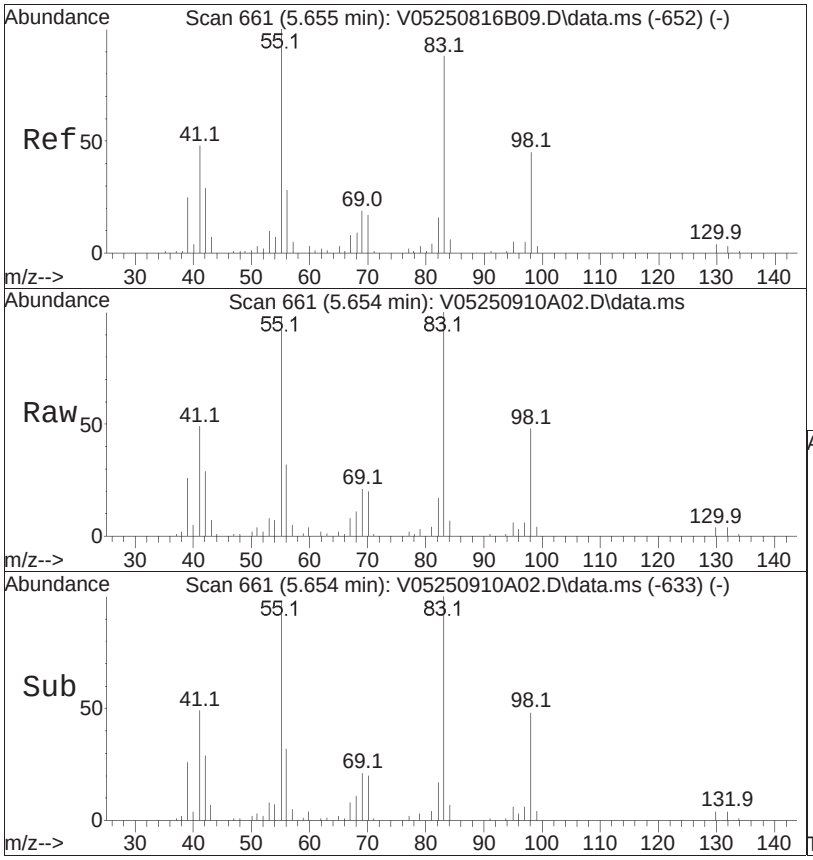


#47
Methyl cyclohexane
Concen: 10.38 ug/L
RT: 5.654 min Scan# 661
Delta R.T. -0.001 min
Lab File: V05250910A02.D
Acq: 10 Sep 2025 7:39 am

Tgt Ion: 83 Resp: 162938

| Ion | Ratio | Lower | Upper |
|---|---|---|---|
| 83 | 100 | | |
| 55 | 99.1 | 89.0 | 133.4 |

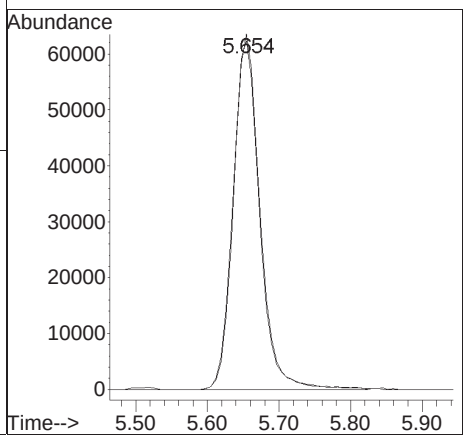

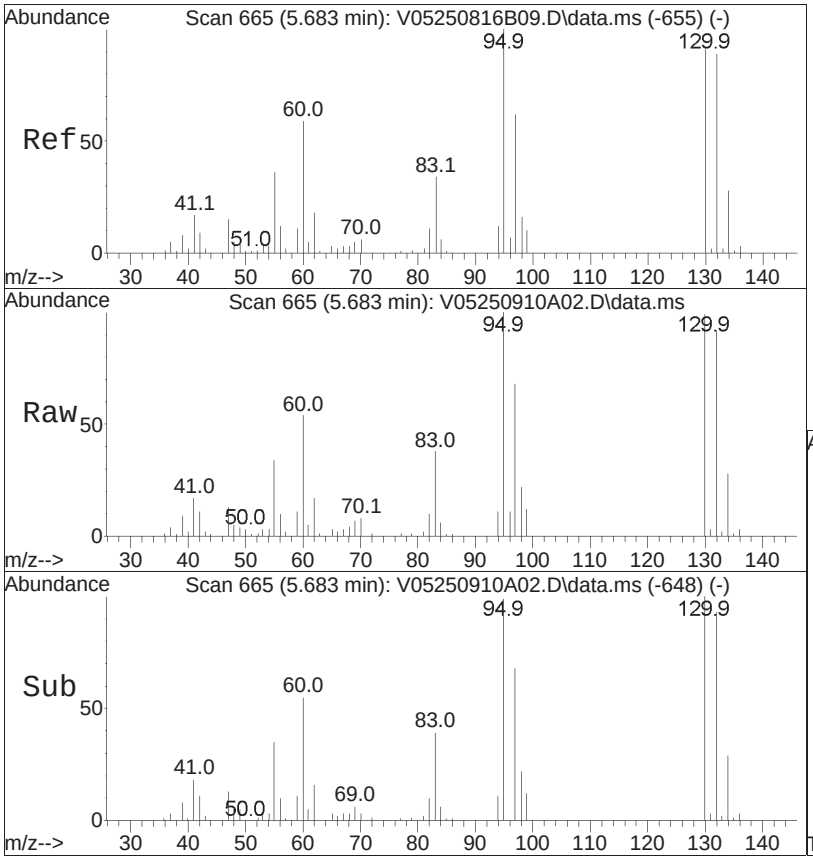


#48
Trichloroethene
Concen: 9.80 ug/L
RT: 5.683 min Scan# 665
Delta R.T. -0.000 min
Lab File: V05250910A02.D
Acq: 10 Sep 2025 7:39 am

Tgt Ion: 95 Resp: 97834

| Ion | Ratio | Lower | Upper |
|---|---|---|---|
| 95 | 100 | | |
| 97 | 69.6 | 55.0 | 82.4 |
| 130 | 96.3 | 75.2 | 112.8 |

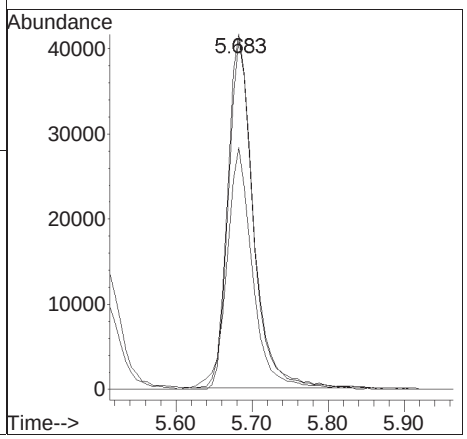

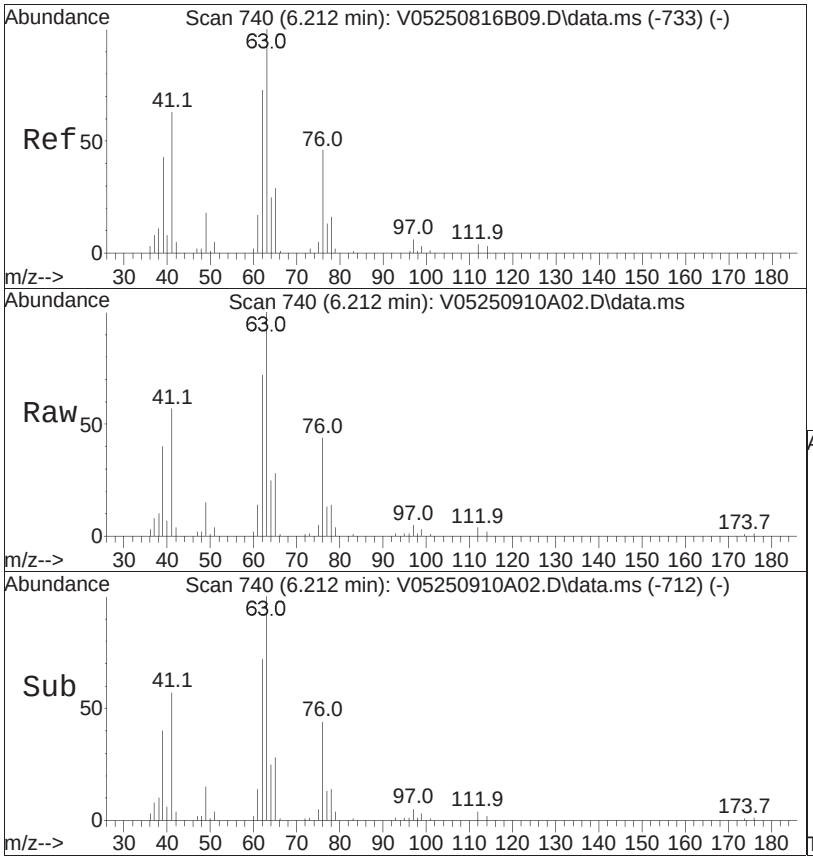


#51
1,2-Dichloropropane
Concen: 10.12 ug/L
RT: 6.212 min Scan# 740
Delta R.T. -0.000 min
Lab File: V05250910A02.D
Acq: 10 Sep 2025 7:39 am

Tgt Ion: 63 Resp: 105431

| Ion | Ratio | Lower | Upper |
|---|---|---|---|
| 63 | 100 | | |
| 62 | 73.6 | 56.4 | 84.6 |
| 76 | 42.4 | 37.9 | 56.9 |

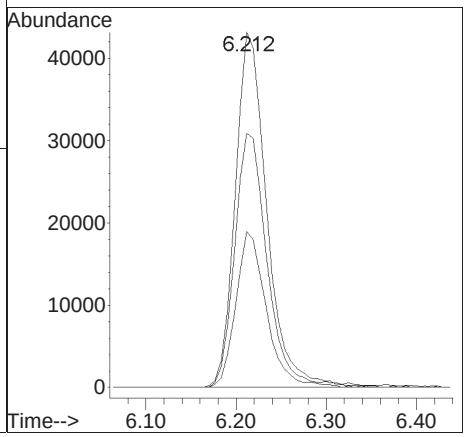

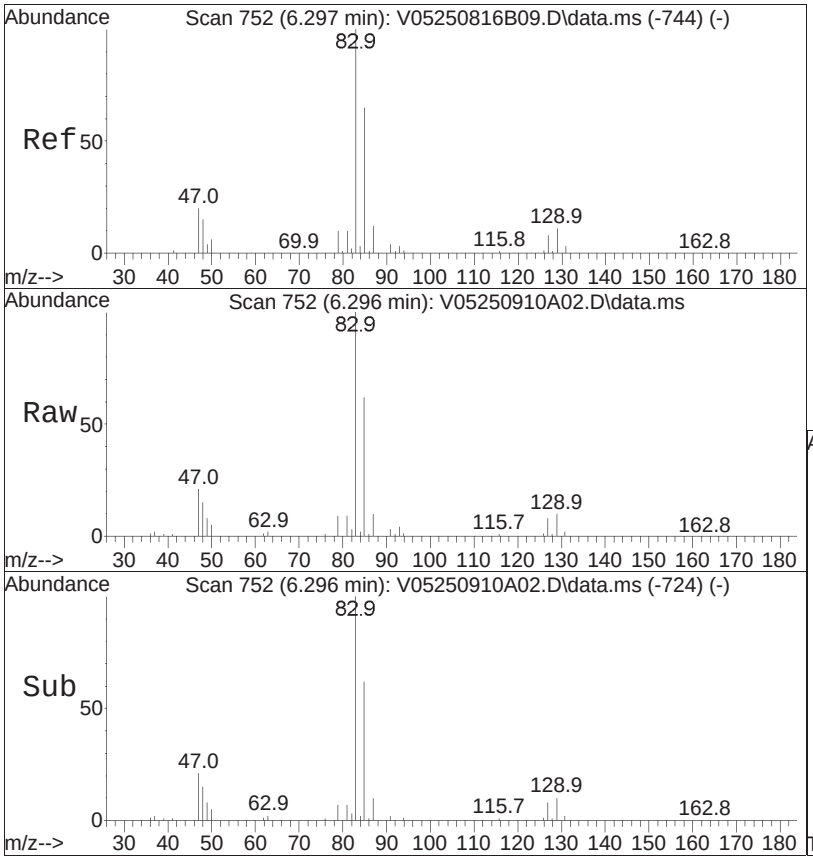


#54
Bromodichloromethane
Concen: 9.22 ug/L
RT: 6.296 min Scan# 752
Delta R.T. -0.001 min
Lab File: V05250910A02.D
Acq: 10 Sep 2025 7:39 am

Tgt Ion: 83 Resp: 129491

| Ion | Ratio | Lower | Upper |
|---|---|---|---|
| 83 | 100 | | |
| 85 | 64.4 | 52.9 | 79.3 |
| 127 | 7.8 | 6.5 | 9.7 |

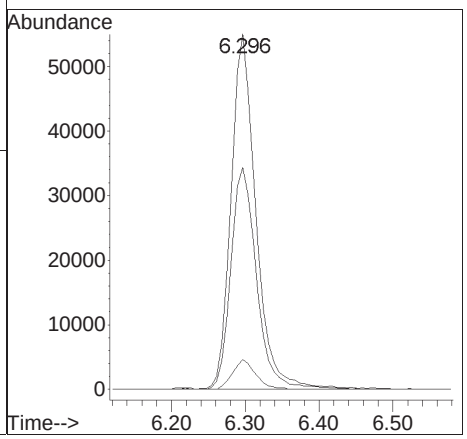

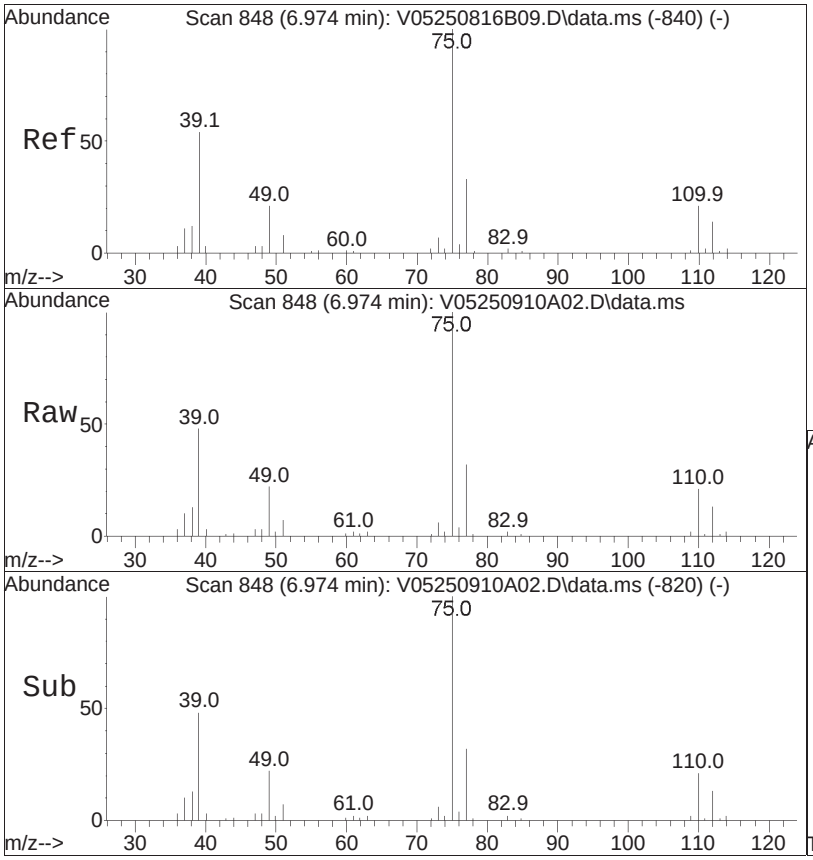


#58
cis-1,3-Dichloropropene
Concen: 10.48 ug/L
RT: 6.974 min Scan# 848
Delta R.T. -0.000 min
Lab File: V05250910A02.D
Acq: 10 Sep 2025 7:39 am

Tgt Ion: 75 Resp: 143589

| Ion | Ratio | Lower | Upper |
|---|---|---|---|
| 75 | 100 | | |
| 77 | 31.7 | 25.4 | 38.0 |
| 39 | 50.4 | 43.3 | 64.9 |

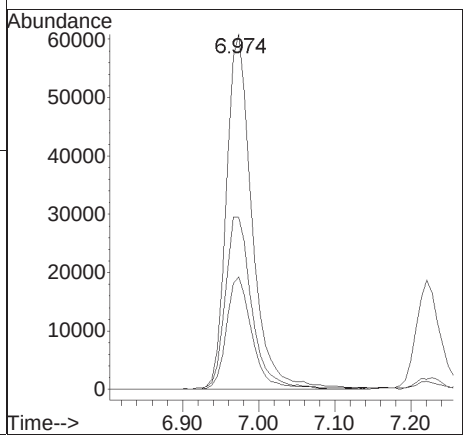

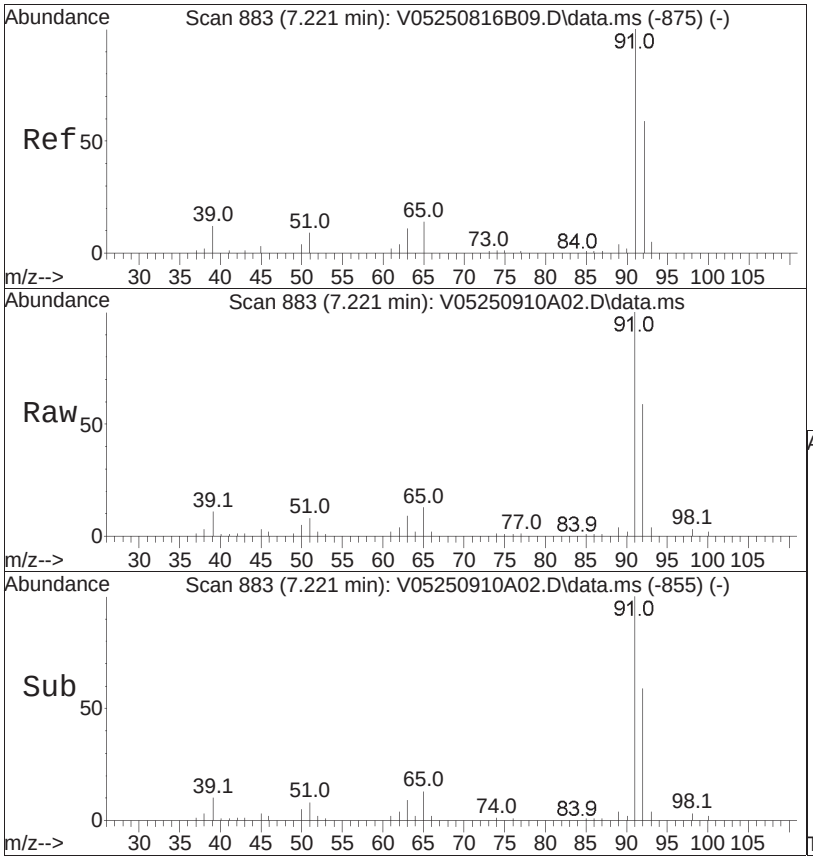


#61
Toluene
Concen: 10.71 ug/L
RT: 7.221 min Scan# 883
Delta R.T. -0.000 min
Lab File: V05250910A02.D
Acq: 10 Sep 2025 7:39 am

Tgt Ion: 92 Resp: 231602

| Ion | Ratio | Lower | Upper |
|---|---|---|---|
| 92 | 100 | | |
| 91 | 168.1 | 136.2 | 204.2 |

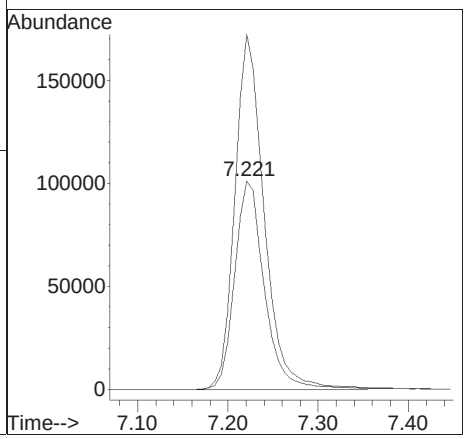

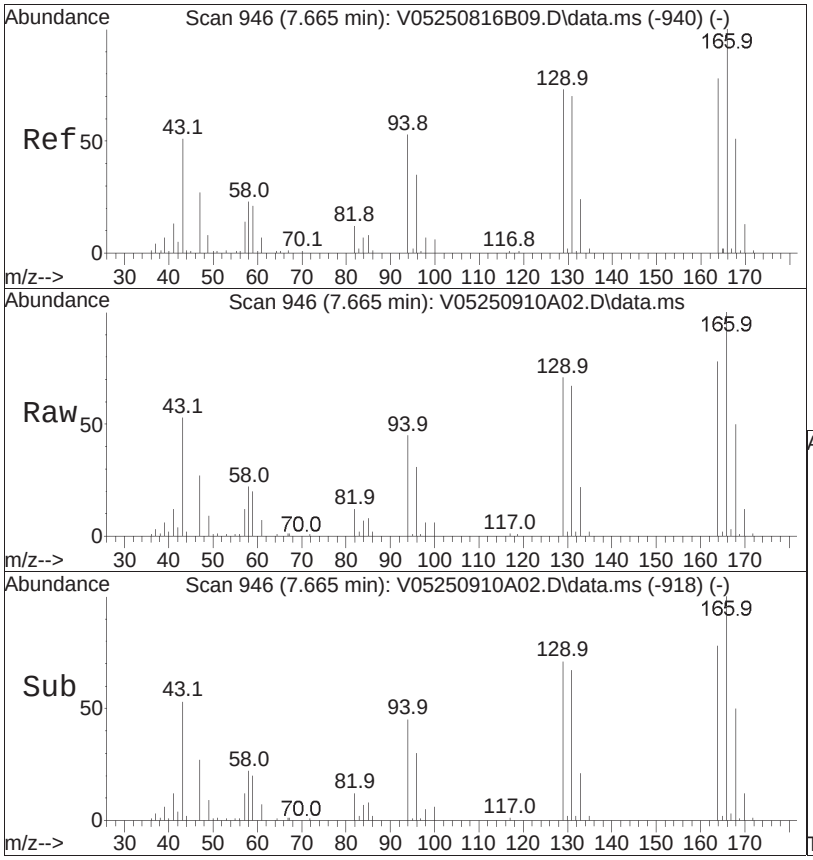


#62
4-Methyl-2-pentanone
Concen: 9.45 ug/L
RT: 7.665 min Scan# 946
Delta R.T. 0.000 min
Lab File: V05250910A02.D
Acq: 10 Sep 2025 7:39 am

Tgt Ion: 58 Resp: 20255

| Ion | Ratio | Lower | Upper |
|---|---|---|---|
| 58 | 100 | | |
| 100 | 32.2 | 24.1 | 36.1 |
| 43 | 253.2 | 206.5 | 309.7 |

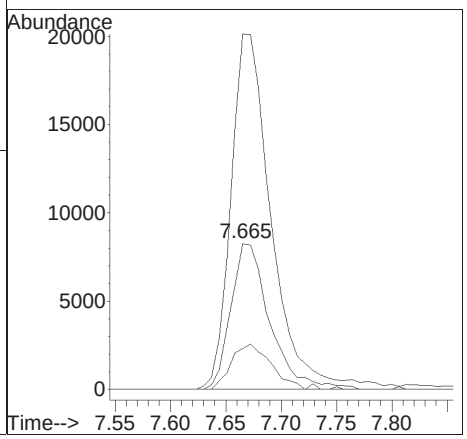

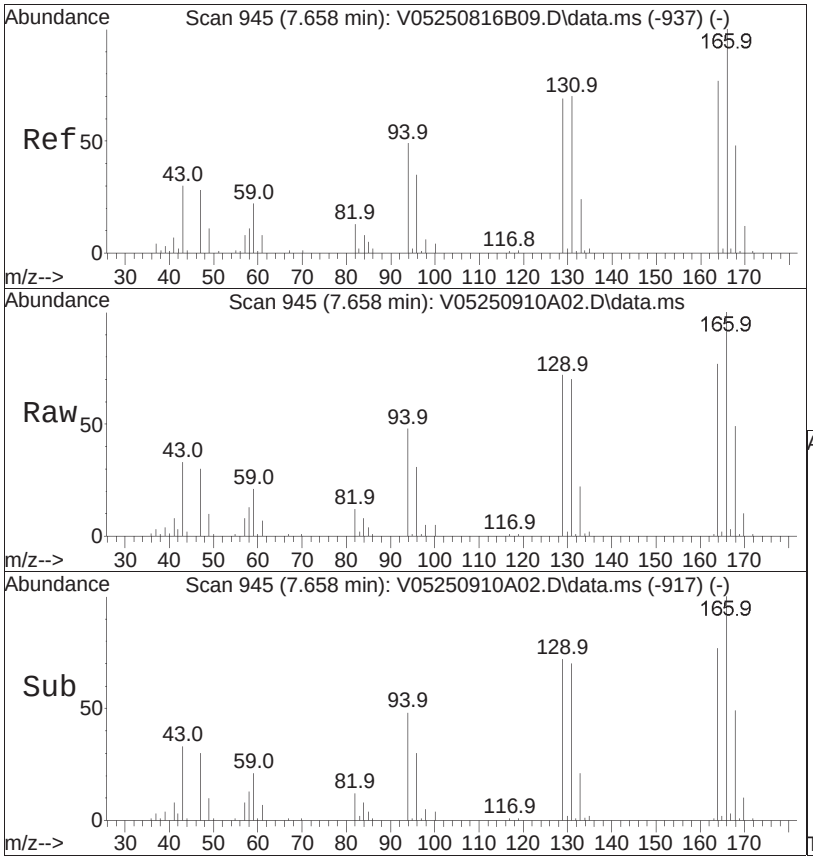


#63
Tetrachloroethene
Concen: 10.63 ug/L
RT: 7.658 min Scan# 945
Delta R.T. 0.000 min
Lab File: V05250910A02.D
Acq: 10 Sep 2025 7:39 am

Tgt Ion:166 Resp: 100033

| Ion | Ratio | Lower | Upper |
|---|---|---|---|
| 166 | 100 | | |
| 168 | 49.8 | 29.5 | 69.5 |
| 94 | 48.2 | 33.5 | 73.5 |

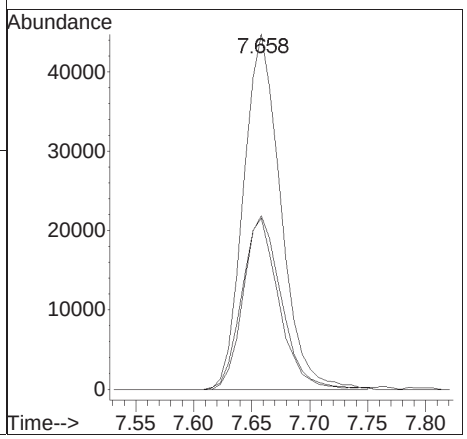

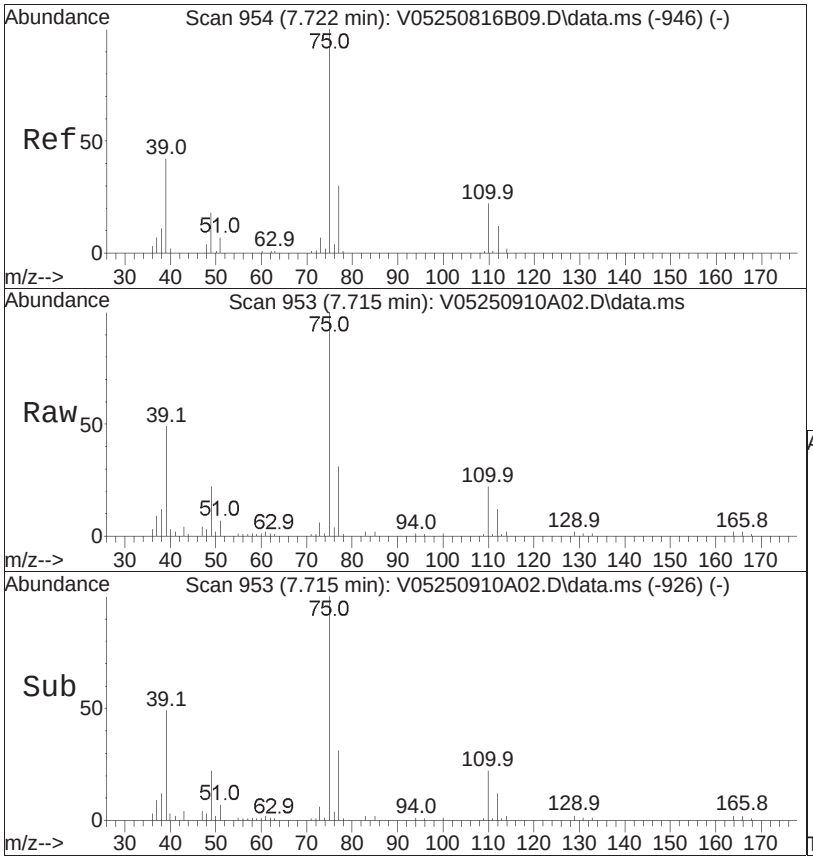


#65
trans-1,3-Dichloropropene
Concen: 9.41 ug/L
RT: 7.715 min Scan# 953
Delta R.T. -0.007 min
Lab File: V05250910A02.D
Acq: 10 Sep 2025 7:39 am

Tgt Ion: 75 Resp: 117757

| Ion | Ratio | Lower | Upper |
|---|---|---|---|
| 75 | 100 | | |
| 77 | 31.3 | 11.6 | 51.6 |
| 39 | 53.1 | 33.1 | 73.1 |

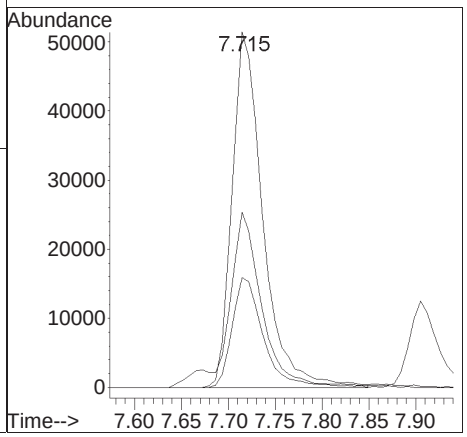

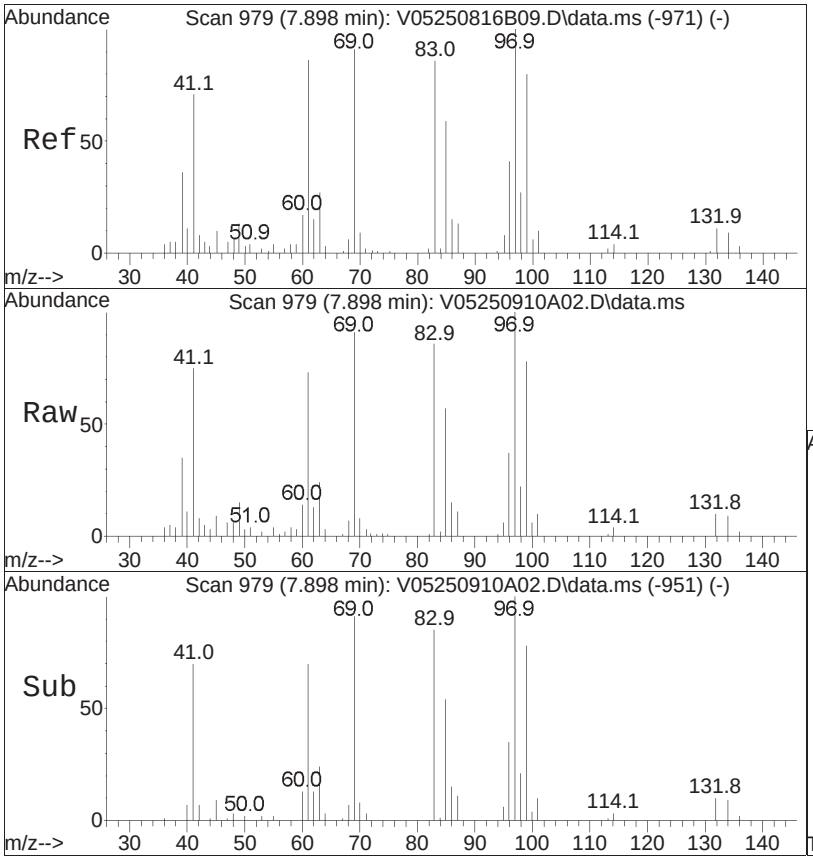


#68
1,1,2-Trichloroethane
Concen: 11.14 ug/L
RT: 7.898 min Scan# 979
Delta R.T. 0.000 min
Lab File: V05250910A02.D
Acq: 10 Sep 2025 7:39 am

Tgt Ion: 83 Resp: 57377

| Ion | Ratio | Lower | Upper |
|---|---|---|---|
| 83 | 100 | | |
| 97 | 112.6 | 98.4 | 138.4 |
| 85 | 66.1 | 45.6 | 85.6 |

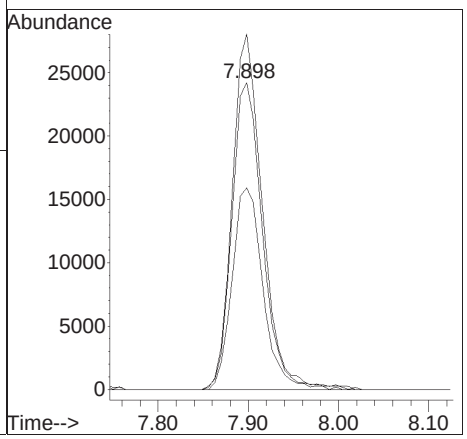

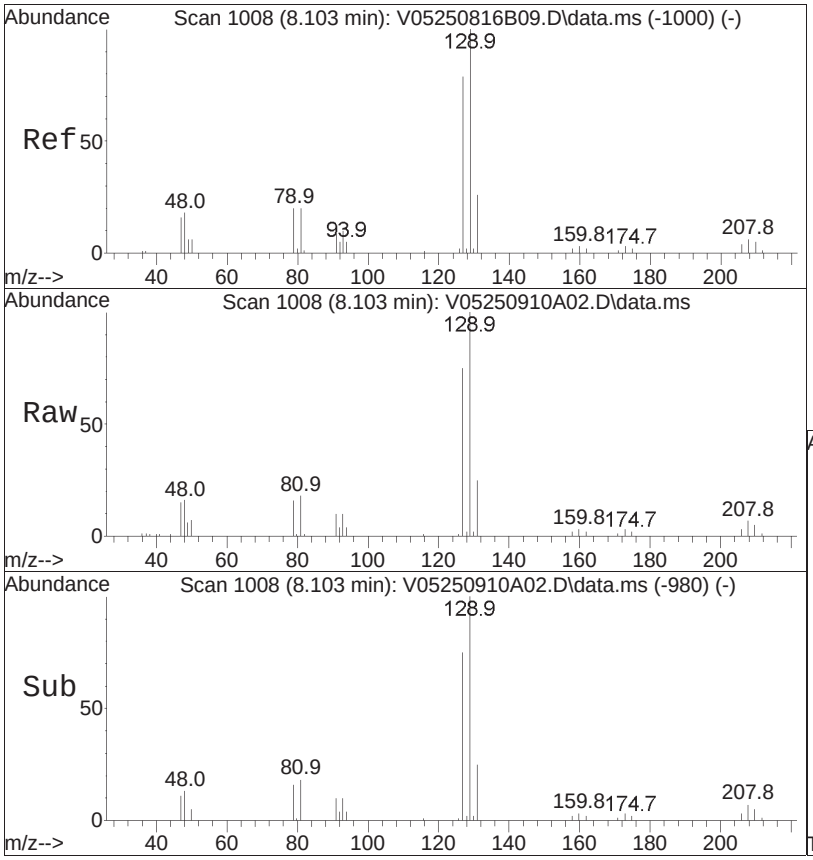


#69
Chlorodibromomethane
Concen: 9.68 ug/L
RT: 8.103 min Scan# 1008
Delta R.T. -0.000 min
Lab File: V05250910A02.D
Acq: 10 Sep 2025 7:39 am

Tgt Ion:129 Resp: 78191

| Ion | Ratio | Lower | Upper |
|---|---|---|---|
| 129 | 100 | | |
| 81 | 16.9 | 0.0 | 39.3 |
| 127 | 77.2 | 56.6 | 96.6 |

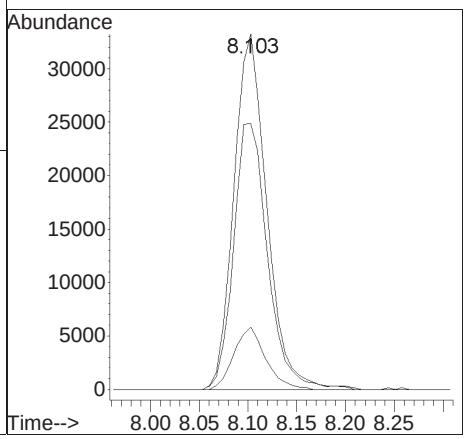

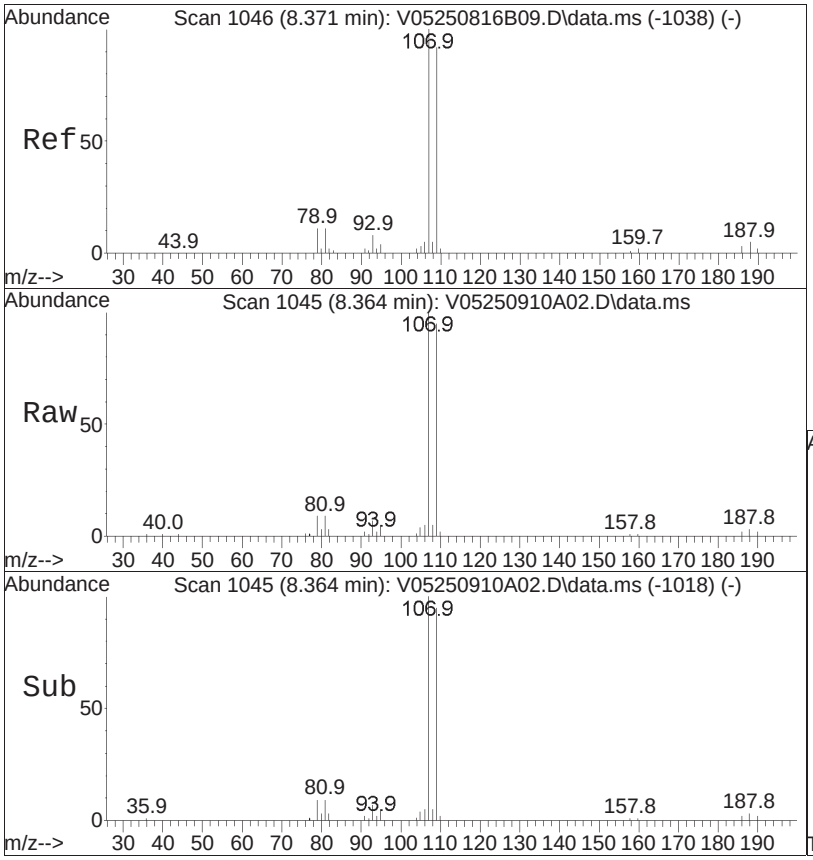


#71
1,2-Dibromoethane
Concen: 10.53 ug/L
RT: 8.364 min Scan# 1045
Delta R.T. -0.007 min
Lab File: V05250910A02.D
Acq: 10 Sep 2025 7:39 am

Tgt Ion:107 Resp: 61686

| Ion | Ratio | Lower | Upper |
|---|---|---|---|
| 107 | 100 | | |
| 109 | 91.7 | 75.2 | 112.8 |

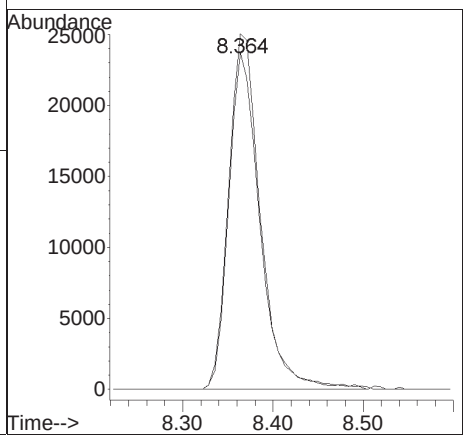

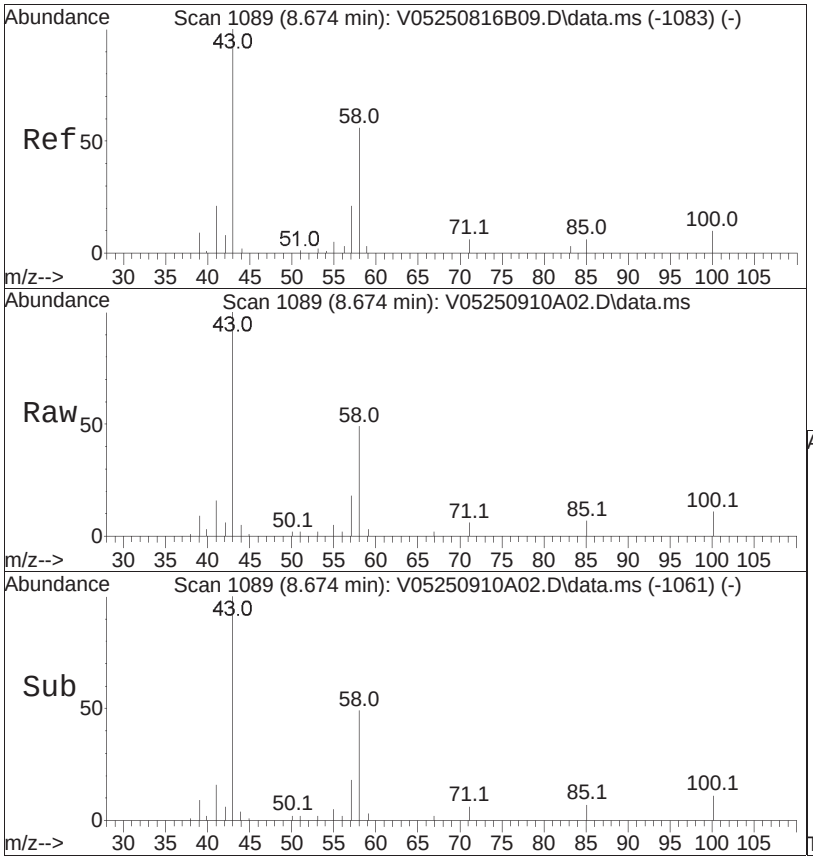


#72
2-Hexanone
Concen: 9.25 ug/L
RT: 8.674 min Scan# 1089
Delta R.T. 0.000 min
Lab File: V05250910A02.D
Acq: 10 Sep 2025 7:39 am

Tgt Ion: 43 Resp: 30606

| Ion | Ratio | Lower | Upper |
|---|---|---|---|
| 43 | 100 | | |
| 58 | 50.9 | 39.7 | 59.5 |
| 57 | 16.7 | 16.3 | 24.5 |

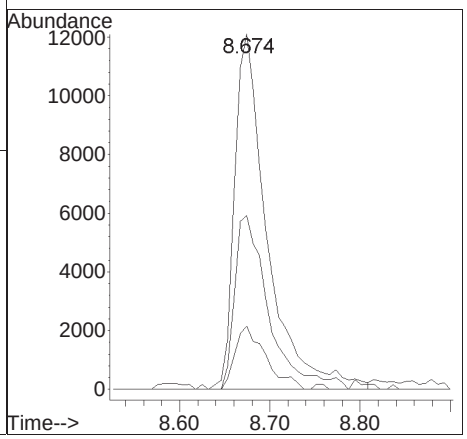

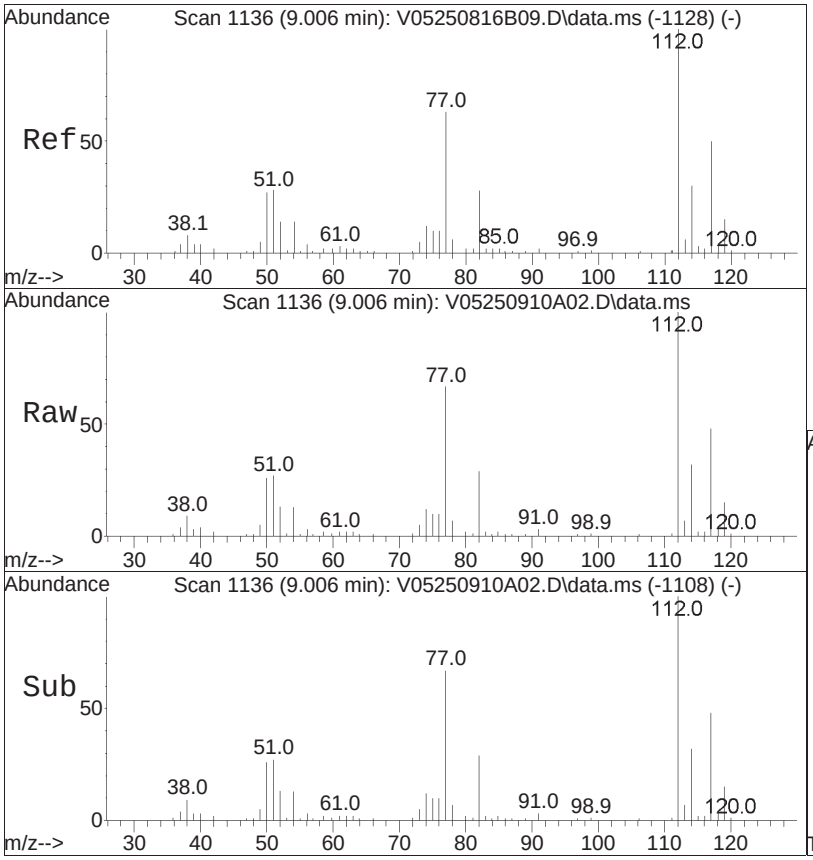


#73
Chlorobenzene
Concen: 10.67 ug/L
RT: 9.006 min Scan# 1136
Delta R.T. -0.000 min
Lab File: V05250910A02.D
Acq: 10 Sep 2025 7:39 am

Tgt Ion:112 Resp: 242533

| Ion | Ratio | Lower | Upper |
|---|---|---|---|
| 112 | 100 | | |
| 77 | 82.8 | 67.5 | 101.3 |
| 114 | 31.8 | 25.4 | 38.0 |

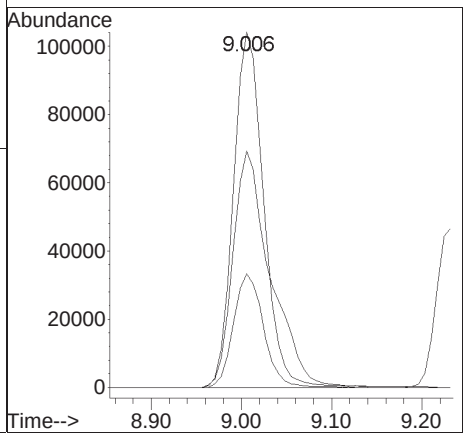

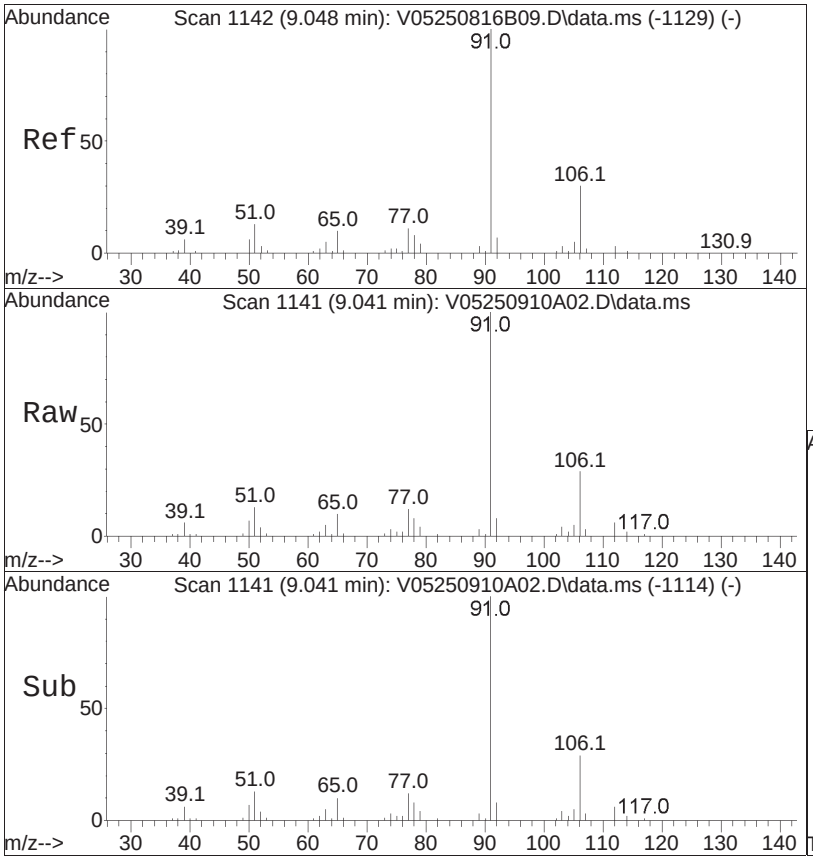


#74
Ethylbenzene
Concen: 10.81 ug/L
RT: 9.041 min Scan# 1141
Delta R.T. -0.007 min
Lab File: V05250910A02.D
Acq: 10 Sep 2025 7:39 am

Tgt Ion: 91 Resp: 461512

| Ion | Ratio | Lower | Upper |
|---|---|---|---|
| 91 | 100 | | |
| 106 | 29.2 | 23.4 | 35.0 |

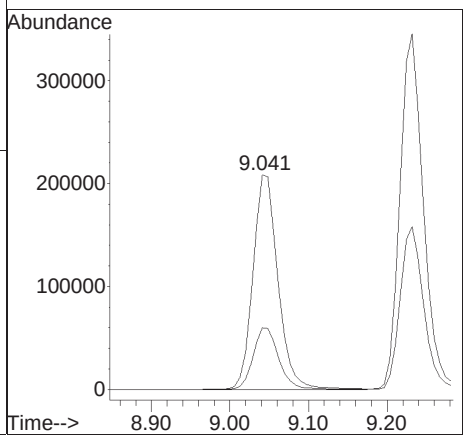

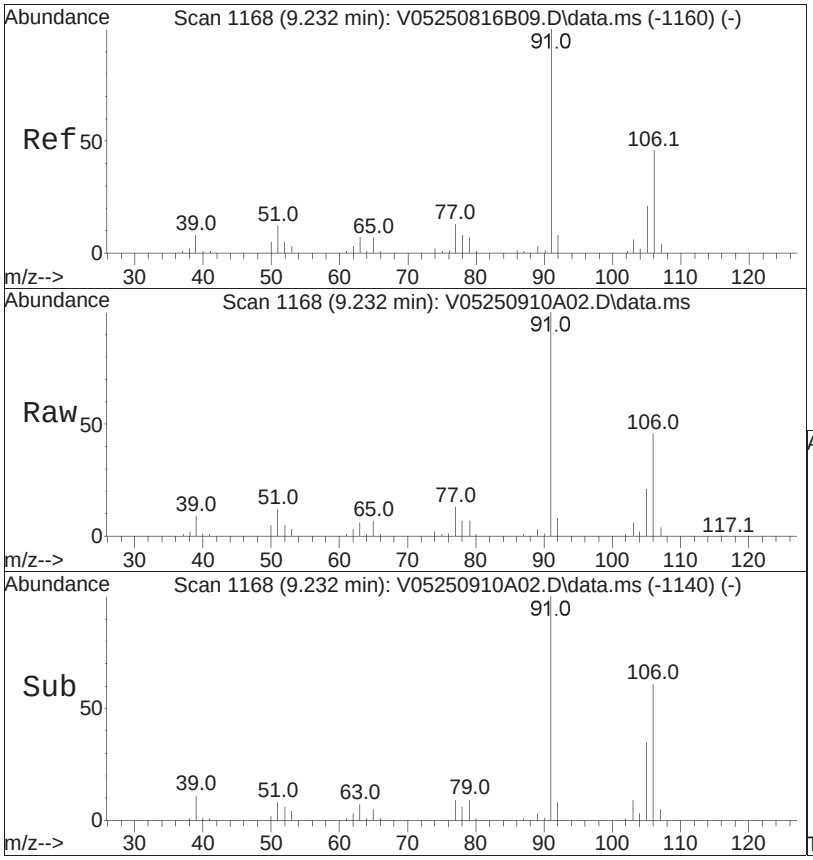


#76
p/m Xylene
Concen: 21.82 ug/L
RT: 9.232 min Scan# 1168
Delta R.T. -0.000 min
Lab File: V05250910A02.D
Acq: 10 Sep 2025 7:39 am

Tgt Ion:106 Resp: 328307

| Ion | Ratio | Lower | Upper |
|---|---|---|---|
| 106 | 100 | | |
| 91 | 217.6 | 176.3 | 264.5 |

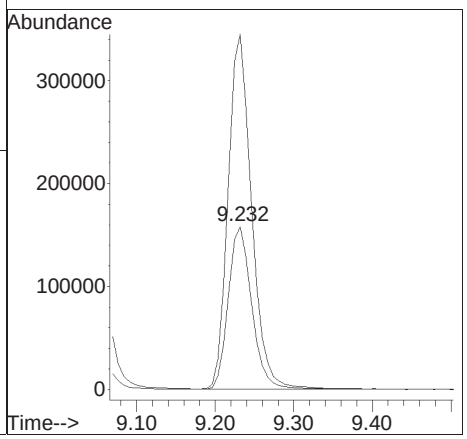




#77
o Xylene
Concen: 21.98 ug/L
RT: 9.775 min Scan# 1245
Delta R.T. -0.000 min
Lab File: V05250910A02.D
Acq: 10 Sep 2025 7:39 am

Tgt Ion:106 Resp: 312826

| Ion | Ratio | Lower | Upper |
|---|---|---|---|
| 106 | 100 | | |
| 91 | 227.4 | 189.3 | 283.9 |

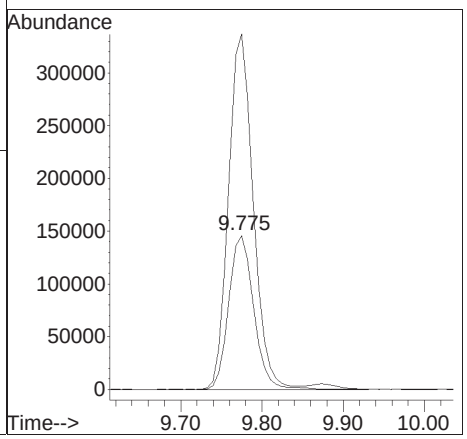

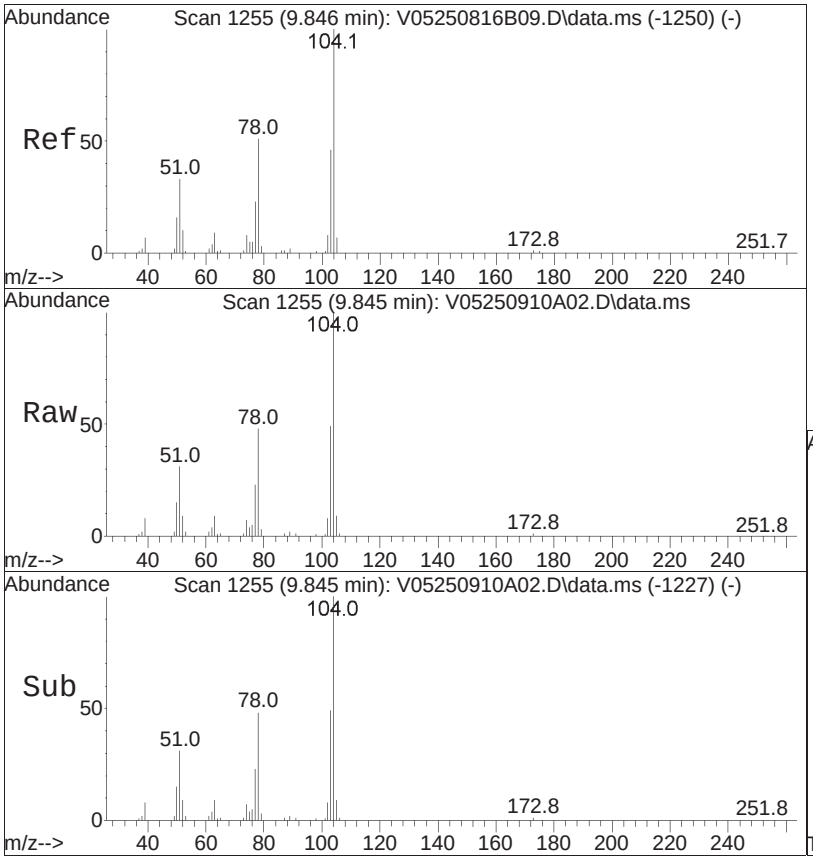


#78
Styrene
Concen: 22.25 ug/L
RT: 9.845 min Scan# 1255
Delta R.T. -0.001 min
Lab File: V05250910A02.D
Acq: 10 Sep 2025 7:39 am

Tgt Ion:104 Resp: 522189

| Ion | Ratio | Lower | Upper |
|---|---|---|---|
| 104 | 100 | | |
| 78 | 47.5 | 40.6 | 61.0 |

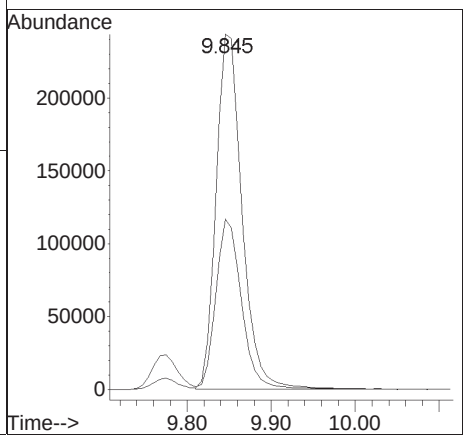

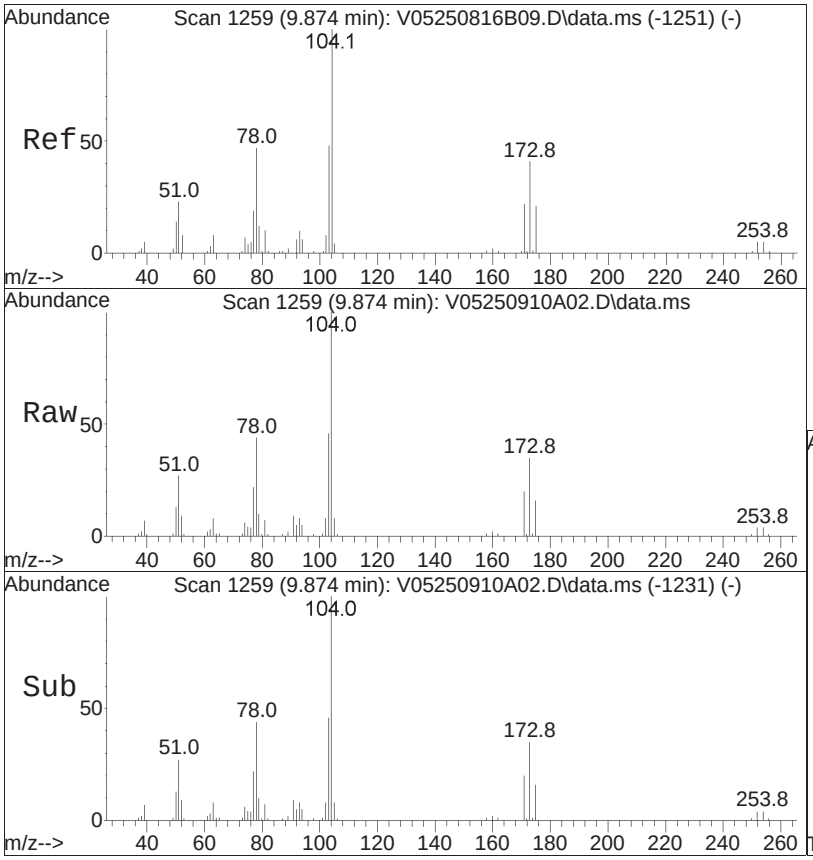


#80
Bromoform
Concen: 9.54 ug/L
RT: 9.874 min Scan# 1259
Delta R.T. -0.000 min
Lab File: V05250910A02.D
Acq: 10 Sep 2025 7:39 am

Tgt Ion:173 Resp: 47744

| Ion | Ratio | Lower | Upper |
|---|---|---|---|
| 173 | 100 | | |
| 175 | 46.4 | 28.5 | 68.5 |

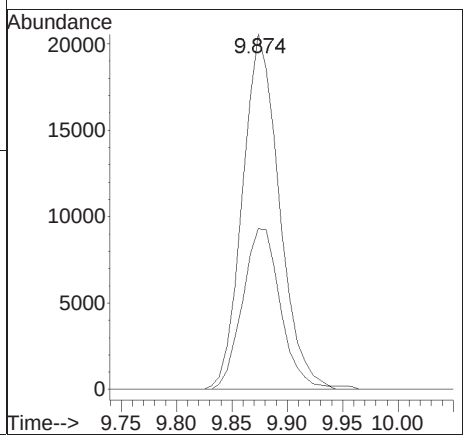

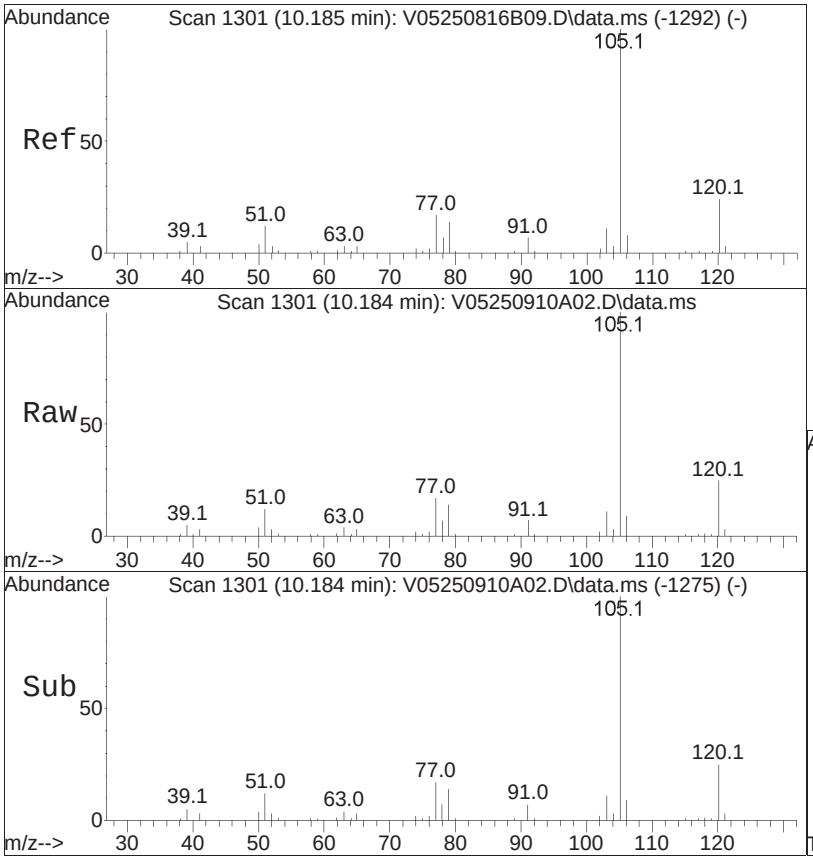


#82
Isopropylbenzene
Concen: 10.75 ug/L
RT: 10.184 min Scan# 1301
Delta R.T. -0.001 min
Lab File: V05250910A02.D
Acq: 10 Sep 2025 7:39 am

Tgt Ion:105 Resp: 439646

| Ion | Ratio | Lower | Upper |
|---|---|---|---|
| 105 | 100 | | |
| 120 | 24.3 | 4.3 | 44.3 |

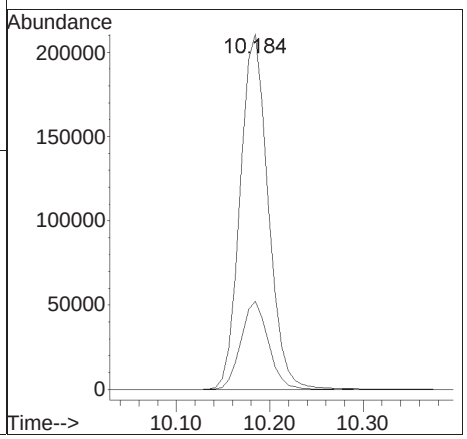

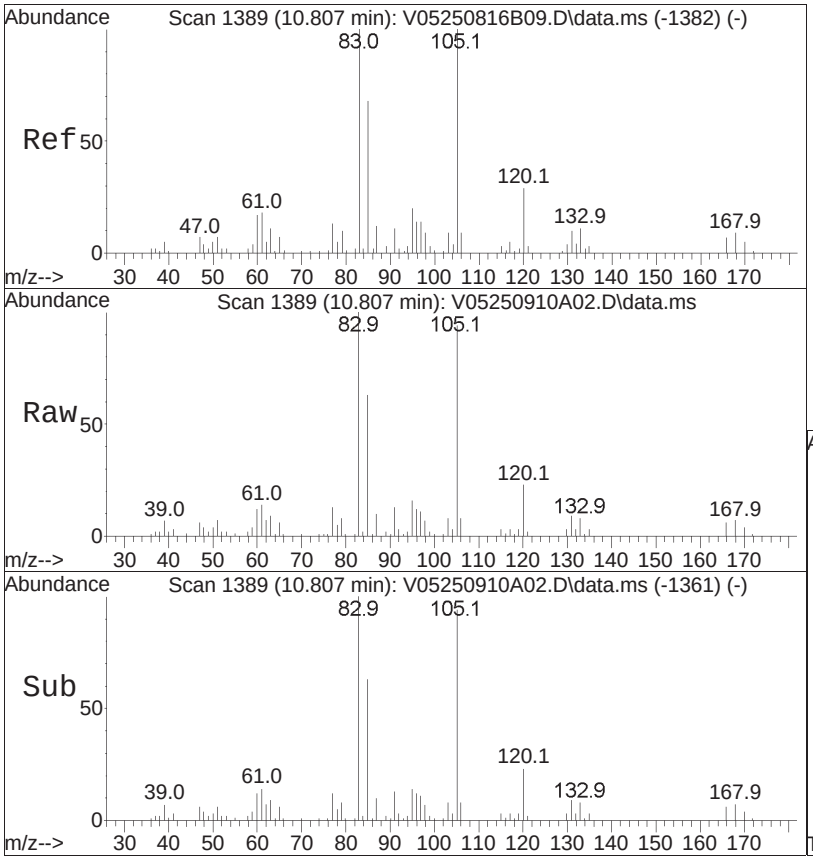


#87
1,1,2,2-Tetrachloroethane
Concen: 11.58 ug/L
RT: 10.807 min Scan# 1389
Delta R.T. -0.000 min
Lab File: V05250910A02.D
Acq: 10 Sep 2025 7:39 am

Tgt Ion: 83 Resp: 76079

| Ion | Ratio | Lower | Upper |
|---|---|---|---|
| 83 | 100 | | |
| 131 | 9.2 | 0.0 | 31.1 |
| 85 | 65.2 | 47.7 | 87.7 |

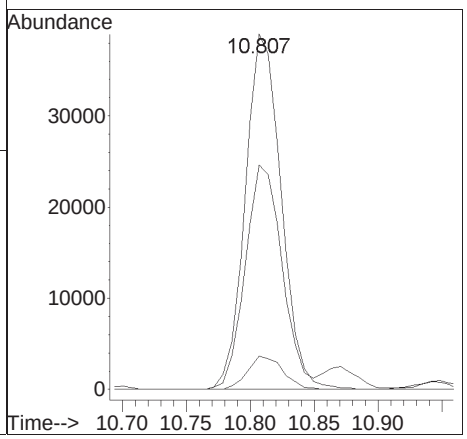

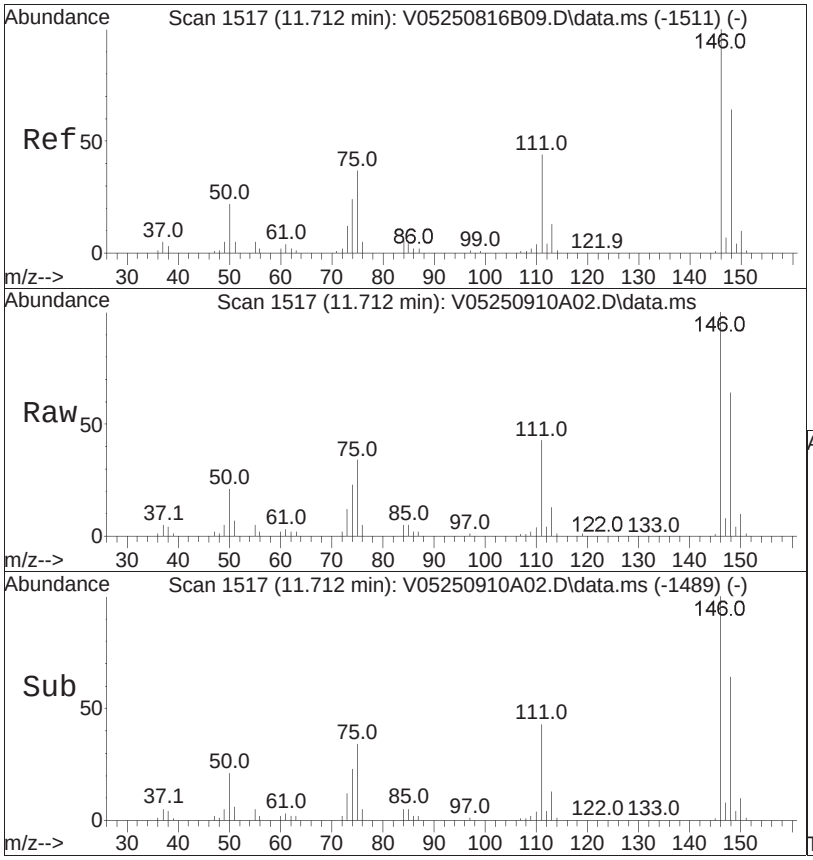


#100
1,3-Dichlorobenzene
Concen: 10.57 ug/L
RT: 11.712 min Scan# 1517
Delta R.T. 0.000 min
Lab File: V05250910A02.D
Acq: 10 Sep 2025 7:39 am

Tgt Ion:146 Resp: 185543

| Ion | Ratio | Lower | Upper |
|---|---|---|---|
| 146 | 100 | | |
| 111 | 42.2 | 28.1 | 58.5 |
| 148 | 64.5 | 41.5 | 86.1 |

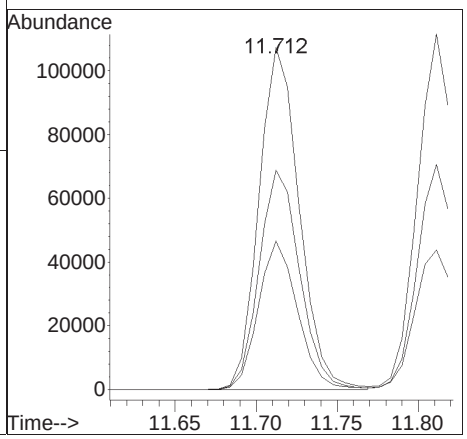

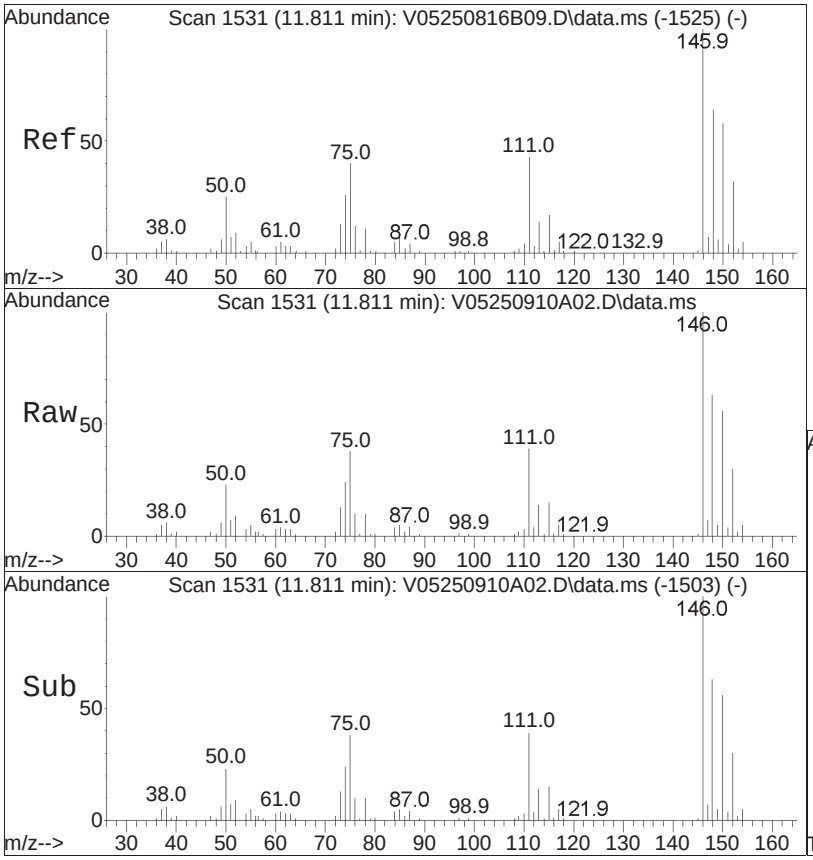


#101
1,4-Dichlorobenzene
Concen: 10.63 ug/L
RT: 11.811 min Scan# 1531
Delta R.T. 0.000 min
Lab File: V05250910A02.D
Acq: 10 Sep 2025 7:39 am

Tgt Ion:146 Resp: 189359

| Ion | Ratio | Lower | Upper |
|---|---|---|---|
| 146 | 100 | | |
| 111 | 41.4 | 34.9 | 52.3 |
| 148 | 64.0 | 51.5 | 77.3 |

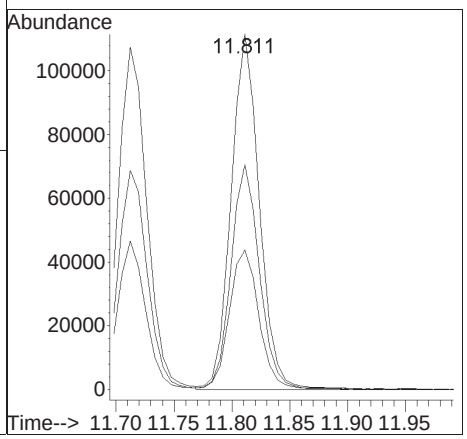

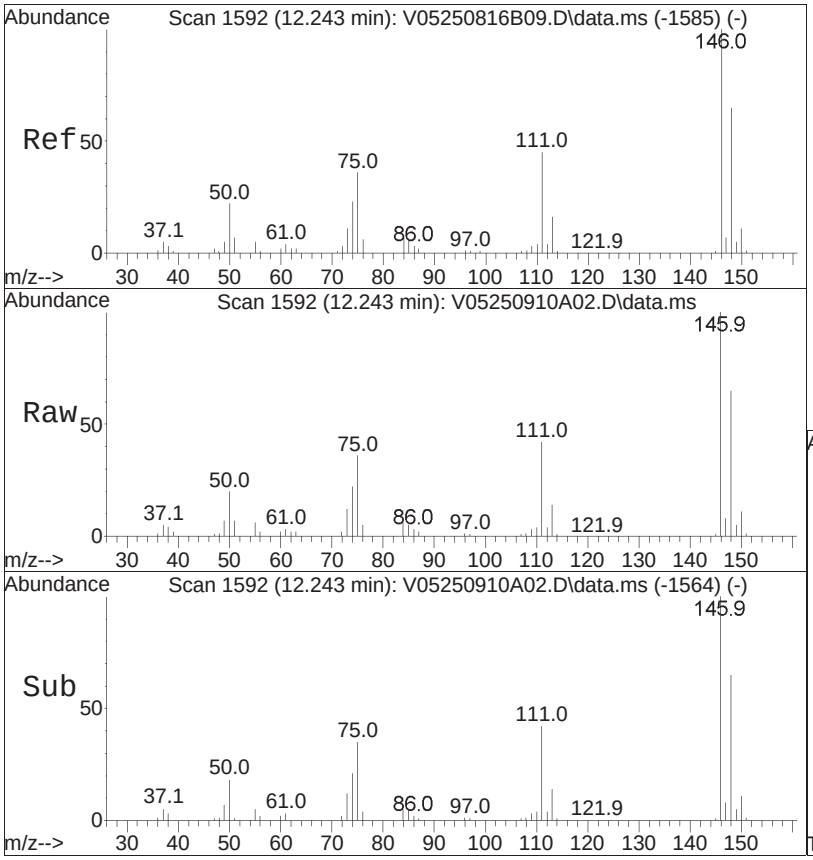


#104
1,2-Dichlorobenzene
Concen: 10.57 ug/L
RT: 12.243 min Scan# 1592
Delta R.T. -0.000 min
Lab File: V05250910A02.D
Acq: 10 Sep 2025 7:39 am

Tgt Ion:146 Resp: 166750

| Ion | Ratio | Lower | Upper |
|---|---|---|---|
| 146 | 100 | | |
| 111 | 43.2 | 29.4 | 61.0 |
| 148 | 64.3 | 41.0 | 85.2 |

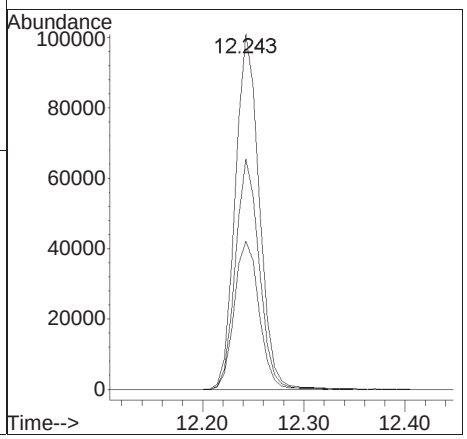

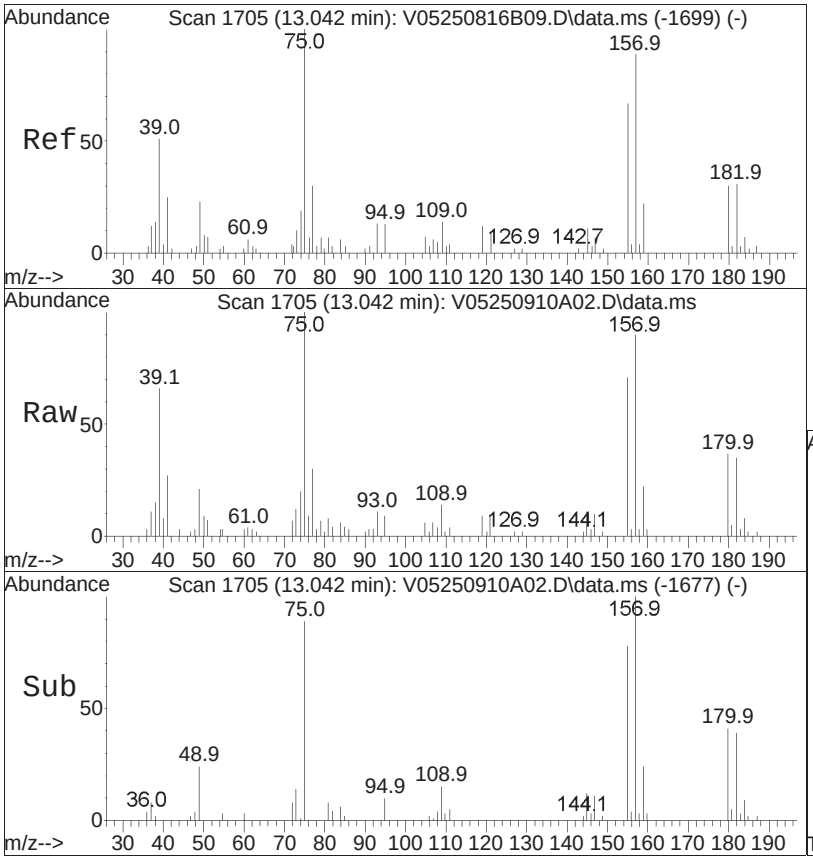


#106
1,2-Dibromo-3-chloropropane
Concen: 9.12 ug/L
RT: 13.042 min Scan# 1705
Delta R.T. -0.000 min
Lab File: V05250910A02.D
Acq: 10 Sep 2025 7:39 am

Tgt Ion:155 Resp: 10186

| Ion | Ratio | Lower | Upper |
|---|---|---|---|
| 155 | 100 | | |
| 157 | 126.4 | 106.2 | 159.4 |

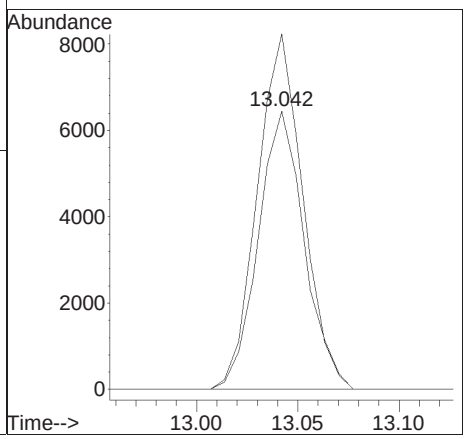

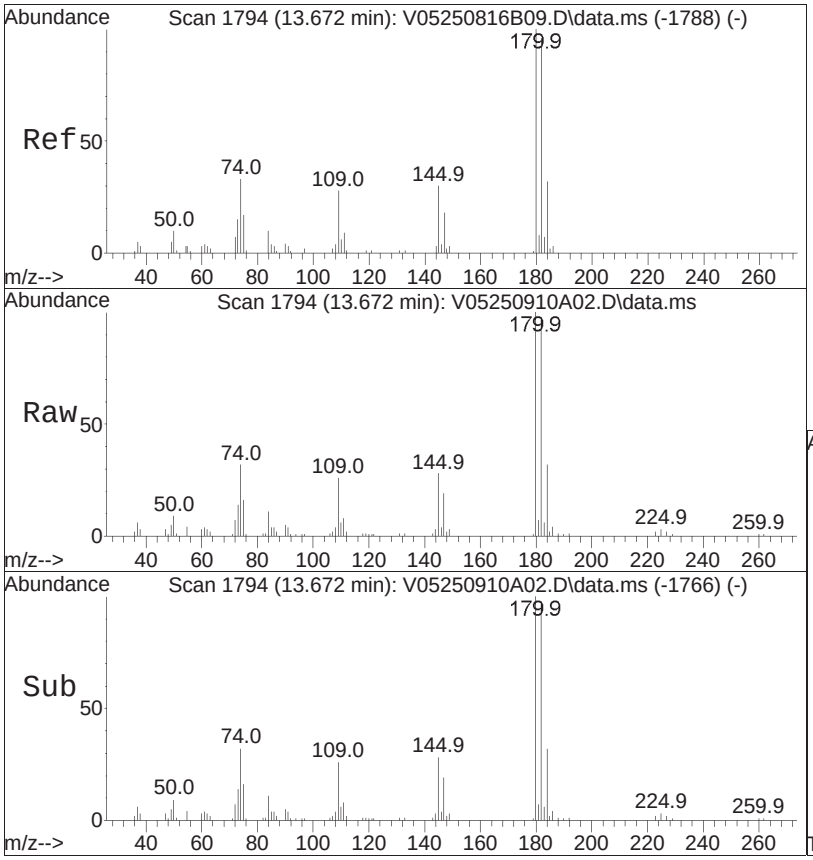


#109
1,2,4-Trichlorobenzene
Concen: 10.35 ug/L
RT: 13.672 min Scan# 1794
Delta R.T. -0.001 min
Lab File: V05250910A02.D
Acq: 10 Sep 2025 7:39 am

Tgt Ion:180 Resp: 112775

| Ion | Ratio | Lower | Upper |
|---|---|---|---|
| 180 | 100 | | |
| 182 | 95.1 | 75.9 | 113.9 |
| 145 | 32.0 | 26.4 | 39.6 |

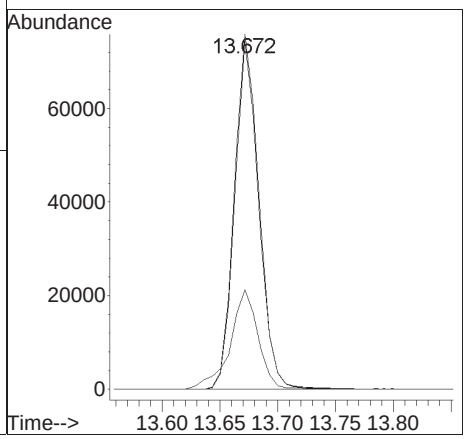

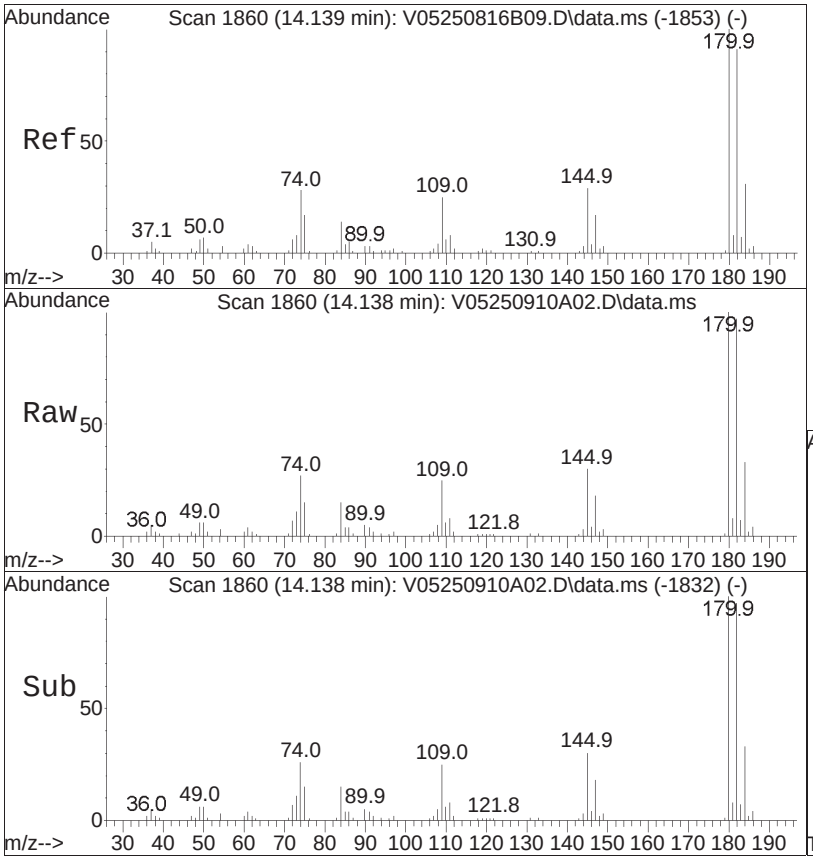


#111
1,2,3-Trichlorobenzene
Concen: 10.32 ug/L
RT: 14.138 min Scan# 1860
Delta R.T. -0.001 min
Lab File: V05250910A02.D
Acq: 10 Sep 2025 7:39 am

Tgt Ion:180 Resp: 96742

| Ion | Ratio | Lower | Upper |
|---|---|---|---|
| 180 | 100 | | |
| 182 | 94.2 | 74.3 | 111.5 |
| 145 | 29.9 | 23.8 | 35.8 |

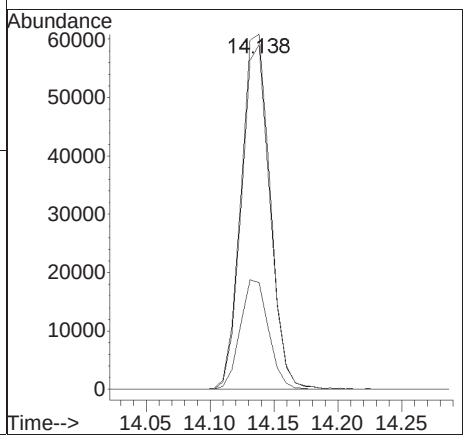

Quantitation Report (QT Reviewed)

Data Path : K:\VOA122\2025\250909A\
Data File : V22250909N19.D
Acq On : 10 Sep 2025 03:40 am
Operator : VOA122:MJV
Sample : WG2112948-6,31,10,10,,a1,r3e (Sig #1); l2555350-03MS,31,10,10,,a1, r3e (Sig #2)
Misc : WG2112948,ICAL22572 (Sig #1); WG,ICAL22572 (Sig #2)
ALS Vial : 48 Sample Multiplier: 1

Quant Time: Sep 10 06:46:46 2025
Quant Method : K:\VOA122\2025\250909A\V122_250821A_8260.m
Quant Title : VOLATILES BY GC/MS
QLast Update : Fri Aug 22 12:06:39 2025
Response via : Initial Calibration

CCAL FILE(s) : 1 - K:\VOA122\2025\250909A\V22250909N02.D
Sub List : 8260-NY_R2 - NYSOM01.2 + NYSTARS

| Compound | R.T. | QIon | Response | Conc | Units | Dev(Min) |
|---|---|---|---|---|---|---|
| Internal Standards | | | | | | |
| 1) Fluorobenzene | 5.828 | 96 | 329383 | 10.000 | ug/L | 0.00 |
| Standard Area 1 = 350901 | | | Recovery = 93.87% | | | |
| 62) Chlorobenzene-d5 | 9.358 | 117 | 278496 | 10.000 | ug/L | 0.00 |
| Standard Area 1 = 293806 | | | Recovery = 94.79% | | | |
| 83) 1,4-Dichlorobenzene-d4 | 12.104 | 152 | 167586 | 10.000 | ug/L | 0.00 |
| Standard Area 1 = 173757 | | | Recovery = 96.45% | | | |
| System Monitoring Compounds | | | | | | |
| 38) Dibromofluoromethane | 5.022 | 113 | 115582 | 10.530 | ug/L | 0.00 |
| Spiked Amount 10.000 | Range 70 - 130 | | Recovery = 105.30% | | | |
| 46) 1,2-Dichloroethane-d4 | 5.542 | 65 | 124593 | 11.838 | ug/L | 0.00 |
| Spiked Amount 10.000 | Range 70 - 130 | | Recovery = 118.38% | | | |
| 63) Toluene-d8 | 7.520 | 98 | 352041 | 9.790 | ug/L | 0.00 |
| Spiked Amount 10.000 | Range 70 - 130 | | Recovery = 97.90% | | | |
| 87) 4-Bromofluorobenzene | 10.873 | 95 | 128884 | 9.913 | ug/L | 0.00 |
| Spiked Amount 10.000 | Range 70 - 130 | | Recovery = 99.13% | | | |
| Target Compounds | | | | | | Qvalue |
| 2) Dichlorodifluoromethane | 1.570 | 85 | 61615 | 9.611 | ug/L | 99 |
| 3) Chloromethane | 1.742 | 50 | 52909 | 10.354 | ug/L | 98 |
| 4) Vinyl chloride | 1.813 | 62 | 50752 | 9.603 | ug/L | 95 |
| 5) Bromomethane | 2.103 | 94 | 22432 | 8.552 | ug/L | 94 |
| 6) Chloroethane | 2.221 | 64 | 29860 | 9.263 | ug/L | 100 |
| 7) Trichlorofluoromethane | 2.354 | 101 | 95339 | 11.031 | ug/L | 100 |
| 10) 1,1-Dichloroethene | 2.825 | 96 | 42488 | 10.411 | ug/L | 93 |
| 11) Carbon disulfide | 2.856 | 76 | 148057 | 9.803 | ug/L | 100 |
| 12) Freon-113 | 2.864 | 101 | 45598 | 10.073 | ug/L | 99 |
| 15) Methylene chloride | 3.358 | 84 | 54626 | 10.726 | ug/L | 99 |
| 17) Acetone | 3.398 | 43 | 17993 | 25.376 | ug/L | 97 |
| 18) trans-1,2-Dichloroethene | 3.507 | 96 | 47046 | 10.006 | ug/L | 97 |
| 19) Methyl acetate | 3.515 | 43 | 13129 | 7.639 | ug/L | 95 |
| 21) Methyl tert-butyl ether | 3.601 | 73 | 75936 | 10.110 | ug/L | 99 |
| 25) 1,1-Dichloroethane | 4.080 | 63 | 93923 | 10.097 | ug/L | 98 |
| 30) cis-1,2-Dichloroethene | 4.590 | 96 | 49634 | 10.163 | ug/L | 94 |
| 32) Bromochloromethane | 4.778 | 128 | 26633 | 10.801 | ug/L | 96 |
| 33) Cyclohexane | 4.794 | 56 | 56841 | 8.227 | ug/L | 95 |
| 34) Chloroform | 4.849 | 83 | 126348 | 13.436 | ug/L | 99 |
| 36) Carbon tetrachloride | 4.990 | 117 | 92447 | 11.518 | ug/L | 97 |

Data Path : K:\VOA122\2025\250909A\
Data File : V22250909N19.D
Acq On : 10 Sep 2025 03:40 am
Operator : VOA122:MJV
Sample : WG2112948-6,31,10,10,,a1,r3e (Sig #1); l2555350-03MS,31,10,10,,a1, r3e (Sig #2)
Misc : WG2112948,ICAL22572 (Sig #1); WG,ICAL22572 (Sig #2)
ALS Vial : 48 Sample Multiplier: 1

Quant Time: Sep 10 06:46:46 2025
Quant Method : K:\VOA122\2025\250909A\V122_250821A_8260.m
Quant Title : VOLATILES BY GC/MS
QLast Update : Fri Aug 22 12:06:39 2025
Response via : Initial Calibration

CCAL FILE(s) : 1 - K:\VOA122\2025\250909A\V22250909N02.D
Sub List : 8260-NY_R2 - NYSOM01.2 + NYSTARS

| Compound | R.T. | QIon | Response | Conc | Units | Dev(Min) |
|---|---|---|---|---|---|---|
| 39) 1,1,1-Trichloroethane | 5.053 | 97 | 98167 | 11.507 | ug/L | 99 |
| 41) 2-Butanone | 5.131 | 43 | 9435 | 10.748 | ug/L | 87 |
| 44) Benzene | 5.417 | 78 | 164941 | 9.664 | ug/L | 99 |
| 47) 1,2-Dichloroethane | 5.612 | 62 | 64480 | 10.974 | ug/L | 98 |
| 50) Methyl cyclohexane | 6.003 | 83 | 50674 | 7.524 | ug/L | 97 |
| 51) Trichloroethene | 6.003 | 95 | 49307 | 9.475 | ug/L | 99 |
| 54) 1,2-Dichloropropane | 6.547 | 63 | 43972 | 9.448 | ug/L | 96 |
| 57) Bromodichloromethane | 6.617 | 83 | 70784 | 10.523 | ug/L | 99 |
| 60) 1,4-Dioxane | 6.825 | 88 | 6765 | 425.203 | ug/L | 88 |
| 61) cis-1,3-Dichloropropene | 7.305 | 75 | 49862 | 8.224 | ug/L | 99 |
| 64) Toluene | 7.576 | 92 | 107173 | 9.389 | ug/L | 97 |
| 65) 4-Methyl-2-pentanone | 8.014 | 58 | 5439 | 8.489 | ug/L | 84 |
| 66) Tetrachloroethene | 8.028 | 166 | 50495 | 9.085 | ug/L | 98 |
| 68) trans-1,3-Dichloropropene | 8.055 | 75 | 46686 | 8.884 | ug/L | 100 |
| 71) 1,1,2-Trichloroethane | 8.236 | 83 | 24397 | 9.841 | ug/L | 96 |
| 72) Chlorodibromomethane | 8.452 | 129 | 45632 | 10.062 | ug/L | 98 |
| 74) 1,2-Dibromoethane | 8.723 | 107 | 30207 | 10.080 | ug/L | 96 |
| 76) 2-Hexanone | 9.015 | 43 | 7682 | 8.113 | ug/L | 96 |
| 77) Chlorobenzene | 9.379 | 112 | 129158 | 9.488 | ug/L | 98 |
| 78) Ethylbenzene | 9.421 | 91 | 199082 | 8.854 | ug/L | 99 |
| 80) p/m Xylene | 9.611 | 106 | 156113 | 18.480 | ug/L | 96 |
| 81) o Xylene | 10.158 | 106 | 142683 | 18.087 | ug/L | 97 |
| 82) Styrene | 10.221 | 104 | 257963 | 19.801 | ug/L | 98 |
| 84) Bromoform | 10.242 | 173 | 27878 | 9.963 | ug/L | 96 |
| 86) Isopropylbenzene | 10.550 | 105 | 188550 | 8.289 | ug/L | 100 |
| 89) n-Propylbenzene | 11.041 | 91 | 227665 | 8.247 | ug/L | 98 |
| 91) 1,1,2,2-Tetrachloroethane | 11.118 | 83 | 35253 | 9.356 | ug/L | 98 |
| 94) 1,3,5-Trimethylbenzene | 11.273 | 105 | 175068 | 9.091 | ug/L | 98 |
| 98) tert-Butylbenzene | 11.616 | 119 | 140774 | 8.273 | ug/L | 98 |
| 101) 1,2,4-Trimethylbenzene | 11.693 | 105 | 130865 | 9.969 | ug/L | 100 |
| 102) sec-Butylbenzene | 11.812 | 105 | 206362 | 7.934 | ug/L | 100 |
| 103) p-Isopropyltoluene | 11.965 | 119 | 167854 | 7.542 | ug/L | 99 |
| 104) 1,3-Dichlorobenzene | 12.021 | 146 | 115128 | 9.566 | ug/L | 99 |
| 105) 1,4-Dichlorobenzene | 12.118 | 146 | 113372 | 9.373 | ug/L | 100 |
| 107) n-Butylbenzene | 12.404 | 91 | 151025 | 8.541 | ug/L | 99 |
| 108) 1,2-Dichlorobenzene | 12.543 | 146 | 100344 | 9.606 | ug/L | 99 |
| 110) 1,2-Dibromo-3-chloropr... | 13.329 | 155 | 6159 | 9.563 | ug/L | 96 |
| 113) 1,2,4-Trichlorobenzene | 13.963 | 180 | 49484 | 8.061 | ug/L | 99 |
| 114) Naphthalene | 14.262 | 128 | 92770 | 8.389 | ug/L | 100 |

Quantitation Report (QT Reviewed)

Data Path : K:\VOA122\2025\250909A\
Data File : V22250909N19.D
Acq On : 10 Sep 2025 03:40 am
Operator : VOA122:MJV
Sample : WG2112948-6,31,10,10,,a1,r3e (Sig #1); l2555350-03MS,31,10,10,,a1, r3e (Sig #2)
Misc : WG2112948,ICAL22572 (Sig #1); WG,ICAL22572 (Sig #2)
ALS Vial : 48 Sample Multiplier: 1

Quant Time: Sep 10 06:46:46 2025
Quant Method : K:\VOA122\2025\250909A\V122_250821A_8260.m
Quant Title : VOLATILES BY GC/MS
QLast Update : Fri Aug 22 12:06:39 2025
Response via : Initial Calibration

CCAL FILE(s) : 1 - K:\VOA122\2025\250909A\V22250909N02.D
Sub List : 8260-NY_R2 - NYSOM01.2 + NYSTARS

| | Compound | R.T. | QIon | Response | Conc | Units | Dev(Min) |
|---|---|---|---|---|---|---|---|
| 115) | 1,2,3-Trichlorobenzene | 14.429 | 180 | 45922 | 8.766 | ug/L | 99 |

(#) = qualifier out of range (m) = manual integration (+) = signals summed

Quantitation Report (QT Reviewed)

Data Path : K:\VOA122\2025\250909A\
Data File : V22250909N19.D
Acq On : 10 Sep 2025 03:40 am
Operator : VOA122:MJV
Sample : WG2112948-6,31,10,10,,a1,r3e (Sig #1); l2555350-03MS,31,10,10,,a1,r3e (Sig #2)
Misc : WG2112948,ICAL22572 (Sig #1); WG,ICAL22572 (Sig #2)
ALS Vial : 48 Sample Multiplier: 1

Quant Time: Sep 10 06:46:46 2025
Quant Method : K:\VOA122\2025\250909A\V122_250821A_8260.m
Quant Title : VOLATILES BY GC/MS
QLast Update : Fri Aug 22 12:06:39 2025
Response via : Initial Calibration

SCALE(s) : 8260KNY_R2122NY2OM0250909AYSTAR50909N02.D•

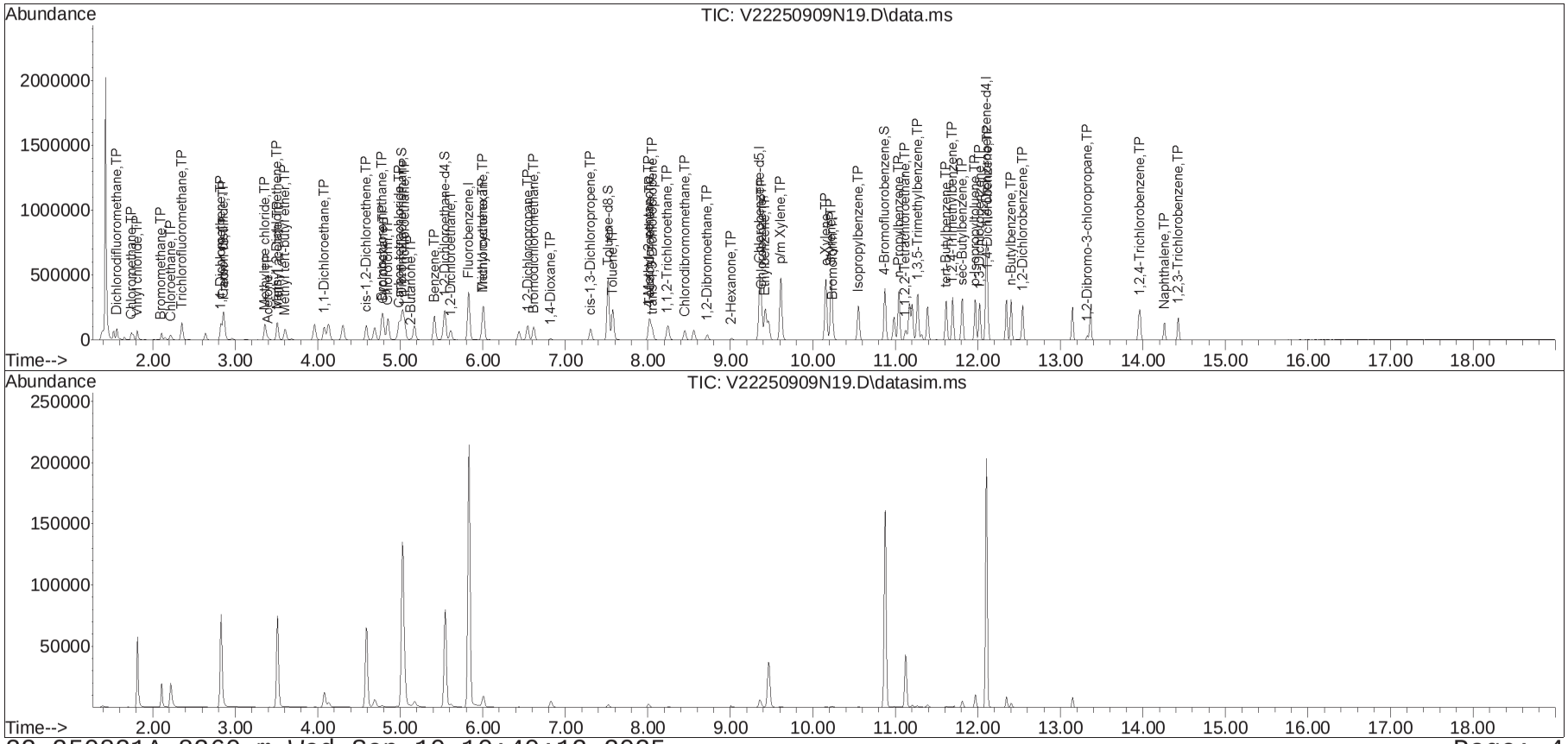

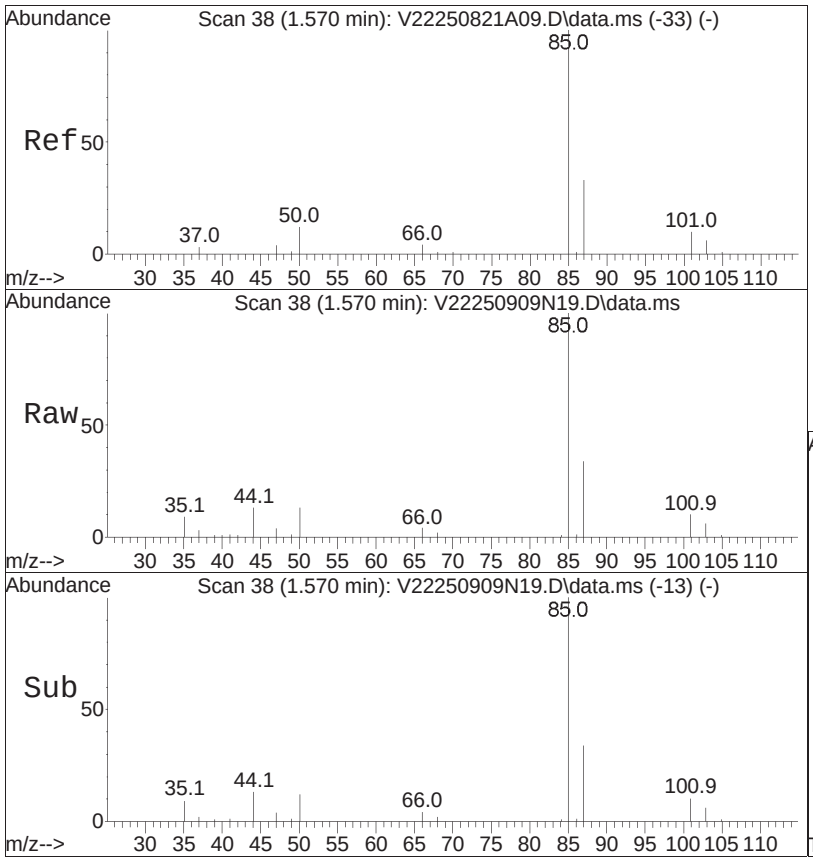


#2
Dichlorodifluoromethane
Concen: 9.61 ug/L
RT: 1.570 min Scan# 38
Delta R.T. -0.000 min
Lab File: V22250909N19.D
Acq: 10 Sep 2025 03:40 am

Tgt Ion: 85 Resp: 61615

| Ion | Ratio | Lower | Upper |
|---|---|---|---|
| 85 | 100 | | |
| 87 | 31.9 | 20.6 | 42.8 |
| 50 | 12.6 | 7.5 | 15.7 |

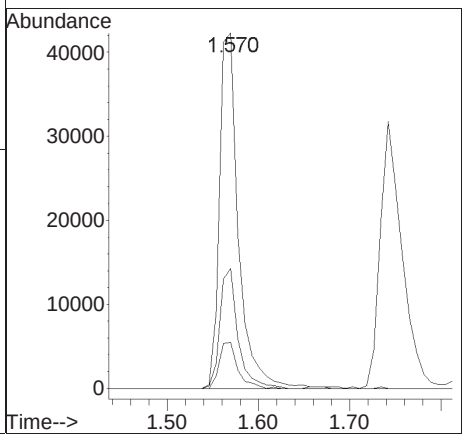

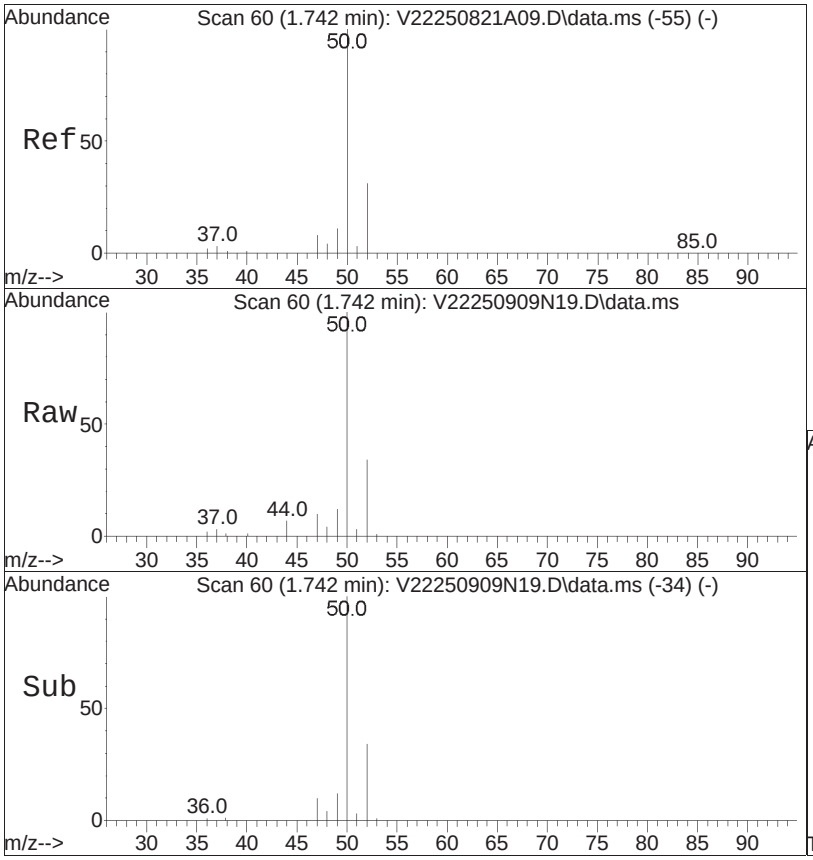


#3
Chloromethane
Concen: 10.35 ug/L
RT: 1.742 min Scan# 60
Delta R.T. 0.000 min
Lab File: V22250909N19.D
Acq: 10 Sep 2025 03:40 am

Tgt Ion: 50 Resp: 52909

| Ion | Ratio | Lower | Upper |
|---|---|---|---|
| 50 | 100 | | |
| 52 | 34.3 | 13.1 | 53.1 |
| 47 | 10.0 | 0.0 | 28.7 |

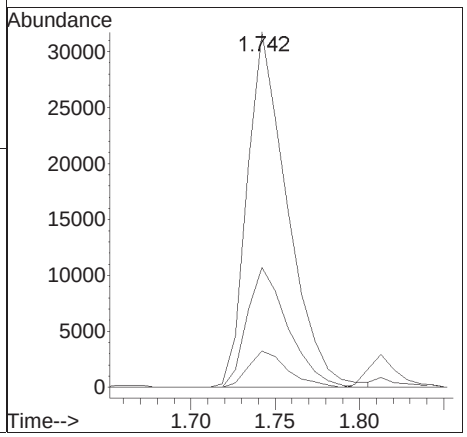




#4
Vinyl chloride
Concen: 9.60 ug/L
RT: 1.813 min Scan# 69
Delta R.T. -0.000 min
Lab File: V22250909N19.D
Acq: 10 Sep 2025 03:40 am

Tgt Ion: 62 Resp: 50752

| Ion | Ratio | Lower | Upper |
|---|---|---|---|
| 62 | 100 | | |
| 64 | 29.5 | 12.5 | 52.5 |

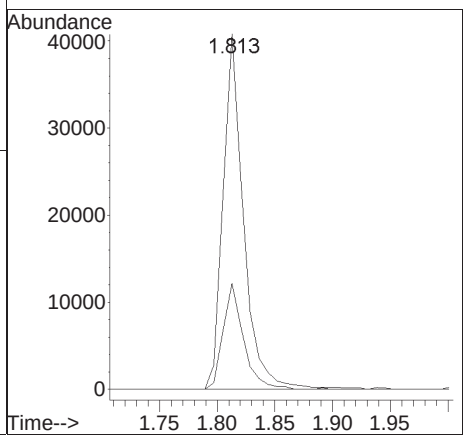




#5
Bromomethane
Concen: 8.55 ug/L
RT: 2.103 min Scan# 106
Delta R.T. -0.008 min
Lab File: V22250909N19.D
Acq: 10 Sep 2025 03:40 am

Tgt Ion: 94 Resp: 22432

| Ion | Ratio | Lower | Upper |
|---|---|---|---|
| 94 | 100 | | |
| 96 | 97.1 | 71.5 | 111.5 |

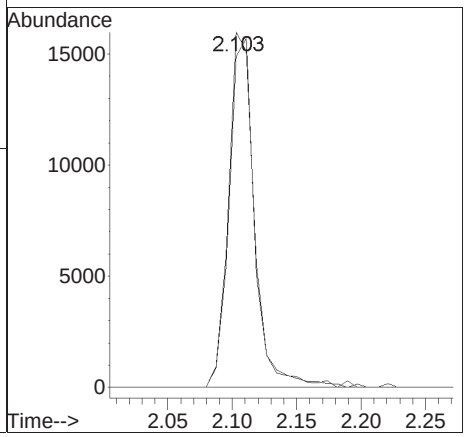

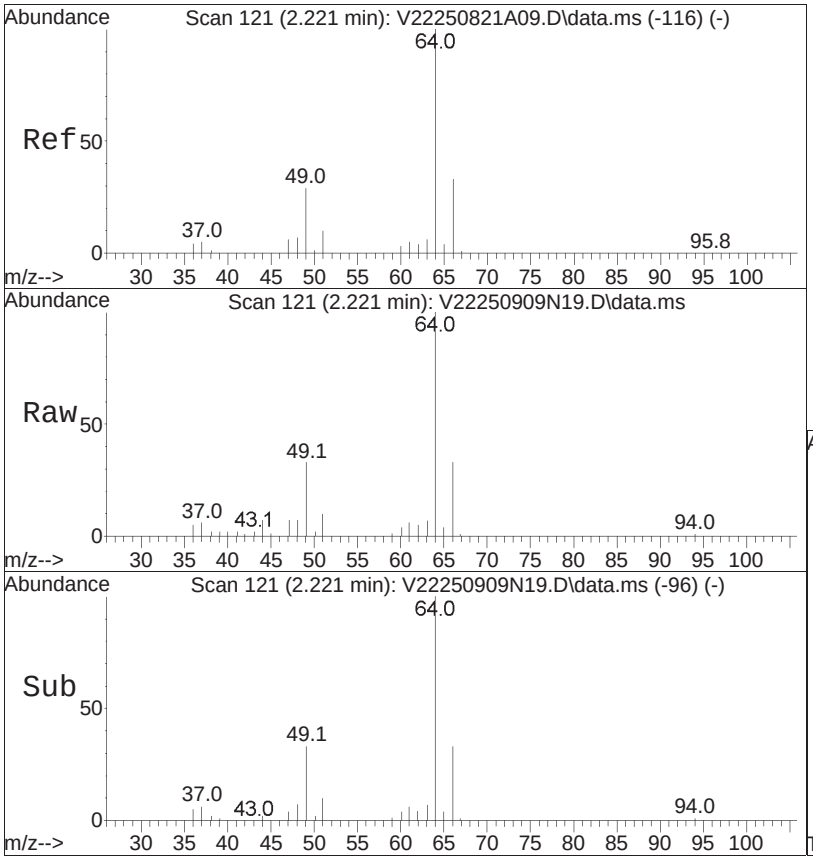


#6
Chloroethane
Concen: 9.26 ug/L
RT: 2.221 min Scan# 121
Delta R.T. -0.000 min
Lab File: V22250909N19.D
Acq: 10 Sep 2025 03:40 am

Tgt Ion: 64 Resp: 29860

| Ion | Ratio | Lower | Upper |
|---|---|---|---|
| 64 | 100 | | |
| 66 | 32.9 | 12.8 | 52.8 |

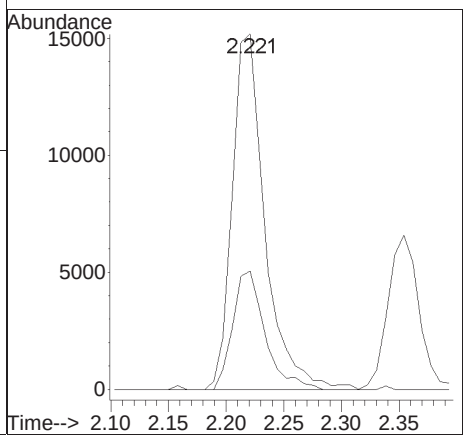

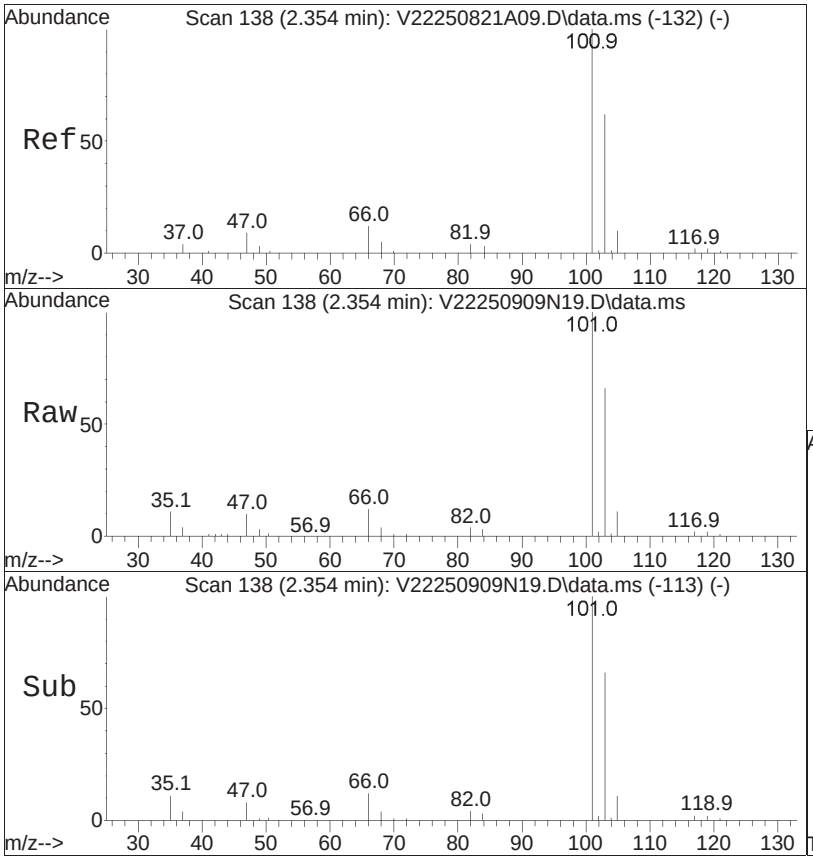


#7
Trichlorofluoromethane
Concen: 11.03 ug/L
RT: 2.354 min Scan# 138
Delta R.T. 0.000 min
Lab File: V22250909N19.D
Acq: 10 Sep 2025 03:40 am

Tgt Ion:101 Resp: 95339

| Ion | Ratio | Lower | Upper |
|---|---|---|---|
| 101 | 100 | | |
| 103 | 64.4 | 51.6 | 77.4 |

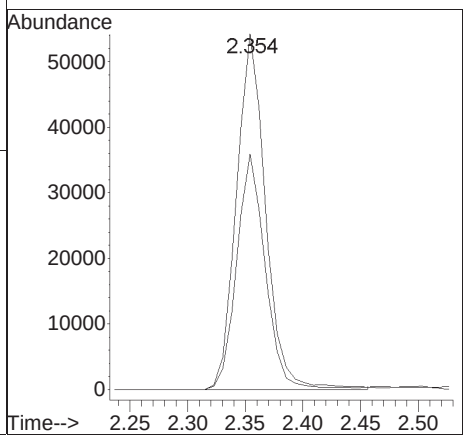

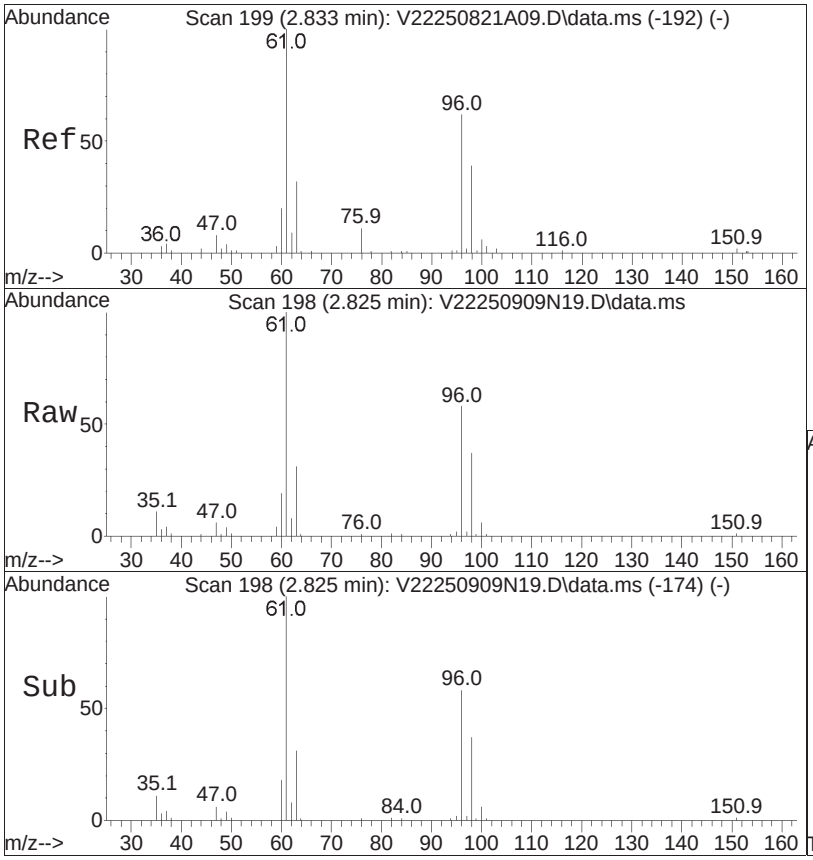


#10
1,1-Dichloroethene
Concen: 10.41 ug/L
RT: 2.825 min Scan# 198
Delta R.T. -0.008 min
Lab File: V22250909N19.D
Acq: 10 Sep 2025 03:40 am

Tgt Ion: 96 Resp: 42488

| Ion | Ratio | Lower | Upper |
|---|---|---|---|
| 96 | 100 | | |
| 61 | 167.8 | 141.7 | 212.5 |
| 63 | 52.4 | 45.7 | 68.5 |

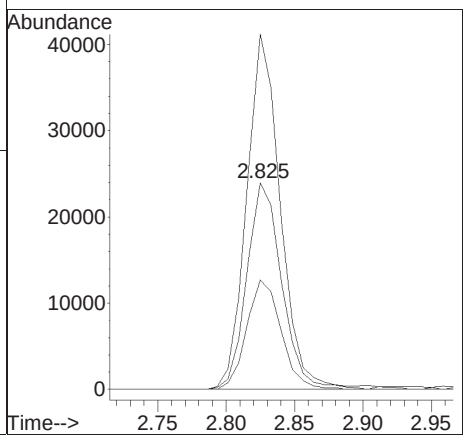

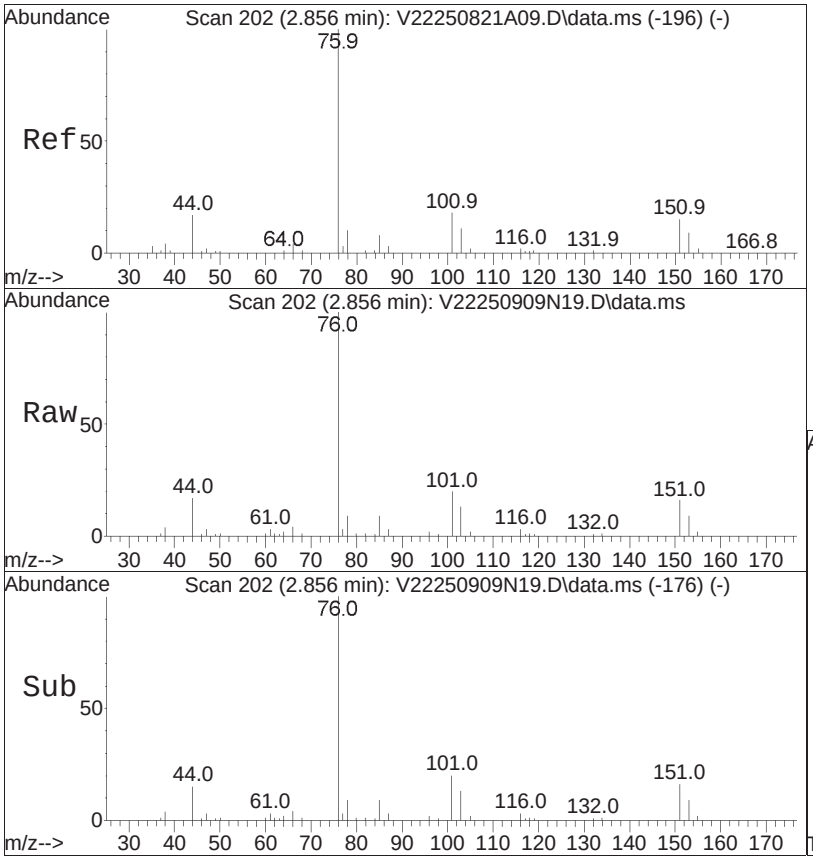


#11
Carbon disulfide
Concen: 9.80 ug/L
RT: 2.856 min Scan# 202
Delta R.T. 0.000 min
Lab File: V22250909N19.D
Acq: 10 Sep 2025 03:40 am

Tgt Ion: 76 Resp: 148057

| Ion | Ratio | Lower | Upper |
|---|---|---|---|
| 76 | 100 | | |
| 78 | 10.0 | 6.6 | 13.8 |

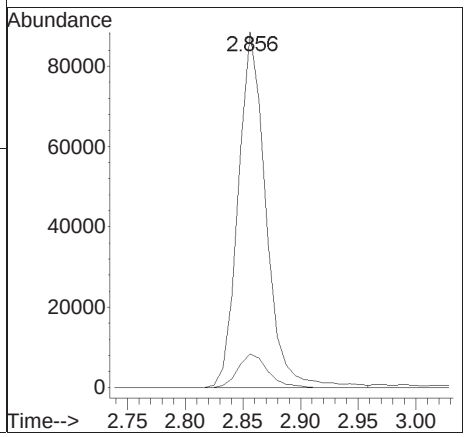

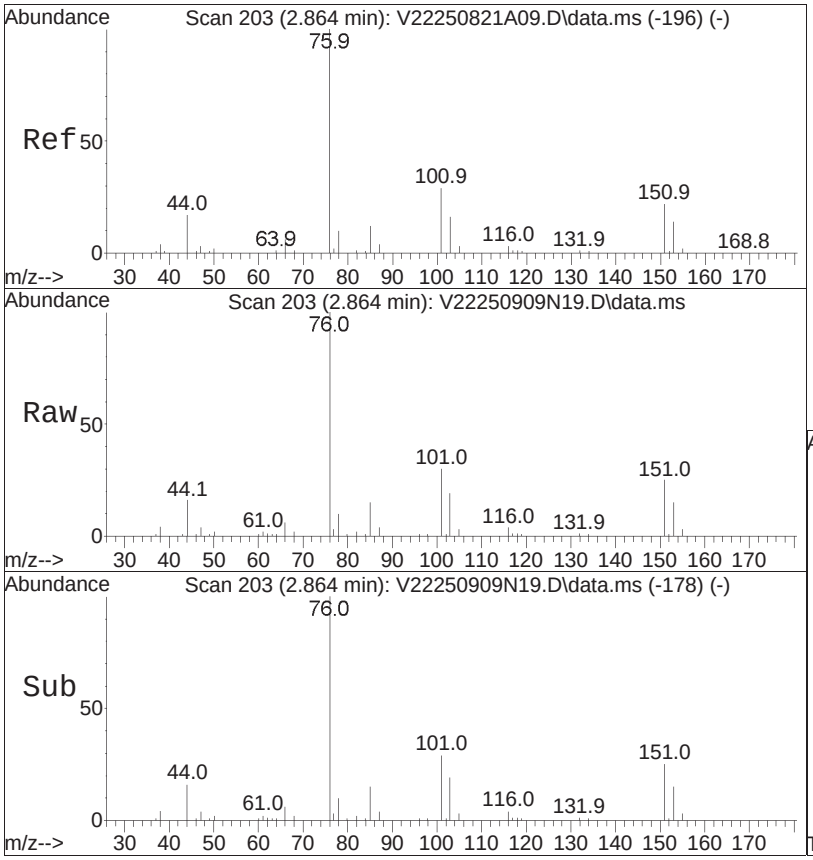


#12
Freon-113
Concen: 10.07 ug/L
RT: 2.864 min Scan# 203
Delta R.T. 0.000 min
Lab File: V22250909N19.D
Acq: 10 Sep 2025 03:40 am

Tgt Ion:101 Resp: 45598

| Ion | Ratio | Lower | Upper |
|---|---|---|---|
| 101 | 100 | | |
| 151 | 81.8 | 66.4 | 99.6 |
| 85 | 46.7 | 37.0 | 55.6 |

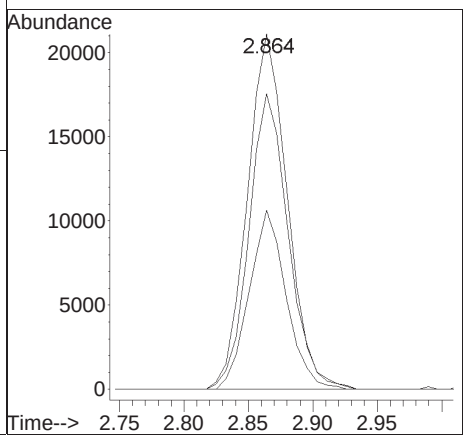

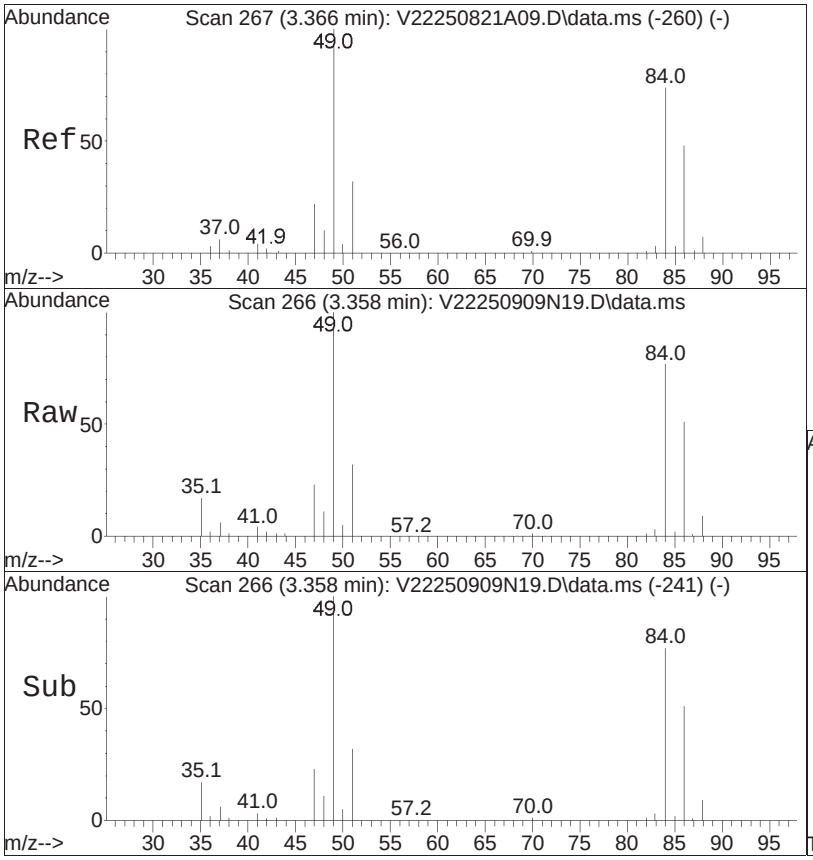


#15
Methylene chloride
Concen: 10.73 ug/L
RT: 3.358 min Scan# 266
Delta R.T. -0.008 min
Lab File: V22250909N19.D
Acq: 10 Sep 2025 03:40 am

Tgt Ion: 84 Resp: 54626

| Ion | Ratio | Lower | Upper |
|---|---|---|---|
| 84 | 100 | | |
| 86 | 64.5 | 40.3 | 83.7 |
| 49 | 130.7 | 85.0 | 176.4 |

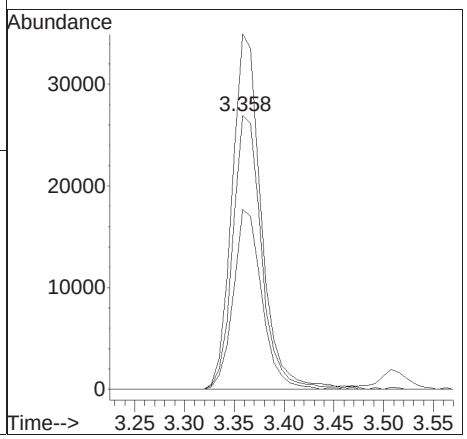

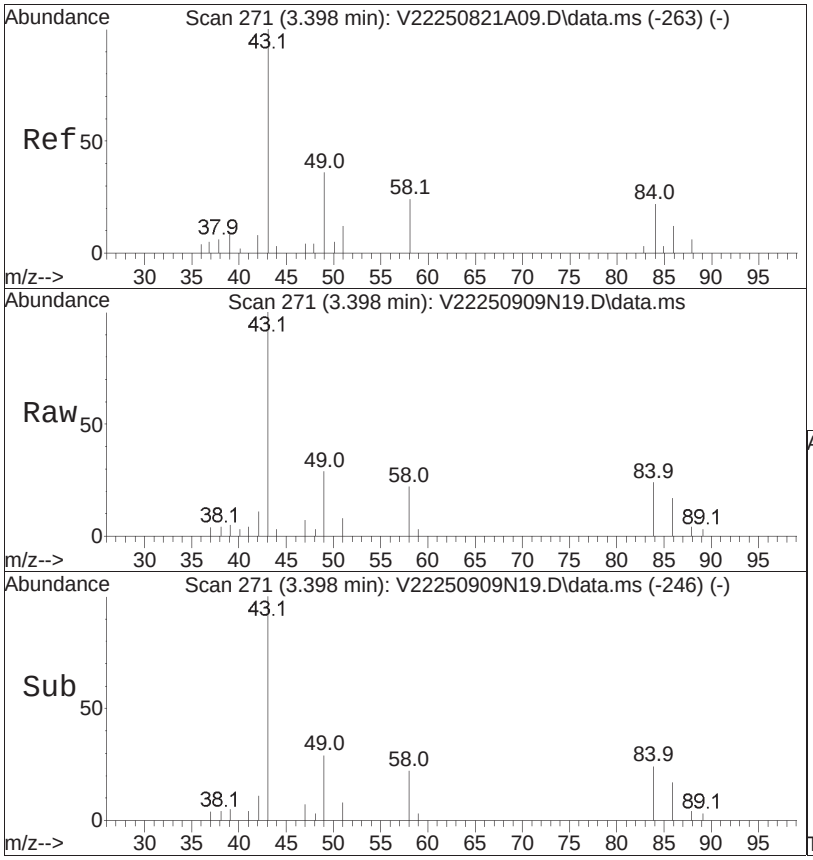


#17
Acetone
Concen: 25.38 ug/L
RT: 3.398 min Scan# 271
Delta R.T. -0.001 min
Lab File: V22250909N19.D
Acq: 10 Sep 2025 03:40 am

Tgt Ion: 43 Resp: 17993

| Ion | Ratio | Lower | Upper |
|---|---|---|---|
| 43 | 100 | | |
| 58 | 24.5 | 18.4 | 27.6 |

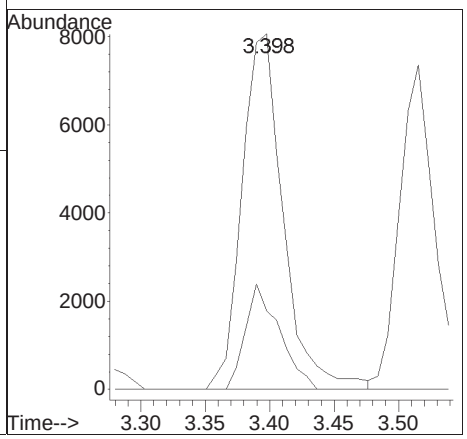

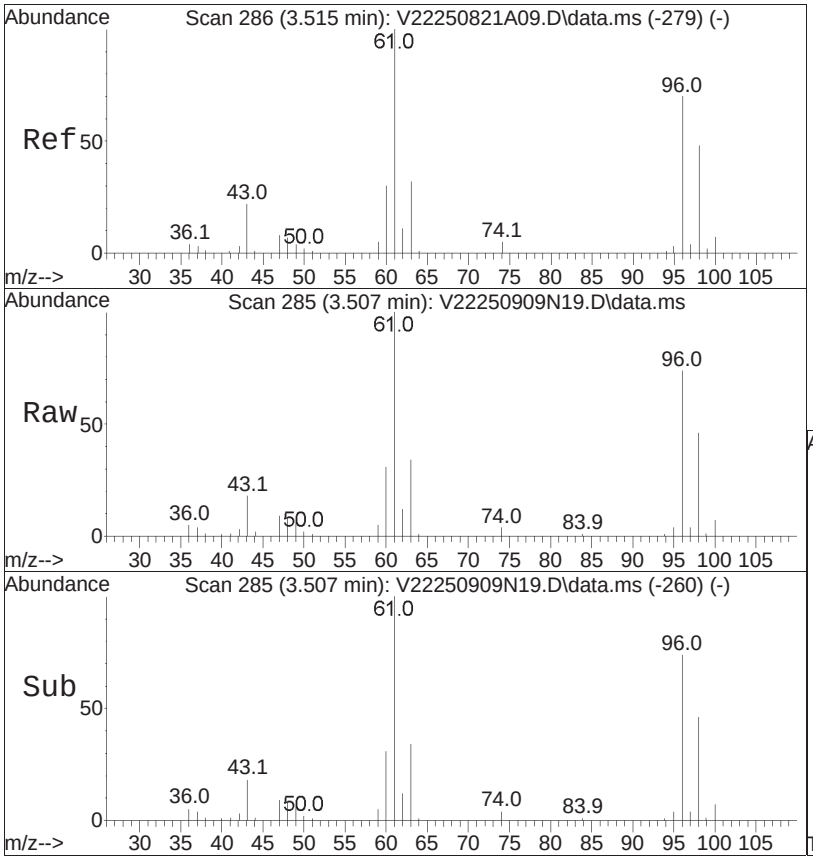


#18
trans-1,2-Dichloroethene
Concen: 10.01 ug/L
RT: 3.507 min Scan# 285
Delta R.T. -0.008 min
Lab File: V22250909N19.D
Acq: 10 Sep 2025 03:40 am

Tgt Ion: 96 Resp: 47046

| Ion | Ratio | Lower | Upper |
|---|---|---|---|
| 96 | 100 | | |
| 61 | 136.8 | 92.7 | 192.5 |
| 98 | 64.8 | 42.6 | 88.6 |
| 63 | 45.0 | 28.9 | 59.9 |

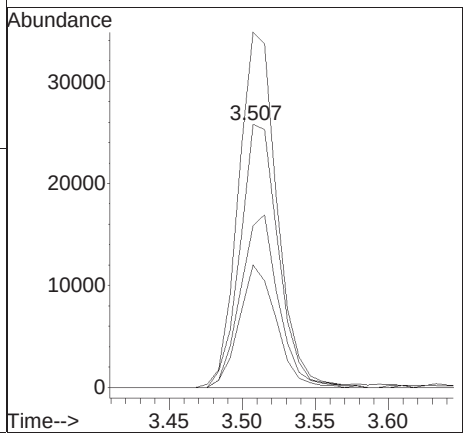

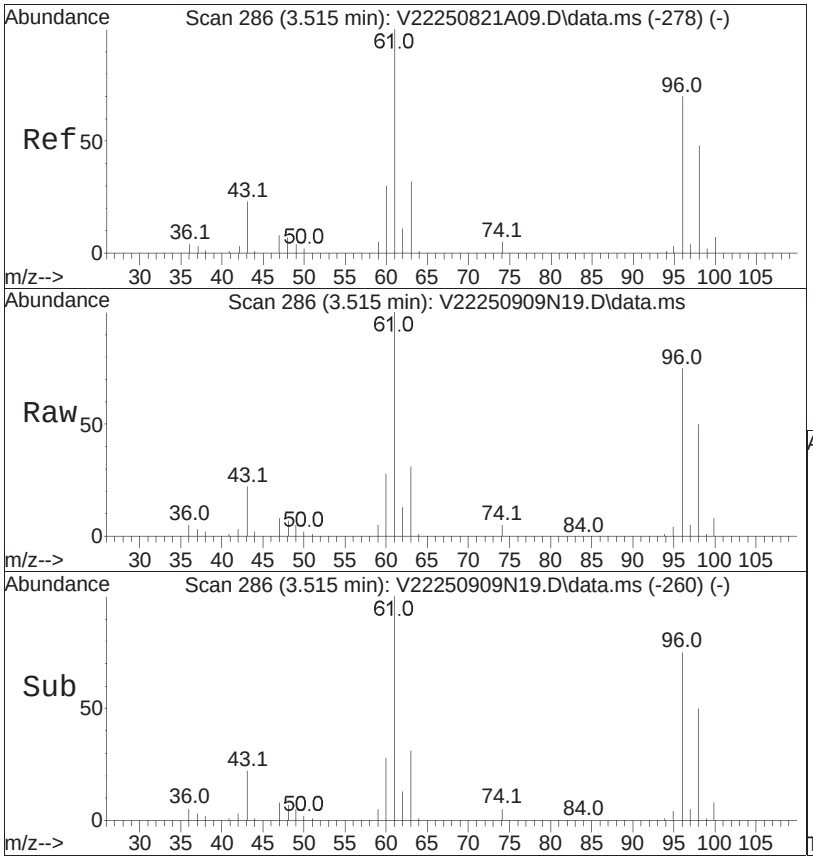


#19
Methyl acetate
Concen: 7.64 ug/L
RT: 3.515 min Scan# 286
Delta R.T. 0.000 min
Lab File: V22250909N19.D
Acq: 10 Sep 2025 03:40 am

Tgt Ion: 43 Resp: 13129

| Ion | Ratio | Lower | Upper |
|---|---|---|---|
| 43 | 100 | | |
| 74 | 21.1 | 17.4 | 26.2 |
| 59 | 25.4 | 17.1 | 25.7 |

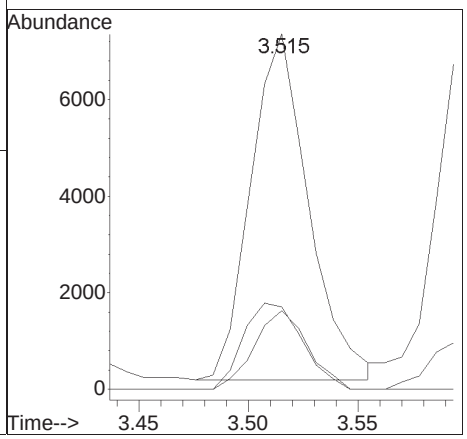

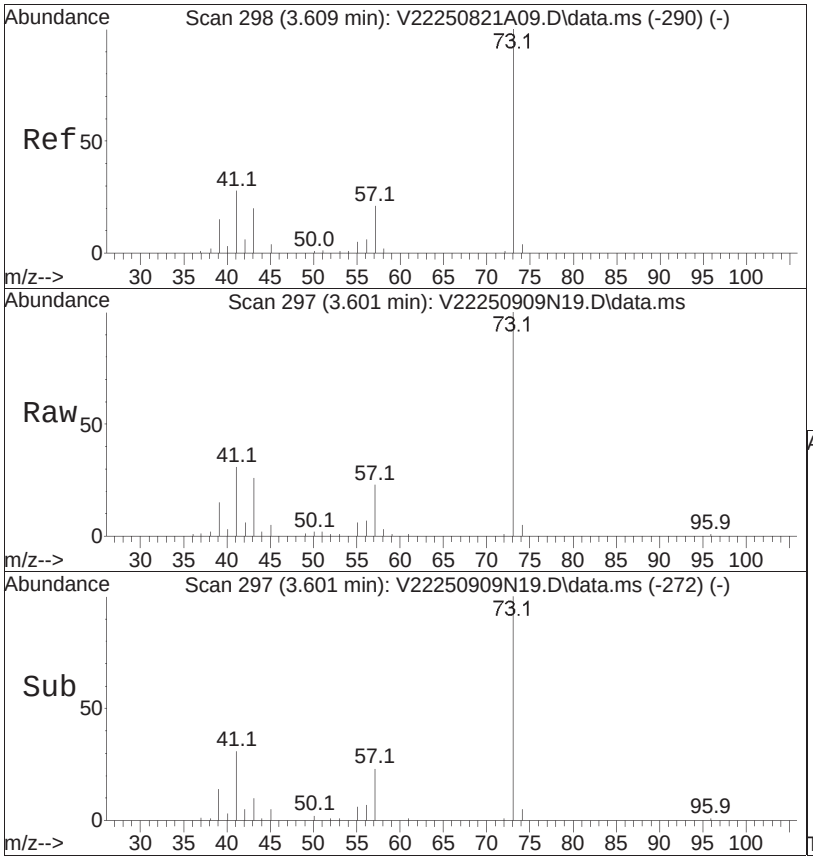


#21
Methyl tert-butyl ether
Concen: 10.11 ug/L
RT: 3.601 min Scan# 297
Delta R.T. -0.008 min
Lab File: V22250909N19.D
Acq: 10 Sep 2025 03:40 am

Tgt Ion: 73 Resp: 75936

| Ion | Ratio | Lower | Upper |
|---|---|---|---|
| 73 | 100 | | |
| 57 | 21.8 | 14.2 | 29.4 |
| 43 | 25.5 | 15.9 | 32.9 |
| 41 | 30.1 | 19.1 | 39.7 |

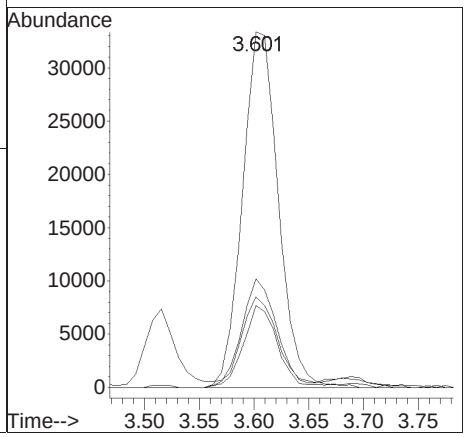

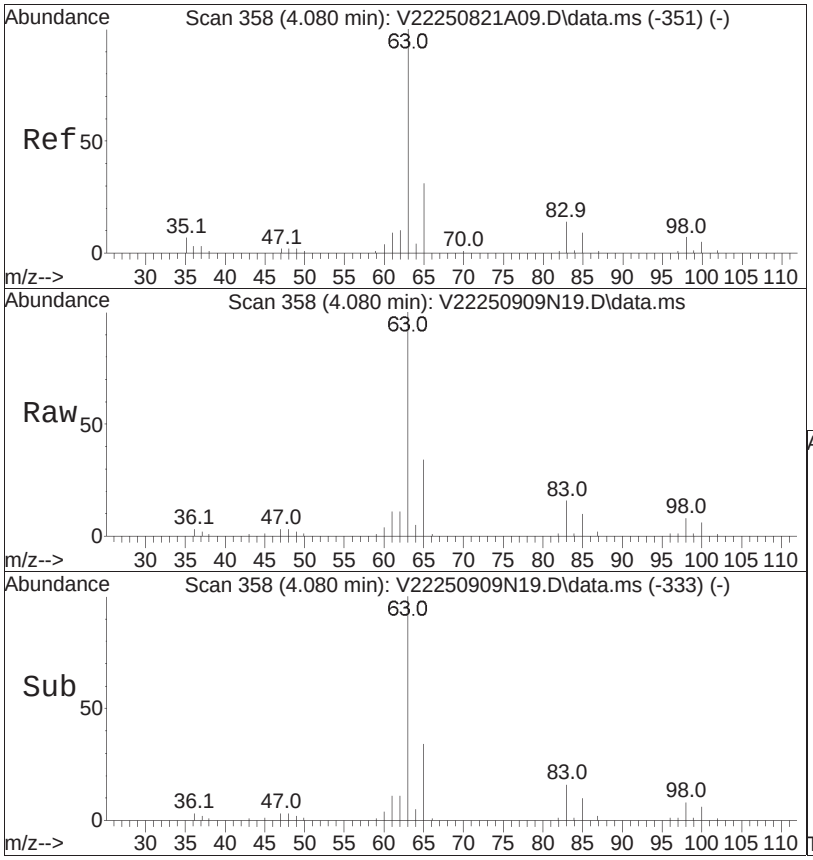


#25
1,1-Dichloroethane
Concen: 10.10 ug/L
RT: 4.080 min Scan# 358
Delta R.T. 0.000 min
Lab File: V22250909N19.D
Acq: 10 Sep 2025 03:40 am

Tgt Ion: 63 Resp: 93923

| Ion | Ratio | Lower | Upper |
|---|---|---|---|
| 63 | 100 | | |
| 65 | 31.3 | 10.7 | 50.7 |
| 83 | 14.5 | 0.0 | 33.4 |

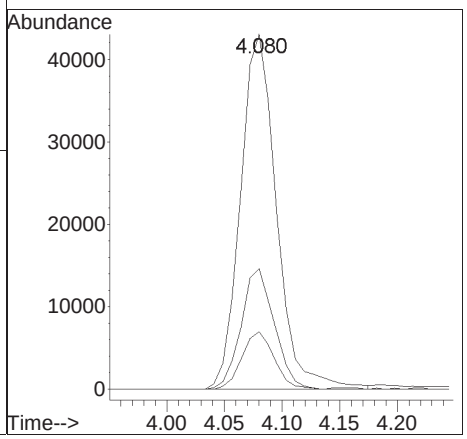

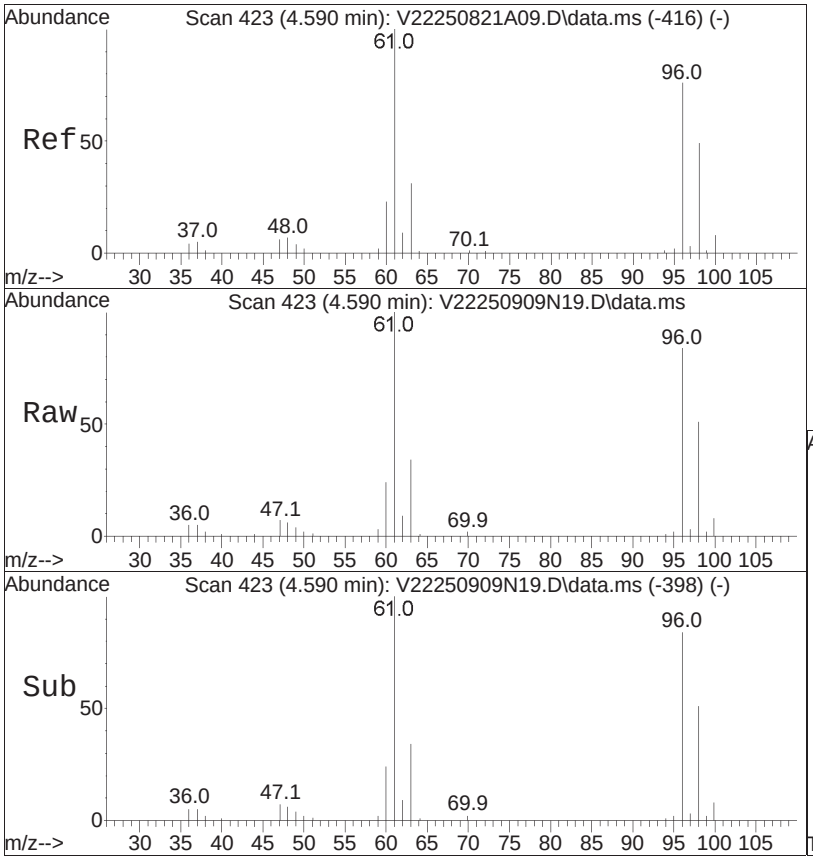


#30
cis-1,2-Dichloroethene
Concen: 10.16 ug/L
RT: 4.590 min Scan# 423
Delta R.T. 0.000 min
Lab File: V22250909N19.D
Acq: 10 Sep 2025 03:40 am

Tgt Ion: 96 Resp: 49634

| Ion | Ratio | Lower | Upper |
|---|---|---|---|
| 96 | 100 | | |
| 61 | 123.5 | 105.1 | 157.7 |
| 98 | 63.0 | 53.0 | 79.4 |

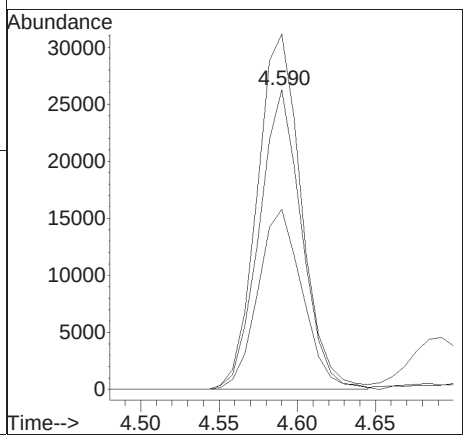

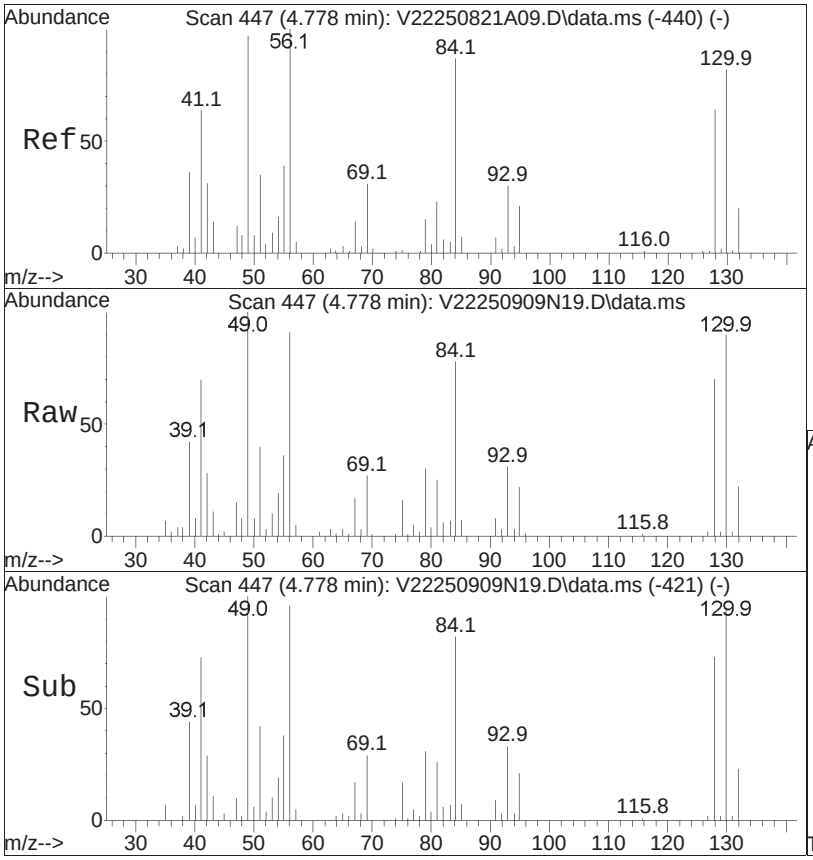


#32
Bromochloromethane
Concen: 10.80 ug/L
RT: 4.778 min Scan# 447
Delta R.T. 0.000 min
Lab File: V22250909N19.D
Acq: 10 Sep 2025 03:40 am

Tgt Ion:128 Resp: 26633

| Ion | Ratio | Lower | Upper |
|---|---|---|---|
| 128 | 100 | | |
| 49 | 147.9 | 124.9 | 187.3 |
| 130 | 129.8 | 104.4 | 156.6 |

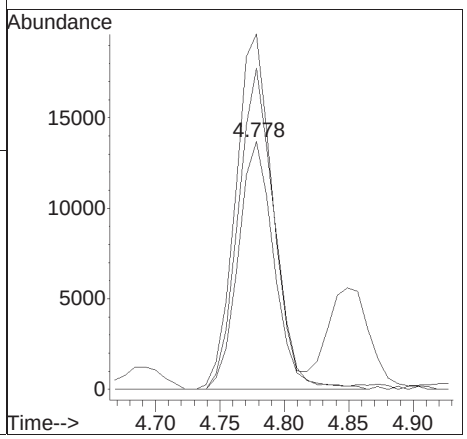

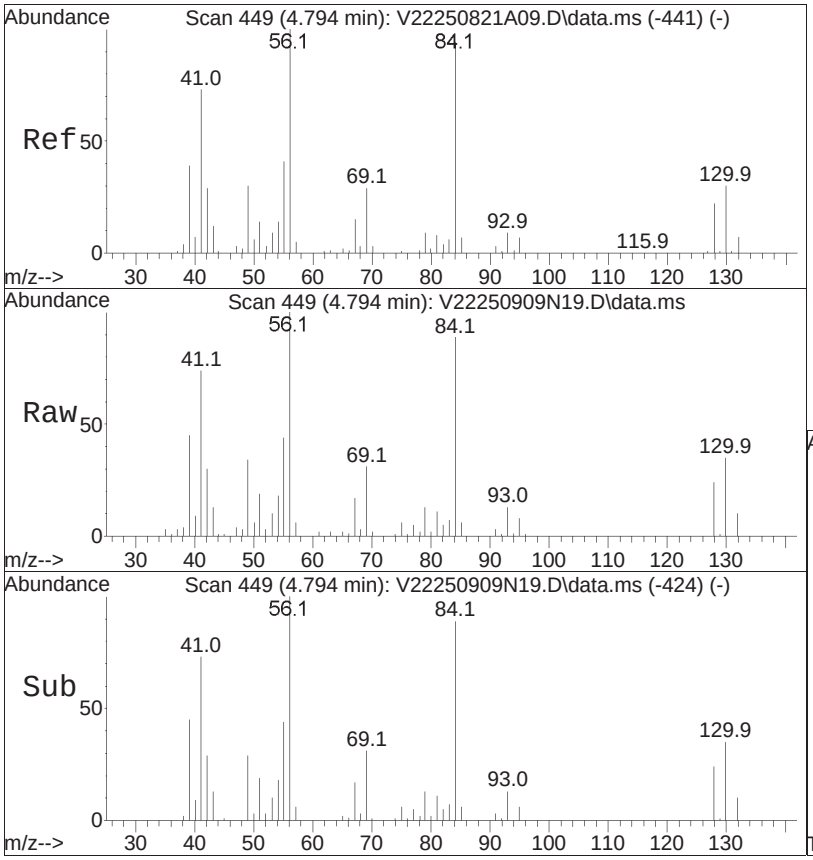


#33
Cyclohexane
Concen: 8.23 ug/L
RT: 4.794 min Scan# 449
Delta R.T. 0.000 min
Lab File: V22250909N19.D
Acq: 10 Sep 2025 03:40 am

Tgt Ion: 56 Resp: 56841

| Ion | Ratio | Lower | Upper |
|---|---|---|---|
| 56 | 100 | | |
| 84 | 91.2 | 62.1 | 129.1 |

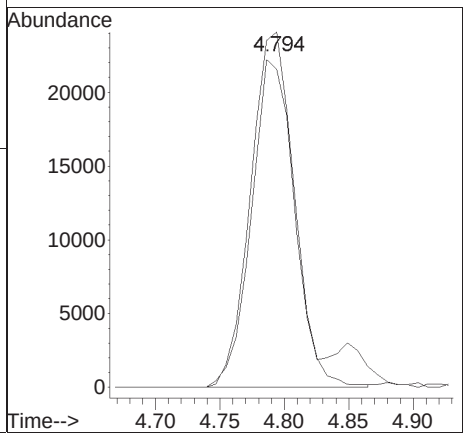

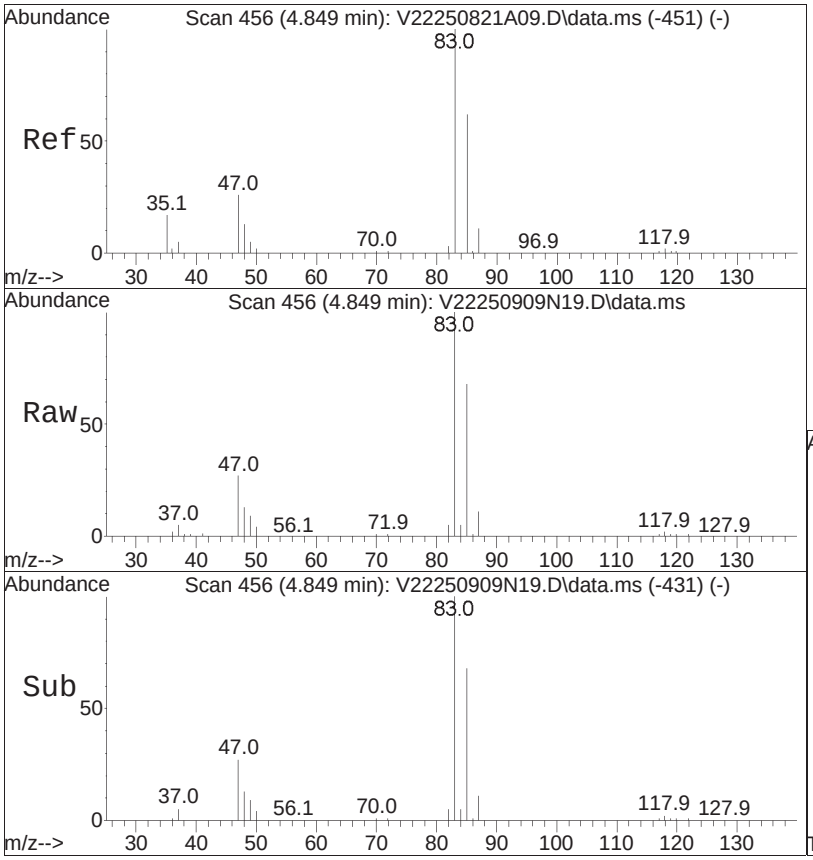


#34
Chloroform
Concen: 13.44 ug/L
RT: 4.849 min Scan# 456
Delta R.T. -0.000 min
Lab File: V22250909N19.D
Acq: 10 Sep 2025 03:40 am

Tgt Ion: 83 Resp: 126348

| Ion | Ratio | Lower | Upper |
|---|---|---|---|
| 83 | 100 | | |
| 85 | 65.3 | 42.1 | 87.5 |
| 47 | 26.4 | 17.0 | 35.4 |
| 48 | 12.8 | 8.6 | 18.0 |

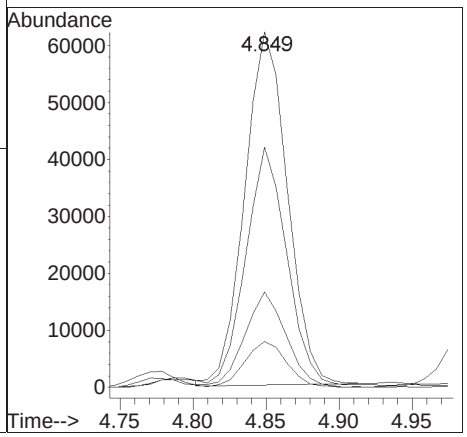

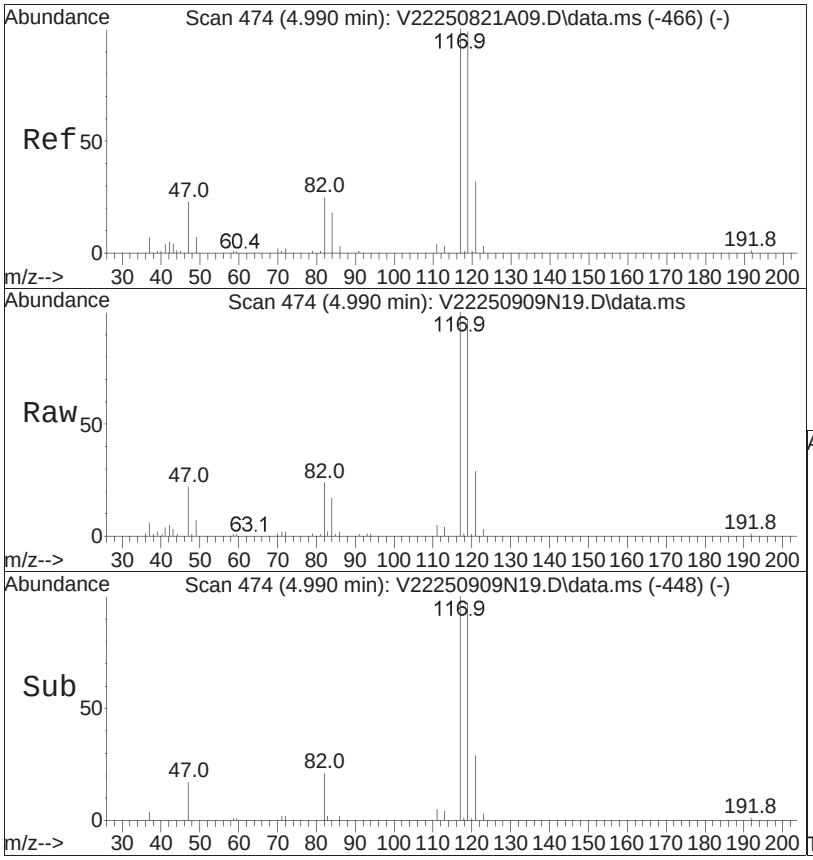


#36
Carbon tetrachloride
Concen: 11.52 ug/L
RT: 4.990 min Scan# 474
Delta R.T. 0.000 min
Lab File: V22250909N19.D
Acq: 10 Sep 2025 03:40 am

Tgt Ion:117 Resp: 92447

| Ion | Ratio | Lower | Upper |
|---|---|---|---|
| 117 | 100 | | |
| 119 | 95.1 | 63.0 | 131.0 |
| 121 | 29.8 | 21.0 | 43.6 |
| 82 | 29.4 | 20.0 | 41.6 |

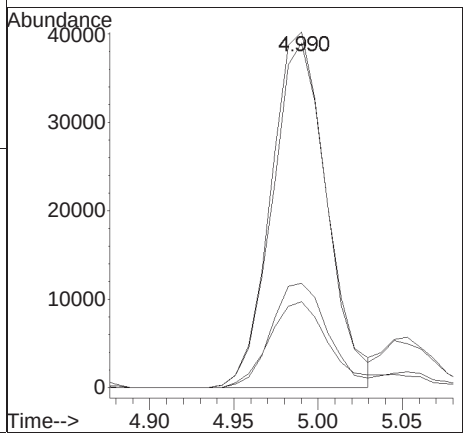

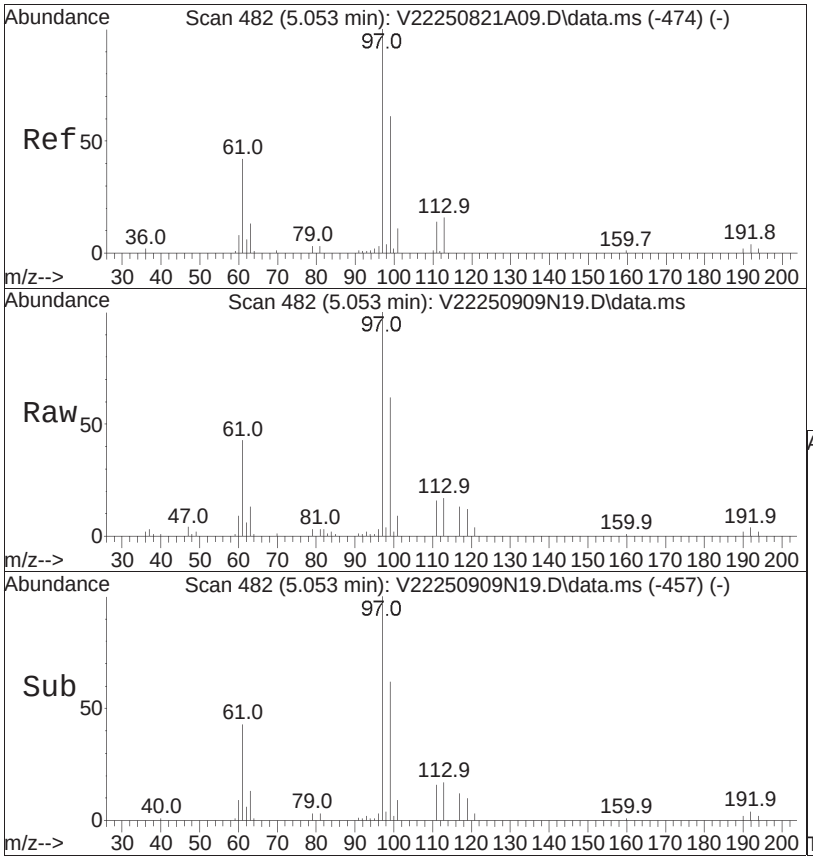


#39
1,1,1-Trichloroethane
Concen: 11.51 ug/L
RT: 5.053 min Scan# 482
Delta R.T. -0.000 min
Lab File: V22250909N19.D
Acq: 10 Sep 2025 03:40 am

Tgt Ion: 97 Resp: 98167

| Ion | Ratio | Lower | Upper |
|---|---|---|---|
| 97 | 100 | | |
| 99 | 63.8 | 41.7 | 86.7 |
| 61 | 42.3 | 28.5 | 59.3 |
| 63 | 14.0 | 9.6 | 19.8 |

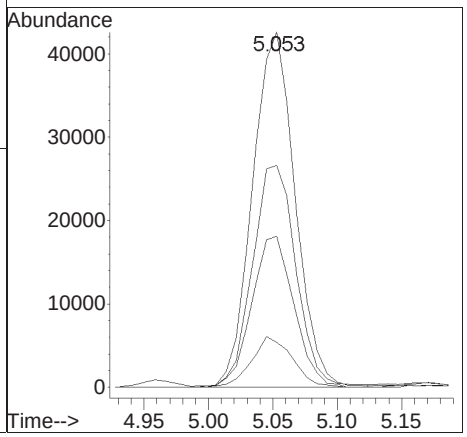

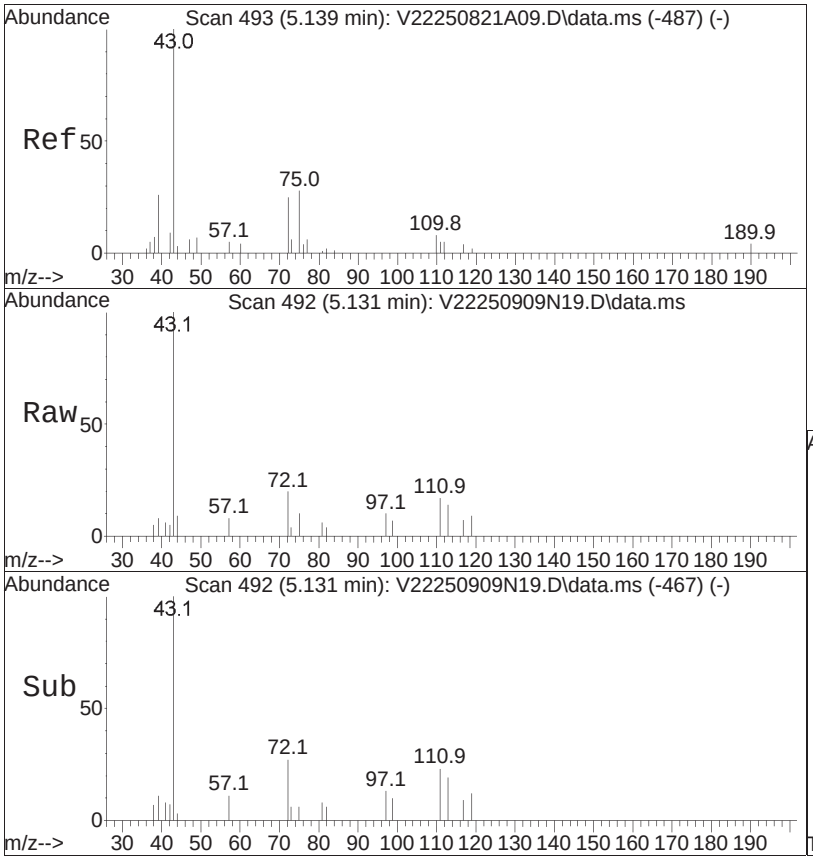


#41
2-Butanone
Concen: 10.75 ug/L
RT: 5.131 min Scan# 492
Delta R.T. -0.008 min
Lab File: V22250909N19.D
Acq: 10 Sep 2025 03:40 am

Tgt Ion: 43 Resp: 9435

| Ion | Ratio | Lower | Upper |
|---|---|---|---|
| 43 | 100 | | |
| 72 | 44.1 | 42.7 | 64.1 |

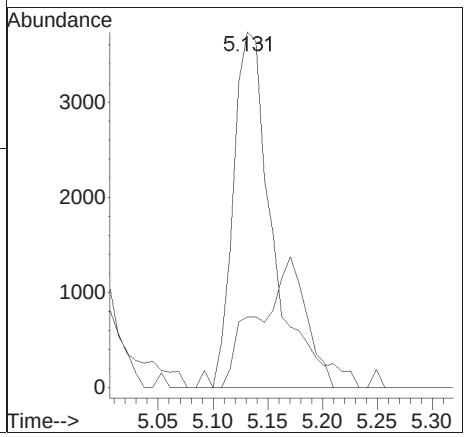

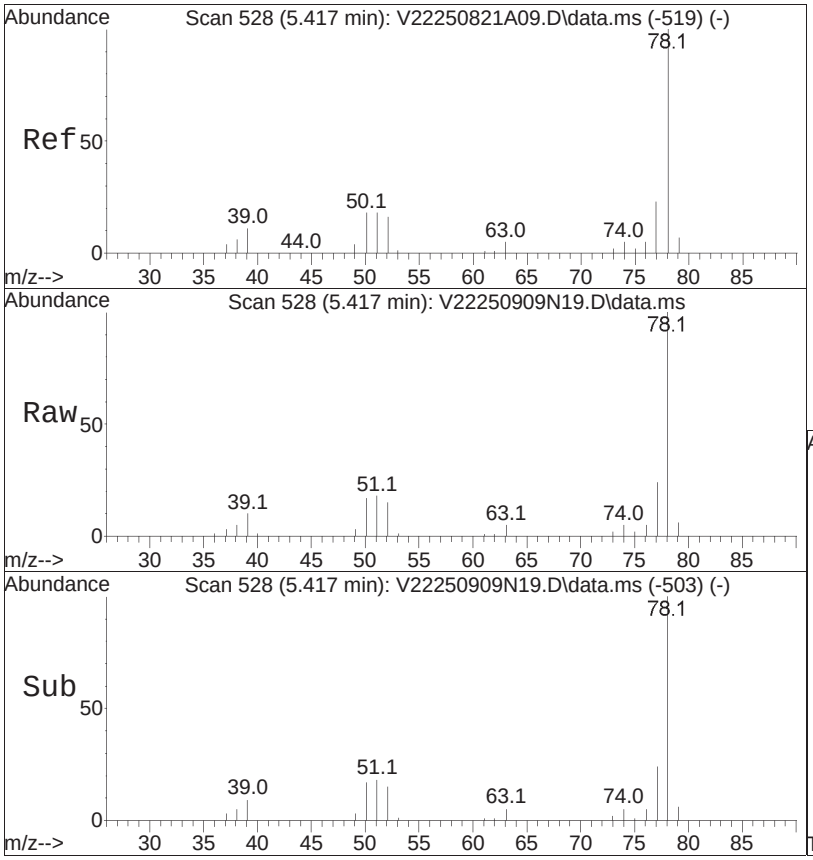


#44
Benzene
Concen: 9.66 ug/L
RT: 5.417 min Scan# 528
Delta R.T. -0.000 min
Lab File: V22250909N19.D
Acq: 10 Sep 2025 03:40 am

Tgt Ion: 78 Resp: 164941

| Ion | Ratio | Lower | Upper |
|---|---|---|---|
| 78 | 100 | | |
| 77 | 23.7 | 15.8 | 32.8 |
| 51 | 18.3 | 11.8 | 24.6 |
| 52 | 16.0 | 10.8 | 22.4 |

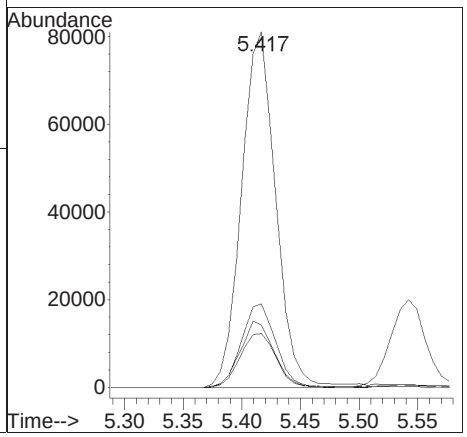

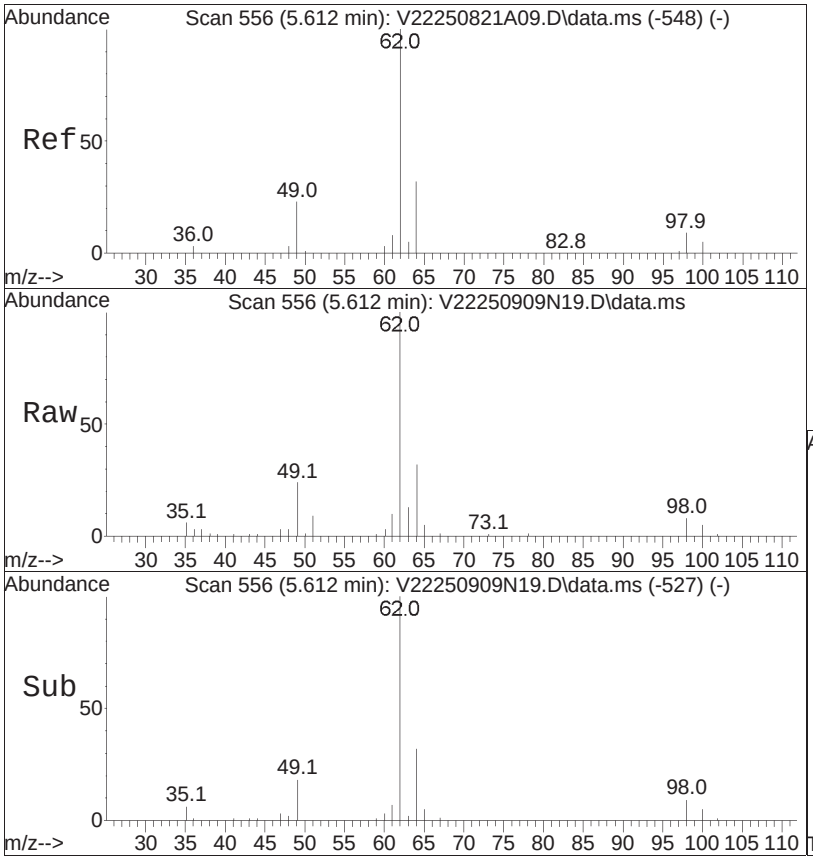


#47
1,2-Dichloroethane
Concen: 10.97 ug/L
RT: 5.612 min Scan# 556
Delta R.T. -0.000 min
Lab File: V22250909N19.D
Acq: 10 Sep 2025 03:40 am

Tgt Ion: 62 Resp: 64480

| Ion | Ratio | Lower | Upper |
|---|---|---|---|
| 62 | 100 | | |
| 64 | 32.2 | 13.7 | 53.7 |
| 98 | 8.3 | 0.0 | 28.5 |

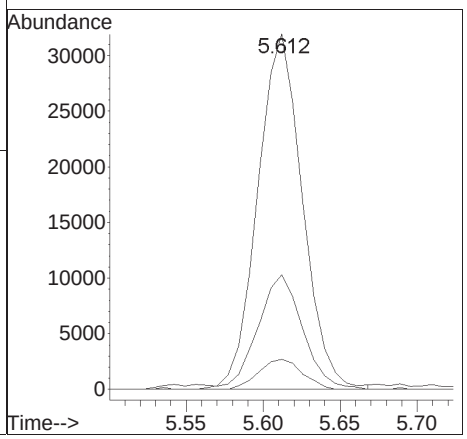

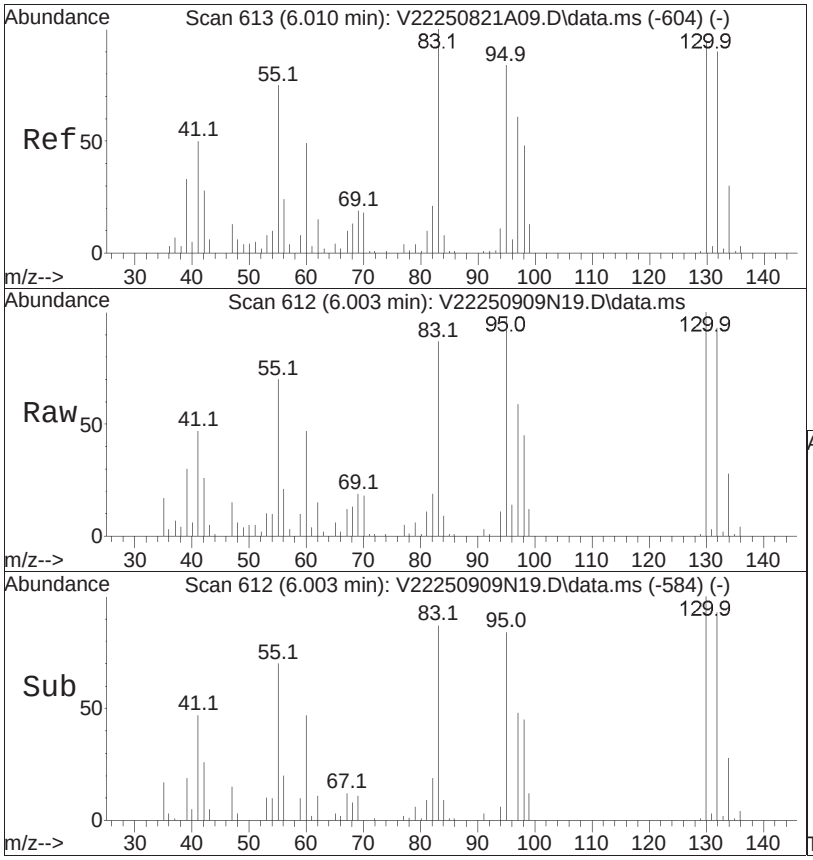


#50
Methyl cyclohexane
Concen: 7.52 ug/L
RT: 6.003 min Scan# 612
Delta R.T. -0.007 min
Lab File: V22250909N19.D
Acq: 10 Sep 2025 03:40 am

Tgt Ion: 83 Resp: 50674

| Ion | Ratio | Lower | Upper |
|---|---|---|---|
| 83 | 100 | | |
| 55 | 81.8 | 63.1 | 94.7 |

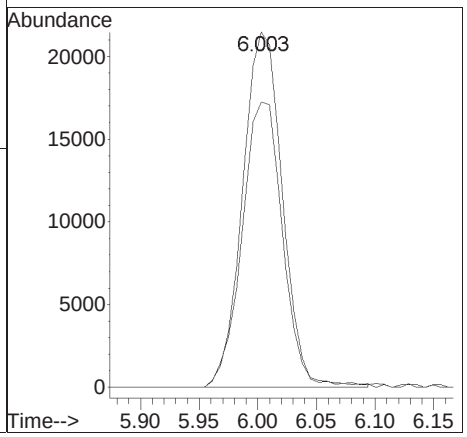

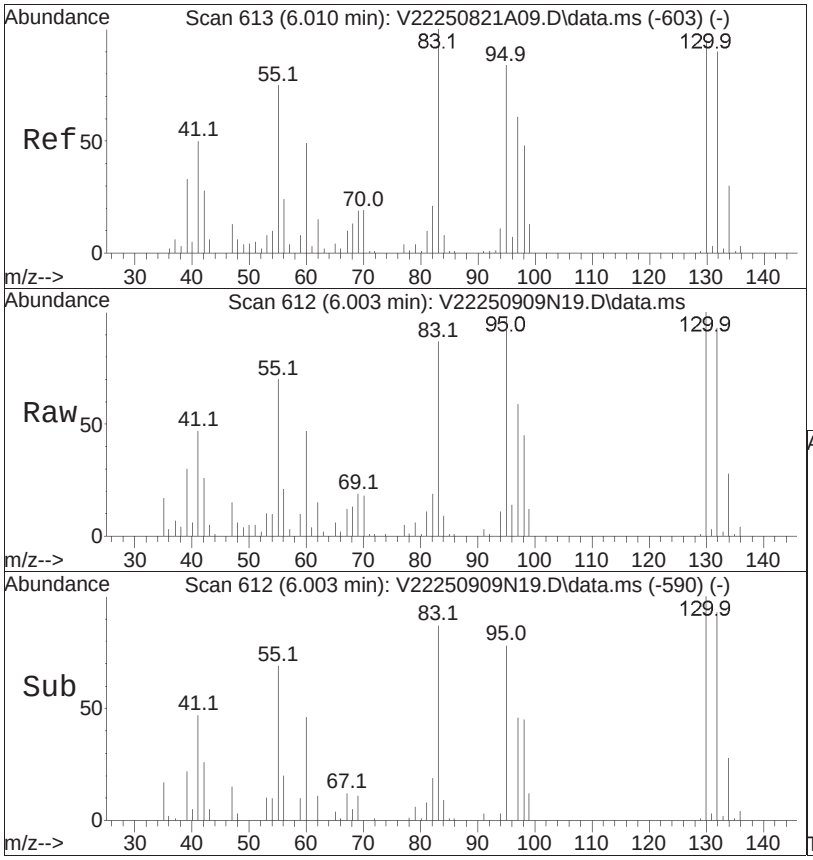


#51
Trichloroethene
Concen: 9.47 ug/L
RT: 6.003 min Scan# 612
Delta R.T. -0.007 min
Lab File: V22250909N19.D
Acq: 10 Sep 2025 03:40 am

Tgt Ion: 95 Resp: 49307

| Ion | Ratio | Lower | Upper |
|---|---|---|---|
| 95 | 100 | | |
| 97 | 66.6 | 55.6 | 83.4 |
| 130 | 108.7 | 86.8 | 130.2 |

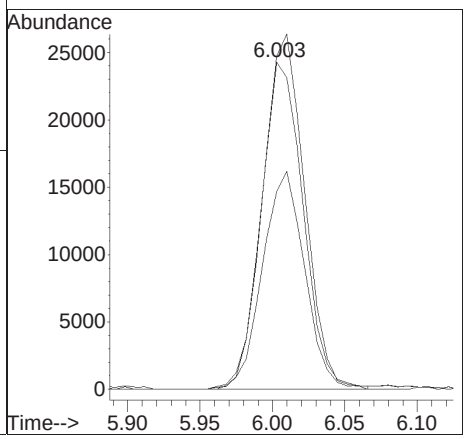

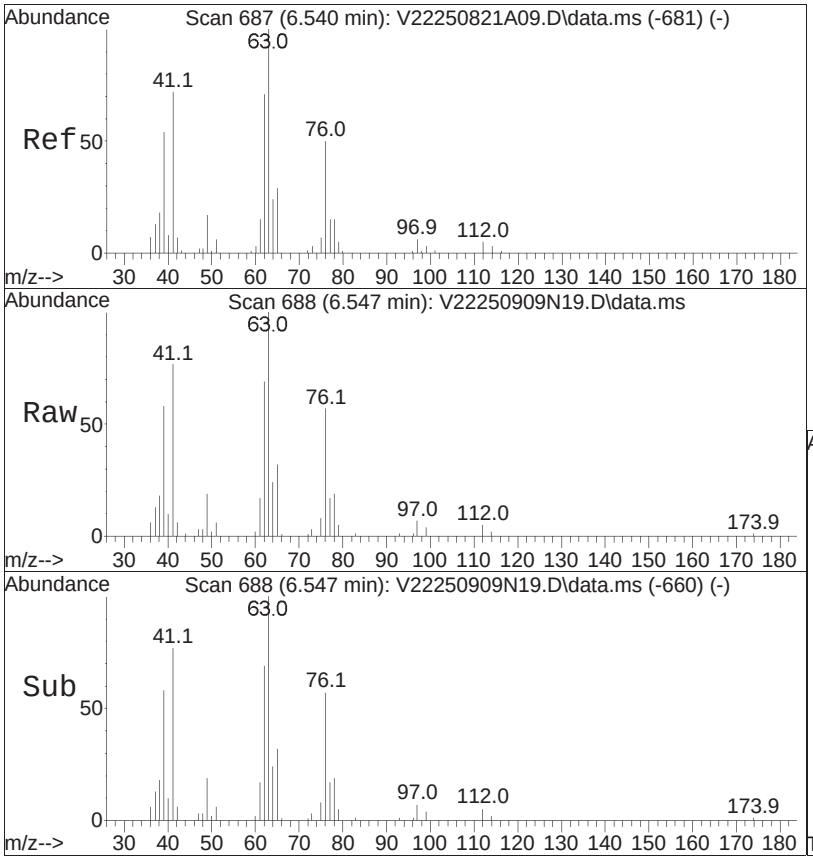


#54
1,2-Dichloropropane
Concen: 9.45 ug/L
RT: 6.547 min Scan# 688
Delta R.T. 0.007 min
Lab File: V22250909N19.D
Acq: 10 Sep 2025 03:40 am

Tgt Ion: 63 Resp: 43972

| Ion | Ratio | Lower | Upper |
|---|---|---|---|
| 63 | 100 | | |
| 62 | 71.5 | 56.8 | 85.2 |
| 76 | 57.2 | 40.4 | 60.6 |

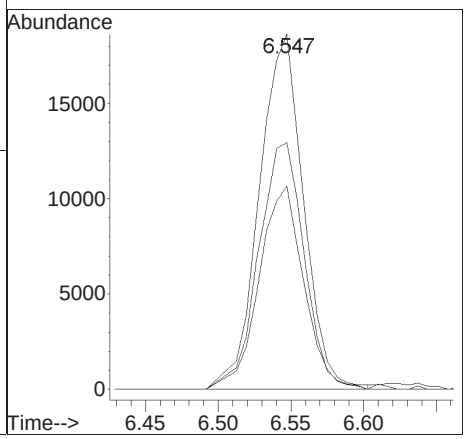

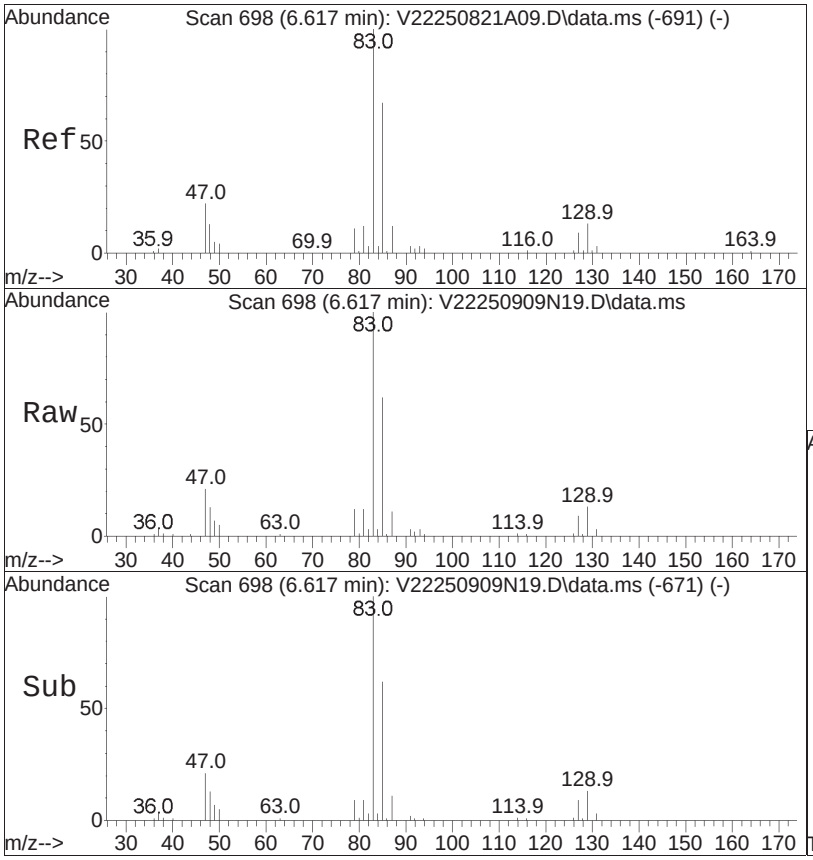


#57
Bromodichloromethane
Concen: 10.52 ug/L
RT: 6.617 min Scan# 698
Delta R.T. -0.000 min
Lab File: V22250909N19.D
Acq: 10 Sep 2025 03:40 am

Tgt Ion: 83 Resp: 70784

| Ion | Ratio | Lower | Upper |
|---|---|---|---|
| 83 | 100 | | |
| 85 | 64.2 | 52.2 | 78.2 |
| 127 | 9.5 | 7.1 | 10.7 |

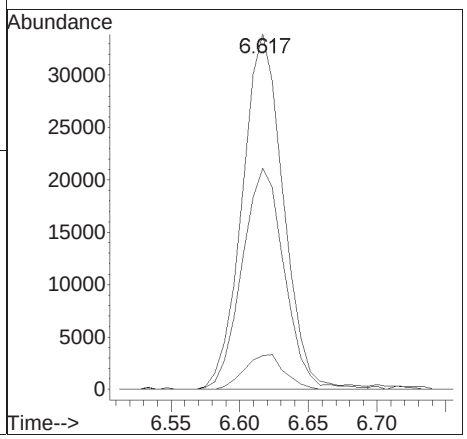

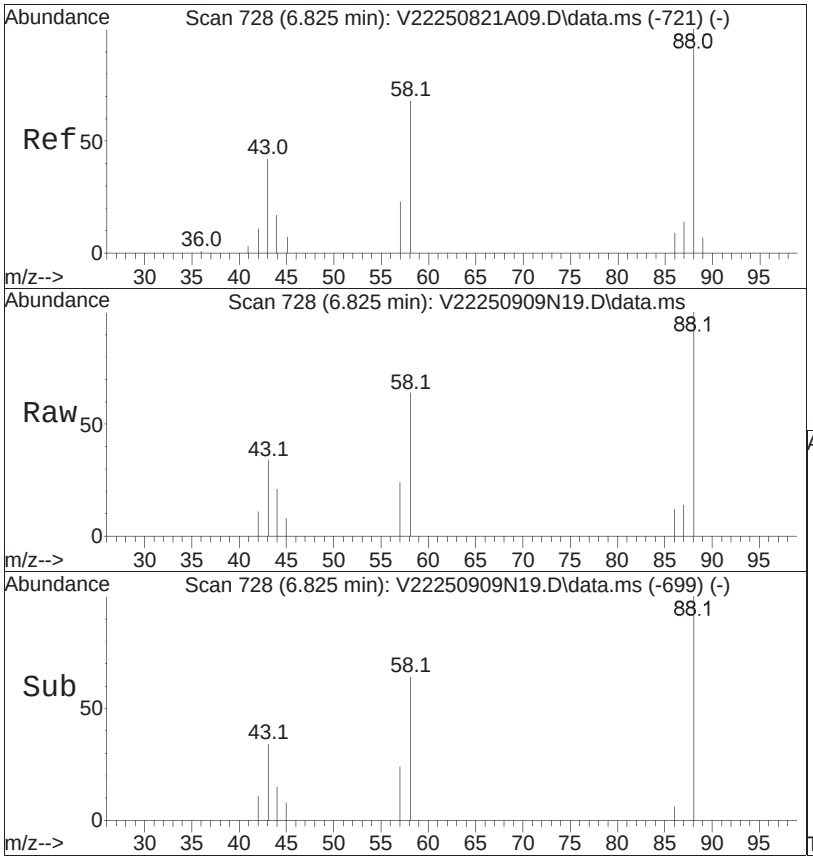


#60
1,4-Dioxane
Concen: 425.20 ug/L
RT: 6.825 min Scan# 728
Delta R.T. 0.000 min
Lab File: V22250909N19.D
Acq: 10 Sep 2025 03:40 am

Tgt Ion: 88 Resp: 6765

| Ion | Ratio | Lower | Upper |
|---|---|---|---|
| 88 | 100 | | |
| 58 | 62.1 | 59.0 | 88.6 |
| 43 | 33.3 | 30.9 | 46.3 |

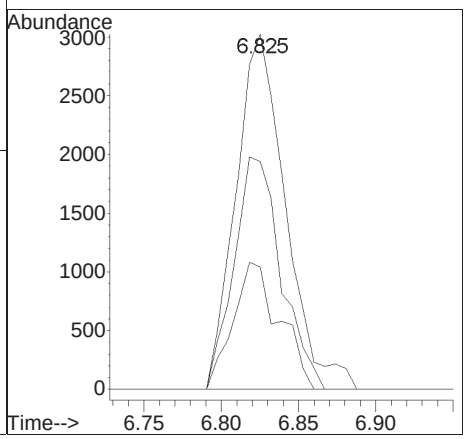

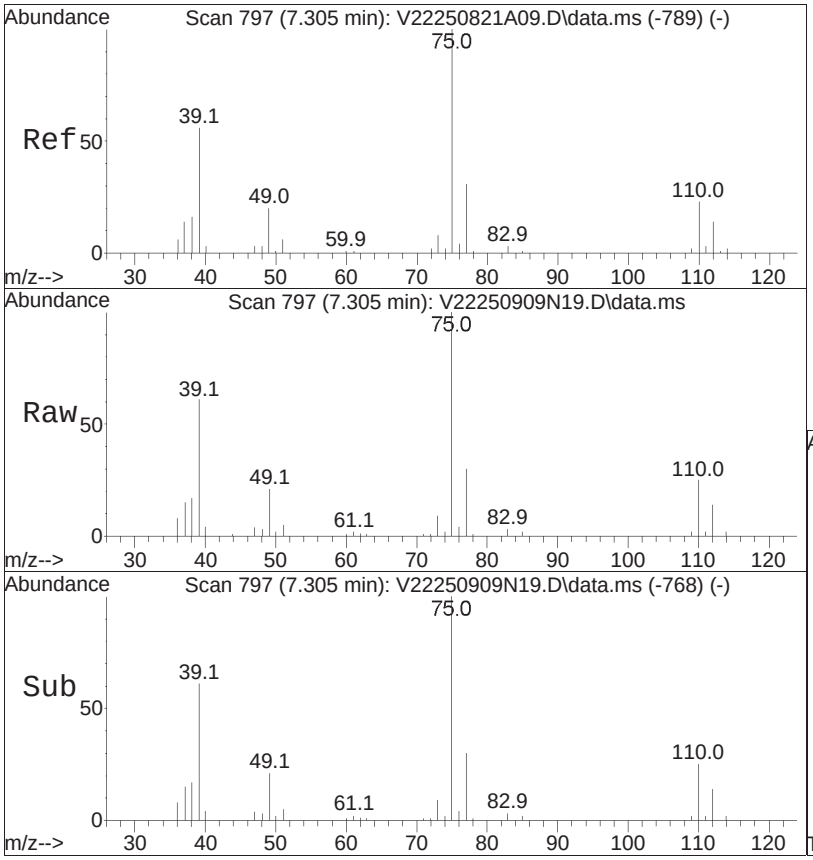


#61
cis-1,3-Dichloropropene
Concen: 8.22 ug/L
RT: 7.305 min Scan# 797
Delta R.T. -0.000 min
Lab File: V22250909N19.D
Acq: 10 Sep 2025 03:40 am

Tgt Ion: 75 Resp: 49862

| Ion | Ratio | Lower | Upper |
|---|---|---|---|
| 75 | 100 | | |
| 77 | 31.2 | 25.6 | 38.4 |
| 39 | 59.9 | 48.1 | 72.1 |

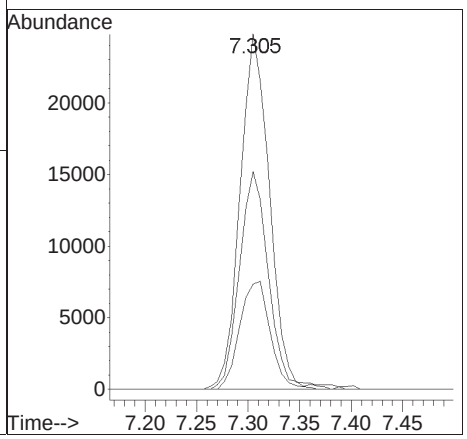

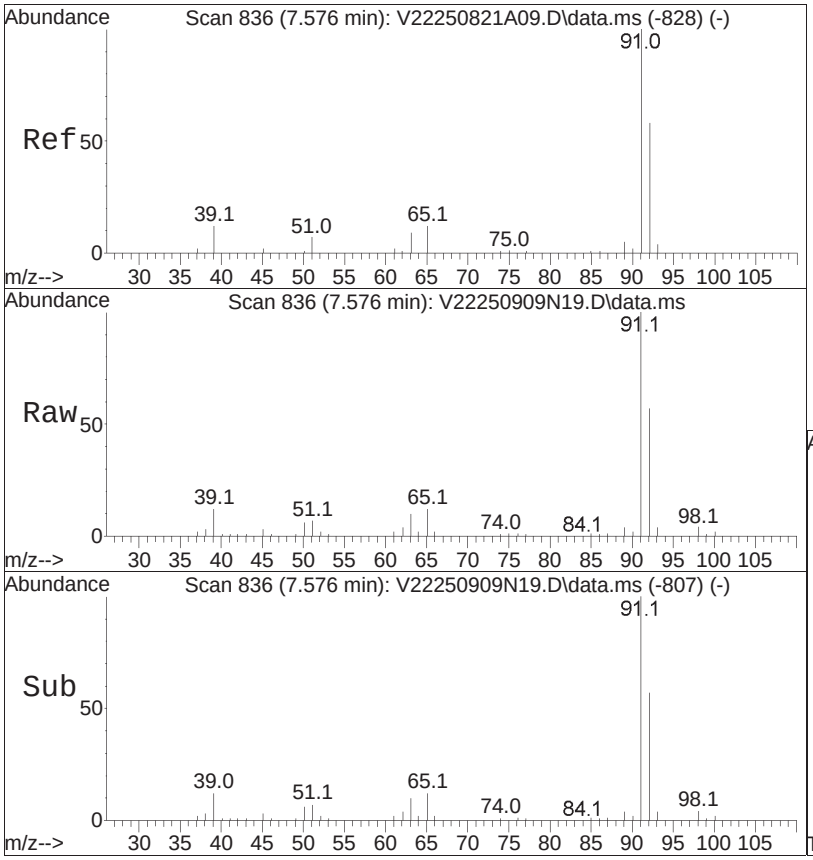


#64
Toluene
Concen: 9.39 ug/L
RT: 7.576 min Scan# 836
Delta R.T. -0.000 min
Lab File: V22250909N19.D
Acq: 10 Sep 2025 03:40 am

Tgt Ion: 92 Resp: 107173

| Ion | Ratio | Lower | Upper |
|---|---|---|---|
| 92 | 100 | | |
| 91 | 176.5 | 138.0 | 207.0 |

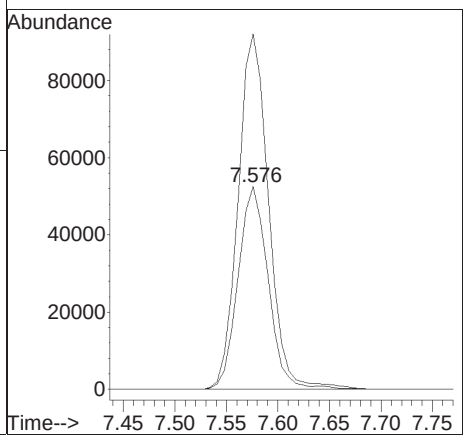

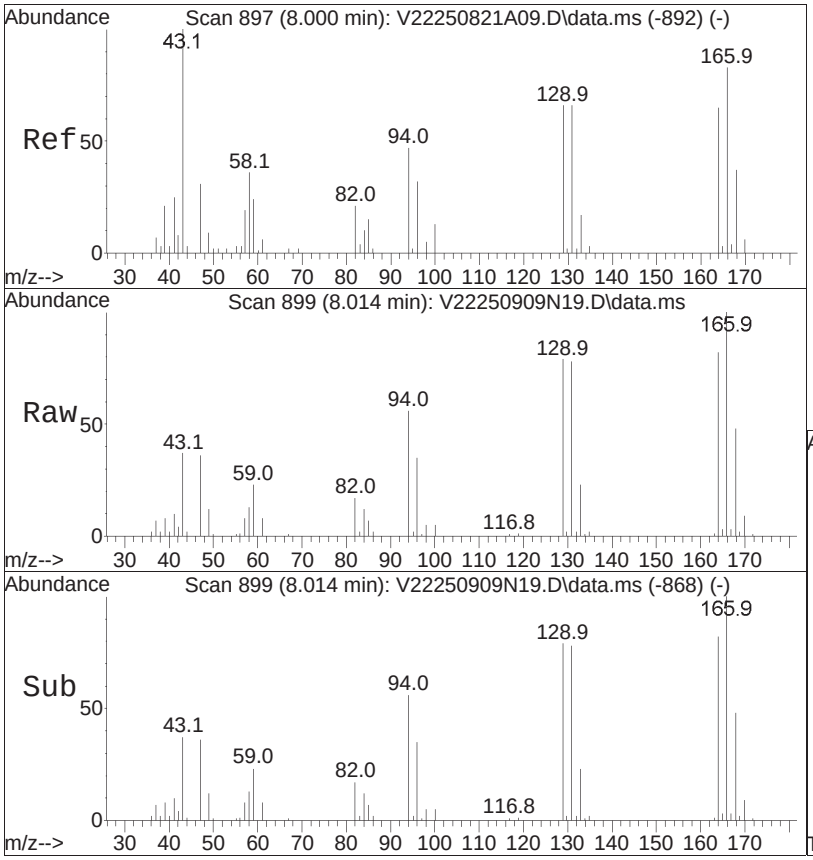


#65
4-Methyl-2-pentanone
Concen: 8.49 ug/L
RT: 8.014 min Scan# 899
Delta R.T. 0.014 min
Lab File: V22250909N19.D
Acq: 10 Sep 2025 03:40 am

Tgt Ion: 58 Resp: 5439

| Ion | Ratio | Lower | Upper |
|---|---|---|---|
| 58 | 100 | | |
| 100 | 47.0 | 32.6 | 49.0 |
| 43 | 333.5 | 239.6 | 359.4 |

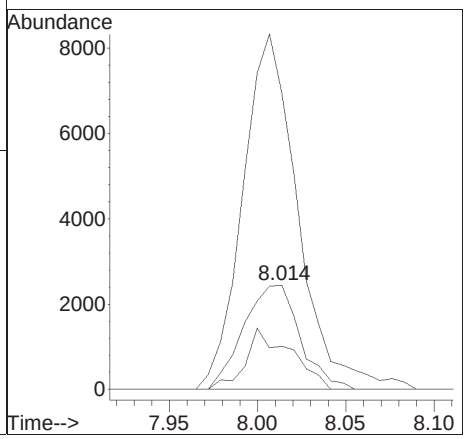

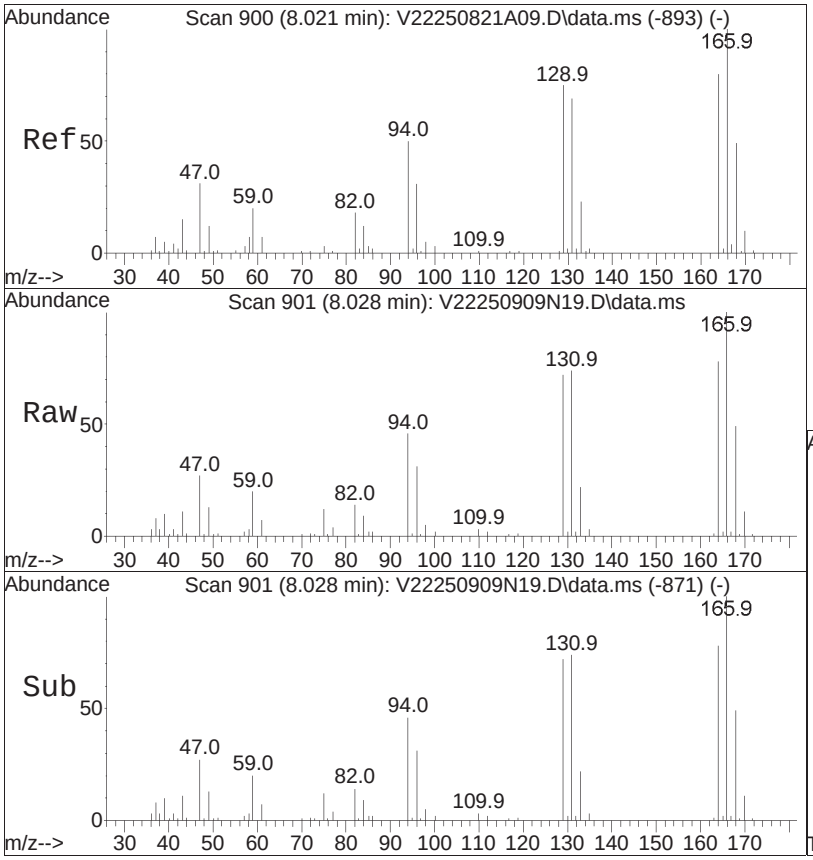


#66
Tetrachloroethene
Concen: 9.09 ug/L
RT: 8.028 min Scan# 901
Delta R.T. 0.007 min
Lab File: V22250909N19.D
Acq: 10 Sep 2025 03:40 am

Tgt Ion:166 Resp: 50495

| Ion | Ratio | Lower | Upper |
|---|---|---|---|
| 166 | 100 | | |
| 168 | 48.8 | 27.3 | 67.3 |
| 94 | 50.0 | 28.2 | 68.2 |

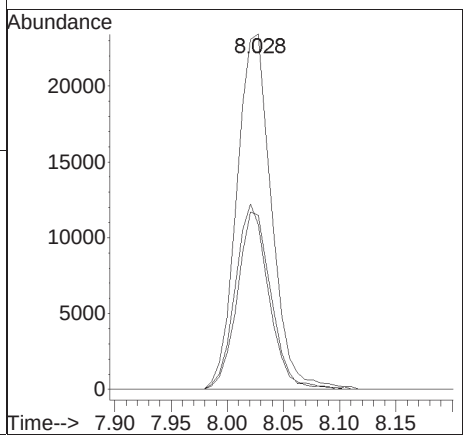

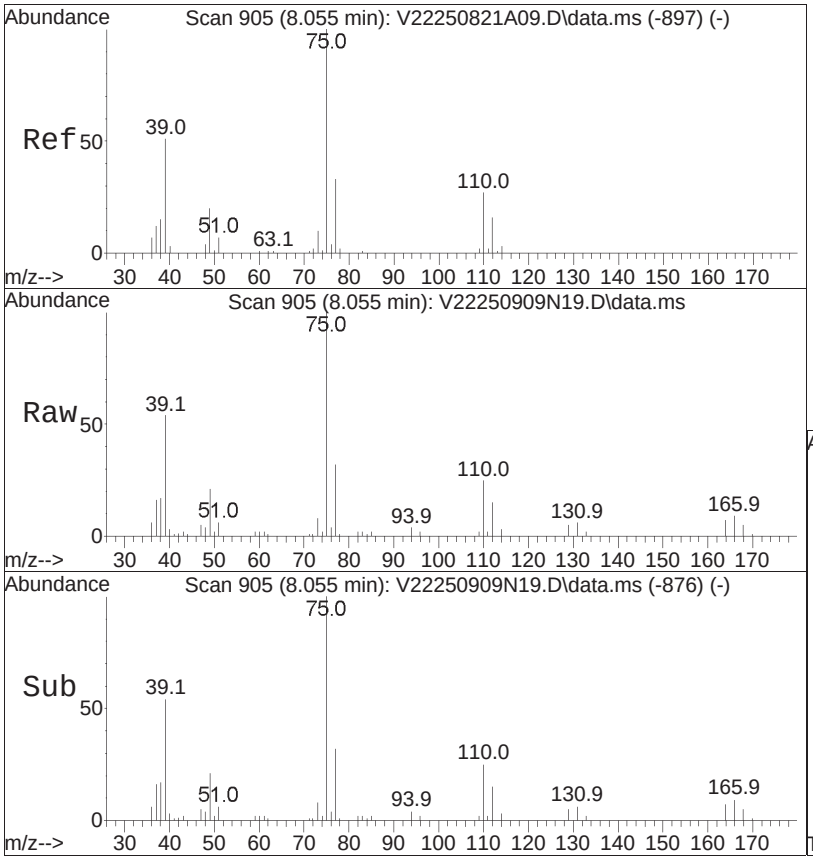


#68
trans-1,3-Dichloropropene
Concen: 8.88 ug/L
RT: 8.055 min Scan# 905
Delta R.T. 0.000 min
Lab File: V22250909N19.D
Acq: 10 Sep 2025 03:40 am

Tgt Ion: 75 Resp: 46686

| Ion | Ratio | Lower | Upper |
|---|---|---|---|
| 75 | 100 | | |
| 77 | 32.6 | 12.3 | 52.3 |
| 39 | 61.9 | 42.1 | 82.1 |

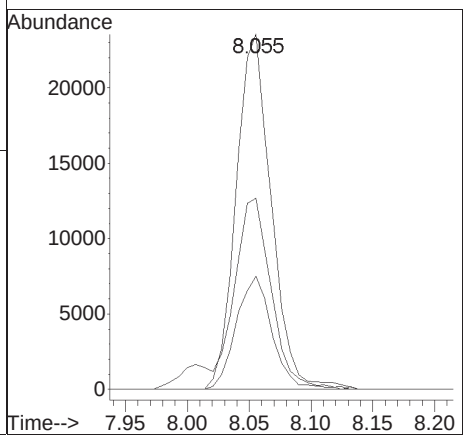

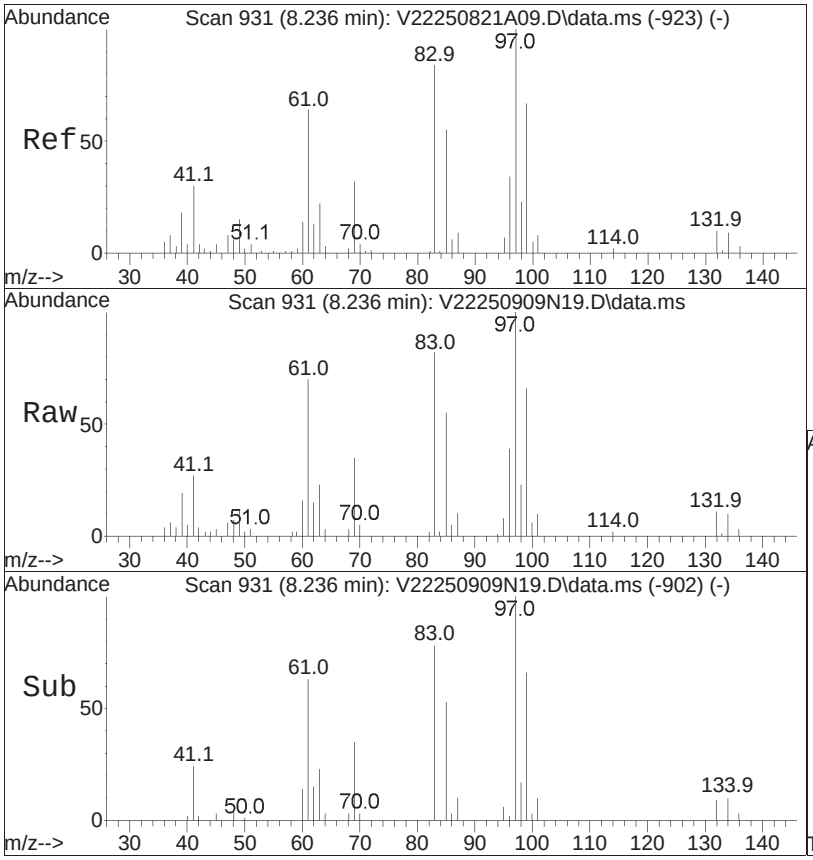


#71
1,1,2-Trichloroethane
Concen: 9.84 ug/L
RT: 8.236 min Scan# 931
Delta R.T. 0.000 min
Lab File: V22250909N19.D
Acq: 10 Sep 2025 03:40 am

Tgt Ion: 83 Resp: 24397

| Ion | Ratio | Lower | Upper |
|---|---|---|---|
| 83 | 100 | | |
| 97 | 122.9 | 96.5 | 136.5 |
| 85 | 65.6 | 47.3 | 87.3 |

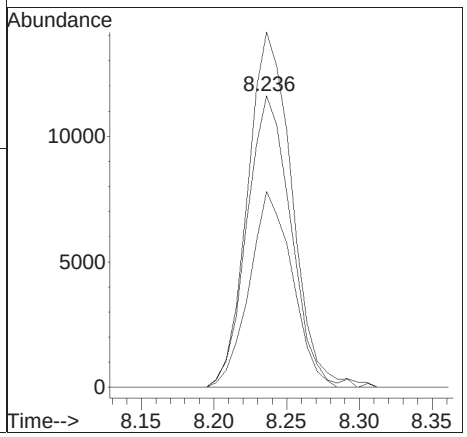

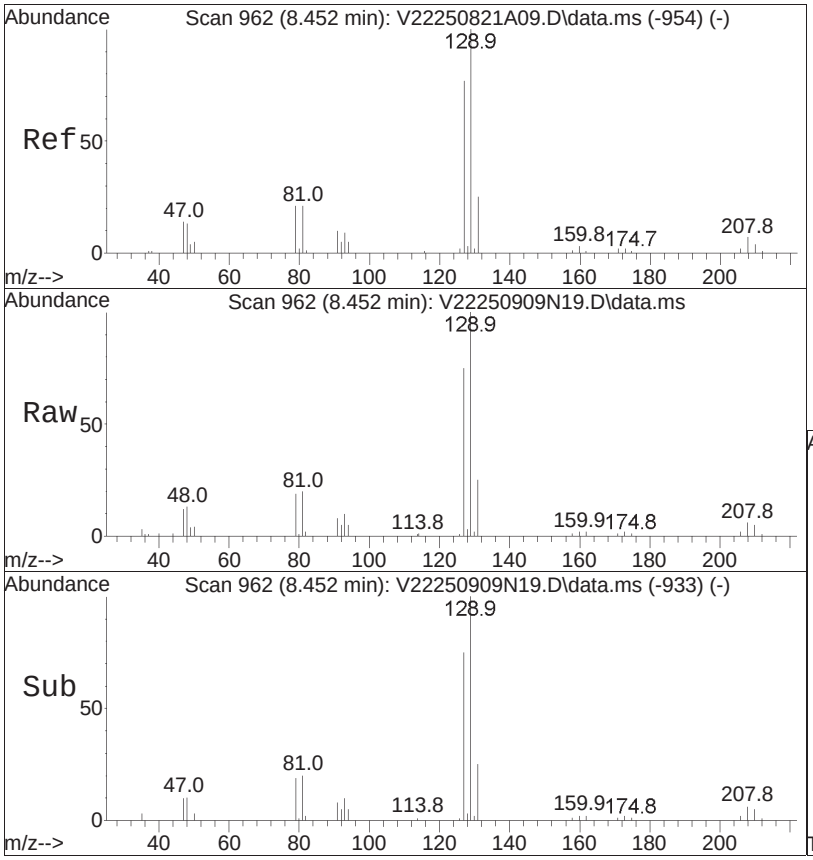


#72
Chlorodibromomethane
Concen: 10.06 ug/L
RT: 8.452 min Scan# 962
Delta R.T. -0.000 min
Lab File: V22250909N19.D
Acq: 10 Sep 2025 03:40 am

Tgt Ion:129 Resp: 45632

| Ion | Ratio | Lower | Upper |
|---|---|---|---|
| 129 | 100 | | |
| 81 | 18.7 | 1.3 | 41.3 |
| 127 | 77.0 | 57.9 | 97.9 |

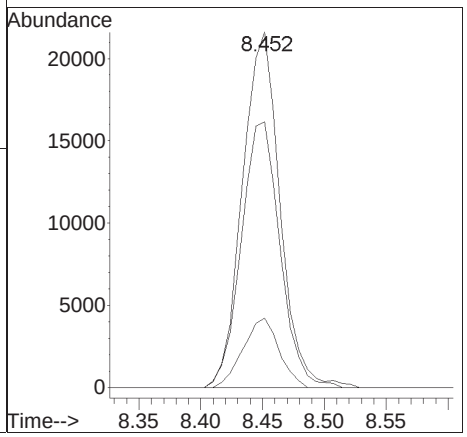

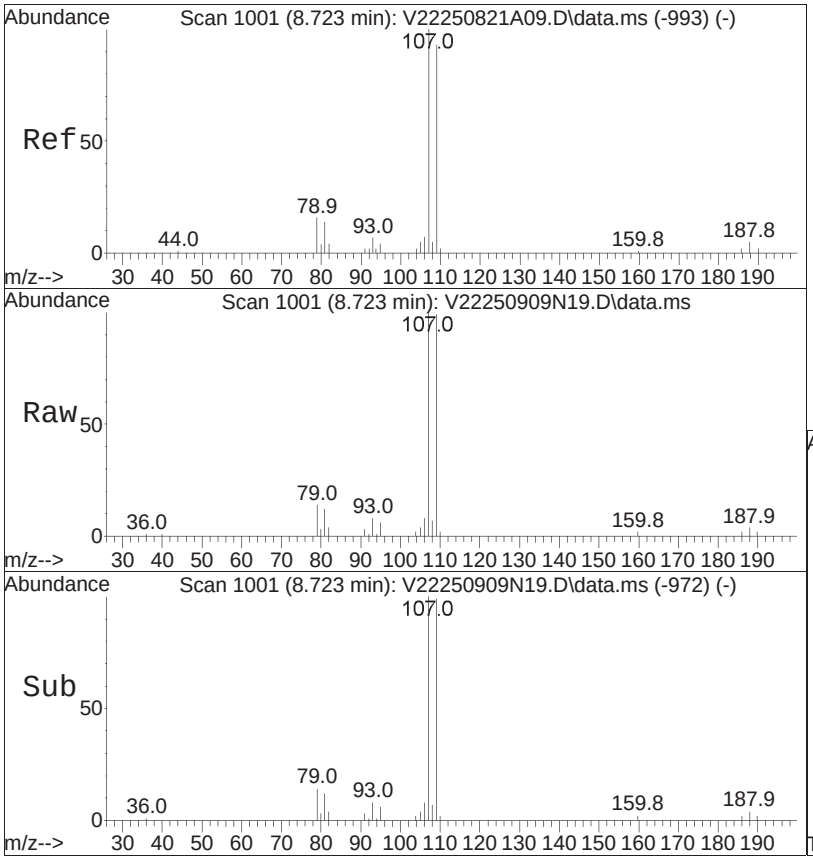


#74
1,2-Dibromoethane
Concen: 10.08 ug/L
RT: 8.723 min Scan# 1001
Delta R.T. -0.000 min
Lab File: V22250909N19.D
Acq: 10 Sep 2025 03:40 am

Tgt Ion:107 Resp: 30207

| Ion | Ratio | Lower | Upper |
|---|---|---|---|
| 107 | 100 | | |
| 109 | 95.5 | 73.6 | 110.4 |

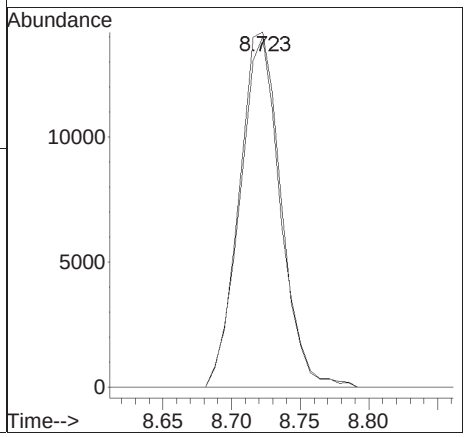

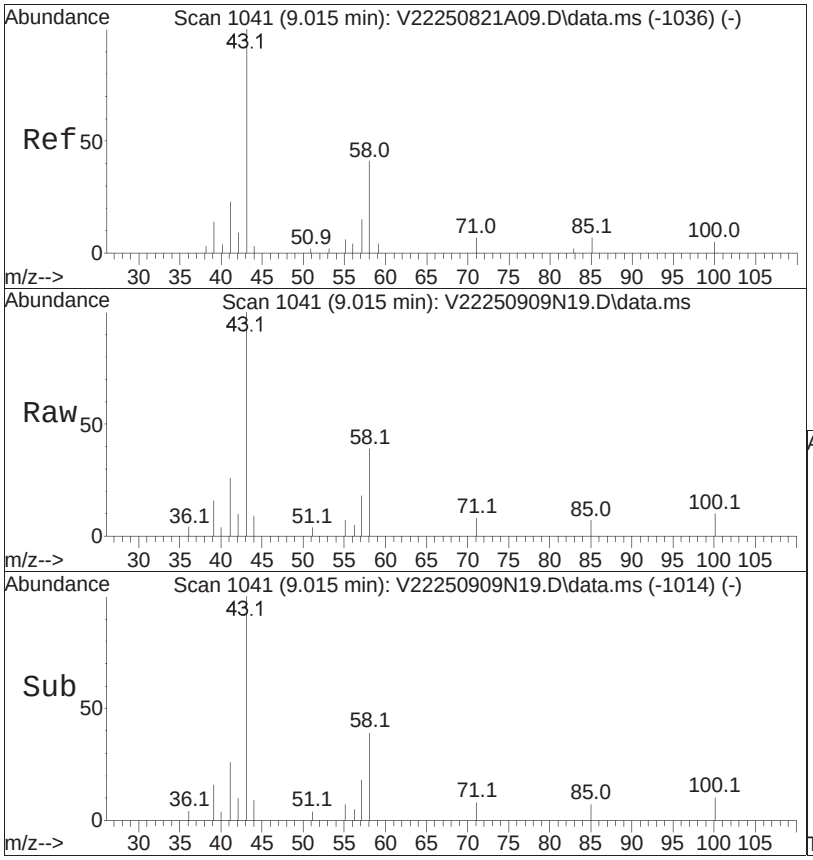


#76
2-Hexanone
Concen: 8.11 ug/L
RT: 9.015 min Scan# 1041
Delta R.T. -0.000 min
Lab File: V22250909N19.D
Acq: 10 Sep 2025 03:40 am

Tgt Ion: 43 Resp: 7682

| Ion | Ratio | Lower | Upper |
|---|---|---|---|
| 43 | 100 | | |
| 58 | 44.2 | 33.0 | 49.6 |
| 57 | 15.6 | 12.2 | 18.4 |

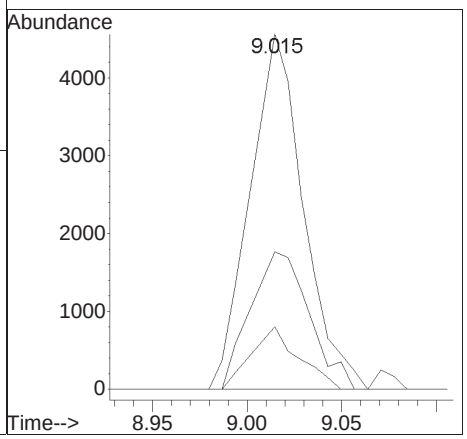

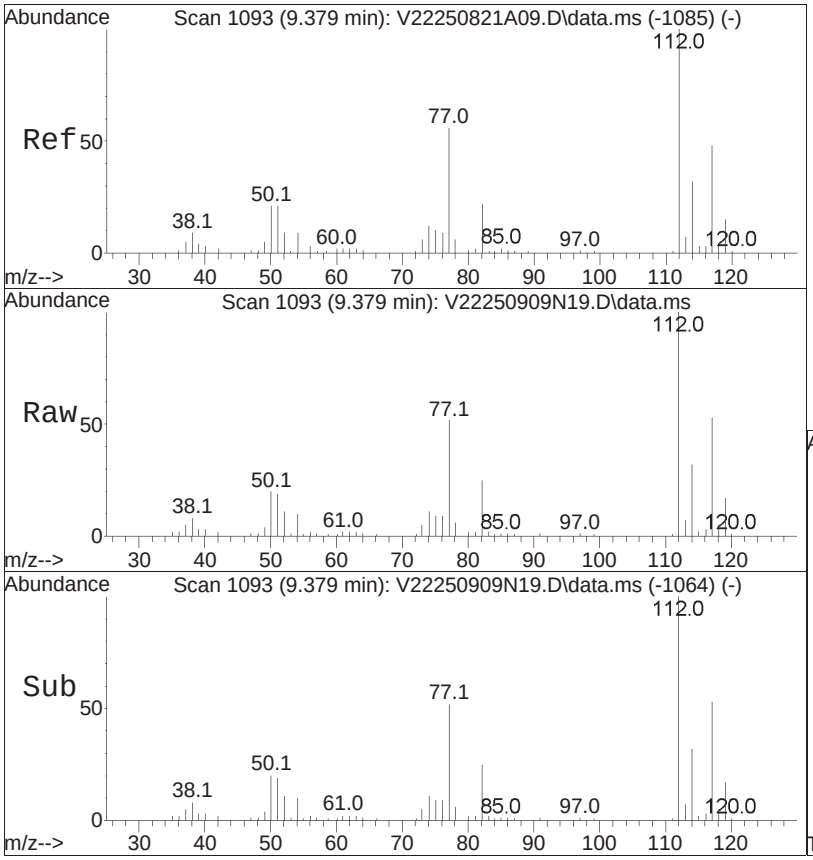


#77
Chlorobenzene
Concen: 9.49 ug/L
RT: 9.379 min Scan# 1093
Delta R.T. 0.000 min
Lab File: V22250909N19.D
Acq: 10 Sep 2025 03:40 am

Tgt Ion:112 Resp: 129158

| Ion | Ratio | Lower | Upper |
|---|---|---|---|
| 112 | 100 | | |
| 77 | 55.9 | 46.7 | 70.1 |
| 114 | 32.0 | 26.0 | 39.0 |

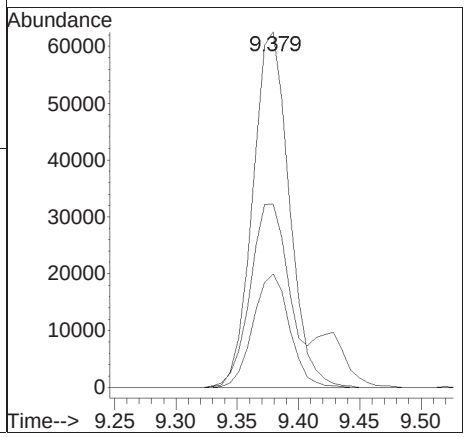




#78
Ethylbenzene
Concen: 8.85 ug/L
RT: 9.421 min Scan# 1099
Delta R.T. 0.000 min
Lab File: V22250909N19.D
Acq: 10 Sep 2025 03:40 am

Tgt Ion: 91 Resp: 199082

| Ion | Ratio | Lower | Upper |
|---|---|---|---|
| 91 | 100 | | |
| 106 | 31.4 | 24.6 | 36.8 |

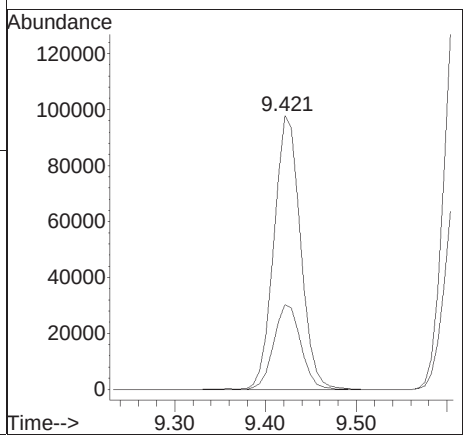

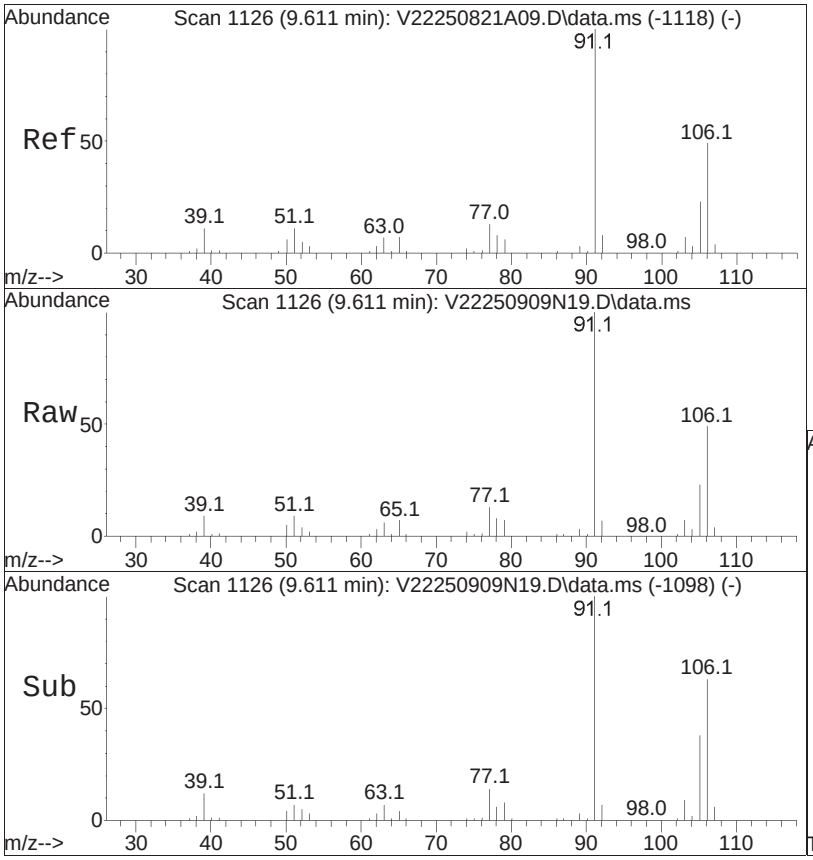


#80
p/m Xylene
Concen: 18.48 ug/L
RT: 9.611 min Scan# 1126
Delta R.T. -0.000 min
Lab File: V22250909N19.D
Acq: 10 Sep 2025 03:40 am

Tgt Ion:106 Resp: 156113

| Ion | Ratio | Lower | Upper |
|---|---|---|---|
| 106 | 100 | | |
| 91 | 200.9 | 165.7 | 248.5 |

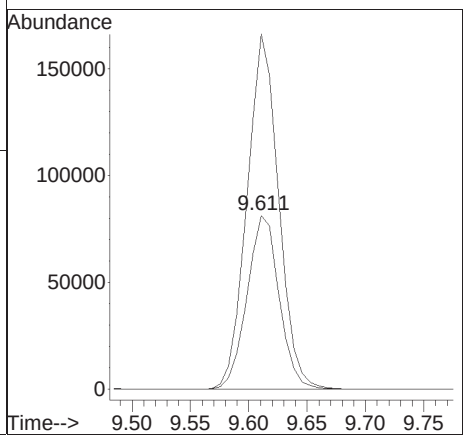

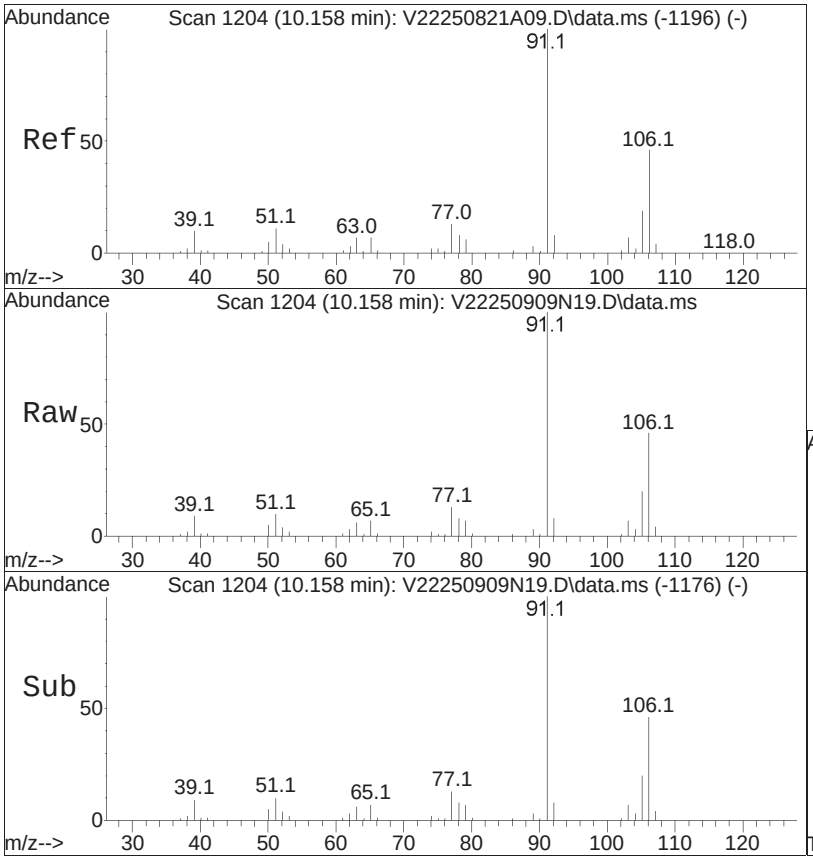


#81
o Xylene
Concen: 18.09 ug/L
RT: 10.158 min Scan# 1204
Delta R.T. -0.000 min
Lab File: V22250909N19.D
Acq: 10 Sep 2025 03:40 am

Tgt Ion:106 Resp: 142683

| Ion | Ratio | Lower | Upper |
|---|---|---|---|
| 106 | 100 | | |
| 91 | 214.5 | 175.6 | 263.4 |

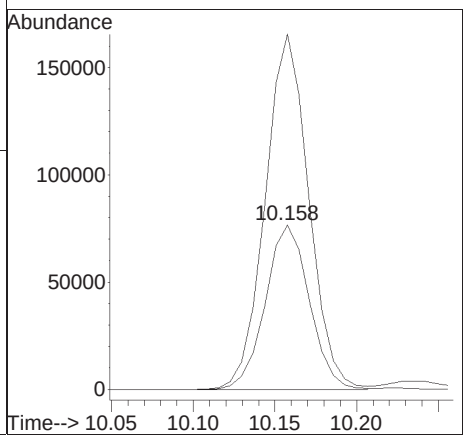

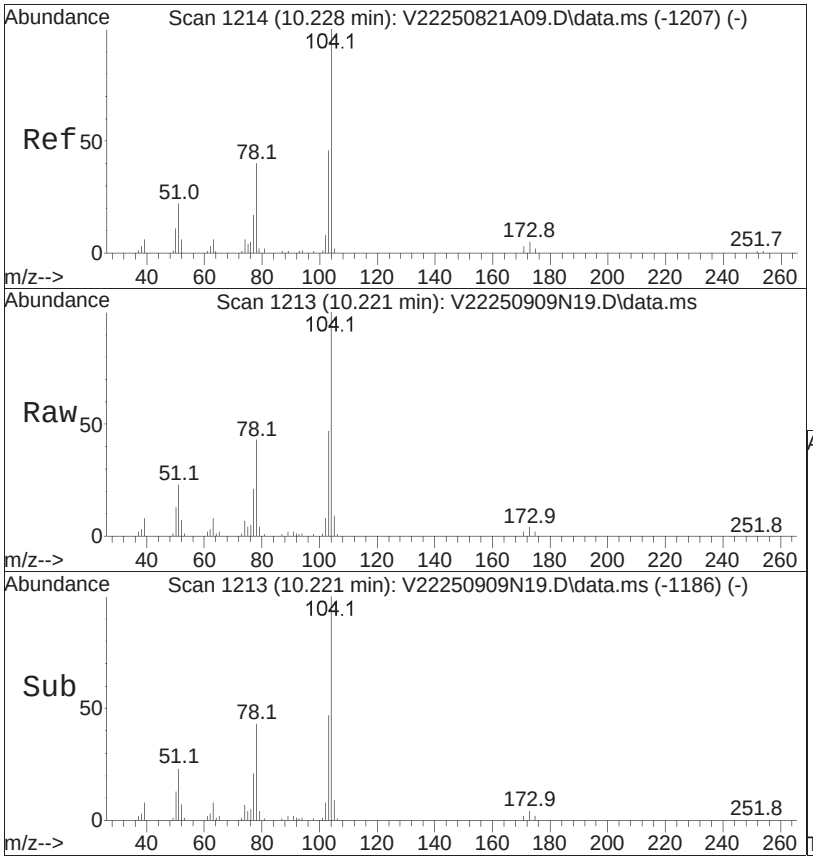


#82
Styrene
Concen: 19.80 ug/L
RT: 10.221 min Scan# 1213
Delta R.T. -0.007 min
Lab File: V22250909N19.D
Acq: 10 Sep 2025 03:40 am

Tgt Ion:104 Resp: 257963

| Ion | Ratio | Lower | Upper |
|---|---|---|---|
| 104 | 100 | | |
| 78 | 42.3 | 34.9 | 52.3 |

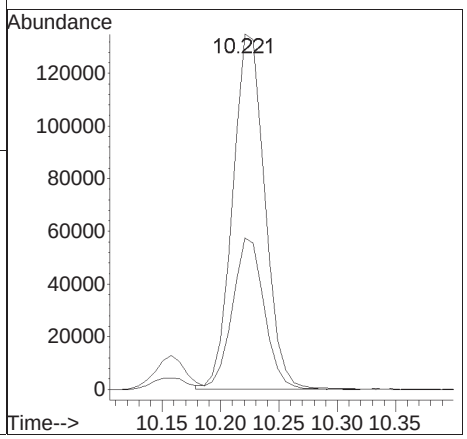

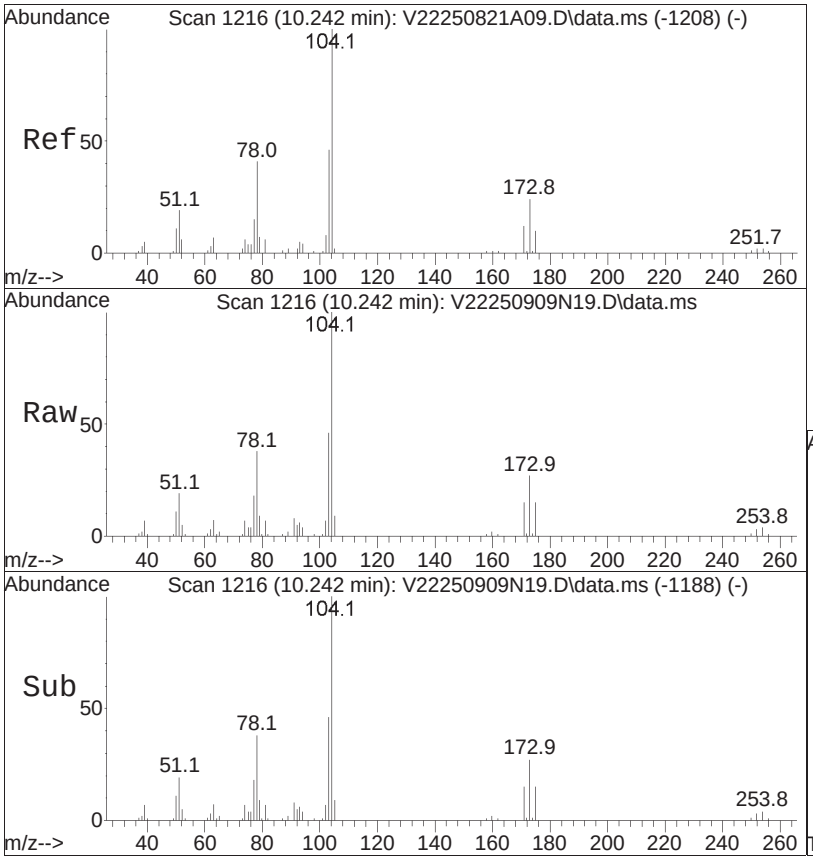


#84
Bromoform
Concen: 9.96 ug/L
RT: 10.242 min Scan# 1216
Delta R.T. -0.000 min
Lab File: V22250909N19.D
Acq: 10 Sep 2025 03:40 am

Tgt Ion:173 Resp: 27878

| Ion | Ratio | Lower | Upper |
|---|---|---|---|
| 173 | 100 | | |
| 175 | 48.9 | 26.3 | 66.3 |

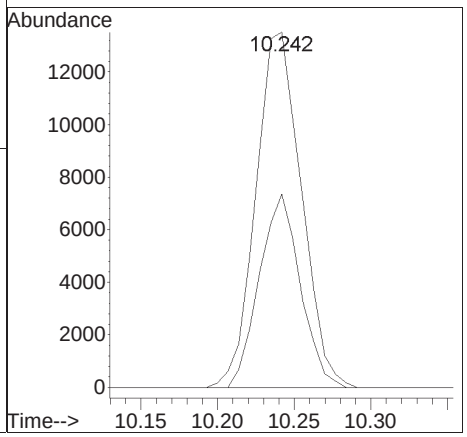

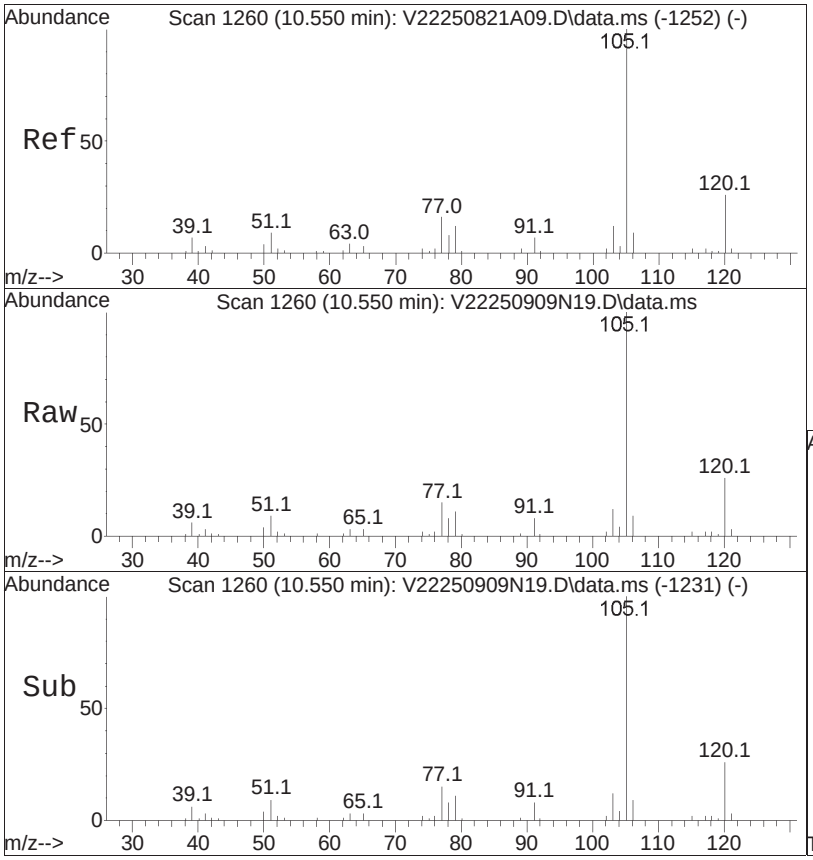


#86
Isopropylbenzene
Concen: 8.29 ug/L
RT: 10.550 min Scan# 1260
Delta R.T. 0.000 min
Lab File: V22250909N19.D
Acq: 10 Sep 2025 03:40 am

Tgt Ion:105 Resp: 188550

| Ion | Ratio | Lower | Upper |
|---|---|---|---|
| 105 | 100 | | |
| 120 | 26.7 | 6.5 | 46.5 |

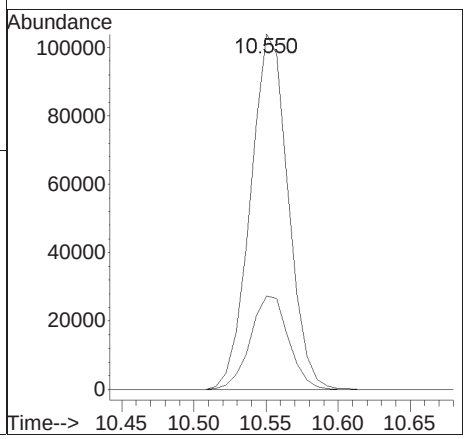

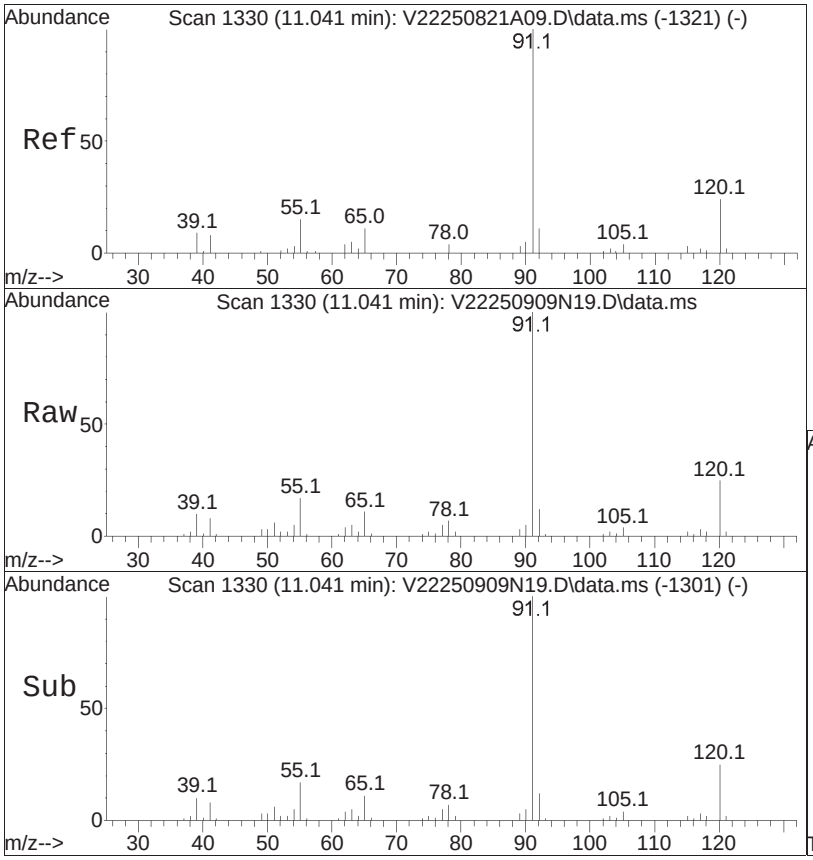


#89
n-Propylbenzene
Concen: 8.25 ug/L
RT: 11.041 min Scan# 1330
Delta R.T. 0.000 min
Lab File: V22250909N19.D
Acq: 10 Sep 2025 03:40 am

Tgt Ion: 91 Resp: 227665

| Ion | Ratio | Lower | Upper |
|---|---|---|---|
| 91 | 100 | | |
| 120 | 24.5 | 18.8 | 28.2 |

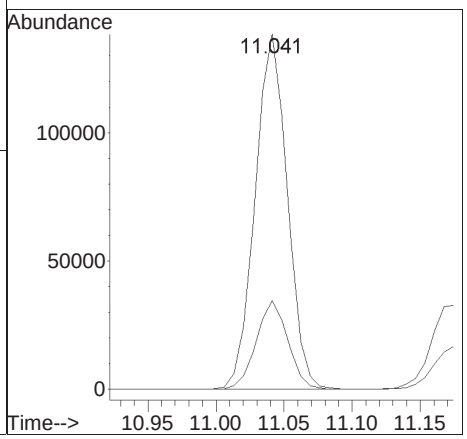

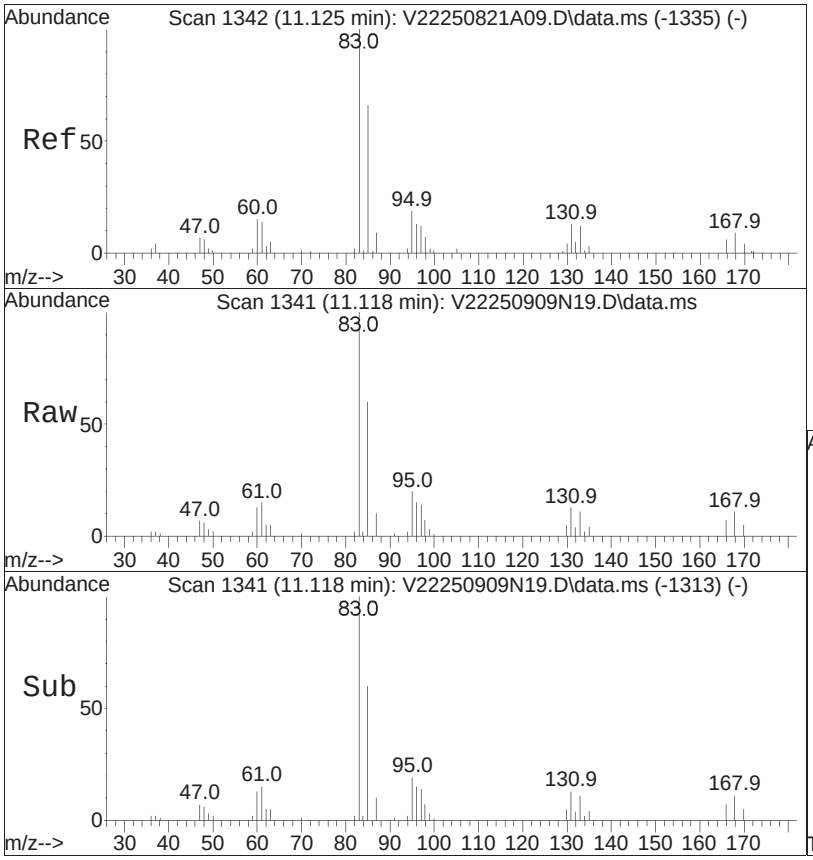


#91
1,1,2,2-Tetrachloroethane
Concen: 9.36 ug/L
RT: 11.118 min Scan# 1341
Delta R.T. -0.007 min
Lab File: V22250909N19.D
Acq: 10 Sep 2025 03:40 am

Tgt Ion: 83 Resp: 35253

| Ion | Ratio | Lower | Upper |
|---|---|---|---|
| 83 | 100 | | |
| 131 | 12.4 | 0.0 | 32.0 |
| 85 | 63.9 | 45.6 | 85.6 |

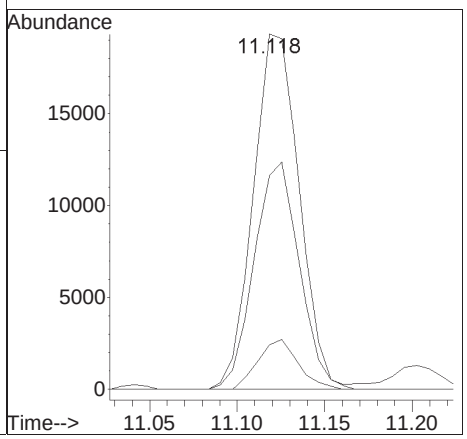

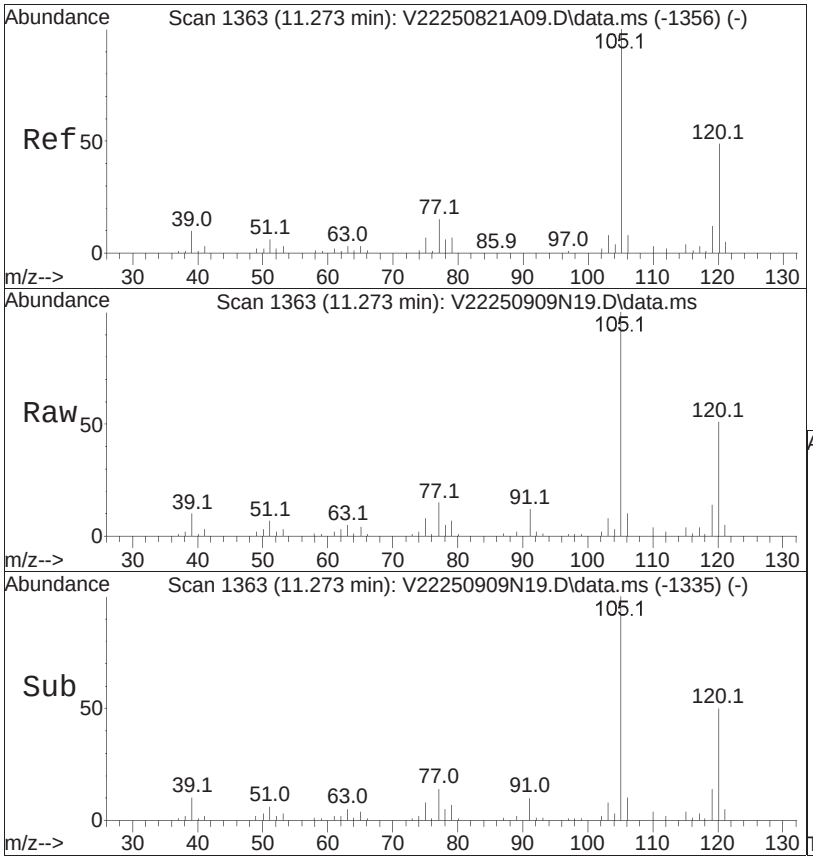


#94
1,3,5-Trimethylbenzene
Concen: 9.09 ug/L
RT: 11.273 min Scan# 1363
Delta R.T. -0.000 min
Lab File: V22250909N19.D
Acq: 10 Sep 2025 03:40 am

Tgt Ion:105 Resp: 175068

| Ion | Ratio | Lower | Upper |
|---|---|---|---|
| 105 | 100 | | |
| 120 | 49.7 | 38.8 | 58.2 |

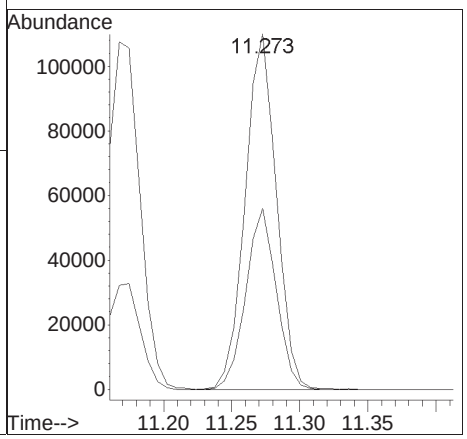

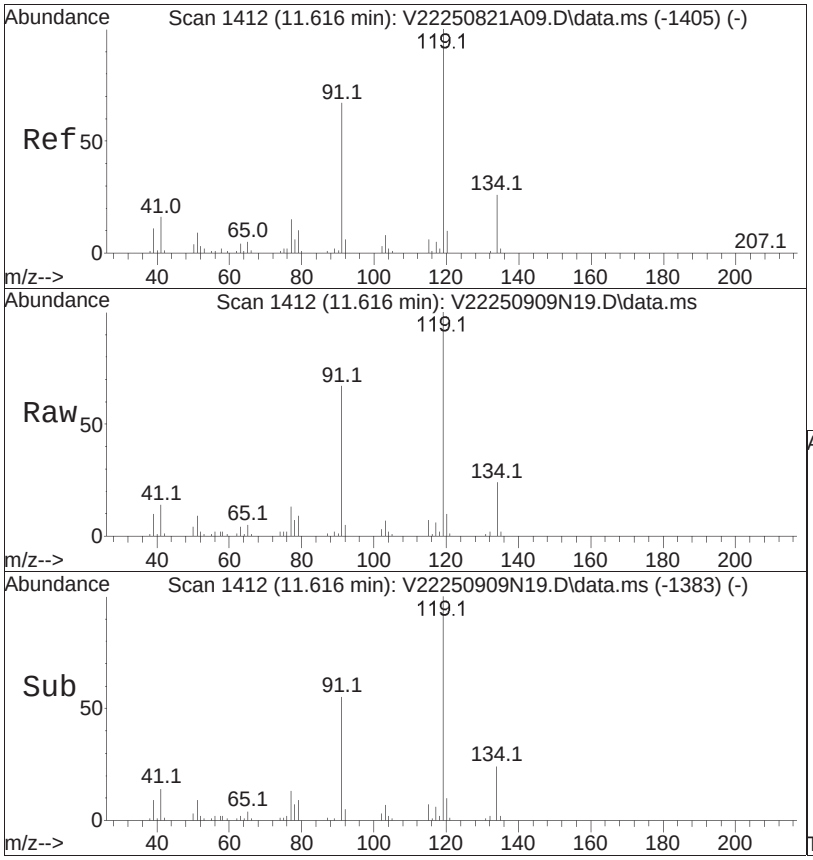


#98
tert-Butylbenzene
Concen: 8.27 ug/L
RT: 11.616 min Scan# 1412
Delta R.T. 0.000 min
Lab File: V22250909N19.D
Acq: 10 Sep 2025 03:40 am

Tgt Ion:119 Resp: 140774

| Ion | Ratio | Lower | Upper |
|---|---|---|---|
| 119 | 100 | | |
| 91 | 67.3 | 52.6 | 79.0 |
| 134 | 24.1 | 19.7 | 29.5 |

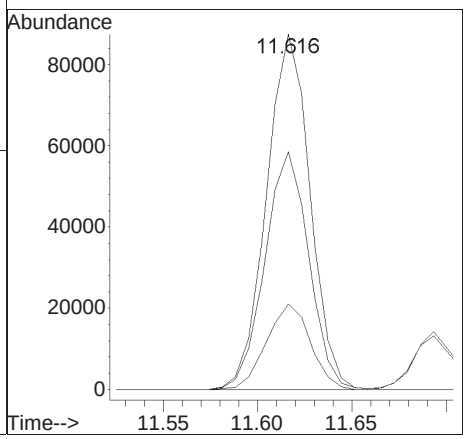

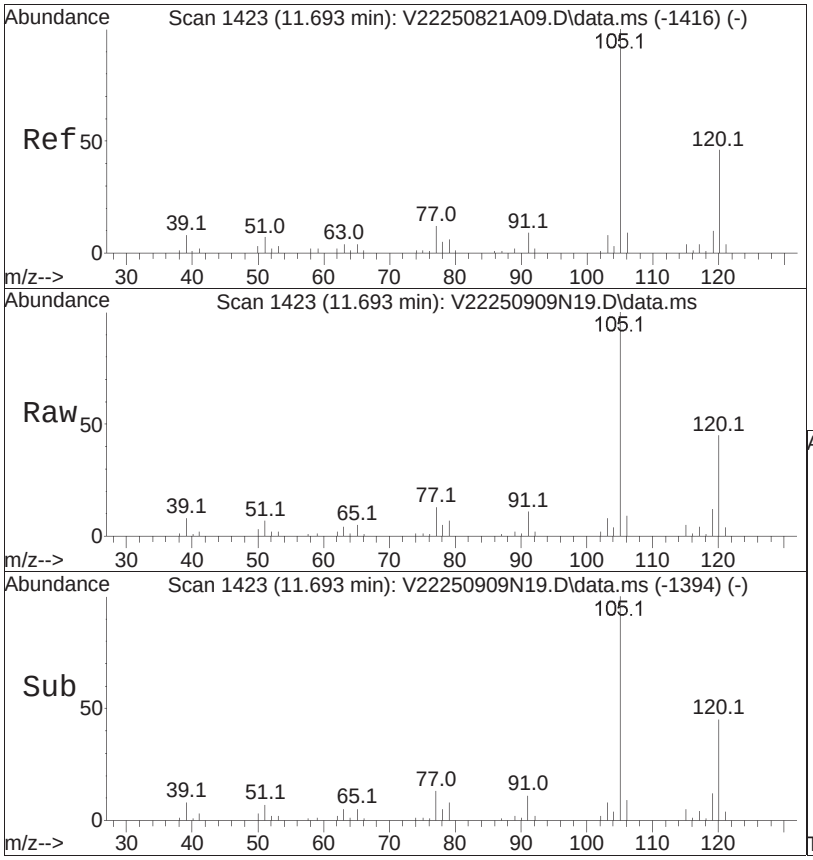


#101
1,2,4-Trimethylbenzene
Concen: 9.97 ug/L
RT: 11.693 min Scan# 1423
Delta R.T. 0.000 min
Lab File: V22250909N19.D
Acq: 10 Sep 2025 03:40 am

Tgt Ion:105 Resp: 130865

| Ion | Ratio | Lower | Upper |
|---|---|---|---|
| 105 | 100 | | |
| 120 | 46.2 | 37.2 | 55.8 |

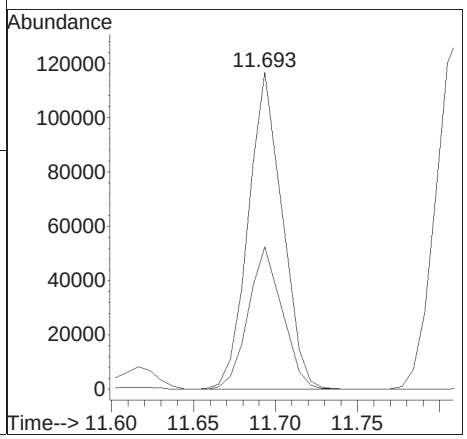

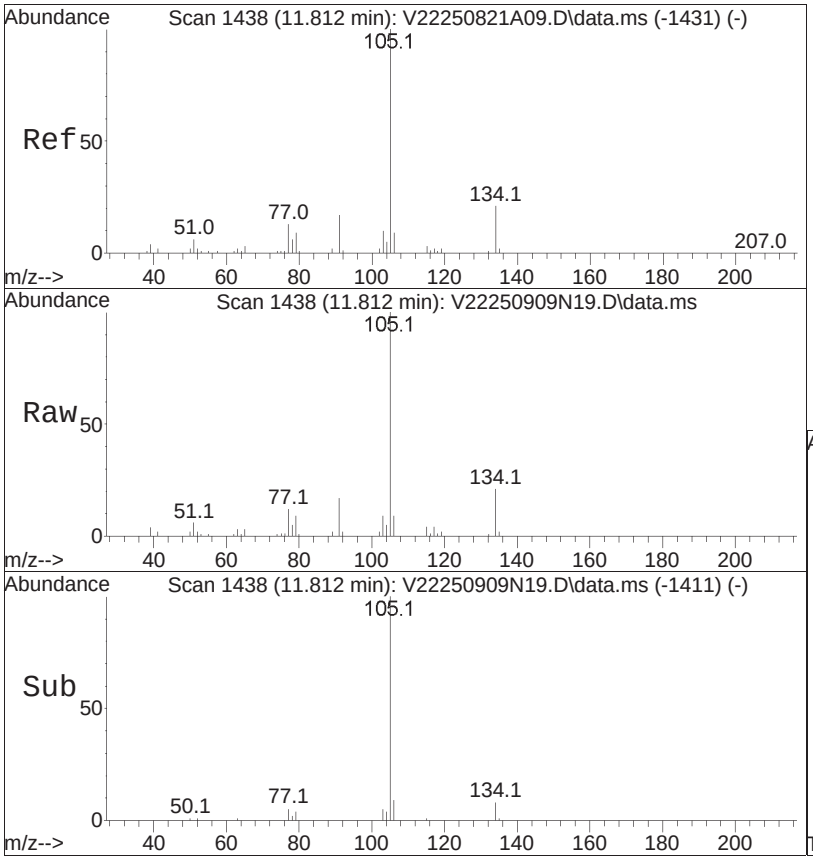


#102
sec-Butylbenzene
Concen: 7.93 ug/L
RT: 11.812 min Scan# 1438
Delta R.T. -0.000 min
Lab File: V22250909N19.D
Acq: 10 Sep 2025 03:40 am

Tgt Ion:105 Resp: 206362

| Ion | Ratio | Lower | Upper |
|---|---|---|---|
| 105 | 100 | | |
| 134 | 20.8 | 13.6 | 28.2 |

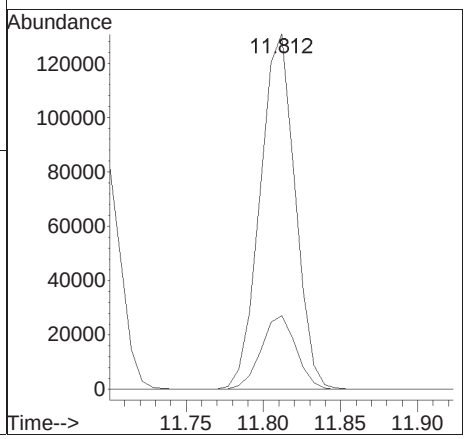

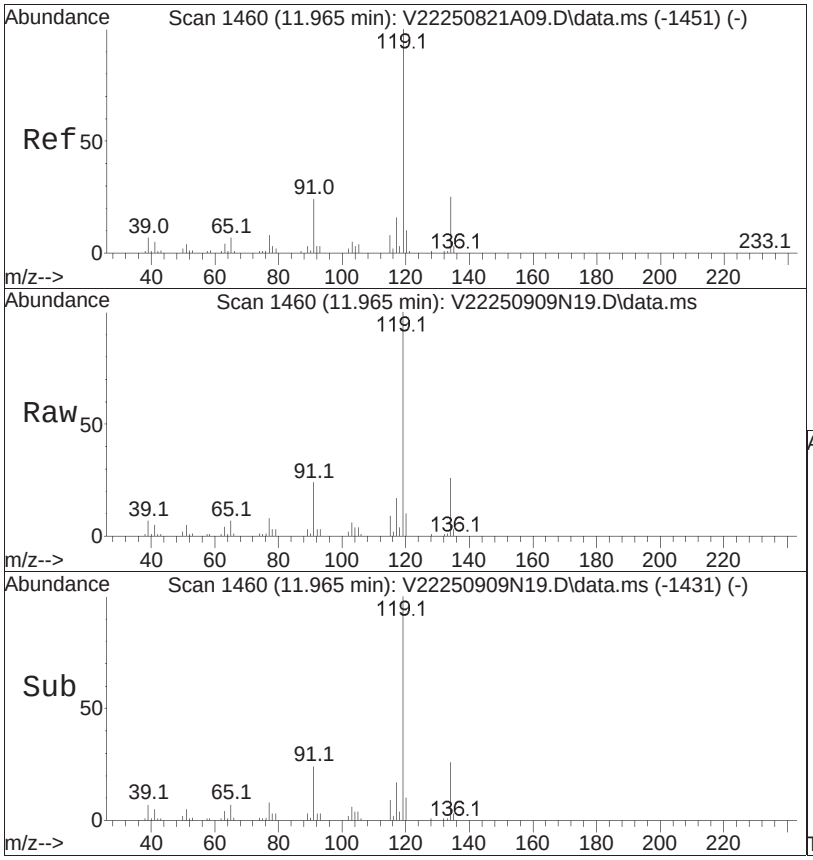


#103
p-Isopropyltoluene
Concen: 7.54 ug/L
RT: 11.965 min Scan# 1460
Delta R.T. -0.000 min
Lab File: V22250909N19.D
Acq: 10 Sep 2025 03:40 am

Tgt Ion:119 Resp: 167854

| Ion | Ratio | Lower | Upper |
|---|---|---|---|
| 119 | 100 | | |
| 134 | 25.5 | 16.8 | 35.0 |
| 91 | 25.2 | 15.7 | 32.5 |

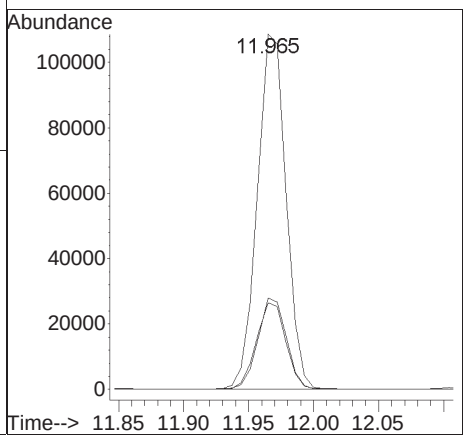

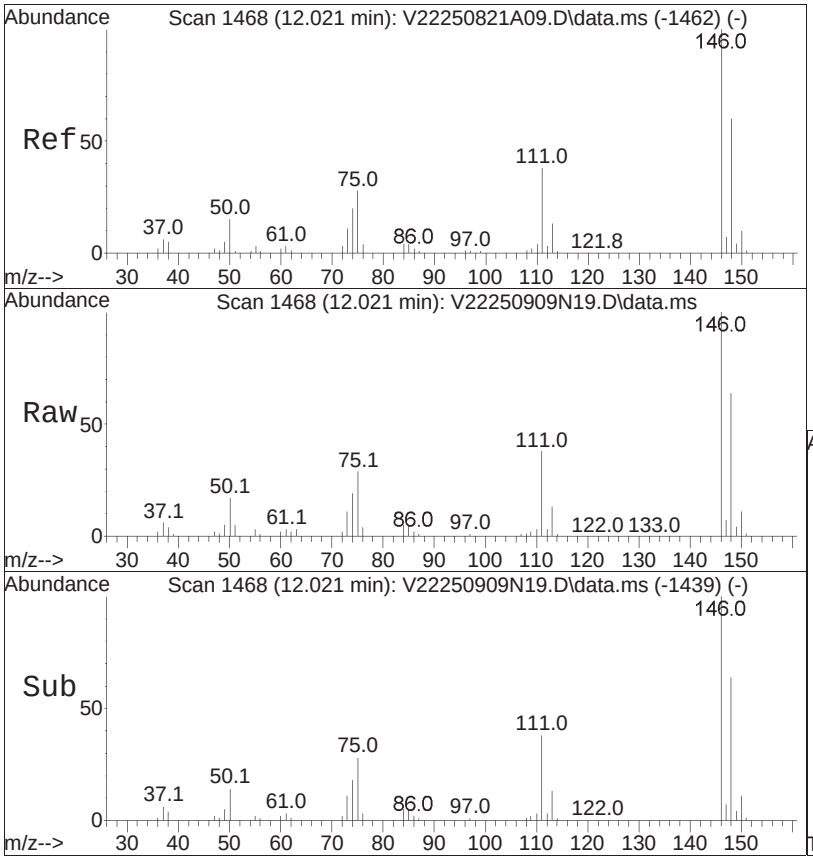


#104
1,3-Dichlorobenzene
Concen: 9.57 ug/L
RT: 12.021 min Scan# 1468
Delta R.T. -0.000 min
Lab File: V22250909N19.D
Acq: 10 Sep 2025 03:40 am

Tgt Ion:146 Resp: 115128

| Ion | Ratio | Lower | Upper |
|---|---|---|---|
| 146 | 100 | | |
| 111 | 38.5 | 25.1 | 52.1 |
| 148 | 64.4 | 41.2 | 85.6 |

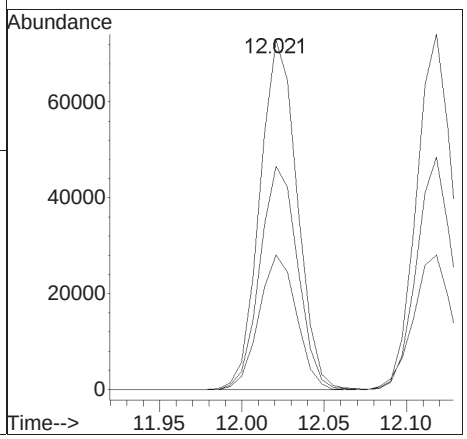

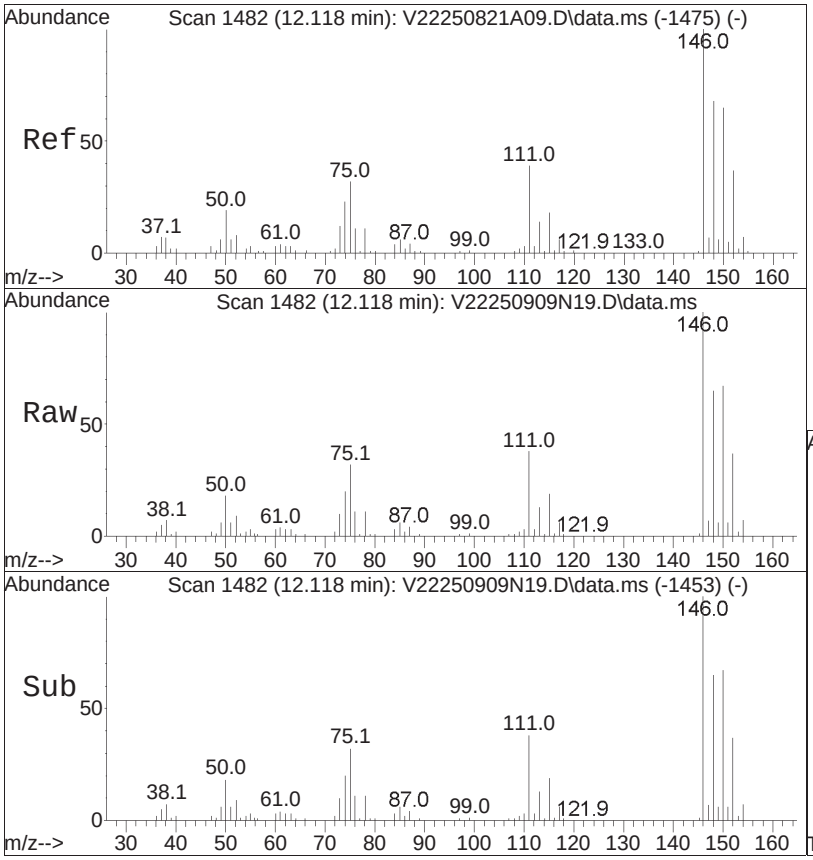


#105
1,4-Dichlorobenzene
Concen: 9.37 ug/L
RT: 12.118 min Scan# 1482
Delta R.T. 0.000 min
Lab File: V22250909N19.D
Acq: 10 Sep 2025 03:40 am

Tgt Ion:146 Resp: 113372

| Ion | Ratio | Lower | Upper |
|---|---|---|---|
| 146 | 100 | | |
| 111 | 40.0 | 31.8 | 47.8 |
| 148 | 65.1 | 52.2 | 78.2 |

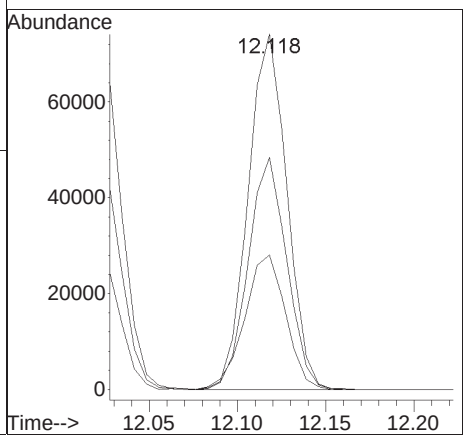

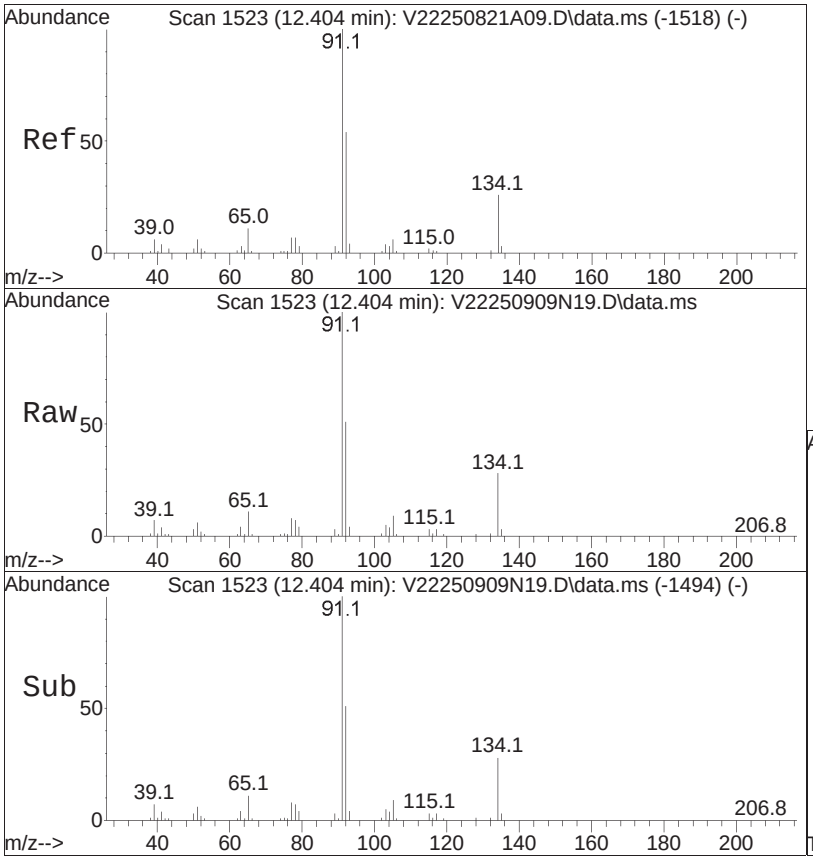


#107
n-Butylbenzene
Concen: 8.54 ug/L
RT: 12.404 min Scan# 1523
Delta R.T. -0.000 min
Lab File: V22250909N19.D
Acq: 10 Sep 2025 03:40 am

Tgt Ion: 91 Resp: 151025

| Ion | Ratio | Lower | Upper |
|---|---|---|---|
| 91 | 100 | | |
| 92 | 52.2 | 41.8 | 62.8 |
| 134 | 27.2 | 21.2 | 31.8 |

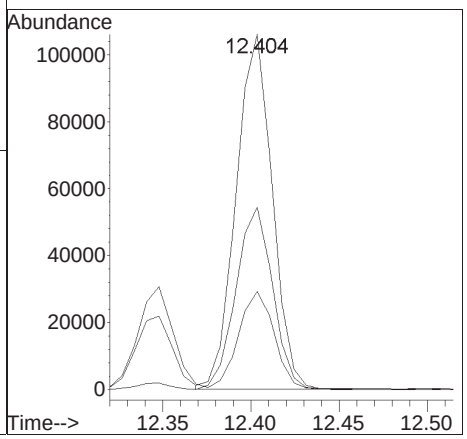

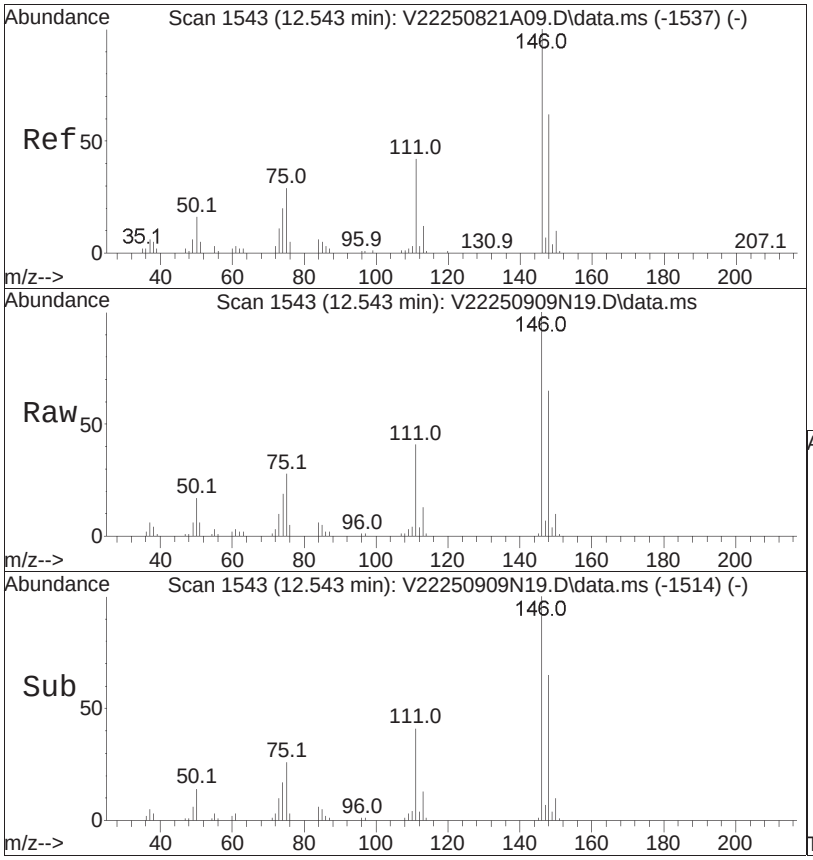


#108
1,2-Dichlorobenzene
Concen: 9.61 ug/L
RT: 12.543 min Scan# 1543
Delta R.T. -0.000 min
Lab File: V22250909N19.D
Acq: 10 Sep 2025 03:40 am

Tgt Ion:146 Resp: 100344

| Ion | Ratio | Lower | Upper |
|---|---|---|---|
| 146 | 100 | | |
| 111 | 40.1 | 26.0 | 54.0 |
| 148 | 64.4 | 40.9 | 84.9 |

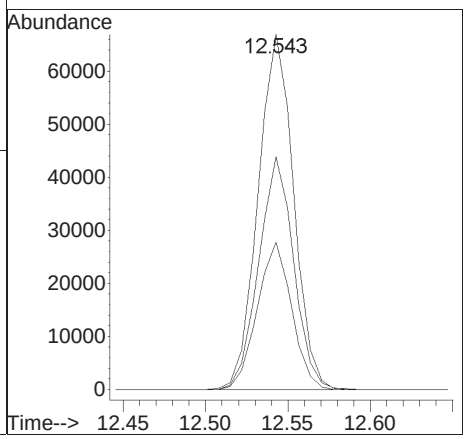

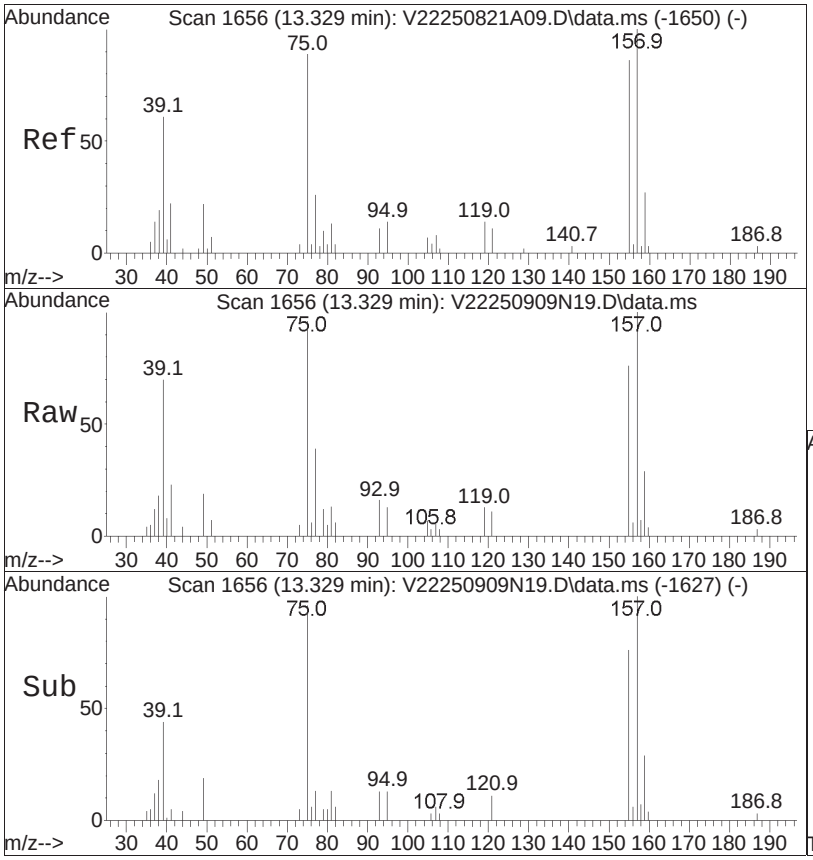


#110
1,2-Dibromo-3-chloropropane
Concen: 9.56 ug/L
RT: 13.329 min Scan# 1656
Delta R.T. 0.000 min
Lab File: V22250909N19.D
Acq: 10 Sep 2025 03:40 am

Tgt Ion:155 Resp: 6159

| Ion | Ratio | Lower | Upper |
|---|---|---|---|
| 155 | 100 | | |
| 157 | 123.7 | 102.5 | 153.7 |

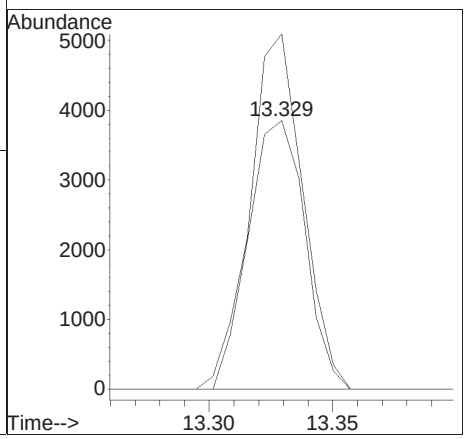

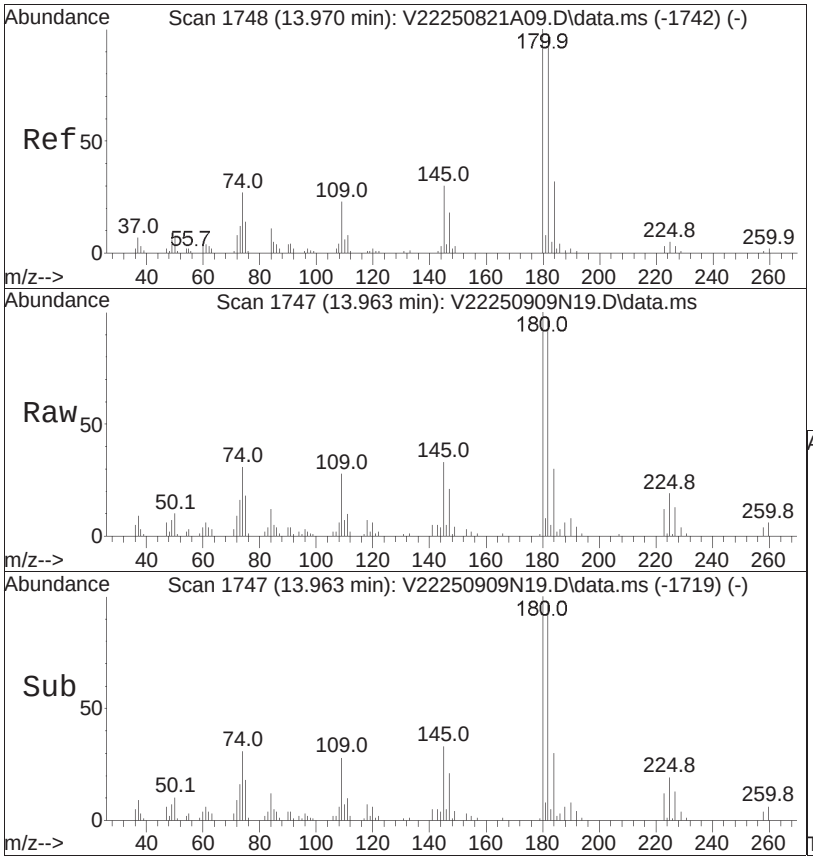


#113
1,2,4-Trichlorobenzene
Concen: 8.06 ug/L
RT: 13.963 min Scan# 1747
Delta R.T. -0.007 min
Lab File: V22250909N19.D
Acq: 10 Sep 2025 03:40 am

Tgt Ion:180 Resp: 49484

| Ion | Ratio | Lower | Upper |
|---|---|---|---|
| 180 | 100 | | |
| 182 | 96.0 | 76.6 | 114.8 |
| 145 | 35.9 | 27.7 | 41.5 |

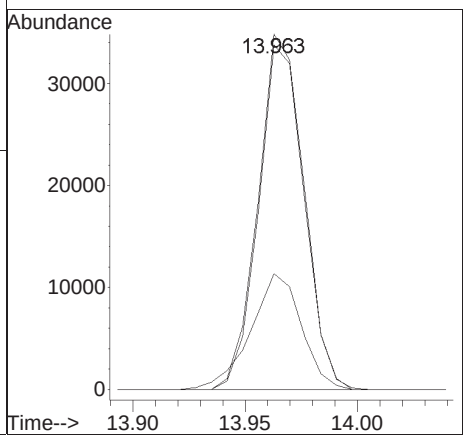

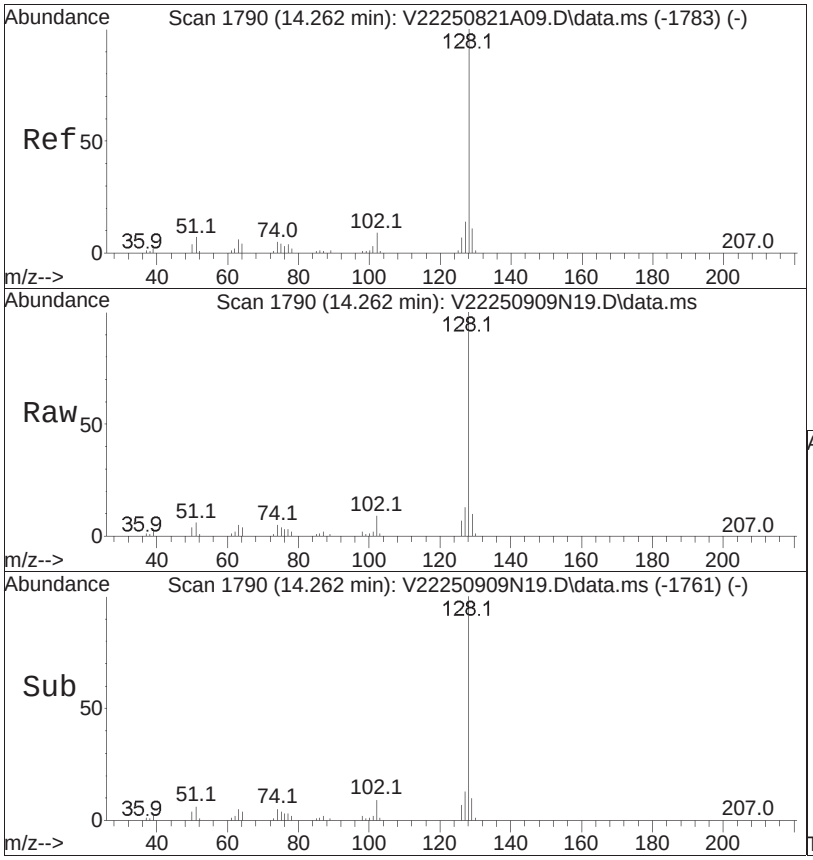


#114
Naphthalene
Concen: 8.39 ug/L
RT: 14.262 min Scan# 1790
Delta R.T. 0.000 min
Lab File: V22250909N19.D
Acq: 10 Sep 2025 03:40 am

Tgt Ion:128 Resp: 92770

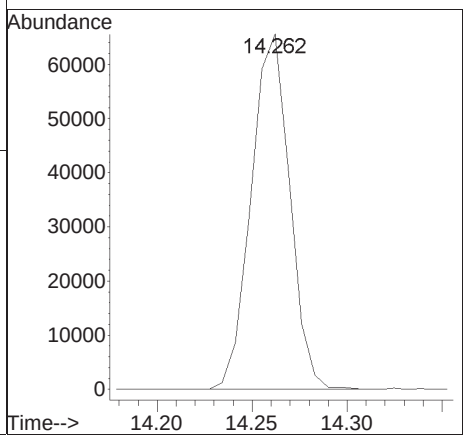

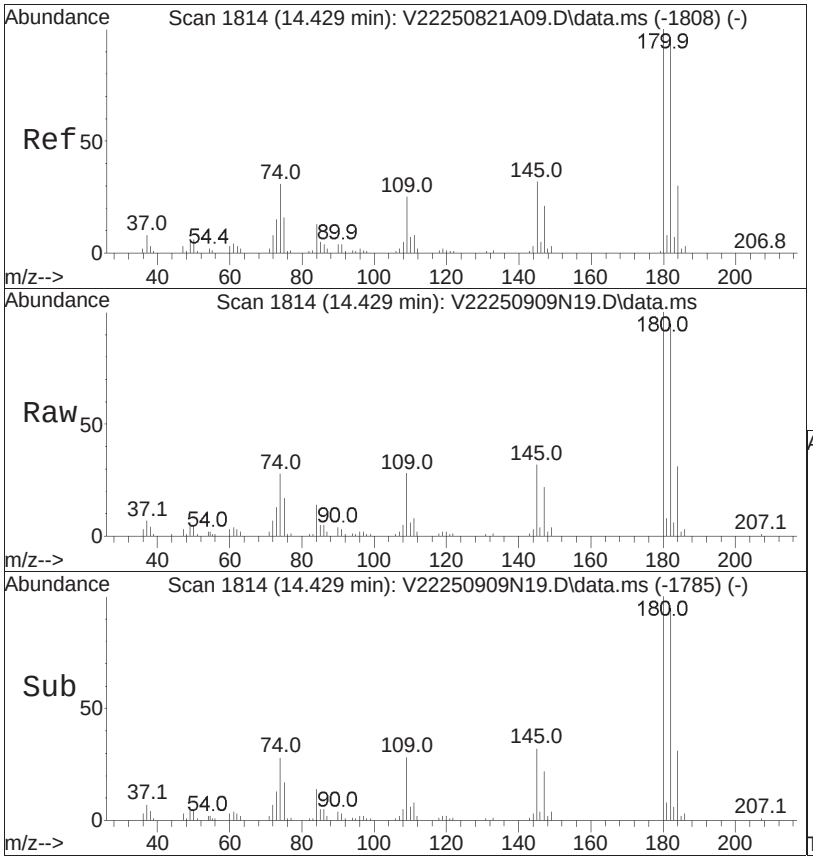


#115
1,2,3-Trichlorobenzene
Concen: 8.77 ug/L
RT: 14.429 min Scan# 1814
Delta R.T. 0.000 min
Lab File: V22250909N19.D
Acq: 10 Sep 2025 03:40 am

Tgt Ion:180 Resp: 45922

| Ion | Ratio | Lower | Upper |
|---|---|---|---|
| 180 | 100 | | |
| 182 | 94.6 | 76.2 | 114.4 |
| 145 | 31.1 | 25.0 | 37.4 |

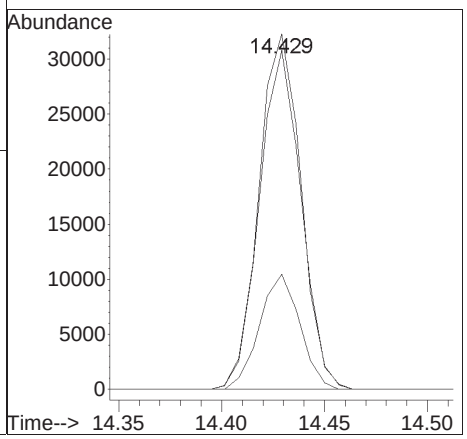

Manual Integration Report

| | | | |
|---|---|---|---|
| Data Path | : K:\VOA122\2025\250909A\ | QMethod | : V122_250821A_8260.m |
| Data File | : V22250909N19.D | Operator | : VOA122:MJV |
| Date Inj'd | : 9/10/2025 3:40 am | Instrument | : VOA 122 |
| Sample | : WG2112948-6,31,10,10,,a1,r | Quant Date | 6:46 am |

There are no manual integrations or false positives in this file.

Quantitation Report (QT Reviewed)

Data Path : K:\VOA105\2025\250910A\
Data File : V05250910A09.D
Acq On : 10 Sep 2025 10:37 am
Operator : VOA105:PID
Sample : WG2113015-6,31,10,10,,A1 (Sig #1); L2555281-05MS,31,10,10,,A1 (Sig #2)
Misc : WG2113015,ICAL22558 (Sig #1); WG,ICAL22558 (Sig #2)
ALS Vial : 9 Sample Multiplier: 1

Quant Time: Sep 10 11:40:14 2025
Quant Method : K:\VOA105\2025\250910A\V105_250816B_8260.m
Quant Title : VOLATILES BY GC/MS
QLast Update : Sun Aug 17 13:47:41 2025
Response via : Initial Calibration

CCAL FILE(s) : 1 - K:\VOA105\2025\250910A\V05250910A01.D
Sub List : 8260-Curve-IM-2CEVE - Megamix plus Diox-Iodomethane

| Compound | R.T. | QIon | Response | Conc | Units | Dev(Min) |
|---|---|---|---|---|---|---|
| Internal Standards | | | | | | |
| 1) Fluorobenzene | 5.513 | 96 | 285313 | 10.000 | ug/L | 0.00 |
| Standard Area 1 = 373567 | | | Recovery = 76.38% | | | |
| 59) Chlorobenzene-d5 | 8.985 | 117 | 206539 | 10.000 | ug/L | 0.00 |
| Standard Area 1 = 266383 | | | Recovery = 77.53% | | | |
| 79) 1,4-Dichlorobenzene-d4 | 11.797 | 152 | 120662 | 10.000 | ug/L | 0.00 |
| Standard Area 1 = 148562 | | | Recovery = 81.22% | | | |
| System Monitoring Compounds | | | | | | |
| 36) Dibromofluoromethane | 4.739 | 113 | 81134 | 9.990 | ug/L | 0.00 |
| Spiked Amount 10.000 | Range 70 - 130 | | Recovery = 99.90% | | | |
| 43) 1,2-Dichloroethane-d4 | 5.238 | 65 | 116319 | 10.007 | ug/L | 0.00 |
| Spiked Amount 10.000 | Range 70 - 130 | | Recovery = 100.07% | | | |
| 60) Toluene-d8 | 7.164 | 98 | 281261 | 10.264 | ug/L | 0.00 |
| Spiked Amount 10.000 | Range 70 - 130 | | Recovery = 102.64% | | | |
| 83) 4-Bromofluorobenzene | 10.531 | 95 | 107827 | 9.832 | ug/L | 0.00 |
| Spiked Amount 10.000 | Range 70 - 130 | | Recovery = 98.32% | | | |
| Target Compounds | | | | | | Qvalue |
| 2) Dichlorodifluoromethane | 1.430 | 85 | 97626 | 10.407 | ug/L | 99 |
| 3) Chloromethane | 1.595 | 50 | 100608 | 13.283 | ug/L | 98 |
| 4) Vinyl chloride | 1.657 | 62 | 125171 | 14.389 | ug/L | 97 |
| 5) Bromomethane | 1.925 | 94 | 27133 | 7.162 | ug/L | 96 |
| 6) Chloroethane | 2.021 | 64 | 70829 | 14.034 | ug/L | 100 |
| 7) Trichlorofluoromethane | 2.144 | 101 | 166121 | 11.935 | ug/L | 98 |
| 10) 1,1-Dichloroethene | 2.590 | 96 | 80545 | 13.468 | ug/L | 100 |
| 11) Carbon disulfide | 2.618 | 76 | 276834 | 13.618 | ug/L | 99 |
| 12) Freon-113 | 2.618 | 101 | 81657 | 12.700 | ug/L | 83 |
| 15) Methylene chloride | 3.112 | 84 | 79115 | 11.242 | ug/L | 98 |
| 17) Acetone | 3.174 | 43 | 13687 | 10.303 | ug/L | 96 |
| 18) trans-1,2-Dichloroethene | 3.249 | 96 | 80680 | 11.787 | ug/L | 89 |
| 19) Methyl acetate | 3.277 | 43 | 32737 | 10.034 | ug/L | 99 |
| 20) Methyl tert-butyl ether | 3.345 | 73 | 162174 | 9.356 | ug/L | 97 |
| 23) 1,1-Dichloroethane | 3.805 | 63 | 176982 | 11.112 | ug/L | 98 |
| 28) cis-1,2-Dichloroethene | 4.306 | 96 | 82946 | 10.971 | ug/L | 95 |
| 30) Bromochloromethane | 4.492 | 128 | 34040 | 10.942 | ug/L | 98 |
| 31) Cyclohexane | 4.471 | 56 | 182122 | 11.840 | ug/L | 99 |
| 32) Chloroform | 4.560 | 83 | 158694 | 10.855 | ug/L | 98 |

Quantitation Report (QT Reviewed)

Data Path : K:\VOA105\2025\250910A\
Data File : V05250910A09.D
Acq On : 10 Sep 2025 10:37 am
Operator : VOA105:PID
Sample : WG2113015-6,31,10,10,,A1 (Sig #1); L2555281-05MS,31,10,10,,A1 (Sig #2)
Misc : WG2113015,ICAL22558 (Sig #1); WG,ICAL22558 (Sig #2)
ALS Vial : 9 Sample Multiplier: 1

Quant Time: Sep 10 11:40:14 2025
Quant Method : K:\VOA105\2025\250910A\V105_250816B_8260.m
Quant Title : VOLATILES BY GC/MS
QLast Update : Sun Aug 17 13:47:41 2025
Response via : Initial Calibration

CCAL FILE(s) : 1 - K:\VOA105\2025\250910A\V05250910A01.D
Sub List : 8260-Curve-IM-2CEVE - Megamix plus Diox-Iodomethane

| Compound | R.T. | QIon | Response | Conc | Units | Dev(Min) |
|---|---|---|---|---|---|---|
| 34) Carbon tetrachloride | 4.677 | 117 | 129419 | 10.395 | ug/L | 96 |
| 37) 1,1,1-Trichloroethane | 4.739 | 97 | 149813 | 10.964 | ug/L | 97 |
| 39) 2-Butanone | 4.862 | 43 | 20032 | 10.039 | ug/L | 99 |
| 41) Benzene | 5.097 | 78 | 345595 | 11.951 | ug/L | 98 |
| 44) 1,2-Dichloroethane | 5.309 | 62 | 116535 | 10.073 | ug/L | 100 |
| 47) Methyl cyclohexane | 5.654 | 83 | 124691 | 10.157 | ug/L | 93 |
| 48) Trichloroethene | 5.682 | 95 | 87820 | 11.253 | ug/L | 99 |
| 51) 1,2-Dichloropropane | 6.212 | 63 | 85329 | 10.477 | ug/L | 97 |
| 54) Bromodichloromethane | 6.296 | 83 | 109603 | 9.981 | ug/L | 98 |
| 58) cis-1,3-Dichloropropene | 6.974 | 75 | 107438 | 10.026 | ug/L | 97 |
| 61) Toluene | 7.221 | 92 | 192718 | 11.254 | ug/L | 100 |
| 62) 4-Methyl-2-pentanone | 7.672 | 58 | 14426 | 8.499 | ug/L | 95 |
| 63) Tetrachloroethene | 7.658 | 166 | 86478 | 11.595 | ug/L | 98 |
| 65) trans-1,3-Dichloropropene | 7.722 | 75 | 93709 | 9.450 | ug/L | 97 |
| 68) 1,1,2-Trichloroethane | 7.898 | 83 | 43859 | 10.749 | ug/L | 96 |
| 69) Chlorodibromomethane | 8.103 | 129 | 61656 | 9.634 | ug/L | 99 |
| 71) 1,2-Dibromoethane | 8.364 | 107 | 47224 | 10.174 | ug/L | 100 |
| 72) 2-Hexanone | 8.674 | 43 | 22096 | 8.434 | ug/L | 97 |
| 73) Chlorobenzene | 9.006 | 112 | 197383 | 10.965 | ug/L | 99 |
| 74) Ethylbenzene | 9.041 | 91 | 386036 | 11.413 | ug/L | 100 |
| 76) p/m Xylene | 9.232 | 106 | 277861 | 23.310 | ug/L | 97 |
| 77) o Xylene | 9.775 | 106 | 256365 | 22.741 | ug/L | 96 |
| 78) Styrene | 9.845 | 104 | 423218 | 22.767 | ug/L | 98 |
| 80) Bromoform | 9.881 | 173 | 37650 | 9.296 | ug/L | 99 |
| 82) Isopropylbenzene | 10.184 | 105 | 372127 | 11.244 | ug/L | 100 |
| 87) 1,1,2,2-Tetrachloroethane | 10.814 | 83 | 57431 | 10.805 | ug/L | 98 |
| 100) 1,3-Dichlorobenzene | 11.712 | 146 | 152256 | 10.725 | ug/L | 99 |
| 101) 1,4-Dichlorobenzene | 11.811 | 146 | 153285 | 10.631 | ug/L | 99 |
| 104) 1,2-Dichlorobenzene | 12.243 | 146 | 134705 | 10.549 | ug/L | 99 |
| 106) 1,2-Dibromo-3-chloropr... | 13.042 | 155 | 7325 | 8.109 | ug/L | 96 |
| 109) 1,2,4-Trichlorobenzene | 13.671 | 180 | 86727 | 9.841 | ug/L | 99 |
| 111) 1,2,3-Trichlorobenzene | 14.138 | 180 | 72303 | 9.535 | ug/L | 96 |

(#) = qualifier out of range (m) = manual integration (+) = signals summed

Quantitation Report (QT Reviewed)

Data Path : K:\VOA105\2025\250910A\
Data File : V05250910A09.D
Acq On : 10 Sep 2025 10:37 am
Operator : VOA105:PID
Sample : WG2113015-6,31,10,10,,A1 (Sig #1); L2555281-05MS,31,10,10,,A1 (Sig #2)
Misc : WG2113015,ICAL22558 (Sig #1); WG,ICAL22558 (Sig #2)
ALS Vial : 9 Sample Multiplier: 1

Quant Time: Sep 10 11:40:14 2025
Quant Method : K:\VOA105\2025\250910A\V105_250816B_8260.m
Quant Title : VOLATILES BY GC/MS
QLast Update : Sun Aug 17 13:47:41 2025
Response via : Initial Calibration

CCAL FILE(s) : 1 - K:\VOA105\2025\250910A\V05250910A01.D
Sub List : 8260-Curve-IM-2CEVE - Megamix plus Diox-Iodomethane

| Compound | R.T. | QIon | Response | Conc | Units | Dev(Min) |
|---|---|---|---|---|---|---|

Quantitation Report (QT Reviewed)

Data Path : K:\VOA105\2025\250910A\
Data File : V05250910A09.D
Acq On : 10 Sep 2025 10:37 am
Operator : VOA105:PID
Sample : WG2113015-6,31,10,10,,A1 (Sig #1); L2555281-05MS,31,10,10,,A1 (Sig #2)
Misc : WG2113015,ICAL22558 (Sig #1); WG,ICAL22558 (Sig #2)
ALS Vial : 9 Sample Multiplier: 1

Quant Time: Sep 10 11:40:14 2025
Quant Method : K:\VOA105\2025\250910A\V105_250816B_8260.m
Quant Title : VOLATILES BY GC/MS
QLast Update : Sun Aug 17 13:47:41 2025
Response via : Initial Calibration

Sub List : 8260-Curve-IM-2CEVE - Megamix plus Diox-Iodomethane

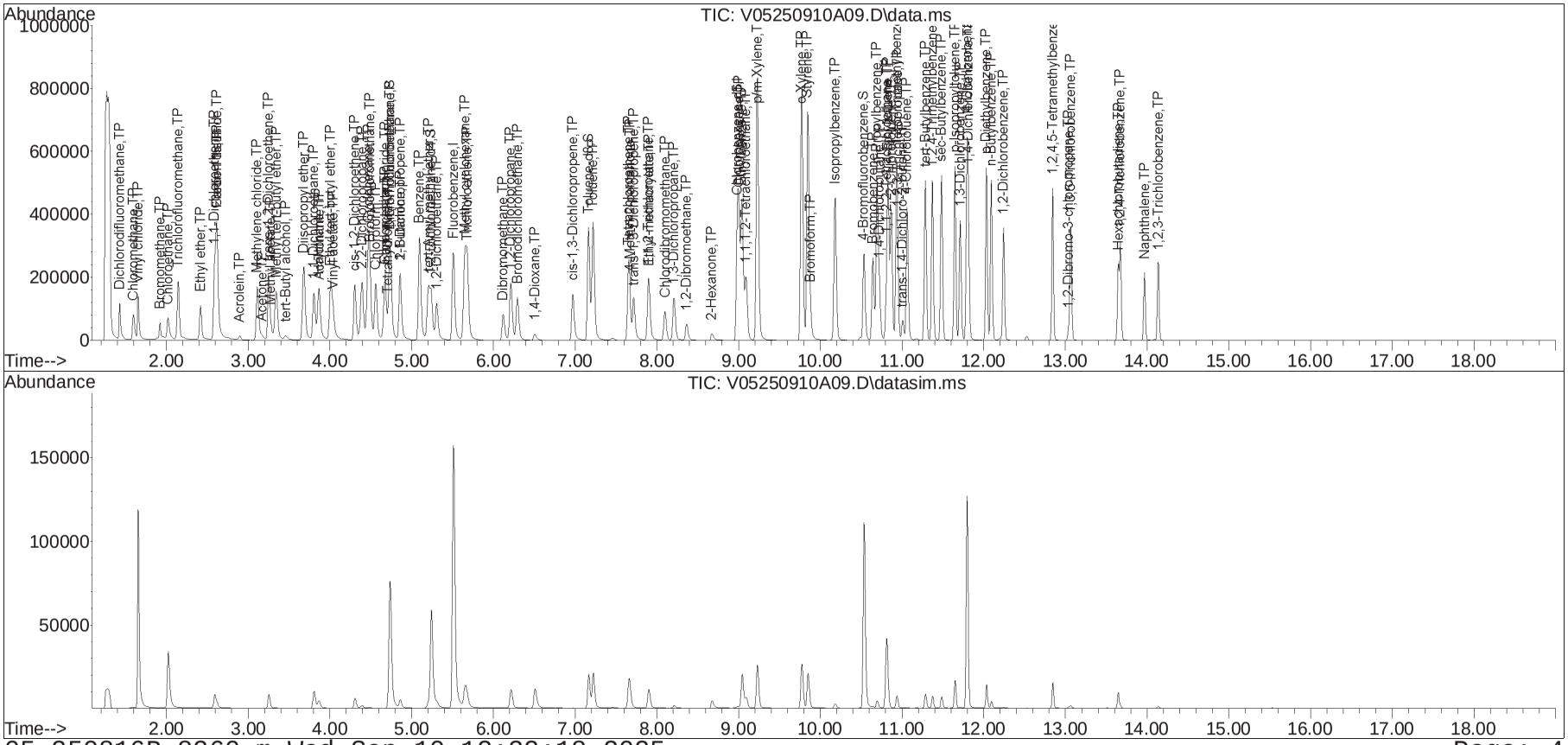

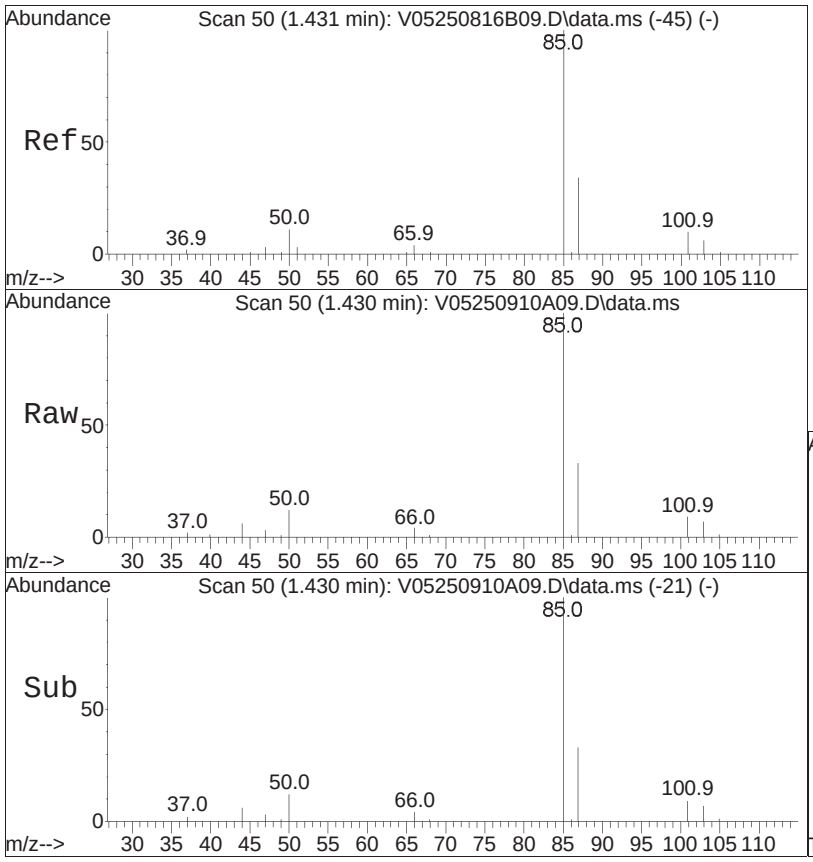


#2
Dichlorodifluoromethane
Concen: 10.41 ug/L
RT: 1.430 min Scan# 50
Delta R.T. -0.001 min
Lab File: V05250910A09.D
Acq: 10 Sep 2025 10:37 am

Tgt Ion: 85 Resp: 97626

| Ion | Ratio | Lower | Upper |
|---|---|---|---|
| 85 | 100 | | |
| 87 | 31.7 | 21.2 | 44.0 |
| 50 | 12.6 | 7.9 | 16.3 |

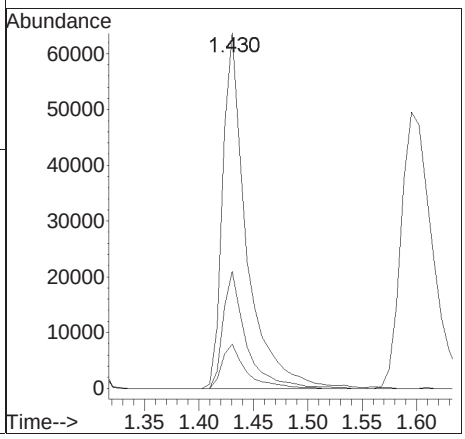

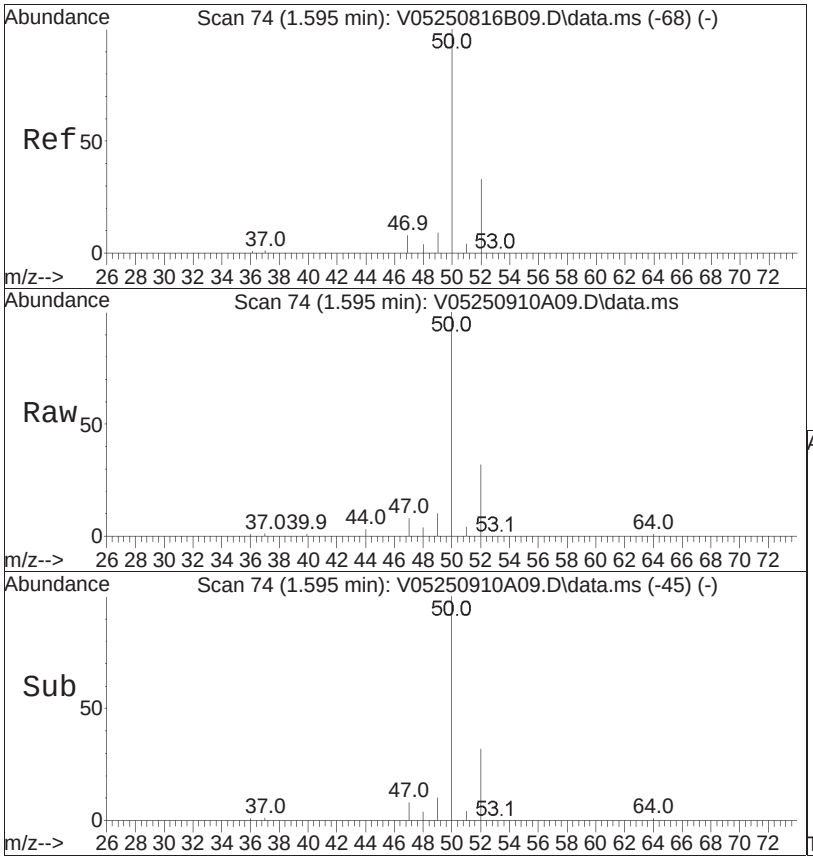


#3
Chloromethane
Concen: 13.28 ug/L
RT: 1.595 min Scan# 74
Delta R.T. 0.000 min
Lab File: V05250910A09.D
Acq: 10 Sep 2025 10:37 am

Tgt Ion: 50 Resp: 100608

| Ion | Ratio | Lower | Upper |
|---|---|---|---|
| 50 | 100 | | |
| 52 | 32.1 | 13.6 | 53.6 |
| 47 | 7.1 | 0.0 | 27.6 |

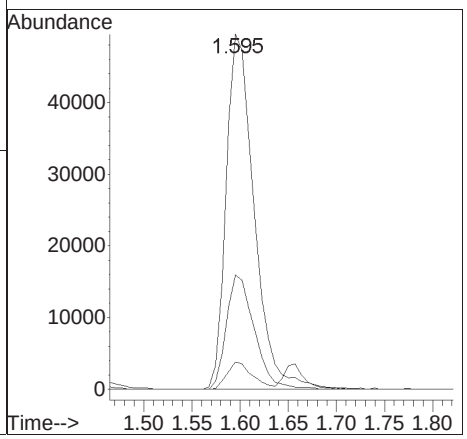

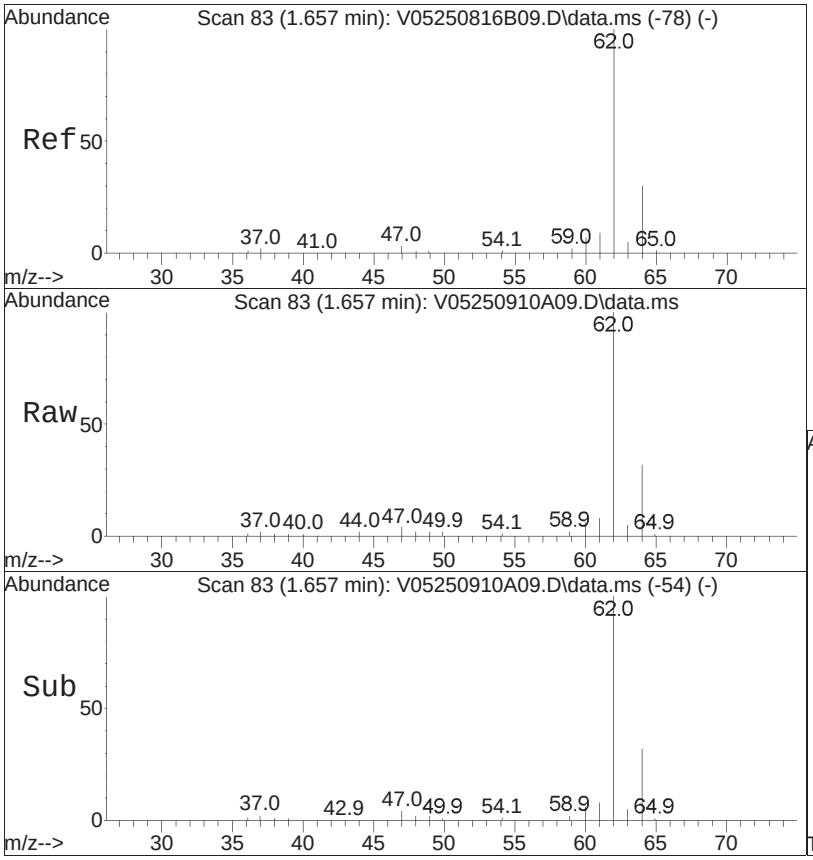


#4
Vinyl chloride
Concen: 14.39 ug/L
RT: 1.657 min Scan# 83
Delta R.T. -0.000 min
Lab File: V05250910A09.D
Acq: 10 Sep 2025 10:37 am

Tgt Ion: 62 Resp: 125171

| Ion | Ratio | Lower | Upper |
|---|---|---|---|
| 62 | 100 | | |
| 64 | 29.1 | 10.7 | 50.7 |

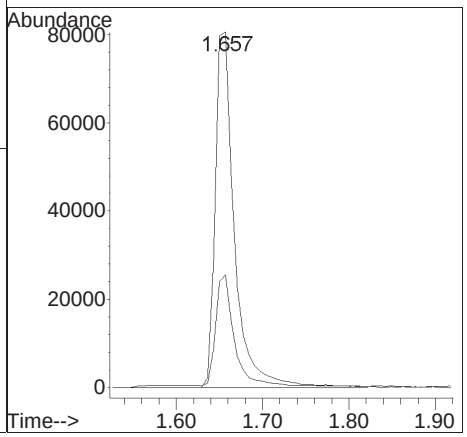

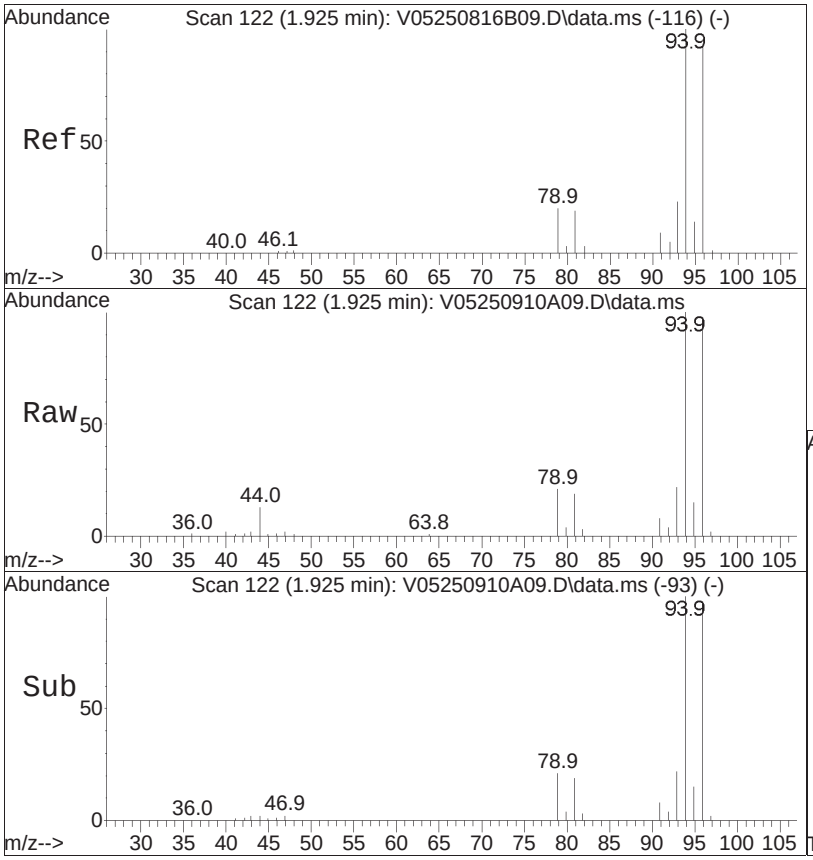


#5
Bromomethane
Concen: 7.16 ug/L
RT: 1.925 min Scan# 122
Delta R.T. -0.000 min
Lab File: V05250910A09.D
Acq: 10 Sep 2025 10:37 am

Tgt Ion: 94 Resp: 27133

| Ion | Ratio | Lower | Upper |
|---|---|---|---|
| 94 | 100 | | |
| 96 | 94.8 | 71.2 | 111.2 |

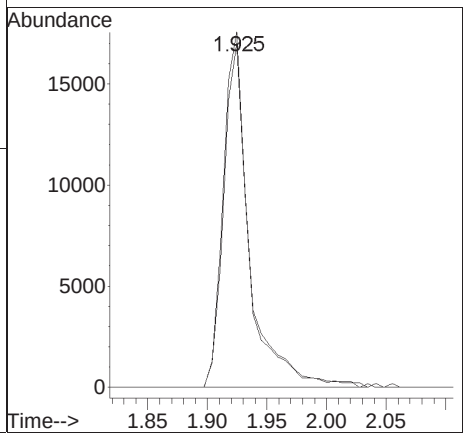

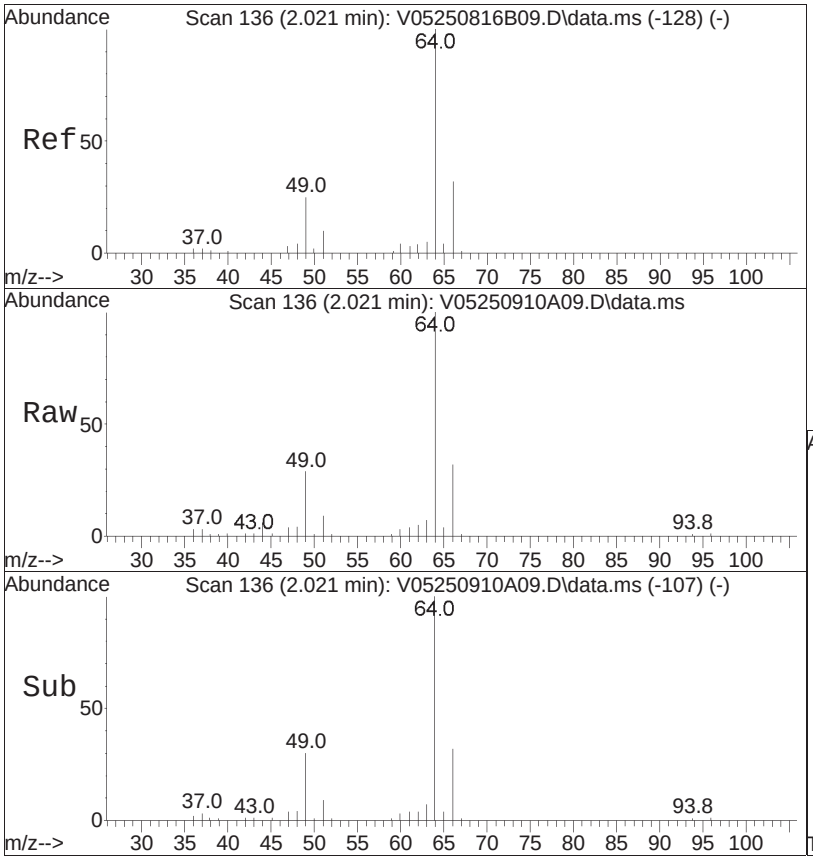


#6
Chloroethane
Concen: 14.03 ug/L
RT: 2.021 min Scan# 136
Delta R.T. -0.000 min
Lab File: V05250910A09.D
Acq: 10 Sep 2025 10:37 am

Tgt Ion: 64 Resp: 70829

| Ion | Ratio | Lower | Upper |
|---|---|---|---|
| 64 | 100 | | |
| 66 | 30.2 | 10.1 | 50.1 |

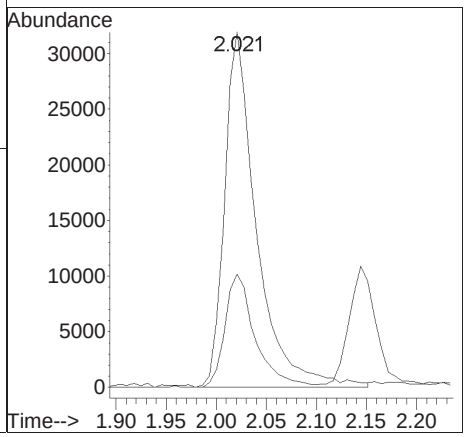

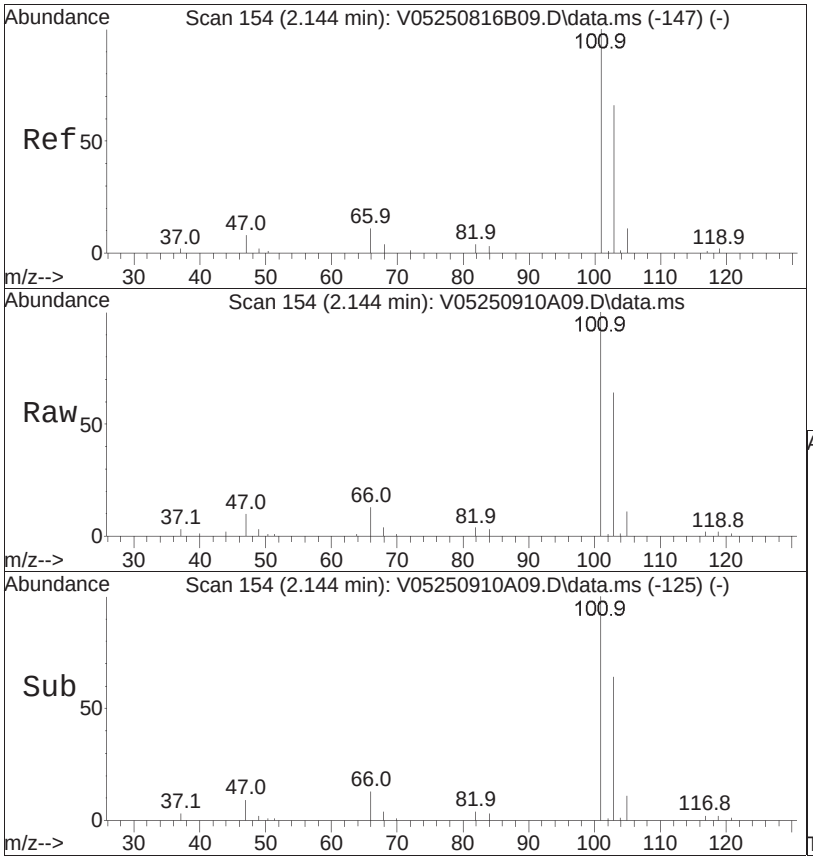


#7
Trichlorofluoromethane
Concen: 11.93 ug/L
RT: 2.144 min Scan# 154
Delta R.T. 0.000 min
Lab File: V05250910A09.D
Acq: 10 Sep 2025 10:37 am

Tgt Ion:101 Resp: 166121

| Ion | Ratio | Lower | Upper |
|---|---|---|---|
| 101 | 100 | | |
| 103 | 63.3 | 51.8 | 77.8 |

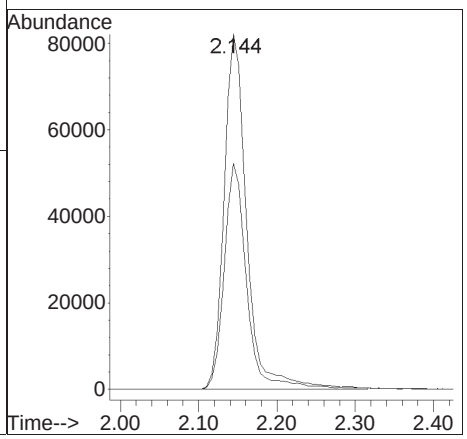

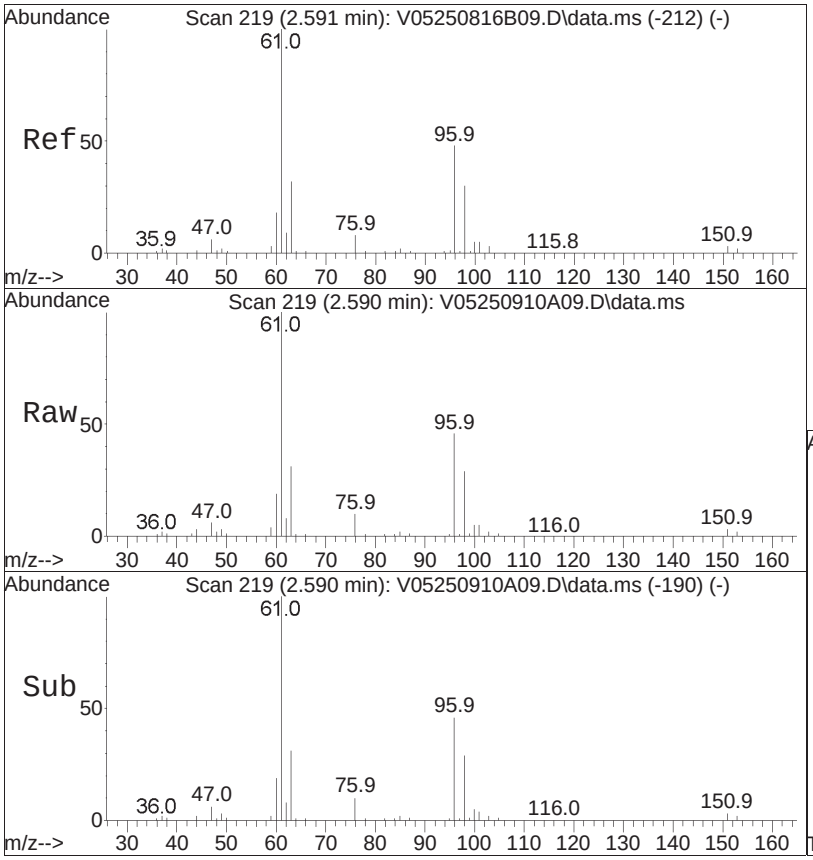


#10
1,1-Dichloroethene
Concen: 13.47 ug/L
RT: 2.590 min Scan# 219
Delta R.T. -0.001 min
Lab File: V05250910A09.D
Acq: 10 Sep 2025 10:37 am

Tgt Ion: 96 Resp: 80545

| Ion | Ratio | Lower | Upper |
|---|---|---|---|
| 96 | 100 | | |
| 61 | 211.2 | 169.4 | 254.2 |
| 63 | 66.2 | 52.9 | 79.3 |

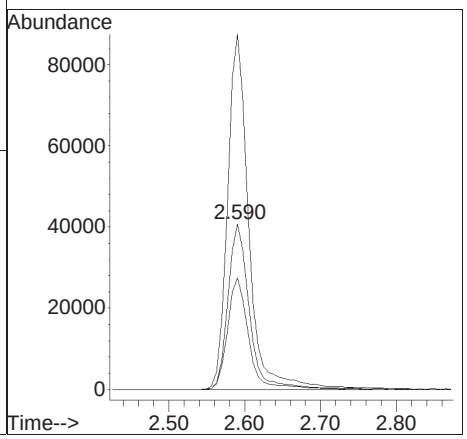

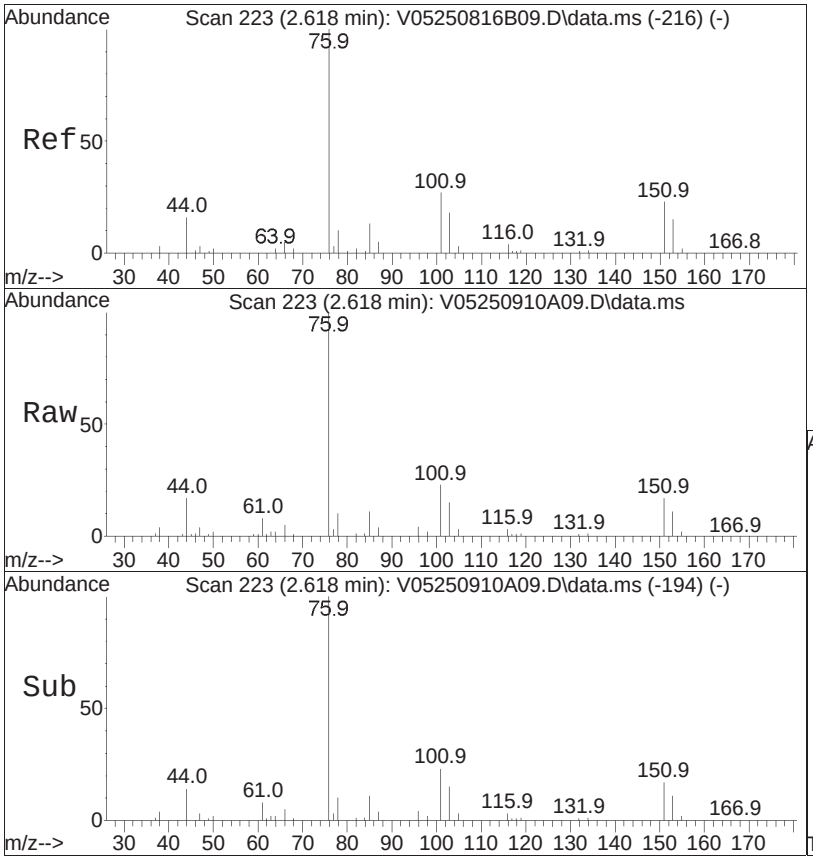


#11
Carbon disulfide
Concen: 13.62 ug/L
RT: 2.618 min Scan# 223
Delta R.T. -0.000 min
Lab File: V05250910A09.D
Acq: 10 Sep 2025 10:37 am

Tgt Ion: 76 Resp: 276834

| Ion | Ratio | Lower | Upper |
|---|---|---|---|
| 76 | 100 | | |
| 78 | 10.2 | 6.8 | 14.2 |

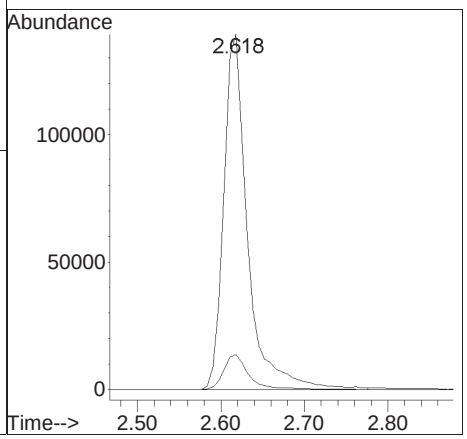

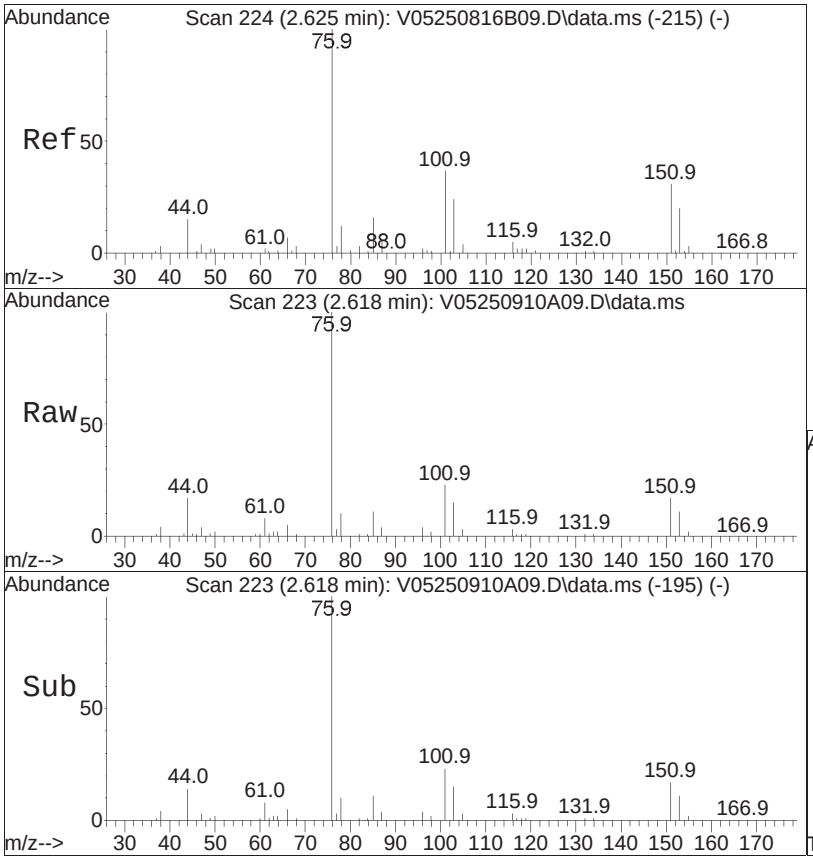


#12
Freon-113
Concen: 12.70 ug/L
RT: 2.618 min Scan# 223
Delta R.T. -0.007 min
Lab File: V05250910A09.D
Acq: 10 Sep 2025 10:37 am

Tgt Ion:101 Resp: 81657

| Ion | Ratio | Lower | Upper |
|---|---|---|---|
| 101 | 100 | | |
| 151 | 76.4 | 67.0 | 100.6 |
| 76 | 339.0 | 239.8 | 359.8 |

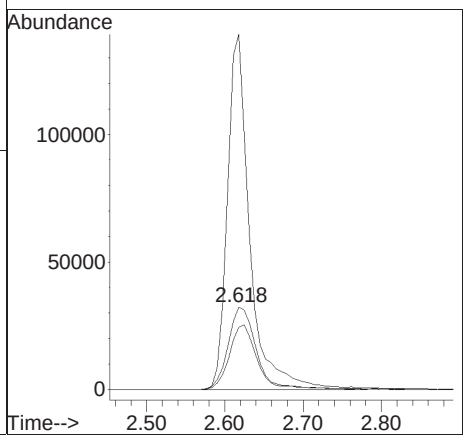

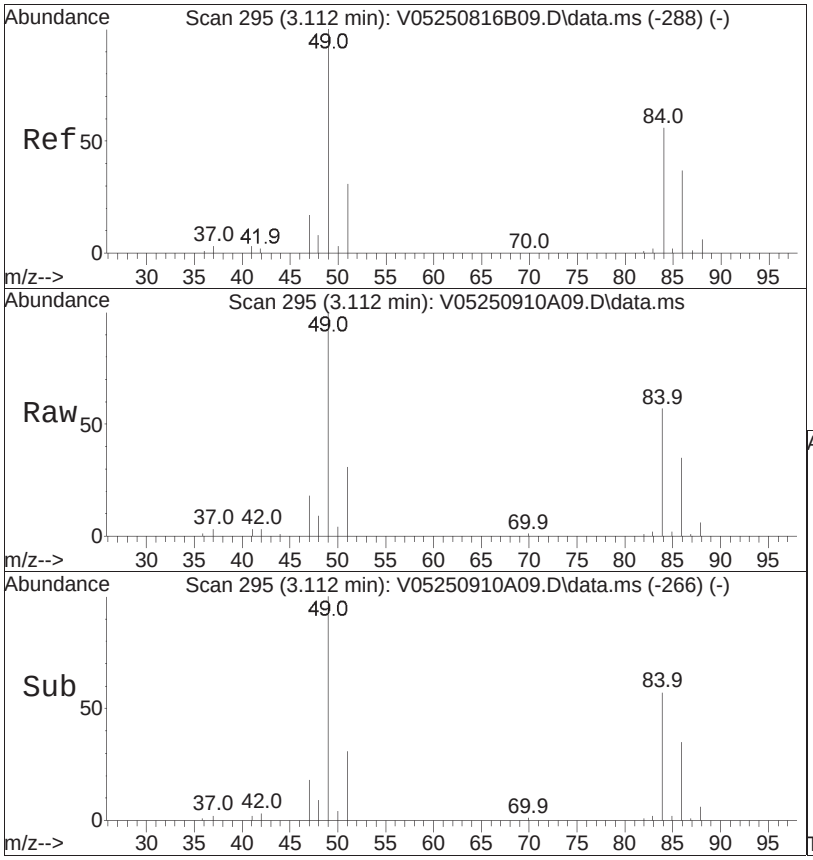


#15
Methylene chloride
Concen: 11.24 ug/L
RT: 3.112 min Scan# 295
Delta R.T. 0.000 min
Lab File: V05250910A09.D
Acq: 10 Sep 2025 10:37 am

Tgt Ion: 84 Resp: 79115

| Ion | Ratio | Lower | Upper |
|---|---|---|---|
| 84 | 100 | | |
| 86 | 64.1 | 43.2 | 89.8 |
| 49 | 176.4 | 116.4 | 241.8 |

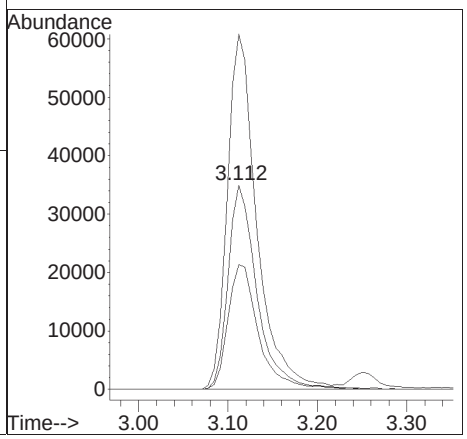

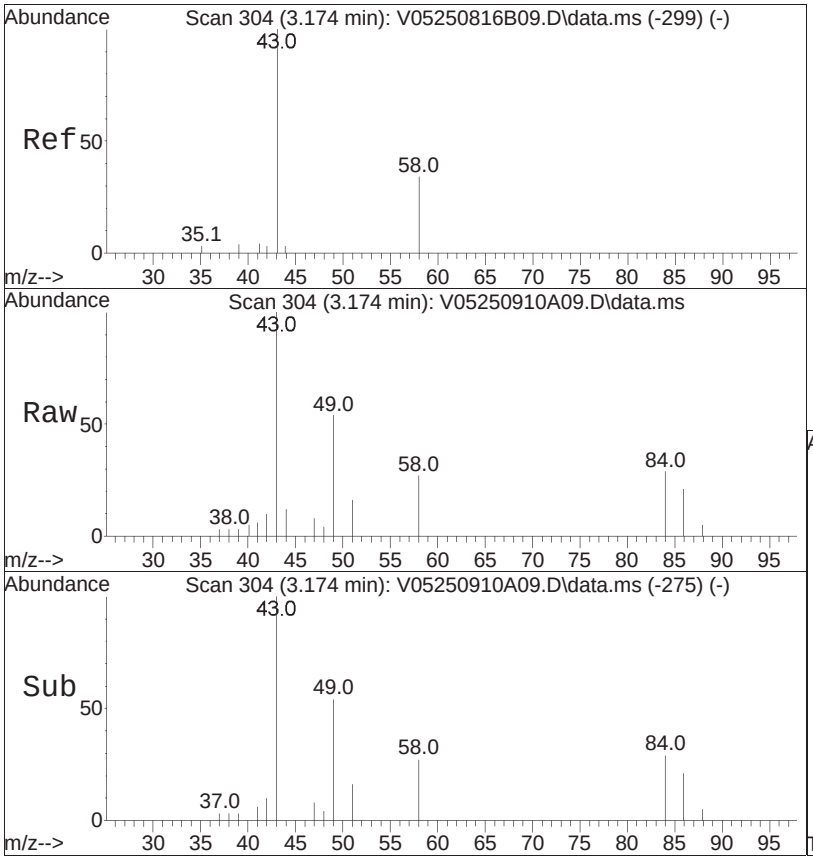


#17
Acetone
Concen: 10.30 ug/L
RT: 3.174 min Scan# 304
Delta R.T. -0.000 min
Lab File: V05250910A09.D
Acq: 10 Sep 2025 10:37 am

Tgt Ion: 43 Resp: 13687

| Ion | Ratio | Lower | Upper |
|---|---|---|---|
| 43 | 100 | | |
| 58 | 35.8 | 26.6 | 40.0 |

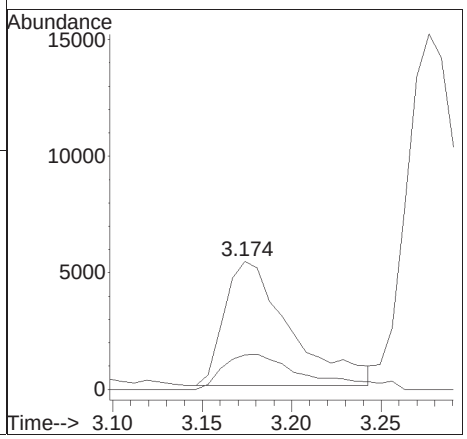

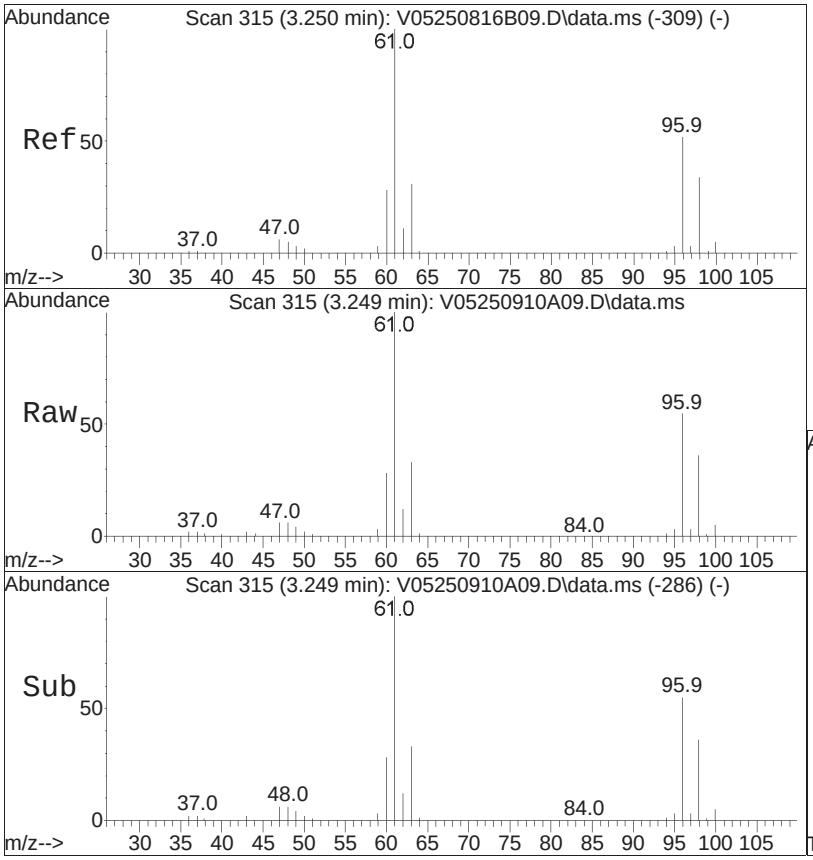


#18
trans-1,2-Dichloroethene
Concen: 11.79 ug/L
RT: 3.249 min Scan# 315
Delta R.T. -0.001 min
Lab File: V05250910A09.D
Acq: 10 Sep 2025 10:37 am

Tgt Ion: 96 Resp: 80680

| Ion | Ratio | Lower | Upper |
|---|---|---|---|
| 96 | 100 | | |
| 61 | 172.5 | 125.3 | 260.1 |
| 98 | 61.4 | 42.8 | 89.0 |
| 63 | 54.4 | 38.7 | 80.3 |

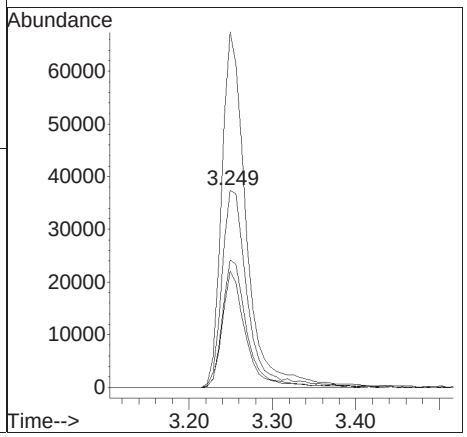

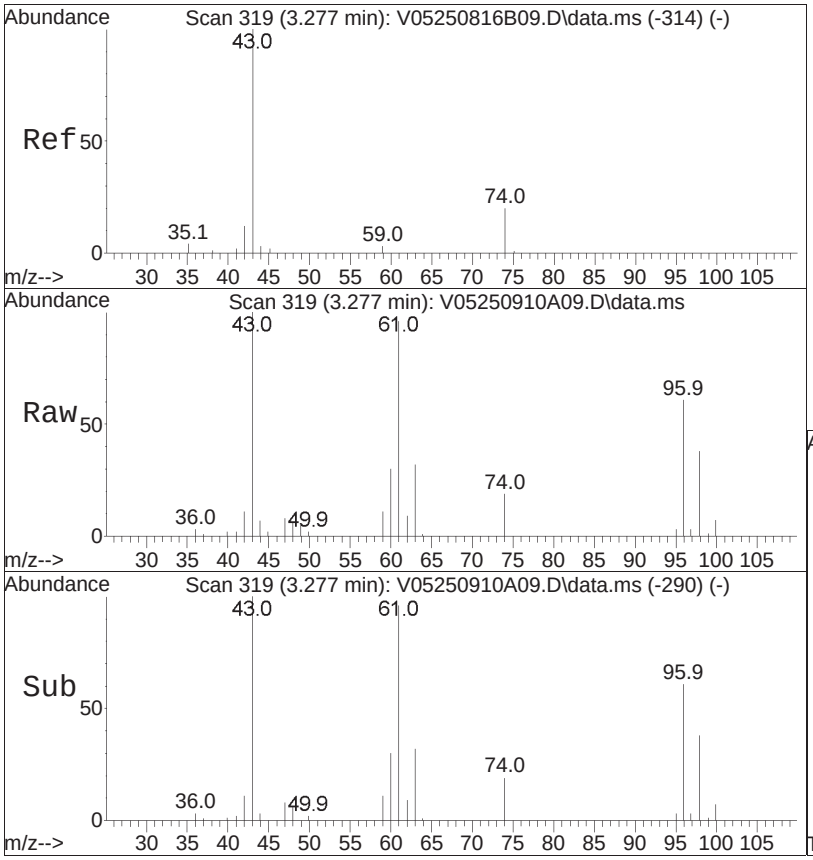


#19
Methyl acetate
Concen: 10.03 ug/L
RT: 3.277 min Scan# 319
Delta R.T. -0.000 min
Lab File: V05250910A09.D
Acq: 10 Sep 2025 10:37 am

Tgt Ion: 43 Resp: 32737

| Ion | Ratio | Lower | Upper |
|---|---|---|---|
| 43 | 100 | | |
| 74 | 17.4 | 14.4 | 21.6 |
| 59 | 22.5 | 17.9 | 26.9 |

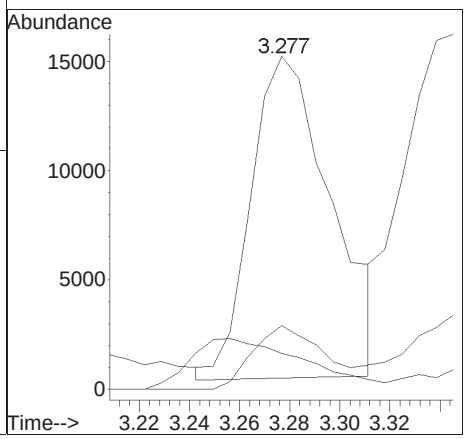

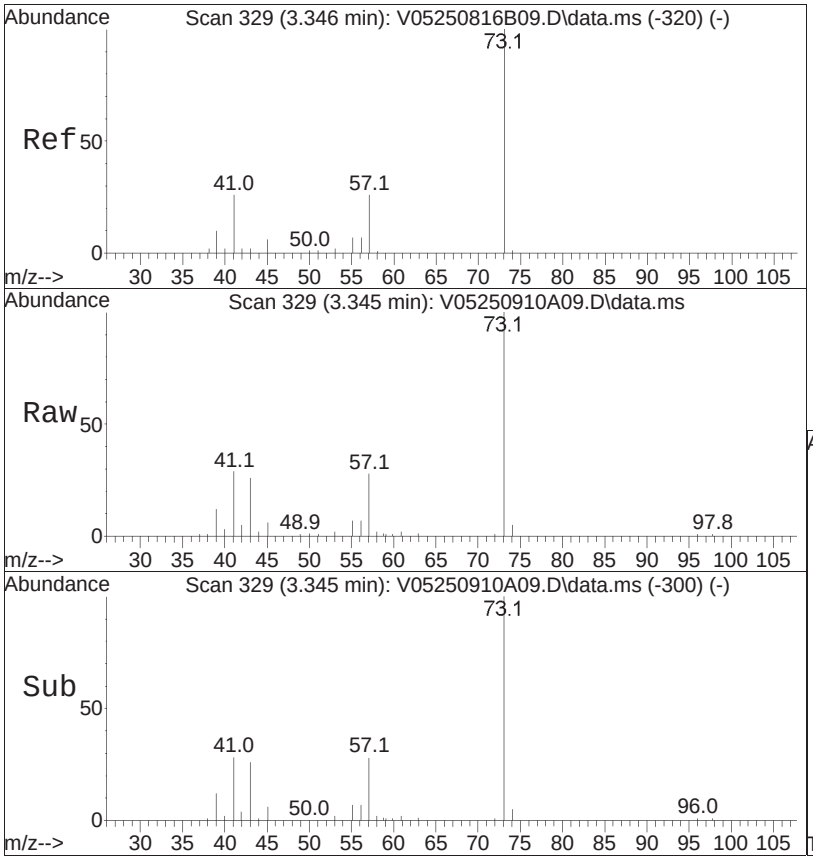


#20
Methyl tert-butyl ether
Concen: 9.36 ug/L
RT: 3.345 min Scan# 329
Delta R.T. -0.001 min
Lab File: V05250910A09.D
Acq: 10 Sep 2025 10:37 am

Tgt Ion: 73 Resp: 162174

| Ion | Ratio | Lower | Upper |
|---|---|---|---|
| 73 | 100 | | |
| 57 | 26.3 | 16.7 | 34.7 |
| 43 | 25.1 | 15.7 | 32.7 |
| 41 | 28.2 | 15.9 | 33.1 |

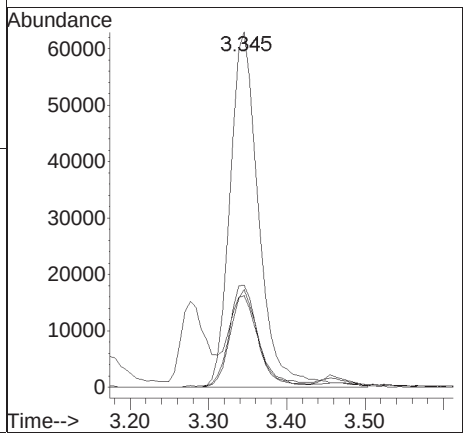

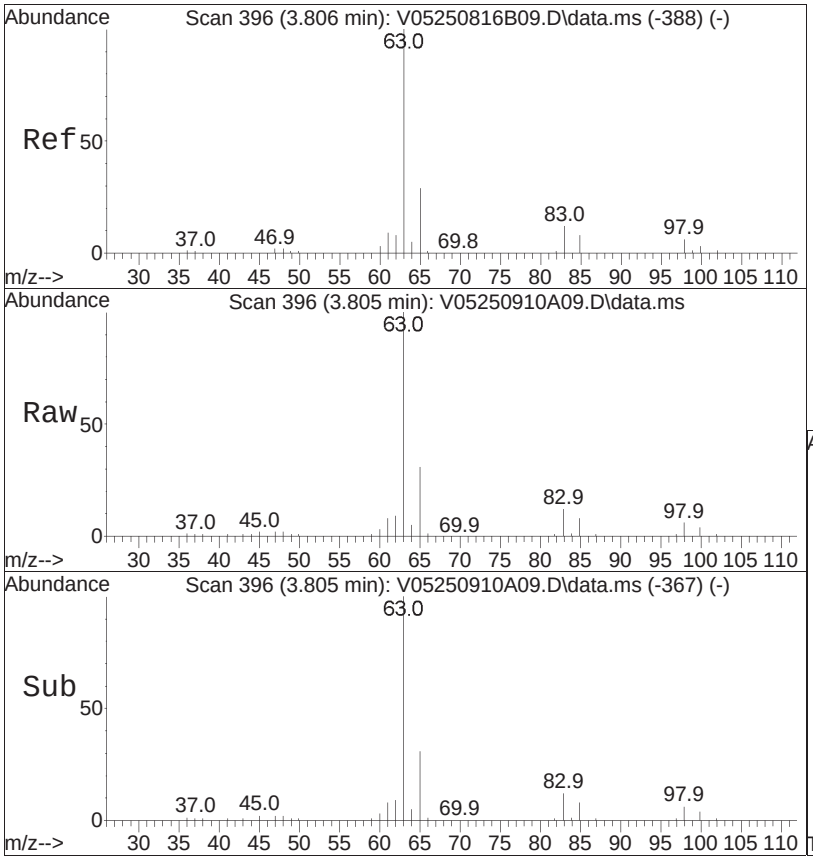


#23
1,1-Dichloroethane
Concen: 11.11 ug/L
RT: 3.805 min Scan# 396
Delta R.T. -0.001 min
Lab File: V05250910A09.D
Acq: 10 Sep 2025 10:37 am

Tgt Ion: 63 Resp: 176982

| Ion | Ratio | Lower | Upper |
|---|---|---|---|
| 63 | 100 | | |
| 65 | 29.7 | 8.6 | 48.6 |
| 83 | 11.8 | 0.0 | 31.7 |

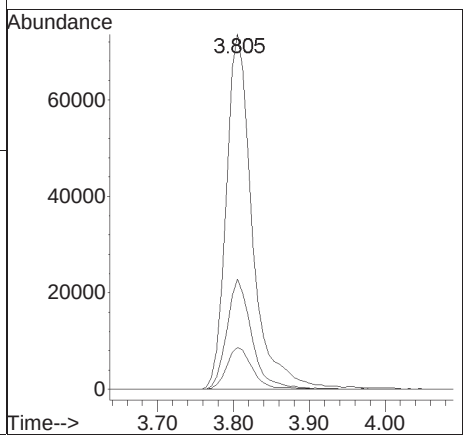

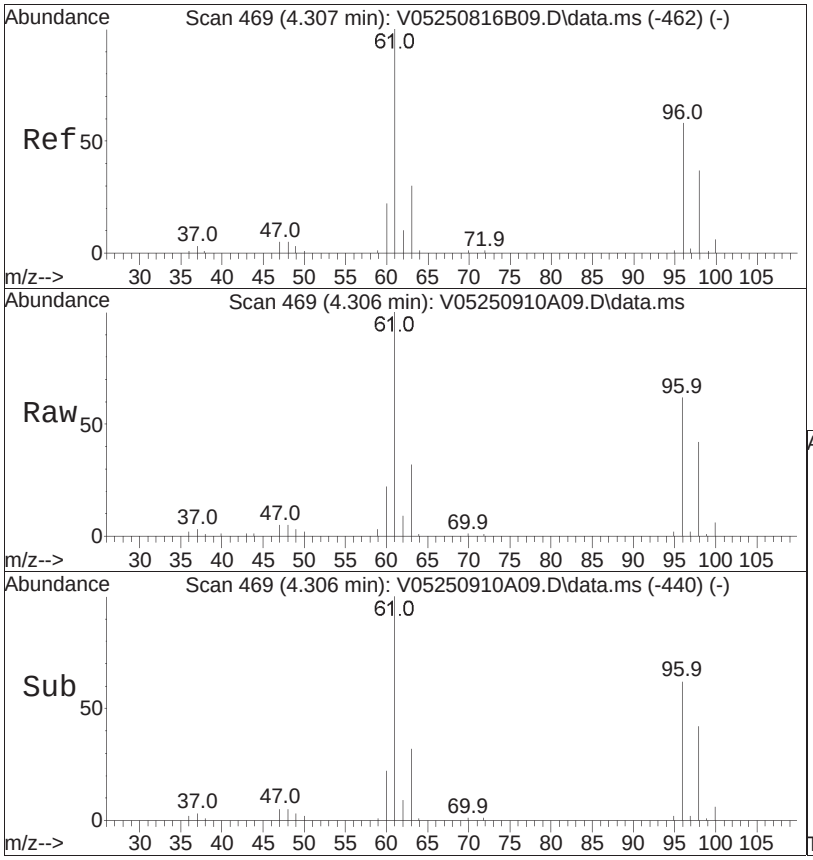


#28
cis-1,2-Dichloroethene
Concen: 10.97 ug/L
RT: 4.306 min Scan# 469
Delta R.T. -0.001 min
Lab File: V05250910A09.D
Acq: 10 Sep 2025 10:37 am

Tgt Ion: 96 Resp: 82946

| Ion | Ratio | Lower | Upper |
|---|---|---|---|
| 96 | 100 | | |
| 61 | 155.5 | 131.4 | 197.2 |
| 98 | 63.2 | 49.8 | 74.8 |

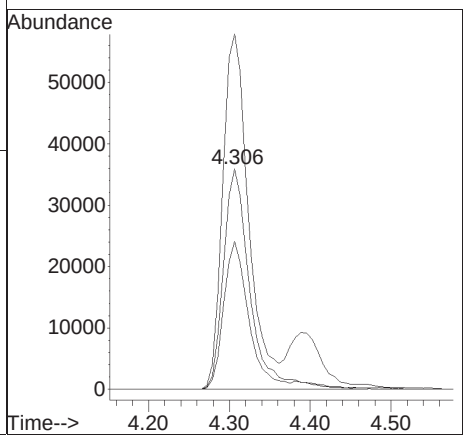

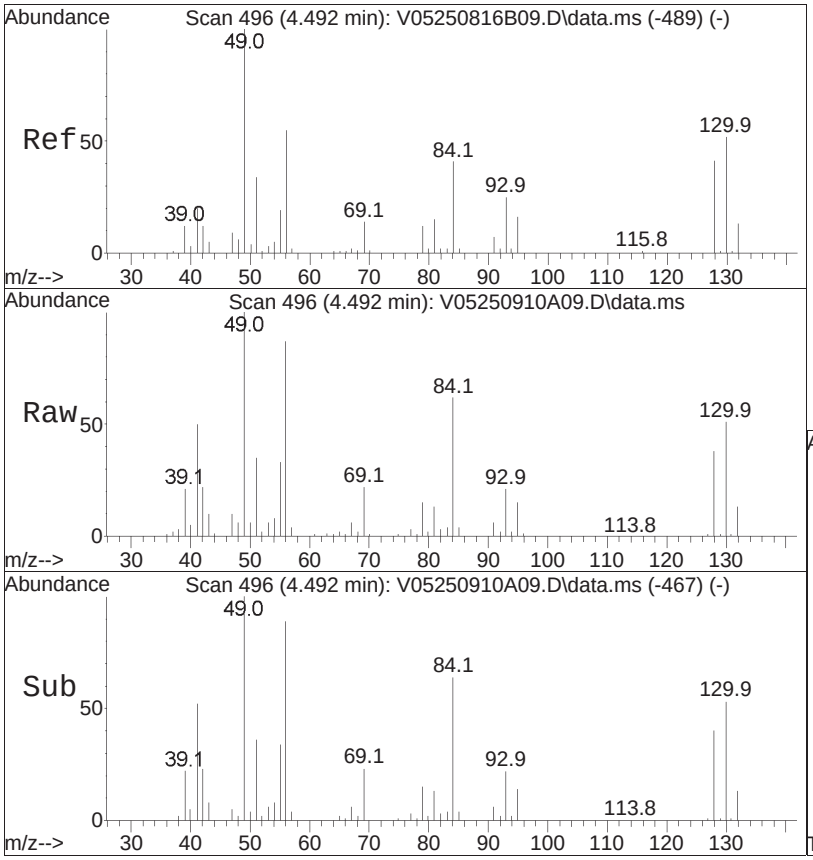


#30
Bromochloromethane
Concen: 10.94 ug/L
RT: 4.492 min Scan# 496
Delta R.T. -0.000 min
Lab File: V05250910A09.D
Acq: 10 Sep 2025 10:37 am

Tgt Ion:128 Resp: 34040

| Ion | Ratio | Lower | Upper |
|---|---|---|---|
| 128 | 100 | | |
| 49 | 237.4 | 186.2 | 279.4 |
| 130 | 132.0 | 105.0 | 157.4 |

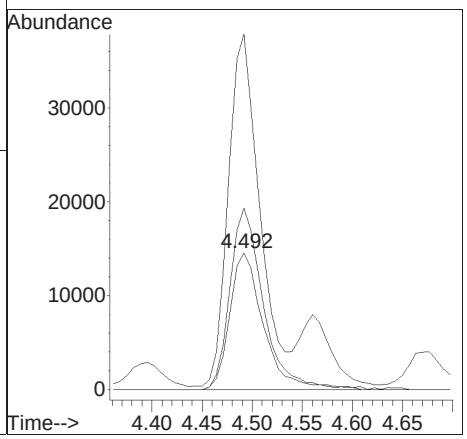

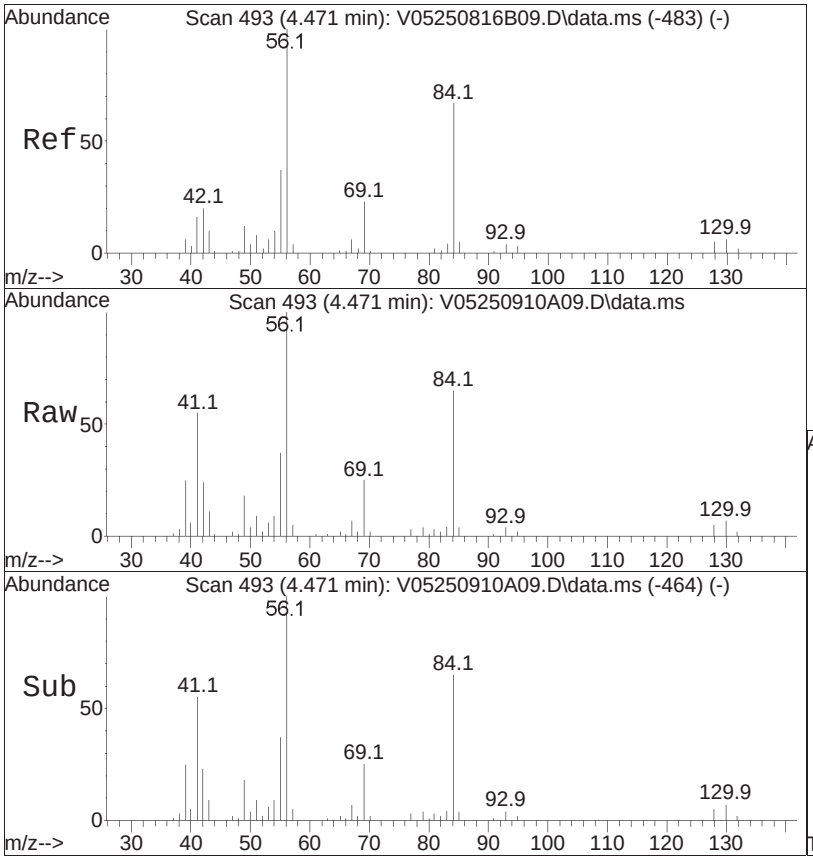


#31
Cyclohexane
Concen: 11.84 ug/L
RT: 4.471 min Scan# 493
Delta R.T. 0.000 min
Lab File: V05250910A09.D
Acq: 10 Sep 2025 10:37 am

Tgt Ion: 56 Resp: 182122

| Ion | Ratio | Lower | Upper |
|---|---|---|---|
| 56 | 100 | | |
| 84 | 64.4 | 41.1 | 85.5 |

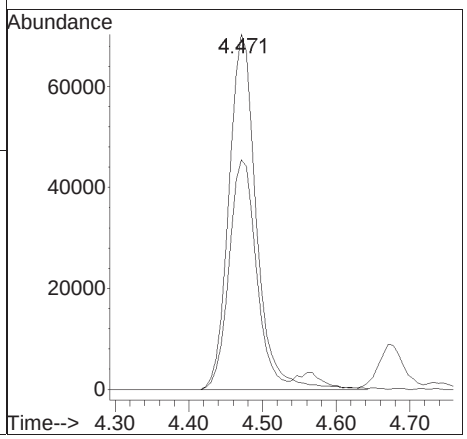

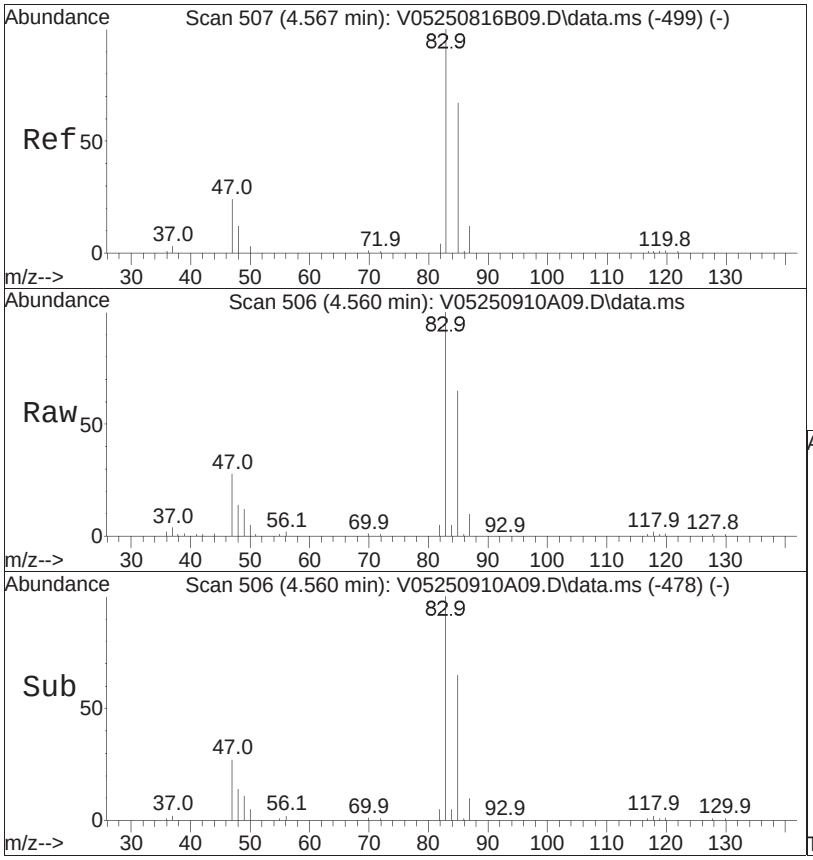


#32
Chloroform
Concen: 10.85 ug/L
RT: 4.560 min Scan# 506
Delta R.T. -0.007 min
Lab File: V05250910A09.D
Acq: 10 Sep 2025 10:37 am

Tgt Ion: 83 Resp: 158694

| Ion | Ratio | Lower | Upper |
|---|---|---|---|
| 83 | 100 | | |
| 85 | 64.5 | 42.6 | 88.4 |
| 47 | 24.9 | 15.5 | 32.3 |
| 48 | 14.4 | 8.4 | 17.4 |

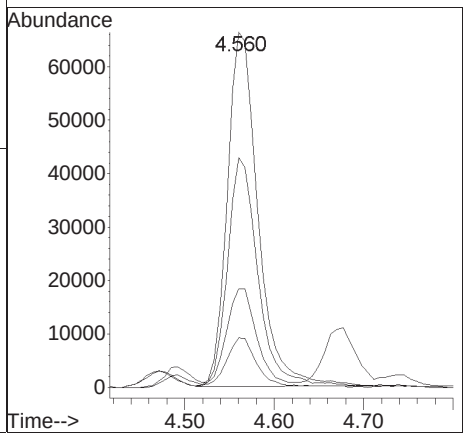

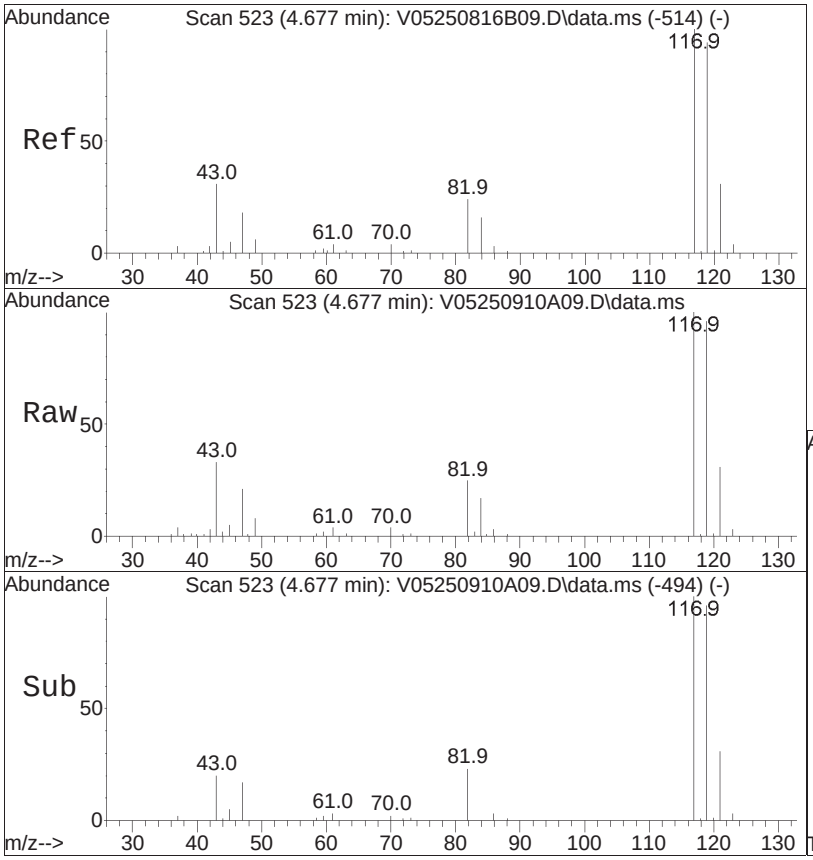


#34
Carbon tetrachloride
Concen: 10.40 ug/L
RT: 4.677 min Scan# 523
Delta R.T. 0.000 min
Lab File: V05250910A09.D
Acq: 10 Sep 2025 10:37 am

Tgt Ion:117 Resp: 129419

| Ion | Ratio | Lower | Upper |
|---|---|---|---|
| 117 | 100 | | |
| 119 | 94.7 | 58.9 | 122.3 |
| 121 | 30.8 | 19.0 | 39.6 |
| 82 | 25.6 | 15.4 | 32.0 |

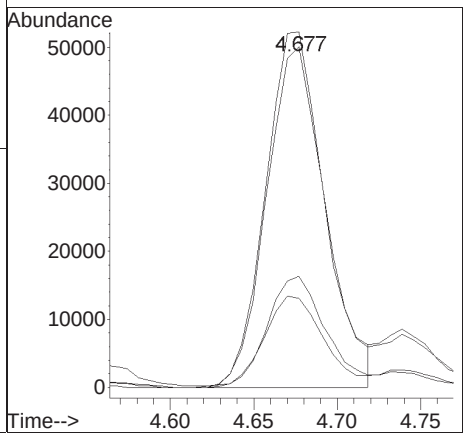

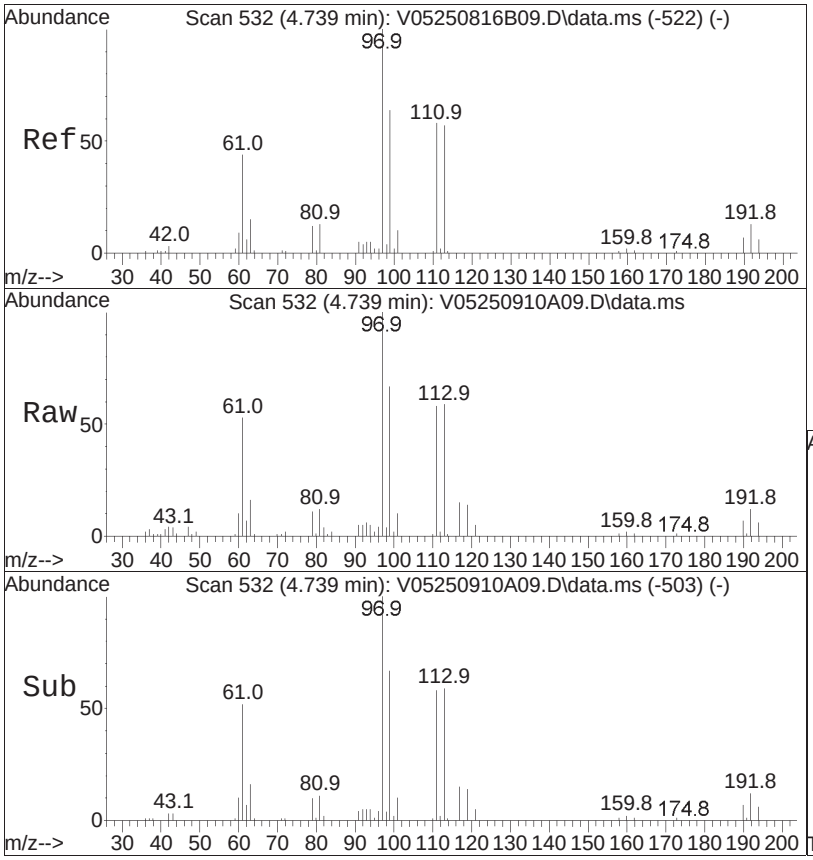


#37
1,1,1-Trichloroethane
Concen: 10.96 ug/L
RT: 4.739 min Scan# 532
Delta R.T. -0.000 min
Lab File: V05250910A09.D
Acq: 10 Sep 2025 10:37 am

Tgt Ion: 97 Resp: 149813

| Ion | Ratio | Lower | Upper |
|---|---|---|---|
| 97 | 100 | | |
| 99 | 64.3 | 41.9 | 86.9 |
| 61 | 52.5 | 30.4 | 63.0 |
| 63 | 15.5 | 9.6 | 20.0 |

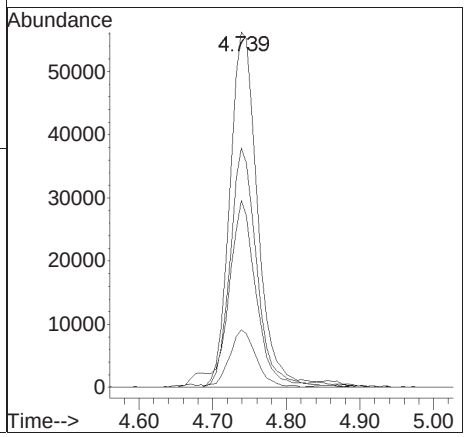

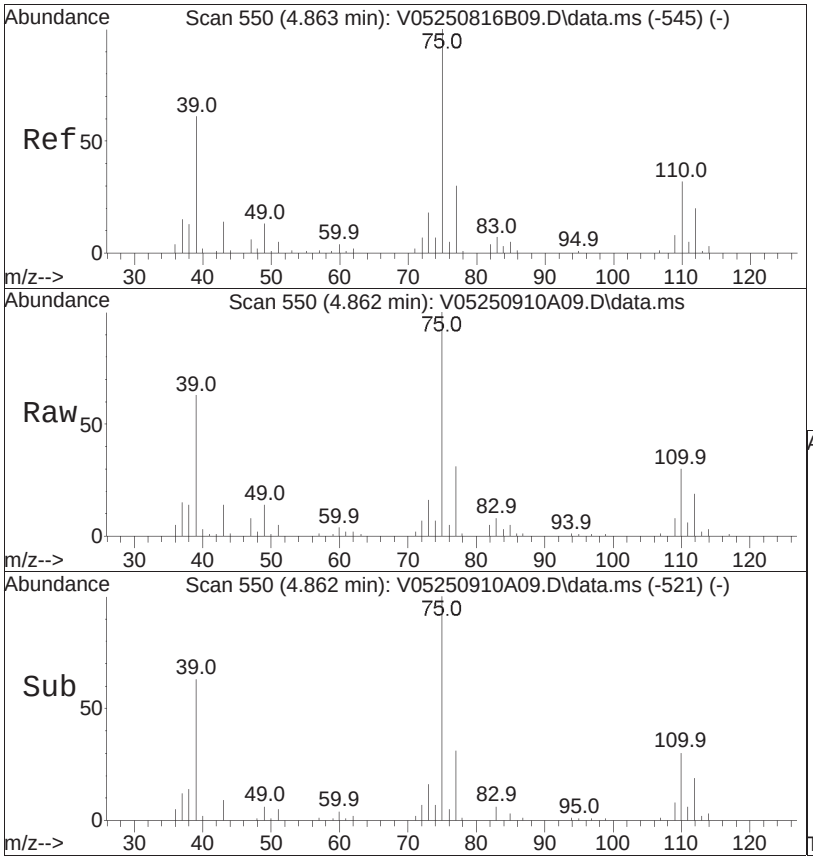


#39
2-Butanone
Concen: 10.04 ug/L
RT: 4.862 min Scan# 550
Delta R.T. -0.001 min
Lab File: V05250910A09.D
Acq: 10 Sep 2025 10:37 am

Tgt Ion: 43 Resp: 20032

| Ion | Ratio | Lower | Upper |
|---|---|---|---|
| 43 | 100 | | |
| 72 | 42.4 | 34.6 | 52.0 |

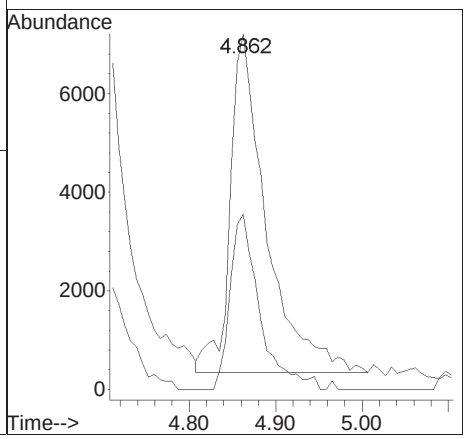

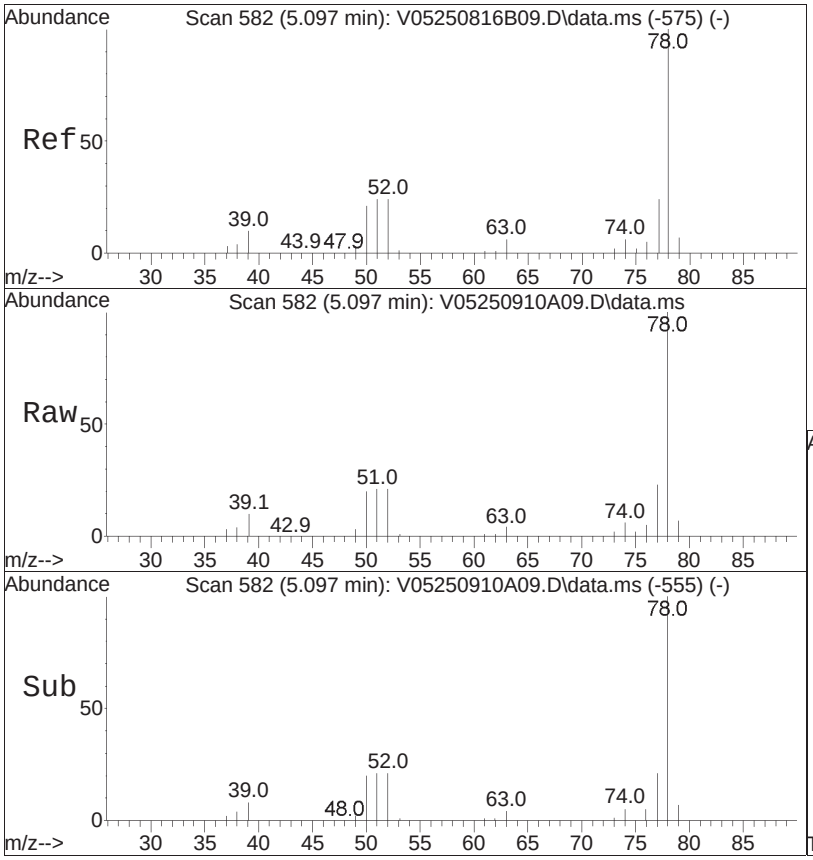


#41
Benzene
Concen: 11.95 ug/L
RT: 5.097 min Scan# 582
Delta R.T. -0.000 min
Lab File: V05250910A09.D
Acq: 10 Sep 2025 10:37 am

Tgt Ion: 78 Resp: 345595

| Ion | Ratio | Lower | Upper |
|---|---|---|---|
| 78 | 100 | | |
| 77 | 23.7 | 15.5 | 32.3 |
| 51 | 21.8 | 15.5 | 32.3 |
| 52 | 21.6 | 15.0 | 31.1 |

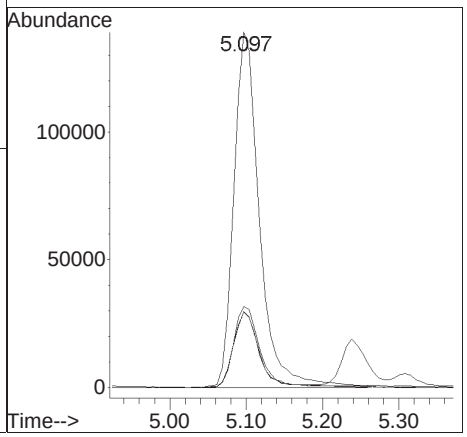

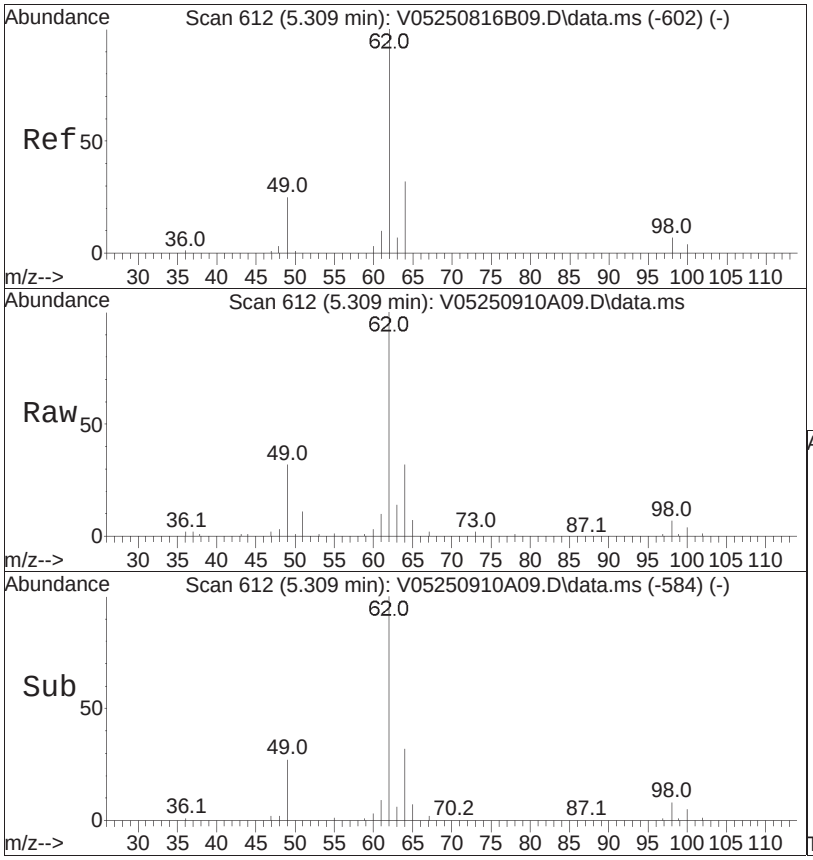


#44
1,2-Dichloroethane
Concen: 10.07 ug/L
RT: 5.309 min Scan# 612
Delta R.T. -0.000 min
Lab File: V05250910A09.D
Acq: 10 Sep 2025 10:37 am

Tgt Ion: 62 Resp: 116535

| Ion | Ratio | Lower | Upper |
|---|---|---|---|
| 62 | 100 | | |
| 64 | 32.5 | 12.5 | 52.5 |
| 98 | 6.8 | 0.0 | 26.7 |

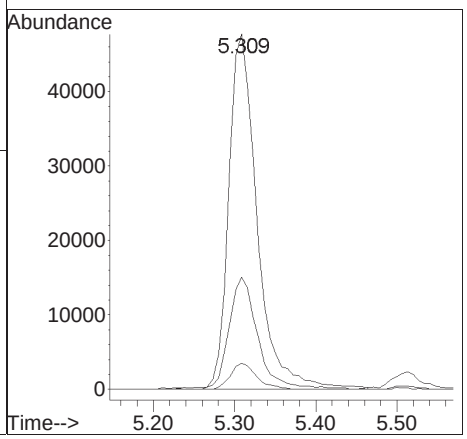

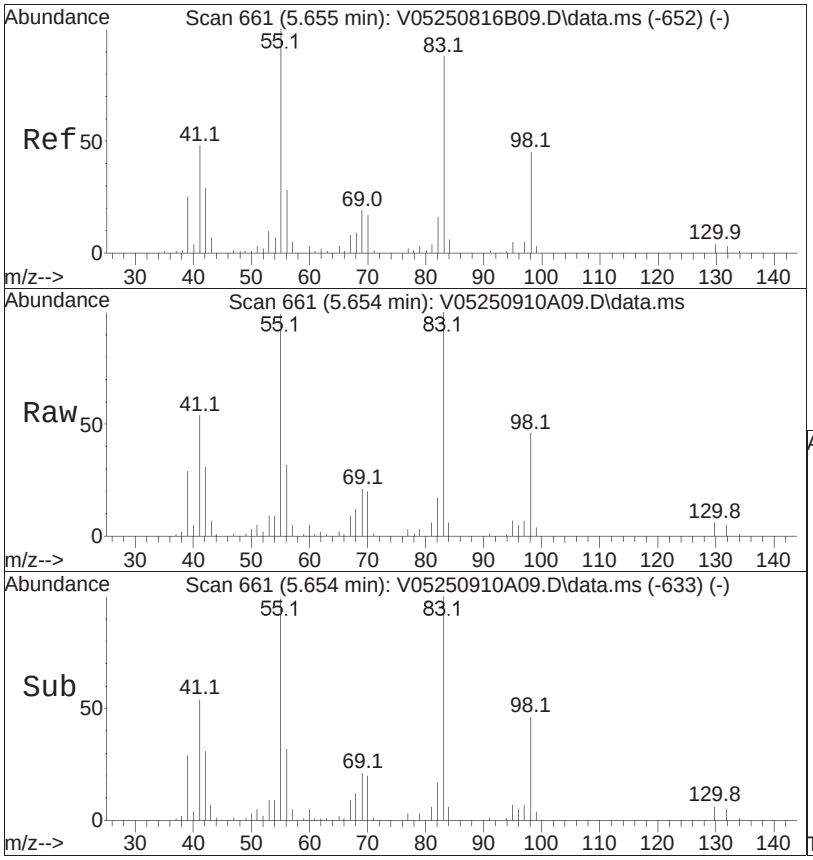


#47
Methyl cyclohexane
Concen: 10.16 ug/L
RT: 5.654 min Scan# 661
Delta R.T. -0.001 min
Lab File: V05250910A09.D
Acq: 10 Sep 2025 10:37 am

Tgt Ion: 83 Resp: 124691

| Ion | Ratio | Lower | Upper |
|---|---|---|---|
| 83 | 100 | | |
| 55 | 103.4 | 89.0 | 133.4 |

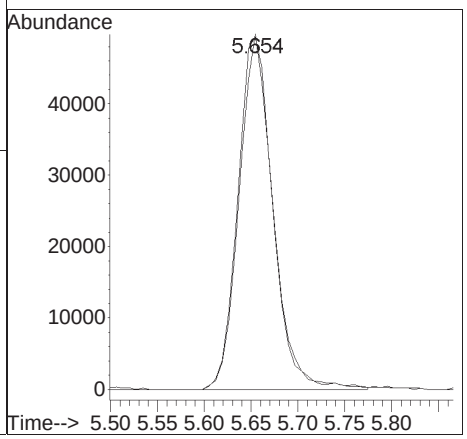

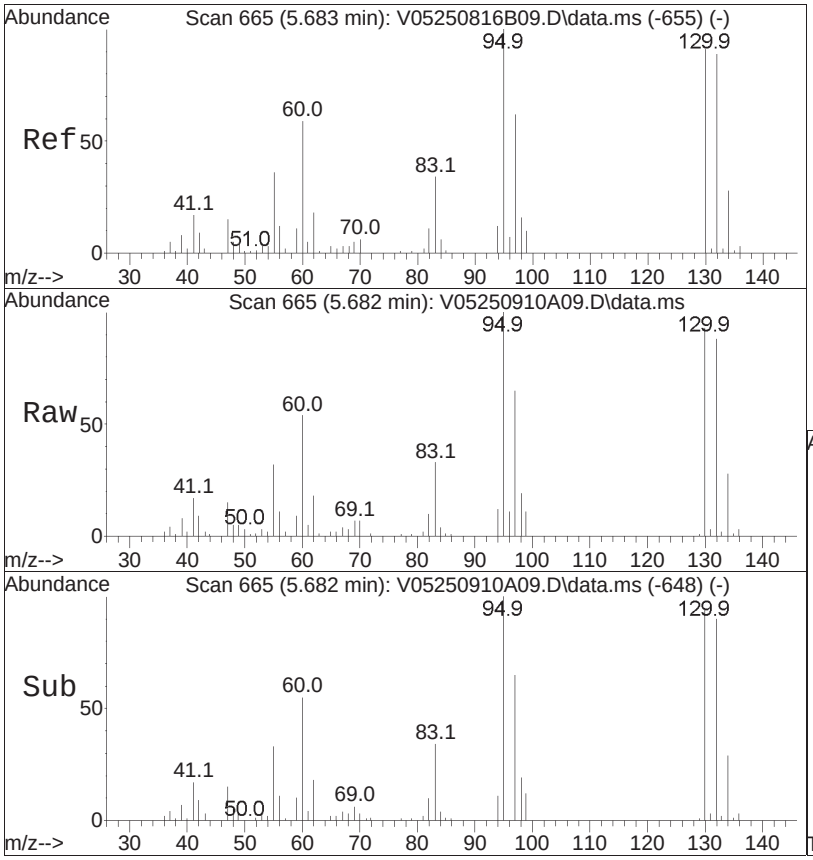


#48
Trichloroethene
Concen: 11.25 ug/L
RT: 5.682 min Scan# 665
Delta R.T. -0.001 min
Lab File: V05250910A09.D
Acq: 10 Sep 2025 10:37 am

Tgt Ion: 95 Resp: 87820

| Ion | Ratio | Lower | Upper |
|---|---|---|---|
| 95 | 100 | | |
| 97 | 67.4 | 55.0 | 82.4 |
| 130 | 92.7 | 75.2 | 112.8 |

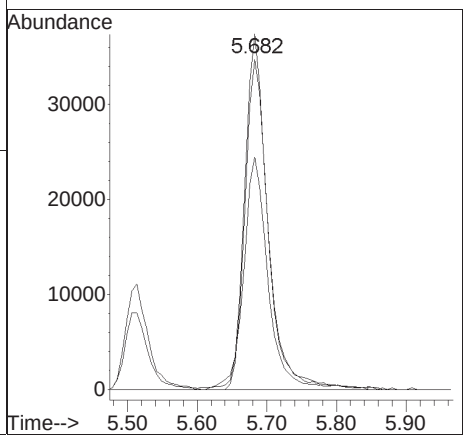

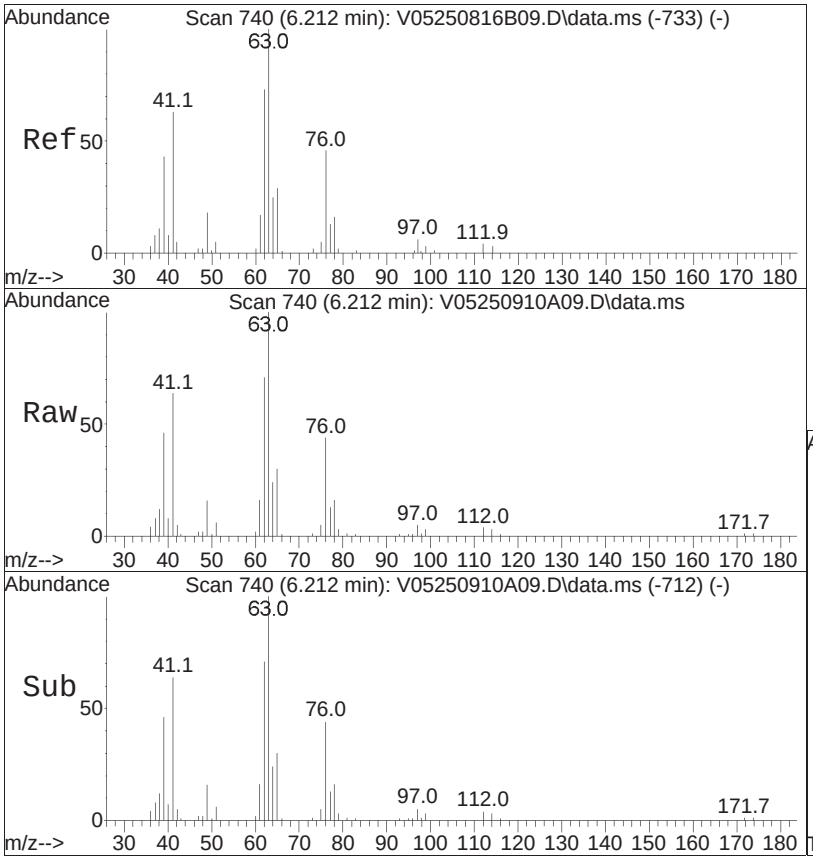


#51
1,2-Dichloropropane
Concen: 10.48 ug/L
RT: 6.212 min Scan# 740
Delta R.T. -0.000 min
Lab File: V05250910A09.D
Acq: 10 Sep 2025 10:37 am

Tgt Ion: 63 Resp: 85329

| Ion | Ratio | Lower | Upper |
|---|---|---|---|
| 63 | 100 | | |
| 62 | 73.1 | 56.4 | 84.6 |
| 76 | 45.4 | 37.9 | 56.9 |

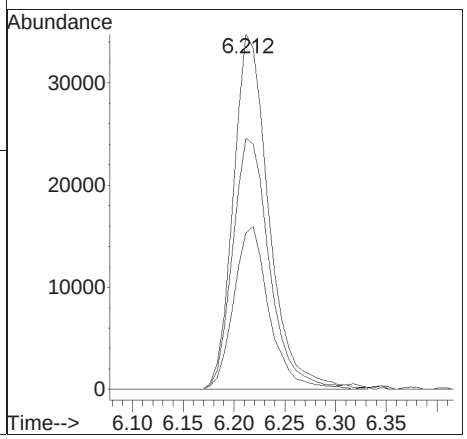

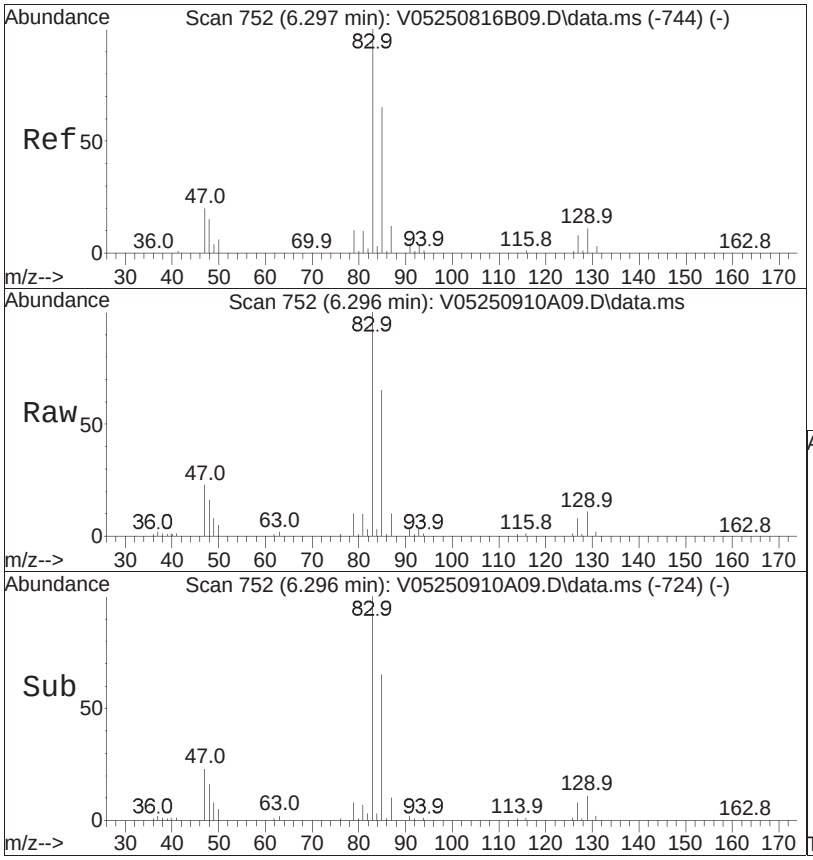


#54
Bromodichloromethane
Concen: 9.98 ug/L
RT: 6.296 min Scan# 752
Delta R.T. -0.001 min
Lab File: V05250910A09.D
Acq: 10 Sep 2025 10:37 am

Tgt Ion: 83 Resp: 109603

| Ion | Ratio | Lower | Upper |
|---|---|---|---|
| 83 | 100 | | |
| 85 | 64.4 | 52.9 | 79.3 |
| 127 | 7.7 | 6.5 | 9.7 |

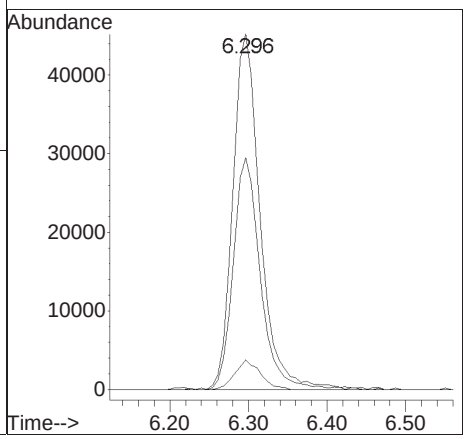

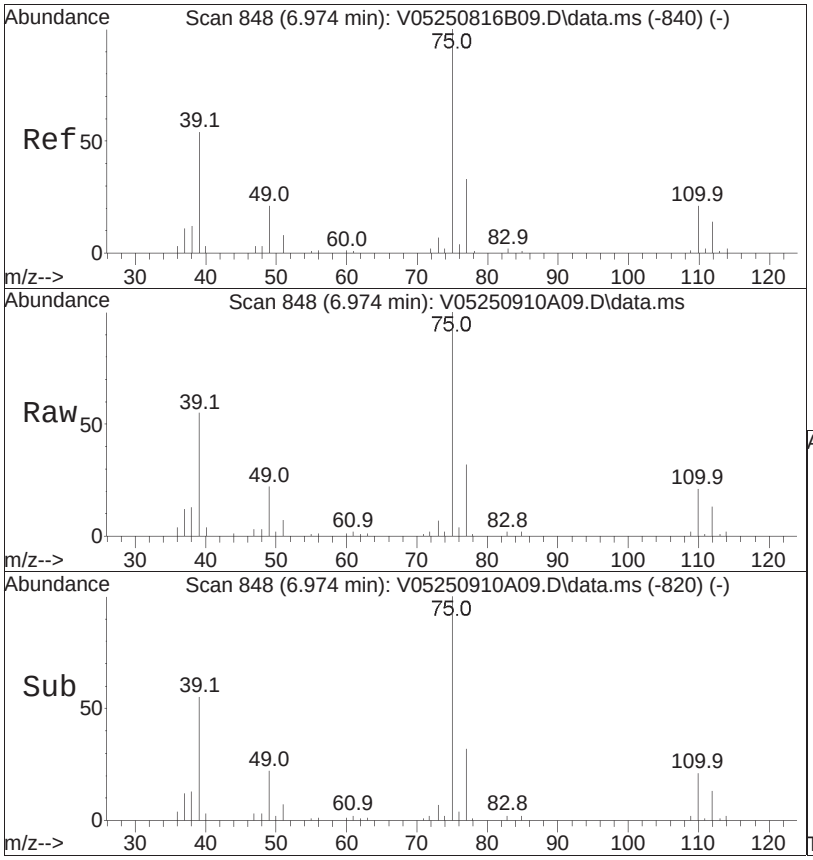


#58
cis-1,3-Dichloropropene
Concen: 10.03 ug/L
RT: 6.974 min Scan# 848
Delta R.T. -0.000 min
Lab File: V05250910A09.D
Acq: 10 Sep 2025 10:37 am

Tgt Ion: 75 Resp: 107438

| Ion | Ratio | Lower | Upper |
|---|---|---|---|
| 75 | 100 | | |
| 77 | 30.6 | 25.4 | 38.0 |
| 39 | 56.1 | 43.3 | 64.9 |

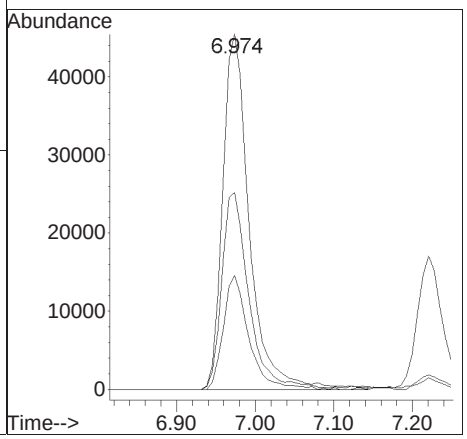

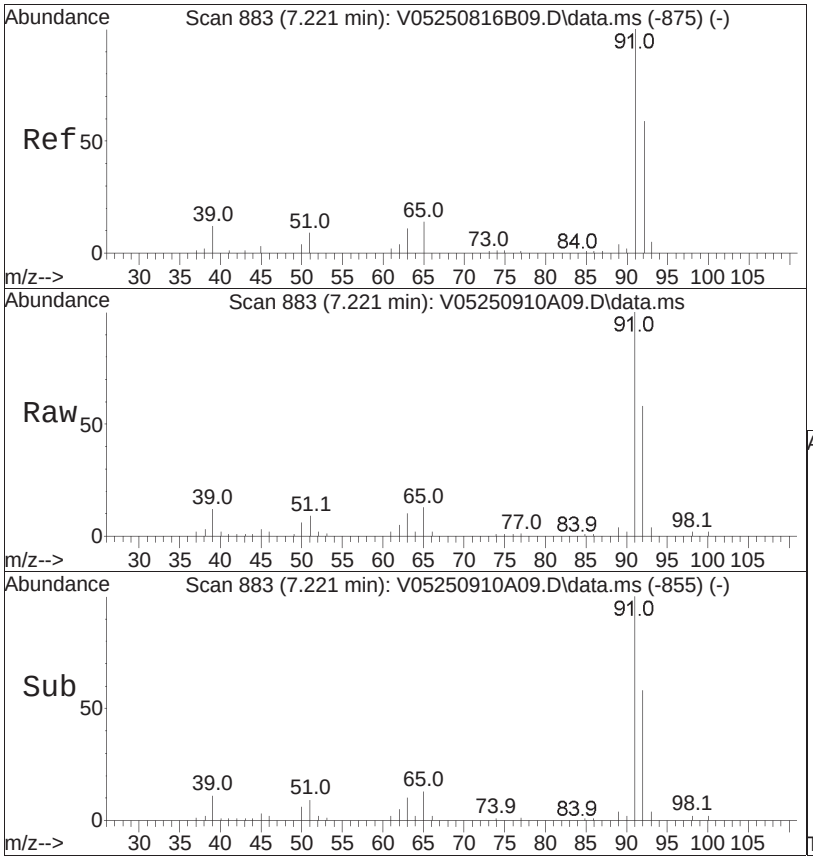


#61
Toluene
Concen: 11.25 ug/L
RT: 7.221 min Scan# 883
Delta R.T. -0.000 min
Lab File: V05250910A09.D
Acq: 10 Sep 2025 10:37 am

Tgt Ion: 92 Resp: 192718

| Ion | Ratio | Lower | Upper |
|---|---|---|---|
| 92 | 100 | | |
| 91 | 169.8 | 136.2 | 204.2 |

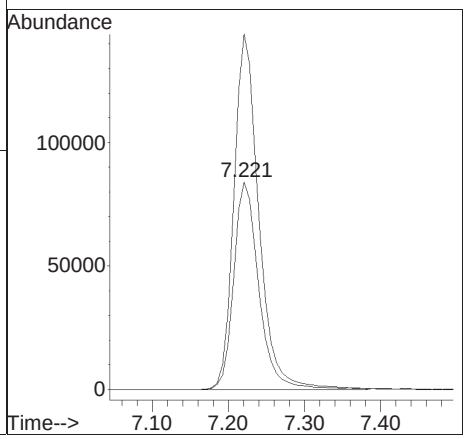

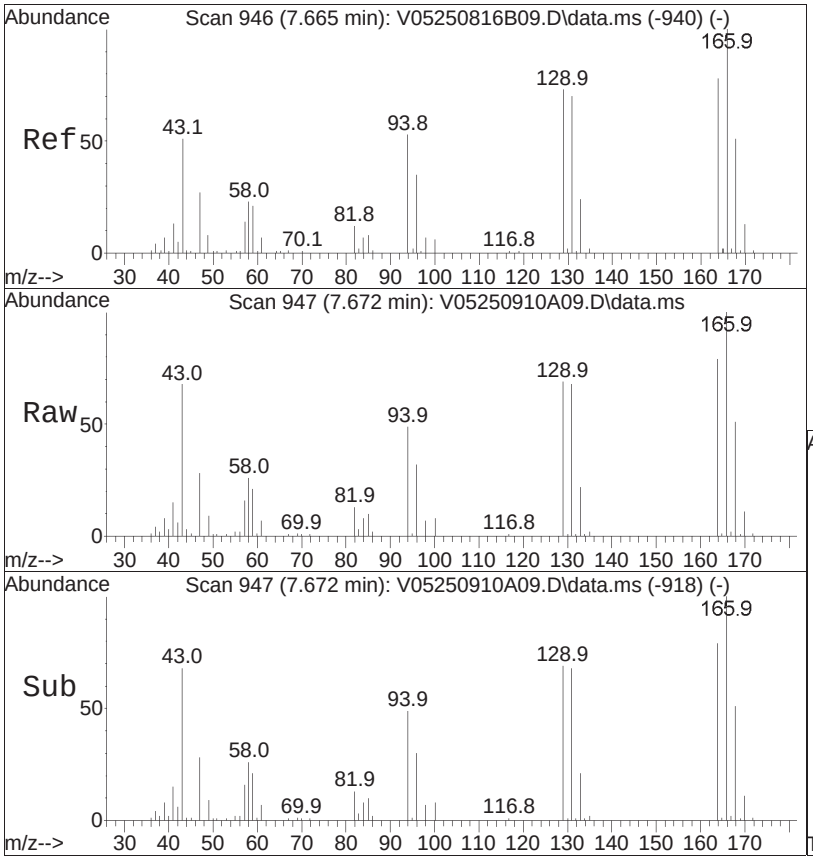


#62
4-Methyl-2-pentanone
Concen: 8.50 ug/L
RT: 7.672 min Scan# 947
Delta R.T. 0.007 min
Lab File: V05250910A09.D
Acq: 10 Sep 2025 10:37 am

Tgt Ion: 58 Resp: 14426

| Ion | Ratio | Lower | Upper |
|---|---|---|---|
| 58 | 100 | | |
| 100 | 30.3 | 24.1 | 36.1 |
| 43 | 268.2 | 206.5 | 309.7 |

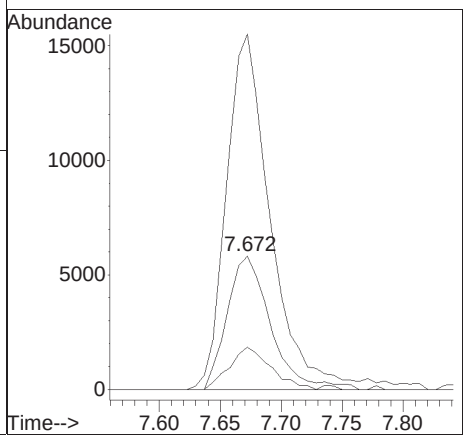

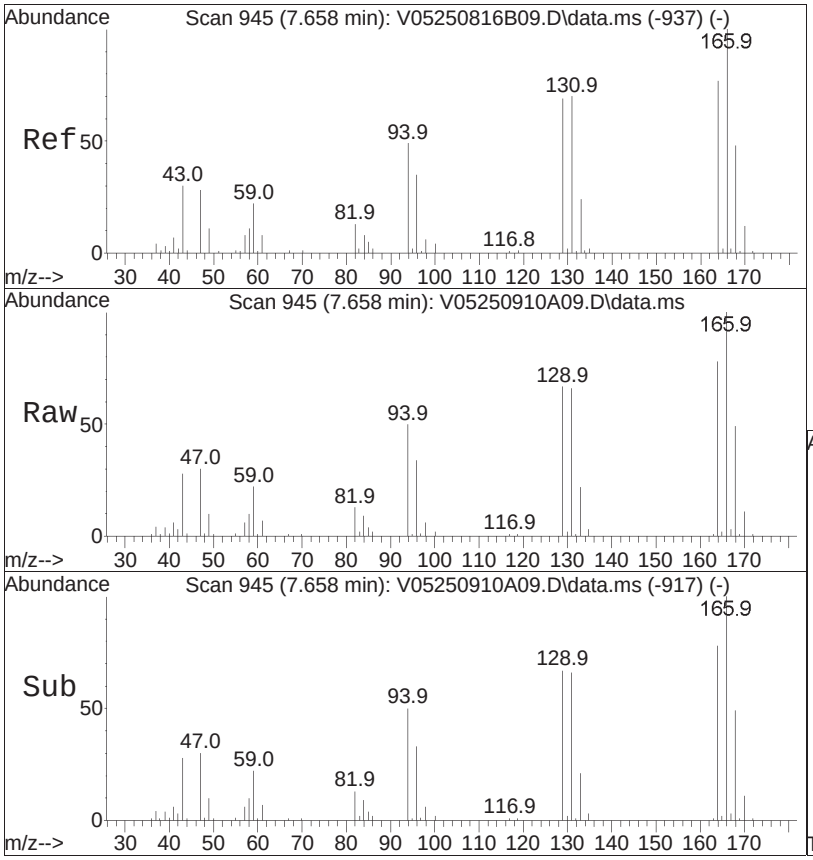


#63
Tetrachloroethene
Concen: 11.60 ug/L
RT: 7.658 min Scan# 945
Delta R.T. 0.000 min
Lab File: V05250910A09.D
Acq: 10 Sep 2025 10:37 am

Tgt Ion:166 Resp: 86478

| Ion | Ratio | Lower | Upper |
|---|---|---|---|
| 166 | 100 | | |
| 168 | 49.7 | 29.5 | 69.5 |
| 94 | 51.3 | 33.5 | 73.5 |

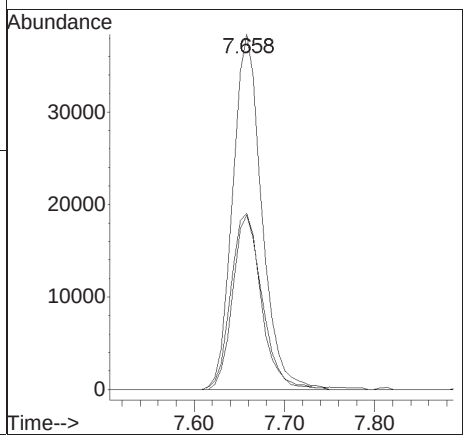

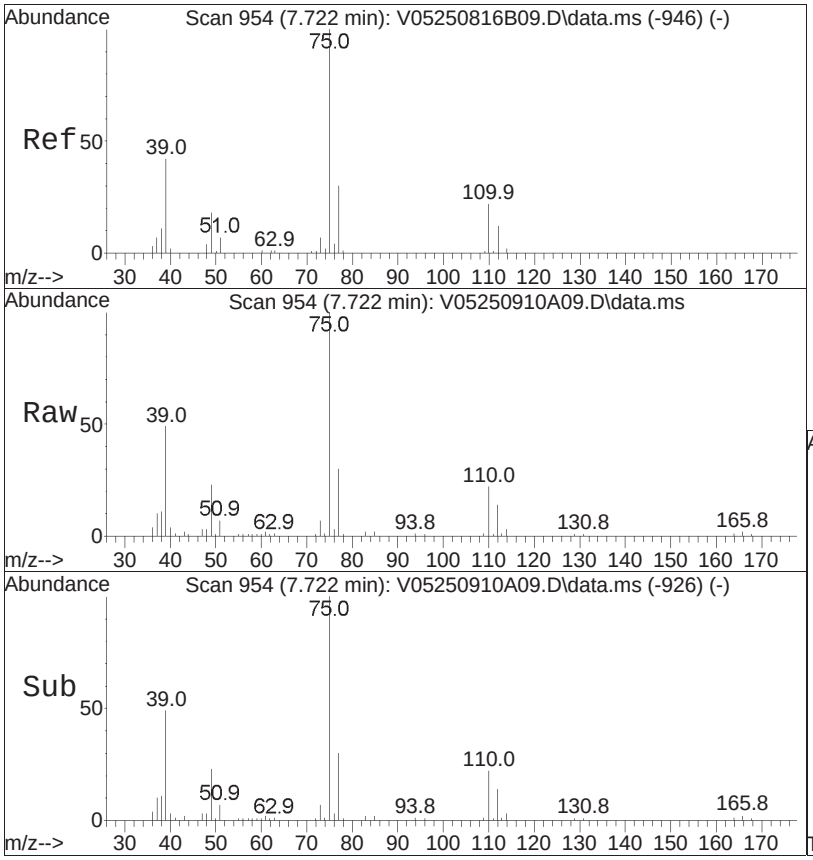


#65
trans-1,3-Dichloropropene
Concen: 9.45 ug/L
RT: 7.722 min Scan# 954
Delta R.T. -0.000 min
Lab File: V05250910A09.D
Acq: 10 Sep 2025 10:37 am

Tgt Ion: 75 Resp: 93709

| Ion | Ratio | Lower | Upper |
|---|---|---|---|
| 75 | 100 | | |
| 77 | 31.3 | 11.6 | 51.6 |
| 39 | 56.1 | 33.1 | 73.1 |

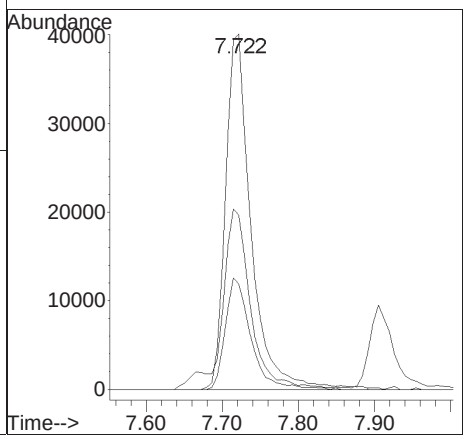

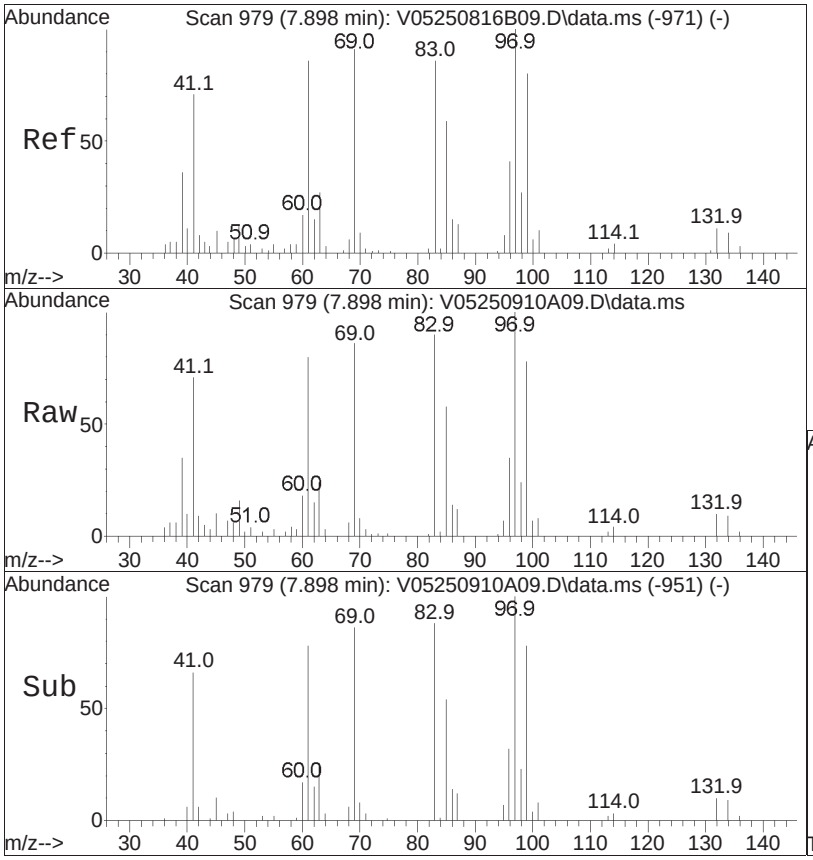


#68
1,1,2-Trichloroethane
Concen: 10.75 ug/L
RT: 7.898 min Scan# 979
Delta R.T. -0.000 min
Lab File: V05250910A09.D
Acq: 10 Sep 2025 10:37 am

Tgt Ion: 83 Resp: 43859

| Ion | Ratio | Lower | Upper |
|---|---|---|---|
| 83 | 100 | | |
| 97 | 113.2 | 98.4 | 138.4 |
| 85 | 66.7 | 45.6 | 85.6 |

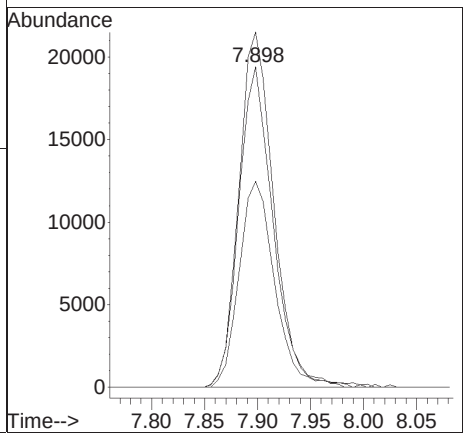

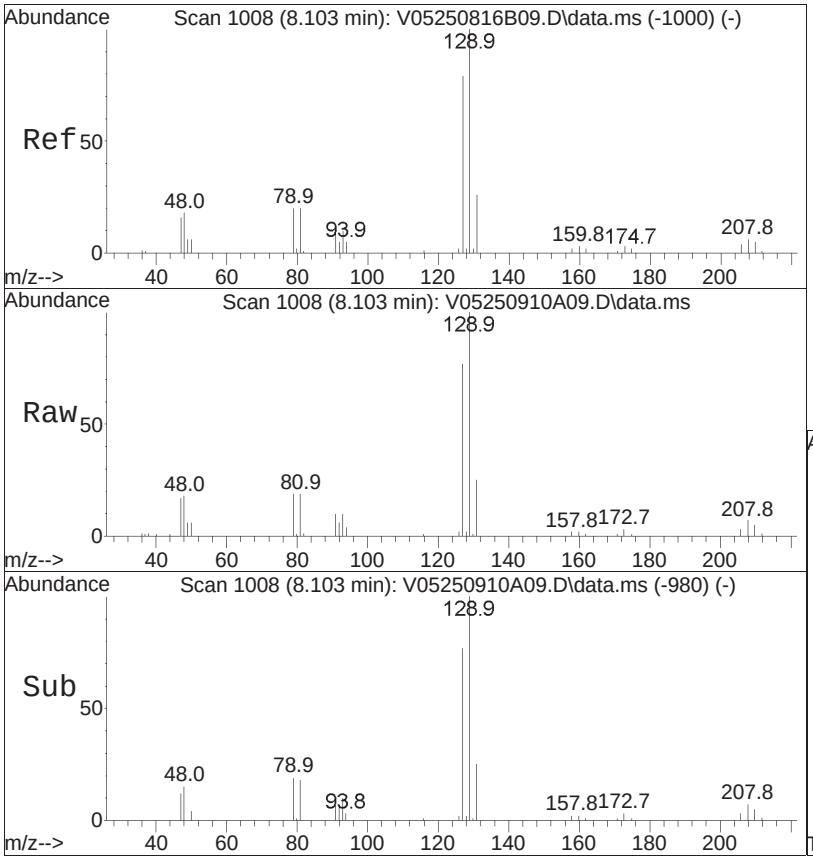


#69
Chlorodibromomethane
Concen: 9.63 ug/L
RT: 8.103 min Scan# 1008
Delta R.T. -0.000 min
Lab File: V05250910A09.D
Acq: 10 Sep 2025 10:37 am

Tgt Ion:129 Resp: 61656

| Ion | Ratio | Lower | Upper |
|---|---|---|---|
| 129 | 100 | | |
| 81 | 19.1 | 0.0 | 39.3 |
| 127 | 77.8 | 56.6 | 96.6 |

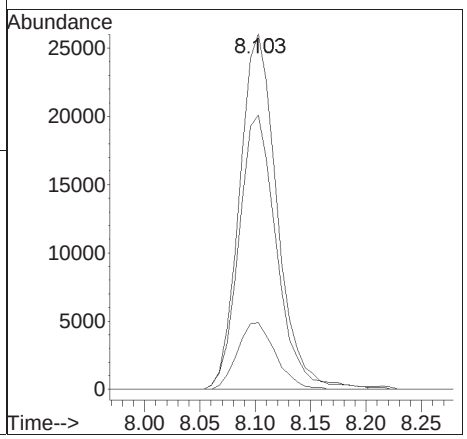

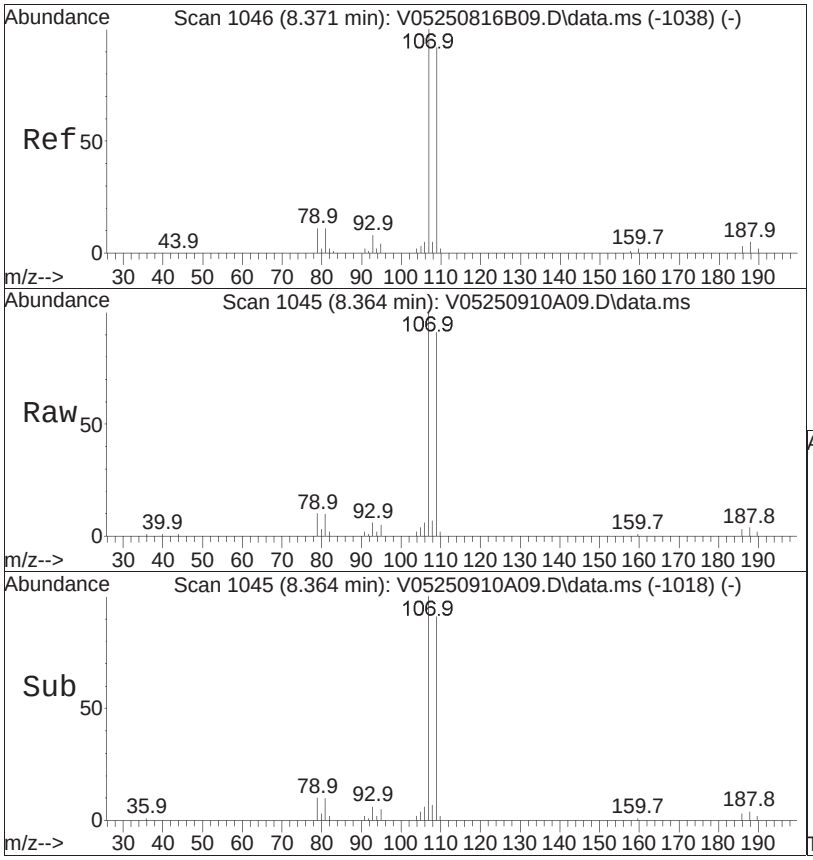


#71
1,2-Dibromoethane
Concen: 10.17 ug/L
RT: 8.364 min Scan# 1045
Delta R.T. -0.007 min
Lab File: V05250910A09.D
Acq: 10 Sep 2025 10:37 am

Tgt Ion:107 Resp: 47224

| Ion | Ratio | Lower | Upper |
|---|---|---|---|
| 107 | 100 | | |
| 109 | 93.8 | 75.2 | 112.8 |

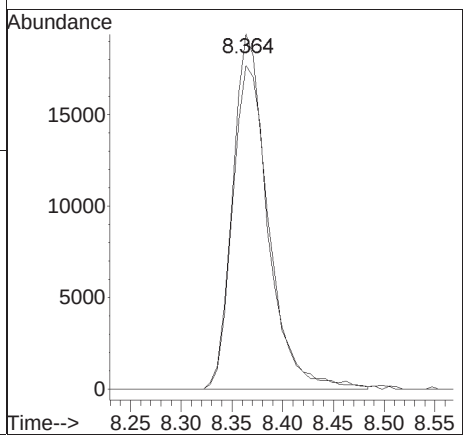

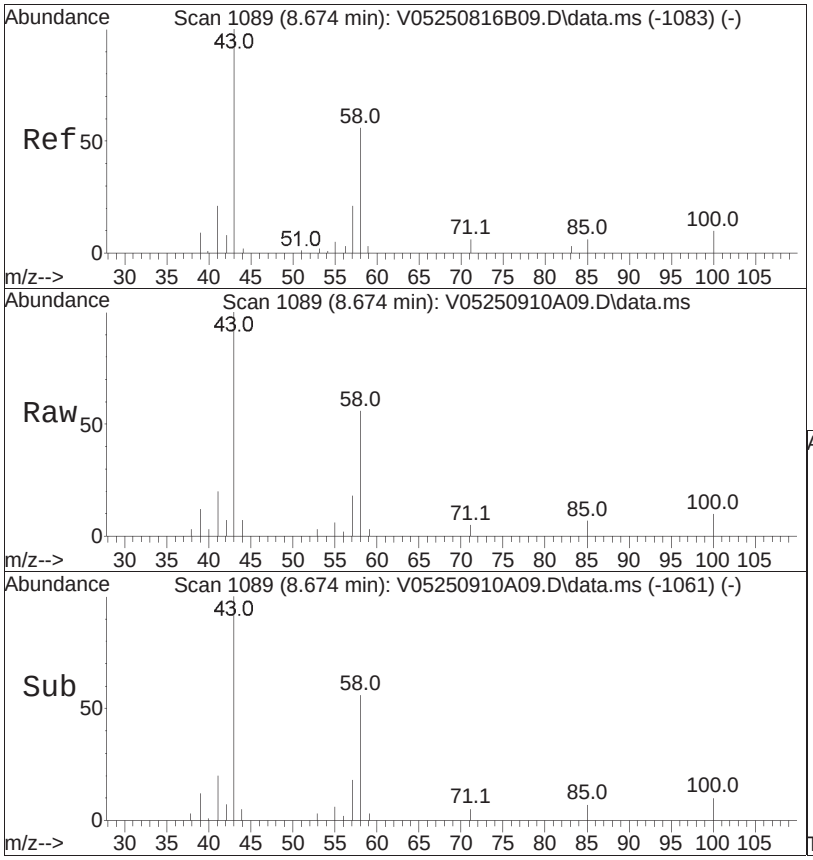


#72
2-Hexanone
Concen: 8.43 ug/L
RT: 8.674 min Scan# 1089
Delta R.T. 0.000 min
Lab File: V05250910A09.D
Acq: 10 Sep 2025 10:37 am

Tgt Ion: 43 Resp: 22096

| Ion | Ratio | Lower | Upper |
|---|---|---|---|
| 43 | 100 | | |
| 58 | 48.3 | 39.7 | 59.5 |
| 57 | 17.5 | 16.3 | 24.5 |

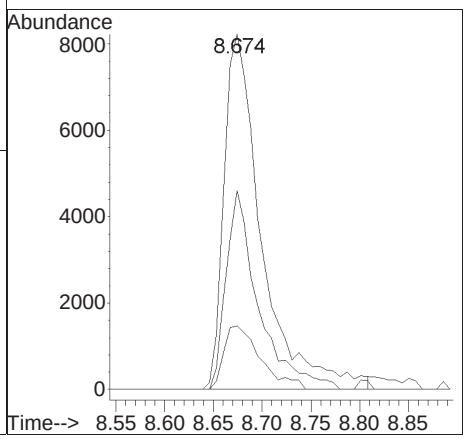

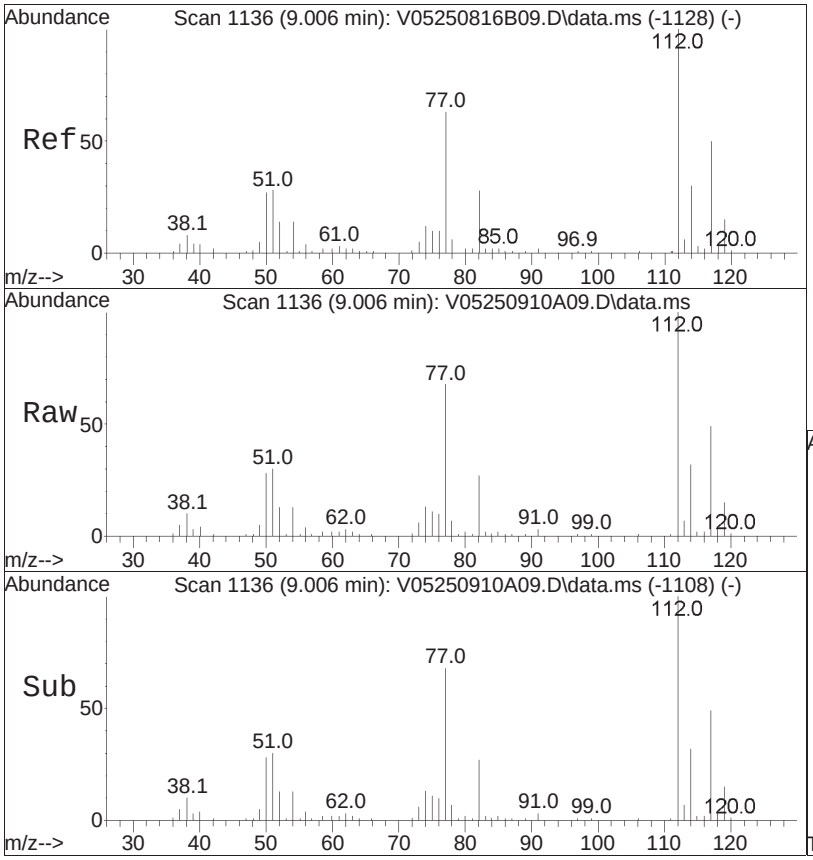


#73
Chlorobenzene
Concen: 10.97 ug/L
RT: 9.006 min Scan# 1136
Delta R.T. -0.000 min
Lab File: V05250910A09.D
Acq: 10 Sep 2025 10:37 am

Tgt Ion:112 Resp: 197383

| Ion | Ratio | Lower | Upper |
|---|---|---|---|
| 112 | 100 | | |
| 77 | 85.6 | 67.5 | 101.3 |
| 114 | 31.8 | 25.4 | 38.0 |

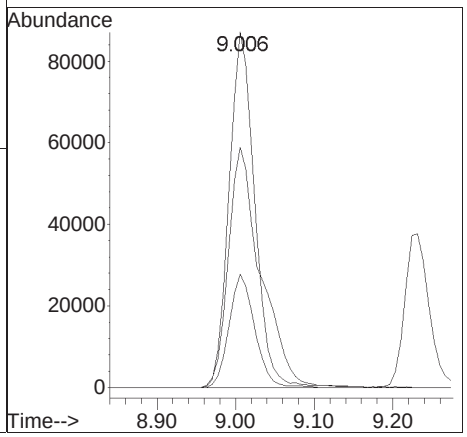

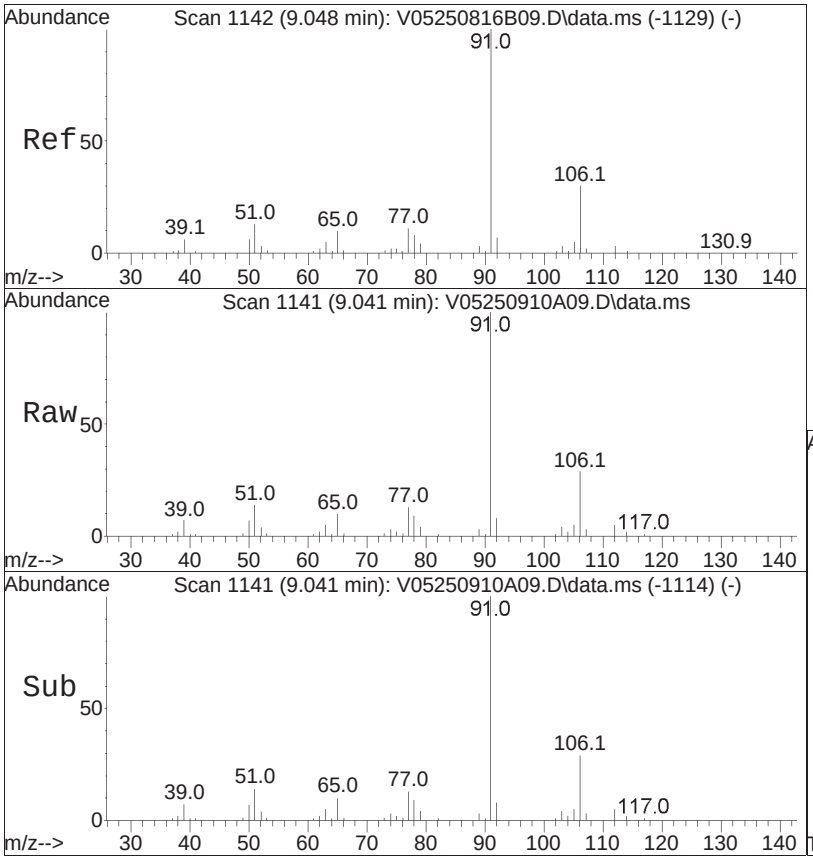


#74
Ethylbenzene
Concen: 11.41 ug/L
RT: 9.041 min Scan# 1141
Delta R.T. -0.007 min
Lab File: V05250910A09.D
Acq: 10 Sep 2025 10:37 am

Tgt Ion: 91 Resp: 386036

| Ion | Ratio | Lower | Upper |
|---|---|---|---|
| 91 | 100 | | |
| 106 | 29.3 | 23.4 | 35.0 |

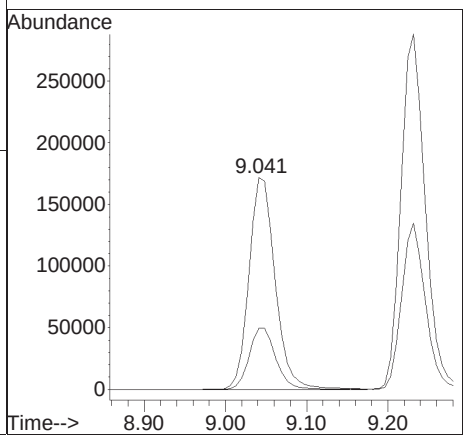

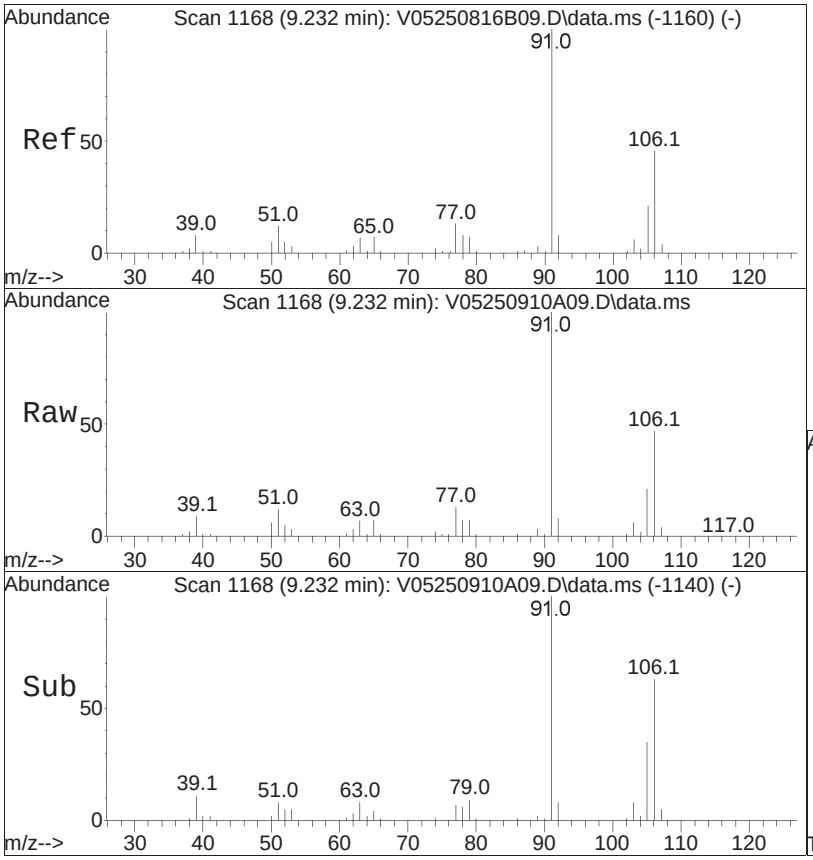


#76
p/m Xylene
Concen: 23.31 ug/L
RT: 9.232 min Scan# 1168
Delta R.T. -0.000 min
Lab File: V05250910A09.D
Acq: 10 Sep 2025 10:37 am

Tgt Ion:106 Resp: 277861

| Ion | Ratio | Lower | Upper |
|---|---|---|---|
| 106 | 100 | | |
| 91 | 215.7 | 176.3 | 264.5 |

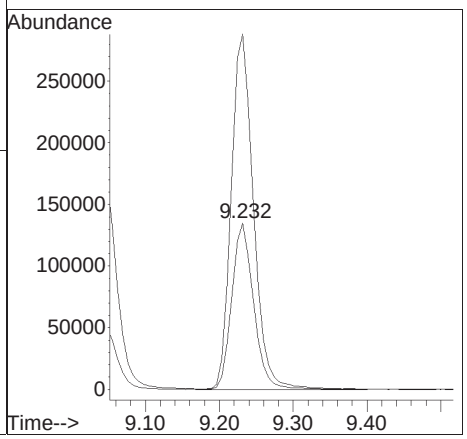




#77
o Xylene
Concen: 22.74 ug/L
RT: 9.775 min Scan# 1245
Delta R.T. -0.000 min
Lab File: V05250910A09.D
Acq: 10 Sep 2025 10:37 am

Tgt Ion:106 Resp: 256365

| Ion | Ratio | Lower | Upper |
|---|---|---|---|
| 106 | 100 | | |
| 91 | 230.0 | 189.3 | 283.9 |

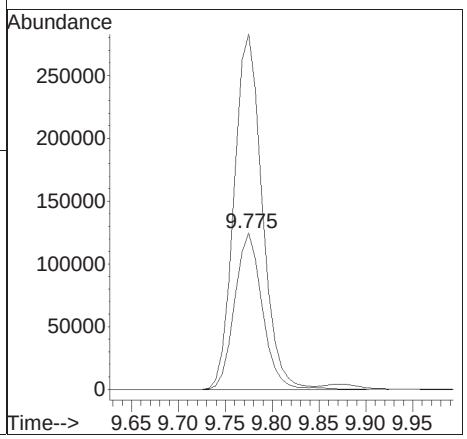

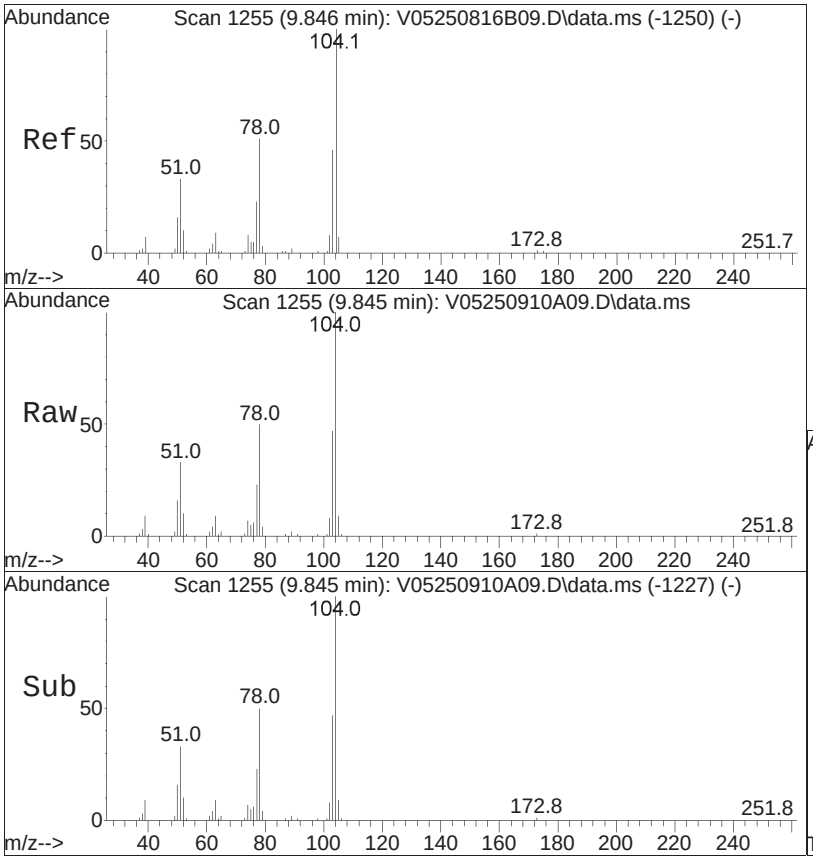


#78
Styrene
Concen: 22.77 ug/L
RT: 9.845 min Scan# 1255
Delta R.T. -0.001 min
Lab File: V05250910A09.D
Acq: 10 Sep 2025 10:37 am

Tgt Ion:104 Resp: 423218

| Ion | Ratio | Lower | Upper |
|---|---|---|---|
| 104 | 100 | | |
| 78 | 49.5 | 40.6 | 61.0 |

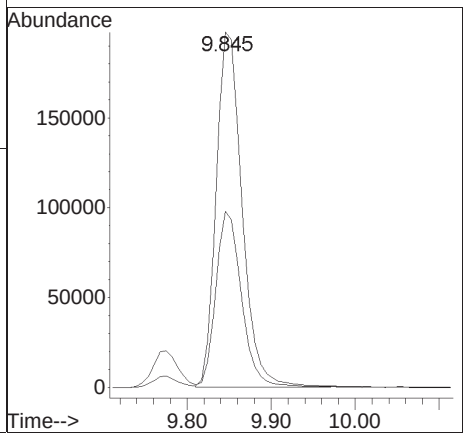

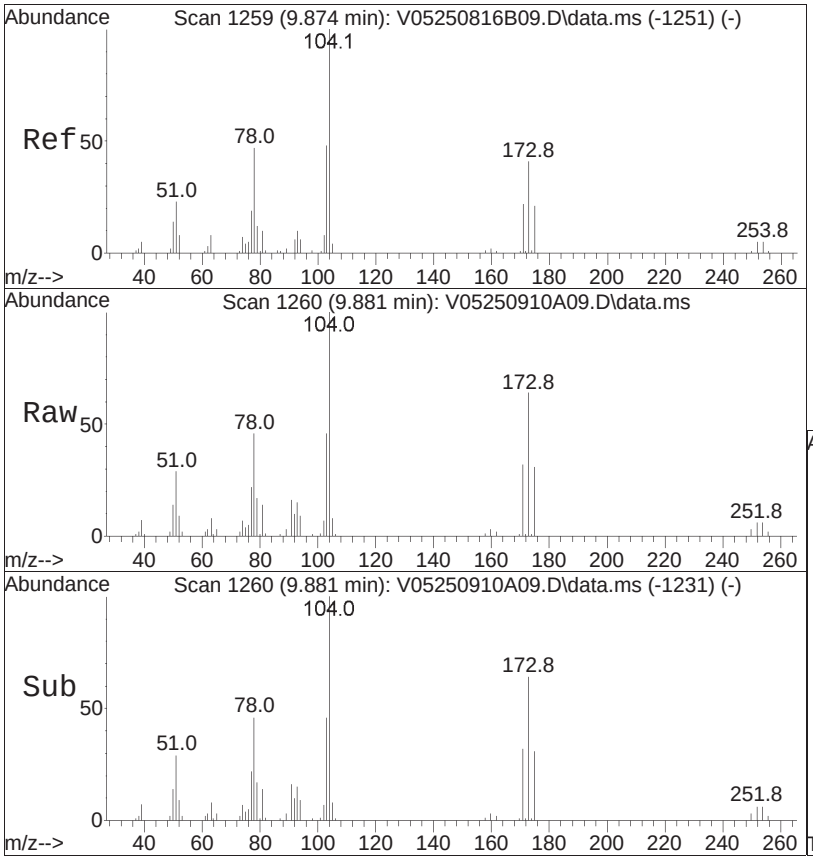


#80
Bromoform
Concen: 9.30 ug/L
RT: 9.881 min Scan# 1260
Delta R.T. 0.007 min
Lab File: V05250910A09.D
Acq: 10 Sep 2025 10:37 am

Tgt Ion:173 Resp: 37650

| Ion | Ratio | Lower | Upper |
|---|---|---|---|
| 173 | 100 | | |
| 175 | 48.0 | 28.5 | 68.5 |

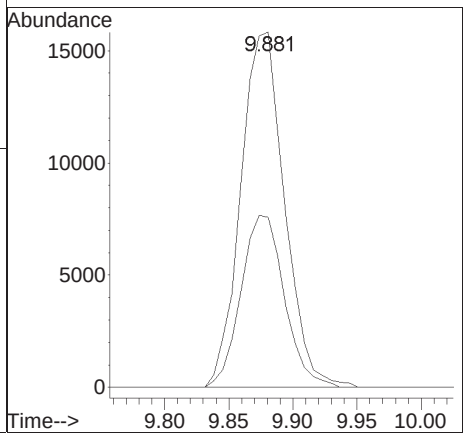

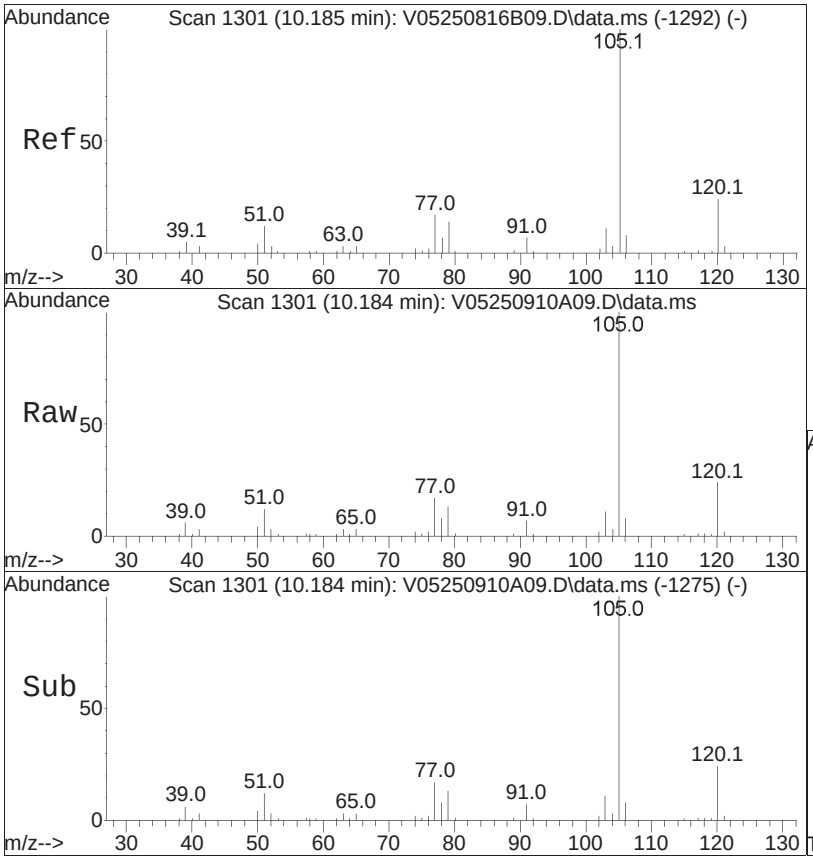


#82
Isopropylbenzene
Concen: 11.24 ug/L
RT: 10.184 min Scan# 1301
Delta R.T. -0.001 min
Lab File: V05250910A09.D
Acq: 10 Sep 2025 10:37 am

Tgt Ion:105 Resp: 372127

| Ion | Ratio | Lower | Upper |
|---|---|---|---|
| 105 | 100 | | |
| 120 | 24.2 | 4.3 | 44.3 |

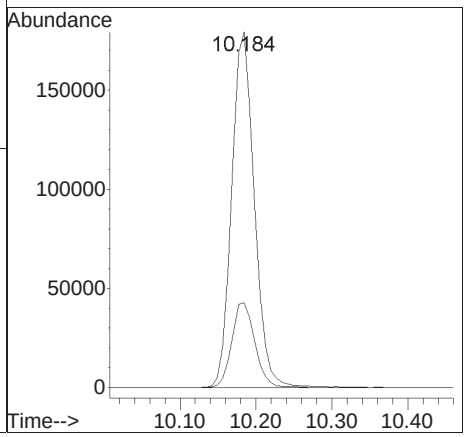

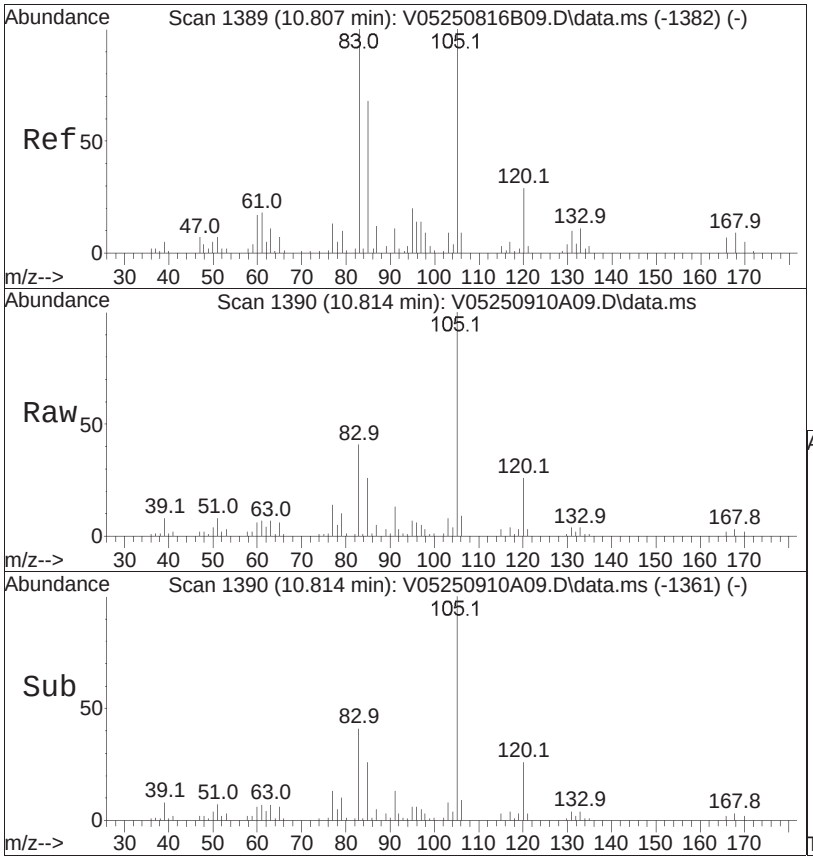


#87
1,1,2,2-Tetrachloroethane
Concen: 10.80 ug/L
RT: 10.814 min Scan# 1390
Delta R.T. 0.007 min
Lab File: V05250910A09.D
Acq: 10 Sep 2025 10:37 am

Tgt Ion: 83 Resp: 57431

| Ion | Ratio | Lower | Upper |
|---|---|---|---|
| 83 | 100 | | |
| 131 | 9.9 | 0.0 | 31.1 |
| 85 | 66.4 | 47.7 | 87.7 |

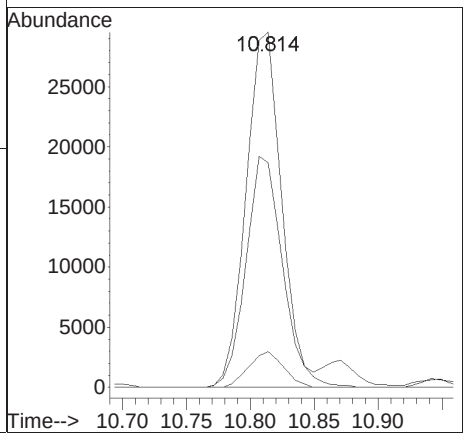

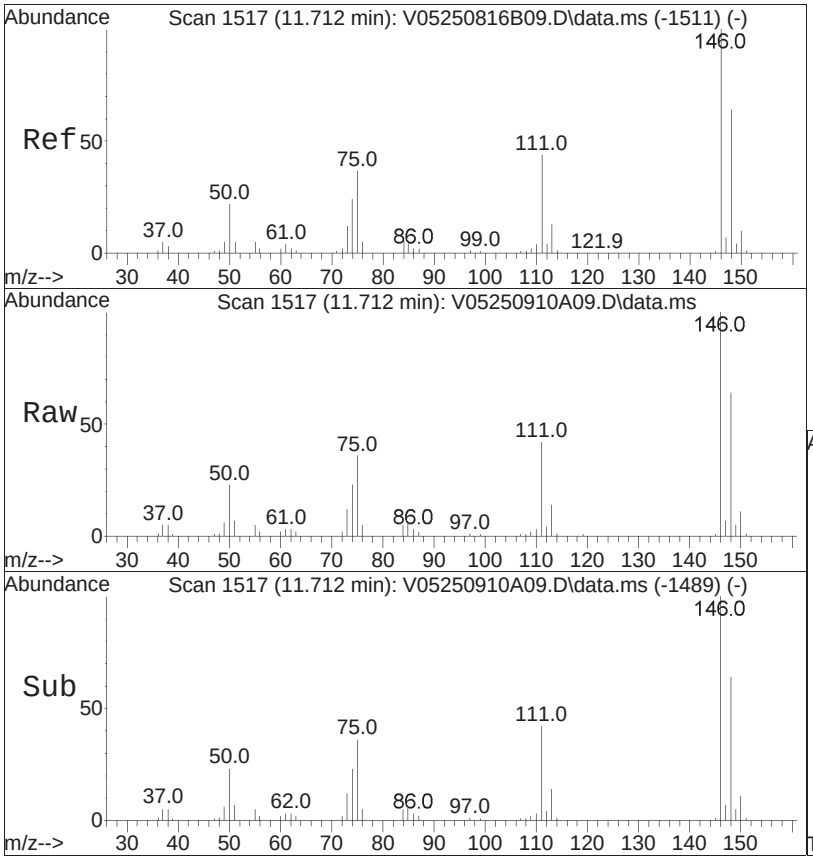


#100
1,3-Dichlorobenzene
Concen: 10.72 ug/L
RT: 11.712 min Scan# 1517
Delta R.T. 0.000 min
Lab File: V05250910A09.D
Acq: 10 Sep 2025 10:37 am

Tgt Ion:146 Resp: 152256

| Ion | Ratio | Lower | Upper |
|---|---|---|---|
| 146 | 100 | | |
| 111 | 42.5 | 28.1 | 58.5 |
| 148 | 63.6 | 41.5 | 86.1 |

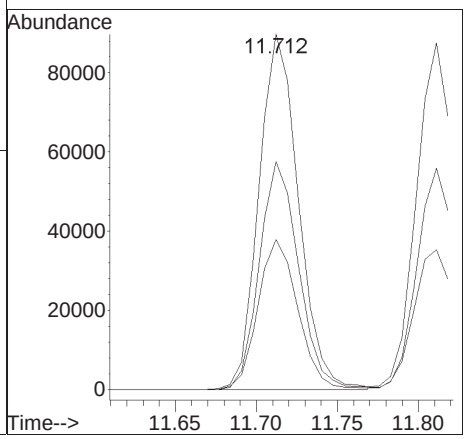

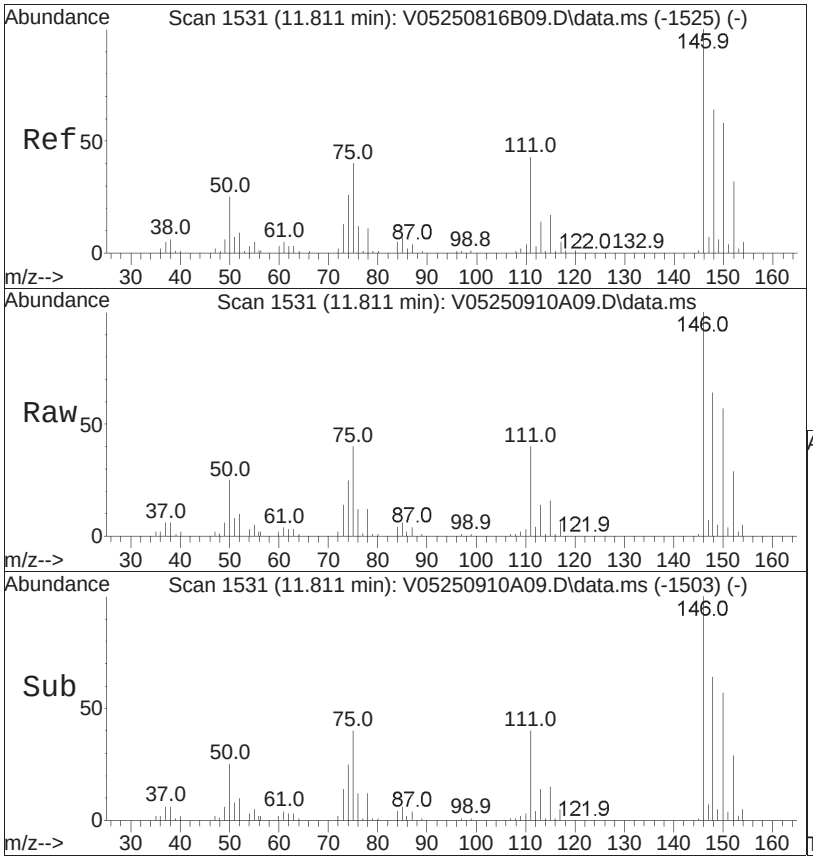


#101
1,4-Dichlorobenzene
Concen: 10.63 ug/L
RT: 11.811 min Scan# 1531
Delta R.T. 0.000 min
Lab File: V05250910A09.D
Acq: 10 Sep 2025 10:37 am

Tgt Ion:146 Resp: 153285

| Ion | Ratio | Lower | Upper |
|---|---|---|---|
| 146 | 100 | | |
| 111 | 42.0 | 34.9 | 52.3 |
| 148 | 63.8 | 51.5 | 77.3 |

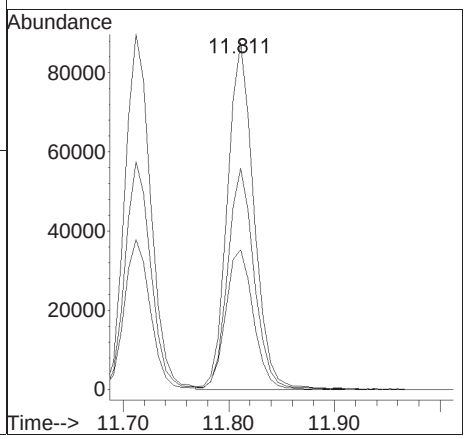

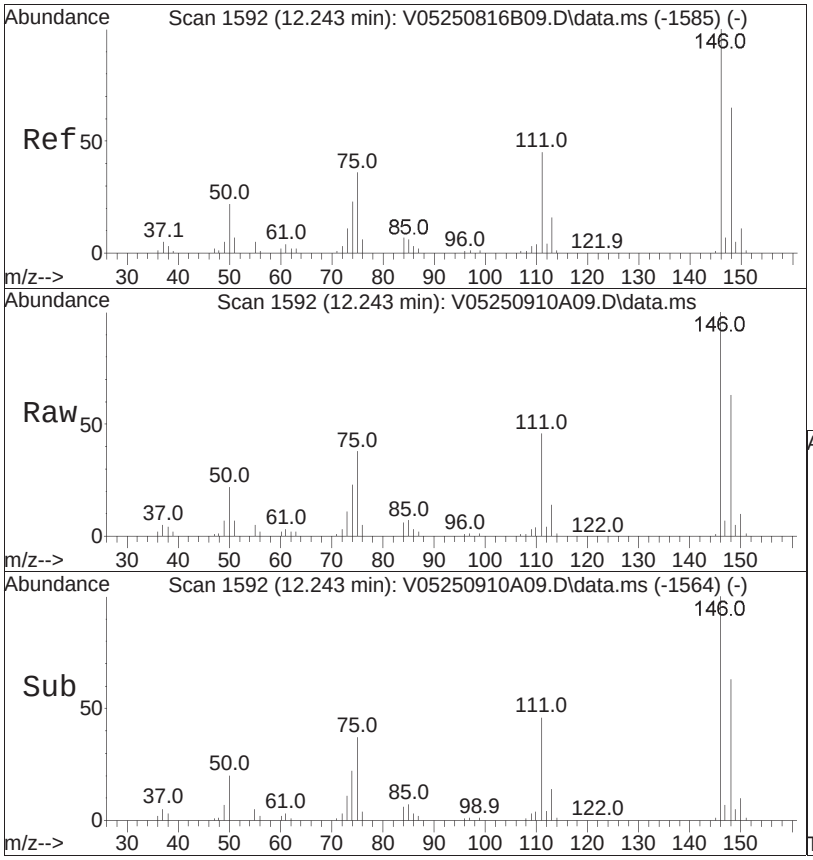


#104
1,2-Dichlorobenzene
Concen: 10.55 ug/L
RT: 12.243 min Scan# 1592
Delta R.T. -0.000 min
Lab File: V05250910A09.D
Acq: 10 Sep 2025 10:37 am

Tgt Ion:146 Resp: 134705

| Ion | Ratio | Lower | Upper |
|---|---|---|---|
| 146 | 100 | | |
| 111 | 44.3 | 29.4 | 61.0 |
| 148 | 63.6 | 41.0 | 85.2 |

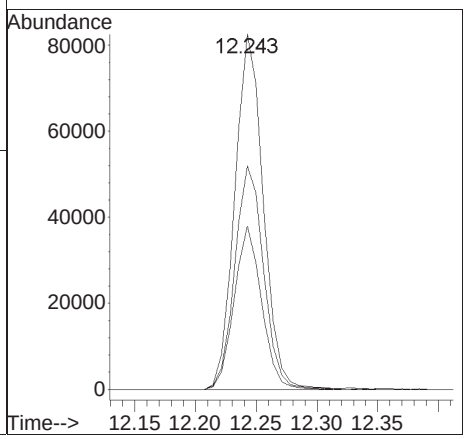

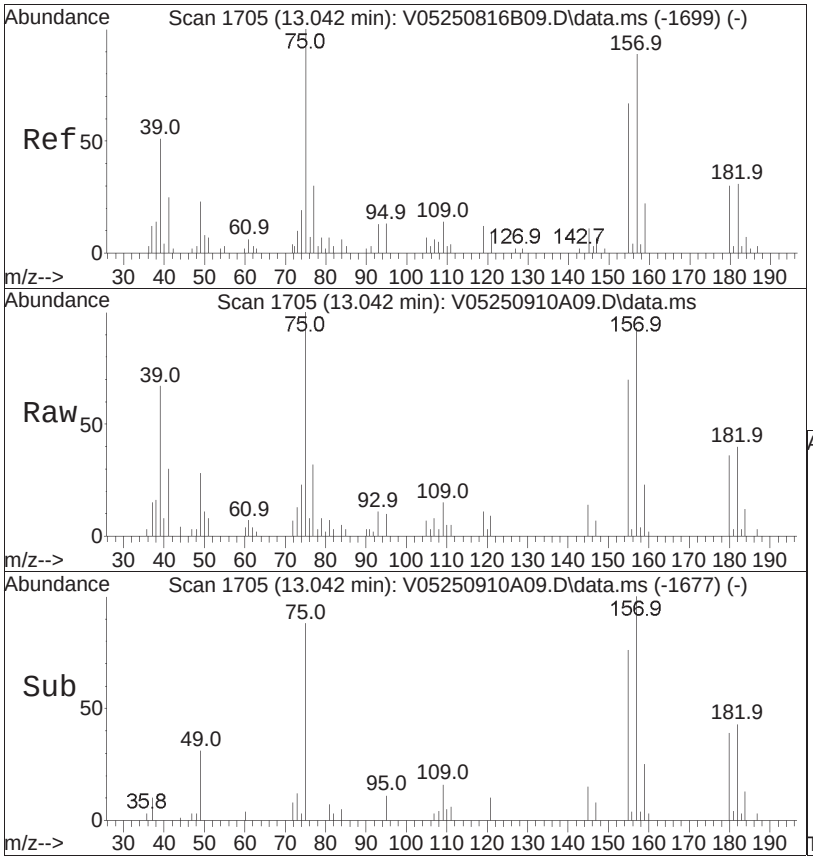


#106
1,2-Dibromo-3-chloropropane
Concen: 8.11 ug/L
RT: 13.042 min Scan# 1705
Delta R.T. -0.000 min
Lab File: V05250910A09.D
Acq: 10 Sep 2025 10:37 am

Tgt Ion:155 Resp: 7325

| Ion | Ratio | Lower | Upper |
|---|---|---|---|
| 155 | 100 | | |
| 157 | 137.1 | 106.2 | 159.4 |

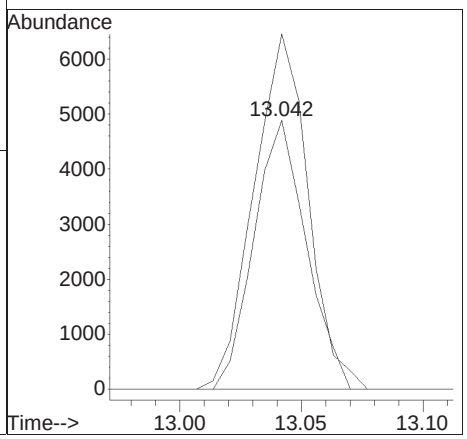

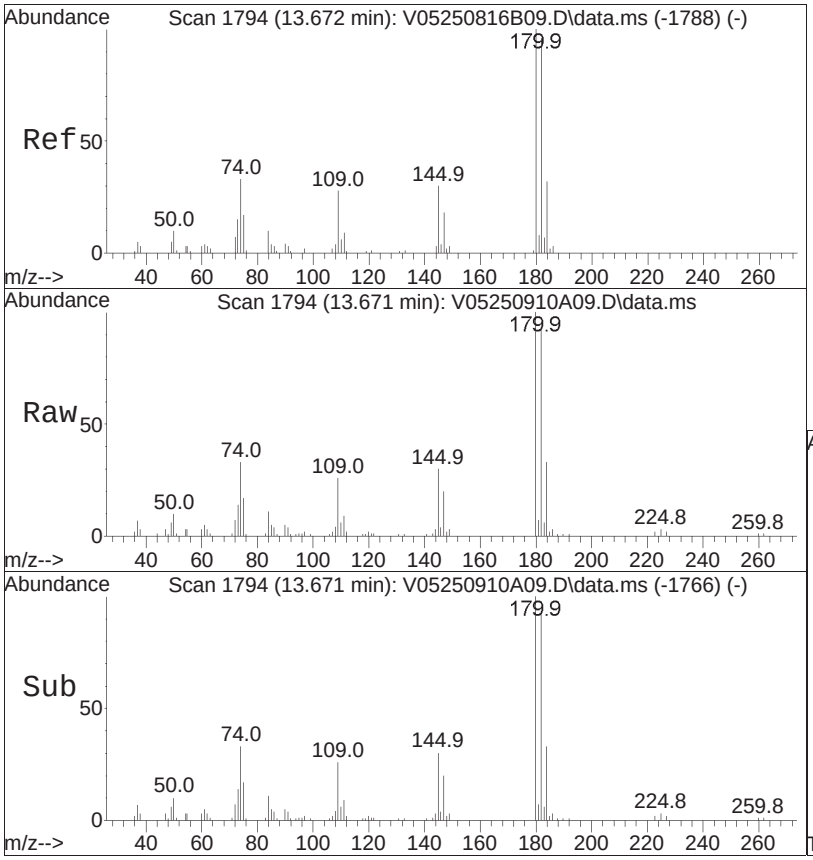


#109
1,2,4-Trichlorobenzene
Concen: 9.84 ug/L
RT: 13.671 min Scan# 1794
Delta R.T. -0.001 min
Lab File: V05250910A09.D
Acq: 10 Sep 2025 10:37 am

Tgt Ion:180 Resp: 86727

| Ion | Ratio | Lower | Upper |
|---|---|---|---|
| 180 | 100 | | |
| 182 | 93.9 | 75.9 | 113.9 |
| 145 | 32.4 | 26.4 | 39.6 |

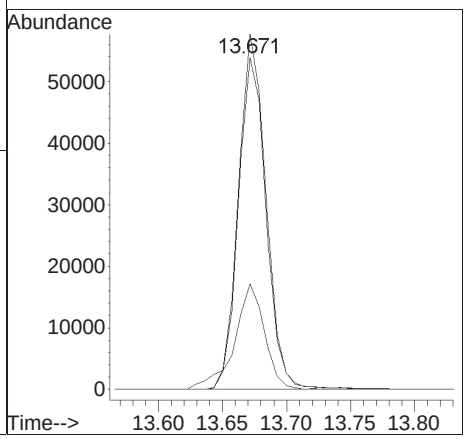

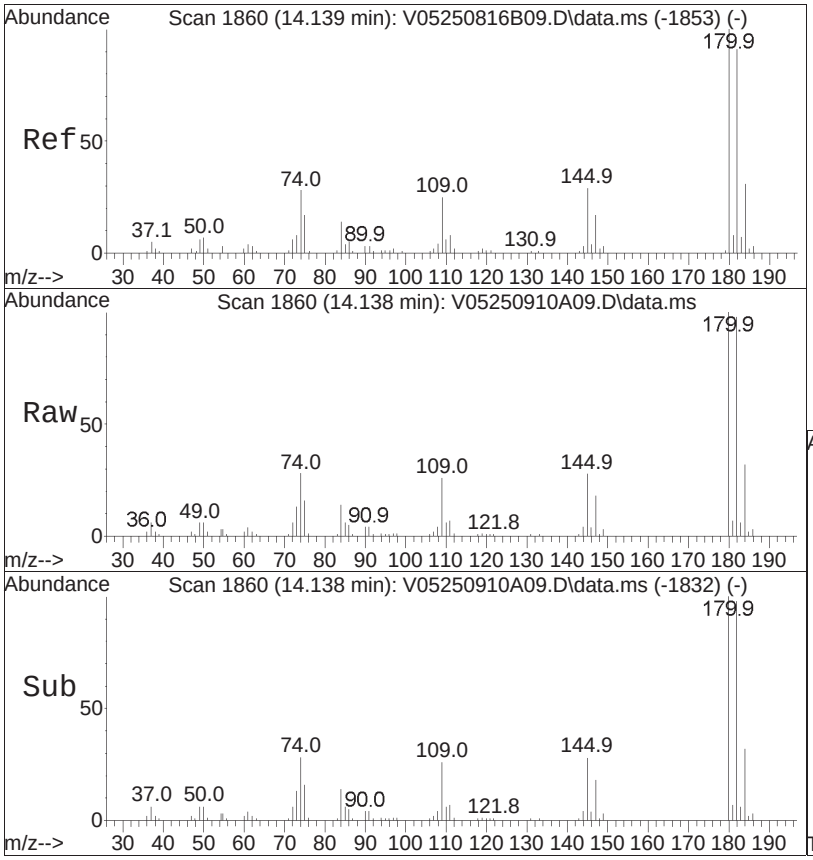


#111
1,2,3-Trichlorobenzene
Concen: 9.53 ug/L
RT: 14.138 min Scan# 1860
Delta R.T. -0.001 min
Lab File: V05250910A09.D
Acq: 10 Sep 2025 10:37 am

Tgt Ion:180 Resp: 72303

| Ion | Ratio | Lower | Upper |
|---|---|---|---|
| 180 | 100 | | |
| 182 | 97.7 | 74.3 | 111.5 |
| 145 | 30.3 | 23.8 | 35.8 |

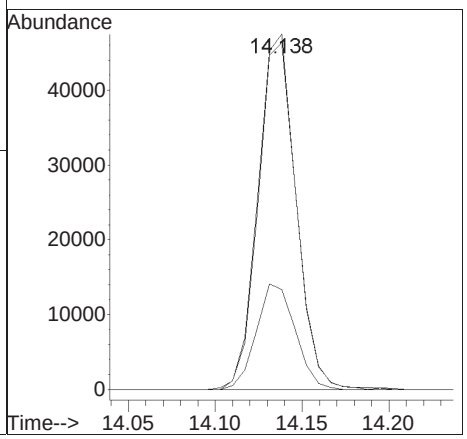

Quantitation Report (QT Reviewed)

Data Path : K:\VOA122\2025\250909A\
Data File : V22250909N20.D
Acq On : 10 Sep 2025 04:05 am
Operator : VOA122:MJV
Sample : WG2112948-7,31,10,10,,a2,r3e (Sig #1); l2555350-03MSD,31,10,10,,a2,r3e (Sig #2)
Misc : WG2112948,ICAL22572 (Sig #1); WG,ICAL22572 (Sig #2)
ALS Vial : 49 Sample Multiplier: 1

Quant Time: Sep 10 06:46:51 2025
Quant Method : K:\VOA122\2025\250909A\V122_250821A_8260.m
Quant Title : VOLATILES BY GC/MS
QLast Update : Fri Aug 22 12:06:39 2025
Response via : Initial Calibration

CCAL FILE(s) : 1 - K:\VOA122\2025\250909A\V22250909N02.D
Sub List : 8260-NY_R2 - NYSOM01.2 + NYSTARS

| Compound | R.T. | QIon | Response | Conc | Units | Dev(Min) |
|---|---|---|---|---|---|---|
| Internal Standards | | | | | | |
| 1) Fluorobenzene | 5.828 | 96 | 343125 | 10.000 | ug/L | 0.00 |
| Standard Area 1 = 350901 | | | Recovery = 97.78% | | | |
| 62) Chlorobenzene-d5 | 9.358 | 117 | 282555 | 10.000 | ug/L | 0.00 |
| Standard Area 1 = 293806 | | | Recovery = 96.17% | | | |
| 83) 1,4-Dichlorobenzene-d4 | 12.104 | 152 | 176506 | 10.000 | ug/L | 0.00 |
| Standard Area 1 = 173757 | | | Recovery = 101.58% | | | |
| System Monitoring Compounds | | | | | | |
| 38) Dibromofluoromethane | 5.022 | 113 | 117639 | 10.288 | ug/L | 0.00 |
| Spiked Amount 10.000 | Range 70 - 130 | | Recovery = 102.88% | | | |
| 46) 1,2-Dichloroethane-d4 | 5.542 | 65 | 126887 | 11.573 | ug/L | 0.00 |
| Spiked Amount 10.000 | Range 70 - 130 | | Recovery = 115.73% | | | |
| 63) Toluene-d8 | 7.520 | 98 | 364798 | 9.999 | ug/L | 0.00 |
| Spiked Amount 10.000 | Range 70 - 130 | | Recovery = 99.99% | | | |
| 87) 4-Bromofluorobenzene | 10.873 | 95 | 128977 | 9.419 | ug/L | 0.00 |
| Spiked Amount 10.000 | Range 70 - 130 | | Recovery = 94.19% | | | |
| Target Compounds | | | | | | Qvalue |
| 2) Dichlorodifluoromethane | 1.562 | 85 | 66347 | 9.935 | ug/L | 98 |
| 3) Chloromethane | 1.742 | 50 | 57686 | 10.837 | ug/L | 99 |
| 4) Vinyl chloride | 1.813 | 62 | 54670 | 9.930 | ug/L | 99 |
| 5) Bromomethane | 2.103 | 94 | 25701 | 9.405 | ug/L | 96 |
| 6) Chloroethane | 2.221 | 64 | 31277 | 9.314 | ug/L | 96 |
| 7) Trichlorofluoromethane | 2.354 | 101 | 103614 | 11.509 | ug/L | 100 |
| 10) 1,1-Dichloroethene | 2.825 | 96 | 46685 | 10.981 | ug/L | 93 |
| 11) Carbon disulfide | 2.856 | 76 | 161422 | 10.260 | ug/L | 100 |
| 12) Freon-113 | 2.864 | 101 | 49778 | 10.556 | ug/L | 99 |
| 15) Methylene chloride | 3.366 | 84 | 57511 | 10.841 | ug/L | 98 |
| 17) Acetone | 3.390 | 43 | 13508 | 18.288 | ug/L | 92 |
| 18) trans-1,2-Dichloroethene | 3.507 | 96 | 50201 | 10.249 | ug/L | 97 |
| 19) Methyl acetate | 3.515 | 43 | 14128 | 7.891 | ug/L # | 93 |
| 21) Methyl tert-butyl ether | 3.601 | 73 | 80330 | 10.266 | ug/L | 98 |
| 25) 1,1-Dichloroethane | 4.080 | 63 | 98378 | 10.152 | ug/L | 99 |
| 30) cis-1,2-Dichloroethene | 4.590 | 96 | 53257 | 10.468 | ug/L | 95 |
| 32) Bromochloromethane | 4.778 | 128 | 26833 | 10.446 | ug/L | 96 |
| 33) Cyclohexane | 4.794 | 56 | 65168 | 8.963 | ug/L | 96 |
| 34) Chloroform | 4.849 | 83 | 133219 | 13.600 | ug/L | 99 |
| 36) Carbon tetrachloride | 4.990 | 117 | 99837 | 11.941 | ug/L | 99 |

Data Path : K:\VOA122\2025\250909A\
Data File : V22250909N20.D
Acq On : 10 Sep 2025 04:05 am
Operator : VOA122:MJV
Sample : WG2112948-7,31,10,10,,a2,r3e (Sig #1); l2555350-03MSD,31,10,10,,a2,r3e (Sig #2)
Misc : WG2112948,ICAL22572 (Sig #1); WG,ICAL22572 (Sig #2)
ALS Vial : 49 Sample Multiplier: 1

Quant Time: Sep 10 06:46:51 2025
Quant Method : K:\VOA122\2025\250909A\V122_250821A_8260.m
Quant Title : VOLATILES BY GC/MS
QLast Update : Fri Aug 22 12:06:39 2025
Response via : Initial Calibration

CCAL FILE(s) : 1 - K:\VOA122\2025\250909A\V22250909N02.D
Sub List : 8260-NY_R2 - NYSOM01.2 + NYSTARS

| | Compound | R.T. | QIon | Response | Conc | Units | Dev(Min) |
|---|---|---|---|---|---|---|---|
| 39) | 1,1,1-Trichloroethane | 5.053 | 97 | 105434 | 11.864 | ug/L | 99 |
| 41) | 2-Butanone | 5.131 | 43 | 10104 | 11.049 | ug/L | 93 |
| 44) | Benzene | 5.417 | 78 | 174489 | 9.814 | ug/L | 100 |
| 47) | 1,2-Dichloroethane | 5.612 | 62 | 67080 | 10.959 | ug/L | 96 |
| 50) | Methyl cyclohexane | 6.003 | 83 | 55940 | 7.901 | ug/L | 99 |
| 51) | Trichloroethene | 6.010 | 95 | 52656 | 9.713 | ug/L | 99 |
| 54) | 1,2-Dichloropropane | 6.540 | 63 | 47504 | 9.798 | ug/L | 94 |
| 57) | Bromodichloromethane | 6.617 | 83 | 74447 | 10.624 | ug/L | 97 |
| 60) | 1,4-Dioxane | 6.825 | 88 | 8658 | 522.390 | ug/L | 94 |
| 61) | cis-1,3-Dichloropropene | 7.305 | 75 | 55032 | 8.713 | ug/L | 98 |
| 64) | Toluene | 7.576 | 92 | 117609 | 10.156 | ug/L | 99 |
| 65) | 4-Methyl-2-pentanone | 8.007 | 58 | 5702 | 8.771 | ug/L | 91 |
| 66) | Tetrachloroethene | 8.028 | 166 | 58158 | 10.314 | ug/L | 99 |
| 68) | trans-1,3-Dichloropropene | 8.055 | 75 | 49822 | 9.331 | ug/L | 99 |
| 71) | 1,1,2-Trichloroethane | 8.236 | 83 | 26070 | 10.365 | ug/L | 96 |
| 72) | Chlorodibromomethane | 8.445 | 129 | 47142 | 10.246 | ug/L | 97 |
| 74) | 1,2-Dibromoethane | 8.723 | 107 | 31820 | 10.465 | ug/L | 100 |
| 76) | 2-Hexanone | 9.015 | 43 | 9078 | 9.450 | ug/L | 97 |
| 77) | Chlorobenzene | 9.379 | 112 | 139644 | 10.111 | ug/L | 100 |
| 78) | Ethylbenzene | 9.421 | 91 | 225068 | 9.866 | ug/L | 100 |
| 80) | p/m Xylene | 9.611 | 106 | 174424 | 20.351 | ug/L | 99 |
| 81) | o Xylene | 10.158 | 106 | 162485 | 20.302 | ug/L | 96 |
| 82) | Styrene | 10.228 | 104 | 281052 | 21.263 | ug/L | 99 |
| 84) | Bromoform | 10.242 | 173 | 28054 | 9.519 | ug/L | 97 |
| 86) | Isopropylbenzene | 10.550 | 105 | 213463 | 8.910 | ug/L | 99 |
| 89) | n-Propylbenzene | 11.041 | 91 | 248859 | 8.559 | ug/L | 97 |
| 91) | 1,1,2,2-Tetrachloroethane | 11.125 | 83 | 33176 | 8.360 | ug/L | 98 |
| 94) | 1,3,5-Trimethylbenzene | 11.273 | 105 | 193520 | 9.542 | ug/L | 98 |
| 98) | tert-Butylbenzene | 11.616 | 119 | 161050 | 8.986 | ug/L | 99 |
| 101) | 1,2,4-Trimethylbenzene | 11.693 | 105 | 140315 | 10.149 | ug/L | 98 |
| 102) | sec-Butylbenzene | 11.812 | 105 | 225551 | 8.222 | ug/L | 98 |
| 103) | p-Isopropyltoluene | 11.965 | 119 | 198871 | 8.441 | ug/L | 99 |
| 104) | 1,3-Dichlorobenzene | 12.021 | 146 | 129224 | 10.194 | ug/L | 99 |
| 105) | 1,4-Dichlorobenzene | 12.118 | 146 | 126055 | 9.895 | ug/L | 98 |
| 107) | n-Butylbenzene | 12.403 | 91 | 164411 | 8.828 | ug/L | 99 |
| 108) | 1,2-Dichlorobenzene | 12.543 | 146 | 110035 | 10.002 | ug/L | 98 |
| 110) | 1,2-Dibromo-3-chloropr... | 13.329 | 155 | 6388 | 9.417 | ug/L | 95 |
| 113) | 1,2,4-Trichlorobenzene | 13.963 | 180 | 59151 | 9.149 | ug/L | 99 |
| 114) | Naphthalene | 14.262 | 128 | 102689 | 8.817 | ug/L | 100 |

Quantitation Report (QT Reviewed)

Data Path : K:\VOA122\2025\250909A\
Data File : V22250909N20.D
Acq On : 10 Sep 2025 04:05 am
Operator : VOA122:MJV
Sample : WG2112948-7,31,10,10,,a2,r3e (Sig #1); l2555350-03MSD,31,10,10,,a2,r3e (Sig #2)
Misc : WG2112948,ICAL22572 (Sig #1); WG,ICAL22572 (Sig #2)
ALS Vial : 49 Sample Multiplier: 1

Quant Time: Sep 10 06:46:51 2025
Quant Method : K:\VOA122\2025\250909A\V122_250821A_8260.m
Quant Title : VOLATILES BY GC/MS
QLast Update : Fri Aug 22 12:06:39 2025
Response via : Initial Calibration

CCAL FILE(s) : 1 - K:\VOA122\2025\250909A\V22250909N02.D
Sub List : 8260-NY_R2 - NYSOM01.2 + NYSTARS

| Compound | R.T. | QIon | Response | Conc | Units | Dev(Min) |
|---|---|---|---|---|---|---|
| 115) 1,2,3-Trichlorobenzene | 14.429 | 180 | 53150 | 9.633 | ug/L | 99 |

(#) = qualifier out of range (m) = manual integration (+) = signals summed

Quantitation Report (QT Reviewed)

Data Path : K:\VOA122\2025\250909A\
Data File : V22250909N20.D
Acq On : 10 Sep 2025 04:05 am
Operator : VOA122:MJV
Sample : WG2112948-7,31,10,10,,a2,r3e (Sig #1); l2555350-03MSD,31,10,10,,a2,r3e (Sig #2)
Misc : WG2112948,ICAL22572 (Sig #1); WG,ICAL22572 (Sig #2)
ALS Vial : 49 Sample Multiplier: 1

Quant Time: Sep 10 06:46:51 2025
Quant Method : K:\VOA122\2025\250909A\V122_250821A_8260.m
Quant Title : VOLATILES BY GC/MS
QLast Update : Fri Aug 22 12:06:39 2025
Response via : Initial Calibration

SCALE(s) : 8260KNY_R2122NYSOM0250909NYSTAR5 0909N02.D•

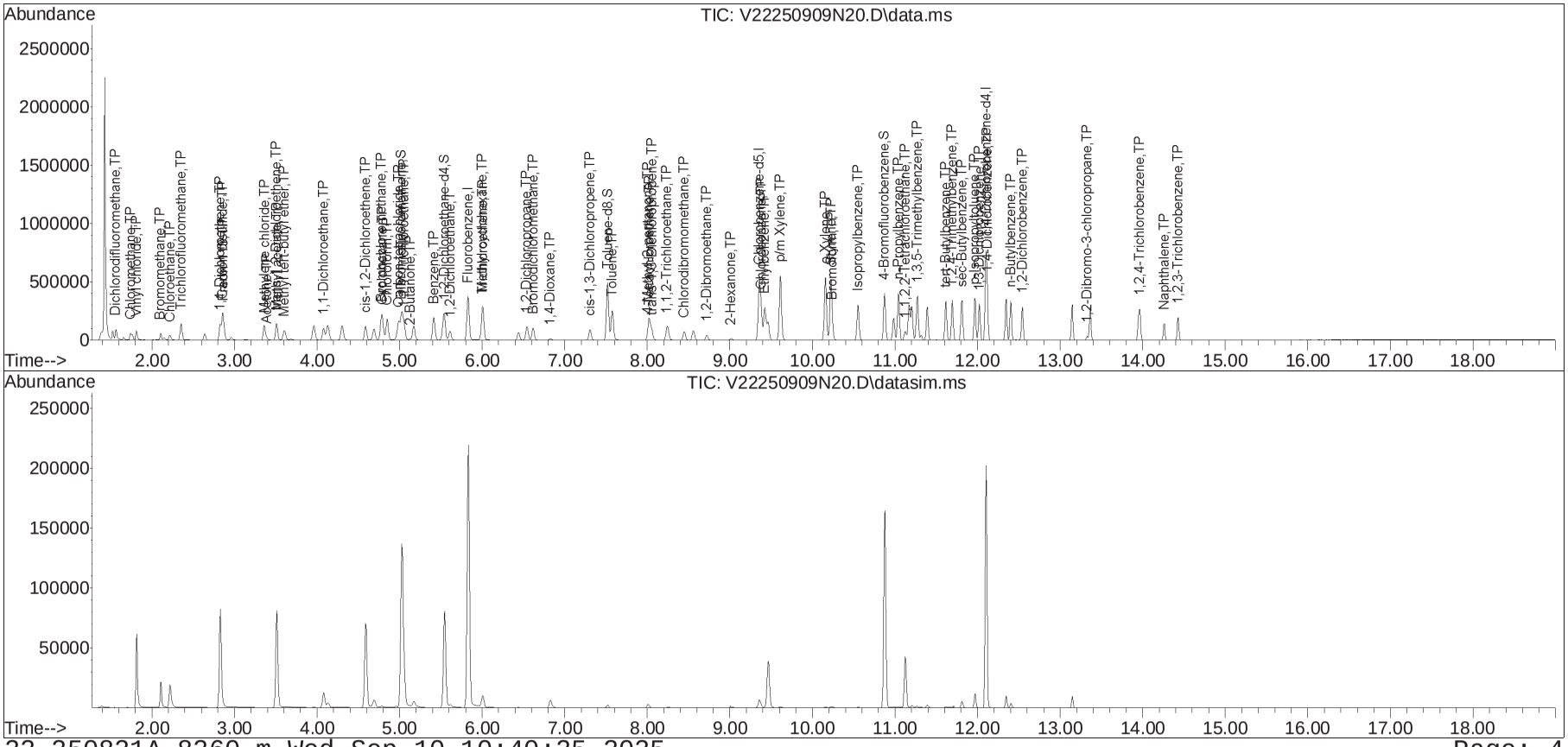

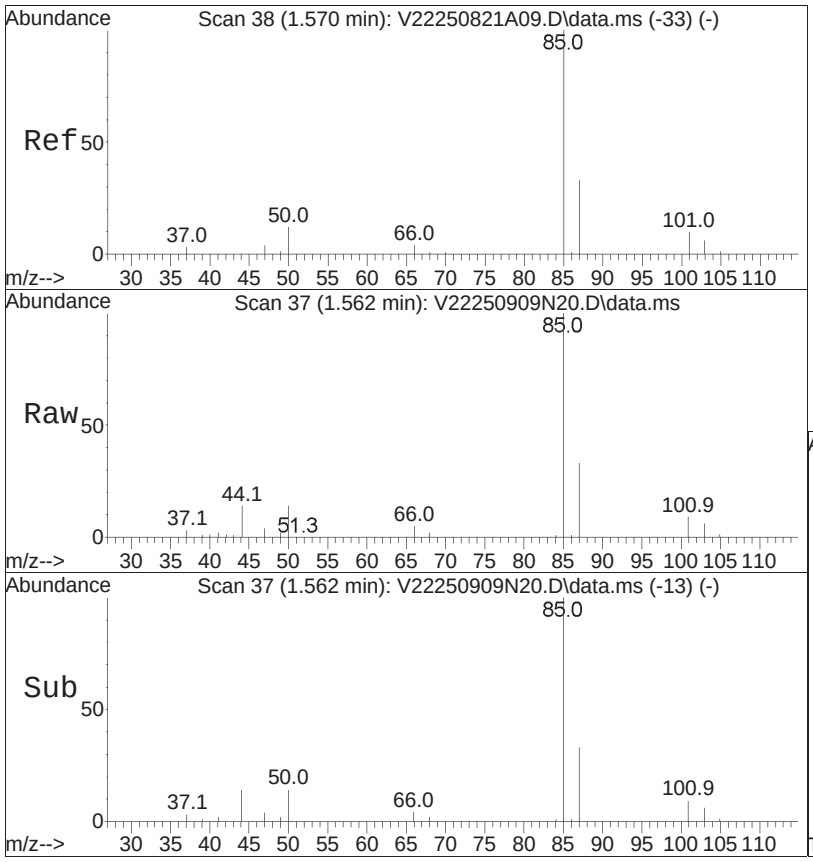


#2
Dichlorodifluoromethane
Concen: 9.94 ug/L
RT: 1.562 min Scan# 37
Delta R.T. -0.008 min
Lab File: V22250909N20.D
Acq: 10 Sep 2025 04:05 am

Tgt Ion: 85 Resp: 66347

| Ion | Ratio | Lower | Upper |
|---|---|---|---|
| 85 | 100 | | |
| 87 | 32.8 | 20.6 | 42.8 |
| 50 | 12.1 | 7.5 | 15.7 |

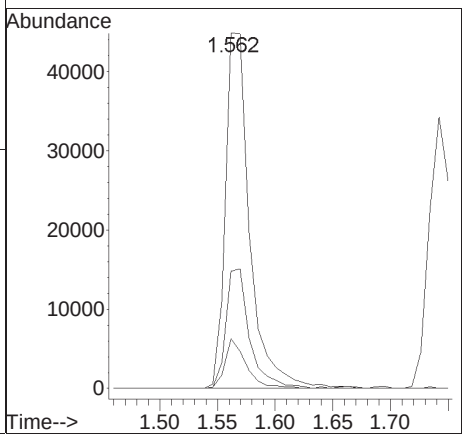

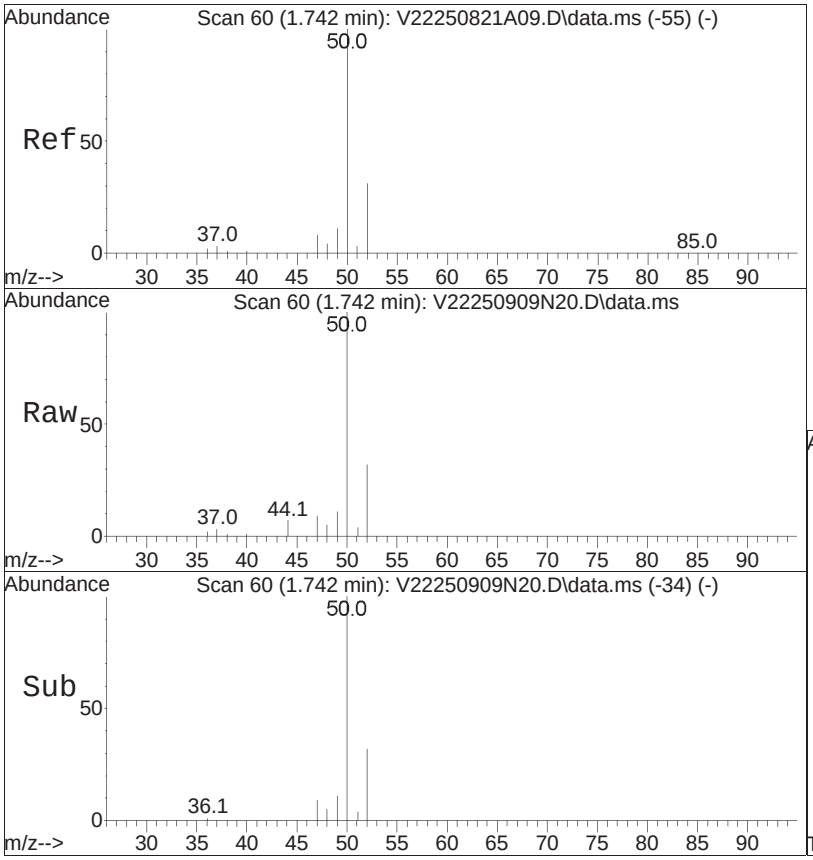


#3
Chloromethane
Concen: 10.84 ug/L
RT: 1.742 min Scan# 60
Delta R.T. 0.000 min
Lab File: V22250909N20.D
Acq: 10 Sep 2025 04:05 am

Tgt Ion: 50 Resp: 57686

| Ion | Ratio | Lower | Upper |
|---|---|---|---|
| 50 | 100 | | |
| 52 | 32.7 | 13.1 | 53.1 |
| 47 | 9.6 | 0.0 | 28.7 |

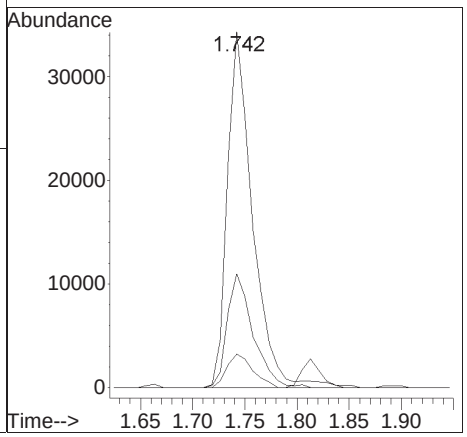

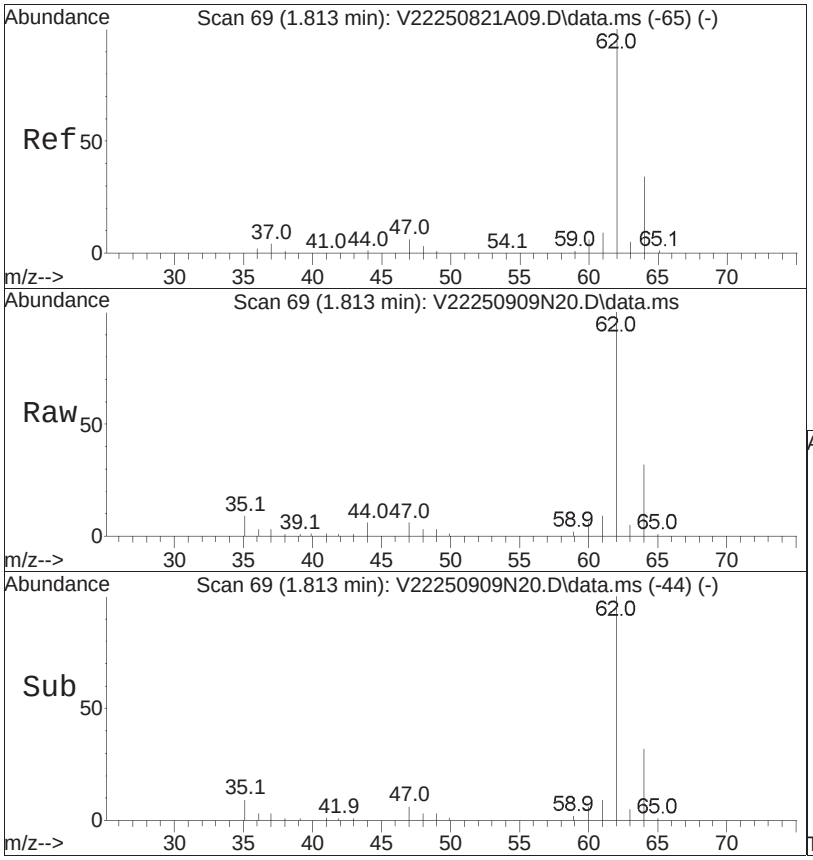


#4
Vinyl chloride
Concen: 9.93 ug/L
RT: 1.813 min Scan# 69
Delta R.T. -0.000 min
Lab File: V22250909N20.D
Acq: 10 Sep 2025 04:05 am

Tgt Ion: 62 Resp: 54670

| Ion | Ratio | Lower | Upper |
|---|---|---|---|
| 62 | 100 | | |
| 64 | 32.1 | 12.5 | 52.5 |

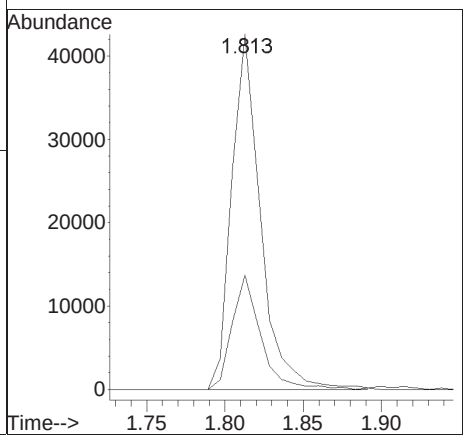

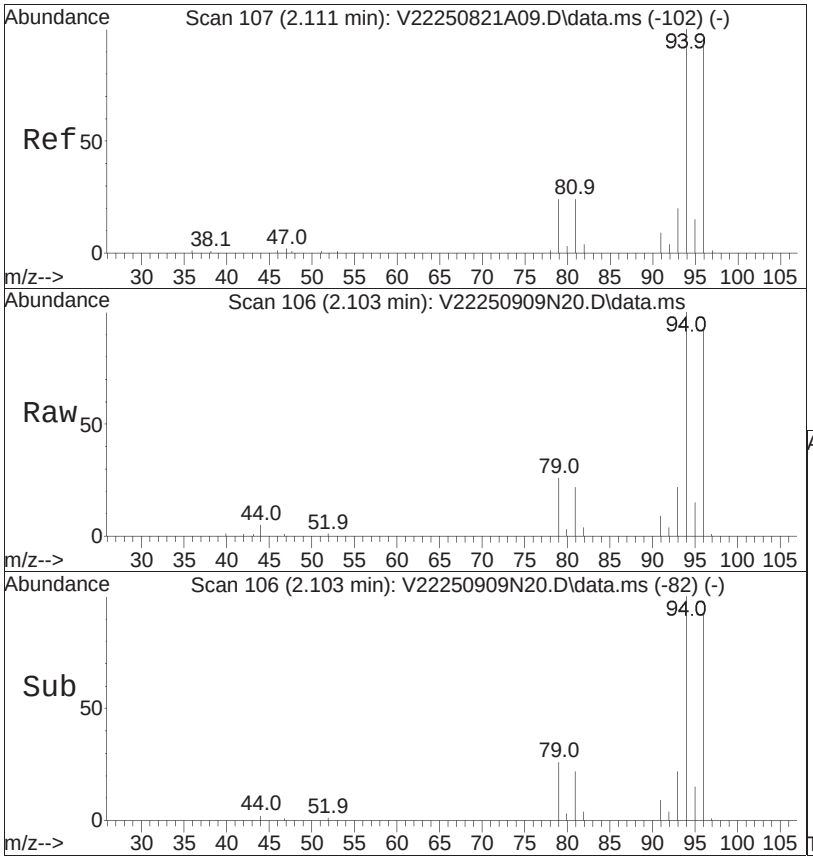


#5
Bromomethane
Concen: 9.41 ug/L
RT: 2.103 min Scan# 106
Delta R.T. -0.008 min
Lab File: V22250909N20.D
Acq: 10 Sep 2025 04:05 am

Tgt Ion: 94 Resp: 25701

| Ion | Ratio | Lower | Upper |
|---|---|---|---|
| 94 | 100 | | |
| 96 | 95.5 | 71.5 | 111.5 |

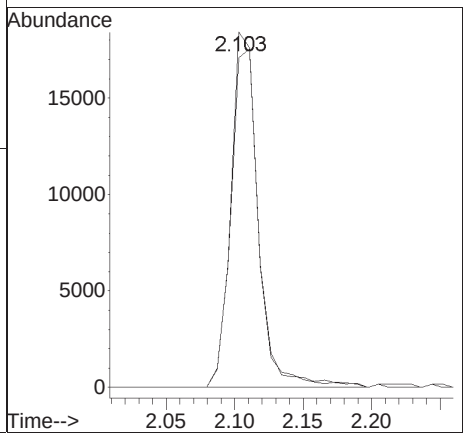

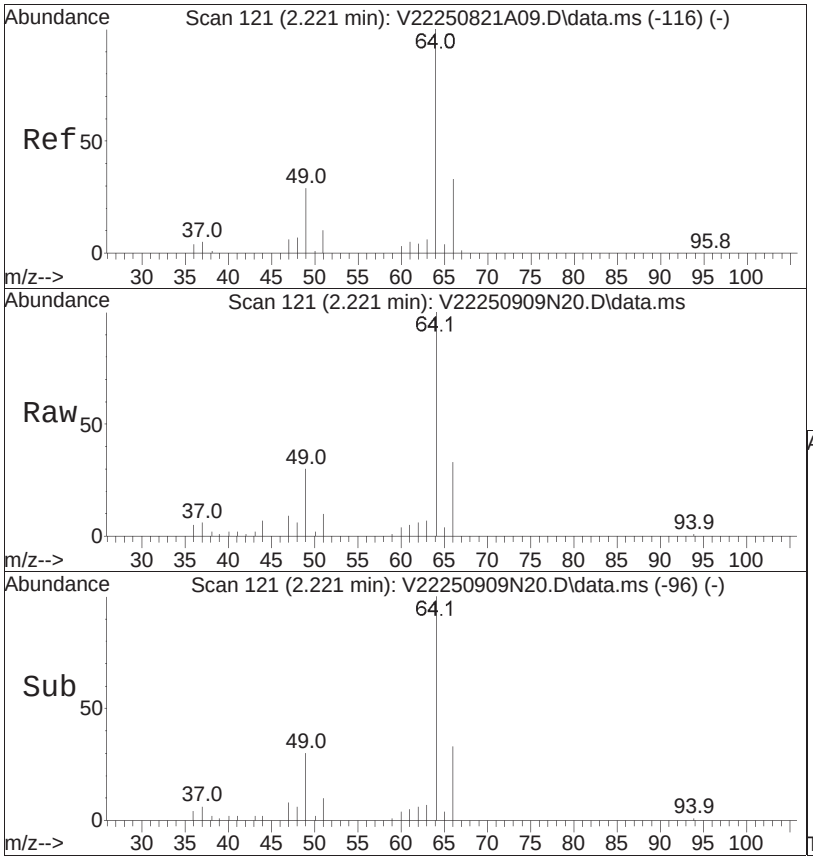


#6
Chloroethane
Concen: 9.31 ug/L
RT: 2.221 min Scan# 121
Delta R.T. -0.000 min
Lab File: V22250909N20.D
Acq: 10 Sep 2025 04:05 am

Tgt Ion: 64 Resp: 31277

| Ion | Ratio | Lower | Upper |
|---|---|---|---|
| 64 | 100 | | |
| 66 | 30.6 | 12.8 | 52.8 |

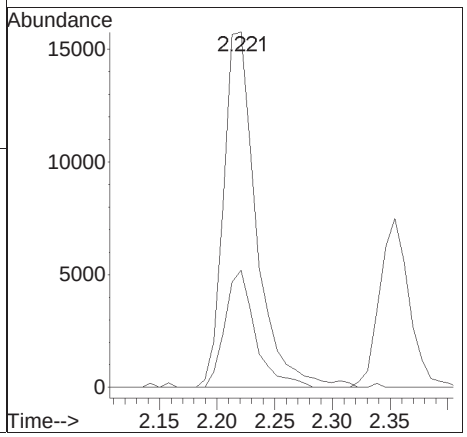

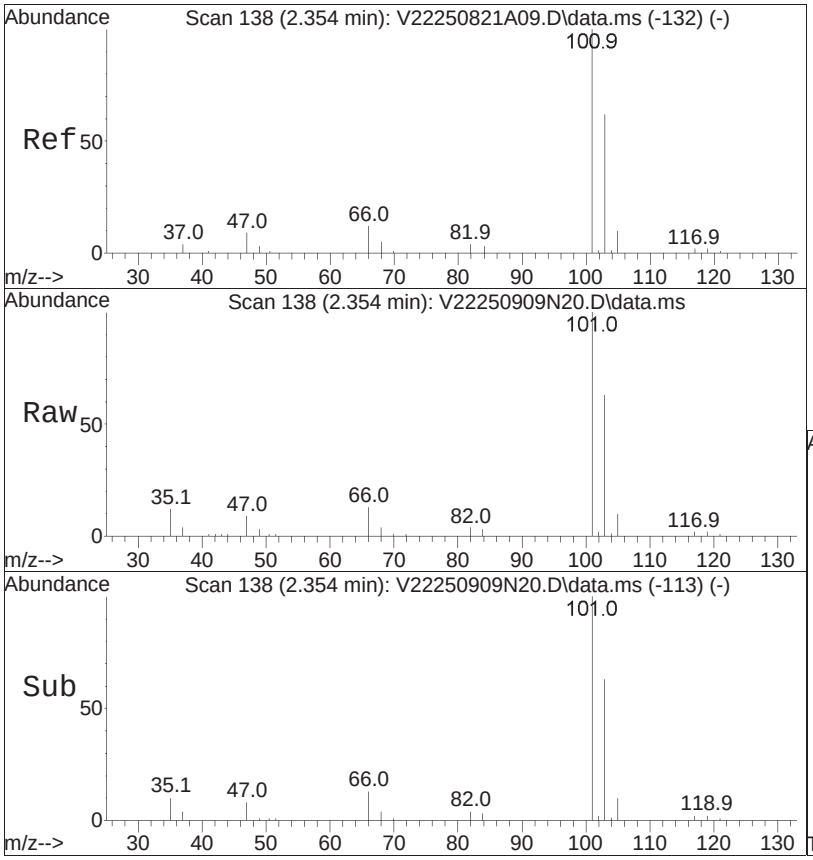


#7
Trichlorofluoromethane
Concen: 11.51 ug/L
RT: 2.354 min Scan# 138
Delta R.T. 0.000 min
Lab File: V22250909N20.D
Acq: 10 Sep 2025 04:05 am

Tgt Ion:101 Resp: 103614

| Ion | Ratio | Lower | Upper |
|---|---|---|---|
| 101 | 100 | | |
| 103 | 64.7 | 51.6 | 77.4 |

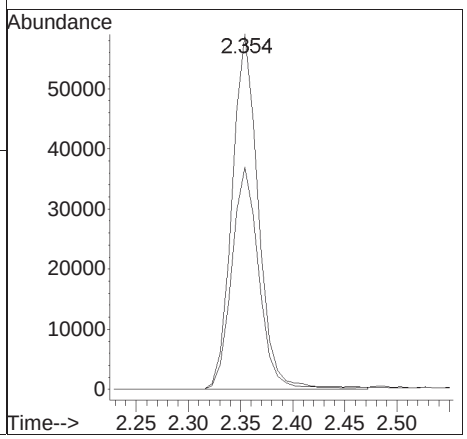

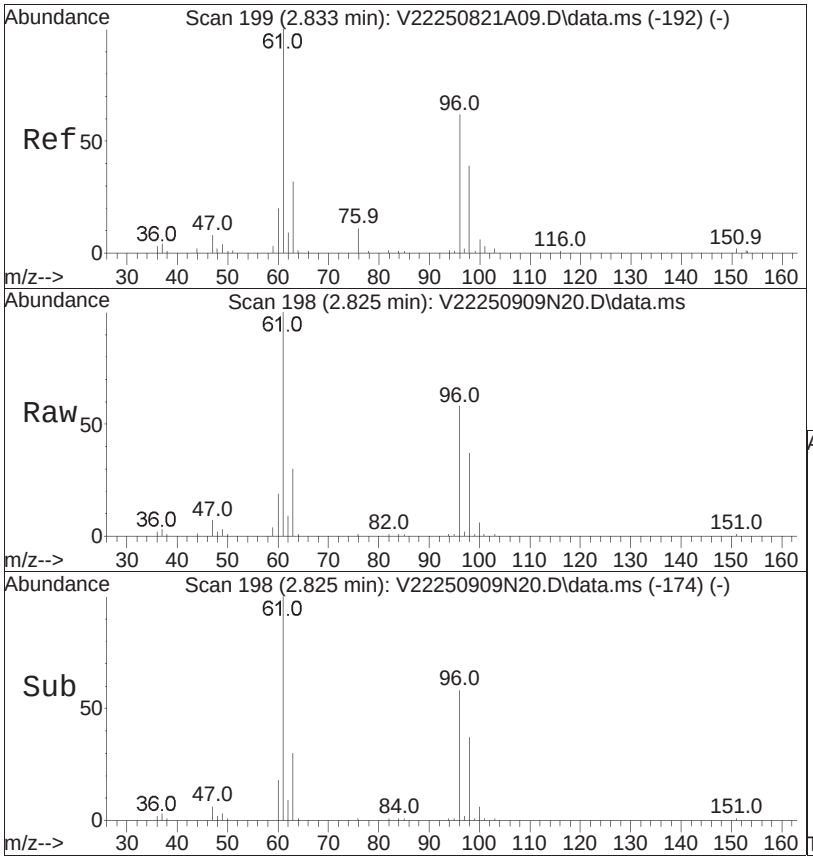


#10
1,1-Dichloroethene
Concen: 10.98 ug/L
RT: 2.825 min Scan# 198
Delta R.T. -0.008 min
Lab File: V22250909N20.D
Acq: 10 Sep 2025 04:05 am

Tgt Ion: 96 Resp: 46685

| Ion | Ratio | Lower | Upper |
|---|---|---|---|
| 96 | 100 | | |
| 61 | 167.7 | 141.7 | 212.5 |
| 63 | 51.6 | 45.7 | 68.5 |

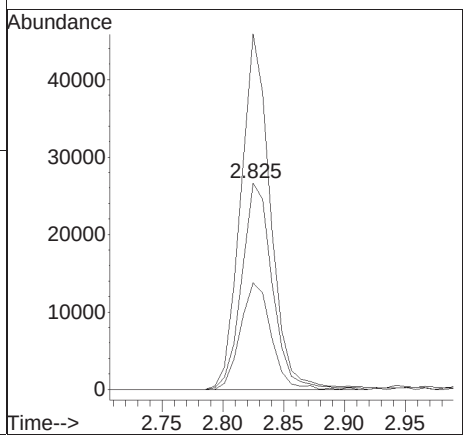

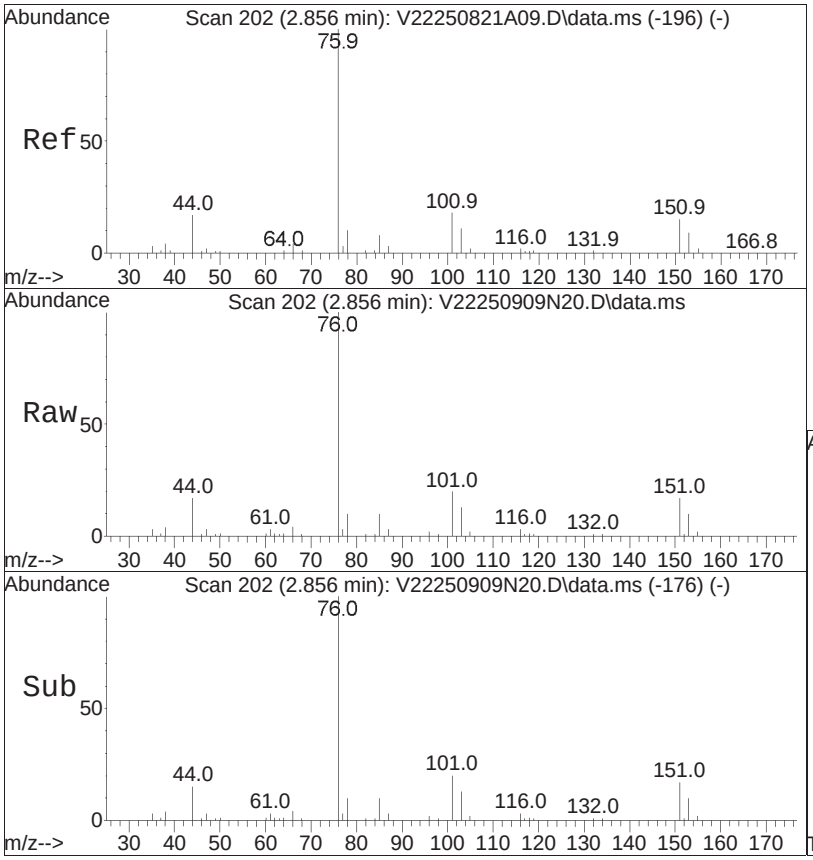


#11
Carbon disulfide
Concen: 10.26 ug/L
RT: 2.856 min Scan# 202
Delta R.T. 0.000 min
Lab File: V22250909N20.D
Acq: 10 Sep 2025 04:05 am

Tgt Ion: 76 Resp: 161422

| Ion | Ratio | Lower | Upper |
|---|---|---|---|
| 76 | 100 | | |
| 78 | 10.1 | 6.6 | 13.8 |

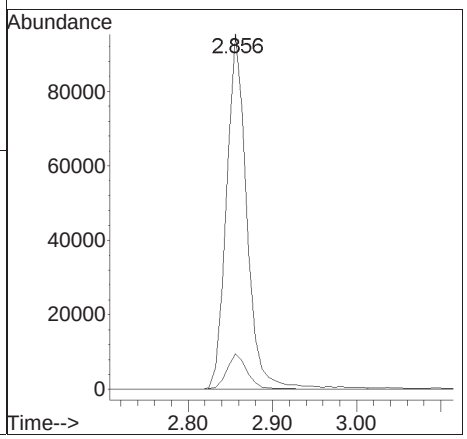

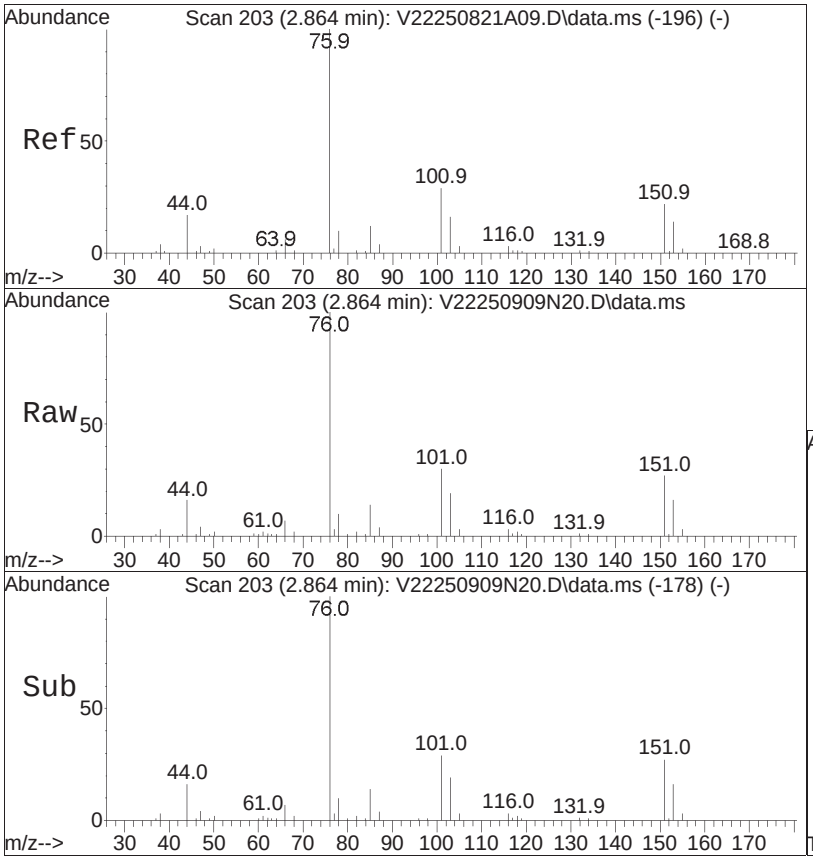


#12
Freon-113
Concen: 10.56 ug/L
RT: 2.864 min Scan# 203
Delta R.T. 0.000 min
Lab File: V22250909N20.D
Acq: 10 Sep 2025 04:05 am

Tgt Ion:101 Resp: 49778

| Ion | Ratio | Lower | Upper |
|---|---|---|---|
| 101 | 100 | | |
| 151 | 83.7 | 66.4 | 99.6 |
| 85 | 45.4 | 37.0 | 55.6 |

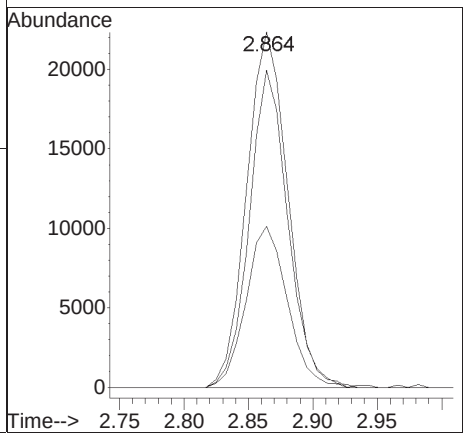

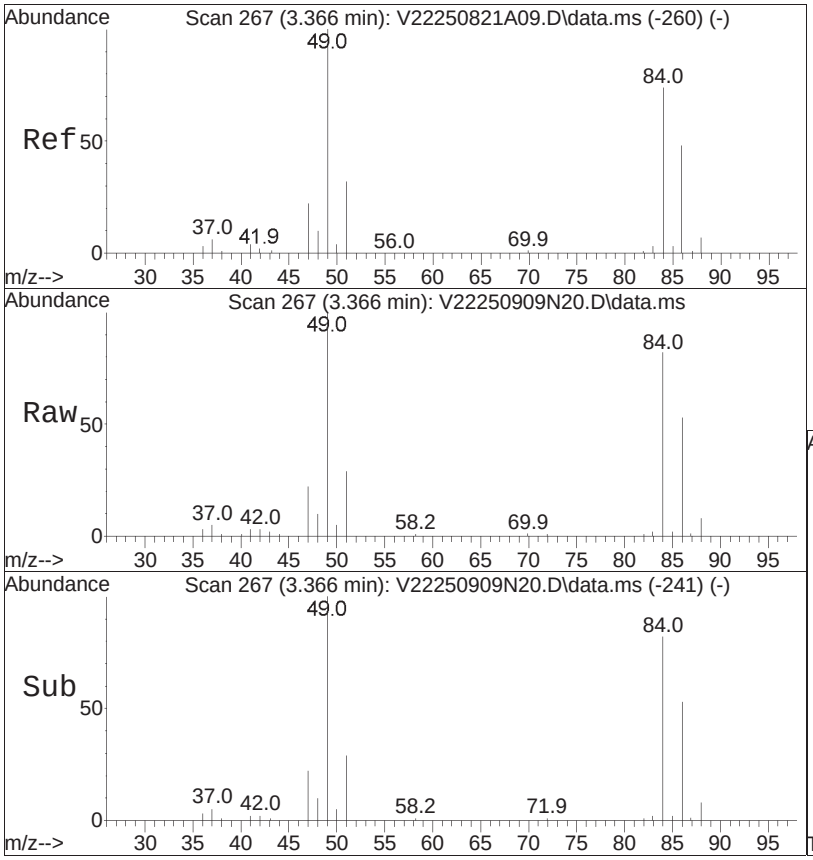


#15
Methylene chloride
Concen: 10.84 ug/L
RT: 3.366 min Scan# 267
Delta R.T. 0.000 min
Lab File: V22250909N20.D
Acq: 10 Sep 2025 04:05 am

Tgt Ion: 84 Resp: 57511

| Ion | Ratio | Lower | Upper |
|---|---|---|---|
| 84 | 100 | | |
| 86 | 64.2 | 40.3 | 83.7 |
| 49 | 129.2 | 85.0 | 176.4 |

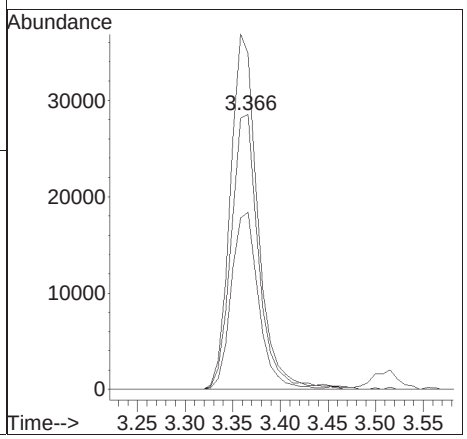

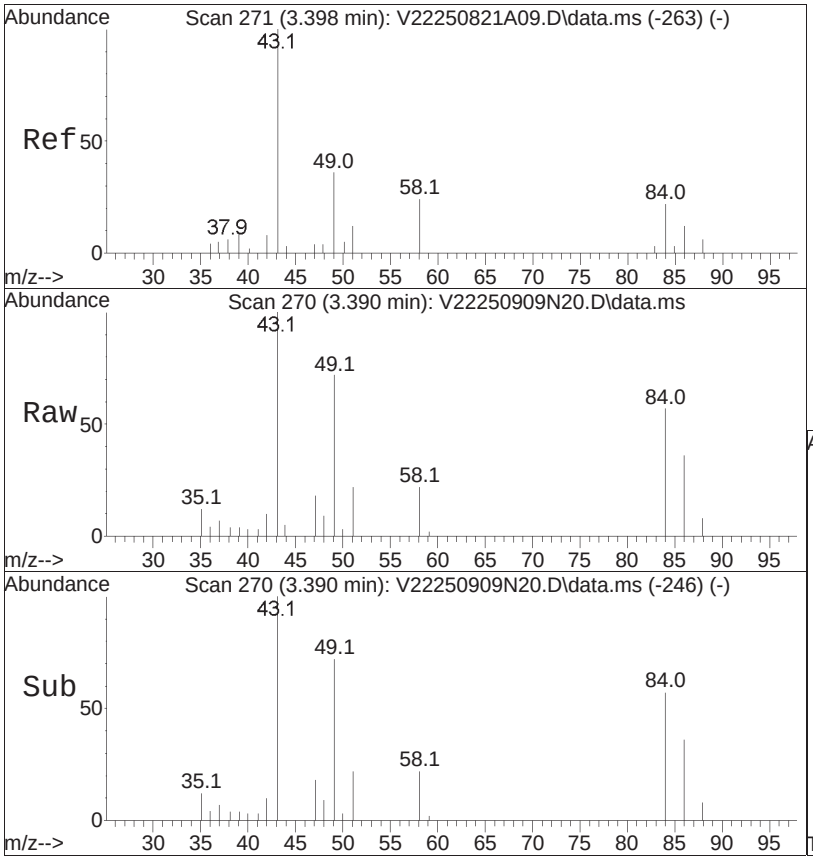


#17
Acetone
Concen: 18.29 ug/L
RT: 3.390 min Scan# 270
Delta R.T. -0.008 min
Lab File: V22250909N20.D
Acq: 10 Sep 2025 04:05 am

Tgt Ion: 43 Resp: 13508

| Ion | Ratio | Lower | Upper |
|---|---|---|---|
| 43 | 100 | | |
| 58 | 26.9 | 18.4 | 27.6 |

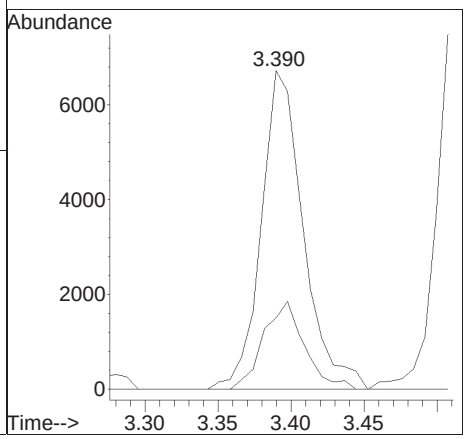

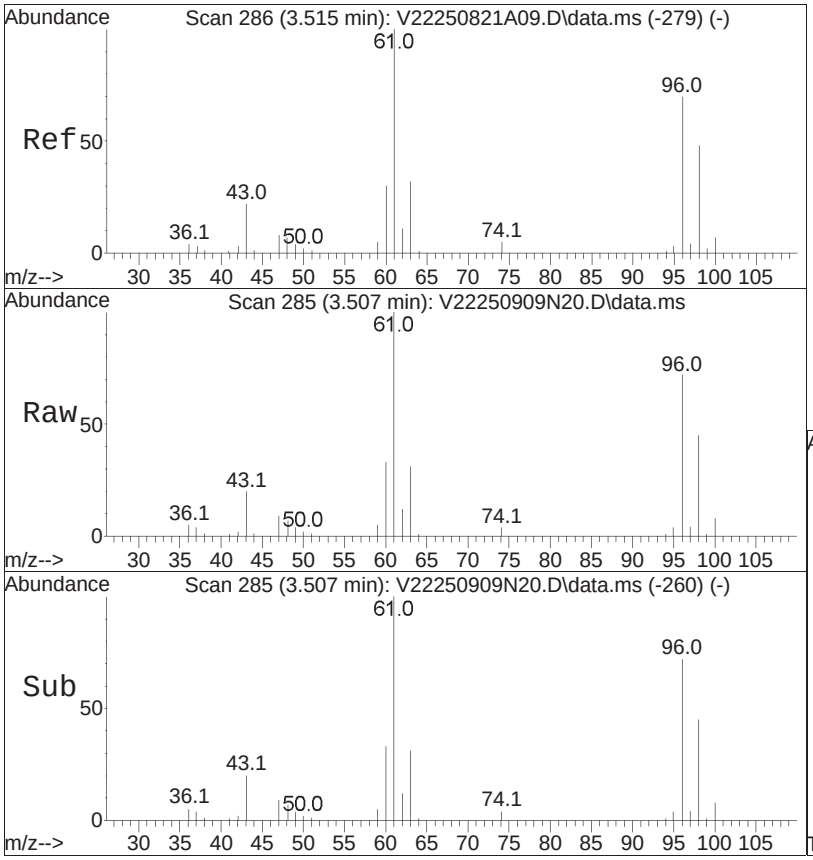


#18
trans-1,2-Dichloroethene
Concen: 10.25 ug/L
RT: 3.507 min Scan# 285
Delta R.T. -0.008 min
Lab File: V22250909N20.D
Acq: 10 Sep 2025 04:05 am

Tgt Ion: 96 Resp: 50201

| Ion | Ratio | Lower | Upper |
|---|---|---|---|
| 96 | 100 | | |
| 61 | 138.5 | 92.7 | 192.5 |
| 98 | 63.6 | 42.6 | 88.6 |
| 63 | 44.4 | 28.9 | 59.9 |

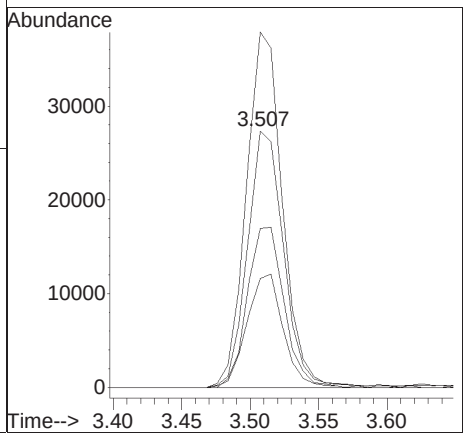

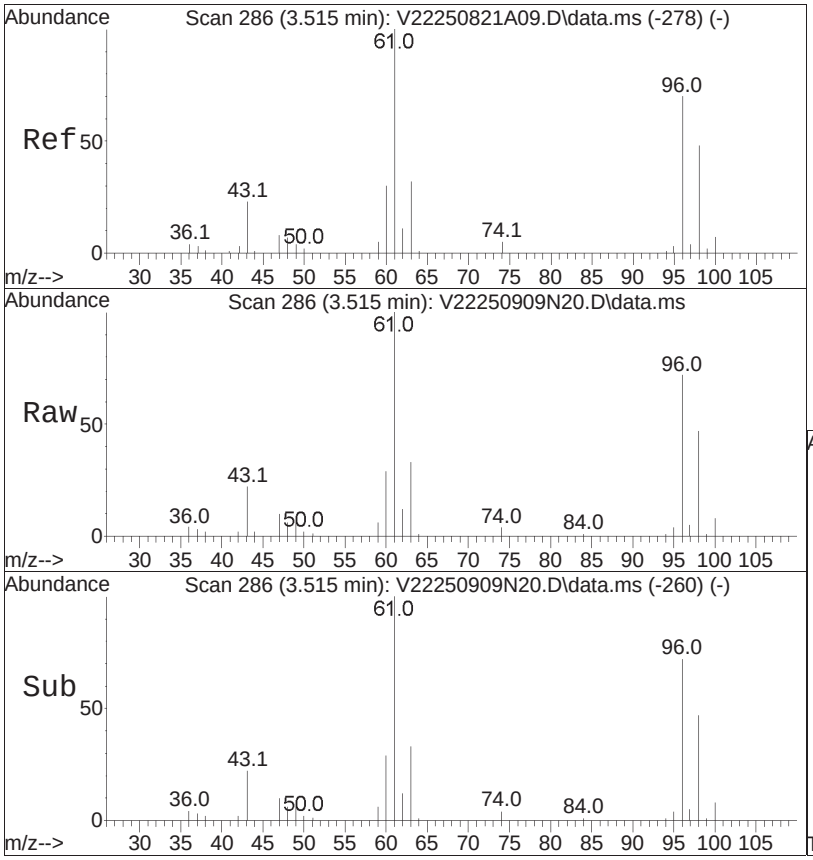


#19
Methyl acetate
Concen: 7.89 ug/L
RT: 3.515 min Scan# 286
Delta R.T. 0.000 min
Lab File: V22250909N20.D
Acq: 10 Sep 2025 04:05 am

Tgt Ion: 43 Resp: 14128

| Ion | Ratio | Lower | Upper |
|---|---|---|---|
| 43 | 100 | | |
| 74 | 20.7 | 17.4 | 26.2 |
| 59 | 27.1 | 17.1 | 25.7# |

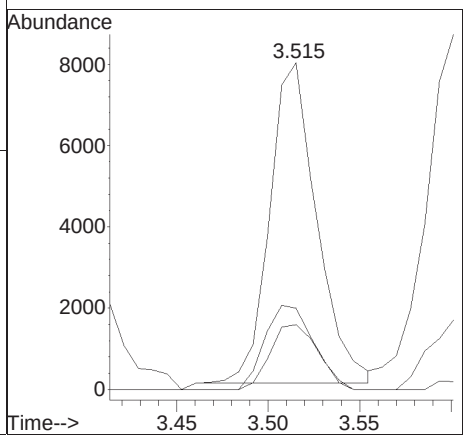

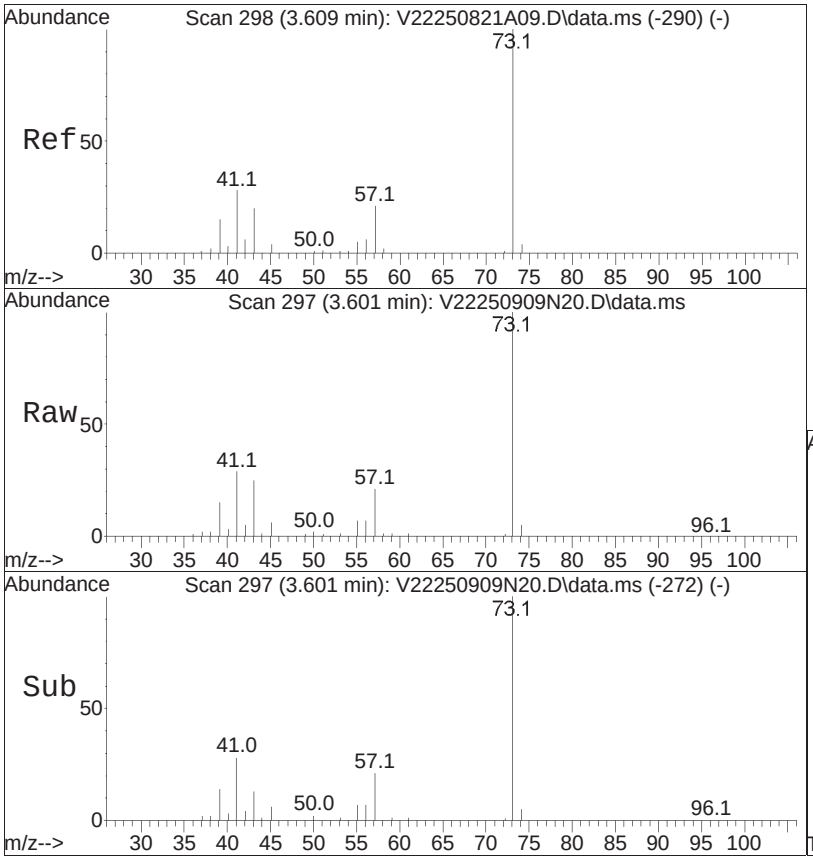


#21
Methyl tert-butyl ether
Concen: 10.27 ug/L
RT: 3.601 min Scan# 297
Delta R.T. -0.008 min
Lab File: V22250909N20.D
Acq: 10 Sep 2025 04:05 am

Tgt Ion: 73 Resp: 80330

| Ion | Ratio | Lower | Upper |
|---|---|---|---|
| 73 | 100 | | |
| 57 | 21.3 | 14.2 | 29.4 |
| 43 | 26.7 | 15.9 | 32.9 |
| 41 | 28.9 | 19.1 | 39.7 |

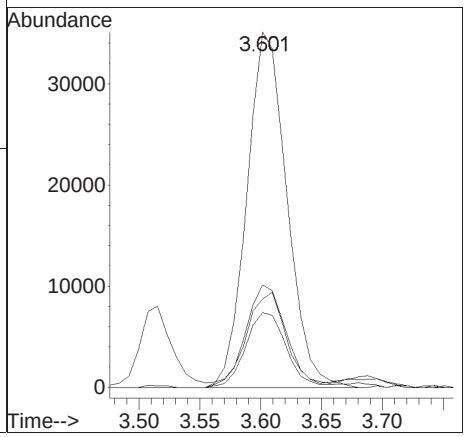

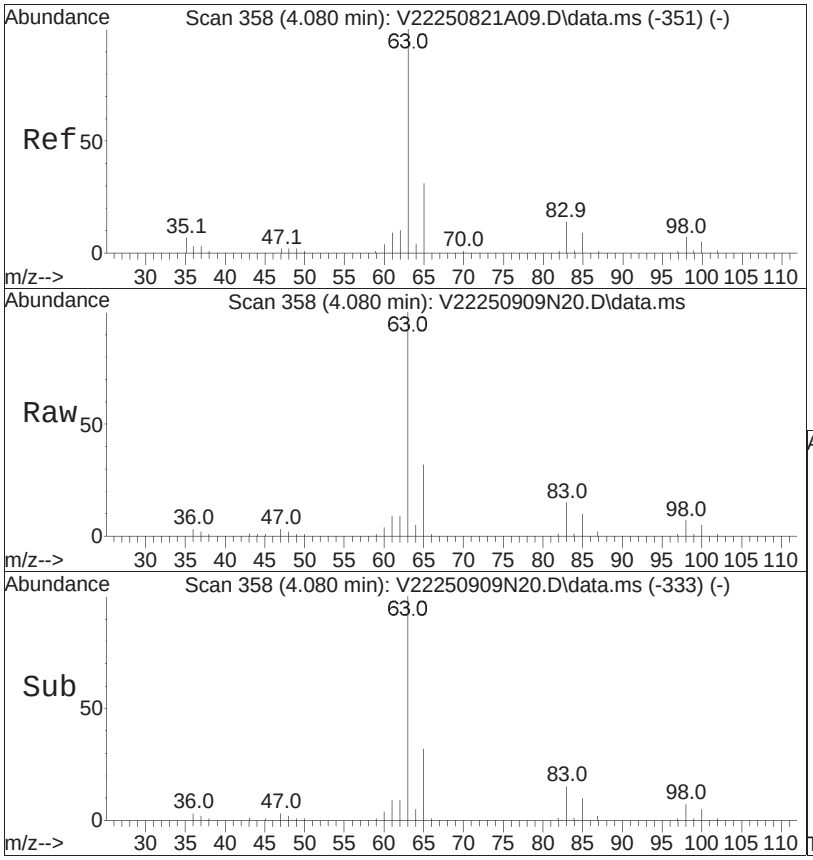


#25
1,1-Dichloroethane
Concen: 10.15 ug/L
RT: 4.080 min Scan# 358
Delta R.T. 0.000 min
Lab File: V22250909N20.D
Acq: 10 Sep 2025 04:05 am

Tgt Ion: 63 Resp: 98378

| Ion | Ratio | Lower | Upper |
|---|---|---|---|
| 63 | 100 | | |
| 65 | 30.7 | 10.7 | 50.7 |
| 83 | 14.5 | 0.0 | 33.4 |

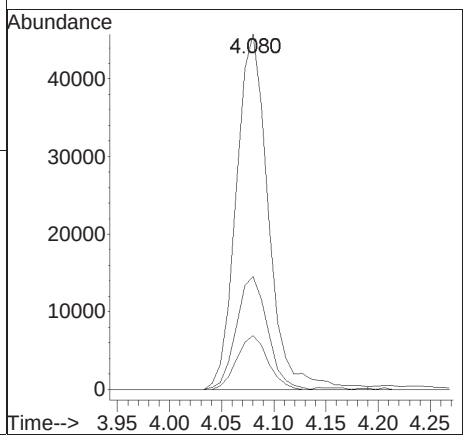

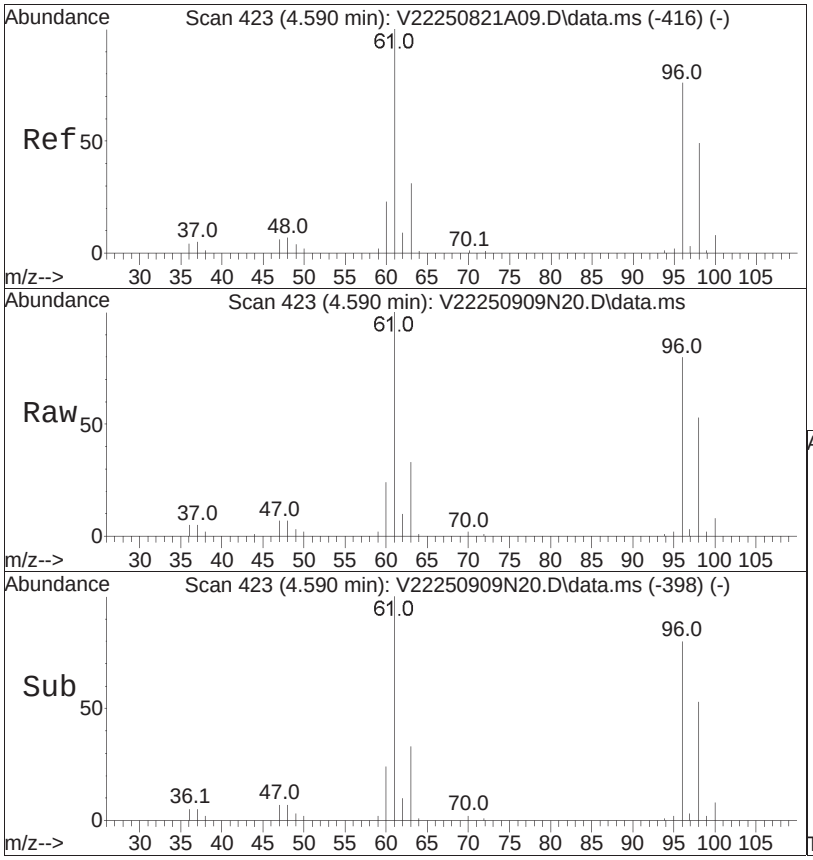


#30
cis-1,2-Dichloroethene
Concen: 10.47 ug/L
RT: 4.590 min Scan# 423
Delta R.T. 0.000 min
Lab File: V22250909N20.D
Acq: 10 Sep 2025 04:05 am

Tgt Ion: 96 Resp: 53257

| Ion | Ratio | Lower | Upper |
|---|---|---|---|
| 96 | 100 | | |
| 61 | 124.7 | 105.1 | 157.7 |
| 98 | 63.8 | 53.0 | 79.4 |

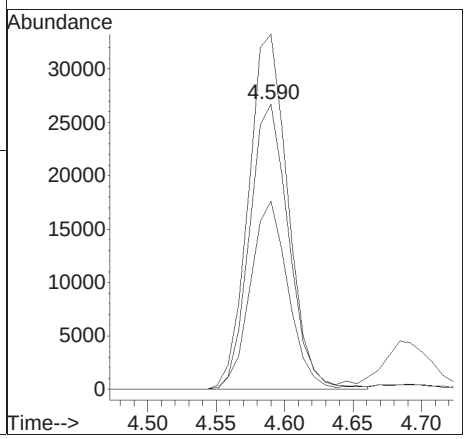

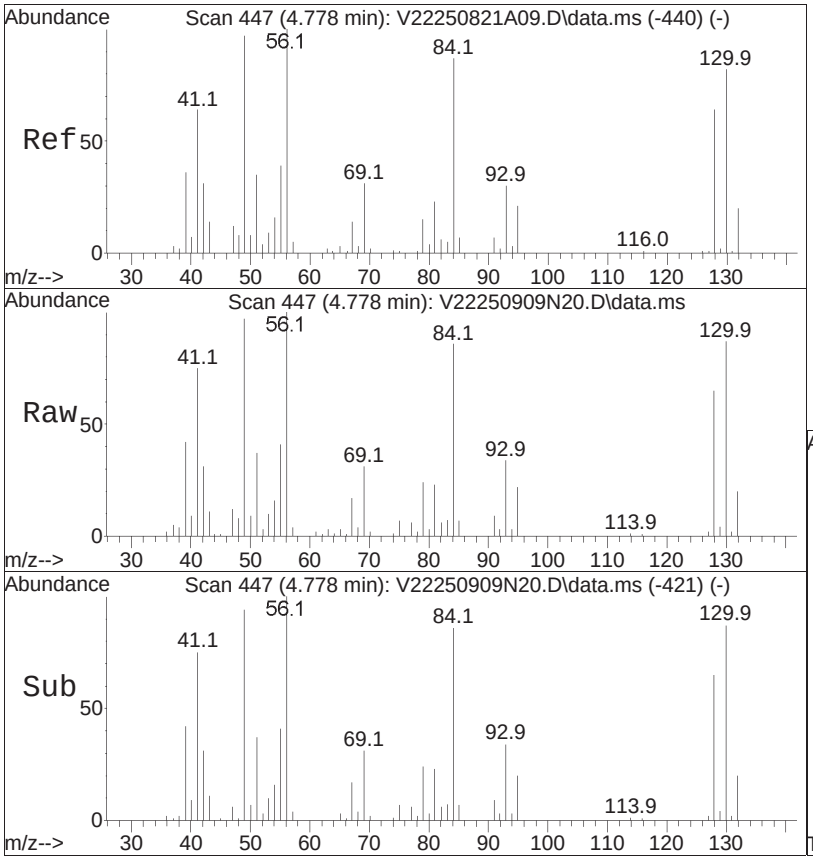


#32
Bromochloromethane
Concen: 10.45 ug/L
RT: 4.778 min Scan# 447
Delta R.T. 0.000 min
Lab File: V22250909N20.D
Acq: 10 Sep 2025 04:05 am

Tgt Ion:128 Resp: 26833

| Ion | Ratio | Lower | Upper |
|---|---|---|---|
| 128 | 100 | | |
| 49 | 150.7 | 124.9 | 187.3 |
| 130 | 135.8 | 104.4 | 156.6 |

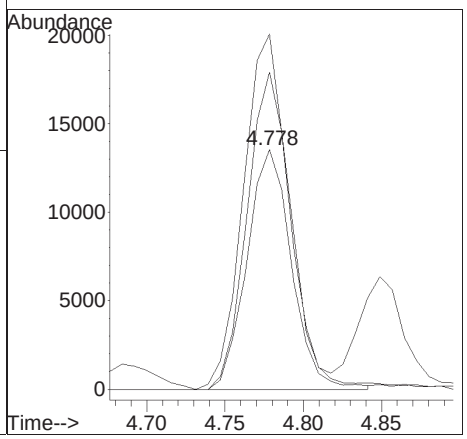

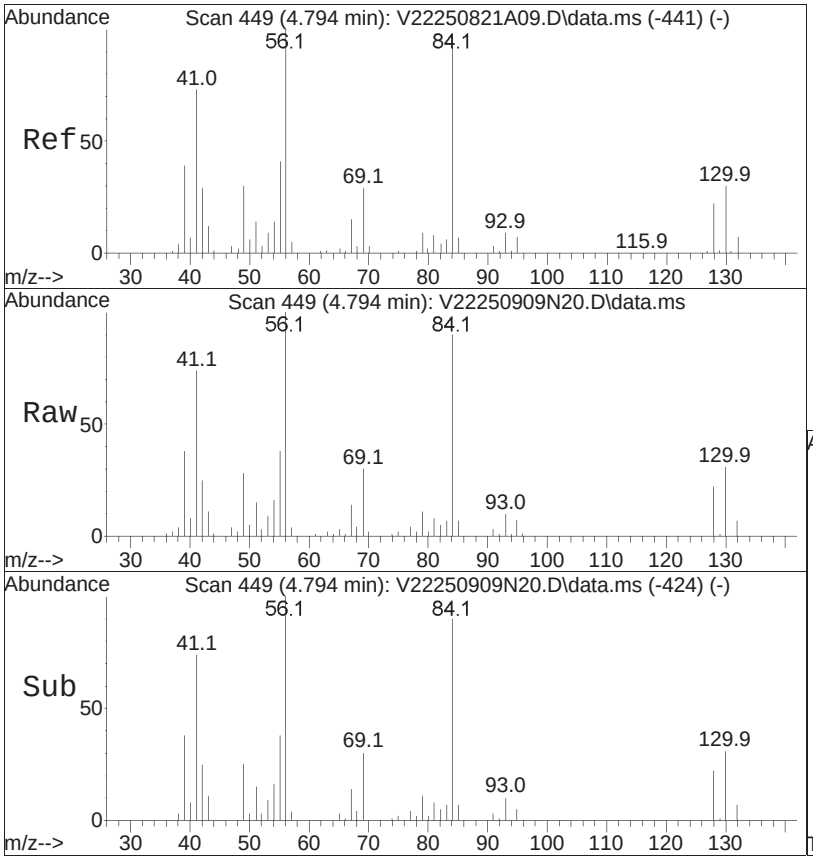


#33
Cyclohexane
Concen: 8.96 ug/L
RT: 4.794 min Scan# 449
Delta R.T. -0.000 min
Lab File: V22250909N20.D
Acq: 10 Sep 2025 04:05 am

Tgt Ion: 56 Resp: 65168

| Ion | Ratio | Lower | Upper |
|---|---|---|---|
| 56 | 100 | | |
| 84 | 91.5 | 62.1 | 129.1 |

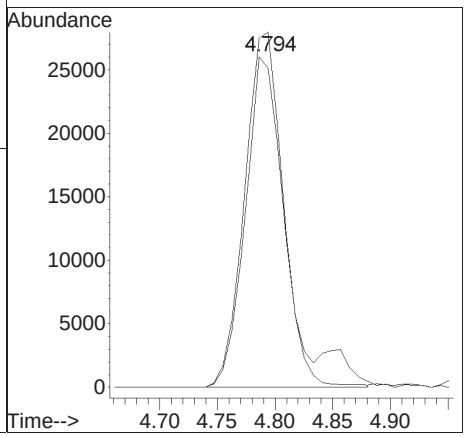

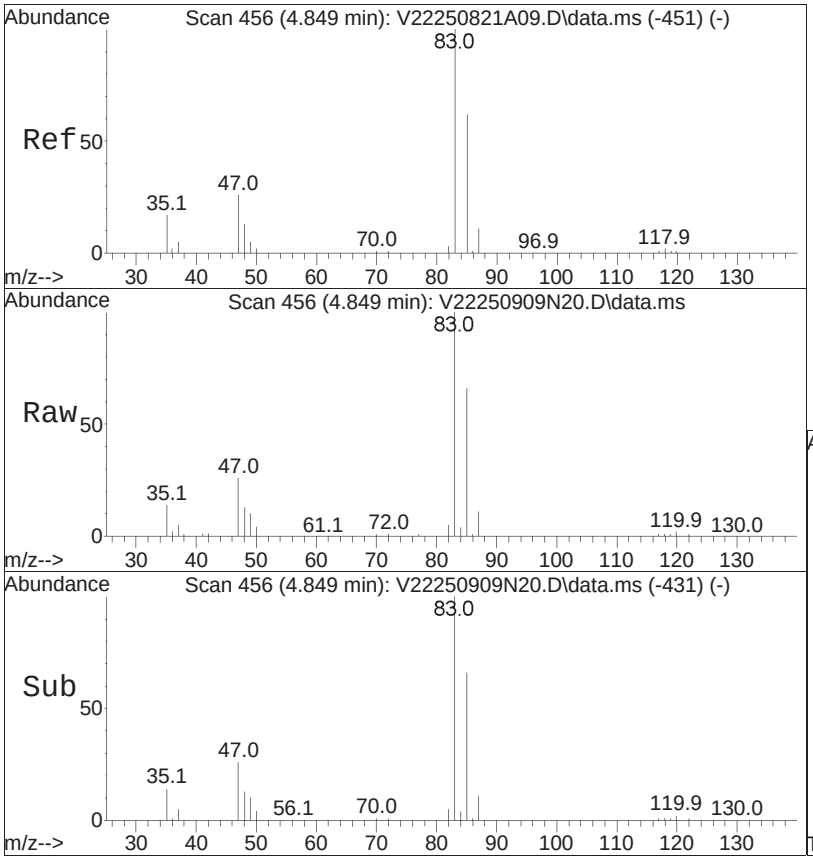


#34
Chloroform
Concen: 13.60 ug/L
RT: 4.849 min Scan# 456
Delta R.T. -0.000 min
Lab File: V22250909N20.D
Acq: 10 Sep 2025 04:05 am

Tgt Ion: 83 Resp: 133219

| Ion | Ratio | Lower | Upper |
|---|---|---|---|
| 83 | 100 | | |
| 85 | 65.0 | 42.1 | 87.5 |
| 47 | 24.9 | 17.0 | 35.4 |
| 48 | 13.2 | 8.6 | 18.0 |

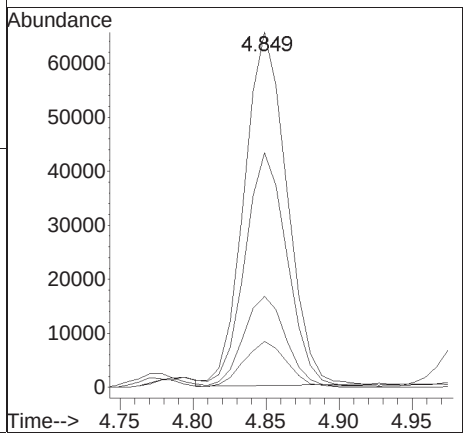

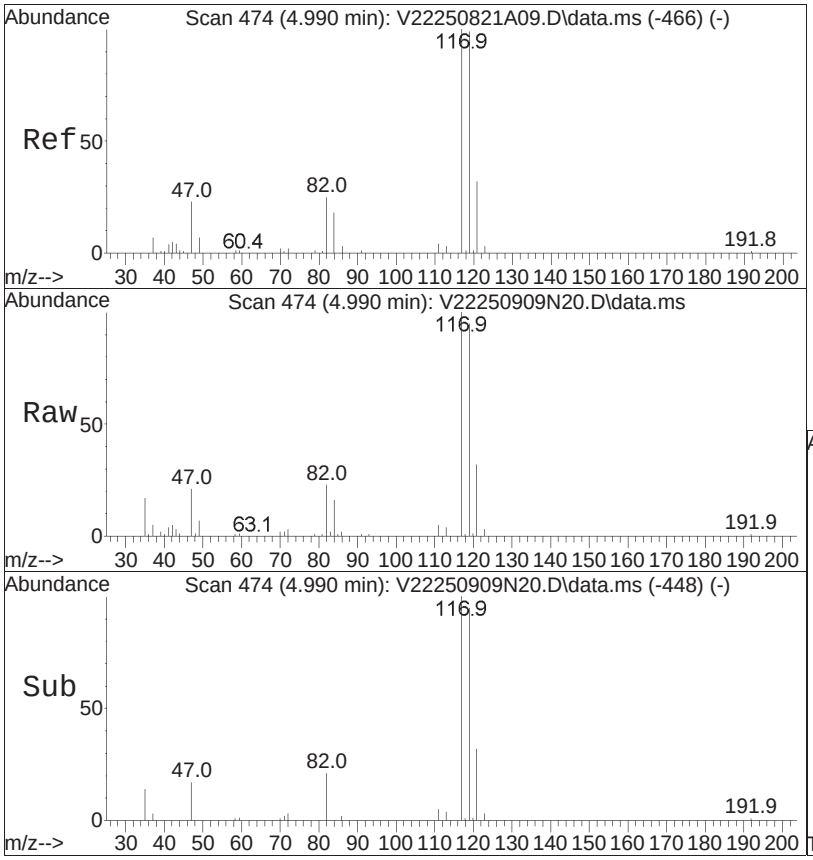


#36
Carbon tetrachloride
Concen: 11.94 ug/L
RT: 4.990 min Scan# 474
Delta R.T. 0.000 min
Lab File: V22250909N20.D
Acq: 10 Sep 2025 04:05 am

Tgt Ion:117 Resp: 99837

| Ion | Ratio | Lower | Upper |
|---|---|---|---|
| 117 | 100 | | |
| 119 | 96.6 | 63.0 | 131.0 |
| 121 | 30.9 | 21.0 | 43.6 |
| 82 | 29.0 | 20.0 | 41.6 |

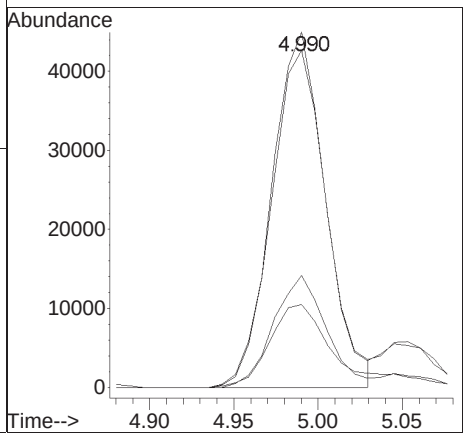

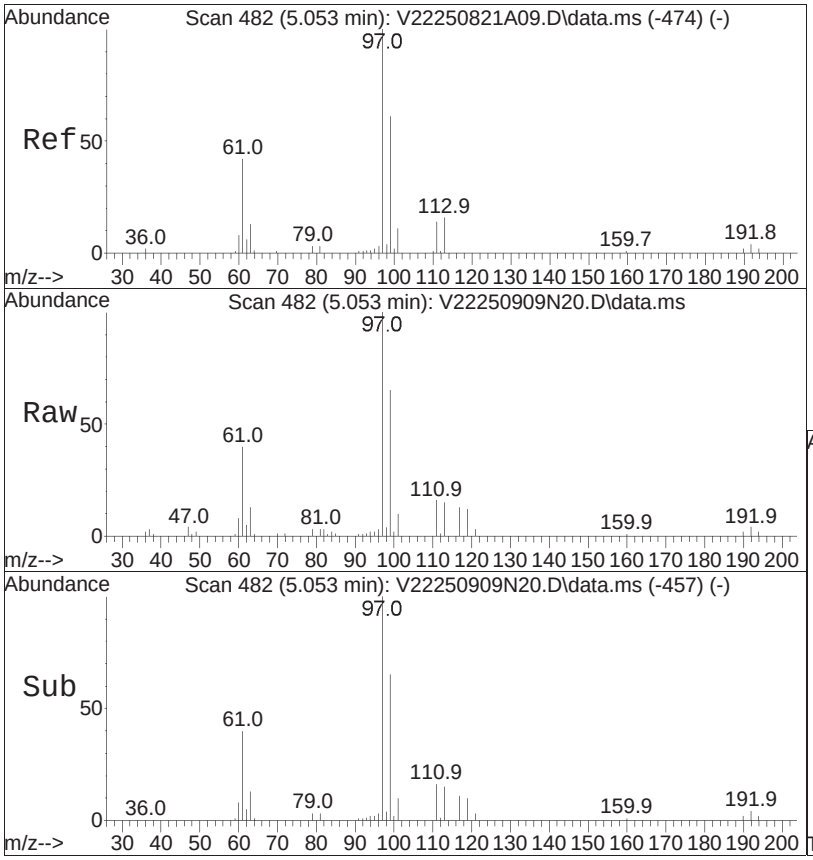


#39
1,1,1-Trichloroethane
Concen: 11.86 ug/L
RT: 5.053 min Scan# 482
Delta R.T. -0.000 min
Lab File: V22250909N20.D
Acq: 10 Sep 2025 04:05 am

Tgt Ion: 97 Resp: 105434

| Ion | Ratio | Lower | Upper |
|---|---|---|---|
| 97 | 100 | | |
| 99 | 63.7 | 41.7 | 86.7 |
| 61 | 42.3 | 28.5 | 59.3 |
| 63 | 13.7 | 9.6 | 19.8 |

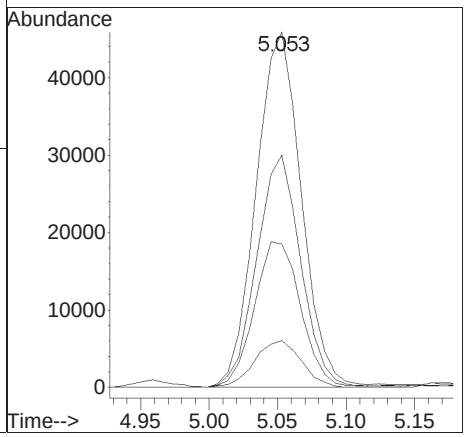

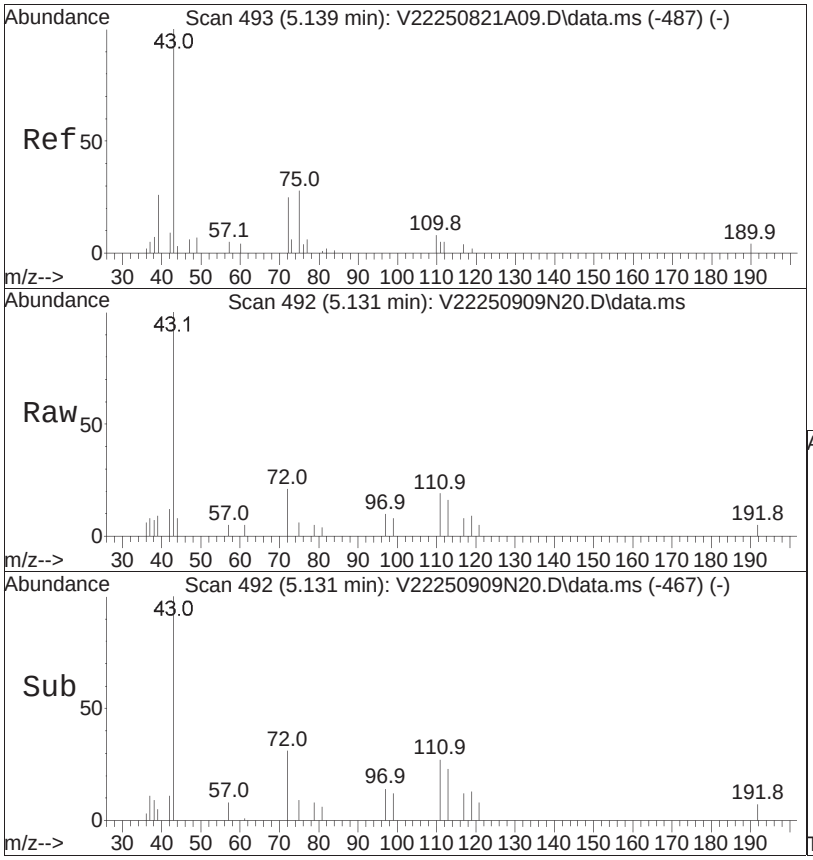


#41
2-Butanone
Concen: 11.05 ug/L
RT: 5.131 min Scan# 492
Delta R.T. -0.008 min
Lab File: V22250909N20.D
Acq: 10 Sep 2025 04:05 am

Tgt Ion: 43 Resp: 10104

| Ion | Ratio | Lower | Upper |
|---|---|---|---|
| 43 | 100 | | |
| 72 | 48.1 | 42.7 | 64.1 |

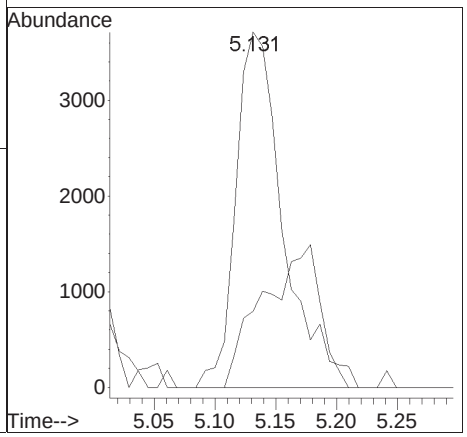

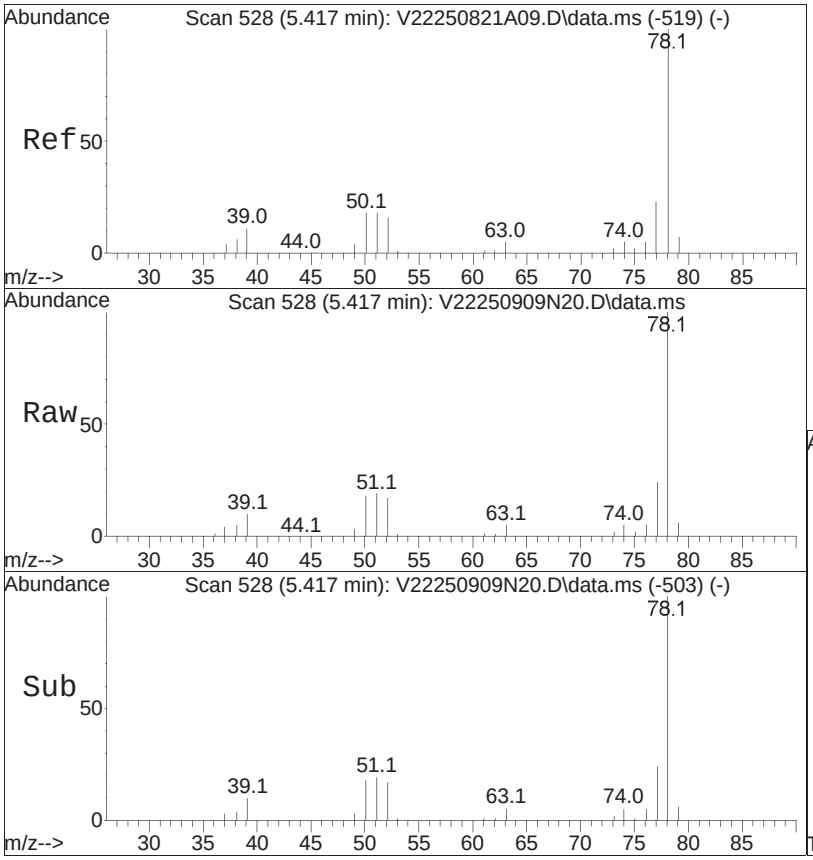


#44
Benzene
Concen: 9.81 ug/L
RT: 5.417 min Scan# 528
Delta R.T. -0.000 min
Lab File: V22250909N20.D
Acq: 10 Sep 2025 04:05 am

Tgt Ion: 78 Resp: 174489

| Ion | Ratio | Lower | Upper |
|---|---|---|---|
| 78 | 100 | | |
| 77 | 24.0 | 15.8 | 32.8 |
| 51 | 18.2 | 11.8 | 24.6 |
| 52 | 16.5 | 10.8 | 22.4 |

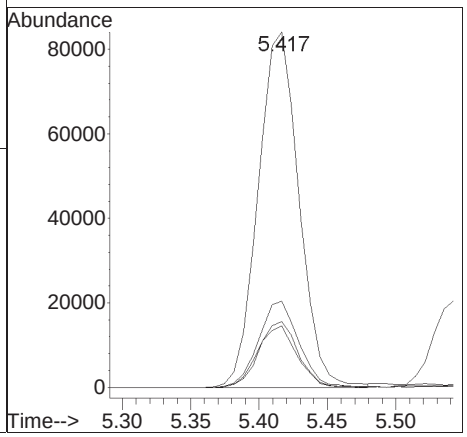

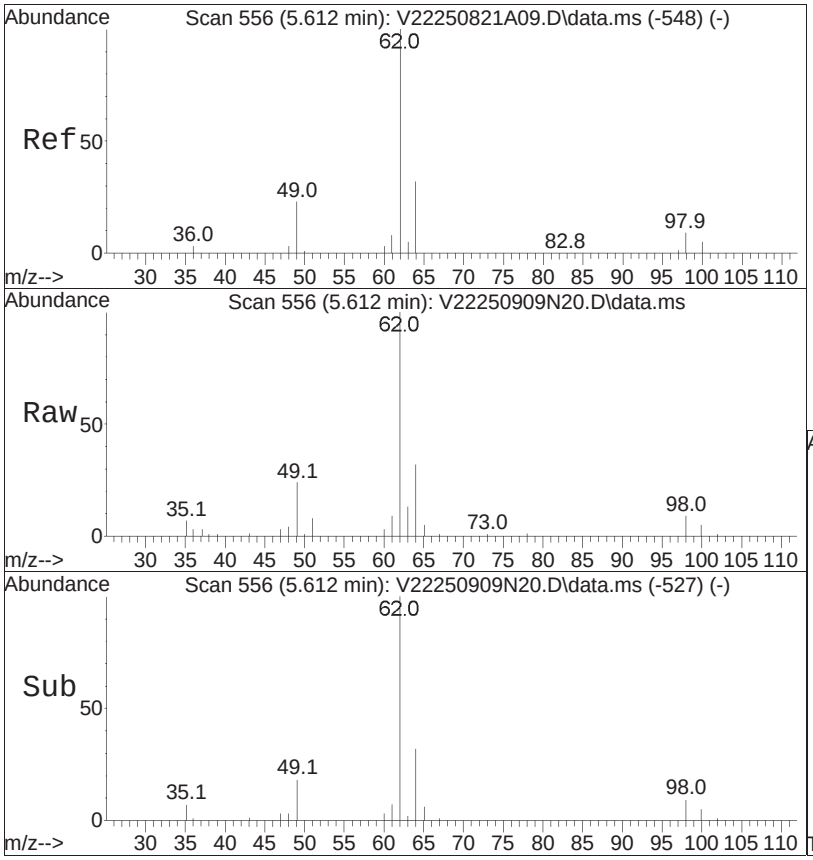


#47
1,2-Dichloroethane
Concen: 10.96 ug/L
RT: 5.612 min Scan# 556
Delta R.T. -0.000 min
Lab File: V22250909N20.D
Acq: 10 Sep 2025 04:05 am

Tgt Ion: 62 Resp: 67080

| Ion | Ratio | Lower | Upper |
|---|---|---|---|
| 62 | 100 | | |
| 64 | 30.9 | 13.7 | 53.7 |
| 98 | 8.0 | 0.0 | 28.5 |

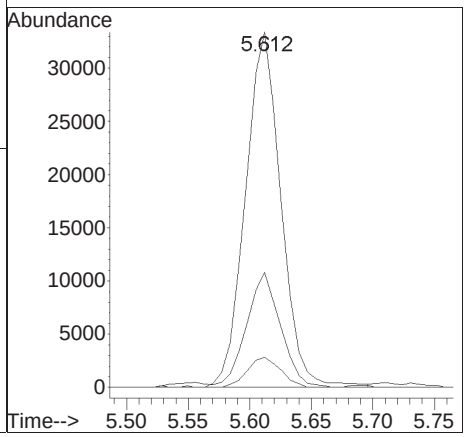

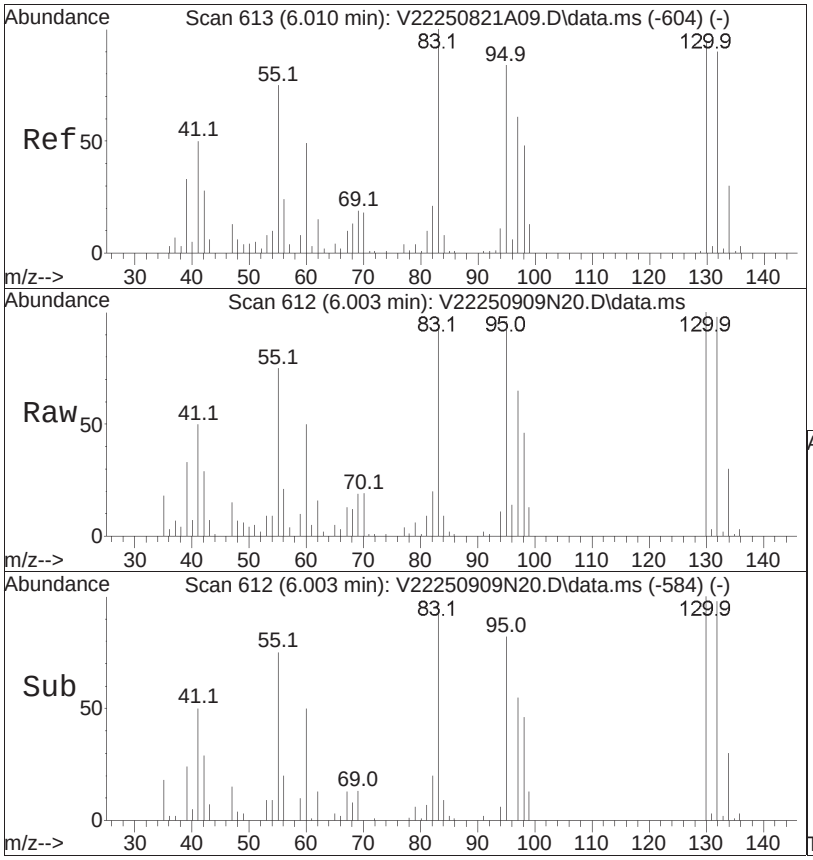


#50
Methyl cyclohexane
Concen: 7.90 ug/L
RT: 6.003 min Scan# 612
Delta R.T. -0.007 min
Lab File: V22250909N20.D
Acq: 10 Sep 2025 04:05 am

Tgt Ion: 83 Resp: 55940

| Ion | Ratio | Lower | Upper |
|---|---|---|---|
| 83 | 100 | | |
| 55 | 80.0 | 63.1 | 94.7 |

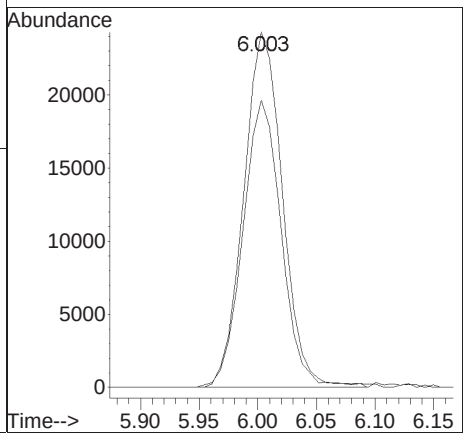

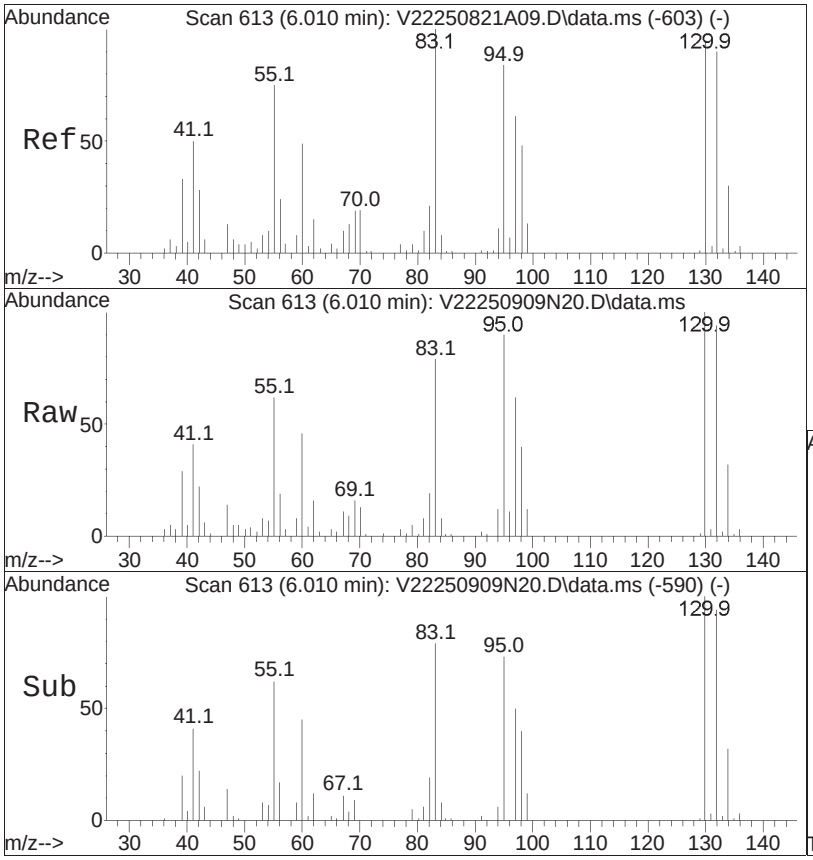


#51
Trichloroethene
Concen: 9.71 ug/L
RT: 6.010 min Scan# 613
Delta R.T. -0.000 min
Lab File: V22250909N20.D
Acq: 10 Sep 2025 04:05 am

Tgt Ion: 95 Resp: 52656

| Ion | Ratio | Lower | Upper |
|---|---|---|---|
| 95 | 100 | | |
| 97 | 68.9 | 55.6 | 83.4 |
| 130 | 108.1 | 86.8 | 130.2 |

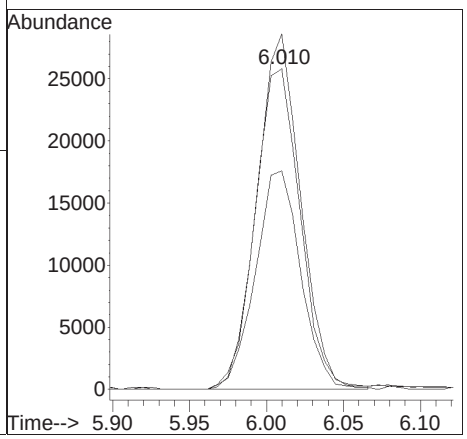

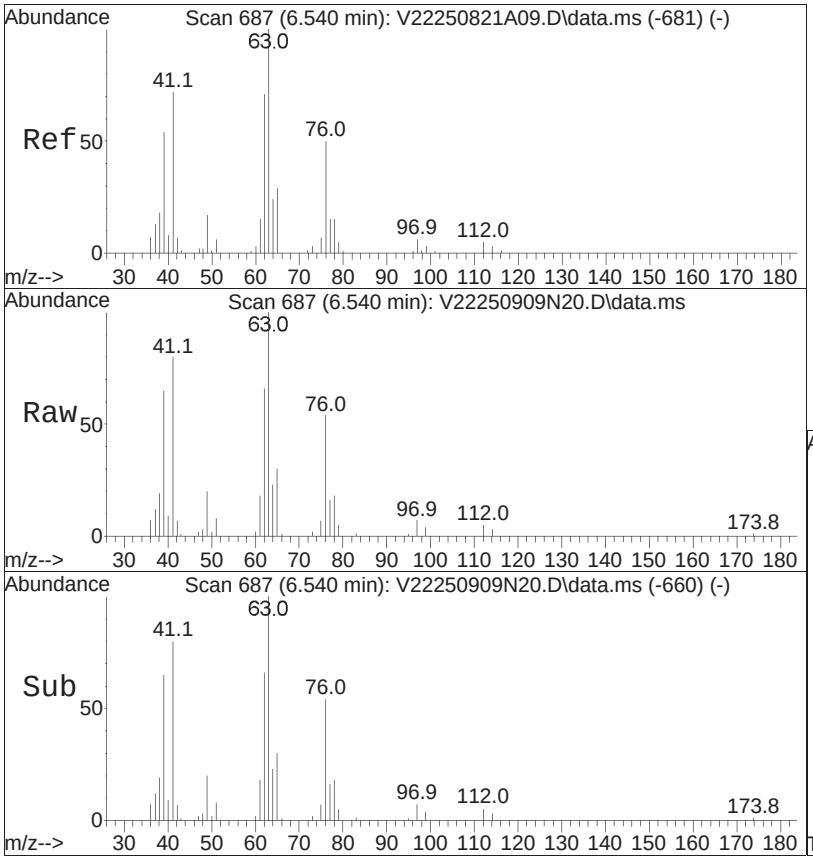


#54
1,2-Dichloropropane
Concen: 9.80 ug/L
RT: 6.540 min Scan# 687
Delta R.T. 0.000 min
Lab File: V22250909N20.D
Acq: 10 Sep 2025 04:05 am

Tgt Ion: 63 Resp: 47504

| Ion | Ratio | Lower | Upper |
|---|---|---|---|
| 63 | 100 | | |
| 62 | 66.7 | 56.8 | 85.2 |
| 76 | 54.6 | 40.4 | 60.6 |

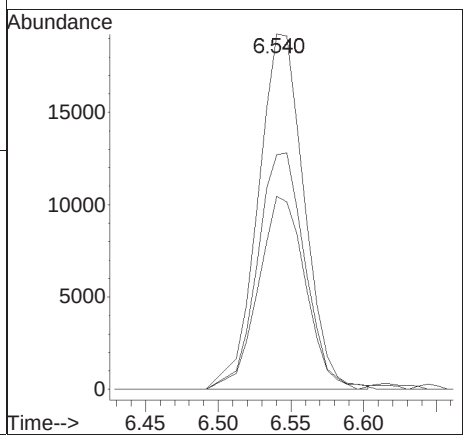

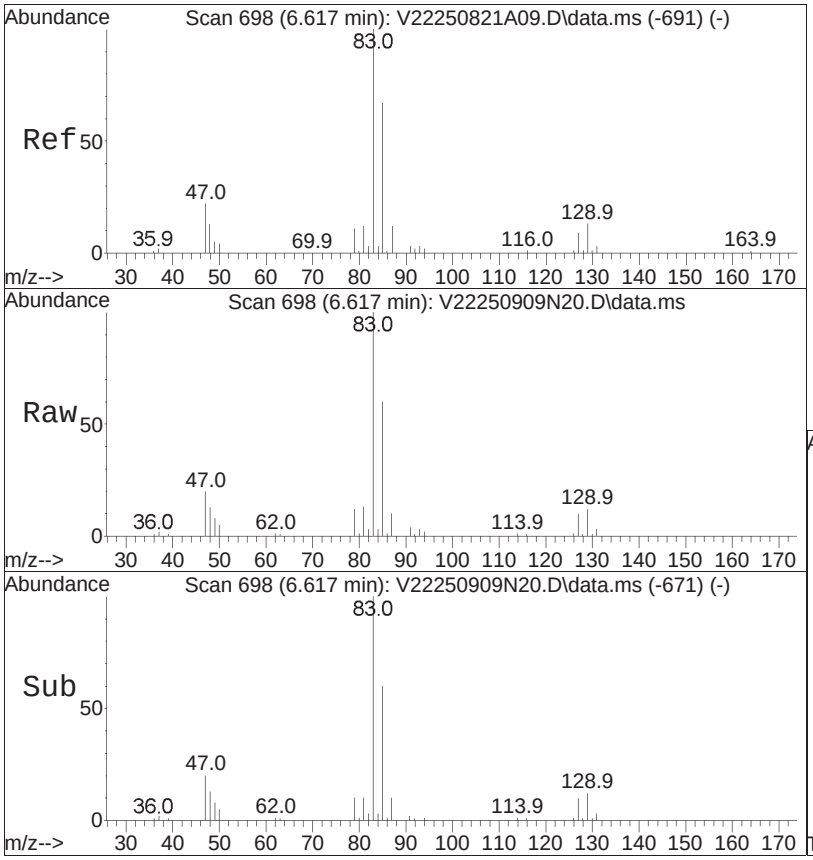


#57
Bromodichloromethane
Concen: 10.62 ug/L
RT: 6.617 min Scan# 698
Delta R.T. -0.000 min
Lab File: V22250909N20.D
Acq: 10 Sep 2025 04:05 am

Tgt Ion: 83 Resp: 74447

| Ion | Ratio | Lower | Upper |
|---|---|---|---|
| 83 | 100 | | |
| 85 | 62.8 | 52.2 | 78.2 |
| 127 | 9.3 | 7.1 | 10.7 |

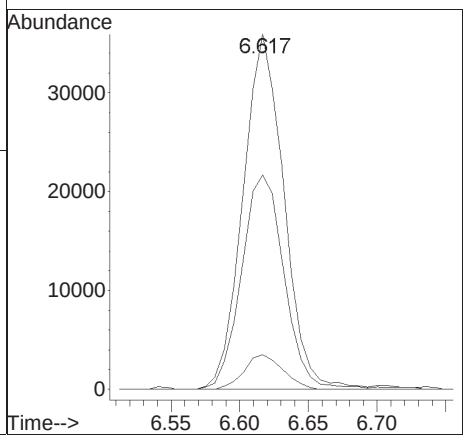

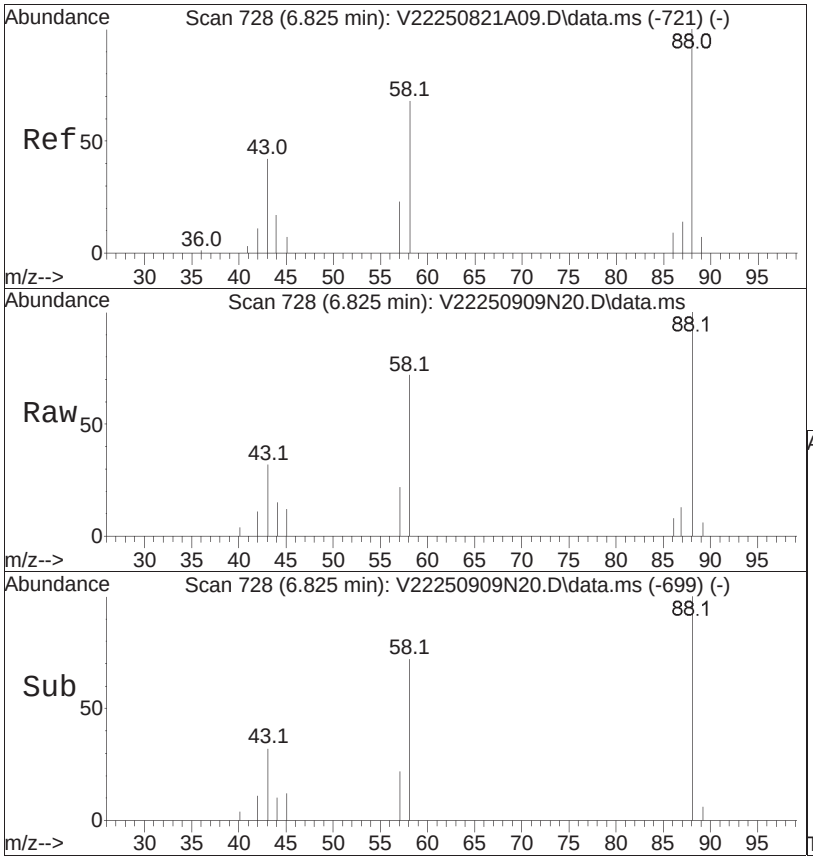


#60
1,4-Dioxane
Concen: 522.39 ug/L
RT: 6.825 min Scan# 728
Delta R.T. 0.000 min
Lab File: V22250909N20.D
Acq: 10 Sep 2025 04:05 am

Tgt Ion: 88 Resp: 8658

| Ion | Ratio | Lower | Upper |
|---|---|---|---|
| 88 | 100 | | |
| 58 | 69.0 | 59.0 | 88.6 |
| 43 | 35.3 | 30.9 | 46.3 |

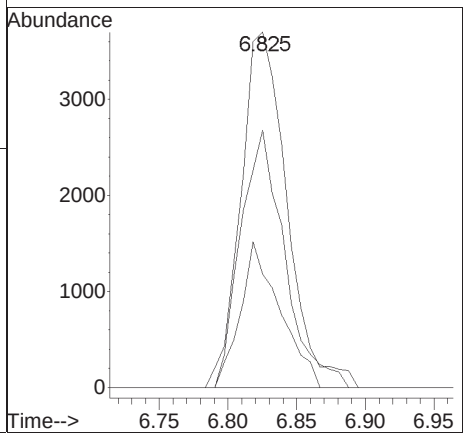

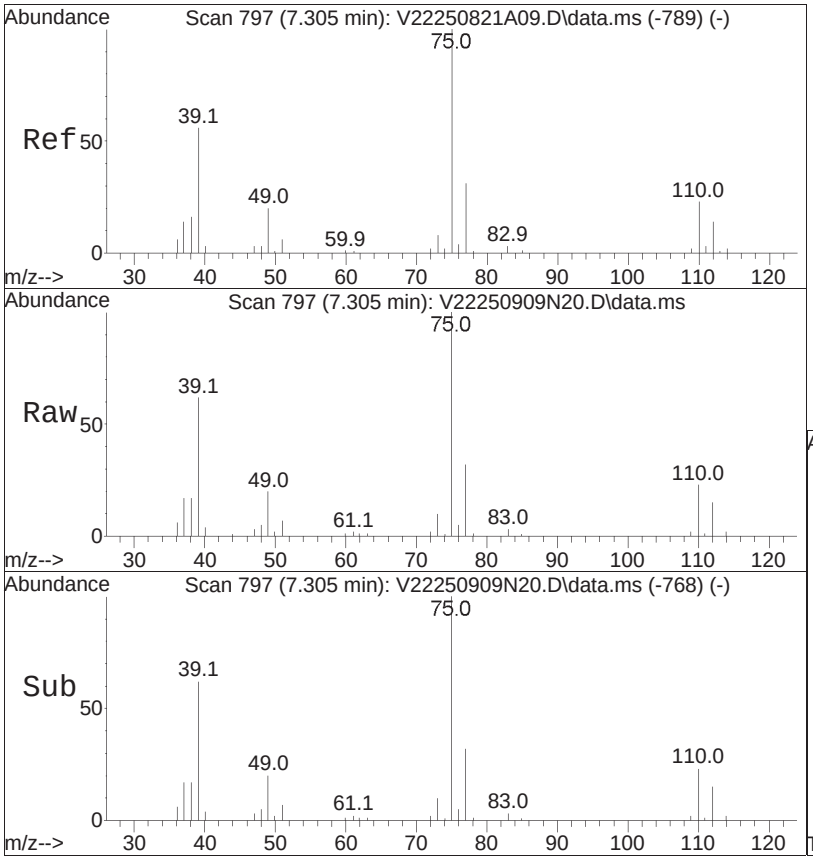


#61
cis-1,3-Dichloropropene
Concen: 8.71 ug/L
RT: 7.305 min Scan# 797
Delta R.T. -0.000 min
Lab File: V22250909N20.D
Acq: 10 Sep 2025 04:05 am

Tgt Ion: 75 Resp: 55032

| Ion | Ratio | Lower | Upper |
|---|---|---|---|
| 75 | 100 | | |
| 77 | 31.6 | 25.6 | 38.4 |
| 39 | 58.5 | 48.1 | 72.1 |

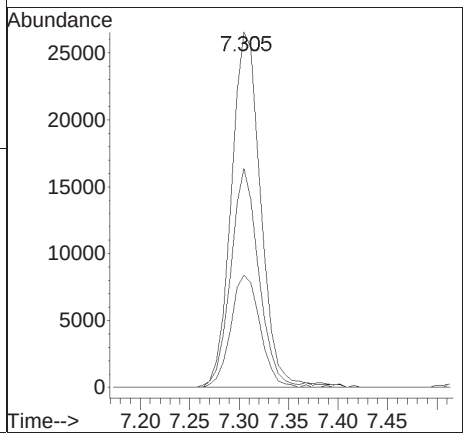




#64
Toluene
Concen: 10.16 ug/L
RT: 7.576 min Scan# 836
Delta R.T. -0.000 min
Lab File: V22250909N20.D
Acq: 10 Sep 2025 04:05 am

Tgt Ion: 92 Resp: 117609

| Ion | Ratio | Lower | Upper |
|---|---|---|---|
| 92 | 100 | | |
| 91 | 174.3 | 138.0 | 207.0 |

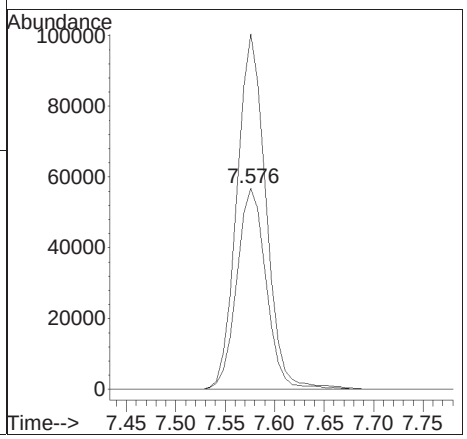

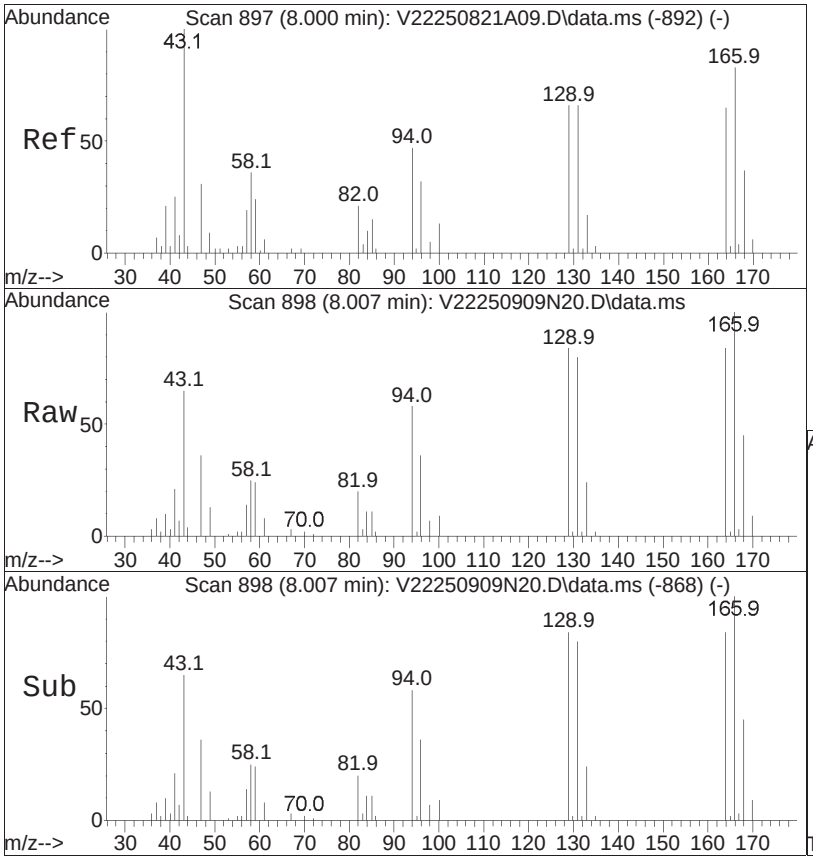


#65
4-Methyl-2-pentanone
Concen: 8.77 ug/L
RT: 8.007 min Scan# 898
Delta R.T. 0.007 min
Lab File: V22250909N20.D
Acq: 10 Sep 2025 04:05 am

Tgt Ion: 58 Resp: 5702

| Ion | Ratio | Lower | Upper |
|---|---|---|---|
| 58 | 100 | | |
| 100 | 42.8 | 32.6 | 49.0 |
| 43 | 318.7 | 239.6 | 359.4 |

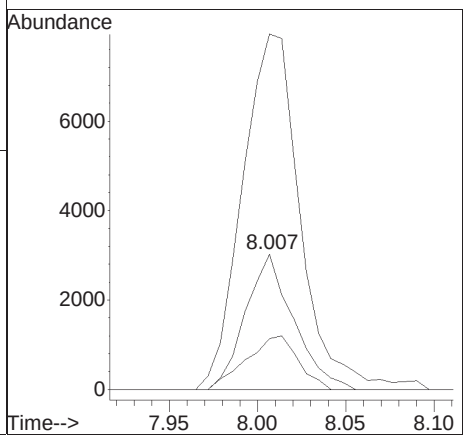

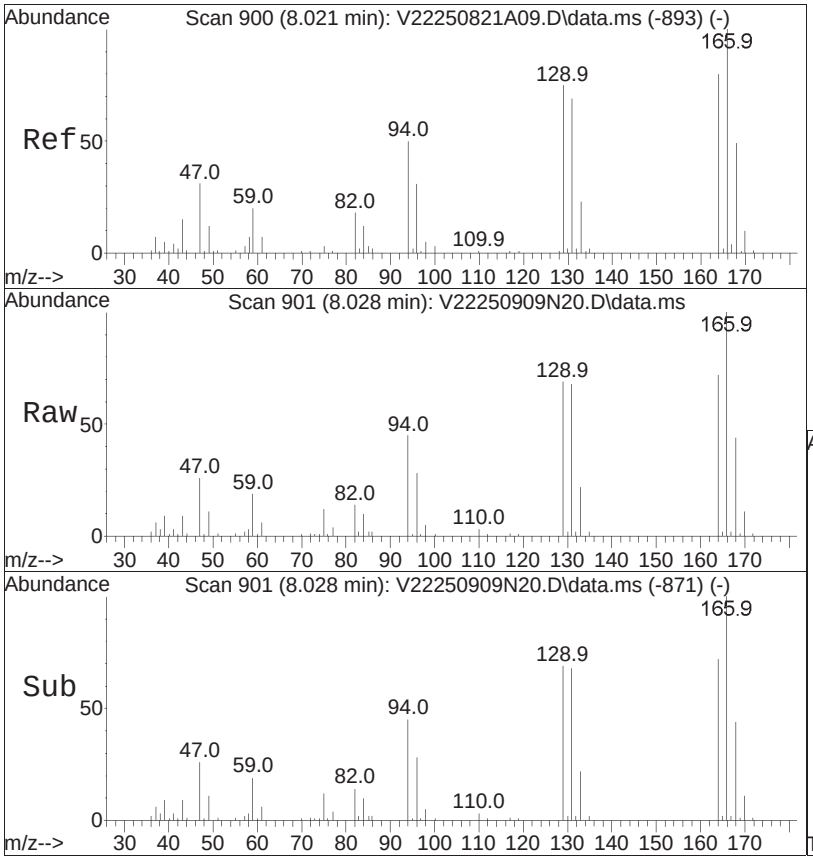


#66
Tetrachloroethene
Concen: 10.31 ug/L
RT: 8.028 min Scan# 901
Delta R.T. 0.007 min
Lab File: V22250909N20.D
Acq: 10 Sep 2025 04:05 am

Tgt Ion:166 Resp: 58158

| Ion | Ratio | Lower | Upper |
|---|---|---|---|
| 166 | 100 | | |
| 168 | 46.8 | 27.3 | 67.3 |
| 94 | 48.8 | 28.2 | 68.2 |

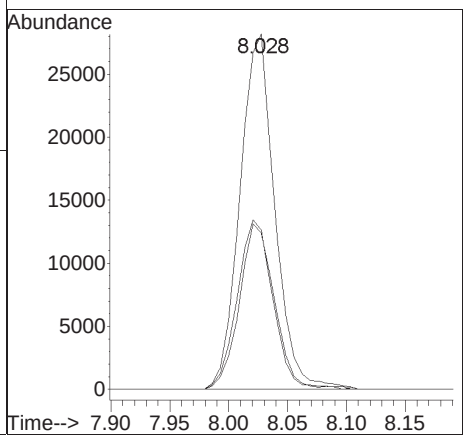

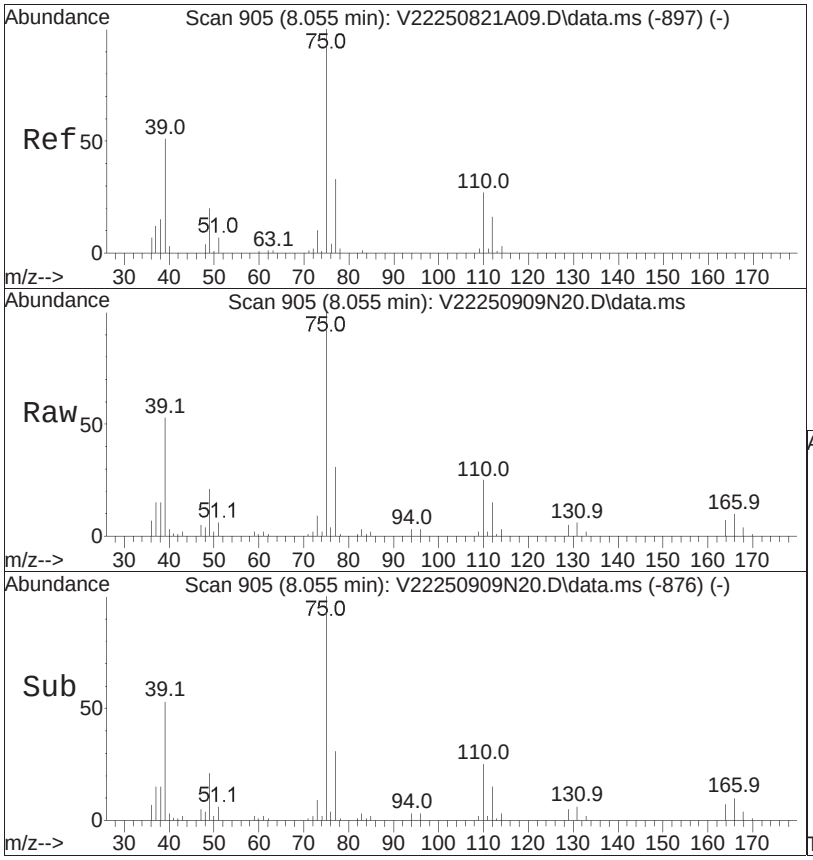


#68
trans-1,3-Dichloropropene
Concen: 9.33 ug/L
RT: 8.055 min Scan# 905
Delta R.T. 0.000 min
Lab File: V22250909N20.D
Acq: 10 Sep 2025 04:05 am

Tgt Ion: 75 Resp: 49822

| Ion | Ratio | Lower | Upper |
|---|---|---|---|
| 75 | 100 | | |
| 77 | 30.9 | 12.3 | 52.3 |
| 39 | 62.5 | 42.1 | 82.1 |

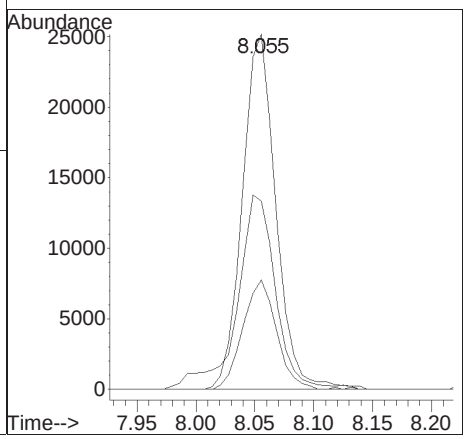

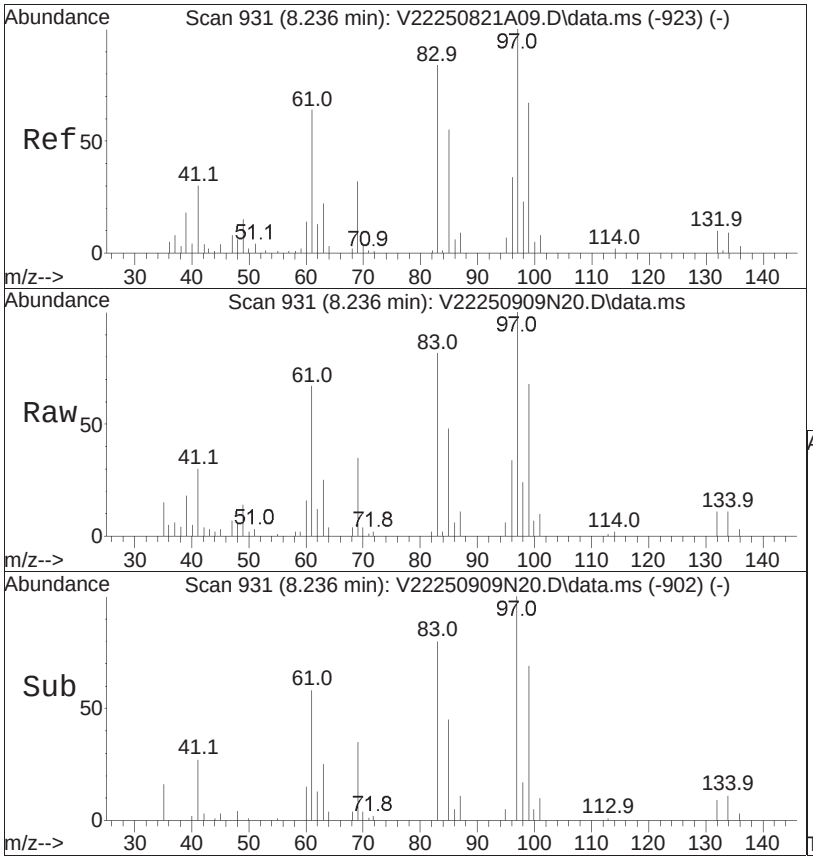


#71
1,1,2-Trichloroethane
Concen: 10.36 ug/L
RT: 8.236 min Scan# 931
Delta R.T. 0.000 min
Lab File: V22250909N20.D
Acq: 10 Sep 2025 04:05 am

Tgt Ion: 83 Resp: 26070

| Ion | Ratio | Lower | Upper |
|---|---|---|---|
| 83 | 100 | | |
| 97 | 122.0 | 96.5 | 136.5 |
| 85 | 65.8 | 47.3 | 87.3 |

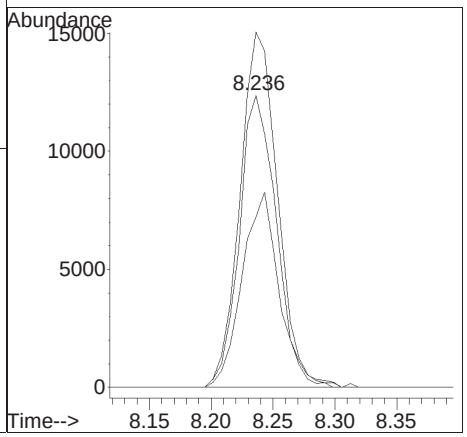

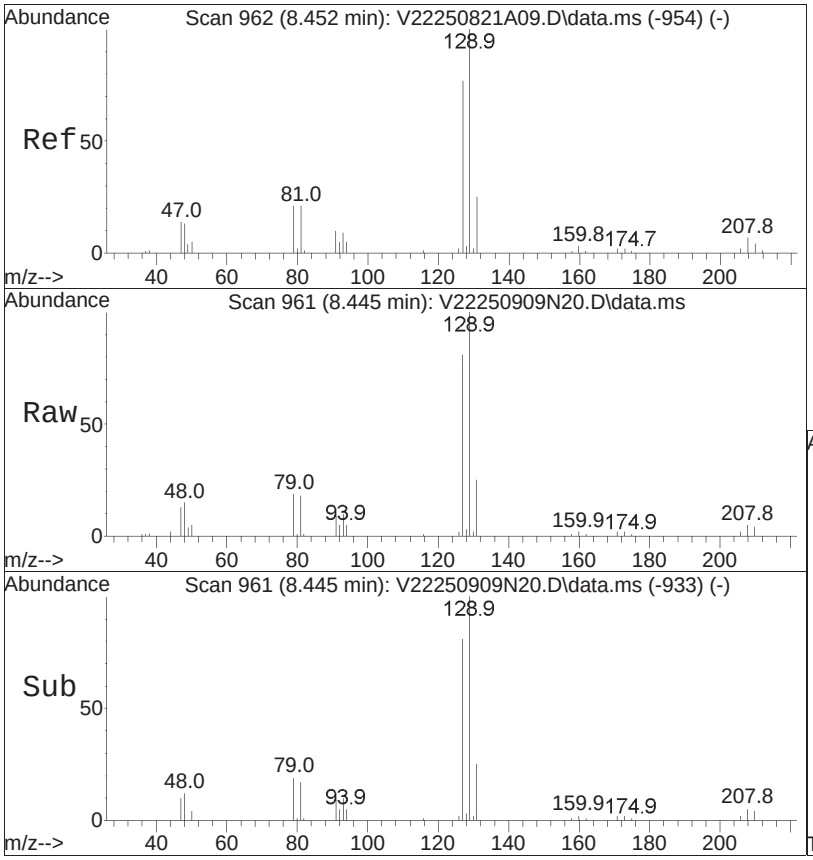


#72
Chlorodibromomethane
Concen: 10.25 ug/L
RT: 8.445 min Scan# 961
Delta R.T. -0.007 min
Lab File: V22250909N20.D
Acq: 10 Sep 2025 04:05 am

Tgt Ion:129 Resp: 47142

| Ion | Ratio | Lower | Upper |
|---|---|---|---|
| 129 | 100 | | |
| 81 | 18.6 | 1.3 | 41.3 |
| 127 | 79.4 | 57.9 | 97.9 |

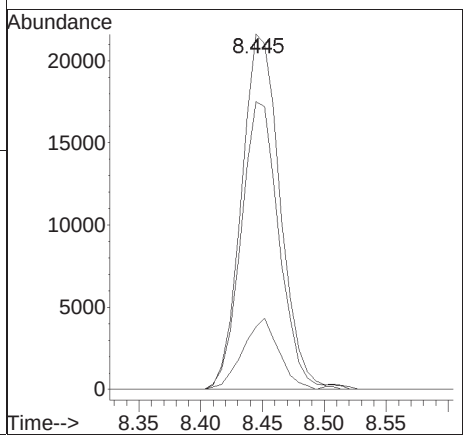

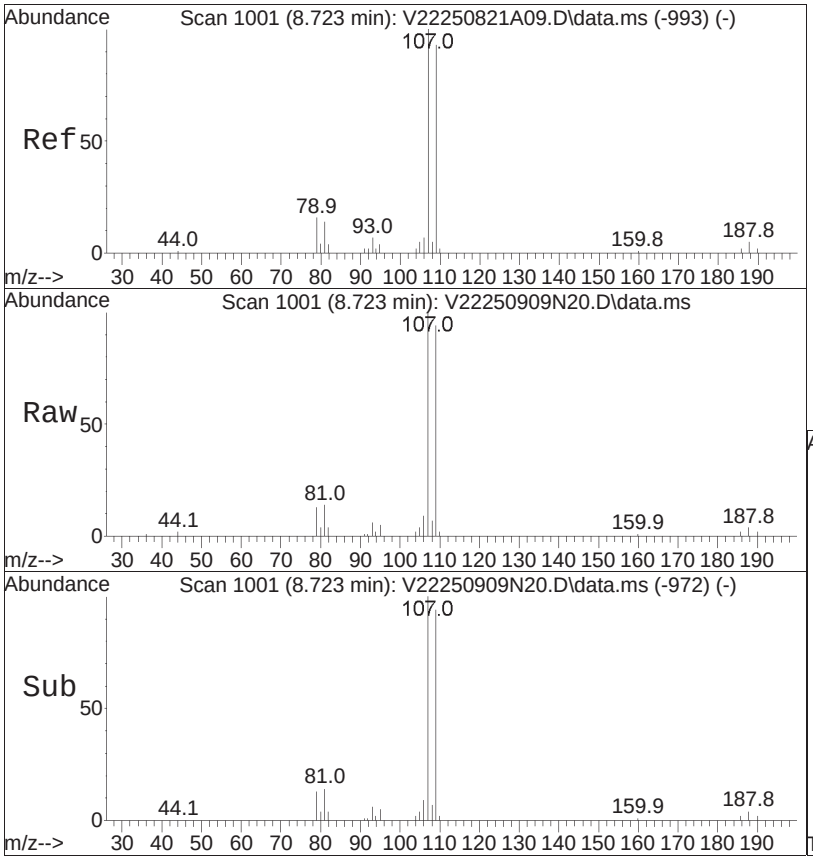


#74
1,2-Dibromoethane
Concen: 10.47 ug/L
RT: 8.723 min Scan# 1001
Delta R.T. -0.000 min
Lab File: V22250909N20.D
Acq: 10 Sep 2025 04:05 am

Tgt Ion:107 Resp: 31820

| Ion | Ratio | Lower | Upper |
|---|---|---|---|
| 107 | 100 | | |
| 109 | 92.1 | 73.6 | 110.4 |

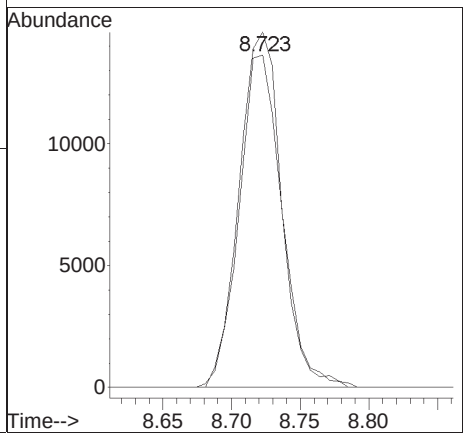

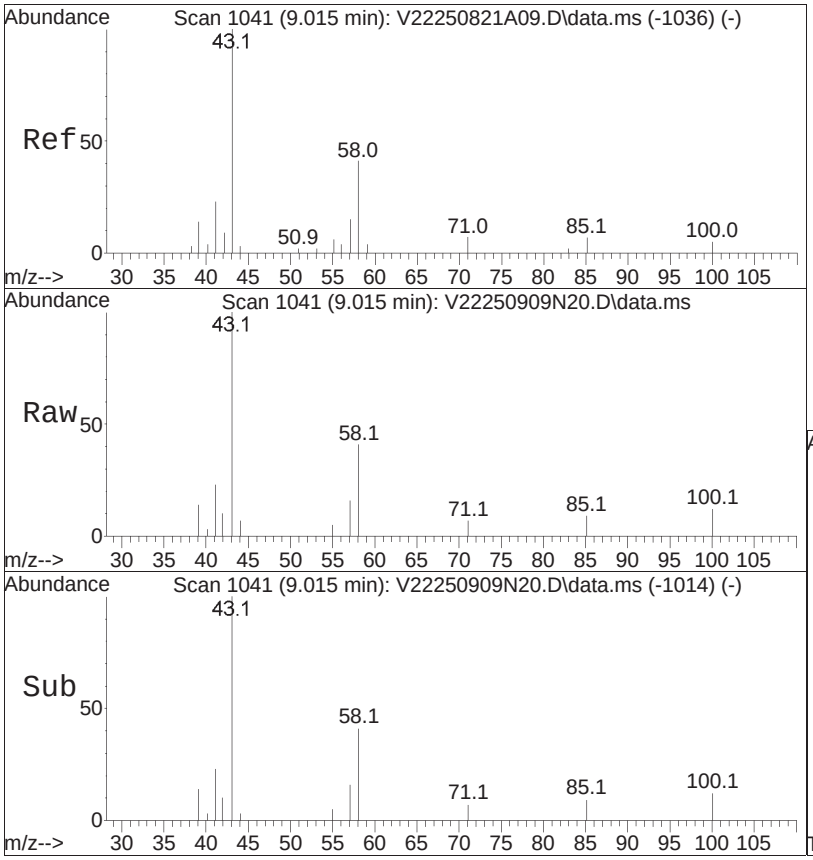


#76
2-Hexanone
Concen: 9.45 ug/L
RT: 9.015 min Scan# 1041
Delta R.T. -0.000 min
Lab File: V22250909N20.D
Acq: 10 Sep 2025 04:05 am

Tgt Ion: 43 Resp: 9078

| Ion | Ratio | Lower | Upper |
|---|---|---|---|
| 43 | 100 | | |
| 58 | 42.8 | 33.0 | 49.6 |
| 57 | 13.7 | 12.2 | 18.4 |

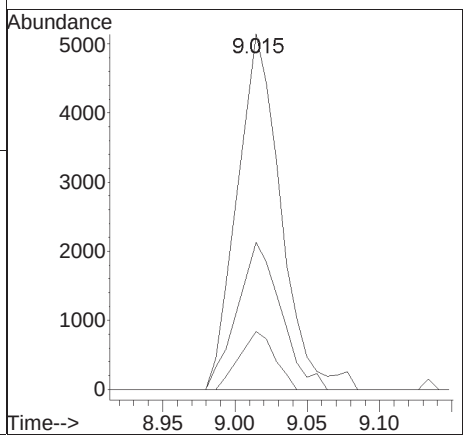

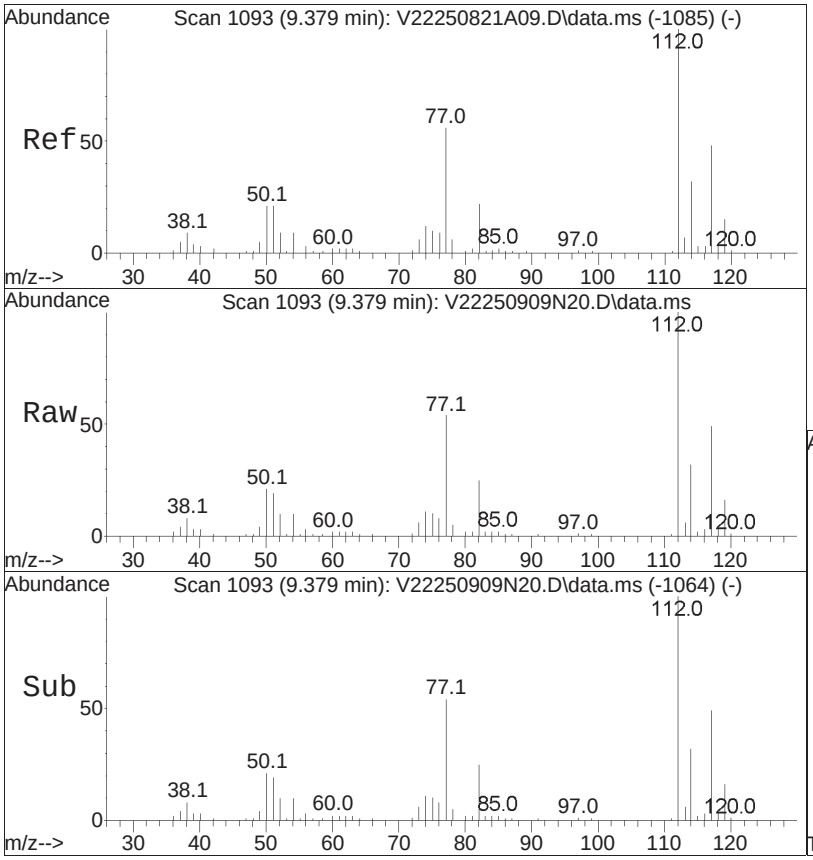


#77
Chlorobenzene
Concen: 10.11 ug/L
RT: 9.379 min Scan# 1093
Delta R.T. 0.000 min
Lab File: V22250909N20.D
Acq: 10 Sep 2025 04:05 am

Tgt Ion:112 Resp: 139644

| Ion | Ratio | Lower | Upper |
|---|---|---|---|
| 112 | 100 | | |
| 77 | 58.5 | 46.7 | 70.1 |
| 114 | 32.6 | 26.0 | 39.0 |

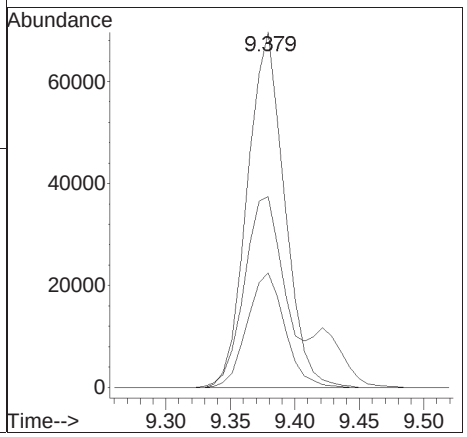




#78
Ethylbenzene
Concen: 9.87 ug/L
RT: 9.421 min Scan# 1099
Delta R.T. 0.000 min
Lab File: V22250909N20.D
Acq: 10 Sep 2025 04:05 am

Tgt Ion: 91 Resp: 225068

| Ion | Ratio | Lower | Upper |
|---|---|---|---|
| 91 | 100 | | |
| 106 | 30.9 | 24.6 | 36.8 |

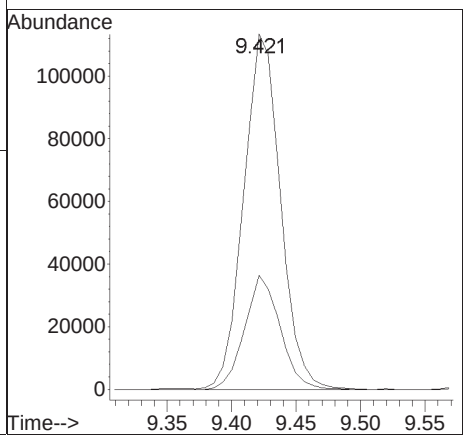




#80
p/m Xylene
Concen: 20.35 ug/L
RT: 9.611 min Scan# 1126
Delta R.T. -0.000 min
Lab File: V22250909N20.D
Acq: 10 Sep 2025 04:05 am

Tgt Ion:106 Resp: 174424

| Ion | Ratio | Lower | Upper |
|---|---|---|---|
| 106 | 100 | | |
| 91 | 204.9 | 165.7 | 248.5 |

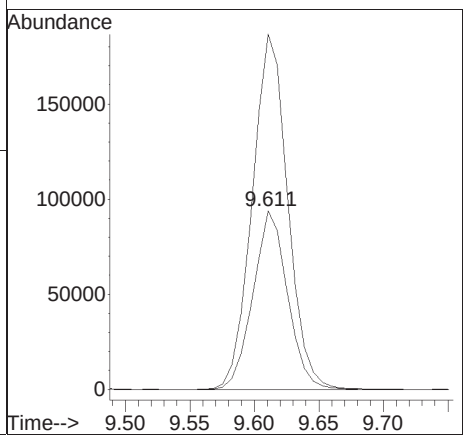

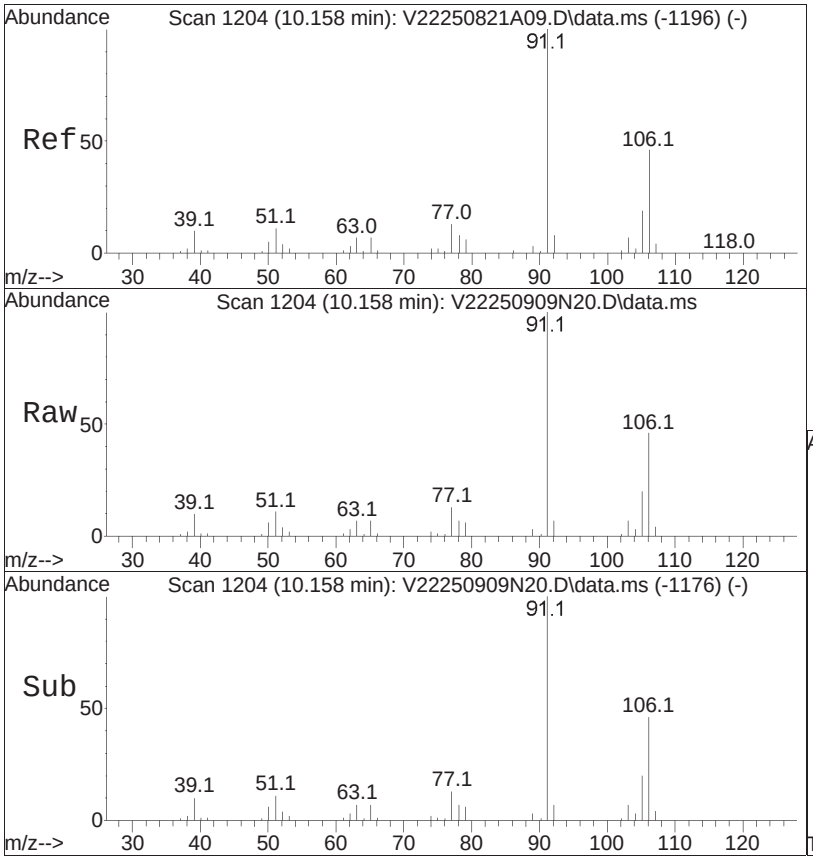


#81
o Xylene
Concen: 20.30 ug/L
RT: 10.158 min Scan# 1204
Delta R.T. -0.000 min
Lab File: V22250909N20.D
Acq: 10 Sep 2025 04:05 am

Tgt Ion:106 Resp: 162485

| Ion | Ratio | Lower | Upper |
|---|---|---|---|
| 106 | 100 | | |
| 91 | 213.8 | 175.6 | 263.4 |

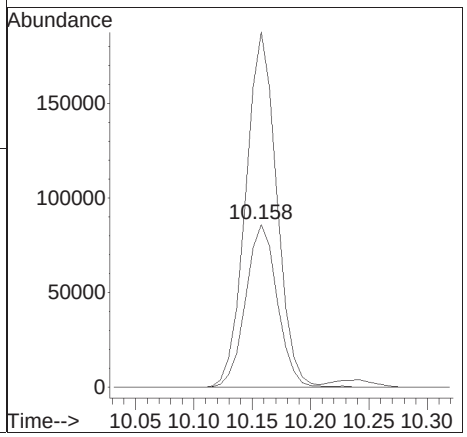

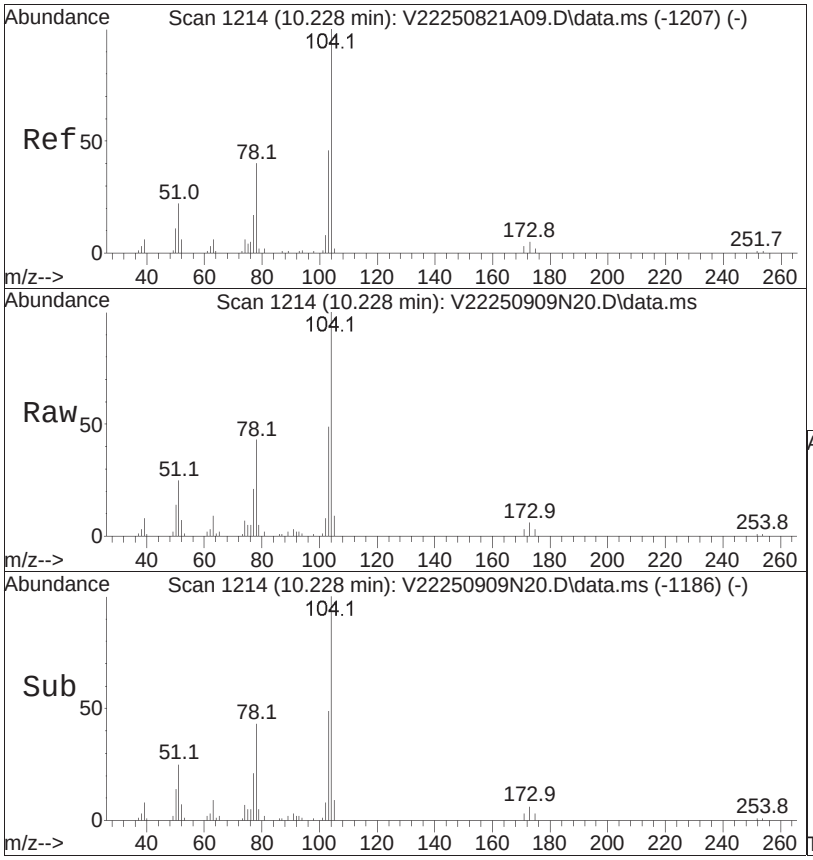


#82
Styrene
Concen: 21.26 ug/L
RT: 10.228 min Scan# 1214
Delta R.T. -0.000 min
Lab File: V22250909N20.D
Acq: 10 Sep 2025 04:05 am

Tgt Ion:104 Resp: 281052

| Ion | Ratio | Lower | Upper |
|---|---|---|---|
| 104 | 100 | | |
| 78 | 44.3 | 34.9 | 52.3 |

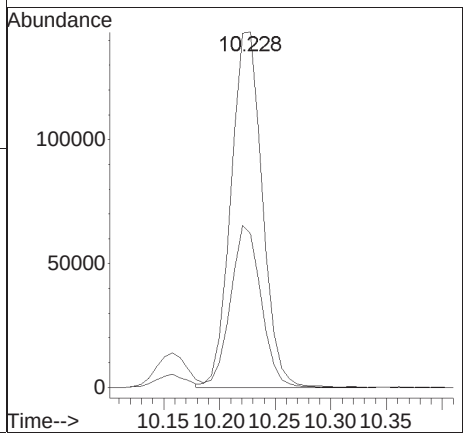

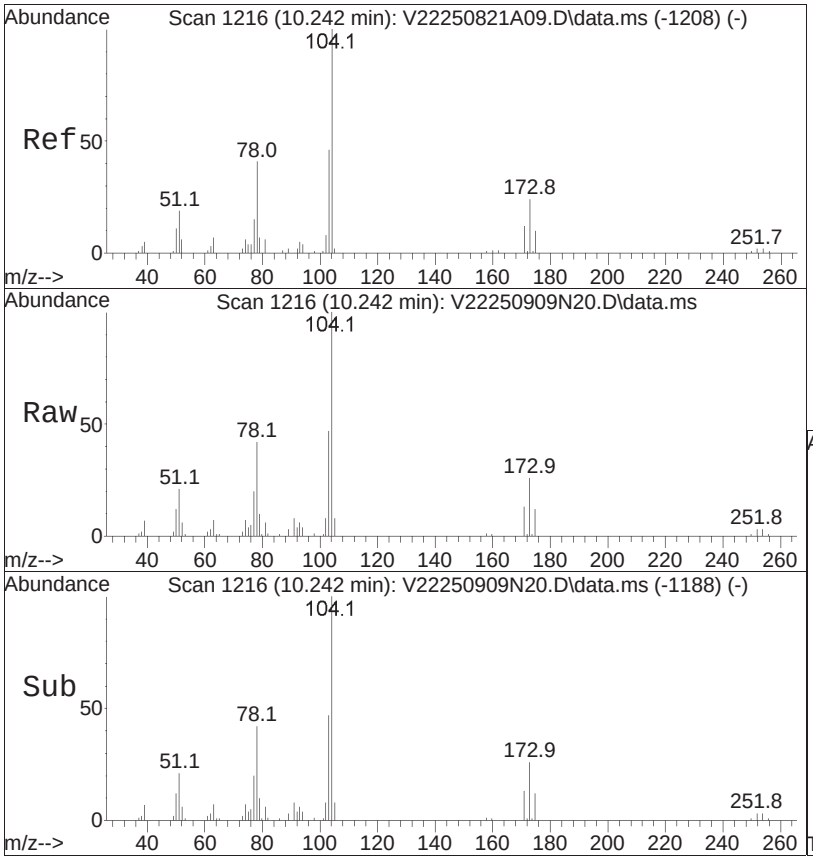


#84
Bromoform
Concen: 9.52 ug/L
RT: 10.242 min Scan# 1216
Delta R.T. -0.000 min
Lab File: V22250909N20.D
Acq: 10 Sep 2025 04:05 am

Tgt Ion:173 Resp: 28054

| Ion | Ratio | Lower | Upper |
|---|---|---|---|
| 173 | 100 | | |
| 175 | 48.2 | 26.3 | 66.3 |

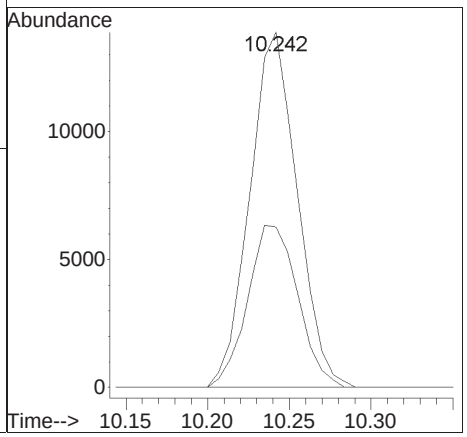

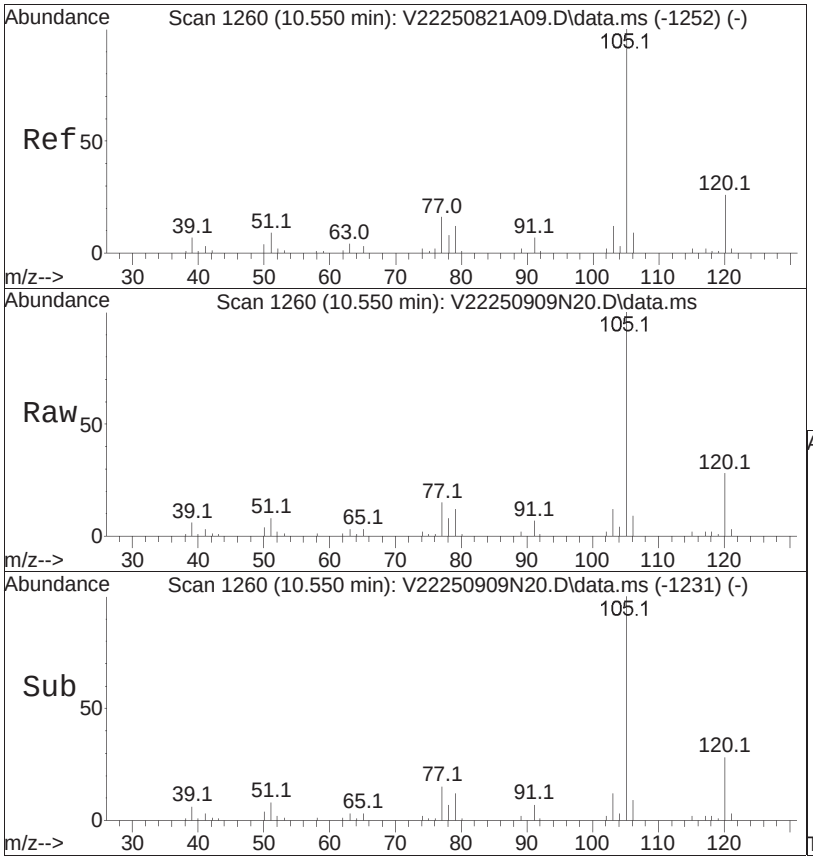


#86
Isopropylbenzene
Concen: 8.91 ug/L
RT: 10.550 min Scan# 1260
Delta R.T. 0.000 min
Lab File: V22250909N20.D
Acq: 10 Sep 2025 04:05 am

Tgt Ion:105 Resp: 213463

| Ion | Ratio | Lower | Upper |
|---|---|---|---|
| 105 | 100 | | |
| 120 | 27.1 | 6.5 | 46.5 |

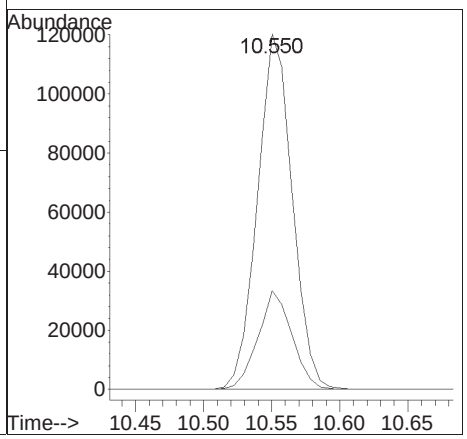

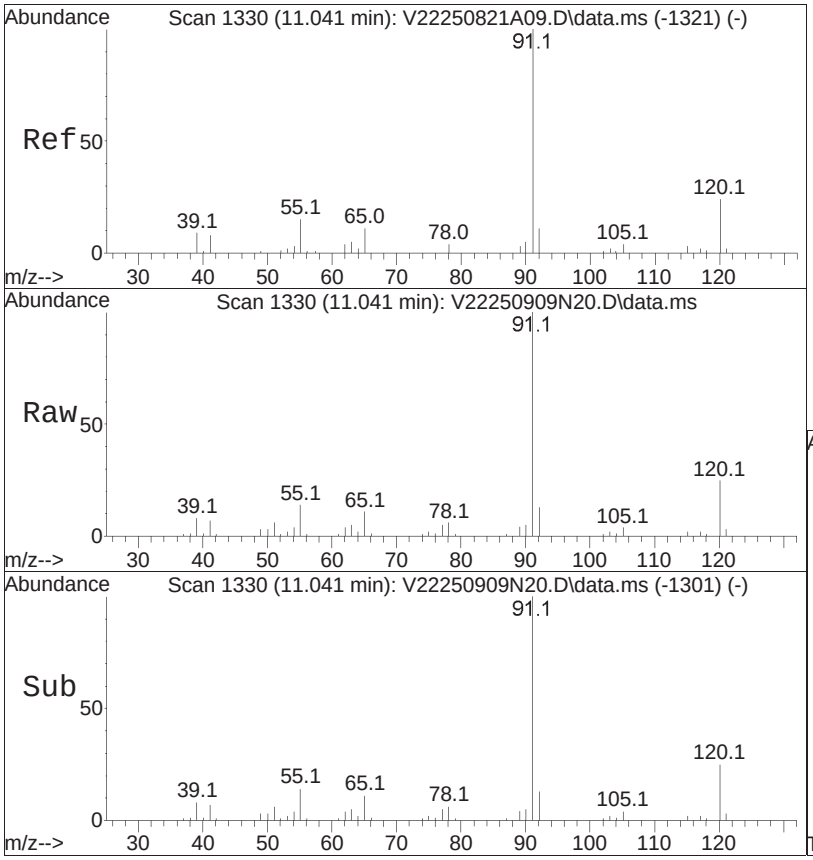


#89
n-Propylbenzene
Concen: 8.56 ug/L
RT: 11.041 min Scan# 1330
Delta R.T. 0.000 min
Lab File: V22250909N20.D
Acq: 10 Sep 2025 04:05 am

Tgt Ion: 91 Resp: 248859

| Ion | Ratio | Lower | Upper |
|---|---|---|---|
| 91 | 100 | | |
| 120 | 24.9 | 18.8 | 28.2 |

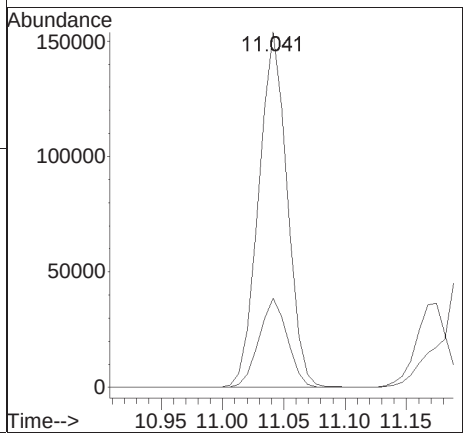

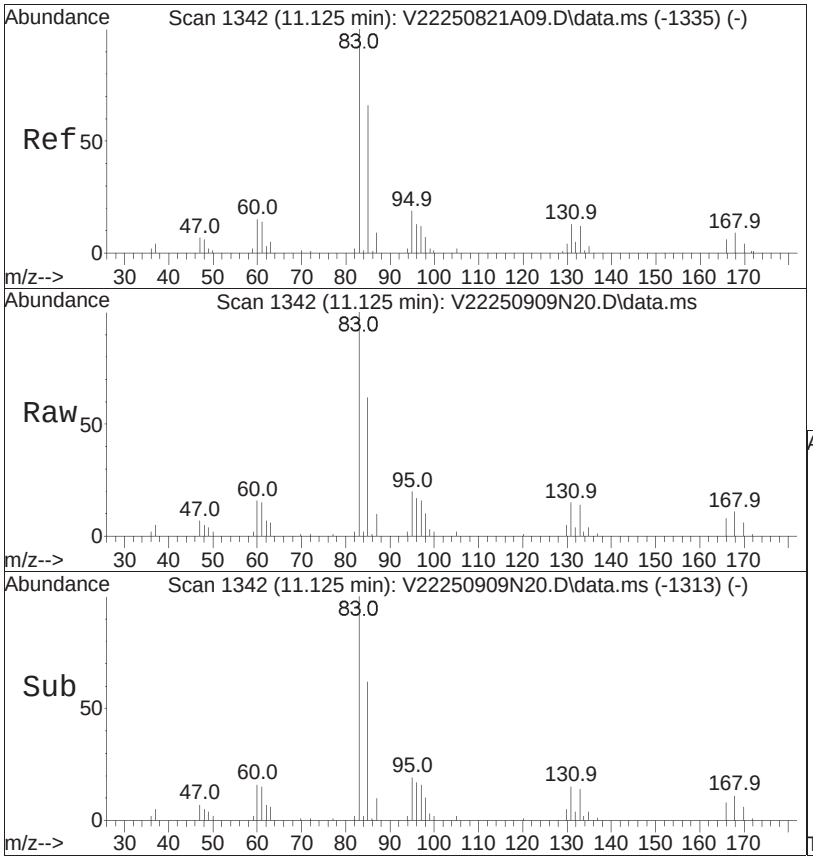


#91
1,1,2,2-Tetrachloroethane
Concen: 8.36 ug/L
RT: 11.125 min Scan# 1342
Delta R.T. 0.000 min
Lab File: V22250909N20.D
Acq: 10 Sep 2025 04:05 am

Tgt Ion: 83 Resp: 33176

| Ion | Ratio | Lower | Upper |
|---|---|---|---|
| 83 | 100 | | |
| 131 | 13.3 | 0.0 | 32.0 |
| 85 | 67.0 | 45.6 | 85.6 |

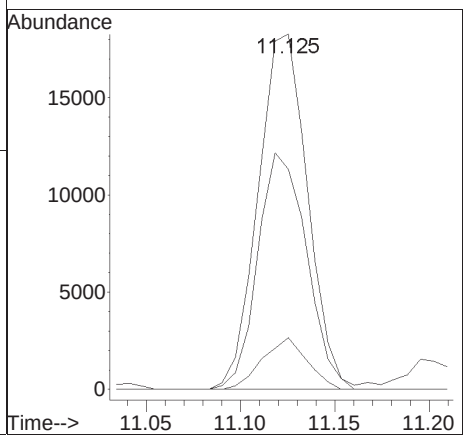




#94
1,3,5-Trimethylbenzene
Concen: 9.54 ug/L
RT: 11.273 min Scan# 1363
Delta R.T. -0.000 min
Lab File: V22250909N20.D
Acq: 10 Sep 2025 04:05 am

Tgt Ion:105 Resp: 193520

| Ion | Ratio | Lower | Upper |
|---|---|---|---|
| 105 | 100 | | |
| 120 | 49.6 | 38.8 | 58.2 |

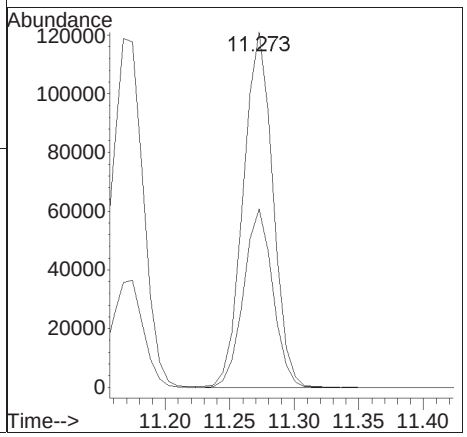

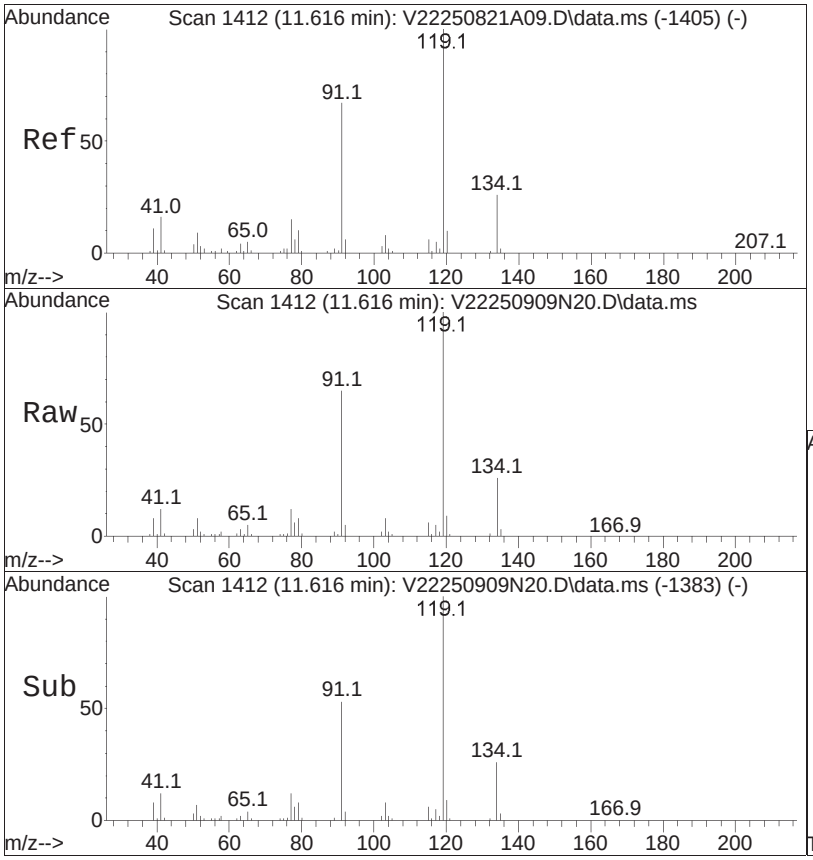


#98
tert-Butylbenzene
Concen: 8.99 ug/L
RT: 11.616 min Scan# 1412
Delta R.T. 0.000 min
Lab File: V22250909N20.D
Acq: 10 Sep 2025 04:05 am

Tgt Ion:119 Resp: 161050

| Ion | Ratio | Lower | Upper |
|---|---|---|---|
| 119 | 100 | | |
| 91 | 65.4 | 52.6 | 79.0 |
| 134 | 24.9 | 19.7 | 29.5 |

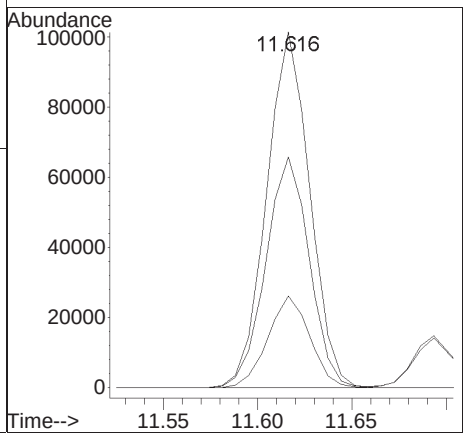

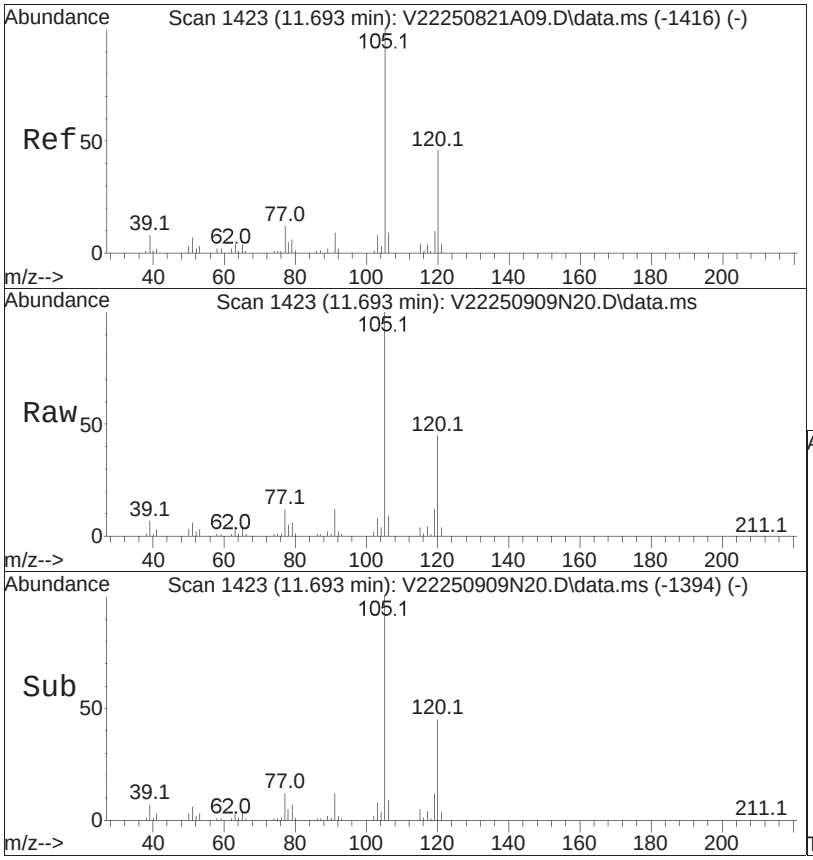


#101
1,2,4-Trimethylbenzene
Concen: 10.15 ug/L
RT: 11.693 min Scan# 1423
Delta R.T. 0.000 min
Lab File: V22250909N20.D
Acq: 10 Sep 2025 04:05 am

Tgt Ion:105 Resp: 140315

| Ion | Ratio | Lower | Upper |
|---|---|---|---|
| 105 | 100 | | |
| 120 | 45.1 | 37.2 | 55.8 |

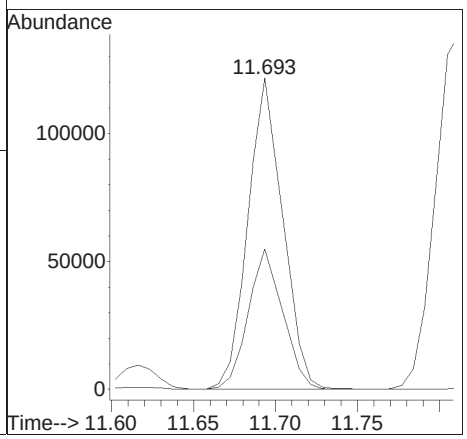

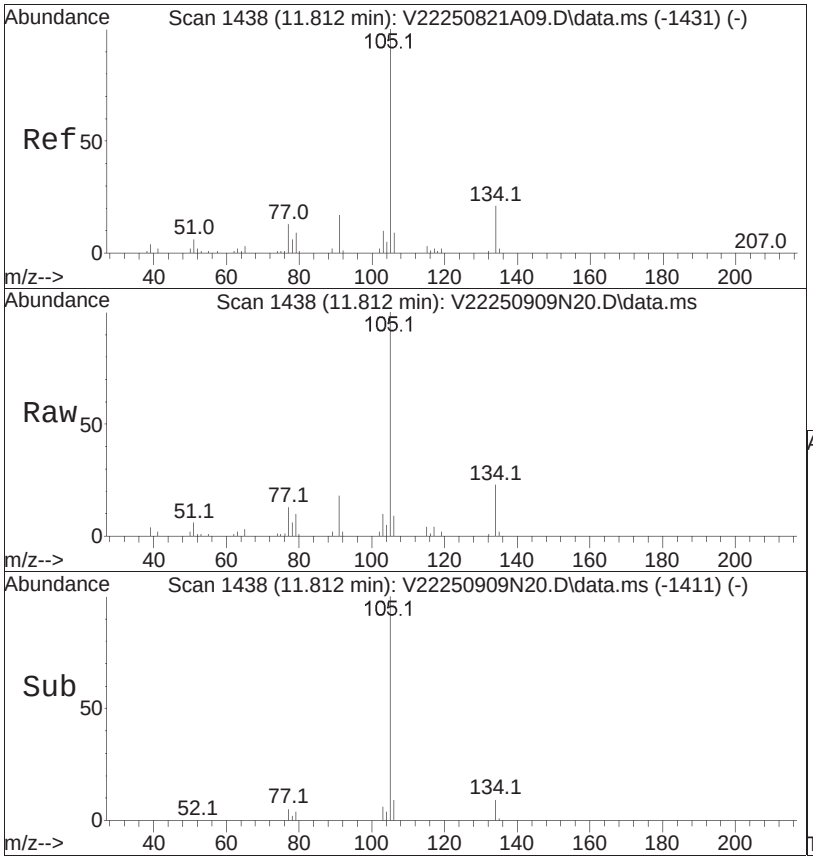


#102
sec-Butylbenzene
Concen: 8.22 ug/L
RT: 11.812 min Scan# 1438
Delta R.T. -0.000 min
Lab File: V22250909N20.D
Acq: 10 Sep 2025 04:05 am

Tgt Ion:105 Resp: 225551

| Ion | Ratio | Lower | Upper |
|---|---|---|---|
| 105 | 100 | | |
| 134 | 21.8 | 13.6 | 28.2 |

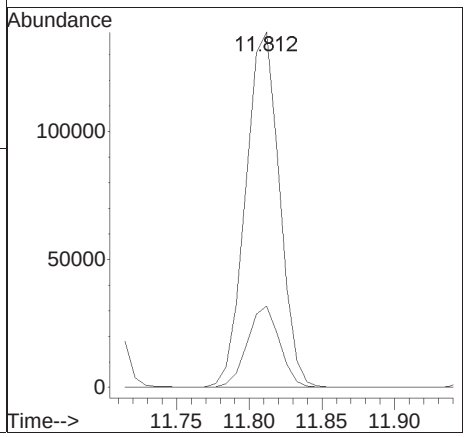

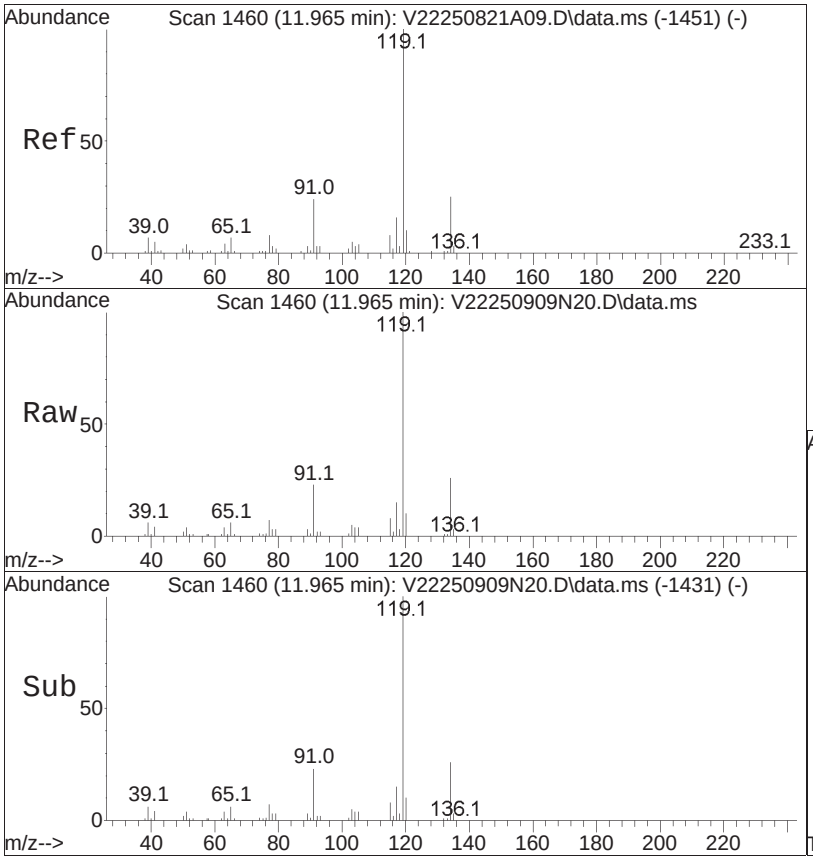


#103
p-Isopropyltoluene
Concen: 8.44 ug/L
RT: 11.965 min Scan# 1460
Delta R.T. -0.000 min
Lab File: V22250909N20.D
Acq: 10 Sep 2025 04:05 am

Tgt Ion:119 Resp: 198871

| Ion | Ratio | Lower | Upper |
|---|---|---|---|
| 119 | 100 | | |
| 134 | 26.2 | 16.8 | 35.0 |
| 91 | 23.7 | 15.7 | 32.5 |

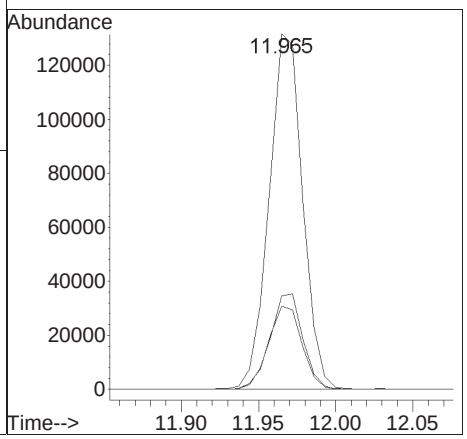

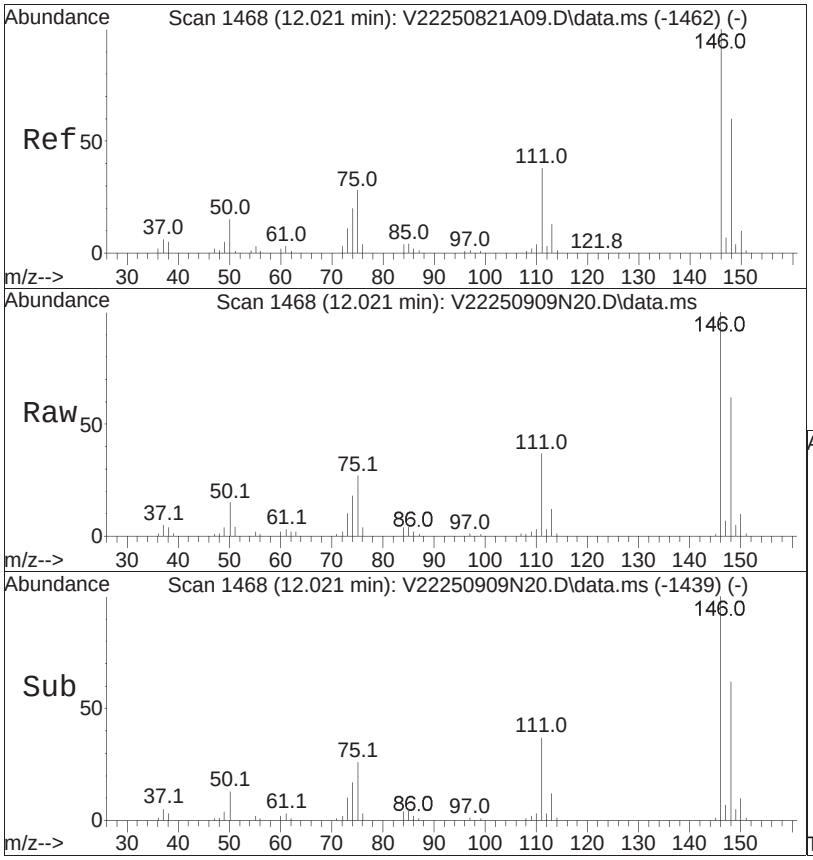


#104
1,3-Dichlorobenzene
Concen: 10.19 ug/L
RT: 12.021 min Scan# 1468
Delta R.T. -0.000 min
Lab File: V22250909N20.D
Acq: 10 Sep 2025 04:05 am

Tgt Ion:146 Resp: 129224

| Ion | Ratio | Lower | Upper |
|---|---|---|---|
| 146 | 100 | | |
| 111 | 37.4 | 25.1 | 52.1 |
| 148 | 63.2 | 41.2 | 85.6 |

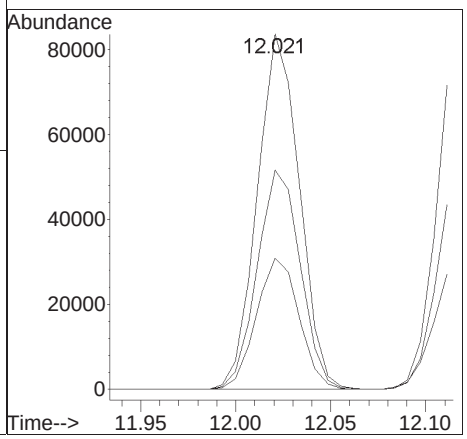

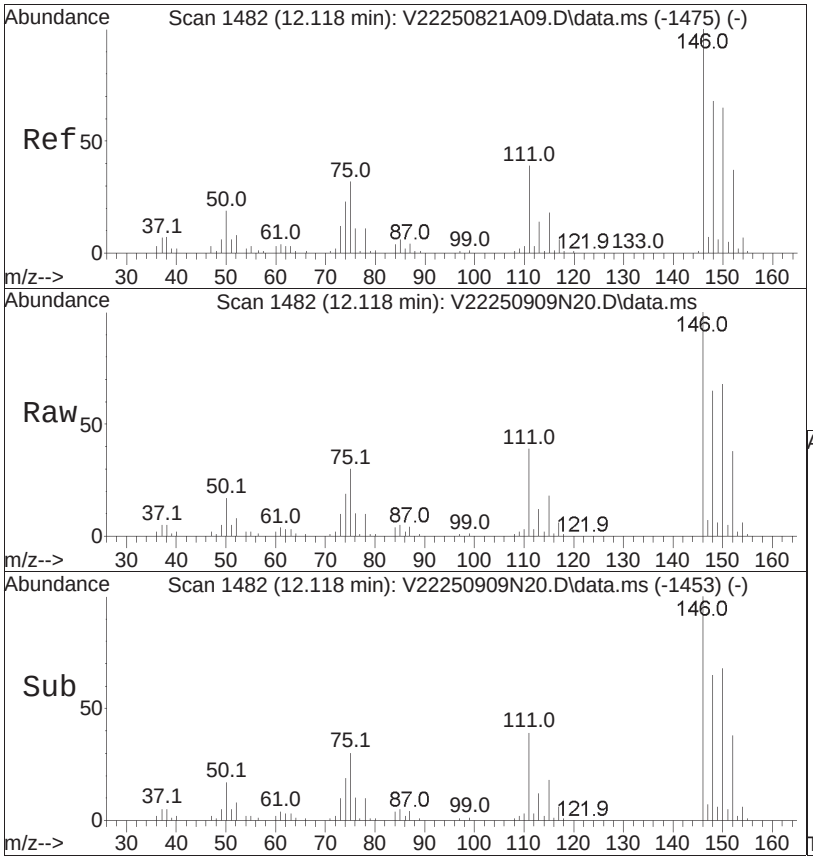


#105
1,4-Dichlorobenzene
Concen: 9.90 ug/L
RT: 12.118 min Scan# 1482
Delta R.T. 0.000 min
Lab File: V22250909N20.D
Acq: 10 Sep 2025 04:05 am

Tgt Ion:146 Resp: 126055

| Ion | Ratio | Lower | Upper |
|---|---|---|---|
| 146 | 100 | | |
| 111 | 38.3 | 31.8 | 47.8 |
| 148 | 63.7 | 52.2 | 78.2 |

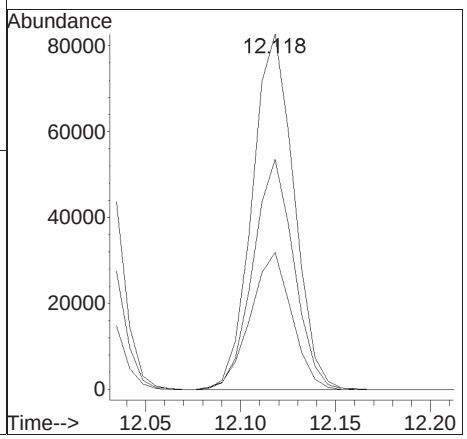

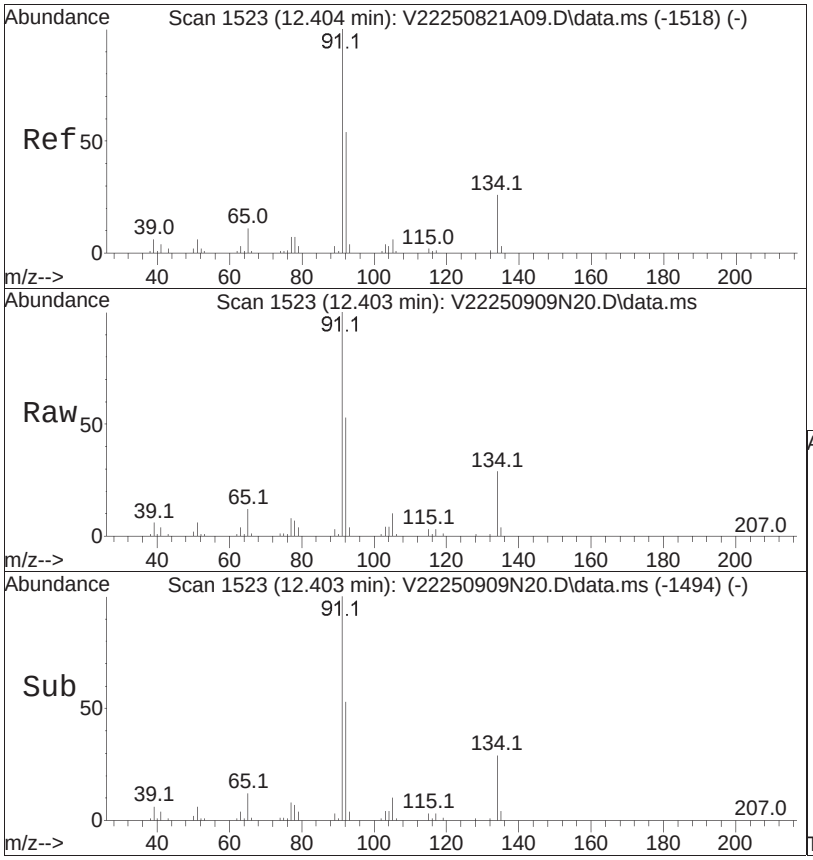


#107
n-Butylbenzene
Concen: 8.83 ug/L
RT: 12.403 min Scan# 1523
Delta R.T. -0.001 min
Lab File: V22250909N20.D
Acq: 10 Sep 2025 04:05 am

Tgt Ion: 91 Resp: 164411

| Ion | Ratio | Lower | Upper |
|---|---|---|---|
| 91 | 100 | | |
| 92 | 52.3 | 41.8 | 62.8 |
| 134 | 28.6 | 21.2 | 31.8 |

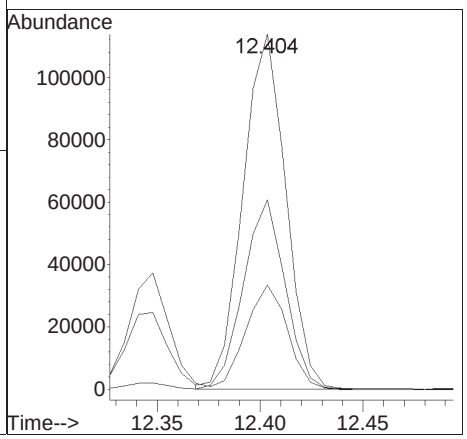

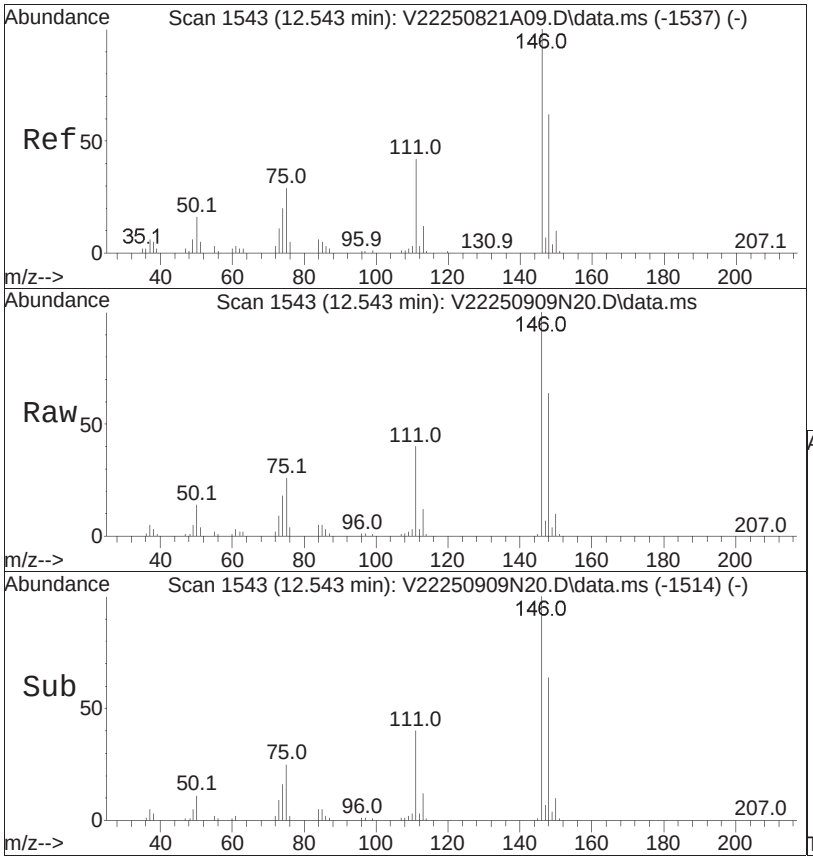


#108
1,2-Dichlorobenzene
Concen: 10.00 ug/L
RT: 12.543 min Scan# 1543
Delta R.T. -0.000 min
Lab File: V22250909N20.D
Acq: 10 Sep 2025 04:05 am

Tgt Ion:146 Resp: 110035

| Ion | Ratio | Lower | Upper |
|---|---|---|---|
| 146 | 100 | | |
| 111 | 40.3 | 26.0 | 54.0 |
| 148 | 64.9 | 40.9 | 84.9 |

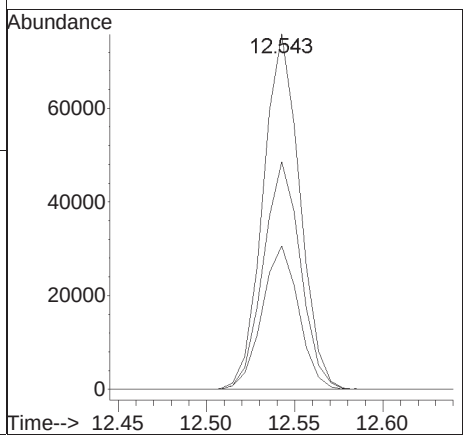

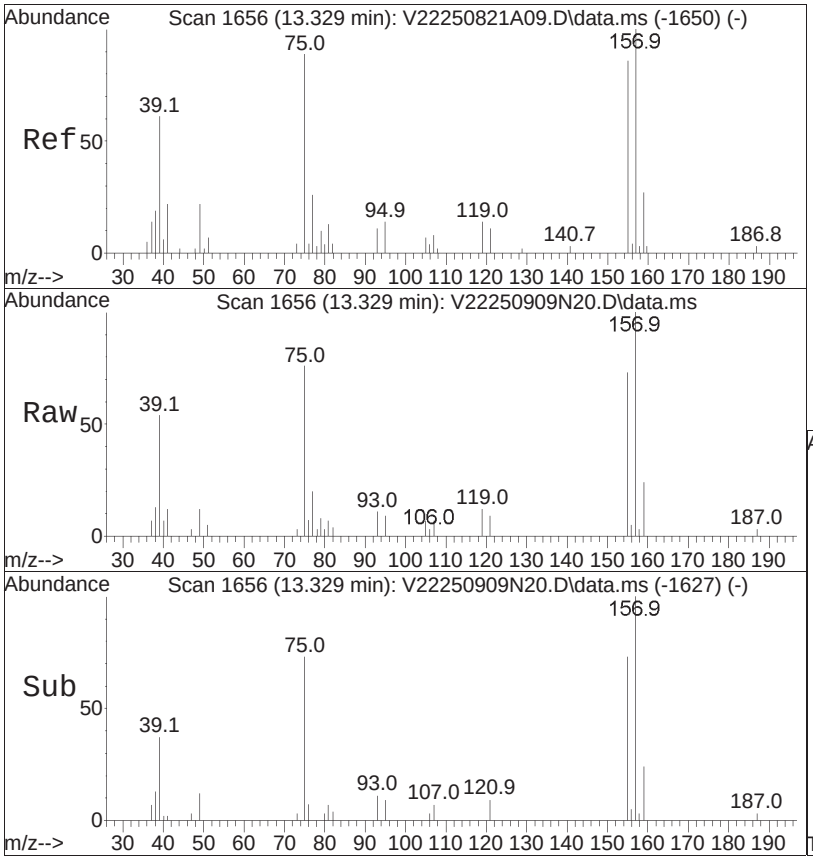


#110
1,2-Dibromo-3-chloropropane
Concen: 9.42 ug/L
RT: 13.329 min Scan# 1656
Delta R.T. 0.000 min
Lab File: V22250909N20.D
Acq: 10 Sep 2025 04:05 am

Tgt Ion:155 Resp: 6388

| Ion | Ratio | Lower | Upper |
|---|---|---|---|
| 155 | 100 | | |
| 157 | 133.5 | 102.5 | 153.7 |

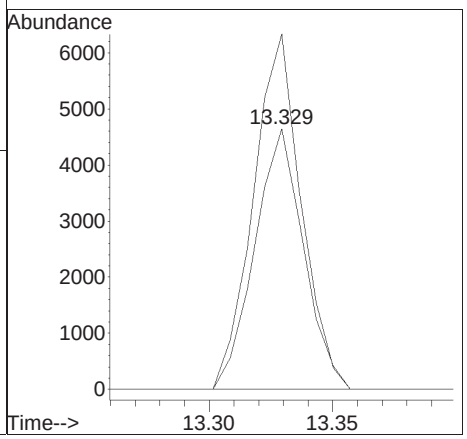

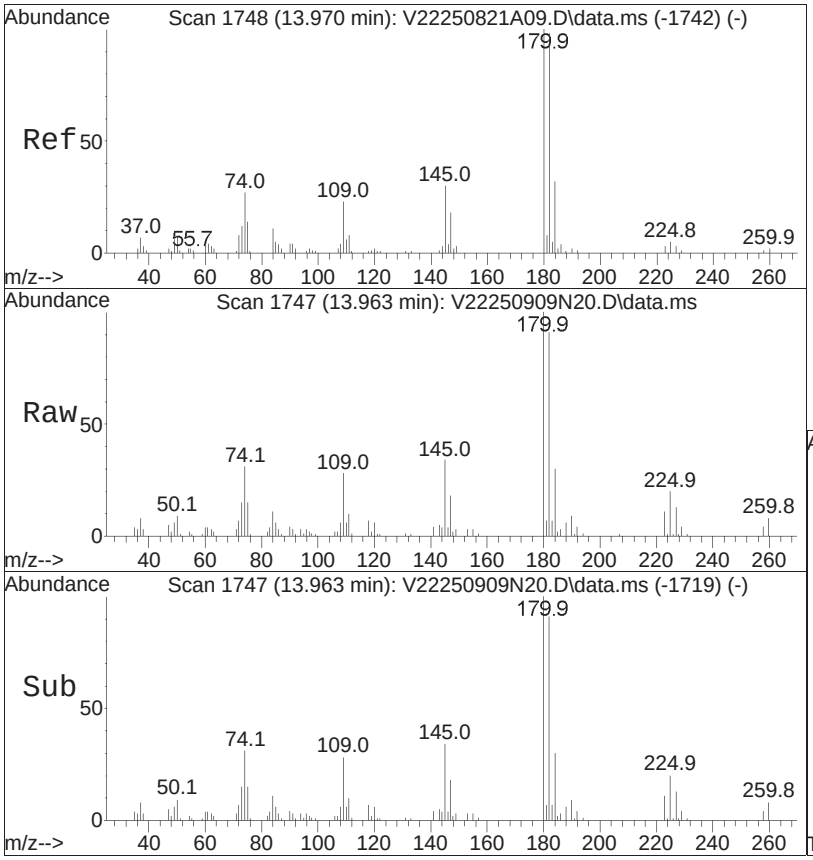


#113
1,2,4-Trichlorobenzene
Concen: 9.15 ug/L
RT: 13.963 min Scan# 1747
Delta R.T. -0.007 min
Lab File: V22250909N20.D
Acq: 10 Sep 2025 04:05 am

Tgt Ion:180 Resp: 59151

| Ion | Ratio | Lower | Upper |
|---|---|---|---|
| 180 | 100 | | |
| 182 | 94.7 | 76.6 | 114.8 |
| 145 | 35.1 | 27.7 | 41.5 |

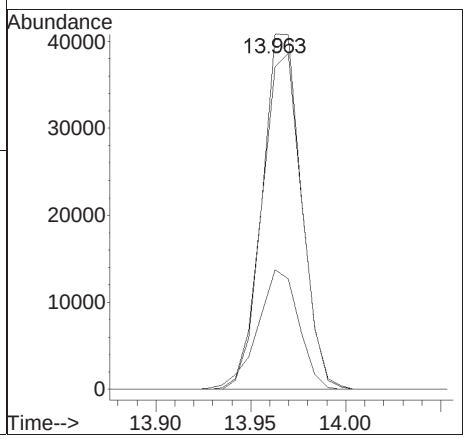

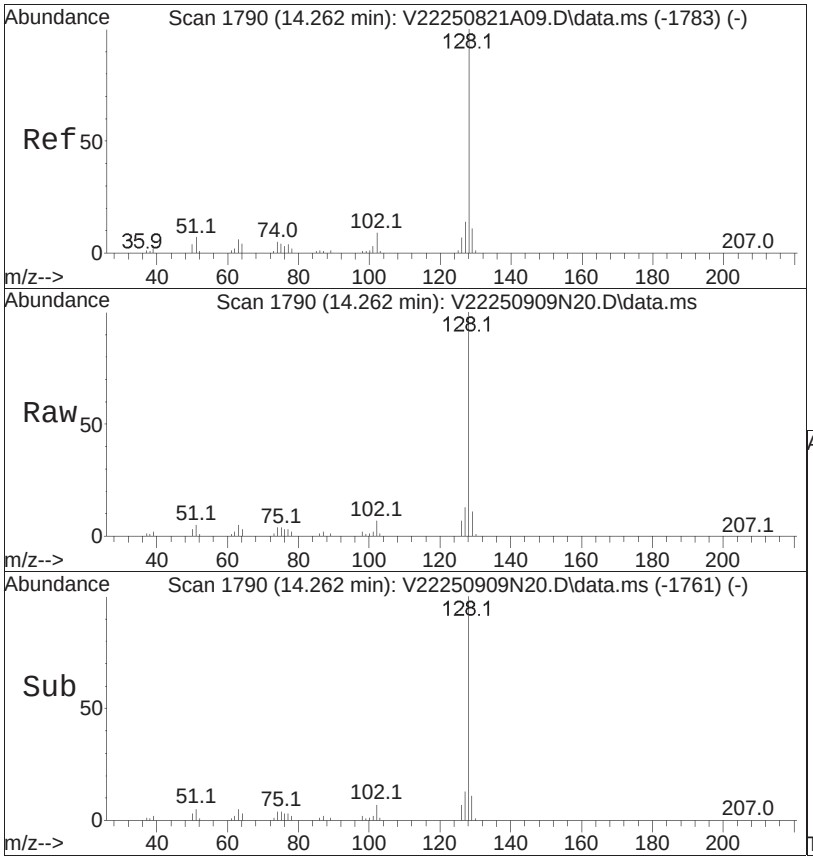


#114
Naphthalene
Concen: 8.82 ug/L
RT: 14.262 min Scan# 1790
Delta R.T. 0.000 min
Lab File: V22250909N20.D
Acq: 10 Sep 2025 04:05 am

Tgt Ion:128 Resp: 102689

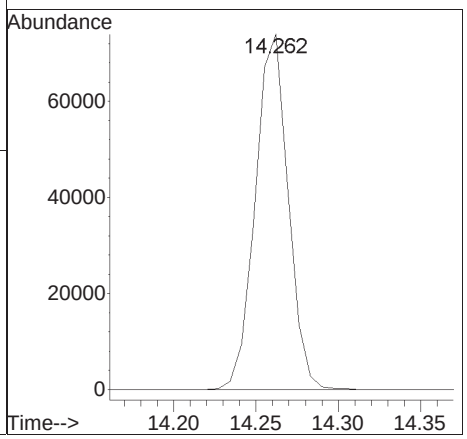

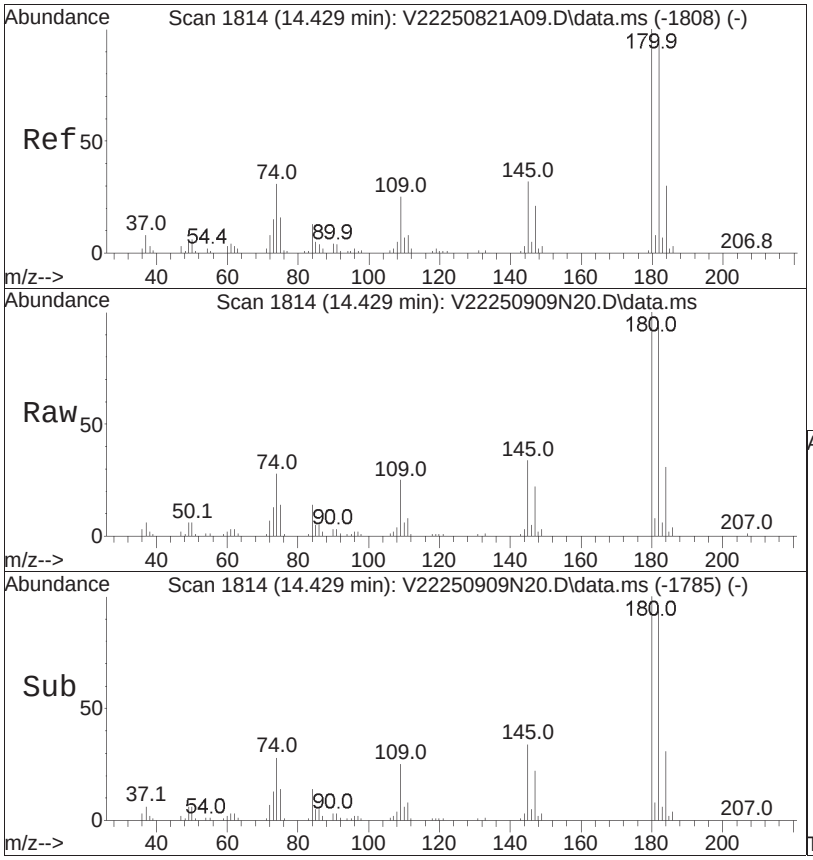


#115
1,2,3-Trichlorobenzene
Concen: 9.63 ug/L
RT: 14.429 min Scan# 1814
Delta R.T. 0.000 min
Lab File: V22250909N20.D
Acq: 10 Sep 2025 04:05 am

Tgt Ion:180 Resp: 53150

| Ion | Ratio | Lower | Upper |
|---|---|---|---|
| 180 | 100 | | |
| 182 | 94.6 | 76.2 | 114.4 |
| 145 | 33.2 | 25.0 | 37.4 |

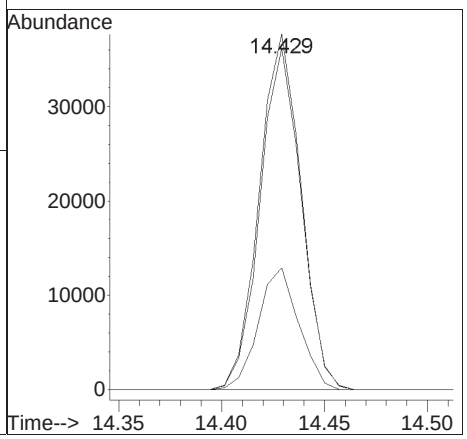

Manual Integration Report

| | | | |
|---|---|---|---|
| Data Path | : K:\VOA122\2025\250909A\ | QMethod | : V122_250821A_8260.m |
| Data File | : V22250909N20.D | Operator | : VOA122:MJV |
| Date Inj'd | : 9/10/2025 4:05 am | Instrument | : VOA 122 |
| Sample | : WG2112948-7,31,10,10,,a2,r | Quant Date | 6:46 am |

There are no manual integrations or false positives in this file.

Quantitation Report (QT Reviewed)

Data Path : K:\VOA105\2025\250910A\
Data File : V05250910A10.D
Acq On : 10 Sep 2025 11:02 am
Operator : VOA105:PID
Sample : WG2113015-7,31,10,10,,A2 (Sig #1); L2555281-05MSD,31,10,10,,A2 (Sig #2)
Misc : WG2113015,ICAL22558 (Sig #1); WG,ICAL22558 (Sig #2)
ALS Vial : 10 Sample Multiplier: 1

Quant Time: Sep 10 11:41:16 2025
Quant Method : K:\VOA105\2025\250910A\V105_250816B_8260.m
Quant Title : VOLATILES BY GC/MS
QLast Update : Sun Aug 17 13:47:41 2025
Response via : Initial Calibration

CCAL FILE(s) : 1 - K:\VOA105\2025\250910A\V05250910A01.D
Sub List : 8260-Curve-IM-2CEVE - Megamix plus Diox-Iodomethane

| Compound | R.T. | QIon | Response | Conc | Units | Dev(Min) |
|---|---|---|---|---|---|---|
| Internal Standards | | | | | | |
| 1) Fluorobenzene | 5.513 | 96 | 294120 | 10.000 | ug/L | 0.00 |
| Standard Area 1 = 373567 | | | Recovery = | 78.73% | | |
| 59) Chlorobenzene-d5 | 8.985 | 117 | 212504 | 10.000 | ug/L | 0.00 |
| Standard Area 1 = 266383 | | | Recovery = | 79.77% | | |
| 79) 1,4-Dichlorobenzene-d4 | 11.797 | 152 | 123535 | 10.000 | ug/L | 0.00 |
| Standard Area 1 = 148562 | | | Recovery = | 83.15% | | |
| System Monitoring Compounds | | | | | | |
| 36) Dibromofluoromethane | 4.732 | 113 | 82023 | 9.797 | ug/L | 0.00 |
| Spiked Amount 10.000 | Range 70 - 130 | | Recovery = | 97.97% | | |
| 43) 1,2-Dichloroethane-d4 | 5.238 | 65 | 117391 | 9.797 | ug/L | 0.00 |
| Spiked Amount 10.000 | Range 70 - 130 | | Recovery = | 97.97% | | |
| 60) Toluene-d8 | 7.165 | 98 | 293125 | 10.396 | ug/L | 0.00 |
| Spiked Amount 10.000 | Range 70 - 130 | | Recovery = | 103.96% | | |
| 83) 4-Bromofluorobenzene | 10.531 | 95 | 112536 | 10.023 | ug/L | 0.00 |
| Spiked Amount 10.000 | Range 70 - 130 | | Recovery = | 100.23% | | |
| Target Compounds | | | | | | Qvalue |
| 2) Dichlorodifluoromethane | 1.431 | 85 | 93751 | 9.695 | ug/L | 98 |
| 3) Chloromethane | 1.595 | 50 | 104299 | 13.358 | ug/L | 97 |
| 4) Vinyl chloride | 1.650 | 62 | 130428 | 14.544 | ug/L | 100 |
| 5) Bromomethane | 1.918 | 94 | 31823 | 8.148 | ug/L | 95 |
| 6) Chloroethane | 2.021 | 64 | 71299 | 13.704 | ug/L | 98 |
| 7) Trichlorofluoromethane | 2.145 | 101 | 164188 | 11.443 | ug/L | 99 |
| 10) 1,1-Dichloroethene | 2.591 | 96 | 82251 | 13.341 | ug/L | 99 |
| 11) Carbon disulfide | 2.611 | 76 | 281080 | 13.412 | ug/L | 99 |
| 12) Freon-113 | 2.618 | 101 | 78261 | 11.808 | ug/L | 74 |
| 15) Methylene chloride | 3.112 | 84 | 81634 | 11.253 | ug/L | 96 |
| 17) Acetone | 3.174 | 43 | 17715 | 12.936 | ug/L | 95 |
| 18) trans-1,2-Dichloroethene | 3.250 | 96 | 82674 | 11.717 | ug/L | 90 |
| 19) Methyl acetate | 3.277 | 43 | 34698 | 10.317 | ug/L | 99 |
| 20) Methyl tert-butyl ether | 3.346 | 73 | 172412 | 9.649 | ug/L | 97 |
| 23) 1,1-Dichloroethane | 3.806 | 63 | 183079 | 11.151 | ug/L | 99 |
| 28) cis-1,2-Dichloroethene | 4.307 | 96 | 87123 | 11.178 | ug/L | 92 |
| 30) Bromochloromethane | 4.492 | 128 | 35902 | 11.195 | ug/L | 97 |
| 31) Cyclohexane | 4.471 | 56 | 174888 | 11.030 | ug/L | 99 |
| 32) Chloroform | 4.561 | 83 | 163763 | 10.866 | ug/L | 99 |

Data Path : K:\VOA105\2025\250910A\
Data File : V05250910A10.D
Acq On : 10 Sep 2025 11:02 am
Operator : VOA105:PID
Sample : WG2113015-7,31,10,10,,A2 (Sig #1); L2555281-05MSD,31,10,10,,A2 (Sig #2)
Misc : WG2113015,ICAL22558 (Sig #1); WG,ICAL22558 (Sig #2)
ALS Vial : 10 Sample Multiplier: 1

Quant Time: Sep 10 11:41:16 2025
Quant Method : K:\VOA105\2025\250910A\V105_250816B_8260.m
Quant Title : VOLATILES BY GC/MS
QLast Update : Sun Aug 17 13:47:41 2025
Response via : Initial Calibration

CCAL FILE(s) : 1 - K:\VOA105\2025\250910A\V05250910A01.D
Sub List : 8260-Curve-IM-2CEVE - Megamix plus Diox-Iodomethane

| Compound | R.T. | QIon | Response | Conc | Units | Dev(Min) |
|---|---|---|---|---|---|---|
| 34) Carbon tetrachloride | 4.670 | 117 | 134842 | 10.506 | ug/L | 99 |
| 37) 1,1,1-Trichloroethane | 4.739 | 97 | 152400 | 10.819 | ug/L | 98 |
| 39) 2-Butanone | 4.856 | 43 | 19857 | 9.653 | ug/L | 96 |
| 41) Benzene | 5.097 | 78 | 359808 | 12.070 | ug/L | 97 |
| 44) 1,2-Dichloroethane | 5.309 | 62 | 118752 | 9.957 | ug/L | 98 |
| 47) Methyl cyclohexane | 5.655 | 83 | 116333 | 9.193 | ug/L | 91 |
| 48) Trichloroethene | 5.683 | 95 | 88781 | 11.035 | ug/L | 98 |
| 51) 1,2-Dichloropropane | 6.212 | 63 | 88342 | 10.522 | ug/L | 95 |
| 54) Bromodichloromethane | 6.297 | 83 | 112676 | 9.954 | ug/L | 97 |
| 58) cis-1,3-Dichloropropene | 6.974 | 75 | 112365 | 10.172 | ug/L | 98 |
| 61) Toluene | 7.221 | 92 | 197780 | 11.225 | ug/L | 99 |
| 62) 4-Methyl-2-pentanone | 7.673 | 58 | 15578 | 8.920 | ug/L | 95 |
| 63) Tetrachloroethene | 7.658 | 166 | 87721 | 11.432 | ug/L | 99 |
| 65) trans-1,3-Dichloropropene | 7.715 | 75 | 95490 | 9.360 | ug/L | 95 |
| 68) 1,1,2-Trichloroethane | 7.898 | 83 | 46165 | 10.996 | ug/L | 98 |
| 69) Chlorodibromomethane | 8.103 | 129 | 64842 | 9.847 | ug/L | 100 |
| 71) 1,2-Dibromoethane | 8.364 | 107 | 49799 | 10.427 | ug/L | 98 |
| 72) 2-Hexanone | 8.674 | 43 | 25028 | 9.285 | ug/L | 96 |
| 73) Chlorobenzene | 9.006 | 112 | 201543 | 10.882 | ug/L | 98 |
| 74) Ethylbenzene | 9.041 | 91 | 394030 | 11.322 | ug/L | 100 |
| 76) p/m Xylene | 9.232 | 106 | 284516 | 23.198 | ug/L | 98 |
| 77) o Xylene | 9.775 | 106 | 262818 | 22.659 | ug/L | 97 |
| 78) Styrene | 9.846 | 104 | 432901 | 22.634 | ug/L | 97 |
| 80) Bromoform | 9.874 | 173 | 39943 | 9.632 | ug/L | 99 |
| 82) Isopropylbenzene | 10.185 | 105 | 382729 | 11.296 | ug/L | 100 |
| 87) 1,1,2,2-Tetrachloroethane | 10.807 | 83 | 61481 | 11.298 | ug/L | 97 |
| 100) 1,3-Dichlorobenzene | 11.712 | 146 | 155462 | 10.696 | ug/L | 100 |
| 101) 1,4-Dichlorobenzene | 11.811 | 146 | 155176 | 10.512 | ug/L | 98 |
| 104) 1,2-Dichlorobenzene | 12.243 | 146 | 141563 | 10.828 | ug/L | 98 |
| 106) 1,2-Dibromo-3-chloropr... | 13.042 | 155 | 8083 | 8.740 | ug/L | 98 |
| 109) 1,2,4-Trichlorobenzene | 13.672 | 180 | 92772 | 10.282 | ug/L | 98 |
| 111) 1,2,3-Trichlorobenzene | 14.132 | 180 | 77780 | 10.018 | ug/L | 97 |

(#) = qualifier out of range (m) = manual integration (+) = signals summed

Data Path : K:\VOA105\2025\250910A\
Data File : V05250910A10.D
Acq On : 10 Sep 2025 11:02 am
Operator : VOA105:PID
Sample : WG2113015-7,31,10,10,,A2 (Sig #1); L2555281-05MSD,31,10,10,,A2 (Sig #2)
Misc : WG2113015,ICAL22558 (Sig #1); WG,ICAL22558 (Sig #2)
ALS Vial : 10 Sample Multiplier: 1

Quant Time: Sep 10 11:41:16 2025
Quant Method : K:\VOA105\2025\250910A\V105_250816B_8260.m
Quant Title : VOLATILES BY GC/MS
QLast Update : Sun Aug 17 13:47:41 2025
Response via : Initial Calibration

CCAL FILE(s) : 1 - K:\VOA105\2025\250910A\V05250910A01.D
Sub List : 8260-Curve-IM-2CEVE - Megamix plus Diox-Iodomethane

| Compound | R.T. | QIon | Response | Conc | Units | Dev(Min) |
|---|---|---|---|---|---|---|

Quantitation Report (QT Reviewed)

Data Path : K:\VOA105\2025\250910A\
Data File : V05250910A10.D
Acq On : 10 Sep 2025 11:02 am
Operator : VOA105:PID
Sample : WG2113015-7,31,10,10,,A2 (Sig #1); L2555281-05MSD,31,10,10,,A2 (Sig #2)
Misc : WG2113015,ICAL22558 (Sig #1); WG,ICAL22558 (Sig #2)
ALS Vial : 10 Sample Multiplier: 1

Quant Time: Sep 10 11:41:16 2025
Quant Method : K:\VOA105\2025\250910A\V105_250816B_8260.m
Quant Title : VOLATILES BY GC/MS
QLast Update : Sun Aug 17 13:47:41 2025
Response via : Initial Calibration

Sub List : 8260-Curve-IM-2CEVE - Megamix plus Diox-Iodomethane

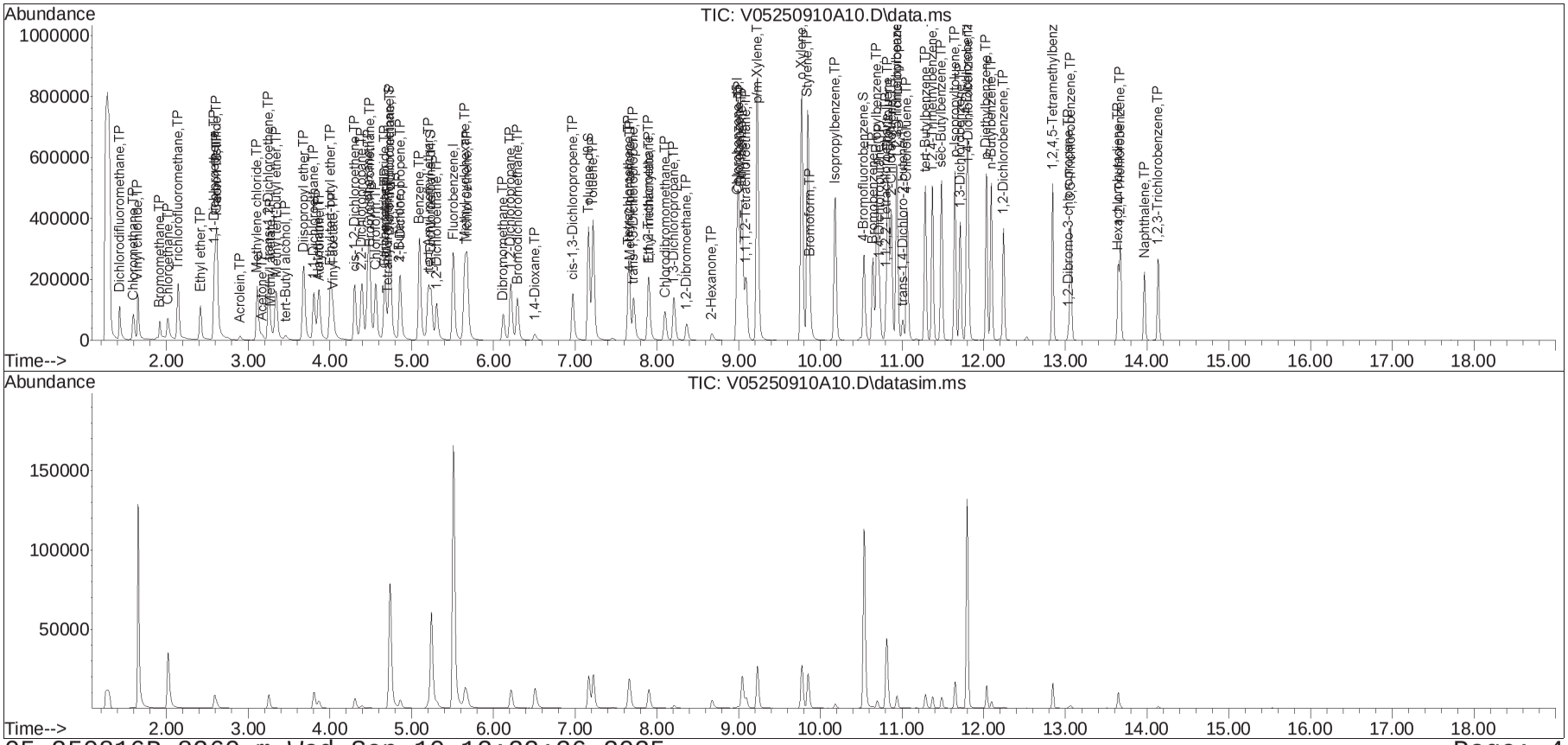

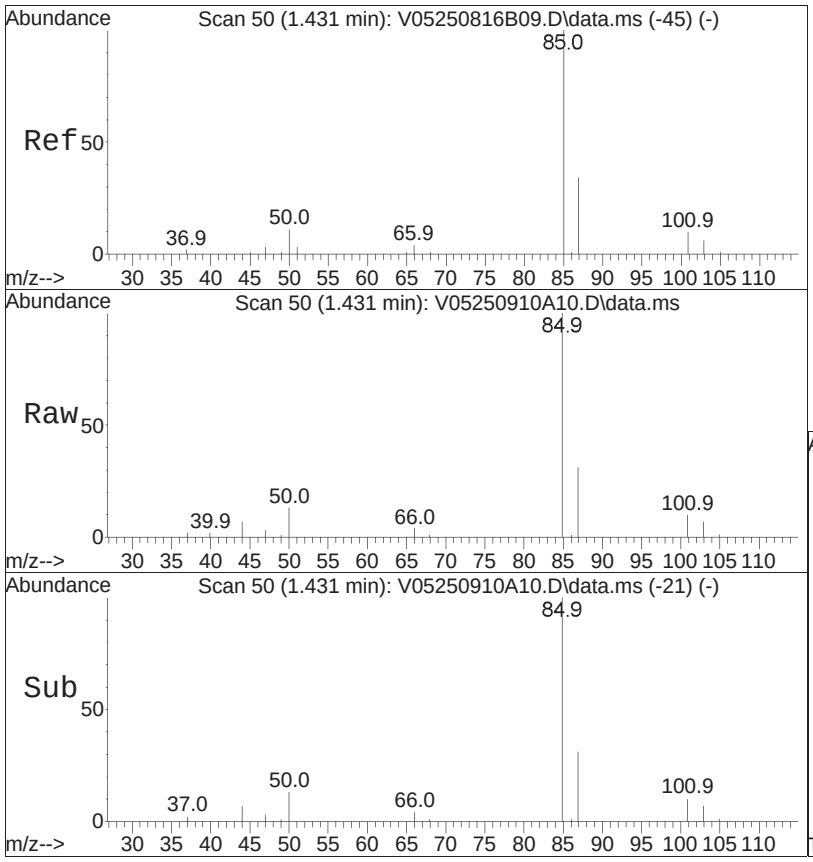


#2
Dichlorodifluoromethane
Concen: 9.69 ug/L
RT: 1.431 min Scan# 50
Delta R.T. -0.000 min
Lab File: V05250910A10.D
Acq: 10 Sep 2025 11:02 am

Tgt Ion: 85 Resp: 93751

| Ion | Ratio | Lower | Upper |
|---|---|---|---|
| 85 | 100 | | |
| 87 | 31.6 | 21.2 | 44.0 |
| 50 | 13.0 | 7.9 | 16.3 |

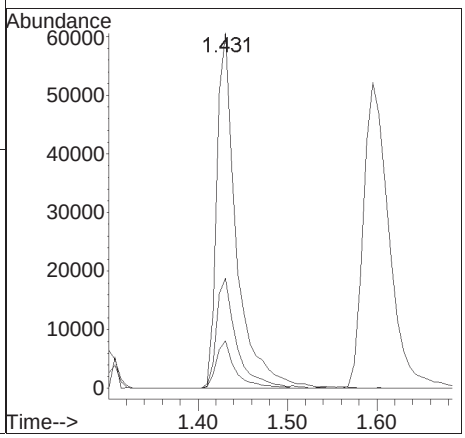

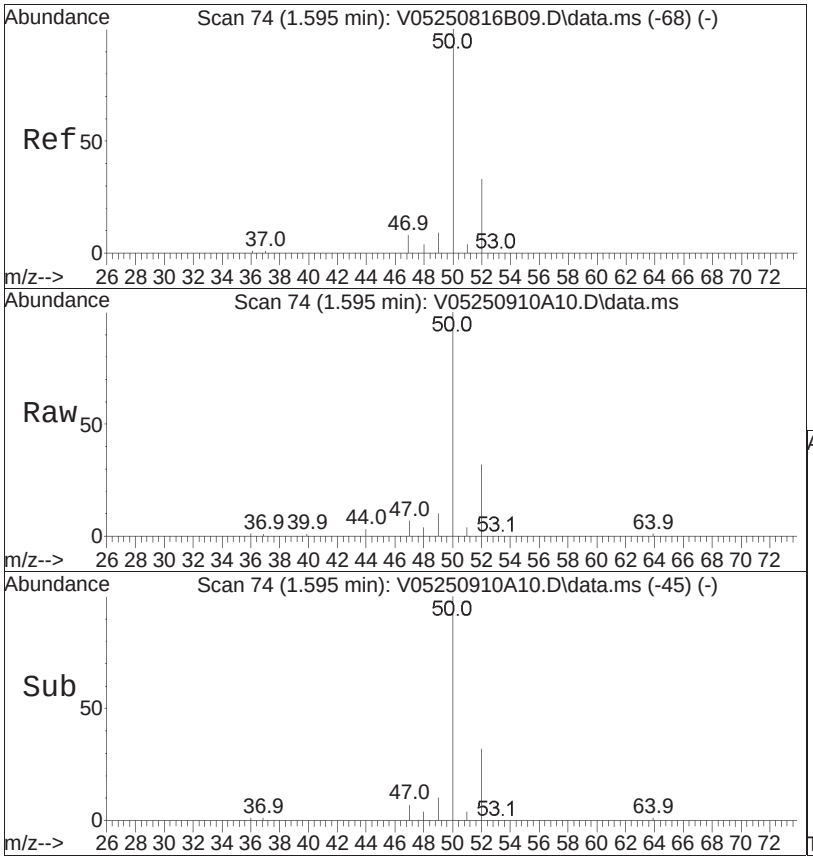


#3
Chloromethane
Concen: 13.36 ug/L
RT: 1.595 min Scan# 74
Delta R.T. 0.000 min
Lab File: V05250910A10.D
Acq: 10 Sep 2025 11:02 am

Tgt Ion: 50 Resp: 104299

| Ion | Ratio | Lower | Upper |
|---|---|---|---|
| 50 | 100 | | |
| 52 | 31.7 | 13.6 | 53.6 |
| 47 | 7.4 | 0.0 | 27.6 |

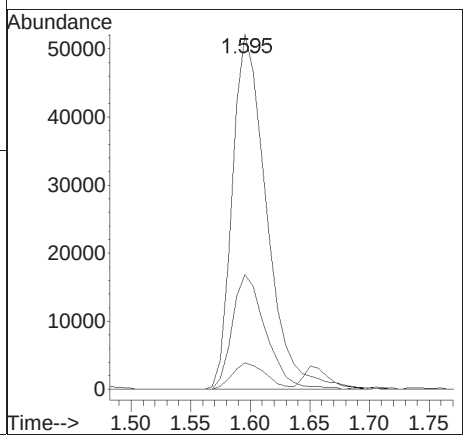

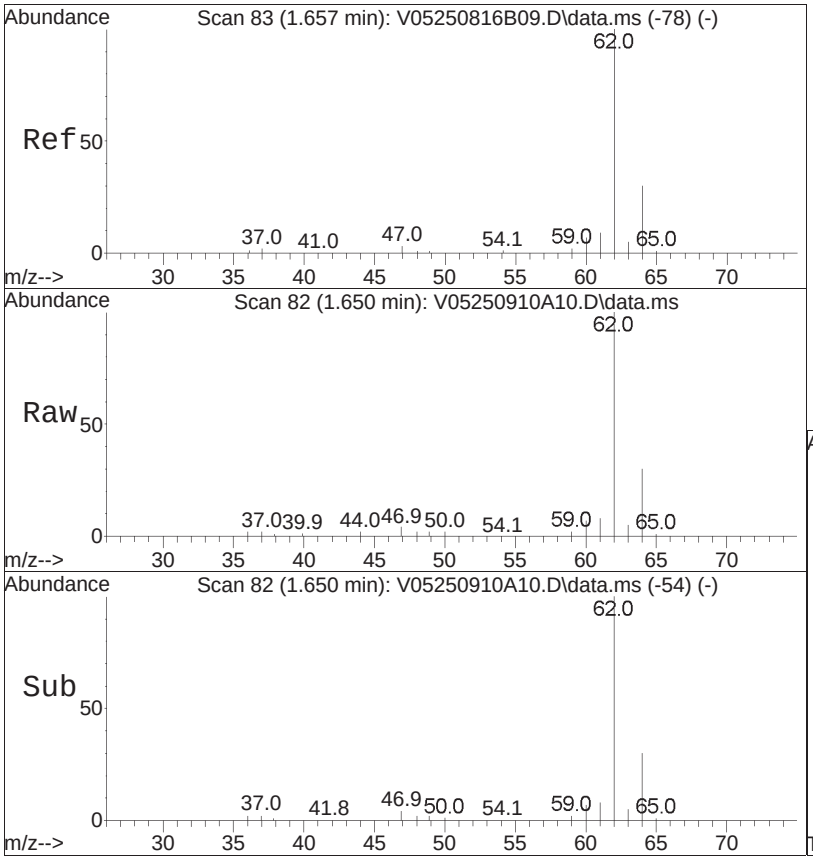


#4
Vinyl chloride
Concen: 14.54 ug/L
RT: 1.650 min Scan# 82
Delta R.T. -0.007 min
Lab File: V05250910A10.D
Acq: 10 Sep 2025 11:02 am

Tgt Ion: 62 Resp: 130428

| Ion | Ratio | Lower | Upper |
|---|---|---|---|
| 62 | 100 | | |
| 64 | 30.9 | 10.7 | 50.7 |

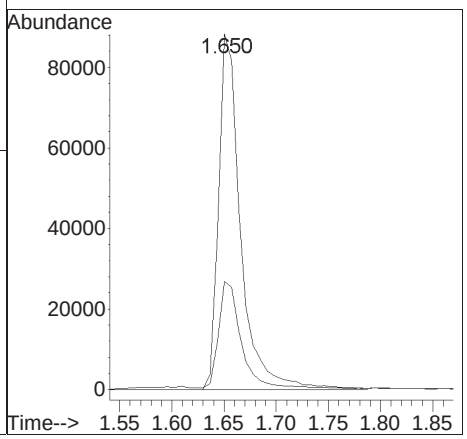

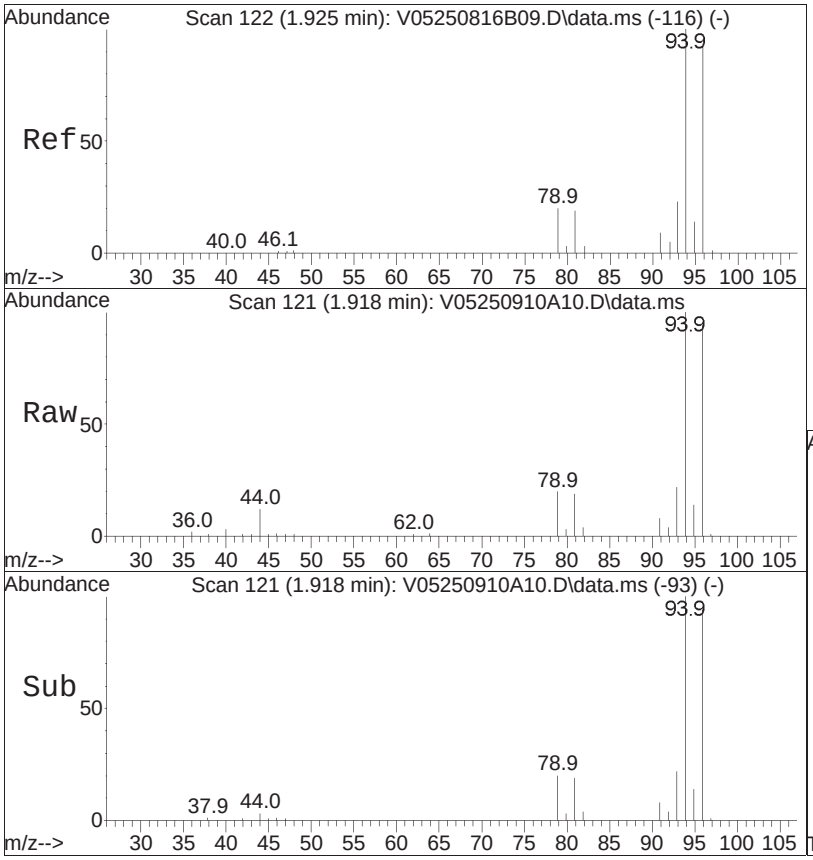


#5
Bromomethane
Concen: 8.15 ug/L
RT: 1.918 min Scan# 121
Delta R.T. -0.007 min
Lab File: V05250910A10.D
Acq: 10 Sep 2025 11:02 am

Tgt Ion: 94 Resp: 31823

| Ion | Ratio | Lower | Upper |
|---|---|---|---|
| 94 | 100 | | |
| 96 | 96.1 | 71.2 | 111.2 |

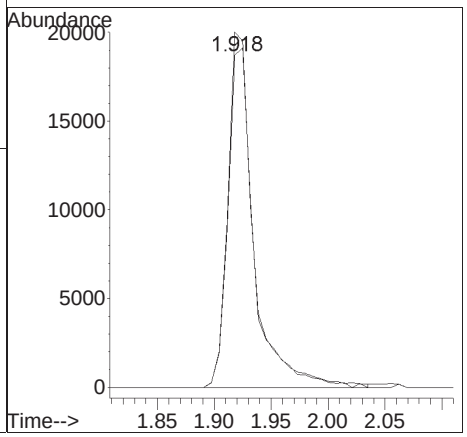

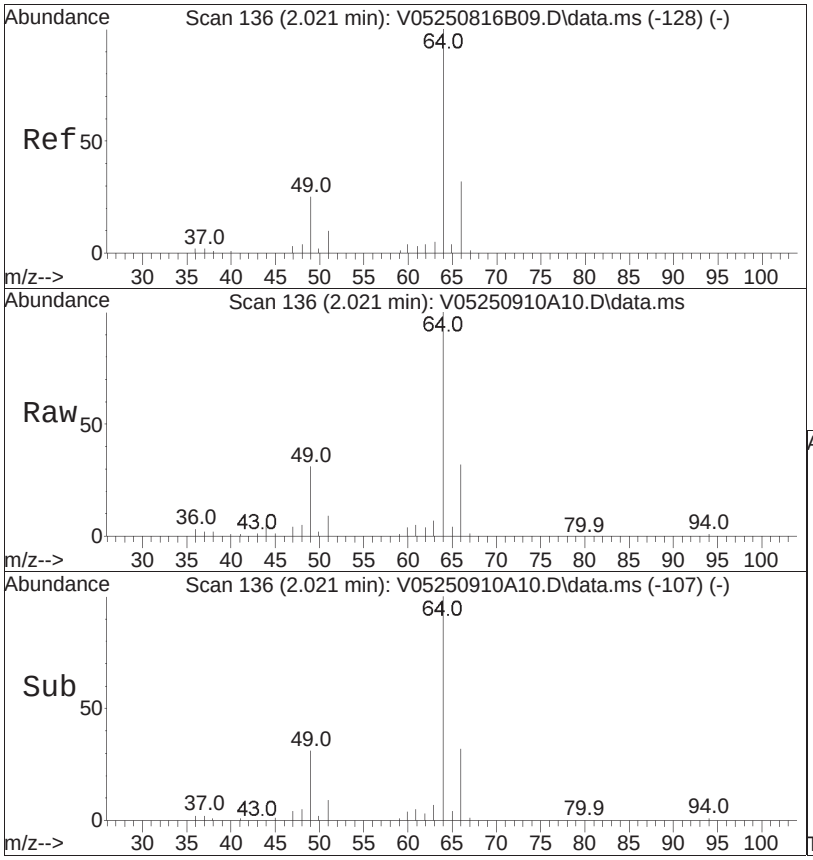


#6
Chloroethane
Concen: 13.70 ug/L
RT: 2.021 min Scan# 136
Delta R.T. 0.000 min
Lab File: V05250910A10.D
Acq: 10 Sep 2025 11:02 am

Tgt Ion: 64 Resp: 71299

| Ion | Ratio | Lower | Upper |
|---|---|---|---|
| 64 | 100 | | |
| 66 | 31.2 | 10.1 | 50.1 |

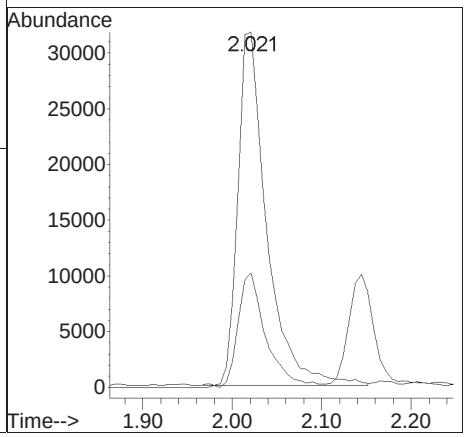

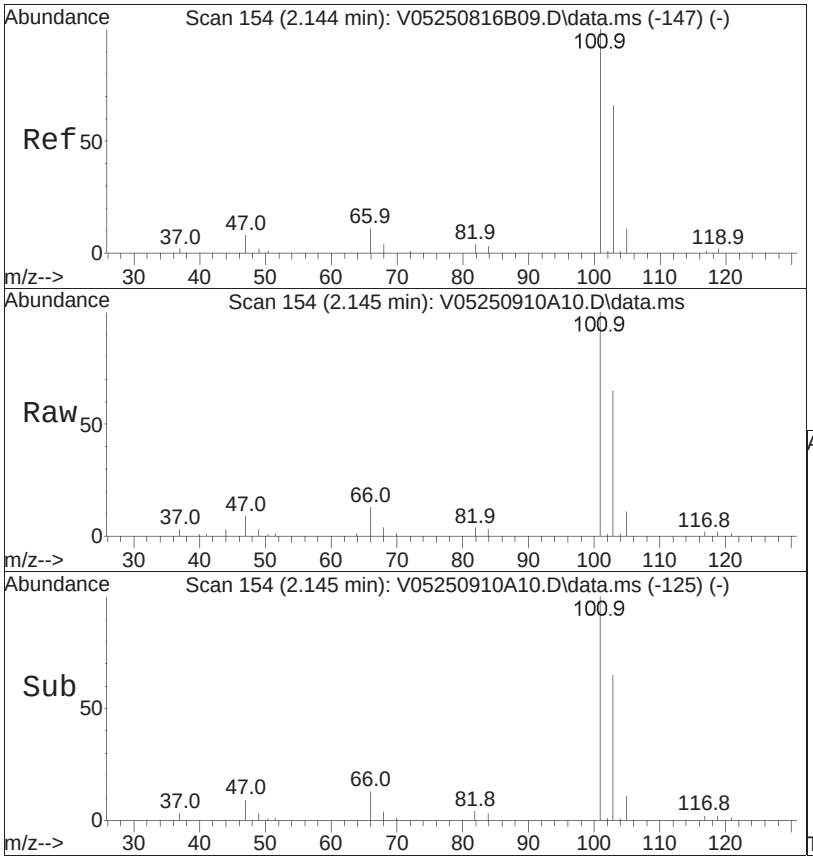


#7
Trichlorofluoromethane
Concen: 11.44 ug/L
RT: 2.145 min Scan# 154
Delta R.T. 0.001 min
Lab File: V05250910A10.D
Acq: 10 Sep 2025 11:02 am

Tgt Ion:101 Resp: 164188

| Ion | Ratio | Lower | Upper |
|---|---|---|---|
| 101 | 100 | | |
| 103 | 65.4 | 51.8 | 77.8 |

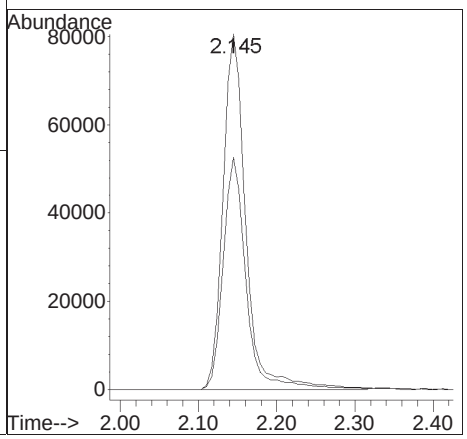

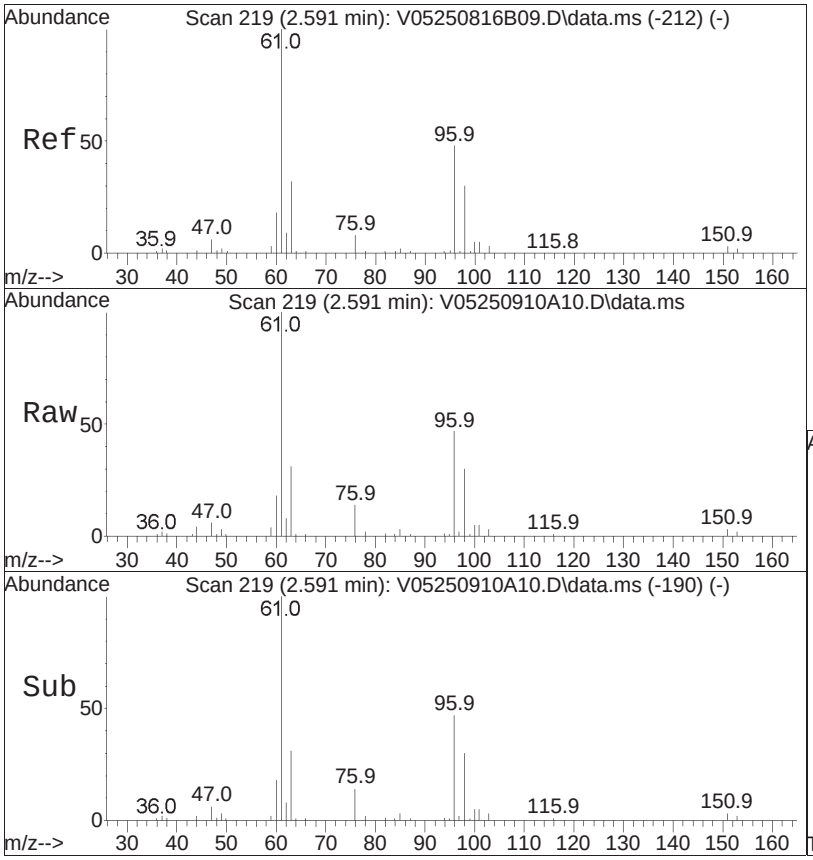


#10
1,1-Dichloroethene
Concen: 13.34 ug/L
RT: 2.591 min Scan# 219
Delta R.T. -0.000 min
Lab File: V05250910A10.D
Acq: 10 Sep 2025 11:02 am

Tgt Ion: 96 Resp: 82251

| Ion | Ratio | Lower | Upper |
|---|---|---|---|
| 96 | 100 | | |
| 61 | 210.1 | 169.4 | 254.2 |
| 63 | 68.0 | 52.9 | 79.3 |

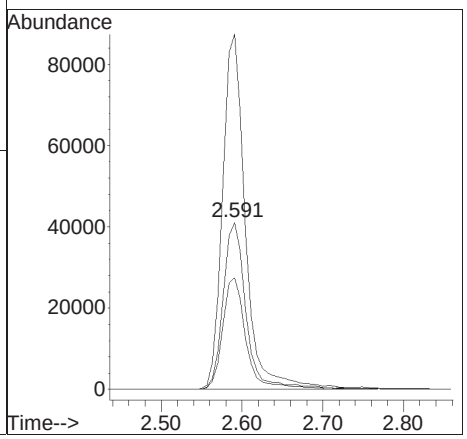

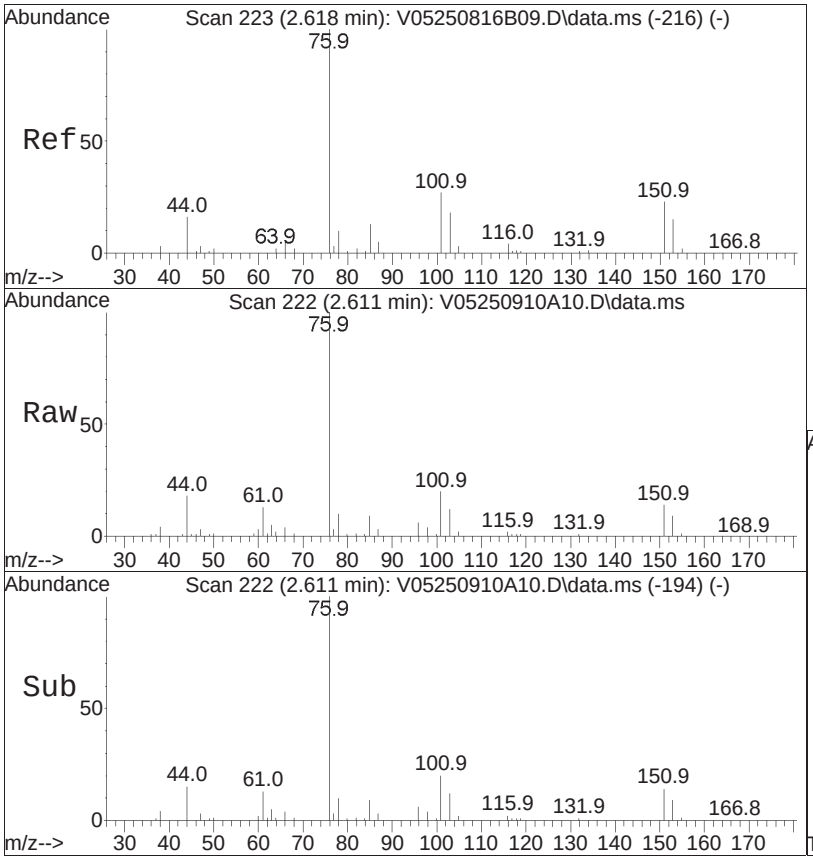


#11
Carbon disulfide
Concen: 13.41 ug/L
RT: 2.611 min Scan# 222
Delta R.T. -0.007 min
Lab File: V05250910A10.D
Acq: 10 Sep 2025 11:02 am

Tgt Ion: 76 Resp: 281080

| Ion | Ratio | Lower | Upper |
|---|---|---|---|
| 76 | 100 | | |
| 78 | 10.0 | 6.8 | 14.2 |

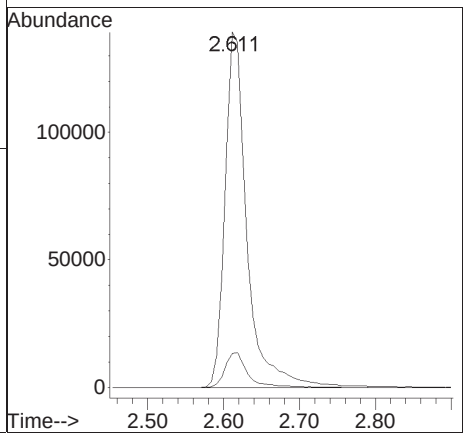

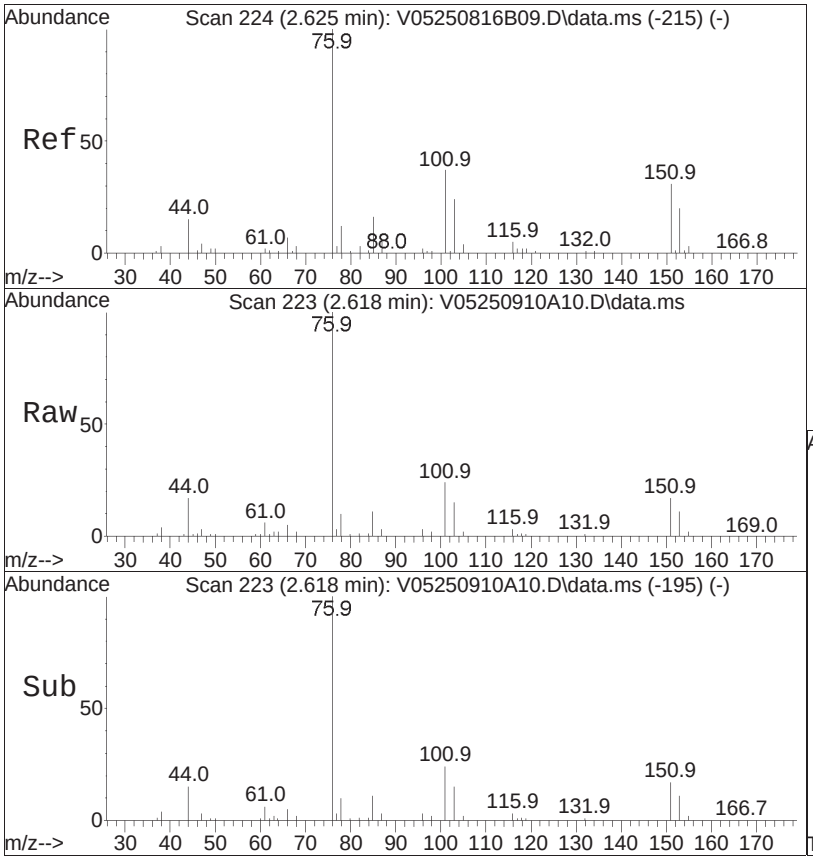


#12
Freon-113
Concen: 11.81 ug/L
RT: 2.618 min Scan# 223
Delta R.T. -0.007 min
Lab File: V05250910A10.D
Acq: 10 Sep 2025 11:02 am

Tgt Ion:101 Resp: 78261

| Ion | Ratio | Lower | Upper |
|---|---|---|---|
| 101 | 100 | | |
| 151 | 74.5 | 67.0 | 100.6 |
| 76 | 359.4 | 239.8 | 359.8 |

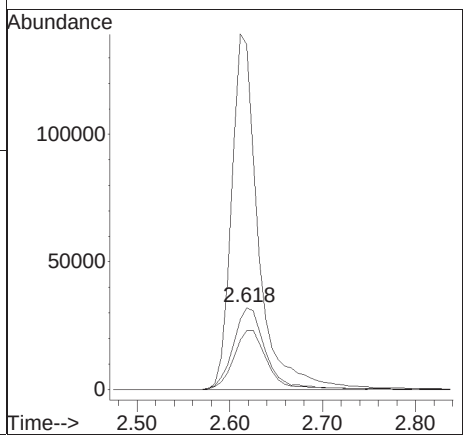

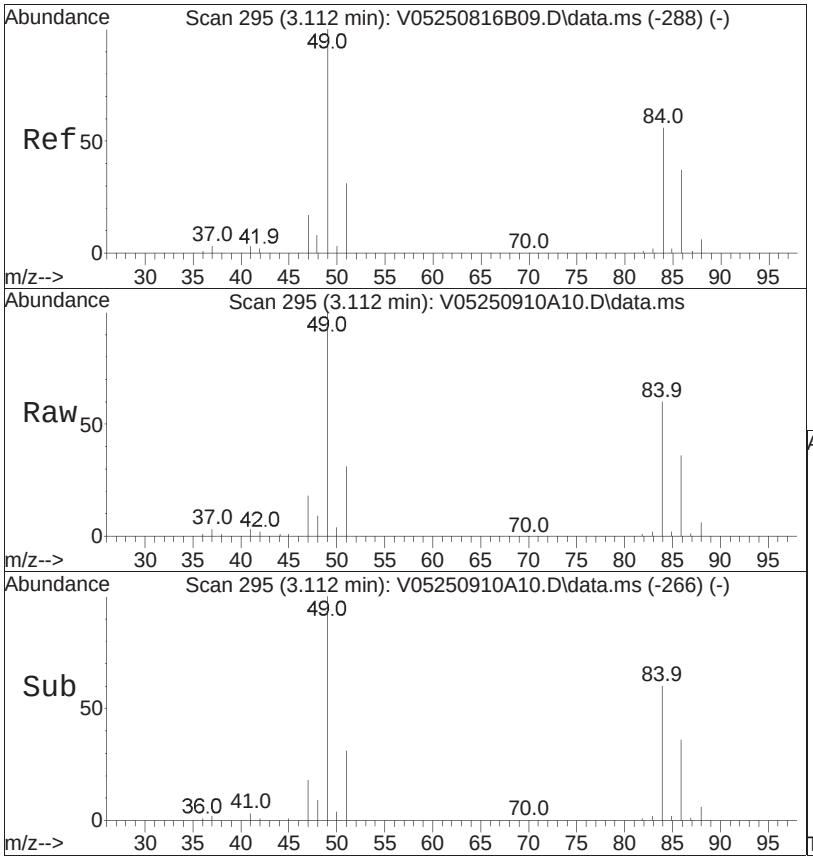


#15
Methylene chloride
Concen: 11.25 ug/L
RT: 3.112 min Scan# 295
Delta R.T. 0.000 min
Lab File: V05250910A10.D
Acq: 10 Sep 2025 11:02 am

Tgt Ion: 84 Resp: 81634

| Ion | Ratio | Lower | Upper |
|---|---|---|---|
| 84 | 100 | | |
| 86 | 63.4 | 43.2 | 89.8 |
| 49 | 173.7 | 116.4 | 241.8 |

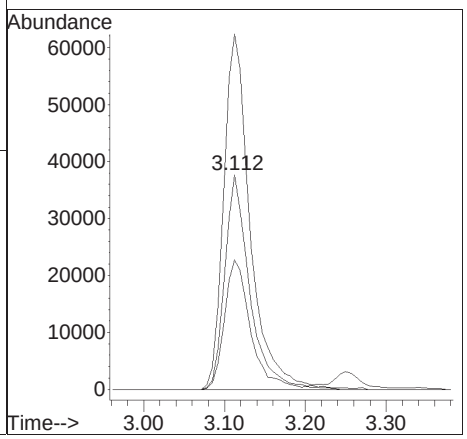

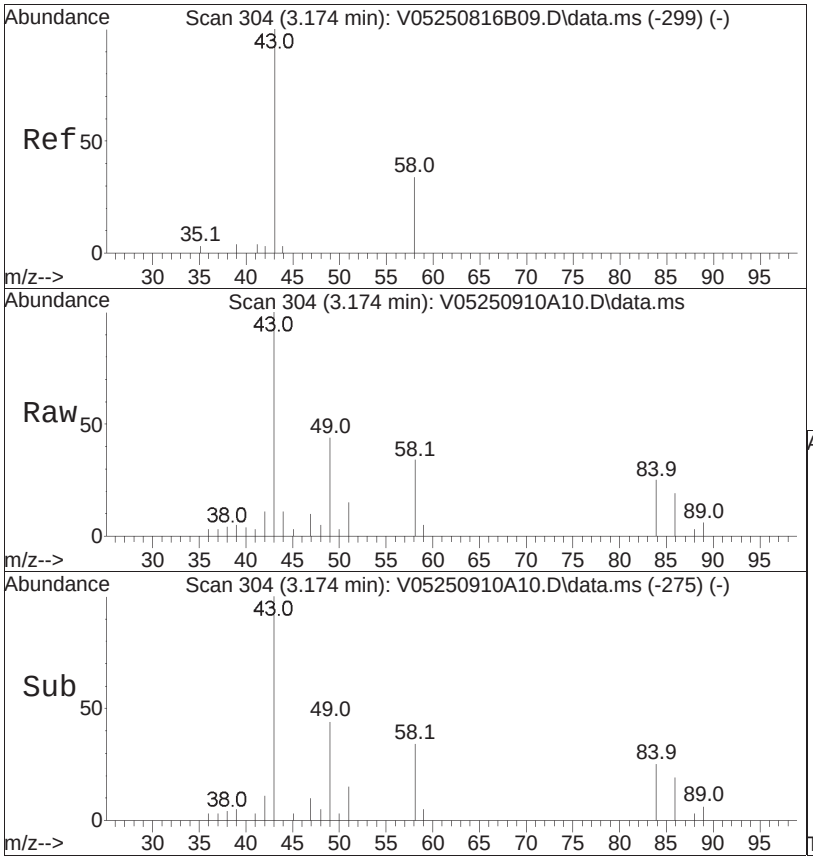


#17
Acetone
Concen: 12.94 ug/L
RT: 3.174 min Scan# 304
Delta R.T. 0.000 min
Lab File: V05250910A10.D
Acq: 10 Sep 2025 11:02 am

Tgt Ion: 43 Resp: 17715

| Ion | Ratio | Lower | Upper |
|---|---|---|---|
| 43 | 100 | | |
| 58 | 30.5 | 26.6 | 40.0 |

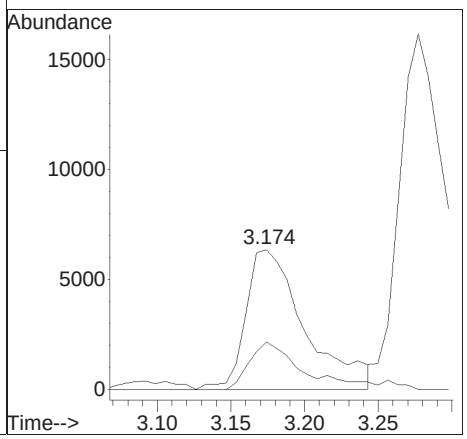

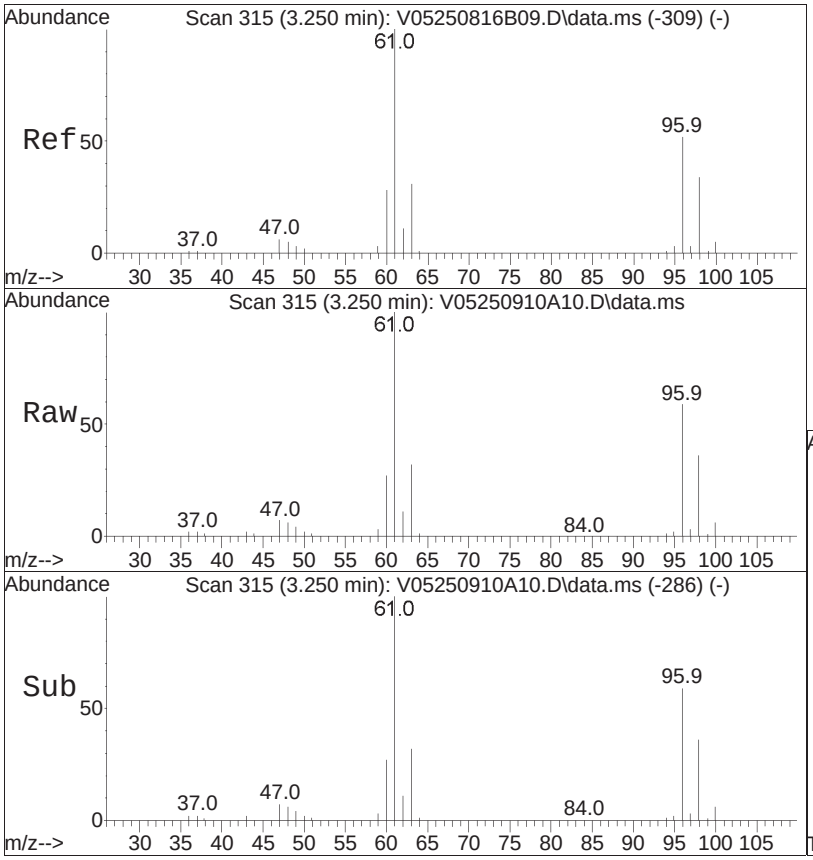


#18
trans-1,2-Dichloroethene
Concen: 11.72 ug/L
RT: 3.250 min Scan# 315
Delta R.T. -0.000 min
Lab File: V05250910A10.D
Acq: 10 Sep 2025 11:02 am

Tgt Ion: 96 Resp: 82674

| Ion | Ratio | Lower | Upper |
|---|---|---|---|
| 96 | 100 | | |
| 61 | 174.8 | 125.3 | 260.1 |
| 98 | 62.6 | 42.8 | 89.0 |
| 63 | 54.2 | 38.7 | 80.3 |

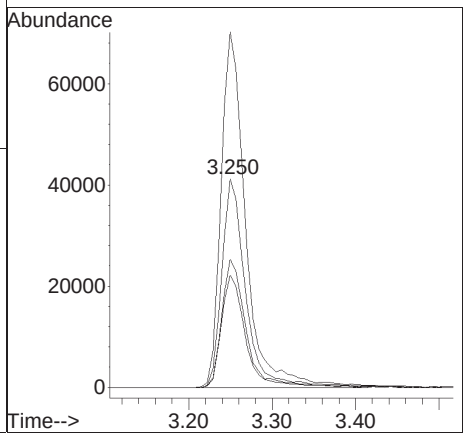

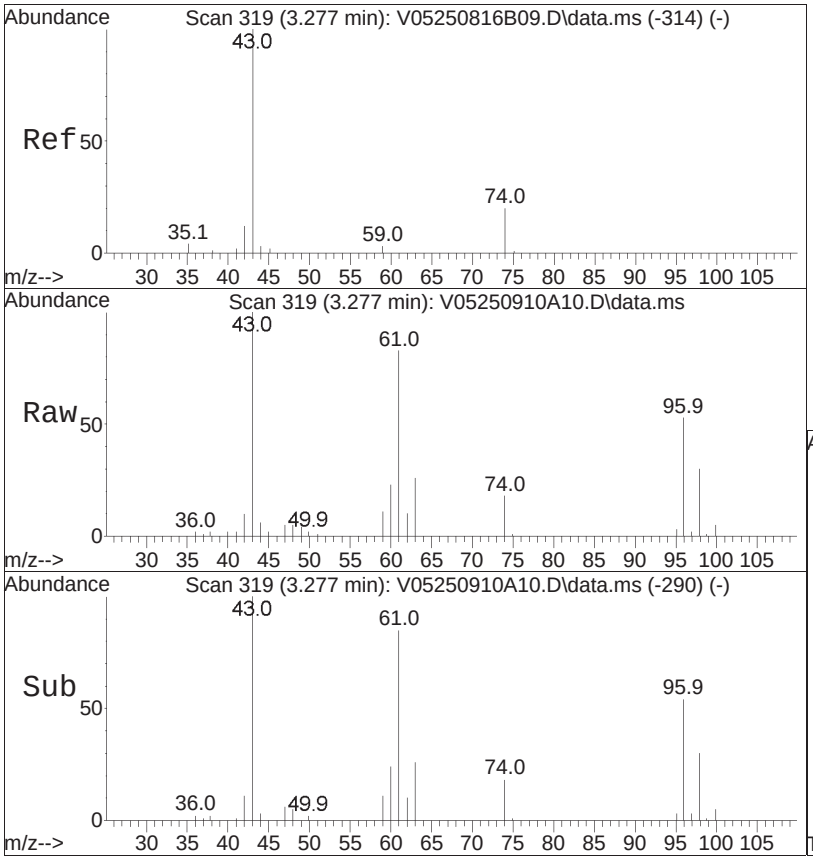


#19
Methyl acetate
Concen: 10.32 ug/L
RT: 3.277 min Scan# 319
Delta R.T. 0.000 min
Lab File: V05250910A10.D
Acq: 10 Sep 2025 11:02 am

Tgt Ion: 43 Resp: 34698

| Ion | Ratio | Lower | Upper |
|---|---|---|---|
| 43 | 100 | | |
| 74 | 18.0 | 14.4 | 21.6 |
| 59 | 21.2 | 17.9 | 26.9 |

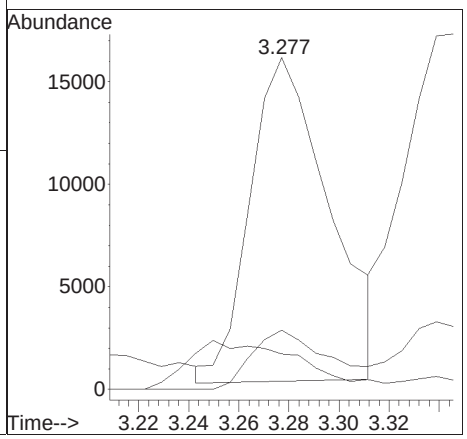

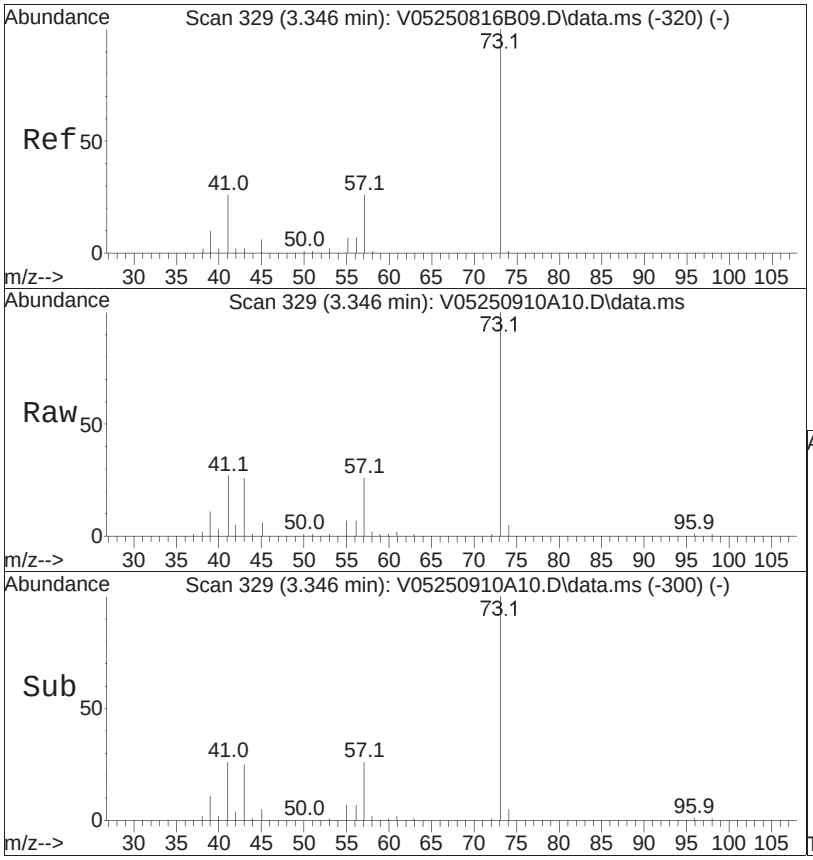


#20
Methyl tert-butyl ether
Concen: 9.65 ug/L
RT: 3.346 min Scan# 329
Delta R.T. -0.000 min
Lab File: V05250910A10.D
Acq: 10 Sep 2025 11:02 am

Tgt Ion: 73 Resp: 172412

| Ion | Ratio | Lower | Upper |
|---|---|---|---|
| 73 | 100 | | |
| 57 | 26.1 | 16.7 | 34.7 |
| 43 | 24.8 | 15.7 | 32.7 |
| 41 | 28.4 | 15.9 | 33.1 |

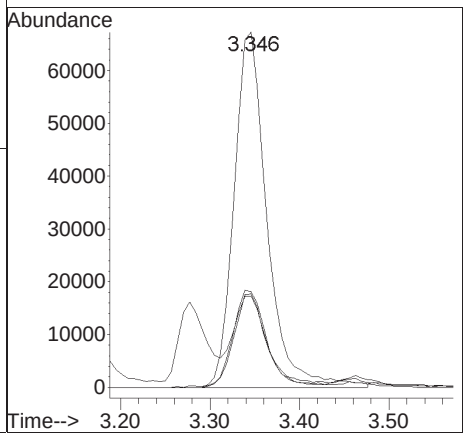

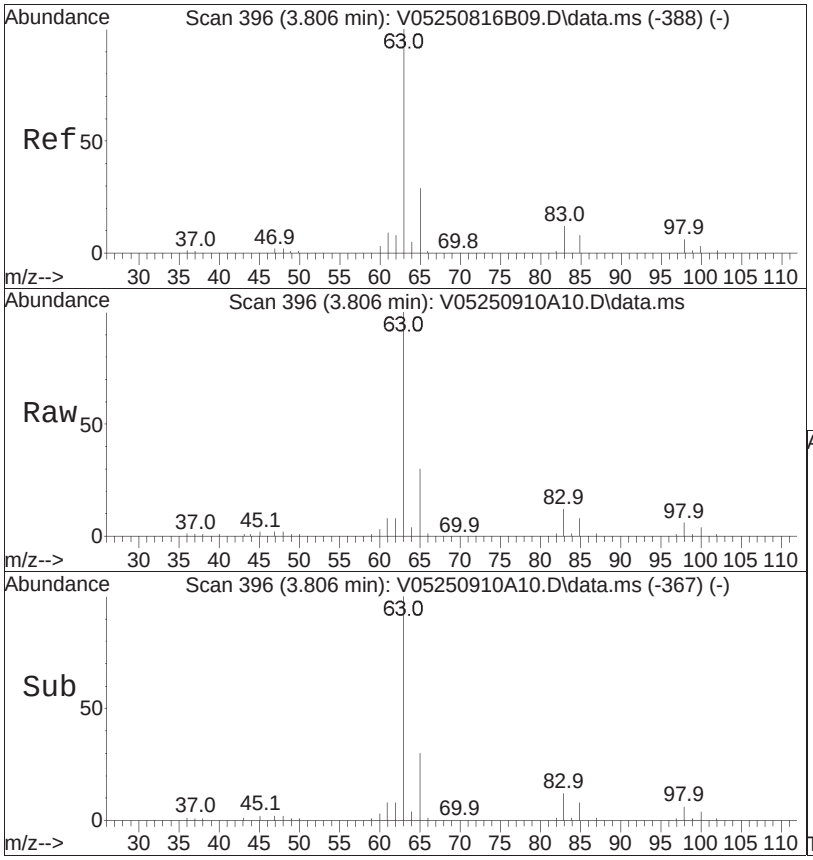


#23
1,1-Dichloroethane
Concen: 11.15 ug/L
RT: 3.806 min Scan# 396
Delta R.T. -0.000 min
Lab File: V05250910A10.D
Acq: 10 Sep 2025 11:02 am

Tgt Ion: 63 Resp: 183079

| Ion | Ratio | Lower | Upper |
|---|---|---|---|
| 63 | 100 | | |
| 65 | 29.4 | 8.6 | 48.6 |
| 83 | 11.5 | 0.0 | 31.7 |

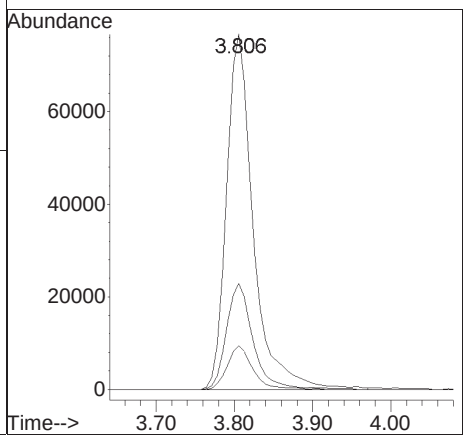

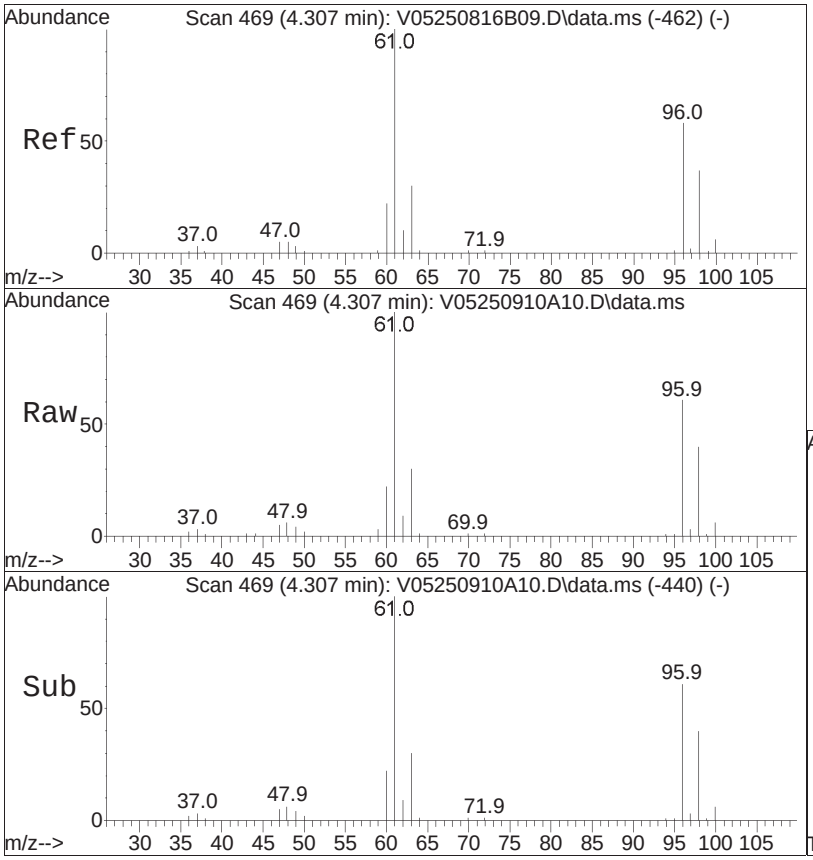


#28
cis-1,2-Dichloroethene
Concen: 11.18 ug/L
RT: 4.307 min Scan# 469
Delta R.T. -0.000 min
Lab File: V05250910A10.D
Acq: 10 Sep 2025 11:02 am

Tgt Ion: 96 Resp: 87123

| Ion | Ratio | Lower | Upper |
|---|---|---|---|
| 96 | 100 | | |
| 61 | 150.9 | 131.4 | 197.2 |
| 98 | 65.7 | 49.8 | 74.8 |

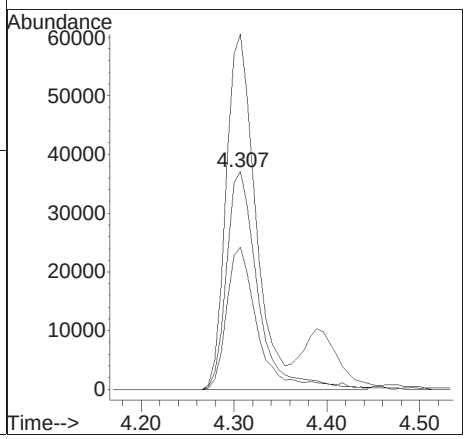

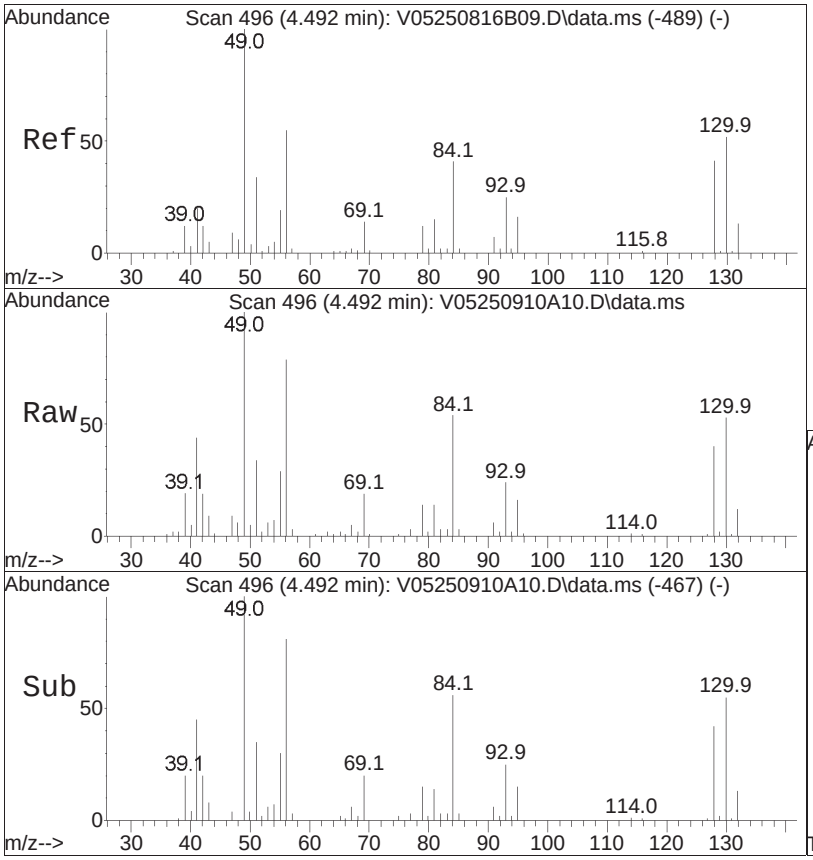


#30
Bromochloromethane
Concen: 11.20 ug/L
RT: 4.492 min Scan# 496
Delta R.T. 0.000 min
Lab File: V05250910A10.D
Acq: 10 Sep 2025 11:02 am

Tgt Ion:128 Resp: 35902

| Ion | Ratio | Lower | Upper |
|---|---|---|---|
| 128 | 100 | | |
| 49 | 238.1 | 186.2 | 279.4 |
| 130 | 128.1 | 105.0 | 157.4 |

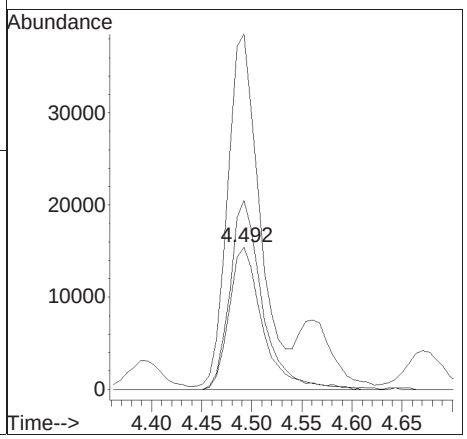

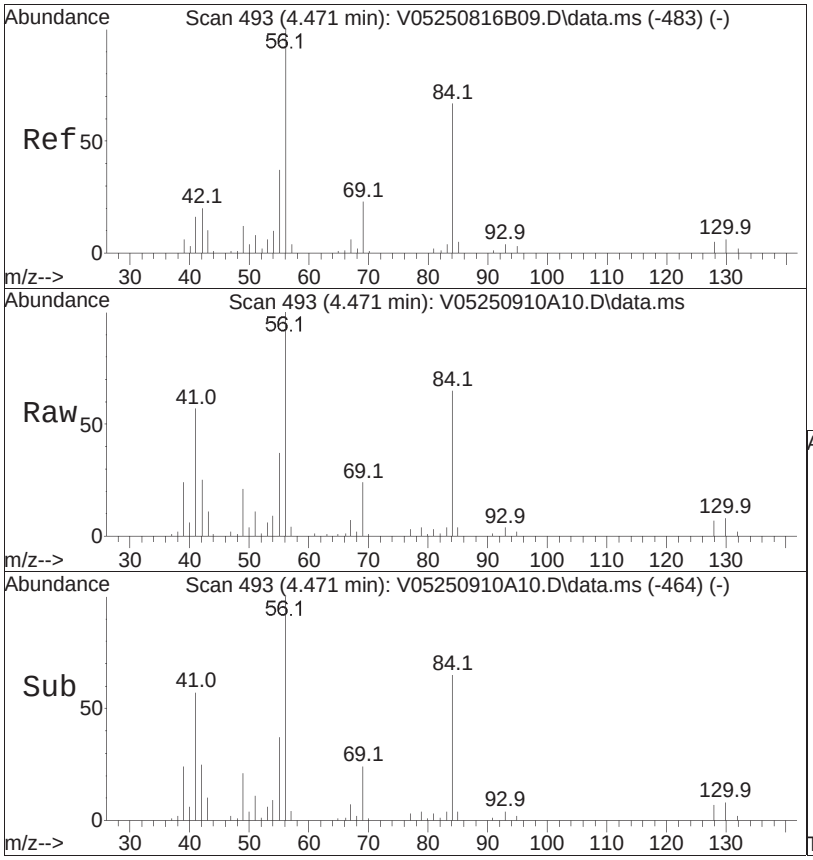


#31
Cyclohexane
Concen: 11.03 ug/L
RT: 4.471 min Scan# 493
Delta R.T. 0.000 min
Lab File: V05250910A10.D
Acq: 10 Sep 2025 11:02 am

Tgt Ion: 56 Resp: 174888

| Ion | Ratio | Lower | Upper |
|---|---|---|---|
| 56 | 100 | | |
| 84 | 64.1 | 41.1 | 85.5 |

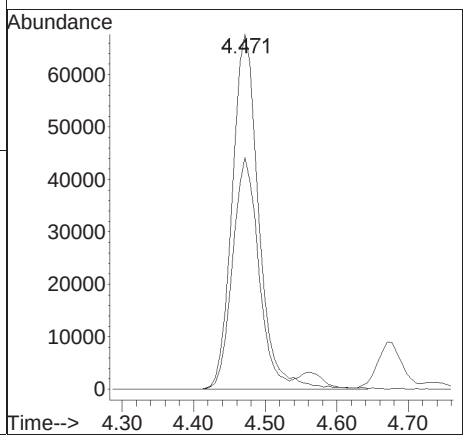

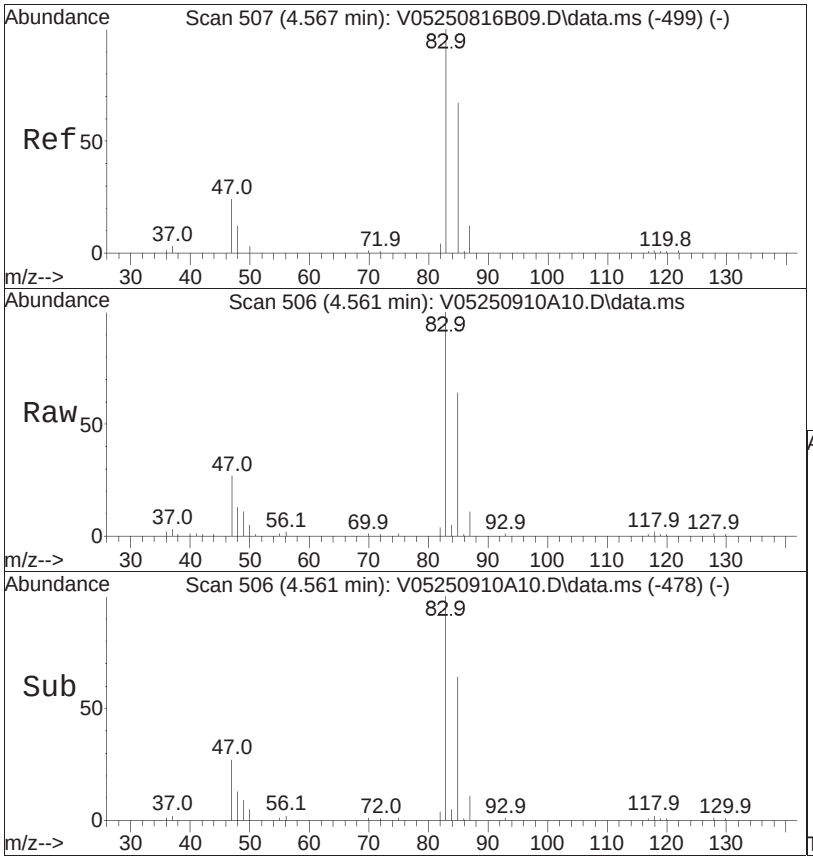


#32
Chloroform
Concen: 10.87 ug/L
RT: 4.561 min Scan# 506
Delta R.T. -0.006 min
Lab File: V05250910A10.D
Acq: 10 Sep 2025 11:02 am

Tgt Ion: 83 Resp: 163763

| Ion | Ratio | Lower | Upper |
|---|---|---|---|
| 83 | 100 | | |
| 85 | 65.0 | 42.6 | 88.4 |
| 47 | 25.4 | 15.5 | 32.3 |
| 48 | 13.1 | 8.4 | 17.4 |

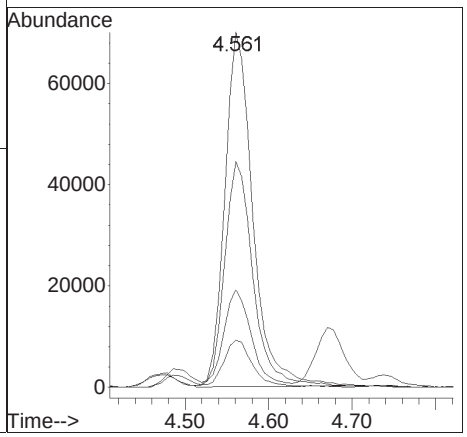

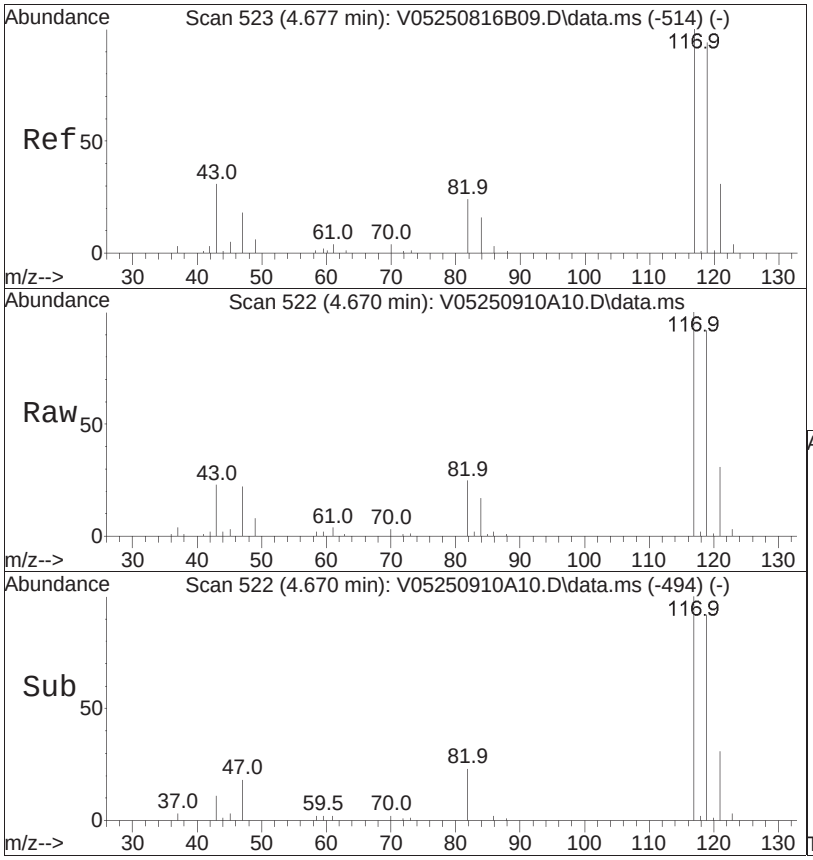


#34
Carbon tetrachloride
Concen: 10.51 ug/L
RT: 4.670 min Scan# 522
Delta R.T. -0.007 min
Lab File: V05250910A10.D
Acq: 10 Sep 2025 11:02 am

Tgt Ion:117 Resp: 134842

| Ion | Ratio | Lower | Upper |
|---|---|---|---|
| 117 | 100 | | |
| 119 | 91.8 | 58.9 | 122.3 |
| 121 | 29.5 | 19.0 | 39.6 |
| 82 | 25.5 | 15.4 | 32.0 |

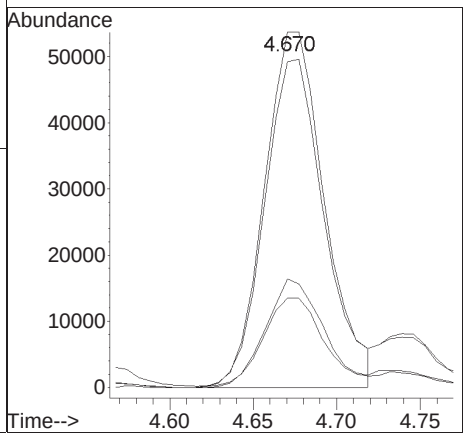

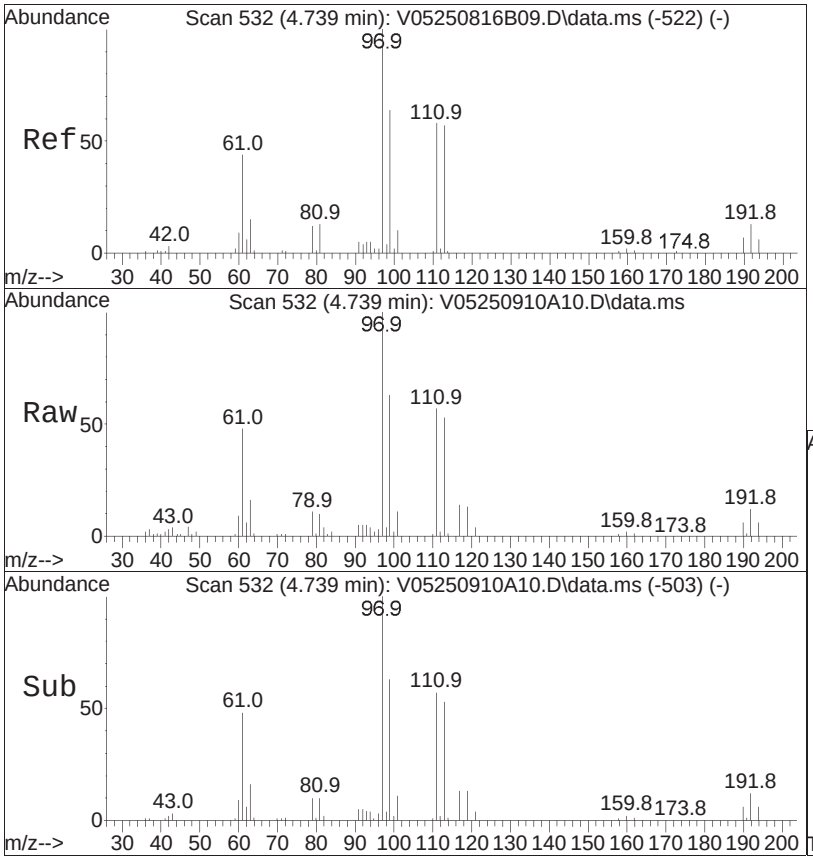


#37
1,1,1-Trichloroethane
Concen: 10.82 ug/L
RT: 4.739 min Scan# 532
Delta R.T. 0.000 min
Lab File: V05250910A10.D
Acq: 10 Sep 2025 11:02 am

Tgt Ion: 97 Resp: 152400

| Ion | Ratio | Lower | Upper |
|---|---|---|---|
| 97 | 100 | | |
| 99 | 63.0 | 41.9 | 86.9 |
| 61 | 49.0 | 30.4 | 63.0 |
| 63 | 15.3 | 9.6 | 20.0 |

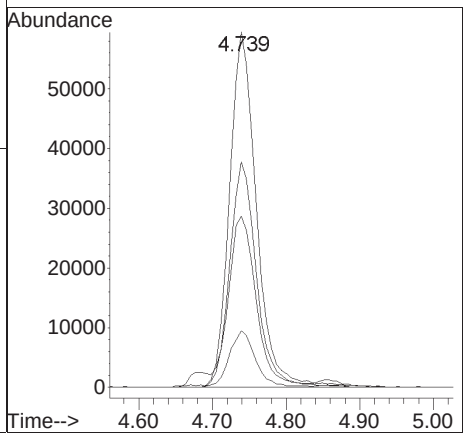

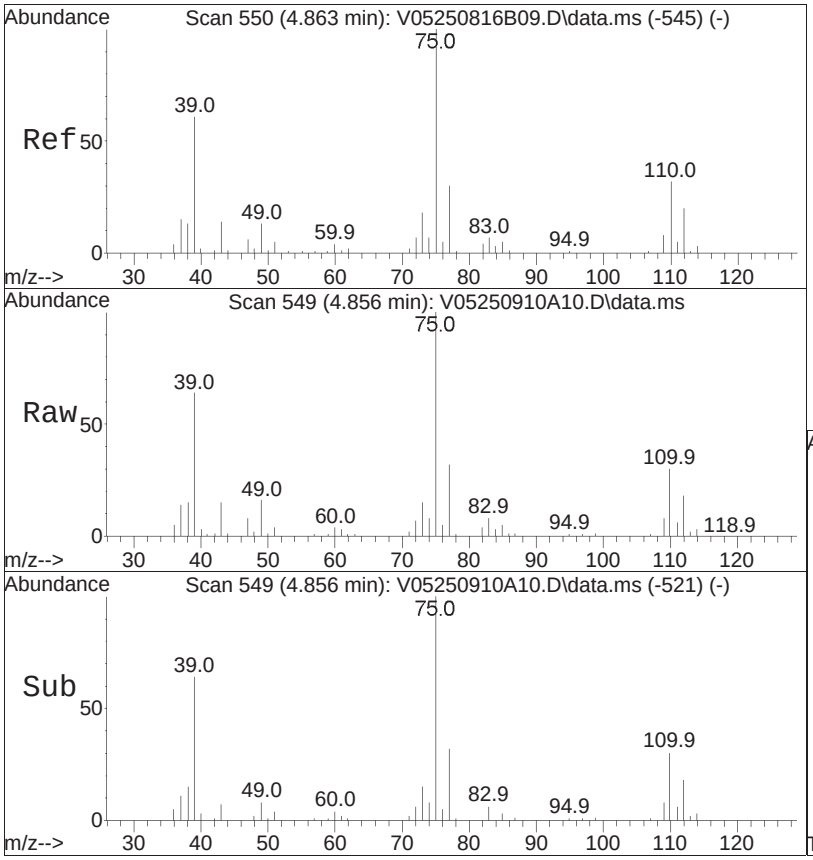


#39
2-Butanone
Concen: 9.65 ug/L
RT: 4.856 min Scan# 549
Delta R.T. -0.007 min
Lab File: V05250910A10.D
Acq: 10 Sep 2025 11:02 am

Tgt Ion: 43 Resp: 19857

| Ion | Ratio | Lower | Upper |
|---|---|---|---|
| 43 | 100 | | |
| 72 | 46.0 | 34.6 | 52.0 |

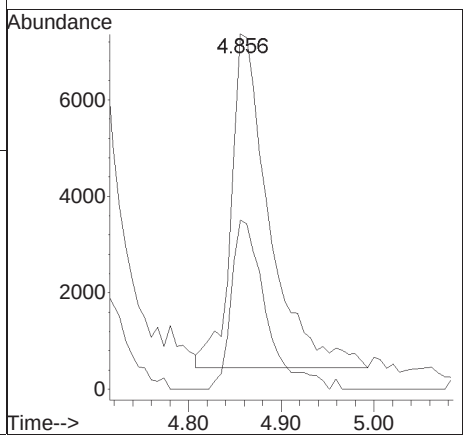

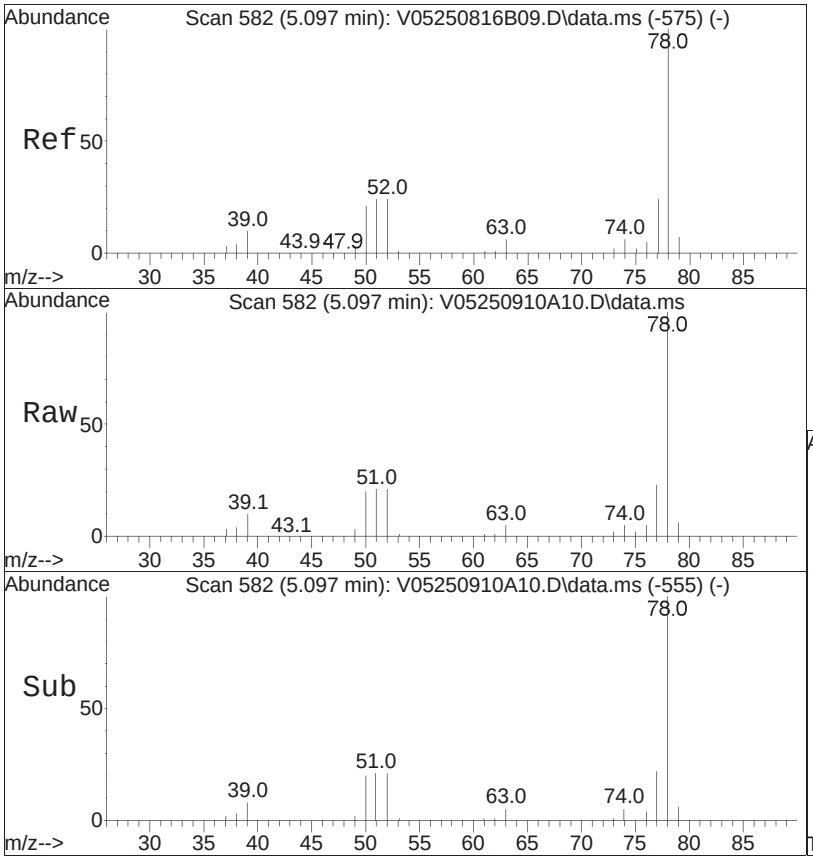


#41
Benzene
Concen: 12.07 ug/L
RT: 5.097 min Scan# 582
Delta R.T. 0.000 min
Lab File: V05250910A10.D
Acq: 10 Sep 2025 11:02 am

Tgt Ion: 78 Resp: 359808

| Ion | Ratio | Lower | Upper |
|---|---|---|---|
| 78 | 100 | | |
| 77 | 23.2 | 15.5 | 32.3 |
| 51 | 21.9 | 15.5 | 32.3 |
| 52 | 20.9 | 15.0 | 31.1 |

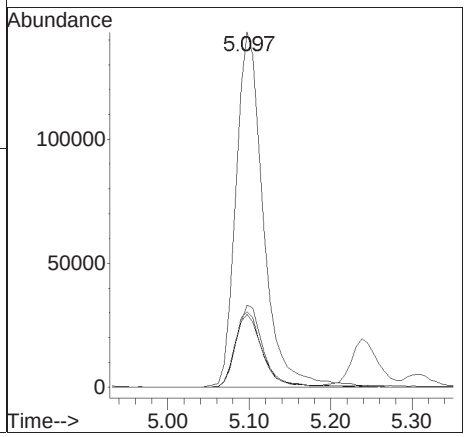

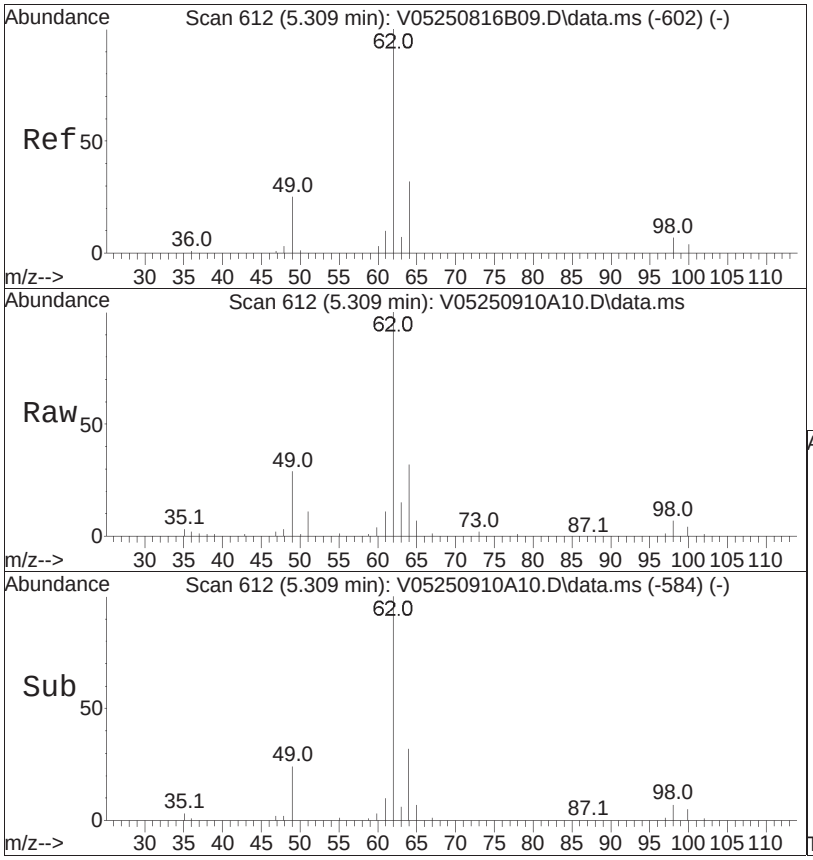


#44
1,2-Dichloroethane
Concen: 9.96 ug/L
RT: 5.309 min Scan# 612
Delta R.T. -0.000 min
Lab File: V05250910A10.D
Acq: 10 Sep 2025 11:02 am

Tgt Ion: 62 Resp: 118752

| Ion | Ratio | Lower | Upper |
|---|---|---|---|
| 62 | 100 | | |
| 64 | 31.0 | 12.5 | 52.5 |
| 98 | 7.0 | 0.0 | 26.7 |

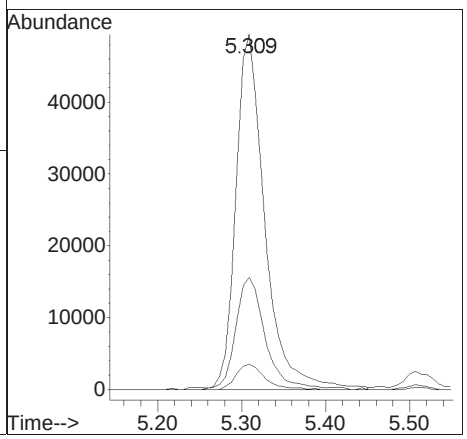

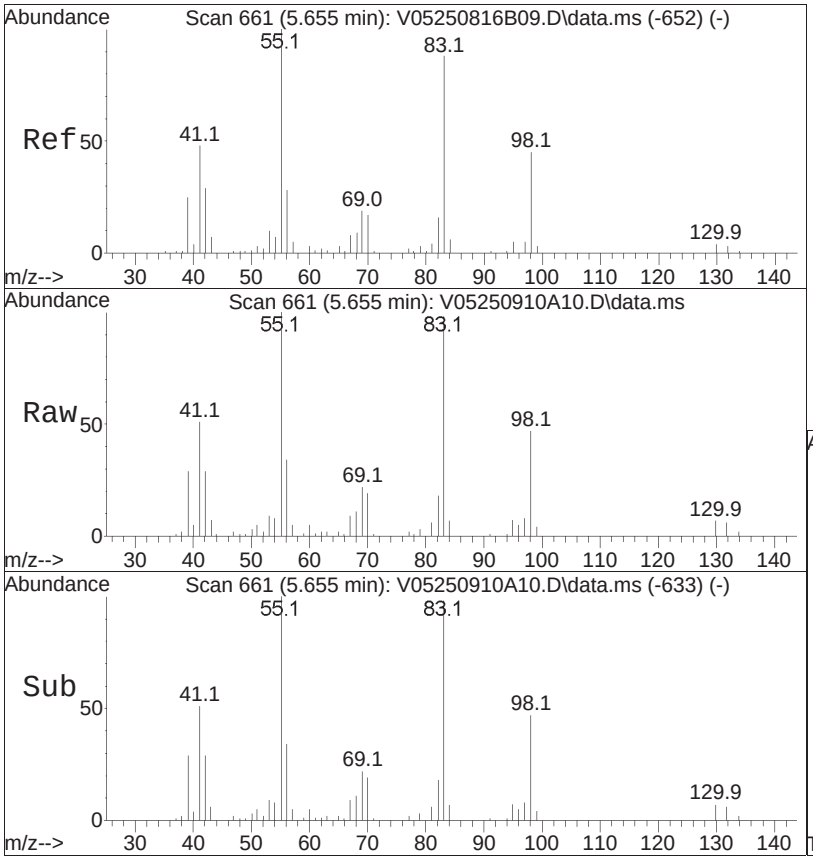


#47
Methyl cyclohexane
Concen: 9.19 ug/L
RT: 5.655 min Scan# 661
Delta R.T. -0.000 min
Lab File: V05250910A10.D
Acq: 10 Sep 2025 11:02 am

Tgt Ion: 83 Resp: 116333

| Ion | Ratio | Lower | Upper |
|---|---|---|---|
| 83 | 100 | | |
| 55 | 102.1 | 89.0 | 133.4 |

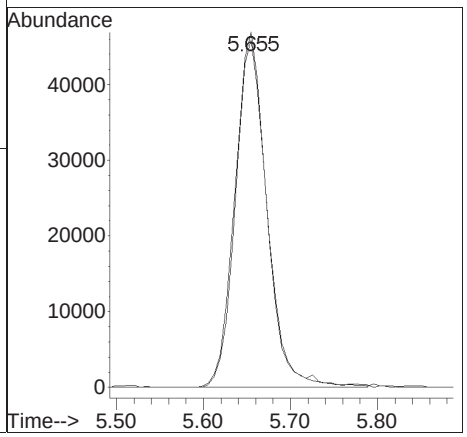

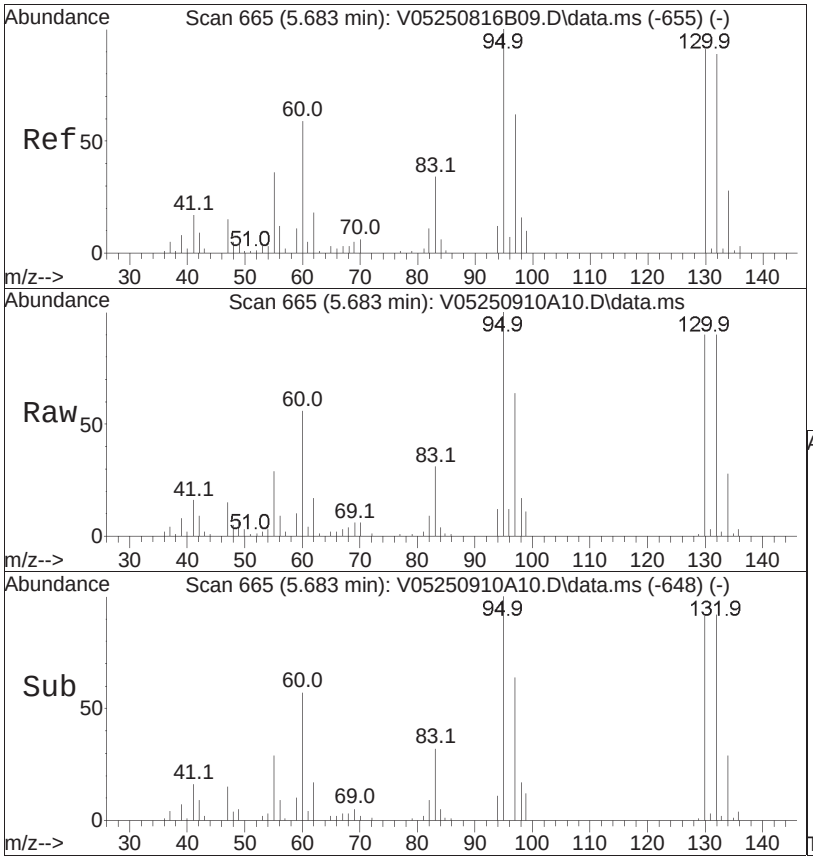


#48
Trichloroethene
Concen: 11.04 ug/L
RT: 5.683 min Scan# 665
Delta R.T. -0.000 min
Lab File: V05250910A10.D
Acq: 10 Sep 2025 11:02 am

Tgt Ion: 95 Resp: 88781

| Ion | Ratio | Lower | Upper |
|---|---|---|---|
| 95 | 100 | | |
| 97 | 67.4 | 55.0 | 82.4 |
| 130 | 91.9 | 75.2 | 112.8 |

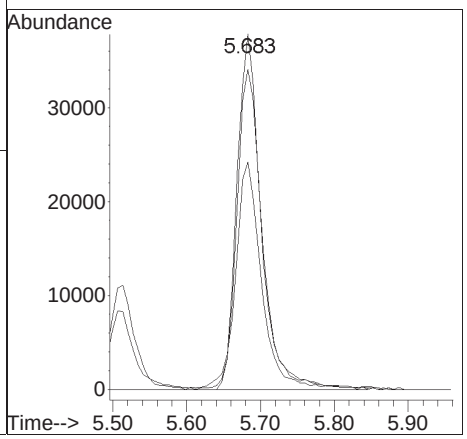

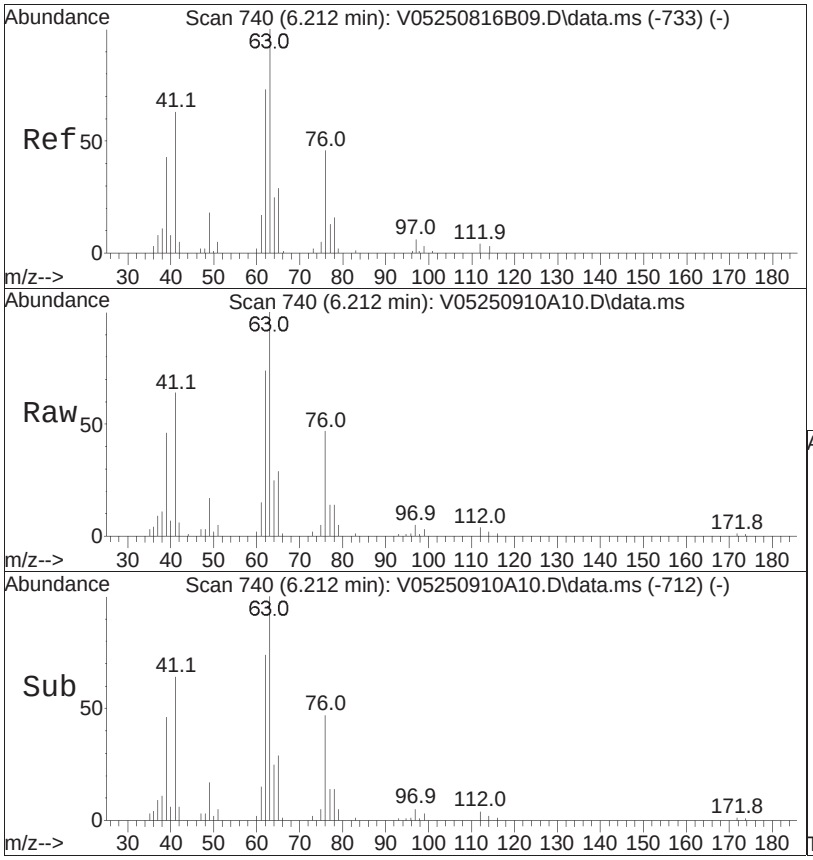


#51
1,2-Dichloropropane
Concen: 10.52 ug/L
RT: 6.212 min Scan# 740
Delta R.T. -0.000 min
Lab File: V05250910A10.D
Acq: 10 Sep 2025 11:02 am

Tgt Ion: 63 Resp: 88342

| Ion | Ratio | Lower | Upper |
|---|---|---|---|
| 63 | 100 | | |
| 62 | 74.6 | 56.4 | 84.6 |
| 76 | 44.5 | 37.9 | 56.9 |

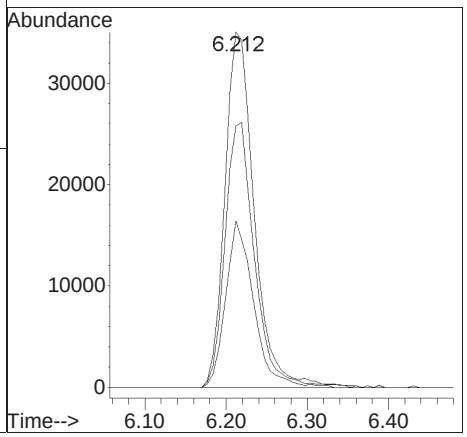

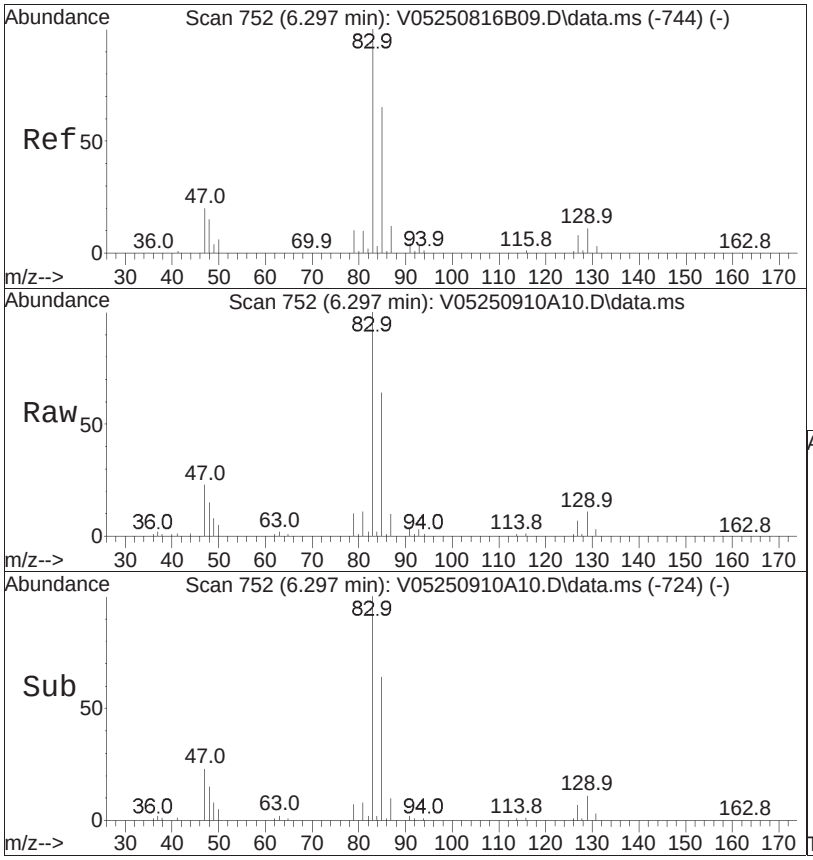


#54
Bromodichloromethane
Concen: 9.95 ug/L
RT: 6.297 min Scan# 752
Delta R.T. -0.000 min
Lab File: V05250910A10.D
Acq: 10 Sep 2025 11:02 am

Tgt Ion: 83 Resp: 112676

| Ion | Ratio | Lower | Upper |
|---|---|---|---|
| 83 | 100 | | |
| 85 | 63.7 | 52.9 | 79.3 |
| 127 | 7.8 | 6.5 | 9.7 |

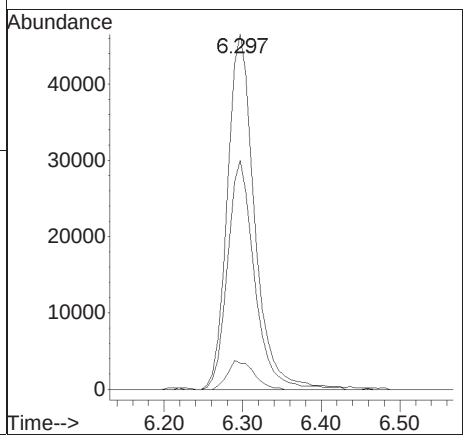

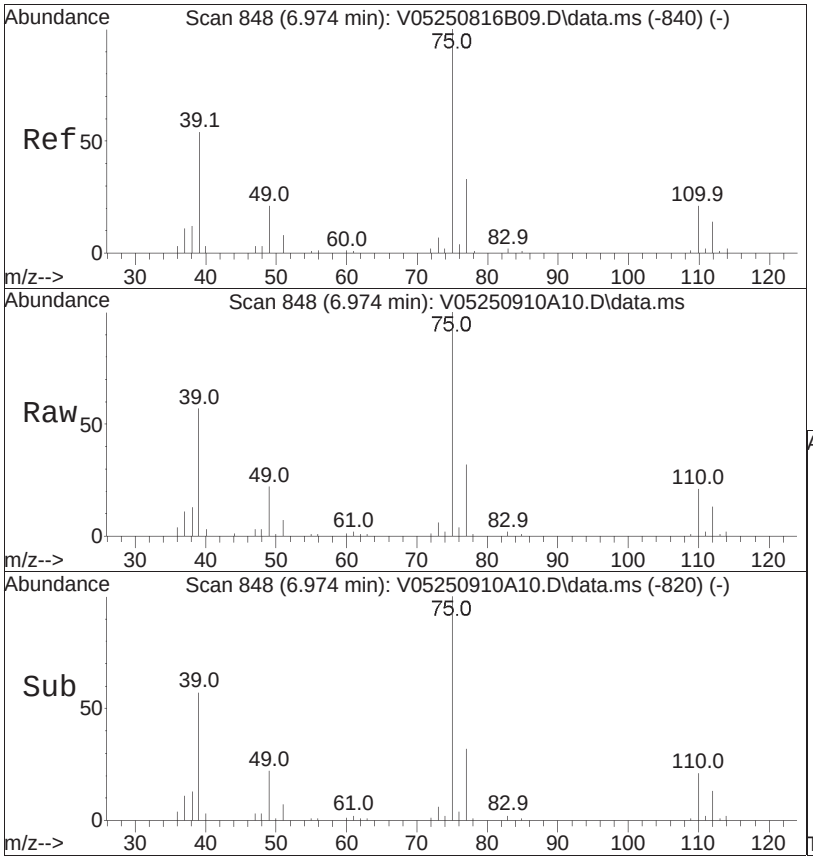


#58
cis-1,3-Dichloropropene
Concen: 10.17 ug/L
RT: 6.974 min Scan# 848
Delta R.T. 0.000 min
Lab File: V05250910A10.D
Acq: 10 Sep 2025 11:02 am

Tgt Ion: 75 Resp: 112365

| Ion | Ratio | Lower | Upper |
|---|---|---|---|
| 75 | 100 | | |
| 77 | 31.4 | 25.4 | 38.0 |
| 39 | 55.6 | 43.3 | 64.9 |

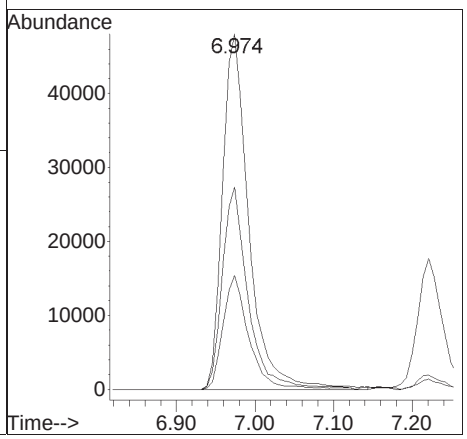

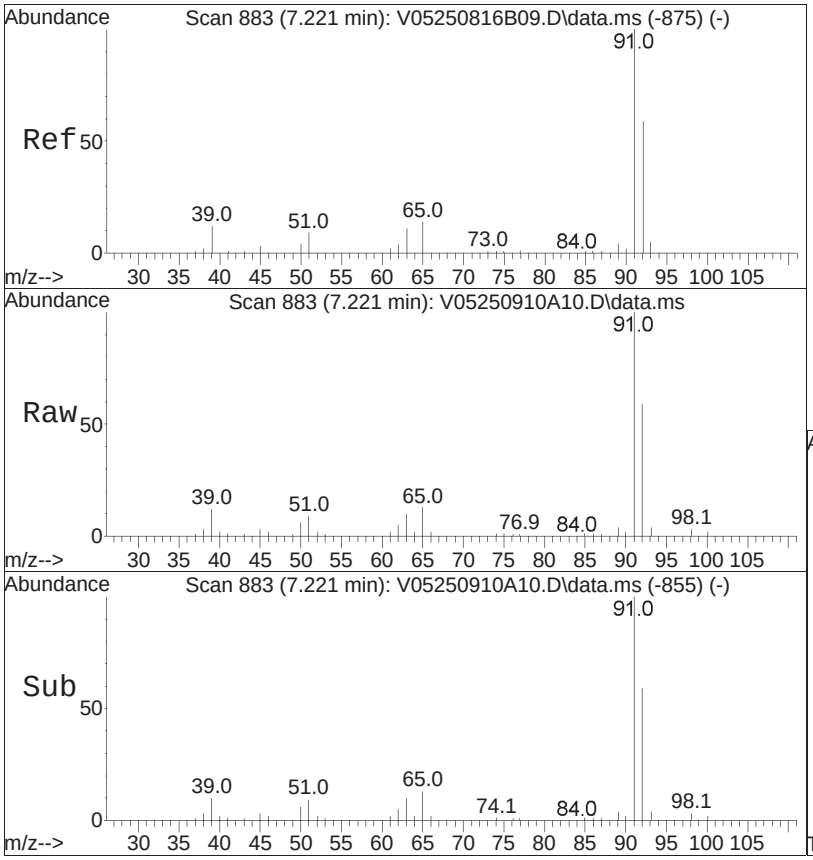


#61
Toluene
Concen: 11.23 ug/L
RT: 7.221 min Scan# 883
Delta R.T. -0.000 min
Lab File: V05250910A10.D
Acq: 10 Sep 2025 11:02 am

Tgt Ion: 92 Resp: 197780

| Ion | Ratio | Lower | Upper |
|---|---|---|---|
| 92 | 100 | | |
| 91 | 169.3 | 136.2 | 204.2 |

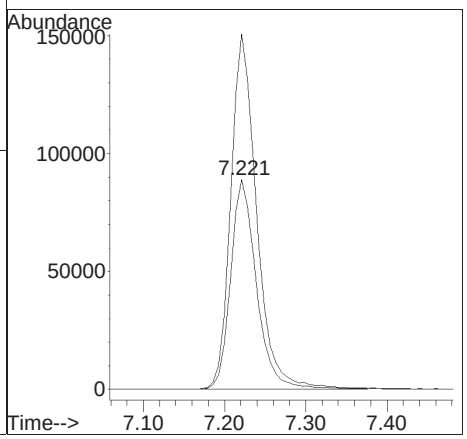

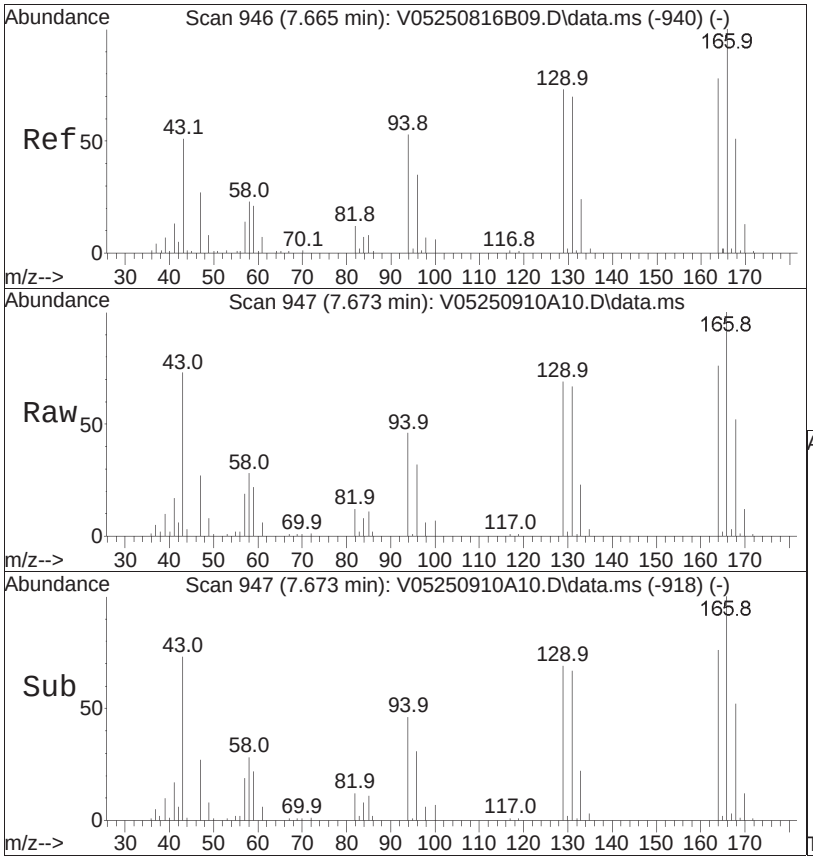


#62
4-Methyl-2-pentanone
Concen: 8.92 ug/L
RT: 7.673 min Scan# 947
Delta R.T. 0.008 min
Lab File: V05250910A10.D
Acq: 10 Sep 2025 11:02 am

Tgt Ion: 58 Resp: 15578

| Ion | Ratio | Lower | Upper |
|---|---|---|---|
| 58 | 100 | | |
| 100 | 32.1 | 24.1 | 36.1 |
| 43 | 267.3 | 206.5 | 309.7 |

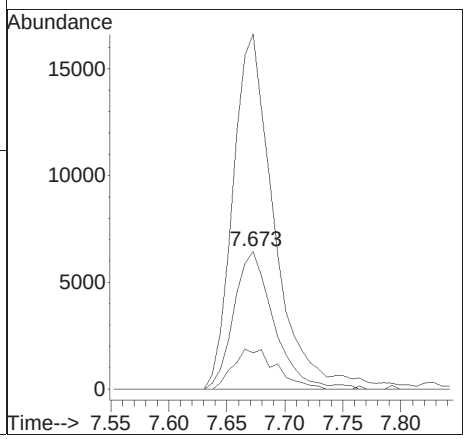

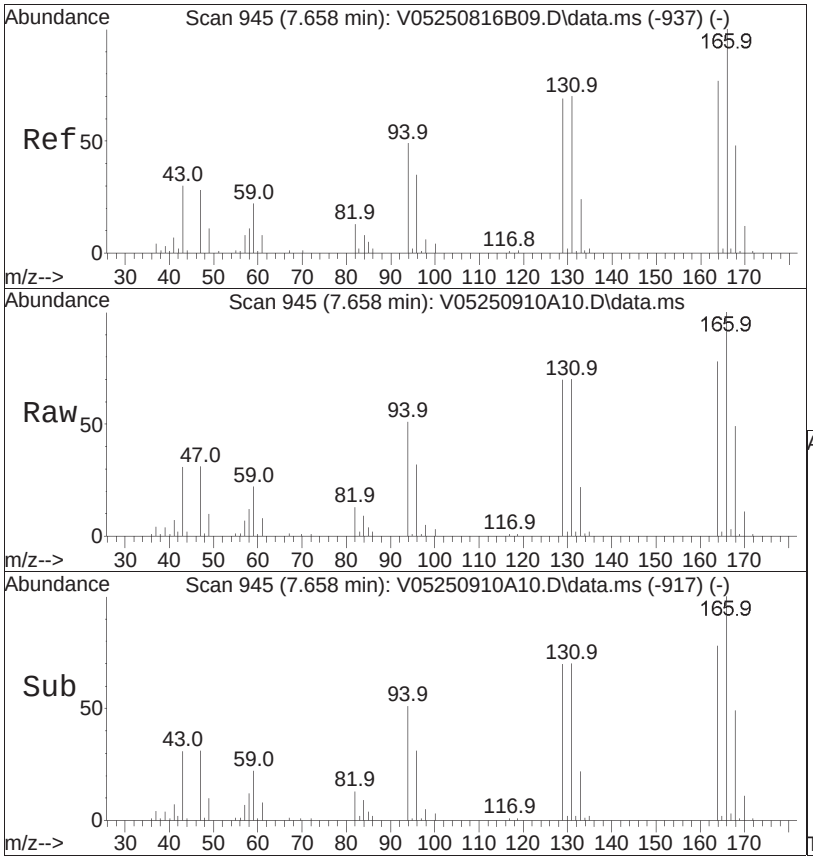


#63
Tetrachloroethene
Concen: 11.43 ug/L
RT: 7.658 min Scan# 945
Delta R.T. 0.000 min
Lab File: V05250910A10.D
Acq: 10 Sep 2025 11:02 am

Tgt Ion:166 Resp: 87721

| Ion | Ratio | Lower | Upper |
|---|---|---|---|
| 166 | 100 | | |
| 168 | 49.2 | 29.5 | 69.5 |
| 94 | 51.8 | 33.5 | 73.5 |

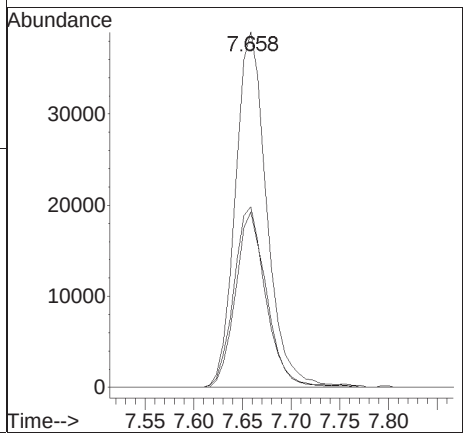

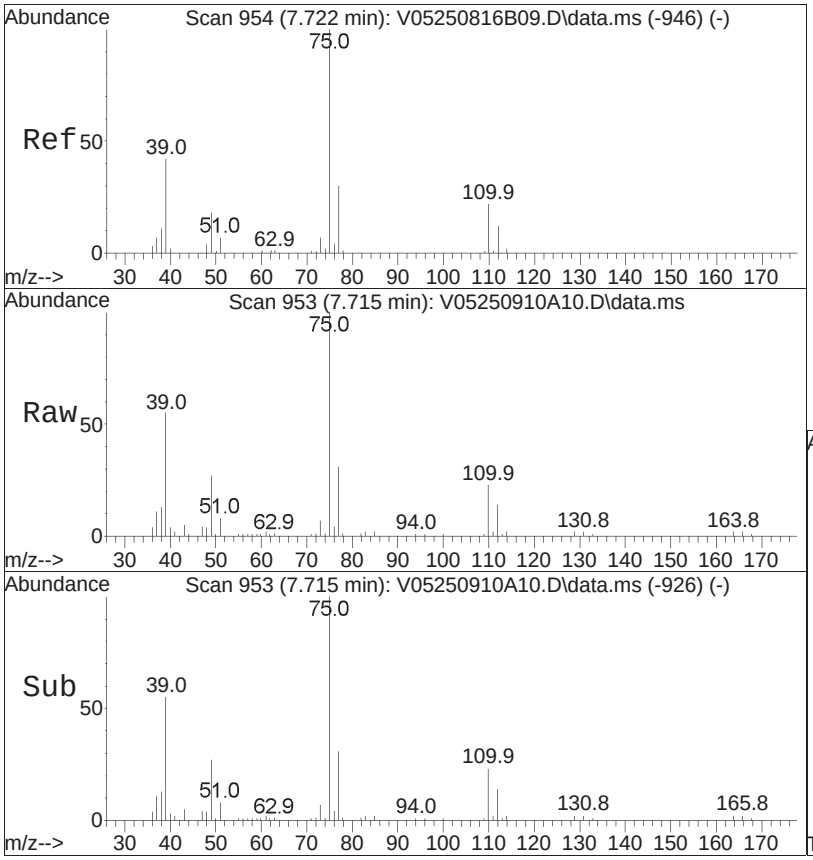


#65
trans-1,3-Dichloropropene
Concen: 9.36 ug/L
RT: 7.715 min Scan# 953
Delta R.T. -0.007 min
Lab File: V05250910A10.D
Acq: 10 Sep 2025 11:02 am

Tgt Ion: 75 Resp: 95490

| Ion | Ratio | Lower | Upper |
|---|---|---|---|
| 75 | 100 | | |
| 77 | 32.1 | 11.6 | 51.6 |
| 39 | 58.2 | 33.1 | 73.1 |

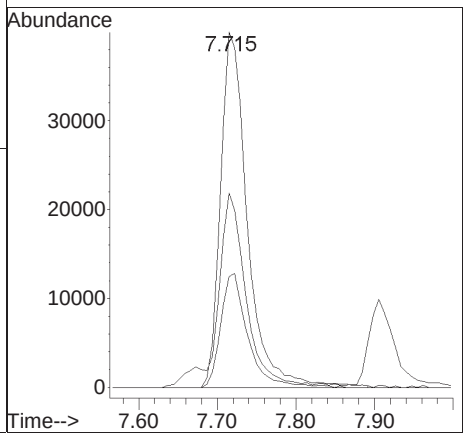

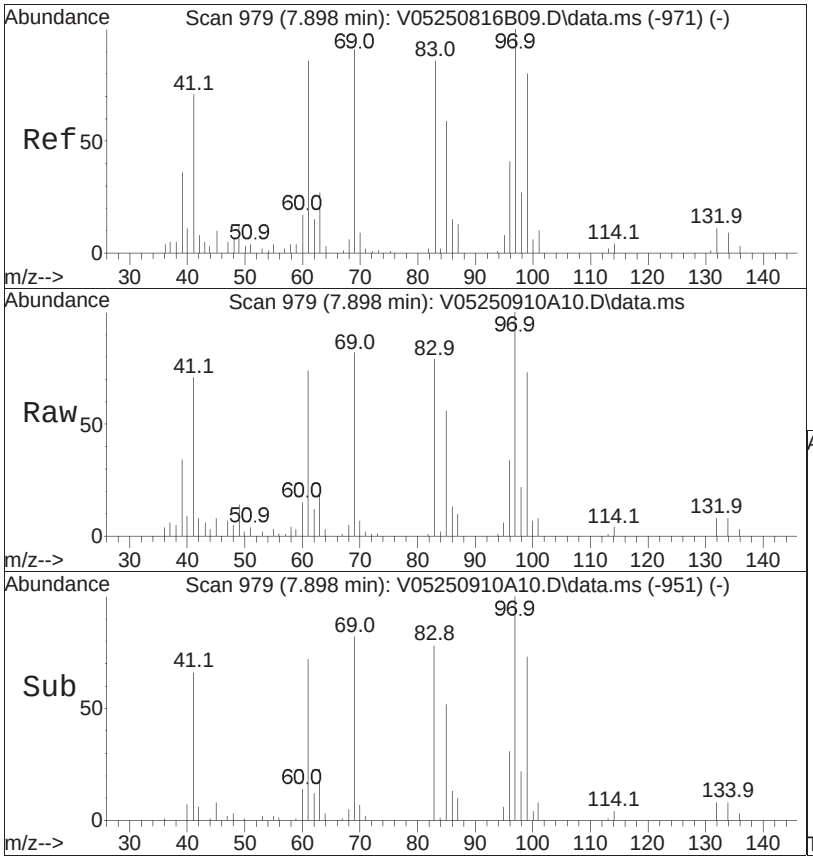


#68
1,1,2-Trichloroethane
Concen: 11.00 ug/L
RT: 7.898 min Scan# 979
Delta R.T. 0.000 min
Lab File: V05250910A10.D
Acq: 10 Sep 2025 11:02 am

Tgt Ion: 83 Resp: 46165

| Ion | Ratio | Lower | Upper |
|---|---|---|---|
| 83 | 100 | | |
| 97 | 116.0 | 98.4 | 138.4 |
| 85 | 66.6 | 45.6 | 85.6 |

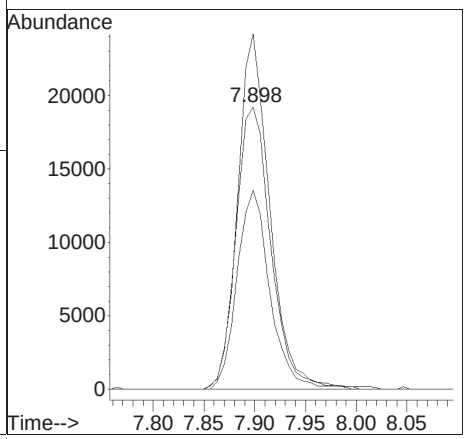

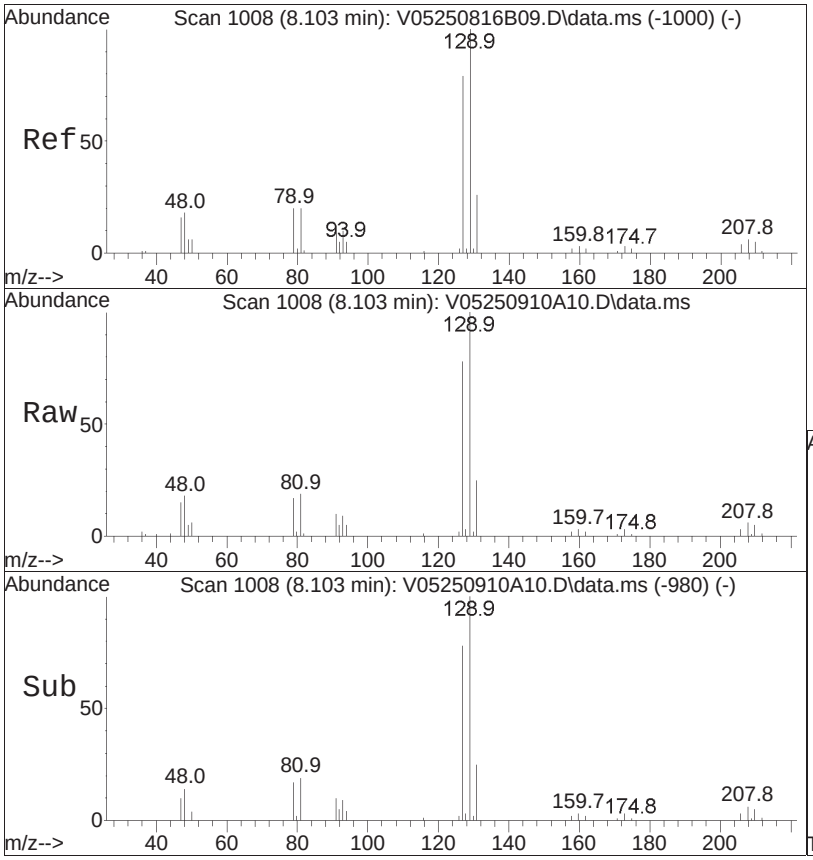


#69
Chlorodibromomethane
Concen: 9.85 ug/L
RT: 8.103 min Scan# 1008
Delta R.T. -0.000 min
Lab File: V05250910A10.D
Acq: 10 Sep 2025 11:02 am

Tgt Ion:129 Resp: 64842

| Ion | Ratio | Lower | Upper |
|---|---|---|---|
| 129 | 100 | | |
| 81 | 18.5 | 0.0 | 39.3 |
| 127 | 76.7 | 56.6 | 96.6 |

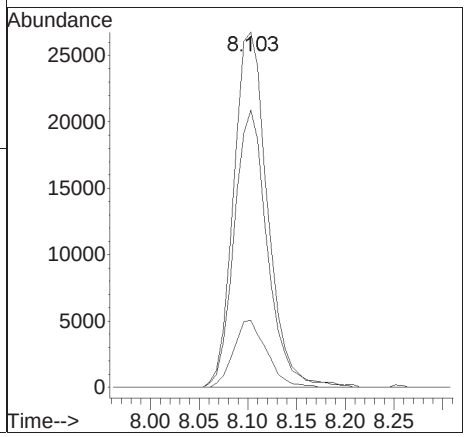

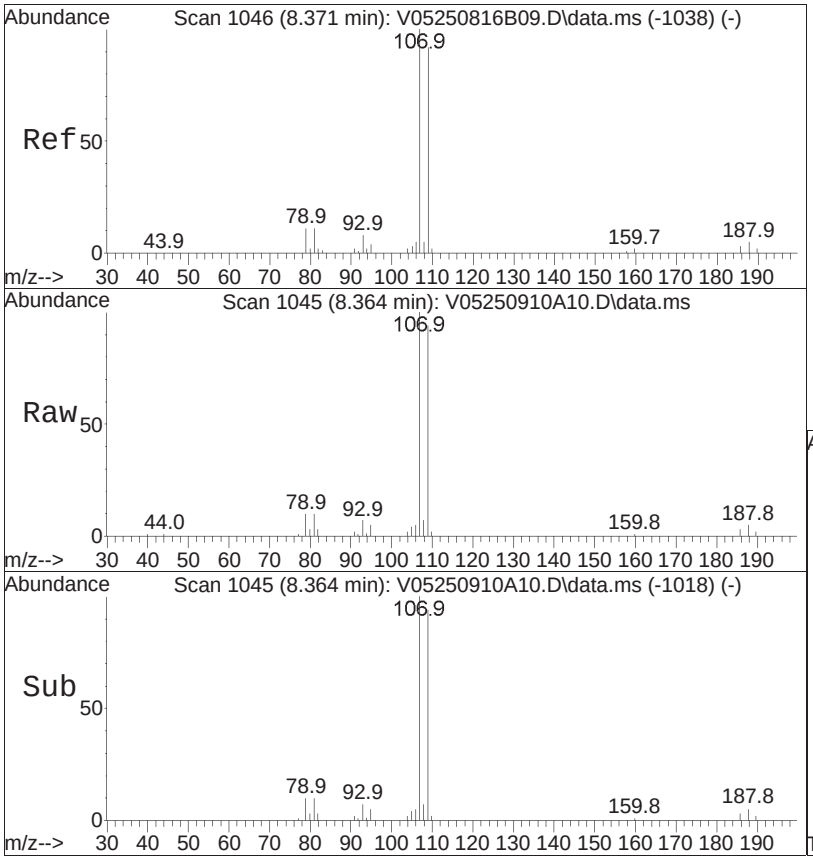


#71
1,2-Dibromoethane
Concen: 10.43 ug/L
RT: 8.364 min Scan# 1045
Delta R.T. -0.007 min
Lab File: V05250910A10.D
Acq: 10 Sep 2025 11:02 am

Tgt Ion:107 Resp: 49799

| Ion | Ratio | Lower | Upper |
|---|---|---|---|
| 107 | 100 | | |
| 109 | 92.5 | 75.2 | 112.8 |

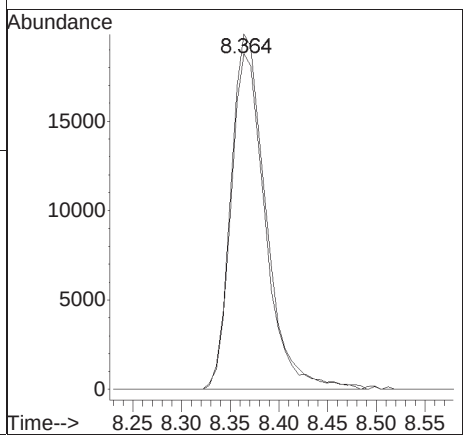

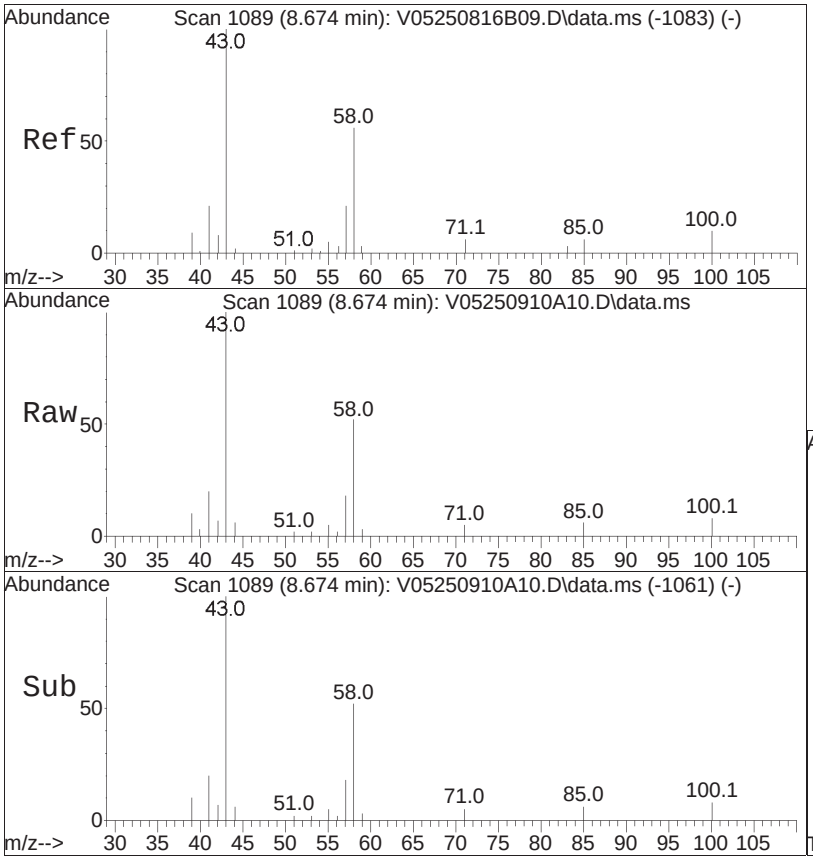


#72
2-Hexanone
Concen: 9.28 ug/L
RT: 8.674 min Scan# 1089
Delta R.T. 0.000 min
Lab File: V05250910A10.D
Acq: 10 Sep 2025 11:02 am

Tgt Ion: 43 Resp: 25028

| Ion | Ratio | Lower | Upper |
|---|---|---|---|
| 43 | 100 | | |
| 58 | 48.0 | 39.7 | 59.5 |
| 57 | 16.5 | 16.3 | 24.5 |

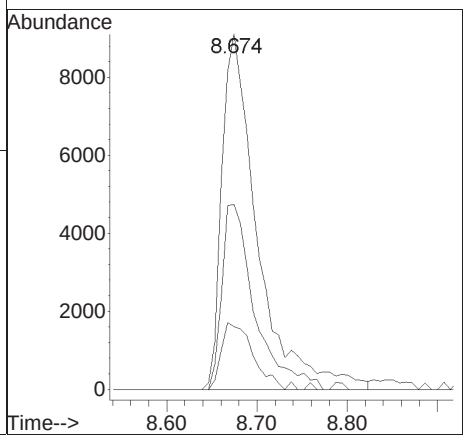

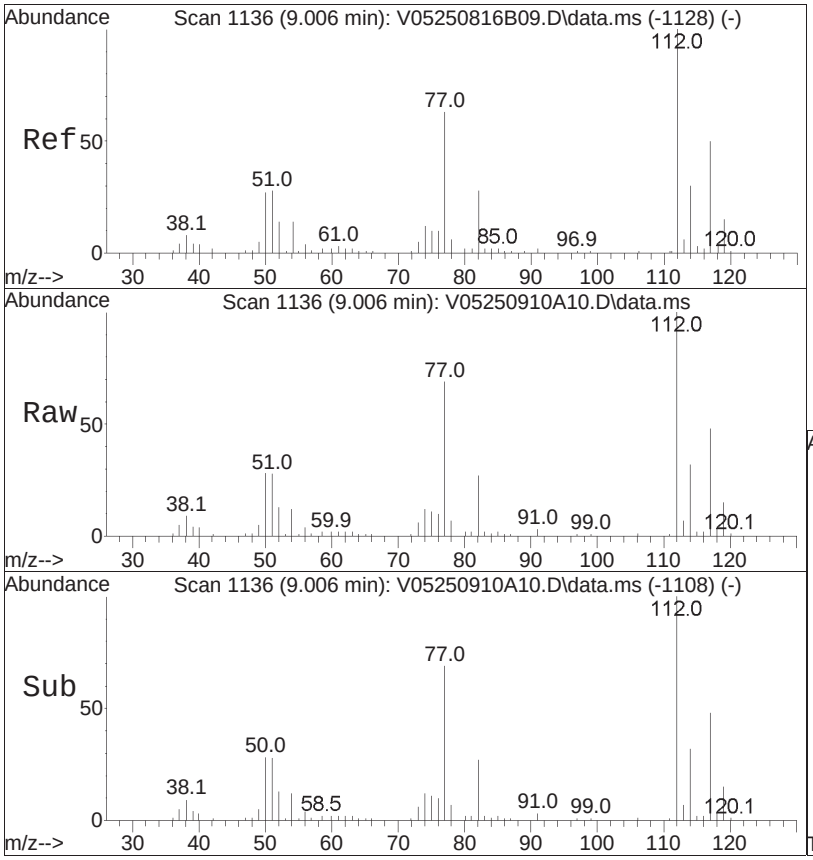


#73
Chlorobenzene
Concen: 10.88 ug/L
RT: 9.006 min Scan# 1136
Delta R.T. 0.000 min
Lab File: V05250910A10.D
Acq: 10 Sep 2025 11:02 am

Tgt Ion:112 Resp: 201543

| Ion | Ratio | Lower | Upper |
|---|---|---|---|
| 112 | 100 | | |
| 77 | 86.1 | 67.5 | 101.3 |
| 114 | 32.5 | 25.4 | 38.0 |

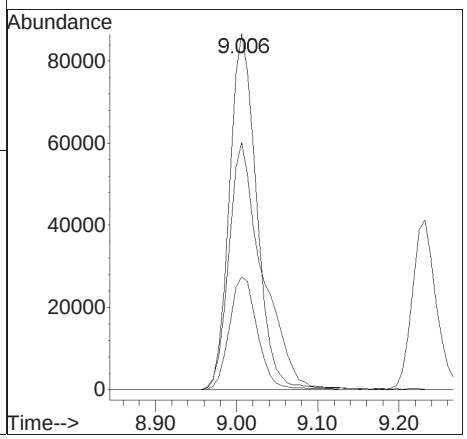

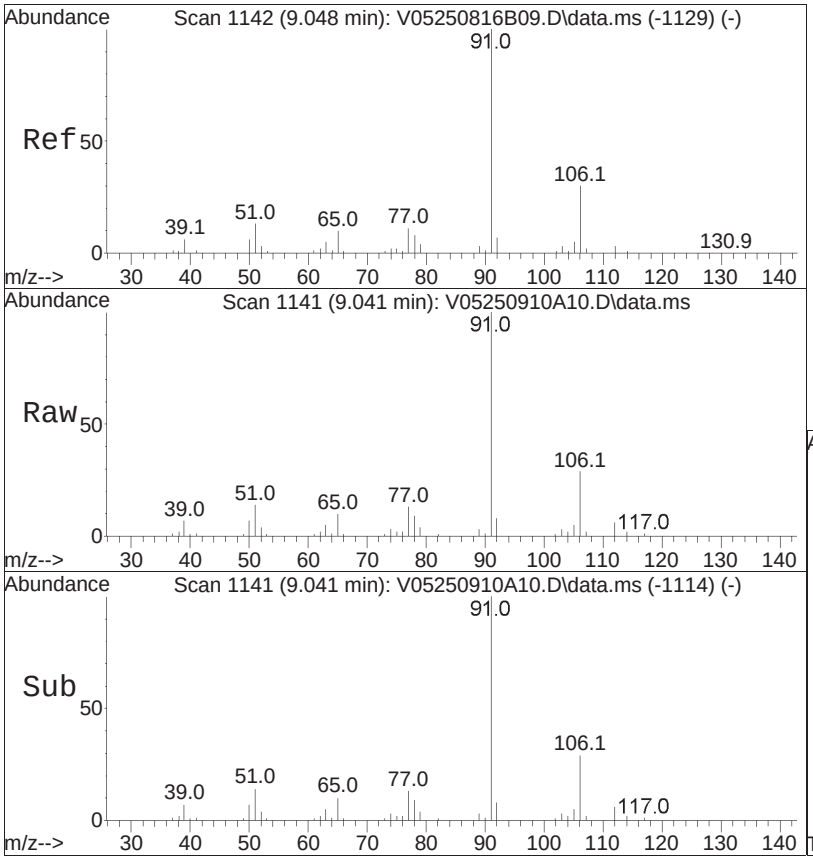


#74
Ethylbenzene
Concen: 11.32 ug/L
RT: 9.041 min Scan# 1141
Delta R.T. -0.007 min
Lab File: V05250910A10.D
Acq: 10 Sep 2025 11:02 am

Tgt Ion: 91 Resp: 394030

| Ion | Ratio | Lower | Upper |
|---|---|---|---|
| 91 | 100 | | |
| 106 | 29.3 | 23.4 | 35.0 |

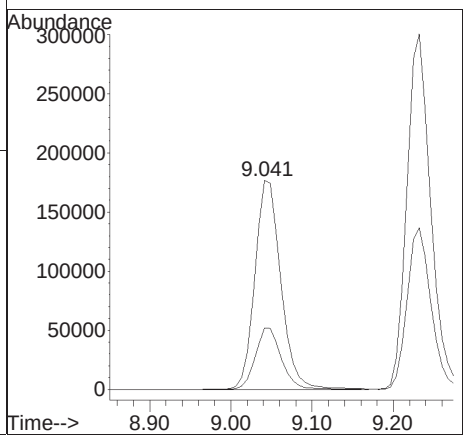

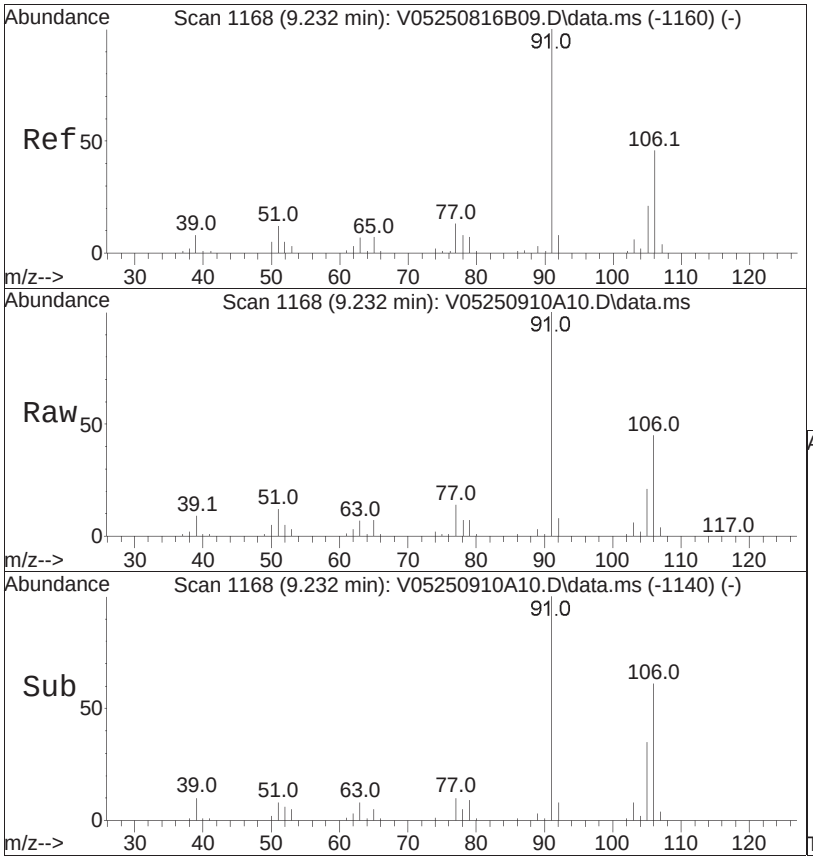


#76
p/m Xylene
Concen: 23.20 ug/L
RT: 9.232 min Scan# 1168
Delta R.T. -0.000 min
Lab File: V05250910A10.D
Acq: 10 Sep 2025 11:02 am

Tgt Ion:106 Resp: 284516

| Ion | Ratio | Lower | Upper |
|---|---|---|---|
| 106 | 100 | | |
| 91 | 217.1 | 176.3 | 264.5 |

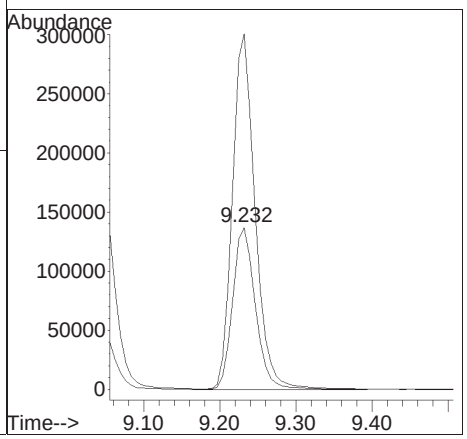




#77
o Xylene
Concen: 22.66 ug/L
RT: 9.775 min Scan# 1245
Delta R.T. 0.000 min
Lab File: V05250910A10.D
Acq: 10 Sep 2025 11:02 am

Tgt Ion:106 Resp: 262818

| Ion | Ratio | Lower | Upper |
|---|---|---|---|
| 106 | 100 | | |
| 91 | 231.5 | 189.3 | 283.9 |

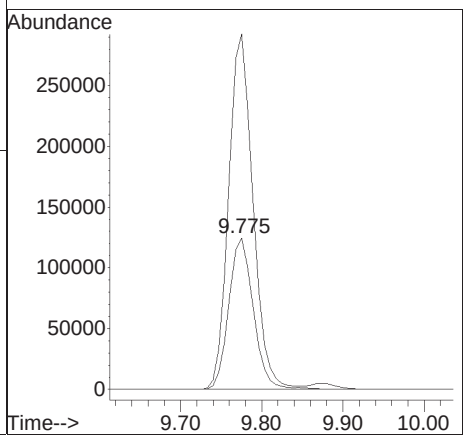

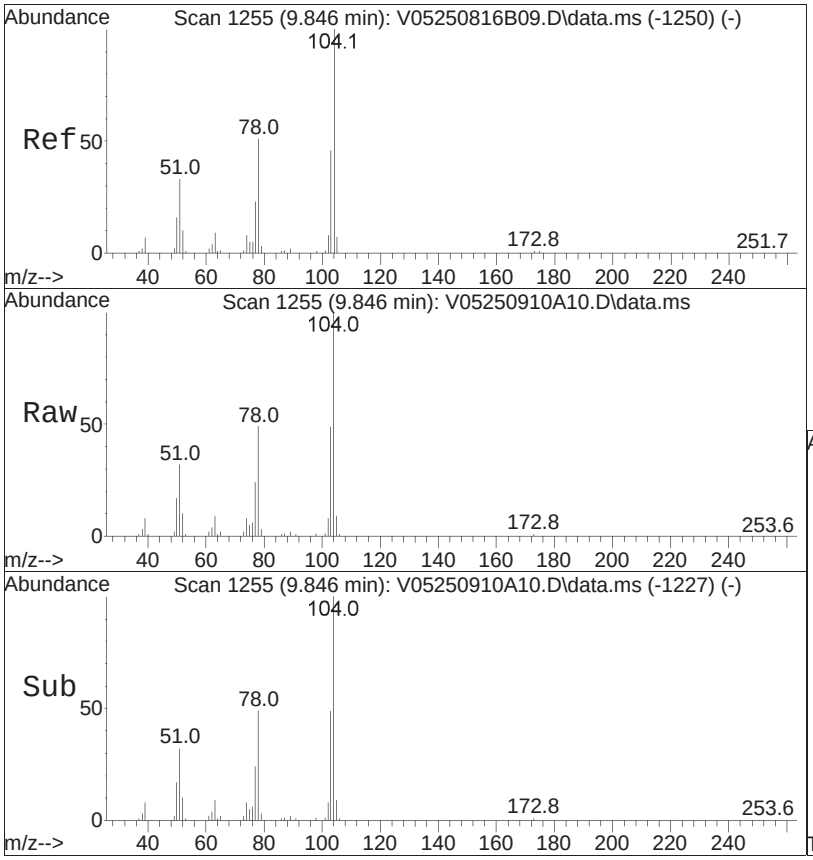


#78
Styrene
Concen: 22.63 ug/L
RT: 9.846 min Scan# 1255
Delta R.T. -0.000 min
Lab File: V05250910A10.D
Acq: 10 Sep 2025 11:02 am

Tgt Ion:104 Resp: 432901

| Ion | Ratio | Lower | Upper |
|---|---|---|---|
| 104 | 100 | | |
| 78 | 48.7 | 40.6 | 61.0 |

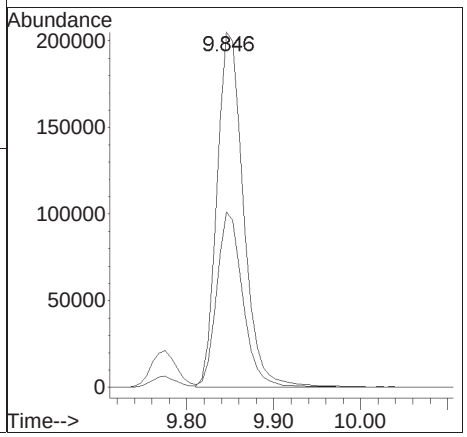

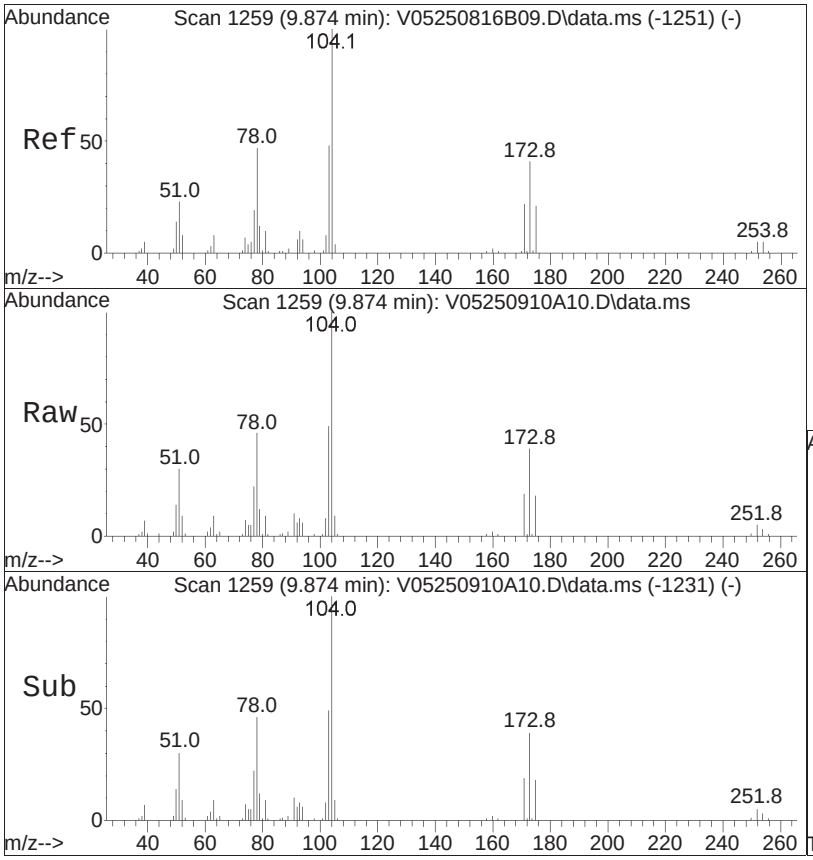


#80
Bromoform
Concen: 9.63 ug/L
RT: 9.874 min Scan# 1259
Delta R.T. -0.000 min
Lab File: V05250910A10.D
Acq: 10 Sep 2025 11:02 am

Tgt Ion:173 Resp: 39943

| Ion | Ratio | Lower | Upper |
|---|---|---|---|
| 173 | 100 | | |
| 175 | 47.8 | 28.5 | 68.5 |

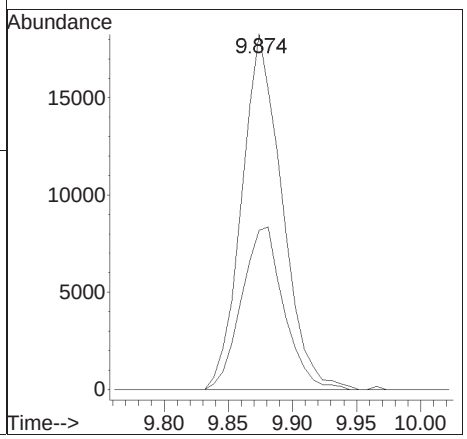

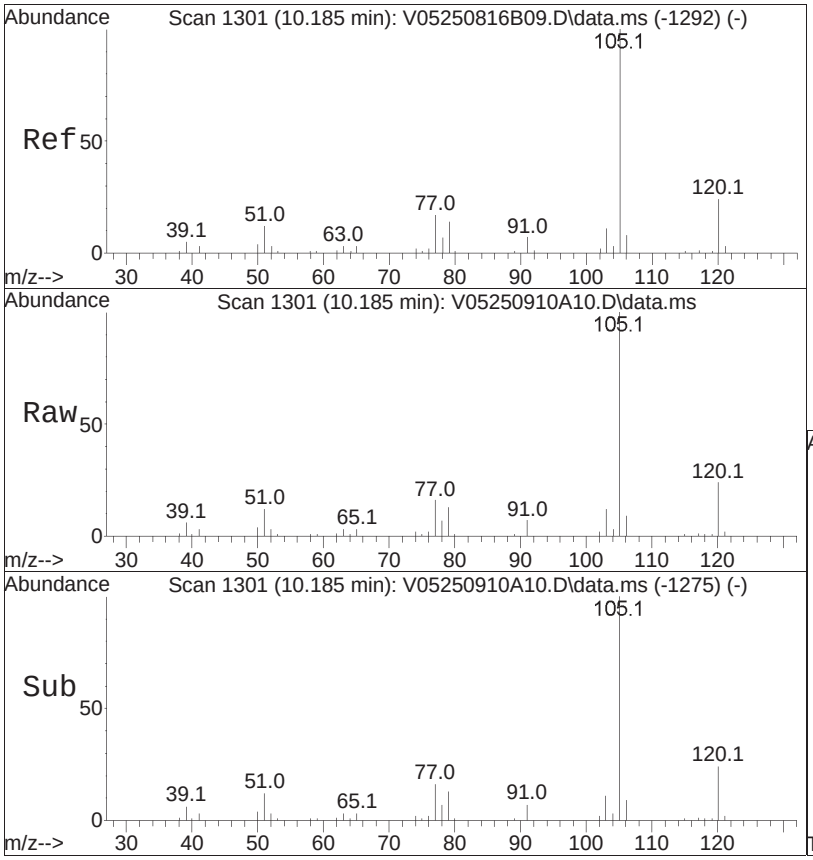


#82
Isopropylbenzene
Concen: 11.30 ug/L
RT: 10.185 min Scan# 1301
Delta R.T. -0.000 min
Lab File: V05250910A10.D
Acq: 10 Sep 2025 11:02 am

Tgt Ion:105 Resp: 382729

| Ion | Ratio | Lower | Upper |
|---|---|---|---|
| 105 | 100 | | |
| 120 | 24.1 | 4.3 | 44.3 |

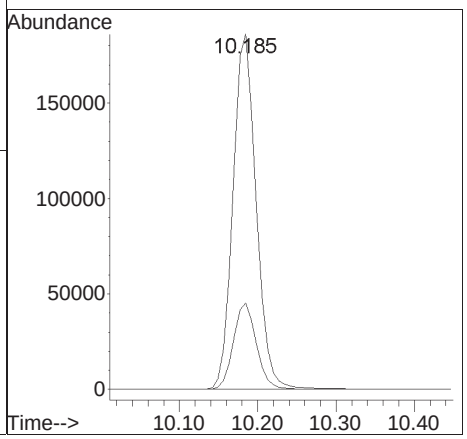

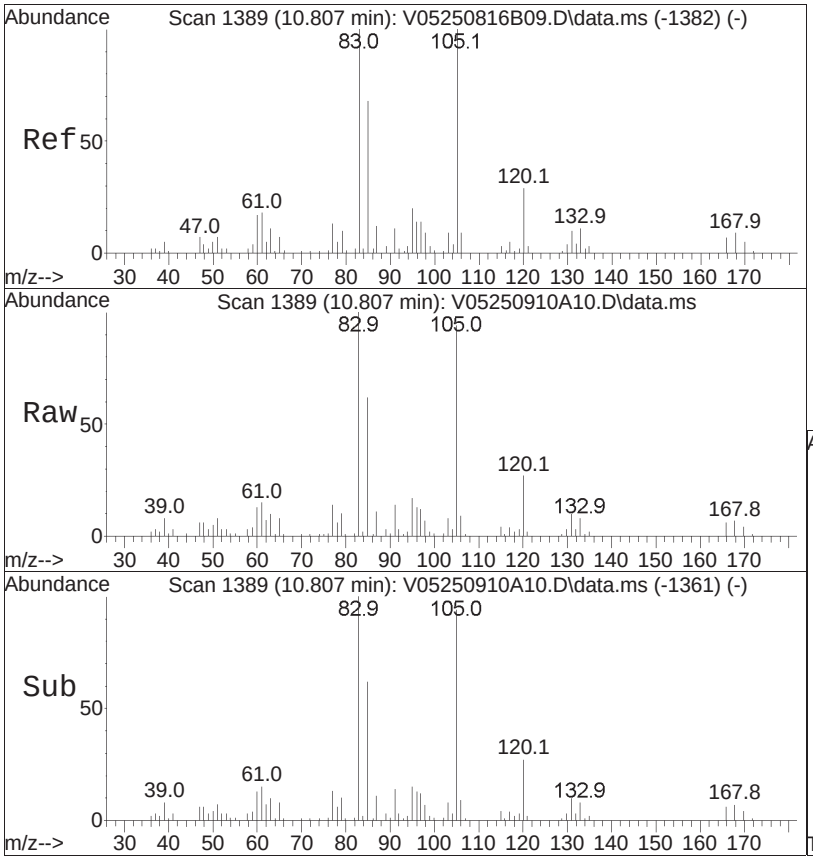


#87
1,1,2,2-Tetrachloroethane
Concen: 11.30 ug/L
RT: 10.807 min Scan# 1389
Delta R.T. 0.000 min
Lab File: V05250910A10.D
Acq: 10 Sep 2025 11:02 am

Tgt Ion: 83 Resp: 61481

| Ion | Ratio | Lower | Upper |
|---|---|---|---|
| 83 | 100 | | |
| 131 | 9.7 | 0.0 | 31.1 |
| 85 | 65.5 | 47.7 | 87.7 |

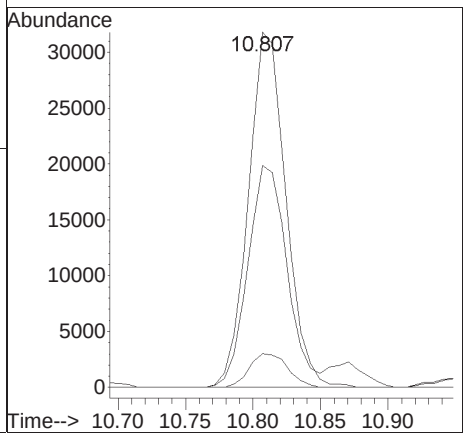

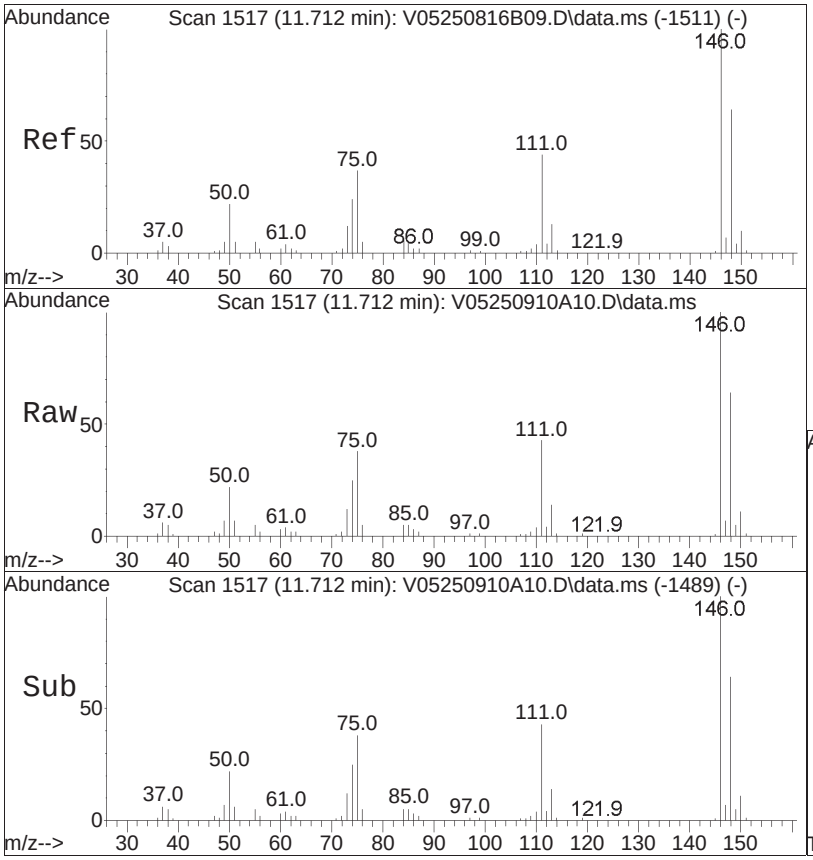


#100
1,3-Dichlorobenzene
Concen: 10.70 ug/L
RT: 11.712 min Scan# 1517
Delta R.T. 0.000 min
Lab File: V05250910A10.D
Acq: 10 Sep 2025 11:02 am

Tgt Ion:146 Resp: 155462

| Ion | Ratio | Lower | Upper |
|---|---|---|---|
| 146 | 100 | | |
| 111 | 42.7 | 28.1 | 58.5 |
| 148 | 63.8 | 41.5 | 86.1 |

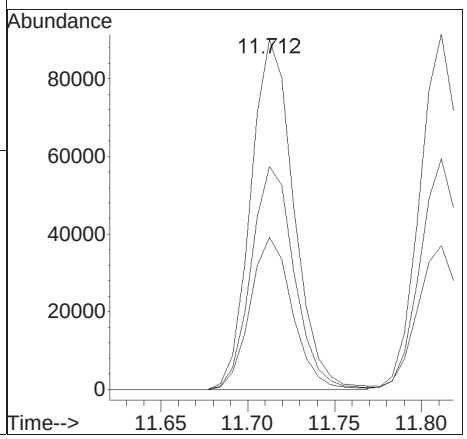

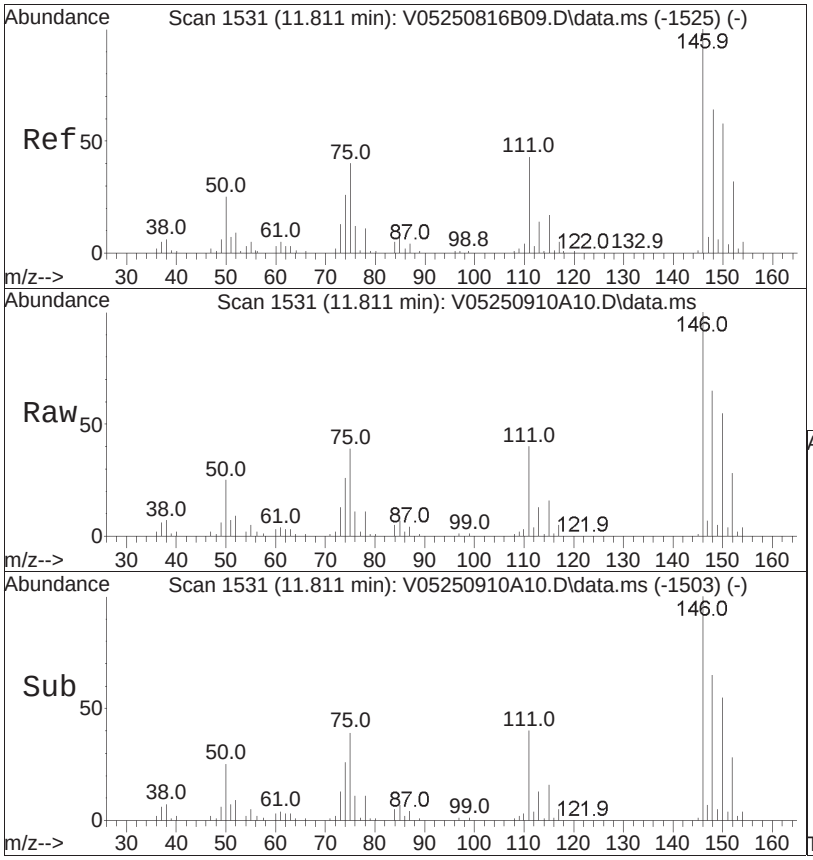


#101
1,4-Dichlorobenzene
Concen: 10.51 ug/L
RT: 11.811 min Scan# 1531
Delta R.T. 0.000 min
Lab File: V05250910A10.D
Acq: 10 Sep 2025 11:02 am

Tgt Ion:146 Resp: 155176

| Ion | Ratio | Lower | Upper |
|---|---|---|---|
| 146 | 100 | | |
| 111 | 42.3 | 34.9 | 52.3 |
| 148 | 66.1 | 51.5 | 77.3 |

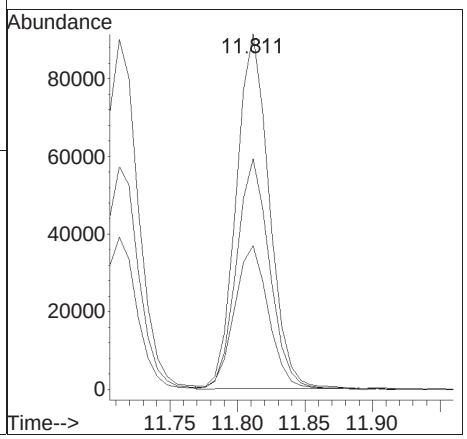

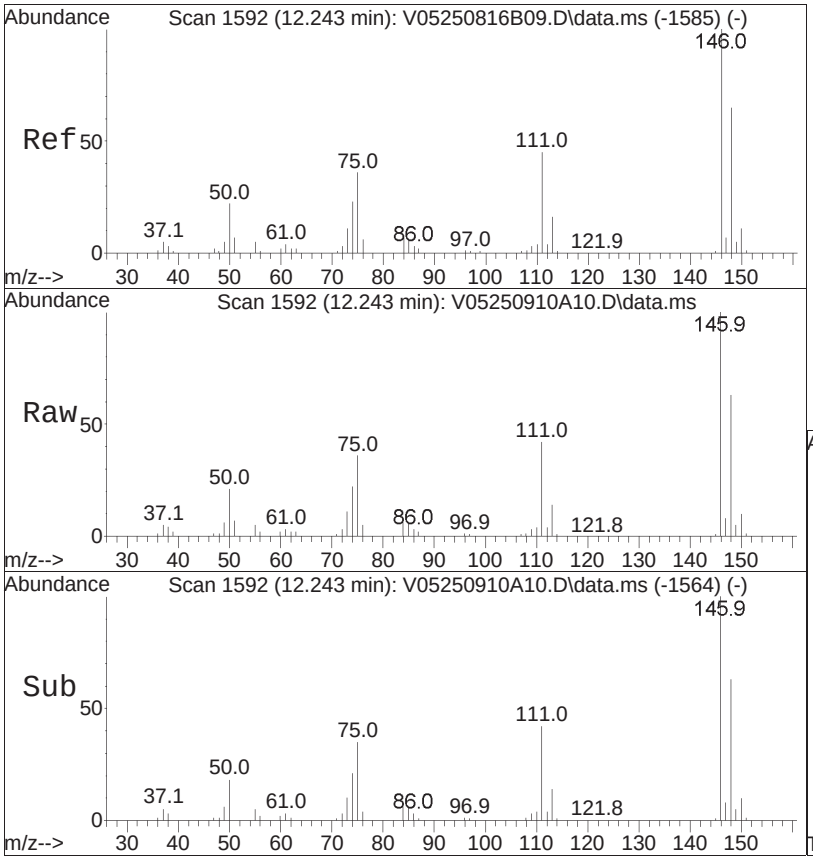


#104
1,2-Dichlorobenzene
Concen: 10.83 ug/L
RT: 12.243 min Scan# 1592
Delta R.T. -0.000 min
Lab File: V05250910A10.D
Acq: 10 Sep 2025 11:02 am

Tgt Ion:146 Resp: 141563

| Ion | Ratio | Lower | Upper |
|---|---|---|---|
| 146 | 100 | | |
| 111 | 43.4 | 29.4 | 61.0 |
| 148 | 62.5 | 41.0 | 85.2 |

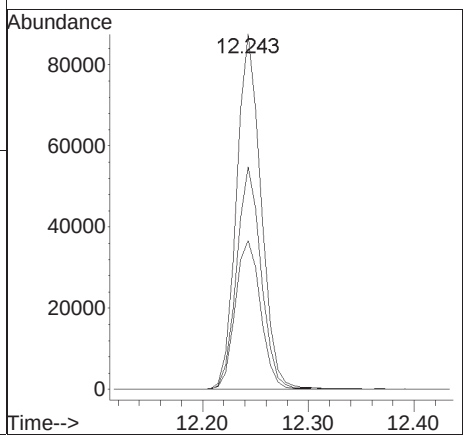

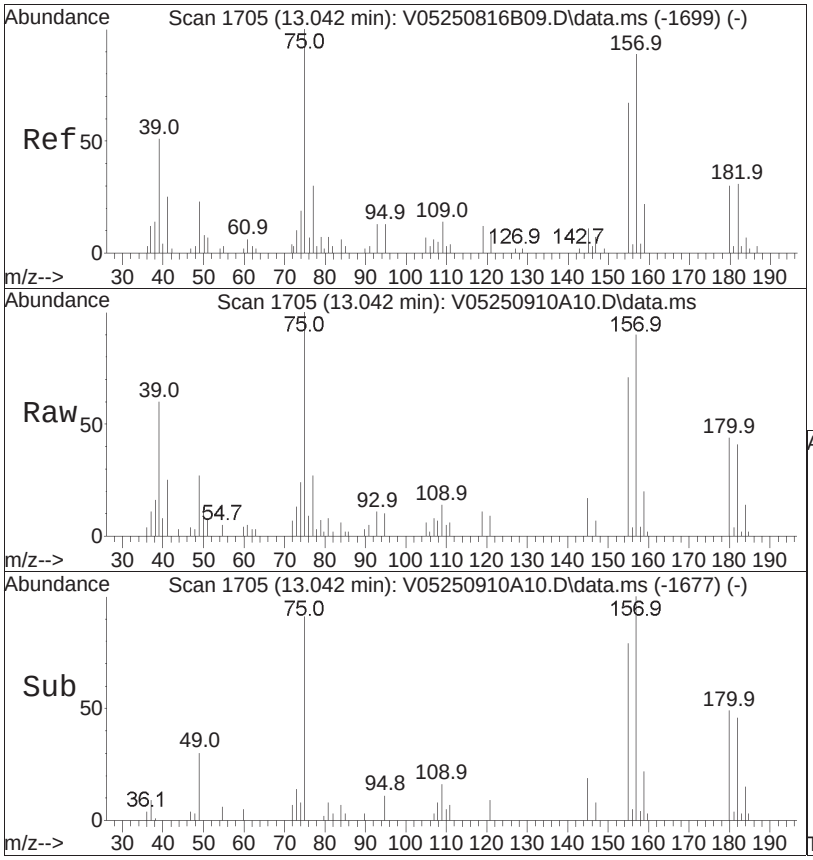


#106
1,2-Dibromo-3-chloropropane
Concen: 8.74 ug/L
RT: 13.042 min Scan# 1705
Delta R.T. 0.000 min
Lab File: V05250910A10.D
Acq: 10 Sep 2025 11:02 am

Tgt Ion:155 Resp: 8083

| Ion | Ratio | Lower | Upper |
|---|---|---|---|
| 155 | 100 | | |
| 157 | 130.3 | 106.2 | 159.4 |

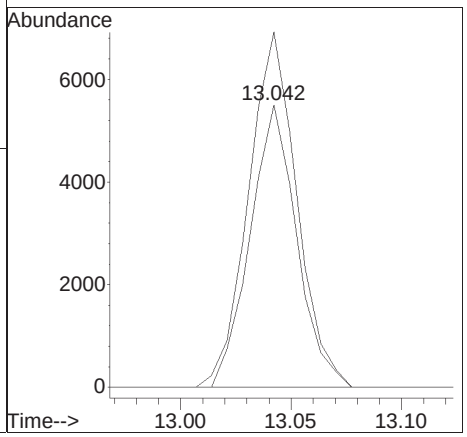

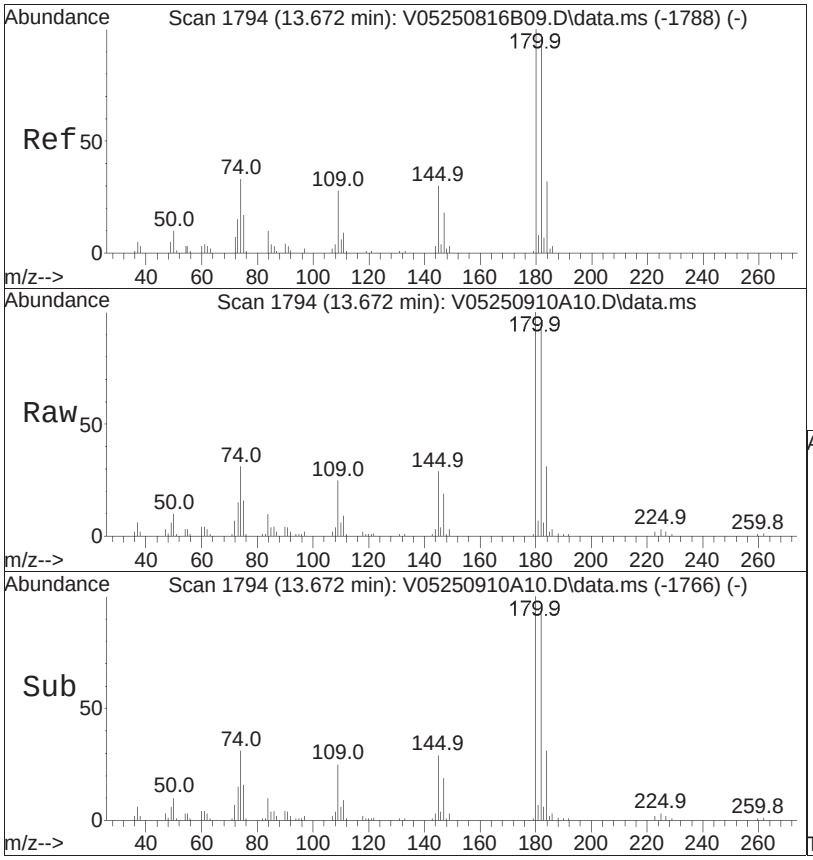


#109
1,2,4-Trichlorobenzene
Concen: 10.28 ug/L
RT: 13.672 min Scan# 1794
Delta R.T. -0.000 min
Lab File: V05250910A10.D
Acq: 10 Sep 2025 11:02 am

Tgt Ion:180 Resp: 92772

| Ion | Ratio | Lower | Upper |
|---|---|---|---|
| 180 | 100 | | |
| 182 | 92.5 | 75.9 | 113.9 |
| 145 | 32.0 | 26.4 | 39.6 |

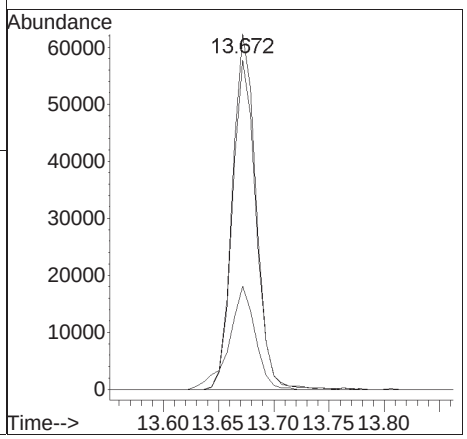

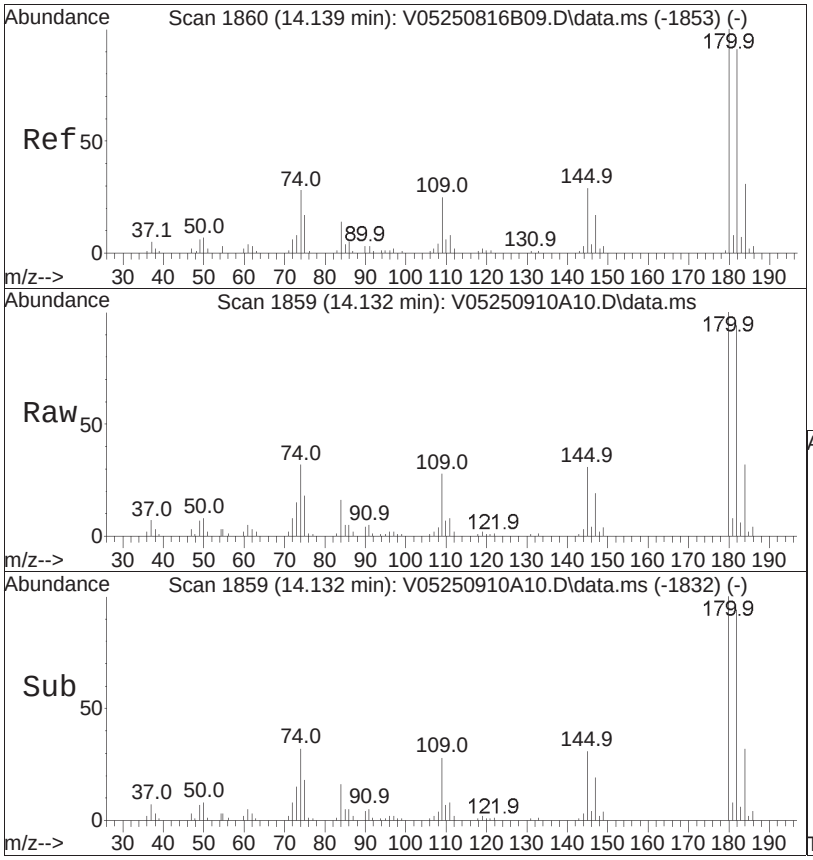


#111
1,2,3-Trichlorobenzene
Concen: 10.02 ug/L
RT: 14.132 min Scan# 1859
Delta R.T. -0.007 min
Lab File: V05250910A10.D
Acq: 10 Sep 2025 11:02 am

Tgt Ion:180 Resp: 77780

| Ion | Ratio | Lower | Upper |
|---|---|---|---|
| 180 | 100 | | |
| 182 | 96.1 | 74.3 | 111.5 |
| 145 | 30.0 | 23.8 | 35.8 |

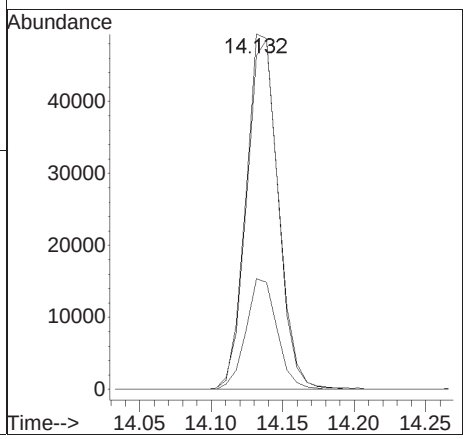

# Calculation of Volatile Organic Compounds

Aqueous Concentration Formula: Amt * DF * Uf * (1/Vo)

Where:
DF = Dilution Factor
Vo = Sample Volume Purged (mL)
Uf = ng Unit Correction Factor (mL)

Soil Concentration Formula: Amt * DF * (1/Wt)

Where:
DF = Dilution Factor
Wt = Weight of Sample (g)

PACE ANALYTICAL SERVICES

PACE WORK GROUP REPORT (wk02)

Sep 10 2025, 03:31 pm

Work Group: WG2112948  for Department: 31 GC/MS - Volatiles

Created: 10-SEP-25  Due:  Operator: mjv

| Sample | Client ID | C | Product | Matrix | Stat | UA | HOLD | DUE | PR | Location |
|---|---|---|---|---|---|---|---|---|---|---|
| L2555281-01 | MP-1 | S | NYTCL-8260 | WATER | DONE | U | 0917 | 0910 | S0 | Vial-B |
| L2555281-02 | DUP_090325 | S | NYTCL-8260 | WATER | DONE | U | 0917 | 0910 | S0 | Vial-B |
| L2555281-03 | MP-1D | S | NYTCL-8260 | WATER | DONE | U | 0917 | 0910 | S0 | Vial-B |
| L2555281-04 | MW-1SR | S | NYTCL-8260 | WATER | DONE | U | 0917 | 0910 | S0 | Vial-B |
| L2555281-08 | EQUIPMENT BLANK_090325 | S | NYTCL-8260 | WATER | DONE | U | 0917 | 0910 | S0 | Vial-B |
| L2555350-01 | MW-311 (09-03-25) | S | NYTCL-8260-R2 | WATER | DONE | U | 0917 | 0910 | 3E | Vial-B |
| L2555350-02 | MW-310 (09-03-25) | S | NYTCL-8260-R2 | WATER | DONE | U | 0917 | 0910 | 3E | Vial-B |
| L2555350-03 | MW-308 (09-03-25) | S | NYTCL-8260-R2 | WATER | DONE | U | 0917 | 0910 | 3E | Vial-B |
| L2555350-04 | MW-305 (09-03-25) | S | NYTCL-8260-R2 | WATER | DONE | U | 0917 | 0910 | 3E | Vial-B |
| L2555350-05 | MW-313 (09-03-25) | S | NYTCL-8260-R2 | WATER | DONE | U | 0917 | 0910 | 3E | Vial-B |
| L2555350-06 | DUPE-18 | S | NYTCL-8260-R2 | WATER | DONE | U | 0917 | 0910 | 3E | Vial-B |
| L2555350-07 | TRIP BLANK | S | NYTCL-8260-R2 | WATER | DONE | U | 0916 | 0910 | 3E | Vial-B |
| WG2112948-1 | MS BFB Tune Standard | S | NYTCL-8260-R2 | WATER | DONE | U | | | | |
| WG2112948-1 | MS BFB Tune Standard | S | NYTCL-8260 | WATER | DONE | U | | | | |
| WG2112948-2 | Continuing Calibrati | S | NYTCL-8260-R2 | WATER | DONE | U | | | | |
| WG2112948-2 | Continuing Calibrati | S | NYTCL-8260 | WATER | DONE | U | | | | |
| WG2112948-3 | Laboratory Control S | S | NYTCL-8260 | WATER | DONE | U | | | | |
| WG2112948-3 | Laboratory Control S | S | NYTCL-8260-R2 | WATER | DACQ | U | | | | |
| WG2112948-4 | LCS Duplicate | S | NYTCL-8260-R2 | WATER | DACQ | U | | | | |
| WG2112948-4 | LCS Duplicate | S | NYTCL-8260 | WATER | DONE | U | | | | |
| WG2112948-5 | Laboratory Method Bl | S | NYTCL-8260-R2 | WATER | DACQ | U | | | | |
| WG2112948-5 | Laboratory Method Bl | S | NYTCL-8260 | WATER | DONE | U | | | | |
| WG2112948-6 | Matrix Spike | S | NYTCL-8260-R2 | WATER | DACQ | U | | | | |
| WG2112948-6 | Matrix Spike | S | NYTCL-8260 | WATER | DONE | U | | | | |
| WG2112948-7 | Matrix Spike Duplica | S | NYTCL-8260 | WATER | DONE | U | | | | |
| WG2112948-7 | Matrix Spike Duplica | S | NYTCL-8260-R2 | WATER | DACQ | U | | | | |

Comments:

| | |
|---|---|
| WG2112948-4 | WG2112948-3 |
| WG2112948-6 | L2555350-03 |
| WG2112948-7 | L2555350-03 |

PACE ANALYTICAL SERVICES

PACE WORK GROUP REPORT (wk02)

Sep 10 2025, 03:31 pm

Work Group: WG2113015  for Department: 31 GC/MS - Volatiles

Created: 10-SEP-25  Due:  Operator: PID

| Sample | Client ID | C | Product | Matrix | Stat | UA | HOLD | DUE | PR | Location |
|---|---|---|---|---|---|---|---|---|---|---|
| L2555281-05 | MW-1DR2 | S | NYTCL-8260 | WATER | DONE | U | 0917 | 0910 | S0 | Vial-B |
| L2555281-06 | PZ-6 | S | NYTCL-8260 | WATER | DONE | U | 0917 | 0910 | S0 | Vial-B |
| L2555281-07 | MW-6D | S | NYTCL-8260 | WATER | DONE | U | 0917 | 0910 | S0 | Vial-B |
| WG2113015-1 | MS BFB Tune Standard | S | NYTCL-8260 | WATER | DONE | U | | | | |
| WG2113015-2 | Continuing Calibrati | S | NYTCL-8260 | WATER | DONE | U | | | | |
| WG2113015-3 | Laboratory Control S | S | NYTCL-8260 | WATER | DONE | U | | | | |
| WG2113015-4 | LCS Duplicate | S | NYTCL-8260 | WATER | DONE | U | | | | |
| WG2113015-5 | Laboratory Method Bl | S | NYTCL-8260 | WATER | DONE | U | | | | |
| WG2113015-6 | Matrix Spike | S | NYTCL-8260 | WATER | DONE | U | | | | |
| WG2113015-7 | Matrix Spike Duplica | S | NYTCL-8260 | WATER | DONE | U | | | | |

Comments:

| | |
|---|---|
| WG2113015-4 | WG2113015-3 |
| WG2113015-6 | L2555281-05 |
| WG2113015-7 | L2555281-05 |

+!,-$.

/01,2&'(#)* 3432 &##567 892 : 6;)

/0<,<À=Ā2> /?@??2 &##5*A (B,$1ÀCD=!E26;)FÀ,!E#)C=

>À,!2 **!%"#%ĀÀ** /9(G2" &##5HH9I&##5*6 9$0J!0,EÀ,$E26;)

KB02$ /9&2 &##5*5I&##5*HI&##5#5I&##56;I&##5**I&##5*; L92 _____ ?!M2_____

| &<À= >À,Ä"4<=! | ?ÀCD=! | |
|---|---|---|
| # &)*6*):#;334# | 343"NOPQ ##2#H | |
| # &)*6*):#;3)# | 3GR | |
| 6 &)*6*):#;3)6 | 3GR | |
| 5 &)*6*):#;3)5 | /:6;)?N>)S#AĀĀ3 | |
| H &)*6*):#;3)H | /:6;)?N>)S#AĀĀ3 | |
| * &)*6*):#;3)* | /:6;)?N>)S*ĀĀ3 | |
| ; &)*6*):#;3); | /:6;)?N>)S*ĀĀ3 | |
| 7 &)*6*):#;3)7 | /:6;)?N>6ĀĀ3 | |
| : &)*6*):#;3): | /:6;)?N>6ĀĀ3 | |
| A &)*6*):#;3)A | /:6;)?N>#)ĀĀ3 | |
| #) &)*6*):#;3#) | /:6;)?N>5)ĀĀ3 | |
| ## &)*6*):#;3## | /:6;)?N>:)ĀĀ3 | |
| #6 &)*6*):#;3#6 | /:6;)?N>#6)ĀĀ3 | |
| #5 &)*6*):#;3#5 | /:6;)?N>6))ĀĀ3 | |
| #H &)*6*):#;3#H | 3GR | |
| #* &)*6*):#;3#* | 3GR | |
| #; &)*6*):#;3#; | 3GR | |
| #7 &)*6*):#;3#7 | 3GR | |
| #: &)*6*):#;3#: | 9:6;)?N>#)ĀĀ3 | |
| #A &)*6*):#;3#A | 9:6;)?N>#)ĀĀ3 | |
| 6) &)*6*):#;36) | 3GR | |
| 6# &)*6*):#;36# | 3GR | |
| 66 &)*6*):#;366 | +>G"+QNT'>"3GR | |
| 65 &)*6*):#;365 | +>G"G## | |
| 6H &)*6*):#;36H | +>G"G## | |
| 6* &)*6*):#;36* | +>G"G# | |
| 6; &)*6*):#;36; | +>G"G# | |
| 67 &)*6*):#;367 | +>G"G6 | |
| 6: &)*6*):#;36: | +>G"G6 | |
| 6A &)*6*):#;36A | 3GR | |



*!+,$-

./0+1&'(#)) 2321 &##4)5 671 8)9:

./;+;Ä<0Ā.= .>?>>1&##4@A (B+$0ÀCD<!E8)9:F Ä+!E

=Ä+!1 **!$Ā"$ĀÀ** .7(G1 &##4HH7I&##49H 7$/J!/+EÄ+$E8)9:"K#))

LB/ **#** .7&1 &##4@4I&##4@HI&##454I&##4)9I&##4@@I&##4@9 M71_____ >!N1_____

| &;Ä< | =Ä+Ä"3;<! | >ÄCD<! | |
|---|---|---|---|
| # | &)))@:8)#(23# | 232"OPQR #41)8 | |
| # | &)))@:8)#(:# | 2GS | |
| ) | &)))@:8)#(:) | 2GS | |
| 4 | &)))@:8)#(:4 | .8)9:>O =:T#AĀĀ2 | |
| H | &)))@:8)#(:H | .8)9:>O =:T#AĀĀ2 | |
| @ | &)))@:8)#(:@ | .8)9:>O =:T@ĀĀ2 | |
| 9 | &)))@:8)#(:9 | .8)9:>O =:T@ĀĀ2 | |
| 5 | &)))@:8)#(:5 | .8)9:>O =)ĀĀ2 | |
| 8 | &)))@:8)#(:8 | .8)9:>O =)ĀĀ2 | |
| A | &)))@:8)#(:A | .8)9:>O =#:ĀĀ2 | |
| #: | &)))@:8)#(#: | .8)9:>O =4:ĀĀ2 | |
| ## | &)))@:8)#(## | .8)9:>O =8:ĀĀ2 | |
| #) | &)))@:8)#(#) | .8)9:>O =#):ĀĀ2 | |
| #4 | &)))@:8)#(#4 | .8)9:>O =)::ĀĀ2 | |
| #H | &)))@:8)#(#H | 2GS | |
| #@ | &)))@:8)#(#@ | 2GS | |
| #9 | &)))@:8)#(#9 | 2GS | |
| #5 | &)))@:8)#(#5 | 2GS | |
| #8 | &)))@:8)#(#8 | 78)9:>O =#:ĀĀ2 | |
| #A | &)))@:8)#(#A | 78)9:>O =#:ĀĀ2 | |
| ): | &)))@:8)#(): | 2GS | |
| )# | &)))@:8)#()# | 2GS | |
| )) | &)))@:8)#()) | *=G '"*R OU' ="2GS | |
| )4 | &)))@:8)#()4 | *=G "G## | |
| )H | &)))@:8)#()H | *=G "G## | |
| )@ | &)))@:8)#()@ | *=G "G# | |
| )9 | &)))@:8)#()9 | *=G "G# | |
| )5 | &)))@:8)#()5 | *=G "G) | |
| )8 | &)))@:8)#()8 | *=G "G) | |
| )A | &)))@:8)#()A | 2GS | |



*!+,$-

./0+1&'(#)) 2321 &##454 671 5)89

./:+:Ä;0Ā.< .=>==1&##4?@ (A+$0ÀBC;!D1)89E Ä+!D

<Ä+!1 **!# !#ĀÀ** .7(F1 &##4@G?H&##I9) 7$/J!/+DÄ+$D1)89"K#))

LA/ **"** M71_____ =!N1_____

| &:Ä; | <Ä+Ä"3:;! | =ÄBC;! | | | |
|---|---|---|---|---|---|
| 49 | &)))G9?9?O9# | 23 2"PQOR>2FS | | | |
| 4# | &)))G9?9?O9) | 5)89"7 7 ( F | | | |
| 4) | &)))G9?9?O94 | 5)89"7 7 ( F | | | |
| 44 | &)))G9?9?O9I | 5)89"7 7 ( F | | | |
| 4I | &)))G9?9?O9G | 2FS | | | |
| 4G | &)))G9?9?O98 | * RPT'<"2FS | | | |
| 48 | &)))G9?9?O9@ | ;) GGG4G9#H4#H#9H#9H#HÀHD | OV>L) | | CTWJ |
| 4@ | &)))G9?9?O95 | ;) GGG4G9)H4#H#9H#9H#HÀHD | OV>L) | | CTWJ |
| 45 | &)))G9?9?O9? | ;) GGG4G9+H4#H#9H#9H#HÀHD | OV>L) | | CTWJ |
| 4? | &)))G9?9?O#9 | ;) GGG4G9!H4#H#9H#9H#HÀHD | OV>L) | | CTWJ |
| I9 | &)))G9?9?O## | ;) GGG4G9GH4#H#9H#9H#HÀHD | OV>L) | | CTWJ |
| I# | &)))G9?9?O#) | ;) GGG4G98H4#H#9H#9H#HÀHD | OV>L) | | CTWJ |
| I) | &)))G9?9?O#4 | ;) GGG4G9@H4#H#9H#9H#HÀHD | OV>L) | P2 | CTWJ |
| I4 | &)))G9?9?O#I | ;) GGG)5#9#H4#H#9H#9HHÀ | OV>L) | | CTWJ |
| II | &)))G9?9?O#G | ;) GGG)5#9)H4#H#9H#9HHÀ | OV>L) | | CTWJ |
| IG | &)))G9?9?O#8 | ;) GGG)5#9+H4#H#9H#9HHÀ | OV>L) | | CTWJ |
| I8 | &)))G9?9?O#@ | ;) GGG)5#9!H4#H#9H#9HHÀ | OV>L) | | CTWJ |
| I@ | &)))G9?9?O#5 | ;) GGG)5#9GH4#H#9H#9HHÀ | OV>L) | | CTWJ |
| I5 | &)))G9?9?O#? | ;) GGG4G9#* =H4#H#9H#9HHÀ#HD | OV>L) | | CTWJ |
| I? | &)))G9?9?O)9 | ;) GGG4G9)* =< H4#H#9H#9HHÀ)HD | OV>L) | | CTWJ |
| G9 | &)))G9?9?O)# | 2FS | | | |

+!,-$.

/01,2&'(#)* 3432 &##565 782 69:)

/0;,;Ä<12Ā/=>8'? /@>@@2 &##5AB (C,$1ÀDE<!F2 69:)GÀ,!F#)D<

=Ä,!2 **!$" $ĀÀ** /8(H2" &##5B*8I&##J)9 8$0K!0,FÀ,$F2 69:)

LC02# M82_____ @N2_____

| &;Ä< | =Ä,Ä"4;<! | @ÀDE<! | | 8$DD!0,1 | @+"O7 | O 7 | $P1 | EQ |
|---|---|---|---|---|---|---|---|---|
| &;Ä< | =Ä,Ä"4;<! | @ÀDE<! | | | | | | |
| # | &)*9*)A#)(34# | 343"?RST | UUU | | | | | |
| # | &)*9*)A#)()# | 69:)"88(H | H8@ | | | | | |
| 9 | &)*9*)A#)()9 | 69:)"88(H | H8@= | | | | | |
| 5 | &)*9*)A#)()5 | 69:)"88(H | | | | | | |
| J | &)*9*)A#)()J | 3HV | | | | | | |
| * | &)*9*)A#)()* | +T?Q'="3HV | | | | | | |
| : | &)*9*)A#)(): | H9***96#W)*I5#I#)I#)II( | SX8RL&T | | | | | EQY9 |
| B | &)*9*)A#)()B | H9***96#W):I5#I#)I#)II( | SX8RL&T | | | | | EQY9 |
| 6 | &)*9*)A#)()6 | H9***96#W)BI5#I#)I#)II( | SX8RL&T | | | | | EQY9 |
| A | &)*9*)A#)()A | H9***96#W)*+@I5#I#)I#)II(# | SX8RL&T | | | | | EQY9 |
| #) | &)*9*)A#)(#) | H9***96#W)*+@=I5#I#)I#)II(9 | SX8RL&T | | | | | EQY9 |
| ## | &)*9*)A#)(## | H9**J:9*W)9=I5#I9Z)I#)II8 | S[>T3 | | | | | EQY9 |
| #9 | &)*9*)A#)(#9 | H9**J:9*W)5=I5#I#Z)I#)II8 | S[>T3IĀ+ \XH | | | | | EQY9 |
| #5 | &)*9*)A#)(#5 | H9**J#9BW)9I5#I#)I#)II8 | S[>?/8@ | | | | | EQY9 |
| #J | &)*9*)A#)(#J | H9**J#9BW)JI5#I#)I#)II8 | S[>?/8@ | | | | | EQY9 |
| #* | &)*9*)A#)(#* | H9**J5B)W)#I5#I#)I#)II( | SX>L9 | | | | | |
| #: | &)*9*)A#)(#: | H9**J5B)W##I5#I#)I#)II( | SX>L9 | | | | | |
| #B | &)*9*)A#)(#B | H9**J5B)W#5I5#I#)I#)II( | SX>L9 | | | | | |
| #6 | &)*9*)A#)(#6 | H9**J5B)W)6I5#I#)I#)II( | SX>L9 | | | | | |
| #A | &)*9*)A#)(#A | H9**J5B)W)AI5#I#)I#)II( | SX>L9 | | | | | |
| 9) | &)*9*)A#)(9) | H9**J5B)W#)I5#I#)I#)II( | SX>L9 | | | | | |
| 9# | &)*9*)A#)(9# | H9**J5B)W#*I5#I#)I#)II( | SX>L9 | | | | ?3 | |
| 99 | &)*9*)A#)(99 | H9**J*J6W)*=I5#I)Z#I#)II( | 69:) | | | | | EQ]9 |
| 95 | &)*9*)A#)(95 | H9**J*J6W):I5#I#)I#)II( | 69:) | | | | | |
| 9J | &)*9*)A#)(9J | H9**J*J6W)BI5#I#)I#)II( | 69:) | | | | | |
| 9* | &)*9*)A#)(9* | H9**J*J6W)6I5#I#)I#)II( | 69:) | | | | | |
| 9: | &)*9*)A#)(9: | H9**J*J6W)AI5#I#)I#)II( | 69:) | | | | | |
| 9B | &)*9*)A#)(9B | H9**J5B)W##+@I5#I#)I#)II(# | SX>L9 | | | | | |
| 96 | &)*9*)A#)(96 | H9**J5B)W##+@=I5#I#)I#)II(9 | SX>L9 | | | | | |
| 9A | &)*9*)A#)(9A | Q3+ | | | | | | |
| 5) | &)*9*)A#)(5) | 3HV | | | | | | |
| 5# | &)*9*)A#)(5# | 3HV | | | | | | |

# Semivolatiles Data- Method 8270

# Semivolatiles QC Summary

# Laboratory Control Sample Summary
# Form 3
# Semivolatiles

| | | | |
|---|---|---|---|
| **Client** | : Roux Env. Eng. & Geology, DPC | **Lab Number** | : L2555281 |
| **Project Name** | : CORAM MATERIALS | **Project Number** | : 2232.0006Y005 |
| **Matrix (Level)** | : WATER (LOW) | | |
| **LCS Sample ID** | : WG2110784-2 **Analysis Date** : 09/04/25 23:29 | **File ID** | : 110784-2 |
| **LCSD Sample ID** | : WG2110784-3 **Analysis Date** : 09/04/25 23:52 | **File ID** | : 110784-3 |

| | Laboratory Control Sample | | | Laboratory Control Duplicate | | | | | |
|---|---|---|---|---|---|---|---|---|---|
| Parameter | True (ug/l) | Found (ug/l) | %R | True (ug/l) | Found (ug/l) | %R | RPD | Recovery Limits | RPD Limit |
| 3,3'-Dichlorobenzidine | 20 | 13. | 64 | 20 | 12. | 60 | 6 | 40-140 | 30 |
| 2,4-Dinitrotoluene | 20 | 14. | 71 | 20 | 15. | 76 | 7 | 48-143 | 30 |
| 2,6-Dinitrotoluene | 20 | 14. | 69 | 20 | 15. | 77 | 11 | 40-140 | 30 |
| 4-Chlorophenyl phenyl ether | 20 | 12. | 62 | 20 | 13. | 67 | 8 | 40-140 | 30 |
| 4-Bromophenyl phenyl ether | 20 | 13. | 64 | 20 | 14. | 70 | 9 | 40-140 | 30 |
| Bis(2-chloroisopropyl)ether | 20 | 11. | 57 | 20 | 12. | 62 | 8 | 40-140 | 30 |
| Bis(2-chloroethoxy)methane | 20 | 12. | 61 | 20 | 13. | 64 | 5 | 40-140 | 30 |
| Hexachlorocyclopentadiene | 20 | 13. | 63 | 20 | 13. | 66 | 5 | 40-140 | 30 |
| Isophorone | 20 | 11. | 57 | 20 | 12. | 61 | 7 | 40-140 | 30 |
| Nitrobenzene | 20 | 12. | 58 | 20 | 13. | 63 | 8 | 40-140 | 30 |
| NDPA/DPA | 20 | 14. | 68 | 20 | 14. | 68 | 0 | 40-140 | 30 |
| n-Nitrosodi-n-propylamine | 20 | 12. | 58 | 20 | 12. | 61 | 5 | 29-132 | 30 |
| Bis(2-ethylhexyl)phthalate | 20 | 13. | 67 | 20 | 14. | 72 | 7 | 40-140 | 30 |
| Butyl benzyl phthalate | 20 | 15. | 75 | 20 | 16. | 80 | 6 | 40-140 | 30 |
| Di-n-butylphthalate | 20 | 15. | 73 | 20 | 15. | 76 | 4 | 40-140 | 30 |
| Di-n-octylphthalate | 20 | 14. | 71 | 20 | 15. | 74 | 4 | 40-140 | 30 |
| Diethyl phthalate | 20 | 13. | 67 | 20 | 15. | 73 | 9 | 40-140 | 30 |
| Dimethyl phthalate | 20 | 14. | 70 | 20 | 15. | 76 | 8 | 40-140 | 30 |
| Biphenyl | 20 | 12. | 60 | 20 | 13. | 66 | 10 | 40-140 | 30 |
| 4-Chloroaniline | 20 | 8.6 | 43 | 20 | 7.4 | 37 Q | 15 | 40-140 | 30 |
| 2-Nitroaniline | 20 | 15. | 73 | 20 | 16. | 80 | 9 | 52-143 | 30 |
| 3-Nitroaniline | 20 | 12. | 62 | 20 | 13. | 64 | 3 | 25-145 | 30 |
| 4-Nitroaniline | 20 | 15. | 74 | 20 | 16. | 80 | 8 | 51-143 | 30 |
| Dibenzofuran | 20 | 13. | 64 | 20 | 14. | 70 | 9 | 40-140 | 30 |
| 1,2,4,5-Tetrachlorobenzene | 20 | 11. | 57 | 20 | 12. | 61 | 7 | 2-134 | 30 |
| Acetophenone | 20 | 13. | 67 | 20 | 14. | 68 | 1 | 39-129 | 30 |

# Laboratory Control Sample Summary
# Form 3
# Semivolatiles

| | | | |
|---|---|---|---|
| **Client** | : Roux Env. Eng. & Geology, DPC | **Lab Number** | : L2555281 |
| **Project Name** | : CORAM MATERIALS | **Project Number** | : 2232.0006Y005 |
| **Matrix (Level)** | : WATER (LOW) | | |
| **LCS Sample ID** | : WG2110784-2 **Analysis Date** : 09/04/25 23:29 | **File ID** | : 110784-2 |
| **LCSD Sample ID** | : WG2110784-3 **Analysis Date** : 09/04/25 23:52 | **File ID** | : 110784-3 |

| | Laboratory Control Sample | | | Laboratory Control Duplicate | | | | | |
|---|---|---|---|---|---|---|---|---|---|
| Parameter | True (ug/l) | Found (ug/l) | %R | True (ug/l) | Found (ug/l) | %R | RPD | Recovery Limits | RPD Limit |
| 2,4,6-Trichlorophenol | 20 | 14. | 70 | 20 | 14. | 72 | 3 | 30-130 | 30 |
| p-Chloro-m-cresol | 20 | 13. | 64 | 20 | 13. | 67 | 5 | 23-97 | 30 |
| 2-Chlorophenol | 20 | 13. | 64 | 20 | 14. | 68 | 6 | 27-123 | 30 |
| 2,4-Dichlorophenol | 20 | 13. | 63 | 20 | 14. | 69 | 9 | 30-130 | 30 |
| 2,4-Dimethylphenol | 20 | 11. | 56 | 20 | 11. | 56 | 0 | 30-130 | 30 |
| 2-Nitrophenol | 20 | 14. | 70 | 20 | 15. | 74 | 6 | 30-130 | 30 |
| 4-Nitrophenol | 20 | 10. | 52 | 20 | 11. | 57 | 9 | 10-80 | 30 |
| 2,4-Dinitrophenol | 20 | 17. | 86 | 20 | 19. | 94 | 9 | 20-130 | 30 |
| 4,6-Dinitro-o-cresol | 20 | 16. | 80 | 20 | 18. | 88 | 10 | 20-164 | 30 |
| Phenol | 20 | 8.4 | 42 | 20 | 9.0 | 45 | 7 | 12-110 | 30 |
| 2-Methylphenol | 20 | 12. | 61 | 20 | 13. | 64 | 5 | 30-130 | 30 |
| 3-Methylphenol/4-Methylphenol | 20 | 12. | 58 | 20 | 12. | 61 | 5 | 30-130 | 30 |
| 2,4,5-Trichlorophenol | 20 | 15. | 73 | 20 | 16. | 78 | 7 | 30-130 | 30 |
| Carbazole | 20 | 14. | 70 | 20 | 15. | 75 | 7 | 55-144 | 30 |
| Atrazine | 20 | 14. | 73 | 20 | 17. | 83 | 13 | 40-140 | 30 |
| Benzaldehyde | 20 | 23. | 115 | 20 | 25. | 125 | 8 | 40-140 | 30 |
| Caprolactam | 20 | 4.4 | 22 | 20 | 4.4 | 22 | 0 | 10-130 | 30 |

# Matrix Spike Sample Summary
# Form 3
# Semivolatiles

| | | | |
|---|---|---|---|
| Client | : Roux Env. Eng. & Geology, DPC | Lab Number | : L2555281 |
| Project Name | : CORAM MATERIALS | Project Number | : 2232.0006Y005 |
| Client Sample ID | : MW-1DR2 | Matrix (Level) | : WATER (LOW) |
| Lab Sample ID | : L2555281-05 | Analysis Date | : 09/05/25 04:00 |
| Matrix Spike | : WG2110784-4 | MS Analysis Date | : 09/05/25 03:15 |
| Matrix Spike Dup | : WG2110784-5 | MSD Analysis Date | : 09/05/25 03:38 |

| | | Matrix Spike Sample | | | Matrix Spike Duplicate | | | | | |
|---|---|---|---|---|---|---|---|---|---|---|
| Parameter | Sample Conc. (ug/l) | Spike Added (ug/l) | Spike Conc. (ug/l) | %R | Spike Added (ug/l) | Spike Conc. (ug/l) | %R | RPD | Recovery Limits | RPD Limit |
| 3,3'-Dichlorobenzidine | ND | 20 | 15. | 75 | 20 | 13. | 65 | 14 | 40-140 | 30 |
| 2,4-Dinitrotoluene | ND | 20 | 18. | 90 | 20 | 16. | 80 | 12 | 48-143 | 30 |
| 2,6-Dinitrotoluene | ND | 20 | 18. | 90 | 20 | 16. | 80 | 12 | 40-140 | 30 |
| 4-Chlorophenyl phenyl ether | ND | 20 | 15. | 75 | 20 | 14. | 70 | 7 | 40-140 | 30 |
| 4-Bromophenyl phenyl ether | ND | 20 | 16. | 80 | 20 | 14. | 70 | 13 | 40-140 | 30 |
| Bis(2-chloroisopropyl)ether | ND | 20 | 14. | 70 | 20 | 13. | 65 | 7 | 40-140 | 30 |
| Bis(2-chloroethoxy)methane | ND | 20 | 15. | 75 | 20 | 13. | 65 | 14 | 40-140 | 30 |
| Hexachlorocyclopentadiene | ND | 20 | 15.J | 75 | 20 | 14.J | 70 | 7 | 40-140 | 30 |
| Isophorone | ND | 20 | 14. | 70 | 20 | 13. | 65 | 7 | 40-140 | 30 |
| Nitrobenzene | ND | 20 | 15. | 75 | 20 | 13. | 65 | 14 | 40-140 | 30 |
| NDPA/DPA | ND | 20 | 17. | 85 | 20 | 15. | 75 | 13 | 40-140 | 30 |
| n-Nitrosodi-n-propylamine | ND | 20 | 14. | 70 | 20 | 13. | 65 | 7 | 29-132 | 30 |
| Bis(2-ethylhexyl)phthalate | ND | 20 | 16. | 80 | 20 | 15. | 75 | 6 | 40-140 | 30 |
| Butyl benzyl phthalate | ND | 20 | 19. | 95 | 20 | 16. | 80 | 17 | 40-140 | 30 |
| Di-n-butylphthalate | ND | 20 | 18. | 90 | 20 | 16. | 80 | 12 | 40-140 | 30 |
| Di-n-octylphthalate | ND | 20 | 17. | 85 | 20 | 16. | 80 | 6 | 40-140 | 30 |
| Diethyl phthalate | ND | 20 | 17. | 85 | 20 | 15. | 75 | 13 | 40-140 | 30 |
| Dimethyl phthalate | ND | 20 | 18. | 90 | 20 | 16. | 80 | 12 | 40-140 | 30 |
| Biphenyl | ND | 20 | 16. | 80 | 20 | 14. | 70 | 13 | 40-140 | 30 |
| 4-Chloroaniline | ND | 20 | 10. | 50 | 20 | 12. | 60 | 18 | 40-140 | 30 |
| 2-Nitroaniline | ND | 20 | 18. | 90 | 20 | 16. | 80 | 12 | 52-143 | 30 |
| 3-Nitroaniline | ND | 20 | 15. | 75 | 20 | 14. | 70 | 7 | 25-145 | 30 |

# Matrix Spike Sample Summary
# Form 3
# Semivolatiles

| | | | |
|---|---|---|---|
| Client | : Roux Env. Eng. & Geology, DPC | Lab Number | : L2555281 |
| Project Name | : CORAM MATERIALS | Project Number | : 2232.0006Y005 |
| Client Sample ID | : MW-1DR2 | Matrix (Level) | : WATER (LOW) |
| Lab Sample ID | : L2555281-05 | Analysis Date | : 09/05/25 04:00 |
| Matrix Spike | : WG2110784-4 | MS Analysis Date | : 09/05/25 03:15 |
| Matrix Spike Dup | : WG2110784-5 | MSD Analysis Date | : 09/05/25 03:38 |

| | | Matrix Spike Sample | | | Matrix Spike Duplicate | | | | | |
|---|---|---|---|---|---|---|---|---|---|---|
| Parameter | Sample Conc. (ug/l) | Spike Added (ug/l) | Spike Conc. (ug/l) | %R | Spike Added (ug/l) | Spike Conc. (ug/l) | %R | RPD | Recovery Limits | RPD Limit |
| 4-Nitroaniline | ND | 20 | 18. | 90 | 20 | 17. | 85 | 6 | 51-143 | 30 |
| Dibenzofuran | ND | 20 | 16. | 80 | 20 | 14. | 70 | 13 | 40-140 | 30 |
| 1,2,4,5-Tetrachlorobenzene | ND | 20 | 15. | 75 | 20 | 13. | 65 | 14 | 2-134 | 30 |
| Acetophenone | ND | 20 | 16. | 80 | 20 | 14. | 70 | 13 | 39-129 | 30 |
| 2,4,6-Trichlorophenol | ND | 20 | 17. | 85 | 20 | 15. | 75 | 13 | 30-130 | 30 |
| p-Chloro-m-cresol | ND | 20 | 16. | 80 | 20 | 14. | 70 | 13 | 23-97 | 30 |
| 2-Chlorophenol | ND | 20 | 16. | 80 | 20 | 14. | 70 | 13 | 27-123 | 30 |
| 2,4-Dichlorophenol | ND | 20 | 16. | 80 | 20 | 14. | 70 | 13 | 30-130 | 30 |
| 2,4-Dimethylphenol | ND | 20 | 13. | 65 | 20 | 12. | 60 | 8 | 30-130 | 30 |
| 2-Nitrophenol | ND | 20 | 17. | 85 | 20 | 16. | 80 | 6 | 30-130 | 30 |
| 4-Nitrophenol | ND | 20 | 13. | 65 | 20 | 12. | 60 | 8 | 10-80 | 30 |
| 2,4-Dinitrophenol | ND | 20 | 20. | 100 | 20 | 20. | 100 | 0 | 20-130 | 30 |
| 4,6-Dinitro-o-cresol | ND | 20 | 20. | 100 | 20 | 18. | 90 | 11 | 20-164 | 30 |
| Phenol | 3.6J | 20 | 9.9 | 50 | 20 | 9.8 | 49 | 1 | 12-110 | 30 |
| 2-Methylphenol | ND | 20 | 15. | 75 | 20 | 14. | 70 | 7 | 30-130 | 30 |
| 3-Methylphenol/4-Methylphenol | ND | 20 | 14. | 70 | 20 | 13. | 65 | 7 | 30-130 | 30 |
| 2,4,5-Trichlorophenol | ND | 20 | 19. | 95 | 20 | 16. | 80 | 17 | 30-130 | 30 |
| Carbazole | ND | 20 | 18. | 90 | 20 | 16. | 80 | 12 | 55-144 | 30 |
| Atrazine | ND | 20 | 19. | 95 | 20 | 17. | 85 | 11 | 40-140 | 30 |
| Benzaldehyde | ND | 20 | 29. | 150 Q | 20 | 24. | 120 | 19 | 40-140 | 30 |
| Caprolactam | ND | 20 | 5.4J | 27 | 20 | 5.5J | 28 | 2 | 10-130 | 30 |

# Surrogate Recovery Summary
# Form 2
# Semivolatiles

**Client: Roux Env. Eng. & Geology, DPC**
**Project Name: CORAM MATERIALS**

**Lab Number: L2555281**
**Project Number: 2232.0006Y005**
**Matrix: Equipment Blank/Water**

| CLIENT ID (LAB SAMPLE NO.) | S1 (2FP) | S2 (PHL) | S3 (NBZ) | S4 (FBP) | S5 (TBP) | S6 (TPH) | TOT OUT |
|---|---|---|---|---|---|---|---|
| MP-1 (L2555281-01) | 54 | 42 | 70 | 77 | 81 | 84 | 0 |
| DUP_090325 (L2555281-02) | 48 | 38 | 67 | 74 | 74 | 77 | 0 |
| MP-1D (L2555281-03) | 49 | 36 | 68 | 69 | 72 | 74 | 0 |
| MW-1SR (L2555281-04) | 47 | 34 | 62 | 69 | 78 | 74 | 0 |
| MW-1DR2 (L2555281-05) | 59 | 45 | 80 | 90 | 88 | 94 | 0 |
| PZ-6 (L2555281-06) | 58 | 46 | 76 | 85 | 87 | 89 | 0 |
| MW-6D (L2555281-07) | 56 | 42 | 77 | 81 | 86 | 84 | 0 |
| EQUIPMENT BLANK_090325 (L2555281-08) | 54 | 37 | 74 | 83 | 86 | 87 | 0 |
| WG2110784-1BLANK | 52 | 38 | 67 | 73 | 80 | 80 | 0 |
| WG2110784-2LCS | 54 | 40 | 67 | 72 | 74 | 76 | 0 |
| WG2110784-3LCSD | 56 | 44 | 70 | 73 | 83 | 80 | 0 |
| MW-1DR2MS | 64 | 47 | 85 | 94 | 94 | 95 | 0 |
| MW-1DR2MSD | 60 | 45 | 74 | 78 | 86 | 79 | 0 |

**QC LIMITS**

(21-120) 2FP = 2-FLUOROPHENOL
(10-120) PHL = PHENOL-D6
(23-120) NBZ = NITROBENZENE-D5
(15-120) FBP = 2-FLUOROBIPHENYL
(10-120) TBP = 2,4,6-TRIBROMOPHENOL
(41-149) TPH = 4-TERPHENYL-D14

*** Values outside of QC limits**

# Method Blank Summary
# Form 4
# Semivolatiles

| | | | |
|---|---|---|---|
| **Client** | : Roux Env. Eng. & Geology, DPC | **Lab Number** | : L2555281 |
| **Project Name** | : CORAM MATERIALS | **Project Number** | : 2232.0006Y005 |
| **Lab Sample ID** | : WG2110784-1 | **Lab File ID** | : 110784-1 |
| **Instrument ID** | : SV112 | **Extraction Date** | : 09/04/25 |
| **Matrix** | : WATER | **Analysis Date** | : 09/04/25 23:06 |
| **Level** | : LOW | | |

| Client Sample No. | Lab Sample ID | Analysis Date |
|---|---|---|
| WG2110784-2LCS | WG2110784-2 | 09/04/25 23:29 |
| WG2110784-3LCSD | WG2110784-3 | 09/04/25 23:52 |
| MP-1 | L2555281-01 | 09/05/25 01:44 |
| DUP_090325 | L2555281-02 | 09/05/25 02:07 |
| MP-1D | L2555281-03 | 09/05/25 02:30 |
| MW-1SR | L2555281-04 | 09/05/25 02:52 |
| MW-1DR2MS | WG2110784-4 | 09/05/25 03:15 |
| MW-1DR2MSD | WG2110784-5 | 09/05/25 03:38 |
| MW-1DR2 | L2555281-05 | 09/05/25 04:00 |
| PZ-6 | L2555281-06 | 09/05/25 04:23 |
| MW-6D | L2555281-07 | 09/05/25 04:46 |
| EQUIPMENT BLANK_090325 | L2555281-08 | 09/05/25 05:08 |

# Instrument Performance Check (Tune) Summary
# Form 5
# Semivolatiles
# Decafluorotriphenylphosphine (DFTPP)

| | | | |
|---|---|---|---|
| **Client** | : Roux Env. Eng. & Geology, DPC | **Lab Number** | : L2555281 |
| **Project Name** | : CORAM MATERIALS | **Project Number** | : 2232.0006Y005 |
| **Instrument ID** | : SV112 | **Analysis Date** | : 08/17/25 18:04 |
| **Tune Standard** | : R2000495-31 | **Tune File ID** | : Tune1_tune |

| m/e | Ion Abundance Criteria | %Relative Abundance |
|---|---|---|
| 51 | 10.0 - 80.0% of Base Peak | 39.5 |
| 68 | Less than 2.0% of mass 69 | 0.6 (1.6 )1 |
| 69 | | 100 |
| 70 | Less than 2.0% of mass 69 | 0.2 (.5 )1 |
| 127 | 10.0 - 80.0% of Base Peak | 45.2 |
| 197 | Less than 2.0% of mass 198 | 0.7 |
| 198 | Base Peak, or >50% of mass 442 | 100 |
| 199 | 5.0 - 9.0% of mass 198 | 7 |
| 275 | 10.0 - 60.0% of Base Peak | 26.5 |
| 365 | Greater than 1.0% of mass 198 | 3.2 |
| 441 | Present, but less than 24% of mass 442 | 16.5 |
| 442 | Base Peak, or >50% of mass 198 | 79.1 |
| 443 | 15.0 - 24.0% of mass 442 | 15.2 (19.3)2 |

1-Value is % of mass 69 2-Value is % of mass 442

**This Check Applies to the following Samples, MS, MSD, Blanks, and Standards:**

| Client Sample ID | Lab Sample ID | File ID | Analysis Date/Time |
|---|---|---|---|
| ABNL9 | R2000495-8 | ABNL9 | 08/17/25 18:26 |
| ABNL8 | R2000495-9 | ABNL8 | 08/17/25 18:49 |
| ABNL7 | R2000495-7 | ABNL7 | 08/17/25 19:12 |
| ABNL6 | R2000495-6 | ABNL6 | 08/17/25 19:34 |
| ABNL4 | R2000495-4 | ABNL4 | 08/17/25 20:20 |
| ABNL3 | R2000495-3 | ABNL3 | 08/17/25 20:42 |
| ABNL2 | R2000495-2 | ABNL2 | 08/17/25 21:05 |
| ABNL1 | R2000495-1 | ABNL1 | 08/17/25 21:27 |
| AP9L9 | R2000495-27 | AP9L9 | 08/17/25 21:50 |
| AP9L8 | R2000495-26 | AP9L8 | 08/17/25 22:13 |
| AP9L7 | R2000495-25 | AP9L7 | 08/17/25 22:35 |
| AP9L6 | R2000495-24 | AP9L6 | 08/17/25 22:58 |
| AP9L5 | R2000495-22 | AP9L5 | 08/17/25 23:20 |
| AP9L4 | R2000495-23 | AP9L4 | 08/17/25 23:43 |
| AP9L3 | R2000495-20 | AP9L3 | 08/18/25 00:05 |
| AP9L2 | R2000495-21 | AP9L2 | 08/18/25 00:28 |
| AP9L1 | R2000495-19 | AP9L1 | 08/18/25 00:50 |
| AP9 ICV Quant Rep | R2000495-30 | AP9ICV | 08/18/25 01:35 |

# Instrument Performance Check (Tune) Summary
# Form 5
# Semivolatiles
# Decafluorotriphenylphosphine (DFTPP)

| | | | |
|---|---|---|---|
| **Client** | : Roux Env. Eng. & Geology, DPC | **Lab Number** | : L2555281 |
| **Project Name** | : CORAM MATERIALS | **Project Number** | : 2232.0006Y005 |
| **Instrument ID** | : SV112 | **Analysis Date** | : 08/18/25 01:57 |
| **Tune Standard** | : R2000495-32 | **Tune File ID** | : Tune2_tune |

| m/e | Ion Abundance Criteria | %Relative Abundance |
|---|---|---|
| 51 | 10.0 - 80.0% of Base Peak | 38.3 |
| 68 | Less than 2.0% of mass 69 | 0.6 (1.6 )1 |
| 69 | | 100 |
| 70 | Less than 2.0% of mass 69 | 0.2 (.5 )1 |
| 127 | 10.0 - 80.0% of Base Peak | 45.1 |
| 197 | Less than 2.0% of mass 198 | 0.6 |
| 198 | Base Peak, or >50% of mass 442 | 100 |
| 199 | 5.0 - 9.0% of mass 198 | 7 |
| 275 | 10.0 - 60.0% of Base Peak | 26.7 |
| 365 | Greater than 1.0% of mass 198 | 3.4 |
| 441 | Present, but less than 24% of mass 442 | 16.9 |
| 442 | Base Peak, or >50% of mass 198 | 82.5 |
| 443 | 15.0 - 24.0% of mass 442 | 16.3 (19.8)2 |

1-Value is % of mass 69 2-Value is % of mass 442

**This Check Applies to the following Samples, MS, MSD, Blanks, and Standards:**

| Client Sample ID | Lab Sample ID | File ID | Analysis Date/Time |
|---|---|---|---|
| ADPL9 | R2000495-18 | ADPL9 | 08/18/25 02:20 |
| ADPL8 | R2000495-17 | ADPL8 | 08/18/25 02:42 |
| ADPL7 | R2000495-16 | ADPL7 | 08/18/25 03:05 |
| ADPL6 | R2000495-15 | ADPL6 | 08/18/25 03:27 |
| ADPL5 | R2000495-14 | ADPL5 | 08/18/25 03:50 |
| ADPL4 | R2000495-13 | ADPL4 | 08/18/25 04:12 |
| ADPL3 | R2000495-12 | ADPL3 | 08/18/25 04:35 |
| ADPL2 | R2000495-11 | ADPL2 | 08/18/25 04:57 |
| ADPL1 | R2000495-10 | ADPL1 | 08/18/25 05:20 |
| ADP ICV Quant Report | R2000495-29 | ADPICV | 08/18/25 05:42 |
| ABNL5a | R2000495-5 | ABNL5A | 08/18/25 06:05 |
| ABN ICV Quant Report | R2000495-28 | ABNICVA | 08/18/25 06:27 |

# Instrument Performance Check (Tune) Summary
# Form 5
# Semivolatiles
# Decafluorotriphenylphosphine (DFTPP)

| | | | |
|---|---|---|---|
| **Client** | : Roux Env. Eng. & Geology, DPC | **Lab Number** | : L2555281 |
| **Project Name** | : CORAM MATERIALS | **Project Number** | : 2232.0006Y005 |
| **Instrument ID** | : SV112 | **Analysis Date** | : 09/04/25 19:21 |
| **Tune Standard** | : WG2110427-1 | **Tune File ID** | : DEG0904a_tune |

| m/e | Ion Abundance Criteria | %Relative Abundance |
|---|---|---|
| 51 | 10.0 - 80.0% of Base Peak | 36.1 |
| 68 | Less than 2.0% of mass 69 | 0.6 (1.7 )1 |
| 69 | | 100 |
| 70 | Less than 2.0% of mass 69 | 0.2 (.5 )1 |
| 127 | 10.0 - 80.0% of Base Peak | 44.2 |
| 197 | Less than 2.0% of mass 198 | 0 |
| 198 | Base Peak, or >50% of mass 442 | 100 |
| 199 | 5.0 - 9.0% of mass 198 | 7.1 |
| 275 | 10.0 - 60.0% of Base Peak | 27.9 |
| 365 | Greater than 1.0% of mass 198 | 3.3 |
| 441 | Present, but less than 24% of mass 442 | 17.3 |
| 442 | Base Peak, or >50% of mass 198 | 86.9 |
| 443 | 15.0 - 24.0% of mass 442 | 17.5 (20.2)2 |

1-Value is % of mass 69 2-Value is % of mass 442

**This Check Applies to the following Samples, MS, MSD, Blanks, and Standards:**

| Client Sample ID | Lab Sample ID | File ID | Analysis Date/Time |
|---|---|---|---|
| WG2110427-6TFACTOR-P | WG2110427-6 | DEG0904A | 09/04/25 19:21 |
| WG2110427-7TFACTOR-B | WG2110427-7 | DEG0904A | 09/04/25 19:21 |
| WG2110427-3CCAL | WG2110427-3 | ABN0904A | 09/04/25 19:43 |
| WG2110427-4CCAL | WG2110427-4 | AP90904A | 09/04/25 20:06 |
| WG2110427-5CCAL | WG2110427-5 | ADP0904 | 09/04/25 20:29 |
| WG2110784-1BLANK | WG2110784-1 | 110784-1 | 09/04/25 23:06 |
| WG2110784-2LCS | WG2110784-2 | 110784-2 | 09/04/25 23:29 |
| WG2110784-3LCSD | WG2110784-3 | 110784-3 | 09/04/25 23:52 |
| MP-1 | L2555281-01 | 55281-01 | 09/05/25 01:44 |
| DUP_090325 | L2555281-02 | 55281-02 | 09/05/25 02:07 |
| MP-1D | L2555281-03 | 55281-03 | 09/05/25 02:30 |
| MW-1SR | L2555281-04 | 55281-04 | 09/05/25 02:52 |
| WG2110784-4MS | WG2110784-4 | 110784-4 | 09/05/25 03:15 |
| WG2110784-5MSD | WG2110784-5 | 110784-5 | 09/05/25 03:38 |
| MW-1DR2 | L2555281-05 | 55281-05 | 09/05/25 04:00 |
| PZ-6 | L2555281-06 | 55281-06 | 09/05/25 04:23 |
| MW-6D | L2555281-07 | 55281-07 | 09/05/25 04:46 |
| EQUIPMENT BLANK_090325 | L2555281-08 | 55281-08 | 09/05/25 05:08 |

# Internal Standard Area and RT Summary
# Form 8a
# Semivolatiles

| | | | |
|---|---|---|---|
| **Client** | : Roux Env. Eng. & Geology, DPC | **Lab Number** | : L2555281 |
| **Project Name** | : CORAM MATERIALS | **Project Number** | : 2232.0006Y005 |
| **Instrument ID** | : SV112 | **Analysis Date** | : 09/04/25 19:43:00 |
| **Sample No** | : WG2110427-3 | **Lab File ID** | : ABN0904A |

| | 1,4-Dichlorobenzene-d4 | | Naphthalene-d8 | | Acenaphthene-d10 | |
|---|---|---|---|---|---|---|
| | Area | RT | Area | RT | Area | RT |
| WG2110427-3 | 18364 | 4.72 | 71336 | 5.95 | 50801 | 7.65 |
| Upper Limit | 36728 | 5.22 | 142672 | 6.45 | 101602 | 8.15 |
| Lower Limit | 9182 | 4.22 | 35668 | 5.45 | 25401 | 7.15 |
| Sample ID | | | | | | |
| WG2110427-4 CCAL | 15466 | 4.72 | 58616 | 5.95 | 38758 | 7.65 |
| WG2110427-5 CCAL | 14864 | 4.72 | - | - | 36376 | 7.65 |
| WG2110784-1 BLANK | 15155 | 4.72 | 58727 | 5.95 | 39311 | 7.65 |
| WG2110784-2 LCS | 15428 | 4.72 | 58530 | 5.95 | 39204 | 7.65 |
| WG2110784-3 LCSD | 15228 | 4.72 | 58514 | 5.95 | 39009 | 7.65 |
| MP-1 | 15244 | 4.72 | 59473 | 5.95 | 40020 | 7.65 |
| DUP_090325 | 14802 | 4.72 | 56412 | 5.95 | 37767 | 7.65 |
| MP-1D | 14676 | 4.72 | 56325 | 5.95 | 38522 | 7.65 |
| MW-1SR | 14723 | 4.72 | 57076 | 5.95 | 38412 | 7.65 |
| MW-1DR2 MS | 14805 | 4.72 | 54447 | 5.95 | 37776 | 7.65 |
| MW-1DR2 MSD | 14570 | 4.72 | 55151 | 5.95 | 37246 | 7.65 |
| MW-1DR2 | 15153 | 4.72 | 57663 | 5.95 | 39436 | 7.65 |
| PZ-6 | 15309 | 4.72 | 57836 | 5.95 | 40415 | 7.65 |
| MW-6D | 15094 | 4.72 | 57175 | 5.95 | 38782 | 7.65 |
| EQUIPMENT BLANK_090325 | 14876 | 4.72 | 56197 | 5.95 | 39443 | 7.65 |

Area Upper Limit = +100% of internal standard area
Area Lower Limit = - 50% of internal standard area

RT Upper Limit = +0.50 minutes of internal standard RT
RT Lower Limit = -0.50 minutes of internal standard RT

* Values outside of QC limits

# Internal Standard Area and RT Summary
# Form 8a
# Semivolatiles

| | | | |
|---|---|---|---|
| **Client** | : Roux Env. Eng. & Geology, DPC | **Lab Number** | : L2555281 |
| **Project Name** | : CORAM MATERIALS | **Project Number** | : 2232.0006Y005 |
| **Instrument ID** | : SV112 | **Analysis Date** | : 09/04/25 19:43:00 |
| **Sample No** | : WG2110427-3 | **Lab File ID** | : ABN0904A |

| | Phenanthrene-d10 | | Chrysene-d12 | | Perylene-d12 | |
|---|---|---|---|---|---|---|
| | Area | RT | Area | RT | Area | RT |
| WG2110427-3 | 114944 | 9.08 | 133330 | 11.71 | 147517 | 13.18 |
| Upper Limit | 229888 | 9.58 | 266660 | 12.21 | 295034 | 13.68 |
| Lower Limit | 57472 | 8.58 | 66665 | 11.21 | 73759 | 12.68 |
| Sample ID | | | | | | |
| WG2110427-4 CCAL | 91141 | 9.08 | - | - | - | - |
| WG2110427-5 CCAL | 85095 | 9.08 | - | - | - | - |
| WG2110784-1 BLANK | 90789 | 9.08 | 109346 | 11.71 | 126126 | 13.18 |
| WG2110784-2 LCS | 86631 | 9.08 | 103589 | 11.71 | 123090 | 13.18 |
| WG2110784-3 LCSD | 90290 | 9.08 | 108755 | 11.71 | 127936 | 13.18 |
| MP-1 | 93422 | 9.08 | 110965 | 11.70 | 128283 | 13.18 |
| DUP_090325 | 86715 | 9.08 | 104655 | 11.71 | 117402 | 13.18 |
| MP-1D | 90164 | 9.08 | 109047 | 11.70 | 124306 | 13.18 |
| MW-1SR | 89981 | 9.08 | 109118 | 11.71 | 122360 | 13.18 |
| MW-1DR2 MS | 84018 | 9.08 | 103798 | 11.71 | 121406 | 13.18 |
| MW-1DR2 MSD | 85984 | 9.08 | 104488 | 11.71 | 123479 | 13.18 |
| MW-1DR2 | 92399 | 9.08 | 112506 | 11.71 | 125324 | 13.18 |
| PZ-6 | 91736 | 9.08 | 109097 | 11.70 | 122927 | 13.17 |
| MW-6D | 89035 | 9.08 | 106437 | 11.70 | 118851 | 13.18 |
| EQUIPMENT BLANK_090325 | 91021 | 9.08 | 111036 | 11.70 | 128672 | 13.18 |

Area Upper Limit = +100% of internal standard area
Area Lower Limit = - 50% of internal standard area

RT Upper Limit = +0.50 minutes of internal standard RT
RT Lower Limit = -0.50 minutes of internal standard RT

* Values outside of QC limits

**Date Created:** 04/17/25
**Created By:** Jason Hebert
**File:** PM19302-1
**Page:** 1

## ABN Extractables - EPA 8270E (RVT) (WATER)

**Holding Time:** 7 days
**Container/Sample Preservation:** 2 - Amber 100ml unpreserved

| Analyte | CAS # | RL | MDL | Units | LCS Criteria | LCS RPD | MS Criteria | MS RPD | Duplicate RPD | Surrogate Criteria | | |
|---|---|---|---|---|---|---|---|---|---|---|---|---|
| Acenaphthene | 83-32-9 | 2 | 0.403 | ug/l | 37-111 | 30 | 37-111 | 30 | 30 | | | |
| Benzidine | 92-87-5 | 20 | 6.01 | ug/l | 10-75 | 30 | 10-75 | 30 | 30 | | | |
| 1,2,4-Trichlorobenzene | 120-82-1 | 5 | 0.977 | ug/l | 39-98 | 30 | 39-98 | 30 | 30 | | | |
| Hexachlorobenzene | 118-74-1 | 2 | 0.452 | ug/l | 40-140 | 30 | 40-140 | 30 | 30 | | | |
| Bis(2-chloroethyl)ether | 111-44-4 | 2 | 0.392 | ug/l | 40-140 | 30 | 40-140 | 30 | 30 | | | |
| 2-Chloronaphthalene | 91-58-7 | 2 | 0.35 | ug/l | 40-140 | 30 | 40-140 | 30 | 30 | | | |
| 1,2-Dichlorobenzene | 95-50-1 | 2 | 0.329 | ug/l | 40-140 | 30 | 40-140 | 30 | 30 | | | |
| 1,3-Dichlorobenzene | 541-73-1 | 2 | 0.315 | ug/l | 40-140 | 30 | 40-140 | 30 | 30 | | | |
| 1,4-Dichlorobenzene | 106-46-7 | 2 | 0.391 | ug/l | 36-97 | 30 | 36-97 | 30 | 30 | | | |
| 3,3'-Dichlorobenzidine | 91-94-1 | 5 | 1.85 | ug/l | 40-140 | 30 | 40-140 | 30 | 30 | | | |
| 2,4-Dinitrotoluene | 121-14-2 | 5 | 0.541 | ug/l | 48-143 | 30 | 48-143 | 30 | 30 | | | |
| 2,6-Dinitrotoluene | 606-20-2 | 5 | 0.845 | ug/l | 40-140 | 30 | 40-140 | 30 | 30 | | | |
| Azobenzene | 122-66-7 | 2 | 0.418 | ug/l | 40-140 | 30 | 40-140 | 30 | 30 | | | |
| Fluoranthene | 206-44-0 | 2 | 0.411 | ug/l | 40-140 | 30 | 40-140 | 30 | 30 | | | |
| 4-Chlorophenyl phenyl ether | 7005-72-3 | 2 | 0.386 | ug/l | 40-140 | 30 | 40-140 | 30 | 30 | | | |
| 4-Bromophenyl phenyl ether | 101-55-3 | 2 | 0.244 | ug/l | 40-140 | 30 | 40-140 | 30 | 30 | | | |
| Bis(2-chloroisopropyl)ether | 108-60-1 | 2 | 0.403 | ug/l | 40-140 | 30 | 40-140 | 30 | 30 | | | |
| Bis(2-chloroethoxy)methane | 111-91-1 | 5 | 0.842 | ug/l | 40-140 | 30 | 40-140 | 30 | 30 | | | |
| Hexachlorobutadiene | 87-68-3 | 2 | 0.355 | ug/l | 40-140 | 30 | 40-140 | 30 | 30 | | | |
| Hexachlorocyclopentadiene | 77-47-4 | 20 | 1.23 | ug/l | 40-140 | 30 | 40-140 | 30 | 30 | | | |
| Hexachloroethane | 67-72-1 | 2 | 0.203 | ug/l | 40-140 | 30 | 40-140 | 30 | 30 | | | |
| Isophorone | 78-59-1 | 5 | 0.862 | ug/l | 40-140 | 30 | 40-140 | 30 | 30 | | | |
| Naphthalene | 91-20-3 | 2 | 0.542 | ug/l | 40-140 | 30 | 40-140 | 30 | 30 | | | |
| Nitrobenzene | 98-95-3 | 2 | 0.205 | ug/l | 40-140 | 30 | 40-140 | 30 | 30 | | | |
| NitrosoDiPhenylAmine(NDPA)/DPA | 86-30-6 | 2 | 0.924 | ug/l | 40-140 | 30 | 40-140 | 30 | 30 | | | |
| n-Nitrosodi-n-propylamine | 621-64-7 | 5 | 0.906 | ug/l | 29-132 | 30 | 29-132 | 30 | 30 | | | |
| Bis(2-Ethylhexyl)phthalate | 117-81-7 | 3 | 1.42 | ug/l | 40-140 | 30 | 40-140 | 30 | 30 | | | |
| Butyl benzyl phthalate | 85-68-7 | 5 | 2.61 | ug/l | 40-140 | 30 | 40-140 | 30 | 30 | | | |
| Di-n-butylphthalate | 84-74-2 | 5 | 0.957 | ug/l | 40-140 | 30 | 40-140 | 30 | 30 | | | |
| Di-n-octylphthalate | 117-84-0 | 5 | 2.26 | ug/l | 40-140 | 30 | 40-140 | 30 | 30 | | | |
| Diethyl phthalate | 84-66-2 | 5 | 0.765 | ug/l | 40-140 | 30 | 40-140 | 30 | 30 | | | |
| Dimethyl phthalate | 131-11-3 | 5 | 0.916 | ug/l | 40-140 | 30 | 40-140 | 30 | 30 | | | |
| Benzo(a)anthracene | 56-55-3 | 2 | 0.323 | ug/l | 40-140 | 30 | 40-140 | 30 | 30 | | | |
| Benzo(a)pyrene | 50-32-8 | 2 | 0.368 | ug/l | 40-140 | 30 | 40-140 | 30 | 30 | | | |
| Benzo(b)fluoranthene | 205-99-2 | 2 | 0.533 | ug/l | 40-140 | 30 | 40-140 | 30 | 30 | | | |
| Benzo(k)fluoranthene | 207-08-9 | 2 | 0.621 | ug/l | 40-140 | 30 | 40-140 | 30 | 30 | | | |
| Chrysene | 218-01-9 | 2 | 0.222 | ug/l | 40-140 | 30 | 40-140 | 30 | 30 | | | |
| Acenaphthylene | 208-96-8 | 2 | 0.315 | ug/l | 45-123 | 30 | 45-123 | 30 | 30 | | | |
| Anthracene | 120-12-7 | 2 | 0.467 | ug/l | 40-140 | 30 | 40-140 | 30 | 30 | | | |
| Benzo(ghi)perylene | 191-24-2 | 2 | 0.369 | ug/l | 40-140 | 30 | 40-140 | 30 | 30 | | | |
| Fluorene | 86-73-7 | 2 | 0.439 | ug/l | 40-140 | 30 | 40-140 | 30 | 30 | | | |
| Phenanthrene | 85-01-8 | 2 | 0.419 | ug/l | 40-140 | 30 | 40-140 | 30 | 30 | | | |

***Please Note that the RL information provided in this table is calculated using a 100% Solids factor. (Soil/Solids only)***
***Please Note that the information provided in this table is subject to change at anytime at the discretion of Pace Analytical Services.***

## ABN Extractables - EPA 8270E (RVT) (WATER)

**Holding Time:** 7 days
**Container/Sample Preservation:** 2 - Amber 100ml unpreserved

| Analyte | CAS # | RL | MDL | Units | LCS Criteria | LCS RPD | MS Criteria | MS RPD | Duplicate RPD | Surrogate Criteria | | |
|---|---|---|---|---|---|---|---|---|---|---|---|---|
| Dibenzo(a,h)anthracene | 53-70-3 | 2 | 0.286 | ug/l | 40-140 | 30 | 40-140 | 30 | 30 | | | |
| Indeno(1,2,3-cd)Pyrene | 193-39-5 | 2 | 0.484 | ug/l | 40-140 | 30 | 40-140 | 30 | 30 | | | |
| Pyrene | 129-00-0 | 2 | 0.407 | ug/l | 26-127 | 30 | 26-127 | 30 | 30 | | | |
| Biphenyl | 92-52-4 | 2 | 0.196 | ug/l | 40-140 | 30 | 40-140 | 30 | 30 | | | |
| Aniline | 62-53-3 | 2 | 0.67 | ug/l | 40-140 | 30 | 40-140 | 30 | 30 | | | |
| 4-Chloroaniline | 106-47-8 | 5 | 0.468 | ug/l | 40-140 | 30 | 40-140 | 30 | 30 | | | |
| 1-Methylnaphthalene | 90-12-0 | 2 | 0.415 | ug/l | 41-103 | 30 | 41-103 | 30 | 30 | | | |
| 2-Nitroaniline | 88-74-4 | 5 | 1.03 | ug/l | 52-143 | 30 | 52-143 | 30 | 30 | | | |
| 3-Nitroaniline | 99-09-2 | 5 | 1.16 | ug/l | 25-145 | 30 | 25-145 | 30 | 30 | | | |
| 4-Nitroaniline | 100-01-6 | 5 | 1.45 | ug/l | 51-143 | 30 | 51-143 | 30 | 30 | | | |
| Dibenzofuran | 132-64-9 | 2 | 0.401 | ug/l | 40-140 | 30 | 40-140 | 30 | 30 | | | |
| 2-Methylnaphthalene | 91-57-6 | 2 | 0.372 | ug/l | 40-140 | 30 | 40-140 | 30 | 30 | | | |
| n-Nitrosodimethylamine | 62-75-9 | 2 | 0.44 | ug/l | 22-74 | 30 | 22-74 | 30 | 30 | | | |
| 2,4,6-Trichlorophenol | 88-06-2 | 5 | 2.09 | ug/l | 30-130 | 30 | 30-130 | 30 | 30 | | | |
| P-Chloro-M-Cresol | 59-50-7 | 2 | 0.606 | ug/l | 23-97 | 30 | 23-97 | 30 | 30 | | | |
| 2-Chlorophenol | 95-57-8 | 2 | 0.653 | ug/l | 27-123 | 30 | 27-123 | 30 | 30 | | | |
| 2,4-Dichlorophenol | 120-83-2 | 5 | 1.7 | ug/l | 30-130 | 30 | 30-130 | 30 | 30 | | | |
| 2,4-Dimethylphenol | 105-67-9 | 5 | 2.04 | ug/l | 30-130 | 30 | 30-130 | 30 | 30 | | | |
| 2-Nitrophenol | 88-75-5 | 10 | 1.95 | ug/l | 30-130 | 30 | 30-130 | 30 | 30 | | | |
| 4-Nitrophenol | 100-02-7 | 10 | 1.42 | ug/l | 10-80 | 30 | 10-80 | 30 | 30 | | | |
| 2,4-Dinitrophenol | 51-28-5 | 20 | 5.42 | ug/l | 20-130 | 30 | 20-130 | 30 | 30 | | | |
| 4,6-Dinitro-o-cresol | 534-52-1 | 10 | 2.31 | ug/l | 20-164 | 30 | 20-164 | 30 | 30 | | | |
| Pentachlorophenol | 87-86-5 | 10 | 2.51 | ug/l | 9-103 | 30 | 9-103 | 30 | 30 | | | |
| Phenol | 108-95-2 | 5 | 0.35 | ug/l | 12-110 | 30 | 12-110 | 30 | 30 | | | |
| 2-Methylphenol | 95-48-7 | 5 | 2.31 | ug/l | 30-130 | 30 | 30-130 | 30 | 30 | | | |
| 3-Methylphenol/4-Methylphenol | 106-44-5 | 5 | 1.39 | ug/l | 30-130 | 30 | 30-130 | 30 | 30 | | | |
| 2,4,5-Trichlorophenol | 95-95-4 | 5 | 2.07 | ug/l | 30-130 | 30 | 30-130 | 30 | 30 | | | |
| Benzoic Acid | 65-85-0 | 50 | 2.62 | ug/l | 10-164 | 30 | 10-164 | 30 | 30 | | | |
| Benzyl Alcohol | 100-51-6 | 2 | 0.381 | ug/l | 26-116 | 30 | 26-116 | 30 | 30 | | | |
| Carbazole | 86-74-8 | 2 | 0.309 | ug/l | 55-144 | 30 | 55-144 | 30 | 30 | | | |
| Pyridine | 110-86-1 | 3.5 | 0.308 | ug/l | 10-66 | 30 | 10-66 | 30 | 30 | | | |
| *2-Fluorophenol* | *367-12-4* | | | | | | | | | *21-120* | | |
| *Phenol-d6* | *13127-88-3* | | | | | | | | | *10-120* | | |
| *Nitrobenzene-d5* | *4165-60-0* | | | | | | | | | *23-120* | | |
| *2-Fluorobiphenyl* | *321-60-8* | | | | | | | | | *15-120* | | |
| *2,4,6-Tribromophenol* | *118-79-6* | | | | | | | | | *10-120* | | |
| *4-Terphenyl-d14* | *1718-51-0* | | | | | | | | | *41-149* | | |
| | | | | | | | | | | | | |
| | | | | | | | | | | | | |
| | | | | | | | | | | | | |
| | | | | | | | | | | | | |
| | | | | | | | | | | | | |

***Please Note that the RL information provided in this table is calculated using a 100% Solids factor.*** ***(Soil/Solids only)***
***Please Note that the information provided in this table is subject to change at anytime at the discretion of Pace Analytical Services.***

# Semivolatile Sample Data

# Results Summary
# Form 1
# Semivolatile Organics by GC/MS

| | | | |
|---|---|---|---|
| Client | : Roux Env. Eng. & Geology, DPC | Lab Number | : L2555281 |
| Project Name | : CORAM MATERIALS | Project Number | : 2232.0006Y005 |
| Lab ID | : L2555281-01 | Date Collected | : 09/03/25 11:00 |
| Client ID | : MP-1 | Date Received | : 09/03/25 |
| Sample Location | : 416 MILLER PLACE-YAPHANK RD. | Date Analyzed | : 09/05/25 01:44 |
| Sample Matrix | : WATER | Date Extracted | : 09/04/25 |
| Analytical Method | : 1,8270E | Dilution Factor | : 1 |
| Lab File ID | : 55281-01 | Analyst | : SMZ |
| Sample Amount | : 100 ml | Instrument ID | : SV112 |
| Extraction Method | : EPA 3510C | GC Column | : RTX5-MS |
| Extract Volume | : 1000 uL | %Solids | : N/A |
| GPC Cleanup | : N | Injection Volume | : 1 uL |

| | | ug/L | | | |
|---|---|---|---|---|---|
| CAS NO. | Parameter | Results | RL | MDL | Qualifier |
| 91-94-1 | 3,3'-Dichlorobenzidine | ND | 5.0 | 1.8 | U |
| 121-14-2 | 2,4-Dinitrotoluene | ND | 5.0 | 0.54 | U |
| 606-20-2 | 2,6-Dinitrotoluene | ND | 5.0 | 0.84 | U |
| 7005-72-3 | 4-Chlorophenyl phenyl ether | ND | 2.0 | 0.39 | U |
| 101-55-3 | 4-Bromophenyl phenyl ether | ND | 2.0 | 0.24 | U |
| 108-60-1 | Bis(2-chloroisopropyl)ether | ND | 2.0 | 0.40 | U |
| 111-91-1 | Bis(2-chloroethoxy)methane | ND | 5.0 | 0.84 | U |
| 77-47-4 | Hexachlorocyclopentadiene | ND | 20 | 1.2 | U |
| 78-59-1 | Isophorone | ND | 5.0 | 0.86 | U |
| 98-95-3 | Nitrobenzene | ND | 2.0 | 0.20 | U |
| 86-30-6 | NDPA/DPA | ND | 2.0 | 0.92 | U |
| 621-64-7 | n-Nitrosodi-n-propylamine | ND | 5.0 | 0.91 | U |
| 117-81-7 | Bis(2-ethylhexyl)phthalate | ND | 3.0 | 1.4 | U |
| 85-68-7 | Butyl benzyl phthalate | ND | 5.0 | 2.6 | U |
| 84-74-2 | Di-n-butylphthalate | ND | 5.0 | 0.96 | U |
| 117-84-0 | Di-n-octylphthalate | ND | 5.0 | 2.3 | U |
| 84-66-2 | Diethyl phthalate | ND | 5.0 | 0.76 | U |
| 131-11-3 | Dimethyl phthalate | ND | 5.0 | 0.92 | U |
| 92-52-4 | Biphenyl | ND | 2.0 | 0.20 | U |
| 106-47-8 | 4-Chloroaniline | ND | 5.0 | 0.47 | U |
| 88-74-4 | 2-Nitroaniline | ND | 5.0 | 1.0 | U |
| 99-09-2 | 3-Nitroaniline | ND | 5.0 | 1.2 | U |

# Results Summary
# Form 1
# Semivolatile Organics by GC/MS

| | | | |
|---|---|---|---|
| Client | : Roux Env. Eng. & Geology, DPC | Lab Number | : L2555281 |
| Project Name | : CORAM MATERIALS | Project Number | : 2232.0006Y005 |
| Lab ID | : L2555281-01 | Date Collected | : 09/03/25 11:00 |
| Client ID | : MP-1 | Date Received | : 09/03/25 |
| Sample Location | : 416 MILLER PLACE-YAPHANK RD. | Date Analyzed | : 09/05/25 01:44 |
| Sample Matrix | : WATER | Date Extracted | : 09/04/25 |
| Analytical Method | : 1,8270E | Dilution Factor | : 1 |
| Lab File ID | : 55281-01 | Analyst | : SMZ |
| Sample Amount | : 100 ml | Instrument ID | : SV112 |
| Extraction Method | : EPA 3510C | GC Column | : RTX5-MS |
| Extract Volume | : 1000 uL | %Solids | : N/A |
| GPC Cleanup | : N | Injection Volume | : 1 uL |

| | | ug/L | | | |
|---|---|---|---|---|---|
| CAS NO. | Parameter | Results | RL | MDL | Qualifier |
| 100-01-6 | 4-Nitroaniline | ND | 5.0 | 1.4 | U |
| 132-64-9 | Dibenzofuran | ND | 2.0 | 0.40 | U |
| 95-94-3 | 1,2,4,5-Tetrachlorobenzene | ND | 10 | 0.24 | U |
| 98-86-2 | Acetophenone | ND | 5.0 | 0.92 | U |
| 88-06-2 | 2,4,6-Trichlorophenol | ND | 5.0 | 2.1 | U |
| 59-50-7 | p-Chloro-m-cresol | ND | 2.0 | 0.61 | U |
| 95-57-8 | 2-Chlorophenol | ND | 2.0 | 0.65 | U |
| 120-83-2 | 2,4-Dichlorophenol | ND | 5.0 | 1.7 | U |
| 105-67-9 | 2,4-Dimethylphenol | ND | 5.0 | 2.0 | U |
| 88-75-5 | 2-Nitrophenol | ND | 10 | 2.0 | U |
| 100-02-7 | 4-Nitrophenol | ND | 10 | 1.4 | U |
| 51-28-5 | 2,4-Dinitrophenol | ND | 20 | 5.4 | U |
| 534-52-1 | 4,6-Dinitro-o-cresol | ND | 10 | 2.3 | U |
| 108-95-2 | Phenol | ND | 5.0 | 0.35 | U |
| 95-48-7 | 2-Methylphenol | ND | 5.0 | 2.3 | U |
| 108-39-4/106-44-5 | 3-Methylphenol/4-Methylphenol | ND | 5.0 | 1.4 | U |
| 95-95-4 | 2,4,5-Trichlorophenol | ND | 5.0 | 2.1 | U |
| 86-74-8 | Carbazole | ND | 2.0 | 0.31 | U |
| 1912-24-9 | Atrazine | ND | 10 | 1.0 | U |
| 100-52-7 | Benzaldehyde | ND | 5.0 | 1.1 | U |
| 105-60-2 | Caprolactam | ND | 10 | 1.2 | U |

# Results Summary
# Form 1
# Semivolatile Organics by GC/MS

| | | | |
|---|---|---|---|
| Client | : Roux Env. Eng. & Geology, DPC | Lab Number | : L2555281 |
| Project Name | : CORAM MATERIALS | Project Number | : 2232.0006Y005 |
| Lab ID | : L2555281-02 | Date Collected | : 09/03/25 12:00 |
| Client ID | : DUP_090325 | Date Received | : 09/03/25 |
| Sample Location | : 416 MILLER PLACE-YAPHANK RD. | Date Analyzed | : 09/05/25 02:07 |
| Sample Matrix | : WATER | Date Extracted | : 09/04/25 |
| Analytical Method | : 1,8270E | Dilution Factor | : 1 |
| Lab File ID | : 55281-02 | Analyst | : SMZ |
| Sample Amount | : 100 ml | Instrument ID | : SV112 |
| Extraction Method | : EPA 3510C | GC Column | : RTX5-MS |
| Extract Volume | : 1000 uL | %Solids | : N/A |
| GPC Cleanup | : N | Injection Volume | : 1 uL |

| | | ug/L | | | |
|---|---|---|---|---|---|
| CAS NO. | Parameter | Results | RL | MDL | Qualifier |
| 91-94-1 | 3,3'-Dichlorobenzidine | ND | 5.0 | 1.8 | U |
| 121-14-2 | 2,4-Dinitrotoluene | ND | 5.0 | 0.54 | U |
| 606-20-2 | 2,6-Dinitrotoluene | ND | 5.0 | 0.84 | U |
| 7005-72-3 | 4-Chlorophenyl phenyl ether | ND | 2.0 | 0.39 | U |
| 101-55-3 | 4-Bromophenyl phenyl ether | ND | 2.0 | 0.24 | U |
| 108-60-1 | Bis(2-chloroisopropyl)ether | ND | 2.0 | 0.40 | U |
| 111-91-1 | Bis(2-chloroethoxy)methane | ND | 5.0 | 0.84 | U |
| 77-47-4 | Hexachlorocyclopentadiene | ND | 20 | 1.2 | U |
| 78-59-1 | Isophorone | ND | 5.0 | 0.86 | U |
| 98-95-3 | Nitrobenzene | ND | 2.0 | 0.20 | U |
| 86-30-6 | NDPA/DPA | ND | 2.0 | 0.92 | U |
| 621-64-7 | n-Nitrosodi-n-propylamine | ND | 5.0 | 0.91 | U |
| 117-81-7 | Bis(2-ethylhexyl)phthalate | 23. | 3.0 | 1.4 | |
| 85-68-7 | Butyl benzyl phthalate | ND | 5.0 | 2.6 | U |
| 84-74-2 | Di-n-butylphthalate | ND | 5.0 | 0.96 | U |
| 117-84-0 | Di-n-octylphthalate | ND | 5.0 | 2.3 | U |
| 84-66-2 | Diethyl phthalate | ND | 5.0 | 0.76 | U |
| 131-11-3 | Dimethyl phthalate | ND | 5.0 | 0.92 | U |
| 92-52-4 | Biphenyl | ND | 2.0 | 0.20 | U |
| 106-47-8 | 4-Chloroaniline | ND | 5.0 | 0.47 | U |
| 88-74-4 | 2-Nitroaniline | ND | 5.0 | 1.0 | U |
| 99-09-2 | 3-Nitroaniline | ND | 5.0 | 1.2 | U |

# Results Summary
# Form 1
# Semivolatile Organics by GC/MS

| | | | |
|---|---|---|---|
| Client | : Roux Env. Eng. & Geology, DPC | Lab Number | : L2555281 |
| Project Name | : CORAM MATERIALS | Project Number | : 2232.0006Y005 |
| Lab ID | : L2555281-02 | Date Collected | : 09/03/25 12:00 |
| Client ID | : DUP_090325 | Date Received | : 09/03/25 |
| Sample Location | : 416 MILLER PLACE-YAPHANK RD. | Date Analyzed | : 09/05/25 02:07 |
| Sample Matrix | : WATER | Date Extracted | : 09/04/25 |
| Analytical Method | : 1,8270E | Dilution Factor | : 1 |
| Lab File ID | : 55281-02 | Analyst | : SMZ |
| Sample Amount | : 100 ml | Instrument ID | : SV112 |
| Extraction Method | : EPA 3510C | GC Column | : RTX5-MS |
| Extract Volume | : 1000 uL | %Solids | : N/A |
| GPC Cleanup | : N | Injection Volume | : 1 uL |

| | | ug/L | | | |
|---|---|---|---|---|---|
| CAS NO. | Parameter | Results | RL | MDL | Qualifier |
| 100-01-6 | 4-Nitroaniline | ND | 5.0 | 1.4 | U |
| 132-64-9 | Dibenzofuran | ND | 2.0 | 0.40 | U |
| 95-94-3 | 1,2,4,5-Tetrachlorobenzene | ND | 10 | 0.24 | U |
| 98-86-2 | Acetophenone | ND | 5.0 | 0.92 | U |
| 88-06-2 | 2,4,6-Trichlorophenol | ND | 5.0 | 2.1 | U |
| 59-50-7 | p-Chloro-m-cresol | ND | 2.0 | 0.61 | U |
| 95-57-8 | 2-Chlorophenol | ND | 2.0 | 0.65 | U |
| 120-83-2 | 2,4-Dichlorophenol | ND | 5.0 | 1.7 | U |
| 105-67-9 | 2,4-Dimethylphenol | ND | 5.0 | 2.0 | U |
| 88-75-5 | 2-Nitrophenol | ND | 10 | 2.0 | U |
| 100-02-7 | 4-Nitrophenol | ND | 10 | 1.4 | U |
| 51-28-5 | 2,4-Dinitrophenol | ND | 20 | 5.4 | U |
| 534-52-1 | 4,6-Dinitro-o-cresol | ND | 10 | 2.3 | U |
| 108-95-2 | Phenol | ND | 5.0 | 0.35 | U |
| 95-48-7 | 2-Methylphenol | ND | 5.0 | 2.3 | U |
| 108-39-4/106-44-5 | 3-Methylphenol/4-Methylphenol | ND | 5.0 | 1.4 | U |
| 95-95-4 | 2,4,5-Trichlorophenol | ND | 5.0 | 2.1 | U |
| 86-74-8 | Carbazole | ND | 2.0 | 0.31 | U |
| 1912-24-9 | Atrazine | ND | 10 | 1.0 | U |
| 100-52-7 | Benzaldehyde | ND | 5.0 | 1.1 | U |
| 105-60-2 | Caprolactam | ND | 10 | 1.2 | U |

# Results Summary
# Form 1
# Semivolatile Organics by GC/MS

| | | | |
|---|---|---|---|
| Client | : Roux Env. Eng. & Geology, DPC | Lab Number | : L2555281 |
| Project Name | : CORAM MATERIALS | Project Number | : 2232.0006Y005 |
| Lab ID | : L2555281-03 | Date Collected | : 09/03/25 11:25 |
| Client ID | : MP-1D | Date Received | : 09/03/25 |
| Sample Location | : 416 MILLER PLACE-YAPHANK RD. | Date Analyzed | : 09/05/25 02:30 |
| Sample Matrix | : WATER | Date Extracted | : 09/04/25 |
| Analytical Method | : 1,8270E | Dilution Factor | : 1 |
| Lab File ID | : 55281-03 | Analyst | : SMZ |
| Sample Amount | : 100 ml | Instrument ID | : SV112 |
| Extraction Method | : EPA 3510C | GC Column | : RTX5-MS |
| Extract Volume | : 1000 uL | %Solids | : N/A |
| GPC Cleanup | : N | Injection Volume | : 1 uL |

| | | ug/L | | | |
|---|---|---|---|---|---|
| CAS NO. | Parameter | Results | RL | MDL | Qualifier |
| 91-94-1 | 3,3'-Dichlorobenzidine | ND | 5.0 | 1.8 | U |
| 121-14-2 | 2,4-Dinitrotoluene | ND | 5.0 | 0.54 | U |
| 606-20-2 | 2,6-Dinitrotoluene | ND | 5.0 | 0.84 | U |
| 7005-72-3 | 4-Chlorophenyl phenyl ether | ND | 2.0 | 0.39 | U |
| 101-55-3 | 4-Bromophenyl phenyl ether | ND | 2.0 | 0.24 | U |
| 108-60-1 | Bis(2-chloroisopropyl)ether | ND | 2.0 | 0.40 | U |
| 111-91-1 | Bis(2-chloroethoxy)methane | ND | 5.0 | 0.84 | U |
| 77-47-4 | Hexachlorocyclopentadiene | ND | 20 | 1.2 | U |
| 78-59-1 | Isophorone | ND | 5.0 | 0.86 | U |
| 98-95-3 | Nitrobenzene | ND | 2.0 | 0.20 | U |
| 86-30-6 | NDPA/DPA | ND | 2.0 | 0.92 | U |
| 621-64-7 | n-Nitrosodi-n-propylamine | ND | 5.0 | 0.91 | U |
| 117-81-7 | Bis(2-ethylhexyl)phthalate | 1.6 | 3.0 | 1.4 | J |
| 85-68-7 | Butyl benzyl phthalate | ND | 5.0 | 2.6 | U |
| 84-74-2 | Di-n-butylphthalate | ND | 5.0 | 0.96 | U |
| 117-84-0 | Di-n-octylphthalate | ND | 5.0 | 2.3 | U |
| 84-66-2 | Diethyl phthalate | ND | 5.0 | 0.76 | U |
| 131-11-3 | Dimethyl phthalate | ND | 5.0 | 0.92 | U |
| 92-52-4 | Biphenyl | ND | 2.0 | 0.20 | U |
| 106-47-8 | 4-Chloroaniline | ND | 5.0 | 0.47 | U |
| 88-74-4 | 2-Nitroaniline | ND | 5.0 | 1.0 | U |
| 99-09-2 | 3-Nitroaniline | ND | 5.0 | 1.2 | U |

# Results Summary
# Form 1
# Semivolatile Organics by GC/MS

| | | | |
|---|---|---|---|
| Client | : Roux Env. Eng. & Geology, DPC | Lab Number | : L2555281 |
| Project Name | : CORAM MATERIALS | Project Number | : 2232.0006Y005 |
| Lab ID | : L2555281-03 | Date Collected | : 09/03/25 11:25 |
| Client ID | : MP-1D | Date Received | : 09/03/25 |
| Sample Location | : 416 MILLER PLACE-YAPHANK RD. | Date Analyzed | : 09/05/25 02:30 |
| Sample Matrix | : WATER | Date Extracted | : 09/04/25 |
| Analytical Method | : 1,8270E | Dilution Factor | : 1 |
| Lab File ID | : 55281-03 | Analyst | : SMZ |
| Sample Amount | : 100 ml | Instrument ID | : SV112 |
| Extraction Method | : EPA 3510C | GC Column | : RTX5-MS |
| Extract Volume | : 1000 uL | %Solids | : N/A |
| GPC Cleanup | : N | Injection Volume | : 1 uL |

| | | ug/L | | | |
|---|---|---|---|---|---|
| CAS NO. | Parameter | Results | RL | MDL | Qualifier |
| 100-01-6 | 4-Nitroaniline | ND | 5.0 | 1.4 | U |
| 132-64-9 | Dibenzofuran | ND | 2.0 | 0.40 | U |
| 95-94-3 | 1,2,4,5-Tetrachlorobenzene | ND | 10 | 0.24 | U |
| 98-86-2 | Acetophenone | ND | 5.0 | 0.92 | U |
| 88-06-2 | 2,4,6-Trichlorophenol | ND | 5.0 | 2.1 | U |
| 59-50-7 | p-Chloro-m-cresol | ND | 2.0 | 0.61 | U |
| 95-57-8 | 2-Chlorophenol | ND | 2.0 | 0.65 | U |
| 120-83-2 | 2,4-Dichlorophenol | ND | 5.0 | 1.7 | U |
| 105-67-9 | 2,4-Dimethylphenol | ND | 5.0 | 2.0 | U |
| 88-75-5 | 2-Nitrophenol | ND | 10 | 2.0 | U |
| 100-02-7 | 4-Nitrophenol | ND | 10 | 1.4 | U |
| 51-28-5 | 2,4-Dinitrophenol | ND | 20 | 5.4 | U |
| 534-52-1 | 4,6-Dinitro-o-cresol | ND | 10 | 2.3 | U |
| 108-95-2 | Phenol | ND | 5.0 | 0.35 | U |
| 95-48-7 | 2-Methylphenol | ND | 5.0 | 2.3 | U |
| 108-39-4/106-44-5 | 3-Methylphenol/4-Methylphenol | ND | 5.0 | 1.4 | U |
| 95-95-4 | 2,4,5-Trichlorophenol | ND | 5.0 | 2.1 | U |
| 86-74-8 | Carbazole | ND | 2.0 | 0.31 | U |
| 1912-24-9 | Atrazine | ND | 10 | 1.0 | U |
| 100-52-7 | Benzaldehyde | ND | 5.0 | 1.1 | U |
| 105-60-2 | Caprolactam | ND | 10 | 1.2 | U |

# Results Summary
# Form 1
# Semivolatile Organics by GC/MS

| | | | |
|---|---|---|---|
| Client | : Roux Env. Eng. & Geology, DPC | Lab Number | : L2555281 |
| Project Name | : CORAM MATERIALS | Project Number | : 2232.0006Y005 |
| Lab ID | : L2555281-04 | Date Collected | : 09/03/25 09:10 |
| Client ID | : MW-1SR | Date Received | : 09/03/25 |
| Sample Location | : 416 MILLER PLACE-YAPHANK RD. | Date Analyzed | : 09/05/25 02:52 |
| Sample Matrix | : WATER | Date Extracted | : 09/04/25 |
| Analytical Method | : 1,8270E | Dilution Factor | : 1 |
| Lab File ID | : 55281-04 | Analyst | : SMZ |
| Sample Amount | : 100 ml | Instrument ID | : SV112 |
| Extraction Method | : EPA 3510C | GC Column | : RTX5-MS |
| Extract Volume | : 1000 uL | %Solids | : N/A |
| GPC Cleanup | : N | Injection Volume | : 1 uL |

| | | ug/L | | | |
|---|---|---|---|---|---|
| CAS NO. | Parameter | Results | RL | MDL | Qualifier |
| 91-94-1 | 3,3'-Dichlorobenzidine | ND | 5.0 | 1.8 | U |
| 121-14-2 | 2,4-Dinitrotoluene | ND | 5.0 | 0.54 | U |
| 606-20-2 | 2,6-Dinitrotoluene | ND | 5.0 | 0.84 | U |
| 7005-72-3 | 4-Chlorophenyl phenyl ether | ND | 2.0 | 0.39 | U |
| 101-55-3 | 4-Bromophenyl phenyl ether | ND | 2.0 | 0.24 | U |
| 108-60-1 | Bis(2-chloroisopropyl)ether | ND | 2.0 | 0.40 | U |
| 111-91-1 | Bis(2-chloroethoxy)methane | ND | 5.0 | 0.84 | U |
| 77-47-4 | Hexachlorocyclopentadiene | ND | 20 | 1.2 | U |
| 78-59-1 | Isophorone | ND | 5.0 | 0.86 | U |
| 98-95-3 | Nitrobenzene | ND | 2.0 | 0.20 | U |
| 86-30-6 | NDPA/DPA | ND | 2.0 | 0.92 | U |
| 621-64-7 | n-Nitrosodi-n-propylamine | ND | 5.0 | 0.91 | U |
| 117-81-7 | Bis(2-ethylhexyl)phthalate | 1.6 | 3.0 | 1.4 | J |
| 85-68-7 | Butyl benzyl phthalate | ND | 5.0 | 2.6 | U |
| 84-74-2 | Di-n-butylphthalate | ND | 5.0 | 0.96 | U |
| 117-84-0 | Di-n-octylphthalate | ND | 5.0 | 2.3 | U |
| 84-66-2 | Diethyl phthalate | ND | 5.0 | 0.76 | U |
| 131-11-3 | Dimethyl phthalate | ND | 5.0 | 0.92 | U |
| 92-52-4 | Biphenyl | ND | 2.0 | 0.20 | U |
| 106-47-8 | 4-Chloroaniline | ND | 5.0 | 0.47 | U |
| 88-74-4 | 2-Nitroaniline | ND | 5.0 | 1.0 | U |
| 99-09-2 | 3-Nitroaniline | ND | 5.0 | 1.2 | U |

# Results Summary
# Form 1
# Semivolatile Organics by GC/MS

| | | | |
|---|---|---|---|
| Client | : Roux Env. Eng. & Geology, DPC | Lab Number | : L2555281 |
| Project Name | : CORAM MATERIALS | Project Number | : 2232.0006Y005 |
| Lab ID | : L2555281-04 | Date Collected | : 09/03/25 09:10 |
| Client ID | : MW-1SR | Date Received | : 09/03/25 |
| Sample Location | : 416 MILLER PLACE-YAPHANK RD. | Date Analyzed | : 09/05/25 02:52 |
| Sample Matrix | : WATER | Date Extracted | : 09/04/25 |
| Analytical Method | : 1,8270E | Dilution Factor | : 1 |
| Lab File ID | : 55281-04 | Analyst | : SMZ |
| Sample Amount | : 100 ml | Instrument ID | : SV112 |
| Extraction Method | : EPA 3510C | GC Column | : RTX5-MS |
| Extract Volume | : 1000 uL | %Solids | : N/A |
| GPC Cleanup | : N | Injection Volume | : 1 uL |

| | | ug/L | | | |
|---|---|---|---|---|---|
| CAS NO. | Parameter | Results | RL | MDL | Qualifier |
| 100-01-6 | 4-Nitroaniline | ND | 5.0 | 1.4 | U |
| 132-64-9 | Dibenzofuran | ND | 2.0 | 0.40 | U |
| 95-94-3 | 1,2,4,5-Tetrachlorobenzene | ND | 10 | 0.24 | U |
| 98-86-2 | Acetophenone | ND | 5.0 | 0.92 | U |
| 88-06-2 | 2,4,6-Trichlorophenol | ND | 5.0 | 2.1 | U |
| 59-50-7 | p-Chloro-m-cresol | ND | 2.0 | 0.61 | U |
| 95-57-8 | 2-Chlorophenol | ND | 2.0 | 0.65 | U |
| 120-83-2 | 2,4-Dichlorophenol | ND | 5.0 | 1.7 | U |
| 105-67-9 | 2,4-Dimethylphenol | ND | 5.0 | 2.0 | U |
| 88-75-5 | 2-Nitrophenol | ND | 10 | 2.0 | U |
| 100-02-7 | 4-Nitrophenol | ND | 10 | 1.4 | U |
| 51-28-5 | 2,4-Dinitrophenol | ND | 20 | 5.4 | U |
| 534-52-1 | 4,6-Dinitro-o-cresol | ND | 10 | 2.3 | U |
| 108-95-2 | Phenol | ND | 5.0 | 0.35 | U |
| 95-48-7 | 2-Methylphenol | ND | 5.0 | 2.3 | U |
| 108-39-4/106-44-5 | 3-Methylphenol/4-Methylphenol | ND | 5.0 | 1.4 | U |
| 95-95-4 | 2,4,5-Trichlorophenol | ND | 5.0 | 2.1 | U |
| 86-74-8 | Carbazole | ND | 2.0 | 0.31 | U |
| 1912-24-9 | Atrazine | ND | 10 | 1.0 | U |
| 100-52-7 | Benzaldehyde | ND | 5.0 | 1.1 | U |
| 105-60-2 | Caprolactam | ND | 10 | 1.2 | U |

# Results Summary
# Form 1
# Semivolatile Organics by GC/MS

| | | | |
|---|---|---|---|
| Client | : Roux Env. Eng. & Geology, DPC | Lab Number | : L2555281 |
| Project Name | : CORAM MATERIALS | Project Number | : 2232.0006Y005 |
| Lab ID | : L2555281-05 | Date Collected | : 09/03/25 09:20 |
| Client ID | : MW-1DR2 | Date Received | : 09/03/25 |
| Sample Location | : 416 MILLER PLACE-YAPHANK RD. | Date Analyzed | : 09/05/25 04:00 |
| Sample Matrix | : WATER | Date Extracted | : 09/04/25 |
| Analytical Method | : 1,8270E | Dilution Factor | : 1 |
| Lab File ID | : 55281-05 | Analyst | : SMZ |
| Sample Amount | : 100 ml | Instrument ID | : SV112 |
| Extraction Method | : EPA 3510C | GC Column | : RTX5-MS |
| Extract Volume | : 1000 uL | %Solids | : N/A |
| GPC Cleanup | : N | Injection Volume | : 1 uL |

| | | ug/L | | | |
|---|---|---|---|---|---|
| CAS NO. | Parameter | Results | RL | MDL | Qualifier |
| 91-94-1 | 3,3'-Dichlorobenzidine | ND | 5.0 | 1.8 | U |
| 121-14-2 | 2,4-Dinitrotoluene | ND | 5.0 | 0.54 | U |
| 606-20-2 | 2,6-Dinitrotoluene | ND | 5.0 | 0.84 | U |
| 7005-72-3 | 4-Chlorophenyl phenyl ether | ND | 2.0 | 0.39 | U |
| 101-55-3 | 4-Bromophenyl phenyl ether | ND | 2.0 | 0.24 | U |
| 108-60-1 | Bis(2-chloroisopropyl)ether | ND | 2.0 | 0.40 | U |
| 111-91-1 | Bis(2-chloroethoxy)methane | ND | 5.0 | 0.84 | U |
| 77-47-4 | Hexachlorocyclopentadiene | ND | 20 | 1.2 | U |
| 78-59-1 | Isophorone | ND | 5.0 | 0.86 | U |
| 98-95-3 | Nitrobenzene | ND | 2.0 | 0.20 | U |
| 86-30-6 | NDPA/DPA | ND | 2.0 | 0.92 | U |
| 621-64-7 | n-Nitrosodi-n-propylamine | ND | 5.0 | 0.91 | U |
| 117-81-7 | Bis(2-ethylhexyl)phthalate | ND | 3.0 | 1.4 | U |
| 85-68-7 | Butyl benzyl phthalate | ND | 5.0 | 2.6 | U |
| 84-74-2 | Di-n-butylphthalate | ND | 5.0 | 0.96 | U |
| 117-84-0 | Di-n-octylphthalate | ND | 5.0 | 2.3 | U |
| 84-66-2 | Diethyl phthalate | ND | 5.0 | 0.76 | U |
| 131-11-3 | Dimethyl phthalate | ND | 5.0 | 0.92 | U |
| 92-52-4 | Biphenyl | ND | 2.0 | 0.20 | U |
| 106-47-8 | 4-Chloroaniline | ND | 5.0 | 0.47 | U |
| 88-74-4 | 2-Nitroaniline | ND | 5.0 | 1.0 | U |
| 99-09-2 | 3-Nitroaniline | ND | 5.0 | 1.2 | U |

# Results Summary
# Form 1
# Semivolatile Organics by GC/MS

| | | | |
|---|---|---|---|
| Client | : Roux Env. Eng. & Geology, DPC | Lab Number | : L2555281 |
| Project Name | : CORAM MATERIALS | Project Number | : 2232.0006Y005 |
| Lab ID | : L2555281-05 | Date Collected | : 09/03/25 09:20 |
| Client ID | : MW-1DR2 | Date Received | : 09/03/25 |
| Sample Location | : 416 MILLER PLACE-YAPHANK RD. | Date Analyzed | : 09/05/25 04:00 |
| Sample Matrix | : WATER | Date Extracted | : 09/04/25 |
| Analytical Method | : 1,8270E | Dilution Factor | : 1 |
| Lab File ID | : 55281-05 | Analyst | : SMZ |
| Sample Amount | : 100 ml | Instrument ID | : SV112 |
| Extraction Method | : EPA 3510C | GC Column | : RTX5-MS |
| Extract Volume | : 1000 uL | %Solids | : N/A |
| GPC Cleanup | : N | Injection Volume | : 1 uL |

| | | ug/L | | | |
|---|---|---|---|---|---|
| CAS NO. | Parameter | Results | RL | MDL | Qualifier |
| 100-01-6 | 4-Nitroaniline | ND | 5.0 | 1.4 | U |
| 132-64-9 | Dibenzofuran | ND | 2.0 | 0.40 | U |
| 95-94-3 | 1,2,4,5-Tetrachlorobenzene | ND | 10 | 0.24 | U |
| 98-86-2 | Acetophenone | ND | 5.0 | 0.92 | U |
| 88-06-2 | 2,4,6-Trichlorophenol | ND | 5.0 | 2.1 | U |
| 59-50-7 | p-Chloro-m-cresol | ND | 2.0 | 0.61 | U |
| 95-57-8 | 2-Chlorophenol | ND | 2.0 | 0.65 | U |
| 120-83-2 | 2,4-Dichlorophenol | ND | 5.0 | 1.7 | U |
| 105-67-9 | 2,4-Dimethylphenol | ND | 5.0 | 2.0 | U |
| 88-75-5 | 2-Nitrophenol | ND | 10 | 2.0 | U |
| 100-02-7 | 4-Nitrophenol | ND | 10 | 1.4 | U |
| 51-28-5 | 2,4-Dinitrophenol | ND | 20 | 5.4 | U |
| 534-52-1 | 4,6-Dinitro-o-cresol | ND | 10 | 2.3 | U |
| 108-95-2 | Phenol | 3.6 | 5.0 | 0.35 | J |
| 95-48-7 | 2-Methylphenol | ND | 5.0 | 2.3 | U |
| 108-39-4/106-44-5 | 3-Methylphenol/4-Methylphenol | ND | 5.0 | 1.4 | U |
| 95-95-4 | 2,4,5-Trichlorophenol | ND | 5.0 | 2.1 | U |
| 86-74-8 | Carbazole | ND | 2.0 | 0.31 | U |
| 1912-24-9 | Atrazine | ND | 10 | 1.0 | U |
| 100-52-7 | Benzaldehyde | ND | 5.0 | 1.1 | U |
| 105-60-2 | Caprolactam | ND | 10 | 1.2 | U |

# Results Summary
# Form 1
# Semivolatile Organics by GC/MS

| | | | |
|---|---|---|---|
| Client | : Roux Env. Eng. & Geology, DPC | Lab Number | : L2555281 |
| Project Name | : CORAM MATERIALS | Project Number | : 2232.0006Y005 |
| Lab ID | : L2555281-06 | Date Collected | : 09/03/25 13:15 |
| Client ID | : PZ-6 | Date Received | : 09/03/25 |
| Sample Location | : 416 MILLER PLACE-YAPHANK RD. | Date Analyzed | : 09/05/25 04:23 |
| Sample Matrix | : WATER | Date Extracted | : 09/04/25 |
| Analytical Method | : 1,8270E | Dilution Factor | : 1 |
| Lab File ID | : 55281-06 | Analyst | : SMZ |
| Sample Amount | : 100 ml | Instrument ID | : SV112 |
| Extraction Method | : EPA 3510C | GC Column | : RTX5-MS |
| Extract Volume | : 1000 uL | %Solids | : N/A |
| GPC Cleanup | : N | Injection Volume | : 1 uL |

| | | ug/L | | | |
|---|---|---|---|---|---|
| CAS NO. | Parameter | Results | RL | MDL | Qualifier |
| 91-94-1 | 3,3'-Dichlorobenzidine | ND | 5.0 | 1.8 | U |
| 121-14-2 | 2,4-Dinitrotoluene | ND | 5.0 | 0.54 | U |
| 606-20-2 | 2,6-Dinitrotoluene | ND | 5.0 | 0.84 | U |
| 7005-72-3 | 4-Chlorophenyl phenyl ether | ND | 2.0 | 0.39 | U |
| 101-55-3 | 4-Bromophenyl phenyl ether | ND | 2.0 | 0.24 | U |
| 108-60-1 | Bis(2-chloroisopropyl)ether | ND | 2.0 | 0.40 | U |
| 111-91-1 | Bis(2-chloroethoxy)methane | ND | 5.0 | 0.84 | U |
| 77-47-4 | Hexachlorocyclopentadiene | ND | 20 | 1.2 | U |
| 78-59-1 | Isophorone | ND | 5.0 | 0.86 | U |
| 98-95-3 | Nitrobenzene | ND | 2.0 | 0.20 | U |
| 86-30-6 | NDPA/DPA | ND | 2.0 | 0.92 | U |
| 621-64-7 | n-Nitrosodi-n-propylamine | ND | 5.0 | 0.91 | U |
| 117-81-7 | Bis(2-ethylhexyl)phthalate | ND | 3.0 | 1.4 | U |
| 85-68-7 | Butyl benzyl phthalate | ND | 5.0 | 2.6 | U |
| 84-74-2 | Di-n-butylphthalate | ND | 5.0 | 0.96 | U |
| 117-84-0 | Di-n-octylphthalate | ND | 5.0 | 2.3 | U |
| 84-66-2 | Diethyl phthalate | ND | 5.0 | 0.76 | U |
| 131-11-3 | Dimethyl phthalate | ND | 5.0 | 0.92 | U |
| 92-52-4 | Biphenyl | ND | 2.0 | 0.20 | U |
| 106-47-8 | 4-Chloroaniline | ND | 5.0 | 0.47 | U |
| 88-74-4 | 2-Nitroaniline | ND | 5.0 | 1.0 | U |
| 99-09-2 | 3-Nitroaniline | ND | 5.0 | 1.2 | U |

# Results Summary
# Form 1
# Semivolatile Organics by GC/MS

| | | | |
|---|---|---|---|
| Client | : Roux Env. Eng. & Geology, DPC | Lab Number | : L2555281 |
| Project Name | : CORAM MATERIALS | Project Number | : 2232.0006Y005 |
| Lab ID | : L2555281-06 | Date Collected | : 09/03/25 13:15 |
| Client ID | : PZ-6 | Date Received | : 09/03/25 |
| Sample Location | : 416 MILLER PLACE-YAPHANK RD. | Date Analyzed | : 09/05/25 04:23 |
| Sample Matrix | : WATER | Date Extracted | : 09/04/25 |
| Analytical Method | : 1,8270E | Dilution Factor | : 1 |
| Lab File ID | : 55281-06 | Analyst | : SMZ |
| Sample Amount | : 100 ml | Instrument ID | : SV112 |
| Extraction Method | : EPA 3510C | GC Column | : RTX5-MS |
| Extract Volume | : 1000 uL | %Solids | : N/A |
| GPC Cleanup | : N | Injection Volume | : 1 uL |

| | | ug/L | | | |
|---|---|---|---|---|---|
| CAS NO. | Parameter | Results | RL | MDL | Qualifier |
| 100-01-6 | 4-Nitroaniline | ND | 5.0 | 1.4 | U |
| 132-64-9 | Dibenzofuran | ND | 2.0 | 0.40 | U |
| 95-94-3 | 1,2,4,5-Tetrachlorobenzene | ND | 10 | 0.24 | U |
| 98-86-2 | Acetophenone | ND | 5.0 | 0.92 | U |
| 88-06-2 | 2,4,6-Trichlorophenol | ND | 5.0 | 2.1 | U |
| 59-50-7 | p-Chloro-m-cresol | ND | 2.0 | 0.61 | U |
| 95-57-8 | 2-Chlorophenol | ND | 2.0 | 0.65 | U |
| 120-83-2 | 2,4-Dichlorophenol | ND | 5.0 | 1.7 | U |
| 105-67-9 | 2,4-Dimethylphenol | ND | 5.0 | 2.0 | U |
| 88-75-5 | 2-Nitrophenol | ND | 10 | 2.0 | U |
| 100-02-7 | 4-Nitrophenol | ND | 10 | 1.4 | U |
| 51-28-5 | 2,4-Dinitrophenol | ND | 20 | 5.4 | U |
| 534-52-1 | 4,6-Dinitro-o-cresol | ND | 10 | 2.3 | U |
| 108-95-2 | Phenol | ND | 5.0 | 0.35 | U |
| 95-48-7 | 2-Methylphenol | ND | 5.0 | 2.3 | U |
| 108-39-4/106-44-5 | 3-Methylphenol/4-Methylphenol | ND | 5.0 | 1.4 | U |
| 95-95-4 | 2,4,5-Trichlorophenol | ND | 5.0 | 2.1 | U |
| 86-74-8 | Carbazole | ND | 2.0 | 0.31 | U |
| 1912-24-9 | Atrazine | ND | 10 | 1.0 | U |
| 100-52-7 | Benzaldehyde | ND | 5.0 | 1.1 | U |
| 105-60-2 | Caprolactam | ND | 10 | 1.2 | U |

# Results Summary
# Form 1
# Semivolatile Organics by GC/MS

| | | | |
|---|---|---|---|
| Client | : Roux Env. Eng. & Geology, DPC | Lab Number | : L2555281 |
| Project Name | : CORAM MATERIALS | Project Number | : 2232.0006Y005 |
| Lab ID | : L2555281-07 | Date Collected | : 09/03/25 13:20 |
| Client ID | : MW-6D | Date Received | : 09/03/25 |
| Sample Location | : 416 MILLER PLACE-YAPHANK RD. | Date Analyzed | : 09/05/25 04:46 |
| Sample Matrix | : WATER | Date Extracted | : 09/04/25 |
| Analytical Method | : 1,8270E | Dilution Factor | : 1 |
| Lab File ID | : 55281-07 | Analyst | : SMZ |
| Sample Amount | : 100 ml | Instrument ID | : SV112 |
| Extraction Method | : EPA 3510C | GC Column | : RTX5-MS |
| Extract Volume | : 1000 uL | %Solids | : N/A |
| GPC Cleanup | : N | Injection Volume | : 1 uL |

| | | ug/L | | | |
|---|---|---|---|---|---|
| CAS NO. | Parameter | Results | RL | MDL | Qualifier |
| 91-94-1 | 3,3'-Dichlorobenzidine | ND | 5.0 | 1.8 | U |
| 121-14-2 | 2,4-Dinitrotoluene | ND | 5.0 | 0.54 | U |
| 606-20-2 | 2,6-Dinitrotoluene | ND | 5.0 | 0.84 | U |
| 7005-72-3 | 4-Chlorophenyl phenyl ether | ND | 2.0 | 0.39 | U |
| 101-55-3 | 4-Bromophenyl phenyl ether | ND | 2.0 | 0.24 | U |
| 108-60-1 | Bis(2-chloroisopropyl)ether | ND | 2.0 | 0.40 | U |
| 111-91-1 | Bis(2-chloroethoxy)methane | ND | 5.0 | 0.84 | U |
| 77-47-4 | Hexachlorocyclopentadiene | ND | 20 | 1.2 | U |
| 78-59-1 | Isophorone | ND | 5.0 | 0.86 | U |
| 98-95-3 | Nitrobenzene | ND | 2.0 | 0.20 | U |
| 86-30-6 | NDPA/DPA | ND | 2.0 | 0.92 | U |
| 621-64-7 | n-Nitrosodi-n-propylamine | ND | 5.0 | 0.91 | U |
| 117-81-7 | Bis(2-ethylhexyl)phthalate | ND | 3.0 | 1.4 | U |
| 85-68-7 | Butyl benzyl phthalate | ND | 5.0 | 2.6 | U |
| 84-74-2 | Di-n-butylphthalate | ND | 5.0 | 0.96 | U |
| 117-84-0 | Di-n-octylphthalate | ND | 5.0 | 2.3 | U |
| 84-66-2 | Diethyl phthalate | ND | 5.0 | 0.76 | U |
| 131-11-3 | Dimethyl phthalate | ND | 5.0 | 0.92 | U |
| 92-52-4 | Biphenyl | ND | 2.0 | 0.20 | U |
| 106-47-8 | 4-Chloroaniline | ND | 5.0 | 0.47 | U |
| 88-74-4 | 2-Nitroaniline | ND | 5.0 | 1.0 | U |
| 99-09-2 | 3-Nitroaniline | ND | 5.0 | 1.2 | U |

# Results Summary
# Form 1
# Semivolatile Organics by GC/MS

| | | | |
|---|---|---|---|
| Client | : Roux Env. Eng. & Geology, DPC | Lab Number | : L2555281 |
| Project Name | : CORAM MATERIALS | Project Number | : 2232.0006Y005 |
| Lab ID | : L2555281-07 | Date Collected | : 09/03/25 13:20 |
| Client ID | : MW-6D | Date Received | : 09/03/25 |
| Sample Location | : 416 MILLER PLACE-YAPHANK RD. | Date Analyzed | : 09/05/25 04:46 |
| Sample Matrix | : WATER | Date Extracted | : 09/04/25 |
| Analytical Method | : 1,8270E | Dilution Factor | : 1 |
| Lab File ID | : 55281-07 | Analyst | : SMZ |
| Sample Amount | : 100 ml | Instrument ID | : SV112 |
| Extraction Method | : EPA 3510C | GC Column | : RTX5-MS |
| Extract Volume | : 1000 uL | %Solids | : N/A |
| GPC Cleanup | : N | Injection Volume | : 1 uL |

| | | ug/L | | | |
|---|---|---|---|---|---|
| CAS NO. | Parameter | Results | RL | MDL | Qualifier |
| 100-01-6 | 4-Nitroaniline | ND | 5.0 | 1.4 | U |
| 132-64-9 | Dibenzofuran | ND | 2.0 | 0.40 | U |
| 95-94-3 | 1,2,4,5-Tetrachlorobenzene | ND | 10 | 0.24 | U |
| 98-86-2 | Acetophenone | ND | 5.0 | 0.92 | U |
| 88-06-2 | 2,4,6-Trichlorophenol | ND | 5.0 | 2.1 | U |
| 59-50-7 | p-Chloro-m-cresol | ND | 2.0 | 0.61 | U |
| 95-57-8 | 2-Chlorophenol | ND | 2.0 | 0.65 | U |
| 120-83-2 | 2,4-Dichlorophenol | ND | 5.0 | 1.7 | U |
| 105-67-9 | 2,4-Dimethylphenol | ND | 5.0 | 2.0 | U |
| 88-75-5 | 2-Nitrophenol | ND | 10 | 2.0 | U |
| 100-02-7 | 4-Nitrophenol | ND | 10 | 1.4 | U |
| 51-28-5 | 2,4-Dinitrophenol | ND | 20 | 5.4 | U |
| 534-52-1 | 4,6-Dinitro-o-cresol | ND | 10 | 2.3 | U |
| 108-95-2 | Phenol | ND | 5.0 | 0.35 | U |
| 95-48-7 | 2-Methylphenol | ND | 5.0 | 2.3 | U |
| 108-39-4/106-44-5 | 3-Methylphenol/4-Methylphenol | ND | 5.0 | 1.4 | U |
| 95-95-4 | 2,4,5-Trichlorophenol | ND | 5.0 | 2.1 | U |
| 86-74-8 | Carbazole | ND | 2.0 | 0.31 | U |
| 1912-24-9 | Atrazine | ND | 10 | 1.0 | U |
| 100-52-7 | Benzaldehyde | ND | 5.0 | 1.1 | U |
| 105-60-2 | Caprolactam | ND | 10 | 1.2 | U |

# Results Summary
# Form 1
# Semivolatile Organics by GC/MS

| | | | |
|---|---|---|---|
| Client | : Roux Env. Eng. & Geology, DPC | Lab Number | : L2555281 |
| Project Name | : CORAM MATERIALS | Project Number | : 2232.0006Y005 |
| Lab ID | : L2555281-08 | Date Collected | : 09/03/25 14:00 |
| Client ID | : EQUIPMENT BLANK_090325 | Date Received | : 09/03/25 |
| Sample Location | : 416 MILLER PLACE-YAPHANK RD. | Date Analyzed | : 09/05/25 05:08 |
| Sample Matrix | : Equipment Blank | Date Extracted | : 09/04/25 |
| Analytical Method | : 1,8270E | Dilution Factor | : 1 |
| Lab File ID | : 55281-08 | Analyst | : SMZ |
| Sample Amount | : 100 ml | Instrument ID | : SV112 |
| Extraction Method | : EPA 3510C | GC Column | : RTX5-MS |
| Extract Volume | : 1000 uL | %Solids | : N/A |
| GPC Cleanup | : N | Injection Volume | : 1 uL |

| | | ug/L | | | |
|---|---|---|---|---|---|
| CAS NO. | Parameter | Results | RL | MDL | Qualifier |
| 91-94-1 | 3,3'-Dichlorobenzidine | ND | 5.0 | 1.8 | U |
| 121-14-2 | 2,4-Dinitrotoluene | ND | 5.0 | 0.54 | U |
| 606-20-2 | 2,6-Dinitrotoluene | ND | 5.0 | 0.84 | U |
| 7005-72-3 | 4-Chlorophenyl phenyl ether | ND | 2.0 | 0.39 | U |
| 101-55-3 | 4-Bromophenyl phenyl ether | ND | 2.0 | 0.24 | U |
| 108-60-1 | Bis(2-chloroisopropyl)ether | ND | 2.0 | 0.40 | U |
| 111-91-1 | Bis(2-chloroethoxy)methane | ND | 5.0 | 0.84 | U |
| 77-47-4 | Hexachlorocyclopentadiene | ND | 20 | 1.2 | U |
| 78-59-1 | Isophorone | ND | 5.0 | 0.86 | U |
| 98-95-3 | Nitrobenzene | ND | 2.0 | 0.20 | U |
| 86-30-6 | NDPA/DPA | ND | 2.0 | 0.92 | U |
| 621-64-7 | n-Nitrosodi-n-propylamine | ND | 5.0 | 0.91 | U |
| 117-81-7 | Bis(2-ethylhexyl)phthalate | ND | 3.0 | 1.4 | U |
| 85-68-7 | Butyl benzyl phthalate | ND | 5.0 | 2.6 | U |
| 84-74-2 | Di-n-butylphthalate | ND | 5.0 | 0.96 | U |
| 117-84-0 | Di-n-octylphthalate | ND | 5.0 | 2.3 | U |
| 84-66-2 | Diethyl phthalate | ND | 5.0 | 0.76 | U |
| 131-11-3 | Dimethyl phthalate | ND | 5.0 | 0.92 | U |
| 92-52-4 | Biphenyl | ND | 2.0 | 0.20 | U |
| 106-47-8 | 4-Chloroaniline | ND | 5.0 | 0.47 | U |
| 88-74-4 | 2-Nitroaniline | ND | 5.0 | 1.0 | U |
| 99-09-2 | 3-Nitroaniline | ND | 5.0 | 1.2 | U |

# Results Summary
# Form 1
# Semivolatile Organics by GC/MS

| | | | |
|---|---|---|---|
| Client | : Roux Env. Eng. & Geology, DPC | Lab Number | : L2555281 |
| Project Name | : CORAM MATERIALS | Project Number | : 2232.0006Y005 |
| Lab ID | : L2555281-08 | Date Collected | : 09/03/25 14:00 |
| Client ID | : EQUIPMENT BLANK_090325 | Date Received | : 09/03/25 |
| Sample Location | : 416 MILLER PLACE-YAPHANK RD. | Date Analyzed | : 09/05/25 05:08 |
| Sample Matrix | : Equipment Blank | Date Extracted | : 09/04/25 |
| Analytical Method | : 1,8270E | Dilution Factor | : 1 |
| Lab File ID | : 55281-08 | Analyst | : SMZ |
| Sample Amount | : 100 ml | Instrument ID | : SV112 |
| Extraction Method | : EPA 3510C | GC Column | : RTX5-MS |
| Extract Volume | : 1000 uL | %Solids | : N/A |
| GPC Cleanup | : N | Injection Volume | : 1 uL |

| | | ug/L | | | |
|---|---|---|---|---|---|
| CAS NO. | Parameter | Results | RL | MDL | Qualifier |
| 100-01-6 | 4-Nitroaniline | ND | 5.0 | 1.4 | U |
| 132-64-9 | Dibenzofuran | ND | 2.0 | 0.40 | U |
| 95-94-3 | 1,2,4,5-Tetrachlorobenzene | ND | 10 | 0.24 | U |
| 98-86-2 | Acetophenone | ND | 5.0 | 0.92 | U |
| 88-06-2 | 2,4,6-Trichlorophenol | ND | 5.0 | 2.1 | U |
| 59-50-7 | p-Chloro-m-cresol | ND | 2.0 | 0.61 | U |
| 95-57-8 | 2-Chlorophenol | ND | 2.0 | 0.65 | U |
| 120-83-2 | 2,4-Dichlorophenol | ND | 5.0 | 1.7 | U |
| 105-67-9 | 2,4-Dimethylphenol | ND | 5.0 | 2.0 | U |
| 88-75-5 | 2-Nitrophenol | ND | 10 | 2.0 | U |
| 100-02-7 | 4-Nitrophenol | ND | 10 | 1.4 | U |
| 51-28-5 | 2,4-Dinitrophenol | ND | 20 | 5.4 | U |
| 534-52-1 | 4,6-Dinitro-o-cresol | ND | 10 | 2.3 | U |
| 108-95-2 | Phenol | ND | 5.0 | 0.35 | U |
| 95-48-7 | 2-Methylphenol | ND | 5.0 | 2.3 | U |
| 108-39-4/106-44-5 | 3-Methylphenol/4-Methylphenol | ND | 5.0 | 1.4 | U |
| 95-95-4 | 2,4,5-Trichlorophenol | ND | 5.0 | 2.1 | U |
| 86-74-8 | Carbazole | ND | 2.0 | 0.31 | U |
| 1912-24-9 | Atrazine | ND | 10 | 1.0 | U |
| 100-52-7 | Benzaldehyde | ND | 5.0 | 1.1 | U |
| 105-60-2 | Caprolactam | ND | 10 | 1.2 | U |

# Results Summary
# Form 1
# Semivolatile Organics by GC/MS

| | | | |
|---|---|---|---|
| Client | : Roux Env. Eng. & Geology, DPC | Lab Number | : L2555281 |
| Project Name | : CORAM MATERIALS | Project Number | : 2232.0006Y005 |
| Lab ID | : WG2110784-1 | Date Collected | : NA |
| Client ID | : WG2110784-1BLANK | Date Received | : NA |
| Sample Location | : | Date Analyzed | : 09/04/25 23:06 |
| Sample Matrix | : WATER | Date Extracted | : 09/04/25 |
| Analytical Method | : 1,8270E | Dilution Factor | : 1 |
| Lab File ID | : 110784-1 | Analyst | : SMZ |
| Sample Amount | : 100 ml | Instrument ID | : SV112 |
| Extraction Method | : EPA 3510C | GC Column | : RTX5-MS |
| Extract Volume | : 1000 uL | %Solids | : N/A |
| GPC Cleanup | : N | Injection Volume | : 1 uL |

| | | ug/L | | | |
|---|---|---|---|---|---|
| CAS NO. | Parameter | Results | RL | MDL | Qualifier |
| 91-94-1 | 3,3'-Dichlorobenzidine | ND | 5.0 | 1.8 | U |
| 121-14-2 | 2,4-Dinitrotoluene | ND | 5.0 | 0.54 | U |
| 606-20-2 | 2,6-Dinitrotoluene | ND | 5.0 | 0.84 | U |
| 7005-72-3 | 4-Chlorophenyl phenyl ether | ND | 2.0 | 0.39 | U |
| 101-55-3 | 4-Bromophenyl phenyl ether | ND | 2.0 | 0.24 | U |
| 108-60-1 | Bis(2-chloroisopropyl)ether | ND | 2.0 | 0.40 | U |
| 111-91-1 | Bis(2-chloroethoxy)methane | ND | 5.0 | 0.84 | U |
| 77-47-4 | Hexachlorocyclopentadiene | ND | 20 | 1.2 | U |
| 78-59-1 | Isophorone | ND | 5.0 | 0.86 | U |
| 98-95-3 | Nitrobenzene | ND | 2.0 | 0.20 | U |
| 86-30-6 | NDPA/DPA | ND | 2.0 | 0.92 | U |
| 621-64-7 | n-Nitrosodi-n-propylamine | ND | 5.0 | 0.91 | U |
| 117-81-7 | Bis(2-ethylhexyl)phthalate | 1.9 | 3.0 | 1.4 | J |
| 85-68-7 | Butyl benzyl phthalate | ND | 5.0 | 2.6 | U |
| 84-74-2 | Di-n-butylphthalate | ND | 5.0 | 0.96 | U |
| 117-84-0 | Di-n-octylphthalate | ND | 5.0 | 2.3 | U |
| 84-66-2 | Diethyl phthalate | ND | 5.0 | 0.76 | U |
| 131-11-3 | Dimethyl phthalate | ND | 5.0 | 0.92 | U |
| 92-52-4 | Biphenyl | ND | 2.0 | 0.20 | U |
| 106-47-8 | 4-Chloroaniline | ND | 5.0 | 0.47 | U |
| 88-74-4 | 2-Nitroaniline | ND | 5.0 | 1.0 | U |
| 99-09-2 | 3-Nitroaniline | ND | 5.0 | 1.2 | U |

# Results Summary
# Form 1
# Semivolatile Organics by GC/MS

| | | | |
|---|---|---|---|
| Client | : Roux Env. Eng. & Geology, DPC | Lab Number | : L2555281 |
| Project Name | : CORAM MATERIALS | Project Number | : 2232.0006Y005 |
| Lab ID | : WG2110784-1 | Date Collected | : NA |
| Client ID | : WG2110784-1BLANK | Date Received | : NA |
| Sample Location | : | Date Analyzed | : 09/04/25 23:06 |
| Sample Matrix | : WATER | Date Extracted | : 09/04/25 |
| Analytical Method | : 1,8270E | Dilution Factor | : 1 |
| Lab File ID | : 110784-1 | Analyst | : SMZ |
| Sample Amount | : 100 ml | Instrument ID | : SV112 |
| Extraction Method | : EPA 3510C | GC Column | : RTX5-MS |
| Extract Volume | : 1000 uL | %Solids | : N/A |
| GPC Cleanup | : N | Injection Volume | : 1 uL |

| | | ug/L | | | |
|---|---|---|---|---|---|
| CAS NO. | Parameter | Results | RL | MDL | Qualifier |
| 100-01-6 | 4-Nitroaniline | ND | 5.0 | 1.4 | U |
| 132-64-9 | Dibenzofuran | ND | 2.0 | 0.40 | U |
| 95-94-3 | 1,2,4,5-Tetrachlorobenzene | ND | 10 | 0.24 | U |
| 98-86-2 | Acetophenone | ND | 5.0 | 0.92 | U |
| 88-06-2 | 2,4,6-Trichlorophenol | ND | 5.0 | 2.1 | U |
| 59-50-7 | p-Chloro-m-cresol | ND | 2.0 | 0.61 | U |
| 95-57-8 | 2-Chlorophenol | ND | 2.0 | 0.65 | U |
| 120-83-2 | 2,4-Dichlorophenol | ND | 5.0 | 1.7 | U |
| 105-67-9 | 2,4-Dimethylphenol | ND | 5.0 | 2.0 | U |
| 88-75-5 | 2-Nitrophenol | ND | 10 | 2.0 | U |
| 100-02-7 | 4-Nitrophenol | ND | 10 | 1.4 | U |
| 51-28-5 | 2,4-Dinitrophenol | ND | 20 | 5.4 | U |
| 534-52-1 | 4,6-Dinitro-o-cresol | ND | 10 | 2.3 | U |
| 108-95-2 | Phenol | ND | 5.0 | 0.35 | U |
| 95-48-7 | 2-Methylphenol | ND | 5.0 | 2.3 | U |
| 108-39-4/106-44-5 | 3-Methylphenol/4-Methylphenol | ND | 5.0 | 1.4 | U |
| 95-95-4 | 2,4,5-Trichlorophenol | ND | 5.0 | 2.1 | U |
| 86-74-8 | Carbazole | ND | 2.0 | 0.31 | U |
| 1912-24-9 | Atrazine | ND | 10 | 1.0 | U |
| 100-52-7 | Benzaldehyde | ND | 5.0 | 1.1 | U |
| 105-60-2 | Caprolactam | ND | 10 | 1.2 | U |

Quantitation Report (QT Reviewed)

Data Path : I:\8270\SV112\250904RVT\
Data File : 55281-01.D
Acq On : 05 Sep 2025 01:44 am
Operator : SV112:smz
Sample : L2555281-01,32,,ASK
Misc : WG2110427,WG2110784,ical22560
ALS Vial : 14 Sample Multiplier: 1

Quant Time: Sep 05 10:48:26 2025
Quant Method : I:\8270\SV112\250904RVT\FS250817SV112RVT.m
Quant Title : Semivolatiles by GC/MS by modified 8270
QLast Update : Thu Sep 04 20:49:39 2025
Response via : Initial Calibration

CCAL FILE(s) : 1 - I:\8270\SV112\250904RVT\ABN0904a.D
: 2 - I:\8270\SV112\250904RVT\ADP0904.D
: 3 - I:\8270\SV112\250904RVT\AP90904a.D
Sub List : 8270TCL_combo_REV1 - TCL/CT/MA

| Compound | R.T. | QIon | Response | Conc | Units | Dev(Min) |
|---|---|---|---|---|---|---|
| Internal Standards | | | | | | |
| 1) IS1_1,4-Dichlorobenzen... | 4.716 | 152 | 15244 | 4.000 | ug/ml | 0.00 |
| Standard Area 1 = 18364 | | | Recovery = 83.01% | | | |
| 27) IS2_1,4-Dichlorobenzen... | 4.716 | 152 | 15244 | 4.000 | ug/ml | -0.09 |
| Standard Area 3 = 15466 | | | Recovery = 98.56% | | | |
| 35) IS1_Naphthalene-d8 | 5.946 | 136 | 59473 | 4.000 | ug/ml | 0.00 |
| Standard Area 1 = 71336 | | | Recovery = 83.37% | | | |
| 55) IS2_Naphthalene-d8 | 5.946 | 136 | 59473 | 4.000 | ug/ml | -0.10 |
| Standard Area 3 = 58616 | | | Recovery = 101.46% | | | |
| 63) IS1_Acenaphthene-d10 | 7.646 | 164 | 40020 | 4.000 | ug/ml | 0.00 |
| Standard Area 1 = 50801 | | | Recovery = 78.78% | | | |
| 83) IS2_Acenaphthene-d10 | 7.646 | 164 | 40020 | 4.000 | ug/ml | -0.10 |
| Standard Area 3 = 38758 | | | Recovery = 103.26% | | | |
| 86) IS3_Acenaphthene-d10 | 7.646 | 164 | 40020 | 4.000 | ug/ml | 0.00 |
| Standard Area 2 = 36376 | | | Recovery = 110.02% | | | |
| 88) IS1_Phenanthrene-d10 | 9.075 | 188 | 93422 | 4.000 | ug/ml | # 0.00 |
| Standard Area 1 = 114944 | | | Recovery = 81.28% | | | |
| 100) IS3_Phenanthrene-d10 | 9.075 | 188 | 93422 | 4.000 | ug/ml | # 0.00 |
| Standard Area 2 = 85095 | | | Recovery = 109.79% | | | |
| 104) IS1_Chrysene-d12 | 11.704 | 240 | 110965 | 4.000 | ug/ml | # 0.00 |
| Standard Area 1 = 133330 | | | Recovery = 83.23% | | | |
| 113) IS1_Perylene-d12 | 13.175 | 264 | 128283 | 4.000 | ug/ml | 0.00 |
| Standard Area 1 = 147517 | | | Recovery = 86.96% | | | |
| System Monitoring Compounds | | | | | | |
| 4) 2-Fluorophenol | 3.440 | 112 | 4554 | 1.082 | ug/ml | 0.00 |
| Spiked Amount 2.000 | Range 15 - 110 | | Recovery = 54.10% | | | |
| 7) Phenol-d6 | 4.387 | 99 | 4539 | 0.834 | ug/ml | 0.00 |
| Spiked Amount 2.000 | Range 15 - 110 | | Recovery = 41.70% | | | |
| 19) Nitrobenzene-d5 | 5.252 | 82 | 3623 | 0.702 | ug/ml | 0.00 |
| Spiked Amount 1.000 | Range 30 - 130 | | Recovery = 70.20% | | | |
| 46) 2-Fluorobiphenyl | 7.016 | 172 | 10598 | 0.769 | ug/ml | 0.00 |
| Spiked Amount 1.000 | Range 30 - 130 | | Recovery = 76.90% | | | |
| 79) 2,4,6-Tribromophenol | 8.410 | 330 | 4114 | 1.616 | ug/ml | 0.00 |
| Spiked Amount 2.000 | Range 15 - 110 | | Recovery = 80.80% | | | |
| 96) 4-Terphenyl-d14 | 10.657 | 244 | 20965 | 0.841 | ug/ml | 0.00 |
| Spiked Amount 1.000 | Range 30 - 130 | | Recovery = 84.10% | | | |

Data Path : I:\8270\SV112\250904RVT\
Data File : 55281-01.D
Acq On : 05 Sep 2025 01:44 am
Operator : SV112:smz
Sample : L2555281-01,32,,ASK
Misc : WG2110427,WG2110784,ical22560
ALS Vial : 14 Sample Multiplier: 1

Quant Time: Sep 05 10:48:26 2025
Quant Method : I:\8270\SV112\250904RVT\FS250817SV112RVT.m
Quant Title : Semivolatiles by GC/MS by modified 8270
QLast Update : Thu Sep 04 20:49:39 2025
Response via : Initial Calibration

CCAL FILE(s) : 1 - I:\8270\SV112\250904RVT\ABN0904a.D
: 2 - I:\8270\SV112\250904RVT\ADP0904.D
: 3 - I:\8270\SV112\250904RVT\AP90904a.D
Sub List : 8270TCL_combo_REV1 - TCL/CT/MA

| Compound | R.T. | QIon | Response | Conc | Units | Dev(Min) |
|---|---|---|---|---|---|---|
| Target Compounds | | | | | | Qvalue |
| 6) 2-Chlorophenol | 0.000 | | 0 | N.D. | | |
| 8) Phenol | 0.000 | | 0 | N.D. | | |
| 14) Bis(2-chloroisopropyl)... | 0.000 | | 0 | N.D. | | |
| 15) 2-Methylphenol | 0.000 | | 0 | N.D. | | |
| 17) n-Nitrosodi-n-propylamine | 0.000 | | 0 | N.D. | | |
| 18) 3-Methylphenol/4-Methy... | 0.000 | | 0 | N.D. | | |
| 20) Nitrobenzene | 0.000 | | 0 | N.D. | | |
| 21) Isophorone | 0.000 | | 0 | N.D. | | |
| 22) 2-Nitrophenol | 0.000 | | 0 | N.D. | | |
| 23) 2,4-Dimethylphenol | 0.000 | | 0 | N.D. | | |
| 24) Bis(2-chloroethoxy)met... | 0.000 | | 0 | N.D. | | |
| 25) 2,4-Dichlorophenol | 0.000 | | 0 | N.D. | | |
| 28) Benzaldehyde | 0.000 | | 0 | N.D. | | |
| 29) Acetophenone | 0.000 | | 0 | N.D. | | |
| 38) 4-Chloroaniline | 0.000 | | 0 | N.D. | | |
| 40) p-Chloro-m-cresol | 0.000 | | 0 | N.D. | | |
| 43) Hexachlorocyclopentadiene | 0.000 | | 0 | N.D. | | |
| 44) 2,4,6-Trichlorophenol | 0.000 | | 0 | N.D. | | |
| 45) 2,4,5-Trichlorophenol | 0.000 | | 0 | N.D. | | |
| 48) 2-Nitroaniline | 0.000 | | 0 | N.D. | | |
| 51) Dimethyl phthalate | 0.000 | | 0 | N.D. | | |
| 53) 2,6-Dinitrotoluene | 0.000 | | 0 | N.D. | d | |
| 60) Caprolactam | 0.000 | | 0 | N.D. | | |
| 61) 1,2,4,5-Tetrachloroben... | 0.000 | | 0 | N.D. | | |
| 62) Biphenyl | 0.000 | | 0 | N.D. | | |
| 64) 3-Nitroaniline | 0.000 | | 0 | N.D. | | |
| 66) 2,4-Dinitrophenol | 0.000 | | 0 | N.D. | | |
| 67) Dibenzofuran | 0.000 | | 0 | N.D. | | |
| 68) 2,4-Dinitrotoluene | 0.000 | | 0 | N.D. | d | |
| 69) 4-Nitrophenol | 0.000 | | 0 | N.D. | | |
| 72) Diethyl phthalate | 0.000 | | 0 | N.D. | | |
| 74) 4-Chlorophenyl phenyl ... | 0.000 | | 0 | N.D. | | |
| 75) 4-Nitroaniline | 0.000 | | 0 | N.D. | | |
| 76) 4,6-Dinitro-o-cresol | 0.000 | | 0 | N.D. | | |
| 77) NDPA/DPA | 0.000 | | 0 | N.D. | | |
| 80) 4-Bromophenyl phenyl e... | 0.000 | | 0 | N.D. | | |

Data Path : I:\8270\SV112\250904RVT\
Data File : 55281-01.D
Acq On : 05 Sep 2025 01:44 am
Operator : SV112:smz
Sample : L2555281-01,32,,ASK
Misc : WG2110427,WG2110784,ical22560
ALS Vial : 14 Sample Multiplier: 1

Quant Time: Sep 05 10:48:26 2025
Quant Method : I:\8270\SV112\250904RVT\FS250817SV112RVT.m
Quant Title : Semivolatiles by GC/MS by modified 8270
QLast Update : Thu Sep 04 20:49:39 2025
Response via : Initial Calibration

CCAL FILE(s) : 1 - I:\8270\SV112\250904RVT\ABN0904a.D
: 2 - I:\8270\SV112\250904RVT\ADP0904.D
: 3 - I:\8270\SV112\250904RVT\AP90904a.D
Sub List : 8270TCL_combo_REV1 - TCL/CT/MA

| Compound | R.T. | QIon | Response | Conc | Units | Dev(Min) |
|---|---|---|---|---|---|---|
| 87) Atrazine | 0.000 | | 0 | N.D. | | |
| 91) Carbazole | 0.000 | | 0 | N.D. | | |
| 92) Di-n-butylphthalate | 0.000 | | 0 | N.D. | d | |
| 97) Butyl benzyl phthalate | 0.000 | | 0 | N.D. | | |
| 106) 3,3'-Dichlorobenzidine | 0.000 | | 0 | N.D. | | |
| 108) Bis(2-ethylhexyl)phtha... | 0.000 | | 0 | N.D. | | |
| 109) Di-n-octylphthalate | 0.000 | | 0 | N.D. | d | |

(#) = qualifier out of range (m) = manual integration (+) = signals summed

Quantitation Report (QT Reviewed)

Data Path : I:\8270\SV112\250904RVT\
Data File : 55281-01.D
Acq On : 05 Sep 2025 01:44 am
Operator : SV112:smz
Sample : L2555281-01,32,,ASK
Misc : WG2110427,WG2110784,ical22560
ALS Vial : 14 Sample Multiplier: 1

Quant Time: Sep 05 10:48:26 2025
Quant Method : I:\8270\SV112\250904RVT\FS250817SV112RVT.m
Quant Title : Semivolatiles by GC/MS by modified 8270
QLast Update : Thu Sep 04 20:49:39 2025
Response via : Initial Calibration

Sub List : 8270ICL8270MSVREV250904RVTXMA90904a.D•

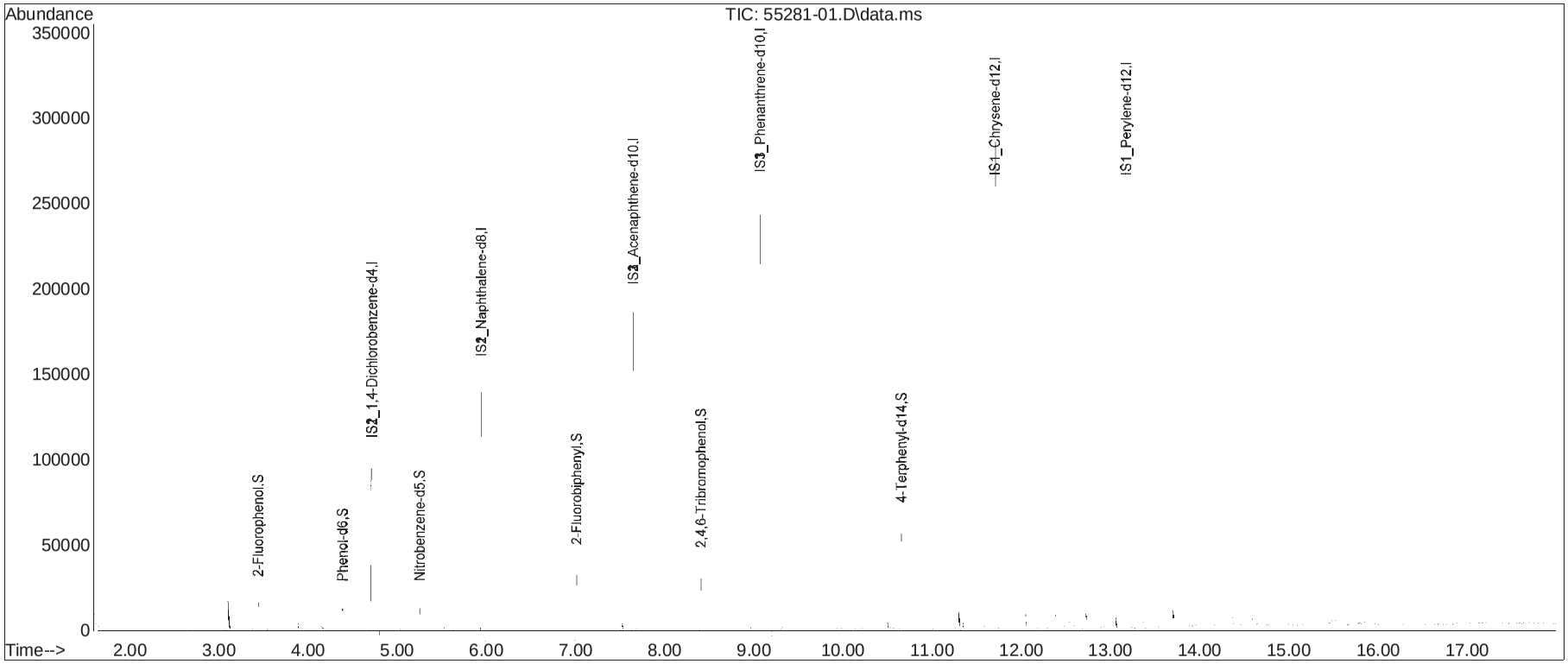

# Manual Integration Report

| | | | |
|---|---|---|---|
| Data Path | : I:\8270\SV112\250904RVT\ | QMethod | : FS250817SV112RVT.m |
| Data File | : 55281-01.D | Operator | : SV112:smz |
| Date Inj'd | : 9/5/2025 1:44 am | Instrument | : SV112 |
| Sample | : L2555281-01,32,,ASK | Quant Date | : 9/5/2025 2:03 am |

There are no manual integrations or false positives in this file.

Quantitation Report (QT Reviewed)

Data Path : I:\8270\SV112\250904RVT\
Data File : 55281-02.D
Acq On : 05 Sep 2025 02:07 am
Operator : SV112:smz
Sample : L2555281-02,32,,ASK
Misc : WG2110427,WG2110784,ical22560
ALS Vial : 15 Sample Multiplier: 1

Quant Time: Sep 05 10:48:41 2025
Quant Method : I:\8270\SV112\250904RVT\FS250817SV112RVT.m
Quant Title : Semivolatiles by GC/MS by modified 8270
QLast Update : Thu Sep 04 20:49:39 2025
Response via : Initial Calibration

CCAL FILE(s) : 1 - I:\8270\SV112\250904RVT\ABN0904a.D
: 2 - I:\8270\SV112\250904RVT\ADP0904.D
: 3 - I:\8270\SV112\250904RVT\AP90904a.D
Sub List : 8270TCL_combo_REV1 - TCL/CT/MA

| Compound | R.T. | QIon | Response | Conc | Units | Dev(Min) |
|---|---|---|---|---|---|---|
| Internal Standards | | | | | | |
| 1) IS1_1,4-Dichlorobenzen... | 4.716 | 152 | 14802 | 4.000 | ug/ml | 0.00 |
| Standard Area 1 = 18364 | | | Recovery = 80.60% | | | |
| 27) IS2_1,4-Dichlorobenzen... | 4.716 | 152 | 14802 | 4.000 | ug/ml | -0.09 |
| Standard Area 3 = 15466 | | | Recovery = 95.71% | | | |
| 35) IS1_Naphthalene-d8 | 5.946 | 136 | 56412 | 4.000 | ug/ml | 0.00 |
| Standard Area 1 = 71336 | | | Recovery = 79.08% | | | |
| 55) IS2_Naphthalene-d8 | 5.946 | 136 | 56412 | 4.000 | ug/ml | -0.10 |
| Standard Area 3 = 58616 | | | Recovery = 96.24% | | | |
| 63) IS1_Acenaphthene-d10 | 7.652 | 164 | 37767 | 4.000 | ug/ml | 0.00 |
| Standard Area 1 = 50801 | | | Recovery = 74.34% | | | |
| 83) IS2_Acenaphthene-d10 | 7.652 | 164 | 37767 | 4.000 | ug/ml | -0.09 |
| Standard Area 3 = 38758 | | | Recovery = 97.44% | | | |
| 86) IS3_Acenaphthene-d10 | 7.652 | 164 | 37767 | 4.000 | ug/ml | 0.00 |
| Standard Area 2 = 36376 | | | Recovery = 103.82% | | | |
| 88) IS1_Phenanthrene-d10 | 9.075 | 188 | 86715 | 4.000 | ug/ml | # 0.00 |
| Standard Area 1 = 114944 | | | Recovery = 75.44% | | | |
| 100) IS3_Phenanthrene-d10 | 9.075 | 188 | 86715 | 4.000 | ug/ml | # 0.00 |
| Standard Area 2 = 85095 | | | Recovery = 101.90% | | | |
| 104) IS1_Chrysene-d12 | 11.710 | 240 | 104655 | 4.000 | ug/ml | # 0.00 |
| Standard Area 1 = 133330 | | | Recovery = 78.49% | | | |
| 113) IS1_Perylene-d12 | 13.175 | 264 | 117402 | 4.000 | ug/ml | 0.00 |
| Standard Area 1 = 147517 | | | Recovery = 79.59% | | | |
| System Monitoring Compounds | | | | | | |
| 4) 2-Fluorophenol | 3.440 | 112 | 3950 | 0.966 | ug/ml | 0.00 |
| Spiked Amount 2.000 | Range 15 - 110 | | Recovery = 48.30% | | | |
| 7) Phenol-d6 | 4.387 | 99 | 3963 | 0.750 | ug/ml | 0.00 |
| Spiked Amount 2.000 | Range 15 - 110 | | Recovery = 37.50% | | | |
| 19) Nitrobenzene-d5 | 5.252 | 82 | 3341 | 0.667 | ug/ml | 0.00 |
| Spiked Amount 1.000 | Range 30 - 130 | | Recovery = 66.70% | | | |
| 46) 2-Fluorobiphenyl | 7.016 | 172 | 9613 | 0.735 | ug/ml | 0.00 |
| Spiked Amount 1.000 | Range 30 - 130 | | Recovery = 73.50% | | | |
| 79) 2,4,6-Tribromophenol | 8.410 | 330 | 3556 | 1.481 | ug/ml | 0.00 |
| Spiked Amount 2.000 | Range 15 - 110 | | Recovery = 74.05% | | | |
| 96) 4-Terphenyl-d14 | 10.657 | 244 | 17797 | 0.769 | ug/ml | 0.00 |
| Spiked Amount 1.000 | Range 30 - 130 | | Recovery = 76.90% | | | |

Data Path : I:\8270\SV112\250904RVT\
Data File : 55281-02.D
Acq On : 05 Sep 2025 02:07 am
Operator : SV112:smz
Sample : L2555281-02,32,,ASK
Misc : WG2110427,WG2110784,ical22560
ALS Vial : 15 Sample Multiplier: 1

Quant Time: Sep 05 10:48:41 2025
Quant Method : I:\8270\SV112\250904RVT\FS250817SV112RVT.m
Quant Title : Semivolatiles by GC/MS by modified 8270
QLast Update : Thu Sep 04 20:49:39 2025
Response via : Initial Calibration

CCAL FILE(s) : 1 - I:\8270\SV112\250904RVT\ABN0904a.D
: 2 - I:\8270\SV112\250904RVT\ADP0904.D
: 3 - I:\8270\SV112\250904RVT\AP90904a.D
Sub List : 8270TCL_combo_REV1 - TCL/CT/MA

| Compound | R.T. | QIon | Response | Conc | Units | Dev(Min) |
|---|---|---|---|---|---|---|
| Target Compounds | | | | | | Qvalue |
| 6) 2-Chlorophenol | 0.000 | | 0 | N.D. | | |
| 8) Phenol | 0.000 | | 0 | N.D. | | |
| 14) Bis(2-chloroisopropyl)... | 0.000 | | 0 | N.D. | | |
| 15) 2-Methylphenol | 0.000 | | 0 | N.D. | | |
| 17) n-Nitrosodi-n-propylamine | 0.000 | | 0 | N.D. | | |
| 18) 3-Methylphenol/4-Methy... | 0.000 | | 0 | N.D. | | |
| 20) Nitrobenzene | 0.000 | | 0 | N.D. | | |
| 21) Isophorone | 0.000 | | 0 | N.D. | | |
| 22) 2-Nitrophenol | 0.000 | | 0 | N.D. | | |
| 23) 2,4-Dimethylphenol | 0.000 | | 0 | N.D. | | |
| 24) Bis(2-chloroethoxy)met... | 0.000 | | 0 | N.D. | | |
| 25) 2,4-Dichlorophenol | 0.000 | | 0 | N.D. | | |
| 28) Benzaldehyde | 0.000 | | 0 | N.D. | | |
| 29) Acetophenone | 0.000 | | 0 | N.D. | | |
| 38) 4-Chloroaniline | 0.000 | | 0 | N.D. | | |
| 40) p-Chloro-m-cresol | 0.000 | | 0 | N.D. | | |
| 43) Hexachlorocyclopentadiene | 0.000 | | 0 | N.D. | | |
| 44) 2,4,6-Trichlorophenol | 0.000 | | 0 | N.D. | | |
| 45) 2,4,5-Trichlorophenol | 0.000 | | 0 | N.D. | | |
| 48) 2-Nitroaniline | 0.000 | | 0 | N.D. | | |
| 51) Dimethyl phthalate | 0.000 | | 0 | N.D. | | |
| 53) 2,6-Dinitrotoluene | 0.000 | | 0 | N.D. | d | |
| 60) Caprolactam | 0.000 | | 0 | N.D. | | |
| 61) 1,2,4,5-Tetrachloroben... | 0.000 | | 0 | N.D. | | |
| 62) Biphenyl | 0.000 | | 0 | N.D. | | |
| 64) 3-Nitroaniline | 0.000 | | 0 | N.D. | | |
| 66) 2,4-Dinitrophenol | 0.000 | | 0 | N.D. | | |
| 67) Dibenzofuran | 0.000 | | 0 | N.D. | | |
| 68) 2,4-Dinitrotoluene | 0.000 | | 0 | N.D. | d | |
| 69) 4-Nitrophenol | 0.000 | | 0 | N.D. | | |
| 72) Diethyl phthalate | 0.000 | | 0 | N.D. | | |
| 74) 4-Chlorophenyl phenyl ... | 0.000 | | 0 | N.D. | | |
| 75) 4-Nitroaniline | 0.000 | | 0 | N.D. | | |
| 76) 4,6-Dinitro-o-cresol | 0.000 | | 0 | N.D. | | |
| 77) NDPA/DPA | 0.000 | | 0 | N.D. | | |
| 80) 4-Bromophenyl phenyl e... | 0.000 | | 0 | N.D. | | |

Data Path : I:\8270\SV112\250904RVT\
Data File : 55281-02.D
Acq On : 05 Sep 2025 02:07 am
Operator : SV112:smz
Sample : L2555281-02,32,,ASK
Misc : WG2110427,WG2110784,ical22560
ALS Vial : 15 Sample Multiplier: 1

Quant Time: Sep 05 10:48:41 2025
Quant Method : I:\8270\SV112\250904RVT\FS250817SV112RVT.m
Quant Title : Semivolatiles by GC/MS by modified 8270
QLast Update : Thu Sep 04 20:49:39 2025
Response via : Initial Calibration

CCAL FILE(s) : 1 - I:\8270\SV112\250904RVT\ABN0904a.D
: 2 - I:\8270\SV112\250904RVT\ADP0904.D
: 3 - I:\8270\SV112\250904RVT\AP90904a.D
Sub List : 8270TCL_combo_REV1 - TCL/CT/MA

| Compound | R.T. | QIon | Response | Conc | Units | Dev(Min) |
|---|---|---|---|---|---|---|
| 87) Atrazine | 0.000 | | 0 | N.D. | | |
| 91) Carbazole | 0.000 | | 0 | N.D. | | |
| 92) Di-n-butylphthalate | 0.000 | | 0 | N.D. | d | |
| 97) Butyl benzyl phthalate | 0.000 | | 0 | N.D. | | |
| 106) 3,3'-Dichlorobenzidine | 0.000 | | 0 | N.D. | | |
| 108) Bis(2-ethylhexyl)phtha... | 11.816 | 149 | 48171 | 2.321 | ug/ml# | 99 |
| 109) Di-n-octylphthalate | 0.000 | | 0 | N.D. | d | |

(#) = qualifier out of range (m) = manual integration (+) = signals summed

Quantitation Report (QT Reviewed)

Data Path : I:\8270\SV112\250904RVT\
Data File : 55281-02.D
Acq On : 05 Sep 2025 02:07 am
Operator : SV112:smz
Sample : L2555281-02,32,,ASK
Misc : WG2110427,WG2110784,ical22560
ALS Vial : 15 Sample Multiplier: 1

Quant Time: Sep 05 10:48:41 2025
Quant Method : I:\8270\SV112\250904RVT\FS250817SV112RVT.m
Quant Title : Semivolatiles by GC/MS by modified 8270
QLast Update : Thu Sep 04 20:49:39 2025
Response via : Initial Calibration

Sub List : 8270ICL8270MSVREV250904RVTXMA90904a.D•

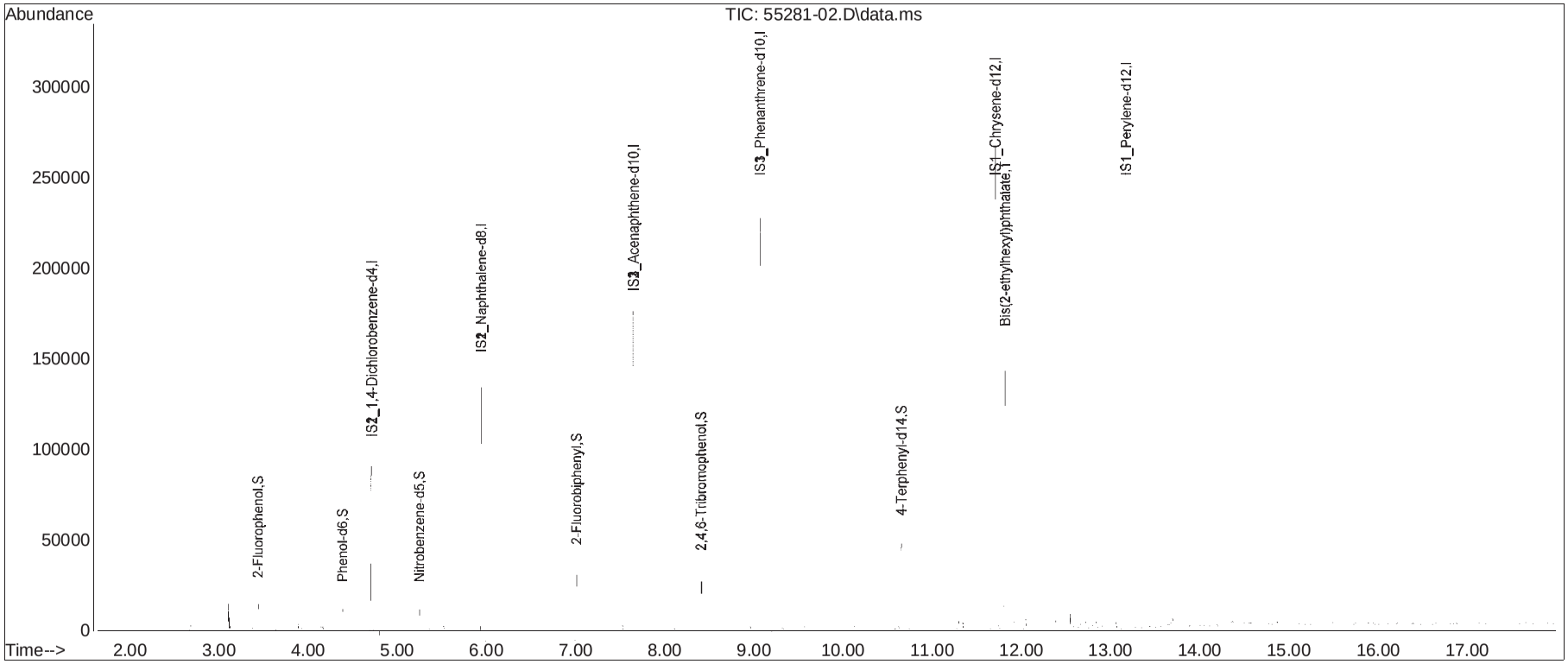

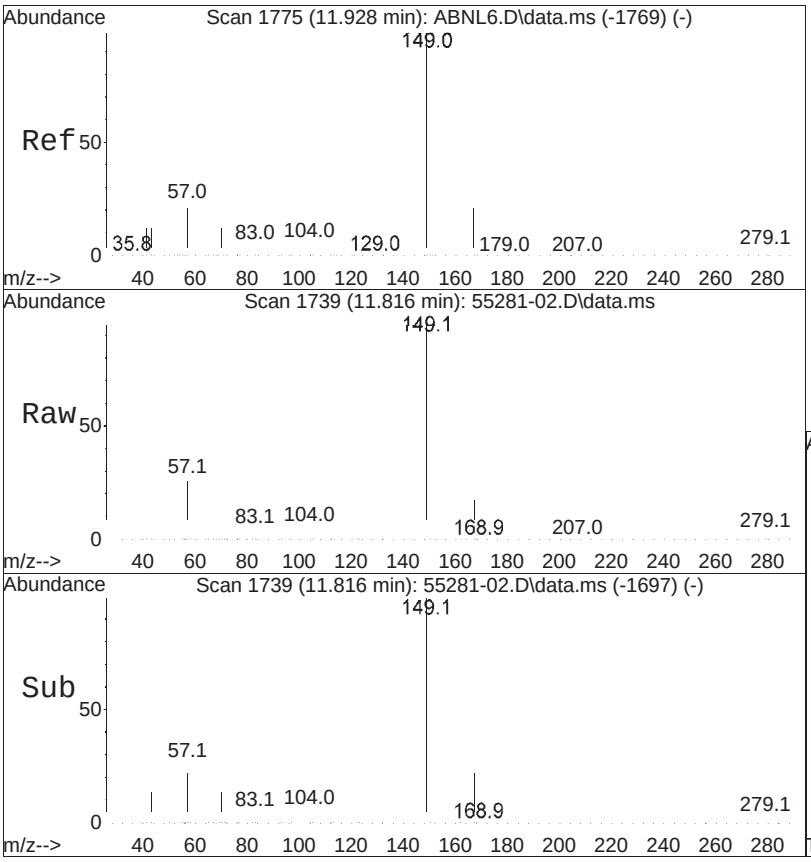


#108
Bis(2-ethylhexyl)phthalate
Concen: 2.32 ug/ml
RT: 11.816 min Scan# 1739
Delta R.T. -0.006 min
Lab File: 55281-02.D
Acq: 05 Sep 2025 02:07 am

Tgt Ion:149 Resp: 48171

| Ion | Ratio | Lower | Upper |
|---|---|---|---|
| 149 | 100 | | |
| 167 | 22.8 | 18.4 | 27.6 |
| 279 | 2.8 | 1.7 | 2.5# |

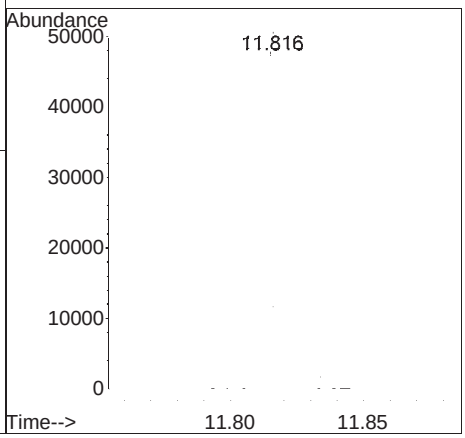

Manual Integration Report

| | | | |
|---|---|---|---|
| Data Path | : I:\8270\SV112\250904RVT\ | QMethod | : FS250817SV112RVT.m |
| Data File | : 55281-02.D | Operator | : SV112:smz |
| Date Inj'd | : 9/5/2025 2:07 am | Instrument | : SV112 |
| Sample | : L2555281-02,32,,ASK | Quant Date | : 9/5/2025 2:25 am |

There are no manual integrations or false positives in this file.

Quantitation Report (QT Reviewed)

Data Path : I:\8270\SV112\250904RVT\
Data File : 55281-03.D
Acq On : 05 Sep 2025 02:30 am
Operator : SV112:smz
Sample : L2555281-03,32,,ASK
Misc : WG2110427,WG2110784,ical22560
ALS Vial : 16 Sample Multiplier: 1

Quant Time: Sep 05 10:48:58 2025
Quant Method : I:\8270\SV112\250904RVT\FS250817SV112RVT.m
Quant Title : Semivolatiles by GC/MS by modified 8270
QLast Update : Thu Sep 04 20:49:39 2025
Response via : Initial Calibration

CCAL FILE(s) : 1 - I:\8270\SV112\250904RVT\ABN0904a.D
: 2 - I:\8270\SV112\250904RVT\ADP0904.D
: 3 - I:\8270\SV112\250904RVT\AP90904a.D
Sub List : 8270TCL_combo_REV1 - TCL/CT/MA

| Compound | R.T. | QIon | Response | Conc | Units | Dev(Min) |
|---|---|---|---|---|---|---|
| Internal Standards | | | | | | |
| 1) IS1_1,4-Dichlorobenzen... | 4.716 | 152 | 14676 | 4.000 | ug/ml | 0.00 |
| Standard Area 1 = 18364 | | | Recovery = 79.92% | | | |
| 27) IS2_1,4-Dichlorobenzen... | 4.716 | 152 | 14676 | 4.000 | ug/ml | -0.09 |
| Standard Area 3 = 15466 | | | Recovery = 94.89% | | | |
| 35) IS1_Naphthalene-d8 | 5.946 | 136 | 56325 | 4.000 | ug/ml | 0.00 |
| Standard Area 1 = 71336 | | | Recovery = 78.96% | | | |
| 55) IS2_Naphthalene-d8 | 5.946 | 136 | 56325 | 4.000 | ug/ml | -0.10 |
| Standard Area 3 = 58616 | | | Recovery = 96.09% | | | |
| 63) IS1_Acenaphthene-d10 | 7.652 | 164 | 38522 | 4.000 | ug/ml | 0.00 |
| Standard Area 1 = 50801 | | | Recovery = 75.83% | | | |
| 83) IS2_Acenaphthene-d10 | 7.652 | 164 | 38522 | 4.000 | ug/ml | -0.09 |
| Standard Area 3 = 38758 | | | Recovery = 99.39% | | | |
| 86) IS3_Acenaphthene-d10 | 7.652 | 164 | 38522 | 4.000 | ug/ml | 0.00 |
| Standard Area 2 = 36376 | | | Recovery = 105.90% | | | |
| 88) IS1_Phenanthrene-d10 | 9.075 | 188 | 90164 | 4.000 | ug/ml | # 0.00 |
| Standard Area 1 = 114944 | | | Recovery = 78.44% | | | |
| 100) IS3_Phenanthrene-d10 | 9.075 | 188 | 90164 | 4.000 | ug/ml | # 0.00 |
| Standard Area 2 = 85095 | | | Recovery = 105.96% | | | |
| 104) IS1_Chrysene-d12 | 11.704 | 240 | 109047 | 4.000 | ug/ml | # 0.00 |
| Standard Area 1 = 133330 | | | Recovery = 81.79% | | | |
| 113) IS1_Perylene-d12 | 13.175 | 264 | 124306 | 4.000 | ug/ml | 0.00 |
| Standard Area 1 = 147517 | | | Recovery = 84.27% | | | |
| System Monitoring Compounds | | | | | | |
| 4) 2-Fluorophenol | 3.440 | 112 | 3956 | 0.976 | ug/ml | 0.00 |
| Spiked Amount 2.000 | Range 15 - 110 | | Recovery = 48.80% | | | |
| 7) Phenol-d6 | 4.387 | 99 | 3771 | 0.720 | ug/ml | 0.00 |
| Spiked Amount 2.000 | Range 15 - 110 | | Recovery = 36.00% | | | |
| 19) Nitrobenzene-d5 | 5.252 | 82 | 3354 | 0.675 | ug/ml | 0.00 |
| Spiked Amount 1.000 | Range 30 - 130 | | Recovery = 67.50% | | | |
| 46) 2-Fluorobiphenyl | 7.016 | 172 | 8981 | 0.688 | ug/ml | 0.00 |
| Spiked Amount 1.000 | Range 30 - 130 | | Recovery = 68.80% | | | |
| 79) 2,4,6-Tribromophenol | 8.410 | 330 | 3508 | 1.432 | ug/ml | 0.00 |
| Spiked Amount 2.000 | Range 15 - 110 | | Recovery = 71.60% | | | |
| 96) 4-Terphenyl-d14 | 10.657 | 244 | 17732 | 0.737 | ug/ml | 0.00 |
| Spiked Amount 1.000 | Range 30 - 130 | | Recovery = 73.70% | | | |

Data Path : I:\8270\SV112\250904RVT\
Data File : 55281-03.D
Acq On : 05 Sep 2025 02:30 am
Operator : SV112:smz
Sample : L2555281-03,32,,ASK
Misc : WG2110427,WG2110784,ical22560
ALS Vial : 16 Sample Multiplier: 1

Quant Time: Sep 05 10:48:58 2025
Quant Method : I:\8270\SV112\250904RVT\FS250817SV112RVT.m
Quant Title : Semivolatiles by GC/MS by modified 8270
QLast Update : Thu Sep 04 20:49:39 2025
Response via : Initial Calibration

CCAL FILE(s) : 1 - I:\8270\SV112\250904RVT\ABN0904a.D
: 2 - I:\8270\SV112\250904RVT\ADP0904.D
: 3 - I:\8270\SV112\250904RVT\AP90904a.D
Sub List : 8270TCL_combo_REV1 - TCL/CT/MA

| Compound | R.T. | QIon | Response | Conc | Units | Dev(Min) |
|---|---|---|---|---|---|---|
| Target Compounds | | | | | | Qvalue |
| 6) 2-Chlorophenol | 0.000 | | 0 | N.D. | | |
| 8) Phenol | 0.000 | | 0 | N.D. | | |
| 14) Bis(2-chloroisopropyl)... | 0.000 | | 0 | N.D. | | |
| 15) 2-Methylphenol | 0.000 | | 0 | N.D. | | |
| 17) n-Nitrosodi-n-propylamine | 0.000 | | 0 | N.D. | | |
| 18) 3-Methylphenol/4-Methy... | 0.000 | | 0 | N.D. | | |
| 20) Nitrobenzene | 0.000 | | 0 | N.D. | | |
| 21) Isophorone | 0.000 | | 0 | N.D. | | |
| 22) 2-Nitrophenol | 0.000 | | 0 | N.D. | | |
| 23) 2,4-Dimethylphenol | 0.000 | | 0 | N.D. | | |
| 24) Bis(2-chloroethoxy)met... | 0.000 | | 0 | N.D. | | |
| 25) 2,4-Dichlorophenol | 0.000 | | 0 | N.D. | | |
| 28) Benzaldehyde | 0.000 | | 0 | N.D. | | |
| 29) Acetophenone | 0.000 | | 0 | N.D. | | |
| 38) 4-Chloroaniline | 0.000 | | 0 | N.D. | | |
| 40) p-Chloro-m-cresol | 0.000 | | 0 | N.D. | | |
| 43) Hexachlorocyclopentadiene | 0.000 | | 0 | N.D. | | |
| 44) 2,4,6-Trichlorophenol | 0.000 | | 0 | N.D. | | |
| 45) 2,4,5-Trichlorophenol | 0.000 | | 0 | N.D. | | |
| 48) 2-Nitroaniline | 0.000 | | 0 | N.D. | | |
| 51) Dimethyl phthalate | 0.000 | | 0 | N.D. | | |
| 53) 2,6-Dinitrotoluene | 0.000 | | 0 | N.D. | d | |
| 60) Caprolactam | 0.000 | | 0 | N.D. | | |
| 61) 1,2,4,5-Tetrachloroben... | 0.000 | | 0 | N.D. | | |
| 62) Biphenyl | 0.000 | | 0 | N.D. | | |
| 64) 3-Nitroaniline | 0.000 | | 0 | N.D. | | |
| 66) 2,4-Dinitrophenol | 0.000 | | 0 | N.D. | | |
| 67) Dibenzofuran | 0.000 | | 0 | N.D. | | |
| 68) 2,4-Dinitrotoluene | 0.000 | | 0 | N.D. | d | |
| 69) 4-Nitrophenol | 0.000 | | 0 | N.D. | | |
| 72) Diethyl phthalate | 0.000 | | 0 | N.D. | | |
| 74) 4-Chlorophenyl phenyl ... | 0.000 | | 0 | N.D. | | |
| 75) 4-Nitroaniline | 0.000 | | 0 | N.D. | | |
| 76) 4,6-Dinitro-o-cresol | 0.000 | | 0 | N.D. | | |
| 77) NDPA/DPA | 0.000 | | 0 | N.D. | | |
| 80) 4-Bromophenyl phenyl e... | 0.000 | | 0 | N.D. | | |

Data Path : I:\8270\SV112\250904RVT\
Data File : 55281-03.D
Acq On : 05 Sep 2025 02:30 am
Operator : SV112:smz
Sample : L2555281-03,32,,ASK
Misc : WG2110427,WG2110784,ical22560
ALS Vial : 16 Sample Multiplier: 1

Quant Time: Sep 05 10:48:58 2025
Quant Method : I:\8270\SV112\250904RVT\FS250817SV112RVT.m
Quant Title : Semivolatiles by GC/MS by modified 8270
QLast Update : Thu Sep 04 20:49:39 2025
Response via : Initial Calibration

CCAL FILE(s) : 1 - I:\8270\SV112\250904RVT\ABN0904a.D
: 2 - I:\8270\SV112\250904RVT\ADP0904.D
: 3 - I:\8270\SV112\250904RVT\AP90904a.D
Sub List : 8270TCL_combo_REV1 - TCL/CT/MA

| | Compound | R.T. | QIon | Response | Conc | Units | Dev(Min) |
|---|---|---|---|---|---|---|---|
| 87) | Atrazine | 0.000 | | 0 | N.D. | | |
| 91) | Carbazole | 0.000 | | 0 | N.D. | | |
| 92) | Di-n-butylphthalate | 0.000 | | 0 | N.D. | | |
| 97) | Butyl benzyl phthalate | 0.000 | | 0 | N.D. | | |
| 106) | 3,3'-Dichlorobenzidine | 0.000 | | 0 | N.D. | | |
| 108) | Bis(2-ethylhexyl)phtha... | 11.816 | 149 | 743 | 0.158 | ug/ml# | 56 |
| 109) | Di-n-octylphthalate | 0.000 | | 0 | N.D. | d | |

(#) = qualifier out of range (m) = manual integration (+) = signals summed

Quantitation Report (QT Reviewed)

Data Path : I:\8270\SV112\250904RVT\
Data File : 55281-03.D
Acq On : 05 Sep 2025 02:30 am
Operator : SV112:smz
Sample : L2555281-03,32,,ASK
Misc : WG2110427,WG2110784,ical22560
ALS Vial : 16 Sample Multiplier: 1

Quant Time: Sep 05 10:48:58 2025
Quant Method : I:\8270\SV112\250904RVT\FS250817SV112RVT.m
Quant Title : Semivolatiles by GC/MS by modified 8270
QLast Update : Thu Sep 04 20:49:39 2025
Response via : Initial Calibration

Sub List : 8270ICL8270MSVREV250904RVTXMA90904a.D•

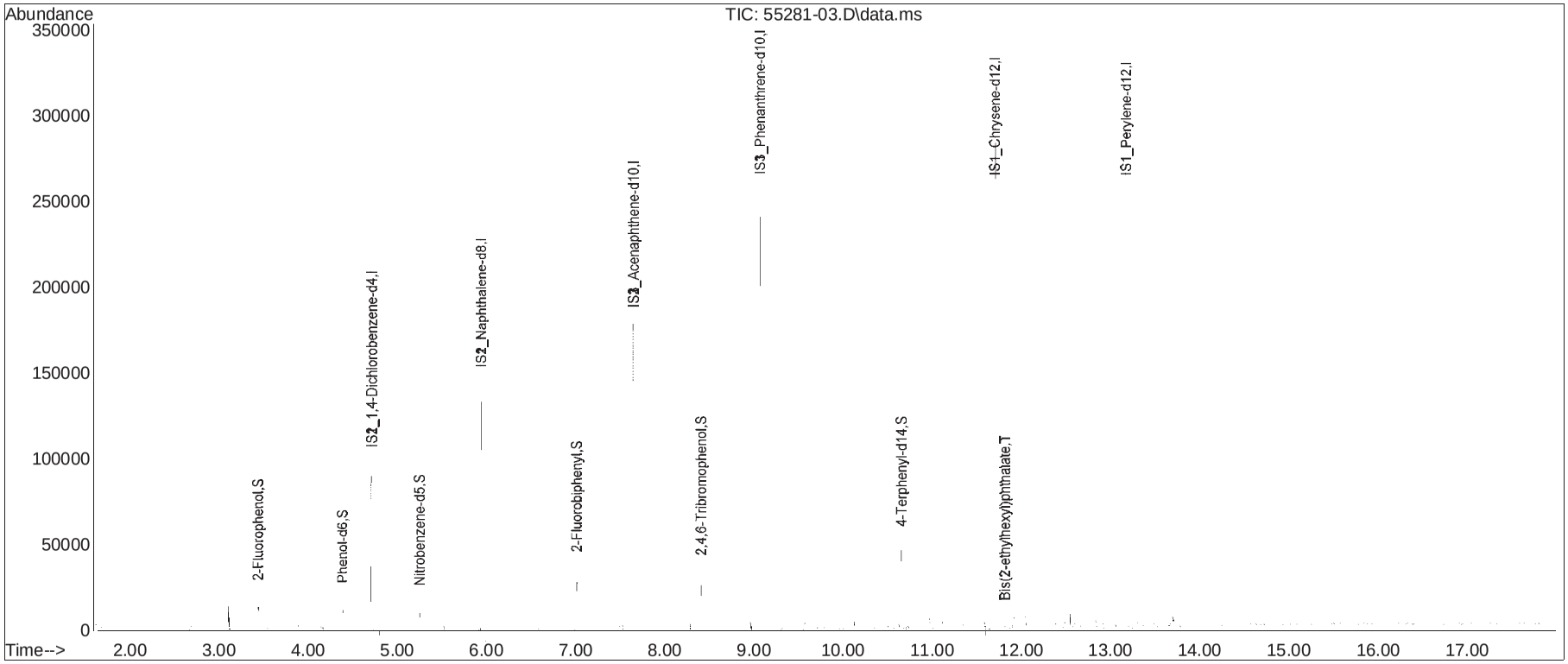

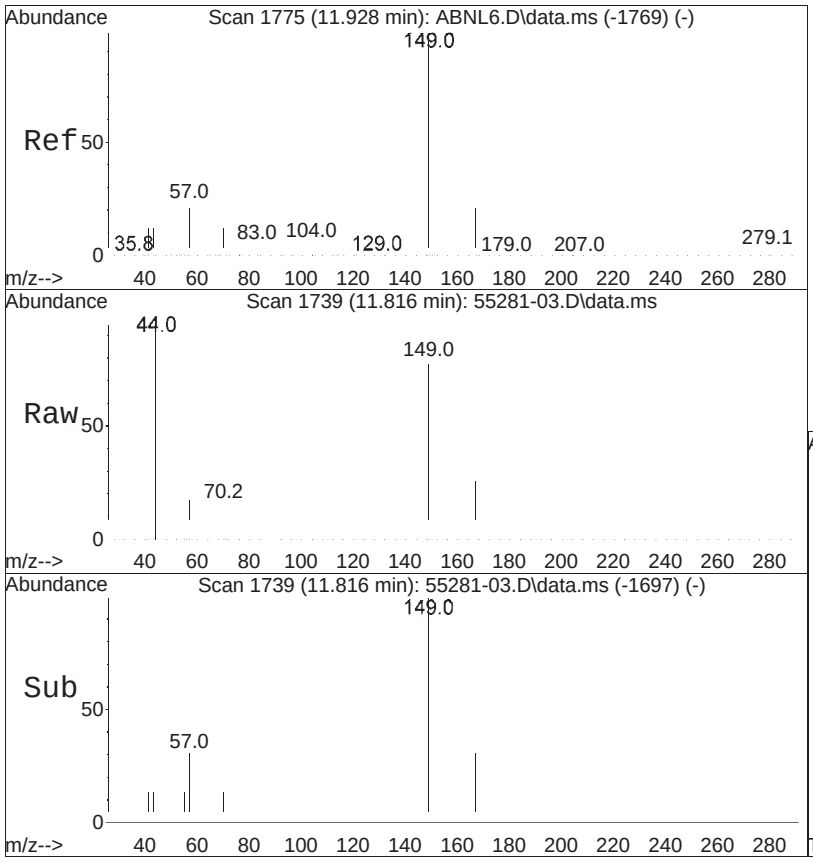


#108
Bis(2-ethylhexyl)phthalate
Concen: 0.16 ug/ml
RT: 11.816 min Scan# 1739
Delta R.T. -0.006 min
Lab File: 55281-03.D
Acq: 05 Sep 2025 02:30 am

Tgt Ion:149 Resp: 743

| Ion | Ratio | Lower | Upper |
|---|---|---|---|
| 149 | 100 | | |
| 167 | 0.0 | 18.4 | 27.6# |
| 279 | 0.0 | 1.7 | 2.5# |

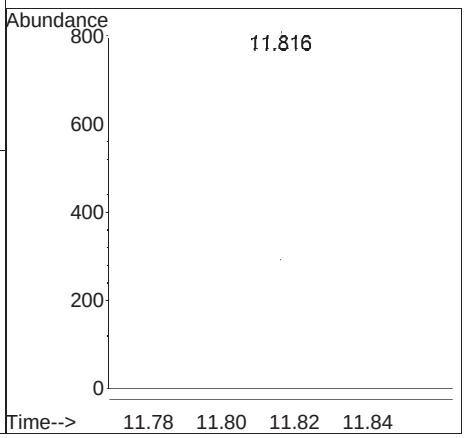

Manual Integration Report

| | | | |
|---|---|---|---|
| Data Path | : I:\8270\SV112\250904RVT\ | QMethod | : FS250817SV112RVT.m |
| Data File | : 55281-03.D | Operator | : SV112:smz |
| Date Inj'd | : 9/5/2025 2:30 am | Instrument | : SV112 |
| Sample | : L2555281-03,32,,ASK | Quant Date | : 9/5/2025 2:48 am |

There are no manual integrations or false positives in this file.

Quantitation Report (QT Reviewed)

Data Path : I:\8270\SV112\250904RVT\
Data File : 55281-04.D
Acq On : 05 Sep 2025 02:52 am
Operator : SV112:smz
Sample : L2555281-04,32,,ASK
Misc : WG2110427,WG2110784,ical22560
ALS Vial : 17 Sample Multiplier: 1

Quant Time: Sep 05 10:49:16 2025
Quant Method : I:\8270\SV112\250904RVT\FS250817SV112RVT.m
Quant Title : Semivolatiles by GC/MS by modified 8270
QLast Update : Thu Sep 04 20:49:39 2025
Response via : Initial Calibration

CCAL FILE(s) : 1 - I:\8270\SV112\250904RVT\ABN0904a.D
: 2 - I:\8270\SV112\250904RVT\ADP0904.D
: 3 - I:\8270\SV112\250904RVT\AP90904a.D
Sub List : 8270TCL_combo_REV1 - TCL/CT/MA

| Compound | R.T. | QIon | Response | Conc | Units | Dev(Min) |
|---|---|---|---|---|---|---|
| Internal Standards | | | | | | |
| 1) IS1_1,4-Dichlorobenzen... | 4.716 | 152 | 14723 | 4.000 | ug/ml | 0.00 |
| Standard Area 1 = 18364 | | | Recovery = 80.17% | | | |
| 27) IS2_1,4-Dichlorobenzen... | 4.716 | 152 | 14723 | 4.000 | ug/ml | -0.09 |
| Standard Area 3 = 15466 | | | Recovery = 95.20% | | | |
| 35) IS1_Naphthalene-d8 | 5.946 | 136 | 57076 | 4.000 | ug/ml | 0.00 |
| Standard Area 1 = 71336 | | | Recovery = 80.01% | | | |
| 55) IS2_Naphthalene-d8 | 5.946 | 136 | 57076 | 4.000 | ug/ml | -0.10 |
| Standard Area 3 = 58616 | | | Recovery = 97.37% | | | |
| 63) IS1_Acenaphthene-d10 | 7.651 | 164 | 38412 | 4.000 | ug/ml | 0.00 |
| Standard Area 1 = 50801 | | | Recovery = 75.61% | | | |
| 83) IS2_Acenaphthene-d10 | 7.651 | 164 | 38412 | 4.000 | ug/ml | -0.09 |
| Standard Area 3 = 38758 | | | Recovery = 99.11% | | | |
| 86) IS3_Acenaphthene-d10 | 7.651 | 164 | 38412 | 4.000 | ug/ml | 0.00 |
| Standard Area 2 = 36376 | | | Recovery = 105.60% | | | |
| 88) IS1_Phenanthrene-d10 | 9.075 | 188 | 89981 | 4.000 | ug/ml | # 0.00 |
| Standard Area 1 = 114944 | | | Recovery = 78.28% | | | |
| 100) IS3_Phenanthrene-d10 | 9.075 | 188 | 89981 | 4.000 | ug/ml | # 0.00 |
| Standard Area 2 = 85095 | | | Recovery = 105.74% | | | |
| 104) IS1_Chrysene-d12 | 11.710 | 240 | 109118 | 4.000 | ug/ml | # 0.00 |
| Standard Area 1 = 133330 | | | Recovery = 81.84% | | | |
| 113) IS1_Perylene-d12 | 13.175 | 264 | 122360 | 4.000 | ug/ml | 0.00 |
| Standard Area 1 = 147517 | | | Recovery = 82.95% | | | |
| System Monitoring Compounds | | | | | | |
| 4) 2-Fluorophenol | 3.440 | 112 | 3841 | 0.944 | ug/ml | 0.00 |
| Spiked Amount 2.000 | Range 15 - 110 | | Recovery = 47.20% | | | |
| 7) Phenol-d6 | 4.387 | 99 | 3543 | 0.674 | ug/ml | 0.00 |
| Spiked Amount 2.000 | Range 15 - 110 | | Recovery = 33.70% | | | |
| 19) Nitrobenzene-d5 | 5.252 | 82 | 3092 | 0.621 | ug/ml | 0.00 |
| Spiked Amount 1.000 | Range 30 - 130 | | Recovery = 62.10% | | | |
| 46) 2-Fluorobiphenyl | 7.016 | 172 | 9101 | 0.688 | ug/ml | 0.00 |
| Spiked Amount 1.000 | Range 30 - 130 | | Recovery = 68.80% | | | |
| 79) 2,4,6-Tribromophenol | 8.410 | 330 | 3793 | 1.553 | ug/ml | 0.00 |
| Spiked Amount 2.000 | Range 15 - 110 | | Recovery = 77.65% | | | |
| 96) 4-Terphenyl-d14 | 10.657 | 244 | 17813 | 0.742 | ug/ml | 0.00 |
| Spiked Amount 1.000 | Range 30 - 130 | | Recovery = 74.20% | | | |

Data Path : I:\8270\SV112\250904RVT\
Data File : 55281-04.D
Acq On : 05 Sep 2025 02:52 am
Operator : SV112:smz
Sample : L2555281-04,32,,ASK
Misc : WG2110427,WG2110784,ical22560
ALS Vial : 17 Sample Multiplier: 1

Quant Time: Sep 05 10:49:16 2025
Quant Method : I:\8270\SV112\250904RVT\FS250817SV112RVT.m
Quant Title : Semivolatiles by GC/MS by modified 8270
QLast Update : Thu Sep 04 20:49:39 2025
Response via : Initial Calibration

CCAL FILE(s) : 1 - I:\8270\SV112\250904RVT\ABN0904a.D
: 2 - I:\8270\SV112\250904RVT\ADP0904.D
: 3 - I:\8270\SV112\250904RVT\AP90904a.D
Sub List : 8270TCL_combo_REV1 - TCL/CT/MA

| Compound | R.T. | QIon | Response | Conc | Units | Dev(Min) |
|---|---|---|---|---|---|---|
| Target Compounds | | | | | | Qvalue |
| 6) 2-Chlorophenol | 0.000 | | 0 | N.D. | | |
| 8) Phenol | 0.000 | | 0 | N.D. | | |
| 14) Bis(2-chloroisopropyl)... | 0.000 | | 0 | N.D. | | |
| 15) 2-Methylphenol | 0.000 | | 0 | N.D. | | |
| 17) n-Nitrosodi-n-propylamine | 0.000 | | 0 | N.D. | | |
| 18) 3-Methylphenol/4-Methy... | 0.000 | | 0 | N.D. | | |
| 20) Nitrobenzene | 0.000 | | 0 | N.D. | | |
| 21) Isophorone | 0.000 | | 0 | N.D. | | |
| 22) 2-Nitrophenol | 0.000 | | 0 | N.D. | | |
| 23) 2,4-Dimethylphenol | 0.000 | | 0 | N.D. | | |
| 24) Bis(2-chloroethoxy)met... | 0.000 | | 0 | N.D. | | |
| 25) 2,4-Dichlorophenol | 0.000 | | 0 | N.D. | | |
| 28) Benzaldehyde | 0.000 | | 0 | N.D. | | |
| 29) Acetophenone | 0.000 | | 0 | N.D. | | |
| 38) 4-Chloroaniline | 0.000 | | 0 | N.D. | | |
| 40) p-Chloro-m-cresol | 0.000 | | 0 | N.D. | | |
| 43) Hexachlorocyclopentadiene | 0.000 | | 0 | N.D. | | |
| 44) 2,4,6-Trichlorophenol | 0.000 | | 0 | N.D. | | |
| 45) 2,4,5-Trichlorophenol | 0.000 | | 0 | N.D. | | |
| 48) 2-Nitroaniline | 0.000 | | 0 | N.D. | | |
| 51) Dimethyl phthalate | 0.000 | | 0 | N.D. | | |
| 53) 2,6-Dinitrotoluene | 0.000 | | 0 | N.D. | d | |
| 60) Caprolactam | 0.000 | | 0 | N.D. | | |
| 61) 1,2,4,5-Tetrachloroben... | 0.000 | | 0 | N.D. | | |
| 62) Biphenyl | 0.000 | | 0 | N.D. | | |
| 64) 3-Nitroaniline | 0.000 | | 0 | N.D. | | |
| 66) 2,4-Dinitrophenol | 0.000 | | 0 | N.D. | | |
| 67) Dibenzofuran | 0.000 | | 0 | N.D. | | |
| 68) 2,4-Dinitrotoluene | 0.000 | | 0 | N.D. | d | |
| 69) 4-Nitrophenol | 0.000 | | 0 | N.D. | | |
| 72) Diethyl phthalate | 0.000 | | 0 | N.D. | | |
| 74) 4-Chlorophenyl phenyl ... | 0.000 | | 0 | N.D. | | |
| 75) 4-Nitroaniline | 0.000 | | 0 | N.D. | | |
| 76) 4,6-Dinitro-o-cresol | 0.000 | | 0 | N.D. | | |
| 77) NDPA/DPA | 0.000 | | 0 | N.D. | | |
| 80) 4-Bromophenyl phenyl e... | 0.000 | | 0 | N.D. | | |

Data Path : I:\8270\SV112\250904RVT\
Data File : 55281-04.D
Acq On : 05 Sep 2025 02:52 am
Operator : SV112:smz
Sample : L2555281-04,32,,ASK
Misc : WG2110427,WG2110784,ical22560
ALS Vial : 17 Sample Multiplier: 1

Quant Time: Sep 05 10:49:16 2025
Quant Method : I:\8270\SV112\250904RVT\FS250817SV112RVT.m
Quant Title : Semivolatiles by GC/MS by modified 8270
QLast Update : Thu Sep 04 20:49:39 2025
Response via : Initial Calibration

CCAL FILE(s) : 1 - I:\8270\SV112\250904RVT\ABN0904a.D
: 2 - I:\8270\SV112\250904RVT\ADP0904.D
: 3 - I:\8270\SV112\250904RVT\AP90904a.D
Sub List : 8270TCL_combo_REV1 - TCL/CT/MA

| | Compound | R.T. | QIon | Response | Conc | Units | Dev(Min) |
|---|---|---|---|---|---|---|---|
| 87) | Atrazine | 0.000 | | 0 | N.D. | | |
| 91) | Carbazole | 0.000 | | 0 | N.D. | | |
| 92) | Di-n-butylphthalate | 0.000 | | 0 | N.D. | | |
| 97) | Butyl benzyl phthalate | 0.000 | | 0 | N.D. | | |
| 106) | 3,3'-Dichlorobenzidine | 0.000 | | 0 | N.D. | | |
| 108) | Bis(2-ethylhexyl)phtha... | 11.816 | 149 | 890 | 0.164 | ug/ml# | 56 |
| 109) | Di-n-octylphthalate | 0.000 | | 0 | N.D. | d | |

(#) = qualifier out of range (m) = manual integration (+) = signals summed

Quantitation Report (QT Reviewed)

Data Path : I:\8270\SV112\250904RVT\
Data File : 55281-04.D
Acq On : 05 Sep 2025 02:52 am
Operator : SV112:smz
Sample : L2555281-04,32,,ASK
Misc : WG2110427,WG2110784,ical22560
ALS Vial : 17 Sample Multiplier: 1

Quant Time: Sep 05 10:49:16 2025
Quant Method : I:\8270\SV112\250904RVT\FS250817SV112RVT.m
Quant Title : Semivolatiles by GC/MS by modified 8270
QLast Update : Thu Sep 04 20:49:39 2025
Response via : Initial Calibration

Sub List : 8270ICL8270MSVREV250904RVTXMA90904a.D•

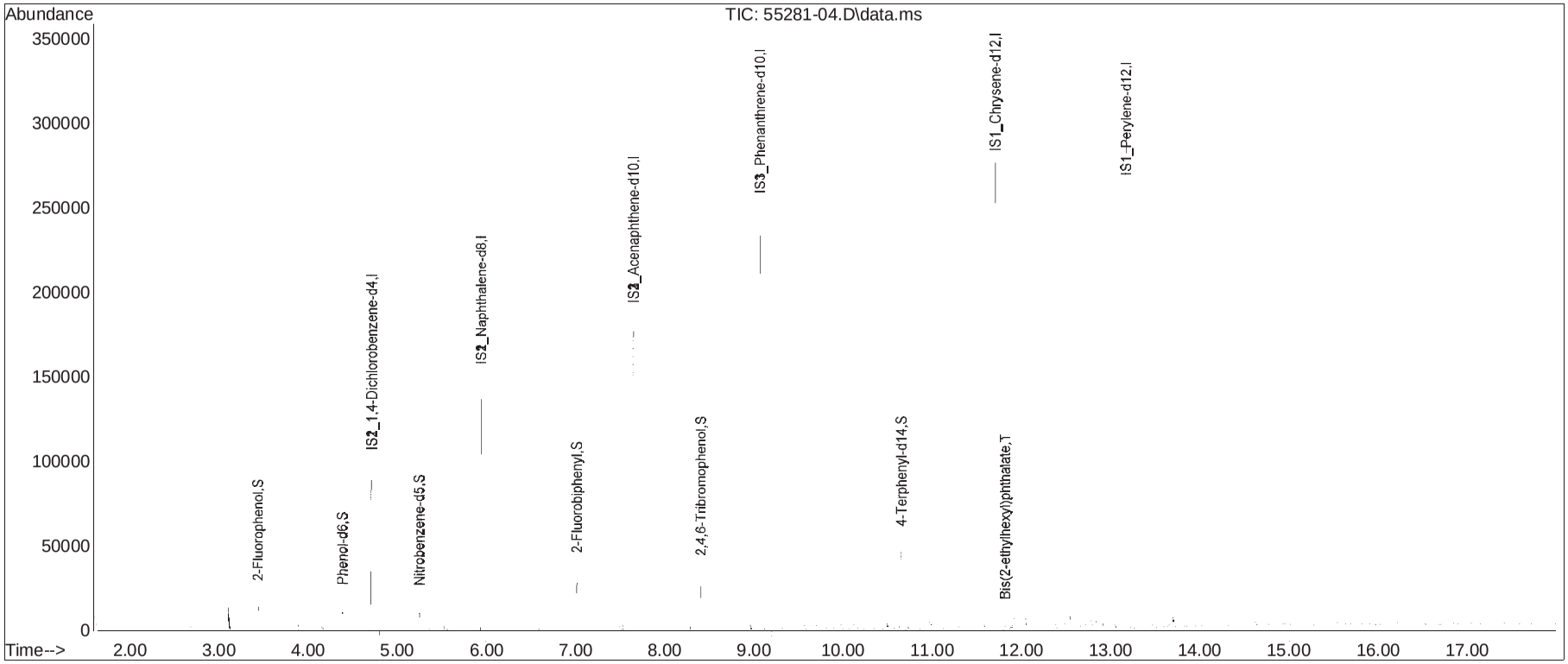

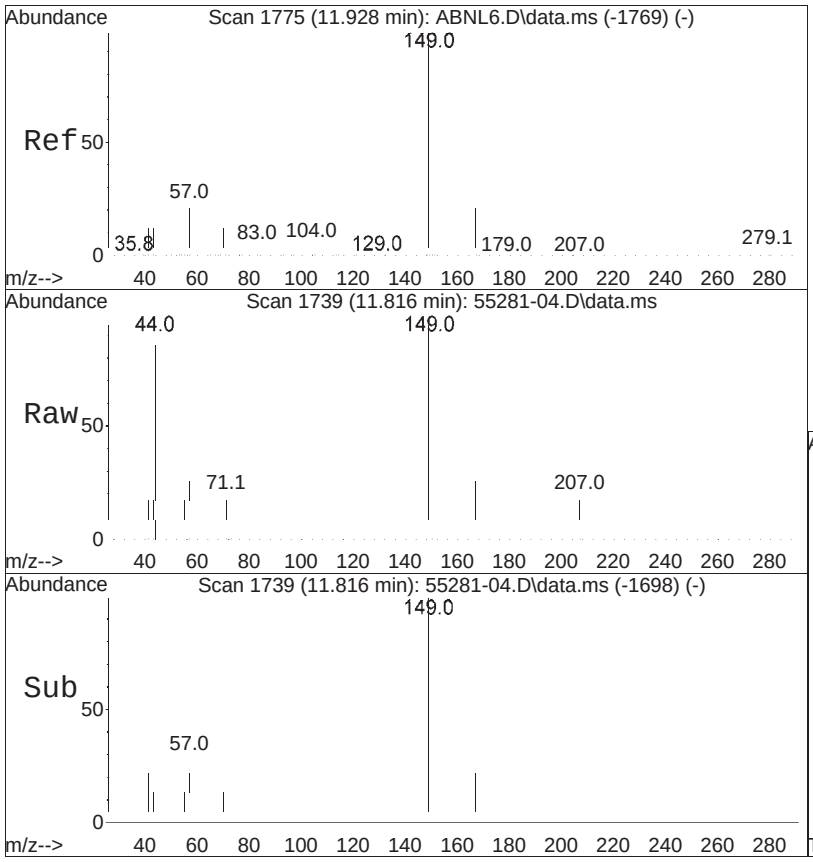


#108
Bis(2-ethylhexyl)phthalate
Concen: 0.16 ug/ml
RT: 11.816 min Scan# 1739
Delta R.T. -0.006 min
Lab File: 55281-04.D
Acq: 05 Sep 2025 02:52 am

Tgt Ion:149 Resp: 890

| Ion | Ratio | Lower | Upper |
|---|---|---|---|
| 149 | 100 | | |
| 167 | 0.0 | 18.4 | 27.6# |
| 279 | 0.0 | 1.7 | 2.5# |

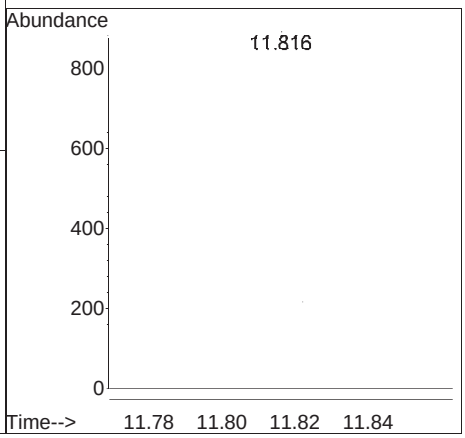

Manual Integration Report

| | | | |
|---|---|---|---|
| Data Path | : I:\8270\SV112\250904RVT\ | QMethod | : FS250817SV112RVT.m |
| Data File | : 55281-04.D | Operator | : SV112:smz |
| Date Inj'd | : 9/5/2025 2:52 am | Instrument | : SV112 |
| Sample | : L2555281-04,32,,ASK | Quant Date | : 9/5/2025 3:11 am |

There are no manual integrations or false positives in this file.

Quantitation Report (QT Reviewed)

Data Path : I:\8270\SV112\250904RVT\
Data File : 55281-05.D
Acq On : 05 Sep 2025 04:00 am
Operator : SV112:smz
Sample : L2555281-05,32,,ASK
Misc : WG2110427,WG2110784,ical22560
ALS Vial : 20 Sample Multiplier: 1

Quant Time: Sep 05 10:49:31 2025
Quant Method : I:\8270\SV112\250904RVT\FS250817SV112RVT.m
Quant Title : Semivolatiles by GC/MS by modified 8270
QLast Update : Thu Sep 04 20:49:39 2025
Response via : Initial Calibration

CCAL FILE(s) : 1 - I:\8270\SV112\250904RVT\ABN0904a.D
: 2 - I:\8270\SV112\250904RVT\ADP0904.D
: 3 - I:\8270\SV112\250904RVT\AP90904a.D
Sub List : 8270TCL_combo_REV1 - TCL/CT/MA

| Compound | R.T. | QIon | Response | Conc | Units | Dev(Min) |
|---|---|---|---|---|---|---|
| Internal Standards | | | | | | |
| 1) IS1_1,4-Dichlorobenzen... | 4.716 | 152 | 15153 | 4.000 | ug/ml | 0.00 |
| Standard Area 1 = 18364 | | | Recovery = 82.51% | | | |
| 27) IS2_1,4-Dichlorobenzen... | 4.716 | 152 | 15153 | 4.000 | ug/ml | -0.09 |
| Standard Area 3 = 15466 | | | Recovery = 97.98% | | | |
| 35) IS1_Naphthalene-d8 | 5.946 | 136 | 57663 | 4.000 | ug/ml | 0.00 |
| Standard Area 1 = 71336 | | | Recovery = 80.83% | | | |
| 55) IS2_Naphthalene-d8 | 5.946 | 136 | 57663 | 4.000 | ug/ml | -0.10 |
| Standard Area 3 = 58616 | | | Recovery = 98.37% | | | |
| 63) IS1_Acenaphthene-d10 | 7.646 | 164 | 39436 | 4.000 | ug/ml | 0.00 |
| Standard Area 1 = 50801 | | | Recovery = 77.63% | | | |
| 83) IS2_Acenaphthene-d10 | 7.646 | 164 | 39436 | 4.000 | ug/ml | -0.10 |
| Standard Area 3 = 38758 | | | Recovery = 101.75% | | | |
| 86) IS3_Acenaphthene-d10 | 7.646 | 164 | 39436 | 4.000 | ug/ml | 0.00 |
| Standard Area 2 = 36376 | | | Recovery = 108.41% | | | |
| 88) IS1_Phenanthrene-d10 | 9.075 | 188 | 92399 | 4.000 | ug/ml | # 0.00 |
| Standard Area 1 = 114944 | | | Recovery = 80.39% | | | |
| 100) IS3_Phenanthrene-d10 | 9.075 | 188 | 92399 | 4.000 | ug/ml | # 0.00 |
| Standard Area 2 = 85095 | | | Recovery = 108.58% | | | |
| 104) IS1_Chrysene-d12 | 11.710 | 240 | 112506 | 4.000 | ug/ml | # 0.00 |
| Standard Area 1 = 133330 | | | Recovery = 84.38% | | | |
| 113) IS1_Perylene-d12 | 13.175 | 264 | 125324 | 4.000 | ug/ml | 0.00 |
| Standard Area 1 = 147517 | | | Recovery = 84.96% | | | |
| System Monitoring Compounds | | | | | | |
| 4) 2-Fluorophenol | 3.440 | 112 | 4968 | 1.187 | ug/ml | 0.00 |
| Spiked Amount 2.000 | Range 15 - 110 | | Recovery = 59.35% | | | |
| 7) Phenol-d6 | 4.387 | 99 | 4850 | 0.897 | ug/ml | 0.00 |
| Spiked Amount 2.000 | Range 15 - 110 | | Recovery = 44.85% | | | |
| 19) Nitrobenzene-d5 | 5.252 | 82 | 4109 | 0.801 | ug/ml | 0.00 |
| Spiked Amount 1.000 | Range 30 - 130 | | Recovery = 80.10% | | | |
| 46) 2-Fluorobiphenyl | 7.016 | 172 | 11986 | 0.897 | ug/ml | 0.00 |
| Spiked Amount 1.000 | Range 30 - 130 | | Recovery = 89.70% | | | |
| 79) 2,4,6-Tribromophenol | 8.410 | 330 | 4433 | 1.768 | ug/ml | 0.00 |
| Spiked Amount 2.000 | Range 15 - 110 | | Recovery = 88.40% | | | |
| 96) 4-Terphenyl-d14 | 10.657 | 244 | 23173 | 0.940 | ug/ml | 0.00 |
| Spiked Amount 1.000 | Range 30 - 130 | | Recovery = 94.00% | | | |

Data Path : I:\8270\SV112\250904RVT\
Data File : 55281-05.D
Acq On : 05 Sep 2025 04:00 am
Operator : SV112:smz
Sample : L2555281-05,32,,ASK
Misc : WG2110427,WG2110784,ical22560
ALS Vial : 20 Sample Multiplier: 1

Quant Time: Sep 05 10:49:31 2025
Quant Method : I:\8270\SV112\250904RVT\FS250817SV112RVT.m
Quant Title : Semivolatiles by GC/MS by modified 8270
QLast Update : Thu Sep 04 20:49:39 2025
Response via : Initial Calibration

CCAL FILE(s) : 1 - I:\8270\SV112\250904RVT\ABN0904a.D
: 2 - I:\8270\SV112\250904RVT\ADP0904.D
: 3 - I:\8270\SV112\250904RVT\AP90904a.D
Sub List : 8270TCL_combo_REV1 - TCL/CT/MA

| Compound | R.T. | QIon | Response | Conc | Units | Dev(Min) |
|---|---|---|---|---|---|---|
| Target Compounds | | | | | | Qvalue |
| 6) 2-Chlorophenol | 0.000 | | 0 | N.D. | | |
| 8) Phenol | 4.399 | 94 | 2180 | 0.364 | ug/ml# | 87 |
| 14) Bis(2-chloroisopropyl)... | 0.000 | | 0 | N.D. | | |
| 15) 2-Methylphenol | 0.000 | | 0 | N.D. | | |
| 17) n-Nitrosodi-n-propylamine | 0.000 | | 0 | N.D. | d | |
| 18) 3-Methylphenol/4-Methy... | 0.000 | | 0 | N.D. | | |
| 20) Nitrobenzene | 0.000 | | 0 | N.D. | | |
| 21) Isophorone | 0.000 | | 0 | N.D. | | |
| 22) 2-Nitrophenol | 0.000 | | 0 | N.D. | | |
| 23) 2,4-Dimethylphenol | 0.000 | | 0 | N.D. | | |
| 24) Bis(2-chloroethoxy)met... | 0.000 | | 0 | N.D. | | |
| 25) 2,4-Dichlorophenol | 0.000 | | 0 | N.D. | | |
| 28) Benzaldehyde | 0.000 | | 0 | N.D. | | |
| 29) Acetophenone | 0.000 | | 0 | N.D. | | |
| 38) 4-Chloroaniline | 0.000 | | 0 | N.D. | | |
| 40) p-Chloro-m-cresol | 0.000 | | 0 | N.D. | | |
| 43) Hexachlorocyclopentadiene | 0.000 | | 0 | N.D. | | |
| 44) 2,4,6-Trichlorophenol | 0.000 | | 0 | N.D. | | |
| 45) 2,4,5-Trichlorophenol | 0.000 | | 0 | N.D. | | |
| 48) 2-Nitroaniline | 0.000 | | 0 | N.D. | | |
| 51) Dimethyl phthalate | 0.000 | | 0 | N.D. | | |
| 53) 2,6-Dinitrotoluene | 0.000 | | 0 | N.D. | d | |
| 60) Caprolactam | 0.000 | | 0 | N.D. | | |
| 61) 1,2,4,5-Tetrachloroben... | 0.000 | | 0 | N.D. | | |
| 62) Biphenyl | 0.000 | | 0 | N.D. | | |
| 64) 3-Nitroaniline | 0.000 | | 0 | N.D. | | |
| 66) 2,4-Dinitrophenol | 0.000 | | 0 | N.D. | | |
| 67) Dibenzofuran | 0.000 | | 0 | N.D. | | |
| 68) 2,4-Dinitrotoluene | 0.000 | | 0 | N.D. | d | |
| 69) 4-Nitrophenol | 0.000 | | 0 | N.D. | | |
| 72) Diethyl phthalate | 0.000 | | 0 | N.D. | | |
| 74) 4-Chlorophenyl phenyl ... | 0.000 | | 0 | N.D. | | |
| 75) 4-Nitroaniline | 0.000 | | 0 | N.D. | | |
| 76) 4,6-Dinitro-o-cresol | 0.000 | | 0 | N.D. | | |
| 77) NDPA/DPA | 0.000 | | 0 | N.D. | | |
| 80) 4-Bromophenyl phenyl e... | 0.000 | | 0 | N.D. | | |

Data Path : I:\8270\SV112\250904RVT\
Data File : 55281-05.D
Acq On : 05 Sep 2025 04:00 am
Operator : SV112:smz
Sample : L2555281-05,32,,ASK
Misc : WG2110427,WG2110784,ical22560
ALS Vial : 20 Sample Multiplier: 1

Quant Time: Sep 05 10:49:31 2025
Quant Method : I:\8270\SV112\250904RVT\FS250817SV112RVT.m
Quant Title : Semivolatiles by GC/MS by modified 8270
QLast Update : Thu Sep 04 20:49:39 2025
Response via : Initial Calibration

CCAL FILE(s) : 1 - I:\8270\SV112\250904RVT\ABN0904a.D
: 2 - I:\8270\SV112\250904RVT\ADP0904.D
: 3 - I:\8270\SV112\250904RVT\AP90904a.D
Sub List : 8270TCL_combo_REV1 - TCL/CT/MA

| Compound | R.T. | QIon | Response | Conc | Units | Dev(Min) |
|---|---|---|---|---|---|---|
| 87) Atrazine | 0.000 | | 0 | N.D. | | |
| 91) Carbazole | 0.000 | | 0 | N.D. | | |
| 92) Di-n-butylphthalate | 0.000 | | 0 | N.D. | d | |
| 97) Butyl benzyl phthalate | 0.000 | | 0 | N.D. | | |
| 106) 3,3'-Dichlorobenzidine | 0.000 | | 0 | N.D. | | |
| 108) Bis(2-ethylhexyl)phtha... | 0.000 | | 0 | N.D. | | |
| 109) Di-n-octylphthalate | 0.000 | | 0 | N.D. | | |

(#) = qualifier out of range (m) = manual integration (+) = signals summed

Quantitation Report (QT Reviewed)

Data Path : I:\8270\SV112\250904RVT\
Data File : 55281-05.D
Acq On : 05 Sep 2025 04:00 am
Operator : SV112:smz
Sample : L2555281-05,32,,ASK
Misc : WG2110427,WG2110784,ical22560
ALS Vial : 20 Sample Multiplier: 1

Quant Time: Sep 05 10:49:31 2025
Quant Method : I:\8270\SV112\250904RVT\FS250817SV112RVT.m
Quant Title : Semivolatiles by GC/MS by modified 8270
QLast Update : Thu Sep 04 20:49:39 2025
Response via : Initial Calibration

Sub List : 8270ICL8270MSVREV250904RVTXMA90904a.D•

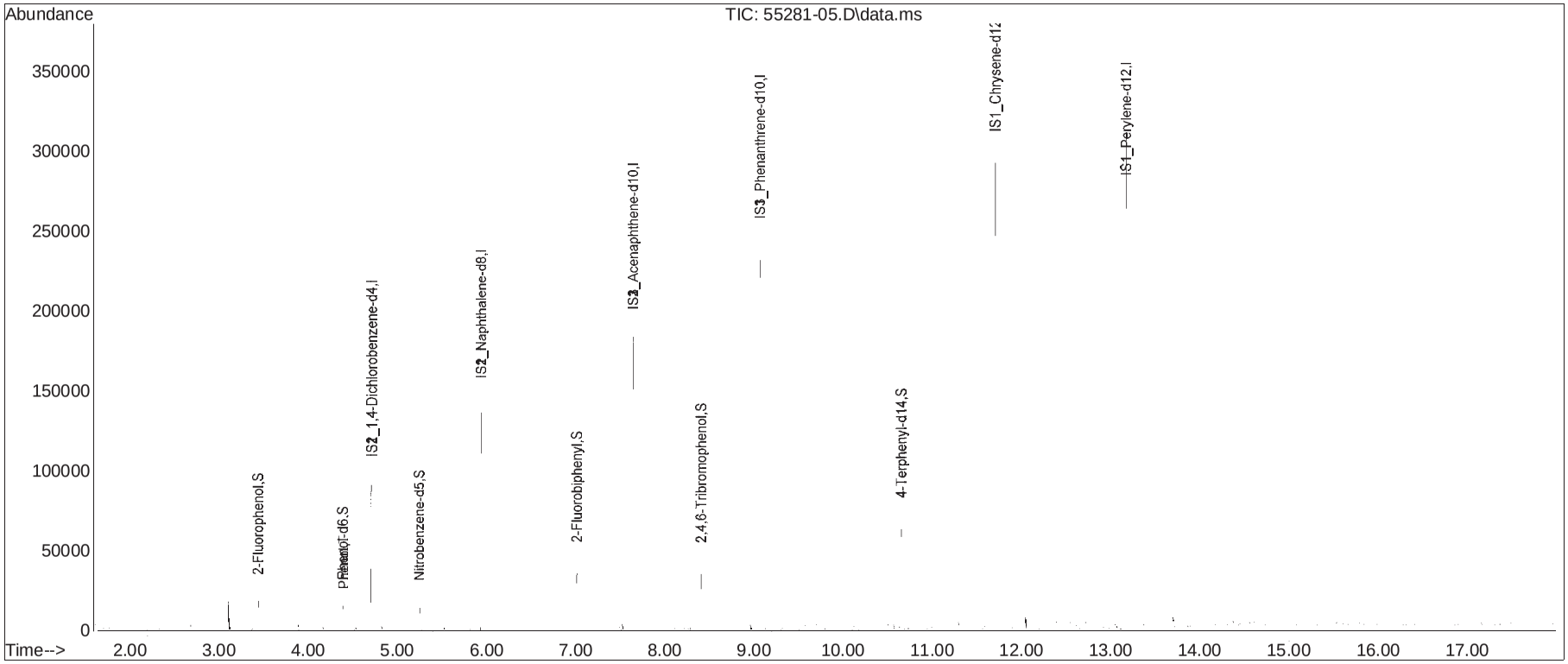

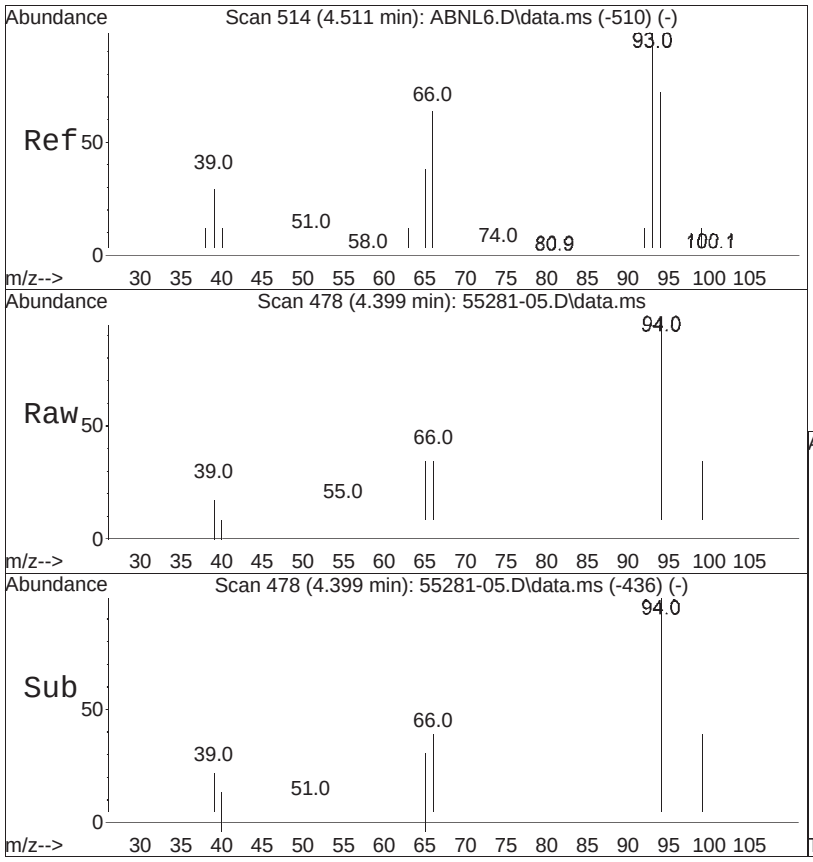


#8
Phenol
Concen: 0.36 ug/ml
RT: 4.399 min Scan# 478
Delta R.T. -0.000 min
Lab File: 55281-05.D
Acq: 05 Sep 2025 04:00 am

Tgt Ion: 94 Resp: 2180

| Ion | Ratio | Lower | Upper |
|---|---|---|---|
| 94 | 100 | | |
| 65 | 34.4 | 23.0 | 34.6 |
| 66 | 49.6 | 32.1 | 48.1# |

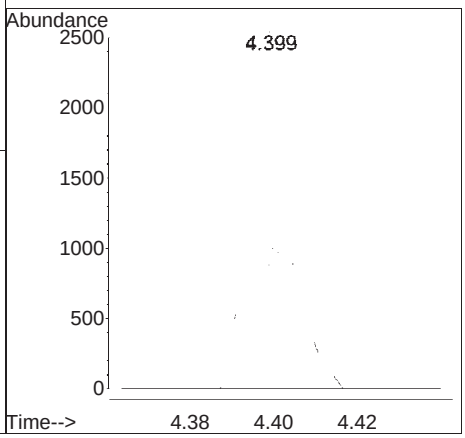

# Manual Integration Report

| | | | |
|---|---|---|---|
| Data Path | : I:\8270\SV112\250904RVT\ | QMethod | : FS250817SV112RVT.m |
| Data File | : 55281-05.D | Operator | : SV112:smz |
| Date Inj'd | : 9/5/2025 4:00 am | Instrument | : SV112 |
| Sample | : L2555281-05,32,,ASK | Quant Date | : 9/5/2025 4:19 am |

There are no manual integrations or false positives in this file.

Quantitation Report (QT Reviewed)

Data Path : I:\8270\SV112\250904RVT\
Data File : 55281-06.D
Acq On : 05 Sep 2025 04:23 am
Operator : SV112:smz
Sample : L2555281-06,32,,ASK
Misc : WG2110427,WG2110784,ical22560
ALS Vial : 21 Sample Multiplier: 1

Quant Time: Sep 05 10:49:46 2025
Quant Method : I:\8270\SV112\250904RVT\FS250817SV112RVT.m
Quant Title : Semivolatiles by GC/MS by modified 8270
QLast Update : Thu Sep 04 20:49:39 2025
Response via : Initial Calibration

CCAL FILE(s) : 1 - I:\8270\SV112\250904RVT\ABN0904a.D
: 2 - I:\8270\SV112\250904RVT\ADP0904.D
: 3 - I:\8270\SV112\250904RVT\AP90904a.D
Sub List : 8270TCL_combo_REV1 - TCL/CT/MA

| Compound | R.T. | QIon | Response | Conc | Units | Dev(Min) |
|---|---|---|---|---|---|---|
| Internal Standards | | | | | | |
| 1) IS1_1,4-Dichlorobenzen... | 4.716 | 152 | 15309 | 4.000 | ug/ml | 0.00 |
| Standard Area 1 = 18364 | | | Recovery = 83.36% | | | |
| 27) IS2_1,4-Dichlorobenzen... | 4.716 | 152 | 15309 | 4.000 | ug/ml | -0.09 |
| Standard Area 3 = 15466 | | | Recovery = 98.98% | | | |
| 35) IS1_Naphthalene-d8 | 5.946 | 136 | 57836 | 4.000 | ug/ml | 0.00 |
| Standard Area 1 = 71336 | | | Recovery = 81.08% | | | |
| 55) IS2_Naphthalene-d8 | 5.946 | 136 | 57836 | 4.000 | ug/ml | -0.10 |
| Standard Area 3 = 58616 | | | Recovery = 98.67% | | | |
| 63) IS1_Acenaphthene-d10 | 7.652 | 164 | 40415 | 4.000 | ug/ml | 0.00 |
| Standard Area 1 = 50801 | | | Recovery = 79.56% | | | |
| 83) IS2_Acenaphthene-d10 | 7.652 | 164 | 40415 | 4.000 | ug/ml | -0.09 |
| Standard Area 3 = 38758 | | | Recovery = 104.28% | | | |
| 86) IS3_Acenaphthene-d10 | 7.652 | 164 | 40415 | 4.000 | ug/ml | 0.00 |
| Standard Area 2 = 36376 | | | Recovery = 111.10% | | | |
| 88) IS1_Phenanthrene-d10 | 9.075 | 188 | 91736 | 4.000 | ug/ml | # 0.00 |
| Standard Area 1 = 114944 | | | Recovery = 79.81% | | | |
| 100) IS3_Phenanthrene-d10 | 9.075 | 188 | 91736 | 4.000 | ug/ml | # 0.00 |
| Standard Area 2 = 85095 | | | Recovery = 107.80% | | | |
| 104) IS1_Chrysene-d12 | 11.704 | 240 | 109097 | 4.000 | ug/ml | # 0.00 |
| Standard Area 1 = 133330 | | | Recovery = 81.82% | | | |
| 113) IS1_Perylene-d12 | 13.169 | 264 | 122927 | 4.000 | ug/ml | 0.00 |
| Standard Area 1 = 147517 | | | Recovery = 83.33% | | | |
| System Monitoring Compounds | | | | | | |
| 4) 2-Fluorophenol | 3.440 | 112 | 4912 | 1.162 | ug/ml | 0.00 |
| Spiked Amount 2.000 | Range 15 - 110 | | Recovery = 58.10% | | | |
| 7) Phenol-d6 | 4.387 | 99 | 4980 | 0.911 | ug/ml | 0.00 |
| Spiked Amount 2.000 | Range 15 - 110 | | Recovery = 45.55% | | | |
| 19) Nitrobenzene-d5 | 5.252 | 82 | 3946 | 0.762 | ug/ml | 0.00 |
| Spiked Amount 1.000 | Range 30 - 130 | | Recovery = 76.20% | | | |
| 46) 2-Fluorobiphenyl | 7.016 | 172 | 11432 | 0.853 | ug/ml | 0.00 |
| Spiked Amount 1.000 | Range 30 - 130 | | Recovery = 85.30% | | | |
| 79) 2,4,6-Tribromophenol | 8.410 | 330 | 4461 | 1.736 | ug/ml | 0.00 |
| Spiked Amount 2.000 | Range 15 - 110 | | Recovery = 86.80% | | | |
| 96) 4-Terphenyl-d14 | 10.657 | 244 | 21681 | 0.885 | ug/ml | 0.00 |
| Spiked Amount 1.000 | Range 30 - 130 | | Recovery = 88.50% | | | |

Data Path : I:\8270\SV112\250904RVT\
Data File : 55281-06.D
Acq On : 05 Sep 2025 04:23 am
Operator : SV112:smz
Sample : L2555281-06,32,,ASK
Misc : WG2110427,WG2110784,ical22560
ALS Vial : 21 Sample Multiplier: 1

Quant Time: Sep 05 10:49:46 2025
Quant Method : I:\8270\SV112\250904RVT\FS250817SV112RVT.m
Quant Title : Semivolatiles by GC/MS by modified 8270
QLast Update : Thu Sep 04 20:49:39 2025
Response via : Initial Calibration

CCAL FILE(s) : 1 - I:\8270\SV112\250904RVT\ABN0904a.D
: 2 - I:\8270\SV112\250904RVT\ADP0904.D
: 3 - I:\8270\SV112\250904RVT\AP90904a.D
Sub List : 8270TCL_combo_REV1 - TCL/CT/MA

| Compound | R.T. | QIon | Response | Conc | Units | Dev(Min) |
|---|---|---|---|---|---|---|
| Target Compounds | | | | | | Qvalue |
| 6) 2-Chlorophenol | 0.000 | | 0 | N.D. | | |
| 8) Phenol | 0.000 | | 0 | N.D. | | |
| 14) Bis(2-chloroisopropyl)... | 0.000 | | 0 | N.D. | | |
| 15) 2-Methylphenol | 0.000 | | 0 | N.D. | | |
| 17) n-Nitrosodi-n-propylamine | 0.000 | | 0 | N.D. | | |
| 18) 3-Methylphenol/4-Methy... | 0.000 | | 0 | N.D. | | |
| 20) Nitrobenzene | 0.000 | | 0 | N.D. | | |
| 21) Isophorone | 0.000 | | 0 | N.D. | | |
| 22) 2-Nitrophenol | 0.000 | | 0 | N.D. | | |
| 23) 2,4-Dimethylphenol | 0.000 | | 0 | N.D. | | |
| 24) Bis(2-chloroethoxy)met... | 0.000 | | 0 | N.D. | | |
| 25) 2,4-Dichlorophenol | 0.000 | | 0 | N.D. | | |
| 28) Benzaldehyde | 0.000 | | 0 | N.D. | | |
| 29) Acetophenone | 0.000 | | 0 | N.D. | | |
| 38) 4-Chloroaniline | 0.000 | | 0 | N.D. | | |
| 40) p-Chloro-m-cresol | 0.000 | | 0 | N.D. | | |
| 43) Hexachlorocyclopentadiene | 0.000 | | 0 | N.D. | | |
| 44) 2,4,6-Trichlorophenol | 0.000 | | 0 | N.D. | | |
| 45) 2,4,5-Trichlorophenol | 0.000 | | 0 | N.D. | | |
| 48) 2-Nitroaniline | 0.000 | | 0 | N.D. | | |
| 51) Dimethyl phthalate | 0.000 | | 0 | N.D. | | |
| 53) 2,6-Dinitrotoluene | 0.000 | | 0 | N.D. | d | |
| 60) Caprolactam | 0.000 | | 0 | N.D. | | |
| 61) 1,2,4,5-Tetrachloroben... | 0.000 | | 0 | N.D. | | |
| 62) Biphenyl | 0.000 | | 0 | N.D. | | |
| 64) 3-Nitroaniline | 0.000 | | 0 | N.D. | | |
| 66) 2,4-Dinitrophenol | 0.000 | | 0 | N.D. | | |
| 67) Dibenzofuran | 0.000 | | 0 | N.D. | | |
| 68) 2,4-Dinitrotoluene | 0.000 | | 0 | N.D. | d | |
| 69) 4-Nitrophenol | 0.000 | | 0 | N.D. | | |
| 72) Diethyl phthalate | 0.000 | | 0 | N.D. | | |
| 74) 4-Chlorophenyl phenyl ... | 0.000 | | 0 | N.D. | | |
| 75) 4-Nitroaniline | 0.000 | | 0 | N.D. | | |
| 76) 4,6-Dinitro-o-cresol | 0.000 | | 0 | N.D. | | |
| 77) NDPA/DPA | 0.000 | | 0 | N.D. | | |
| 80) 4-Bromophenyl phenyl e... | 0.000 | | 0 | N.D. | | |

Data Path : I:\8270\SV112\250904RVT\
Data File : 55281-06.D
Acq On : 05 Sep 2025 04:23 am
Operator : SV112:smz
Sample : L2555281-06,32,,ASK
Misc : WG2110427,WG2110784,ical22560
ALS Vial : 21 Sample Multiplier: 1

Quant Time: Sep 05 10:49:46 2025
Quant Method : I:\8270\SV112\250904RVT\FS250817SV112RVT.m
Quant Title : Semivolatiles by GC/MS by modified 8270
QLast Update : Thu Sep 04 20:49:39 2025
Response via : Initial Calibration

CCAL FILE(s) : 1 - I:\8270\SV112\250904RVT\ABN0904a.D
: 2 - I:\8270\SV112\250904RVT\ADP0904.D
: 3 - I:\8270\SV112\250904RVT\AP90904a.D
Sub List : 8270TCL_combo_REV1 - TCL/CT/MA

| Compound | R.T. | QIon | Response | Conc | Units | Dev(Min) |
|---|---|---|---|---|---|---|
| 87) Atrazine | 0.000 | | 0 | N.D. | | |
| 91) Carbazole | 0.000 | | 0 | N.D. | | |
| 92) Di-n-butylphthalate | 0.000 | | 0 | N.D. | d | |
| 97) Butyl benzyl phthalate | 0.000 | | 0 | N.D. | | |
| 106) 3,3'-Dichlorobenzidine | 0.000 | | 0 | N.D. | | |
| 108) Bis(2-ethylhexyl)phtha... | 0.000 | | 0 | N.D. | | |
| 109) Di-n-octylphthalate | 0.000 | | 0 | N.D. | | |

(#) = qualifier out of range (m) = manual integration (+) = signals summed

Quantitation Report (QT Reviewed)

Data Path : I:\8270\SV112\250904RVT\
Data File : 55281-06.D
Acq On : 05 Sep 2025 04:23 am
Operator : SV112:smz
Sample : L2555281-06,32,,ASK
Misc : WG2110427,WG2110784,ical22560
ALS Vial : 21 Sample Multiplier: 1

Quant Time: Sep 05 10:49:46 2025
Quant Method : I:\8270\SV112\250904RVT\FS250817SV112RVT.m
Quant Title : Semivolatiles by GC/MS by modified 8270
QLast Update : Thu Sep 04 20:49:39 2025
Response via : Initial Calibration

Sub List : 8270ICL8270MSVREV250904RVTXMA90904a.D•

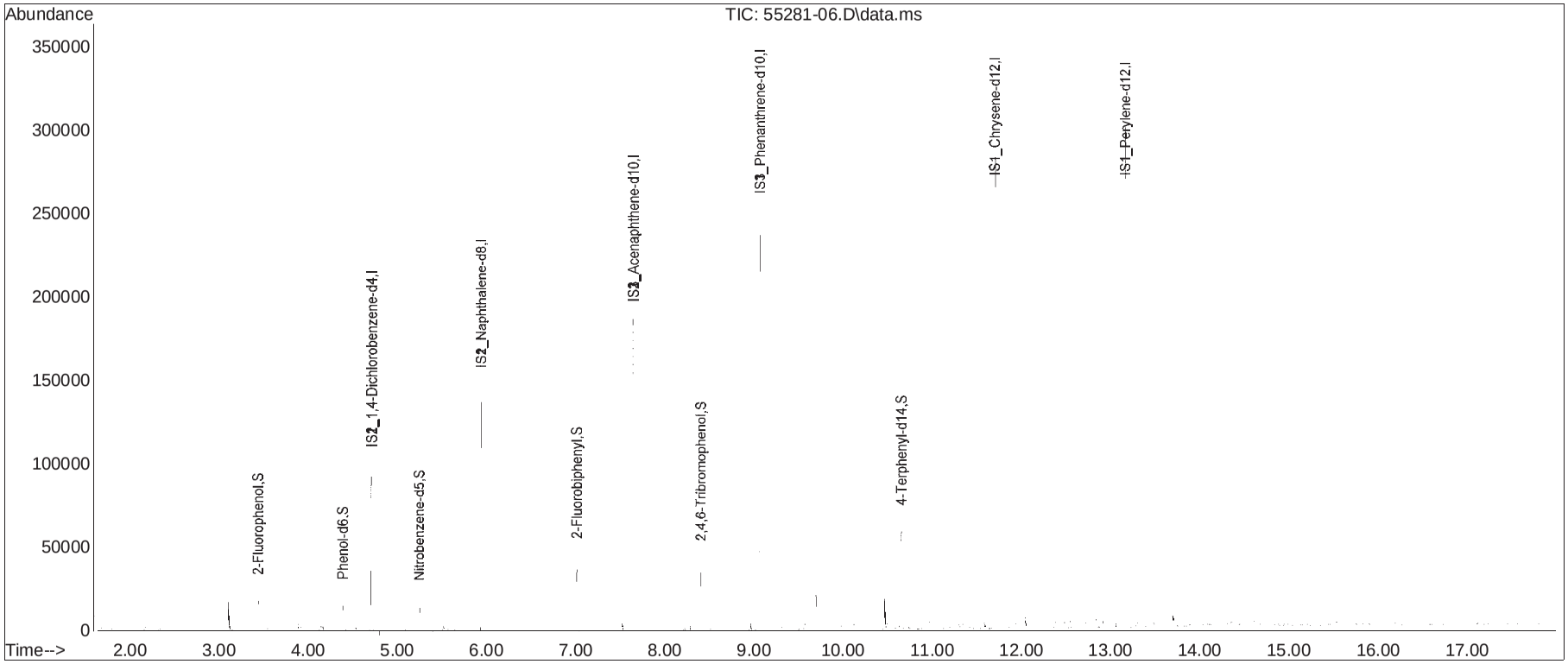

# Manual Integration Report

| | | | |
|---|---|---|---|
| Data Path | : I:\8270\SV112\250904RVT\ | QMethod | : FS250817SV112RVT.m |
| Data File | : 55281-06.D | Operator | : SV112:smz |
| Date Inj'd | : 9/5/2025 4:23 am | Instrument | : SV112 |
| Sample | : L2555281-06,32,,ASK | Quant Date | : 9/5/2025 4:41 am |

There are no manual integrations or false positives in this file.

Quantitation Report (QT Reviewed)

Data Path : I:\8270\SV112\250904RVT\
Data File : 55281-07.D
Acq On : 05 Sep 2025 04:46 am
Operator : SV112:smz
Sample : L2555281-07,32,,ASK
Misc : WG2110427,WG2110784,ical22560
ALS Vial : 22 Sample Multiplier: 1

Quant Time: Sep 05 10:50:01 2025
Quant Method : I:\8270\SV112\250904RVT\FS250817SV112RVT.m
Quant Title : Semivolatiles by GC/MS by modified 8270
QLast Update : Thu Sep 04 20:49:39 2025
Response via : Initial Calibration

CCAL FILE(s) : 1 - I:\8270\SV112\250904RVT\ABN0904a.D
: 2 - I:\8270\SV112\250904RVT\ADP0904.D
: 3 - I:\8270\SV112\250904RVT\AP90904a.D
Sub List : 8270TCL_combo_REV1 - TCL/CT/MA

| Compound | R.T. | QIon | Response | Conc | Units | Dev(Min) |
|---|---|---|---|---|---|---|
| Internal Standards | | | | | | |
| 1) IS1_1,4-Dichlorobenzen... | 4.716 | 152 | 15094 | 4.000 | ug/ml | 0.00 |
| Standard Area 1 = 18364 | | | Recovery = 82.19% | | | |
| 27) IS2_1,4-Dichlorobenzen... | 4.716 | 152 | 15094 | 4.000 | ug/ml | -0.09 |
| Standard Area 3 = 15466 | | | Recovery = 97.59% | | | |
| 35) IS1_Naphthalene-d8 | 5.946 | 136 | 57175 | 4.000 | ug/ml | 0.00 |
| Standard Area 1 = 71336 | | | Recovery = 80.15% | | | |
| 55) IS2_Naphthalene-d8 | 5.946 | 136 | 57175 | 4.000 | ug/ml | -0.10 |
| Standard Area 3 = 58616 | | | Recovery = 97.54% | | | |
| 63) IS1_Acenaphthene-d10 | 7.646 | 164 | 38782 | 4.000 | ug/ml | 0.00 |
| Standard Area 1 = 50801 | | | Recovery = 76.34% | | | |
| 83) IS2_Acenaphthene-d10 | 7.646 | 164 | 38782 | 4.000 | ug/ml | -0.10 |
| Standard Area 3 = 38758 | | | Recovery = 100.06% | | | |
| 86) IS3_Acenaphthene-d10 | 7.646 | 164 | 38782 | 4.000 | ug/ml | 0.00 |
| Standard Area 2 = 36376 | | | Recovery = 106.61% | | | |
| 88) IS1_Phenanthrene-d10 | 9.075 | 188 | 89035 | 4.000 | ug/ml | 0.00 |
| Standard Area 1 = 114944 | | | Recovery = 77.46% | | | |
| 100) IS3_Phenanthrene-d10 | 9.075 | 188 | 89035 | 4.000 | ug/ml | 0.00 |
| Standard Area 2 = 85095 | | | Recovery = 104.63% | | | |
| 104) IS1_Chrysene-d12 | 11.704 | 240 | 106437 | 4.000 | ug/ml | # 0.00 |
| Standard Area 1 = 133330 | | | Recovery = 79.83% | | | |
| 113) IS1_Perylene-d12 | 13.175 | 264 | 118851 | 4.000 | ug/ml | 0.00 |
| Standard Area 1 = 147517 | | | Recovery = 80.57% | | | |
| System Monitoring Compounds | | | | | | |
| 4) 2-Fluorophenol | 3.440 | 112 | 4703 | 1.128 | ug/ml | 0.00 |
| Spiked Amount 2.000 | Range 15 - 110 | | Recovery = 56.40% | | | |
| 7) Phenol-d6 | 4.387 | 99 | 4543 | 0.843 | ug/ml | 0.00 |
| Spiked Amount 2.000 | Range 15 - 110 | | Recovery = 42.15% | | | |
| 19) Nitrobenzene-d5 | 5.252 | 82 | 3928 | 0.769 | ug/ml | 0.00 |
| Spiked Amount 1.000 | Range 30 - 130 | | Recovery = 76.90% | | | |
| 46) 2-Fluorobiphenyl | 7.016 | 172 | 10737 | 0.810 | ug/ml | 0.00 |
| Spiked Amount 1.000 | Range 30 - 130 | | Recovery = 81.00% | | | |
| 79) 2,4,6-Tribromophenol | 8.410 | 330 | 4241 | 1.720 | ug/ml | 0.00 |
| Spiked Amount 2.000 | Range 15 - 110 | | Recovery = 86.00% | | | |
| 96) 4-Terphenyl-d14 | 10.657 | 244 | 19915 | 0.838 | ug/ml | 0.00 |
| Spiked Amount 1.000 | Range 30 - 130 | | Recovery = 83.80% | | | |

Data Path : I:\8270\SV112\250904RVT\
Data File : 55281-07.D
Acq On : 05 Sep 2025 04:46 am
Operator : SV112:smz
Sample : L2555281-07,32,,ASK
Misc : WG2110427,WG2110784,ical22560
ALS Vial : 22 Sample Multiplier: 1

Quant Time: Sep 05 10:50:01 2025
Quant Method : I:\8270\SV112\250904RVT\FS250817SV112RVT.m
Quant Title : Semivolatiles by GC/MS by modified 8270
QLast Update : Thu Sep 04 20:49:39 2025
Response via : Initial Calibration

CCAL FILE(s) : 1 - I:\8270\SV112\250904RVT\ABN0904a.D
: 2 - I:\8270\SV112\250904RVT\ADP0904.D
: 3 - I:\8270\SV112\250904RVT\AP90904a.D
Sub List : 8270TCL_combo_REV1 - TCL/CT/MA

| Compound | R.T. | QIon | Response | Conc | Units | Dev(Min) |
|---|---|---|---|---|---|---|
| Target Compounds | | | | | | Qvalue |
| 6) 2-Chlorophenol | 0.000 | | 0 | N.D. | | |
| 8) Phenol | 0.000 | | 0 | N.D. | | |
| 14) Bis(2-chloroisopropyl)... | 0.000 | | 0 | N.D. | | |
| 15) 2-Methylphenol | 0.000 | | 0 | N.D. | | |
| 17) n-Nitrosodi-n-propylamine | 0.000 | | 0 | N.D. | | |
| 18) 3-Methylphenol/4-Methy... | 0.000 | | 0 | N.D. | | |
| 20) Nitrobenzene | 0.000 | | 0 | N.D. | | |
| 21) Isophorone | 0.000 | | 0 | N.D. | | |
| 22) 2-Nitrophenol | 0.000 | | 0 | N.D. | | |
| 23) 2,4-Dimethylphenol | 0.000 | | 0 | N.D. | | |
| 24) Bis(2-chloroethoxy)met... | 0.000 | | 0 | N.D. | | |
| 25) 2,4-Dichlorophenol | 0.000 | | 0 | N.D. | | |
| 28) Benzaldehyde | 0.000 | | 0 | N.D. | | |
| 29) Acetophenone | 0.000 | | 0 | N.D. | | |
| 38) 4-Chloroaniline | 0.000 | | 0 | N.D. | | |
| 40) p-Chloro-m-cresol | 0.000 | | 0 | N.D. | | |
| 43) Hexachlorocyclopentadiene | 0.000 | | 0 | N.D. | | |
| 44) 2,4,6-Trichlorophenol | 0.000 | | 0 | N.D. | | |
| 45) 2,4,5-Trichlorophenol | 0.000 | | 0 | N.D. | | |
| 48) 2-Nitroaniline | 0.000 | | 0 | N.D. | | |
| 51) Dimethyl phthalate | 0.000 | | 0 | N.D. | | |
| 53) 2,6-Dinitrotoluene | 0.000 | | 0 | N.D. | d | |
| 60) Caprolactam | 0.000 | | 0 | N.D. | | |
| 61) 1,2,4,5-Tetrachloroben... | 0.000 | | 0 | N.D. | | |
| 62) Biphenyl | 0.000 | | 0 | N.D. | | |
| 64) 3-Nitroaniline | 0.000 | | 0 | N.D. | | |
| 66) 2,4-Dinitrophenol | 0.000 | | 0 | N.D. | | |
| 67) Dibenzofuran | 0.000 | | 0 | N.D. | | |
| 68) 2,4-Dinitrotoluene | 0.000 | | 0 | N.D. | d | |
| 69) 4-Nitrophenol | 0.000 | | 0 | N.D. | | |
| 72) Diethyl phthalate | 0.000 | | 0 | N.D. | | |
| 74) 4-Chlorophenyl phenyl ... | 0.000 | | 0 | N.D. | | |
| 75) 4-Nitroaniline | 0.000 | | 0 | N.D. | | |
| 76) 4,6-Dinitro-o-cresol | 0.000 | | 0 | N.D. | | |
| 77) NDPA/DPA | 0.000 | | 0 | N.D. | | |
| 80) 4-Bromophenyl phenyl e... | 0.000 | | 0 | N.D. | | |

Data Path : I:\8270\SV112\250904RVT\
Data File : 55281-07.D
Acq On : 05 Sep 2025 04:46 am
Operator : SV112:smz
Sample : L2555281-07,32,,ASK
Misc : WG2110427,WG2110784,ical22560
ALS Vial : 22 Sample Multiplier: 1

Quant Time: Sep 05 10:50:01 2025
Quant Method : I:\8270\SV112\250904RVT\FS250817SV112RVT.m
Quant Title : Semivolatiles by GC/MS by modified 8270
QLast Update : Thu Sep 04 20:49:39 2025
Response via : Initial Calibration

CCAL FILE(s) : 1 - I:\8270\SV112\250904RVT\ABN0904a.D
: 2 - I:\8270\SV112\250904RVT\ADP0904.D
: 3 - I:\8270\SV112\250904RVT\AP90904a.D
Sub List : 8270TCL_combo_REV1 - TCL/CT/MA

| Compound | R.T. | QIon | Response | Conc | Units | Dev(Min) |
|---|---|---|---|---|---|---|
| 87) Atrazine | 0.000 | | 0 | N.D. | | |
| 91) Carbazole | 0.000 | | 0 | N.D. | | |
| 92) Di-n-butylphthalate | 0.000 | | 0 | N.D. | | |
| 97) Butyl benzyl phthalate | 0.000 | | 0 | N.D. | | |
| 106) 3,3'-Dichlorobenzidine | 0.000 | | 0 | N.D. | | |
| 108) Bis(2-ethylhexyl)phtha... | 0.000 | | 0 | N.D. | | |
| 109) Di-n-octylphthalate | 0.000 | | 0 | N.D. | d | |

(#) = qualifier out of range (m) = manual integration (+) = signals summed

Quantitation Report (QT Reviewed)

Data Path : I:\8270\SV112\250904RVT\
Data File : 55281-07.D
Acq On : 05 Sep 2025 04:46 am
Operator : SV112:smz
Sample : L2555281-07,32,,ASK
Misc : WG2110427,WG2110784,ical22560
ALS Vial : 22 Sample Multiplier: 1

Quant Time: Sep 05 10:50:01 2025
Quant Method : I:\8270\SV112\250904RVT\FS250817SV112RVT.m
Quant Title : Semivolatiles by GC/MS by modified 8270
QLast Update : Thu Sep 04 20:49:39 2025
Response via : Initial Calibration

Sub List : 8270ICL8270MSVREV250904RVTXMR90904a.D•

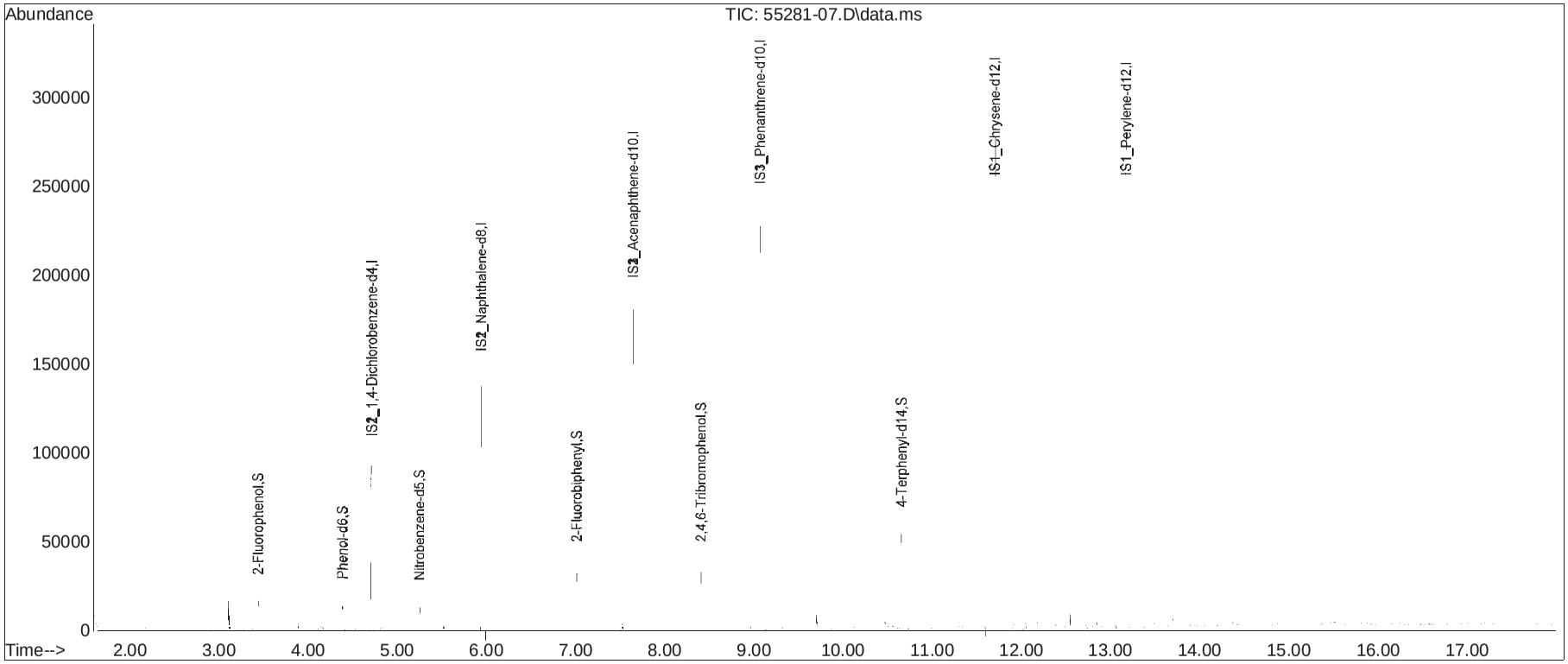

Manual Integration Report

| | | | |
|---|---|---|---|
| Data Path | : I:\8270\SV112\250904RVT\ | QMethod | : FS250817SV112RVT.m |
| Data File | : 55281-07.D | Operator | : SV112:smz |
| Date Inj'd | : 9/5/2025 4:46 am | Instrument | : SV112 |
| Sample | : L2555281-07,32,,ASK | Quant Date | : 9/5/2025 5:04 am |

There are no manual integrations or false positives in this file.

Quantitation Report (QT Reviewed)

Data Path : I:\8270\SV112\250904RVT\
Data File : 55281-08.D
Acq On : 05 Sep 2025 05:08 am
Operator : SV112:smz
Sample : L2555281-08,32,,ASK
Misc : WG2110427,WG2110784,ical22560
ALS Vial : 23 Sample Multiplier: 1

Quant Time: Sep 05 10:50:17 2025
Quant Method : I:\8270\SV112\250904RVT\FS250817SV112RVT.m
Quant Title : Semivolatiles by GC/MS by modified 8270
QLast Update : Thu Sep 04 20:49:39 2025
Response via : Initial Calibration

CCAL FILE(s) : 1 - I:\8270\SV112\250904RVT\ABN0904a.D
: 2 - I:\8270\SV112\250904RVT\ADP0904.D
: 3 - I:\8270\SV112\250904RVT\AP90904a.D
Sub List : 8270TCL_combo_REV1 - TCL/CT/MA

| Compound | R.T. | QIon | Response | Conc | Units | Dev(Min) |
|---|---|---|---|---|---|---|
| Internal Standards | | | | | | |
| 1) IS1_1,4-Dichlorobenzen... | 4.716 | 152 | 14876 | 4.000 | ug/ml | 0.00 |
| Standard Area 1 = 18364 | | | Recovery = 81.01% | | | |
| 27) IS2_1,4-Dichlorobenzen... | 4.716 | 152 | 14876 | 4.000 | ug/ml | -0.09 |
| Standard Area 3 = 15466 | | | Recovery = 96.19% | | | |
| 35) IS1_Naphthalene-d8 | 5.946 | 136 | 56197 | 4.000 | ug/ml | 0.00 |
| Standard Area 1 = 71336 | | | Recovery = 78.78% | | | |
| 55) IS2_Naphthalene-d8 | 5.946 | 136 | 56197 | 4.000 | ug/ml | -0.10 |
| Standard Area 3 = 58616 | | | Recovery = 95.87% | | | |
| 63) IS1_Acenaphthene-d10 | 7.646 | 164 | 39443 | 4.000 | ug/ml | 0.00 |
| Standard Area 1 = 50801 | | | Recovery = 77.64% | | | |
| 83) IS2_Acenaphthene-d10 | 7.646 | 164 | 39443 | 4.000 | ug/ml | -0.10 |
| Standard Area 3 = 38758 | | | Recovery = 101.77% | | | |
| 86) IS3_Acenaphthene-d10 | 7.646 | 164 | 39443 | 4.000 | ug/ml | 0.00 |
| Standard Area 2 = 36376 | | | Recovery = 108.43% | | | |
| 88) IS1_Phenanthrene-d10 | 9.075 | 188 | 91021 | 4.000 | ug/ml | # 0.00 |
| Standard Area 1 = 114944 | | | Recovery = 79.19% | | | |
| 100) IS3_Phenanthrene-d10 | 9.075 | 188 | 91021 | 4.000 | ug/ml | # 0.00 |
| Standard Area 2 = 85095 | | | Recovery = 106.96% | | | |
| 104) IS1_Chrysene-d12 | 11.704 | 240 | 111036 | 4.000 | ug/ml | # 0.00 |
| Standard Area 1 = 133330 | | | Recovery = 83.28% | | | |
| 113) IS1_Perylene-d12 | 13.175 | 264 | 128672 | 4.000 | ug/ml | 0.00 |
| Standard Area 1 = 147517 | | | Recovery = 87.23% | | | |
| System Monitoring Compounds | | | | | | |
| 4) 2-Fluorophenol | 3.440 | 112 | 4419 | 1.075 | ug/ml | 0.00 |
| Spiked Amount 2.000 | Range 15 - 110 | | Recovery = 53.75% | | | |
| 7) Phenol-d6 | 4.387 | 99 | 3969 | 0.747 | ug/ml | 0.00 |
| Spiked Amount 2.000 | Range 15 - 110 | | Recovery = 37.35% | | | |
| 19) Nitrobenzene-d5 | 5.252 | 82 | 3727 | 0.740 | ug/ml | 0.00 |
| Spiked Amount 1.000 | Range 30 - 130 | | Recovery = 74.00% | | | |
| 46) 2-Fluorobiphenyl | 7.016 | 172 | 10779 | 0.828 | ug/ml | 0.00 |
| Spiked Amount 1.000 | Range 30 - 130 | | Recovery = 82.80% | | | |
| 79) 2,4,6-Tribromophenol | 8.410 | 330 | 4316 | 1.721 | ug/ml | 0.00 |
| Spiked Amount 2.000 | Range 15 - 110 | | Recovery = 86.05% | | | |
| 96) 4-Terphenyl-d14 | 10.657 | 244 | 21053 | 0.866 | ug/ml | 0.00 |
| Spiked Amount 1.000 | Range 30 - 130 | | Recovery = 86.60% | | | |

Data Path : I:\8270\SV112\250904RVT\
Data File : 55281-08.D
Acq On : 05 Sep 2025 05:08 am
Operator : SV112:smz
Sample : L2555281-08,32,,ASK
Misc : WG2110427,WG2110784,ical22560
ALS Vial : 23 Sample Multiplier: 1

Quant Time: Sep 05 10:50:17 2025
Quant Method : I:\8270\SV112\250904RVT\FS250817SV112RVT.m
Quant Title : Semivolatiles by GC/MS by modified 8270
QLast Update : Thu Sep 04 20:49:39 2025
Response via : Initial Calibration

CCAL FILE(s) : 1 - I:\8270\SV112\250904RVT\ABN0904a.D
: 2 - I:\8270\SV112\250904RVT\ADP0904.D
: 3 - I:\8270\SV112\250904RVT\AP90904a.D
Sub List : 8270TCL_combo_REV1 - TCL/CT/MA

| Compound | R.T. | QIon | Response | Conc | Units | Dev(Min) |
|---|---|---|---|---|---|---|
| Target Compounds | | | | | | Qvalue |
| 6) 2-Chlorophenol | 0.000 | | 0 | N.D. | | |
| 8) Phenol | 0.000 | | 0 | N.D. | | |
| 14) Bis(2-chloroisopropyl)... | 0.000 | | 0 | N.D. | | |
| 15) 2-Methylphenol | 0.000 | | 0 | N.D. | | |
| 17) n-Nitrosodi-n-propylamine | 0.000 | | 0 | N.D. | | |
| 18) 3-Methylphenol/4-Methy... | 0.000 | | 0 | N.D. | | |
| 20) Nitrobenzene | 0.000 | | 0 | N.D. | | |
| 21) Isophorone | 0.000 | | 0 | N.D. | | |
| 22) 2-Nitrophenol | 0.000 | | 0 | N.D. | | |
| 23) 2,4-Dimethylphenol | 0.000 | | 0 | N.D. | | |
| 24) Bis(2-chloroethoxy)met... | 0.000 | | 0 | N.D. | | |
| 25) 2,4-Dichlorophenol | 0.000 | | 0 | N.D. | | |
| 28) Benzaldehyde | 0.000 | | 0 | N.D. | | |
| 29) Acetophenone | 0.000 | | 0 | N.D. | | |
| 38) 4-Chloroaniline | 0.000 | | 0 | N.D. | | |
| 40) p-Chloro-m-cresol | 0.000 | | 0 | N.D. | | |
| 43) Hexachlorocyclopentadiene | 0.000 | | 0 | N.D. | | |
| 44) 2,4,6-Trichlorophenol | 0.000 | | 0 | N.D. | | |
| 45) 2,4,5-Trichlorophenol | 0.000 | | 0 | N.D. | | |
| 48) 2-Nitroaniline | 0.000 | | 0 | N.D. | | |
| 51) Dimethyl phthalate | 0.000 | | 0 | N.D. | | |
| 53) 2,6-Dinitrotoluene | 0.000 | | 0 | N.D. | d | |
| 60) Caprolactam | 0.000 | | 0 | N.D. | | |
| 61) 1,2,4,5-Tetrachloroben... | 0.000 | | 0 | N.D. | | |
| 62) Biphenyl | 0.000 | | 0 | N.D. | | |
| 64) 3-Nitroaniline | 0.000 | | 0 | N.D. | | |
| 66) 2,4-Dinitrophenol | 0.000 | | 0 | N.D. | | |
| 67) Dibenzofuran | 0.000 | | 0 | N.D. | | |
| 68) 2,4-Dinitrotoluene | 0.000 | | 0 | N.D. | d | |
| 69) 4-Nitrophenol | 0.000 | | 0 | N.D. | | |
| 72) Diethyl phthalate | 0.000 | | 0 | N.D. | | |
| 74) 4-Chlorophenyl phenyl ... | 0.000 | | 0 | N.D. | | |
| 75) 4-Nitroaniline | 0.000 | | 0 | N.D. | | |
| 76) 4,6-Dinitro-o-cresol | 0.000 | | 0 | N.D. | | |
| 77) NDPA/DPA | 0.000 | | 0 | N.D. | | |
| 80) 4-Bromophenyl phenyl e... | 0.000 | | 0 | N.D. | | |

Data Path : I:\8270\SV112\250904RVT\
Data File : 55281-08.D
Acq On : 05 Sep 2025 05:08 am
Operator : SV112:smz
Sample : L2555281-08,32,,ASK
Misc : WG2110427,WG2110784,ical22560
ALS Vial : 23 Sample Multiplier: 1

Quant Time: Sep 05 10:50:17 2025
Quant Method : I:\8270\SV112\250904RVT\FS250817SV112RVT.m
Quant Title : Semivolatiles by GC/MS by modified 8270
QLast Update : Thu Sep 04 20:49:39 2025
Response via : Initial Calibration

CCAL FILE(s) : 1 - I:\8270\SV112\250904RVT\ABN0904a.D
: 2 - I:\8270\SV112\250904RVT\ADP0904.D
: 3 - I:\8270\SV112\250904RVT\AP90904a.D
Sub List : 8270TCL_combo_REV1 - TCL/CT/MA

| Compound | R.T. | QIon | Response | Conc | Units | Dev(Min) |
|---|---|---|---|---|---|---|
| 87) Atrazine | 0.000 | | 0 | N.D. | | |
| 91) Carbazole | 0.000 | | 0 | N.D. | | |
| 92) Di-n-butylphthalate | 0.000 | | 0 | N.D. | d | |
| 97) Butyl benzyl phthalate | 0.000 | | 0 | N.D. | | |
| 106) 3,3'-Dichlorobenzidine | 0.000 | | 0 | N.D. | | |
| 108) Bis(2-ethylhexyl)phtha... | 0.000 | | 0 | N.D. | | |
| 109) Di-n-octylphthalate | 0.000 | | 0 | N.D. | d | |

(#) = qualifier out of range (m) = manual integration (+) = signals summed

Quantitation Report (QT Reviewed)

Data Path : I:\8270\SV112\250904RVT\
Data File : 55281-08.D
Acq On : 05 Sep 2025 05:08 am
Operator : SV112:smz
Sample : L2555281-08,32,,ASK
Misc : WG2110427,WG2110784,ical22560
ALS Vial : 23 Sample Multiplier: 1

Quant Time: Sep 05 10:50:17 2025
Quant Method : I:\8270\SV112\250904RVT\FS250817SV112RVT.m
Quant Title : Semivolatiles by GC/MS by modified 8270
QLast Update : Thu Sep 04 20:49:39 2025
Response via : Initial Calibration

Sub List : 8270ICL8270MSVREV250904RVTXMA90904a.D•

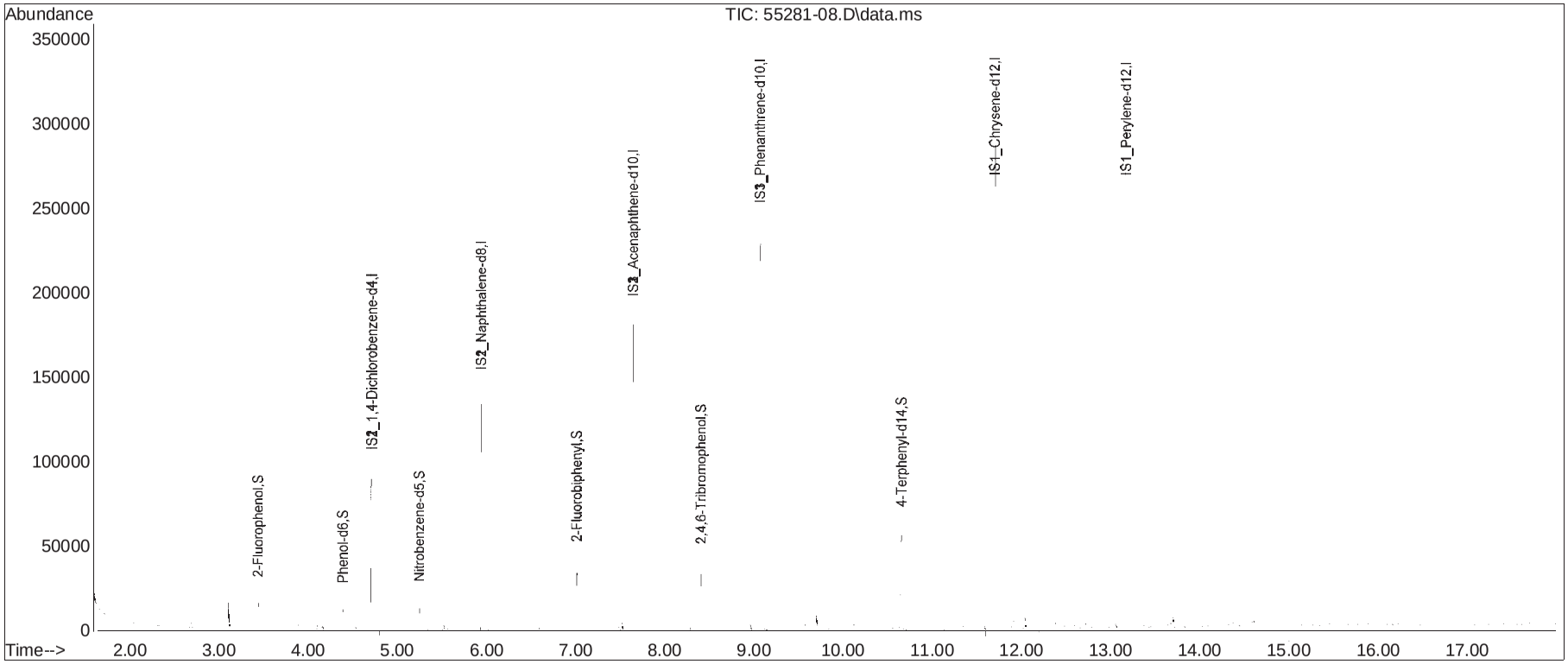

# Manual Integration Report

| | | | |
|---|---|---|---|
| Data Path | : I:\8270\SV112\250904RVT\ | QMethod | : FS250817SV112RVT.m |
| Data File | : 55281-08.D | Operator | : SV112:smz |
| Date Inj'd | : 9/5/2025 5:08 am | Instrument | : SV112 |
| Sample | : L2555281-08,32,,ASK | Quant Date | : 9/5/2025 5:27 am |

There are no manual integrations or false positives in this file.

# Semivolatiles Standards Data

# Initial Calibration

# Initial Calibration Summary
# Form 6
# Semivolatiles

| | | | |
|---|---|---|---|
| **Client** | **: Roux Env. Eng. & Geology, DPC** | **Lab Number** | **: L2555281** |
| **Project Name** | **: CORAM MATERIALS** | **Project Number** | **: 2232.0006Y005** |
| **Instrument ID** | **: SV112** | **Ical Ref** | **: ICAL22560** |
| **Calibration dates** | **: 08/17/25 18:26 08/18/25 06:05** | | |

Calibration Files
L1 =ADPL1.D L2 =ADPL2.D L3 =ADPL3.D L4 =ADPL4.D L5 =ABNL5a.D L6 =ADPL6.D L7 =ADPL7.D
L8 =ADPL8.D L9 =ADPL9.D

| | | Compound | L1 | L2 | L3 | L4 | L5 | L6 | L7 | L8 | L9 | Avg | %RSD |
|---|---|---|---|---|---|---|---|---|---|---|---|---|---|
| 1) | I | IS1_1,4-Dichlorobenzene-d4 | ----------ISTD---------- | | | | | | | | | | |
| 2) | T | N-Nitrosodimethylamine | 0.731 | 0.626 | 0.651 | 0.652 | 0.768 | 0.882 | 0.989 | 0.912 | 0.916 | 0.792 | 17.20 |
| 3) | T | Pyridine | | 1.100 | 1.121 | 1.024 | 1.283 | 1.391 | 1.753 | 1.555 | 1.568 | 1.349 | 19.38 |
| 4) | S | 2-Fluorophenol | 1.059 | 0.795 | 0.960 | 0.883 | 1.020 | 1.244 | 1.390 | 1.303 | 1.291 | 1.105 | 18.92 |
| 5) | T | Aniline | 1.360 | 1.271 | 1.604 | 1.714 | 1.935 | 2.250 | 2.526 | 2.306 | 2.264 | *L | 0.9976 |
| 6) | T | 2-Chlorophenol | 1.074 | 1.088 | 1.113 | 1.052 | 1.225 | 1.477 | 1.619 | 1.472 | 1.462 | 1.287 | 17.06 |
| 7) | S | Phenol-d6 | 1.102 | 1.198 | 1.263 | 1.213 | 1.301 | 1.639 | 1.819 | 1.669 | 1.648 | 1.428 | 18.40 |
| 8) | T | Phenol | 1.332 | 1.371 | 1.380 | 1.299 | 1.527 | 1.765 | 1.974 | 1.809 | 1.773 | 1.581 | 15.90 |
| 9) | T | bis(2-Chloroethyl)ether | 1.360 | 1.277 | 1.114 | 1.093 | 1.260 | 1.433 | 1.556 | 1.401 | 1.379 | 1.319 | 11.35 |
| 10) | T | 1,3-Dichlorobenzene | 1.547 | 1.563 | 1.467 | 1.352 | 1.486 | 1.686 | 1.817 | 1.635 | 1.608 | 1.573 | 8.58 |
| 11) | T | 1,4-Dichlorobenzene | 1.679 | 1.472 | 1.473 | 1.426 | 1.512 | 1.740 | 1.848 | 1.681 | 1.666 | 1.611 | 9.00 |
| 12) | T | 1,2-Dichlorobenzene | 1.577 | 1.545 | 1.301 | 1.347 | 1.498 | 1.688 | 1.806 | 1.636 | 1.614 | 1.557 | 10.22 |
| 13) | T | Benzyl alcohol | | 0.892 | 0.908 | 0.887 | 1.005 | 1.234 | 1.415 | 1.313 | 1.319 | 1.122 | 19.68 |
| 14) | T | bis(2-chloroisopropyl)ether | 1.965 | 2.006 | 1.889 | 1.876 | 2.095 | 2.340 | 2.607 | 2.325 | 2.231 | 2.148 | 11.44 |
| 15) | T | 2-Methylphenol | 0.895 | 0.980 | 0.965 | 0.942 | 1.086 | 1.309 | 1.464 | 1.386 | 1.366 | 1.155 | 19.40 |
| 16) | T | Hexachloroethane | 0.507 | 0.537 | 0.561 | 0.522 | 0.564 | 0.644 | 0.708 | 0.658 | 0.665 | 0.596 | 12.24 |
| 17) | T | n-Nitrosodi-n-propylamine | 0.921 | 0.851 | 0.831 | 0.868 | 0.949 | 1.150 | 1.308 | 1.203 | 1.209 | 1.032 | 17.80 |
| 18) | T | 3-Methylphenol/4-Methylphenol | 1.091 | 1.066 | 1.068 | 1.039 | 1.201 | 1.413 | 1.606 | 1.473 | 1.477 | 1.270 | 17.38 |
| 19) | S | Nitrobenzene-d5 | 1.183 | 1.112 | 1.079 | 1.094 | 1.225 | 1.528 | 1.726 | 1.618 | 1.621 | 1.354 | 19.50 |
| 20) | T | Nitrobenzene | 1.223 | 1.116 | 1.254 | 1.124 | 1.257 | 1.569 | 1.813 | 1.651 | 1.639 | 1.405 | 18.65 |
| 21) | T | Isophorone | 2.634 | 2.400 | 2.332 | 2.330 | 2.657 | 3.225 | 3.580 | 3.263 | 3.223 | 2.849 | 16.68 |
| 22) | T | 2-Nitrophenol | | | 0.461 | 0.513 | 0.531 | 0.709 | 0.847 | 0.812 | 0.820 | *L | 0.9974 |
| 23) | T | 2,4-Dimethylphenol | | | 1.190 | 1.154 | 1.373 | 1.644 | 1.849 | 1.680 | 1.676 | 1.510 | 17.88 |
| 24) | T | bis(2-Chloroethoxy)methane | 1.643 | 1.659 | 1.493 | 1.518 | 1.709 | 2.020 | 2.230 | 2.005 | 1.990 | 1.807 | 14.35 |
| 25) | T | 2,4-Dichlorophenol | | | 1.056 | 0.989 | 1.135 | 1.465 | 1.633 | 1.532 | 1.532 | 1.335 | 19.84 |
| 26) | T | 1,2,4-Trichlorobenzene | 1.556 | 1.392 | 1.355 | 1.318 | 1.455 | 1.654 | 1.807 | 1.655 | 1.656 | 1.539 | 10.87 |
| 27) | I | IS2_1,4-Dichlorobenzene-d4 | ----------ISTD---------- | | | | | | | | | | |
| 28) | T | Benzaldehyde | 0.483 | 0.631 | 0.700 | 0.588 | 0.584 | 0.562 | 0.602 | 0.587 | 0.634 | 0.597 | 9.83 |
| 29) | T | Acetophenone | 1.829 | 2.083 | 2.233 | 1.955 | 1.887 | 1.884 | 1.957 | 1.950 | 2.043 | 1.980 | 6.22 |
| 30) | T | m-Toluidine | | | 1.030 | 1.058 | 1.104 | 1.190 | 1.269 | 1.288 | 1.400 | 1.191 | 11.37 |
| 31) | T | 2-Chloroaniline | 1.502 | 1.695 | 1.954 | 1.708 | 1.586 | 1.638 | 1.691 | 1.674 | 1.744 | 1.688 | 7.32 |
| 32) | I | IS3_1,4-Dichlorobenzene-d4 | ----------ISTD---------- | | | | | | | | | | |
| 33) | T | 1,4-Dioxane | 0.664 | 0.639 | 0.691 | 0.503 | 0.465 | 0.505 | 0.494 | 0.474 | 0.481 | 0.546 | 16.63 |
| 34) | T | n-Decane | 1.791 | 1.463 | 1.802 | 1.534 | 1.545 | 1.593 | 1.580 | 1.541 | 1.568 | 1.602 | 7.27 |
| 35) | I | IS1_Naphthalene-d8 | ----------ISTD---------- | | | | | | | | | | |
| 36) | T | Naphthalene | 1.101 | 1.122 | 0.994 | 0.904 | 1.051 | 1.145 | 1.226 | 1.049 | 0.972 | 1.063 | 9.22 |

# Initial Calibration Summary
# Form 6
# Semivolatiles

| | | | |
|---|---|---|---|
| **Client** | **: Roux Env. Eng. & Geology, DPC** | **Lab Number** | **: L2555281** |
| **Project Name** | **: CORAM MATERIALS** | **Project Number** | **: 2232.0006Y005** |
| **Instrument ID** | **: SV112** | **Ical Ref** | **: ICAL22560** |
| **Calibration dates** | **: 08/17/25 18:26 08/18/25 06:05** | | |

Calibration Files
L1 =ADPL1.D L2 =ADPL2.D L3 =ADPL3.D L4 =ADPL4.D L5 =ABNL5a.D L6 =ADPL6.D L7 =ADPL7.D
L8 =ADPL8.D L9 =ADPL9.D

| | Compound | L1 | L2 | L3 | L4 | L5 | L6 | L7 | L8 | L9 | Avg | %RSD |
|---|---|---|---|---|---|---|---|---|---|---|---|---|
| 37) T | Benzoic Acid | | | | | 0.138 | 0.222 | 0.294 | 0.303 | 0.319 | *L | 0.9995 |
| 38) T | 4-Chloroaniline | 0.128 | 0.108 | 0.121 | 0.124 | 0.144 | 0.159 | 0.183 | 0.161 | 0.167 | 0.144 | 17.40 |
| 39) T | Hexachlorobutadiene | 0.262 | 0.259 | 0.226 | 0.215 | 0.226 | 0.271 | 0.289 | 0.263 | 0.266 | 0.253 | 9.70 |
| 40) T | p-Chloro-m-cresol | | 0.265 | 0.270 | 0.247 | 0.306 | 0.368 | 0.421 | 0.375 | 0.378 | 0.329 | 19.66 |
| 41) T | 2-Methylnaphthalene | 0.666 | 0.643 | 0.616 | 0.579 | 0.646 | 0.735 | 0.798 | 0.698 | 0.679 | 0.674 | 9.65 |
| 42) T | 1-Methylnaphthalene | 0.304 | 0.259 | 0.218 | 0.227 | 0.262 | 0.285 | 0.312 | 0.275 | 0.283 | 0.269 | 11.78 |
| 43) T | Hexachlorocyclopentadiene | | | | 0.224 | 0.248 | 0.332 | 0.383 | 0.360 | 0.369 | *L | 0.9983 |
| 44) T | 2,4,6-Trichlorophenol | | 0.193 | 0.194 | 0.203 | 0.242 | 0.305 | 0.346 | 0.318 | 0.329 | *L | 0.9971 |
| 45) T | 2,4,5-Trichlorophenol | | | 0.221 | 0.230 | 0.274 | 0.345 | 0.375 | 0.341 | 0.342 | *L | 0.9978 |
| 46) S | 2-Fluorobiphenyl | 0.911 | 0.876 | 0.847 | 0.831 | 0.920 | 1.037 | 1.086 | 0.945 | 0.889 | 0.927 | 9.16 |
| 47) T | 2-Chloronaphthalene | 0.751 | 0.743 | 0.716 | 0.689 | 0.775 | 0.865 | 0.928 | 0.818 | 0.787 | 0.786 | 9.54 |
| 48) T | 2-Nitroaniline | | | 0.158 | 0.165 | 0.200 | 0.241 | 0.291 | 0.272 | 0.279 | *L | 0.9978 |
| 49) T | 1,4-Dinitrobenzene | | | | | 0.099 | 0.123 | 0.143 | 0.134 | 0.142 | 0.128 | 14.10 |
| 50) T | 1,3-Dinitrobenzene | | | | | 0.107 | 0.139 | 0.165 | 0.153 | 0.161 | 0.145 | 16.05 |
| 51) T | Dimethyl phthalate | 0.893 | 0.942 | 0.892 | 0.844 | 1.029 | 1.147 | 1.215 | 1.036 | 0.971 | 0.996 | 12.34 |
| 52) T | Acenaphthylene | 1.230 | 1.173 | 1.161 | 1.094 | 1.338 | 1.498 | 1.558 | 1.306 | 1.180 | 1.282 | 12.38 |
| 53) T | 2,6-Dinitrotoluene | | | 0.144 | 0.135 | 0.180 | 0.222 | 0.244 | 0.238 | 0.245 | *L | 0.9986 |
| 54) T | 1,2-Dinitrobenzene | | | | | 0.074 | 0.092 | 0.105 | 0.097 | 0.100 | 0.094 | 12.65 |
| 55) I | IS2_Naphthalene-d8 | ----------ISTD---------- | | | | | | | | | | |
| 56) T | a-Terpineol | 0.252 | 0.294 | 0.331 | 0.297 | 0.291 | 0.291 | 0.301 | 0.311 | 0.313 | 0.298 | 7.23 |
| 57) T | 3-Chloroaniline | | 0.128 | 0.162 | 0.135 | 0.131 | 0.136 | 0.137 | 0.138 | 0.140 | 0.138 | 7.35 |
| 58) T | 2,6-Dichlorophenol | 0.225 | 0.269 | 0.295 | 0.277 | 0.278 | 0.289 | 0.295 | 0.304 | 0.310 | 0.282 | 8.94 |
| 59) T | 1-chloro-2-nitrobenzene | 0.097 | 0.156 | 0.145 | 0.138 | 0.133 | 0.136 | 0.139 | 0.145 | 0.150 | 0.137 | 12.23 |
| 60) T | Caprolactam | | 0.115 | 0.183 | 0.172 | 0.167 | 0.174 | 0.191 | 0.207 | 0.210 | 0.177 | 16.78 |
| 61) T | 1,2,4,5-Tetrachlorobenzene | 0.385 | 0.485 | 0.543 | 0.465 | 0.433 | 0.424 | 0.421 | 0.419 | 0.415 | 0.443 | 10.65 |
| 62) T | Biphenyl | 0.920 | 1.102 | 1.222 | 1.009 | 0.941 | 0.934 | 0.933 | 0.902 | 0.842 | 0.978 | 11.90 |
| 63) I | IS1_Acenaphthene-d10 | ----------ISTD---------- | | | | | | | | | | |
| 64) T | 3-Nitroaniline | | | 0.223 | 0.231 | 0.300 | 0.358 | 0.419 | 0.378 | 0.380 | *L | 0.9977 |
| 65) T | Acenaphthene | 1.109 | 1.070 | 1.052 | 0.938 | 1.090 | 1.187 | 1.292 | 1.120 | 1.061 | 1.102 | 8.85 |
| 66) T | 2,4-Dinitrophenol | | | | 0.070 | 0.121 | 0.175 | 0.218 | 0.210 | 0.223 | *L | 0.9981 |
| 67) T | Dibenzofuran | 1.906 | 1.766 | 1.695 | 1.626 | 1.886 | 2.021 | 2.153 | 1.810 | 1.637 | 1.833 | 9.67 |
| 68) T | 2,4-Dinitrotoluene | | | 0.291 | 0.287 | 0.376 | 0.451 | 0.531 | 0.472 | 0.483 | *L | 0.9974 |
| 69) T | 4-Nitrophenol | | | 0.168 | 0.188 | 0.246 | 0.321 | 0.371 | 0.319 | 0.321 | *L | 0.9957 |
| 70) T | 2,3,5,6-Tetrachlorophenol | | | 0.271 | 0.299 | 0.350 | 0.454 | 0.512 | 0.476 | 0.481 | *L | 0.9995 |
| 71) T | 2,3,4,6-Tetrachlorophenol | | | 0.271 | 0.285 | 0.380 | 0.465 | 0.504 | 0.462 | 0.470 | *L | 0.9995 |
| 72) T | Diethyl phthalate | 1.545 | 1.453 | 1.320 | 1.277 | 1.616 | 1.769 | 1.905 | 1.652 | 1.544 | 1.565 | 12.86 |

# Initial Calibration Summary
# Form 6
# Semivolatiles

| | | | |
|---|---|---|---|
| **Client** | : Roux Env. Eng. & Geology, DPC | **Lab Number** | : L2555281 |
| **Project Name** | : CORAM MATERIALS | **Project Number** | : 2232.0006Y005 |
| **Instrument ID** | : SV112 | **Ical Ref** | : ICAL22560 |
| **Calibration dates** | : 08/17/25 18:26 08/18/25 06:05 | | |

Calibration Files
L1 =ADPL1.D L2 =ADPL2.D L3 =ADPL3.D L4 =ADPL4.D L5 =ABNL5a.D L6 =ADPL6.D L7 =ADPL7.D
L8 =ADPL8.D L9 =ADPL9.D

| | | Compound | L1 | L2 | L3 | L4 | L5 | L6 | L7 | L8 | L9 | Avg | %RSD | |
|---|---|---|---|---|---|---|---|---|---|---|---|---|---|---|
| 73) | T | Fluorene | 1.630 | 1.355 | 1.366 | 1.256 | 1.528 | 1.650 | 1.741 | 1.496 | 1.383 | 1.489 | 10.86 | |
| 74) | T | 4-Chlorophenyl-phenylether | 0.855 | 0.798 | 0.698 | 0.666 | 0.776 | 0.830 | 0.890 | 0.771 | 0.764 | 0.783 | 9.12 | |
| 75) | T | 4-Nitroaniline | | | 0.220 | 0.231 | 0.321 | 0.360 | 0.415 | 0.368 | 0.372 | | *L | 0.9976 |
| 76) | T | 4,6-Dinitro-o-cresol | | | | 0.150 | 0.218 | 0.260 | 0.307 | 0.295 | 0.306 | | *L | 0.9992 |
| 77) | T | NDPA/DPA | 1.236 | 1.104 | 1.128 | 1.050 | 1.297 | 1.390 | 1.493 | 1.284 | 1.228 | 1.246 | 11.30 | |
| 78) | T | Azobenzene | 1.175 | 1.212 | 1.217 | 1.164 | 1.498 | 1.603 | 1.663 | 1.448 | 1.358 | 1.371 | 13.92 | |
| 79) | S | 2,4,6-Tribromophenol | | 0.210 | 0.199 | 0.203 | 0.236 | 0.275 | 0.313 | 0.294 | 0.304 | 0.254 | 18.72 | |
| 80) | T | 4-Bromophenyl-phenylether | 0.484 | 0.510 | 0.457 | 0.425 | 0.492 | 0.562 | 0.619 | 0.531 | 0.530 | 0.512 | 11.24 | |
| 81) | T | Hexachlorobenzene | 0.695 | 0.584 | 0.544 | 0.503 | 0.577 | 0.639 | 0.699 | 0.610 | 0.610 | 0.607 | 10.64 | |
| 82) | T | Pentachlorophenol | | | | 0.178 | 0.271 | 0.354 | 0.433 | 0.410 | 0.424 | | *L | 0.9985 |
| 83) | I | IS2_Acenaphthene-d10 | ----------ISTD---------- | | | | | | | | | | | |
| 84) | T | Dichloran | 0.117 | 0.170 | 0.201 | 0.171 | 0.163 | 0.167 | 0.191 | 0.211 | 0.224 | 0.179 | 17.65 | |
| 85) | T | Pentachloronitrobenzene | 0.164 | 0.201 | 0.218 | 0.194 | 0.186 | 0.194 | 0.221 | 0.231 | 0.234 | 0.205 | 11.31 | |
| 86) | I | IS3_Acenaphthene-d10 | ----------ISTD---------- | | | | | | | | | | | |
| 87) | T | Atrazine | 0.517 | 0.437 | 0.482 | 0.407 | 0.410 | 0.472 | 0.467 | 0.473 | 0.501 | 0.463 | 8.17 | |
| 88) | I | IS1_Phenanthrene-d10 | ----------ISTD---------- | | | | | | | | | | | |
| 89) | T | Phenanthrene | 1.142 | 1.100 | 1.023 | 0.990 | 1.145 | 1.187 | 1.282 | 1.075 | 0.947 | 1.099 | 9.46 | |
| 90) | T | Anthracene | 1.127 | 1.032 | 0.979 | 0.961 | 1.140 | 1.224 | 1.313 | 1.088 | 0.956 | 1.091 | 11.30 | |
| 91) | T | Carbazole | 0.919 | 0.917 | 0.872 | 0.853 | 1.069 | 1.132 | 1.214 | 1.032 | 0.932 | 0.993 | 12.56 | |
| 92) | T | Di-n-butylphthalate | 1.066 | 0.990 | 0.970 | 0.971 | 1.216 | 1.365 | 1.529 | 1.281 | 1.085 | 1.164 | 16.95 | |
| 93) | T | Fluoranthene | 1.376 | 1.258 | 1.216 | 1.156 | 1.451 | 1.497 | 1.599 | 1.292 | 1.119 | 1.329 | 12.24 | |
| 94) | T | Benzidine | | | | 0.539 | 0.789 | 0.901 | 1.051 | 0.915 | 0.842 | | *L | 0.9918 |
| 95) | T | Pyrene | 1.314 | 1.314 | 1.277 | 1.208 | 1.565 | 1.569 | 1.629 | 1.314 | 1.115 | 1.367 | 13.05 | |
| 96) | S | 4-Terphenyl-d14 | 1.124 | 1.027 | 0.977 | 0.927 | 1.156 | 1.185 | 1.248 | 1.039 | 0.927 | 1.068 | 10.87 | |
| 97) | T | Butyl benzyl phthalate | | | 0.387 | 0.390 | 0.505 | 0.579 | 0.689 | 0.623 | 0.592 | | *L | 0.9961 |
| 98) | I | IS2_Phenanthrene-d10 | ----------ISTD---------- | | | | | | | | | | | |
| 99) | T | Diphenamid | 0.414 | 0.482 | 0.547 | 0.466 | 0.486 | 0.487 | 0.527 | 0.524 | 0.517 | 0.494 | 8.12 | |
| 100) | I | IS3_Phenanthrene-d10 | ----------ISTD---------- | | | | | | | | | | | |
| 101) | T | n-Octadecane | 0.558 | 0.479 | 0.550 | 0.452 | 0.454 | 0.491 | 0.500 | 0.499 | 0.482 | 0.496 | 7.46 | |
| 102) | T | Parathion | 0.116 | 0.094 | 0.103 | 0.090 | 0.088 | 0.099 | 0.108 | 0.123 | 0.137 | 0.106 | 15.40 | |
| 103) | T | 3,3'-Dimethylbenzidine | | | | 0.541 | 0.582 | 0.768 | 0.849 | 0.847 | 0.835 | 0.737 | 18.97 | |
| 104) | I | IS1_Chrysene-d12 | ----------ISTD---------- | | | | | | | | | | | |
| 105) | T | Benzo[a]anthracene | 1.440 | 1.236 | 1.148 | 1.119 | 1.308 | 1.423 | 1.569 | 1.341 | 1.189 | 1.308 | 11.49 | |
| 106) | T | 3,3'-Dichlorobenzidine | 0.431 | 0.374 | 0.376 | 0.378 | 0.454 | 0.551 | 0.627 | 0.547 | 0.522 | 0.473 | 19.48 | |
| 107) | T | Chrysene | 1.298 | 1.199 | 1.168 | 1.097 | 1.274 | 1.357 | 1.430 | 1.135 | 0.985 | 1.216 | 11.36 | |
| 108) | T | bis(2-Ethylhexyl)phthalate | | 0.563 | 0.533 | 0.553 | 0.676 | 0.835 | 0.964 | 0.865 | 0.802 | | *L | 0.9942 |

# Initial Calibration Summary
# Form 6
# Semivolatiles

| | | | |
|---|---|---|---|
| **Client** | **: Roux Env. Eng. & Geology, DPC** | **Lab Number** | **: L2555281** |
| **Project Name** | **: CORAM MATERIALS** | **Project Number** | **: 2232.0006Y005** |
| **Instrument ID** | **: SV112** | **Ical Ref** | **: ICAL22560** |
| **Calibration dates** | **: 08/17/25 18:26 08/18/25 06:05** | | |

Calibration Files

L1 =ADPL1.D L2 =ADPL2.D L3 =ADPL3.D L4 =ADPL4.D L5 =ABNL5a.D L6 =ADPL6.D L7 =ADPL7.D

L8 =ADPL8.D L9 =ADPL9.D

| | | Compound | L1 | L2 | L3 | L4 | L5 | L6 | L7 | L8 | L9 | Avg | %RSD | |
|---|---|---|---|---|---|---|---|---|---|---|---|---|---|---|
| 109) | T | Di-n-octylphthalate | | | 0.831 | 0.875 | 1.083 | 1.385 | 1.633 | 1.400 | 1.224 | *Q | 0.9962 | |
| 110) | T | Benzo(b)fluoranthene | 1.333 | 1.176 | 1.089 | 1.118 | 1.308 | 1.380 | 1.563 | 1.304 | 1.282 | 1.283 | 11.29 | |
| 111) | T | Benzo(k)fluoranthene | 1.276 | 1.108 | 1.140 | 1.102 | 1.327 | 1.469 | 1.528 | 1.257 | 1.054 | 1.251 | 13.40 | |
| 112) | T | Benzo(a)pyrene | 1.139 | 1.055 | 0.995 | 1.032 | 1.228 | 1.345 | 1.480 | 1.258 | 1.162 | 1.188 | 13.28 | |
| 113) | I | IS1_Perylene-d12 | ----------ISTD---------- | | | | | | | | | | | |
| 114) | T | Indeno(1,2,3-cd)pyrene | 1.010 | 1.007 | 0.898 | 0.885 | 1.064 | 1.242 | 1.394 | 1.213 | 1.228 | 1.105 | 15.70 | |
| 115) | T | Dibenzo[a,h]anthracene | 0.980 | 0.957 | 0.916 | 0.913 | 1.088 | 1.226 | 1.321 | 1.123 | 1.054 | 1.064 | 13.28 | |
| 116) | T | Benzo(g,h,i)perylene | 1.055 | 1.052 | 0.949 | 0.939 | 1.124 | 1.239 | 1.330 | 1.155 | 1.102 | 1.105 | 11.47 | |

# Response Factor Report SV112

Method Path : I:\8270\SV112\250817RVTical\
Method File : FS250817SV112RVT.m
Title : Semivolatiles by GC/MS by modified 8270
Last Update : Mon Aug 18 06:54:37 2025
Response Via : Initial Calibration

Calibration Files
L1 =ADPL1.D L2 =ADPL2.D L3 =ADPL3.D L4 =ADPL4.D L5 =ABNL5a.D L6 =ADPL6.D L7 =ADPL7.D
L8 =ADPL8.D L9 =ADPL9.D

| | | Compound | L1 | L2 | L3 | L4 | L5 | L6 | L7 | L8 | L9 | Avg | %RSD |
|---|---|---|---|---|---|---|---|---|---|---|---|---|---|
| 1) | I | IS1_1,4-Dichlorobenzene-d4 | ISTD | | | | | | | | | | |
| 2) | T | N-Nitrosodimethylamine | 0.731 | 0.626 | 0.651 | 0.652 | 0.768 | 0.882 | 0.989 | 0.912 | 0.916 | 0.792 | 17.20 |
| 3) | T | Pyridine | | 1.100 | 1.121 | 1.024 | 1.283 | 1.391 | 1.753 | 1.555 | 1.568 | 1.349 | 19.38 |
| 4) | S | 2-Fluorophenol | 1.059 | 0.795 | 0.960 | 0.883 | 1.020 | 1.244 | 1.390 | 1.303 | 1.291 | 1.105 | 18.92 |
| 5) | T | Aniline | 1.360 | 1.271 | 1.604 | 1.714 | 1.935 | 2.250 | 2.526 | 2.306 | 2.264 | *L | 0.9976 |
| 6) | T | 2-Chlorophenol | 1.074 | 1.088 | 1.113 | 1.052 | 1.225 | 1.477 | 1.619 | 1.472 | 1.462 | 1.287 | 17.06 |
| 7) | S | Phenol-d6 | 1.102 | 1.198 | 1.263 | 1.213 | 1.301 | 1.639 | 1.819 | 1.669 | 1.648 | 1.428 | 18.40 |
| 8) | T | Phenol | 1.332 | 1.371 | 1.380 | 1.299 | 1.527 | 1.765 | 1.974 | 1.809 | 1.773 | 1.581 | 15.90 |
| 9) | T | bis(2-Chloroethyl)ether | 1.360 | 1.277 | 1.114 | 1.093 | 1.260 | 1.433 | 1.556 | 1.401 | 1.379 | 1.319 | 11.35 |
| 10) | T | 1,3-Dichlorobenzene | 1.547 | 1.563 | 1.467 | 1.352 | 1.486 | 1.686 | 1.817 | 1.635 | 1.608 | 1.573 | 8.58 |
| 11) | T | 1,4-Dichlorobenzene | 1.679 | 1.472 | 1.473 | 1.426 | 1.512 | 1.740 | 1.848 | 1.681 | 1.666 | 1.611 | 9.00 |
| 12) | T | 1,2-Dichlorobenzene | 1.577 | 1.545 | 1.301 | 1.347 | 1.498 | 1.688 | 1.806 | 1.636 | 1.614 | 1.557 | 10.22 |
| 13) | T | Benzyl alcohol | | 0.892 | 0.908 | 0.887 | 1.005 | 1.234 | 1.415 | 1.313 | 1.319 | 1.122 | 19.68 |
| 14) | T | bis(2-chloroisopropyl)ether | 1.965 | 2.006 | 1.889 | 1.876 | 2.095 | 2.340 | 2.607 | 2.325 | 2.231 | 2.148 | 11.44 |
| 15) | T | 2-Methylphenol | 0.895 | 0.980 | 0.965 | 0.942 | 1.086 | 1.309 | 1.464 | 1.386 | 1.366 | 1.155 | 19.40 |
| 16) | T | Hexachloroethane | 0.507 | 0.537 | 0.561 | 0.522 | 0.564 | 0.644 | 0.708 | 0.658 | 0.665 | 0.596 | 12.24 |
| 17) | T | n-Nitrosodi-n-propylamine | 0.921 | 0.851 | 0.831 | 0.868 | 0.949 | 1.150 | 1.308 | 1.203 | 1.209 | 1.032 | 17.80 |
| 18) | T | 3-Methylphenol/4-Methylphenol | 1.091 | 1.066 | 1.068 | 1.039 | 1.201 | 1.413 | 1.606 | 1.473 | 1.477 | 1.270 | 17.38 |
| 19) | S | Nitrobenzene-d5 | 1.183 | 1.112 | 1.079 | 1.094 | 1.225 | 1.528 | 1.726 | 1.618 | 1.621 | 1.354 | 19.50 |
| 20) | T | Nitrobenzene | 1.223 | 1.116 | 1.254 | 1.124 | 1.257 | 1.569 | 1.813 | 1.651 | 1.639 | 1.405 | 18.65 |
| 21) | T | Isophorone | 2.634 | 2.400 | 2.332 | 2.330 | 2.657 | 3.225 | 3.580 | 3.263 | 3.223 | 2.849 | 16.68 |
| 22) | T | 2-Nitrophenol | | | 0.461 | 0.513 | 0.531 | 0.709 | 0.847 | 0.812 | 0.820 | *L | 0.9974 |
| 23) | T | 2,4-Dimethylphenol | | | 1.190 | 1.154 | 1.373 | 1.644 | 1.849 | 1.680 | 1.676 | 1.510 | 17.88 |
| 24) | T | bis(2-Chloroethoxy)methane | 1.643 | 1.659 | 1.493 | 1.518 | 1.709 | 2.020 | 2.230 | 2.005 | 1.990 | 1.807 | 14.35 |
| 25) | T | 2,4-Dichlorophenol | | | 1.056 | 0.989 | 1.135 | 1.465 | 1.633 | 1.532 | 1.532 | 1.335 | 19.84 |
| 26) | T | 1,2,4-Trichlorobenzene | 1.556 | 1.392 | 1.355 | 1.318 | 1.455 | 1.654 | 1.807 | 1.655 | 1.656 | 1.539 | 10.87 |
| 27) | I | IS2_1,4-Dichlorobenzene-d4 | ISTD | | | | | | | | | | |
| 28) | T | Benzaldehyde | 0.483 | 0.631 | 0.700 | 0.588 | 0.584 | 0.562 | 0.602 | 0.587 | 0.634 | 0.597 | 9.83 |
| 29) | T | Acetophenone | 1.829 | 2.083 | 2.233 | 1.955 | 1.887 | 1.884 | 1.957 | 1.950 | 2.043 | 1.980 | 6.22 |
| 30) | T | m-Toluidine | | | 1.030 | 1.058 | 1.104 | 1.190 | 1.269 | 1.288 | 1.400 | 1.191 | 11.37 |
| 31) | T | 2-Chloroaniline | 1.502 | 1.695 | 1.954 | 1.708 | 1.586 | 1.638 | 1.691 | 1.674 | 1.744 | 1.688 | 7.32 |
| 32) | I | IS3_1,4-Dichlorobenzene-d4 | ISTD | | | | | | | | | | |
| 33) | T | 1,4-Dioxane | 0.664 | 0.639 | 0.691 | 0.503 | 0.465 | 0.505 | 0.494 | 0.474 | 0.481 | 0.546 | 16.63 |
| 34) | T | n-Decane | 1.791 | 1.463 | 1.802 | 1.534 | 1.545 | 1.593 | 1.580 | 1.541 | 1.568 | 1.602 | 7.27 |
| 35) | I | IS1_Naphthalene-d8 | ISTD | | | | | | | | | | |
| 36) | T | Naphthalene | 1.101 | 1.122 | 0.994 | 0.904 | 1.051 | 1.145 | 1.226 | 1.049 | 0.972 | 1.063 | 9.22 |
| 37) | T | Benzoic Acid | | | | | 0.138 | 0.222 | 0.294 | 0.303 | 0.319 | *L | 0.9995 |
| 38) | T | 4-Chloroaniline | 0.128 | 0.108 | 0.121 | 0.124 | 0.144 | 0.159 | 0.183 | 0.161 | 0.167 | 0.144 | 17.40 |
| 39) | T | Hexachlorobutadiene | 0.262 | 0.259 | 0.226 | 0.215 | 0.226 | 0.271 | 0.289 | 0.263 | 0.266 | 0.253 | 9.70 |
| 40) | T | p-Chloro-m-cresol | | 0.265 | 0.270 | 0.247 | 0.306 | 0.368 | 0.421 | 0.375 | 0.378 | 0.329 | 19.66 |
| 41) | T | 2-Methylnaphthalene | 0.666 | 0.643 | 0.616 | 0.579 | 0.646 | 0.735 | 0.798 | 0.698 | 0.679 | 0.674 | 9.65 |
| 42) | T | 1-Methylnaphthalene | 0.304 | 0.259 | 0.218 | 0.227 | 0.262 | 0.285 | 0.312 | 0.275 | 0.283 | 0.269 | 11.78 |
| 43) | T | Hexachlorocyclopentadiene | | | | 0.224 | 0.248 | 0.332 | 0.383 | 0.360 | 0.369 | *L | 0.9983 |
| 44) | T | 2,4,6-Trichlorophenol | | 0.193 | 0.194 | 0.203 | 0.242 | 0.305 | 0.346 | 0.318 | 0.329 | *L | 0.9971 |
| 45) | T | 2,4,5-Trichlorophenol | | | 0.221 | 0.230 | 0.274 | 0.345 | 0.375 | 0.341 | 0.342 | *L | 0.9978 |

Method Path : I:\8270\SV112\250817RVTical\
Method File : FS250817SV112RVT.m
Title : Semivolatiles by GC/MS by modified 8270
Last Update : Mon Aug 18 06:54:37 2025
Response Via : Initial Calibration

Calibration Files
L1 =ADPL1.D L2 =ADPL2.D L3 =ADPL3.D L4 =ADPL4.D L5 =ABNL5a.D L6 =ADPL6.D L7 =ADPL7.D
L8 =ADPL8.D L9 =ADPL9.D

| | | Compound | L1 | L2 | L3 | L4 | L5 | L6 | L7 | L8 | L9 | Avg | %RSD | |
|---|---|---|---|---|---|---|---|---|---|---|---|---|---|---|
| 46) | S | 2-Fluorobiphenyl | 0.911 | 0.876 | 0.847 | 0.831 | 0.920 | 1.037 | 1.086 | 0.945 | 0.889 | 0.927 | 9.16 | |
| 47) | T | 2-Chloronaphthalene | 0.751 | 0.743 | 0.716 | 0.689 | 0.775 | 0.865 | 0.928 | 0.818 | 0.787 | 0.786 | 9.54 | |
| 48) | T | 2-Nitroaniline | | | 0.158 | 0.165 | 0.200 | 0.241 | 0.291 | 0.272 | 0.279 | | *L | 0.9978 |
| 49) | T | 1,4-Dinitrobenzene | | | | | 0.099 | 0.123 | 0.143 | 0.134 | 0.142 | 0.128 | 14.10 | |
| 50) | T | 1,3-Dinitrobenzene | | | | | 0.107 | 0.139 | 0.165 | 0.153 | 0.161 | 0.145 | 16.05 | |
| 51) | T | Dimethyl phthalate | 0.893 | 0.942 | 0.892 | 0.844 | 1.029 | 1.147 | 1.215 | 1.036 | 0.971 | 0.996 | 12.34 | |
| 52) | T | Acenaphthylene | 1.230 | 1.173 | 1.161 | 1.094 | 1.338 | 1.498 | 1.558 | 1.306 | 1.180 | 1.282 | 12.38 | |
| 53) | T | 2,6-Dinitrotoluene | | | 0.144 | 0.135 | 0.180 | 0.222 | 0.244 | 0.238 | 0.245 | | *L | 0.9986 |
| 54) | T | 1,2-Dinitrobenzene | | | | | 0.074 | 0.092 | 0.105 | 0.097 | 0.100 | 0.094 | 12.65 | |
| 55) | I | IS2_Naphthalene-d8 | ----------ISTD---------- | | | | | | | | | | | |
| 56) | T | a-Terpineol | 0.252 | 0.294 | 0.331 | 0.297 | 0.291 | 0.291 | 0.301 | 0.311 | 0.313 | 0.298 | 7.23 | |
| 57) | T | 3-Chloroaniline | | 0.128 | 0.162 | 0.135 | 0.131 | 0.136 | 0.137 | 0.138 | 0.140 | 0.138 | 7.35 | |
| 58) | T | 2,6-Dichlorophenol | 0.225 | 0.269 | 0.295 | 0.277 | 0.278 | 0.289 | 0.295 | 0.304 | 0.310 | 0.282 | 8.94 | |
| 59) | T | 1-chloro-2-nitrobenzene | 0.097 | 0.156 | 0.145 | 0.138 | 0.133 | 0.136 | 0.139 | 0.145 | 0.150 | 0.137 | 12.23 | |
| 60) | T | Caprolactam | | 0.115 | 0.183 | 0.172 | 0.167 | 0.174 | 0.191 | 0.207 | 0.210 | 0.177 | 16.78 | |
| 61) | T | 1,2,4,5-Tetrachlorobenzene | 0.385 | 0.485 | 0.543 | 0.465 | 0.433 | 0.424 | 0.421 | 0.419 | 0.415 | 0.443 | 10.65 | |
| 62) | T | Biphenyl | 0.920 | 1.102 | 1.222 | 1.009 | 0.941 | 0.934 | 0.933 | 0.902 | 0.842 | 0.978 | 11.90 | |
| 63) | I | IS1_Acenaphthene-d10 | ----------ISTD---------- | | | | | | | | | | | |
| 64) | T | 3-Nitroaniline | | | 0.223 | 0.231 | 0.300 | 0.358 | 0.419 | 0.378 | 0.380 | | *L | 0.9977 |
| 65) | T | Acenaphthene | 1.109 | 1.070 | 1.052 | 0.938 | 1.090 | 1.187 | 1.292 | 1.120 | 1.061 | 1.102 | 8.85 | |
| 66) | T | 2,4-Dinitrophenol | | | | 0.070 | 0.121 | 0.175 | 0.218 | 0.210 | 0.223 | | *L | 0.9981 |
| 67) | T | Dibenzofuran | 1.906 | 1.766 | 1.695 | 1.626 | 1.886 | 2.021 | 2.153 | 1.810 | 1.637 | 1.833 | 9.67 | |
| 68) | T | 2,4-Dinitrotoluene | | | 0.291 | 0.287 | 0.376 | 0.451 | 0.531 | 0.472 | 0.483 | | *L | 0.9974 |
| 69) | T | 4-Nitrophenol | | | 0.168 | 0.188 | 0.246 | 0.321 | 0.371 | 0.319 | 0.321 | | *L | 0.9957 |
| 70) | T | 2,3,5,6-Tetrachlorophenol | | | 0.271 | 0.299 | 0.350 | 0.454 | 0.512 | 0.476 | 0.481 | | *L | 0.9995 |
| 71) | T | 2,3,4,6-Tetrachlorophenol | | | 0.271 | 0.285 | 0.380 | 0.465 | 0.504 | 0.462 | 0.470 | | *L | 0.9995 |
| 72) | T | Diethyl phthalate | 1.545 | 1.453 | 1.320 | 1.277 | 1.616 | 1.769 | 1.905 | 1.652 | 1.544 | 1.565 | 12.86 | |
| 73) | T | Fluorene | 1.630 | 1.355 | 1.366 | 1.256 | 1.528 | 1.650 | 1.741 | 1.496 | 1.383 | 1.489 | 10.86 | |
| 74) | T | 4-Chlorophenyl-phenylether | 0.855 | 0.798 | 0.698 | 0.666 | 0.776 | 0.830 | 0.890 | 0.771 | 0.764 | 0.783 | 9.12 | |
| 75) | T | 4-Nitroaniline | | | 0.220 | 0.231 | 0.321 | 0.360 | 0.415 | 0.368 | 0.372 | | *L | 0.9976 |
| 76) | T | 4,6-Dinitro-o-cresol | | | | 0.150 | 0.218 | 0.260 | 0.307 | 0.295 | 0.306 | | *L | 0.9992 |
| 77) | T | NDPA/DPA | 1.236 | 1.104 | 1.128 | 1.050 | 1.297 | 1.390 | 1.493 | 1.284 | 1.228 | 1.246 | 11.30 | |
| 78) | T | Azobenzene | 1.175 | 1.212 | 1.217 | 1.164 | 1.498 | 1.603 | 1.663 | 1.448 | 1.358 | 1.371 | 13.92 | |
| 79) | S | 2,4,6-Tribromophenol | | 0.210 | 0.199 | 0.203 | 0.236 | 0.275 | 0.313 | 0.294 | 0.304 | 0.254 | 18.72 | |
| 80) | T | 4-Bromophenyl-phenylether | 0.484 | 0.510 | 0.457 | 0.425 | 0.492 | 0.562 | 0.619 | 0.531 | 0.530 | 0.512 | 11.24 | |
| 81) | T | Hexachlorobenzene | 0.695 | 0.584 | 0.544 | 0.503 | 0.577 | 0.639 | 0.699 | 0.610 | 0.610 | 0.607 | 10.64 | |
| 82) | T | Pentachlorophenol | | | | 0.178 | 0.271 | 0.354 | 0.433 | 0.410 | 0.424 | | *L | 0.9985 |
| 83) | I | IS2_Acenaphthene-d10 | ----------ISTD---------- | | | | | | | | | | | |
| 84) | T | Dichloran | 0.117 | 0.170 | 0.201 | 0.171 | 0.163 | 0.167 | 0.191 | 0.211 | 0.224 | 0.179 | 17.65 | |
| 85) | T | Pentachloronitrobenzene | 0.164 | 0.201 | 0.218 | 0.194 | 0.186 | 0.194 | 0.221 | 0.231 | 0.234 | 0.205 | 11.31 | |
| 86) | I | IS3_Acenaphthene-d10 | ----------ISTD---------- | | | | | | | | | | | |
| 87) | T | Atrazine | 0.517 | 0.437 | 0.482 | 0.407 | 0.410 | 0.472 | 0.467 | 0.473 | 0.501 | 0.463 | 8.17 | |
| 88) | I | IS1_Phenanthrene-d10 | ----------ISTD---------- | | | | | | | | | | | |
| 89) | T | Phenanthrene | 1.142 | 1.100 | 1.023 | 0.990 | 1.145 | 1.187 | 1.282 | 1.075 | 0.947 | 1.099 | 9.46 | |
| 90) | T | Anthracene | 1.127 | 1.032 | 0.979 | 0.961 | 1.140 | 1.224 | 1.313 | 1.088 | 0.956 | 1.091 | 11.30 | |

Response Factor Report SV112

Method Path : I:\8270\SV112\250817RVTical\
Method File : FS250817SV112RVT.m
Title : Semivolatiles by GC/MS by modified 8270
Last Update : Mon Aug 18 06:54:37 2025
Response Via : Initial Calibration

Calibration Files
L1 =ADPL1.D L2 =ADPL2.D L3 =ADPL3.D L4 =ADPL4.D L5 =ABNL5a.D L6 =ADPL6.D L7 =ADPL7.D
L8 =ADPL8.D L9 =ADPL9.D

| | | Compound | L1 | L2 | L3 | L4 | L5 | L6 | L7 | L8 | L9 | Avg | %RSD | |
|---|---|---|---|---|---|---|---|---|---|---|---|---|---|---|
| 91) | T | Carbazole | 0.919 | 0.917 | 0.872 | 0.853 | 1.069 | 1.132 | 1.214 | 1.032 | 0.932 | 0.993 | 12.56 | |
| 92) | T | Di-n-butylphthalate | 1.066 | 0.990 | 0.970 | 0.971 | 1.216 | 1.365 | 1.529 | 1.281 | 1.085 | 1.164 | 16.95 | |
| 93) | T | Fluoranthene | 1.376 | 1.258 | 1.216 | 1.156 | 1.451 | 1.497 | 1.599 | 1.292 | 1.119 | 1.329 | 12.24 | |
| 94) | T | Benzidine | | | | 0.539 | 0.789 | 0.901 | 1.051 | 0.915 | 0.842 | | *L | 0.9918 |
| 95) | T | Pyrene | 1.314 | 1.314 | 1.277 | 1.208 | 1.565 | 1.569 | 1.629 | 1.314 | 1.115 | 1.367 | 13.05 | |
| 96) | S | 4-Terphenyl-d14 | 1.124 | 1.027 | 0.977 | 0.927 | 1.156 | 1.185 | 1.248 | 1.039 | 0.927 | 1.068 | 10.87 | |
| 97) | T | Butyl benzyl phthalate | | | 0.387 | 0.390 | 0.505 | 0.579 | 0.689 | 0.623 | 0.592 | | *L | 0.9961 |
| 98) | I | IS2_Phenanthrene-d10 | ----------ISTD---------- | | | | | | | | | | | |
| 99) | T | Diphenamid | 0.414 | 0.482 | 0.547 | 0.466 | 0.486 | 0.487 | 0.527 | 0.524 | 0.517 | 0.494 | 8.12 | |
| 100) | I | IS3_Phenanthrene-d10 | ----------ISTD---------- | | | | | | | | | | | |
| 101) | T | n-Octadecane | 0.558 | 0.479 | 0.550 | 0.452 | 0.454 | 0.491 | 0.500 | 0.499 | 0.482 | 0.496 | 7.46 | |
| 102) | T | Parathion | 0.116 | 0.094 | 0.103 | 0.090 | 0.088 | 0.099 | 0.108 | 0.123 | 0.137 | 0.106 | 15.40 | |
| 103) | T | 3,3'-Dimethylbenzidine | | | | 0.541 | 0.582 | 0.768 | 0.849 | 0.847 | 0.835 | 0.737 | 18.97 | |
| 104) | I | IS1_Chrysene-d12 | ----------ISTD---------- | | | | | | | | | | | |
| 105) | T | Benzo[a]anthracene | 1.440 | 1.236 | 1.148 | 1.119 | 1.308 | 1.423 | 1.569 | 1.341 | 1.189 | 1.308 | 11.49 | |
| 106) | T | 3,3'-Dichlorobenzidine | 0.431 | 0.374 | 0.376 | 0.378 | 0.454 | 0.551 | 0.627 | 0.547 | 0.522 | 0.473 | 19.48 | |
| 107) | T | Chrysene | 1.298 | 1.199 | 1.168 | 1.097 | 1.274 | 1.357 | 1.430 | 1.135 | 0.985 | 1.216 | 11.36 | |
| 108) | T | bis(2-Ethylhexyl)phthalate | | 0.563 | 0.533 | 0.553 | 0.676 | 0.835 | 0.964 | 0.865 | 0.802 | | *L | 0.9942 |
| 109) | T | Di-n-octylphthalate | | | 0.831 | 0.875 | 1.083 | 1.385 | 1.633 | 1.400 | 1.224 | | *Q | 0.9962 |
| 110) | T | Benzo(b)fluoranthene | 1.333 | 1.176 | 1.089 | 1.118 | 1.308 | 1.380 | 1.563 | 1.304 | 1.282 | 1.283 | 11.29 | |
| 111) | T | Benzo(k)fluoranthene | 1.276 | 1.108 | 1.140 | 1.102 | 1.327 | 1.469 | 1.528 | 1.257 | 1.054 | 1.251 | 13.40 | |
| 112) | T | Benzo(a)pyrene | 1.139 | 1.055 | 0.995 | 1.032 | 1.228 | 1.345 | 1.480 | 1.258 | 1.162 | 1.188 | 13.28 | |
| 113) | I | IS1_Perylene-d12 | ----------ISTD---------- | | | | | | | | | | | |
| 114) | T | Indeno(1,2,3-cd)pyrene | 1.010 | 1.007 | 0.898 | 0.885 | 1.064 | 1.242 | 1.394 | 1.213 | 1.228 | 1.105 | 15.70 | |
| 115) | T | Dibenzo[a,h]anthracene | 0.980 | 0.957 | 0.916 | 0.913 | 1.088 | 1.226 | 1.321 | 1.123 | 1.054 | 1.064 | 13.28 | |
| 116) | T | Benzo(g,h,i)perylene | 1.055 | 1.052 | 0.949 | 0.939 | 1.124 | 1.239 | 1.330 | 1.155 | 1.102 | 1.105 | 11.47 | |

(#) = Out of Range

# DFTPP

Data Path : I:\8270\SV112\250817RVTical\
Data File : Tune1.D
Acq On : 17 Aug 2025 06:04 pm
Operator : SV112:slr
Sample : Tune Lot#11857
Misc : WG2104073,,ical
ALS Vial : 141 Sample Multiplier: 1

Integration File: rteint.p

Method : I:\8270\SV112\250817RVTical\FS250817SV112RVT.m
Title : Semivolatiles by GC/MS by modified 8270
Last Update : Mon Aug 18 06:54:37 2025

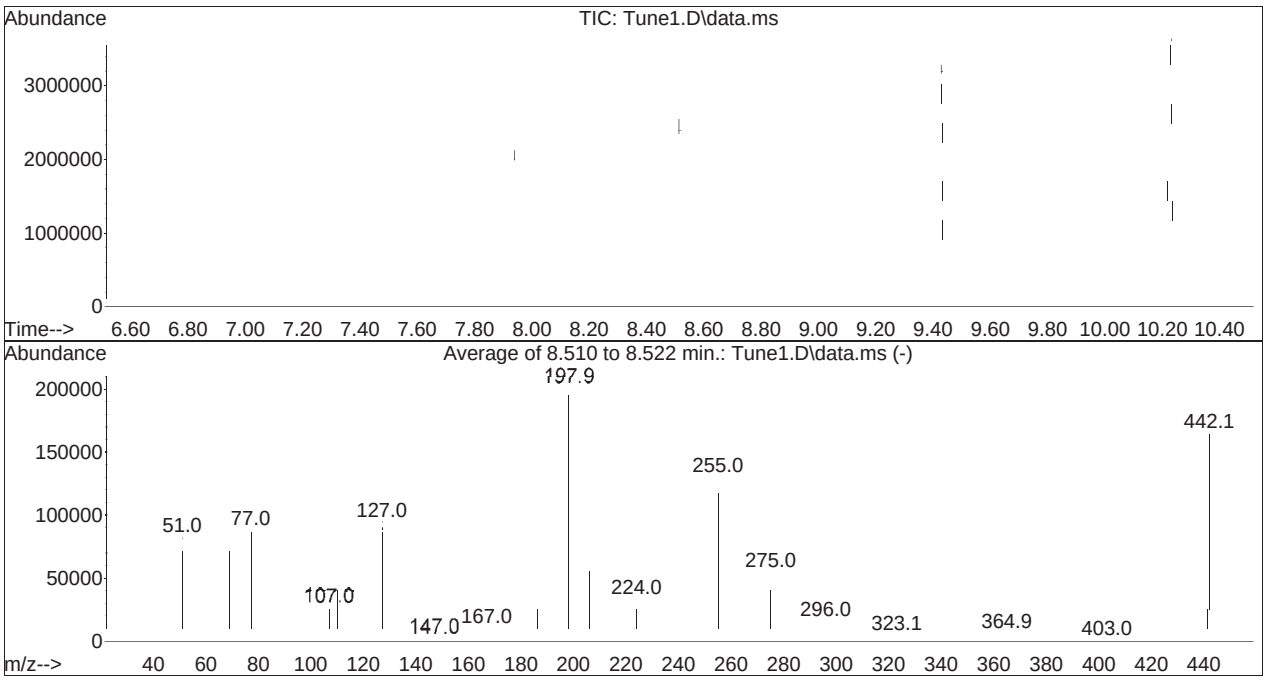


AutoFind: Scans 1296, 1297, 1298; Background Corrected with Scan 1291

| Target Mass | Rel. to Mass | Lower Limit% | Upper Limit% | Rel. Abn% | Raw Abn | Result Pass/Fail |
|---|---|---|---|---|---|---|
| 51 | 198 | 10 | 80 | 39.5 | 82579 | PASS |
| 68 | 69 | 0.00 | 2 | 1.6 | 1258 | PASS |
| 69 | 69 | 100 | 100 | 100.0 | 77283 | PASS |
| 70 | 69 | 0.00 | 2 | 0.5 | 366 | PASS |
| 127 | 198 | 10 | 80 | 45.2 | 94493 | PASS |
| 197 | 198 | 0.00 | 2 | 0.7 | 1366 | PASS |
| 198 | 198 | 100 | 100 | 100.0 | 209003 | PASS |
| 199 | 198 | 5 | 9 | 7.0 | 14627 | PASS |
| 275 | 198 | 10 | 60 | 26.5 | 55421 | PASS |
| 365 | 198 | 1 | 100 | 3.2 | 6728 | PASS |
| 441 | 442 | 0.01 | 24 | 16.5 | 27332 | PASS |
| 442 | 198 | 50 | 100 | 79.1 | 165328 | PASS |
| 443 | 442 | 15 | 24 | 19.3 | 31868 | PASS |

Quantitation Report (Qedit)

Data Path : I:\8270\SV112\250817RVTical\
Data File : Tune1.D
Acq On : 17 Aug 2025 06:04 pm
Operator : SV112:slr
Sample : Tune Lot#11857
Misc : WG2104073,,ical
ALS Vial : 141 Sample Multiplier: 1

Quant Time: Aug 18 06:07:37 2025
Quant Method : I:\8270\SV112\250817RVTical\DftppSV112.m
Quant Title : Semivolatiles by GC/MS by modified 8270

Response via : Initial Calibration

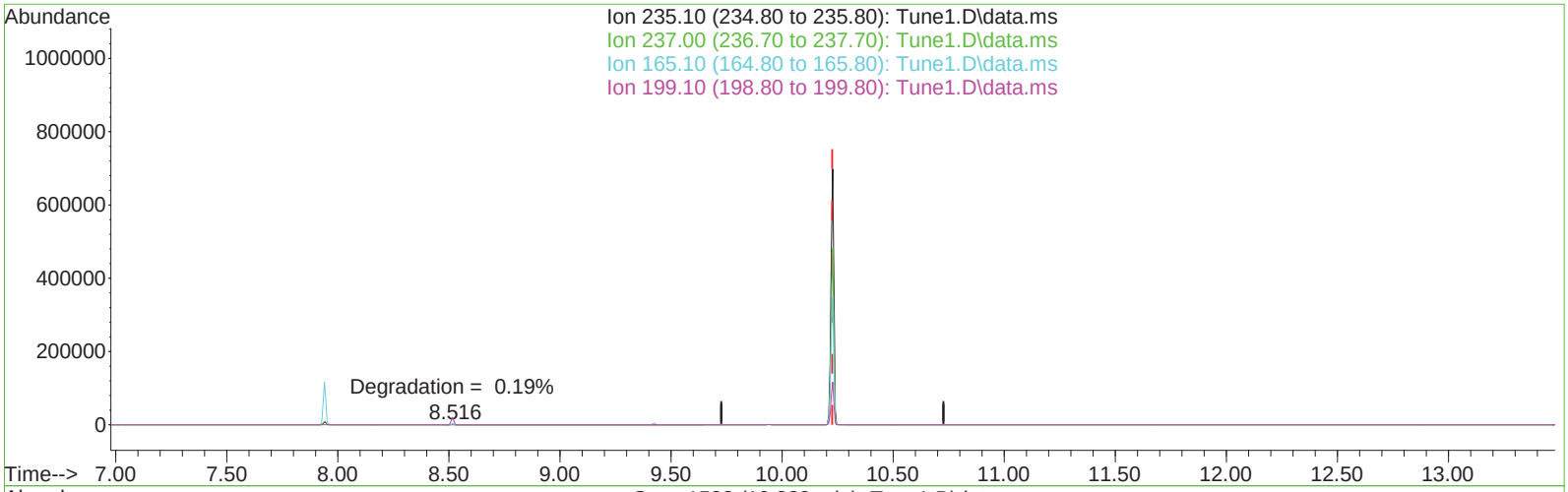


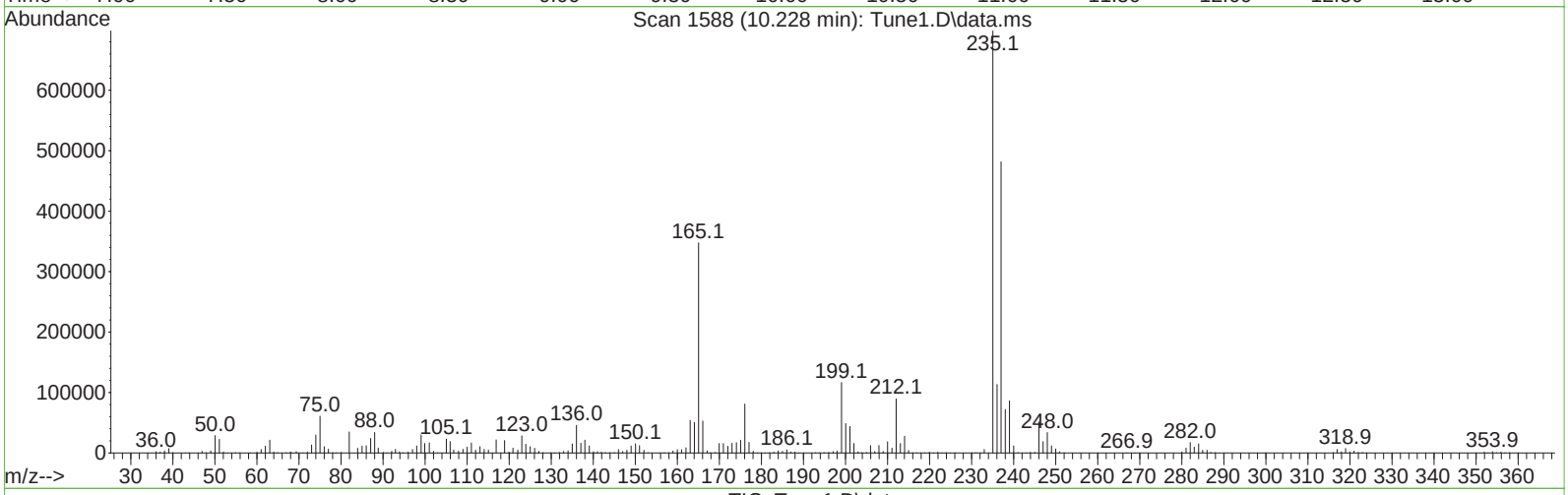


TIC: Tune1.D\data.ms

(6) DDT (T)

10.228min (-0.000) 0.00

response 630873

| Ion | Exp% | Act% |
|---|---|---|
| 235.10 | 100.00 | 100.00 |
| 237.00 | 71.30 | 66.95 |
| 165.10 | 47.10 | 49.07 |
| 199.10 | 16.40 | 16.17 |

Quantitation Report (Qedit)

Data Path : I:\8270\SV112\250817RVTical\
Data File : Tune1.D
Acq On : 17 Aug 2025 06:04 pm
Operator : SV112:slr
Sample : Tune Lot#11857
Misc : WG2104073,,ical
ALS Vial : 141 Sample Multiplier: 1

Quant Time: Aug 18 06:07:37 2025
Quant Method : I:\8270\SV112\250817RVTical\DftppSV112.m
Quant Title : Semivolatiles by GC/MS by modified 8270

Response via : Initial Calibration

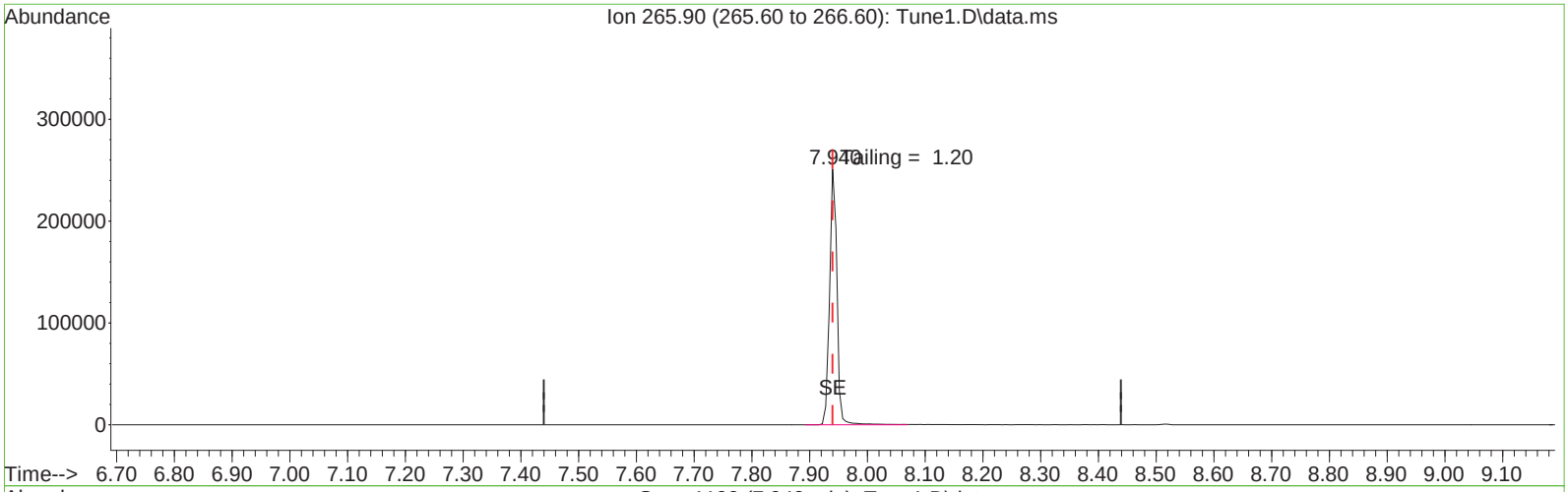


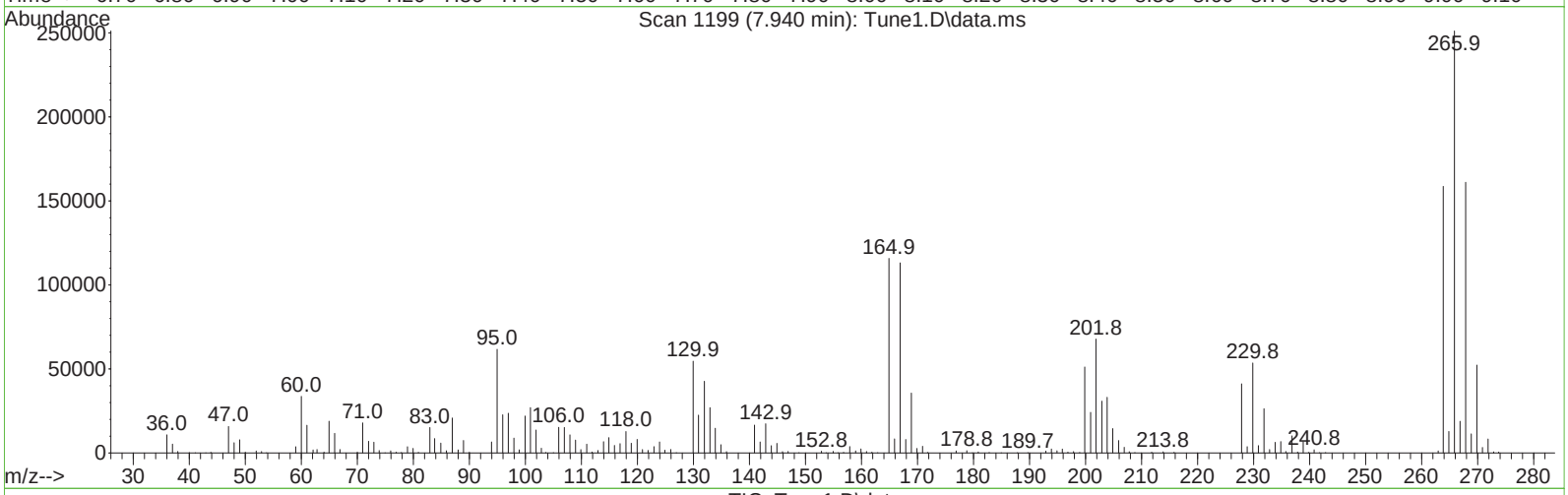


TIC: Tune1.D\data.ms

(1) Pentachlorophenol (T)

7.940min (-0.000) 0.00

response 221456

| Ion | Exp% | Act% |
|---|---|---|
| 265.90 | 100.00 | 100.00 |
| 0.00 | 0.00 | 0.00 |
| 0.00 | 0.00 | 0.00 |
| 0.00 | 0.00 | 0.00 |

Quantitation Report (Qedit)

Data Path : I:\8270\SV112\250817RVTical\
Data File : Tune1.D
Acq On : 17 Aug 2025 06:04 pm
Operator : SV112:slr
Sample : Tune Lot#11857
Misc : WG2104073,,ical
ALS Vial : 141 Sample Multiplier: 1

Quant Time: Aug 18 06:07:37 2025
Quant Method : I:\8270\SV112\250817RVTical\DftppSV112.m
Quant Title : Semivolatiles by GC/MS by modified 8270

Response via : Initial Calibration

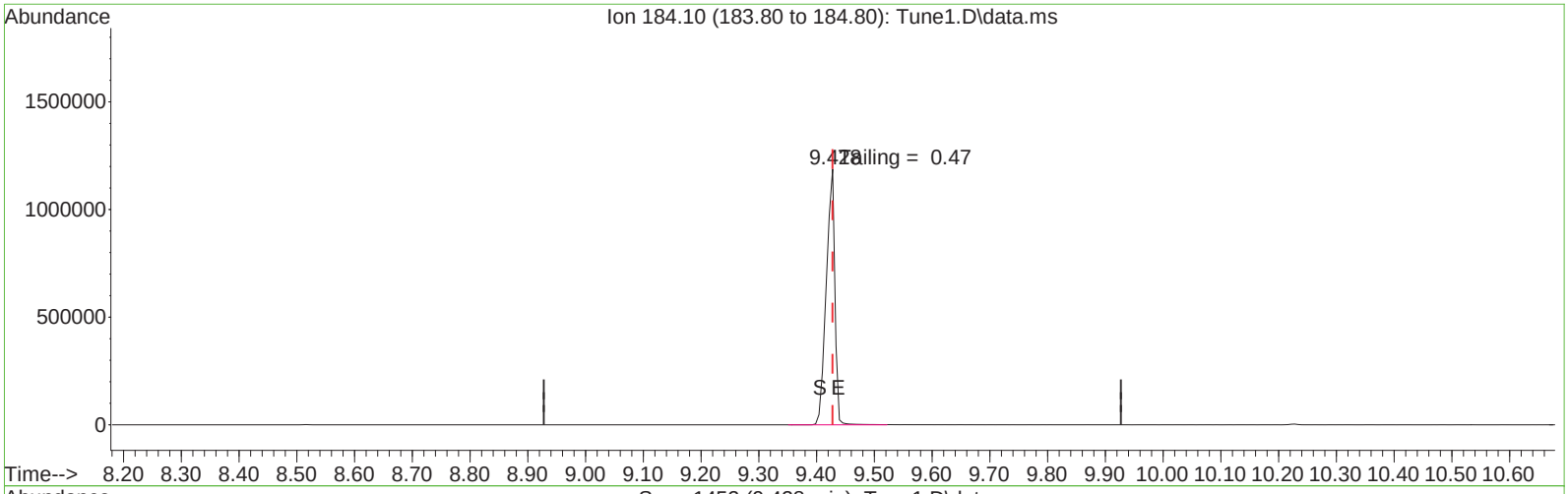


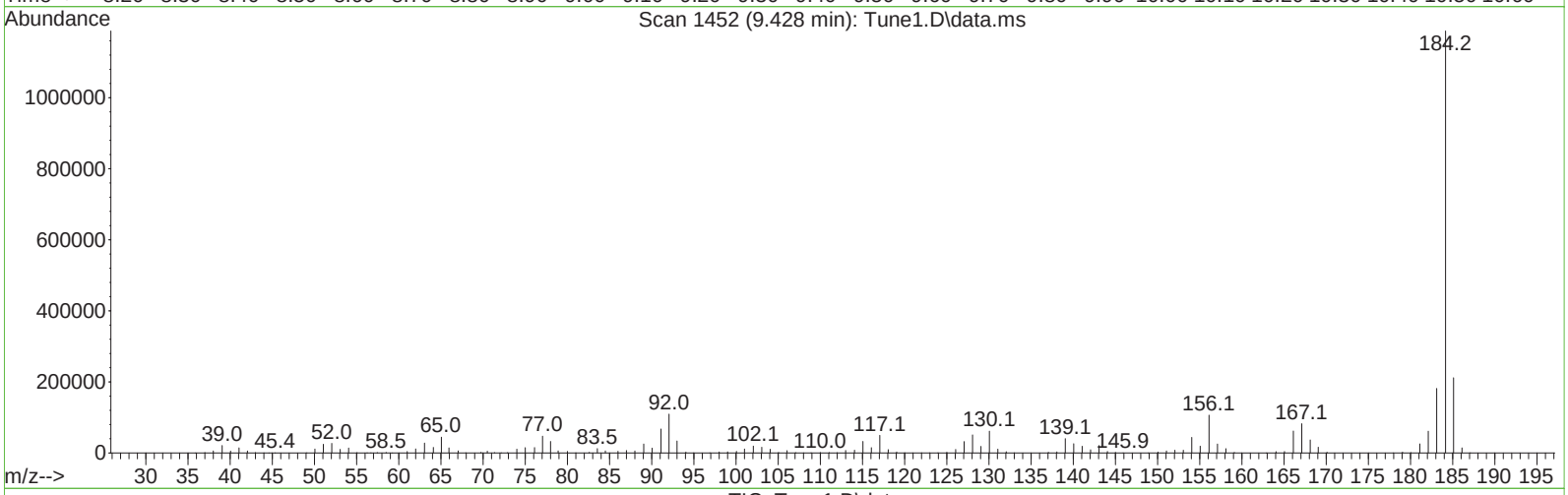


TIC: Tune1.D\data.ms

(3) Benzidine (T)

9.428min (-0.000) 0.00

response 1231068

| Ion | Exp% | Act% |
|---|---|---|
| 184.10 | 100.00 | 100.00 |
| 0.00 | 0.00 | 0.00 |
| 0.00 | 0.00 | 0.00 |
| 0.00 | 0.00 | 0.00 |

Quantitation Report (QT Reviewed)

Data Path : I:\8270\SV112\250817RVTical\
Data File : ABNL9.D
Acq On : 17 Aug 2025 06:26 pm
Operator : SV112:slr
Sample : IL2,32,,ABNL50 Lot# 11871
Misc : WG2104073,,ical
ALS Vial : 1 Sample Multiplier: 1

Quant Time: Aug 18 05:37:14 2025
Quant Method : I:\8270\SV112\250817RVTical\FS250817SV112RVT.m
Quant Title : Semivolatiles by GC/MS by modified 8270
QLast Update : Mon Aug 18 05:13:00 2025
Response via : Initial Calibration

CCAL FILE(s) : 1 - I:\8270\SV112\250817RVTical\ABNL6.D
: 2 - I:\8270\SV112\250817RVTical\ADPL6.D
: 3 - I:\8270\SV112\250817RVTical\AP9L6.D
Sub List : ABNical - ABN ical sublist

| Compound | R.T. | QIon | Response | Conc Units | Dev(Min) |
|---|---|---|---|---|---|
| Internal Standards | | | | | |
| 1) IS1_1,4-Dichlorobenzen... | 3.763 | 152 | 20157 | 4.000 ug/ml | # 0.00 |
| Standard Area 1 = 18713 | | | Recovery = 107.72% | | |
| 35) IS1_Naphthalene-d8 | 5.016 | 136 | 84529 | 4.000 ug/ml | 0.00 |
| Standard Area 1 = 76311 | | | Recovery = 110.77% | | |
| 63) IS1_Acenaphthene-d10 | 6.693 | 164 | 57488 | 4.000 ug/ml | 0.00 |
| Standard Area 1 = 51538 | | | Recovery = 111.54% | | |
| 88) IS1_Phenanthrene-d10 | 8.093 | 188 | 121482 | 4.000 ug/ml | 0.01 |
| Standard Area 1 = 112327 | | | Recovery = 108.15% | | |
| 104) IS1_Chrysene-d12 | 10.616 | 240 | 128082 | 4.000 ug/ml | 0.02 |
| Standard Area 1 = 124647 | | | Recovery = 102.76% | | |
| 113) IS1_Perylene-d12 | 11.975 | 264 | 140169 | 4.000 ug/ml | 0.01 |
| Standard Area 1 = 135022 | | | Recovery = 103.81% | | |
| System Monitoring Compounds | | | | | |
| 4) 2-Fluorophenol | 2.393 | 112 | 325254 | 0.000 ug/ml | 0.00 |
| Spiked Amount 2.000 | Range 15 - 110 | | Recovery = 0.00%# | | |
| 7) Phenol-d6 | 3.499 | 99 | 415178 | 0.000 ug/ml | 0.01 |
| Spiked Amount 2.000 | Range 15 - 110 | | Recovery = 0.00%# | | |
| 19) Nitrobenzene-d5 | 4.334 | 82 | 408321 | 0.000 ug/ml | 0.01 |
| Spiked Amount 1.000 | Range 30 - 130 | | Recovery = 0.00%# | | |
| 46) 2-Fluorobiphenyl | 6.099 | 172 | 939770 | 0.000 ug/ml | 0.01 |
| Spiked Amount 1.000 | Range 30 - 130 | | Recovery = 0.00%# | | |
| 79) 2,4,6-Tribromophenol | 7.451 | 330 | 218604 | 0.000 ug/ml | 0.01 |
| Spiked Amount 2.000 | Range 15 - 110 | | Recovery = 0.00%# | | |
| 96) 4-Terphenyl-d14 | 9.663 | 244 | 1407226 | 0.000 ug/ml | 0.01 |
| Spiked Amount 1.000 | Range 30 - 130 | | Recovery = 0.00%# | | |
| Target Compounds | | | | | Qvalue |
| 2) n-Nitrosodimethylamine | 1.105 | 74 | 230710 | No Calib | |
| 3) Pyridine | 1.122 | 79 | 395083 | No Calib | |
| 5) Aniline | 3.440 | 93 | 570469 | No Calib | |
| 6) 2-Chlorophenol | 3.557 | 128 | 368394 | No Calib | |
| 8) Phenol | 3.510 | 94 | 446623 | No Calib | |
| 9) Bis(2-chloroethyl)ether | 3.552 | 93 | 347441 | No Calib | # |
| 10) 1,3-Dichlorobenzene | 3.699 | 146 | 405192 | No Calib | |
| 11) 1,4-Dichlorobenzene | 3.781 | 146 | 419862 | No Calib | |
| 12) 1,2-Dichlorobenzene | 3.922 | 146 | 406628 | No Calib | |

Data Path : I:\8270\SV112\250817RVTical\
Data File : ABNL9.D
Acq On : 17 Aug 2025 06:26 pm
Operator : SV112:slr
Sample : IL2,32,,ABNL50 Lot# 11871
Misc : WG2104073,,ical
ALS Vial : 1 Sample Multiplier: 1

Quant Time: Aug 18 05:37:14 2025
Quant Method : I:\8270\SV112\250817RVTical\FS250817SV112RVT.m
Quant Title : Semivolatiles by GC/MS by modified 8270
QLast Update : Mon Aug 18 05:13:00 2025
Response via : Initial Calibration

CCAL FILE(s) : 1 - I:\8270\SV112\250817RVTical\ABNL6.D
: 2 - I:\8270\SV112\250817RVTical\ADPL6.D
: 3 - I:\8270\SV112\250817RVTical\AP9L6.D
Sub List : ABNical - ABN ical sublist

| Compound | R.T. | QIon | Response | Conc | Units | Dev(Min) |
|---|---|---|---|---|---|---|
| 13) Benzyl alcohol | 3.957 | 79 | 332367 | No | Calib | |
| 14) Bis(2-chloroisopropyl)... | 4.110 | 45 | 562044 | No | Calib | # |
| 15) 2-Methylphenol | 4.110 | 108 | 344154 | No | Calib | |
| 16) Hexachloroethane | 4.257 | 117 | 167441 | No | Calib | # |
| 17) n-Nitrosodi-n-propylamine | 4.240 | 70 | 304734 | No | Calib | |
| 18) 3-Methylphenol/4-Methy... | 4.281 | 108 | 372046 | No | Calib | |
| 20) Nitrobenzene | 4.352 | 77 | 413000 | No | Calib | |
| 21) Isophorone | 4.610 | 82 | 812051 | No | Calib | |
| 22) 2-Nitrophenol | 4.663 | 139 | 206693 | No | Calib | |
| 23) 2,4-Dimethylphenol | 4.787 | 107 | 422277 | No | Calib | |
| 24) Bis(2-chloroethoxy)met... | 4.869 | 93 | 501437 | No | Calib | # |
| 25) 2,4-Dichlorophenol | 4.922 | 162 | 385960 | No | Calib | |
| 26) 1,2,4-Trichlorobenzene | 4.981 | 180 | 417348 | No | Calib | |
| 36) Naphthalene | 5.034 | 128 | 1027359 | No | Calib | # |
| 37) Benzoic Acid | 5.016 | 105 | 337541 | No | Calib | |
| 38) 4-Chloroaniline | 5.128 | 65 | 176848 | No | Calib | |
| 39) Hexachlorobutadiene | 5.199 | 225 | 281371 | No | Calib | |
| 40) p-Chloro-m-cresol | 5.651 | 107 | 399753 | No | Calib | |
| 41) 2-Methylnaphthalene | 5.710 | 142 | 717689 | No | Calib | |
| 42) 1-Methylnaphthalene | 5.804 | 115 | 299326 | No | Calib | |
| 43) Hexachlorocyclopentadiene | 5.887 | 237 | 389955 | No | Calib | |
| 44) 2,4,6-Trichlorophenol | 6.010 | 196 | 347573 | No | Calib | |
| 45) 2,4,5-Trichlorophenol | 6.040 | 196 | 361325 | No | Calib | |
| 47) 2-Chloronaphthalene | 6.169 | 162 | 831044 | No | Calib | |
| 48) 2-Nitroaniline | 6.304 | 138 | 294928 | No | Calib | |
| 49) 1,4-Dinitrobenzene | 6.446 | 168 | 149707 | No | Calib | |
| 50) 1,3-Dinitrobenzene | 6.516 | 168 | 169821 | No | Calib | |
| 51) Dimethyl phthalate | 6.534 | 163 | 1025924 | No | Calib | |
| 52) Acenaphthylene | 6.557 | 152 | 1246665 | No | Calib | # |
| 53) 2,6-Dinitrotoluene | 6.557 | 165 | 259104 | No | Calib | # |
| 54) 1,2-Dinitrobenzene | 6.598 | 168 | 105699 | No | Calib | |
| 64) 3-Nitroaniline | 6.710 | 138 | 273288 | No | Calib | |
| 65) Acenaphthene | 6.728 | 154 | 762558 | No | Calib | |
| 66) 2,4-Dinitrophenol | 6.804 | 184 | 160231 | No | Calib | |
| 67) Dibenzofuran | 6.898 | 168 | 1176284 | No | Calib | |
| 68) 2,4-Dinitrotoluene | 6.940 | 165 | 347108 | No | Calib | # |
| 69) 4-Nitrophenol | 6.934 | 65 | 230476 | No | Calib | # |
| 70) 2,3,5,6-Tetrachlorophenol | 6.998 | 232 | 345787 | No | Calib | |

Data Path : I:\8270\SV112\250817RVTical\
Data File : ABNL9.D
Acq On : 17 Aug 2025 06:26 pm
Operator : SV112:slr
Sample : IL2,32,,ABNL50 Lot# 11871
Misc : WG2104073,,ical
ALS Vial : 1 Sample Multiplier: 1

Quant Time: Aug 18 05:37:14 2025
Quant Method : I:\8270\SV112\250817RVTical\FS250817SV112RVT.m
Quant Title : Semivolatiles by GC/MS by modified 8270
QLast Update : Mon Aug 18 05:13:00 2025
Response via : Initial Calibration

CCAL FILE(s) : 1 - I:\8270\SV112\250817RVTical\ABNL6.D
: 2 - I:\8270\SV112\250817RVTical\ADPL6.D
: 3 - I:\8270\SV112\250817RVTical\AP9L6.D
Sub List : ABNical - ABN ical sublist

| Compound | R.T. | QIon | Response | Conc | Units | Dev(Min) |
|---|---|---|---|---|---|---|
| 71) 2,3,4,6-Tetrachlorophenol | 7.040 | 232 | 337921 | No Calib | | |
| 72) Diethyl phthalate | 7.210 | 149 | 1109587 | No Calib | | # |
| 73) Fluorene | 7.222 | 166 | 993839 | No Calib | | |
| 74) 4-Chlorophenyl phenyl ... | 7.257 | 204 | 548677 | No Calib | | # |
| 75) 4-Nitroaniline | 7.298 | 138 | 267020 | No Calib | | # |
| 76) 4,6-Dinitro-o-cresol | 7.328 | 198 | 219817 | No Calib | | # |
| 77) NDPA/DPA | 7.387 | 169 | 882185 | No Calib | | |
| 78) Azobenzene | 7.404 | 77 | 975959 | No Calib | | |
| 80) 4-Bromophenyl phenyl e... | 7.716 | 248 | 380568 | No Calib | | # |
| 81) Hexachlorobenzene | 7.745 | 284 | 438665 | No Calib | | # |
| 82) Pentachlorophenol | 7.945 | 266 | 304904 | No Calib | | |
| 89) Phenanthrene | 8.116 | 178 | 1438186 | No Calib | | # |
| 90) Anthracene | 8.163 | 178 | 1451658 | No Calib | | # |
| 91) Carbazole | 8.351 | 167 | 1414595 | No Calib | | # |
| 92) Di-n-butylphthalate | 8.775 | 149 | 1647576 | No Calib | | # |
| 93) Fluoranthene | 9.240 | 202 | 1699387 | No Calib | | # |
| 94) Benzidine | 9.428 | 184 | 1278579 | No Calib | | |
| 95) Pyrene | 9.445 | 202 | 1692419 | No Calib | | # |
| 97) Butyl benzyl phthalate | 10.187 | 149 | 898754 | No Calib | | # |
| 105) Benzo(a)anthracene | 10.604 | 228 | 1903995 | No Calib | | # |
| 106) 3,3'-Dichlorobenzidine | 10.639 | 252 | 835279 | No Calib | | |
| 107) Chrysene | 10.645 | 228 | 1577231 | No Calib | | |
| 108) Bis(2-ethylhexyl)phtha... | 10.798 | 149 | 1284159 | No Calib | | # |
| 109) Di-n-octylphthalate | 11.439 | 149 | 1959946 | No Calib | | # |
| 110) Benzo(b)fluoranthene | 11.639 | 252 | 2051959 | No Calib | | |
| 111) Benzo(k)fluoranthene | 11.669 | 252 | 1687823 | No Calib | | |
| 112) Benzo(a)pyrene | 11.934 | 252 | 1859745 | No Calib | | |
| 114) Indeno(1,2,3-cd)pyrene | 12.910 | 276 | 2151431 | No Calib | | |
| 115) Dibenzo(a,h)anthracene | 12.939 | 278 | 1846579 | No Calib | | |
| 116) Benzo(ghi)perylene | 13.116 | 276 | 1931458 | No Calib | | # |

(#) = qualifier out of range (m) = manual integration (+) = signals summed

Quantitation Report (QT Reviewed)

Data Path : I:\8270\SV112\250817RVTical\
Data File : ABNL9.D
Acq On : 17 Aug 2025 06:26 pm
Operator : SV112:slr
Sample : IL2,32,,ABNL50 Lot# 11871
Misc : WG2104073,,ical
ALS Vial : 1 Sample Multiplier: 1

Quant Time: Aug 18 05:37:14 2025
Quant Method : I:\8270\SV112\250817RVTical\FS250817SV112RVT.m
Quant Title : Semivolatiles by GC/MS by modified 8270
QLast Update : Mon Aug 18 05:13:00 2025
Response via : Initial Calibration

Sub List : ABNical8270SV112\250817RVTical\AP9L6.D•

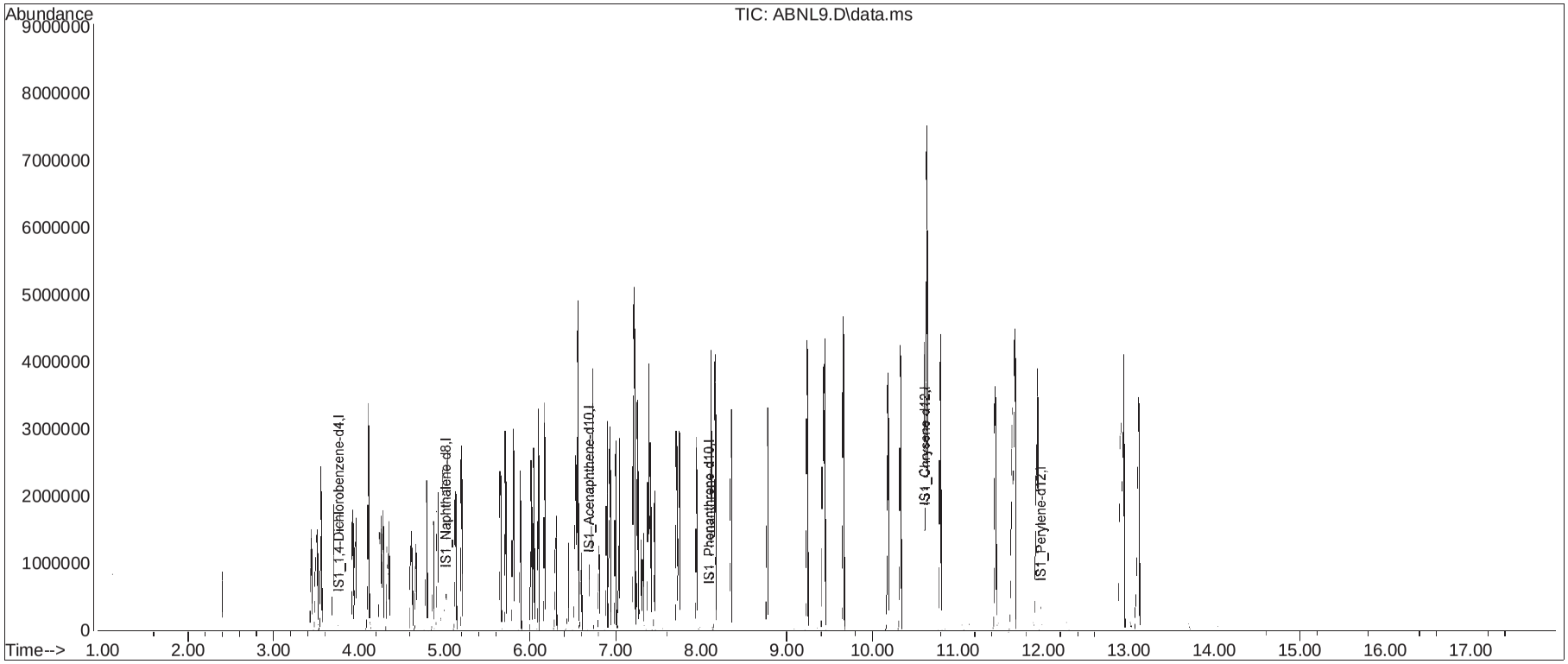

Manual Integration Report

Data Path : I:\8270\SV112\250817RVTica
Data File : ABNL9.D Operator : SV112:slr
Date Inj'd : 8/17/2025 6:26 pm Instrument : SV112
Sample : IL2,32,,ABNL50 Lot# 11871 Quant Date : 8/18/2025 5:14 am

Compound #45: 2,4,5-Trichlorophenol

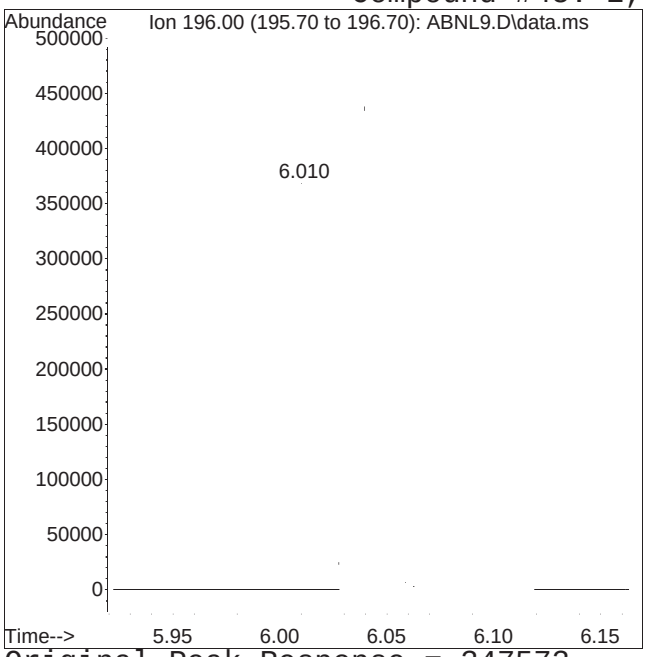


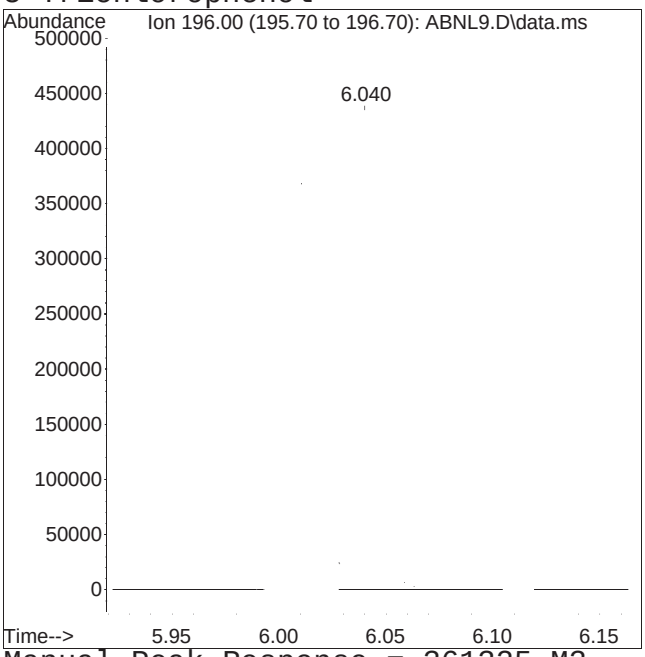


Original Peak Response = 347573 Manual Peak Response = 361325 M3
M3 = Misidentification of the peak (i.e. 1,4-dichlorobenzene identified as 1,3-dichlorobenzene), or misidentification from 2 partially resolved peaks not being split.

Manual Integration Report

Data Path : I:\8270\SV112\250817RVTica
Data File : ABNL9.D Operator : SV112:slr
Date Inj'd : 8/17/2025 6:26 pm Instrument : SV112
Sample : IL2,32,,ABNL50 Lot# 11871 Quant Date : 8/18/2025 5:14 am

Compound #78: Azobenzene

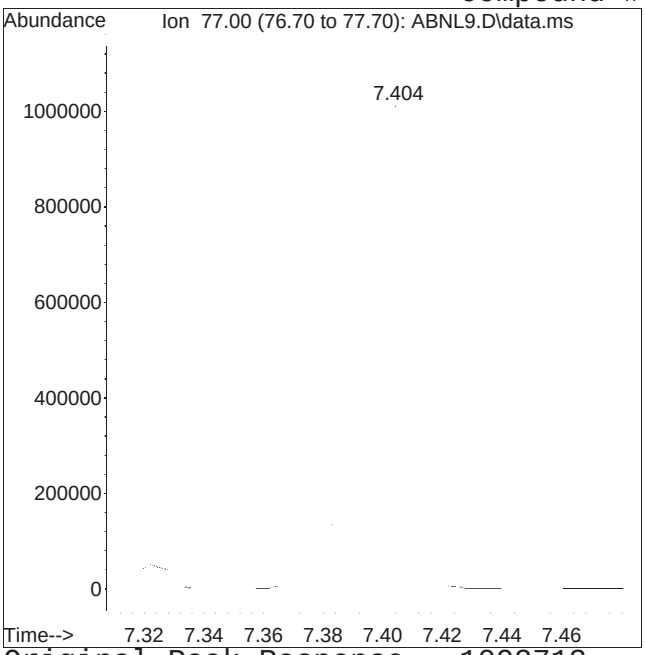


Original Peak Response = 1092713

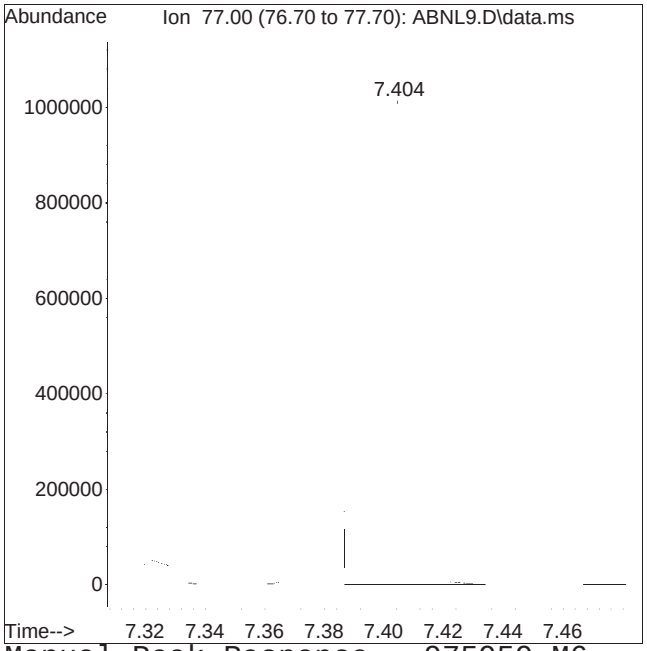


Manual Peak Response = 975959 M6

M6 = Misassignment of peak valley by automated integration (poor split of 2 peaks).

Manual Integration Report

Data Path : I:\8270\SV112\250817RVTica
Data File : ABNL9.D Operator : SV112:slr
Date Inj'd : 8/17/2025 6:26 pm Instrument : SV112
Sample : IL2,32,,ABNL50 Lot# 11871 Quant Date : 8/18/2025 5:14 am

Compound #107: Chrysene

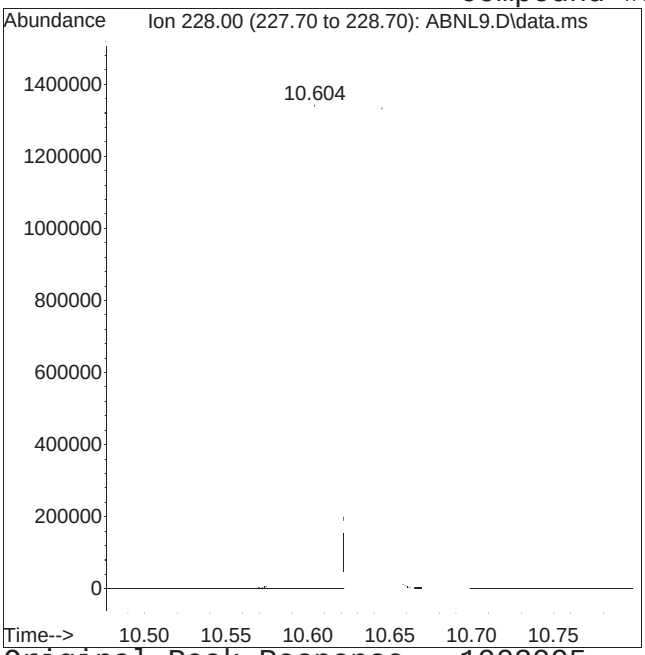


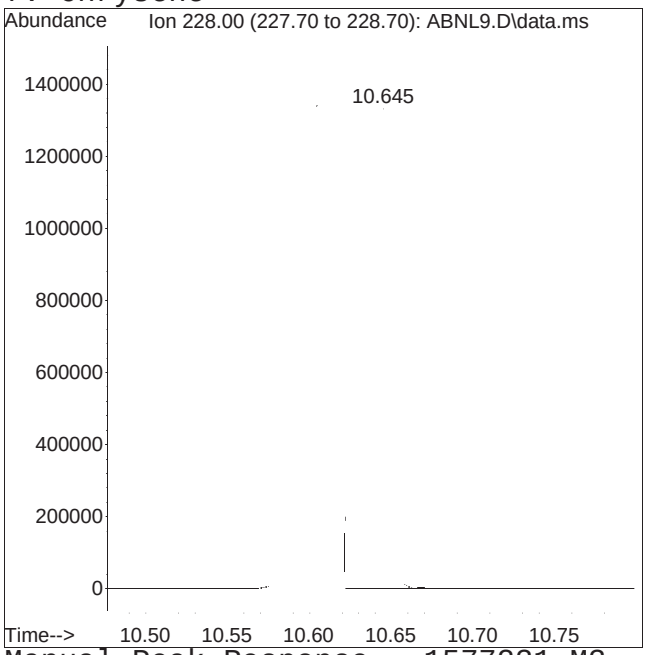


Original Peak Response = 1903995 Manual Peak Response = 1577231 M3
M3 = Misidentification of the peak (i.e. 1,4-dichlorobenzene identified as 1,3-dichlorobenzene), or misidentification from 2 partially resolved peaks not being split.

Manual Integration Report

Data Path : I:\8270\SV112\250817RVTica
Data File : ABNL9.D Operator : SV112:slr
Date Inj'd : 8/17/2025 6:26 pm Instrument : SV112
Sample : IL2,32,,ABNL50 Lot# 11871 Quant Date : 8/18/2025 5:14 am

Compound #111: Benzo(k)fluoranthene

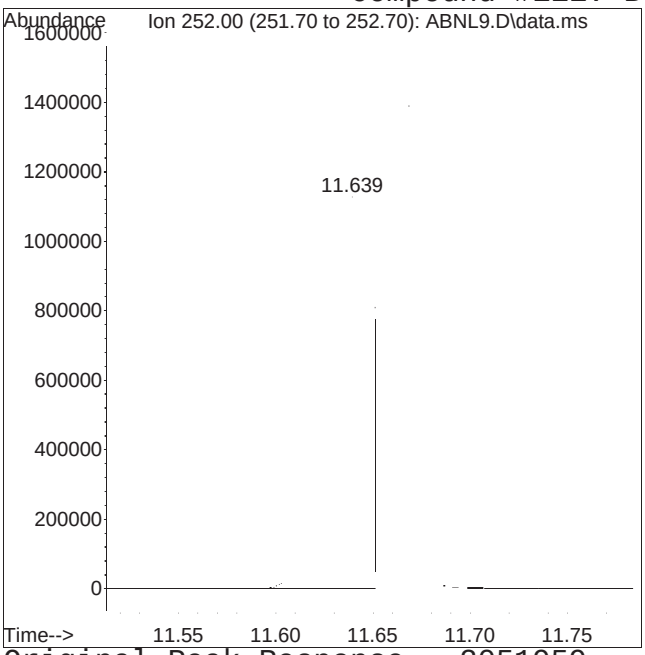


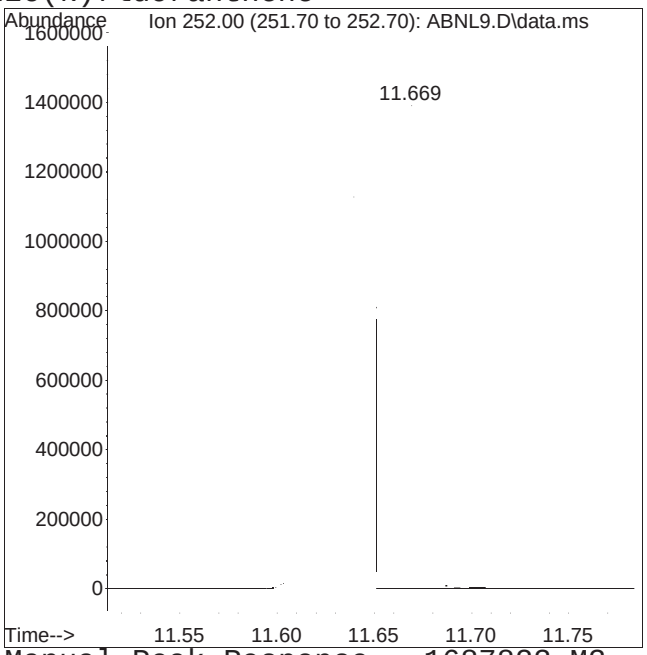


Original Peak Response = 2051959 Manual Peak Response = 1687823 M3
M3 = Misidentification of the peak (i.e. 1,4-dichlorobenzene identified as 1,3-dichlorobenzene), or misidentification from 2 partially resolved peaks not being split.

# Manual Integration Report

Data Path : I:\8270\SV112\250817RVTica
Data File : ABNL9.D Operator : SV112:slr
Date Inj'd : 8/17/2025 6:26 pm Instrument : SV112
Sample : IL2,32,,ABNL50 Lot# 11871 Quant Date : 8/18/2025 5:14 am

## Compound #112: Benzo(a)pyrene

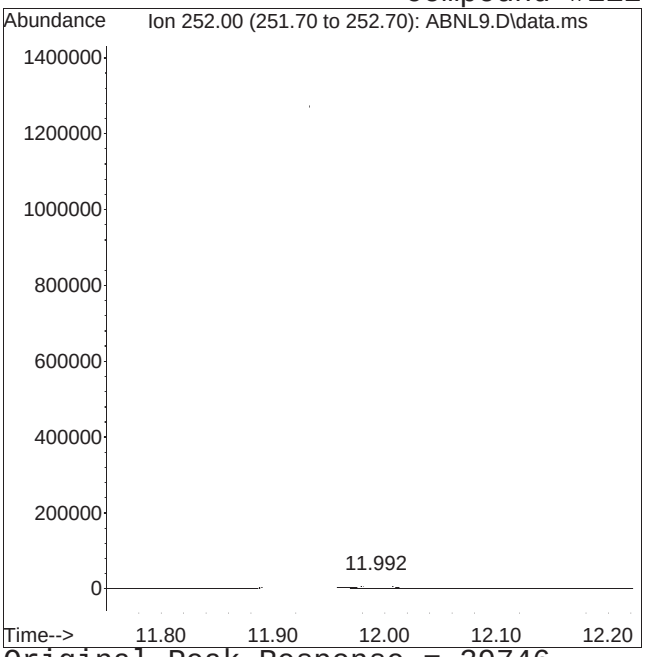


Original Peak Response = 39746

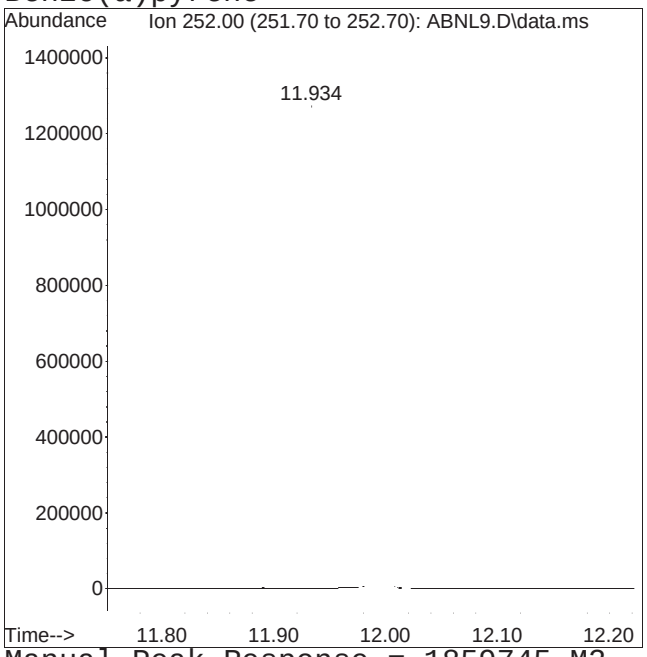


Manual Peak Response = 1859745 M2

M2 = Peak not found by automatic integration algorithm.

Manual Integration Report

Data Path : I:\8270\SV112\250817RVTica\ Method : FS250817SV112RVT.m
Data File : ABNL9.D Operator : SV112:slr
Date Inj'd : 8/17/2025 6:26 pm Instrument : SV112
Sample : IL2,32,,ABNL50 Lot# 11871 Quant Date : 8/18/2025 5:14 am

Compound #115: Dibenzo(a,h)anthracene

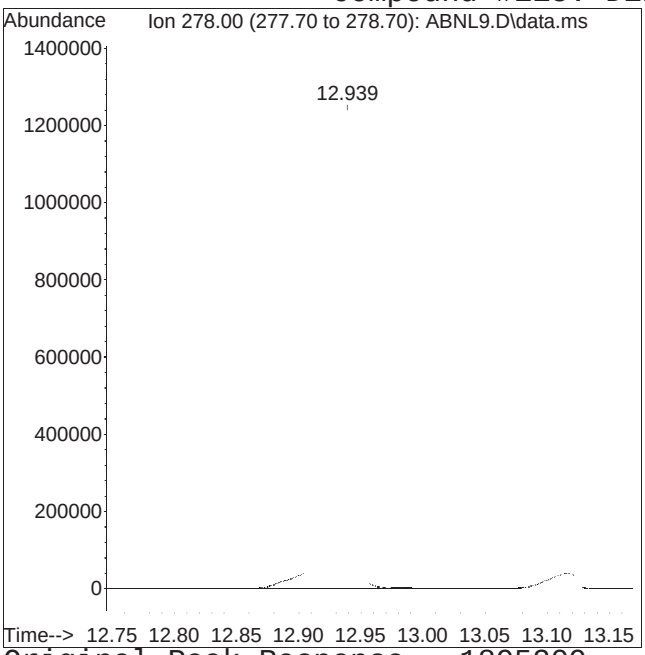


Original Peak Response = 1895209

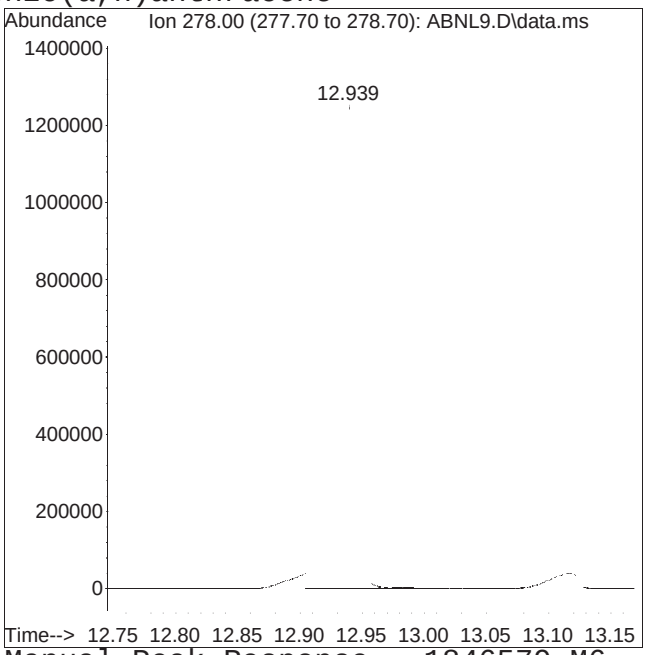


Manual Peak Response = 1846579 M6

M6 = Misassignment of peak valley by automated integration (poor split of 2 peaks).

Quantitation Report (QT Reviewed)

Data Path : I:\8270\SV112\250817RVTical\
Data File : ABNL8.D
Acq On : 17 Aug 2025 06:49 pm
Operator : SV112:slr
Sample : IL3,32,,ABNL25 Lot# 11872
Misc : WG2104073,,ical
ALS Vial : 2 Sample Multiplier: 1

Quant Time: Aug 18 05:36:07 2025
Quant Method : I:\8270\SV112\250817RVTical\FS250817SV112RVT.m
Quant Title : Semivolatiles by GC/MS by modified 8270
QLast Update : Mon Aug 18 05:13:00 2025
Response via : Initial Calibration

CCAL FILE(s) : 1 - I:\8270\SV112\250817RVTical\ABNL6.D
: 2 - I:\8270\SV112\250817RVTical\ADPL6.D
: 3 - I:\8270\SV112\250817RVTical\AP9L6.D
Sub List : ABNical - ABN ical sublist

| Compound | R.T. | QIon | Response | Conc Units | Dev(Min) |
|---|---|---|---|---|---|
| Internal Standards | | | | | |
| 1) IS1_1,4-Dichlorobenzen... | 3.763 | 152 | 20397 | 4.000 ug/ml | # 0.00 |
| Standard Area 1 = 18713 | | | Recovery = 109.00% | | |
| 35) IS1_Naphthalene-d8 | 5.010 | 136 | 86095 | 4.000 ug/ml | 0.00 |
| Standard Area 1 = 76311 | | | Recovery = 112.82% | | |
| 63) IS1_Acenaphthene-d10 | 6.693 | 164 | 57497 | 4.000 ug/ml | 0.00 |
| Standard Area 1 = 51538 | | | Recovery = 111.56% | | |
| 88) IS1_Phenanthrene-d10 | 8.087 | 188 | 121467 | 4.000 ug/ml | 0.00 |
| Standard Area 1 = 112327 | | | Recovery = 108.14% | | |
| 104) IS1_Chrysene-d12 | 10.604 | 240 | 130117 | 4.000 ug/ml | # 0.00 |
| Standard Area 1 = 124647 | | | Recovery = 104.39% | | |
| 113) IS1_Perylene-d12 | 11.969 | 264 | 141180 | 4.000 ug/ml | 0.00 |
| Standard Area 1 = 135022 | | | Recovery = 104.56% | | |
| System Monitoring Compounds | | | | | |
| 4) 2-Fluorophenol | 2.387 | 112 | 166098 | 0.000 ug/ml | 0.00 |
| Spiked Amount 2.000 | Range 15 - 110 | | Recovery = 0.00%# | | |
| 7) Phenol-d6 | 3.493 | 99 | 212754 | 0.000 ug/ml | 0.00 |
| Spiked Amount 2.000 | Range 15 - 110 | | Recovery = 0.00%# | | |
| 19) Nitrobenzene-d5 | 4.328 | 82 | 206226 | 0.000 ug/ml | 0.00 |
| Spiked Amount 1.000 | Range 30 - 130 | | Recovery = 0.00%# | | |
| 46) 2-Fluorobiphenyl | 6.093 | 172 | 508716 | 0.000 ug/ml | 0.00 |
| Spiked Amount 1.000 | Range 30 - 130 | | Recovery = 0.00%# | | |
| 79) 2,4,6-Tribromophenol | 7.445 | 330 | 105802 | 0.000 ug/ml | 0.00 |
| Spiked Amount 2.000 | Range 15 - 110 | | Recovery = 0.00%# | | |
| 96) 4-Terphenyl-d14 | 9.657 | 244 | 788533 | 0.000 ug/ml | 0.00 |
| Spiked Amount 1.000 | Range 30 - 130 | | Recovery = 0.00%# | | |
| Target Compounds | | | | | Qvalue |
| 2) n-Nitrosodimethylamine | 1.105 | 74 | 116318 | No Calib | |
| 3) Pyridine | 1.122 | 79 | 198198 | No Calib | |
| 5) Aniline | 3.440 | 93 | 293969 | No Calib | |
| 6) 2-Chlorophenol | 3.552 | 128 | 187710 | No Calib | |
| 8) Phenol | 3.505 | 94 | 230598 | No Calib | |
| 9) Bis(2-chloroethyl)ether | 3.546 | 93 | 178652 | No Calib # | |
| 10) 1,3-Dichlorobenzene | 3.699 | 146 | 208421 | No Calib | |
| 11) 1,4-Dichlorobenzene | 3.775 | 146 | 214316 | No Calib | |
| 12) 1,2-Dichlorobenzene | 3.922 | 146 | 208556 | No Calib | |

Data Path : I:\8270\SV112\250817RVTical\
Data File : ABNL8.D
Acq On : 17 Aug 2025 06:49 pm
Operator : SV112:slr
Sample : IL3,32,,ABNL25 Lot# 11872
Misc : WG2104073,,ical
ALS Vial : 2 Sample Multiplier: 1

Quant Time: Aug 18 05:36:07 2025
Quant Method : I:\8270\SV112\250817RVTical\FS250817SV112RVT.m
Quant Title : Semivolatiles by GC/MS by modified 8270
QLast Update : Mon Aug 18 05:13:00 2025
Response via : Initial Calibration

CCAL FILE(s) : 1 - I:\8270\SV112\250817RVTical\ABNL6.D
: 2 - I:\8270\SV112\250817RVTical\ADPL6.D
: 3 - I:\8270\SV112\250817RVTical\AP9L6.D
Sub List : ABNical - ABN ical sublist

| Compound | R.T. | QIon | Response | Conc Units | Dev(Min) |
|---|---|---|---|---|---|
| 13) Benzyl alcohol | 3.952 | 79 | 167338 | No Calib | |
| 14) Bis(2-chloroisopropyl)... | 4.104 | 45 | 296334 | No Calib | # |
| 15) 2-Methylphenol | 4.104 | 108 | 176739 | No Calib | |
| 16) Hexachloroethane | 4.252 | 117 | 83857 | No Calib | # |
| 17) n-Nitrosodi-n-propylamine | 4.228 | 70 | 153311 | No Calib | |
| 18) 3-Methylphenol/4-Methy... | 4.275 | 108 | 187758 | No Calib | |
| 20) Nitrobenzene | 4.346 | 77 | 210512 | No Calib | |
| 21) Isophorone | 4.599 | 82 | 416006 | No Calib | |
| 22) 2-Nitrophenol | 4.663 | 139 | 103505 | No Calib | |
| 23) 2,4-Dimethylphenol | 4.781 | 107 | 214180 | No Calib | |
| 24) Bis(2-chloroethoxy)met... | 4.863 | 93 | 255651 | No Calib | # |
| 25) 2,4-Dichlorophenol | 4.916 | 162 | 195292 | No Calib | |
| 26) 1,2,4-Trichlorobenzene | 4.975 | 180 | 210950 | No Calib | |
| 36) Naphthalene | 5.034 | 128 | 564327 | No Calib | |
| 37) Benzoic Acid | 4.969 | 105 | 163167 | No Calib | |
| 38) 4-Chloroaniline | 5.128 | 65 | 86642 | No Calib | |
| 39) Hexachlorobutadiene | 5.199 | 225 | 141396 | No Calib | |
| 40) p-Chloro-m-cresol | 5.651 | 107 | 201611 | No Calib | |
| 41) 2-Methylnaphthalene | 5.710 | 142 | 375500 | No Calib | |
| 42) 1-Methylnaphthalene | 5.798 | 115 | 148064 | No Calib | |
| 43) Hexachlorocyclopentadiene | 5.881 | 237 | 193631 | No Calib | |
| 44) 2,4,6-Trichlorophenol | 6.010 | 196 | 171028 | No Calib | |
| 45) 2,4,5-Trichlorophenol | 6.040 | 196 | 183355 | No Calib | |
| 47) 2-Chloronaphthalene | 6.163 | 162 | 440139 | No Calib | |
| 48) 2-Nitroaniline | 6.298 | 138 | 146112 | No Calib | |
| 49) 1,4-Dinitrobenzene | 6.440 | 168 | 72187 | No Calib | |
| 50) 1,3-Dinitrobenzene | 6.510 | 168 | 82349 | No Calib | |
| 51) Dimethyl phthalate | 6.522 | 163 | 557296 | No Calib | |
| 52) Acenaphthylene | 6.551 | 152 | 702628 | No Calib | |
| 53) 2,6-Dinitrotoluene | 6.551 | 165 | 127954 | No Calib | # |
| 54) 1,2-Dinitrobenzene | 6.587 | 168 | 51978 | No Calib | |
| 64) 3-Nitroaniline | 6.693 | 138 | 135964 | No Calib | |
| 65) Acenaphthene | 6.722 | 154 | 402422 | No Calib | |
| 66) 2,4-Dinitrophenol | 6.798 | 184 | 75329 | No Calib | |
| 67) Dibenzofuran | 6.893 | 168 | 650457 | No Calib | |
| 68) 2,4-Dinitrotoluene | 6.928 | 165 | 169712 | No Calib | # |
| 69) 4-Nitrophenol | 6.922 | 65 | 114461 | No Calib | |
| 70) 2,3,5,6-Tetrachlorophenol | 6.993 | 232 | 170974 | No Calib | |

Data Path : I:\8270\SV112\250817RVTical\
Data File : ABNL8.D
Acq On : 17 Aug 2025 06:49 pm
Operator : SV112:slr
Sample : IL3,32,,ABNL25 Lot# 11872
Misc : WG2104073,,ical
ALS Vial : 2 Sample Multiplier: 1

Quant Time: Aug 18 05:36:07 2025
Quant Method : I:\8270\SV112\250817RVTical\FS250817SV112RVT.m
Quant Title : Semivolatiles by GC/MS by modified 8270
QLast Update : Mon Aug 18 05:13:00 2025
Response via : Initial Calibration

CCAL FILE(s) : 1 - I:\8270\SV112\250817RVTical\ABNL6.D
: 2 - I:\8270\SV112\250817RVTical\ADPL6.D
: 3 - I:\8270\SV112\250817RVTical\AP9L6.D
Sub List : ABNical - ABN ical sublist

| Compound | R.T. | QIon | Response | Conc Units | Dev(Min) |
|---|---|---|---|---|---|
| 71) 2,3,4,6-Tetrachlorophenol | 7.034 | 232 | 165864 | No Calib | |
| 72) Diethyl phthalate | 7.204 | 149 | 593583 | No Calib | |
| 73) Fluorene | 7.216 | 166 | 537741 | No Calib | |
| 74) 4-Chlorophenyl phenyl ... | 7.251 | 204 | 277056 | No Calib | # |
| 75) 4-Nitroaniline | 7.281 | 138 | 132249 | No Calib | |
| 76) 4,6-Dinitro-o-cresol | 7.310 | 198 | 106188 | No Calib | # |
| 77) NDPA/DPA | 7.375 | 169 | 461570 | No Calib | |
| 78) Azobenzene | 7.398 | 77 | 520256 | No Calib | |
| 80) 4-Bromophenyl phenyl e... | 7.710 | 248 | 190663 | No Calib | |
| 81) Hexachlorobenzene | 7.740 | 284 | 219261 | No Calib | # |
| 82) Pentachlorophenol | 7.940 | 266 | 147263 | No Calib | |
| 89) Phenanthrene | 8.110 | 178 | 816324 | No Calib | |
| 90) Anthracene | 8.157 | 178 | 825788 | No Calib | |
| 91) Carbazole | 8.340 | 167 | 783509 | No Calib | |
| 92) Di-n-butylphthalate | 8.769 | 149 | 972531 | No Calib | |
| 93) Fluoranthene | 9.234 | 202 | 981094 | No Calib | |
| 94) Benzidine | 9.416 | 184 | 694998 | No Calib | |
| 95) Pyrene | 9.439 | 202 | 997772 | No Calib | |
| 97) Butyl benzyl phthalate | 10.181 | 149 | 473012 | No Calib | |
| 105) Benzo(a)anthracene | 10.598 | 228 | 1090479 | No Calib | |
| 106) 3,3'-Dichlorobenzidine | 10.628 | 252 | 444553 | No Calib | |
| 107) Chrysene | 10.634 | 228 | 923284 | No Calib | |
| 108) Bis(2-ethylhexyl)phtha... | 10.792 | 149 | 703302 | No Calib | # |
| 109) Di-n-octylphthalate | 11.434 | 149 | 1138502 | No Calib | |
| 110) Benzo(b)fluoranthene | 11.628 | 252 | 1060154 | No Calib | |
| 111) Benzo(k)fluoranthene | 11.657 | 252 | 1022449 | No Calib | |
| 112) Benzo(a)pyrene | 11.922 | 252 | 1023108 | No Calib | |
| 114) Indeno(1,2,3-cd)pyrene | 12.892 | 276 | 1070131 | No Calib | |
| 115) Dibenzo(a,h)anthracene | 12.928 | 278 | 990695 | No Calib | |
| 116) Benzo(ghi)perylene | 13.104 | 276 | 1018947 | No Calib | |

(#) = qualifier out of range (m) = manual integration (+) = signals summed

Quantitation Report (QT Reviewed)

Data Path : I:\8270\SV112\250817RVTical\
Data File : ABNL8.D
Acq On : 17 Aug 2025 06:49 pm
Operator : SV112:slr
Sample : IL3,32,,ABNL25 Lot# 11872
Misc : WG2104073,,ical
ALS Vial : 2 Sample Multiplier: 1

Quant Time: Aug 18 05:36:07 2025
Quant Method : I:\8270\SV112\250817RVTical\FS250817SV112RVT.m
Quant Title : Semivolatiles by GC/MS by modified 8270
QLast Update : Mon Aug 18 05:13:00 2025
Response via : Initial Calibration

Sub List : 3 - I:\8270\SV112\250817RVTical\AP9L6.D•

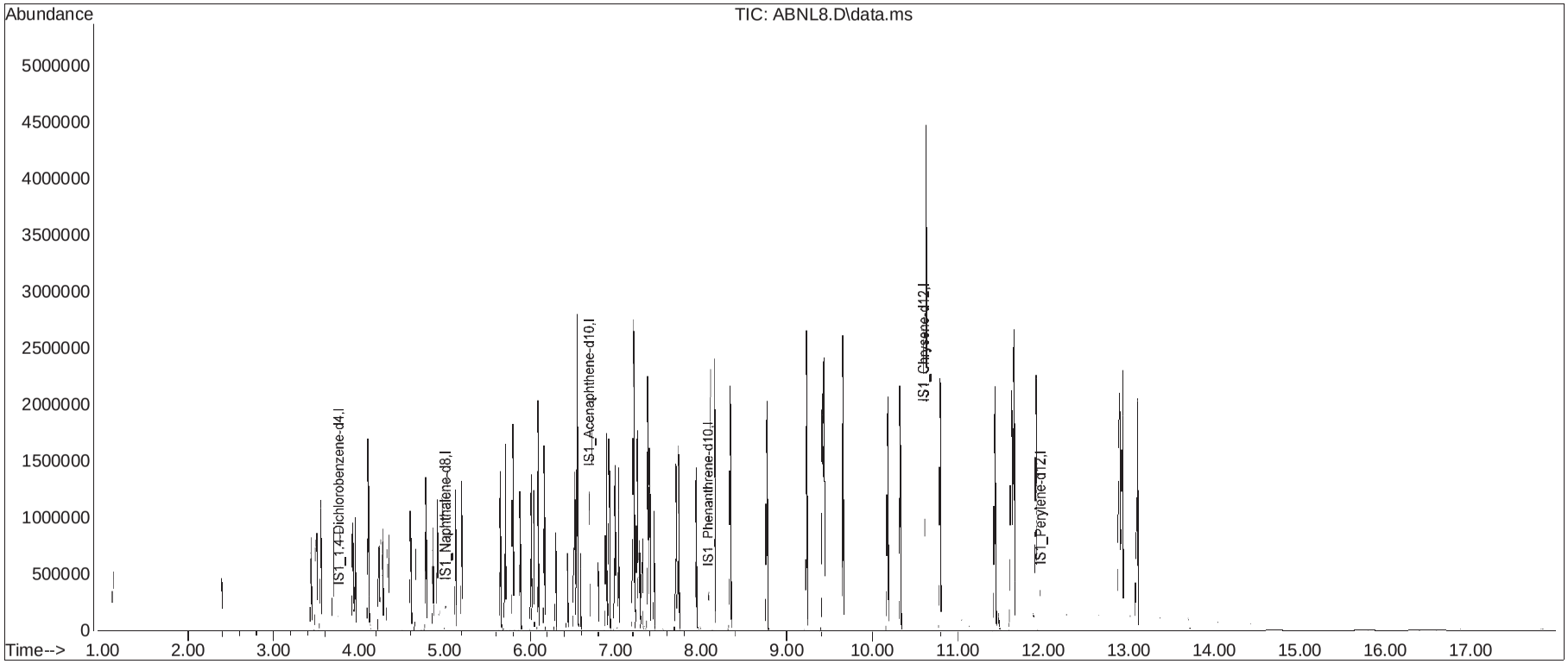

Manual Integration Report

Data Path : I:\8270\SV112\250817RVTica
Data File : ABNL8.D Operator : SV112:slr
Date Inj'd : 8/17/2025 6:49 pm Instrument : SV112
Sample : IL3,32,,ABNL25 Lot# 11872 Quant Date : 8/18/2025 5:14 am

Compound #78: Azobenzene

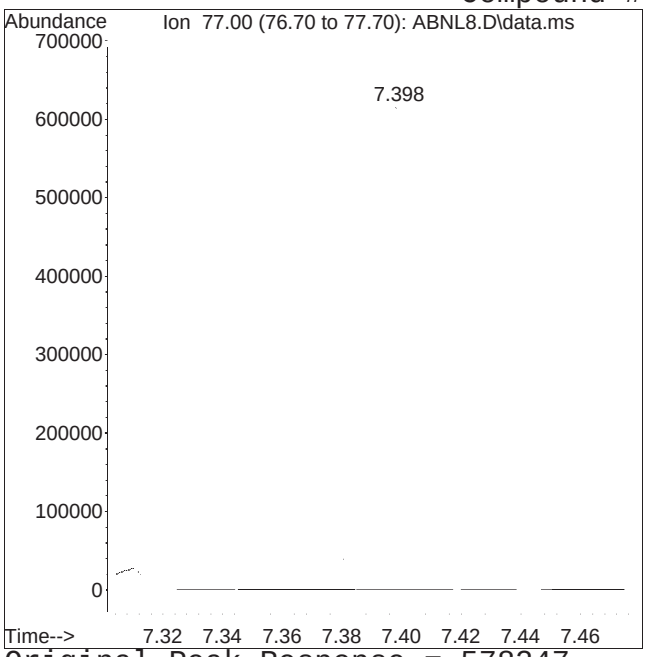


Original Peak Response = 578247

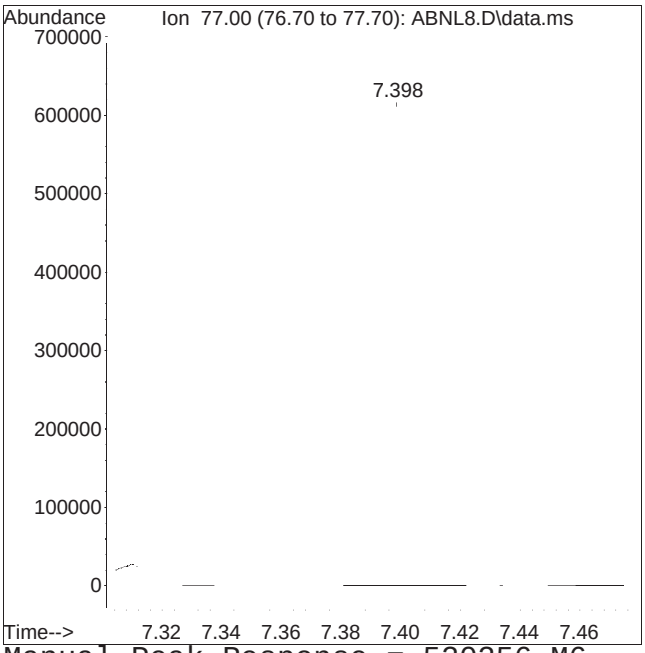


Manual Peak Response = 520256 M6

M6 = Misassignment of peak valley by automated integration (poor split of 2 peaks).

Manual Integration Report

Data Path : I:\8270\SV112\250817RVTica
Data File : ABNL8.D Operator : SV112:slr
Date Inj'd : 8/17/2025 6:49 pm Instrument : SV112
Sample : IL3,32,,ABNL25 Lot# 11872 Quant Date : 8/18/2025 5:14 am

Compound #80: 4-Bromophenyl phenyl ether

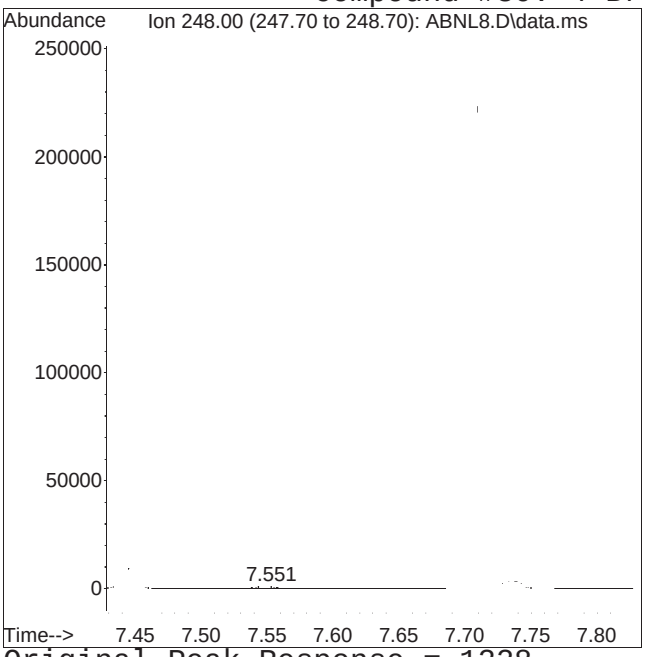


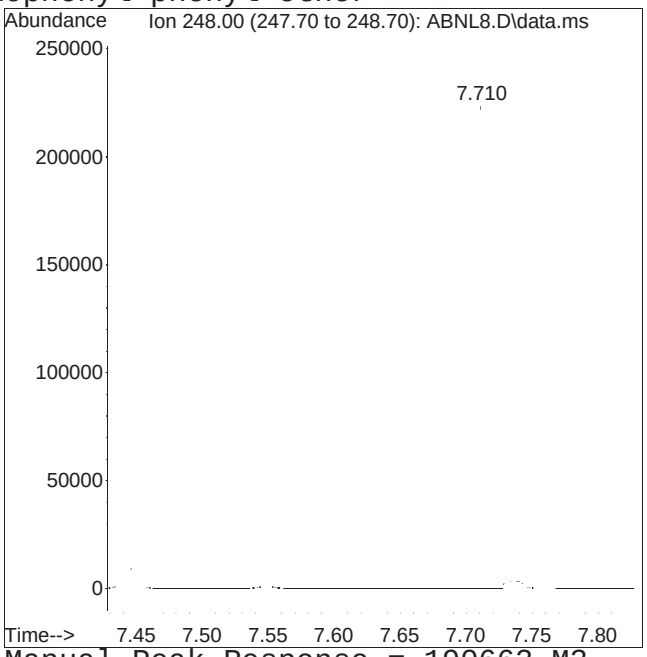


Original Peak Response = 1228 Manual Peak Response = 190663 M3

M3 = Misidentification of the peak (i.e. 1,4-dichlorobenzene identified as 1,3-dichlorobenzene), or misidentification from 2 partially resolved peaks not being split.

Manual Integration Report

Data Path : I:\8270\SV112\250817RVTica\ Method : FS250817SV112RVT.m
Data File : ABNL8.D Operator : SV112:slr
Date Inj'd : 8/17/2025 6:49 pm Instrument : SV112
Sample : IL3,32,,ABNL25 Lot# 11872 Quant Date : 8/18/2025 5:14 am

Compound #107: Chrysene

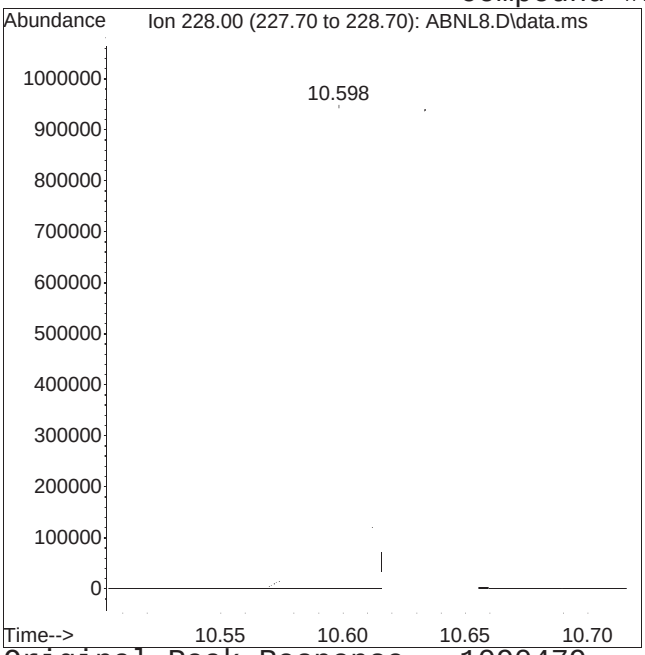


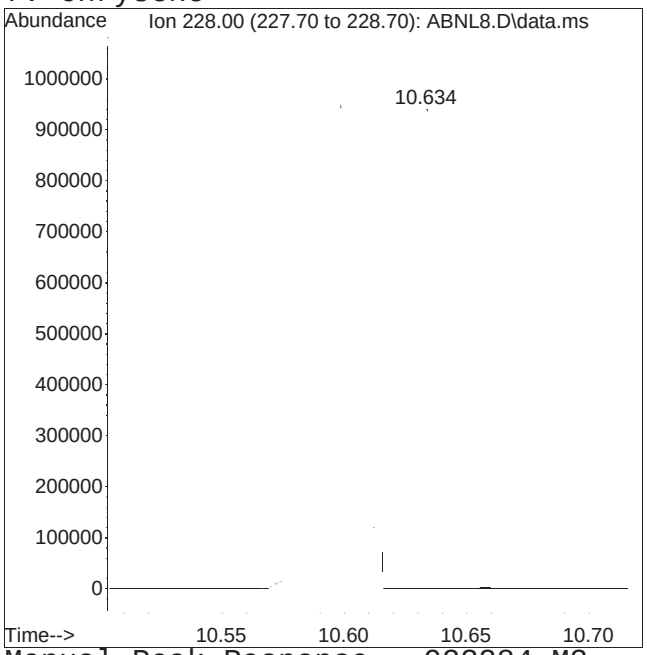


Original Peak Response = 1090479 Manual Peak Response = 923284 M3
M3 = Misidentification of the peak (i.e. 1,4-dichlorobenzene identified as 1,3-dichlorobenzene), or misidentification from 2 partially resolved peaks not being split.

Manual Integration Report

Data Path : I:\8270\SV112\250817RVTica
Data File : ABNL8.D Operator : SV112:slr
Date Inj'd : 8/17/2025 6:49 pm Instrument : SV112
Sample : IL3,32,,ABNL25 Lot# 11872 Quant Date : 8/18/2025 5:14 am

Compound #111: Benzo(k)fluoranthene

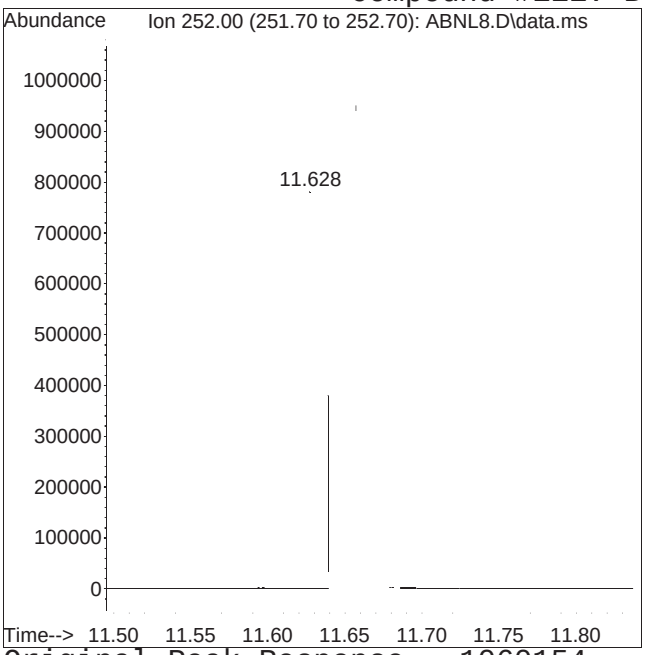


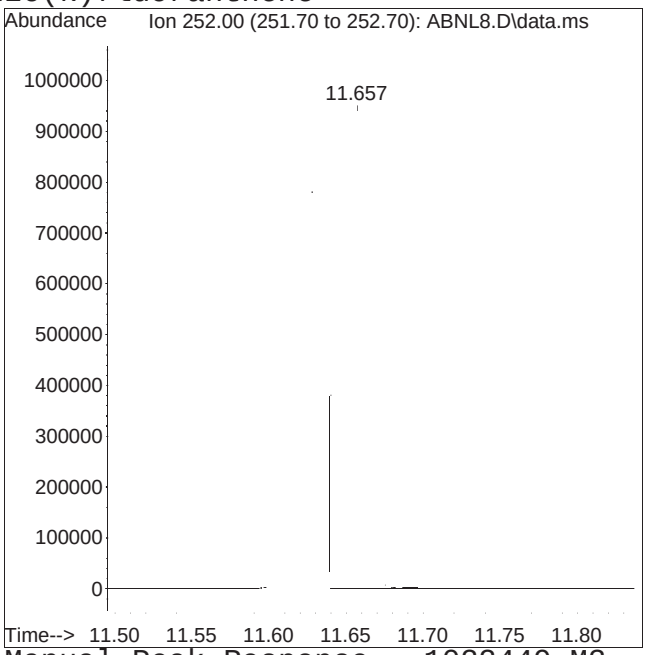


Original Peak Response = 1060154 Manual Peak Response = 1022449 M3

M3 = Misidentification of the peak (i.e. 1,4-dichlorobenzene identified as 1,3-dichlorobenzene), or misidentification from 2 partially resolved peaks not being split.

Manual Integration Report

Data Path : I:\8270\SV112\250817RVTica\ Method : FS250817SV112RVT.m
Data File : ABNL8.D Operator : SV112:slr
Date Inj'd : 8/17/2025 6:49 pm Instrument : SV112
Sample : IL3,32,,ABNL25 Lot# 11872 Quant Date : 8/18/2025 5:14 am

Compound #112: Benzo(a)pyrene

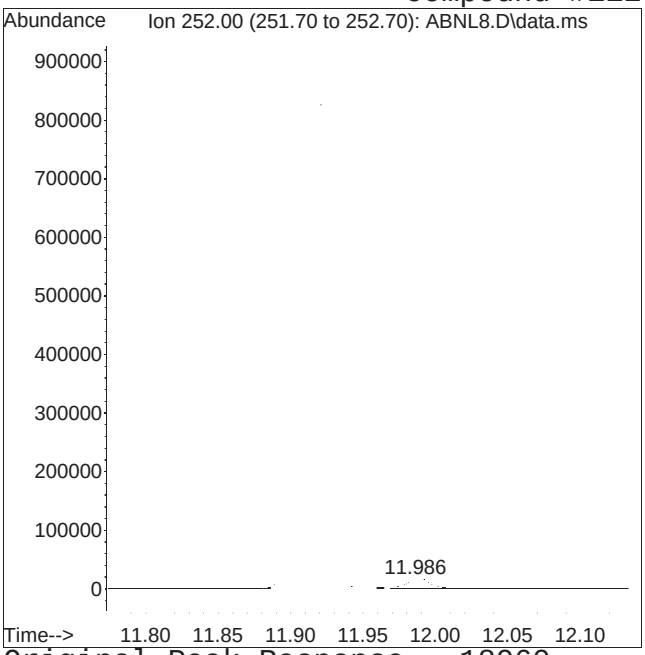


Original Peak Response = 18960

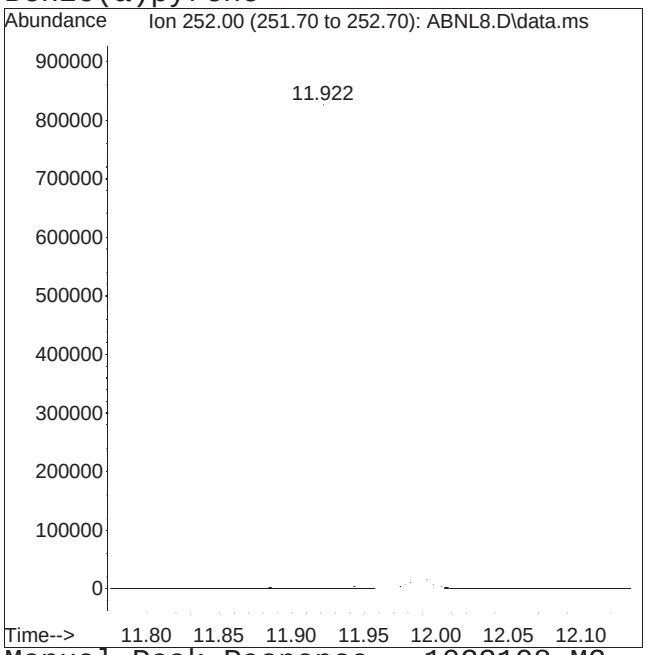


Manual Peak Response = 1023108 M2

M2 = Peak not found by automatic integration algorithm.

Manual Integration Report

Data Path : I:\8270\SV112\250817RVTica\ Method : FS250817SV112RVT.m
Data File : ABNL8.D Operator : SV112:slr
Date Inj'd : 8/17/2025 6:49 pm Instrument : SV112
Sample : IL3,32,,ABNL25 Lot# 11872 Quant Date : 8/18/2025 5:14 am

Compound #115: Dibenzo(a,h)anthracene

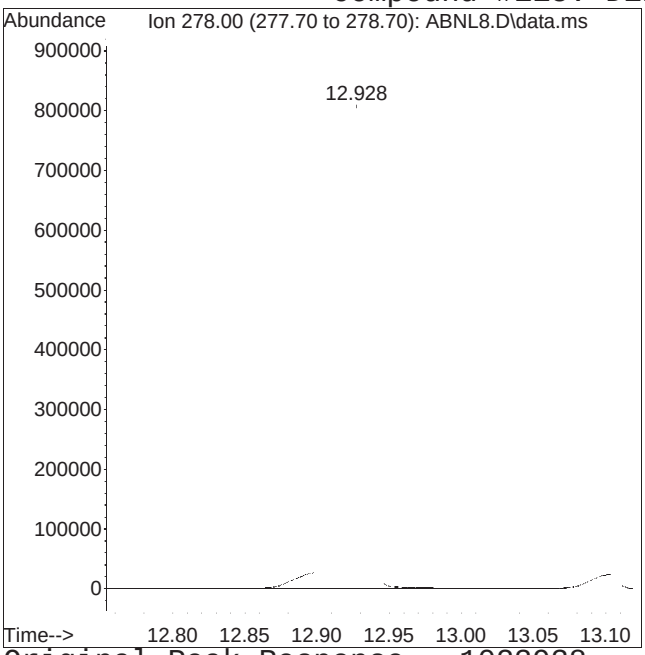


Original Peak Response = 1023938

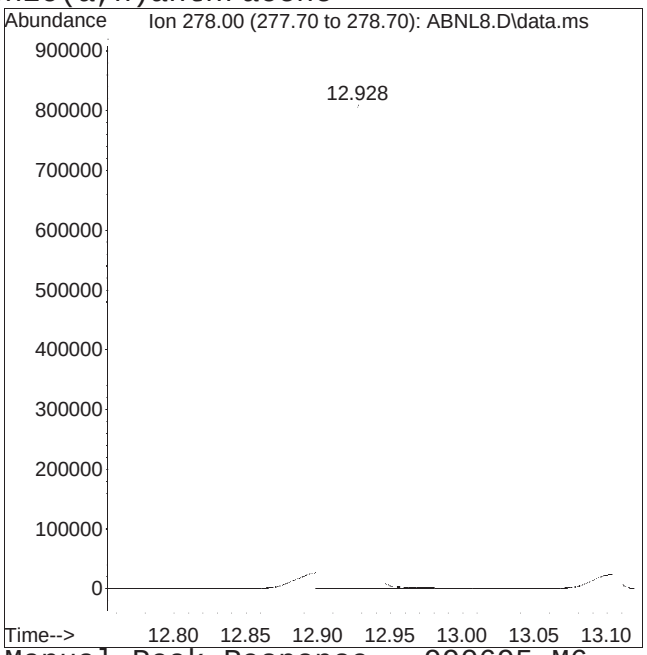


Manual Peak Response = 990695 M6

M6 = Misassignment of peak valley by automated integration (poor split of 2 peaks).

Quantitation Report (QT Reviewed)

Data Path : I:\8270\SV112\250817RVTical\
Data File : ABNL7.D
Acq On : 17 Aug 2025 07:12 pm
Operator : SV112:slr
Sample : IL4,32,,ABNL10 Lot# 11873
Misc : WG2104073,,ical
ALS Vial : 3 Sample Multiplier: 1

Quant Time: Aug 18 05:35:00 2025
Quant Method : I:\8270\SV112\250817RVTical\FS250817SV112RVT.m
Quant Title : Semivolatiles by GC/MS by modified 8270
QLast Update : Mon Aug 18 05:13:00 2025
Response via : Initial Calibration

CCAL FILE(s) : 1 - I:\8270\SV112\250817RVTical\ABNL6.D
: 2 - I:\8270\SV112\250817RVTical\ADPL6.D
: 3 - I:\8270\SV112\250817RVTical\AP9L6.D
Sub List : ABNical - ABN ical sublist

| Compound | R.T. | QIon | Response | Conc Units | Dev(Min) |
|---|---|---|---|---|---|
| Internal Standards | | | | | |
| 1) IS1_1,4-Dichlorobenzen... | 3.758 | 152 | 20125 | 4.000 ug/ml | # 0.00 |
| Standard Area 1 = 18713 | | | Recovery = 107.55% | | |
| 35) IS1_Naphthalene-d8 | 5.011 | 136 | 83244 | 4.000 ug/ml | 0.00 |
| Standard Area 1 = 76311 | | | Recovery = 109.09% | | |
| 63) IS1_Acenaphthene-d10 | 6.687 | 164 | 55486 | 4.000 ug/ml | 0.00 |
| Standard Area 1 = 51538 | | | Recovery = 107.66% | | |
| 88) IS1_Phenanthrene-d10 | 8.087 | 188 | 119386 | 4.000 ug/ml | 0.00 |
| Standard Area 1 = 112327 | | | Recovery = 106.28% | | |
| 104) IS1_Chrysene-d12 | 10.604 | 240 | 129022 | 4.000 ug/ml | # 0.00 |
| Standard Area 1 = 124647 | | | Recovery = 103.51% | | |
| 113) IS1_Perylene-d12 | 11.963 | 264 | 142170 | 4.000 ug/ml | 0.00 |
| Standard Area 1 = 135022 | | | Recovery = 105.29% | | |
| System Monitoring Compounds | | | | | |
| 4) 2-Fluorophenol | 2.387 | 112 | 69910 | 0.000 ug/ml | 0.00 |
| Spiked Amount 2.000 | Range 15 - 110 | | Recovery = 0.00%# | | |
| 7) Phenol-d6 | 3.487 | 99 | 91502 | 0.000 ug/ml | 0.00 |
| Spiked Amount 2.000 | Range 15 - 110 | | Recovery = 0.00%# | | |
| 19) Nitrobenzene-d5 | 4.322 | 82 | 86853 | 0.000 ug/ml | 0.00 |
| Spiked Amount 1.000 | Range 30 - 130 | | Recovery = 0.00%# | | |
| 46) 2-Fluorobiphenyl | 6.087 | 172 | 226034 | 0.000 ug/ml | 0.00 |
| Spiked Amount 1.000 | Range 30 - 130 | | Recovery = 0.00%# | | |
| 79) 2,4,6-Tribromophenol | 7.446 | 330 | 43358 | 0.000 ug/ml | 0.00 |
| Spiked Amount 2.000 | Range 15 - 110 | | Recovery = 0.00%# | | |
| 96) 4-Terphenyl-d14 | 9.657 | 244 | 372483 | 0.000 ug/ml | 0.00 |
| Spiked Amount 1.000 | Range 30 - 130 | | Recovery = 0.00%# | | |
| Target Compounds | | | | | Qvalue |
| 2) n-Nitrosodimethylamine | 1.105 | 74 | 49778 | No Calib | |
| 3) Pyridine | 1.122 | 79 | 88188 | No Calib | |
| 5) Aniline | 3.434 | 93 | 127103 | No Calib | |
| 6) 2-Chlorophenol | 3.552 | 128 | 81472 | No Calib | |
| 8) Phenol | 3.499 | 94 | 99314 | No Calib | |
| 9) Bis(2-chloroethyl)ether | 3.546 | 93 | 78272 | No Calib | # |
| 10) 1,3-Dichlorobenzene | 3.699 | 146 | 91421 | No Calib | |
| 11) 1,4-Dichlorobenzene | 3.775 | 146 | 92983 | No Calib | |
| 12) 1,2-Dichlorobenzene | 3.922 | 146 | 90874 | No Calib | |

Data Path : I:\8270\SV112\250817RVTical\
Data File : ABNL7.D
Acq On : 17 Aug 2025 07:12 pm
Operator : SV112:slr
Sample : IL4,32,,ABNL10 Lot# 11873
Misc : WG2104073,,ical
ALS Vial : 3 Sample Multiplier: 1

Quant Time: Aug 18 05:35:00 2025
Quant Method : I:\8270\SV112\250817RVTical\FS250817SV112RVT.m
Quant Title : Semivolatiles by GC/MS by modified 8270
QLast Update : Mon Aug 18 05:13:00 2025
Response via : Initial Calibration

CCAL FILE(s) : 1 - I:\8270\SV112\250817RVTical\ABNL6.D
: 2 - I:\8270\SV112\250817RVTical\ADPL6.D
: 3 - I:\8270\SV112\250817RVTical\AP9L6.D
Sub List : ABNical - ABN ical sublist

| Compound | R.T. | QIon | Response | Conc Units | Dev(Min) |
|---|---|---|---|---|---|
| 13) Benzyl alcohol | 3.946 | 79 | 71171 | No Calib | |
| 14) Bis(2-chloroisopropyl)... | 4.105 | 45 | 131180 | No Calib | # |
| 15) 2-Methylphenol | 4.105 | 108 | 73655 | No Calib | |
| 16) Hexachloroethane | 4.252 | 117 | 35633 | No Calib | # |
| 17) n-Nitrosodi-n-propylamine | 4.228 | 70 | 65813 | No Calib | |
| 18) 3-Methylphenol/4-Methy... | 4.269 | 108 | 80810 | No Calib | |
| 20) Nitrobenzene | 4.340 | 77 | 91205 | No Calib | |
| 21) Isophorone | 4.599 | 82 | 180096 | No Calib | |
| 22) 2-Nitrophenol | 4.663 | 139 | 42624 | No Calib | |
| 23) 2,4-Dimethylphenol | 4.781 | 107 | 93046 | No Calib | |
| 24) Bis(2-chloroethoxy)met... | 4.858 | 93 | 112209 | No Calib | # |
| 25) 2,4-Dichlorophenol | 4.911 | 162 | 82176 | No Calib | |
| 26) 1,2,4-Trichlorobenzene | 4.975 | 180 | 90920 | No Calib | |
| 36) Naphthalene | 5.028 | 128 | 255240 | No Calib | |
| 37) Benzoic Acid | 4.922 | 105 | 61247 | No Calib | |
| 38) 4-Chloroaniline | 5.122 | 65 | 38051 | No Calib | |
| 39) Hexachlorobutadiene | 5.199 | 225 | 60056 | No Calib | |
| 40) p-Chloro-m-cresol | 5.646 | 107 | 87652 | No Calib | |
| 41) 2-Methylnaphthalene | 5.710 | 142 | 166029 | No Calib | |
| 42) 1-Methylnaphthalene | 5.799 | 115 | 64844 | No Calib | |
| 43) Hexachlorocyclopentadiene | 5.881 | 237 | 79780 | No Calib | |
| 44) 2,4,6-Trichlorophenol | 6.010 | 196 | 71967 | No Calib | |
| 45) 2,4,5-Trichlorophenol | 6.034 | 196 | 78126 | No Calib | |
| 47) 2-Chloronaphthalene | 6.163 | 162 | 193127 | No Calib | |
| 48) 2-Nitroaniline | 6.293 | 138 | 60512 | No Calib | |
| 49) 1,4-Dinitrobenzene | 6.434 | 168 | 29673 | No Calib | |
| 50) 1,3-Dinitrobenzene | 6.505 | 168 | 34378 | No Calib | |
| 51) Dimethyl phthalate | 6.516 | 163 | 252759 | No Calib | |
| 52) Acenaphthylene | 6.546 | 152 | 324266 | No Calib | |
| 53) 2,6-Dinitrotoluene | 6.546 | 165 | 50865 | No Calib | # |
| 54) 1,2-Dinitrobenzene | 6.581 | 168 | 21932 | No Calib | |
| 64) 3-Nitroaniline | 6.687 | 138 | 58065 | No Calib | # |
| 65) Acenaphthene | 6.716 | 154 | 179281 | No Calib | |
| 66) 2,4-Dinitrophenol | 6.793 | 184 | 30265 | No Calib | |
| 67) Dibenzofuran | 6.887 | 168 | 298714 | No Calib | |
| 68) 2,4-Dinitrotoluene | 6.922 | 165 | 73714 | No Calib | # |
| 69) 4-Nitrophenol | 6.916 | 65 | 51398 | No Calib | # |
| 70) 2,3,5,6-Tetrachlorophenol | 6.993 | 232 | 71041 | No Calib | |

Data Path : I:\8270\SV112\250817RVTical\
Data File : ABNL7.D
Acq On : 17 Aug 2025 07:12 pm
Operator : SV112:slr
Sample : IL4,32,,ABNL10 Lot# 11873
Misc : WG2104073,,ical
ALS Vial : 3 Sample Multiplier: 1

Quant Time: Aug 18 05:35:00 2025
Quant Method : I:\8270\SV112\250817RVTical\FS250817SV112RVT.m
Quant Title : Semivolatiles by GC/MS by modified 8270
QLast Update : Mon Aug 18 05:13:00 2025
Response via : Initial Calibration

CCAL FILE(s) : 1 - I:\8270\SV112\250817RVTical\ABNL6.D
: 2 - I:\8270\SV112\250817RVTical\ADPL6.D
: 3 - I:\8270\SV112\250817RVTical\AP9L6.D
Sub List : ABNical - ABN ical sublist

| Compound | R.T. | QIon | Response | Conc | Units | Dev(Min) |
|---|---|---|---|---|---|---|
| 71) 2,3,4,6-Tetrachlorophenol | 7.028 | 232 | 69864 | No Calib | | |
| 72) Diethyl phthalate | 7.199 | 149 | 264215 | No Calib | | |
| 73) Fluorene | 7.210 | 166 | 241463 | No Calib | | |
| 74) 4-Chlorophenyl phenyl ... | 7.252 | 204 | 123496 | No Calib | | # |
| 75) 4-Nitroaniline | 7.269 | 138 | 57626 | No Calib | | |
| 76) 4,6-Dinitro-o-cresol | 7.305 | 198 | 42596 | No Calib | | # |
| 77) NDPA/DPA | 7.369 | 169 | 207083 | No Calib | | |
| 78) Azobenzene | 7.393 | 77 | 230691 | No Calib | | |
| 80) 4-Bromophenyl phenyl e... | 7.704 | 248 | 85914 | No Calib | | # |
| 81) Hexachlorobenzene | 7.734 | 284 | 96911 | No Calib | | # |
| 82) Pentachlorophenol | 7.940 | 266 | 60064 | No Calib | | |
| 89) Phenanthrene | 8.104 | 178 | 382697 | No Calib | | |
| 90) Anthracene | 8.152 | 178 | 391763 | No Calib | | |
| 91) Carbazole | 8.340 | 167 | 362206 | No Calib | | |
| 92) Di-n-butylphthalate | 8.769 | 149 | 456235 | No Calib | | |
| 93) Fluoranthene | 9.228 | 202 | 477312 | No Calib | | |
| 94) Benzidine | 9.416 | 184 | 313579 | No Calib | | # |
| 95) Pyrene | 9.434 | 202 | 486317 | No Calib | | |
| 97) Butyl benzyl phthalate | 10.181 | 149 | 205779 | No Calib | | |
| 105) Benzo(a)anthracene | 10.593 | 228 | 506022 | No Calib | | |
| 106) 3,3'-Dichlorobenzidine | 10.622 | 252 | 202300 | No Calib | | # |
| 107) Chrysene | 10.628 | 228 | 461368 | No Calib | | |
| 108) Bis(2-ethylhexyl)phtha... | 10.793 | 149 | 310847 | No Calib | | |
| 109) Di-n-octylphthalate | 11.428 | 149 | 526661 | No Calib | | |
| 110) Benzo(b)fluoranthene | 11.622 | 252 | 504148 | No Calib | | # |
| 111) Benzo(k)fluoranthene | 11.651 | 252 | 492970 | No Calib | | |
| 112) Benzo(a)pyrene | 11.910 | 252 | 477527 | No Calib | | # |
| 114) Indeno(1,2,3-cd)pyrene | 12.887 | 276 | 495626 | No Calib | | |
| 115) Dibenzo(a,h)anthracene | 12.916 | 278 | 469544 | No Calib | | |
| 116) Benzo(ghi)perylene | 13.087 | 276 | 472779 | No Calib | | |

(#) = qualifier out of range (m) = manual integration (+) = signals summed

Quantitation Report (QT Reviewed)

Data Path : I:\8270\SV112\250817RVTical\
Data File : ABNL7.D
Acq On : 17 Aug 2025 07:12 pm
Operator : SV112:slr
Sample : IL4,32,,ABNL10 Lot# 11873
Misc : WG2104073,,ical
ALS Vial : 3 Sample Multiplier: 1

Quant Time: Aug 18 05:35:00 2025
Quant Method : I:\8270\SV112\250817RVTical\FS250817SV112RVT.m
Quant Title : Semivolatiles by GC/MS by modified 8270
QLast Update : Mon Aug 18 05:13:00 2025
Response via : Initial Calibration

Sub List : ABNical8270SV112250817RVTical\AP9L6.D•

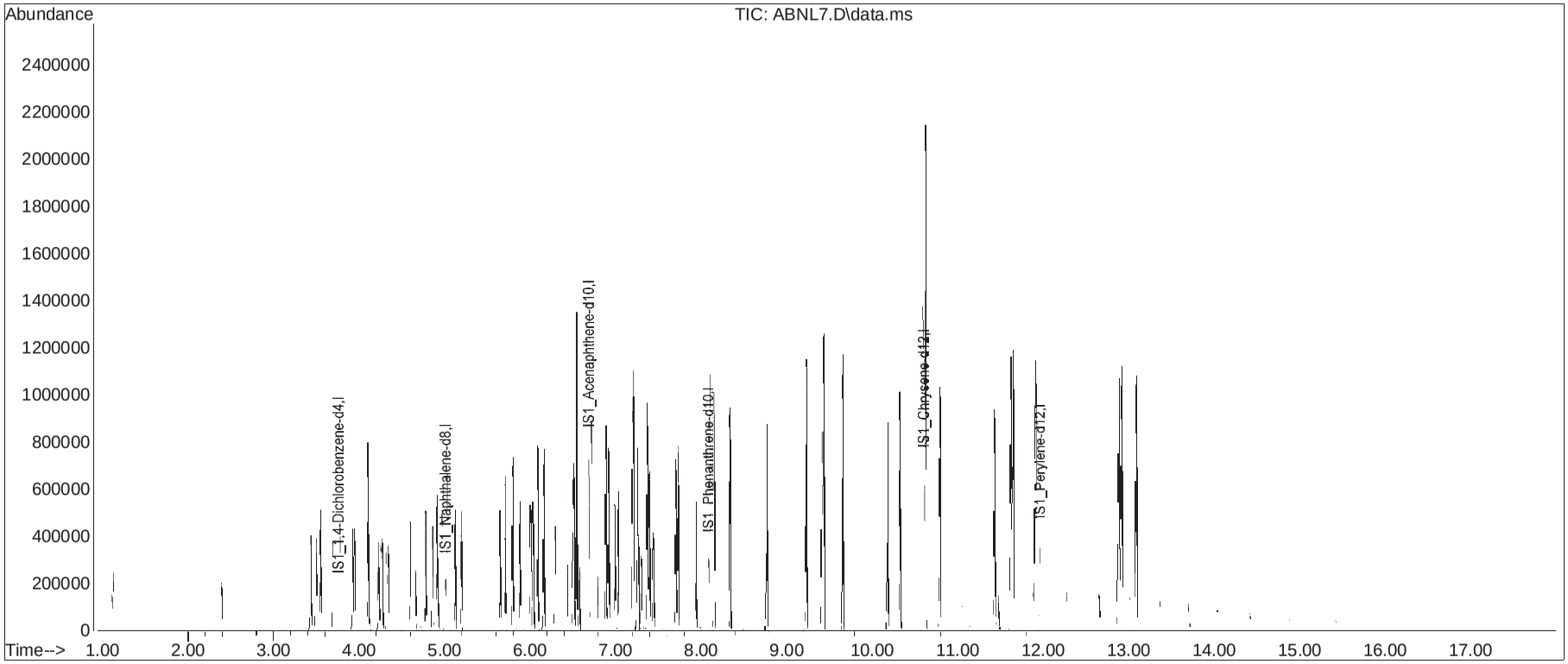

Manual Integration Report

Data Path : I:\8270\SV112\250817RVTica
Data File : ABNL7.D Operator : SV112:slr
Date Inj'd : 8/17/2025 7:12 pm Instrument : SV112
Sample : IL4,32,,ABNL10 Lot# 11873 Quant Date : 8/18/2025 5:14 am

Compound #78: Azobenzene

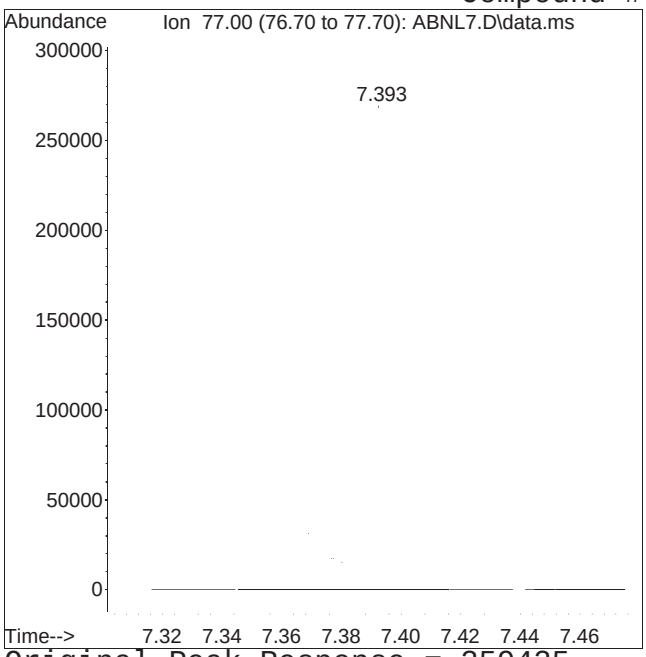


Original Peak Response = 259425

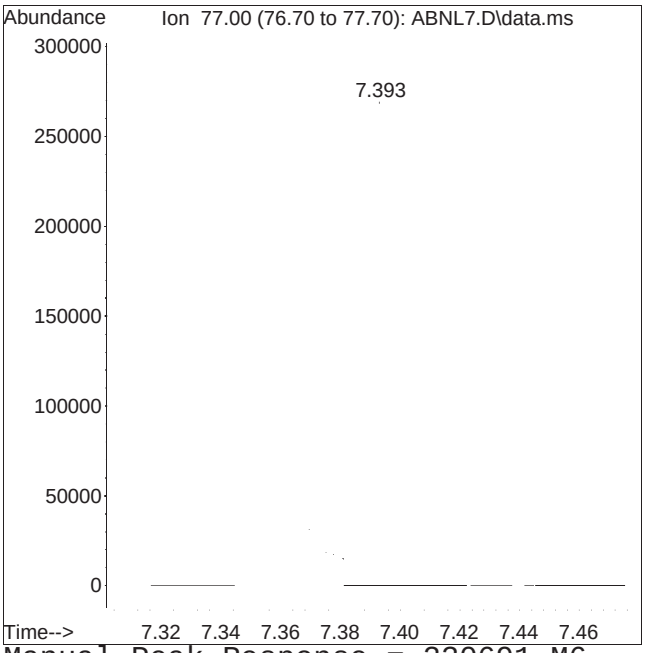


Manual Peak Response = 230691 M6

M6 = Misassignment of peak valley by automated integration (poor split of 2 peaks).

Manual Integration Report

Data Path : I:\8270\SV112\250817RVTica
Data File : ABNL7.D Operator : SV112:slr
Date Inj'd : 8/17/2025 7:12 pm Instrument : SV112
Sample : IL4,32,,ABNL10 Lot# 11873 Quant Date : 8/18/2025 5:14 am

Compound #93: Fluoranthene

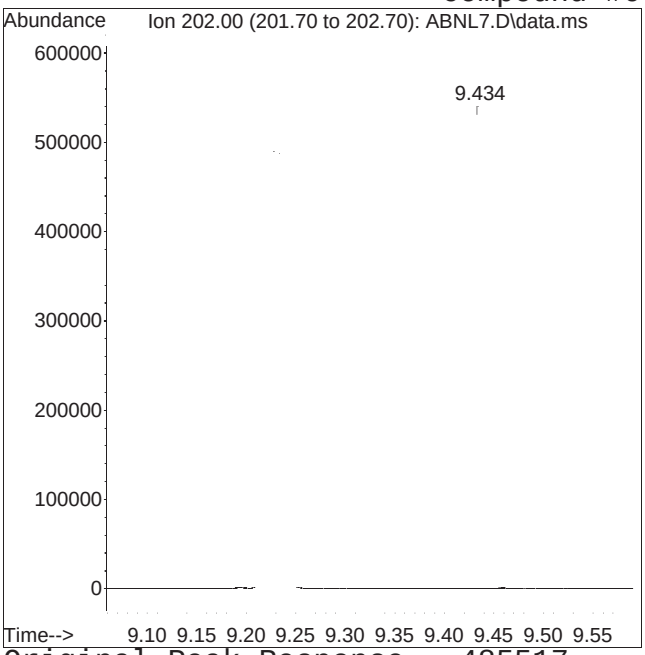


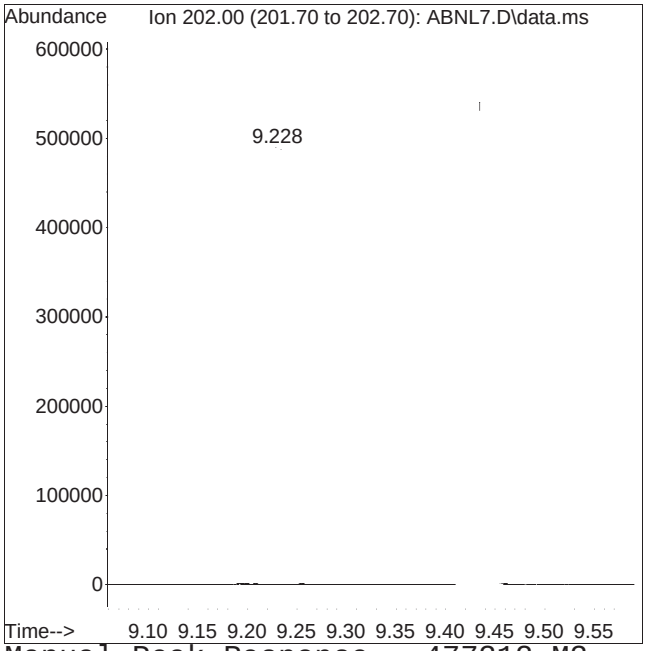


Original Peak Response = 485517 Manual Peak Response = 477312 M3

M3 = Misidentification of the peak (i.e. 1,4-dichlorobenzene identified as 1,3-dichlorobenzene), or misidentification from 2 partially resolved peaks not being split.

Manual Integration Report

Data Path : I:\8270\SV112\250817RVTica
Data File : ABNL7.D Operator : SV112:slr
Date Inj'd : 8/17/2025 7:12 pm Instrument : SV112
Sample : IL4,32,,ABNL10 Lot# 11873 Quant Date : 8/18/2025 5:14 am

Compound #111: Benzo(k)fluoranthene

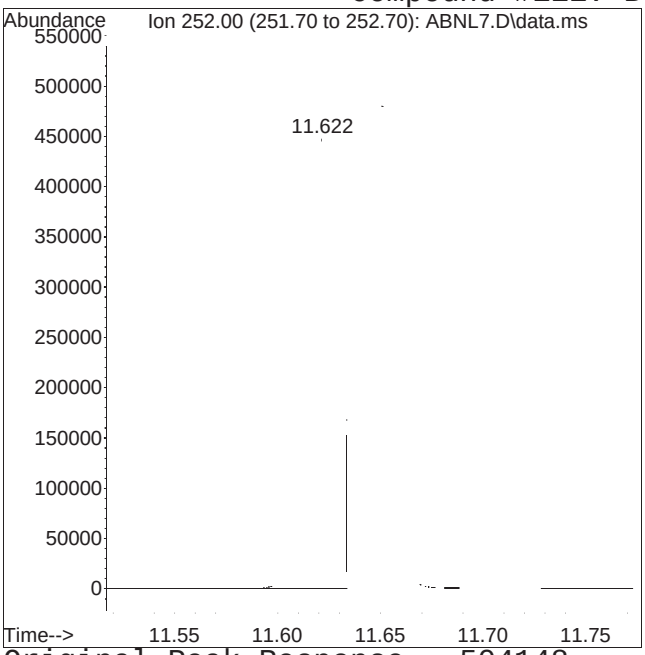


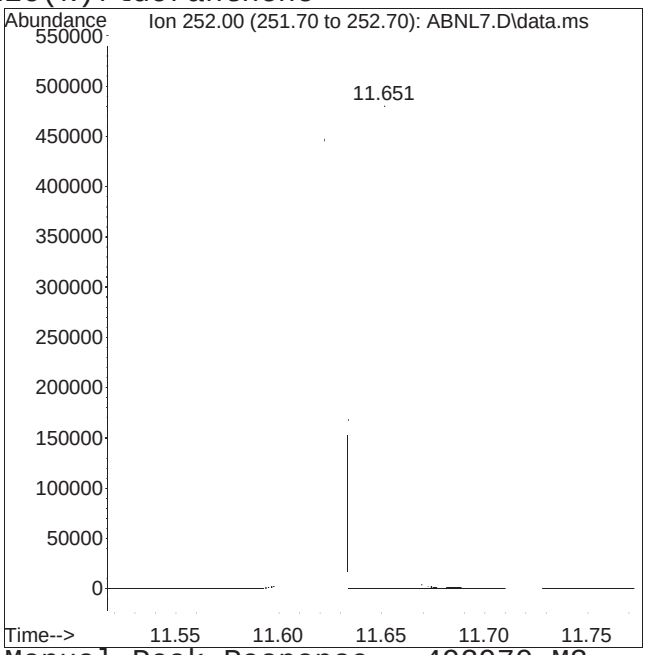


Original Peak Response = 504148 Manual Peak Response = 492970 M3
M3 = Misidentification of the peak (i.e. 1,4-dichlorobenzene identified as 1,3-dichlorobenzene), or misidentification from 2 partially resolved peaks not being split.

Manual Integration Report

Data Path : I:\8270\SV112\250817RVTica
Data File : ABNL7.D Operator : SV112:slr
Date Inj'd : 8/17/2025 7:12 pm Instrument : SV112
Sample : IL4,32,,ABNL10 Lot# 11873 Quant Date : 8/18/2025 5:14 am

Compound #114: Indeno(1,2,3-cd)pyrene

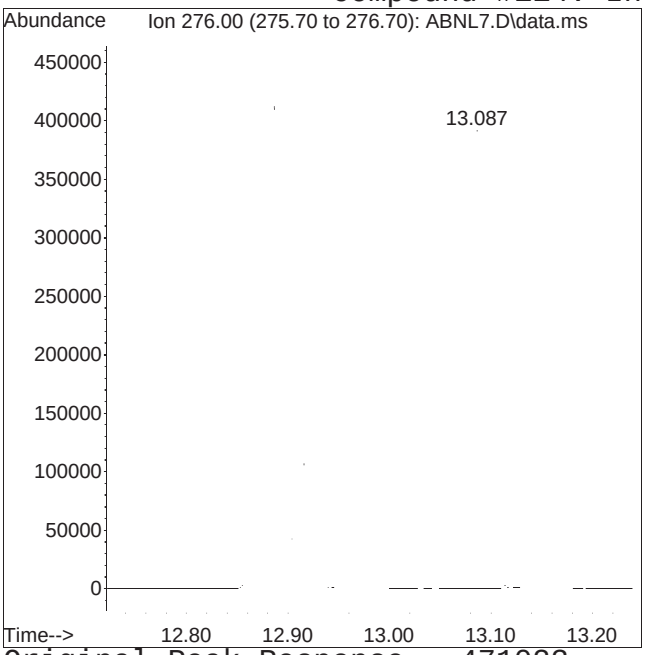


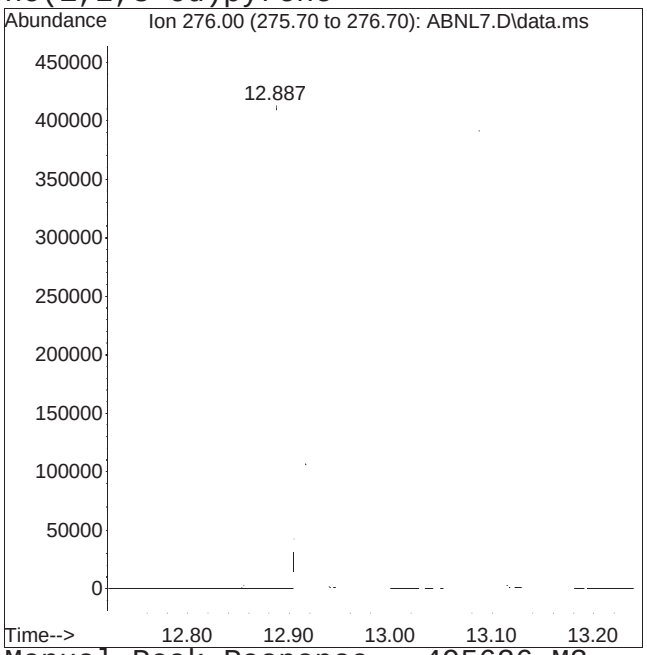


Original Peak Response = 471023 Manual Peak Response = 495626 M3
M3 = Misidentification of the peak (i.e. 1,4-dichlorobenzene identified as 1,3-dichlorobenzene), or misidentification from 2 partially resolved peaks not being split.

Manual Integration Report

Data Path : I:\8270\SV112\250817RVTica\ QMethod : FS250817SV112RVT.m
Data File : ABNL7.D Operator : SV112:slr
Date Inj'd : 8/17/2025 7:12 pm Instrument : SV112
Sample : IL4,32,,ABNL10 Lot# 11873 Quant Date : 8/18/2025 5:14 am

Compound #115: Dibenzo(a,h)anthracene

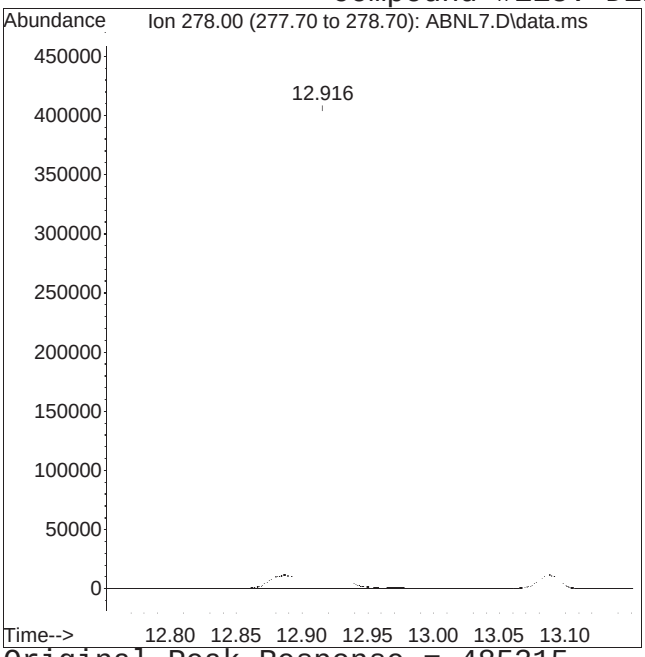


Original Peak Response = 485315

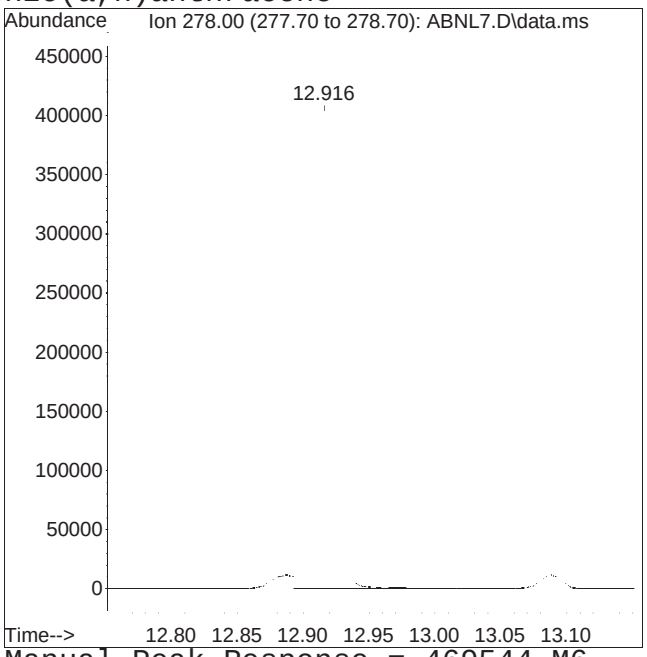


Manual Peak Response = 469544 M6

M6 = Misassignment of peak valley by automated integration (poor split of 2 peaks).

Quantitation Report (QT Reviewed)

Data Path : I:\8270\SV112\250817RVTical\
Data File : ABNL6.D
Acq On : 17 Aug 2025 07:34 pm
Operator : SV112:slr
Sample : IL5,32,,ABNL5 Lot# 11874
Misc : WG2104073,,ical
ALS Vial : 4 Sample Multiplier: 1

Quant Time: Aug 18 05:23:07 2025
Quant Method : I:\8270\SV112\250817RVTical\FS250817SV112RVT.m
Quant Title : Semivolatiles by GC/MS by modified 8270
QLast Update : Mon Aug 18 05:13:00 2025
Response via : Initial Calibration

CCAL FILE(s) : 1 - I:\8270\SV112\250817RVTical\ABNL6.D
: 2 - I:\8270\SV112\250817RVTical\ADPL6.D
: 3 - I:\8270\SV112\250817RVTical\AP9L6.D
Sub List : ABNical - ABN ical sublist

| Compound | R.T. | QIon | Response | Conc Units | Dev(Min) |
|---|---|---|---|---|---|
| Internal Standards | | | | | |
| 1) IS1_1,4-Dichlorobenzen... | 3.763 | 152 | 18713 | 4.000 ug/ml | 0.00 |
| Standard Area 1 = 18713 | | | Recovery = 100.00% | | |
| 35) IS1_Naphthalene-d8 | 5.010 | 136 | 76311 | 4.000 ug/ml | 0.00 |
| Standard Area 1 = 76311 | | | Recovery = 100.00% | | |
| 63) IS1_Acenaphthene-d10 | 6.687 | 164 | 51538 | 4.000 ug/ml | 0.00 |
| Standard Area 1 = 51538 | | | Recovery = 100.00% | | |
| 88) IS1_Phenanthrene-d10 | 8.081 | 188 | 112327 | 4.000 ug/ml | 0.00 |
| Standard Area 1 = 112327 | | | Recovery = 100.00% | | |
| 104) IS1_Chrysene-d12 | 10.598 | 240 | 124647 | 4.000 ug/ml # | 0.00 |
| Standard Area 1 = 124647 | | | Recovery = 100.00% | | |
| 113) IS1_Perylene-d12 | 11.963 | 264 | 135022 | 4.000 ug/ml | 0.00 |
| Standard Area 1 = 135022 | | | Recovery = 100.00% | | |
| System Monitoring Compounds | | | | | |
| 4) 2-Fluorophenol | 2.393 | 112 | 29089 | 0.000 ug/ml | 0.00 |
| Spiked Amount 2.000 | Range 15 - 110 | | Recovery = 0.00%# | | |
| 7) Phenol-d6 | 3.487 | 99 | 38345 | 0.000 ug/ml | 0.00 |
| Spiked Amount 2.000 | Range 15 - 110 | | Recovery = 0.00%# | | |
| 19) Nitrobenzene-d5 | 4.322 | 82 | 35742 | 0.000 ug/ml | 0.00 |
| Spiked Amount 1.000 | Range 30 - 130 | | Recovery = 0.00%# | | |
| 46) 2-Fluorobiphenyl | 6.087 | 172 | 98945 | 0.000 ug/ml | 0.00 |
| Spiked Amount 1.000 | Range 30 - 130 | | Recovery = 0.00%# | | |
| 79) 2,4,6-Tribromophenol | 7.440 | 330 | 17746 | 0.000 ug/ml | 0.00 |
| Spiked Amount 2.000 | Range 15 - 110 | | Recovery = 0.00%# | | |
| 96) 4-Terphenyl-d14 | 9.651 | 244 | 166355 | 0.000 ug/ml | 0.00 |
| Spiked Amount 1.000 | Range 30 - 130 | | Recovery = 0.00%# | | |
| Target Compounds | | | | | Qvalue |
| 2) n-Nitrosodimethylamine | 1.105 | 74 | 20635 | No Calib # | |
| 3) Pyridine | 1.128 | 79 | 32541 | No Calib | |
| 5) Aniline | 3.434 | 93 | 52626 | No Calib | |
| 6) 2-Chlorophenol | 3.552 | 128 | 34547 | No Calib | |
| 8) Phenol | 3.499 | 94 | 41277 | No Calib | |
| 9) Bis(2-chloroethyl)ether | 3.546 | 93 | 33512 | No Calib # | |
| 10) 1,3-Dichlorobenzene | 3.699 | 146 | 39438 | No Calib | |
| 11) 1,4-Dichlorobenzene | 3.775 | 146 | 40692 | No Calib | |
| 12) 1,2-Dichlorobenzene | 3.922 | 146 | 39473 | No Calib | |

Data Path : I:\8270\SV112\250817RVTical\
Data File : ABNL6.D
Acq On : 17 Aug 2025 07:34 pm
Operator : SV112:slr
Sample : IL5,32,,ABNL5 Lot# 11874
Misc : WG2104073,,ical
ALS Vial : 4 Sample Multiplier: 1

Quant Time: Aug 18 05:23:07 2025
Quant Method : I:\8270\SV112\250817RVTical\FS250817SV112RVT.m
Quant Title : Semivolatiles by GC/MS by modified 8270
QLast Update : Mon Aug 18 05:13:00 2025
Response via : Initial Calibration

CCAL FILE(s) : 1 - I:\8270\SV112\250817RVTical\ABNL6.D
: 2 - I:\8270\SV112\250817RVTical\ADPL6.D
: 3 - I:\8270\SV112\250817RVTical\AP9L6.D
Sub List : ABNical - ABN ical sublist

| Compound | R.T. | QIon | Response | Conc Units | Dev(Min) |
|---|---|---|---|---|---|
| 13) Benzyl alcohol | 3.946 | 79 | 28865 | No Calib | |
| 14) Bis(2-chloroisopropyl)... | 4.105 | 45 | 54741 | No Calib | # |
| 15) 2-Methylphenol | 4.105 | 108 | 30628 | No Calib | |
| 16) Hexachloroethane | 4.252 | 117 | 15054 | No Calib | # |
| 17) n-Nitrosodi-n-propylamine | 4.228 | 70 | 26907 | No Calib | |
| 18) 3-Methylphenol/4-Methy... | 4.269 | 108 | 33061 | No Calib | |
| 20) Nitrobenzene | 4.340 | 77 | 36708 | No Calib | |
| 21) Isophorone | 4.599 | 82 | 75426 | No Calib | |
| 22) 2-Nitrophenol | 4.663 | 139 | 16596 | No Calib | |
| 23) 2,4-Dimethylphenol | 4.775 | 107 | 38463 | No Calib | |
| 24) Bis(2-chloroethoxy)met... | 4.858 | 93 | 47250 | No Calib | |
| 25) 2,4-Dichlorophenol | 4.910 | 162 | 34276 | No Calib | |
| 26) 1,2,4-Trichlorobenzene | 4.975 | 180 | 38690 | No Calib | |
| 36) Naphthalene | 5.028 | 128 | 109202 | No Calib | |
| 37) Benzoic Acid | 4.899 | 105 | 21211 | No Calib | |
| 38) 4-Chloroaniline | 5.122 | 65 | 15154 | No Calib | |
| 39) Hexachlorobutadiene | 5.199 | 225 | 25840 | No Calib | |
| 40) p-Chloro-m-cresol | 5.646 | 107 | 35064 | No Calib | |
| 41) 2-Methylnaphthalene | 5.705 | 142 | 70152 | No Calib | |
| 42) 1-Methylnaphthalene | 5.799 | 115 | 27180 | No Calib | |
| 43) Hexachlorocyclopentadiene | 5.881 | 237 | 31700 | No Calib | |
| 44) 2,4,6-Trichlorophenol | 6.010 | 196 | 29077 | No Calib | |
| 45) 2,4,5-Trichlorophenol | 6.034 | 196 | 32896 | No Calib | |
| 47) 2-Chloronaphthalene | 6.163 | 162 | 82550 | No Calib | |
| 48) 2-Nitroaniline | 6.293 | 138 | 22992 | No Calib | |
| 49) 1,4-Dinitrobenzene | 6.428 | 168 | 11715 | No Calib | |
| 50) 1,3-Dinitrobenzene | 6.505 | 168 | 13263 | No Calib | |
| 51) Dimethyl phthalate | 6.510 | 163 | 109370 | No Calib | |
| 52) Acenaphthylene | 6.546 | 152 | 142896 | No Calib | |
| 53) 2,6-Dinitrotoluene | 6.540 | 165 | 21187 | No Calib | # |
| 54) 1,2-Dinitrobenzene | 6.575 | 168 | 8807 | No Calib | # |
| 64) 3-Nitroaniline | 6.687 | 138 | 23051 | No Calib | # |
| 65) Acenaphthene | 6.716 | 154 | 76488 | No Calib | |
| 66) 2,4-Dinitrophenol | 6.787 | 184 | 11255 | No Calib | # |
| 67) Dibenzofuran | 6.887 | 168 | 130202 | No Calib | |
| 68) 2,4-Dinitrotoluene | 6.916 | 165 | 29057 | No Calib | # |
| 69) 4-Nitrophenol | 6.916 | 65 | 20671 | No Calib | # |
| 70) 2,3,5,6-Tetrachlorophenol | 6.987 | 232 | 29268 | No Calib | |

Data Path : I:\8270\SV112\250817RVTical\
Data File : ABNL6.D
Acq On : 17 Aug 2025 07:34 pm
Operator : SV112:slr
Sample : IL5,32,,ABNL5 Lot# 11874
Misc : WG2104073,,ical
ALS Vial : 4 Sample Multiplier: 1

Quant Time: Aug 18 05:23:07 2025
Quant Method : I:\8270\SV112\250817RVTical\FS250817SV112RVT.m
Quant Title : Semivolatiles by GC/MS by modified 8270
QLast Update : Mon Aug 18 05:13:00 2025
Response via : Initial Calibration

CCAL FILE(s) : 1 - I:\8270\SV112\250817RVTical\ABNL6.D
: 2 - I:\8270\SV112\250817RVTical\ADPL6.D
: 3 - I:\8270\SV112\250817RVTical\AP9L6.D
Sub List : ABNical - ABN ical sublist

| Compound | R.T. | QIon | Response | Conc | Units | Dev(Min) |
|---|---|---|---|---|---|---|
| 71) 2,3,4,6-Tetrachlorophenol | 7.028 | 232 | 29986 | No | Calib | |
| 72) Diethyl phthalate | 7.193 | 149 | 113977 | No | Calib | |
| 73) Fluorene | 7.210 | 166 | 106275 | No | Calib | |
| 74) 4-Chlorophenyl phenyl ... | 7.252 | 204 | 53481 | No | Calib | # |
| 75) 4-Nitroaniline | 7.263 | 138 | 23164 | No | Calib | |
| 76) 4,6-Dinitro-o-cresol | 7.299 | 198 | 16774 | No | Calib | # |
| 77) NDPA/DPA | 7.369 | 169 | 89522 | No | Calib | |
| 78) Azobenzene | 7.393 | 77 | 103264 | No | Calib | |
| 80) 4-Bromophenyl phenyl e... | 7.704 | 248 | 36199 | No | Calib | # |
| 81) Hexachlorobenzene | 7.734 | 284 | 41148 | No | Calib | # |
| 82) Pentachlorophenol | 7.940 | 266 | 22827 | No | Calib | |
| 89) Phenanthrene | 8.104 | 178 | 166676 | No | Calib | |
| 90) Anthracene | 8.151 | 178 | 171867 | No | Calib | |
| 91) Carbazole | 8.334 | 167 | 159005 | No | Calib | |
| 92) Di-n-butylphthalate | 8.763 | 149 | 191701 | No | Calib | |
| 93) Fluoranthene | 9.228 | 202 | 210256 | No | Calib | |
| 94) Benzidine | 9.410 | 184 | 126495 | No | Calib | |
| 95) Pyrene | 9.434 | 202 | 220323 | No | Calib | |
| 97) Butyl benzyl phthalate | 10.175 | 149 | 81320 | No | Calib | |
| 105) Benzo(a)anthracene | 10.593 | 228 | 221688 | No | Calib | |
| 106) 3,3'-Dichlorobenzidine | 10.622 | 252 | 85915 | No | Calib | |
| 107) Chrysene | 10.622 | 228 | 211464 | No | Calib | |
| 108) Bis(2-ethylhexyl)phtha... | 10.793 | 149 | 130051 | No | Calib | |
| 109) Di-n-octylphthalate | 11.428 | 149 | 215798 | No | Calib | |
| 110) Benzo(b)fluoranthene | 11.616 | 252 | 214945 | No | Calib | # |
| 111) Benzo(k)fluoranthene | 11.645 | 252 | 228829 | No | Calib | |
| 112) Benzo(a)pyrene | 11.910 | 252 | 209521 | No | Calib | # |
| 114) Indeno(1,2,3-cd)pyrene | 12.881 | 276 | 209601 | No | Calib | |
| 115) Dibenzo(a,h)anthracene | 12.910 | 278 | 206991 | No | Calib | |
| 116) Benzo(ghi)perylene | 13.081 | 276 | 209061 | No | Calib | |

(#) = qualifier out of range (m) = manual integration (+) = signals summed

Quantitation Report (QT Reviewed)

Data Path : I:\8270\SV112\250817RVTical\
Data File : ABNL6.D
Acq On : 17 Aug 2025 07:34 pm
Operator : SV112:slr
Sample : IL5,32,,ABNL5 Lot# 11874
Misc : WG2104073,,ical
ALS Vial : 4 Sample Multiplier: 1

Quant Time: Aug 18 05:23:07 2025
Quant Method : I:\8270\SV112\250817RVTical\FS250817SV112RVT.m
Quant Title : Semivolatiles by GC/MS by modified 8270
QLast Update : Mon Aug 18 05:13:00 2025
Response via : Initial Calibration

Sub List : 8270ABNical\ABNical250817RVTical\AP9L6.D•

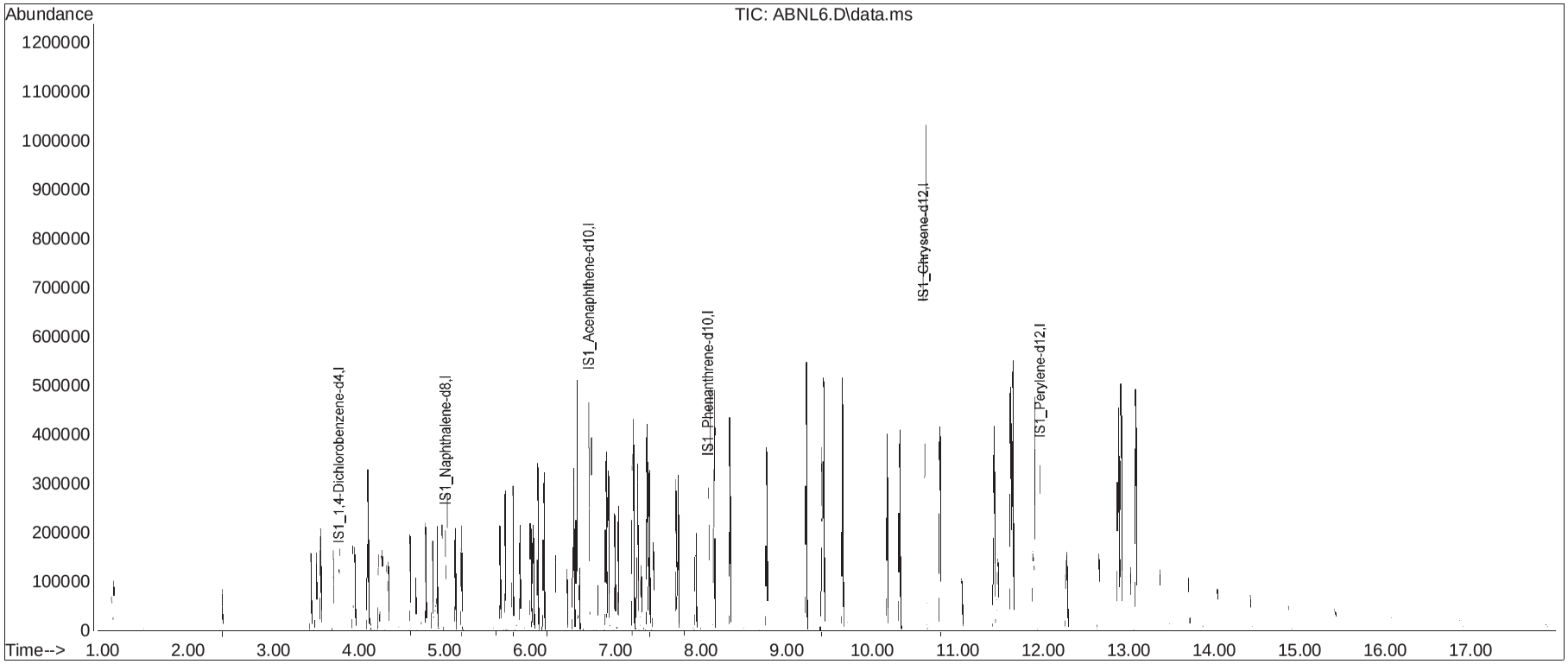

# Manual Integration Report

Data Path : I:\8270\SV112\250817RVTica
Data File : ABNL6.D Operator : SV112:slr
Date Inj'd : 8/17/2025 7:34 pm Instrument : SV112
Sample : IL5,32,,ABNL5 Lot# 11874 Quant Date : 8/18/2025 5:14 am

## Compound #78: Azobenzene

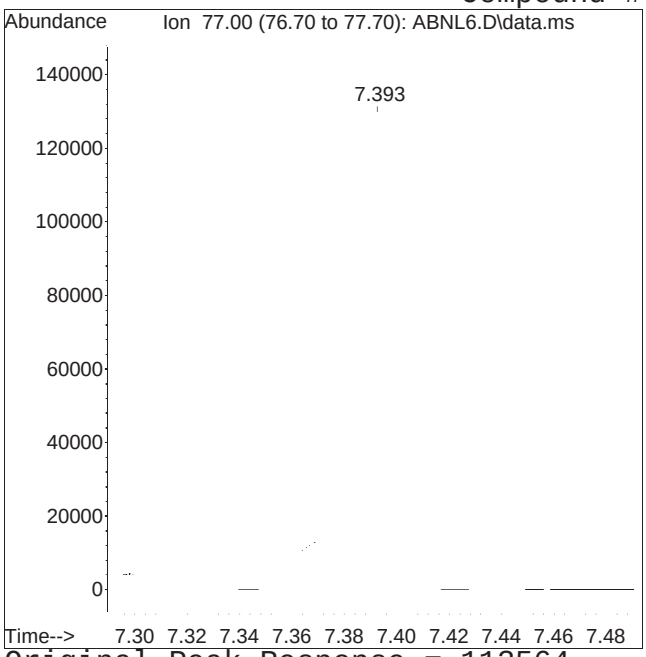


Original Peak Response = 113564

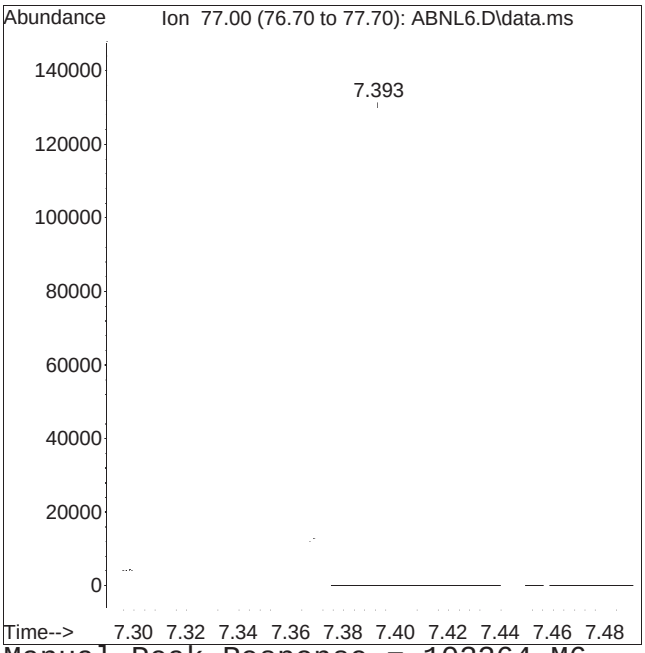


Manual Peak Response = 103264 M6

M6 = Misassignment of peak valley by automated integration (poor split of 2 peaks).

Manual Integration Report

Data Path : I:\8270\SV112\250817RVTica
Data File : ABNL6.D Operator : SV112:slr
Date Inj'd : 8/17/2025 7:34 pm Instrument : SV112
Sample : IL5,32,,ABNL5 Lot# 11874 Quant Date : 8/18/2025 5:14 am

Compound #93: Fluoranthene

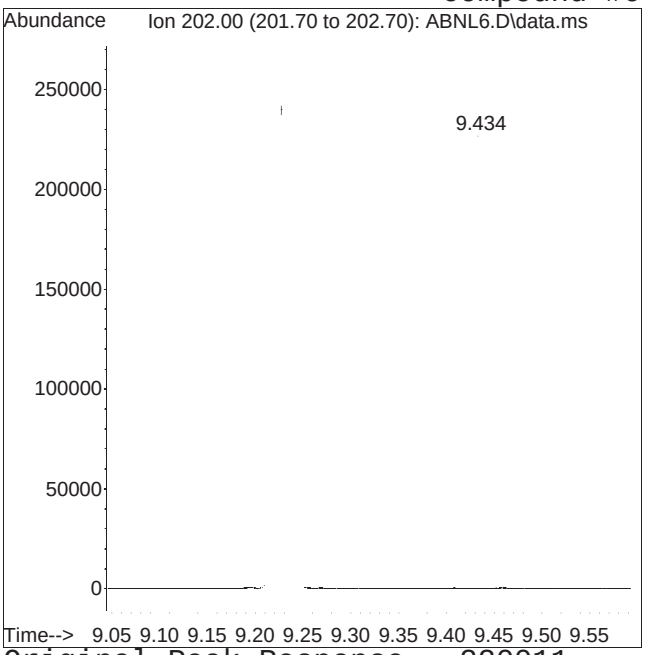


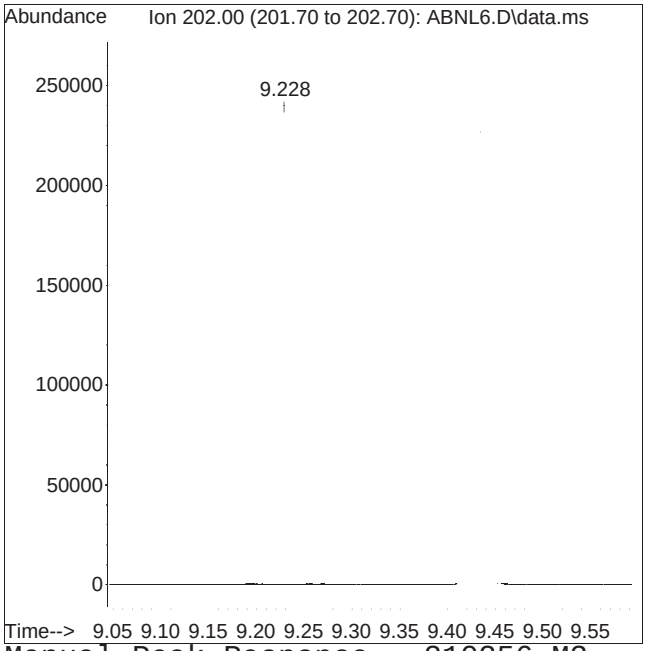


Original Peak Response = 220011 Manual Peak Response = 210256 M3

M3 = Misidentification of the peak (i.e. 1,4-dichlorobenzene identified as 1,3-dichlorobenzene), or misidentification from 2 partially resolved peaks not being split.

Manual Integration Report

Data Path : I:\8270\SV112\250817RVTica
Data File : ABNL6.D Operator : SV112:slr
Date Inj'd : 8/17/2025 7:34 pm Instrument : SV112
Sample : IL5,32,,ABNL5 Lot# 11874 Quant Date : 8/18/2025 5:14 am

Compound #111: Benzo(k)fluoranthene

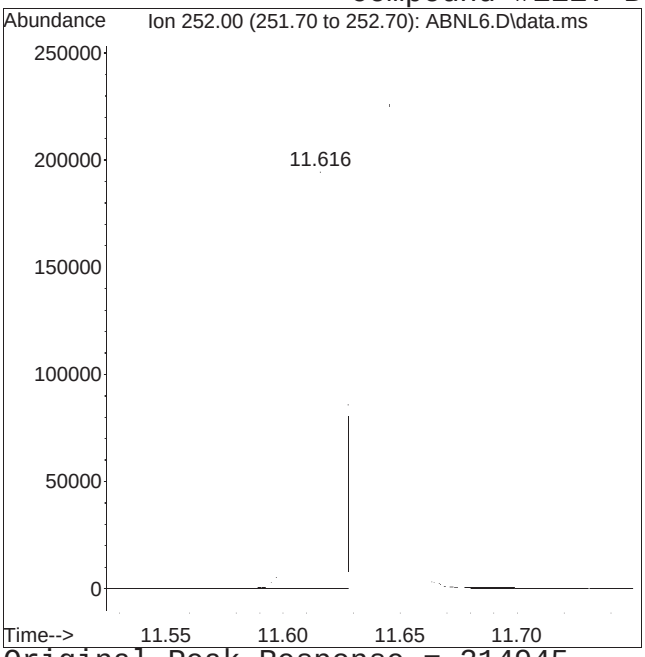


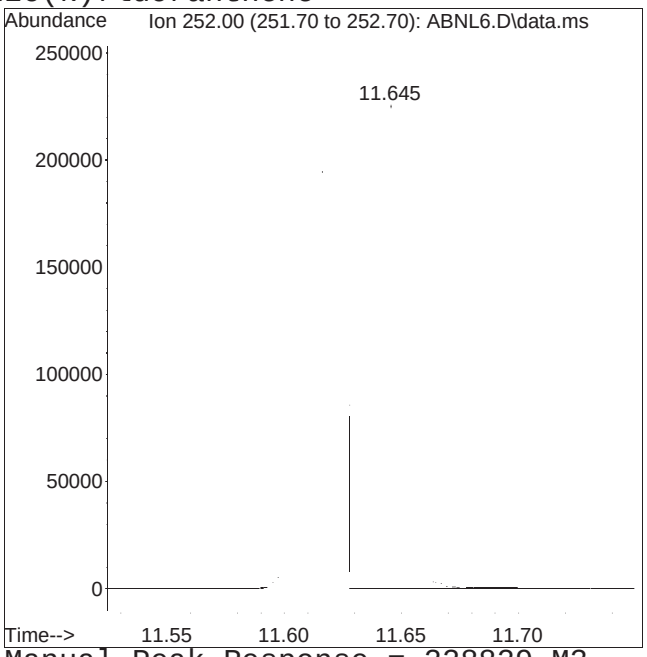


Original Peak Response = 214945 Manual Peak Response = 228829 M3

M3 = Misidentification of the peak (i.e. 1,4-dichlorobenzene identified as 1,3-dichlorobenzene), or misidentification from 2 partially resolved peaks not being split.

Manual Integration Report

Data Path : I:\8270\SV112\250817RVTica
Data File : ABNL6.D Operator : SV112:slr
Date Inj'd : 8/17/2025 7:34 pm Instrument : SV112
Sample : IL5,32,,ABNL5 Lot# 11874 Quant Date : 8/18/2025 5:14 am

Compound #114: Indeno(1,2,3-cd)pyrene

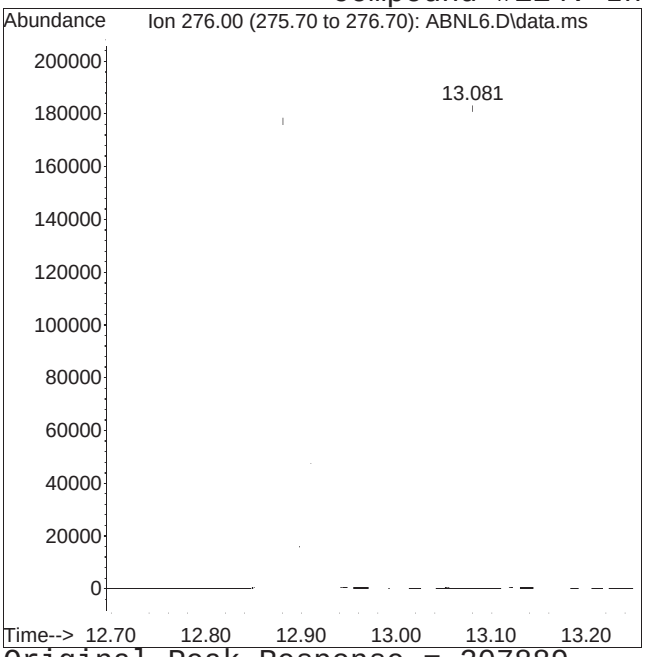


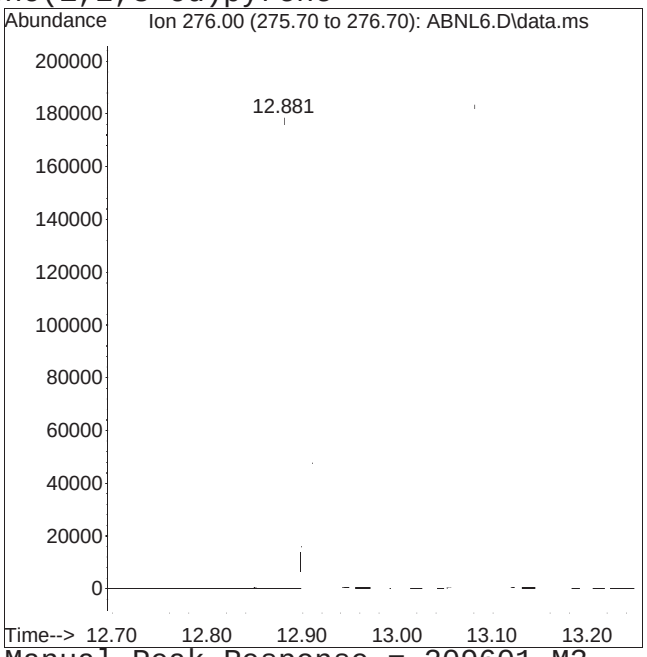


Original Peak Response = 207889 Manual Peak Response = 209601 M3

M3 = Misidentification of the peak (i.e. 1,4-dichlorobenzene identified as 1,3-dichlorobenzene), or misidentification from 2 partially resolved peaks not being split.

# Manual Integration Report

Data Path : I:\8270\SV112\250817RVTica\ QMethod : FS250817SV112RVT.m
Data File : ABNL6.D Operator : SV112:slr
Date Inj'd : 8/17/2025 7:34 pm Instrument : SV112
Sample : IL5,32,,ABNL5 Lot# 11874 Quant Date : 8/18/2025 5:14 am

## Compound #115: Dibenzo(a,h)anthracene

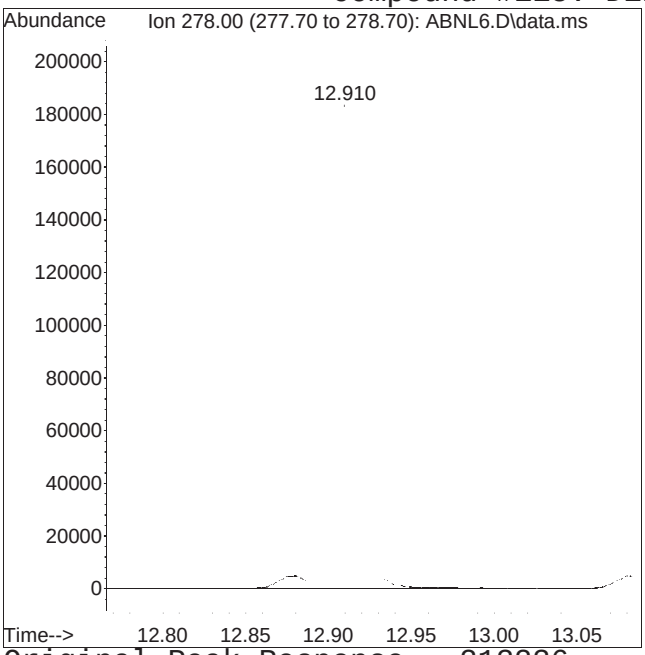


Original Peak Response = 213236

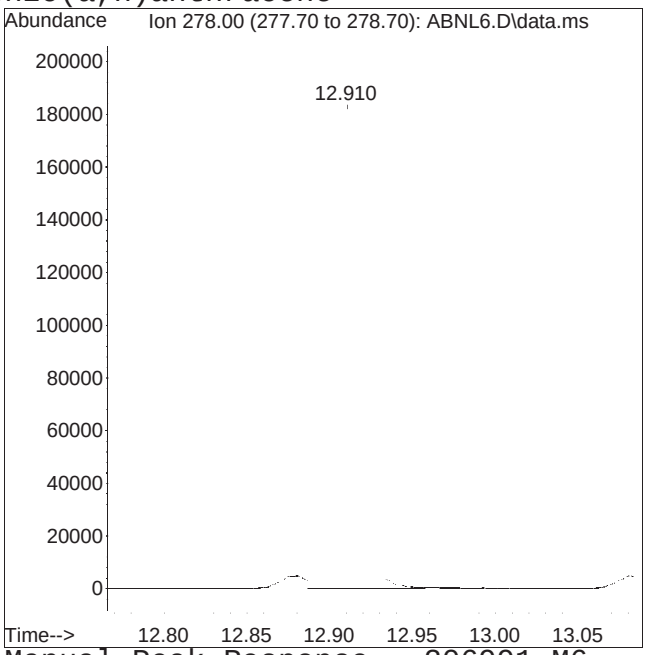


Manual Peak Response = 206991 M6

M6 = Misassignment of peak valley by automated integration (poor split of 2 peaks).

Quantitation Report (QT Reviewed)

Data Path : I:\8270\SV112\250817RVTical\
Data File : ABNL4.D
Acq On : 17 Aug 2025 08:20 pm
Operator : SV112:slr
Sample : IL7,32,,ABNL1 Lot# 11876
Misc : WG2104073,,ical
ALS Vial : 6 Sample Multiplier: 1

Quant Time: Aug 18 05:31:16 2025
Quant Method : I:\8270\SV112\250817RVTical\FS250817SV112RVT.m
Quant Title : Semivolatiles by GC/MS by modified 8270
QLast Update : Mon Aug 18 05:13:00 2025
Response via : Initial Calibration

CCAL FILE(s) : 1 - I:\8270\SV112\250817RVTical\ABNL6.D
: 2 - I:\8270\SV112\250817RVTical\ADPL6.D
: 3 - I:\8270\SV112\250817RVTical\AP9L6.D
Sub List : ABNical - ABN ical sublist

| Compound | R.T. | QIon | Response | Conc Units | Dev(Min) |
|---|---|---|---|---|---|
| Internal Standards | | | | | |
| 1) IS1_1,4-Dichlorobenzen... | 3.763 | 152 | 20275 | 4.000 ug/ml | 0.00 |
| Standard Area 1 = 18713 | | | Recovery = 108.35% | | |
| 35) IS1_Naphthalene-d8 | 5.010 | 136 | 82122 | 4.000 ug/ml | 0.00 |
| Standard Area 1 = 76311 | | | Recovery = 107.61% | | |
| 63) IS1_Acenaphthene-d10 | 6.687 | 164 | 54105 | 4.000 ug/ml | 0.00 |
| Standard Area 1 = 51538 | | | Recovery = 104.98% | | |
| 88) IS1_Phenanthrene-d10 | 8.081 | 188 | 117290 | 4.000 ug/ml | 0.00 |
| Standard Area 1 = 112327 | | | Recovery = 104.42% | | |
| 104) IS1_Chrysene-d12 | 10.598 | 240 | 129663 | 4.000 ug/ml # | 0.00 |
| Standard Area 1 = 124647 | | | Recovery = 104.02% | | |
| 113) IS1_Perylene-d12 | 11.963 | 264 | 143170 | 4.000 ug/ml | 0.00 |
| Standard Area 1 = 135022 | | | Recovery = 106.03% | | |
| System Monitoring Compounds | | | | | |
| 4) 2-Fluorophenol | 2.399 | 112 | 4477 | 0.000 ug/ml | 0.00 |
| Spiked Amount 2.000 | Range 15 - 110 | | Recovery = 0.00%# | | |
| 7) Phenol-d6 | 3.487 | 99 | 6147 | 0.000 ug/ml | 0.00 |
| Spiked Amount 2.000 | Range 15 - 110 | | Recovery = 0.00%# | | |
| 19) Nitrobenzene-d5 | 4.328 | 82 | 5543 | 0.000 ug/ml | 0.00 |
| Spiked Amount 1.000 | Range 30 - 130 | | Recovery = 0.00%# | | |
| 46) 2-Fluorobiphenyl | 6.087 | 172 | 17063 | 0.000 ug/ml | 0.00 |
| Spiked Amount 1.000 | Range 30 - 130 | | Recovery = 0.00%# | | |
| 79) 2,4,6-Tribromophenol | 7.440 | 330 | 2750 | 0.000 ug/ml | 0.00 |
| Spiked Amount 2.000 | Range 15 - 110 | | Recovery = 0.00%# | | |
| 96) 4-Terphenyl-d14 | 9.651 | 244 | 27179 | 0.000 ug/ml | 0.00 |
| Spiked Amount 1.000 | Range 30 - 130 | | Recovery = 0.00%# | | |
| Target Compounds | | | | | Qvalue |
| 2) n-Nitrosodimethylamine | 1.111 | 74 | 3306 | No Calib # | |
| 3) Pyridine | 1.146 | 79 | 5191 | No Calib | |
| 5) Aniline | 3.440 | 93 | 8690 | No Calib | |
| 6) 2-Chlorophenol | 3.552 | 128 | 5330 | No Calib | |
| 8) Phenol | 3.499 | 94 | 6584 | No Calib | |
| 9) Bis(2-chloroethyl)ether | 3.546 | 93 | 5542 | No Calib # | |
| 10) 1,3-Dichlorobenzene | 3.699 | 146 | 6854 | No Calib | |
| 11) 1,4-Dichlorobenzene | 3.775 | 146 | 7226 | No Calib | |
| 12) 1,2-Dichlorobenzene | 3.928 | 146 | 6826 | No Calib | |

Data Path : I:\8270\SV112\250817RVTical\
Data File : ABNL4.D
Acq On : 17 Aug 2025 08:20 pm
Operator : SV112:slr
Sample : IL7,32,,ABNL1 Lot# 11876
Misc : WG2104073,,ical
ALS Vial : 6 Sample Multiplier: 1

Quant Time: Aug 18 05:31:16 2025
Quant Method : I:\8270\SV112\250817RVTical\FS250817SV112RVT.m
Quant Title : Semivolatiles by GC/MS by modified 8270
QLast Update : Mon Aug 18 05:13:00 2025
Response via : Initial Calibration

CCAL FILE(s) : 1 - I:\8270\SV112\250817RVTical\ABNL6.D
: 2 - I:\8270\SV112\250817RVTical\ADPL6.D
: 3 - I:\8270\SV112\250817RVTical\AP9L6.D
Sub List : ABNical - ABN ical sublist

| Compound | R.T. | QIon | Response | Conc Units | Dev(Min) |
|---|---|---|---|---|---|
| 13) Benzyl alcohol | 3.952 | 79 | 4497 | No Calib | |
| 14) Bis(2-chloroisopropyl)... | 4.111 | 45 | 9510 | No Calib | # |
| 15) 2-Methylphenol | 4.105 | 108 | 4776 | No Calib | |
| 16) Hexachloroethane | 4.258 | 117 | 2644 | No Calib | # |
| 17) n-Nitrosodi-n-propylamine | 4.228 | 70 | 4399 | No Calib | # |
| 18) 3-Methylphenol/4-Methy... | 4.269 | 108 | 5267 | No Calib | |
| 20) Nitrobenzene | 4.346 | 77 | 5698 | No Calib | |
| 21) Isophorone | 4.599 | 82 | 11809 | No Calib | |
| 22) 2-Nitrophenol | 4.663 | 139 | 2602 | No Calib | |
| 23) 2,4-Dimethylphenol | 4.781 | 107 | 5851 | No Calib | |
| 24) Bis(2-chloroethoxy)met... | 4.858 | 93 | 7695 | No Calib | # |
| 25) 2,4-Dichlorophenol | 4.916 | 162 | 5015 | No Calib | |
| 26) 1,2,4-Trichlorobenzene | 4.975 | 180 | 6681 | No Calib | |
| 36) Naphthalene | 5.028 | 128 | 18568 | No Calib | |
| 37) Benzoic Acid | 4.869 | 105 | 1959 | No Calib | |
| 38) 4-Chloroaniline | 5.128 | 65 | 2549 | No Calib | |
| 39) Hexachlorobutadiene | 5.199 | 225 | 4422 | No Calib | |
| 40) p-Chloro-m-cresol | 5.652 | 107 | 5078 | No Calib | |
| 41) 2-Methylnaphthalene | 5.710 | 142 | 11892 | No Calib | |
| 42) 1-Methylnaphthalene | 5.799 | 115 | 4668 | No Calib | |
| 43) Hexachlorocyclopentadiene | 5.881 | 237 | 4607 | No Calib | # |
| 44) 2,4,6-Trichlorophenol | 6.010 | 196 | 4170 | No Calib | |
| 45) 2,4,5-Trichlorophenol | 6.040 | 196 | 4722 | No Calib | |
| 47) 2-Chloronaphthalene | 6.163 | 162 | 14152 | No Calib | |
| 48) 2-Nitroaniline | 6.293 | 138 | 3384 | No Calib | |
| 49) 1,4-Dinitrobenzene | 6.428 | 168 | 1627 | No Calib | |
| 50) 1,3-Dinitrobenzene | 6.499 | 168 | 1824 | No Calib | |
| 51) Dimethyl phthalate | 6.510 | 163 | 17332 | No Calib | # |
| 52) Acenaphthylene | 6.546 | 152 | 22455 | No Calib | |
| 53) 2,6-Dinitrotoluene | 6.540 | 165 | 2763 | No Calib | # |
| 54) 1,2-Dinitrobenzene | 6.575 | 168 | 1125 | No Calib | # |
| 64) 3-Nitroaniline | 6.687 | 138 | 3129 | No Calib | # |
| 65) Acenaphthene | 6.716 | 154 | 12686 | No Calib | |
| 66) 2,4-Dinitrophenol | 6.793 | 184 | 942 | No Calib | # |
| 67) Dibenzofuran | 6.887 | 168 | 21998 | No Calib | |
| 68) 2,4-Dinitrotoluene | 6.916 | 165 | 3879 | No Calib | # |
| 69) 4-Nitrophenol | 6.916 | 65 | 2539 | No Calib | # |
| 70) 2,3,5,6-Tetrachlorophenol | 6.993 | 232 | 4041 | No Calib | |

Quantitation Report (QT Reviewed)

Data Path : I:\8270\SV112\250817RVTical\
Data File : ABNL4.D
Acq On : 17 Aug 2025 08:20 pm
Operator : SV112:slr
Sample : IL7,32,,ABNL1 Lot# 11876
Misc : WG2104073,,ical
ALS Vial : 6 Sample Multiplier: 1

Quant Time: Aug 18 05:31:16 2025
Quant Method : I:\8270\SV112\250817RVTical\FS250817SV112RVT.m
Quant Title : Semivolatiles by GC/MS by modified 8270
QLast Update : Mon Aug 18 05:13:00 2025
Response via : Initial Calibration

CCAL FILE(s) : 1 - I:\8270\SV112\250817RVTical\ABNL6.D
: 2 - I:\8270\SV112\250817RVTical\ADPL6.D
: 3 - I:\8270\SV112\250817RVTical\AP9L6.D
Sub List : ABNical - ABN ical sublist

| | Compound | R.T. | QIon | Response | Conc | Units | Dev(Min) |
|---|---|---|---|---|---|---|---|
| 71) | 2,3,4,6-Tetrachlorophenol | 7.028 | 232 | 3855 | No Calib | | |
| 72) | Diethyl phthalate | 7.193 | 149 | 17269 | No Calib | | |
| 73) | Fluorene | 7.210 | 166 | 16987 | No Calib | | |
| 74) | 4-Chlorophenyl phenyl ... | 7.252 | 204 | 9003 | No Calib | | # |
| 75) | 4-Nitroaniline | 7.257 | 138 | 3118 | No Calib | | |
| 76) | 4,6-Dinitro-o-cresol | 7.299 | 198 | 2028 | No Calib | | # |
| 77) | NDPA/DPA | 7.369 | 169 | 14206 | No Calib | | |
| 78) | Azobenzene | 7.393 | 77 | 15748 | No Calib | | |
| 80) | 4-Bromophenyl phenyl e... | 7.704 | 248 | 5743 | No Calib | | # |
| 81) | Hexachlorobenzene | 7.728 | 284 | 6799 | No Calib | | # |
| 82) | Pentachlorophenol | 7.940 | 266 | 2412 | No Calib | | |
| 89) | Phenanthrene | 8.104 | 178 | 29040 | No Calib | | |
| 90) | Anthracene | 8.151 | 178 | 28182 | No Calib | | |
| 91) | Carbazole | 8.334 | 167 | 25022 | No Calib | | |
| 92) | Di-n-butylphthalate | 8.763 | 149 | 28459 | No Calib | | |
| 93) | Fluoranthene | 9.228 | 202 | 33883 | No Calib | | |
| 94) | Benzidine | 9.410 | 184 | 15796 | No Calib | | # |
| 95) | Pyrene | 9.428 | 202 | 35417 | No Calib | | |
| 97) | Butyl benzyl phthalate | 10.175 | 149 | 11429 | No Calib | | |
| 105) | Benzo(a)anthracene | 10.587 | 228 | 36263 | No Calib | | |
| 106) | 3,3'-Dichlorobenzidine | 10.622 | 252 | 12255 | No Calib | | |
| 107) | Chrysene | 10.622 | 228 | 35546 | No Calib | | |
| 108) | Bis(2-ethylhexyl)phtha... | 10.793 | 149 | 17918 | No Calib | | # |
| 109) | Di-n-octylphthalate | 11.428 | 149 | 28377 | No Calib | | # |
| 110) | Benzo(b)fluoranthene | 11.616 | 252 | 36225 | No Calib | | # |
| 111) | Benzo(k)fluoranthene | 11.640 | 252 | 35707 | No Calib | | |
| 112) | Benzo(a)pyrene | 11.904 | 252 | 33447 | No Calib | | # |
| 114) | Indeno(1,2,3-cd)pyrene | 12.875 | 276 | 31687 | No Calib | | |
| 115) | Dibenzo(a,h)anthracene | 12.910 | 278 | 32687 | No Calib | | |
| 116) | Benzo(ghi)perylene | 13.081 | 276 | 33609 | No Calib | | |

(#) = qualifier out of range (m) = manual integration (+) = signals summed

Quantitation Report (QT Reviewed)

Data Path : I:\8270\SV112\250817RVTical\
Data File : ABNL4.D
Acq On : 17 Aug 2025 08:20 pm
Operator : SV112:slr
Sample : IL7,32,,ABNL1 Lot# 11876
Misc : WG2104073,,ical
ALS Vial : 6 Sample Multiplier: 1

Quant Time: Aug 18 05:31:16 2025
Quant Method : I:\8270\SV112\250817RVTical\FS250817SV112RVT.m
Quant Title : Semivolatiles by GC/MS by modified 8270
QLast Update : Mon Aug 18 05:13:00 2025
Response via : Initial Calibration

Sub List : ABNical8270SV112\250817RVTical\AP9L6.D•

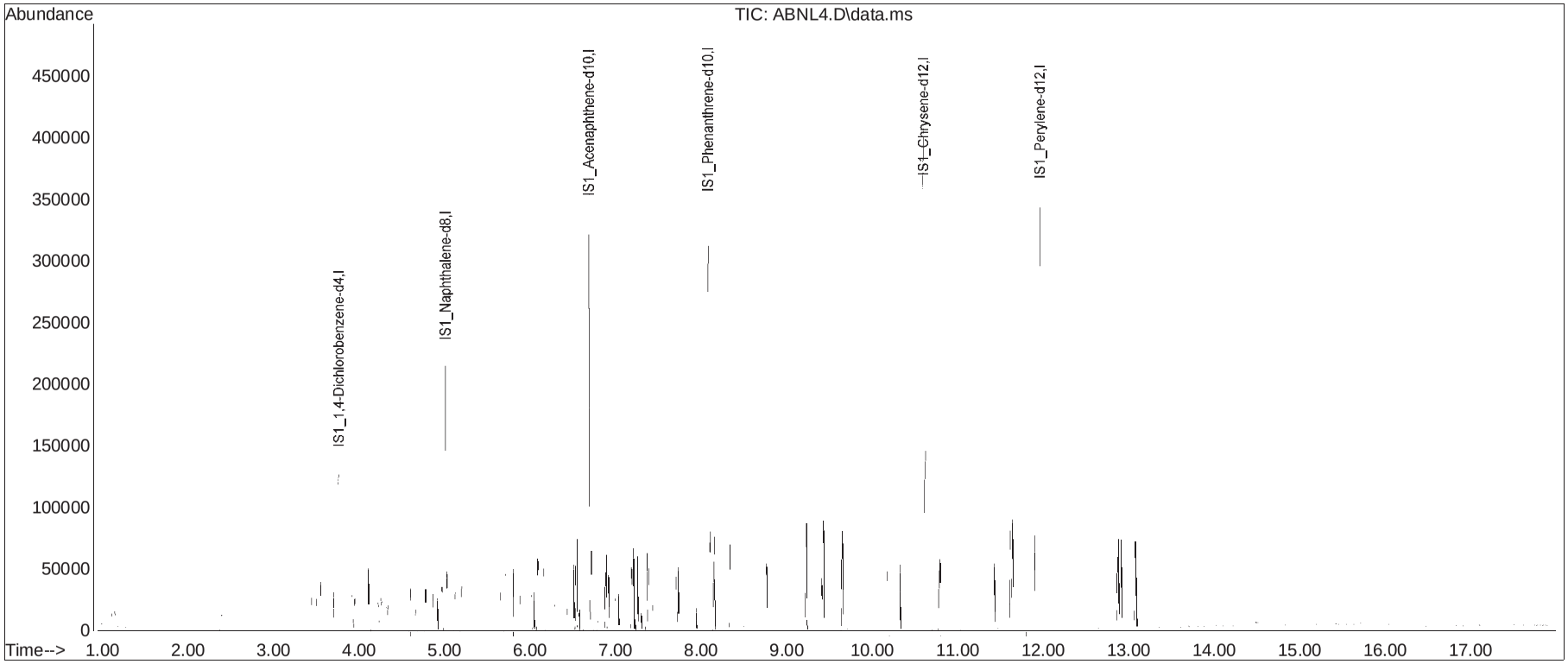

# Manual Integration Report

Data Path : I:\8270\SV112\250817RVTica
Data File : ABNL4.D Operator : SV112:slr
Date Inj'd : 8/17/2025 8:20 pm Instrument : SV112
Sample : IL7,32,,ABNL1 Lot# 11876 Quant Date : 8/18/2025 5:13 am

## Compound #3: Pyridine

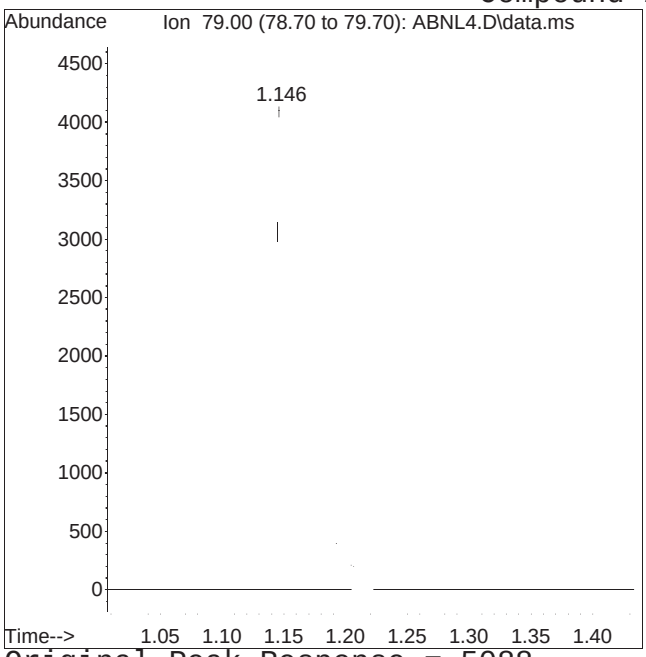


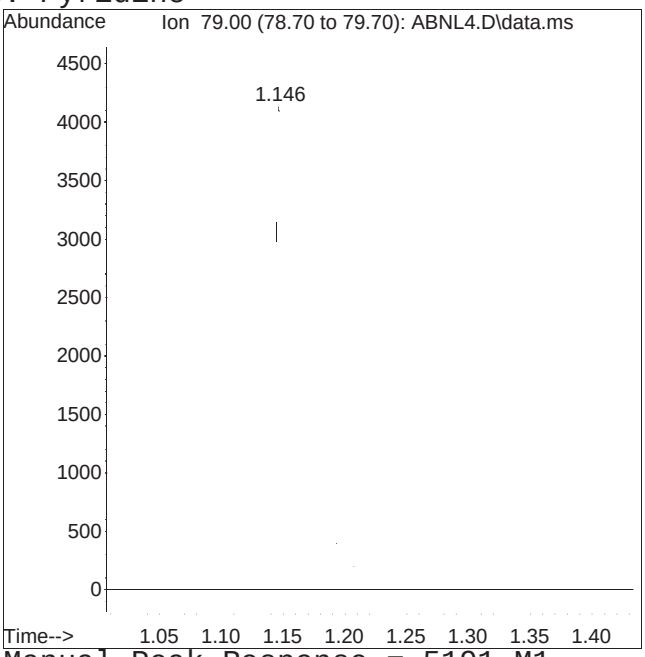


Original Peak Response = 5088 Manual Peak Response = 5191 M1
M1 = Split or tailing peak, auto integration stopped early resulting in false low area count.

# Manual Integration Report

Data Path : I:\8270\SV112\250817RVTica
Data File : ABNL4.D Operator : SV112:slr
Date Inj'd : 8/17/2025 8:20 pm Instrument : SV112
Sample : IL7,32,,ABNL1 Lot# 11876 Quant Date : 8/18/2025 5:13 am

## Compound #37: Benzoic Acid

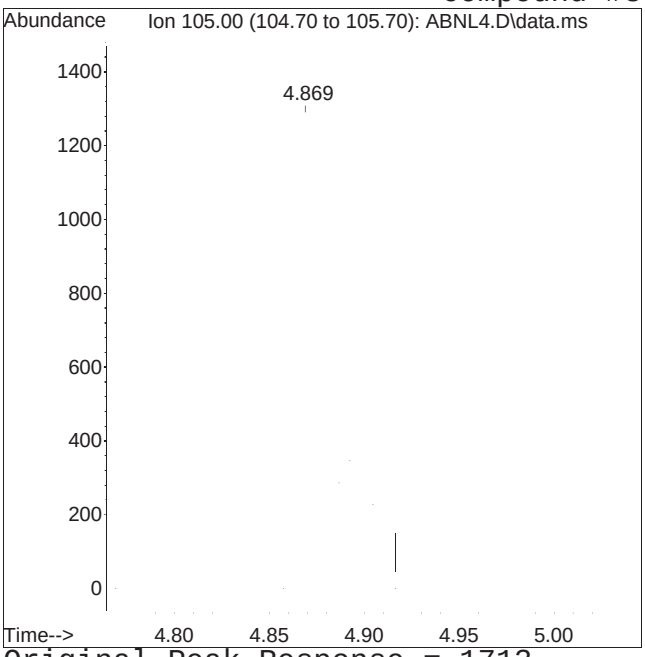


Original Peak Response = 1713

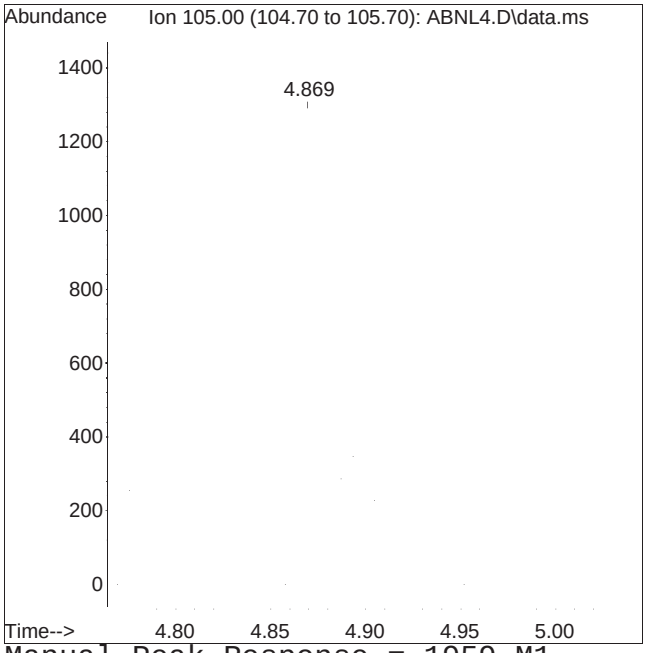


Manual Peak Response = 1959 M1

M1 = Split or tailing peak, auto integration stopped early resulting in false low area count.

# Manual Integration Report

Data Path : I:\8270\SV112\250817RVTica
Data File : ABNL4.D Operator : SV112:slr
Date Inj'd : 8/17/2025 8:20 pm Instrument : SV112
Sample : IL7,32,,ABNL1 Lot# 11876 Quant Date : 8/18/2025 5:13 am

## Compound #78: Azobenzene

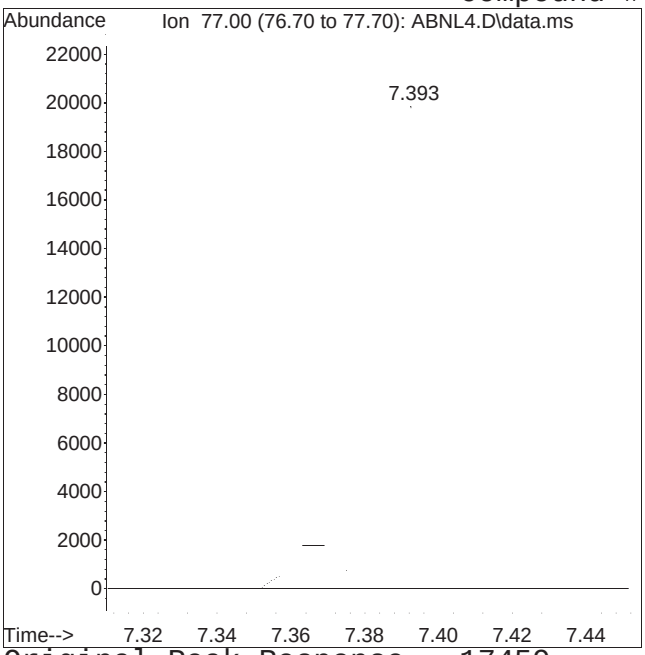


Original Peak Response = 17459

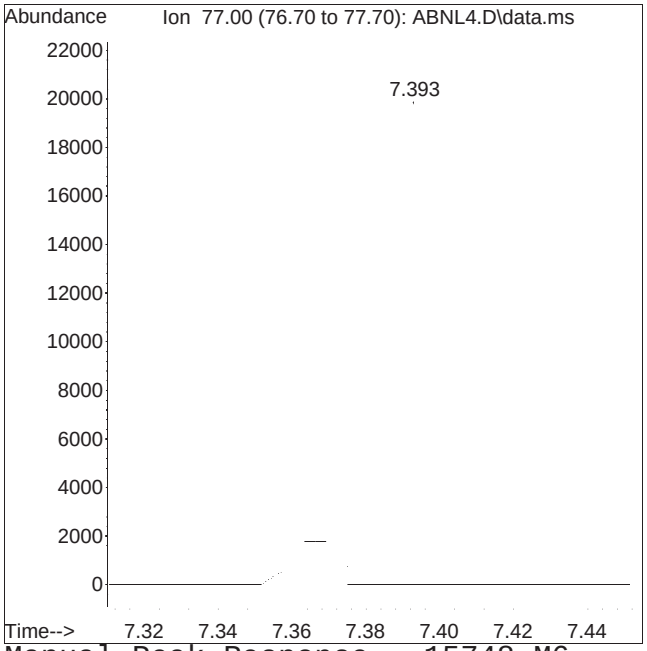


Manual Peak Response = 15748 M6

M6 = Misassignment of peak valley by automated integration (poor split of 2 peaks).

Manual Integration Report

Data Path : I:\8270\SV112\250817RVTica
Data File : ABNL4.D Operator : SV112:slr
Date Inj'd : 8/17/2025 8:20 pm Instrument : SV112
Sample : IL7,32,,ABNL1 Lot# 11876 Quant Date : 8/18/2025 5:13 am

Compound #93: Fluoranthene

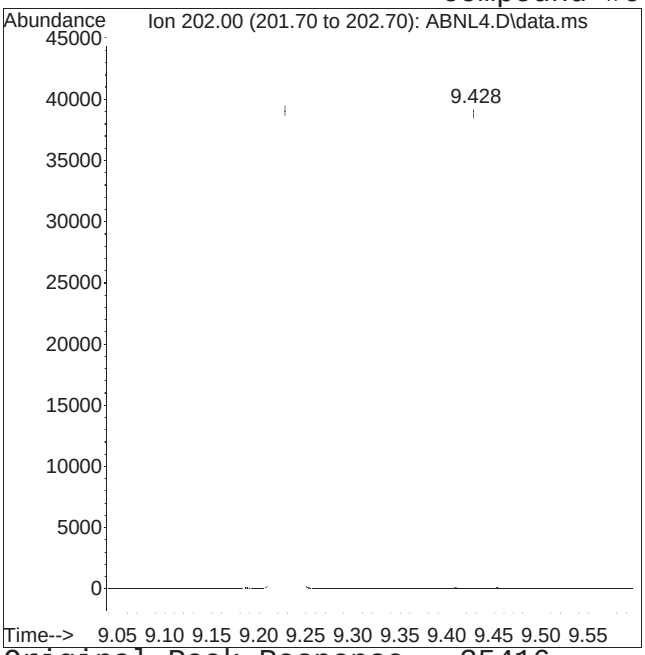


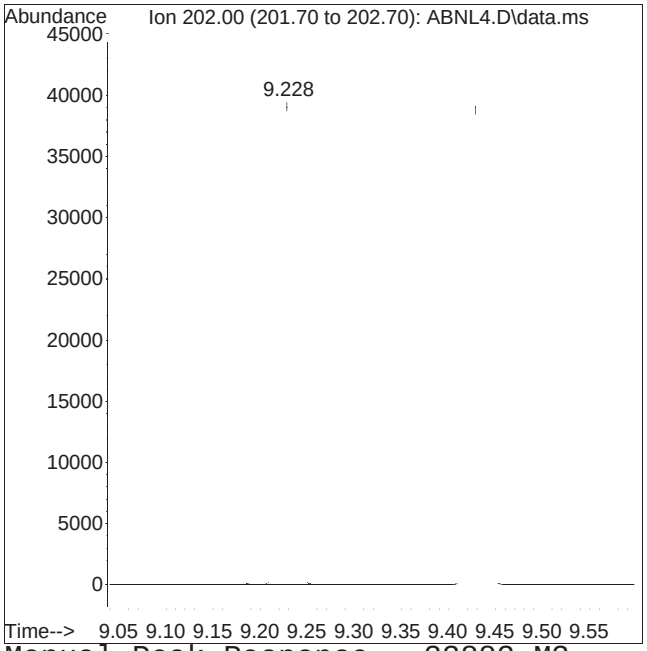


Original Peak Response = 35416 Manual Peak Response = 33883 M3

M3 = Misidentification of the peak (i.e. 1,4-dichlorobenzene identified as 1,3-dichlorobenzene), or misidentification from 2 partially resolved peaks not being split.

Manual Integration Report

Data Path : I:\8270\SV112\250817RVTica
Data File : ABNL4.D Operator : SV112:slr
Date Inj'd : 8/17/2025 8:20 pm Instrument : SV112
Sample : IL7,32,,ABNL1 Lot# 11876 Quant Date : 8/18/2025 5:13 am

Compound #107: Chrysene

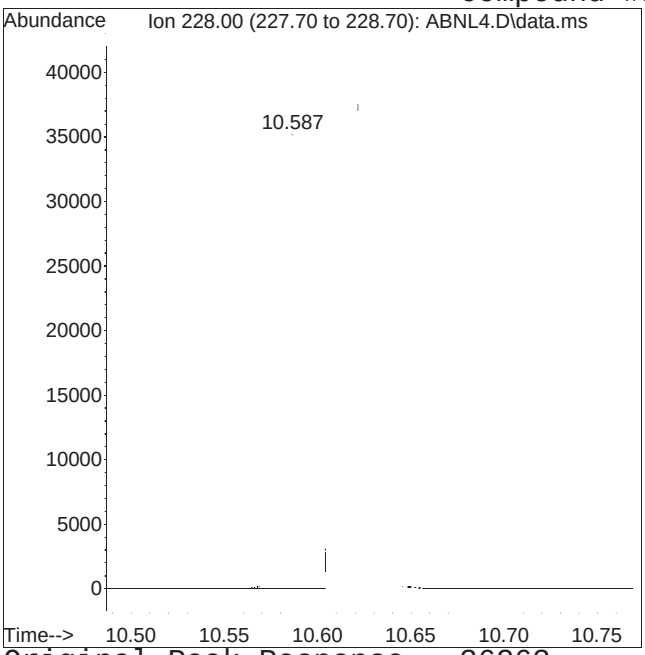


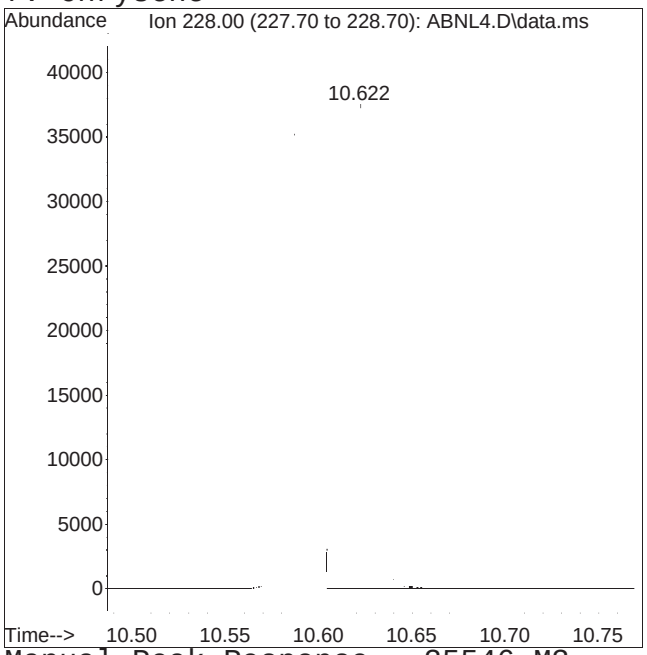


Original Peak Response = 36263 Manual Peak Response = 35546 M3

M3 = Misidentification of the peak (i.e. 1,4-dichlorobenzene identified as 1,3-dichlorobenzene), or misidentification from 2 partially resolved peaks not being split.

Manual Integration Report

Data Path : I:\8270\SV112\250817RVTica
Data File : ABNL4.D Operator : SV112:slr
Date Inj'd : 8/17/2025 8:20 pm Instrument : SV112
Sample : IL7,32,,ABNL1 Lot# 11876 Quant Date : 8/18/2025 5:13 am

Compound #111: Benzo(k)fluoranthene

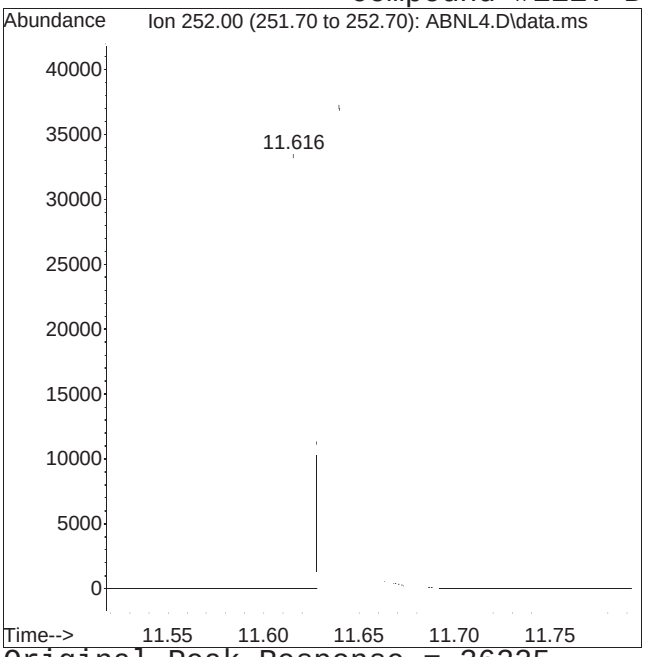


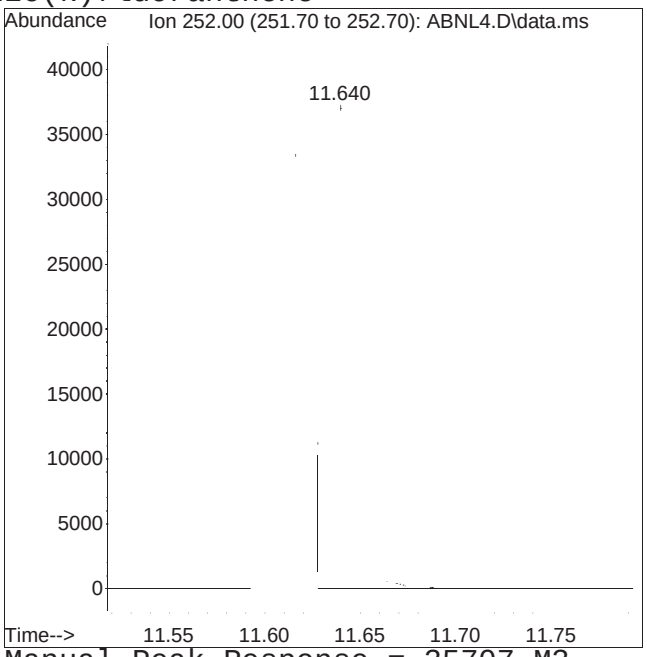


Original Peak Response = 36225 Manual Peak Response = 35707 M3

M3 = Misidentification of the peak (i.e. 1,4-dichlorobenzene identified as 1,3-dichlorobenzene), or misidentification from 2 partially resolved peaks not being split.

Manual Integration Report

Data Path : I:\8270\SV112\250817RVTica
Data File : ABNL4.D Operator : SV112:slr
Date Inj'd : 8/17/2025 8:20 pm Instrument : SV112
Sample : IL7,32,,ABNL1 Lot# 11876 Quant Date : 8/18/2025 5:13 am

Compound #114: Indeno(1,2,3-cd)pyrene

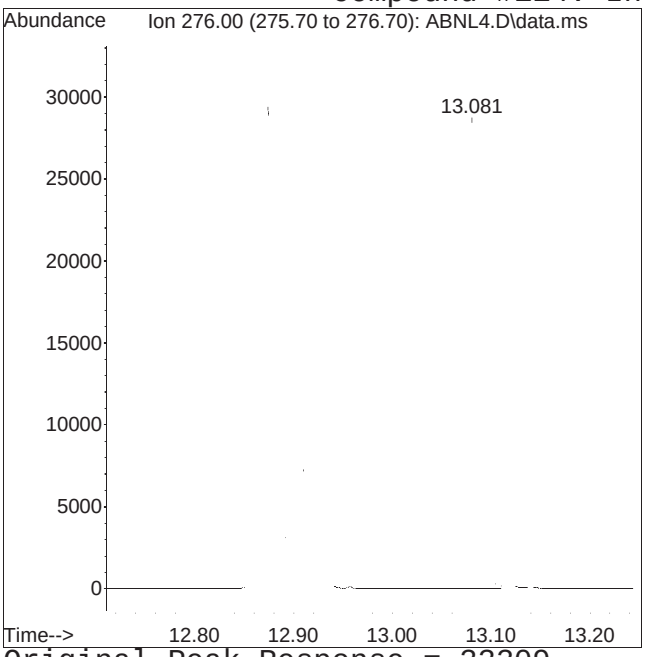


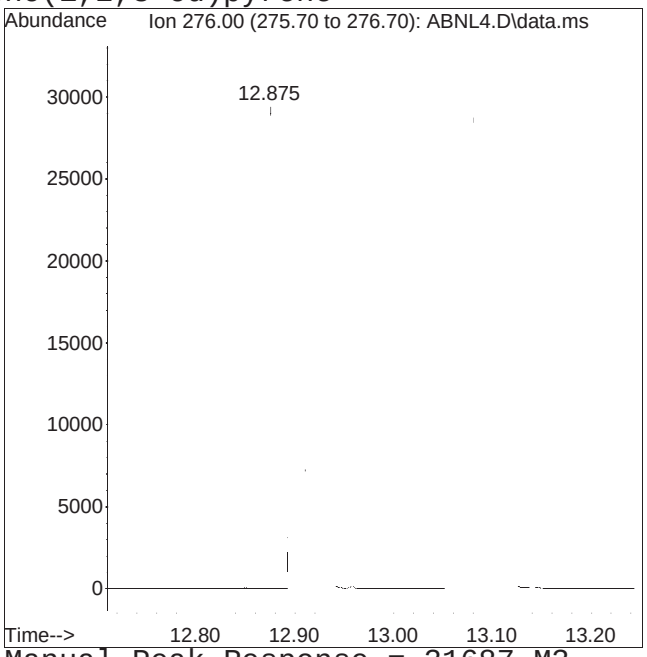


Original Peak Response = 33309 Manual Peak Response = 31687 M3
M3 = Misidentification of the peak (i.e. 1,4-dichlorobenzene identified as 1,3-dichlorobenzene), or misidentification from 2 partially resolved peaks not being split.

Manual Integration Report

Data Path : I:\8270\SV112\250817RVTica\ QMethod : FS250817SV112RVT.m
Data File : ABNL4.D Operator : SV112:slr
Date Inj'd : 8/17/2025 8:20 pm Instrument : SV112
Sample : IL7,32,,ABNL1 Lot# 11876 Quant Date : 8/18/2025 5:13 am

Compound #115: Dibenzo(a,h)anthracene

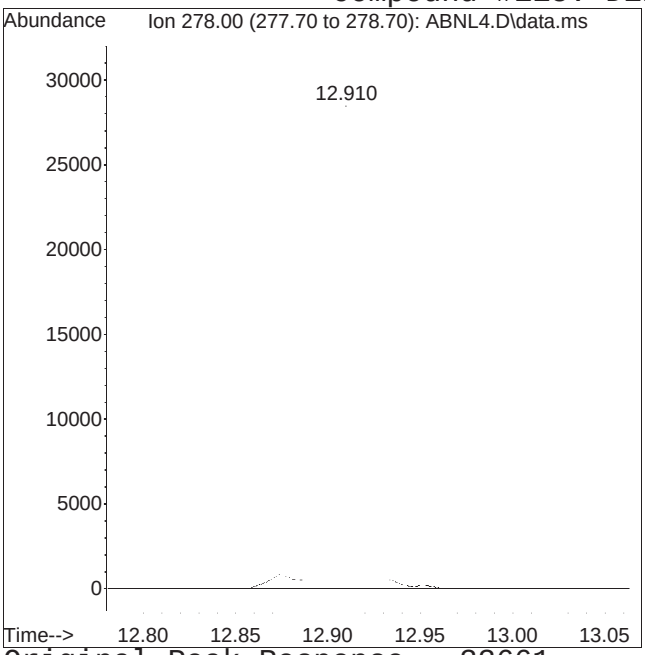


Original Peak Response = 33661

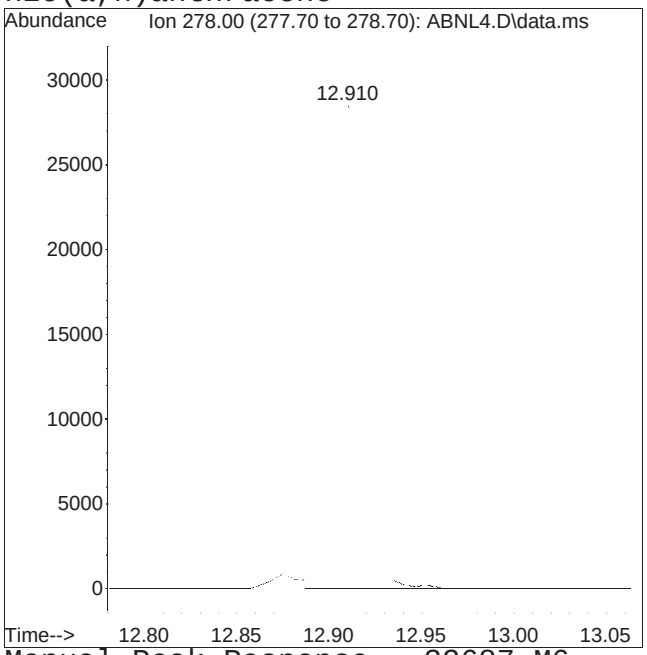


Manual Peak Response = 32687 M6

M6 = Misassignment of peak valley by automated integration (poor split of 2 peaks).

Quantitation Report (QT Reviewed)

Data Path : I:\8270\SV112\250817RVTical\
Data File : ABNL3.D
Acq On : 17 Aug 2025 08:42 pm
Operator : SV112:slr
Sample : IL8,32,,ABNL0.5 Lot# 11877
Misc : WG2104073,,ical
ALS Vial : 7 Sample Multiplier: 1

Quant Time: Aug 18 05:30:07 2025
Quant Method : I:\8270\SV112\250817RVTical\FS250817SV112RVT.m
Quant Title : Semivolatiles by GC/MS by modified 8270
QLast Update : Mon Aug 18 05:13:00 2025
Response via : Initial Calibration

CCAL FILE(s) : 1 - I:\8270\SV112\250817RVTical\ABNL6.D
: 2 - I:\8270\SV112\250817RVTical\ADPL6.D
: 3 - I:\8270\SV112\250817RVTical\AP9L6.D
Sub List : ABNical - ABN ical sublist

| Compound | R.T. | QIon | Response | Conc Units | Dev(Min) |
|---|---|---|---|---|---|
| Internal Standards | | | | | |
| 1) IS1_1,4-Dichlorobenzen... | 3.763 | 152 | 17806 | 4.000 ug/ml | 0.00 |
| Standard Area 1 = 18713 | | | Recovery = 95.15% | | |
| 35) IS1_Naphthalene-d8 | 5.010 | 136 | 72072 | 4.000 ug/ml | 0.00 |
| Standard Area 1 = 76311 | | | Recovery = 94.45% | | |
| 63) IS1_Acenaphthene-d10 | 6.687 | 164 | 47808 | 4.000 ug/ml | 0.00 |
| Standard Area 1 = 51538 | | | Recovery = 92.76% | | |
| 88) IS1_Phenanthrene-d10 | 8.081 | 188 | 110499 | 4.000 ug/ml | 0.00 |
| Standard Area 1 = 112327 | | | Recovery = 98.37% | | |
| 104) IS1_Chrysene-d12 | 10.598 | 240 | 126496 | 4.000 ug/ml | # 0.00 |
| Standard Area 1 = 124647 | | | Recovery = 101.48% | | |
| 113) IS1_Perylene-d12 | 11.963 | 264 | 137530 | 4.000 ug/ml | 0.00 |
| Standard Area 1 = 135022 | | | Recovery = 101.86% | | |
| System Monitoring Compounds | | | | | |
| 4) 2-Fluorophenol | 2.399 | 112 | 2137 | 0.000 ug/ml | 0.00 |
| Spiked Amount 2.000 | Range 15 - 110 | | Recovery = 0.00%# | | |
| 7) Phenol-d6 | 3.487 | 99 | 2812 | 0.000 ug/ml | 0.00 |
| Spiked Amount 2.000 | Range 15 - 110 | | Recovery = 0.00%# | | |
| 19) Nitrobenzene-d5 | 4.328 | 82 | 2402 | 0.000 ug/ml | 0.00 |
| Spiked Amount 1.000 | Range 30 - 130 | | Recovery = 0.00%# | | |
| 46) 2-Fluorobiphenyl | 6.087 | 172 | 7634 | 0.000 ug/ml | 0.00 |
| Spiked Amount 1.000 | Range 30 - 130 | | Recovery = 0.00%# | | |
| 79) 2,4,6-Tribromophenol | 7.440 | 330 | 1191 | 0.000 ug/ml | 0.00 |
| Spiked Amount 2.000 | Range 15 - 110 | | Recovery = 0.00%# | | |
| 96) 4-Terphenyl-d14 | 9.651 | 244 | 13493 | 0.000 ug/ml | 0.00 |
| Spiked Amount 1.000 | Range 30 - 130 | | Recovery = 0.00%# | | |
| Target Compounds | | | | | Qvalue |
| 2) n-Nitrosodimethylamine | 1.111 | 74 | 1448 | No Calib # | |
| 3) Pyridine | 1.152 | 79 | 2496 | No Calib | |
| 5) Aniline | 3.440 | 93 | 3571 | No Calib | |
| 6) 2-Chlorophenol | 3.552 | 128 | 2478 | No Calib | |
| 8) Phenol | 3.505 | 94 | 3072 | No Calib | |
| 9) Bis(2-chloroethyl)ether | 3.552 | 93 | 2479 | No Calib # | |
| 10) 1,3-Dichlorobenzene | 3.699 | 146 | 3265 | No Calib | |
| 11) 1,4-Dichlorobenzene | 3.775 | 146 | 3279 | No Calib | |
| 12) 1,2-Dichlorobenzene | 3.922 | 146 | 2896 | No Calib | |

Data Path : I:\8270\SV112\250817RVTical\
Data File : ABNL3.D
Acq On : 17 Aug 2025 08:42 pm
Operator : SV112:slr
Sample : IL8,32,,ABNL0.5 Lot# 11877
Misc : WG2104073,,ical
ALS Vial : 7 Sample Multiplier: 1

Quant Time: Aug 18 05:30:07 2025
Quant Method : I:\8270\SV112\250817RVTical\FS250817SV112RVT.m
Quant Title : Semivolatiles by GC/MS by modified 8270
QLast Update : Mon Aug 18 05:13:00 2025
Response via : Initial Calibration

CCAL FILE(s) : 1 - I:\8270\SV112\250817RVTical\ABNL6.D
: 2 - I:\8270\SV112\250817RVTical\ADPL6.D
: 3 - I:\8270\SV112\250817RVTical\AP9L6.D
Sub List : ABNical - ABN ical sublist

| Compound | R.T. | QIon | Response | Conc Units | Dev(Min) |
|---|---|---|---|---|---|
| 13) Benzyl alcohol | 3.952 | 79 | 2020 | No Calib | |
| 14) Bis(2-chloroisopropyl)... | 4.110 | 45 | 4204 | No Calib | # |
| 15) 2-Methylphenol | 4.105 | 108 | 2147 | No Calib | |
| 16) Hexachloroethane | 4.252 | 117 | 1249 | No Calib | # |
| 17) n-Nitrosodi-n-propylamine | 4.234 | 70 | 1850 | No Calib | # |
| 18) 3-Methylphenol/4-Methy... | 4.275 | 108 | 2376 | No Calib | # |
| 20) Nitrobenzene | 4.346 | 77 | 2790 | No Calib | # |
| 21) Isophorone | 4.599 | 82 | 5191 | No Calib | # |
| 22) 2-Nitrophenol | 4.663 | 139 | 1025 | No Calib | # |
| 23) 2,4-Dimethylphenol | 4.781 | 107 | 2649 | No Calib | |
| 24) Bis(2-chloroethoxy)met... | 4.857 | 93 | 3323 | No Calib | # |
| 25) 2,4-Dichlorophenol | 4.916 | 162 | 2351 | No Calib | |
| 26) 1,2,4-Trichlorobenzene | 4.975 | 180 | 3015 | No Calib | |
| 36) Naphthalene | 5.028 | 128 | 8956 | No Calib | |
| 37) Benzoic Acid | 4.887 | 105 | 395 | No Calib | |
| 38) 4-Chloroaniline | 5.128 | 65 | 1089 | No Calib | |
| 39) Hexachlorobutadiene | 5.199 | 225 | 2037 | No Calib | |
| 40) p-Chloro-m-cresol | 5.652 | 107 | 2435 | No Calib | |
| 41) 2-Methylnaphthalene | 5.710 | 142 | 5553 | No Calib | |
| 42) 1-Methylnaphthalene | 5.799 | 115 | 1960 | No Calib | |
| 43) Hexachlorocyclopentadiene | 5.881 | 237 | 1837 | No Calib | # |
| 44) 2,4,6-Trichlorophenol | 6.010 | 196 | 1750 | No Calib | |
| 45) 2,4,5-Trichlorophenol | 6.040 | 196 | 1995 | No Calib | |
| 47) 2-Chloronaphthalene | 6.163 | 162 | 6449 | No Calib | |
| 48) 2-Nitroaniline | 6.293 | 138 | 1421 | No Calib | |
| 49) 1,4-Dinitrobenzene | 6.428 | 168 | 624 | No Calib | |
| 50) 1,3-Dinitrobenzene | 6.504 | 168 | 831 | No Calib | |
| 51) Dimethyl phthalate | 6.510 | 163 | 8038 | No Calib | # |
| 52) Acenaphthylene | 6.546 | 152 | 10460 | No Calib | |
| 53) 2,6-Dinitrotoluene | 6.540 | 165 | 1296 | No Calib | # |
| 54) 1,2-Dinitrobenzene | 6.575 | 168 | 476 | No Calib | |
| 64) 3-Nitroaniline | 6.687 | 138 | 1331 | No Calib | # |
| 65) Acenaphthene | 6.716 | 154 | 6289 | No Calib | |
| 66) 2,4-Dinitrophenol | 6.799 | 184 | 207 | No Calib | |
| 67) Dibenzofuran | 6.887 | 168 | 10132 | No Calib | |
| 68) 2,4-Dinitrotoluene | 6.916 | 165 | 1741 | No Calib | # |
| 69) 4-Nitrophenol | 6.916 | 65 | 1006 | No Calib | # |
| 70) 2,3,5,6-Tetrachlorophenol | 6.993 | 232 | 1617 | No Calib | |

Data Path : I:\8270\SV112\250817RVTical\
Data File : ABNL3.D
Acq On : 17 Aug 2025 08:42 pm
Operator : SV112:slr
Sample : IL8,32,,ABNL0.5 Lot# 11877
Misc : WG2104073,,ical
ALS Vial : 7 Sample Multiplier: 1

Quant Time: Aug 18 05:30:07 2025
Quant Method : I:\8270\SV112\250817RVTical\FS250817SV112RVT.m
Quant Title : Semivolatiles by GC/MS by modified 8270
QLast Update : Mon Aug 18 05:13:00 2025
Response via : Initial Calibration

CCAL FILE(s) : 1 - I:\8270\SV112\250817RVTical\ABNL6.D
: 2 - I:\8270\SV112\250817RVTical\ADPL6.D
: 3 - I:\8270\SV112\250817RVTical\AP9L6.D
Sub List : ABNical - ABN ical sublist

| Compound | R.T. | QIon | Response | Conc Units | Dev(Min) |
|---|---|---|---|---|---|
| 71) 2,3,4,6-Tetrachlorophenol | 7.034 | 232 | 1622 | No Calib | |
| 72) Diethyl phthalate | 7.193 | 149 | 7887 | No Calib | |
| 73) Fluorene | 7.210 | 166 | 8166 | No Calib | |
| 74) 4-Chlorophenyl phenyl ... | 7.251 | 204 | 4170 | No Calib | # |
| 75) 4-Nitroaniline | 7.257 | 138 | 1315 | No Calib | # |
| 76) 4,6-Dinitro-o-cresol | 7.298 | 198 | 847 | No Calib | # |
| 77) NDPA/DPA | 7.369 | 169 | 6743 | No Calib | |
| 78) Azobenzene | 7.393 | 77 | 7271 | No Calib | |
| 80) 4-Bromophenyl phenyl e... | 7.704 | 248 | 2731 | No Calib | # |
| 81) Hexachlorobenzene | 7.734 | 284 | 3252 | No Calib | # |
| 82) Pentachlorophenol | 7.940 | 266 | 932 | No Calib | |
| 89) Phenanthrene | 8.104 | 178 | 14135 | No Calib | |
| 90) Anthracene | 8.151 | 178 | 13527 | No Calib | |
| 91) Carbazole | 8.334 | 167 | 12043 | No Calib | |
| 92) Di-n-butylphthalate | 8.763 | 149 | 13393 | No Calib | |
| 93) Fluoranthene | 9.228 | 202 | 16801 | No Calib | |
| 94) Benzidine | 9.410 | 184 | 6450 | No Calib | # |
| 95) Pyrene | 9.428 | 202 | 17633 | No Calib | |
| 97) Butyl benzyl phthalate | 10.175 | 149 | 5352 | No Calib | |
| 105) Benzo(a)anthracene | 10.587 | 228 | 18145 | No Calib | |
| 106) 3,3'-Dichlorobenzidine | 10.622 | 252 | 5945 | No Calib | |
| 107) Chrysene | 10.622 | 228 | 18466 | No Calib | |
| 108) Bis(2-ethylhexyl)phtha... | 10.792 | 149 | 8425 | No Calib | # |
| 109) Di-n-octylphthalate | 11.428 | 149 | 13144 | No Calib | # |
| 110) Benzo(b)fluoranthene | 11.616 | 252 | 17217 | No Calib | # |
| 111) Benzo(k)fluoranthene | 11.645 | 252 | 18020 | No Calib | |
| 112) Benzo(a)pyrene | 11.904 | 252 | 15732 | No Calib | # |
| 114) Indeno(1,2,3-cd)pyrene | 12.881 | 276 | 15444 | No Calib | # |
| 115) Dibenzo(a,h)anthracene | 12.910 | 278 | 15744 | No Calib | |
| 116) Benzo(ghi)perylene | 13.081 | 276 | 16323 | No Calib | # |

(#) = qualifier out of range (m) = manual integration (+) = signals summed

Quantitation Report (QT Reviewed)

Data Path : I:\8270\SV112\250817RVTical\
Data File : ABNL3.D
Acq On : 17 Aug 2025 08:42 pm
Operator : SV112:slr
Sample : IL8,32,,ABNL0.5 Lot# 11877
Misc : WG2104073,,ical
ALS Vial : 7 Sample Multiplier: 1

Quant Time: Aug 18 05:30:07 2025
Quant Method : I:\8270\SV112\250817RVTical\FS250817SV112RVT.m
Quant Title : Semivolatiles by GC/MS by modified 8270
QLast Update : Mon Aug 18 05:13:00 2025
Response via : Initial Calibration

Sub List : ABNical8270SV112\250817RVTical\AP9L6.D•

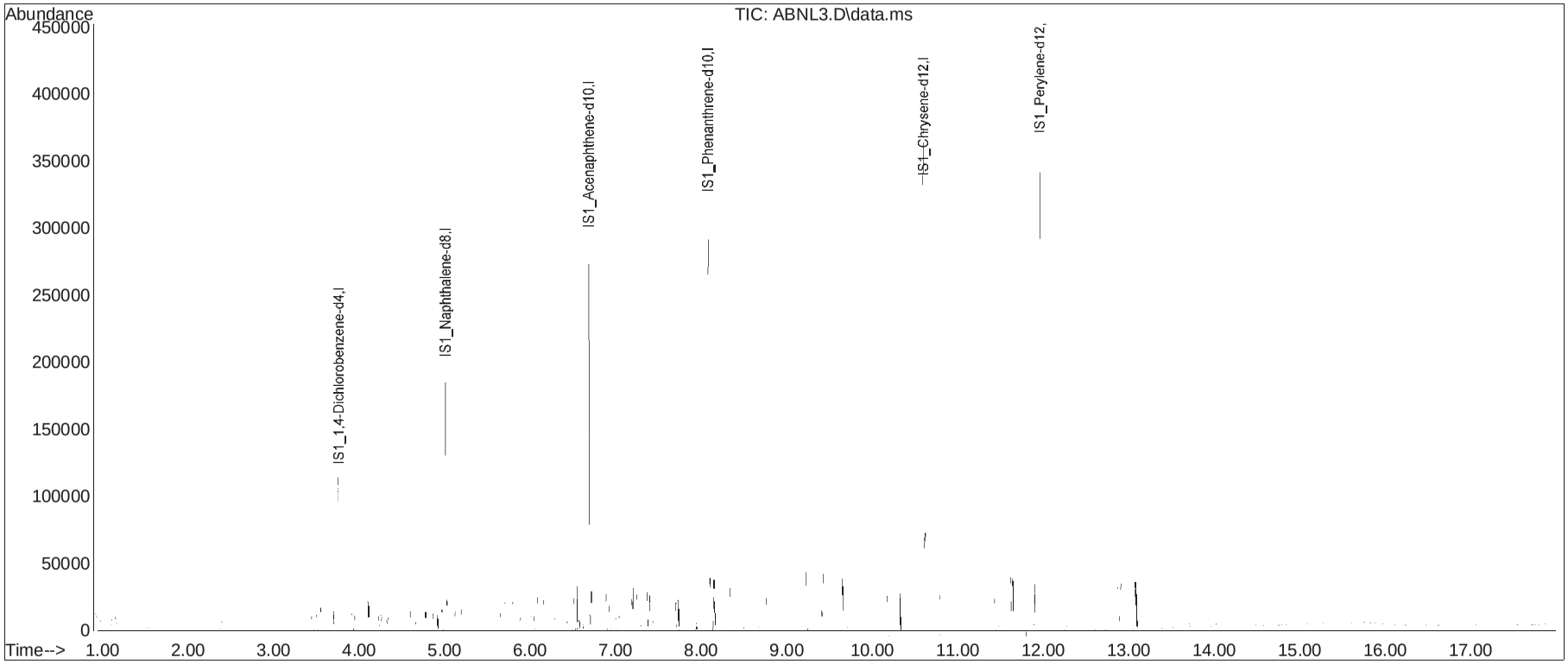

Manual Integration Report

Data Path : I:\8270\SV112\250817RVTica
Data File : ABNL3.D Operator : SV112:slr
Date Inj'd : 8/17/2025 8:42 pm Instrument : SV112
Sample : IL8,32,,ABNL0.5 Lot# 11877Quant Date : 8/18/2025 5:13 am

Compound #3: Pyridine

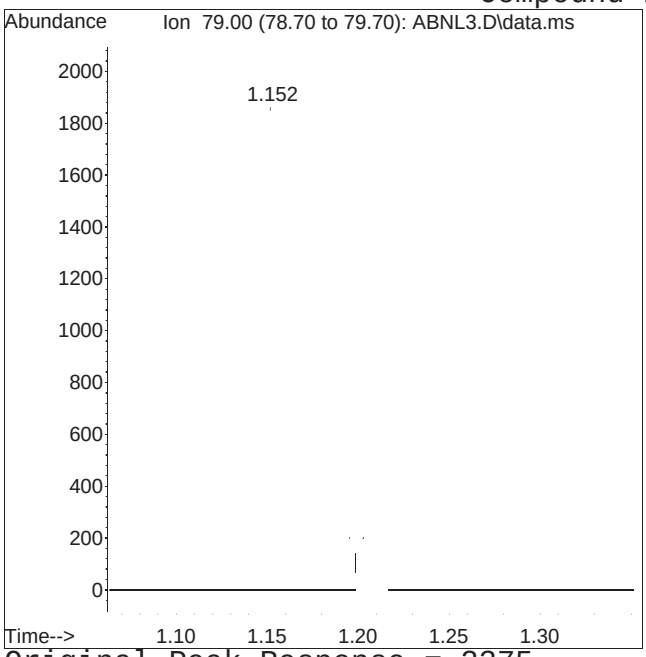


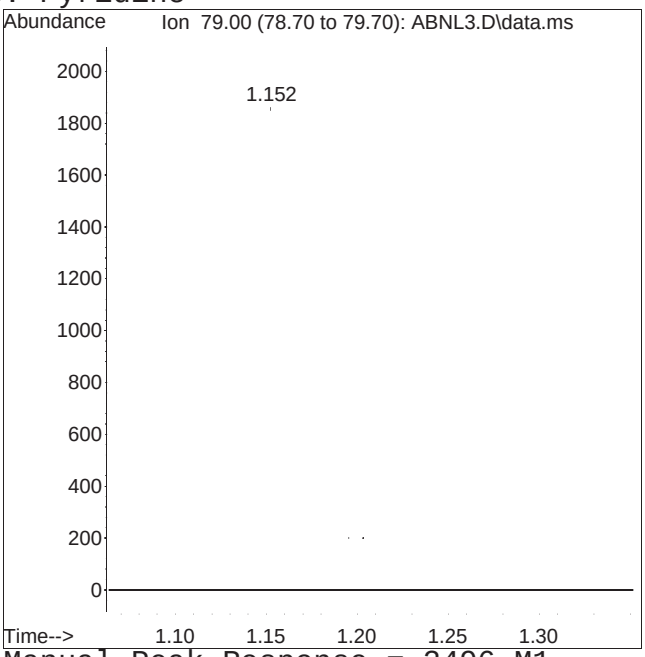


Original Peak Response = 2375 Manual Peak Response = 2496 M1
M1 = Split or tailing peak, auto integration stopped early resulting in false low area count.

# Manual Integration Report

Data Path : I:\8270\SV112\250817RVTica
Data File : ABNL3.D Operator : SV112:slr
Date Inj'd : 8/17/2025 8:42 pm Instrument : SV112
Sample : IL8,32,,ABNL0.5 Lot# 11877 Quant Date : 8/18/2025 5:13 am

## Compound #37: Benzoic Acid

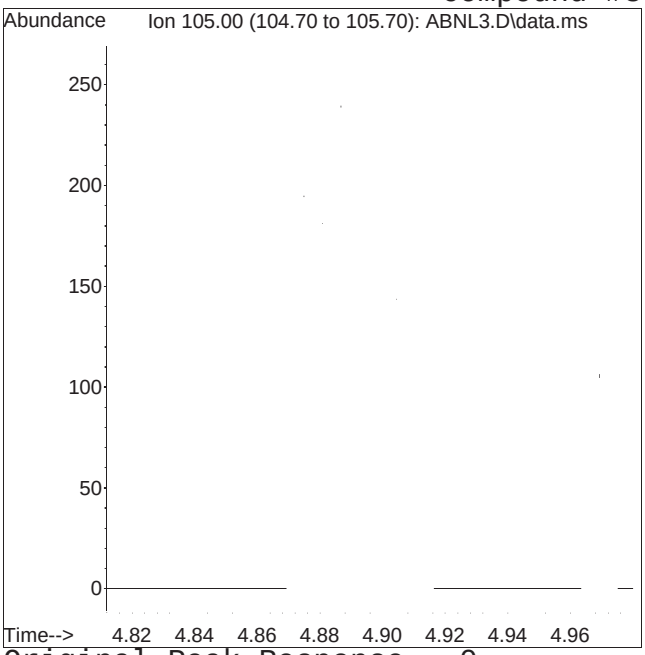


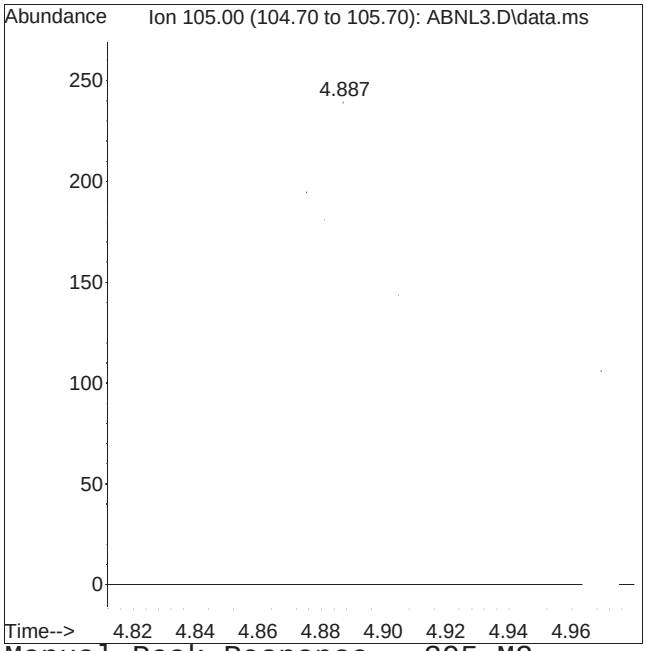


Original Peak Response = 0 Manual Peak Response = 395 M2
M2 = Peak not found by automatic integration algorithm.

Manual Integration Report

Data Path : I:\8270\SV112\250817RVTica
Data File : ABNL3.D Operator : SV112:slr
Date Inj'd : 8/17/2025 8:42 pm Instrument : SV112
Sample : IL8,32,,ABNL0.5 Lot# 11877 Quant Date : 8/18/2025 5:13 am

Compound #44: 2,4,6-Trichlorophenol

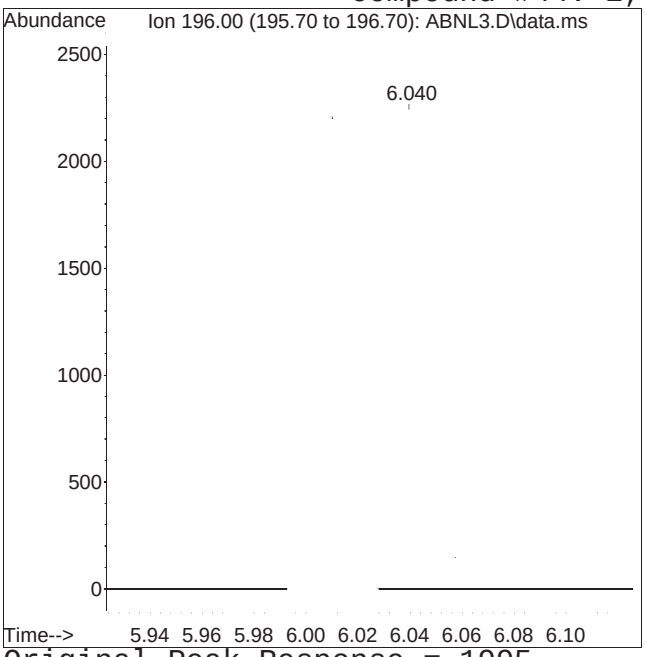


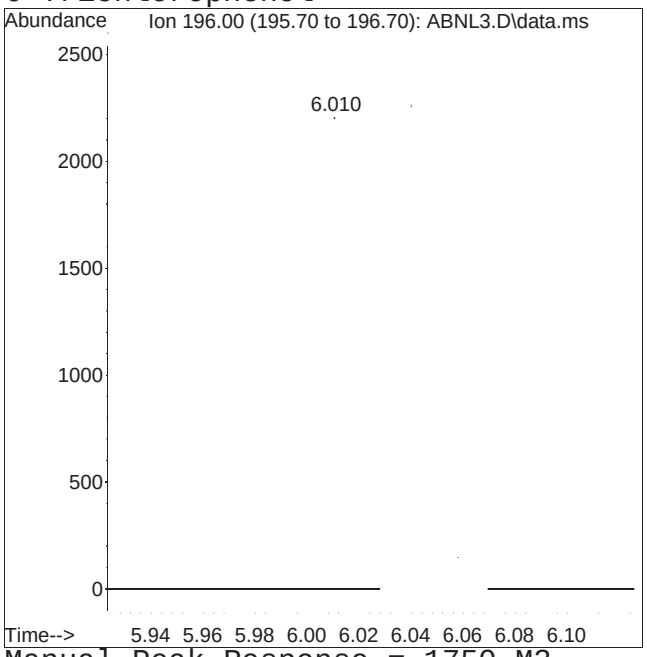


Original Peak Response = 1995 Manual Peak Response = 1750 M3

M3 = Misidentification of the peak (i.e. 1,4-dichlorobenzene identified as 1,3-dichlorobenzene), or misidentification from 2 partially resolved peaks not being split.

Manual Integration Report

Data Path : I:\8270\SV112\250817RVTica
Data File : ABNL3.D Operator : SV112:slr
Date Inj'd : 8/17/2025 8:42 pm Instrument : SV112
Sample : IL8,32,,ABNL0.5 Lot# 11877 Quant Date : 8/18/2025 5:13 am

Compound #54: 1,2-Dinitrobenzene

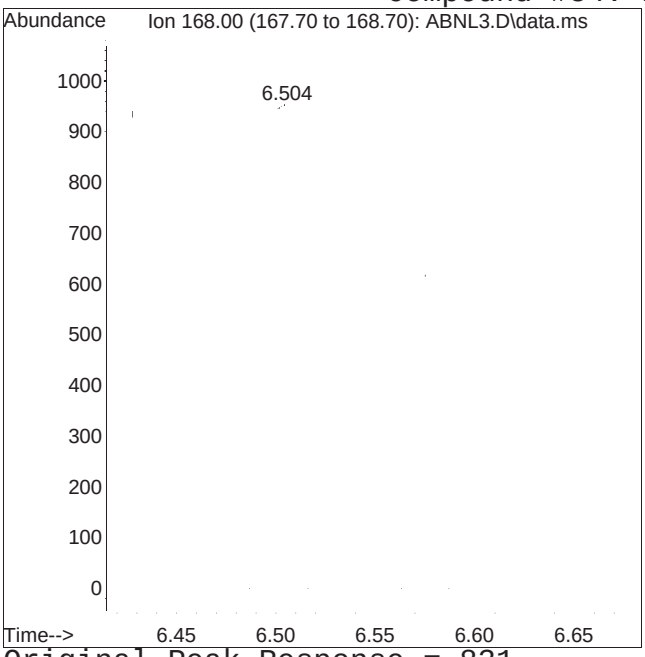


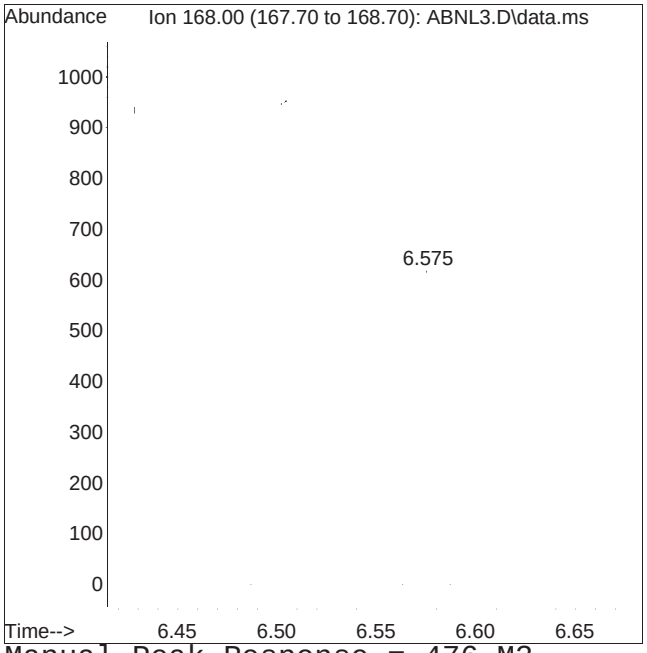


Original Peak Response = 831 Manual Peak Response = 476 M3

M3 = Misidentification of the peak (i.e. 1,4-dichlorobenzene identified as 1,3-dichlorobenzene), or misidentification from 2 partially resolved peaks not being split.

# Manual Integration Report

Data Path : I:\8270\SV112\250817RVTica
Data File : ABNL3.D Operator : SV112:slr
Date Inj'd : 8/17/2025 8:42 pm Instrument : SV112
Sample : IL8,32,,ABNL0.5 Lot# 11877 Quant Date : 8/18/2025 5:13 am

## Compound #66: 2,4-Dinitrophenol

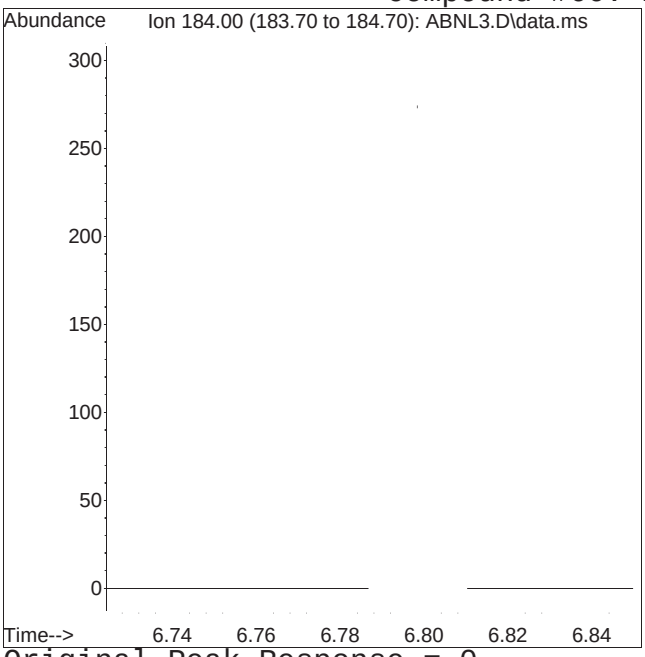


Original Peak Response = 0

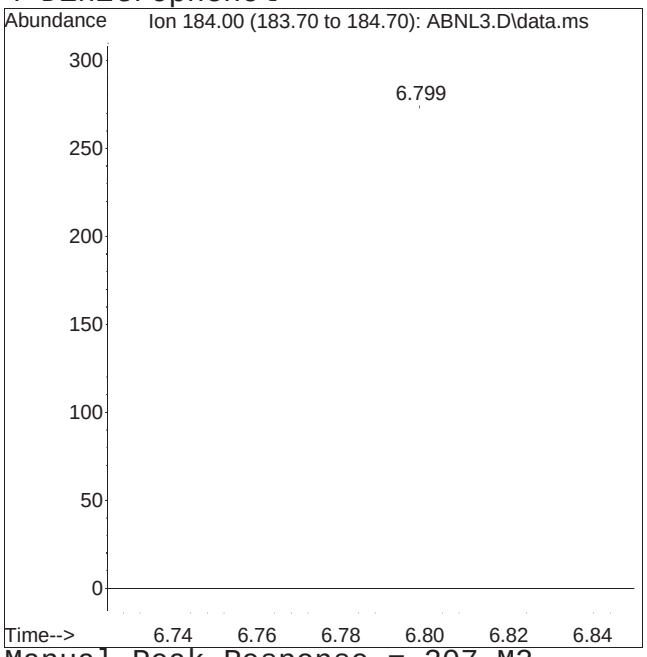


Manual Peak Response = 207 M2

M2 = Peak not found by automatic integration algorithm.

Manual Integration Report

Data Path : I:\8270\SV112\250817RVTica
Data File : ABNL3.D Operator : SV112:slr
Date Inj'd : 8/17/2025 8:42 pm Instrument : SV112
Sample : IL8,32,,ABNL0.5 Lot# 11877 Quant Date : 8/18/2025 5:13 am

Compound #78: Azobenzene

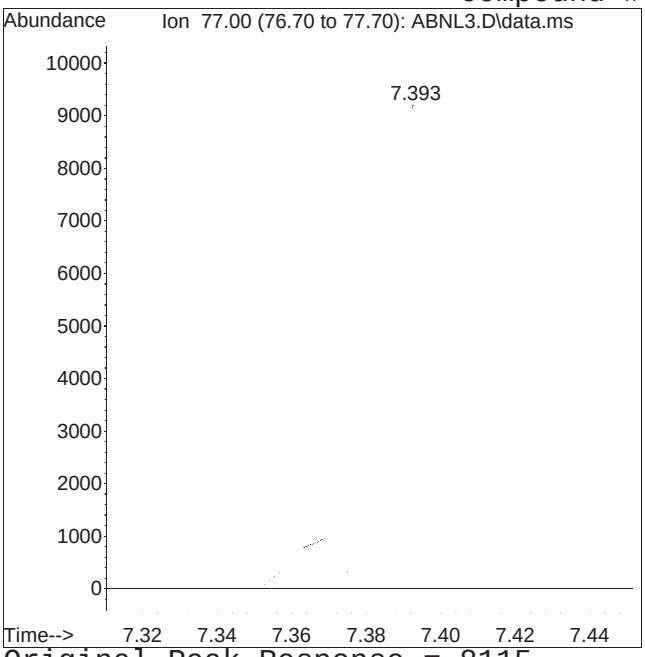


Original Peak Response = 8115

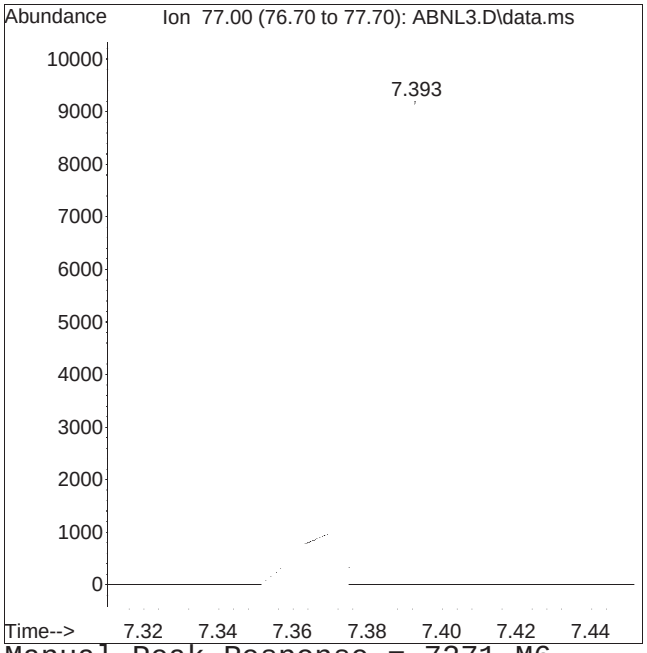


Manual Peak Response = 7271 M6

M6 = Misassignment of peak valley by automated integration (poor split of 2 peaks).

Manual Integration Report

Data Path : I:\8270\SV112\250817RVTica
Data File : ABNL3.D Operator : SV112:slr
Date Inj'd : 8/17/2025 8:42 pm Instrument : SV112
Sample : IL8,32,,ABNL0.5 Lot# 11877 Quant Date : 8/18/2025 5:13 am

Compound #93: Fluoranthene

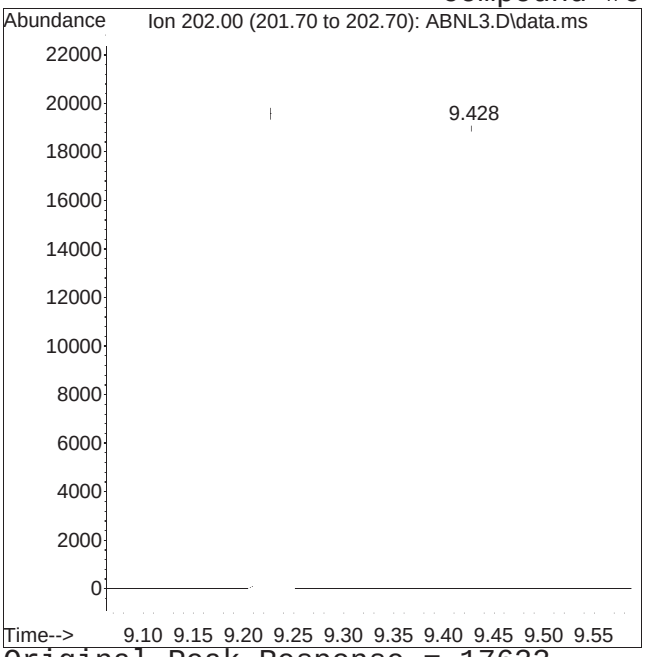


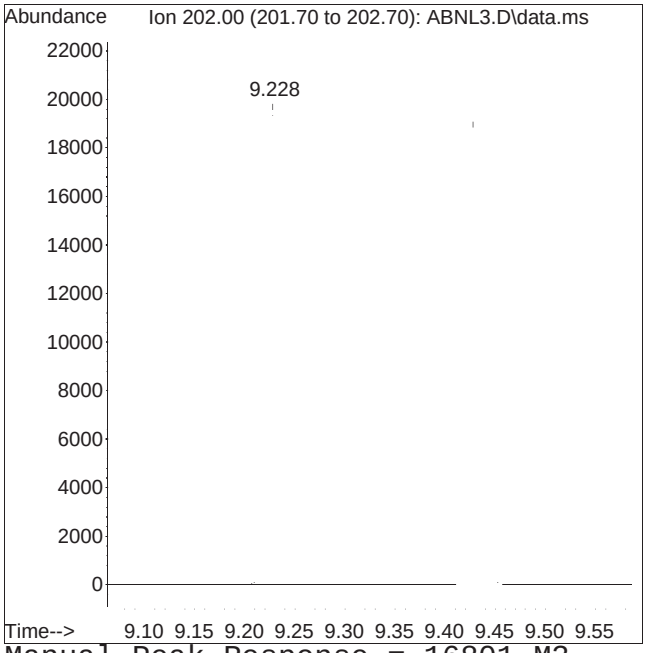


Original Peak Response = 17633 Manual Peak Response = 16801 M3

M3 = Misidentification of the peak (i.e. 1,4-dichlorobenzene identified as 1,3-dichlorobenzene), or misidentification from 2 partially resolved peaks not being split.

Manual Integration Report

Data Path : I:\8270\SV112\250817RVTica\ Method : FS250817SV112RVT.m
Data File : ABNL3.D Operator : SV112:slr
Date Inj'd : 8/17/2025 8:42 pm Instrument : SV112
Sample : IL8,32,,ABNL0.5 Lot# 11877 Quant Date : 8/18/2025 5:13 am

Compound #111: Benzo(k)fluoranthene

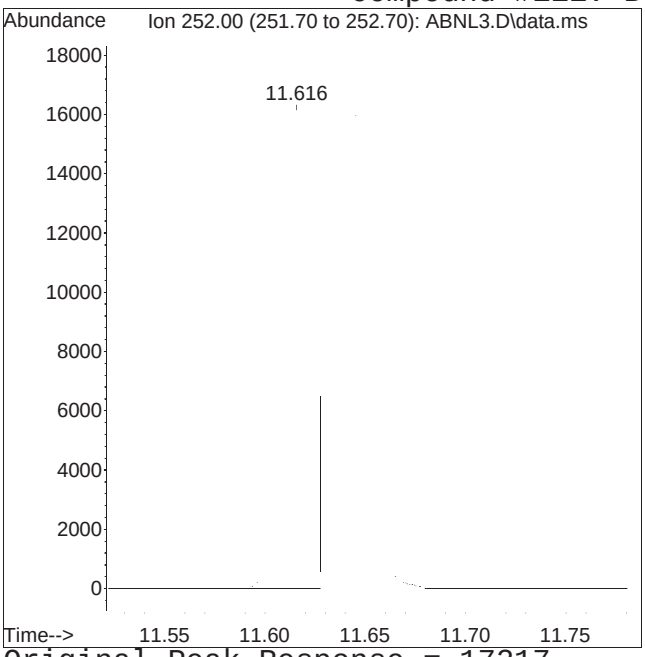


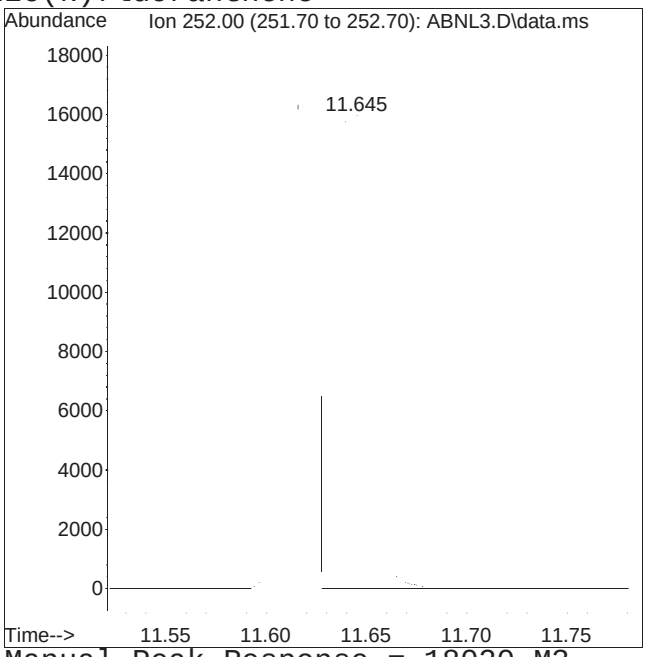


Original Peak Response = 17217 Manual Peak Response = 18020 M3
M3 = Misidentification of the peak (i.e. 1,4-dichlorobenzene identified as 1,3-dichlorobenzene), or misidentification from 2 partially resolved peaks not being split.

Manual Integration Report

Data Path : I:\8270\SV112\250817RVTica\ Method : FS250817SV112RVT.m
Data File : ABNL3.D Operator : SV112:slr
Date Inj'd : 8/17/2025 8:42 pm Instrument : SV112
Sample : IL8,32,,ABNL0.5 Lot# 11877 Quant Date : 8/18/2025 5:13 am

Compound #115: Dibenzo(a,h)anthracene

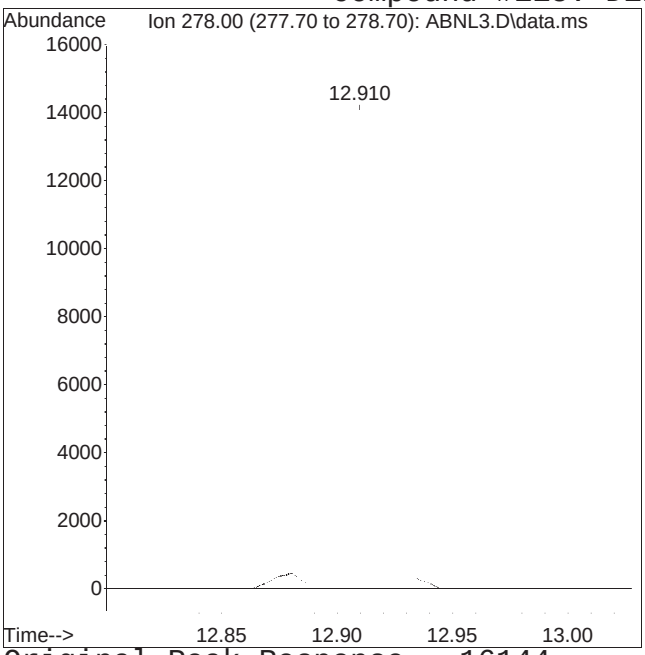


Original Peak Response = 16144

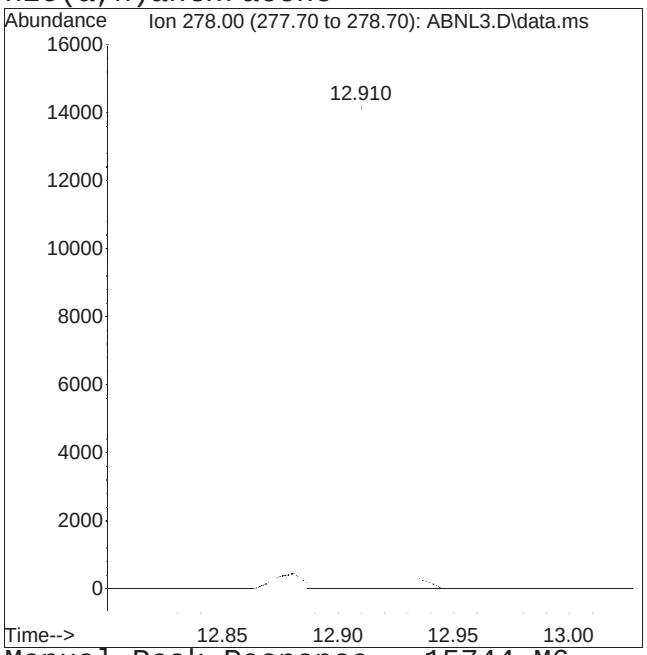


Manual Peak Response = 15744 M6

M6 = Misassignment of peak valley by automated integration (poor split of 2 peaks).

Quantitation Report (QT Reviewed)

Data Path : I:\8270\SV112\250817RVTical\
Data File : ABNL2.D
Acq On : 17 Aug 2025 09:05 pm
Operator : SV112:slr
Sample : IL9,32,,ABNL0.2 Lot# 11878
Misc : WG2104073,,ical
ALS Vial : 8 Sample Multiplier: 1

Quant Time: Aug 18 05:28:31 2025
Quant Method : I:\8270\SV112\250817RVTical\FS250817SV112RVT.m
Quant Title : Semivolatiles by GC/MS by modified 8270
QLast Update : Mon Aug 18 05:13:00 2025
Response via : Initial Calibration

CCAL FILE(s) : 1 - I:\8270\SV112\250817RVTical\ABNL6.D
: 2 - I:\8270\SV112\250817RVTical\ADPL6.D
: 3 - I:\8270\SV112\250817RVTical\AP9L6.D
Sub List : ABNical - ABN ical sublist

| Compound | R.T. | QIon | Response | Conc Units | Dev(Min) |
|---|---|---|---|---|---|
| Internal Standards | | | | | |
| 1) IS1_1,4-Dichlorobenzen... | 3.764 | 152 | 18892 | 4.000 ug/ml | 0.00 |
| Standard Area 1 = 18713 | | | Recovery = 100.96% | | |
| 35) IS1_Naphthalene-d8 | 5.011 | 136 | 73029 | 4.000 ug/ml | 0.00 |
| Standard Area 1 = 76311 | | | Recovery = 95.70% | | |
| 63) IS1_Acenaphthene-d10 | 6.687 | 164 | 47706 | 4.000 ug/ml | 0.00 |
| Standard Area 1 = 51538 | | | Recovery = 92.56% | | |
| 88) IS1_Phenanthrene-d10 | 8.081 | 188 | 105647 | 4.000 ug/ml | 0.00 |
| Standard Area 1 = 112327 | | | Recovery = 94.05% | | |
| 104) IS1_Chrysene-d12 | 10.599 | 240 | 116053 | 4.000 ug/ml | # 0.00 |
| Standard Area 1 = 124647 | | | Recovery = 93.11% | | |
| 113) IS1_Perylene-d12 | 11.963 | 264 | 123106 | 4.000 ug/ml | 0.00 |
| Standard Area 1 = 135022 | | | Recovery = 91.17% | | |
| System Monitoring Compounds | | | | | |
| 4) 2-Fluorophenol | 2.405 | 112 | 751 | 0.000 ug/ml | 0.01 |
| Spiked Amount 2.000 | Range 15 - 110 | | Recovery = 0.00%# | | |
| 7) Phenol-d6 | 3.493 | 99 | 1132 | 0.000 ug/ml | 0.00 |
| Spiked Amount 2.000 | Range 15 - 110 | | Recovery = 0.00%# | | |
| 19) Nitrobenzene-d5 | 4.328 | 82 | 1050 | 0.000 ug/ml | 0.00 |
| Spiked Amount 1.000 | Range 30 - 130 | | Recovery = 0.00%# | | |
| 46) 2-Fluorobiphenyl | 6.087 | 172 | 3200 | 0.000 ug/ml | 0.00 |
| Spiked Amount 1.000 | Range 30 - 130 | | Recovery = 0.00%# | | |
| 79) 2,4,6-Tribromophenol | 7.440 | 330 | 501 | 0.000 ug/ml | 0.00 |
| Spiked Amount 2.000 | Range 15 - 110 | | Recovery = 0.00%# | | |
| 96) 4-Terphenyl-d14 | 9.652 | 244 | 5427 | 0.000 ug/ml | 0.00 |
| Spiked Amount 1.000 | Range 30 - 130 | | Recovery = 0.00%# | | |
| Target Compounds | | | | | Qvalue |
| 2) n-Nitrosodimethylamine | 1.117 | 74 | 591 | No Calib # | |
| 3) Pyridine | 1.170 | 79 | 1039 | No Calib | |
| 5) Aniline | 3.446 | 93 | 1201 | No Calib # | |
| 6) 2-Chlorophenol | 3.558 | 128 | 1028 | No Calib # | |
| 8) Phenol | 3.505 | 94 | 1295 | No Calib # | |
| 9) Bis(2-chloroethyl)ether | 3.552 | 93 | 1206 | No Calib # | |
| 10) 1,3-Dichlorobenzene | 3.699 | 146 | 1476 | No Calib | |
| 11) 1,4-Dichlorobenzene | 3.781 | 146 | 1390 | No Calib | |
| 12) 1,2-Dichlorobenzene | 3.928 | 146 | 1459 | No Calib | |

Data Path : I:\8270\SV112\250817RVTical\
Data File : ABNL2.D
Acq On : 17 Aug 2025 09:05 pm
Operator : SV112:slr
Sample : IL9,32,,ABNL0.2 Lot# 11878
Misc : WG2104073,,ical
ALS Vial : 8 Sample Multiplier: 1

Quant Time: Aug 18 05:28:31 2025
Quant Method : I:\8270\SV112\250817RVTical\FS250817SV112RVT.m
Quant Title : Semivolatiles by GC/MS by modified 8270
QLast Update : Mon Aug 18 05:13:00 2025
Response via : Initial Calibration

CCAL FILE(s) : 1 - I:\8270\SV112\250817RVTical\ABNL6.D
: 2 - I:\8270\SV112\250817RVTical\ADPL6.D
: 3 - I:\8270\SV112\250817RVTical\AP9L6.D
Sub List : ABNical - ABN ical sublist

| Compound | R.T. | QIon | Response | Conc | Units | Dev(Min) |
|---|---|---|---|---|---|---|
| 13) Benzyl alcohol | 3.958 | 79 | 843 | No Calib | | |
| 14) Bis(2-chloroisopropyl)... | 4.111 | 45 | 1895 | No Calib | # | |
| 15) 2-Methylphenol | 4.111 | 108 | 926 | No Calib | # | |
| 16) Hexachloroethane | 4.258 | 117 | 507 | No Calib | # | |
| 17) n-Nitrosodi-n-propylamine | 4.234 | 70 | 804 | No Calib | # | |
| 18) 3-Methylphenol/4-Methy... | 4.275 | 108 | 1007 | No Calib | # | |
| 20) Nitrobenzene | 4.346 | 77 | 1054 | No Calib | # | |
| 21) Isophorone | 4.605 | 82 | 2267 | No Calib | # | |
| 22) 2-Nitrophenol | 4.664 | 139 | 384 | No Calib | | |
| 23) 2,4-Dimethylphenol | 4.781 | 107 | 984 | No Calib | # | |
| 24) Bis(2-chloroethoxy)met... | 4.858 | 93 | 1567 | No Calib | # | |
| 25) 2,4-Dichlorophenol | 4.916 | 162 | 812 | No Calib | # | |
| 26) 1,2,4-Trichlorobenzene | 4.975 | 180 | 1315 | No Calib | # | |
| 36) Naphthalene | 5.028 | 128 | 4097 | No Calib | # | |
| 37) Benzoic Acid | 0.000 | | 0 | N.D. | | |
| 38) 4-Chloroaniline | 5.128 | 65 | 396 | No Calib | | |
| 39) Hexachlorobutadiene | 5.199 | 225 | 947 | No Calib | | |
| 40) p-Chloro-m-cresol | 5.652 | 107 | 967 | No Calib | # | |
| 41) 2-Methylnaphthalene | 5.711 | 142 | 2349 | No Calib | | |
| 42) 1-Methylnaphthalene | 5.793 | 115 | 947 | No Calib | | |
| 43) Hexachlorocyclopentadiene | 5.881 | 237 | 644 | No Calib | # | |
| 44) 2,4,6-Trichlorophenol | 6.011 | 196 | 706 | No Calib | # | |
| 45) 2,4,5-Trichlorophenol | 6.040 | 196 | 771 | No Calib | # | |
| 47) 2-Chloronaphthalene | 6.163 | 162 | 2714 | No Calib | | |
| 48) 2-Nitroaniline | 6.293 | 138 | 582 | No Calib | # | |
| 49) 1,4-Dinitrobenzene | 6.428 | 168 | 294 | No Calib | | |
| 50) 1,3-Dinitrobenzene | 6.505 | 168 | 305 | No Calib | | |
| 51) Dimethyl phthalate | 6.511 | 163 | 3438 | No Calib | # | |
| 52) Acenaphthylene | 6.546 | 152 | 4284 | No Calib | | |
| 53) 2,6-Dinitrotoluene | 6.540 | 165 | 473 | No Calib | | |
| 54) 1,2-Dinitrobenzene | 6.575 | 168 | 137 | No Calib | | |
| 64) 3-Nitroaniline | 6.687 | 138 | 562 | No Calib | # | |
| 65) Acenaphthene | 6.716 | 154 | 2552 | No Calib | | |
| 66) 2,4-Dinitrophenol | 0.000 | | 0 | N.D. | | |
| 67) Dibenzofuran | 6.887 | 168 | 4213 | No Calib | | |
| 68) 2,4-Dinitrotoluene | 6.922 | 165 | 710 | No Calib | # | |
| 69) 4-Nitrophenol | 6.916 | 65 | 432 | No Calib | | |
| 70) 2,3,5,6-Tetrachlorophenol | 6.993 | 232 | 550 | No Calib | # | |

Quantitation Report (QT Reviewed)

Data Path : I:\8270\SV112\250817RVTical\
Data File : ABNL2.D
Acq On : 17 Aug 2025 09:05 pm
Operator : SV112:slr
Sample : IL9,32,,ABNL0.2 Lot# 11878
Misc : WG2104073,,ical
ALS Vial : 8 Sample Multiplier: 1

Quant Time: Aug 18 05:28:31 2025
Quant Method : I:\8270\SV112\250817RVTical\FS250817SV112RVT.m
Quant Title : Semivolatiles by GC/MS by modified 8270
QLast Update : Mon Aug 18 05:13:00 2025
Response via : Initial Calibration

CCAL FILE(s) : 1 - I:\8270\SV112\250817RVTical\ABNL6.D
: 2 - I:\8270\SV112\250817RVTical\ADPL6.D
: 3 - I:\8270\SV112\250817RVTical\AP9L6.D
Sub List : ABNical - ABN ical sublist

| Compound | R.T. | QIon | Response | Conc | Units | Dev(Min) |
|---|---|---|---|---|---|---|
| 71) 2,3,4,6-Tetrachlorophenol | 7.034 | 232 | 591 | No Calib | # | |
| 72) Diethyl phthalate | 7.193 | 149 | 3465 | No Calib | # | |
| 73) Fluorene | 7.210 | 166 | 3231 | No Calib | # | |
| 74) 4-Chlorophenyl phenyl ... | 7.246 | 204 | 1904 | No Calib | # | |
| 75) 4-Nitroaniline | 7.258 | 138 | 490 | No Calib | | |
| 76) 4,6-Dinitro-o-cresol | 7.299 | 198 | 245 | No Calib | | |
| 77) NDPA/DPA | 7.369 | 169 | 2633 | No Calib | | |
| 78) Azobenzene | 7.393 | 77 | 2890 | No Calib | | |
| 80) 4-Bromophenyl phenyl e... | 7.705 | 248 | 1216 | No Calib | # | |
| 81) Hexachlorobenzene | 7.734 | 284 | 1393 | No Calib | # | |
| 82) Pentachlorophenol | 7.940 | 266 | 253 | No Calib | | |
| 89) Phenanthrene | 8.105 | 178 | 5808 | No Calib | | |
| 90) Anthracene | 8.152 | 178 | 5452 | No Calib | | |
| 91) Carbazole | 8.334 | 167 | 4844 | No Calib | | |
| 92) Di-n-butylphthalate | 8.763 | 149 | 5230 | No Calib | # | |
| 93) Fluoranthene | 9.228 | 202 | 6643 | No Calib | | |
| 94) Benzidine | 9.410 | 184 | 908 | No Calib | # | |
| 95) Pyrene | 9.428 | 202 | 6941 | No Calib | | |
| 97) Butyl benzyl phthalate | 10.175 | 149 | 2149 | No Calib | # | |
| 105) Benzo(a)anthracene | 10.587 | 228 | 7171 | No Calib | | |
| 106) 3,3'-Dichlorobenzidine | 10.616 | 252 | 2173 | No Calib | # | |
| 107) Chrysene | 10.622 | 228 | 6956 | No Calib | | |
| 108) Bis(2-ethylhexyl)phtha... | 10.793 | 149 | 3264 | No Calib | # | |
| 109) Di-n-octylphthalate | 11.428 | 149 | 5069 | No Calib | # | |
| 110) Benzo(b)fluoranthene | 11.616 | 252 | 6823 | No Calib | | |
| 111) Benzo(k)fluoranthene | 11.640 | 252 | 6427 | No Calib | | |
| 112) Benzo(a)pyrene | 11.904 | 252 | 6120 | No Calib | # | |
| 114) Indeno(1,2,3-cd)pyrene | 12.875 | 276 | 6199 | No Calib | # | |
| 115) Dibenzo(a,h)anthracene | 12.910 | 278 | 5893 | No Calib | # | |
| 116) Benzo(ghi)perylene | 13.081 | 276 | 6475 | No Calib | # | |

(#) = qualifier out of range (m) = manual integration (+) = signals summed

Quantitation Report (QT Reviewed)

Data Path : I:\8270\SV112\250817RVTical\
Data File : ABNL2.D
Acq On : 17 Aug 2025 09:05 pm
Operator : SV112:slr
Sample : IL9,32,,ABNL0.2 Lot# 11878
Misc : WG2104073,,ical
ALS Vial : 8 Sample Multiplier: 1

Quant Time: Aug 18 05:28:31 2025
Quant Method : I:\8270\SV112\250817RVTical\FS250817SV112RVT.m
Quant Title : Semivolatiles by GC/MS by modified 8270
QLast Update : Mon Aug 18 05:13:00 2025
Response via : Initial Calibration

Sub List : ABNical 8270 SV112 250817RVTical\AP9L6.D•

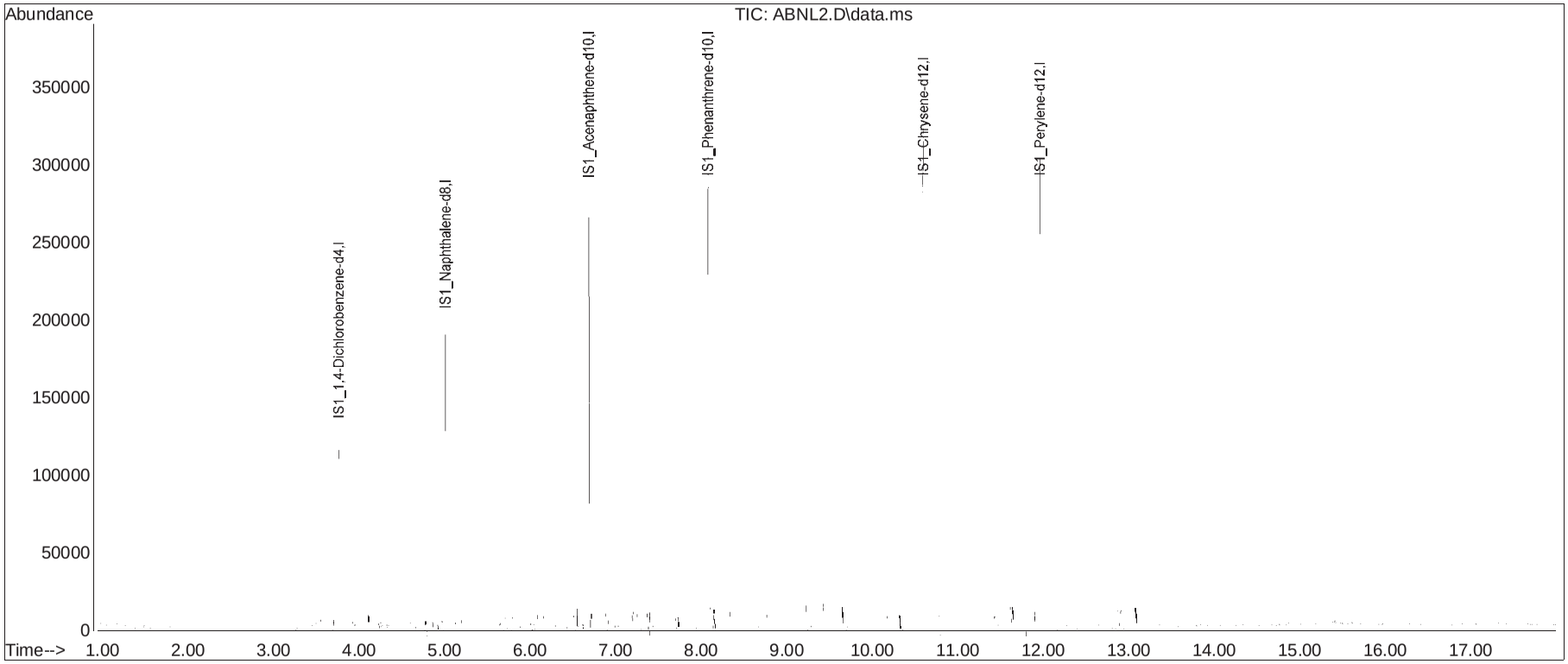

# Manual Integration Report

Data Path : I:\8270\SV112\250817RVTica
Data File : ABNL2.D Operator : SV112:slr
Date Inj'd : 8/17/2025 9:05 pm Instrument : SV112
Sample : IL9,32,,ABNL0.2 Lot# 11878Quant Date : 8/18/2025 5:13 am

## Compound #3: Pyridine

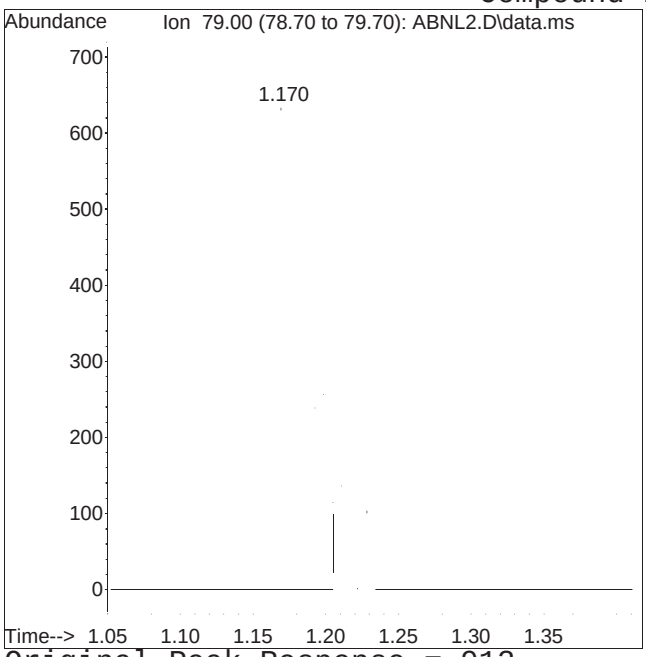


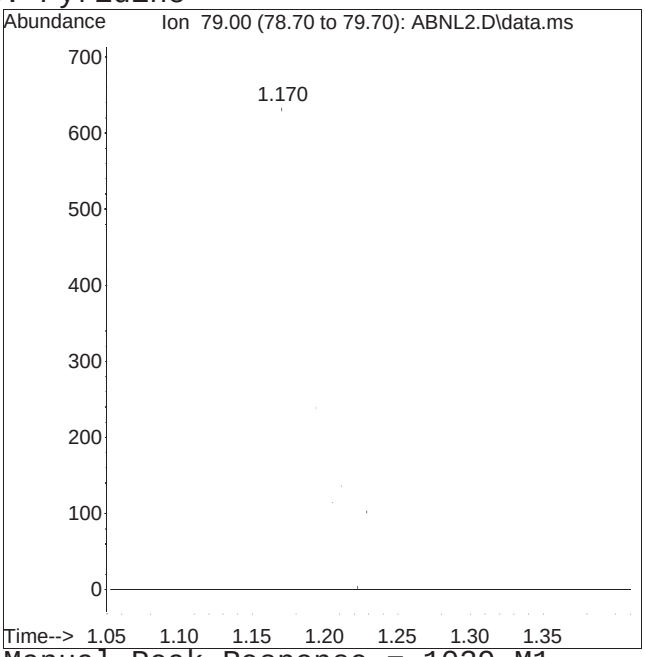


Original Peak Response = 912 Manual Peak Response = 1039 M1
M1 = Split or tailing peak, auto integration stopped early resulting in false low area count.

Manual Integration Report

Data Path : I:\8270\SV112\250817RVTica
Data File : ABNL2.D Operator : SV112:slr
Date Inj'd : 8/17/2025 9:05 pm Instrument : SV112
Sample : IL9,32,,ABNL0.2 Lot# 11878Quant Date : 8/18/2025 5:13 am

Compound #11: 1,4-Dichlorobenzene

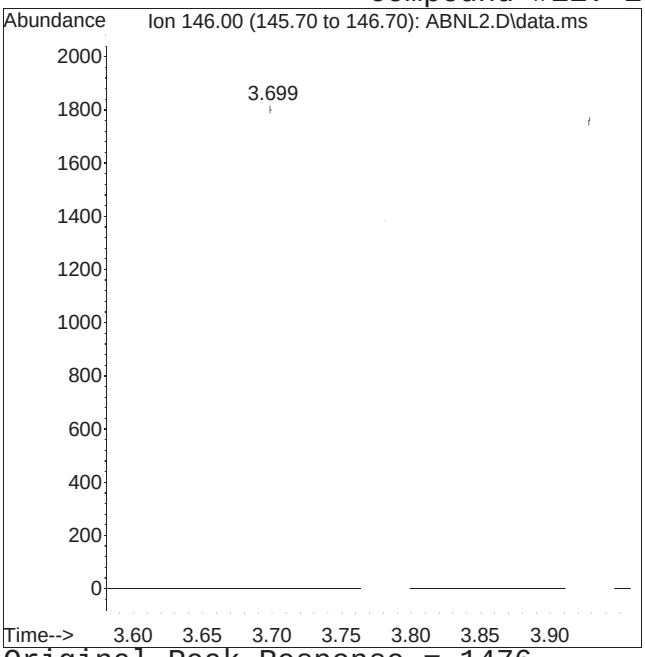


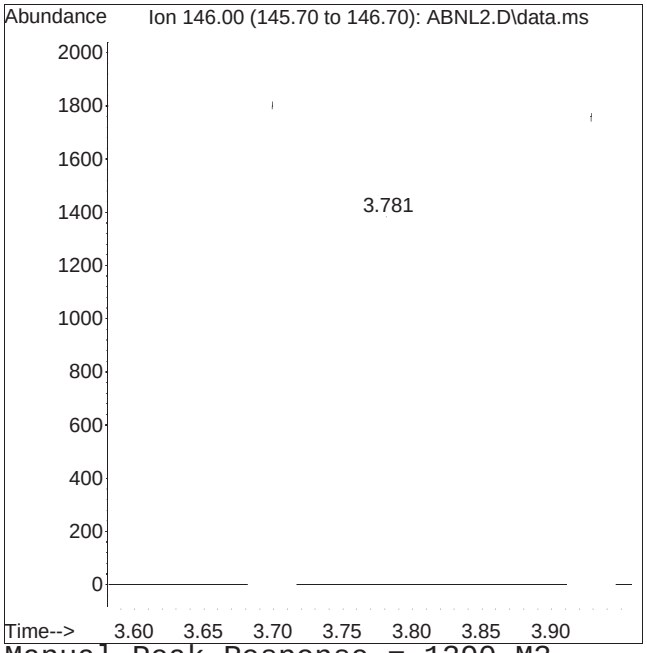


Original Peak Response = 1476 Manual Peak Response = 1390 M3

M3 = Misidentification of the peak (i.e. 1,4-dichlorobenzene identified as 1,3-dichlorobenzene), or misidentification from 2 partially resolved peaks not being split.

Manual Integration Report

Data Path : I:\8270\SV112\250817RVTica
Data File : ABNL2.D Operator : SV112:slr
Date Inj'd : 8/17/2025 9:05 pm Instrument : SV112
Sample : IL9,32,,ABNL0.2 Lot# 11878 Quant Date : 8/18/2025 5:13 am

Compound #22: 2-Nitrophenol

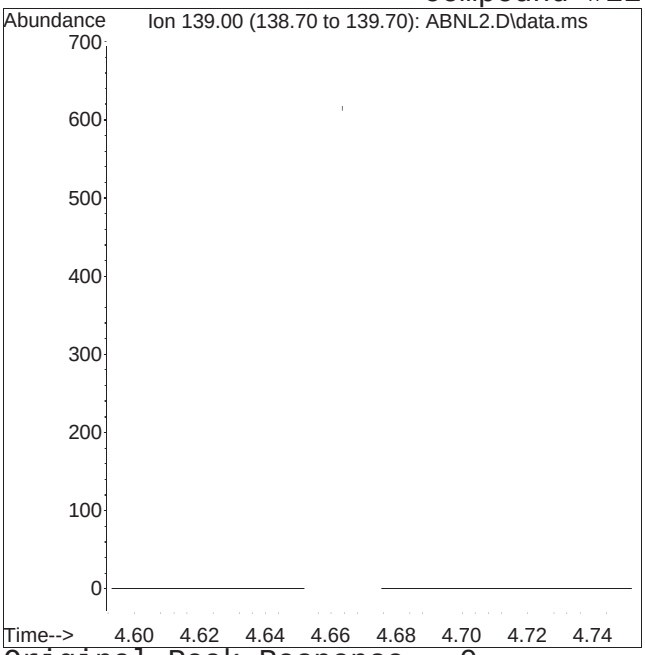


Original Peak Response = 0

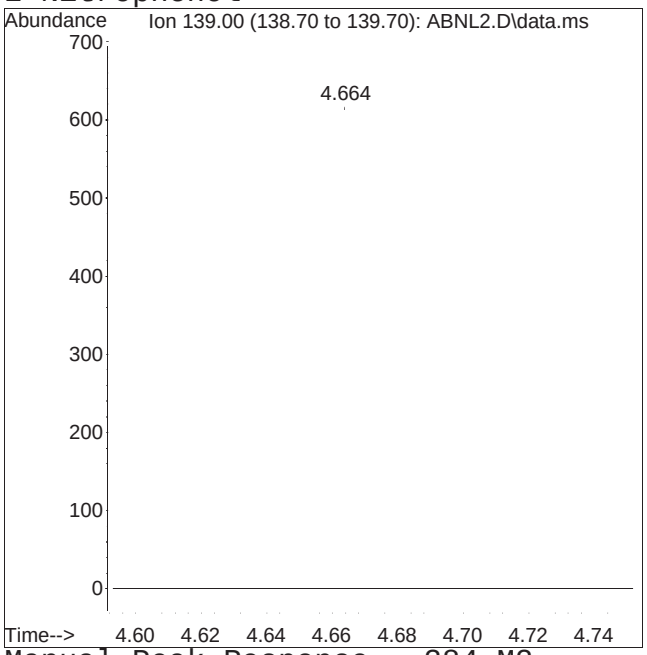


Manual Peak Response = 384 M2

M2 = Peak not found by automatic integration algorithm.

Manual Integration Report

Data Path : I:\8270\SV112\250817RVTica
Data File : ABNL2.D Operator : SV112:slr
Date Inj'd : 8/17/2025 9:05 pm Instrument : SV112
Sample : IL9,32,,ABNL0.2 Lot# 11878Quant Date : 8/18/2025 5:13 am

Compound #38: 4-Chloroaniline

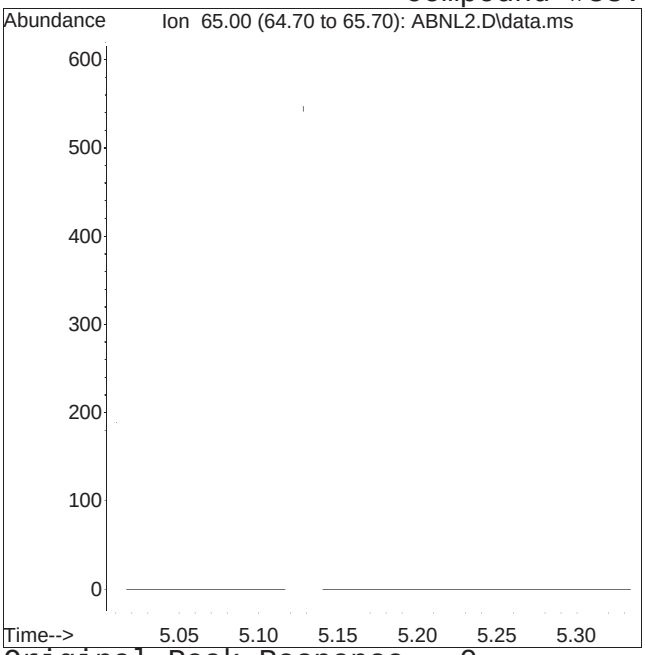


Original Peak Response = 0

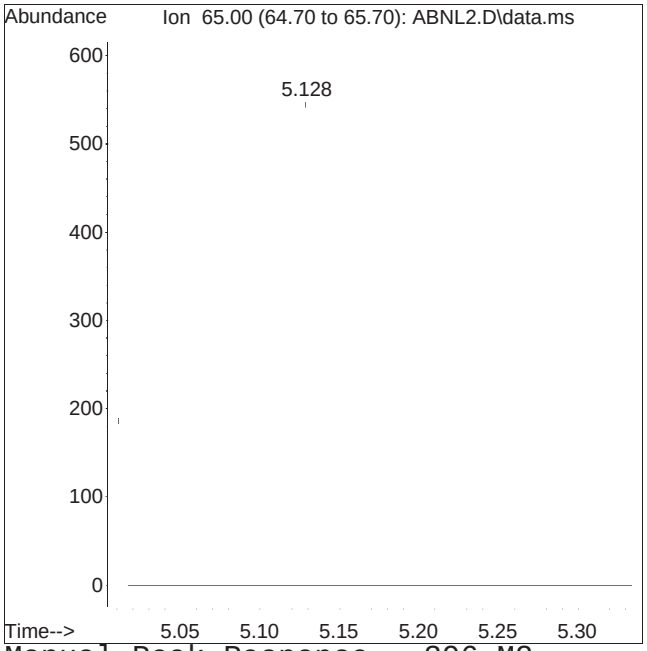


Manual Peak Response = 396 M2

M2 = Peak not found by automatic integration algorithm.

Manual Integration Report

Data Path : I:\8270\SV112\250817RVTica
Data File : ABNL2.D Operator : SV112:slr
Date Inj'd : 8/17/2025 9:05 pm Instrument : SV112
Sample : IL9,32,,ABNL0.2 Lot# 11878Quant Date : 8/18/2025 5:13 am

Compound #49: 1,4-Dinitrobenzene

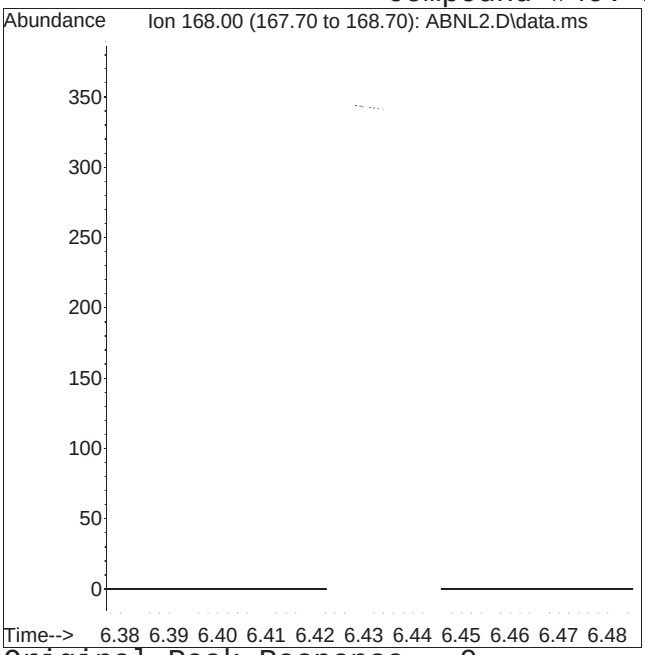


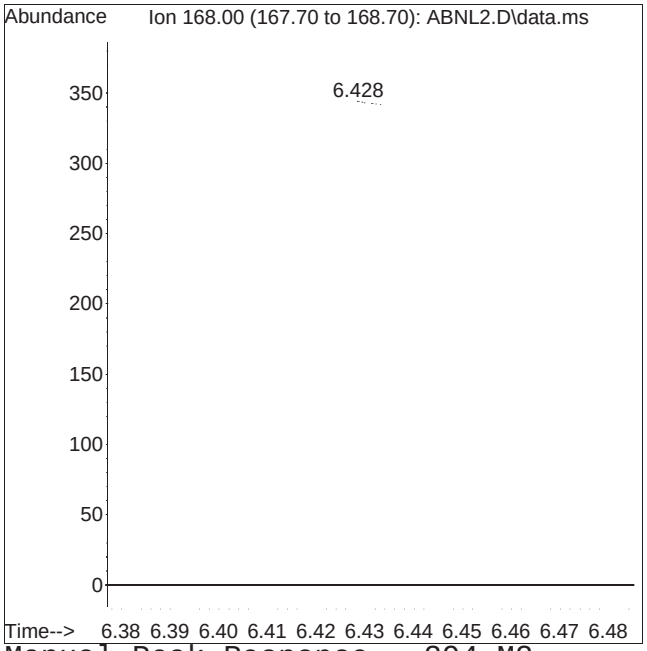


Original Peak Response = 0 Manual Peak Response = 294 M2
M2 = Peak not found by automatic integration algorithm.

Data Path : I:\8270\SV112\250817RVTica
Data File : ABNL2.D Operator : SV112:slr
Date Inj'd : 8/17/2025 9:05 pm Instrument : SV112
Sample : IL9,32,,ABNL0.2 Lot# 11878Quant Date : 8/18/2025 5:13 am

Compound #50: 1,3-Dinitrobenzene

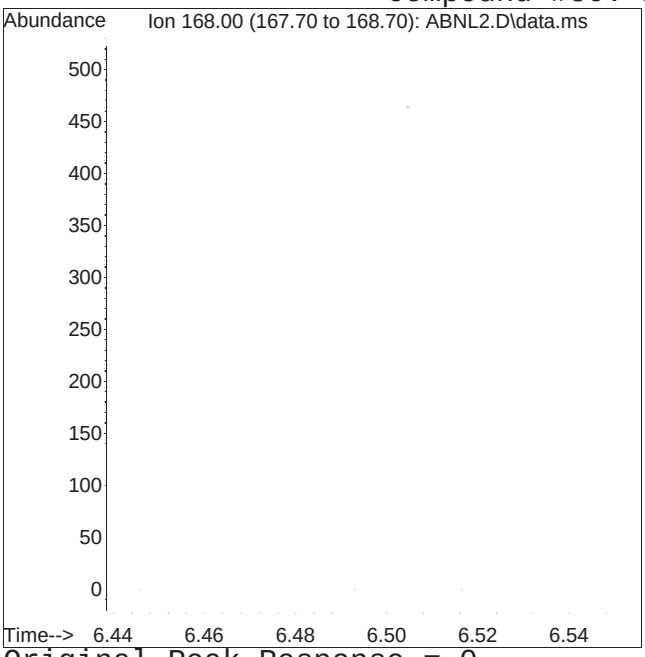


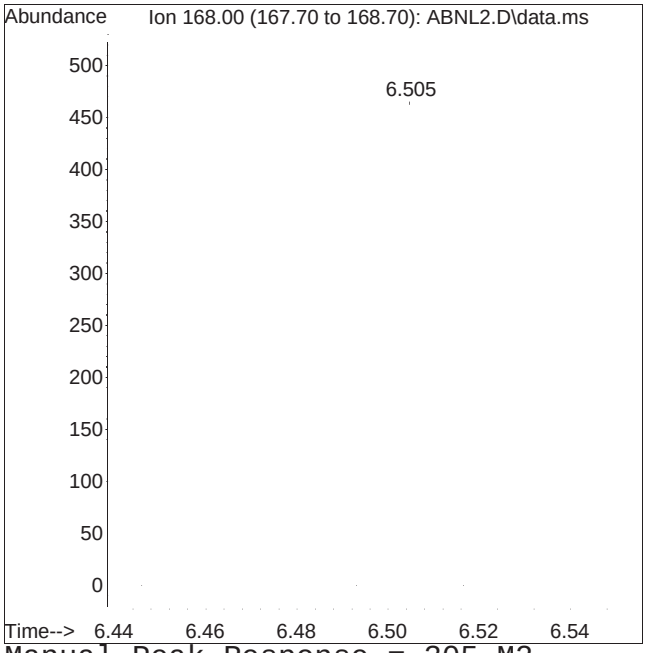


Original Peak Response = 0 Manual Peak Response = 305 M2
M2 = Peak not found by automatic integration algorithm.

Manual Integration Report

Data Path : I:\8270\SV112\250817RVTica
Data File : ABNL2.D Operator : SV112:slr
Date Inj'd : 8/17/2025 9:05 pm Instrument : SV112
Sample : IL9,32,,ABNL0.2 Lot# 11878Quant Date : 8/18/2025 5:13 am

Compound #53: 2,6-Dinitrotoluene

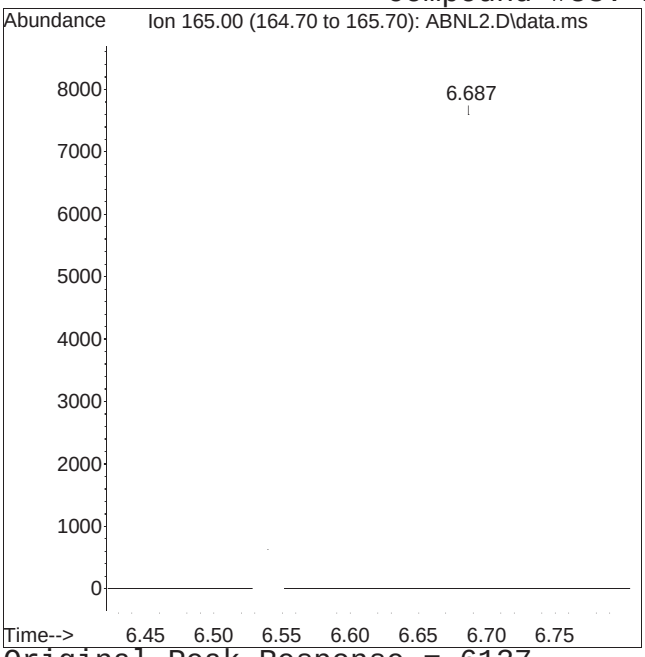


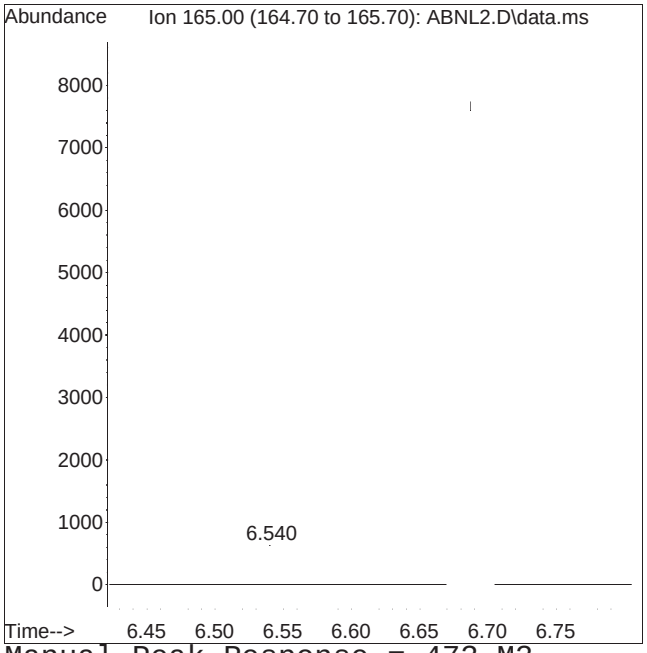


Original Peak Response = 6137 Manual Peak Response = 473 M3

M3 = Misidentification of the peak (i.e. 1,4-dichlorobenzene identified as 1,3-dichlorobenzene), or misidentification from 2 partially resolved peaks not being split.

Manual Integration Report

Data Path : I:\8270\SV112\250817RVTica
Data File : ABNL2.D Operator : SV112:slr
Date Inj'd : 8/17/2025 9:05 pm Instrument : SV112
Sample : IL9,32,,ABNL0.2 Lot# 11878Quant Date : 8/18/2025 5:13 am

Compound #54: 1,2-Dinitrobenzene

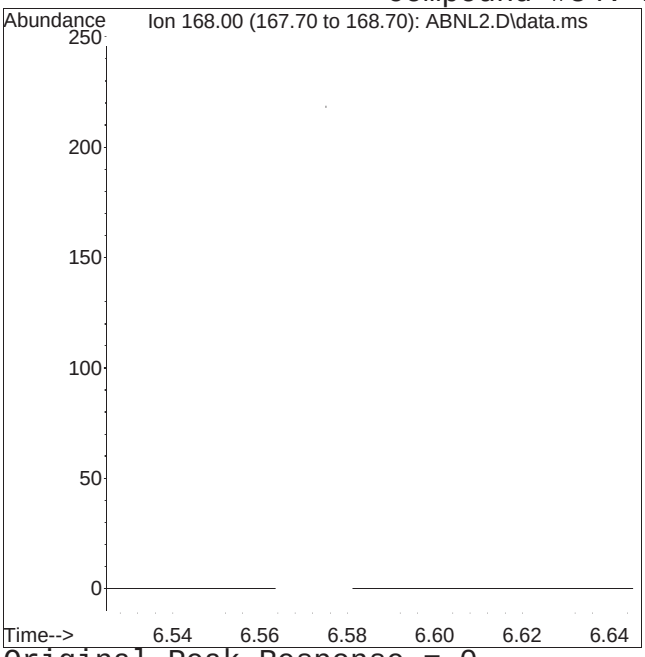


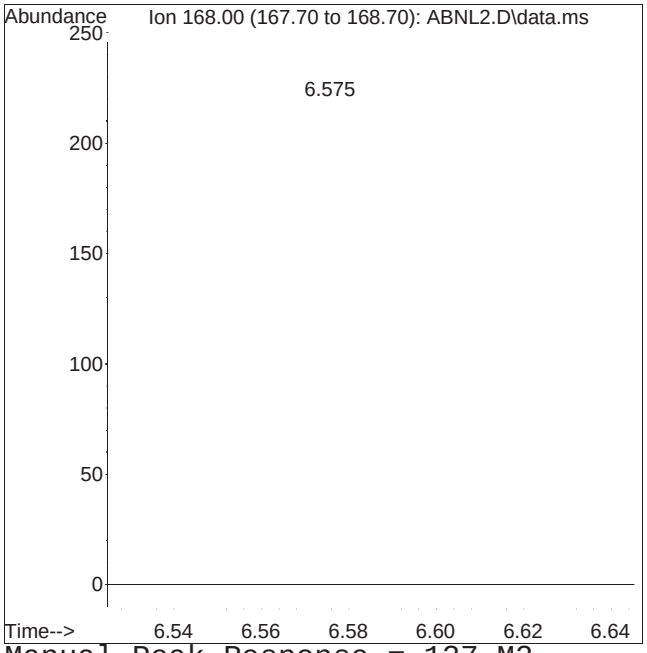


Original Peak Response = 0 Manual Peak Response = 137 M2
M2 = Peak not found by automatic integration algorithm.

# Manual Integration Report

Data Path : I:\8270\SV112\250817RVTica
Data File : ABNL2.D Operator : SV112:slr
Date Inj'd : 8/17/2025 9:05 pm Instrument : SV112
Sample : IL9,32,,ABNL0.2 Lot# 11878 Quant Date : 8/18/2025 5:13 am

## Compound #69: 4-Nitrophenol

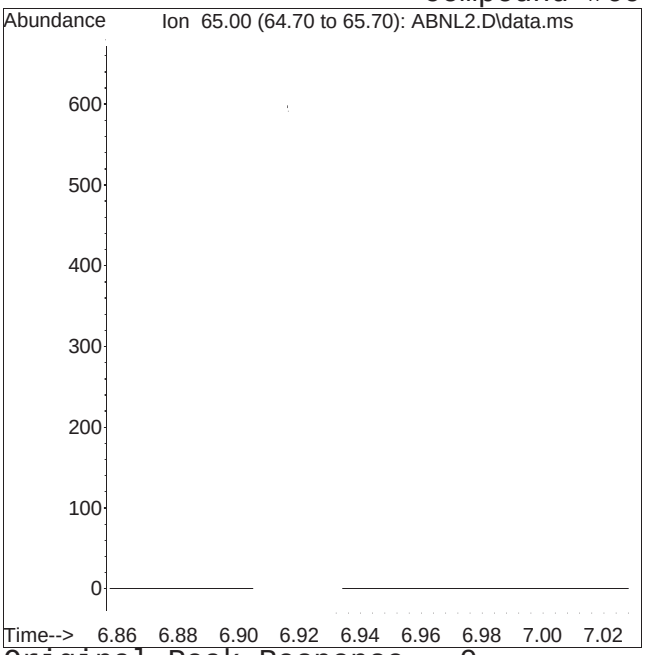


Original Peak Response = 0

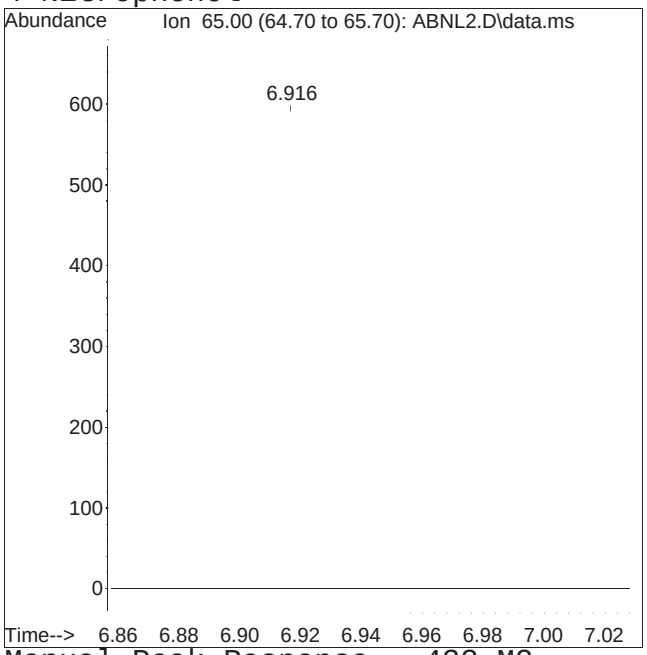


Manual Peak Response = 432 M2

M2 = Peak not found by automatic integration algorithm.

Manual Integration Report

Data Path : I:\8270\SV112\250817RVTica
Data File : ABNL2.D Operator : SV112:slr
Date Inj'd : 8/17/2025 9:05 pm Instrument : SV112
Sample : IL9,32,,ABNL0.2 Lot# 11878 Quant Date : 8/18/2025 5:13 am

Compound #75: 4-Nitroaniline

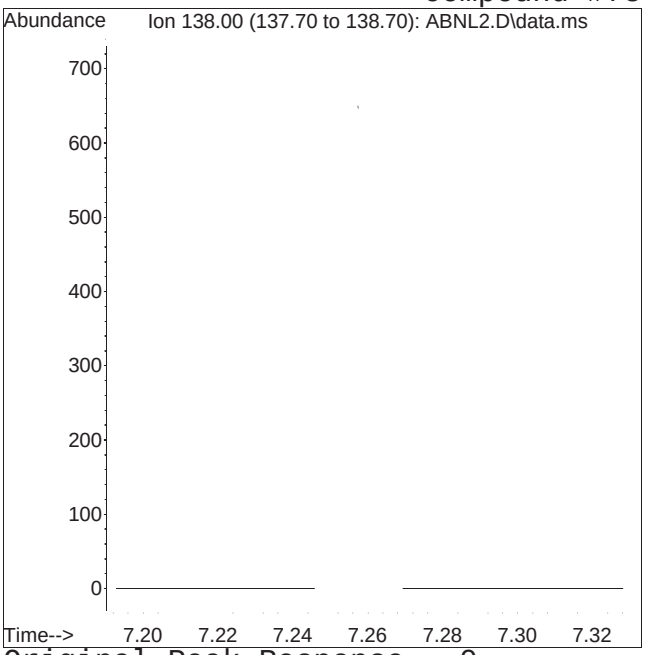


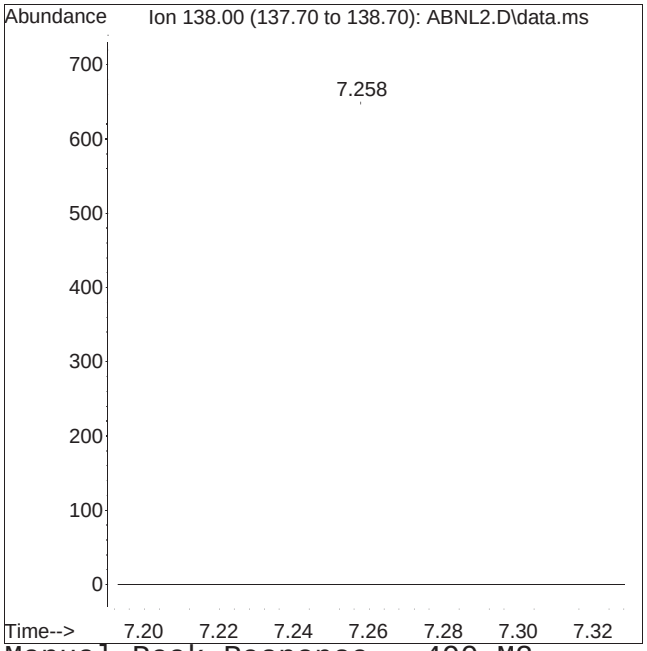


Original Peak Response = 0 Manual Peak Response = 490 M2
M2 = Peak not found by automatic integration algorithm.

Manual Integration Report

Data Path : I:\8270\SV112\250817RVTica
Data File : ABNL2.D Operator : SV112:slr
Date Inj'd : 8/17/2025 9:05 pm Instrument : SV112
Sample : IL9,32,,ABNL0.2 Lot# 11878 Quant Date : 8/18/2025 5:13 am

Compound #76: 4,6-Dinitro-o-cresol

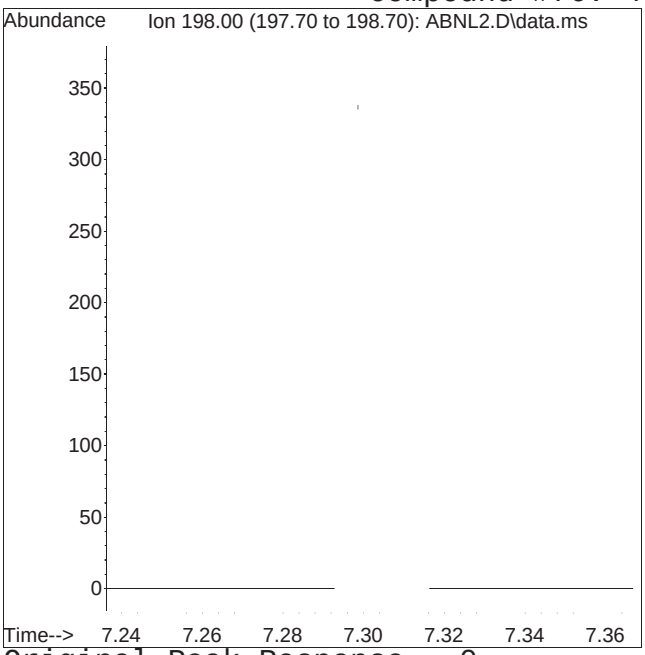


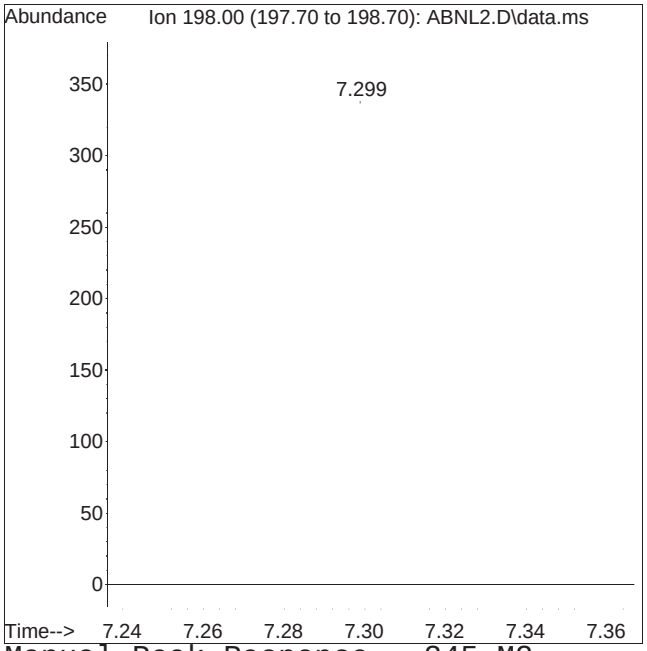


Original Peak Response = 0 Manual Peak Response = 245 M2
M2 = Peak not found by automatic integration algorithm.

Manual Integration Report

Data Path : I:\8270\SV112\250817RVTica
Data File : ABNL2.D Operator : SV112:slr
Date Inj'd : 8/17/2025 9:05 pm Instrument : SV112
Sample : IL9,32,,ABNL0.2 Lot# 11878 Quant Date : 8/18/2025 5:13 am

Compound #78: Azobenzene

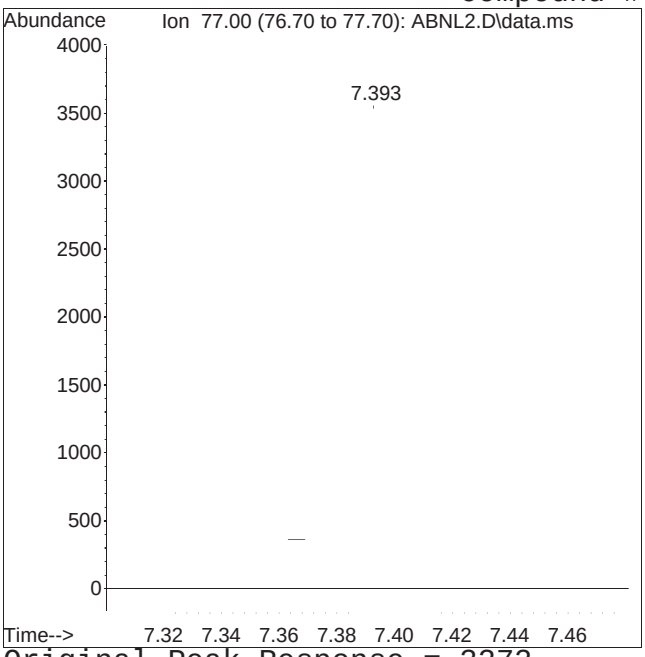


Original Peak Response = 3272

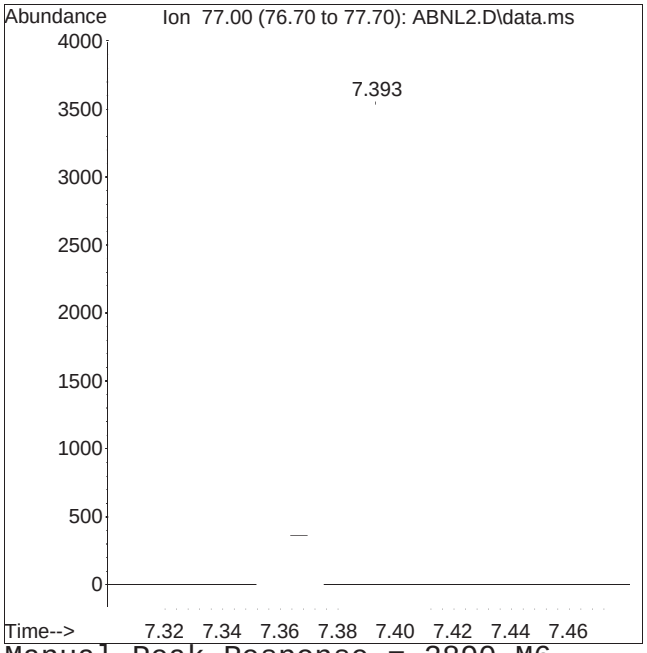


Manual Peak Response = 2890 M6

M6 = Misassignment of peak valley by automated integration (poor split of 2 peaks).

# Manual Integration Report

Data Path : I:\8270\SV112\250817RVTica
Data File : ABNL2.D Operator : SV112:slr
Date Inj'd : 8/17/2025 9:05 pm Instrument : SV112
Sample : IL9,32,,ABNL0.2 Lot# 11878 Quant Date : 8/18/2025 5:13 am

## Compound #82: Pentachlorophenol

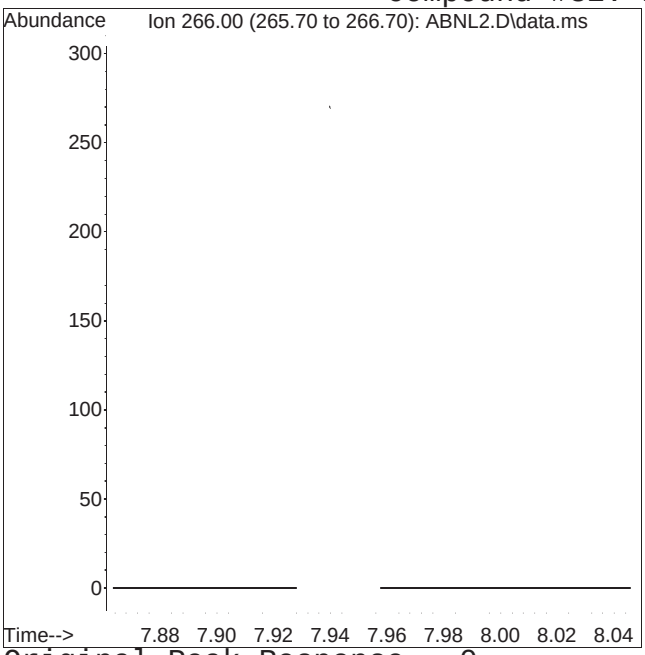


Original Peak Response = 0

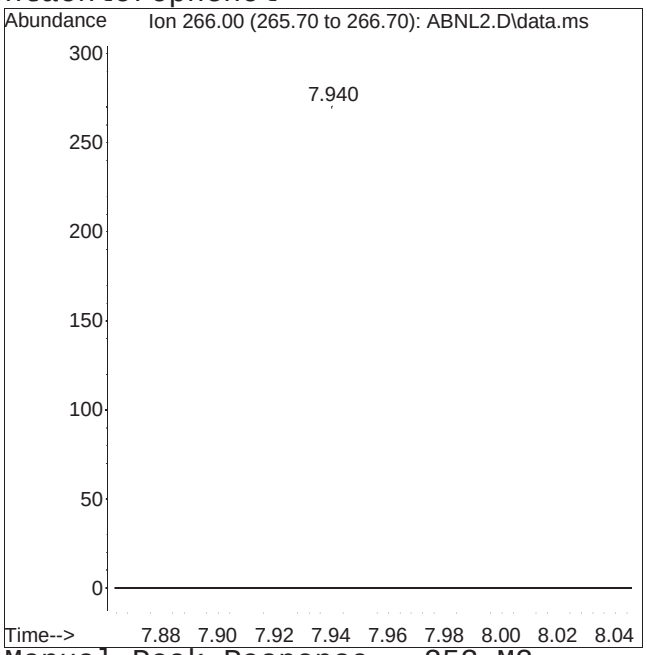


Manual Peak Response = 253 M2

M2 = Peak not found by automatic integration algorithm.

Manual Integration Report

Data Path : I:\8270\SV112\250817RVTica
Data File : ABNL2.D Operator : SV112:slr
Date Inj'd : 8/17/2025 9:05 pm Instrument : SV112
Sample : IL9,32,,ABNL0.2 Lot# 11878 Quant Date : 8/18/2025 5:13 am

Compound #93: Fluoranthene

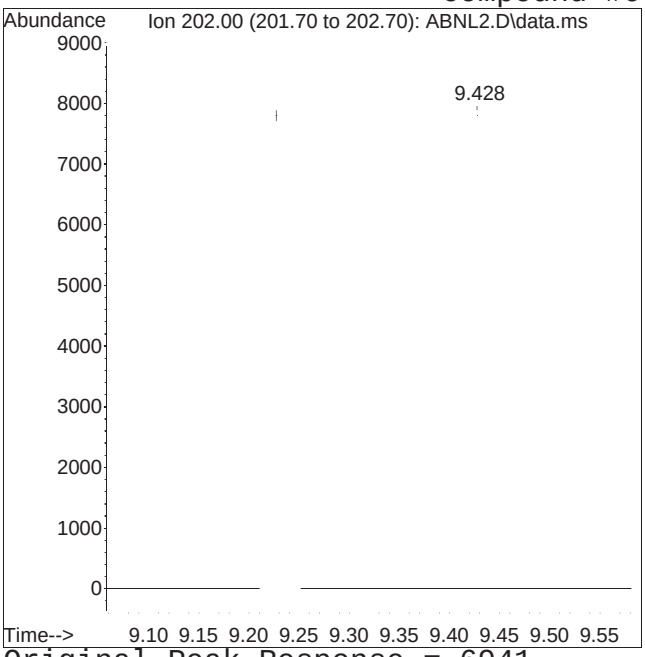


Original Peak Response = 6941

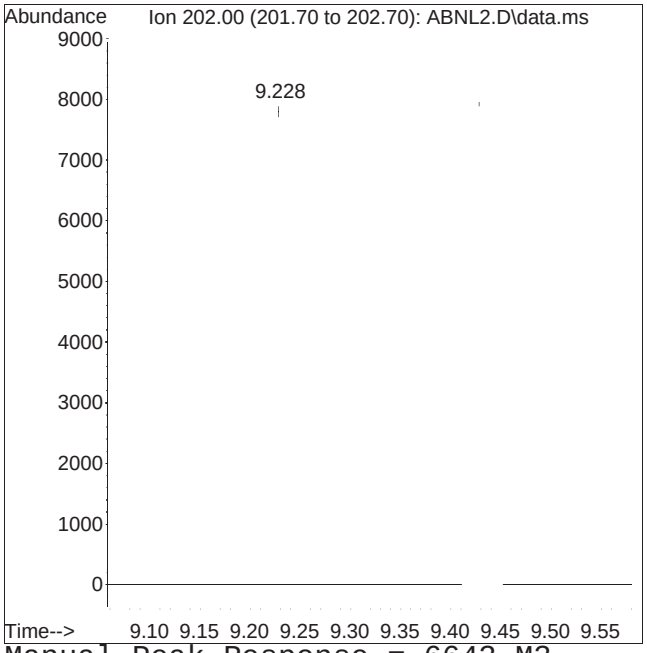


Manual Peak Response = 6643 M3

M3 = Misidentification of the peak (i.e. 1,4-dichlorobenzene identified as 1,3-dichlorobenzene), or misidentification from 2 partially resolved peaks not being split.

Manual Integration Report

Data Path : I:\8270\SV112\250817RVTica
Data File : ABNL2.D Operator : SV112:slr
Date Inj'd : 8/17/2025 9:05 pm Instrument : SV112
Sample : IL9,32,,ABNL0.2 Lot# 11878 Quant Date : 8/18/2025 5:13 am

Compound #107: Chrysene

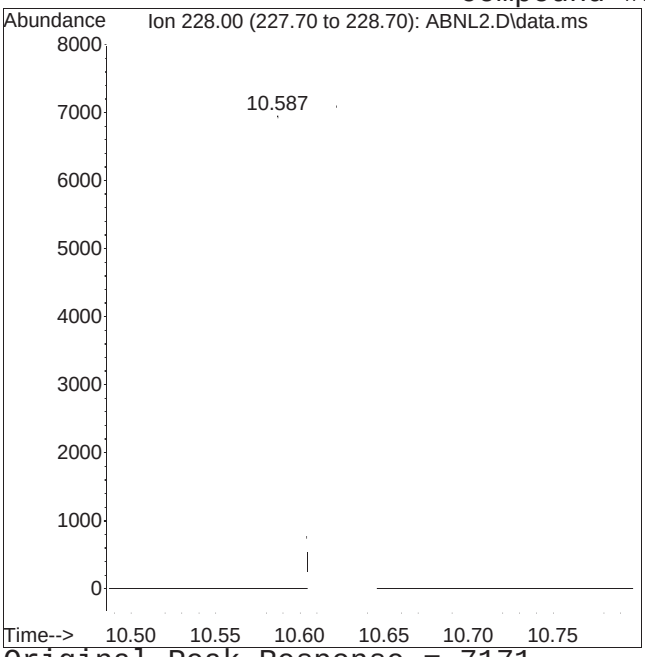


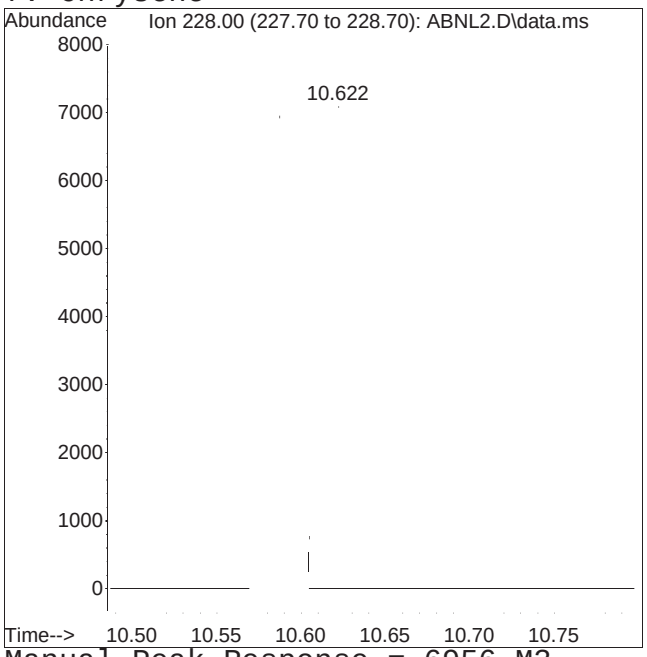


Original Peak Response = 7171 Manual Peak Response = 6956 M3

M3 = Misidentification of the peak (i.e. 1,4-dichlorobenzene identified as 1,3-dichlorobenzene), or misidentification from 2 partially resolved peaks not being split.

Manual Integration Report

Data Path : I:\8270\SV112\250817RVTica
Data File : ABNL2.D Operator : SV112:slr
Date Inj'd : 8/17/2025 9:05 pm Instrument : SV112
Sample : IL9,32,,ABNL0.2 Lot# 11878Quant Date : 8/18/2025 5:13 am

Compound #111: Benzo(k)fluoranthene

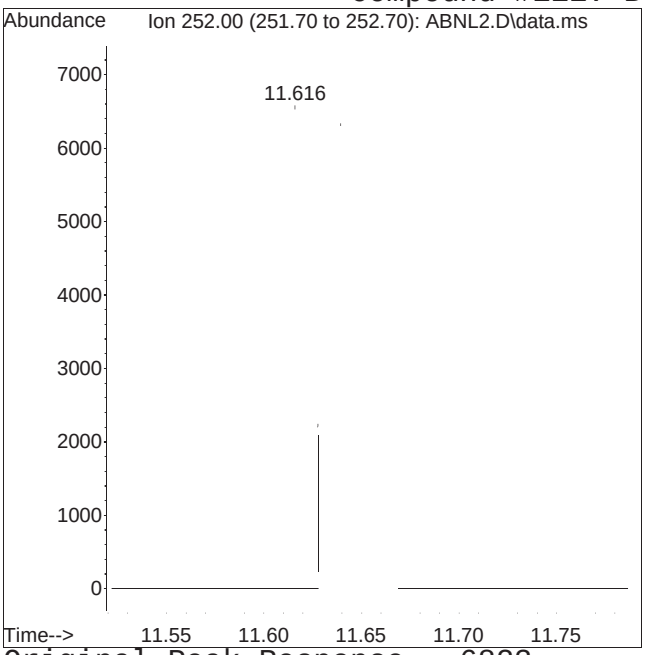


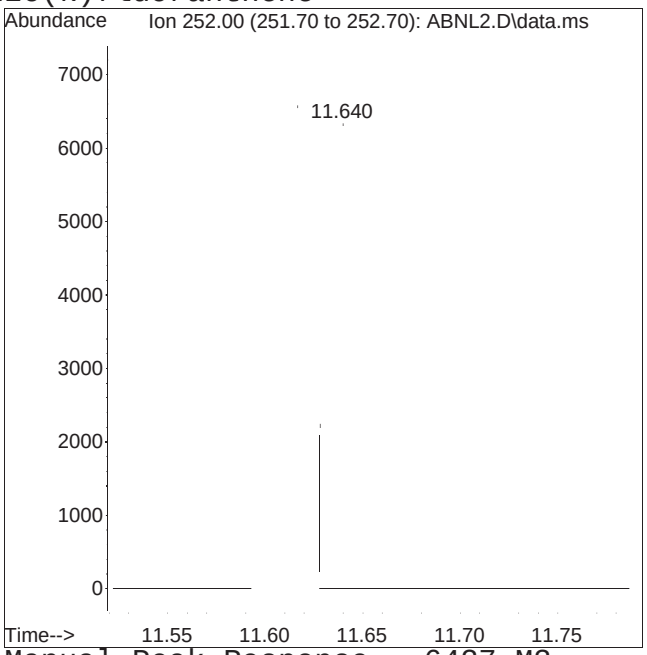


Original Peak Response = 6823 Manual Peak Response = 6427 M3

M3 = Misidentification of the peak (i.e. 1,4-dichlorobenzene identified as 1,3-dichlorobenzene), or misidentification from 2 partially resolved peaks not being split.

Quantitation Report (QT Reviewed)

Data Path : I:\8270\SV112\250817RVTical\
Data File : ABNL1.D
Acq On : 17 Aug 2025 09:27 pm
Operator : SV112:slr
Sample : IL10,32,,ABNL0.1 Lot# 11879
Misc : WG2104073,,ical
ALS Vial : 9 Sample Multiplier: 1

Quant Time: Aug 18 05:26:53 2025
Quant Method : I:\8270\SV112\250817RVTical\FS250817SV112RVT.m
Quant Title : Semivolatiles by GC/MS by modified 8270
QLast Update : Mon Aug 18 05:13:00 2025
Response via : Initial Calibration

CCAL FILE(s) : 1 - I:\8270\SV112\250817RVTical\ABNL6.D
: 2 - I:\8270\SV112\250817RVTical\ADPL6.D
: 3 - I:\8270\SV112\250817RVTical\AP9L6.D
Sub List : ABNical - ABN ical sublist

| Compound | R.T. | QIon | Response | Conc Units | Dev(Min) |
|---|---|---|---|---|---|
| Internal Standards | | | | | |
| 1) IS1_1,4-Dichlorobenzen... | 3.763 | 152 | 18771 | 4.000 ug/ml | 0.00 |
| Standard Area 1 = 18713 | | | Recovery = 100.31% | | |
| 35) IS1_Naphthalene-d8 | 5.010 | 136 | 71989 | 4.000 ug/ml | 0.00 |
| Standard Area 1 = 76311 | | | Recovery = 94.34% | | |
| 63) IS1_Acenaphthene-d10 | 6.687 | 164 | 45837 | 4.000 ug/ml | 0.00 |
| Standard Area 1 = 51538 | | | Recovery = 88.94% | | |
| 88) IS1_Phenanthrene-d10 | 8.081 | 188 | 102109 | 4.000 ug/ml | # 0.00 |
| Standard Area 1 = 112327 | | | Recovery = 90.90% | | |
| 104) IS1_Chrysene-d12 | 10.598 | 240 | 111302 | 4.000 ug/ml | # 0.00 |
| Standard Area 1 = 124647 | | | Recovery = 89.29% | | |
| 113) IS1_Perylene-d12 | 11.963 | 264 | 119652 | 4.000 ug/ml | 0.00 |
| Standard Area 1 = 135022 | | | Recovery = 88.62% | | |
| System Monitoring Compounds | | | | | |
| 4) 2-Fluorophenol | 2.411 | 112 | 497M2 | 0.000 ug/ml | 0.02 |
| Spiked Amount 2.000 | Range 15 - 110 | | Recovery = 0.00%# | | |
| 7) Phenol-d6 | 3.493 | 99 | 517 | 0.000 ug/ml | 0.00 |
| Spiked Amount 2.000 | Range 15 - 110 | | Recovery = 0.00%# | | |
| 19) Nitrobenzene-d5 | 4.328 | 82 | 555 | 0.000 ug/ml | 0.00 |
| Spiked Amount 1.000 | Range 30 - 130 | | Recovery = 0.00%# | | |
| 46) 2-Fluorobiphenyl | 6.087 | 172 | 1639 | 0.000 ug/ml | 0.00 |
| Spiked Amount 1.000 | Range 30 - 130 | | Recovery = 0.00%# | | |
| 79) 2,4,6-Tribromophenol | 7.446 | 330 | 167M2 | 0.000 ug/ml | 0.00 |
| Spiked Amount 2.000 | Range 15 - 110 | | Recovery = 0.00%# | | |
| 96) 4-Terphenyl-d14 | 9.651 | 244 | 2870 | 0.000 ug/ml | 0.00 |
| Spiked Amount 1.000 | Range 30 - 130 | | Recovery = 0.00%# | | |
| Target Compounds | | | | | Qvalue |
| 2) n-Nitrosodimethylamine | 1.122 | 74 | 343 | No Calib | |
| 3) Pyridine | 1.181 | 79 | 471 | No Calib | |
| 5) Aniline | 3.552 | 93 | 638 | No Calib # | |
| 6) 2-Chlorophenol | 3.558 | 128 | 504 | No Calib # | |
| 8) Phenol | 3.505 | 94 | 625 | No Calib # | |
| 9) Bis(2-chloroethyl)ether | 3.552 | 93 | 638 | No Calib # | |
| 10) 1,3-Dichlorobenzene | 3.699 | 146 | 726 | No Calib # | |

Data Path : I:\8270\SV112\250817RVTical\
Data File : ABNL1.D
Acq On : 17 Aug 2025 09:27 pm
Operator : SV112:slr
Sample : IL10,32,,ABNL0.1 Lot# 11879
Misc : WG2104073,,ical
ALS Vial : 9 Sample Multiplier: 1

Quant Time: Aug 18 05:26:53 2025
Quant Method : I:\8270\SV112\250817RVTical\FS250817SV112RVT.m
Quant Title : Semivolatiles by GC/MS by modified 8270
QLast Update : Mon Aug 18 05:13:00 2025
Response via : Initial Calibration

CCAL FILE(s) : 1 - I:\8270\SV112\250817RVTical\ABNL6.D
: 2 - I:\8270\SV112\250817RVTical\ADPL6.D
: 3 - I:\8270\SV112\250817RVTical\AP9L6.D
Sub List : ABNical - ABN ical sublist

| Compound | R.T. | QIon | Response | Conc | Units | Dev(Min) |
|---|---|---|---|---|---|---|
| 11) 1,4-Dichlorobenzene | 3.781 | 146 | 788 | No Calib | # | |
| 12) 1,2-Dichlorobenzene | 3.928 | 146 | 740 | No Calib | # | |
| 13) Benzyl alcohol | 3.958 | 79 | 356 | No Calib | | |
| 14) Bis(2-chloroisopropyl)... | 4.111 | 45 | 922 | No Calib | # | |
| 15) 2-Methylphenol | 4.111 | 108 | 420 | No Calib | | |
| 16) Hexachloroethane | 4.258 | 117 | 238 | No Calib | | |
| 17) n-Nitrosodi-n-propylamine | 4.240 | 70 | 432 | No Calib | | |
| 18) 3-Methylphenol/4-Methy... | 4.275 | 108 | 512 | No Calib | # | |
| 20) Nitrobenzene | 4.346 | 77 | 574 | No Calib | # | |
| 21) Isophorone | 4.605 | 82 | 1236 | No Calib | # | |
| 22) 2-Nitrophenol | 4.663 | 139 | 225 | No Calib | | |
| 23) 2,4-Dimethylphenol | 4.781 | 107 | 494 | No Calib | | |
| 24) Bis(2-chloroethoxy)met... | 4.858 | 93 | 771 | No Calib | # | |
| 25) 2,4-Dichlorophenol | 4.916 | 162 | 428 | No Calib | | |
| 26) 1,2,4-Trichlorobenzene | 4.975 | 180 | 730 | No Calib | # | |
| 36) Naphthalene | 5.028 | 128 | 1981 | No Calib | # | |
| 37) Benzoic Acid | 0.000 | | 0 | N.D. | | |
| 38) 4-Chloroaniline | 5.128 | 65 | 230 | No Calib | | |
| 39) Hexachlorobutadiene | 5.199 | 225 | 471 | No Calib | | |
| 40) p-Chloro-m-cresol | 5.652 | 107 | 434 | No Calib | | |
| 41) 2-Methylnaphthalene | 5.710 | 142 | 1199 | No Calib | # | |
| 42) 1-Methylnaphthalene | 5.799 | 115 | 547 | No Calib | | |
| 43) Hexachlorocyclopentadiene | 5.881 | 237 | 244 | No Calib | | |
| 44) 2,4,6-Trichlorophenol | 6.010 | 196 | 402 | No Calib | | |
| 45) 2,4,5-Trichlorophenol | 6.040 | 196 | 385 | No Calib | | |
| 47) 2-Chloronaphthalene | 6.163 | 162 | 1351 | No Calib | # | |
| 48) 2-Nitroaniline | 6.299 | 138 | 317 | No Calib | | |
| 49) 1,4-Dinitrobenzene | 6.428 | 168 | 144 | No Calib | | |
| 50) 1,3-Dinitrobenzene | 6.505 | 168 | 120 | No Calib | | |
| 51) Dimethyl phthalate | 6.510 | 163 | 1608 | No Calib | # | |
| 52) Acenaphthylene | 6.546 | 152 | 2214 | No Calib | # | |
| 53) 2,6-Dinitrotoluene | 0.000 | | 0 | N.D. | d | |
| 54) 1,2-Dinitrobenzene | 6.528 | | 0 | N.D. | | |
| 64) 3-Nitroaniline | 6.687 | 138 | 247 | No Calib | | |
| 65) Acenaphthene | 6.716 | 154 | 1271 | No Calib | | |
| 66) 2,4-Dinitrophenol | 0.000 | | 0 | N.D. | | |
| 67) Dibenzofuran | 6.887 | 168 | 2184 | No Calib | | |
| 68) 2,4-Dinitrotoluene | 6.916 | 165 | 349 | No Calib | | |

Quantitation Report (QT Reviewed)

Data Path : I:\8270\SV112\250817RVTical\
Data File : ABNL1.D
Acq On : 17 Aug 2025 09:27 pm
Operator : SV112:slr
Sample : IL10,32,,ABNL0.1 Lot# 11879
Misc : WG2104073,,ical
ALS Vial : 9 Sample Multiplier: 1

Quant Time: Aug 18 05:26:53 2025
Quant Method : I:\8270\SV112\250817RVTical\FS250817SV112RVT.m
Quant Title : Semivolatiles by GC/MS by modified 8270
QLast Update : Mon Aug 18 05:13:00 2025
Response via : Initial Calibration

CCAL FILE(s) : 1 - I:\8270\SV112\250817RVTical\ABNL6.D
: 2 - I:\8270\SV112\250817RVTical\ADPL6.D
: 3 - I:\8270\SV112\250817RVTical\AP9L6.D
Sub List : ABNical - ABN ical sublist

| Compound | R.T. | QIon | Response | Conc | Units | Dev(Min) |
|---|---|---|---|---|---|---|
| 69) 4-Nitrophenol | 6.922 | 65 | 147 | No Calib | | |
| 70) 2,3,5,6-Tetrachlorophenol | 6.993 | 232 | 269 | No Calib | | |
| 71) 2,3,4,6-Tetrachlorophenol | 7.034 | 232 | 315 | No Calib | | |
| 72) Diethyl phthalate | 7.193 | 149 | 1771 | No Calib | # | |
| 73) Fluorene | 7.210 | 166 | 1868 | No Calib | # | |
| 74) 4-Chlorophenyl phenyl ... | 7.252 | 204 | 980 | No Calib | # | |
| 75) 4-Nitroaniline | 7.263 | 138 | 207 | No Calib | | |
| 76) 4,6-Dinitro-o-cresol | 0.000 | | 0 | N.D. | | |
| 77) NDPA/DPA | 7.369 | 169 | 1416 | No Calib | | |
| 78) Azobenzene | 7.393 | 77 | 1347 | No Calib | | |
| 80) 4-Bromophenyl phenyl e... | 7.704 | 248 | 555 | No Calib | # | |
| 81) Hexachlorobenzene | 7.734 | 284 | 796 | No Calib | # | |
| 82) Pentachlorophenol | 0.000 | | 0 | N.D. | d | |
| 89) Phenanthrene | 8.104 | 178 | 2915 | No Calib | # | |
| 90) Anthracene | 8.151 | 178 | 2877 | No Calib | # | |
| 91) Carbazole | 8.334 | 167 | 2347 | No Calib | # | |
| 92) Di-n-butylphthalate | 8.763 | 149 | 2722 | No Calib | # | |
| 93) Fluoranthene | 9.228 | 202 | 3513 | No Calib | | |
| 94) Benzidine | 0.000 | | 0 | N.D. | | |
| 95) Pyrene | 9.428 | 202 | 3354 | No Calib | | |
| 97) Butyl benzyl phthalate | 10.175 | 149 | 1040 | No Calib | # | |
| 105) Benzo(a)anthracene | 10.587 | 228 | 4007 | No Calib | | |
| 106) 3,3'-Dichlorobenzidine | 10.622 | 252 | 1199 | No Calib | # | |
| 107) Chrysene | 10.622 | 228 | 3613 | No Calib | | |
| 108) Bis(2-ethylhexyl)phtha... | 10.793 | 149 | 1659 | No Calib | # | |
| 109) Di-n-octylphthalate | 11.428 | 149 | 2632 | No Calib | # | |
| 110) Benzo(b)fluoranthene | 11.616 | 252 | 3710 | No Calib | # | |
| 111) Benzo(k)fluoranthene | 11.640 | 252 | 3551 | No Calib | | |
| 112) Benzo(a)pyrene | 11.904 | 252 | 3169 | No Calib | # | |
| 114) Indeno(1,2,3-cd)pyrene | 12.875 | 276 | 3021 | No Calib | | |
| 115) Dibenzo(a,h)anthracene | 12.910 | 278 | 2930 | No Calib | | |
| 116) Benzo(ghi)perylene | 13.081 | 276 | 3157 | No Calib | | |

(#) = qualifier out of range (m) = manual integration (+) = signals summed

Quantitation Report (QT Reviewed)

Data Path : I:\8270\SV112\250817RVTical\
Data File : ABNL1.D
Acq On : 17 Aug 2025 09:27 pm
Operator : SV112:slr
Sample : IL10,32,,ABNL0.1 Lot# 11879
Misc : WG2104073,,ical
ALS Vial : 9 Sample Multiplier: 1

Quant Time: Aug 18 05:26:53 2025
Quant Method : I:\8270\SV112\250817RVTical\FS250817SV112RVT.m
Quant Title : Semivolatiles by GC/MS by modified 8270
QLast Update : Mon Aug 18 05:13:00 2025
Response via : Initial Calibration

Sub List : ABNical 8270ABNV112\250817RVTical\AP9L6.D•

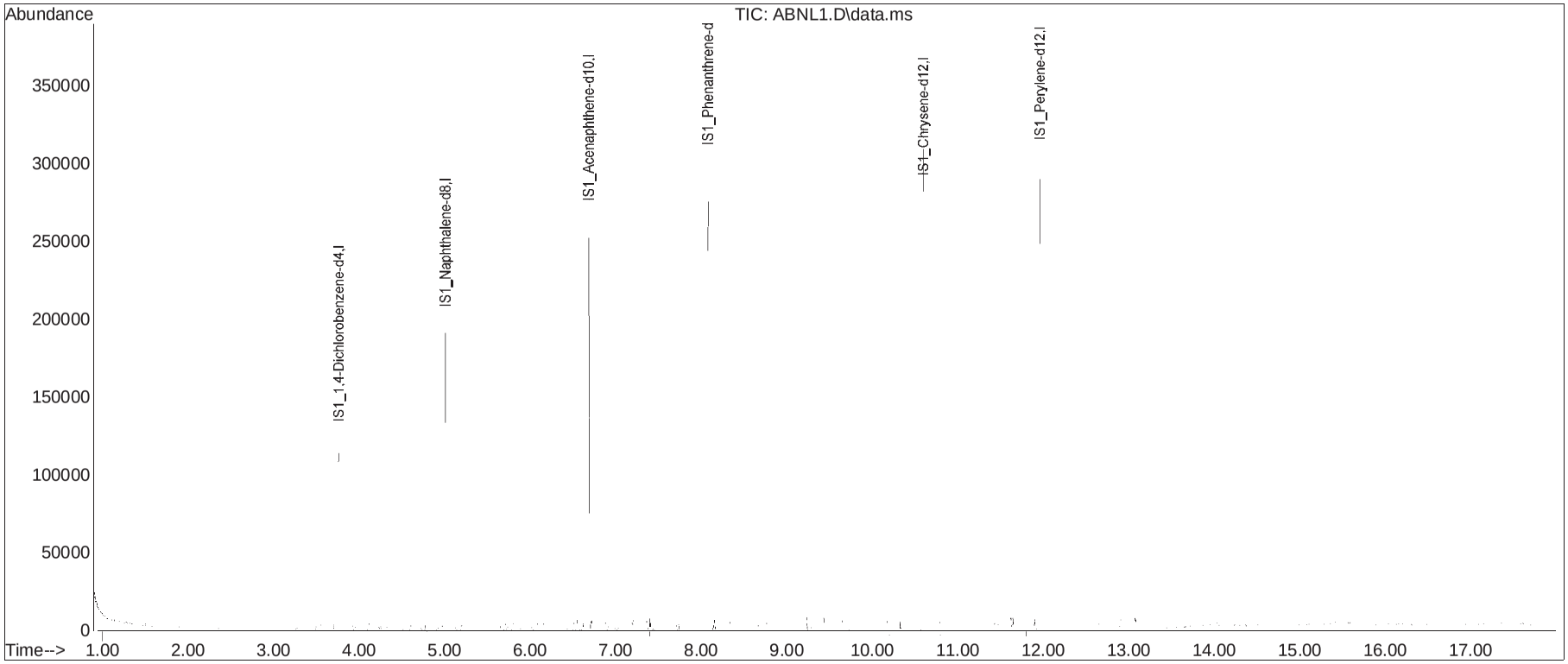

# Manual Integration Report

Data Path : I:\8270\SV112\250817RVTicalQ
Data File : ABNL1.D
Date Inj'd : 8/17/2025 9:27 pm
Sample : IL10,32,,ABNL0.1 Lot# 1187

Method : FS250817SV112RVT.m
Operator : SV112:slr
Instrument : SV112

## Compound #2: n-Nitrosodimethylamine

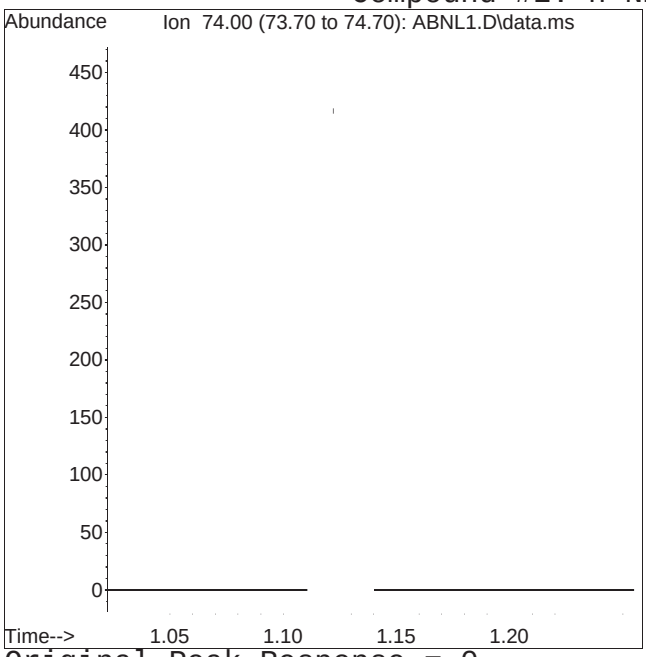


Original Peak Response = 0

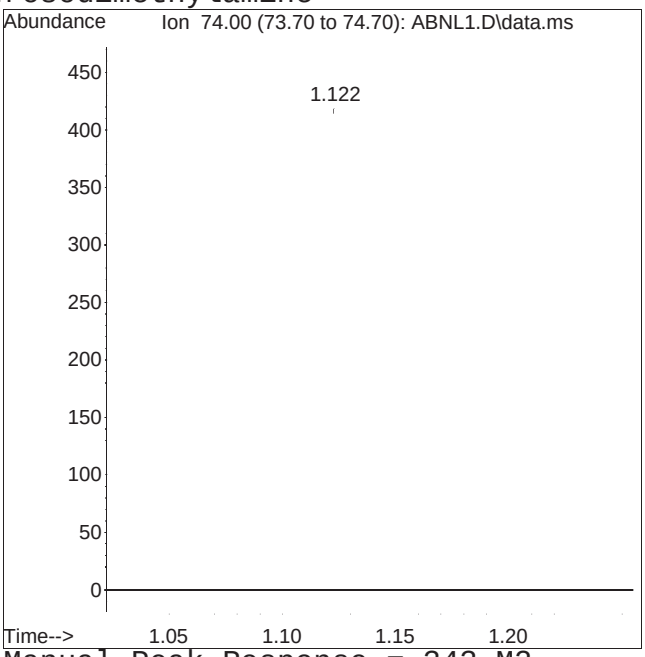


Manual Peak Response = 343 M2

M2 = Peak not found by automatic integration algorithm.

# Manual Integration Report

Data Path : I:\8270\SV112\250817RVTica\ Method : FS250817SV112RVT.m
Data File : ABNL1.D Operator : SV112:slr
Date Inj'd : 8/17/2025 9:27 pm Instrument : SV112
Sample : IL10,32,,ABNL0.1 Lot# 1187

## Compound #3: Pyridine

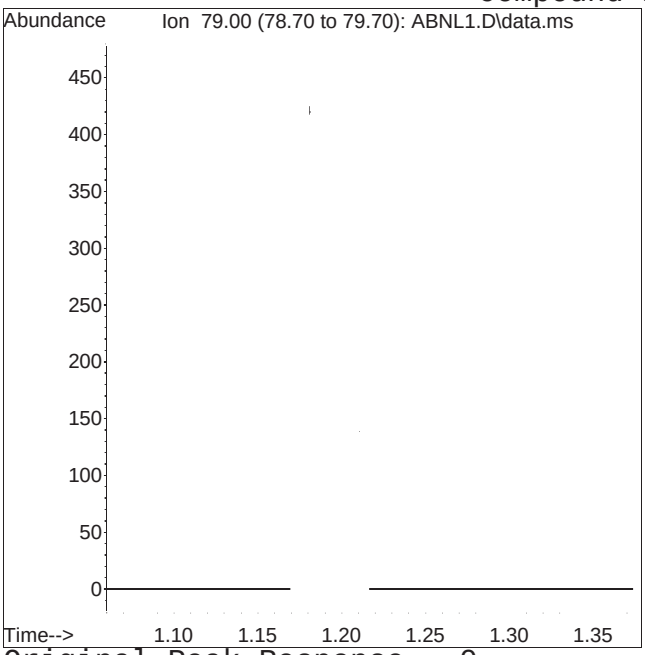


Original Peak Response = 0

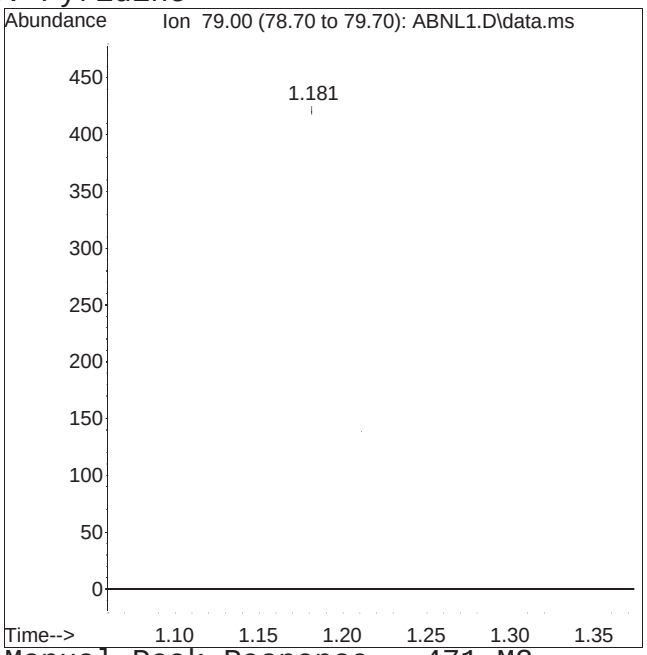


Manual Peak Response = 471 M2

M2 = Peak not found by automatic integration algorithm.

Manual Integration Report

Data Path : I:\8270\SV112\250817RVTica\ Method : FS250817SV112RVT.m
Data File : ABNL1.D Operator : SV112:slr
Date Inj'd : 8/17/2025 9:27 pm Instrument : SV112
Sample : IL10,32,,ABNL0.1 Lot# 1187

Compound #4: 2-Fluorophenol

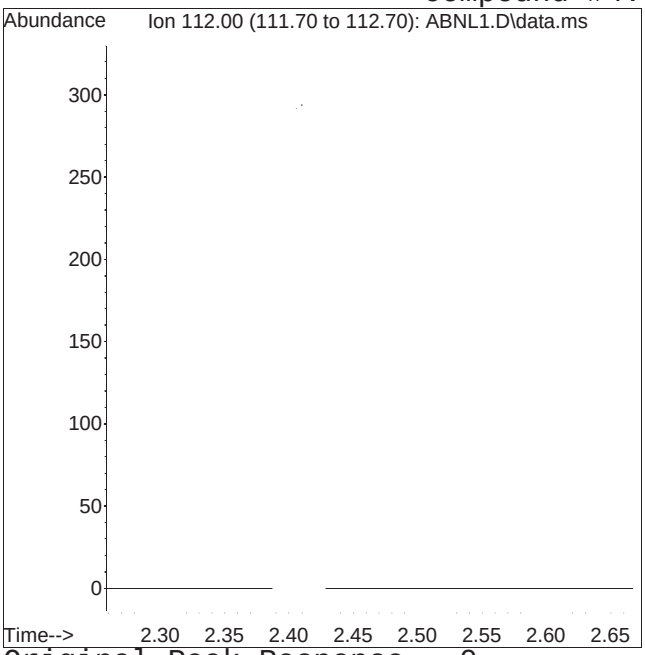


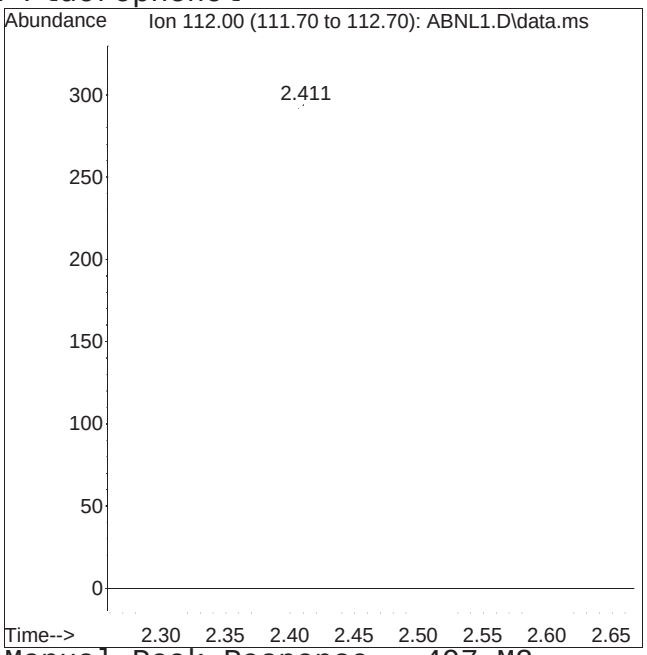


Original Peak Response = 0 Manual Peak Response = 497 M2
M2 = Peak not found by automatic integration algorithm.

Manual Integration Report

Data Path : I:\8270\SV112\250817RVTica\ Method : FS250817SV112RVT.m
Data File : ABNL1.D Operator : SV112:slr
Date Inj'd : 8/17/2025 9:27 pm Instrument : SV112
Sample : IL10,32,,ABNL0.1 Lot# 1187

Compound #13: Benzyl alcohol

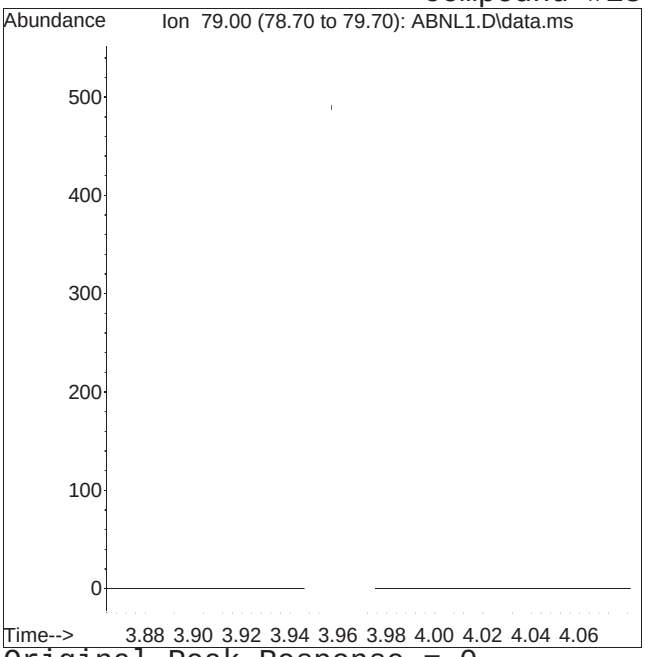


Original Peak Response = 0

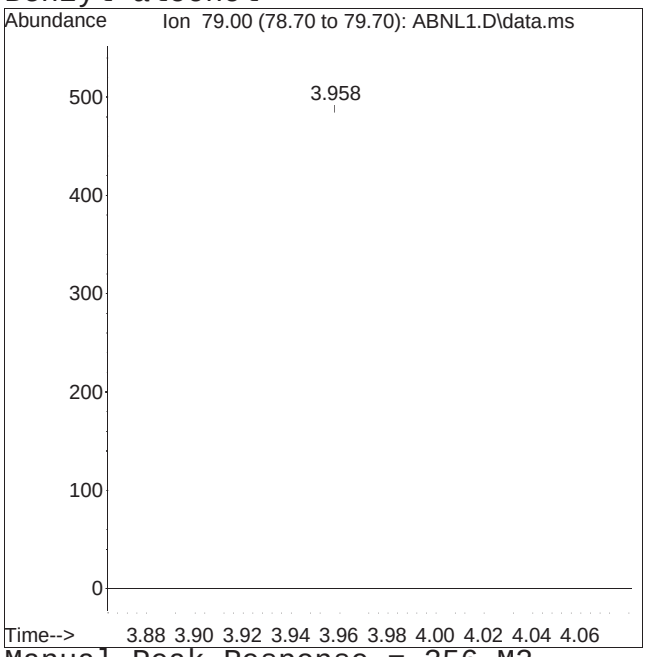


Manual Peak Response = 356 M2

M2 = Peak not found by automatic integration algorithm.

Manual Integration Report

Data Path : I:\8270\SV112\250817RVTica\ Method : FS250817SV112RVT.m
Data File : ABNL1.D Operator : SV112:slr
Date Inj'd : 8/17/2025 9:27 pm Instrument : SV112
Sample : IL10,32,,ABNL0.1 Lot# 1187

Compound #15: 2-Methylphenol

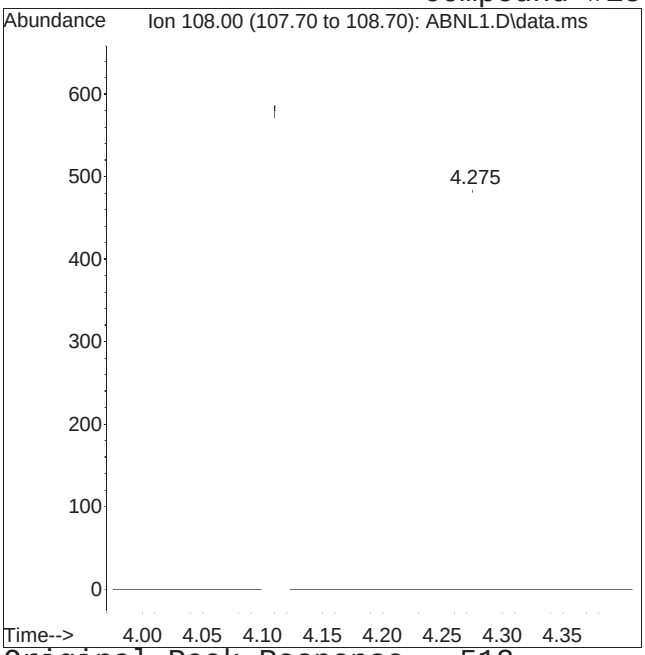


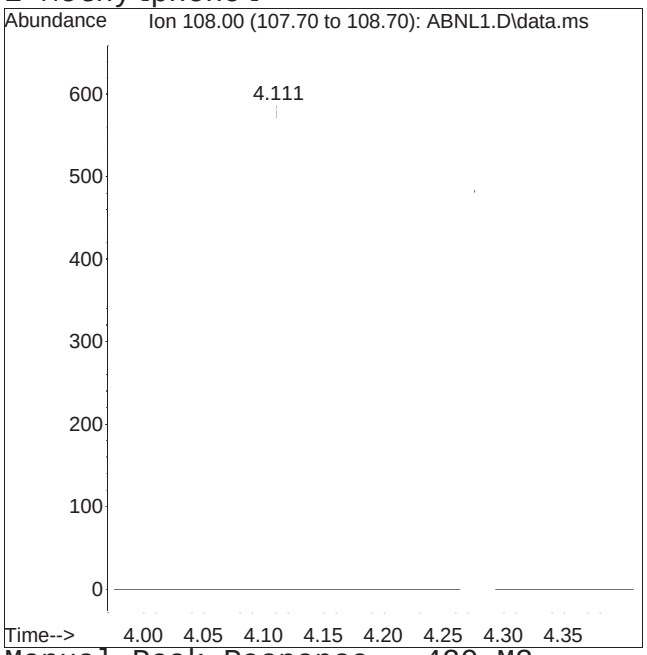


Original Peak Response = 512 Manual Peak Response = 420 M3
M3 = Misidentification of the peak (i.e. 1,4-dichlorobenzene identified as 1,3-dichlorobenzene), or misidentification from 2 partially resolved peaks not being split.

Manual Integration Report

Data Path : I:\8270\SV112\250817RVTica\ QMethod : FS250817SV112RVT.m
Data File : ABNL1.D Operator : SV112:slr
Date Inj'd : 8/17/2025 9:27 pm Instrument : SV112
Sample : IL10,32,,ABNL0.1 Lot# 1187

Compound #16: Hexachloroethane

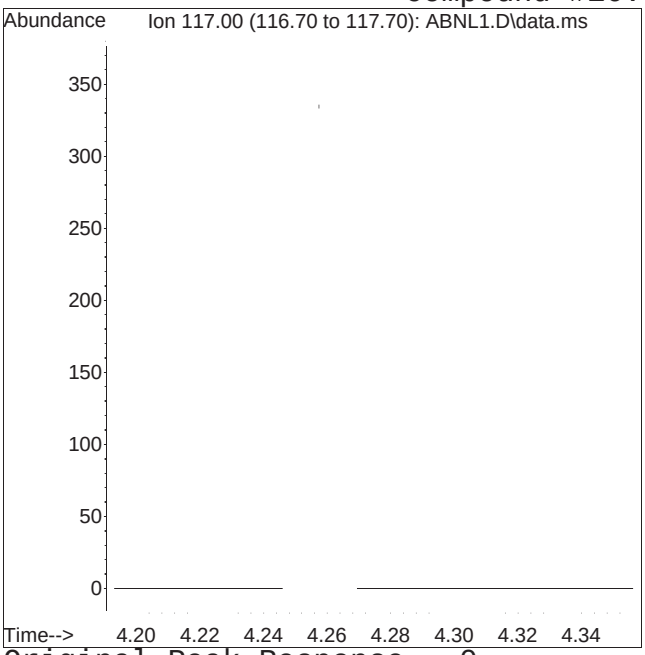


Original Peak Response = 0

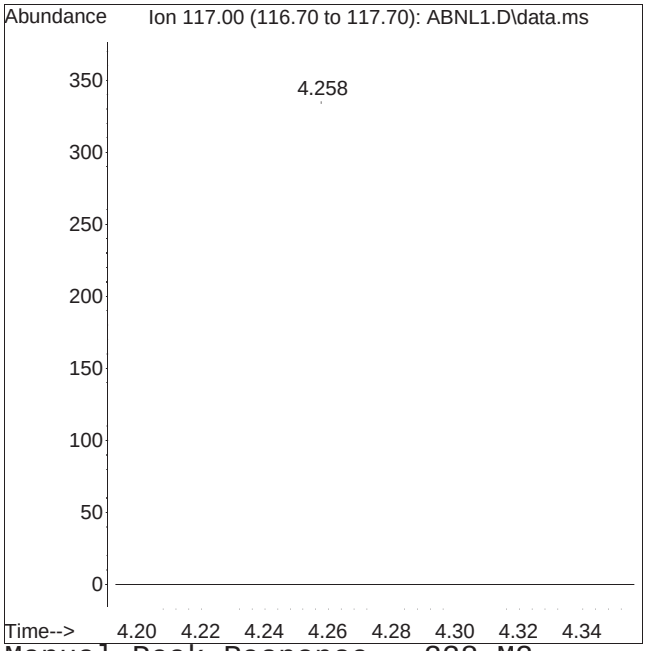


Manual Peak Response = 238 M2

M2 = Peak not found by automatic integration algorithm.

Manual Integration Report

Data Path : I:\8270\SV112\250817RVTica\ Method : FS250817SV112RVT.m
Data File : ABNL1.D Operator : SV112:slr
Date Inj'd : 8/17/2025 9:27 pm Instrument : SV112
Sample : IL10,32,,ABNL0.1 Lot# 1187

Compound #17: n-Nitrosodi-n-propylamine

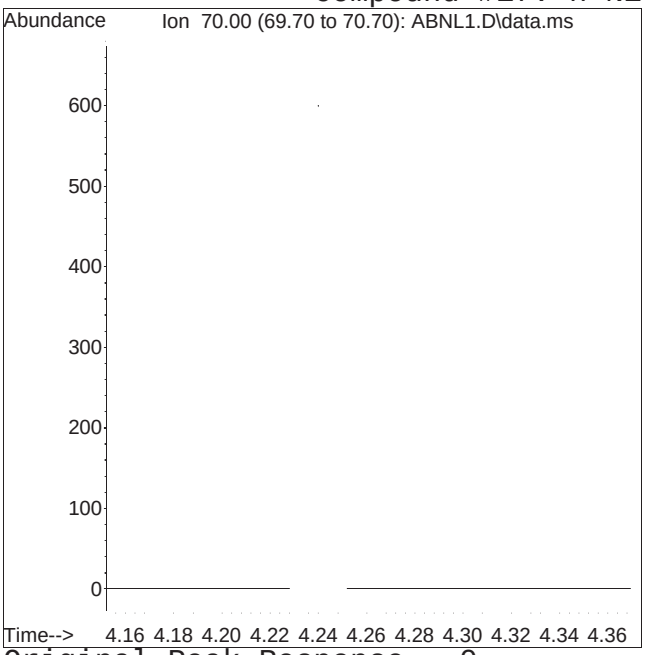


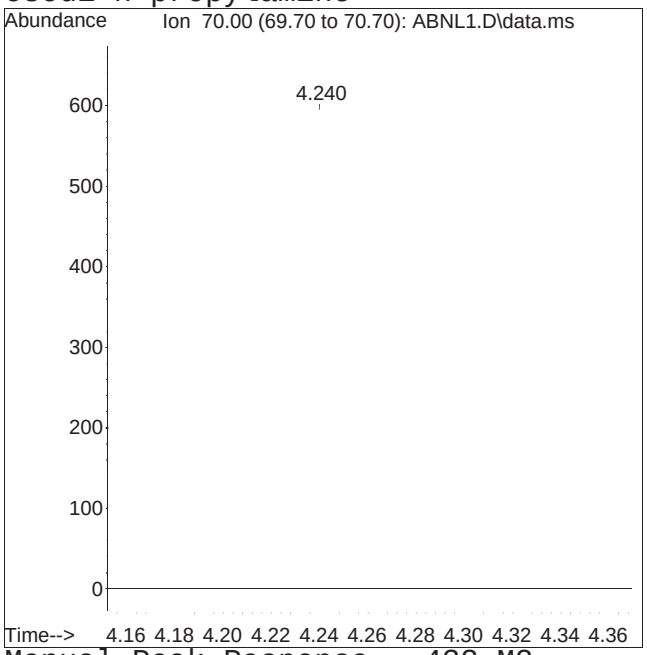


Original Peak Response = 0 Manual Peak Response = 432 M2
M2 = Peak not found by automatic integration algorithm.

Manual Integration Report

Data Path : I:\8270\SV112\250817RVTica\ Method : FS250817SV112RVT.m
Data File : ABNL1.D Operator : SV112:slr
Date Inj'd : 8/17/2025 9:27 pm Instrument : SV112
Sample : IL10,32,,ABNL0.1 Lot# 1187

Compound #22: 2-Nitrophenol

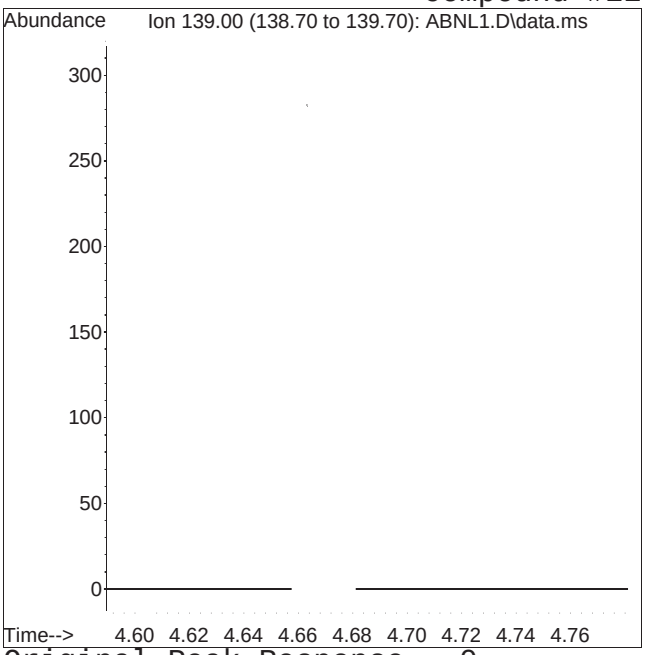


Original Peak Response = 0

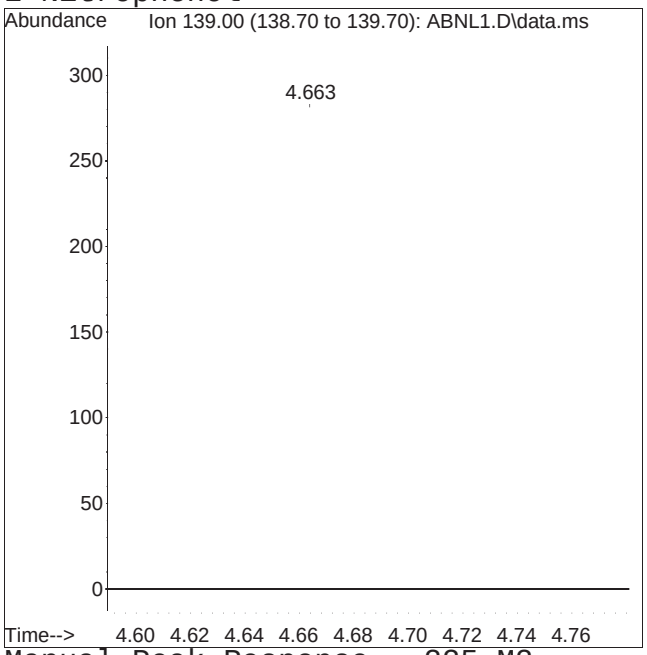


Manual Peak Response = 225 M2

M2 = Peak not found by automatic integration algorithm.

Manual Integration Report

Data Path : I:\8270\SV112\250817RVTica\ Method : FS250817SV112RVT.m
Data File : ABNL1.D Operator : SV112:slr
Date Inj'd : 8/17/2025 9:27 pm Instrument : SV112
Sample : IL10,32,,ABNL0.1 Lot# 1187

Compound #23: 2,4-Dimethylphenol

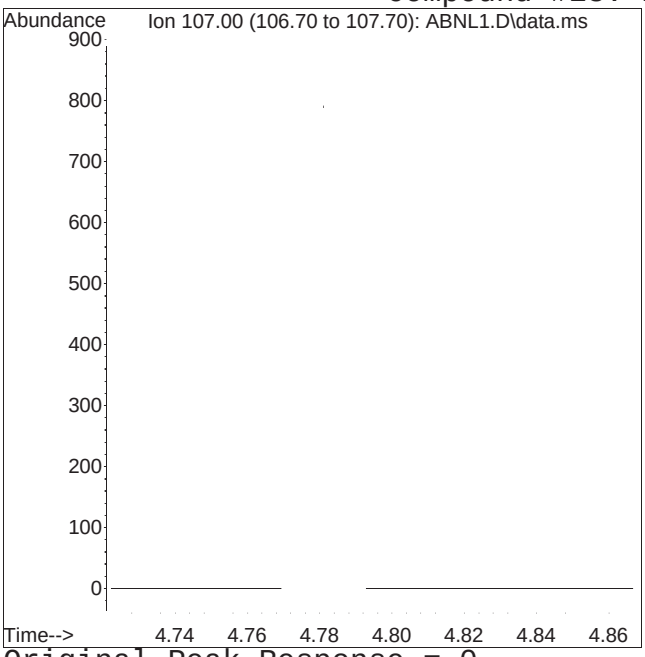


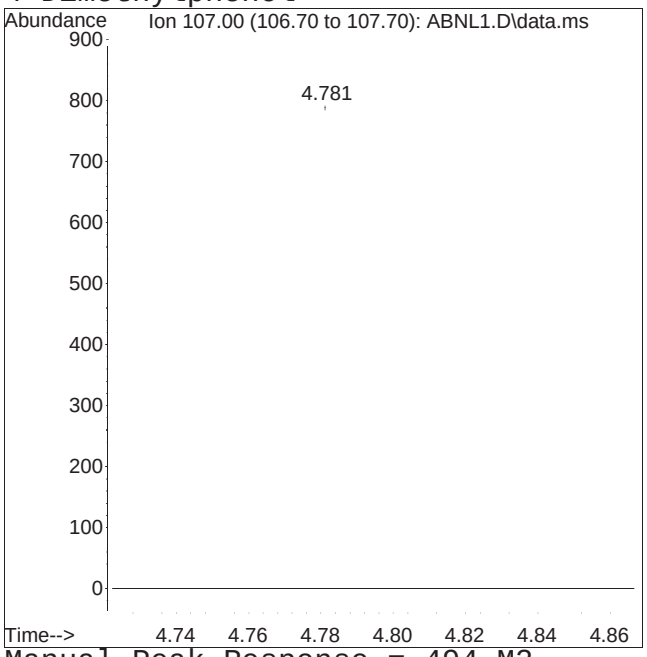


Original Peak Response = 0 Manual Peak Response = 494 M2
M2 = Peak not found by automatic integration algorithm.

# Manual Integration Report

Data Path : I:\8270\SV112\250817RVTica\ Method : FS250817SV112RVT.m
Data File : ABNL1.D Operator : SV112:slr
Date Inj'd : 8/17/2025 9:27 pm Instrument : SV112
Sample : IL10,32,,ABNL0.1 Lot# 1187

## Compound #25: 2,4-Dichlorophenol

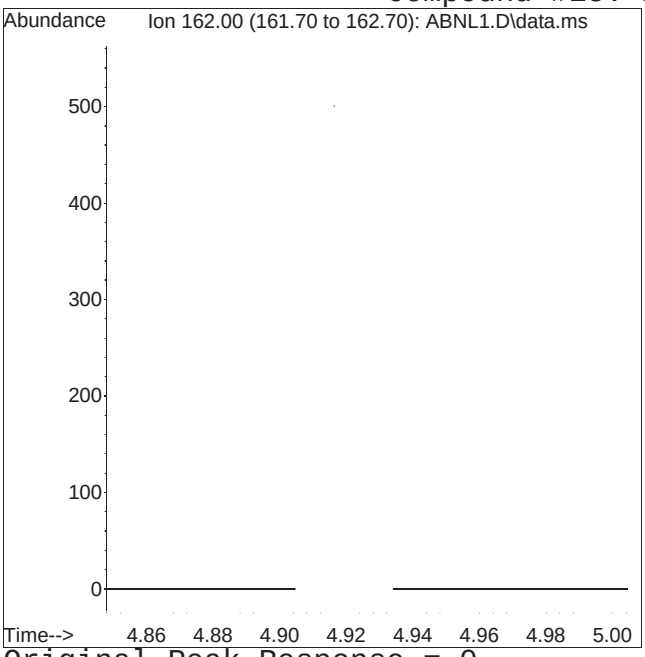


Original Peak Response = 0

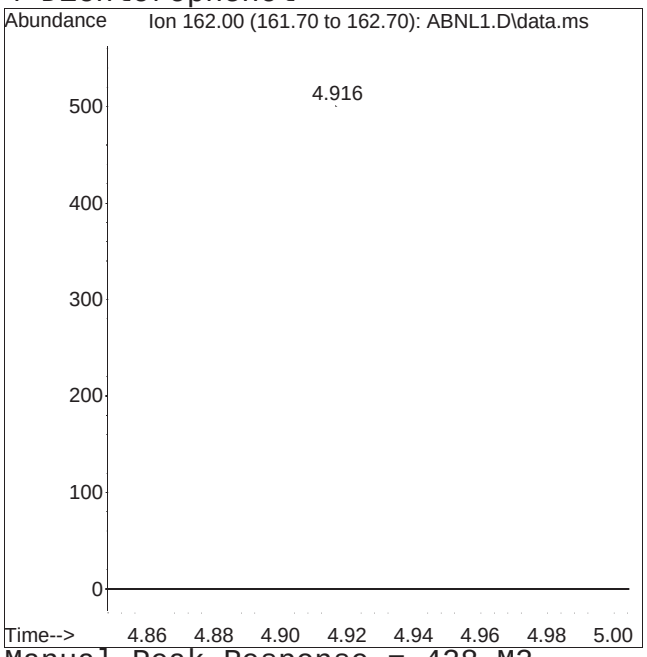


Manual Peak Response = 428 M2

M2 = Peak not found by automatic integration algorithm.

Manual Integration Report

Data Path : I:\8270\SV112\250817RVTica\ Method : FS250817SV112RVT.m
Data File : ABNL1.D Operator : SV112:slr
Date Inj'd : 8/17/2025 9:27 pm Instrument : SV112
Sample : IL10,32,,ABNL0.1 Lot# 1187

Compound #38: 4-Chloroaniline

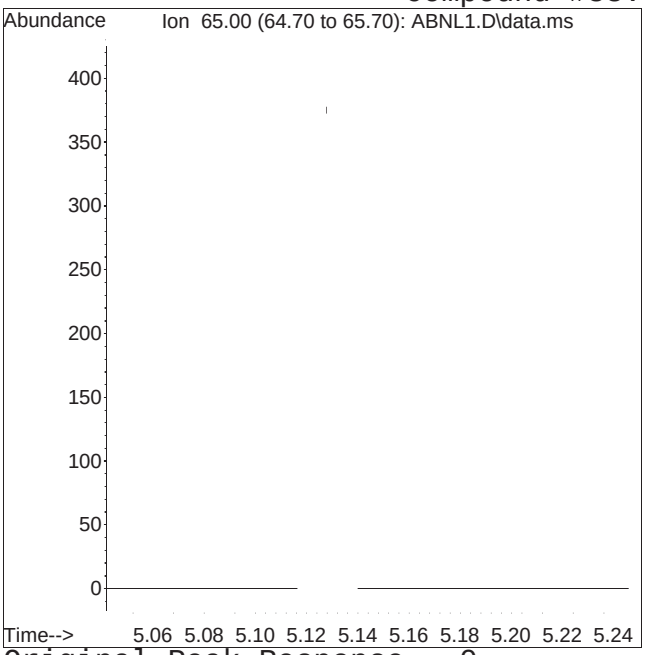


Original Peak Response = 0

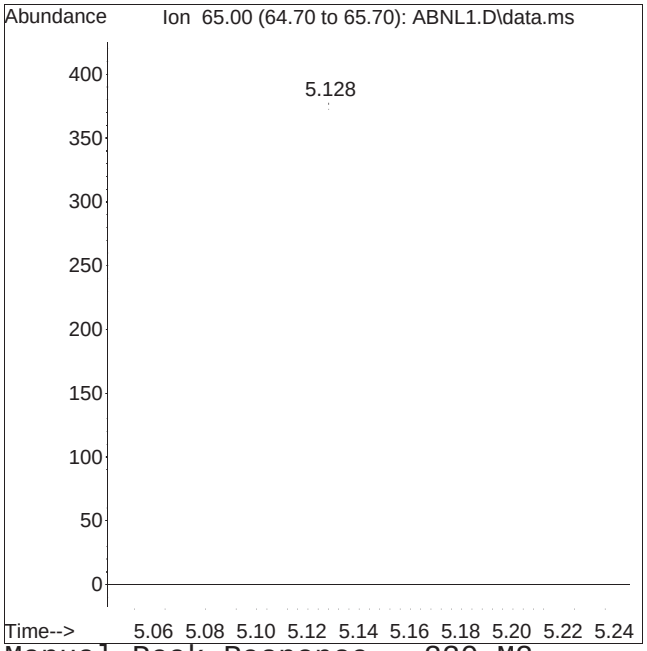


Manual Peak Response = 230 M2

M2 = Peak not found by automatic integration algorithm.

# Manual Integration Report

Data Path : I:\8270\SV112\250817RVTica\
Data File : ABNL1.D
Date Inj'd : 8/17/2025 9:27 pm
Sample : IL10,32,,ABNL0.1 Lot# 1187

Method : FS250817SV112RVT.m
Operator : SV112:slr
Instrument : SV112

## Compound #39: Hexachlorobutadiene

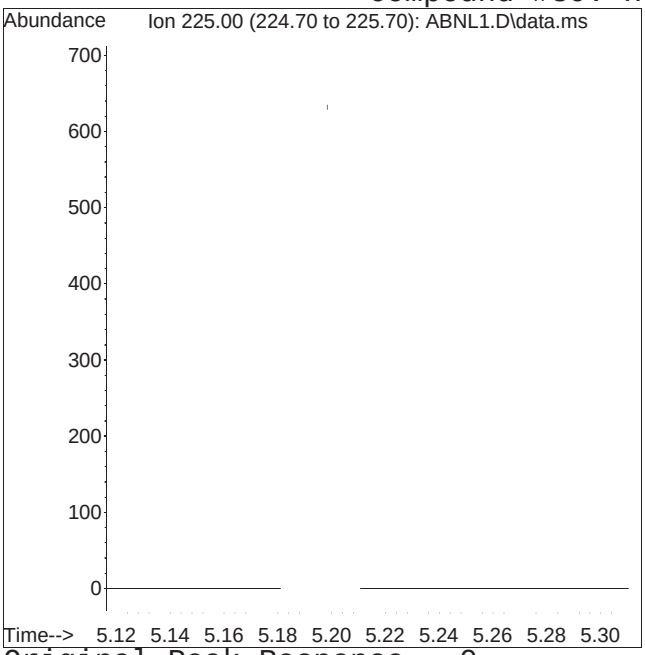


Original Peak Response = 0

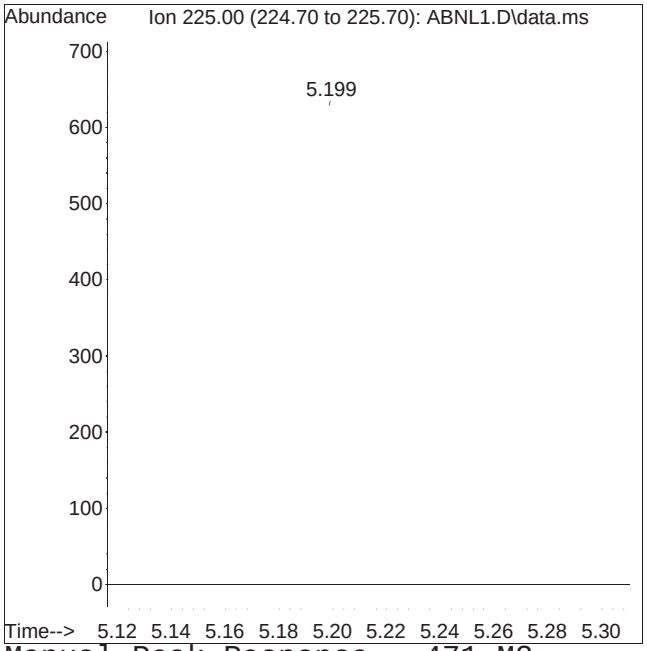


Manual Peak Response = 471 M2

M2 = Peak not found by automatic integration algorithm.

Manual Integration Report

Data Path : I:\8270\SV112\250817RVTica\ Method : FS250817SV112RVT.m
Data File : ABNL1.D Operator : SV112:slr
Date Inj'd : 8/17/2025 9:27 pm Instrument : SV112
Sample : IL10,32,,ABNL0.1 Lot# 1187

Compound #40: p-Chloro-m-cresol

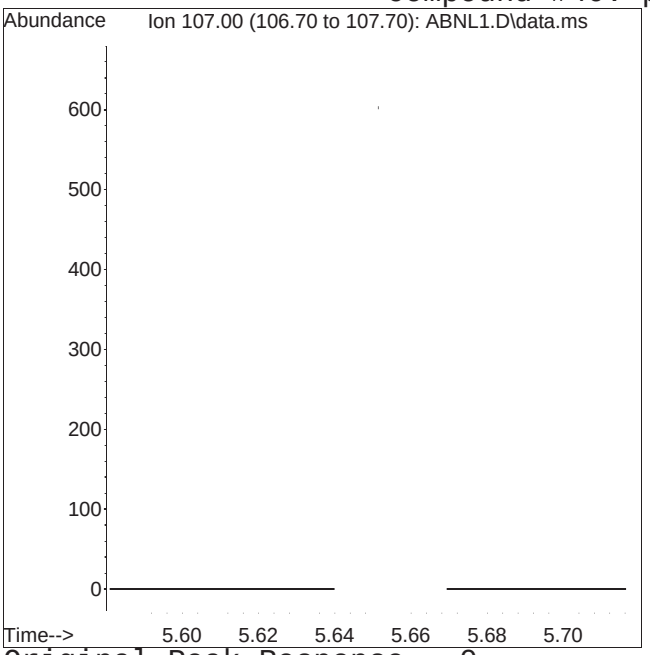


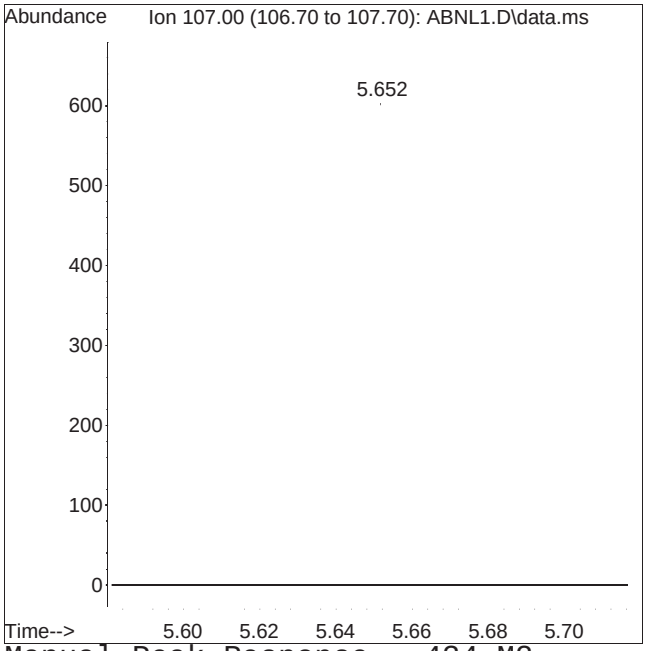


Original Peak Response = 0 Manual Peak Response = 434 M2
M2 = Peak not found by automatic integration algorithm.

Manual Integration Report

Data Path : I:\8270\SV112\250817RVTica\ Method : FS250817SV112RVT.m
Data File : ABNL1.D Operator : SV112:slr
Date Inj'd : 8/17/2025 9:27 pm Instrument : SV112
Sample : IL10,32,,ABNL0.1 Lot# 1187

Compound #43: Hexachlorocyclopentadiene

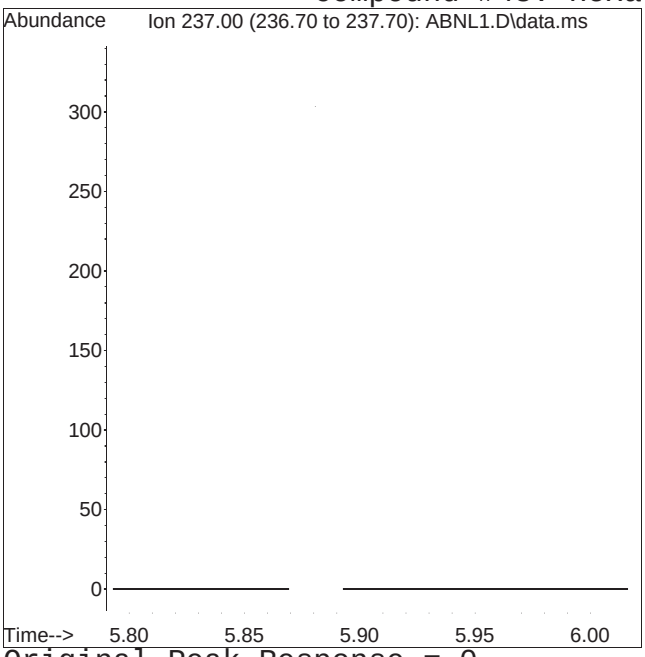


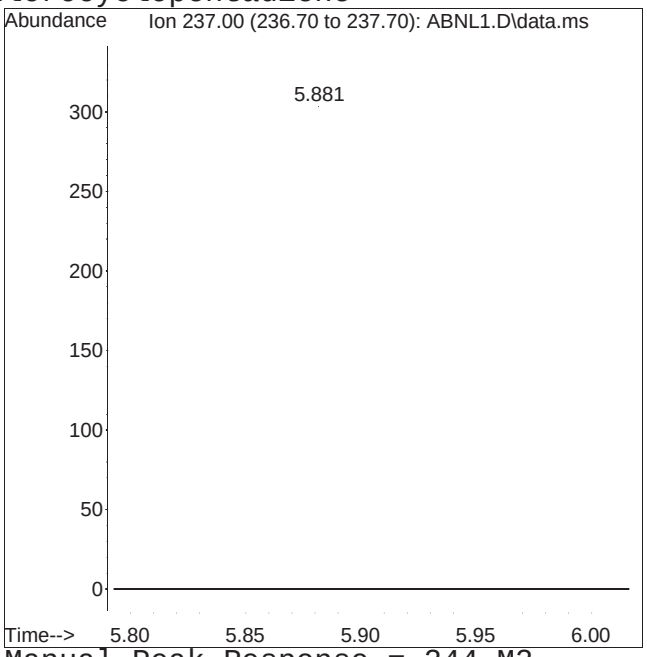


Original Peak Response = 0 Manual Peak Response = 244 M2
M2 = Peak not found by automatic integration algorithm.

Manual Integration Report

Data Path : I:\8270\SV112\250817RVTica\ Method : FS250817SV112RVT.m
Data File : ABNL1.D Operator : SV112:slr
Date Inj'd : 8/17/2025 9:27 pm Instrument : SV112
Sample : IL10,32,,ABNL0.1 Lot# 1187

Compound #44: 2,4,6-Trichlorophenol

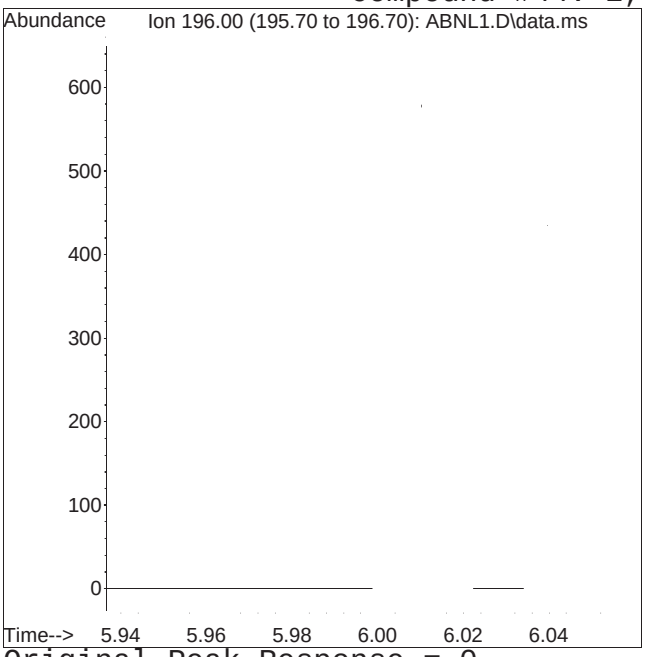


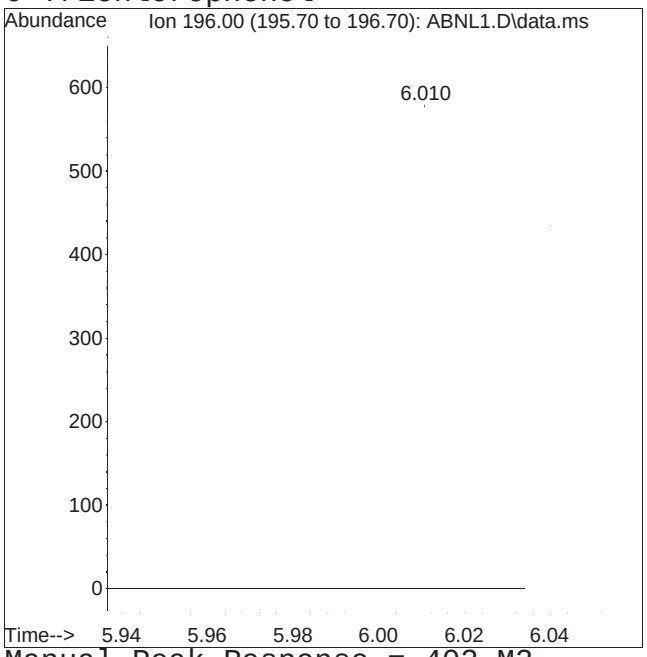


Original Peak Response = 0 Manual Peak Response = 402 M2
M2 = Peak not found by automatic integration algorithm.

# Manual Integration Report

Data Path : I:\8270\SV112\250817RVTica\ Method : FS250817SV112RVT.m
Data File : ABNL1.D Operator : SV112:slr
Date Inj'd : 8/17/2025 9:27 pm Instrument : SV112
Sample : IL10,32,,ABNL0.1 Lot# 1187

## Compound #45: 2,4,5-Trichlorophenol

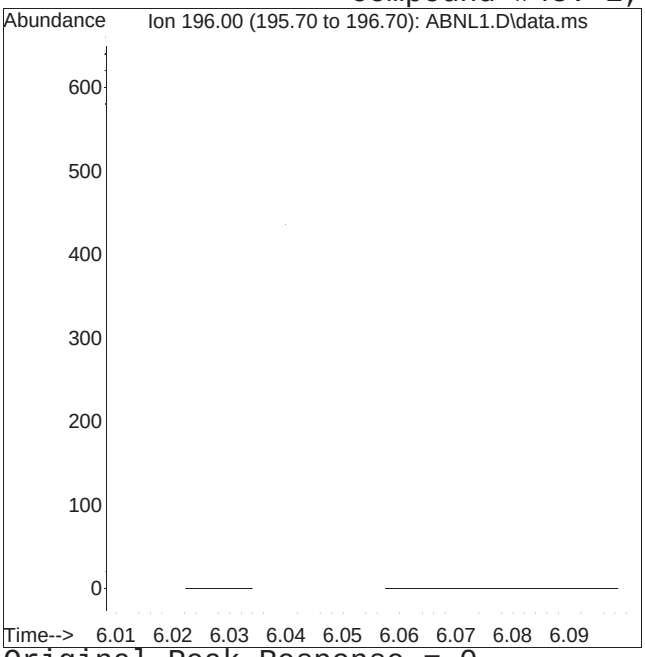


Original Peak Response = 0

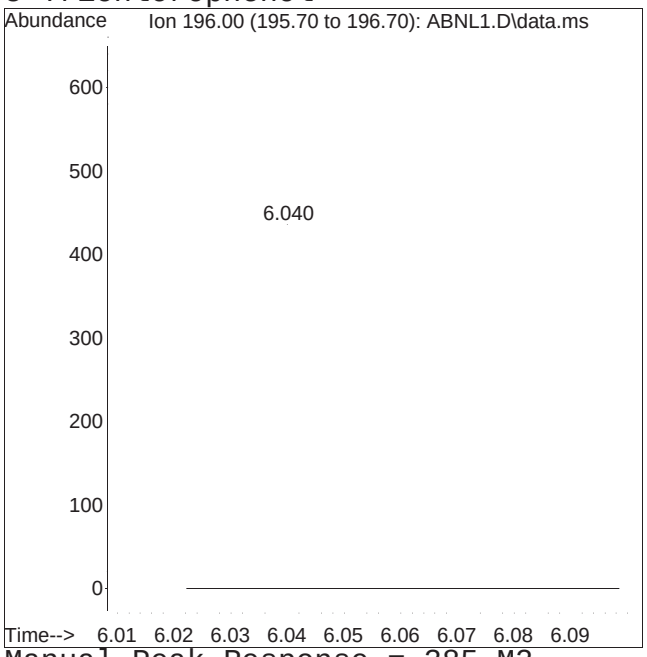


Manual Peak Response = 385 M2

M2 = Peak not found by automatic integration algorithm.

# Manual Integration Report

Data Path : I:\8270\SV112\250817RVTica\
Data File : ABNL1.D
Date Inj'd : 8/17/2025 9:27 pm
Sample : IL10,32,,ABNL0.1 Lot# 1187

Method : FS250817SV112RVT.m
Operator : SV112:slr
Instrument : SV112

## Compound #48: 2-Nitroaniline

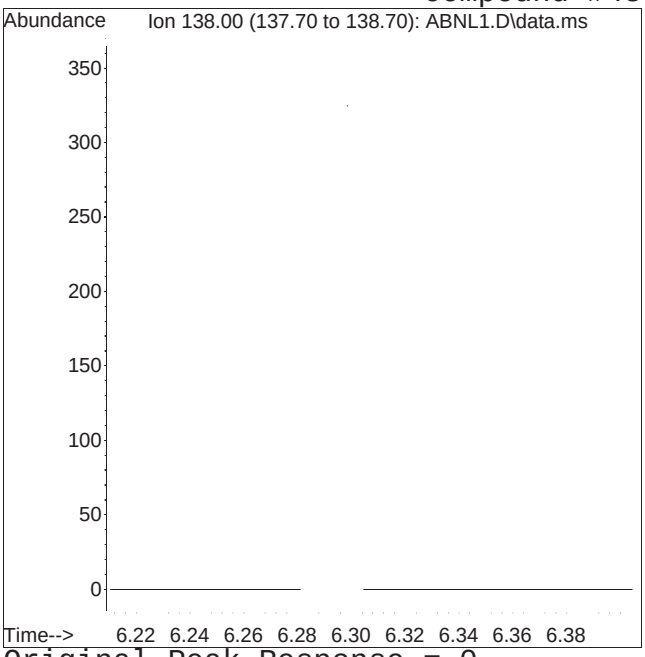


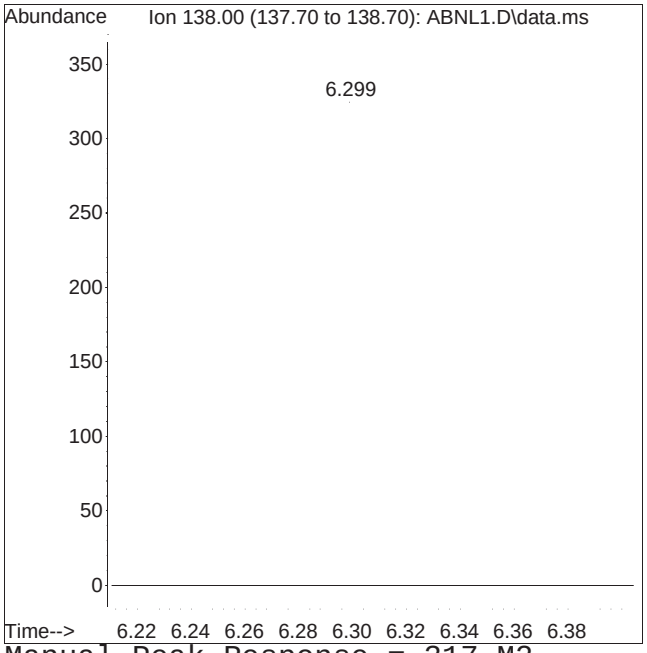


Original Peak Response = 0
Manual Peak Response = 317 M2
M2 = Peak not found by automatic integration algorithm.

Manual Integration Report

Data Path : I:\8270\SV112\250817RVTica\ Method : FS250817SV112RVT.m
Data File : ABNL1.D Operator : SV112:slr
Date Inj'd : 8/17/2025 9:27 pm Instrument : SV112
Sample : IL10,32,,ABNL0.1 Lot# 1187

Compound #49: 1,4-Dinitrobenzene

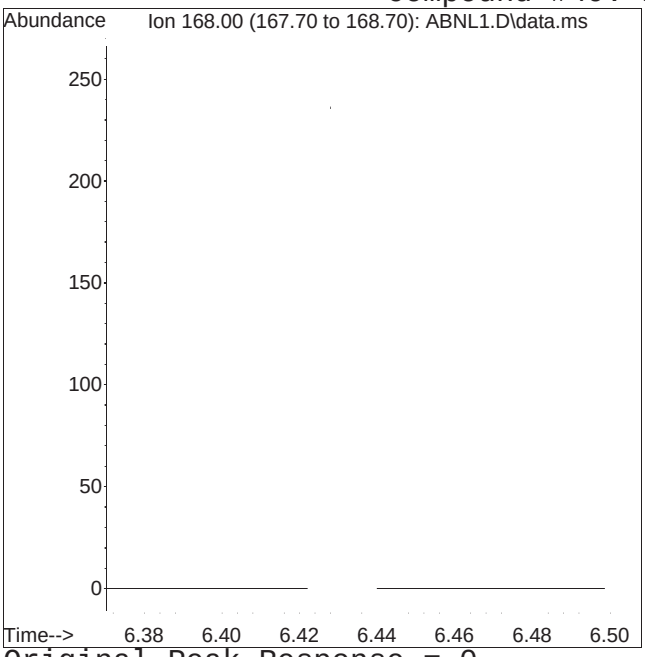


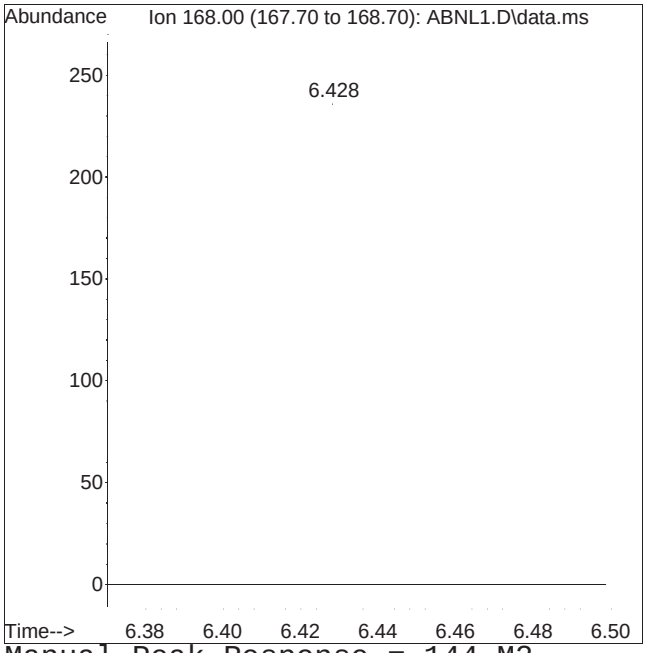


Original Peak Response = 0 Manual Peak Response = 144 M2
M2 = Peak not found by automatic integration algorithm.

Manual Integration Report

Data Path : I:\8270\SV112\250817RVTica\ Method : FS250817SV112RVT.m
Data File : ABNL1.D Operator : SV112:slr
Date Inj'd : 8/17/2025 9:27 pm Instrument : SV112
Sample : IL10,32,,ABNL0.1 Lot# 1187

Compound #50: 1,3-Dinitrobenzene

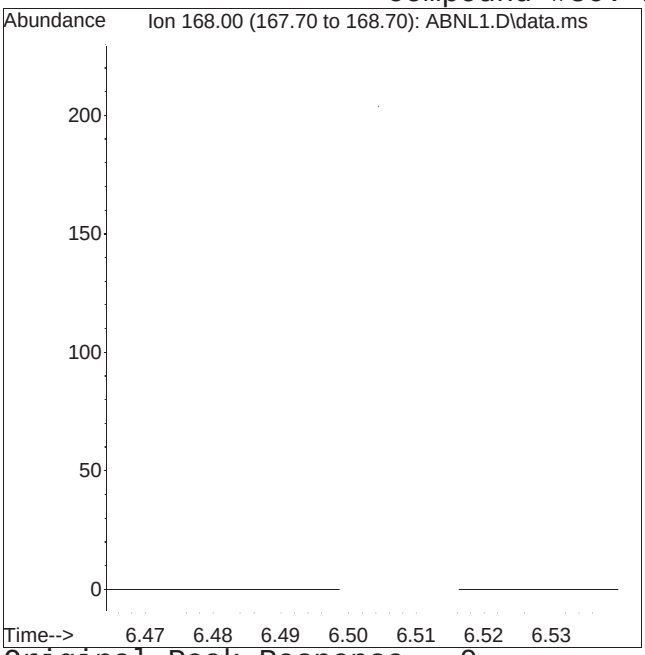


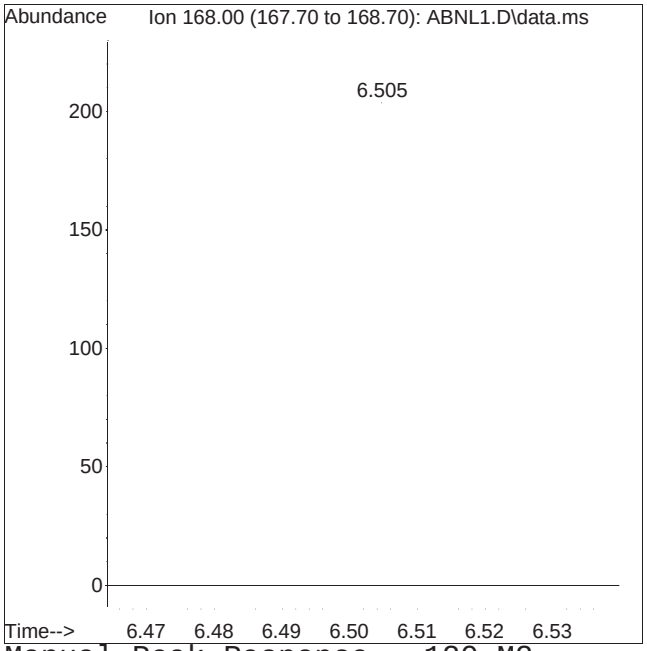


Original Peak Response = 0 Manual Peak Response = 120 M2
M2 = Peak not found by automatic integration algorithm.

Manual Integration Report

Data Path : I:\8270\SV112\250817RVTica\ Method : FS250817SV112RVT.m
Data File : ABNL1.D Operator : SV112:slr
Date Inj'd : 8/17/2025 9:27 pm Instrument : SV112
Sample : IL10,32,,ABNL0.1 Lot# 1187

Compound #54: 1,2-Dinitrobenzene

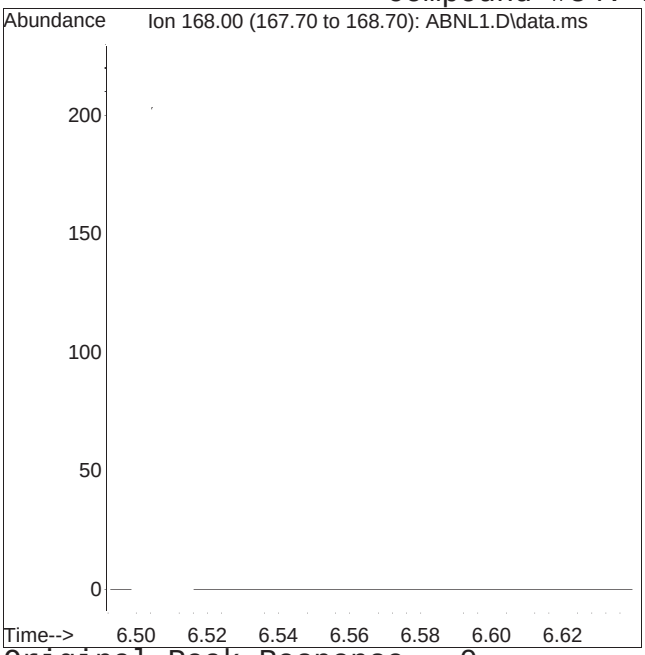


Original Peak Response = 0

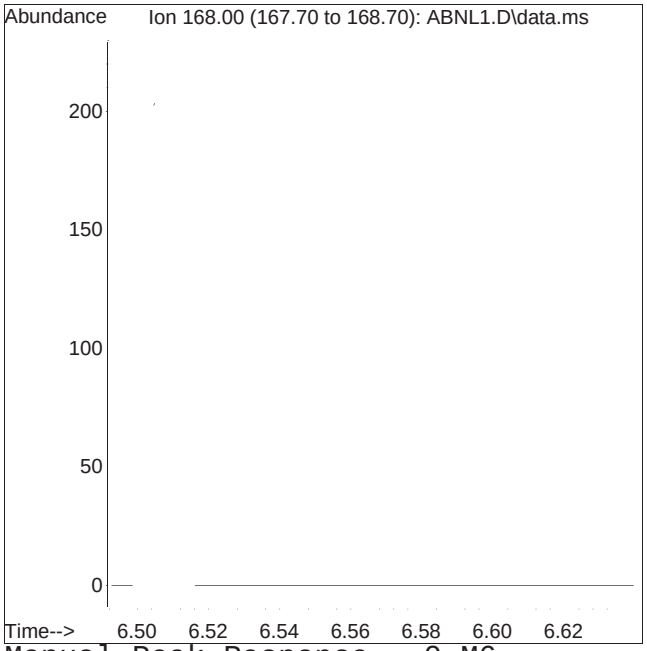


Manual Peak Response = 0 M6

M6 = Misassignment of peak valley by automated integration (poor split of 2 peaks).

Manual Integration Report

Data Path : I:\8270\SV112\250817RVTica\ Method : FS250817SV112RVT.m
Data File : ABNL1.D Operator : SV112:slr
Date Inj'd : 8/17/2025 9:27 pm Instrument : SV112
Sample : IL10,32,,ABNL0.1 Lot# 1187

Compound #64: 3-Nitroaniline

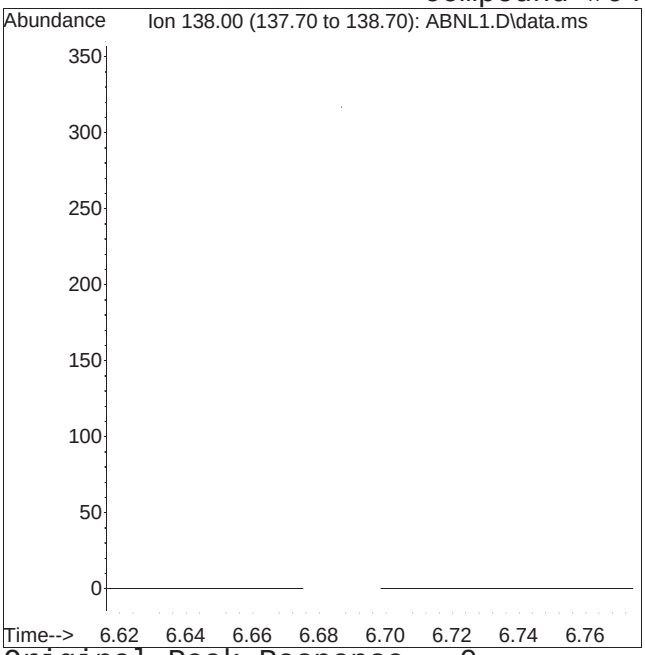


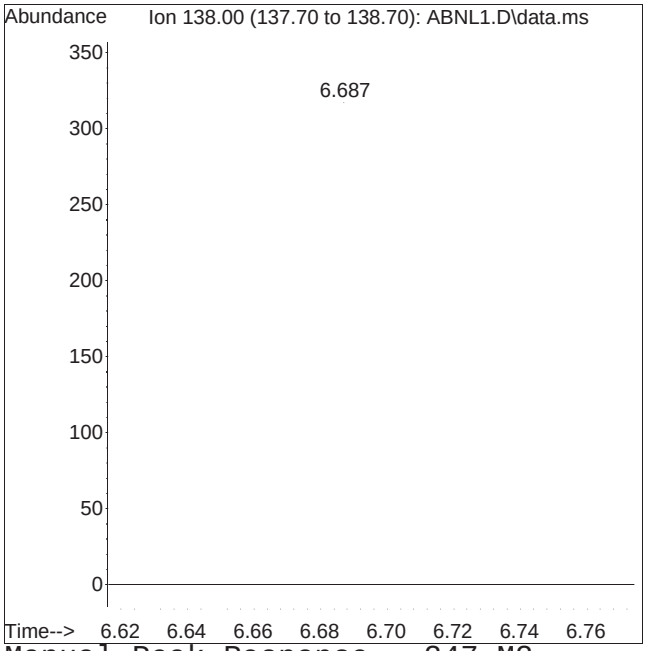


Original Peak Response = 0 Manual Peak Response = 247 M2
M2 = Peak not found by automatic integration algorithm.

Manual Integration Report

Data Path : I:\8270\SV112\250817RVTica\ Method : FS250817SV112RVT.m
Data File : ABNL1.D Operator : SV112:slr
Date Inj'd : 8/17/2025 9:27 pm Instrument : SV112
Sample : IL10,32,,ABNL0.1 Lot# 1187

Compound #68: 2,4-Dinitrotoluene

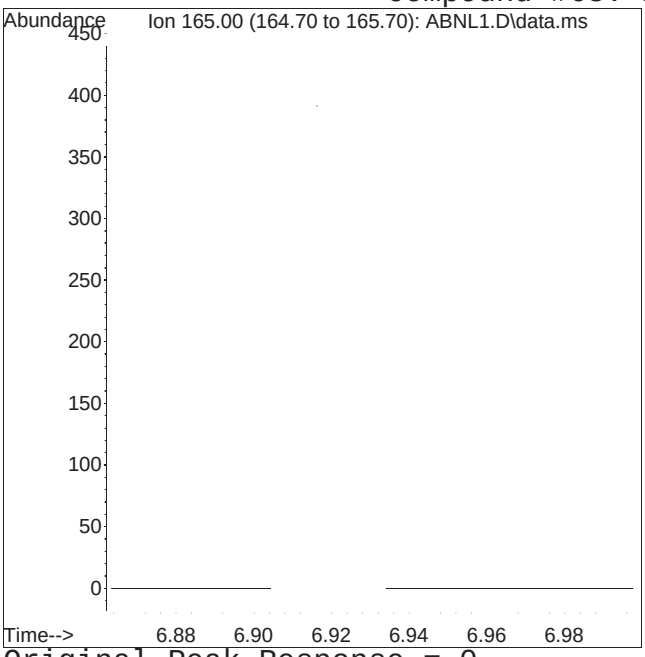


Original Peak Response = 0

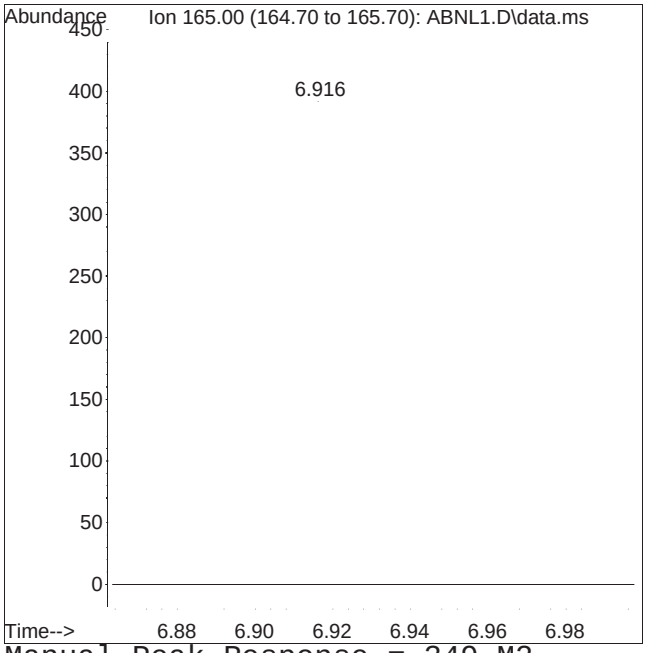


Manual Peak Response = 349 M2

M2 = Peak not found by automatic integration algorithm.

Manual Integration Report

Data Path : I:\8270\SV112\250817RVTica\ Method : FS250817SV112RVT.m
Data File : ABNL1.D Operator : SV112:slr
Date Inj'd : 8/17/2025 9:27 pm Instrument : SV112
Sample : IL10,32,,ABNL0.1 Lot# 1187

Compound #69: 4-Nitrophenol

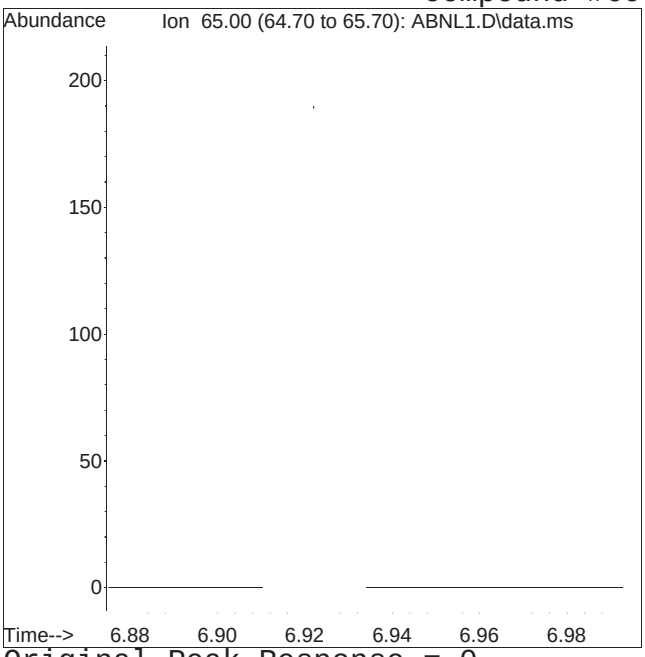


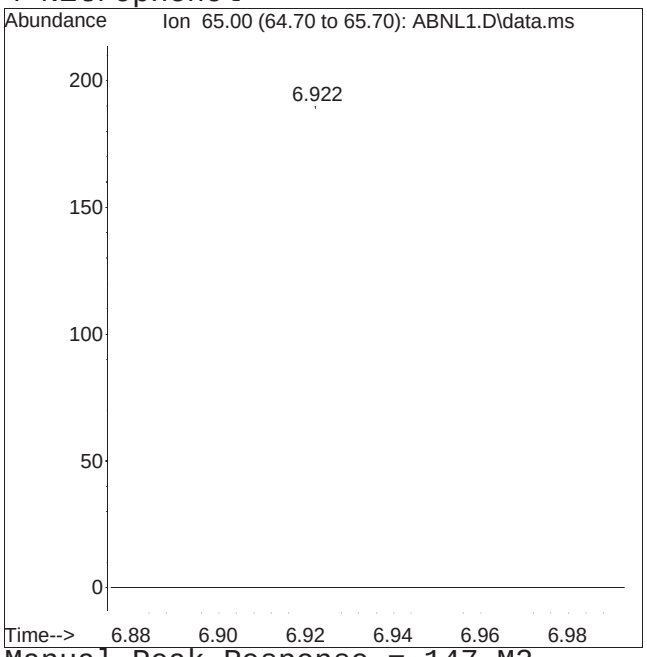


Original Peak Response = 0 Manual Peak Response = 147 M2
M2 = Peak not found by automatic integration algorithm.

# Manual Integration Report

Data Path : I:\8270\SV112\250817RVTica\ Method : FS250817SV112RVT.m
Data File : ABNL1.D Operator : SV112:slr
Date Inj'd : 8/17/2025 9:27 pm Instrument : SV112
Sample : IL10,32,,ABNL0.1 Lot# 1187

## Compound #70: 2,3,5,6-Tetrachlorophenol

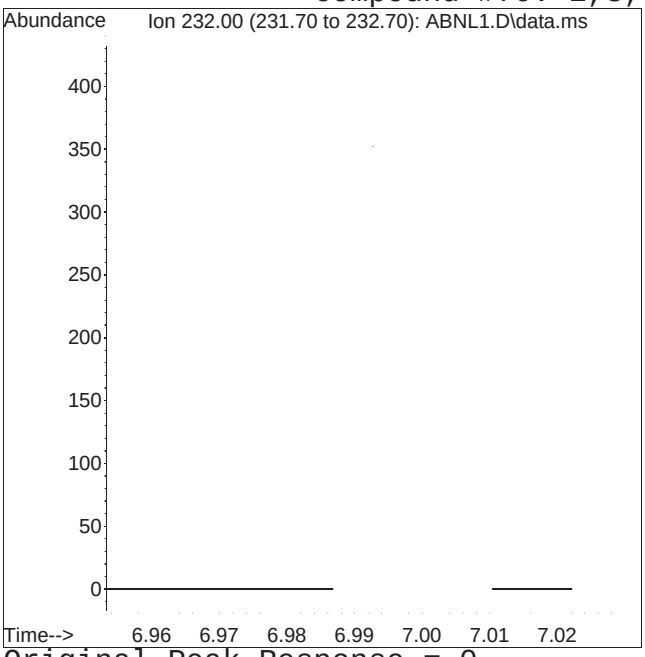


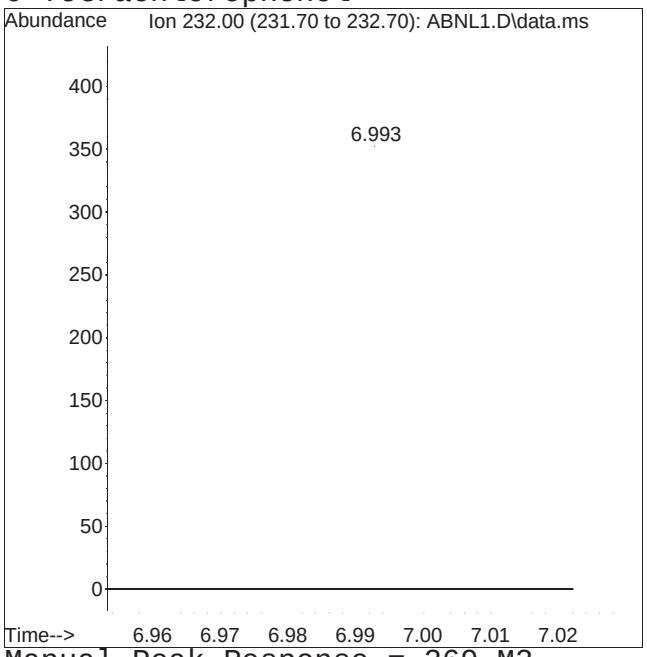


Original Peak Response = 0 Manual Peak Response = 269 M2
M2 = Peak not found by automatic integration algorithm.

Manual Integration Report

Data Path : I:\8270\SV112\250817RVTica\ Method : FS250817SV112RVT.m
Data File : ABNL1.D Operator : SV112:slr
Date Inj'd : 8/17/2025 9:27 pm Instrument : SV112
Sample : IL10,32,,ABNL0.1 Lot# 1187

Compound #71: 2,3,4,6-Tetrachlorophenol

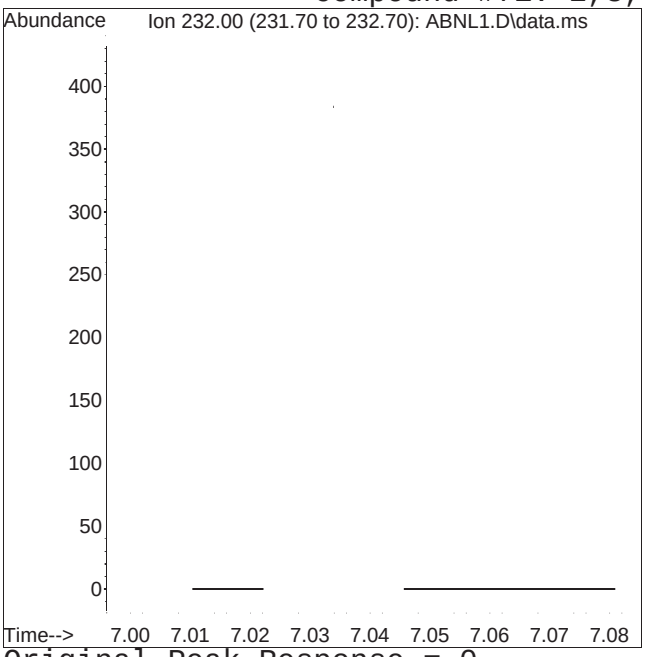


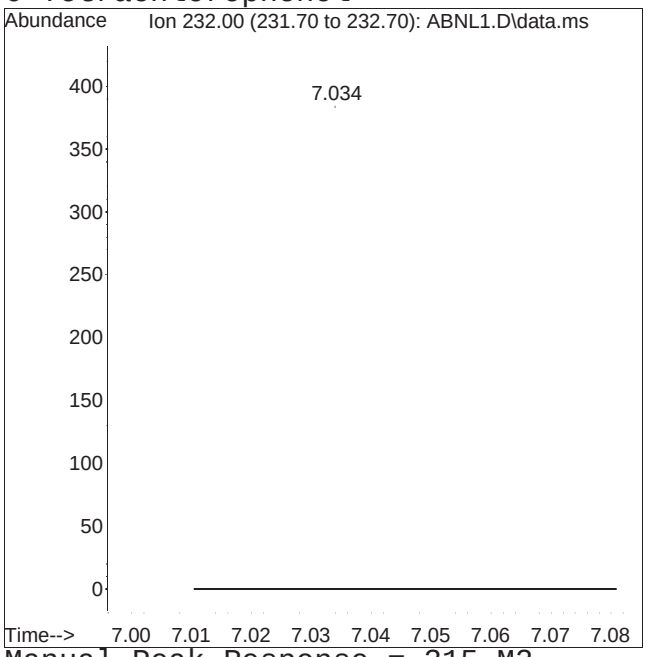


Original Peak Response = 0 Manual Peak Response = 315 M2
M2 = Peak not found by automatic integration algorithm.

Manual Integration Report

Data Path : I:\8270\SV112\250817RVTica\ Method : FS250817SV112RVT.m
Data File : ABNL1.D Operator : SV112:slr
Date Inj'd : 8/17/2025 9:27 pm Instrument : SV112
Sample : IL10,32,,ABNL0.1 Lot# 1187

Compound #75: 4-Nitroaniline

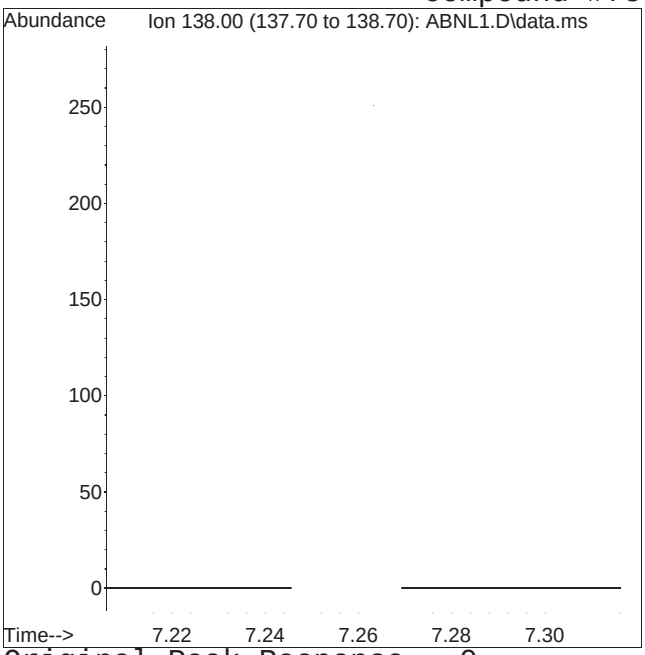


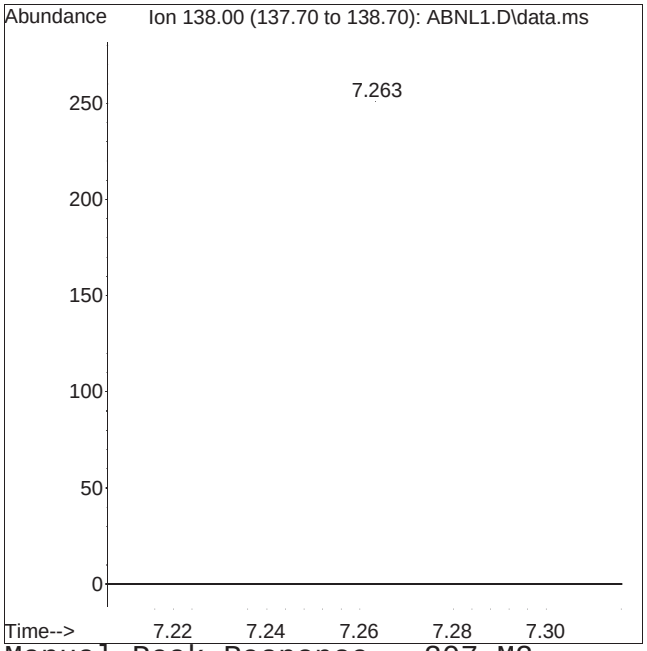


Original Peak Response = 0 Manual Peak Response = 207 M2
M2 = Peak not found by automatic integration algorithm.

Manual Integration Report

Data Path : I:\8270\SV112\250817RVTica\ Method : FS250817SV112RVT.m
Data File : ABNL1.D Operator : SV112:slr
Date Inj'd : 8/17/2025 9:27 pm Instrument : SV112
Sample : IL10,32,,ABNL0.1 Lot# 1187

Compound #78: Azobenzene

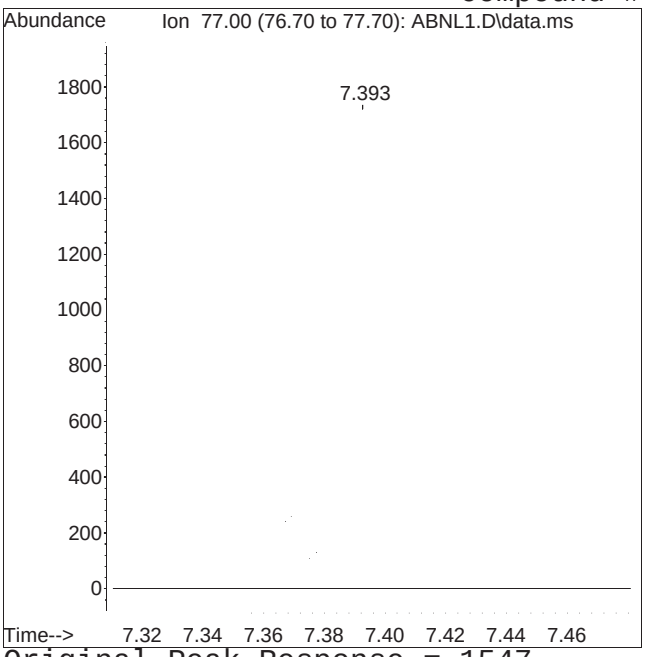


Original Peak Response = 1547

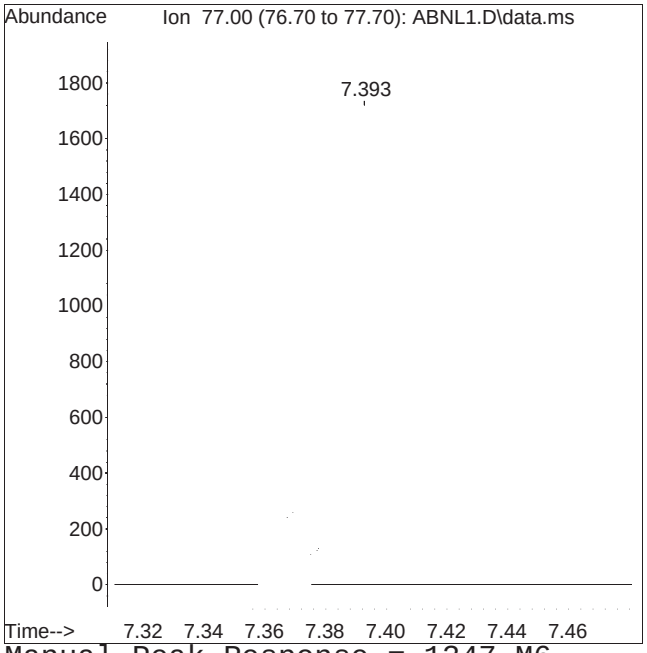


Manual Peak Response = 1347 M6

M6 = Misassignment of peak valley by automated integration (poor split of 2 peaks).

Manual Integration Report

Data Path : I:\8270\SV112\250817RVTica\ Method : FS250817SV112RVT.m
Data File : ABNL1.D Operator : SV112:slr
Date Inj'd : 8/17/2025 9:27 pm Instrument : SV112
Sample : IL10,32,,ABNL0.1 Lot# 1187

Compound #79: 2,4,6-Tribromophenol

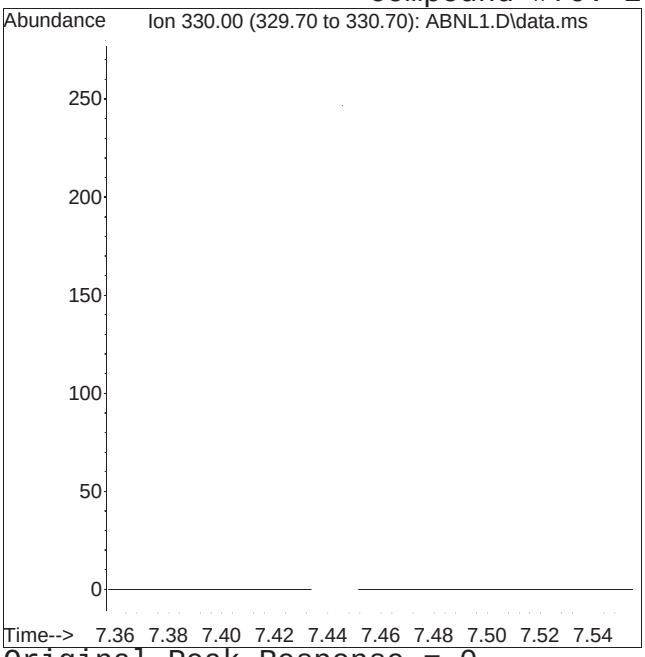


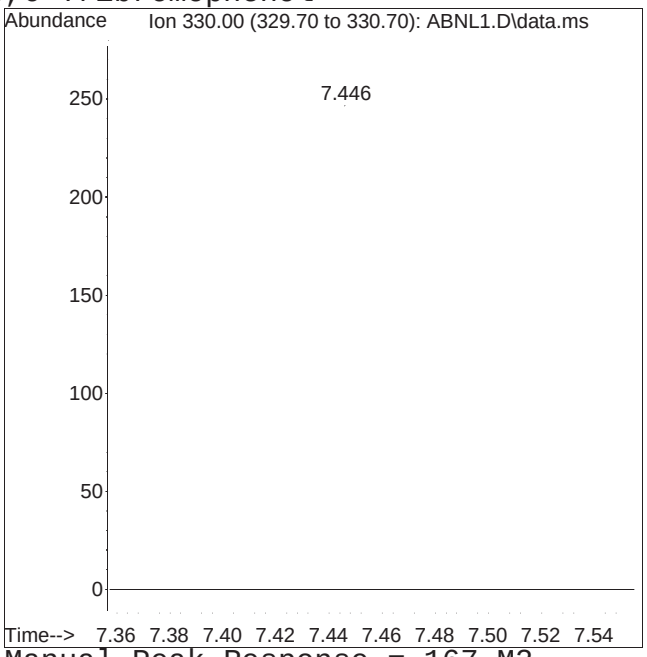


Original Peak Response = 0 Manual Peak Response = 167 M2
M2 = Peak not found by automatic integration algorithm.

Manual Integration Report

Data Path : I:\8270\SV112\250817RVTica\ Method : FS250817SV112RVT.m
Data File : ABNL1.D Operator : SV112:slr
Date Inj'd : 8/17/2025 9:27 pm Instrument : SV112
Sample : IL10,32,,ABNL0.1 Lot# 1187

Compound #93: Fluoranthene

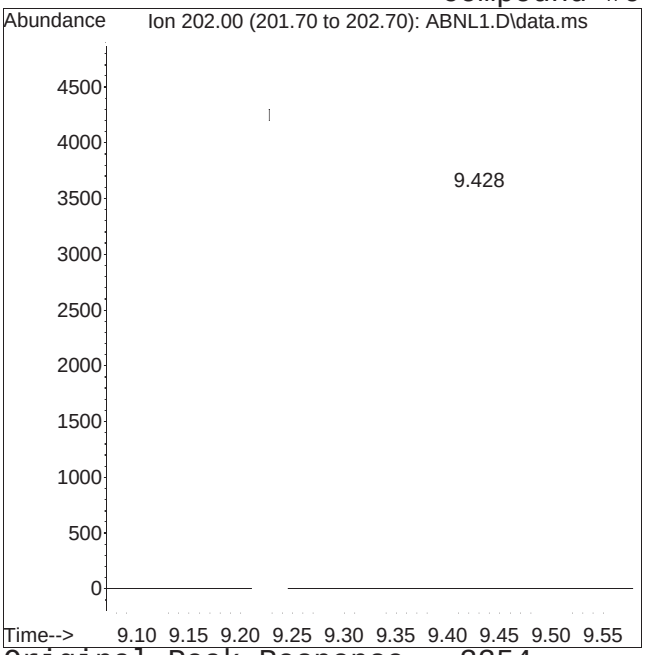


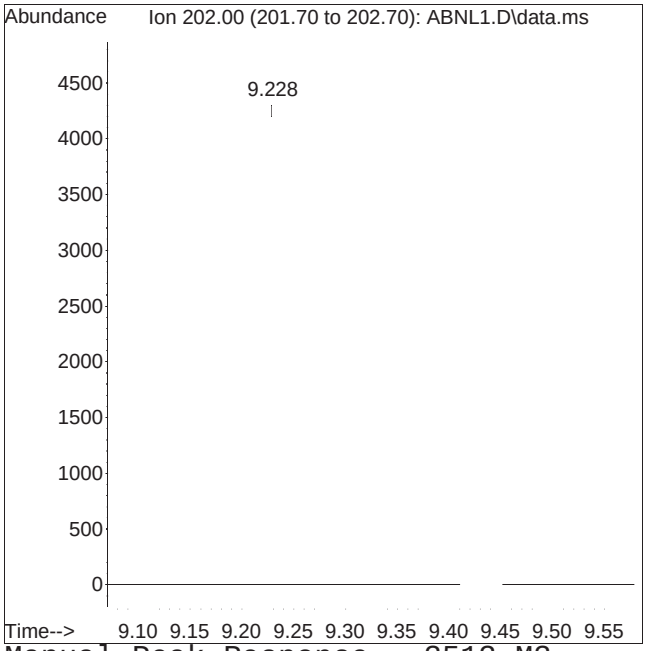


Original Peak Response = 3354 Manual Peak Response = 3513 M3

M3 = Misidentification of the peak (i.e. 1,4-dichlorobenzene identified as 1,3-dichlorobenzene), or misidentification from 2 partially resolved peaks not being split.

Manual Integration Report

Data Path : I:\8270\SV112\250817RVTica\ Method : FS250817SV112RVT.m
Data File : ABNL1.D Operator : SV112:slr
Date Inj'd : 8/17/2025 9:27 pm Instrument : SV112
Sample : IL10,32,,ABNL0.1 Lot# 1187

Compound #107: Chrysene

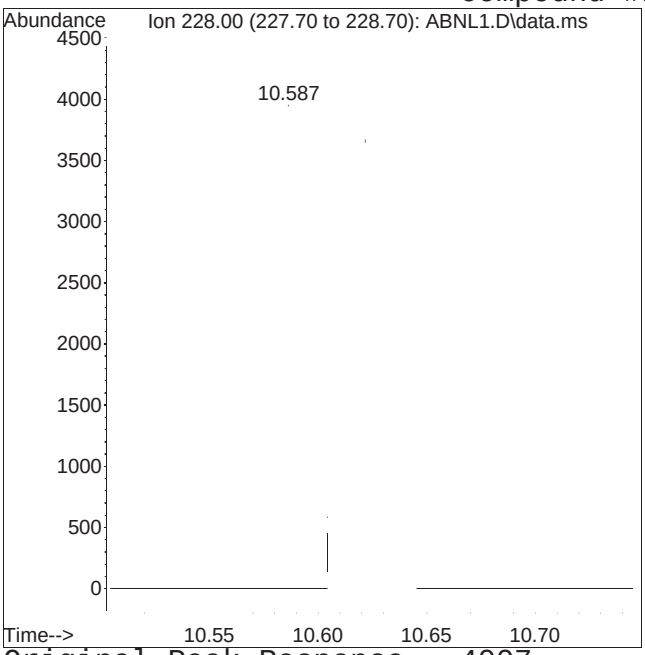


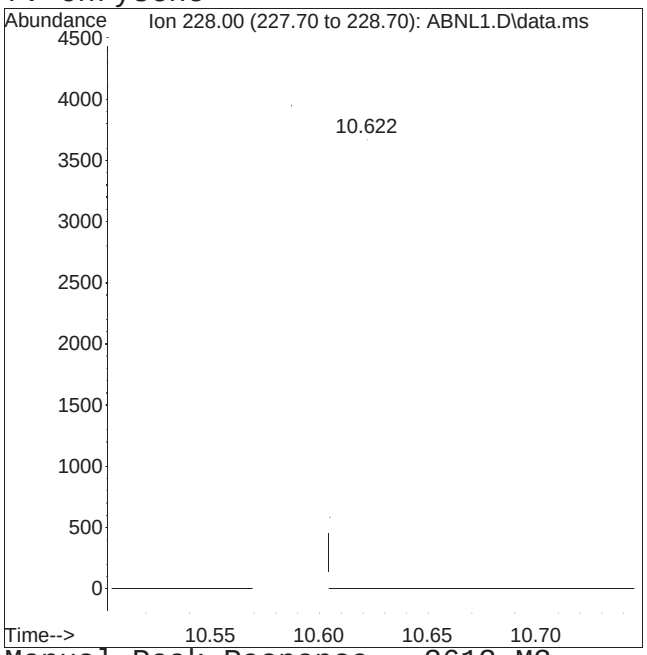


Original Peak Response = 4007 Manual Peak Response = 3613 M3
M3 = Misidentification of the peak (i.e. 1,4-dichlorobenzene identified as 1,3-dichlorobenzene), or misidentification from 2 partially resolved peaks not being split.

Manual Integration Report

Data Path : I:\8270\SV112\250817RVTica\ Method : FS250817SV112RVT.m
Data File : ABNL1.D Operator : SV112:slr
Date Inj'd : 8/17/2025 9:27 pm Instrument : SV112
Sample : IL10,32,,ABNL0.1 Lot# 1187

Compound #111: Benzo(k)fluoranthene

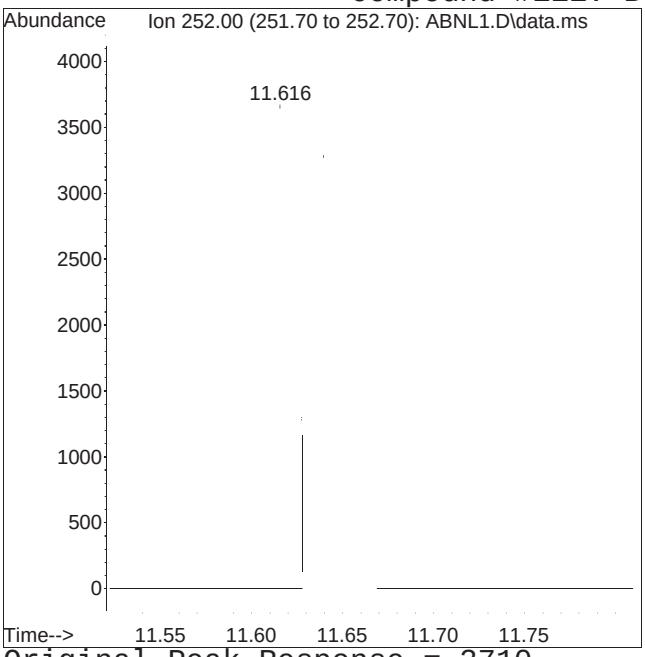


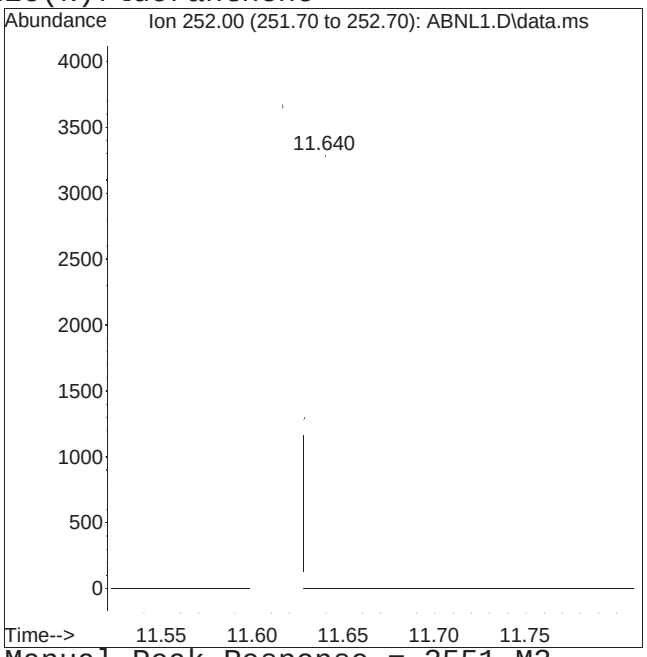


Original Peak Response = 3710 Manual Peak Response = 3551 M3
M3 = Misidentification of the peak (i.e. 1,4-dichlorobenzene identified as 1,3-dichlorobenzene), or misidentification from 2 partially resolved peaks not being split.

Manual Integration Report

Data Path : I:\8270\SV112\250817RVTica\ Method : FS250817SV112RVT.m
Data File : ABNL1.D Operator : SV112:slr
Date Inj'd : 8/17/2025 9:27 pm Instrument : SV112
Sample : IL10,32,,ABNL0.1 Lot# 1187

Compound #114: Indeno(1,2,3-cd)pyrene

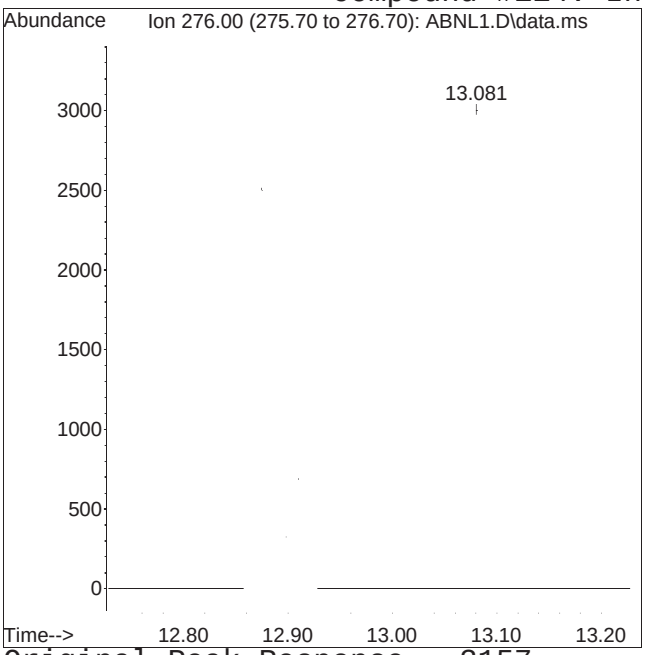


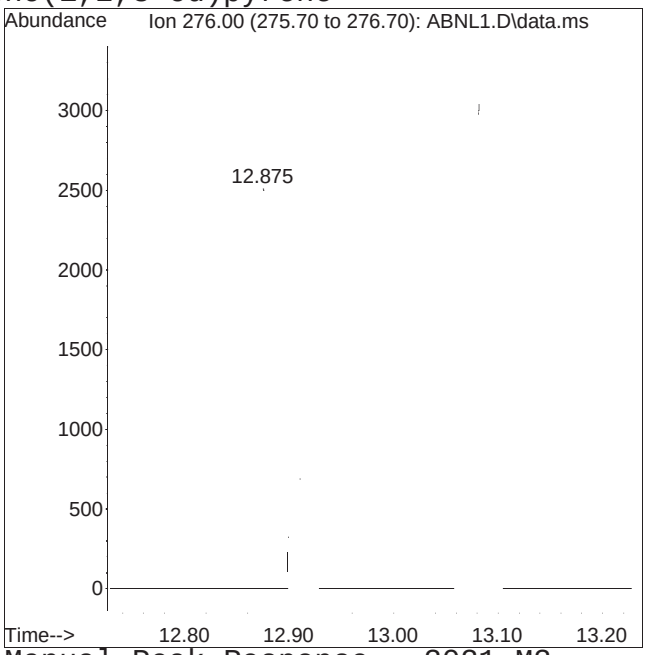


Original Peak Response = 3157 Manual Peak Response = 3021 M3

M3 = Misidentification of the peak (i.e. 1,4-dichlorobenzene identified as 1,3-dichlorobenzene), or misidentification from 2 partially resolved peaks not being split.

Quantitation Report (QT Reviewed)

Data Path : I:\8270\SV112\250817RVTical\
Data File : AP9L9.D
Acq On : 17 Aug 2025 09:50 pm
Operator : SV112:slr
Sample : IL2,32,,AP9L50 Lot# 11836
Misc : WG2104073,,ical
ALS Vial : 10 Sample Multiplier: 1

Quant Time: Aug 18 06:25:44 2025
Quant Method : I:\8270\SV112\250817RVTical\FS250817SV112RVT.m
Quant Title : Semivolatiles by GC/MS by modified 8270
QLast Update : Mon Aug 18 06:26:22 2025
Response via : Initial Calibration

CCAL FILE(s) : 1 - I:\8270\SV112\250817RVTical\ABNL6.D
: 2 - I:\8270\SV112\250817RVTical\ADPL6.D
: 3 - I:\8270\SV112\250817RVTical\AP9L6.D
Sub List : AP9ical - AP9 ical sublist

| Compound | R.T. | QIon | Response | Conc | Units | Dev(Min) |
|---|---|---|---|---|---|---|
| Internal Standards | | | | | | |
| 27) IS2_1,4-Dichlorobenzen... | 3.764 | 152 | 19331 | 4.000 | ug/ml | 0.00 |
| Standard Area 3 = 22256 | | | Recovery = 86.86% | | | |
| 55) IS2_Naphthalene-d8 | 5.011 | 136 | 81858 | 4.000 | ug/ml | 0.00 |
| Standard Area 3 = 86996 | | | Recovery = 94.09% | | | |
| 83) IS2_Acenaphthene-d10 | 6.687 | 164 | 55236 | 4.000 | ug/ml | 0.00 |
| Standard Area 3 = 56018 | | | Recovery = 98.60% | | | |
| 98) IS2_Phenanthrene-d10 | 8.087 | 188 | 122215 | 4.000 | ug/ml | 0.00 |
| Standard Area 3 = 123466 | | | Recovery = 98.99% | | | |
| System Monitoring Compounds | | | | | | |
| Target Compounds | | | | | | Qvalue |
| 28) Benzaldehyde | 3.299 | 105 | 153192 | 53.529 | ug/ml | 97 |
| 29) Acetophenone | 4.187 | 105 | 493760 | 51.803 | ug/ml | 95 |
| 30) m-Toluidine | 4.281 | 106 | 338274 | 60.522 | ug/ml | 98 |
| 31) 2-Chloroaniline | 4.634 | 127 | 421446 | 51.883 | ug/ml | 97 |
| 56) a-Terpineol | 5.105 | 59 | 320341 | 52.870 | ug/ml | 100 |
| 57) 3-Chloroaniline | 5.111 | 65 | 143274 | 54.267 | ug/ml | 83 |
| 58) 2,6-Dichlorophenol | 5.134 | 162 | 317445 | 55.597 | ug/ml | 92 |
| 59) 1-chloro-2-nitrobenzene | 5.381 | 111 | 153133 | 55.065 | ug/ml | 95 |
| 60) Caprolactam | 5.463 | 55 | 214955 | 60.824 | ug/ml | 97 |
| 61) 1,2,4,5-Tetrachloroben... | 5.881 | 216 | 424460 | 46.406 | ug/ml | 99 |
| 62) Biphenyl | 6.175 | 154 | 861884 | 42.316 | ug/ml | 93 |
| 84) Dichloran | 7.816 | 206 | 154619 | 64.393 | ug/ml# | 72 |
| 85) Pentachloronitrobenzene | 7.952 | 237 | 161645 | 58.232 | ug/ml# | 82 |
| 99) Diphenamid | 9.022 | 167 | 790373 | 52.626 | ug/ml | 88 |

(#) = qualifier out of range (m) = manual integration (+) = signals summed

Quantitation Report (QT Reviewed)

Data Path : I:\8270\SV112\250817RVTical\
Data File : AP9L9.D
Acq On : 17 Aug 2025 09:50 pm
Operator : SV112:slr
Sample : IL2,32,,AP9L50 Lot# 11836
Misc : WG2104073,,ical
ALS Vial : 10 Sample Multiplier: 1

Quant Time: Aug 18 06:25:44 2025
Quant Method : I:\8270\SV112\250817RVTical\FS250817SV112RVT.m
Quant Title : Semivolatiles by GC/MS by modified 8270
QLast Update : Mon Aug 18 06:26:22 2025
Response via : Initial Calibration

Sub List : AP9ical\8270AP9V112\250817RVTical\AP9L6.D•

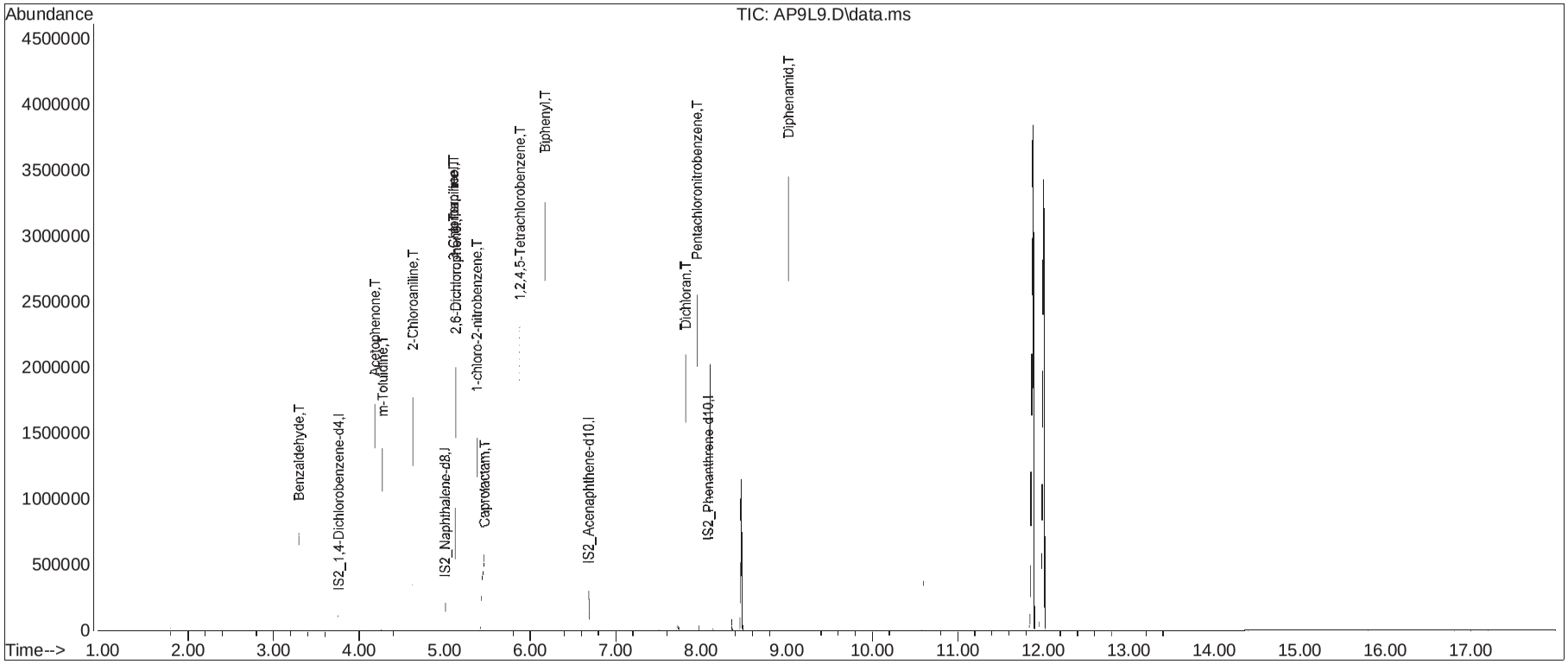

# Manual Integration Report

| | | | |
|---|---|---|---|
| Data Path | : I:\8270\SV112\250817RVTica | | |
| Data File | : AP9L9.D | Operator | : SV112:slr |
| Date Inj'd | : 8/17/2025 9:50 pm | Instrument | : SV112 |
| Sample | : IL2,32,,AP9L50 Lot# 11836 | Quant Date | : 8/18/2025 6:26 am |

There are no manual integrations or false positives in this file.

Quantitation Report (QT Reviewed)

Data Path : I:\8270\SV112\250817RVTical\
Data File : AP9L8.D
Acq On : 17 Aug 2025 10:13 pm
Operator : SV112:slr
Sample : IL3,32,,AP9L25 Lot# 11837
Misc : WG2104073,,ical
ALS Vial : 11 Sample Multiplier: 1

Quant Time: Aug 18 06:25:17 2025
Quant Method : I:\8270\SV112\250817RVTical\FS250817SV112RVT.m
Quant Title : Semivolatiles by GC/MS by modified 8270
QLast Update : Mon Aug 18 06:25:57 2025
Response via : Initial Calibration

CCAL FILE(s) : 1 - I:\8270\SV112\250817RVTical\ABNL6.D
: 2 - I:\8270\SV112\250817RVTical\ADPL6.D
: 3 - I:\8270\SV112\250817RVTical\AP9L6.D
Sub List : AP9ical - AP9 ical sublist

| Compound | R.T. | QIon | Response | Conc | Units | Dev(Min) |
|---|---|---|---|---|---|---|
| Internal Standards | | | | | | |
| 27) IS2_1,4-Dichlorobenzen... | 3.758 | 152 | 19660 | 4.000 | ug/ml | 0.00 |
| Standard Area 3 = 22256 | | | Recovery = 88.34% | | | |
| 55) IS2_Naphthalene-d8 | 5.010 | 136 | 79670 | 4.000 | ug/ml | 0.00 |
| Standard Area 3 = 86996 | | | Recovery = 91.58% | | | |
| 83) IS2_Acenaphthene-d10 | 6.687 | 164 | 53253 | 4.000 | ug/ml | 0.00 |
| Standard Area 3 = 56018 | | | Recovery = 95.06% | | | |
| 98) IS2_Phenanthrene-d10 | 8.087 | 188 | 123425 | 4.000 | ug/ml | 0.00 |
| Standard Area 3 = 123466 | | | Recovery = 99.97% | | | |
| System Monitoring Compounds | | | | | | |
| Target Compounds | | | | | | Qvalue |
| 28) Benzaldehyde | 3.299 | 105 | 72184 | 24.773 | ug/ml | 97 |
| 29) Acetophenone | 4.187 | 105 | 239604 | 24.678 | ug/ml | 95 |
| 30) m-Toluidine | 4.275 | 106 | 158284 | 28.494 | ug/ml | 97 |
| 31) 2-Chloroaniline | 4.634 | 127 | 205669 | 24.881 | ug/ml | 98 |
| 56) a-Terpineol | 5.099 | 59 | 155035 | 26.486 | ug/ml | 98 |
| 57) 3-Chloroaniline | 5.110 | 65 | 68845 | 27.069 | ug/ml | 86 |
| 58) 2,6-Dichlorophenol | 5.128 | 162 | 151274 | 27.572 | ug/ml | 93 |
| 59) 1-chloro-2-nitrobenzene | 5.375 | 111 | 72086 | 26.884 | ug/ml | 96 |
| 60) Caprolactam | 5.446 | 55 | 103125 | 31.012 | ug/ml | 95 |
| 61) 1,2,4,5-Tetrachloroben... | 5.875 | 216 | 208815 | 23.252 | ug/ml | 97 |
| 62) Biphenyl | 6.169 | 154 | 449204 | 22.361 | ug/ml | 97 |
| 84) Dichloran | 7.816 | 206 | 70223 | 31.288 | ug/ml# | 73 |
| 85) Pentachloronitrobenzene | 7.952 | 237 | 76922 | 29.371 | ug/ml# | 83 |
| 99) Diphenamid | 9.016 | 167 | 404285 | 26.909 | ug/ml | 90 |

(#) = qualifier out of range (m) = manual integration (+) = signals summed

Quantitation Report (QT Reviewed)

Data Path : I:\8270\SV112\250817RVTical\
Data File : AP9L8.D
Acq On : 17 Aug 2025 10:13 pm
Operator : SV112:slr
Sample : IL3,32,,AP9L25 Lot# 11837
Misc : WG2104073,,ical
ALS Vial : 11 Sample Multiplier: 1

Quant Time: Aug 18 06:25:17 2025
Quant Method : I:\8270\SV112\250817RVTical\FS250817SV112RVT.m
Quant Title : Semivolatiles by GC/MS by modified 8270
QLast Update : Mon Aug 18 06:25:57 2025
Response via : Initial Calibration

Sub List : AP9ical AP9L1 I:\8270\SV112\250817RVTical\AP9L6.D•

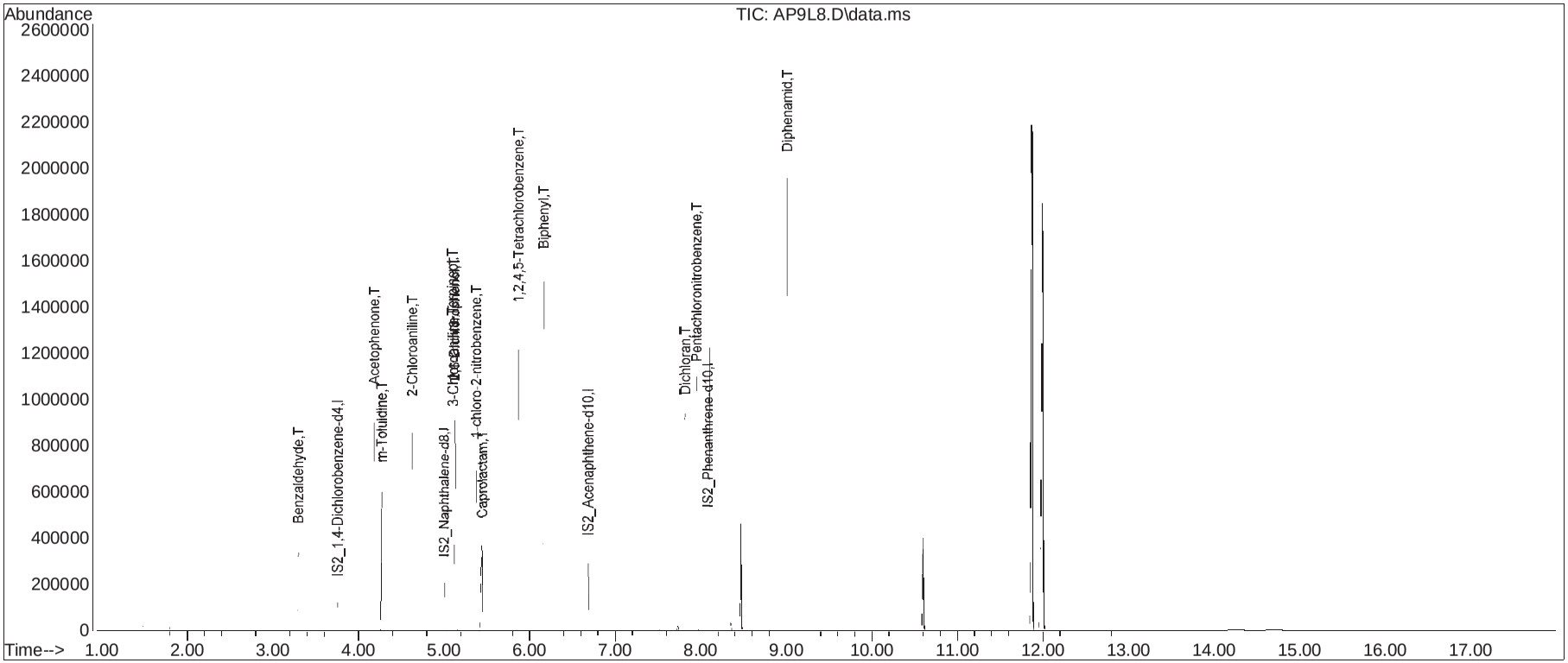

# Manual Integration Report

| | | | |
|---|---|---|---|
| Data Path | : I:\8270\SV112\250817RVTica | | |
| Data File | : AP9L8.D | Operator | : SV112:slr |
| Date Inj'd | : 8/17/2025 10:13 pm | Instrument | : SV112 |
| Sample | : IL3,32,,AP9L25 Lot# 11837 | Quant Date | : 8/18/2025 6:26 am |

There are no manual integrations or false positives in this file.

Quantitation Report (QT Reviewed)

Data Path : I:\8270\SV112\250817RVTical\
Data File : AP9L7.D
Acq On : 17 Aug 2025 10:35 pm
Operator : SV112:slr
Sample : IL4,32,,AP9L10 Lot# 11838
Misc : WG2104073,,ical
ALS Vial : 12 Sample Multiplier: 1

Quant Time: Aug 18 06:24:48 2025
Quant Method : I:\8270\SV112\250817RVTical\FS250817SV112RVT.m
Quant Title : Semivolatiles by GC/MS by modified 8270
QLast Update : Mon Aug 18 06:25:23 2025
Response via : Initial Calibration

CCAL FILE(s) : 1 - I:\8270\SV112\250817RVTical\ABNL6.D
: 2 - I:\8270\SV112\250817RVTical\ADPL6.D
: 3 - I:\8270\SV112\250817RVTical\AP9L6.D
Sub List : AP9ical - AP9 ical sublist

| Compound | R.T. | QIon | Response | Conc | Units | Dev(Min) |
|---|---|---|---|---|---|---|
| Internal Standards | | | | | | |
| 27) IS2_1,4-Dichlorobenzen... | 3.764 | 152 | 18967 | 4.000 | ug/ml | 0.00 |
| Standard Area 3 = 22256 | | | Recovery = 85.22% | | | |
| 55) IS2_Naphthalene-d8 | 5.011 | 136 | 77407 | 4.000 | ug/ml | 0.00 |
| Standard Area 3 = 86996 | | | Recovery = 88.98% | | | |
| 83) IS2_Acenaphthene-d10 | 6.687 | 164 | 50458 | 4.000 | ug/ml | 0.00 |
| Standard Area 3 = 56018 | | | Recovery = 90.07% | | | |
| 98) IS2_Phenanthrene-d10 | 8.081 | 188 | 116292 | 4.000 | ug/ml | 0.00 |
| Standard Area 3 = 123466 | | | Recovery = 94.19% | | | |
| System Monitoring Compounds | | | | | | |
| Target Compounds | | | | | | Qvalue |
| 28) Benzaldehyde | 3.305 | 105 | 28569 | 10.190 | ug/ml | 98 |
| 29) Acetophenone | 4.187 | 105 | 92815 | 9.894 | ug/ml | 95 |
| 30) m-Toluidine | 4.281 | 106 | 60151 | 11.578 | ug/ml | 97 |
| 31) 2-Chloroaniline | 4.634 | 127 | 80174 | 10.062 | ug/ml | 99 |
| 56) a-Terpineol | 5.099 | 59 | 58197 | 10.273 | ug/ml | 100 |
| 57) 3-Chloroaniline | 5.105 | 65 | 26596 | 10.902 | ug/ml | 87 |
| 58) 2,6-Dichlorophenol | 5.128 | 162 | 57156 | 10.853 | ug/ml | 92 |
| 59) 1-chloro-2-nitrobenzene | 5.375 | 111 | 26835 | 10.353 | ug/ml | 96 |
| 60) Caprolactam | 5.428 | 55 | 36988 | 11.790 | ug/ml | 94 |
| 61) 1,2,4,5-Tetrachloroben... | 5.875 | 216 | 81554 | 9.246 | ug/ml | 96 |
| 62) Biphenyl | 6.169 | 154 | 180488 | 9.133 | ug/ml | 98 |
| 84) Dichloran | 7.810 | 206 | 24100 | 11.590 | ug/ml# | 74 |
| 85) Pentachloronitrobenzene | 7.946 | 237 | 27878 | 11.470 | ug/ml# | 82 |
| 99) Diphenamid | 9.016 | 167 | 153291 | 10.981 | ug/ml | 90 |

(#) = qualifier out of range (m) = manual integration (+) = signals summed

Quantitation Report (QT Reviewed)

Data Path : I:\8270\SV112\250817RVTical\
Data File : AP9L7.D
Acq On : 17 Aug 2025 10:35 pm
Operator : SV112:slr
Sample : IL4,32,,AP9L10 Lot# 11838
Misc : WG2104073,,ical
ALS Vial : 12 Sample Multiplier: 1

Quant Time: Aug 18 06:24:48 2025
Quant Method : I:\8270\SV112\250817RVTical\FS250817SV112RVT.m
Quant Title : Semivolatiles by GC/MS by modified 8270
QLast Update : Mon Aug 18 06:25:23 2025
Response via : Initial Calibration

Sub List : AP9ical\8270\SV112\250817RVTical\AP9L6.D•

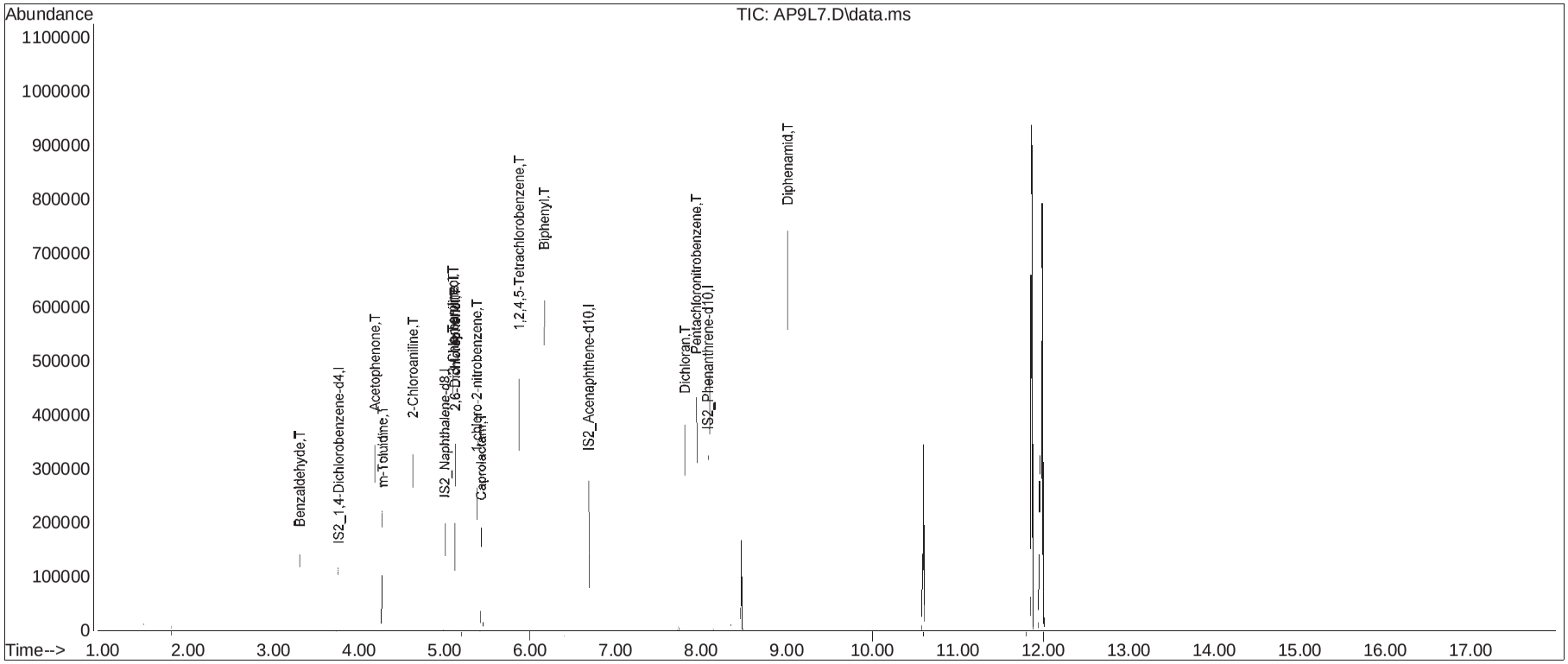

# Manual Integration Report

| | | | |
|---|---|---|---|
| Data Path | : I:\8270\SV112\250817RVTica | | |
| Data File | : AP9L7.D | Operator | : SV112:slr |
| Date Inj'd | : 8/17/2025 10:35 pm | Instrument | : SV112 |
| Sample | : IL4,32,,AP9L10 Lot# 11838 | Quant Date | : 8/18/2025 6:25 am |

There are no manual integrations or false positives in this file.

Quantitation Report (QT Reviewed)

Data Path : I:\8270\SV112\250817RVTical\
Data File : AP9L6.D
Acq On : 17 Aug 2025 10:58 pm
Operator : SV112:slr
Sample : IL5,32,,AP9L5 Lot# 11839
Misc : WG2104073,,ical
ALS Vial : 13 Sample Multiplier: 1

Quant Time: Aug 18 06:18:56 2025
Quant Method : I:\8270\SV112\250817RVTical\FS250817SV112RVT.m
Quant Title : Semivolatiles by GC/MS by modified 8270
QLast Update : Mon Aug 18 06:18:29 2025
Response via : Initial Calibration

CCAL FILE(s) : 1 - I:\8270\SV112\250817RVTical\ABNL6.D
: 2 - I:\8270\SV112\250817RVTical\ADPL6.D
: 3 - I:\8270\SV112\250817RVTical\AP9L6.D
Sub List : AP9ical - AP9 ical sublist

| Compound | R.T. | QIon | Response | Conc | Units | Dev(Min) |
|---|---|---|---|---|---|---|
| Internal Standards | | | | | | |
| 27) IS2_1,4-Dichlorobenzen... | 3.763 | 152 | 22256 | 4.000 | ug/ml | 0.00 |
| Standard Area 3 = 22256 | | | Recovery = 100.00% | | | |
| 55) IS2_Naphthalene-d8 | 5.010 | 136 | 86996 | 4.000 | ug/ml | 0.00 |
| Standard Area 3 = 86996 | | | Recovery = 100.00% | | | |
| 83) IS2_Acenaphthene-d10 | 6.687 | 164 | 56018 | 4.000 | ug/ml | 0.00 |
| Standard Area 3 = 56018 | | | Recovery = 100.00% | | | |
| 98) IS2_Phenanthrene-d10 | 8.081 | 188 | 123466 | 4.000 | ug/ml | 0.00 |
| Standard Area 3 = 123466 | | | Recovery = 100.00% | | | |
| System Monitoring Compounds | | | | | | |
| Target Compounds | | | | | | Qvalue |
| 28) Benzaldehyde | 3.305 | 105 | 15638 | 4.742 | ug/ml | 94 |
| 29) Acetophenone | 4.187 | 105 | 52414 | 4.718 | ug/ml | 94 |
| 30) m-Toluidine | 4.281 | 106 | 33109 | 5.445 | ug/ml | 96 |
| 31) 2-Chloroaniline | 4.634 | 127 | 45580 | 4.821 | ug/ml | 99 |
| 56) a-Terpineol | 5.093 | 59 | 31631 | 4.962 | ug/ml | 100 |
| 57) 3-Chloroaniline | 5.105 | 65 | 14806 | 5.447 | ug/ml | 87 |
| 58) 2,6-Dichlorophenol | 5.128 | 162 | 31424 | 5.331 | ug/ml | 93 |
| 59) 1-chloro-2-nitrobenzene | 5.375 | 111 | 14767 | 5.059 | ug/ml | 98 |
| 60) Caprolactam | 5.422 | 55 | 18904 | 5.400 | ug/ml | 93 |
| 61) 1,2,4,5-Tetrachloroben... | 5.875 | 216 | 46161 | 4.611 | ug/ml | 95 |
| 62) Biphenyl | 6.169 | 154 | 101576 | 4.503 | ug/ml | 99 |
| 84) Dichloran | 7.810 | 206 | 11723 | 5.066 | ug/ml# | 74 |
| 85) Pentachloronitrobenzene | 7.946 | 237 | 13563 | 4.991 | ug/ml# | 83 |
| 99) Diphenamid | 9.016 | 167 | 75134 | 5.082 | ug/ml | 91 |

(#) = qualifier out of range (m) = manual integration (+) = signals summed

Quantitation Report (QT Reviewed)

Data Path : I:\8270\SV112\250817RVTical\
Data File : AP9L6.D
Acq On : 17 Aug 2025 10:58 pm
Operator : SV112:slr
Sample : IL5,32,,AP9L5 Lot# 11839
Misc : WG2104073,,ical
ALS Vial : 13 Sample Multiplier: 1

Quant Time: Aug 18 06:18:56 2025
Quant Method : I:\8270\SV112\250817RVTical\FS250817SV112RVT.m
Quant Title : Semivolatiles by GC/MS by modified 8270
QLast Update : Mon Aug 18 06:18:29 2025
Response via : Initial Calibration

Sub List : AP9ical AP9Vical I:\8270\SV112\250817RVTical\AP9L6.D•

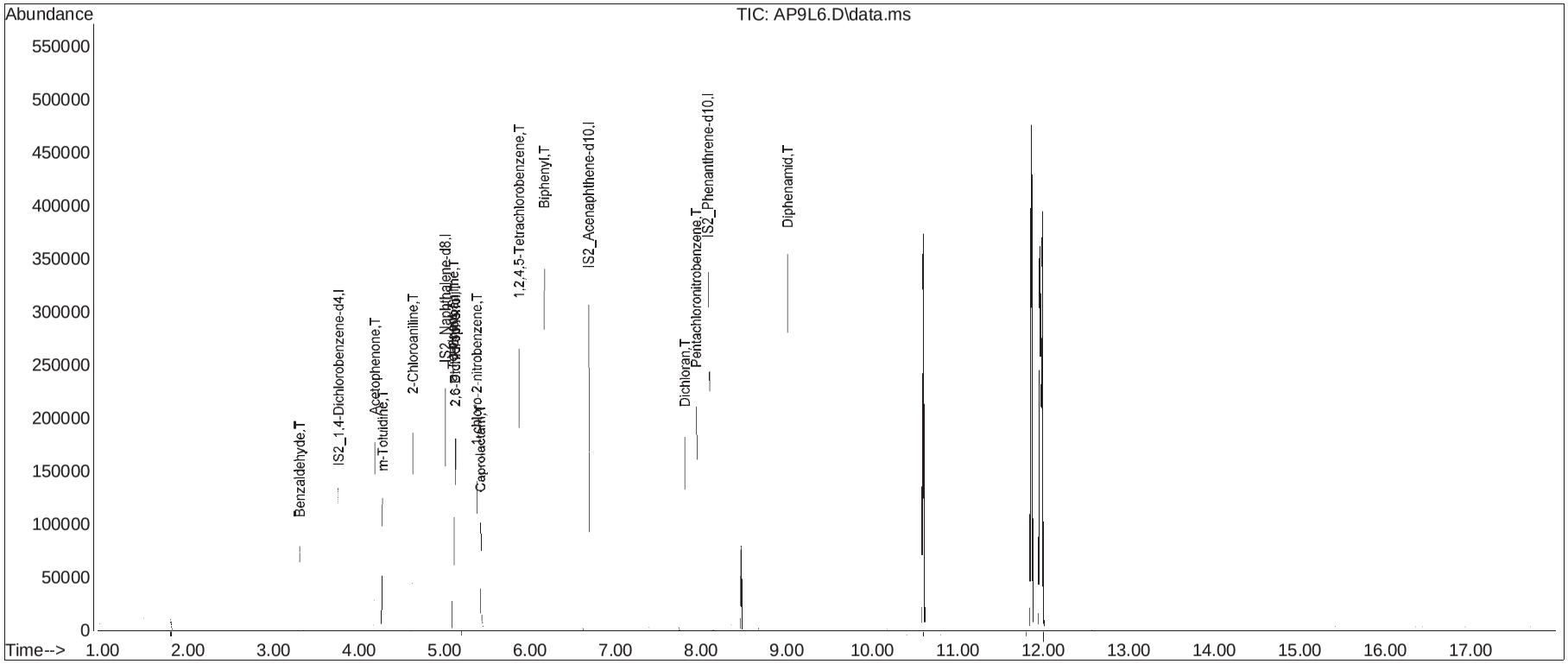

# Manual Integration Report

| | | | |
|---|---|---|---|
| Data Path | : I:\8270\SV112\250817RVTica | | |
| Data File | : AP9L6.D | Operator | : SV112:slr |
| Date Inj'd | : 8/17/2025 10:58 pm | Instrument | : SV112 |
| Sample | : IL5,32,,AP9L5 Lot# 11839 | Quant Date | : 8/18/2025 6:19 am |

There are no manual integrations or false positives in this file.

Quantitation Report (QT Reviewed)

Data Path : I:\8270\SV112\250817RVTical\
Data File : AP9L5.D
Acq On : 17 Aug 2025 11:20 pm
Operator : SV112:slr
Sample : IL6,32,,AP9L2.5 Lot# 11840
Misc : WG2104073,,ical
ALS Vial : 14 Sample Multiplier: 1

Quant Time: Aug 18 06:18:47 2025
Quant Method : I:\8270\SV112\250817RVTical\FS250817SV112RVT.m
Quant Title : Semivolatiles by GC/MS by modified 8270
QLast Update : Mon Aug 18 06:18:29 2025
Response via : Initial Calibration

CCAL FILE(s) : 1 - I:\8270\SV112\250817RVTical\ABNL6.D
: 2 - I:\8270\SV112\250817RVTical\ADPL6.D
: 3 - I:\8270\SV112\250817RVTical\AP9L6.D
Sub List : AP9ical - AP9 ical sublist

| Compound | R.T. | QIon | Response | Conc | Units | Dev(Min) |
|---|---|---|---|---|---|---|
| Internal Standards | | | | | | |
| 27) IS2_1,4-Dichlorobenzen... | 3.763 | 152 | 19963 | 4.000 | ug/ml | 0.00 |
| Standard Area 3 = 22256 | | | Recovery = 89.70% | | | |
| 55) IS2_Naphthalene-d8 | 5.010 | 136 | 77703 | 4.000 | ug/ml | 0.00 |
| Standard Area 3 = 86996 | | | Recovery = 89.32% | | | |
| 83) IS2_Acenaphthene-d10 | 6.687 | 164 | 50040 | 4.000 | ug/ml | 0.00 |
| Standard Area 3 = 56018 | | | Recovery = 89.33% | | | |
| 98) IS2_Phenanthrene-d10 | 8.081 | 188 | 113009 | 4.000 | ug/ml | 0.00 |
| Standard Area 3 = 123466 | | | Recovery = 91.53% | | | |
| System Monitoring Compounds | | | | | | |
| Target Compounds | | | | | | Qvalue |
| 28) Benzaldehyde | 3.310 | 105 | 7285 | 2.463 | ug/ml | 99 |
| 29) Acetophenone | 4.193 | 105 | 23538 | 2.362 | ug/ml | 92 |
| 30) m-Toluidine | 4.281 | 106 | 13776 | 2.526 | ug/ml | 96 |
| 31) 2-Chloroaniline | 4.634 | 127 | 19786 | 2.333 | ug/ml | 98 |
| 56) a-Terpineol | 5.093 | 59 | 14137 | 2.483 | ug/ml | 99 |
| 57) 3-Chloroaniline | 5.104 | 65 | 6386 | 2.630 | ug/ml | 92 |
| 58) 2,6-Dichlorophenol | 5.128 | 162 | 13486 | 2.561 | ug/ml | 93 |
| 59) 1-chloro-2-nitrobenzene | 5.375 | 111 | 6439 | 2.470 | ug/ml | 96 |
| 60) Caprolactam | 5.422 | 55 | 8099 | 2.590 | ug/ml | 92 |
| 61) 1,2,4,5-Tetrachloroben... | 5.875 | 216 | 21034 | 2.352 | ug/ml | 97 |
| 62) Biphenyl | 6.169 | 154 | 45702 | 2.268 | ug/ml | 97 |
| 84) Dichloran | 7.810 | 206 | 5091 | 2.463 | ug/ml# | 74 |
| 85) Pentachloronitrobenzene | 7.945 | 237 | 5811 | 2.394 | ug/ml# | 84 |
| 99) Diphenamid | 9.016 | 167 | 34337 | 2.537 | ug/ml | 90 |

(#) = qualifier out of range (m) = manual integration (+) = signals summed

Quantitation Report (QT Reviewed)

Data Path : I:\8270\SV112\250817RVTical\
Data File : AP9L5.D
Acq On : 17 Aug 2025 11:20 pm
Operator : SV112:slr
Sample : IL6,32,,AP9L2.5 Lot# 11840
Misc : WG2104073,,ical
ALS Vial : 14 Sample Multiplier: 1

Quant Time: Aug 18 06:18:47 2025
Quant Method : I:\8270\SV112\250817RVTical\FS250817SV112RVT.m
Quant Title : Semivolatiles by GC/MS by modified 8270
QLast Update : Mon Aug 18 06:18:29 2025
Response via : Initial Calibration

Sub List : AP9ical AP9L1 I:\8270\SV112\250817RVTical\AP9L6.D•

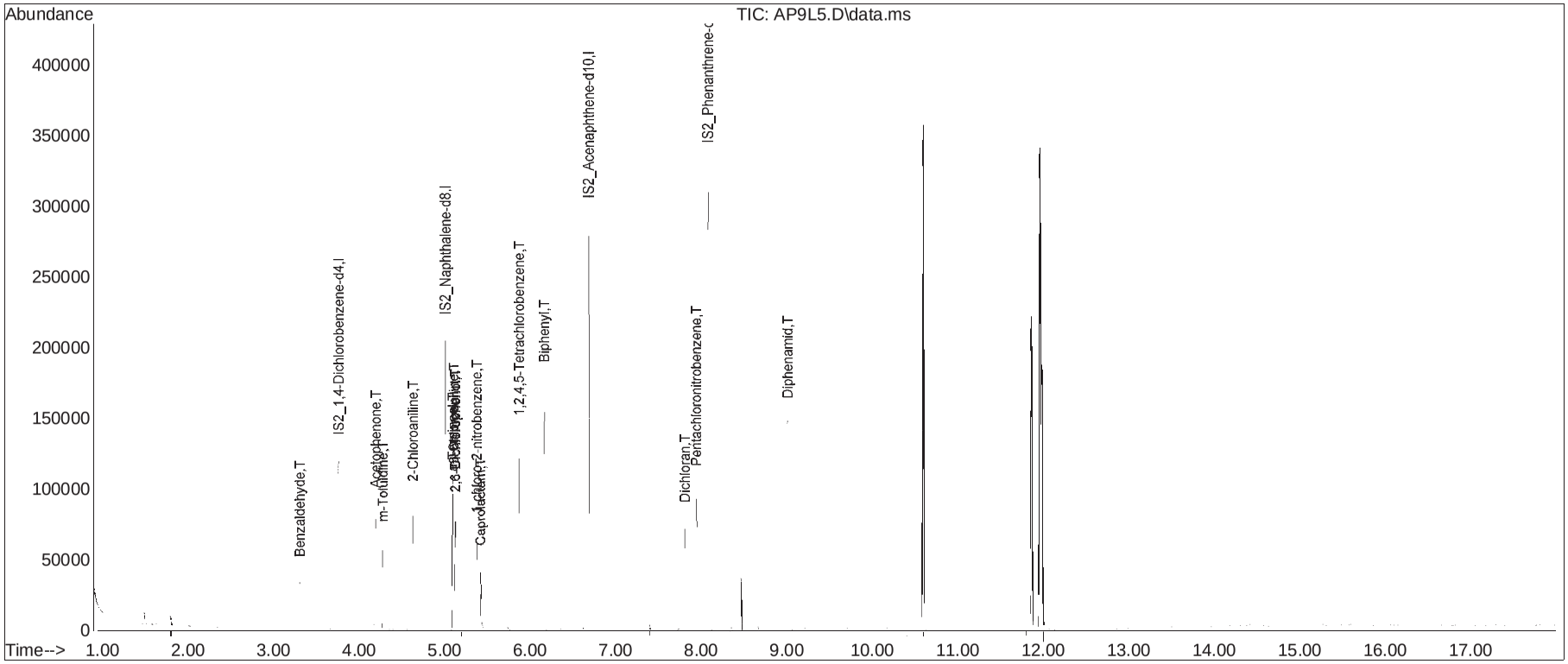

Manual Integration Report

Data Path : I:\8270\SV112\250817RVTica
Data File : AP9L5.D Operator : SV112:slr
Date Inj'd : 8/17/2025 11:20 pm Instrument : SV112
Sample : IL6,32,,AP9L2.5 Lot# 11840Quant Date : 8/18/2025 6:19 am

There are no manual integrations or false positives in this file.

Quantitation Report (QT Reviewed)

Data Path : I:\8270\SV112\250817RVTical\
Data File : AP9L4.D
Acq On : 17 Aug 2025 11:43 pm
Operator : SV112:slr
Sample : IL7,32,,AP9L1 Lot# 11841
Misc : WG2104073,,ical
ALS Vial : 15 Sample Multiplier: 1

Quant Time: Aug 18 06:18:37 2025
Quant Method : I:\8270\SV112\250817RVTical\FS250817SV112RVT.m
Quant Title : Semivolatiles by GC/MS by modified 8270
QLast Update : Mon Aug 18 06:18:29 2025
Response via : Initial Calibration

CCAL FILE(s) : 1 - I:\8270\SV112\250817RVTical\ABNL6.D
: 2 - I:\8270\SV112\250817RVTical\ADPL6.D
: 3 - I:\8270\SV112\250817RVTical\AP9L6.D
Sub List : AP9ical - AP9 ical sublist

| Compound | R.T. | QIon | Response | Conc | Units | Dev(Min) |
|---|---|---|---|---|---|---|
| Internal Standards | | | | | | |
| 27) IS2_1,4-Dichlorobenzen... | 3.763 | 152 | 21008 | 4.000 | ug/ml | 0.00 |
| Standard Area 3 = 22256 | | | Recovery = 94.39% | | | |
| 55) IS2_Naphthalene-d8 | 5.010 | 136 | 83460 | 4.000 | ug/ml | 0.00 |
| Standard Area 3 = 86996 | | | Recovery = 95.94% | | | |
| 83) IS2_Acenaphthene-d10 | 6.687 | 164 | 53020 | 4.000 | ug/ml | 0.00 |
| Standard Area 3 = 56018 | | | Recovery = 94.65% | | | |
| 98) IS2_Phenanthrene-d10 | 8.081 | 188 | 124339 | 4.000 | ug/ml | # 0.00 |
| Standard Area 3 = 123466 | | | Recovery = 100.71% | | | |
| System Monitoring Compounds | | | | | | |
| Target Compounds | | | | | | Qvalue |
| 28) Benzaldehyde | 3.311 | 105 | 3087 | 0.992 | ug/ml | 91 |
| 29) Acetophenone | 4.193 | 105 | 10270 | 0.979 | ug/ml# | 89 |
| 30) m-Toluidine | 4.281 | 106 | 5556 | 0.968 | ug/ml | 99 |
| 31) 2-Chloroaniline | 4.634 | 127 | 8968 | 1.005 | ug/ml | 99 |
| 56) a-Terpineol | 5.099 | 59 | 6192 | 1.013 | ug/ml | 99 |
| 57) 3-Chloroaniline | 5.105 | 65 | 2808 | 1.077 | ug/ml | 94 |
| 58) 2,6-Dichlorophenol | 5.128 | 162 | 5779 | 1.022 | ug/ml | 92 |
| 59) 1-chloro-2-nitrobenzene | 5.375 | 111 | 2872 | 1.026 | ug/ml | 95 |
| 60) Caprolactam | 5.422 | 55 | 3585 | 1.067 | ug/ml | 87 |
| 61) 1,2,4,5-Tetrachloroben... | 5.875 | 216 | 9695 | 1.009 | ug/ml | 98 |
| 62) Biphenyl | 6.169 | 154 | 21059 | 0.973 | ug/ml | 98 |
| 84) Dichloran | 7.810 | 206 | 2264 | 1.034 | ug/ml# | 74 |
| 85) Pentachloronitrobenzene | 7.946 | 237 | 2566 | 0.998 | ug/ml# | 86 |
| 99) Diphenamid | 9.016 | 167 | 14472 | 0.972 | ug/ml | 89 |

(#) = qualifier out of range (m) = manual integration (+) = signals summed

Quantitation Report (QT Reviewed)

Data Path : I:\8270\SV112\250817RVTical\
Data File : AP9L4.D
Acq On : 17 Aug 2025 11:43 pm
Operator : SV112:slr
Sample : IL7,32,,AP9L1 Lot# 11841
Misc : WG2104073,,ical
ALS Vial : 15 Sample Multiplier: 1

Quant Time: Aug 18 06:18:37 2025
Quant Method : I:\8270\SV112\250817RVTical\FS250817SV112RVT.m
Quant Title : Semivolatiles by GC/MS by modified 8270
QLast Update : Mon Aug 18 06:18:29 2025
Response via : Initial Calibration

Sub List : AP9ical\8270\SV112\250817RVTical\AP9L6.D•

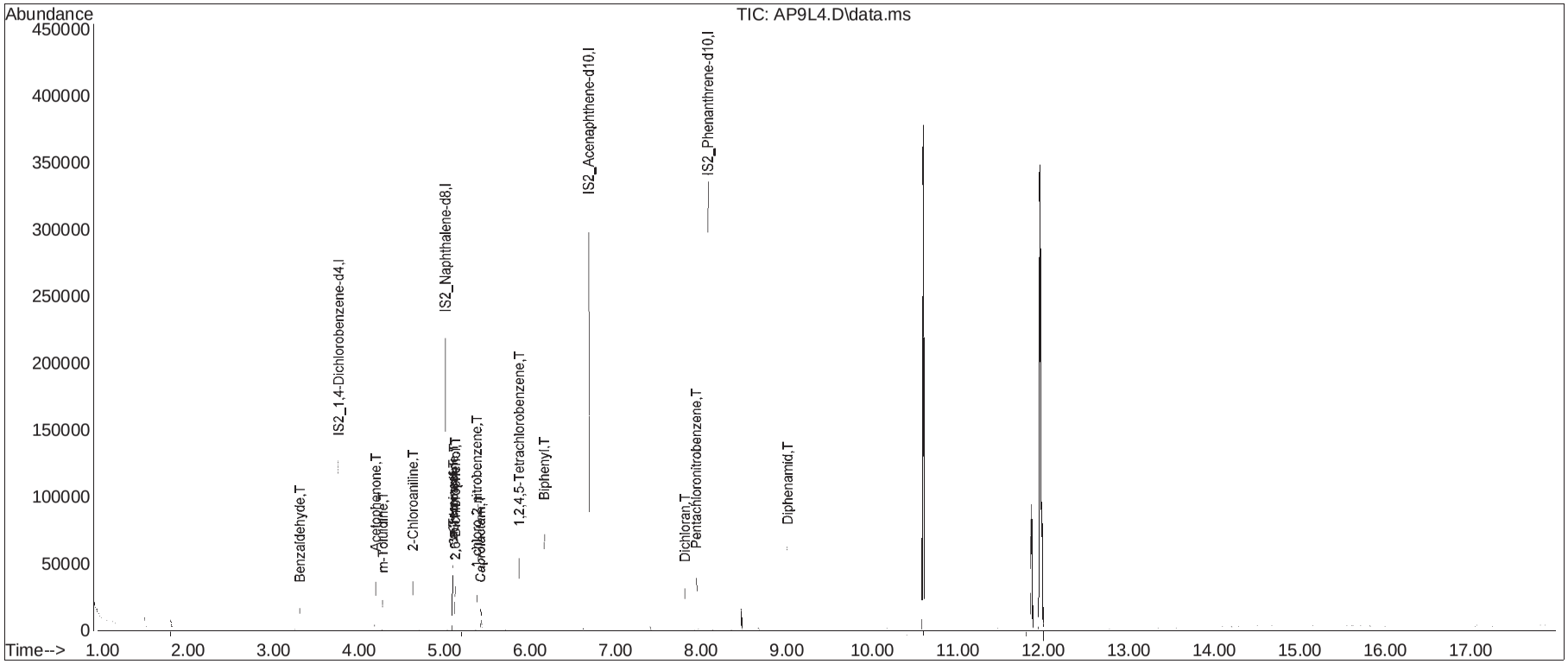


FS250817SV112RVT.m Mon Aug 18 08:00:12 2025 Page: 2

# Manual Integration Report

| | | | |
|---|---|---|---|
| Data Path | : I:\8270\SV112\250817RVTica | | |
| Data File | : AP9L4.D | Operator | : SV112:slr |
| Date Inj'd | : 8/17/2025 11:43 pm | Instrument | : SV112 |
| Sample | : IL7,32,,AP9L1 Lot# 11841 | Quant Date | : 8/18/2025 6:19 am |

There are no manual integrations or false positives in this file.

Quantitation Report (QT Reviewed)

Data Path : I:\8270\SV112\250817RVTical\
Data File : AP9L3.D
Acq On : 18 Aug 2025 12:05 am
Operator : SV112:slr
Sample : IL8,32,,AP9L0.5 Lot# 11842
Misc : WG2104073,,ical
ALS Vial : 16 Sample Multiplier: 1

Quant Time: Aug 18 06:18:27 2025
Quant Method : I:\8270\SV112\250817RVTical\FS250817SV112RVT.m
Quant Title : Semivolatiles by GC/MS by modified 8270
QLast Update : Mon Aug 18 06:18:29 2025
Response via : Initial Calibration

CCAL FILE(s) : 1 - I:\8270\SV112\250817RVTical\ABNL6.D
: 2 - I:\8270\SV112\250817RVTical\ADPL6.D
: 3 - I:\8270\SV112\250817RVTical\AP9L6.D
Sub List : AP9ical - AP9 ical sublist

| Compound | R.T. | QIon | Response | Conc | Units | Dev(Min) |
|---|---|---|---|---|---|---|
| Internal Standards | | | | | | |
| 27) IS2_1,4-Dichlorobenzen... | 3.763 | 152 | 21187 | 4.000 | ug/ml | 0.00 |
| Standard Area 3 = 22256 | | | Recovery = 95.20% | | | |
| 55) IS2_Naphthalene-d8 | 5.010 | 136 | 83932 | 4.000 | ug/ml | 0.00 |
| Standard Area 3 = 86996 | | | Recovery = 96.48% | | | |
| 83) IS2_Acenaphthene-d10 | 6.687 | 164 | 53689 | 4.000 | ug/ml | 0.00 |
| Standard Area 3 = 56018 | | | Recovery = 95.84% | | | |
| 98) IS2_Phenanthrene-d10 | 8.081 | 188 | 120954 | 4.000 | ug/ml | 0.00 |
| Standard Area 3 = 123466 | | | Recovery = 97.97% | | | |
| System Monitoring Compounds | | | | | | |
| Target Compounds | | | | | | Qvalue |
| 28) Benzaldehyde | 3.310 | 105 | 1853 | 0.590 | ug/ml | 100 |
| 29) Acetophenone | 4.193 | 105 | 5914 | 0.559 | ug/ml# | 86 |
| 30) m-Toluidine | 4.281 | 106 | 2729 | 0.471 | ug/ml# | 92 |
| 31) 2-Chloroaniline | 4.634 | 127 | 5174 | 0.575 | ug/ml | 99 |
| 56) a-Terpineol | 5.099 | 59 | 3475 | 0.565 | ug/ml | 95 |
| 57) 3-Chloroaniline | 5.104 | 65 | 1695 | 0.646 | ug/ml | 84 |
| 58) 2,6-Dichlorophenol | 5.128 | 162 | 3098 | 0.545 | ug/ml# | 88 |
| 59) 1-chloro-2-nitrobenzene | 5.375 | 111 | 1519 | 0.539 | ug/ml | 93 |
| 60) Caprolactam | 5.428 | 55 | 1920 | 0.568 | ug/ml | 90 |
| 61) 1,2,4,5-Tetrachloroben... | 5.875 | 216 | 5693 | 0.589 | ug/ml# | 90 |
| 62) Biphenyl | 6.169 | 154 | 12817 | 0.589 | ug/ml | 99 |
| 84) Dichloran | 7.810 | 206 | 1346 | 0.607 | ug/ml# | 69 |
| 85) Pentachloronitrobenzene | 7.945 | 237 | 1465 | 0.562 | ug/ml# | 82 |
| 99) Diphenamid | 9.016 | 167 | 8269 | 0.571 | ug/ml | 90 |

(#) = qualifier out of range (m) = manual integration (+) = signals summed

Quantitation Report (QT Reviewed)

Data Path : I:\8270\SV112\250817RVTical\
Data File : AP9L3.D
Acq On : 18 Aug 2025 12:05 am
Operator : SV112:slr
Sample : IL8,32,,AP9L0.5 Lot# 11842
Misc : WG2104073,,ical
ALS Vial : 16 Sample Multiplier: 1

Quant Time: Aug 18 06:18:27 2025
Quant Method : I:\8270\SV112\250817RVTical\FS250817SV112RVT.m
Quant Title : Semivolatiles by GC/MS by modified 8270
QLast Update : Mon Aug 18 06:18:29 2025
Response via : Initial Calibration

Sub List : AP9ical AP9L1 I:\8270\SV112\250817RVTical\AP9L6.D•

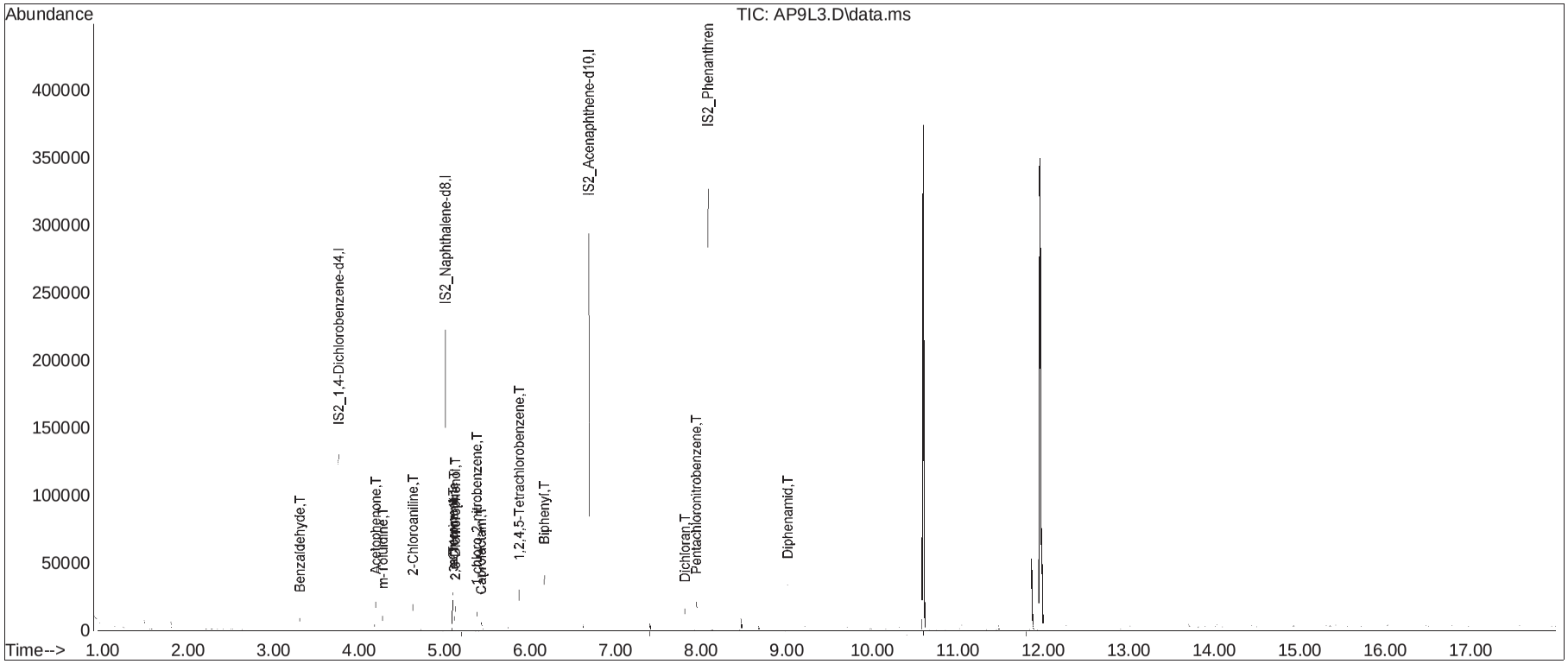


FS250817SV112RVT.m Mon Aug 18 08:00:08 2025 Page: 2

# Manual Integration Report

| | | | |
|---|---|---|---|
| Data Path | : I:\8270\SV112\250817RVTica | | |
| Data File | : AP9L3.D | Operator | : SV112:slr |
| Date Inj'd | : 8/18/2025 12:05 am | Instrument | : SV112 |
| Sample | : IL8,32,,AP9L0.5 Lot# 11842 | Quant Date | : 8/18/2025 6:19 am |

There are no manual integrations or false positives in this file.

Quantitation Report (QT Reviewed)

Data Path : I:\8270\SV112\250817RVTical\
Data File : AP9L2.D
Acq On : 18 Aug 2025 12:28 am
Operator : SV112:slr
Sample : IL9,32,,AP9L0.2 Lot# 11843
Misc : WG2104073,,ical
ALS Vial : 17 Sample Multiplier: 1

Quant Time: Aug 18 06:18:19 2025
Quant Method : I:\8270\SV112\250817RVTical\FS250817SV112RVT.m
Quant Title : Semivolatiles by GC/MS by modified 8270
QLast Update : Mon Aug 18 06:18:29 2025
Response via : Initial Calibration

CCAL FILE(s) : 1 - I:\8270\SV112\250817RVTical\ABNL6.D
: 2 - I:\8270\SV112\250817RVTical\ADPL6.D
: 3 - I:\8270\SV112\250817RVTical\AP9L6.D
Sub List : AP9ical - AP9 ical sublist

| Compound | R.T. | QIon | Response | Conc | Units | Dev(Min) |
|---|---|---|---|---|---|---|
| Internal Standards | | | | | | |
| 27) IS2_1,4-Dichlorobenzen... | 3.764 | 152 | 20519 | 4.000 | ug/ml | 0.00 |
| Standard Area 3 = 22256 | | | Recovery = 92.20% | | | |
| 55) IS2_Naphthalene-d8 | 5.011 | 136 | 80580 | 4.000 | ug/ml | 0.00 |
| Standard Area 3 = 86996 | | | Recovery = 92.62% | | | |
| 83) IS2_Acenaphthene-d10 | 6.687 | 164 | 52333 | 4.000 | ug/ml | 0.00 |
| Standard Area 3 = 56018 | | | Recovery = 93.42% | | | |
| 98) IS2_Phenanthrene-d10 | 8.081 | 188 | 117303 | 4.000 | ug/ml | # 0.00 |
| Standard Area 3 = 123466 | | | Recovery = 95.01% | | | |
| System Monitoring Compounds | | | | | | |
| Target Compounds | | | | | | Qvalue |
| 28) Benzaldehyde | 3.317 | 105 | 647 | 0.213 | ug/ml | 97 |
| 29) Acetophenone | 4.193 | 105 | 2137 | 0.209 | ug/ml# | 78 |
| 30) m-Toluidine | 4.281 | 106 | 324M2 | 0.058 | ug/ml | |
| 31) 2-Chloroaniline | 4.634 | 127 | 1739 | 0.200 | ug/ml# | 46 |
| 56) a-Terpineol | 5.099 | 59 | 1185 | 0.201 | ug/ml# | 84 |
| 57) 3-Chloroaniline | 5.105 | 65 | 514 | 0.204 | ug/ml# | 72 |
| 58) 2,6-Dichlorophenol | 5.128 | 162 | 1082 | 0.198 | ug/ml | 94 |
| 59) 1-chloro-2-nitrobenzene | 5.375 | 111 | 628 | 0.232 | ug/ml# | 60 |
| 60) Caprolactam | 5.434 | 55 | 464M2 | 0.143 | ug/ml | |
| 61) 1,2,4,5-Tetrachloroben... | 5.875 | 216 | 1955 | 0.211 | ug/ml# | 87 |
| 62) Biphenyl | 6.169 | 154 | 4438 | 0.212 | ug/ml | 95 |
| 84) Dichloran | 7.810 | 206 | 446M2 | 0.206 | ug/ml | |
| 85) Pentachloronitrobenzene | 7.946 | 237 | 525 | 0.207 | ug/ml# | 9 |
| 99) Diphenamid | 9.010 | 167 | 2827 | 0.201 | ug/ml | 92 |

(#) = qualifier out of range (m) = manual integration (+) = signals summed

Quantitation Report (QT Reviewed)

Data Path : I:\8270\SV112\250817RVTical\
Data File : AP9L2.D
Acq On : 18 Aug 2025 12:28 am
Operator : SV112:slr
Sample : IL9,32,,AP9L0.2 Lot# 11843
Misc : WG2104073,,ical
ALS Vial : 17 Sample Multiplier: 1

Quant Time: Aug 18 06:18:19 2025
Quant Method : I:\8270\SV112\250817RVTical\FS250817SV112RVT.m
Quant Title : Semivolatiles by GC/MS by modified 8270
QLast Update : Mon Aug 18 06:18:29 2025
Response via : Initial Calibration

Sub List : AP9ical AP9L1 I:\8270\SV112\250817RVTical\AP9L6.D•

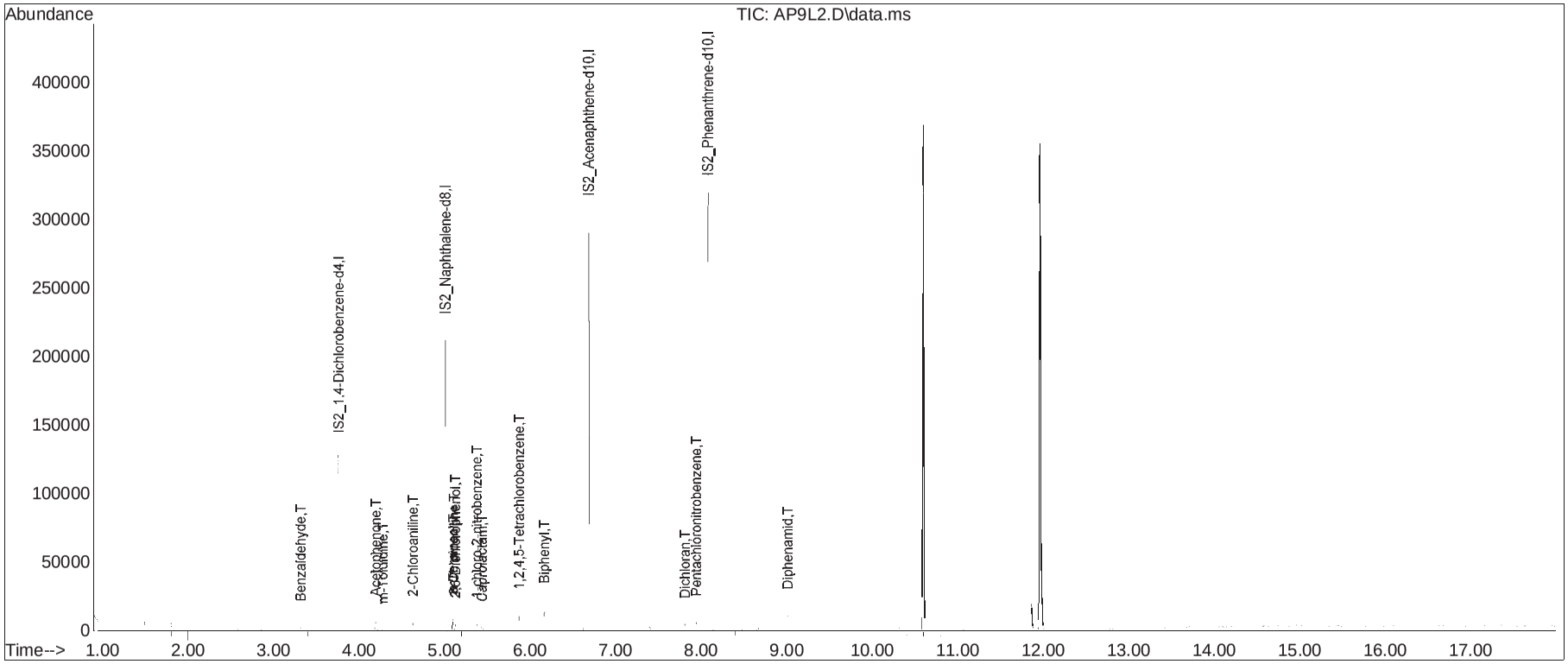

# Manual Integration Report

Data Path : I:\8270\SV112\250817RVTica
Data File : AP9L2.D Operator : SV112:slr
Date Inj'd : 8/18/2025 12:28 am Instrument : SV112
Sample : IL9,32,,AP9L0.2 Lot# 11843 Quant Date : 8/18/2025 6:19 am

## Compound #30: m-Toluidine

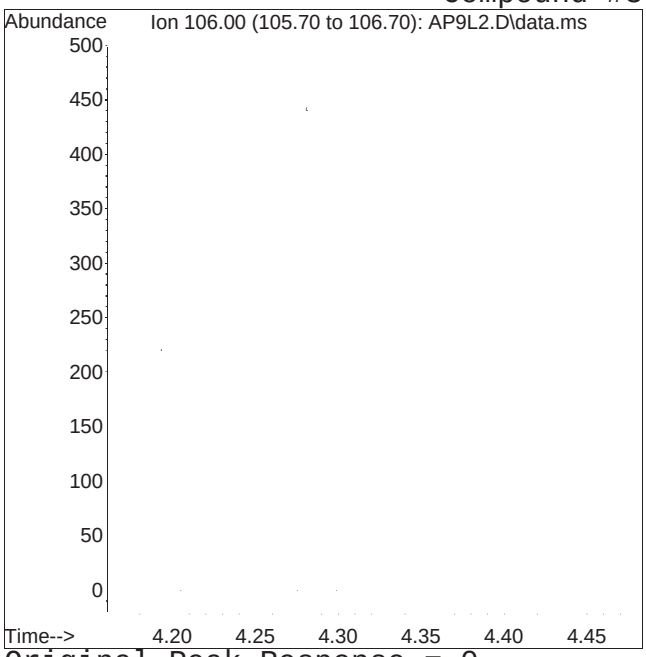


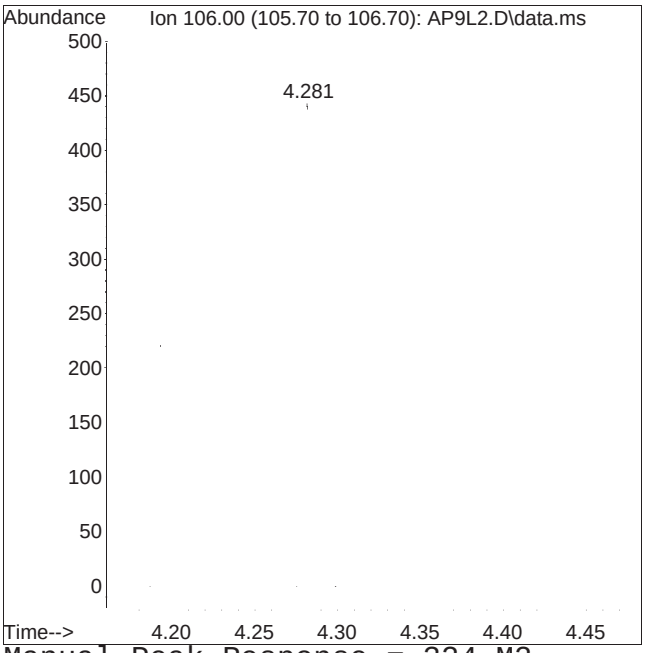


Original Peak Response = 0 Manual Peak Response = 324 M2
M2 = Peak not found by automatic integration algorithm.

# Manual Integration Report

Data Path : I:\8270\SV112\250817RVTica
Data File : AP9L2.D Operator : SV112:slr
Date Inj'd : 8/18/2025 12:28 am Instrument : SV112
Sample : IL9,32,,AP9L0.2 Lot# 11843 Quant Date : 8/18/2025 6:19 am

## Compound #60: Caprolactam

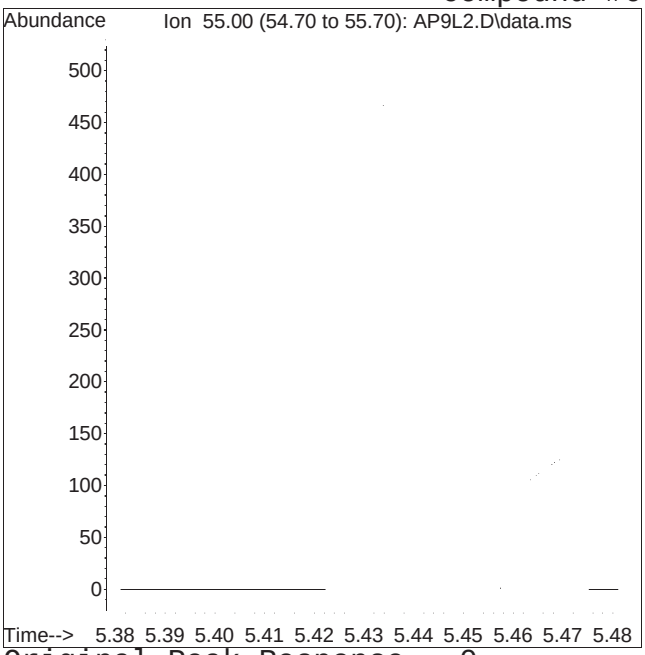


Original Peak Response = 0

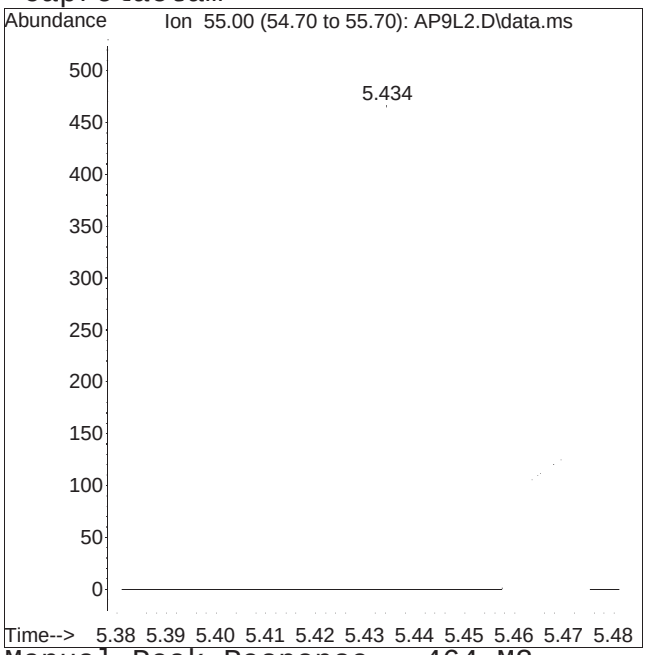


Manual Peak Response = 464 M2

M2 = Peak not found by automatic integration algorithm.

# Manual Integration Report

Data Path : I:\8270\SV112\250817RVTica
Data File : AP9L2.D Operator : SV112:slr
Date Inj'd : 8/18/2025 12:28 am Instrument : SV112
Sample : IL9,32,,AP9L0.2 Lot# 11843 Quant Date : 8/18/2025 6:19 am

## Compound #84: Dichloran

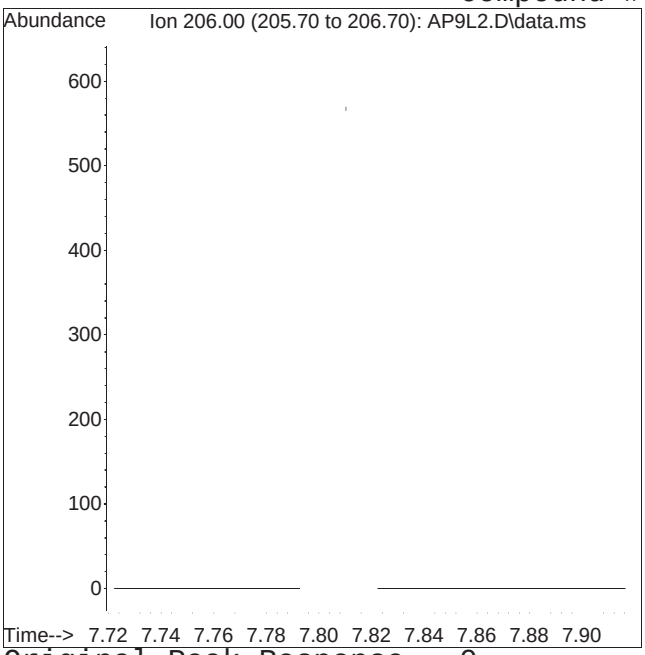


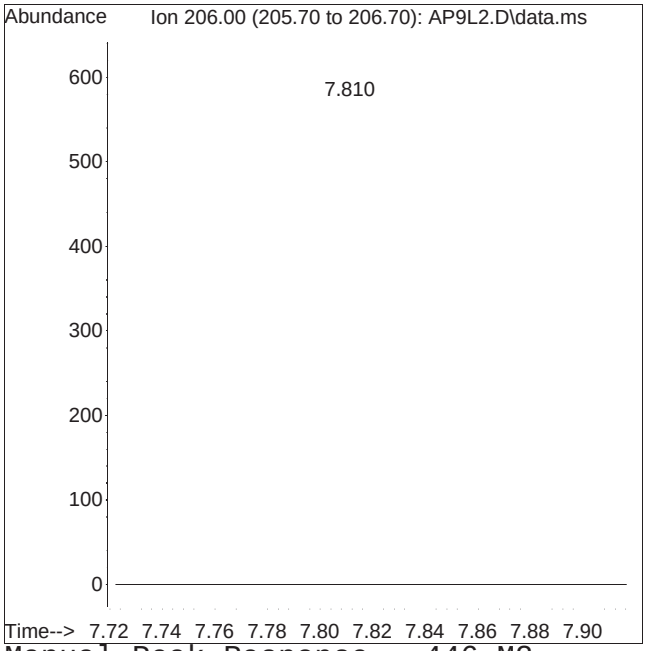


Original Peak Response = 0 Manual Peak Response = 446 M2
M2 = Peak not found by automatic integration algorithm.

Quantitation Report (QT Reviewed)

Data Path : I:\8270\SV112\250817RVTical\
Data File : AP9L1.D
Acq On : 18 Aug 2025 12:50 am
Operator : SV112:slr
Sample : IL10,32,,AP9L0.1 Lot# 11865
Misc : WG2104073,,ical
ALS Vial : 18 Sample Multiplier: 1

Quant Time: Aug 18 06:18:10 2025
Quant Method : I:\8270\SV112\250817RVTical\FS250817SV112RVT.m
Quant Title : Semivolatiles by GC/MS by modified 8270
QLast Update : Mon Aug 18 06:18:29 2025
Response via : Initial Calibration

CCAL FILE(s) : 1 - I:\8270\SV112\250817RVTical\ABNL6.D
: 2 - I:\8270\SV112\250817RVTical\ADPL6.D
: 3 - I:\8270\SV112\250817RVTical\AP9L6.D
Sub List : AP9ical - AP9 ical sublist

| Compound | R.T. | QIon | Response | Conc | Units | Dev(Min) |
|---|---|---|---|---|---|---|
| Internal Standards | | | | | | |
| 27) IS2_1,4-Dichlorobenzen... | 3.764 | 152 | 18701 | 4.000 | ug/ml | 0.00 |
| Standard Area 3 = 22256 | | | Recovery = 84.03% | | | |
| 55) IS2_Naphthalene-d8 | 5.011 | 136 | 72576 | 4.000 | ug/ml | 0.00 |
| Standard Area 3 = 86996 | | | Recovery = 83.42% | | | |
| 83) IS2_Acenaphthene-d10 | 6.687 | 164 | 46826 | 4.000 | ug/ml | 0.00 |
| Standard Area 3 = 56018 | | | Recovery = 83.59% | | | |
| 98) IS2_Phenanthrene-d10 | 8.081 | 188 | 106960 | 4.000 | ug/ml | # 0.00 |
| Standard Area 3 = 123466 | | | Recovery = 86.63% | | | |
| System Monitoring Compounds | | | | | | |
| Target Compounds | | | | | | Qvalue |
| 28) Benzaldehyde | 3.317 | 105 | 226M2 | 0.082 | ug/ml | |
| 29) Acetophenone | 4.199 | 105 | 855 | 0.092 | ug/ml# | 51 |
| 30) m-Toluidine | 0.000 | | 0 | N.D. | | |
| 31) 2-Chloroaniline | 4.640 | 127 | 702 | 0.088 | ug/ml# | 46 |
| 56) a-Terpineol | 5.099 | 59 | 458M2 | 0.086 | ug/ml | |
| 57) 3-Chloroaniline | 5.105 | 65 | 118M2 | 0.052 | ug/ml | |
| 58) 2,6-Dichlorophenol | 5.128 | 162 | 409M2 | 0.083 | ug/ml | |
| 59) 1-chloro-2-nitrobenzene | 5.381 | 111 | 176M2 | 0.072 | ug/ml | |
| 60) Caprolactam | 0.000 | | 0 | N.D. | | |
| 61) 1,2,4,5-Tetrachloroben... | 5.875 | 216 | 698 | 0.084 | ug/ml# | 19 |
| 62) Biphenyl | 6.169 | 154 | 1669 | 0.089 | ug/ml | 96 |
| 84) Dichloran | 7.810 | 206 | 137M2 | 0.071 | ug/ml | |
| 85) Pentachloronitrobenzene | 7.946 | 237 | 192M2 | 0.085 | ug/ml | |
| 99) Diphenamid | 9.010 | 167 | 1106 | 0.086 | ug/ml# | 94 |

(#) = qualifier out of range (m) = manual integration (+) = signals summed

Quantitation Report (QT Reviewed)

Data Path : I:\8270\SV112\250817RVTical\
Data File : AP9L1.D
Acq On : 18 Aug 2025 12:50 am
Operator : SV112:slr
Sample : IL10,32,,AP9L0.1 Lot# 11865
Misc : WG2104073,,ical
ALS Vial : 18 Sample Multiplier: 1

Quant Time: Aug 18 06:18:10 2025
Quant Method : I:\8270\SV112\250817RVTical\FS250817SV112RVT.m
Quant Title : Semivolatiles by GC/MS by modified 8270
QLast Update : Mon Aug 18 06:18:29 2025
Response via : Initial Calibration

Sub List : AP9ical AP9L1 I:\8270\SV112\250817RVTical\AP9L6.D•

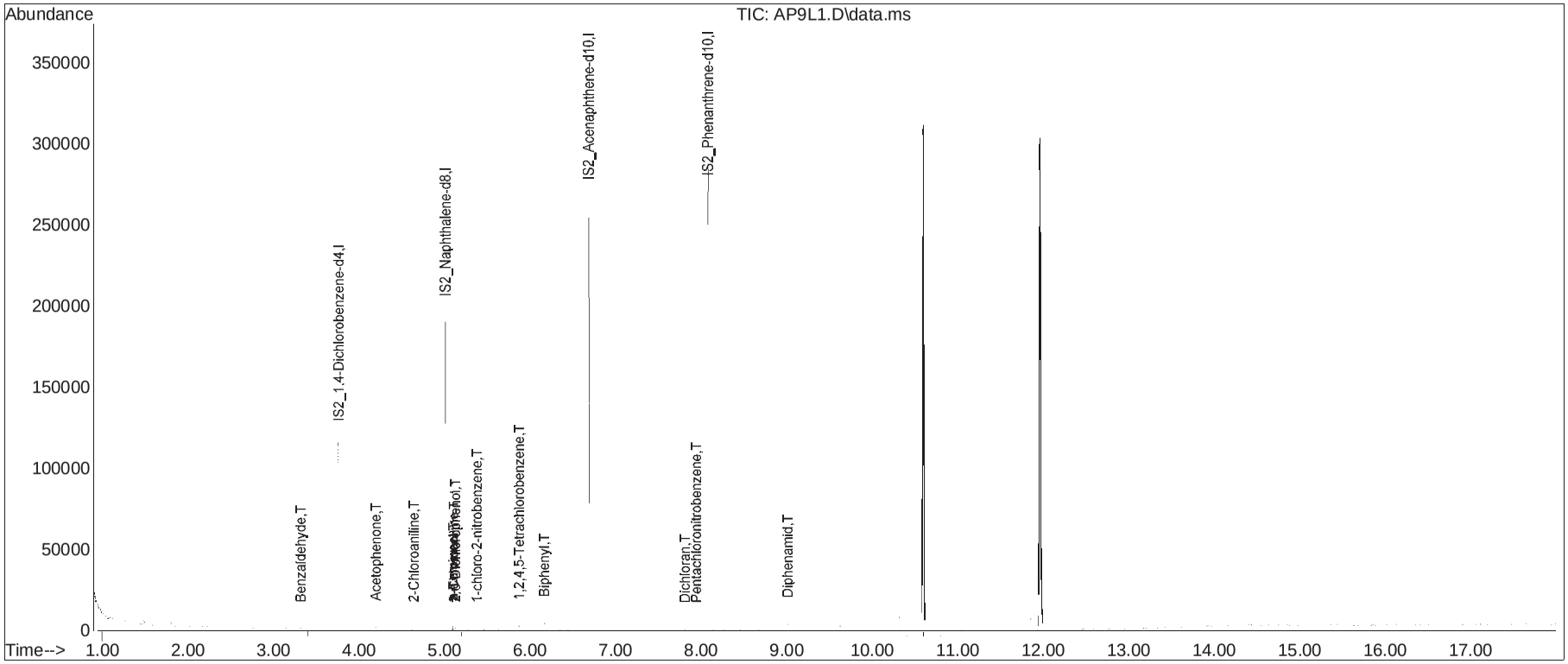

# Manual Integration Report

Data Path : I:\8270\SV112\250817RVTical\
Data File : AP9L1.D
Date Inj'd : 8/18/2025 12:50 am
Sample : IL10,32,,AP9L0.1 Lot# 1186

Method : FS250817SV112RVT.m
Operator : SV112:slr
Instrument : SV112

## Compound #28: Benzaldehyde

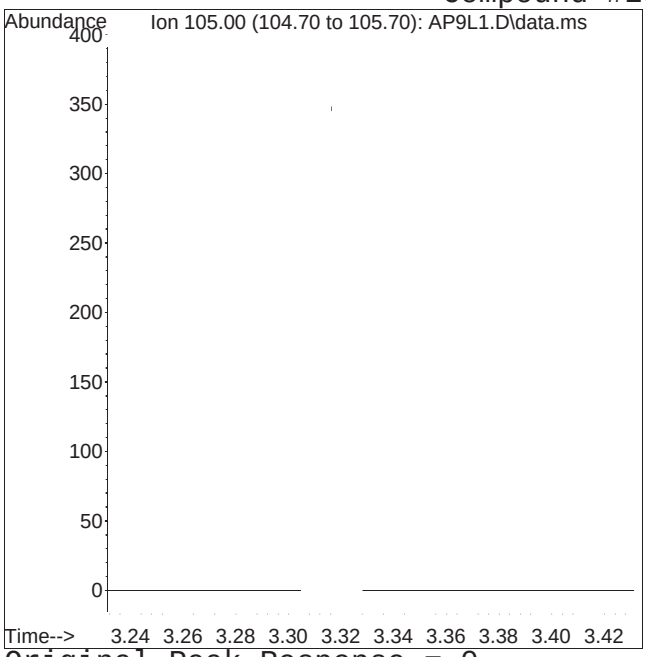


Original Peak Response = 0

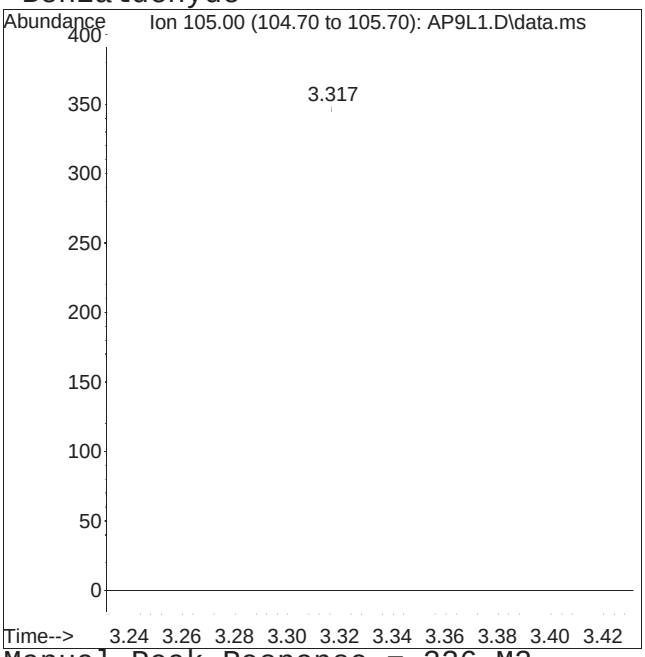


Manual Peak Response = 226 M2

M2 = Peak not found by automatic integration algorithm.

# Manual Integration Report

Data Path : I:\8270\SV112\250817RVTica\
Data File : AP9L1.D
Date Inj'd : 8/18/2025 12:50 am
Sample : IL10,32,,AP9L0.1 Lot# 1186

Method : FS250817SV112RVT.m
Operator : SV112:slr
Instrument : SV112

## Compound #56: a-Terpineol

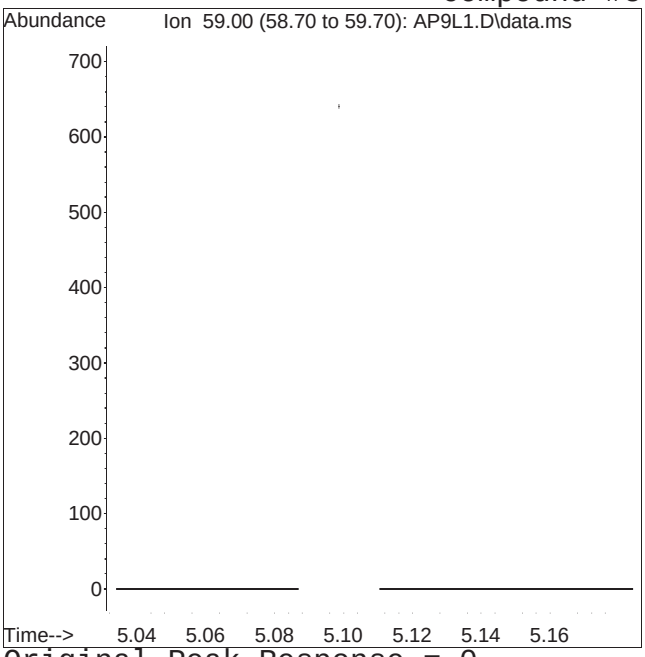


Original Peak Response = 0

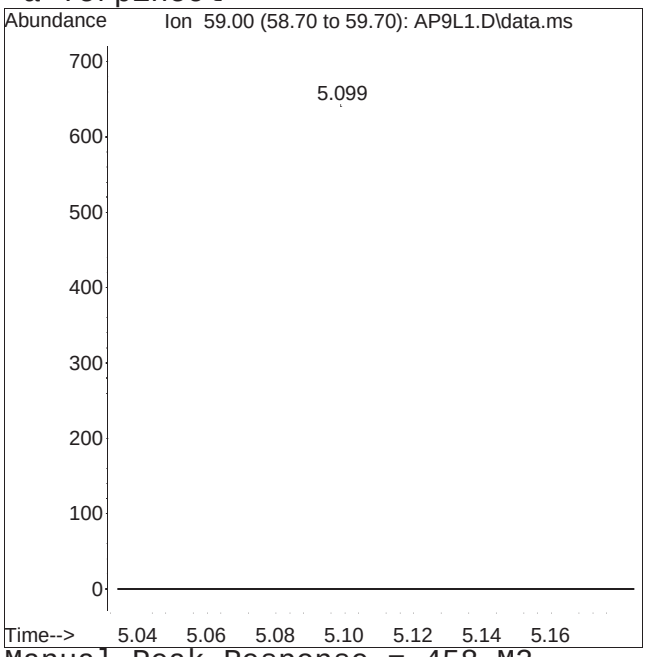


Manual Peak Response = 458 M2

M2 = Peak not found by automatic integration algorithm.

# Manual Integration Report

Data Path : I:\8270\SV112\250817RVTica\ Method : FS250817SV112RVT.m
Data File : AP9L1.D Operator : SV112:slr
Date Inj'd : 8/18/2025 12:50 am Instrument : SV112
Sample : IL10,32,,AP9L0.1 Lot# 1186

## Compound #57: 3-Chloroaniline

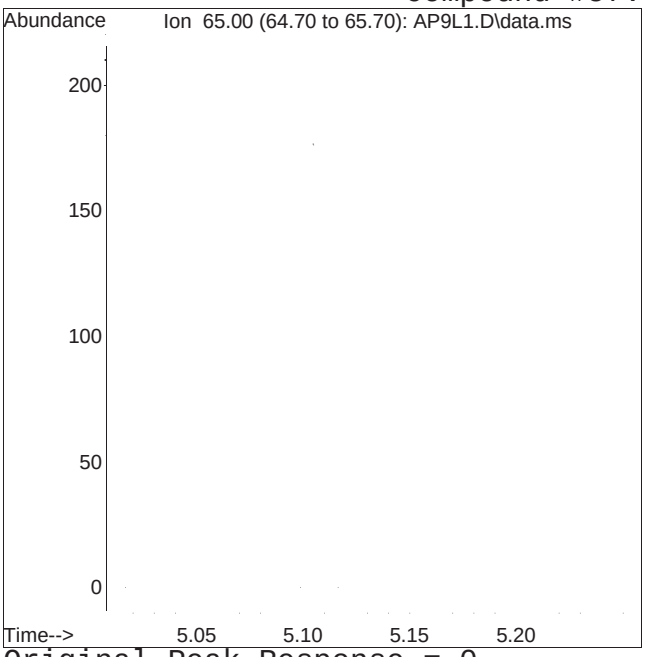


Original Peak Response = 0

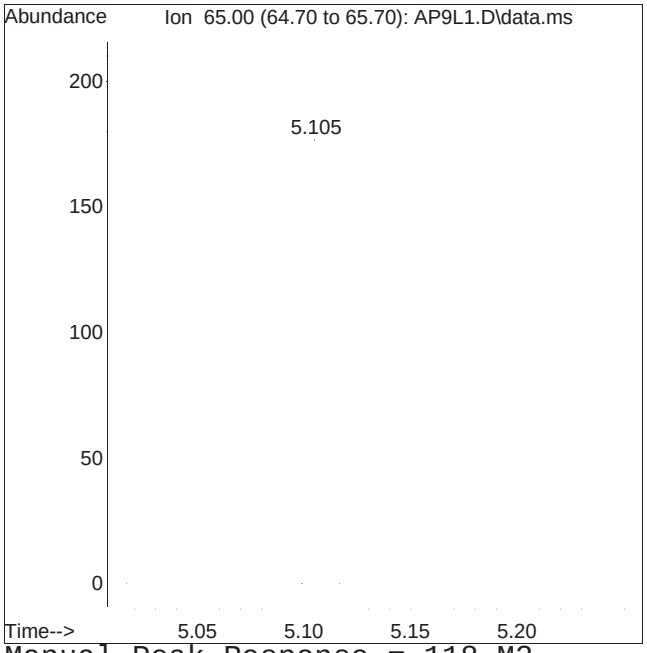


Manual Peak Response = 118 M2

M2 = Peak not found by automatic integration algorithm.

Manual Integration Report

Data Path : I:\8270\SV112\250817RVTica\ Method : FS250817SV112RVT.m
Data File : AP9L1.D Operator : SV112:slr
Date Inj'd : 8/18/2025 12:50 am Instrument : SV112
Sample : IL10,32,,AP9L0.1 Lot# 1186

Compound #58: 2,6-Dichlorophenol

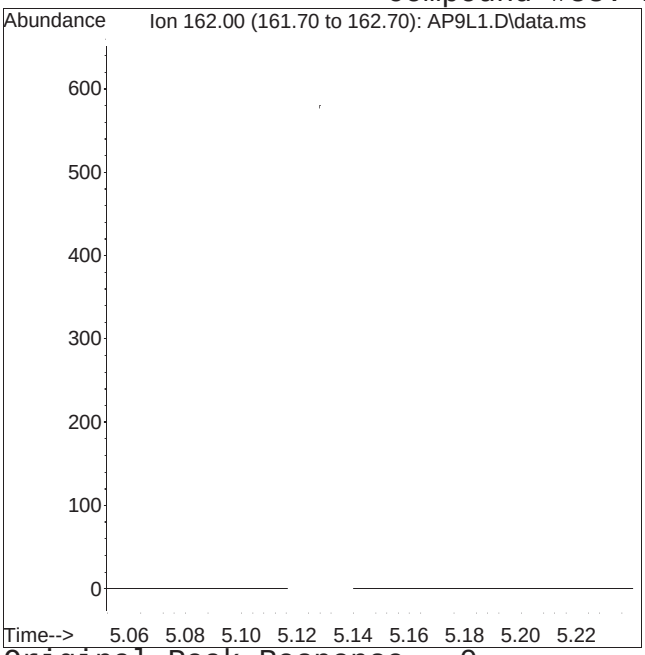


Original Peak Response = 0

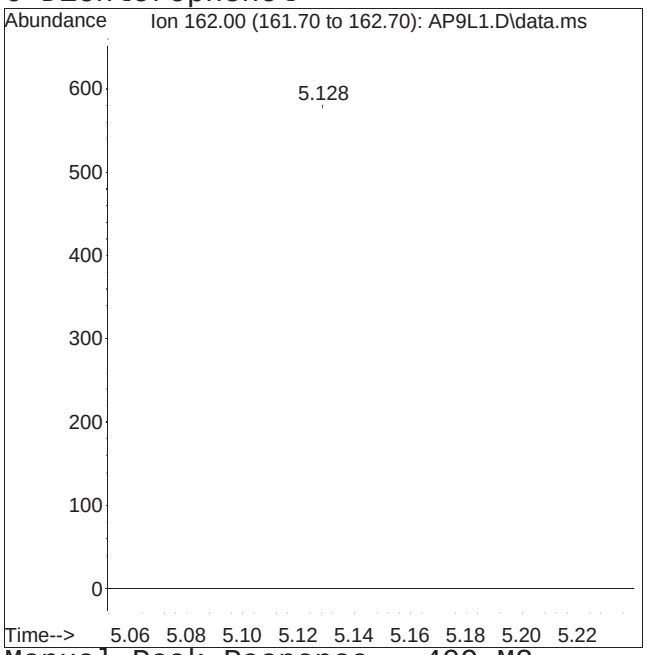


Manual Peak Response = 409 M2

M2 = Peak not found by automatic integration algorithm.

# Manual Integration Report

Data Path : I:\8270\SV112\250817RVTica\
Data File : AP9L1.D
Date Inj'd : 8/18/2025 12:50 am
Sample : IL10,32,,AP9L0.1 Lot# 1186

QMethod : FS250817SV112RVT.m
Operator : SV112:slr
Instrument : SV112

## Compound #59: 1-chloro-2-nitrobenzene

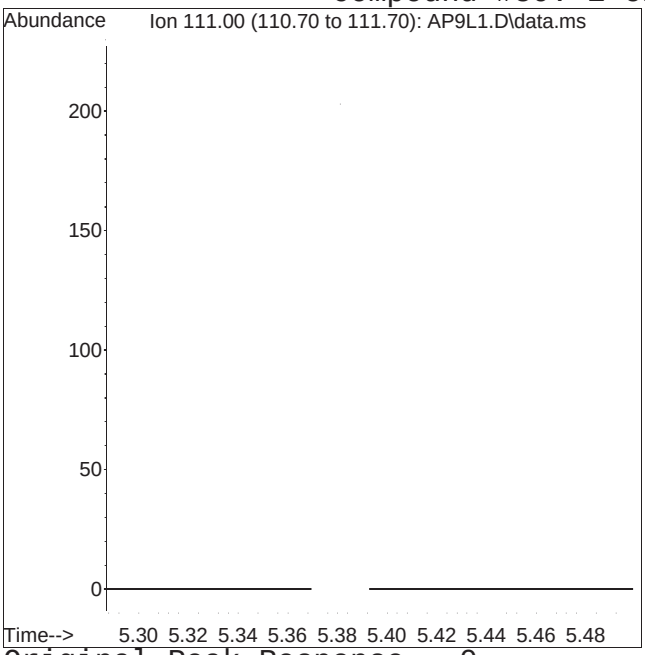


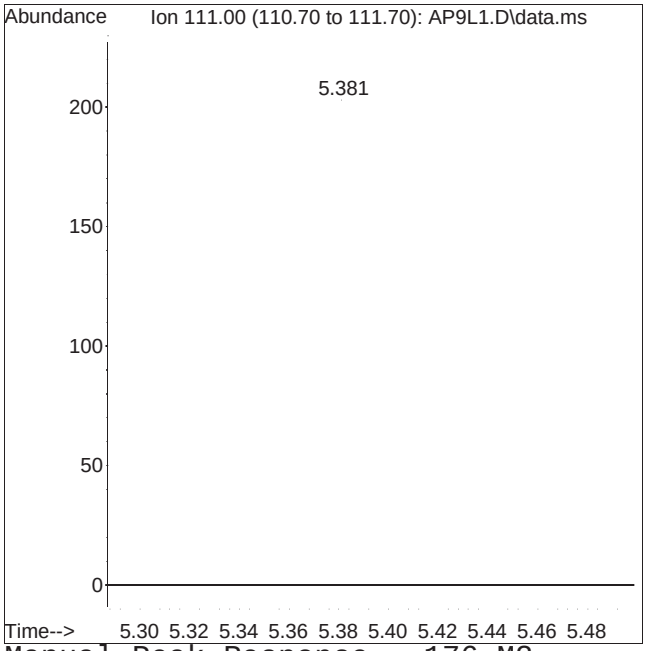


Original Peak Response = 0
Manual Peak Response = 176 M2
M2 = Peak not found by automatic integration algorithm.

# Manual Integration Report

Data Path : I:\8270\SV112\250817RVTica\ Method : FS250817SV112RVT.m
Data File : AP9L1.D Operator : SV112:slr
Date Inj'd : 8/18/2025 12:50 am Instrument : SV112
Sample : IL10,32,,AP9L0.1 Lot# 1186

## Compound #84: Dichloran

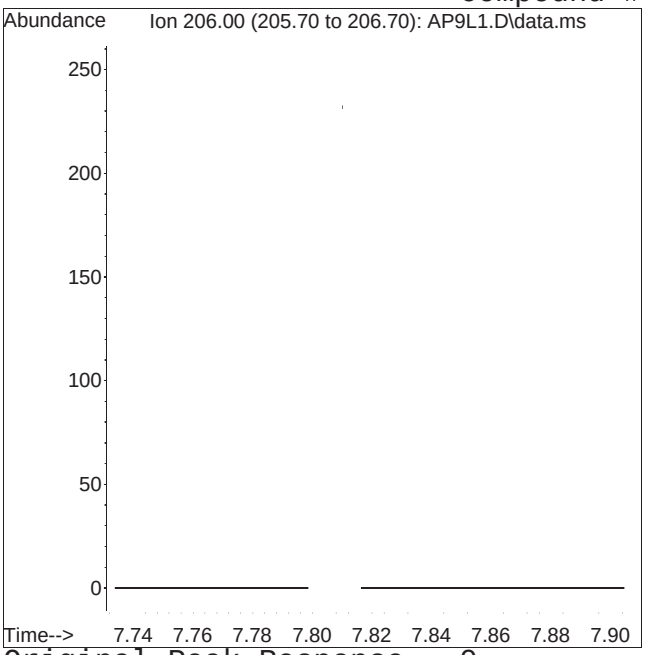


Original Peak Response = 0

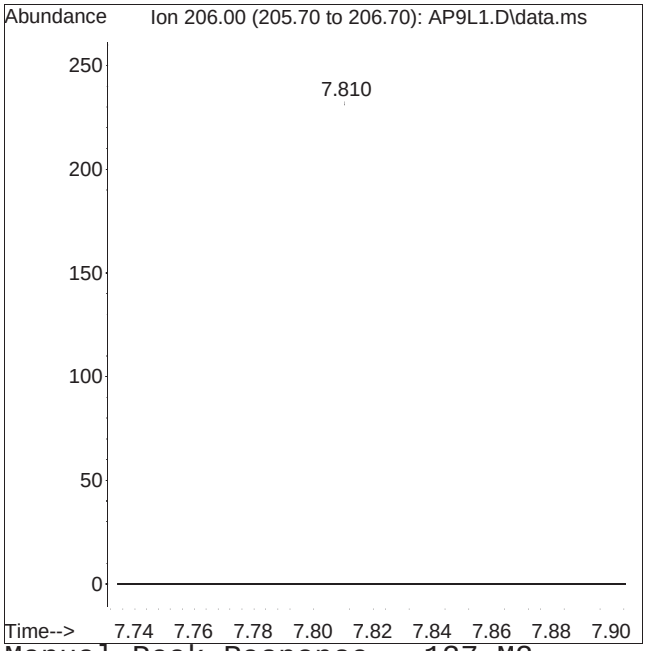


Manual Peak Response = 137 M2

M2 = Peak not found by automatic integration algorithm.

# Manual Integration Report

Data Path : I:\8270\SV112\250817RVTica\ Method : FS250817SV112RVT.m
Data File : AP9L1.D Operator : SV112:slr
Date Inj'd : 8/18/2025 12:50 am Instrument : SV112
Sample : IL10,32,,AP9L0.1 Lot# 1186

## Compound #85: Pentachloronitrobenzene

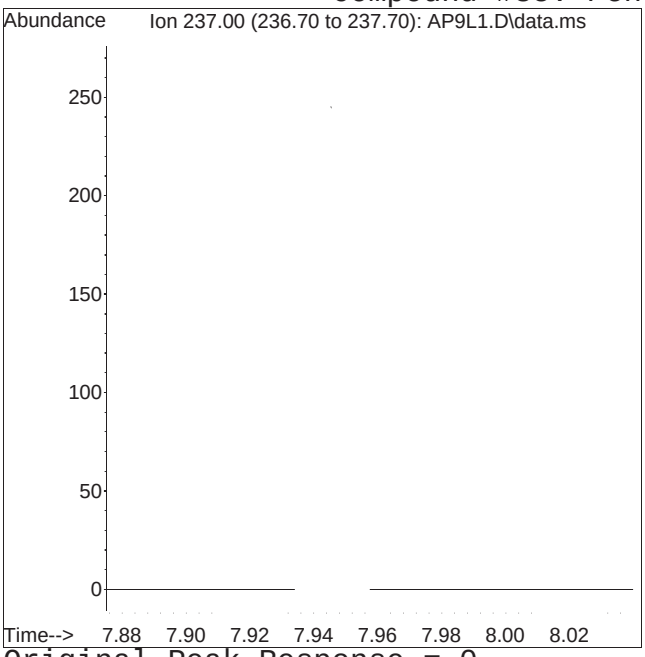


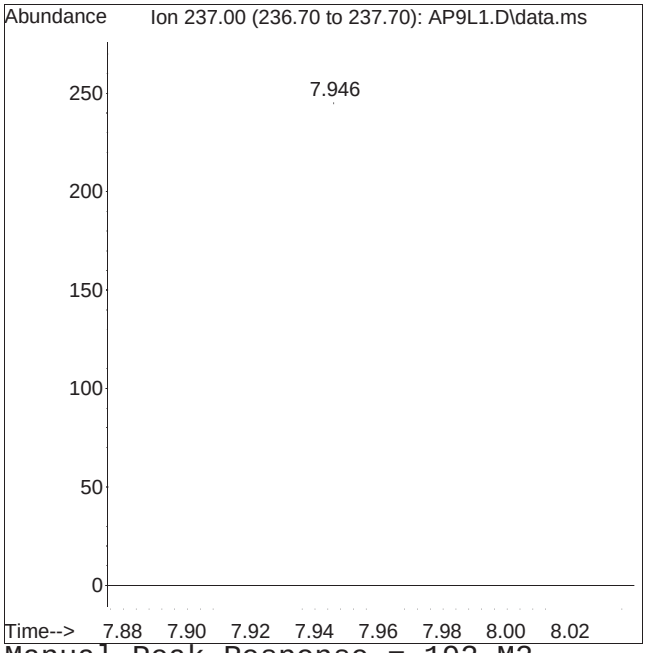


Original Peak Response = 0 Manual Peak Response = 192 M2
M2 = Peak not found by automatic integration algorithm.

# Evaluate Continuing Calibration Report

Data Path : I:\8270\SV112\250817RVTical\
Data File : AP9ICV.D
Acq On : 18 Aug 2025 01:35 am
Operator : SV112:slr
Sample : CQICV2,32,,AP9ICV Lot# 11855
Misc : WG2104073,,ical
ALS Vial : 20 Sample Multiplier: 1

Quant Time: Aug 18 06:52:01 2025
Quant Method : I:\8270\SV112\250817RVTical\FS250817SV112RVT.m
Quant Title : Semivolatiles by GC/MS by modified 8270
QLast Update : Mon Aug 18 06:51:40 2025
Response via : Initial Calibration

Min. RRF : 0.000 Min. Rel. Area : 50% Max. R.T. Dev 0.50min
Max. RRF Dev : 30% Max. Rel. Area : 200%

| | | Compound | AvgRF | CCRF | %Dev | Area% | Dev(min) |
|---|---|---|---|---|---|---|---|
| 27 | I | IS2_1,4-Dichlorobenzene-d4 | 1.000 | 1.000 | 0.0 | 99 | 0.00 |
| 28 | T | Benzaldehyde | 0.597 | 0.732 | -22.6 | 129 | 0.00 |
| 29 | T | Acetophenone | 1.980 | 1.882 | 4.9 | 99 | 0.00 |
| 30 | T | m-Toluidine | 1.191 | 1.395 | -17.1 | 116 | 0.00 |
| 31 | T | 2-Chloroaniline | 1.688 | 1.618 | 4.1 | 98 | 0.00 |
| 55 | I | IS2_Naphthalene-d8 | 1.000 | 1.000 | 0.0 | 101 | 0.00 |
| 56 | T | a-Terpineol | 0.298 | 0.284 | 4.7 | 99 | 0.00 |
| 57 | T | 3-Chloroaniline | 0.138 | 0.143 | -3.6 | 106 | 0.00 |
| 58 | T | 2,6-Dichlorophenol | 0.282 | 0.280 | 0.7 | 98 | 0.00 |
| 59 | T | 1-chloro-2-nitrobenzene | 0.137 | 0.130 | 5.1 | 97 | 0.00 |
| 60 | T | Caprolactam | 0.177 | 0.169 | 4.5 | 99 | 0.00 |
| 61 | T | 1,2,4,5-Tetrachlorobenzene | 0.443 | 0.416 | 6.1 | 99 | 0.00 |
| 62 | T | Biphenyl | 0.978 | 0.908 | 7.2 | 98 | 0.00 |
| 83 | I | IS2_Acenaphthene-d10 | 1.000 | 1.000 | 0.0 | 102 | 0.00 |
| 84 | T | Dichloran | 0.179 | 0.158 | 11.7 | 96 | 0.00 |
| 85 | T | Pentachloronitrobenzene | 0.205 | 0.189 | 7.8 | 100 | 0.00 |
| 98 | I | IS2_Phenanthrene-d10 | 1.000 | 1.000 | 0.0 | 102 | 0.00 |
| 99 | T | Diphenamid | 0.494 | 0.480 | 2.8 | 101 | 0.00 |

* Evaluation of CC level amount vs concentration.
(#) = Out of Range SPCC's out = 0 CCC's out = 0

Quantitation Report (QT Reviewed)

Data Path : I:\8270\SV112\250817RVTical\
Data File : AP9ICV.D
Acq On : 18 Aug 2025 01:35 am
Operator : SV112:slr
Sample : CQICV2,32,,AP9ICV Lot# 11855
Misc : WG2104073,,ical
ALS Vial : 20 Sample Multiplier: 1

Quant Time: Aug 18 06:52:01 2025
Quant Method : I:\8270\SV112\250817RVTical\FS250817SV112RVT.m
Quant Title : Semivolatiles by GC/MS by modified 8270
QLast Update : Mon Aug 18 06:51:40 2025
Response via : Initial Calibration

CCAL FILE(s) : 1 - I:\8270\SV112\250817RVTical\ABNL6.D
: 2 - I:\8270\SV112\250817RVTical\ADPL6.D
: 3 - I:\8270\SV112\250817RVTical\AP9L6.D
Sub List : AP9ical - AP9 ical sublist

| Compound | R.T. | QIon | Response | Conc | Units | Dev(Min) |
|---|---|---|---|---|---|---|
| Internal Standards | | | | | | |
| 27) IS2_1,4-Dichlorobenzen... | 3.764 | 152 | 22105 | 4.000 | ug/ml | 0.00 |
| Standard Area 3 = 22256 | | | Recovery = 99.32% | | | |
| 55) IS2_Naphthalene-d8 | 5.011 | 136 | 88030 | 4.000 | ug/ml | 0.00 |
| Standard Area 3 = 86996 | | | Recovery = 101.19% | | | |
| 83) IS2_Acenaphthene-d10 | 6.687 | 164 | 57313 | 4.000 | ug/ml | 0.00 |
| Standard Area 3 = 56018 | | | Recovery = 102.31% | | | |
| 98) IS2_Phenanthrene-d10 | 8.081 | 188 | 125850 | 4.000 | ug/ml | 0.00 |
| Standard Area 3 = 123466 | | | Recovery = 101.93% | | | |
| System Monitoring Compounds | | | | | | |
| Target Compounds | | | | | | Qvalue |
| 28) Benzaldehyde | 3.305 | 105 | 20215 | 6.129 | ug/ml | 95 |
| 29) Acetophenone | 4.187 | 105 | 52004 | 4.752 | ug/ml | 93 |
| 30) m-Toluidine | 4.281 | 106 | 38532 | 5.853 | ug/ml | 97 |
| 31) 2-Chloroaniline | 4.634 | 127 | 44702 | 4.792 | ug/ml | 99 |
| 56) a-Terpineol | 5.093 | 59 | 31294 | 4.772 | ug/ml | 100 |
| 57) 3-Chloroaniline | 5.105 | 65 | 15707 | 5.157 | ug/ml | 88 |
| 58) 2,6-Dichlorophenol | 5.128 | 162 | 30864 | 4.965 | ug/ml | 92 |
| 59) 1-chloro-2-nitrobenzene | 5.375 | 111 | 14287 | 4.724 | ug/ml | 97 |
| 60) Caprolactam | 5.422 | 55 | 18642 | 4.776 | ug/ml | 94 |
| 61) 1,2,4,5-Tetrachloroben... | 5.875 | 216 | 45776 | 4.691 | ug/ml | 96 |
| 62) Biphenyl | 6.169 | 154 | 99955 | 4.643 | ug/ml | 98 |
| 84) Dichloran | 7.810 | 206 | 11291 | 4.391 | ug/ml# | 76 |
| 85) Pentachloronitrobenzene | 7.946 | 237 | 13553 | 4.621 | ug/ml# | 84 |
| 99) Diphenamid | 9.016 | 167 | 75533 | 4.856 | ug/ml | 89 |

(#) = qualifier out of range (m) = manual integration (+) = signals summed

Quantitation Report (QT Reviewed)

Data Path : I:\8270\SV112\250817RVTical\
Data File : AP9ICV.D
Acq On : 18 Aug 2025 01:35 am
Operator : SV112:slr
Sample : CQICV2,32,,AP9ICV Lot# 11855
Misc : WG2104073,,ical
ALS Vial : 20 Sample Multiplier: 1

Quant Time: Aug 18 06:52:01 2025
Quant Method : I:\8270\SV112\250817RVTical\FS250817SV112RVT.m
Quant Title : Semivolatiles by GC/MS by modified 8270
QLast Update : Mon Aug 18 06:51:40 2025
Response via : Initial Calibration

Sub List : AP9ICV.D\data.ms, AP9L1.D, AP9L2.D, AP9L3.D, AP9L4.D, AP9L5.D, AP9L6.D

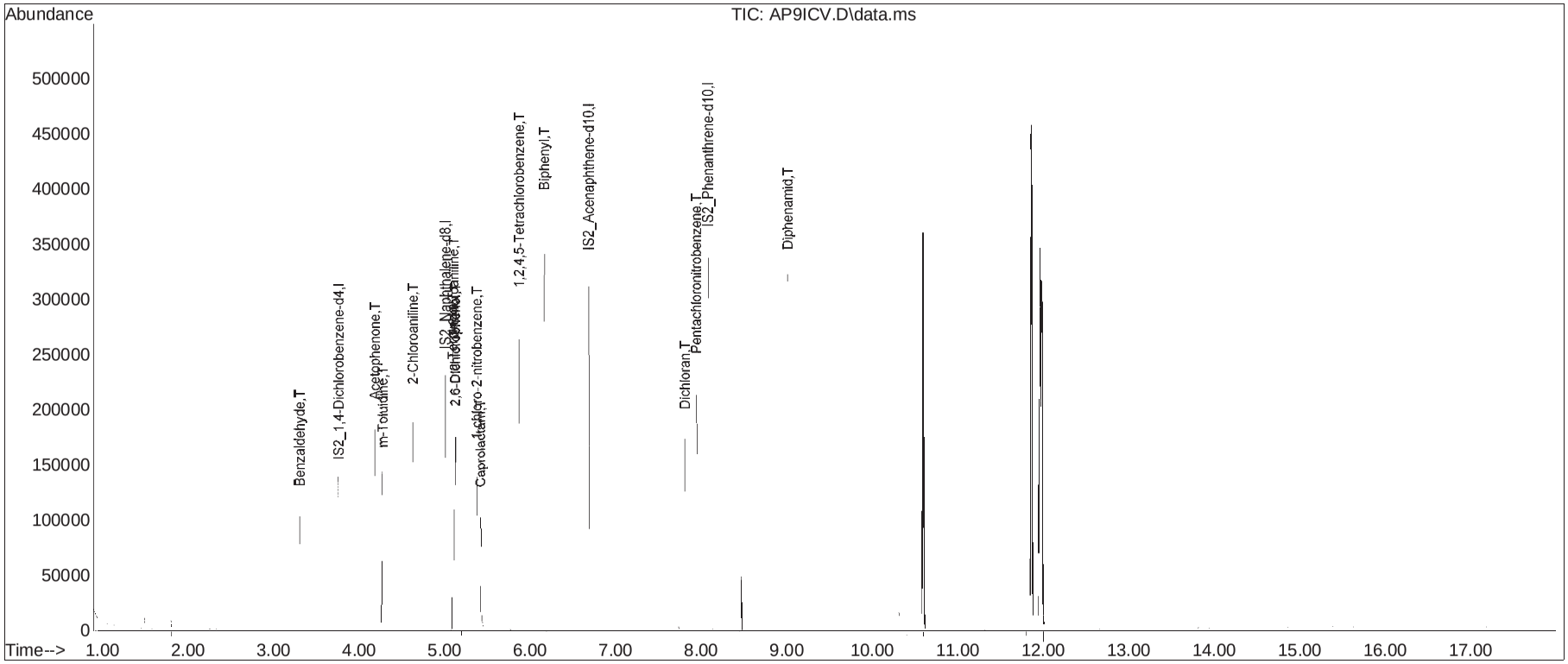

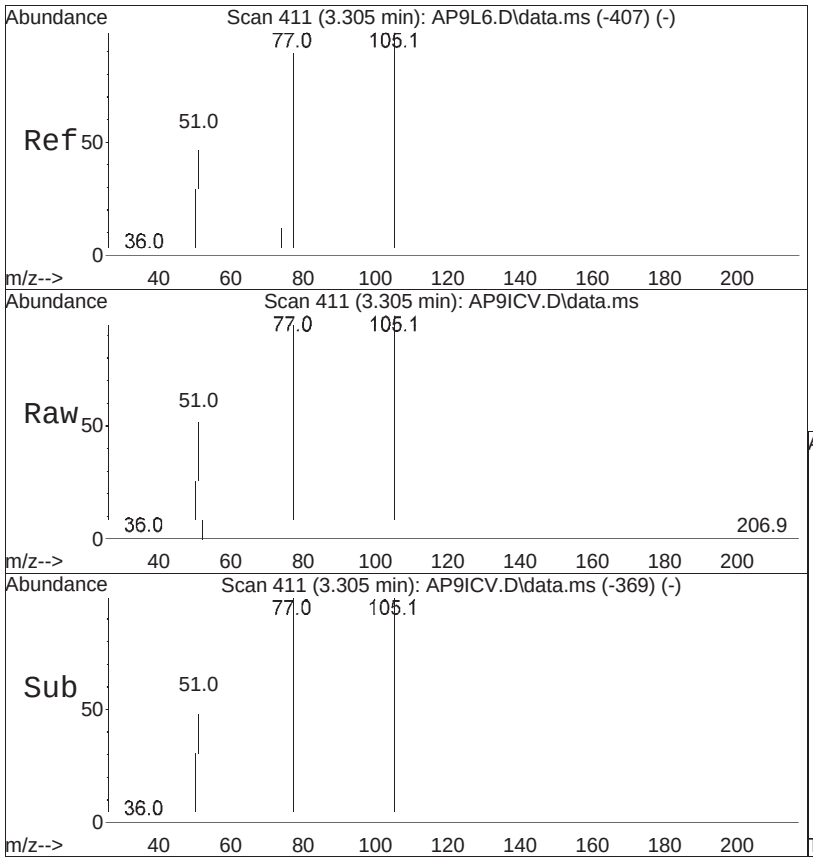


#28
Benzaldehyde
Concen: 6.13 ug/ml
RT: 3.305 min Scan# 411
Delta R.T. -0.000 min
Lab File: AP9ICV.D
Acq: 18 Aug 2025 01:35 am

Tgt Ion:105 Resp: 20215

| Ion | Ratio | Lower | Upper |
|---|---|---|---|
| 105 | 100 | | |
| 77 | 101.4 | 77.0 | 115.6 |

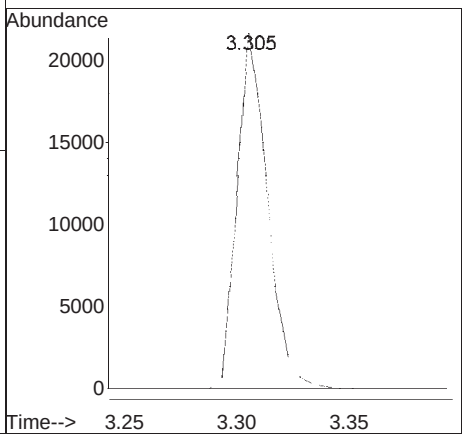

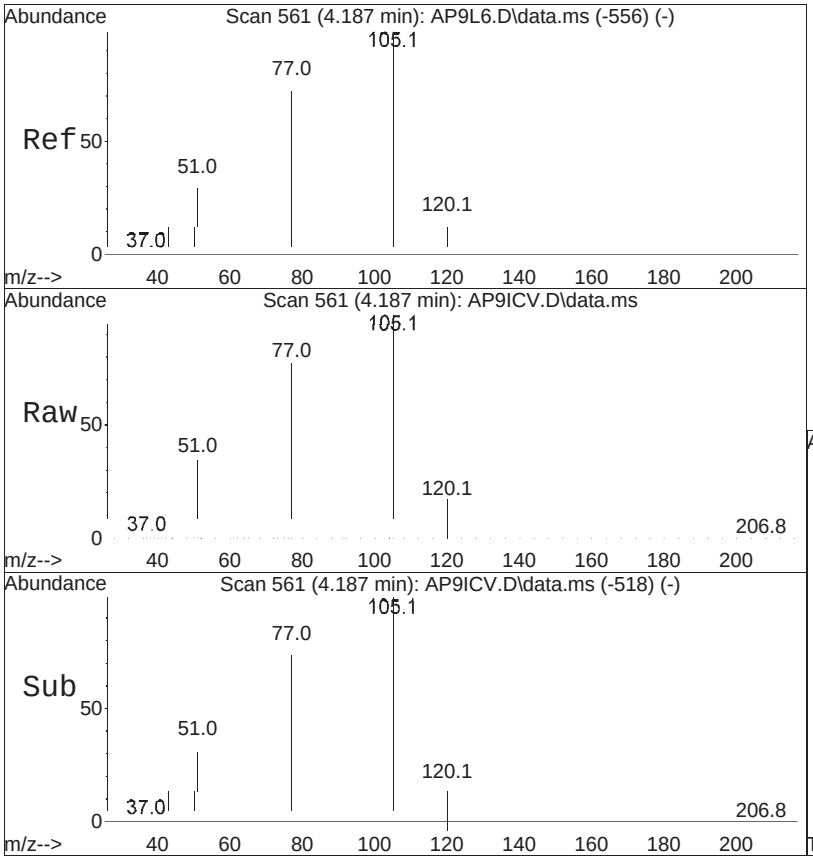


#29
Acetophenone
Concen: 4.75 ug/ml
RT: 4.187 min Scan# 561
Delta R.T. 0.000 min
Lab File: AP9ICV.D
Acq: 18 Aug 2025 01:35 am

Tgt Ion:105 Resp: 52004

| Ion | Ratio | Lower | Upper |
|---|---|---|---|
| 105 | 100 | | |
| 120 | 16.9 | 15.2 | 22.8 |
| 51 | 33.5 | 23.1 | 34.7 |

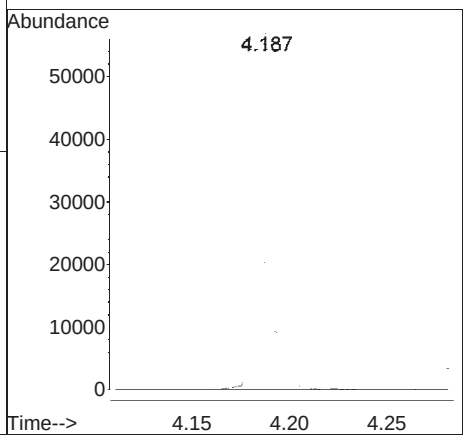

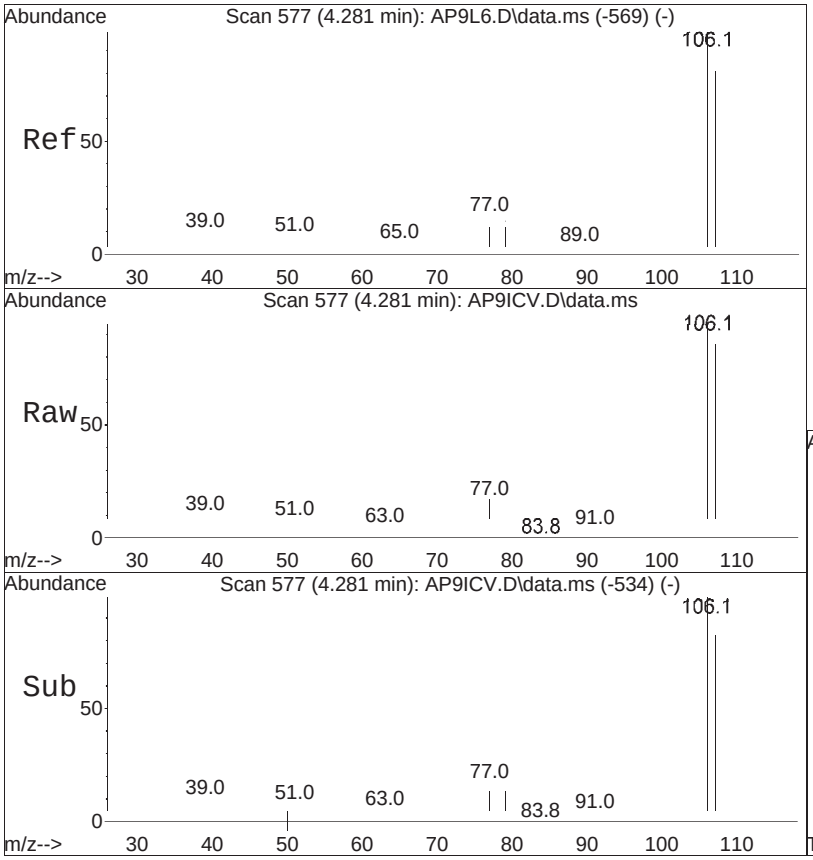


#30
m-Toluidine
Concen: 5.85 ug/ml
RT: 4.281 min Scan# 577
Delta R.T. 0.000 min
Lab File: AP9ICV.D
Acq: 18 Aug 2025 01:35 am

Tgt Ion:106 Resp: 38532

| Ion | Ratio | Lower | Upper |
|---|---|---|---|
| 106 | 100 | | |
| 107 | 87.6 | 72.3 | 108.5 |
| 79 | 15.3 | 12.2 | 18.2 |

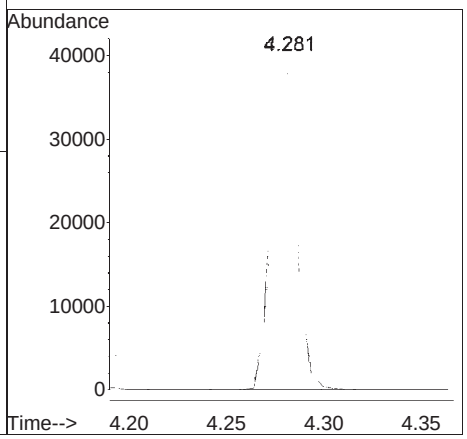

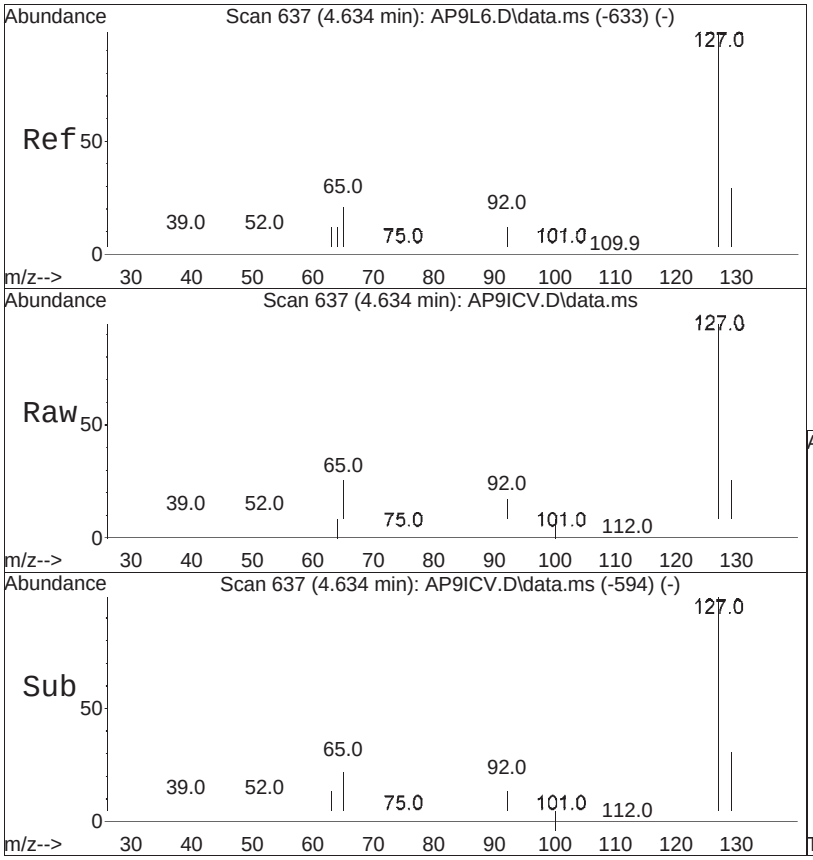


#31
2-Chloroaniline
Concen: 4.79 ug/ml
RT: 4.634 min Scan# 637
Delta R.T. 0.000 min
Lab File: AP9ICV.D
Acq: 18 Aug 2025 01:35 am

Tgt Ion:127 Resp: 44702

| Ion | Ratio | Lower | Upper |
|---|---|---|---|
| 127 | 100 | | |
| 129 | 32.0 | 25.7 | 38.5 |
| 65 | 27.1 | 20.5 | 30.7 |

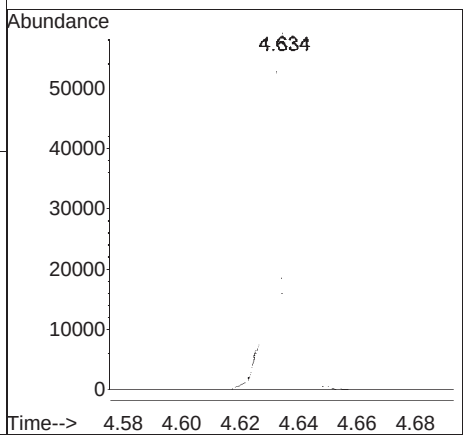

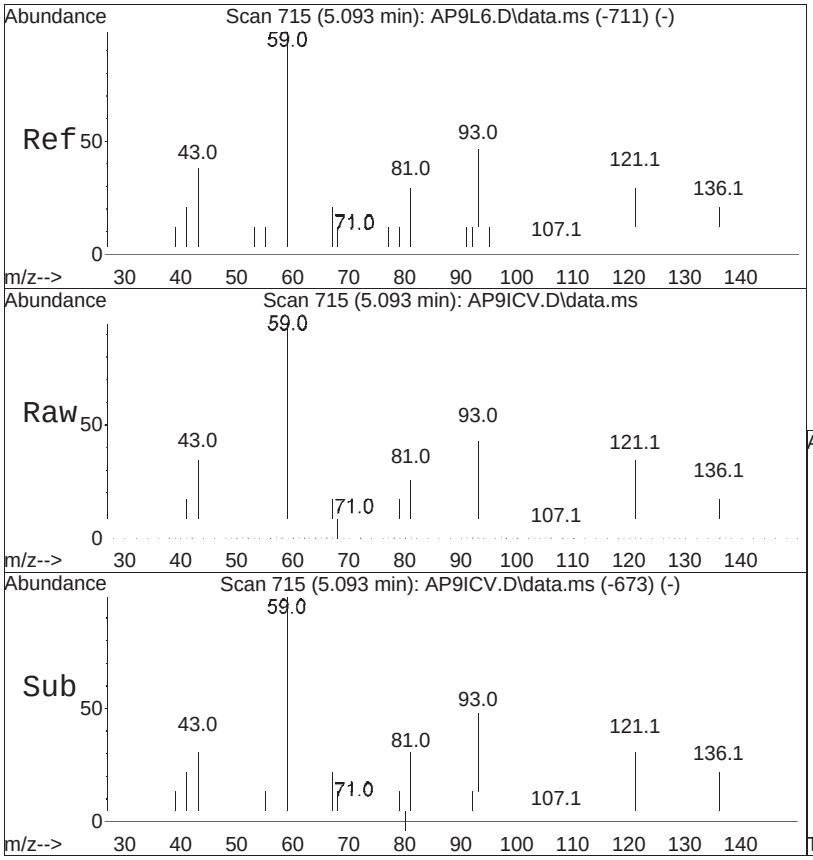


#56
a-Terpineol
Concen: 4.77 ug/ml
RT: 5.093 min Scan# 715
Delta R.T. -0.000 min
Lab File: AP9ICV.D
Acq: 18 Aug 2025 01:35 am

Tgt Ion: 59 Resp: 31294

| Ion | Ratio | Lower | Upper |
|---|---|---|---|
| 59 | 100 | | |
| 93 | 54.2 | 43.5 | 65.3 |

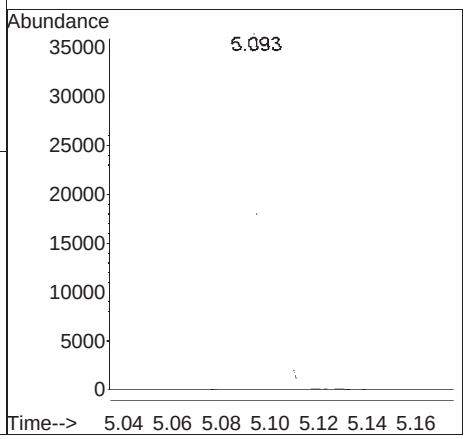

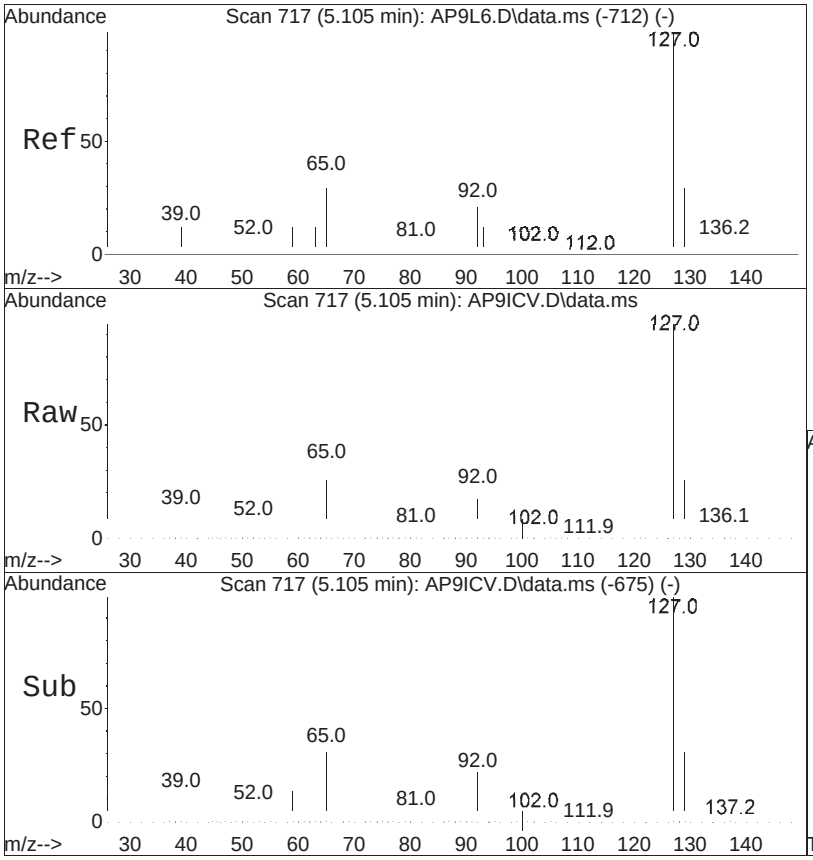


#57
3-Chloroaniline
Concen: 5.16 ug/ml
RT: 5.105 min Scan# 717
Delta R.T. -0.000 min
Lab File: AP9ICV.D
Acq: 18 Aug 2025 01:35 am

Tgt Ion: 65 Resp: 15707

| Ion | Ratio | Lower | Upper |
|---|---|---|---|
| 65 | 100 | | |
| 127 | 270.2 | 236.6 | 355.0 |
| 129 | 85.7 | 76.6 | 115.0 |

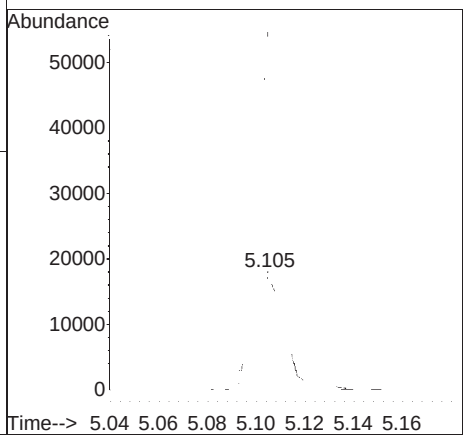

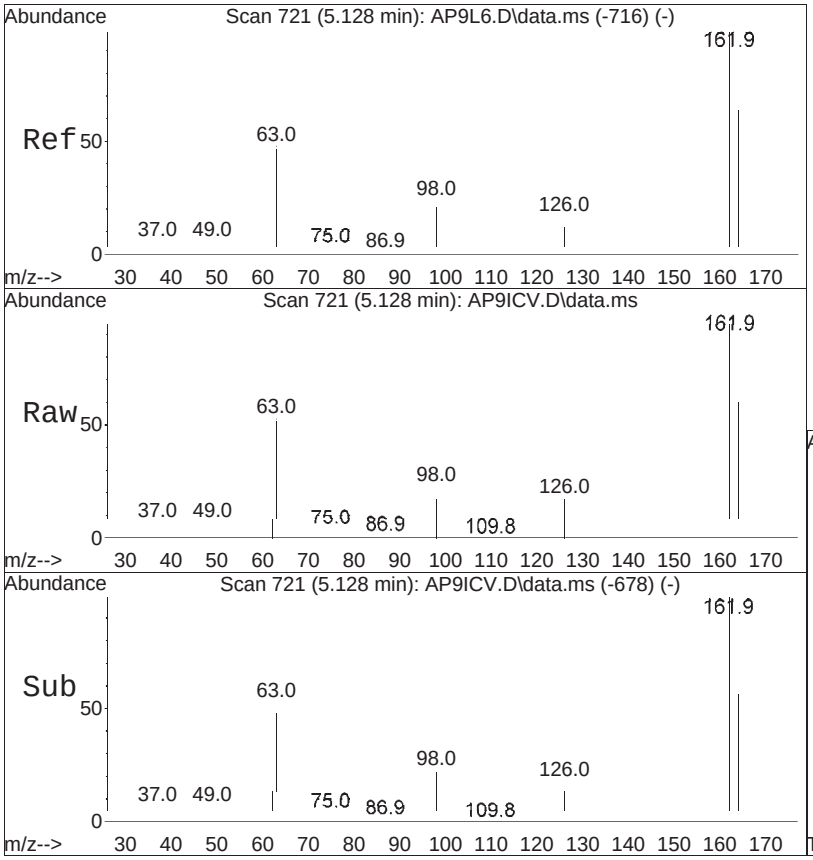


#58
2,6-Dichlorophenol
Concen: 4.96 ug/ml
RT: 5.128 min Scan# 721
Delta R.T. 0.000 min
Lab File: AP9ICV.D
Acq: 18 Aug 2025 01:35 am

Tgt Ion:162 Resp: 30864

| Ion | Ratio | Lower | Upper |
|---|---|---|---|
| 162 | 100 | | |
| 164 | 64.1 | 50.8 | 76.2 |
| 63 | 78.8 | 53.6 | 80.4 |

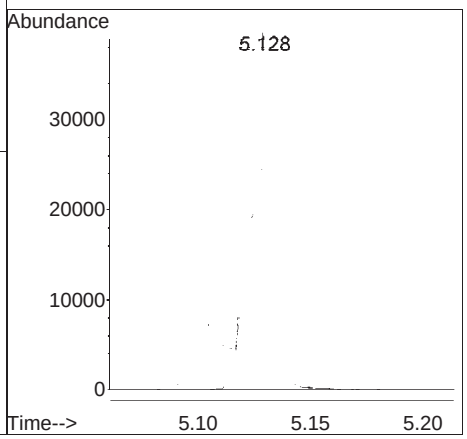

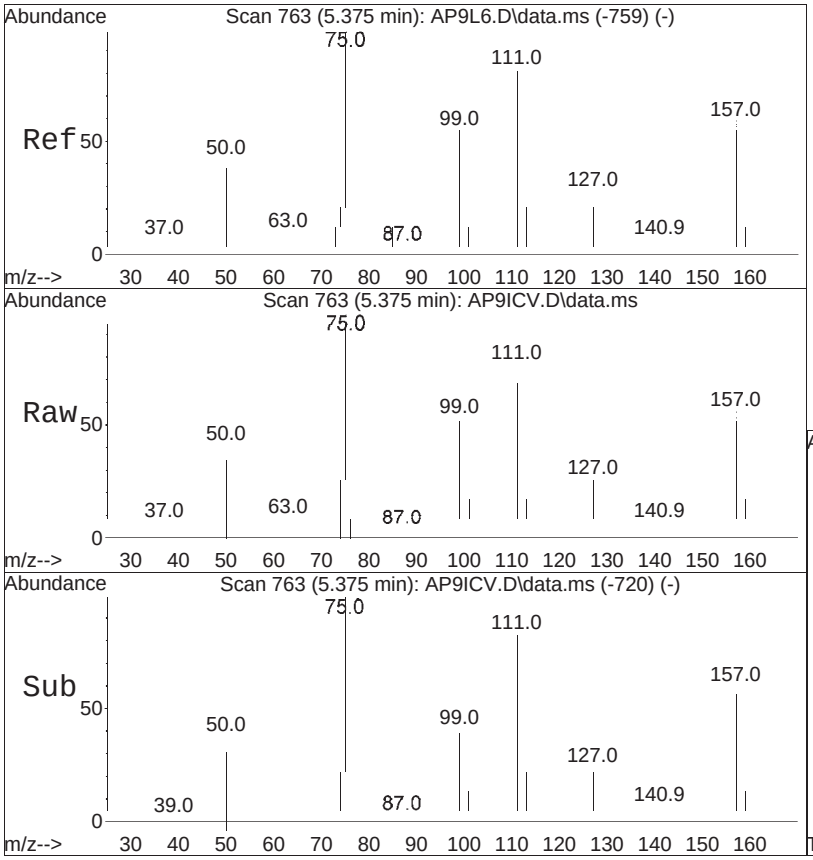


#59
1-chloro-2-nitrobenzene
Concen: 4.72 ug/ml
RT: 5.375 min Scan# 763
Delta R.T. 0.000 min
Lab File: AP9ICV.D
Acq: 18 Aug 2025 01:35 am

Tgt Ion:111 Resp: 14287

| Ion | Ratio | Lower | Upper |
|---|---|---|---|
| 111 | 100 | | |
| 157 | 75.1 | 56.2 | 84.2 |
| 75 | 123.4 | 97.8 | 146.6 |

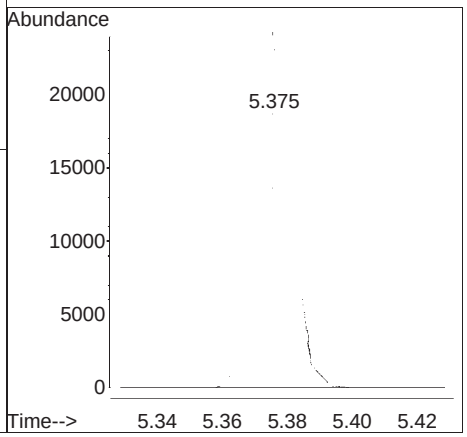

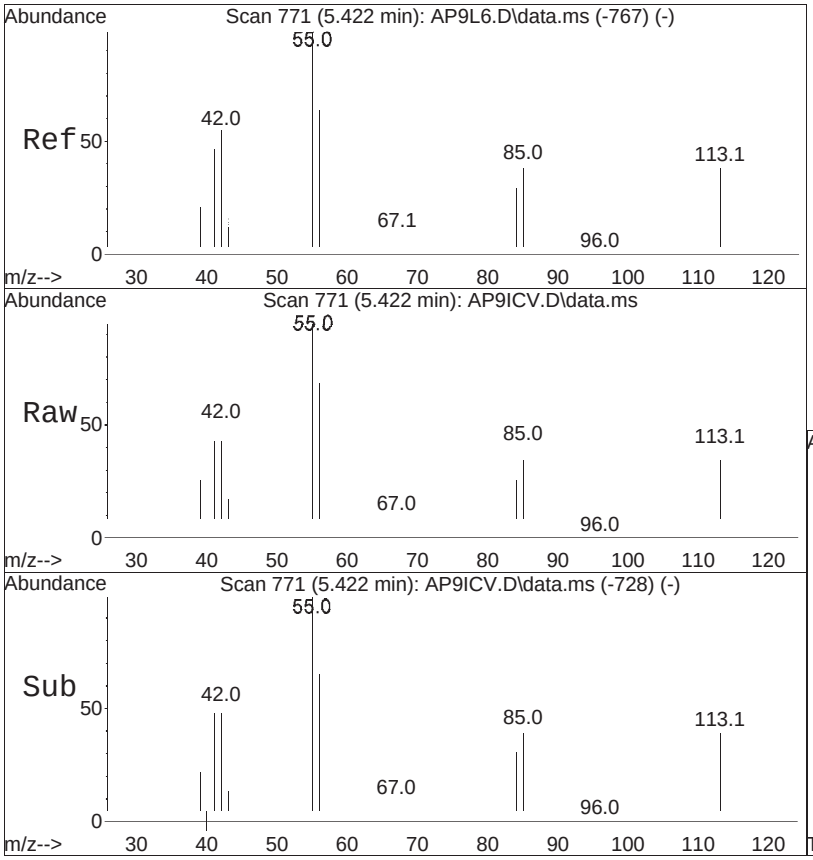


#60
Caprolactam
Concen: 4.78 ug/ml
RT: 5.422 min Scan# 771
Delta R.T. 0.000 min
Lab File: AP9ICV.D
Acq: 18 Aug 2025 01:35 am

Tgt Ion: 55 Resp: 18642

| Ion | Ratio | Lower | Upper |
|---|---|---|---|
| 55 | 100 | | |
| 85 | 42.5 | 35.2 | 52.8 |
| 113 | 39.8 | 36.6 | 55.0 |

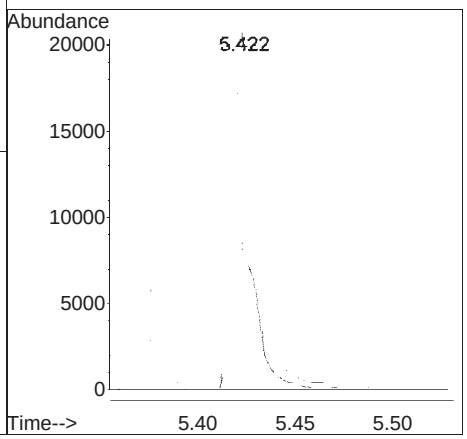

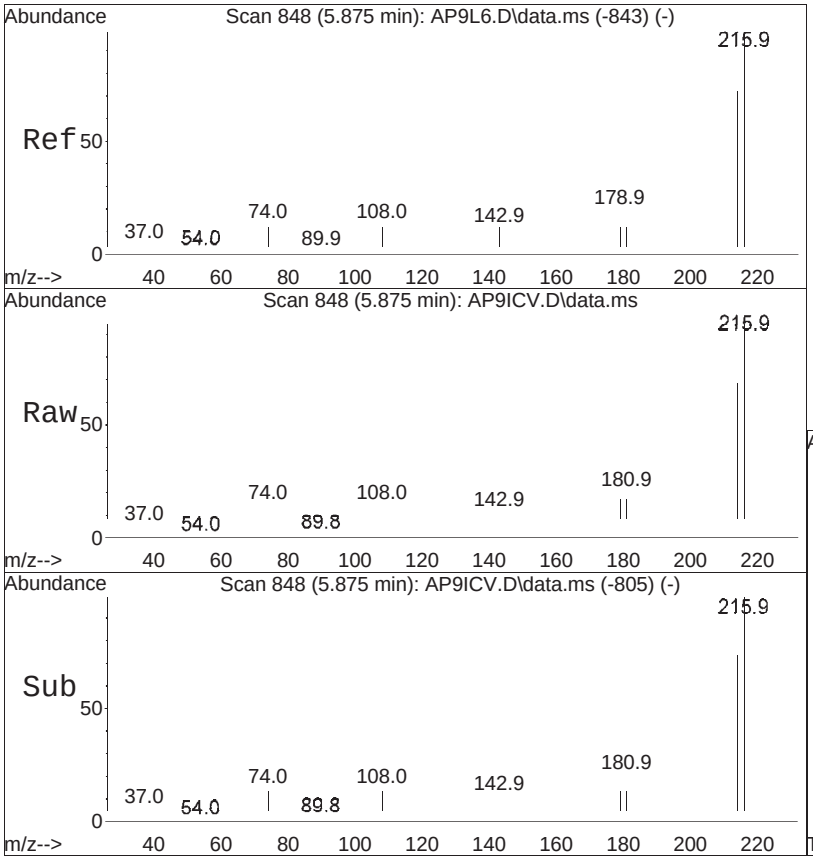


#61
1,2,4,5-Tetrachlorobenzene
Concen: 4.69 ug/ml
RT: 5.875 min Scan# 848
Delta R.T. 0.000 min
Lab File: AP9ICV.D
Acq: 18 Aug 2025 01:35 am

Tgt Ion:216 Resp: 45776

| Ion | Ratio | Lower | Upper |
|---|---|---|---|
| 216 | 100 | | |
| 214 | 77.1 | 64.0 | 96.0 |
| 179 | 19.6 | 18.7 | 28.1 |

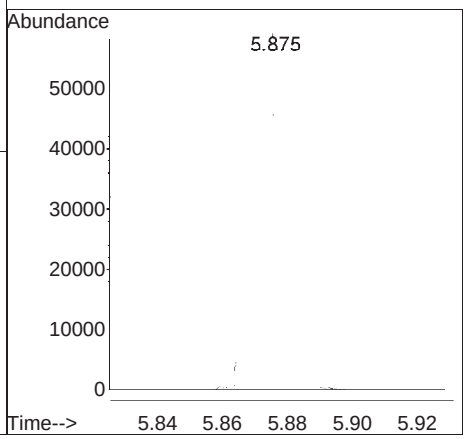

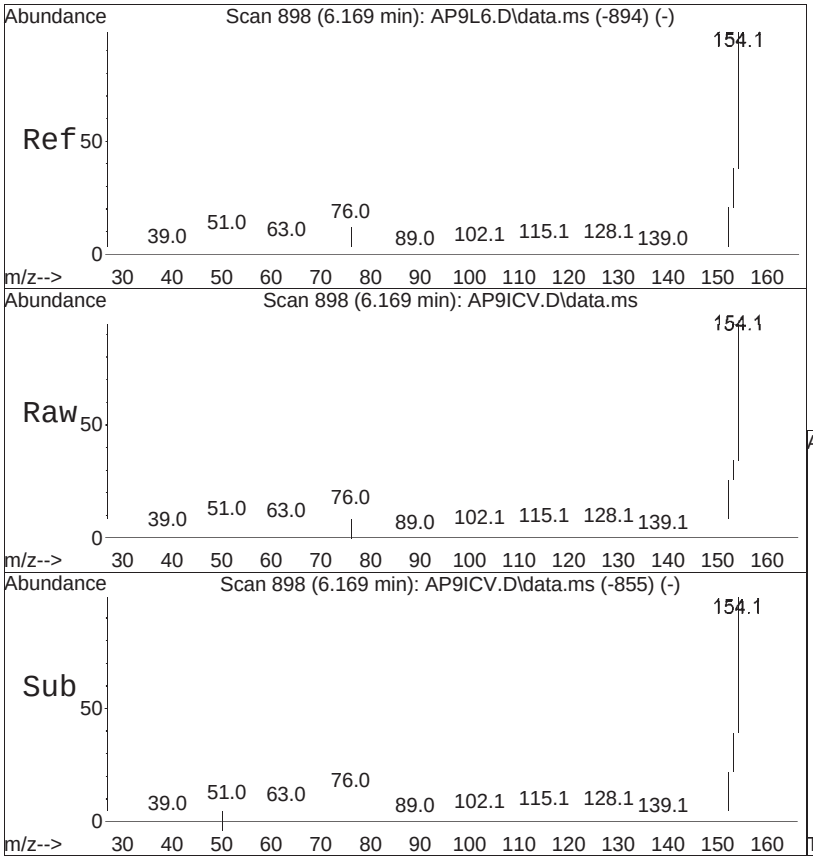


#62
Biphenyl
Concen: 4.64 ug/ml
RT: 6.169 min Scan# 898
Delta R.T. 0.000 min
Lab File: AP9ICV.D
Acq: 18 Aug 2025 01:35 am

Tgt Ion:154 Resp: 99955

| Ion | Ratio | Lower | Upper |
|---|---|---|---|
| 154 | 100 | | |
| 153 | 41.5 | 32.5 | 48.7 |
| 152 | 29.2 | 22.6 | 34.0 |

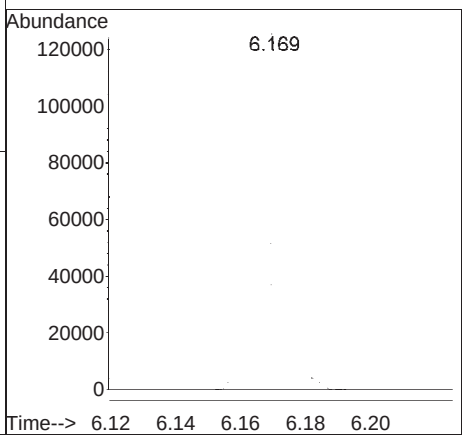

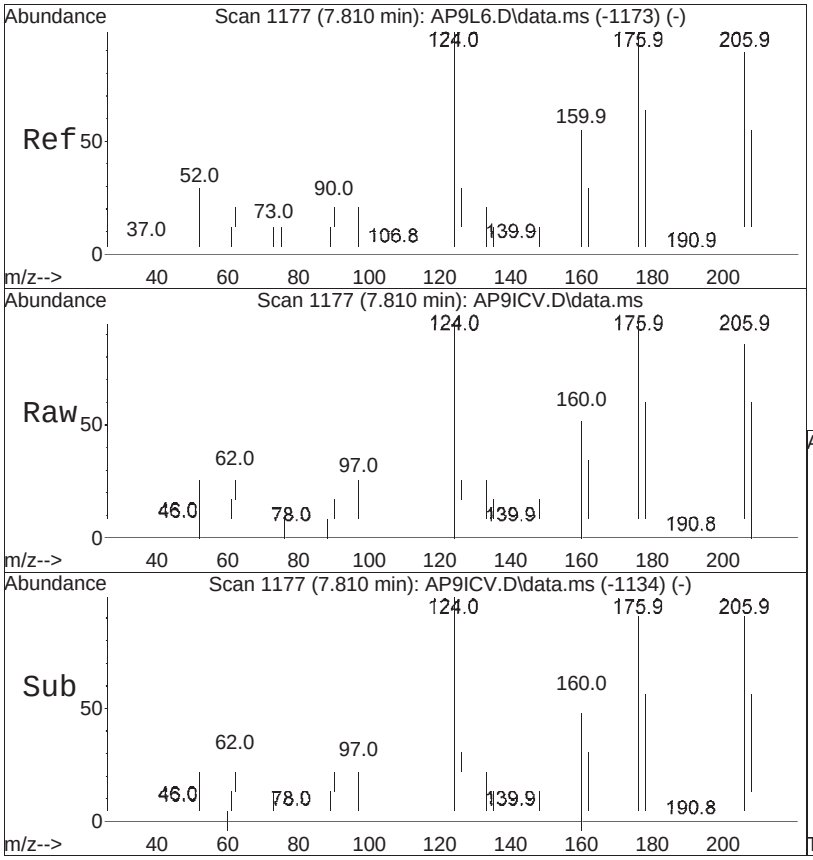


#84
Dichloran
Concen: 4.39 ug/ml
RT: 7.810 min Scan# 1177
Delta R.T. 0.000 min
Lab File: AP9ICV.D
Acq: 18 Aug 2025 01:35 am

Tgt Ion:206 Resp: 11291

| Ion | Ratio | Lower | Upper |
|---|---|---|---|
| 206 | 100 | | |
| 176 | 110.0 | 98.8 | 148.2 |
| 124 | 112.5 | 125.8 | 188.6# |

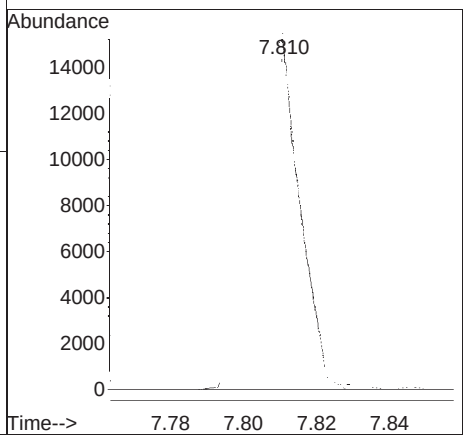

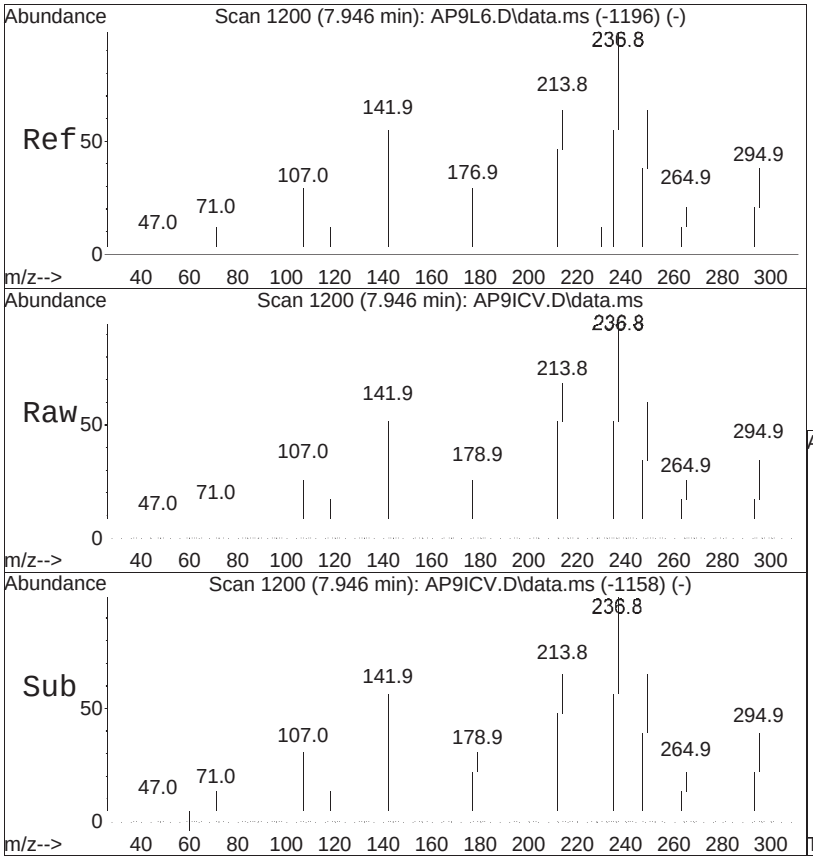


#85
Pentachloronitrobenzene
Concen: 4.62 ug/ml
RT: 7.946 min Scan# 1200
Delta R.T. -0.000 min
Lab File: AP9ICV.D
Acq: 18 Aug 2025 01:35 am

Tgt Ion:237 Resp: 13553

| Ion | Ratio | Lower | Upper |
|---|---|---|---|
| 237 | 100 | | |
| 142 | 61.0 | 70.3 | 105.5# |
| 214 | 73.4 | 59.4 | 89.2 |

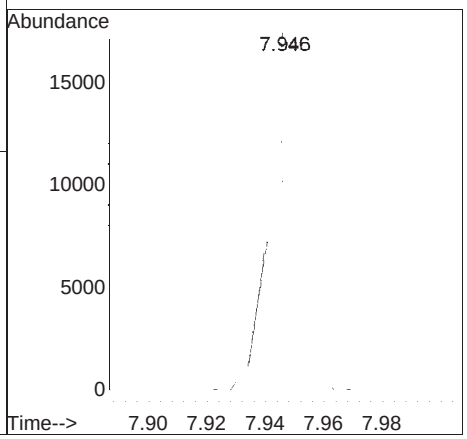

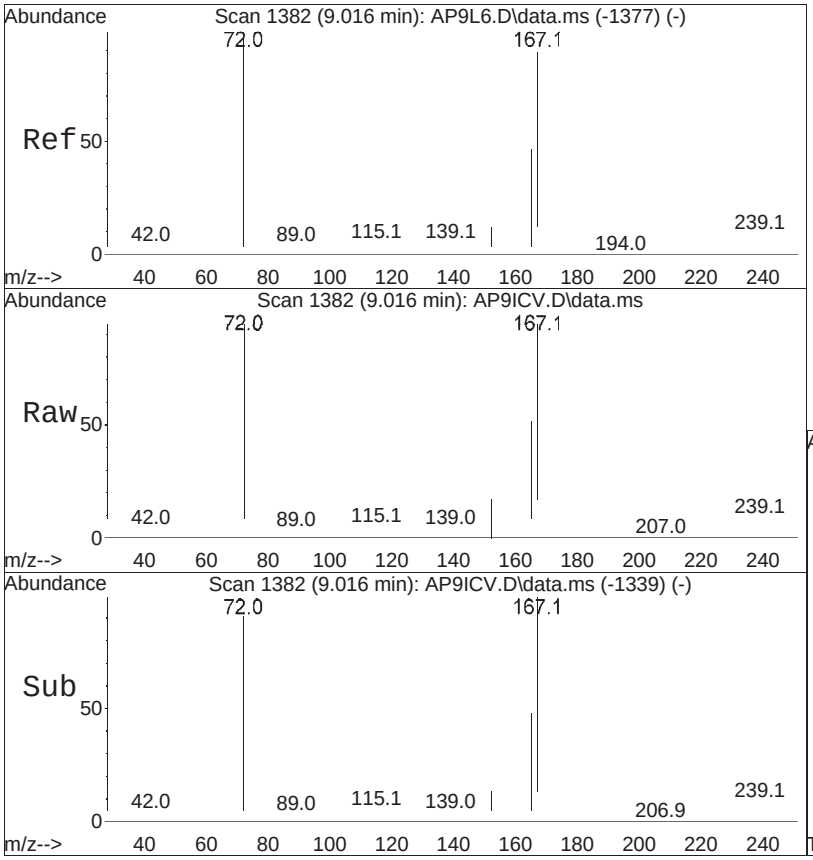


#99
Diphenamid
Concen: 4.86 ug/ml
RT: 9.016 min Scan# 1382
Delta R.T. 0.000 min
Lab File: AP9ICV.D
Acq: 18 Aug 2025 01:35 am

Tgt Ion:167 Resp: 75533

| Ion | Ratio | Lower | Upper |
|---|---|---|---|
| 167 | 100 | | |
| 72 | 108.6 | 98.9 | 148.3 |
| 165 | 55.2 | 40.4 | 60.6 |

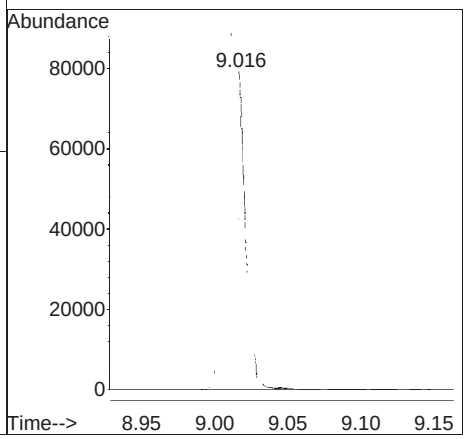

# Manual Integration Report

| | | | |
|---|---|---|---|
| Data Path | : I:\8270\SV112\250817RVTica | QMethod | : FS250817SV112RVT.m |
| Data File | : AP9ICV.D | Operator | : SV112:slr |
| Date Inj'd | : 8/18/2025 1:35 am | Instrument | : SV112 |
| Sample | : CQICV2,32,,AP9ICV Lot# 118 | Quant Date | 6:52 am |

There are no manual integrations or false positives in this file.

# DFTPP

Data Path : I:\8270\SV112\250817RVTical\
Data File : Tune2.D
Acq On : 18 Aug 2025 01:57 am
Operator : SV112:slr
Sample : Tune Lot#11857
Misc : WG2104073,,ical
ALS Vial : 141 Sample Multiplier: 1

Integration File: rteint.p

Method : I:\8270\SV112\250817RVTical\FS250817SV112RVT.m
Title : Semivolatiles by GC/MS by modified 8270
Last Update : Mon Aug 18 06:54:37 2025

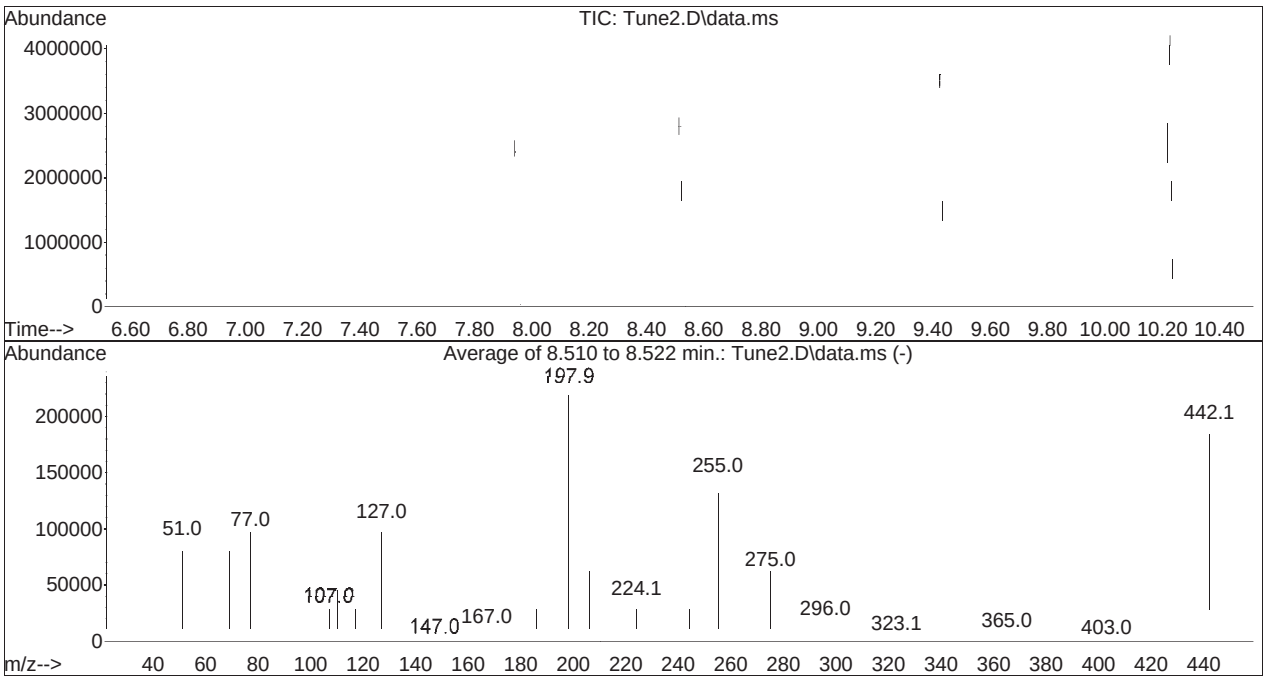


AutoFind: Scans 1296, 1297, 1298; Background Corrected with Scan 1290

| Target Mass | Rel. to Mass | Lower Limit% | Upper Limit% | Rel. Abn% | Raw Abn | Result Pass/Fail |
|---|---|---|---|---|---|---|
| 51 | 198 | 10 | 80 | 38.3 | 89907 | PASS |
| 68 | 69 | 0.00 | 2 | 1.6 | 1406 | PASS |
| 69 | 69 | 100 | 100 | 100.0 | 85517 | PASS |
| 70 | 69 | 0.00 | 2 | 0.5 | 430 | PASS |
| 127 | 198 | 10 | 80 | 45.1 | 105816 | PASS |
| 197 | 198 | 0.00 | 2 | 0.6 | 1515 | PASS |
| 198 | 198 | 100 | 100 | 100.0 | 234635 | PASS |
| 199 | 198 | 5 | 9 | 7.0 | 16407 | PASS |
| 275 | 198 | 10 | 60 | 26.7 | 62597 | PASS |
| 365 | 198 | 1 | 100 | 3.4 | 7980 | PASS |
| 441 | 442 | 0.01 | 24 | 16.9 | 32637 | PASS |
| 442 | 198 | 50 | 100 | 82.5 | 193555 | PASS |
| 443 | 442 | 15 | 24 | 19.8 | 38349 | PASS |

Quantitation Report (Qedit)

Data Path : I:\8270\SV112\250817RVTical\
Data File : Tune2.D
Acq On : 18 Aug 2025 01:57 am
Operator : SV112:slr
Sample : Tune Lot#11857
Misc : WG2104073,,ical
ALS Vial : 141 Sample Multiplier: 1

Quant Time: Aug 18 06:27:31 2025

Quant Title : Semivolatiles by GC/MS by modified 8270

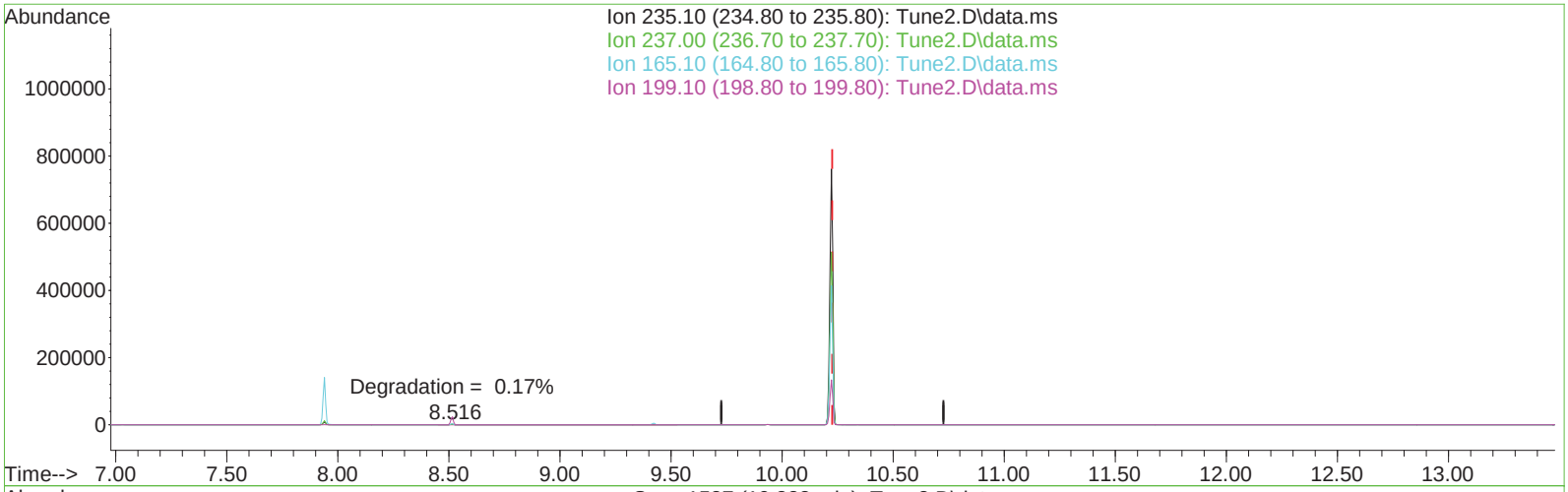


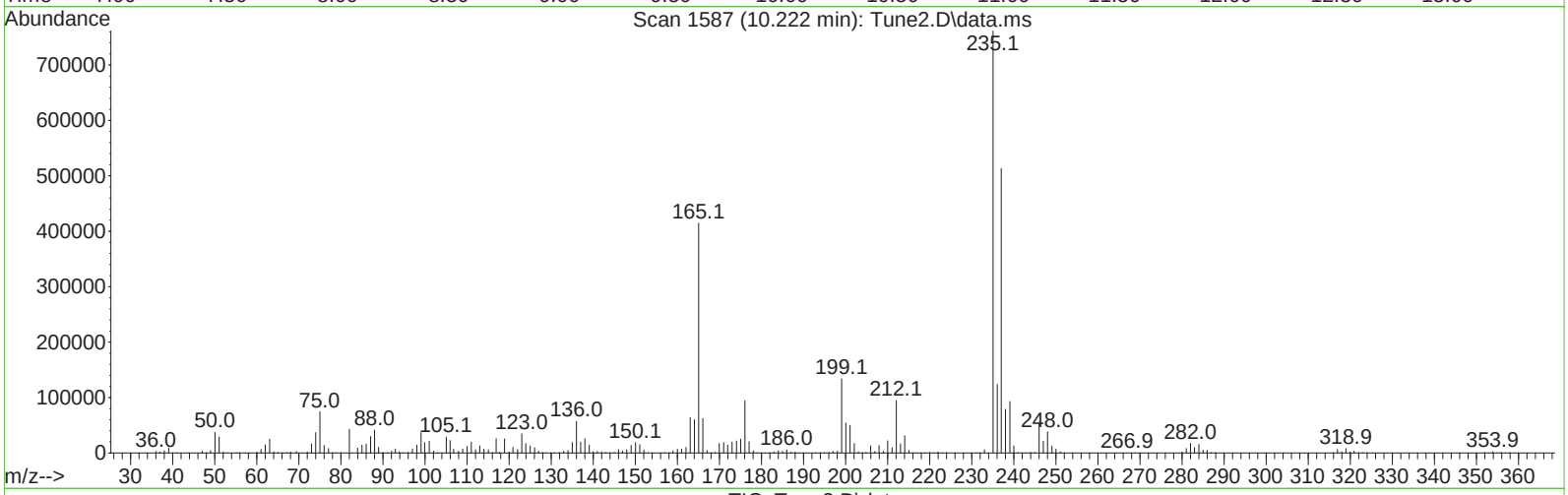


TIC: Tune2.D\data.ms

(6) DDT (T)

10.222min (-0.006) 0.00

response 704984

| Ion | Exp% | Act% |
|---|---|---|
| 235.10 | 100.00 | 100.00 |
| 237.00 | 71.30 | 66.98 |
| 165.10 | 47.10 | 51.25 |
| 199.10 | 16.40 | 16.80 |

Quantitation Report (Qedit)

Data Path : I:\8270\SV112\250817RVTical\
Data File : Tune2.D
Acq On : 18 Aug 2025 01:57 am
Operator : SV112:slr
Sample : Tune Lot#11857
Misc : WG2104073,,ical
ALS Vial : 141 Sample Multiplier: 1

Quant Time: Aug 18 06:27:31 2025
Quant Method : I:\8270\SV112\250817RVTical\DftppSV112.m
Quant Title : Semivolatiles by GC/MS by modified 8270

Response via : Initial Calibration

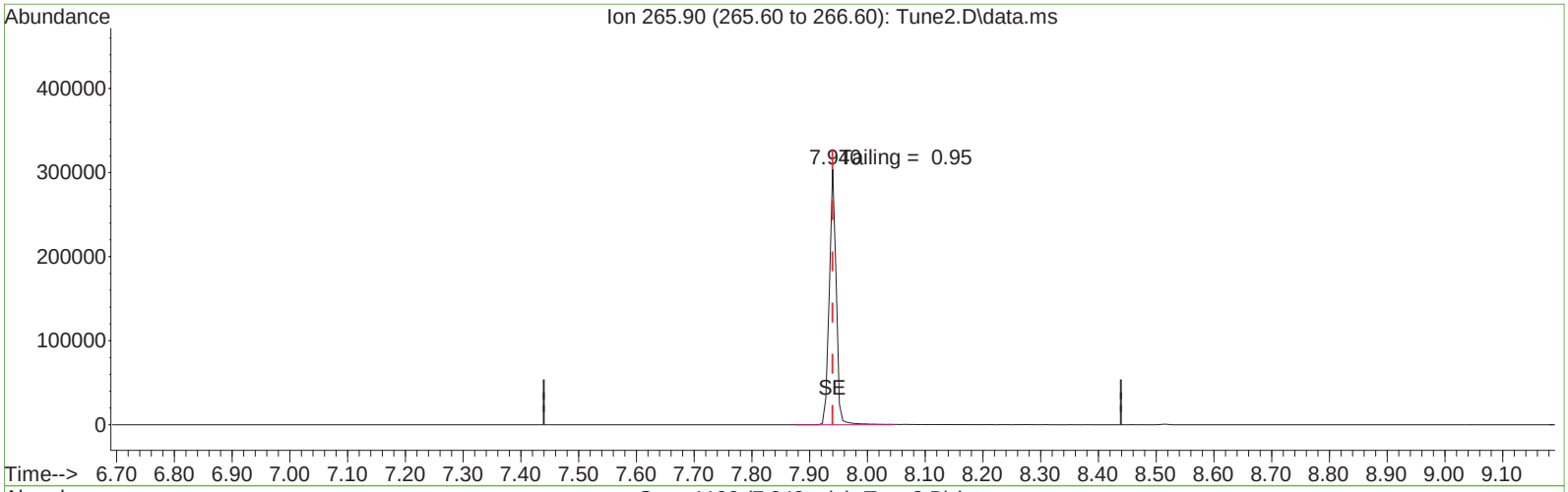


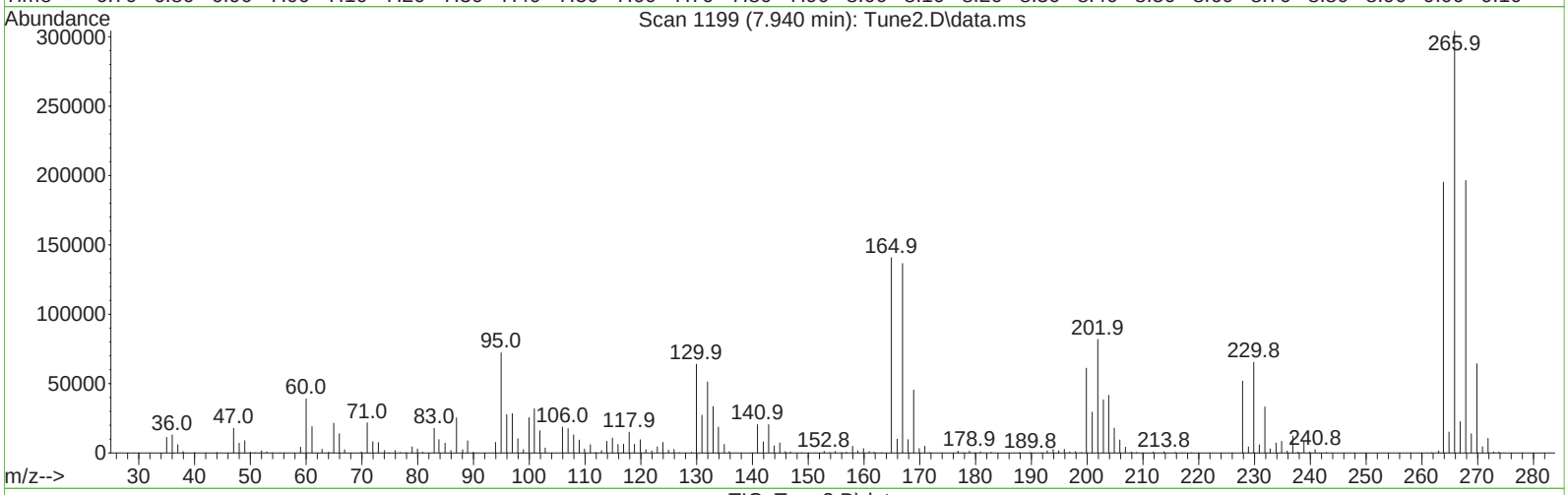


TIC: Tune2.D\data.ms

(1) Pentachlorophenol (T)

7.940min (-0.000) 0.00

response 253202

| Ion | Exp% | Act% |
|---|---|---|
| 265.90 | 100.00 | 100.00 |
| 0.00 | 0.00 | 0.00 |
| 0.00 | 0.00 | 0.00 |
| 0.00 | 0.00 | 0.00 |

Quantitation Report (Qedit)

Data Path : I:\8270\SV112\250817RVTical\
Data File : Tune2.D
Acq On : 18 Aug 2025 01:57 am
Operator : SV112:slr
Sample : Tune Lot#11857
Misc : WG2104073,,ical
ALS Vial : 141 Sample Multiplier: 1

Quant Time: Aug 18 06:27:31 2025
Quant Method : I:\8270\SV112\250817RVTical\DftppSV112.m
Quant Title : Semivolatiles by GC/MS by modified 8270

Response via : Initial Calibration

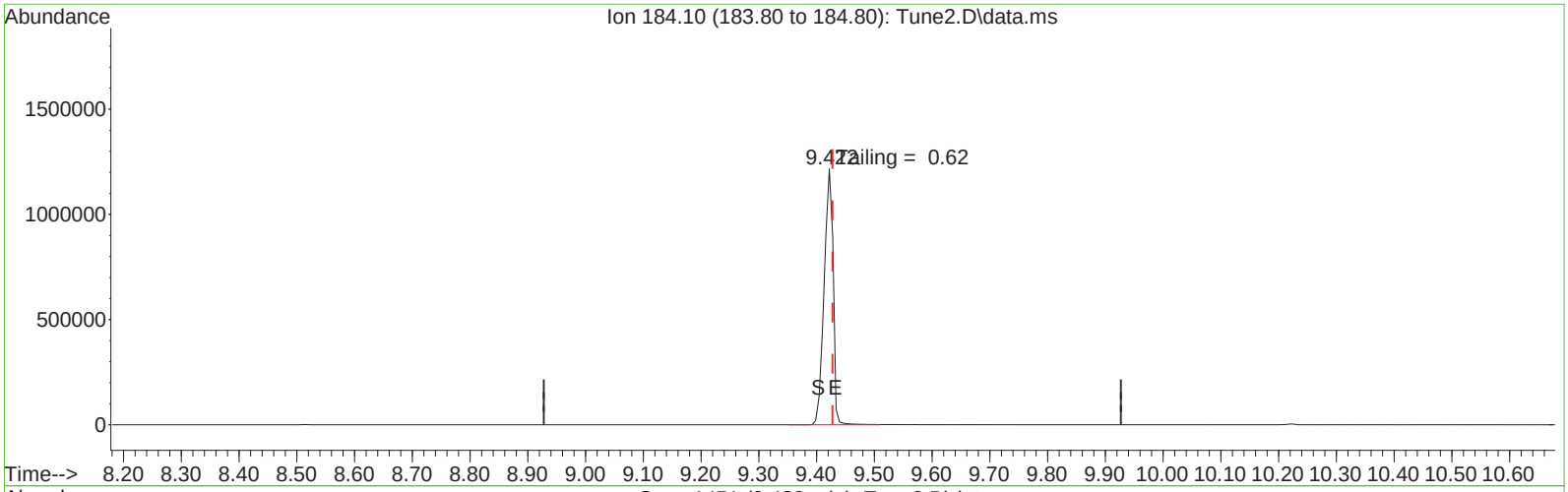


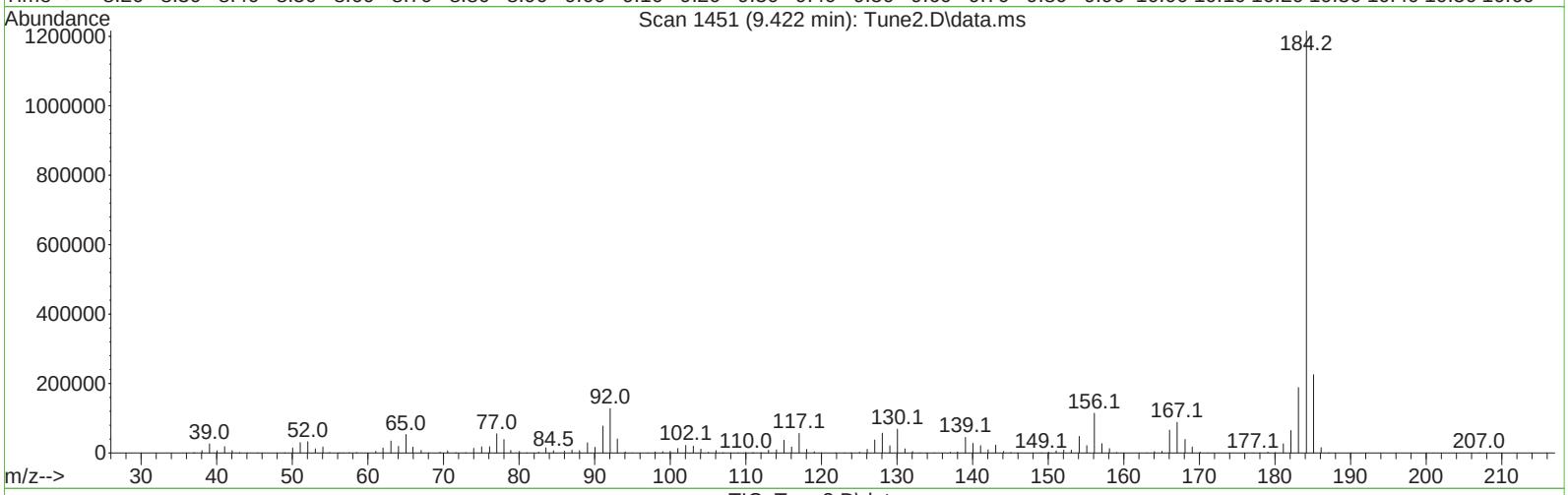


TIC: Tune2.D\data.ms

(3) Benzidine (T)

9.422min (-0.006) 0.00

response 1327918

| Ion | Exp% | Act% |
|---|---|---|
| 184.10 | 100.00 | 100.00 |
| 0.00 | 0.00 | 0.00 |
| 0.00 | 0.00 | 0.00 |
| 0.00 | 0.00 | 0.00 |

Quantitation Report (QT Reviewed)

Data Path : I:\8270\SV112\250817RVTical\
Data File : ADPL9.D
Acq On : 18 Aug 2025 02:20 am
Operator : SV112:slr
Sample : IL2,32,,ADPL50 Lot# 11845
Misc : WG2104073,,ical
ALS Vial : 21 Sample Multiplier: 1

Quant Time: Aug 18 06:31:54 2025
Quant Method : I:\8270\SV112\250817RVTical\FS250817SV112RVT.m
Quant Title : Semivolatiles by GC/MS by modified 8270
QLast Update : Mon Aug 18 05:13:00 2025
Response via : Initial Calibration

CCAL FILE(s) : 1 - I:\8270\SV112\250817RVTical\ABNL6.D
: 2 - I:\8270\SV112\250817RVTical\ADPL6.D
: 3 - I:\8270\SV112\250817RVTical\AP9L6.D
Sub List : ADPical_REV2 - ADP sublist

| Compound | R.T. | QIon | Response | Conc | Units | Dev(Min) |
|---|---|---|---|---|---|---|
| Internal Standards | | | | | | |
| 32) IS3_1,4-Dichlorobenzen... | 3.758 | 152 | 20361 | 4.000 | ug/ml | 0.00 |
| Standard Area 2 = 17611 | | | Recovery = | 115.62% | | |
| 86) IS3_Acenaphthene-d10 | 6.687 | 164 | 54829 | 4.000 | ug/ml | 0.00 |
| Standard Area 2 = 46920 | | | Recovery = | 116.86% | | |
| 100) IS3_Phenanthrene-d10 | 8.081 | 188 | 122116 | 4.000 | ug/ml | 0.00 |
| Standard Area 2 = 110103 | | | Recovery = | 110.91% | | |
| System Monitoring Compounds | | | | | | |
| Target Compounds | | | | | | Qvalue |
| 33) 1,4-Dioxane | 0.964 | 88 | 122303 | No Calib # | | |
| 34) n-Decane | 3.687 | 57 | 399032 | No Calib | | |
| 87) Atrazine | 7.940 | 200 | 343408 | No Calib | | |
| 101) n-Octadecane | 8.146 | 57 | 736406 | No Calib | | |
| 102) Parathion | 8.910 | 109 | 209483 | No Calib # | | |
| 103) 3,3'-Dimethylbenzidine | 10.128 | 212 | 1274376 | No Calib | | |

(#) = qualifier out of range (m) = manual integration (+) = signals summed

Quantitation Report (QT Reviewed)

Data Path : I:\8270\SV112\250817RVTical\
Data File : ADPL9.D
Acq On : 18 Aug 2025 02:20 am
Operator : SV112:slr
Sample : IL2,32,,ADPL50 Lot# 11845
Misc : WG2104073,,ical
ALS Vial : 21 Sample Multiplier: 1

Quant Time: Aug 18 06:31:54 2025
Quant Method : I:\8270\SV112\250817RVTical\FS250817SV112RVT.m
Quant Title : Semivolatiles by GC/MS by modified 8270
QLast Update : Mon Aug 18 05:13:00 2025
Response via : Initial Calibration

Sub List : ADPical_RV2 - ADP50817RVTical\AP9L6.D•

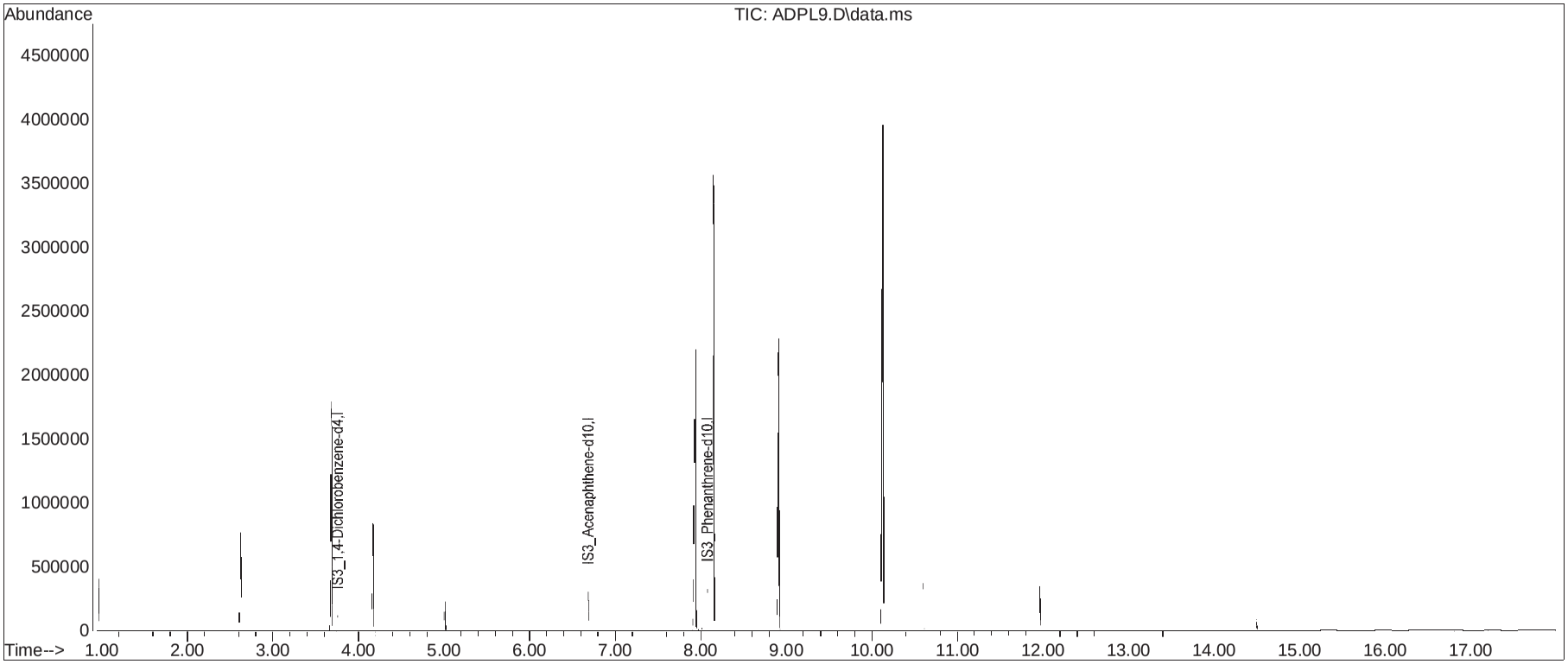

# Manual Integration Report

| | | | |
|---|---|---|---|
| Data Path | : I:\8270\SV112\250817RVTica | | |
| Data File | : ADPL9.D | Operator | : SV112:slr |
| Date Inj'd | : 8/18/2025 2:20 am | Instrument | : SV112 |
| Sample | : IL2,32,,ADPL50 Lot# 11845 | Quant Date | : 8/18/2025 5:14 am |

There are no manual integrations or false positives in this file.

Quantitation Report (QT Reviewed)

Data Path : I:\8270\SV112\250817RVTical\
Data File : ADPL8.D
Acq On : 18 Aug 2025 02:42 am
Operator : SV112:slr
Sample : IL3,32,,ADPL25 Lot# 11846
Misc : WG2104073,,ical
ALS Vial : 22 Sample Multiplier: 1

Quant Time: Aug 18 06:31:37 2025
Quant Method : I:\8270\SV112\250817RVTical\FS250817SV112RVT.m
Quant Title : Semivolatiles by GC/MS by modified 8270
QLast Update : Mon Aug 18 05:13:00 2025
Response via : Initial Calibration

CCAL FILE(s) : 1 - I:\8270\SV112\250817RVTical\ABNL6.D
: 2 - I:\8270\SV112\250817RVTical\ADPL6.D
: 3 - I:\8270\SV112\250817RVTical\AP9L6.D
Sub List : ADPical_REV2 - ADP sublist

| Compound | R.T. | QIon | Response | Conc | Units | Dev(Min) |
|---|---|---|---|---|---|---|
| Internal Standards | | | | | | |
| 32) IS3_1,4-Dichlorobenzen... | 3.763 | 152 | 21428 | 4.000 | ug/ml | 0.00 |
| Standard Area 2 = 17611 | | | Recovery = | 121.67% | | |
| 86) IS3_Acenaphthene-d10 | 6.687 | 164 | 57425 | 4.000 | ug/ml | 0.00 |
| Standard Area 2 = 46920 | | | Recovery = | 122.39% | | |
| 100) IS3_Phenanthrene-d10 | 8.081 | 188 | 124552 | 4.000 | ug/ml | 0.00 |
| Standard Area 2 = 110103 | | | Recovery = | 113.12% | | |
| System Monitoring Compounds | | | | | | |
| Target Compounds | | | | | | Qvalue |
| 33) 1,4-Dioxane | 0.964 | 88 | 63440 | No Calib | # | |
| 34) n-Decane | 3.687 | 57 | 206352 | No Calib | | |
| 87) Atrazine | 7.928 | 200 | 169706 | No Calib | | |
| 101) n-Octadecane | 8.146 | 57 | 388588 | No Calib | | |
| 102) Parathion | 8.904 | 109 | 95650 | No Calib | # | |
| 103) 3,3'-Dimethylbenzidine | 10.122 | 212 | 659422 | No Calib | | |

(#) = qualifier out of range (m) = manual integration (+) = signals summed

Quantitation Report (QT Reviewed)

Data Path : I:\8270\SV112\250817RVTical\
Data File : ADPL8.D
Acq On : 18 Aug 2025 02:42 am
Operator : SV112:slr
Sample : IL3,32,,ADPL25 Lot# 11846
Misc : WG2104073,,ical
ALS Vial : 22 Sample Multiplier: 1

Quant Time: Aug 18 06:31:37 2025
Quant Method : I:\8270\SV112\250817RVTical\FS250817SV112RVT.m
Quant Title : Semivolatiles by GC/MS by modified 8270
QLast Update : Mon Aug 18 05:13:00 2025
Response via : Initial Calibration

Sub List : ADPIcal8270SV112ADR250817RVTical\AP9L6.D•

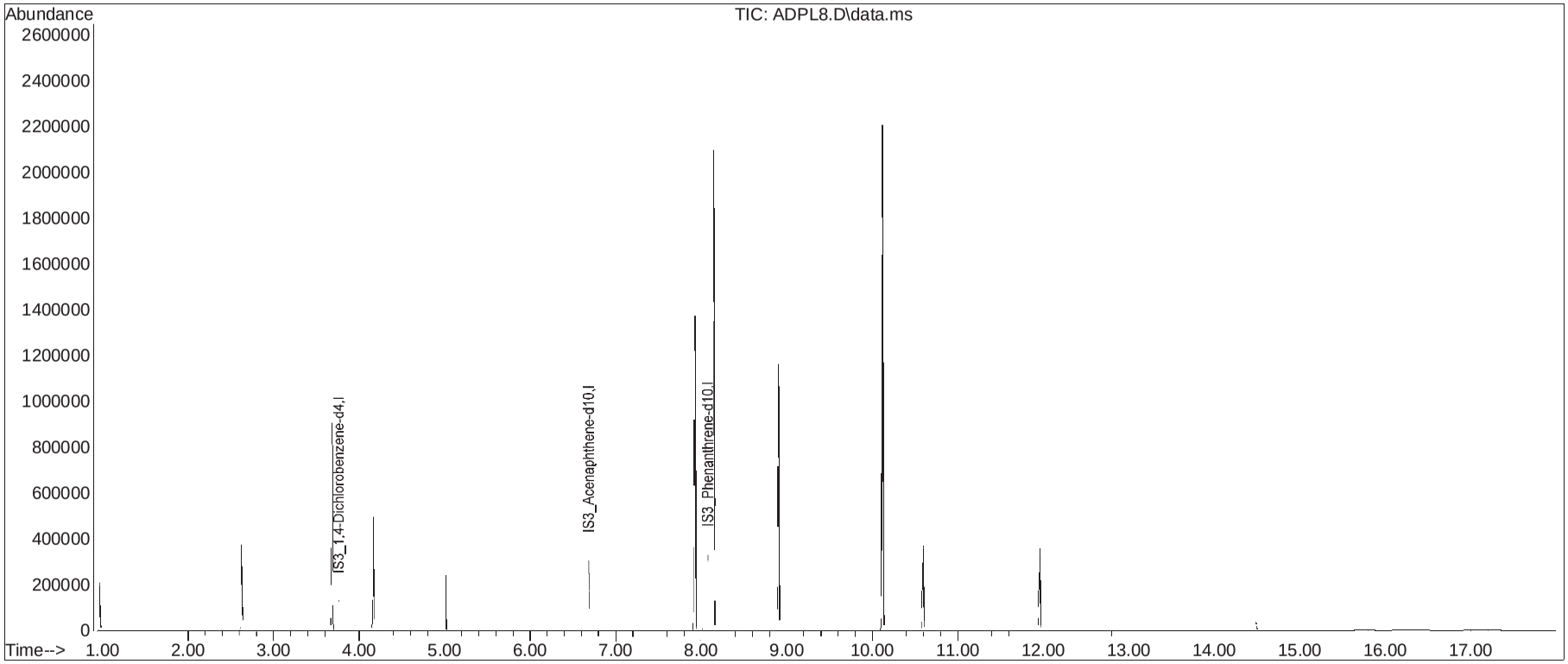

# Manual Integration Report

| | | | |
|---|---|---|---|
| Data Path | : I:\8270\SV112\250817RVTica | | |
| Data File | : ADPL8.D | Operator | : SV112:slr |
| Date Inj'd | : 8/18/2025 2:42 am | Instrument | : SV112 |
| Sample | : IL3,32,,ADPL25 Lot# 11846 | Quant Date | : 8/18/2025 5:14 am |

There are no manual integrations or false positives in this file.

Quantitation Report (QT Reviewed)

Data Path : I:\8270\SV112\250817RVTical\
Data File : ADPL7.D
Acq On : 18 Aug 2025 03:05 am
Operator : SV112:slr
Sample : IL4,32,,ADPL10 Lot# 11847
Misc : WG2104073,,ical
ALS Vial : 23 Sample Multiplier: 1

Quant Time: Aug 18 06:31:19 2025
Quant Method : I:\8270\SV112\250817RVTical\FS250817SV112RVT.m
Quant Title : Semivolatiles by GC/MS by modified 8270
QLast Update : Mon Aug 18 05:13:00 2025
Response via : Initial Calibration

CCAL FILE(s) : 1 - I:\8270\SV112\250817RVTical\ABNL6.D
: 2 - I:\8270\SV112\250817RVTical\ADPL6.D
: 3 - I:\8270\SV112\250817RVTical\AP9L6.D
Sub List : ADPical_REV2 - ADP sublist

| Compound | R.T. | QIon | Response | Conc | Units | Dev(Min) |
|---|---|---|---|---|---|---|
| Internal Standards | | | | | | |
| 32) IS3_1,4-Dichlorobenzen... | 3.763 | 152 | 20015 | 4.000 | ug/ml | 0.00 |
| Standard Area 2 = 17611 | | | Recovery = 113.65% | | | |
| 86) IS3_Acenaphthene-d10 | 6.687 | 164 | 52779 | 4.000 | ug/ml | 0.00 |
| Standard Area 2 = 46920 | | | Recovery = 112.49% | | | |
| 100) IS3_Phenanthrene-d10 | 8.081 | 188 | 117593 | 4.000 | ug/ml | 0.00 |
| Standard Area 2 = 110103 | | | Recovery = 106.80% | | | |
| System Monitoring Compounds | | | | | | |
| Target Compounds | | | | | | Qvalue |
| 33) 1,4-Dioxane | 0.964 | 88 | 24720 | No Calib # | | |
| 34) n-Decane | 3.681 | 57 | 79070 | No Calib | | |
| 87) Atrazine | 7.922 | 200 | 61644 | No Calib | | |
| 101) n-Octadecane | 8.146 | 57 | 146922 | No Calib | | |
| 102) Parathion | 8.904 | 109 | 31859 | No Calib # | | |
| 103) 3,3'-Dimethylbenzidine | 10.116 | 212 | 249541 | No Calib | | |

(#) = qualifier out of range (m) = manual integration (+) = signals summed

Quantitation Report (QT Reviewed)

Data Path : I:\8270\SV112\250817RVTical\
Data File : ADPL7.D
Acq On : 18 Aug 2025 03:05 am
Operator : SV112:slr
Sample : IL4,32,,ADPL10 Lot# 11847
Misc : WG2104073,,ical
ALS Vial : 23 Sample Multiplier: 1

Quant Time: Aug 18 06:31:19 2025
Quant Method : I:\8270\SV112\250817RVTical\FS250817SV112RVT.m
Quant Title : Semivolatiles by GC/MS by modified 8270
QLast Update : Mon Aug 18 05:13:00 2025
Response via : Initial Calibration

Sub List : ADPical_8270_SV112_250817RVTical\AP9L6.D•

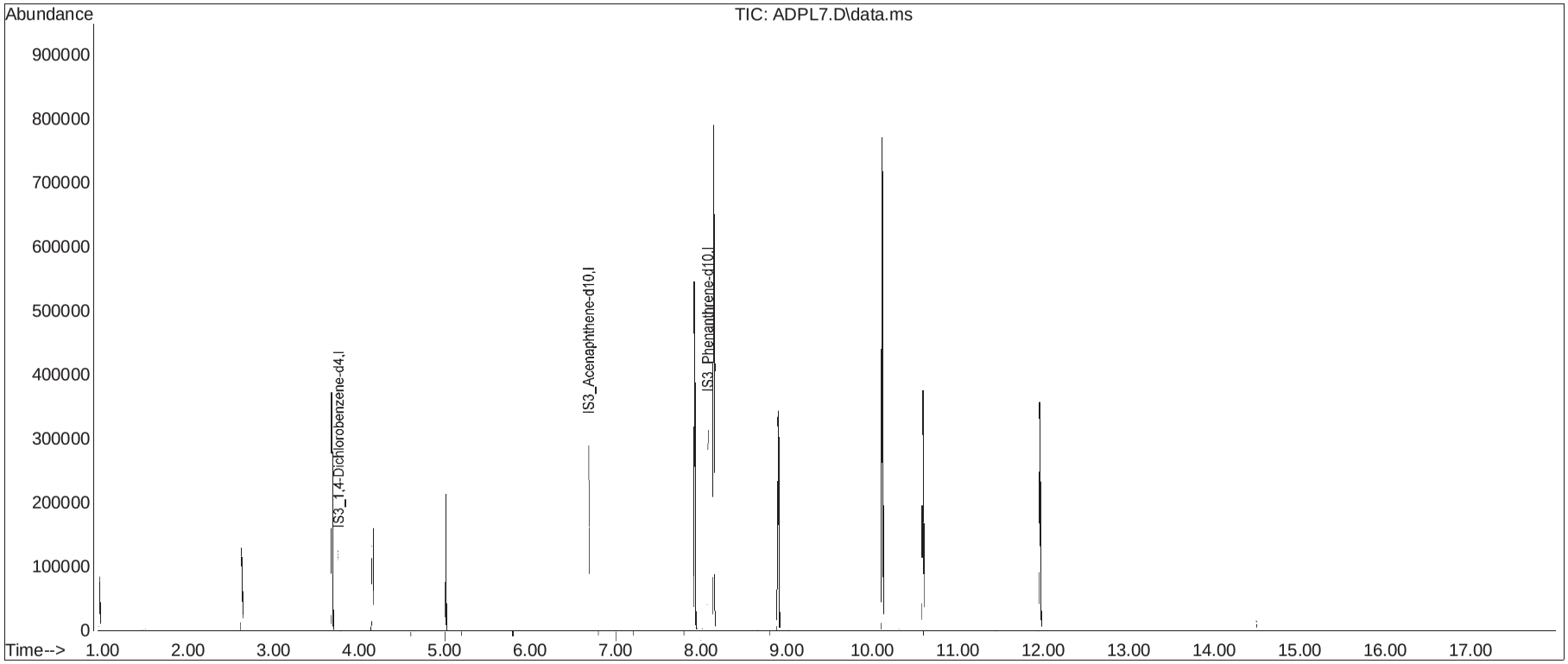

Manual Integration Report

| | | | |
|---|---|---|---|
| Data Path | : I:\8270\SV112\250817RVTica | | |
| Data File | : ADPL7.D | Operator | : SV112:slr |
| Date Inj'd | : 8/18/2025 3:05 am | Instrument | : SV112 |
| Sample | : IL4,32,,ADPL10 Lot# 11847 | Quant Date | : 8/18/2025 5:14 am |

There are no manual integrations or false positives in this file.

Quantitation Report (QT Reviewed)

Data Path : I:\8270\SV112\250817RVTical\
Data File : ADPL6.D
Acq On : 18 Aug 2025 03:27 am
Operator : SV112:slr
Sample : IL5,32,,ADPL5 Lot# 11848
Misc : WG2104073,,ical
ALS Vial : 24 Sample Multiplier: 1

Quant Time: Aug 18 06:31:00 2025
Quant Method : I:\8270\SV112\250817RVTical\FS250817SV112RVT.m
Quant Title : Semivolatiles by GC/MS by modified 8270
QLast Update : Mon Aug 18 05:13:00 2025
Response via : Initial Calibration

CCAL FILE(s) : 1 - I:\8270\SV112\250817RVTical\ABNL6.D
: 2 - I:\8270\SV112\250817RVTical\ADPL6.D
: 3 - I:\8270\SV112\250817RVTical\AP9L6.D
Sub List : ADPical_REV2 - ADP sublist

| Compound | R.T. | QIon | Response | Conc | Units | Dev(Min) |
|---|---|---|---|---|---|---|
| Internal Standards | | | | | | |
| 32) IS3_1,4-Dichlorobenzen... | 3.763 | 152 | 17611 | 4.000 | ug/ml | 0.00 |
| Standard Area 2 = 17611 | | | Recovery = 100.00% | | | |
| 86) IS3_Acenaphthene-d10 | 6.687 | 164 | 46920 | 4.000 | ug/ml | 0.00 |
| Standard Area 2 = 46920 | | | Recovery = 100.00% | | | |
| 100) IS3_Phenanthrene-d10 | 8.081 | 188 | 110103 | 4.000 | ug/ml | 0.00 |
| Standard Area 2 = 110103 | | | Recovery = 100.00% | | | |
| System Monitoring Compounds | | | | | | |
| Target Compounds | | | | | | Qvalue |
| 33) 1,4-Dioxane | 0.964 | 88 | 11106 | No Calib # | | |
| 34) n-Decane | 3.681 | 57 | 35075 | No Calib | | |
| 87) Atrazine | 7.922 | 200 | 27659 | No Calib | | |
| 101) n-Octadecane | 8.146 | 57 | 67575 | No Calib | | |
| 102) Parathion | 8.899 | 109 | 13629 | No Calib # | | |
| 103) 3,3'-Dimethylbenzidine | 10.116 | 212 | 105688 | No Calib | | |

(#) = qualifier out of range (m) = manual integration (+) = signals summed

Quantitation Report (QT Reviewed)

Data Path : I:\8270\SV112\250817RVTical\
Data File : ADPL6.D
Acq On : 18 Aug 2025 03:27 am
Operator : SV112:slr
Sample : IL5,32,,ADPL5 Lot# 11848
Misc : WG2104073,,ical
ALS Vial : 24 Sample Multiplier: 1

Quant Time: Aug 18 06:31:00 2025
Quant Method : I:\8270\SV112\250817RVTical\FS250817SV112RVT.m
Quant Title : Semivolatiles by GC/MS by modified 8270
QLast Update : Mon Aug 18 05:13:00 2025
Response via : Initial Calibration

Sub List : ADPIcal_8270SV112_250817RVTical\AP9L6.D•

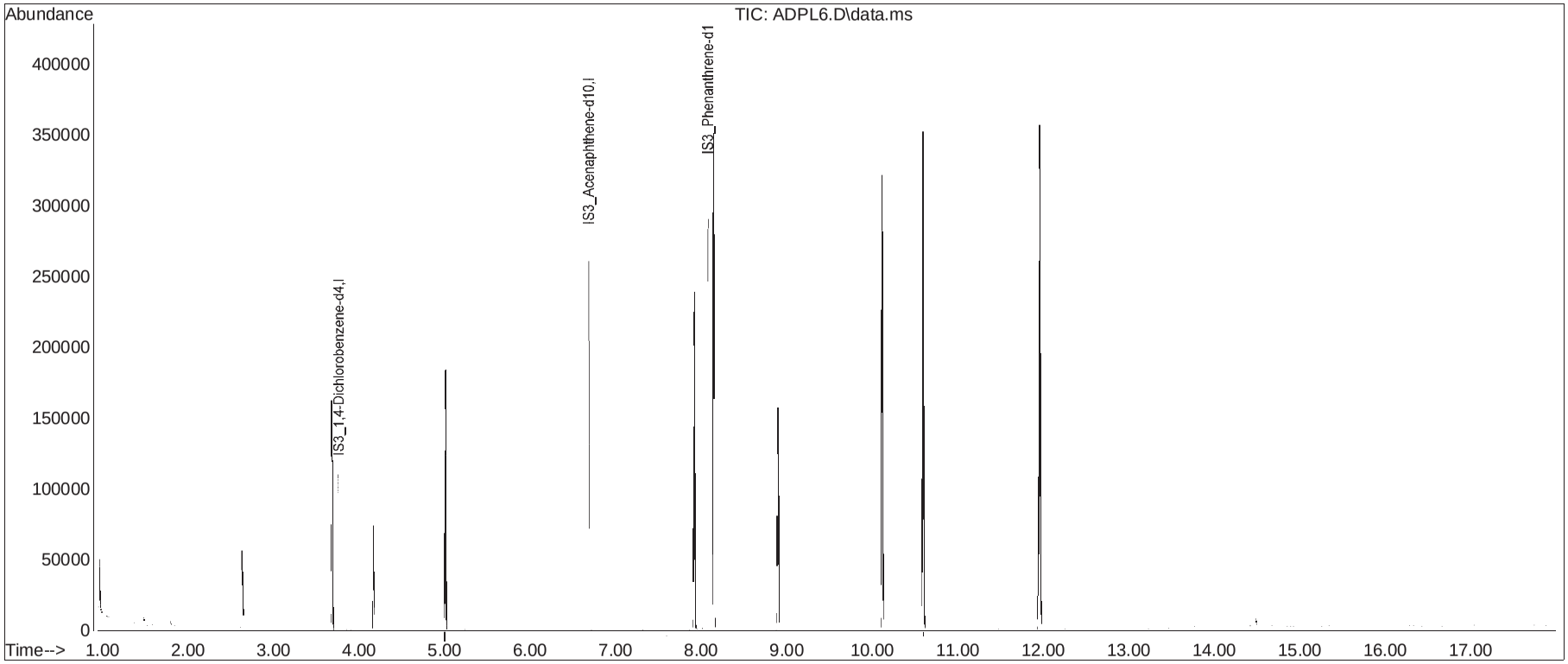

# Manual Integration Report

| | | | |
|---|---|---|---|
| Data Path | : I:\8270\SV112\250817RVTica | | |
| Data File | : ADPL6.D | Operator | : SV112:slr |
| Date Inj'd | : 8/18/2025 3:27 am | Instrument | : SV112 |
| Sample | : IL5,32,,ADPL5 Lot# 11848 | Quant Date | : 8/18/2025 5:14 am |

There are no manual integrations or false positives in this file.

Quantitation Report (QT Reviewed)

Data Path : I:\8270\SV112\250817RVTical\
Data File : ADPL5.D
Acq On : 18 Aug 2025 03:50 am
Operator : SV112:slr
Sample : IL6,32,,ADPL2.5 Lot# 11849
Misc : WG2104073,,ical
ALS Vial : 25 Sample Multiplier: 1

Quant Time: Aug 18 06:30:41 2025
Quant Method : I:\8270\SV112\250817RVTical\FS250817SV112RVT.m
Quant Title : Semivolatiles by GC/MS by modified 8270
QLast Update : Mon Aug 18 05:13:00 2025
Response via : Initial Calibration

CCAL FILE(s) : 1 - I:\8270\SV112\250817RVTical\ABNL6.D
: 2 - I:\8270\SV112\250817RVTical\ADPL6.D
: 3 - I:\8270\SV112\250817RVTical\AP9L6.D
Sub List : ADPical_REV2 - ADP sublist

| Compound | R.T. | QIon | Response | Conc | Units | Dev(Min) |
|---|---|---|---|---|---|---|
| Internal Standards | | | | | | |
| 32) IS3_1,4-Dichlorobenzen... | 3.764 | 152 | 20454 | 4.000 | ug/ml | 0.00 |
| Standard Area 2 = 17611 | | | Recovery = | 116.14% | | |
| 86) IS3_Acenaphthene-d10 | 6.687 | 164 | 51962 | 4.000 | ug/ml | 0.00 |
| Standard Area 2 = 46920 | | | Recovery = | 110.75% | | |
| 100) IS3_Phenanthrene-d10 | 8.081 | 188 | 119979 | 4.000 | ug/ml | 0.00 |
| Standard Area 2 = 110103 | | | Recovery = | 108.97% | | |
| System Monitoring Compounds | | | | | | |
| Target Compounds | | | | | | Qvalue |
| 33) 1,4-Dioxane | 0.964 | 88 | 5947 | No Calib | # | |
| 34) n-Decane | 3.681 | 57 | 19749 | No Calib | # | |
| 87) Atrazine | 7.922 | 200 | 13327 | No Calib | | |
| 101) n-Octadecane | 8.146 | 57 | 34052 | No Calib | | |
| 102) Parathion | 8.899 | 109 | 6565 | No Calib | # | |
| 103) 3,3'-Dimethylbenzidine | 10.116 | 212 | 43623 | No Calib | | |

(#) = qualifier out of range (m) = manual integration (+) = signals summed

Quantitation Report (QT Reviewed)

Data Path : I:\8270\SV112\250817RVTical\
Data File : ADPL5.D
Acq On : 18 Aug 2025 03:50 am
Operator : SV112:slr
Sample : IL6,32,,ADPL2.5 Lot# 11849
Misc : WG2104073,,ical
ALS Vial : 25 Sample Multiplier: 1

Quant Time: Aug 18 06:30:41 2025
Quant Method : I:\8270\SV112\250817RVTical\FS250817SV112RVT.m
Quant Title : Semivolatiles by GC/MS by modified 8270
QLast Update : Mon Aug 18 05:13:00 2025
Response via : Initial Calibration

Sub List : ADPical_8270SV112_250817RVTical\AP9L6.D•

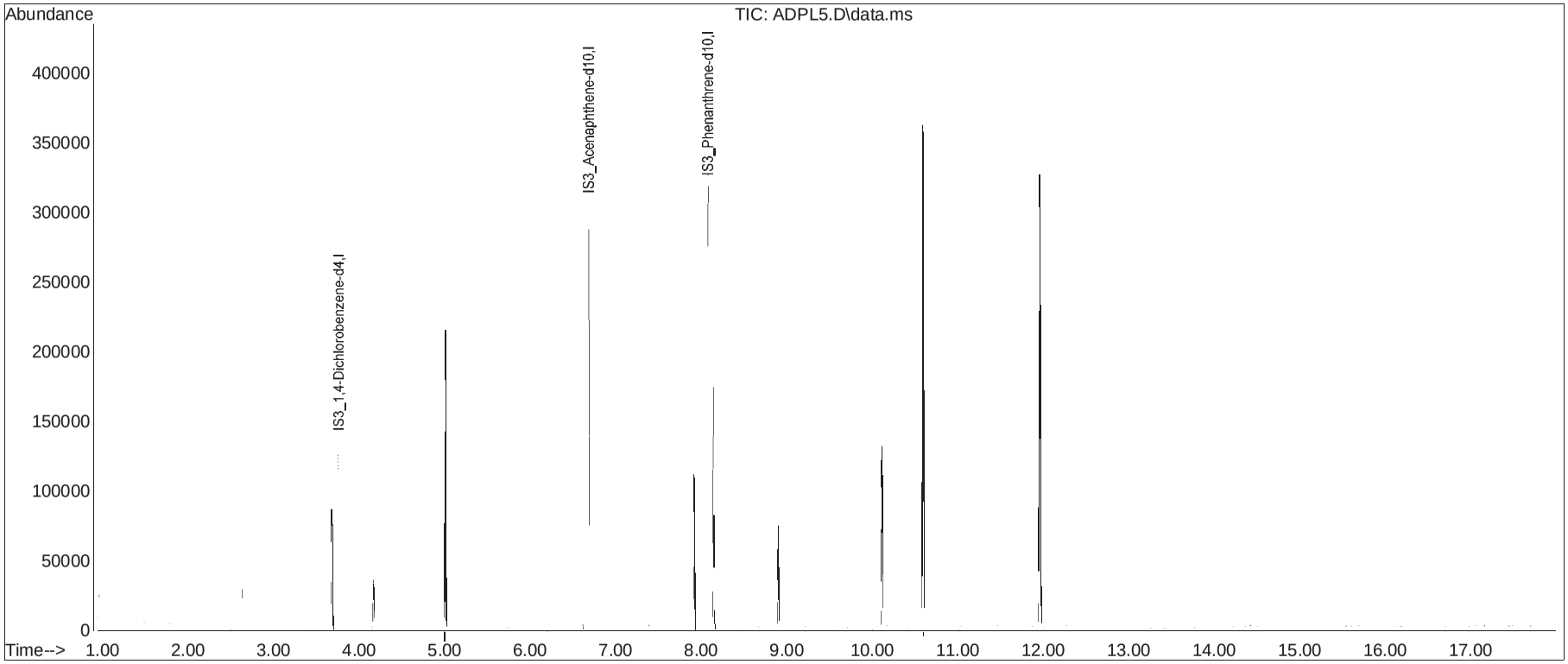

# Manual Integration Report

Data Path : I:\8270\SV112\250817RVTica
Data File : ADPL5.D Operator : SV112:slr
Date Inj'd : 8/18/2025 3:50 am Instrument : SV112
Sample : IL6,32,,ADPL2.5 Lot# 11849 Quant Date : 8/18/2025 5:14 am

There are no manual integrations or false positives in this file.

Quantitation Report (QT Reviewed)

Data Path : I:\8270\SV112\250817RVTical\
Data File : ADPL4.D
Acq On : 18 Aug 2025 04:12 am
Operator : SV112:slr
Sample : IL7,32,,ADPL1 Lot# 11850
Misc : WG2104073,,ical
ALS Vial : 26 Sample Multiplier: 1

Quant Time: Aug 18 06:30:24 2025
Quant Method : I:\8270\SV112\250817RVTical\FS250817SV112RVT.m
Quant Title : Semivolatiles by GC/MS by modified 8270
QLast Update : Mon Aug 18 05:13:00 2025
Response via : Initial Calibration

CCAL FILE(s) : 1 - I:\8270\SV112\250817RVTical\ABNL6.D
: 2 - I:\8270\SV112\250817RVTical\ADPL6.D
: 3 - I:\8270\SV112\250817RVTical\AP9L6.D
Sub List : ADPical_REV2 - ADP sublist

| Compound | R.T. | QIon | Response | Conc | Units | Dev(Min) |
|---|---|---|---|---|---|---|
| Internal Standards | | | | | | |
| 32) IS3_1,4-Dichlorobenzen... | 3.763 | 152 | 20396 | 4.000 | ug/ml | 0.00 |
| Standard Area 2 = 17611 | | | Recovery = 115.81% | | | |
| 86) IS3_Acenaphthene-d10 | 6.687 | 164 | 54203 | 4.000 | ug/ml | 0.00 |
| Standard Area 2 = 46920 | | | Recovery = 115.52% | | | |
| 100) IS3_Phenanthrene-d10 | 8.081 | 188 | 122484 | 4.000 | ug/ml | 0.00 |
| Standard Area 2 = 110103 | | | Recovery = 111.24% | | | |
| System Monitoring Compounds | | | | | | |
| Target Compounds | | | | | | Qvalue |
| 33) 1,4-Dioxane | 0.969 | 88 | 2563 | No Calib | # | |
| 34) n-Decane | 3.681 | 57 | 7822 | No Calib | # | |
| 87) Atrazine | 7.916 | 200 | 5518 | No Calib | | |
| 101) n-Octadecane | 8.146 | 57 | 13828 | No Calib | | |
| 102) Parathion | 8.898 | 109 | 2761 | No Calib | # | |
| 103) 3,3'-Dimethylbenzidine | 10.116 | 212 | 16562 | No Calib | | |

(#) = qualifier out of range (m) = manual integration (+) = signals summed

Quantitation Report (QT Reviewed)

Data Path : I:\8270\SV112\250817RVTical\
Data File : ADPL4.D
Acq On : 18 Aug 2025 04:12 am
Operator : SV112:slr
Sample : IL7,32,,ADPL1 Lot# 11850
Misc : WG2104073,,ical
ALS Vial : 26 Sample Multiplier: 1

Quant Time: Aug 18 06:30:24 2025
Quant Method : I:\8270\SV112\250817RVTical\FS250817SV112RVT.m
Quant Title : Semivolatiles by GC/MS by modified 8270
QLast Update : Mon Aug 18 05:13:00 2025
Response via : Initial Calibration

Sub List : ADPical_8270SV112_250817RVTical\AP9L6.D•

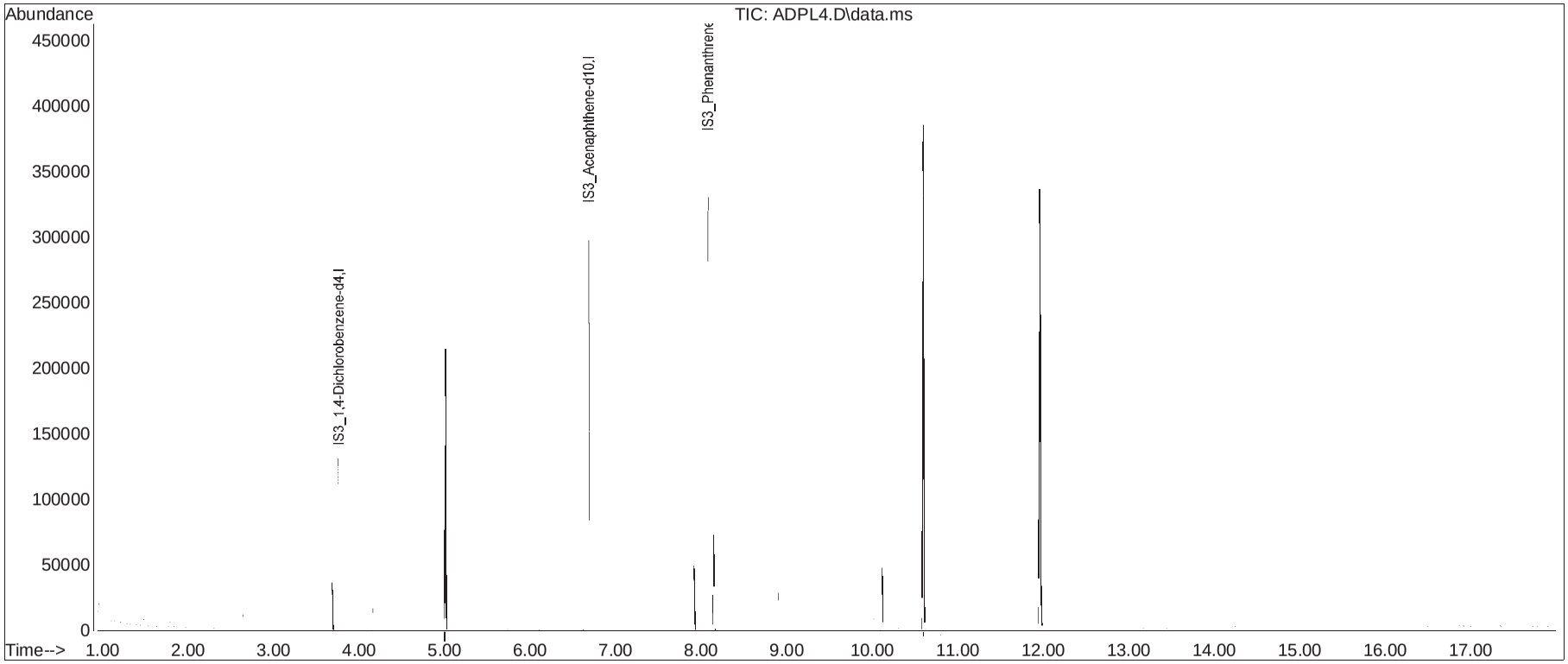

# Manual Integration Report

| | | | |
|---|---|---|---|
| Data Path | : I:\8270\SV112\250817RVTica | | |
| Data File | : ADPL4.D | Operator | : SV112:slr |
| Date Inj'd | : 8/18/2025 4:12 am | Instrument | : SV112 |
| Sample | : IL7,32,,ADPL1 Lot# 11850 | Quant Date | : 8/18/2025 5:14 am |

There are no manual integrations or false positives in this file.

Quantitation Report (QT Reviewed)

Data Path : I:\8270\SV112\250817RVTical\
Data File : ADPL3.D
Acq On : 18 Aug 2025 04:35 am
Operator : SV112:slr
Sample : IL8,32,,ADPL0.5 Lot# 11851
Misc : WG2104073,,ical
ALS Vial : 27 Sample Multiplier: 1

Quant Time: Aug 18 06:30:07 2025
Quant Method : I:\8270\SV112\250817RVTical\FS250817SV112RVT.m
Quant Title : Semivolatiles by GC/MS by modified 8270
QLast Update : Mon Aug 18 06:30:47 2025
Response via : Initial Calibration

CCAL FILE(s) : 1 - I:\8270\SV112\250817RVTical\ABNL6.D
: 2 - I:\8270\SV112\250817RVTical\ADPL6.D
: 3 - I:\8270\SV112\250817RVTical\AP9L6.D
Sub List : ADPical_REV2 - ADP sublist

| Compound | R.T. | QIon | Response | Conc | Units | Dev(Min) |
|---|---|---|---|---|---|---|
| Internal Standards | | | | | | |
| 32) IS3_1,4-Dichlorobenzen... | 3.764 | 152 | 21164 | 4.000 | ug/ml | 0.00 |
| Standard Area 2 = 17611 | | | Recovery = 120.17% | | | |
| 86) IS3_Acenaphthene-d10 | 6.687 | 164 | 52983 | 4.000 | ug/ml | 0.00 |
| Standard Area 2 = 46920 | | | Recovery = 112.92% | | | |
| 100) IS3_Phenanthrene-d10 | 8.081 | 188 | 122202 | 4.000 | ug/ml | # 0.00 |
| Standard Area 2 = 110103 | | | Recovery = 110.99% | | | |
| System Monitoring Compounds | | | | | | |
| Target Compounds | | | | | | Qvalue |
| 33) 1,4-Dioxane | 0.970 | 88 | 1829 | 0.531 | ug/ml | 94 |
| 34) n-Decane | 3.687 | 57 | 4768 | 0.554 | ug/ml# | 85 |
| 87) Atrazine | 7.916 | 200 | 3192 | 0.505 | ug/ml | 98 |
| 101) n-Octadecane | 8.146 | 57 | 8402 | 0.530 | ug/ml | 93 |
| 102) Parathion | 8.899 | 109 | 1567 | 0.489 | ug/ml# | 82 |
| 103) 3,3'-Dimethylbenzidine | 10.116 | 212 | 6836 | 1.488 | ug/ml | 99 |

(#) = qualifier out of range (m) = manual integration (+) = signals summed

Quantitation Report (QT Reviewed)

Data Path : I:\8270\SV112\250817RVTical\
Data File : ADPL3.D
Acq On : 18 Aug 2025 04:35 am
Operator : SV112:slr
Sample : IL8,32,,ADPL0.5 Lot# 11851
Misc : WG2104073,,ical
ALS Vial : 27 Sample Multiplier: 1

Quant Time: Aug 18 06:30:07 2025
Quant Method : I:\8270\SV112\250817RVTical\FS250817SV112RVT.m
Quant Title : Semivolatiles by GC/MS by modified 8270
QLast Update : Mon Aug 18 06:30:47 2025
Response via : Initial Calibration

Sub List : ADPical_8270SV112_250817RVTical\AP9L6.D•

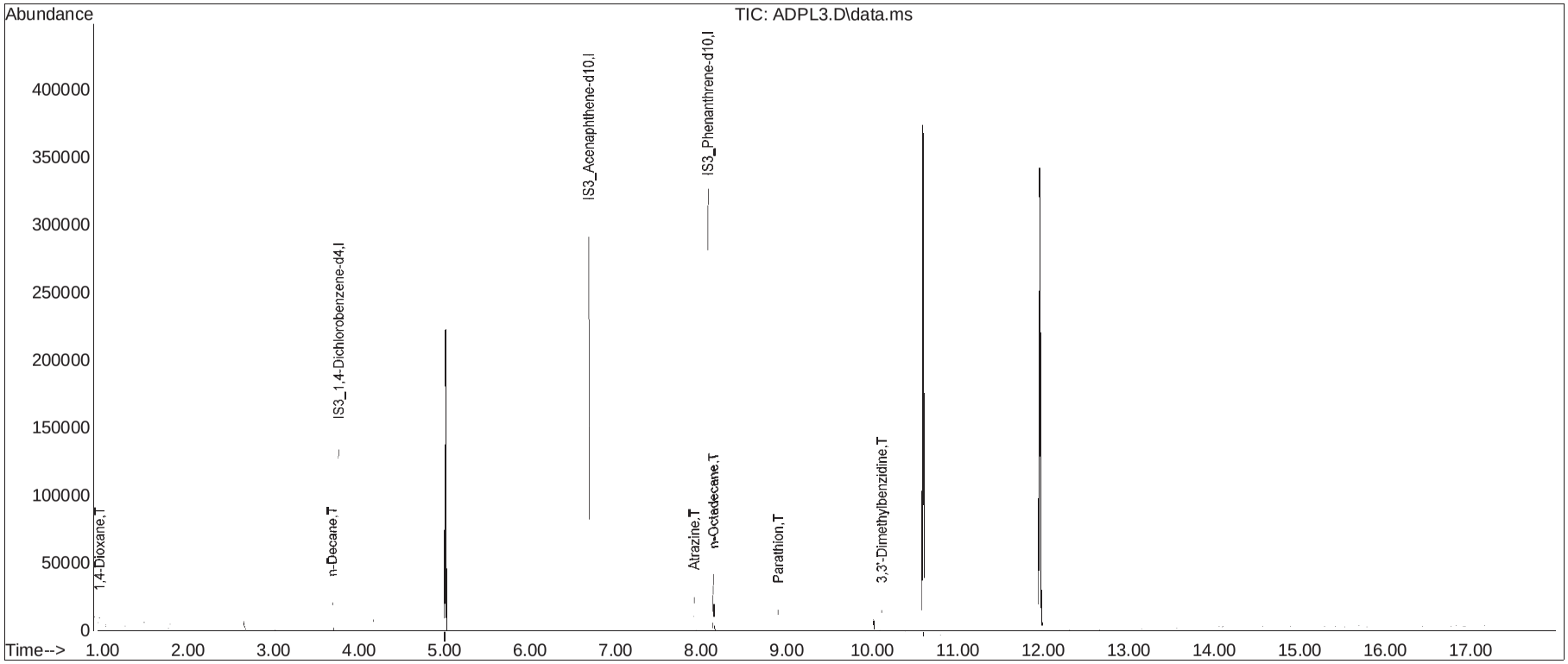

Manual Integration Report

Data Path : I:\8270\SV112\250817RVTica
Data File : ADPL3.D Operator : SV112:slr
Date Inj'd : 8/18/2025 4:35 am Instrument : SV112
Sample : IL8,32,,ADPL0.5 Lot# 11851Quant Date : 8/18/2025 6:30 am

There are no manual integrations or false positives in this file.

Quantitation Report (QT Reviewed)

Data Path : I:\8270\SV112\250817RVTical\
Data File : ADPL2.D
Acq On : 18 Aug 2025 04:57 am
Operator : SV112:slr
Sample : IL9,32,,ADPL0.2 Lot# 11852
Misc : WG2104073,,ical
ALS Vial : 28 Sample Multiplier: 1

Quant Time: Aug 18 06:29:44 2025
Quant Method : I:\8270\SV112\250817RVTical\FS250817SV112RVT.m
Quant Title : Semivolatiles by GC/MS by modified 8270
QLast Update : Mon Aug 18 06:30:19 2025
Response via : Initial Calibration

CCAL FILE(s) : 1 - I:\8270\SV112\250817RVTical\ABNL6.D
: 2 - I:\8270\SV112\250817RVTical\ADPL6.D
: 3 - I:\8270\SV112\250817RVTical\AP9L6.D
Sub List : ADPical_REV2 - ADP sublist

| Compound | R.T. | QIon | Response | Conc | Units | Dev(Min) |
|---|---|---|---|---|---|---|
| Internal Standards | | | | | | |
| 32) IS3_1,4-Dichlorobenzen... | 3.758 | 152 | 18403 | 4.000 | ug/ml | 0.00 |
| Standard Area 2 = 17611 | | | Recovery = | 104.50% | | |
| 86) IS3_Acenaphthene-d10 | 6.687 | 164 | 46659 | 4.000 | ug/ml | 0.00 |
| Standard Area 2 = 46920 | | | Recovery = | 99.44% | | |
| 100) IS3_Phenanthrene-d10 | 8.081 | 188 | 109824 | 4.000 | ug/ml | 0.00 |
| Standard Area 2 = 110103 | | | Recovery = | 99.75% | | |
| System Monitoring Compounds | | | | | | |
| Target Compounds | | | | | | Qvalue |
| 33) 1,4-Dioxane | 0.970 | 88 | 588M2 | 0.193 | ug/ml | |
| 34) n-Decane | 3.681 | 57 | 1346 | 0.163 | ug/ml# | 79 |
| 87) Atrazine | 7.916 | 200 | 1019 | 0.169 | ug/ml# | 37 |
| 101) n-Octadecane | 8.146 | 57 | 2633 | 0.172 | ug/ml | 97 |
| 102) Parathion | 8.899 | 109 | 517 | 0.163 | ug/ml# | 85 |
| 103) 3,3'-Dimethylbenzidine | 10.116 | 212 | 826 | No Calib | # | |

(#) = qualifier out of range (m) = manual integration (+) = signals summed

Quantitation Report (QT Reviewed)

Data Path : I:\8270\SV112\250817RVTical\
Data File : ADPL2.D
Acq On : 18 Aug 2025 04:57 am
Operator : SV112:slr
Sample : IL9,32,,ADPL0.2 Lot# 11852
Misc : WG2104073,,ical
ALS Vial : 28 Sample Multiplier: 1

Quant Time: Aug 18 06:29:44 2025
Quant Method : I:\8270\SV112\250817RVTical\FS250817SV112RVT.m
Quant Title : Semivolatiles by GC/MS by modified 8270
QLast Update : Mon Aug 18 06:30:19 2025
Response via : Initial Calibration

Sub List : ADPical_8270SV112_250817RVTical\AP9L6.D•

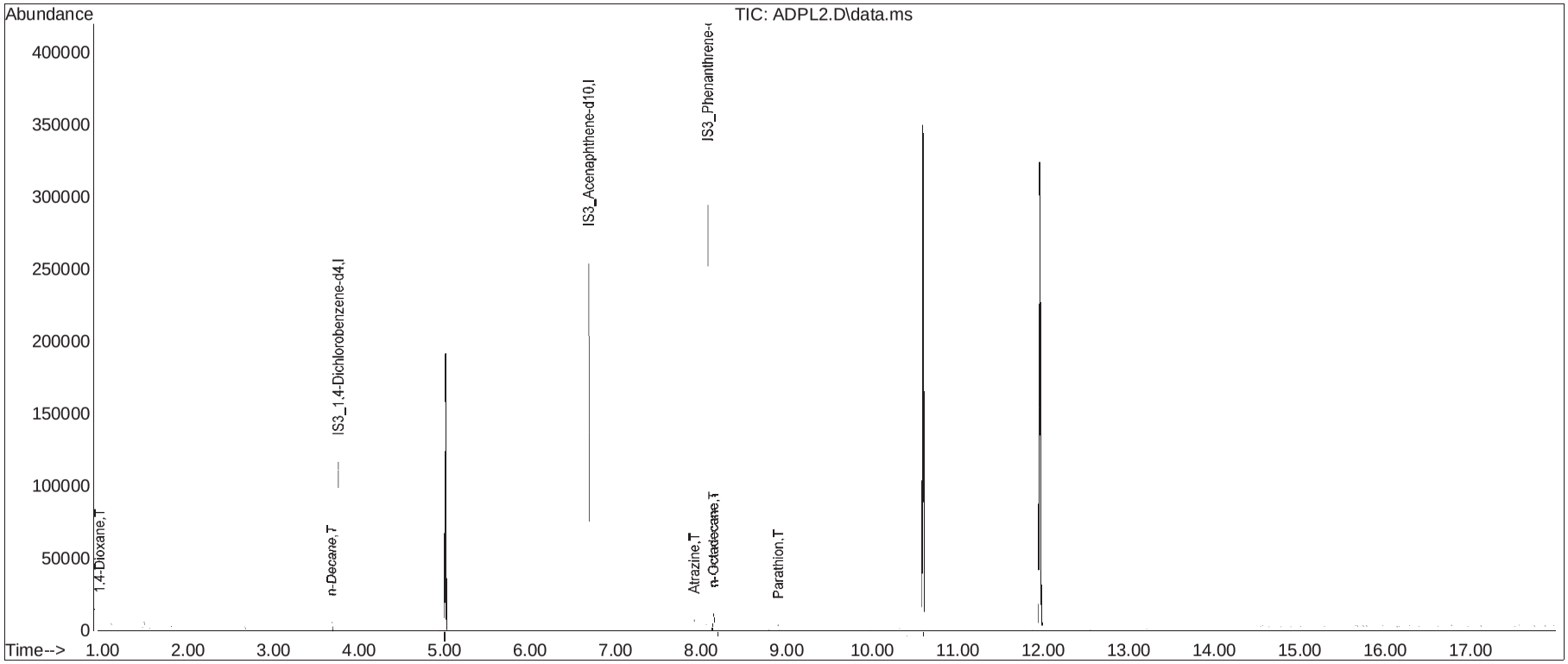

# Manual Integration Report

Data Path : I:\8270\SV112\250817RVTica
Data File : ADPL2.D Operator : SV112:slr
Date Inj'd : 8/18/2025 4:57 am Instrument : SV112
Sample : IL9,32,,ADPL0.2 Lot# 11852 Quant Date : 8/18/2025 6:30 am

## Compound #33: 1,4-Dioxane

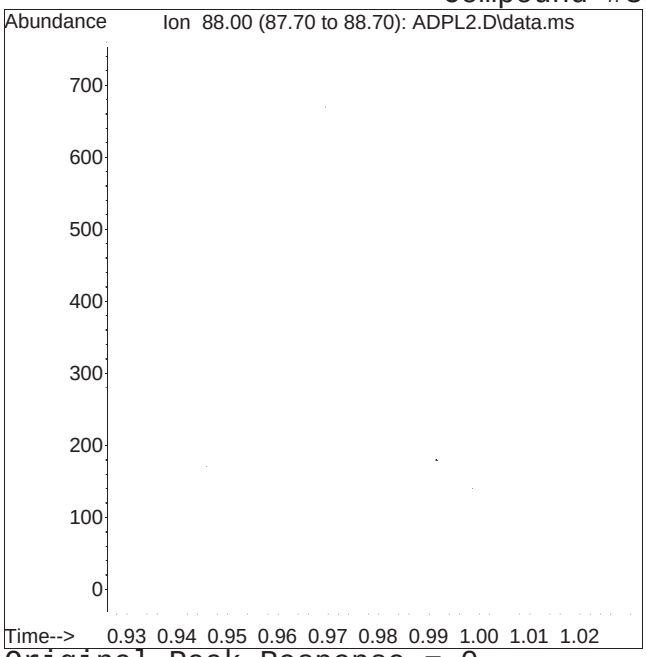


Original Peak Response = 0

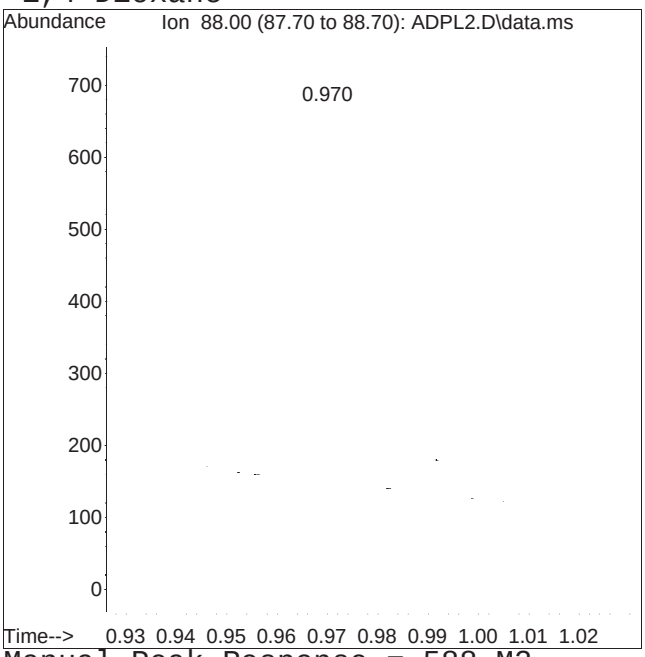


Manual Peak Response = 588 M2

M2 = Peak not found by automatic integration algorithm.

Quantitation Report (QT Reviewed)

Data Path : I:\8270\SV112\250817RVTical\
Data File : ADPL1.D
Acq On : 18 Aug 2025 05:20 am
Operator : SV112:slr
Sample : IL10,32,,ADPL0.1 Lot# 11867
Misc : WG2104073,,ical
ALS Vial : 29 Sample Multiplier: 1

Quant Time: Aug 18 06:29:15 2025
Quant Method : I:\8270\SV112\250817RVTical\FS250817SV112RVT.m
Quant Title : Semivolatiles by GC/MS by modified 8270
QLast Update : Mon Aug 18 06:28:07 2025
Response via : Initial Calibration

CCAL FILE(s) : 1 - I:\8270\SV112\250817RVTical\ABNL6.D
: 2 - I:\8270\SV112\250817RVTical\ADPL6.D
: 3 - I:\8270\SV112\250817RVTical\AP9L6.D
Sub List : ADPical_REV2 - ADP sublist

| Compound | R.T. | QIon | Response | Conc | Units | Dev(Min) |
|---|---|---|---|---|---|---|
| Internal Standards | | | | | | |
| 32) IS3_1,4-Dichlorobenzen... | 3.763 | 152 | 16573 | 4.000 | ug/ml | 0.00 |
| Standard Area 2 = 17611 | | | Recovery = 94.11% | | | |
| 86) IS3_Acenaphthene-d10 | 6.687 | 164 | 41647 | 4.000 | ug/ml | 0.00 |
| Standard Area 2 = 46920 | | | Recovery = 88.76% | | | |
| 100) IS3_Phenanthrene-d10 | 8.081 | 188 | 98983 | 4.000 | ug/ml | # 0.00 |
| Standard Area 2 = 110103 | | | Recovery = 89.90% | | | |
| System Monitoring Compounds | | | | | | |
| Target Compounds | | | | | | Qvalue |
| 33) 1,4-Dioxane | 0.964 | 88 | 275 | No Calib | | |
| 34) n-Decane | 3.681 | 57 | 742 | No Calib | # | |
| 87) Atrazine | 7.922 | 200 | 538 | No Calib | # | |
| 101) n-Octadecane | 8.146 | 57 | 1380 | No Calib | | |
| 102) Parathion | 8.899 | 109 | 286 | No Calib | | |
| 103) 3,3'-Dimethylbenzidine | 0.000 | | 0 | N.D. | d | |

(#) = qualifier out of range (m) = manual integration (+) = signals summed

Quantitation Report (QT Reviewed)

Data Path : I:\8270\SV112\250817RVTical\
Data File : ADPL1.D
Acq On : 18 Aug 2025 05:20 am
Operator : SV112:slr
Sample : IL10,32,,ADPL0.1 Lot# 11867
Misc : WG2104073,,ical
ALS Vial : 29 Sample Multiplier: 1

Quant Time: Aug 18 06:29:15 2025
Quant Method : I:\8270\SV112\250817RVTical\FS250817SV112RVT.m
Quant Title : Semivolatiles by GC/MS by modified 8270
QLast Update : Mon Aug 18 06:28:07 2025
Response via : Initial Calibration

Sub List : ADPical_8270SV112_250817RVTical\AP9L6.D•

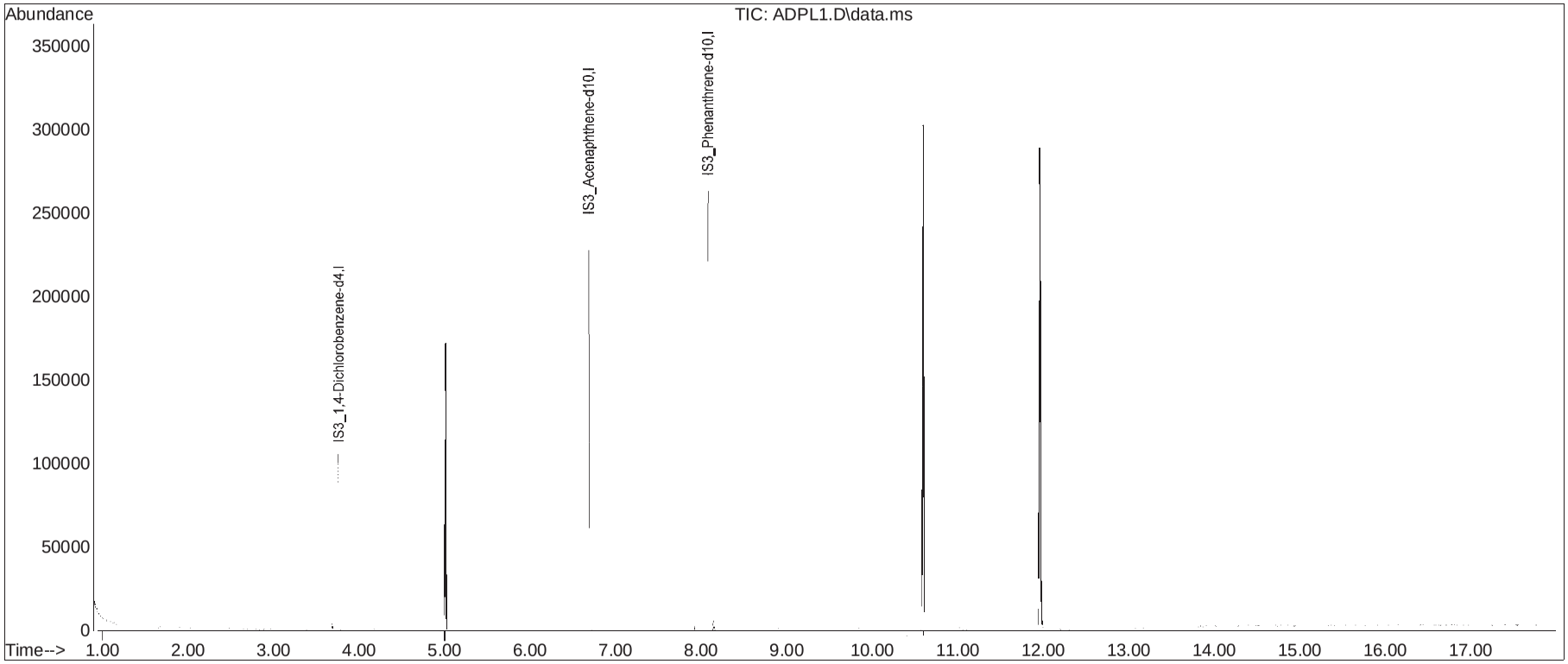

# Manual Integration Report

Data Path : I:\8270\SV112\250817RVTica\
Data File : ADPL1.D
Date Inj'd : 8/18/2025 5:20 am
Sample : IL10,32,,ADPL0.1 Lot# 1186

Method : FS250817SV112RVT.m
Operator : SV112:slr
Instrument : SV112

## Compound #33: 1,4-Dioxane

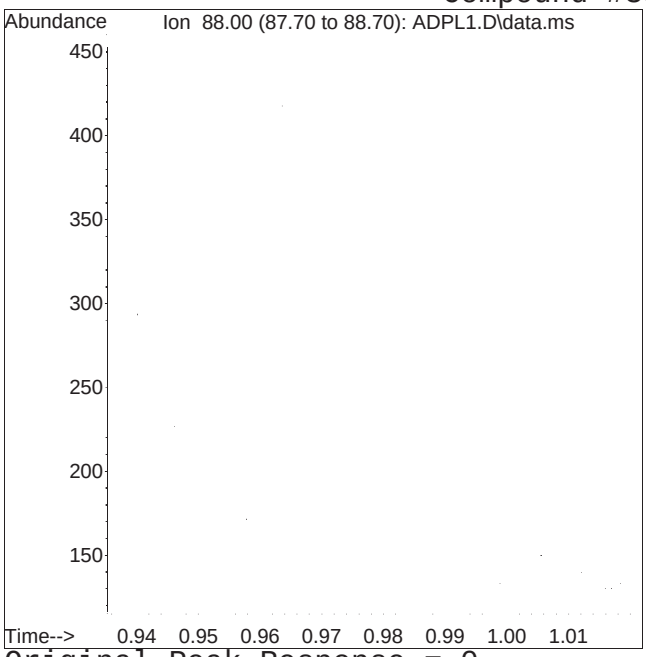


Original Peak Response = 0

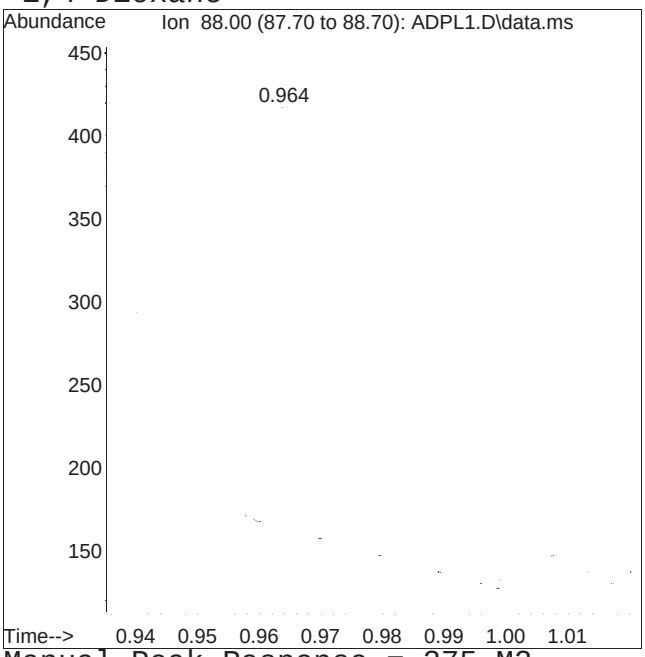


Manual Peak Response = 275 M2

M2 = Peak not found by automatic integration algorithm.

# Manual Integration Report

Data Path : I:\8270\SV112\250817RVTica\Method : FS250817SV112RVT.m
Data File : ADPL1.D Operator : SV112:slr
Date Inj'd : 8/18/2025 5:20 am Instrument : SV112
Sample : IL10,32,,ADPL0.1 Lot# 1186

## Compound #102: Parathion

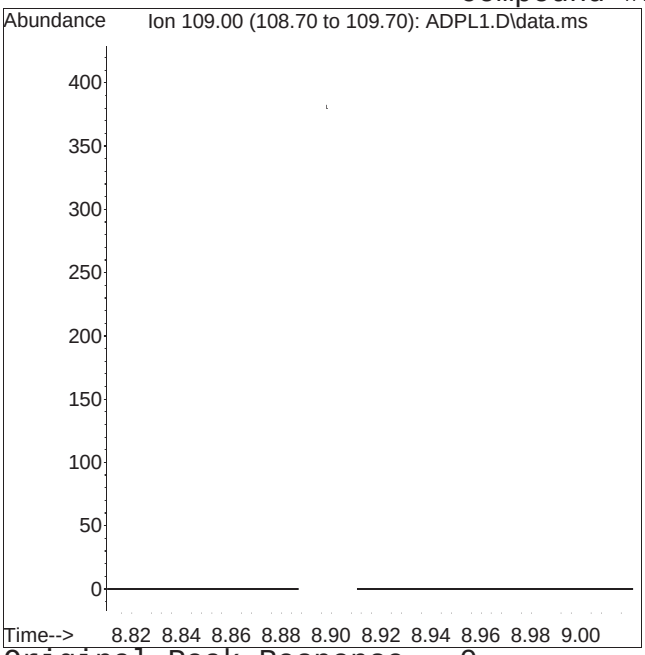


Original Peak Response = 0

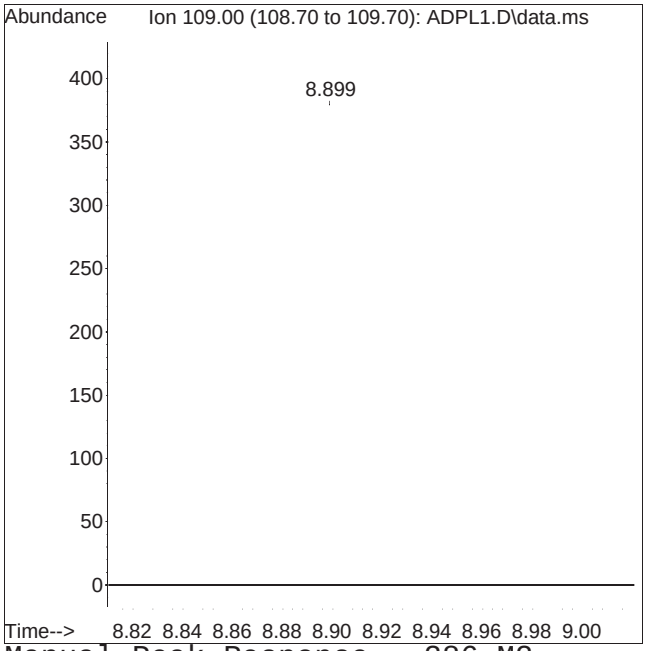


Manual Peak Response = 286 M2

M2 = Peak not found by automatic integration algorithm.

# Evaluate Continuing Calibration Report

Data Path : I:\8270\SV112\250817RVTical\
Data File : ADPICV.D
Acq On : 18 Aug 2025 05:42 am
Operator : SV112:slr
Sample : CQICV,32,,ADPICV Lot# 11856
Misc : WG2104073,,ical
ALS Vial : 30 Sample Multiplier: 1

Quant Time: Aug 18 06:51:33 2025
Quant Method : I:\8270\SV112\250817RVTical\FS250817SV112RVT.m
Quant Title : Semivolatiles by GC/MS by modified 8270
QLast Update : Mon Aug 18 06:51:40 2025
Response via : Initial Calibration

Min. RRF : 0.000 Min. Rel. Area : 50% Max. R.T. Dev 0.50min
Max. RRF Dev : 30% Max. Rel. Area : 200%

| | | Compound | AvgRF | CCRF | %Dev | Area% | Dev(min) |
|---|---|---|---|---|---|---|---|
| 32 | I | IS3_1,4-Dichlorobenzene-d4 | 1.000 | 1.000 | 0.0 | 103 | 0.00 |
| 33 | T | 1,4-Dioxane | 0.546 | 0.485 | 11.2 | 99 | 0.00 |
| 34 | T | n-Decane | 1.602 | 1.424 | 11.1 | 92 | 0.00 |
| 86 | I | IS3_Acenaphthene-d10 | 1.000 | 1.000 | 0.0 | 103 | 0.00 |
| 87 | T | Atrazine | 0.463 | 0.435 | 6.0 | 95 | 0.00 |
| 100 | I | IS3_Phenanthrene-d10 | 1.000 | 1.000 | 0.0 | 104 | 0.00 |
| 101 | T | n-Octadecane | 0.496 | 0.443 | 10.7 | 94 | 0.00 |
| 102 | T | Parathion | 0.106 | 0.087 | 17.9 | 91 | 0.00 |
| 103 | T | 3,3'-Dimethylbenzidine | 0.737 | 0.688 | 6.6 | 93 | 0.00 |

* Evaluation of CC level amount vs concentration.
(#) = Out of Range SPCC's out = 0 CCC's out = 0

Quantitation Report (QT Reviewed)

Data Path : I:\8270\SV112\250817RVTical\
Data File : ADPICV.D
Acq On : 18 Aug 2025 05:42 am
Operator : SV112:slr
Sample : CQICV,32,,ADPICV Lot# 11856
Misc : WG2104073,,ical
ALS Vial : 30 Sample Multiplier: 1

Quant Time: Aug 18 06:51:33 2025
Quant Method : I:\8270\SV112\250817RVTical\FS250817SV112RVT.m
Quant Title : Semivolatiles by GC/MS by modified 8270
QLast Update : Mon Aug 18 06:51:40 2025
Response via : Initial Calibration

CCAL FILE(s) : 1 - I:\8270\SV112\250817RVTical\ABNL6.D
: 2 - I:\8270\SV112\250817RVTical\ADPL6.D
: 3 - I:\8270\SV112\250817RVTical\AP9L6.D
Sub List : ADPical_REV2 - ADP sublist

| Compound | R.T. | QIon | Response | Conc | Units | Dev(Min) |
|---|---|---|---|---|---|---|
| Internal Standards | | | | | | |
| 32) IS3_1,4-Dichlorobenzen... | 3.758 | 152 | 18055 | 4.000 | ug/ml | 0.00 |
| Standard Area 2 = 17611 | | | Recovery = | 102.52% | | |
| 86) IS3_Acenaphthene-d10 | 6.687 | 164 | 48116 | 4.000 | ug/ml | 0.00 |
| Standard Area 2 = 46920 | | | Recovery = | 102.55% | | |
| 100) IS3_Phenanthrene-d10 | 8.081 | 188 | 114261 | 4.000 | ug/ml | 0.00 |
| Standard Area 2 = 110103 | | | Recovery = | 103.78% | | |
| System Monitoring Compounds | | | | | | |
| Target Compounds | | | | | | Qvalue |
| 33) 1,4-Dioxane | 0.964 | 88 | 10957 | 4.445 | ug/ml# | 79 |
| 34) n-Decane | 3.681 | 57 | 32142 | 4.445 | ug/ml | 90 |
| 87) Atrazine | 7.922 | 200 | 26187 | 4.703 | ug/ml | 99 |
| 101) n-Octadecane | 8.146 | 57 | 63239 | 4.462 | ug/ml | 94 |
| 102) Parathion | 8.899 | 109 | 12453 | 4.098 | ug/ml# | 88 |
| 103) 3,3'-Dimethylbenzidine | 10.116 | 212 | 98266 | 4.668 | ug/ml | 99 |

(#) = qualifier out of range (m) = manual integration (+) = signals summed

Quantitation Report (QT Reviewed)

Data Path : I:\8270\SV112\250817RVTical\
Data File : ADPICV.D
Acq On : 18 Aug 2025 05:42 am
Operator : SV112:slr
Sample : CQICV,32,,ADPICV Lot# 11856
Misc : WG2104073,,ical
ALS Vial : 30 Sample Multiplier: 1

Quant Time: Aug 18 06:51:33 2025
Quant Method : I:\8270\SV112\250817RVTical\FS250817SV112RVT.m
Quant Title : Semivolatiles by GC/MS by modified 8270
QLast Update : Mon Aug 18 06:51:40 2025
Response via : Initial Calibration

Sub List : ADPical_RVT\SV112\250817RVTical\AP9L6.D•

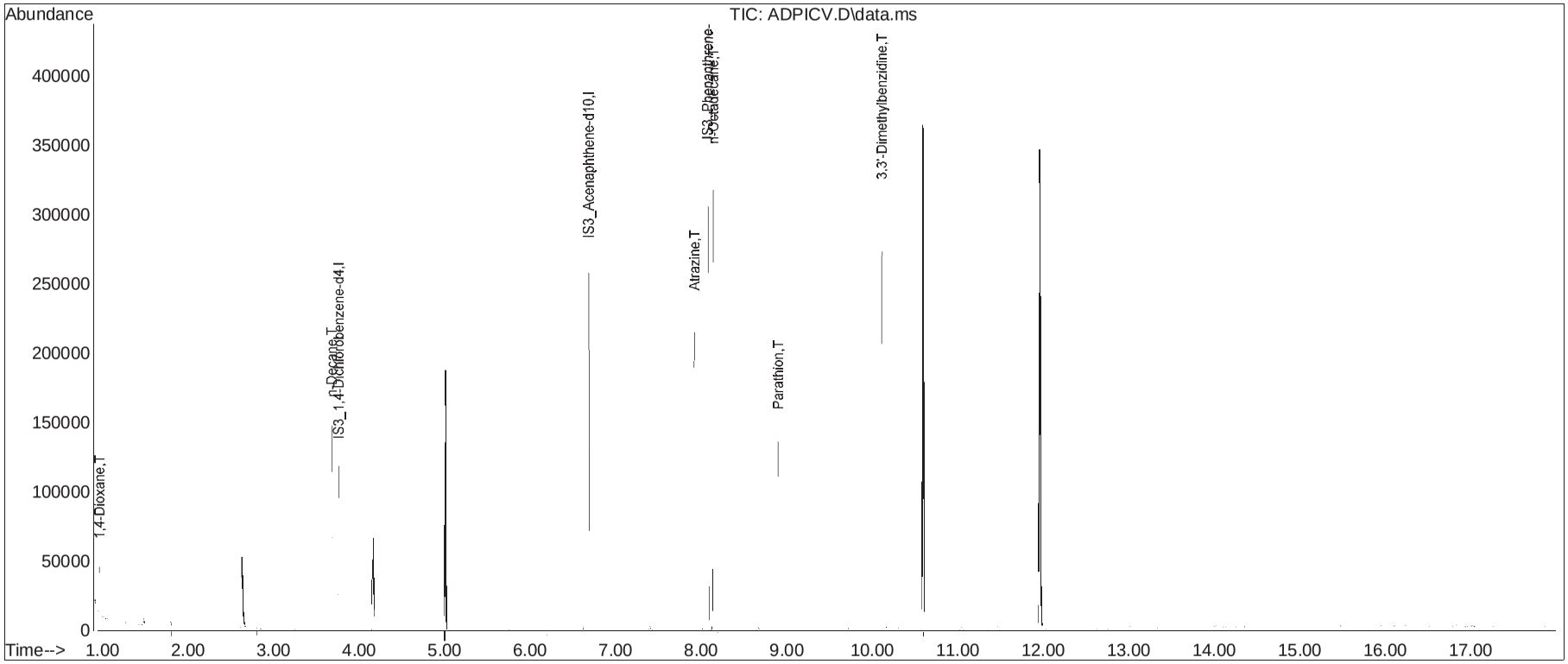

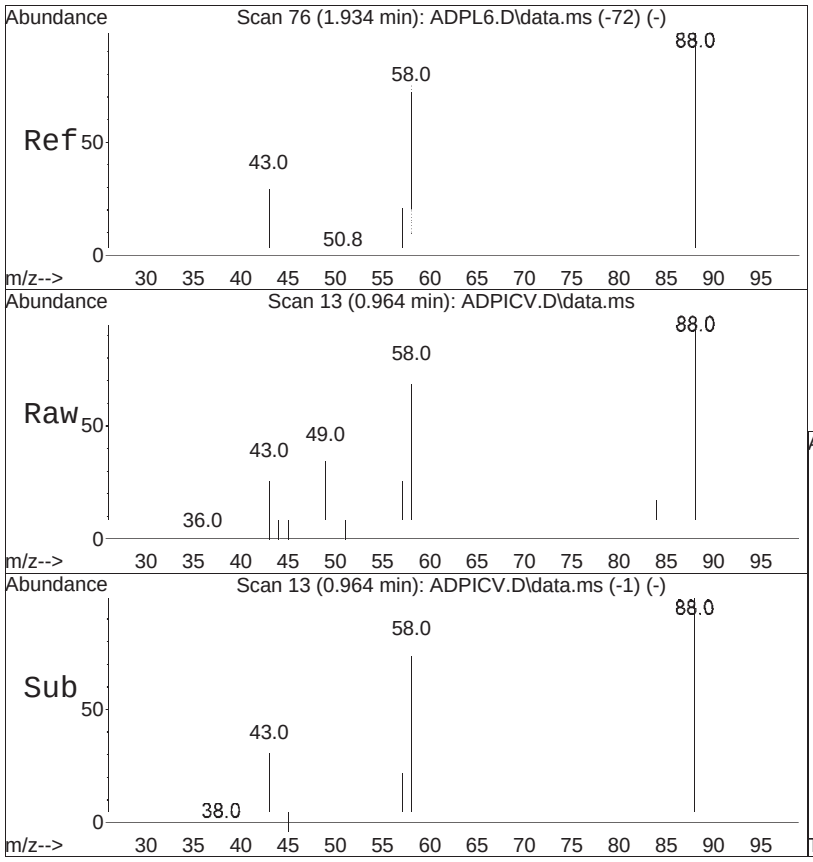


#33
1,4-Dioxane
Concen: 4.45 ug/ml
RT: 0.964 min Scan# 13
Delta R.T. -0.000 min
Lab File: ADPICV.D
Acq: 18 Aug 2025 05:42 am

Tgt Ion: 88 Resp: 10957

| Ion | Ratio | Lower | Upper |
|---|---|---|---|
| 88 | 100 | | |
| 58 | 75.5 | 44.8 | 67.2# |
| 43 | 33.3 | 22.4 | 33.6 |

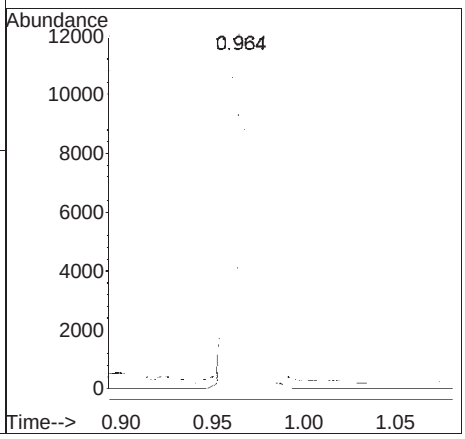

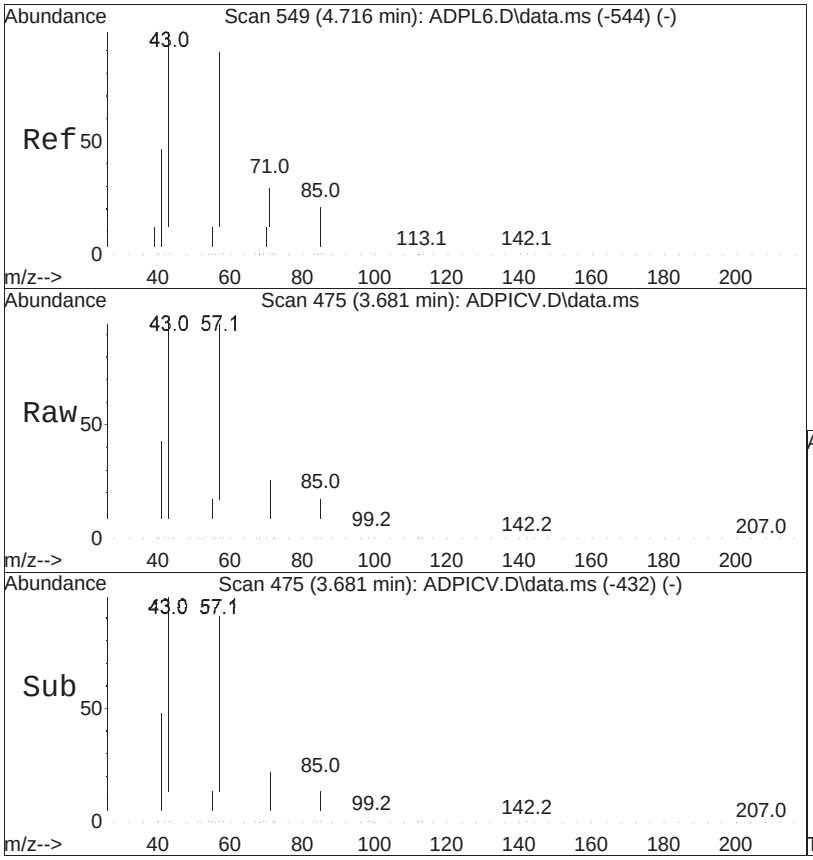


#34
n-Decane
Concen: 4.45 ug/ml
RT: 3.681 min Scan# 475
Delta R.T. 0.000 min
Lab File: ADPICV.D
Acq: 18 Aug 2025 05:42 am

Tgt Ion: 57 Resp: 32142

| Ion | Ratio | Lower | Upper |
|---|---|---|---|
| 57 | 100 | | |
| 43 | 103.1 | 75.4 | 113.2 |
| 41 | 50.8 | 35.0 | 52.6 |

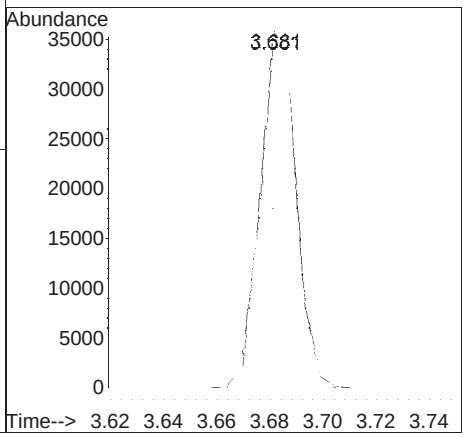

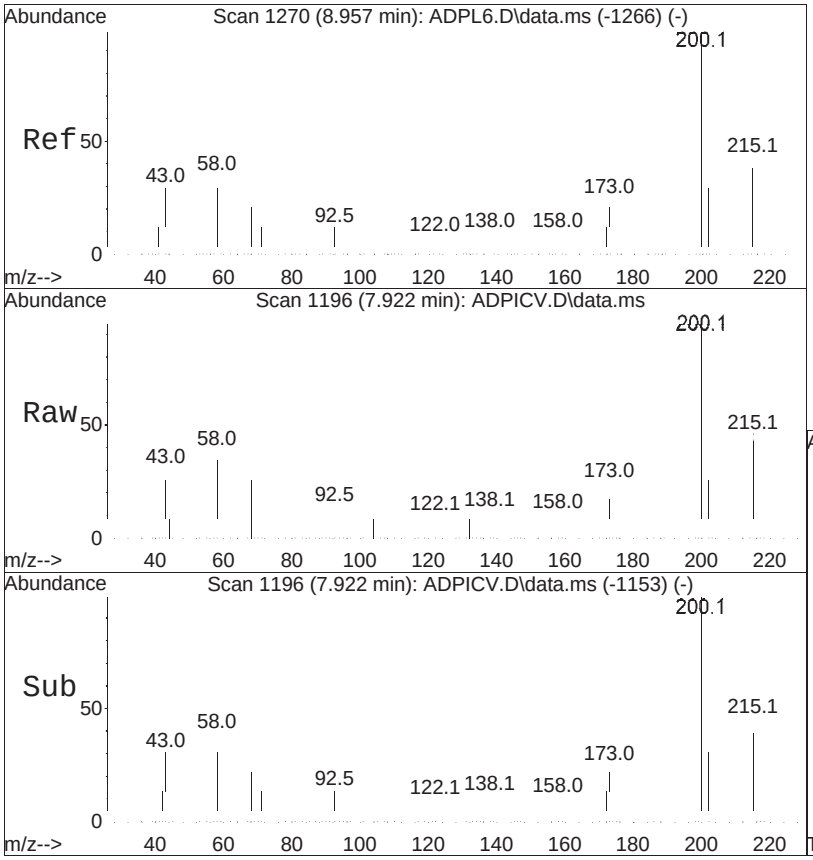


#87
Atrazine
Concen: 4.70 ug/ml
RT: 7.922 min Scan# 1196
Delta R.T. 0.000 min
Lab File: ADPICV.D
Acq: 18 Aug 2025 05:42 am

Tgt Ion:200 Resp: 26187

| Ion | Ratio | Lower | Upper |
|---|---|---|---|
| 200 | 100 | | |
| 202 | 30.8 | 25.0 | 37.6 |
| 215 | 44.2 | 34.5 | 51.7 |

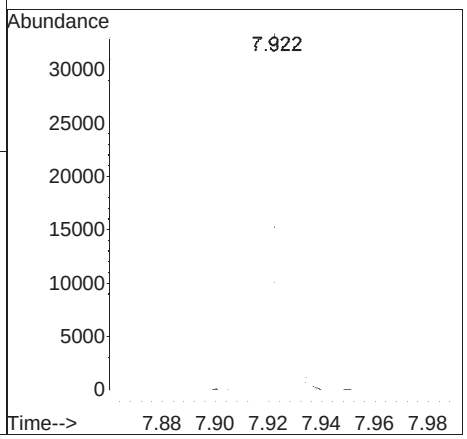

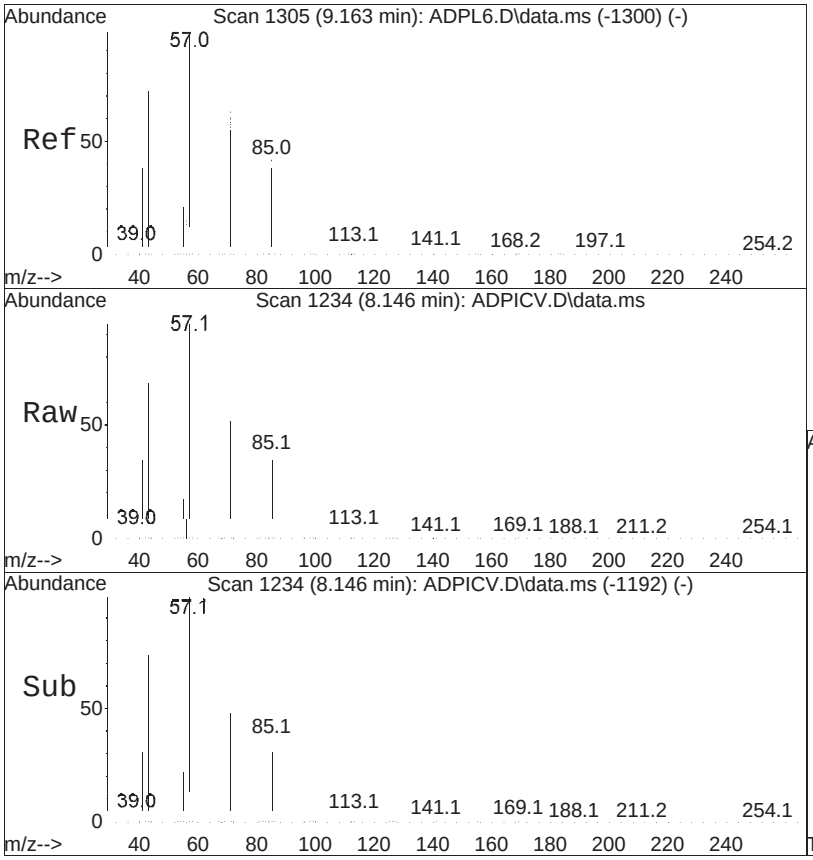


#101
n-Octadecane
Concen: 4.46 ug/ml
RT: 8.146 min Scan# 1234
Delta R.T. -0.000 min
Lab File: ADPICV.D
Acq: 18 Aug 2025 05:42 am

Tgt Ion: 57 Resp: 63239

| Ion | Ratio | Lower | Upper |
|---|---|---|---|
| 57 | 100 | | |
| 43 | 75.8 | 54.3 | 81.5 |
| 71 | 55.4 | 45.1 | 67.7 |

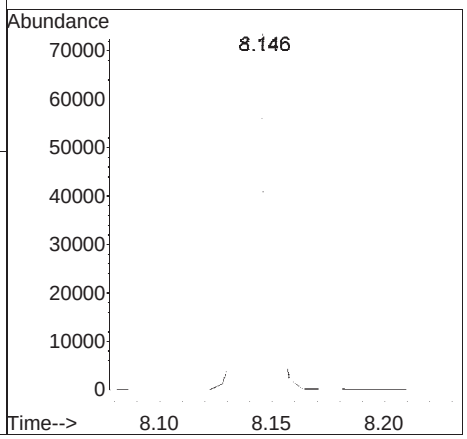

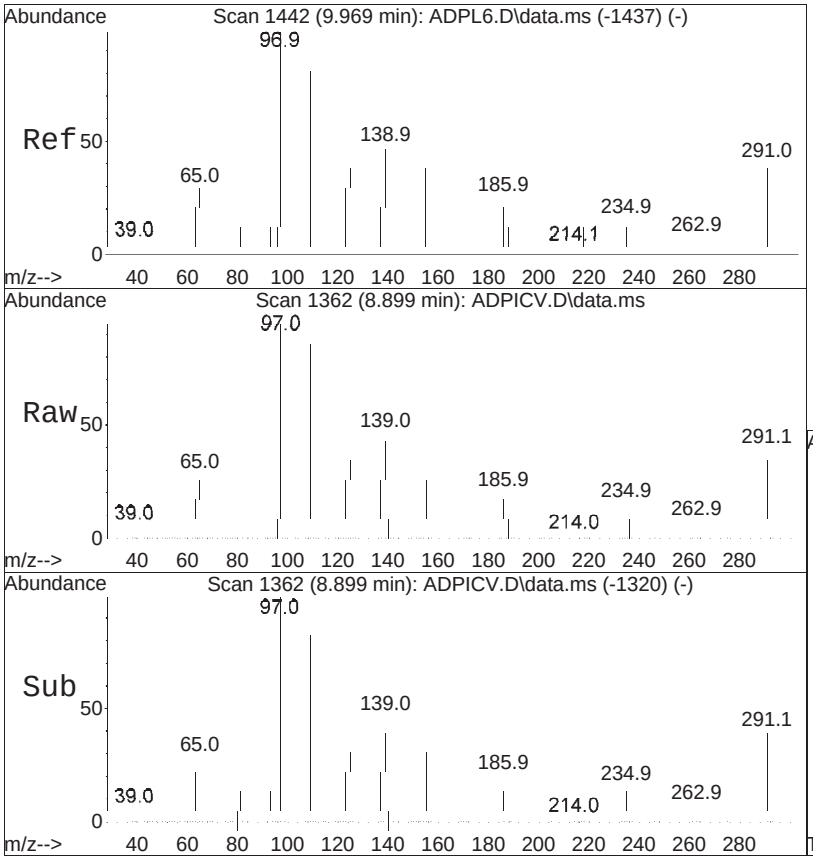


#102
Parathion
Concen: 4.10 ug/ml
RT: 8.899 min Scan# 1362
Delta R.T. -0.000 min
Lab File: ADPICV.D
Acq: 18 Aug 2025 05:42 am

Tgt Ion:109 Resp: 12453

| Ion | Ratio | Lower | Upper |
|---|---|---|---|
| 109 | 100 | | |
| 97 | 113.3 | 85.4 | 128.2 |
| 291 | 48.8 | 25.4 | 38.2# |

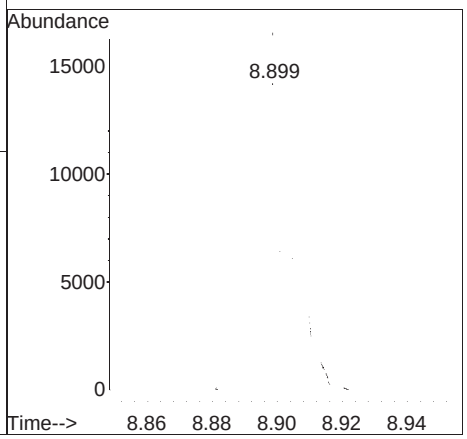




#103
3,3'-Dimethylbenzidine
Concen: 4.67 ug/ml
RT: 10.116 min Scan# 1569
Delta R.T. 0.000 min
Lab File: ADPICV.D
Acq: 18 Aug 2025 05:42 am

Tgt Ion:212 Resp: 98266

| Ion | Ratio | Lower | Upper |
|---|---|---|---|
| 212 | 100 | | |
| 211 | 16.7 | 13.3 | 19.9 |
| 213 | 16.3 | 13.4 | 20.2 |

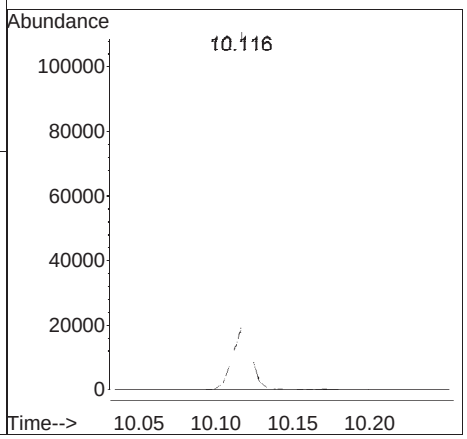

Manual Integration Report

Data Path : I:\8270\SV112\250817RVTical\
Data File : ADPICV.D
Date Inj'd : 8/18/2025 5:42 am
Sample : CQICV,32,,ADPICV Lot# 1185

Method : FS250817SV112RVT.m
Operator : SV112:slr
Instrument : SV112

There are no manual integrations or false positives in this file.

Quantitation Report (QT Reviewed)

Data Path : I:\8270\SV112\250817RVTical\
Data File : ABNL5a.D
Acq On : 18 Aug 2025 06:05 am
Operator : SV112:slr
Sample : IL6,32,,ABNL2.5 Lot# 11882
Misc : WG2104073,,ical
ALS Vial : 31 Sample Multiplier: 1

Quant Time: Aug 18 06:34:11 2025
Quant Method : I:\8270\SV112\250817RVTical\FS250817SV112RVT.m
Quant Title : Semivolatiles by GC/MS by modified 8270
QLast Update : Mon Aug 18 06:33:51 2025
Response via : Initial Calibration

CCAL FILE(s) : 1 - I:\8270\SV112\250817RVTical\ABNL6.D
: 2 - I:\8270\SV112\250817RVTical\ADPL6.D
: 3 - I:\8270\SV112\250817RVTical\AP9L6.D
Sub List : ABNical - ABN ical sublist

| Compound | R.T. | QIon | Response | Conc | Units | Dev(Min) |
|---|---|---|---|---|---|---|
| Internal Standards | | | | | | |
| 1) IS1_1,4-Dichlorobenzen... | 3.763 | 152 | 16617 | 4.000 | ug/ml | 0.00 |
| Standard Area 1 = 18713 | | | Recovery = 88.80% | | | |
| 35) IS1_Naphthalene-d8 | 5.010 | 136 | 66269 | 4.000 | ug/ml | 0.00 |
| Standard Area 1 = 76311 | | | Recovery = 86.84% | | | |
| 63) IS1_Acenaphthene-d10 | 6.687 | 164 | 44838 | 4.000 | ug/ml | 0.00 |
| Standard Area 1 = 51538 | | | Recovery = 87.00% | | | |
| 88) IS1_Phenanthrene-d10 | 8.081 | 188 | 100646 | 4.000 | ug/ml | 0.00 |
| Standard Area 1 = 112327 | | | Recovery = 89.60% | | | |
| 104) IS1_Chrysene-d12 | 10.598 | 240 | 123108 | 4.000 | ug/ml # | 0.00 |
| Standard Area 1 = 124647 | | | Recovery = 98.77% | | | |
| 113) IS1_Perylene-d12 | 11.963 | 264 | 132537 | 4.000 | ug/ml | 0.00 |
| Standard Area 1 = 135022 | | | Recovery = 98.16% | | | |
| System Monitoring Compounds | | | | | | |
| 4) 2-Fluorophenol | 2.393 | 112 | 10591 | 2.285 | ug/ml | 0.00 |
| Spiked Amount 2.000 | Range 15 - 110 | | Recovery = 114.25%# | | | |
| 7) Phenol-d6 | 3.487 | 99 | 13509 | 2.252 | ug/ml | 0.00 |
| Spiked Amount 2.000 | Range 15 - 110 | | Recovery = 112.60%# | | | |
| 19) Nitrobenzene-d5 | 4.322 | 82 | 12718 | 2.235 | ug/ml | 0.00 |
| Spiked Amount 1.000 | Range 30 - 130 | | Recovery = 223.50%# | | | |
| 46) 2-Fluorobiphenyl | 6.087 | 172 | 38090 | 2.478 | ug/ml | 0.00 |
| Spiked Amount 1.000 | Range 30 - 130 | | Recovery = 247.80%# | | | |
| 79) 2,4,6-Tribromophenol | 7.440 | 330 | 6606 | 2.424 | ug/ml | 0.00 |
| Spiked Amount 2.000 | Range 15 - 110 | | Recovery = 121.20%# | | | |
| 96) 4-Terphenyl-d14 | 9.651 | 244 | 72736 | 2.736 | ug/ml | 0.00 |
| Spiked Amount 1.000 | Range 30 - 130 | | Recovery = 273.60%# | | | |
| Target Compounds | | | | | | Qvalue |
| 2) n-Nitrosodimethylamine | 1.105 | 74 | 7972 | 2.414 | ug/ml# | 80 |
| 3) Pyridine | 1.134 | 79 | 13323M1 | 2.440 | ug/ml | |
| 5) Aniline | 3.440 | 93 | 20095 | 2.530 | ug/ml | 100 |
| 6) 2-Chlorophenol | 3.552 | 128 | 12727 | 2.366 | ug/ml | 97 |
| 8) Phenol | 3.499 | 94 | 15855 | 2.404 | ug/ml | 96 |
| 9) Bis(2-chloroethyl)ether | 3.546 | 93 | 13088 | 2.375 | ug/ml# | 70 |
| 10) 1,3-Dichlorobenzene | 3.699 | 146 | 15431 | 2.344 | ug/ml | 97 |
| 11) 1,4-Dichlorobenzene | 3.775 | 146 | 15702 | 2.329 | ug/ml | 96 |
| 12) 1,2-Dichlorobenzene | 3.922 | 146 | 15558 | 2.394 | ug/ml | 95 |

Data Path : I:\8270\SV112\250817RVTical\
Data File : ABNL5a.D
Acq On : 18 Aug 2025 06:05 am
Operator : SV112:slr
Sample : IL6,32,,ABNL2.5 Lot# 11882
Misc : WG2104073,,ical
ALS Vial : 31 Sample Multiplier: 1

Quant Time: Aug 18 06:34:11 2025
Quant Method : I:\8270\SV112\250817RVTical\FS250817SV112RVT.m
Quant Title : Semivolatiles by GC/MS by modified 8270
QLast Update : Mon Aug 18 06:33:51 2025
Response via : Initial Calibration

CCAL FILE(s) : 1 - I:\8270\SV112\250817RVTical\ABNL6.D
: 2 - I:\8270\SV112\250817RVTical\ADPL6.D
: 3 - I:\8270\SV112\250817RVTical\AP9L6.D
Sub List : ABNical - ABN ical sublist

| Compound | R.T. | QIon | Response | Conc Units | Dev(Min) |
|---|---|---|---|---|---|
| 13) Benzyl alcohol | 3.946 | 79 | 10436 | 2.303 ug/ml | 93 |
| 14) Bis(2-chloroisopropyl)... | 4.105 | 45 | 21761 | 2.431 ug/ml# | 73 |
| 15) 2-Methylphenol | 4.105 | 108 | 11276 | 2.333 ug/ml | 96 |
| 16) Hexachloroethane | 4.258 | 117 | 5855 | 2.349 ug/ml# | 71 |
| 17) n-Nitrosodi-n-propylamine | 4.228 | 70 | 9859 | 2.276 ug/ml# | 92 |
| 18) 3-Methylphenol/4-Methy... | 4.269 | 108 | 12476 | 2.348 ug/ml | 98 |
| 20) Nitrobenzene | 4.346 | 77 | 13053 | 2.207 ug/ml | 96 |
| 21) Isophorone | 4.599 | 82 | 27595 | 2.312 ug/ml | 98 |
| 22) 2-Nitrophenol | 4.663 | 139 | 5514 | 2.103 ug/ml | 97 |
| 23) 2,4-Dimethylphenol | 4.775 | 107 | 14260 | 2.433 ug/ml | 97 |
| 24) Bis(2-chloroethoxy)met... | 4.858 | 93 | 17745 | 2.347 ug/ml | 99 |
| 25) 2,4-Dichlorophenol | 4.910 | 162 | 11783 | 2.274 ug/ml | 95 |
| 26) 1,2,4-Trichlorobenzene | 4.975 | 180 | 15113 | 2.348 ug/ml | 97 |
| 36) Naphthalene | 5.028 | 128 | 43527 | 2.469 ug/ml | 99 |
| 37) Benzoic Acid | 4.875 | 105 | 5705 | 1.616 ug/ml | 96 |
| 38) 4-Chloroaniline | 5.122 | 65 | 5984 | 2.510 ug/ml | 89 |
| 39) Hexachlorobutadiene | 5.199 | 225 | 9377 | 2.208 ug/ml | 98 |
| 40) p-Chloro-m-cresol | 5.646 | 107 | 12690 | 2.389 ug/ml | 98 |
| 41) 2-Methylnaphthalene | 5.710 | 142 | 26764 | 2.386 ug/ml | 97 |
| 42) 1-Methylnaphthalene | 5.799 | 115 | 10838 | 2.419 ug/ml | 98 |
| 43) Hexachlorocyclopentadiene | 5.881 | 237 | 10288 | 2.274 ug/ml | 98 |
| 44) 2,4,6-Trichlorophenol | 6.010 | 196 | 10008 | 2.289 ug/ml | 99 |
| 45) 2,4,5-Trichlorophenol | 6.040 | 196 | 11330 | 2.400 ug/ml | 99 |
| 47) 2-Chloronaphthalene | 6.163 | 162 | 32110 | 2.462 ug/ml | 95 |
| 48) 2-Nitroaniline | 6.293 | 138 | 8285 | 2.299 ug/ml | 97 |
| 49) 1,4-Dinitrobenzene | 6.428 | 168 | 4102 | 2.330 ug/ml | 93 |
| 50) 1,3-Dinitrobenzene | 6.499 | 168 | 4448 | 2.263 ug/ml | 90 |
| 51) Dimethyl phthalate | 6.510 | 163 | 42611 | 2.592 ug/ml | 99 |
| 52) Acenaphthylene | 6.546 | 152 | 55434 | 2.624 ug/ml | 99 |
| 53) 2,6-Dinitrotoluene | 6.540 | 165 | 7463 | 2.323 ug/ml# | 69 |
| 54) 1,2-Dinitrobenzene | 6.575 | 168 | 3078 | 2.411 ug/ml# | 1 |
| 64) 3-Nitroaniline | 6.687 | 138 | 8402 | 2.457 ug/ml# | 96 |
| 65) Acenaphthene | 6.716 | 154 | 30543 | 2.469 ug/ml | 94 |
| 66) 2,4-Dinitrophenol | 6.793 | 184 | 3389 | 1.951 ug/ml# | 80 |
| 67) Dibenzofuran | 6.887 | 168 | 52845 | 2.580 ug/ml | 93 |
| 68) 2,4-Dinitrotoluene | 6.916 | 165 | 10540 | 2.412 ug/ml | 88 |
| 69) 4-Nitrophenol | 6.910 | 65 | 6883 | 2.461 ug/ml# | 1 |
| 70) 2,3,5,6-Tetrachlorophenol | 6.987 | 232 | 9818 | 2.369 ug/ml | 98 |

Quantitation Report (QT Reviewed)

Data Path : I:\8270\SV112\250817RVTical\
Data File : ABNL5a.D
Acq On : 18 Aug 2025 06:05 am
Operator : SV112:slr
Sample : IL6,32,,ABNL2.5 Lot# 11882
Misc : WG2104073,,ical
ALS Vial : 31 Sample Multiplier: 1

Quant Time: Aug 18 06:34:11 2025
Quant Method : I:\8270\SV112\250817RVTical\FS250817SV112RVT.m
Quant Title : Semivolatiles by GC/MS by modified 8270
QLast Update : Mon Aug 18 06:33:51 2025
Response via : Initial Calibration

CCAL FILE(s) : 1 - I:\8270\SV112\250817RVTical\ABNL6.D
: 2 - I:\8270\SV112\250817RVTical\ADPL6.D
: 3 - I:\8270\SV112\250817RVTical\AP9L6.D
Sub List : ABNical - ABN ical sublist

| Compound | R.T. | QIon | Response | Conc | Units | Dev(Min) |
|---|---|---|---|---|---|---|
| 71) 2,3,4,6-Tetrachlorophenol | 7.028 | 232 | 10648 | 2.550 | ug/ml | 98 |
| 72) Diethyl phthalate | 7.193 | 149 | 45292 | 2.593 | ug/ml | 98 |
| 73) Fluorene | 7.210 | 166 | 42832 | 2.574 | ug/ml | 97 |
| 74) 4-Chlorophenyl phenyl ... | 7.252 | 204 | 21734 | 2.473 | ug/ml# | 85 |
| 75) 4-Nitroaniline | 7.257 | 138 | 8987 | 2.728 | ug/ml | 91 |
| 76) 4,6-Dinitro-o-cresol | 7.299 | 198 | 6120 | 2.445 | ug/ml# | 82 |
| 77) NDPA/DPA | 7.369 | 169 | 36342 | 2.617 | ug/ml | 97 |
| 78) Azobenzene | 7.393 | 77 | 41973M6 | 2.763 | ug/ml | |
| 80) 4-Bromophenyl phenyl e... | 7.704 | 248 | 13790 | 2.390 | ug/ml# | 83 |
| 81) Hexachlorobenzene | 7.734 | 284 | 16172 | 2.363 | ug/ml# | 88 |
| 82) Pentachlorophenol | 7.940 | 266 | 7595 | 2.300 | ug/ml | 95 |
| 89) Phenanthrene | 8.104 | 178 | 72043 | 2.619 | ug/ml | 99 |
| 90) Anthracene | 8.151 | 178 | 71733 | 2.628 | ug/ml | 99 |
| 91) Carbazole | 8.334 | 167 | 67269 | 2.717 | ug/ml | 98 |
| 92) Di-n-butylphthalate | 8.763 | 149 | 76502 | 2.628 | ug/ml | 99 |
| 93) Fluoranthene | 9.228 | 202 | 91297M3 | 2.761 | ug/ml | |
| 94) Benzidine | 9.410 | 184 | 49641 | 2.826 | ug/ml# | 97 |
| 95) Pyrene | 9.428 | 202 | 98472 | 2.915 | ug/ml | 99 |
| 97) Butyl benzyl phthalate | 10.175 | 149 | 31740 | 2.476 | ug/ml | 96 |
| 105) Benzo(a)anthracene | 10.587 | 228 | 100672 | 2.501 | ug/ml | 99 |
| 106) 3,3'-Dichlorobenzidine | 10.622 | 252 | 34918 | 2.385 | ug/ml | 96 |
| 107) Chrysene | 10.622 | 228 | 98010 | 2.635 | ug/ml | 98 |
| 108) Bis(2-ethylhexyl)phtha... | 10.793 | 149 | 52017 | 2.368 | ug/ml | 99 |
| 109) Di-n-octylphthalate | 11.428 | 149 | 83352 | 2.363 | ug/ml | 98 |
| 110) Benzo(b)fluoranthene | 11.616 | 252 | 100621 | 2.553 | ug/ml# | 95 |
| 111) Benzo(k)fluoranthene | 11.640 | 252 | 102100M3 | 2.672 | ug/ml | |
| 112) Benzo(a)pyrene | 11.904 | 252 | 94498 | 2.595 | ug/ml# | 95 |
| 114) Indeno(1,2,3-cd)pyrene | 12.875 | 276 | 88114M3 | 2.396 | ug/mL | |
| 115) Dibenzo(a,h)anthracene | 12.910 | 278 | 90140M6 | 2.563 | ug/ml | |
| 116) Benzo(ghi)perylene | 13.081 | 276 | 93142 | 2.549 | ug/ml | 94 |

(#) = qualifier out of range (m) = manual integration (+) = signals summed

Quantitation Report (QT Reviewed)

Data Path : I:\8270\SV112\250817RVTical\
Data File : ABNL5a.D
Acq On : 18 Aug 2025 06:05 am
Operator : SV112:slr
Sample : IL6,32,,ABNL2.5 Lot# 11882
Misc : WG2104073,,ical
ALS Vial : 31 Sample Multiplier: 1

Quant Time: Aug 18 06:34:11 2025
Quant Method : I:\8270\SV112\250817RVTical\FS250817SV112RVT.m
Quant Title : Semivolatiles by GC/MS by modified 8270
QLast Update : Mon Aug 18 06:33:51 2025
Response via : Initial Calibration

Sub List : ABNical\8270\SV112\250817RVTical\AP9L6.D•

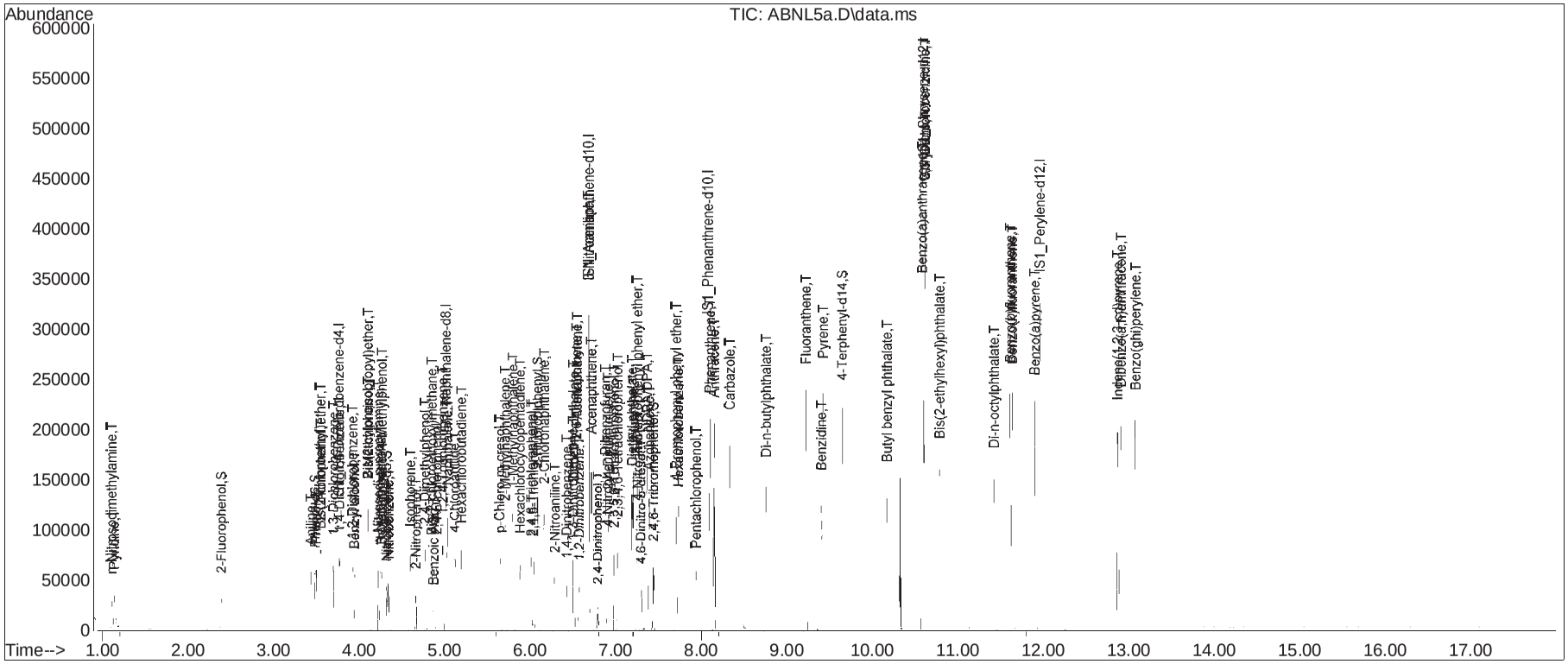

# Manual Integration Report

Data Path : I:\8270\SV112\250817RVTica
Data File : ABNL5a.D Operator : SV112:slr
Date Inj'd : 8/18/2025 6:05 am Instrument : SV112
Sample : IL6,32,,ABNL2.5 Lot# 11882Quant Date : 8/18/2025 6:34 am

## Compound #3: Pyridine

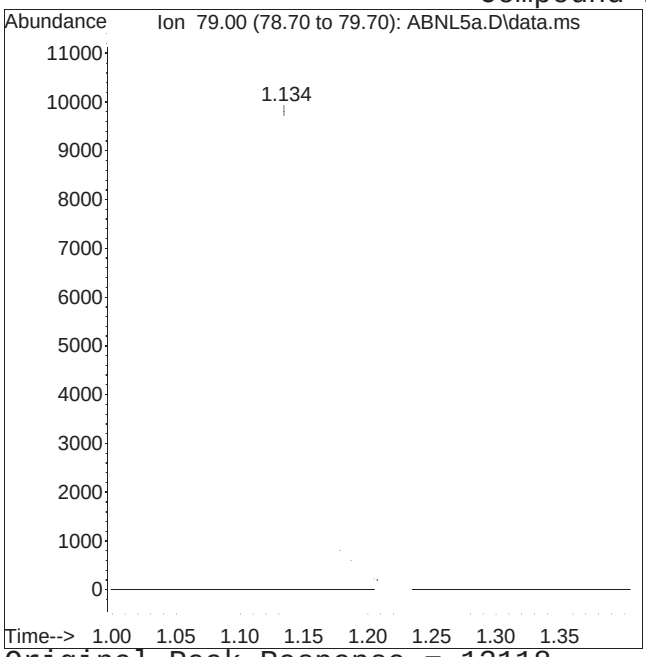


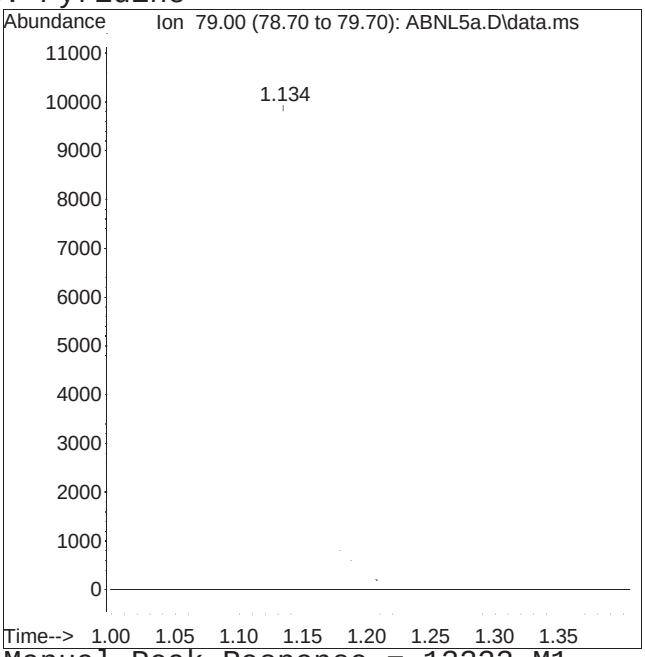


Original Peak Response = 13118 Manual Peak Response = 13323 M1
M1 = Split or tailing peak, auto integration stopped early resulting in false low area count.

# Manual Integration Report

Data Path : I:\8270\SV112\250817RVTica
Data File : ABNL5a.D Operator : SV112:slr
Date Inj'd : 8/18/2025 6:05 am Instrument : SV112
Sample : IL6,32,,ABNL2.5 Lot# 11882 Quant Date : 8/18/2025 6:34 am

## Compound #78: Azobenzene

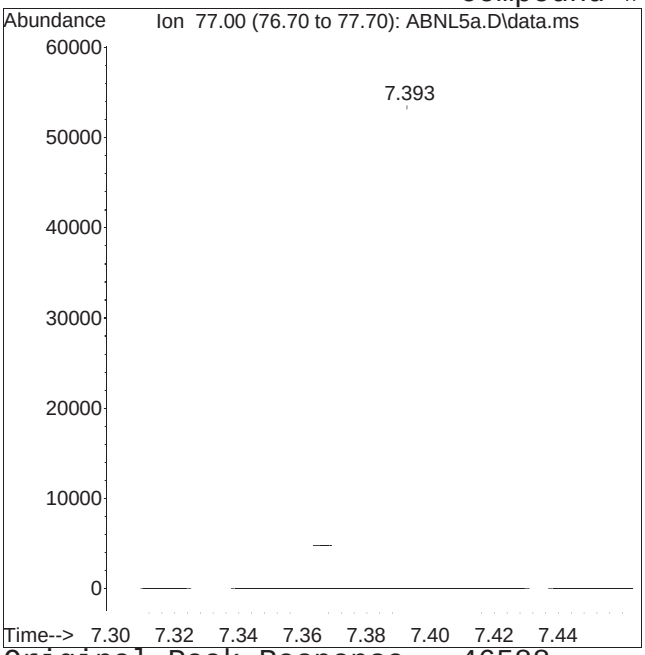


Original Peak Response = 46588

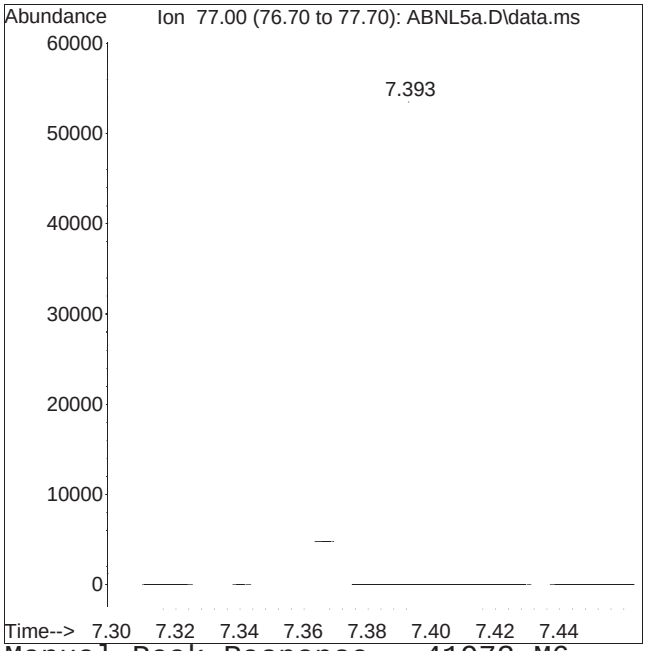


Manual Peak Response = 41973 M6

M6 = Misassignment of peak valley by automated integration (poor split of 2 peaks).

Manual Integration Report

Data Path : I:\8270\SV112\250817RVTica
Data File : ABNL5a.D Operator : SV112:slr
Date Inj'd : 8/18/2025 6:05 am Instrument : SV112
Sample : IL6,32,,ABNL2.5 Lot# 11882 Quant Date : 8/18/2025 6:34 am

Compound #93: Fluoranthene

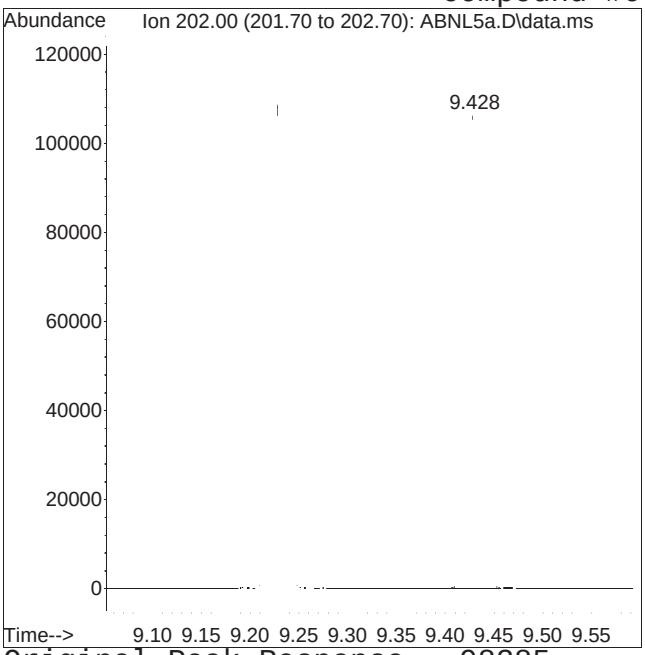


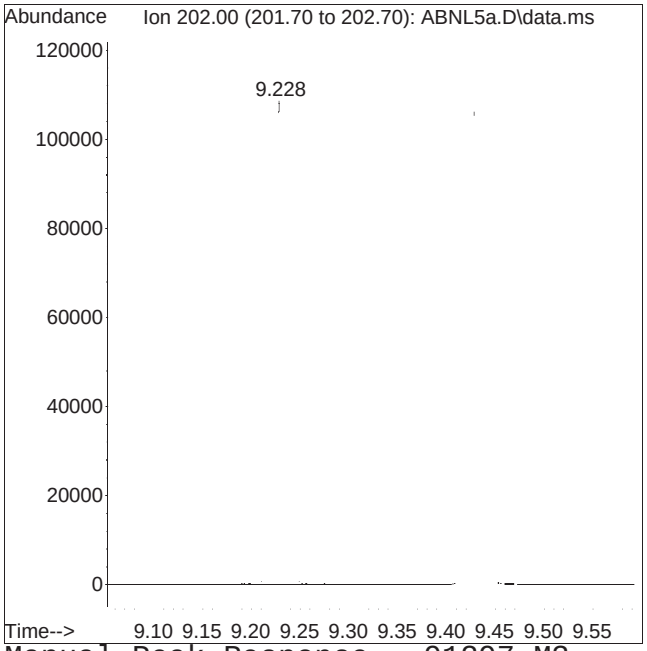


Original Peak Response = 98385 Manual Peak Response = 91297 M3

M3 = Misidentification of the peak (i.e. 1,4-dichlorobenzene identified as 1,3-dichlorobenzene), or misidentification from 2 partially resolved peaks not being split.

Manual Integration Report

Data Path : I:\8270\SV112\250817RVTica
Data File : ABNL5a.D Operator : SV112:slr
Date Inj'd : 8/18/2025 6:05 am Instrument : SV112
Sample : IL6,32,,ABNL2.5 Lot# 11882 Quant Date : 8/18/2025 6:34 am

Compound #111: Benzo(k)fluoranthene

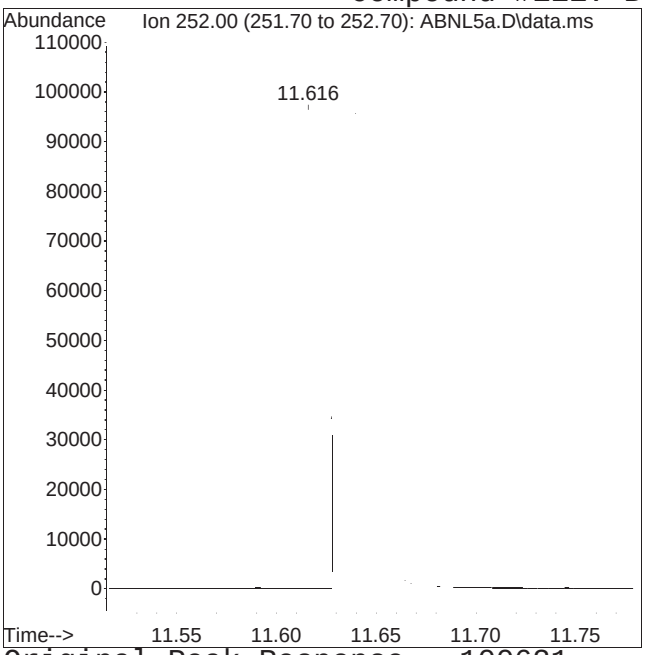


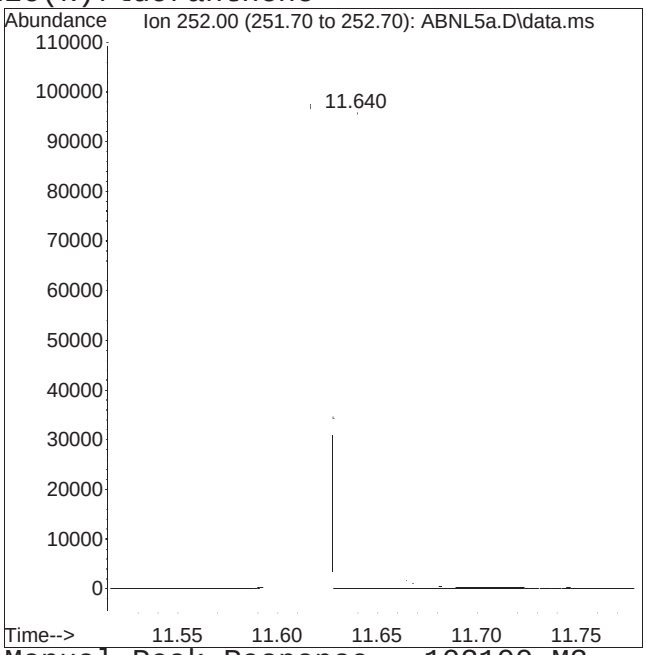


Original Peak Response = 100621 Manual Peak Response = 102100 M3

M3 = Misidentification of the peak (i.e. 1,4-dichlorobenzene identified as 1,3-dichlorobenzene), or misidentification from 2 partially resolved peaks not being split.

# Manual Integration Report

Data Path : I:\8270\SV112\250817RVTica
Data File : ABNL5a.D Operator : SV112:slr
Date Inj'd : 8/18/2025 6:05 am Instrument : SV112
Sample : IL6,32,,ABNL2.5 Lot# 11882 Quant Date : 8/18/2025 6:34 am

## Compound #114: Indeno(1,2,3-cd)pyrene

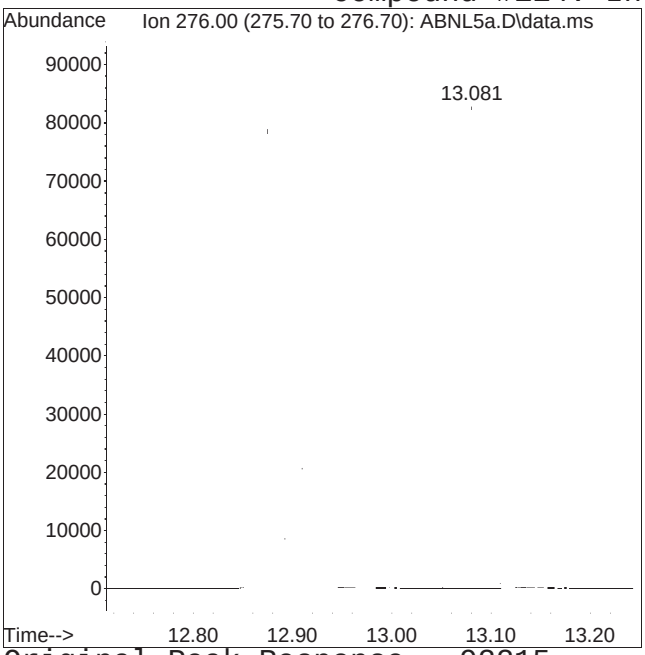


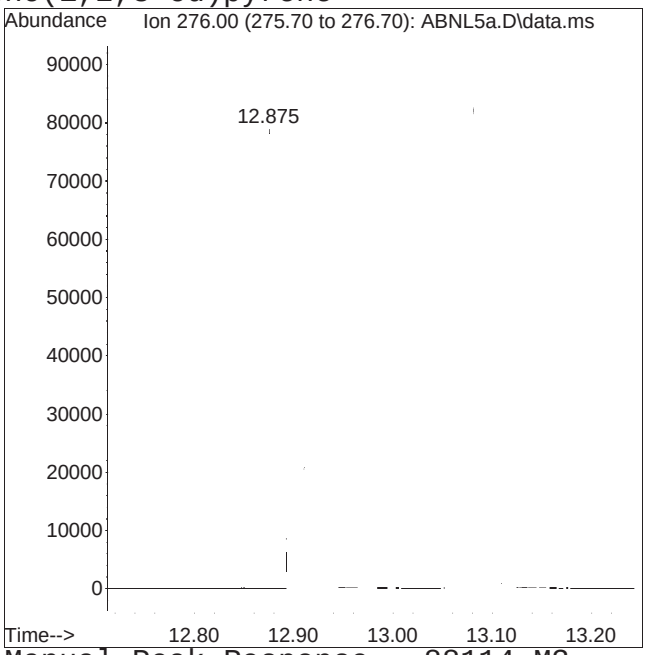


Original Peak Response = 92215 Manual Peak Response = 88114 M3

M3 = Misidentification of the peak (i.e. 1,4-dichlorobenzene identified as 1,3-dichlorobenzene), or misidentification from 2 partially resolved peaks not being split.

Manual Integration Report

Data Path : I:\8270\SV112\250817RVTica\ Method : FS250817SV112RVT.m
Data File : ABNL5a.D Operator : SV112:slr
Date Inj'd : 8/18/2025 6:05 am Instrument : SV112
Sample : IL6,32,,ABNL2.5 Lot# 11882 Quant Date : 8/18/2025 6:34 am

Compound #115: Dibenzo(a,h)anthracene

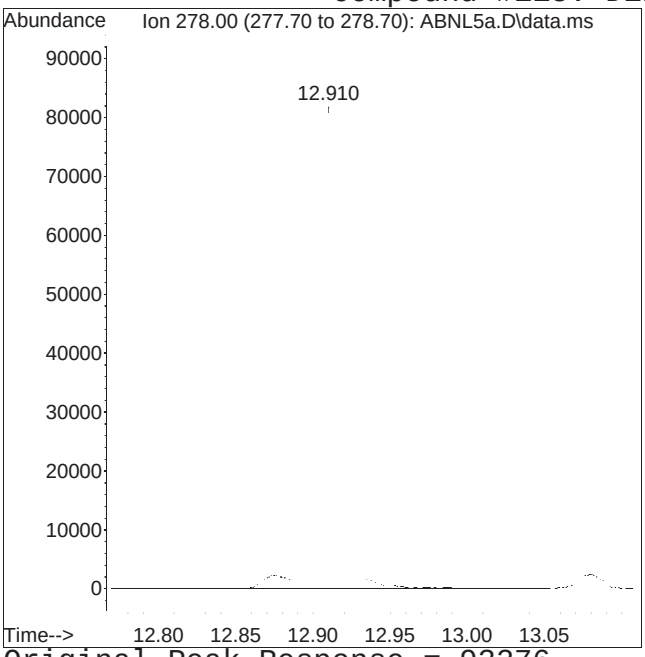


Original Peak Response = 93276

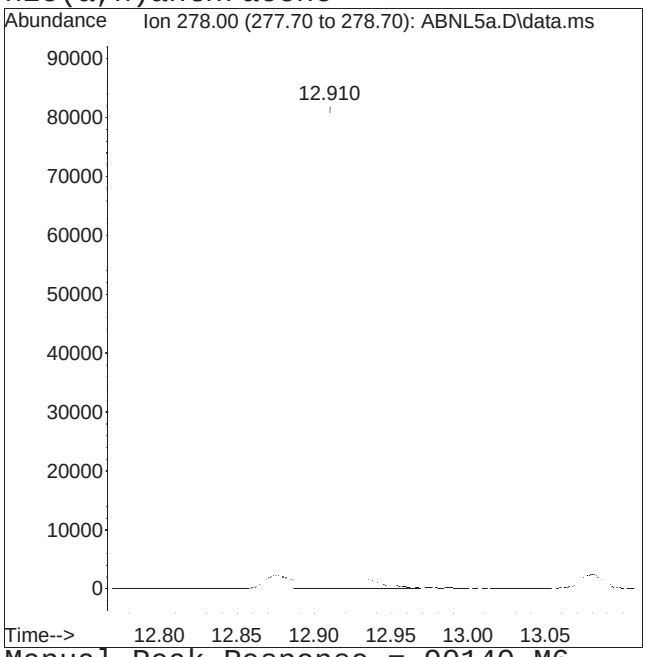


Manual Peak Response = 90140 M6

M6 = Misassignment of peak valley by automated integration (poor split of 2 peaks).

# Evaluate Continuing Calibration Report

Data Path : I:\8270\SV112\250817RVTical\
Data File : ABNICVa.D
Acq On : 18 Aug 2025 06:27 am
Operator : SV112:slr
Sample : CQICV,32,,ABNICV Lot# 11881
Misc : WG2104073,,ical
ALS Vial : 32 Sample Multiplier: 1

Quant Time: Aug 18 09:11:12 2025
Quant Method : I:\8270\SV112\250817RVTical\FS250817SV112RVT.m
Quant Title : Semivolatiles by GC/MS by modified 8270
QLast Update : Mon Aug 18 09:02:59 2025
Response via : Initial Calibration

Min. RRF : 0.000 Min. Rel. Area : 50% Max. R.T. Dev 0.50min
Max. RRF Dev : 20% Max. Rel. Area : 200%

| | | Compound | | AvgRF | CCRF | %Dev | Area% | Dev(min) |
|---|---|---|---|---|---|---|---|---|
| 1 | I | IS1_1,4-Dichlorobenzene-d4 | | 1.000 | 1.000 | 0.0 | 95 | 0.00 |
| 2 | T | n-Nitrosodimethylamine | | 0.792 | 0.776 | 2.0 | 84 | 0.00 |
| 3 | T | Pyridine | | 1.349 | 1.396 | -3.5 | 95 | 0.00 |
| 4 | S | 2-Fluorophenol | | 1.105 | 1.040 | 5.9 | 79 | 0.00 |
| 5 | T | Aniline | * | 5.000 | 4.481 | 10.4 | 85 | 0.00 |
| 6 | T | 2-Chlorophenol | | 1.287 | 1.267 | 1.6 | 81 | 0.00 |
| 7 | S | Phenol-d6 | | 1.428 | 1.443 | -1.1 | 84 | 0.00 |
| 8 | T | Phenol | | 1.581 | 1.586 | -0.3 | 85 | 0.00 |
| 9 | T | Bis(2-chloroethyl)ether | | 1.319 | 1.272 | 3.6 | 84 | 0.00 |
| 10 | T | 1,3-Dichlorobenzene | | 1.573 | 1.540 | 2.1 | 87 | 0.00 |
| 11 | T | 1,4-Dichlorobenzene | | 1.611 | 1.541 | 4.3 | 84 | 0.00 |
| 12 | T | 1,2-Dichlorobenzene | | 1.557 | 1.471 | 5.5 | 83 | 0.00 |
| 13 | T | Benzyl alcohol | | 1.122 | 1.101 | 1.9 | 85 | 0.00 |
| 14 | T | Bis(2-chloroisopropyl)ether | | 2.148 | 2.124 | 1.1 | 86 | 0.00 |
| 15 | T | 2-Methylphenol | | 1.155 | 1.199 | -3.8 | 87 | 0.00 |
| 16 | T | Hexachloroethane | | 0.596 | 0.578 | 3.0 | 85 | 0.00 |
| 17 | T | n-Nitrosodi-n-propylamine | | 1.032 | 1.019 | 1.3 | 84 | 0.00 |
| 18 | T | 3-Methylphenol/4-Methylphen | | 1.270 | 1.291 | -1.7 | 87 | 0.00 |
| 19 | S | Nitrobenzene-d5 | | 1.354 | 1.333 | 1.6 | 83 | 0.00 |
| 20 | T | Nitrobenzene | | 1.405 | 1.414 | -0.6 | 86 | 0.00 |
| 21 | T | Isophorone | | 2.849 | 2.846 | 0.1 | 84 | 0.00 |
| 22 | T | 2-Nitrophenol | * | 5.000 | 3.891 | 22.2# | 78 | 0.00 |
| 23 | T | 2,4-Dimethylphenol | | 1.510 | 1.415 | 6.3 | 82 | 0.00 |
| 24 | T | Bis(2-chloroethoxy)methane | | 1.807 | 1.824 | -0.9 | 86 | 0.00 |
| 25 | T | 2,4-Dichlorophenol | | 1.335 | 1.242 | 7.0 | 81 | 0.00 |
| 26 | T | 1,2,4-Trichlorobenzene | | 1.539 | 1.479 | 3.9 | 85 | 0.00 |
| 35 | I | IS1_Naphthalene-d8 | | 1.000 | 1.000 | 0.0 | 96 | 0.00 |
| 36 | T | Naphthalene | | 1.063 | 1.015 | 4.5 | 85 | 0.00 |
| 37 | T | Benzoic Acid | * | 5.000 | 4.080 | 18.4 | 75 | 0.00 |
| 38 | T | 4-Chloroaniline | | 0.144 | 0.145 | -0.7 | 88 | 0.00 |
| 39 | T | Hexachlorobutadiene | | 0.253 | 0.231 | 8.7 | 82 | 0.00 |
| 40 | T | p-Chloro-m-cresol | | 0.329 | 0.317 | 3.6 | 83 | 0.00 |
| 41 | T | 2-Methylnaphthalene | | 0.674 | 0.678 | -0.6 | 89 | 0.00 |
| 42 | T | 1-Methylnaphthalene | | 0.269 | 0.259 | 3.7 | 87 | 0.00 |
| 43 | T | Hexachlorocyclopentadiene | * | 5.000 | 4.084 | 18.3 | 78 | 0.00 |
| 44 | T | 2,4,6-Trichlorophenol | * | 5.000 | 4.080 | 18.4 | 81 | 0.00 |
| 45 | T | 2,4,5-Trichlorophenol | * | 5.000 | 4.356 | 12.9 | 80 | 0.00 |
| 46 | S | 2-Fluorobiphenyl | | 0.927 | 0.901 | 2.8 | 84 | 0.00 |

Evaluate Continuing Calibration Report

Data Path : I:\8270\SV112\250817RVTical\
Data File : ABNICVa.D
Acq On : 18 Aug 2025 06:27 am
Operator : SV112:slr
Sample : CQICV,32,,ABNICV Lot# 11881
Misc : WG2104073,,ical
ALS Vial : 32 Sample Multiplier: 1

Quant Time: Aug 18 09:11:12 2025
Quant Method : I:\8270\SV112\250817RVTical\FS250817SV112RVT.m
Quant Title : Semivolatiles by GC/MS by modified 8270
QLast Update : Mon Aug 18 09:02:59 2025
Response via : Initial Calibration

Min. RRF : 0.000 Min. Rel. Area : 50% Max. R.T. Dev 0.50min
Max. RRF Dev : 20% Max. Rel. Area : 200%

| | | Compound | | AvgRF | CCRF | %Dev | Area% | Dev(min) |
|---|---|---|---|---|---|---|---|---|
| 47 | T | 2-Chloronaphthalene | | 0.786 | 0.780 | 0.8 | 87 | 0.00 |
| 48 | T | 2-Nitroaniline | * | 5.000 | 4.193 | 16.1 | 86 | 0.00 |
| 49 | T | 1,4-Dinitrobenzene | | 0.128 | 0.105 | 18.0 | 82 | 0.00 |
| 50 | T | 1,3-Dinitrobenzene | | 0.145 | 0.118 | 18.6 | 82 | 0.00 |
| 51 | T | Dimethyl phthalate | | 0.996 | 1.018 | -2.2 | 85 | 0.00 |
| 52 | T | Acenaphthylene | | 1.282 | 1.314 | -2.5 | 84 | 0.00 |
| 53 | T | 2,6-Dinitrotoluene | * | 5.000 | 4.190 | 16.2 | 82 | 0.00 |
| 54 | T | 1,2-Dinitrobenzene | | 0.094 | 0.080 | 14.9 | 83 | 0.00 |
| 63 | I | IS1_Acenaphthene-d10 | | 1.000 | 1.000 | 0.0 | 97 | 0.00 |
| 64 | T | 3-Nitroaniline | * | 5.000 | 4.493 | 10.1 | 88 | 0.00 |
| 65 | T | Acenaphthene | | 1.102 | 1.083 | 1.7 | 89 | 0.00 |
| 66 | T | 2,4-Dinitrophenol | * | 5.000 | 3.989 | 20.2# | 79 | 0.00 |
| 67 | T | Dibenzofuran | | 1.833 | 1.790 | 2.3 | 86 | 0.00 |
| 68 | T | 2,4-Dinitrotoluene | * | 5.000 | 4.346 | 13.1 | 85 | 0.00 |
| 69 | T | 4-Nitrophenol | * | 5.000 | 4.777 | 4.5 | 89 | 0.00 |
| 70 | T | 2,3,5,6-Tetrachlorophenol | * | 5.000 | 4.133 | 17.3 | 80 | 0.00 |
| 71 | T | 2,3,4,6-Tetrachlorophenol | * | 5.000 | 4.283 | 14.3 | 81 | 0.00 |
| 72 | T | Diethyl phthalate | | 1.565 | 1.574 | -0.6 | 86 | 0.00 |
| 73 | T | Fluorene | | 1.489 | 1.487 | 0.1 | 88 | 0.00 |
| 74 | T | 4-Chlorophenyl phenyl ether | | 0.783 | 0.735 | 6.1 | 86 | 0.00 |
| 75 | T | 4-Nitroaniline | * | 5.000 | 4.581 | 8.4 | 88 | 0.00 |
| 76 | T | 4,6-Dinitro-o-cresol | * | 5.000 | 4.319 | 13.6 | 86 | 0.00 |
| 77 | T | NDPA/DPA | | 1.246 | 1.266 | -1.6 | 88 | 0.00 |
| 78 | T | Azobenzene | | 1.371 | 1.451 | -5.8 | 88 | 0.00 |
| 79 | S | 2,4,6-Tribromophenol | | 0.254 | 0.231 | 9.1 | 81 | 0.00 |
| 80 | T | 4-Bromophenyl phenyl ether | | 0.512 | 0.502 | 2.0 | 87 | 0.00 |
| 81 | T | Hexachlorobenzene | | 0.607 | 0.566 | 6.8 | 86 | 0.00 |
| 82 | T | Pentachlorophenol | * | 5.000 | 4.061 | 18.8 | 80 | 0.00 |
| 88 | I | IS1_Phenanthrene-d10 | | 1.000 | 1.000 | 0.0 | 100 | 0.00 |
| 89 | T | Phenanthrene | | 1.099 | 1.079 | 1.8 | 91 | 0.00 |
| 90 | T | Anthracene | | 1.091 | 1.098 | -0.6 | 90 | 0.00 |
| 91 | T | Carbazole | | 0.993 | 1.032 | -3.9 | 91 | 0.00 |
| 92 | T | Di-n-butylphthalate | | 1.164 | 1.219 | -4.7 | 89 | 0.00 |
| 93 | T | Fluoranthene | | 1.329 | 1.365 | -2.7 | 91 | 0.00 |
| 94 | T | Benzidine | * | 5.000 | 4.808 | 3.8 | 91 | 0.00 |
| 95 | T | Pyrene | | 1.367 | 1.456 | -6.5 | 93 | 0.00 |
| 96 | S | 4-Terphenyl-d14 | | 1.068 | 1.072 | -0.4 | 91 | 0.00 |

Evaluate Continuing Calibration Report

Data Path : I:\8270\SV112\250817RVTical\
Data File : ABNICVa.D
Acq On : 18 Aug 2025 06:27 am
Operator : SV112:slr
Sample : CQICV,32,,ABNICV Lot# 11881
Misc : WG2104073,,ical
ALS Vial : 32 Sample Multiplier: 1

Quant Time: Aug 18 09:11:12 2025
Quant Method : I:\8270\SV112\250817RVTical\FS250817SV112RVT.m
Quant Title : Semivolatiles by GC/MS by modified 8270
QLast Update : Mon Aug 18 09:02:59 2025
Response via : Initial Calibration

Min. RRF : 0.000 Min. Rel. Area : 50% Max. R.T. Dev 0.50min
Max. RRF Dev : 20% Max. Rel. Area : 200%

| | | Compound | | AvgRF | CCRF | %Dev | Area% | Dev(min) |
|---|---|---|---|---|---|---|---|---|
| 97 | T | Butyl benzyl phthalate | * | 5.000 | 4.446 | 11.1 | 90 | 0.00 |
| 104 | I | IS1_Chrysene-d12 | | 1.000 | 1.000 | 0.0 | 105 | 0.00 |
| 105 | T | Benzo(a)anthracene | | 1.308 | 1.270 | 2.9 | 94 | 0.00 |
| 106 | T | 3,3'-Dichlorobenzidine | | 0.473 | 0.459 | 3.0 | 87 | 0.00 |
| 107 | T | Chrysene | | 1.216 | 1.217 | -0.1 | 94 | 0.00 |
| 108 | T | Bis(2-ethylhexyl)phthalate | * | 5.000 | 4.397 | 12.1 | 90 | 0.00 |
| 109 | T | Di-n-octylphthalate | * | 5.000 | 4.110 | 17.8 | 90 | 0.00 |
| 110 | T | Benzo(b)fluoranthene | | 1.283 | 1.236 | 3.7 | 94 | 0.00 |
| 111 | T | Benzo(k)fluoranthene | | 1.251 | 1.323 | -5.8 | 94 | 0.00 |
| 112 | T | Benzo(a)pyrene | | 1.188 | 1.190 | -0.2 | 93 | 0.00 |
| 113 | I | IS1_Perylene-d12 | | 1.000 | 1.000 | 0.0 | 103 | 0.00 |
| 114 | T | Indeno(1,2,3-cd)pyrene | | 1.105 | 1.085 | 1.8 | 90 | 0.00 |
| 115 | T | Dibenzo(a,h)anthracene | | 1.064 | 1.080 | -1.5 | 91 | 0.00 |
| 116 | T | Benzo(ghi)perylene | | 1.105 | 1.114 | -0.8 | 93 | 0.00 |

* Evaluation of CC level amount vs concentration.
(#) = Out of Range SPCC's out = 0 CCC's out = 0

Quantitation Report (QT Reviewed)

Data Path : I:\8270\SV112\250817RVTical\
Data File : ABNICVa.D
Acq On : 18 Aug 2025 06:27 am
Operator : SV112:slr
Sample : CQICV,32,,ABNICV Lot# 11881
Misc : WG2104073,,ical
ALS Vial : 32 Sample Multiplier: 1

Quant Time: Aug 18 09:11:12 2025
Quant Method : I:\8270\SV112\250817RVTical\FS250817SV112RVT.m
Quant Title : Semivolatiles by GC/MS by modified 8270
QLast Update : Mon Aug 18 09:02:59 2025
Response via : Initial Calibration

CCAL FILE(s) : 1 - I:\8270\SV112\250817RVTical\ABNL6.D
: 2 - I:\8270\SV112\250817RVTical\ADPL6.D
: 3 - I:\8270\SV112\250817RVTical\AP9L6.D
Sub List : ABNical - ABN ical sublist

| Compound | R.T. | QIon | Response | Conc | Units | Dev(Min) |
|---|---|---|---|---|---|---|
| Internal Standards | | | | | | |
| 1) IS1_1,4-Dichlorobenzen... | 3.758 | 152 | 17769 | 4.000 | ug/ml | 0.00 |
| Standard Area 1 = 18713 | | | Recovery = 94.96% | | | |
| 35) IS1_Naphthalene-d8 | 5.010 | 136 | 73475 | 4.000 | ug/ml | 0.00 |
| Standard Area 1 = 76311 | | | Recovery = 96.28% | | | |
| 63) IS1_Acenaphthene-d10 | 6.687 | 164 | 50055 | 4.000 | ug/ml | 0.00 |
| Standard Area 1 = 51538 | | | Recovery = 97.12% | | | |
| 88) IS1_Phenanthrene-d10 | 8.081 | 188 | 112490 | 4.000 | ug/ml | 0.00 |
| Standard Area 1 = 112327 | | | Recovery = 100.15% | | | |
| 104) IS1_Chrysene-d12 | 10.598 | 240 | 130657 | 4.000 | ug/ml # | 0.00 |
| Standard Area 1 = 124647 | | | Recovery = 104.82% | | | |
| 113) IS1_Perylene-d12 | 11.963 | 264 | 139106 | 4.000 | ug/ml | 0.00 |
| Standard Area 1 = 135022 | | | Recovery = 103.02% | | | |
| System Monitoring Compounds | | | | | | |
| 4) 2-Fluorophenol | 2.387 | 112 | 23099 | 4.706 | ug/ml | 0.00 |
| Spiked Amount 2.000 | Range 15 - 110 | | Recovery = 235.30%# | | | |
| 7) Phenol-d6 | 3.487 | 99 | 32055 | 5.053 | ug/ml | 0.00 |
| Spiked Amount 2.000 | Range 15 - 110 | | Recovery = 252.65%# | | | |
| 19) Nitrobenzene-d5 | 4.322 | 82 | 29607 | 4.923 | ug/ml | 0.00 |
| Spiked Amount 1.000 | Range 30 - 130 | | Recovery = 492.30%# | | | |
| 46) 2-Fluorobiphenyl | 6.087 | 172 | 82749 | 4.859 | ug/ml | 0.00 |
| Spiked Amount 1.000 | Range 30 - 130 | | Recovery = 485.90%# | | | |
| 79) 2,4,6-Tribromophenol | 7.440 | 330 | 14440 | 4.536 | ug/ml | 0.00 |
| Spiked Amount 2.000 | Range 15 - 110 | | Recovery = 226.80%# | | | |
| 96) 4-Terphenyl-d14 | 9.651 | 244 | 150724 | 5.019 | ug/ml | 0.00 |
| Spiked Amount 1.000 | Range 30 - 130 | | Recovery = 501.90%# | | | |
| Target Compounds | | | | | | Qvalue |
| 2) n-Nitrosodimethylamine | 1.105 | 74 | 17234 | 4.899 | ug/ml# | 76 |
| 3) Pyridine | 1.122 | 79 | 31008M1 | 5.173 | ug/ml | |
| 5) Aniline | 3.434 | 93 | 44940 | 4.481 | ug/ml | 99 |
| 6) 2-Chlorophenol | 3.552 | 128 | 28134 | 4.921 | ug/ml | 94 |
| 8) Phenol | 3.499 | 94 | 35232 | 5.017 | ug/ml | 94 |
| 9) Bis(2-chloroethyl)ether | 3.546 | 93 | 28253 | 4.821 | ug/ml# | 68 |
| 10) 1,3-Dichlorobenzene | 3.699 | 146 | 34196 | 4.892 | ug/ml | 98 |
| 11) 1,4-Dichlorobenzene | 3.775 | 146 | 34220 | 4.782 | ug/ml | 97 |
| 12) 1,2-Dichlorobenzene | 3.922 | 146 | 32674 | 4.725 | ug/ml | 98 |

Quantitation Report (QT Reviewed)

Data Path : I:\8270\SV112\250817RVTical\
Data File : ABNICVa.D
Acq On : 18 Aug 2025 06:27 am
Operator : SV112:slr
Sample : CQICV,32,,ABNICV Lot# 11881
Misc : WG2104073,,ical
ALS Vial : 32 Sample Multiplier: 1

Quant Time: Aug 18 09:11:12 2025
Quant Method : I:\8270\SV112\250817RVTical\FS250817SV112RVT.m
Quant Title : Semivolatiles by GC/MS by modified 8270
QLast Update : Mon Aug 18 09:02:59 2025
Response via : Initial Calibration

CCAL FILE(s) : 1 - I:\8270\SV112\250817RVTical\ABNL6.D
: 2 - I:\8270\SV112\250817RVTical\ADPL6.D
: 3 - I:\8270\SV112\250817RVTical\AP9L6.D
Sub List : ABNical - ABN ical sublist

| Compound | R.T. | QIon | Response | Conc Units | Dev(Min) |
|---|---|---|---|---|---|
| 13) Benzyl alcohol | 3.946 | 79 | 24461 | 4.910 ug/ml | 97 |
| 14) Bis(2-chloroisopropyl)... | 4.105 | 45 | 47171 | 4.943 ug/ml# | 71 |
| 15) 2-Methylphenol | 4.105 | 108 | 26623 | 5.190 ug/ml | 98 |
| 16) Hexachloroethane | 4.252 | 117 | 12843 | 4.850 ug/ml# | 72 |
| 17) n-Nitrosodi-n-propylamine | 4.228 | 70 | 22624 | 4.934 ug/ml | 94 |
| 18) 3-Methylphenol/4-Methy... | 4.269 | 108 | 28667 | 5.080 ug/ml | 96 |
| 20) Nitrobenzene | 4.340 | 77 | 31417 | 5.033 ug/ml | 95 |
| 21) Isophorone | 4.593 | 82 | 63215 | 4.994 ug/ml | 98 |
| 22) 2-Nitrophenol | 4.663 | 139 | 12969 | 3.891 ug/ml | 99 |
| 23) 2,4-Dimethylphenol | 4.775 | 107 | 31435 | 4.688 ug/ml | 100 |
| 24) Bis(2-chloroethoxy)met... | 4.857 | 93 | 40520 | 5.047 ug/ml# | 98 |
| 25) 2,4-Dichlorophenol | 4.910 | 162 | 27593 | 4.654 ug/ml | 96 |
| 26) 1,2,4-Trichlorobenzene | 4.975 | 180 | 32858 | 4.807 ug/ml | 96 |
| 36) Naphthalene | 5.028 | 128 | 93195 | 4.774 ug/ml | 99 |
| 37) Benzoic Acid | 4.893 | 105 | 15810 | 4.080 ug/ml | 99 |
| 38) 4-Chloroaniline | 5.122 | 65 | 13330 | 5.040 ug/ml | 92 |
| 39) Hexachlorobutadiene | 5.199 | 225 | 21224 | 4.566 ug/ml | 99 |
| 40) p-Chloro-m-cresol | 5.646 | 107 | 29121 | 4.821 ug/ml | 98 |
| 41) 2-Methylnaphthalene | 5.710 | 142 | 62250 | 5.032 ug/ml | 98 |
| 42) 1-Methylnaphthalene | 5.799 | 115 | 23773 | 4.804 ug/ml | 98 |
| 43) Hexachlorocyclopentadiene | 5.881 | 237 | 24637 | 4.084 ug/ml | 98 |
| 44) 2,4,6-Trichlorophenol | 6.010 | 196 | 23463 | 4.080 ug/ml | 98 |
| 45) 2,4,5-Trichlorophenol | 6.040 | 196 | 26328 | 4.356 ug/ml | 97 |
| 47) 2-Chloronaphthalene | 6.163 | 162 | 71680 | 4.966 ug/ml | 95 |
| 48) 2-Nitroaniline | 6.293 | 138 | 19803 | 4.193 ug/ml | 98 |
| 49) 1,4-Dinitrobenzene | 6.428 | 168 | 9662 | 4.108 ug/ml | 95 |
| 50) 1,3-Dinitrobenzene | 6.504 | 168 | 10857 | 4.074 ug/ml | 98 |
| 51) Dimethyl phthalate | 6.510 | 163 | 93469 | 5.107 ug/ml | 99 |
| 52) Acenaphthylene | 6.546 | 152 | 120672 | 5.124 ug/ml | 99 |
| 53) 2,6-Dinitrotoluene | 6.540 | 165 | 17334 | 4.190 ug/ml# | 69 |
| 54) 1,2-Dinitrobenzene | 6.575 | 168 | 7351 | 4.270 ug/ml# | 1 |
| 64) 3-Nitroaniline | 6.687 | 138 | 20338 | 4.493 ug/ml# | 98 |
| 65) Acenaphthene | 6.716 | 154 | 67786 | 4.915 ug/ml | 98 |
| 66) 2,4-Dinitrophenol | 6.787 | 184 | 8850 | 3.989 ug/ml# | 87 |
| 67) Dibenzofuran | 6.887 | 168 | 112007 | 4.882 ug/ml | 93 |
| 68) 2,4-Dinitrotoluene | 6.916 | 165 | 24798 | 4.346 ug/ml | 90 |
| 69) 4-Nitrophenol | 6.910 | 65 | 18414 | 4.777 ug/ml# | 28 |
| 70) 2,3,5,6-Tetrachlorophenol | 6.987 | 232 | 23528 | 4.133 ug/ml | 99 |

Quantitation Report (QT Reviewed)

Data Path : I:\8270\SV112\250817RVTical\
Data File : ABNICVa.D
Acq On : 18 Aug 2025 06:27 am
Operator : SV112:slr
Sample : CQICV,32,,ABNICV Lot# 11881
Misc : WG2104073,,ical
ALS Vial : 32 Sample Multiplier: 1

Quant Time: Aug 18 09:11:12 2025
Quant Method : I:\8270\SV112\250817RVTical\FS250817SV112RVT.m
Quant Title : Semivolatiles by GC/MS by modified 8270
QLast Update : Mon Aug 18 09:02:59 2025
Response via : Initial Calibration

CCAL FILE(s) : 1 - I:\8270\SV112\250817RVTical\ABNL6.D
: 2 - I:\8270\SV112\250817RVTical\ADPL6.D
: 3 - I:\8270\SV112\250817RVTical\AP9L6.D
Sub List : ABNical - ABN ical sublist

| Compound | R.T. | QIon | Response | Conc | Units | Dev(Min) |
|---|---|---|---|---|---|---|
| 71) 2,3,4,6-Tetrachlorophenol | 7.028 | 232 | 24306 | 4.283 | ug/ml | 97 |
| 72) Diethyl phthalate | 7.193 | 149 | 98507 | 5.032 | ug/ml | 98 |
| 73) Fluorene | 7.210 | 166 | 93015 | 4.990 | ug/ml | 98 |
| 74) 4-Chlorophenyl phenyl ... | 7.251 | 204 | 45988 | 4.693 | ug/ml# | 85 |
| 75) 4-Nitroaniline | 7.263 | 138 | 20475 | 4.581 | ug/ml | 89 |
| 76) 4,6-Dinitro-o-cresol | 7.299 | 198 | 14437 | 4.319 | ug/ml# | 82 |
| 77) NDPA/DPA | 7.369 | 169 | 79194 | 5.081 | ug/ml | 97 |
| 78) Azobenzene | 7.393 | 77 | 90814M6 | 5.294 | ug/ml | |
| 80) 4-Bromophenyl phenyl e... | 7.704 | 248 | 31417 | 4.902 | ug/ml# | 85 |
| 81) Hexachlorobenzene | 7.734 | 284 | 35435 | 4.667 | ug/ml# | 89 |
| 82) Pentachlorophenol | 7.940 | 266 | 18224 | 4.061 | ug/ml | 97 |
| 89) Phenanthrene | 8.104 | 178 | 151732 | 4.909 | ug/ml | 99 |
| 90) Anthracene | 8.151 | 178 | 154329 | 5.029 | ug/ml | 100 |
| 91) Carbazole | 8.334 | 167 | 145179 | 5.197 | ug/ml | 99 |
| 92) Di-n-butylphthalate | 8.769 | 149 | 171468 | 5.240 | ug/ml | 100 |
| 93) Fluoranthene | 9.228 | 202 | 191999M3 | 5.135 | ug/ml | |
| 94) Benzidine | 9.410 | 184 | 115660 | 4.808 | ug/ml# | 98 |
| 95) Pyrene | 9.434 | 202 | 204682 | 5.323 | ug/ml | 100 |
| 97) Butyl benzyl phthalate | 10.175 | 149 | 72857 | 4.446 | ug/ml | 97 |
| 105) Benzo(a)anthracene | 10.592 | 228 | 207497 | 4.856 | ug/ml | 100 |
| 106) 3,3'-Dichlorobenzidine | 10.622 | 252 | 74975 | 4.849 | ug/ml# | 98 |
| 107) Chrysene | 10.622 | 228 | 198758 | 5.004 | ug/ml | 98 |
| 108) Bis(2-ethylhexyl)phtha... | 10.792 | 149 | 117028 | 4.397 | ug/ml | 99 |
| 109) Di-n-octylphthalate | 11.428 | 149 | 194880 | 4.110 | ug/ml | 99 |
| 110) Benzo(b)fluoranthene | 11.616 | 252 | 201922 | 4.816 | ug/ml# | 97 |
| 111) Benzo(k)fluoranthene | 11.645 | 252 | 216045M3 | 5.286 | ug/ml | |
| 112) Benzo(a)pyrene | 11.910 | 252 | 194293 | 5.006 | ug/ml# | 96 |
| 114) Indeno(1,2,3-cd)pyrene | 12.881 | 276 | 188653M3 | 4.911 | ug/mL | |
| 115) Dibenzo(a,h)anthracene | 12.910 | 278 | 187733M6 | 5.072 | ug/ml | |
| 116) Benzo(ghi)perylene | 13.081 | 276 | 193704 | 5.040 | ug/ml | 95 |

(#) = qualifier out of range (m) = manual integration (+) = signals summed

Quantitation Report (QT Reviewed)

Data Path : I:\8270\SV112\250817RVTical\
Data File : ABNICVa.D
Acq On : 18 Aug 2025 06:27 am
Operator : SV112:slr
Sample : CQICV,32,,ABNICV Lot# 11881
Misc : WG2104073,,ical
ALS Vial : 32 Sample Multiplier: 1

Quant Time: Aug 18 09:11:12 2025
Quant Method : I:\8270\SV112\250817RVTical\FS250817SV112RVT.m
Quant Title : Semivolatiles by GC/MS by modified 8270
QLast Update : Mon Aug 18 09:02:59 2025
Response via : Initial Calibration

Sub List : ABNICVa.D\AP9L6.D•

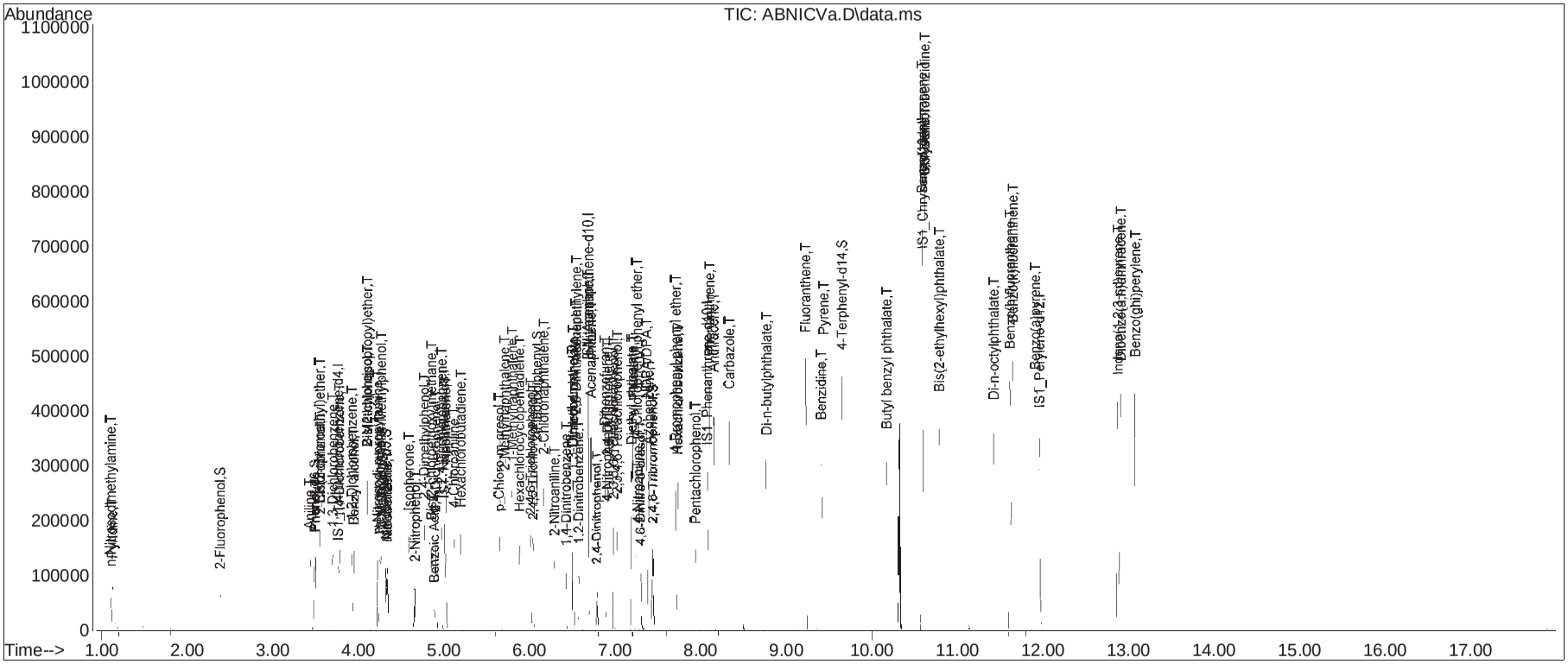

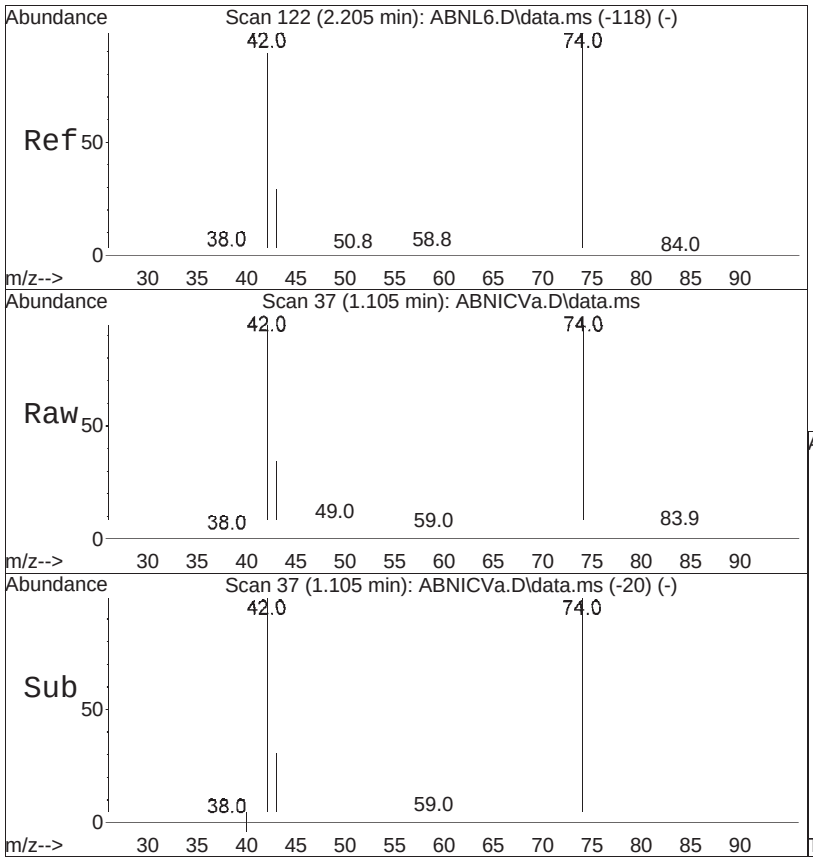


#2
n-Nitrosodimethylamine
Concen: 4.90 ug/ml
RT: 1.105 min Scan# 37
Delta R.T. -0.000 min
Lab File: ABNICVa.D
Acq: 18 Aug 2025 06:27 am

Tgt Ion: 74 Resp: 17234

| Ion | Ratio | Lower | Upper |
|---|---|---|---|
| 74 | 100 | | |
| 42 | 101.9 | 63.8 | 95.8# |
| 44 | 7.2 | 4.3 | 6.5# |

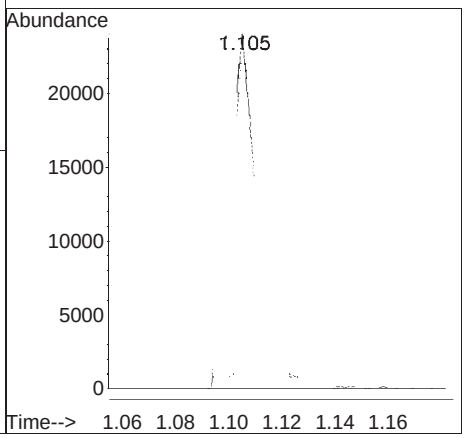

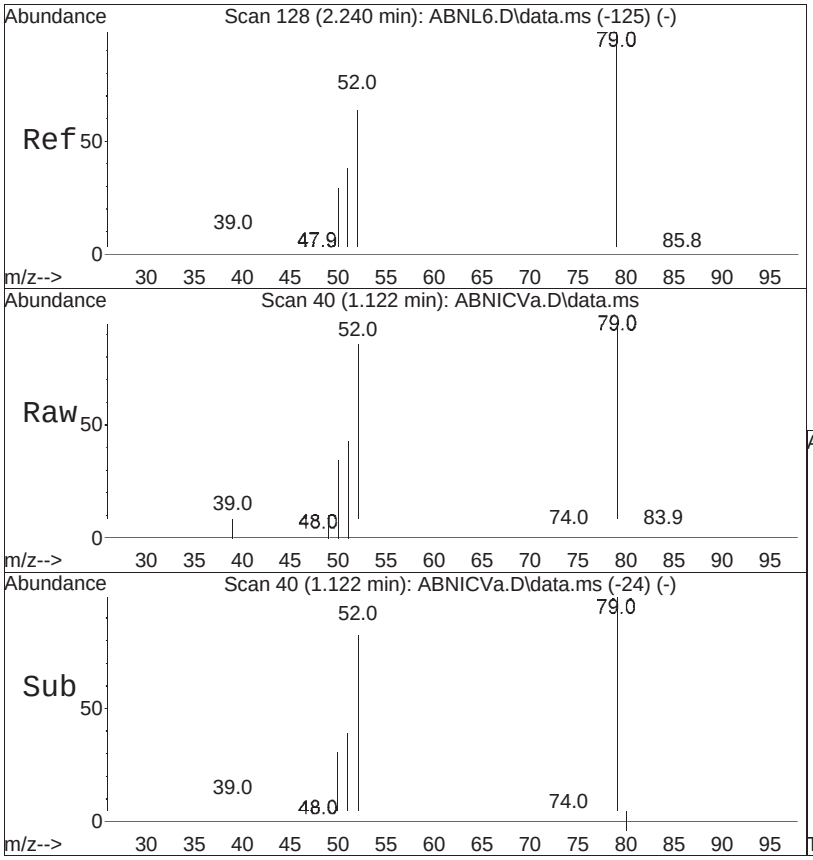


#3
Pyridine
Concen: 5.17 ug/ml M1
RT: 1.122 min Scan# 40
Delta R.T. -0.006 min
Lab File: ABNICVa.D
Acq: 18 Aug 2025 06:27 am

Tgt Ion: 79 Resp: 31008

| Ion | Ratio | Lower | Upper |
|---|---|---|---|
| 79 | 100 | | |
| 52 | 80.7 | 64.6 | 96.8 |

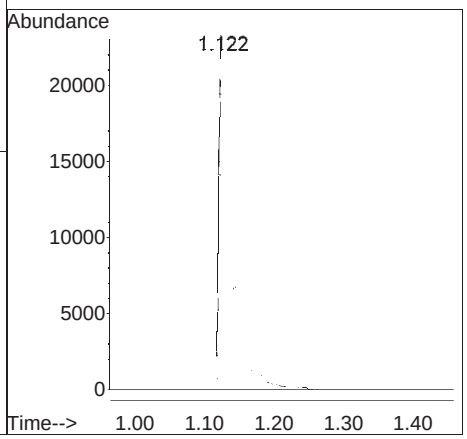

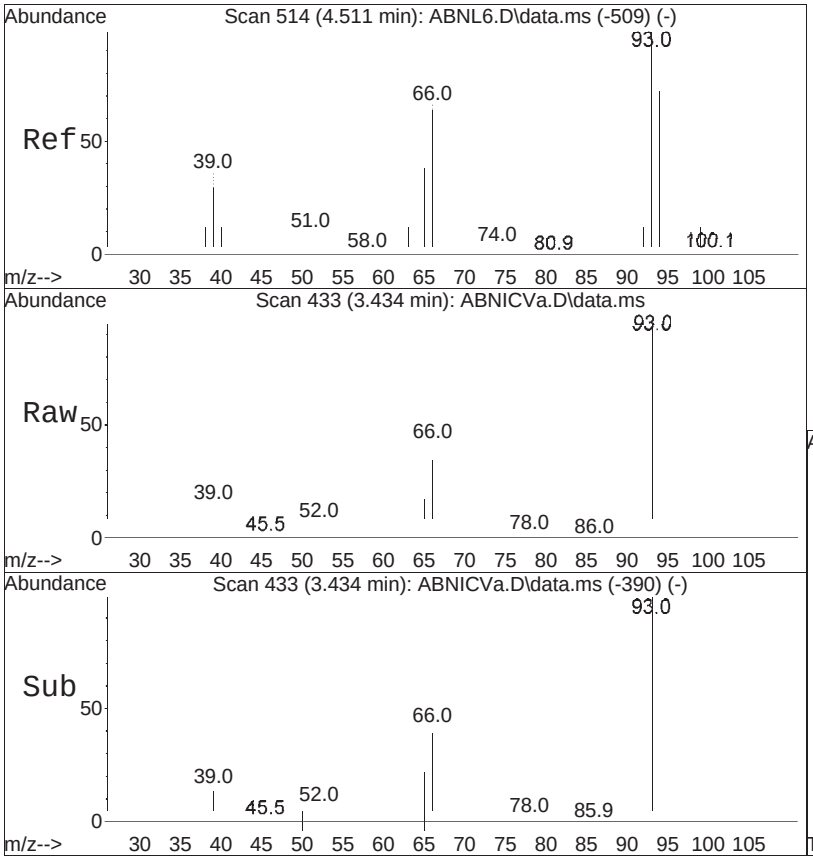


#5
Aniline
Concen: 4.48 ug/ml
RT: 3.434 min Scan# 433
Delta R.T. 0.000 min
Lab File: ABNICVa.D
Acq: 18 Aug 2025 06:27 am

Tgt Ion: 93 Resp: 44940

| Ion | Ratio | Lower | Upper |
|---|---|---|---|
| 93 | 100 | | |
| 66 | 39.3 | 31.3 | 46.9 |
| 65 | 21.5 | 16.6 | 25.0 |

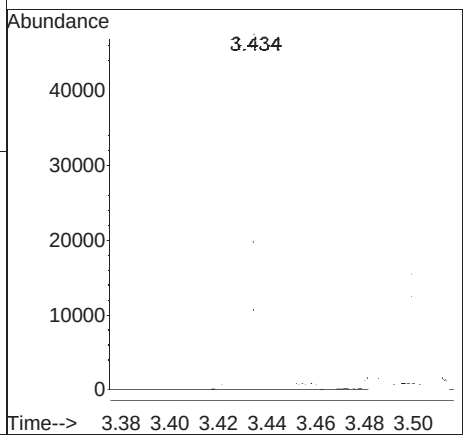

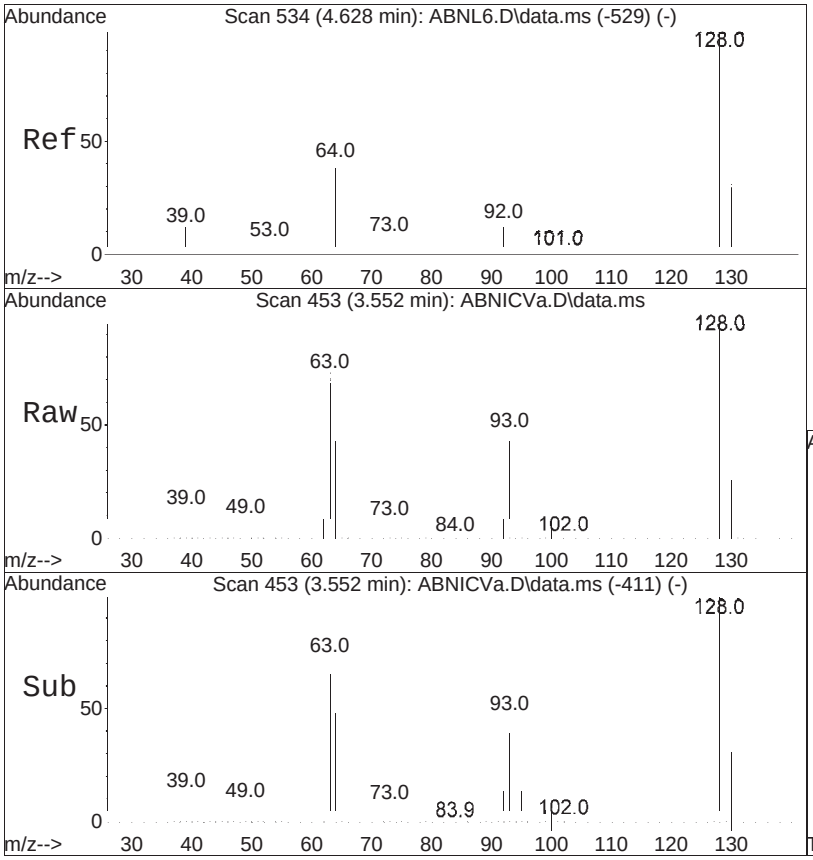


#6
2-Chlorophenol
Concen: 4.92 ug/ml
RT: 3.552 min Scan# 453
Delta R.T. -0.000 min
Lab File: ABNICVa.D
Acq: 18 Aug 2025 06:27 am

Tgt Ion:128 Resp: 28134

| Ion | Ratio | Lower | Upper |
|---|---|---|---|
| 128 | 100 | | |
| 64 | 53.4 | 38.2 | 57.4 |
| 130 | 33.5 | 26.2 | 39.2 |

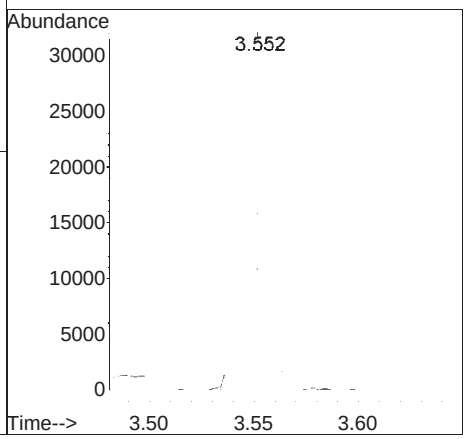

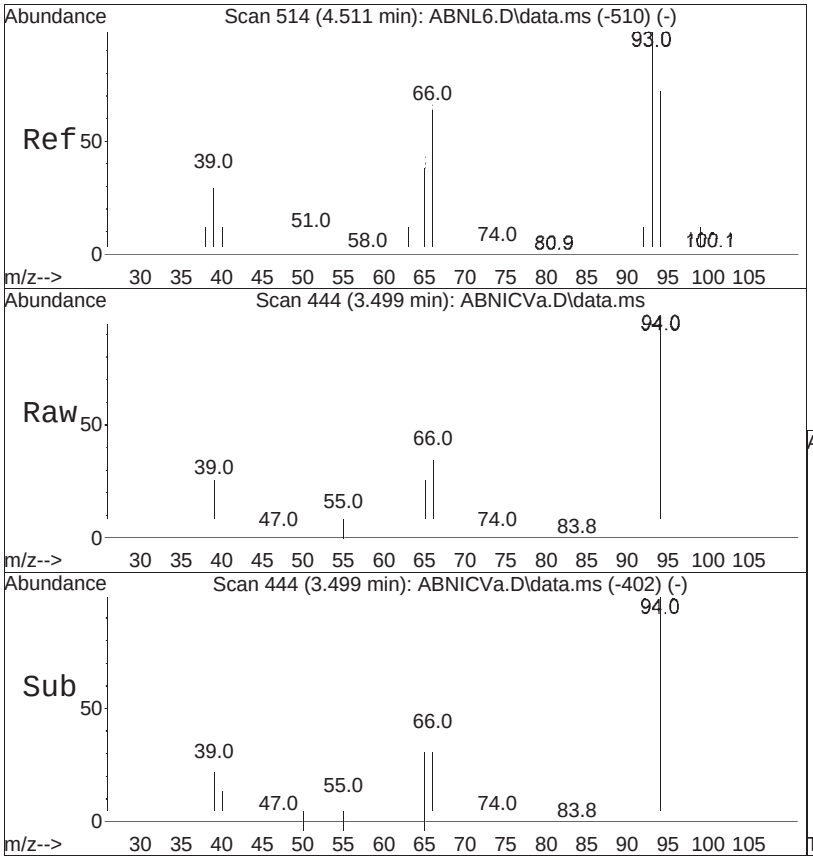


#8
Phenol
Concen: 5.02 ug/ml
RT: 3.499 min Scan# 444
Delta R.T. -0.000 min
Lab File: ABNICVa.D
Acq: 18 Aug 2025 06:27 am

Tgt Ion: 94 Resp: 35232

| Ion | Ratio | Lower | Upper |
|---|---|---|---|
| 94 | 100 | | |
| 65 | 32.9 | 23.0 | 34.6 |
| 66 | 43.3 | 32.1 | 48.1 |

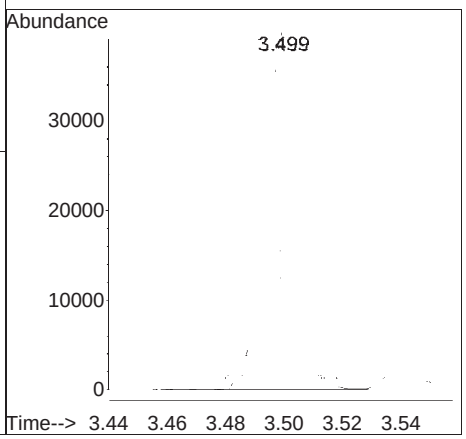

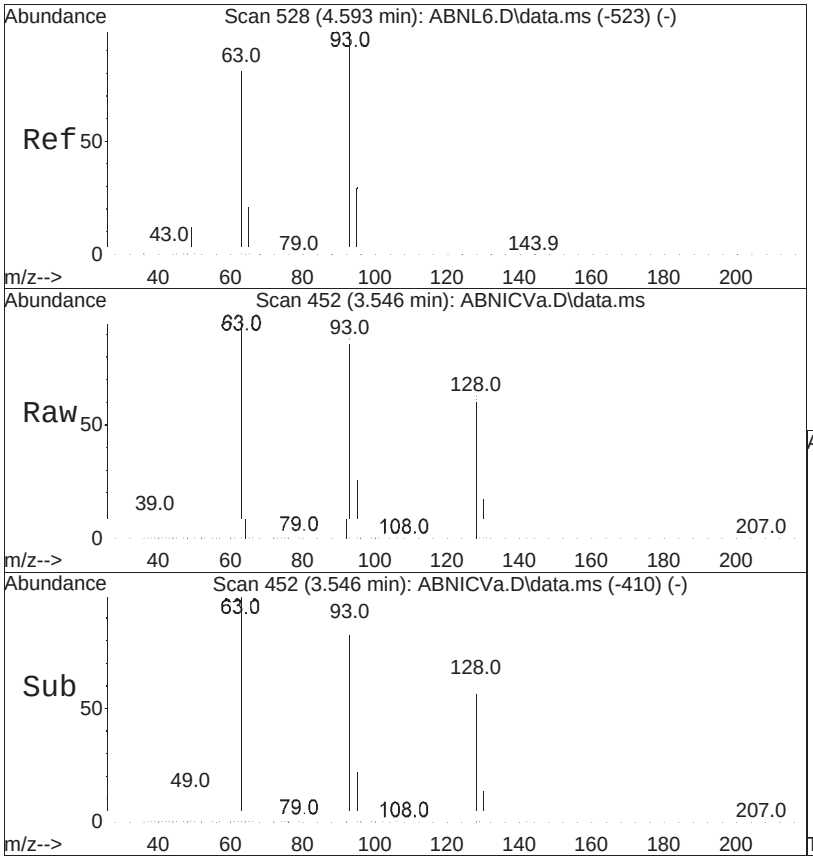


#9
Bis(2-chloroethyl)ether
Concen: 4.82 ug/ml
RT: 3.546 min Scan# 452
Delta R.T. -0.000 min
Lab File: ABNICVa.D
Acq: 18 Aug 2025 06:27 am

Tgt Ion: 93 Resp: 28253

| Ion | Ratio | Lower | Upper |
|---|---|---|---|
| 93 | 100 | | |
| 63 | 123.1 | 67.0 | 100.4# |
| 95 | 32.3 | 26.1 | 39.1 |

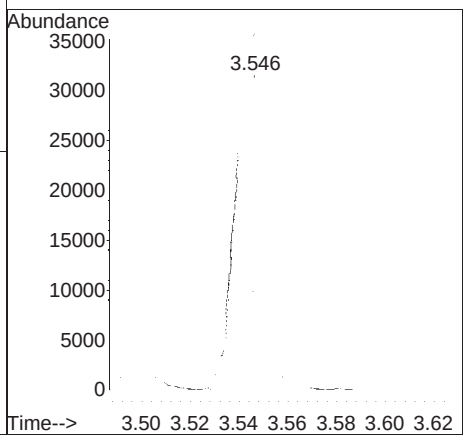

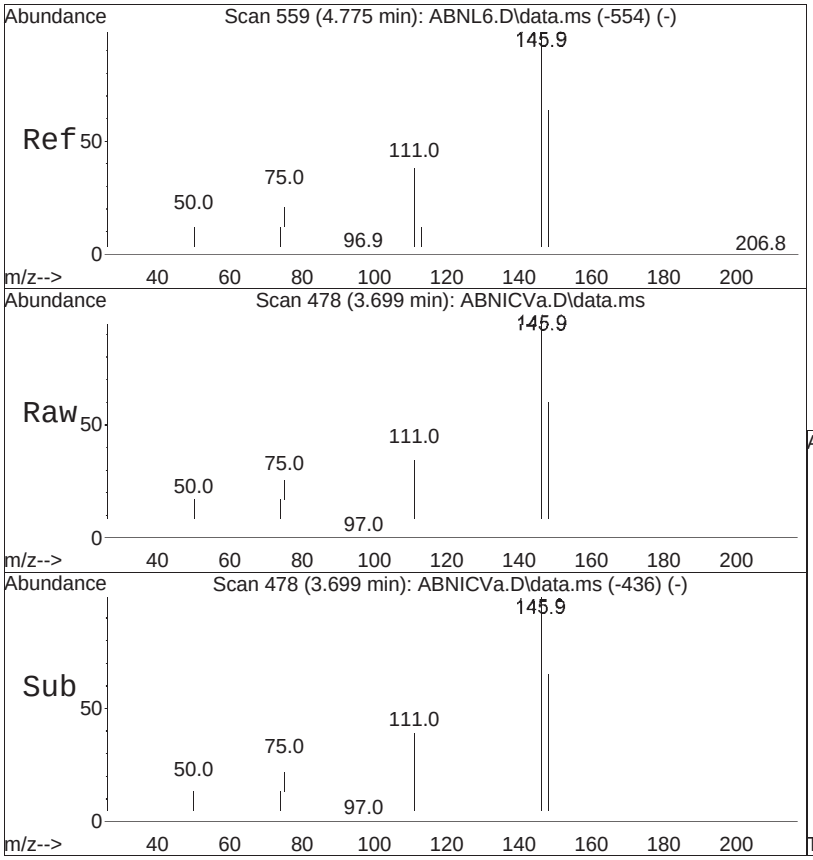


#10
1,3-Dichlorobenzene
Concen: 4.89 ug/ml
RT: 3.699 min Scan# 478
Delta R.T. -0.000 min
Lab File: ABNICVa.D
Acq: 18 Aug 2025 06:27 am

Tgt Ion:146 Resp: 34196

| Ion | Ratio | Lower | Upper |
|---|---|---|---|
| 146 | 100 | | |
| 111 | 41.0 | 35.0 | 52.4 |
| 148 | 64.0 | 51.3 | 76.9 |

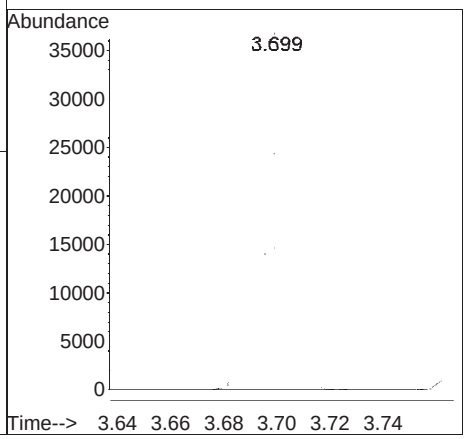

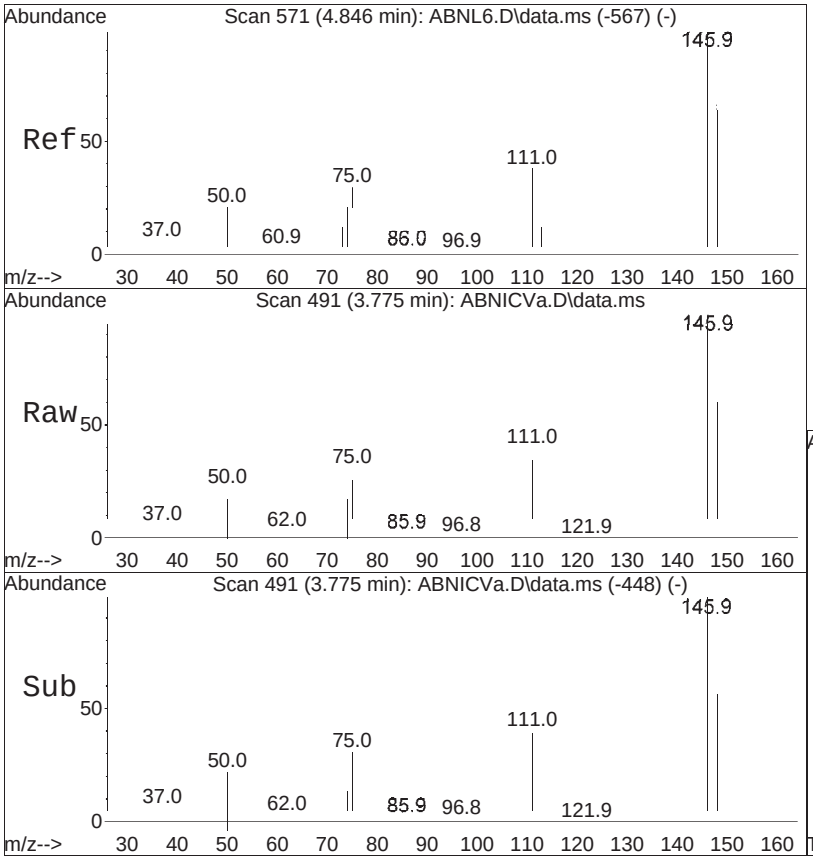


#11
1,4-Dichlorobenzene
Concen: 4.78 ug/ml
RT: 3.775 min Scan# 491
Delta R.T. 0.000 min
Lab File: ABNICVa.D
Acq: 18 Aug 2025 06:27 am

Tgt Ion:146 Resp: 34220

| Ion | Ratio | Lower | Upper |
|---|---|---|---|
| 146 | 100 | | |
| 148 | 62.1 | 51.1 | 76.7 |
| 111 | 40.5 | 34.4 | 51.6 |

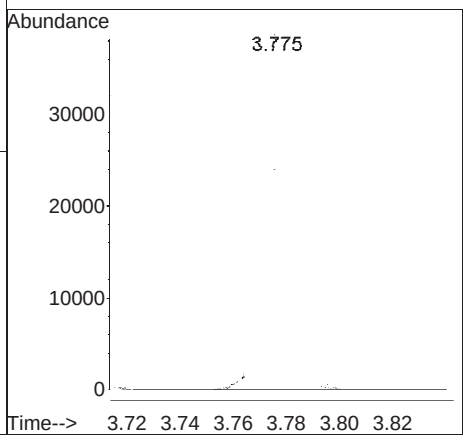

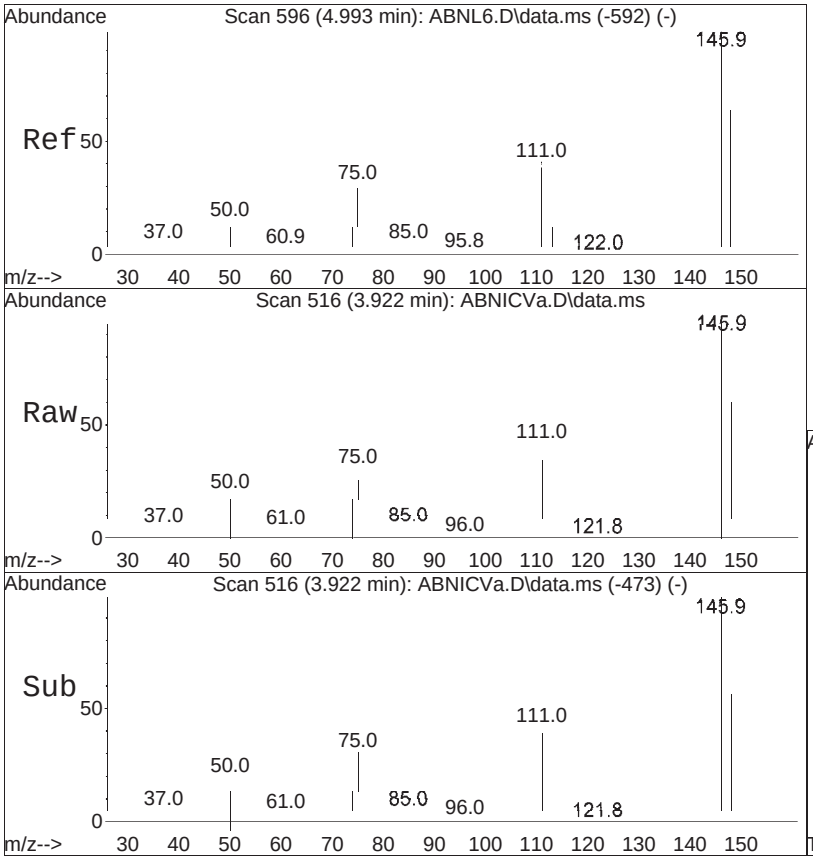


#12
1,2-Dichlorobenzene
Concen: 4.72 ug/ml
RT: 3.922 min Scan# 516
Delta R.T. 0.000 min
Lab File: ABNICVa.D
Acq: 18 Aug 2025 06:27 am

Tgt Ion:146 Resp: 32674

| Ion | Ratio | Lower | Upper |
|---|---|---|---|
| 146 | 100 | | |
| 111 | 42.3 | 35.5 | 53.3 |
| 148 | 64.8 | 50.6 | 76.0 |

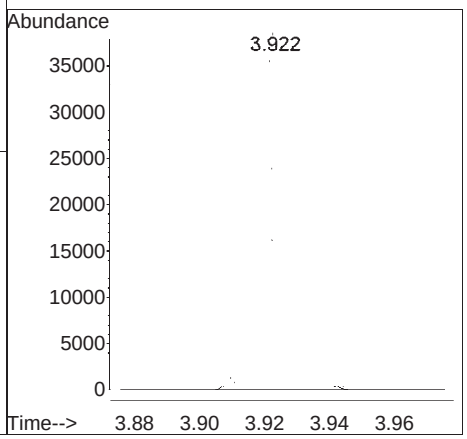

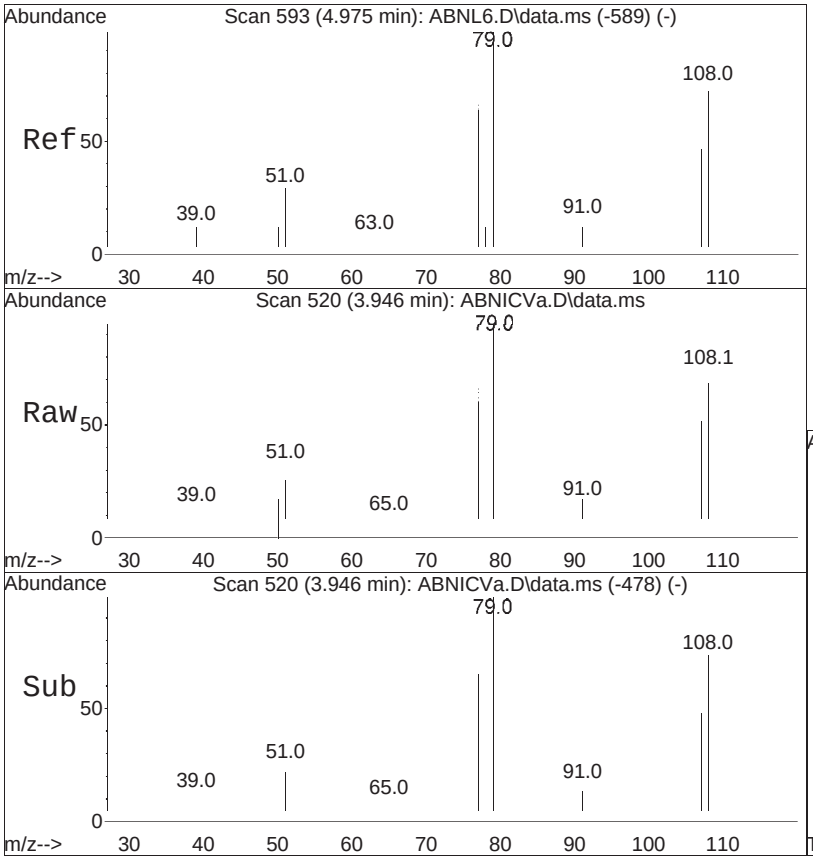


#13
Benzyl alcohol
Concen: 4.91 ug/ml
RT: 3.946 min Scan# 520
Delta R.T. -0.000 min
Lab File: ABNICVa.D
Acq: 18 Aug 2025 06:27 am

Tgt Ion: 79 Resp: 24461

| Ion | Ratio | Lower | Upper |
|---|---|---|---|
| 79 | 100 | | |
| 77 | 67.2 | 51.8 | 77.6 |
| 108 | 78.1 | 63.9 | 95.9 |

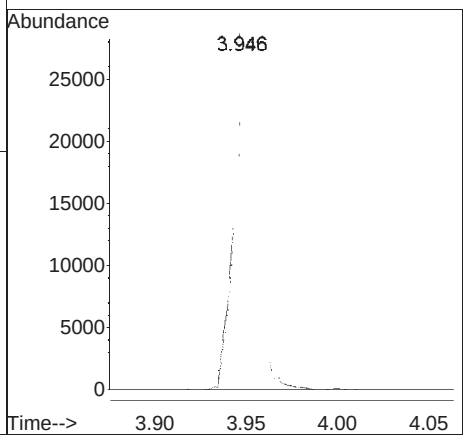

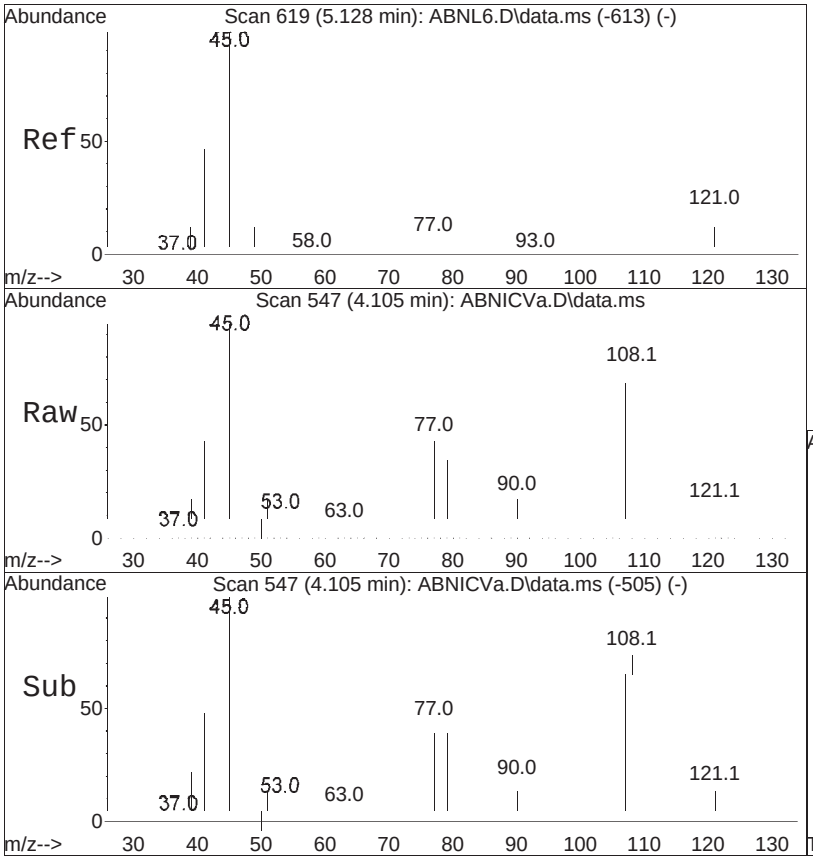


#14
Bis(2-chloroisopropyl)ether
Concen: 4.94 ug/ml
RT: 4.105 min Scan# 547
Delta R.T. -0.000 min
Lab File: ABNICVa.D
Acq: 18 Aug 2025 06:27 am

Tgt Ion: 45 Resp: 47171

| Ion | Ratio | Lower | Upper |
|---|---|---|---|
| 45 | 100 | | |
| 121 | 15.9 | 14.8 | 22.2 |
| 77 | 37.4 | 10.5 | 15.7# |

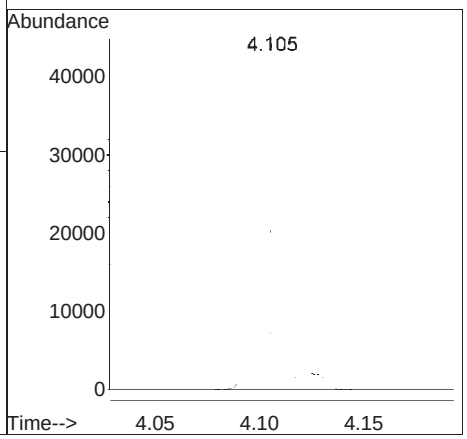

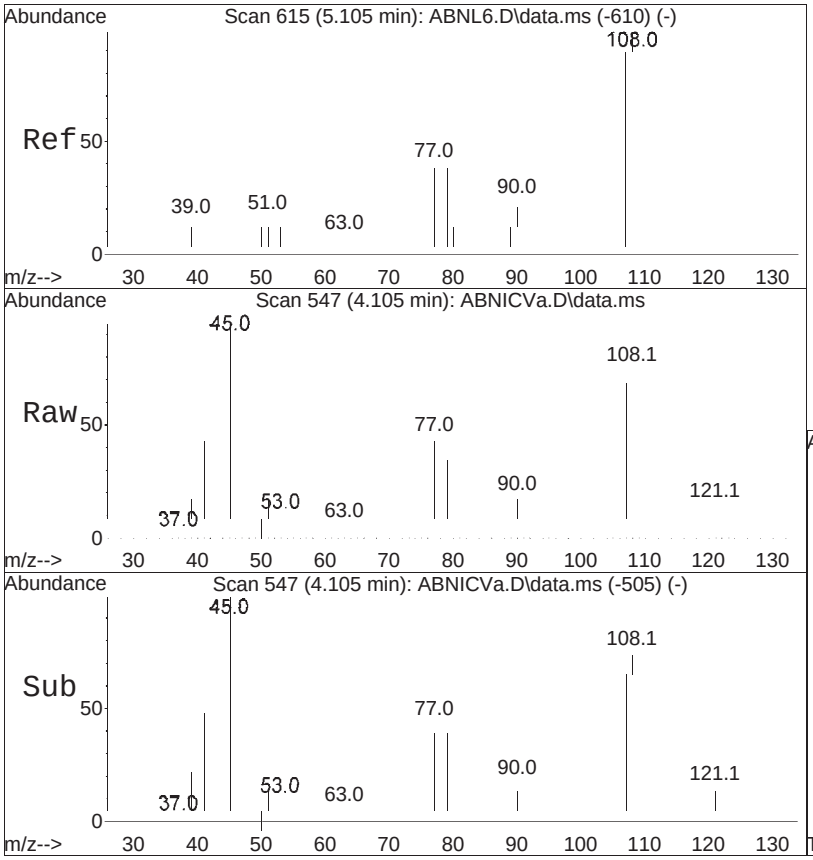


#15
2-Methylphenol
Concen: 5.19 ug/ml
RT: 4.105 min Scan# 547
Delta R.T. -0.000 min
Lab File: ABNICVa.D
Acq: 18 Aug 2025 06:27 am

Tgt Ion:108 Resp: 26623

| Ion | Ratio | Lower | Upper |
|---|---|---|---|
| 108 | 100 | | |
| 107 | 91.1 | 71.0 | 106.4 |
| 90 | 24.7 | 19.7 | 29.5 |

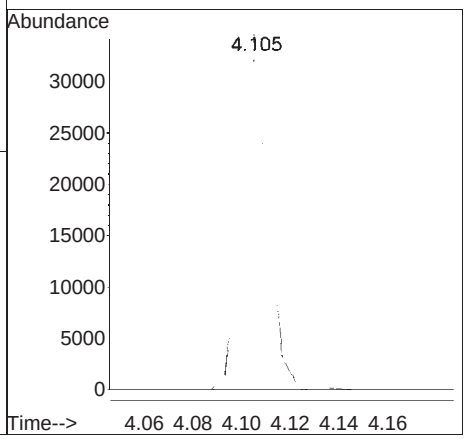

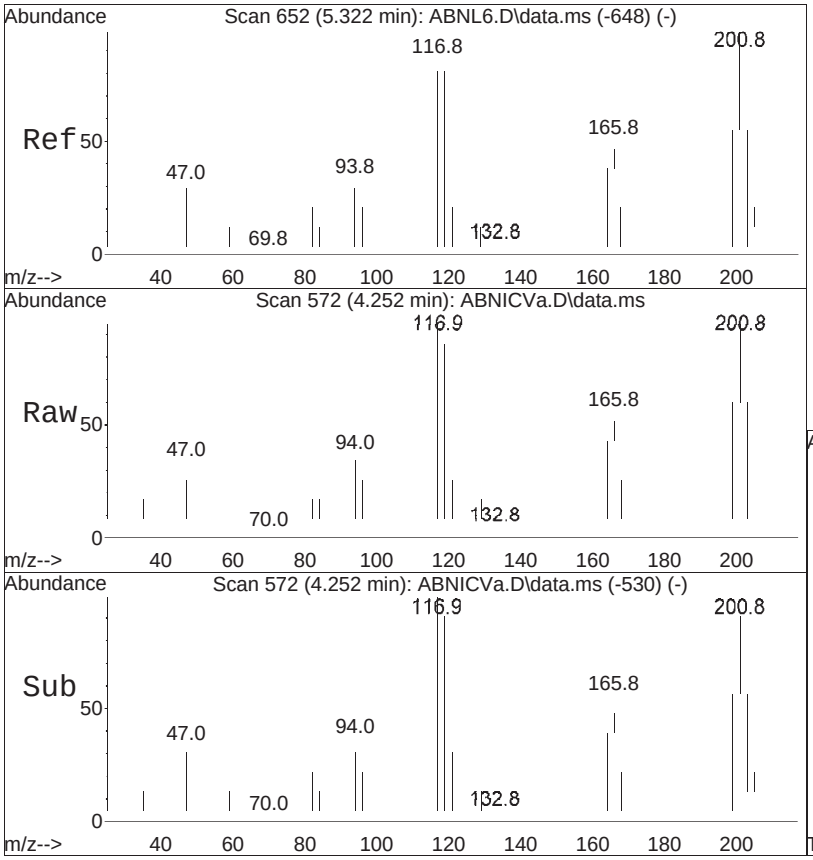


#16
Hexachloroethane
Concen: 4.85 ug/ml
RT: 4.252 min Scan# 572
Delta R.T. -0.000 min
Lab File: ABNICVa.D
Acq: 18 Aug 2025 06:27 am

Tgt Ion:117 Resp: 12843

| Ion | Ratio | Lower | Upper |
|---|---|---|---|
| 117 | 100 | | |
| 201 | 106.9 | 64.4 | 96.6# |
| 199 | 67.5 | 40.5 | 60.7# |

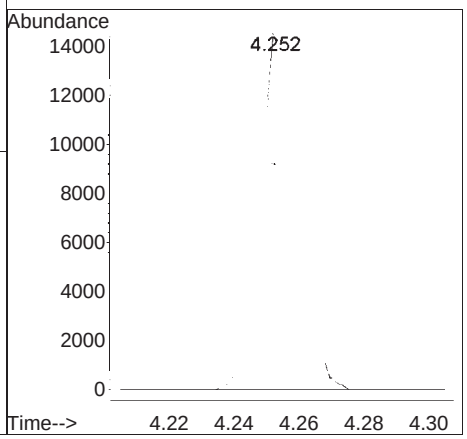

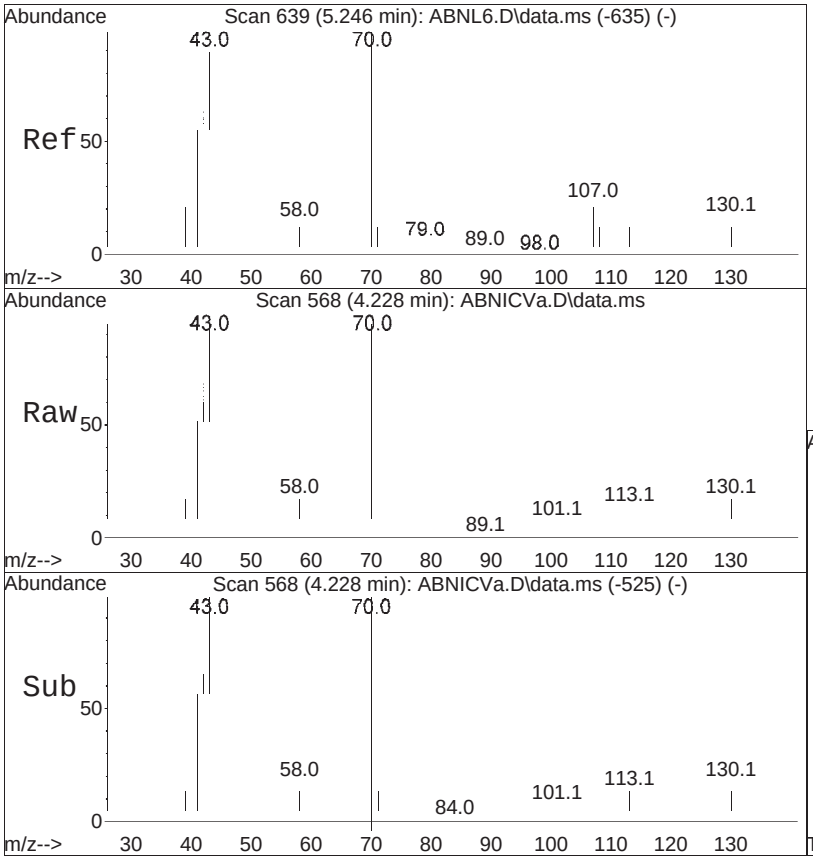


#17
n-Nitrosodi-n-propylamine
Concen: 4.93 ug/ml
RT: 4.228 min Scan# 568
Delta R.T. 0.000 min
Lab File: ABNICVa.D
Acq: 18 Aug 2025 06:27 am

Tgt Ion: 70 Resp: 22624

| Ion | Ratio | Lower | Upper |
|---|---|---|---|
| 70 | 100 | | |
| 130 | 17.4 | 16.2 | 24.4 |
| 101 | 7.9 | 7.6 | 11.4 |

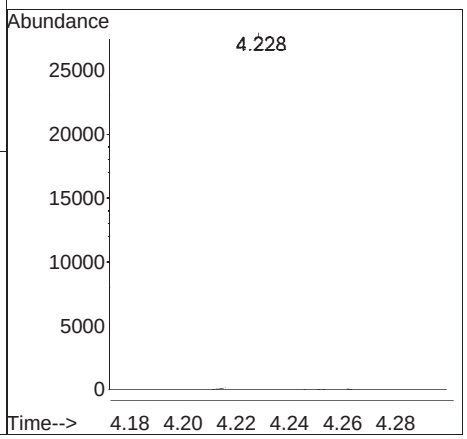

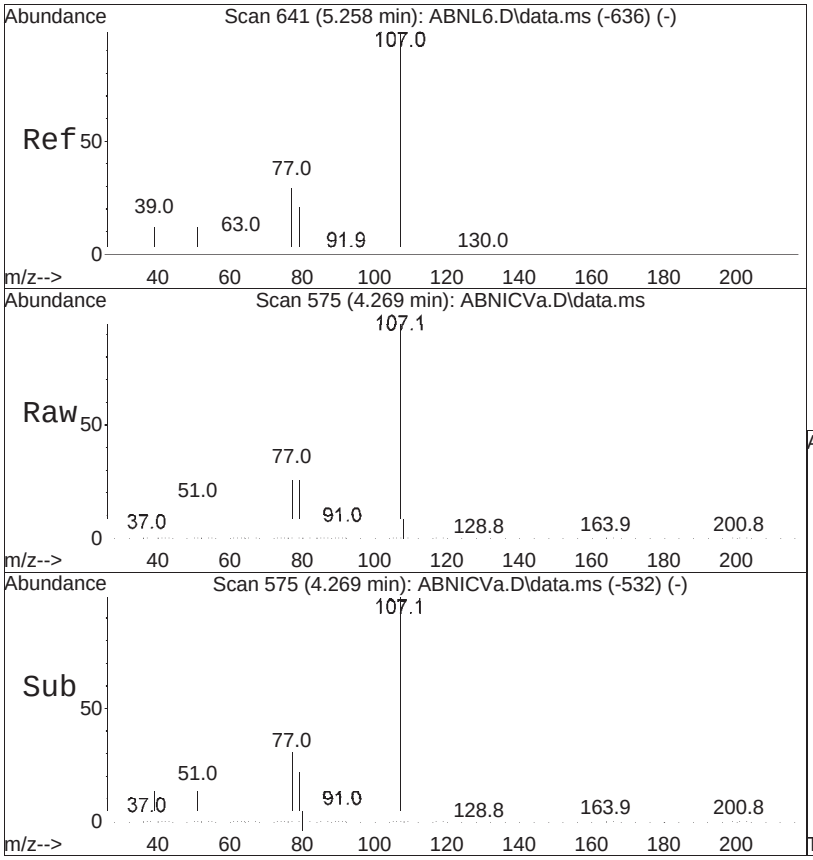


#18
3-Methylphenol/4-Methylphenol
Concen: 5.08 ug/ml
RT: 4.269 min Scan# 575
Delta R.T. 0.000 min
Lab File: ABNICVa.D
Acq: 18 Aug 2025 06:27 am

Tgt Ion:108 Resp: 28667

| Ion | Ratio | Lower | Upper |
|---|---|---|---|
| 108 | 100 | | |
| 107 | 115.4 | 88.8 | 133.2 |
| 90 | 11.6 | 9.0 | 13.6 |

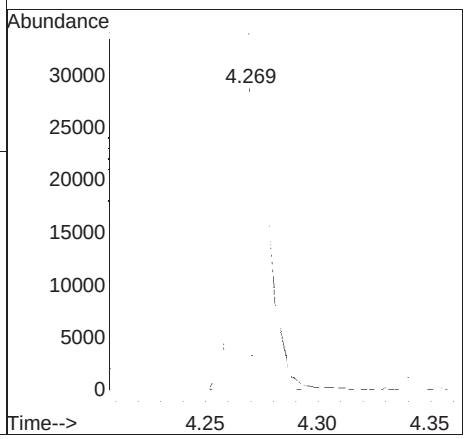

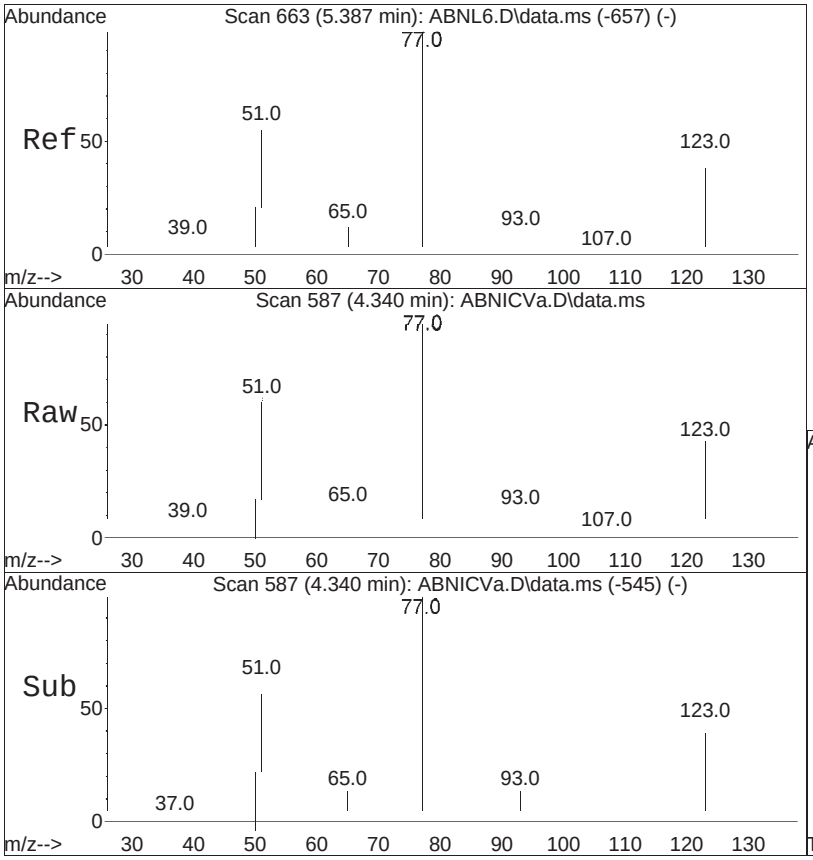


#20
Nitrobenzene
Concen: 5.03 ug/ml
RT: 4.340 min Scan# 587
Delta R.T. -0.000 min
Lab File: ABNICVa.D
Acq: 18 Aug 2025 06:27 am

Tgt Ion: 77 Resp: 31417

| Ion | Ratio | Lower | Upper |
|---|---|---|---|
| 77 | 100 | | |
| 123 | 42.5 | 37.3 | 55.9 |
| 65 | 13.7 | 10.9 | 16.3 |

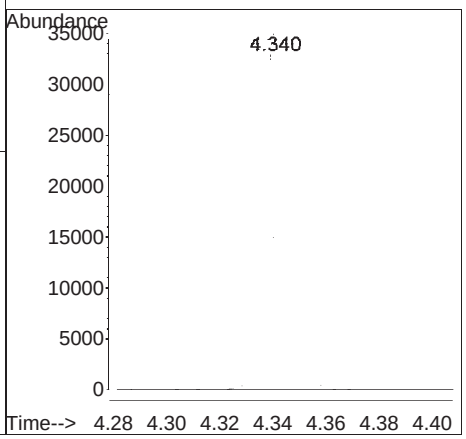

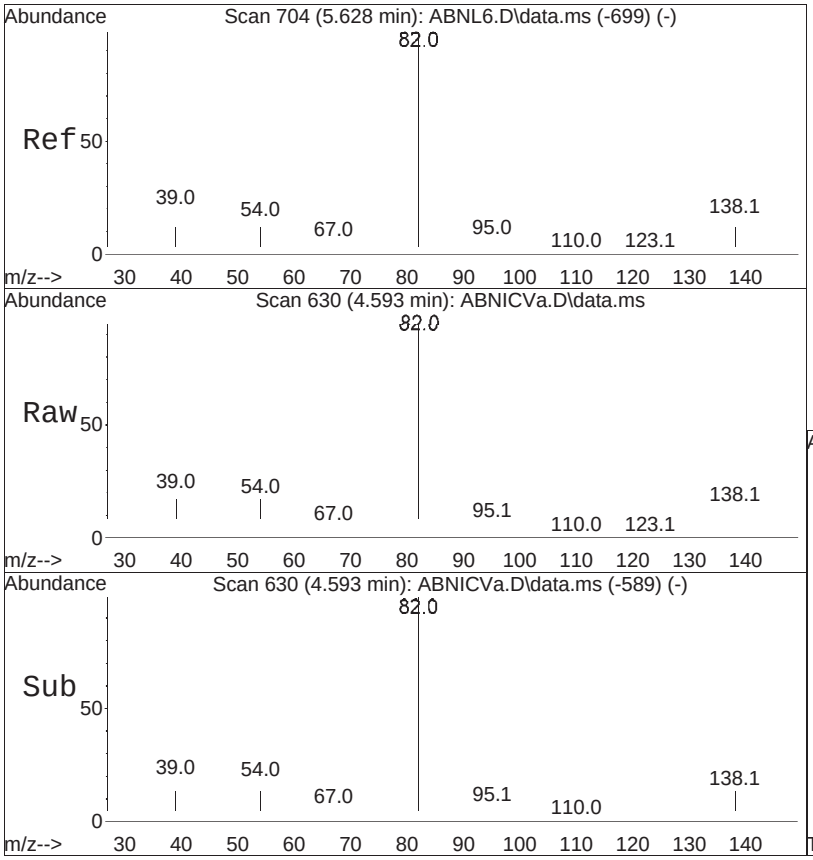


#21
Isophorone
Concen: 4.99 ug/ml
RT: 4.593 min Scan# 630
Delta R.T. -0.006 min
Lab File: ABNICVa.D
Acq: 18 Aug 2025 06:27 am

Tgt Ion: 82 Resp: 63215

| Ion | Ratio | Lower | Upper |
|---|---|---|---|
| 82 | 100 | | |
| 138 | 15.1 | 13.0 | 19.4 |
| 95 | 6.8 | 5.5 | 8.3 |

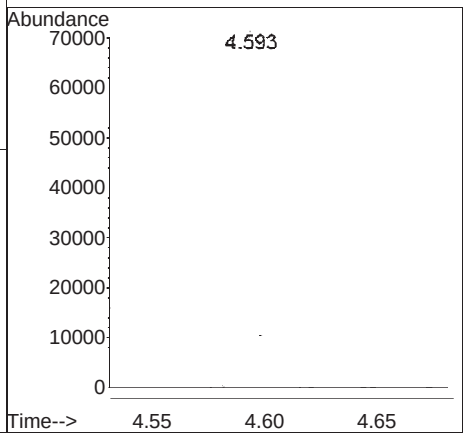

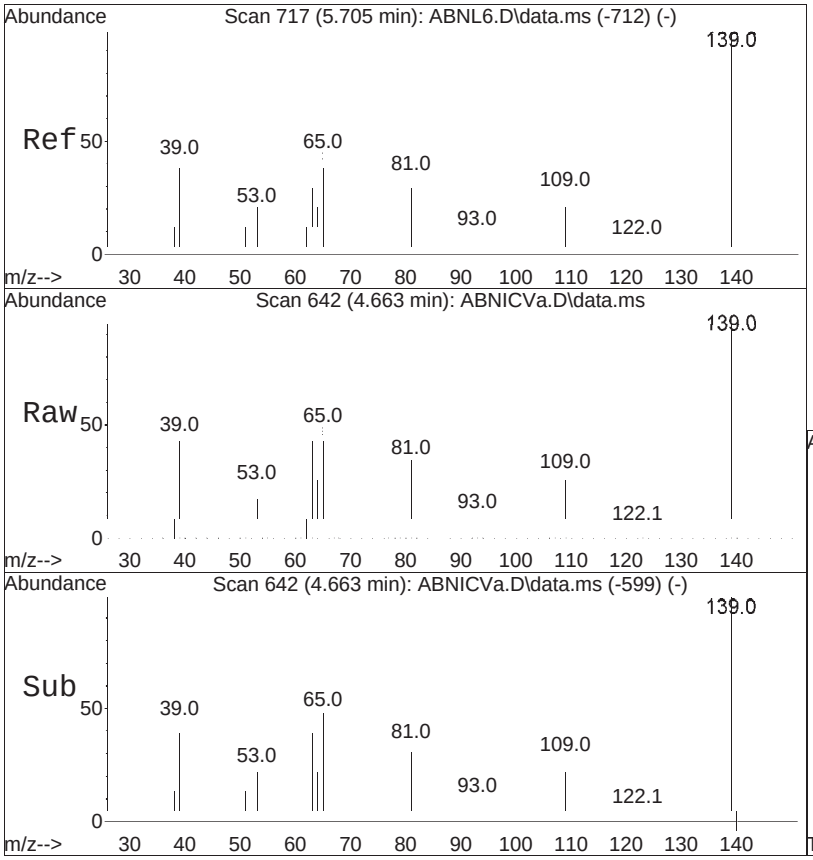


#22
2-Nitrophenol
Concen: 3.89 ug/ml
RT: 4.663 min Scan# 642
Delta R.T. 0.000 min
Lab File: ABNICVa.D
Acq: 18 Aug 2025 06:27 am

Tgt Ion:139 Resp: 12969

| Ion | Ratio | Lower | Upper |
|---|---|---|---|
| 139 | 100 | | |
| 109 | 28.5 | 23.1 | 34.7 |
| 65 | 51.4 | 41.4 | 62.2 |

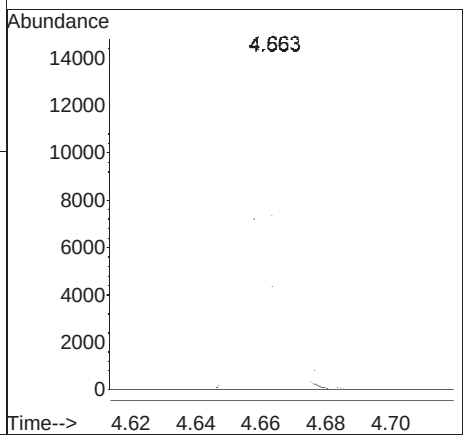

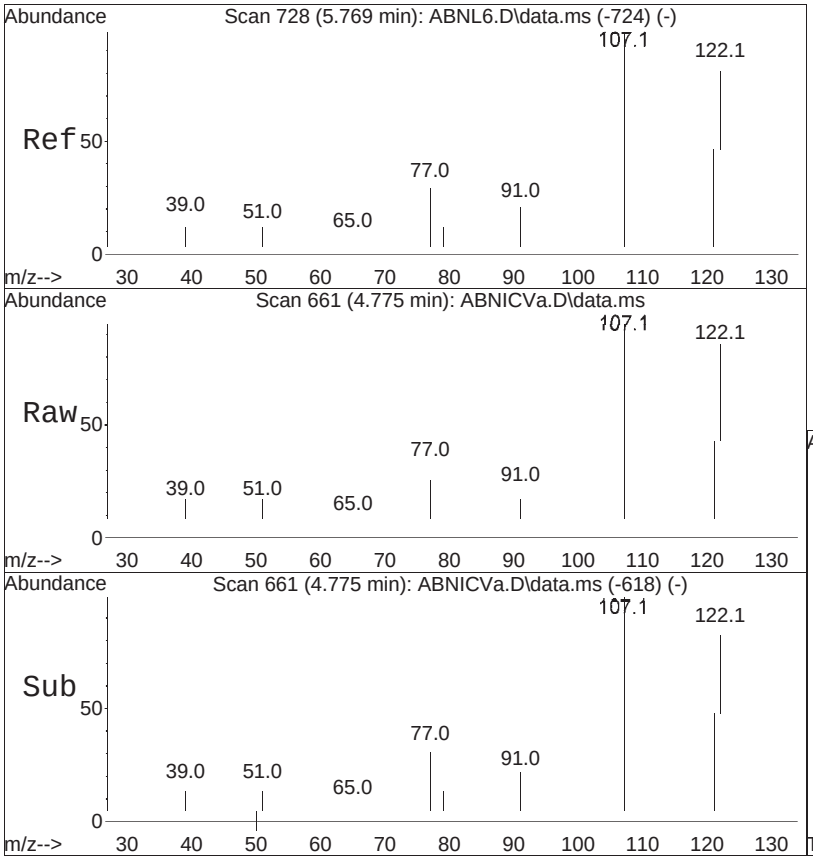


#23
2,4-Dimethylphenol
Concen: 4.69 ug/ml
RT: 4.775 min Scan# 661
Delta R.T. 0.000 min
Lab File: ABNICVa.D
Acq: 18 Aug 2025 06:27 am

Tgt Ion:107 Resp: 31435

| Ion | Ratio | Lower | Upper |
|---|---|---|---|
| 107 | 100 | | |
| 121 | 51.5 | 41.3 | 61.9 |
| 122 | 86.0 | 69.3 | 103.9 |

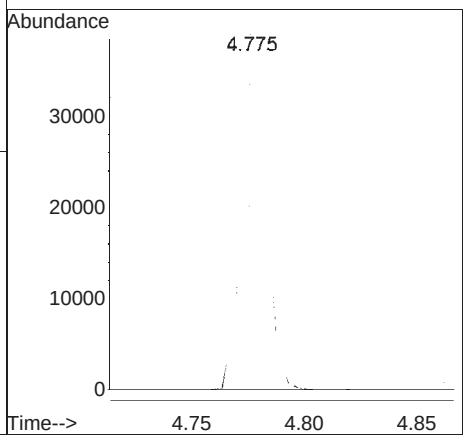

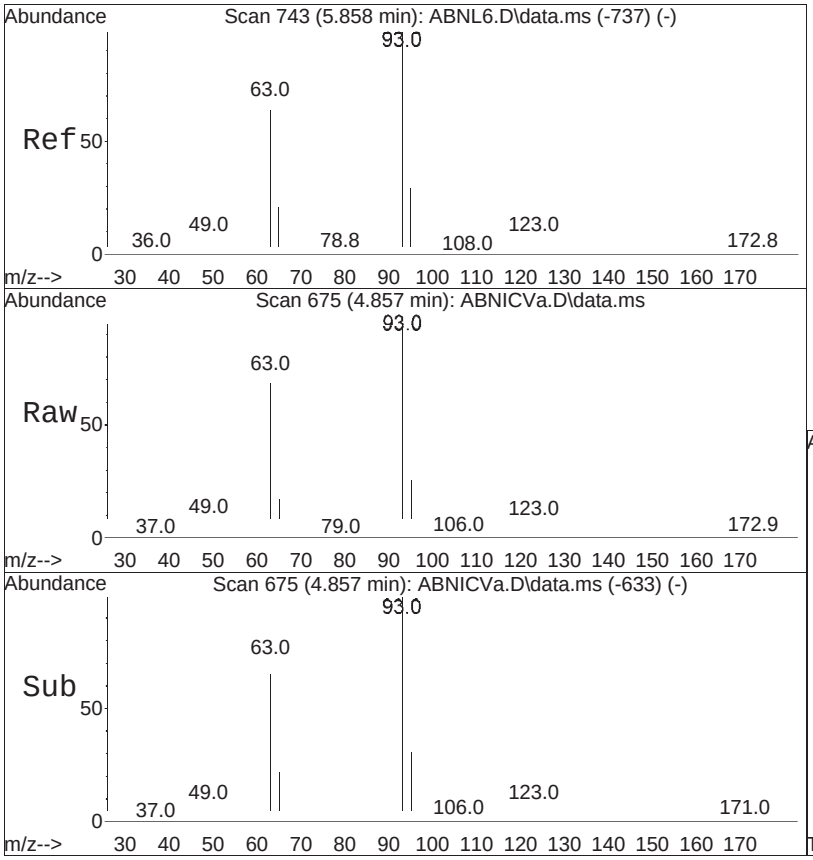


#24
Bis(2-chloroethoxy)methane
Concen: 5.05 ug/ml
RT: 4.857 min Scan# 675
Delta R.T. -0.000 min
Lab File: ABNICVa.D
Acq: 18 Aug 2025 06:27 am

Tgt Ion: 93 Resp: 40520

| Ion | Ratio | Lower | Upper |
|---|---|---|---|
| 93 | 100 | | |
| 95 | 32.1 | 25.8 | 38.8 |
| 123 | 9.2 | 9.6 | 14.4# |

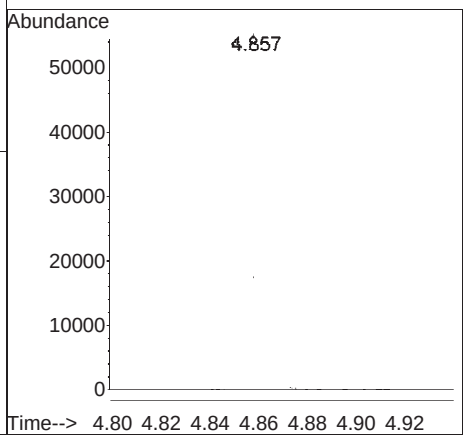

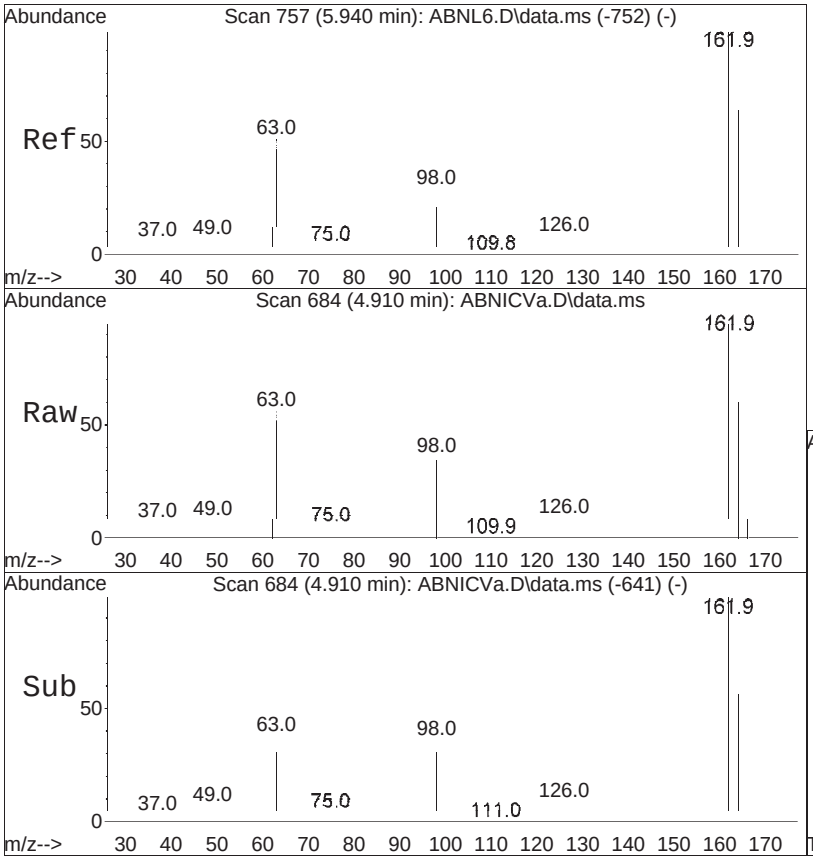


#25
2,4-Dichlorophenol
Concen: 4.65 ug/ml
RT: 4.910 min Scan# 684
Delta R.T. 0.000 min
Lab File: ABNICVa.D
Acq: 18 Aug 2025 06:27 am

Tgt Ion:162 Resp: 27593

| Ion | Ratio | Lower | Upper |
|---|---|---|---|
| 162 | 100 | | |
| 164 | 64.7 | 51.1 | 76.7 |
| 98 | 35.5 | 32.2 | 48.2 |

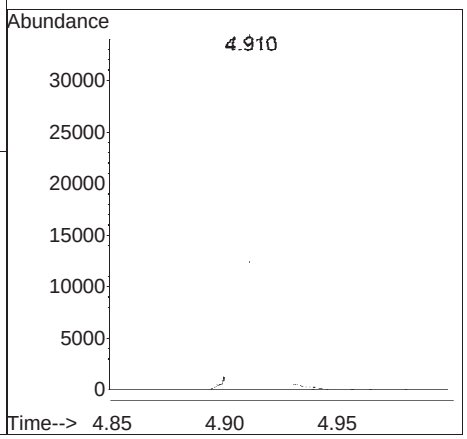

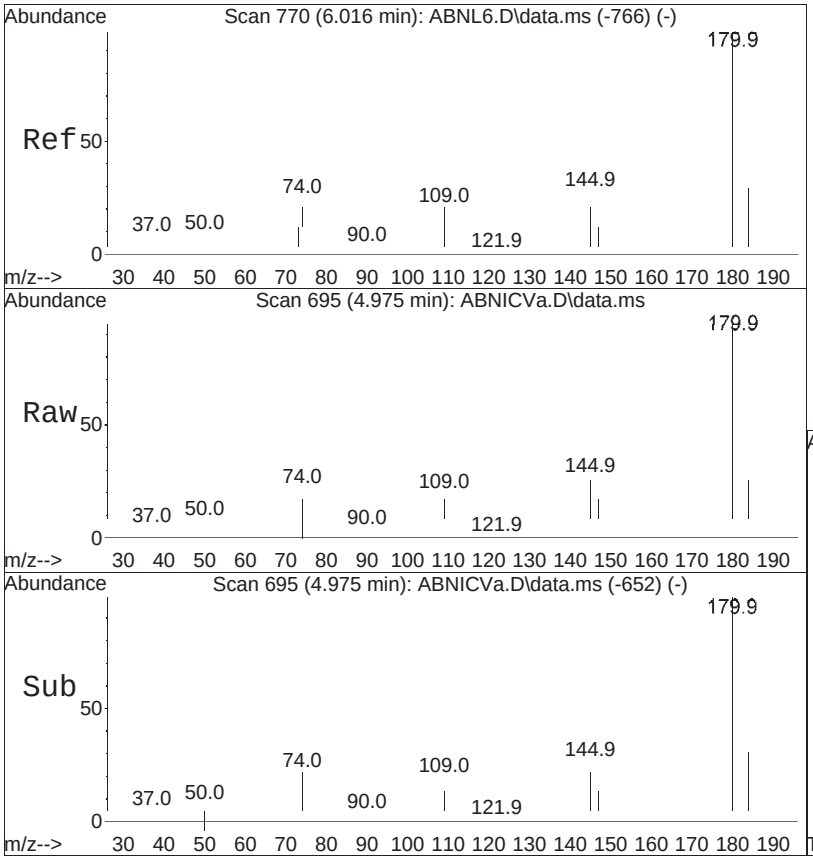


#26
1,2,4-Trichlorobenzene
Concen: 4.81 ug/ml
RT: 4.975 min Scan# 695
Delta R.T. 0.000 min
Lab File: ABNICVa.D
Acq: 18 Aug 2025 06:27 am

Tgt Ion:180 Resp: 32858

| Ion | Ratio | Lower | Upper |
|---|---|---|---|
| 180 | 100 | | |
| 182 | 96.9 | 75.8 | 113.8 |
| 145 | 28.3 | 26.3 | 39.5 |

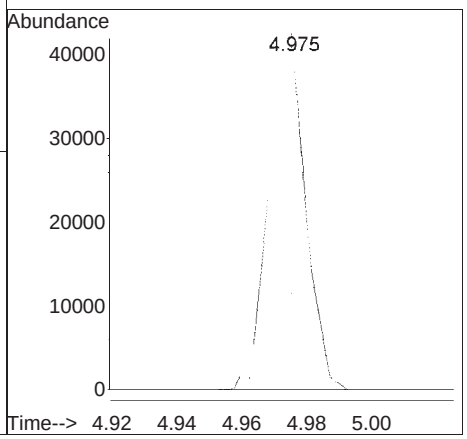

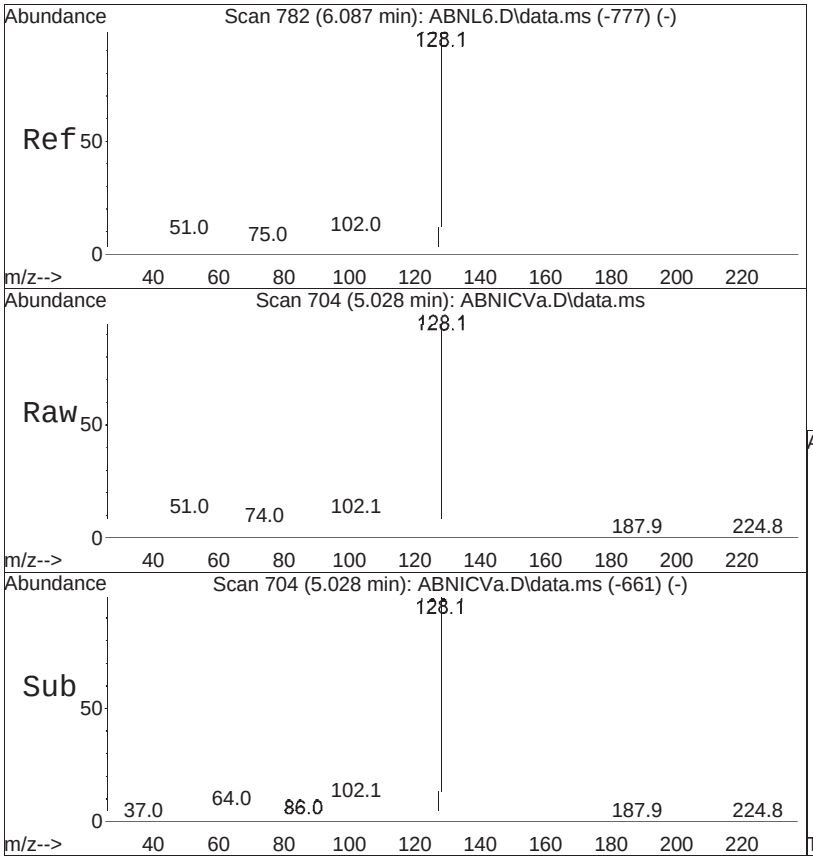


#36
Naphthalene
Concen: 4.77 ug/ml
RT: 5.028 min Scan# 704
Delta R.T. 0.000 min
Lab File: ABNICVa.D
Acq: 18 Aug 2025 06:27 am

Tgt Ion:128 Resp: 93195

| Ion | Ratio | Lower | Upper |
|---|---|---|---|
| 128 | 100 | | |
| 129 | 11.0 | 8.9 | 13.3 |
| 127 | 13.7 | 10.6 | 15.8 |

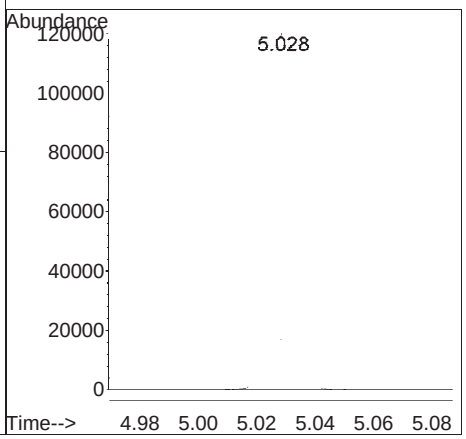

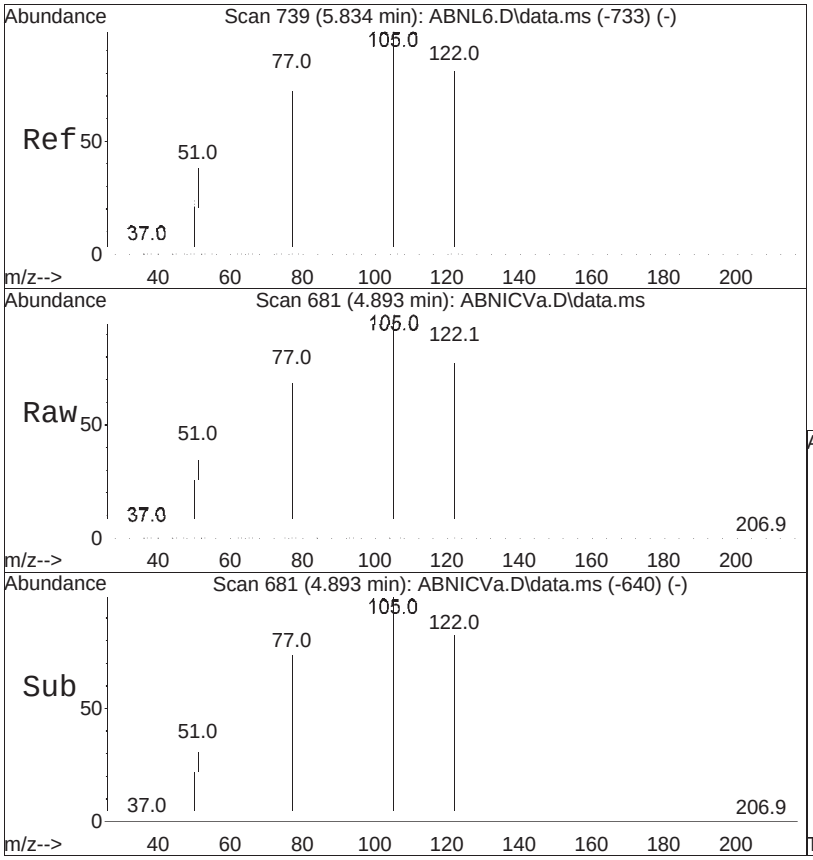


#37
Benzoic Acid
Concen: 4.08 ug/ml
RT: 4.893 min Scan# 681
Delta R.T. -0.006 min
Lab File: ABNICVa.D
Acq: 18 Aug 2025 06:27 am

Tgt Ion:105 Resp: 15810

| Ion | Ratio | Lower | Upper |
|---|---|---|---|
| 105 | 100 | | |
| 122 | 79.2 | 62.6 | 93.8 |
| 77 | 74.4 | 59.1 | 88.7 |

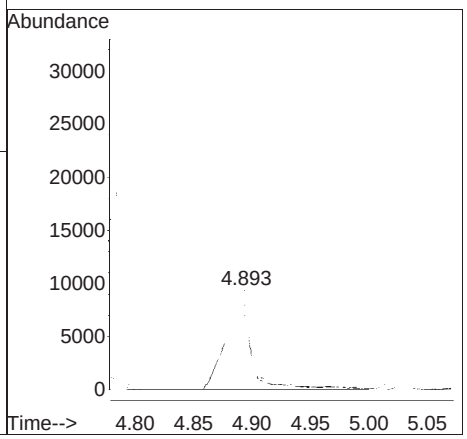

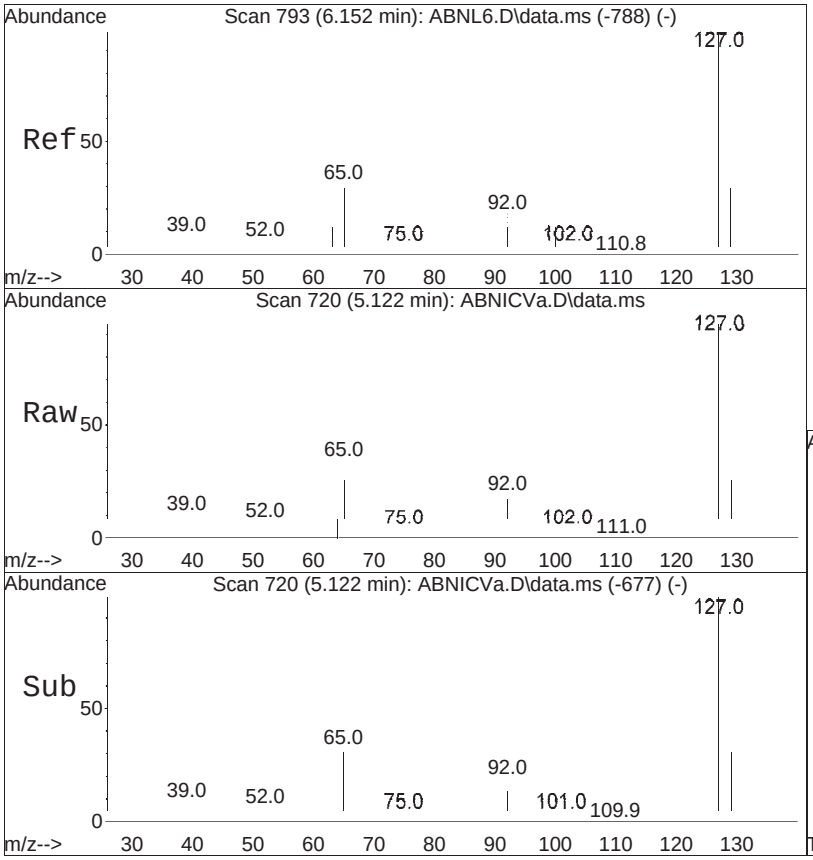


#38
4-Chloroaniline
Concen: 5.04 ug/ml
RT: 5.122 min Scan# 720
Delta R.T. 0.000 min
Lab File: ABNICVa.D
Acq: 18 Aug 2025 06:27 am

Tgt Ion: 65 Resp: 13330

| Ion | Ratio | Lower | Upper |
|---|---|---|---|
| 65 | 100 | | |
| 127 | 312.3 | 266.2 | 399.4 |
| 129 | 102.5 | 85.0 | 127.4 |

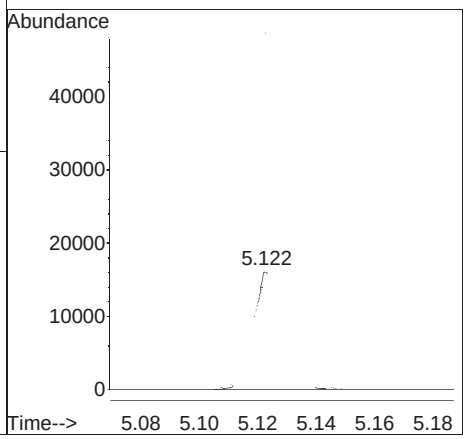

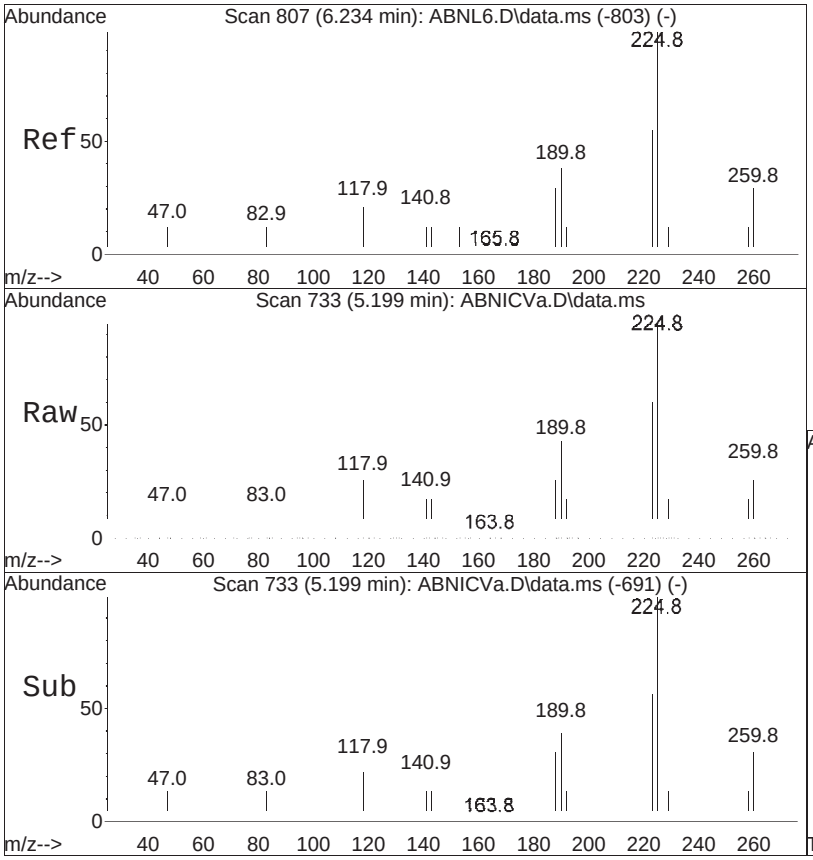


#39
Hexachlorobutadiene
Concen: 4.57 ug/ml
RT: 5.199 min Scan# 733
Delta R.T. -0.000 min
Lab File: ABNICVa.D
Acq: 18 Aug 2025 06:27 am

Tgt Ion:225 Resp: 21224

| Ion | Ratio | Lower | Upper |
|---|---|---|---|
| 225 | 100 | | |
| 223 | 62.9 | 50.5 | 75.7 |
| 227 | 64.6 | 50.4 | 75.6 |

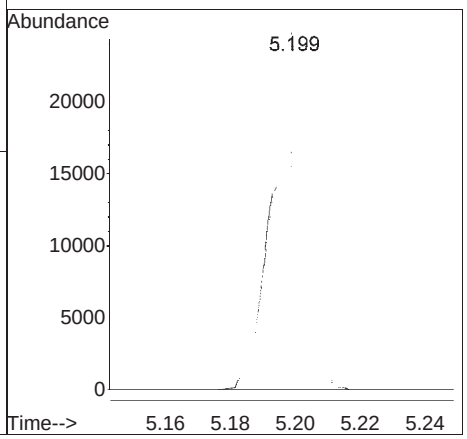

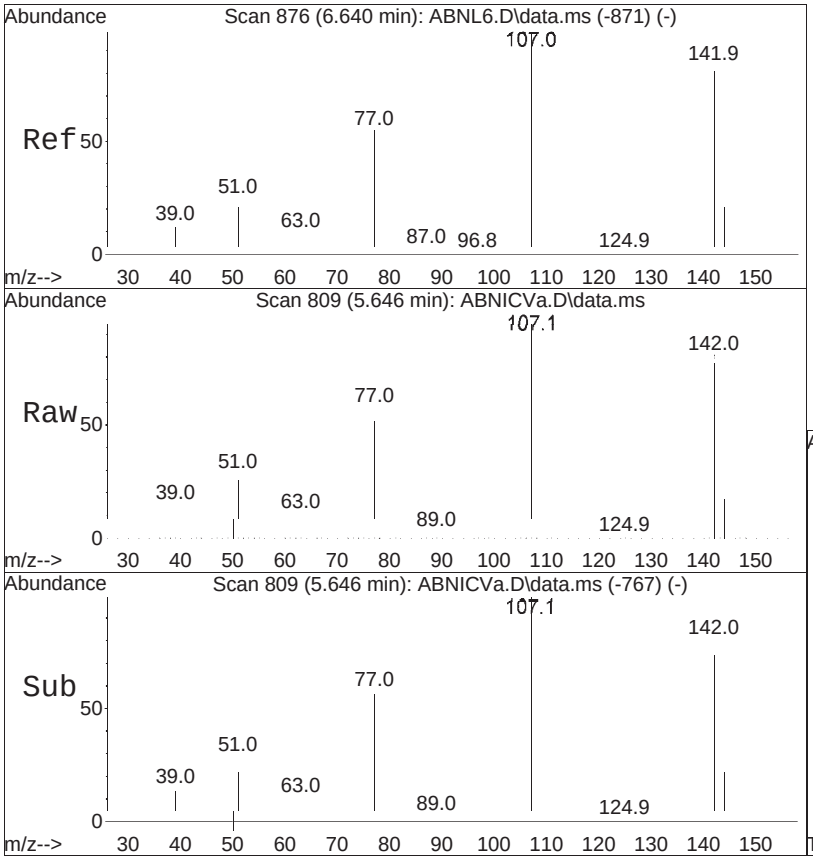


#40
p-Chloro-m-cresol
Concen: 4.82 ug/ml
RT: 5.646 min Scan# 809
Delta R.T. -0.000 min
Lab File: ABNICVa.D
Acq: 18 Aug 2025 06:27 am

Tgt Ion:107 Resp: 29121

| Ion | Ratio | Lower | Upper |
|---|---|---|---|
| 107 | 100 | | |
| 144 | 25.5 | 20.3 | 30.5 |
| 142 | 81.6 | 63.8 | 95.6 |

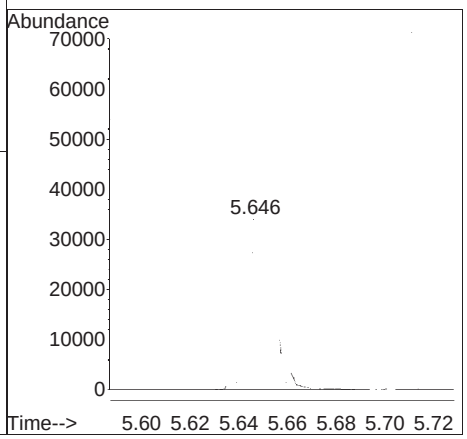

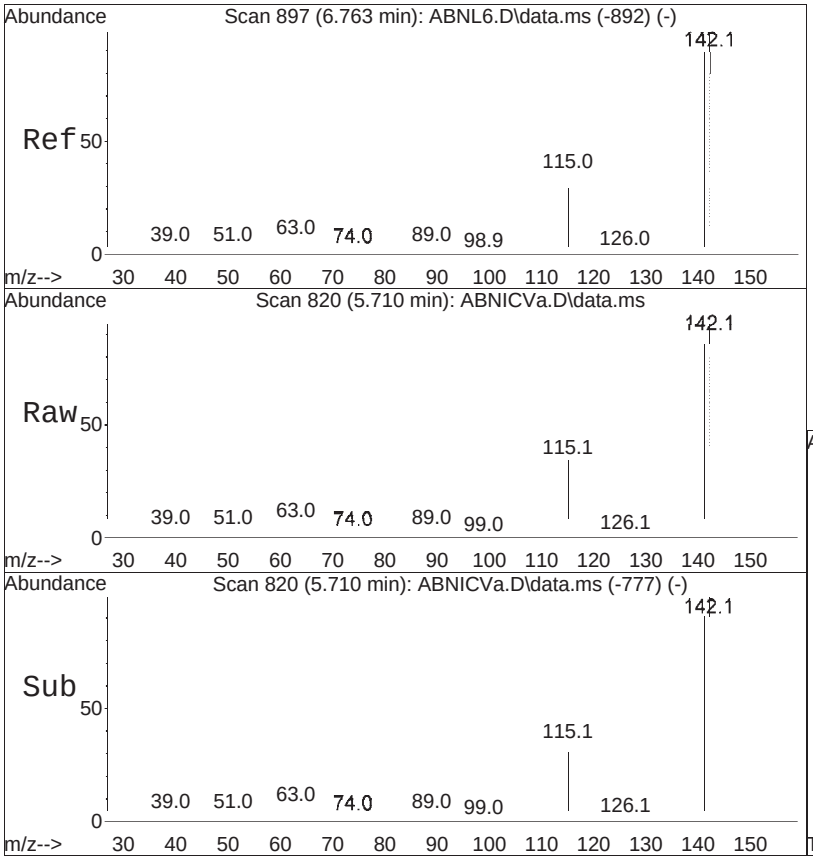


#41
2-Methylnaphthalene
Concen: 5.03 ug/ml
RT: 5.710 min Scan# 820
Delta R.T. 0.005 min
Lab File: ABNICVa.D
Acq: 18 Aug 2025 06:27 am

Tgt Ion:142 Resp: 62250

| Ion | Ratio | Lower | Upper |
|---|---|---|---|
| 142 | 100 | | |
| 141 | 92.9 | 72.2 | 108.4 |
| 115 | 35.1 | 27.8 | 41.6 |

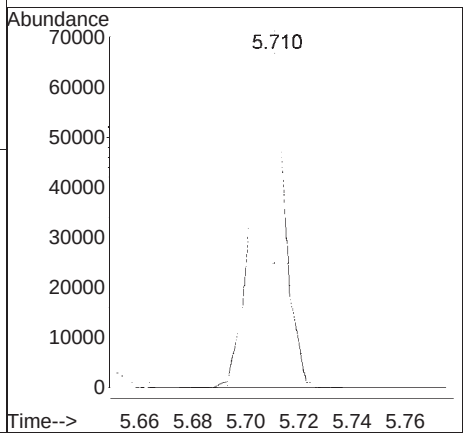

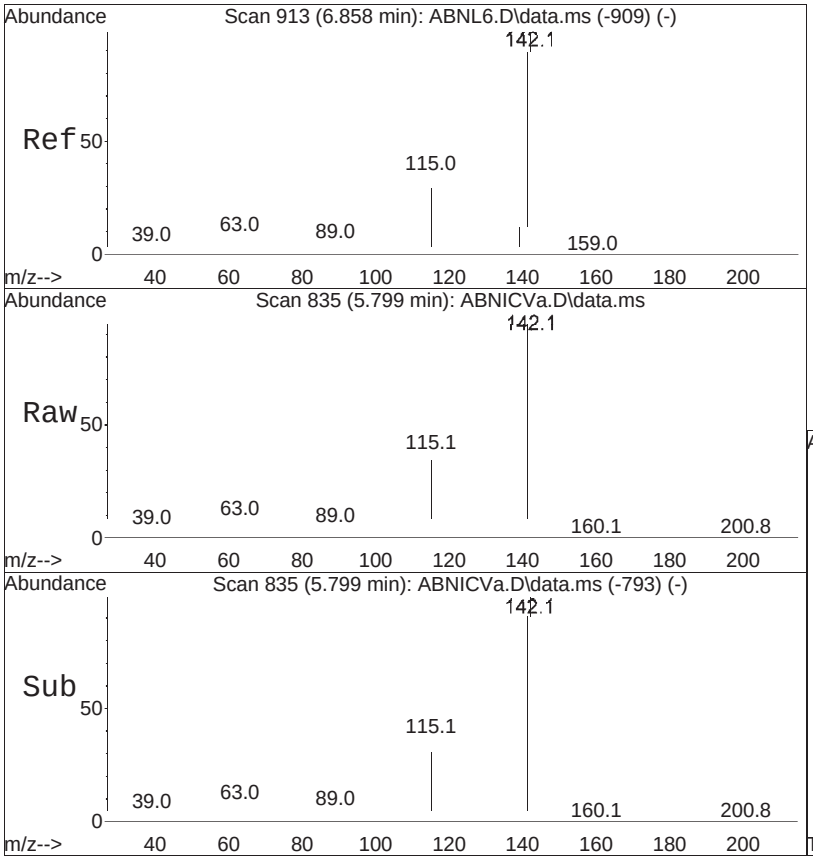


#42
1-Methylnaphthalene
Concen: 4.80 ug/ml
RT: 5.799 min Scan# 835
Delta R.T. -0.000 min
Lab File: ABNICVa.D
Acq: 18 Aug 2025 06:27 am

Tgt Ion:115 Resp: 23773

| Ion | Ratio | Lower | Upper |
|---|---|---|---|
| 115 | 100 | | |
| 141 | 261.2 | 205.4 | 308.2 |
| 142 | 271.4 | 220.2 | 330.4 |

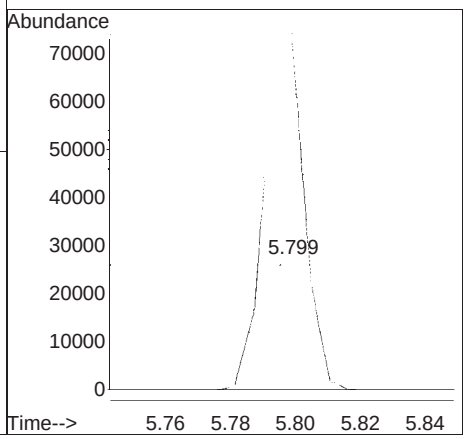

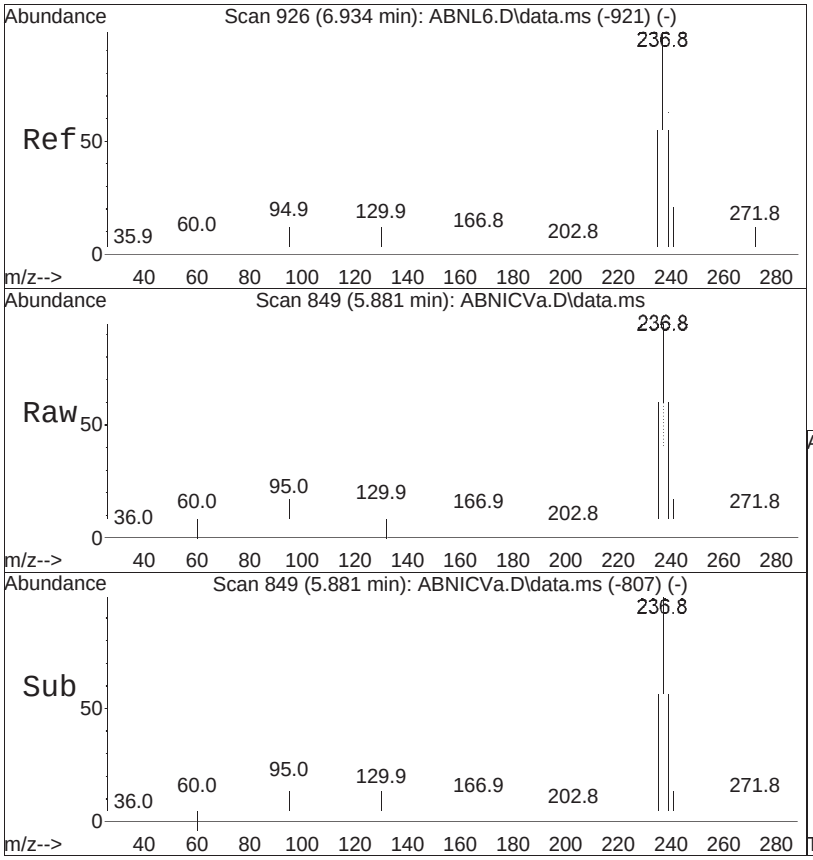


#43
Hexachlorocyclopentadiene
Concen: 4.08 ug/ml
RT: 5.881 min Scan# 849
Delta R.T. -0.000 min
Lab File: ABNICVa.D
Acq: 18 Aug 2025 06:27 am

Tgt Ion:237 Resp: 24637

| Ion | Ratio | Lower | Upper |
|---|---|---|---|
| 237 | 100 | | |
| 235 | 61.9 | 50.9 | 76.3 |
| 272 | 11.6 | 10.1 | 15.1 |

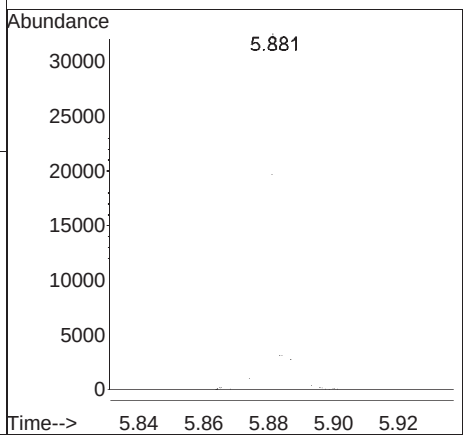

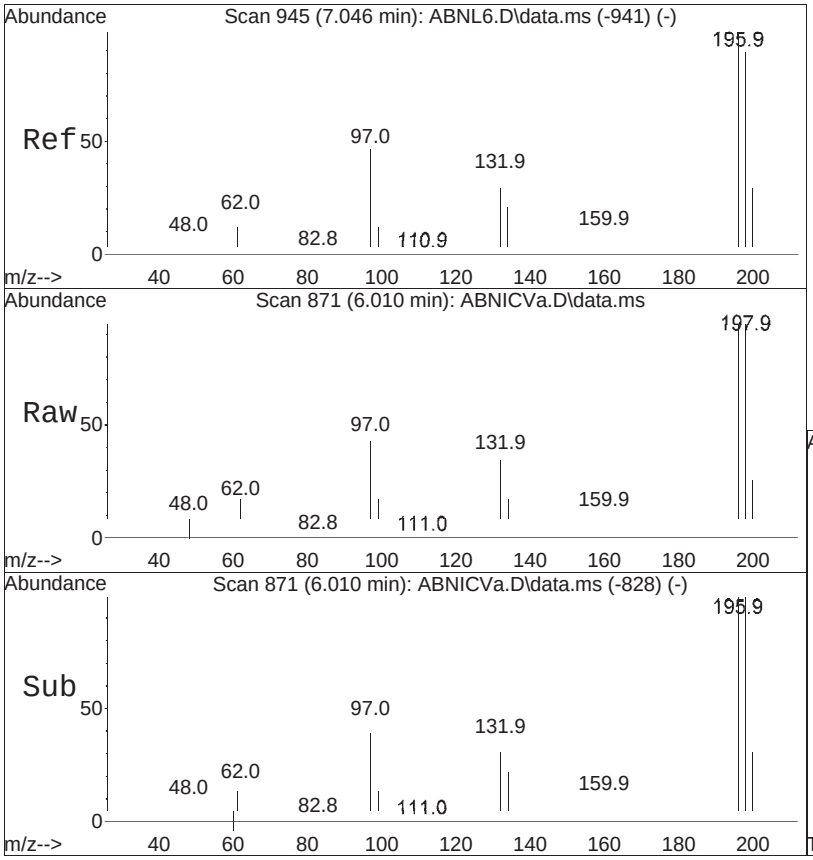


#44
2,4,6-Trichlorophenol
Concen: 4.08 ug/ml
RT: 6.010 min Scan# 871
Delta R.T. 0.000 min
Lab File: ABNICVa.D
Acq: 18 Aug 2025 06:27 am

Tgt Ion:196 Resp: 23463

| Ion | Ratio | Lower | Upper |
|---|---|---|---|
| 196 | 100 | | |
| 198 | 96.9 | 76.4 | 114.6 |
| 200 | 32.1 | 24.4 | 36.6 |

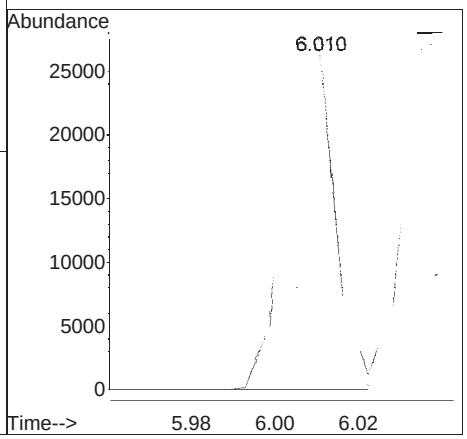

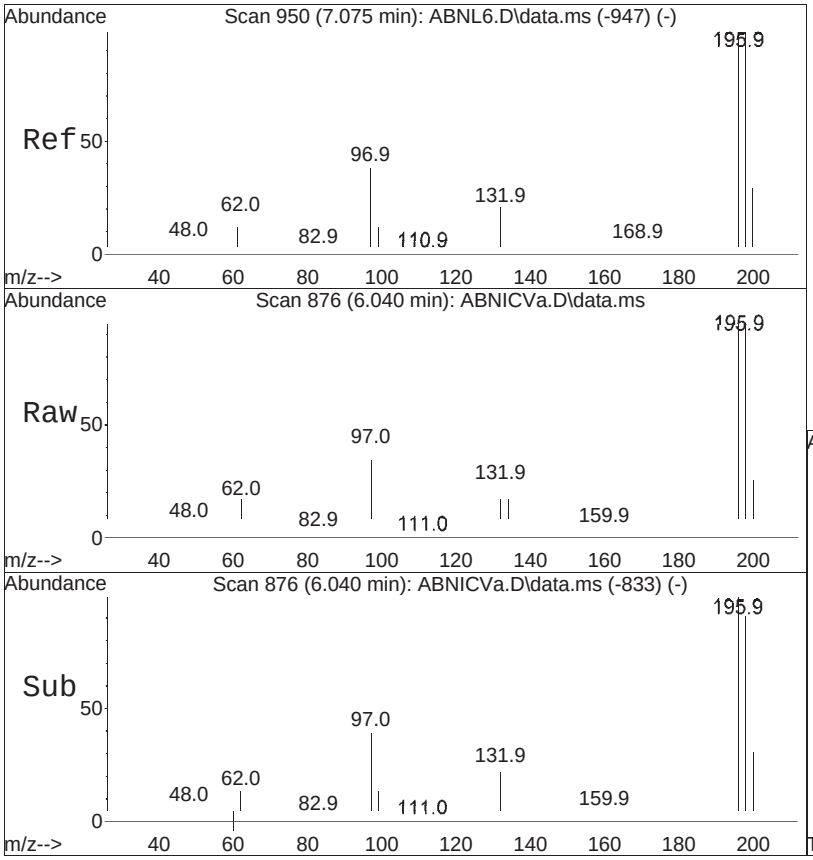


#45
2,4,5-Trichlorophenol
Concen: 4.36 ug/ml
RT: 6.040 min Scan# 876
Delta R.T. 0.006 min
Lab File: ABNICVa.D
Acq: 18 Aug 2025 06:27 am

Tgt Ion:196 Resp: 26328

| Ion | Ratio | Lower | Upper |
|---|---|---|---|
| 196 | 100 | | |
| 200 | 31.6 | 24.2 | 36.4 |
| 198 | 98.7 | 76.2 | 114.2 |

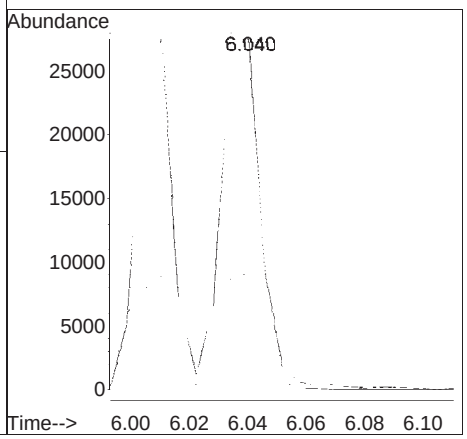

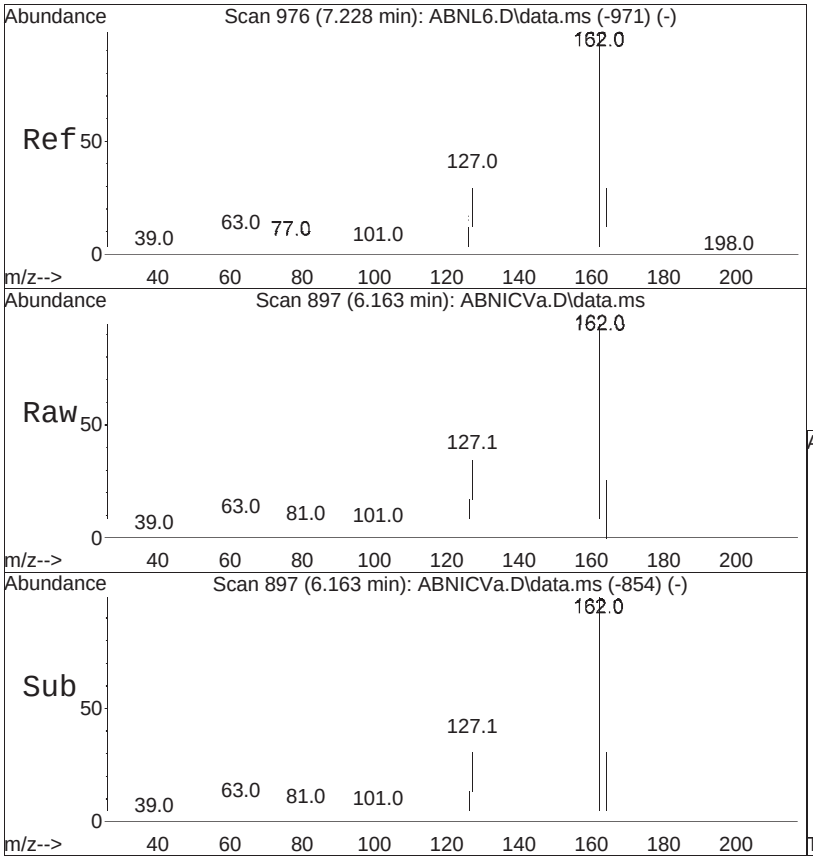


#47
2-Chloronaphthalene
Concen: 4.97 ug/ml
RT: 6.163 min Scan# 897
Delta R.T. 0.000 min
Lab File: ABNICVa.D
Acq: 18 Aug 2025 06:27 am

Tgt Ion:162 Resp: 71680

| Ion | Ratio | Lower | Upper |
|---|---|---|---|
| 162 | 100 | | |
| 127 | 37.4 | 33.8 | 50.6 |
| 164 | 33.3 | 25.8 | 38.6 |

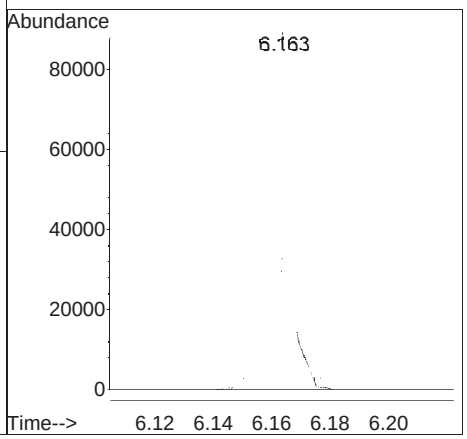

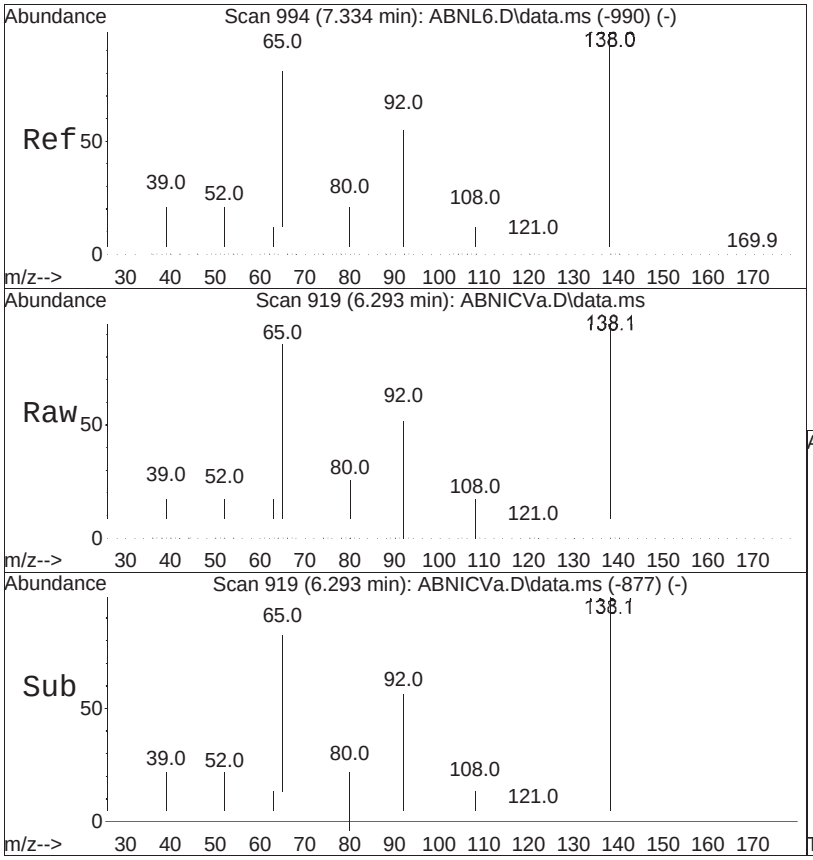


#48
2-Nitroaniline
Concen: 4.19 ug/ml
RT: 6.293 min Scan# 919
Delta R.T. -0.000 min
Lab File: ABNICVa.D
Acq: 18 Aug 2025 06:27 am

Tgt Ion:138 Resp: 19803

| Ion | Ratio | Lower | Upper |
|---|---|---|---|
| 138 | 100 | | |
| 92 | 63.9 | 52.1 | 78.1 |
| 65 | 97.2 | 75.9 | 113.9 |

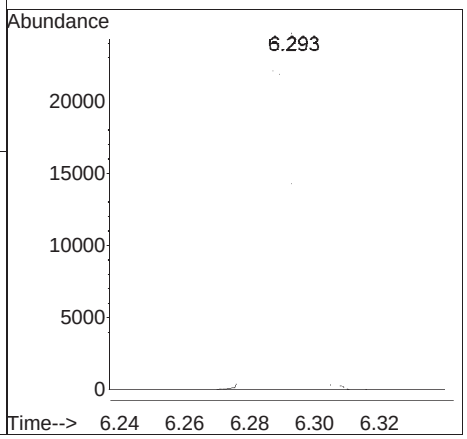

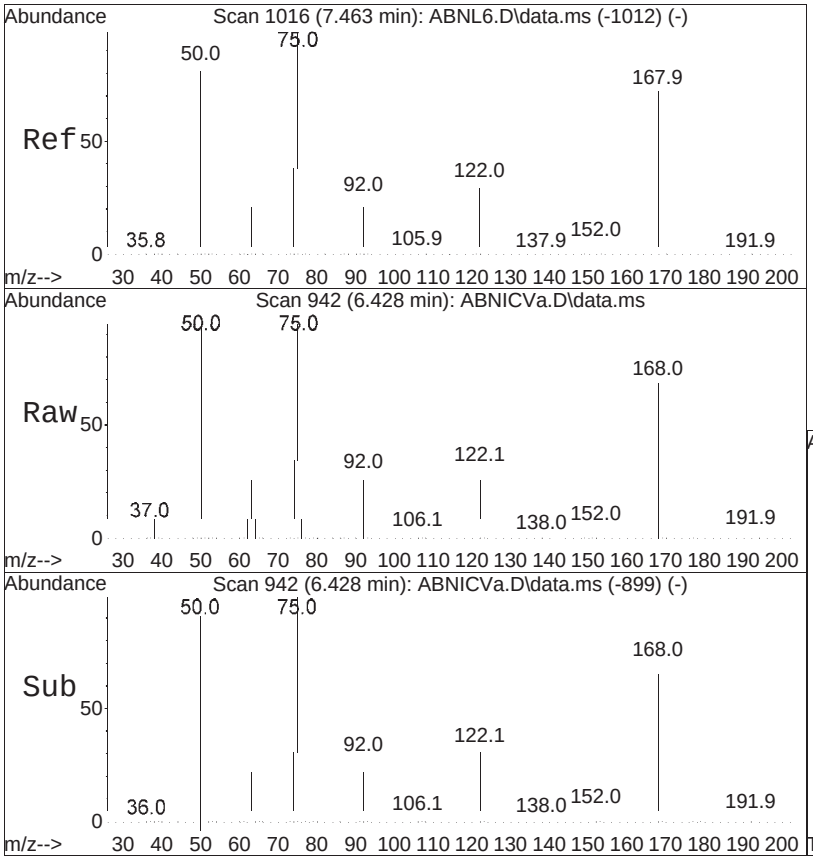


#49
1,4-Dinitrobenzene
Concen: 4.11 ug/ml
RT: 6.428 min Scan# 942
Delta R.T. 0.000 min
Lab File: ABNICVa.D
Acq: 18 Aug 2025 06:27 am

Tgt Ion:168 Resp: 9662

| Ion | Ratio | Lower | Upper |
|---|---|---|---|
| 168 | 100 | | |
| 75 | 132.6 | 111.0 | 166.4 |

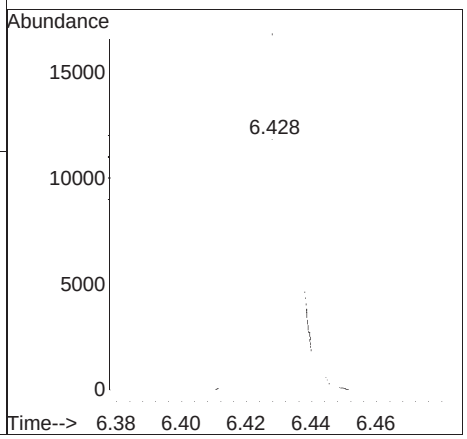

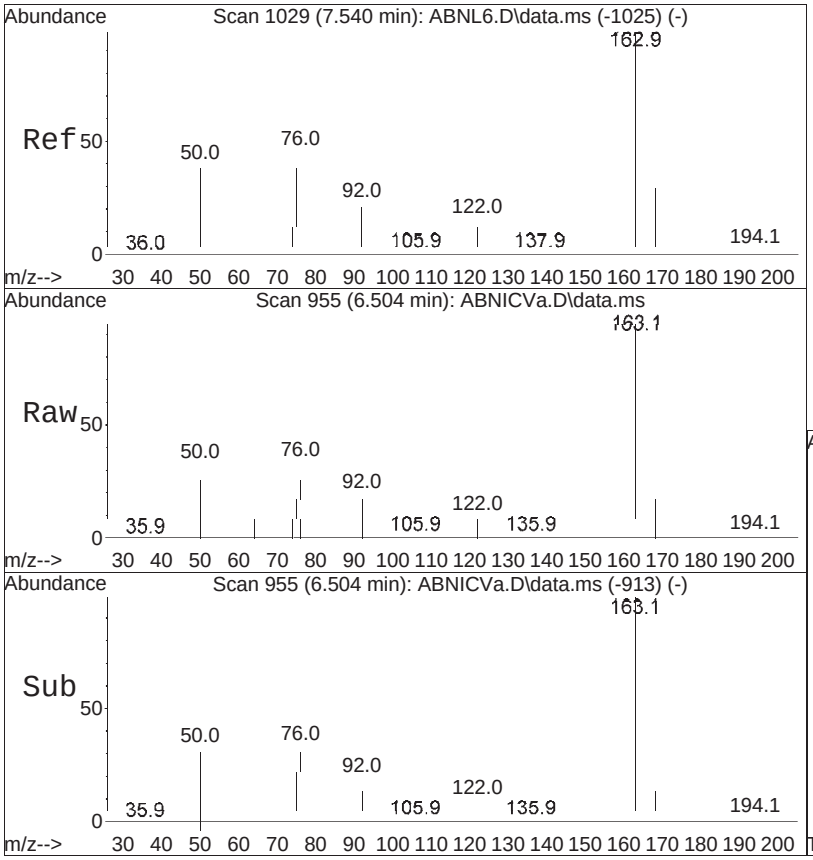


#50
1,3-Dinitrobenzene
Concen: 4.07 ug/ml
RT: 6.504 min Scan# 955
Delta R.T. -0.001 min
Lab File: ABNICVa.D
Acq: 18 Aug 2025 06:27 am

Tgt Ion:168 Resp: 10857

| Ion | Ratio | Lower | Upper |
|---|---|---|---|
| 168 | 100 | | |
| 75 | 148.6 | 116.4 | 174.6 |

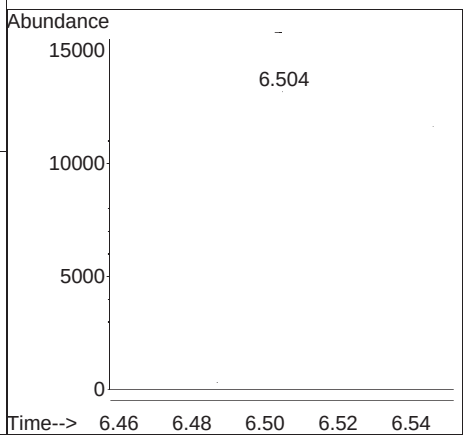

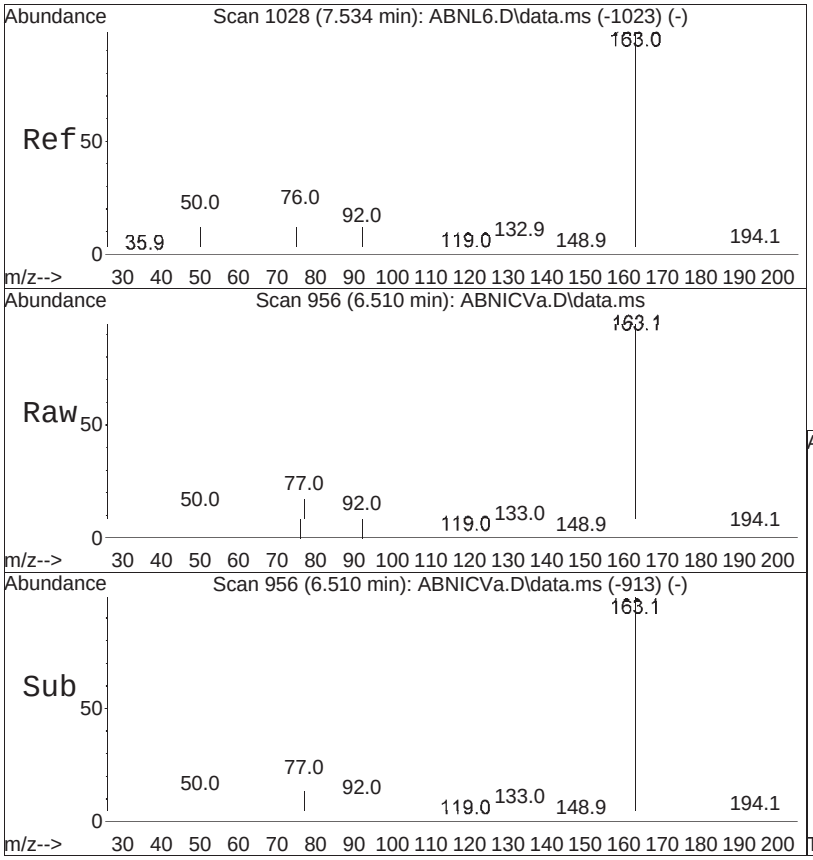


#51
Dimethyl phthalate
Concen: 5.11 ug/ml
RT: 6.510 min Scan# 956
Delta R.T. 0.000 min
Lab File: ABNICVa.D
Acq: 18 Aug 2025 06:27 am

Tgt Ion:163 Resp: 93469

| Ion | Ratio | Lower | Upper |
|---|---|---|---|
| 163 | 100 | | |
| 194 | 2.7 | 2.3 | 3.5 |
| 164 | 10.5 | 8.2 | 12.2 |

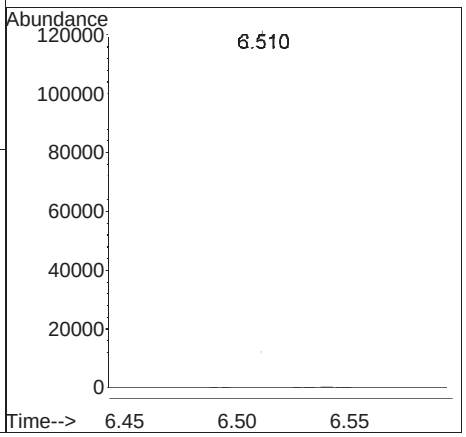

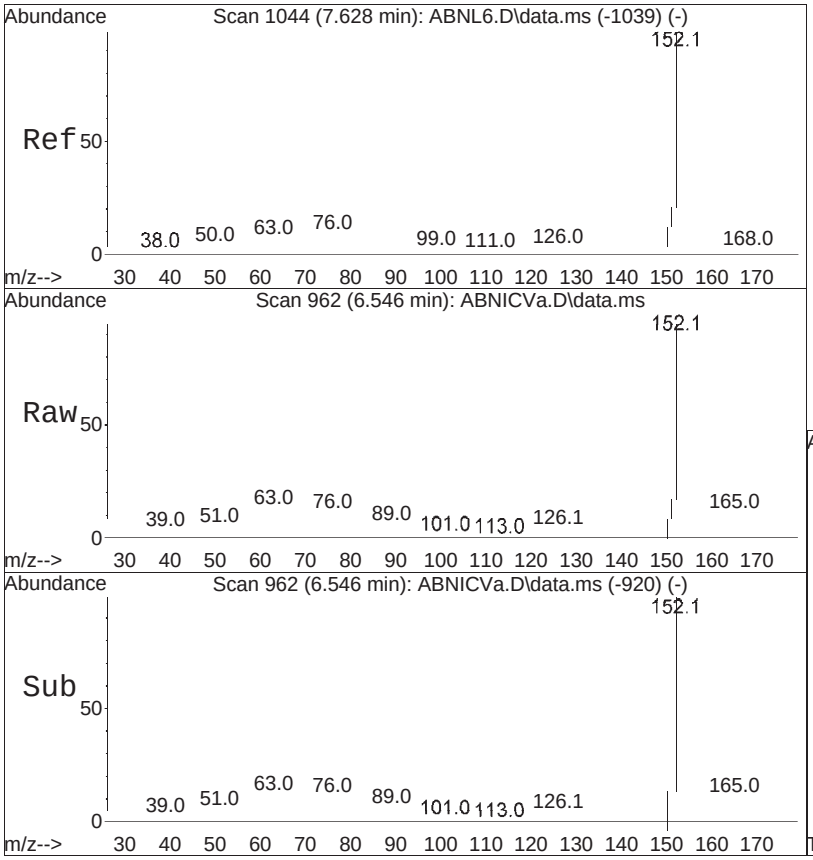


#52
Acenaphthylene
Concen: 5.12 ug/ml
RT: 6.546 min Scan# 962
Delta R.T. -0.000 min
Lab File: ABNICVa.D
Acq: 18 Aug 2025 06:27 am

Tgt Ion:152 Resp: 120672

| Ion | Ratio | Lower | Upper |
|---|---|---|---|
| 152 | 100 | | |
| 151 | 20.5 | 15.9 | 23.9 |
| 153 | 13.3 | 10.5 | 15.7 |

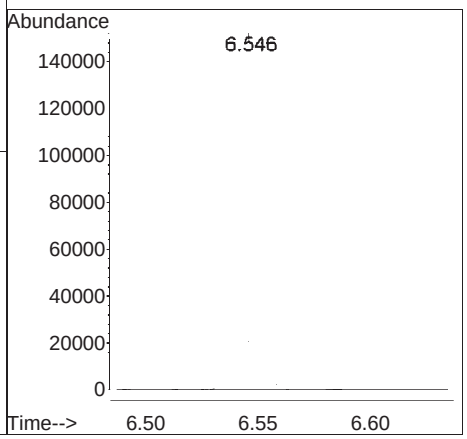

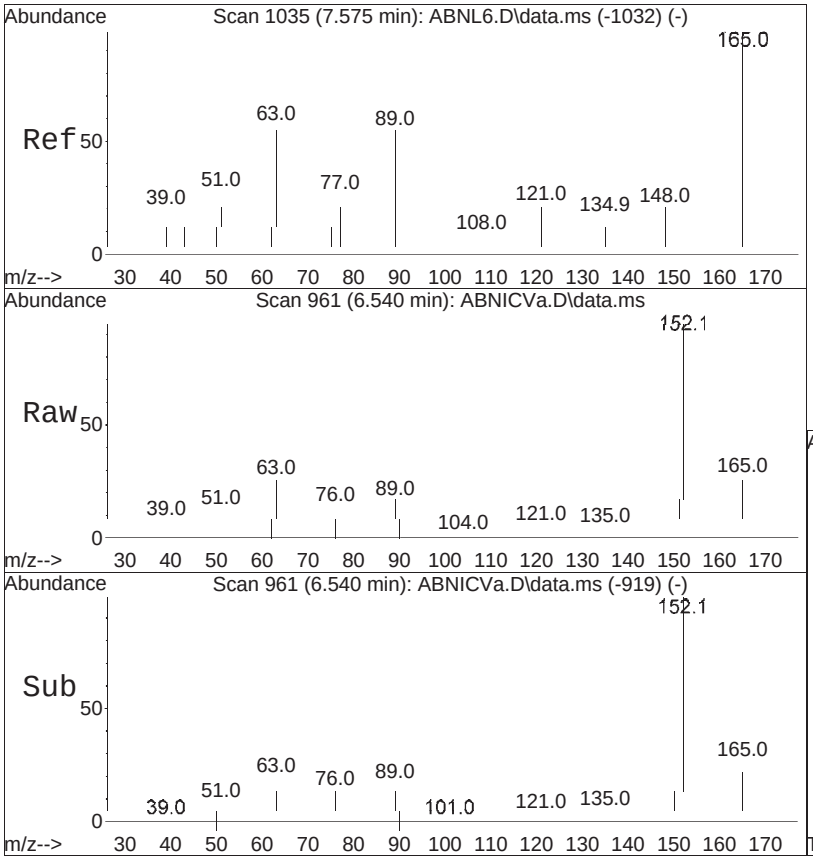


#53
2,6-Dinitrotoluene
Concen: 4.19 ug/ml
RT: 6.540 min Scan# 961
Delta R.T. -0.000 min
Lab File: ABNICVa.D
Acq: 18 Aug 2025 06:27 am

Tgt Ion:165 Resp: 17334

| Ion | Ratio | Lower | Upper |
|---|---|---|---|
| 165 | 100 | | |
| 89 | 61.0 | 48.8 | 73.2 |
| 63 | 110.6 | 50.5 | 75.7# |

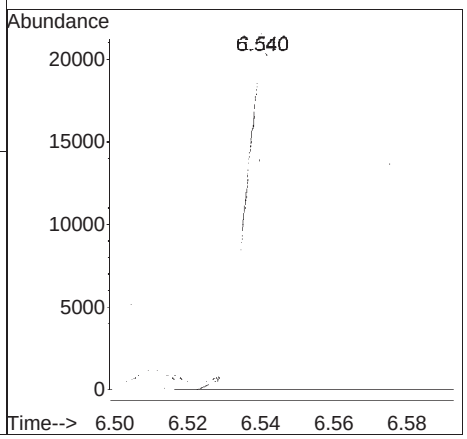

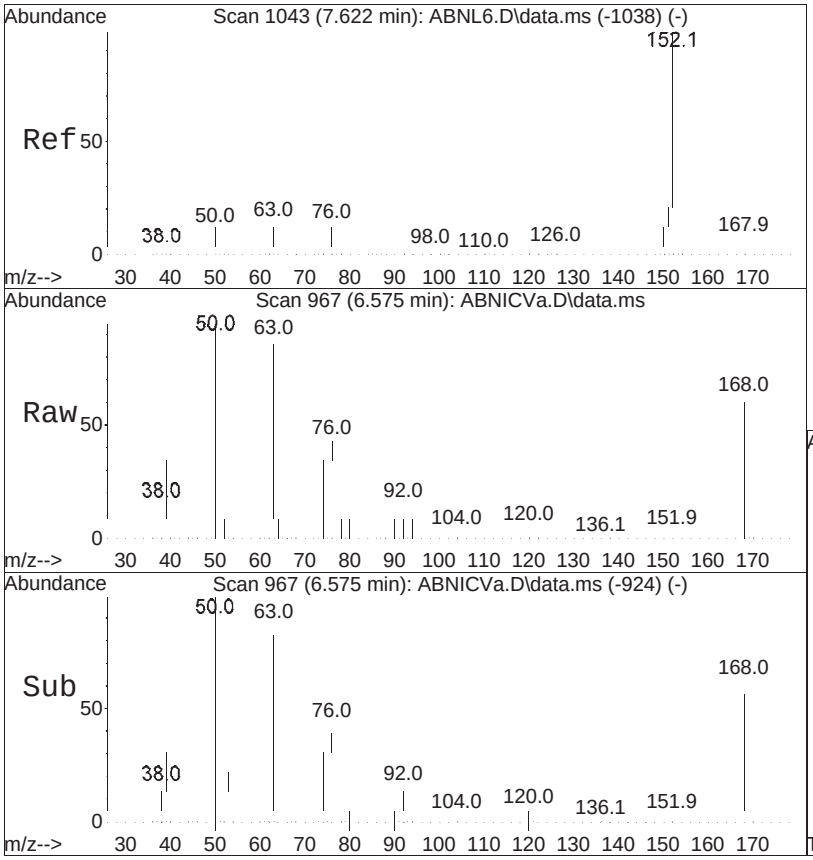


#54
1,2-Dinitrobenzene
Concen: 4.27 ug/ml
RT: 6.575 min Scan# 967
Delta R.T. 0.000 min
Lab File: ABNICVa.D
Acq: 18 Aug 2025 06:27 am

Tgt Ion:168 Resp: 7351

| Ion | Ratio | Lower | Upper |
|---|---|---|---|
| 168 | 100 | | |
| 75 | 131.7 | 32.2 | 48.2# |

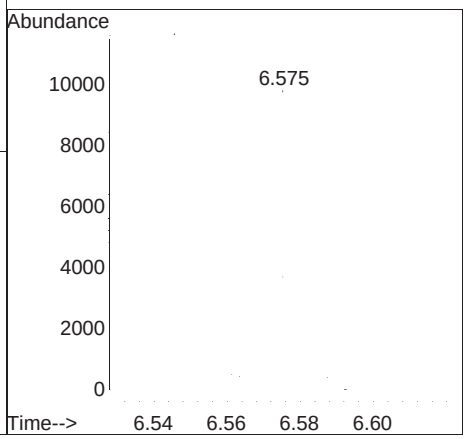

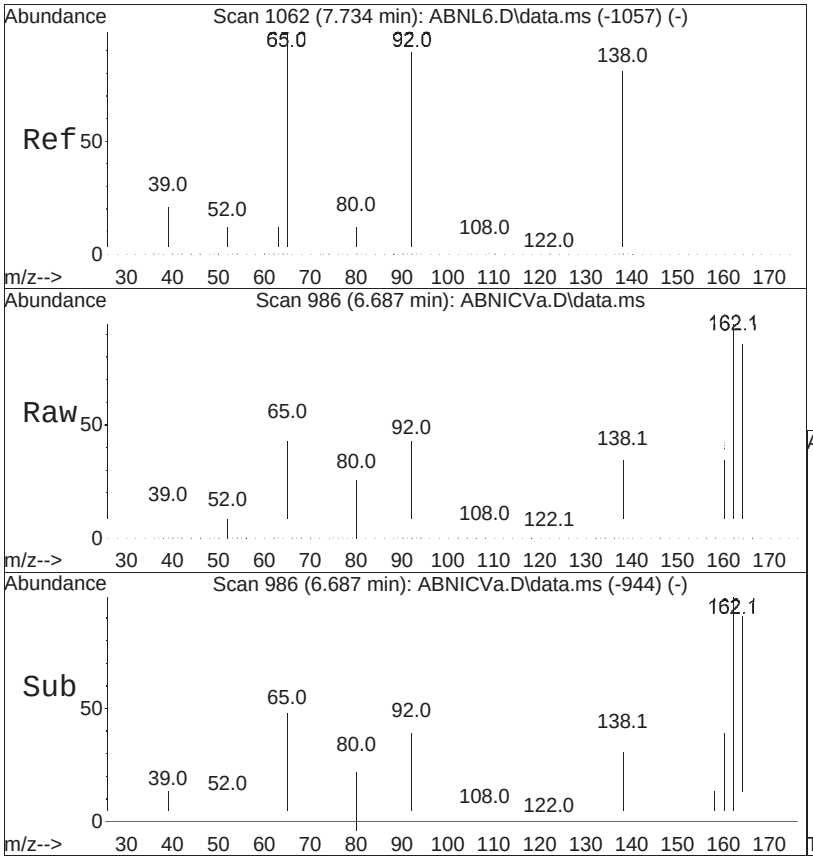


#64
3-Nitroaniline
Concen: 4.49 ug/ml
RT: 6.687 min Scan# 986
Delta R.T. -0.000 min
Lab File: ABNICVa.D
Acq: 18 Aug 2025 06:27 am

Tgt Ion:138 Resp: 20338

| Ion | Ratio | Lower | Upper |
|---|---|---|---|
| 138 | 100 | | |
| 92 | 116.5 | 92.8 | 139.2 |
| 108 | 15.7 | 7.9 | 11.9# |

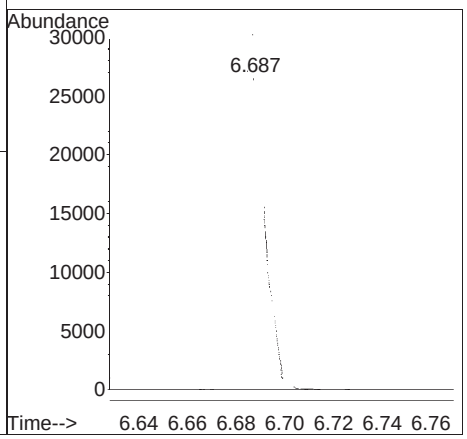




#65
Acenaphthene
Concen: 4.91 ug/ml
RT: 6.716 min Scan# 991
Delta R.T. 0.000 min
Lab File: ABNICVa.D
Acq: 18 Aug 2025 06:27 am

Tgt Ion:154 Resp: 67786

| Ion | Ratio | Lower | Upper |
|---|---|---|---|
| 154 | 100 | | |
| 153 | 118.5 | 93.0 | 139.4 |
| 152 | 54.7 | 43.3 | 64.9 |

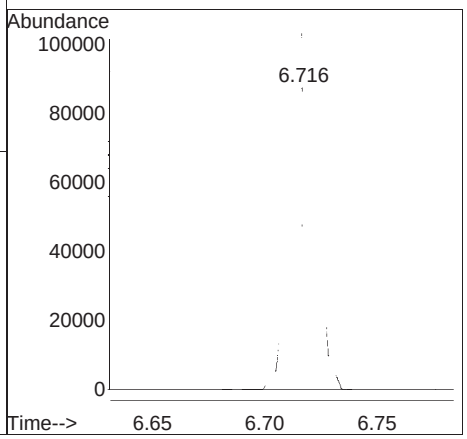

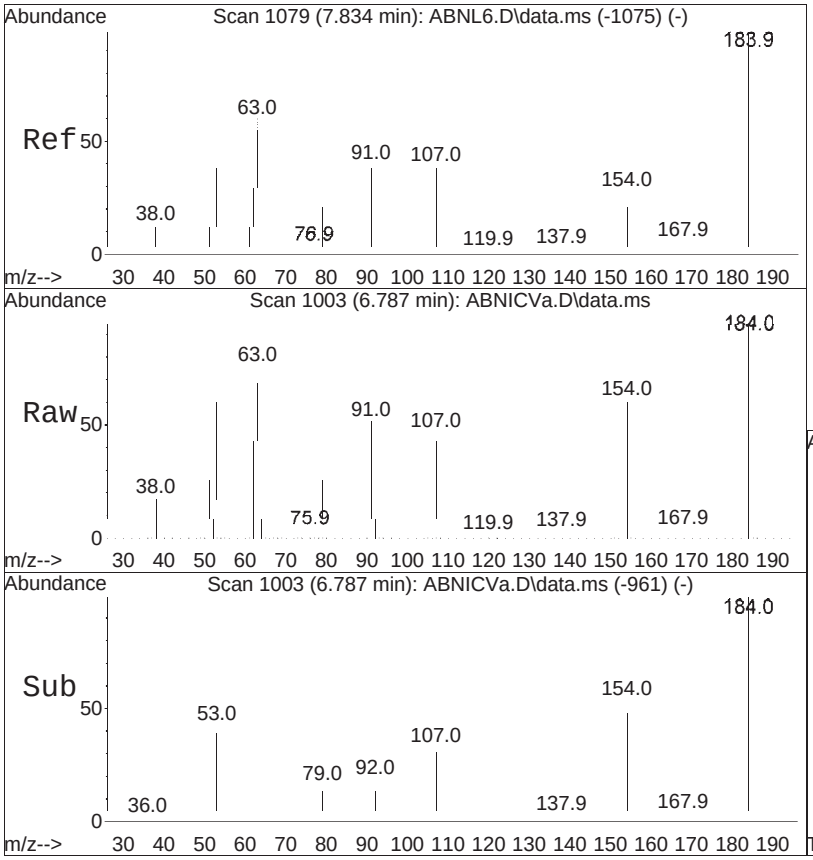


#66
2,4-Dinitrophenol
Concen: 3.99 ug/ml
RT: 6.787 min Scan# 1003
Delta R.T. -0.000 min
Lab File: ABNICVa.D
Acq: 18 Aug 2025 06:27 am

Tgt Ion:184 Resp: 8850

| Ion | Ratio | Lower | Upper |
|---|---|---|---|
| 184 | 100 | | |
| 107 | 41.7 | 41.8 | 62.6# |
| 91 | 47.6 | 44.2 | 66.2 |

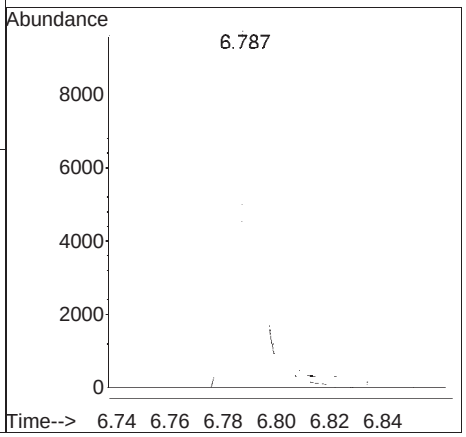

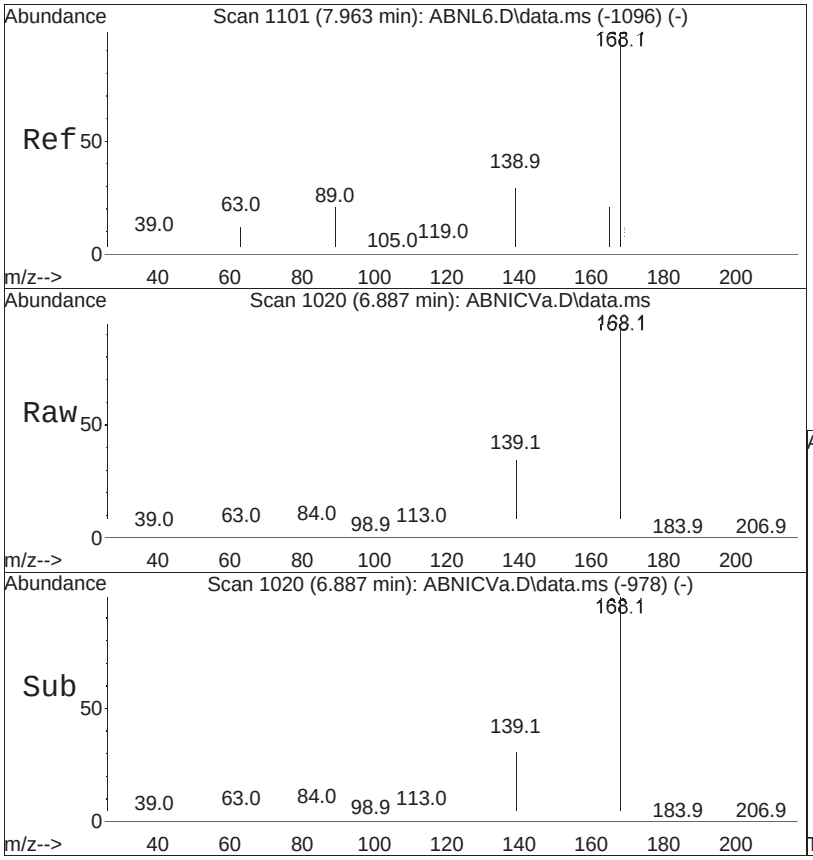


#67
Dibenzofuran
Concen: 4.88 ug/ml
RT: 6.887 min Scan# 1020
Delta R.T. -0.000 min
Lab File: ABNICVa.D
Acq: 18 Aug 2025 06:27 am

Tgt Ion:168 Resp: 112007

| Ion | Ratio | Lower | Upper |
|---|---|---|---|
| 168 | 100 | | |
| 139 | 36.2 | 32.3 | 48.5 |

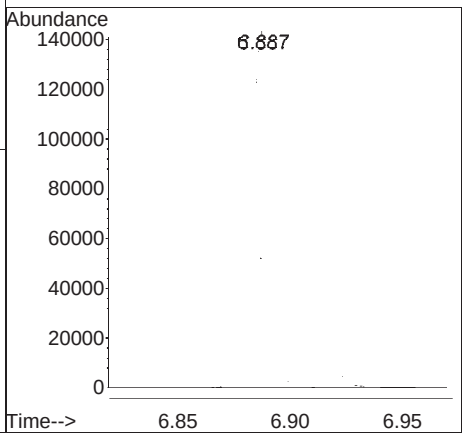

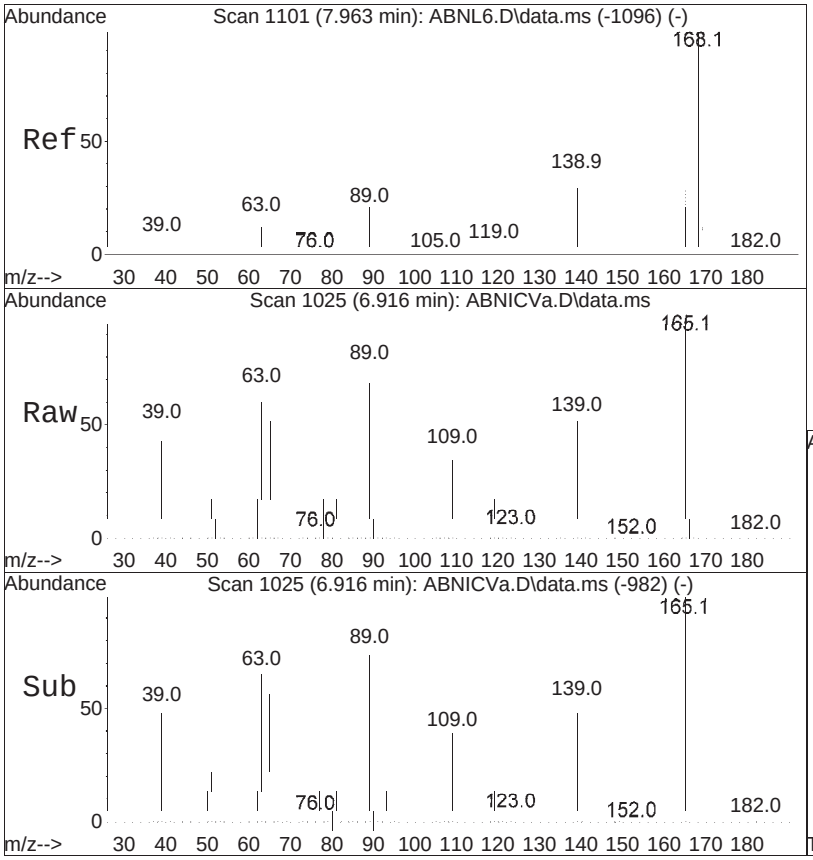


#68
2,4-Dinitrotoluene
Concen: 4.35 ug/ml
RT: 6.916 min Scan# 1025
Delta R.T. 0.000 min
Lab File: ABNICVa.D
Acq: 18 Aug 2025 06:27 am

Tgt Ion:165 Resp: 24798

| Ion | Ratio | Lower | Upper |
|---|---|---|---|
| 165 | 100 | | |
| 89 | 74.3 | 73.0 | 109.4 |
| 63 | 70.1 | 56.3 | 84.5 |

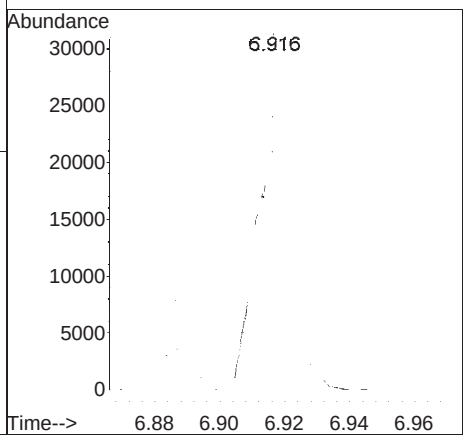

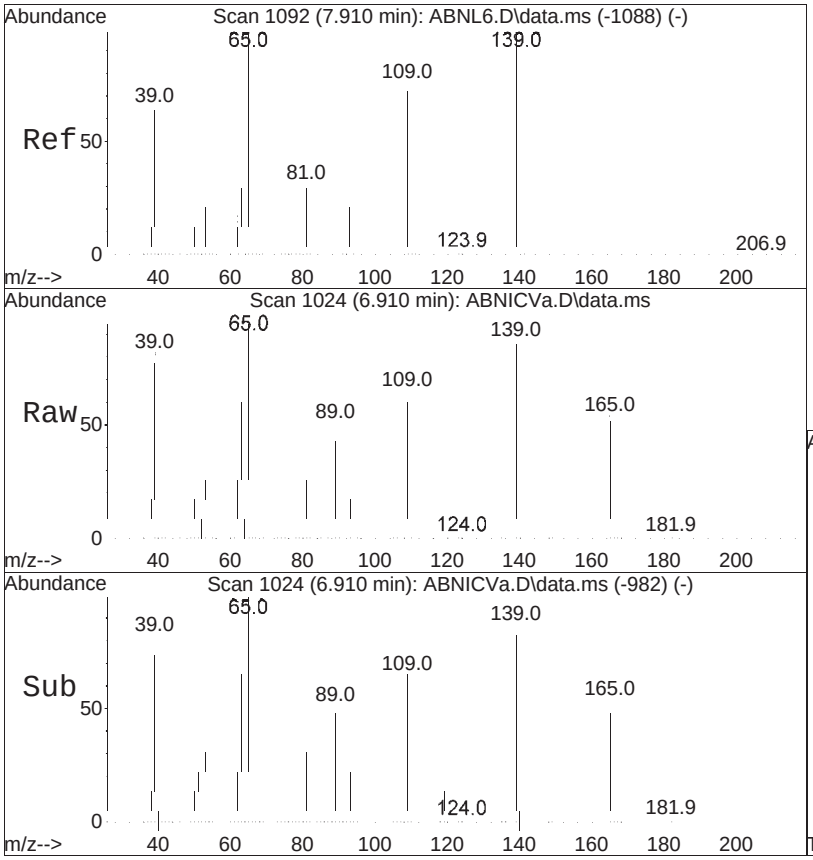


#69
4-Nitrophenol
Concen: 4.78 ug/ml
RT: 6.910 min Scan# 1024
Delta R.T. -0.006 min
Lab File: ABNICVa.D
Acq: 18 Aug 2025 06:27 am

Tgt Ion: 65 Resp: 18414

| Ion | Ratio | Lower | Upper |
|---|---|---|---|
| 65 | 100 | | |
| 109 | 65.8 | 60.2 | 90.2 |
| 139 | 220.3 | 81.1 | 121.7# |

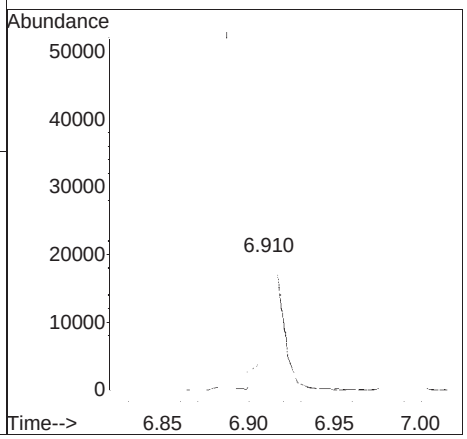

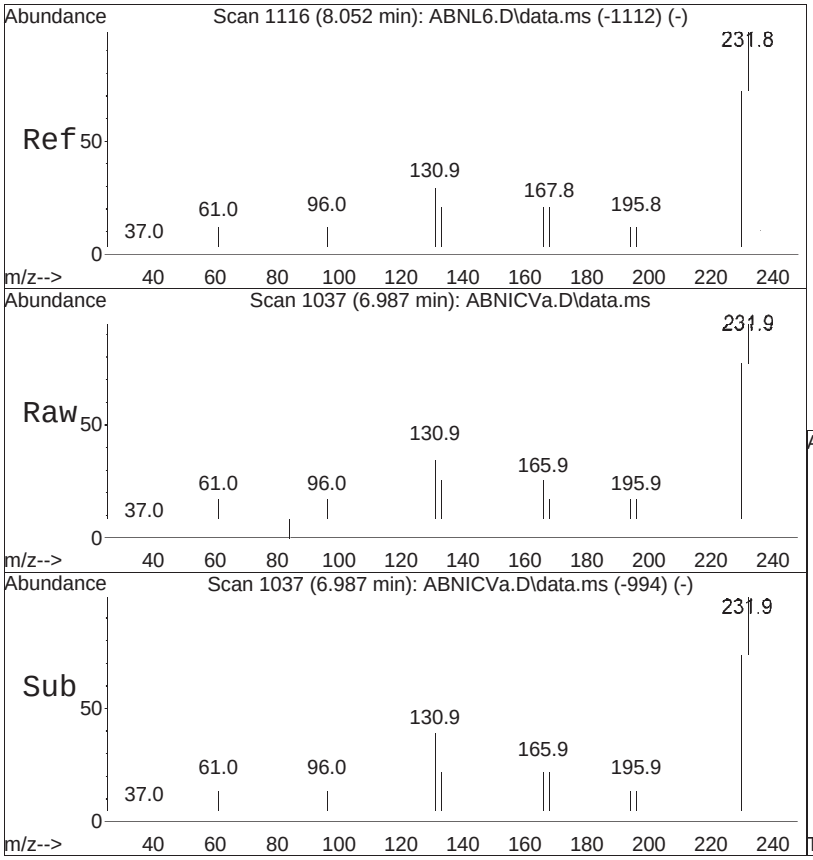


#70
2,3,5,6-Tetrachlorophenol
Concen: 4.13 ug/ml
RT: 6.987 min Scan# 1037
Delta R.T. -0.000 min
Lab File: ABNICVa.D
Acq: 18 Aug 2025 06:27 am

Tgt Ion:232 Resp: 23528

| Ion | Ratio | Lower | Upper |
|---|---|---|---|
| 232 | 100 | | |
| 230 | 78.8 | 63.8 | 95.8 |
| 234 | 49.0 | 38.3 | 57.5 |

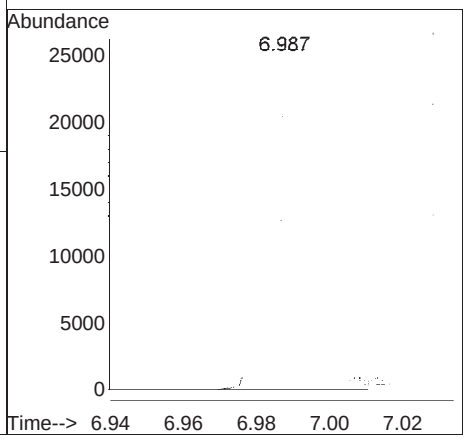

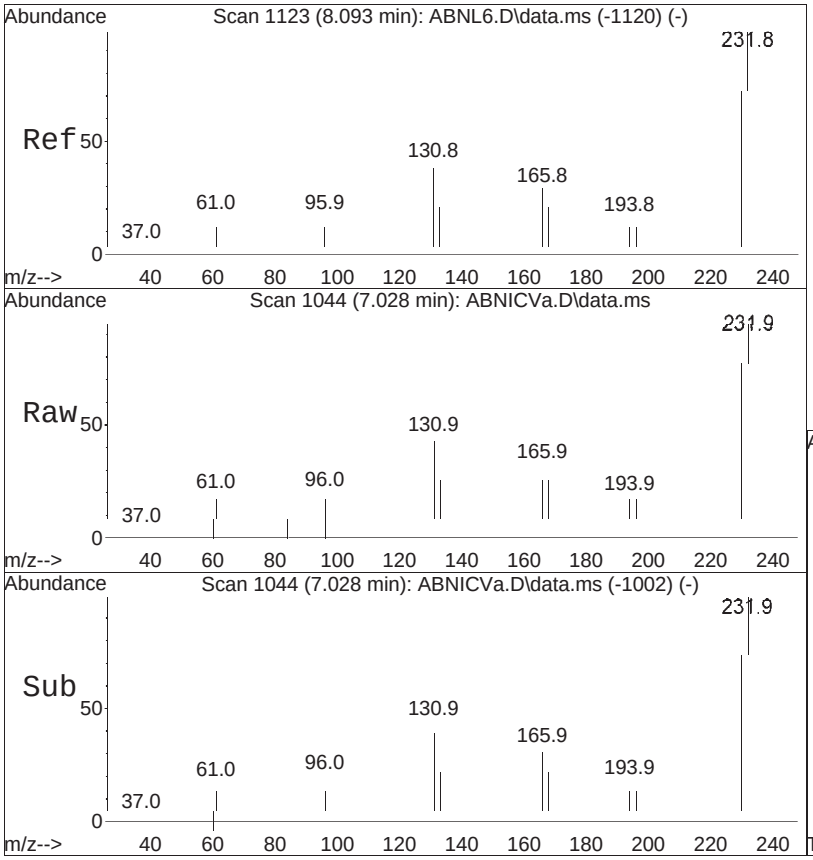


#71
2,3,4,6-Tetrachlorophenol
Concen: 4.28 ug/ml
RT: 7.028 min Scan# 1044
Delta R.T. -0.000 min
Lab File: ABNICVa.D
Acq: 18 Aug 2025 06:27 am

Tgt Ion:232 Resp: 24306

| Ion | Ratio | Lower | Upper |
|---|---|---|---|
| 232 | 100 | | |
| 230 | 76.3 | 63.8 | 95.8 |
| 234 | 48.2 | 39.0 | 58.6 |

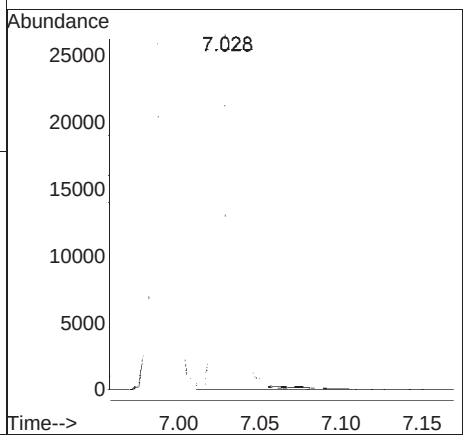

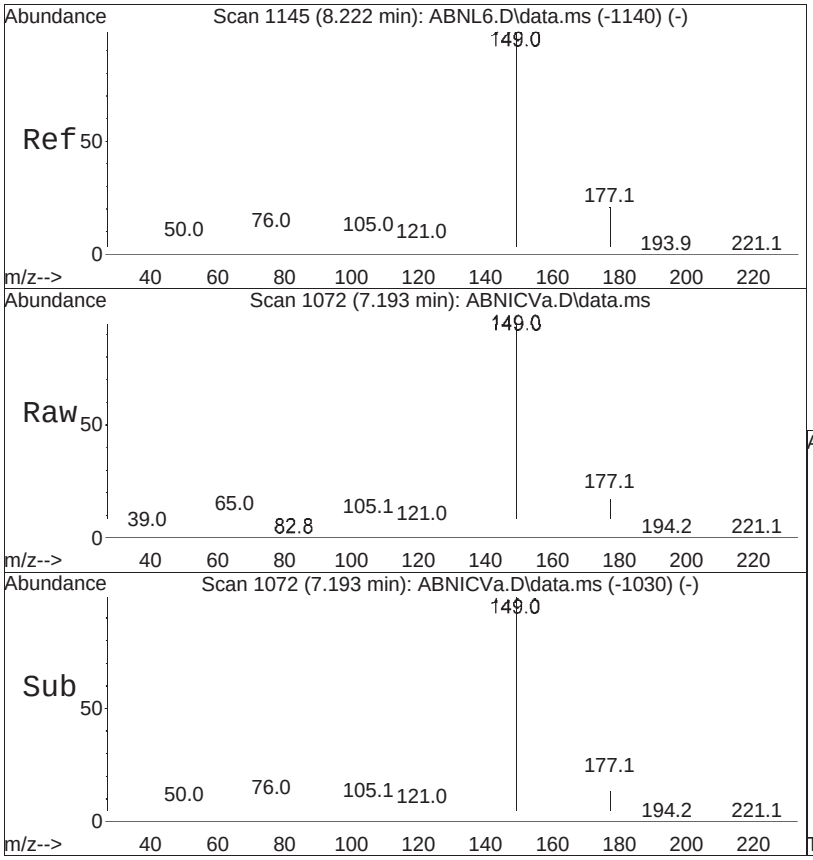


#72
Diethyl phthalate
Concen: 5.03 ug/ml
RT: 7.193 min Scan# 1072
Delta R.T. -0.000 min
Lab File: ABNICVa.D
Acq: 18 Aug 2025 06:27 am

Tgt Ion:149 Resp: 98507

| Ion | Ratio | Lower | Upper |
|---|---|---|---|
| 149 | 100 | | |
| 177 | 20.3 | 15.0 | 22.6 |
| 150 | 12.4 | 9.8 | 14.6 |

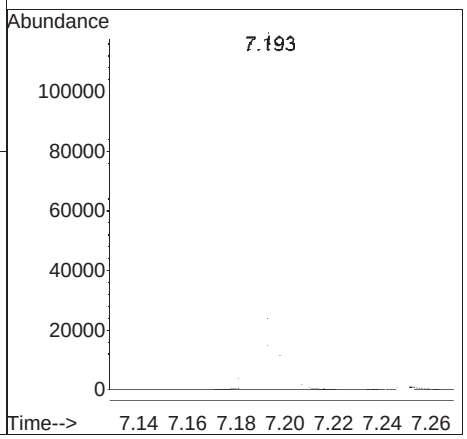

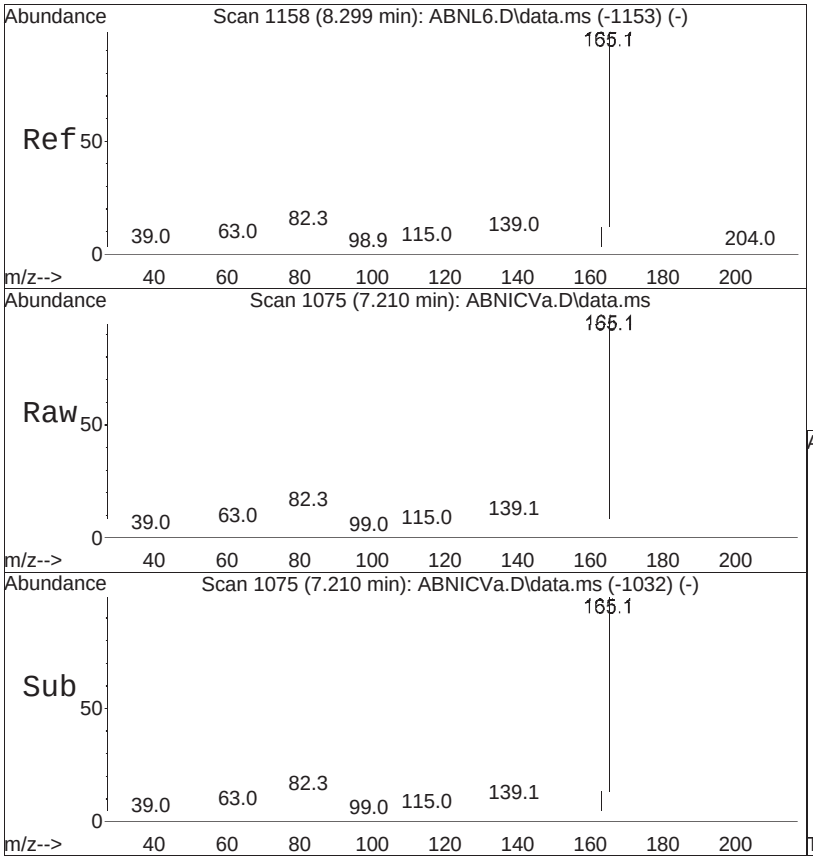


#73
Fluorene
Concen: 4.99 ug/ml
RT: 7.210 min Scan# 1075
Delta R.T. 0.000 min
Lab File: ABNICVa.D
Acq: 18 Aug 2025 06:27 am

Tgt Ion:166 Resp: 93015

| Ion | Ratio | Lower | Upper |
|---|---|---|---|
| 166 | 100 | | |
| 165 | 102.3 | 80.0 | 120.0 |
| 167 | 13.6 | 10.7 | 16.1 |

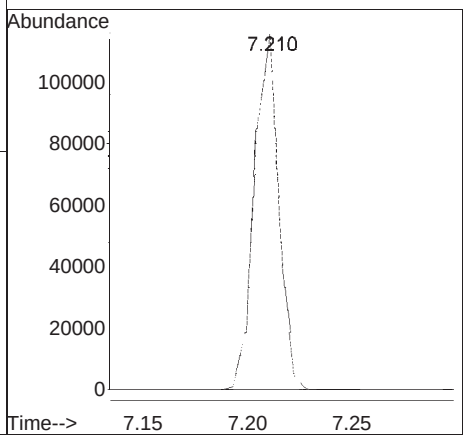

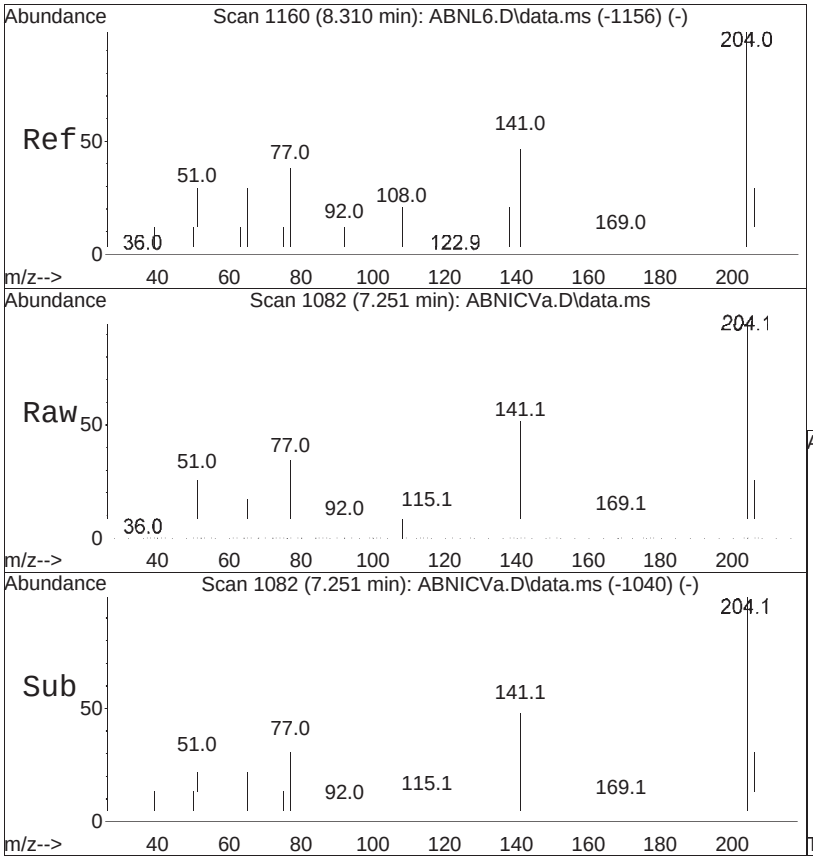


#74
4-Chlorophenyl phenyl ether
Concen: 4.69 ug/ml
RT: 7.251 min Scan# 1082
Delta R.T. -0.001 min
Lab File: ABNICVa.D
Acq: 18 Aug 2025 06:27 am

Tgt Ion:204 Resp: 45988

| Ion | Ratio | Lower | Upper |
|---|---|---|---|
| 204 | 100 | | |
| 206 | 33.5 | 26.3 | 39.5 |
| 141 | 55.2 | 58.4 | 87.6# |

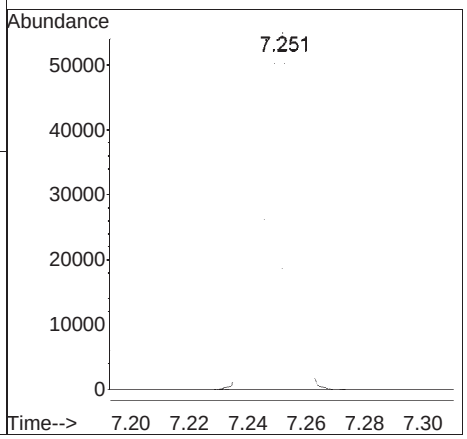

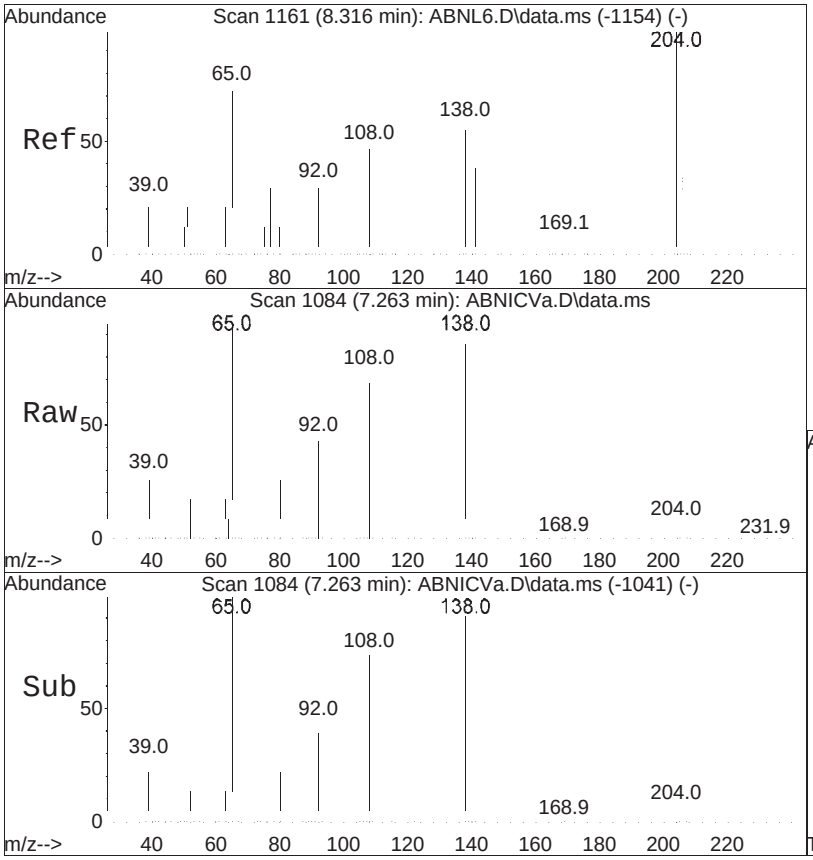


#75
4-Nitroaniline
Concen: 4.58 ug/ml
RT: 7.263 min Scan# 1084
Delta R.T. 0.000 min
Lab File: ABNICVa.D
Acq: 18 Aug 2025 06:27 am

Tgt Ion:138 Resp: 20475

| Ion | Ratio | Lower | Upper |
|---|---|---|---|
| 138 | 100 | | |
| 108 | 83.6 | 59.2 | 88.8 |
| 65 | 134.7 | 97.6 | 146.4 |

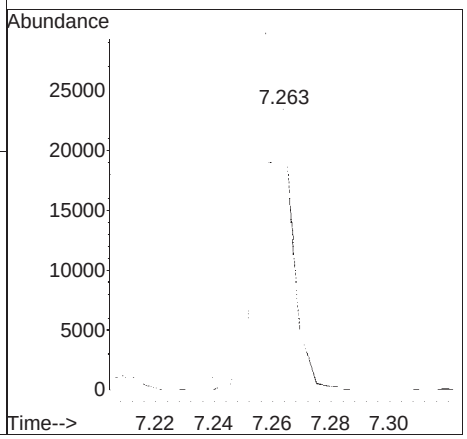

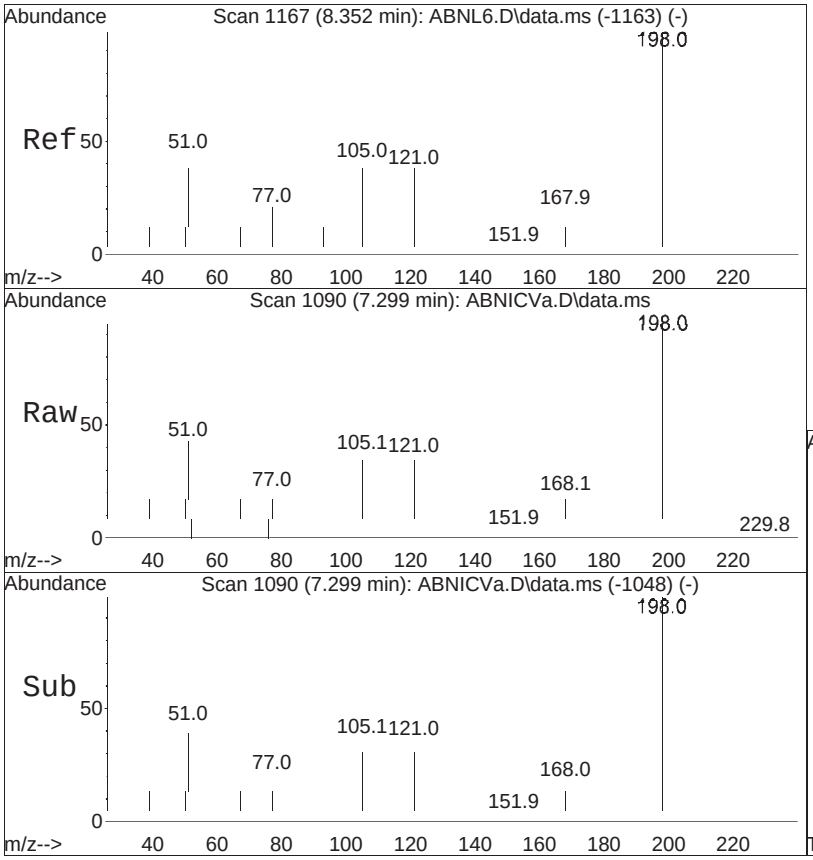


#76
4,6-Dinitro-o-cresol
Concen: 4.32 ug/ml
RT: 7.299 min Scan# 1090
Delta R.T. -0.000 min
Lab File: ABNICVa.D
Acq: 18 Aug 2025 06:27 am

Tgt Ion:198 Resp: 14437

| Ion | Ratio | Lower | Upper |
|---|---|---|---|
| 198 | 100 | | |
| 51 | 51.4 | 49.9 | 74.9 |
| 105 | 41.1 | 45.8 | 68.6# |

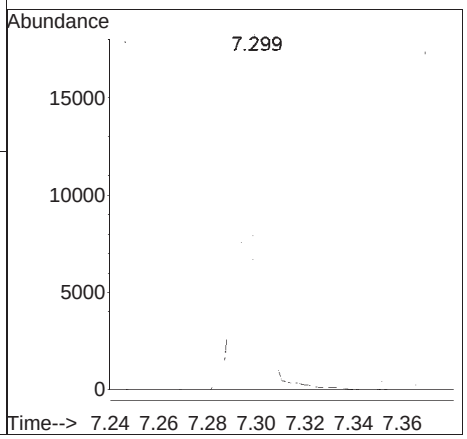

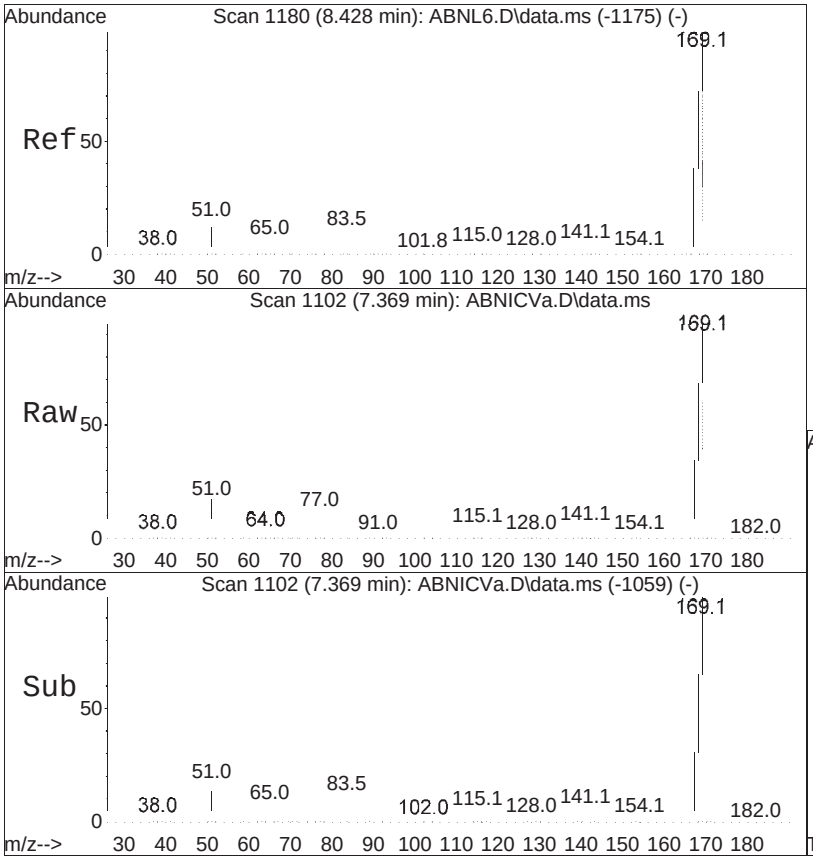


#77
NDPA/DPA
Concen: 5.08 ug/ml
RT: 7.369 min Scan# 1102
Delta R.T. 0.000 min
Lab File: ABNICVa.D
Acq: 18 Aug 2025 06:27 am

Tgt Ion:169 Resp: 79194

| Ion | Ratio | Lower | Upper |
|---|---|---|---|
| 169 | 100 | | |
| 168 | 71.3 | 55.2 | 82.8 |
| 167 | 39.4 | 30.4 | 45.6 |

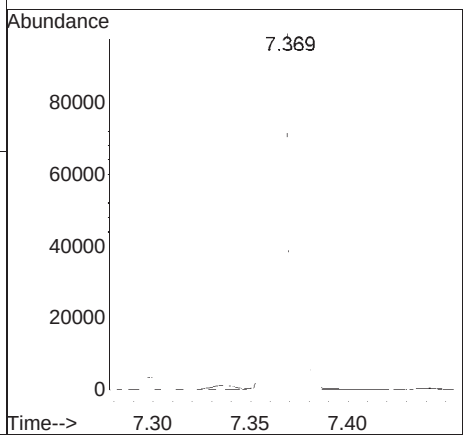

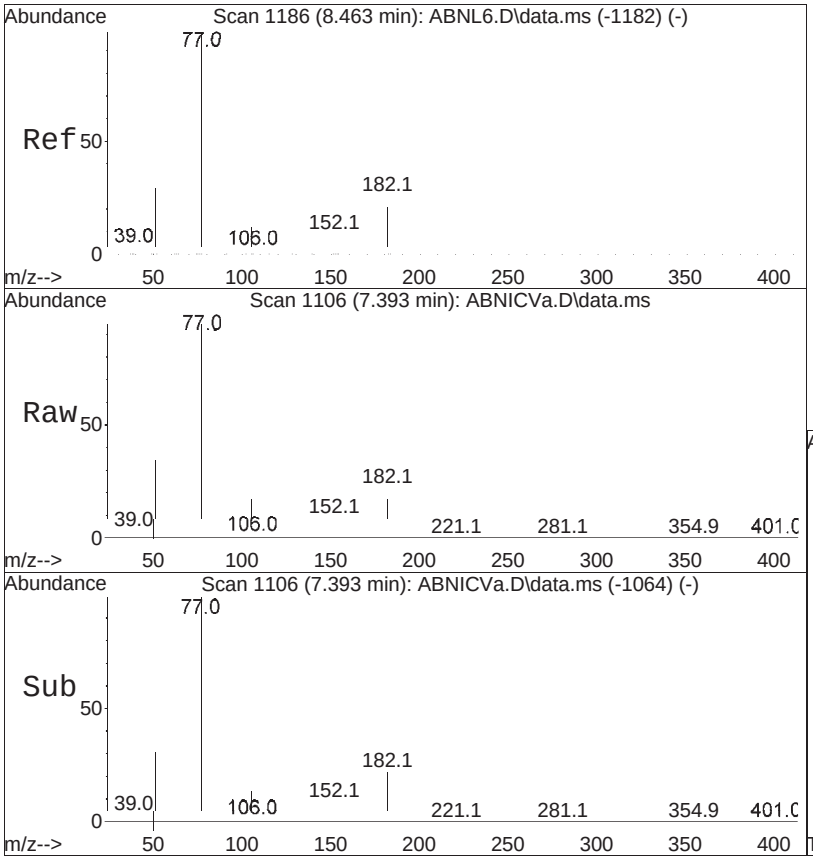


#78
Azobenzene
Concen: 5.29 ug/ml M6
RT: 7.393 min Scan# 1106
Delta R.T. -0.000 min
Lab File: ABNICVa.D
Acq: 18 Aug 2025 06:27 am

Tgt Ion: 77 Resp: 90814

| Ion | Ratio | Lower | Upper |
|---|---|---|---|
| 77 | 100 | | |
| 182 | 22.9 | 16.2 | 24.2 |
| 105 | 20.8 | 17.9 | 26.9 |

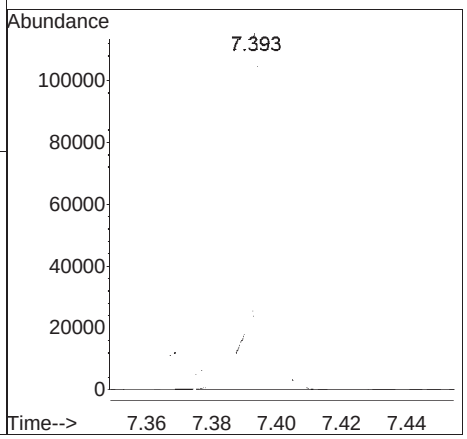

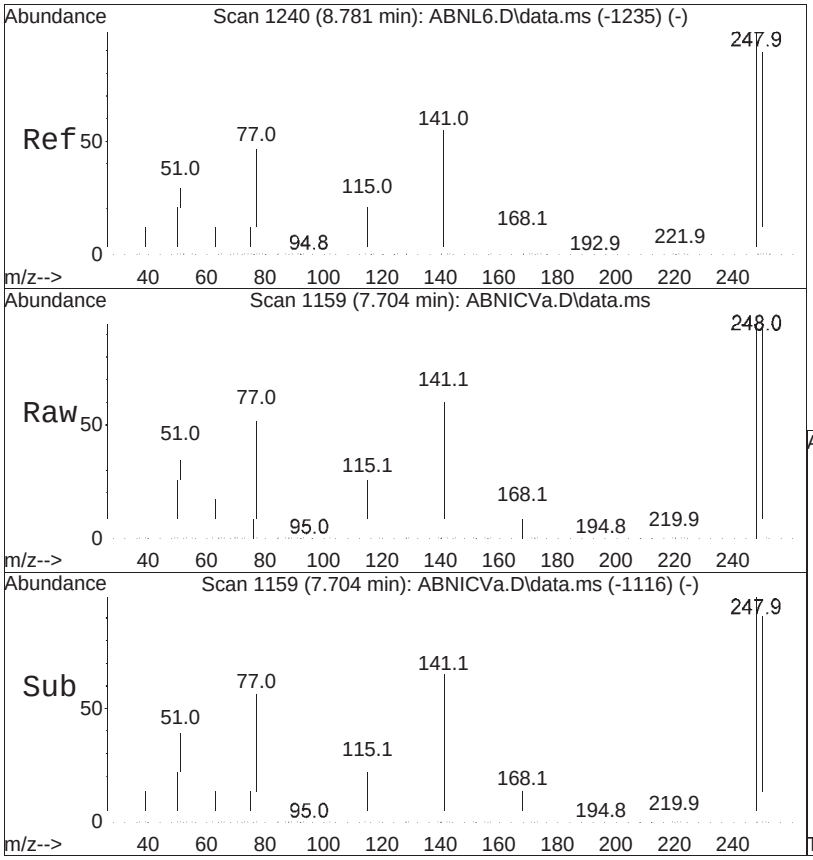


#80
4-Bromophenyl phenyl ether
Concen: 4.90 ug/ml
RT: 7.704 min Scan# 1159
Delta R.T. 0.000 min
Lab File: ABNICVa.D
Acq: 18 Aug 2025 06:27 am

Tgt Ion:248 Resp: 31417

| Ion | Ratio | Lower | Upper |
|---|---|---|---|
| 248 | 100 | | |
| 141 | 63.2 | 74.6 | 111.8# |
| 250 | 96.3 | 76.9 | 115.3 |

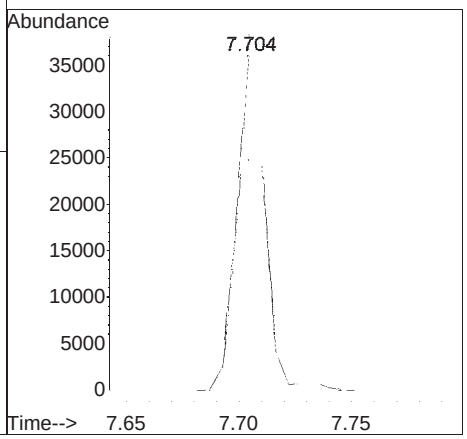

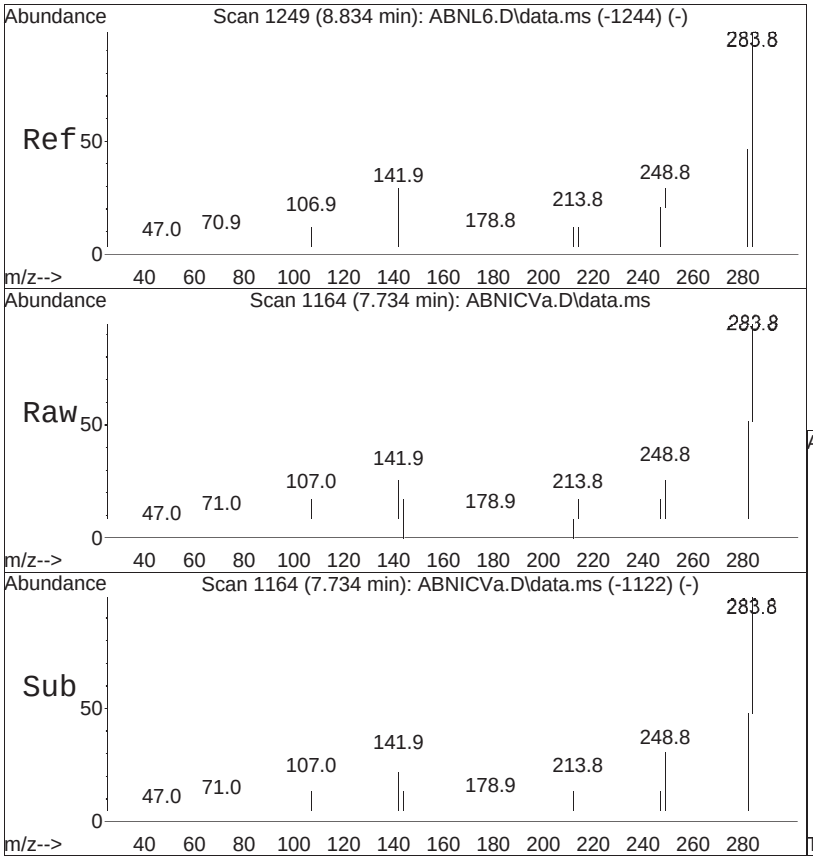


#81
Hexachlorobenzene
Concen: 4.67 ug/ml
RT: 7.734 min Scan# 1164
Delta R.T. -0.000 min
Lab File: ABNICVa.D
Acq: 18 Aug 2025 06:27 am

Tgt Ion:284 Resp: 35435

| Ion | Ratio | Lower | Upper |
|---|---|---|---|
| 284 | 100 | | |
| 142 | 34.7 | 37.6 | 56.4# |
| 249 | 32.5 | 25.4 | 38.2 |

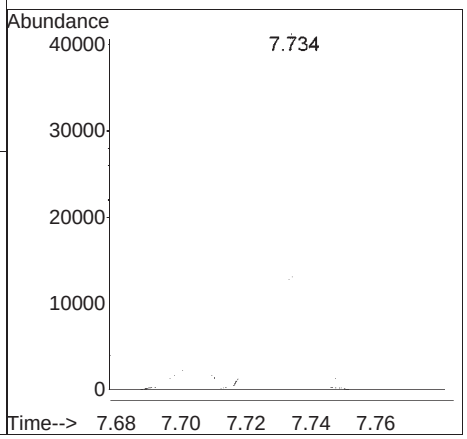

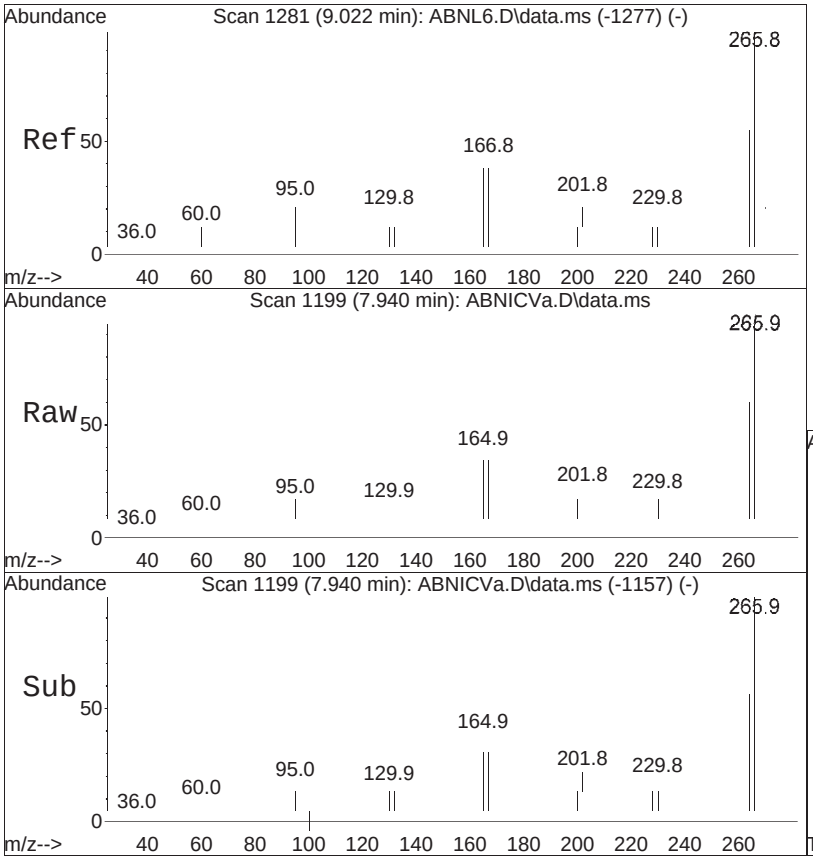


#82
Pentachlorophenol
Concen: 4.06 ug/ml
RT: 7.940 min Scan# 1199
Delta R.T. -0.000 min
Lab File: ABNICVa.D
Acq: 18 Aug 2025 06:27 am

Tgt Ion:266 Resp: 18224

| Ion | Ratio | Lower | Upper |
|---|---|---|---|
| 266 | 100 | | |
| 264 | 60.4 | 50.7 | 76.1 |
| 268 | 63.6 | 52.5 | 78.7 |

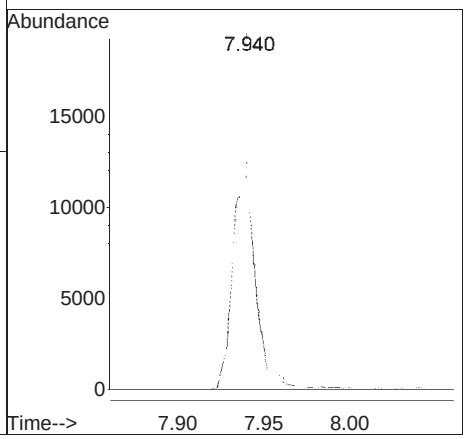




#89
Phenanthrene
Concen: 4.91 ug/ml
RT: 8.104 min Scan# 1227
Delta R.T. 0.000 min
Lab File: ABNICVa.D
Acq: 18 Aug 2025 06:27 am

Tgt Ion:178 Resp: 151732

| Ion | Ratio | Lower | Upper |
|---|---|---|---|
| 178 | 100 | | |
| 179 | 15.7 | 12.3 | 18.5 |
| 176 | 19.5 | 15.4 | 23.2 |

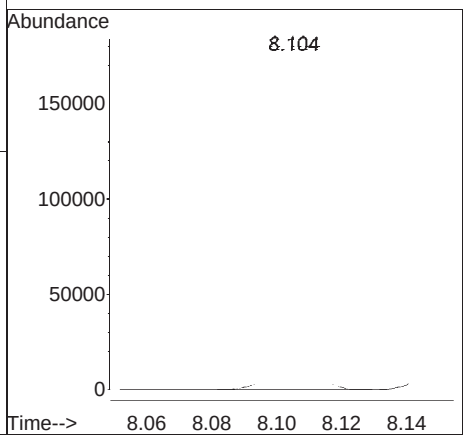




#90
Anthracene
Concen: 5.03 ug/ml
RT: 8.151 min Scan# 1235
Delta R.T. 0.000 min
Lab File: ABNICVa.D
Acq: 18 Aug 2025 06:27 am

Tgt Ion:178 Resp: 154329

| Ion | Ratio | Lower | Upper |
|---|---|---|---|
| 178 | 100 | | |
| 179 | 15.4 | 12.2 | 18.2 |
| 176 | 19.0 | 15.1 | 22.7 |

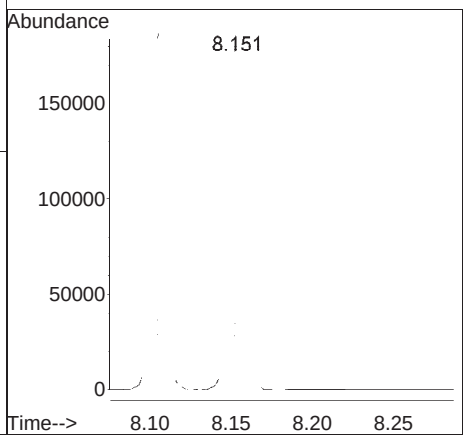

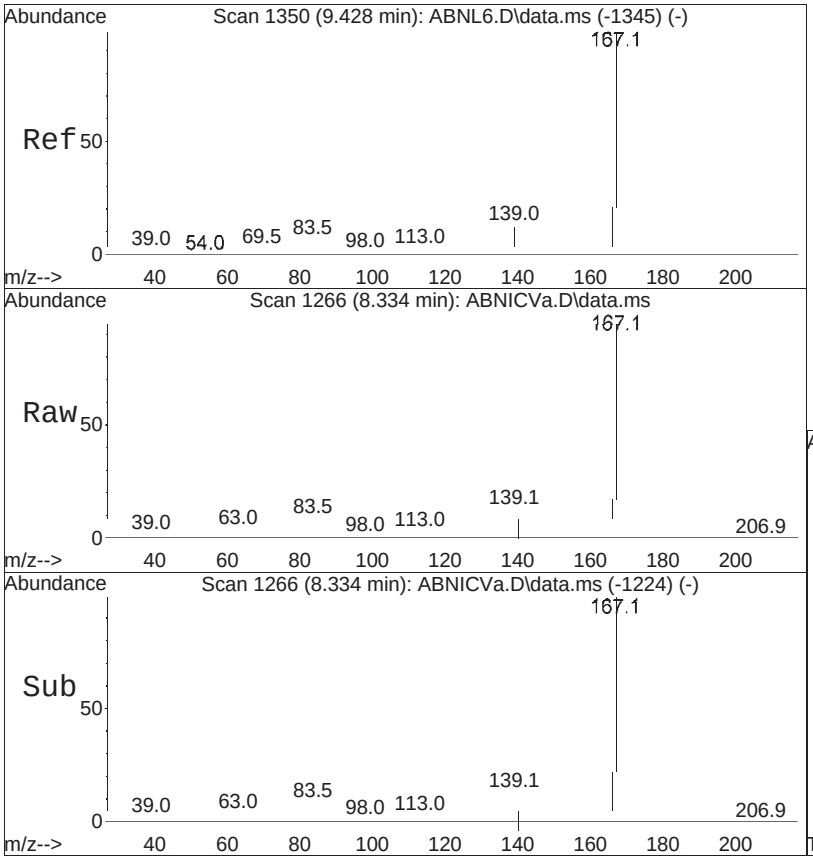


#91
Carbazole
Concen: 5.20 ug/ml
RT: 8.334 min Scan# 1266
Delta R.T. -0.000 min
Lab File: ABNICVa.D
Acq: 18 Aug 2025 06:27 am

Tgt Ion:167 Resp: 145179

| Ion | Ratio | Lower | Upper |
|---|---|---|---|
| 167 | 100 | | |
| 168 | 13.7 | 10.8 | 16.2 |
| 166 | 22.7 | 17.7 | 26.5 |

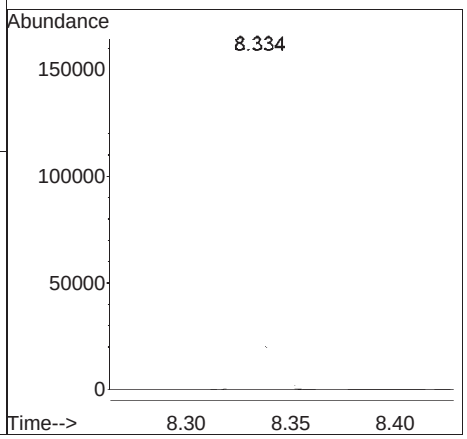

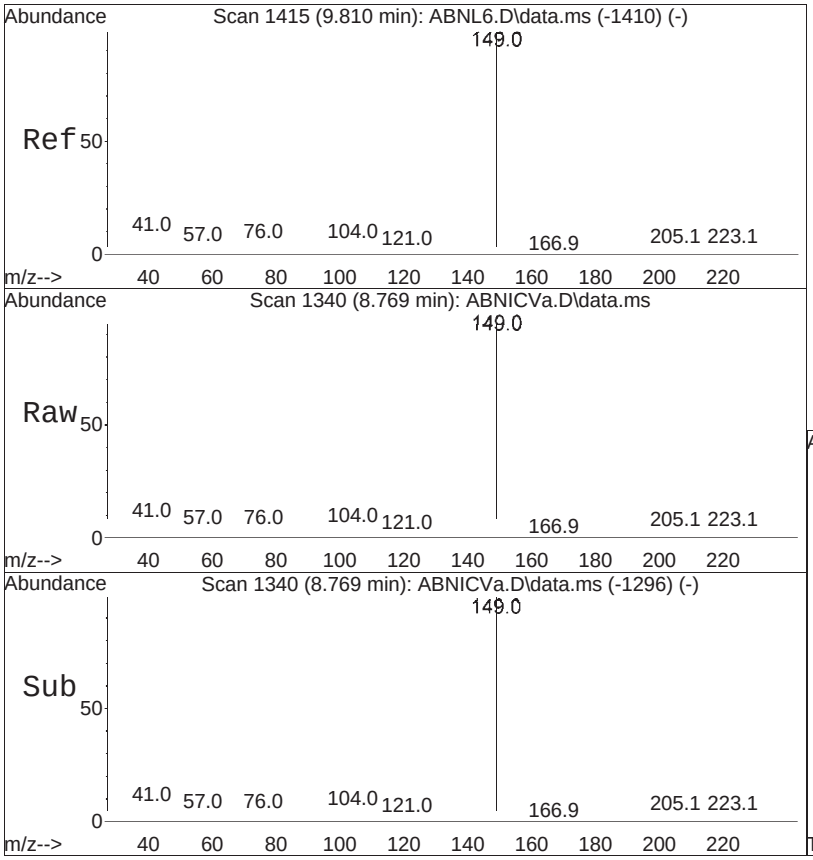


#92
Di-n-butylphthalate
Concen: 5.24 ug/ml
RT: 8.769 min Scan# 1340
Delta R.T. 0.006 min
Lab File: ABNICVa.D
Acq: 18 Aug 2025 06:27 am

Tgt Ion:149 Resp: 171468

| Ion | Ratio | Lower | Upper |
|---|---|---|---|
| 149 | 100 | | |
| 150 | 9.1 | 7.3 | 10.9 |
| 104 | 5.1 | 4.0 | 6.0 |

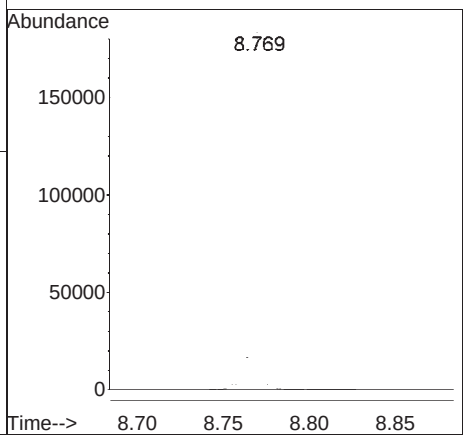




#93
Fluoranthene
Concen: 5.14 ug/ml M3
RT: 9.228 min Scan# 1418
Delta R.T. -0.000 min
Lab File: ABNICVa.D
Acq: 18 Aug 2025 06:27 am

Tgt Ion:202 Resp: 191999

| Ion | Ratio | Lower | Upper |
|---|---|---|---|
| 202 | 100 | | |
| 101 | 13.8 | 11.2 | 16.8 |
| 203 | 18.9 | 13.7 | 20.5 |

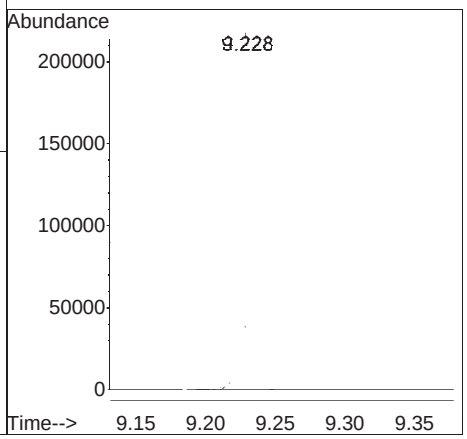

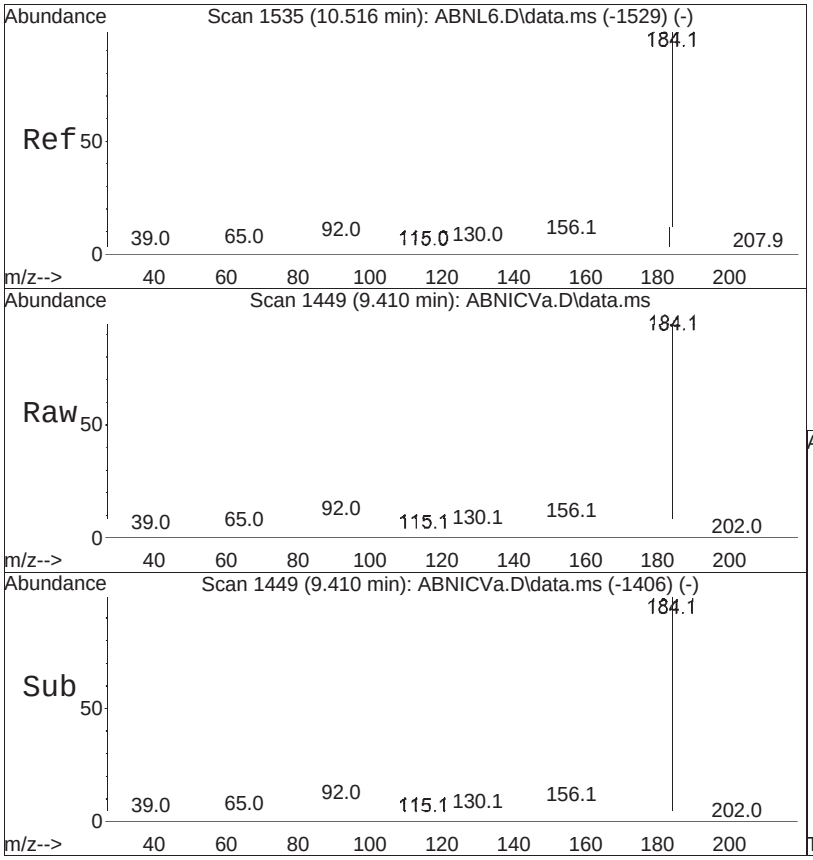


#94
Benzidine
Concen: 4.81 ug/ml
RT: 9.410 min Scan# 1449
Delta R.T. 0.000 min
Lab File: ABNICVa.D
Acq: 18 Aug 2025 06:27 am

Tgt Ion:184 Resp: 115660

| Ion | Ratio | Lower | Upper |
|---|---|---|---|
| 184 | 100 | | |
| 92 | 7.3 | 7.3 | 10.9# |
| 185 | 14.5 | 11.8 | 17.8 |

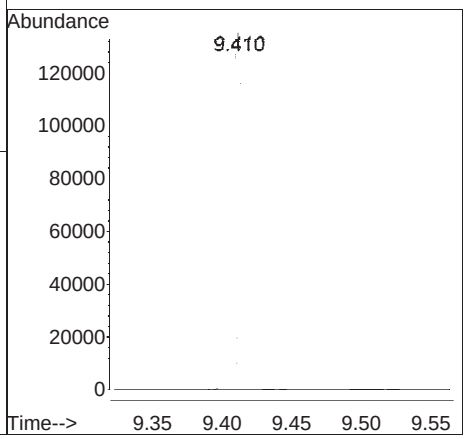




#95
Pyrene
Concen: 5.32 ug/ml
RT: 9.434 min Scan# 1453
Delta R.T. -0.000 min
Lab File: ABNICVa.D
Acq: 18 Aug 2025 06:27 am

Tgt Ion:202 Resp: 204682

| Ion | Ratio | Lower | Upper |
|---|---|---|---|
| 202 | 100 | | |
| 200 | 21.3 | 16.9 | 25.3 |
| 203 | 17.8 | 14.3 | 21.5 |

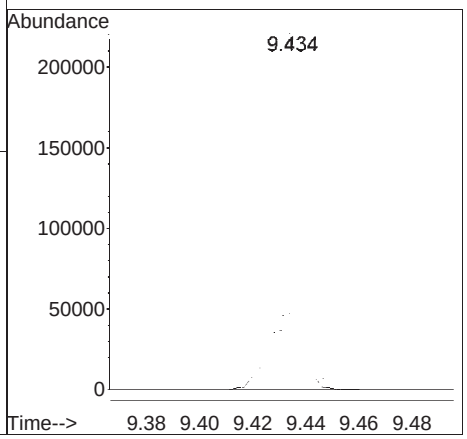

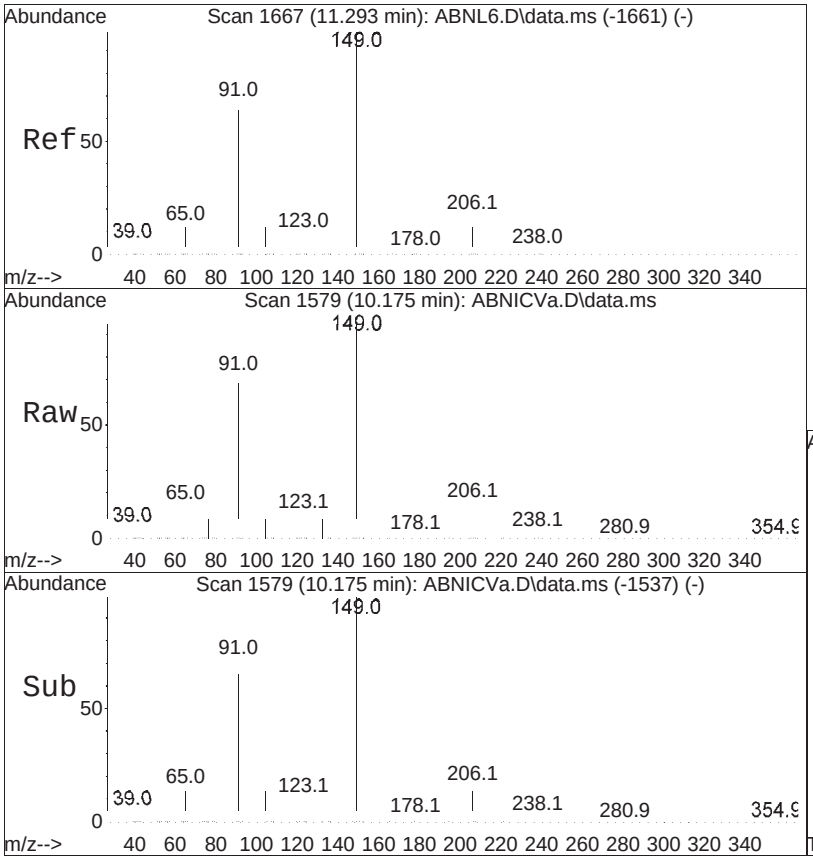


#97
Butyl benzyl phthalate
Concen: 4.45 ug/ml
RT: 10.175 min Scan# 1579
Delta R.T. -0.000 min
Lab File: ABNICVa.D
Acq: 18 Aug 2025 06:27 am

Tgt Ion:149 Resp: 72857

| Ion | Ratio | Lower | Upper |
|---|---|---|---|
| 149 | 100 | | |
| 91 | 70.2 | 57.9 | 86.9 |
| 206 | 16.7 | 11.9 | 17.9 |

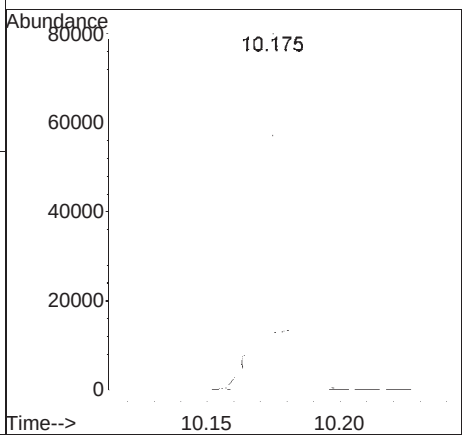




#105
Benzo(a)anthracene
Concen: 4.86 ug/ml
RT: 10.592 min Scan# 1650
Delta R.T. -0.001 min
Lab File: ABNICVa.D
Acq: 18 Aug 2025 06:27 am

Tgt Ion:228 Resp: 207497

| Ion | Ratio | Lower | Upper |
|---|---|---|---|
| 228 | 100 | | |
| 226 | 28.5 | 22.6 | 34.0 |
| 229 | 19.9 | 15.8 | 23.6 |

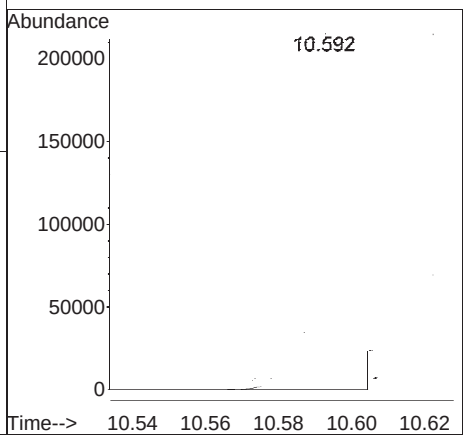

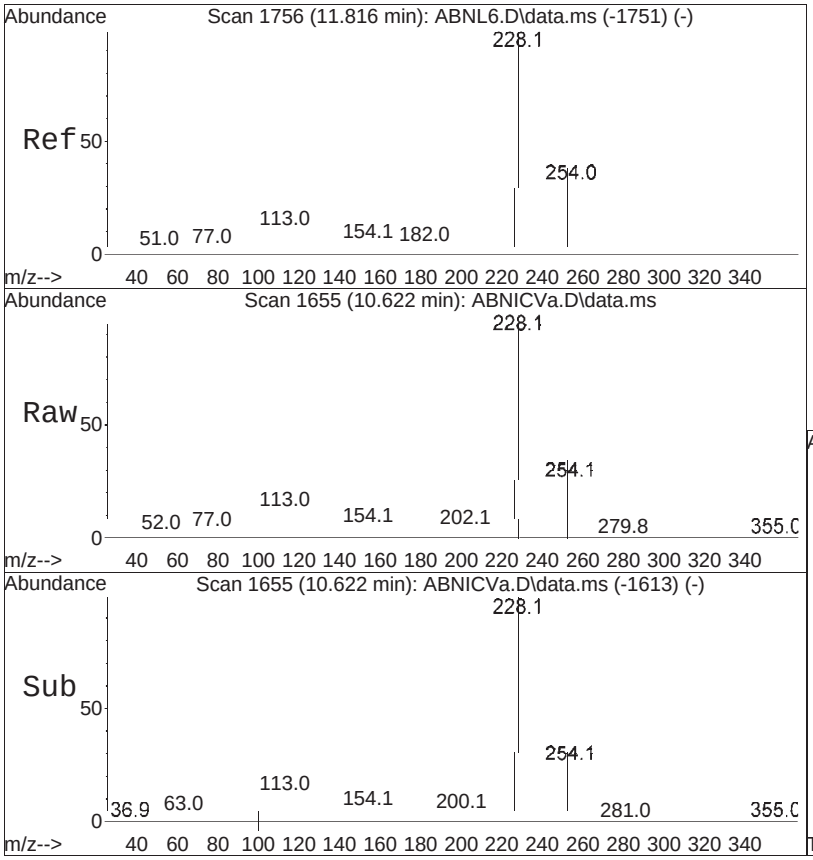


#106
3,3'-Dichlorobenzidine
Concen: 4.85 ug/ml
RT: 10.622 min Scan# 1655
Delta R.T. -0.000 min
Lab File: ABNICVa.D
Acq: 18 Aug 2025 06:27 am

Tgt Ion:252 Resp: 74975

| Ion | Ratio | Lower | Upper |
|---|---|---|---|
| 252 | 100 | | |
| 126 | 12.5 | 12.6 | 19.0# |
| 254 | 64.5 | 51.1 | 76.7 |

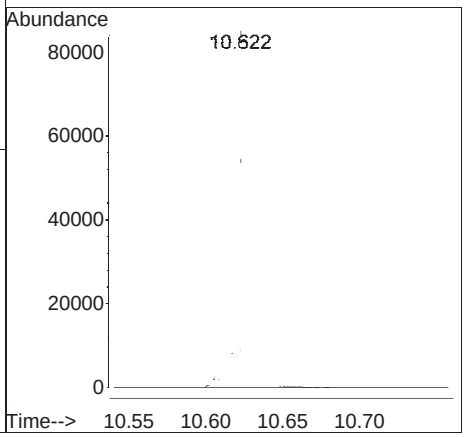

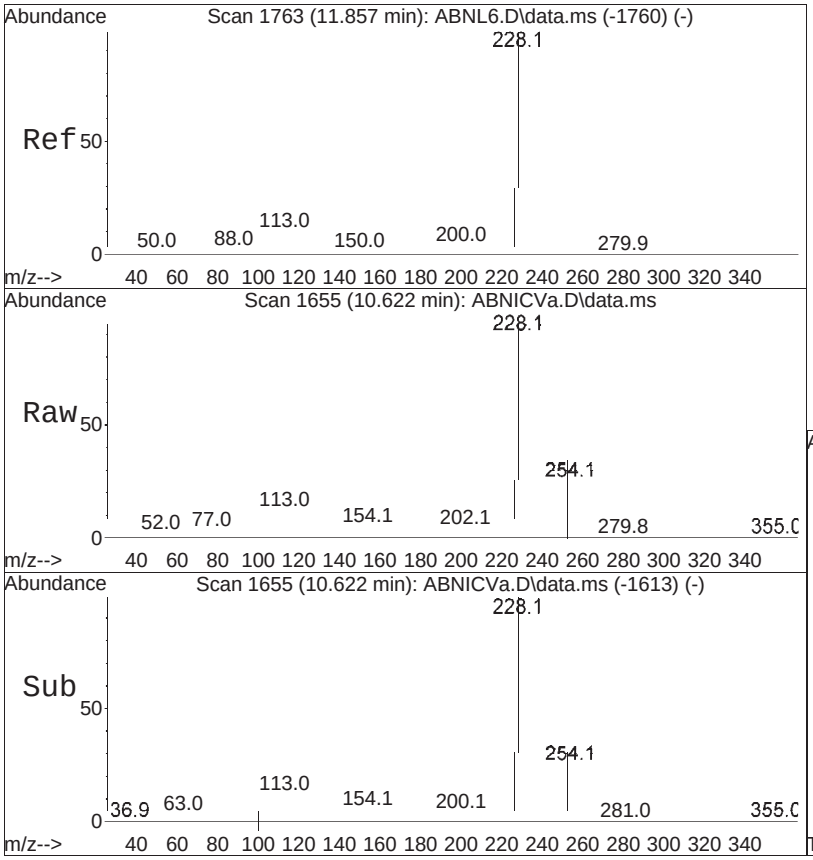


#107
Chrysene
Concen: 5.00 ug/ml
RT: 10.622 min Scan# 1655
Delta R.T. -0.000 min
Lab File: ABNICVa.D
Acq: 18 Aug 2025 06:27 am

Tgt Ion:228 Resp: 198758

| Ion | Ratio | Lower | Upper |
|---|---|---|---|
| 228 | 100 | | |
| 226 | 32.5 | 24.7 | 37.1 |
| 229 | 19.9 | 15.5 | 23.3 |

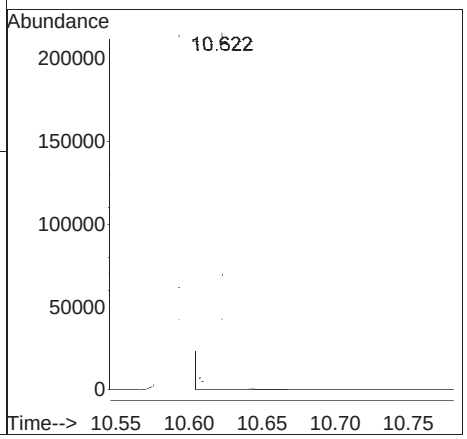

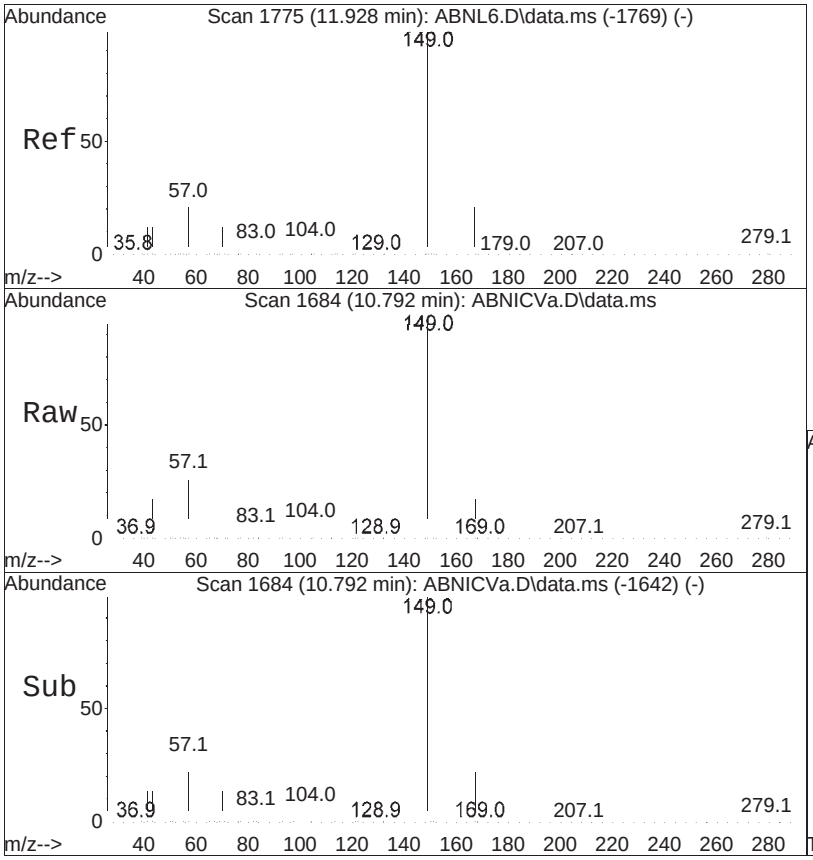


#108
Bis(2-ethylhexyl)phthalate
Concen: 4.40 ug/ml
RT: 10.792 min Scan# 1684
Delta R.T. -0.001 min
Lab File: ABNICVa.D
Acq: 18 Aug 2025 06:27 am

Tgt Ion:149 Resp: 117028

| Ion | Ratio | Lower | Upper |
|---|---|---|---|
| 149 | 100 | | |
| 167 | 22.7 | 18.4 | 27.6 |
| 279 | 2.3 | 1.7 | 2.5 |

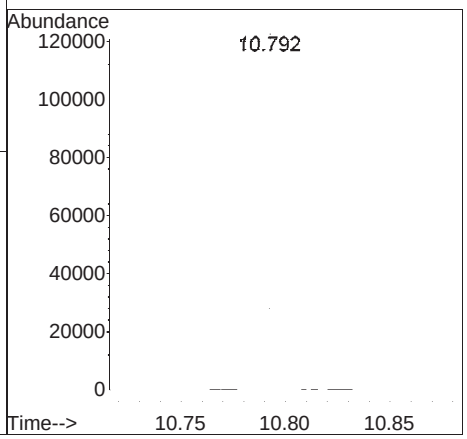

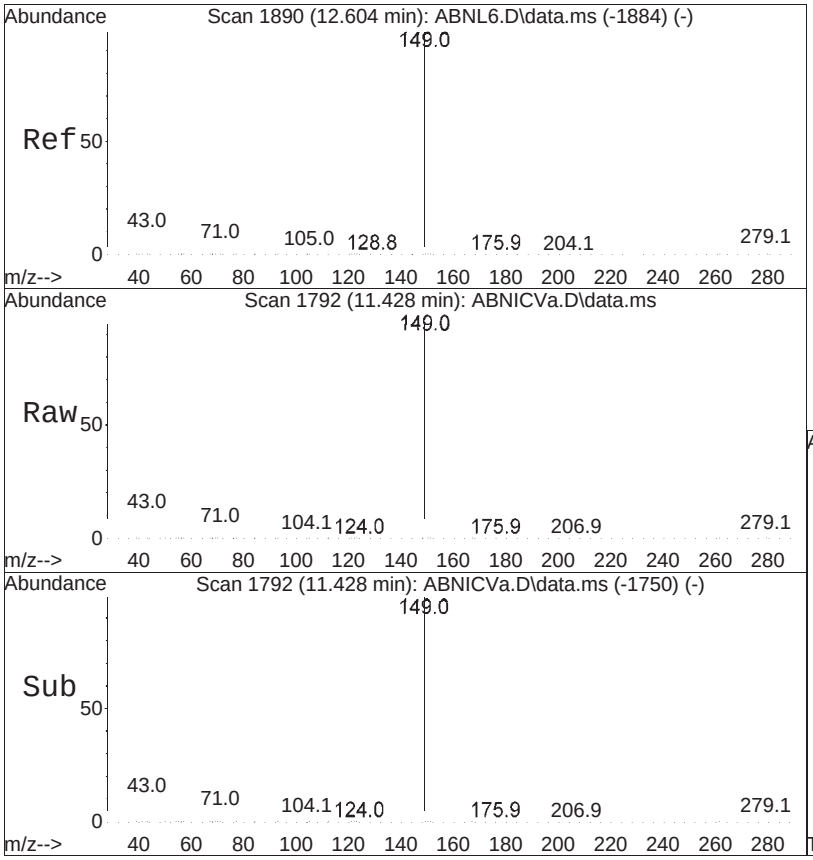


#109
Di-n-octylphthalate
Concen: 4.11 ug/ml
RT: 11.428 min Scan# 1792
Delta R.T. -0.000 min
Lab File: ABNICVa.D
Acq: 18 Aug 2025 06:27 am

Tgt Ion:149 Resp: 194880

| Ion | Ratio | Lower | Upper |
|---|---|---|---|
| 149 | 100 | | |
| 43 | 10.8 | 8.2 | 12.2 |
| 167 | 1.4 | 1.1 | 1.7 |

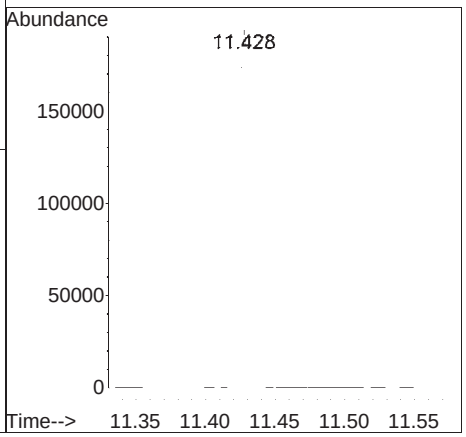




#110
Benzo(b)fluoranthene
Concen: 4.82 ug/ml
RT: 11.616 min Scan# 1824
Delta R.T. -0.000 min
Lab File: ABNICVa.D
Acq: 18 Aug 2025 06:27 am

Tgt Ion:252 Resp: 201922

| Ion | Ratio | Lower | Upper |
|---|---|---|---|
| 252 | 100 | | |
| 125 | 11.0 | 11.3 | 16.9# |
| 253 | 22.3 | 17.8 | 26.8 |

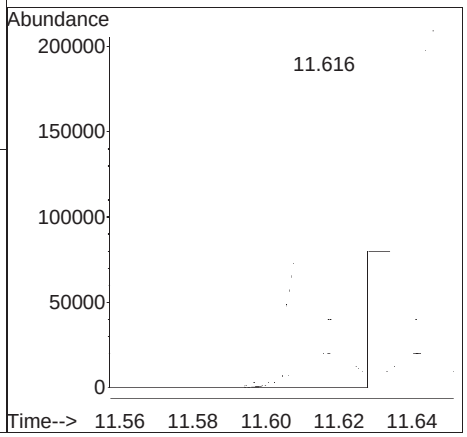

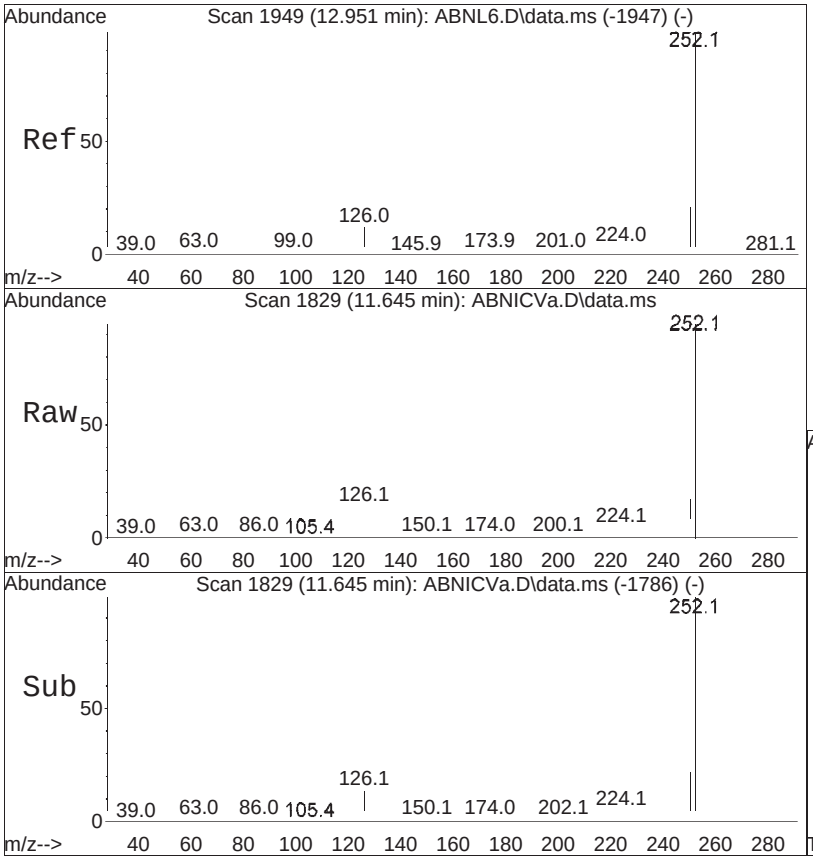


#111
Benzo(k)fluoranthene
Concen: 5.29 ug/ml M3
RT: 11.645 min Scan# 1829
Delta R.T. 0.000 min
Lab File: ABNICVa.D
Acq: 18 Aug 2025 06:27 am

Tgt Ion:252 Resp: 216045

| Ion | Ratio | Lower | Upper |
|---|---|---|---|
| 252 | 100 | | |
| 125 | 10.3 | 11.5 | 17.3# |
| 253 | 20.9 | 17.6 | 26.4 |

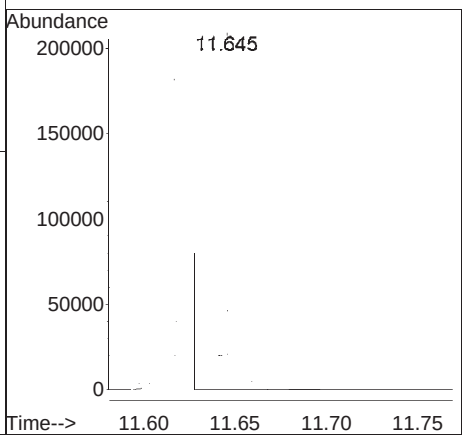

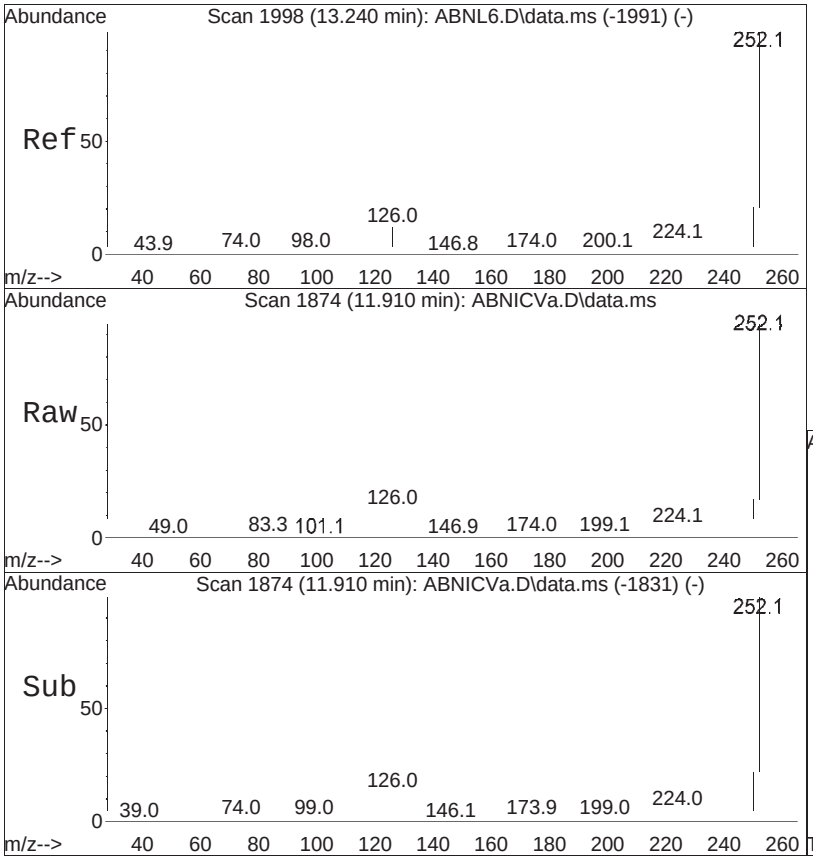


#112
Benzo(a)pyrene
Concen: 5.01 ug/ml
RT: 11.910 min Scan# 1874
Delta R.T. 0.000 min
Lab File: ABNICVa.D
Acq: 18 Aug 2025 06:27 am

Tgt Ion:252 Resp: 194293

| Ion | Ratio | Lower | Upper |
|---|---|---|---|
| 252 | 100 | | |
| 125 | 11.6 | 12.6 | 18.8# |
| 253 | 22.0 | 17.5 | 26.3 |

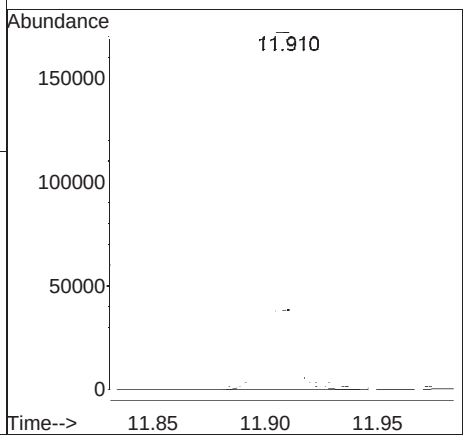




#114
Indeno(1,2,3-cd)pyrene
Concen: 4.91 ug/mL M3
RT: 12.881 min Scan# 2039
Delta R.T. -0.000 min
Lab File: ABNICVa.D
Acq: 18 Aug 2025 06:27 am

Tgt Ion:276 Resp: 188653

| Ion | Ratio | Lower | Upper |
|---|---|---|---|
| 276 | 100 | | |
| 138 | 23.3 | 22.1 | 33.1 |
| 277 | 23.8 | 19.0 | 28.6 |

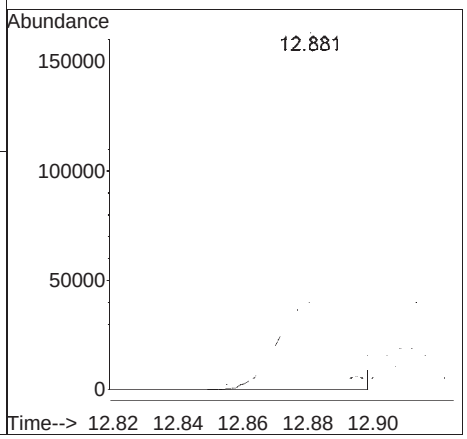




#115
Dibenzo(a,h)anthracene
Concen: 5.07 ug/ml M6
RT: 12.910 min Scan# 2044
Delta R.T. 0.000 min
Lab File: ABNICVa.D
Acq: 18 Aug 2025 06:27 am

Tgt Ion:278 Resp: 187733

| Ion | Ratio | Lower | Upper |
|---|---|---|---|
| 278 | 100 | | |
| 139 | 16.5 | 17.8 | 26.8# |
| 279 | 24.3 | 19.2 | 28.8 |

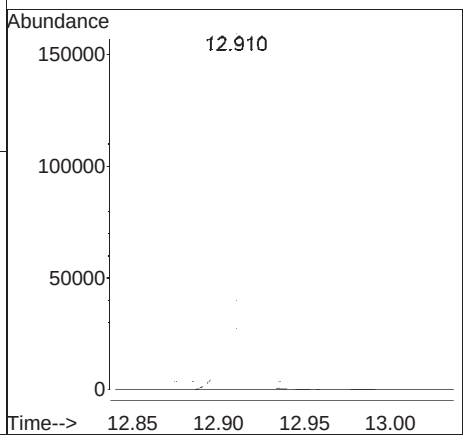

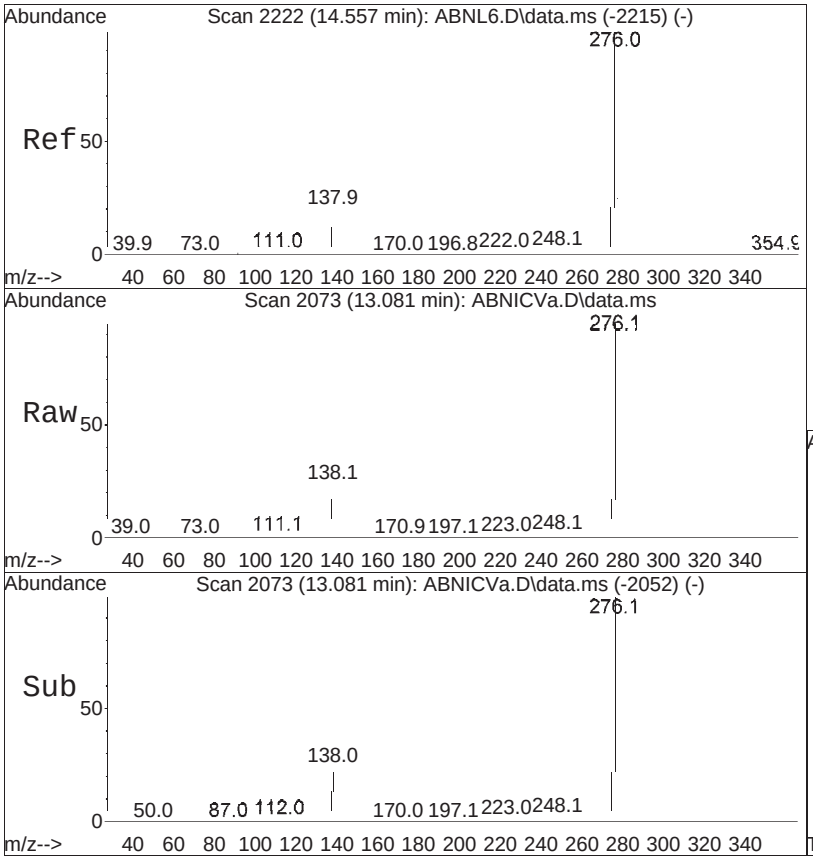


#116
Benzo(ghi)perylene
Concen: 5.04 ug/ml
RT: 13.081 min Scan# 2073
Delta R.T. -0.000 min
Lab File: ABNICVa.D
Acq: 18 Aug 2025 06:27 am

Tgt Ion:276 Resp: 193704

| Ion | Ratio | Lower | Upper |
|---|---|---|---|
| 276 | 100 | | |
| 138 | 22.8 | 21.9 | 32.9 |
| 277 | 23.3 | 18.4 | 27.6 |

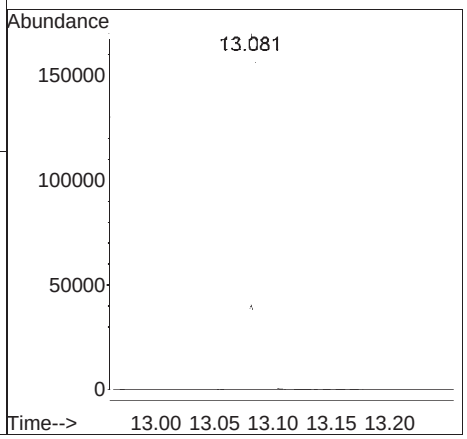

# Manual Integration Report

Data Path : I:\8270\SV112\250817RVTica\ Method : FS250817SV112RVT.m
Data File : ABNICVa.D Operator : SV112:slr
Date Inj'd : 8/18/2025 6:27 am Instrument : SV112
Sample : CQICV,32,,ABNICV Lot# 1188

## Compound #3: Pyridine

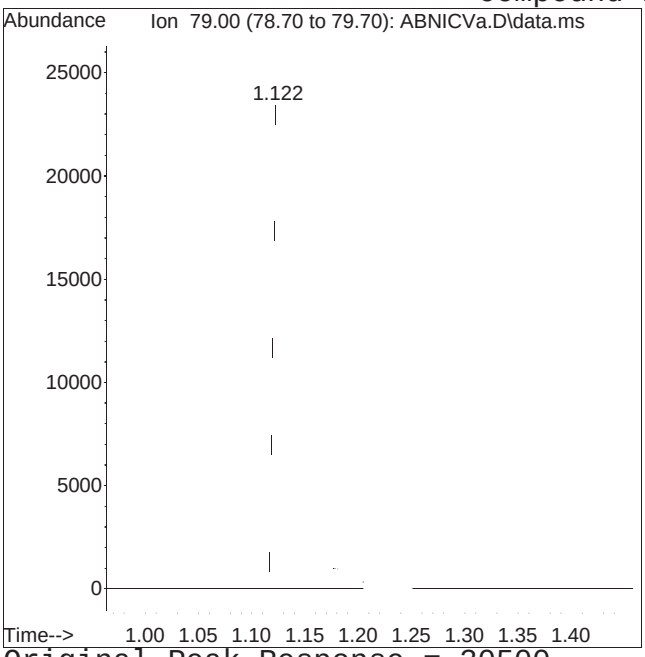


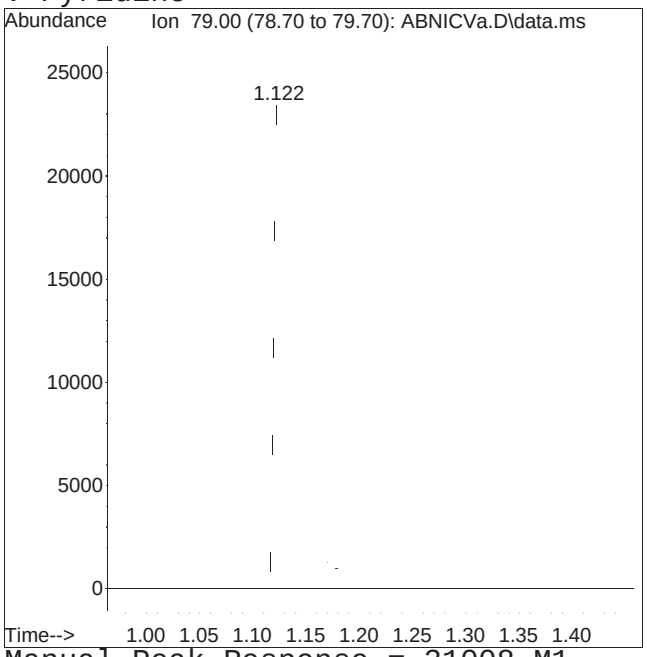


Original Peak Response = 30500 Manual Peak Response = 31008 M1
M1 = Split or tailing peak, auto integration stopped early resulting in false low area count.

Manual Integration Report

Data Path : I:\8270\SV112\250817RVTica\ Method : FS250817SV112RVT.m
Data File : ABNICVa.D Operator : SV112:slr
Date Inj'd : 8/18/2025 6:27 am Instrument : SV112
Sample : CQICV,32,,ABNICV Lot# 1188

Compound #78: Azobenzene

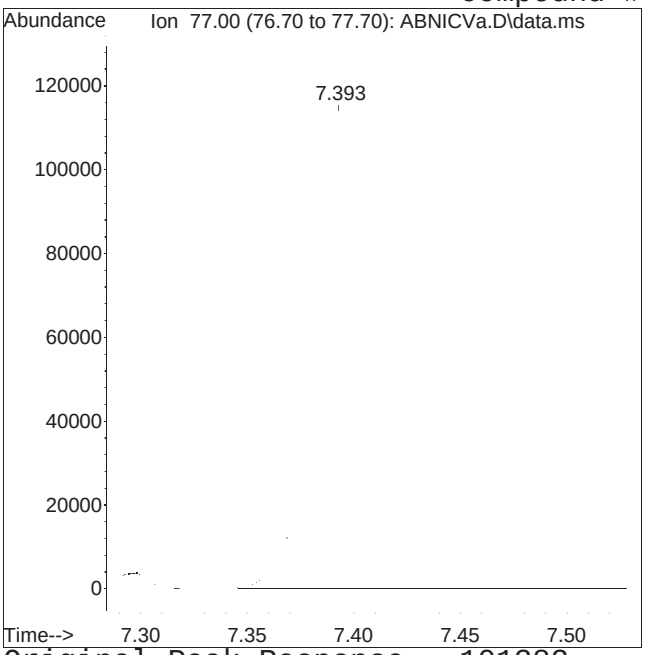


Original Peak Response = 101382

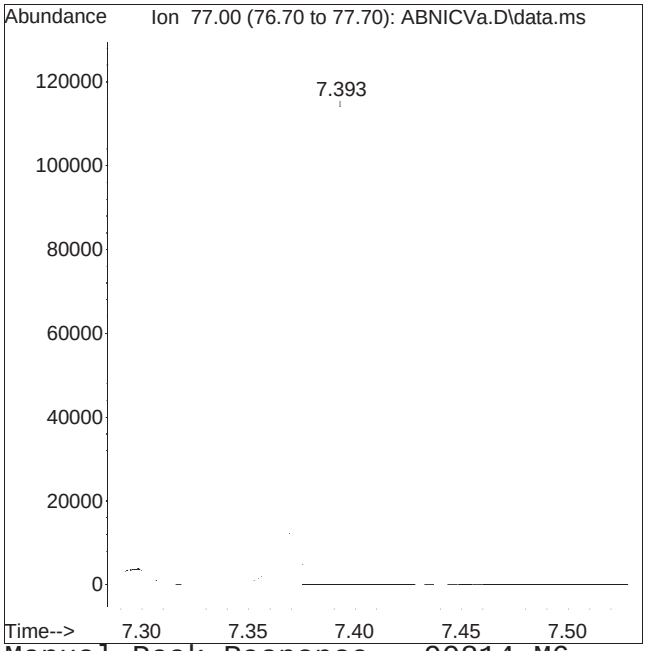


Manual Peak Response = 90814 M6

M6 = Misassignment of peak valley by automated integration (poor split of 2 peaks).

Manual Integration Report

Data Path : I:\8270\SV112\250817RVTica\ Method : FS250817SV112RVT.m
Data File : ABNICVa.D Operator : SV112:slr
Date Inj'd : 8/18/2025 6:27 am Instrument : SV112
Sample : CQICV,32,,ABNICV Lot# 1188

Compound #93: Fluoranthene

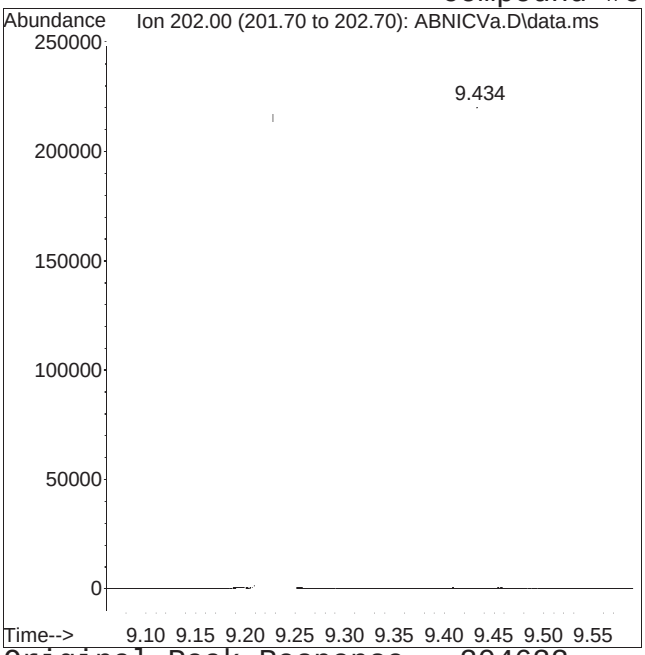


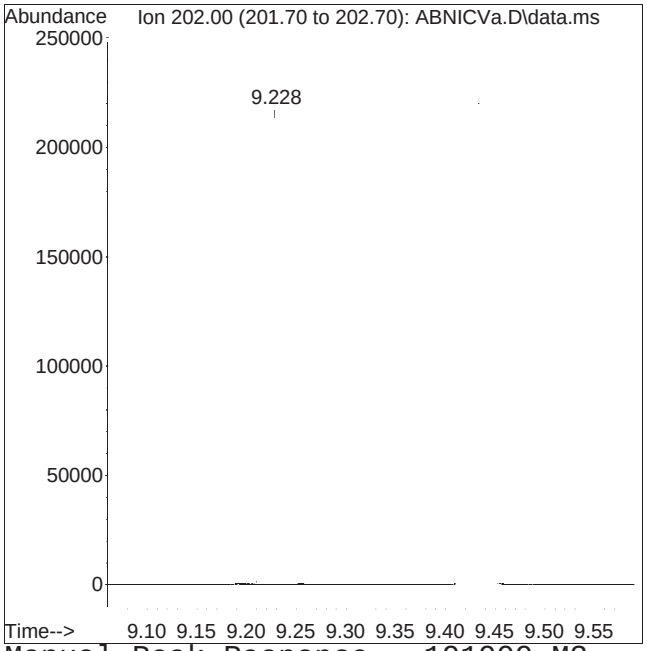


Original Peak Response = 204632 Manual Peak Response = 191999 M3

M3 = Misidentification of the peak (i.e. 1,4-dichlorobenzene identified as 1,3-dichlorobenzene), or misidentification from 2 partially resolved peaks not being split.

Manual Integration Report

Data Path : I:\8270\SV112\250817RVTica\ Method : FS250817SV112RVT.m
Data File : ABNICVa.D Operator : SV112:slr
Date Inj'd : 8/18/2025 6:27 am Instrument : SV112
Sample : CQICV,32,,ABNICV Lot# 1188

Compound #111: Benzo(k)fluoranthene

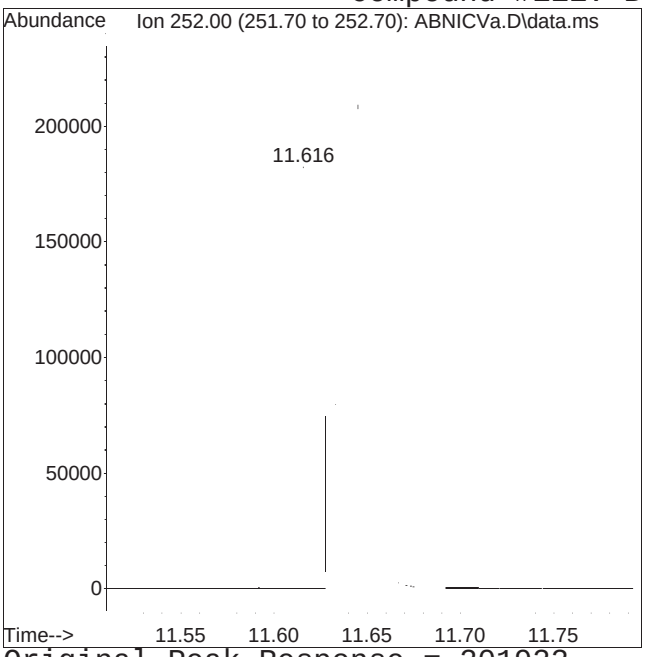


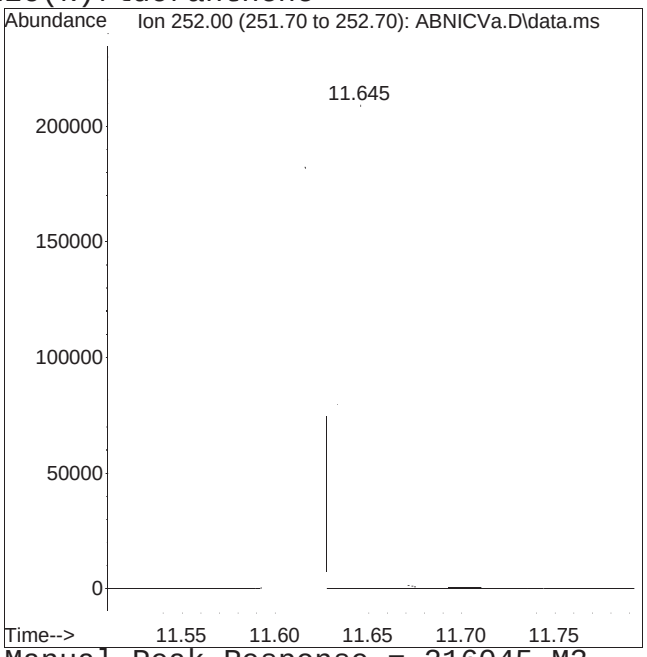


Original Peak Response = 201922 Manual Peak Response = 216045 M3
M3 = Misidentification of the peak (i.e. 1,4-dichlorobenzene identified as 1,3-dichlorobenzene), or misidentification from 2 partially resolved peaks not being split.

Manual Integration Report

Data Path : I:\8270\SV112\250817RVTica\ Method : FS250817SV112RVT.m
Data File : ABNICVa.D Operator : SV112:slr
Date Inj'd : 8/18/2025 6:27 am Instrument : SV112
Sample : CQICV,32,,ABNICV Lot# 1188

Compound #114: Indeno(1,2,3-cd)pyrene

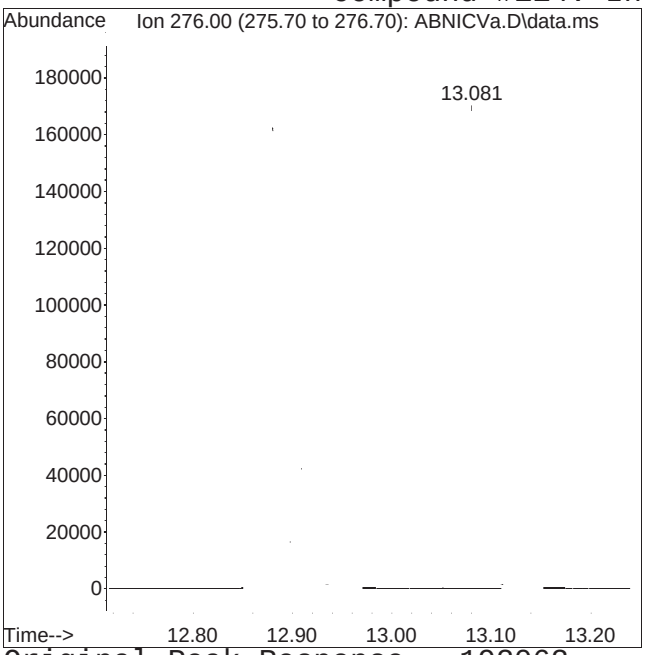


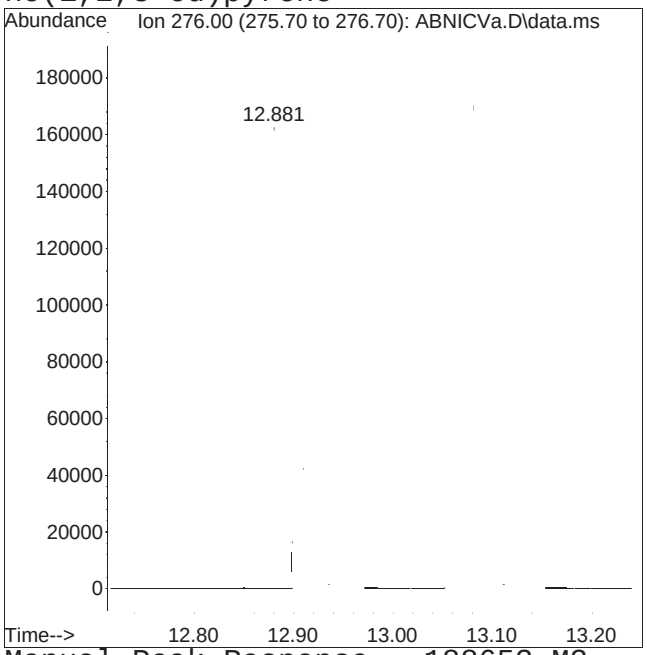


Original Peak Response = 192062 Manual Peak Response = 188653 M3
M3 = Misidentification of the peak (i.e. 1,4-dichlorobenzene identified as 1,3-dichlorobenzene), or misidentification from 2 partially resolved peaks not being split.

Manual Integration Report

Data Path : I:\8270\SV112\250817RVTica\
Data File : ABNICVa.D
Date Inj'd : 8/18/2025 6:27 am
Sample : CQICV,32,,ABNICV Lot# 1188

Method : FS250817SV112RVT.m
Operator : SV112:slr
Instrument : SV112
Quant Date : 8/18/2025 9:12 am

Compound #115: Dibenzo(a,h)anthracene

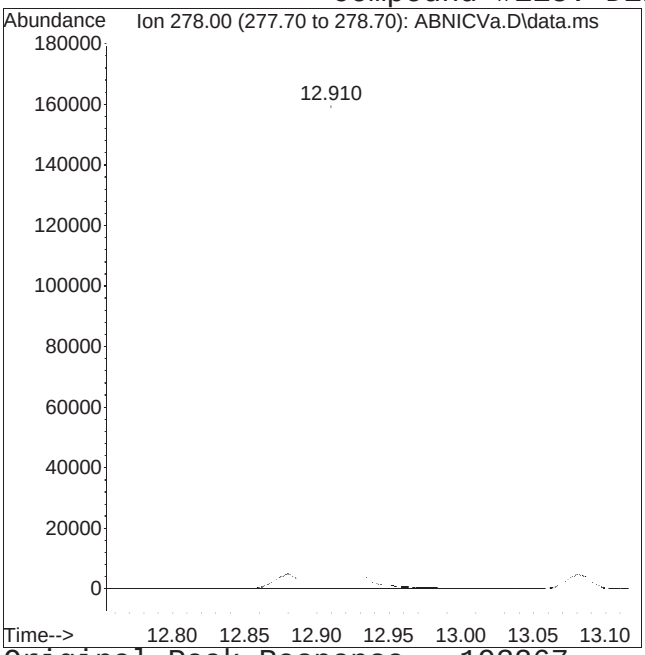


Original Peak Response = 193267

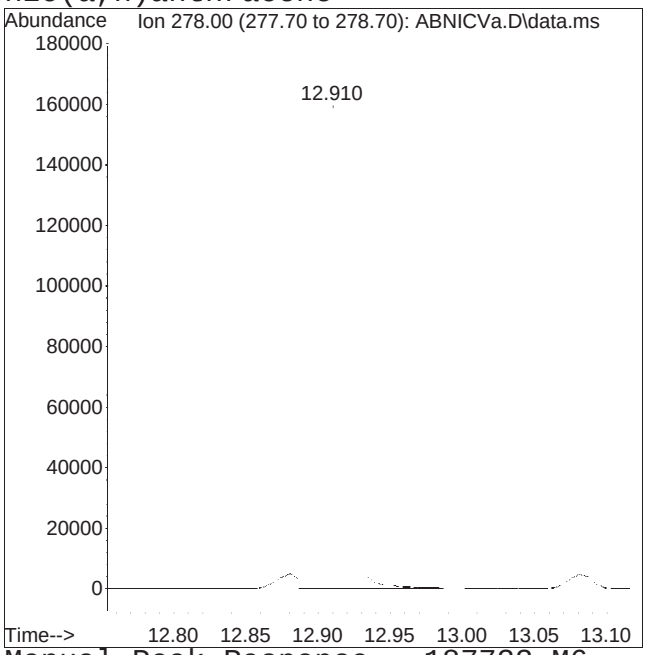


Manual Peak Response = 187733 M6

M6 = Misassignment of peak valley by automated integration (poor split of 2 peaks).

## Evaluate Relative Error Report SV112

Method Path : I:\8270\SV112\250817RVTical\
Method File : FS250817SV112RVT.m
Title : Semivolatiles by GC/MS by modified 8270
Last Update : Mon Aug 18 06:54:37 2025

| | | COMPOUND | CalFit | Units | TrueMid | MidConc | %RE | TrueLow | LowConc | %RE |
|---|---|---|---|---|---|---|---|---|---|---|
| 5 | T | Aniline | L | ug/ml | 5.0 | 4.974 | -0.5 | 0.10 | 0.139 | 39.0 |
| 22 | T | 2-Nitrophenol | L | ug/ml | 5.0 | 4.654 | -6.9 | 0.50 | 0.625 | 25.0 |
| 37 | T | Benzoic Acid | L | ug/ml | 5.0 | 4.846 | -3.1 | 2.50 | 2.506 | 0.2 |
| 43 | T | Hexachlorocyclopentadiene | L | ug/ml | 5.0 | 4.943 | -1.1 | 1.00 | 1.091 | 9.1 |
| 44 | T | 2,4,6-Trichlorophenol | L | ug/ml | 5.0 | 4.836 | -3.3 | 0.20 | 0.287 | 43.5 |
| 45 | T | 2,4,5-Trichlorophenol | L | ug/ml | 5.0 | 5.193 | 3.9 | 0.50 | 0.553 | 10.6 |
| 48 | T | 2-Nitroaniline | L | ug/ml | 5.0 | 4.648 | -7.0 | 0.50 | 0.616 | 23.2 |
| 53 | T | 2,6-Dinitrotoluene | L | ug/ml | 5.0 | 4.872 | -2.6 | 0.50 | 0.624 | 24.8 |
| 64 | T | 3-Nitroaniline | L | ug/ml | 5.0 | 4.917 | -1.7 | 0.50 | 0.574 | 14.8 |
| 66 | T | 2,4-Dinitrophenol | L | ug/ml | 5.0 | 4.732 | -5.4 | 1.00 | 1.141 | 14.1 |
| 68 | T | 2,4-Dinitrotoluene | L | ug/ml | 5.0 | 4.907 | -1.9 | 0.50 | 0.584 | 16.8 |
| 69 | T | 4-Nitrophenol | L | ug/ml | 5.0 | 5.181 | 3.6 | 0.50 | 0.553 | 10.6 |
| 70 | T | 2,3,5,6-Tetrachlorophenol | L | ug/ml | 5.0 | 4.942 | -1.2 | 0.50 | 0.529 | 5.8 |
| 71 | T | 2,3,4,6-Tetrachlorophenol | L | ug/ml | 5.0 | 5.099 | 2.0 | 0.50 | 0.451 | -9.8 |
| 75 | T | 4-Nitroaniline | L | ug/ml | 5.0 | 5.008 | 0.2 | 0.50 | 0.545 | 9.0 |
| 76 | T | 4,6-Dinitro-o-cresol | L | ug/ml | 5.0 | 4.800 | -4.0 | 1.00 | 1.062 | 6.2 |
| 82 | T | Pentachlorophenol | L | ug/ml | 5.0 | 4.795 | -4.1 | 1.00 | 1.084 | 8.4 |
| 94 | T | Benzidine | L | ug/ml | 5.0 | 5.246 | 4.9 | 1.00 | 0.812 | -18.8 |
| 97 | T | Butyl benzyl phthalate | L | ug/ml | 5.0 | 4.942 | -1.2 | 0.50 | 0.548 | 9.6 |
| 108 | T | Bis(2-ethylhexyl)phthalate | L | ug/ml | 5.0 | 5.102 | 2.0 | 0.20 | 0.259 | 29.5 |
| 109 | T | Di-n-octylphthalate | Q | ug/ml | 5.0 | 4.725 | -5.5 | 0.50 | 0.622 | 24.4 |

## Calibration Correlation Report

| | | COMPOUND | CalFit | CoefOfDet | QuadTerm | LinTerm | Constant |
|---|---|---|---|---|---|---|---|
| 5 | T | Aniline | Linear | 0.997553 | 0.000000 | 2.29872 | -0.0460769 |
| 22 | T | 2-Nitrophenol | Linear | 0.997355 | 0.000000 | 0.823369 | -0.0711344 |
| 37 | T | Benzoic Acid | Linear | 0.999479 | 0.000000 | 0.328005 | -0.119385 |
| 43 | T | Hexachlorocyclopentadiene | Linear | 0.998337 | 0.000000 | 0.3731 | -0.0456281 |
| 44 | T | 2,4,6-Trichlorophenol | Linear | 0.997070 | 0.000000 | 0.326533 | -0.0137697 |
| 45 | T | 2,4,5-Trichlorophenol | Linear | 0.997835 | 0.000000 | 0.347771 | -0.0203733 |
| 48 | T | 2-Nitroaniline | Linear | 0.997826 | 0.000000 | 0.279285 | -0.0232673 |
| 53 | T | 2,6-Dinitrotoluene | Linear | 0.998623 | 0.000000 | 0.244491 | -0.0201645 |
| 64 | T | 3-Nitroaniline | Linear | 0.997679 | 0.000000 | 0.386326 | -0.0276163 |
| 66 | T | 2,4-Dinitrophenol | Linear | 0.998095 | 0.000000 | 0.223872 | -0.0464734 |
| 68 | T | 2,4-Dinitrotoluene | Linear | 0.997353 | 0.000000 | 0.488048 | -0.0348655 |
| 69 | T | 4-Nitrophenol | Linear | 0.995734 | 0.000000 | 0.328494 | -0.0244119 |
| 70 | T | 2,3,5,6-Tetrachlorophenol | Linear | 0.999530 | 0.000000 | 0.484057 | -0.0301522 |
| 71 | T | 2,3,4,6-Tetrachlorophenol | Linear | 0.999490 | 0.000000 | 0.471551 | -0.0192829 |
| 75 | T | 4-Nitroaniline | Linear | 0.997571 | 0.000000 | 0.378154 | -0.0240181 |
| 76 | T | 4,6-Dinitro-o-cresol | Linear | 0.999187 | 0.000000 | 0.30817 | -0.0442983 |
| 82 | T | Pentachlorophenol | Linear | 0.998539 | 0.000000 | 0.429297 | -0.0717335 |
| 94 | T | Benzidine | Linear | 0.991765 | 0.000000 | 0.894478 | -0.0468762 |
| 97 | T | Butyl benzyl phthalate | Linear | 0.996100 | 0.000000 | 0.614995 | -0.035877 |
| 108 | T | Bis(2-ethylhexyl)phthalate | Linear | 0.994245 | 0.000000 | 0.838607 | -0.0262394 |
| 109 | T | Di-n-octylphthalate | Quadratic | 0.996226 | -0.031217 | 1.62804 | -0.148322 |

# Continuing Calibration

# Calibration Verification Summary
# Form 7
# Semivolatiles

| | | | | | |
|---|---|---|---|---|---|
| **Client** | : Roux Env. Eng. & Geology, DPC | **Lab Number** | : L2555281 | | |
| **Project Name** | : CORAM MATERIALS | **Project Number** | : 2232.0006Y005 | | |
| **Instrument ID** | : SV112 | **Calibration Date** | : 09/04/25 19:43 | | |
| **Lab File ID** | : ABN0904A | **Init. Calib. Date(s)** | : 08/17/25 | 08/18/25 | |
| **Sample No** | : WG2110427-3 | **Init. Calib. Times** | : 18:26 | 06:05 | |
| **Channel** | : | | | | |

| Compound | Ave. RRF | RRF | Min RRF | %D | Max %D | Area% | Dev(min) |
|---|---|---|---|---|---|---|---|
| IS1_1,4-Dichlorobenzene-d4 | 1 | 1 | - | 0 | 20 | 98 | 0 |
| n-Nitrosodimethylamine | 0.792 | 0.76 | - | 4 | 20 | 85 | 0 |
| Pyridine | 1.349 | 1.181 | - | 12.5 | 20 | 83 | 0 |
| 2-Fluorophenol | 1.105 | 1.071 | - | 3.1 | 20 | 84 | 0 |
| Aniline | 5 | 4.261 | - | 14.8 | 20 | 84 | 0 |
| 2-Chlorophenol | 1.287 | 1.283 | - | 0.3 | 20 | 85 | 0 |
| Phenol-d6 | 1.428 | 1.416 | - | 0.8 | 20 | 85 | 0 |
| Phenol | 1.581 | 1.68 | - | -6.3 | 20 | 93 | 0 |
| Bis(2-chloroethyl)ether | 1.319 | 1.169 | - | 11.4 | 20 | 80 | 0 |
| 1,3-Dichlorobenzene | 1.573 | 1.485 | - | 5.6 | 20 | 86 | 0 |
| 1,4-Dichlorobenzene | 1.611 | 1.518 | - | 5.8 | 20 | 86 | 0 |
| 1,2-Dichlorobenzene | 1.557 | 1.448 | - | 7 | 20 | 84 | 0 |
| Benzyl alcohol | 1.122 | 1.05 | - | 6.4 | 20 | 83 | 0 |
| Bis(2-chloroisopropyl)ethe | 2.148 | 1.893 | - | 11.9 | 20 | 79 | 0 |
| 2-Methylphenol | 1.155 | 1.163 | - | -0.7 | 20 | 87 | 0 |
| Hexachloroethane | 0.596 | 0.565 | - | 5.2 | 20 | 86 | 0 |
| n-Nitrosodi-n-propylamine | 1.032 | 0.91 | - | 11.8 | 20 | 78 | 0 |
| 3-Methylphenol/4-Methylphe | 1.27 | 1.266 | - | 0.3 | 20 | 88 | 0 |
| Nitrobenzene-d5 | 1.354 | 1.333 | - | 1.6 | 20 | 86 | 0 |
| Nitrobenzene | 1.405 | 1.352 | - | 3.8 | 20 | 85 | 0 |
| Isophorone | 2.849 | 2.663 | - | 6.5 | 20 | 81 | 0 |
| 2-Nitrophenol | 5 | 4.764 | - | 4.7 | 20 | 101 | 0 |
| 2,4-Dimethylphenol | 1.51 | 1.331 | - | 11.9 | 20 | 79 | 0 |
| Bis(2-chloroethoxy)methane | 1.807 | 1.68 | - | 7 | 20 | 82 | 0 |
| 2,4-Dichlorophenol | 1.335 | 1.289 | - | 3.4 | 20 | 86 | 0 |
| 1,2,4-Trichlorobenzene | 1.539 | 1.464 | - | 4.9 | 20 | 87 | 0 |
| IS1_Naphthalene-d8 | 1 | 1 | - | 0 | 20 | 93 | 0 |
| Naphthalene | 1.063 | 1.021 | - | 4 | 20 | 83 | 0 |
| Benzoic Acid | 5 | 2.272 | - | 54.6* | 20 | 23 | 0 |
| 4-Chloroaniline | 0.144 | 0.136 | - | 5.6 | 20 | 80 | 0 |
| Hexachlorobutadiene | 0.253 | 0.244 | - | 3.6 | 20 | 84 | 0 |
| p-Chloro-m-cresol | 0.329 | 0.321 | - | 2.4 | 20 | 82 | 0 |
| 2-Methylnaphthalene | 0.674 | 0.681 | - | -1 | 20 | 87 | 0 |
| 1-Methylnaphthalene | 0.269 | 0.244 | - | 9.3 | 20 | 80 | 0 |
| Hexachlorocyclopentadiene | 5 | 5.064 | - | -1.3 | 20 | 96 | 0 |
| 2,4,6-Trichlorophenol | 5 | 4.905 | - | 1.9 | 20 | 95 | 0 |
| 2,4,5-Trichlorophenol | 5 | 4.936 | - | 1.3 | 20 | 89 | 0 |
| 2-Fluorobiphenyl | 0.927 | 0.932 | - | -0.5 | 20 | 84 | 0 |
| 2-Chloronaphthalene | 0.786 | 0.793 | - | -0.9 | 20 | 86 | 0 |
| 2-Nitroaniline | 5 | 5.084 | - | -1.7 | 20 | 103 | 0 |
| 1,4-Dinitrobenzene | 0.128 | 0.144 | - | -12.5 | 20 | 109 | 0 |
| 1,3-Dinitrobenzene | 0.145 | 0.159 | - | -9.7 | 20 | 107 | 0 |
| Dimethyl phthalate | 0.996 | 1.086 | - | -9 | 20 | 89 | 0 |

* Value outside of QC limits.

# Calibration Verification Summary
# Form 7
# Semivolatiles

| | | | | | |
|---|---|---|---|---|---|
| **Client** | : Roux Env. Eng. & Geology, DPC | **Lab Number** | : L2555281 | | |
| **Project Name** | : CORAM MATERIALS | **Project Number** | : 2232.0006Y005 | | |
| **Instrument ID** | : SV112 | **Calibration Date** | : 09/04/25 19:43 | | |
| **Lab File ID** | : ABN0904A | **Init. Calib. Date(s)** | : 08/17/25 | 08/18/25 | |
| **Sample No** | : WG2110427-3 | **Init. Calib. Times** | : 18:26 | 06:05 | |
| **Channel** | : | | | | |

| Compound | Ave. RRF | RRF | Min RRF | %D | Max %D | Area% | Dev(min) |
|---|---|---|---|---|---|---|---|
| Acenaphthylene | 1.282 | 1.356 | - | -5.8 | 20 | 85 | 0 |
| 2,6-Dinitrotoluene | 5 | 4.947 | - | 1.1 | 20 | 95 | 0 |
| 1,2-Dinitrobenzene | 0.094 | 0.104 | - | -10.6 | 20 | 105 | 0 |
| IS1_Acenaphthene-d10 | 1 | 1 | - | 0 | 20 | 99 | 0 |
| 3-Nitroaniline | 5 | 4.825 | - | 3.5 | 20 | 97 | 0 |
| Acenaphthene | 1.102 | 1.047 | - | 5 | 20 | 87 | 0 |
| 2,4-Dinitrophenol | 5 | 5.293 | - | -5.9 | 20 | 113 | 0 |
| Dibenzofuran | 1.833 | 1.777 | - | 3.1 | 20 | 87 | 0 |
| 2,4-Dinitrotoluene | 5 | 5.255 | - | -5.1 | 20 | 106 | 0 |
| 4-Nitrophenol | 5 | 4.588 | - | 8.2 | 20 | 87 | 0 |
| 2,3,5,6-Tetrachlorophenol | 5 | 5.03 | - | -0.6 | 20 | 100 | 0 |
| 2,3,4,6-Tetrachlorophenol | 5 | 4.733 | - | 5.3 | 20 | 91 | 0 |
| Diethyl phthalate | 1.565 | 1.565 | - | 0 | 20 | 87 | 0 |
| Fluorene | 1.489 | 1.461 | - | 1.9 | 20 | 87 | 0 |
| 4-Chlorophenyl phenyl ethe | 0.783 | 0.739 | - | 5.6 | 20 | 88 | 0 |
| 4-Nitroaniline | 5 | 5.239 | - | -4.8 | 20 | 103 | 0 |
| 4,6-Dinitro-o-cresol | 5 | 5.138 | - | -2.8 | 20 | 106 | 0 |
| NDPA/DPA | 1.246 | 1.275 | - | -2.3 | 20 | 90 | 0 |
| Azobenzene | 1.371 | 1.297 | - | 5.4 | 20 | 80 | 0 |
| 2,4,6-Tribromophenol | 0.254 | 0.29 | - | -14.2 | 20 | 104 | 0 |
| 4-Bromophenyl phenyl ether | 0.512 | 0.497 | - | 2.9 | 20 | 87 | 0 |
| Hexachlorobenzene | 0.607 | 0.596 | - | 1.8 | 20 | 92 | 0 |
| Pentachlorophenol | 5 | 5.166 | - | -3.3 | 20 | 107 | 0 |
| IS1_Phenanthrene-d10 | 1 | 1 | - | 0 | 20 | 102 | 0 |
| Phenanthrene | 1.099 | 1.064 | - | 3.2 | 20 | 92 | 0 |
| Anthracene | 1.091 | 1.085 | - | 0.5 | 20 | 91 | 0 |
| Carbazole | 0.993 | 1.032 | - | -3.9 | 20 | 93 | 0 |
| Di-n-butylphthalate | 1.164 | 1.233 | - | -5.9 | 20 | 92 | 0 |
| Fluoranthene | 1.329 | 1.347 | - | -1.4 | 20 | 92 | 0 |
| Benzidine | 5 | 5.012 | - | -0.2 | 20 | 98 | 0 |
| Pyrene | 1.367 | 1.417 | - | -3.7 | 20 | 92 | 0 |
| 4-Terphenyl-d14 | 1.068 | 1.054 | - | 1.3 | 20 | 91 | 0 |
| Butyl benzyl phthalate | 5 | 4.865 | - | 2.7 | 20 | 101 | 0 |
| IS1_Chrysene-d12 | 1 | 1 | - | 0 | 20 | 107 | 0 |
| Benzo(a)anthracene | 1.308 | 1.277 | - | 2.4 | 20 | 96 | 0 |
| 3,3'-Dichlorobenzidine | 0.473 | 0.485 | - | -2.5 | 20 | 94 | 0 |
| Chrysene | 1.216 | 1.152 | - | 5.3 | 20 | 91 | 0 |
| Bis(2-ethylhexyl)phthalate | 5 | 4.543 | - | 9.1 | 20 | 95 | 0 |
| Di-n-octylphthalate | 5 | 4.343 | - | 13.1 | 20 | 98 | 0 |
| Benzo(b)fluoranthene | 1.283 | 1.375 | - | -7.2 | 20 | 107 | 0 |
| Benzo(k)fluoranthene | 1.251 | 1.181 | - | 5.6 | 20 | 86 | 0 |
| Benzo(a)pyrene | 1.188 | 1.224 | - | -3 | 20 | 97 | 0 |
| IS1_Perylene-d12 | 1 | 1 | - | 0 | 20 | 109 | 0 |

* Value outside of QC limits.

# Calibration Verification Summary
# Form 7
# Semivolatiles

| | | | | | |
|---|---|---|---|---|---|
| **Client** | : Roux Env. Eng. & Geology, DPC | **Lab Number** | : L2555281 | | |
| **Project Name** | : CORAM MATERIALS | **Project Number** | : 2232.0006Y005 | | |
| **Instrument ID** | : SV112 | **Calibration Date** | : 09/04/25 19:43 | | |
| **Lab File ID** | : ABN0904A | **Init. Calib. Date(s)** | : 08/17/25 | 08/18/25 | |
| **Sample No** | : WG2110427-3 | **Init. Calib. Times** | : 18:26 | 06:05 | |
| **Channel** | : | | | | |

| Compound | Ave. RRF | RRF | Min RRF | %D | Max %D | Area% | Dev(min) |
|---|---|---|---|---|---|---|---|
| Indeno(1,2,3-cd)pyrene | 1.105 | 1.225 | - | -10.9 | 20 | 108 | 0 |
| Dibenzo(a,h)anthracene | 1.064 | 1.127 | - | -5.9 | 20 | 100 | 0 |
| Benzo(ghi)perylene | 1.105 | 1.106 | - | -0.1 | 20 | 98 | 0 |

* Value outside of QC limits.

# Calibration Verification Summary
# Form 7
# Semivolatiles

| | | | |
|---|---|---|---|
| **Client** | : Roux Env. Eng. & Geology, DPC | **Lab Number** | : L2555281 |
| **Project Name** | : CORAM MATERIALS | **Project Number** | : 2232.0006Y005 |
| **Instrument ID** | : SV112 | **Calibration Date** | : 09/04/25 20:06 |
| **Lab File ID** | : AP90904A | **Init. Calib. Date(s)** | : 08/17/25 08/18/25 |
| **Sample No** | : WG2110427-4 | **Init. Calib. Times** | : 18:26 06:05 |
| **Channel** | : | | |

| Compound | Ave. RRF | RRF | Min RRF | %D | Max %D | Area% | Dev(min) |
|---|---|---|---|---|---|---|---|
| IS2_1,4-Dichlorobenzene-d4 | 1 | 1 | - | 0 | 20 | 69 | 0 |
| Benzaldehyde | 0.597 | 0.739 | - | -23.8* | 20 | 91 | 0 |
| Acetophenone | 1.98 | 1.82 | - | 8.1 | 20 | 67 | 0 |
| m-Toluidine | 1.191 | 1.383 | - | -16.1 | 20 | 81 | 0 |
| 2-Chloroaniline | 1.688 | 1.606 | - | 4.9 | 20 | 68 | 0 |
| IS2_Naphthalene-d8 | 1 | 1 | - | 0 | 20 | 67 | 0 |
| a-Terpineol | 0.298 | 0.326 | - | -9.4 | 20 | 76 | 0 |
| 3-Chloroaniline | 0.138 | 0.139 | - | -0.7 | 20 | 69 | 0 |
| 2,6-Dichlorophenol | 0.282 | 0.321 | - | -13.8 | 20 | 75 | 0 |
| 1-chloro-2-nitrobenzene | 0.137 | 0.147 | - | -7.3 | 20 | 73 | 0 |
| Caprolactam | 0.177 | 0.189 | - | -6.8 | 20 | 73 | 0 |
| 1,2,4,5-Tetrachlorobenzene | 0.443 | 0.431 | - | 2.7 | 20 | 68 | 0 |
| Biphenyl | 0.978 | 0.962 | - | 1.6 | 20 | 69 | 0 |
| IS2_Acenaphthene-d10 | 1 | 1 | - | 0 | 20 | 69 | 0 |
| Dichloran | 0.179 | 0.23 | - | -28.5* | 20 | 95 | 0 |
| Pentachloronitrobenzene | 0.205 | 0.229 | - | -11.7 | 20 | 82 | 0 |
| IS2_Phenanthrene-d10 | 1 | 1 | - | 0 | 20 | 74 | 0 |
| Diphenamid | 0.494 | 0.536 | - | -8.5 | 20 | 81 | 0 |

* Value outside of QC limits.

# Calibration Verification Summary
# Form 7
# Semivolatiles

| | | | | | |
|---|---|---|---|---|---|
| **Client** | : Roux Env. Eng. & Geology, DPC | **Lab Number** | : L2555281 | | |
| **Project Name** | : CORAM MATERIALS | **Project Number** | : 2232.0006Y005 | | |
| **Instrument ID** | : SV112 | **Calibration Date** | : 09/04/25 20:29 | | |
| **Lab File ID** | : ADP0904 | **Init. Calib. Date(s)** | : 08/17/25 | 08/18/25 | |
| **Sample No** | : WG2110427-5 | **Init. Calib. Times** | : 18:26 | 06:05 | |
| **Channel** | : | | | | |

| Compound | Ave. RRF | RRF | Min RRF | %D | Max %D | Area% | Dev(min) |
|---|---|---|---|---|---|---|---|
| IS3_1,4-Dichlorobenzene-d4 | 1 | 1 | - | 0 | 20 | 84 | 0 |
| 1,4-Dioxane | 0.546 | 0.46 | - | 15.8 | 20 | 77 | 0 |
| n-Decane | 1.602 | 1.545 | - | 3.6 | 20 | 82 | 0 |
| IS3_Acenaphthene-d10 | 1 | 1 | - | 0 | 20 | 78 | 0 |
| Atrazine | 0.463 | 0.565 | - | -22* | 20 | 93 | 0 |
| IS3_Phenanthrene-d10 | 1 | 1 | - | 0 | 20 | 77 | 0 |
| n-Octadecane | 0.496 | 0.486 | - | 2 | 20 | 77 | 0 |
| Parathion | 0.106 | 0.124 | - | -17 | 20 | 97 | 0 |
| 3,3'-Dimethylbenzidine | 0.737 | 0.721 | - | 2.2 | 20 | 73 | 0 |

* Value outside of QC limits.

# Evaluate Continuing Calibration Report

Data Path : I:\8270\SV112\250904RVT\
Data File : ABN0904a.D
Acq On : 04 Sep 2025 07:43 pm
Operator : SV112:smz
Sample : wg2110427-3,32,,ABN 11964 cmm0831A
Misc : wg2110427,,ical22560
ALS Vial : 142 Sample Multiplier: 1

Quant Time: Sep 05 10:44:17 2025
Quant Method : I:\8270\SV112\250904RVT\FS250817SV112RVT.m
Quant Title : Semivolatiles by GC/MS by modified 8270
QLast Update : Fri Sep 05 09:53:10 2025
Response via : Initial Calibration

Min. RRF : 0.000 Min. Rel. Area : 50% Max. R.T. Dev 0.50min
Max. RRF Dev : 20% Max. Rel. Area : 200%

| | | Compound | | AvgRF | CCRF | %Dev | Area% | Dev(min) |
|---|---|---|---|---|---|---|---|---|
| 1 | I | IS1_1,4-Dichlorobenzene-d4 | | 1.000 | 1.000 | 0.0 | 98 | 0.00 |
| 2 | T | n-Nitrosodimethylamine | | 0.792 | 0.760 | 4.0 | 85 | 0.00 |
| 3 | T | Pyridine | | 1.349 | 1.181 | 12.5 | 83 | 0.00 |
| 4 | S | 2-Fluorophenol | | 1.105 | 1.071 | 3.1 | 84 | 0.00 |
| 5 | T | Aniline | * | 5.000 | 4.261 | 14.8 | 84 | 0.00 |
| 6 | T | 2-Chlorophenol | | 1.287 | 1.283 | 0.3 | 85 | 0.00 |
| 7 | S | Phenol-d6 | | 1.428 | 1.416 | 0.8 | 85 | 0.00 |
| 8 | T | Phenol | | 1.581 | 1.680 | -6.3 | 93 | 0.00 |
| 9 | T | Bis(2-chloroethyl)ether | | 1.319 | 1.169 | 11.4 | 80 | 0.00 |
| 10 | T | 1,3-Dichlorobenzene | | 1.573 | 1.485 | 5.6 | 86 | 0.00 |
| 11 | T | 1,4-Dichlorobenzene | | 1.611 | 1.518 | 5.8 | 86 | 0.00 |
| 12 | T | 1,2-Dichlorobenzene | | 1.557 | 1.448 | 7.0 | 84 | 0.00 |
| 13 | T | Benzyl alcohol | | 1.122 | 1.050 | 6.4 | 83 | 0.00 |
| 14 | T | Bis(2-chloroisopropyl)ether | | 2.148 | 1.893 | 11.9 | 79 | 0.00 |
| 15 | T | 2-Methylphenol | | 1.155 | 1.163 | -0.7 | 87 | 0.00 |
| 16 | T | Hexachloroethane | | 0.596 | 0.565 | 5.2 | 86 | 0.00 |
| 17 | T | n-Nitrosodi-n-propylamine | | 1.032 | 0.910 | 11.8 | 78 | 0.00 |
| 18 | T | 3-Methylphenol/4-Methylphen | | 1.270 | 1.266 | 0.3 | 88 | 0.00 |
| 19 | S | Nitrobenzene-d5 | | 1.354 | 1.333 | 1.6 | 86 | 0.00 |
| 20 | T | Nitrobenzene | | 1.405 | 1.352 | 3.8 | 85 | 0.00 |
| 21 | T | Isophorone | | 2.849 | 2.663 | 6.5 | 81 | 0.00 |
| 22 | T | 2-Nitrophenol | * | 5.000 | 4.764 | 4.7 | 101 | 0.00 |
| 23 | T | 2,4-Dimethylphenol | | 1.510 | 1.331 | 11.9 | 79 | 0.00 |
| 24 | T | Bis(2-chloroethoxy)methane | | 1.807 | 1.680 | 7.0 | 82 | 0.00 |
| 25 | T | 2,4-Dichlorophenol | | 1.335 | 1.289 | 3.4 | 86 | 0.00 |
| 26 | T | 1,2,4-Trichlorobenzene | | 1.539 | 1.464 | 4.9 | 87 | 0.00 |
| 35 | I | IS1_Naphthalene-d8 | | 1.000 | 1.000 | 0.0 | 93 | 0.00 |
| 36 | T | Naphthalene | | 1.063 | 1.021 | 4.0 | 83 | 0.00 |
| 37 | T | Benzoic Acid | * | 5.000 | 2.272 | 54.6# | 23 | 0.00 |
| 38 | T | 4-Chloroaniline | | 0.144 | 0.136 | 5.6 | 80 | 0.00 |
| 39 | T | Hexachlorobutadiene | | 0.253 | 0.244 | 3.6 | 84 | 0.00 |
| 40 | T | p-Chloro-m-cresol | | 0.329 | 0.321 | 2.4 | 82 | 0.00 |
| 41 | T | 2-Methylnaphthalene | | 0.674 | 0.681 | -1.0 | 87 | 0.00 |
| 42 | T | 1-Methylnaphthalene | | 0.269 | 0.244 | 9.3 | 80 | 0.00 |
| 43 | T | Hexachlorocyclopentadiene | * | 5.000 | 5.064 | -1.3 | 96 | 0.00 |
| 44 | T | 2,4,6-Trichlorophenol | * | 5.000 | 4.905 | 1.9 | 95 | 0.00 |
| 45 | T | 2,4,5-Trichlorophenol | * | 5.000 | 4.936 | 1.3 | 89 | 0.00 |
| 46 | S | 2-Fluorobiphenyl | | 0.927 | 0.932 | -0.5 | 84 | 0.00 |

Data Path : I:\8270\SV112\250904RVT\
Data File : ABN0904a.D
Acq On : 04 Sep 2025 07:43 pm
Operator : SV112:smz
Sample : wg2110427-3,32,,ABN 11964 cmm0831A
Misc : wg2110427,,ical22560
ALS Vial : 142 Sample Multiplier: 1

Quant Time: Sep 05 10:44:17 2025
Quant Method : I:\8270\SV112\250904RVT\FS250817SV112RVT.m
Quant Title : Semivolatiles by GC/MS by modified 8270
QLast Update : Fri Sep 05 09:53:10 2025
Response via : Initial Calibration

Min. RRF : 0.000 Min. Rel. Area : 50% Max. R.T. Dev 0.50min
Max. RRF Dev : 20% Max. Rel. Area : 200%

| | | Compound | | AvgRF | CCRF | %Dev | Area% | Dev(min) |
|---|---|---|---|---|---|---|---|---|
| 47 | T | 2-Chloronaphthalene | | 0.786 | 0.793 | -0.9 | 86 | 0.00 |
| 48 | T | 2-Nitroaniline | * | 5.000 | 5.084 | -1.7 | 103 | 0.00 |
| 49 | T | 1,4-Dinitrobenzene | | 0.128 | 0.144 | -12.5 | 109 | 0.00 |
| 50 | T | 1,3-Dinitrobenzene | | 0.145 | 0.159 | -9.7 | 107 | 0.00 |
| 51 | T | Dimethyl phthalate | | 0.996 | 1.086 | -9.0 | 89 | 0.00 |
| 52 | T | Acenaphthylene | | 1.282 | 1.356 | -5.8 | 85 | 0.00 |
| 53 | T | 2,6-Dinitrotoluene | * | 5.000 | 4.947 | 1.1 | 95 | 0.00 |
| 54 | T | 1,2-Dinitrobenzene | | 0.094 | 0.104 | -10.6 | 105 | 0.00 |
| 63 | I | IS1_Acenaphthene-d10 | | 1.000 | 1.000 | 0.0 | 99 | 0.00 |
| 64 | T | 3-Nitroaniline | * | 5.000 | 4.825 | 3.5 | 97 | 0.00 |
| 65 | T | Acenaphthene | | 1.102 | 1.047 | 5.0 | 87 | 0.00 |
| 66 | T | 2,4-Dinitrophenol | * | 5.000 | 5.293 | -5.9 | 113 | 0.00 |
| 67 | T | Dibenzofuran | | 1.833 | 1.777 | 3.1 | 87 | 0.00 |
| 68 | T | 2,4-Dinitrotoluene | * | 5.000 | 5.255 | -5.1 | 106 | 0.00 |
| 69 | T | 4-Nitrophenol | * | 5.000 | 4.588 | 8.2 | 87 | 0.00 |
| 70 | T | 2,3,5,6-Tetrachlorophenol | * | 5.000 | 5.030 | -0.6 | 100 | 0.00 |
| 71 | T | 2,3,4,6-Tetrachlorophenol | * | 5.000 | 4.733 | 5.3 | 91 | 0.00 |
| 72 | T | Diethyl phthalate | | 1.565 | 1.565 | 0.0 | 87 | 0.00 |
| 73 | T | Fluorene | | 1.489 | 1.461 | 1.9 | 87 | 0.00 |
| 74 | T | 4-Chlorophenyl phenyl ether | | 0.783 | 0.739 | 5.6 | 88 | 0.00 |
| 75 | T | 4-Nitroaniline | * | 5.000 | 5.239 | -4.8 | 103 | 0.00 |
| 76 | T | 4,6-Dinitro-o-cresol | * | 5.000 | 5.138 | -2.8 | 106 | 0.00 |
| 77 | T | NDPA/DPA | | 1.246 | 1.275 | -2.3 | 90 | 0.00 |
| 78 | T | Azobenzene | | 1.371 | 1.297 | 5.4 | 80 | 0.00 |
| 79 | S | 2,4,6-Tribromophenol | | 0.254 | 0.290 | -14.2 | 104 | 0.00 |
| 80 | T | 4-Bromophenyl phenyl ether | | 0.512 | 0.497 | 2.9 | 87 | 0.00 |
| 81 | T | Hexachlorobenzene | | 0.607 | 0.596 | 1.8 | 92 | 0.00 |
| 82 | T | Pentachlorophenol | * | 5.000 | 5.166 | -3.3 | 107 | 0.00 |
| 88 | I | IS1_Phenanthrene-d10 | | 1.000 | 1.000 | 0.0 | 102 | 0.00 |
| 89 | T | Phenanthrene | | 1.099 | 1.064 | 3.2 | 92 | 0.00 |
| 90 | T | Anthracene | | 1.091 | 1.085 | 0.5 | 91 | 0.00 |
| 91 | T | Carbazole | | 0.993 | 1.032 | -3.9 | 93 | 0.00 |
| 92 | T | Di-n-butylphthalate | | 1.164 | 1.233 | -5.9 | 92 | 0.00 |
| 93 | T | Fluoranthene | | 1.329 | 1.347 | -1.4 | 92 | 0.00 |
| 94 | T | Benzidine | * | 5.000 | 5.012 | -0.2 | 98 | 0.00 |
| 95 | T | Pyrene | | 1.367 | 1.417 | -3.7 | 92 | 0.00 |
| 96 | S | 4-Terphenyl-d14 | | 1.068 | 1.054 | 1.3 | 91 | 0.00 |

Data Path : I:\8270\SV112\250904RVT\
Data File : ABN0904a.D
Acq On : 04 Sep 2025 07:43 pm
Operator : SV112:smz
Sample : wg2110427-3,32,,ABN 11964 cmm0831A
Misc : wg2110427,,ical22560
ALS Vial : 142 Sample Multiplier: 1

Quant Time: Sep 05 10:44:17 2025
Quant Method : I:\8270\SV112\250904RVT\FS250817SV112RVT.m
Quant Title : Semivolatiles by GC/MS by modified 8270
QLast Update : Fri Sep 05 09:53:10 2025
Response via : Initial Calibration

Min. RRF : 0.000 Min. Rel. Area : 50% Max. R.T. Dev 0.50min
Max. RRF Dev : 20% Max. Rel. Area : 200%

| | | Compound | | AvgRF | CCRF | %Dev | Area% | Dev(min) |
|---|---|---|---|---|---|---|---|---|
| 97 | T | Butyl benzyl phthalate | * | 5.000 | 4.865 | 2.7 | 101 | 0.00 |
| 104 | I | IS1_Chrysene-d12 | | 1.000 | 1.000 | 0.0 | 107 | 0.00 |
| 105 | T | Benzo(a)anthracene | | 1.308 | 1.277 | 2.4 | 96 | 0.00 |
| 106 | T | 3,3'-Dichlorobenzidine | | 0.473 | 0.485 | -2.5 | 94 | 0.00 |
| 107 | T | Chrysene | | 1.216 | 1.152 | 5.3 | 91 | 0.00 |
| 108 | T | Bis(2-ethylhexyl)phthalate | * | 5.000 | 4.543 | 9.1 | 95 | 0.00 |
| 109 | T | Di-n-octylphthalate | * | 5.000 | 4.343 | 13.1 | 98 | 0.00 |
| 110 | T | Benzo(b)fluoranthene | | 1.283 | 1.375 | -7.2 | 107 | 0.00 |
| 111 | T | Benzo(k)fluoranthene | | 1.251 | 1.181 | 5.6 | 86 | 0.00 |
| 112 | T | Benzo(a)pyrene | | 1.188 | 1.224 | -3.0 | 97 | 0.00 |
| 113 | I | IS1_Perylene-d12 | | 1.000 | 1.000 | 0.0 | 109 | 0.00 |
| 114 | T | Indeno(1,2,3-cd)pyrene | | 1.105 | 1.225 | -10.9 | 108 | 0.00 |
| 115 | T | Dibenzo(a,h)anthracene | | 1.064 | 1.127 | -5.9 | 100 | 0.00 |
| 116 | T | Benzo(ghi)perylene | | 1.105 | 1.106 | -0.1 | 98 | 0.00 |

* Evaluation of CC level amount vs concentration.
(#) = Out of Range SPCC's out = 0 CCC's out = 0

Quantitation Report (QT Reviewed)

Data Path : I:\8270\SV112\250904RVT\
Data File : ABN0904a.D
Acq On : 04 Sep 2025 07:43 pm
Operator : SV112:smz
Sample : wg2110427-3,32,,ABN 11964 cmm0831A
Misc : wg2110427,,ical22560
ALS Vial : 142 Sample Multiplier: 1

Quant Time: Sep 05 10:44:17 2025
Quant Method : I:\8270\SV112\250904RVT\FS250817SV112RVT.m
Quant Title : Semivolatiles by GC/MS by modified 8270
QLast Update : Fri Sep 05 09:53:10 2025
Response via : Initial Calibration

Sub List : ABNical - ABN ical sublist

| Compound | R.T. | QIon | Response | Conc | Units | | Dev(Min) |
|---|---|---|---|---|---|---|---|
| Internal Standards | | | | | | | |
| 1) IS1_1,4-Dichlorobenzen... | 4.716 | 152 | 18364 | 4.000 | ug/ml | | 0.00 |
| 35) IS1_Naphthalene-d8 | 5.952 | 136 | 71336 | 4.000 | ug/ml | | 0.00 |
| 63) IS1_Acenaphthene-d10 | 7.652 | 164 | 50801 | 4.000 | ug/ml | | 0.00 |
| 88) IS1_Phenanthrene-d10 | 9.081 | 188 | 114944 | 4.000 | ug/ml | # | 0.00 |
| 104) IS1_Chrysene-d12 | 11.710 | 240 | 133330 | 4.000 | ug/ml | # | 0.00 |
| 113) IS1_Perylene-d12 | 13.175 | 264 | 147517 | 4.000 | ug/ml | | 0.00 |
| System Monitoring Compounds | | | | | | | |
| 4) 2-Fluorophenol | 3.440 | 112 | 24579 | 4.845 | ug/ml | | 0.00 |
| Spiked Amount 2.000 | Range 15 - 110 | | Recovery = 242.25%# | | | | |
| 7) Phenol-d6 | 4.387 | 99 | 32493 | 4.956 | ug/ml | | 0.00 |
| Spiked Amount 2.000 | Range 15 - 110 | | Recovery = 247.80%# | | | | |
| 19) Nitrobenzene-d5 | 5.252 | 82 | 30589 | 4.922 | ug/ml | | 0.00 |
| Spiked Amount 1.000 | Range 30 - 130 | | Recovery = 492.20%# | | | | |
| 46) 2-Fluorobiphenyl | 7.016 | 172 | 83086 | 5.025 | ug/ml | | 0.00 |
| Spiked Amount 1.000 | Range 30 - 130 | | Recovery = 502.50%# | | | | |
| 79) 2,4,6-Tribromophenol | 8.416 | 330 | 18389 | 5.692 | ug/ml | | 0.00 |
| Spiked Amount 2.000 | Range 15 - 110 | | Recovery = 284.60%# | | | | |
| 96) 4-Terphenyl-d14 | 10.657 | 244 | 151497 | 4.937 | ug/ml | | 0.00 |
| Spiked Amount 1.000 | Range 30 - 130 | | Recovery = 493.70%# | | | | |
| Target Compounds | | | | | | | Qvalue |
| 2) n-Nitrosodimethylamine | 2.052 | 74 | 17457 | 4.802 | ug/ml | | 95 |
| 3) Pyridine | 2.099 | 79 | 27107 | 4.376 | ug/ml | | 98 |
| 5) Aniline | 4.393 | 93 | 44125 | 4.261 | ug/ml | # | 46 |
| 6) 2-Chlorophenol | 4.511 | 128 | 29462 | 4.986 | ug/ml | | 99 |
| 8) Phenol | 4.399 | 94 | 38561 | 5.313 | ug/ml | # | 41 |
| 9) Bis(2-chloroethyl)ether | 4.475 | 93 | 26833 | 4.431 | ug/ml | | 91 |
| 10) 1,3-Dichlorobenzene | 4.658 | 146 | 34083 | 4.718 | ug/ml | | 96 |
| 11) 1,4-Dichlorobenzene | 4.734 | 146 | 34841 | 4.711 | ug/ml | | 96 |
| 12) 1,2-Dichlorobenzene | 4.875 | 146 | 33242 | 4.651 | ug/ml | | 95 |
| 13) Benzyl alcohol | 4.863 | 79 | 24098 | 4.680 | ug/ml | | 98 |
| 14) Bis(2-chloroisopropyl)... | 5.016 | 45 | 43444 | 4.405 | ug/ml | # | 86 |
| 15) 2-Methylphenol | 4.993 | 108 | 26686 | 5.033 | ug/ml | | 97 |
| 16) Hexachloroethane | 5.205 | 117 | 12977 | 4.742 | ug/ml | # | 64 |
| 17) n-Nitrosodi-n-propylamine | 5.134 | 70 | 20889 | 4.408 | ug/ml | | 100 |
| 18) 3-Methylphenol/4-Methy... | 5.146 | 108 | 29070 | 4.984 | ug/ml | | 97 |
| 20) Nitrobenzene | 5.269 | 77 | 31031 | 4.810 | ug/ml | | 99 |
| 21) Isophorone | 5.516 | 82 | 61129 | 4.673 | ug/ml | | 99 |
| 22) 2-Nitrophenol | 5.587 | 139 | 16702 | 4.764 | ug/ml | | 95 |

Quantitation Report (QT Reviewed)

Data Path : I:\8270\SV112\250904RVT\
Data File : ABN0904a.D
Acq On : 04 Sep 2025 07:43 pm
Operator : SV112:smz
Sample : wg2110427-3,32,,ABN 11964 cmm0831A
Misc : wg2110427,,ical22560
ALS Vial : 142 Sample Multiplier: 1

Quant Time: Sep 05 10:44:17 2025
Quant Method : I:\8270\SV112\250904RVT\FS250817SV112RVT.m
Quant Title : Semivolatiles by GC/MS by modified 8270
QLast Update : Fri Sep 05 09:53:10 2025
Response via : Initial Calibration

Sub List : ABNical - ABN ical sublist

| Compound | R.T. | QIon | Response | Conc | Units | Dev(Min) |
|---|---|---|---|---|---|---|
| 23) 2,4-Dimethylphenol | 5.658 | 107 | 30552 | 4.408 | ug/ml | 99 |
| 24) Bis(2-chloroethoxy)met... | 5.746 | 93 | 38569 | 4.648 | ug/ml | 98 |
| 25) 2,4-Dichlorophenol | 5.822 | 162 | 29592 | 4.829 | ug/ml# | 94 |
| 26) 1,2,4-Trichlorobenzene | 5.905 | 180 | 33606 | 4.757 | ug/ml | 97 |
| 36) Naphthalene | 5.969 | 128 | 90999 | 4.801 | ug/ml | 100 |
| 37) Benzoic Acid | 5.728 | 105 | 4776 | 2.272 | ug/ml# | 89 |
| 38) 4-Chloroaniline | 6.034 | 65 | 12149 | 4.731 | ug/ml | 100 |
| 39) Hexachlorobutadiene | 6.122 | 225 | 21771 | 4.824 | ug/ml | 99 |
| 40) p-Chloro-m-cresol | 6.528 | 107 | 28660 | 4.887 | ug/ml | 90 |
| 41) 2-Methylnaphthalene | 6.646 | 142 | 60682 | 5.052 | ug/ml | 96 |
| 42) 1-Methylnaphthalene | 6.740 | 115 | 21773 | 4.531 | ug/ml | 89 |
| 43) Hexachlorocyclopentadiene | 6.816 | 237 | 30443 | 5.064 | ug/ml | 100 |
| 44) 2,4,6-Trichlorophenol | 6.934 | 196 | 27584 | 4.905 | ug/ml | 100 |
| 45) 2,4,5-Trichlorophenol | 6.957 | 196 | 29160 | 4.936 | ug/ml | 98 |
| 47) 2-Chloronaphthalene | 7.110 | 162 | 70732 | 5.047 | ug/ml | 93 |
| 48) 2-Nitroaniline | 7.216 | 138 | 23664 | 5.084 | ug/ml | 95 |
| 49) 1,4-Dinitrobenzene | 7.352 | 168 | 12798M3 | 5.604 | ug/ml | |
| 50) 1,3-Dinitrobenzene | 7.428 | 168 | 14140 | 5.465 | ug/ml | 79 |
| 51) Dimethyl phthalate | 7.422 | 163 | 96802 | 5.447 | ug/ml | 100 |
| 52) Acenaphthylene | 7.510 | 152 | 120907 | 5.288 | ug/ml | 99 |
| 53) 2,6-Dinitrotoluene | 7.463 | 165 | 20130 | 4.947 | ug/ml | 89 |
| 54) 1,2-Dinitrobenzene | 7.504 | 168 | 9274 | 5.548 | ug/ml# | 1 |
| 64) 3-Nitroaniline | 7.616 | 138 | 22272 | 4.825 | ug/ml | 91 |
| 65) Acenaphthene | 7.681 | 154 | 66479 | 4.749 | ug/ml | 98 |
| 66) 2,4-Dinitrophenol | 7.722 | 184 | 12687 | 5.293 | ug/ml# | 79 |
| 67) Dibenzofuran | 7.852 | 168 | 112837 | 4.846 | ug/ml | 91 |
| 68) 2,4-Dinitrotoluene | 7.852 | 165 | 30802 | 5.255 | ug/ml# | 81 |
| 69) 4-Nitrophenol | 7.804 | 65 | 17899 | 4.588 | ug/ml | 98 |
| 70) 2,3,5,6-Tetrachlorophenol | 7.940 | 232 | 29392 | 5.030 | ug/ml | 98 |
| 71) 2,3,4,6-Tetrachlorophenol | 7.981 | 232 | 27366 | 4.733 | ug/ml | 99 |
| 72) Diethyl phthalate | 8.110 | 149 | 99401 | 5.003 | ug/ml | 96 |
| 73) Fluorene | 8.181 | 166 | 92785 | 4.905 | ug/ml | 97 |
| 74) 4-Chlorophenyl phenyl ... | 8.199 | 204 | 46920 | 4.718 | ug/ml# | 81 |
| 75) 4-Nitroaniline | 8.204 | 138 | 23942 | 5.239 | ug/ml | 98 |
| 76) 4,6-Dinitro-o-cresol | 8.240 | 198 | 17858 | 5.138 | ug/ml# | 74 |
| 77) NDPA/DPA | 8.310 | 169 | 80934 | 5.117 | ug/ml | 95 |
| 78) Azobenzene | 8.346 | 77 | 82358 | 4.730 | ug/ml# | 93 |
| 80) 4-Bromophenyl phenyl e... | 8.669 | 248 | 31553 | 4.851 | ug/ml# | 82 |
| 81) Hexachlorobenzene | 8.722 | 284 | 37833 | 4.910 | ug/ml# | 84 |
| 82) Pentachlorophenol | 8.910 | 266 | 24521 | 5.166 | ug/ml | 99 |
| 89) Phenanthrene | 9.099 | 178 | 152941 | 4.842 | ug/ml | 99 |

Quantitation Report (QT Reviewed)

Data Path : I:\8270\SV112\250904RVT\
Data File : ABN0904a.D
Acq On : 04 Sep 2025 07:43 pm
Operator : SV112:smz
Sample : wg2110427-3,32,,ABN 11964 cmm0831A
Misc : wg2110427,,ical22560
ALS Vial : 142 Sample Multiplier: 1

Quant Time: Sep 05 10:44:17 2025
Quant Method : I:\8270\SV112\250904RVT\FS250817SV112RVT.m
Quant Title : Semivolatiles by GC/MS by modified 8270
QLast Update : Fri Sep 05 09:53:10 2025
Response via : Initial Calibration

Sub List : ABNical - ABN ical sublist

| Compound | R.T. | QIon | Response | Conc | Units | Dev(Min) |
|---|---|---|---|---|---|---|
| 90) Anthracene | 9.151 | 178 | 155826 | 4.970 | ug/ml | 99 |
| 91) Carbazole | 9.316 | 167 | 148255 | 5.193 | ug/ml | 99 |
| 92) Di-n-butylphthalate | 9.704 | 149 | 177180 | 5.299 | ug/ml | 99 |
| 93) Fluoranthene | 10.251 | 202 | 193489M3 | 5.065 | ug/ml | |
| 94) Benzidine | 10.404 | 184 | 123445 | 5.012 | ug/ml# | 97 |
| 95) Pyrene | 10.469 | 202 | 203531 | 5.180 | ug/ml | 99 |
| 97) Butyl benzyl phthalate | 11.181 | 149 | 81849 | 4.865 | ug/ml# | 91 |
| 105) Benzo(a)anthracene | 11.704 | 228 | 212824 | 4.881 | ug/ml | 99 |
| 106) 3,3'-Dichlorobenzidine | 11.698 | 252 | 80781 | 5.120 | ug/ml# | 97 |
| 107) Chrysene | 11.740 | 228 | 191984 | 4.737 | ug/ml | 99 |
| 108) Bis(2-ethylhexyl)phtha... | 11.822 | 149 | 123485 | 4.543 | ug/ml# | 98 |
| 109) Di-n-octylphthalate | 12.498 | 149 | 211009 | 4.343 | ug/ml | 98 |
| 110) Benzo(b)fluoranthene | 12.804 | 252 | 229085 | 5.355 | ug/ml# | 95 |
| 111) Benzo(k)fluoranthene | 12.834 | 252 | 196842M3 | 4.720 | ug/ml | |
| 112) Benzo(a)pyrene | 13.122 | 252 | 203963 | 5.150 | ug/ml# | 95 |
| 114) Indeno(1,2,3-cd)pyrene | 14.157 | 276 | 225952M6 | 5.547 | ug/mL | |
| 115) Dibenzo(a,h)anthracene | 14.181 | 278 | 207769 | 5.294 | ug/ml# | 91 |
| 116) Benzo(ghi)perylene | 14.410 | 276 | 203928 | 5.004 | ug/ml# | 92 |

(#) = qualifier out of range (m) = manual integration (+) = signals summed

Quantitation Report (QT Reviewed)

Data Path : I:\8270\SV112\250904RVT\
Data File : ABN0904a.D
Acq On : 04 Sep 2025 07:43 pm
Operator : SV112:smz
Sample : wg2110427-3,32,,ABN 11964 cmm0831A
Misc : wg2110427,,ical22560
ALS Vial : 142 Sample Multiplier: 1

Quant Time: Sep 05 10:44:17 2025
Quant Method : I:\8270\SV112\250904RVT\FS250817SV112RVT.m
Quant Title : Semivolatiles by GC/MS by modified 8270
QLast Update : Fri Sep 05 09:53:10 2025
Response via : Initial Calibration

Sub List : ABNical - ABN ical sublist

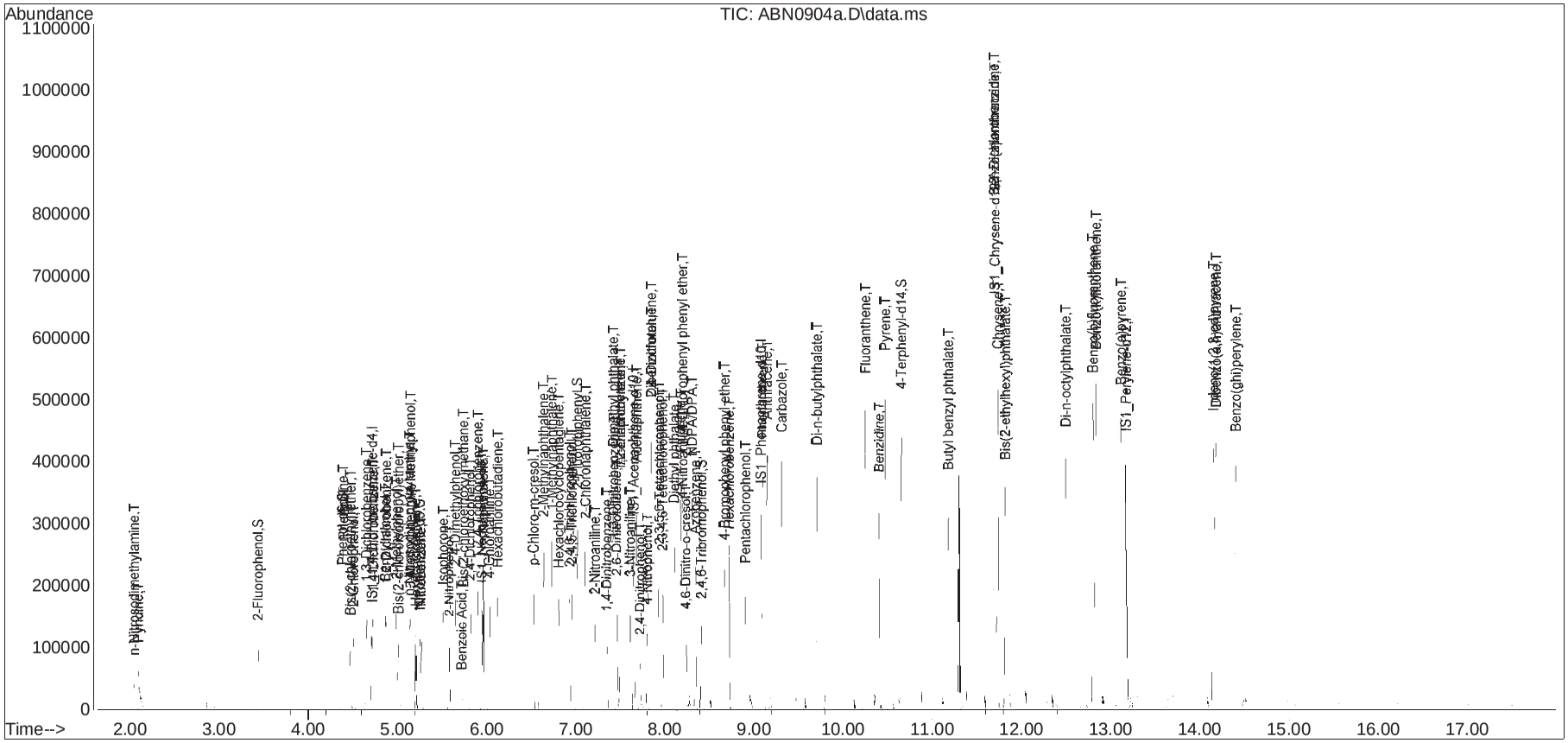

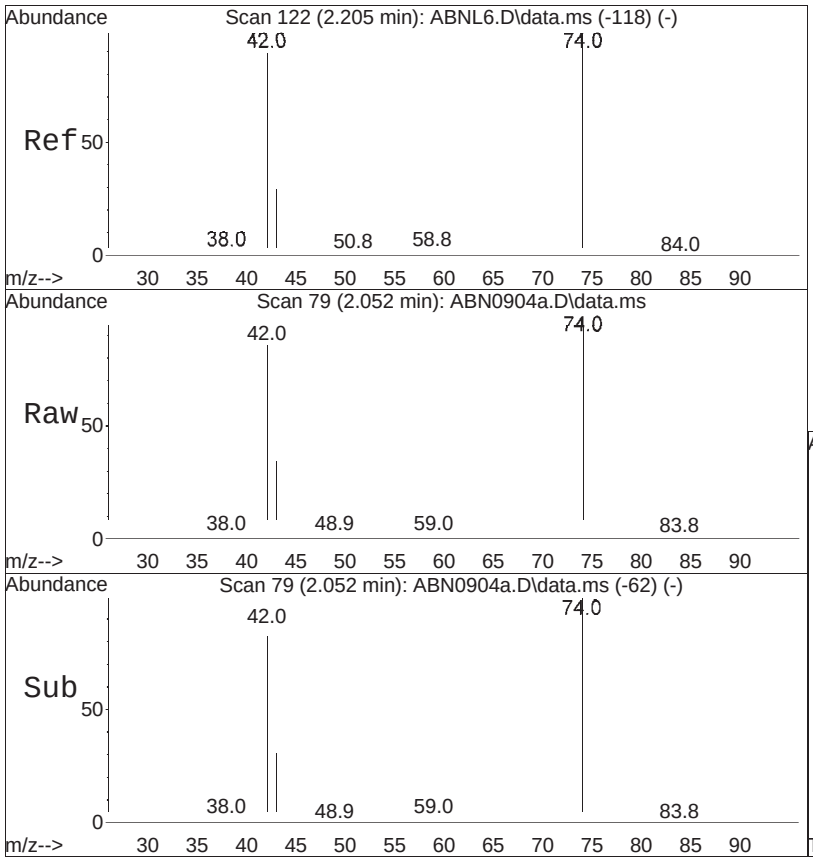


#2
n-Nitrosodimethylamine
Concen: 4.80 ug/ml
RT: 2.052 min Scan# 79
Delta R.T. 0.000 min
Lab File: ABN0904a.D
Acq: 04 Sep 2025 07:43 pm

Tgt Ion: 74 Resp: 17457

| Ion | Ratio | Lower | Upper |
|---|---|---|---|
| 74 | 100 | | |
| 42 | 84.6 | 63.8 | 95.8 |
| 44 | 5.9 | 4.3 | 6.5 |

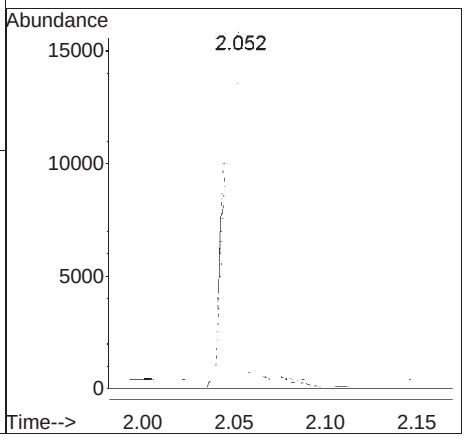

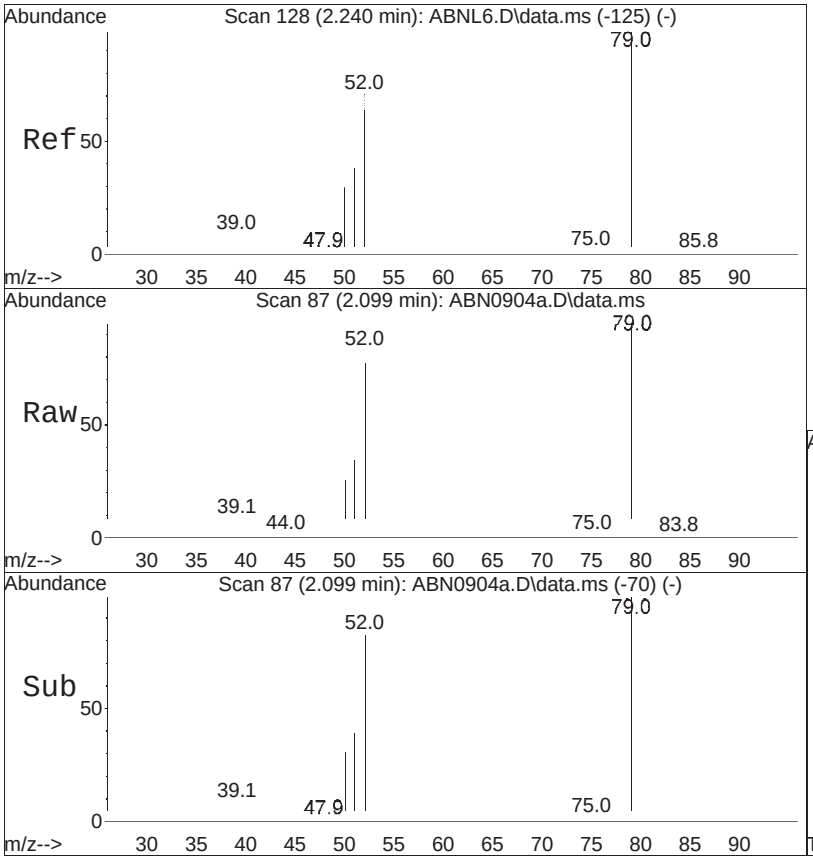


#3
Pyridine
Concen: 4.38 ug/ml
RT: 2.099 min Scan# 87
Delta R.T. 0.000 min
Lab File: ABN0904a.D
Acq: 04 Sep 2025 07:43 pm

Tgt Ion: 79 Resp: 27107

| Ion | Ratio | Lower | Upper |
|---|---|---|---|
| 79 | 100 | | |
| 52 | 82.6 | 64.6 | 96.8 |

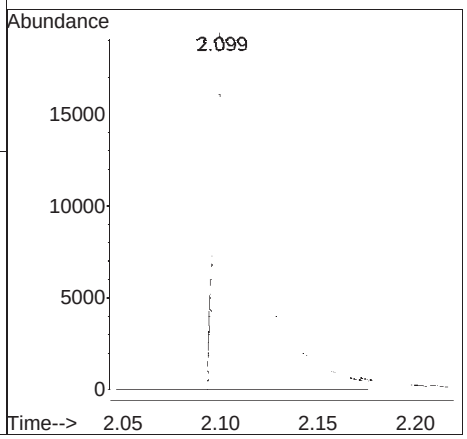

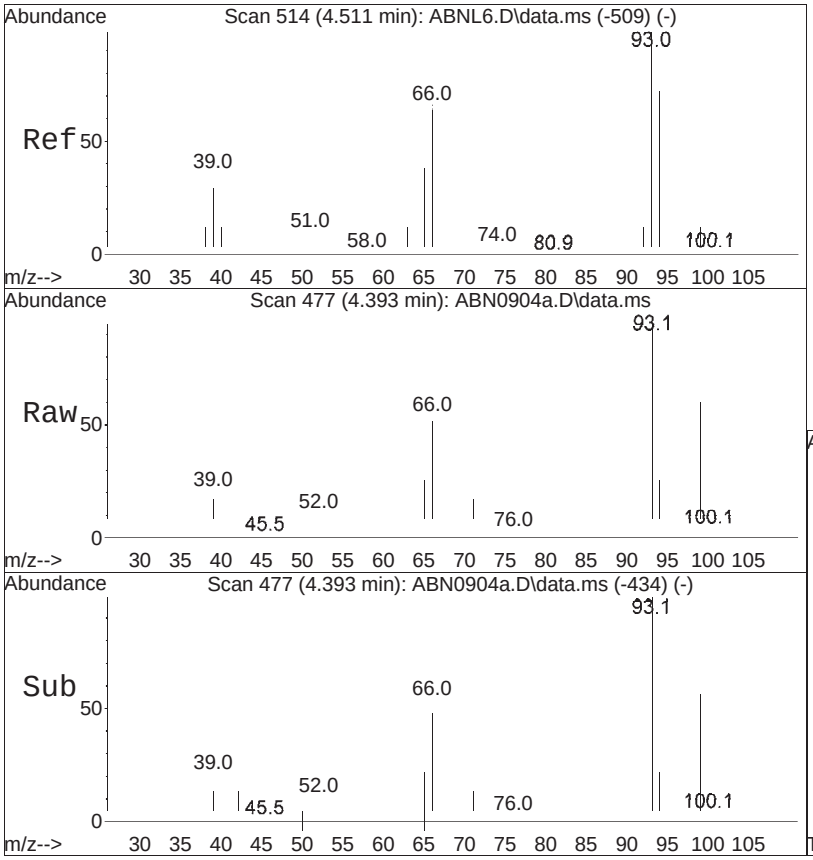


#5
Aniline
Concen: 4.26 ug/ml
RT: 4.393 min Scan# 477
Delta R.T. 0.000 min
Lab File: ABN0904a.D
Acq: 04 Sep 2025 07:43 pm

Tgt Ion: 93 Resp: 44125

| Ion | Ratio | Lower | Upper |
|---|---|---|---|
| 93 | 100 | | |
| 66 | 72.5 | 31.3 | 46.9# |
| 65 | 45.7 | 16.6 | 25.0# |

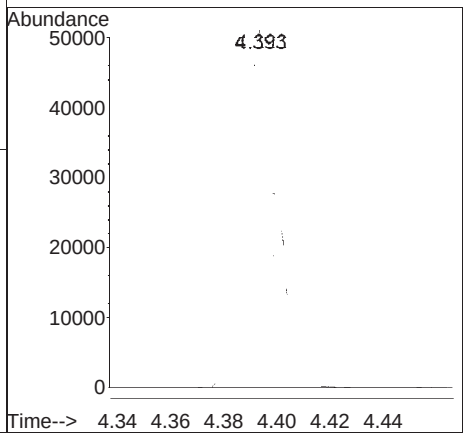

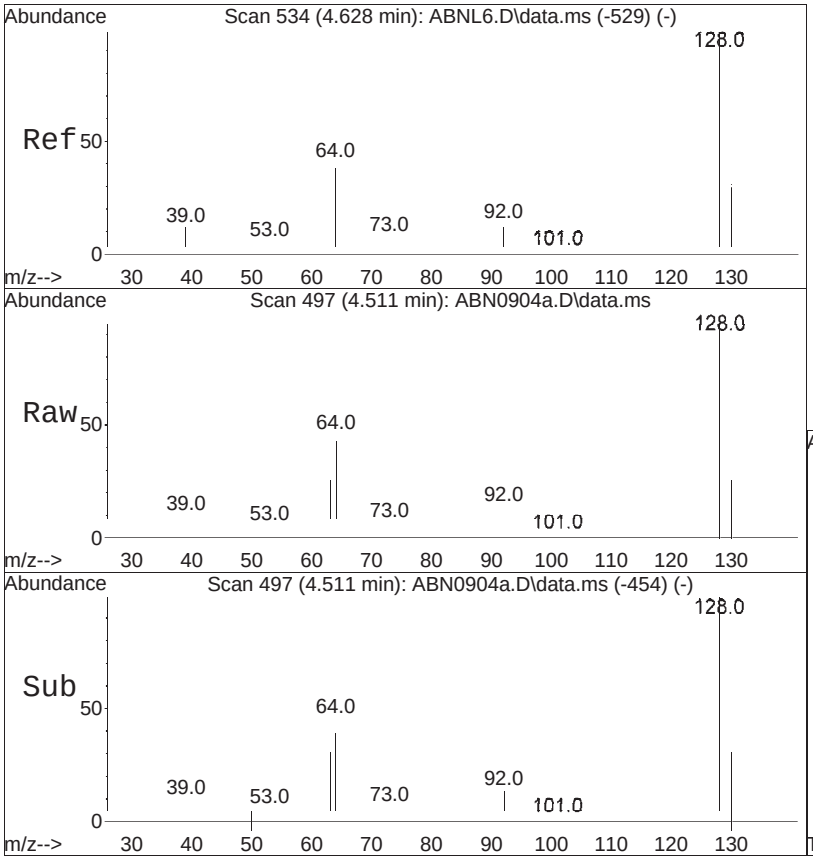


#6
2-Chlorophenol
Concen: 4.99 ug/ml
RT: 4.511 min Scan# 497
Delta R.T. 0.000 min
Lab File: ABN0904a.D
Acq: 04 Sep 2025 07:43 pm

Tgt Ion:128 Resp: 29462

| Ion | Ratio | Lower | Upper |
|---|---|---|---|
| 128 | 100 | | |
| 64 | 49.0 | 38.2 | 57.4 |
| 130 | 32.7 | 26.2 | 39.2 |

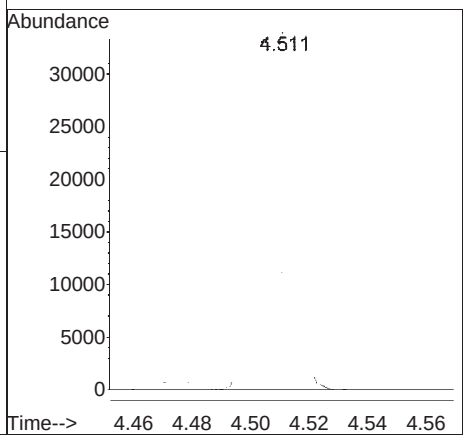

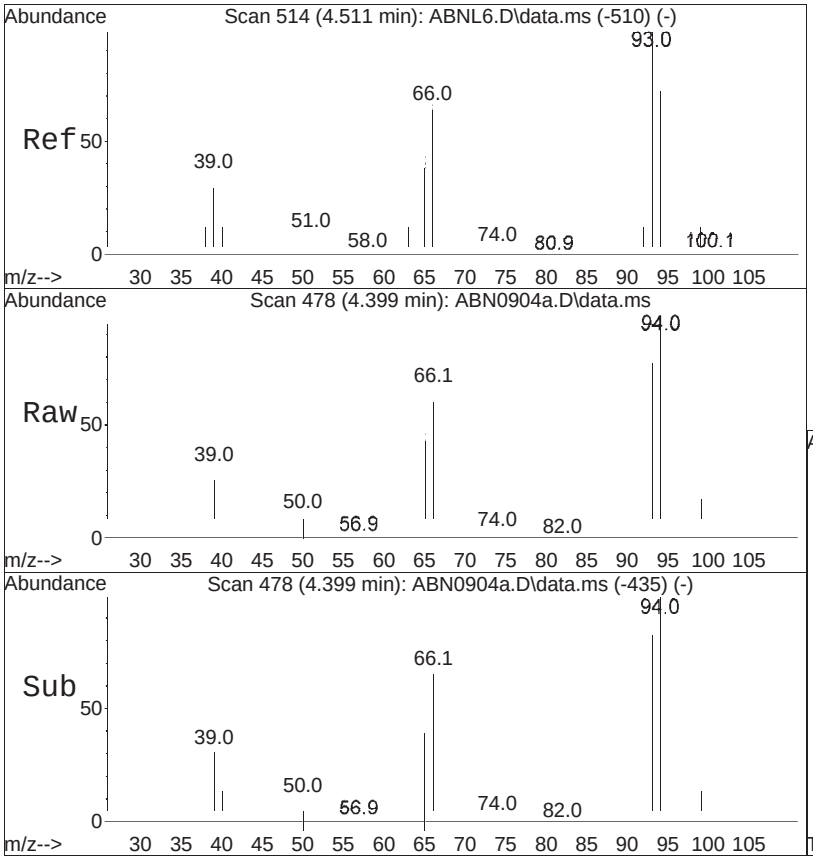


#8
Phenol
Concen: 5.31 ug/ml
RT: 4.399 min Scan# 478
Delta R.T. 0.000 min
Lab File: ABN0904a.D
Acq: 04 Sep 2025 07:43 pm

Tgt Ion: 94 Resp: 38561

| Ion | Ratio | Lower | Upper |
|---|---|---|---|
| 94 | 100 | | |
| 65 | 52.3 | 23.0 | 34.6# |
| 66 | 83.0 | 32.1 | 48.1# |

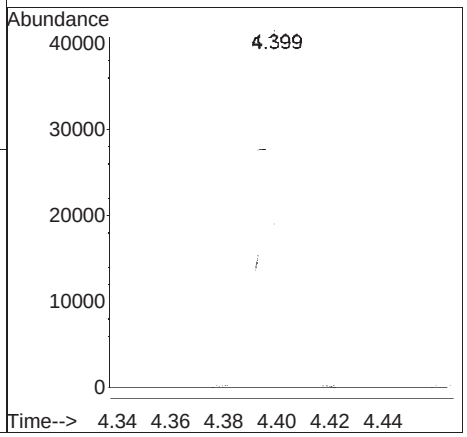

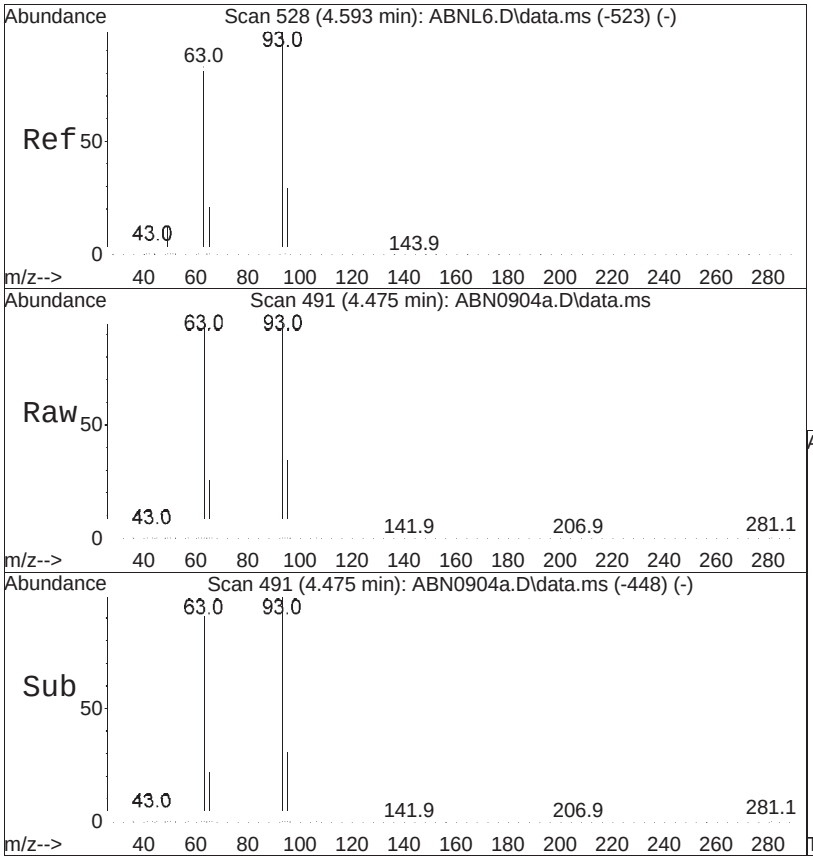


#9
Bis(2-chloroethyl)ether
Concen: 4.43 ug/ml
RT: 4.475 min Scan# 491
Delta R.T. 0.000 min
Lab File: ABN0904a.D
Acq: 04 Sep 2025 07:43 pm

Tgt Ion: 93 Resp: 26833

| Ion | Ratio | Lower | Upper |
|---|---|---|---|
| 93 | 100 | | |
| 63 | 94.3 | 67.0 | 100.4 |
| 95 | 33.0 | 26.1 | 39.1 |

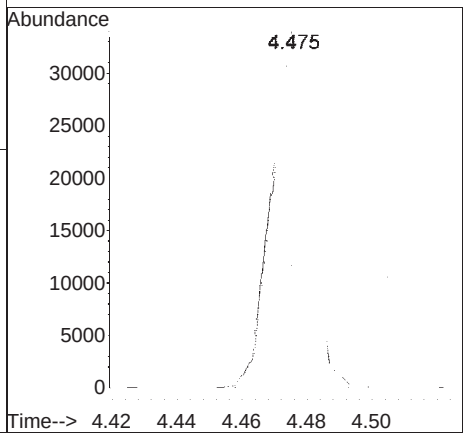

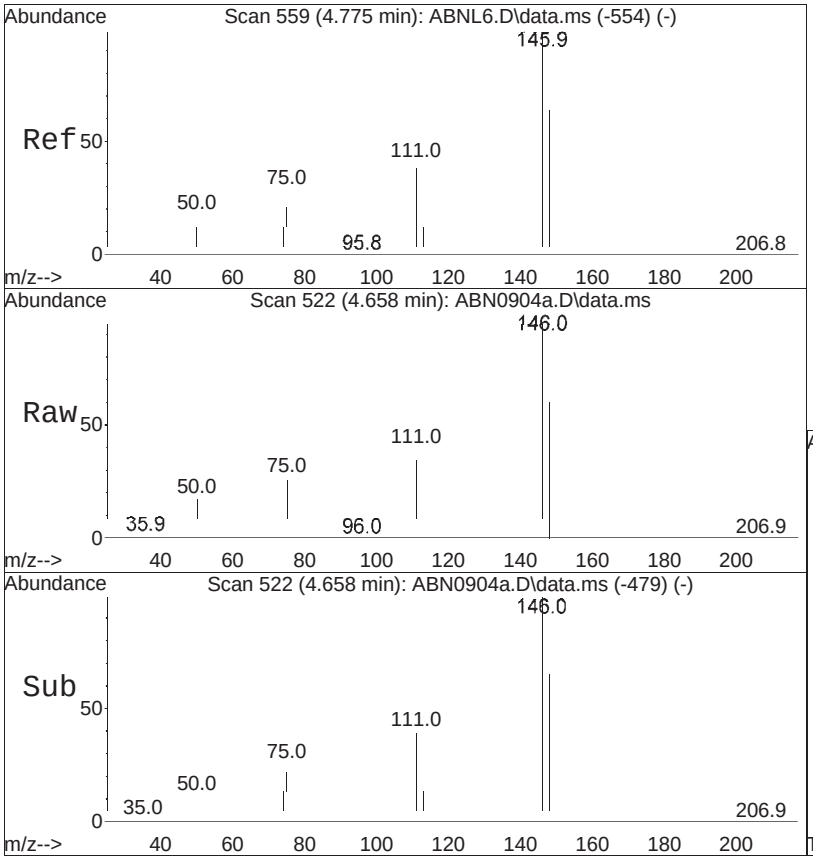


#10
1,3-Dichlorobenzene
Concen: 4.72 ug/ml
RT: 4.658 min Scan# 522
Delta R.T. 0.000 min
Lab File: ABN0904a.D
Acq: 04 Sep 2025 07:43 pm

Tgt Ion:146 Resp: 34083

| Ion | Ratio | Lower | Upper |
|---|---|---|---|
| 146 | 100 | | |
| 111 | 39.0 | 35.0 | 52.4 |
| 148 | 65.2 | 51.3 | 76.9 |

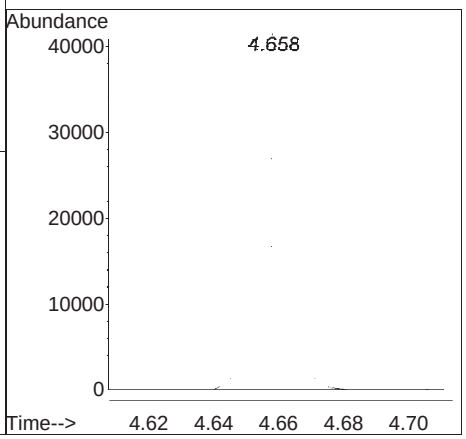

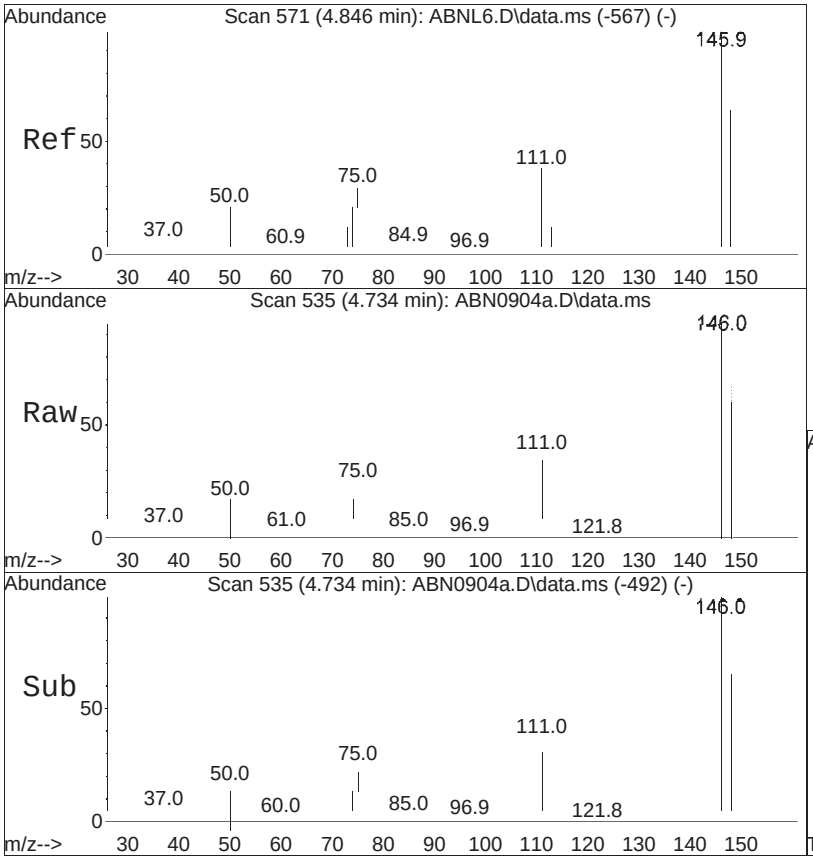


#11
1,4-Dichlorobenzene
Concen: 4.71 ug/ml
RT: 4.734 min Scan# 535
Delta R.T. 0.000 min
Lab File: ABN0904a.D
Acq: 04 Sep 2025 07:43 pm

Tgt Ion:146 Resp: 34841

| Ion | Ratio | Lower | Upper |
|---|---|---|---|
| 146 | 100 | | |
| 148 | 65.1 | 51.1 | 76.7 |
| 111 | 38.1 | 34.4 | 51.6 |

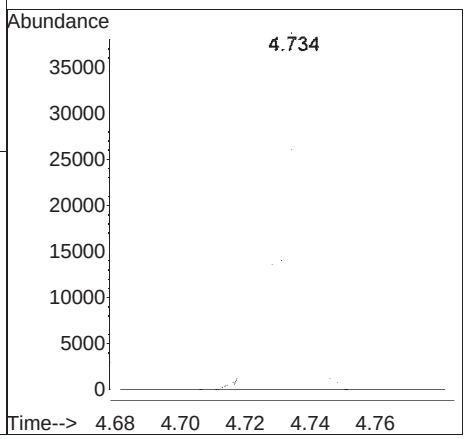

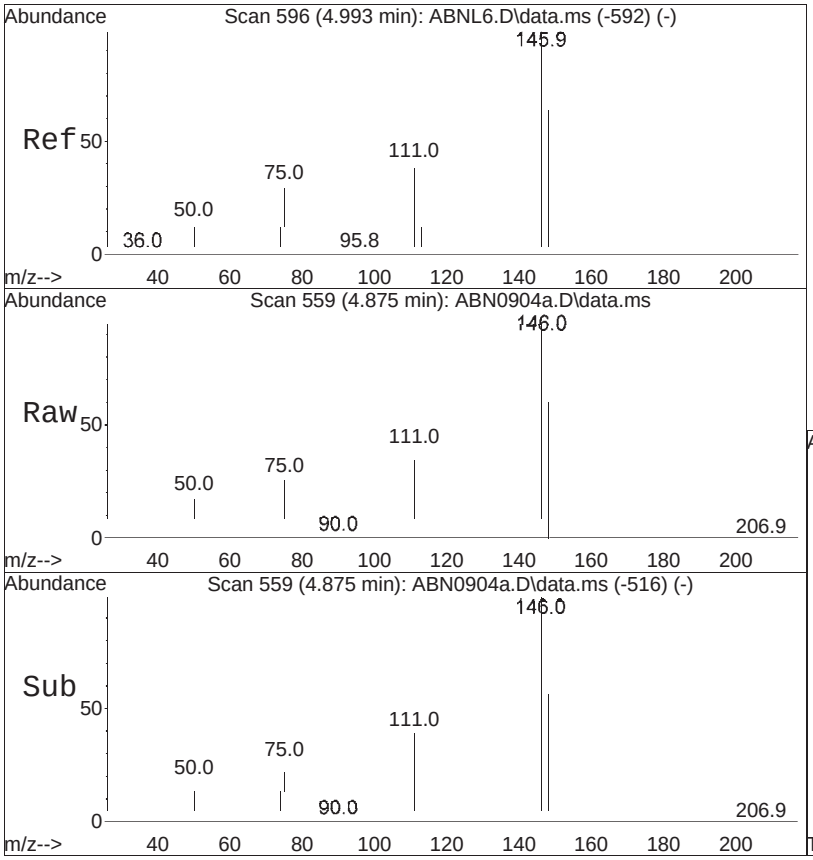


#12
1,2-Dichlorobenzene
Concen: 4.65 ug/ml
RT: 4.875 min Scan# 559
Delta R.T. 0.000 min
Lab File: ABN0904a.D
Acq: 04 Sep 2025 07:43 pm

Tgt Ion:146 Resp: 33242

| Ion | Ratio | Lower | Upper |
|---|---|---|---|
| 146 | 100 | | |
| 111 | 39.9 | 35.5 | 53.3 |
| 148 | 65.6 | 50.6 | 76.0 |

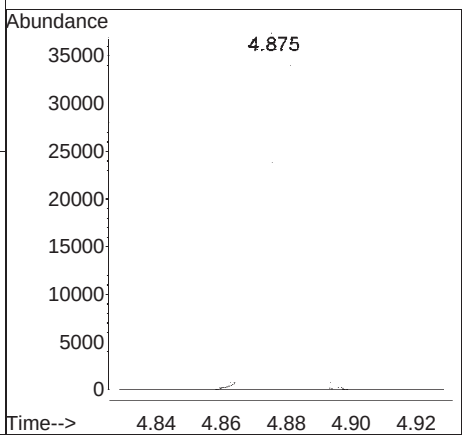

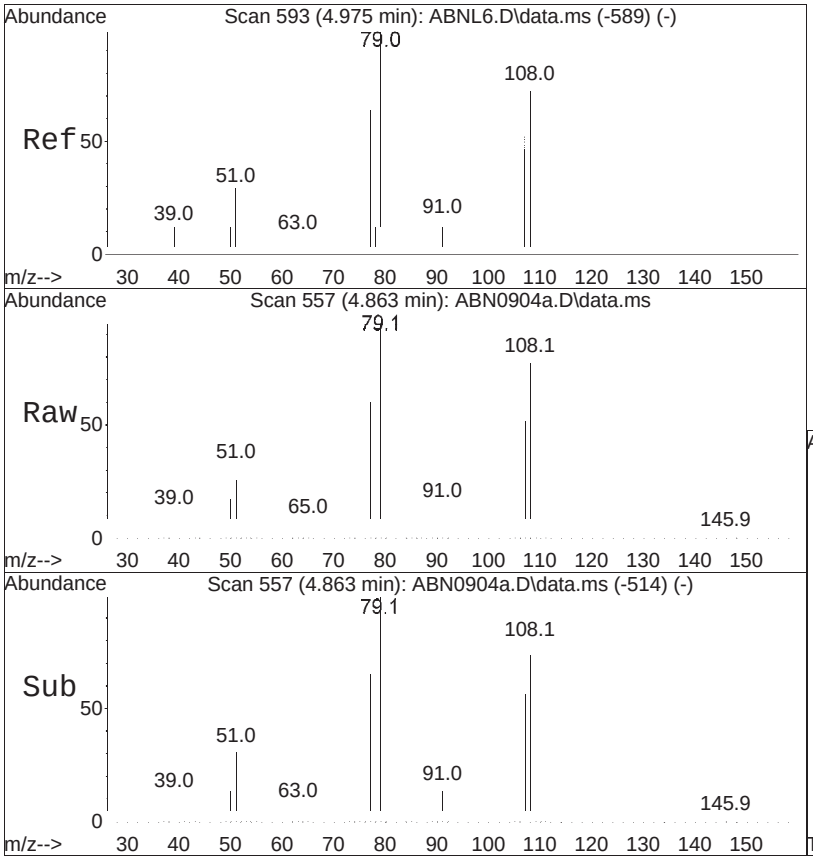


#13
Benzyl alcohol
Concen: 4.68 ug/ml
RT: 4.863 min Scan# 557
Delta R.T. 0.000 min
Lab File: ABN0904a.D
Acq: 04 Sep 2025 07:43 pm

Tgt Ion: 79 Resp: 24098

| Ion | Ratio | Lower | Upper |
|---|---|---|---|
| 79 | 100 | | |
| 77 | 65.4 | 51.8 | 77.6 |
| 108 | 81.9 | 63.9 | 95.9 |

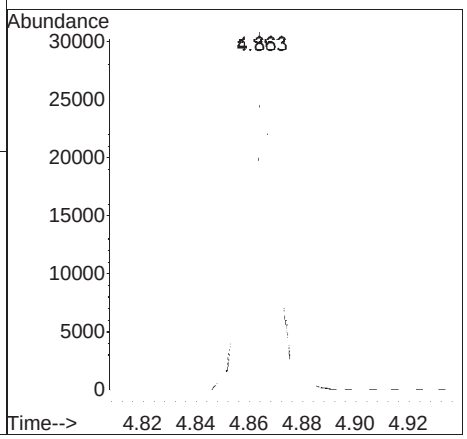

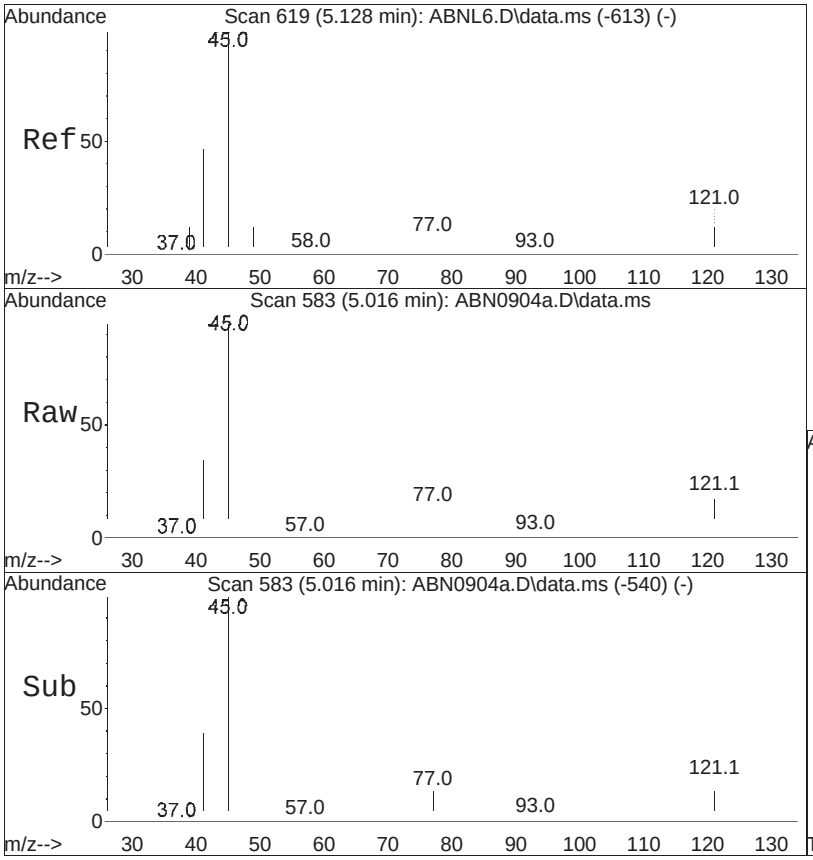


#14
Bis(2-chloroisopropyl)ether
Concen: 4.40 ug/ml
RT: 5.016 min Scan# 583
Delta R.T. 0.000 min
Lab File: ABN0904a.D
Acq: 04 Sep 2025 07:43 pm

Tgt Ion: 45 Resp: 43444

| Ion | Ratio | Lower | Upper |
|---|---|---|---|
| 45 | 100 | | |
| 121 | 18.0 | 14.8 | 22.2 |
| 77 | 26.4 | 10.5 | 15.7# |

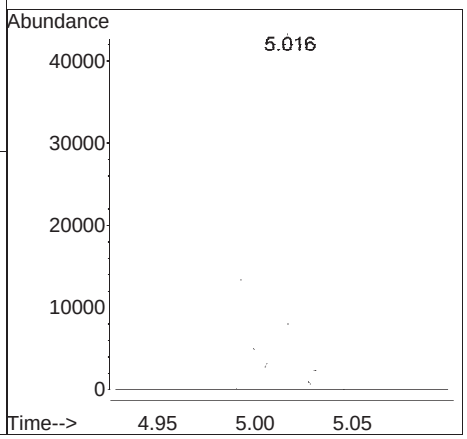

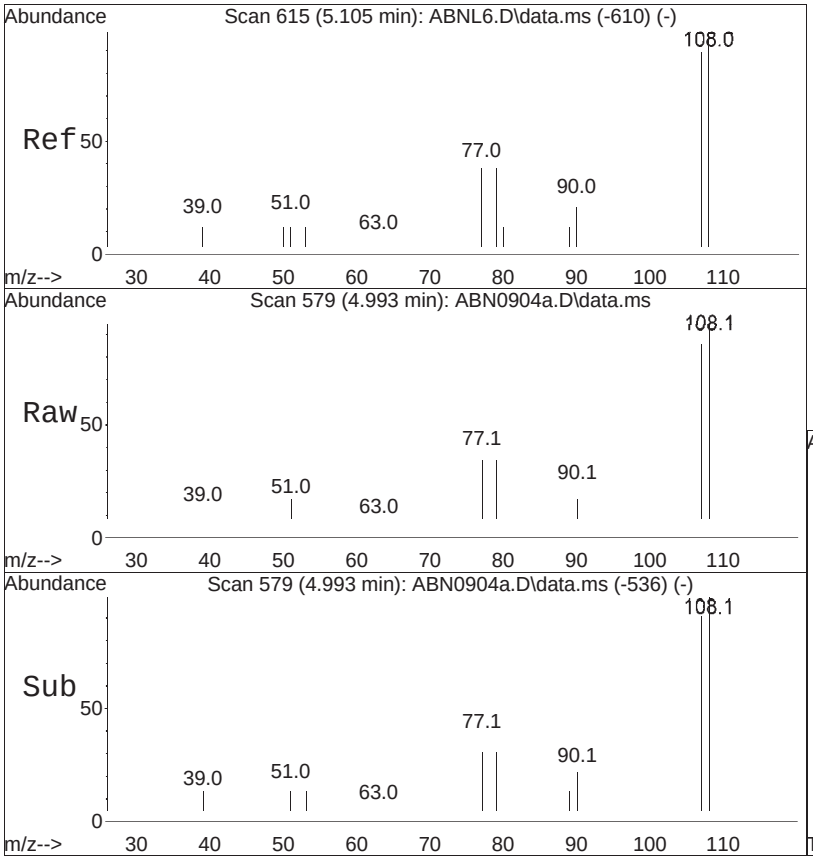


#15
2-Methylphenol
Concen: 5.03 ug/ml
RT: 4.993 min Scan# 579
Delta R.T. 0.000 min
Lab File: ABN0904a.D
Acq: 04 Sep 2025 07:43 pm

Tgt Ion:108 Resp: 26686

| Ion | Ratio | Lower | Upper |
|---|---|---|---|
| 108 | 100 | | |
| 107 | 91.6 | 71.0 | 106.4 |
| 90 | 23.9 | 19.7 | 29.5 |

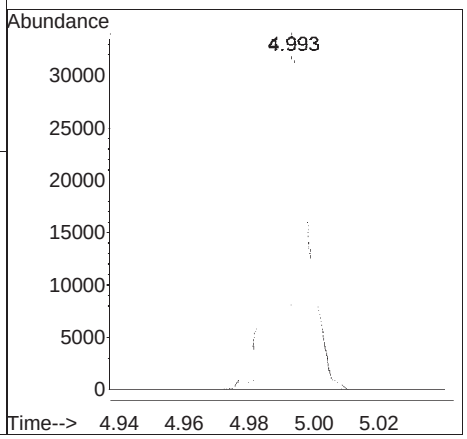

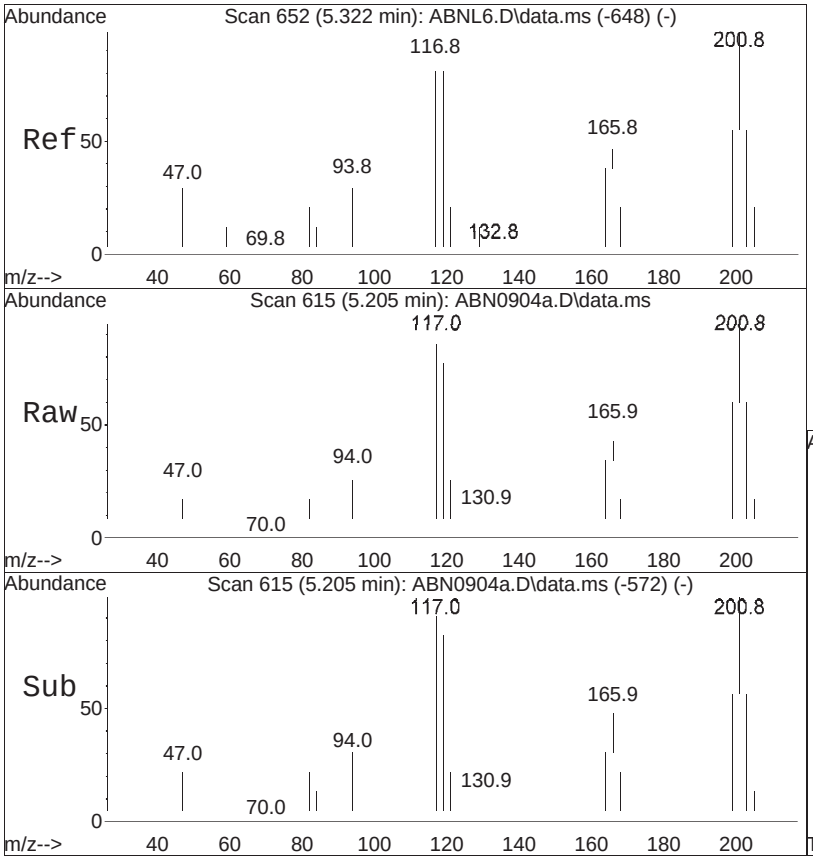


#16
Hexachloroethane
Concen: 4.74 ug/ml
RT: 5.205 min Scan# 615
Delta R.T. 0.000 min
Lab File: ABN0904a.D
Acq: 04 Sep 2025 07:43 pm

Tgt Ion:117 Resp: 12977

| Ion | Ratio | Lower | Upper |
|---|---|---|---|
| 117 | 100 | | |
| 201 | 115.6 | 64.4 | 96.6# |
| 199 | 71.2 | 40.5 | 60.7# |

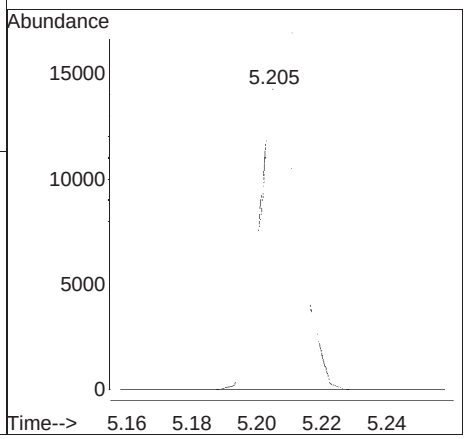

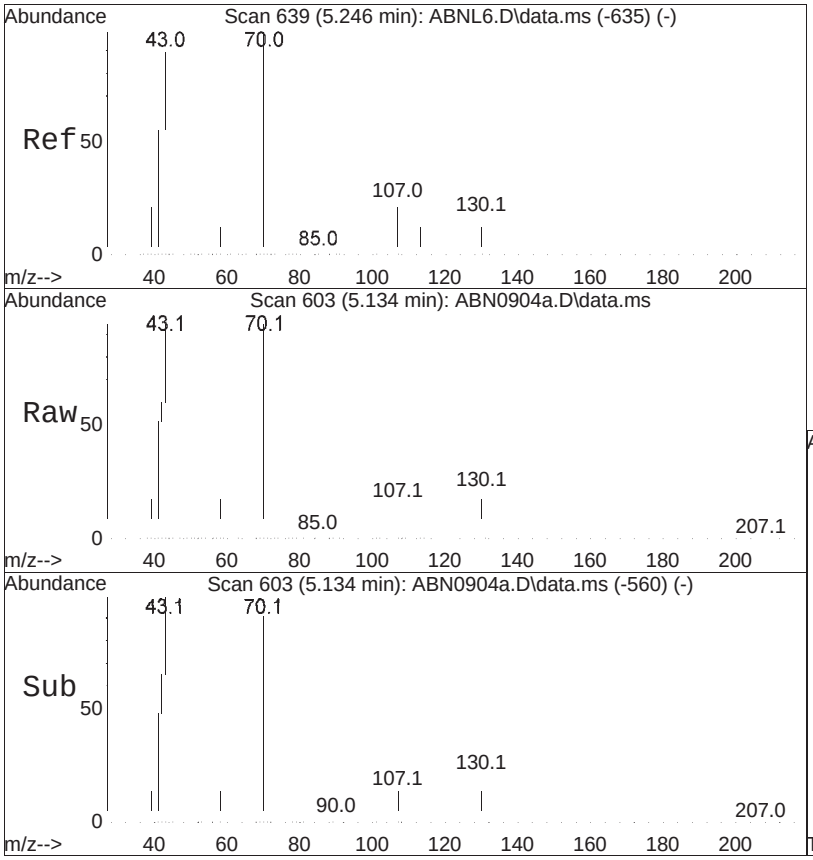


#17
n-Nitrosodi-n-propylamine
Concen: 4.41 ug/ml
RT: 5.134 min Scan# 603
Delta R.T. 0.000 min
Lab File: ABN0904a.D
Acq: 04 Sep 2025 07:43 pm

Tgt Ion: 70 Resp: 20889

| Ion | Ratio | Lower | Upper |
|---|---|---|---|
| 70 | 100 | | |
| 130 | 20.3 | 16.2 | 24.4 |
| 101 | 9.6 | 7.6 | 11.4 |

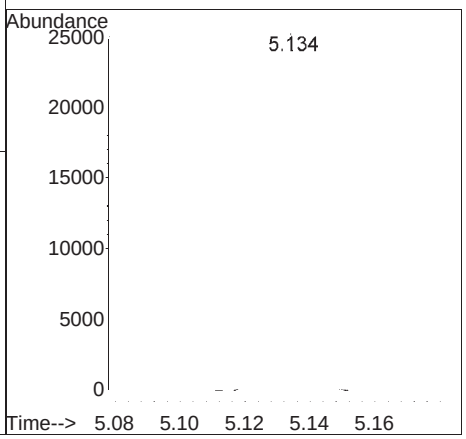

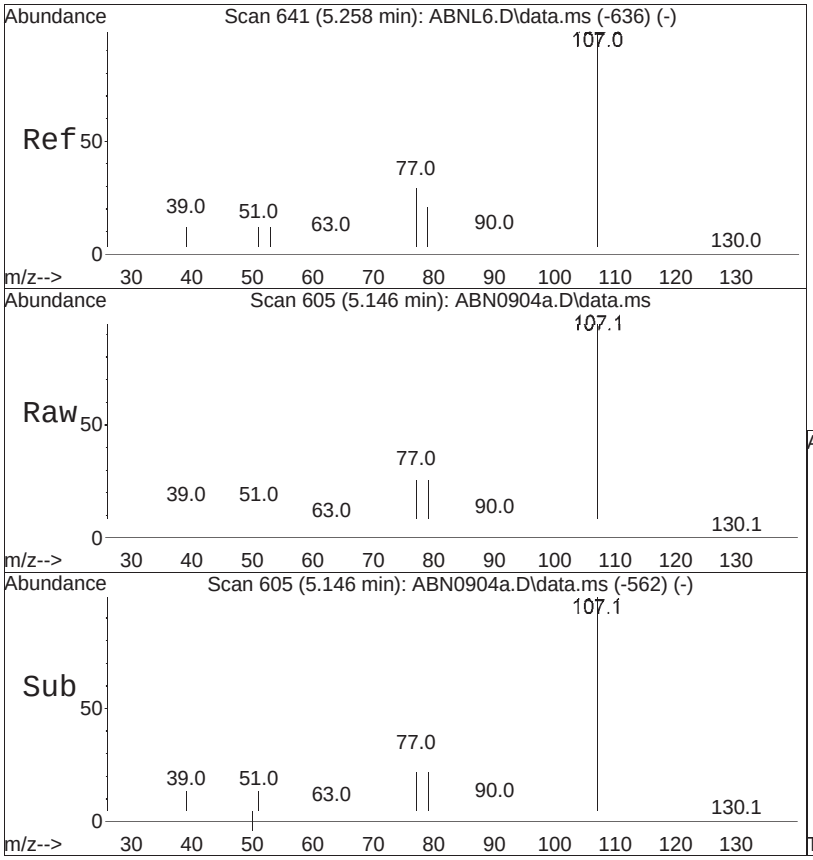


#18
3-Methylphenol/4-Methylphenol
Concen: 4.98 ug/ml
RT: 5.146 min Scan# 605
Delta R.T. 0.000 min
Lab File: ABN0904a.D
Acq: 04 Sep 2025 07:43 pm

Tgt Ion:108 Resp: 29070

| Ion | Ratio | Lower | Upper |
|---|---|---|---|
| 108 | 100 | | |
| 107 | 114.8 | 88.8 | 133.2 |
| 90 | 10.8 | 9.0 | 13.6 |

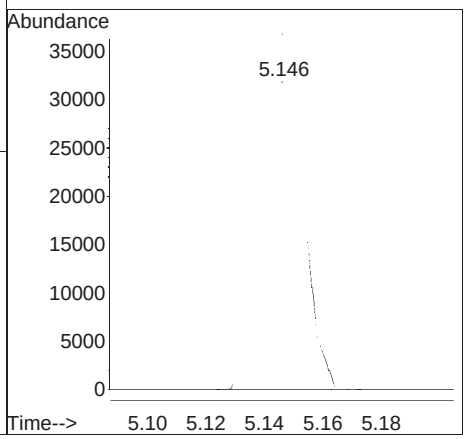

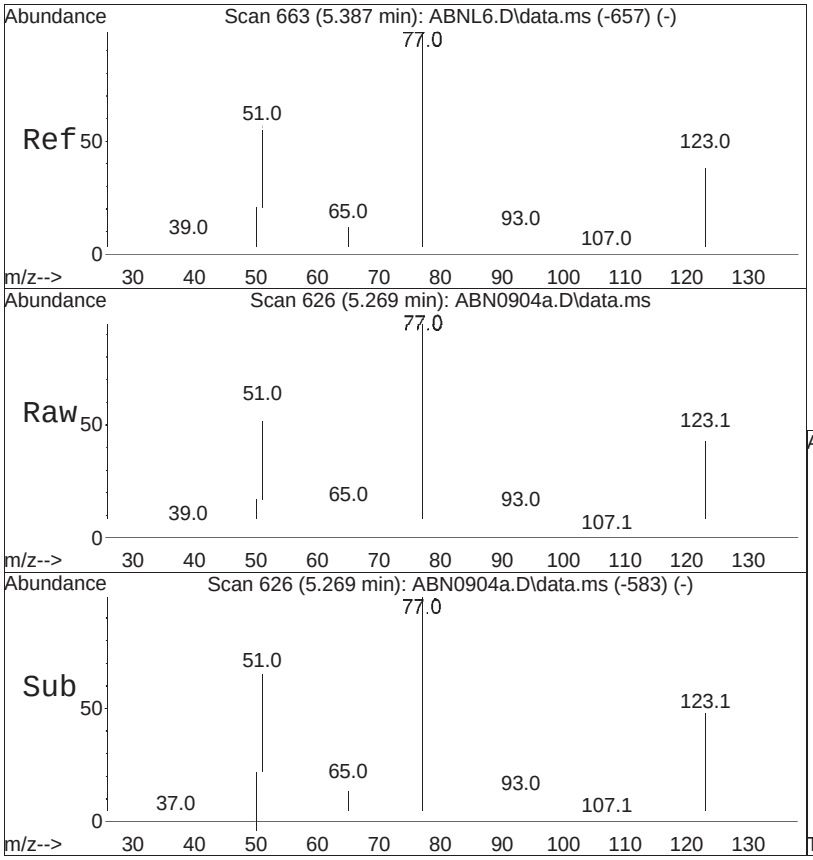


#20
Nitrobenzene
Concen: 4.81 ug/ml
RT: 5.269 min Scan# 626
Delta R.T. 0.000 min
Lab File: ABN0904a.D
Acq: 04 Sep 2025 07:43 pm

Tgt Ion: 77 Resp: 31031

| Ion | Ratio | Lower | Upper |
|---|---|---|---|
| 77 | 100 | | |
| 123 | 47.6 | 37.3 | 55.9 |
| 65 | 13.6 | 10.9 | 16.3 |

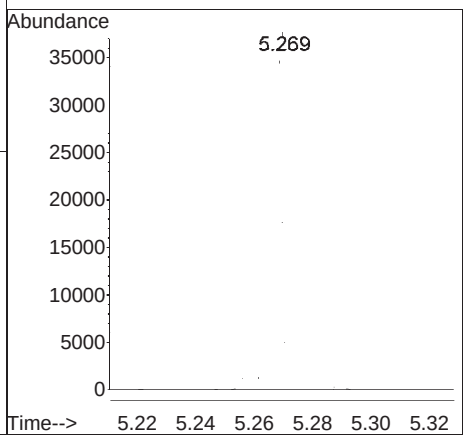

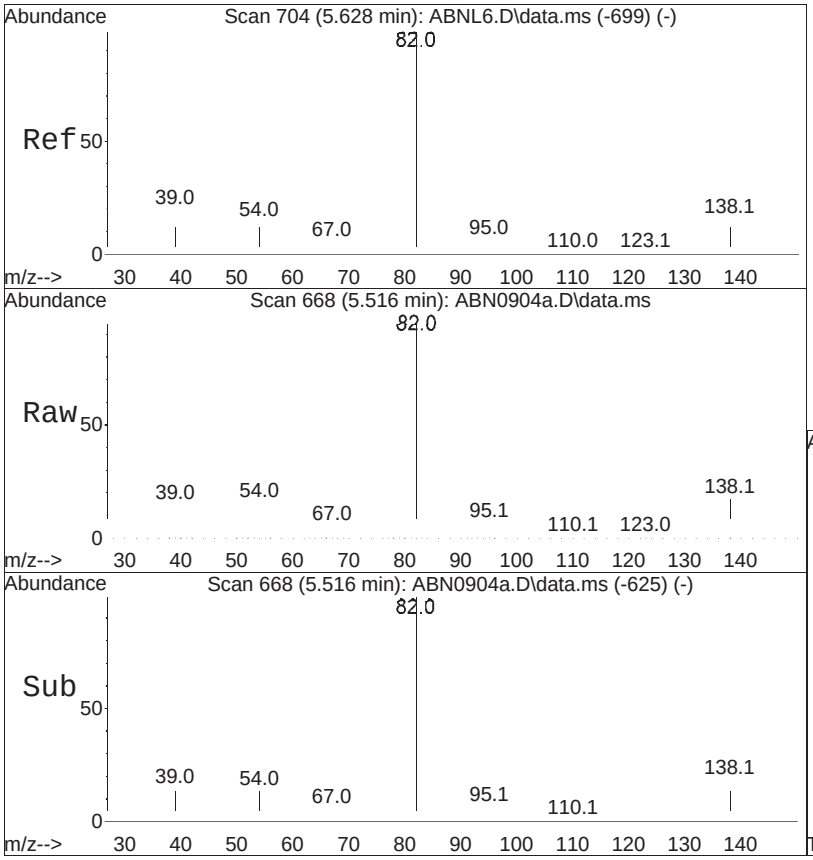


#21
Isophorone
Concen: 4.67 ug/ml
RT: 5.516 min Scan# 668
Delta R.T. 0.000 min
Lab File: ABN0904a.D
Acq: 04 Sep 2025 07:43 pm

Tgt Ion: 82 Resp: 61129

| Ion | Ratio | Lower | Upper |
|---|---|---|---|
| 82 | 100 | | |
| 138 | 16.9 | 13.0 | 19.4 |
| 95 | 6.8 | 5.5 | 8.3 |

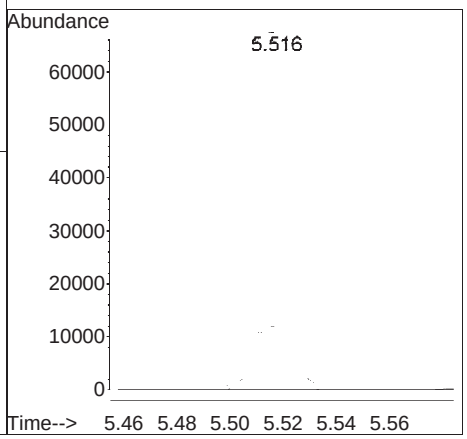

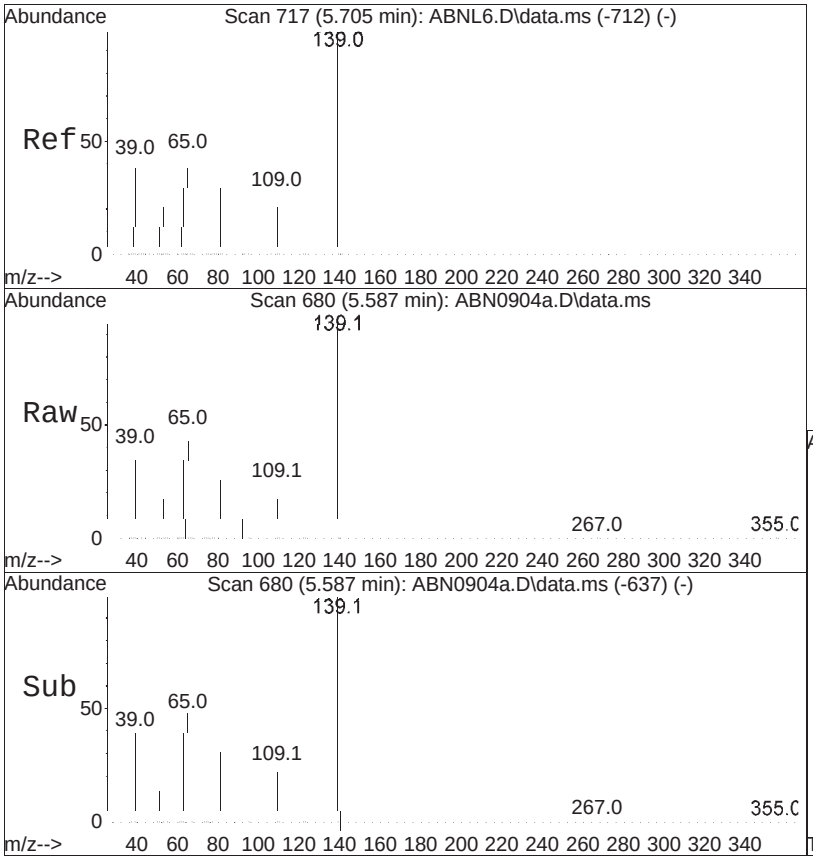


#22
2-Nitrophenol
Concen: 4.76 ug/ml
RT: 5.587 min Scan# 680
Delta R.T. 0.000 min
Lab File: ABN0904a.D
Acq: 04 Sep 2025 07:43 pm

Tgt Ion:139 Resp: 16702

| Ion | Ratio | Lower | Upper |
|---|---|---|---|
| 139 | 100 | | |
| 109 | 25.6 | 23.1 | 34.7 |
| 65 | 49.2 | 41.4 | 62.2 |

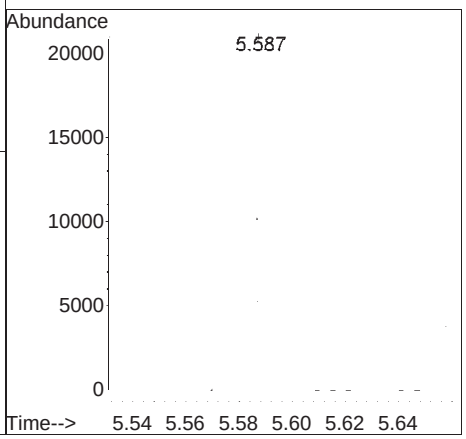

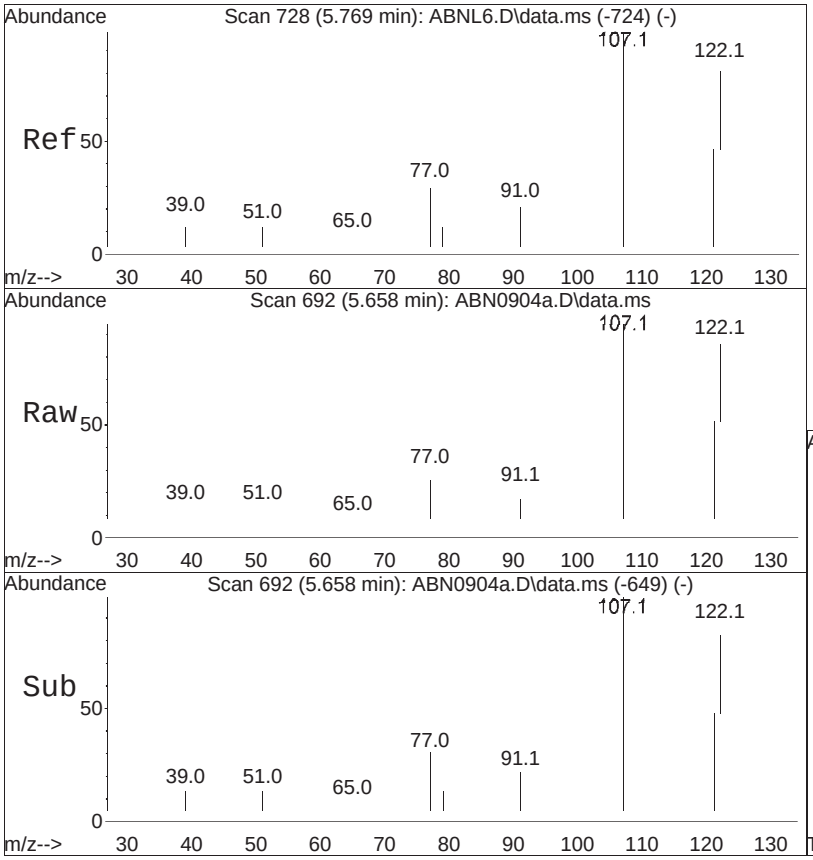


#23
2,4-Dimethylphenol
Concen: 4.41 ug/ml
RT: 5.658 min Scan# 692
Delta R.T. 0.000 min
Lab File: ABN0904a.D
Acq: 04 Sep 2025 07:43 pm

Tgt Ion:107 Resp: 30552

| Ion | Ratio | Lower | Upper |
|---|---|---|---|
| 107 | 100 | | |
| 121 | 53.8 | 41.3 | 61.9 |
| 122 | 86.6 | 69.3 | 103.9 |

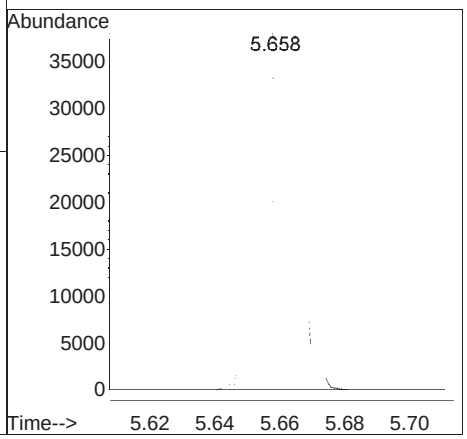

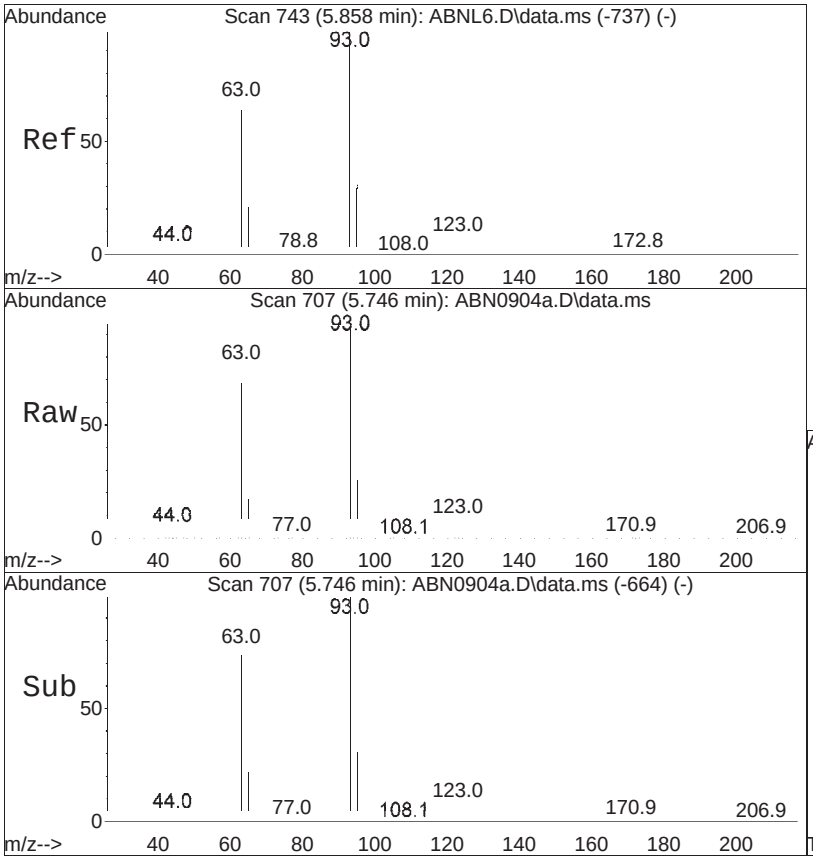


#24
Bis(2-chloroethoxy)methane
Concen: 4.65 ug/ml
RT: 5.746 min Scan# 707
Delta R.T. 0.000 min
Lab File: ABN0904a.D
Acq: 04 Sep 2025 07:43 pm

Tgt Ion: 93 Resp: 38569

| Ion | Ratio | Lower | Upper |
|---|---|---|---|
| 93 | 100 | | |
| 95 | 31.6 | 25.8 | 38.8 |
| 123 | 9.9 | 9.6 | 14.4 |

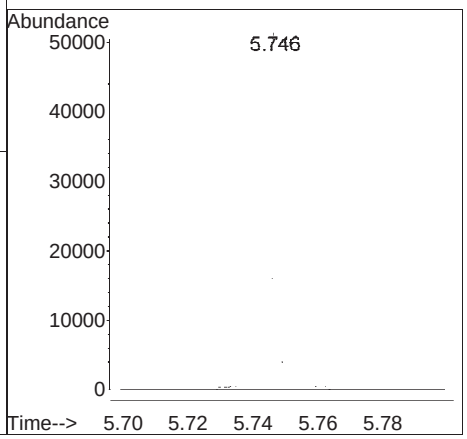

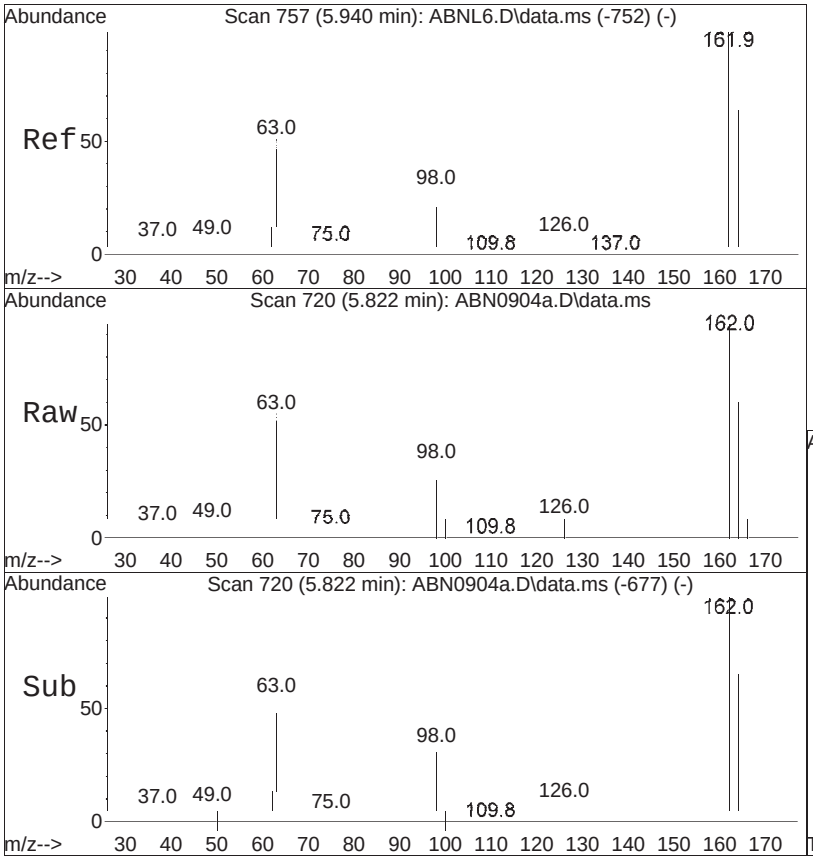


#25
2,4-Dichlorophenol
Concen: 4.83 ug/ml
RT: 5.822 min Scan# 720
Delta R.T. 0.000 min
Lab File: ABN0904a.D
Acq: 04 Sep 2025 07:43 pm

Tgt Ion:162 Resp: 29592

| Ion | Ratio | Lower | Upper |
|---|---|---|---|
| 162 | 100 | | |
| 164 | 64.7 | 51.1 | 76.7 |
| 98 | 31.5 | 32.2 | 48.2# |

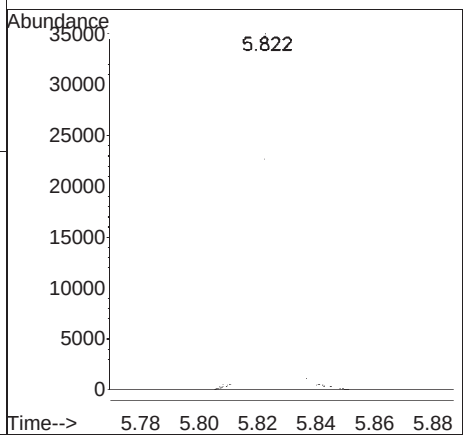

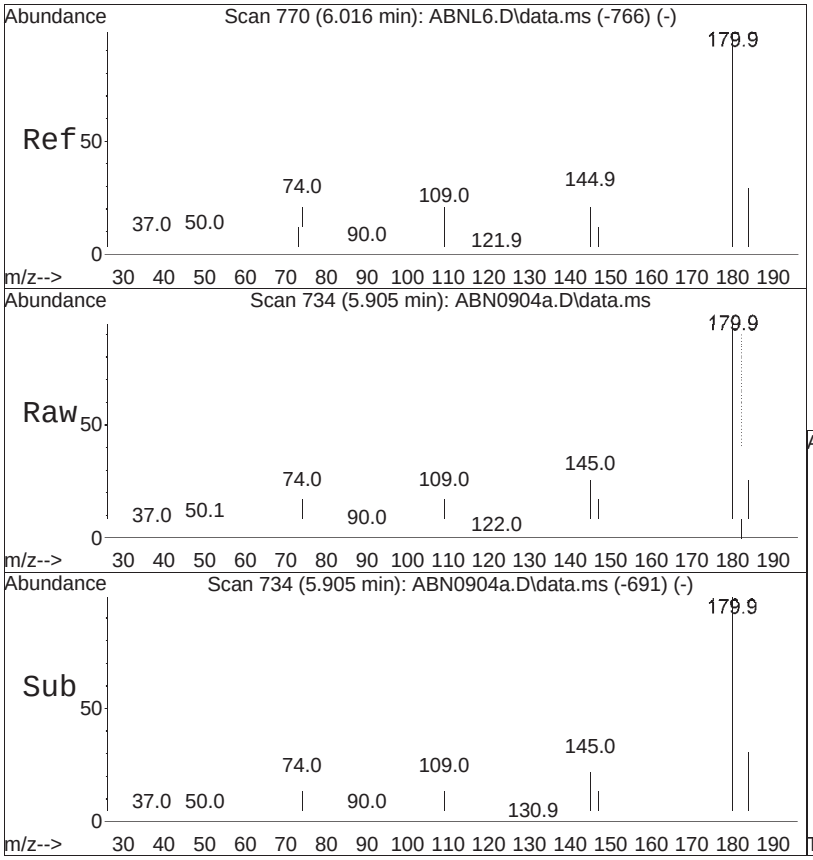


#26
1,2,4-Trichlorobenzene
Concen: 4.76 ug/ml
RT: 5.905 min Scan# 734
Delta R.T. 0.000 min
Lab File: ABN0904a.D
Acq: 04 Sep 2025 07:43 pm

Tgt Ion:180 Resp: 33606

| Ion | Ratio | Lower | Upper |
|---|---|---|---|
| 180 | 100 | | |
| 182 | 96.2 | 75.8 | 113.8 |
| 145 | 27.7 | 26.3 | 39.5 |

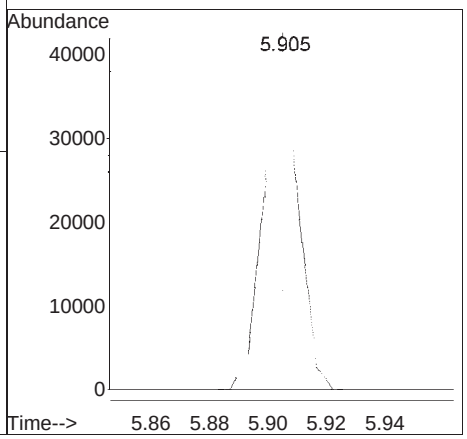

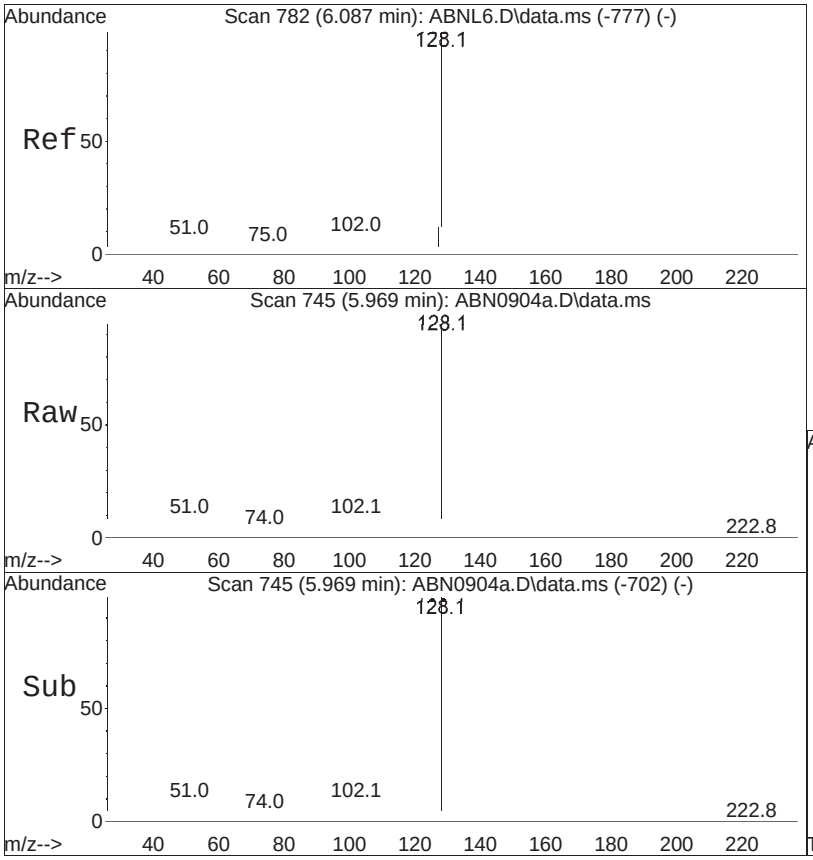


#36
Naphthalene
Concen: 4.80 ug/ml
RT: 5.969 min Scan# 745
Delta R.T. 0.000 min
Lab File: ABN0904a.D
Acq: 04 Sep 2025 07:43 pm

Tgt Ion:128 Resp: 90999

| Ion | Ratio | Lower | Upper |
|---|---|---|---|
| 128 | 100 | | |
| 129 | 11.0 | 8.9 | 13.3 |
| 127 | 13.2 | 10.6 | 15.8 |

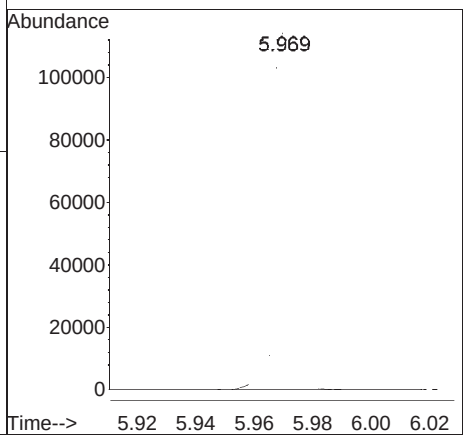

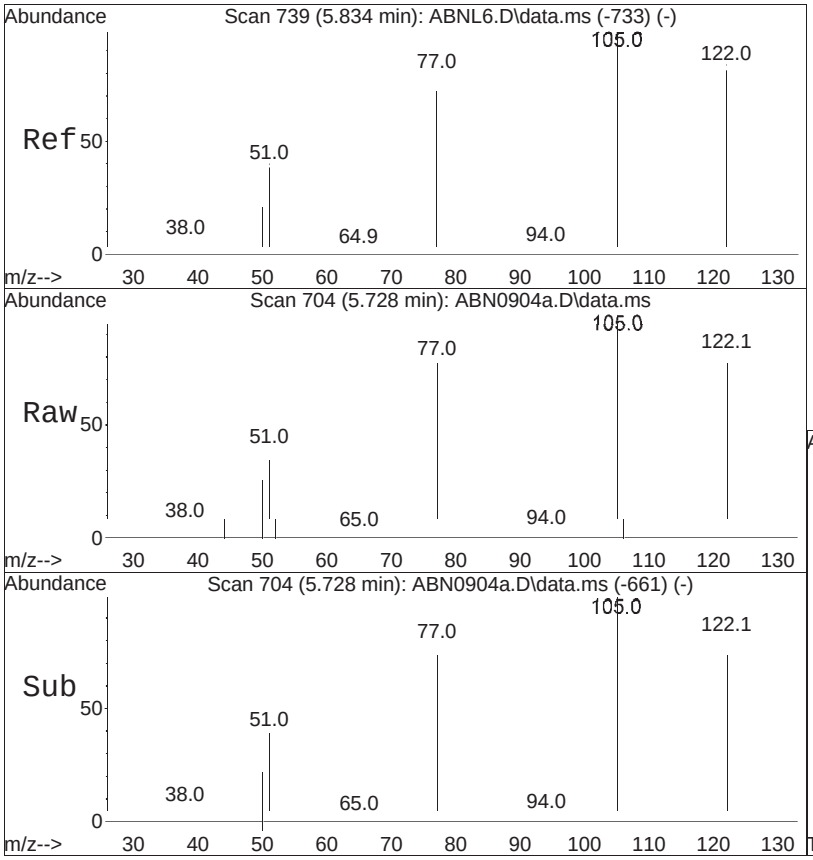


#37
Benzoic Acid
Concen: 2.27 ug/ml
RT: 5.728 min Scan# 704
Delta R.T. 0.000 min
Lab File: ABN0904a.D
Acq: 04 Sep 2025 07:43 pm

Tgt Ion:105 Resp: 4776

| Ion | Ratio | Lower | Upper |
|---|---|---|---|
| 105 | 100 | | |
| 122 | 94.0 | 62.6 | 93.8# |
| 77 | 70.6 | 59.1 | 88.7 |

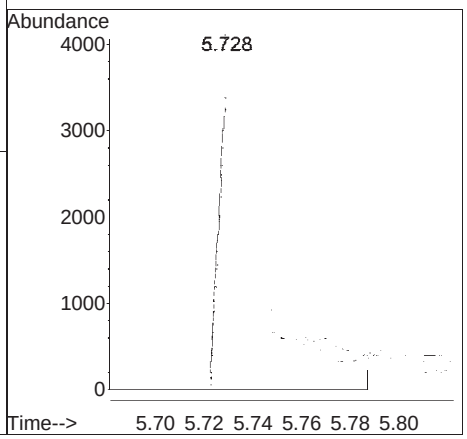

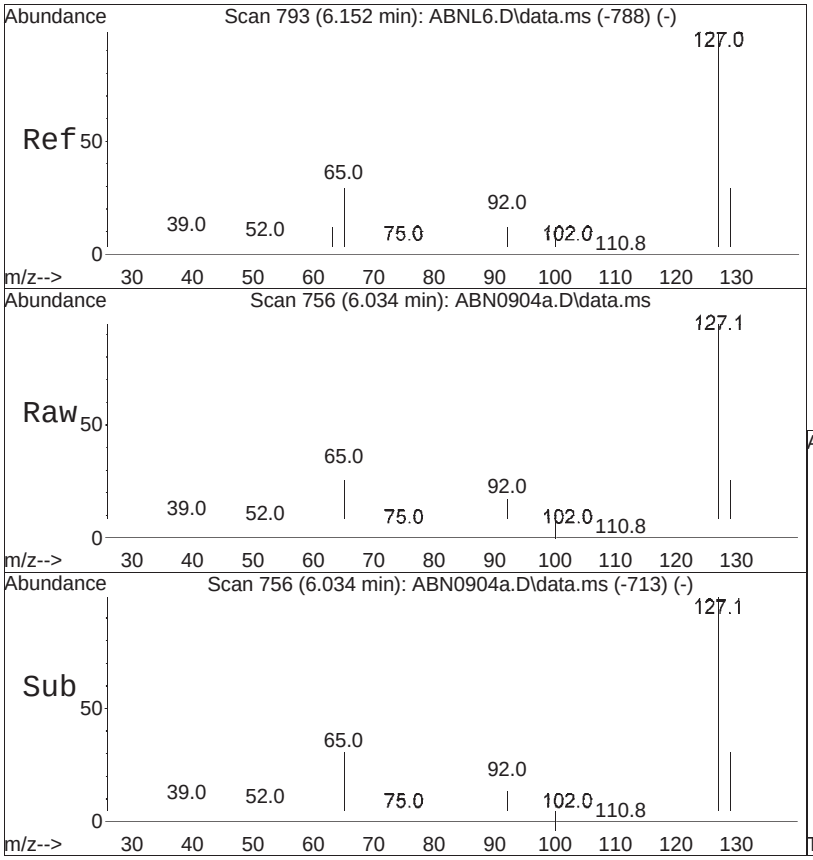


#38
4-Chloroaniline
Concen: 4.73 ug/ml
RT: 6.034 min Scan# 756
Delta R.T. 0.000 min
Lab File: ABN0904a.D
Acq: 04 Sep 2025 07:43 pm

Tgt Ion: 65 Resp: 12149

| Ion | Ratio | Lower | Upper |
|---|---|---|---|
| 65 | 100 | | |
| 127 | 332.8 | 266.2 | 399.4 |
| 129 | 107.7 | 85.0 | 127.4 |

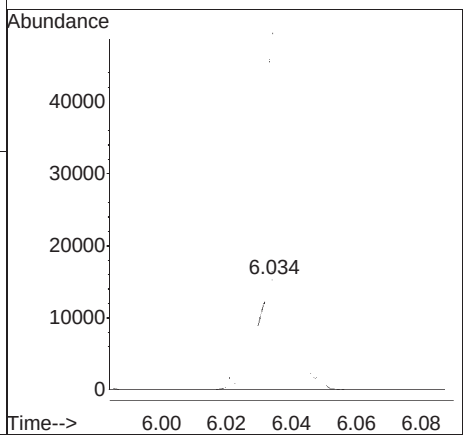

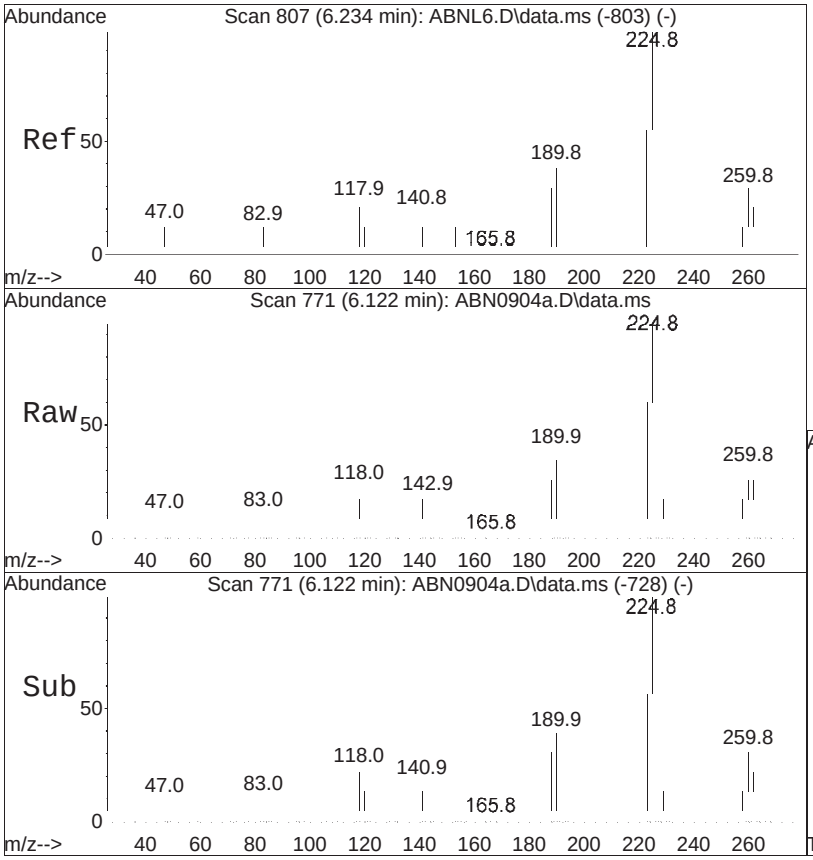


#39
Hexachlorobutadiene
Concen: 4.82 ug/ml
RT: 6.122 min Scan# 771
Delta R.T. 0.000 min
Lab File: ABN0904a.D
Acq: 04 Sep 2025 07:43 pm

Tgt Ion:225 Resp: 21771

| Ion | Ratio | Lower | Upper |
|---|---|---|---|
| 225 | 100 | | |
| 223 | 62.2 | 50.5 | 75.7 |
| 227 | 64.2 | 50.4 | 75.6 |

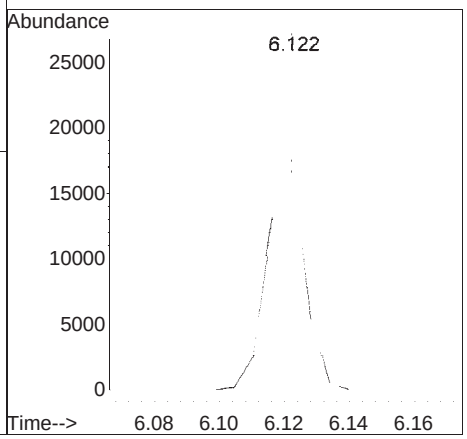

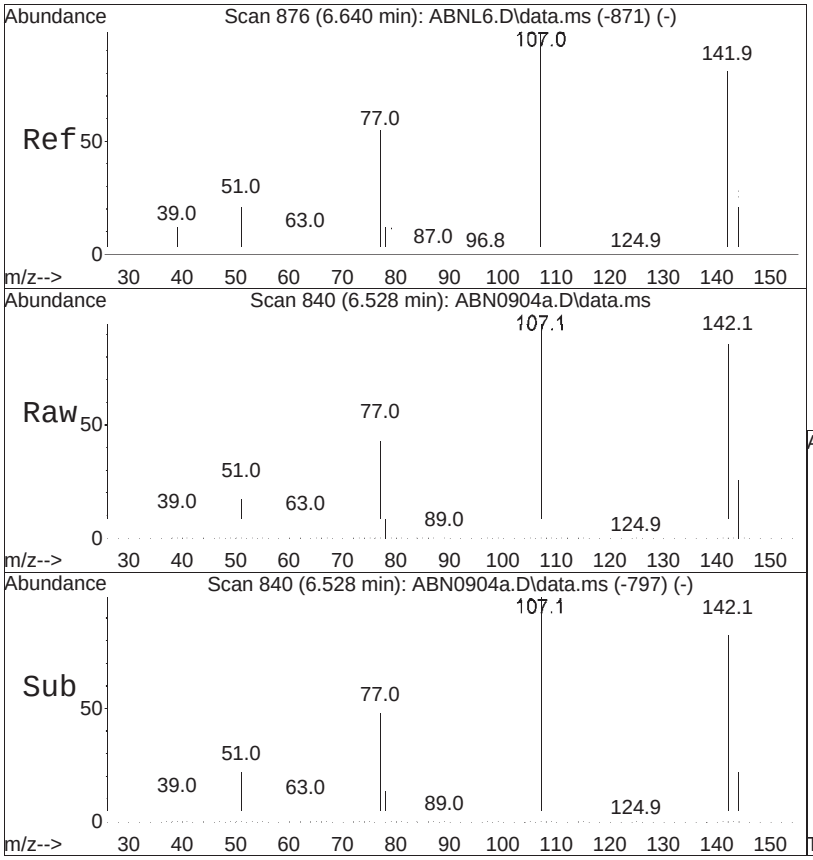


#40
p-Chloro-m-cresol
Concen: 4.89 ug/ml
RT: 6.528 min Scan# 840
Delta R.T. 0.000 min
Lab File: ABN0904a.D
Acq: 04 Sep 2025 07:43 pm

Tgt Ion:107 Resp: 28660

| Ion | Ratio | Lower | Upper |
|---|---|---|---|
| 107 | 100 | | |
| 144 | 29.4 | 20.3 | 30.5 |
| 142 | 88.7 | 63.8 | 95.6 |

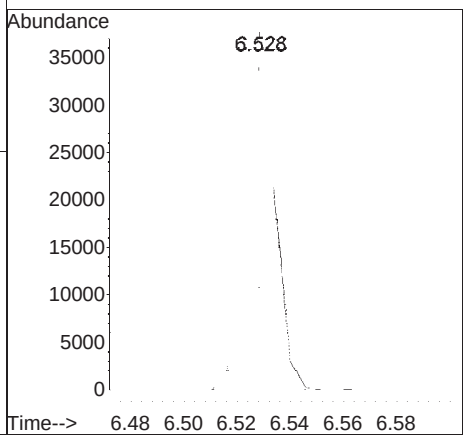

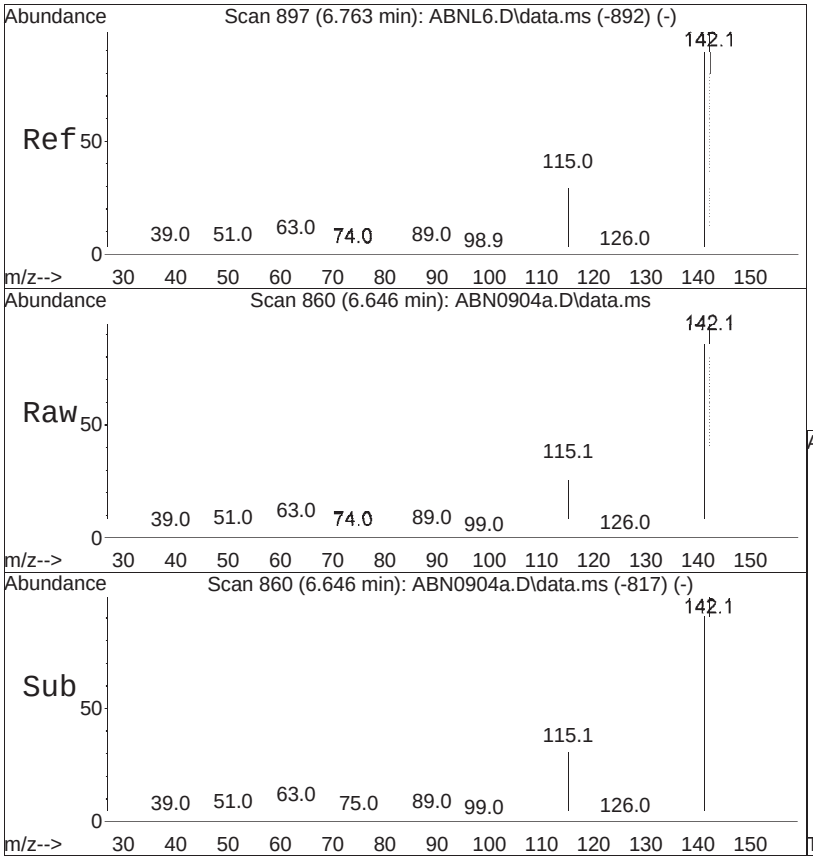


#41
2-Methylnaphthalene
Concen: 5.05 ug/ml
RT: 6.646 min Scan# 860
Delta R.T. 0.000 min
Lab File: ABN0904a.D
Acq: 04 Sep 2025 07:43 pm

Tgt Ion:142 Resp: 60682

| Ion | Ratio | Lower | Upper |
|---|---|---|---|
| 142 | 100 | | |
| 141 | 93.8 | 72.2 | 108.4 |
| 115 | 32.9 | 27.8 | 41.6 |

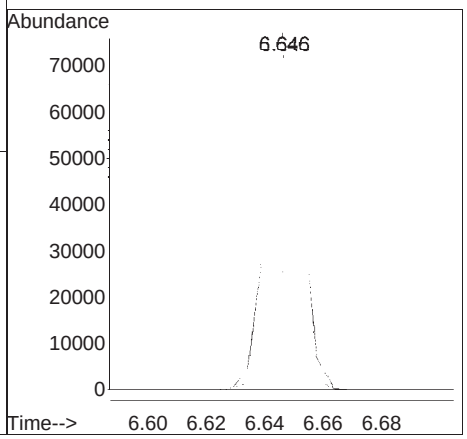

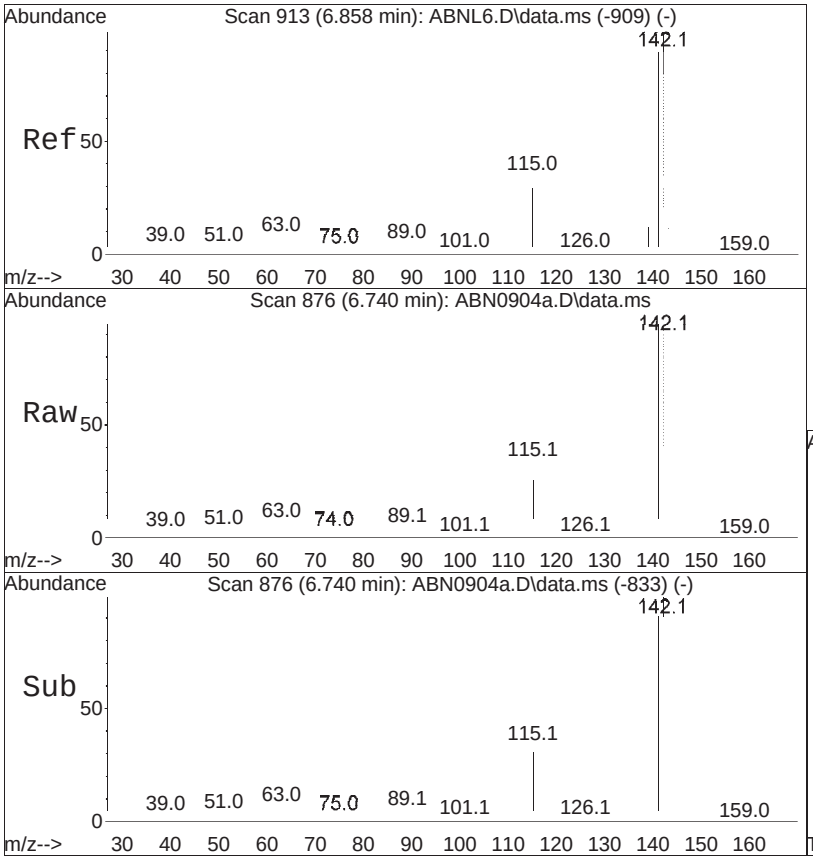


#42
1-Methylnaphthalene
Concen: 4.53 ug/ml
RT: 6.740 min Scan# 876
Delta R.T. 0.000 min
Lab File: ABN0904a.D
Acq: 04 Sep 2025 07:43 pm

Tgt Ion:115 Resp: 21773

| Ion | Ratio | Lower | Upper |
|---|---|---|---|
| 115 | 100 | | |
| 141 | 279.1 | 205.4 | 308.2 |
| 142 | 293.5 | 220.2 | 330.4 |

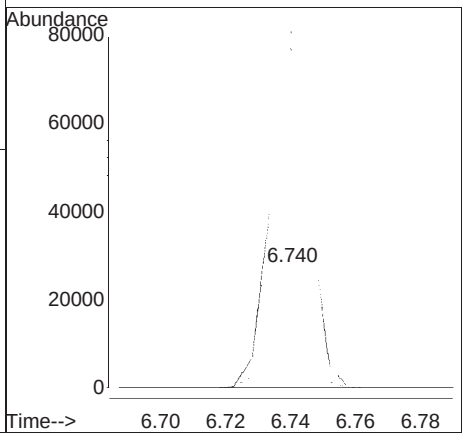

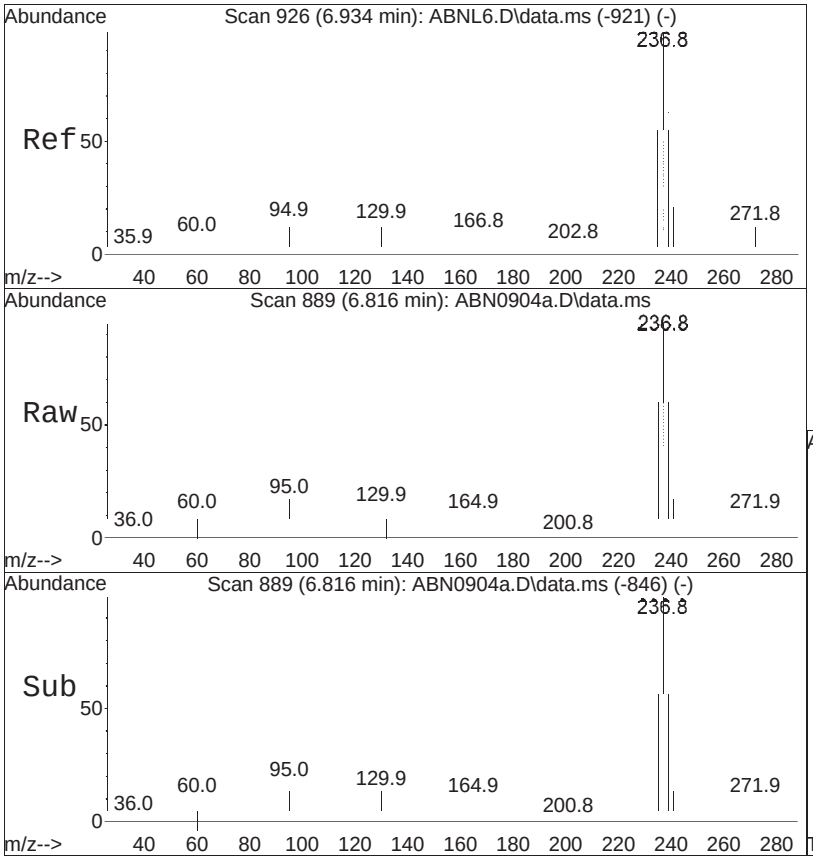


#43
Hexachlorocyclopentadiene
Concen: 5.06 ug/ml
RT: 6.816 min Scan# 889
Delta R.T. 0.000 min
Lab File: ABN0904a.D
Acq: 04 Sep 2025 07:43 pm

Tgt Ion:237 Resp: 30443

| Ion | Ratio | Lower | Upper |
|---|---|---|---|
| 237 | 100 | | |
| 235 | 63.7 | 50.9 | 76.3 |
| 272 | 12.0 | 10.1 | 15.1 |

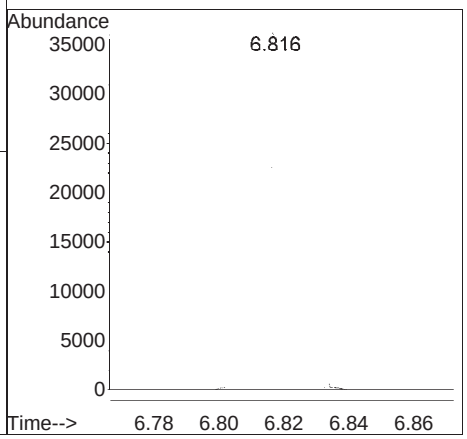

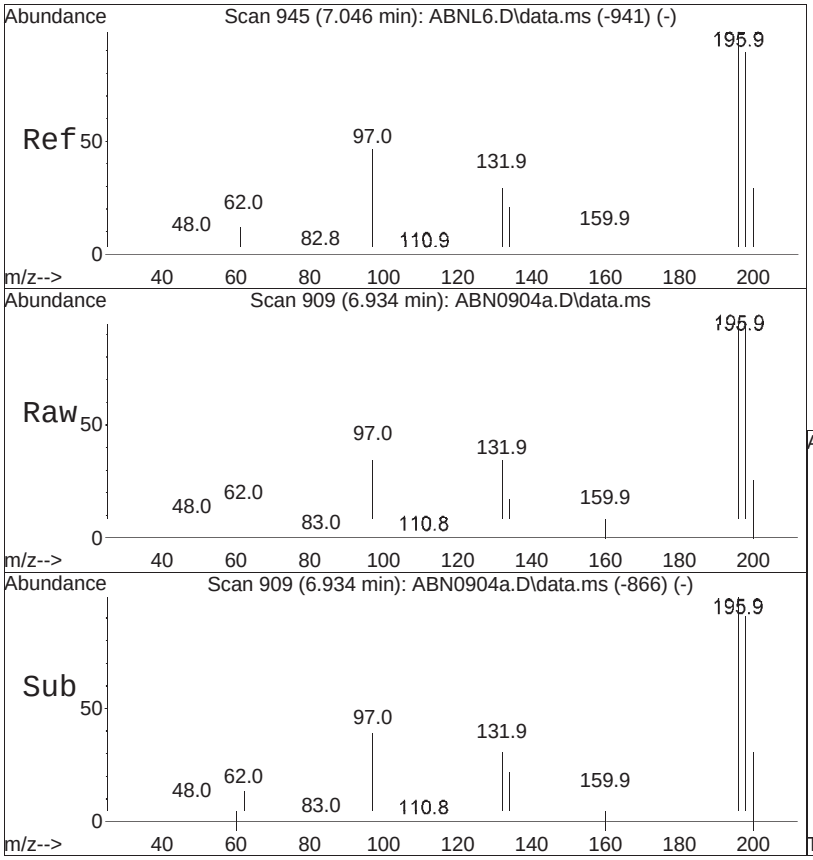


#44
2,4,6-Trichlorophenol
Concen: 4.91 ug/ml
RT: 6.934 min Scan# 909
Delta R.T. 0.000 min
Lab File: ABN0904a.D
Acq: 04 Sep 2025 07:43 pm

Tgt Ion:196 Resp: 27584

| Ion | Ratio | Lower | Upper |
|---|---|---|---|
| 196 | 100 | | |
| 198 | 95.3 | 76.4 | 114.6 |
| 200 | 30.8 | 24.4 | 36.6 |

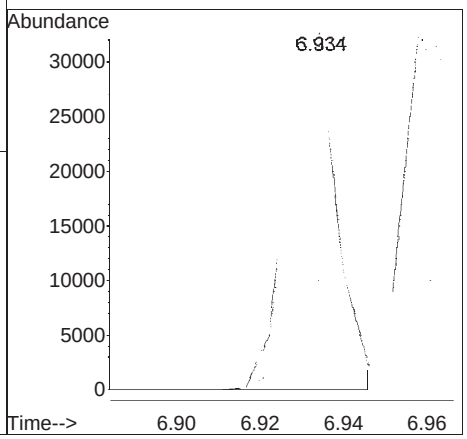

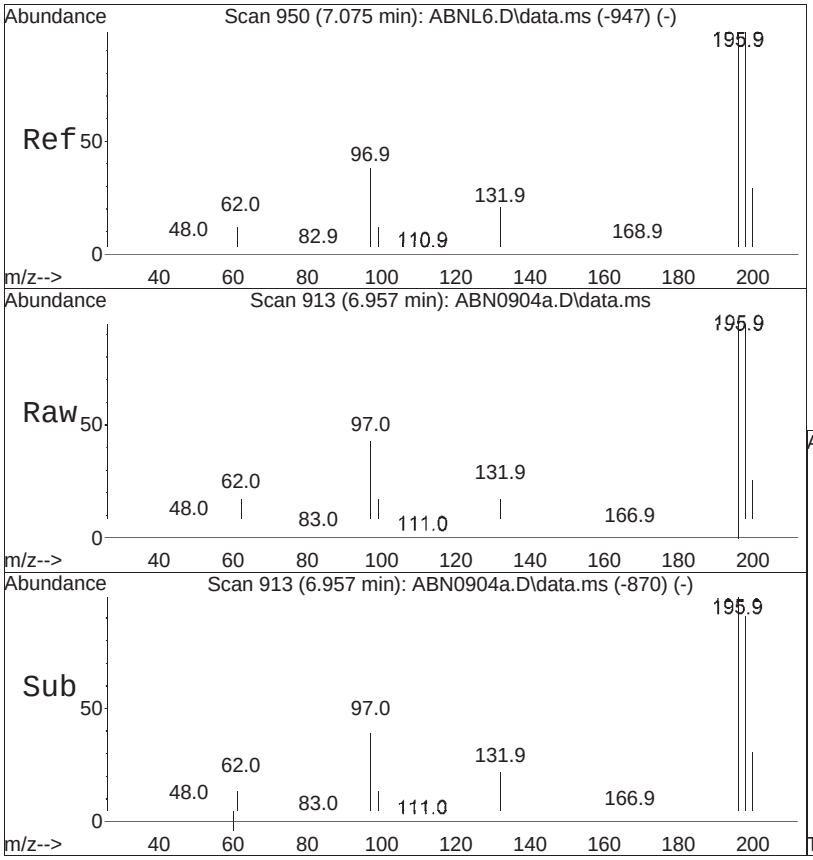


#45
2,4,5-Trichlorophenol
Concen: 4.94 ug/ml
RT: 6.957 min Scan# 913
Delta R.T. 0.000 min
Lab File: ABN0904a.D
Acq: 04 Sep 2025 07:43 pm

Tgt Ion:196 Resp: 29160

| Ion | Ratio | Lower | Upper |
|---|---|---|---|
| 196 | 100 | | |
| 200 | 31.2 | 24.2 | 36.4 |
| 198 | 97.6 | 76.2 | 114.2 |

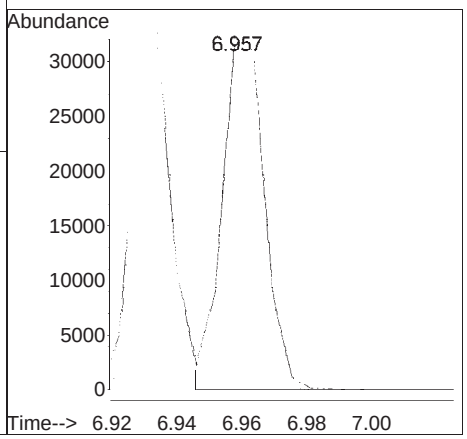

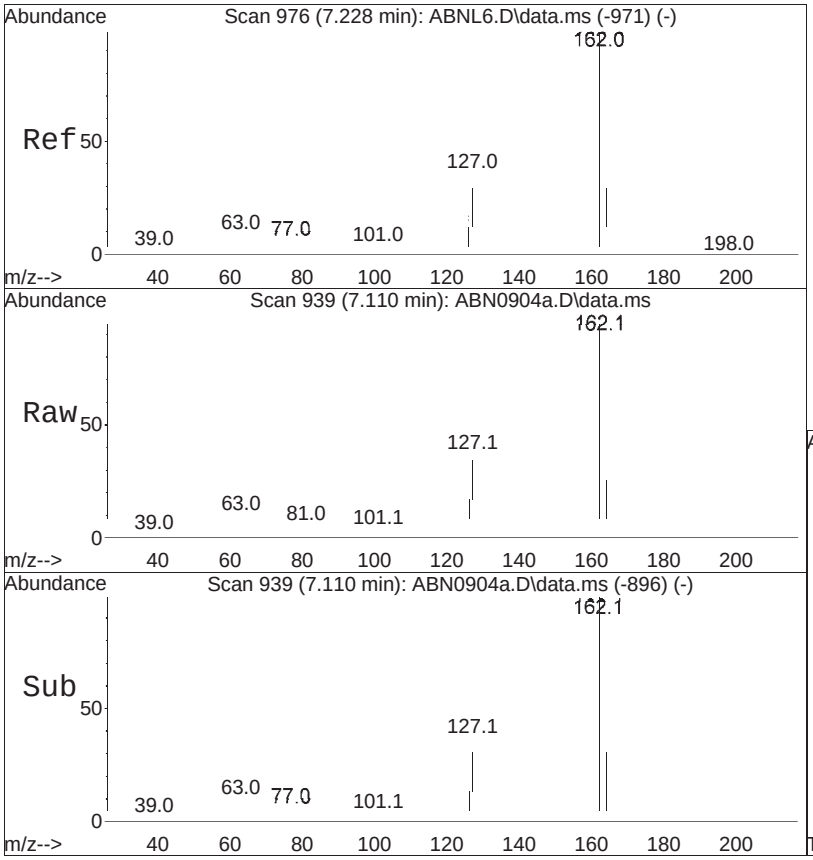


#47
2-Chloronaphthalene
Concen: 5.05 ug/ml
RT: 7.110 min Scan# 939
Delta R.T. 0.000 min
Lab File: ABN0904a.D
Acq: 04 Sep 2025 07:43 pm

Tgt Ion:162 Resp: 70732

| Ion | Ratio | Lower | Upper |
|---|---|---|---|
| 162 | 100 | | |
| 127 | 35.5 | 33.8 | 50.6 |
| 164 | 33.2 | 25.8 | 38.6 |

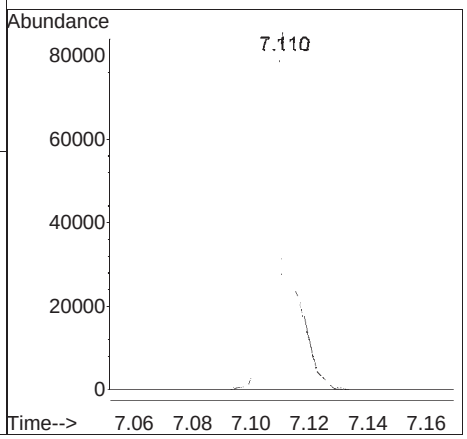

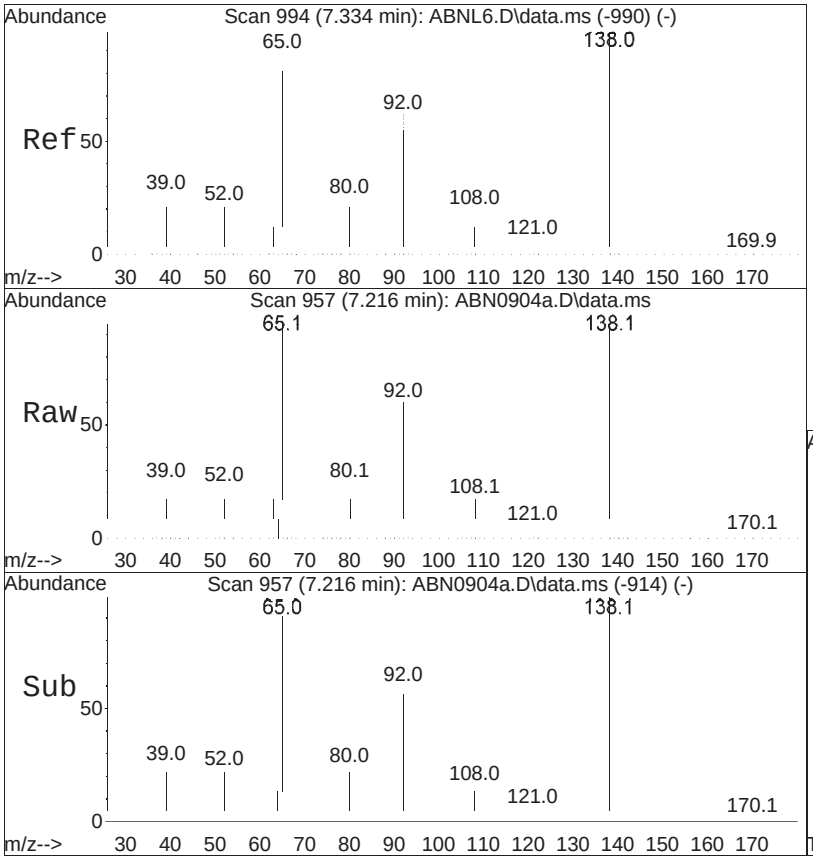


#48
2-Nitroaniline
Concen: 5.08 ug/ml
RT: 7.216 min Scan# 957
Delta R.T. 0.000 min
Lab File: ABN0904a.D
Acq: 04 Sep 2025 07:43 pm

Tgt Ion:138 Resp: 23664

| Ion | Ratio | Lower | Upper |
|---|---|---|---|
| 138 | 100 | | |
| 92 | 58.8 | 52.1 | 78.1 |
| 65 | 91.6 | 75.9 | 113.9 |

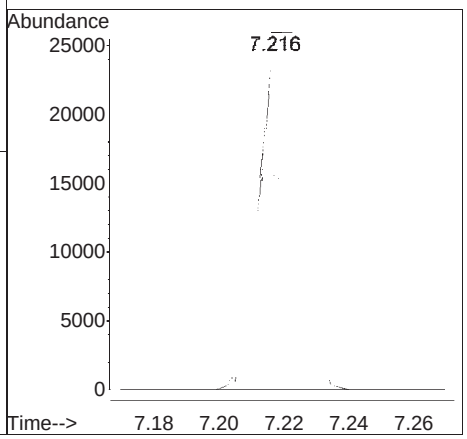

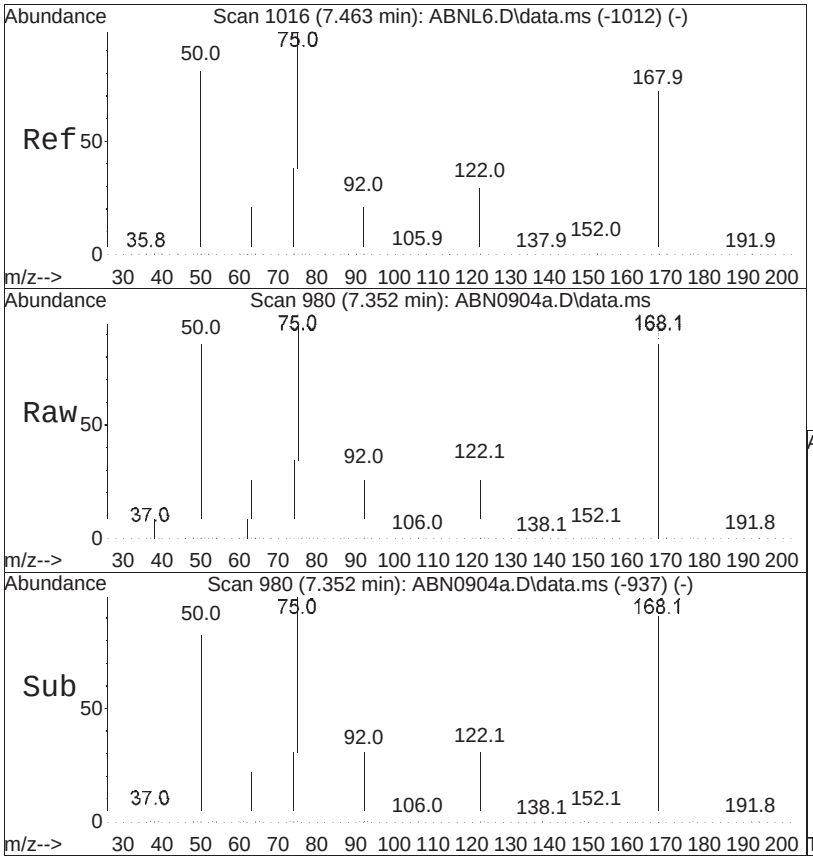


#49
1,4-Dinitrobenzene
Concen: 5.60 ug/ml M3
RT: 7.352 min Scan# 980
Delta R.T. 0.000 min
Lab File: ABN0904a.D
Acq: 04 Sep 2025 07:43 pm

Tgt Ion:168 Resp: 12798

| Ion | Ratio | Lower | Upper |
|---|---|---|---|
| 168 | 100 | | |
| 75 | 132.4 | 111.0 | 166.4 |

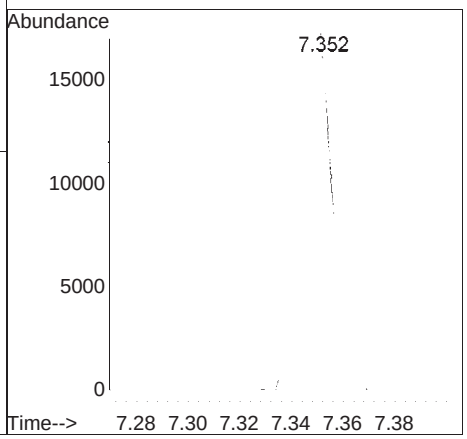

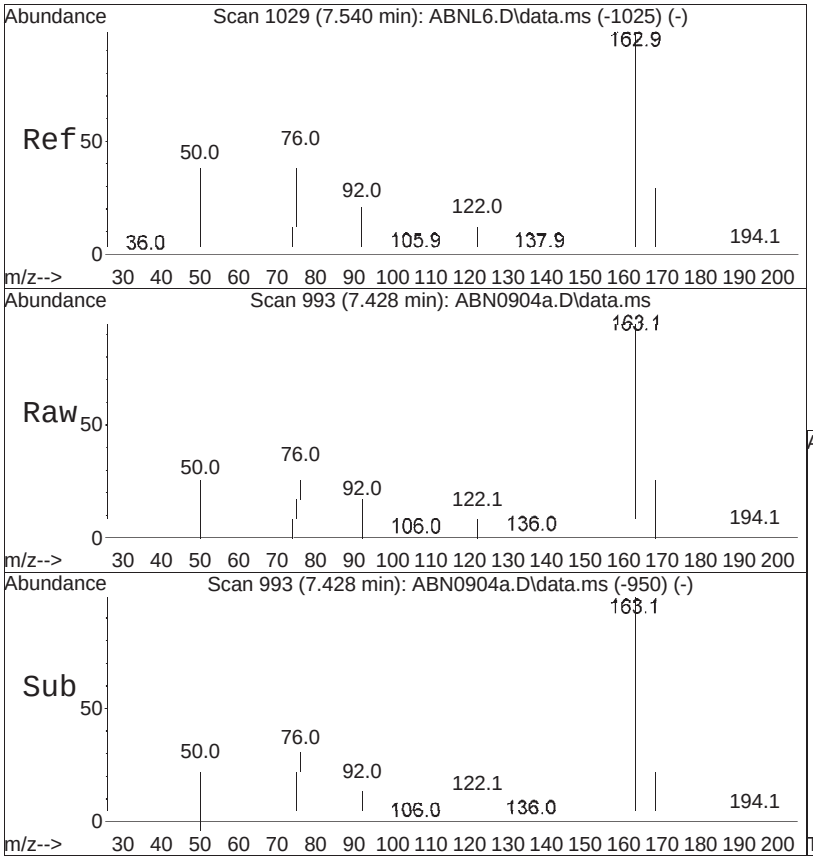


#50
1,3-Dinitrobenzene
Concen: 5.47 ug/ml
RT: 7.428 min Scan# 993
Delta R.T. 0.000 min
Lab File: ABN0904a.D
Acq: 04 Sep 2025 07:43 pm

Tgt Ion:168 Resp: 14140

| Ion | Ratio | Lower | Upper |
|---|---|---|---|
| 168 | 100 | | |
| 75 | 119.8 | 116.4 | 174.6 |

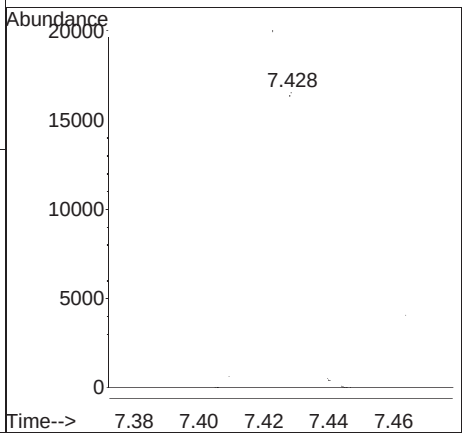

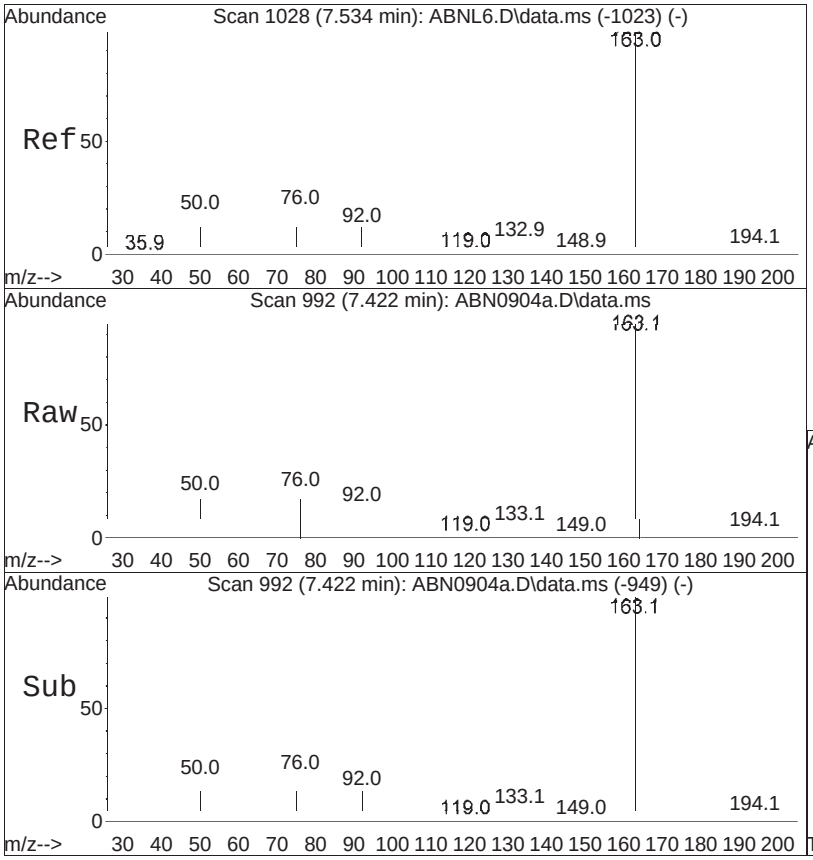


#51
Dimethyl phthalate
Concen: 5.45 ug/ml
RT: 7.422 min Scan# 992
Delta R.T. 0.000 min
Lab File: ABN0904a.D
Acq: 04 Sep 2025 07:43 pm

Tgt Ion:163 Resp: 96802

| Ion | Ratio | Lower | Upper |
|---|---|---|---|
| 163 | 100 | | |
| 194 | 3.1 | 2.3 | 3.5 |
| 164 | 10.2 | 8.2 | 12.2 |

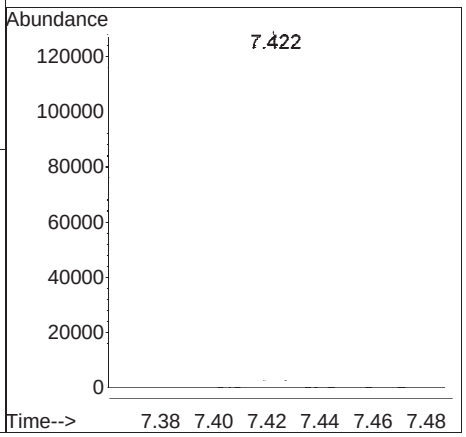

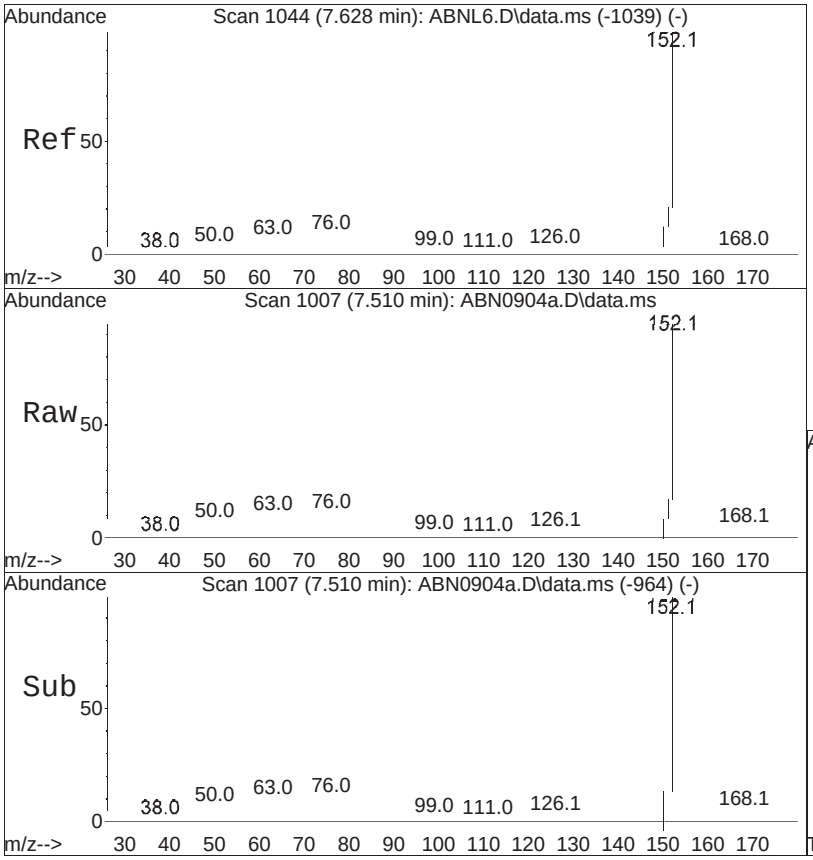


#52
Acenaphthylene
Concen: 5.29 ug/ml
RT: 7.510 min Scan# 1007
Delta R.T. 0.000 min
Lab File: ABN0904a.D
Acq: 04 Sep 2025 07:43 pm

Tgt Ion:152 Resp: 120907

| Ion | Ratio | Lower | Upper |
|---|---|---|---|
| 152 | 100 | | |
| 151 | 20.9 | 15.9 | 23.9 |
| 153 | 13.2 | 10.5 | 15.7 |

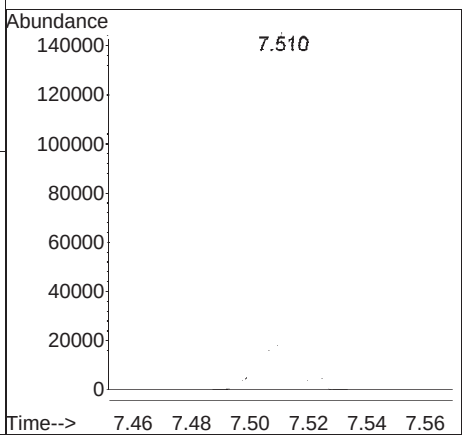

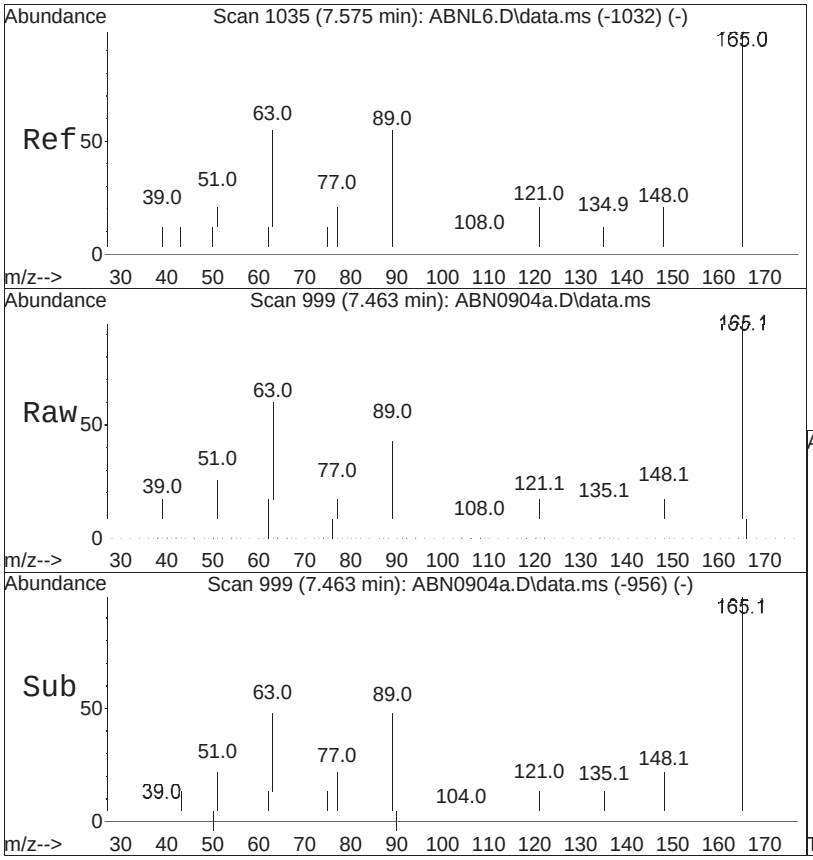


#53
2,6-Dinitrotoluene
Concen: 4.95 ug/ml
RT: 7.463 min Scan# 999
Delta R.T. 0.000 min
Lab File: ABN0904a.D
Acq: 04 Sep 2025 07:43 pm

Tgt Ion:165 Resp: 20130

| Ion | Ratio | Lower | Upper |
|---|---|---|---|
| 165 | 100 | | |
| 89 | 50.7 | 48.8 | 73.2 |
| 63 | 57.2 | 50.5 | 75.7 |

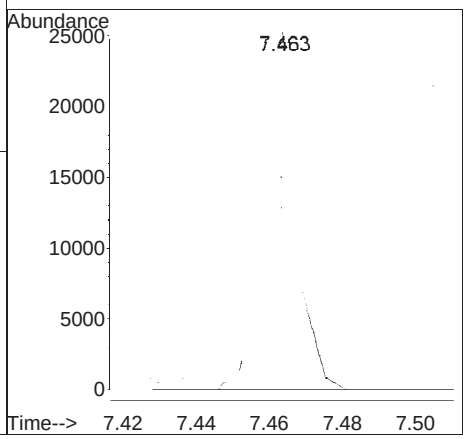

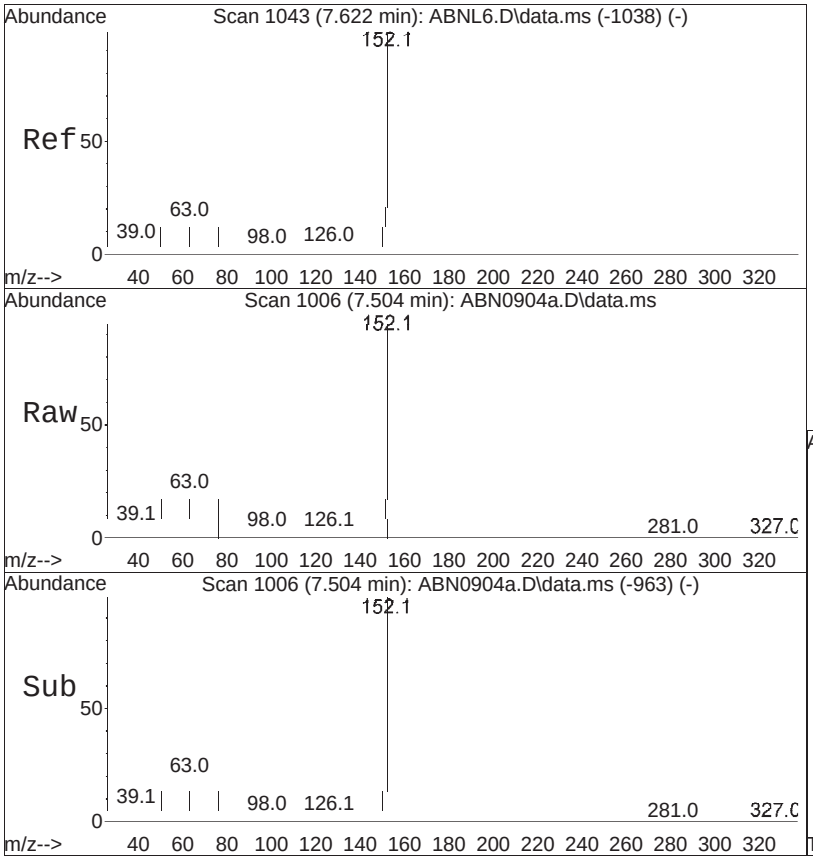


#54
1,2-Dinitrobenzene
Concen: 5.55 ug/ml
RT: 7.504 min Scan# 1006
Delta R.T. 0.000 min
Lab File: ABN0904a.D
Acq: 04 Sep 2025 07:43 pm

Tgt Ion:168 Resp: 9274

| Ion | Ratio | Lower | Upper |
|---|---|---|---|
| 168 | 100 | | |
| 75 | 101.7 | 32.2 | 48.2# |

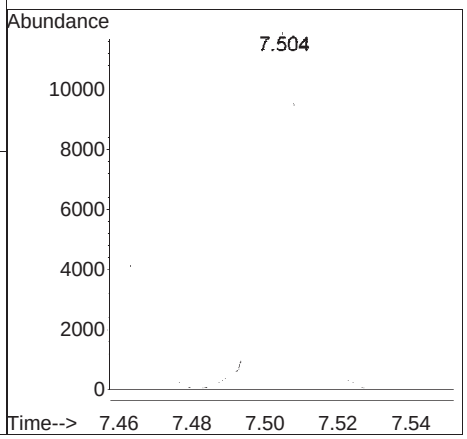

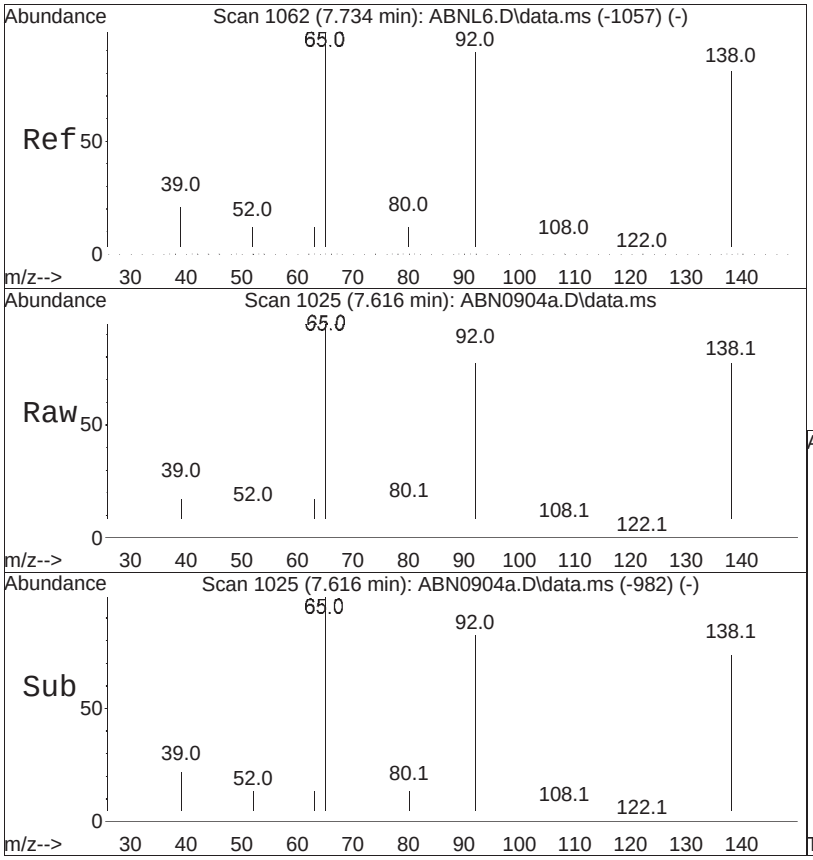


#64
3-Nitroaniline
Concen: 4.83 ug/ml
RT: 7.616 min Scan# 1025
Delta R.T. 0.000 min
Lab File: ABN0904a.D
Acq: 04 Sep 2025 07:43 pm

Tgt Ion:138 Resp: 22272

| Ion | Ratio | Lower | Upper |
|---|---|---|---|
| 138 | 100 | | |
| 92 | 105.9 | 92.8 | 139.2 |
| 108 | 8.6 | 7.9 | 11.9 |

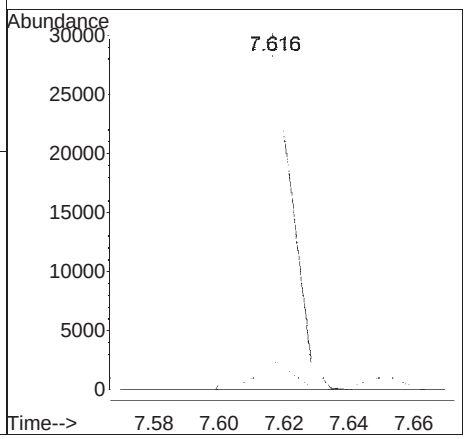

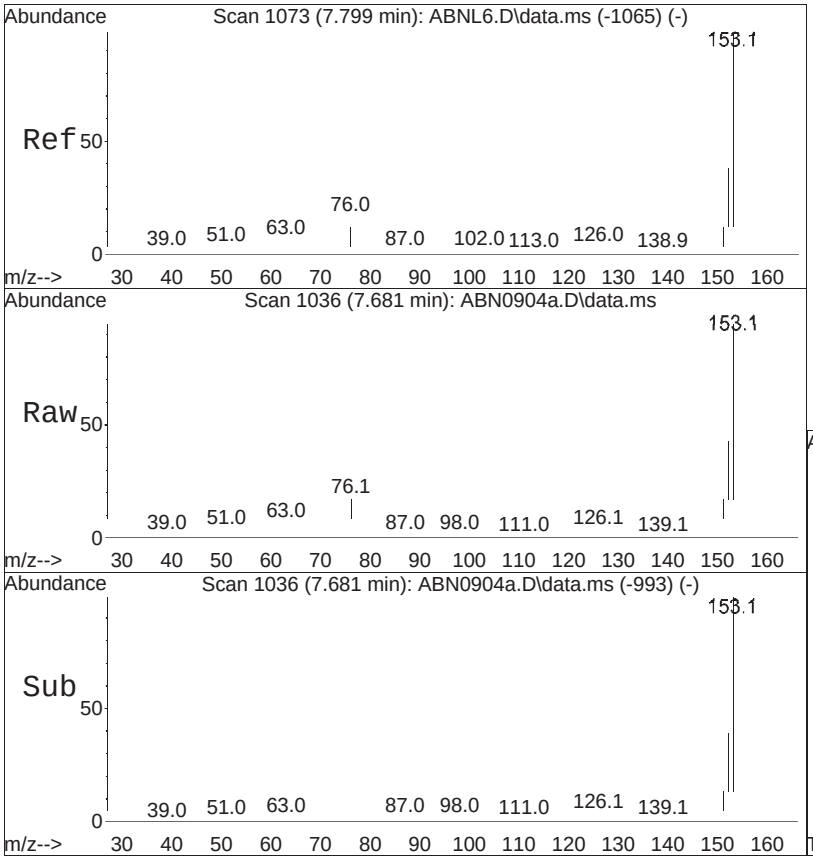


#65
Acenaphthene
Concen: 4.75 ug/ml
RT: 7.681 min Scan# 1036
Delta R.T. 0.000 min
Lab File: ABN0904a.D
Acq: 04 Sep 2025 07:43 pm

Tgt Ion:154 Resp: 66479

| Ion | Ratio | Lower | Upper |
|---|---|---|---|
| 154 | 100 | | |
| 153 | 118.4 | 93.0 | 139.4 |
| 152 | 56.2 | 43.3 | 64.9 |

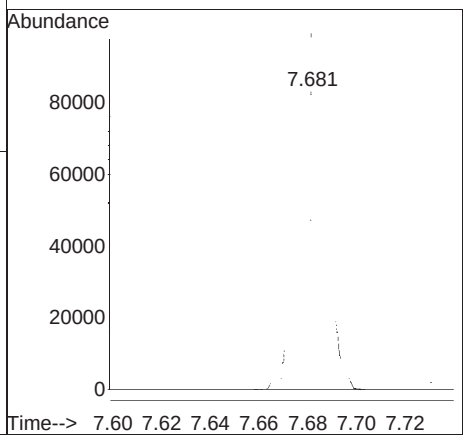

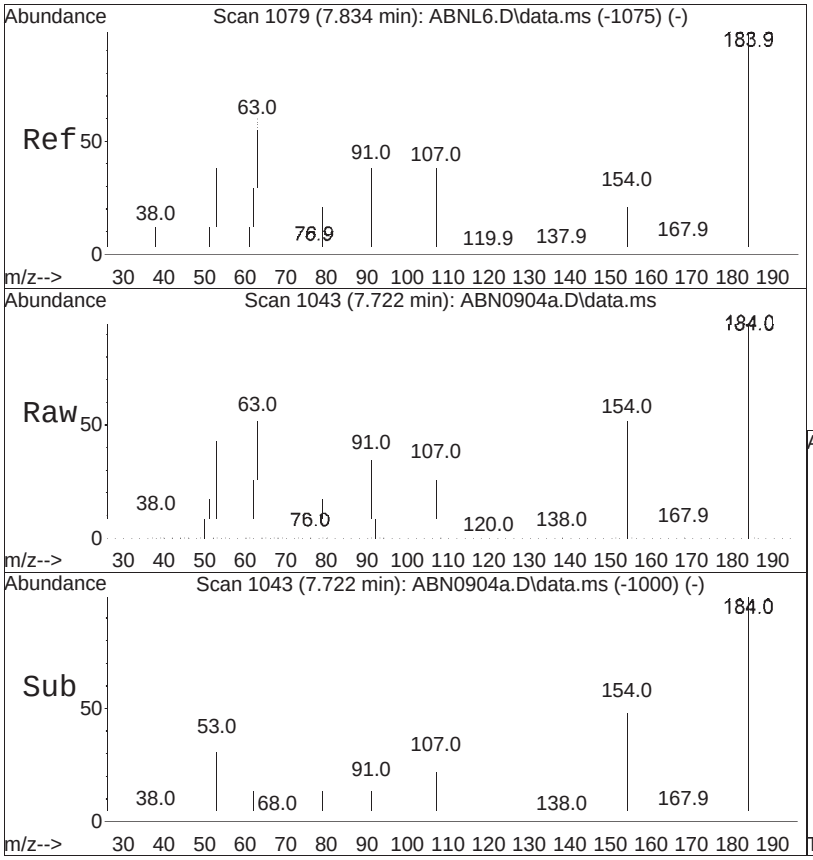


#66
2,4-Dinitrophenol
Concen: 5.29 ug/ml
RT: 7.722 min Scan# 1043
Delta R.T. 0.000 min
Lab File: ABN0904a.D
Acq: 04 Sep 2025 07:43 pm

Tgt Ion:184 Resp: 12687

| Ion | Ratio | Lower | Upper |
|---|---|---|---|
| 184 | 100 | | |
| 107 | 38.4 | 41.8 | 62.6# |
| 91 | 39.3 | 44.2 | 66.2# |

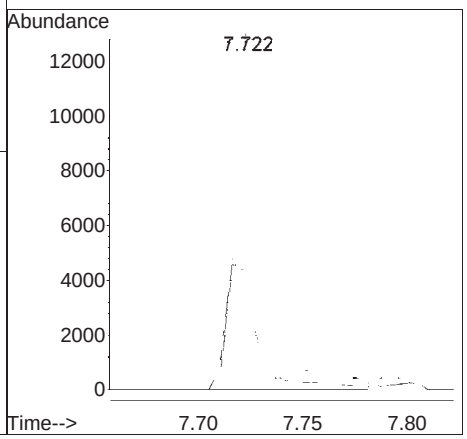

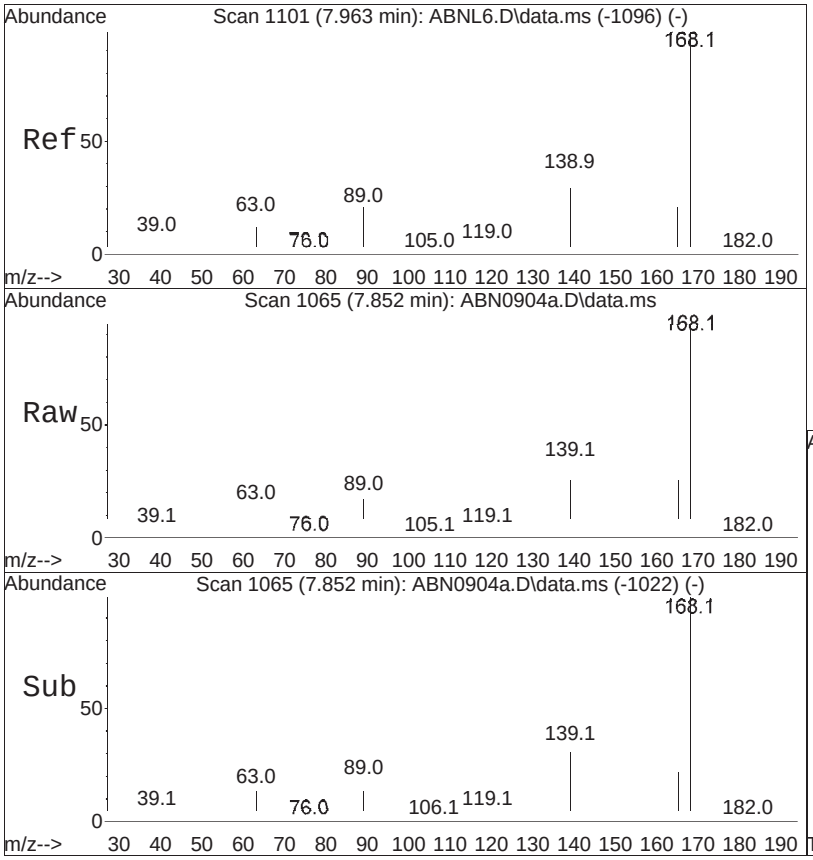


#67
Dibenzofuran
Concen: 4.85 ug/ml
RT: 7.852 min Scan# 1065
Delta R.T. 0.000 min
Lab File: ABN0904a.D
Acq: 04 Sep 2025 07:43 pm

Tgt Ion:168 Resp: 112837

| Ion | Ratio | Lower | Upper |
|---|---|---|---|
| 168 | 100 | | |
| 139 | 35.1 | 32.3 | 48.5 |

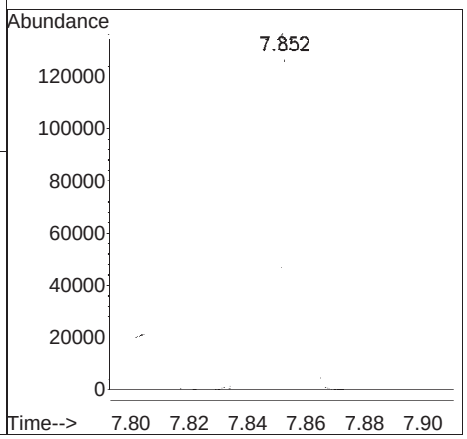

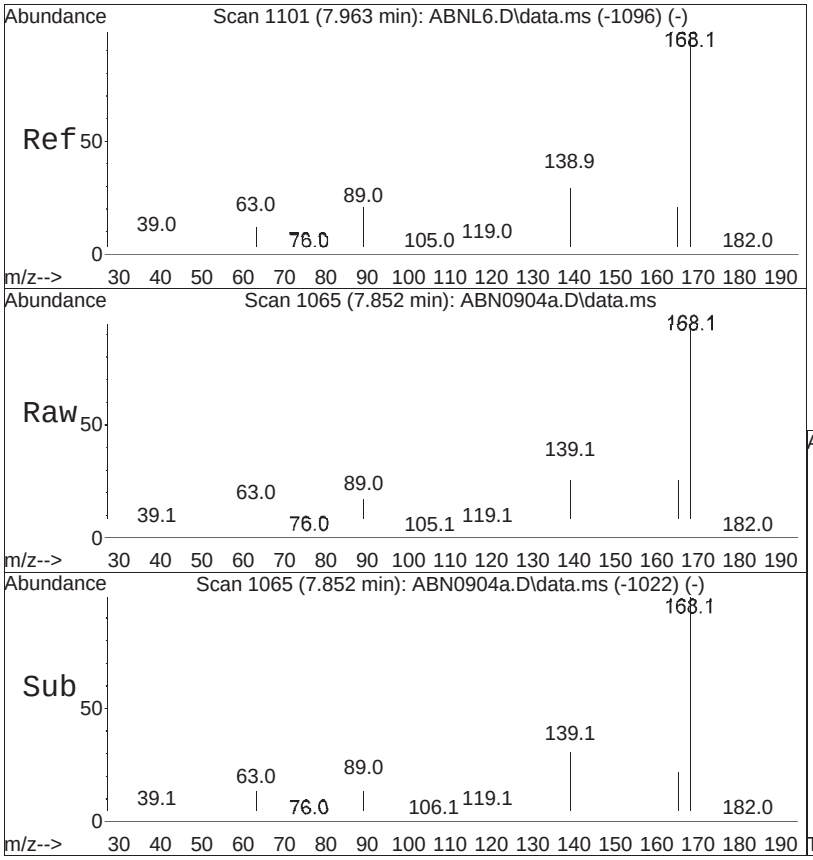


#68
2,4-Dinitrotoluene
Concen: 5.26 ug/ml
RT: 7.852 min Scan# 1065
Delta R.T. 0.000 min
Lab File: ABN0904a.D
Acq: 04 Sep 2025 07:43 pm

Tgt Ion:165 Resp: 30802

| Ion | Ratio | Lower | Upper |
|---|---|---|---|
| 165 | 100 | | |
| 89 | 70.4 | 73.0 | 109.4# |
| 63 | 58.6 | 56.3 | 84.5 |

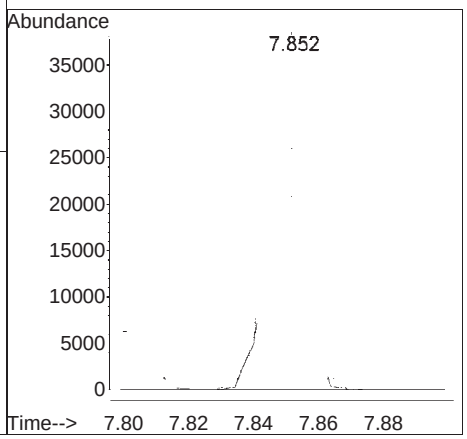

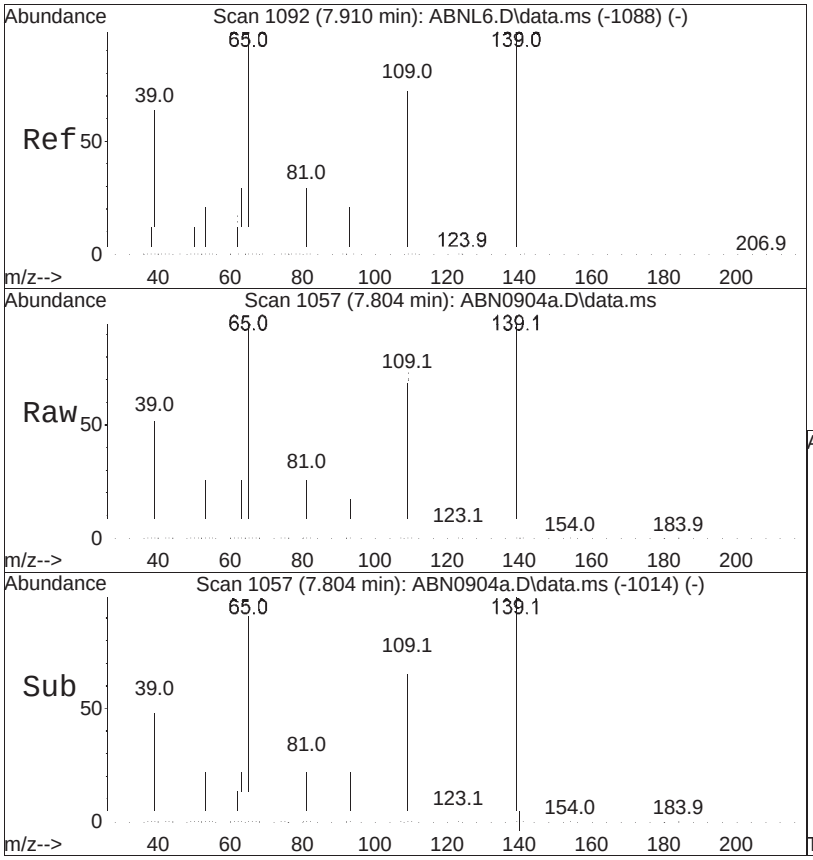


#69
4-Nitrophenol
Concen: 4.59 ug/ml
RT: 7.804 min Scan# 1057
Delta R.T. 0.000 min
Lab File: ABN0904a.D
Acq: 04 Sep 2025 07:43 pm

Tgt Ion: 65 Resp: 17899

| Ion | Ratio | Lower | Upper |
|---|---|---|---|
| 65 | 100 | | |
| 109 | 73.3 | 60.2 | 90.2 |
| 139 | 103.2 | 81.1 | 121.7 |

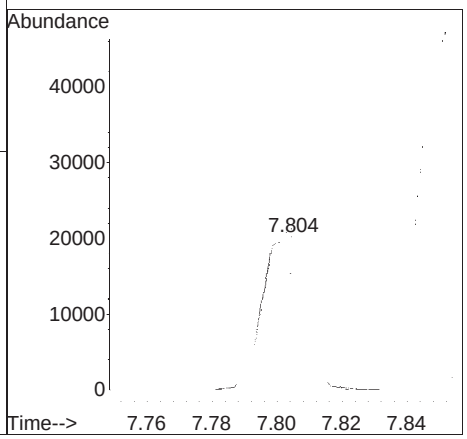

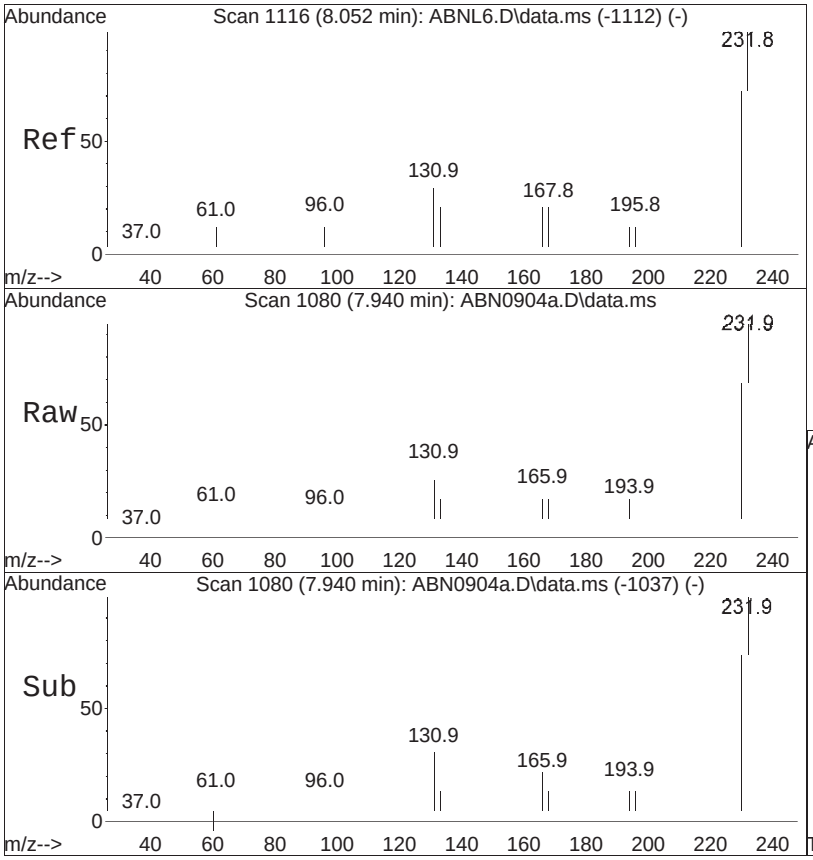


#70
2,3,5,6-Tetrachlorophenol
Concen: 5.03 ug/ml
RT: 7.940 min Scan# 1080
Delta R.T. 0.000 min
Lab File: ABN0904a.D
Acq: 04 Sep 2025 07:43 pm

Tgt Ion:232 Resp: 29392

| Ion | Ratio | Lower | Upper |
|---|---|---|---|
| 232 | 100 | | |
| 230 | 77.6 | 63.8 | 95.8 |
| 234 | 47.7 | 38.3 | 57.5 |

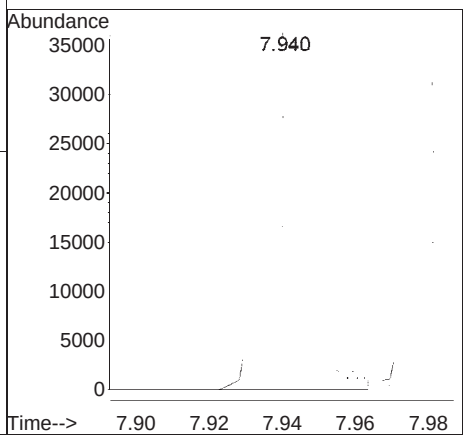

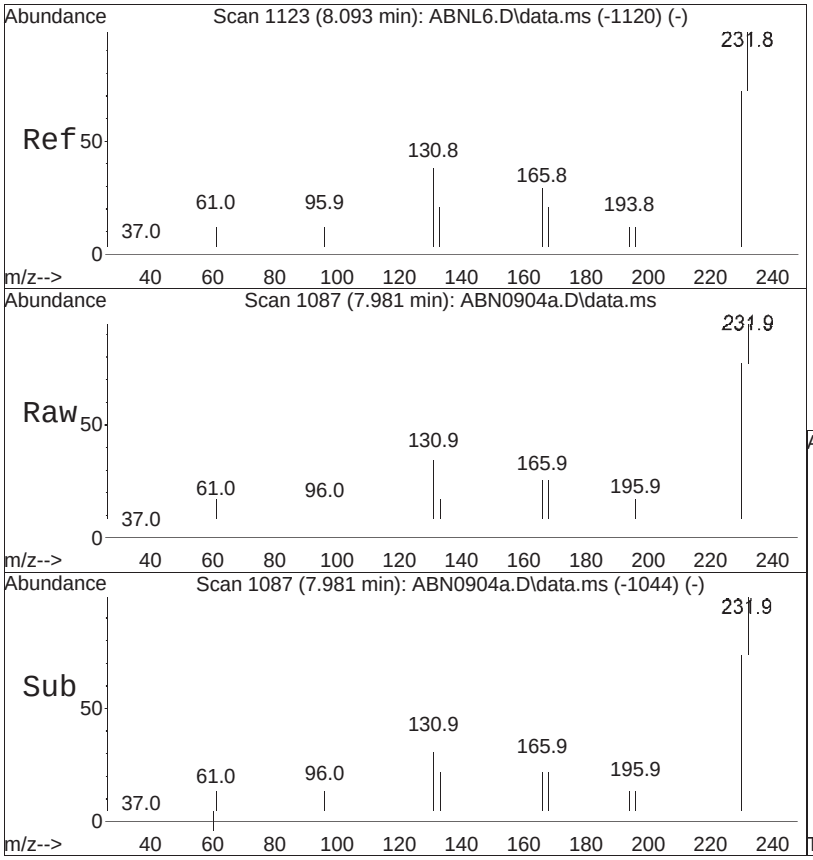


#71
2,3,4,6-Tetrachlorophenol
Concen: 4.73 ug/ml
RT: 7.981 min Scan# 1087
Delta R.T. 0.000 min
Lab File: ABN0904a.D
Acq: 04 Sep 2025 07:43 pm

Tgt Ion:232 Resp: 27366

| Ion | Ratio | Lower | Upper |
|---|---|---|---|
| 232 | 100 | | |
| 230 | 79.5 | 63.8 | 95.8 |
| 234 | 47.9 | 39.0 | 58.6 |

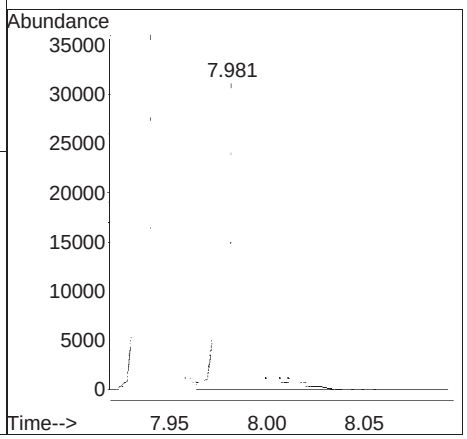

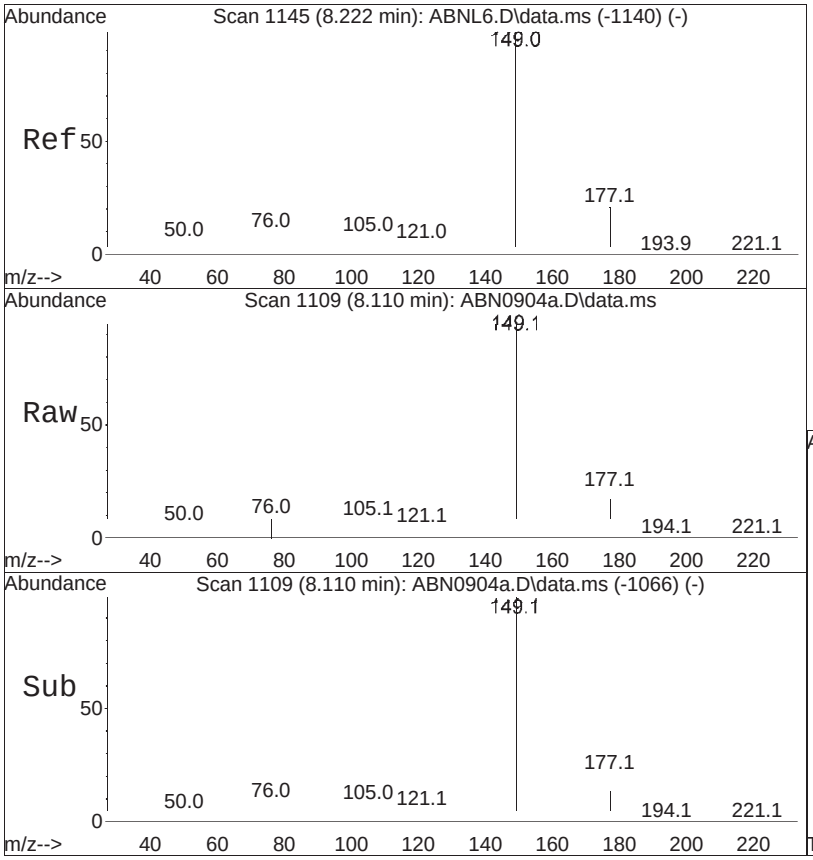


#72
Diethyl phthalate
Concen: 5.00 ug/ml
RT: 8.110 min Scan# 1109
Delta R.T. 0.000 min
Lab File: ABN0904a.D
Acq: 04 Sep 2025 07:43 pm

Tgt Ion:149 Resp: 99401

| Ion | Ratio | Lower | Upper |
|---|---|---|---|
| 149 | 100 | | |
| 177 | 21.3 | 15.0 | 22.6 |
| 150 | 11.9 | 9.8 | 14.6 |

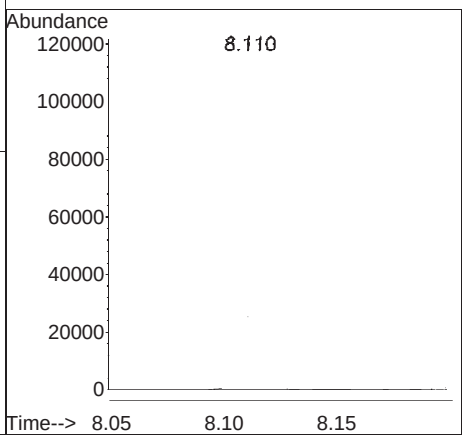

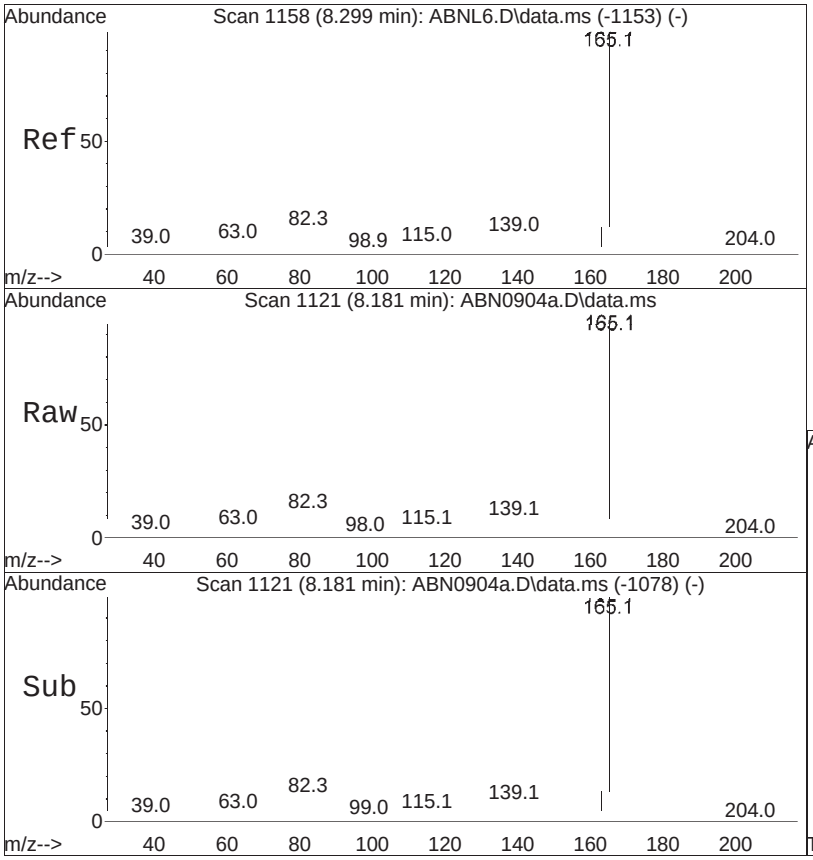


#73
Fluorene
Concen: 4.90 ug/ml
RT: 8.181 min Scan# 1121
Delta R.T. 0.000 min
Lab File: ABN0904a.D
Acq: 04 Sep 2025 07:43 pm

Tgt Ion:166 Resp: 92785

| Ion | Ratio | Lower | Upper |
|---|---|---|---|
| 166 | 100 | | |
| 165 | 103.6 | 80.0 | 120.0 |
| 167 | 14.0 | 10.7 | 16.1 |

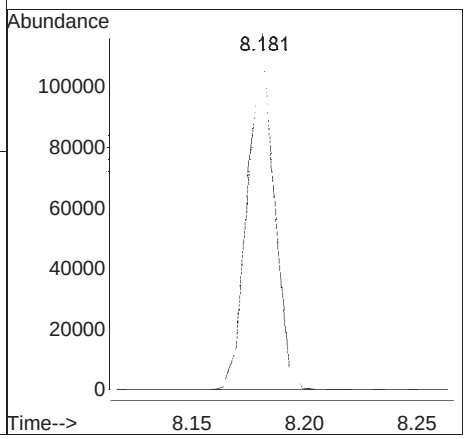

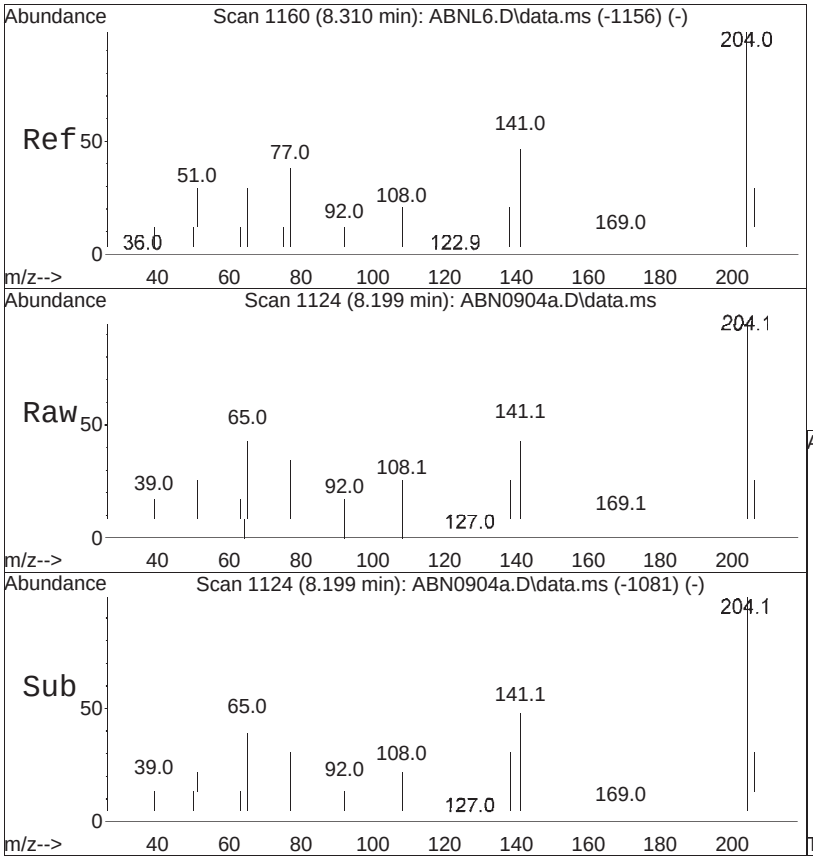


#74
4-Chlorophenyl phenyl ether
Concen: 4.72 ug/ml
RT: 8.199 min Scan# 1124
Delta R.T. 0.000 min
Lab File: ABN0904a.D
Acq: 04 Sep 2025 07:43 pm

Tgt Ion:204 Resp: 46920

| Ion | Ratio | Lower | Upper |
|---|---|---|---|
| 204 | 100 | | |
| 206 | 32.6 | 26.3 | 39.5 |
| 141 | 50.1 | 58.4 | 87.6# |

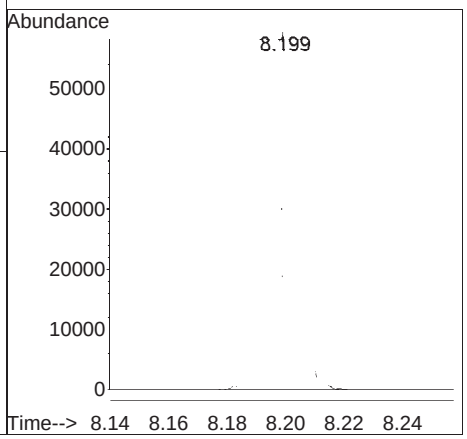

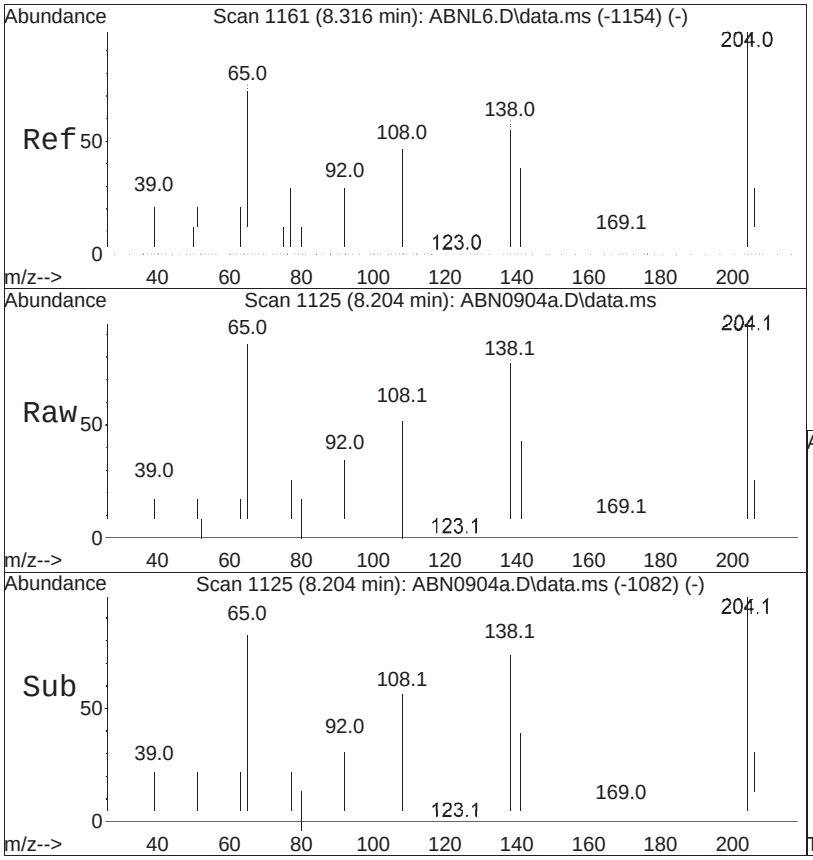


#75
4-Nitroaniline
Concen: 5.24 ug/ml
RT: 8.204 min Scan# 1125
Delta R.T. 0.000 min
Lab File: ABN0904a.D
Acq: 04 Sep 2025 07:43 pm

Tgt Ion:138 Resp: 23942

| Ion | Ratio | Lower | Upper |
|---|---|---|---|
| 138 | 100 | | |
| 108 | 70.6 | 59.2 | 88.8 |
| 65 | 120.9 | 97.6 | 146.4 |

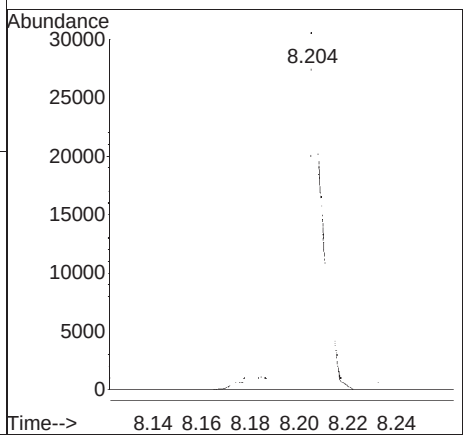

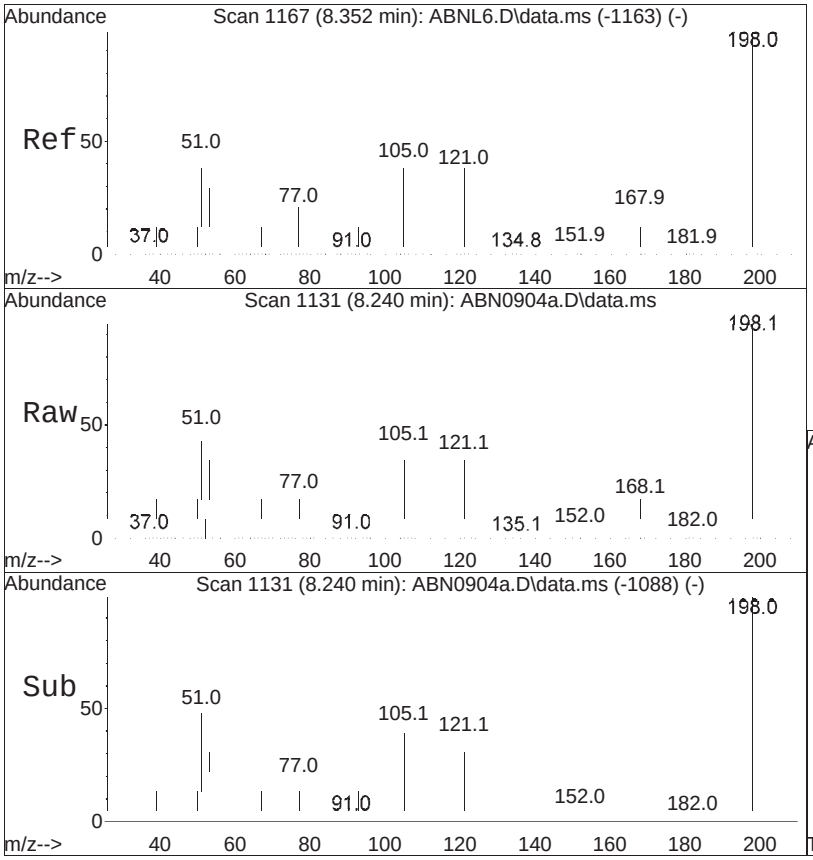


#76
4,6-Dinitro-o-cresol
Concen: 5.14 ug/ml
RT: 8.240 min Scan# 1131
Delta R.T. 0.000 min
Lab File: ABN0904a.D
Acq: 04 Sep 2025 07:43 pm

Tgt Ion:198 Resp: 17858

| Ion | Ratio | Lower | Upper |
|---|---|---|---|
| 198 | 100 | | |
| 51 | 42.7 | 49.9 | 74.9# |
| 105 | 37.5 | 45.8 | 68.6# |

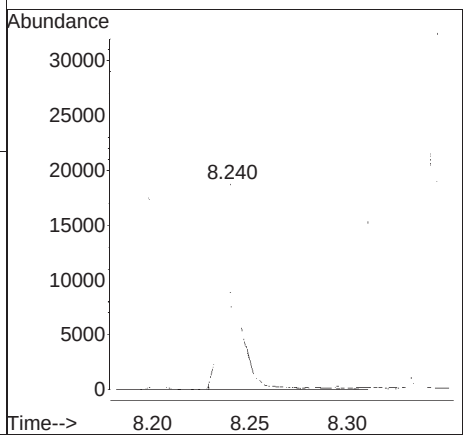

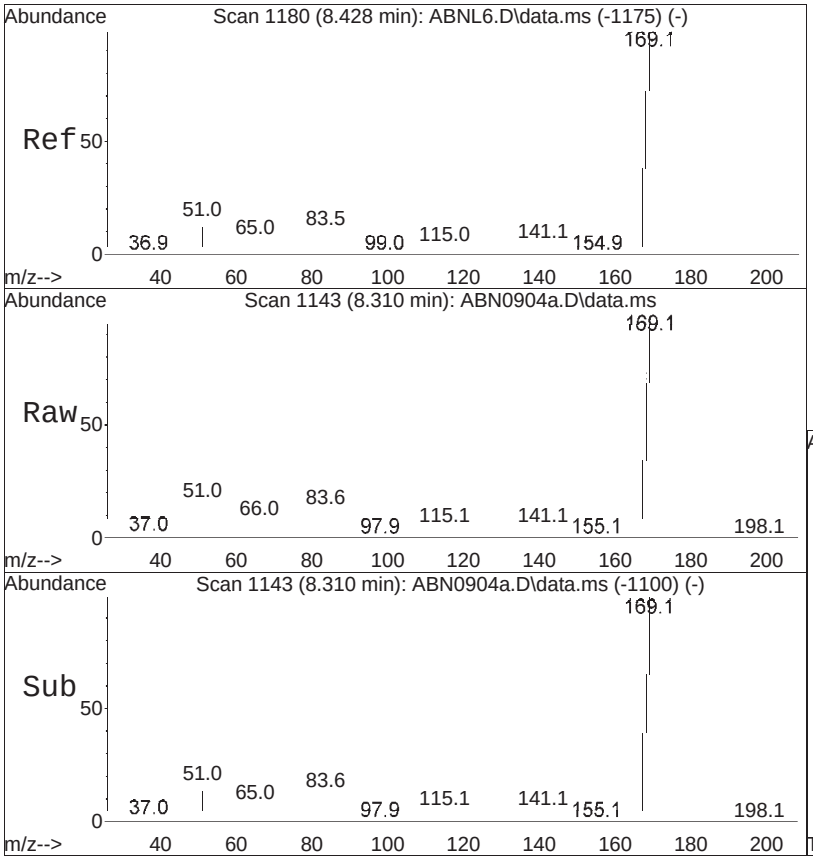


#77
NDPA/DPA
Concen: 5.12 ug/ml
RT: 8.310 min Scan# 1143
Delta R.T. 0.000 min
Lab File: ABN0904a.D
Acq: 04 Sep 2025 07:43 pm

Tgt Ion:169 Resp: 80934

| Ion | Ratio | Lower | Upper |
|---|---|---|---|
| 169 | 100 | | |
| 168 | 73.5 | 55.2 | 82.8 |
| 167 | 39.7 | 30.4 | 45.6 |

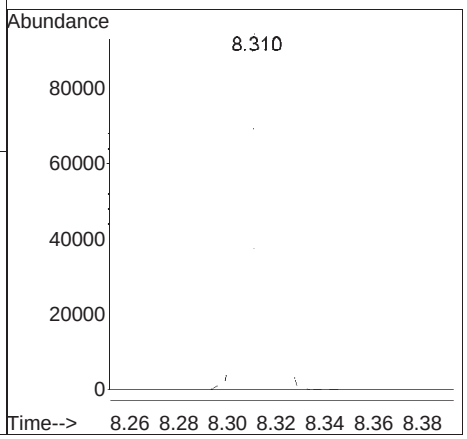

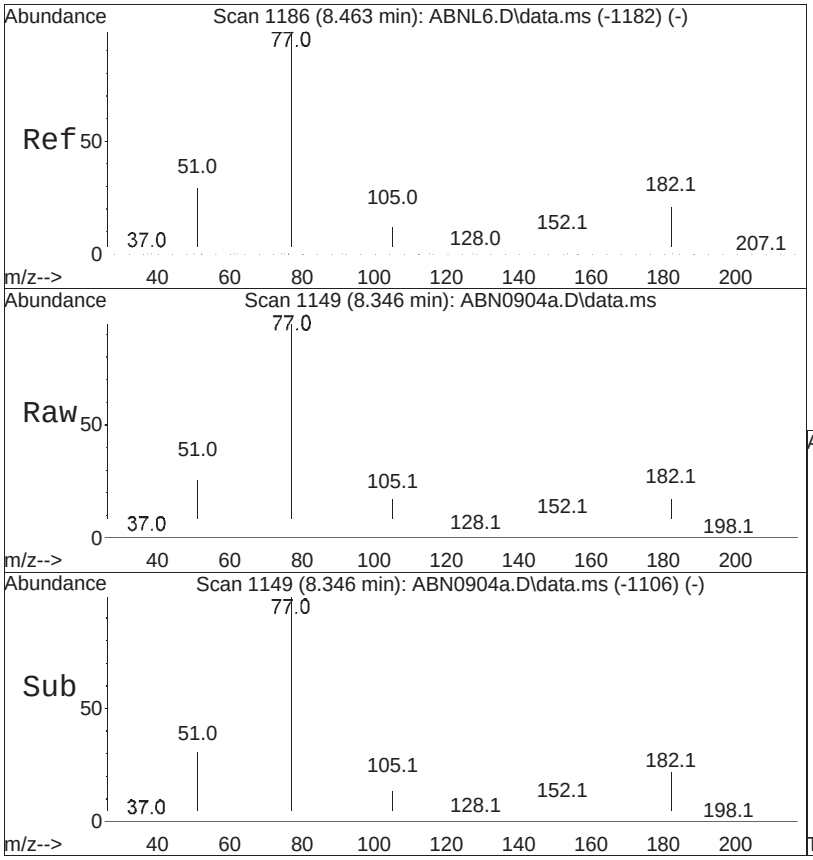


#78
Azobenzene
Concen: 4.73 ug/ml
RT: 8.346 min Scan# 1149
Delta R.T. 0.000 min
Lab File: ABN0904a.D
Acq: 04 Sep 2025 07:43 pm

Tgt Ion: 77 Resp: 82358

| Ion | Ratio | Lower | Upper |
|---|---|---|---|
| 77 | 100 | | |
| 182 | 25.2 | 16.2 | 24.2# |
| 105 | 21.0 | 17.9 | 26.9 |

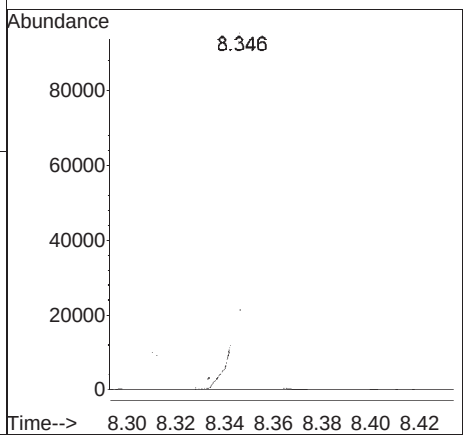

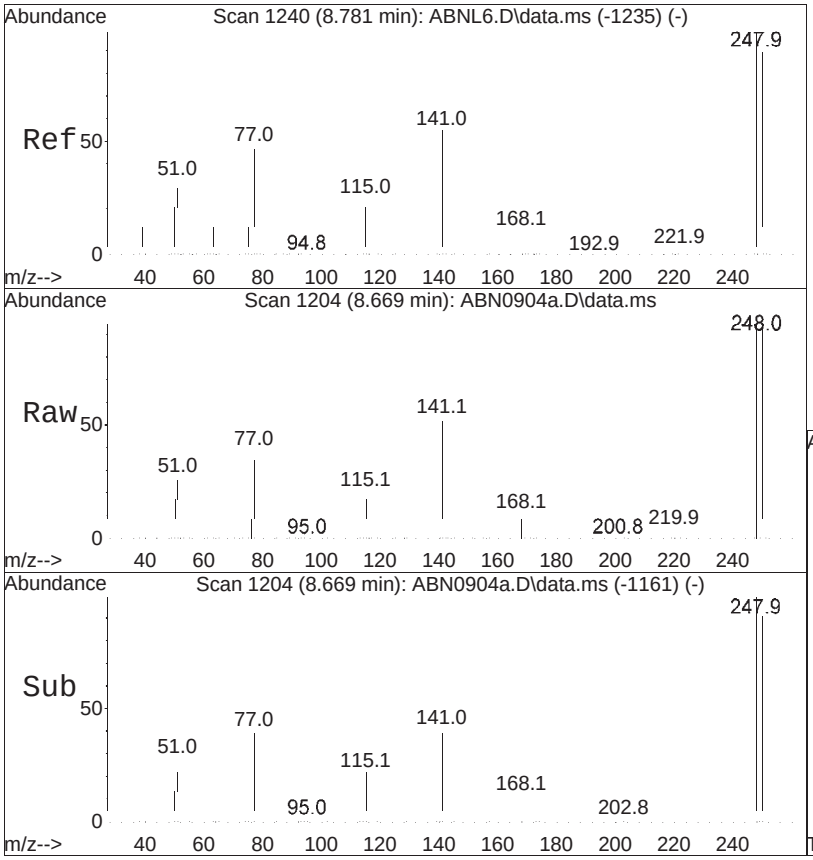


#80
4-Bromophenyl phenyl ether
Concen: 4.85 ug/ml
RT: 8.669 min Scan# 1204
Delta R.T. 0.000 min
Lab File: ABN0904a.D
Acq: 04 Sep 2025 07:43 pm

Tgt Ion:248 Resp: 31553

| Ion | Ratio | Lower | Upper |
|---|---|---|---|
| 248 | 100 | | |
| 141 | 58.6 | 74.6 | 111.8# |
| 250 | 97.3 | 76.9 | 115.3 |

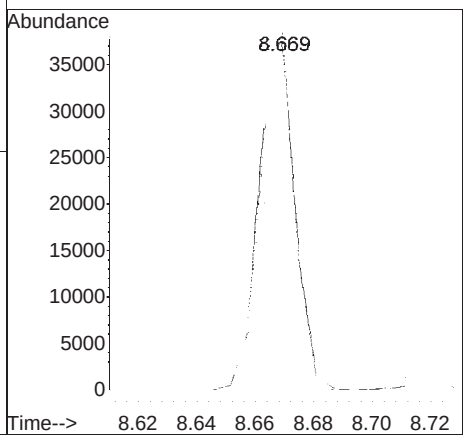

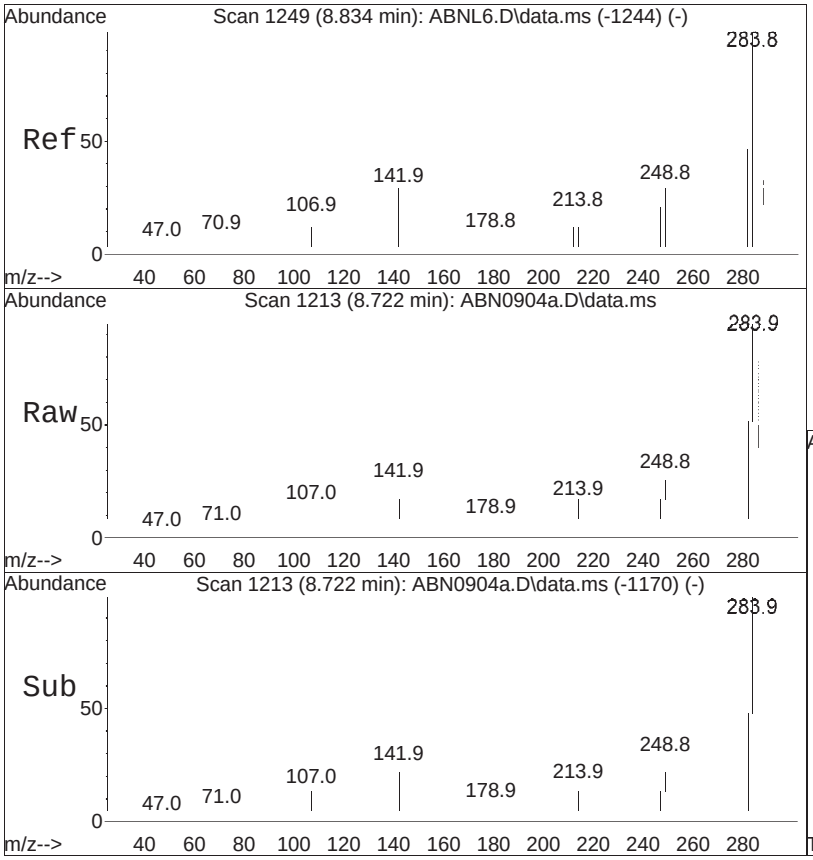


#81
Hexachlorobenzene
Concen: 4.91 ug/ml
RT: 8.722 min Scan# 1213
Delta R.T. 0.000 min
Lab File: ABN0904a.D
Acq: 04 Sep 2025 07:43 pm

Tgt Ion:284 Resp: 37833

| Ion | Ratio | Lower | Upper |
|---|---|---|---|
| 284 | 100 | | |
| 142 | 29.7 | 37.6 | 56.4# |
| 249 | 31.1 | 25.4 | 38.2 |

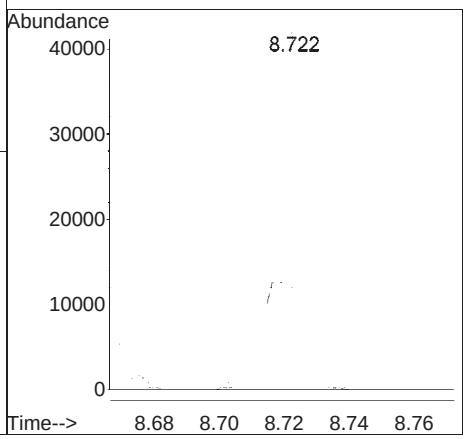

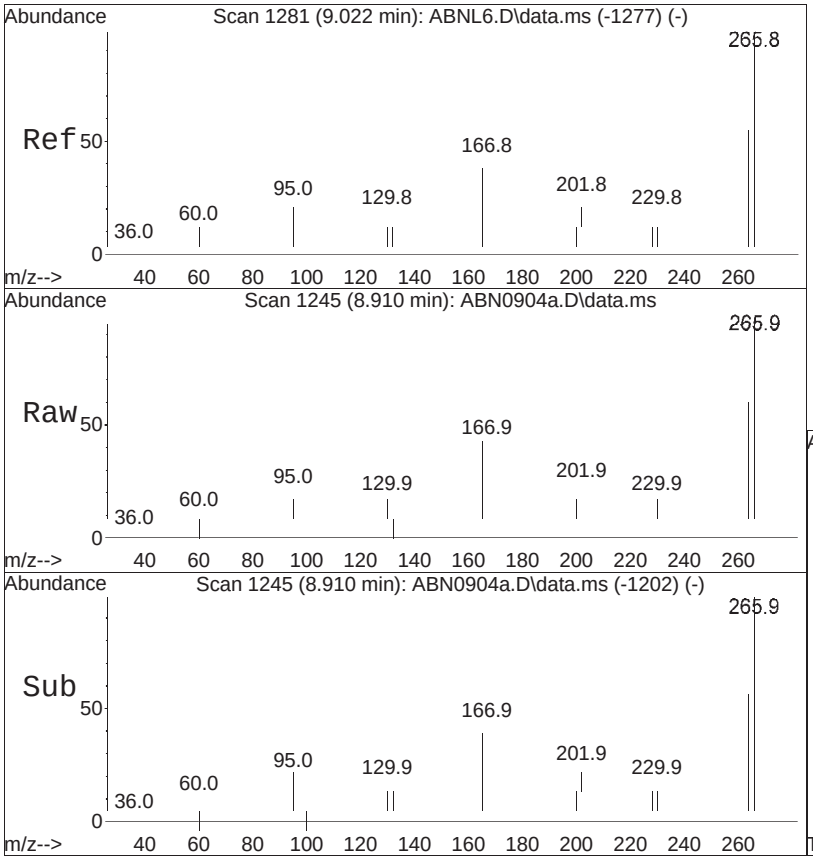


#82
Pentachlorophenol
Concen: 5.17 ug/ml
RT: 8.910 min Scan# 1245
Delta R.T. 0.000 min
Lab File: ABN0904a.D
Acq: 04 Sep 2025 07:43 pm

Tgt Ion:266 Resp: 24521

| Ion | Ratio | Lower | Upper |
|---|---|---|---|
| 266 | 100 | | |
| 264 | 62.2 | 50.7 | 76.1 |
| 268 | 64.8 | 52.5 | 78.7 |

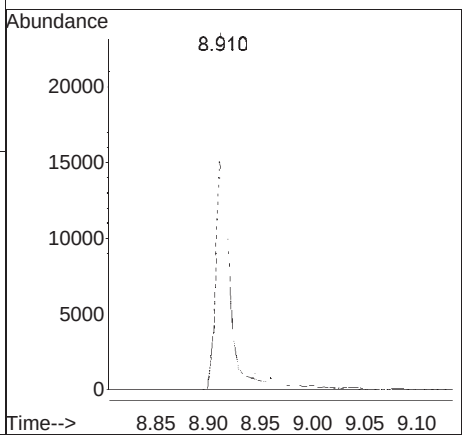

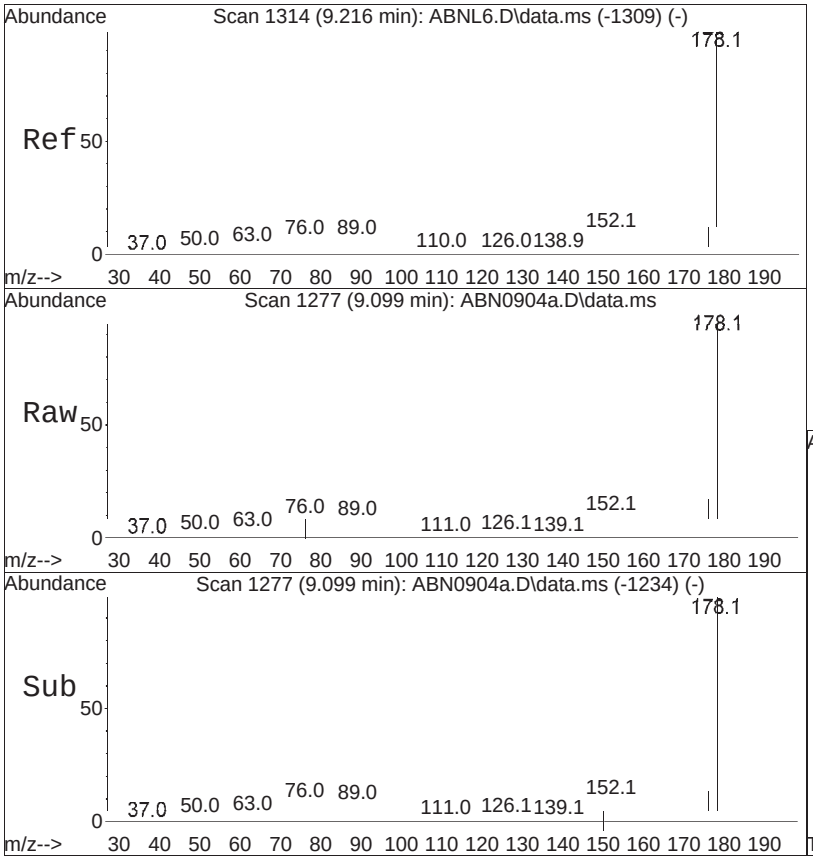


#89
Phenanthrene
Concen: 4.84 ug/ml
RT: 9.099 min Scan# 1277
Delta R.T. 0.000 min
Lab File: ABN0904a.D
Acq: 04 Sep 2025 07:43 pm

Tgt Ion:178 Resp: 152941

| Ion | Ratio | Lower | Upper |
|---|---|---|---|
| 178 | 100 | | |
| 179 | 15.4 | 12.3 | 18.5 |
| 176 | 19.7 | 15.4 | 23.2 |

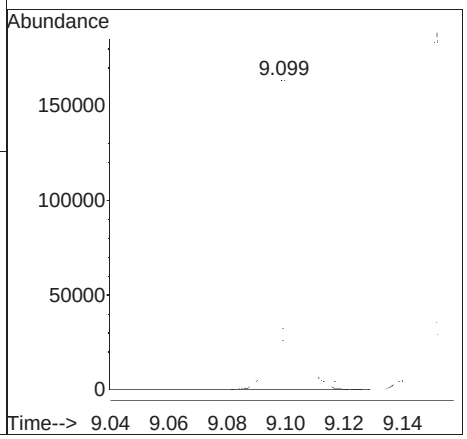

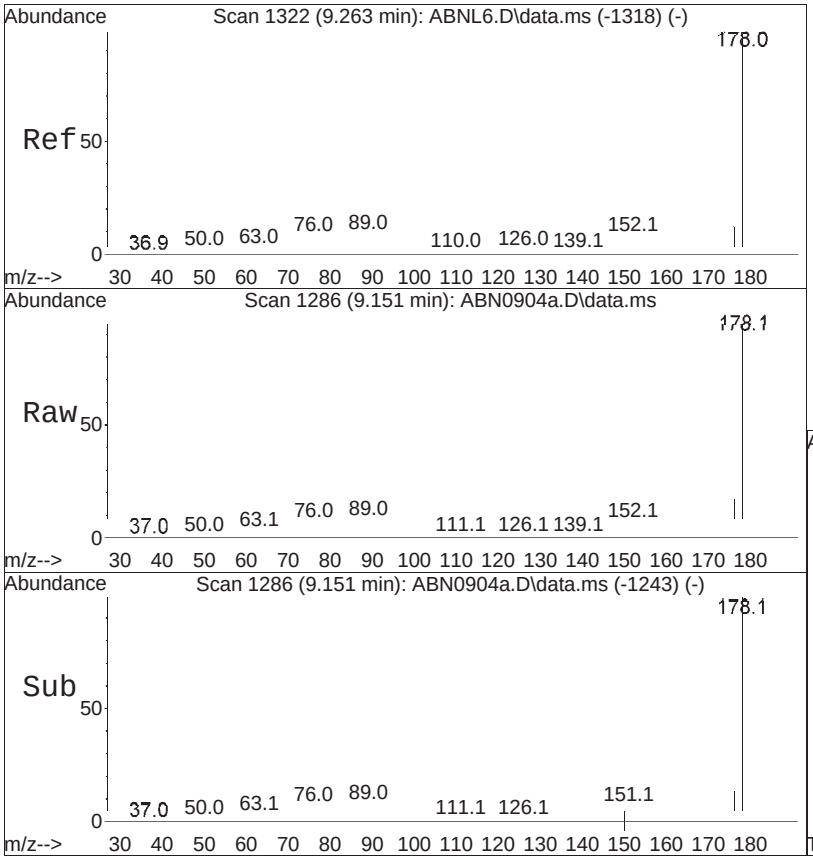


#90
Anthracene
Concen: 4.97 ug/ml
RT: 9.151 min Scan# 1286
Delta R.T. 0.000 min
Lab File: ABN0904a.D
Acq: 04 Sep 2025 07:43 pm

Tgt Ion:178 Resp: 155826

| Ion | Ratio | Lower | Upper |
|---|---|---|---|
| 178 | 100 | | |
| 179 | 15.4 | 12.2 | 18.2 |
| 176 | 19.2 | 15.1 | 22.7 |

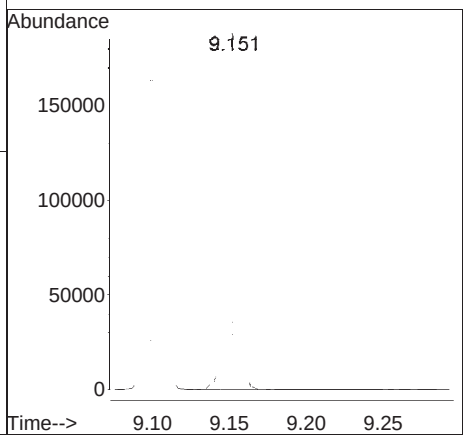

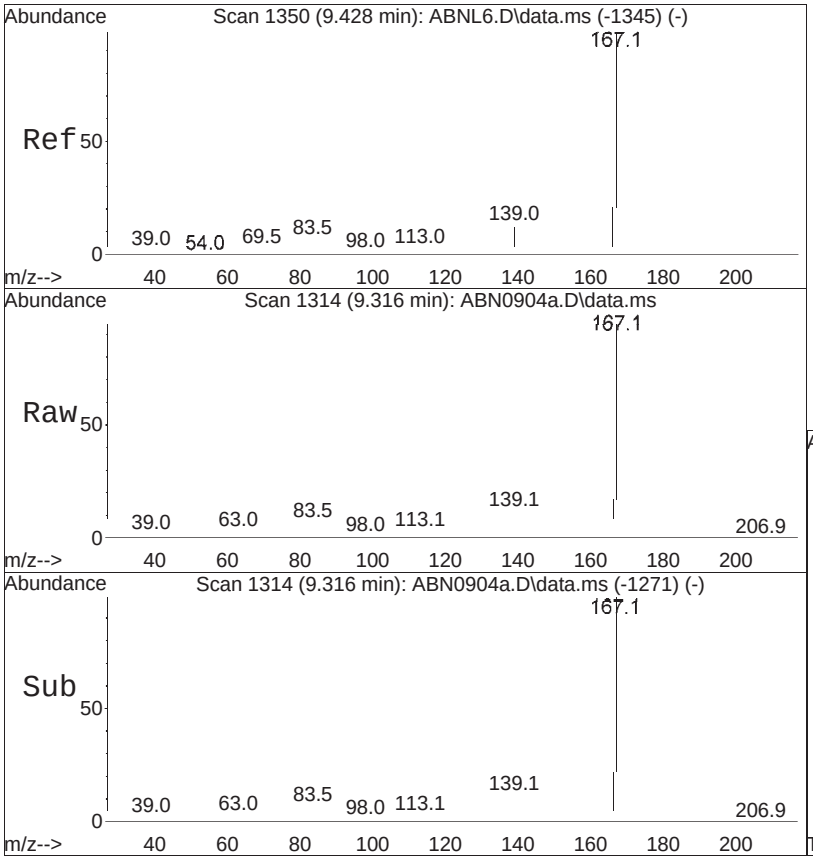


#91
Carbazole
Concen: 5.19 ug/ml
RT: 9.316 min Scan# 1314
Delta R.T. 0.000 min
Lab File: ABN0904a.D
Acq: 04 Sep 2025 07:43 pm

Tgt Ion:167 Resp: 148255

| Ion | Ratio | Lower | Upper |
|---|---|---|---|
| 167 | 100 | | |
| 168 | 13.2 | 10.8 | 16.2 |
| 166 | 22.8 | 17.7 | 26.5 |

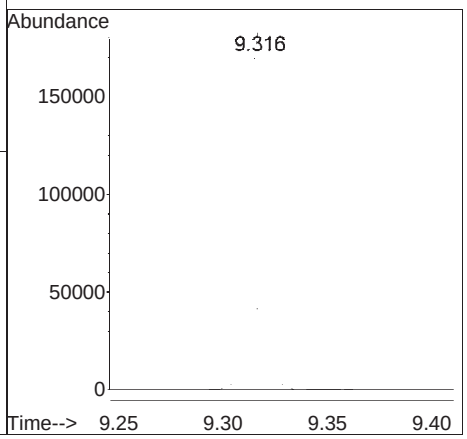




#92
Di-n-butylphthalate
Concen: 5.30 ug/ml
RT: 9.704 min Scan# 1380
Delta R.T. 0.000 min
Lab File: ABN0904a.D
Acq: 04 Sep 2025 07:43 pm

Tgt Ion:149 Resp: 177180

| Ion | Ratio | Lower | Upper |
|---|---|---|---|
| 149 | 100 | | |
| 150 | 9.4 | 7.3 | 10.9 |
| 104 | 4.6 | 4.0 | 6.0 |

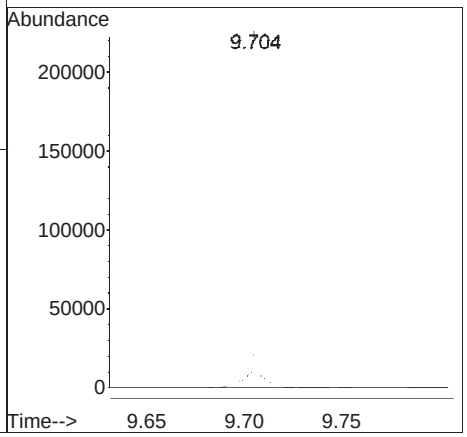

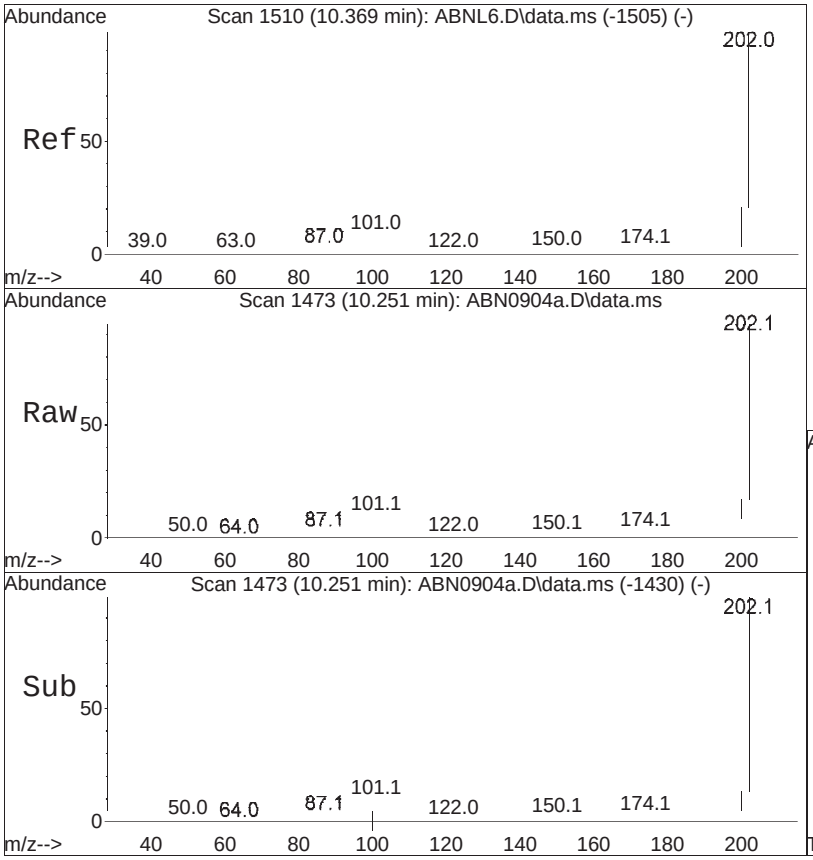


#93
Fluoranthene
Concen: 5.06 ug/ml M3
RT: 10.251 min Scan# 1473
Delta R.T. 0.000 min
Lab File: ABN0904a.D
Acq: 04 Sep 2025 07:43 pm

Tgt Ion:202 Resp: 193489

| Ion | Ratio | Lower | Upper |
|---|---|---|---|
| 202 | 100 | | |
| 101 | 12.2 | 11.2 | 16.8 |
| 203 | 18.7 | 13.7 | 20.5 |

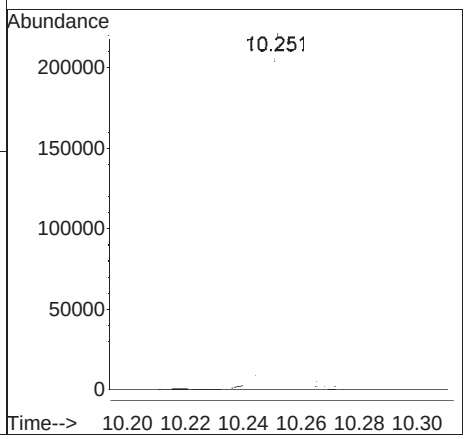

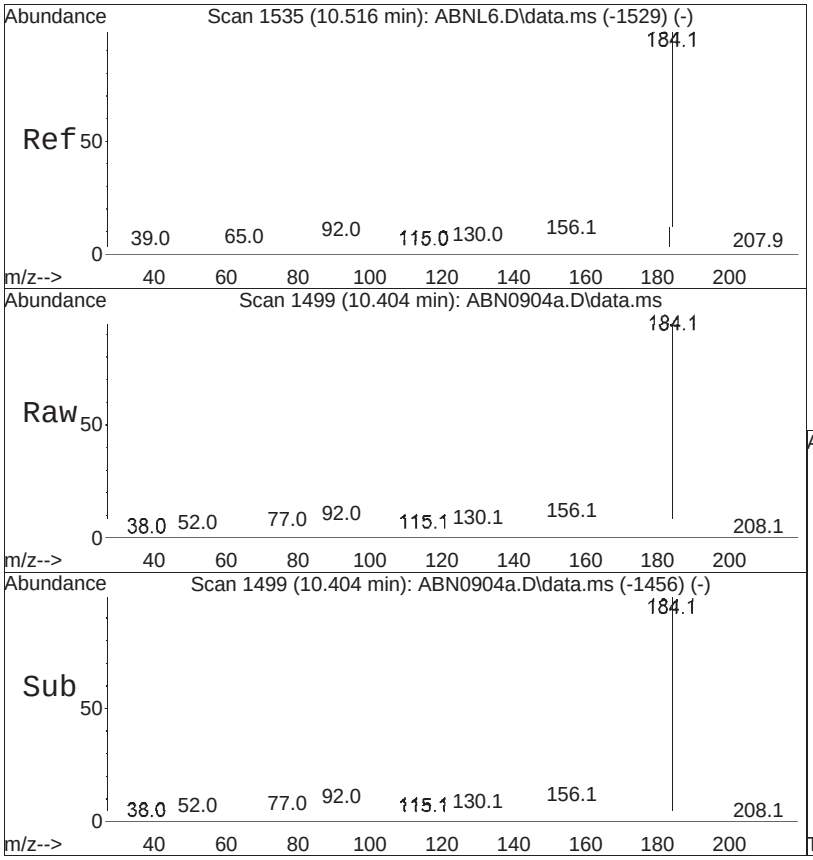


#94
Benzidine
Concen: 5.01 ug/ml
RT: 10.404 min Scan# 1499
Delta R.T. 0.000 min
Lab File: ABN0904a.D
Acq: 04 Sep 2025 07:43 pm

Tgt Ion:184 Resp: 123445

| Ion | Ratio | Lower | Upper |
|---|---|---|---|
| 184 | 100 | | |
| 92 | 6.8 | 7.3 | 10.9# |
| 185 | 14.1 | 11.8 | 17.8 |

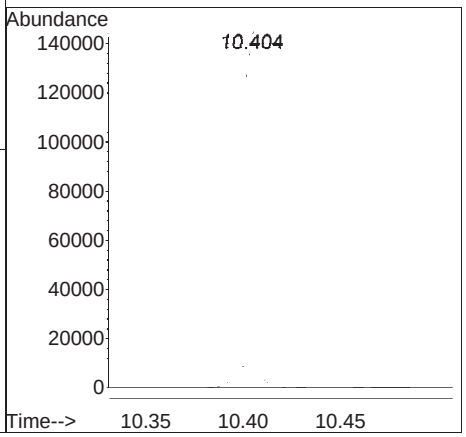

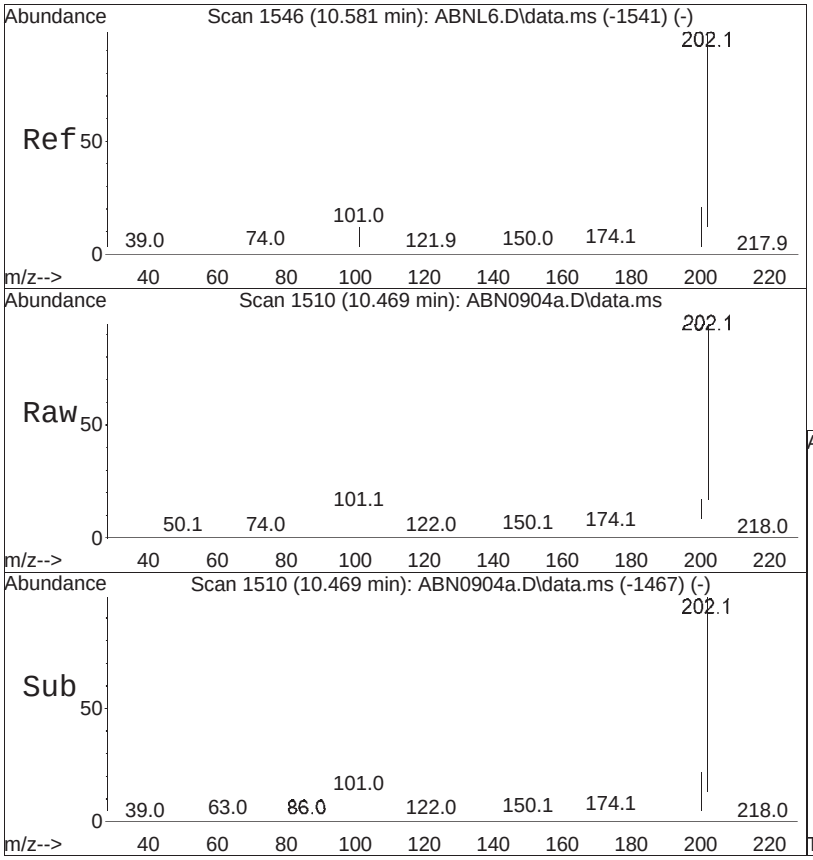


#95
Pyrene
Concen: 5.18 ug/ml
RT: 10.469 min Scan# 1510
Delta R.T. 0.000 min
Lab File: ABN0904a.D
Acq: 04 Sep 2025 07:43 pm

Tgt Ion:202 Resp: 203531

| Ion | Ratio | Lower | Upper |
|---|---|---|---|
| 202 | 100 | | |
| 200 | 21.7 | 16.9 | 25.3 |
| 203 | 17.8 | 14.3 | 21.5 |

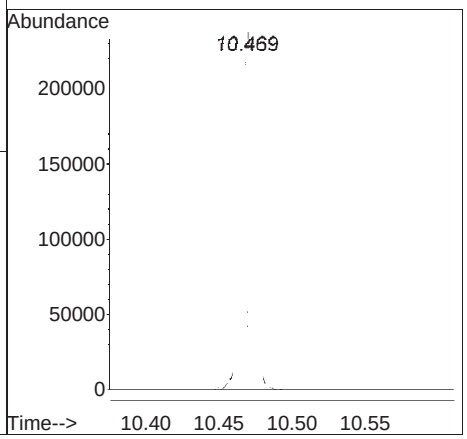

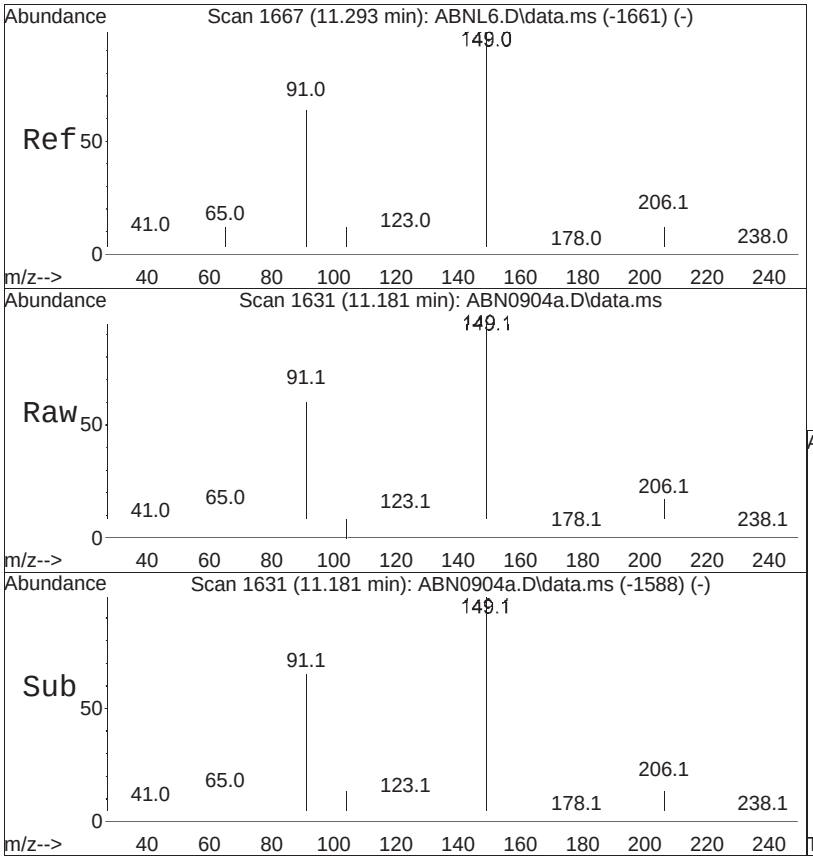


#97
Butyl benzyl phthalate
Concen: 4.86 ug/ml
RT: 11.181 min Scan# 1631
Delta R.T. 0.000 min
Lab File: ABN0904a.D
Acq: 04 Sep 2025 07:43 pm

Tgt Ion:149 Resp: 81849

| Ion | Ratio | Lower | Upper |
|---|---|---|---|
| 149 | 100 | | |
| 91 | 65.2 | 57.9 | 86.9 |
| 206 | 18.4 | 11.9 | 17.9# |

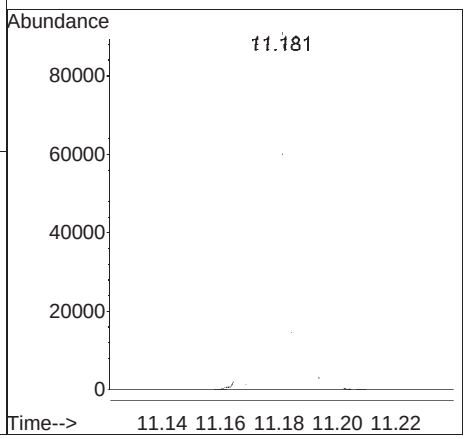

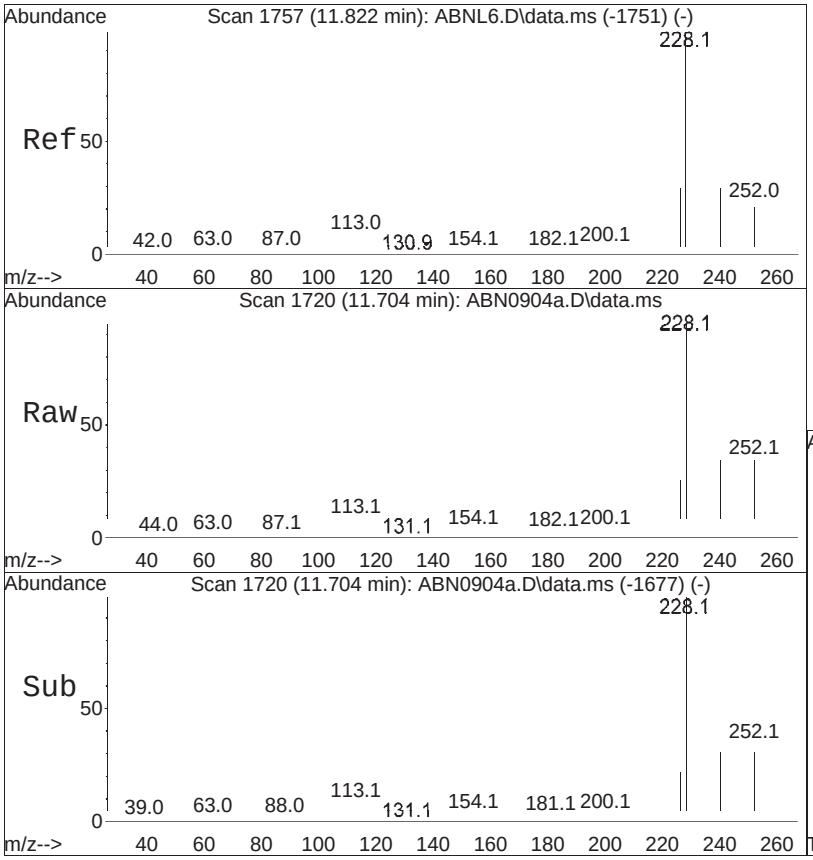


#105
Benzo(a)anthracene
Concen: 4.88 ug/ml
RT: 11.704 min Scan# 1720
Delta R.T. 0.000 min
Lab File: ABN0904a.D
Acq: 04 Sep 2025 07:43 pm

Tgt Ion:228 Resp: 212824

| Ion | Ratio | Lower | Upper |
|---|---|---|---|
| 228 | 100 | | |
| 226 | 28.8 | 22.6 | 34.0 |
| 229 | 20.1 | 15.8 | 23.6 |

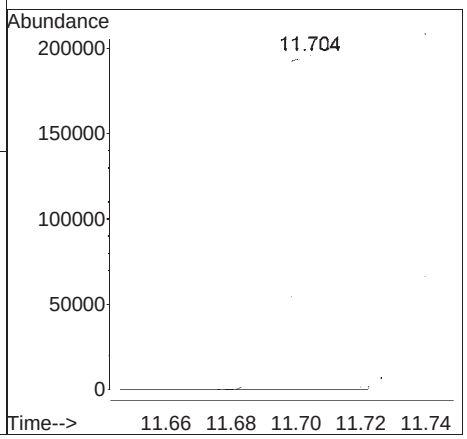

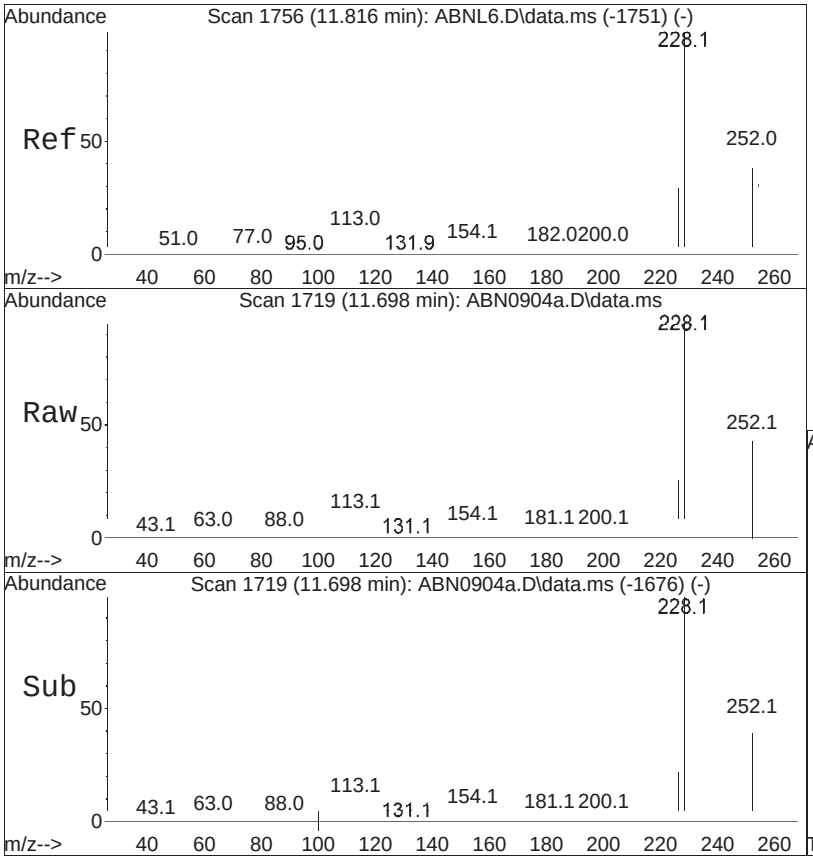


#106
3,3'-Dichlorobenzidine
Concen: 5.12 ug/ml
RT: 11.698 min Scan# 1719
Delta R.T. 0.000 min
Lab File: ABN0904a.D
Acq: 04 Sep 2025 07:43 pm

Tgt Ion:252 Resp: 80781

| Ion | Ratio | Lower | Upper |
|---|---|---|---|
| 252 | 100 | | |
| 126 | 11.2 | 12.6 | 19.0# |
| 254 | 64.5 | 51.1 | 76.7 |

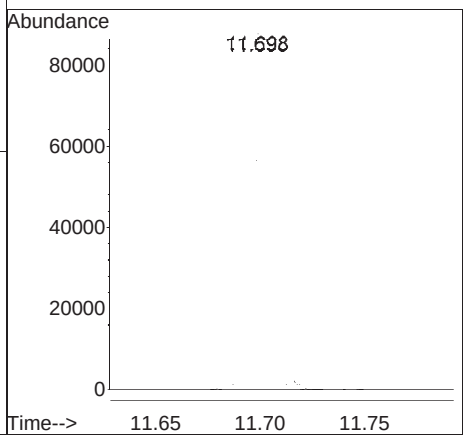

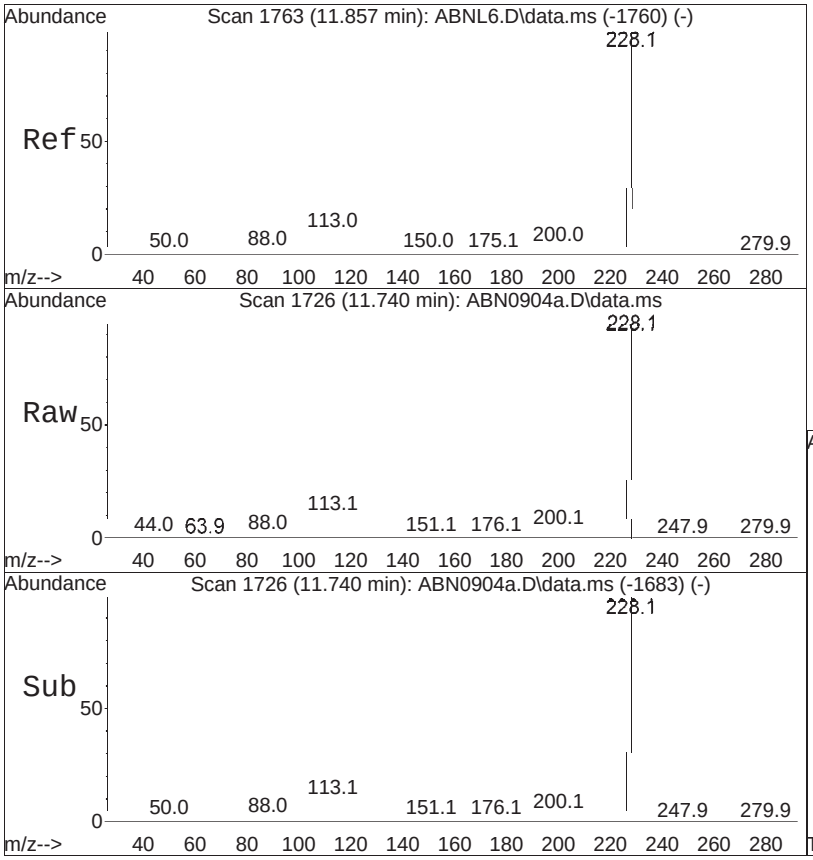


#107
Chrysene
Concen: 4.74 ug/ml
RT: 11.740 min Scan# 1726
Delta R.T. 0.000 min
Lab File: ABN0904a.D
Acq: 04 Sep 2025 07:43 pm

Tgt Ion:228 Resp: 191984

| Ion | Ratio | Lower | Upper |
|---|---|---|---|
| 228 | 100 | | |
| 226 | 31.5 | 24.7 | 37.1 |
| 229 | 19.4 | 15.5 | 23.3 |

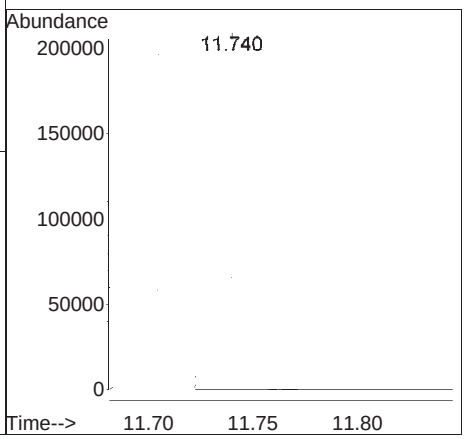

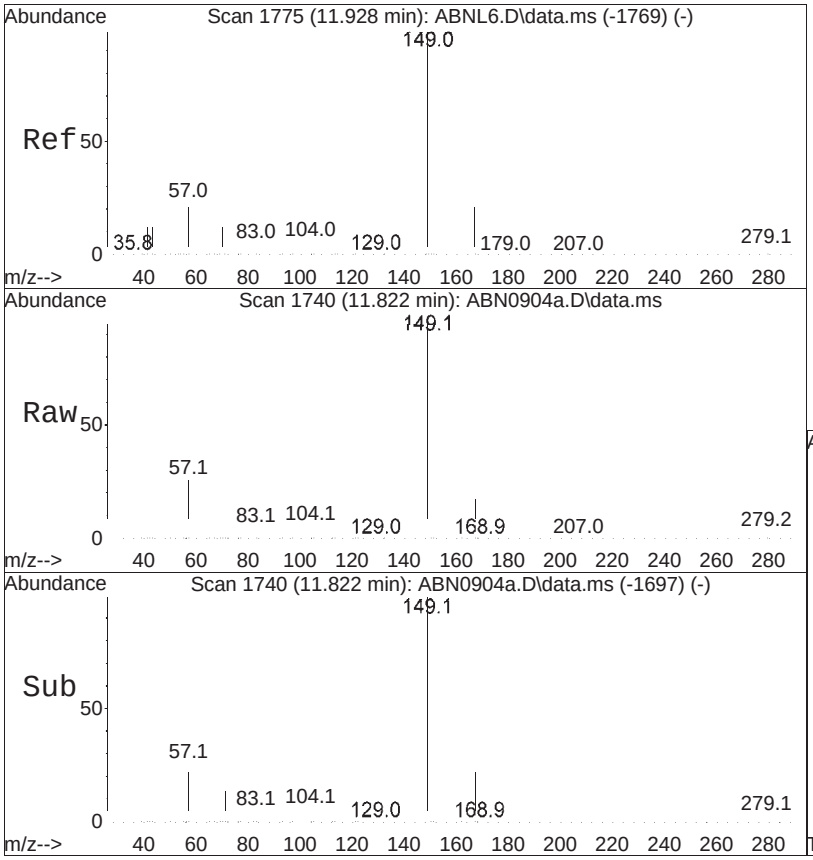


#108
Bis(2-ethylhexyl)phthalate
Concen: 4.54 ug/ml
RT: 11.822 min Scan# 1740
Delta R.T. 0.000 min
Lab File: ABN0904a.D
Acq: 04 Sep 2025 07:43 pm

Tgt Ion:149 Resp: 123485

| Ion | Ratio | Lower | Upper |
|---|---|---|---|
| 149 | 100 | | |
| 167 | 24.1 | 18.4 | 27.6 |
| 279 | 2.8 | 1.7 | 2.5# |

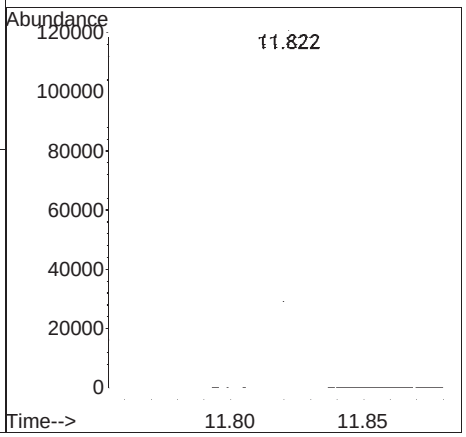

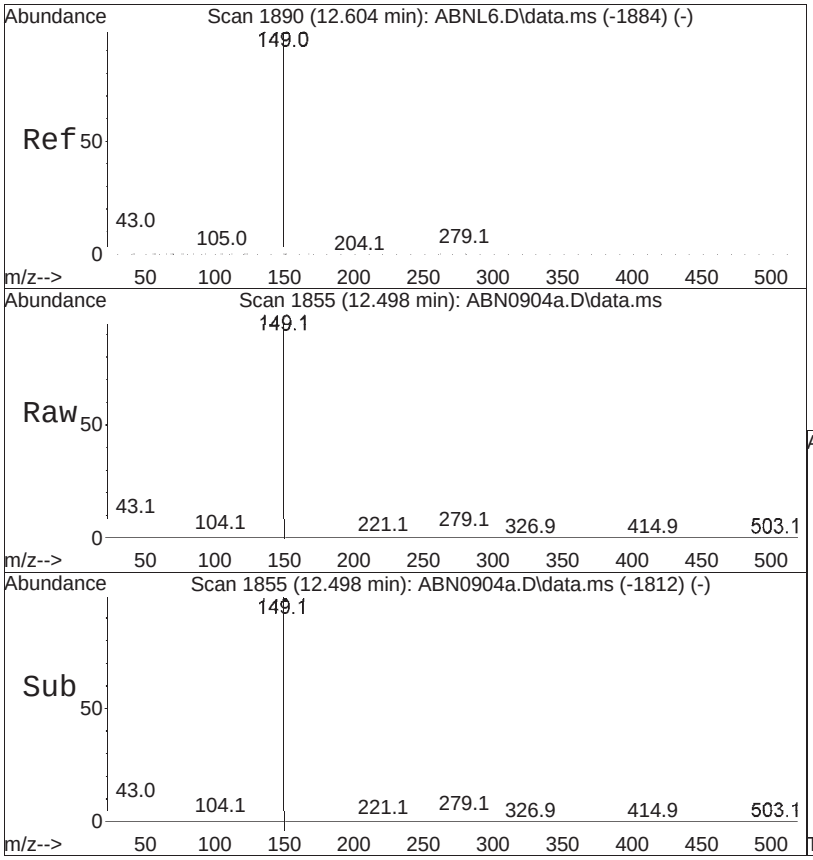


#109
Di-n-octylphthalate
Concen: 4.34 ug/ml
RT: 12.498 min Scan# 1855
Delta R.T. 0.000 min
Lab File: ABN0904a.D
Acq: 04 Sep 2025 07:43 pm

Tgt Ion:149 Resp: 211009

| Ion | Ratio | Lower | Upper |
|---|---|---|---|
| 149 | 100 | | |
| 43 | 9.3 | 8.2 | 12.2 |
| 167 | 1.5 | 1.1 | 1.7 |

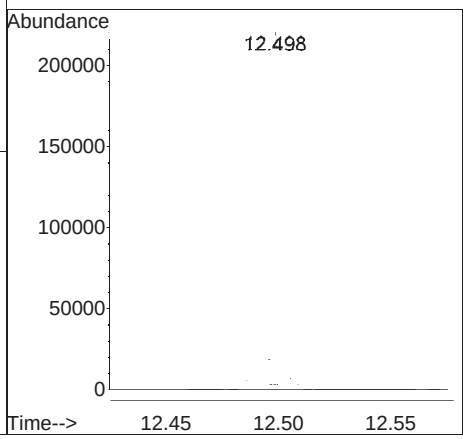

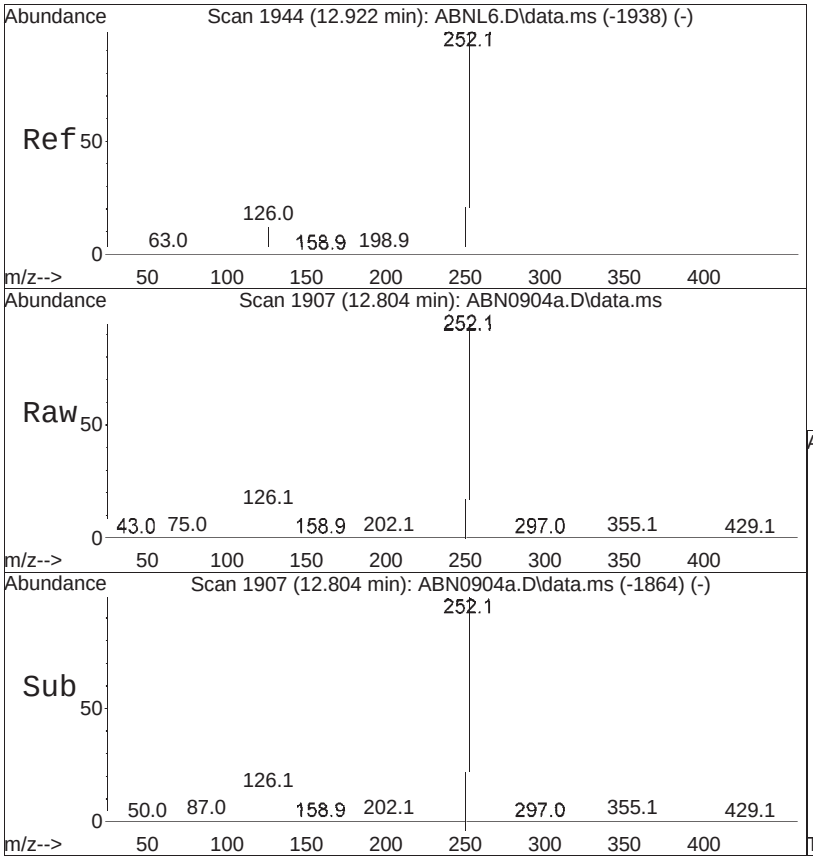


#110
Benzo(b)fluoranthene
Concen: 5.35 ug/ml
RT: 12.804 min Scan# 1907
Delta R.T. 0.000 min
Lab File: ABN0904a.D
Acq: 04 Sep 2025 07:43 pm

Tgt Ion:252 Resp: 229085

| Ion | Ratio | Lower | Upper |
|---|---|---|---|
| 252 | 100 | | |
| 125 | 8.8 | 11.3 | 16.9# |
| 253 | 22.3 | 17.8 | 26.8 |

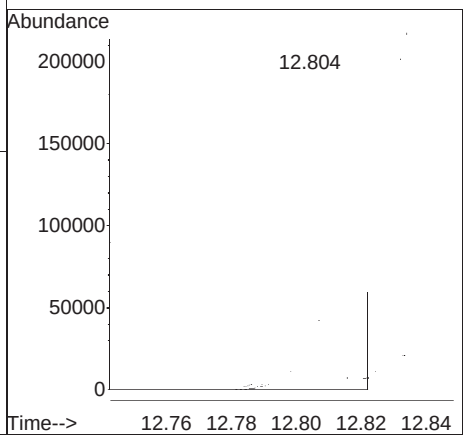




#111
Benzo(k)fluoranthene
Concen: 4.72 ug/ml M3
RT: 12.834 min Scan# 1912
Delta R.T. 0.000 min
Lab File: ABN0904a.D
Acq: 04 Sep 2025 07:43 pm

Tgt Ion:252 Resp: 196842

| Ion | Ratio | Lower | Upper |
|---|---|---|---|
| 252 | 100 | | |
| 125 | 10.2 | 11.5 | 17.3# |
| 253 | 25.9 | 17.6 | 26.4 |

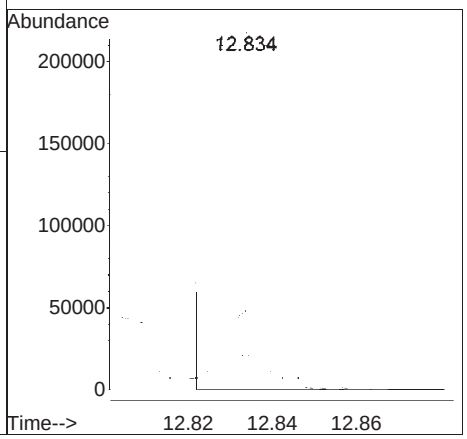

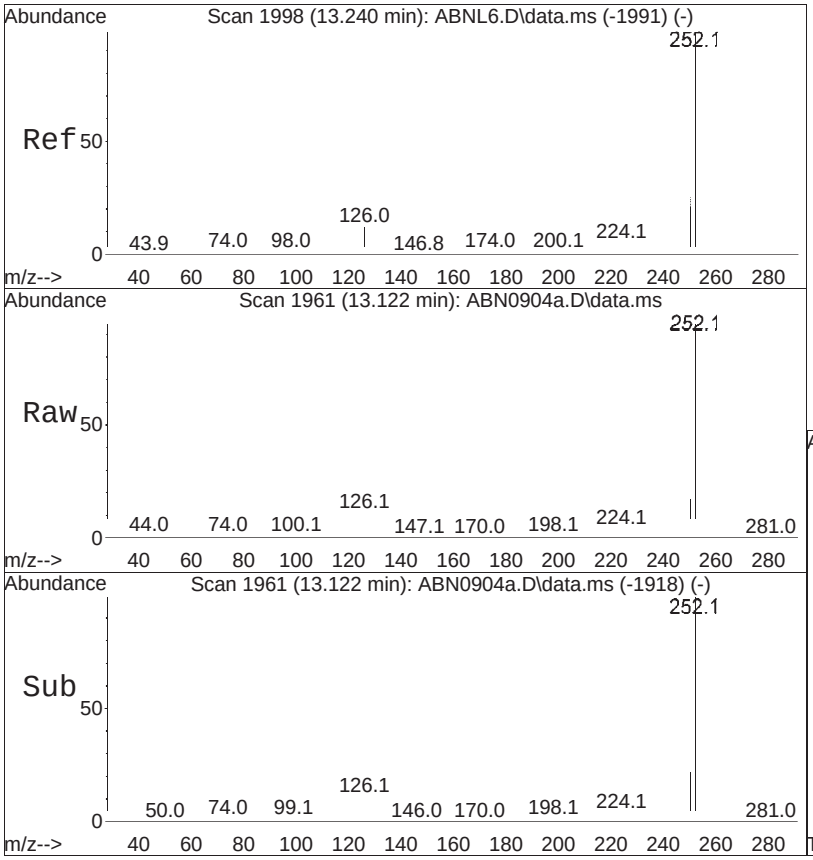


#112
Benzo(a)pyrene
Concen: 5.15 ug/ml
RT: 13.122 min Scan# 1961
Delta R.T. 0.000 min
Lab File: ABN0904a.D
Acq: 04 Sep 2025 07:43 pm

Tgt Ion:252 Resp: 203963

| Ion | Ratio | Lower | Upper |
|---|---|---|---|
| 252 | 100 | | |
| 125 | 10.6 | 12.6 | 18.8# |
| 253 | 22.2 | 17.5 | 26.3 |

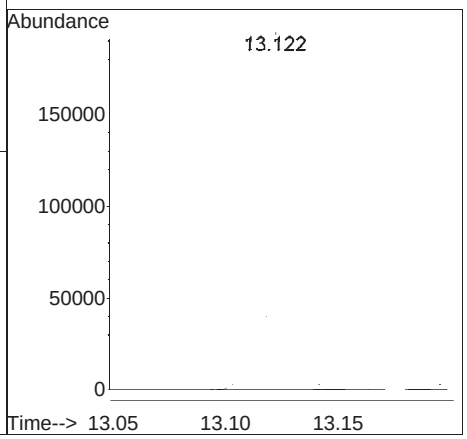




#114
Indeno(1,2,3-cd)pyrene
Concen: 5.55 ug/mL M6
RT: 14.157 min Scan# 2137
Delta R.T. 0.000 min
Lab File: ABN0904a.D
Acq: 04 Sep 2025 07:43 pm

Tgt Ion:276 Resp: 225952

| Ion | Ratio | Lower | Upper |
|---|---|---|---|
| 276 | 100 | | |
| 138 | 18.5 | 22.1 | 33.1# |
| 277 | 29.4 | 19.0 | 28.6# |

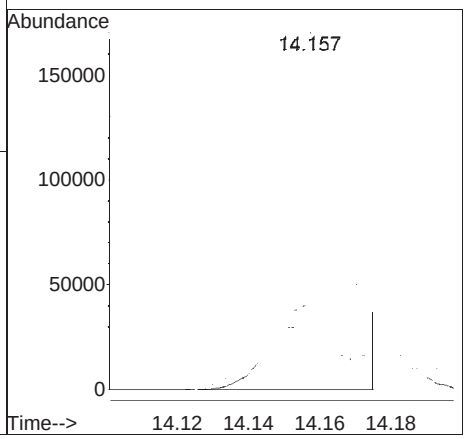

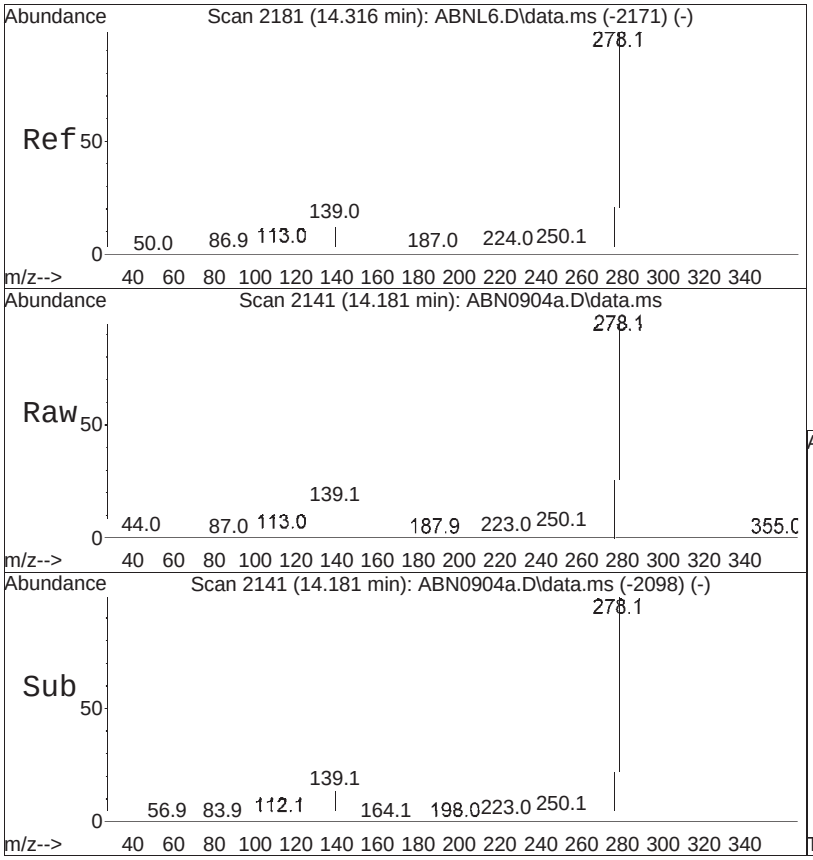


#115
Dibenzo(a,h)anthracene
Concen: 5.29 ug/ml
RT: 14.181 min Scan# 2141
Delta R.T. 0.000 min
Lab File: ABN0904a.D
Acq: 04 Sep 2025 07:43 pm

Tgt Ion:278 Resp: 207769

| Ion | Ratio | Lower | Upper |
|---|---|---|---|
| 278 | 100 | | |
| 139 | 14.4 | 17.8 | 26.8# |
| 279 | 23.1 | 19.2 | 28.8 |

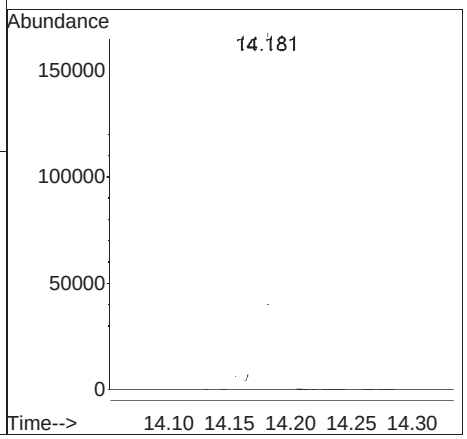

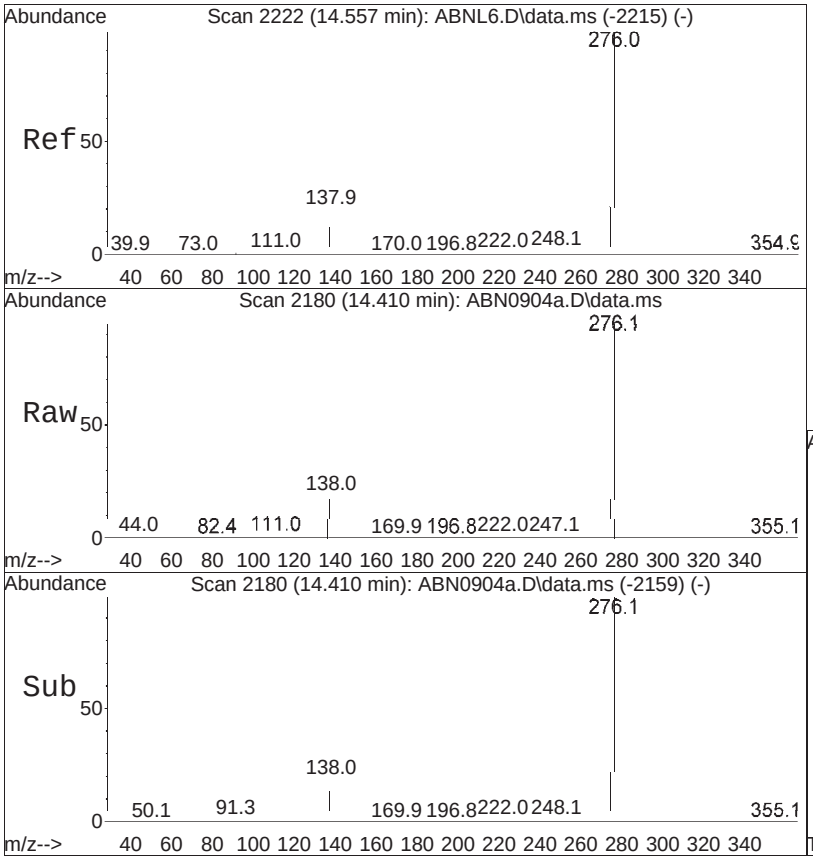


#116
Benzo(ghi)perylene
Concen: 5.00 ug/ml
RT: 14.410 min Scan# 2180
Delta R.T. 0.000 min
Lab File: ABN0904a.D
Acq: 04 Sep 2025 07:43 pm

Tgt Ion:276 Resp: 203928

| Ion | Ratio | Lower | Upper |
|---|---|---|---|
| 276 | 100 | | |
| 138 | 20.4 | 21.9 | 32.9# |
| 277 | 23.9 | 18.4 | 27.6 |

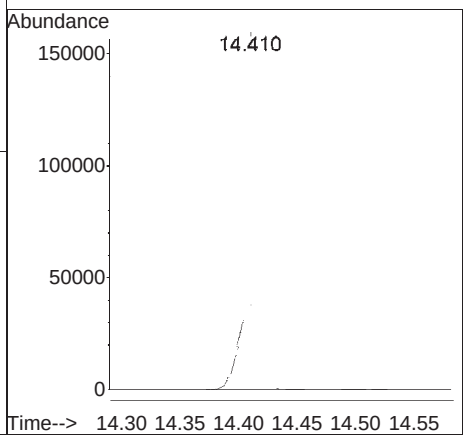

# Manual Integration Report

Data Path : I:\8270\SV112\250904RVT\ QMethod : FS250817SV112RVT.m
Data File : ABN0904a.D Operator : SV112:smz
Date Inj'd : 9/4/2025 7:43 pm Instrument : SV112
Sample : wg2110427-3,32,,ABN 11964 Quant Date

## Compound #49: 1,4-Dinitrobenzene

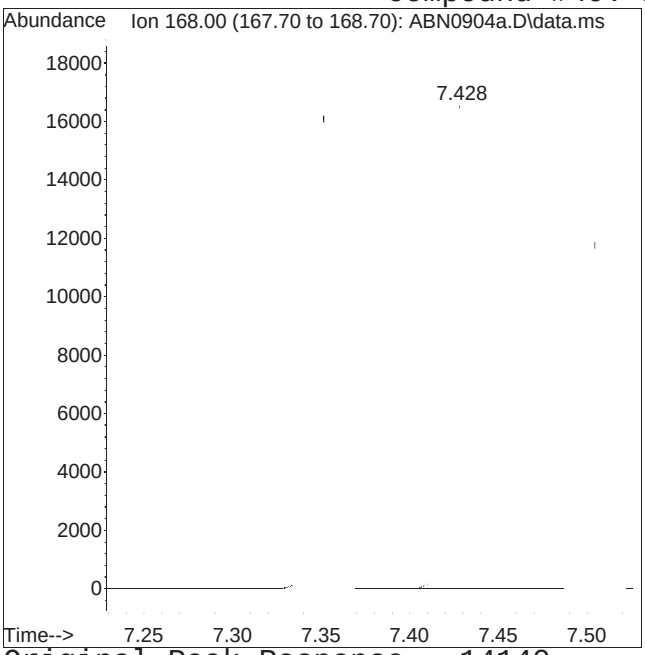


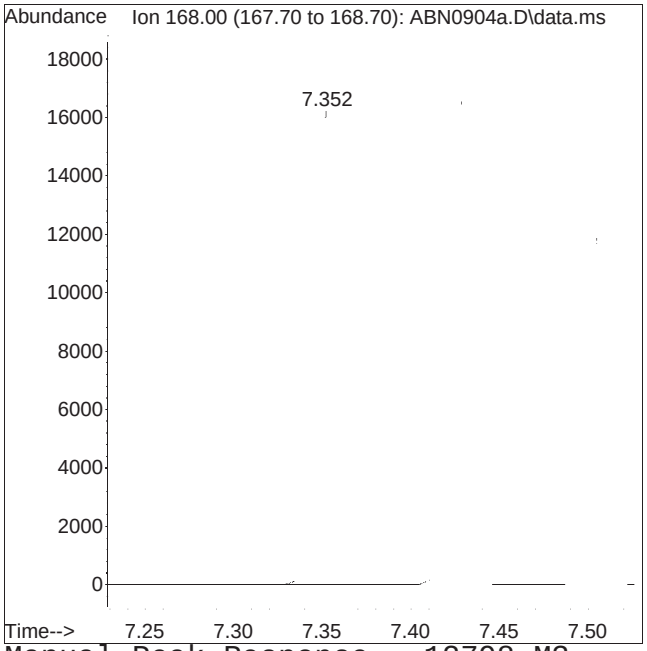


Original Peak Response = 14140 Manual Peak Response = 12798 M3
M3 = Misidentification of the peak (i.e. 1,4-dichlorobenzene identified as 1,3-dichlorobenzene), or misidentification from 2 partially resolved peaks not being split.

Manual Integration Report

Data Path : I:\8270\SV112\250904RVT\ QMethod : FS250817SV112RVT.m
Data File : ABN0904a.D Operator : SV112:smz
Date Inj'd : 9/4/2025 7:43 pm Instrument : SV112
Sample : wg2110427-3,32,,ABN 11964 Quant Date

Compound #93: Fluoranthene

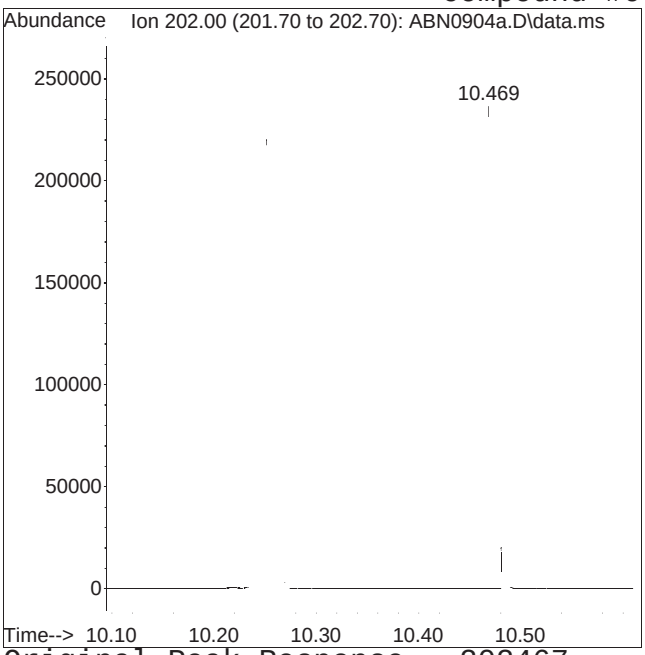


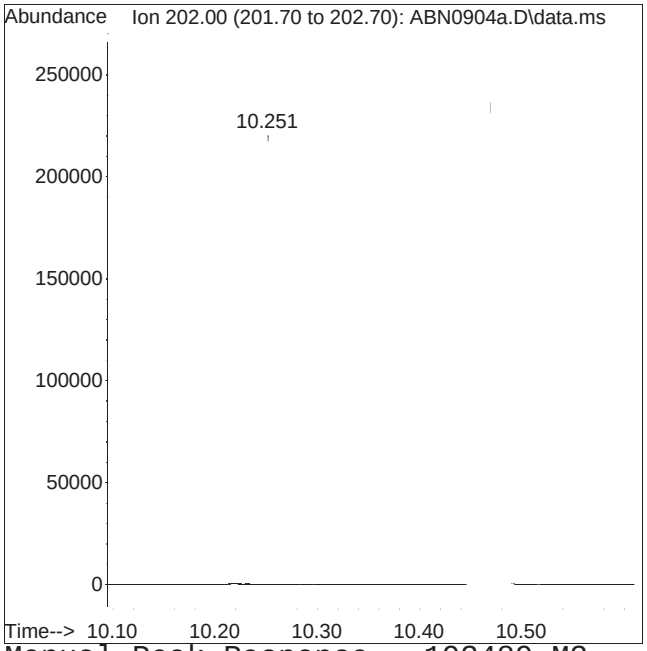


Original Peak Response = 202467 Manual Peak Response = 193489 M3

M3 = Misidentification of the peak (i.e. 1,4-dichlorobenzene identified as 1,3-dichlorobenzene), or misidentification from 2 partially resolved peaks not being split.

Manual Integration Report

Data Path : I:\8270\SV112\250904RVT\ QMethod : FS250817SV112RVT.m
Data File : ABN0904a.D Operator : SV112:smz
Date Inj'd : 9/4/2025 7:43 pm Instrument : SV112
Sample : wg2110427-3,32,,ABN 11964 Quant Date

Compound #111: Benzo(k)fluoranthene

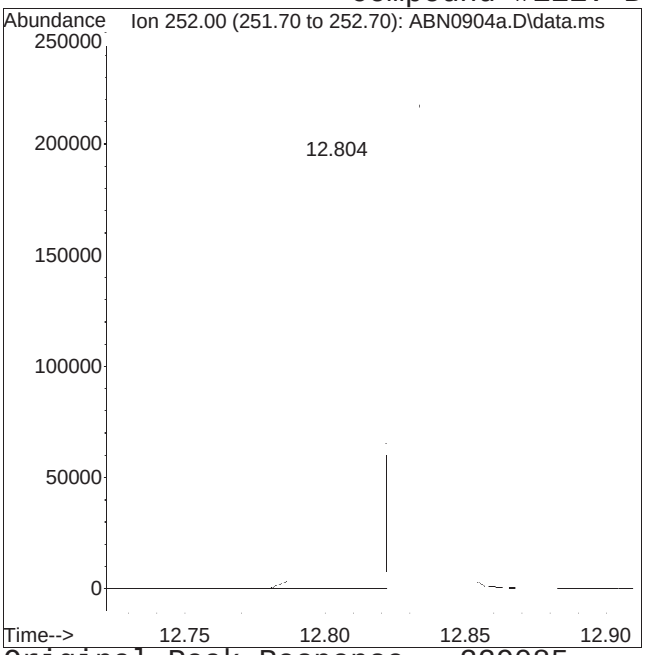


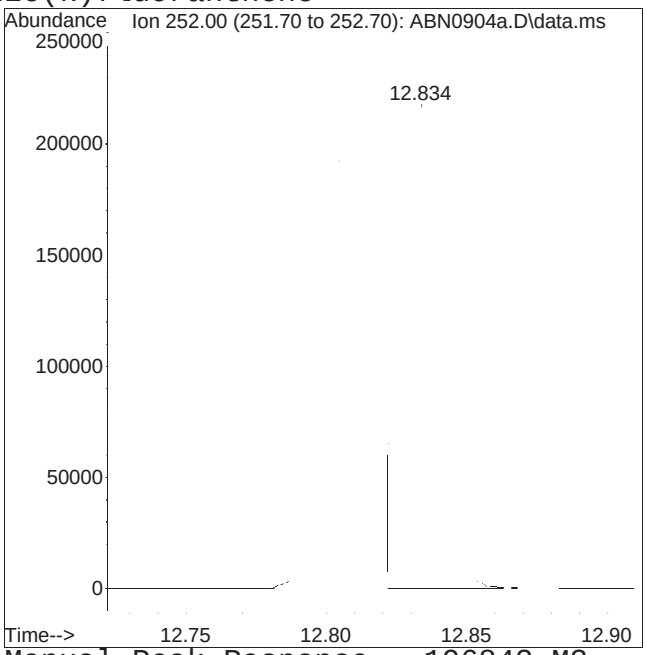


Original Peak Response = 229085 Manual Peak Response = 196842 M3
M3 = Misidentification of the peak (i.e. 1,4-dichlorobenzene identified as 1,3-dichlorobenzene), or misidentification from 2 partially resolved peaks not being split.

Manual Integration Report

Data Path : I:\8270\SV112\250904RVT\ QMethod : FS250817SV112RVT.m
Data File : ABN0904a.D Operator : SV112:smz
Date Inj'd : 9/4/2025 7:43 pm Instrument : SV112
Sample : wg2110427-3,32,,ABN 11964 Quant Date

Compound #114: Indeno(1,2,3-cd)pyrene

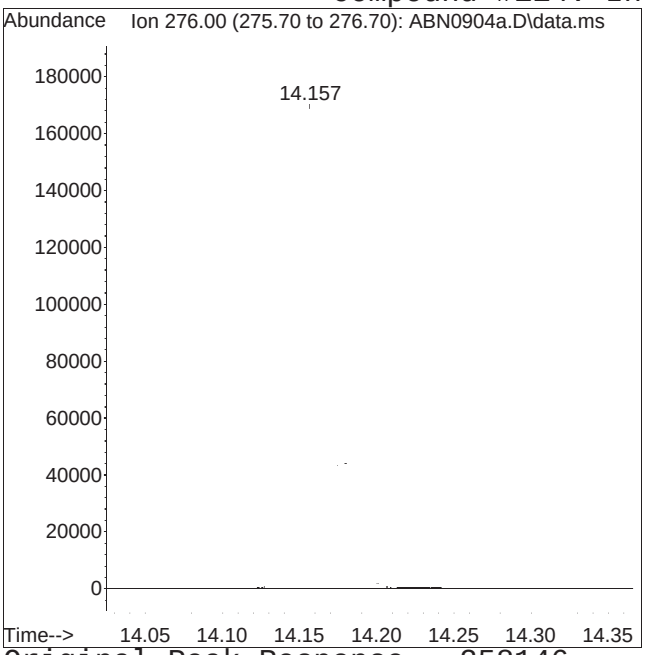


Original Peak Response = 258146

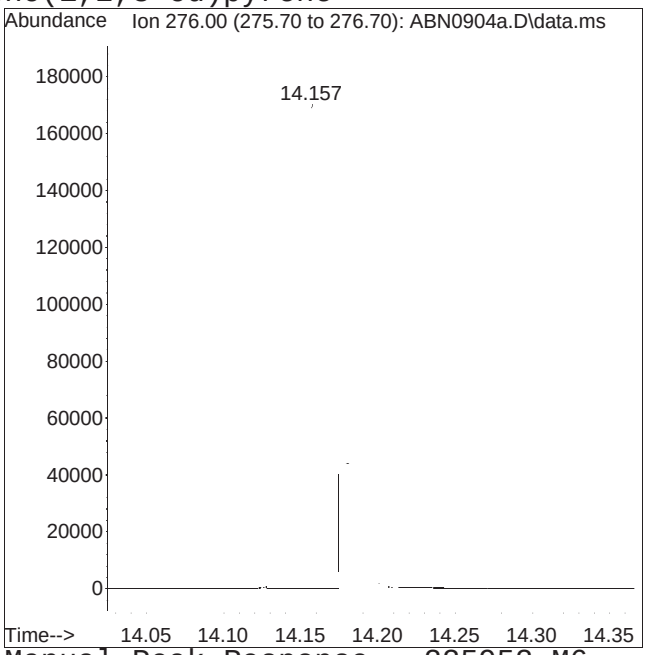


Manual Peak Response = 225952 M6

M6 = Misassignment of peak valley by automated integration (poor split of 2 peaks).

# Evaluate Continuing Calibration Report

Data Path : I:\8270\SV112\250904RVT\
Data File : AP90904a.D
Acq On : 04 Sep 2025 08:06 pm
Operator : SV112:smz
Sample : wg2110427-4,32,,AP9 11965 cmm0831A
Misc : wg2110427,,ical22560
ALS Vial : 143 Sample Multiplier: 1

Quant Time: Sep 05 09:52:35 2025
Quant Method : I:\8270\SV112\250904RVT\FS250817SV112RVT.m
Quant Title : Semivolatiles by GC/MS by modified 8270
QLast Update : Fri Sep 05 09:53:12 2025
Response via : Initial Calibration

Min. RRF : 0.000 Min. Rel. Area : 50% Max. R.T. Dev 0.50min
Max. RRF Dev : 20% Max. Rel. Area : 200%

| | | Compound | AvgRF | CCRF | %Dev | Area% | Dev(min) |
|---|---|---|---|---|---|---|---|
| 27 | I | IS2_1,4-Dichlorobenzene-d4 | 1.000 | 1.000 | 0.0 | 69 | 0.00 |
| 28 | T | Benzaldehyde | 0.597 | 0.739 | -23.8# | 91 | 0.00 |
| 29 | T | Acetophenone | 1.980 | 1.820 | 8.1 | 67 | 0.00 |
| 30 | T | m-Toluidine | 1.191 | 1.383 | -16.1 | 81 | 0.00 |
| 31 | T | 2-Chloroaniline | 1.688 | 1.606 | 4.9 | 68 | 0.00 |
| 55 | I | IS2_Naphthalene-d8 | 1.000 | 1.000 | 0.0 | 67 | 0.00 |
| 56 | T | a-Terpineol | 0.298 | 0.326 | -9.4 | 76 | 0.00 |
| 57 | T | 3-Chloroaniline | 0.138 | 0.139 | -0.7 | 69 | 0.00 |
| 58 | T | 2,6-Dichlorophenol | 0.282 | 0.321 | -13.8 | 75 | 0.00 |
| 59 | T | 1-chloro-2-nitrobenzene | 0.137 | 0.147 | -7.3 | 73 | 0.00 |
| 60 | T | Caprolactam | 0.177 | 0.189 | -6.8 | 73 | 0.00 |
| 61 | T | 1,2,4,5-Tetrachlorobenzene | 0.443 | 0.431 | 2.7 | 68 | 0.00 |
| 62 | T | Biphenyl | 0.978 | 0.962 | 1.6 | 69 | 0.00 |
| 83 | I | IS2_Acenaphthene-d10 | 1.000 | 1.000 | 0.0 | 69 | 0.00 |
| 84 | T | Dichloran | 0.179 | 0.230 | -28.5# | 95 | 0.00 |
| 85 | T | Pentachloronitrobenzene | 0.205 | 0.229 | -11.7 | 82 | 0.00 |
| 98 | I | IS2_Phenanthrene-d10 | 1.000 | 1.000 | 0.0 | 74 | 0.00 |
| 99 | T | Diphenamid | 0.494 | 0.536 | -8.5 | 81 | 0.00 |

* Evaluation of CC level amount vs concentration.
(#) = Out of Range SPCC's out = 0 CCC's out = 0

Quantitation Report (QT Reviewed)

Data Path : I:\8270\SV112\250904RVT\
Data File : AP90904a.D
Acq On : 04 Sep 2025 08:06 pm
Operator : SV112:smz
Sample : wg2110427-4,32,,AP9 11965 cmm0831A
Misc : wg2110427,,ical22560
ALS Vial : 143 Sample Multiplier: 1

Quant Time: Sep 05 09:52:35 2025
Quant Method : I:\8270\SV112\250904RVT\FS250817SV112RVT.m
Quant Title : Semivolatiles by GC/MS by modified 8270
QLast Update : Fri Sep 05 09:53:12 2025
Response via : Initial Calibration

Sub List : AP9ical - AP9 ical sublist

| Compound | R.T. | QIon | Response | Conc | Units | Dev(Min) |
|---|---|---|---|---|---|---|
| Internal Standards | | | | | | |
| 27) IS2_1,4-Dichlorobenzen... | 4.716 | 152 | 15466 | 4.000 | ug/ml | 0.00 |
| 55) IS2_Naphthalene-d8 | 5.946 | 136 | 58616 | 4.000 | ug/ml | 0.00 |
| 83) IS2_Acenaphthene-d10 | 7.652 | 164 | 38758 | 4.000 | ug/ml | 0.00 |
| 98) IS2_Phenanthrene-d10 | 9.081 | 188 | 91141 | 4.000 | ug/ml | # 0.00 |
| System Monitoring Compounds | | | | | | |
| Target Compounds | | | | | | Qvalue |
| 28) Benzaldehyde | 4.281 | 105 | 14292 | 6.193 | ug/ml | 99 |
| 29) Acetophenone | 5.111 | 105 | 35178 | 4.595 | ug/ml | 99 |
| 30) m-Toluidine | 5.193 | 106 | 26740 | 5.805 | ug/ml | 95 |
| 31) 2-Chloroaniline | 5.552 | 127 | 31049 | 4.758 | ug/ml | 99 |
| 56) a-Terpineol | 6.005 | 59 | 23885 | 5.470 | ug/ml | 90 |
| 57) 3-Chloroaniline | 6.016 | 65 | 10202 | 5.031 | ug/ml | 93 |
| 58) 2,6-Dichlorophenol | 6.046 | 162 | 23511 | 5.680 | ug/ml | 92 |
| 59) 1-chloro-2-nitrobenzene | 6.299 | 111 | 10768 | 5.347 | ug/ml# | 91 |
| 60) Caprolactam | 6.334 | 55 | 13856 | 5.331 | ug/ml | 91 |
| 61) 1,2,4,5-Tetrachloroben... | 6.816 | 216 | 31592 | 4.862 | ug/ml | 96 |
| 62) Biphenyl | 7.105 | 154 | 70483 | 4.917 | ug/ml | 100 |
| 84) Dichloran | 8.775 | 206 | 11145 | 6.410 | ug/ml# | 63 |
| 85) Pentachloronitrobenzene | 8.928 | 237 | 11105 | 5.599 | ug/ml# | 84 |
| 99) Diphenamid | 9.981 | 167 | 61091 | 5.423 | ug/ml | 84 |

(#) = qualifier out of range (m) = manual integration (+) = signals summed

Quantitation Report (QT Reviewed)

Data Path : I:\8270\SV112\250904RVT\
Data File : AP90904a.D
Acq On : 04 Sep 2025 08:06 pm
Operator : SV112:smz
Sample : wg2110427-4,32,,AP9 11965 cmm0831A
Misc : wg2110427,,ical22560
ALS Vial : 143 Sample Multiplier: 1

Quant Time: Sep 05 09:52:35 2025
Quant Method : I:\8270\SV112\250904RVT\FS250817SV112RVT.m
Quant Title : Semivolatiles by GC/MS by modified 8270
QLast Update : Fri Sep 05 09:53:12 2025
Response via : Initial Calibration

Sub List : AP9ical - AP9 ical sublist

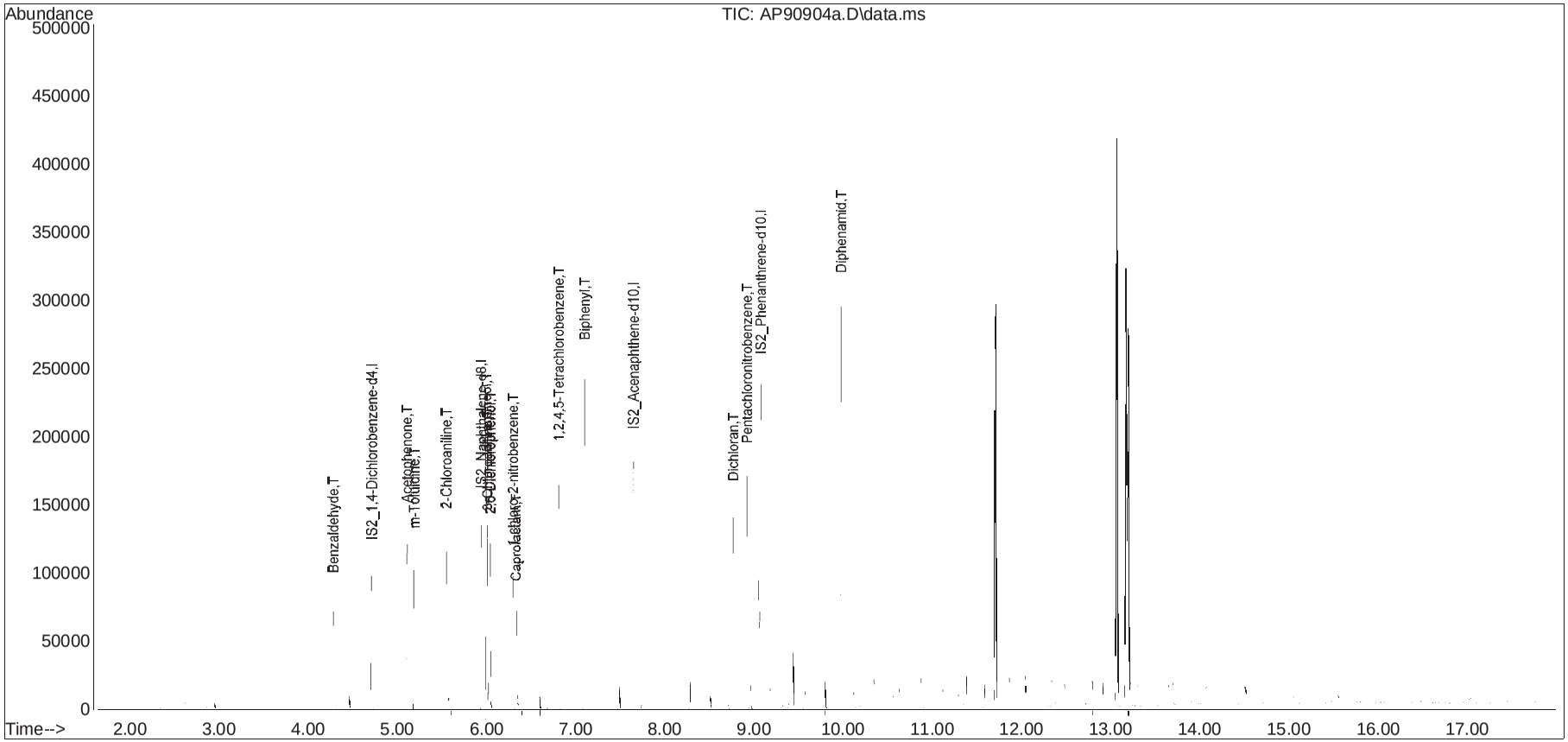

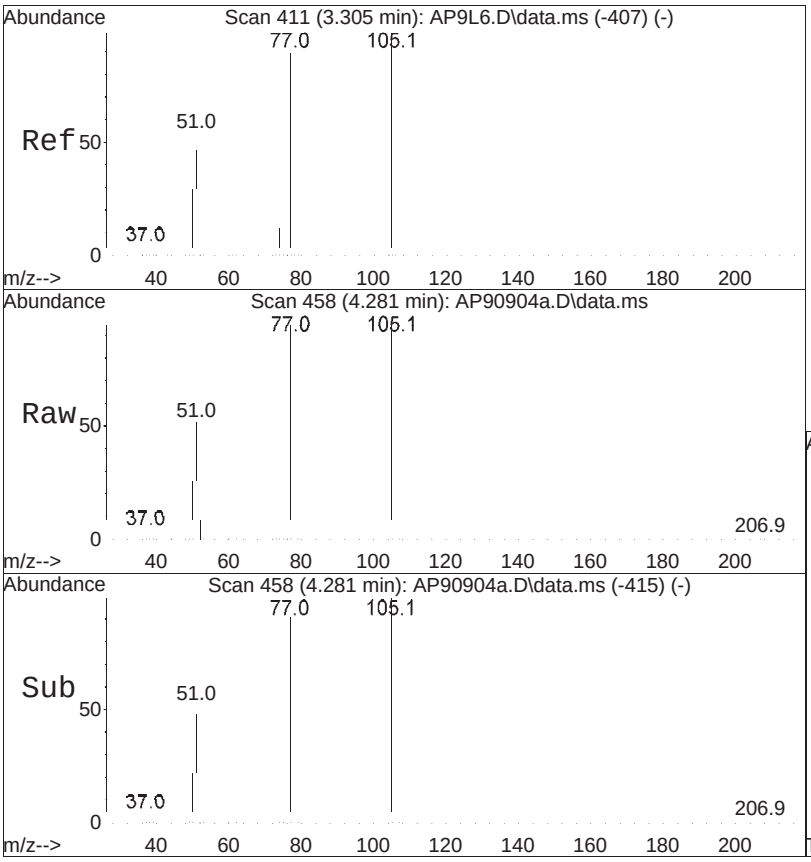


#28
Benzaldehyde
Concen: 6.19 ug/ml
RT: 4.281 min Scan# 458
Delta R.T. 0.000 min
Lab File: AP90904a.D
Acq: 04 Sep 2025 08:06 pm

Tgt Ion:105 Resp: 14292

| Ion | Ratio | Lower | Upper |
|---|---|---|---|
| 105 | 100 | | |
| 77 | 95.7 | 77.0 | 115.6 |

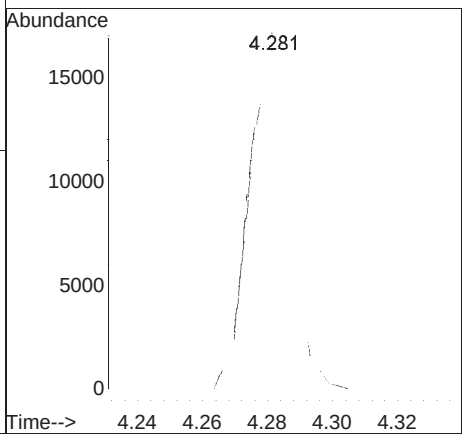

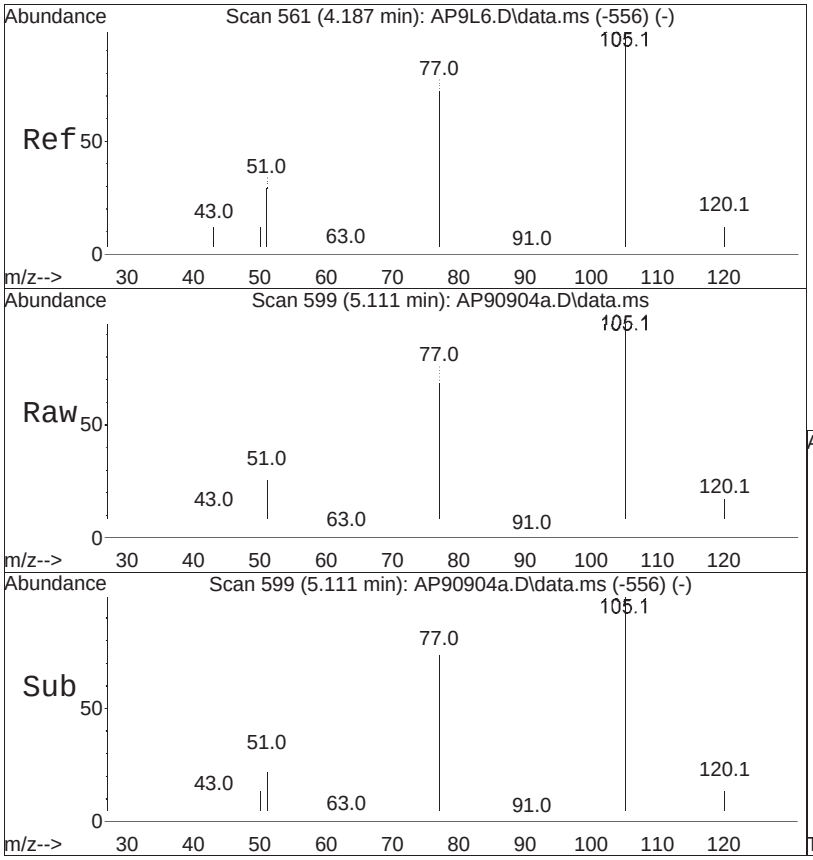


#29
Acetophenone
Concen: 4.59 ug/ml
RT: 5.111 min Scan# 599
Delta R.T. 0.000 min
Lab File: AP90904a.D
Acq: 04 Sep 2025 08:06 pm

Tgt Ion:105 Resp: 35178

| Ion | Ratio | Lower | Upper |
|---|---|---|---|
| 105 | 100 | | |
| 120 | 18.8 | 15.2 | 22.8 |
| 51 | 30.0 | 23.1 | 34.7 |

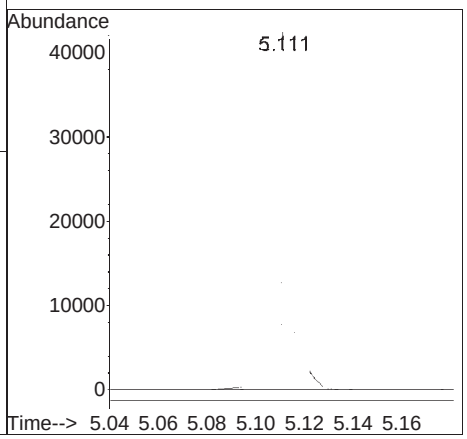

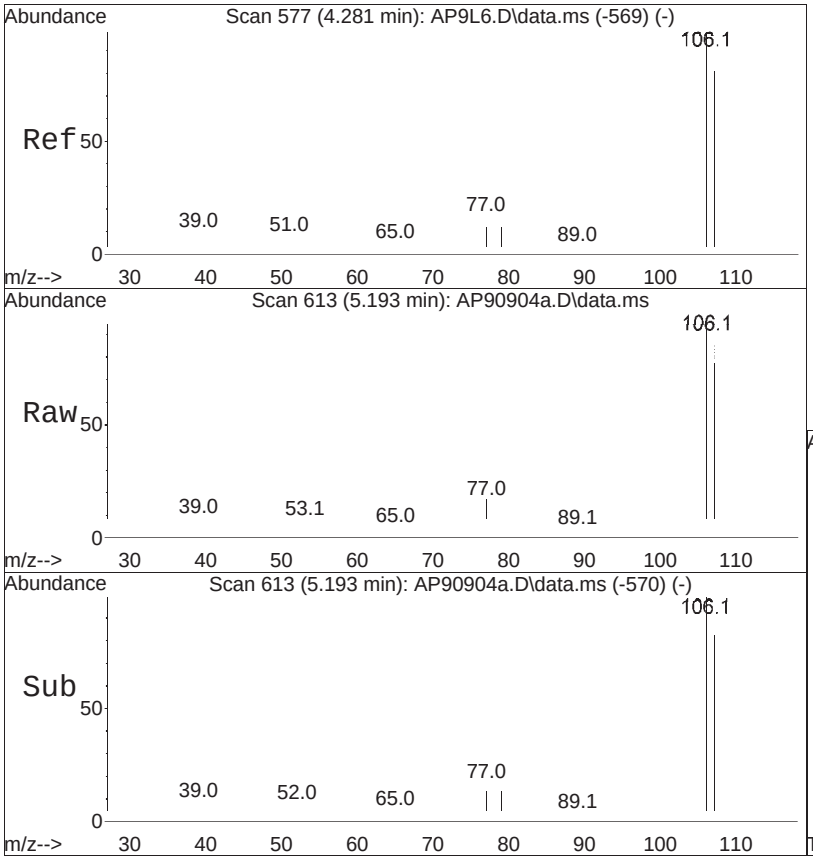


#30
m-Toluidine
Concen: 5.81 ug/ml
RT: 5.193 min Scan# 613
Delta R.T. 0.000 min
Lab File: AP90904a.D
Acq: 04 Sep 2025 08:06 pm

Tgt Ion:106 Resp: 26740

| Ion | Ratio | Lower | Upper |
|---|---|---|---|
| 106 | 100 | | |
| 107 | 85.7 | 72.3 | 108.5 |
| 79 | 13.8 | 12.2 | 18.2 |

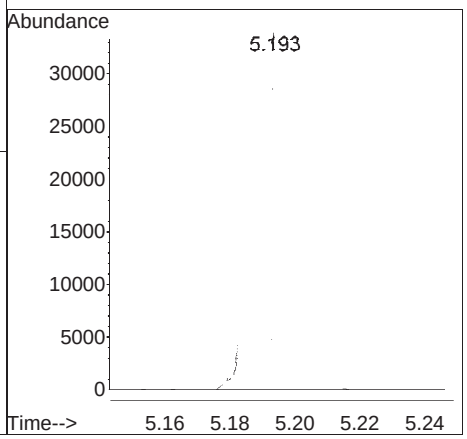

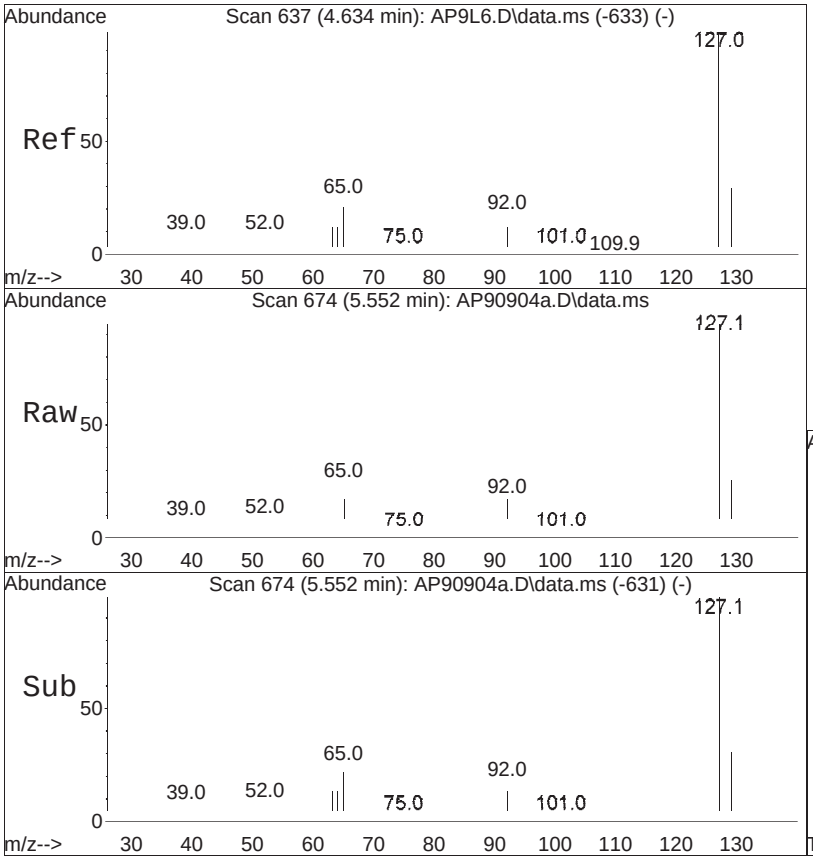


#31
2-Chloroaniline
Concen: 4.76 ug/ml
RT: 5.552 min Scan# 674
Delta R.T. 0.000 min
Lab File: AP90904a.D
Acq: 04 Sep 2025 08:06 pm

Tgt Ion:127 Resp: 31049

| Ion | Ratio | Lower | Upper |
|---|---|---|---|
| 127 | 100 | | |
| 129 | 32.4 | 25.7 | 38.5 |
| 65 | 25.0 | 20.5 | 30.7 |

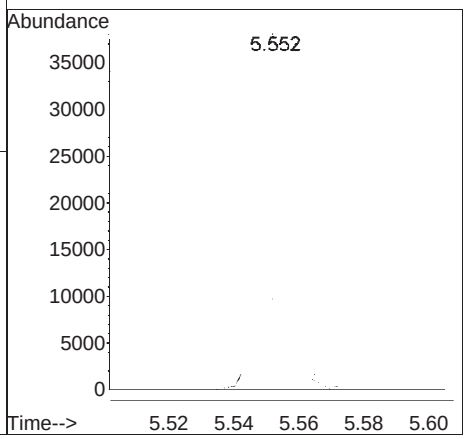

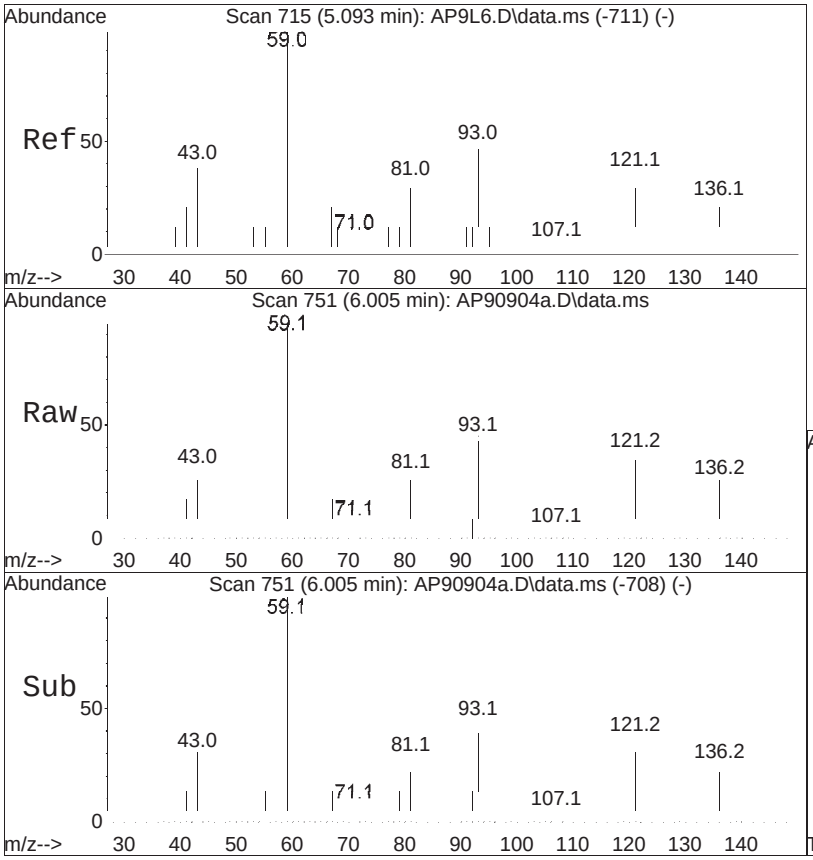


#56
a-Terpineol
Concen: 5.47 ug/ml
RT: 6.005 min Scan# 751
Delta R.T. 0.000 min
Lab File: AP90904a.D
Acq: 04 Sep 2025 08:06 pm

Tgt Ion: 59 Resp: 23885

| Ion | Ratio | Lower | Upper |
|---|---|---|---|
| 59 | 100 | | |
| 93 | 47.1 | 43.5 | 65.3 |

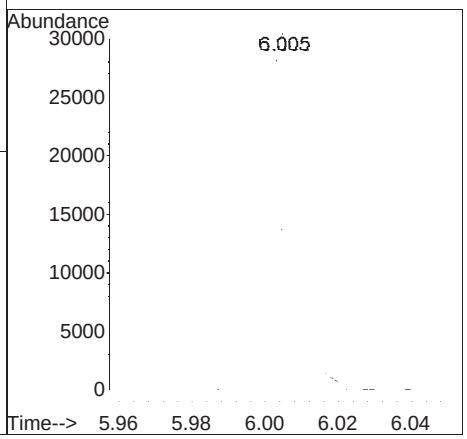

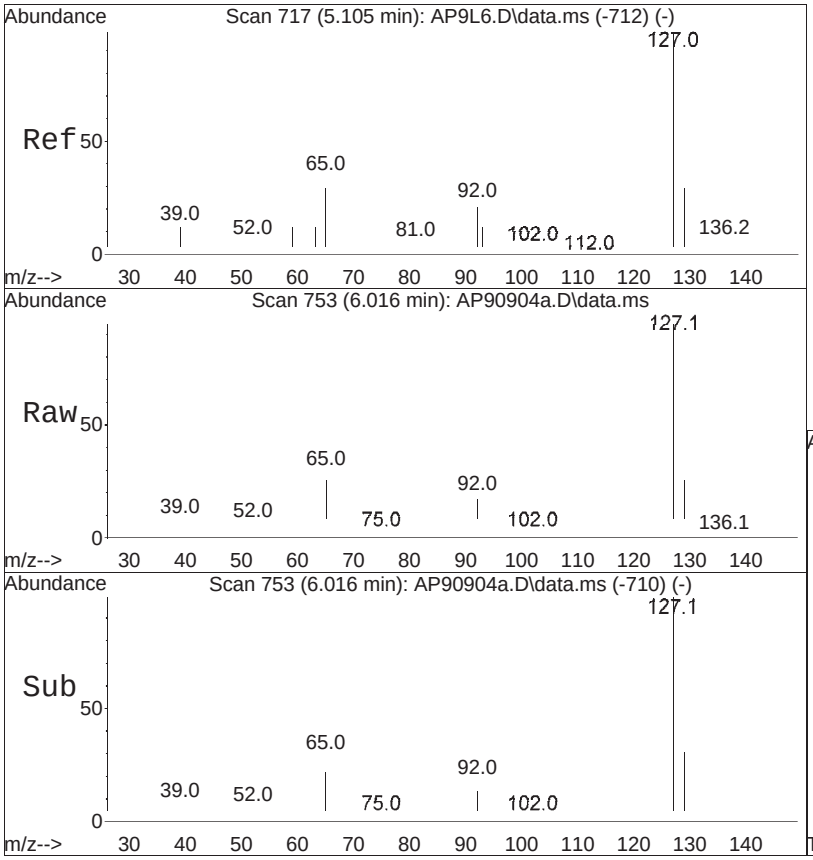


#57
3-Chloroaniline
Concen: 5.03 ug/ml
RT: 6.016 min Scan# 753
Delta R.T. 0.000 min
Lab File: AP90904a.D
Acq: 04 Sep 2025 08:06 pm

Tgt Ion: 65 Resp: 10202

| Ion | Ratio | Lower | Upper |
|---|---|---|---|
| 65 | 100 | | |
| 127 | 280.9 | 236.6 | 355.0 |
| 129 | 89.5 | 76.6 | 115.0 |

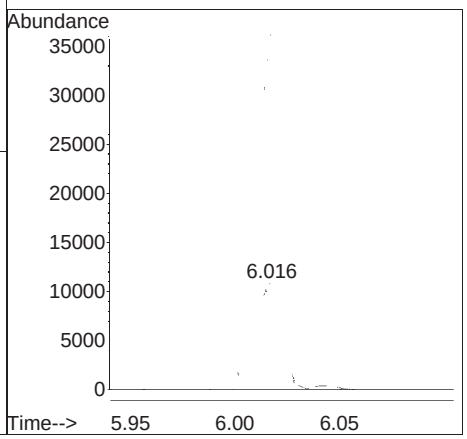

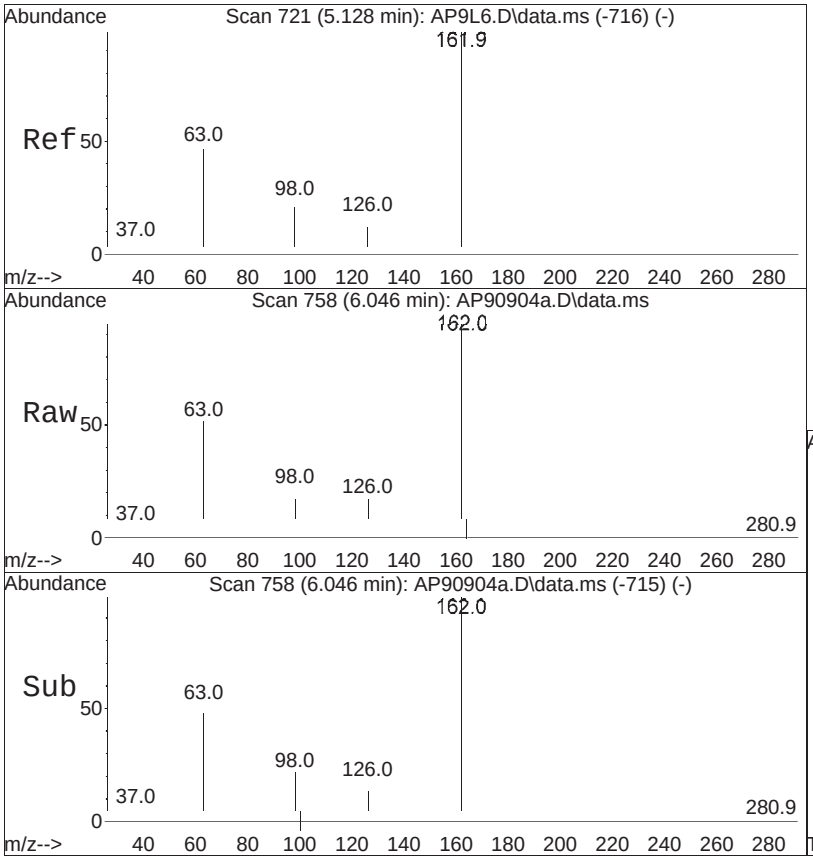


#58
2,6-Dichlorophenol
Concen: 5.68 ug/ml
RT: 6.046 min Scan# 758
Delta R.T. 0.000 min
Lab File: AP90904a.D
Acq: 04 Sep 2025 08:06 pm

Tgt Ion:162 Resp: 23511

| Ion | Ratio | Lower | Upper |
|---|---|---|---|
| 162 | 100 | | |
| 164 | 64.6 | 50.8 | 76.2 |
| 63 | 55.6 | 53.6 | 80.4 |

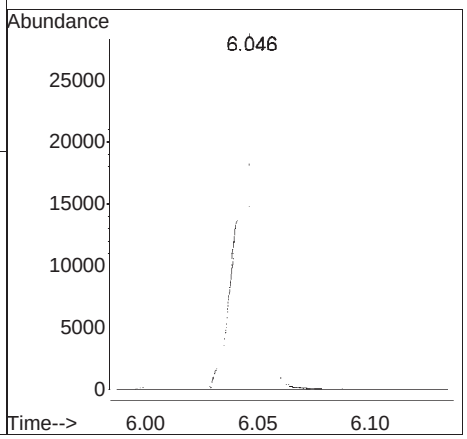

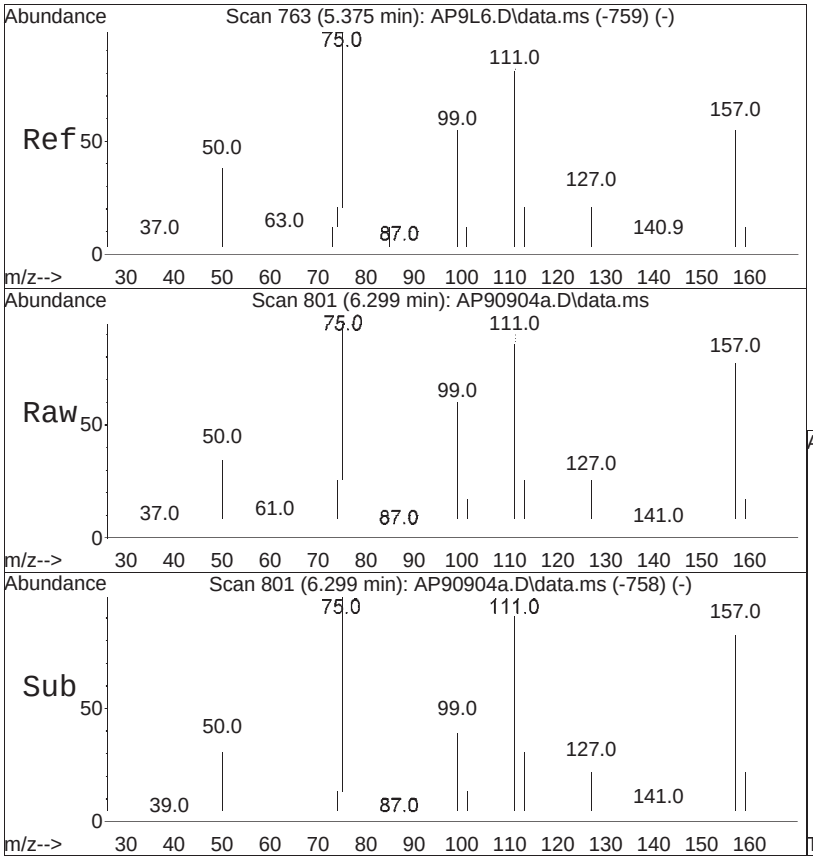


#59
1-chloro-2-nitrobenzene
Concen: 5.35 ug/ml
RT: 6.299 min Scan# 801
Delta R.T. 0.000 min
Lab File: AP90904a.D
Acq: 04 Sep 2025 08:06 pm

Tgt Ion:111 Resp: 10768

| Ion | Ratio | Lower | Upper |
|---|---|---|---|
| 111 | 100 | | |
| 157 | 84.5 | 56.2 | 84.2# |
| 75 | 117.9 | 97.8 | 146.6 |

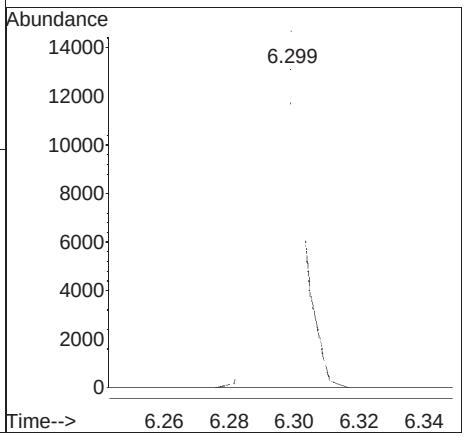

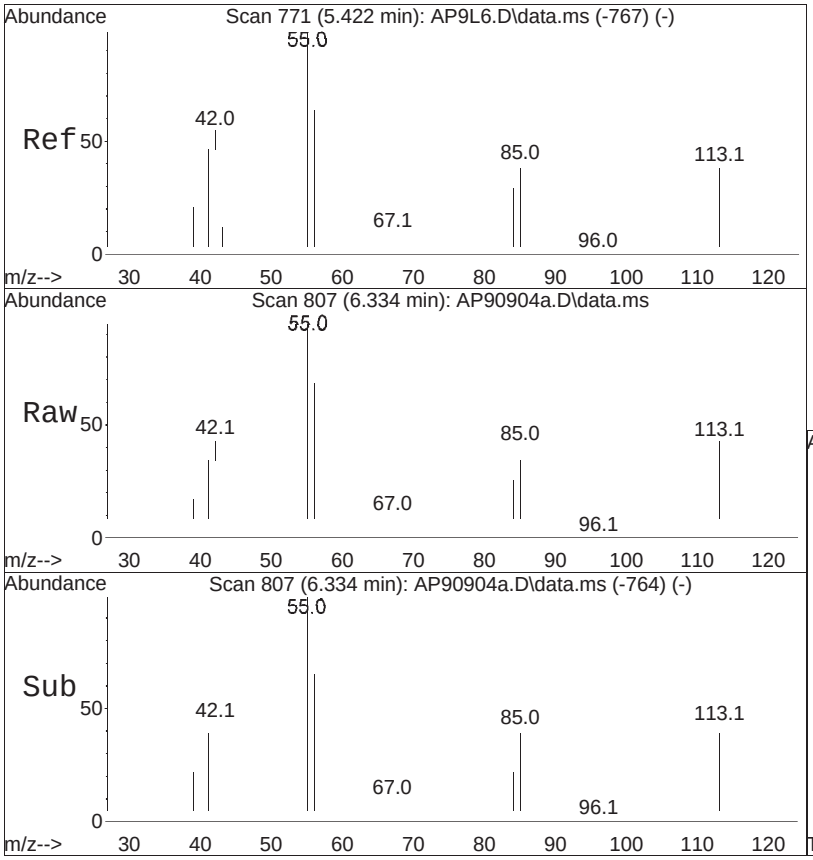


#60
Caprolactam
Concen: 5.33 ug/ml
RT: 6.334 min Scan# 807
Delta R.T. 0.000 min
Lab File: AP90904a.D
Acq: 04 Sep 2025 08:06 pm

Tgt Ion: 55 Resp: 13856

| Ion | Ratio | Lower | Upper |
|---|---|---|---|
| 55 | 100 | | |
| 85 | 37.8 | 35.2 | 52.8 |
| 113 | 40.1 | 36.6 | 55.0 |

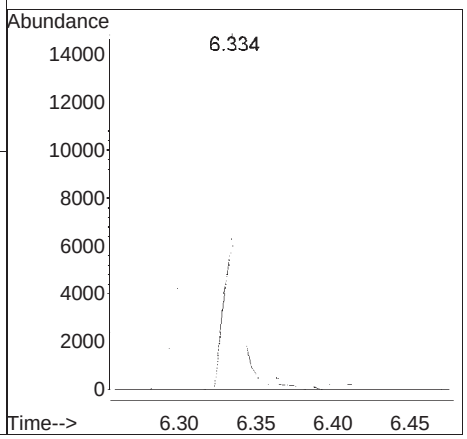

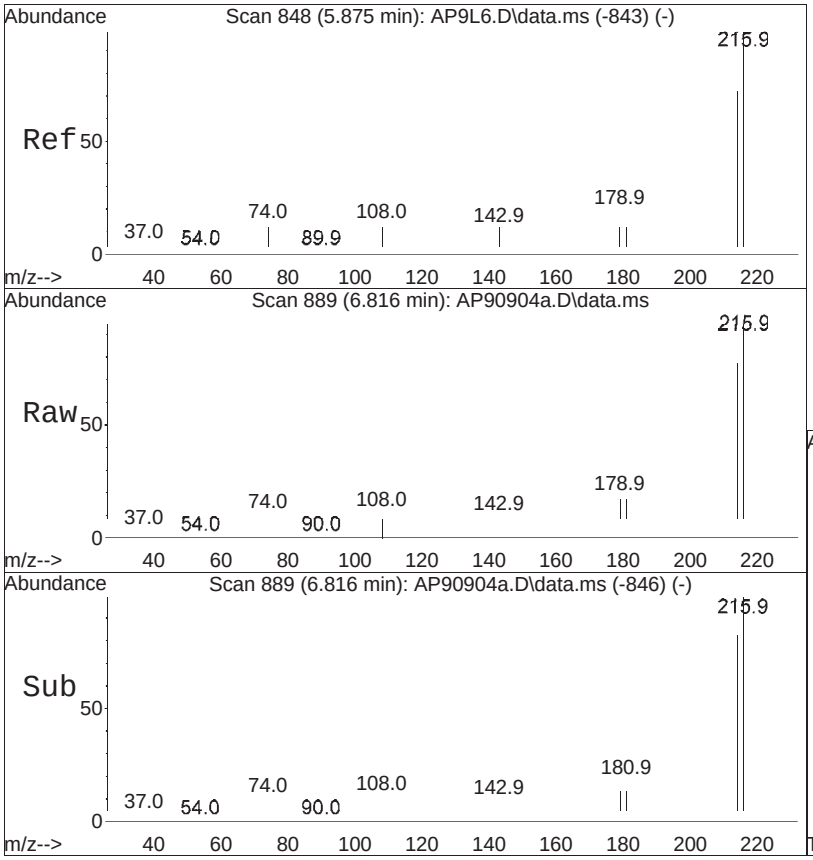


#61
1,2,4,5-Tetrachlorobenzene
Concen: 4.86 ug/ml
RT: 6.816 min Scan# 889
Delta R.T. 0.000 min
Lab File: AP90904a.D
Acq: 04 Sep 2025 08:06 pm

Tgt Ion:216 Resp: 31592

| Ion | Ratio | Lower | Upper |
|---|---|---|---|
| 216 | 100 | | |
| 214 | 81.9 | 64.0 | 96.0 |
| 179 | 19.3 | 18.7 | 28.1 |

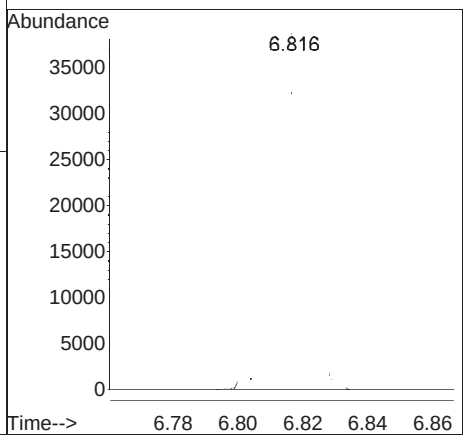

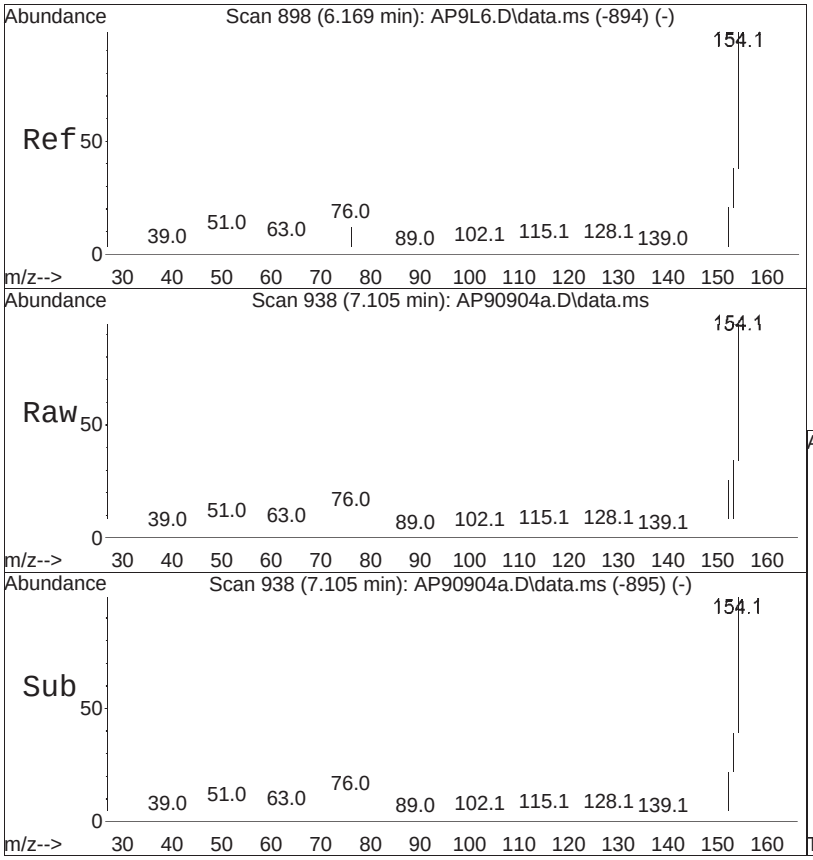


#62
Biphenyl
Concen: 4.92 ug/ml
RT: 7.105 min Scan# 938
Delta R.T. 0.000 min
Lab File: AP90904a.D
Acq: 04 Sep 2025 08:06 pm

Tgt Ion:154 Resp: 70483

| Ion | Ratio | Lower | Upper |
|---|---|---|---|
| 154 | 100 | | |
| 153 | 40.7 | 32.5 | 48.7 |
| 152 | 28.7 | 22.6 | 34.0 |

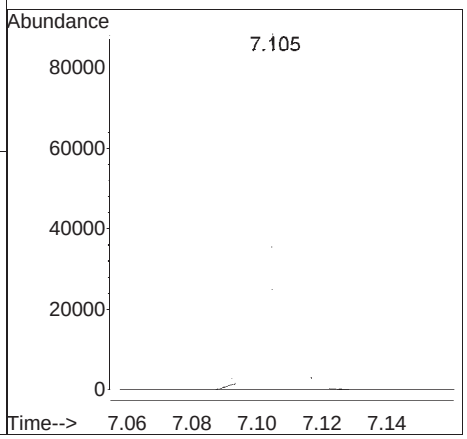

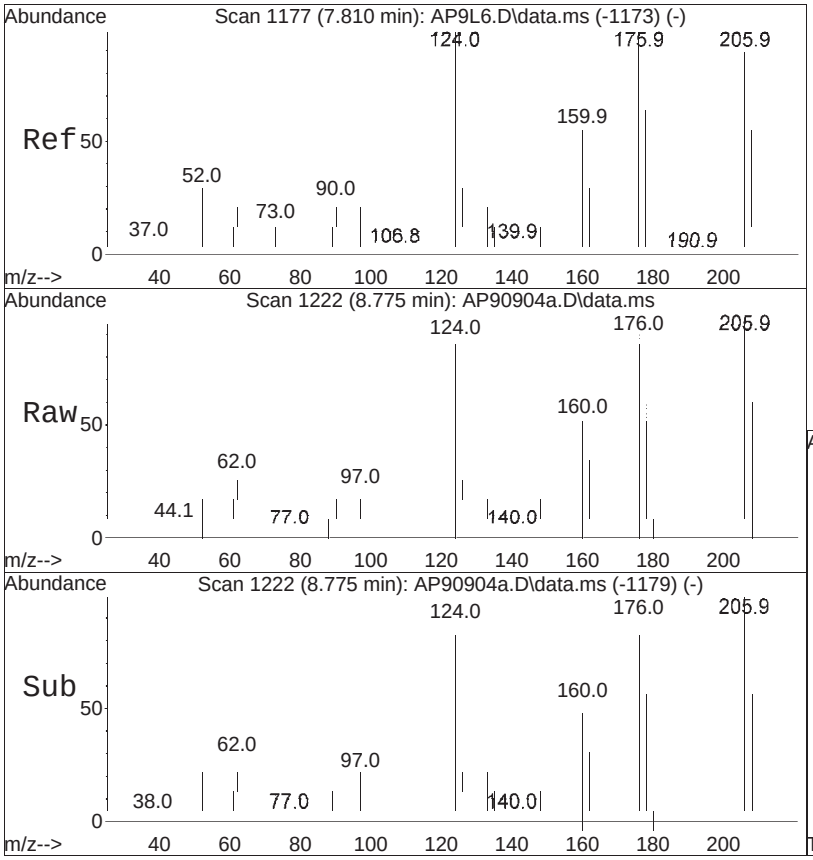


#84
Dichloran
Concen: 6.41 ug/ml
RT: 8.775 min Scan# 1222
Delta R.T. 0.000 min
Lab File: AP90904a.D
Acq: 04 Sep 2025 08:06 pm

Tgt Ion:206 Resp: 11145

| Ion | Ratio | Lower | Upper |
|---|---|---|---|
| 206 | 100 | | |
| 176 | 93.2 | 98.8 | 148.2# |
| 124 | 97.9 | 125.8 | 188.6# |

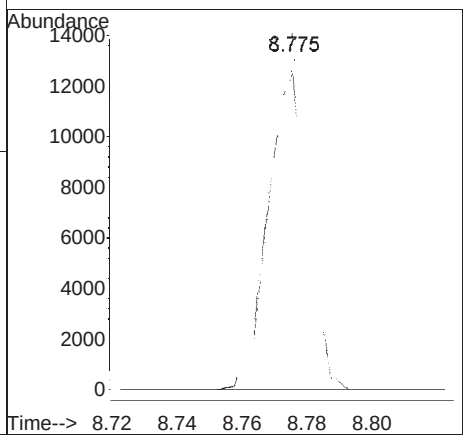

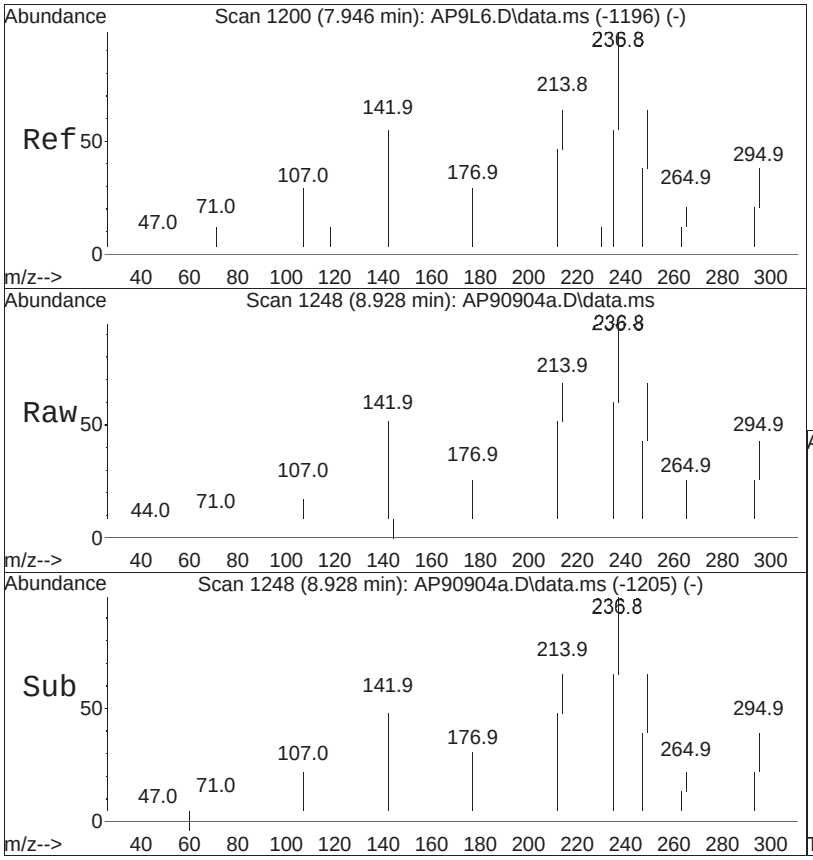


#85
Pentachloronitrobenzene
Concen: 5.60 ug/ml
RT: 8.928 min Scan# 1248
Delta R.T. 0.000 min
Lab File: AP90904a.D
Acq: 04 Sep 2025 08:06 pm

Tgt Ion:237 Resp: 11105

| Ion | Ratio | Lower | Upper |
|---|---|---|---|
| 237 | 100 | | |
| 142 | 60.1 | 70.3 | 105.5# |
| 214 | 74.1 | 59.4 | 89.2 |

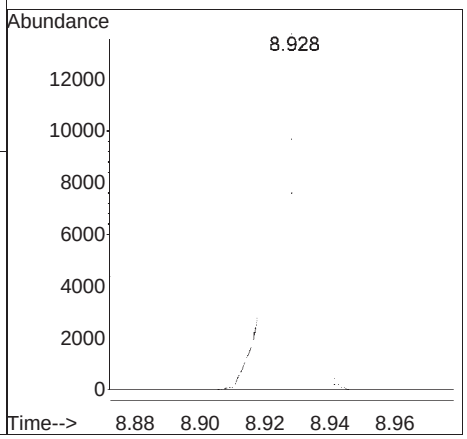

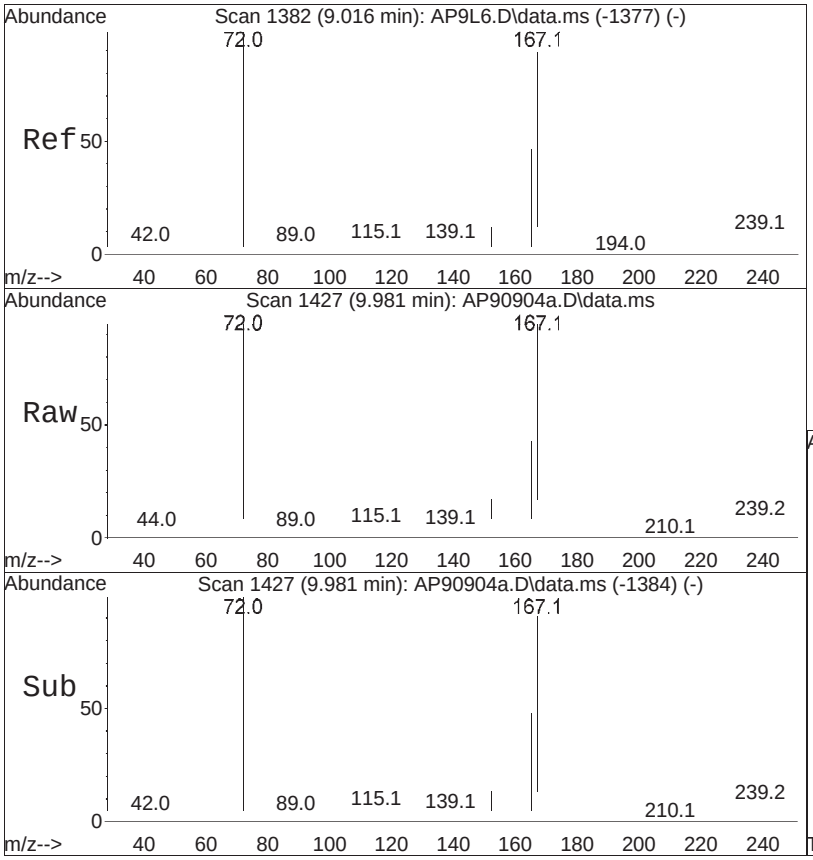


#99
Diphenamid
Concen: 5.42 ug/ml
RT: 9.981 min Scan# 1427
Delta R.T. 0.000 min
Lab File: AP90904a.D
Acq: 04 Sep 2025 08:06 pm

Tgt Ion:167 Resp: 61091

| Ion | Ratio | Lower | Upper |
|---|---|---|---|
| 167 | 100 | | |
| 72 | 99.5 | 98.9 | 148.3 |
| 165 | 52.0 | 40.4 | 60.6 |

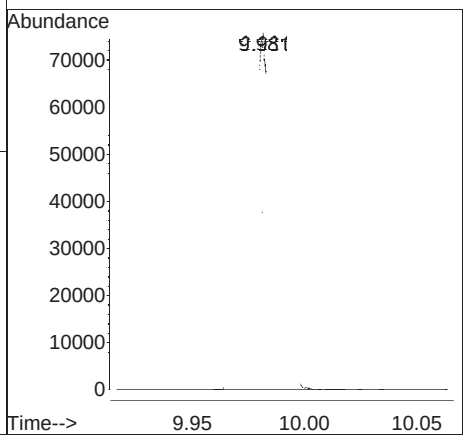

Manual Integration Report

| | | | |
|---|---|---|---|
| Data Path | : I:\8270\SV112\250904RVT\ | QMethod | : FS250817SV112RVT.m |
| Data File | : AP90904a.D | Operator | : SV112:smz |
| Date Inj'd | : 9/4/2025 8:06 pm | Instrument | : SV112 |
| Sample | : wg2110427-4,32,,AP9 11965 | Quant Date | 9:53 am |

There are no manual integrations or false positives in this file.

# Evaluate Continuing Calibration Report

Data Path : I:\8270\SV112\250904RVT\
Data File : ADP0904.D
Acq On : 04 Sep 2025 08:29 pm
Operator : SV112:smz
Sample : wg2110427-5,32,,ADP 11661 gmr0814C
Misc : wg2110427,,ical22560
ALS Vial : 144 Sample Multiplier: 1

Quant Time: Sep 05 09:51:34 2025
Quant Method : I:\8270\SV112\250904RVT\FS250817SV112RVT.m
Quant Title : Semivolatiles by GC/MS by modified 8270
QLast Update : Thu Sep 04 20:49:41 2025
Response via : Initial Calibration

Min. RRF : 0.000 Min. Rel. Area : 50% Max. R.T. Dev 0.50min
Max. RRF Dev : 20% Max. Rel. Area : 200%

| | | Compound | AvgRF | CCRF | %Dev | Area% | Dev(min) |
|---|---|---|---|---|---|---|---|
| 32 | I | IS3_1,4-Dichlorobenzene-d4 | 1.000 | 1.000 | 0.0 | 84 | 0.00 |
| 33 | T | 1,4-Dioxane | 0.546 | 0.460 | 15.8 | 77 | 0.00 |
| 34 | T | n-Decane | 1.602 | 1.545 | 3.6 | 82 | 0.00 |
| 86 | I | IS3_Acenaphthene-d10 | 1.000 | 1.000 | 0.0 | 78 | 0.00 |
| 87 | T | Atrazine | 0.463 | 0.565 | -22.0# | 93 | 0.00 |
| 100 | I | IS3_Phenanthrene-d10 | 1.000 | 1.000 | 0.0 | 77 | 0.00 |
| 101 | T | n-Octadecane | 0.496 | 0.486 | 2.0 | 77 | 0.00 |
| 102 | T | Parathion | 0.106 | 0.124 | -17.0 | 97 | 0.00 |
| 103 | T | 3,3'-Dimethylbenzidine | 0.737 | 0.721 | 2.2 | 73 | 0.00 |

* Evaluation of CC level amount vs concentration.
(#) = Out of Range SPCC's out = 0 CCC's out = 0

Quantitation Report (QT Reviewed)

Data Path : I:\8270\SV112\250904RVT\
Data File : ADP0904.D
Acq On : 04 Sep 2025 08:29 pm
Operator : SV112:smz
Sample : wg2110427-5,32,,ADP 11661 gmr0814C
Misc : wg2110427,,ical22560
ALS Vial : 144 Sample Multiplier: 1

Quant Time: Sep 05 09:51:34 2025
Quant Method : I:\8270\SV112\250904RVT\FS250817SV112RVT.m
Quant Title : Semivolatiles by GC/MS by modified 8270
QLast Update : Thu Sep 04 20:49:41 2025
Response via : Initial Calibration

Sub List : ADPical_REV2 - ADP sublist

| Compound | R.T. | QIon | Response | Conc | Units | | Dev(Min) |
|---|---|---|---|---|---|---|---|
| Internal Standards | | | | | | | |
| 32) IS3_1,4-Dichlorobenzen... | 4.716 | 152 | 14864 | 4.000 | ug/ml | | 0.00 |
| 86) IS3_Acenaphthene-d10 | 7.651 | 164 | 36376 | 4.000 | ug/ml | | 0.00 |
| 100) IS3_Phenanthrene-d10 | 9.081 | 188 | 85095 | 4.000 | ug/ml | # | 0.00 |
| System Monitoring Compounds | | | | | | | |
| Target Compounds | | | | | | | Qvalue |
| 33) 1,4-Dioxane | 1.793 | 88 | 8552M2 | 4.214 | ug/ml | | |
| 34) n-Decane | 4.605 | 57 | 28708 | 4.823 | ug/ml | | 95 |
| 87) Atrazine | 8.845 | 200 | 25687 | 6.103 | ug/ml | | 97 |
| 101) n-Octadecane | 9.057 | 57 | 51745 | 4.903 | ug/ml | | 96 |
| 102) Parathion | 9.863 | 109 | 13157 | 5.813 | ug/ml | # | 86 |
| 103) 3,3'-Dimethylbenzidine | 11.139 | 212 | 76666 | 4.891 | ug/ml | | 98 |

(#) = qualifier out of range (m) = manual integration (+) = signals summed

Quantitation Report (QT Reviewed)

Data Path : I:\8270\SV112\250904RVT\
Data File : ADP0904.D
Acq On : 04 Sep 2025 08:29 pm
Operator : SV112:smz
Sample : wg2110427-5,32,,ADP 11661 gmr0814C
Misc : wg2110427,,ical22560
ALS Vial : 144 Sample Multiplier: 1

Quant Time: Sep 05 09:51:34 2025
Quant Method : I:\8270\SV112\250904RVT\FS250817SV112RVT.m
Quant Title : Semivolatiles by GC/MS by modified 8270
QLast Update : Thu Sep 04 20:49:41 2025
Response via : Initial Calibration

Sub List : ADPical_REV2 - ADP sublist

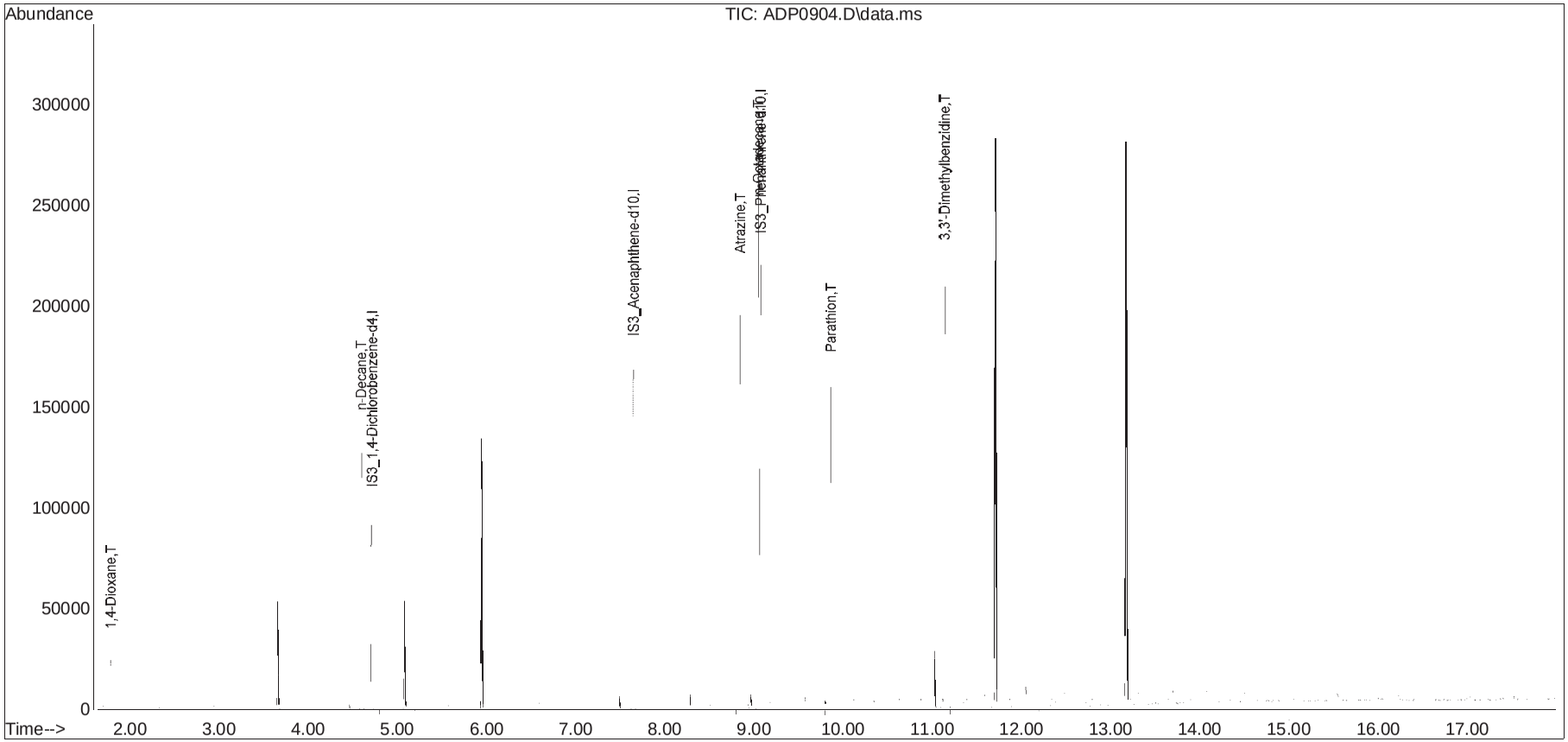

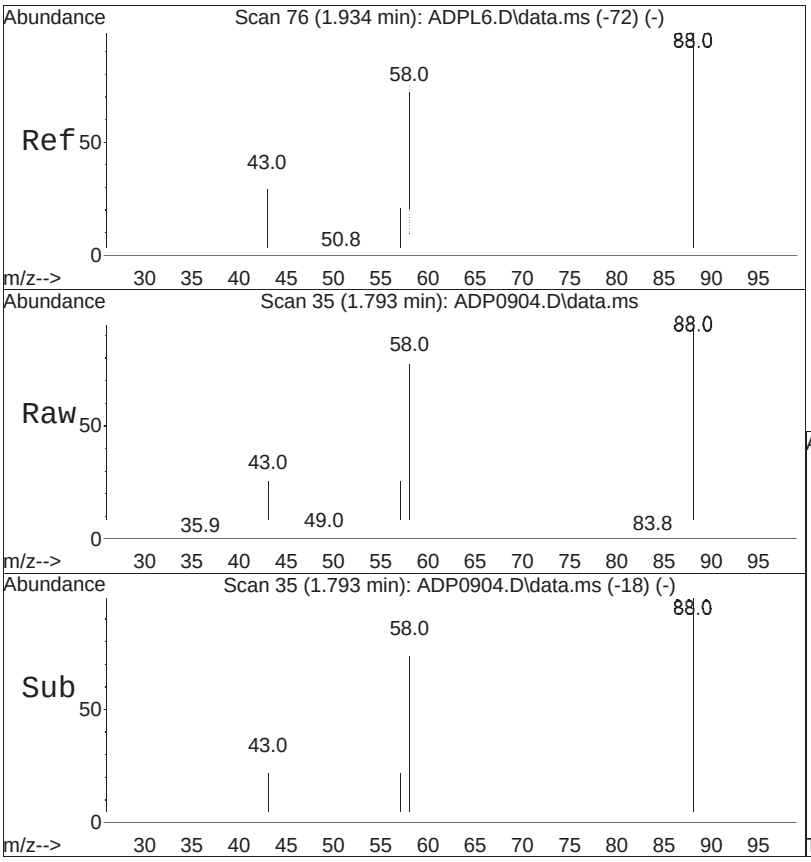


#33
1,4-Dioxane
Concen: 4.21 ug/ml M2
RT: 1.793 min Scan# 35
Delta R.T. 0.000 min
Lab File: ADP0904.D
Acq: 04 Sep 2025 08:29 pm

Tgt Ion: 88 Resp: 8552

| Ion | Ratio | Lower | Upper |
|---|---|---|---|
| 88 | 100 | | |
| 58 | 85.2 | 44.8 | 67.2# |
| 43 | 31.3 | 22.4 | 33.6 |

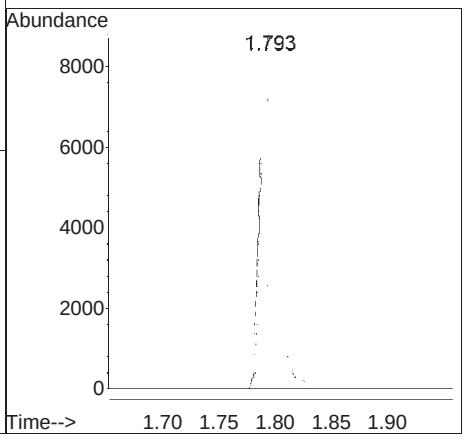

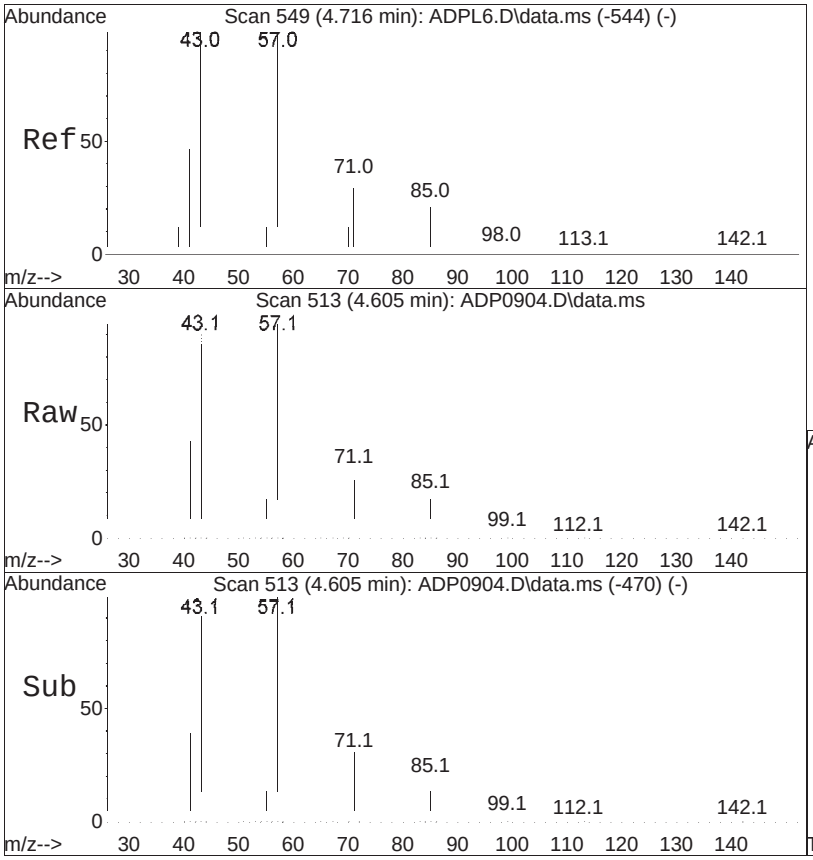


#34
n-Decane
Concen: 4.82 ug/ml
RT: 4.605 min Scan# 513
Delta R.T. 0.000 min
Lab File: ADP0904.D
Acq: 04 Sep 2025 08:29 pm

Tgt Ion: 57 Resp: 28708

| Ion | Ratio | Lower | Upper |
|---|---|---|---|
| 57 | 100 | | |
| 43 | 88.5 | 75.4 | 113.2 |
| 41 | 42.6 | 35.0 | 52.6 |

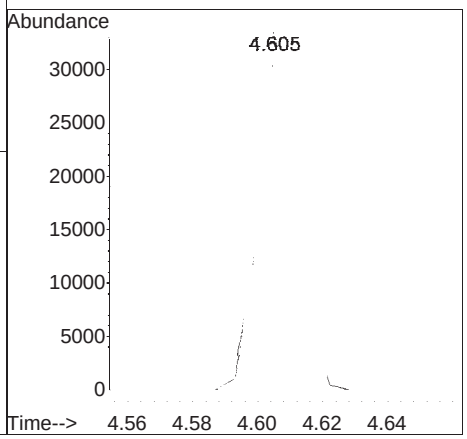

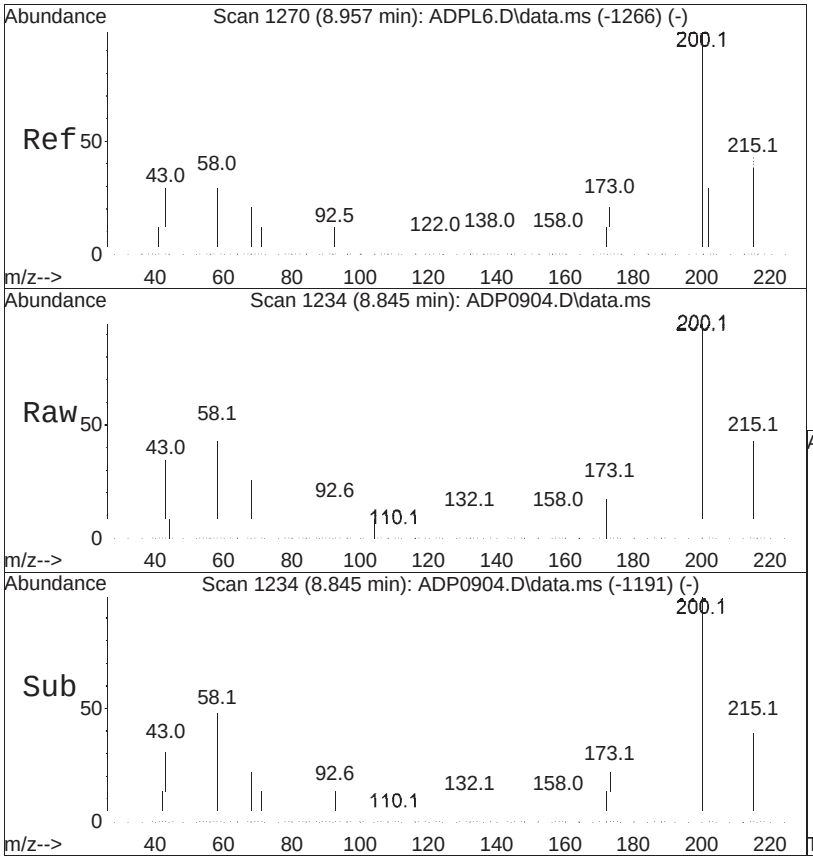


#87
Atrazine
Concen: 6.10 ug/ml
RT: 8.845 min Scan# 1234
Delta R.T. 0.000 min
Lab File: ADP0904.D
Acq: 04 Sep 2025 08:29 pm

Tgt Ion:200 Resp: 25687

| Ion | Ratio | Lower | Upper |
|---|---|---|---|
| 200 | 100 | | |
| 202 | 33.6 | 25.0 | 37.6 |
| 215 | 44.6 | 34.5 | 51.7 |

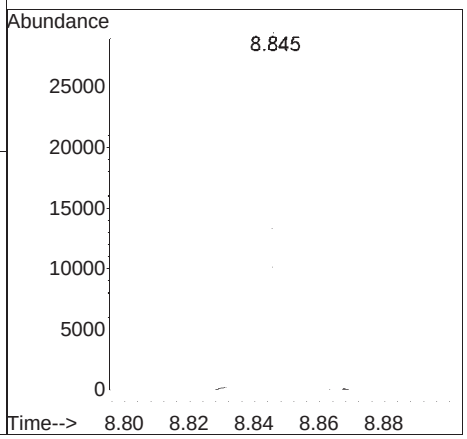

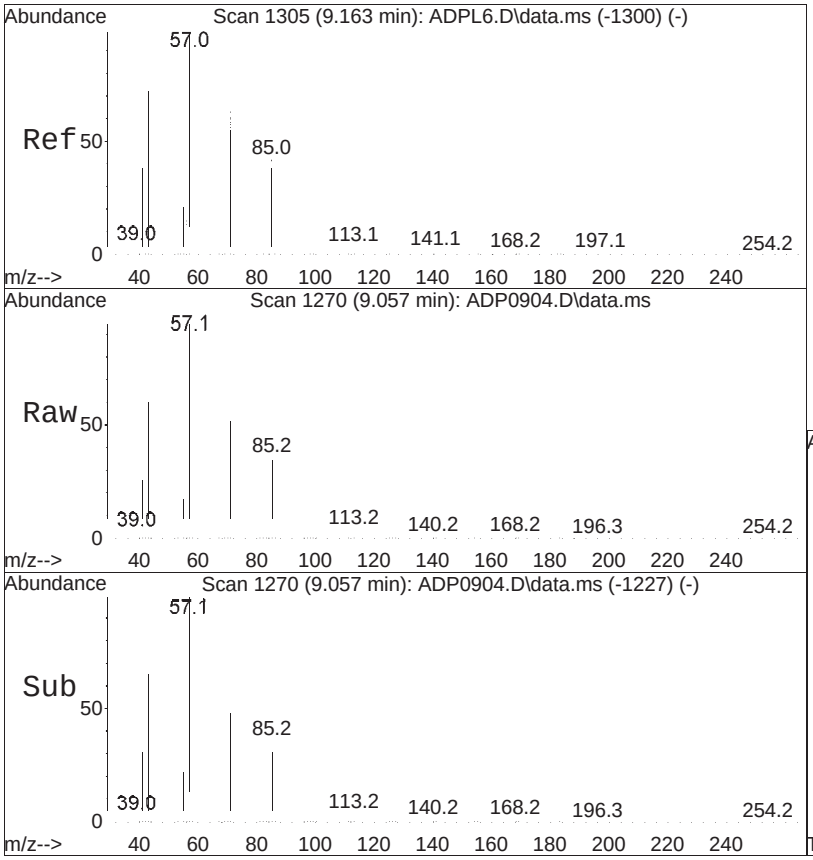


#101
n-Octadecane
Concen: 4.90 ug/ml
RT: 9.057 min Scan# 1270
Delta R.T. 0.000 min
Lab File: ADP0904.D
Acq: 04 Sep 2025 08:29 pm

Tgt Ion: 57 Resp: 51745

| Ion | Ratio | Lower | Upper |
|---|---|---|---|
| 57 | 100 | | |
| 43 | 66.0 | 54.3 | 81.5 |
| 71 | 51.3 | 45.1 | 67.7 |

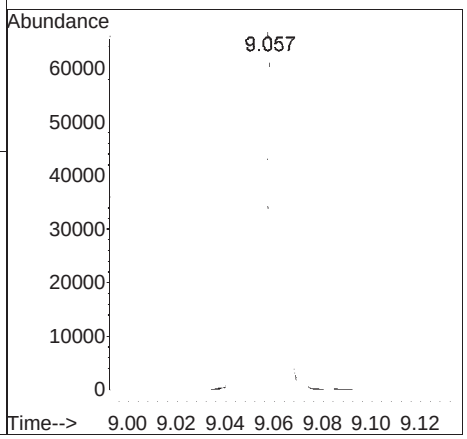

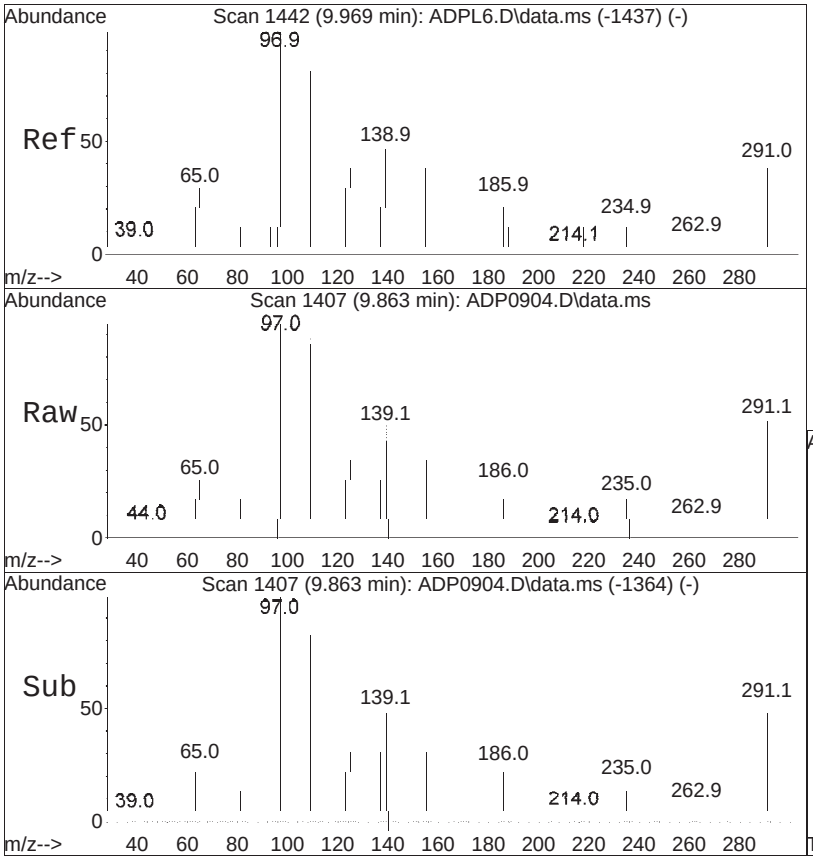


#102
Parathion
Concen: 5.81 ug/ml
RT: 9.863 min Scan# 1407
Delta R.T. 0.000 min
Lab File: ADP0904.D
Acq: 04 Sep 2025 08:29 pm

Tgt Ion:109 Resp: 13157

| Ion | Ratio | Lower | Upper |
|---|---|---|---|
| 109 | 100 | | |
| 97 | 111.7 | 85.4 | 128.2 |
| 291 | 58.1 | 25.4 | 38.2# |

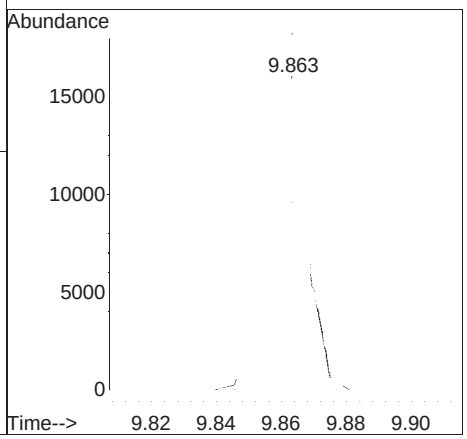

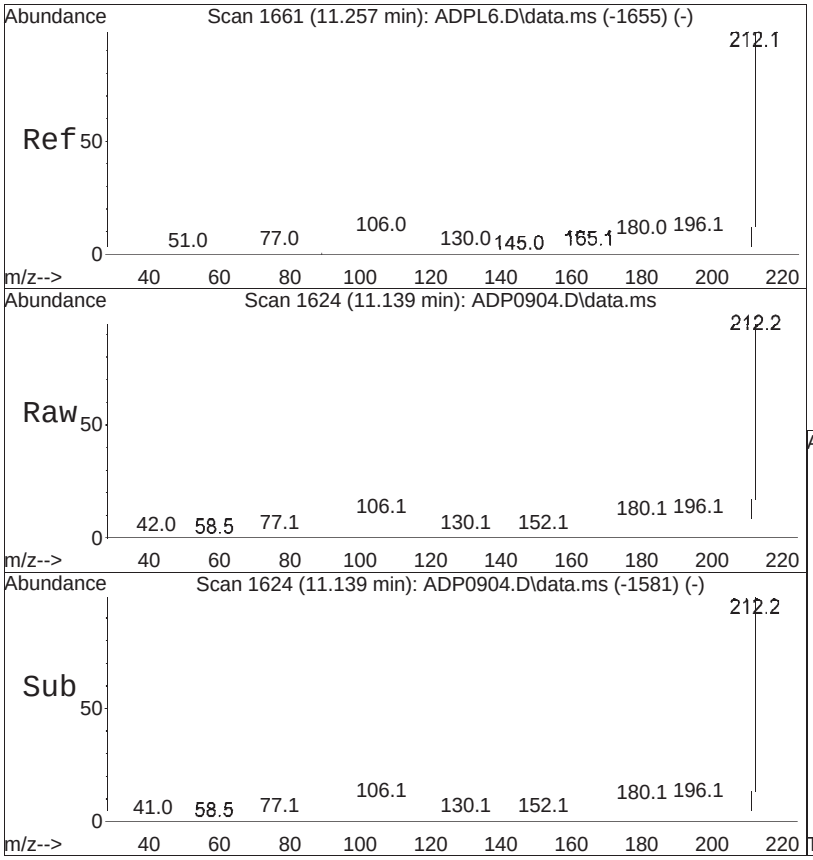


#103
3,3'-Dimethylbenzidine
Concen: 4.89 ug/ml
RT: 11.139 min Scan# 1624
Delta R.T. 0.000 min
Lab File: ADP0904.D
Acq: 04 Sep 2025 08:29 pm

Tgt Ion:212 Resp: 76666

| Ion | Ratio | Lower | Upper |
|---|---|---|---|
| 212 | 100 | | |
| 211 | 17.6 | 13.3 | 19.9 |
| 213 | 15.7 | 13.4 | 20.2 |

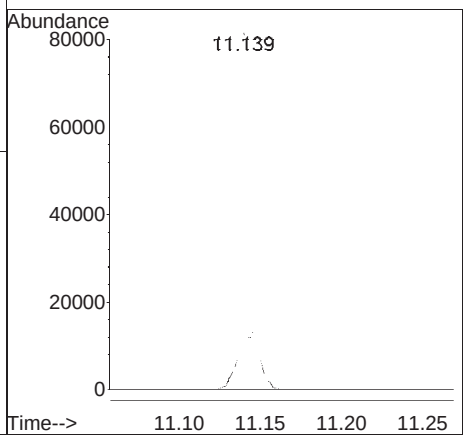

# Manual Integration Report

Data Path : I:\8270\SV112\250904RVT\ QMethod : FS250817SV112RVT.m
Data File : ADP0904.D Operator : SV112:smz
Date Inj'd : 9/4/2025 8:29 pm Instrument : SV112
Sample : wg2110427-5,32,,ADP 11661 Quant Date 8:50 pm

## Compound #33: 1,4-Dioxane

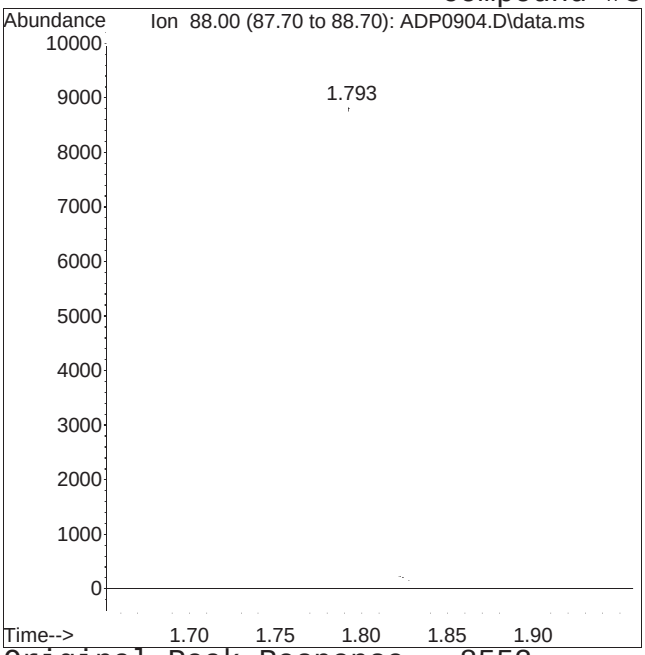


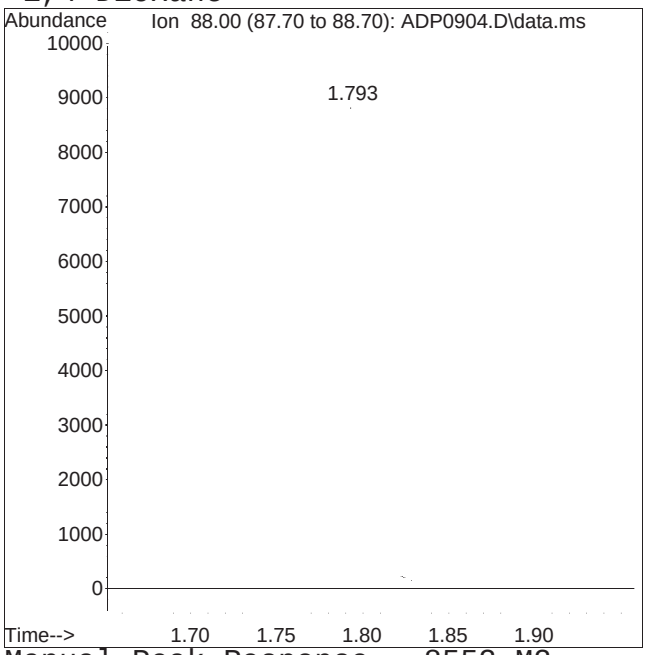


Original Peak Response = 8552 Manual Peak Response = 8552 M2
M2 = Peak not found by automatic integration algorithm.

# Quantitation Report (Qedit)

Data Path : I:\8270\SV112\250904RVT\
Data File : DEG0904a.D
Acq On : 04 Sep 2025 07:21 pm
Operator : SV112:smz
Sample : wg2110427-2,32,,Degdftpp SV112 Lot # 118
Misc : wg2110427,,ical22560
ALS Vial : 141 Sample Multiplier: 1

Quant Time: Sep 04 19:50:39 2025
Quant Method : I:\8270\SV112\250904RVT\DftppSV112.m
Quant Title : Semivolatiles by GC/MS by modified 8270
QLast Update : Wed Feb 26 15:45:52 2025
Response via : Initial Calibration

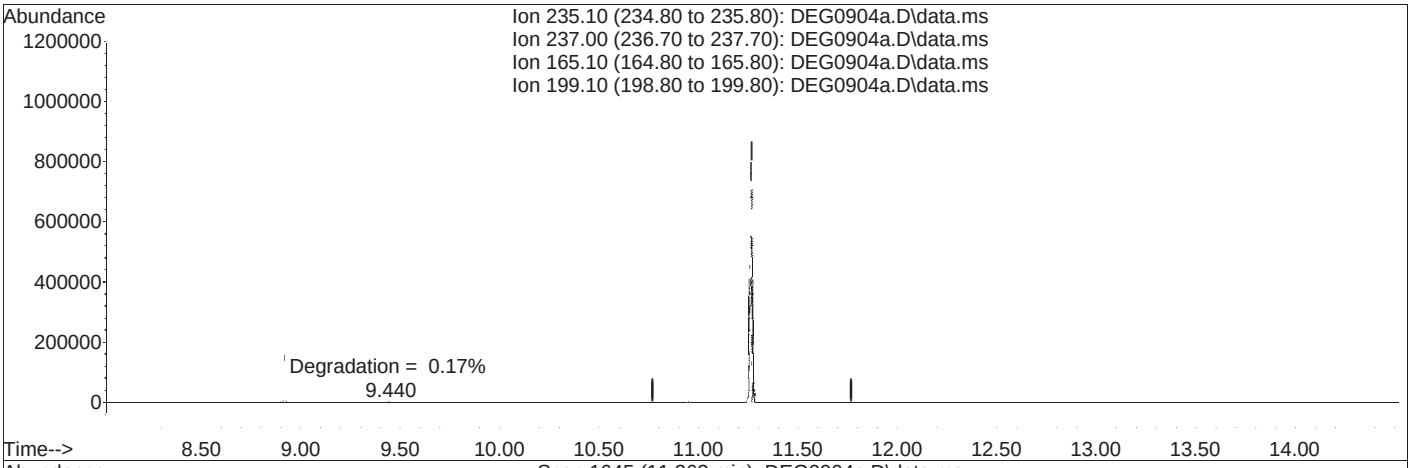


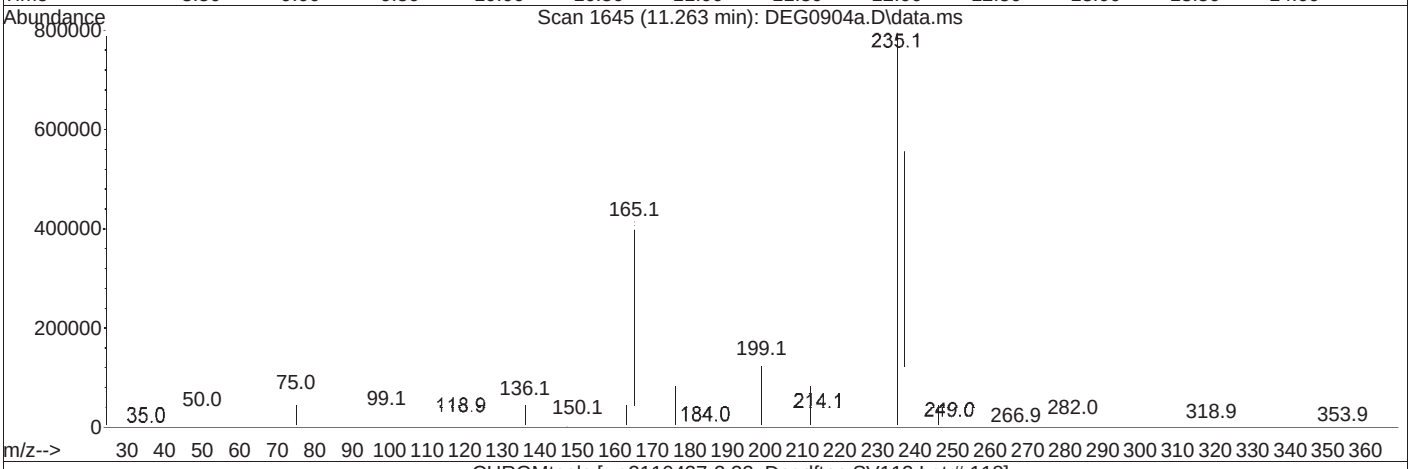


CHROMtools [wg2110427-2,32,,Degdftpp SV112 Lot # 118]

(6) DDT (T)

11.263min (-0.006) 0.00

response 780411

| Ion | Exp% | Act% |
|---|---|---|
| 235.10 | 100.00 | 100.00 |
| 237.00 | 71.30 | 67.97 |
| 165.10 | 47.10 | 49.15 |
| 199.10 | 16.40 | 16.01 |

Data Path : I:\8270\SV112\250904RVT\
Data File : DEG0904a.D
Acq On : 04 Sep 2025 07:21 pm
Operator : SV112: ASK
Sample : WG2110427-1,32,,Degdftpp SV112 Lot # 11857
Misc : WG2110427,,ical22560
ALS Vial : 141 Sample Multiplier: 1

Integration File: rteint.p

Method : I:\8270\SV112\250904RVT\FS250817SV112RVT.m
Title : Semivolatiles by GC/MS by modified 8270
Last Update : Thu Sep 04 20:49:39 2025

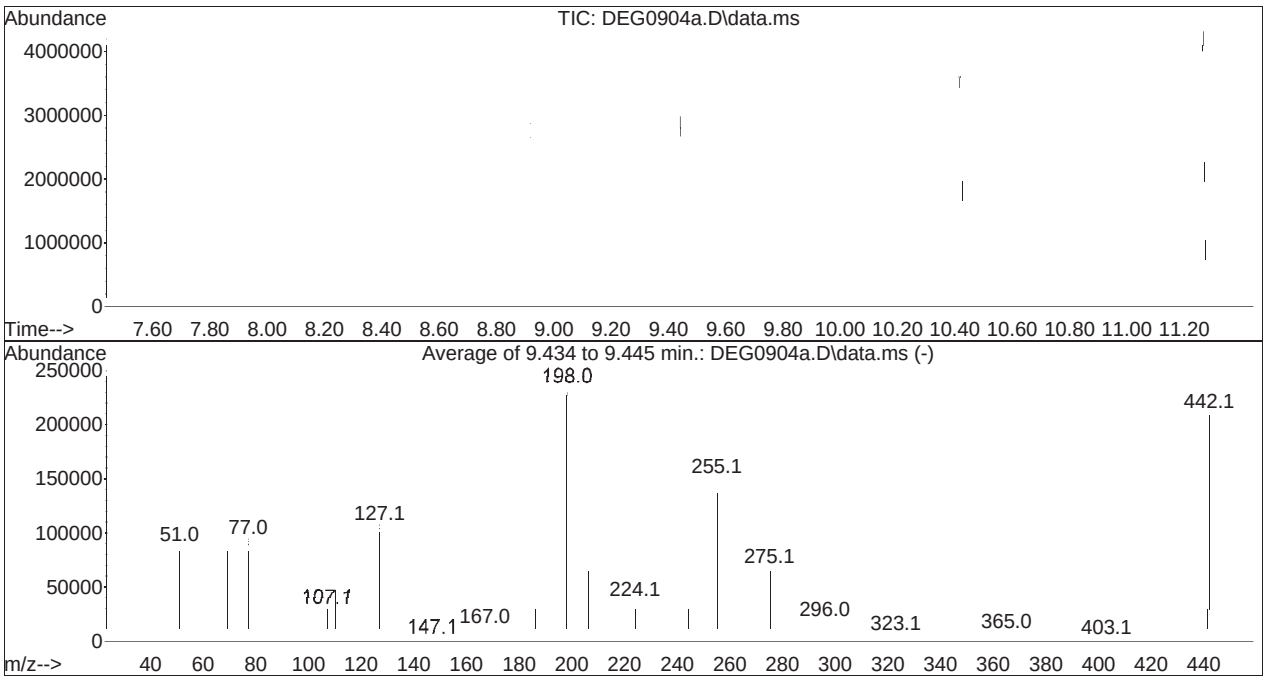


Spectrum Information: Average of 9.434 to 9.445 min.

| Target Mass | Rel. to Mass | Lower Limit% | Upper Limit% | Rel. Abn% | Raw Abn | Result Pass/Fail |
|---|---|---|---|---|---|---|
| 51 | 198 | 10 | 80 | 36.1 | 87947 | PASS |
| 68 | 69 | 0.00 | 2 | 1.7 | 1403 | PASS |
| 69 | 69 | 100 | 100 | 100.0 | 83179 | PASS |
| 70 | 69 | 0.00 | 2 | 0.5 | 380 | PASS |
| 127 | 198 | 10 | 80 | 44.2 | 107507 | PASS |
| 197 | 198 | 0.00 | 2 | 0.0 | 0 | PASS |
| 198 | 198 | 100 | 100 | 100.0 | 243328 | PASS |
| 199 | 198 | 5 | 9 | 7.1 | 17192 | PASS |
| 275 | 198 | 10 | 60 | 27.9 | 67843 | PASS |
| 365 | 198 | 1 | 100 | 3.3 | 8054 | PASS |
| 441 | 442 | 0.01 | 24 | 17.3 | 36671 | PASS |
| 442 | 198 | 50 | 100 | 86.9 | 211389 | PASS |
| 443 | 442 | 15 | 24 | 20.2 | 42697 | PASS |

# Quantitation Report (Qedit)

Data Path : I:\8270\SV112\250904RVT\
Data File : DEG0904a.D
Acq On : 04 Sep 2025 07:21 pm
Operator : SV112:smz
Sample : wg2110427-7,32,,Degdftpp SV112 Lot # 118
Misc : wg2110427,,ical22560
ALS Vial : 141 Sample Multiplier: 1

Quant Time: Sep 04 19:50:39 2025
Quant Method : I:\8270\SV112\250904RVT\DftppSV112.m
Quant Title : Semivolatiles by GC/MS by modified 8270
QLast Update : Wed Feb 26 15:45:52 2025
Response via : Initial Calibration

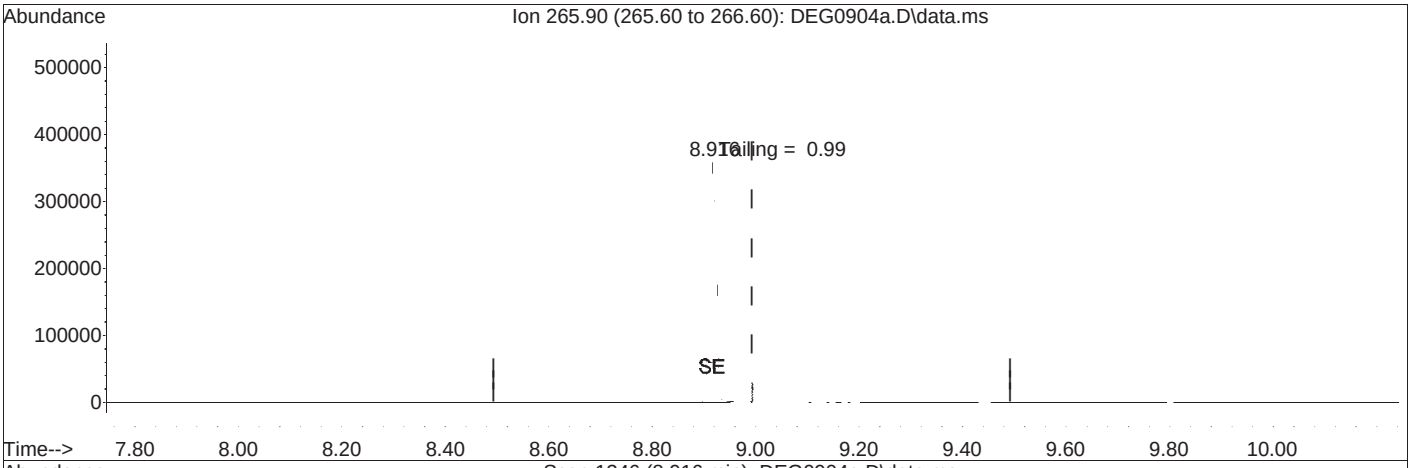


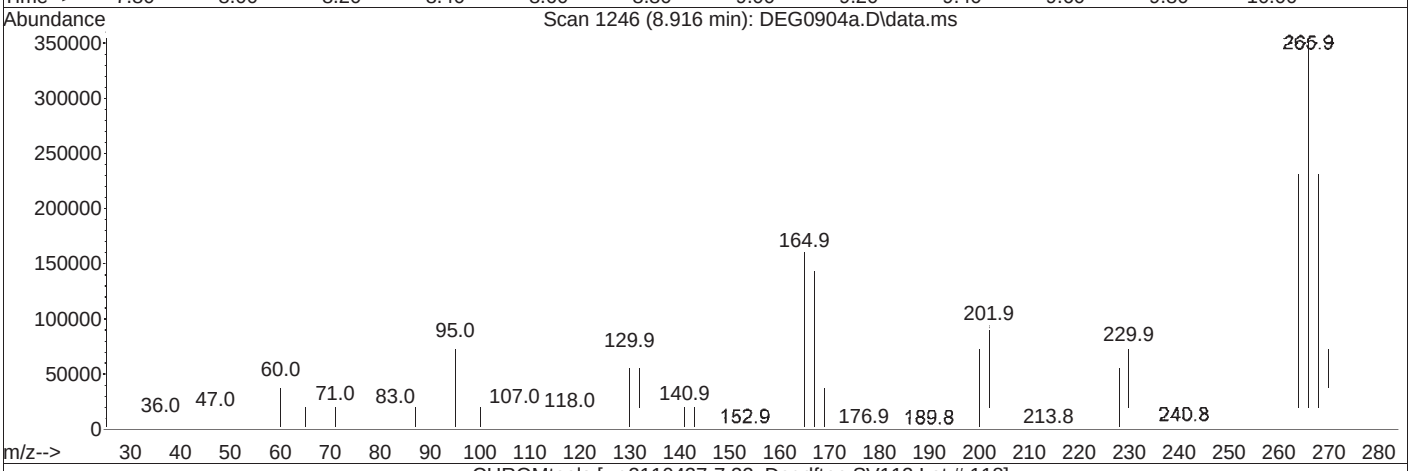


CHROMtools [wg2110427-7,32,,Degdftpp SV112 Lot # 118]

(1) Pentachlorophenol (T)

8.916min (-0.077) 0.00

response 324124

| Ion | Exp% | Act% |
|---|---|---|
| 265.90 | 100.00 | 100.00 |
| 0.00 | 0.00 | 0.00 |
| 0.00 | 0.00 | 0.00 |
| 0.00 | 0.00 | 0.00 |

# Quantitation Report (Qedit)

Data Path : I:\8270\SV112\250904RVT\
Data File : DEG0904a.D
Acq On : 04 Sep 2025 07:21 pm
Operator : SV112:smz
Sample : wg2110427-6,32,,Degdftpp SV112 Lot # 118
Misc : wg2110427,,ical22560
ALS Vial : 141 Sample Multiplier: 1

Quant Time: Sep 04 19:50:39 2025
Quant Method : I:\8270\SV112\250904RVT\DftppSV112.m
Quant Title : Semivolatiles by GC/MS by modified 8270
QLast Update : Wed Feb 26 15:45:52 2025
Response via : Initial Calibration

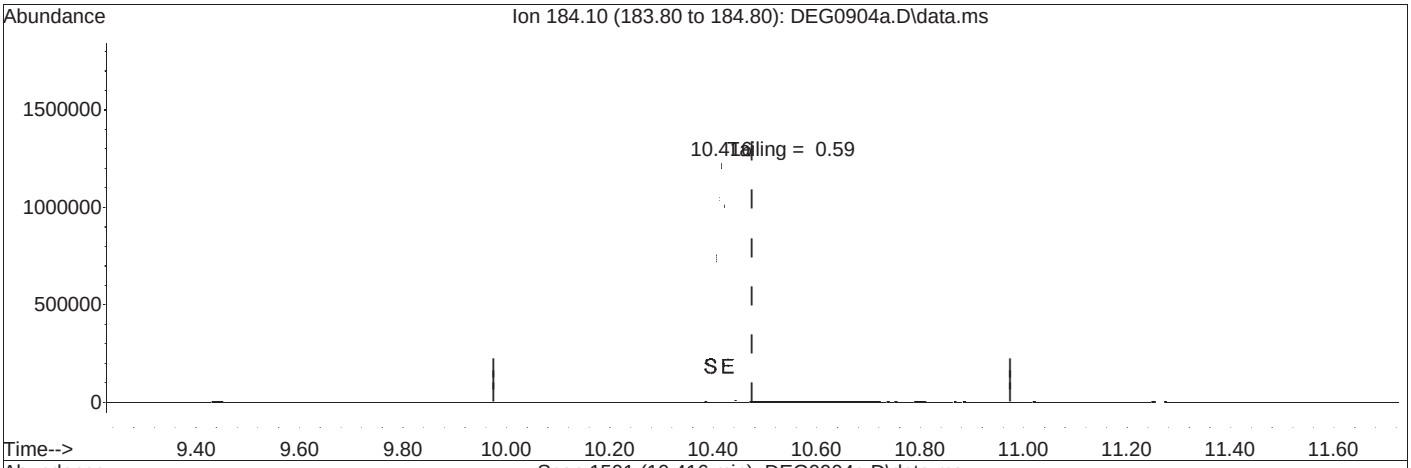


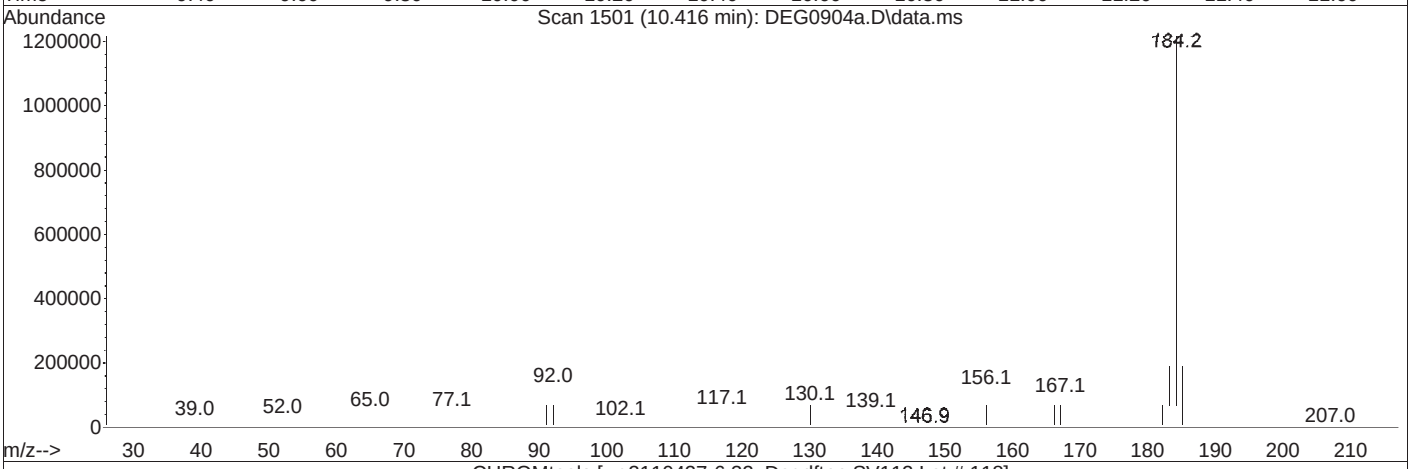


CHROMtools [wg2110427-6,32,,Degdftpp SV112 Lot # 118]

(3) Benzidine (T)

10.416min (-0.059) 0.00

response 1417097

| Ion | Exp% | Act% |
|---|---|---|
| 184.10 | 100.00 | 100.00 |
| 0.00 | 0.00 | 0.00 |
| 0.00 | 0.00 | 0.00 |
| 0.00 | 0.00 | 0.00 |

# Semivolatiles Raw QC Data

Quantitation Report (QT Reviewed)

Data Path : I:\8270\SV112\250904RVT\
Data File : 110784-1.D
Acq On : 04 Sep 2025 11:06 pm
Operator : SV112:smz
Sample : WG2110784-1,32,,ASK
Misc : WG2110427,WG2110784,ical22560
ALS Vial : 7 Sample Multiplier: 1

Quant Time: Sep 05 09:57:55 2025
Quant Method : I:\8270\SV112\250904RVT\FS250817SV112RVT.m
Quant Title : Semivolatiles by GC/MS by modified 8270
QLast Update : Thu Sep 04 20:49:39 2025
Response via : Initial Calibration

CCAL FILE(s) : 1 - I:\8270\SV112\250904RVT\ABN0904a.D
: 2 - I:\8270\SV112\250904RVT\ADP0904.D
: 3 - I:\8270\SV112\250904RVT\AP90904a.D
Sub List : 8270TCL_REV2 - TCL/CT/MA

| Compound | R.T. | QIon | Response | Conc | Units | Dev(Min) |
|---|---|---|---|---|---|---|
| Internal Standards | | | | | | |
| 1) IS1_1,4-Dichlorobenzen... | 4.716 | 152 | 15155 | 4.000 | ug/ml | 0.00 |
| Standard Area 1 = 18364 | | | Recovery = 82.53% | | | |
| 27) IS2_1,4-Dichlorobenzen... | 4.716 | 152 | 15155 | 4.000 | ug/ml | -0.09 |
| Standard Area 3 = 15466 | | | Recovery = 97.99% | | | |
| 32) IS3_1,4-Dichlorobenzen... | 4.716 | 152 | 15155 | 4.000 | ug/ml | 0.00 |
| Standard Area 2 = 14864 | | | Recovery = 101.96% | | | |
| 35) IS1_Naphthalene-d8 | 5.946 | 136 | 58727 | 4.000 | ug/ml | 0.00 |
| Standard Area 1 = 71336 | | | Recovery = 82.32% | | | |
| 55) IS2_Naphthalene-d8 | 5.946 | 136 | 58727 | 4.000 | ug/ml | -0.10 |
| Standard Area 3 = 58616 | | | Recovery = 100.19% | | | |
| 63) IS1_Acenaphthene-d10 | 7.652 | 164 | 39311 | 4.000 | ug/ml | 0.00 |
| Standard Area 1 = 50801 | | | Recovery = 77.38% | | | |
| 83) IS2_Acenaphthene-d10 | 7.652 | 164 | 39311 | 4.000 | ug/ml | -0.09 |
| Standard Area 3 = 38758 | | | Recovery = 101.43% | | | |
| 86) IS3_Acenaphthene-d10 | 7.652 | 164 | 39311 | 4.000 | ug/ml | 0.00 |
| Standard Area 2 = 36376 | | | Recovery = 108.07% | | | |
| 88) IS1_Phenanthrene-d10 | 9.081 | 188 | 90789 | 4.000 | ug/ml | # 0.00 |
| Standard Area 1 = 114944 | | | Recovery = 78.99% | | | |
| 100) IS3_Phenanthrene-d10 | 9.081 | 188 | 90789 | 4.000 | ug/ml | # 0.00 |
| Standard Area 2 = 85095 | | | Recovery = 106.69% | | | |
| 104) IS1_Chrysene-d12 | 11.710 | 240 | 109346 | 4.000 | ug/ml | # 0.00 |
| Standard Area 1 = 133330 | | | Recovery = 82.01% | | | |
| 113) IS1_Perylene-d12 | 13.175 | 264 | 126126 | 4.000 | ug/ml | 0.00 |
| Standard Area 1 = 147517 | | | Recovery = 85.50% | | | |
| System Monitoring Compounds | | | | | | |
| 4) 2-Fluorophenol | 3.440 | 112 | 4337 | 1.036 | ug/ml | 0.00 |
| Spiked Amount 2.000 | Range 15 - 110 | | Recovery = 51.80% | | | |
| 7) Phenol-d6 | 4.387 | 99 | 4070 | 0.752 | ug/ml | 0.00 |
| Spiked Amount 2.000 | Range 15 - 110 | | Recovery = 37.60% | | | |
| 19) Nitrobenzene-d5 | 5.252 | 82 | 3456 | 0.674 | ug/ml | 0.00 |
| Spiked Amount 1.000 | Range 30 - 130 | | Recovery = 67.40% | | | |
| 46) 2-Fluorobiphenyl | 7.016 | 172 | 9995 | 0.734 | ug/ml | 0.00 |
| Spiked Amount 1.000 | Range 30 - 130 | | Recovery = 73.40% | | | |
| 79) 2,4,6-Tribromophenol | 8.410 | 330 | 4020 | 1.608 | ug/ml | 0.00 |
| Spiked Amount 2.000 | Range 15 - 110 | | Recovery = 80.40% | | | |

Data Path : I:\8270\SV112\250904RVT\
Data File : 110784-1.D
Acq On : 04 Sep 2025 11:06 pm
Operator : SV112:smz
Sample : WG2110784-1,32,,ASK
Misc : WG2110427,WG2110784,ical22560
ALS Vial : 7 Sample Multiplier: 1

Quant Time: Sep 05 09:57:55 2025
Quant Method : I:\8270\SV112\250904RVT\FS250817SV112RVT.m
Quant Title : Semivolatiles by GC/MS by modified 8270
QLast Update : Thu Sep 04 20:49:39 2025
Response via : Initial Calibration

CCAL FILE(s) : 1 - I:\8270\SV112\250904RVT\ABN0904a.D
: 2 - I:\8270\SV112\250904RVT\ADP0904.D
: 3 - I:\8270\SV112\250904RVT\AP90904a.D
Sub List : 8270TCL_REV2 - TCL/CT/MA

| Compound | R.T. | QIon | Response | Conc | Units | Dev(Min) |
|---|---|---|---|---|---|---|
| 96) 4-Terphenyl-d14 | 10.657 | 244 | 19257 | 0.795 | ug/ml | 0.00 |

Spiked Amount 1.000 Range 30 - 130 Recovery = 79.50%

| Target Compounds | | | | Qvalue |
|---|---|---|---|---|
| 6) 2-Chlorophenol | 0.000 | 0 | N.D. | |
| 8) Phenol | 0.000 | 0 | N.D. | |
| 14) Bis(2-chloroisopropyl)... | 0.000 | 0 | N.D. | |
| 15) 2-Methylphenol | 0.000 | 0 | N.D. | |
| 17) n-Nitrosodi-n-propylamine | 0.000 | 0 | N.D. | |
| 18) 3-Methylphenol/4-Methy... | 0.000 | 0 | N.D. | |
| 20) Nitrobenzene | 0.000 | 0 | N.D. | |
| 21) Isophorone | 0.000 | 0 | N.D. | |
| 22) 2-Nitrophenol | 0.000 | 0 | N.D. | |
| 23) 2,4-Dimethylphenol | 0.000 | 0 | N.D. | |
| 24) Bis(2-chloroethoxy)met... | 0.000 | 0 | N.D. | |
| 25) 2,4-Dichlorophenol | 0.000 | 0 | N.D. | |
| 28) Benzaldehyde | 0.000 | 0 | N.D. | |
| 29) Acetophenone | 0.000 | 0 | N.D. | |
| 38) 4-Chloroaniline | 0.000 | 0 | N.D. | |
| 40) p-Chloro-m-cresol | 0.000 | 0 | N.D. | |
| 43) Hexachlorocyclopentadiene | 0.000 | 0 | N.D. | |
| 44) 2,4,6-Trichlorophenol | 0.000 | 0 | N.D. | |
| 45) 2,4,5-Trichlorophenol | 0.000 | 0 | N.D. | |
| 48) 2-Nitroaniline | 0.000 | 0 | N.D. | |
| 51) Dimethyl phthalate | 0.000 | 0 | N.D. | |
| 53) 2,6-Dinitrotoluene | 0.000 | 0 | N.D. | d |
| 60) Caprolactam | 0.000 | 0 | N.D. | |
| 61) 1,2,4,5-Tetrachloroben... | 0.000 | 0 | N.D. | |
| 62) Biphenyl | 0.000 | 0 | N.D. | |
| 64) 3-Nitroaniline | 0.000 | 0 | N.D. | |
| 66) 2,4-Dinitrophenol | 0.000 | 0 | N.D. | |
| 67) Dibenzofuran | 0.000 | 0 | N.D. | |
| 68) 2,4-Dinitrotoluene | 0.000 | 0 | N.D. | d |
| 69) 4-Nitrophenol | 0.000 | 0 | N.D. | |
| 72) Diethyl phthalate | 0.000 | 0 | N.D. | |
| 74) 4-Chlorophenyl phenyl ... | 0.000 | 0 | N.D. | |
| 75) 4-Nitroaniline | 0.000 | 0 | N.D. | |

Data Path : I:\8270\SV112\250904RVT\
Data File : 110784-1.D
Acq On : 04 Sep 2025 11:06 pm
Operator : SV112:smz
Sample : WG2110784-1,32,,ASK
Misc : WG2110427,WG2110784,ical22560
ALS Vial : 7 Sample Multiplier: 1

Quant Time: Sep 05 09:57:55 2025
Quant Method : I:\8270\SV112\250904RVT\FS250817SV112RVT.m
Quant Title : Semivolatiles by GC/MS by modified 8270
QLast Update : Thu Sep 04 20:49:39 2025
Response via : Initial Calibration

CCAL FILE(s) : 1 - I:\8270\SV112\250904RVT\ABN0904a.D
: 2 - I:\8270\SV112\250904RVT\ADP0904.D
: 3 - I:\8270\SV112\250904RVT\AP90904a.D
Sub List : 8270TCL_REV2 - TCL/CT/MA

| | Compound | R.T. | QIon | Response | Conc | Units | Dev(Min) |
|---|---|---|---|---|---|---|---|
| 76) | 4,6-Dinitro-o-cresol | 0.000 | | 0 | N.D. | | |
| 77) | NDPA/DPA | 0.000 | | 0 | N.D. | | |
| 80) | 4-Bromophenyl phenyl e... | 0.000 | | 0 | N.D. | | |
| 87) | Atrazine | 0.000 | | 0 | N.D. | | |
| 91) | Carbazole | 0.000 | | 0 | N.D. | | |
| 92) | Di-n-butylphthalate | 0.000 | | 0 | N.D. | | |
| 97) | Butyl benzyl phthalate | 0.000 | | 0 | N.D. | | |
| 106) | 3,3'-Dichlorobenzidine | 0.000 | | 0 | N.D. | | |
| 108) | Bis(2-ethylhexyl)phtha... | 11.816 | 149 | 1435 | 0.188 | ug/ml# | 56 |
| 109) | Di-n-octylphthalate | 0.000 | | 0 | N.D. | d | |

(#) = qualifier out of range (m) = manual integration (+) = signals summed

Quantitation Report (QT Reviewed)

Data Path : I:\8270\SV112\250904RVT\
Data File : 110784-1.D
Acq On : 04 Sep 2025 11:06 pm
Operator : SV112:smz
Sample : WG2110784-1,32,,ASK
Misc : WG2110427,WG2110784,ical22560
ALS Vial : 7 Sample Multiplier: 1

Quant Time: Sep 05 09:57:55 2025
Quant Method : I:\8270\SV112\250904RVT\FS250817SV112RVT.m
Quant Title : Semivolatiles by GC/MS by modified 8270
QLast Update : Thu Sep 04 20:49:39 2025
Response via : Initial Calibration

Sub List : 8270ICAL8270SV112250904RVT\AP90904a.D•

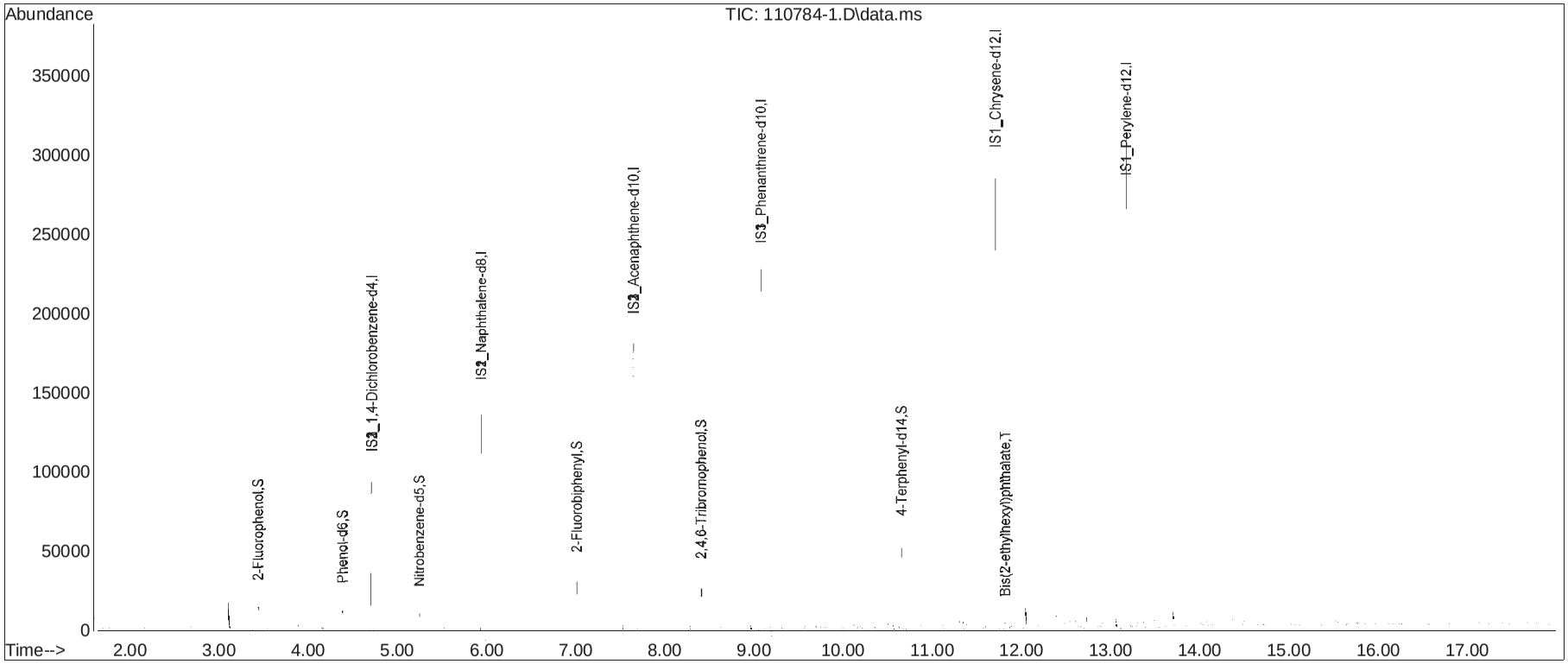

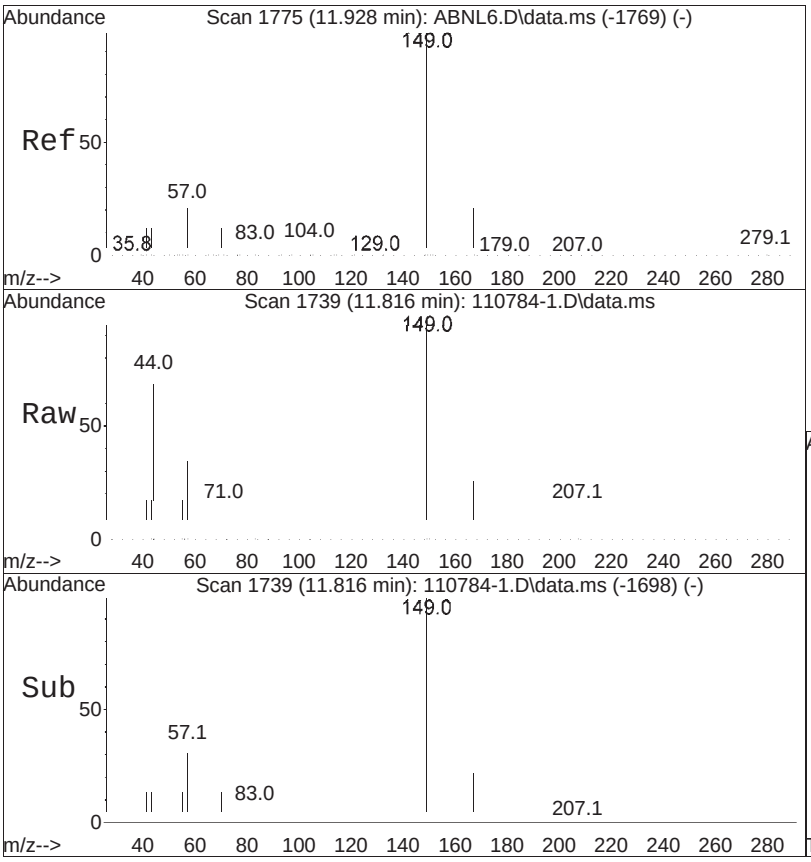


#108
Bis(2-ethylhexyl)phthalate
Concen: 0.19 ug/ml
RT: 11.816 min Scan# 1739
Delta R.T. -0.006 min
Lab File: 110784-1.D
Acq: 04 Sep 2025 11:06 pm

Tgt Ion:149 Resp: 1435

| Ion | Ratio | Lower | Upper |
|---|---|---|---|
| 149 | 100 | | |
| 167 | 0.0 | 18.4 | 27.6# |
| 279 | 0.0 | 1.7 | 2.5# |

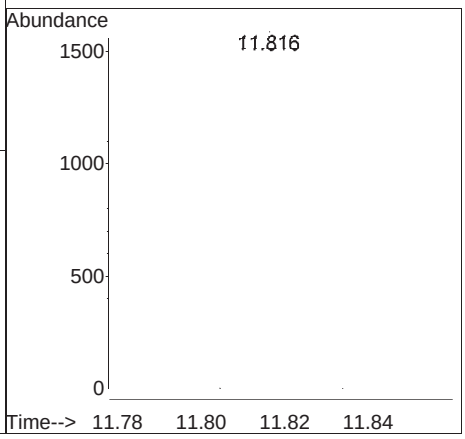

# Manual Integration Report

| | | | |
|---|---|---|---|
| Data Path | : I:\8270\SV112\250904RVT\ | QMethod | : FS250817SV112RVT.m |
| Data File | : 110784-1.D | Operator | : SV112:smz |
| Date Inj'd | : 9/4/2025 11:06 pm | Instrument | : SV112 |
| Sample | : WG2110784-1,32,,ASK | Quant Date | : 9/4/2025 11:25 pm |

There are no manual integrations or false positives in this file.

Quantitation Report (QT Reviewed)

Data Path : I:\8270\SV112\250904RVT\
Data File : 110784-2.D
Acq On : 04 Sep 2025 11:29 pm
Operator : SV112:smz
Sample : WG2110784-2,32,,ASK
Misc : WG2110427,WG2110784,ical22560
ALS Vial : 8 Sample Multiplier: 1

Quant Time: Sep 05 09:59:26 2025
Quant Method : I:\8270\SV112\250904RVT\FS250817SV112RVT.m
Quant Title : Semivolatiles by GC/MS by modified 8270
QLast Update : Fri Sep 05 09:53:10 2025
Response via : Initial Calibration

CCAL FILE(s) : 1 - I:\8270\SV112\250904RVT\ABN0904a.D
: 2 - I:\8270\SV112\250904RVT\ADP0904.D
: 3 - I:\8270\SV112\250904RVT\AP90904a.D
Sub List : 8270TCL_REV2 - TCL/CT/MA

| Compound | R.T. | QIon | Response | Conc | Units | Dev(Min) |
|---|---|---|---|---|---|---|
| Internal Standards | | | | | | |
| 1) IS1_1,4-Dichlorobenzen... | 4.716 | 152 | 15428 | 4.000 | ug/ml | 0.00 |
| Standard Area 1 = 18364 | | | Recovery = 84.01% | | | |
| 27) IS2_1,4-Dichlorobenzen... | 4.716 | 152 | 15428 | 4.000 | ug/ml | 0.00 |
| Standard Area 3 = 15466 | | | Recovery = 99.75% | | | |
| 32) IS3_1,4-Dichlorobenzen... | 4.716 | 152 | 15428 | 4.000 | ug/ml | 0.00 |
| Standard Area 2 = 14864 | | | Recovery = 103.79% | | | |
| 35) IS1_Naphthalene-d8 | 5.946 | 136 | 58530 | 4.000 | ug/ml | 0.00 |
| Standard Area 1 = 71336 | | | Recovery = 82.05% | | | |
| 55) IS2_Naphthalene-d8 | 5.946 | 136 | 58530 | 4.000 | ug/ml | 0.00 |
| Standard Area 3 = 58616 | | | Recovery = 99.85% | | | |
| 63) IS1_Acenaphthene-d10 | 7.652 | 164 | 39204 | 4.000 | ug/ml | 0.00 |
| Standard Area 1 = 50801 | | | Recovery = 77.17% | | | |
| 83) IS2_Acenaphthene-d10 | 7.652 | 164 | 39204 | 4.000 | ug/ml | 0.00 |
| Standard Area 3 = 38758 | | | Recovery = 101.15% | | | |
| 86) IS3_Acenaphthene-d10 | 7.652 | 164 | 39204 | 4.000 | ug/ml | 0.00 |
| Standard Area 2 = 36376 | | | Recovery = 107.77% | | | |
| 88) IS1_Phenanthrene-d10 | 9.075 | 188 | 86631 | 4.000 | ug/ml | # 0.00 |
| Standard Area 1 = 114944 | | | Recovery = 75.37% | | | |
| 100) IS3_Phenanthrene-d10 | 9.075 | 188 | 86631 | 4.000 | ug/ml | # 0.00 |
| Standard Area 2 = 85095 | | | Recovery = 101.81% | | | |
| 104) IS1_Chrysene-d12 | 11.710 | 240 | 103589 | 4.000 | ug/ml | # 0.00 |
| Standard Area 1 = 133330 | | | Recovery = 77.69% | | | |
| 113) IS1_Perylene-d12 | 13.175 | 264 | 123090 | 4.000 | ug/ml | 0.00 |
| Standard Area 1 = 147517 | | | Recovery = 83.44% | | | |
| System Monitoring Compounds | | | | | | |
| 4) 2-Fluorophenol | 3.440 | 112 | 4591 | 1.077 | ug/ml | 0.00 |
| Spiked Amount 2.000 | Range 15 - 110 | | Recovery = 53.85% | | | |
| 7) Phenol-d6 | 4.387 | 99 | 4450 | 0.808 | ug/ml | 0.00 |
| Spiked Amount 2.000 | Range 15 - 110 | | Recovery = 40.40% | | | |
| 19) Nitrobenzene-d5 | 5.252 | 82 | 3472 | 0.665 | ug/ml | 0.00 |
| Spiked Amount 1.000 | Range 30 - 130 | | Recovery = 66.50% | | | |
| 46) 2-Fluorobiphenyl | 7.016 | 172 | 9757 | 0.719 | ug/ml | 0.00 |
| Spiked Amount 1.000 | Range 30 - 130 | | Recovery = 71.90% | | | |
| 79) 2,4,6-Tribromophenol | 8.410 | 330 | 3703 | 1.485 | ug/ml | 0.00 |
| Spiked Amount 2.000 | Range 15 - 110 | | Recovery = 74.25% | | | |

Data Path : I:\8270\SV112\250904RVT\
Data File : 110784-2.D
Acq On : 04 Sep 2025 11:29 pm
Operator : SV112:smz
Sample : WG2110784-2,32,,ASK
Misc : WG2110427,WG2110784,ical22560
ALS Vial : 8 Sample Multiplier: 1

Quant Time: Sep 05 09:59:26 2025
Quant Method : I:\8270\SV112\250904RVT\FS250817SV112RVT.m
Quant Title : Semivolatiles by GC/MS by modified 8270
QLast Update : Fri Sep 05 09:53:10 2025
Response via : Initial Calibration

CCAL FILE(s) : 1 - I:\8270\SV112\250904RVT\ABN0904a.D
: 2 - I:\8270\SV112\250904RVT\ADP0904.D
: 3 - I:\8270\SV112\250904RVT\AP90904a.D
Sub List : 8270TCL_REV2 - TCL/CT/MA

| Compound | R.T. | QIon | Response | Conc | Units | Dev(Min) |
|---|---|---|---|---|---|---|
| 96) 4-Terphenyl-d14 | 10.657 | 244 | 17478 | 0.756 | ug/ml | 0.00 |

Spiked Amount 1.000 Range 30 - 130 Recovery = 75.60%

| Target Compounds | | | | | | Qvalue |
|---|---|---|---|---|---|---|
| 6) 2-Chlorophenol | 4.511 | 128 | 6312 | 1.272 | ug/ml | 99 |
| 8) Phenol | 4.399 | 94 | 5108 | 0.838 | ug/ml# | 70 |
| 14) Bis(2-chloroisopropyl)... | 5.016 | 45 | 9390 | 1.133 | ug/ml# | 87 |
| 15) 2-Methylphenol | 4.993 | 108 | 5406 | 1.214 | ug/ml | 97 |
| 17) n-Nitrosodi-n-propylamine | 5.134 | 70 | 4614 | 1.159 | ug/ml# | 89 |
| 18) 3-Methylphenol/4-Methy... | 5.146 | 108 | 5657 | 1.154 | ug/ml | 97 |
| 20) Nitrobenzene | 5.269 | 77 | 6298 | 1.162 | ug/ml | 97 |
| 21) Isophorone | 5.510 | 82 | 12479 | 1.136 | ug/ml | 99 |
| 22) 2-Nitrophenol | 5.587 | 139 | 3373 | 1.408 | ug/ml | 97 |
| 23) 2,4-Dimethylphenol | 5.657 | 107 | 6500 | 1.116 | ug/ml | 98 |
| 24) Bis(2-chloroethoxy)met... | 5.746 | 93 | 8523 | 1.223 | ug/ml# | 96 |
| 25) 2,4-Dichlorophenol | 5.822 | 162 | 6523 | 1.267 | ug/ml# | 94 |
| 28) Benzaldehyde | 4.281 | 105 | 5301 | 2.303 | ug/ml | 99 |
| 29) Acetophenone | 5.110 | 105 | 10265 | 1.344 | ug/ml | 95 |
| 38) 4-Chloroaniline | 6.034 | 65 | 1819M3 | 0.863 | ug/ml | |
| 40) p-Chloro-m-cresol | 6.528 | 107 | 6194 | 1.287 | ug/ml | 92 |
| 43) Hexachlorocyclopentadiene | 6.816 | 237 | 4240 | 1.266 | ug/ml | 99 |
| 44) 2,4,6-Trichlorophenol | 6.928 | 196 | 5843 | 1.392 | ug/ml | 99 |
| 45) 2,4,5-Trichlorophenol | 6.957 | 196 | 6258M3 | 1.464 | ug/ml | |
| 48) 2-Nitroaniline | 7.216 | 138 | 4623 | 1.464 | ug/ml | 98 |
| 51) Dimethyl phthalate | 7.422 | 163 | 20391 | 1.399 | ug/ml | 100 |
| 53) 2,6-Dinitrotoluene | 7.463 | 165 | 3754 | 1.379 | ug/ml | 91 |
| 60) Caprolactam | 6.346 | 55 | 1142 | 0.440 | ug/ml# | 36 |
| 61) 1,2,4,5-Tetrachloroben... | 6.816 | 216 | 7411 | 1.142 | ug/ml | 96 |
| 62) Biphenyl | 7.104 | 154 | 17064 | 1.192 | ug/ml | 98 |
| 64) 3-Nitroaniline | 7.616 | 138 | 3594 | 1.235 | ug/ml# | 89 |
| 66) 2,4-Dinitrophenol | 7.722 | 184 | 1937 | 1.713 | ug/ml# | 69 |
| 67) Dibenzofuran | 7.846 | 168 | 23157 | 1.289 | ug/ml | 88 |
| 68) 2,4-Dinitrotoluene | 7.846 | 165 | 5395 | 1.414 | ug/ml | 90 |
| 69) 4-Nitrophenol | 7.799 | 65 | 2395 | 1.041 | ug/ml | 98 |
| 72) Diethyl phthalate | 8.110 | 149 | 20614 | 1.344 | ug/ml | 96 |
| 74) 4-Chlorophenyl phenyl ... | 8.199 | 204 | 9532 | 1.242 | ug/ml# | 80 |
| 75) 4-Nitroaniline | 8.199 | 138 | 4561 | 1.485 | ug/ml | 93 |

Data Path : I:\8270\SV112\250904RVT\
Data File : 110784-2.D
Acq On : 04 Sep 2025 11:29 pm
Operator : SV112:smz
Sample : WG2110784-2,32,,ASK
Misc : WG2110427,WG2110784,ical22560
ALS Vial : 8 Sample Multiplier: 1

Quant Time: Sep 05 09:59:26 2025
Quant Method : I:\8270\SV112\250904RVT\FS250817SV112RVT.m
Quant Title : Semivolatiles by GC/MS by modified 8270
QLast Update : Fri Sep 05 09:53:10 2025
Response via : Initial Calibration

CCAL FILE(s) : 1 - I:\8270\SV112\250904RVT\ABN0904a.D
: 2 - I:\8270\SV112\250904RVT\ADP0904.D
: 3 - I:\8270\SV112\250904RVT\AP90904a.D
Sub List : 8270TCL_REV2 - TCL/CT/MA

| Compound | R.T. | QIon | Response | Conc Units | Dev(Min) |
|---|---|---|---|---|---|
| 76) 4,6-Dinitro-o-cresol | 8.240 | 198 | 3068 | 1.591 ug/ml# | 70 |
| 77) NDPA/DPA | 8.310 | 169 | 16732 | 1.371 ug/ml | 97 |
| 80) 4-Bromophenyl phenyl e... | 8.663 | 248 | 6373 | 1.270 ug/ml# | 81 |
| 87) Atrazine | 8.846 | 200 | 6593 | 1.453 ug/ml | 96 |
| 91) Carbazole | 9.316 | 167 | 30244 | 1.406 ug/ml | 99 |
| 92) Di-n-butylphthalate | 9.704 | 149 | 36783 | 1.460 ug/ml | 99 |
| 97) Butyl benzyl phthalate | 11.181 | 149 | 16859 | 1.499 ug/ml | 91 |
| 106) 3,3'-Dichlorobenzidine | 11.698 | 252 | 15699 | 1.281 ug/ml# | 97 |
| 108) Bis(2-ethylhexyl)phtha... | 11.816 | 149 | 26411 | 1.341 ug/ml# | 100 |
| 109) Di-n-octylphthalate | 12.492 | 149 | 44098 | 1.420 ug/ml | 97 |

(#) = qualifier out of range (m) = manual integration (+) = signals summed

Quantitation Report (QT Reviewed)

Data Path : I:\8270\SV112\250904RVT\
Data File : 110784-2.D
Acq On : 04 Sep 2025 11:29 pm
Operator : SV112:smz
Sample : WG2110784-2,32,,ASK
Misc : WG2110427,WG2110784,ical22560
ALS Vial : 8 Sample Multiplier: 1

Quant Time: Sep 05 09:59:26 2025
Quant Method : I:\8270\SV112\250904RVT\FS250817SV112RVT.m
Quant Title : Semivolatiles by GC/MS by modified 8270
QLast Update : Fri Sep 05 09:53:10 2025
Response via : Initial Calibration

Sub List : 8270ICAL8270SV112\250904RVT\AP90904a.D•

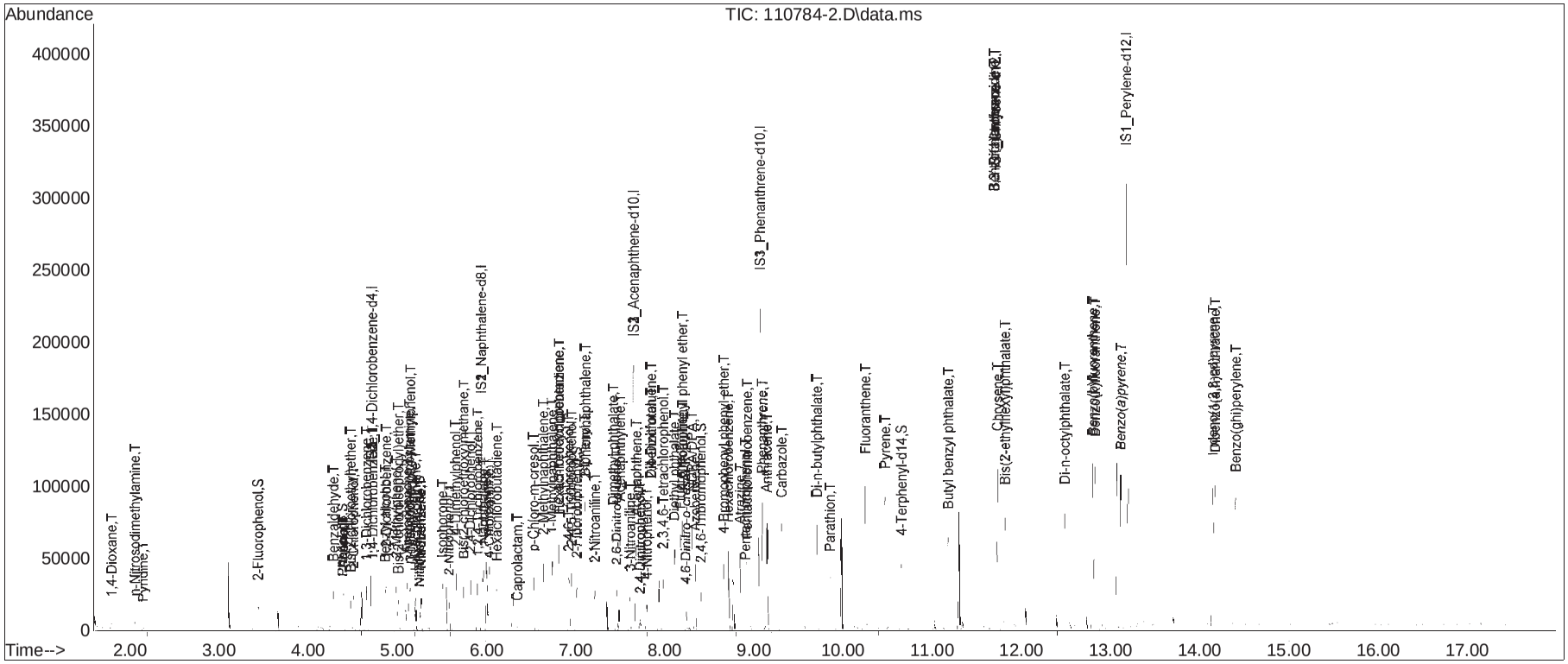

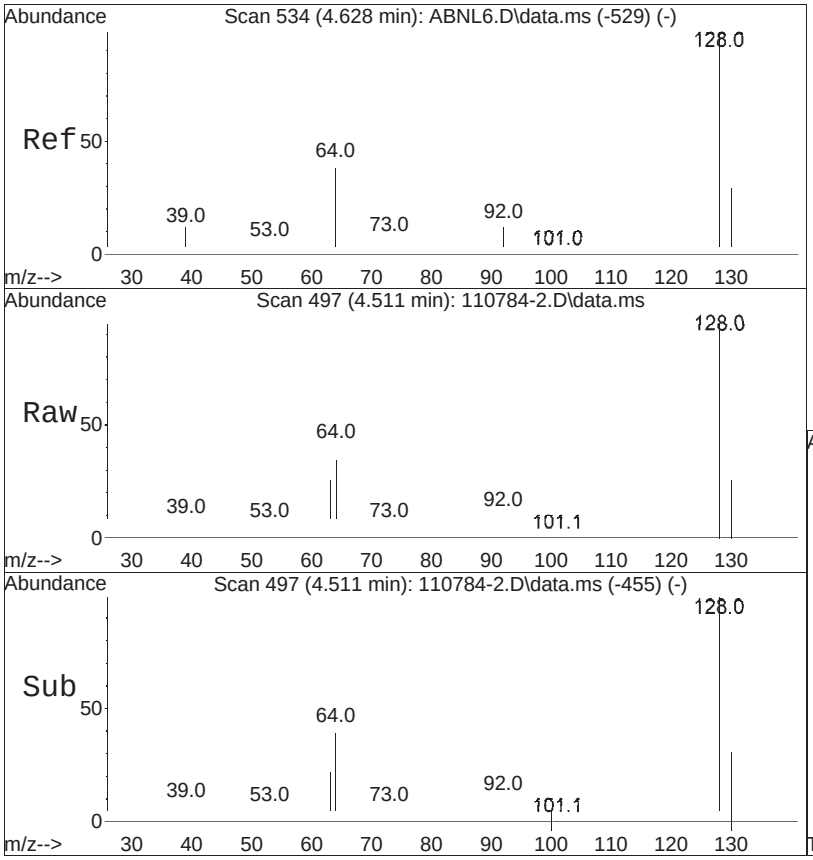


#6
2-Chlorophenol
Concen: 1.27 ug/ml
RT: 4.511 min Scan# 497
Delta R.T. -0.000 min
Lab File: 110784-2.D
Acq: 04 Sep 2025 11:29 pm

Tgt Ion:128 Resp: 6312

| Ion | Ratio | Lower | Upper |
|---|---|---|---|
| 128 | 100 | | |
| 64 | 47.4 | 38.2 | 57.4 |
| 130 | 32.0 | 26.2 | 39.2 |

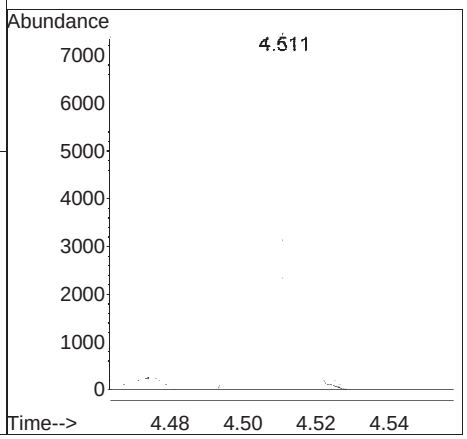

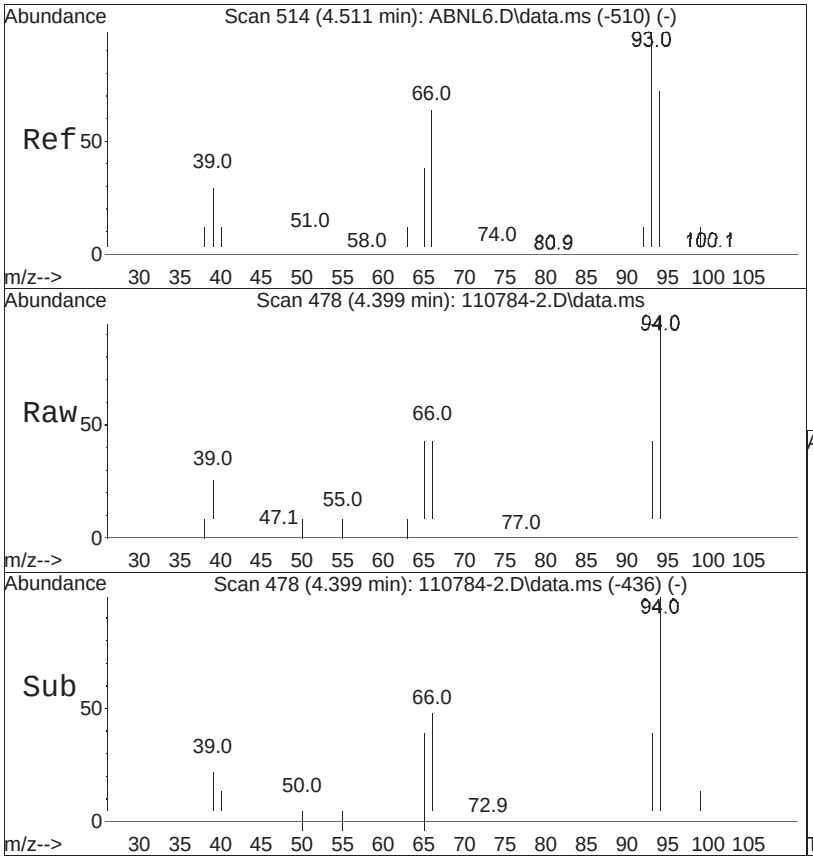


#8
Phenol
Concen: 0.84 ug/ml
RT: 4.399 min Scan# 478
Delta R.T. -0.000 min
Lab File: 110784-2.D
Acq: 04 Sep 2025 11:29 pm

Tgt Ion: 94 Resp: 5108

| Ion | Ratio | Lower | Upper |
|---|---|---|---|
| 94 | 100 | | |
| 65 | 42.5 | 23.0 | 34.6# |
| 66 | 60.8 | 32.1 | 48.1# |

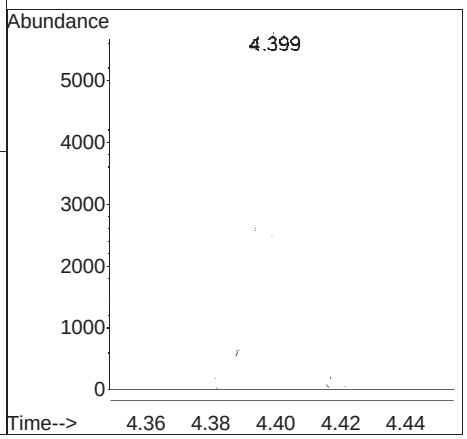

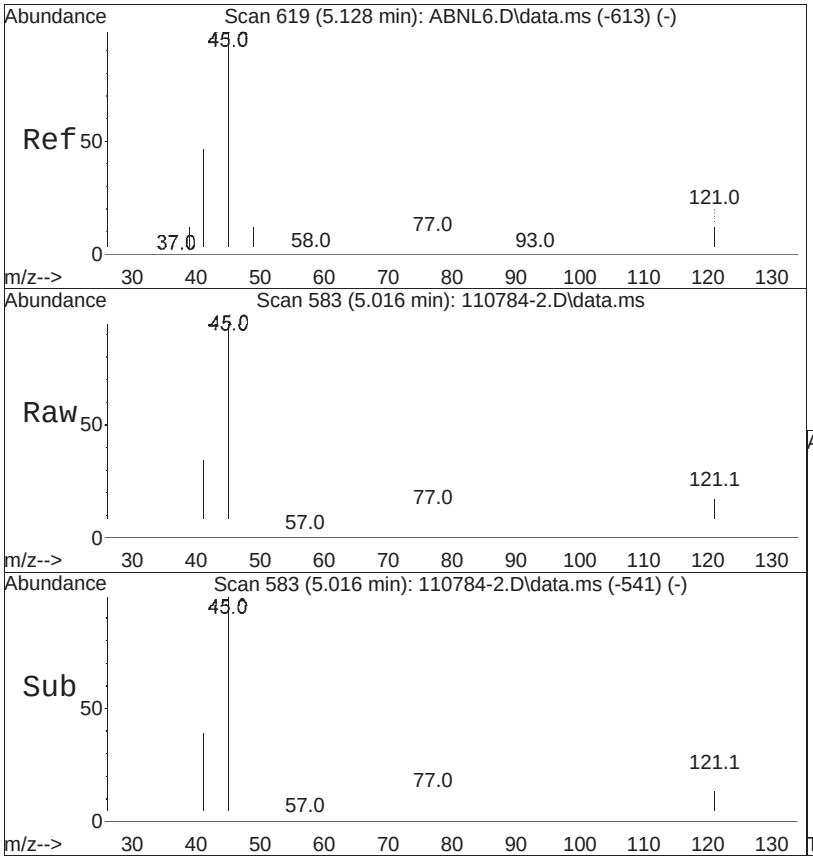


#14
Bis(2-chloroisopropyl)ether
Concen: 1.13 ug/ml
RT: 5.016 min Scan# 583
Delta R.T. -0.000 min
Lab File: 110784-2.D
Acq: 04 Sep 2025 11:29 pm

Tgt Ion: 45 Resp: 9390

| Ion | Ratio | Lower | Upper |
|---|---|---|---|
| 45 | 100 | | |
| 121 | 18.6 | 14.8 | 22.2 |
| 77 | 25.9 | 10.5 | 15.7# |

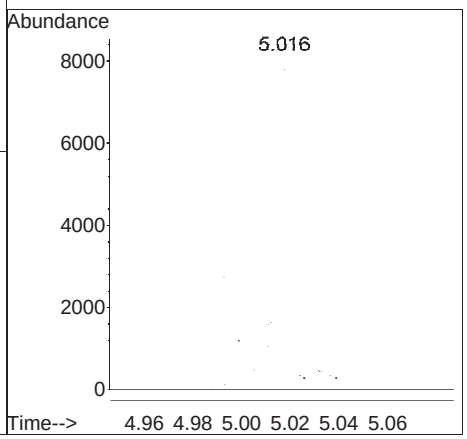

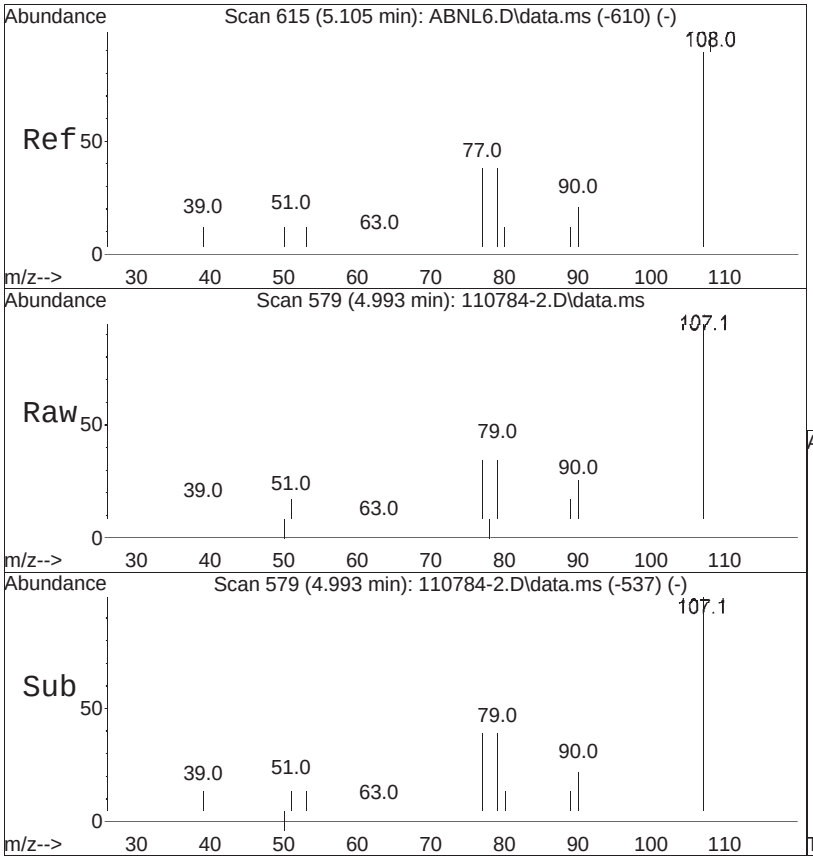


#15
2-Methylphenol
Concen: 1.21 ug/ml
RT: 4.993 min Scan# 579
Delta R.T. -0.000 min
Lab File: 110784-2.D
Acq: 04 Sep 2025 11:29 pm

Tgt Ion:108 Resp: 5406

| Ion | Ratio | Lower | Upper |
|---|---|---|---|
| 108 | 100 | | |
| 107 | 92.4 | 71.0 | 106.4 |
| 90 | 24.7 | 19.7 | 29.5 |

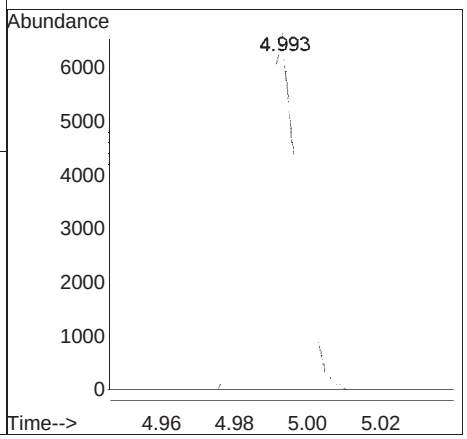

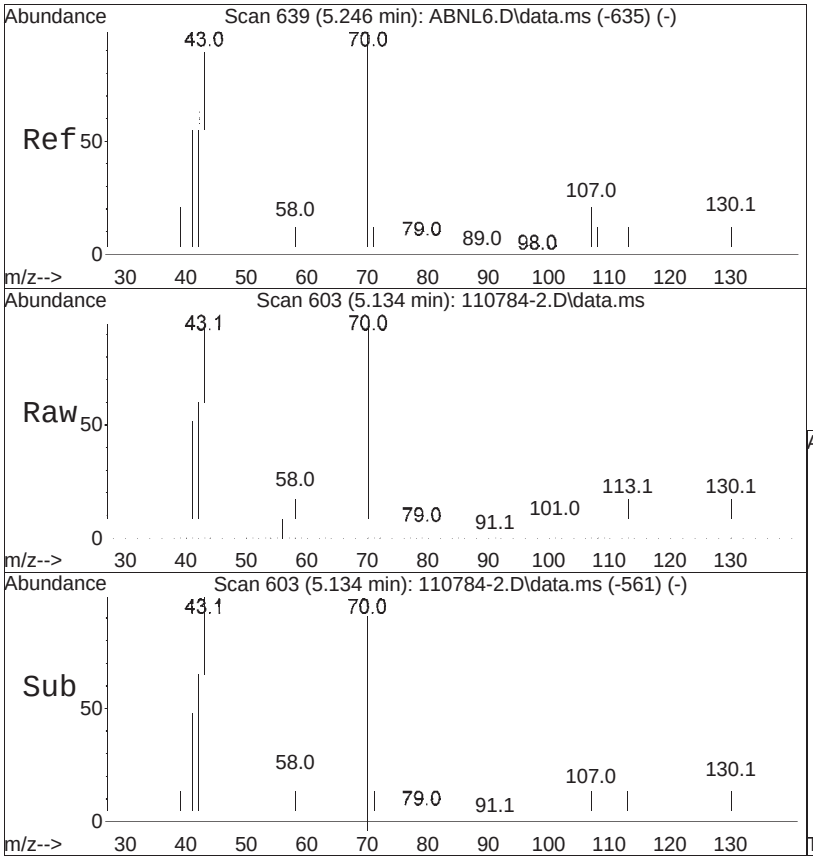


#17
n-Nitrosodi-n-propylamine
Concen: 1.16 ug/ml
RT: 5.134 min Scan# 603
Delta R.T. -0.000 min
Lab File: 110784-2.D
Acq: 04 Sep 2025 11:29 pm

Tgt Ion: 70 Resp: 4614

| Ion | Ratio | Lower | Upper |
|---|---|---|---|
| 70 | 100 | | |
| 130 | 18.5 | 16.2 | 24.4 |
| 101 | 0.0 | 7.6 | 11.4# |

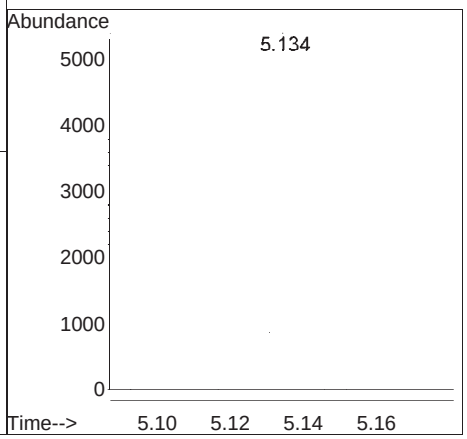

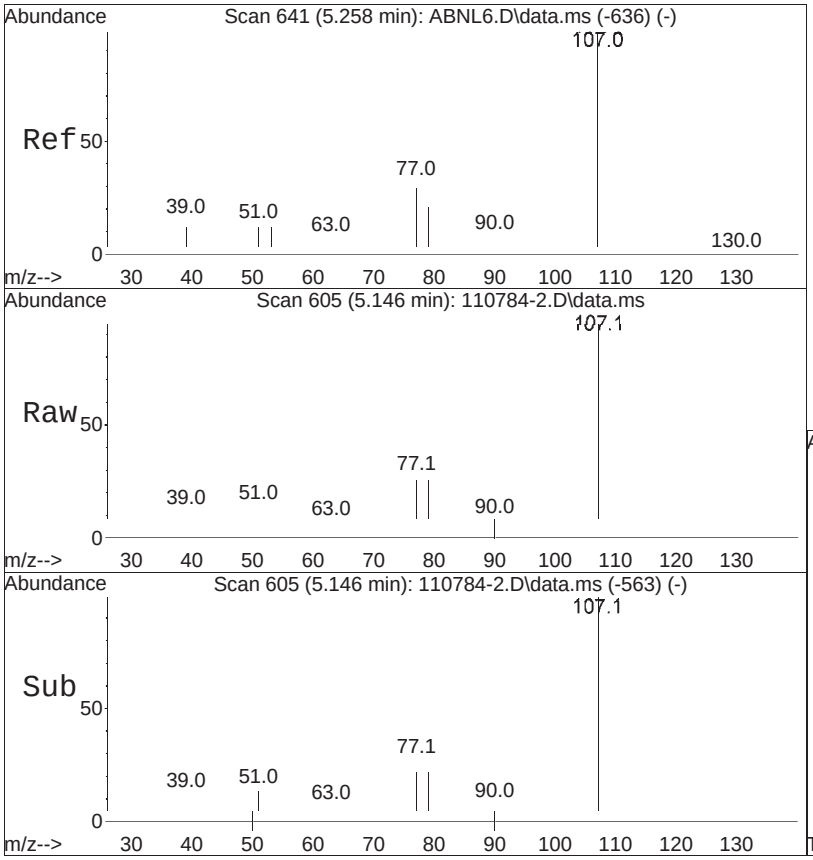


#18
3-Methylphenol/4-Methylphenol
Concen: 1.15 ug/ml
RT: 5.146 min Scan# 605
Delta R.T. -0.000 min
Lab File: 110784-2.D
Acq: 04 Sep 2025 11:29 pm

Tgt Ion:108 Resp: 5657

| Ion | Ratio | Lower | Upper |
|---|---|---|---|
| 108 | 100 | | |
| 107 | 114.0 | 88.8 | 133.2 |
| 90 | 9.9 | 9.0 | 13.6 |

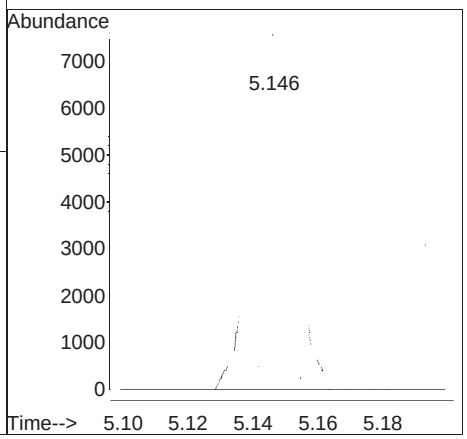

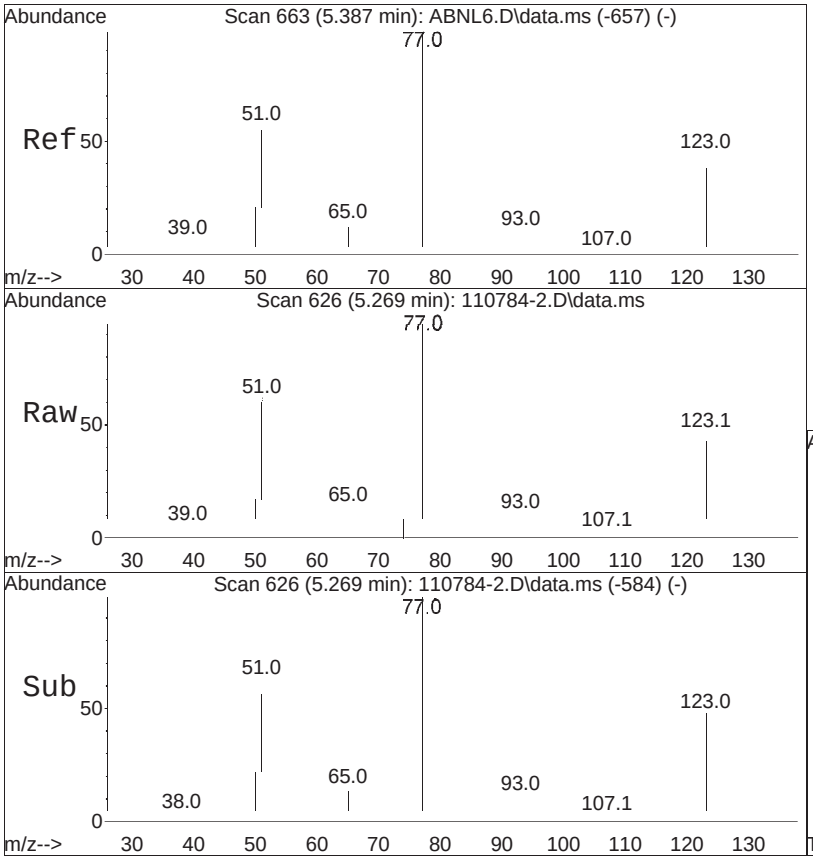


#20
Nitrobenzene
Concen: 1.16 ug/ml
RT: 5.269 min Scan# 626
Delta R.T. -0.000 min
Lab File: 110784-2.D
Acq: 04 Sep 2025 11:29 pm

Tgt Ion: 77 Resp: 6298

| Ion | Ratio | Lower | Upper |
|---|---|---|---|
| 77 | 100 | | |
| 123 | 49.1 | 37.3 | 55.9 |
| 65 | 13.9 | 10.9 | 16.3 |

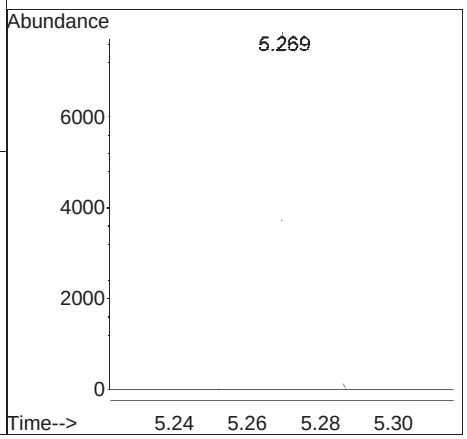

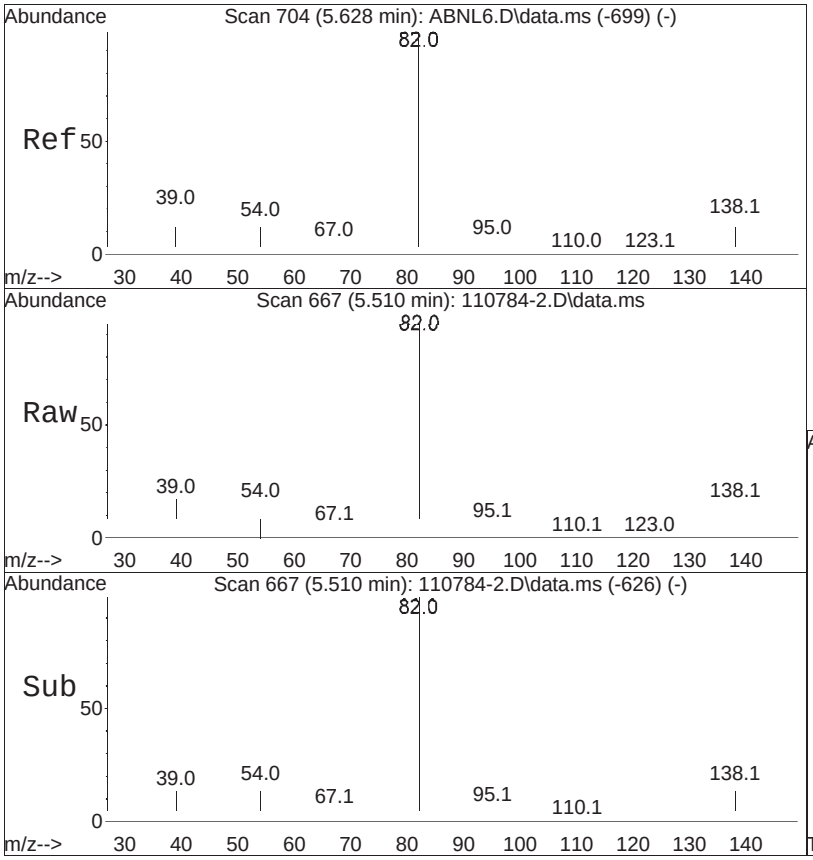


#21
Isophorone
Concen: 1.14 ug/ml
RT: 5.510 min Scan# 667
Delta R.T. -0.006 min
Lab File: 110784-2.D
Acq: 04 Sep 2025 11:29 pm

Tgt Ion: 82 Resp: 12479

| Ion | Ratio | Lower | Upper |
|---|---|---|---|
| 82 | 100 | | |
| 138 | 16.8 | 13.0 | 19.4 |
| 95 | 6.7 | 5.5 | 8.3 |

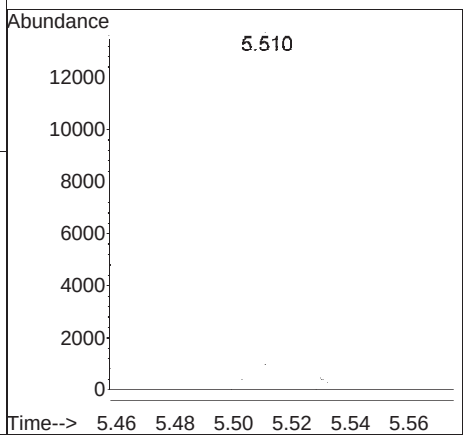

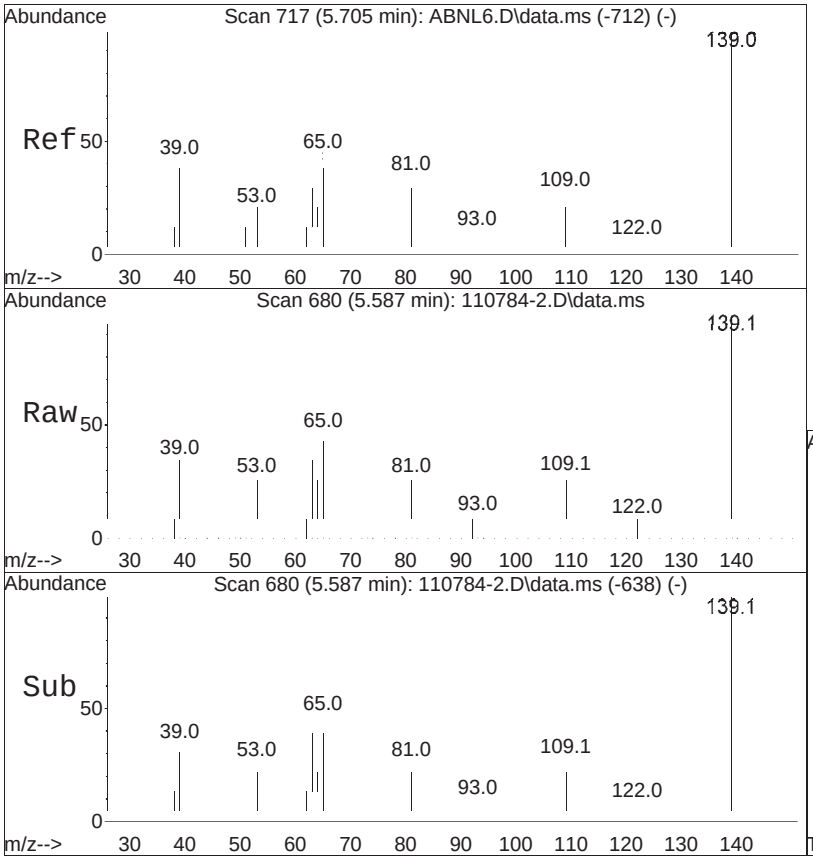


#22
2-Nitrophenol
Concen: 1.41 ug/ml
RT: 5.587 min Scan# 680
Delta R.T. -0.000 min
Lab File: 110784-2.D
Acq: 04 Sep 2025 11:29 pm

Tgt Ion:139 Resp: 3373

| Ion | Ratio | Lower | Upper |
|---|---|---|---|
| 139 | 100 | | |
| 109 | 26.0 | 23.1 | 34.7 |
| 65 | 50.8 | 41.4 | 62.2 |

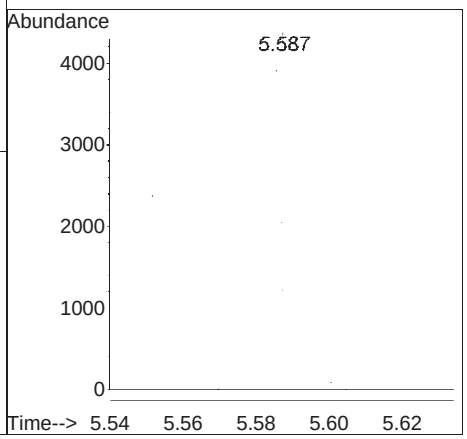

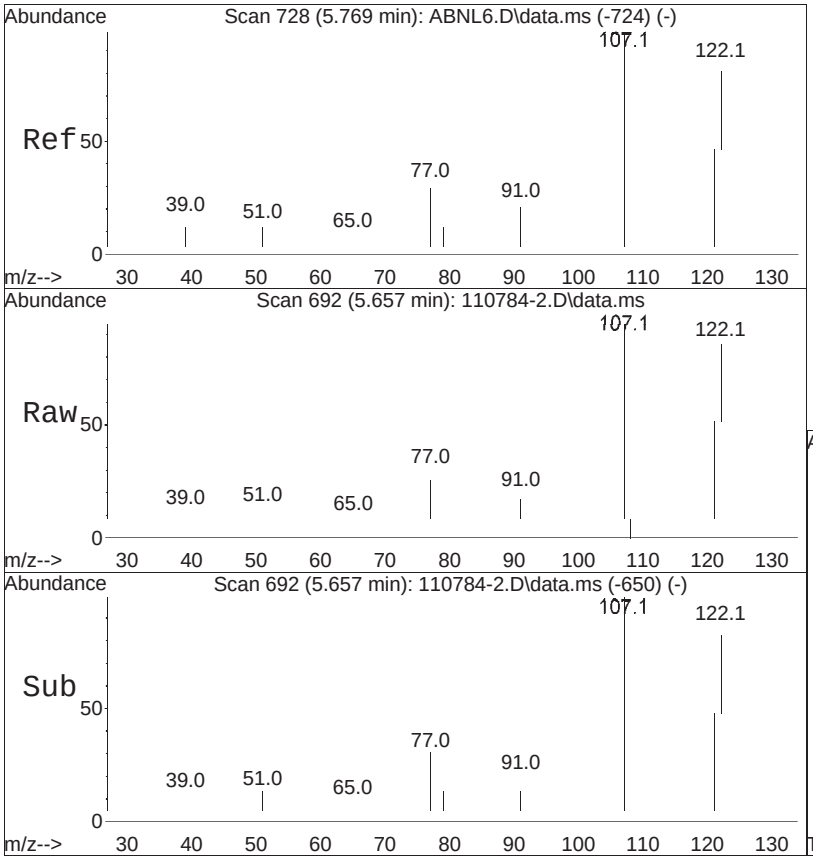


#23
2,4-Dimethylphenol
Concen: 1.12 ug/ml
RT: 5.657 min Scan# 692
Delta R.T. -0.000 min
Lab File: 110784-2.D
Acq: 04 Sep 2025 11:29 pm

Tgt Ion:107 Resp: 6500

| Ion | Ratio | Lower | Upper |
|---|---|---|---|
| 107 | 100 | | |
| 121 | 54.7 | 41.3 | 61.9 |
| 122 | 86.9 | 69.3 | 103.9 |

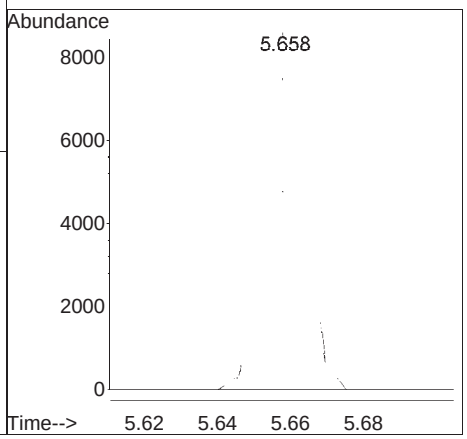

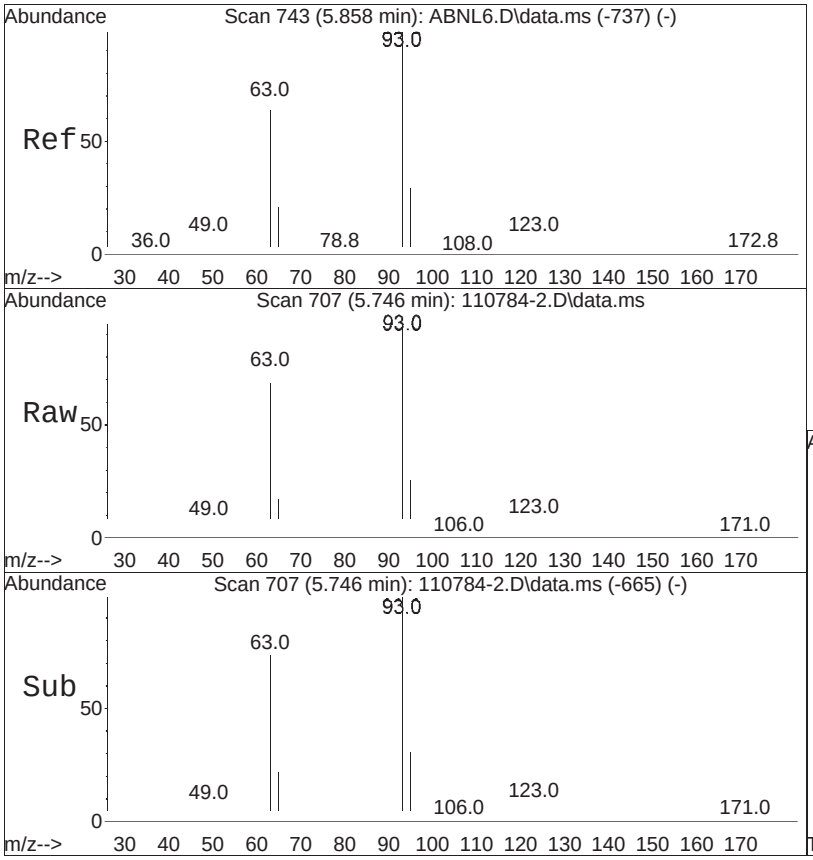


#24
Bis(2-chloroethoxy)methane
Concen: 1.22 ug/ml
RT: 5.746 min Scan# 707
Delta R.T. -0.000 min
Lab File: 110784-2.D
Acq: 04 Sep 2025 11:29 pm

Tgt Ion: 93 Resp: 8523

| Ion | Ratio | Lower | Upper |
|---|---|---|---|
| 93 | 100 | | |
| 95 | 33.4 | 25.8 | 38.8 |
| 123 | 8.4 | 9.6 | 14.4# |

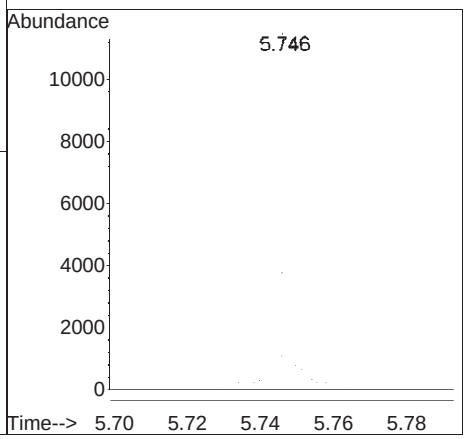

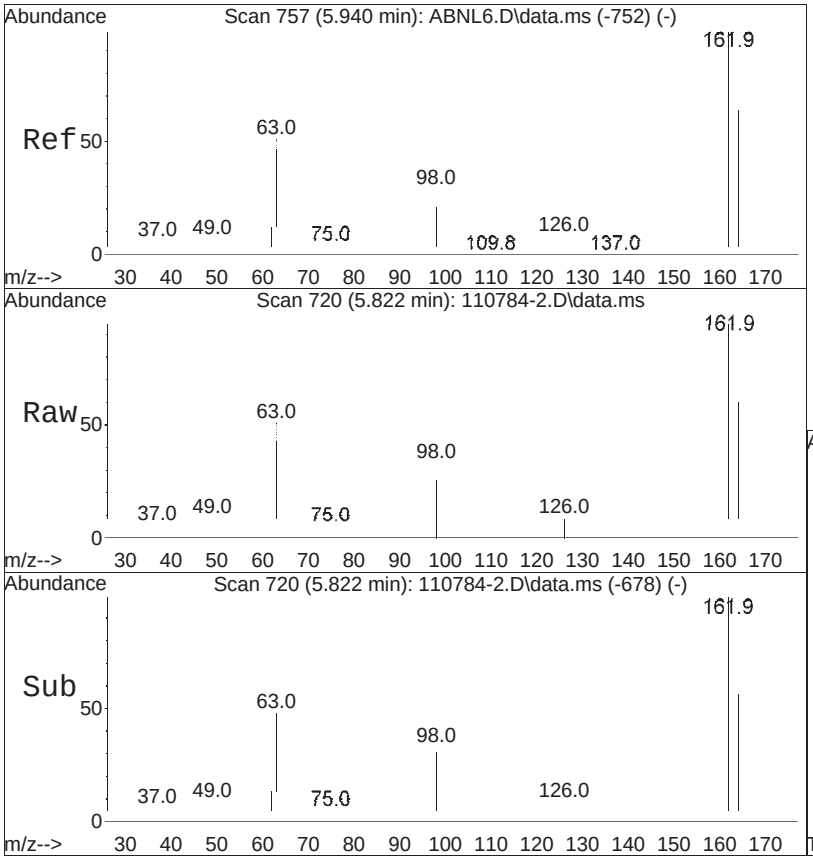


#25
2,4-Dichlorophenol
Concen: 1.27 ug/ml
RT: 5.822 min Scan# 720
Delta R.T. -0.000 min
Lab File: 110784-2.D
Acq: 04 Sep 2025 11:29 pm

Tgt Ion:162 Resp: 6523

| Ion | Ratio | Lower | Upper |
|---|---|---|---|
| 162 | 100 | | |
| 164 | 63.8 | 51.1 | 76.7 |
| 98 | 31.4 | 32.2 | 48.2# |

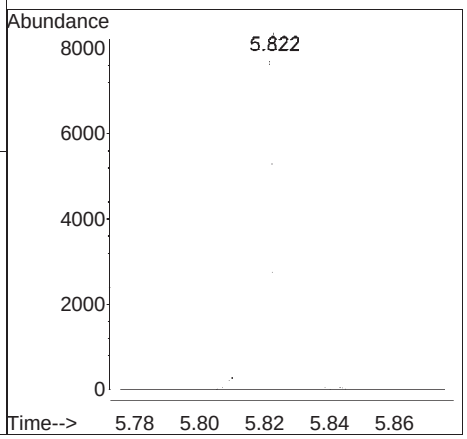

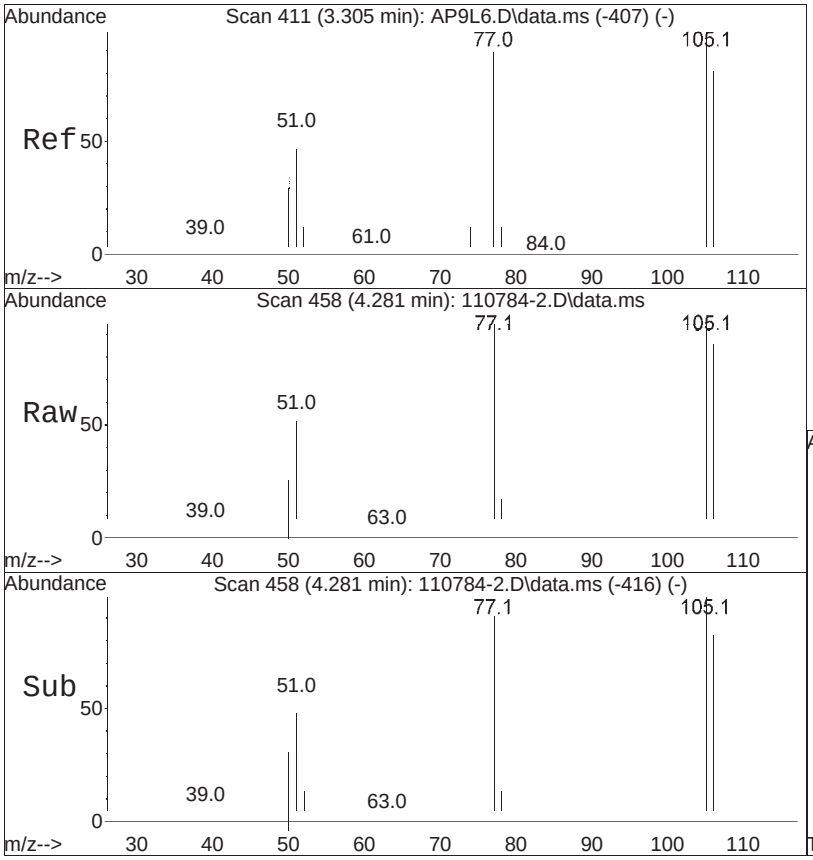


#28
Benzaldehyde
Concen: 2.30 ug/ml
RT: 4.281 min Scan# 458
Delta R.T. -0.000 min
Lab File: 110784-2.D
Acq: 04 Sep 2025 11:29 pm

Tgt Ion:105 Resp: 5301

| Ion | Ratio | Lower | Upper |
|---|---|---|---|
| 105 | 100 | | |
| 77 | 96.9 | 77.0 | 115.6 |

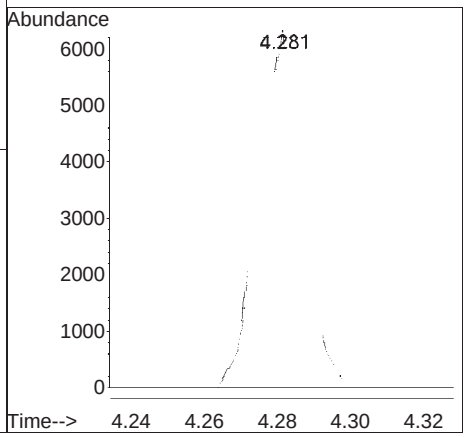

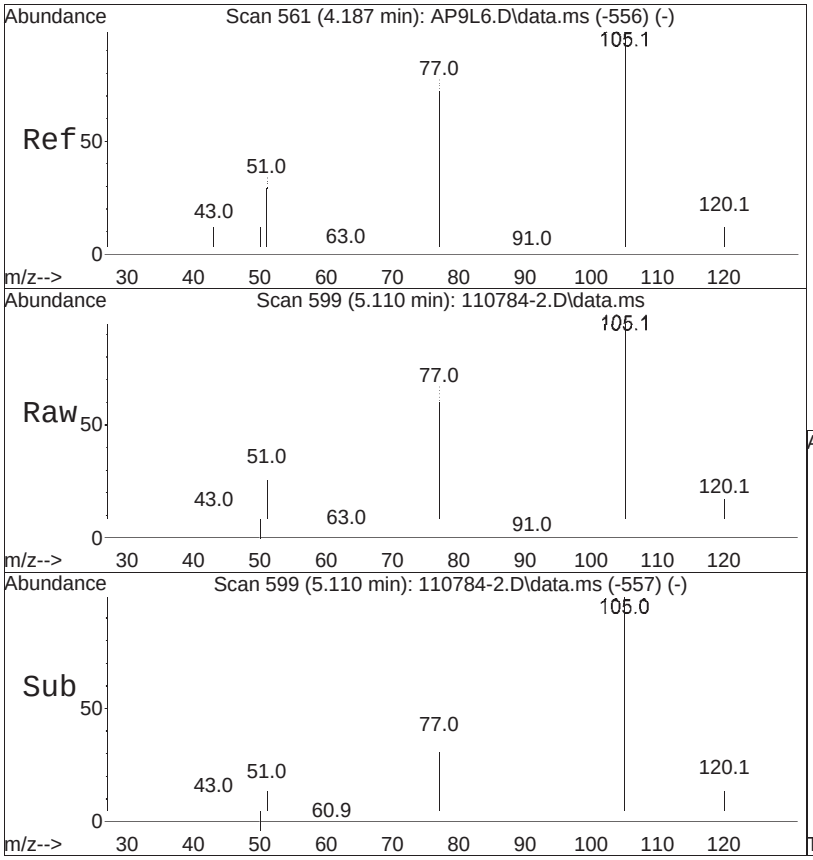


#29
Acetophenone
Concen: 1.34 ug/ml
RT: 5.110 min Scan# 599
Delta R.T. -0.000 min
Lab File: 110784-2.D
Acq: 04 Sep 2025 11:29 pm

Tgt Ion:105 Resp: 10265

| Ion | Ratio | Lower | Upper |
|---|---|---|---|
| 105 | 100 | | |
| 120 | 17.6 | 15.2 | 22.8 |
| 51 | 31.9 | 23.1 | 34.7 |

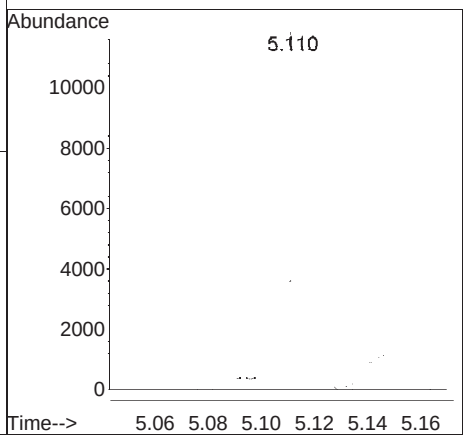

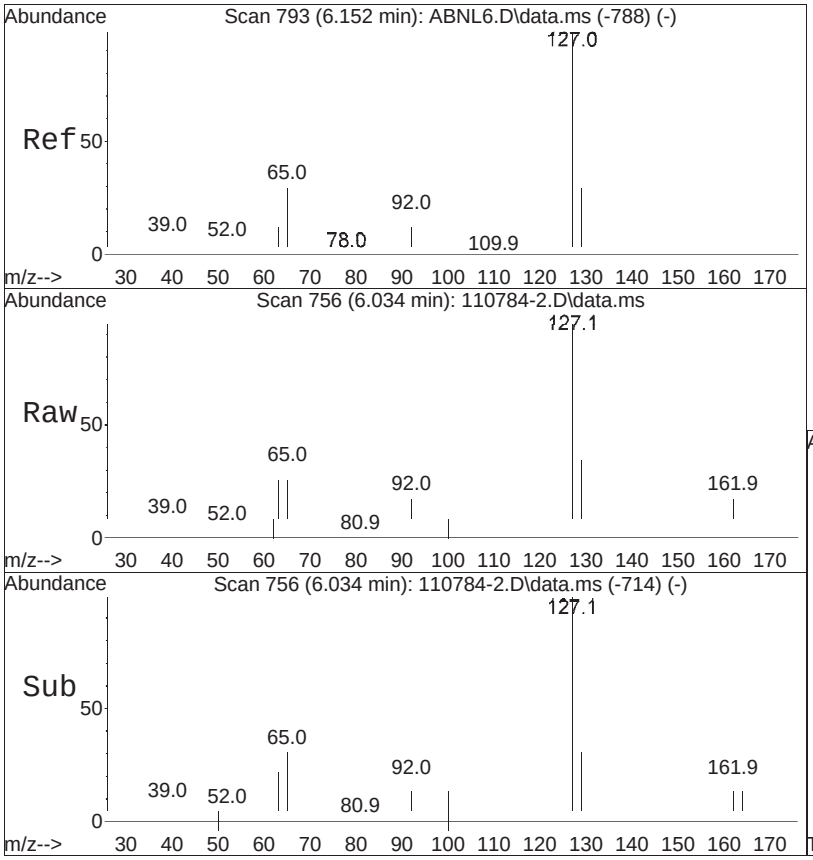


#38
4-Chloroaniline
Concen: 0.86 ug/ml M3
RT: 6.034 min Scan# 756
Delta R.T. -0.000 min
Lab File: 110784-2.D
Acq: 04 Sep 2025 11:29 pm

Tgt Ion: 65 Resp: 1819

| Ion | Ratio | Lower | Upper |
|---|---|---|---|
| 65 | 100 | | |
| 127 | 425.3 | 266.2 | 399.4# |
| 129 | 136.0 | 85.0 | 127.4# |

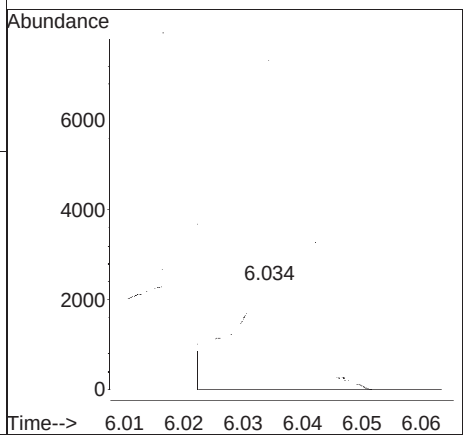

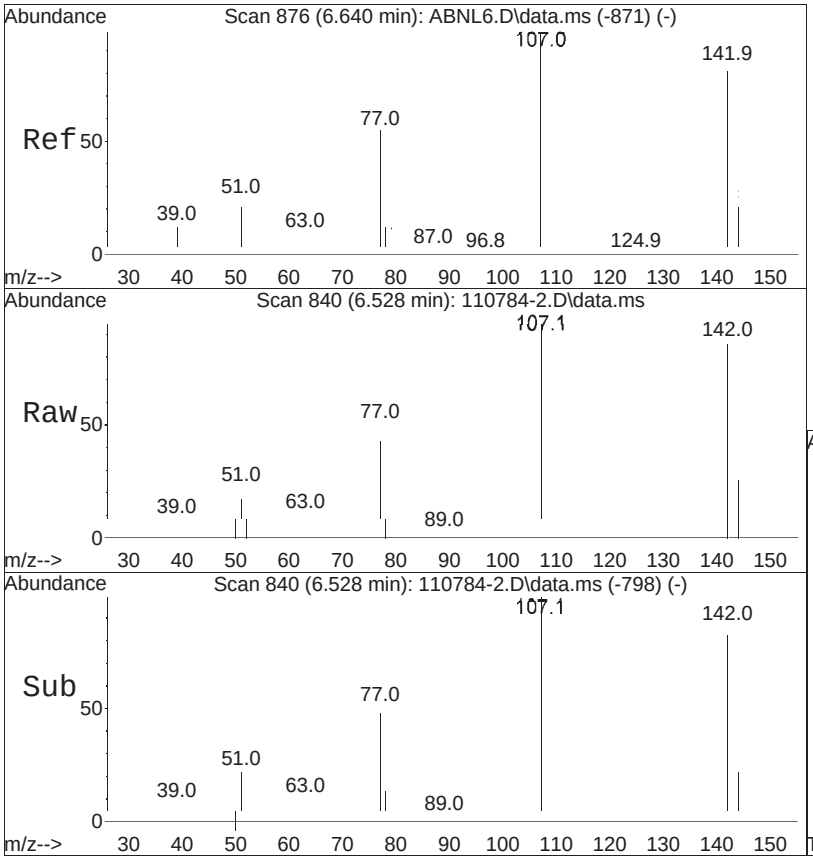


#40
p-Chloro-m-cresol
Concen: 1.29 ug/ml
RT: 6.528 min Scan# 840
Delta R.T. -0.000 min
Lab File: 110784-2.D
Acq: 04 Sep 2025 11:29 pm

Tgt Ion:107 Resp: 6194

| Ion | Ratio | Lower | Upper |
|---|---|---|---|
| 107 | 100 | | |
| 144 | 28.1 | 20.3 | 30.5 |
| 142 | 87.1 | 63.8 | 95.6 |

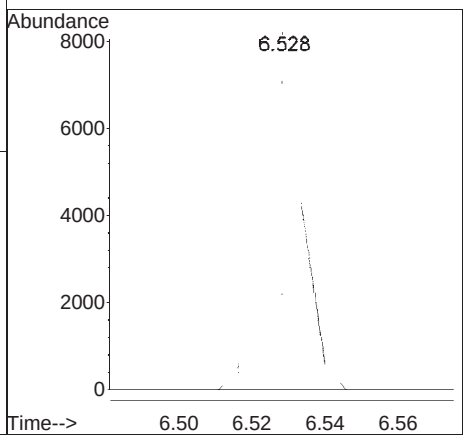

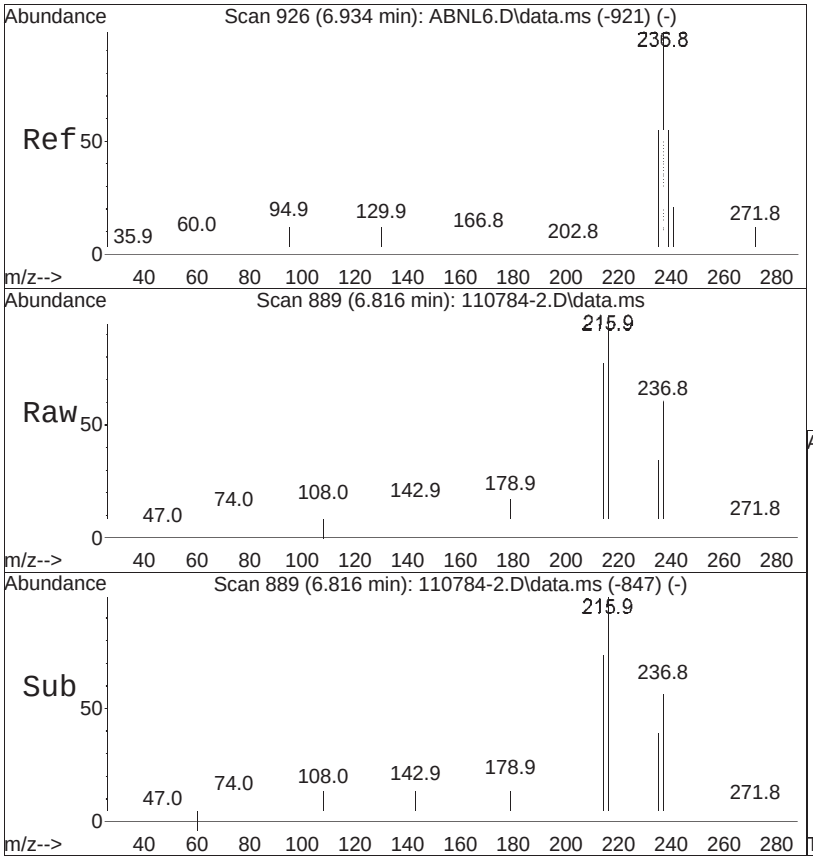


#43
Hexachlorocyclopentadiene
Concen: 1.27 ug/ml
RT: 6.816 min Scan# 889
Delta R.T. -0.000 min
Lab File: 110784-2.D
Acq: 04 Sep 2025 11:29 pm

Tgt Ion:237 Resp: 4240

| Ion | Ratio | Lower | Upper |
|---|---|---|---|
| 237 | 100 | | |
| 235 | 63.2 | 50.9 | 76.3 |
| 272 | 12.3 | 10.1 | 15.1 |

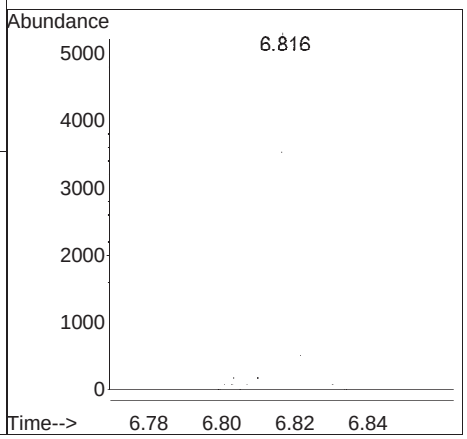

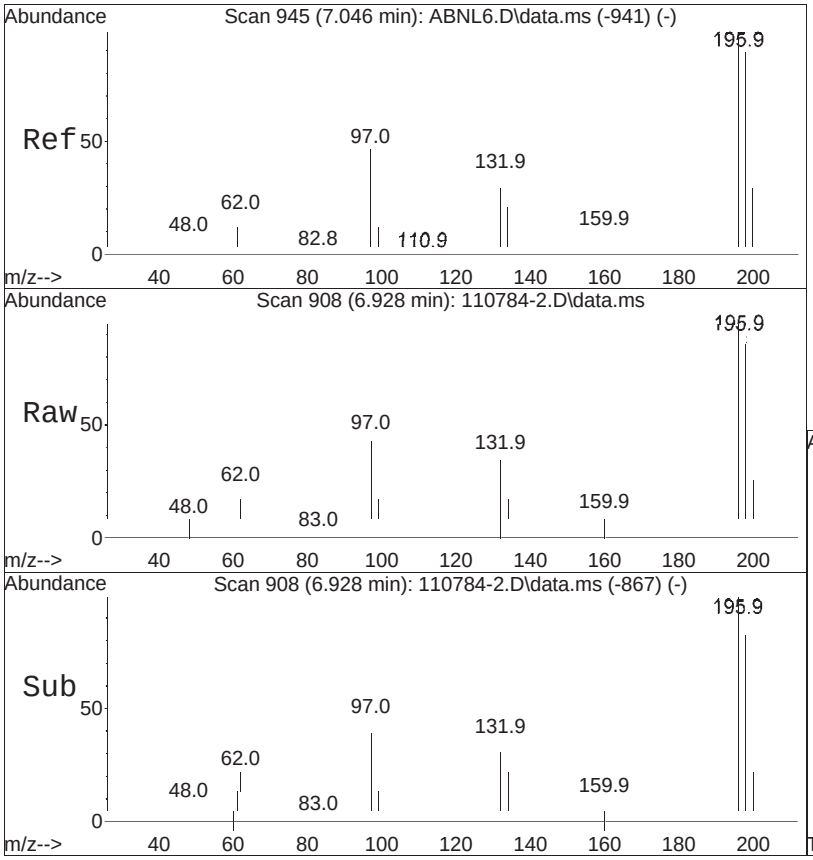


#44
2,4,6-Trichlorophenol
Concen: 1.39 ug/ml
RT: 6.928 min Scan# 908
Delta R.T. -0.006 min
Lab File: 110784-2.D
Acq: 04 Sep 2025 11:29 pm

Tgt Ion:196 Resp: 5843

| Ion | Ratio | Lower | Upper |
|---|---|---|---|
| 196 | 100 | | |
| 198 | 96.5 | 76.4 | 114.6 |
| 200 | 30.0 | 24.4 | 36.6 |

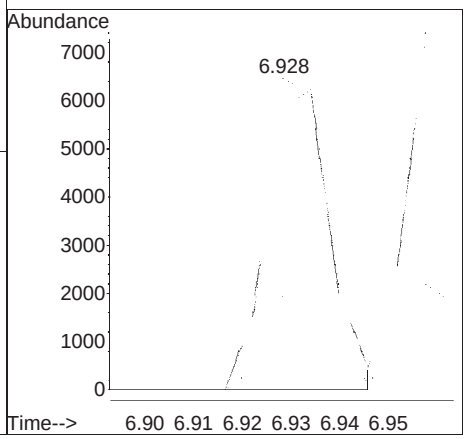

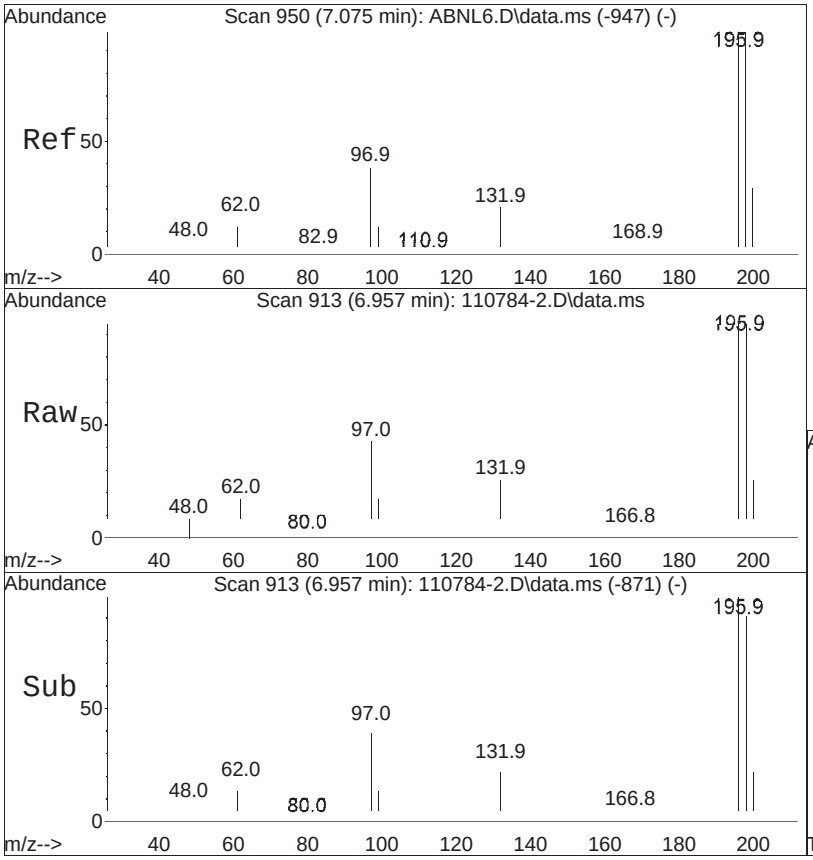


#45
2,4,5-Trichlorophenol
Concen: 1.46 ug/ml M3
RT: 6.957 min Scan# 913
Delta R.T. -0.000 min
Lab File: 110784-2.D
Acq: 04 Sep 2025 11:29 pm

Tgt Ion:196 Resp: 6258

| Ion | Ratio | Lower | Upper |
|---|---|---|---|
| 196 | 100 | | |
| 200 | 28.0 | 24.2 | 36.4 |
| 198 | 90.1 | 76.2 | 114.2 |

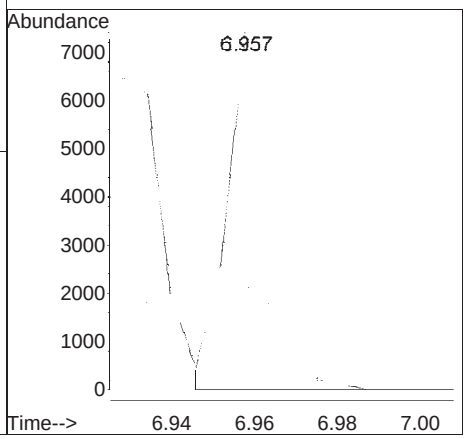

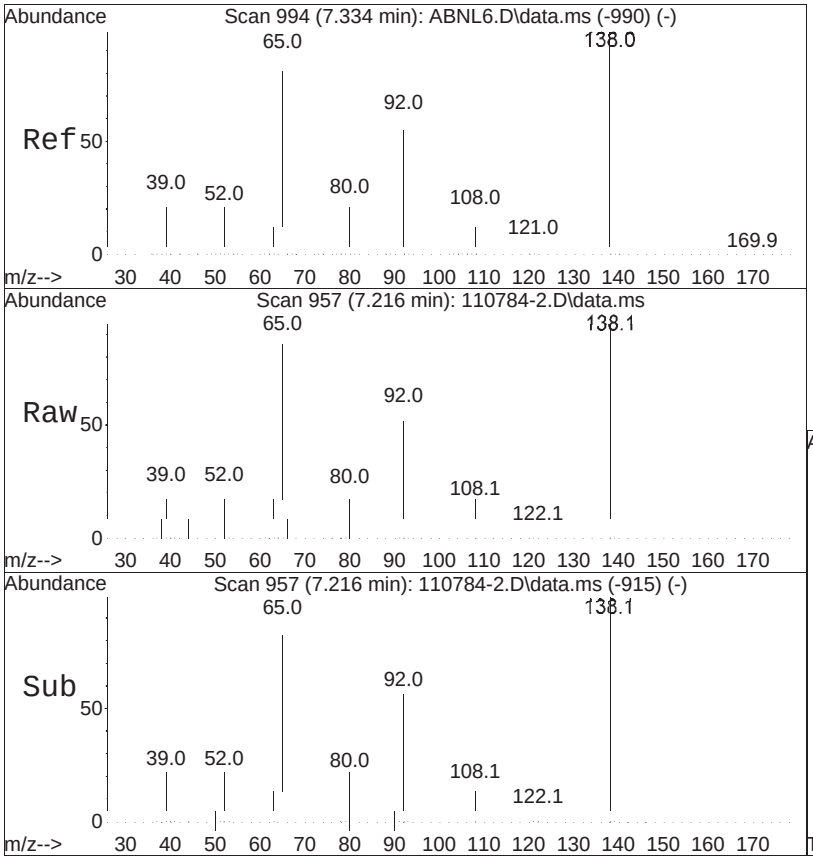


#48
2-Nitroaniline
Concen: 1.46 ug/ml
RT: 7.216 min Scan# 957
Delta R.T. -0.000 min
Lab File: 110784-2.D
Acq: 04 Sep 2025 11:29 pm

Tgt Ion:138 Resp: 4623

| Ion | Ratio | Lower | Upper |
|---|---|---|---|
| 138 | 100 | | |
| 92 | 61.3 | 52.1 | 78.1 |
| 65 | 95.2 | 75.9 | 113.9 |

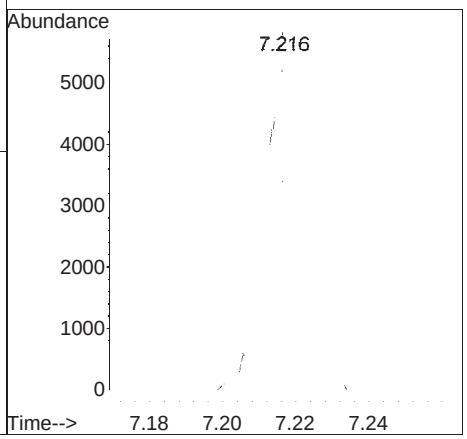

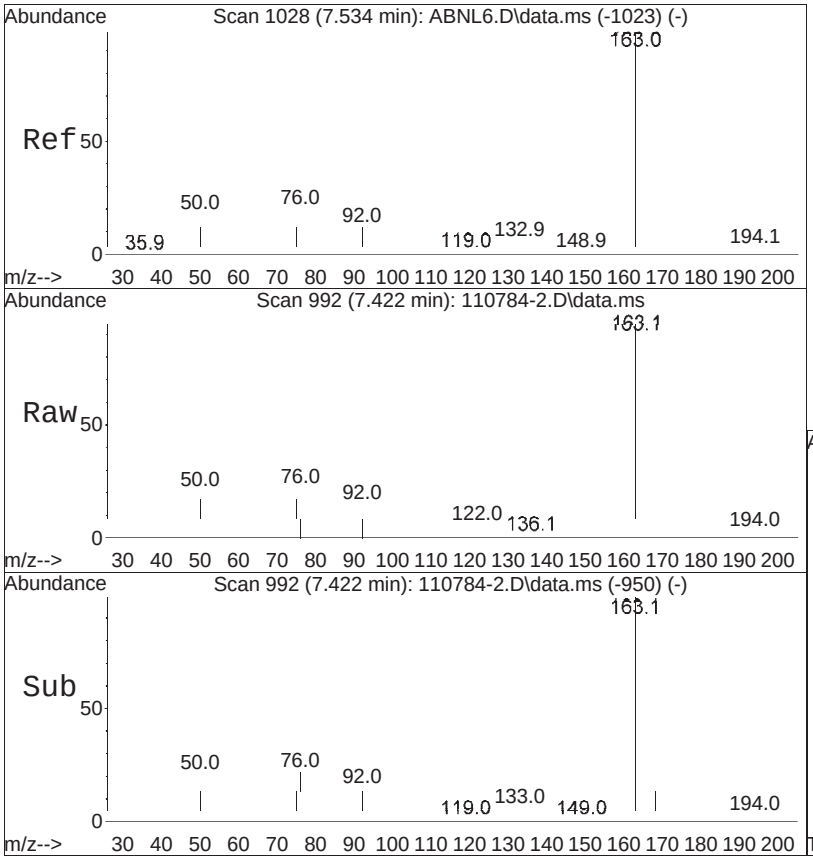


#51
Dimethyl phthalate
Concen: 1.40 ug/ml
RT: 7.422 min Scan# 992
Delta R.T. -0.000 min
Lab File: 110784-2.D
Acq: 04 Sep 2025 11:29 pm

Tgt Ion:163 Resp: 20391

| Ion | Ratio | Lower | Upper |
|---|---|---|---|
| 163 | 100 | | |
| 194 | 2.7 | 2.3 | 3.5 |
| 164 | 10.1 | 8.2 | 12.2 |

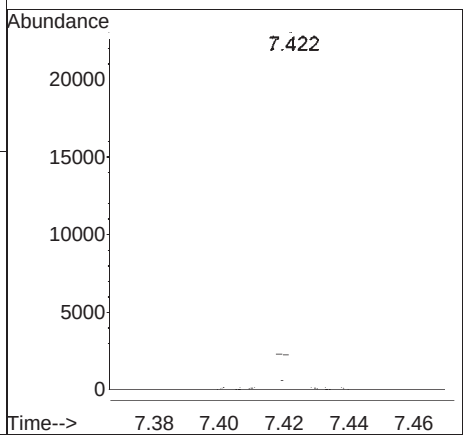

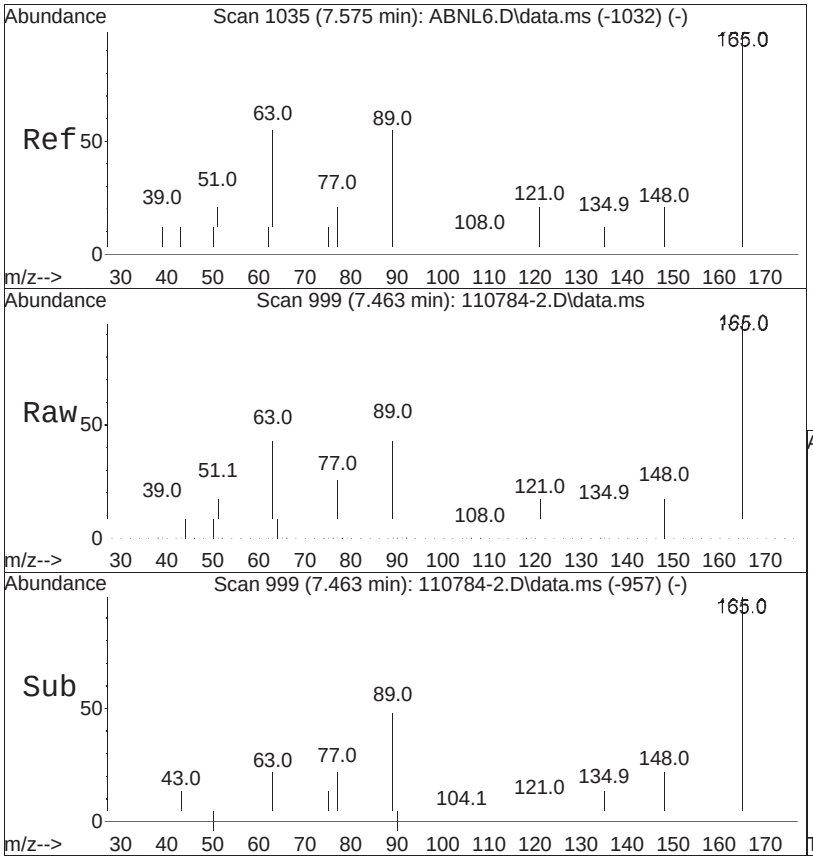


#53
2,6-Dinitrotoluene
Concen: 1.38 ug/ml
RT: 7.463 min Scan# 999
Delta R.T. -0.000 min
Lab File: 110784-2.D
Acq: 04 Sep 2025 11:29 pm

Tgt Ion:165 Resp: 3754

| Ion | Ratio | Lower | Upper |
|---|---|---|---|
| 165 | 100 | | |
| 89 | 55.9 | 48.8 | 73.2 |
| 63 | 54.9 | 50.5 | 75.7 |

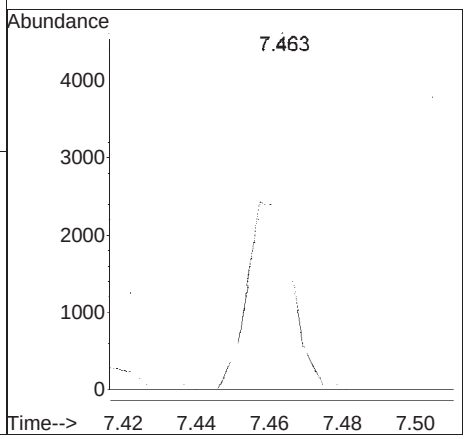

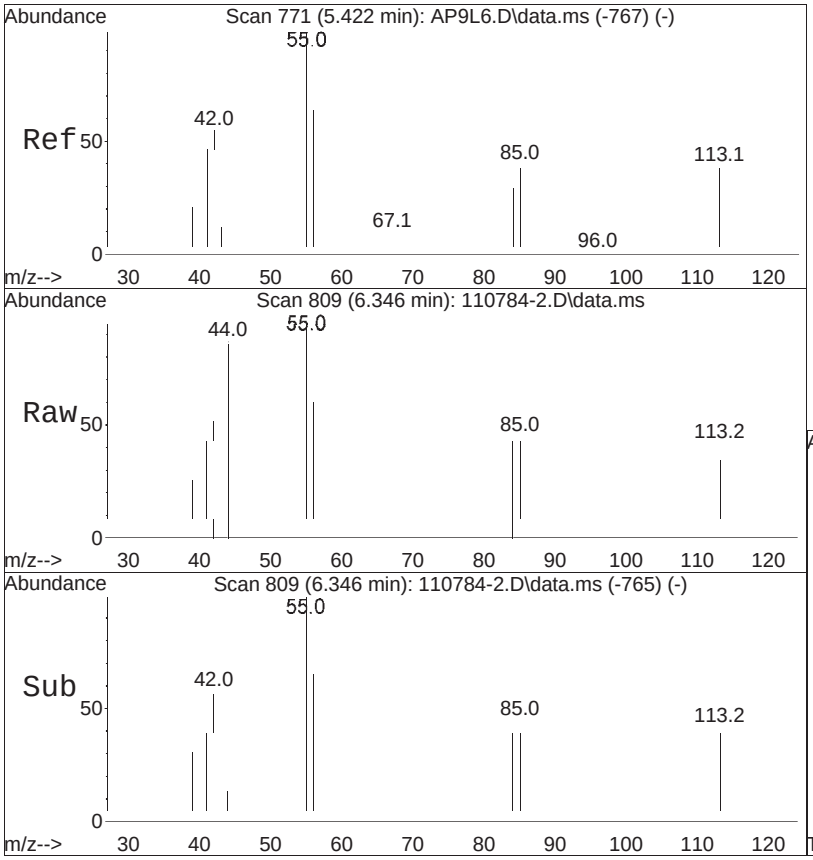


#60
Caprolactam
Concen: 0.44 ug/ml
RT: 6.346 min Scan# 809
Delta R.T. 0.012 min
Lab File: 110784-2.D
Acq: 04 Sep 2025 11:29 pm

Tgt Ion: 55 Resp: 1142

| Ion | Ratio | Lower | Upper |
|---|---|---|---|
| 55 | 100 | | |
| 85 | 0.0 | 35.2 | 52.8# |
| 113 | 86.1 | 36.6 | 55.0# |

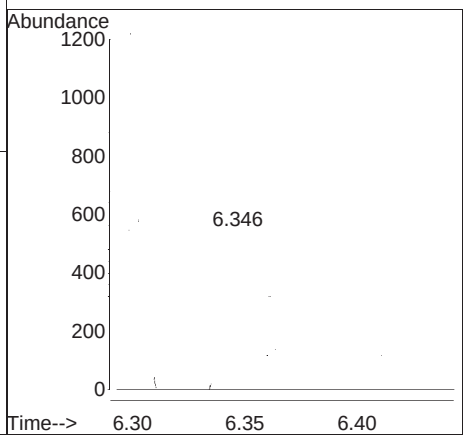

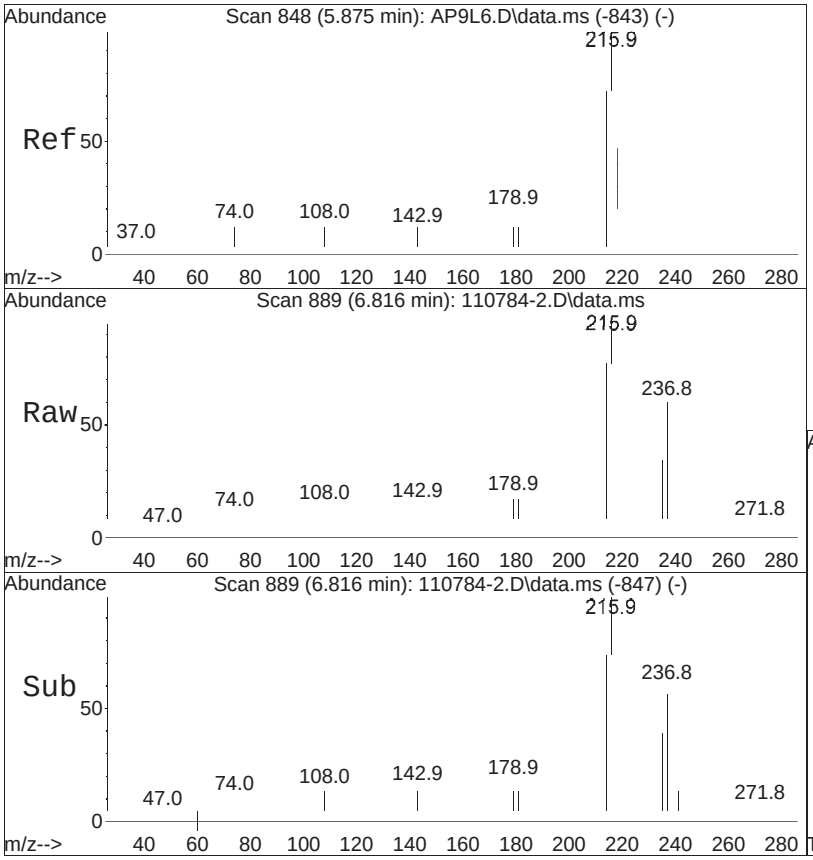


#61
1,2,4,5-Tetrachlorobenzene
Concen: 1.14 ug/ml
RT: 6.816 min Scan# 889
Delta R.T. -0.000 min
Lab File: 110784-2.D
Acq: 04 Sep 2025 11:29 pm

Tgt Ion:216 Resp: 7411

| Ion | Ratio | Lower | Upper |
|---|---|---|---|
| 216 | 100 | | |
| 214 | 77.5 | 64.0 | 96.0 |
| 179 | 20.0 | 18.7 | 28.1 |

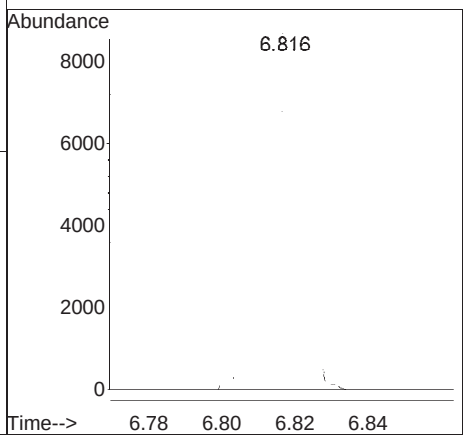

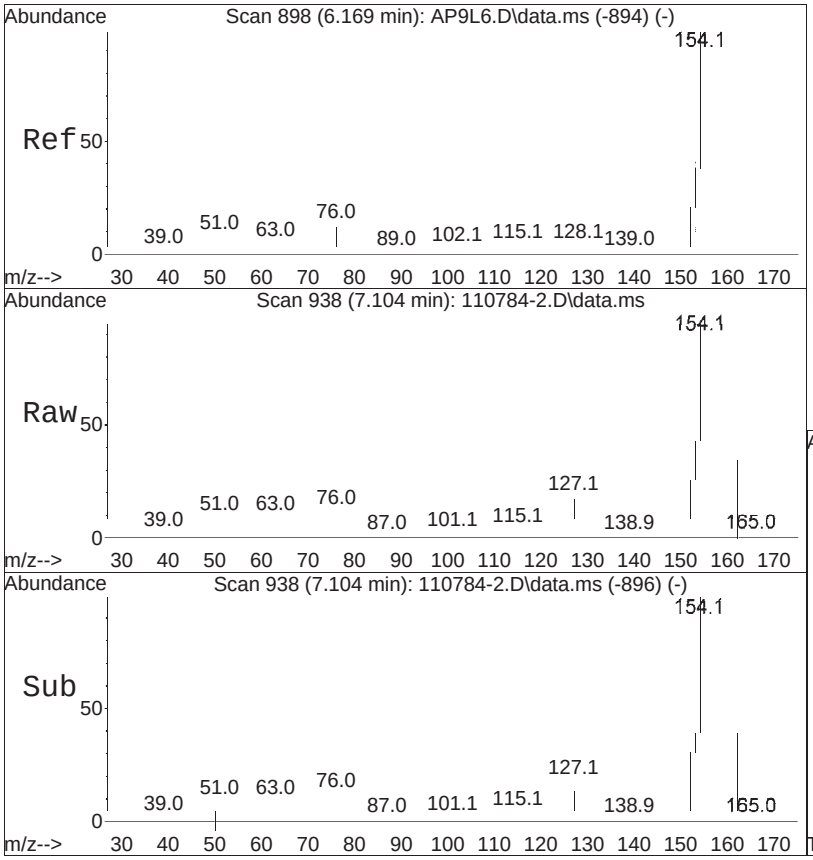


#62
Biphenyl
Concen: 1.19 ug/ml
RT: 7.104 min Scan# 938
Delta R.T. -0.000 min
Lab File: 110784-2.D
Acq: 04 Sep 2025 11:29 pm

Tgt Ion:154 Resp: 17064

| Ion | Ratio | Lower | Upper |
|---|---|---|---|
| 154 | 100 | | |
| 153 | 42.4 | 32.5 | 48.7 |
| 152 | 29.0 | 22.6 | 34.0 |

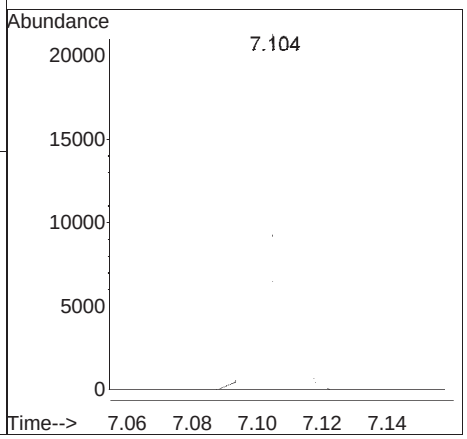

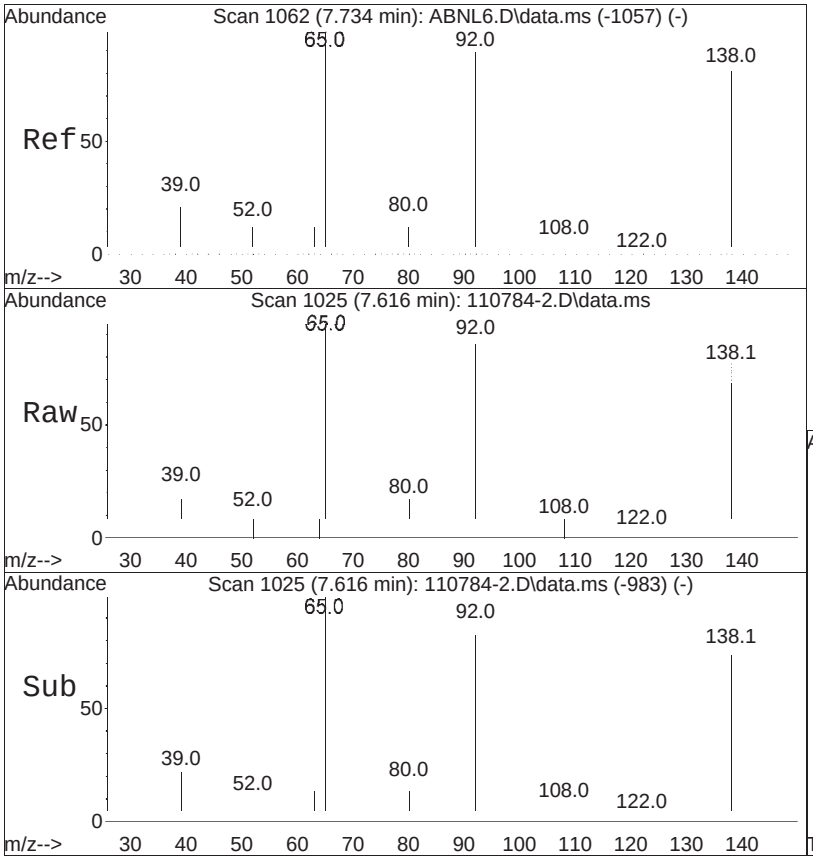


#64
3-Nitroaniline
Concen: 1.24 ug/ml
RT: 7.616 min Scan# 1025
Delta R.T. -0.000 min
Lab File: 110784-2.D
Acq: 04 Sep 2025 11:29 pm

Tgt Ion:138 Resp: 3594

| Ion | Ratio | Lower | Upper |
|---|---|---|---|
| 138 | 100 | | |
| 92 | 106.2 | 92.8 | 139.2 |
| 108 | 21.0 | 7.9 | 11.9# |

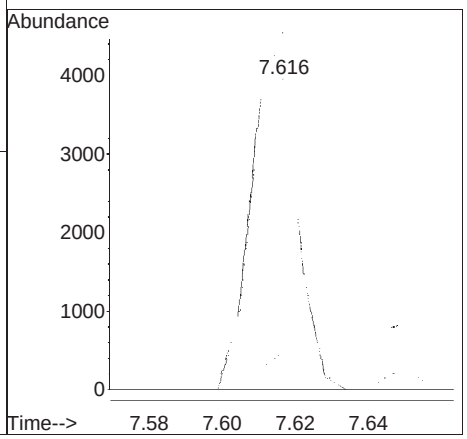

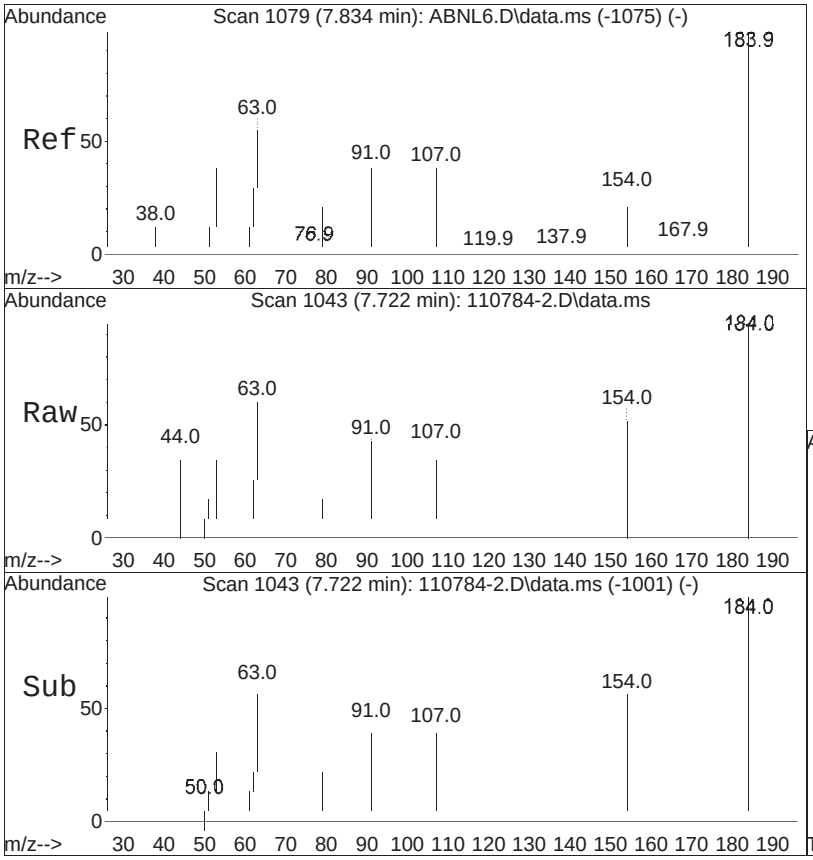


#66
2,4-Dinitrophenol
Concen: 1.71 ug/ml
RT: 7.722 min Scan# 1043
Delta R.T. -0.000 min
Lab File: 110784-2.D
Acq: 04 Sep 2025 11:29 pm

Tgt Ion:184 Resp: 1937

| Ion | Ratio | Lower | Upper |
|---|---|---|---|
| 184 | 100 | | |
| 107 | 32.7 | 41.8 | 62.6# |
| 91 | 30.9 | 44.2 | 66.2# |

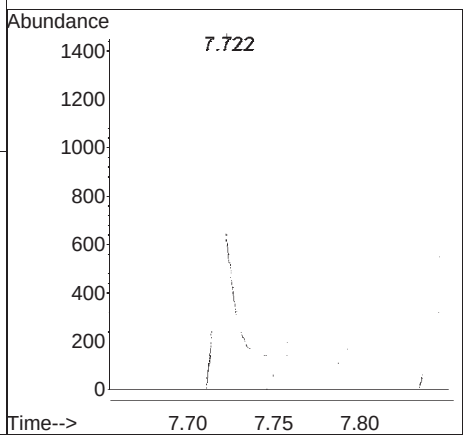

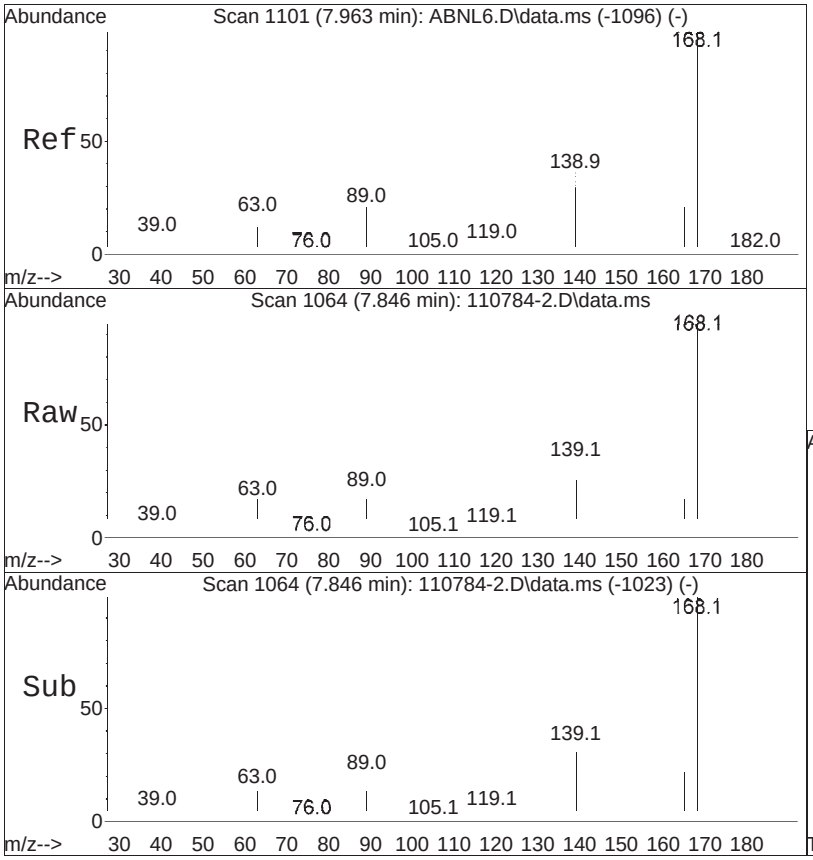


#67
Dibenzofuran
Concen: 1.29 ug/ml
RT: 7.846 min Scan# 1064
Delta R.T. -0.006 min
Lab File: 110784-2.D
Acq: 04 Sep 2025 11:29 pm

Tgt Ion:168 Resp: 23157

| Ion | Ratio | Lower | Upper |
|---|---|---|---|
| 168 | 100 | | |
| 139 | 33.2 | 32.3 | 48.5 |

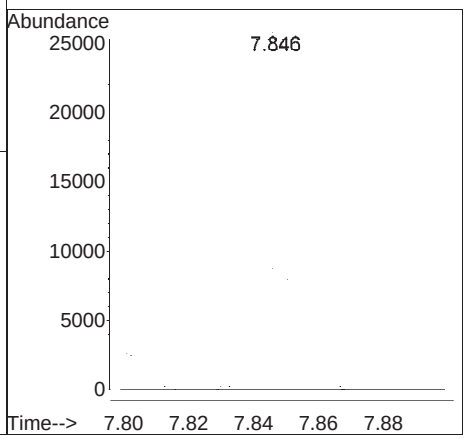

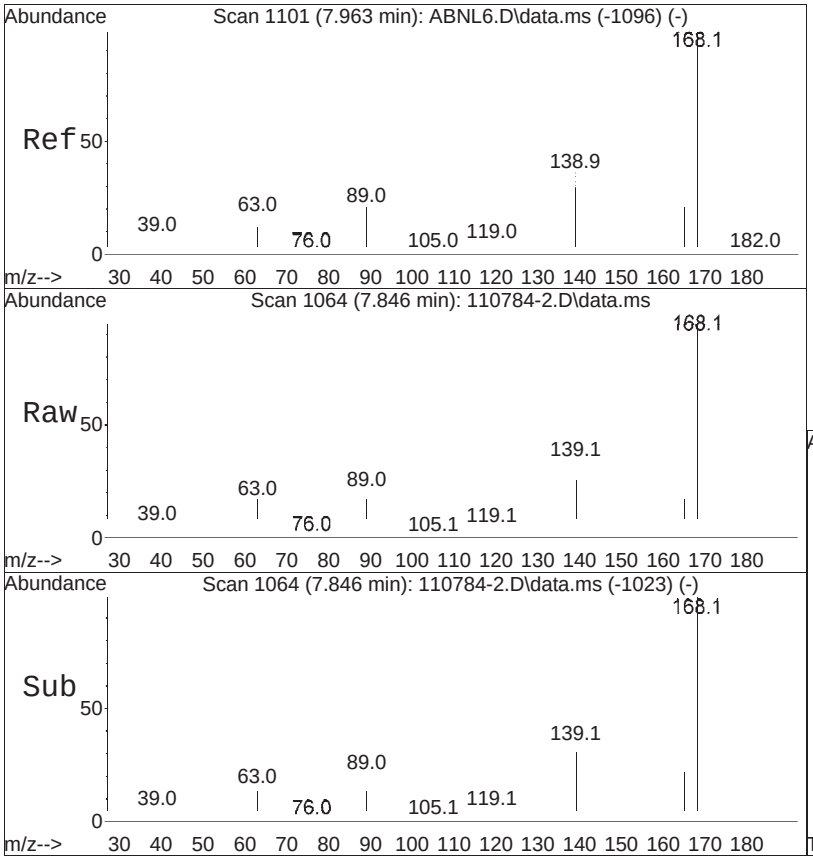


#68
2,4-Dinitrotoluene
Concen: 1.41 ug/ml
RT: 7.846 min Scan# 1064
Delta R.T. -0.006 min
Lab File: 110784-2.D
Acq: 04 Sep 2025 11:29 pm

Tgt Ion:165 Resp: 5395

| Ion | Ratio | Lower | Upper |
|---|---|---|---|
| 165 | 100 | | |
| 89 | 80.4 | 73.0 | 109.4 |
| 63 | 64.2 | 56.3 | 84.5 |

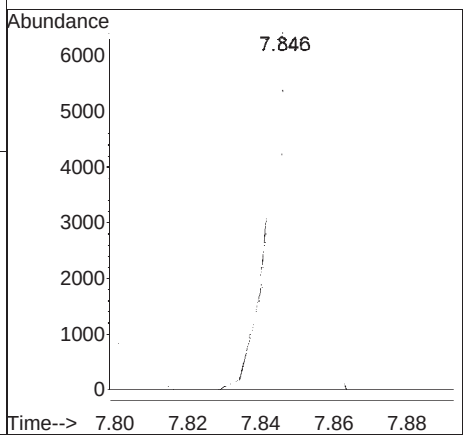

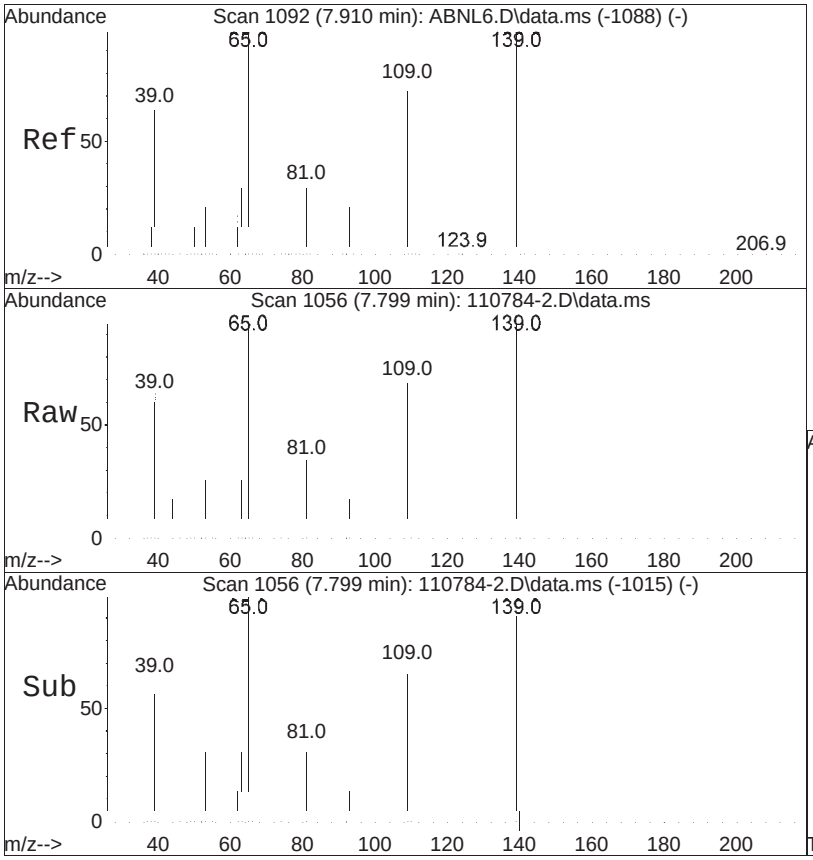


#69
4-Nitrophenol
Concen: 1.04 ug/ml
RT: 7.799 min Scan# 1056
Delta R.T. -0.006 min
Lab File: 110784-2.D
Acq: 04 Sep 2025 11:29 pm

Tgt Ion: 65 Resp: 2395

| Ion | Ratio | Lower | Upper |
|---|---|---|---|
| 65 | 100 | | |
| 109 | 73.9 | 60.2 | 90.2 |
| 139 | 104.4 | 81.1 | 121.7 |

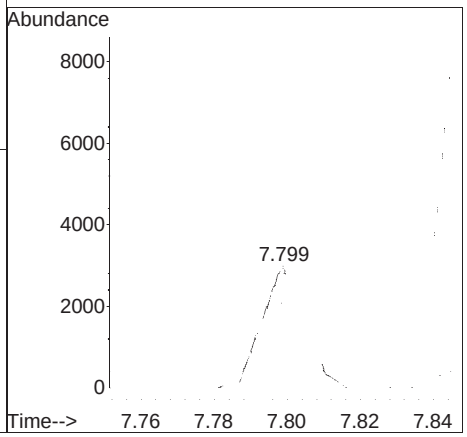




#72
Diethyl phthalate
Concen: 1.34 ug/ml
RT: 8.110 min Scan# 1109
Delta R.T. -0.000 min
Lab File: 110784-2.D
Acq: 04 Sep 2025 11:29 pm

Tgt Ion:149 Resp: 20614

| Ion | Ratio | Lower | Upper |
|---|---|---|---|
| 149 | 100 | | |
| 177 | 21.9 | 15.0 | 22.6 |
| 150 | 12.4 | 9.8 | 14.6 |

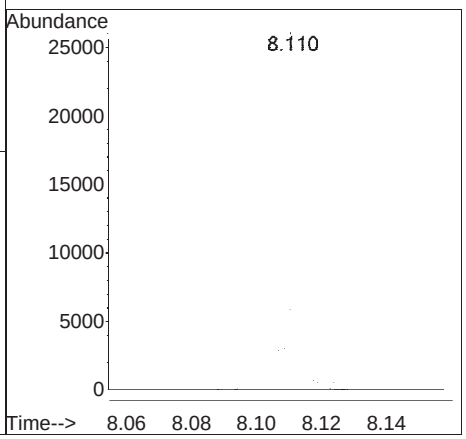

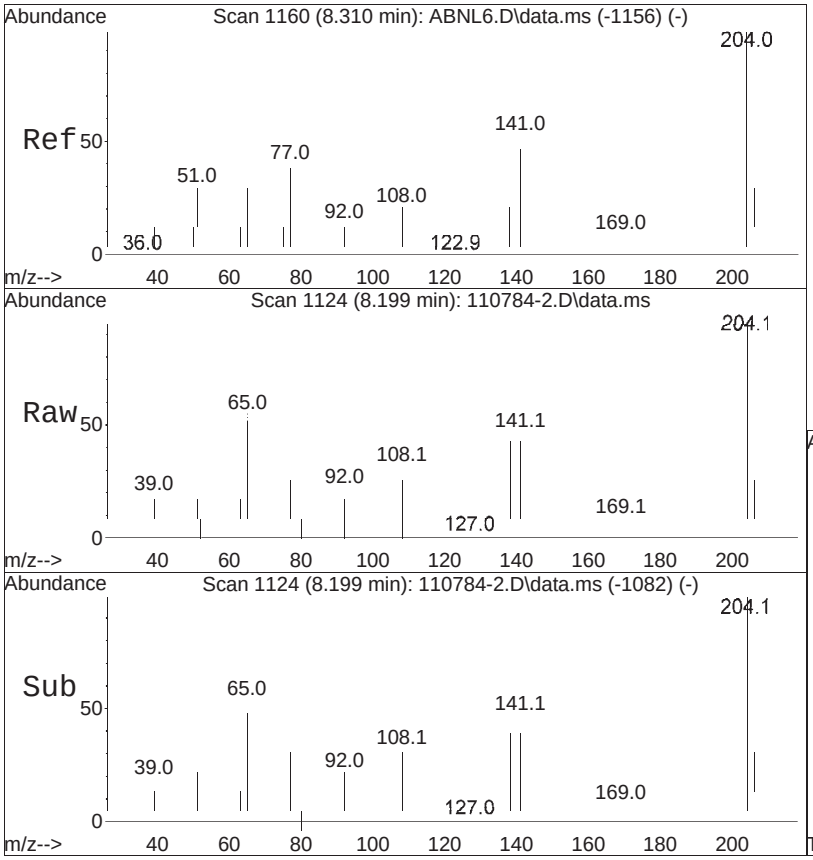


#74
4-Chlorophenyl phenyl ether
Concen: 1.24 ug/ml
RT: 8.199 min Scan# 1124
Delta R.T. -0.000 min
Lab File: 110784-2.D
Acq: 04 Sep 2025 11:29 pm

Tgt Ion:204 Resp: 9532

| Ion | Ratio | Lower | Upper |
|---|---|---|---|
| 204 | 100 | | |
| 206 | 32.5 | 26.3 | 39.5 |
| 141 | 49.0 | 58.4 | 87.6# |

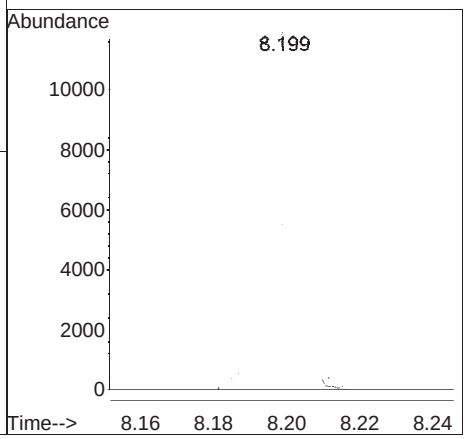

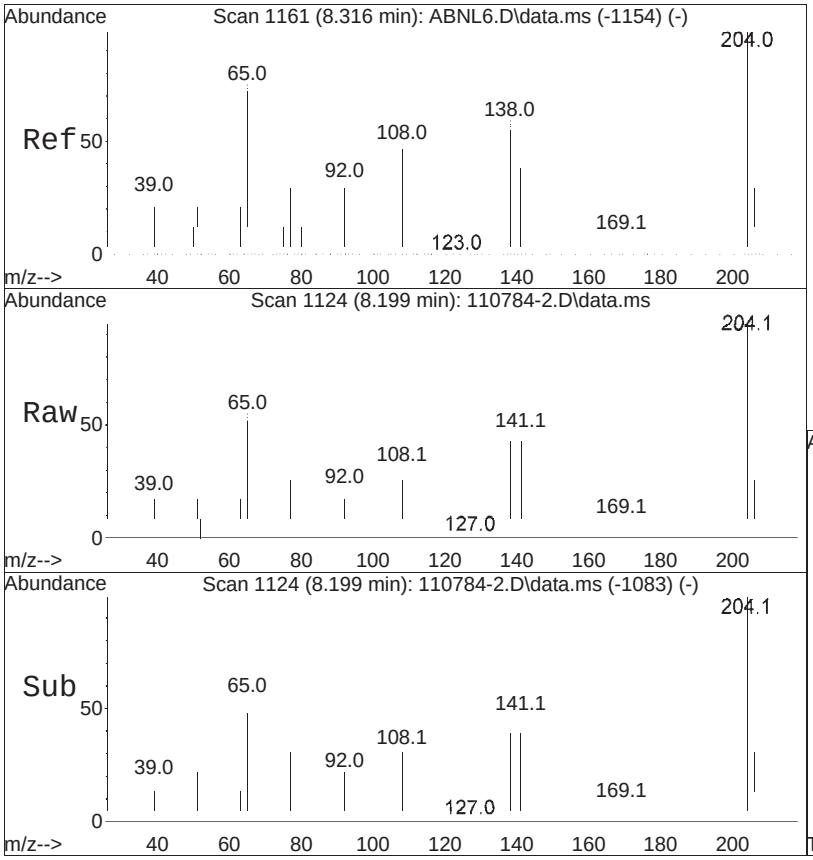


#75
4-Nitroaniline
Concen: 1.48 ug/ml
RT: 8.199 min Scan# 1124
Delta R.T. -0.006 min
Lab File: 110784-2.D
Acq: 04 Sep 2025 11:29 pm

Tgt Ion:138 Resp: 4561

| Ion | Ratio | Lower | Upper |
|---|---|---|---|
| 138 | 100 | | |
| 108 | 66.1 | 59.2 | 88.8 |
| 65 | 116.6 | 97.6 | 146.4 |

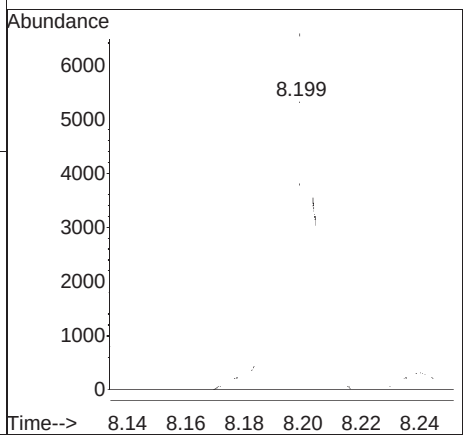

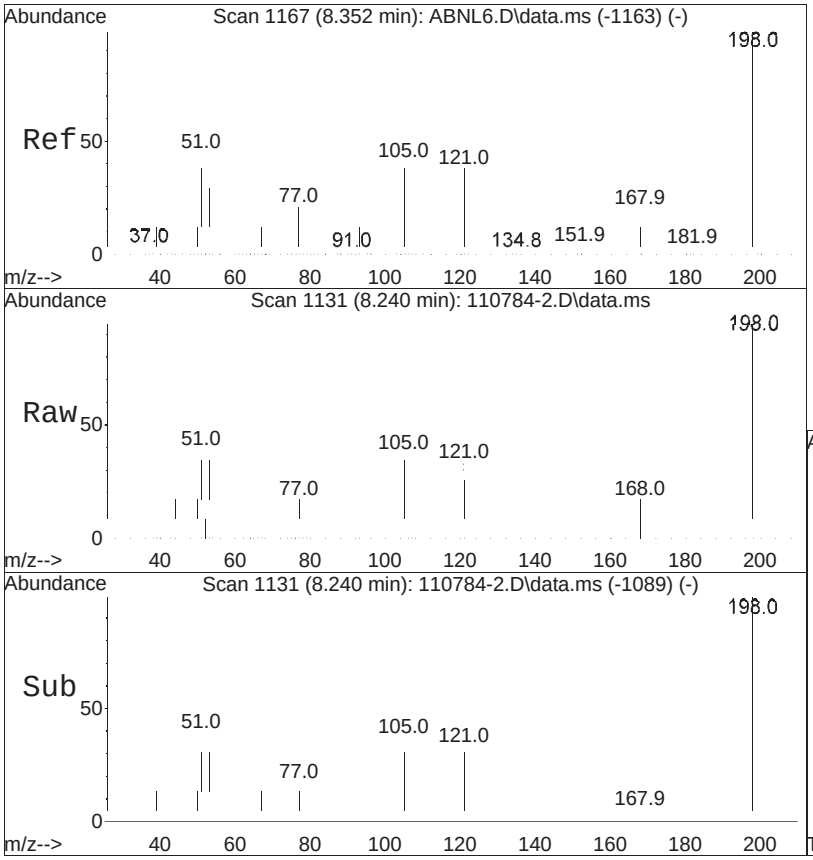


#76
4,6-Dinitro-o-cresol
Concen: 1.59 ug/ml
RT: 8.240 min Scan# 1131
Delta R.T. -0.000 min
Lab File: 110784-2.D
Acq: 04 Sep 2025 11:29 pm

Tgt Ion:198 Resp: 3068

| Ion | Ratio | Lower | Upper |
|---|---|---|---|
| 198 | 100 | | |
| 51 | 37.4 | 49.9 | 74.9# |
| 105 | 36.2 | 45.8 | 68.6# |

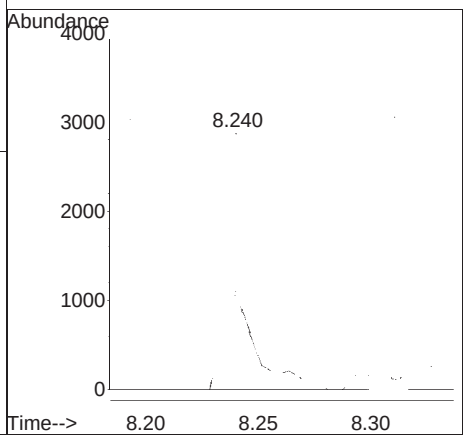

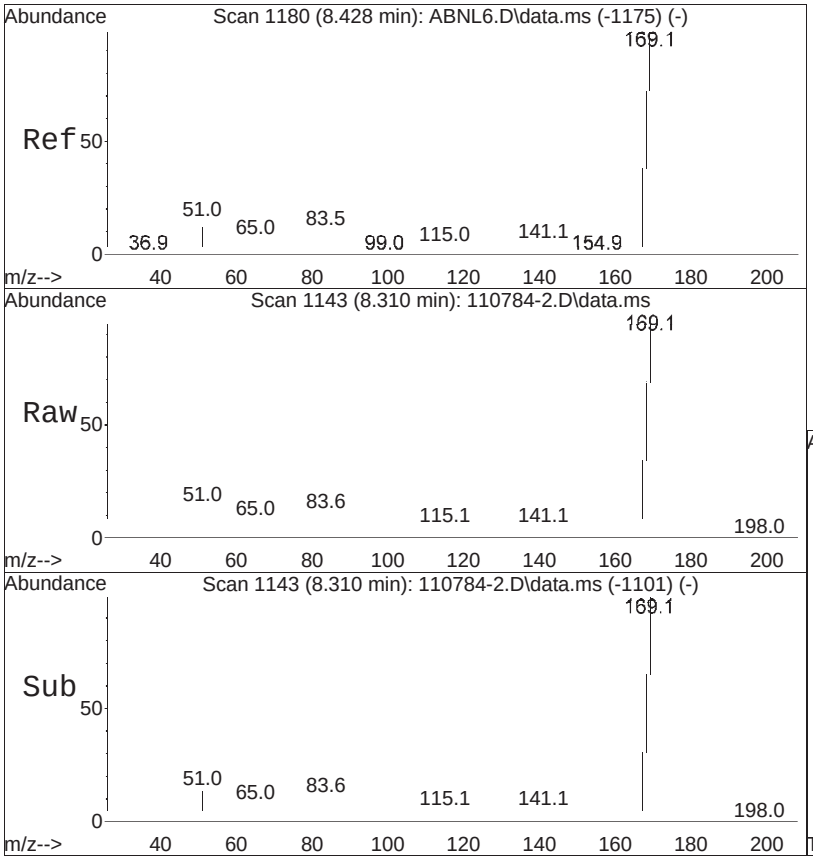


#77
NDPA/DPA
Concen: 1.37 ug/ml
RT: 8.310 min Scan# 1143
Delta R.T. -0.000 min
Lab File: 110784-2.D
Acq: 04 Sep 2025 11:29 pm

Tgt Ion:169 Resp: 16732

| Ion | Ratio | Lower | Upper |
|---|---|---|---|
| 169 | 100 | | |
| 168 | 72.4 | 55.2 | 82.8 |
| 167 | 38.5 | 30.4 | 45.6 |

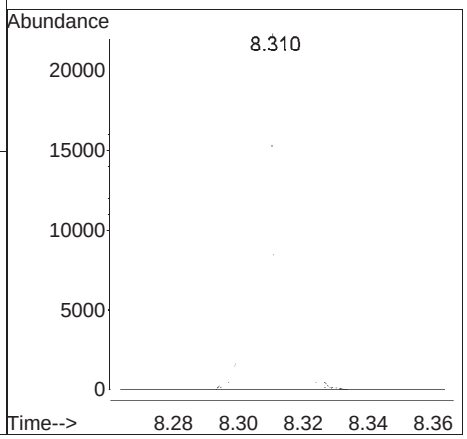

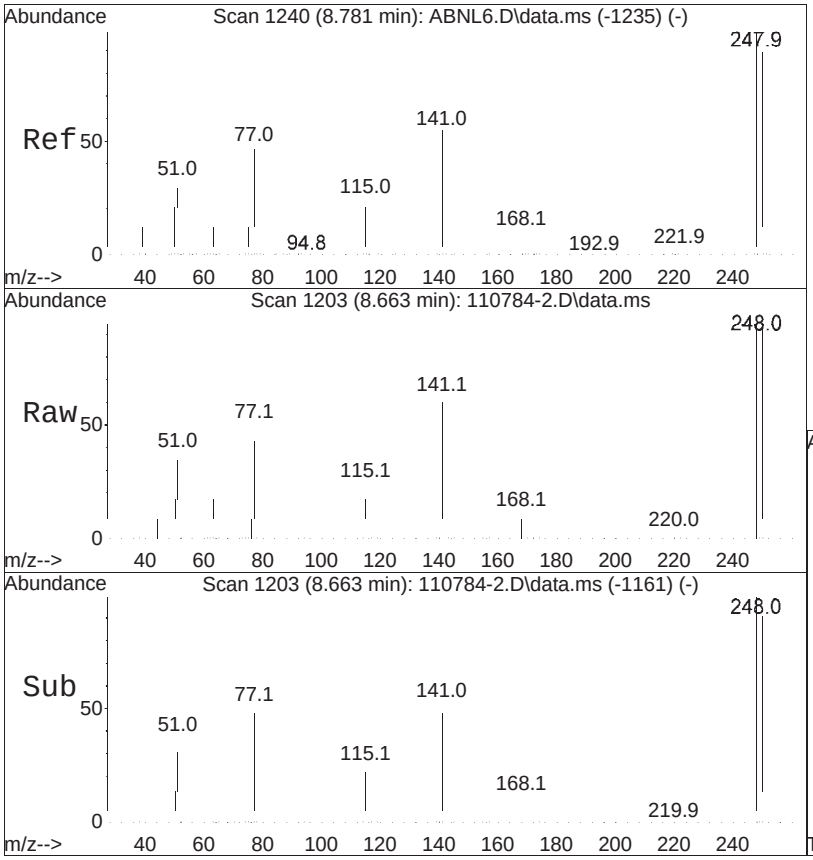


#80
4-Bromophenyl phenyl ether
Concen: 1.27 ug/ml
RT: 8.663 min Scan# 1203
Delta R.T. -0.006 min
Lab File: 110784-2.D
Acq: 04 Sep 2025 11:29 pm

Tgt Ion:248 Resp: 6373

| Ion | Ratio | Lower | Upper |
|---|---|---|---|
| 248 | 100 | | |
| 141 | 57.5 | 74.6 | 111.8# |
| 250 | 97.1 | 76.9 | 115.3 |

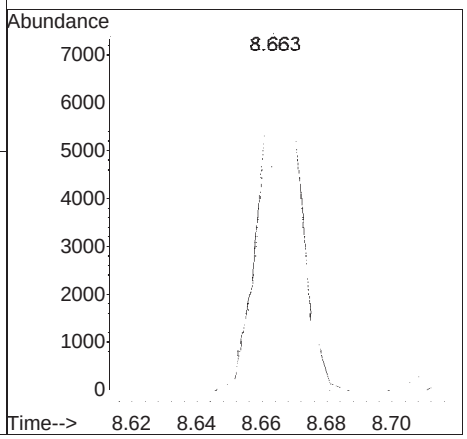

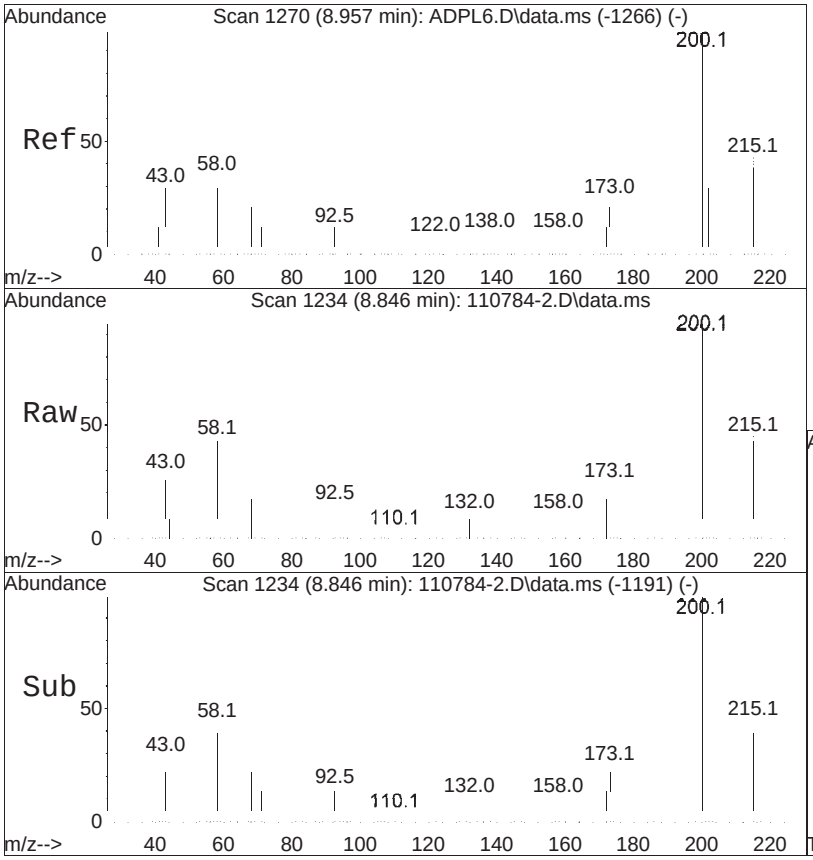


#87
Atrazine
Concen: 1.45 ug/ml
RT: 8.846 min Scan# 1234
Delta R.T. 0.000 min
Lab File: 110784-2.D
Acq: 04 Sep 2025 11:29 pm

Tgt Ion:200 Resp: 6593

| Ion | Ratio | Lower | Upper |
|---|---|---|---|
| 200 | 100 | | |
| 202 | 32.7 | 25.0 | 37.6 |
| 215 | 46.3 | 34.5 | 51.7 |

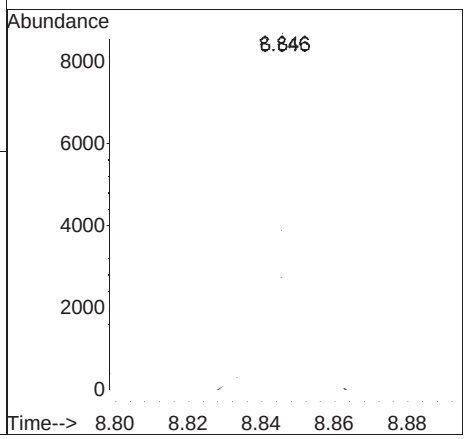

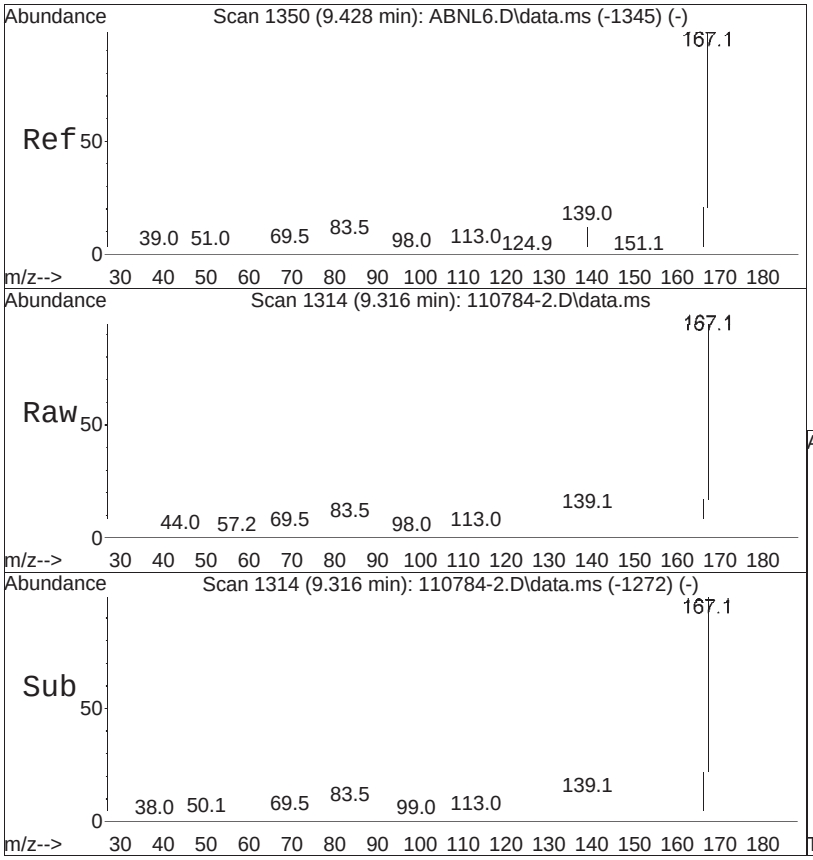


#91
Carbazole
Concen: 1.41 ug/ml
RT: 9.316 min Scan# 1314
Delta R.T. -0.000 min
Lab File: 110784-2.D
Acq: 04 Sep 2025 11:29 pm

Tgt Ion:167 Resp: 30244

| Ion | Ratio | Lower | Upper |
|---|---|---|---|
| 167 | 100 | | |
| 168 | 13.6 | 10.8 | 16.2 |
| 166 | 23.2 | 17.7 | 26.5 |

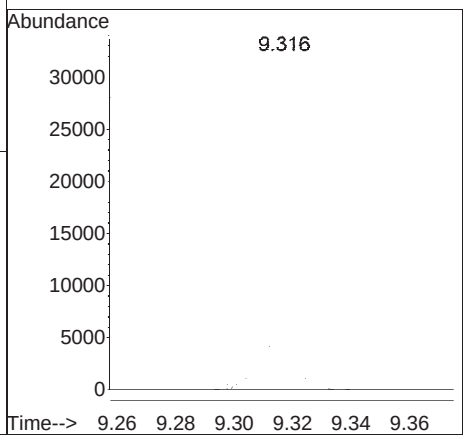

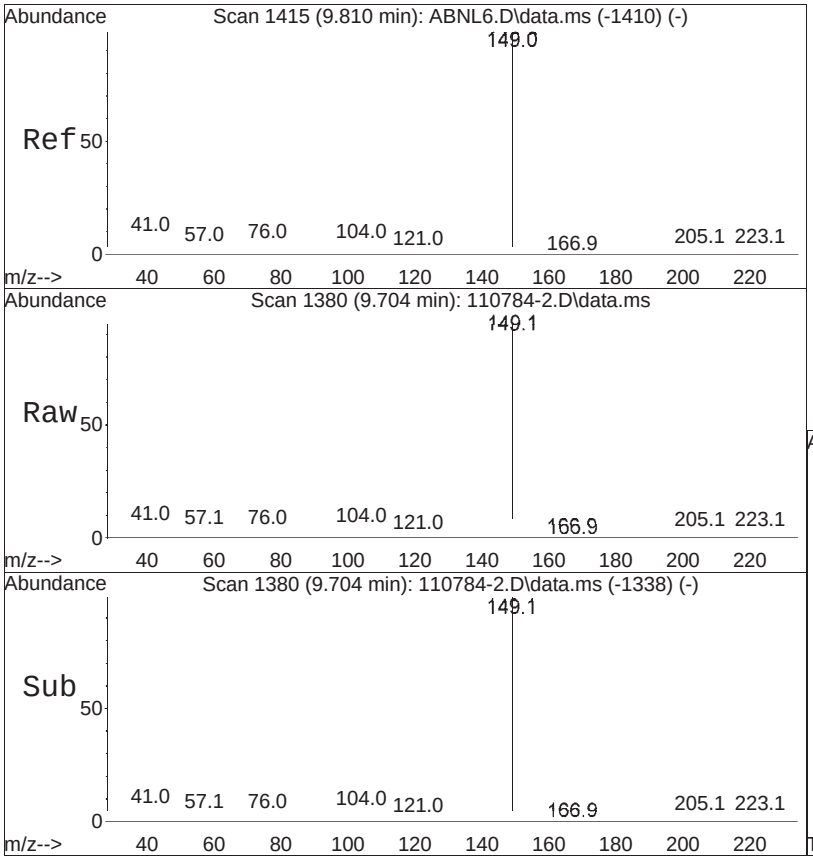


#92
Di-n-butylphthalate
Concen: 1.46 ug/ml
RT: 9.704 min Scan# 1380
Delta R.T. -0.000 min
Lab File: 110784-2.D
Acq: 04 Sep 2025 11:29 pm

Tgt Ion:149 Resp: 36783

| Ion | Ratio | Lower | Upper |
|---|---|---|---|
| 149 | 100 | | |
| 150 | 9.3 | 7.3 | 10.9 |
| 104 | 4.8 | 4.0 | 6.0 |

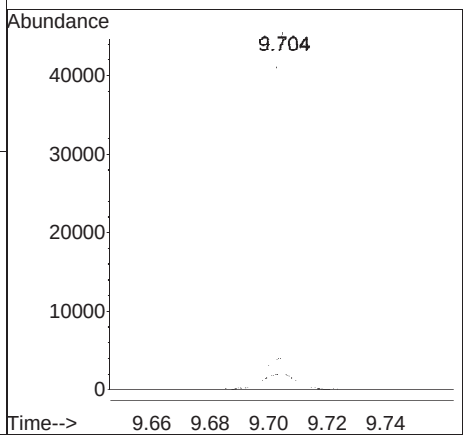

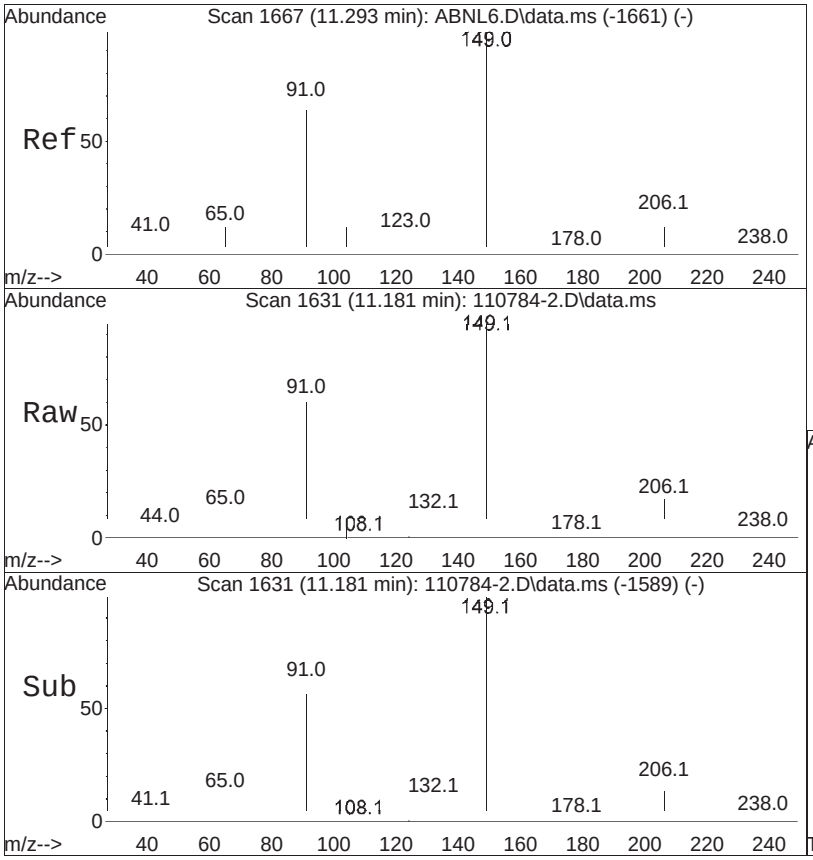


#97
Butyl benzyl phthalate
Concen: 1.50 ug/ml
RT: 11.181 min Scan# 1631
Delta R.T. -0.000 min
Lab File: 110784-2.D
Acq: 04 Sep 2025 11:29 pm

Tgt Ion:149 Resp: 16859

| Ion | Ratio | Lower | Upper |
|---|---|---|---|
| 149 | 100 | | |
| 91 | 64.7 | 57.9 | 86.9 |
| 206 | 17.4 | 11.9 | 17.9 |

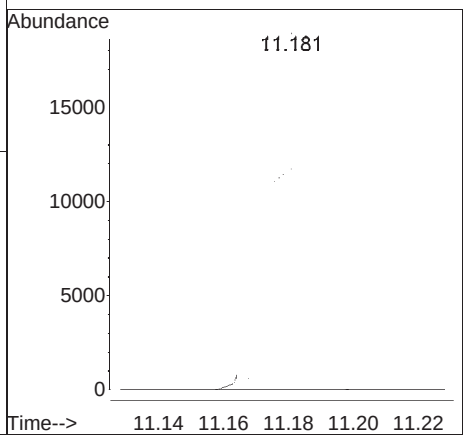

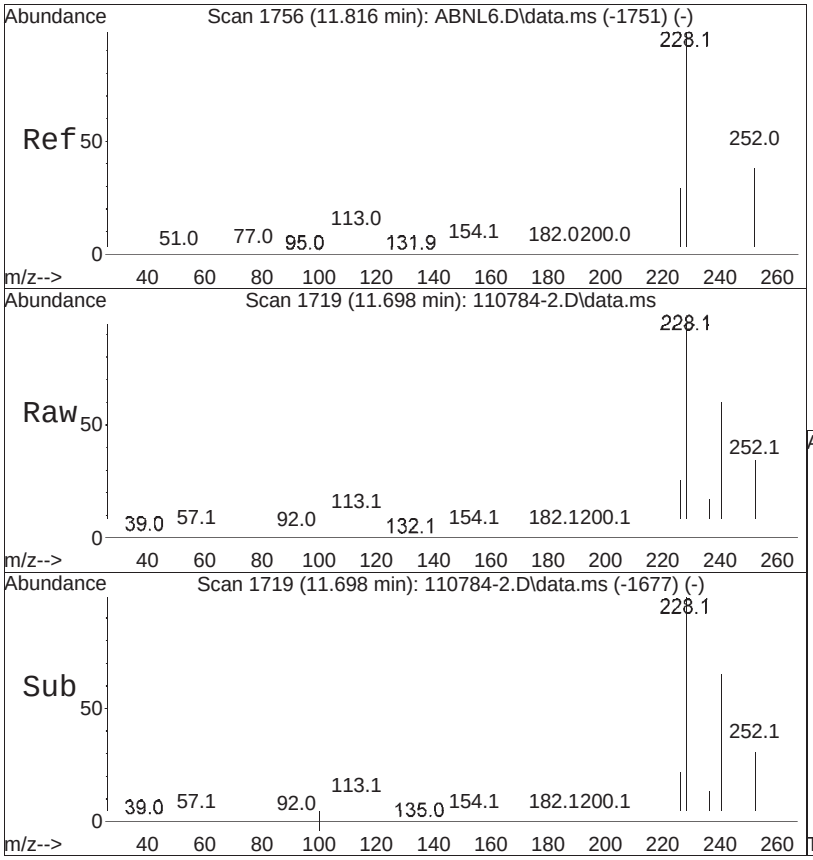


#106
3,3'-Dichlorobenzidine
Concen: 1.28 ug/ml
RT: 11.698 min Scan# 1719
Delta R.T. -0.000 min
Lab File: 110784-2.D
Acq: 04 Sep 2025 11:29 pm

Tgt Ion:252 Resp: 15699

| Ion | Ratio | Lower | Upper |
|---|---|---|---|
| 252 | 100 | | |
| 126 | 12.2 | 12.6 | 19.0# |
| 254 | 65.1 | 51.1 | 76.7 |

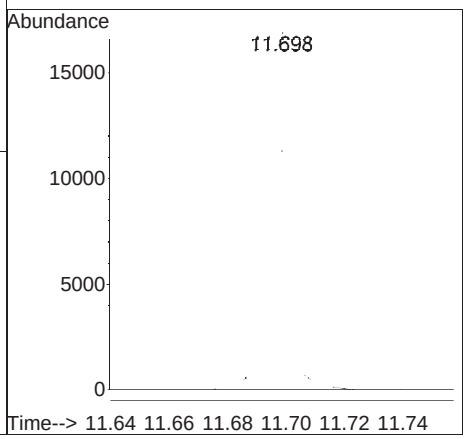

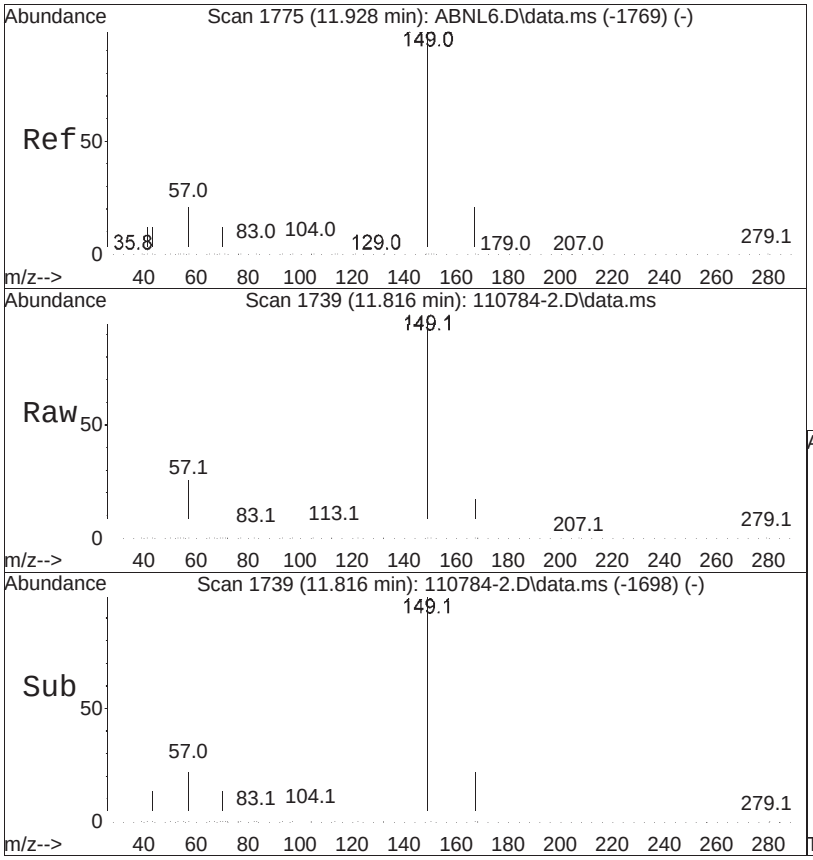


#108
Bis(2-ethylhexyl)phthalate
Concen: 1.34 ug/ml
RT: 11.816 min Scan# 1739
Delta R.T. -0.006 min
Lab File: 110784-2.D
Acq: 04 Sep 2025 11:29 pm

Tgt Ion:149 Resp: 26411

| Ion | Ratio | Lower | Upper |
|---|---|---|---|
| 149 | 100 | | |
| 167 | 23.0 | 18.4 | 27.6 |
| 279 | 2.9 | 1.7 | 2.5# |

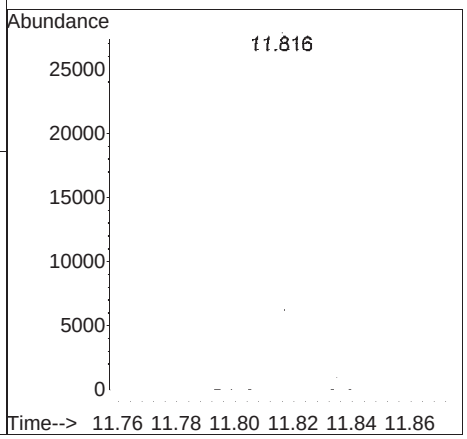

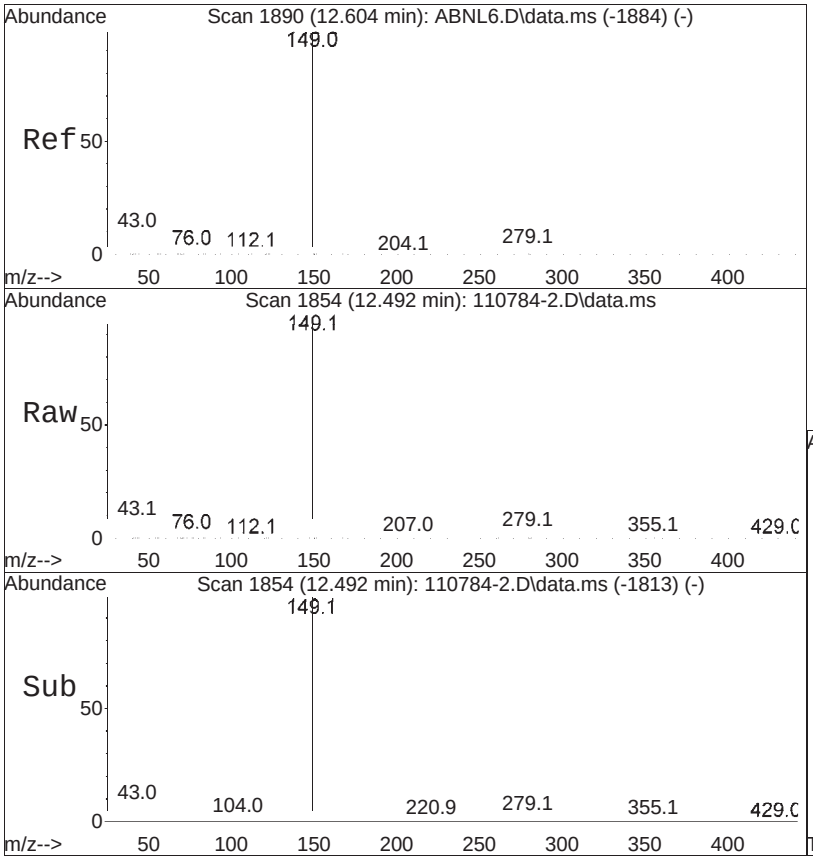


#109
Di-n-octylphthalate
Concen: 1.42 ug/ml
RT: 12.492 min Scan# 1854
Delta R.T. -0.006 min
Lab File: 110784-2.D
Acq: 04 Sep 2025 11:29 pm

Tgt Ion:149 Resp: 44098

| Ion | Ratio | Lower | Upper |
|---|---|---|---|
| 149 | 100 | | |
| 43 | 9.1 | 8.2 | 12.2 |
| 167 | 1.4 | 1.1 | 1.7 |

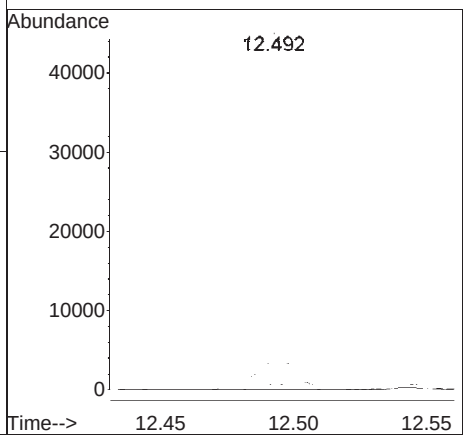

Manual Integration Report

Data Path : I:\8270\SV112\250904RVT\ QMethod : FS250817SV112RVT.m
Data File : 110784-2.D Operator : SV112:smz
Date Inj'd : 9/4/2025 11:29 pm Instrument : SV112
Sample : WG2110784-2,32,,ASK Quant Date : 9/5/2025 9:57 am

Compound #38: 4-Chloroaniline

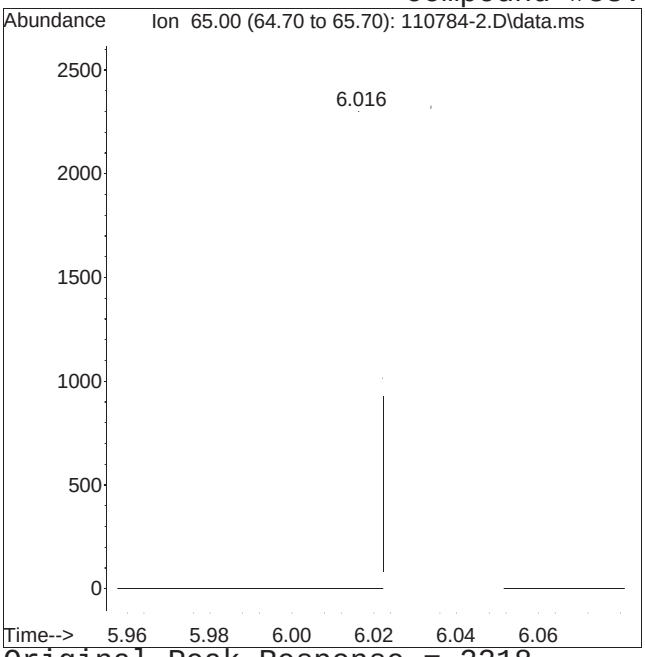


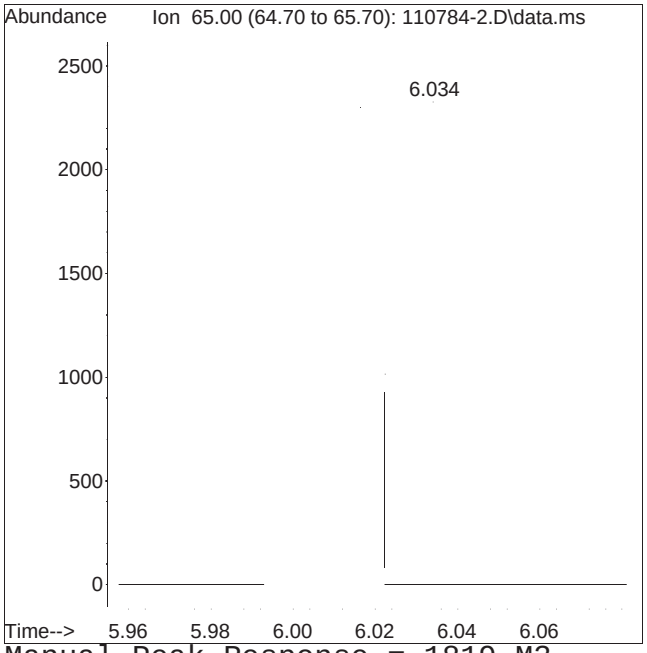


Original Peak Response = 2218 Manual Peak Response = 1819 M3

M3 = Misidentification of the peak (i.e. 1,4-dichlorobenzene identified as 1,3-dichlorobenzene), or misidentification from 2 partially resolved peaks not being split.

# Manual Integration Report

Data Path : I:\8270\SV112\250904RVT\
Data File : 110784-2.D
Date Inj'd : 9/4/2025 11:29 pm
Sample : WG2110784-2,32,,ASK

QMethod : FS250817SV112RVT.m
Operator : SV112:smz
Instrument : SV112
Quant Date : 9/5/2025 9:57 am

## Compound #45: 2,4,5-Trichlorophenol

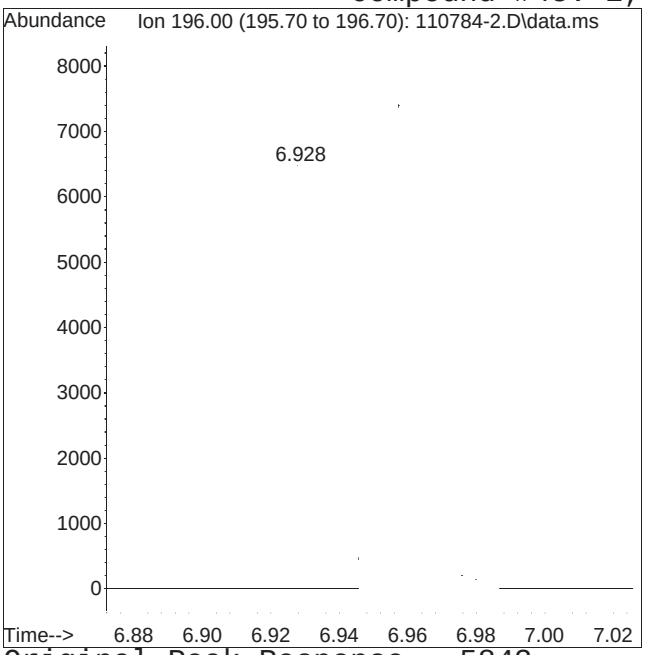


Original Peak Response = 5843

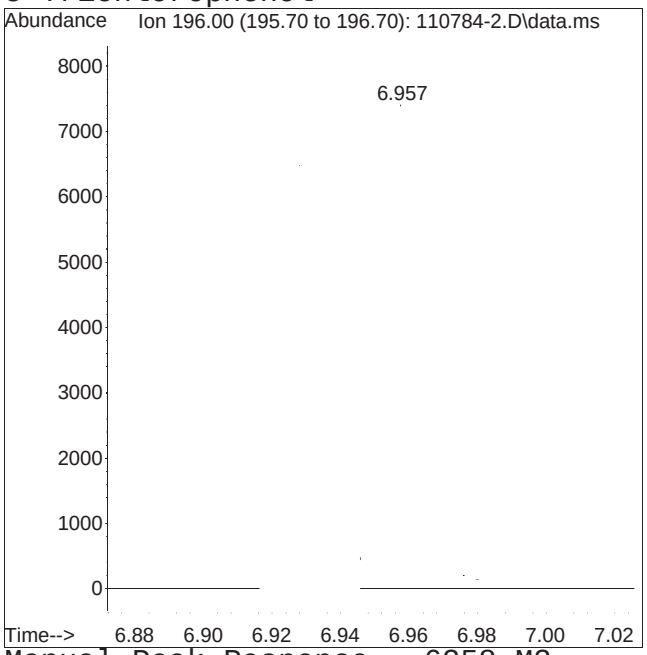


Manual Peak Response = 6258 M3

M3 = Misidentification of the peak (i.e. 1,4-dichlorobenzene identified as 1,3-dichlorobenzene), or misidentification from 2 partially resolved peaks not being split.

Quantitation Report (QT Reviewed)

Data Path : I:\8270\SV112\250904RVT\
Data File : 110784-3.D
Acq On : 04 Sep 2025 11:52 pm
Operator : SV112:smz
Sample : WG2110784-3,32,,ASK
Misc : WG2110427,WG2110784,ical22560
ALS Vial : 9 Sample Multiplier: 1

Quant Time: Sep 05 10:00:34 2025
Quant Method : I:\8270\SV112\250904RVT\FS250817SV112RVT.m
Quant Title : Semivolatiles by GC/MS by modified 8270
QLast Update : Fri Sep 05 09:53:10 2025
Response via : Initial Calibration

CCAL FILE(s) : 1 - I:\8270\SV112\250904RVT\ABN0904a.D
: 2 - I:\8270\SV112\250904RVT\ADP0904.D
: 3 - I:\8270\SV112\250904RVT\AP90904a.D
Sub List : 8270TCL_REV2 - TCL/CT/MA

| Compound | R.T. | QIon | Response | Conc | Units | Dev(Min) |
|---|---|---|---|---|---|---|
| Internal Standards | | | | | | |
| 1) IS1_1,4-Dichlorobenzen... | 4.716 | 152 | 15228 | 4.000 | ug/ml | 0.00 |
| Standard Area 1 = 18364 | | | Recovery = 82.92% | | | |
| 27) IS2_1,4-Dichlorobenzen... | 4.716 | 152 | 15228 | 4.000 | ug/ml | 0.00 |
| Standard Area 3 = 15466 | | | Recovery = 98.46% | | | |
| 32) IS3_1,4-Dichlorobenzen... | 4.716 | 152 | 15228 | 4.000 | ug/ml | 0.00 |
| Standard Area 2 = 14864 | | | Recovery = 102.45% | | | |
| 35) IS1_Naphthalene-d8 | 5.946 | 136 | 58514 | 4.000 | ug/ml | 0.00 |
| Standard Area 1 = 71336 | | | Recovery = 82.03% | | | |
| 55) IS2_Naphthalene-d8 | 5.946 | 136 | 58514 | 4.000 | ug/ml | 0.00 |
| Standard Area 3 = 58616 | | | Recovery = 99.83% | | | |
| 63) IS1_Acenaphthene-d10 | 7.652 | 164 | 39009 | 4.000 | ug/ml | 0.00 |
| Standard Area 1 = 50801 | | | Recovery = 76.79% | | | |
| 83) IS2_Acenaphthene-d10 | 7.652 | 164 | 39009 | 4.000 | ug/ml | 0.00 |
| Standard Area 3 = 38758 | | | Recovery = 100.65% | | | |
| 86) IS3_Acenaphthene-d10 | 7.652 | 164 | 39009 | 4.000 | ug/ml | 0.00 |
| Standard Area 2 = 36376 | | | Recovery = 107.24% | | | |
| 88) IS1_Phenanthrene-d10 | 9.075 | 188 | 90290 | 4.000 | ug/ml | # 0.00 |
| Standard Area 1 = 114944 | | | Recovery = 78.55% | | | |
| 100) IS3_Phenanthrene-d10 | 9.075 | 188 | 90290 | 4.000 | ug/ml | # 0.00 |
| Standard Area 2 = 85095 | | | Recovery = 106.10% | | | |
| 104) IS1_Chrysene-d12 | 11.710 | 240 | 108755 | 4.000 | ug/ml | # 0.00 |
| Standard Area 1 = 133330 | | | Recovery = 81.57% | | | |
| 113) IS1_Perylene-d12 | 13.175 | 264 | 127936 | 4.000 | ug/ml | 0.00 |
| Standard Area 1 = 147517 | | | Recovery = 86.73% | | | |
| System Monitoring Compounds | | | | | | |
| 4) 2-Fluorophenol | 3.440 | 112 | 4729 | 1.124 | ug/ml | 0.00 |
| Spiked Amount 2.000 | Range 15 - 110 | | Recovery = 56.20% | | | |
| 7) Phenol-d6 | 4.387 | 99 | 4781 | 0.879 | ug/ml | 0.00 |
| Spiked Amount 2.000 | Range 15 - 110 | | Recovery = 43.95% | | | |
| 19) Nitrobenzene-d5 | 5.252 | 82 | 3586 | 0.696 | ug/ml | 0.00 |
| Spiked Amount 1.000 | Range 30 - 130 | | Recovery = 69.60% | | | |
| 46) 2-Fluorobiphenyl | 7.016 | 172 | 9941 | 0.733 | ug/ml | 0.00 |
| Spiked Amount 1.000 | Range 30 - 130 | | Recovery = 73.30% | | | |
| 79) 2,4,6-Tribromophenol | 8.410 | 330 | 4100 | 1.653 | ug/ml | 0.00 |
| Spiked Amount 2.000 | Range 15 - 110 | | Recovery = 82.65% | | | |

Data Path : I:\8270\SV112\250904RVT\
Data File : 110784-3.D
Acq On : 04 Sep 2025 11:52 pm
Operator : SV112:smz
Sample : WG2110784-3,32,,ASK
Misc : WG2110427,WG2110784,ical22560
ALS Vial : 9 Sample Multiplier: 1

Quant Time: Sep 05 10:00:34 2025
Quant Method : I:\8270\SV112\250904RVT\FS250817SV112RVT.m
Quant Title : Semivolatiles by GC/MS by modified 8270
QLast Update : Fri Sep 05 09:53:10 2025
Response via : Initial Calibration

CCAL FILE(s) : 1 - I:\8270\SV112\250904RVT\ABN0904a.D
: 2 - I:\8270\SV112\250904RVT\ADP0904.D
: 3 - I:\8270\SV112\250904RVT\AP90904a.D
Sub List : 8270TCL_REV2 - TCL/CT/MA

| Compound | R.T. | QIon | Response | Conc | Units | Dev(Min) |
|---|---|---|---|---|---|---|
| 96) 4-Terphenyl-d14 | 10.657 | 244 | 19311 | 0.801 | ug/ml | 0.00 |

Spiked Amount 1.000 Range 30 - 130 Recovery = 80.10%

| Target Compounds | | | | | | Qvalue |
|---|---|---|---|---|---|---|
| 6) 2-Chlorophenol | 4.511 | 128 | 6705 | 1.368 | ug/ml | 98 |
| 8) Phenol | 4.399 | 94 | 5423 | 0.901 | ug/ml# | 74 |
| 14) Bis(2-chloroisopropyl)... | 5.016 | 45 | 10201 | 1.247 | ug/ml# | 89 |
| 15) 2-Methylphenol | 4.993 | 108 | 5637 | 1.282 | ug/ml | 98 |
| 17) n-Nitrosodi-n-propylamine | 5.134 | 70 | 4785 | 1.218 | ug/ml# | 89 |
| 18) 3-Methylphenol/4-Methy... | 5.146 | 108 | 5935 | 1.227 | ug/ml | 99 |
| 20) Nitrobenzene | 5.269 | 77 | 6768 | 1.265 | ug/ml | 100 |
| 21) Isophorone | 5.516 | 82 | 13161 | 1.213 | ug/ml | 99 |
| 22) 2-Nitrophenol | 5.587 | 139 | 3588 | 1.490 | ug/ml | 96 |
| 23) 2,4-Dimethylphenol | 5.657 | 107 | 6456 | 1.123 | ug/ml | 98 |
| 24) Bis(2-chloroethoxy)met... | 5.746 | 93 | 8755 | 1.272 | ug/ml# | 98 |
| 25) 2,4-Dichlorophenol | 5.822 | 162 | 7033 | 1.384 | ug/ml# | 92 |
| 28) Benzaldehyde | 4.281 | 105 | 5671 | 2.496 | ug/ml | 100 |
| 29) Acetophenone | 5.110 | 105 | 10221 | 1.356 | ug/ml | 96 |
| 38) 4-Chloroaniline | 6.034 | 65 | 1570M3 | 0.745 | ug/ml | |
| 40) p-Chloro-m-cresol | 6.528 | 107 | 6430 | 1.337 | ug/ml | 91 |
| 43) Hexachlorocyclopentadiene | 6.816 | 237 | 4560 | 1.325 | ug/ml# | 95 |
| 44) 2,4,6-Trichlorophenol | 6.928 | 196 | 6081 | 1.442 | ug/ml | 99 |
| 45) 2,4,5-Trichlorophenol | 6.957 | 196 | 6718M3 | 1.555 | ug/ml | |
| 48) 2-Nitroaniline | 7.216 | 138 | 5195 | 1.605 | ug/ml | 95 |
| 51) Dimethyl phthalate | 7.422 | 163 | 22312 | 1.531 | ug/ml | 99 |
| 53) 2,6-Dinitrotoluene | 7.463 | 165 | 4313 | 1.536 | ug/ml | 89 |
| 60) Caprolactam | 6.346 | 55 | 1142 | 0.440 | ug/ml# | 34 |
| 61) 1,2,4,5-Tetrachloroben... | 6.816 | 216 | 7969 | 1.229 | ug/ml | 96 |
| 62) Biphenyl | 7.104 | 154 | 18898 | 1.321 | ug/ml | 97 |
| 64) 3-Nitroaniline | 7.616 | 138 | 3777 | 1.288 | ug/ml# | 90 |
| 66) 2,4-Dinitrophenol | 7.722 | 184 | 2273 | 1.871 | ug/ml# | 67 |
| 67) Dibenzofuran | 7.851 | 168 | 25047 | 1.401 | ug/ml | 90 |
| 68) 2,4-Dinitrotoluene | 7.846 | 165 | 5917 | 1.529 | ug/ml | 90 |
| 69) 4-Nitrophenol | 7.799 | 65 | 2678 | 1.133 | ug/ml | 93 |
| 72) Diethyl phthalate | 8.110 | 149 | 22340 | 1.464 | ug/ml | 96 |
| 74) 4-Chlorophenyl phenyl ... | 8.199 | 204 | 10251 | 1.342 | ug/ml# | 80 |
| 75) 4-Nitroaniline | 8.199 | 138 | 5000 | 1.610 | ug/ml | 93 |

Data Path : I:\8270\SV112\250904RVT\
Data File : 110784-3.D
Acq On : 04 Sep 2025 11:52 pm
Operator : SV112:smz
Sample : WG2110784-3,32,,ASK
Misc : WG2110427,WG2110784,ical22560
ALS Vial : 9 Sample Multiplier: 1

Quant Time: Sep 05 10:00:34 2025
Quant Method : I:\8270\SV112\250904RVT\FS250817SV112RVT.m
Quant Title : Semivolatiles by GC/MS by modified 8270
QLast Update : Fri Sep 05 09:53:10 2025
Response via : Initial Calibration

CCAL FILE(s) : 1 - I:\8270\SV112\250904RVT\ABN0904a.D
: 2 - I:\8270\SV112\250904RVT\ADP0904.D
: 3 - I:\8270\SV112\250904RVT\AP90904a.D
Sub List : 8270TCL_REV2 - TCL/CT/MA

| | Compound | R.T. | QIon | Response | Conc | Units | Dev(Min) |
|---|---|---|---|---|---|---|---|
| 76) | 4,6-Dinitro-o-cresol | 8.240 | 198 | 3574 | 1.764 | ug/ml# | 74 |
| 77) | NDPA/DPA | 8.310 | 169 | 16570 | 1.364 | ug/ml | 95 |
| 80) | 4-Bromophenyl phenyl e... | 8.663 | 248 | 7031 | 1.408 | ug/ml# | 81 |
| 87) | Atrazine | 8.846 | 200 | 7519 | 1.666 | ug/ml | 100 |
| 91) | Carbazole | 9.316 | 167 | 33662 | 1.501 | ug/ml | 98 |
| 92) | Di-n-butylphthalate | 9.704 | 149 | 39932 | 1.520 | ug/ml | 98 |
| 97) | Butyl benzyl phthalate | 11.181 | 149 | 18981 | 1.601 | ug/ml | 92 |
| 106) | 3,3'-Dichlorobenzidine | 11.698 | 252 | 15318 | 1.190 | ug/ml# | 97 |
| 108) | Bis(2-ethylhexyl)phtha... | 11.816 | 149 | 29743 | 1.430 | ug/ml | 98 |
| 109) | Di-n-octylphthalate | 12.492 | 149 | 48707 | 1.475 | ug/ml | 98 |

(#) = qualifier out of range (m) = manual integration (+) = signals summed

Quantitation Report (QT Reviewed)

Data Path : I:\8270\SV112\250904RVT\
Data File : 110784-3.D
Acq On : 04 Sep 2025 11:52 pm
Operator : SV112:smz
Sample : WG2110784-3,32,,ASK
Misc : WG2110427,WG2110784,ical22560
ALS Vial : 9 Sample Multiplier: 1

Quant Time: Sep 05 10:00:34 2025
Quant Method : I:\8270\SV112\250904RVT\FS250817SV112RVT.m
Quant Title : Semivolatiles by GC/MS by modified 8270
QLast Update : Fri Sep 05 09:53:10 2025
Response via : Initial Calibration

Sub List : 8270IC_REV\SV112\250904RVT\AP90904a.D•

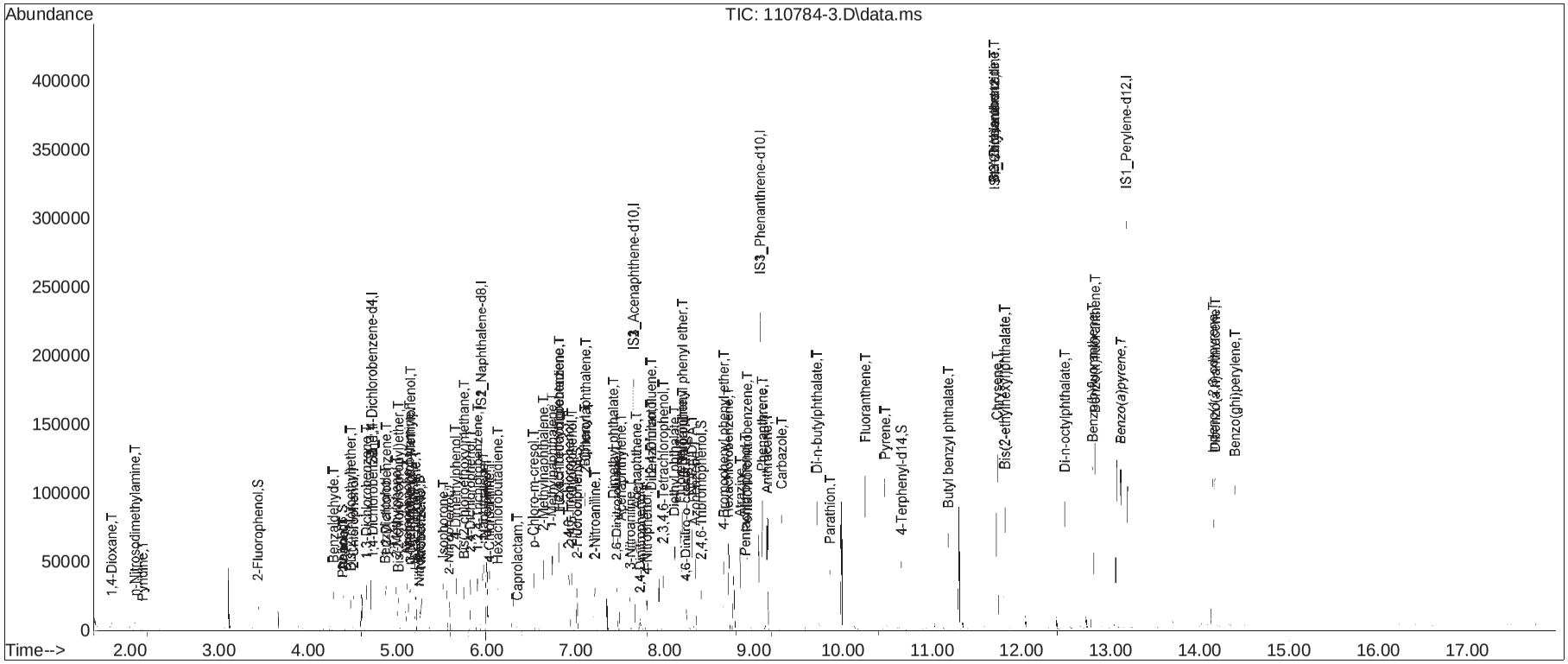

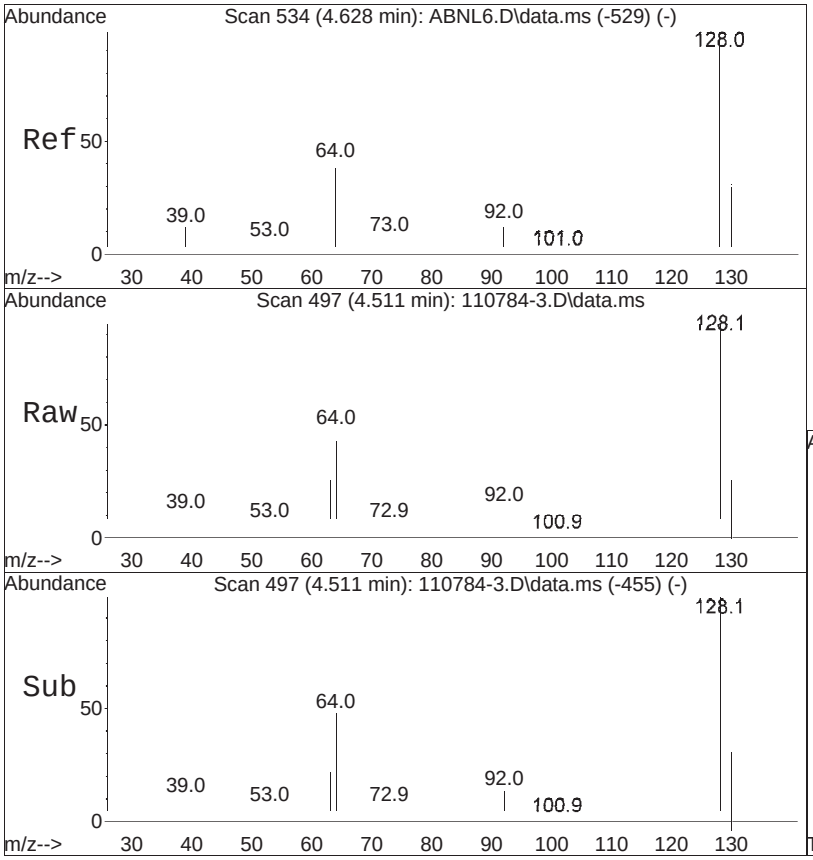


#6
2-Chlorophenol
Concen: 1.37 ug/ml
RT: 4.511 min Scan# 497
Delta R.T. -0.000 min
Lab File: 110784-3.D
Acq: 04 Sep 2025 11:52 pm

Tgt Ion:128 Resp: 6705

| Ion | Ratio | Lower | Upper |
|---|---|---|---|
| 128 | 100 | | |
| 64 | 48.5 | 38.2 | 57.4 |
| 130 | 31.2 | 26.2 | 39.2 |

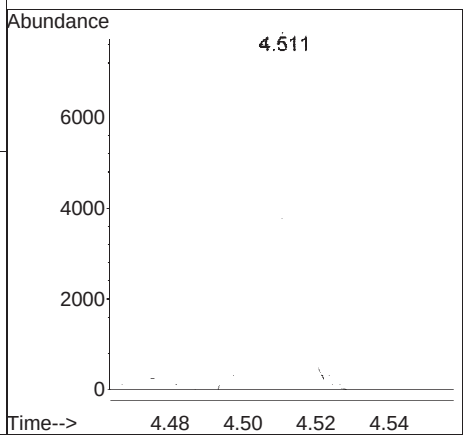

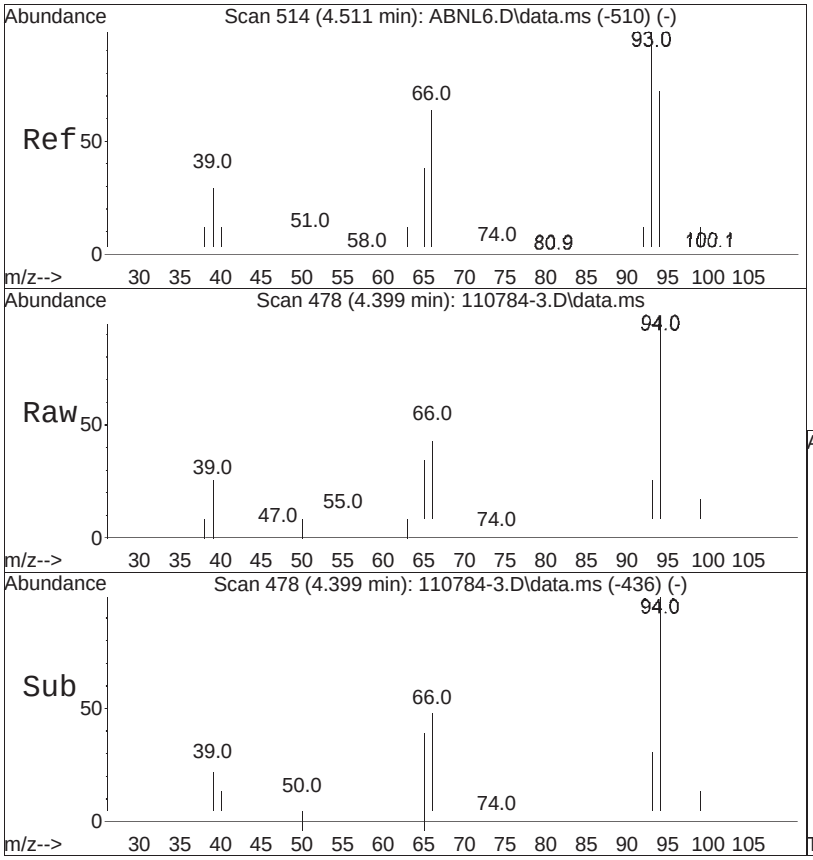


#8
Phenol
Concen: 0.90 ug/ml
RT: 4.399 min Scan# 478
Delta R.T. -0.000 min
Lab File: 110784-3.D
Acq: 04 Sep 2025 11:52 pm

Tgt Ion: 94 Resp: 5423

| Ion | Ratio | Lower | Upper |
|---|---|---|---|
| 94 | 100 | | |
| 65 | 42.3 | 23.0 | 34.6# |
| 66 | 56.0 | 32.1 | 48.1# |

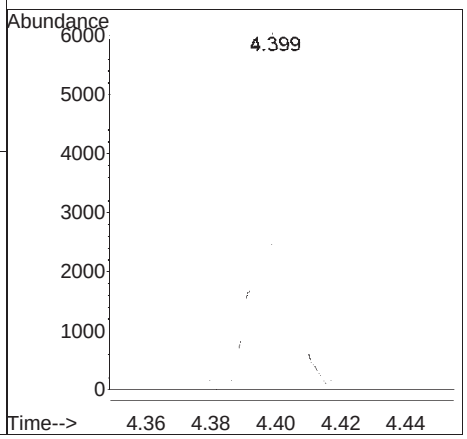

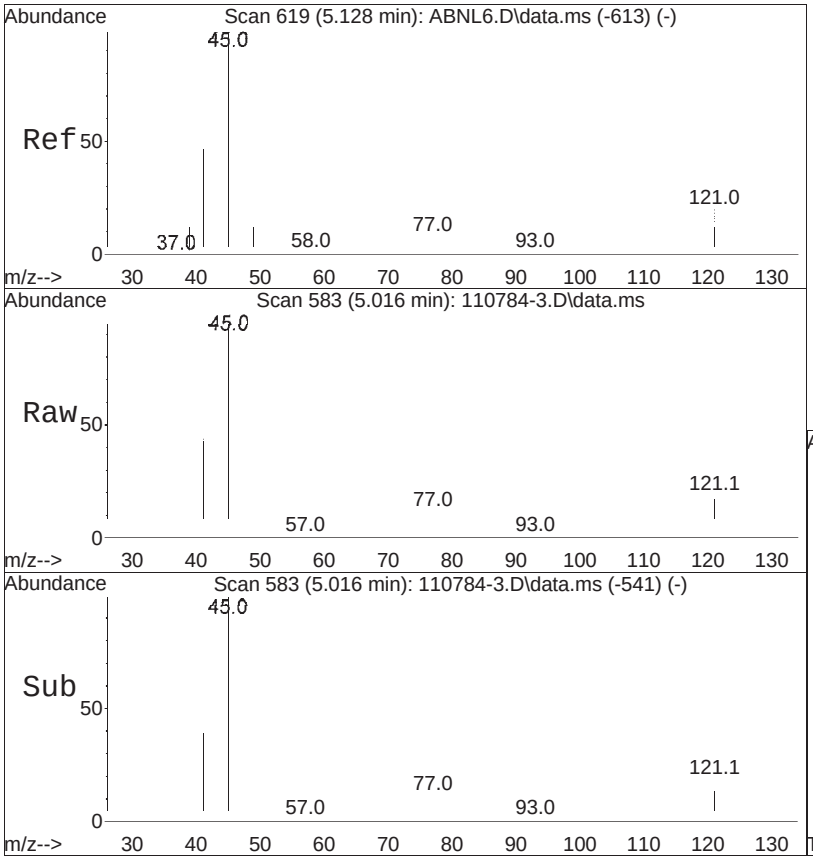


#14
Bis(2-chloroisopropyl)ether
Concen: 1.25 ug/ml
RT: 5.016 min Scan# 583
Delta R.T. -0.000 min
Lab File: 110784-3.D
Acq: 04 Sep 2025 11:52 pm

Tgt Ion: 45 Resp: 10201

| Ion | Ratio | Lower | Upper |
|---|---|---|---|
| 45 | 100 | | |
| 121 | 18.8 | 14.8 | 22.2 |
| 77 | 23.6 | 10.5 | 15.7# |

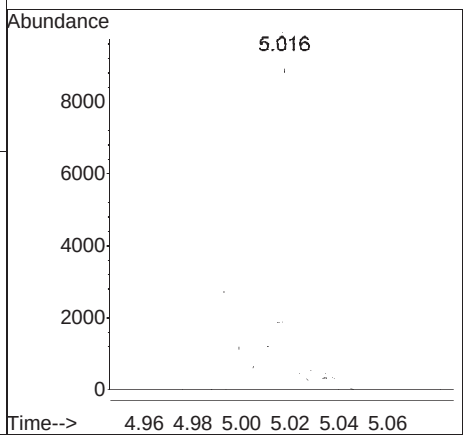

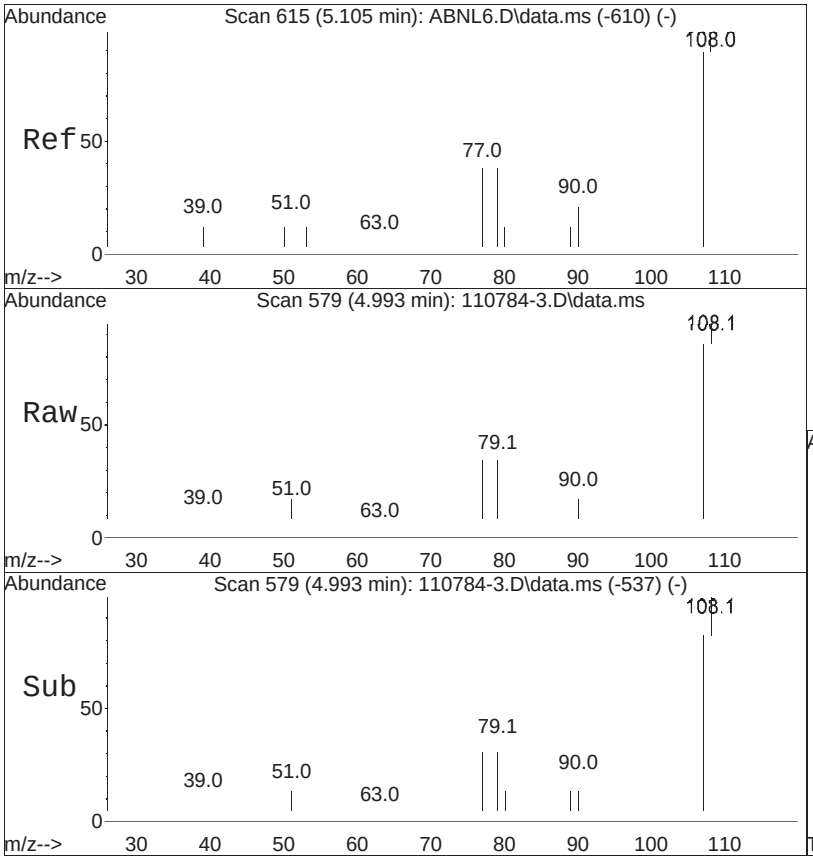


#15
2-Methylphenol
Concen: 1.28 ug/ml
RT: 4.993 min Scan# 579
Delta R.T. -0.000 min
Lab File: 110784-3.D
Acq: 04 Sep 2025 11:52 pm

Tgt Ion:108 Resp: 5637

| Ion | Ratio | Lower | Upper |
|---|---|---|---|
| 108 | 100 | | |
| 107 | 90.9 | 71.0 | 106.4 |
| 90 | 23.7 | 19.7 | 29.5 |

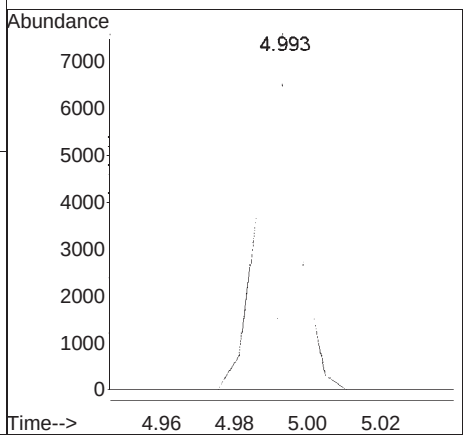

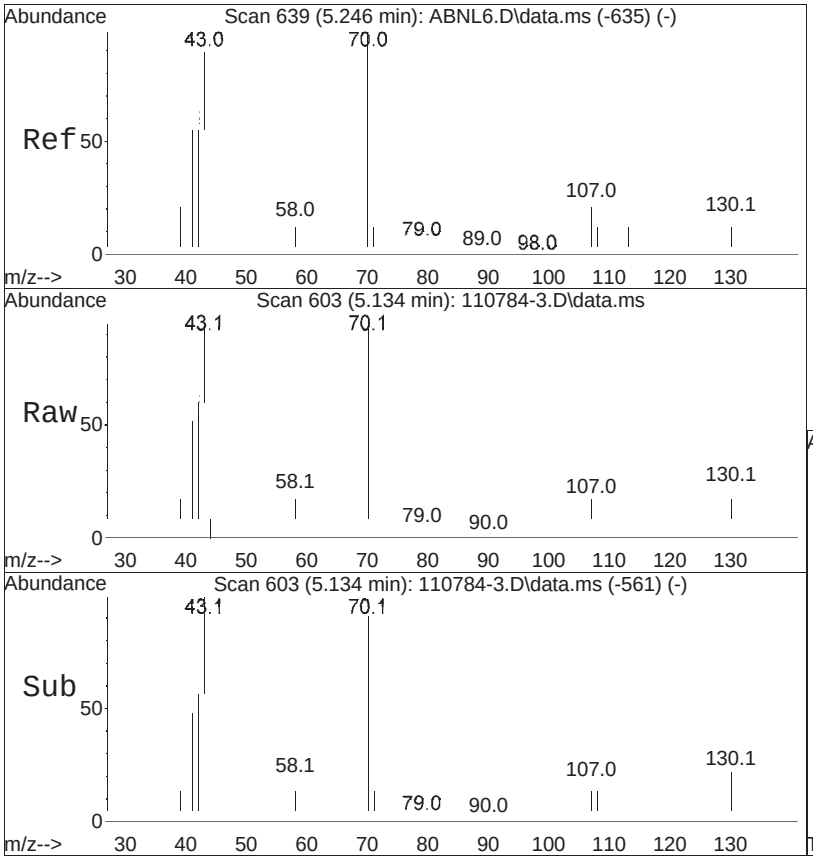


#17
n-Nitrosodi-n-propylamine
Concen: 1.22 ug/ml
RT: 5.134 min Scan# 603
Delta R.T. -0.000 min
Lab File: 110784-3.D
Acq: 04 Sep 2025 11:52 pm

Tgt Ion: 70 Resp: 4785

| Ion | Ratio | Lower | Upper |
|---|---|---|---|
| 70 | 100 | | |
| 130 | 18.7 | 16.2 | 24.4 |
| 101 | 0.0 | 7.6 | 11.4# |

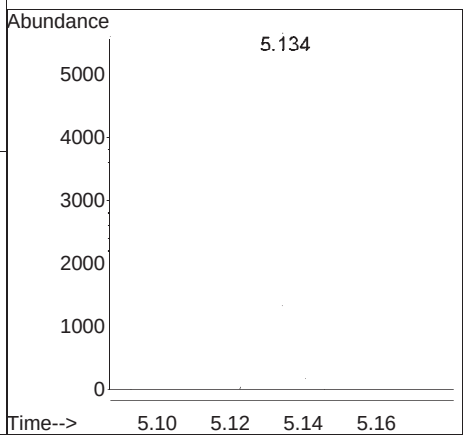

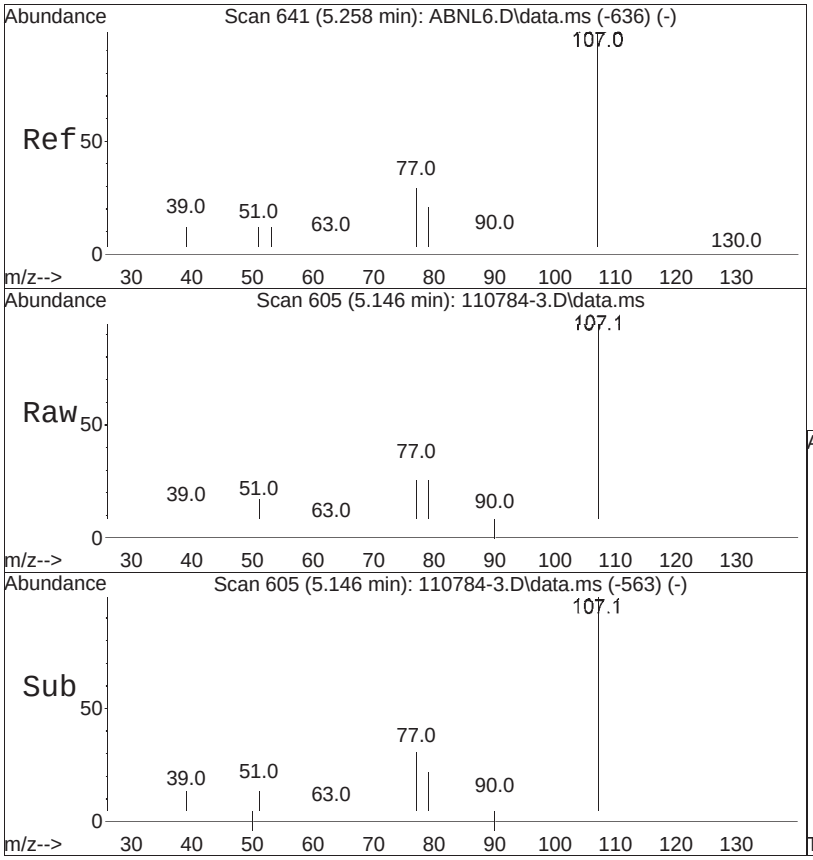


#18
3-Methylphenol/4-Methylphenol
Concen: 1.23 ug/ml
RT: 5.146 min Scan# 605
Delta R.T. -0.000 min
Lab File: 110784-3.D
Acq: 04 Sep 2025 11:52 pm

Tgt Ion:108 Resp: 5935

| Ion | Ratio | Lower | Upper |
|---|---|---|---|
| 108 | 100 | | |
| 107 | 112.0 | 88.8 | 133.2 |
| 90 | 11.1 | 9.0 | 13.6 |

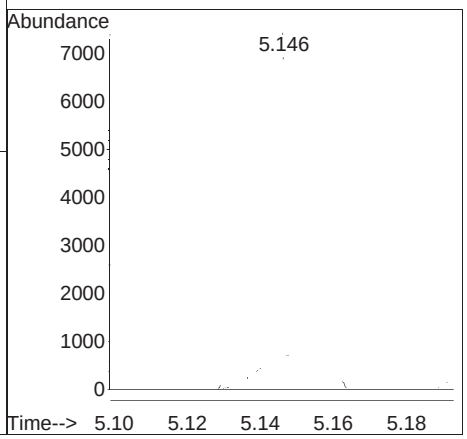

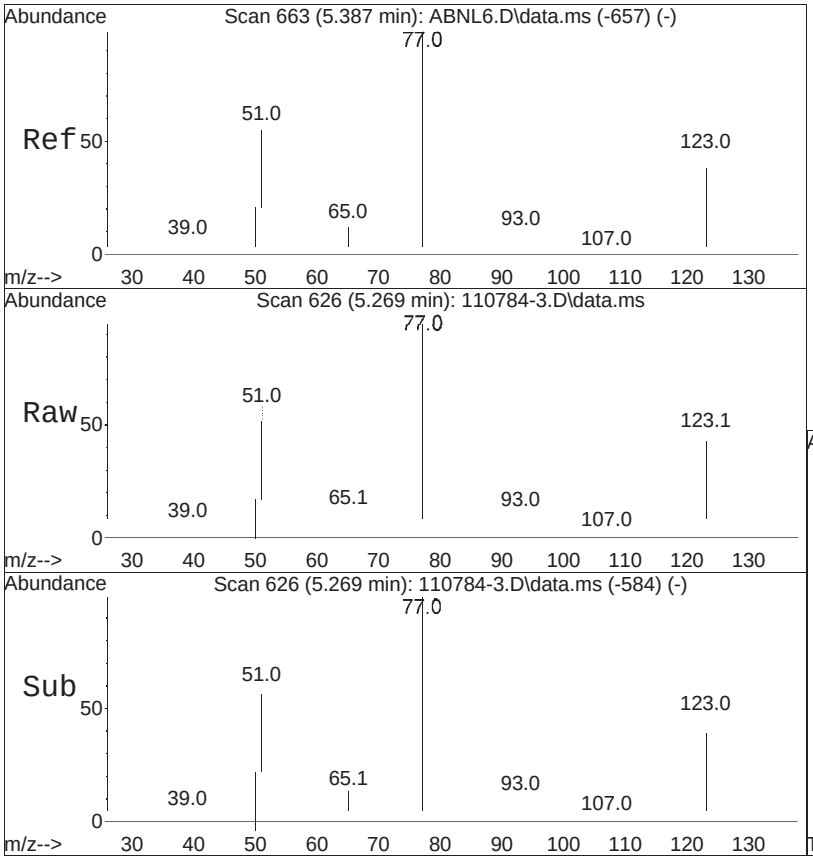


#20
Nitrobenzene
Concen: 1.27 ug/ml
RT: 5.269 min Scan# 626
Delta R.T. -0.000 min
Lab File: 110784-3.D
Acq: 04 Sep 2025 11:52 pm

Tgt Ion: 77 Resp: 6768

| Ion | Ratio | Lower | Upper |
|---|---|---|---|
| 77 | 100 | | |
| 123 | 46.7 | 37.3 | 55.9 |
| 65 | 13.9 | 10.9 | 16.3 |

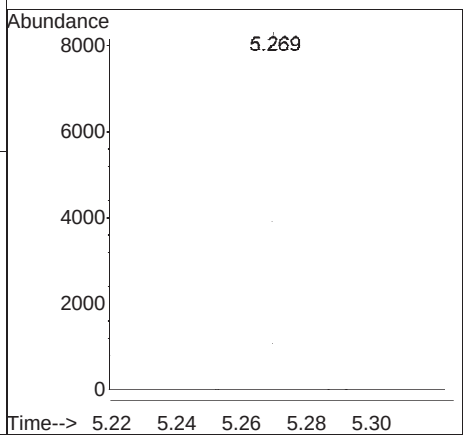

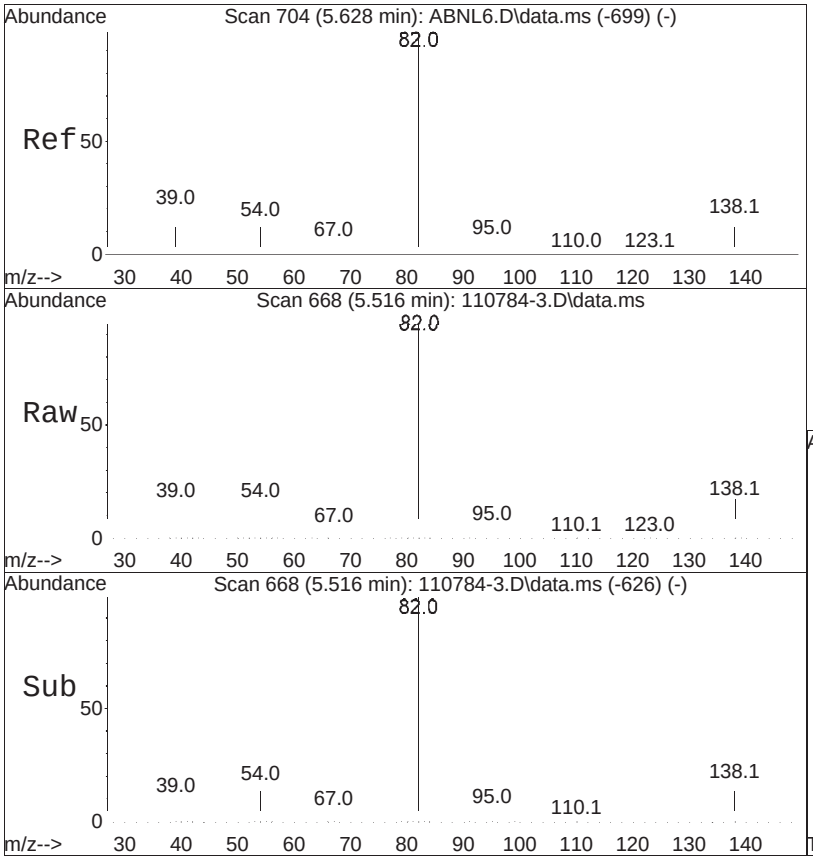


#21
Isophorone
Concen: 1.21 ug/ml
RT: 5.516 min Scan# 668
Delta R.T. -0.000 min
Lab File: 110784-3.D
Acq: 04 Sep 2025 11:52 pm

Tgt Ion: 82 Resp: 13161

| Ion | Ratio | Lower | Upper |
|---|---|---|---|
| 82 | 100 | | |
| 138 | 16.1 | 13.0 | 19.4 |
| 95 | 6.2 | 5.5 | 8.3 |

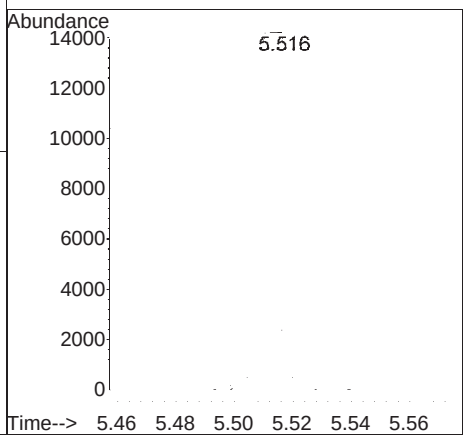

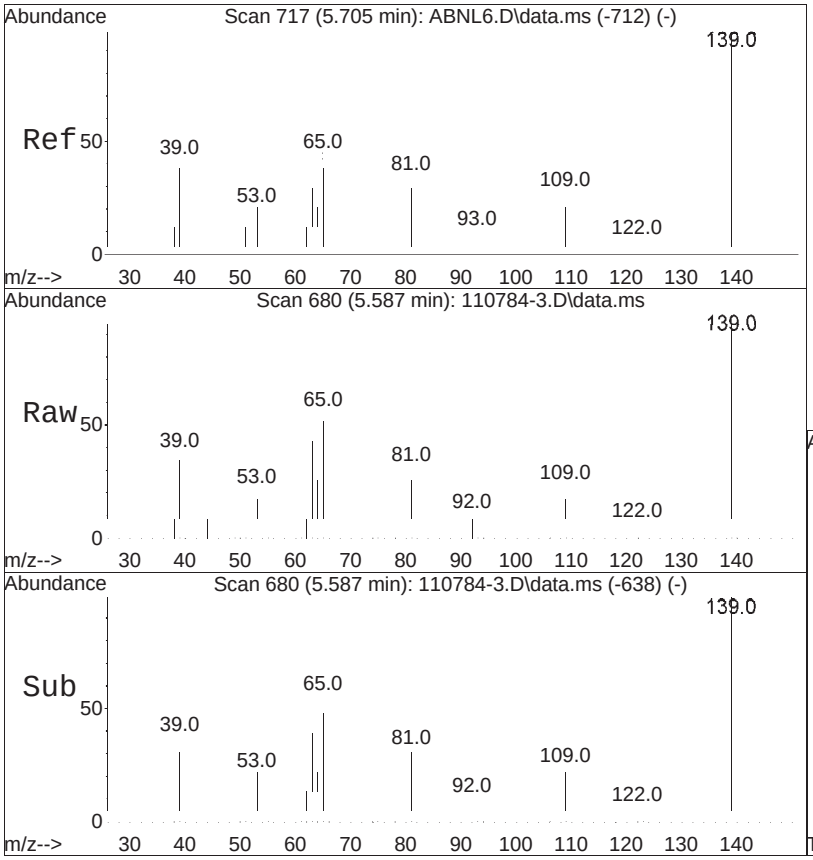


#22
2-Nitrophenol
Concen: 1.49 ug/ml
RT: 5.587 min Scan# 680
Delta R.T. -0.000 min
Lab File: 110784-3.D
Acq: 04 Sep 2025 11:52 pm

Tgt Ion:139 Resp: 3588

| Ion | Ratio | Lower | Upper |
|---|---|---|---|
| 139 | 100 | | |
| 109 | 25.4 | 23.1 | 34.7 |
| 65 | 53.0 | 41.4 | 62.2 |

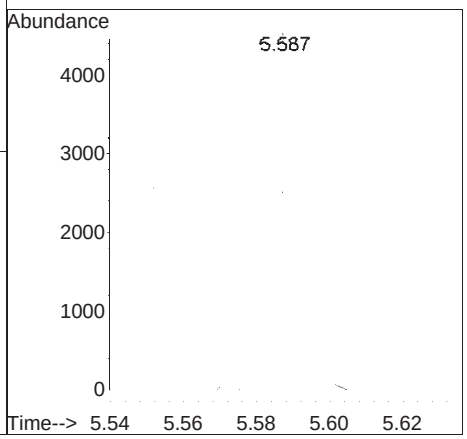

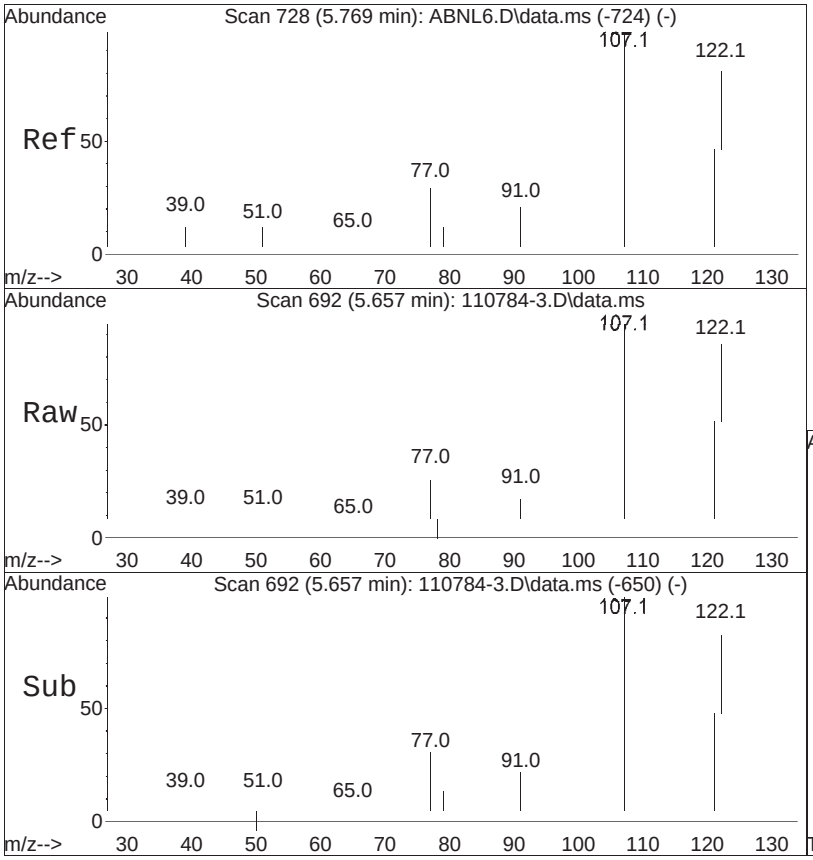


#23
2,4-Dimethylphenol
Concen: 1.12 ug/ml
RT: 5.657 min Scan# 692
Delta R.T. -0.000 min
Lab File: 110784-3.D
Acq: 04 Sep 2025 11:52 pm

Tgt Ion:107 Resp: 6456

| Ion | Ratio | Lower | Upper |
|---|---|---|---|
| 107 | 100 | | |
| 121 | 55.4 | 41.3 | 61.9 |
| 122 | 86.1 | 69.3 | 103.9 |

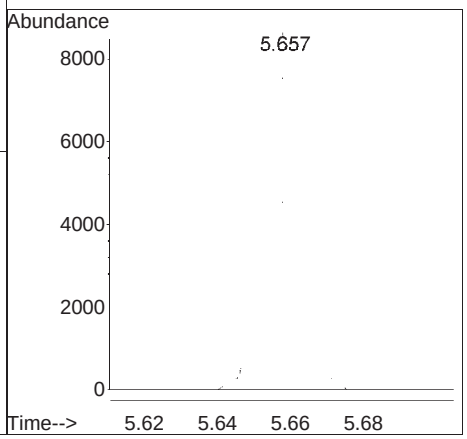

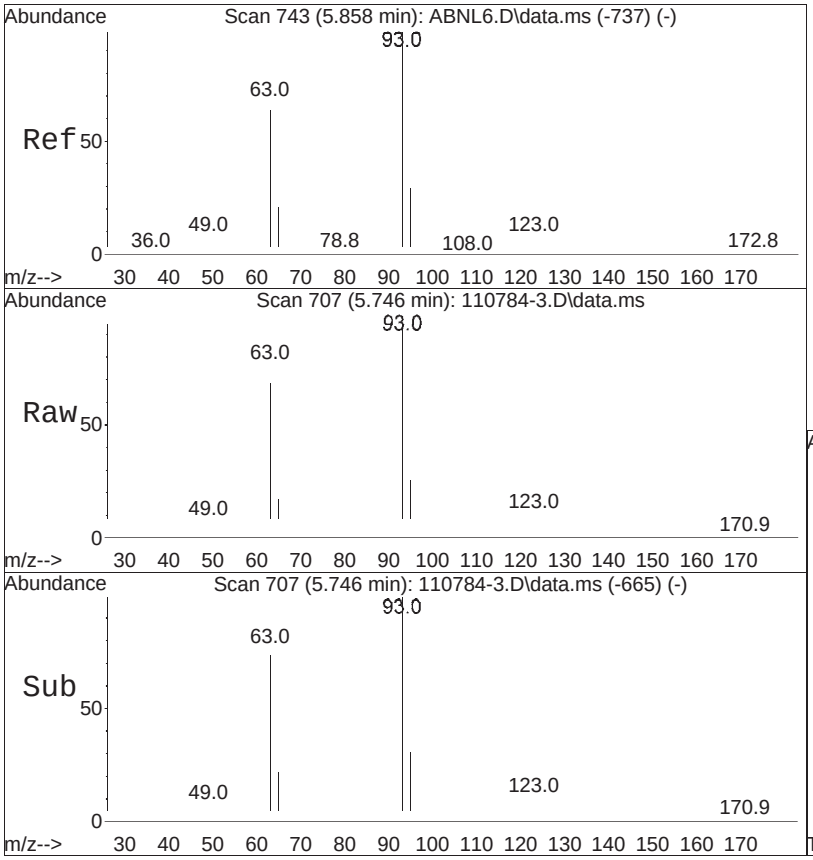


#24
Bis(2-chloroethoxy)methane
Concen: 1.27 ug/ml
RT: 5.746 min Scan# 707
Delta R.T. -0.000 min
Lab File: 110784-3.D
Acq: 04 Sep 2025 11:52 pm

Tgt Ion: 93 Resp: 8755

| Ion | Ratio | Lower | Upper |
|---|---|---|---|
| 93 | 100 | | |
| 95 | 32.5 | 25.8 | 38.8 |
| 123 | 8.9 | 9.6 | 14.4# |

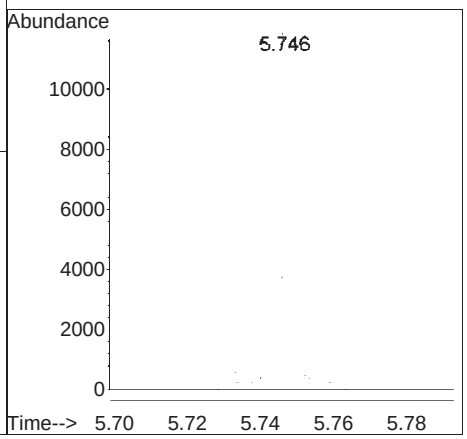

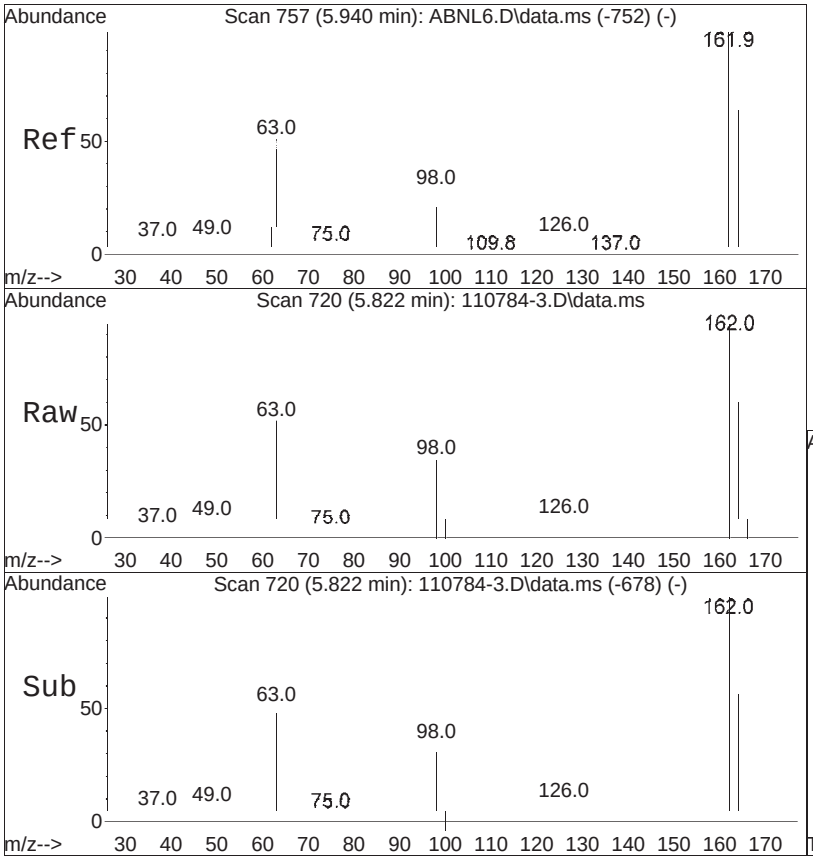


#25
2,4-Dichlorophenol
Concen: 1.38 ug/ml
RT: 5.822 min Scan# 720
Delta R.T. -0.000 min
Lab File: 110784-3.D
Acq: 04 Sep 2025 11:52 pm

Tgt Ion:162 Resp: 7033

| Ion | Ratio | Lower | Upper |
|---|---|---|---|
| 162 | 100 | | |
| 164 | 60.7 | 51.1 | 76.7 |
| 98 | 31.9 | 32.2 | 48.2# |

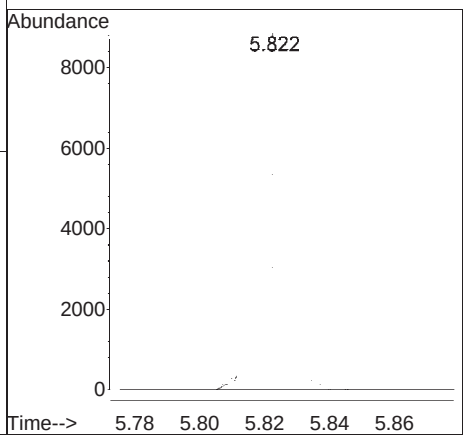

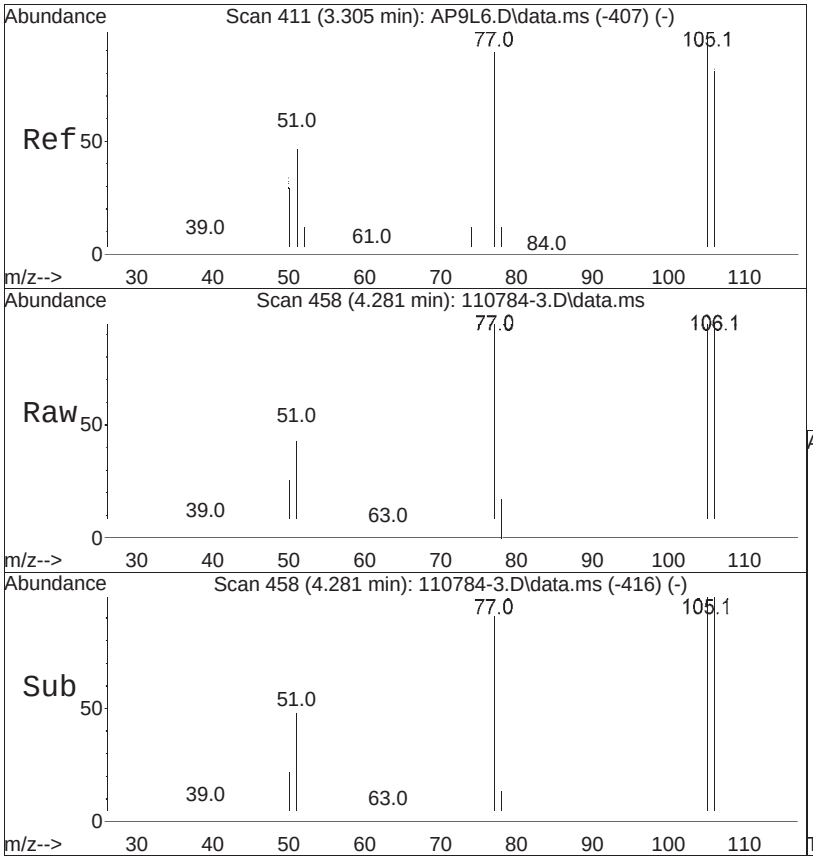


#28
Benzaldehyde
Concen: 2.50 ug/ml
RT: 4.281 min Scan# 458
Delta R.T. -0.000 min
Lab File: 110784-3.D
Acq: 04 Sep 2025 11:52 pm

Tgt Ion:105 Resp: 5671

| Ion | Ratio | Lower | Upper |
|---|---|---|---|
| 105 | 100 | | |
| 77 | 96.6 | 77.0 | 115.6 |

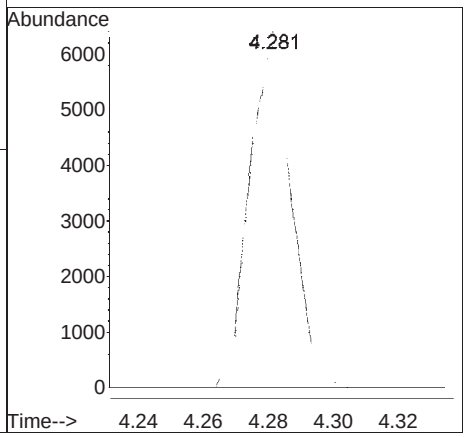

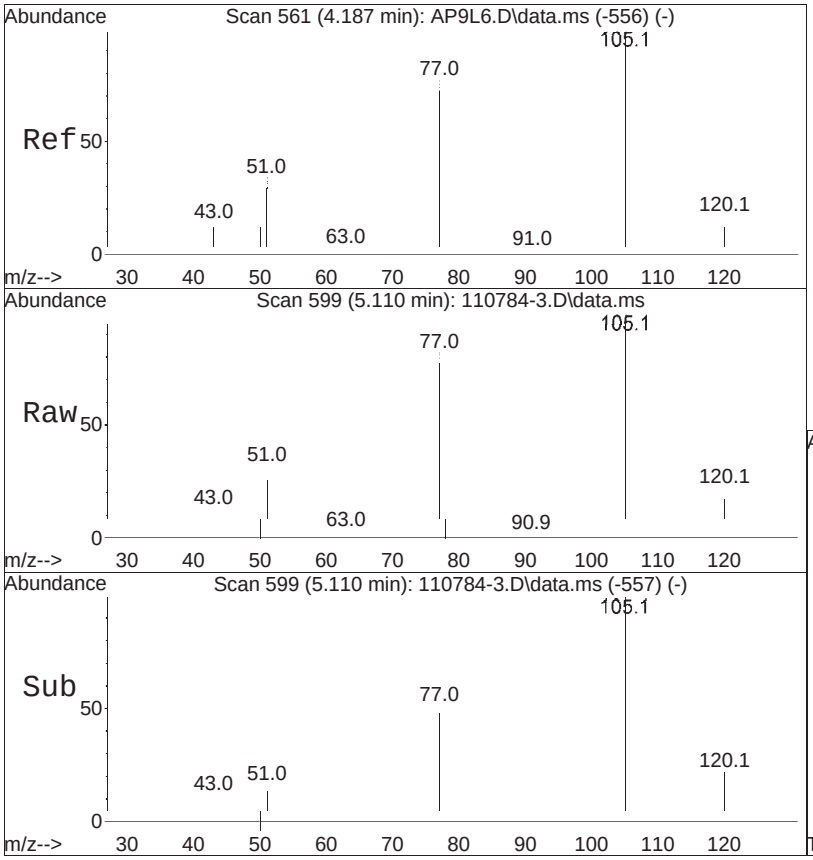


#29
Acetophenone
Concen: 1.36 ug/ml
RT: 5.110 min Scan# 599
Delta R.T. -0.000 min
Lab File: 110784-3.D
Acq: 04 Sep 2025 11:52 pm

Tgt Ion:105 Resp: 10221

| Ion | Ratio | Lower | Upper |
|---|---|---|---|
| 105 | 100 | | |
| 120 | 19.2 | 15.2 | 22.8 |
| 51 | 32.5 | 23.1 | 34.7 |

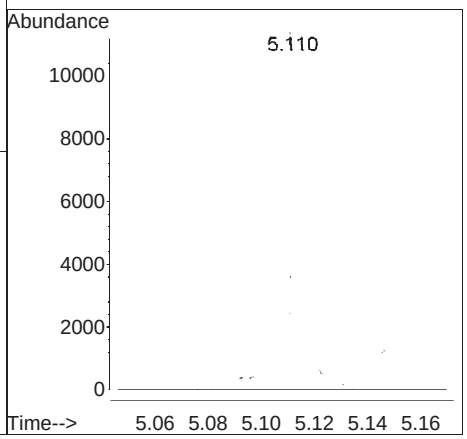

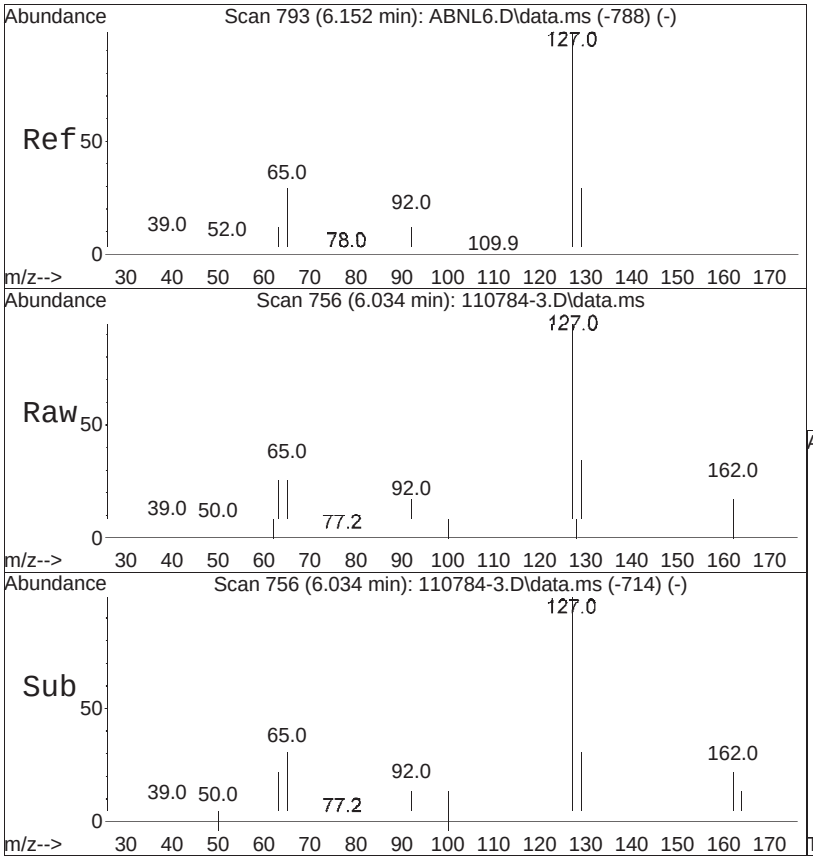


#38
4-Chloroaniline
Concen: 0.75 ug/ml M3
RT: 6.034 min Scan# 756
Delta R.T. -0.000 min
Lab File: 110784-3.D
Acq: 04 Sep 2025 11:52 pm

Tgt Ion: 65 Resp: 1570

| Ion | Ratio | Lower | Upper |
|---|---|---|---|
| 65 | 100 | | |
| 127 | 454.5 | 266.2 | 399.4# |
| 129 | 154.9 | 85.0 | 127.4# |

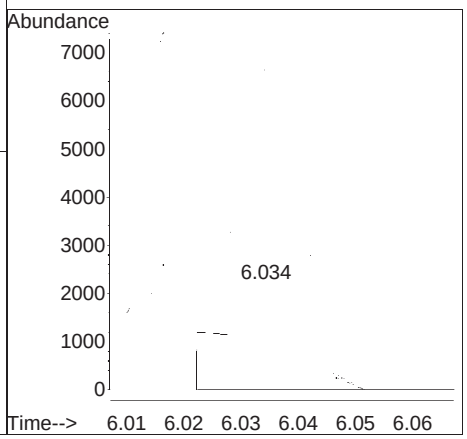

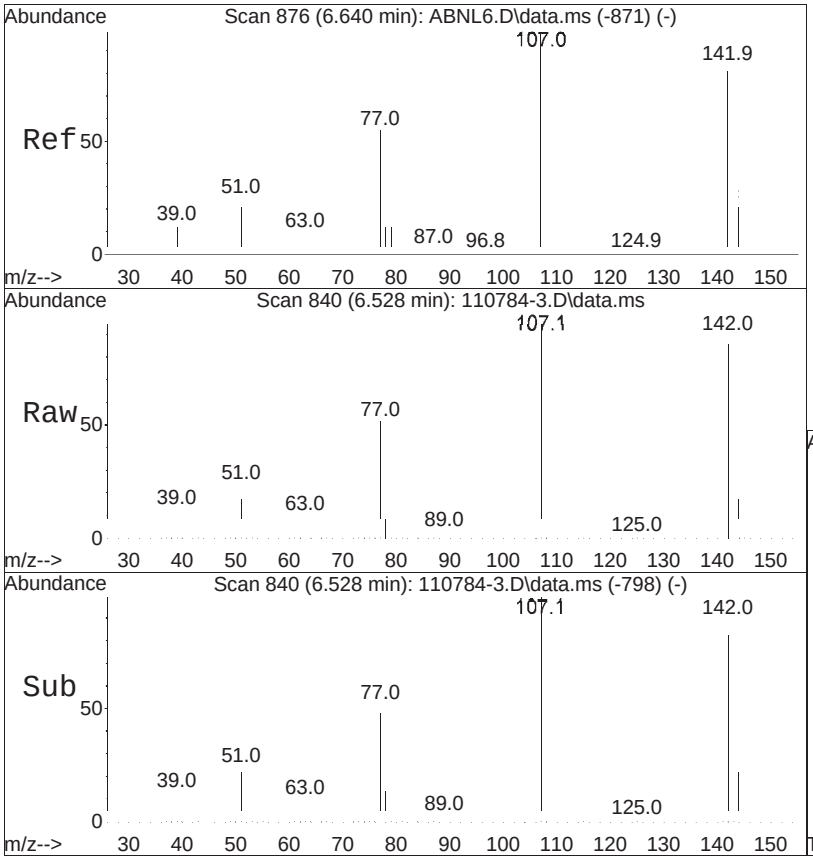


#40
p-Chloro-m-cresol
Concen: 1.34 ug/ml
RT: 6.528 min Scan# 840
Delta R.T. -0.000 min
Lab File: 110784-3.D
Acq: 04 Sep 2025 11:52 pm

Tgt Ion:107 Resp: 6430

| Ion | Ratio | Lower | Upper |
|---|---|---|---|
| 107 | 100 | | |
| 144 | 26.3 | 20.3 | 30.5 |
| 142 | 89.9 | 63.8 | 95.6 |

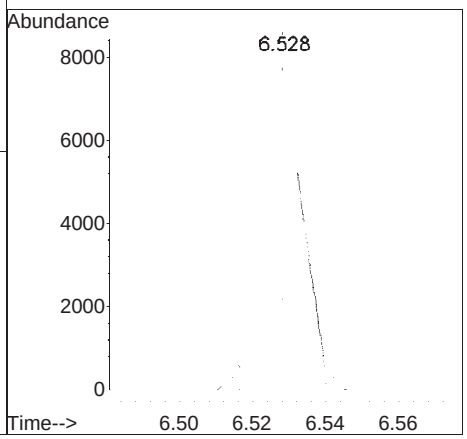

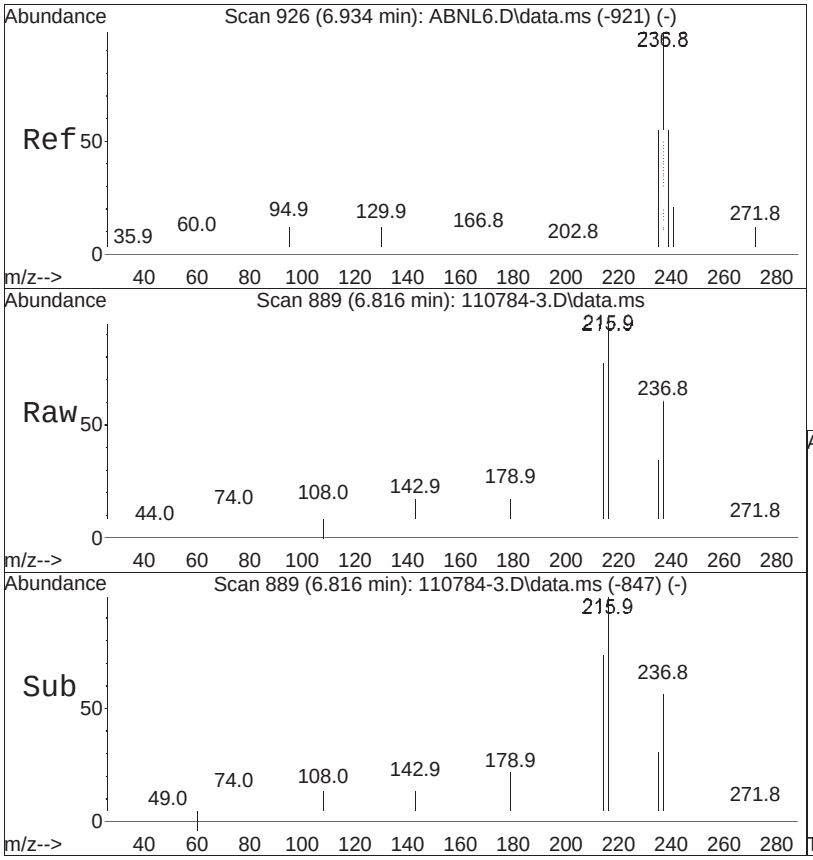


#43
Hexachlorocyclopentadiene
Concen: 1.32 ug/ml
RT: 6.816 min Scan# 889
Delta R.T. -0.000 min
Lab File: 110784-3.D
Acq: 04 Sep 2025 11:52 pm

Tgt Ion:237 Resp: 4560

| Ion | Ratio | Lower | Upper |
|---|---|---|---|
| 237 | 100 | | |
| 235 | 63.6 | 50.9 | 76.3 |
| 272 | 0.0 | 10.1 | 15.1# |

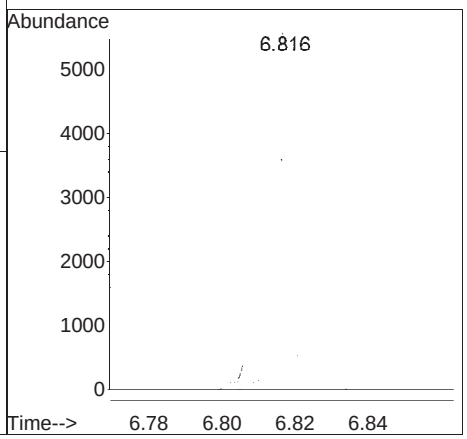

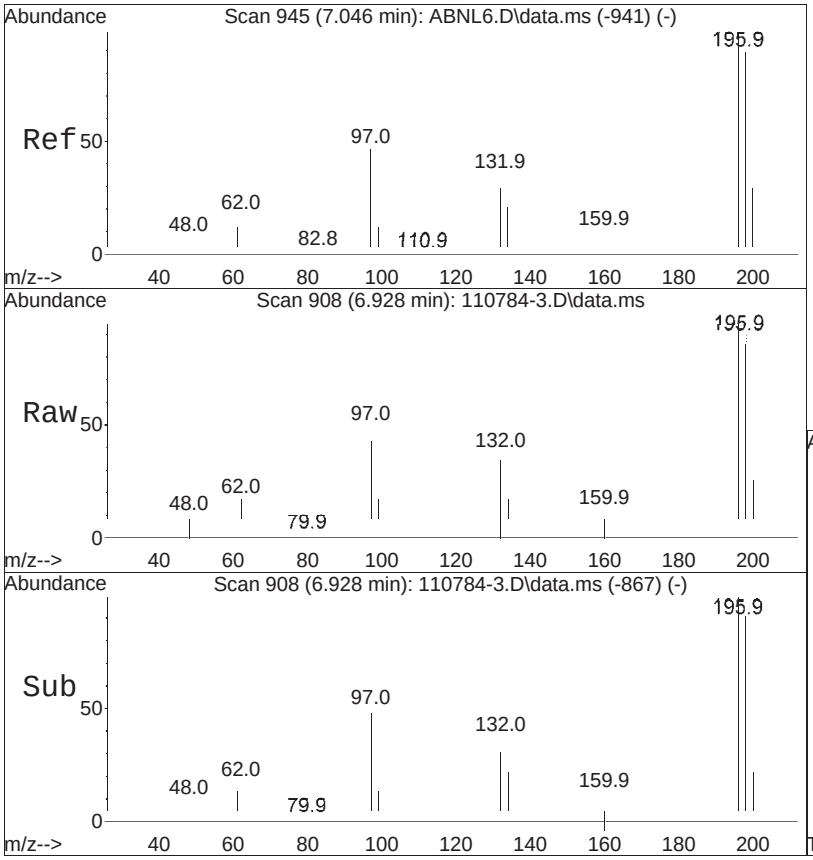


#44
2,4,6-Trichlorophenol
Concen: 1.44 ug/ml
RT: 6.928 min Scan# 908
Delta R.T. -0.006 min
Lab File: 110784-3.D
Acq: 04 Sep 2025 11:52 pm

Tgt Ion:196 Resp: 6081

| Ion | Ratio | Lower | Upper |
|---|---|---|---|
| 196 | 100 | | |
| 198 | 96.6 | 76.4 | 114.6 |
| 200 | 30.2 | 24.4 | 36.6 |

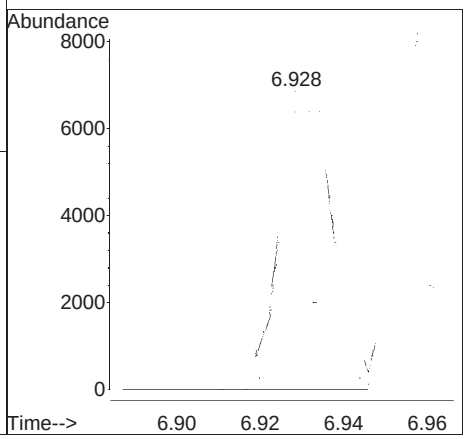

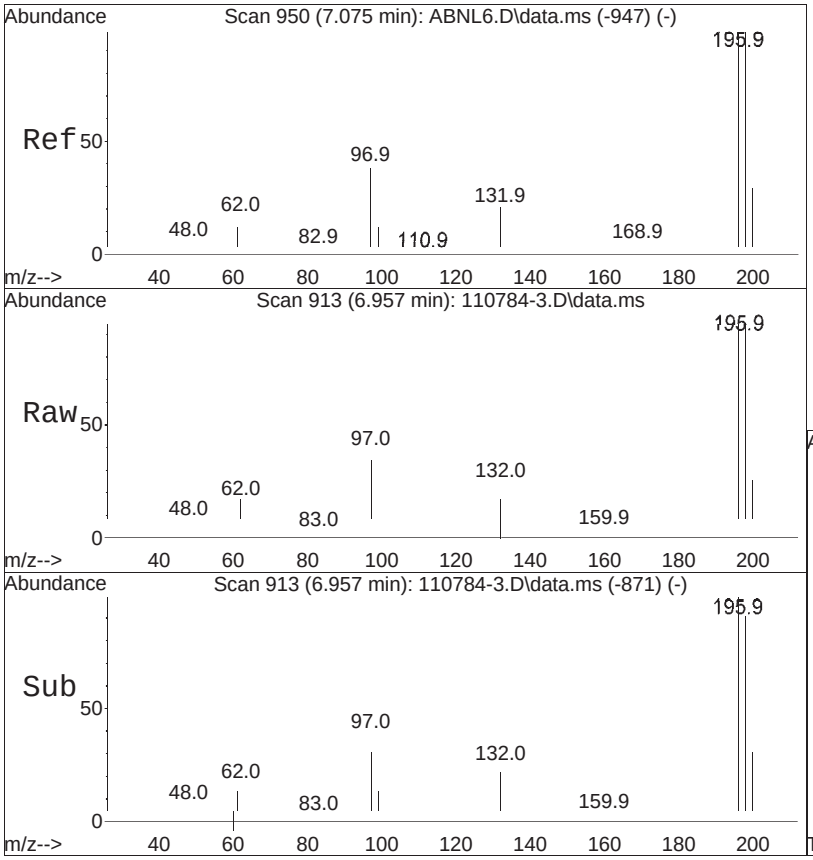


#45
2,4,5-Trichlorophenol
Concen: 1.55 ug/ml M3
RT: 6.957 min Scan# 913
Delta R.T. -0.000 min
Lab File: 110784-3.D
Acq: 04 Sep 2025 11:52 pm

Tgt Ion:196 Resp: 6718

| Ion | Ratio | Lower | Upper |
|---|---|---|---|
| 196 | 100 | | |
| 200 | 27.4 | 24.2 | 36.4 |
| 198 | 87.5 | 76.2 | 114.2 |

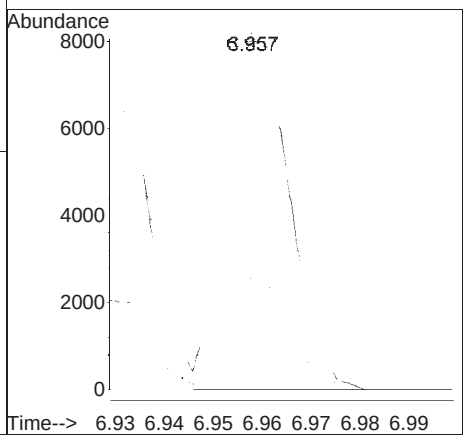

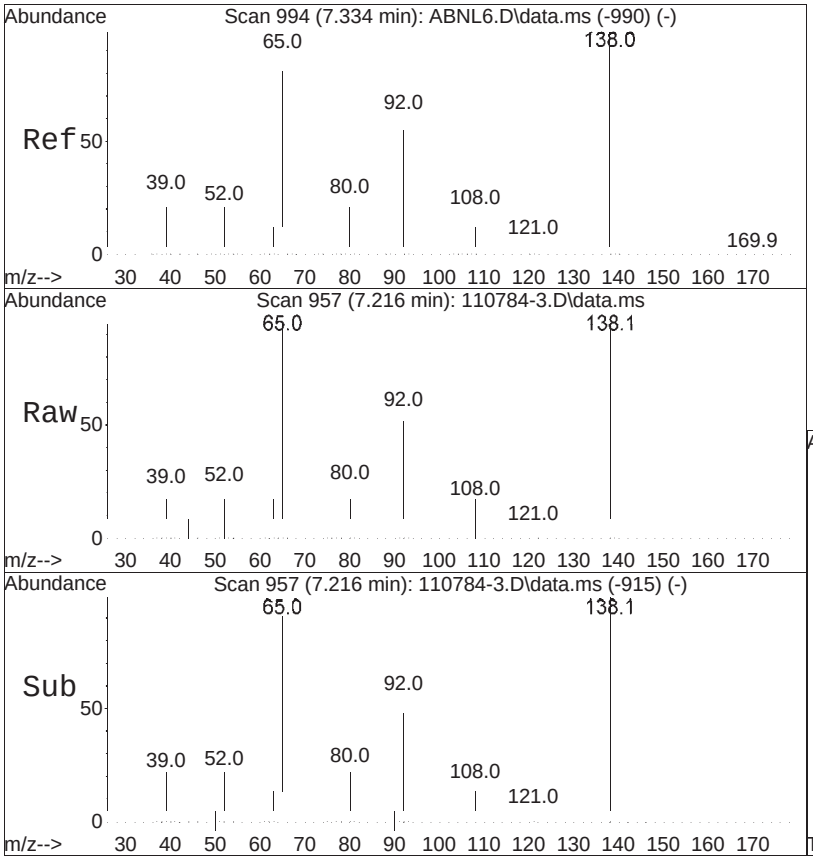


#48
2-Nitroaniline
Concen: 1.60 ug/ml
RT: 7.216 min Scan# 957
Delta R.T. -0.000 min
Lab File: 110784-3.D
Acq: 04 Sep 2025 11:52 pm

Tgt Ion:138 Resp: 5195

| Ion | Ratio | Lower | Upper |
|---|---|---|---|
| 138 | 100 | | |
| 92 | 58.9 | 52.1 | 78.1 |
| 65 | 91.3 | 75.9 | 113.9 |

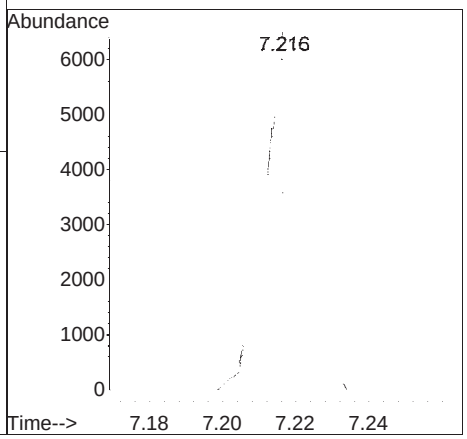

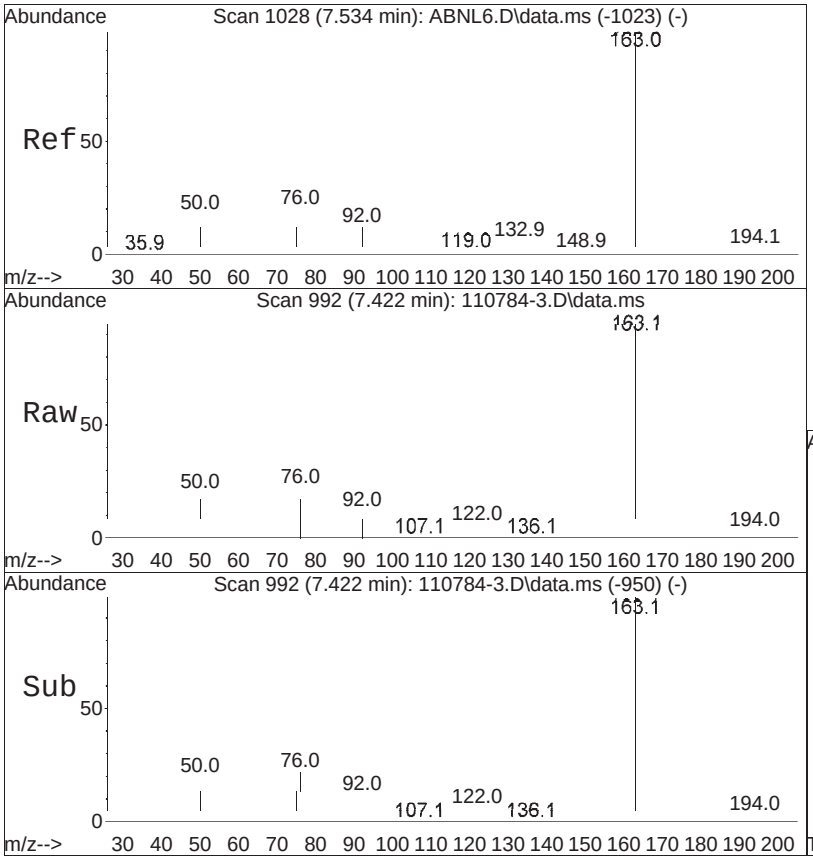


#51
Dimethyl phthalate
Concen: 1.53 ug/ml
RT: 7.422 min Scan# 992
Delta R.T. -0.000 min
Lab File: 110784-3.D
Acq: 04 Sep 2025 11:52 pm

Tgt Ion:163 Resp: 22312

| Ion | Ratio | Lower | Upper |
|---|---|---|---|
| 163 | 100 | | |
| 194 | 3.0 | 2.3 | 3.5 |
| 164 | 9.7 | 8.2 | 12.2 |

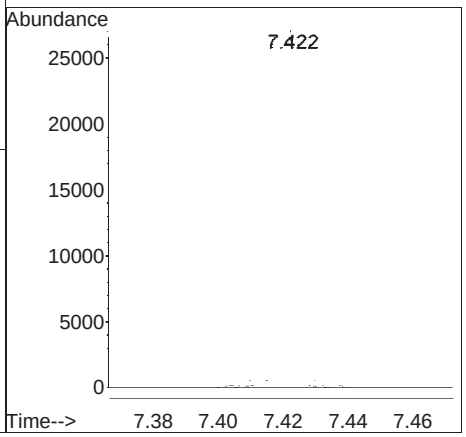

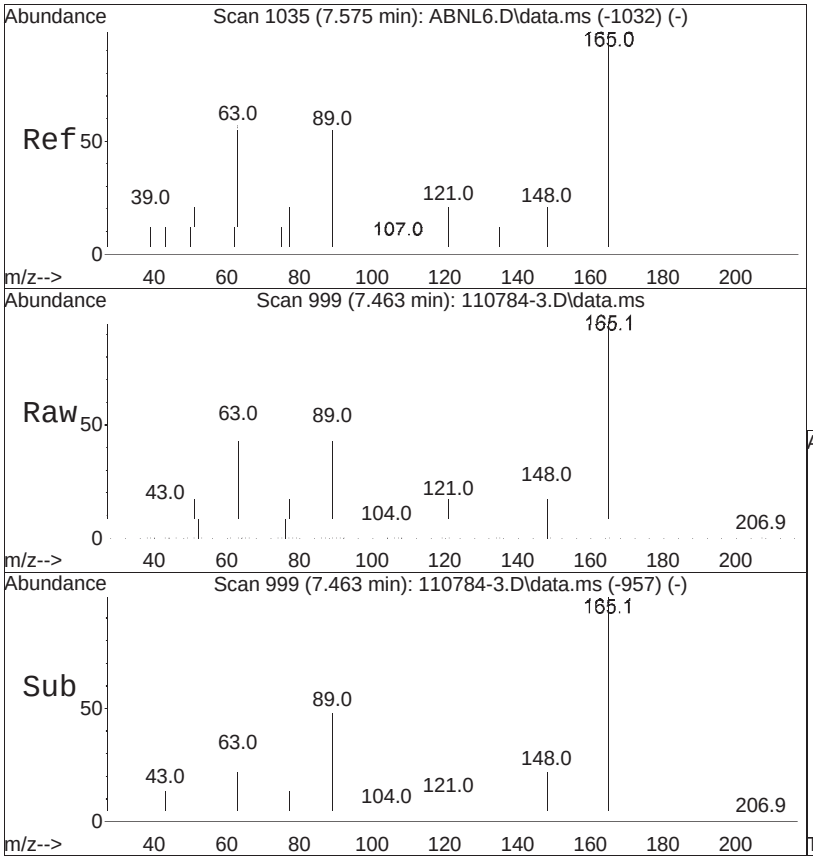


#53
2,6-Dinitrotoluene
Concen: 1.54 ug/ml
RT: 7.463 min Scan# 999
Delta R.T. -0.000 min
Lab File: 110784-3.D
Acq: 04 Sep 2025 11:52 pm

Tgt Ion:165 Resp: 4313

| Ion | Ratio | Lower | Upper |
|---|---|---|---|
| 165 | 100 | | |
| 89 | 53.7 | 48.8 | 73.2 |
| 63 | 54.2 | 50.5 | 75.7 |

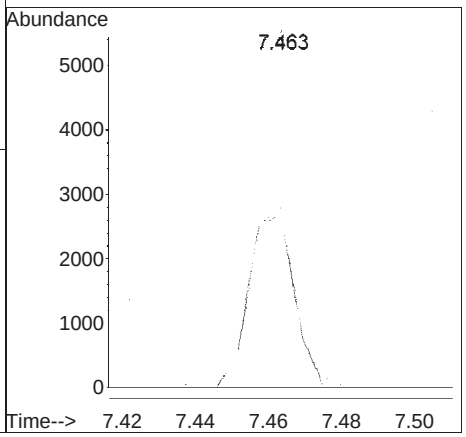

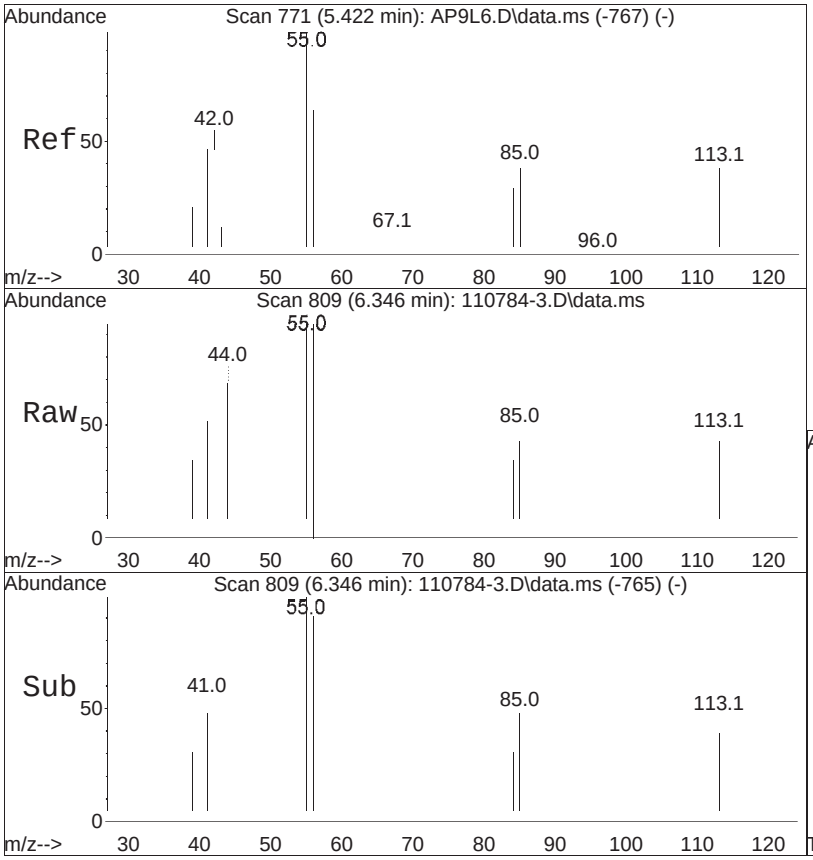


#60
Caprolactam
Concen: 0.44 ug/ml
RT: 6.346 min Scan# 809
Delta R.T. 0.012 min
Lab File: 110784-3.D
Acq: 04 Sep 2025 11:52 pm

Tgt Ion: 55 Resp: 1142

| Ion | Ratio | Lower | Upper |
|---|---|---|---|
| 55 | 100 | | |
| 85 | 0.0 | 35.2 | 52.8# |
| 113 | 87.8 | 36.6 | 55.0# |

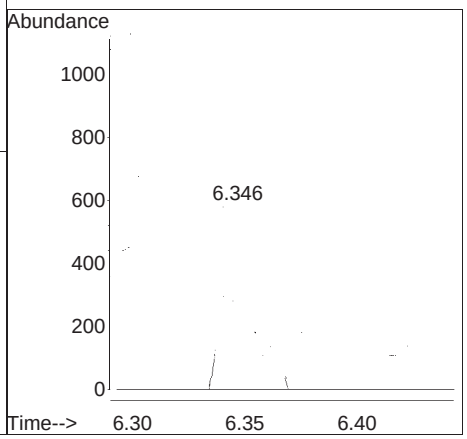

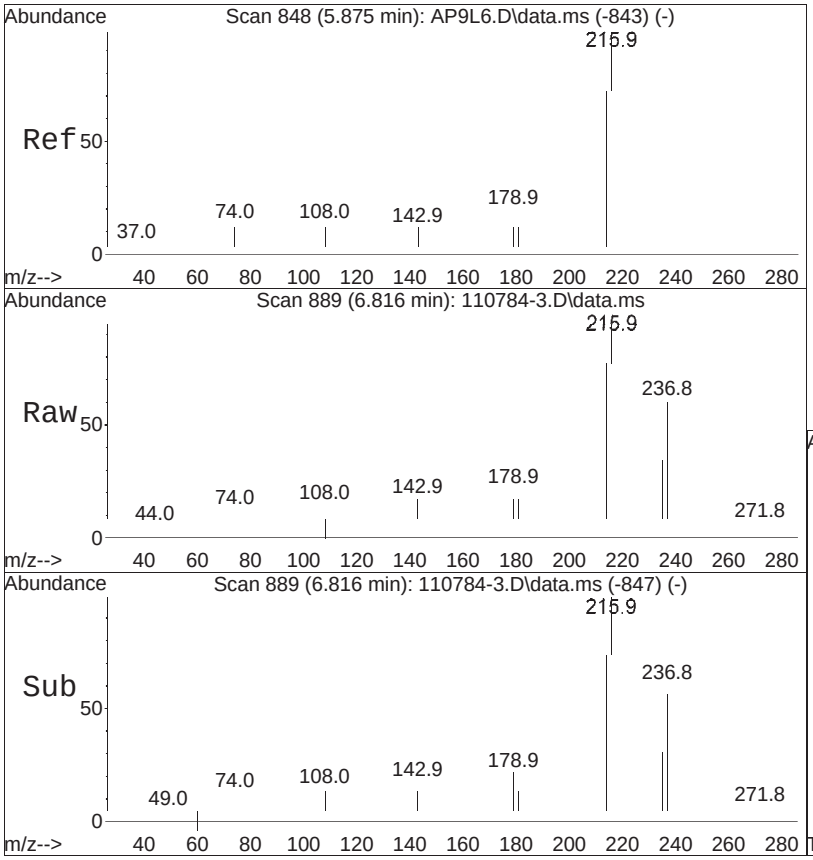


#61
1,2,4,5-Tetrachlorobenzene
Concen: 1.23 ug/ml
RT: 6.816 min Scan# 889
Delta R.T. -0.000 min
Lab File: 110784-3.D
Acq: 04 Sep 2025 11:52 pm

Tgt Ion:216 Resp: 7969

| Ion | Ratio | Lower | Upper |
|---|---|---|---|
| 216 | 100 | | |
| 214 | 77.2 | 64.0 | 96.0 |
| 179 | 20.7 | 18.7 | 28.1 |

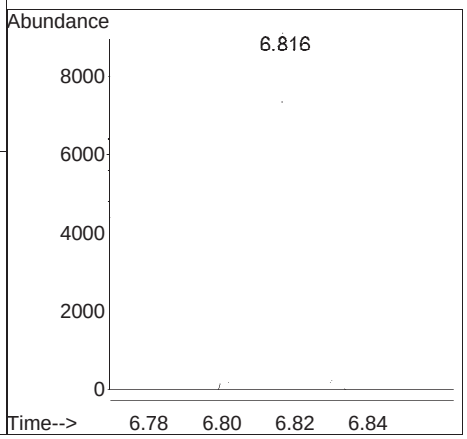

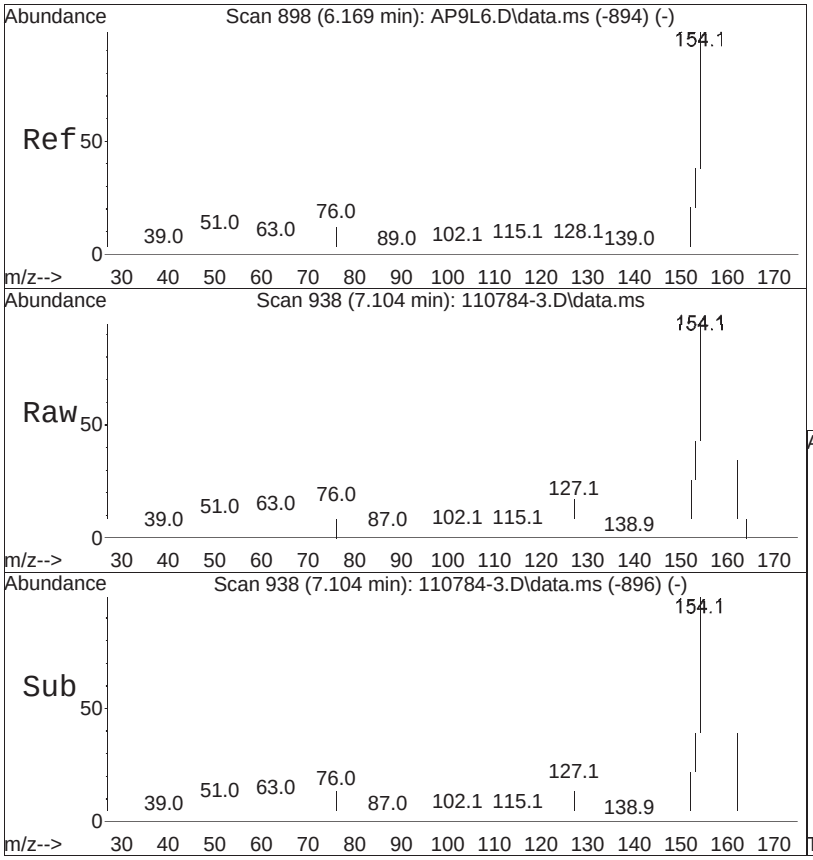


#62
Biphenyl
Concen: 1.32 ug/ml
RT: 7.104 min Scan# 938
Delta R.T. -0.000 min
Lab File: 110784-3.D
Acq: 04 Sep 2025 11:52 pm

Tgt Ion:154 Resp: 18898

| Ion | Ratio | Lower | Upper |
|---|---|---|---|
| 154 | 100 | | |
| 153 | 44.0 | 32.5 | 48.7 |
| 152 | 28.2 | 22.6 | 34.0 |

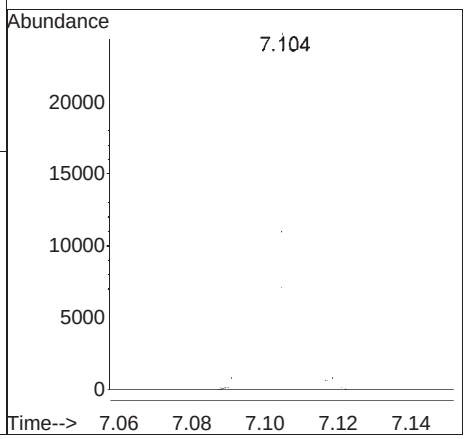

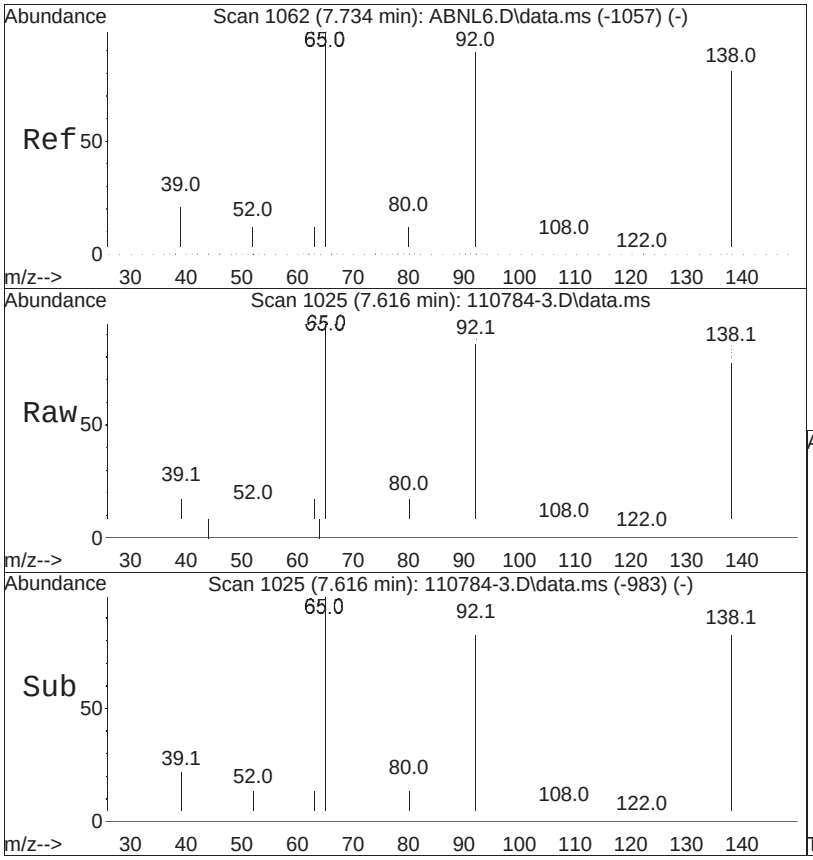


#64
3-Nitroaniline
Concen: 1.29 ug/ml
RT: 7.616 min Scan# 1025
Delta R.T. -0.000 min
Lab File: 110784-3.D
Acq: 04 Sep 2025 11:52 pm

Tgt Ion:138 Resp: 3777

| Ion | Ratio | Lower | Upper |
|---|---|---|---|
| 138 | 100 | | |
| 92 | 106.0 | 92.8 | 139.2 |
| 108 | 17.6 | 7.9 | 11.9# |

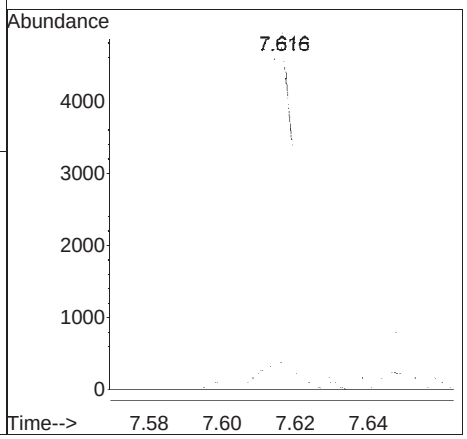

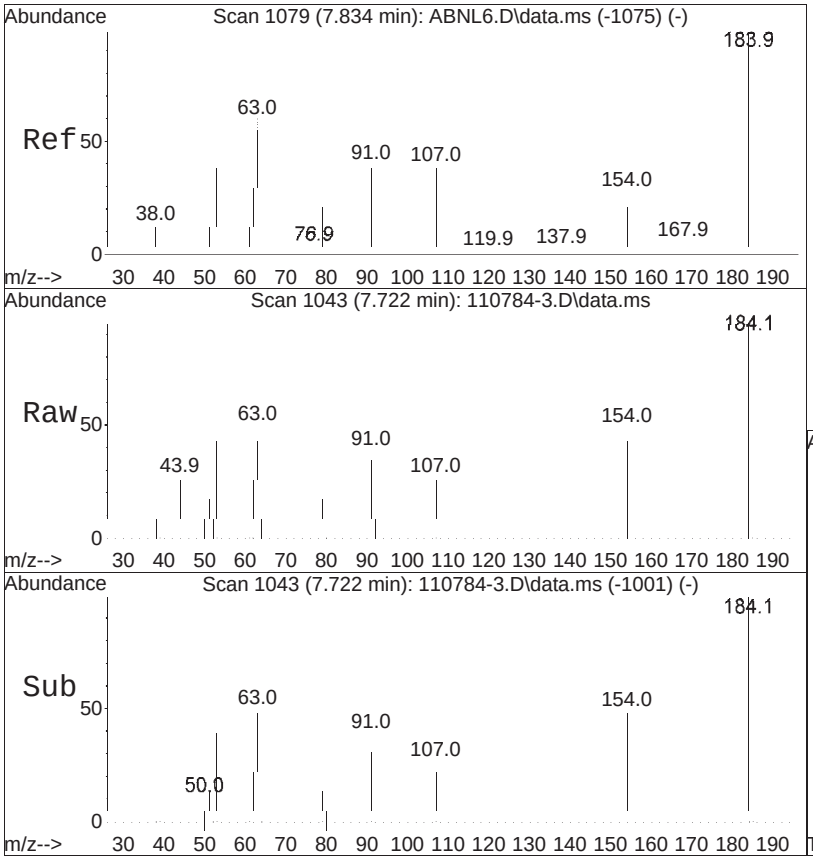


#66
2,4-Dinitrophenol
Concen: 1.87 ug/ml
RT: 7.722 min Scan# 1043
Delta R.T. -0.000 min
Lab File: 110784-3.D
Acq: 04 Sep 2025 11:52 pm

Tgt Ion:184 Resp: 2273

| Ion | Ratio | Lower | Upper |
|---|---|---|---|
| 184 | 100 | | |
| 107 | 26.2 | 41.8 | 62.6# |
| 91 | 33.9 | 44.2 | 66.2# |

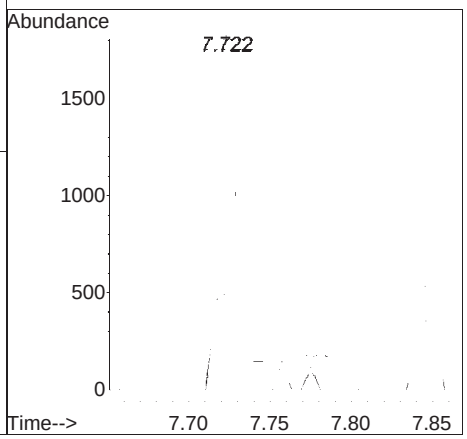




#67
Dibenzofuran
Concen: 1.40 ug/ml
RT: 7.851 min Scan# 1065
Delta R.T. -0.000 min
Lab File: 110784-3.D
Acq: 04 Sep 2025 11:52 pm

Tgt Ion:168 Resp: 25047

| Ion | Ratio | Lower | Upper |
|---|---|---|---|
| 168 | 100 | | |
| 139 | 33.9 | 32.3 | 48.5 |

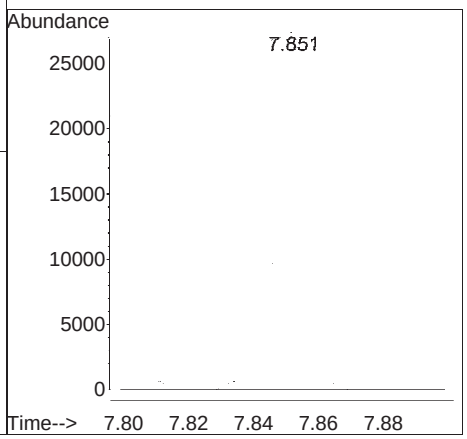

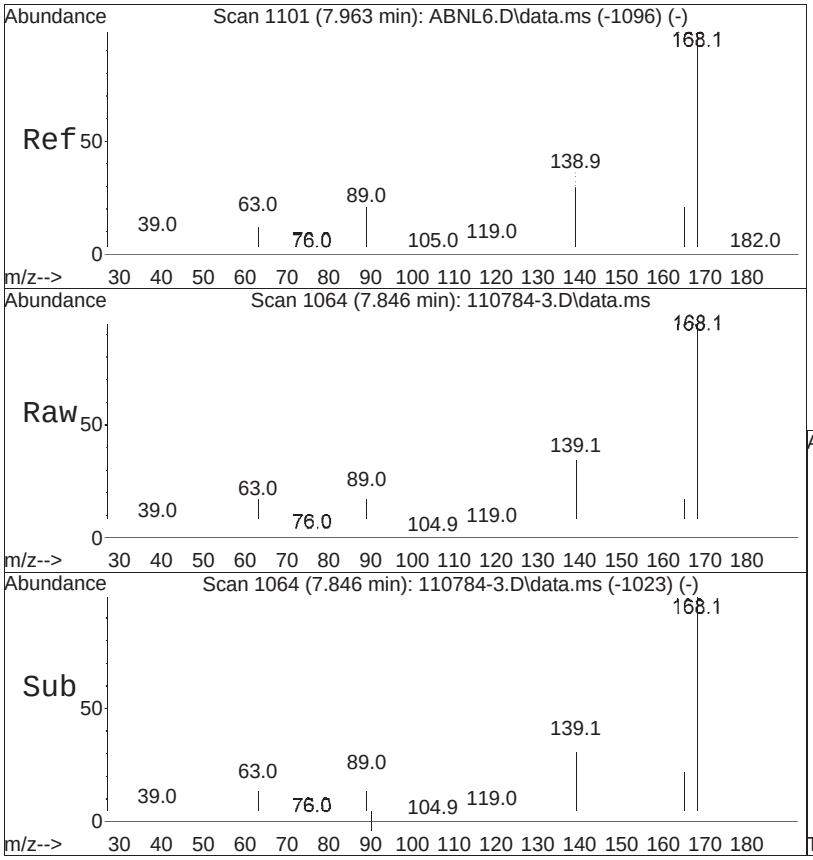


#68
2,4-Dinitrotoluene
Concen: 1.53 ug/ml
RT: 7.846 min Scan# 1064
Delta R.T. -0.006 min
Lab File: 110784-3.D
Acq: 04 Sep 2025 11:52 pm

Tgt Ion:165 Resp: 5917

| Ion | Ratio | Lower | Upper |
|---|---|---|---|
| 165 | 100 | | |
| 89 | 76.7 | 73.0 | 109.4 |
| 63 | 67.1 | 56.3 | 84.5 |

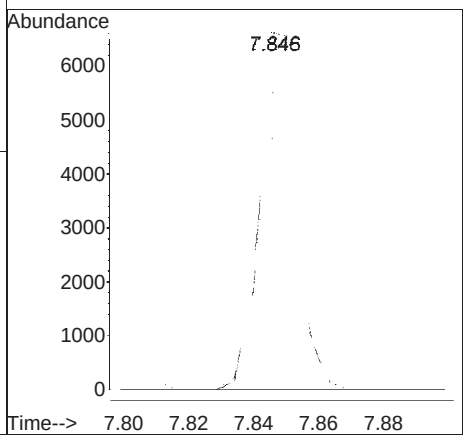

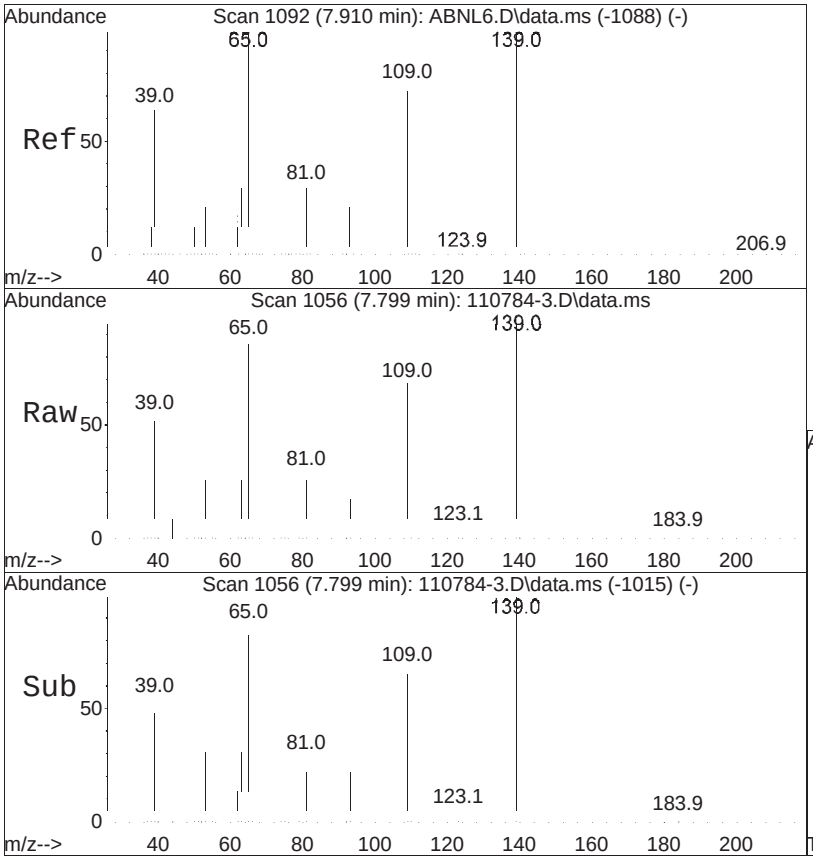


#69
4-Nitrophenol
Concen: 1.13 ug/ml
RT: 7.799 min Scan# 1056
Delta R.T. -0.006 min
Lab File: 110784-3.D
Acq: 04 Sep 2025 11:52 pm

Tgt Ion: 65 Resp: 2678

| Ion | Ratio | Lower | Upper |
|---|---|---|---|
| 65 | 100 | | |
| 109 | 73.0 | 60.2 | 90.2 |
| 139 | 111.9 | 81.1 | 121.7 |

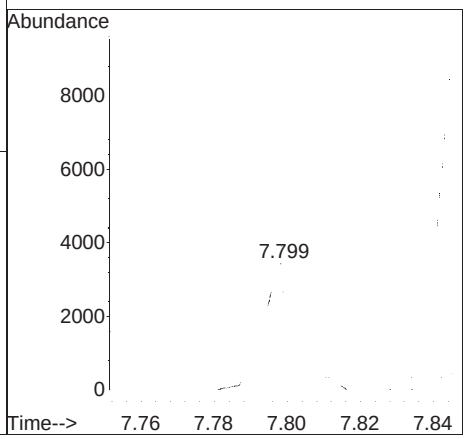

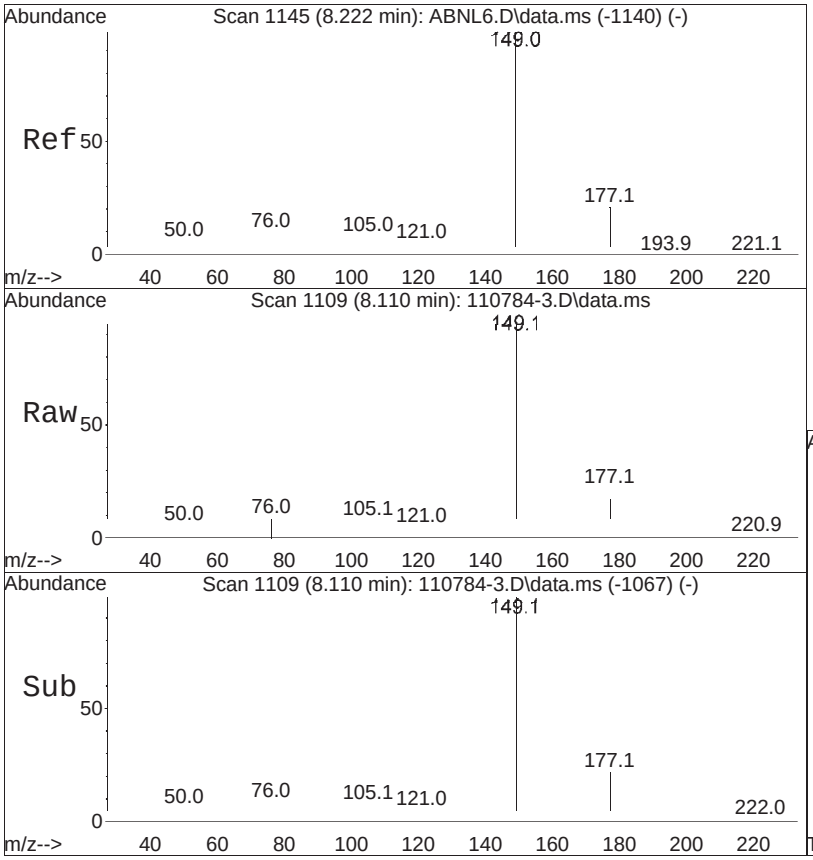


#72
Diethyl phthalate
Concen: 1.46 ug/ml
RT: 8.110 min Scan# 1109
Delta R.T. -0.000 min
Lab File: 110784-3.D
Acq: 04 Sep 2025 11:52 pm

Tgt Ion:149 Resp: 22340

| Ion | Ratio | Lower | Upper |
|---|---|---|---|
| 149 | 100 | | |
| 177 | 21.6 | 15.0 | 22.6 |
| 150 | 12.1 | 9.8 | 14.6 |

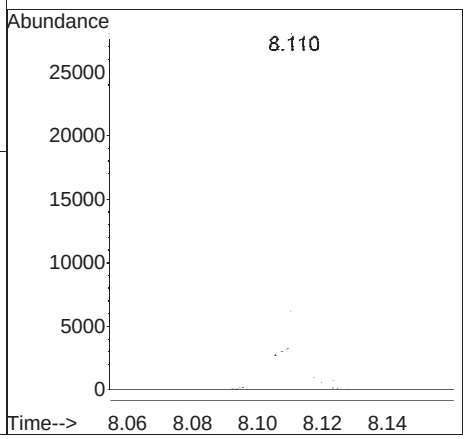

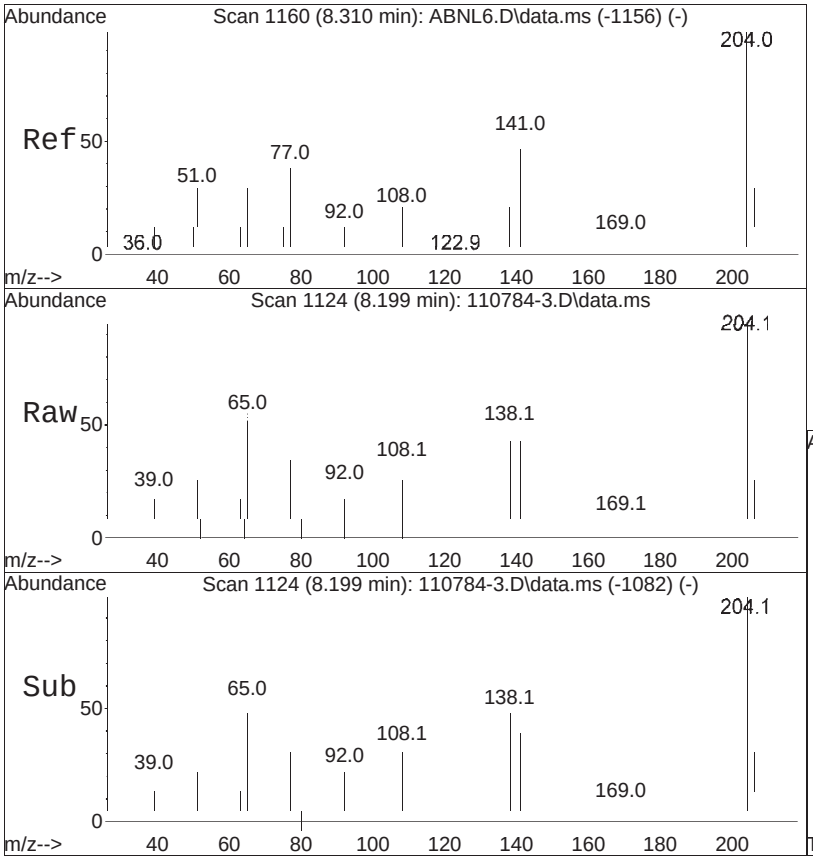


#74
4-Chlorophenyl phenyl ether
Concen: 1.34 ug/ml
RT: 8.199 min Scan# 1124
Delta R.T. -0.000 min
Lab File: 110784-3.D
Acq: 04 Sep 2025 11:52 pm

Tgt Ion:204 Resp: 10251

| Ion | Ratio | Lower | Upper |
|---|---|---|---|
| 204 | 100 | | |
| 206 | 33.8 | 26.3 | 39.5 |
| 141 | 49.3 | 58.4 | 87.6# |

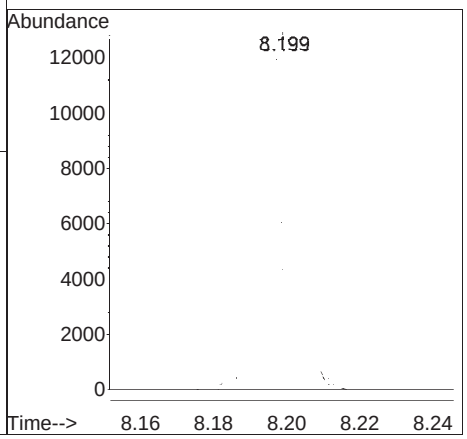

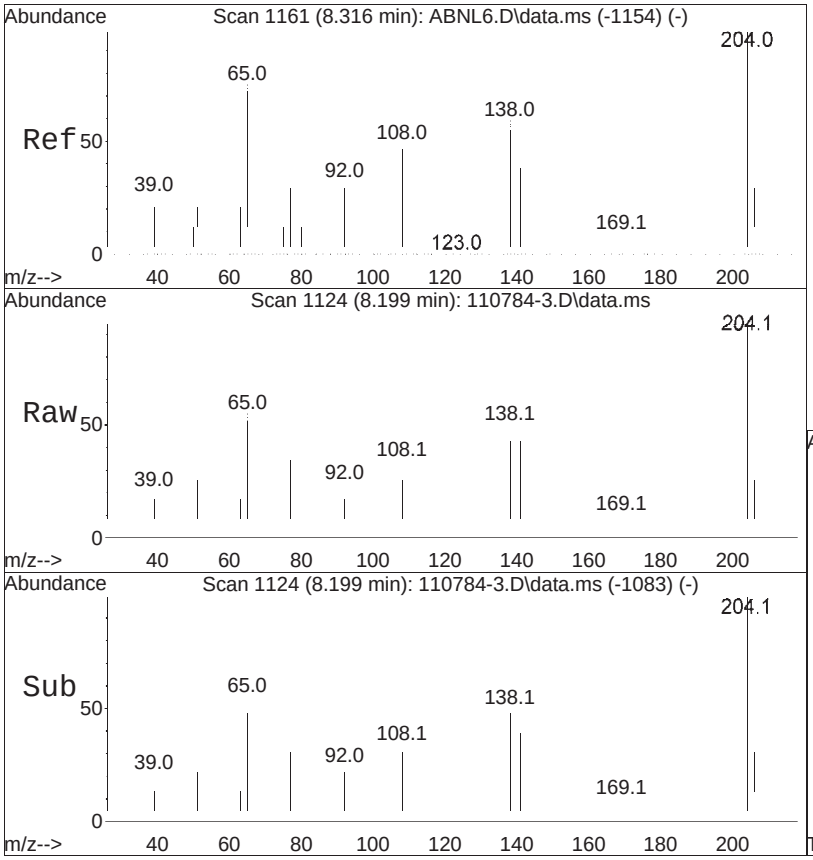


#75
4-Nitroaniline
Concen: 1.61 ug/ml
RT: 8.199 min Scan# 1124
Delta R.T. -0.006 min
Lab File: 110784-3.D
Acq: 04 Sep 2025 11:52 pm

Tgt Ion:138 Resp: 5000

| Ion | Ratio | Lower | Upper |
|---|---|---|---|
| 138 | 100 | | |
| 108 | 69.1 | 59.2 | 88.8 |
| 65 | 113.6 | 97.6 | 146.4 |

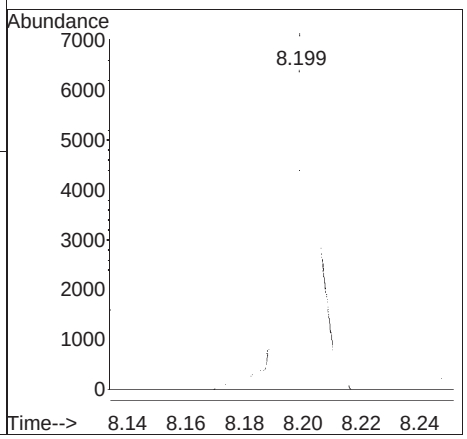

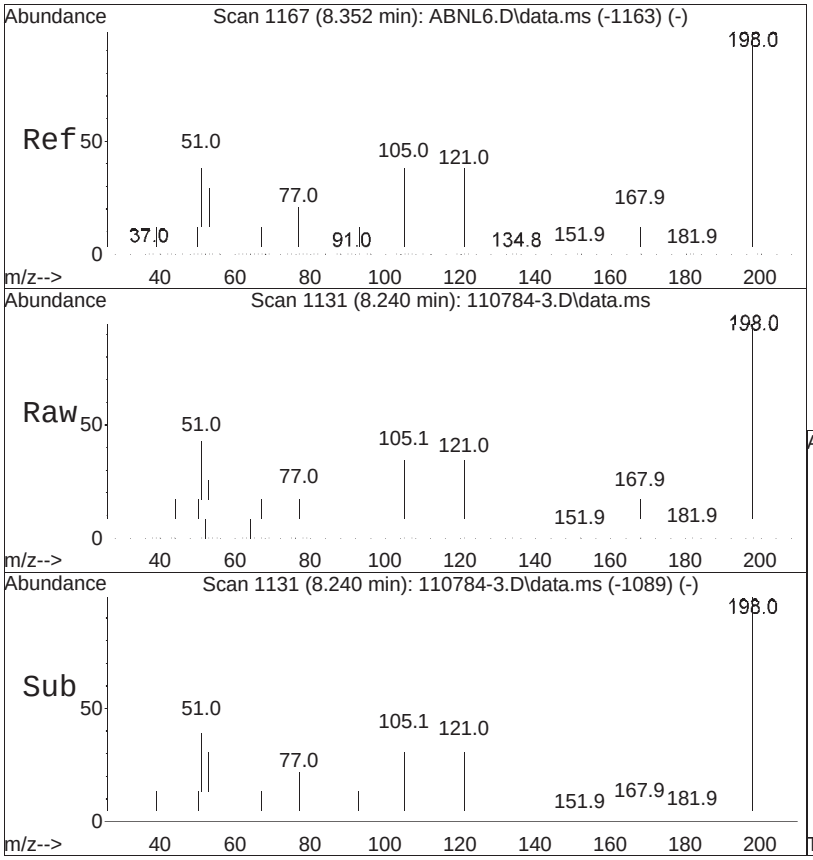


#76
4,6-Dinitro-o-cresol
Concen: 1.76 ug/ml
RT: 8.240 min Scan# 1131
Delta R.T. -0.000 min
Lab File: 110784-3.D
Acq: 04 Sep 2025 11:52 pm

Tgt Ion:198 Resp: 3574

| Ion | Ratio | Lower | Upper |
|---|---|---|---|
| 198 | 100 | | |
| 51 | 41.3 | 49.9 | 74.9# |
| 105 | 39.3 | 45.8 | 68.6# |

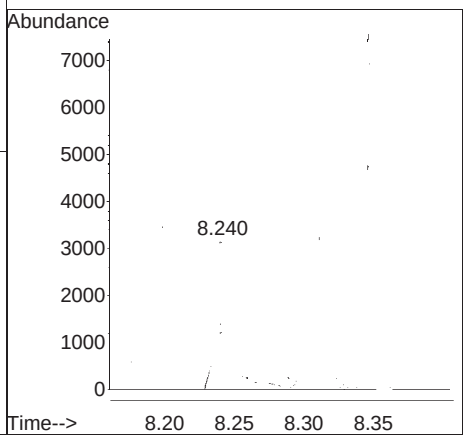

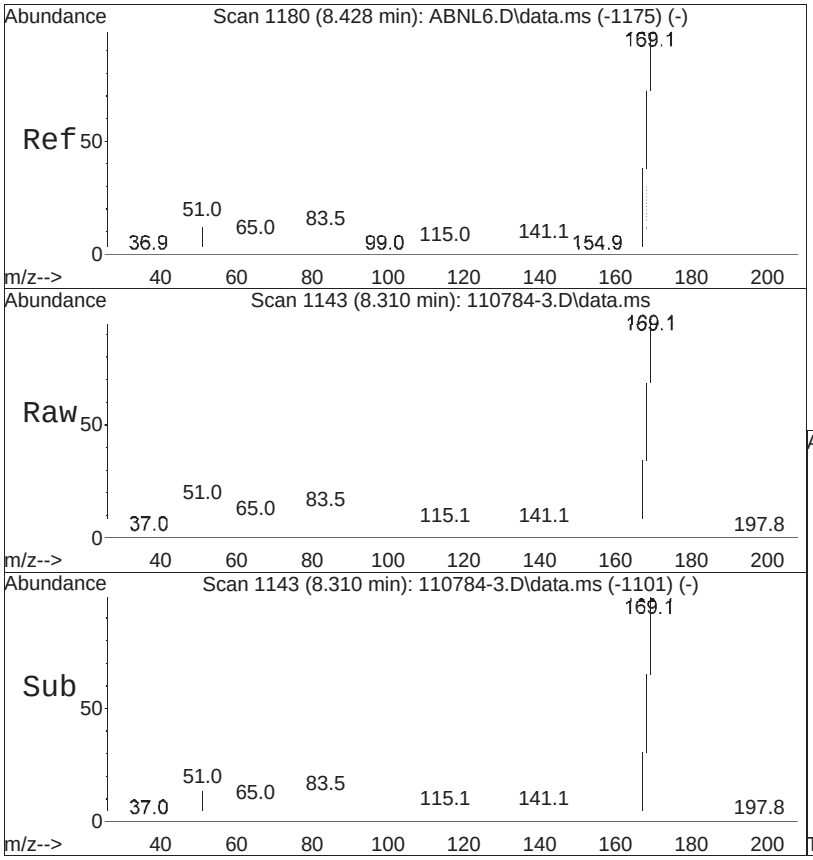


#77
NDPA/DPA
Concen: 1.36 ug/ml
RT: 8.310 min Scan# 1143
Delta R.T. -0.000 min
Lab File: 110784-3.D
Acq: 04 Sep 2025 11:52 pm

Tgt Ion:169 Resp: 16570

| Ion | Ratio | Lower | Upper |
|---|---|---|---|
| 169 | 100 | | |
| 168 | 74.0 | 55.2 | 82.8 |
| 167 | 38.9 | 30.4 | 45.6 |

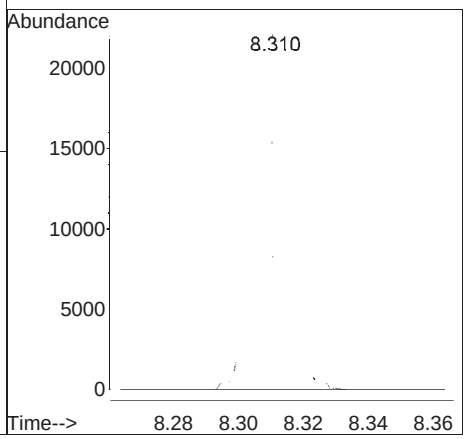

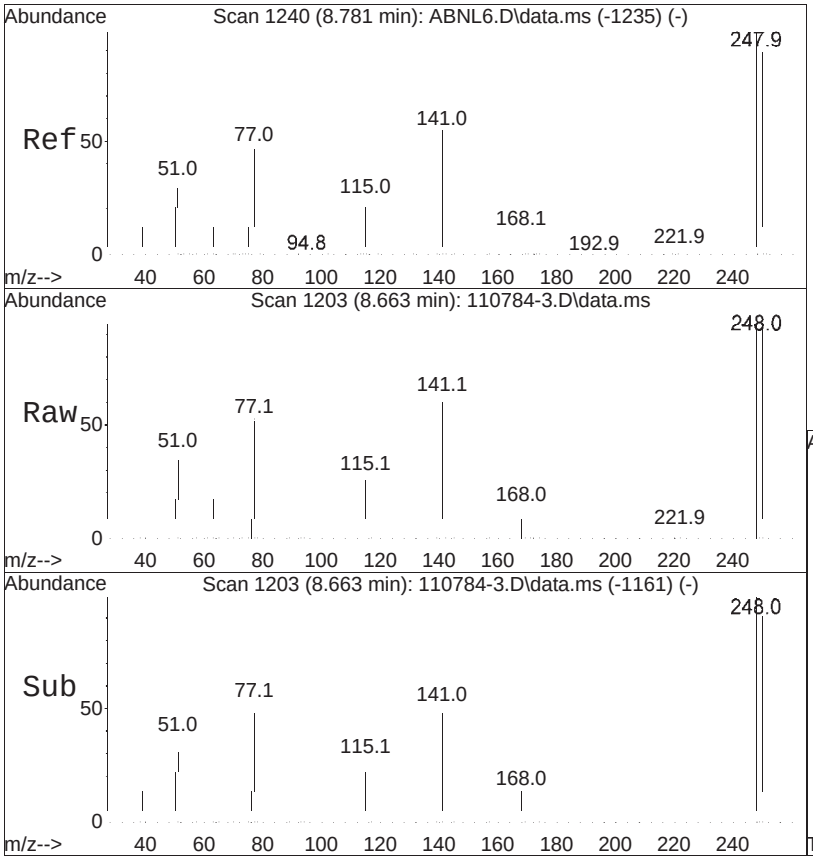


#80
4-Bromophenyl phenyl ether
Concen: 1.41 ug/ml
RT: 8.663 min Scan# 1203
Delta R.T. -0.006 min
Lab File: 110784-3.D
Acq: 04 Sep 2025 11:52 pm

Tgt Ion:248 Resp: 7031

| Ion | Ratio | Lower | Upper |
|---|---|---|---|
| 248 | 100 | | |
| 141 | 59.4 | 74.6 | 111.8# |
| 250 | 99.0 | 76.9 | 115.3 |

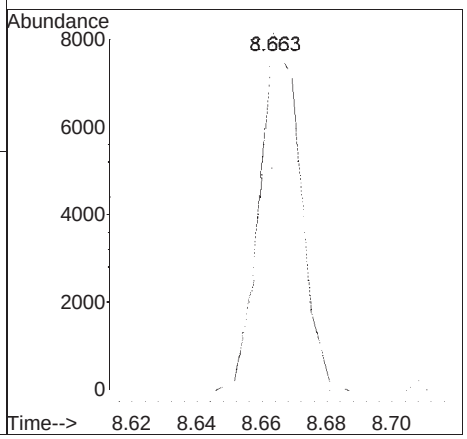

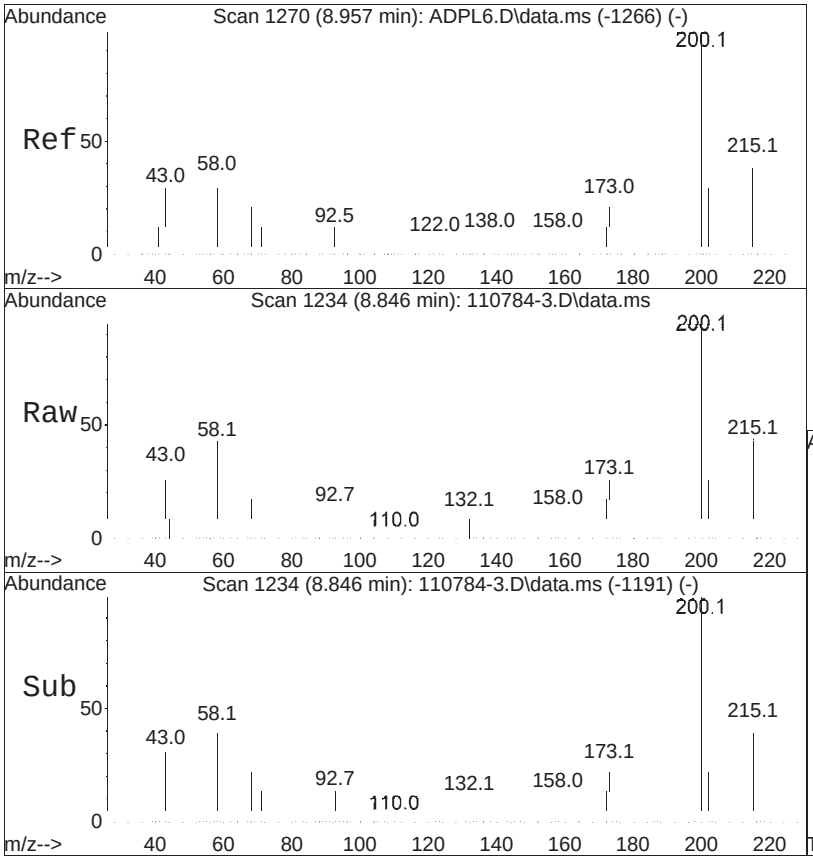


#87
Atrazine
Concen: 1.67 ug/ml
RT: 8.846 min Scan# 1234
Delta R.T. 0.000 min
Lab File: 110784-3.D
Acq: 04 Sep 2025 11:52 pm

Tgt Ion:200 Resp: 7519

| Ion | Ratio | Lower | Upper |
|---|---|---|---|
| 200 | 100 | | |
| 202 | 31.3 | 25.0 | 37.6 |
| 215 | 43.3 | 34.5 | 51.7 |

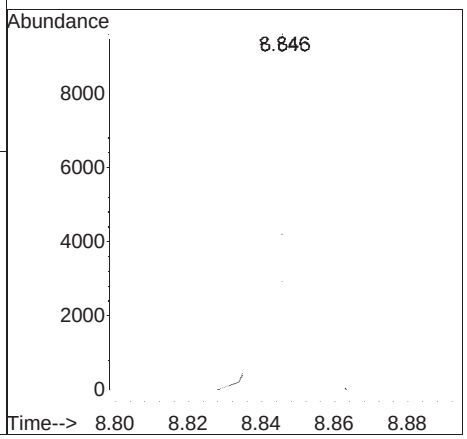




#91
Carbazole
Concen: 1.50 ug/ml
RT: 9.316 min Scan# 1314
Delta R.T. -0.000 min
Lab File: 110784-3.D
Acq: 04 Sep 2025 11:52 pm

Tgt Ion:167 Resp: 33662

| Ion | Ratio | Lower | Upper |
|---|---|---|---|
| 167 | 100 | | |
| 168 | 14.3 | 10.8 | 16.2 |
| 166 | 23.1 | 17.7 | 26.5 |

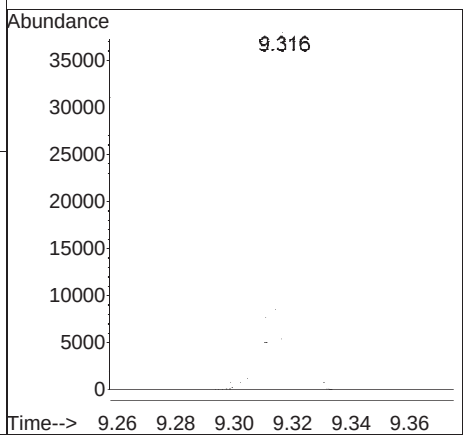

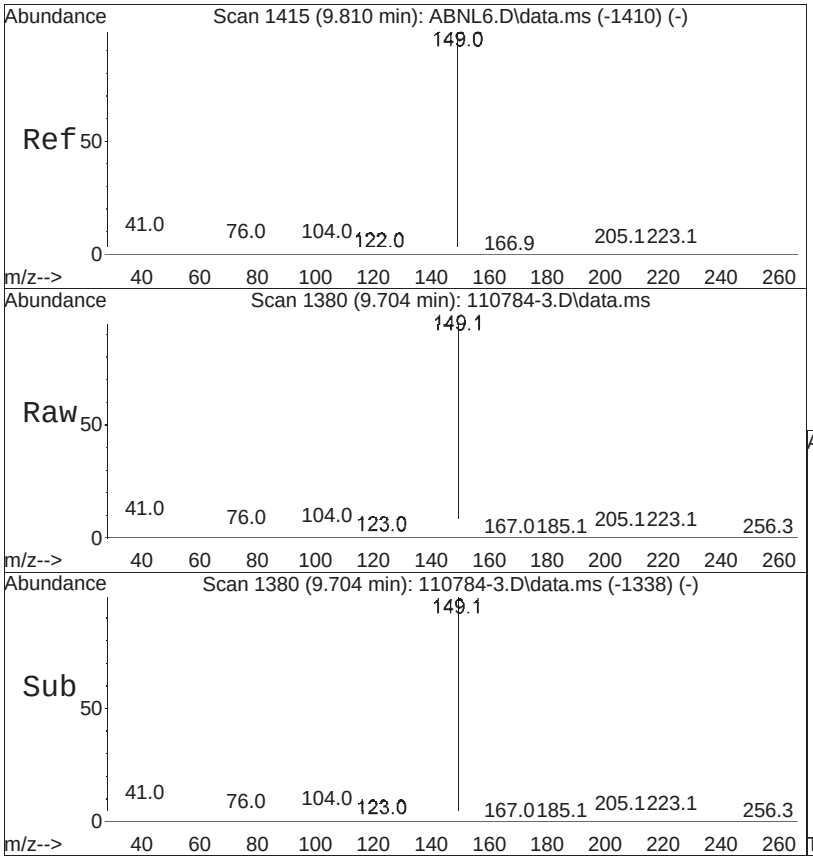


#92
Di-n-butylphthalate
Concen: 1.52 ug/ml
RT: 9.704 min Scan# 1380
Delta R.T. -0.000 min
Lab File: 110784-3.D
Acq: 04 Sep 2025 11:52 pm

Tgt Ion:149 Resp: 39932

| Ion | Ratio | Lower | Upper |
|---|---|---|---|
| 149 | 100 | | |
| 150 | 9.7 | 7.3 | 10.9 |
| 104 | 4.5 | 4.0 | 6.0 |

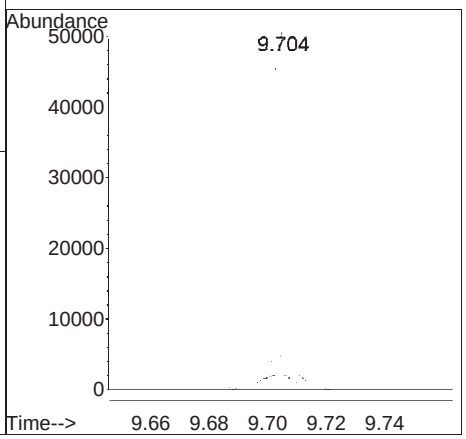

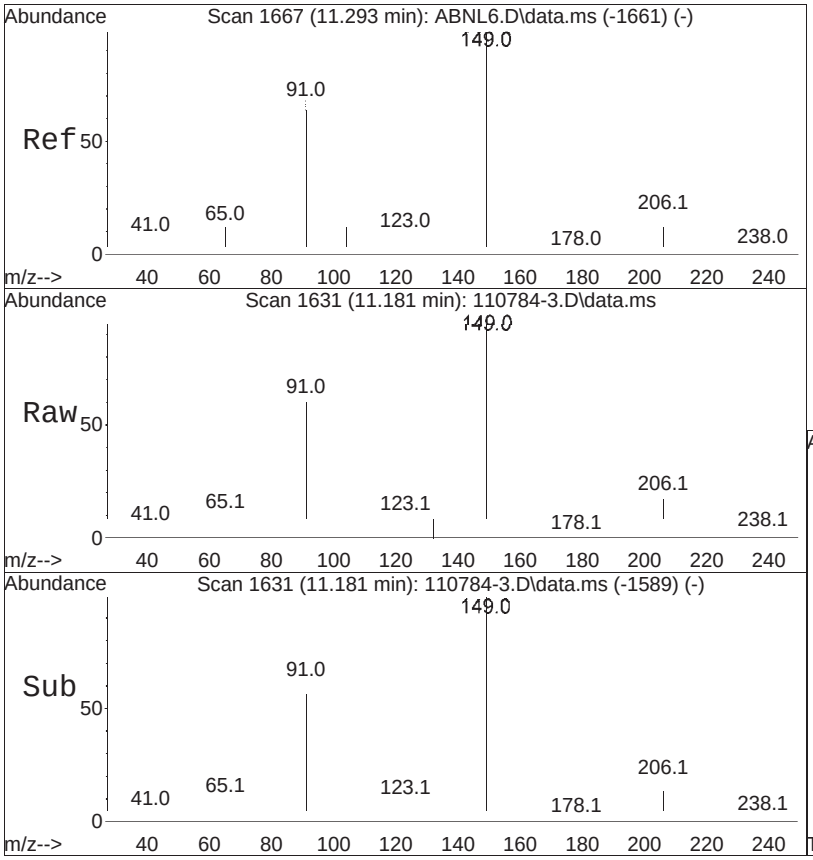


#97
Butyl benzyl phthalate
Concen: 1.60 ug/ml
RT: 11.181 min Scan# 1631
Delta R.T. -0.000 min
Lab File: 110784-3.D
Acq: 04 Sep 2025 11:52 pm

Tgt Ion:149 Resp: 18981

| Ion | Ratio | Lower | Upper |
|---|---|---|---|
| 149 | 100 | | |
| 91 | 65.1 | 57.9 | 86.9 |
| 206 | 17.7 | 11.9 | 17.9 |

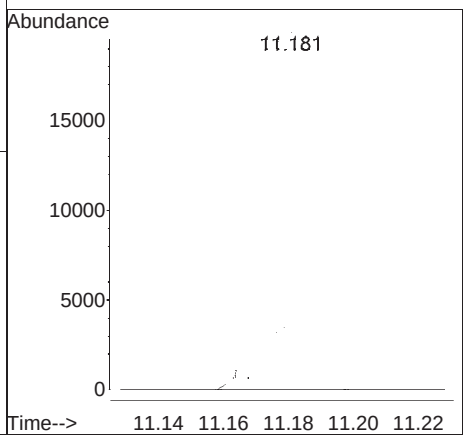

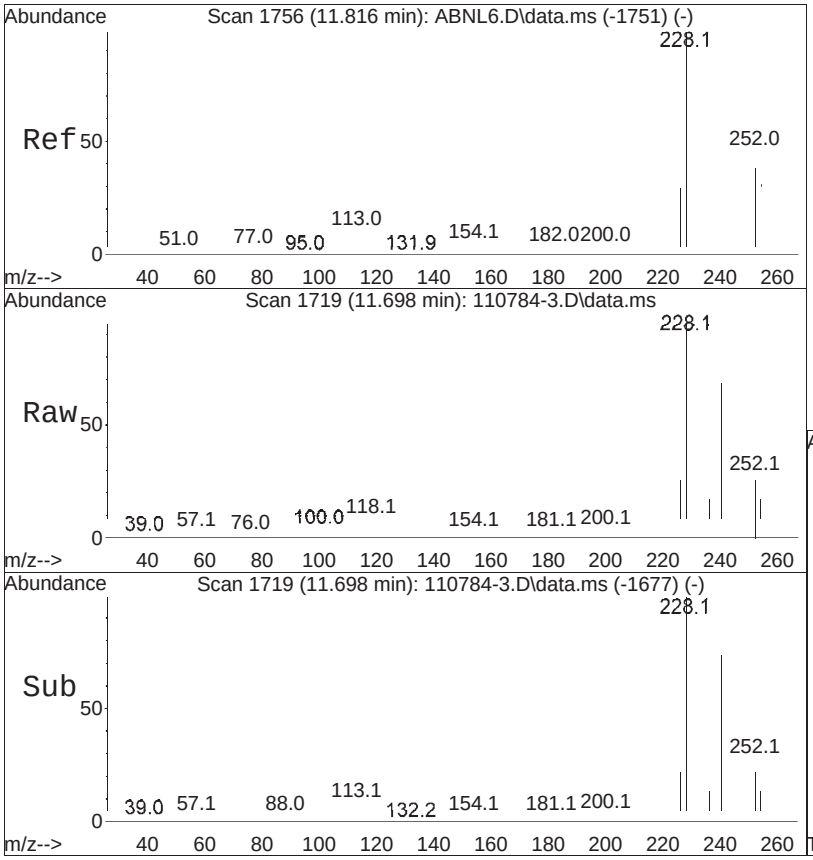


#106
3,3'-Dichlorobenzidine
Concen: 1.19 ug/ml
RT: 11.698 min Scan# 1719
Delta R.T. -0.000 min
Lab File: 110784-3.D
Acq: 04 Sep 2025 11:52 pm

Tgt Ion:252 Resp: 15318

| Ion | Ratio | Lower | Upper |
|---|---|---|---|
| 252 | 100 | | |
| 126 | 12.1 | 12.6 | 19.0# |
| 254 | 63.0 | 51.1 | 76.7 |

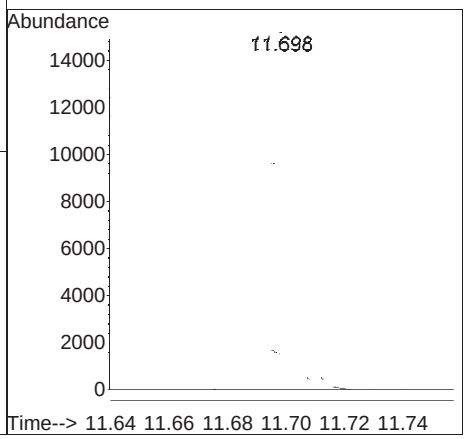

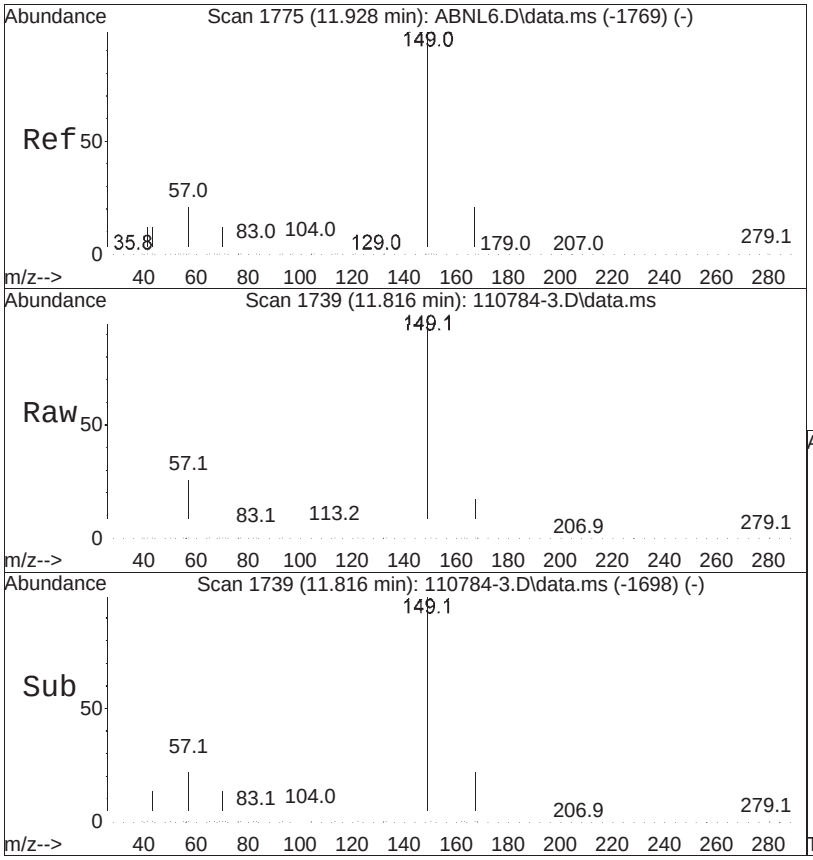


#108
Bis(2-ethylhexyl)phthalate
Concen: 1.43 ug/ml
RT: 11.816 min Scan# 1739
Delta R.T. -0.006 min
Lab File: 110784-3.D
Acq: 04 Sep 2025 11:52 pm

Tgt Ion:149 Resp: 29743

| Ion | Ratio | Lower | Upper |
|---|---|---|---|
| 149 | 100 | | |
| 167 | 23.8 | 18.4 | 27.6 |
| 279 | 2.5 | 1.7 | 2.5 |

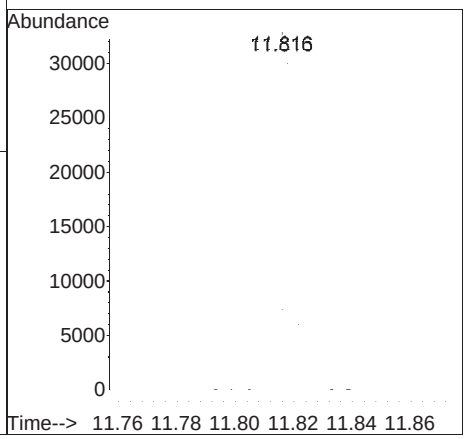

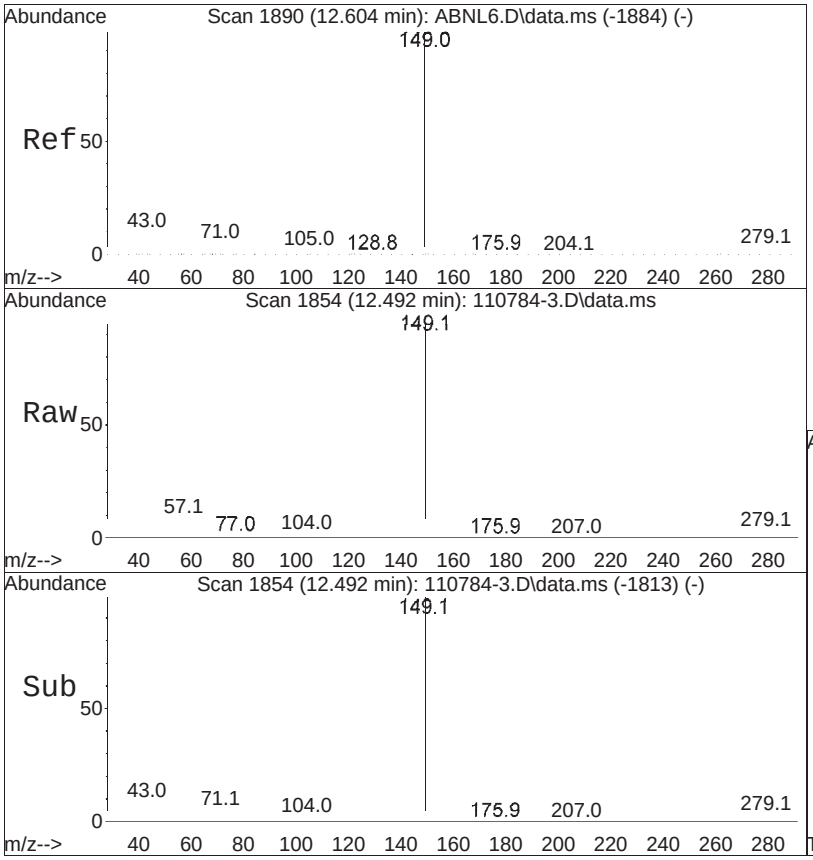


#109
Di-n-octylphthalate
Concen: 1.48 ug/ml
RT: 12.492 min Scan# 1854
Delta R.T. -0.006 min
Lab File: 110784-3.D
Acq: 04 Sep 2025 11:52 pm

Tgt Ion:149 Resp: 48707

| Ion | Ratio | Lower | Upper |
|---|---|---|---|
| 149 | 100 | | |
| 43 | 9.5 | 8.2 | 12.2 |
| 167 | 1.4 | 1.1 | 1.7 |

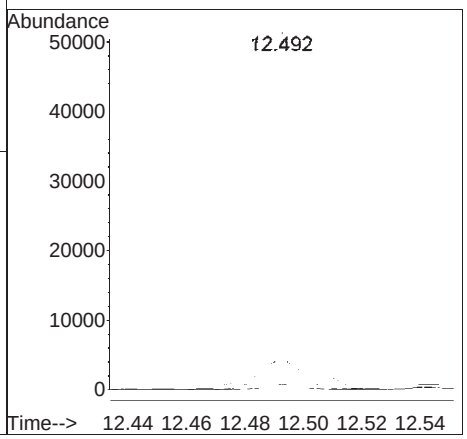

Manual Integration Report

Data Path : I:\8270\SV112\250904RVT\ QMethod : FS250817SV112RVT.m
Data File : 110784-3.D Operator : SV112:smz
Date Inj'd : 9/4/2025 11:52 pm Instrument : SV112
Sample : WG2110784-3,32,,ASK Quant Date : 9/5/2025 9:57 am

Compound #38: 4-Chloroaniline

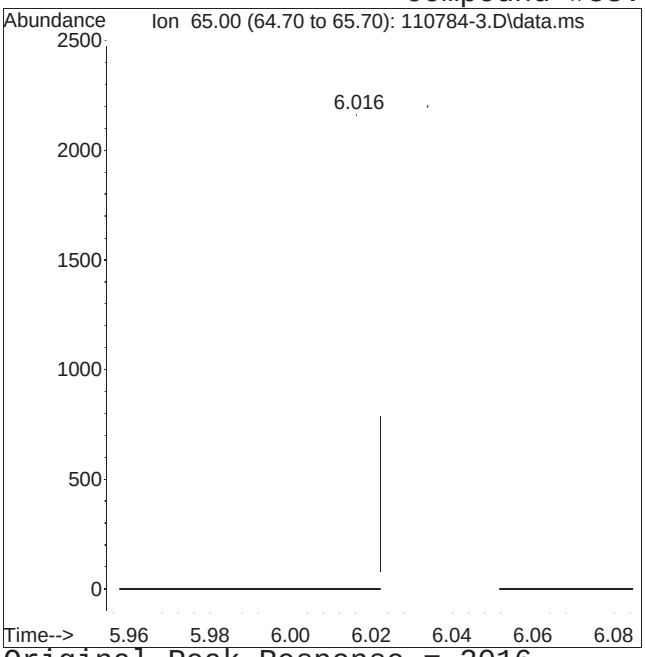


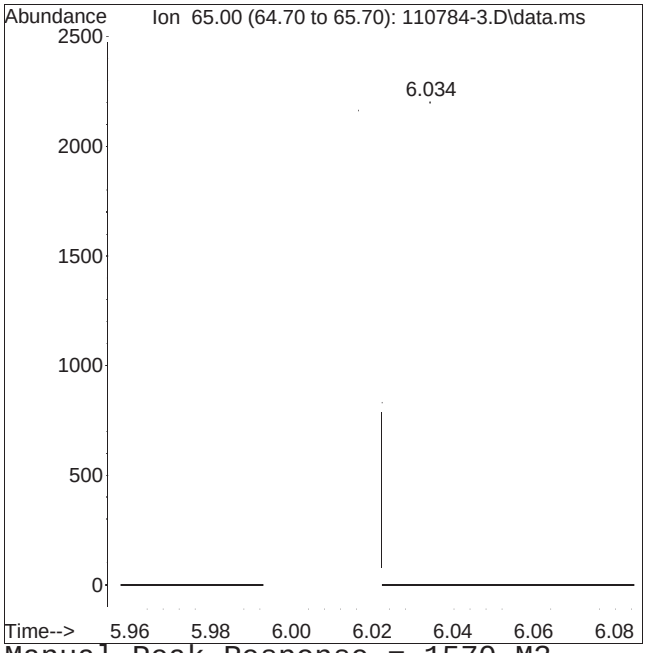


Original Peak Response = 2016 Manual Peak Response = 1570 M3

M3 = Misidentification of the peak (i.e. 1,4-dichlorobenzene identified as 1,3-dichlorobenzene), or misidentification from 2 partially resolved peaks not being split.

# Manual Integration Report

Data Path : I:\8270\SV112\250904RVT\
Data File : 110784-3.D
Date Inj'd : 9/4/2025 11:52 pm
Sample : WG2110784-3,32,,ASK

QMethod : FS250817SV112RVT.m
Operator : SV112:smz
Instrument : SV112
Quant Date : 9/5/2025 9:57 am

## Compound #45: 2,4,5-Trichlorophenol

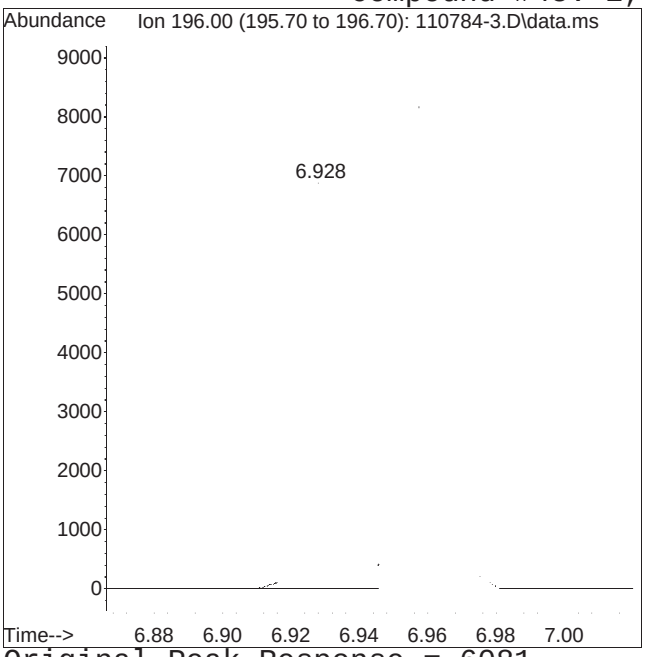


Original Peak Response = 6081

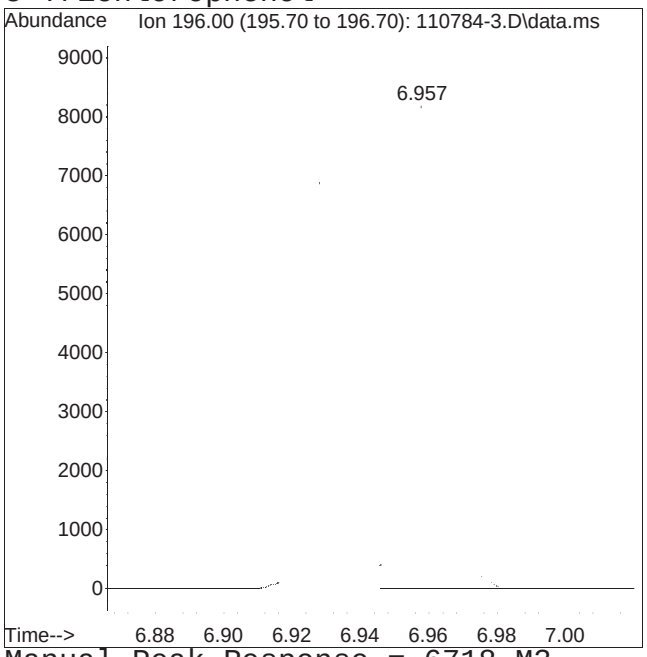


Manual Peak Response = 6718 M3

M3 = Misidentification of the peak (i.e. 1,4-dichlorobenzene identified as 1,3-dichlorobenzene), or misidentification from 2 partially resolved peaks not being split.

Quantitation Report (QT Reviewed)

Data Path : I:\8270\SV112\250904RVT\
Data File : 110784-4.D
Acq On : 05 Sep 2025 03:15 am
Operator : SV112:smz
Sample : WG2110784-4,32,,ASK
Misc : WG2110427,WG2110784,ical22560
ALS Vial : 18 Sample Multiplier: 1

Quant Time: Sep 05 11:02:37 2025
Quant Method : I:\8270\SV112\250904RVT\FS250817SV112RVT.m
Quant Title : Semivolatiles by GC/MS by modified 8270
QLast Update : Fri Sep 05 09:53:10 2025
Response via : Initial Calibration

CCAL FILE(s) : 1 - I:\8270\SV112\250904RVT\ABN0904a.D
: 2 - I:\8270\SV112\250904RVT\ADP0904.D
: 3 - I:\8270\SV112\250904RVT\AP90904a.D
Sub List : 8270TCL_combo_REV1 - TCL/CT/MA

| Compound | R.T. | QIon | Response | Conc | Units | Dev(Min) |
|---|---|---|---|---|---|---|
| Internal Standards | | | | | | |
| 1) IS1_1,4-Dichlorobenzen... | 4.716 | 152 | 14805 | 4.000 | ug/ml | 0.00 |
| Standard Area 1 = 18364 | | | Recovery = 80.62% | | | |
| 27) IS2_1,4-Dichlorobenzen... | 4.716 | 152 | 14805 | 4.000 | ug/ml | 0.00 |
| Standard Area 3 = 15466 | | | Recovery = 95.73% | | | |
| 35) IS1_Naphthalene-d8 | 5.946 | 136 | 54447 | 4.000 | ug/ml | 0.00 |
| Standard Area 1 = 71336 | | | Recovery = 76.32% | | | |
| 55) IS2_Naphthalene-d8 | 5.946 | 136 | 54447 | 4.000 | ug/ml | 0.00 |
| Standard Area 3 = 58616 | | | Recovery = 92.89% | | | |
| 63) IS1_Acenaphthene-d10 | 7.651 | 164 | 37776 | 4.000 | ug/ml | 0.00 |
| Standard Area 1 = 50801 | | | Recovery = 74.36% | | | |
| 83) IS2_Acenaphthene-d10 | 7.651 | 164 | 37776 | 4.000 | ug/ml | 0.00 |
| Standard Area 3 = 38758 | | | Recovery = 97.47% | | | |
| 86) IS3_Acenaphthene-d10 | 7.651 | 164 | 37776 | 4.000 | ug/ml | 0.00 |
| Standard Area 2 = 36376 | | | Recovery = 103.85% | | | |
| 88) IS1_Phenanthrene-d10 | 9.075 | 188 | 84018 | 4.000 | ug/ml # | 0.00 |
| Standard Area 1 = 114944 | | | Recovery = 73.09% | | | |
| 100) IS3_Phenanthrene-d10 | 9.075 | 188 | 84018 | 4.000 | ug/ml # | 0.00 |
| Standard Area 2 = 85095 | | | Recovery = 98.73% | | | |
| 104) IS1_Chrysene-d12 | 11.710 | 240 | 103798 | 4.000 | ug/ml # | 0.00 |
| Standard Area 1 = 133330 | | | Recovery = 77.85% | | | |
| 113) IS1_Perylene-d12 | 13.175 | 264 | 121406 | 4.000 | ug/ml | 0.00 |
| Standard Area 1 = 147517 | | | Recovery = 82.30% | | | |
| System Monitoring Compounds | | | | | | |
| 4) 2-Fluorophenol | 3.440 | 112 | 5243 | 1.282 | ug/ml | 0.00 |
| Spiked Amount 2.000 | Range 15 - 110 | | Recovery = 64.10% | | | |
| 7) Phenol-d6 | 4.387 | 99 | 4951 | 0.937 | ug/ml | 0.00 |
| Spiked Amount 2.000 | Range 15 - 110 | | Recovery = 46.85% | | | |
| 19) Nitrobenzene-d5 | 5.252 | 82 | 4269 | 0.852 | ug/ml | 0.00 |
| Spiked Amount 1.000 | Range 30 - 130 | | Recovery = 85.20% | | | |
| 46) 2-Fluorobiphenyl | 7.016 | 172 | 11806 | 0.936 | ug/ml | 0.00 |
| Spiked Amount 1.000 | Range 30 - 130 | | Recovery = 93.60% | | | |
| 79) 2,4,6-Tribromophenol | 8.410 | 330 | 4537 | 1.889 | ug/ml | 0.00 |
| Spiked Amount 2.000 | Range 15 - 110 | | Recovery = 94.45% | | | |
| 96) 4-Terphenyl-d14 | 10.657 | 244 | 21317 | 0.950 | ug/ml | 0.00 |
| Spiked Amount 1.000 | Range 30 - 130 | | Recovery = 95.00% | | | |

Quantitation Report (QT Reviewed)

Data Path : I:\8270\SV112\250904RVT\
Data File : 110784-4.D
Acq On : 05 Sep 2025 03:15 am
Operator : SV112:smz
Sample : WG2110784-4,32,,ASK
Misc : WG2110427,WG2110784,ical22560
ALS Vial : 18 Sample Multiplier: 1

Quant Time: Sep 05 11:02:37 2025
Quant Method : I:\8270\SV112\250904RVT\FS250817SV112RVT.m
Quant Title : Semivolatiles by GC/MS by modified 8270
QLast Update : Fri Sep 05 09:53:10 2025
Response via : Initial Calibration

CCAL FILE(s) : 1 - I:\8270\SV112\250904RVT\ABN0904a.D
: 2 - I:\8270\SV112\250904RVT\ADP0904.D
: 3 - I:\8270\SV112\250904RVT\AP90904a.D
Sub List : 8270TCL_combo_REV1 - TCL/CT/MA

| Compound | R.T. | QIon | Response | Conc | Units | Dev(Min) |
|---|---|---|---|---|---|---|
| Target Compounds | | | | | | Qvalue |
| 6) 2-Chlorophenol | 4.510 | 128 | 7745 | 1.626 | ug/ml | 98 |
| 8) Phenol | 4.399 | 94 | 5774 | 0.987 | ug/ml# | 72 |
| 14) Bis(2-chloroisopropyl)... | 5.016 | 45 | 11350 | 1.427 | ug/ml# | 88 |
| 15) 2-Methylphenol | 4.993 | 108 | 6477 | 1.515 | ug/ml | 97 |
| 17) n-Nitrosodi-n-propylamine | 5.134 | 70 | 5513 | 1.443 | ug/ml | 99 |
| 18) 3-Methylphenol/4-Methy... | 5.146 | 108 | 6690 | 1.423 | ug/ml | 94 |
| 20) Nitrobenzene | 5.269 | 77 | 7729 | 1.486 | ug/ml | 99 |
| 21) Isophorone | 5.510 | 82 | 15142 | 1.436 | ug/ml | 99 |
| 22) 2-Nitrophenol | 5.587 | 139 | 4088 | 1.687 | ug/ml | 97 |
| 23) 2,4-Dimethylphenol | 5.657 | 107 | 7432 | 1.330 | ug/ml | 95 |
| 24) Bis(2-chloroethoxy)met... | 5.746 | 93 | 10057 | 1.503 | ug/ml# | 96 |
| 25) 2,4-Dichlorophenol | 5.822 | 162 | 7977 | 1.615 | ug/ml# | 93 |
| 28) Benzaldehyde | 4.281 | 105 | 6453 | 2.921 | ug/ml | 100 |
| 29) Acetophenone | 5.110 | 105 | 12055 | 1.645 | ug/ml | 95 |
| 38) 4-Chloroaniline | 6.034 | 65 | 1954M3 | 0.997 | ug/ml | |
| 40) p-Chloro-m-cresol | 6.528 | 107 | 7328 | 1.637 | ug/ml | 93 |
| 43) Hexachlorocyclopentadiene | 6.816 | 237 | 5139 | 1.501 | ug/ml | 95 |
| 44) 2,4,6-Trichlorophenol | 6.928 | 196 | 6886 | 1.718 | ug/ml | 99 |
| 45) 2,4,5-Trichlorophenol | 6.957 | 196 | 7938M3 | 1.911 | ug/ml | |
| 48) 2-Nitroaniline | 7.216 | 138 | 5645 | 1.818 | ug/ml | 95 |
| 51) Dimethyl phthalate | 7.422 | 163 | 23971 | 1.767 | ug/ml | 99 |
| 53) 2,6-Dinitrotoluene | 7.463 | 165 | 4726 | 1.750 | ug/ml | 89 |
| 60) Caprolactam | 6.340 | 55 | 1301 | 0.539 | ug/ml# | 36 |
| 61) 1,2,4,5-Tetrachloroben... | 6.816 | 216 | 9185 | 1.522 | ug/ml# | 95 |
| 62) Biphenyl | 7.104 | 154 | 21528 | 1.617 | ug/ml | 98 |
| 64) 3-Nitroaniline | 7.616 | 138 | 4347 | 1.477 | ug/ml# | 89 |
| 66) 2,4-Dinitrophenol | 7.722 | 184 | 2524 | 2.024 | ug/ml# | 74 |
| 67) Dibenzofuran | 7.846 | 168 | 27531 | 1.590 | ug/ml | 91 |
| 68) 2,4-Dinitrotoluene | 7.846 | 165 | 6781 | 1.757 | ug/ml | 87 |
| 69) 4-Nitrophenol | 7.798 | 65 | 3013 | 1.268 | ug/ml | 96 |
| 72) Diethyl phthalate | 8.110 | 149 | 25150 | 1.702 | ug/ml | 97 |
| 74) 4-Chlorophenyl phenyl ... | 8.198 | 204 | 11433 | 1.546 | ug/ml# | 80 |
| 75) 4-Nitroaniline | 8.198 | 138 | 5658 | 1.838 | ug/ml | 93 |
| 76) 4,6-Dinitro-o-cresol | 8.240 | 198 | 4018 | 1.956 | ug/ml# | 75 |
| 77) NDPA/DPA | 8.310 | 169 | 19721 | 1.677 | ug/ml | 96 |
| 80) 4-Bromophenyl phenyl e... | 8.663 | 248 | 7590 | 1.569 | ug/ml# | 79 |

Data Path : I:\8270\SV112\250904RVT\
Data File : 110784-4.D
Acq On : 05 Sep 2025 03:15 am
Operator : SV112:smz
Sample : WG2110784-4,32,,ASK
Misc : WG2110427,WG2110784,ical22560
ALS Vial : 18 Sample Multiplier: 1

Quant Time: Sep 05 11:02:37 2025
Quant Method : I:\8270\SV112\250904RVT\FS250817SV112RVT.m
Quant Title : Semivolatiles by GC/MS by modified 8270
QLast Update : Fri Sep 05 09:53:10 2025
Response via : Initial Calibration

CCAL FILE(s) : 1 - I:\8270\SV112\250904RVT\ABN0904a.D
: 2 - I:\8270\SV112\250904RVT\ADP0904.D
: 3 - I:\8270\SV112\250904RVT\AP90904a.D
Sub List : 8270TCL_combo_REV1 - TCL/CT/MA

| | Compound | R.T. | QIon | Response | Conc | Units | Dev(Min) |
|---|---|---|---|---|---|---|---|
| 87) | Atrazine | 8.845 | 200 | 8174 | 1.870 | ug/ml | 97 |
| 91) | Carbazole | 9.316 | 167 | 37377 | 1.791 | ug/ml | 99 |
| 92) | Di-n-butylphthalate | 9.704 | 149 | 44990 | 1.841 | ug/ml | 98 |
| 97) | Butyl benzyl phthalate | 11.181 | 149 | 21103 | 1.867 | ug/ml | 90 |
| 106) | 3,3'-Dichlorobenzidine | 11.698 | 252 | 18183 | 1.480 | ug/ml# | 96 |
| 108) | Bis(2-ethylhexyl)phtha... | 11.816 | 149 | 32253 | 1.607 | ug/ml# | 99 |
| 109) | Di-n-octylphthalate | 12.492 | 149 | 56006 | 1.704 | ug/ml | 97 |

(#) = qualifier out of range (m) = manual integration (+) = signals summed

Quantitation Report (QT Reviewed)

Data Path : I:\8270\SV112\250904RVT\
Data File : 110784-4.D
Acq On : 05 Sep 2025 03:15 am
Operator : SV112:smz
Sample : WG2110784-4,32,,ASK
Misc : WG2110427,WG2110784,ical22560
ALS Vial : 18 Sample Multiplier: 1

Quant Time: Sep 05 11:02:37 2025
Quant Method : I:\8270\SV112\250904RVT\FS250817SV112RVT.m
Quant Title : Semivolatiles by GC/MS by modified 8270
QLast Update : Fri Sep 05 09:53:10 2025
Response via : Initial Calibration

Sub List : 8270_ICL_270MS_REV1_250904RVT_MA90904a.D•

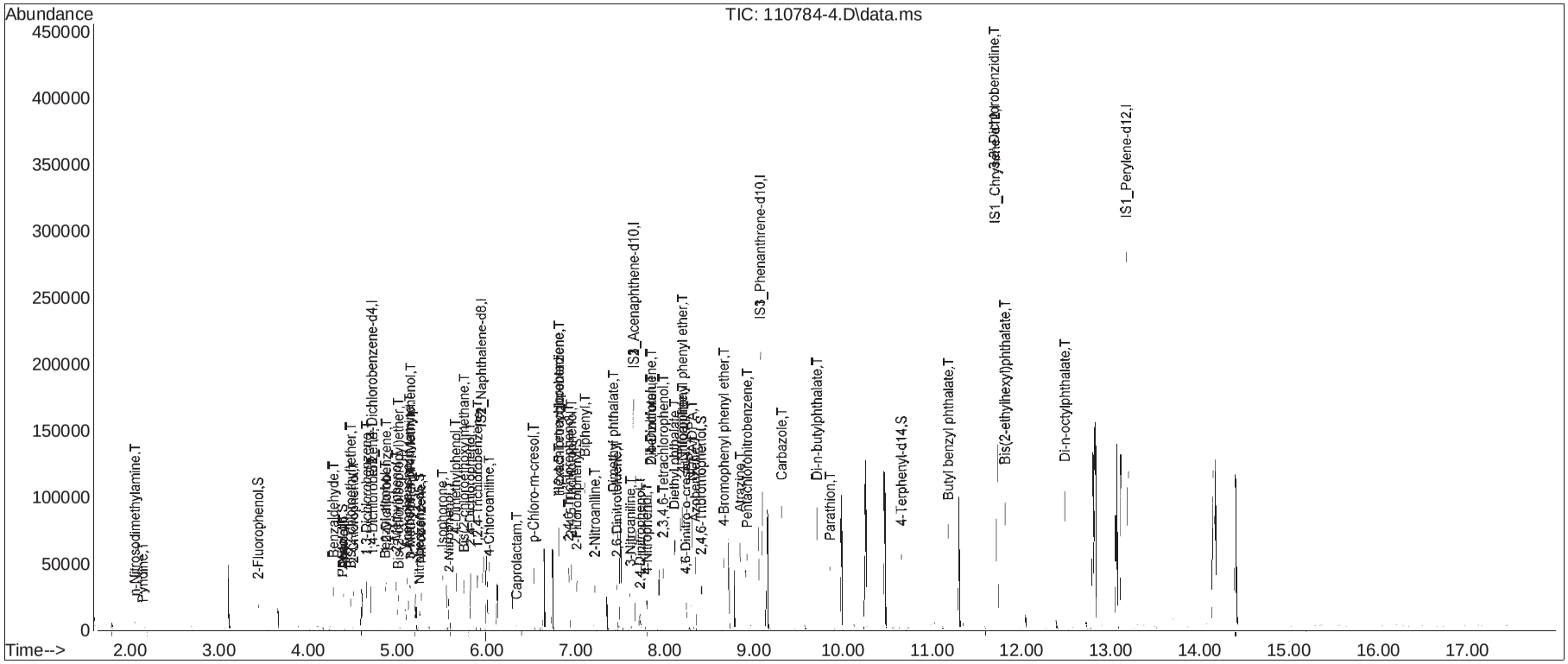

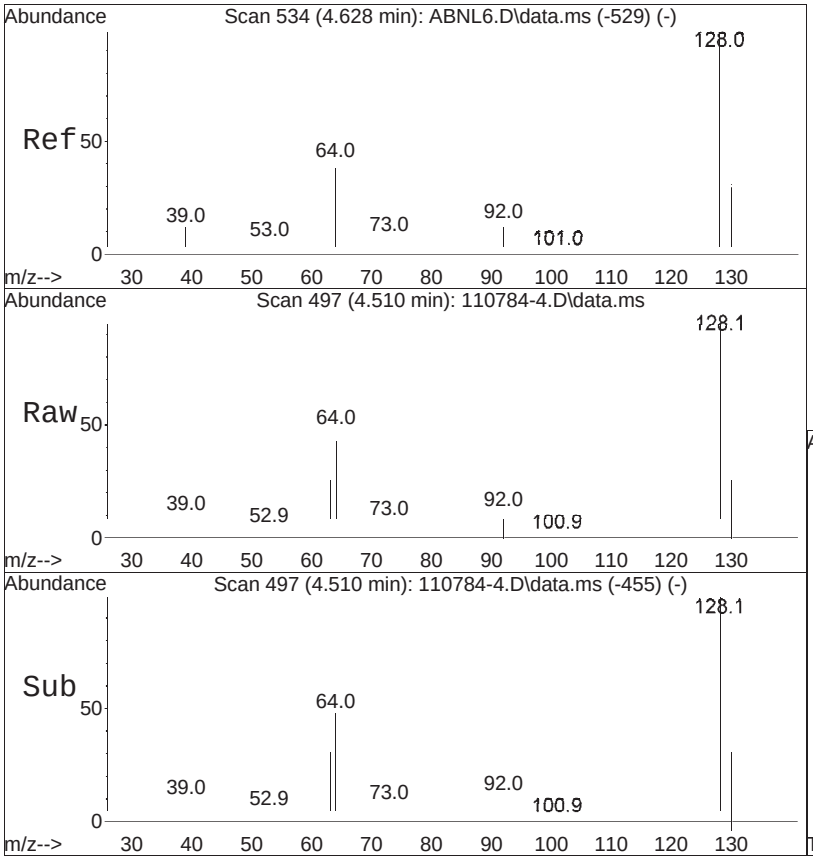


#6
2-Chlorophenol
Concen: 1.63 ug/ml
RT: 4.510 min Scan# 497
Delta R.T. -0.000 min
Lab File: 110784-4.D
Acq: 05 Sep 2025 03:15 am

Tgt Ion:128 Resp: 7745

| Ion | Ratio | Lower | Upper |
|---|---|---|---|
| 128 | 100 | | |
| 64 | 49.3 | 38.2 | 57.4 |
| 130 | 32.3 | 26.2 | 39.2 |

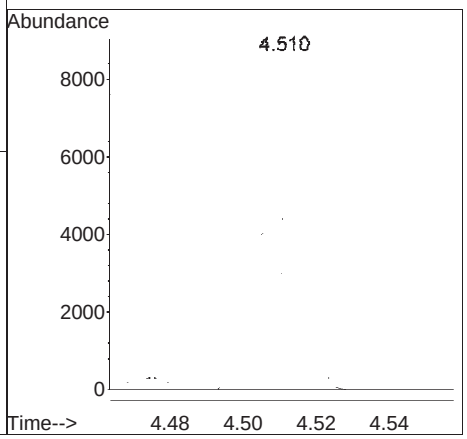

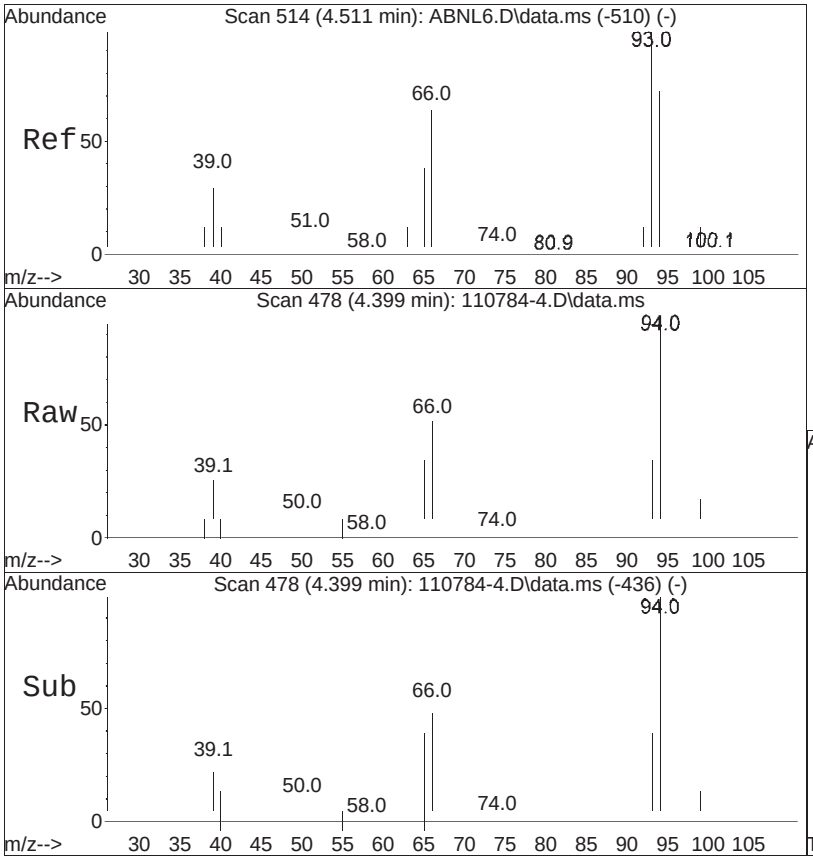


#8
Phenol
Concen: 0.99 ug/ml
RT: 4.399 min Scan# 478
Delta R.T. -0.000 min
Lab File: 110784-4.D
Acq: 05 Sep 2025 03:15 am

Tgt Ion: 94 Resp: 5774

| Ion | Ratio | Lower | Upper |
|---|---|---|---|
| 94 | 100 | | |
| 65 | 39.7 | 23.0 | 34.6# |
| 66 | 60.2 | 32.1 | 48.1# |

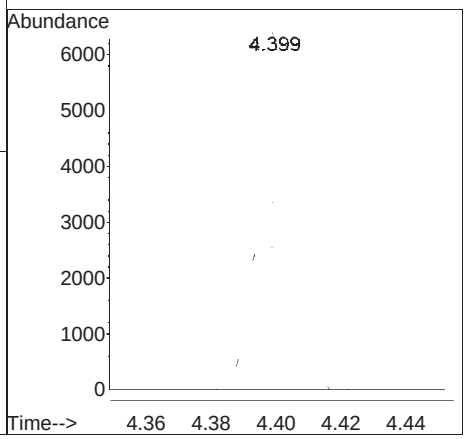

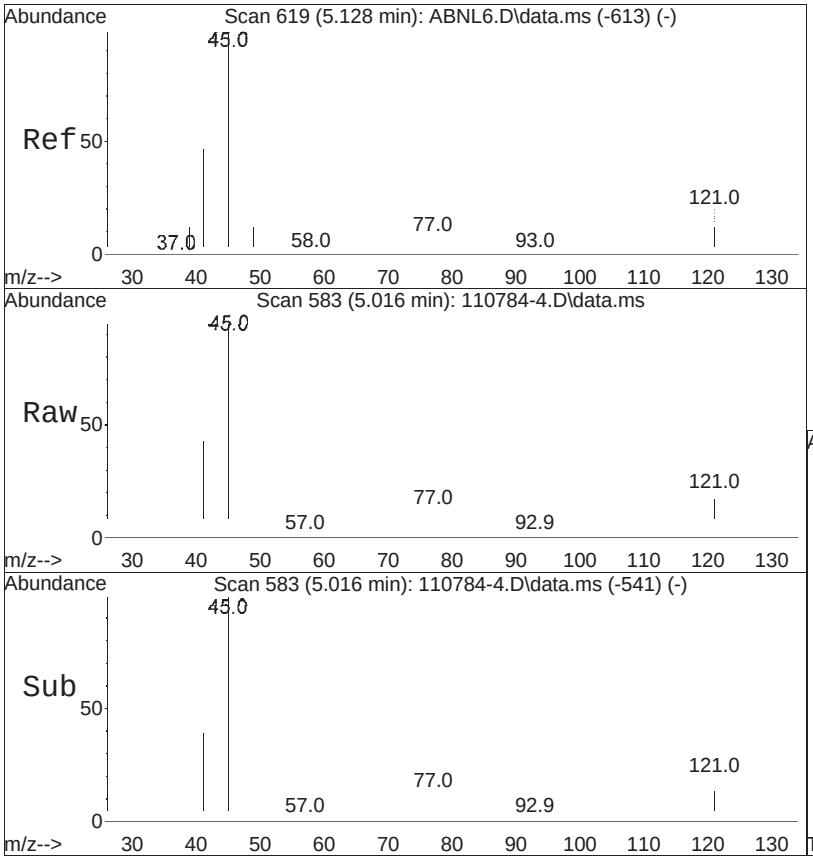


#14
Bis(2-chloroisopropyl)ether
Concen: 1.43 ug/ml
RT: 5.016 min Scan# 583
Delta R.T. -0.000 min
Lab File: 110784-4.D
Acq: 05 Sep 2025 03:15 am

Tgt Ion: 45 Resp: 11350

| Ion | Ratio | Lower | Upper |
|---|---|---|---|
| 45 | 100 | | |
| 121 | 18.7 | 14.8 | 22.2 |
| 77 | 24.7 | 10.5 | 15.7# |

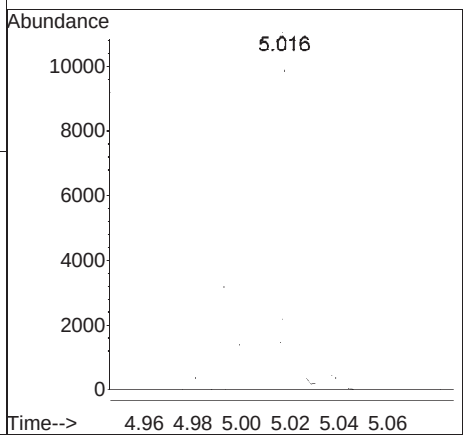

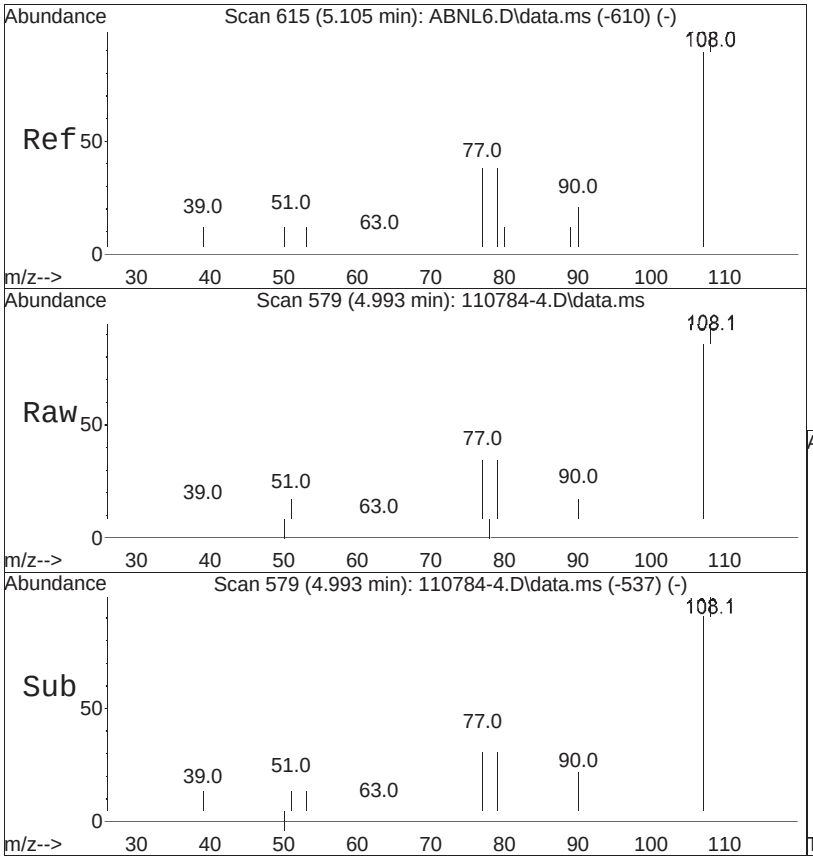


#15
2-Methylphenol
Concen: 1.52 ug/ml
RT: 4.993 min Scan# 579
Delta R.T. -0.000 min
Lab File: 110784-4.D
Acq: 05 Sep 2025 03:15 am

Tgt Ion:108 Resp: 6477

| Ion | Ratio | Lower | Upper |
|---|---|---|---|
| 108 | 100 | | |
| 107 | 90.9 | 71.0 | 106.4 |
| 90 | 21.5 | 19.7 | 29.5 |

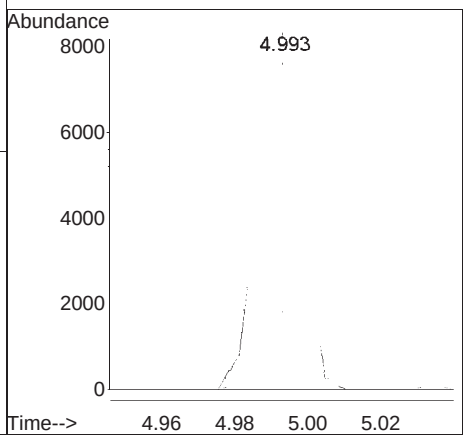

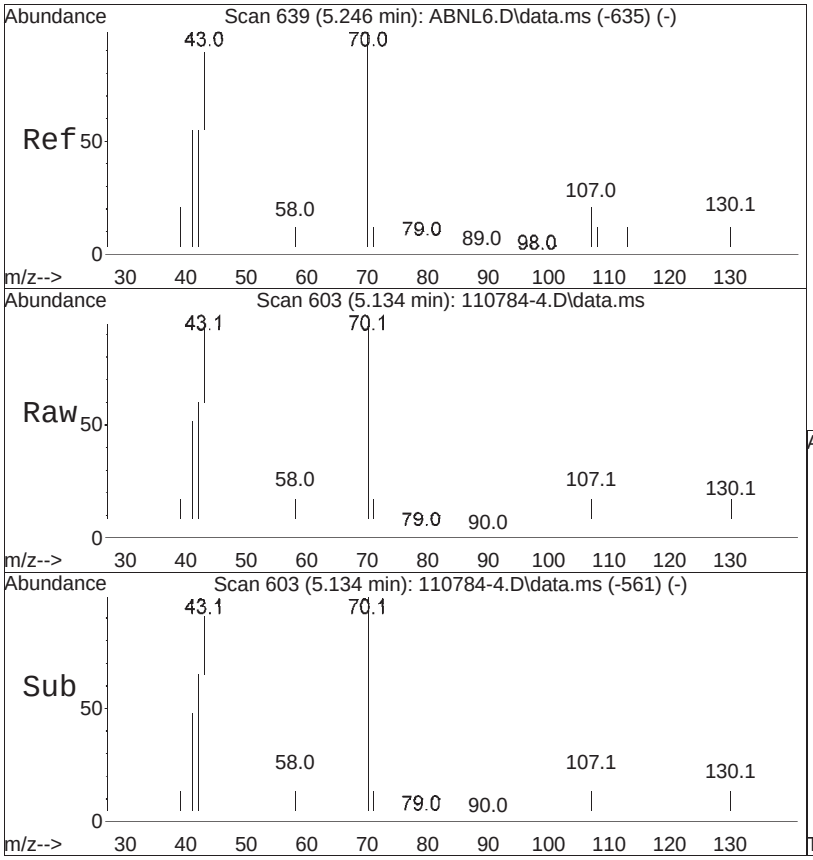


#17
n-Nitrosodi-n-propylamine
Concen: 1.44 ug/ml
RT: 5.134 min Scan# 603
Delta R.T. -0.000 min
Lab File: 110784-4.D
Acq: 05 Sep 2025 03:15 am

Tgt Ion: 70 Resp: 5513

| Ion | Ratio | Lower | Upper |
|---|---|---|---|
| 70 | 100 | | |
| 130 | 19.4 | 16.2 | 24.4 |
| 101 | 9.6 | 7.6 | 11.4 |

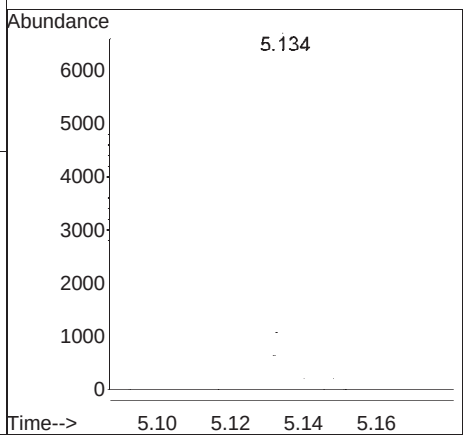

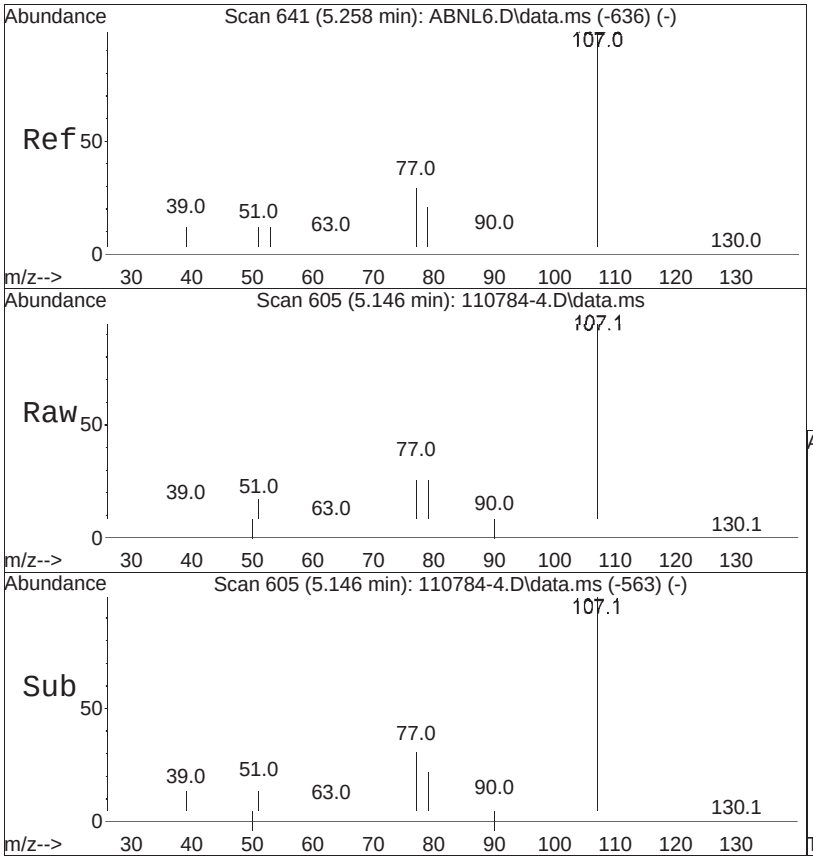


#18
3-Methylphenol/4-Methylphenol
Concen: 1.42 ug/ml
RT: 5.146 min Scan# 605
Delta R.T. -0.000 min
Lab File: 110784-4.D
Acq: 05 Sep 2025 03:15 am

Tgt Ion:108 Resp: 6690

| Ion | Ratio | Lower | Upper |
|---|---|---|---|
| 108 | 100 | | |
| 107 | 117.4 | 88.8 | 133.2 |
| 90 | 10.6 | 9.0 | 13.6 |

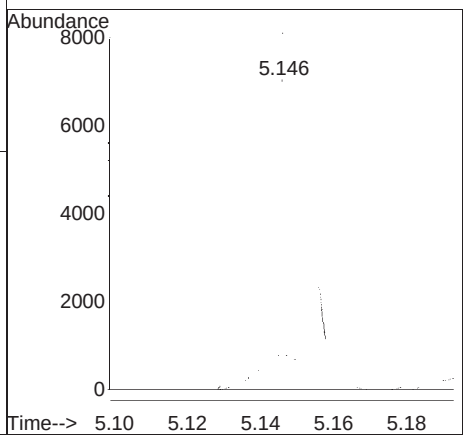

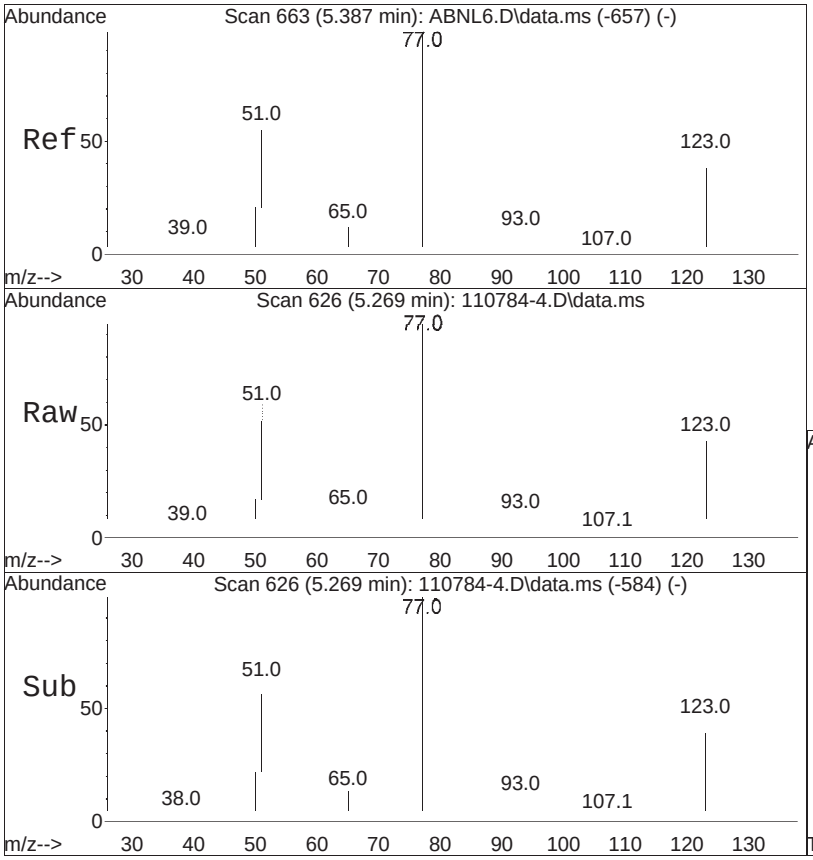


#20
Nitrobenzene
Concen: 1.49 ug/ml
RT: 5.269 min Scan# 626
Delta R.T. -0.000 min
Lab File: 110784-4.D
Acq: 05 Sep 2025 03:15 am

Tgt Ion: 77 Resp: 7729

| Ion | Ratio | Lower | Upper |
|---|---|---|---|
| 77 | 100 | | |
| 123 | 46.8 | 37.3 | 55.9 |
| 65 | 14.5 | 10.9 | 16.3 |

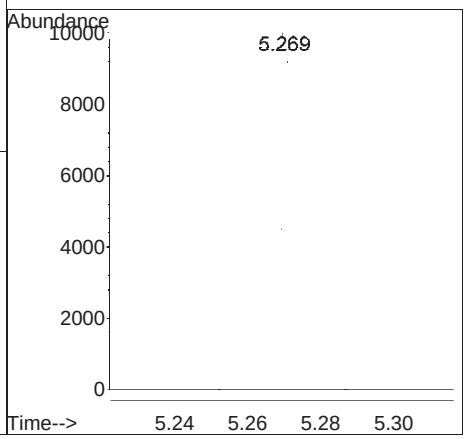

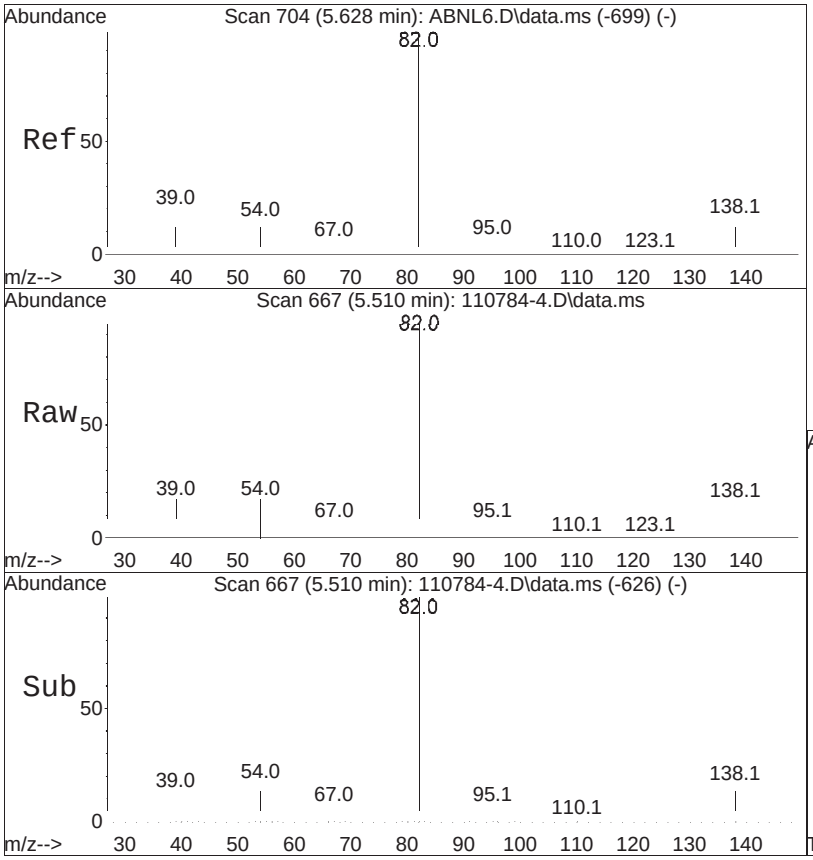


#21
Isophorone
Concen: 1.44 ug/ml
RT: 5.510 min Scan# 667
Delta R.T. -0.006 min
Lab File: 110784-4.D
Acq: 05 Sep 2025 03:15 am

Tgt Ion: 82 Resp: 15142

| Ion | Ratio | Lower | Upper |
|---|---|---|---|
| 82 | 100 | | |
| 138 | 17.0 | 13.0 | 19.4 |
| 95 | 6.7 | 5.5 | 8.3 |

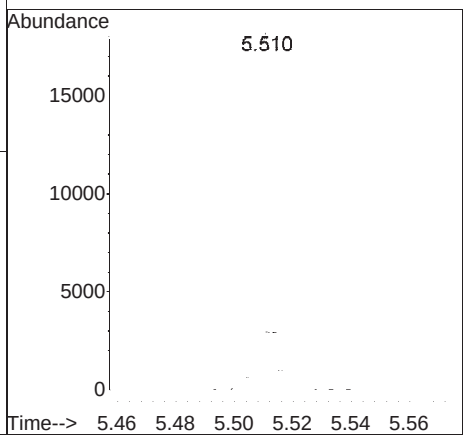

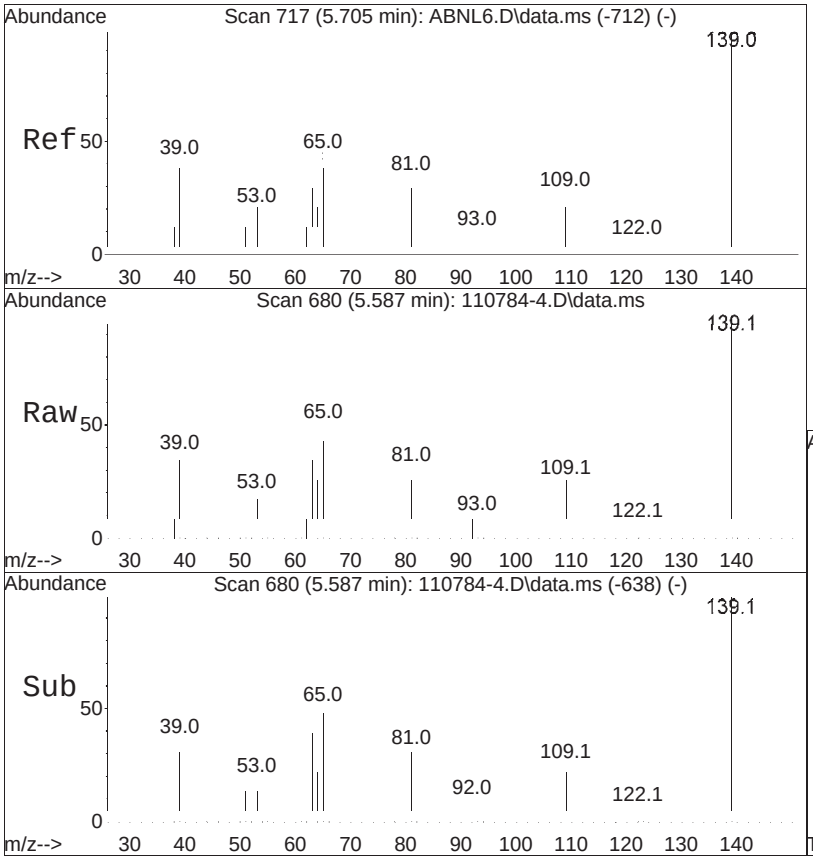


#22
2-Nitrophenol
Concen: 1.69 ug/ml
RT: 5.587 min Scan# 680
Delta R.T. -0.000 min
Lab File: 110784-4.D
Acq: 05 Sep 2025 03:15 am

Tgt Ion:139 Resp: 4088

| Ion | Ratio | Lower | Upper |
|---|---|---|---|
| 139 | 100 | | |
| 109 | 26.6 | 23.1 | 34.7 |
| 65 | 53.5 | 41.4 | 62.2 |

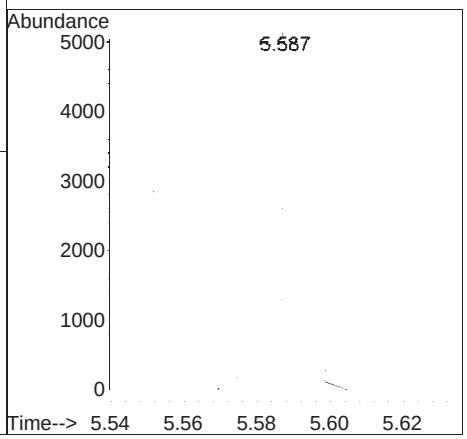

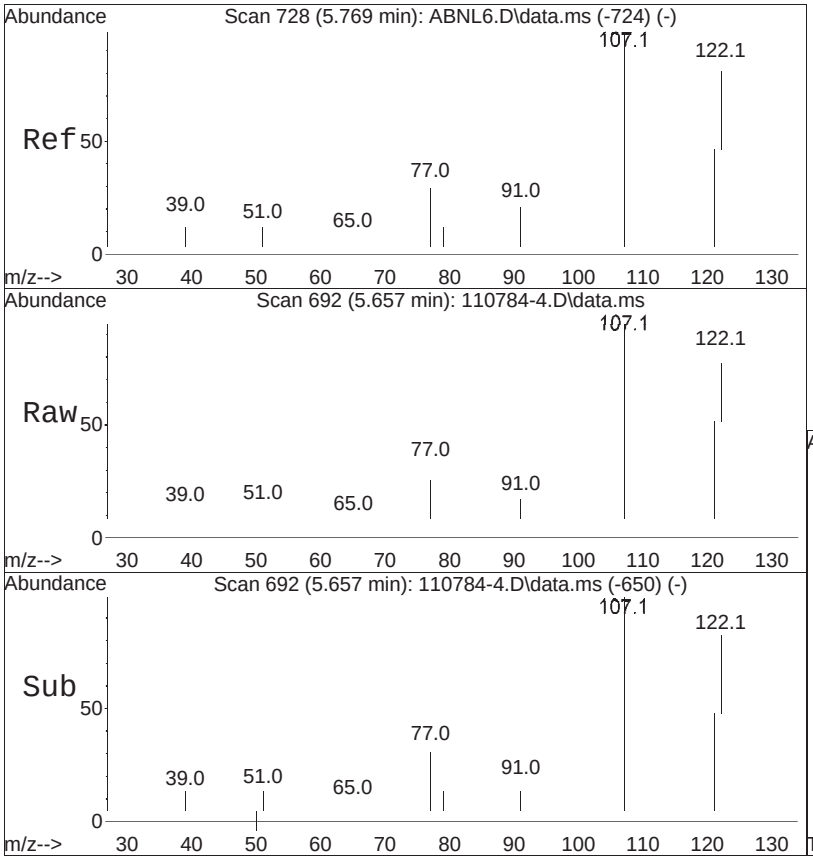


#23
2,4-Dimethylphenol
Concen: 1.33 ug/ml
RT: 5.657 min Scan# 692
Delta R.T. -0.000 min
Lab File: 110784-4.D
Acq: 05 Sep 2025 03:15 am

Tgt Ion:107 Resp: 7432

| Ion | Ratio | Lower | Upper |
|---|---|---|---|
| 107 | 100 | | |
| 121 | 51.3 | 41.3 | 61.9 |
| 122 | 79.2 | 69.3 | 103.9 |

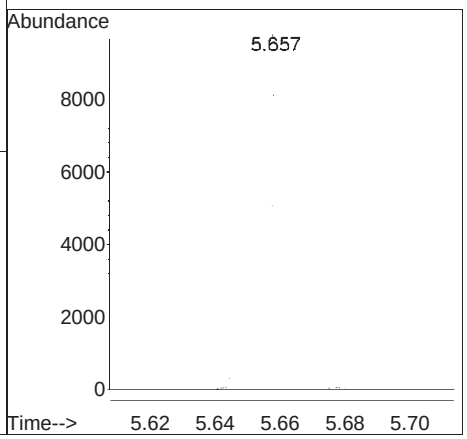

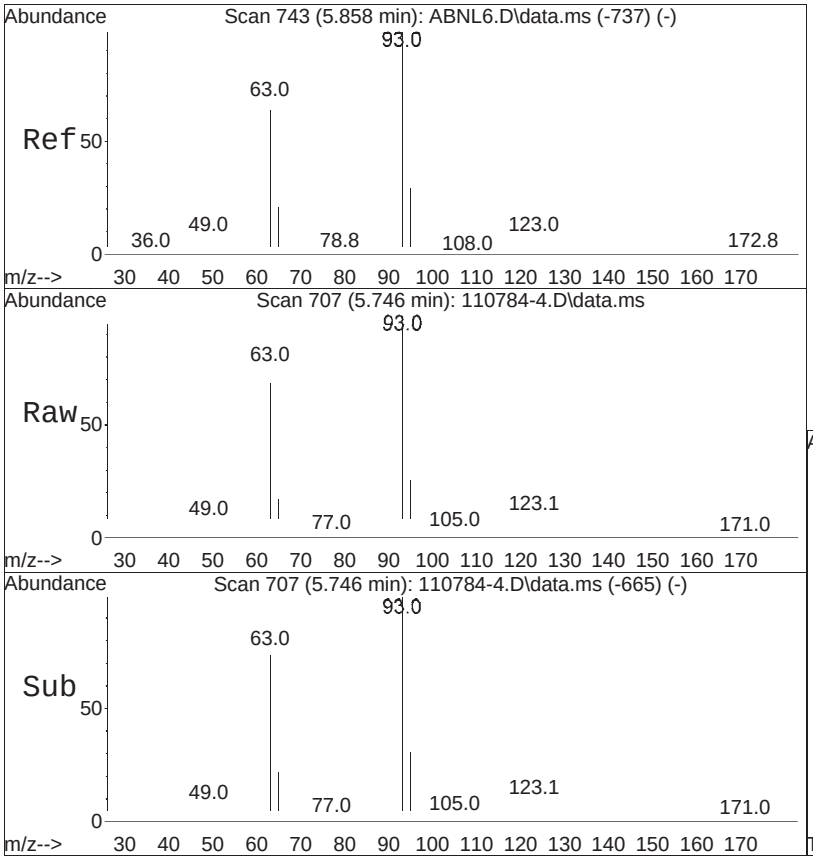


#24
Bis(2-chloroethoxy)methane
Concen: 1.50 ug/ml
RT: 5.746 min Scan# 707
Delta R.T. -0.000 min
Lab File: 110784-4.D
Acq: 05 Sep 2025 03:15 am

Tgt Ion: 93 Resp: 10057

| Ion | Ratio | Lower | Upper |
|---|---|---|---|
| 93 | 100 | | |
| 95 | 33.7 | 25.8 | 38.8 |
| 123 | 9.3 | 9.6 | 14.4# |

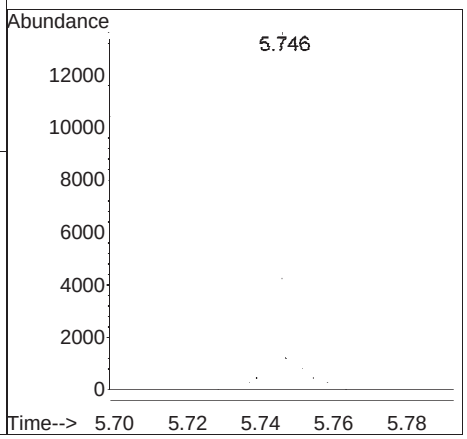

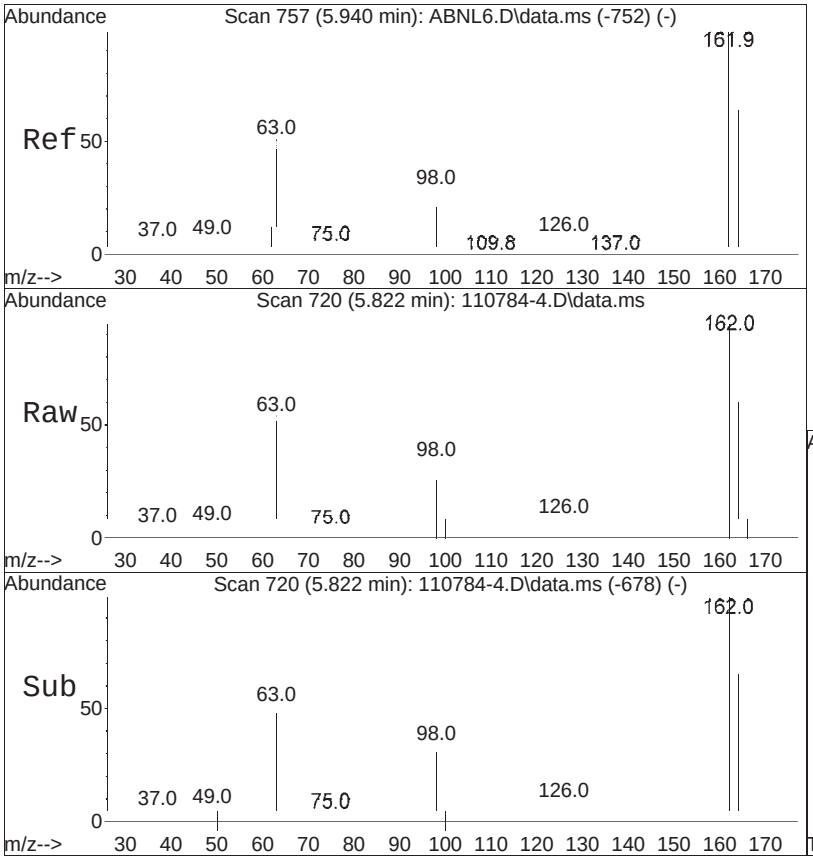


#25
2,4-Dichlorophenol
Concen: 1.61 ug/ml
RT: 5.822 min Scan# 720
Delta R.T. -0.000 min
Lab File: 110784-4.D
Acq: 05 Sep 2025 03:15 am

Tgt Ion:162 Resp: 7977

| Ion | Ratio | Lower | Upper |
|---|---|---|---|
| 162 | 100 | | |
| 164 | 65.9 | 51.1 | 76.7 |
| 98 | 31.4 | 32.2 | 48.2# |

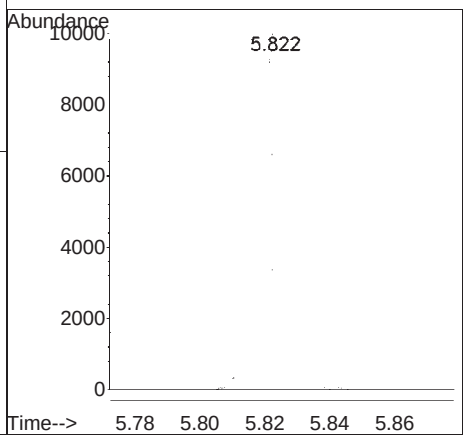

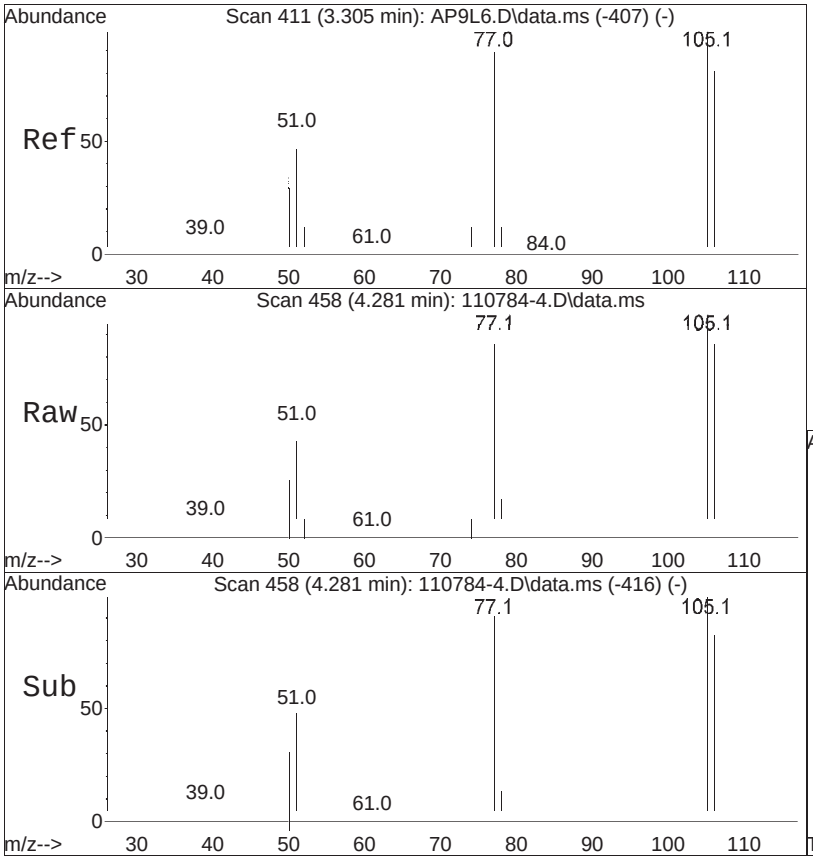


#28
Benzaldehyde
Concen: 2.92 ug/ml
RT: 4.281 min Scan# 458
Delta R.T. -0.000 min
Lab File: 110784-4.D
Acq: 05 Sep 2025 03:15 am

Tgt Ion:105 Resp: 6453

| Ion | Ratio | Lower | Upper |
|---|---|---|---|
| 105 | 100 | | |
| 77 | 96.5 | 77.0 | 115.6 |

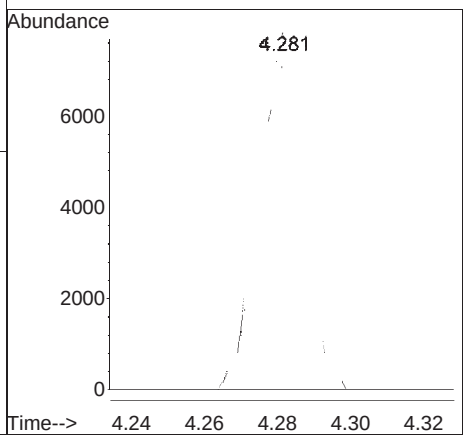

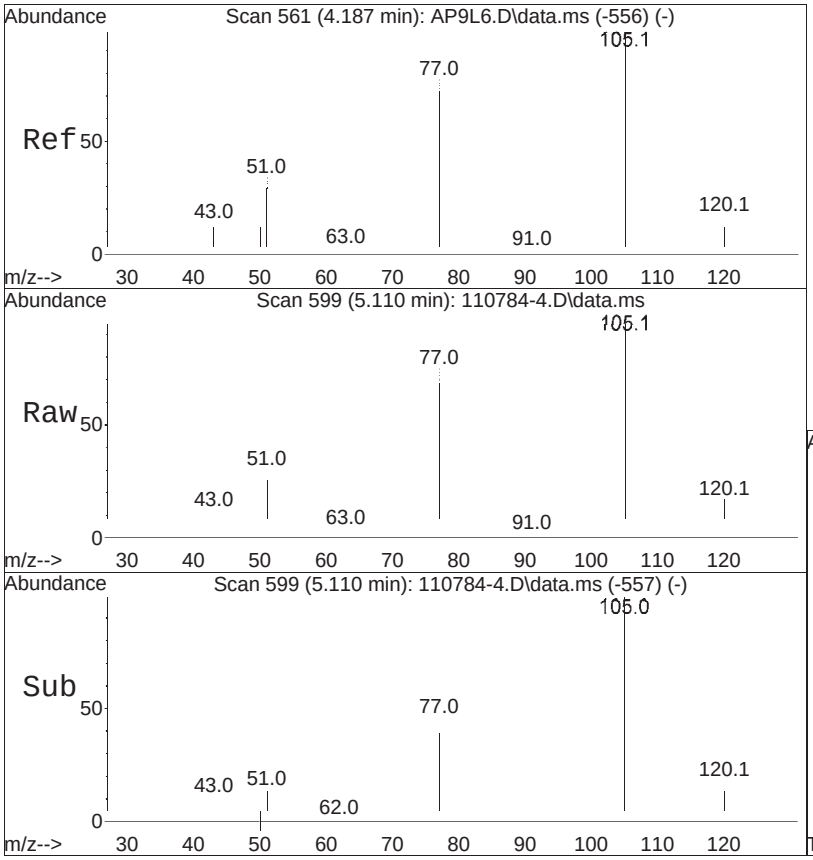


#29
Acetophenone
Concen: 1.64 ug/ml
RT: 5.110 min Scan# 599
Delta R.T. -0.000 min
Lab File: 110784-4.D
Acq: 05 Sep 2025 03:15 am

Tgt Ion:105 Resp: 12055

| Ion | Ratio | Lower | Upper |
|---|---|---|---|
| 105 | 100 | | |
| 120 | 17.7 | 15.2 | 22.8 |
| 51 | 32.6 | 23.1 | 34.7 |

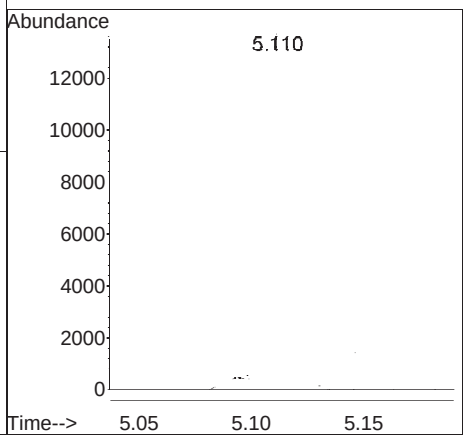

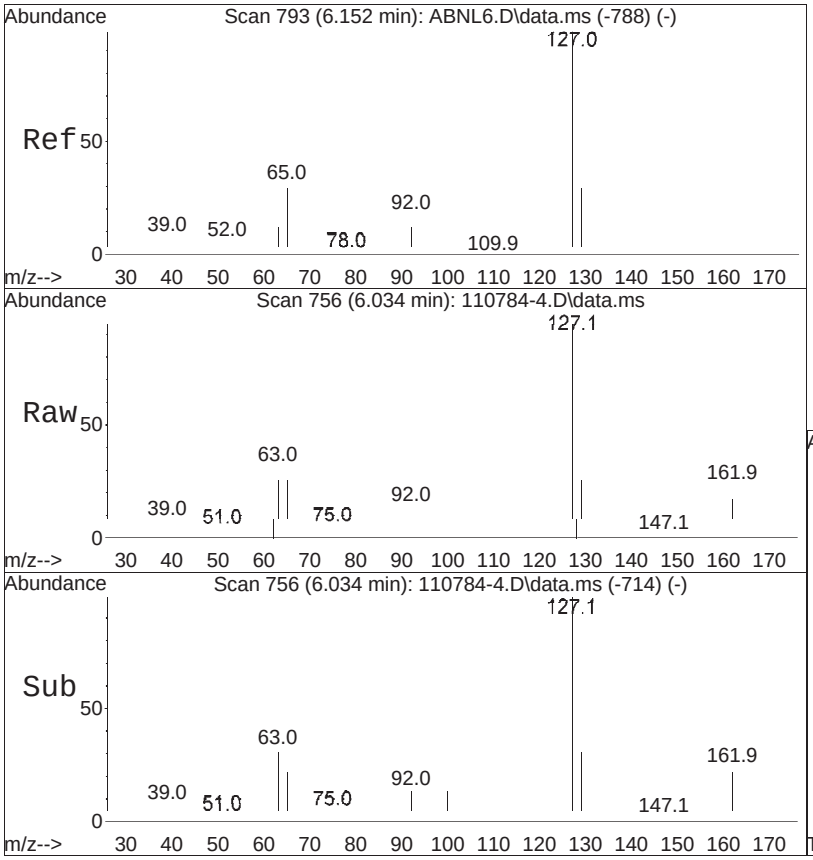


#38
4-Chloroaniline
Concen: 1.00 ug/ml M3
RT: 6.034 min Scan# 756
Delta R.T. -0.000 min
Lab File: 110784-4.D
Acq: 05 Sep 2025 03:15 am

Tgt Ion: 65 Resp: 1954

| Ion | Ratio | Lower | Upper |
|---|---|---|---|
| 65 | 100 | | |
| 127 | 434.9 | 266.2 | 399.4# |
| 129 | 138.5 | 85.0 | 127.4# |

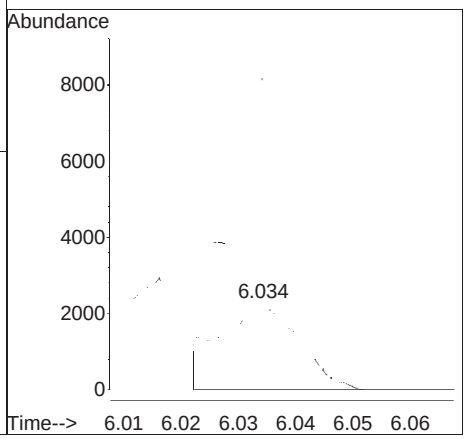

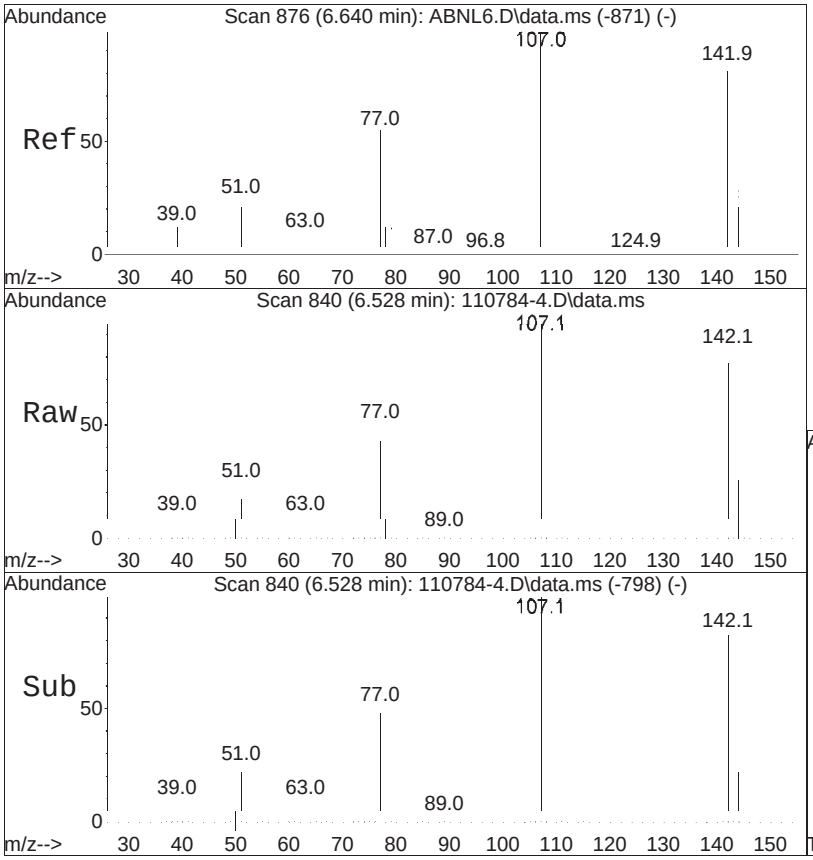


#40
p-Chloro-m-cresol
Concen: 1.64 ug/ml
RT: 6.528 min Scan# 840
Delta R.T. -0.000 min
Lab File: 110784-4.D
Acq: 05 Sep 2025 03:15 am

Tgt Ion:107 Resp: 7328

| Ion | Ratio | Lower | Upper |
|---|---|---|---|
| 107 | 100 | | |
| 144 | 29.2 | 20.3 | 30.5 |
| 142 | 85.5 | 63.8 | 95.6 |

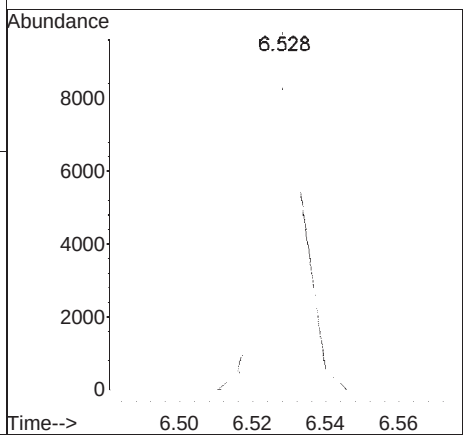

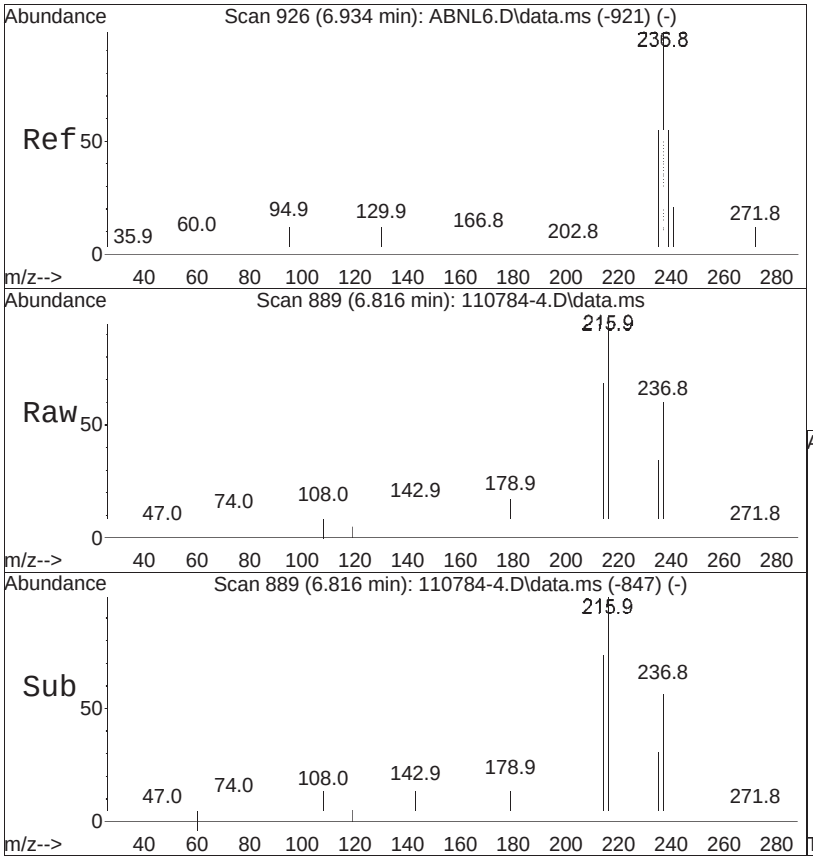


#43
Hexachlorocyclopentadiene
Concen: 1.50 ug/ml
RT: 6.816 min Scan# 889
Delta R.T. -0.000 min
Lab File: 110784-4.D
Acq: 05 Sep 2025 03:15 am

Tgt Ion:237 Resp: 5139

| Ion | Ratio | Lower | Upper |
|---|---|---|---|
| 237 | 100 | | |
| 235 | 59.7 | 50.9 | 76.3 |
| 272 | 11.5 | 10.1 | 15.1 |

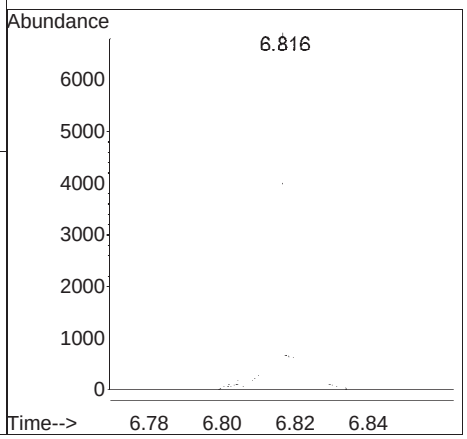

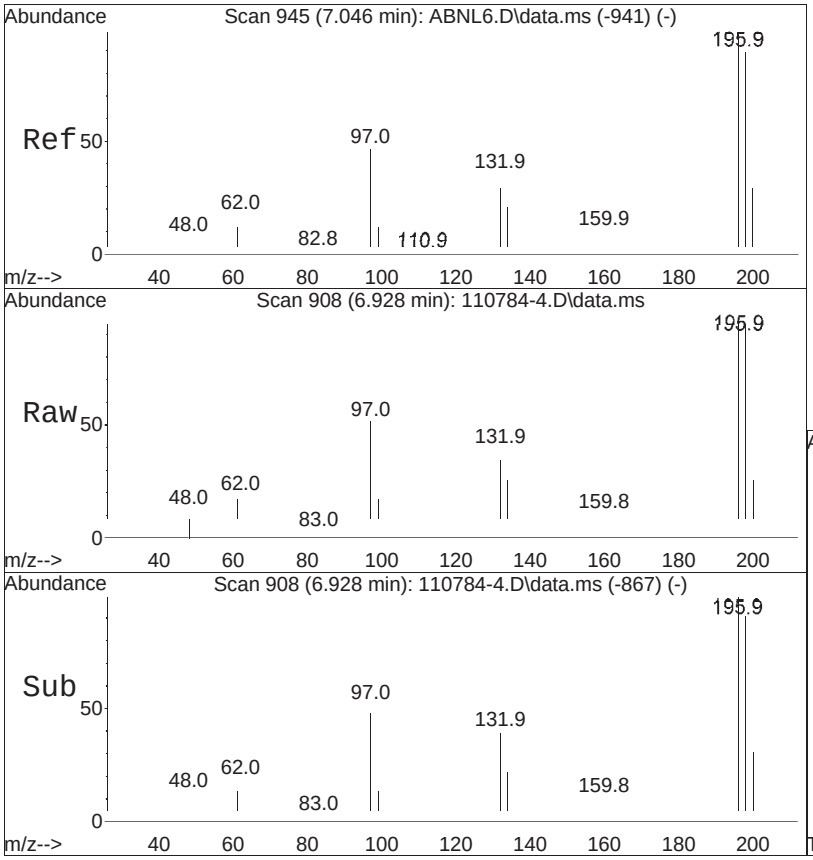


#44
2,4,6-Trichlorophenol
Concen: 1.72 ug/ml
RT: 6.928 min Scan# 908
Delta R.T. -0.006 min
Lab File: 110784-4.D
Acq: 05 Sep 2025 03:15 am

Tgt Ion:196 Resp: 6886

| Ion | Ratio | Lower | Upper |
|---|---|---|---|
| 196 | 100 | | |
| 198 | 96.7 | 76.4 | 114.6 |
| 200 | 30.5 | 24.4 | 36.6 |

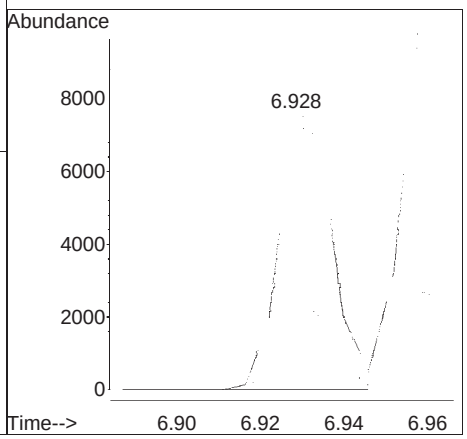

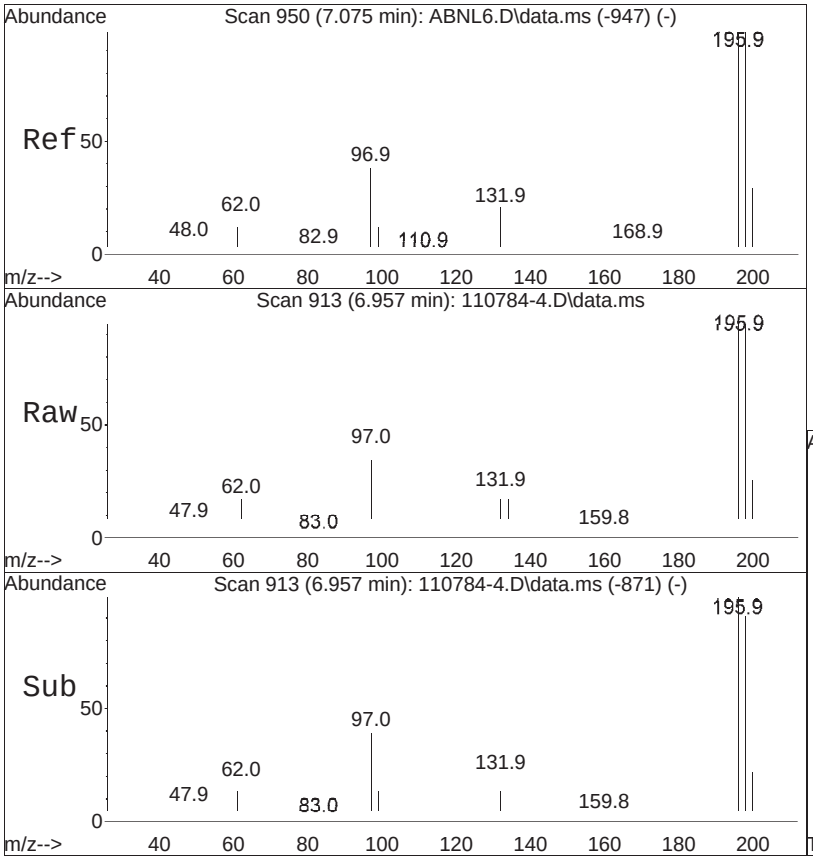


#45
2,4,5-Trichlorophenol
Concen: 1.91 ug/ml M3
RT: 6.957 min Scan# 913
Delta R.T. -0.000 min
Lab File: 110784-4.D
Acq: 05 Sep 2025 03:15 am

Tgt Ion:196 Resp: 7938

| Ion | Ratio | Lower | Upper |
|---|---|---|---|
| 196 | 100 | | |
| 200 | 26.5 | 24.2 | 36.4 |
| 198 | 83.9 | 76.2 | 114.2 |

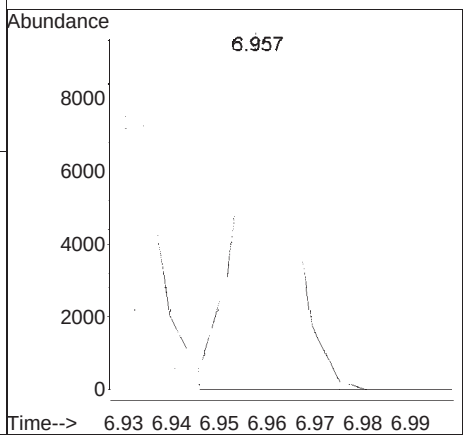

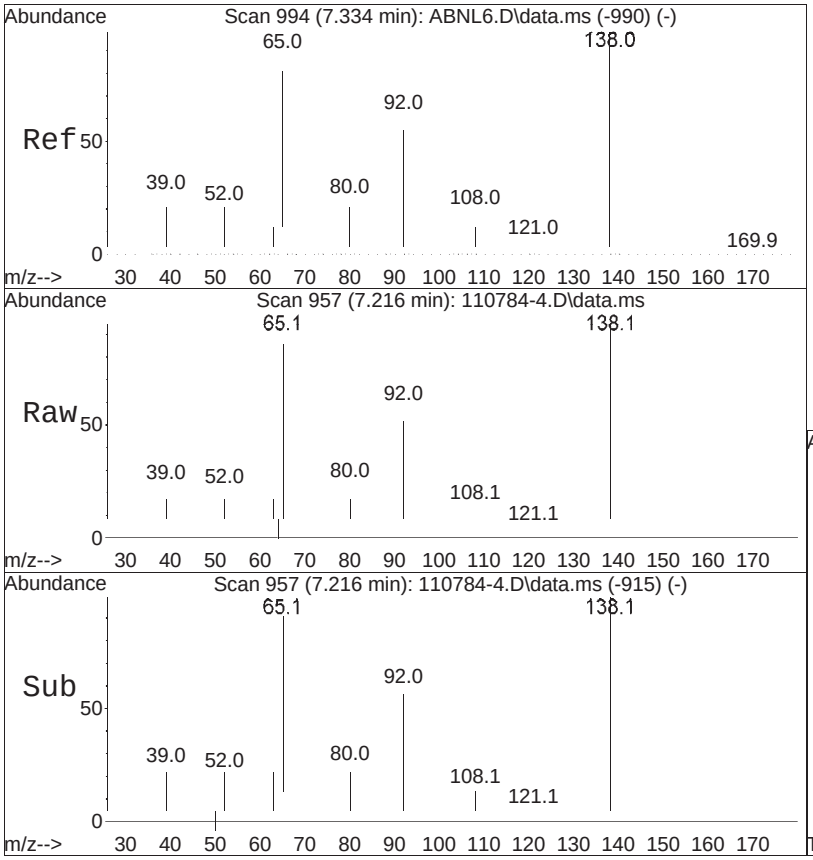


#48
2-Nitroaniline
Concen: 1.82 ug/ml
RT: 7.216 min Scan# 957
Delta R.T. -0.000 min
Lab File: 110784-4.D
Acq: 05 Sep 2025 03:15 am

Tgt Ion:138 Resp: 5645

| Ion | Ratio | Lower | Upper |
|---|---|---|---|
| 138 | 100 | | |
| 92 | 60.6 | 52.1 | 78.1 |
| 65 | 90.8 | 75.9 | 113.9 |

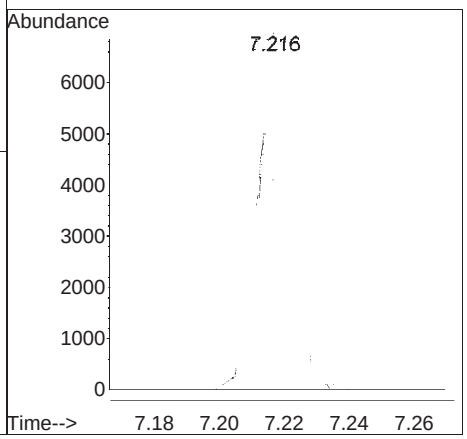

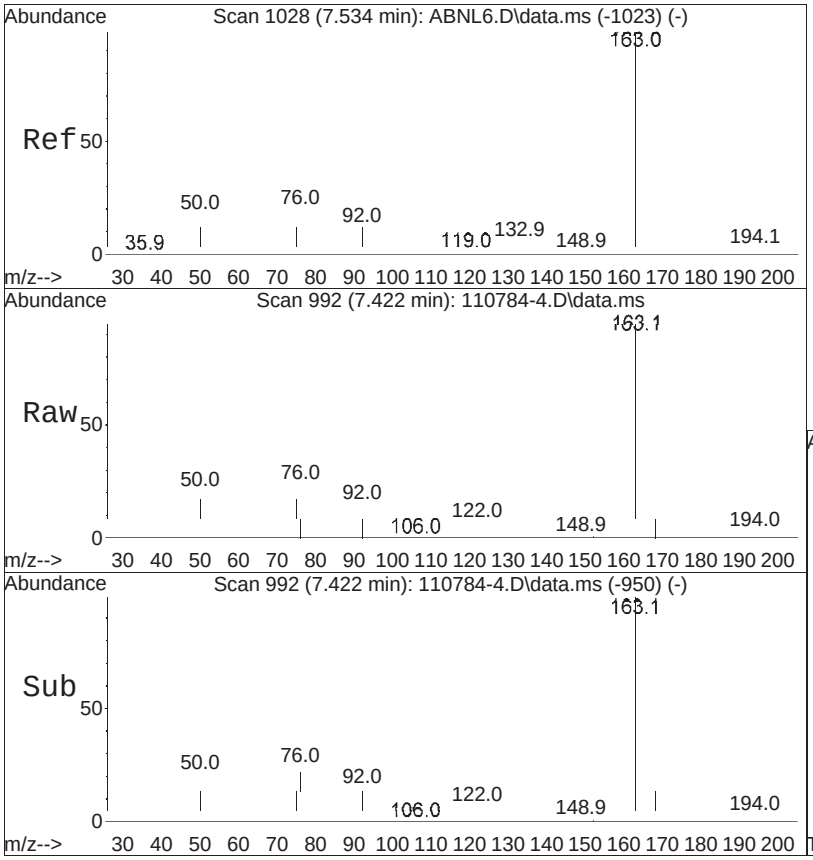


#51
Dimethyl phthalate
Concen: 1.77 ug/ml
RT: 7.422 min Scan# 992
Delta R.T. -0.000 min
Lab File: 110784-4.D
Acq: 05 Sep 2025 03:15 am

Tgt Ion:163 Resp: 23971

| Ion | Ratio | Lower | Upper |
|---|---|---|---|
| 163 | 100 | | |
| 194 | 2.9 | 2.3 | 3.5 |
| 164 | 10.6 | 8.2 | 12.2 |

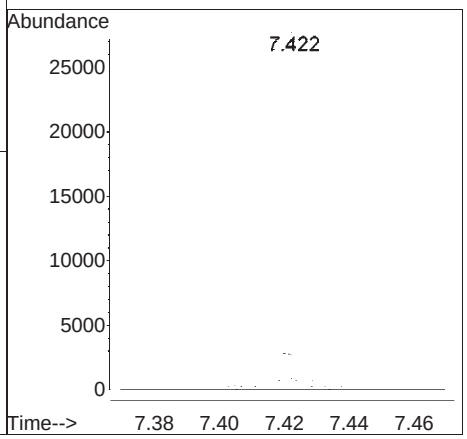

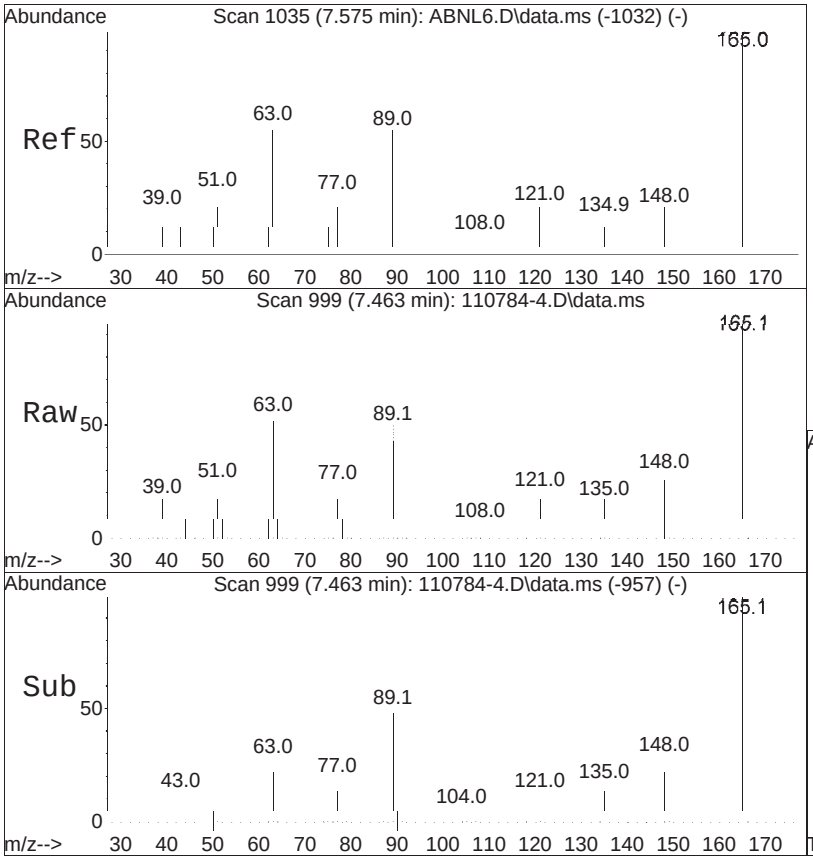


#53
2,6-Dinitrotoluene
Concen: 1.75 ug/ml
RT: 7.463 min Scan# 999
Delta R.T. -0.000 min
Lab File: 110784-4.D
Acq: 05 Sep 2025 03:15 am

Tgt Ion:165 Resp: 4726

| Ion | Ratio | Lower | Upper |
|---|---|---|---|
| 165 | 100 | | |
| 89 | 49.4 | 48.8 | 73.2 |
| 63 | 57.7 | 50.5 | 75.7 |

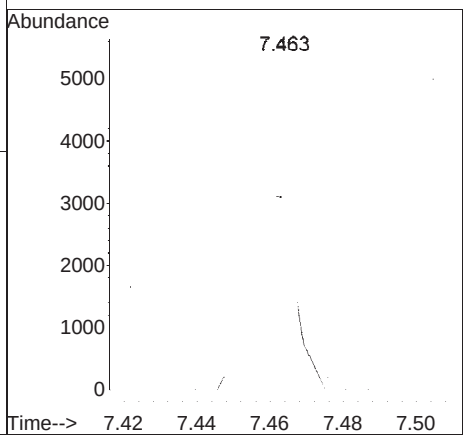

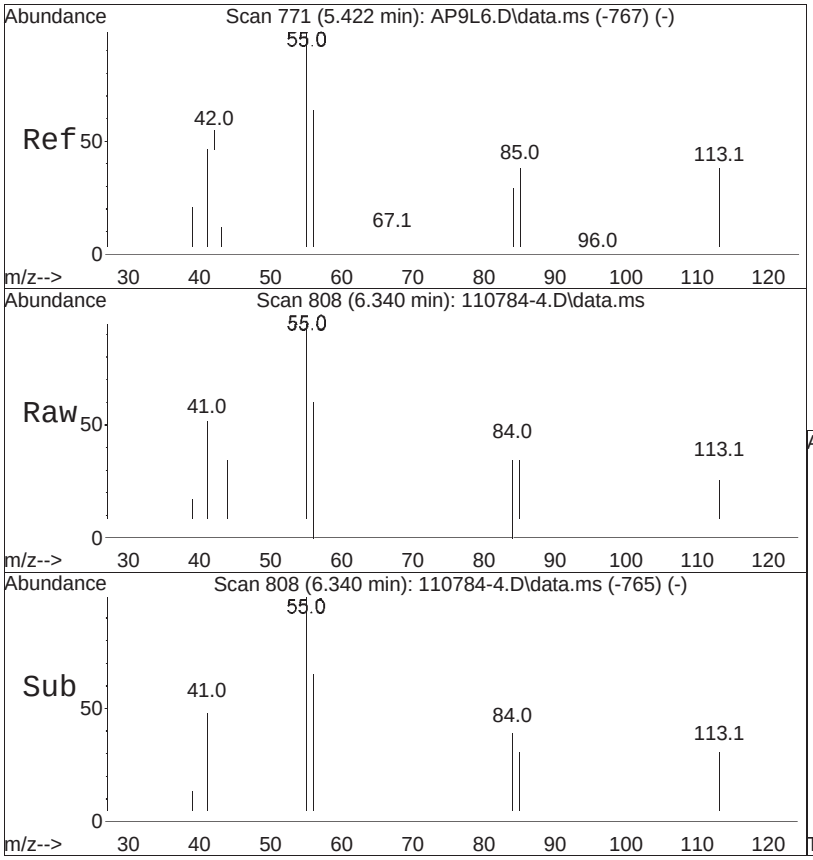


#60
Caprolactam
Concen: 0.54 ug/ml
RT: 6.340 min Scan# 808
Delta R.T. 0.006 min
Lab File: 110784-4.D
Acq: 05 Sep 2025 03:15 am

Tgt Ion: 55 Resp: 1301

| Ion | Ratio | Lower | Upper |
|---|---|---|---|
| 55 | 100 | | |
| 85 | 0.0 | 35.2 | 52.8# |
| 113 | 85.5 | 36.6 | 55.0# |

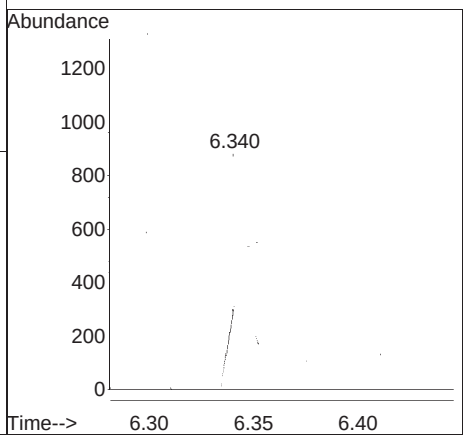

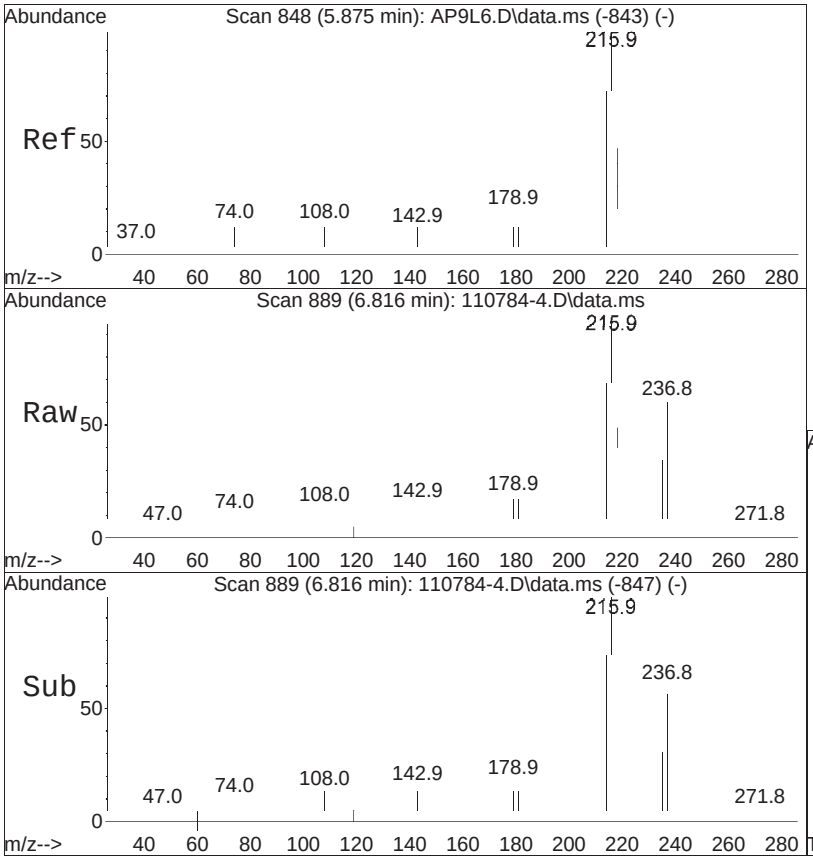


#61
1,2,4,5-Tetrachlorobenzene
Concen: 1.52 ug/ml
RT: 6.816 min Scan# 889
Delta R.T. -0.000 min
Lab File: 110784-4.D
Acq: 05 Sep 2025 03:15 am

Tgt Ion:216 Resp: 9185

| Ion | Ratio | Lower | Upper |
|---|---|---|---|
| 216 | 100 | | |
| 214 | 76.3 | 64.0 | 96.0 |
| 179 | 18.7 | 18.7 | 28.1# |

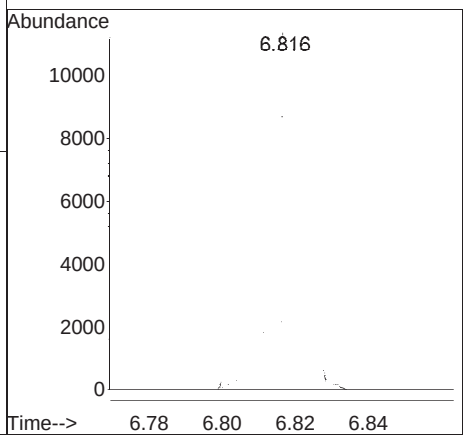

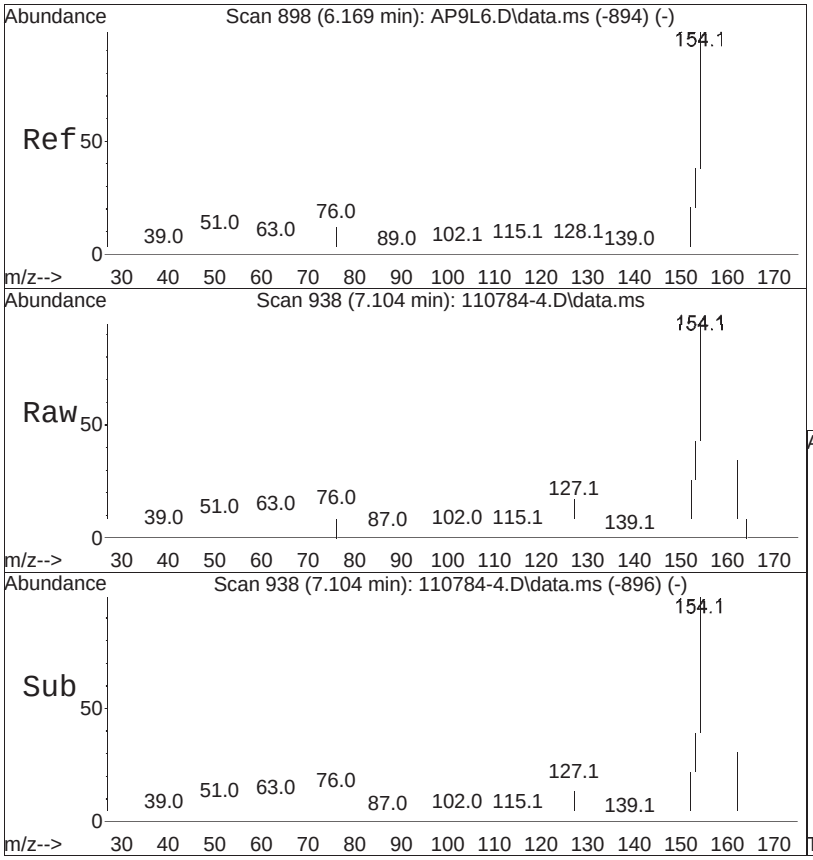


#62
Biphenyl
Concen: 1.62 ug/ml
RT: 7.104 min Scan# 938
Delta R.T. -0.000 min
Lab File: 110784-4.D
Acq: 05 Sep 2025 03:15 am

Tgt Ion:154 Resp: 21528

| Ion | Ratio | Lower | Upper |
|---|---|---|---|
| 154 | 100 | | |
| 153 | 41.7 | 32.5 | 48.7 |
| 152 | 29.6 | 22.6 | 34.0 |

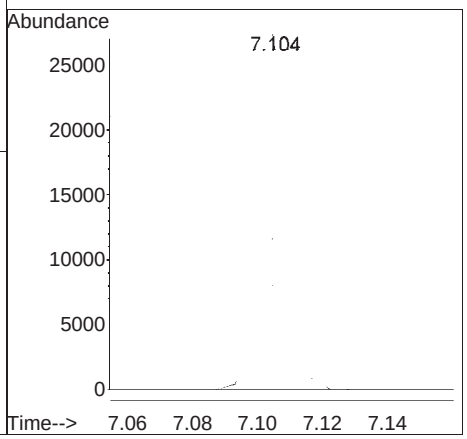

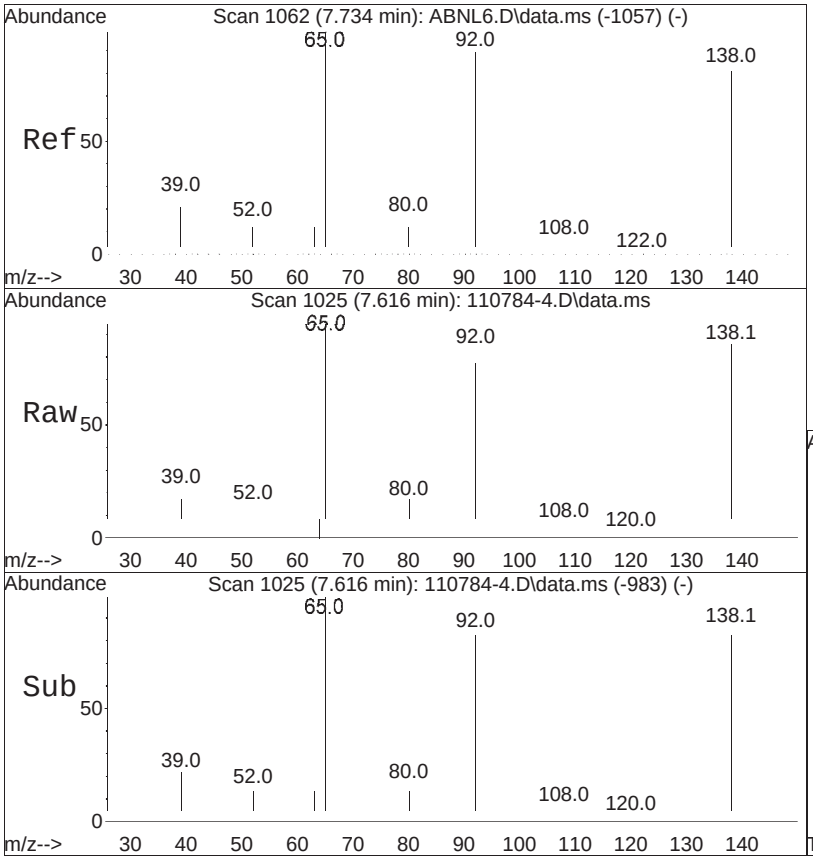


#64
3-Nitroaniline
Concen: 1.48 ug/ml
RT: 7.616 min Scan# 1025
Delta R.T. -0.000 min
Lab File: 110784-4.D
Acq: 05 Sep 2025 03:15 am

Tgt Ion:138 Resp: 4347

| Ion | Ratio | Lower | Upper |
|---|---|---|---|
| 138 | 100 | | |
| 92 | 103.9 | 92.8 | 139.2 |
| 108 | 14.6 | 7.9 | 11.9# |

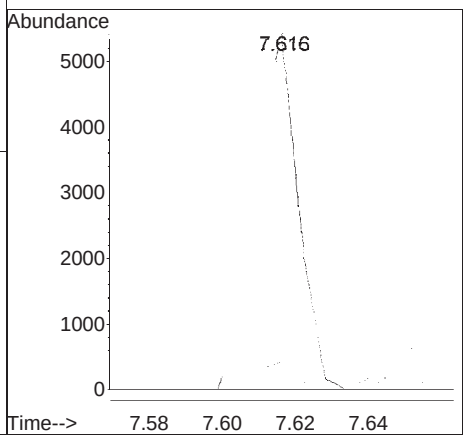

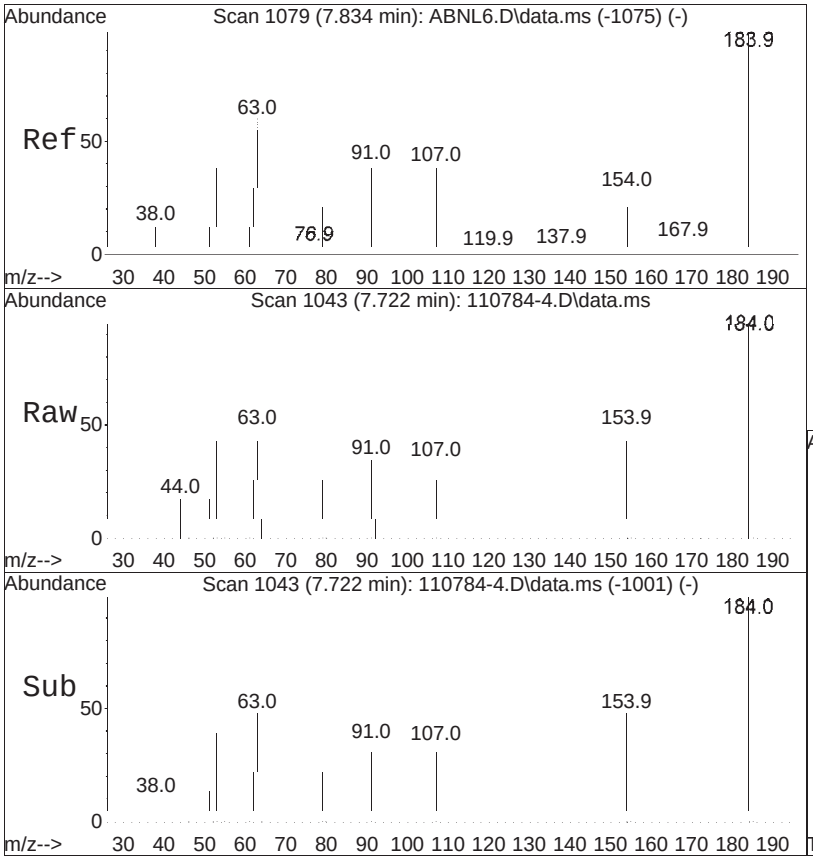


#66
2,4-Dinitrophenol
Concen: 2.02 ug/ml
RT: 7.722 min Scan# 1043
Delta R.T. -0.000 min
Lab File: 110784-4.D
Acq: 05 Sep 2025 03:15 am

Tgt Ion:184 Resp: 2524

| Ion | Ratio | Lower | Upper |
|---|---|---|---|
| 184 | 100 | | |
| 107 | 32.4 | 41.8 | 62.6# |
| 91 | 38.0 | 44.2 | 66.2# |

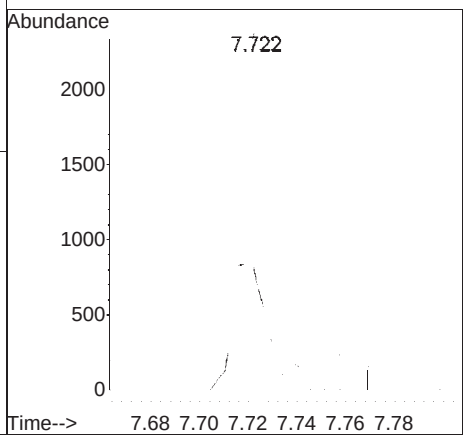

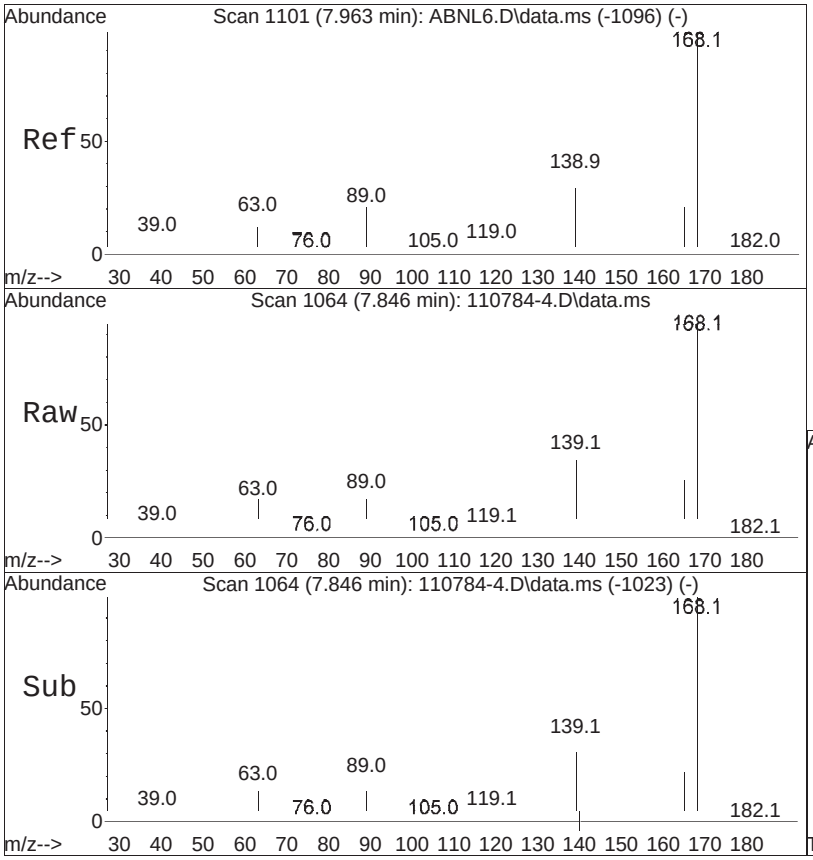


#67
Dibenzofuran
Concen: 1.59 ug/ml
RT: 7.846 min Scan# 1064
Delta R.T. -0.006 min
Lab File: 110784-4.D
Acq: 05 Sep 2025 03:15 am

Tgt Ion:168 Resp: 27531

| Ion | Ratio | Lower | Upper |
|---|---|---|---|
| 168 | 100 | | |
| 139 | 35.0 | 32.3 | 48.5 |

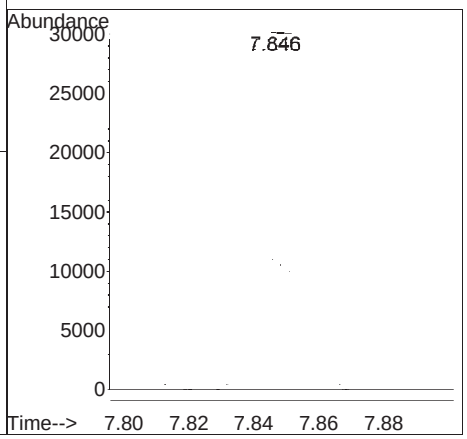

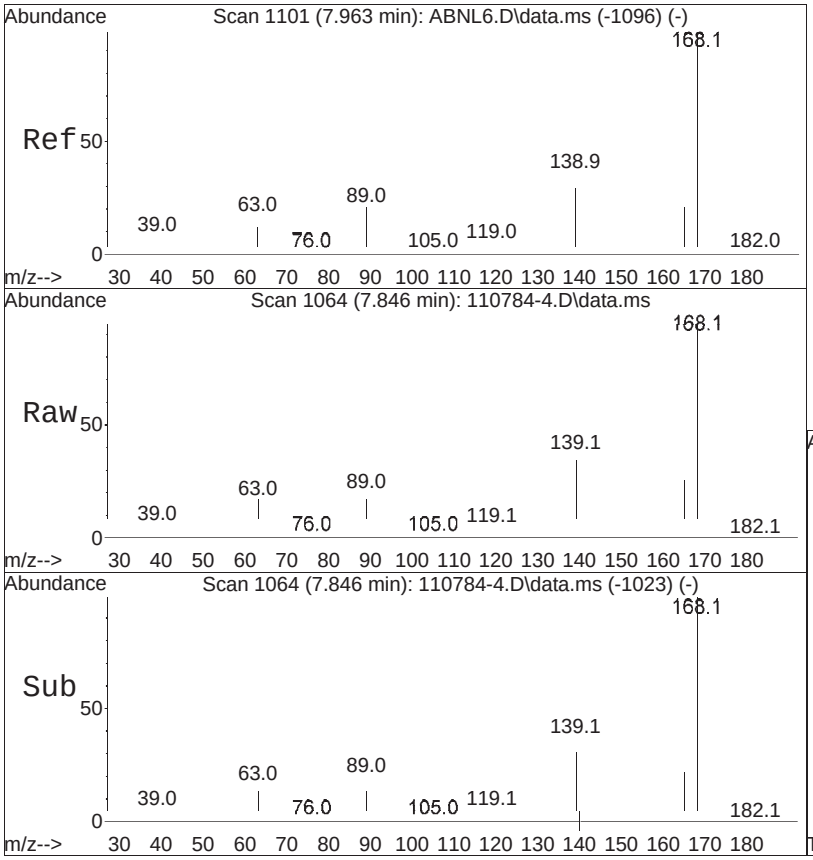


#68
2,4-Dinitrotoluene
Concen: 1.76 ug/ml
RT: 7.846 min Scan# 1064
Delta R.T. -0.006 min
Lab File: 110784-4.D
Acq: 05 Sep 2025 03:15 am

Tgt Ion:165 Resp: 6781

| Ion | Ratio | Lower | Upper |
|---|---|---|---|
| 165 | 100 | | |
| 89 | 76.7 | 73.0 | 109.4 |
| 63 | 62.5 | 56.3 | 84.5 |

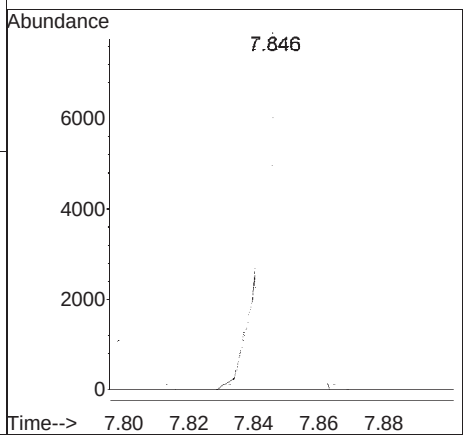

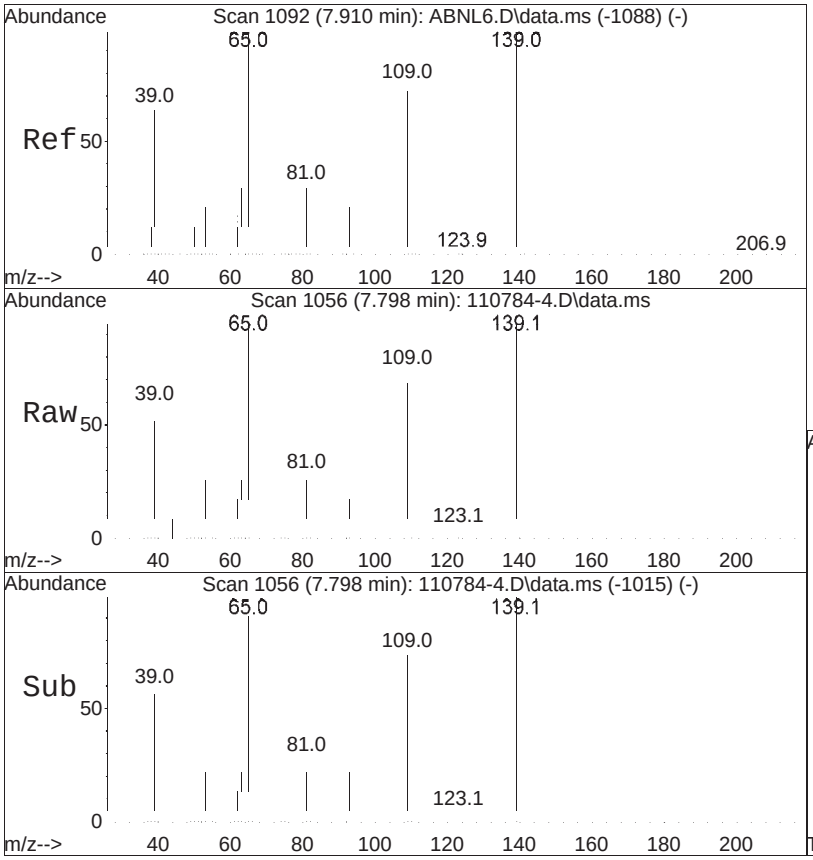


#69
4-Nitrophenol
Concen: 1.27 ug/ml
RT: 7.798 min Scan# 1056
Delta R.T. -0.006 min
Lab File: 110784-4.D
Acq: 05 Sep 2025 03:15 am

Tgt Ion: 65 Resp: 3013

| Ion | Ratio | Lower | Upper |
|---|---|---|---|
| 65 | 100 | | |
| 109 | 75.4 | 60.2 | 90.2 |
| 139 | 108.3 | 81.1 | 121.7 |

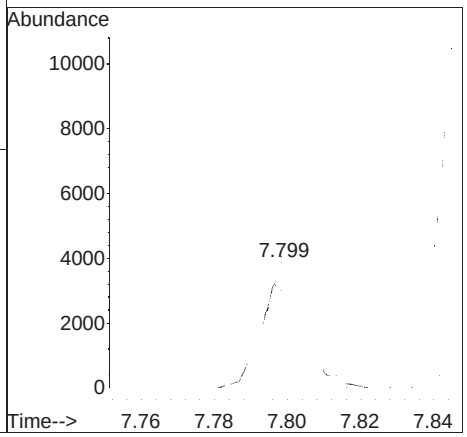

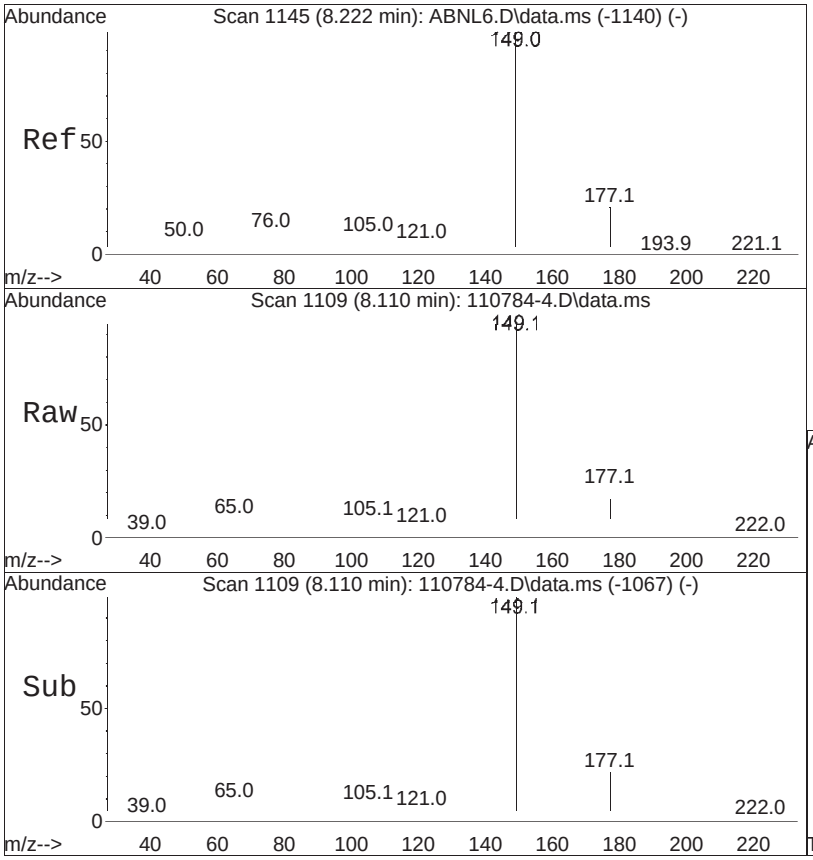


#72
Diethyl phthalate
Concen: 1.70 ug/ml
RT: 8.110 min Scan# 1109
Delta R.T. -0.000 min
Lab File: 110784-4.D
Acq: 05 Sep 2025 03:15 am

Tgt Ion:149 Resp: 25150

| Ion | Ratio | Lower | Upper |
|---|---|---|---|
| 149 | 100 | | |
| 177 | 21.0 | 15.0 | 22.6 |
| 150 | 12.3 | 9.8 | 14.6 |

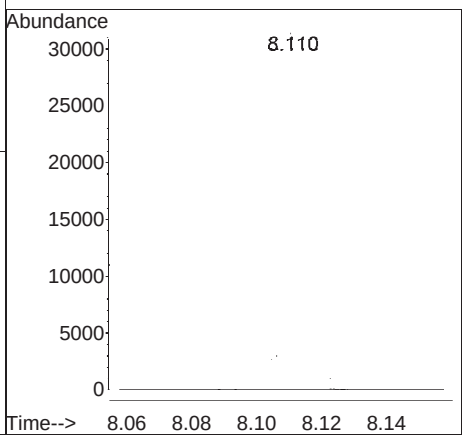

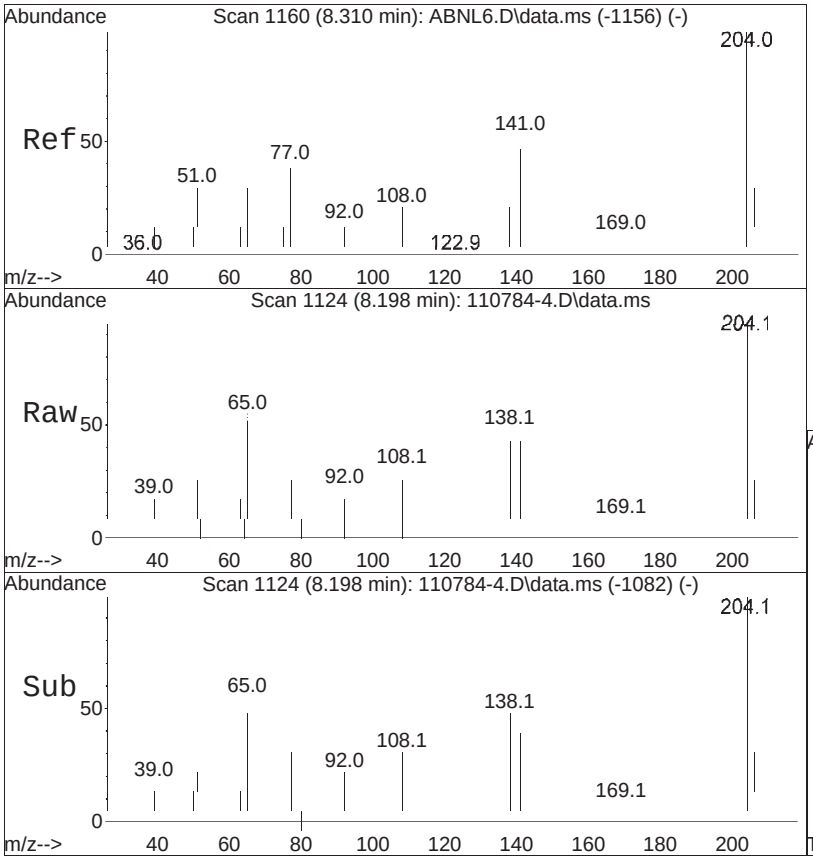


#74
4-Chlorophenyl phenyl ether
Concen: 1.55 ug/ml
RT: 8.198 min Scan# 1124
Delta R.T. -0.000 min
Lab File: 110784-4.D
Acq: 05 Sep 2025 03:15 am

Tgt Ion:204 Resp: 11433

| Ion | Ratio | Lower | Upper |
|---|---|---|---|
| 204 | 100 | | |
| 206 | 34.0 | 26.3 | 39.5 |
| 141 | 49.0 | 58.4 | 87.6# |

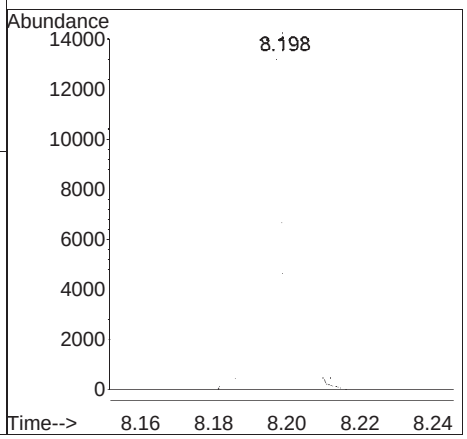

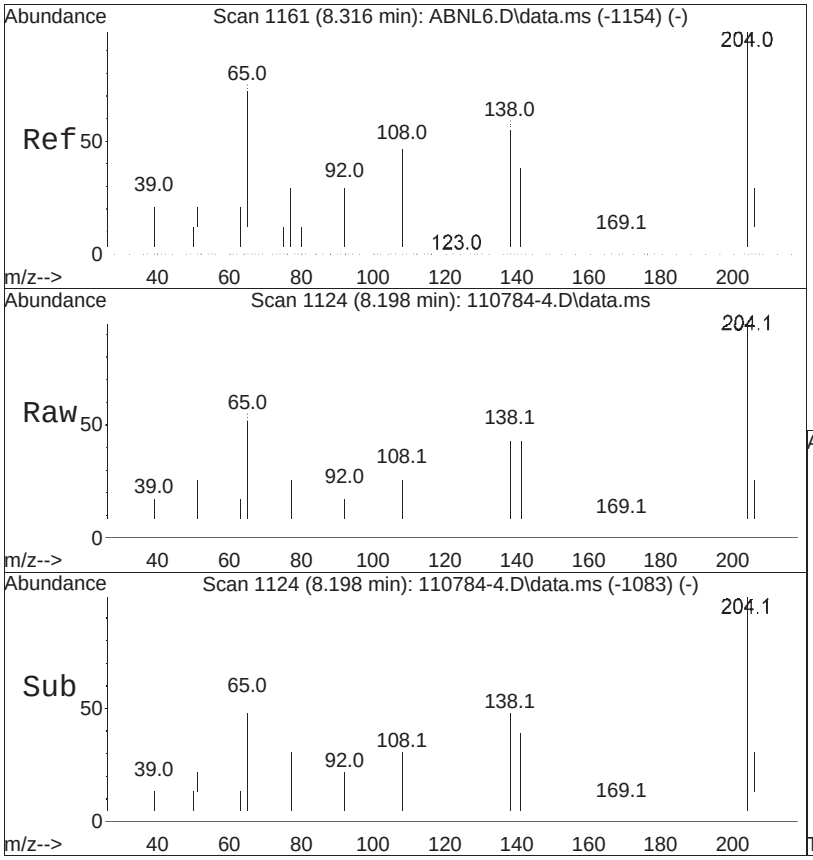


#75
4-Nitroaniline
Concen: 1.84 ug/ml
RT: 8.198 min Scan# 1124
Delta R.T. -0.006 min
Lab File: 110784-4.D
Acq: 05 Sep 2025 03:15 am

Tgt Ion:138 Resp: 5658

| Ion | Ratio | Lower | Upper |
|---|---|---|---|
| 138 | 100 | | |
| 108 | 65.0 | 59.2 | 88.8 |
| 65 | 116.1 | 97.6 | 146.4 |

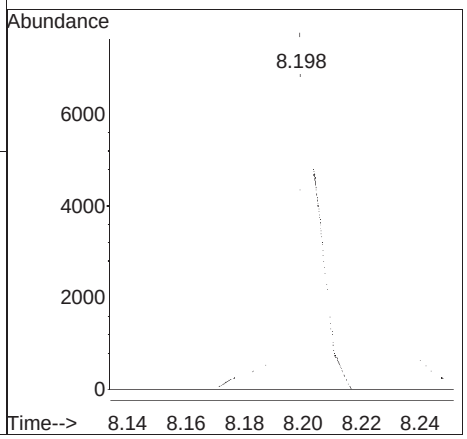

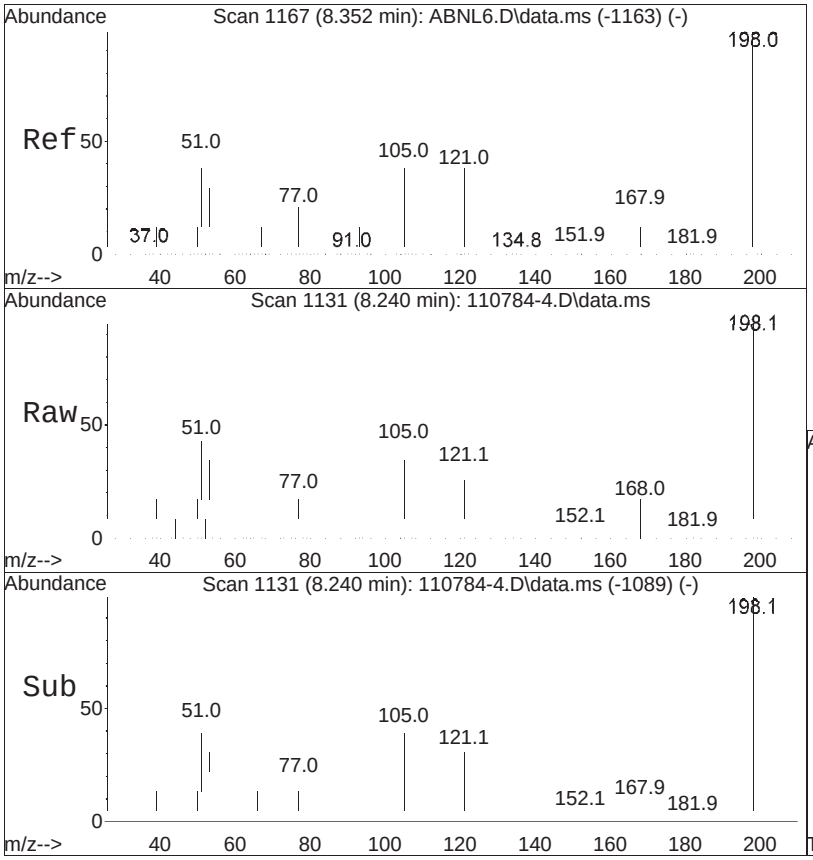


#76
4,6-Dinitro-o-cresol
Concen: 1.96 ug/ml
RT: 8.240 min Scan# 1131
Delta R.T. -0.000 min
Lab File: 110784-4.D
Acq: 05 Sep 2025 03:15 am

Tgt Ion:198 Resp: 4018

| Ion | Ratio | Lower | Upper |
|---|---|---|---|
| 198 | 100 | | |
| 51 | 45.0 | 49.9 | 74.9# |
| 105 | 36.5 | 45.8 | 68.6# |

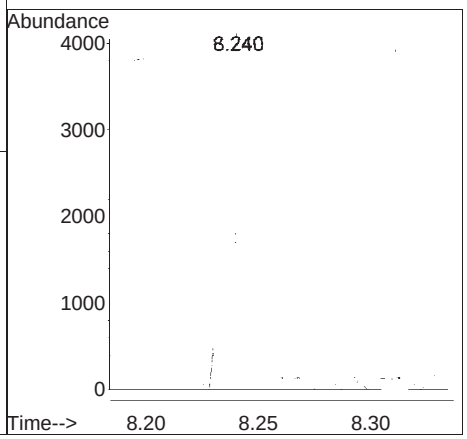

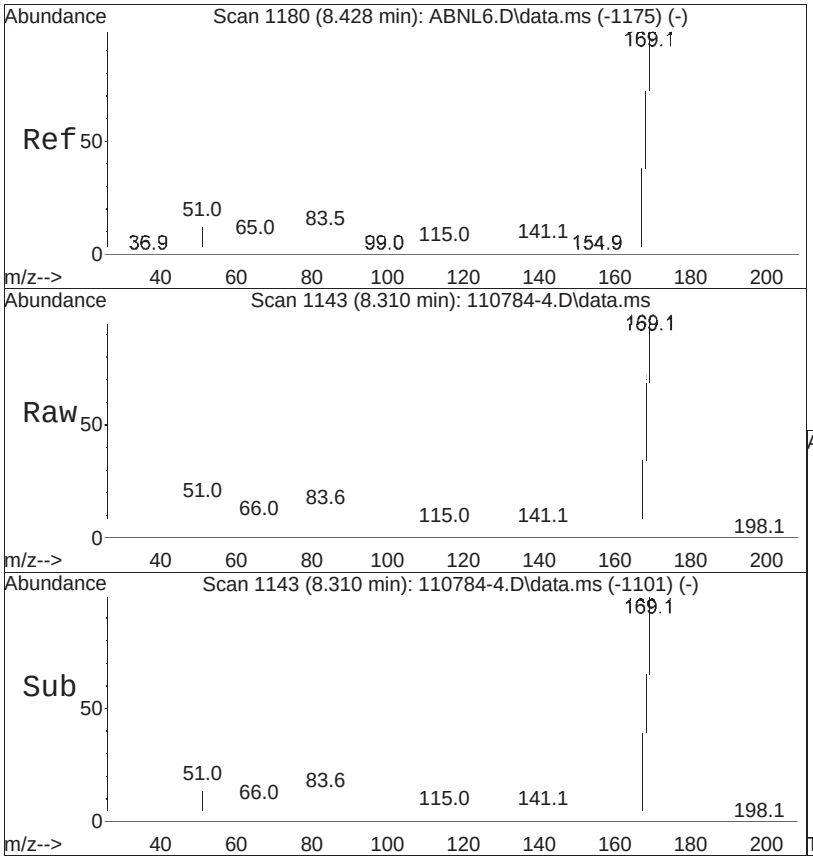


#77
NDPA/DPA
Concen: 1.68 ug/ml
RT: 8.310 min Scan# 1143
Delta R.T. -0.000 min
Lab File: 110784-4.D
Acq: 05 Sep 2025 03:15 am

Tgt Ion:169 Resp: 19721

| Ion | Ratio | Lower | Upper |
|---|---|---|---|
| 169 | 100 | | |
| 168 | 72.5 | 55.2 | 82.8 |
| 167 | 40.9 | 30.4 | 45.6 |

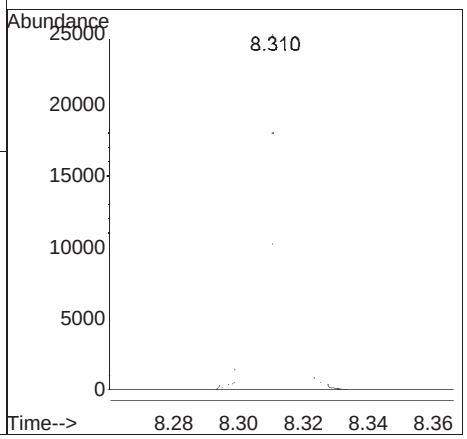

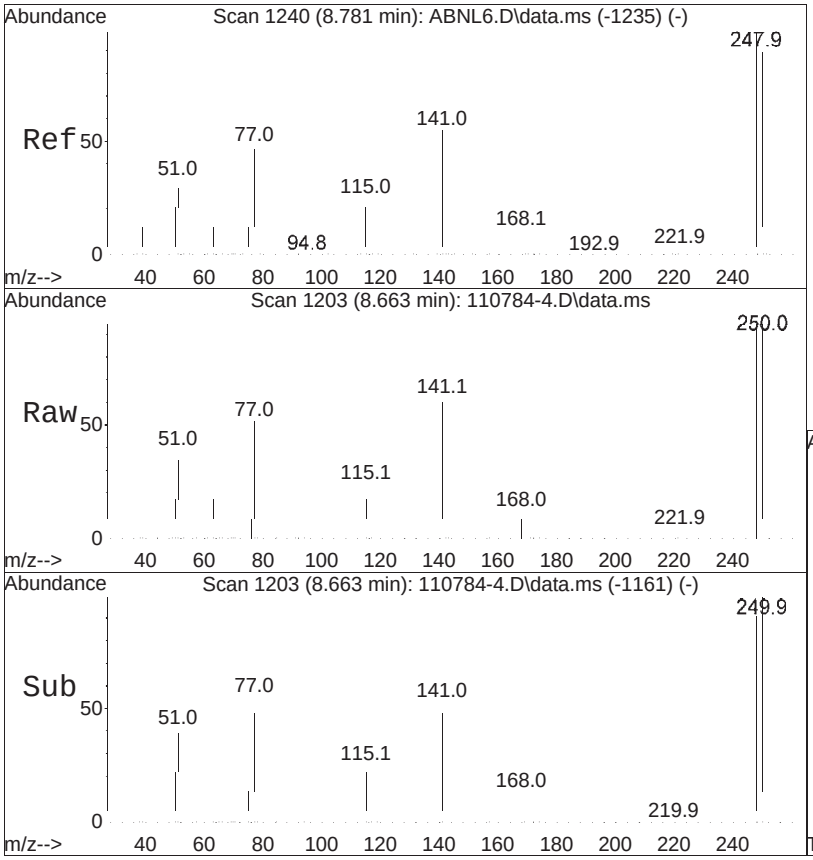


#80
4-Bromophenyl phenyl ether
Concen: 1.57 ug/ml
RT: 8.663 min Scan# 1203
Delta R.T. -0.006 min
Lab File: 110784-4.D
Acq: 05 Sep 2025 03:15 am

Tgt Ion:248 Resp: 7590

| Ion | Ratio | Lower | Upper |
|---|---|---|---|
| 248 | 100 | | |
| 141 | 58.0 | 74.6 | 111.8# |
| 250 | 101.5 | 76.9 | 115.3 |

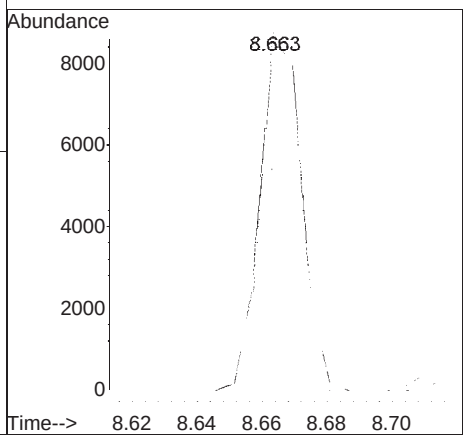

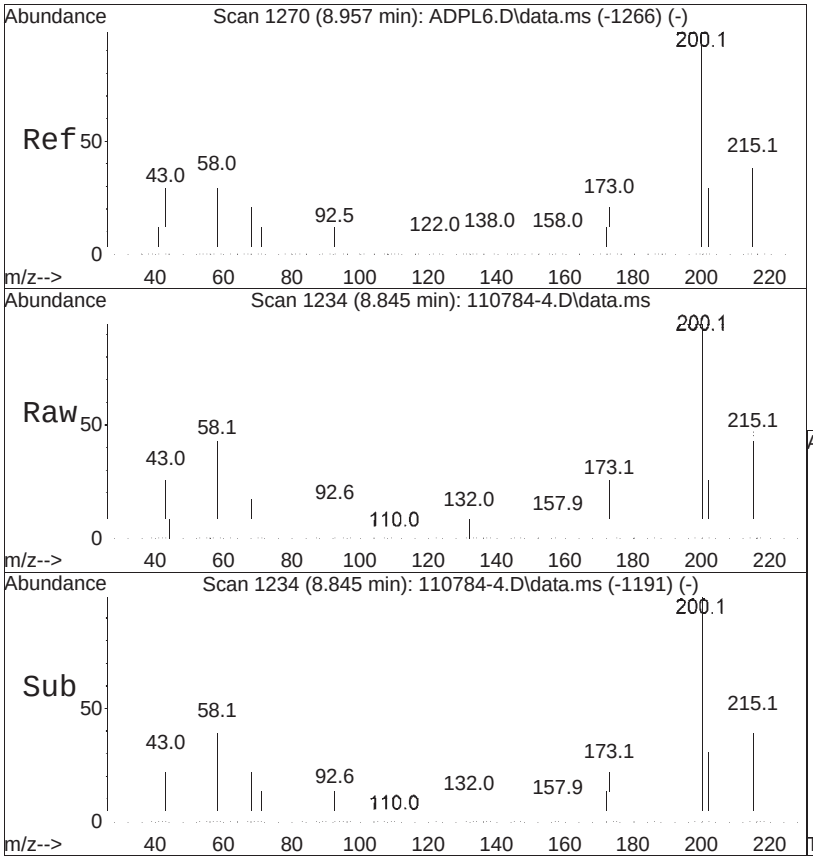


#87
Atrazine
Concen: 1.87 ug/ml
RT: 8.845 min Scan# 1234
Delta R.T. 0.000 min
Lab File: 110784-4.D
Acq: 05 Sep 2025 03:15 am

Tgt Ion:200 Resp: 8174

| Ion | Ratio | Lower | Upper |
|---|---|---|---|
| 200 | 100 | | |
| 202 | 33.0 | 25.0 | 37.6 |
| 215 | 44.7 | 34.5 | 51.7 |

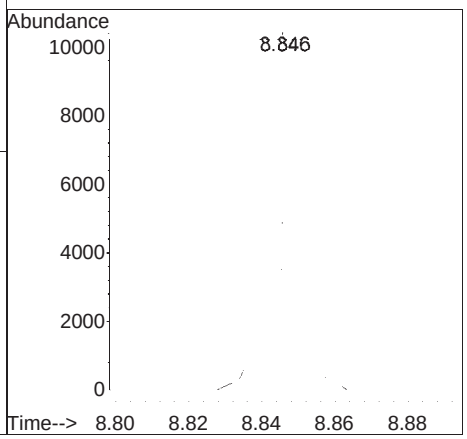




#91
Carbazole
Concen: 1.79 ug/ml
RT: 9.316 min Scan# 1314
Delta R.T. -0.000 min
Lab File: 110784-4.D
Acq: 05 Sep 2025 03:15 am

Tgt Ion:167 Resp: 37377

| Ion | Ratio | Lower | Upper |
|---|---|---|---|
| 167 | 100 | | |
| 168 | 13.6 | 10.8 | 16.2 |
| 166 | 22.7 | 17.7 | 26.5 |

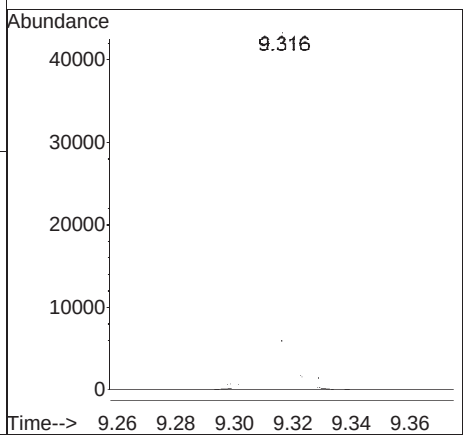

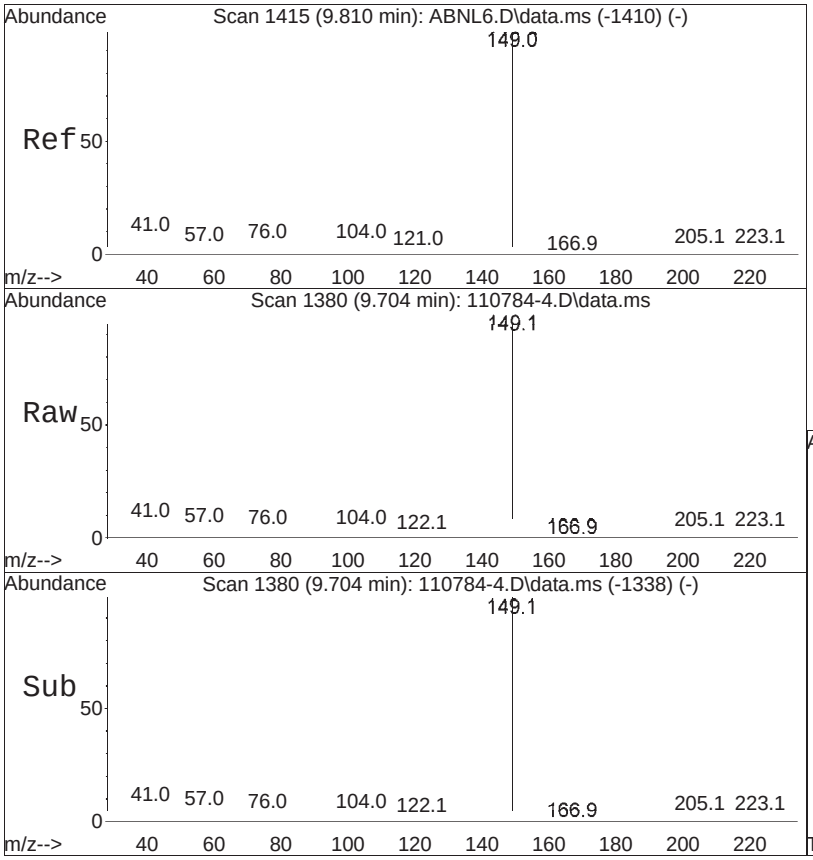


#92
Di-n-butylphthalate
Concen: 1.84 ug/ml
RT: 9.704 min Scan# 1380
Delta R.T. -0.000 min
Lab File: 110784-4.D
Acq: 05 Sep 2025 03:15 am

Tgt Ion:149 Resp: 44990

| Ion | Ratio | Lower | Upper |
|---|---|---|---|
| 149 | 100 | | |
| 150 | 9.6 | 7.3 | 10.9 |
| 104 | 4.2 | 4.0 | 6.0 |

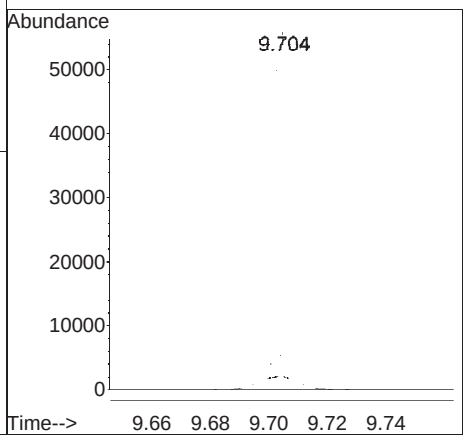

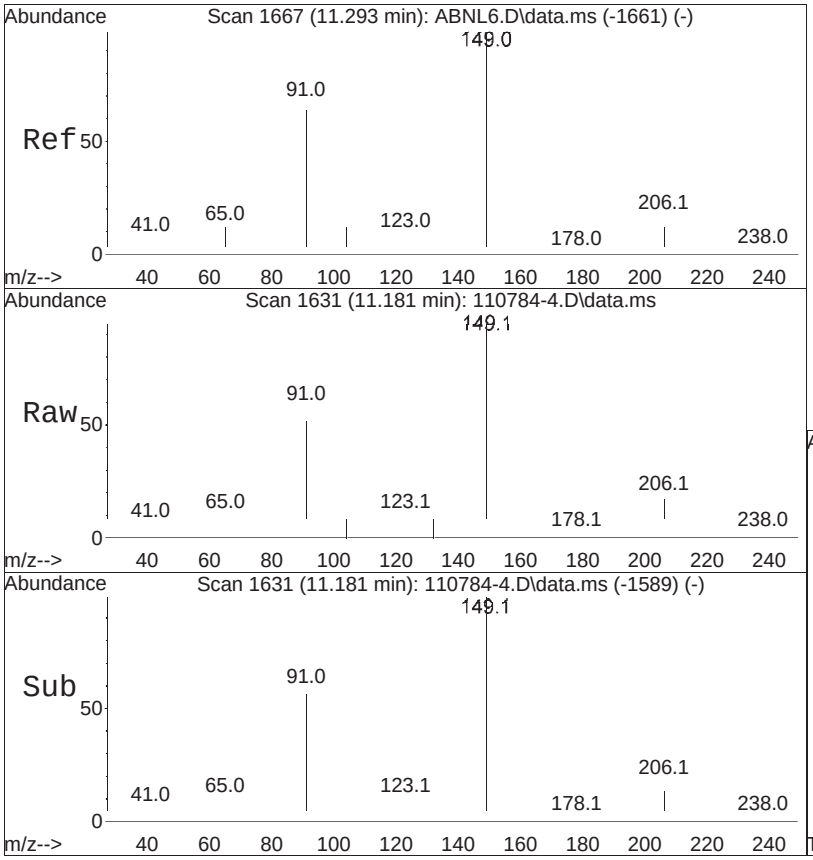


#97
Butyl benzyl phthalate
Concen: 1.87 ug/ml
RT: 11.181 min Scan# 1631
Delta R.T. -0.000 min
Lab File: 110784-4.D
Acq: 05 Sep 2025 03:15 am

Tgt Ion:149 Resp: 21103

| Ion | Ratio | Lower | Upper |
|---|---|---|---|
| 149 | 100 | | |
| 91 | 62.9 | 57.9 | 86.9 |
| 206 | 17.4 | 11.9 | 17.9 |

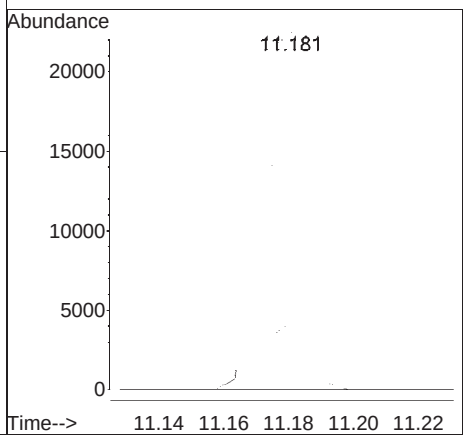

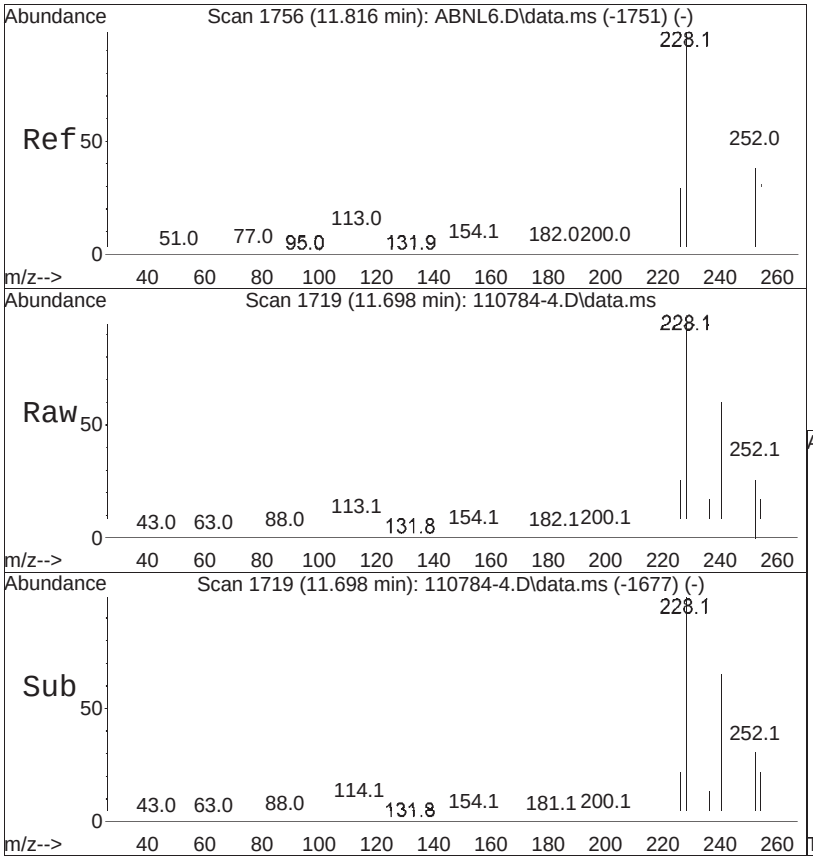


#106
3,3'-Dichlorobenzidine
Concen: 1.48 ug/ml
RT: 11.698 min Scan# 1719
Delta R.T. -0.000 min
Lab File: 110784-4.D
Acq: 05 Sep 2025 03:15 am

Tgt Ion:252 Resp: 18183

| Ion | Ratio | Lower | Upper |
|---|---|---|---|
| 252 | 100 | | |
| 126 | 11.5 | 12.6 | 19.0# |
| 254 | 65.6 | 51.1 | 76.7 |

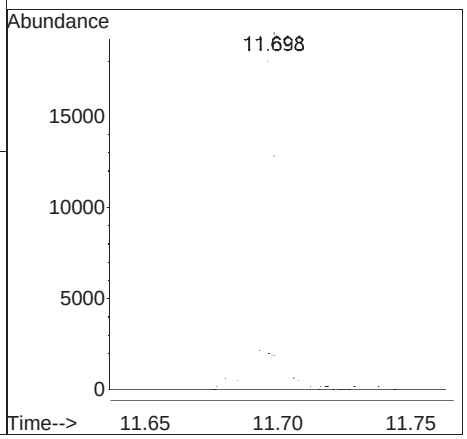

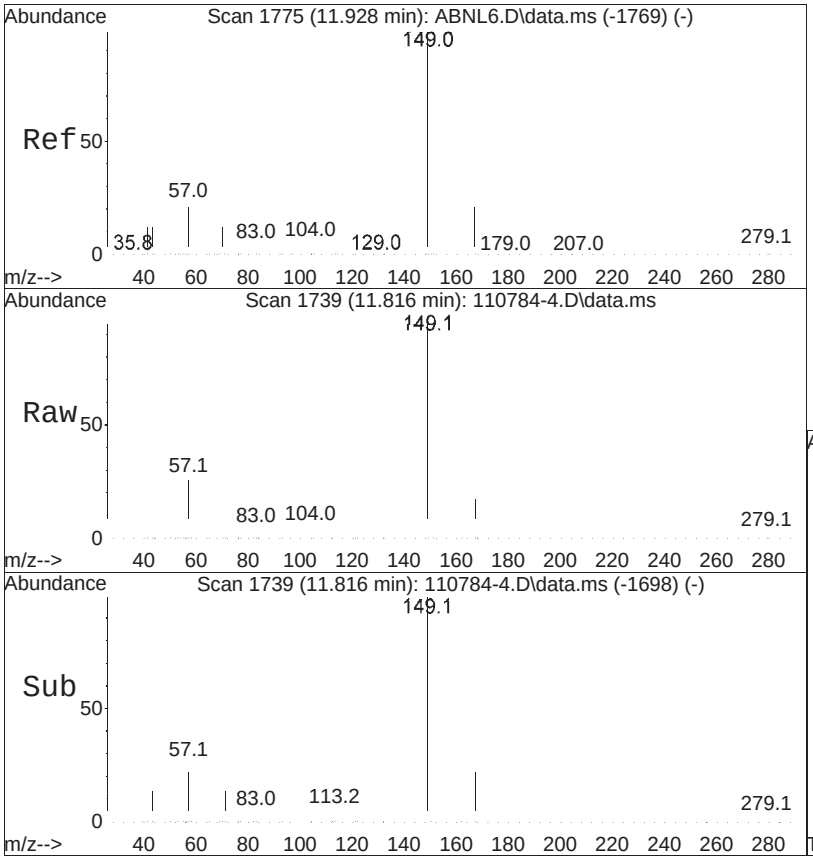


#108
Bis(2-ethylhexyl)phthalate
Concen: 1.61 ug/ml
RT: 11.816 min Scan# 1739
Delta R.T. -0.006 min
Lab File: 110784-4.D
Acq: 05 Sep 2025 03:15 am

Tgt Ion:149 Resp: 32253

| Ion | Ratio | Lower | Upper |
|---|---|---|---|
| 149 | 100 | | |
| 167 | 23.7 | 18.4 | 27.6 |
| 279 | 2.5 | 1.7 | 2.5# |

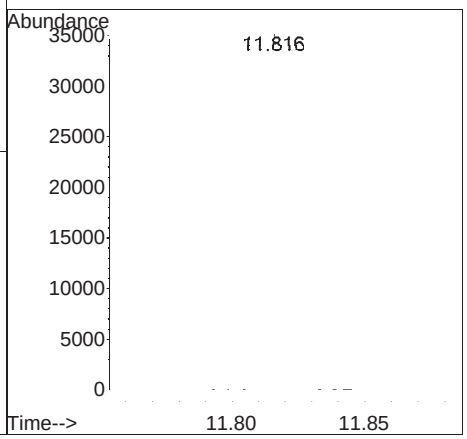

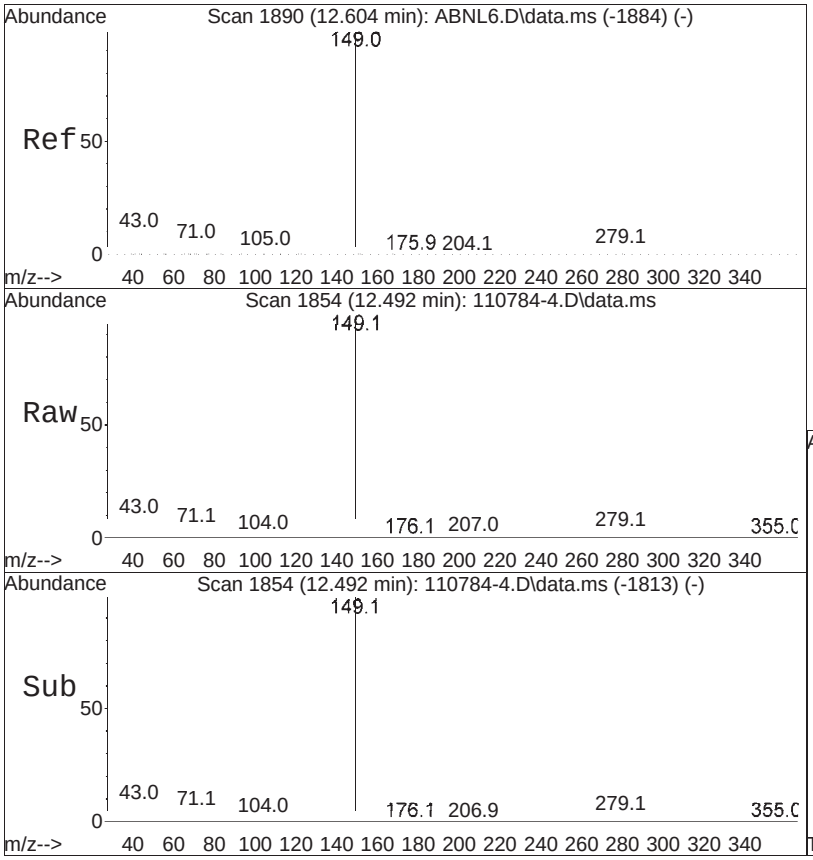


#109
Di-n-octylphthalate
Concen: 1.70 ug/ml
RT: 12.492 min Scan# 1854
Delta R.T. -0.006 min
Lab File: 110784-4.D
Acq: 05 Sep 2025 03:15 am

Tgt Ion:149 Resp: 56006

| Ion | Ratio | Lower | Upper |
|---|---|---|---|
| 149 | 100 | | |
| 43 | 9.1 | 8.2 | 12.2 |
| 167 | 1.4 | 1.1 | 1.7 |

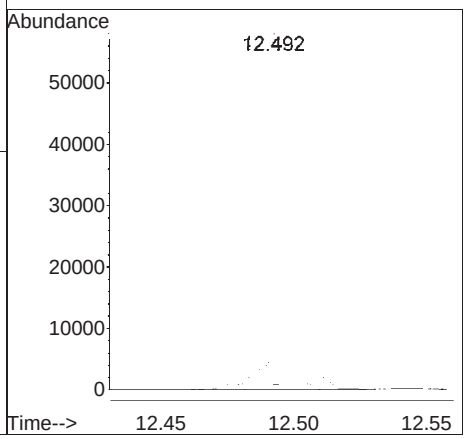

# Manual Integration Report

Data Path : I:\8270\SV112\250904RVT\
Data File : 110784-4.D
Date Inj'd : 9/5/2025 3:15 am
Sample : WG2110784-4,32,,ASK

QMethod : FS250817SV112RVT.m
Operator : SV112:smz
Instrument : SV112
Quant Date : 9/5/2025 11:02 am

## Compound #38: 4-Chloroaniline

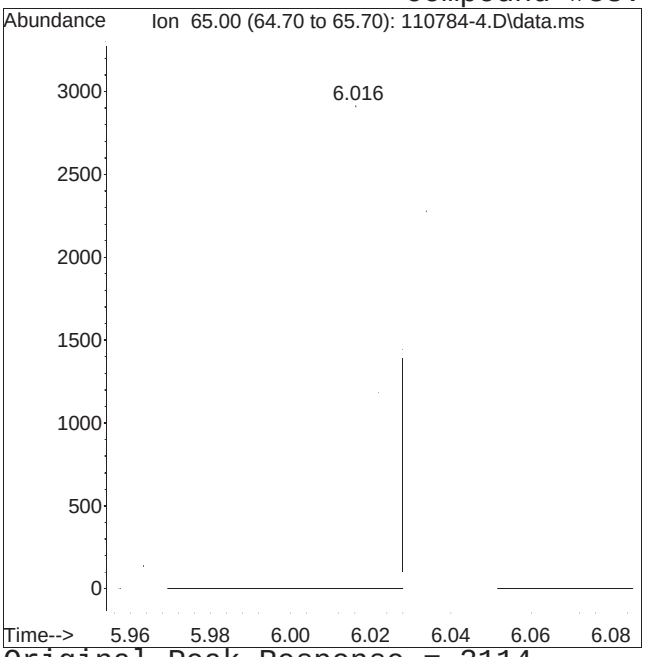


Original Peak Response = 3114

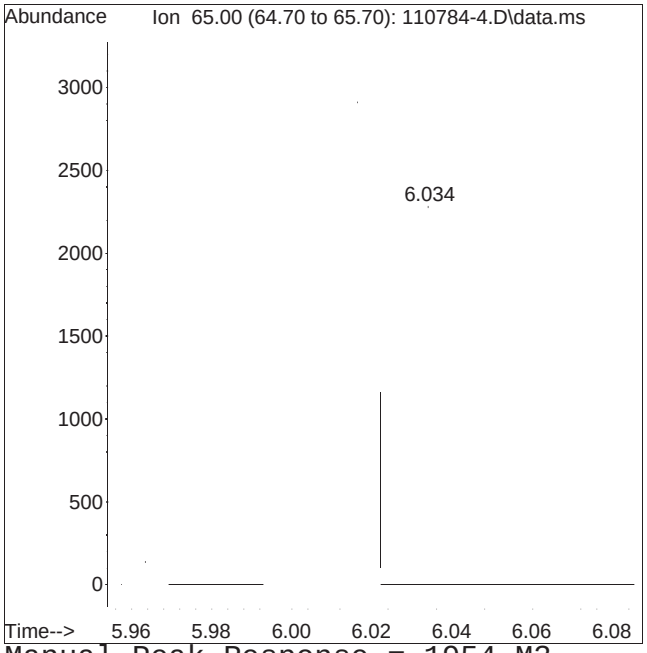


Manual Peak Response = 1954 M3

M3 = Misidentification of the peak (i.e. 1,4-dichlorobenzene identified as 1,3-dichlorobenzene), or misidentification from 2 partially resolved peaks not being split.

# Manual Integration Report

Data Path : I:\8270\SV112\250904RVT\
Data File : 110784-4.D
Date Inj'd : 9/5/2025 3:15 am
Sample : WG2110784-4,32,,ASK

QMethod : FS250817SV112RVT.m
Operator : SV112:smz
Instrument : SV112
Quant Date : 9/5/2025 11:02 am

## Compound #45: 2,4,5-Trichlorophenol

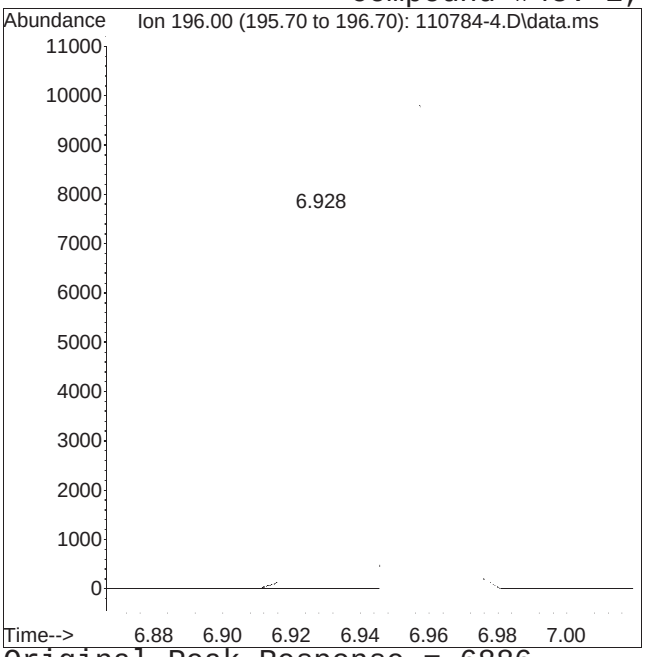


Original Peak Response = 6886

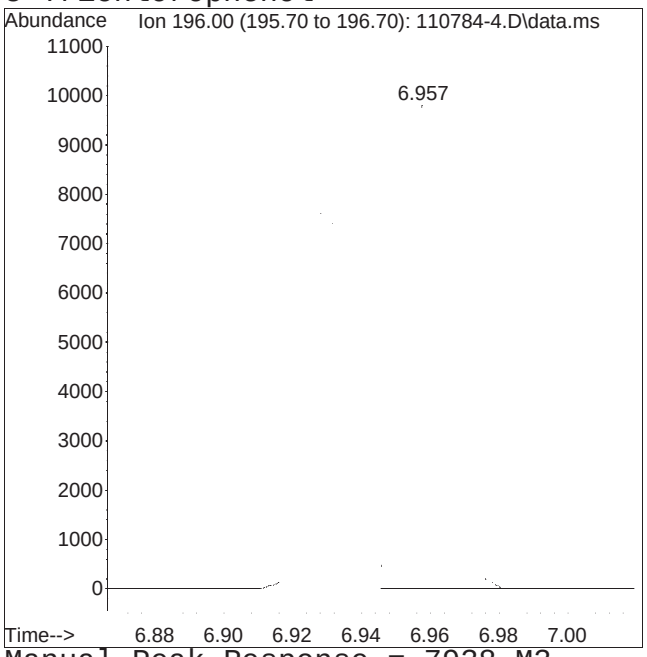


Manual Peak Response = 7938 M3

M3 = Misidentification of the peak (i.e. 1,4-dichlorobenzene identified as 1,3-dichlorobenzene), or misidentification from 2 partially resolved peaks not being split.

Quantitation Report (QT Reviewed)

Data Path : I:\8270\SV112\250904RVT\
Data File : 110784-5.D
Acq On : 05 Sep 2025 03:38 am
Operator : SV112:smz
Sample : WG2110784-5,32,,ASK
Misc : WG2110427,WG2110784,ical22560
ALS Vial : 19 Sample Multiplier: 1

Quant Time: Sep 05 11:03:34 2025
Quant Method : I:\8270\SV112\250904RVT\FS250817SV112RVT.m
Quant Title : Semivolatiles by GC/MS by modified 8270
QLast Update : Fri Sep 05 09:53:10 2025
Response via : Initial Calibration

CCAL FILE(s) : 1 - I:\8270\SV112\250904RVT\ABN0904a.D
: 2 - I:\8270\SV112\250904RVT\ADP0904.D
: 3 - I:\8270\SV112\250904RVT\AP90904a.D
Sub List : 8270TCL_combo_REV1 - TCL/CT/MA

| Compound | R.T. | QIon | Response | Conc | Units | Dev(Min) |
|---|---|---|---|---|---|---|
| Internal Standards | | | | | | |
| 1) IS1_1,4-Dichlorobenzen... | 4.716 | 152 | 14570 | 4.000 | ug/ml | 0.00 |
| Standard Area 1 = 18364 | | | Recovery = 79.34% | | | |
| 27) IS2_1,4-Dichlorobenzen... | 4.716 | 152 | 14570 | 4.000 | ug/ml | 0.00 |
| Standard Area 3 = 15466 | | | Recovery = 94.21% | | | |
| 35) IS1_Naphthalene-d8 | 5.946 | 136 | 55151 | 4.000 | ug/ml | 0.00 |
| Standard Area 1 = 71336 | | | Recovery = 77.31% | | | |
| 55) IS2_Naphthalene-d8 | 5.946 | 136 | 55151 | 4.000 | ug/ml | 0.00 |
| Standard Area 3 = 58616 | | | Recovery = 94.09% | | | |
| 63) IS1_Acenaphthene-d10 | 7.651 | 164 | 37246 | 4.000 | ug/ml | 0.00 |
| Standard Area 1 = 50801 | | | Recovery = 73.32% | | | |
| 83) IS2_Acenaphthene-d10 | 7.651 | 164 | 37246 | 4.000 | ug/ml | 0.00 |
| Standard Area 3 = 38758 | | | Recovery = 96.10% | | | |
| 86) IS3_Acenaphthene-d10 | 7.651 | 164 | 37246 | 4.000 | ug/ml | 0.00 |
| Standard Area 2 = 36376 | | | Recovery = 102.39% | | | |
| 88) IS1_Phenanthrene-d10 | 9.075 | 188 | 85984 | 4.000 | ug/ml | # 0.00 |
| Standard Area 1 = 114944 | | | Recovery = 74.81% | | | |
| 100) IS3_Phenanthrene-d10 | 9.075 | 188 | 85984 | 4.000 | ug/ml | # 0.00 |
| Standard Area 2 = 85095 | | | Recovery = 101.04% | | | |
| 104) IS1_Chrysene-d12 | 11.710 | 240 | 104488 | 4.000 | ug/ml | # 0.00 |
| Standard Area 1 = 133330 | | | Recovery = 78.37% | | | |
| 113) IS1_Perylene-d12 | 13.175 | 264 | 123479 | 4.000 | ug/ml | 0.00 |
| Standard Area 1 = 147517 | | | Recovery = 83.70% | | | |
| System Monitoring Compounds | | | | | | |
| 4) 2-Fluorophenol | 3.446 | 112 | 4833 | 1.201 | ug/ml | 0.00 |
| Spiked Amount 2.000 | Range 15 - 110 | | Recovery = 60.05% | | | |
| 7) Phenol-d6 | 4.387 | 99 | 4682 | 0.900 | ug/ml | 0.00 |
| Spiked Amount 2.000 | Range 15 - 110 | | Recovery = 45.00% | | | |
| 19) Nitrobenzene-d5 | 5.252 | 82 | 3649 | 0.740 | ug/ml | 0.00 |
| Spiked Amount 1.000 | Range 30 - 130 | | Recovery = 74.00% | | | |
| 46) 2-Fluorobiphenyl | 7.016 | 172 | 9903 | 0.775 | ug/ml | 0.00 |
| Spiked Amount 1.000 | Range 30 - 130 | | Recovery = 77.50% | | | |
| 79) 2,4,6-Tribromophenol | 8.410 | 330 | 4083 | 1.724 | ug/ml | 0.00 |
| Spiked Amount 2.000 | Range 15 - 110 | | Recovery = 86.20% | | | |
| 96) 4-Terphenyl-d14 | 10.657 | 244 | 18012 | 0.785 | ug/ml | 0.00 |
| Spiked Amount 1.000 | Range 30 - 130 | | Recovery = 78.50% | | | |

Quantitation Report (QT Reviewed)

Data Path : I:\8270\SV112\250904RVT\
Data File : 110784-5.D
Acq On : 05 Sep 2025 03:38 am
Operator : SV112:smz
Sample : WG2110784-5,32,,ASK
Misc : WG2110427,WG2110784,ical22560
ALS Vial : 19 Sample Multiplier: 1

Quant Time: Sep 05 11:03:34 2025
Quant Method : I:\8270\SV112\250904RVT\FS250817SV112RVT.m
Quant Title : Semivolatiles by GC/MS by modified 8270
QLast Update : Fri Sep 05 09:53:10 2025
Response via : Initial Calibration

CCAL FILE(s) : 1 - I:\8270\SV112\250904RVT\ABN0904a.D
: 2 - I:\8270\SV112\250904RVT\ADP0904.D
: 3 - I:\8270\SV112\250904RVT\AP90904a.D
Sub List : 8270TCL_combo_REV1 - TCL/CT/MA

| Compound | R.T. | QIon | Response | Conc | Units | Dev(Min) |
|---|---|---|---|---|---|---|
| Target Compounds | | | | | | Qvalue |
| 6) 2-Chlorophenol | 4.510 | 128 | 6643 | 1.417 | ug/ml | 99 |
| 8) Phenol | 4.399 | 94 | 5655 | 0.982 | ug/ml# | 66 |
| 14) Bis(2-chloroisopropyl)... | 5.016 | 45 | 9930 | 1.269 | ug/ml# | 88 |
| 15) 2-Methylphenol | 4.993 | 108 | 5747 | 1.366 | ug/ml | 99 |
| 17) n-Nitrosodi-n-propylamine | 5.134 | 70 | 4951 | 1.317 | ug/ml# | 87 |
| 18) 3-Methylphenol/4-Methy... | 5.146 | 108 | 5887 | 1.272 | ug/ml | 96 |
| 20) Nitrobenzene | 5.269 | 77 | 6683 | 1.306 | ug/ml | 100 |
| 21) Isophorone | 5.510 | 82 | 13174 | 1.269 | ug/ml | 99 |
| 22) 2-Nitrophenol | 5.587 | 139 | 3753 | 1.597 | ug/ml | 92 |
| 23) 2,4-Dimethylphenol | 5.657 | 107 | 6498 | 1.182 | ug/ml | 98 |
| 24) Bis(2-chloroethoxy)met... | 5.746 | 93 | 8869 | 1.347 | ug/ml# | 96 |
| 25) 2,4-Dichlorophenol | 5.822 | 162 | 6990 | 1.438 | ug/ml# | 94 |
| 28) Benzaldehyde | 4.281 | 105 | 5329 | 2.451 | ug/ml | 99 |
| 29) Acetophenone | 5.110 | 105 | 10046 | 1.393 | ug/ml | 93 |
| 38) 4-Chloroaniline | 6.034 | 65 | 2290M3 | 1.154 | ug/ml | |
| 40) p-Chloro-m-cresol | 6.528 | 107 | 6360 | 1.403 | ug/ml | 90 |
| 43) Hexachlorocyclopentadiene | 6.816 | 237 | 4505 | 1.365 | ug/ml | 97 |
| 44) 2,4,6-Trichlorophenol | 6.928 | 196 | 5869 | 1.472 | ug/ml | 98 |
| 45) 2,4,5-Trichlorophenol | 6.957 | 196 | 6691M3 | 1.630 | ug/ml | |
| 48) 2-Nitroaniline | 7.216 | 138 | 4991 | 1.629 | ug/ml | 96 |
| 51) Dimethyl phthalate | 7.422 | 163 | 21339 | 1.553 | ug/ml | 98 |
| 53) 2,6-Dinitrotoluene | 7.463 | 165 | 4457 | 1.652 | ug/ml# | 84 |
| 60) Caprolactam | 6.340 | 55 | 1356 | 0.554 | ug/ml# | 46 |
| 61) 1,2,4,5-Tetrachloroben... | 6.816 | 216 | 7709 | 1.261 | ug/ml# | 96 |
| 62) Biphenyl | 7.104 | 154 | 18410 | 1.365 | ug/ml | 98 |
| 64) 3-Nitroaniline | 7.616 | 138 | 3977 | 1.391 | ug/ml# | 89 |
| 66) 2,4-Dinitrophenol | 7.722 | 184 | 2380 | 1.972 | ug/ml# | 73 |
| 67) Dibenzofuran | 7.846 | 168 | 24097 | 1.411 | ug/ml | 92 |
| 68) 2,4-Dinitrotoluene | 7.846 | 165 | 6193 | 1.649 | ug/ml# | 85 |
| 69) 4-Nitrophenol | 7.799 | 65 | 2787 | 1.208 | ug/ml | 97 |
| 72) Diethyl phthalate | 8.110 | 149 | 21685 | 1.489 | ug/ml | 96 |
| 74) 4-Chlorophenyl phenyl ... | 8.198 | 204 | 9977 | 1.368 | ug/ml# | 81 |
| 75) 4-Nitroaniline | 8.198 | 138 | 5067 | 1.693 | ug/ml | 95 |
| 76) 4,6-Dinitro-o-cresol | 8.240 | 198 | 3650 | 1.847 | ug/ml# | 71 |
| 77) NDPA/DPA | 8.310 | 169 | 17228 | 1.485 | ug/ml | 97 |
| 80) 4-Bromophenyl phenyl e... | 8.663 | 248 | 6811 | 1.428 | ug/ml# | 81 |

Data Path : I:\8270\SV112\250904RVT\
Data File : 110784-5.D
Acq On : 05 Sep 2025 03:38 am
Operator : SV112:smz
Sample : WG2110784-5,32,,ASK
Misc : WG2110427,WG2110784,ical22560
ALS Vial : 19 Sample Multiplier: 1

Quant Time: Sep 05 11:03:34 2025
Quant Method : I:\8270\SV112\250904RVT\FS250817SV112RVT.m
Quant Title : Semivolatiles by GC/MS by modified 8270
QLast Update : Fri Sep 05 09:53:10 2025
Response via : Initial Calibration

CCAL FILE(s) : 1 - I:\8270\SV112\250904RVT\ABN0904a.D
: 2 - I:\8270\SV112\250904RVT\ADP0904.D
: 3 - I:\8270\SV112\250904RVT\AP90904a.D
Sub List : 8270TCL_combo_REV1 - TCL/CT/MA

| | Compound | R.T. | QIon | Response | Conc | Units | Dev(Min) |
|---|---|---|---|---|---|---|---|
| 87) | Atrazine | 8.846 | 200 | 7263 | 1.685 | ug/ml | 97 |
| 91) | Carbazole | 9.316 | 167 | 33960 | 1.590 | ug/ml | 99 |
| 92) | Di-n-butylphthalate | 9.704 | 149 | 40271 | 1.610 | ug/ml | 99 |
| 97) | Butyl benzyl phthalate | 11.181 | 149 | 18784 | 1.654 | ug/ml | 91 |
| 106) | 3,3'-Dichlorobenzidine | 11.698 | 252 | 16432 | 1.329 | ug/ml# | 95 |
| 108) | Bis(2-ethylhexyl)phtha... | 11.816 | 149 | 29276 | 1.462 | ug/ml# | 99 |
| 109) | Di-n-octylphthalate | 12.492 | 149 | 50113 | 1.554 | ug/ml | 98 |

(#) = qualifier out of range (m) = manual integration (+) = signals summed

Quantitation Report (QT Reviewed)

Data Path : I:\8270\SV112\250904RVT\
Data File : 110784-5.D
Acq On : 05 Sep 2025 03:38 am
Operator : SV112:smz
Sample : WG2110784-5,32,,ASK
Misc : WG2110427,WG2110784,ical22560
ALS Vial : 19 Sample Multiplier: 1

Quant Time: Sep 05 11:03:34 2025
Quant Method : I:\8270\SV112\250904RVT\FS250817SV112RVT.m
Quant Title : Semivolatiles by GC/MS by modified 8270
QLast Update : Fri Sep 05 09:53:10 2025
Response via : Initial Calibration

Sub List : 8270IC_27mbs_REV\250904RVT\MA90904a.D•

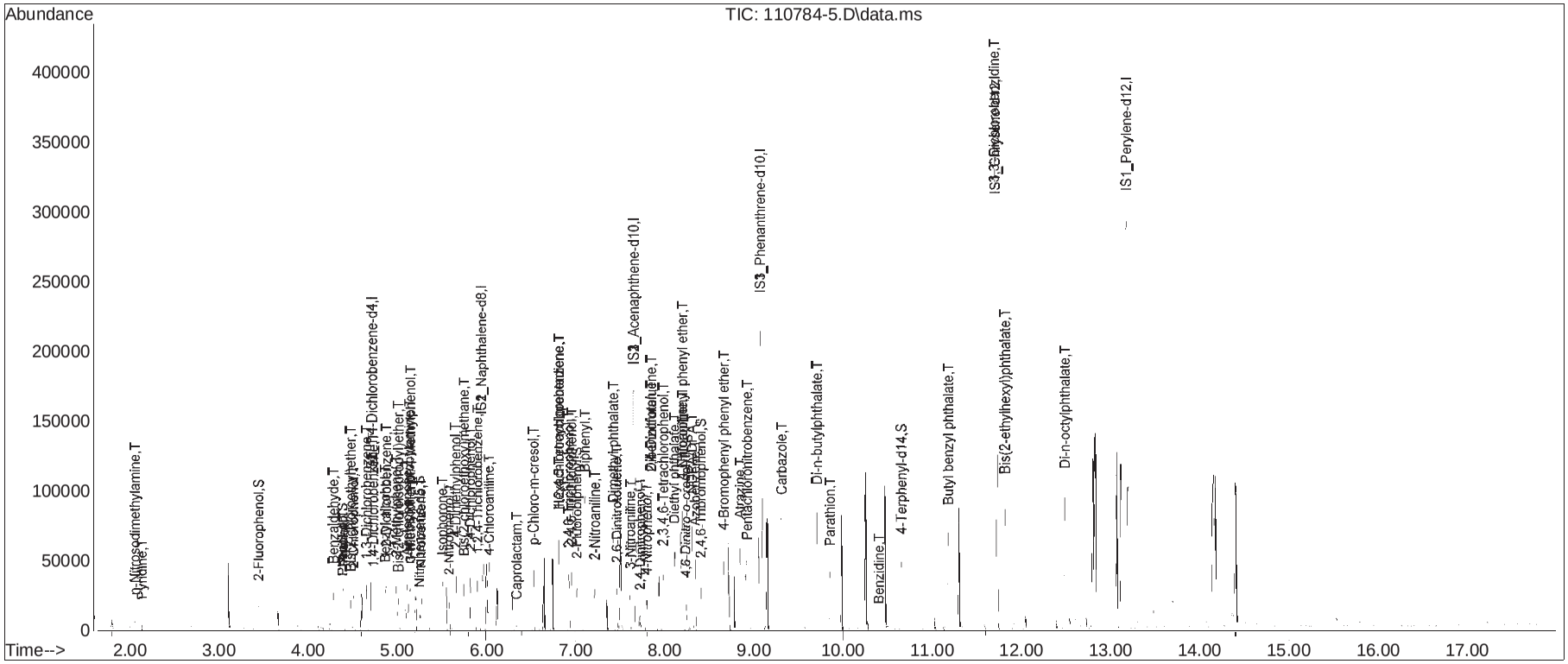

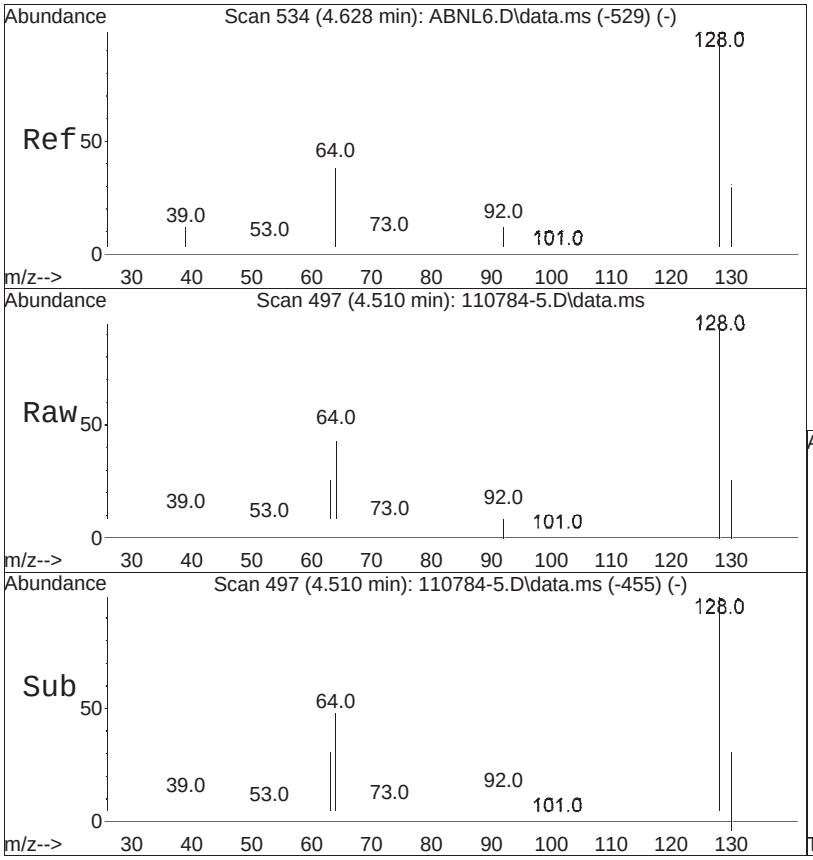


#6
2-Chlorophenol
Concen: 1.42 ug/ml
RT: 4.510 min Scan# 497
Delta R.T. -0.000 min
Lab File: 110784-5.D
Acq: 05 Sep 2025 03:38 am

Tgt Ion:128 Resp: 6643

| Ion | Ratio | Lower | Upper |
|---|---|---|---|
| 128 | 100 | | |
| 64 | 47.3 | 38.2 | 57.4 |
| 130 | 33.3 | 26.2 | 39.2 |

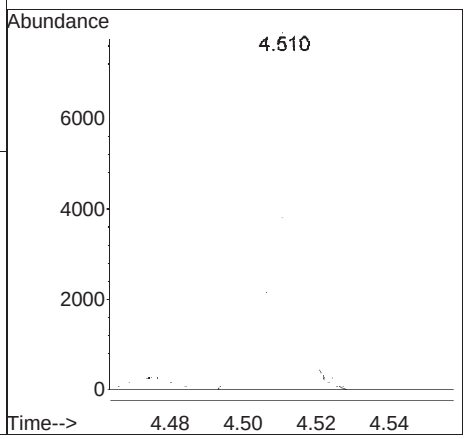

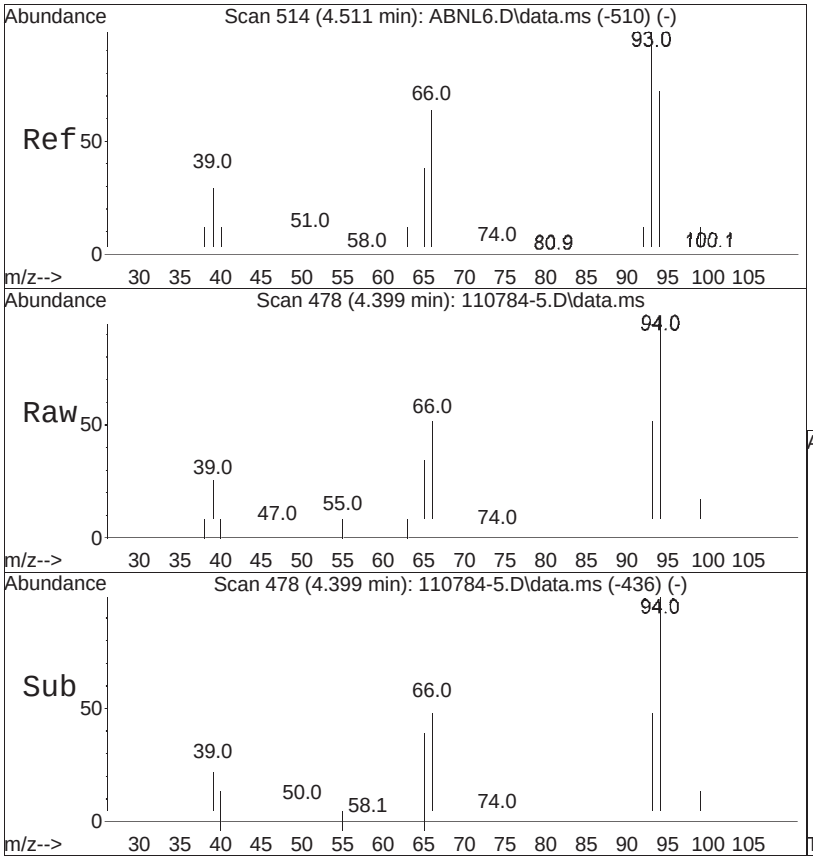


#8
Phenol
Concen: 0.98 ug/ml
RT: 4.399 min Scan# 478
Delta R.T. -0.000 min
Lab File: 110784-5.D
Acq: 05 Sep 2025 03:38 am

Tgt Ion: 94 Resp: 5655

| Ion | Ratio | Lower | Upper |
|---|---|---|---|
| 94 | 100 | | |
| 65 | 43.6 | 23.0 | 34.6# |
| 66 | 64.4 | 32.1 | 48.1# |

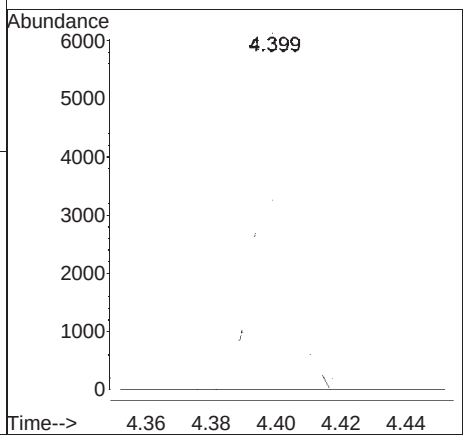

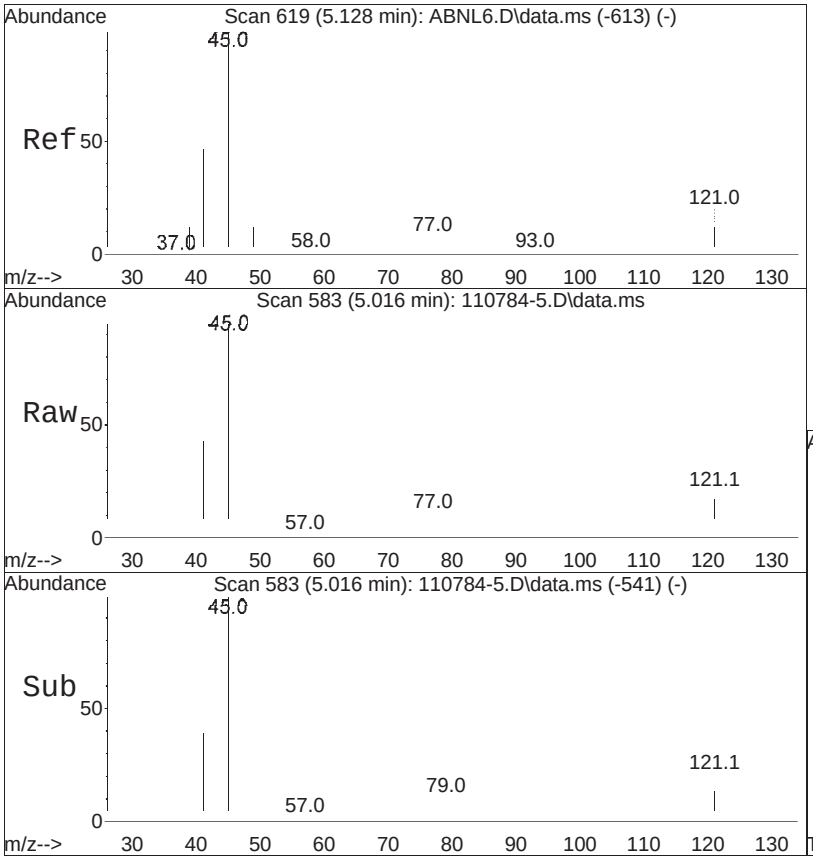


#14
Bis(2-chloroisopropyl)ether
Concen: 1.27 ug/ml
RT: 5.016 min Scan# 583
Delta R.T. -0.000 min
Lab File: 110784-5.D
Acq: 05 Sep 2025 03:38 am

Tgt Ion: 45 Resp: 9930

| Ion | Ratio | Lower | Upper |
|---|---|---|---|
| 45 | 100 | | |
| 121 | 18.9 | 14.8 | 22.2 |
| 77 | 24.5 | 10.5 | 15.7# |

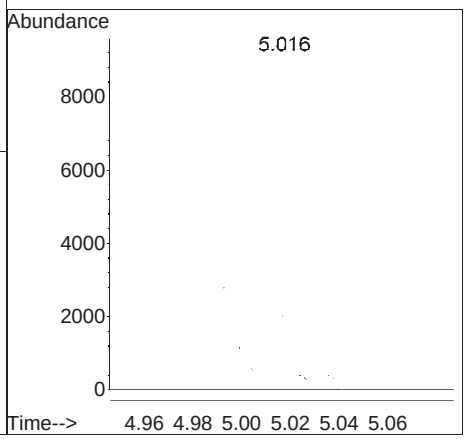

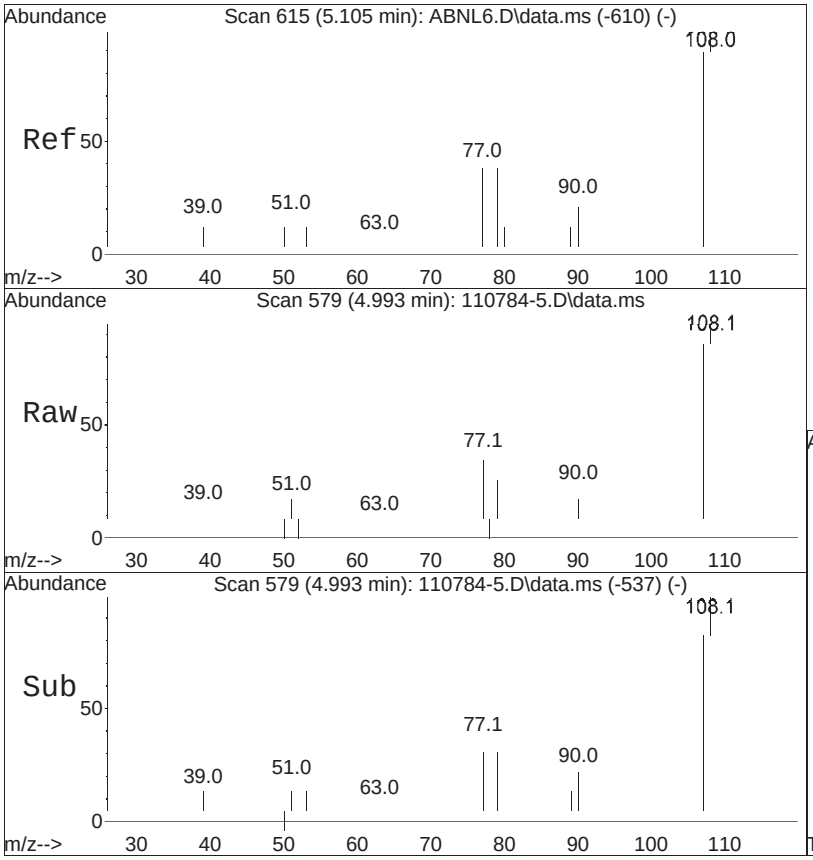


#15
2-Methylphenol
Concen: 1.37 ug/ml
RT: 4.993 min Scan# 579
Delta R.T. -0.000 min
Lab File: 110784-5.D
Acq: 05 Sep 2025 03:38 am

Tgt Ion:108 Resp: 5747

| Ion | Ratio | Lower | Upper |
|---|---|---|---|
| 108 | 100 | | |
| 107 | 89.3 | 71.0 | 106.4 |
| 90 | 22.5 | 19.7 | 29.5 |

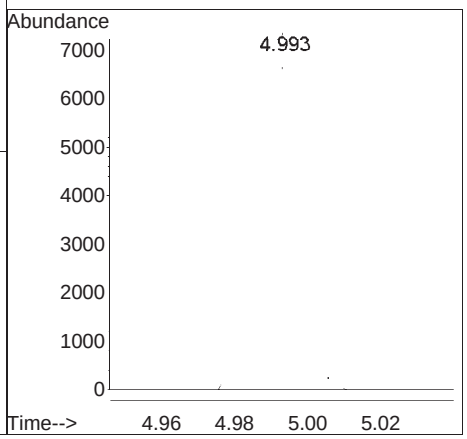

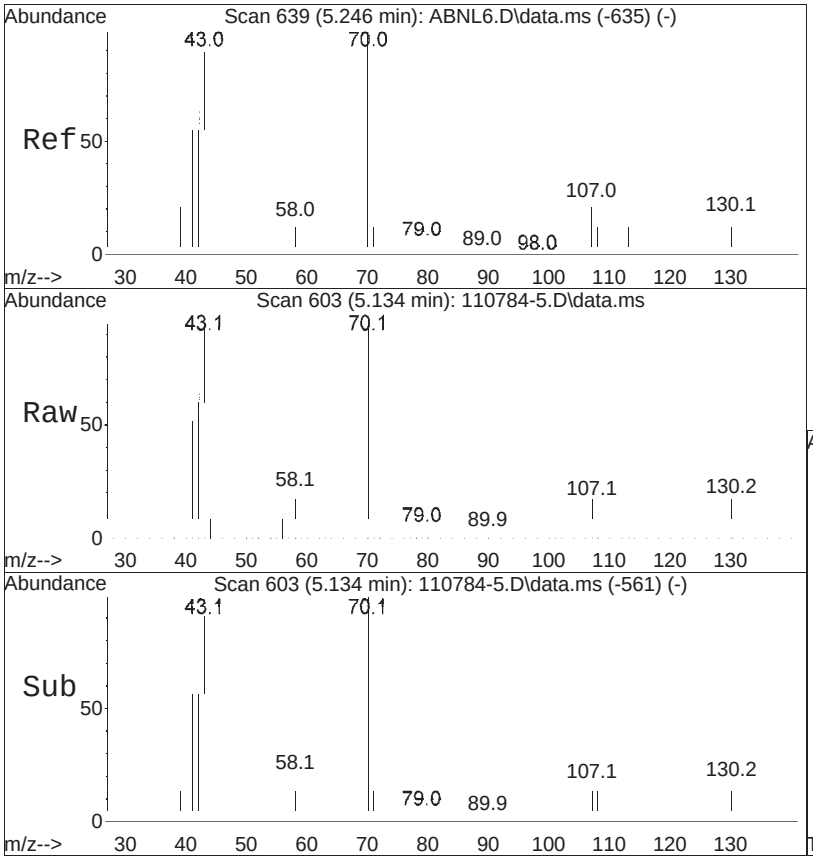


#17
n-Nitrosodi-n-propylamine
Concen: 1.32 ug/ml
RT: 5.134 min Scan# 603
Delta R.T. -0.000 min
Lab File: 110784-5.D
Acq: 05 Sep 2025 03:38 am

Tgt Ion: 70 Resp: 4951

| Ion | Ratio | Lower | Upper |
|---|---|---|---|
| 70 | 100 | | |
| 130 | 16.8 | 16.2 | 24.4 |
| 101 | 0.0 | 7.6 | 11.4# |

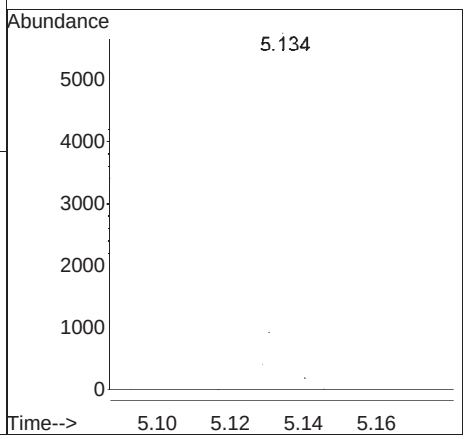

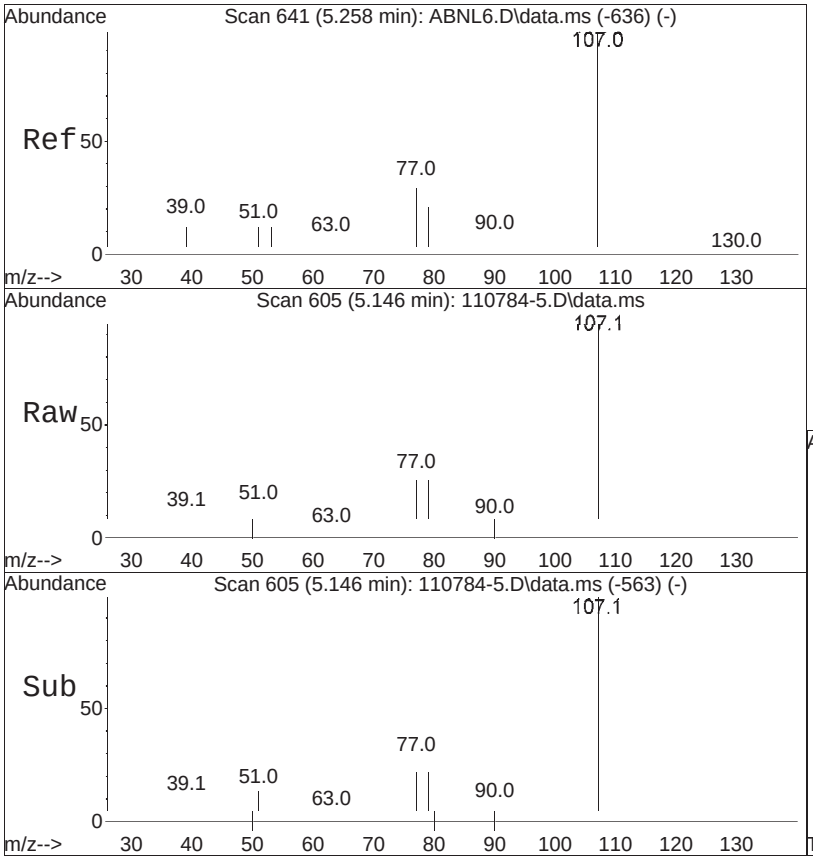


#18
3-Methylphenol/4-Methylphenol
Concen: 1.27 ug/ml
RT: 5.146 min Scan# 605
Delta R.T. -0.000 min
Lab File: 110784-5.D
Acq: 05 Sep 2025 03:38 am

Tgt Ion:108 Resp: 5887

| Ion | Ratio | Lower | Upper |
|---|---|---|---|
| 108 | 100 | | |
| 107 | 115.9 | 88.8 | 133.2 |
| 90 | 10.4 | 9.0 | 13.6 |

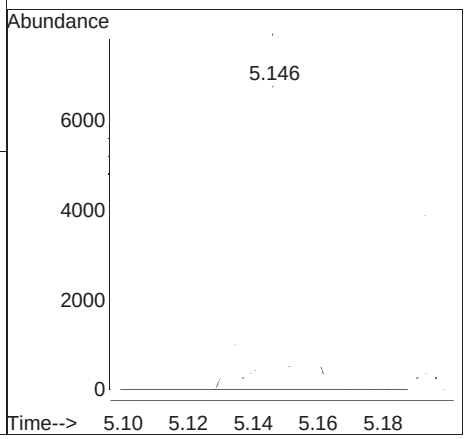

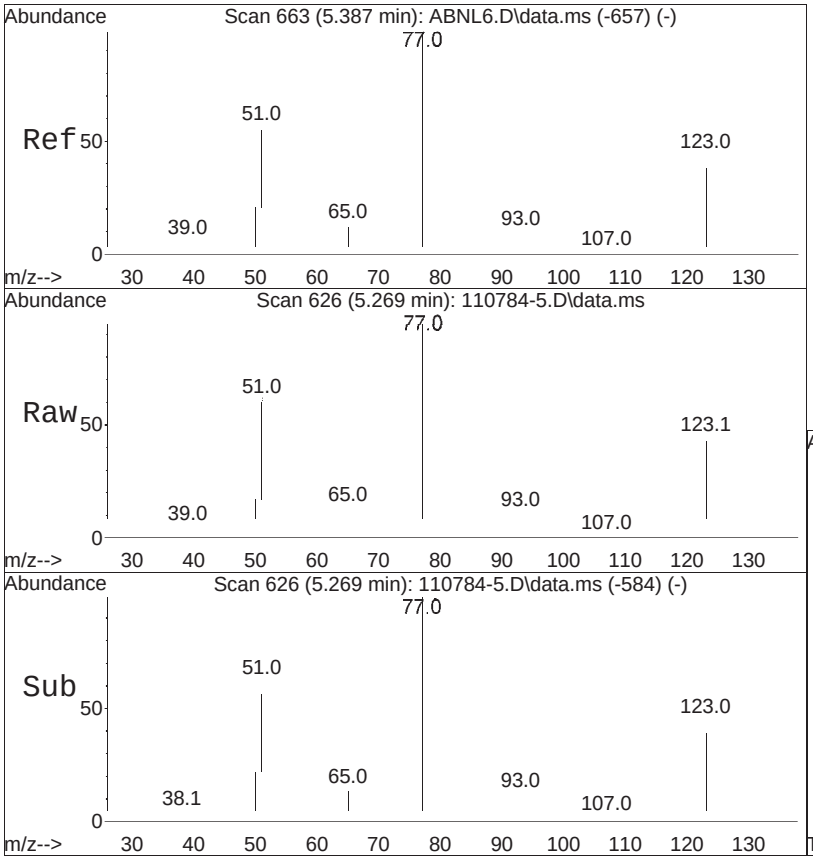


#20
Nitrobenzene
Concen: 1.31 ug/ml
RT: 5.269 min Scan# 626
Delta R.T. -0.000 min
Lab File: 110784-5.D
Acq: 05 Sep 2025 03:38 am

Tgt Ion: 77 Resp: 6683

| Ion | Ratio | Lower | Upper |
|---|---|---|---|
| 77 | 100 | | |
| 123 | 46.5 | 37.3 | 55.9 |
| 65 | 13.7 | 10.9 | 16.3 |

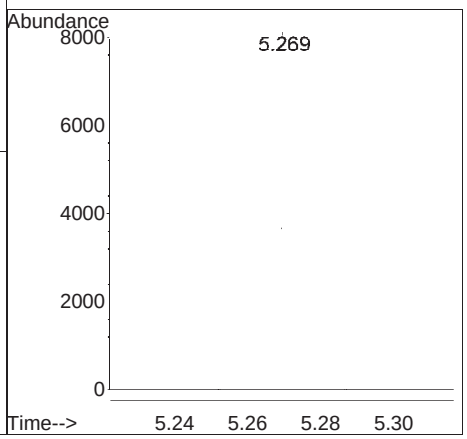

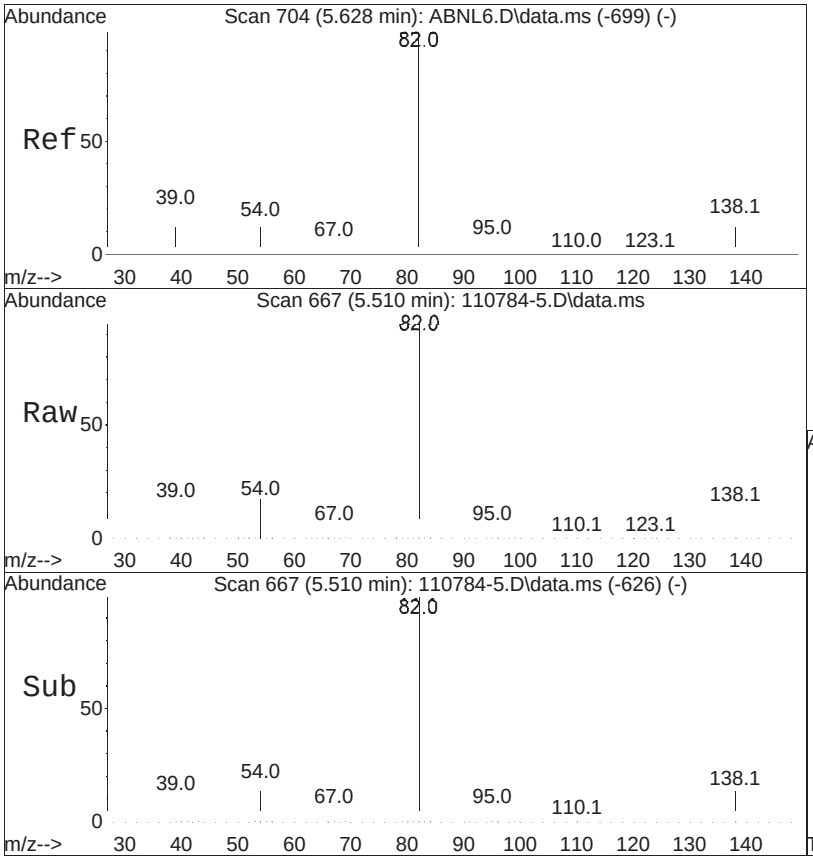


#21
Isophorone
Concen: 1.27 ug/ml
RT: 5.510 min Scan# 667
Delta R.T. -0.006 min
Lab File: 110784-5.D
Acq: 05 Sep 2025 03:38 am

Tgt Ion: 82 Resp: 13174

| Ion | Ratio | Lower | Upper |
|---|---|---|---|
| 82 | 100 | | |
| 138 | 15.9 | 13.0 | 19.4 |
| 95 | 6.8 | 5.5 | 8.3 |

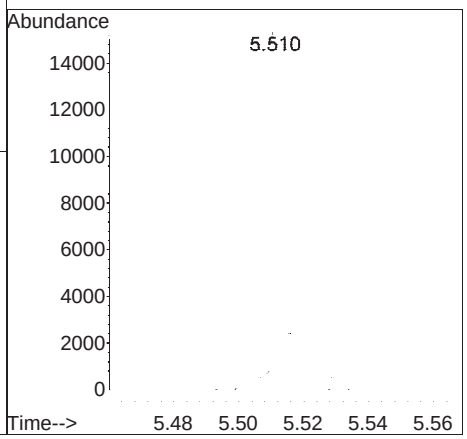

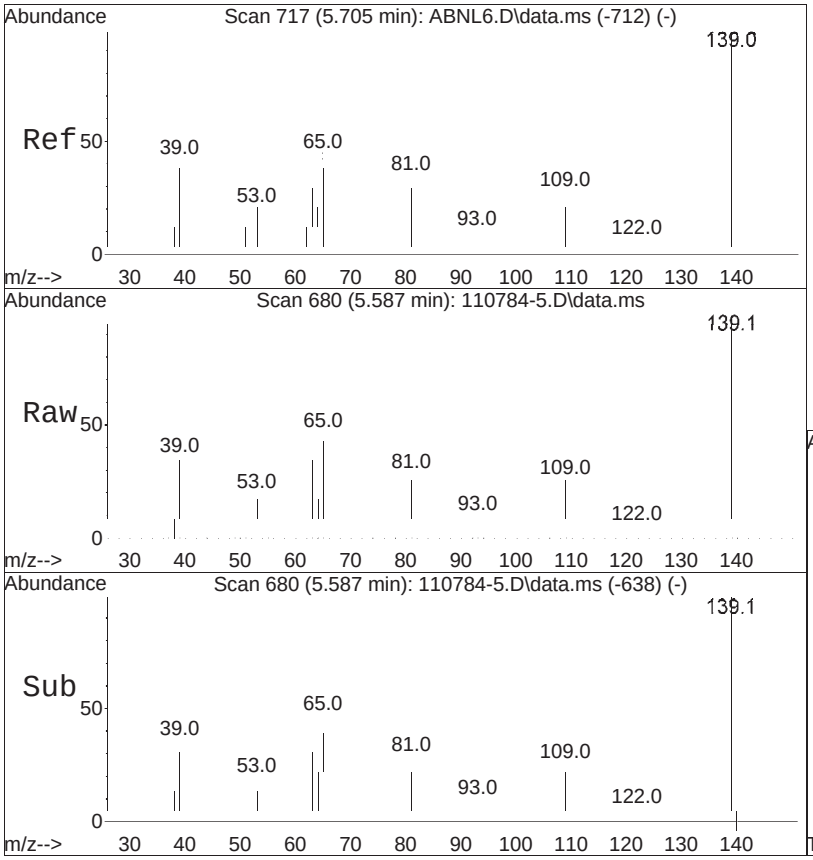


#22
2-Nitrophenol
Concen: 1.60 ug/ml
RT: 5.587 min Scan# 680
Delta R.T. -0.000 min
Lab File: 110784-5.D
Acq: 05 Sep 2025 03:38 am

Tgt Ion:139 Resp: 3753

| Ion | Ratio | Lower | Upper |
|---|---|---|---|
| 139 | 100 | | |
| 109 | 24.3 | 23.1 | 34.7 |
| 65 | 46.8 | 41.4 | 62.2 |

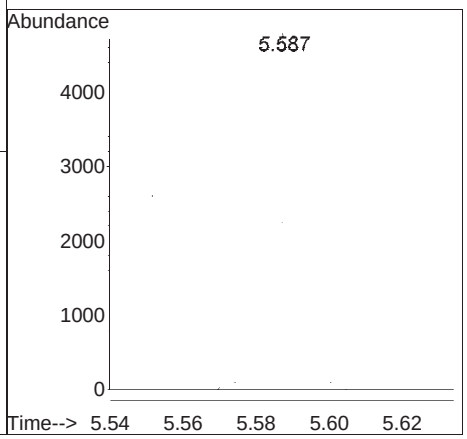

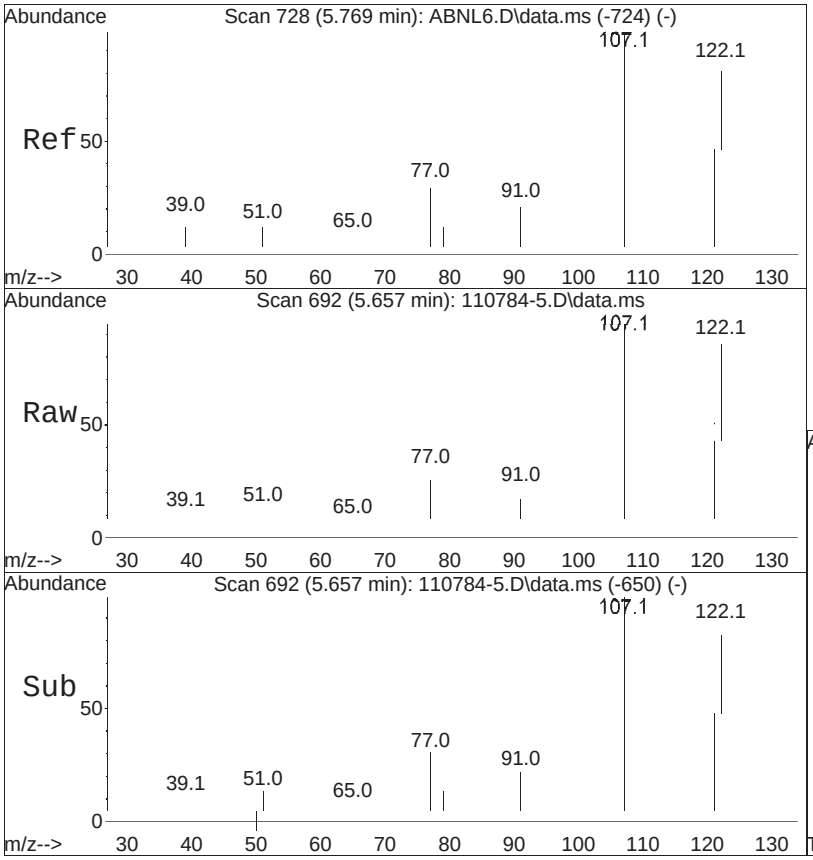


#23
2,4-Dimethylphenol
Concen: 1.18 ug/ml
RT: 5.657 min Scan# 692
Delta R.T. -0.000 min
Lab File: 110784-5.D
Acq: 05 Sep 2025 03:38 am

Tgt Ion:107 Resp: 6498

| Ion | Ratio | Lower | Upper |
|---|---|---|---|
| 107 | 100 | | |
| 121 | 51.2 | 41.3 | 61.9 |
| 122 | 89.1 | 69.3 | 103.9 |

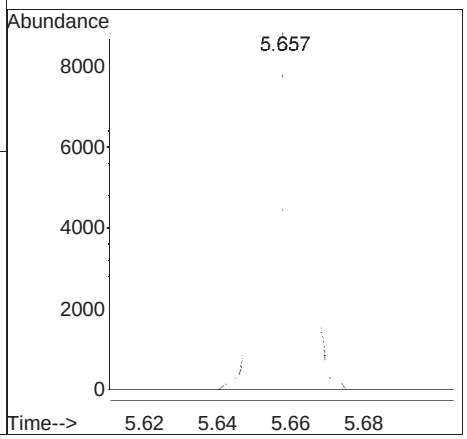

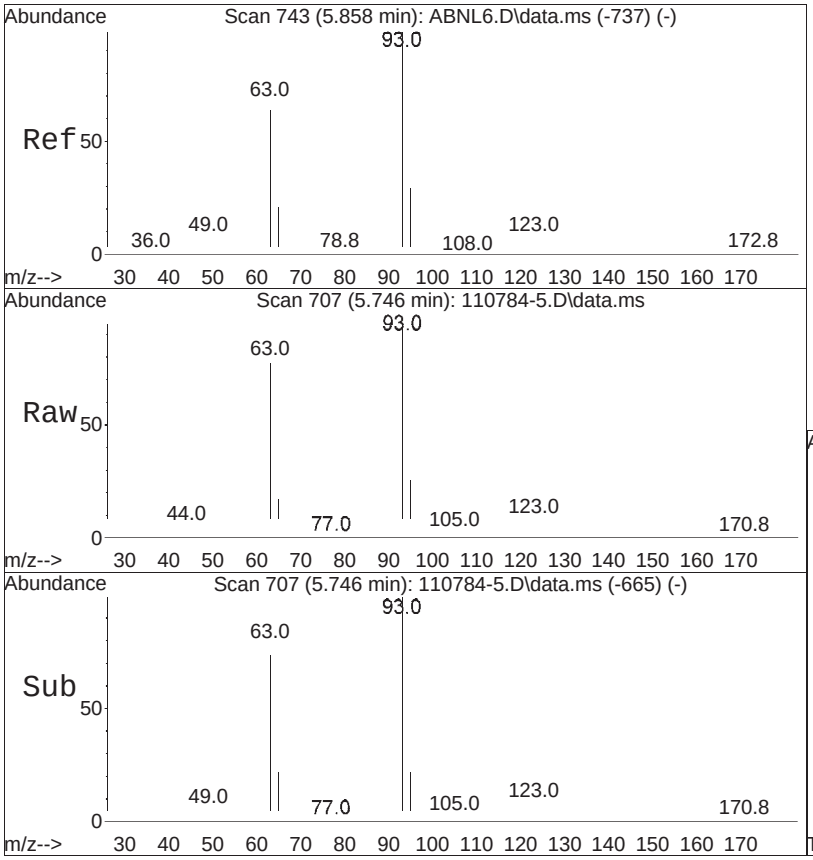


#24
Bis(2-chloroethoxy)methane
Concen: 1.35 ug/ml
RT: 5.746 min Scan# 707
Delta R.T. -0.000 min
Lab File: 110784-5.D
Acq: 05 Sep 2025 03:38 am

Tgt Ion: 93 Resp: 8869

| Ion | Ratio | Lower | Upper |
|---|---|---|---|
| 93 | 100 | | |
| 95 | 30.8 | 25.8 | 38.8 |
| 123 | 9.4 | 9.6 | 14.4# |

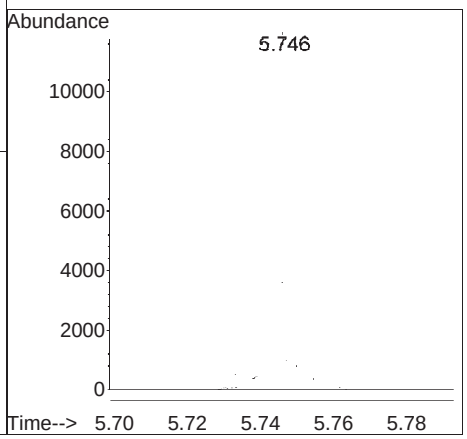

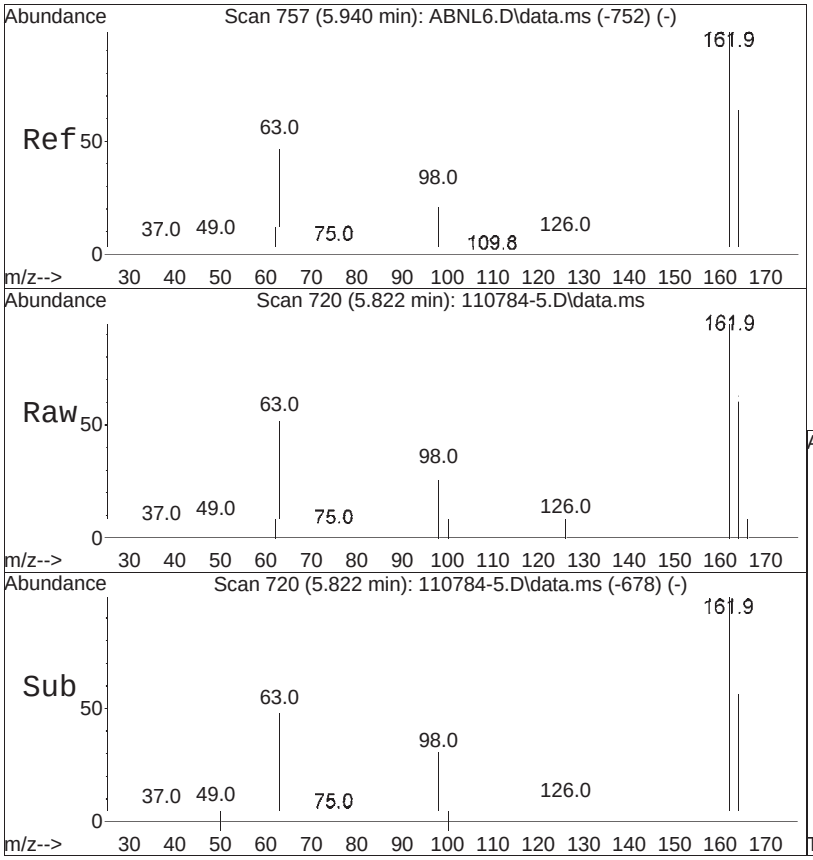


#25
2,4-Dichlorophenol
Concen: 1.44 ug/ml
RT: 5.822 min Scan# 720
Delta R.T. -0.000 min
Lab File: 110784-5.D
Acq: 05 Sep 2025 03:38 am

Tgt Ion:162 Resp: 6990

| Ion | Ratio | Lower | Upper |
|---|---|---|---|
| 162 | 100 | | |
| 164 | 64.3 | 51.1 | 76.7 |
| 98 | 30.4 | 32.2 | 48.2# |

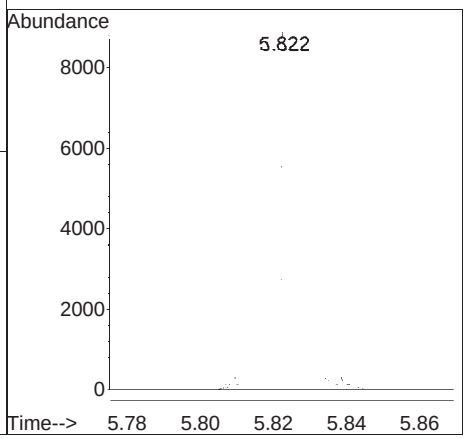

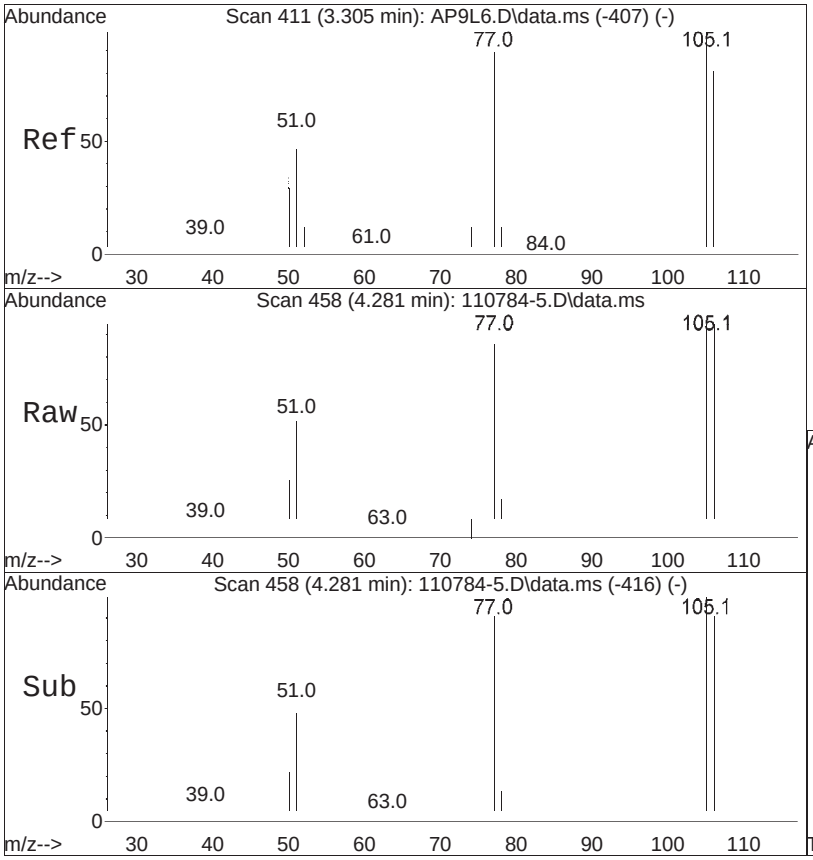


#28
Benzaldehyde
Concen: 2.45 ug/ml
RT: 4.281 min Scan# 458
Delta R.T. -0.000 min
Lab File: 110784-5.D
Acq: 05 Sep 2025 03:38 am

Tgt Ion:105 Resp: 5329

| Ion | Ratio | Lower | Upper |
|---|---|---|---|
| 105 | 100 | | |
| 77 | 94.9 | 77.0 | 115.6 |

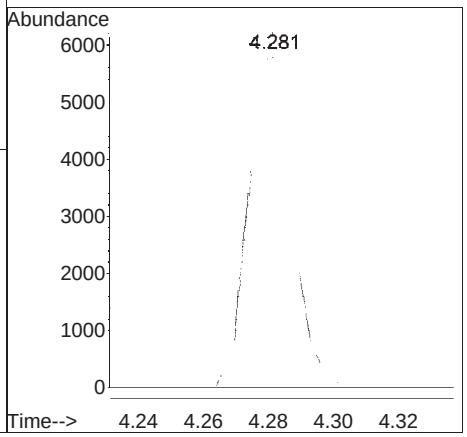

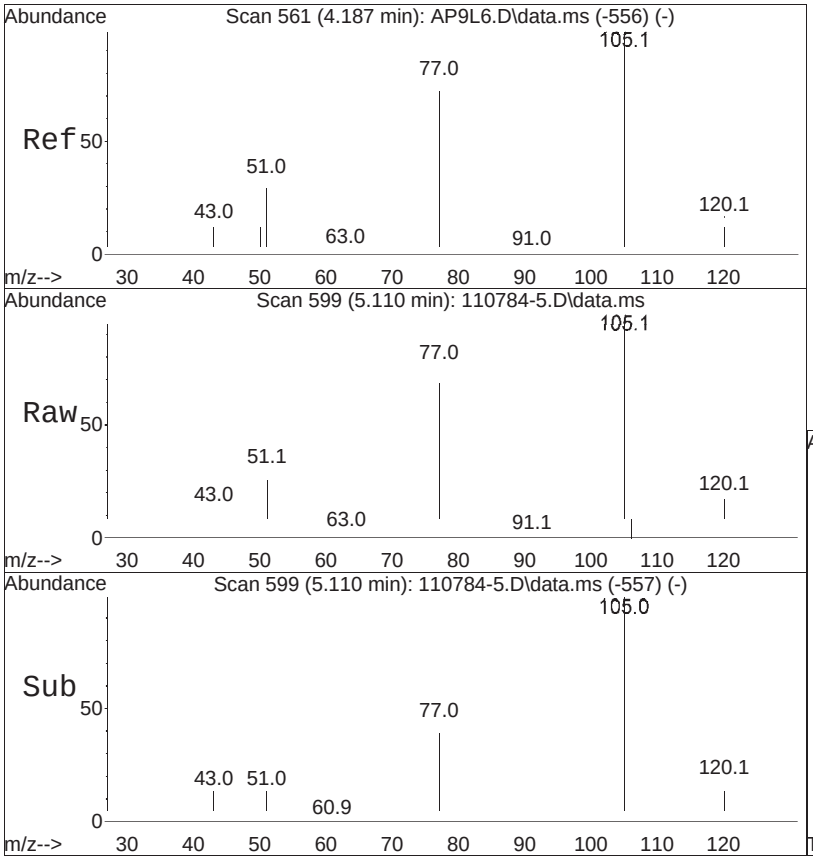


#29
Acetophenone
Concen: 1.39 ug/ml
RT: 5.110 min Scan# 599
Delta R.T. -0.000 min
Lab File: 110784-5.D
Acq: 05 Sep 2025 03:38 am

Tgt Ion:105 Resp: 10046

| Ion | Ratio | Lower | Upper |
|---|---|---|---|
| 105 | 100 | | |
| 120 | 17.6 | 15.2 | 22.8 |
| 51 | 34.3 | 23.1 | 34.7 |

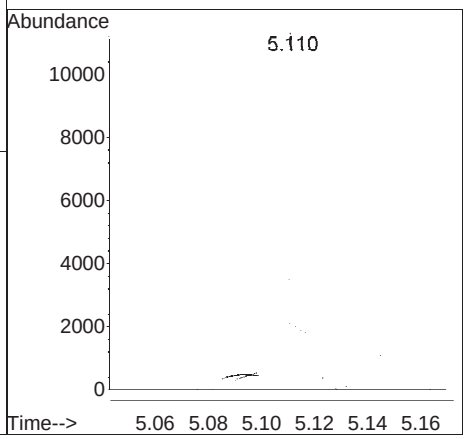

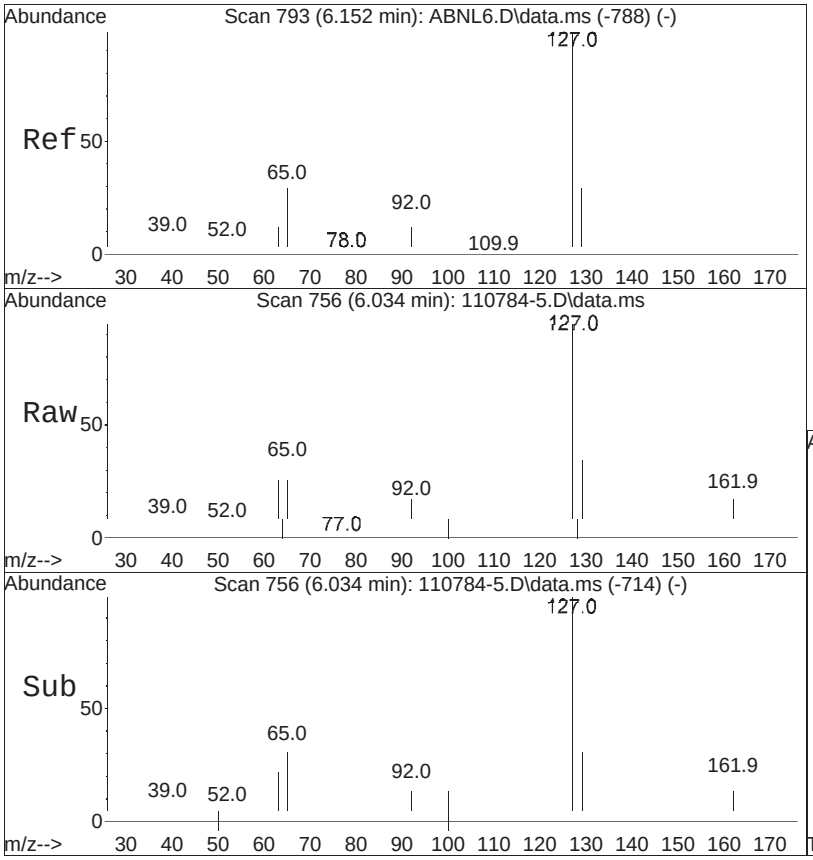


#38
4-Chloroaniline
Concen: 1.15 ug/ml M3
RT: 6.034 min Scan# 756
Delta R.T. -0.000 min
Lab File: 110784-5.D
Acq: 05 Sep 2025 03:38 am

Tgt Ion: 65 Resp: 2290

| Ion | Ratio | Lower | Upper |
|---|---|---|---|
| 65 | 100 | | |
| 127 | 376.8 | 266.2 | 399.4 |
| 129 | 125.4 | 85.0 | 127.4 |

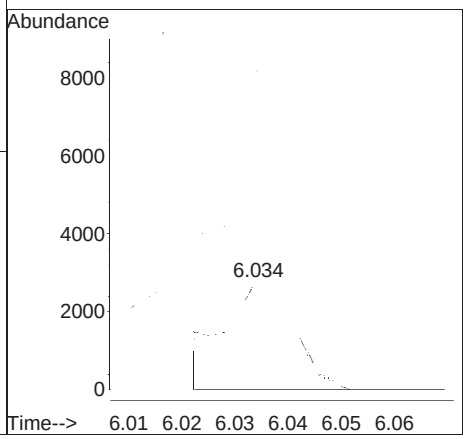

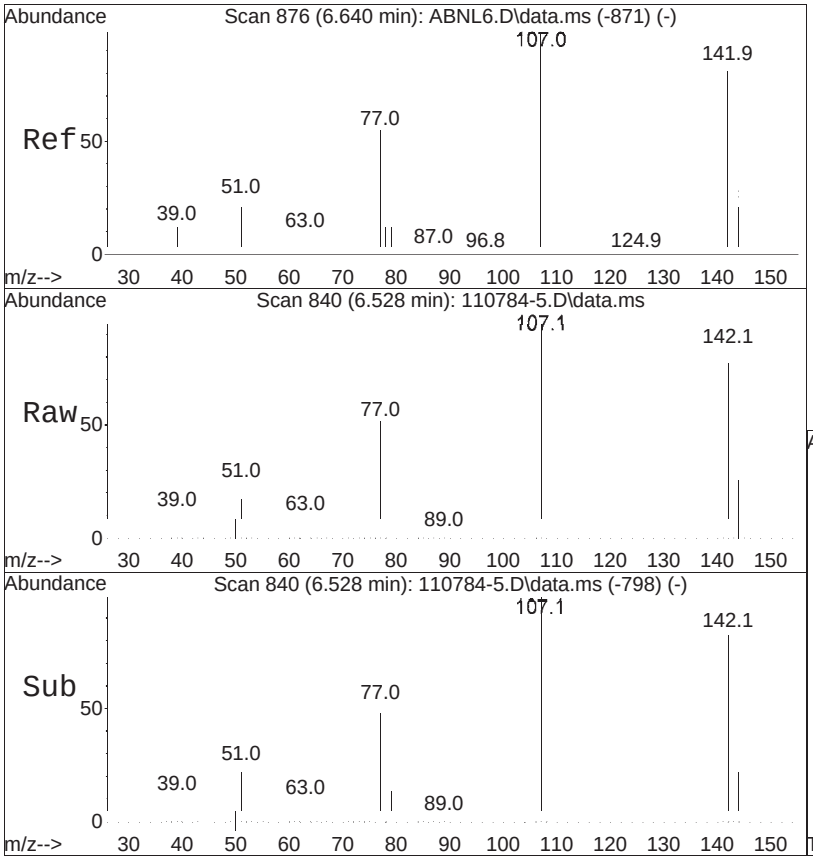


#40
p-Chloro-m-cresol
Concen: 1.40 ug/ml
RT: 6.528 min Scan# 840
Delta R.T. -0.000 min
Lab File: 110784-5.D
Acq: 05 Sep 2025 03:38 am

Tgt Ion:107 Resp: 6360

| Ion | Ratio | Lower | Upper |
|---|---|---|---|
| 107 | 100 | | |
| 144 | 28.9 | 20.3 | 30.5 |
| 142 | 88.9 | 63.8 | 95.6 |

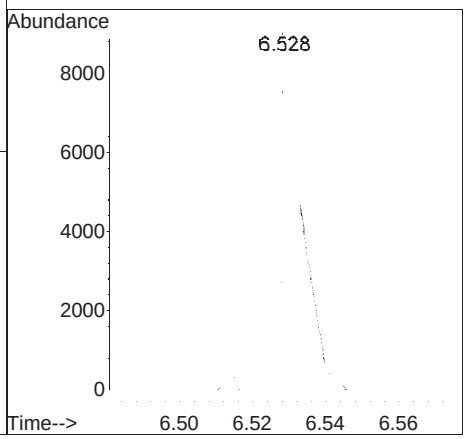

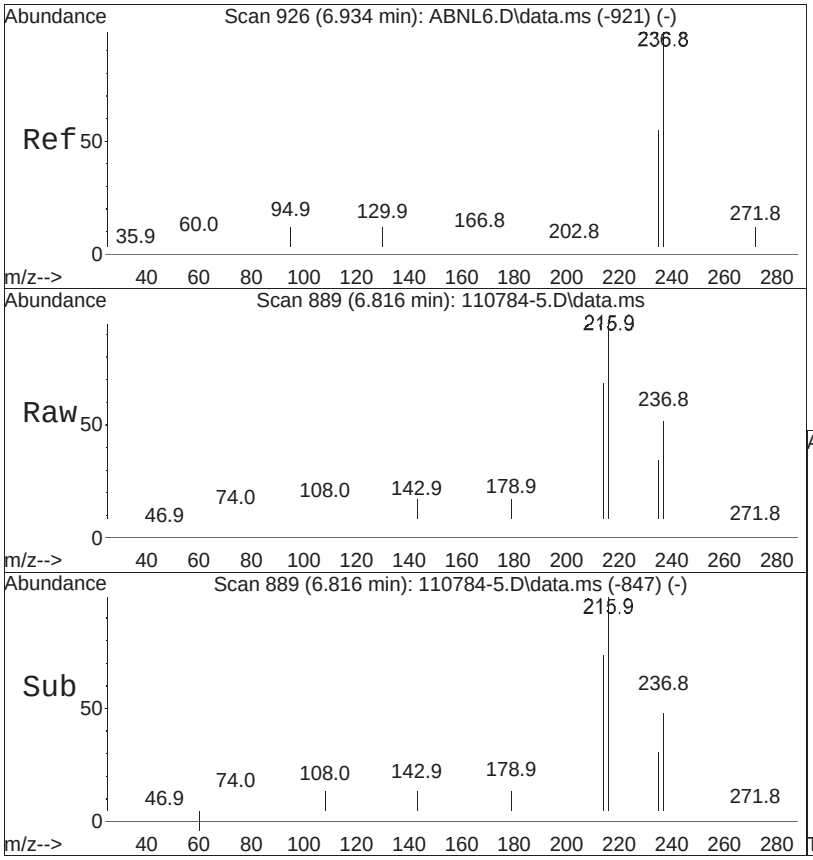


#43
Hexachlorocyclopentadiene
Concen: 1.36 ug/ml
RT: 6.816 min Scan# 889
Delta R.T. -0.000 min
Lab File: 110784-5.D
Acq: 05 Sep 2025 03:38 am

Tgt Ion:237 Resp: 4505

| Ion | Ratio | Lower | Upper |
|---|---|---|---|
| 237 | 100 | | |
| 235 | 61.6 | 50.9 | 76.3 |
| 272 | 11.3 | 10.1 | 15.1 |

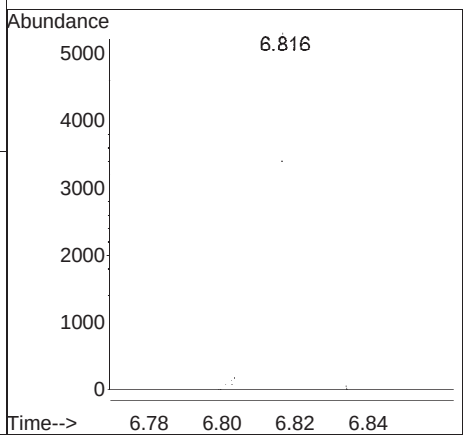

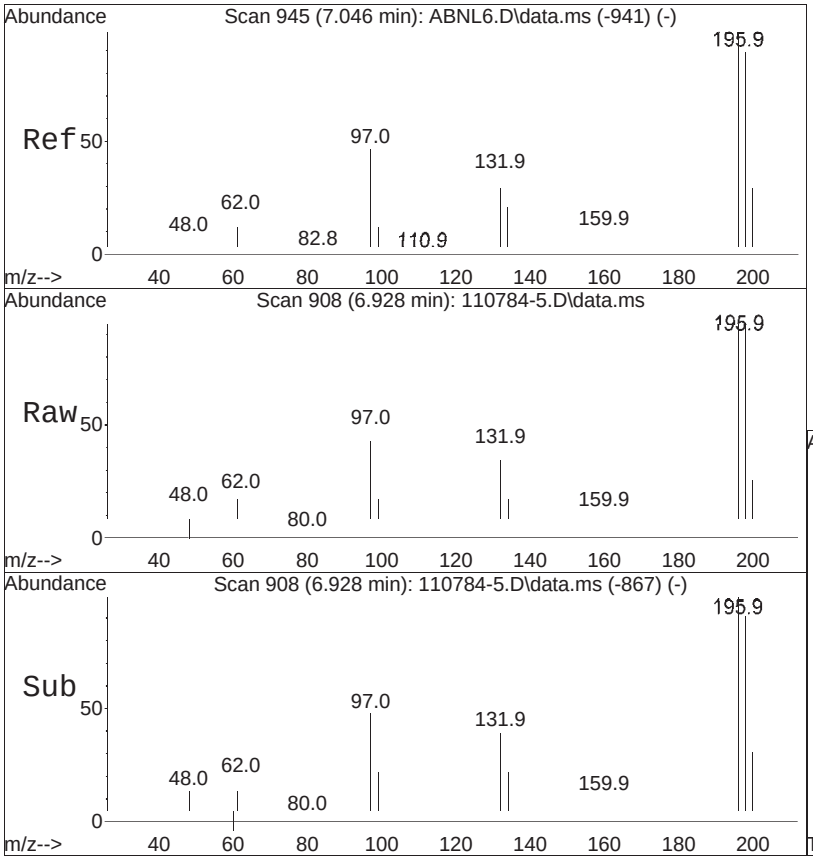


#44
2,4,6-Trichlorophenol
Concen: 1.47 ug/ml
RT: 6.928 min Scan# 908
Delta R.T. -0.006 min
Lab File: 110784-5.D
Acq: 05 Sep 2025 03:38 am

Tgt Ion:196 Resp: 5869

| Ion | Ratio | Lower | Upper |
|---|---|---|---|
| 196 | 100 | | |
| 198 | 98.1 | 76.4 | 114.6 |
| 200 | 31.6 | 24.4 | 36.6 |

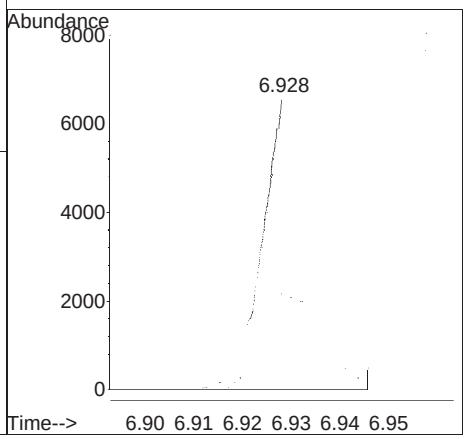

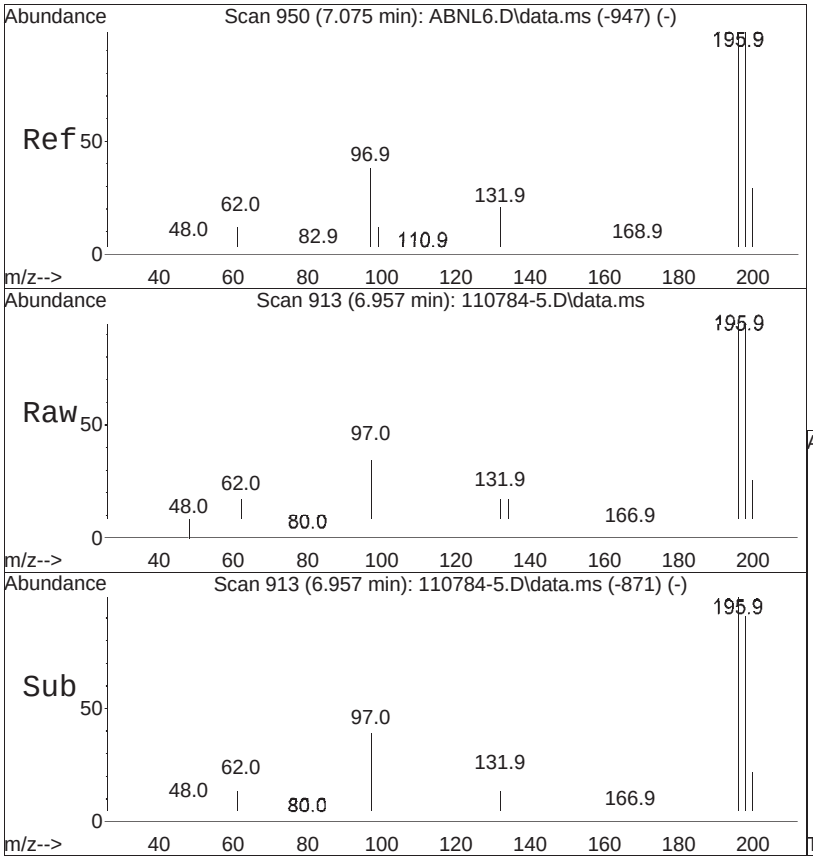


#45
2,4,5-Trichlorophenol
Concen: 1.63 ug/ml M3
RT: 6.957 min Scan# 913
Delta R.T. -0.000 min
Lab File: 110784-5.D
Acq: 05 Sep 2025 03:38 am

Tgt Ion:196 Resp: 6691

| Ion | Ratio | Lower | Upper |
|---|---|---|---|
| 196 | 100 | | |
| 200 | 27.7 | 24.2 | 36.4 |
| 198 | 86.0 | 76.2 | 114.2 |

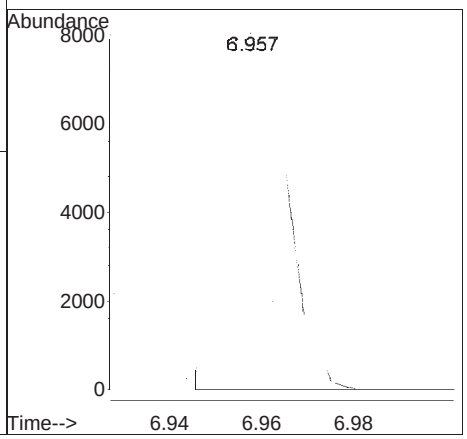

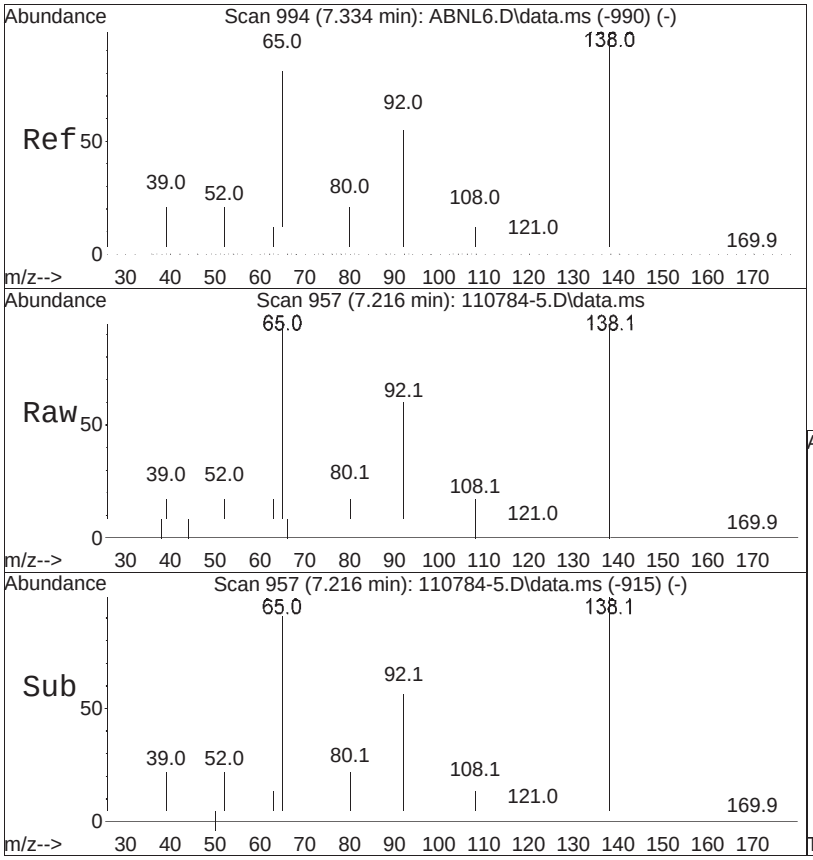


#48
2-Nitroaniline
Concen: 1.63 ug/ml
RT: 7.216 min Scan# 957
Delta R.T. -0.000 min
Lab File: 110784-5.D
Acq: 05 Sep 2025 03:38 am

Tgt Ion:138 Resp: 4991

| Ion | Ratio | Lower | Upper |
|---|---|---|---|
| 138 | 100 | | |
| 92 | 59.3 | 52.1 | 78.1 |
| 65 | 93.1 | 75.9 | 113.9 |

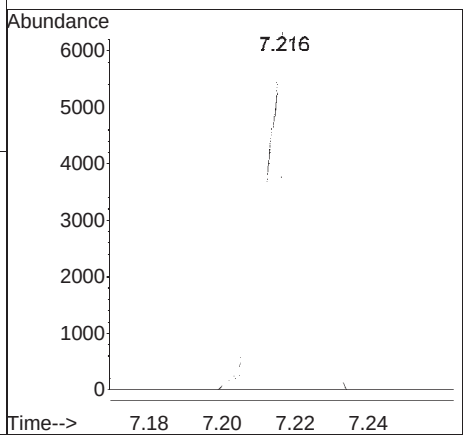

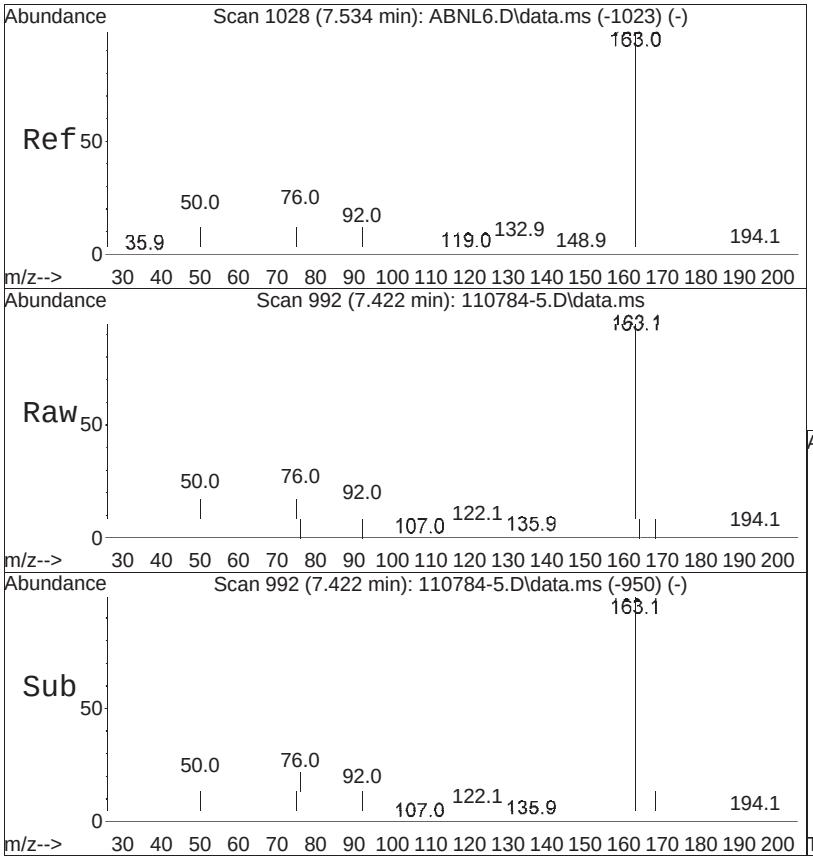


#51
Dimethyl phthalate
Concen: 1.55 ug/ml
RT: 7.422 min Scan# 992
Delta R.T. -0.000 min
Lab File: 110784-5.D
Acq: 05 Sep 2025 03:38 am

Tgt Ion:163 Resp: 21339

| Ion | Ratio | Lower | Upper |
|---|---|---|---|
| 163 | 100 | | |
| 194 | 3.0 | 2.3 | 3.5 |
| 164 | 9.5 | 8.2 | 12.2 |

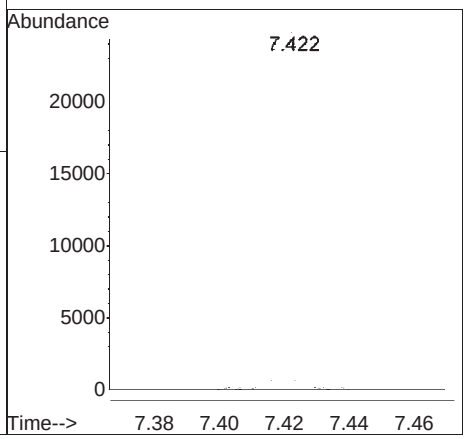

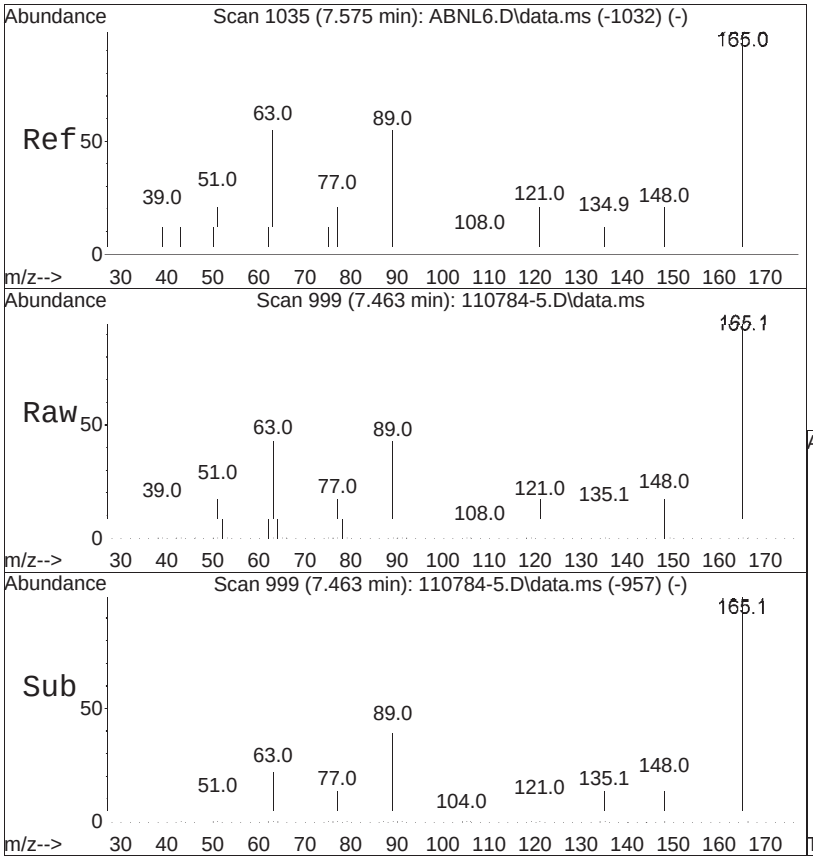


#53
2,6-Dinitrotoluene
Concen: 1.65 ug/ml
RT: 7.463 min Scan# 999
Delta R.T. -0.000 min
Lab File: 110784-5.D
Acq: 05 Sep 2025 03:38 am

Tgt Ion:165 Resp: 4457

| Ion | Ratio | Lower | Upper |
|---|---|---|---|
| 165 | 100 | | |
| 89 | 46.2 | 48.8 | 73.2# |
| 63 | 53.0 | 50.5 | 75.7 |

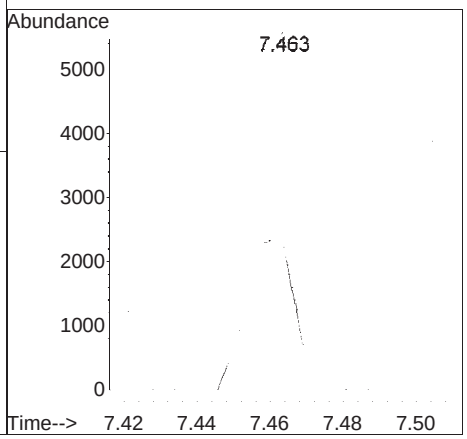

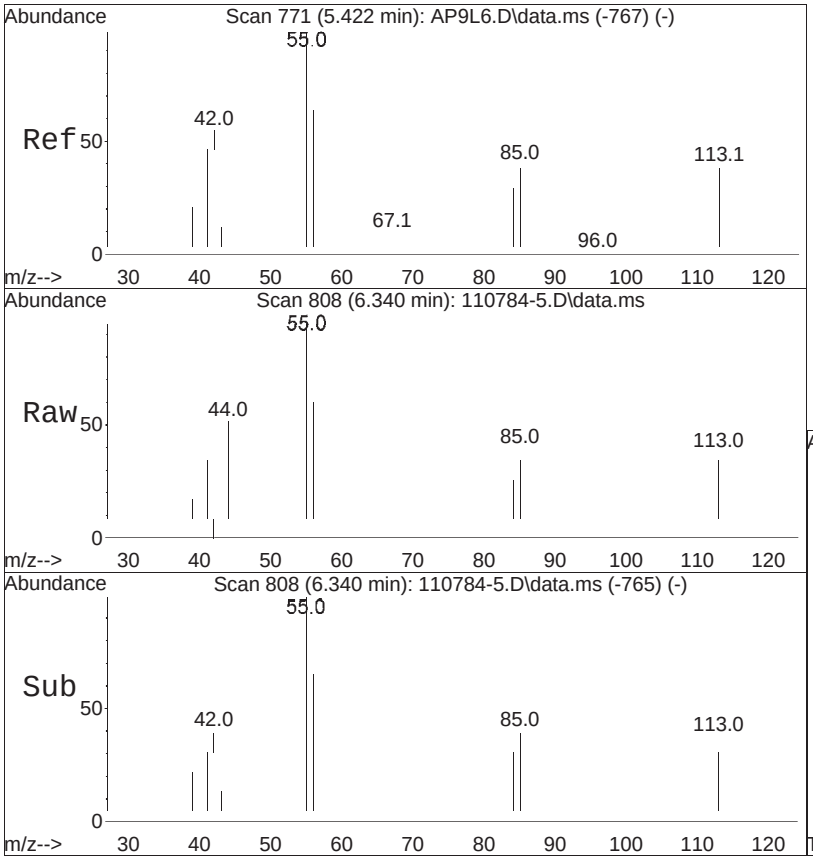


#60
Caprolactam
Concen: 0.55 ug/ml
RT: 6.340 min Scan# 808
Delta R.T. 0.006 min
Lab File: 110784-5.D
Acq: 05 Sep 2025 03:38 am

Tgt Ion: 55 Resp: 1356

| Ion | Ratio | Lower | Upper |
|---|---|---|---|
| 55 | 100 | | |
| 85 | 0.0 | 35.2 | 52.8# |
| 113 | 72.3 | 36.6 | 55.0# |

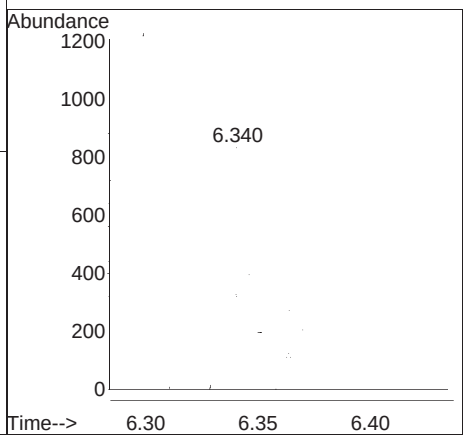

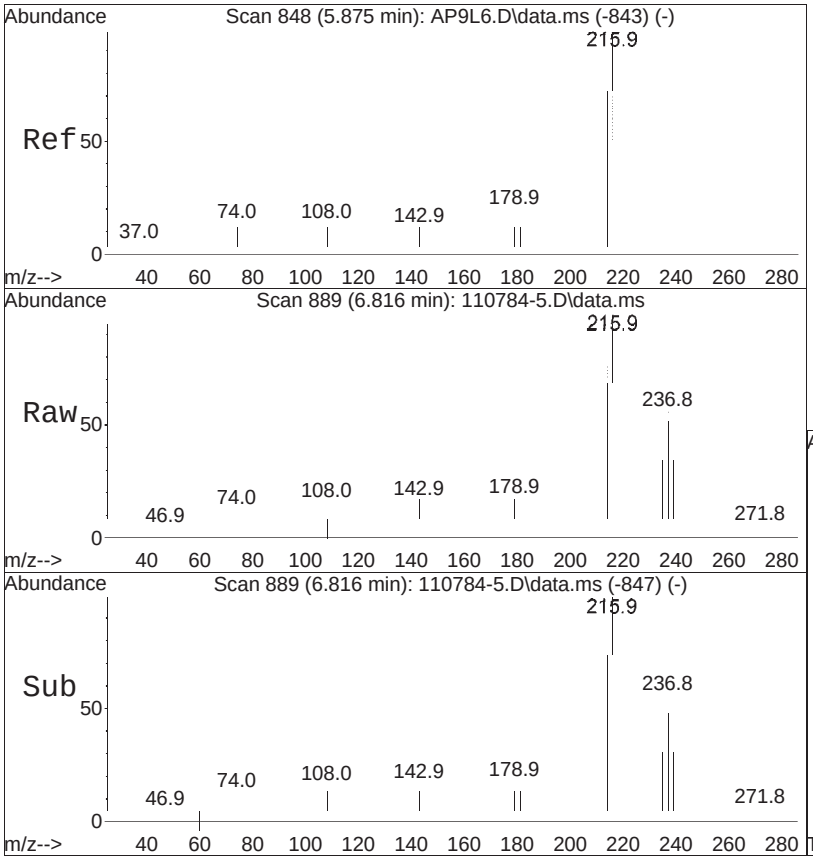


#61
1,2,4,5-Tetrachlorobenzene
Concen: 1.26 ug/ml
RT: 6.816 min Scan# 889
Delta R.T. -0.000 min
Lab File: 110784-5.D
Acq: 05 Sep 2025 03:38 am

Tgt Ion:216 Resp: 7709

| Ion | Ratio | Lower | Upper |
|---|---|---|---|
| 216 | 100 | | |
| 214 | 78.1 | 64.0 | 96.0 |
| 179 | 18.4 | 18.7 | 28.1# |

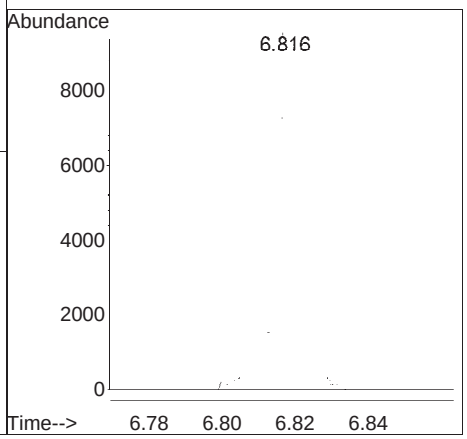




#62
Biphenyl
Concen: 1.36 ug/ml
RT: 7.104 min Scan# 938
Delta R.T. -0.000 min
Lab File: 110784-5.D
Acq: 05 Sep 2025 03:38 am

Tgt Ion:154 Resp: 18410

| Ion | Ratio | Lower | Upper |
|---|---|---|---|
| 154 | 100 | | |
| 153 | 41.7 | 32.5 | 48.7 |
| 152 | 29.9 | 22.6 | 34.0 |

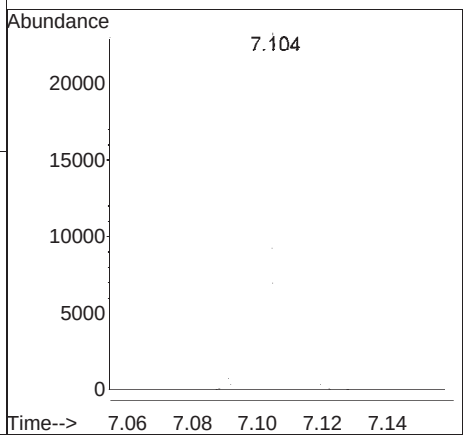

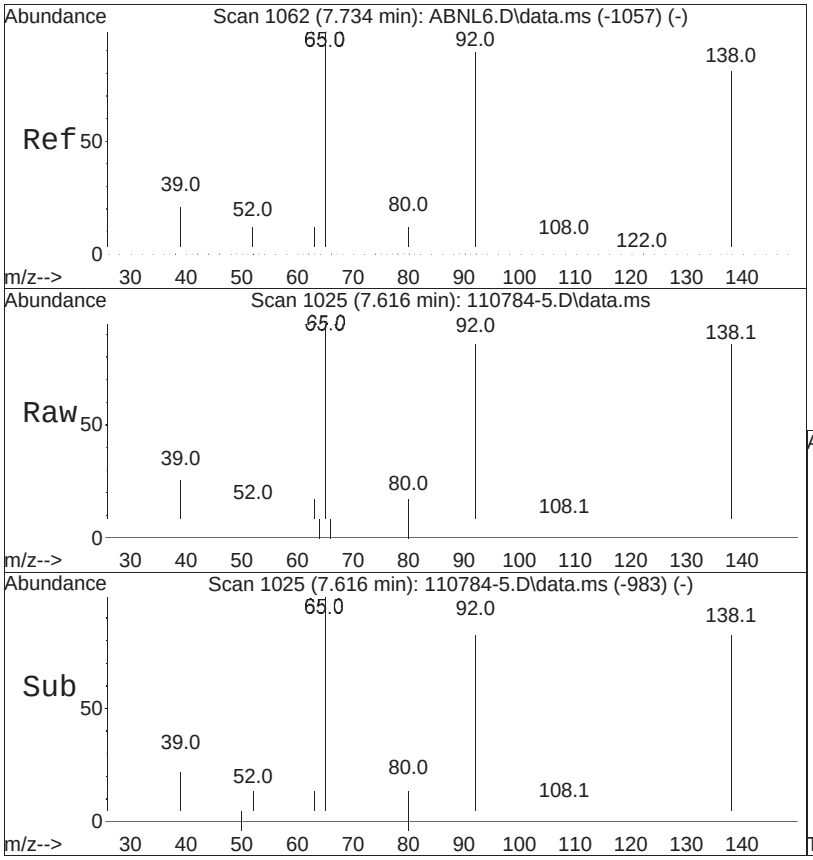


#64
3-Nitroaniline
Concen: 1.39 ug/ml
RT: 7.616 min Scan# 1025
Delta R.T. -0.000 min
Lab File: 110784-5.D
Acq: 05 Sep 2025 03:38 am

Tgt Ion:138 Resp: 3977

| Ion | Ratio | Lower | Upper |
|---|---|---|---|
| 138 | 100 | | |
| 92 | 104.8 | 92.8 | 139.2 |
| 108 | 18.7 | 7.9 | 11.9# |

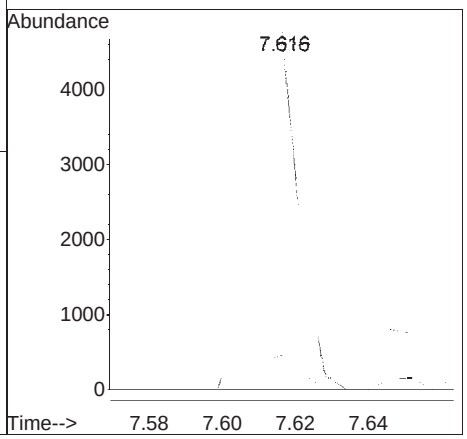

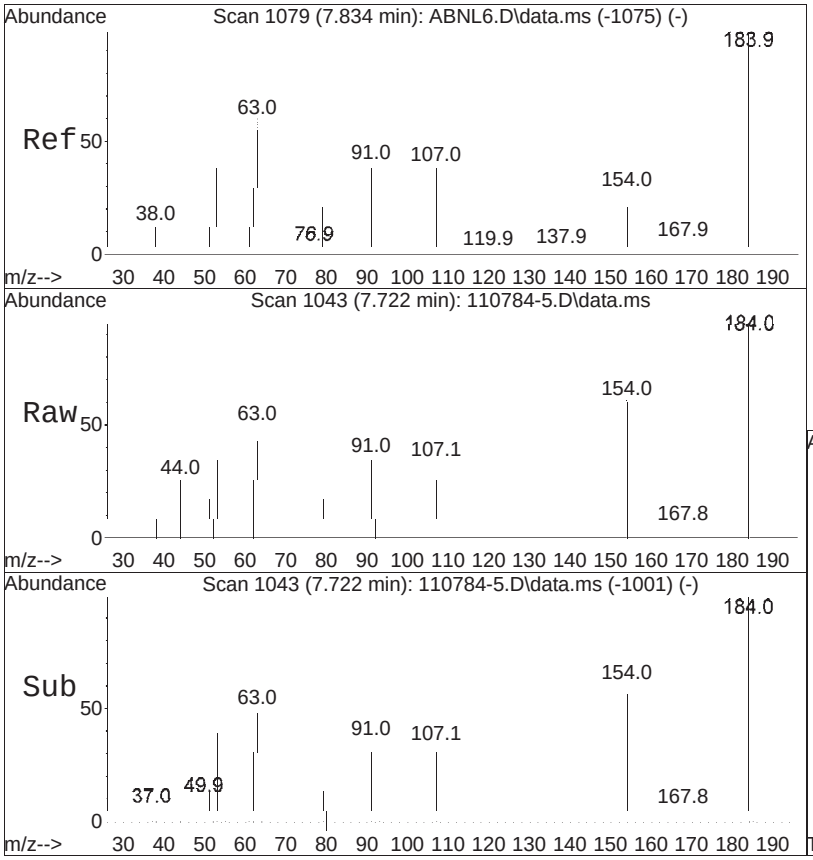


#66
2,4-Dinitrophenol
Concen: 1.97 ug/ml
RT: 7.722 min Scan# 1043
Delta R.T. -0.000 min
Lab File: 110784-5.D
Acq: 05 Sep 2025 03:38 am

Tgt Ion:184 Resp: 2380

| Ion | Ratio | Lower | Upper |
|---|---|---|---|
| 184 | 100 | | |
| 107 | 29.8 | 41.8 | 62.6# |
| 91 | 39.5 | 44.2 | 66.2# |

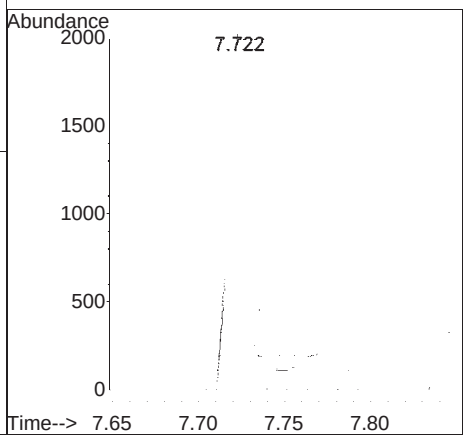

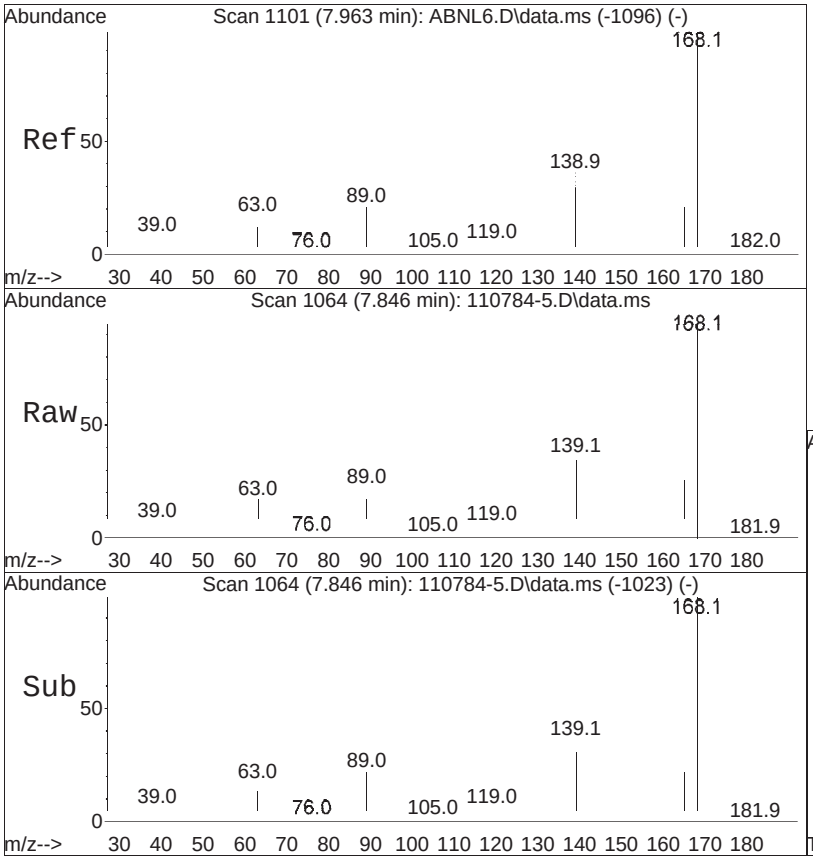


#67
Dibenzofuran
Concen: 1.41 ug/ml
RT: 7.846 min Scan# 1064
Delta R.T. -0.006 min
Lab File: 110784-5.D
Acq: 05 Sep 2025 03:38 am

Tgt Ion:168 Resp: 24097

| Ion | Ratio | Lower | Upper |
|---|---|---|---|
| 168 | 100 | | |
| 139 | 35.4 | 32.3 | 48.5 |

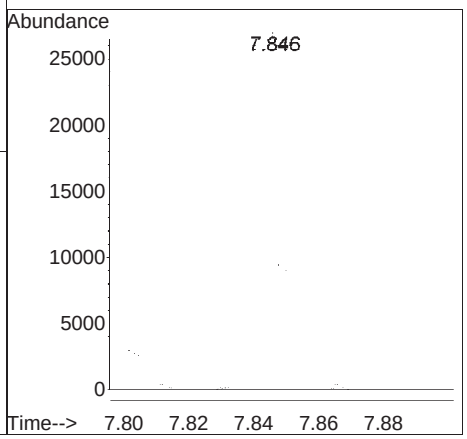

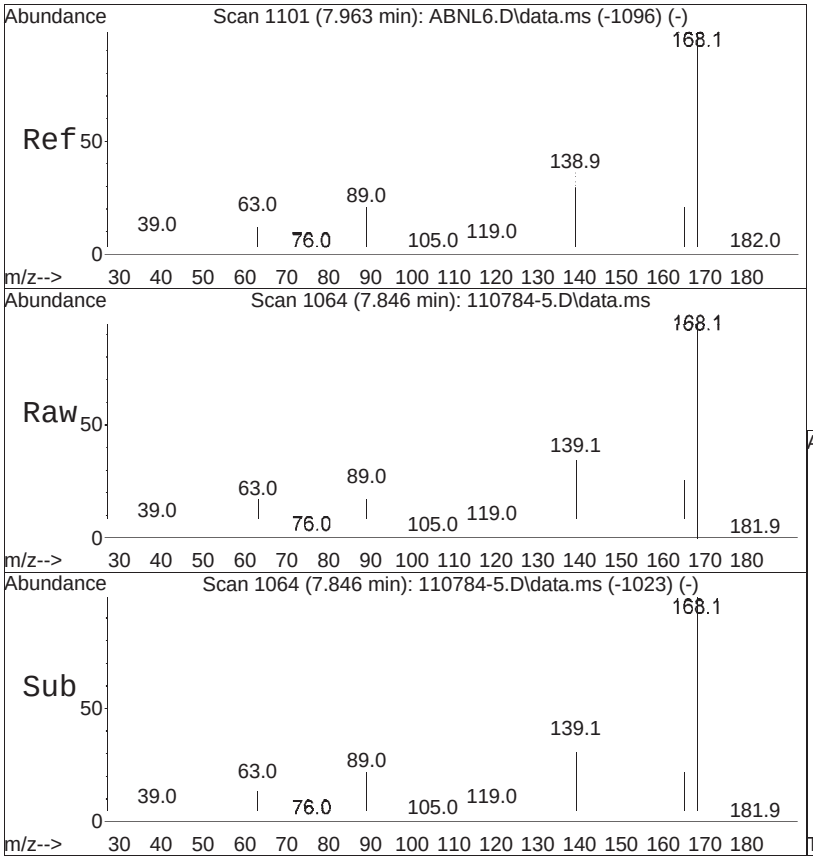


#68
2,4-Dinitrotoluene
Concen: 1.65 ug/ml
RT: 7.846 min Scan# 1064
Delta R.T. -0.006 min
Lab File: 110784-5.D
Acq: 05 Sep 2025 03:38 am

Tgt Ion:165 Resp: 6193

| Ion | Ratio | Lower | Upper |
|---|---|---|---|
| 165 | 100 | | |
| 89 | 72.9 | 73.0 | 109.4# |
| 63 | 62.2 | 56.3 | 84.5 |

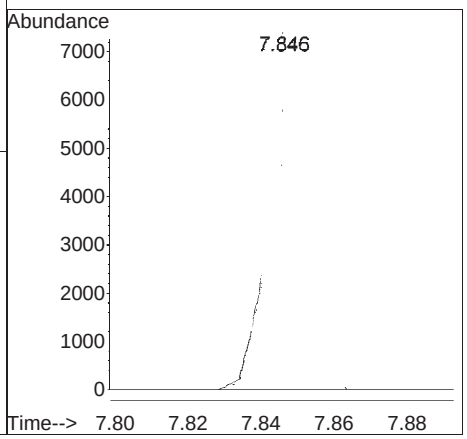

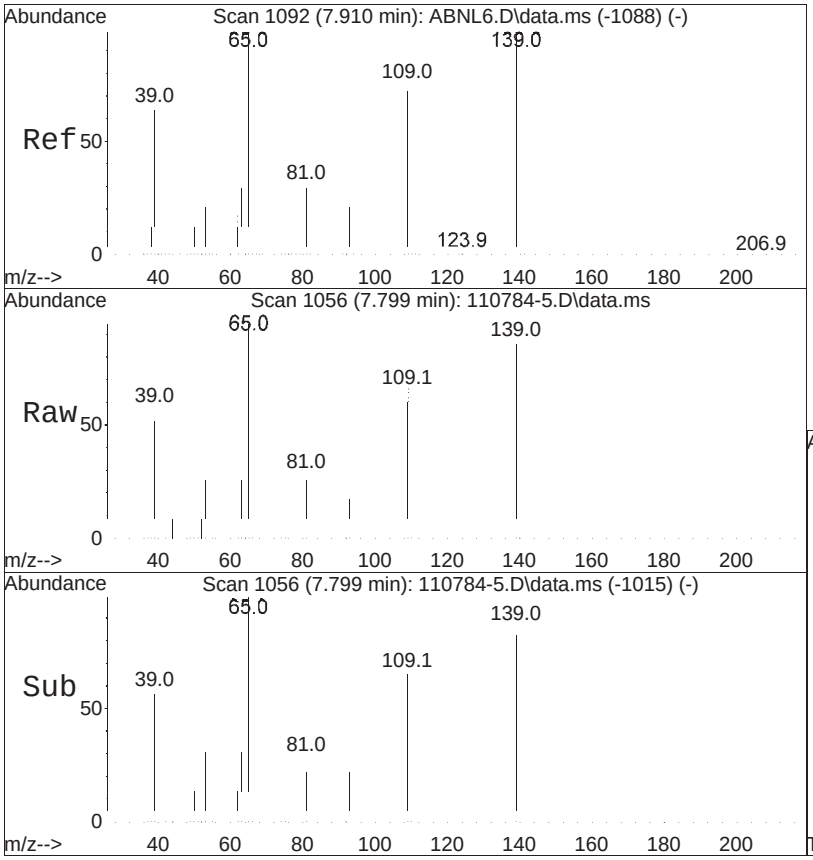


#69
4-Nitrophenol
Concen: 1.21 ug/ml
RT: 7.799 min Scan# 1056
Delta R.T. -0.006 min
Lab File: 110784-5.D
Acq: 05 Sep 2025 03:38 am

Tgt Ion: 65 Resp: 2787

| Ion | Ratio | Lower | Upper |
|---|---|---|---|
| 65 | 100 | | |
| 109 | 71.4 | 60.2 | 90.2 |
| 139 | 99.1 | 81.1 | 121.7 |

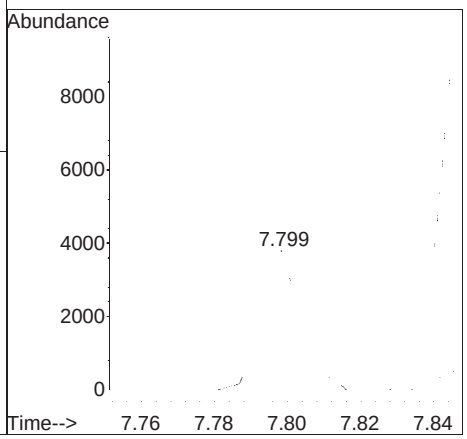

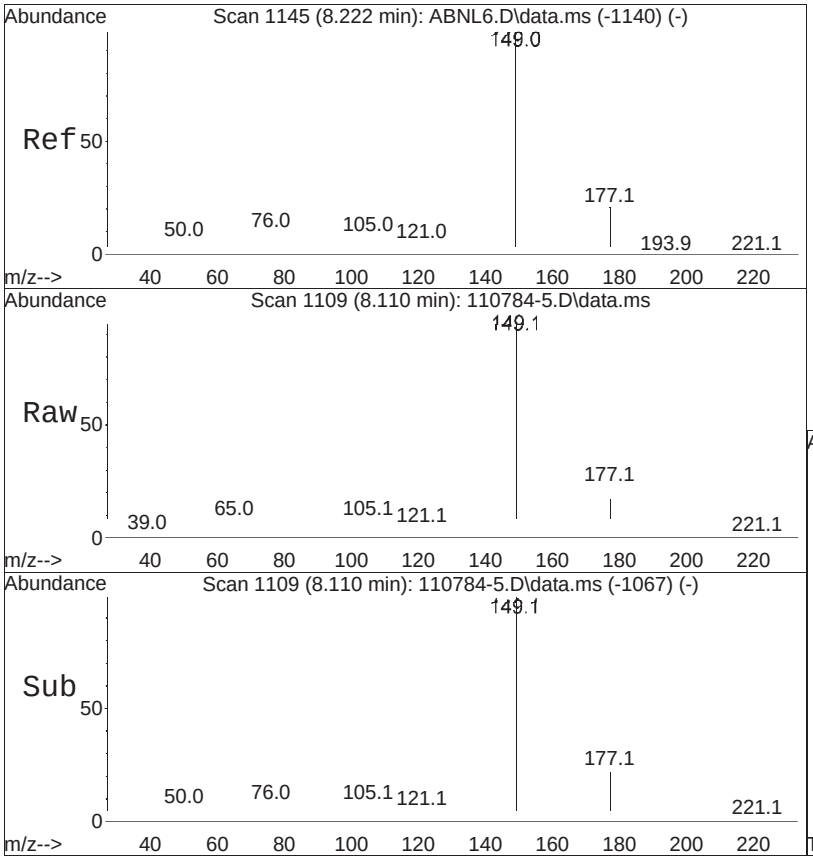


#72
Diethyl phthalate
Concen: 1.49 ug/ml
RT: 8.110 min Scan# 1109
Delta R.T. -0.000 min
Lab File: 110784-5.D
Acq: 05 Sep 2025 03:38 am

Tgt Ion:149 Resp: 21685

| Ion | Ratio | Lower | Upper |
|---|---|---|---|
| 149 | 100 | | |
| 177 | 21.5 | 15.0 | 22.6 |
| 150 | 12.0 | 9.8 | 14.6 |

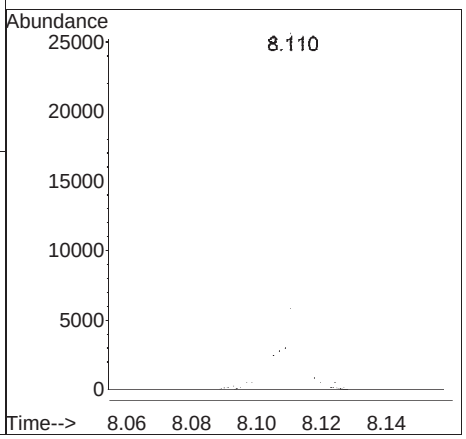

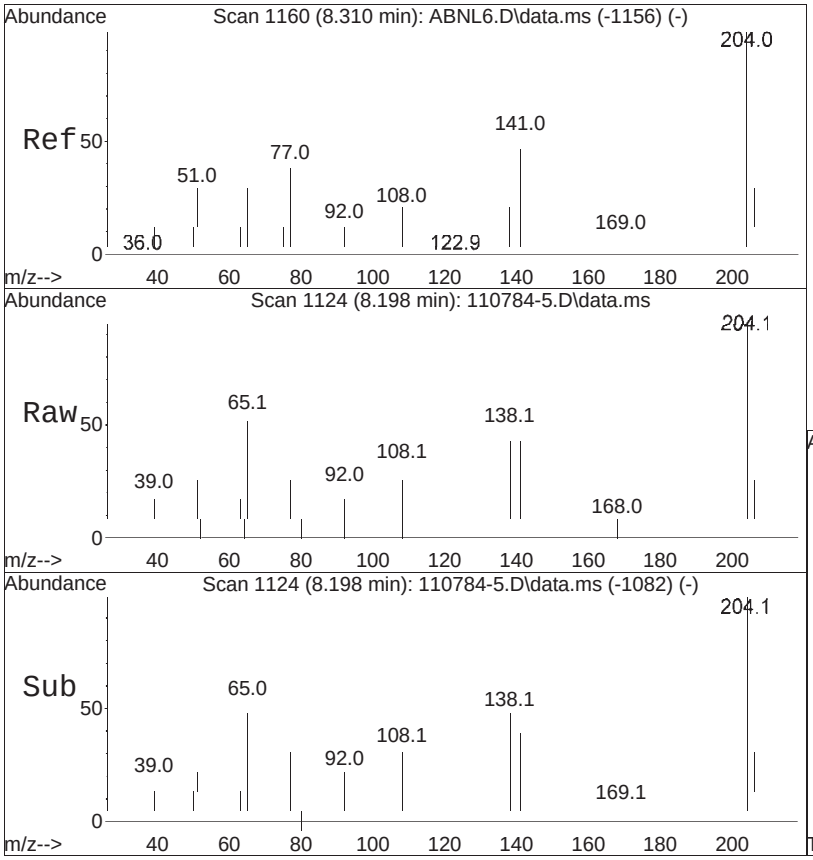


#74
4-Chlorophenyl phenyl ether
Concen: 1.37 ug/ml
RT: 8.198 min Scan# 1124
Delta R.T. -0.000 min
Lab File: 110784-5.D
Acq: 05 Sep 2025 03:38 am

Tgt Ion:204 Resp: 9977

| Ion | Ratio | Lower | Upper |
|---|---|---|---|
| 204 | 100 | | |
| 206 | 32.8 | 26.3 | 39.5 |
| 141 | 49.7 | 58.4 | 87.6# |

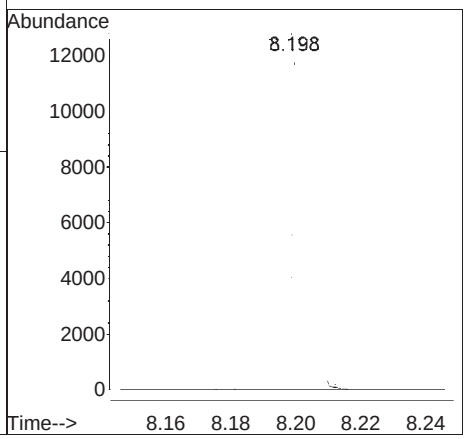

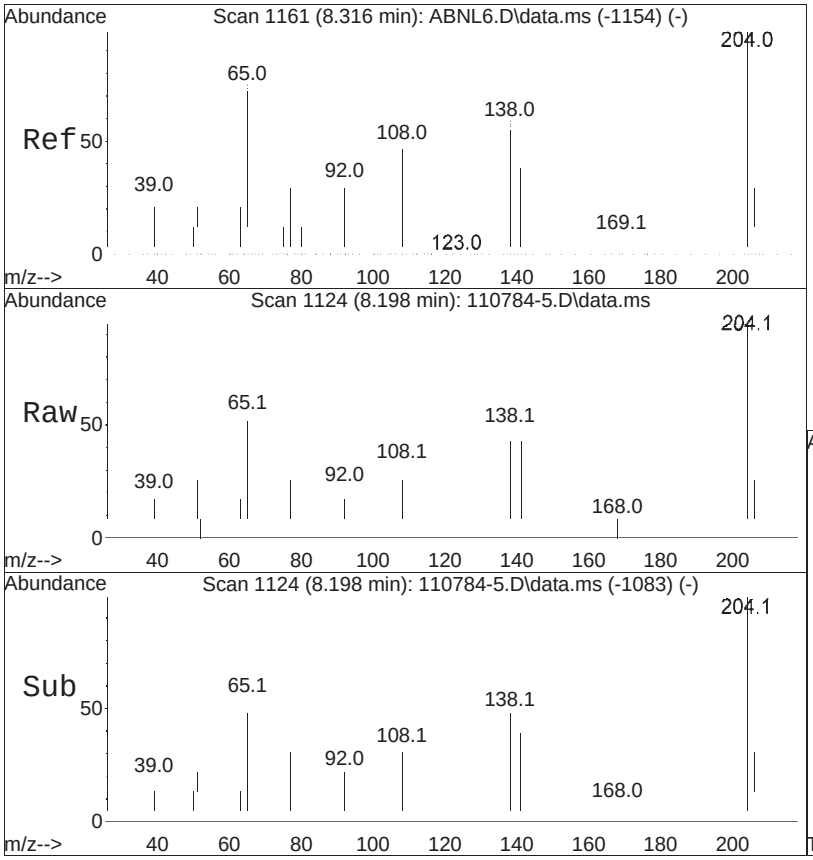


#75
4-Nitroaniline
Concen: 1.69 ug/ml
RT: 8.198 min Scan# 1124
Delta R.T. -0.006 min
Lab File: 110784-5.D
Acq: 05 Sep 2025 03:38 am

Tgt Ion:138 Resp: 5067

| Ion | Ratio | Lower | Upper |
|---|---|---|---|
| 138 | 100 | | |
| 108 | 69.5 | 59.2 | 88.8 |
| 65 | 117.5 | 97.6 | 146.4 |

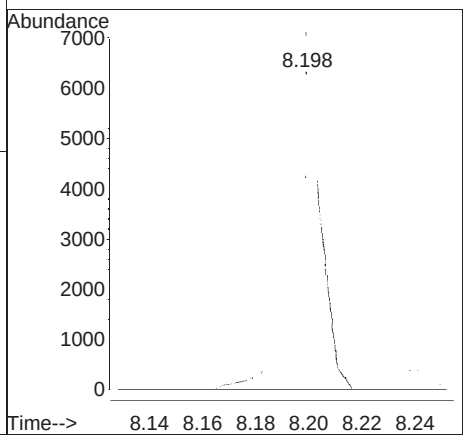

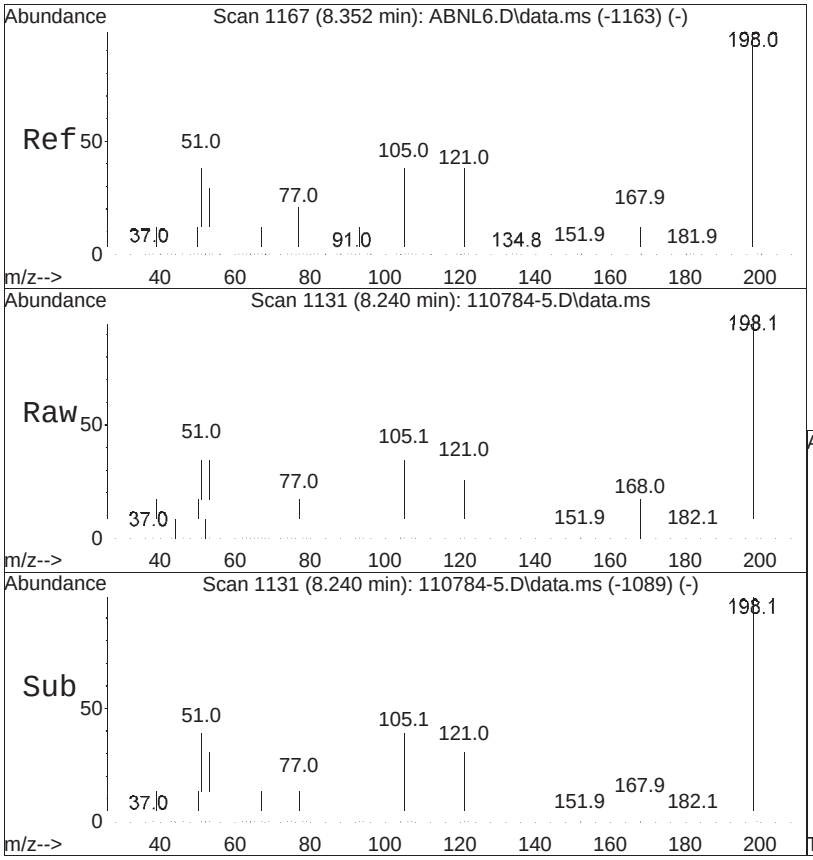


#76
4,6-Dinitro-o-cresol
Concen: 1.85 ug/ml
RT: 8.240 min Scan# 1131
Delta R.T. -0.000 min
Lab File: 110784-5.D
Acq: 05 Sep 2025 03:38 am

Tgt Ion:198 Resp: 3650

| Ion | Ratio | Lower | Upper |
|---|---|---|---|
| 198 | 100 | | |
| 51 | 40.5 | 49.9 | 74.9# |
| 105 | 34.6 | 45.8 | 68.6# |

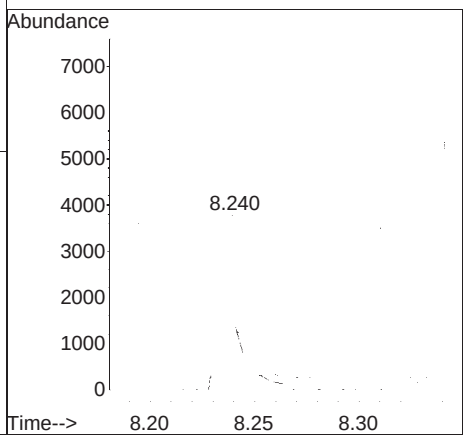

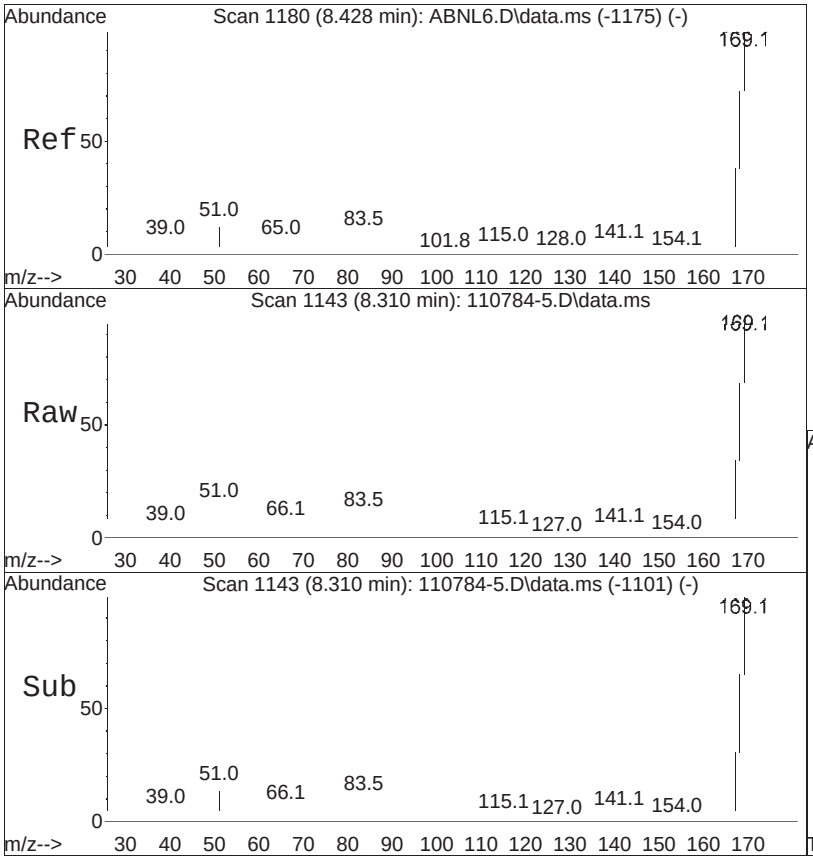


#77
NDPA/DPA
Concen: 1.49 ug/ml
RT: 8.310 min Scan# 1143
Delta R.T. -0.000 min
Lab File: 110784-5.D
Acq: 05 Sep 2025 03:38 am

Tgt Ion:169 Resp: 17228

| Ion | Ratio | Lower | Upper |
|---|---|---|---|
| 169 | 100 | | |
| 168 | 71.8 | 55.2 | 82.8 |
| 167 | 39.4 | 30.4 | 45.6 |

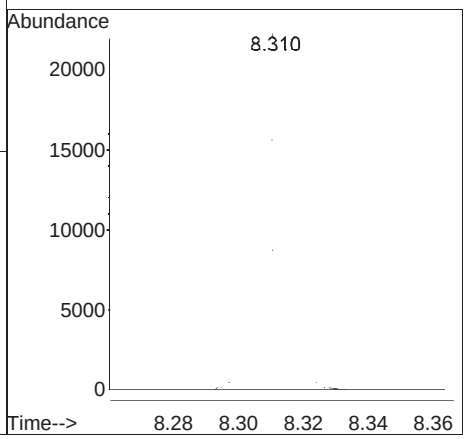

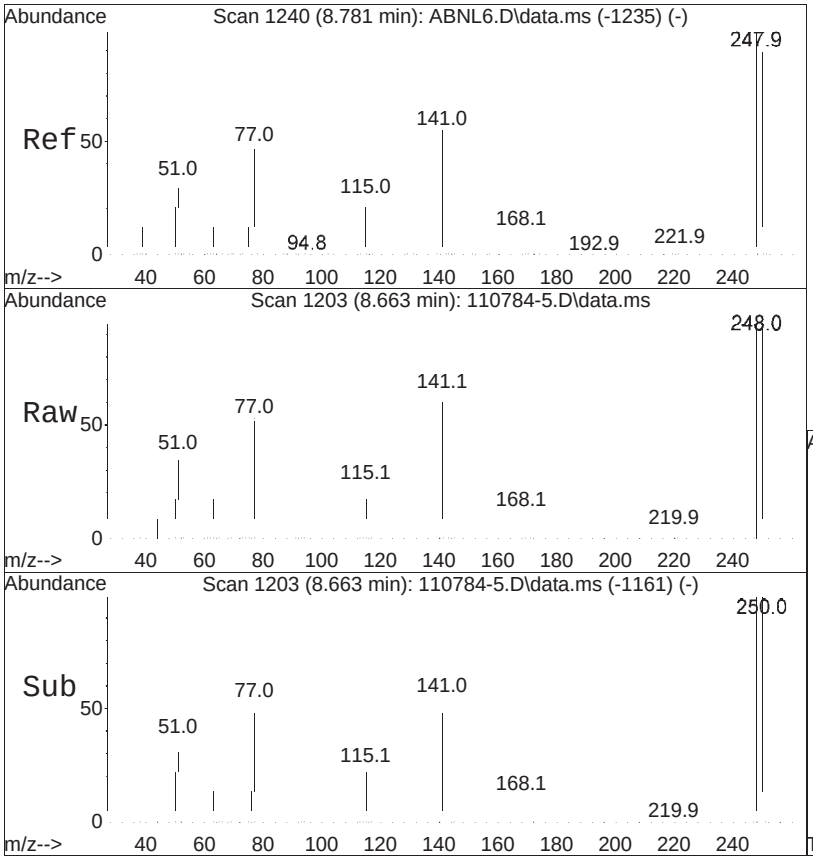


#80
4-Bromophenyl phenyl ether
Concen: 1.43 ug/ml
RT: 8.663 min Scan# 1203
Delta R.T. -0.006 min
Lab File: 110784-5.D
Acq: 05 Sep 2025 03:38 am

Tgt Ion:248 Resp: 6811

| Ion | Ratio | Lower | Upper |
|---|---|---|---|
| 248 | 100 | | |
| 141 | 59.2 | 74.6 | 111.8# |
| 250 | 100.1 | 76.9 | 115.3 |

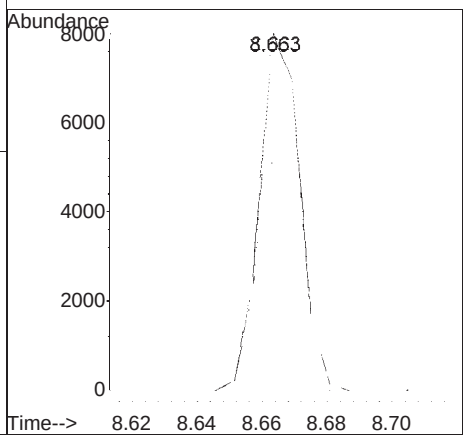

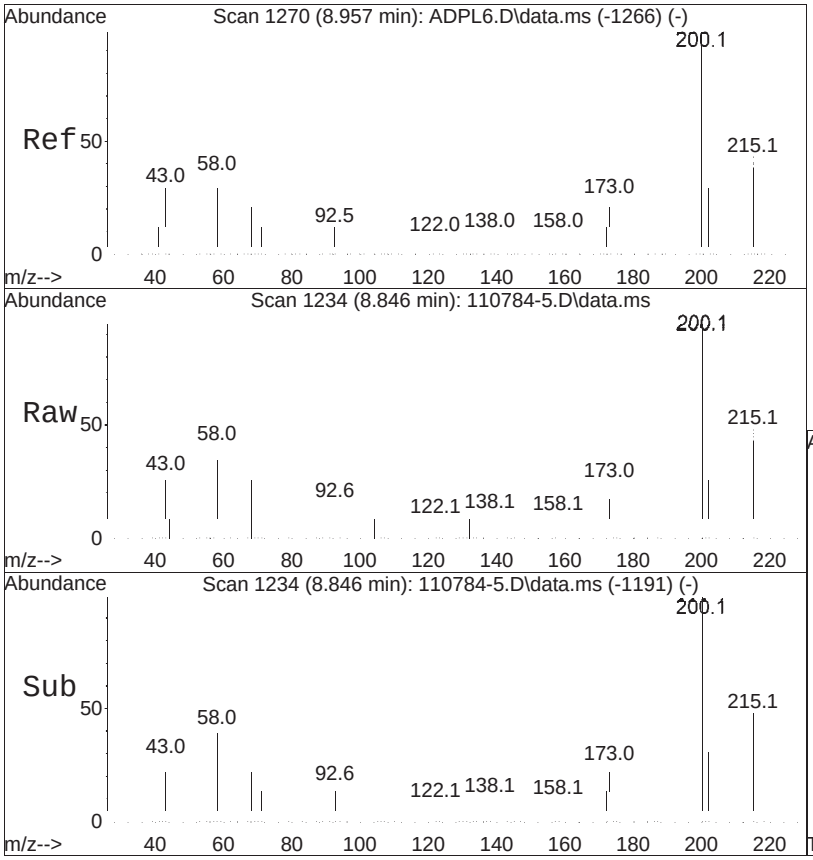


#87
Atrazine
Concen: 1.69 ug/ml
RT: 8.846 min Scan# 1234
Delta R.T. 0.000 min
Lab File: 110784-5.D
Acq: 05 Sep 2025 03:38 am

Tgt Ion:200 Resp: 7263

| Ion | Ratio | Lower | Upper |
|---|---|---|---|
| 200 | 100 | | |
| 202 | 33.0 | 25.0 | 37.6 |
| 215 | 45.3 | 34.5 | 51.7 |

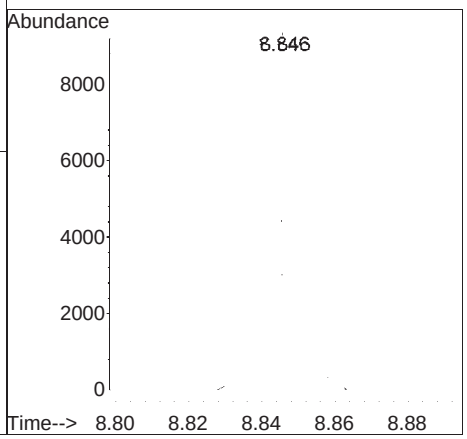




#91
Carbazole
Concen: 1.59 ug/ml
RT: 9.316 min Scan# 1314
Delta R.T. -0.000 min
Lab File: 110784-5.D
Acq: 05 Sep 2025 03:38 am

Tgt Ion:167 Resp: 33960

| Ion | Ratio | Lower | Upper |
|---|---|---|---|
| 167 | 100 | | |
| 168 | 12.9 | 10.8 | 16.2 |
| 166 | 22.1 | 17.7 | 26.5 |

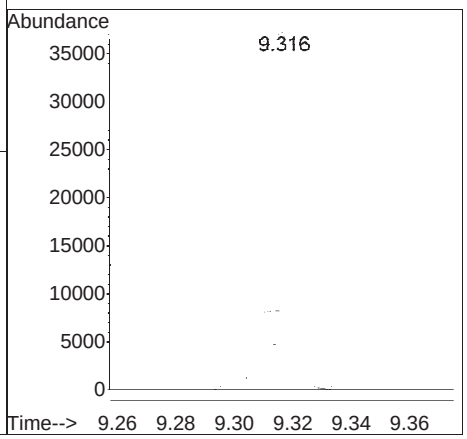

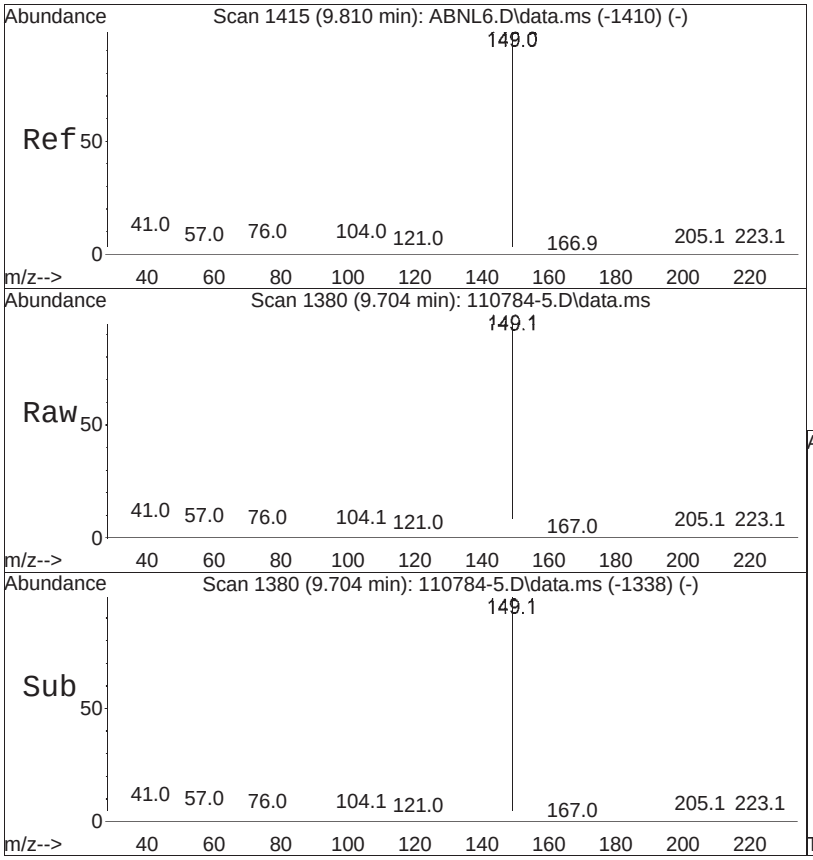


#92
Di-n-butylphthalate
Concen: 1.61 ug/ml
RT: 9.704 min Scan# 1380
Delta R.T. -0.000 min
Lab File: 110784-5.D
Acq: 05 Sep 2025 03:38 am

Tgt Ion:149 Resp: 40271

| Ion | Ratio | Lower | Upper |
|---|---|---|---|
| 149 | 100 | | |
| 150 | 9.0 | 7.3 | 10.9 |
| 104 | 4.3 | 4.0 | 6.0 |

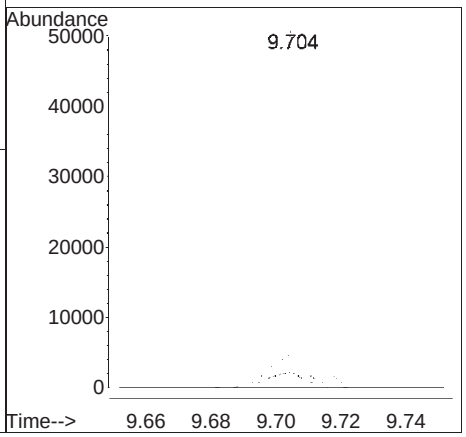

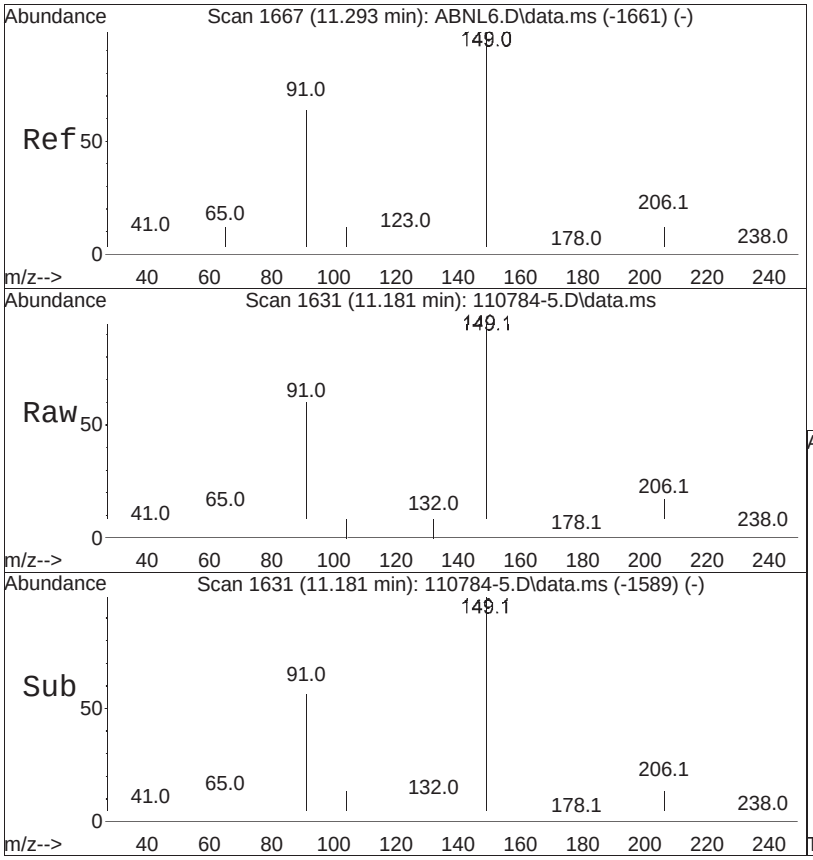


#97
Butyl benzyl phthalate
Concen: 1.65 ug/ml
RT: 11.181 min Scan# 1631
Delta R.T. -0.000 min
Lab File: 110784-5.D
Acq: 05 Sep 2025 03:38 am

Tgt Ion:149 Resp: 18784

| Ion | Ratio | Lower | Upper |
|---|---|---|---|
| 149 | 100 | | |
| 91 | 64.6 | 57.9 | 86.9 |
| 206 | 17.9 | 11.9 | 17.9 |

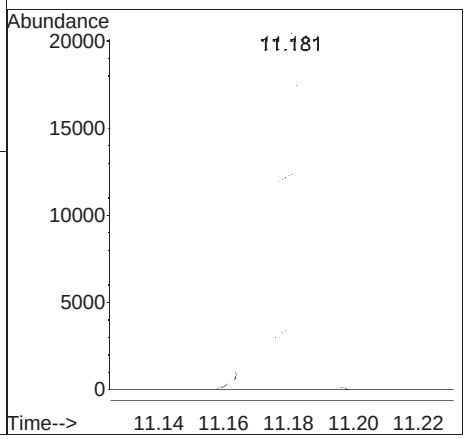

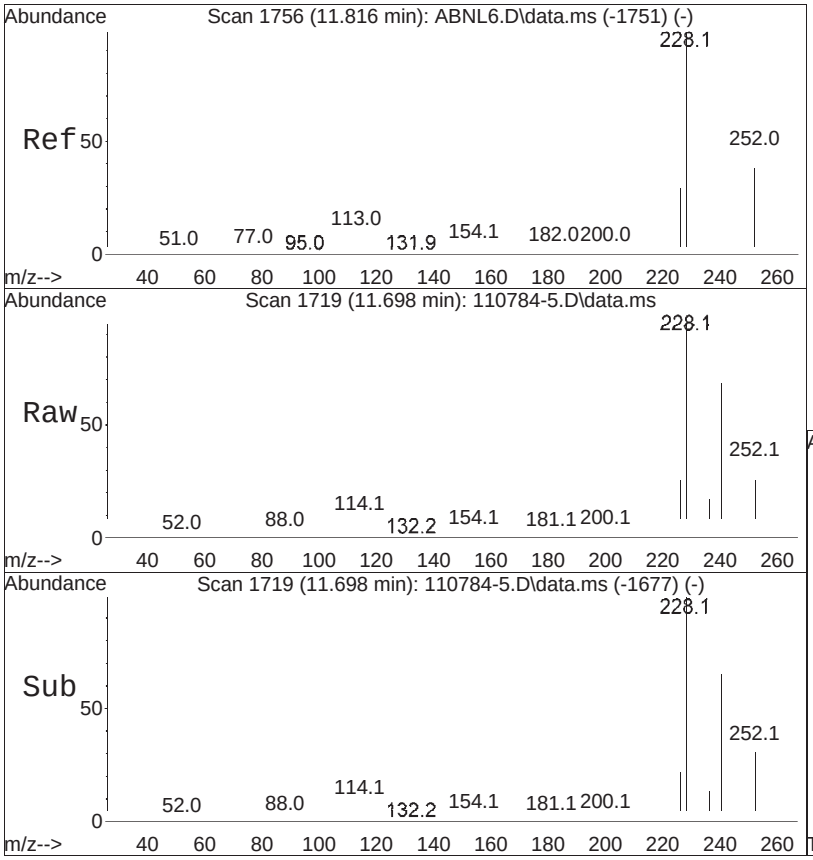


#106
3,3'-Dichlorobenzidine
Concen: 1.33 ug/ml
RT: 11.698 min Scan# 1719
Delta R.T. -0.000 min
Lab File: 110784-5.D
Acq: 05 Sep 2025 03:38 am

Tgt Ion:252 Resp: 16432

| Ion | Ratio | Lower | Upper |
|---|---|---|---|
| 252 | 100 | | |
| 126 | 11.5 | 12.6 | 19.0# |
| 254 | 66.6 | 51.1 | 76.7 |

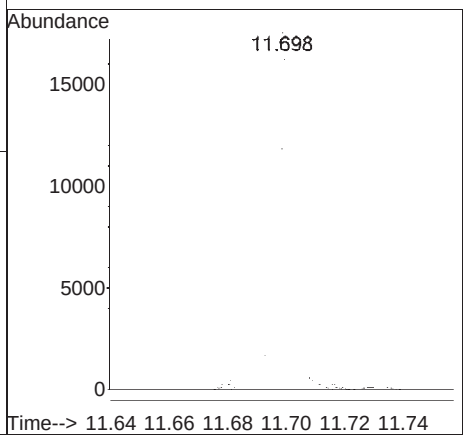

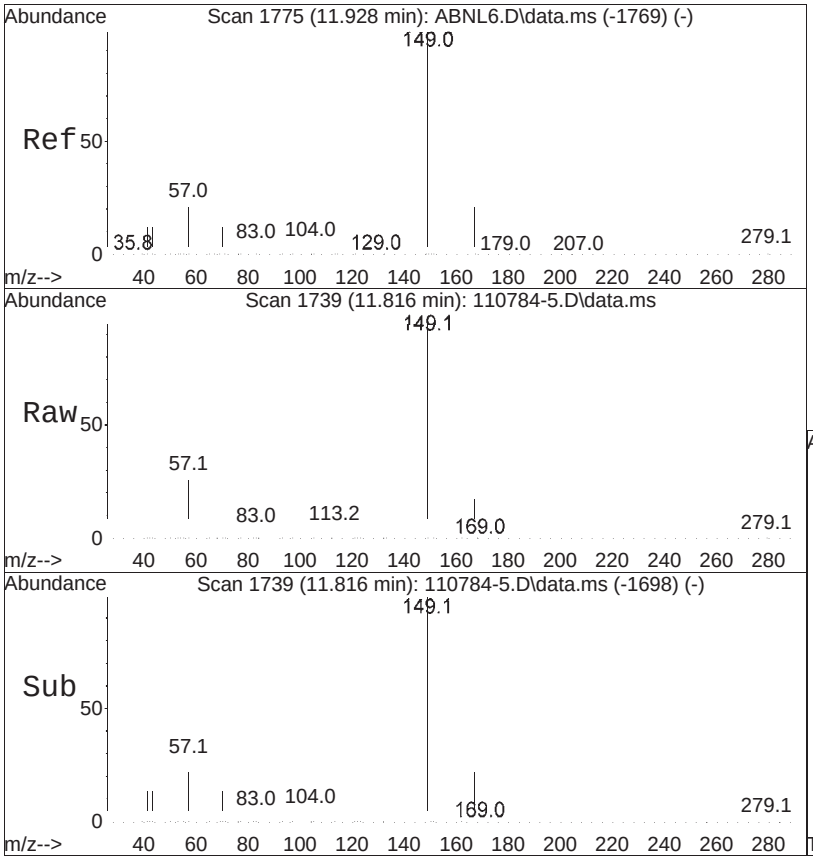


#108
Bis(2-ethylhexyl)phthalate
Concen: 1.46 ug/ml
RT: 11.816 min Scan# 1739
Delta R.T. -0.006 min
Lab File: 110784-5.D
Acq: 05 Sep 2025 03:38 am

Tgt Ion:149 Resp: 29276

| Ion | Ratio | Lower | Upper |
|---|---|---|---|
| 149 | 100 | | |
| 167 | 23.4 | 18.4 | 27.6 |
| 279 | 2.6 | 1.7 | 2.5# |

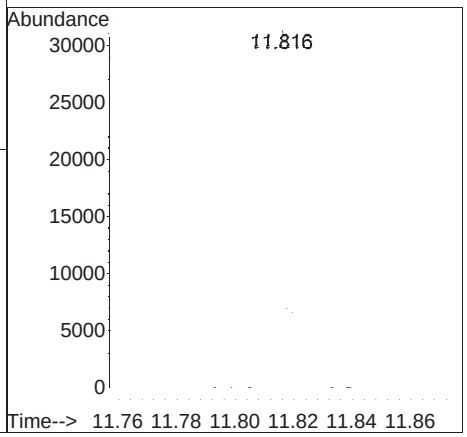

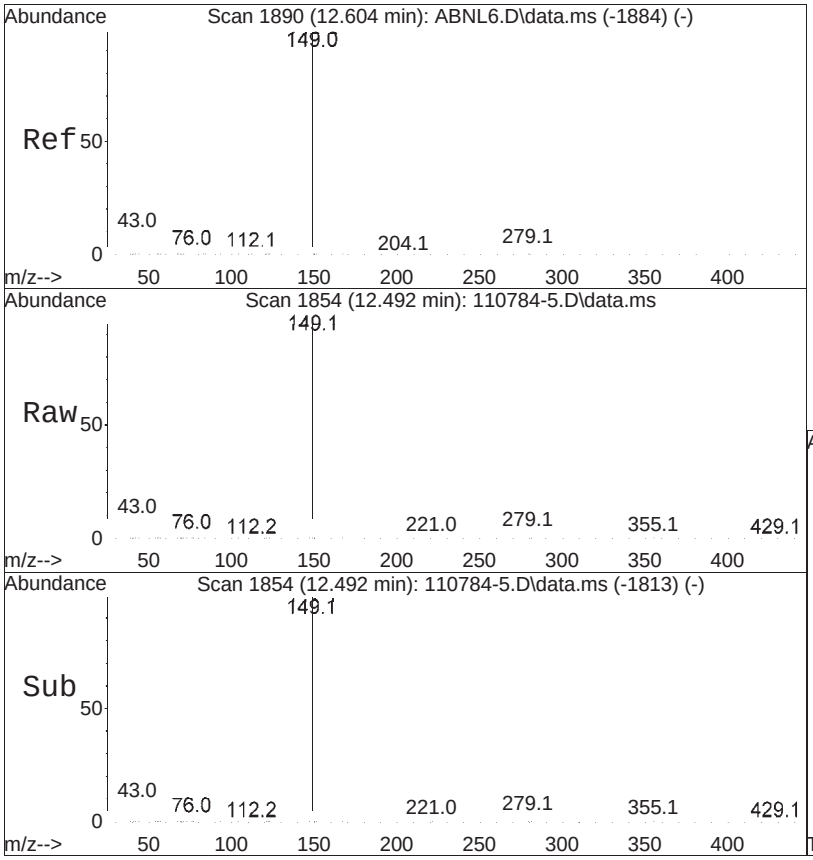


#109
Di-n-octylphthalate
Concen: 1.55 ug/ml
RT: 12.492 min Scan# 1854
Delta R.T. -0.006 min
Lab File: 110784-5.D
Acq: 05 Sep 2025 03:38 am

Tgt Ion:149 Resp: 50113

| Ion | Ratio | Lower | Upper |
|---|---|---|---|
| 149 | 100 | | |
| 43 | 9.2 | 8.2 | 12.2 |
| 167 | 1.4 | 1.1 | 1.7 |

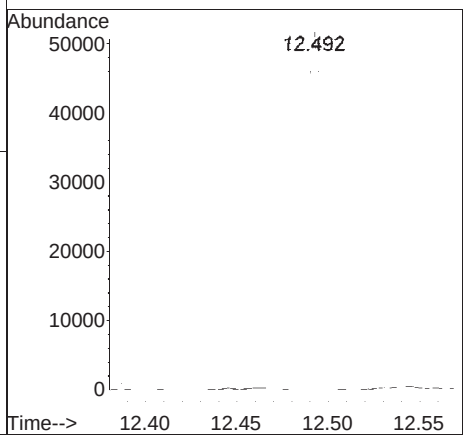

Manual Integration Report

| | | | |
|---|---|---|---|
| Data Path | : I:\8270\SV112\250904RVT\ | QMethod | : FS250817SV112RVT.m |
| Data File | : 110784-5.D | Operator | : SV112:smz |
| Date Inj'd | : 9/5/2025 3:38 am | Instrument | : SV112 |
| Sample | : WG2110784-5,32,,ASK | Quant Date | : 9/5/2025 11:02 am |

Compound #38: 4-Chloroaniline

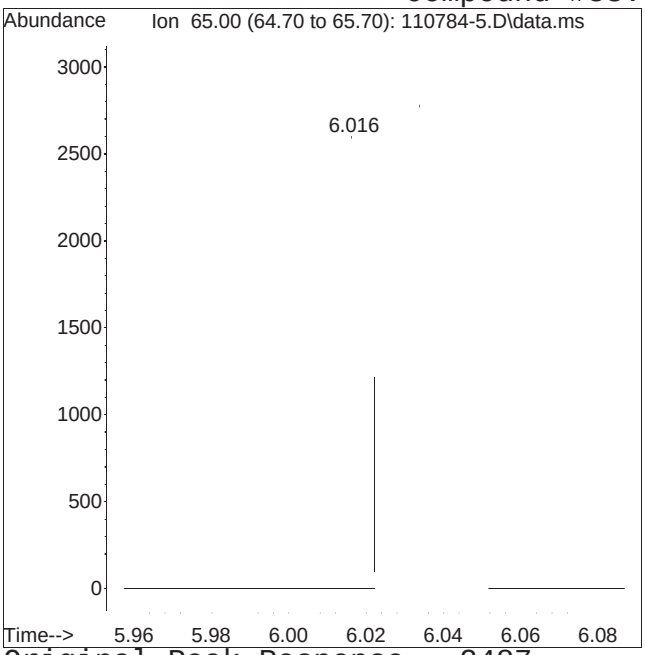


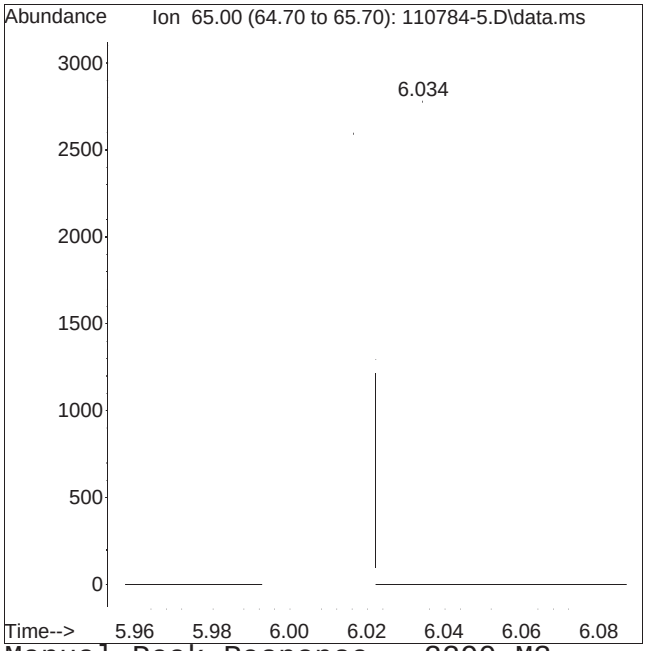


Original Peak Response = 2487 Manual Peak Response = 2290 M3

M3 = Misidentification of the peak (i.e. 1,4-dichlorobenzene identified as 1,3-dichlorobenzene), or misidentification from 2 partially resolved peaks not being split.

Manual Integration Report

Data Path : I:\8270\SV112\250904RVT\ QMethod : FS250817SV112RVT.m
Data File : 110784-5.D Operator : SV112:smz
Date Inj'd : 9/5/2025 3:38 am Instrument : SV112
Sample : WG2110784-5,32,,ASK Quant Date : 9/5/2025 11:02 am

Compound #45: 2,4,5-Trichlorophenol

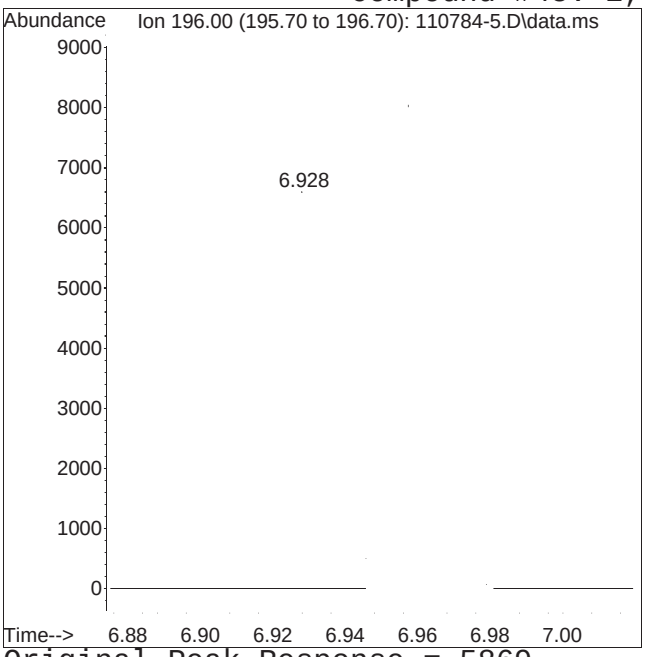


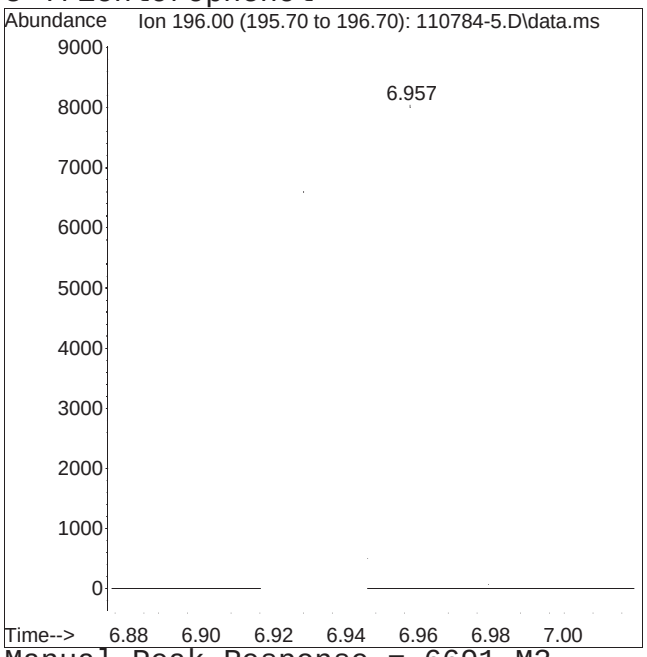


Original Peak Response = 5869 Manual Peak Response = 6691 M3

M3 = Misidentification of the peak (i.e. 1,4-dichlorobenzene identified as 1,3-dichlorobenzene), or misidentification from 2 partially resolved peaks not being split.

# Calculation of Semi Volatile Organic Compounds

Aqueous Concentration Formula: Amt * DF * 1000 * (1/Vo) * Vf

Where:
DF = Dilution Factor
Vo = Volume of Sample (mL)
Vf = Extraction Lab Final Volume (mL)

Soil Concentration Formula: Amt * DF * 1000 * (1/Wt) * Vf * (100/TS)
Where:
DF = Dilution Factor
Wt = Weight of Sample (g)
Vf = Extraction Lab Final Volume (mL)
TS = Total Solids

PACE ANALYTICAL SERVICES

PACE WORK GROUP REPORT (wk02)

Sep 05 2025, 04:40 pm

Work Group: WG2110784  for Department: 2 Organic Preparation

Created: 04-SEP-25  Due:  Operator: FMM

| Sample | Client ID | C | Product | Matrix | Stat | UA | HOLD | DUE | PR | Location |
|---|---|---|---|---|---|---|---|---|---|---|
| L2553668-01 | TW-3 | C | NYTCL-8270-RVT | WATER | DONE | U | 0901 | 0910 | S0 | Amber-A.1 |
| L2553668-02 | TW-8 | C | NYTCL-8270-RVT | WATER | DONE | U | 0901 | 0910 | S0 | Amber-A.1 |
| L2553668-03 | TW-9 | C | NYTCL-8270-RVT | WATER | DONE | U | 0901 | 0910 | S0 | Amber-A.1 |
| L2553668-04 | TW-10 | C | NYTCL-8270-RVT | WATER | DONE | U | 0901 | 0910 | S0 | Amber-A.1 |
| L2554946-01 | MW-1 | C | NYTCL-8270-RVT | WATER | DONE | U | 0909 | 0916 | S0 | Amber-A.1 |
| L2554946-02 | MW-2 | C | NYTCL-8270-RVT | WATER | DONE | U | 0909 | 0916 | S0 | Amber-A.1 |
| L2554946-03 | EQUIPMENT BLANK | C | NYTCL-8270-RVT | WATER | DONE | U | 0909 | 0916 | S0 | Amber-A.1 |
| L2554947-01 | MW-1 | C | NYTCL-8270-RVT | WATER | DONE | U | 0909 | 0916 | S0 | Amber-A.1 |
| L2554947-02 | MW-2 | C | NYTCL-8270-RVT | WATER | DONE | U | 0909 | 0916 | S0 | Amber-A.1 |
| L2554947-03 | EQUIPMENT BLANK | C | NYTCL-8270-RVT | WATER | DONE | U | 0909 | 0916 | S0 | Amber-A.1 |
| L2555281-01 | MP-1 | C | NYTCL-8270-RVT | WATER | DONE | U | 0910 | 0910 | S0 | Amber-A.1 |
| L2555281-02 | DUP_090325 | C | NYTCL-8270-RVT | WATER | DONE | U | 0910 | 0910 | S0 | Amber-A.1 |
| L2555281-03 | MP-1D | C | NYTCL-8270-RVT | WATER | DONE | U | 0910 | 0910 | S0 | Amber-A.1 |
| L2555281-04 | MW-1SR | C | NYTCL-8270-RVT | WATER | DONE | U | 0910 | 0910 | S0 | Amber-A.1 |
| L2555281-05 | MW-1DR2 | C | NYTCL-8270-RVT | WATER | DONE | U | 0910 | 0910 | S0 | Amber-A.1 |
| L2555281-06 | PZ-6 | C | NYTCL-8270-RVT | WATER | DONE | U | 0910 | 0910 | S0 | Amber-A.1 |
| L2555281-07 | MW-6D | C | NYTCL-8270-RVT | WATER | DONE | U | 0910 | 0910 | S0 | Amber-A.1 |
| L2555281-08 | EQUIPMENT BLANK_090325 | C | NYTCL-8270-RVT | WATER | DONE | U | 0910 | 0910 | S0 | Amber-A.1 |
| WG2110784-1 | Laboratory Method Bl | S | NYTCL-8270-RVT | WATER | DONE | U | | | | |
| WG2110784-2 | Laboratory Control S | S | NYTCL-8270-RVT | WATER | DONE | U | | | | |
| WG2110784-3 | LCS Duplicate | S | NYTCL-8270-RVT | WATER | DONE | U | | | | |
| WG2110784-4 | Matrix Spike | S | NYTCL-8270-RVT | WATER | DONE | U | | | | |
| WG2110784-5 | Matrix Spike Duplica | S | NYTCL-8270-RVT | WATER | DONE | U | | | | |

Comments:

| | |
|---|---|
| WG2110784-3 | WG2110784-2 |
| WG2110784-4 | L2555281-05 |
| WG2110784-5 | L2555281-05 |

Dep.: GCMS
Inst: SV112
Date: **08/17/25**
Run: **ICAL**

Method
GC: 8270RVT

Seq: **WG2104073**
ICAL: 22560

| Vial | Data File | Sample | CCAL/Notes | Screen | Verified | Initials |
|---|---|---|---|---|---|---|
| 141 | Tune1 | Tune Lot#11857 | | | | |
| 1 | ABNL9 | IL2,32,,ABNL50 Lot# 11871 | | | | |
| 2 | ABNL8 | IL3,32,,ABNL25 Lot# 11872 | | | | |
| 3 | ABNL7 | IL4,32,,ABNL10 Lot# 11873 | | | | |
| 4 | ABNL6 | IL5,32,,ABNL5 Lot# 11874 | | | | |
| 5 | ABNL5 | IL6,32,,ABNL2.5 Lot# 11875 | | | | |
| 6 | ABNL4 | IL7,32,,ABNL1 Lot# 11876 | | | | |
| 7 | ABNL3 | IL8,32,,ABNL0.5 Lot# 11877 | | | | |
| 8 | ABNL2 | IL9,32,,ABNL0.2 Lot# 11878 | | | | |
| 9 | ABNL1 | IL10,32,,ABNL0.1 Lot# 11879 | | | | |
| 10 | AP9L9 | IL2,32,,AP9L50 Lot# 11836 | | | | |
| 11 | AP9L8 | IL3,32,,AP9L25 Lot# 11837 | | | | |
| 12 | AP9L7 | IL4,32,,AP9L10 Lot# 11838 | | | | |
| 13 | AP9L6 | IL5,32,,AP9L5 Lot# 11839 | | | | |
| 14 | AP9L5 | IL6,32,,AP9L2.5 Lot# 11840 | | | | |
| 15 | AP9L4 | IL7,32,,AP9L1 Lot# 11841 | | | | |
| 16 | AP9L3 | IL8,32,,AP9L0.5 Lot# 11842 | | | | |
| 17 | AP9L2 | IL9,32,,AP9L0.2 Lot# 11843 | | | | |
| 18 | AP9L1 | IL10,32,,AP9L0.1 Lot# 11865 | | | | |
| 19 | ABNICV | CQICV1,32,,ABNICV Lot# 11881 | | | | |
| 20 | AP9ICV | CQICV2,32,,AP9ICV Lot# 11855 | | | | |
| 141 | Tune2 | Tune Lot#11857 | | | | |
| 21 | ADPL9 | IL2,32,,ADPL50 Lot# 11845 | | | | |
| 22 | ADPL8 | IL3,32,,ADPL25 Lot# 11846 | | | | |
| 23 | ADPL7 | IL4,32,,ADPL10 Lot# 11847 | | | | |
| 24 | ADPL6 | IL5,32,,ADPL5 Lot# 11848 | | | | |
| 25 | ADPL5 | IL6,32,,ADPL2.5 Lot# 11849 | | | | |
| 26 | ADPL4 | IL7,32,,ADPL1 Lot# 11850 | | | | |
| 27 | ADPL3 | IL8,32,,ADPL0.5 Lot# 11851 | | | | |
| 28 | ADPL2 | IL9,32,,ADPL0.2 Lot# 11852 | | | | |
| 29 | ADPL1 | IL10,32,,ADPL0.1 Lot# 11867 | | | | |
| 30 | ADPICV | CQICV,32,,ADPICV Lot# 11856 | | | **mrg** | |
| 31 | ABNL5a | IL6,32,,ABNL2.5 Lot# 11882 | | | | |
| 32 | ABNICVa | CQICV,32,,ABNICV Lot# 11881 | | | | |
| 33 | Blank | Instrument Blank | | | **cmm** | |

Dep.: GCMS
Inst: SV112
Date: 09/04/25
Run: Night-Run

Method
GC: 8270RVT

Seq: WG2110427
ICAL: 22560

| Vial | Data File | Sample | CCAL/Notes | Screen | Verified | Initials |
|---|---|---|---|---|---|---|
| 141 | DEG0904 | wg-1,32,,Degdftpp SV112 Lot # 11857 | | | | smz 9/5 |
| 142 | ABN0904 | wg-3,32,,ABN 11964 cmm0831A | Full List: Benzoic Acid Low | | | smz 9/5 |
| 143 | AP90904a | wg-4,32,,AP9 11965 cmm0831A | | | | smz 9/5 |
| 144 | ADP0904 | wg-5,32,,ADP 11661 gmr0814C | | | | smz 9/5 |
| 1 | 45715-01 | L2545715-01,32,,RE,LOQ,mrg | | | | |
| 2 | 109793-1 | WG2109793-1,32,,RE,LOQ,mrg | | | | |
| 3 | 109793-2 | WG2109793-2,32,,RE,LOQ,mrg | | | | |
| 4 | 109793-3 | WG2109793-3,32,,RE,LOQ,mrg | | | | |
| 5 | 109793-4 | WG2109793-4,32,,RE,LOQ,mrg | | | | |
| 6 | 109793-5 | WG2109793-5,32,,RE,LOQ,mrg | | | | |
| 7 | 110784-1 | WG2110784-1,32,,ASK | | | | smz 9/5 |
| 8 | 110784-2 | WG2110784-2,32,,ASK | | | | smz 9/5 |
| 9 | 110784-3 | WG2110784-3,32,,ASK | | | | smz 9/5 |
| 10 | 110827-1 | WG2110827-1,32,,ASK | | | | smz 9/5 |
| 11 | 110827-2 | WG2110827-2,32,,ASK | | | | smz 9/5 |
| 12 | 110827-3 | WG2110827-3,32,,ASK | | | | smz 9/5 |
| 13 | 55287-08 | L2555287-08,32,,R1C,ASK | | | | smz 9/5 |
| 14 | 55281-01 | L2555281-01,32,,ASK | | | | smz 9/5 |
| 15 | 55281-02 | L2555281-02,32,,ASK | | | | smz 9/5 |
| 16 | 55281-03 | L2555281-03,32,,ASK | | | | smz 9/5 |
| 17 | 55281-04 | L2555281-04,32,,ASK | | | | smz 9/5 |
| 18 | 110784-4 | WG2110784-4,32,,ASK | | | | smz 9/5 |
| 19 | 110784-5 | WG2110784-5,32,,ASK | | | | smz 9/5 |
| 20 | 55281-05 | L2555281-05,32,,ASK | | | | smz 9/5 |
| 21 | 55281-06 | L2555281-06,32,,ASK | | | | smz 9/5 |
| 22 | 55281-07 | L2555281-07,32,,ASK | | | | smz 9/5 |
| 23 | 55281-08 | L2555281-08,32,,ASK | | | | smz 9/5 |
| 24 | 54416-03 | L2554416-03,32,,ASK | | | | |
| 25 | 54416-04 | L2554416-04,32,,ASK | | | | |
| 26 | 54416-05 | L2554416-05,32,,ASK | | | | |
| 27 | 53094-10 | L2553094-10,32,,RV,ASK | | | | smz 9/5 |
| 28 | 52861-02 | L2552861-02,32,,RV,ASK | | | ASK | smz 9/5 |
| | | | | | sv-ljg | |
| | | | | | | |
| | | | | | | |

# ORGANIC ELN REPORT

**Workgroup:** WG2110784

**Prep Method:** EPA 3510C
**Solvent Type:** DCM — **Lot #:** EK611
**Surrogate Type:** ABN — **Lot #:** 11819aj,01/30/2026,2r,7,1
**Spike Type:** ABN — **Lot #:** ag,11/30/2025,11818ao,02/03/2
**Spike Verify by:** FMM
**Lims Spikelot:** 8270-RVT

**Additional Reagents/Stds**

| | |
|---|---|
| H2SO4 | A062825 |
| Na2SO4 | 244434 |
| NaOH | 10NNaOH070625 |

**Conc.Method:** Buchi
**Solvent Type:** DCM
**Lot #:** ek611

**Additional Reagents/Stds**

***Cleanup 1***

**Cleanup Method 1:**
**Cleanup Method 2:**
**Solvent Type:** **Lot #:**

**Additional Reagents/Stds**

| Sample/ Type | Extraction | | | | | | Concentration | | | |
|---|---|---|---|---|---|---|---|---|---|---|
| | Extract Date | Analyst | Sample Vol ml | Ph | Surr Amt ml | Spike Amt ml | Conc Date | Analyst | Final Vol ml | Conc Unit |
| L2553668-01 SAMP | 09/04/25 22:00 | Brendan Halloran | 100 | <2,>12 | .1 | | 09/05/25 00:12 | Mary Asare | 1 | K |
| L2553668-02 SAMP | 09/04/25 22:00 | Brendan Halloran | 100 | <2,>12 | .1 | | 09/05/25 00:12 | Mary Asare | 1 | K |
| L2553668-03 SAMP | 09/04/25 22:00 | Brendan Halloran | 100 | <2,>12 | .1 | | 09/05/25 00:12 | Mary Asare | 1 | K |
| L2553668-04 SAMP | 09/04/25 22:00 | Brendan Halloran | 100 | <2,>12 | .1 | | 09/05/25 00:09 | Mary Asare | 1 | K |
| L2554946-01 SAMP | 09/04/25 18:58 | Francis Mbro-Menyah | 100 | <2,>12 | .1 | | 09/05/25 00:09 | Mary Asare | 1 | K |
| L2554946-02 SAMP | 09/04/25 18:58 | Francis Mbro-Menyah | 100 | <2,>12 | .1 | | 09/05/25 00:09 | Mary Asare | 1 | K |



Reported: 05-SEP-25 04:40 PM

# ORGANIC ELN REPORT

**Workgroup: WG2110784**

| Sample/ Type | Extraction | | | | | | Concentration | | | |
|---|---|---|---|---|---|---|---|---|---|---|
| | Extract Date | Analyst | Sample Vol ml | Ph | Surr Amt ml | Spike Amt ml | Conc Date | Analyst | Final Vol ml | Conc Unit |
| L2554946-03 SAMP | 09/04/25 18:58 | Francis Mbro-Menyah | 100 | <2,>12 | .1 | | 09/05/25 00:09 | Mary Asare | 1 | K |
| L2554947-01 SAMP | 09/04/25 18:58 | Francis Mbro-Menyah | 100 | <2,>12 | .1 | | 09/05/25 00:09 | Mary Asare | 1 | K |
| L2554947-02 SAMP | 09/04/25 18:58 | Francis Mbro-Menyah | 100 | <2,>12 | .1 | | 09/05/25 00:09 | Mary Asare | 1 | K |
| L2554947-03 SAMP | 09/04/25 18:58 | Francis Mbro-Menyah | 100 | <2,>12 | .1 | | 09/05/25 00:09 | Mary Asare | 1 | K |
| L2555281-01 SAMP | 09/04/25 15:49 | Francis Mbro-Menyah | 100 | <2,>12 | .1 | | 09/04/25 18:17 | Victor Kono | 1 | K |
| L2555281-02 SAMP | 09/04/25 15:49 | Francis Mbro-Menyah | 100 | <2,>12 | .1 | | 09/04/25 18:17 | Victor Kono | 1 | K |
| L2555281-03 SAMP | 09/04/25 15:49 | Francis Mbro-Menyah | 100 | <2,>12 | .1 | | 09/04/25 18:17 | Victor Kono | 1 | K |
| L2555281-04 SAMP | 09/04/25 15:49 | Francis Mbro-Menyah | 100 | <2,>12 | .1 | | 09/04/25 18:17 | Victor Kono | 1 | K |

# ORGANIC ELN REPORT

**Workgroup: WG2110784**

| Sample/ Type | Extraction | | | | | | Concentration | | | |
|---|---|---|---|---|---|---|---|---|---|---|
| | Extract Date | Analyst | Sample Vol **ml** | Ph | Surr Amt **ml** | Spike Amt **ml** | Conc Date | Analyst | Final Vol **ml** | Conc Unit |
| L2555281-05 SAMP | 09/04/25 15:49 | Francis Mbro-Menyah | 100 | <2,>12 | .1 | | 09/04/25 18:17 | Victor Kono | 1 | K |
| L2555281-06 SAMP | 09/04/25 15:49 | Francis Mbro-Menyah | 100 | <2,>12 | .1 | | 09/04/25 18:17 | Victor Kono | 1 | K |
| L2555281-07 SAMP | 09/04/25 15:49 | Francis Mbro-Menyah | 100 | <2,>12 | .1 | | 09/04/25 18:17 | Victor Kono | 1 | K |
| L2555281-08 SAMP | 09/04/25 15:49 | Francis Mbro-Menyah | 100 | <2,>12 | .1 | | 09/04/25 18:17 | Victor Kono | 1 | K |
| WG2110784-1 BLANK | 09/04/25 15:49 **WG2110785** | Francis Mbro-Menyah | 100 | <2,>12 | .1 | | 09/04/25 18:17 | Victor Kono | 1 | K |
| WG2110784-2 LCS | 09/04/25 15:49 | Francis Mbro-Menyah | 100 | <2,>12 | .1 | .1 | 09/04/25 18:17 | Victor Kono | 1 | K |
| WG2110784-3 LCSD | 09/04/25 15:49 | Francis Mbro-Menyah | 100 | <2,>12 | .1 | .1 | 09/04/25 18:17 | Victor Kono | 1 | K |
| WG2110784-4 MS | 09/04/25 15:49 | Francis Mbro-Menyah | 100 | <2,>12 | .1 | .1 | 09/04/25 18:17 | Victor Kono | 1 | K |

# ORGANIC ELN REPORT

**Workgroup: WG2110784**

| Sample/ Type | Extraction | | | | | | Concentration | | | |
|---|---|---|---|---|---|---|---|---|---|---|
| | Extract Date | Analyst | Sample Vol **ml** | Ph | Surr Amt **ml** | Spike Amt **ml** | Conc Date | Analyst | Final Vol **ml** | Conc Unit |
| WG2110784-5 MSD | 09/04/25 15:49 | Francis Mbro-Menyah | 100 | <2,>12 | .1 | .1 | 09/04/25 18:17 | Victor Kono | 1 | K |

# Semivolatiles Data
# **by** Method 8270**D**-SIM

# Semivolatiles QC Summary

# Surrogate Recovery Summary
# Form 2
# Semivolatiles

**Client: Roux Env. Eng. & Geology, DPC**
**Project Name: CORAM MATERIALS**

**Lab Number: L2555281**
**Project Number: 2232.0006Y005**
**Matrix: Equipment Blank/Water**

| CLIENT ID (LAB SAMPLE NO.) | S1 (2FP) | S2 (PHL) | S3 (NBZ) | S4 (FBP) | S5 (TBP) | S6 (TPH) | TOT OUT |
|---|---|---|---|---|---|---|---|
| MP-1 (L2555281-01) | 36 | 42 | 78 | 81 | 67 | 77 | 0 |
| DUP_090325 (L2555281-02) | 46 | 36 | 70 | 72 | 68 | 67 | 0 |
| MP-1D (L2555281-03) | 55 | 37 | 83 | 72 | 71 | 64 | 0 |
| MW-1SR (L2555281-04) | 47 | 35 | 63 | 72 | 77 | 95 | 0 |
| WG2110785-1BLANK | 52 | 57 | 74 | 81 | 79 | 71 | 0 |
| WG2110785-2LCS | 37 | 40 | 81 | 78 | 60 | 67 | 0 |
| WG2110785-3LCSD | 54 | 53 | 92 | 63 | 99 | 79 | 0 |

**QC LIMITS**

(21-120) 2FP = 2-FLUOROPHENOL
(10-120) PHL = PHENOL-D6
(23-120) NBZ = NITROBENZENE-D5
(15-120) FBP = 2-FLUOROBIPHENYL
(10-120) TBP = 2,4,6-TRIBROMOPHENOL
(41-149) TPH = 4-TERPHENYL-D14

* Values outside of QC limits

**FORM II NYTCL-8270-SIM-RVT**

# Laboratory Control Sample Summary
# Form 3
# Semivolatiles

| | | | |
|---|---|---|---|
| **Client** | : Roux Env. Eng. & Geology, DPC | **Lab Number** | : L2555281 |
| **Project Name** | : CORAM MATERIALS | **Project Number** | : 2232.0006Y005 |
| **Matrix (Level)** | : WATER (LOW) | | |
| **LCS Sample ID** | : WG2110785-2 **Analysis Date** : 09/05/25 16:23 | **File ID** | : 110785-2 |
| **LCSD Sample ID** | : WG2110785-3 **Analysis Date** : 09/05/25 16:40 | **File ID** | : 110785-3 |

| | Laboratory Control Sample | | | Laboratory Control Duplicate | | | | | | |
|---|---|---|---|---|---|---|---|---|---|---|
| Parameter | True (ug/l) | Found (ug/l) | %R | True (ug/l) | Found (ug/l) | %R | RPD | | Recovery Limits | RPD Limit |
| Acenaphthene | 20 | 13 | 65 | 20 | 16 | 78 | 18 | | 40-140 | 40 |
| 2-Chloronaphthalene | 20 | 14 | 68 | 20 | 12 | 58 | 16 | | 40-140 | 40 |
| Fluoranthene | 20 | 13 | 64 | 20 | 16 | 78 | 20 | | 40-140 | 40 |
| Hexachlorobutadiene | 20 | 11 | 56 | 20 | 13 | 67 | 18 | | 40-140 | 40 |
| Naphthalene | 20 | 12 | 62 | 20 | 15 | 75 | 19 | | 40-140 | 40 |
| Benzo(a)anthracene | 20 | 15 | 73 | 20 | 18 | 89 | 20 | | 40-140 | 40 |
| Benzo(a)pyrene | 20 | 16 | 81 | 20 | 19 | 97 | 18 | | 40-140 | 40 |
| Benzo(b)fluoranthene | 20 | 17 | 85 | 20 | 20 | 103 | 19 | | 40-140 | 40 |
| Benzo(k)fluoranthene | 20 | 15 | 74 | 20 | 18 | 89 | 18 | | 40-140 | 40 |
| Chrysene | 20 | 14 | 69 | 20 | 17 | 84 | 20 | | 40-140 | 40 |
| Acenaphthylene | 20 | 14 | 71 | 20 | 12 | 60 | 17 | | 40-140 | 40 |
| Anthracene | 20 | 13 | 66 | 20 | 16 | 81 | 20 | | 40-140 | 40 |
| Benzo(ghi)perylene | 20 | 17 | 84 | 20 | 20 | 102 | 19 | | 40-140 | 40 |
| Fluorene | 20 | 9.5 | 47 | 20 | 16 | 81 | 53 | Q | 40-140 | 40 |
| Phenanthrene | 20 | 13 | 65 | 20 | 16 | 79 | 19 | | 40-140 | 40 |
| Dibenzo(a,h)anthracene | 20 | 16 | 82 | 20 | 20 | 99 | 19 | | 40-140 | 40 |
| Indeno(1,2,3-cd)pyrene | 20 | 18 | 88 | 20 | 21 | 106 | 19 | | 40-140 | 40 |
| Pyrene | 20 | 12 | 63 | 20 | 15 | 76 | 19 | | 40-140 | 40 |
| 2-Methylnaphthalene | 20 | 12 | 62 | 20 | 14 | 72 | 15 | | 40-140 | 40 |
| Pentachlorophenol | 20 | 19 | 95 | 20 | 23 | 114 | 18 | | 40-140 | 40 |
| Hexachlorobenzene | 20 | 12 | 61 | 20 | 15 | 75 | 21 | | 40-140 | 40 |
| Hexachloroethane | 20 | 12 | 58 | 20 | 14 | 70 | 19 | | 40-140 | 40 |
| Bis(2-chloroethyl)ether | 20 | 13 | 65 | 20 | 16 | 79 | 19 | | 40-140 | 40 |

# Method Blank Summary
# Form 4
# Semivolatiles

| | | | |
|---|---|---|---|
| **Client** | : Roux Env. Eng. & Geology, DPC | **Lab Number** | : L2555281 |
| **Project Name** | : CORAM MATERIALS | **Project Number** | : 2232.0006Y005 |
| **Lab Sample ID** | : WG2110785-1 | **Lab File ID** | : 110785-1 |
| **Instrument ID** | : SV119 | **Extraction Date** | : 09/04/25 |
| **Matrix** | : WATER | **Analysis Date** | : 09/05/25 16:57 |
| **Level** | : LOW | | |

| Client Sample No. | Lab Sample ID | Analysis Date |
|---|---|---|
| WG2110785-2LCS | WG2110785-2 | 09/05/25 16:23 |
| WG2110785-3LCSD | WG2110785-3 | 09/05/25 16:40 |
| MP-1 | L2555281-01 | 09/05/25 17:31 |
| DUP_090325 | L2555281-02 | 09/05/25 17:48 |
| MP-1D | L2555281-03 | 09/05/25 18:05 |
| MW-1SR | L2555281-04 | 09/05/25 18:22 |

# Instrument Performance Check (Tune) Summary
# Form 5
# Semivolatiles
# Decafluorotriphenylphosphine (DFTPP)

| | | | |
|---|---|---|---|
| **Client** | : Roux Env. Eng. & Geology, DPC | **Lab Number** | : L2555281 |
| **Project Name** | : CORAM MATERIALS | **Project Number** | : 2232.0006Y005 |
| **Instrument ID** | : SV119 | **Analysis Date** | : 06/25/25 19:48 |
| **Tune Standard** | : R1981927-2 | **Tune File ID** | : TUNE_tune |

| m/e | Ion Abundance Criteria | %Relative Abundance |
|---|---|---|
| 51 | 10.0 - 80.0% of Base Peak | 47 |
| 68 | Less than 2.0% of mass 69 | 0.8 (2 )1 |
| 69 | | 100 |
| 70 | Less than 2.0% of mass 69 | 0.2 (.4 )1 |
| 127 | 10.0 - 80.0% of Base Peak | 50.5 |
| 197 | Less than 2.0% of mass 198 | 0 |
| 198 | Base Peak, or >50% of mass 442 | 100 |
| 199 | 5.0 - 9.0% of mass 198 | 6.6 |
| 275 | 10.0 - 60.0% of Base Peak | 24 |
| 365 | Greater than 1.0% of mass 198 | 3.3 |
| 441 | Present, but less than 24% of mass 442 | 18.8 |
| 442 | Base Peak, or >50% of mass 198 | 85.2 |
| 443 | 15.0 - 24.0% of mass 442 | 16.2 (19 )2 |

1-Value is % of mass 69 2-Value is % of mass 442

**This Check Applies to the following Samples, MS, MSD, Blanks, and Standards:**

| Client Sample ID | Lab Sample ID | File ID | Analysis Date/Time |
|---|---|---|---|
| L10 | R1981927-4 | L10 | 06/25/25 20:07 |
| L9 | R1981927-10 | L9 | 06/25/25 20:23 |
| L8 | R1981927-11 | L8 | 06/25/25 20:40 |
| L7 | R1981927-12 | L7 | 06/25/25 20:57 |
| L6 | R1981927-9 | L6 | 06/25/25 21:14 |
| L5 | R1981927-8 | L5 | 06/25/25 21:31 |
| L4 | R1981927-7 | L4 | 06/25/25 21:48 |
| L3 | R1981927-6 | L3 | 06/25/25 22:04 |
| L2 | R1981927-5 | L2 | 06/25/25 22:24 |
| L1 | R1981927-3 | L1 | 06/25/25 22:41 |
| ICV Quant Report | R1981927-1 | ICV | 06/25/25 22:58 |

# Instrument Performance Check (Tune) Summary
# Form 5
# Semivolatiles
# Decafluorotriphenylphosphine (DFTPP)

| | | | |
|---|---|---|---|
| **Client** | : Roux Env. Eng. & Geology, DPC | **Lab Number** | : L2555281 |
| **Project Name** | : CORAM MATERIALS | **Project Number** | : 2232.0006Y005 |
| **Instrument ID** | : SV119 | **Analysis Date** | : 09/05/25 12:37 |
| **Tune Standard** | : WG2111182-1 | **Tune File ID** | : deg0905b_tune |

| m/e | Ion Abundance Criteria | %Relative Abundance |
|---|---|---|
| 51 | 10.0 - 80.0% of Base Peak | 52.9 |
| 68 | Less than 2.0% of mass 69 | 0.9 (1.9 )1 |
| 69 | | 100 |
| 70 | Less than 2.0% of mass 69 | 0.1 (.3 )1 |
| 127 | 10.0 - 80.0% of Base Peak | 53.9 |
| 197 | Less than 2.0% of mass 198 | 0 |
| 198 | Base Peak, or >50% of mass 442 | 100 |
| 199 | 5.0 - 9.0% of mass 198 | 7 |
| 275 | 10.0 - 60.0% of Base Peak | 25.3 |
| 365 | Greater than 1.0% of mass 198 | 2.7 |
| 441 | Present, but less than 24% of mass 442 | 18.5 |
| 442 | Base Peak, or >50% of mass 198 | 78.4 |
| 443 | 15.0 - 24.0% of mass 442 | 14.2 (18.1)2 |

1-Value is % of mass 69 2-Value is % of mass 442

**This Check Applies to the following Samples, MS, MSD, Blanks, and Standards:**

| Client Sample ID | Lab Sample ID | File ID | Analysis Date/Time |
|---|---|---|---|
| WG2111182-4TFACTOR-B | WG2111182-4 | DEG0905B | 09/05/25 12:37 |
| WG2111182-5TFACTOR-P | WG2111182-5 | DEG0905B | 09/05/25 12:37 |
| WG2111182-3CCAL | WG2111182-3 | CCV0905B | 09/05/25 12:56 |
| WG2110785-2LCS | WG2110785-2 | 110785-2 | 09/05/25 16:23 |
| WG2110785-3LCSD | WG2110785-3 | 110785-3 | 09/05/25 16:40 |
| WG2110785-1BLANK | WG2110785-1 | 110785-1 | 09/05/25 16:57 |
| MP-1 | L2555281-01 | 55281-01 | 09/05/25 17:31 |
| DUP_090325 | L2555281-02 | 55281-02 | 09/05/25 17:48 |
| MP-1D | L2555281-03 | 55281-03 | 09/05/25 18:05 |
| MW-1SR | L2555281-04 | 55281-04 | 09/05/25 18:22 |

# Internal Standard Area and RT Summary
# Form 8a
# Semivolatiles

| | | | |
|---|---|---|---|
| **Client** | : Roux Env. Eng. & Geology, DPC | **Lab Number** | : L2555281 |
| **Project Name** | : CORAM MATERIALS | **Project Number** | : 2232.0006Y005 |
| **Instrument ID** | : SV119 | **Analysis Date** | : 09/05/25 12:56:00 |
| **Sample No** | : WG2111182-3 | **Lab File ID** | : CCV0905B |

| | 1,4-Dichlorobenzene-d4 | | Naphthalene-d8 | | Acenaphthene-d10 | |
|---|---|---|---|---|---|---|
| | Area | RT | Area | RT | Area | RT |
| WG2111182-3 | 186973 | 2.23 | 685748 | 2.89 | 411948 | 3.86 |
| Upper Limit | 373946 | 2.73 | 1371496 | 3.39 | 823896 | 4.36 |
| Lower Limit | 93487 | 1.73 | 342874 | 2.39 | 205974 | 3.36 |
| Sample ID | | | | | | |
| WG2110785-2 LCS | 179429 | 2.23 | 671603 | 2.89 | 422037 | 3.86 |
| WG2110785-3 LCSD | 167618 | 2.23 | 610749 | 2.89 | 274571 | 3.86 |
| WG2110785-1 BLANK | 122001 | 2.23 | 432577 | 2.89 | 409559 | 3.86 |
| MP-1 | 174497 | 2.23 | 620311 | 2.89 | 353901 | 3.86 |
| DUP_090325 | 191803 | 2.23 | 690278 | 2.89 | 420861 | 3.86 |
| MP-1D | 149125 | 2.23 | 627371 | 2.89 | 382670 | 3.86 |
| MW-1SR | 170551 | 2.23 | 420748 | 2.89 | 266172 | 3.86 |

Area Upper Limit = +100% of internal standard area
Area Lower Limit = - 50% of internal standard area

RT Upper Limit = +0.50 minutes of internal standard RT
RT Lower Limit = -0.50 minutes of internal standard RT

* Values outside of QC limits

# Internal Standard Area and RT Summary
# Form 8a
# Semivolatiles

| | | | |
|---|---|---|---|
| **Client** | : Roux Env. Eng. & Geology, DPC | **Lab Number** | : L2555281 |
| **Project Name** | : CORAM MATERIALS | **Project Number** | : 2232.0006Y005 |
| **Instrument ID** | : SV119 | **Analysis Date** | : 09/05/25 12:56:00 |
| **Sample No** | : WG2111182-3 | **Lab File ID** | : CCV0905B |

| | Phenanthrene-d10 | | Chrysene-d12 | | Perylene-d12 | |
|---|---|---|---|---|---|---|
| | Area | RT | Area | RT | Area | RT |
| WG2111182-3 | 860767 | 4.69 | 852026 | 6.29 | 865644 | 7.48 |
| Upper Limit | 1721534 | 5.19 | 1704052 | 6.79 | 1731288 | 7.98 |
| Lower Limit | 430384 | 4.19 | 426013 | 5.79 | 432822 | 6.98 |
| Sample ID | | | | | | |
| WG2110785-2 LCS | 667382 | 4.69 | 688476 | 6.27 | 684139 | 7.47 |
| WG2110785-3 LCSD | 604590 | 4.70 | 620945 | 6.27 | 621345 | 7.47 |
| WG2110785-1 BLANK | 911102 | 4.70 | 914160 | 6.27 | 665271 | 7.47 |
| MP-1 | 616920 | 4.70 | 670915 | 6.27 | 657537 | 7.47 |
| DUP_090325 | 653136 | 4.69 | 724985 | 6.27 | 692821 | 7.47 |
| MP-1D | 828284 | 4.69 | 669456 | 6.27 | 668520 | 7.47 |
| MW-1SR | 603968 | 4.70 | 916197 | 6.27 | 888083 | 7.47 |

Area Upper Limit = +100% of internal standard area
Area Lower Limit = - 50% of internal standard area

RT Upper Limit = +0.50 minutes of internal standard RT
RT Lower Limit = -0.50 minutes of internal standard RT

* Values outside of QC limits

**Date Created:** 04/17/25
**Created By:** Jason Hebert
**File:** PM19302-1
**Page:** 1

## EPA 8270E Low Level PAH (RVT) (WATER)

**Holding Time:** 7 days
**Container/Sample Preservation:** 2 - Amber 100ml unpreserved

| Analyte | CAS # | RL | MDL | Units | LCS Criteria | LCS RPD | MS Criteria | MS RPD | Duplicate RPD | Surrogate Criteria | | |
|---|---|---|---|---|---|---|---|---|---|---|---|---|
| Acenaphthene | 83-32-9 | 0.1 | 0.0235 | ug/l | 40-140 | 40 | 40-140 | 40 | 40 | | | |
| 2-Chloronaphthalene | 91-58-7 | 0.2 | 0.0227 | ug/l | 40-140 | 40 | 40-140 | 40 | 40 | | | |
| Fluoranthene | 206-44-0 | 0.1 | 0.0272 | ug/l | 40-140 | 40 | 40-140 | 40 | 40 | | | |
| Hexachlorobutadiene | 87-68-3 | 0.5 | 0.02 | ug/l | 40-140 | 40 | 40-140 | 40 | 40 | | | |
| Naphthalene | 91-20-3 | 0.1 | 0.0245 | ug/l | 40-140 | 40 | 40-140 | 40 | 40 | | | |
| Benzo(a)anthracene | 56-55-3 | 0.1 | 0.0295 | ug/l | 40-140 | 40 | 40-140 | 40 | 40 | | | |
| Benzo(a)pyrene | 50-32-8 | 0.1 | 0.024 | ug/l | 40-140 | 40 | 40-140 | 40 | 40 | | | |
| Benzo(b)fluoranthene | 205-99-2 | 0.1 | 0.0272 | ug/l | 40-140 | 40 | 40-140 | 40 | 40 | | | |
| Benzo(k)fluoranthene | 207-08-9 | 0.1 | 0.0338 | ug/l | 40-140 | 40 | 40-140 | 40 | 40 | | | |
| Chrysene | 218-01-9 | 0.1 | 0.031 | ug/l | 40-140 | 40 | 40-140 | 40 | 40 | | | |
| Acenaphthylene | 208-96-8 | 0.1 | 0.0205 | ug/l | 40-140 | 40 | 40-140 | 40 | 40 | | | |
| Anthracene | 120-12-7 | 0.1 | 0.0239 | ug/l | 40-140 | 40 | 40-140 | 40 | 40 | | | |
| Benzo(ghi)perylene | 191-24-2 | 0.1 | 0.0237 | ug/l | 40-140 | 40 | 40-140 | 40 | 40 | | | |
| Fluorene | 86-73-7 | 0.1 | 0.0255 | ug/l | 40-140 | 40 | 40-140 | 40 | 40 | | | |
| Phenanthrene | 85-01-8 | 0.1 | 0.0392 | ug/l | 40-140 | 40 | 40-140 | 40 | 40 | | | |
| Dibenzo(a,h)anthracene | 53-70-3 | 0.1 | 0.0235 | ug/l | 40-140 | 40 | 40-140 | 40 | 40 | | | |
| Indeno(1,2,3-cd)Pyrene | 193-39-5 | 0.1 | 0.022 | ug/l | 40-140 | 40 | 40-140 | 40 | 40 | | | |
| Pyrene | 129-00-0 | 0.1 | 0.0425 | ug/l | 40-140 | 40 | 40-140 | 40 | 40 | | | |
| 1-Methylnaphthalene | 90-12-0 | 0.1 | 0.0251 | ug/l | 40-140 | 40 | 40-140 | 40 | 40 | | | |
| 2-Methylnaphthalene | 91-57-6 | 0.1 | 0.0277 | ug/l | 40-140 | 40 | 40-140 | 40 | 40 | | | |
| Pentachlorophenol | 87-86-5 | 0.8 | 0.0565 | ug/l | 40-140 | 40 | 40-140 | 40 | 40 | | | |
| Hexachlorobenzene | 118-74-1 | 0.8 | 0.0134 | ug/l | 40-140 | 40 | 40-140 | 40 | 40 | | | |
| Hexachloroethane | 67-72-1 | 0.8 | 0.0224 | ug/l | 40-140 | 40 | 40-140 | 40 | 40 | | | |
| *2-Fluorophenol* | *367-12-4* | | | | | | | | | *21-120* | | |
| *Phenol-d6* | *13127-88-3* | | | | | | | | | *10-120* | | |
| *Nitrobenzene-d5* | *4165-60-0* | | | | | | | | | *23-120* | | |
| *2-Fluorobiphenyl* | *321-60-8* | | | | | | | | | *15-120* | | |
| *2,4,6-Tribromophenol* | *118-79-6* | | | | | | | | | *10-120* | | |
| *4-Terphenyl-d14* | *1718-51-0* | | | | | | | | | *41-149* | | |

***Please Note that the RL information provided in this table is calculated using a 100% Solids factor.*** ***(Soil/Solids only)***
***Please Note that the information provided in this table is subject to change at anytime at the discretion of Pace Analytical Services.***

# Semivolatile Sample Data

# Results Summary
# Form 1
# Semivolatile Organics by GC/MS-SIM

| | | | |
|---|---|---|---|
| Client | : Roux Env. Eng. & Geology, DPC | Lab Number | : L2555281 |
| Project Name | : CORAM MATERIALS | Project Number | : 2232.0006Y005 |
| Lab ID | : L2555281-01 | Date Collected | : 09/03/25 11:00 |
| Client ID | : MP-1 | Date Received | : 09/03/25 |
| Sample Location | : 416 MILLER PLACE-YAPHANK RD. | Date Analyzed | : 09/05/25 17:31 |
| Sample Matrix | : WATER | Date Extracted | : 09/04/25 |
| Analytical Method | : 1,8270E-SIM | Dilution Factor | : 1 |
| Lab File ID | : 55281-01 | Analyst | : CSN |
| Sample Amount | : 100 ml | Instrument ID | : SV119 |
| Extraction Method | : EPA 3510C | GC Column | : RXI-5SilM |
| Extract Volume | : 1000 uL | %Solids | : N/A |
| GPC Cleanup | : N | Injection Volume | : 1 uL |

| | | ug/L | | | |
|---|---|---|---|---|---|
| CAS NO. | Parameter | Results | RL | MDL | Qualifier |
| 83-32-9 | Acenaphthene | ND | 0.10 | 0.02 | U |
| 91-58-7 | 2-Chloronaphthalene | ND | 0.20 | 0.02 | U |
| 206-44-0 | Fluoranthene | ND | 0.10 | 0.03 | U |
| 87-68-3 | Hexachlorobutadiene | ND | 0.50 | 0.02 | U |
| 91-20-3 | Naphthalene | ND | 0.10 | 0.02 | U |
| 56-55-3 | Benzo(a)anthracene | ND | 0.10 | 0.03 | U |
| 50-32-8 | Benzo(a)pyrene | ND | 0.10 | 0.02 | U |
| 205-99-2 | Benzo(b)fluoranthene | ND | 0.10 | 0.03 | U |
| 207-08-9 | Benzo(k)fluoranthene | ND | 0.10 | 0.03 | U |
| 218-01-9 | Chrysene | ND | 0.10 | 0.03 | U |
| 208-96-8 | Acenaphthylene | ND | 0.10 | 0.02 | U |
| 120-12-7 | Anthracene | ND | 0.10 | 0.02 | U |
| 191-24-2 | Benzo(ghi)perylene | ND | 0.10 | 0.02 | U |
| 86-73-7 | Fluorene | ND | 0.10 | 0.03 | U |
| 85-01-8 | Phenanthrene | ND | 0.10 | 0.04 | U |
| 53-70-3 | Dibenzo(a,h)anthracene | ND | 0.10 | 0.02 | U |
| 193-39-5 | Indeno(1,2,3-cd)pyrene | ND | 0.10 | 0.02 | U |
| 129-00-0 | Pyrene | ND | 0.10 | 0.04 | U |
| 91-57-6 | 2-Methylnaphthalene | ND | 0.10 | 0.03 | U |
| 87-86-5 | Pentachlorophenol | ND | 0.80 | 0.06 | U |
| 118-74-1 | Hexachlorobenzene | ND | 0.80 | 0.01 | U |
| 67-72-1 | Hexachloroethane | ND | 0.80 | 0.02 | U |

# Results Summary
# Form 1
# Semivolatile Organics by GC/MS-SIM

| | | | |
|---|---|---|---|
| **Client** | : Roux Env. Eng. & Geology, DPC | **Lab Number** | : L2555281 |
| **Project Name** | : CORAM MATERIALS | **Project Number** | : 2232.0006Y005 |
| **Lab ID** | : L2555281-01 | **Date Collected** | : 09/03/25 11:00 |
| **Client ID** | : MP-1 | **Date Received** | : 09/03/25 |
| **Sample Location** | : 416 MILLER PLACE-YAPHANK RD. | **Date Analyzed** | : 09/05/25 17:31 |
| **Sample Matrix** | : WATER | **Date Extracted** | : 09/04/25 |
| **Analytical Method** | : 1,8270E-SIM | **Dilution Factor** | : 1 |
| **Lab File ID** | : 55281-01 | **Analyst** | : CSN |
| **Sample Amount** | : 100 ml | **Instrument ID** | : SV119 |
| **Extraction Method** | : EPA 3510C | **GC Column** | : RXI-5SilM |
| **Extract Volume** | : 1000 uL | **%Solids** | : N/A |
| **GPC Cleanup** | : N | **Injection Volume** | : 1 uL |

| | | ug/L | | | |
|---|---|---|---|---|---|
| **CAS NO.** | **Parameter** | **Results** | **RL** | **MDL** | **Qualifier** |
| 111-44-4 | Bis(2-chloroethyl)ether | ND | 0.10 | 0.05 | U |

# Results Summary
# Form 1
# Semivolatile Organics by GC/MS-SIM

| | | | |
|---|---|---|---|
| Client | : Roux Env. Eng. & Geology, DPC | Lab Number | : L2555281 |
| Project Name | : CORAM MATERIALS | Project Number | : 2232.0006Y005 |
| Lab ID | : L2555281-02 | Date Collected | : 09/03/25 12:00 |
| Client ID | : DUP_090325 | Date Received | : 09/03/25 |
| Sample Location | : 416 MILLER PLACE-YAPHANK RD. | Date Analyzed | : 09/05/25 17:48 |
| Sample Matrix | : WATER | Date Extracted | : 09/04/25 |
| Analytical Method | : 1,8270E-SIM | Dilution Factor | : 1 |
| Lab File ID | : 55281-02 | Analyst | : CSN |
| Sample Amount | : 100 ml | Instrument ID | : SV119 |
| Extraction Method | : EPA 3510C | GC Column | : RXI-5SilM |
| Extract Volume | : 1000 uL | %Solids | : N/A |
| GPC Cleanup | : N | Injection Volume | : 1 uL |

| | | ug/L | | | |
|---|---|---|---|---|---|
| CAS NO. | Parameter | Results | RL | MDL | Qualifier |
| 83-32-9 | Acenaphthene | ND | 0.10 | 0.02 | U |
| 91-58-7 | 2-Chloronaphthalene | ND | 0.20 | 0.02 | U |
| 206-44-0 | Fluoranthene | ND | 0.10 | 0.03 | U |
| 87-68-3 | Hexachlorobutadiene | ND | 0.50 | 0.02 | U |
| 91-20-3 | Naphthalene | ND | 0.10 | 0.02 | U |
| 56-55-3 | Benzo(a)anthracene | ND | 0.10 | 0.03 | U |
| 50-32-8 | Benzo(a)pyrene | ND | 0.10 | 0.02 | U |
| 205-99-2 | Benzo(b)fluoranthene | ND | 0.10 | 0.03 | U |
| 207-08-9 | Benzo(k)fluoranthene | ND | 0.10 | 0.03 | U |
| 218-01-9 | Chrysene | ND | 0.10 | 0.03 | U |
| 208-96-8 | Acenaphthylene | ND | 0.10 | 0.02 | U |
| 120-12-7 | Anthracene | ND | 0.10 | 0.02 | U |
| 191-24-2 | Benzo(ghi)perylene | ND | 0.10 | 0.02 | U |
| 86-73-7 | Fluorene | ND | 0.10 | 0.03 | U |
| 85-01-8 | Phenanthrene | ND | 0.10 | 0.04 | U |
| 53-70-3 | Dibenzo(a,h)anthracene | ND | 0.10 | 0.02 | U |
| 193-39-5 | Indeno(1,2,3-cd)pyrene | ND | 0.10 | 0.02 | U |
| 129-00-0 | Pyrene | ND | 0.10 | 0.04 | U |
| 91-57-6 | 2-Methylnaphthalene | ND | 0.10 | 0.03 | U |
| 87-86-5 | Pentachlorophenol | ND | 0.80 | 0.06 | U |
| 118-74-1 | Hexachlorobenzene | ND | 0.80 | 0.01 | U |
| 67-72-1 | Hexachloroethane | ND | 0.80 | 0.02 | U |

# Results Summary
# Form 1
# Semivolatile Organics by GC/MS-SIM

| | | | |
|---|---|---|---|
| **Client** | : Roux Env. Eng. & Geology, DPC | **Lab Number** | : L2555281 |
| **Project Name** | : CORAM MATERIALS | **Project Number** | : 2232.0006Y005 |
| **Lab ID** | : L2555281-02 | **Date Collected** | : 09/03/25 12:00 |
| **Client ID** | : DUP_090325 | **Date Received** | : 09/03/25 |
| **Sample Location** | : 416 MILLER PLACE-YAPHANK RD. | **Date Analyzed** | : 09/05/25 17:48 |
| **Sample Matrix** | : WATER | **Date Extracted** | : 09/04/25 |
| **Analytical Method** | : 1,8270E-SIM | **Dilution Factor** | : 1 |
| **Lab File ID** | : 55281-02 | **Analyst** | : CSN |
| **Sample Amount** | : 100 ml | **Instrument ID** | : SV119 |
| **Extraction Method** | : EPA 3510C | **GC Column** | : RXI-5SilM |
| **Extract Volume** | : 1000 uL | **%Solids** | : N/A |
| **GPC Cleanup** | : N | **Injection Volume** | : 1 uL |

| | | ug/L | | | |
|---|---|---|---|---|---|
| **CAS NO.** | **Parameter** | **Results** | **RL** | **MDL** | **Qualifier** |
| 111-44-4 | Bis(2-chloroethyl)ether | ND | 0.10 | 0.05 | U |

# Results Summary
# Form 1
# Semivolatile Organics by GC/MS-SIM

| | | | |
|---|---|---|---|
| Client | : Roux Env. Eng. & Geology, DPC | Lab Number | : L2555281 |
| Project Name | : CORAM MATERIALS | Project Number | : 2232.0006Y005 |
| Lab ID | : L2555281-03 | Date Collected | : 09/03/25 11:25 |
| Client ID | : MP-1D | Date Received | : 09/03/25 |
| Sample Location | : 416 MILLER PLACE-YAPHANK RD. | Date Analyzed | : 09/05/25 18:05 |
| Sample Matrix | : WATER | Date Extracted | : 09/04/25 |
| Analytical Method | : 1,8270E-SIM | Dilution Factor | : 1 |
| Lab File ID | : 55281-03 | Analyst | : CSN |
| Sample Amount | : 100 ml | Instrument ID | : SV119 |
| Extraction Method | : EPA 3510C | GC Column | : RXI-5SilM |
| Extract Volume | : 1000 uL | %Solids | : N/A |
| GPC Cleanup | : N | Injection Volume | : 1 uL |

| | | ug/L | | | |
|---|---|---|---|---|---|
| CAS NO. | Parameter | Results | RL | MDL | Qualifier |
| 83-32-9 | Acenaphthene | ND | 0.10 | 0.02 | U |
| 91-58-7 | 2-Chloronaphthalene | ND | 0.20 | 0.02 | U |
| 206-44-0 | Fluoranthene | ND | 0.10 | 0.03 | U |
| 87-68-3 | Hexachlorobutadiene | ND | 0.50 | 0.02 | U |
| 91-20-3 | Naphthalene | ND | 0.10 | 0.02 | U |
| 56-55-3 | Benzo(a)anthracene | ND | 0.10 | 0.03 | U |
| 50-32-8 | Benzo(a)pyrene | ND | 0.10 | 0.02 | U |
| 205-99-2 | Benzo(b)fluoranthene | ND | 0.10 | 0.03 | U |
| 207-08-9 | Benzo(k)fluoranthene | ND | 0.10 | 0.03 | U |
| 218-01-9 | Chrysene | ND | 0.10 | 0.03 | U |
| 208-96-8 | Acenaphthylene | ND | 0.10 | 0.02 | U |
| 120-12-7 | Anthracene | ND | 0.10 | 0.02 | U |
| 191-24-2 | Benzo(ghi)perylene | ND | 0.10 | 0.02 | U |
| 86-73-7 | Fluorene | ND | 0.10 | 0.03 | U |
| 85-01-8 | Phenanthrene | ND | 0.10 | 0.04 | U |
| 53-70-3 | Dibenzo(a,h)anthracene | ND | 0.10 | 0.02 | U |
| 193-39-5 | Indeno(1,2,3-cd)pyrene | ND | 0.10 | 0.02 | U |
| 129-00-0 | Pyrene | ND | 0.10 | 0.04 | U |
| 91-57-6 | 2-Methylnaphthalene | ND | 0.10 | 0.03 | U |
| 87-86-5 | Pentachlorophenol | ND | 0.80 | 0.06 | U |
| 118-74-1 | Hexachlorobenzene | ND | 0.80 | 0.01 | U |
| 67-72-1 | Hexachloroethane | ND | 0.80 | 0.02 | U |

# Results Summary
# Form 1
# Semivolatile Organics by GC/MS-SIM

| | | | |
|---|---|---|---|
| **Client** | : Roux Env. Eng. & Geology, DPC | **Lab Number** | : L2555281 |
| **Project Name** | : CORAM MATERIALS | **Project Number** | : 2232.0006Y005 |
| **Lab ID** | : L2555281-03 | **Date Collected** | : 09/03/25 11:25 |
| **Client ID** | : MP-1D | **Date Received** | : 09/03/25 |
| **Sample Location** | : 416 MILLER PLACE-YAPHANK RD. | **Date Analyzed** | : 09/05/25 18:05 |
| **Sample Matrix** | : WATER | **Date Extracted** | : 09/04/25 |
| **Analytical Method** | : 1,8270E-SIM | **Dilution Factor** | : 1 |
| **Lab File ID** | : 55281-03 | **Analyst** | : CSN |
| **Sample Amount** | : 100 ml | **Instrument ID** | : SV119 |
| **Extraction Method** | : EPA 3510C | **GC Column** | : RXI-5SilM |
| **Extract Volume** | : 1000 uL | **%Solids** | : N/A |
| **GPC Cleanup** | : N | **Injection Volume** | : 1 uL |

| | | ug/L | | | |
|---|---|---|---|---|---|
| **CAS NO.** | **Parameter** | **Results** | **RL** | **MDL** | **Qualifier** |
| 111-44-4 | Bis(2-chloroethyl)ether | ND | 0.10 | 0.05 | U |

# Results Summary
# Form 1
# Semivolatile Organics by GC/MS-SIM

| | | | |
|---|---|---|---|
| Client | : Roux Env. Eng. & Geology, DPC | Lab Number | : L2555281 |
| Project Name | : CORAM MATERIALS | Project Number | : 2232.0006Y005 |
| Lab ID | : L2555281-04 | Date Collected | : 09/03/25 09:10 |
| Client ID | : MW-1SR | Date Received | : 09/03/25 |
| Sample Location | : 416 MILLER PLACE-YAPHANK RD. | Date Analyzed | : 09/05/25 18:22 |
| Sample Matrix | : WATER | Date Extracted | : 09/04/25 |
| Analytical Method | : 1,8270E-SIM | Dilution Factor | : 1 |
| Lab File ID | : 55281-04 | Analyst | : CSN |
| Sample Amount | : 100 ml | Instrument ID | : SV119 |
| Extraction Method | : EPA 3510C | GC Column | : RXI-5SilM |
| Extract Volume | : 1000 uL | %Solids | : N/A |
| GPC Cleanup | : N | Injection Volume | : 1 uL |

| | | ug/L | | | |
|---|---|---|---|---|---|
| CAS NO. | Parameter | Results | RL | MDL | Qualifier |
| 83-32-9 | Acenaphthene | ND | 0.10 | 0.02 | U |
| 91-58-7 | 2-Chloronaphthalene | ND | 0.20 | 0.02 | U |
| 206-44-0 | Fluoranthene | ND | 0.10 | 0.03 | U |
| 87-68-3 | Hexachlorobutadiene | ND | 0.50 | 0.02 | U |
| 91-20-3 | Naphthalene | ND | 0.10 | 0.02 | U |
| 56-55-3 | Benzo(a)anthracene | ND | 0.10 | 0.03 | U |
| 50-32-8 | Benzo(a)pyrene | ND | 0.10 | 0.02 | U |
| 205-99-2 | Benzo(b)fluoranthene | ND | 0.10 | 0.03 | U |
| 207-08-9 | Benzo(k)fluoranthene | ND | 0.10 | 0.03 | U |
| 218-01-9 | Chrysene | ND | 0.10 | 0.03 | U |
| 208-96-8 | Acenaphthylene | ND | 0.10 | 0.02 | U |
| 120-12-7 | Anthracene | ND | 0.10 | 0.02 | U |
| 191-24-2 | Benzo(ghi)perylene | ND | 0.10 | 0.02 | U |
| 86-73-7 | Fluorene | ND | 0.10 | 0.03 | U |
| 85-01-8 | Phenanthrene | ND | 0.10 | 0.04 | U |
| 53-70-3 | Dibenzo(a,h)anthracene | ND | 0.10 | 0.02 | U |
| 193-39-5 | Indeno(1,2,3-cd)pyrene | ND | 0.10 | 0.02 | U |
| 129-00-0 | Pyrene | ND | 0.10 | 0.04 | U |
| 91-57-6 | 2-Methylnaphthalene | ND | 0.10 | 0.03 | U |
| 87-86-5 | Pentachlorophenol | ND | 0.80 | 0.06 | U |
| 118-74-1 | Hexachlorobenzene | ND | 0.80 | 0.01 | U |
| 67-72-1 | Hexachloroethane | ND | 0.80 | 0.02 | U |

# Results Summary
# Form 1
# Semivolatile Organics by GC/MS-SIM

| | | | |
|---|---|---|---|
| **Client** | : Roux Env. Eng. & Geology, DPC | **Lab Number** | : L2555281 |
| **Project Name** | : CORAM MATERIALS | **Project Number** | : 2232.0006Y005 |
| **Lab ID** | : L2555281-04 | **Date Collected** | : 09/03/25 09:10 |
| **Client ID** | : MW-1SR | **Date Received** | : 09/03/25 |
| **Sample Location** | : 416 MILLER PLACE-YAPHANK RD. | **Date Analyzed** | : 09/05/25 18:22 |
| **Sample Matrix** | : WATER | **Date Extracted** | : 09/04/25 |
| **Analytical Method** | : 1,8270E-SIM | **Dilution Factor** | : 1 |
| **Lab File ID** | : 55281-04 | **Analyst** | : CSN |
| **Sample Amount** | : 100 ml | **Instrument ID** | : SV119 |
| **Extraction Method** | : EPA 3510C | **GC Column** | : RXI-5SilM |
| **Extract Volume** | : 1000 uL | **%Solids** | : N/A |
| **GPC Cleanup** | : N | **Injection Volume** | : 1 uL |

| | | ug/L | | | |
|---|---|---|---|---|---|
| **CAS NO.** | **Parameter** | **Results** | **RL** | **MDL** | **Qualifier** |
| 111-44-4 | Bis(2-chloroethyl)ether | ND | 0.10 | 0.05 | U |

# Results Summary
# Form 1
# Semivolatile Organics by GC/MS-SIM

| | | | |
|---|---|---|---|
| Client | : Roux Env. Eng. & Geology, DPC | Lab Number | : L2555281 |
| Project Name | : CORAM MATERIALS | Project Number | : 2232.0006Y005 |
| Lab ID | : WG2110785-1 | Date Collected | : NA |
| Client ID | : WG2110785-1BLANK | Date Received | : NA |
| Sample Location | : | Date Analyzed | : 09/05/25 16:57 |
| Sample Matrix | : WATER | Date Extracted | : 09/04/25 |
| Analytical Method | : 1,8270E-SIM | Dilution Factor | : 1 |
| Lab File ID | : 110785-1 | Analyst | : CSN |
| Sample Amount | : 100 ml | Instrument ID | : SV119 |
| Extraction Method | : EPA 3510C | GC Column | : RXI-5SilM |
| Extract Volume | : 1000 uL | %Solids | : N/A |
| GPC Cleanup | : N | Injection Volume | : 1 uL |

| | | ug/L | | | |
|---|---|---|---|---|---|
| CAS NO. | Parameter | Results | RL | MDL | Qualifier |
| 83-32-9 | Acenaphthene | ND | 0.10 | 0.02 | U |
| 91-58-7 | 2-Chloronaphthalene | ND | 0.20 | 0.02 | U |
| 206-44-0 | Fluoranthene | ND | 0.10 | 0.03 | U |
| 87-68-3 | Hexachlorobutadiene | ND | 0.50 | 0.02 | U |
| 91-20-3 | Naphthalene | ND | 0.10 | 0.02 | U |
| 56-55-3 | Benzo(a)anthracene | ND | 0.10 | 0.03 | U |
| 50-32-8 | Benzo(a)pyrene | ND | 0.10 | 0.02 | U |
| 205-99-2 | Benzo(b)fluoranthene | ND | 0.10 | 0.03 | U |
| 207-08-9 | Benzo(k)fluoranthene | ND | 0.10 | 0.03 | U |
| 218-01-9 | Chrysene | ND | 0.10 | 0.03 | U |
| 208-96-8 | Acenaphthylene | ND | 0.10 | 0.02 | U |
| 120-12-7 | Anthracene | ND | 0.10 | 0.02 | U |
| 191-24-2 | Benzo(ghi)perylene | ND | 0.10 | 0.02 | U |
| 86-73-7 | Fluorene | ND | 0.10 | 0.03 | U |
| 85-01-8 | Phenanthrene | ND | 0.10 | 0.04 | U |
| 53-70-3 | Dibenzo(a,h)anthracene | ND | 0.10 | 0.02 | U |
| 193-39-5 | Indeno(1,2,3-cd)pyrene | ND | 0.10 | 0.02 | U |
| 129-00-0 | Pyrene | ND | 0.10 | 0.04 | U |
| 91-57-6 | 2-Methylnaphthalene | ND | 0.10 | 0.03 | U |
| 87-86-5 | Pentachlorophenol | ND | 0.80 | 0.06 | U |
| 118-74-1 | Hexachlorobenzene | ND | 0.80 | 0.01 | U |
| 67-72-1 | Hexachloroethane | ND | 0.80 | 0.02 | U |

# Results Summary
# Form 1
# Semivolatile Organics by GC/MS-SIM

| | | | |
|---|---|---|---|
| **Client** | : Roux Env. Eng. & Geology, DPC | **Lab Number** | : L2555281 |
| **Project Name** | : CORAM MATERIALS | **Project Number** | : 2232.0006Y005 |
| **Lab ID** | : WG2110785-1 | **Date Collected** | : NA |
| **Client ID** | : WG2110785-1BLANK | **Date Received** | : NA |
| **Sample Location** | : | **Date Analyzed** | : 09/05/25 16:57 |
| **Sample Matrix** | : WATER | **Date Extracted** | : 09/04/25 |
| **Analytical Method** | : 1,8270E-SIM | **Dilution Factor** | : 1 |
| **Lab File ID** | : 110785-1 | **Analyst** | : CSN |
| **Sample Amount** | : 100 ml | **Instrument ID** | : SV119 |
| **Extraction Method** | : EPA 3510C | **GC Column** | : RXI-5SilM |
| **Extract Volume** | : 1000 uL | **%Solids** | : N/A |
| **GPC Cleanup** | : N | **Injection Volume** | : 1 uL |

| | | ug/L | | | |
|---|---|---|---|---|---|
| **CAS NO.** | **Parameter** | **Results** | **RL** | **MDL** | **Qualifier** |
| 111-44-4 | Bis(2-chloroethyl)ether | ND | 0.10 | 0.05 | U |

Quantitation Report (QT Reviewed)

Data Path : I:\8270SIM\sv119\250905bRVT\
Data File : 55281-01.D
Acq On : 05 Sep 2025 05:31 pm
Operator : sv119:csn
Sample : L2555281-01,32,,HNY
Misc : WG2111182,WG2110785,ical22426
ALS Vial : 14 Sample Multiplier: 1

Quant Time: Sep 07 12:18:37 2025
Quant Method : I:\8270SIM\sv119\250905bRVT\SIM-RVT_250625_sv119.M
Quant Title : Semivolatiles by GC/MS by modified 8270
QLast Update : Fri Sep 05 13:13:27 2025
Response via : Initial Calibration

CCAL FILE(s) : 1 - I:\8270sim\sv119\250905bRVT\ccv0905b.D
Sub List : DEFAULT - All compounds listed

| Compound | R.T. | QIon | Response | Conc | Units | Dev(Min) |
|---|---|---|---|---|---|---|
| Internal Standards | | | | | | |
| 1) 1,4-Dichlorobenzene-d4 | 2.227 | 152 | 174497 | 4000.000 | ng/ml | 0.00 |
| Standard Area 1 = 186973 | | | Recovery = 93.33% | | | |
| 9) Naphthalene-d8 | 2.887 | 136 | 620311 | 4000.000 | ng/ml | 0.00 |
| Standard Area 1 = 685748 | | | Recovery = 90.46% | | | |
| 18) Acenaphthene-d10 | 3.857 | 164 | 353901 | 4000.000 | ng/ml | 0.00 |
| Standard Area 1 = 411948 | | | Recovery = 85.91% | | | |
| 23) Phenanthrene-d10 | 4.695 | 188 | 616920 | 4000.000 | ng/ml | 0.00 |
| Standard Area 1 = 860767 | | | Recovery = 71.67% | | | |
| 33) Chrysene-d12 | 6.273 | 240 | 670915 | 4000.000 | ng/ml | -0.01 |
| Standard Area 1 = 852026 | | | Recovery = 78.74% | | | |
| 38) Perylene-d12 | 7.470 | 264 | 657537 | 4000.000 | ng/ml | -0.01 |
| Standard Area 1 = 865644 | | | Recovery = 75.96% | | | |
| System Monitoring Compounds | | | | | | |
| 3) 2-Fluorophenol | 1.657 | 112 | 36190 | 717.710 | ng/ml | 0.01 |
| Spiked Amount 2000.000 | Range 15 - 110 | | Recovery = 35.89% | | | |
| 4) Phenol-d6 | 2.055 | 99 | 52825 | 843.405 | ng/ml | 0.00 |
| Spiked Amount 2000.000 | Range 15 - 110 | | Recovery = 42.17% | | | |
| 8) Nitrobenzene-d5 | 2.510 | 82 | 45021 | 784.971 | ng/ml | 0.00 |
| Spiked Amount 1000.000 | Range 30 - 130 | | Recovery = 78.50% | | | |
| 14) 2-Fluorobiphenyl | 3.480 | 172 | 112174 | 806.997 | ng/ml | 0.00 |
| Spiked Amount 1000.000 | Range 30 - 130 | | Recovery = 80.70% | | | |
| 22) 2,4,6-Tribromophenol | 4.302 | 330 | 27083 | 1332.875 | ng/ml | 0.00 |
| Spiked Amount 2000.000 | Range 15 - 110 | | Recovery = 66.64% | | | |
| 32) 4-Terphenyl-d14 | 5.622 | 244 | 130544 | 765.416 | ng/ml | 0.00 |
| Spiked Amount 1000.000 | Range 30 - 130 | | Recovery = 76.54% | | | |

| Target Compounds | | | | Qvalue |
|---|---|---|---|---|
| 5) Bis(2-chloroethyl)ether | 0.000 | 0 | N.D. d | |
| 7) Hexachloroethane | 0.000 | 0 | N.D. | |
| 10) Naphthalene | 0.000 | 0 | N.D. d | |
| 11) Hexachlorobutadiene | 0.000 | 0 | N.D. | |
| 12) 2-Methylnaphthalene | 0.000 | 0 | N.D. d | |
| 15) 2-Chloronaphthalene | 0.000 | 0 | N.D. d | |
| 17) Acenaphthylene | 0.000 | 0 | N.D. | |
| 19) Acenaphthene | 0.000 | 0 | N.D. d | |
| 21) Fluorene | 0.000 | 0 | N.D. d | |
| 25) Hexachlorobenzene | 0.000 | 0 | N.D. d | |

Data Path : I:\8270SIM\sv119\250905bRVT\
Data File : 55281-01.D
Acq On : 05 Sep 2025 05:31 pm
Operator : sv119:csn
Sample : L2555281-01,32,,HNY
Misc : WG2111182,WG2110785,ical22426
ALS Vial : 14 Sample Multiplier: 1

Quant Time: Sep 07 12:18:37 2025
Quant Method : I:\8270SIM\sv119\250905bRVT\SIM-RVT_250625_sv119.M
Quant Title : Semivolatiles by GC/MS by modified 8270
QLast Update : Fri Sep 05 13:13:27 2025
Response via : Initial Calibration

CCAL FILE(s) : 1 - I:\8270sim\sv119\250905bRVT\ccv0905b.D
Sub List : DEFAULT - All compounds listed

| Compound | R.T. | QIon | Response | Conc | Units | Dev(Min) |
|---|---|---|---|---|---|---|
| 26) Pentachlorophenol | 0.000 | | 0 | N.D. | d | |
| 27) Phenanthrene | 0.000 | | 0 | N.D. | d | |
| 28) Anthracene | 0.000 | | 0 | N.D. | d | |
| 29) Fluoranthene | 0.000 | | 0 | N.D. | d | |
| 30) Pyrene | 0.000 | | 0 | N.D. | d | |
| 34) Benzo[a]anthracene | 0.000 | | 0 | N.D. | d | |
| 36) Chrysene | 0.000 | | 0 | N.D. | d | |
| 39) Benzo[b]fluoranthene | 0.000 | | 0 | N.D. | d | |
| 40) Benzo[k]fluoranthene | 0.000 | | 0 | N.D. | | |
| 41) Benzo[a]pyrene | 0.000 | | 0 | N.D. | d | |
| 42) Indeno[1,2,3-cd]pyrene | 0.000 | | 0 | N.D. | | |
| 43) Dibenzo[a,h]anthracene | 0.000 | | 0 | N.D. | | |
| 44) Benzo[g,h,i]perylene | 0.000 | | 0 | N.D. | | |

(#) = qualifier out of range (m) = manual integration (+) = signals summed

Quantitation Report (QT Reviewed)

Data Path : I:\8270SIM\sv119\250905bRVT\
Data File : 55281-01.D
Acq On : 05 Sep 2025 05:31 pm
Operator : sv119:csn
Sample : L2555281-01,32,,HNY
Misc : WG2111182,WG2110785,ical22426
ALS Vial : 14 Sample Multiplier: 1

Quant Time: Sep 07 12:18:37 2025
Quant Method : I:\8270SIM\sv119\250905bRVT\SIM-RVT_250625_sv119.M
Quant Title : Semivolatiles by GC/MS by modified 8270
QLast Update : Fri Sep 05 13:13:27 2025
Response via : Initial Calibration

Sub List : DEFAULT - All compounds listedT\ccv0905b.D•

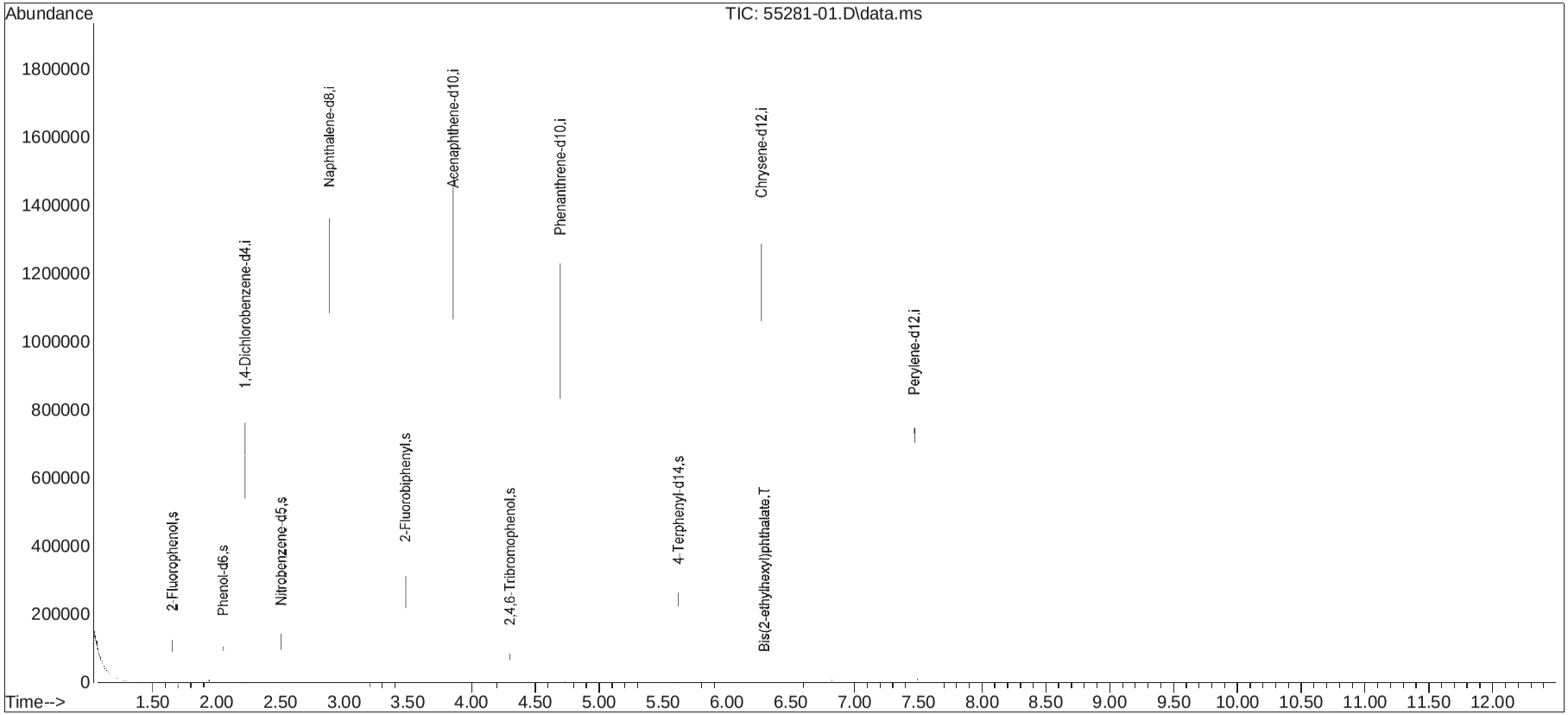

Manual Integration Report

| | | | |
|---|---|---|---|
| Data Path | : I:\8270SIM\sv119\250905bRV | | |
| Data File | : 55281-01.D | Operator | : sv119:csn |
| Date Inj'd | : 9/5/2025 5:31 pm | Instrument | : SV119 |
| Sample | : L2555281-01,32,,HNY | Quant Date | : 9/7/2025 12:16 pm |

There are no manual integrations or false positives in this file.

Quantitation Report (QT Reviewed)

Data Path : I:\8270SIM\sv119\250905bRVT\
Data File : 55281-02.D
Acq On : 05 Sep 2025 05:48 pm
Operator : sv119:csn
Sample : L2555281-02,32,,HNY
Misc : WG2111182,WG2110785,ical22426
ALS Vial : 15 Sample Multiplier: 1

Quant Time: Sep 07 13:02:57 2025
Quant Method : I:\8270SIM\sv119\250905bRVT\SIM-RVT_250625_sv119.M
Quant Title : Semivolatiles by GC/MS by modified 8270
QLast Update : Fri Sep 05 13:13:27 2025
Response via : Initial Calibration

CCAL FILE(s) : 1 - I:\8270sim\sv119\250905bRVT\ccv0905b.D
Sub List : DEFAULT - All compounds listed

| Compound | R.T. | QIon | Response | Conc | Units | Dev(Min) |
|---|---|---|---|---|---|---|
| Internal Standards | | | | | | |
| 1) 1,4-Dichlorobenzene-d4 | 2.227 | 152 | 191803 | 4000.000 | ng/ml | 0.00 |
| Standard Area 1 = 186973 | | | Recovery = 102.58% | | | |
| 9) Naphthalene-d8 | 2.887 | 136 | 690278 | 4000.000 | ng/ml | 0.00 |
| Standard Area 1 = 685748 | | | Recovery = 100.66% | | | |
| 18) Acenaphthene-d10 | 3.856 | 164 | 420861 | 4000.000 | ng/ml | 0.00 |
| Standard Area 1 = 411948 | | | Recovery = 102.16% | | | |
| 23) Phenanthrene-d10 | 4.694 | 188 | 653136 | 4000.000 | ng/ml | 0.00 |
| Standard Area 1 = 860767 | | | Recovery = 75.88% | | | |
| 33) Chrysene-d12 | 6.274 | 240 | 724985 | 4000.000 | ng/ml | -0.01 |
| Standard Area 1 = 852026 | | | Recovery = 85.09% | | | |
| 38) Perylene-d12 | 7.472 | 264 | 692821 | 4000.000 | ng/ml | 0.00 |
| Standard Area 1 = 865644 | | | Recovery = 80.04% | | | |
| System Monitoring Compounds | | | | | | |
| 3) 2-Fluorophenol | 1.657 | 112 | 50614 | 913.196 | ng/ml | 0.01 |
| Spiked Amount 2000.000 | Range 15 - 110 | | Recovery = 45.66% | | | |
| 4) Phenol-d6 | 2.055 | 99 | 49435 | 718.065 | ng/ml | 0.00 |
| Spiked Amount 2000.000 | Range 15 - 110 | | Recovery = 35.90% | | | |
| 8) Nitrobenzene-d5 | 2.510 | 82 | 44072 | 699.091 | ng/ml | 0.00 |
| Spiked Amount 1000.000 | Range 30 - 130 | | Recovery = 69.91% | | | |
| 14) 2-Fluorobiphenyl | 3.480 | 172 | 111330 | 719.743 | ng/ml | 0.00 |
| Spiked Amount 1000.000 | Range 30 - 130 | | Recovery = 71.97% | | | |
| 22) 2,4,6-Tribromophenol | 4.304 | 330 | 32776 | 1356.412 | ng/ml | 0.00 |
| Spiked Amount 2000.000 | Range 15 - 110 | | Recovery = 67.82% | | | |
| 32) 4-Terphenyl-d14 | 5.624 | 244 | 120962 | 669.907 | ng/ml | 0.00 |
| Spiked Amount 1000.000 | Range 30 - 130 | | Recovery = 66.99% | | | |
| Target Compounds | | | | | | Qvalue |
| 5) Bis(2-chloroethyl)ether | 0.000 | | 0 | N.D. | | |
| 7) Hexachloroethane | 0.000 | | 0 | N.D. | | |
| 10) Naphthalene | 0.000 | | 0 | N.D. | d | |
| 11) Hexachlorobutadiene | 0.000 | | 0 | N.D. | | |
| 12) 2-Methylnaphthalene | 0.000 | | 0 | N.D. | d | |
| 15) 2-Chloronaphthalene | 0.000 | | 0 | N.D. | d | |
| 17) Acenaphthylene | 0.000 | | 0 | N.D. | d | |
| 19) Acenaphthene | 0.000 | | 0 | N.D. | d | |
| 21) Fluorene | 0.000 | | 0 | N.D. | d | |
| 25) Hexachlorobenzene | 0.000 | | 0 | N.D. | d | |

Quantitation Report (QT Reviewed)

Data Path : I:\8270SIM\sv119\250905bRVT\
Data File : 55281-02.D
Acq On : 05 Sep 2025 05:48 pm
Operator : sv119:csn
Sample : L2555281-02,32,,HNY
Misc : WG2111182,WG2110785,ical22426
ALS Vial : 15 Sample Multiplier: 1

Quant Time: Sep 07 13:02:57 2025
Quant Method : I:\8270SIM\sv119\250905bRVT\SIM-RVT_250625_sv119.M
Quant Title : Semivolatiles by GC/MS by modified 8270
QLast Update : Fri Sep 05 13:13:27 2025
Response via : Initial Calibration

CCAL FILE(s) : 1 - I:\8270sim\sv119\250905bRVT\ccv0905b.D
Sub List : DEFAULT - All compounds listed

| Compound | R.T. | QIon | Response | Conc | Units | Dev(Min) |
|---|---|---|---|---|---|---|
| 26) Pentachlorophenol | 0.000 | | 0 | N.D. | | |
| 27) Phenanthrene | 0.000 | | 0 | N.D. | d | |
| 28) Anthracene | 0.000 | | 0 | N.D. | d | |
| 29) Fluoranthene | 0.000 | | 0 | N.D. | d | |
| 30) Pyrene | 0.000 | | 0 | N.D. | d | |
| 34) Benzo[a]anthracene | 0.000 | | 0 | N.D. | d | |
| 36) Chrysene | 0.000 | | 0 | N.D. | d | |
| 39) Benzo[b]fluoranthene | 0.000 | | 0 | N.D. | d | |
| 40) Benzo[k]fluoranthene | 0.000 | | 0 | N.D. | d | |
| 41) Benzo[a]pyrene | 0.000 | | 0 | N.D. | d | |
| 42) Indeno[1,2,3-cd]pyrene | 0.000 | | 0 | N.D. | | |
| 43) Dibenzo[a,h]anthracene | 0.000 | | 0 | N.D. | d | |
| 44) Benzo[g,h,i]perylene | 0.000 | | 0 | N.D. | | |

(#) = qualifier out of range (m) = manual integration (+) = signals summed

Quantitation Report (QT Reviewed)

Data Path : I:\8270SIM\sv119\250905bRVT\
Data File : 55281-02.D
Acq On : 05 Sep 2025 05:48 pm
Operator : sv119:csn
Sample : L2555281-02,32,,HNY
Misc : WG2111182,WG2110785,ical22426
ALS Vial : 15 Sample Multiplier: 1

Quant Time: Sep 07 13:02:57 2025
Quant Method : I:\8270SIM\sv119\250905bRVT\SIM-RVT_250625_sv119.M
Quant Title : Semivolatiles by GC/MS by modified 8270
QLast Update : Fri Sep 05 13:13:27 2025
Response via : Initial Calibration

Sub List : DEFAULT - All compounds listedT\ccv0905b.D•

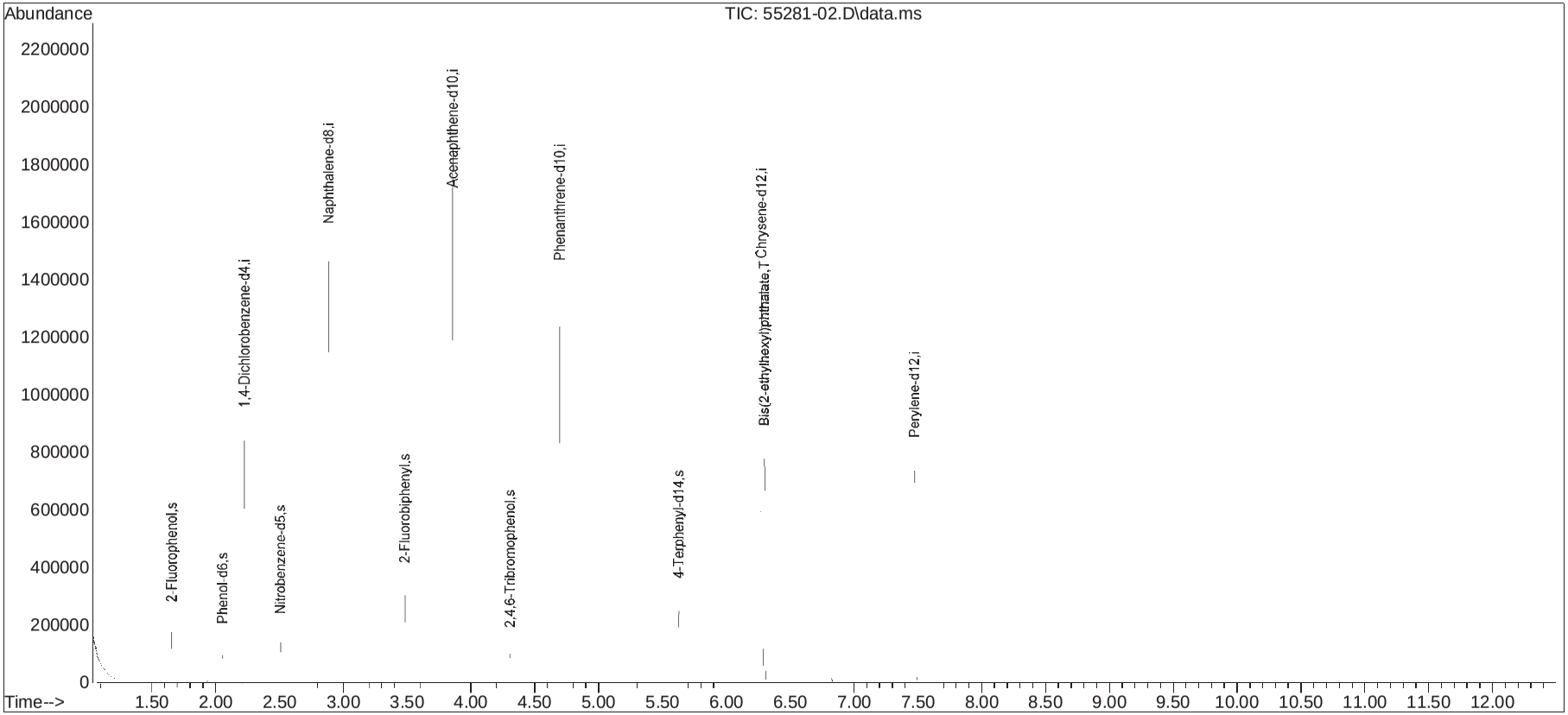

Manual Integration Report

| | | | |
|---|---|---|---|
| Data Path | : I:\8270SIM\sv119\250905bRV | | |
| Data File | : 55281-02.D | Operator | : sv119:csn |
| Date Inj'd | : 9/5/2025 5:48 pm | Instrument | : SV119 |
| Sample | : L2555281-02,32,,HNY | Quant Date | : 9/7/2025 12:20 pm |

There are no manual integrations or false positives in this file.

Quantitation Report (QT Reviewed)

Data Path : I:\8270SIM\sv119\250905bRVT\
Data File : 55281-03.D
Acq On : 05 Sep 2025 06:05 pm
Operator : sv119:csn
Sample : L2555281-03,32,,HNY
Misc : WG2111182,WG2110785,ical22426
ALS Vial : 16 Sample Multiplier: 1

Quant Time: Sep 07 12:25:18 2025
Quant Method : I:\8270SIM\sv119\250905bRVT\SIM-RVT_250625_sv119.M
Quant Title : Semivolatiles by GC/MS by modified 8270
QLast Update : Fri Sep 05 13:13:27 2025
Response via : Initial Calibration

CCAL FILE(s) : 1 - I:\8270sim\sv119\250905bRVT\ccv0905b.D
Sub List : DEFAULT - All compounds listed

| Compound | R.T. | QIon | Response | Conc | Units | Dev(Min) |
|---|---|---|---|---|---|---|
| Internal Standards | | | | | | |
| 1) 1,4-Dichlorobenzene-d4 | 2.227 | 152 | 149125 | 4000.000 | ng/ml | 0.00 |
| Standard Area 1 = 186973 | | | Recovery = 79.76% | | | |
| 9) Naphthalene-d8 | 2.886 | 136 | 627371 | 4000.000 | ng/ml | 0.00 |
| Standard Area 1 = 685748 | | | Recovery = 91.49% | | | |
| 18) Acenaphthene-d10 | 3.858 | 164 | 382670 | 4000.000 | ng/ml | 0.00 |
| Standard Area 1 = 411948 | | | Recovery = 92.89% | | | |
| 23) Phenanthrene-d10 | 4.694 | 188 | 828284 | 4000.000 | ng/ml | 0.00 |
| Standard Area 1 = 860767 | | | Recovery = 96.23% | | | |
| 33) Chrysene-d12 | 6.274 | 240 | 669456 | 4000.000 | ng/ml | -0.01 |
| Standard Area 1 = 852026 | | | Recovery = 78.57% | | | |
| 38) Perylene-d12 | 7.471 | 264 | 668520 | 4000.000 | ng/ml | 0.00 |
| Standard Area 1 = 865644 | | | Recovery = 77.23% | | | |
| System Monitoring Compounds | | | | | | |
| 3) 2-Fluorophenol | 1.658 | 112 | 47779 | 1108.754 | ng/ml | 0.02 |
| Spiked Amount 2000.000 | Range 15 - 110 | | Recovery = 55.44% | | | |
| 4) Phenol-d6 | 2.058 | 99 | 39333 | 734.837 | ng/ml | 0.00 |
| Spiked Amount 2000.000 | Range 15 - 110 | | Recovery = 36.74% | | | |
| 8) Nitrobenzene-d5 | 2.510 | 82 | 40570 | 827.716 | ng/ml | 0.00 |
| Spiked Amount 1000.000 | Range 30 - 130 | | Recovery = 82.77% | | | |
| 14) 2-Fluorobiphenyl | 3.479 | 172 | 101610 | 722.772 | ng/ml | 0.00 |
| Spiked Amount 1000.000 | Range 30 - 130 | | Recovery = 72.28% | | | |
| 22) 2,4,6-Tribromophenol | 4.303 | 330 | 31208 | 1420.418 | ng/ml | 0.00 |
| Spiked Amount 2000.000 | Range 15 - 110 | | Recovery = 71.02% | | | |
| 32) 4-Terphenyl-d14 | 5.623 | 244 | 146979 | 641.868 | ng/ml | 0.00 |
| Spiked Amount 1000.000 | Range 30 - 130 | | Recovery = 64.19% | | | |
| Target Compounds | | | | | | Qvalue |
| 5) Bis(2-chloroethyl)ether | 0.000 | | 0 | N.D. | | |
| 7) Hexachloroethane | 0.000 | | 0 | N.D. | | |
| 10) Naphthalene | 0.000 | | 0 | N.D. | d | |
| 11) Hexachlorobutadiene | 0.000 | | 0 | N.D. | | |
| 12) 2-Methylnaphthalene | 0.000 | | 0 | N.D. | | |
| 15) 2-Chloronaphthalene | 0.000 | | 0 | N.D. | | |
| 17) Acenaphthylene | 0.000 | | 0 | N.D. | d | |
| 19) Acenaphthene | 0.000 | | 0 | N.D. | d | |
| 21) Fluorene | 0.000 | | 0 | N.D. | d | |
| 25) Hexachlorobenzene | 0.000 | | 0 | N.D. | d | |

Data Path : I:\8270SIM\sv119\250905bRVT\
Data File : 55281-03.D
Acq On : 05 Sep 2025 06:05 pm
Operator : sv119:csn
Sample : L2555281-03,32,,HNY
Misc : WG2111182,WG2110785,ical22426
ALS Vial : 16 Sample Multiplier: 1

Quant Time: Sep 07 12:25:18 2025
Quant Method : I:\8270SIM\sv119\250905bRVT\SIM-RVT_250625_sv119.M
Quant Title : Semivolatiles by GC/MS by modified 8270
QLast Update : Fri Sep 05 13:13:27 2025
Response via : Initial Calibration

CCAL FILE(s) : 1 - I:\8270sim\sv119\250905bRVT\ccv0905b.D
Sub List : DEFAULT - All compounds listed

| Compound | R.T. | QIon | Response | Conc | Units | Dev(Min) |
|---|---|---|---|---|---|---|
| 26) Pentachlorophenol | 0.000 | | 0 | N.D. | d | |
| 27) Phenanthrene | 0.000 | | 0 | N.D. | d | |
| 28) Anthracene | 0.000 | | 0 | N.D. | d | |
| 29) Fluoranthene | 0.000 | | 0 | N.D. | d | |
| 30) Pyrene | 0.000 | | 0 | N.D. | d | |
| 34) Benzo[a]anthracene | 0.000 | | 0 | N.D. | d | |
| 36) Chrysene | 0.000 | | 0 | N.D. | d | |
| 39) Benzo[b]fluoranthene | 0.000 | | 0 | N.D. | d | |
| 40) Benzo[k]fluoranthene | 0.000 | | 0 | N.D. | d | |
| 41) Benzo[a]pyrene | 0.000 | | 0 | N.D. | | |
| 42) Indeno[1,2,3-cd]pyrene | 0.000 | | 0 | N.D. | | |
| 43) Dibenzo[a,h]anthracene | 0.000 | | 0 | N.D. | | |
| 44) Benzo[g,h,i]perylene | 0.000 | | 0 | N.D. | | |

(#) = qualifier out of range (m) = manual integration (+) = signals summed

Quantitation Report (QT Reviewed)

Data Path : I:\8270SIM\sv119\250905bRVT\
Data File : 55281-03.D
Acq On : 05 Sep 2025 06:05 pm
Operator : sv119:csn
Sample : L2555281-03,32,,HNY
Misc : WG2111182,WG2110785,ical22426
ALS Vial : 16 Sample Multiplier: 1

Quant Time: Sep 07 12:25:18 2025
Quant Method : I:\8270SIM\sv119\250905bRVT\SIM-RVT_250625_sv119.M
Quant Title : Semivolatiles by GC/MS by modified 8270
QLast Update : Fri Sep 05 13:13:27 2025
Response via : Initial Calibration

Sub List : DEFAULT - All compounds listedT\ccv0905b.D•

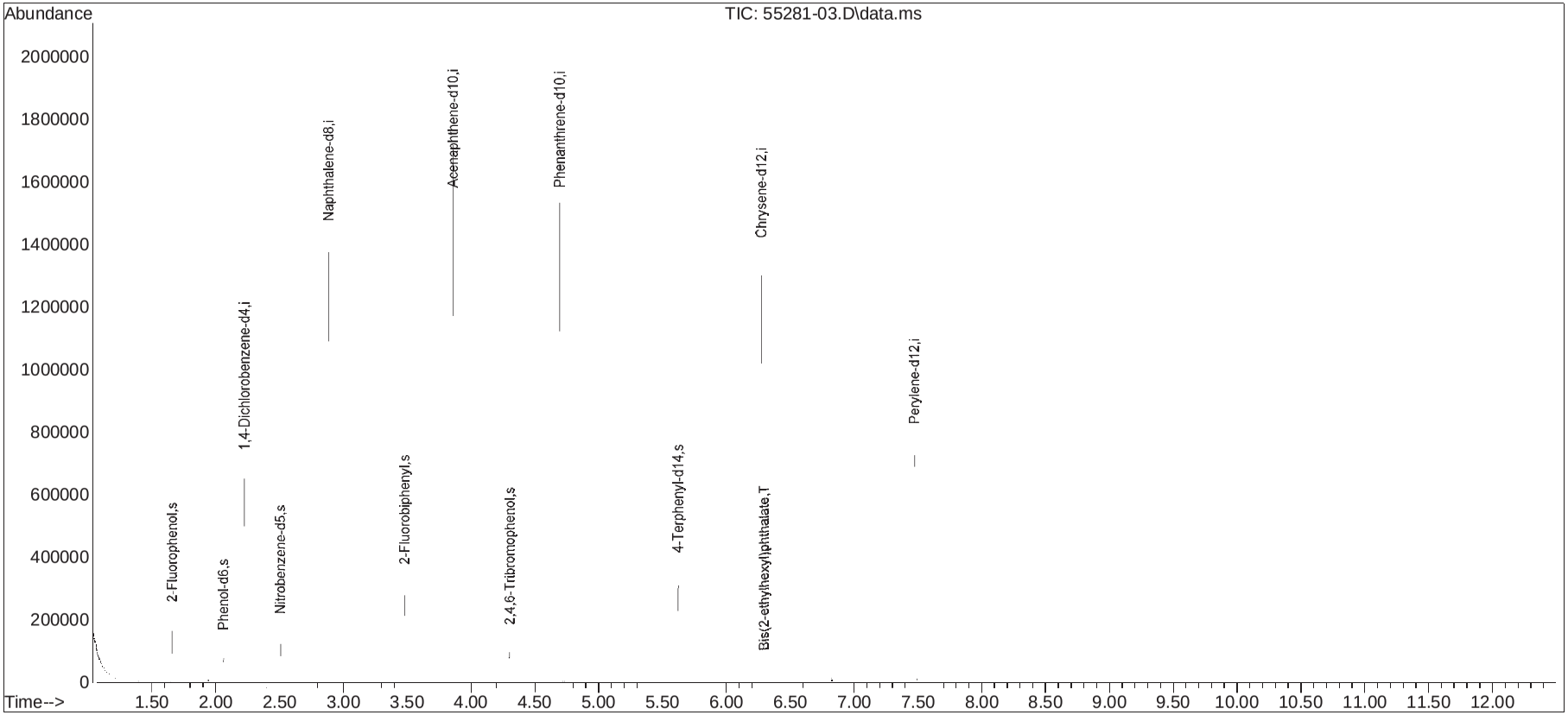

# Manual Integration Report

| | | | |
|---|---|---|---|
| Data Path | : I:\8270SIM\sv119\250905bRV | | |
| Data File | : 55281-03.D | Operator | : sv119:csn |
| Date Inj'd | : 9/5/2025 6:05 pm | Instrument | : SV119 |
| Sample | : L2555281-03,32,,HNY | Quant Date | : 9/7/2025 12:24 pm |

There are no manual integrations or false positives in this file.

Quantitation Report (QT Reviewed)

Data Path : I:\8270SIM\sv119\250905bRVT\
Data File : 55281-04.D
Acq On : 05 Sep 2025 06:22 pm
Operator : sv119:csn
Sample : L2555281-04,32,,HNY
Misc : WG2111182,WG2110785,ical22426
ALS Vial : 17 Sample Multiplier: 1

Quant Time: Sep 07 12:26:53 2025
Quant Method : I:\8270SIM\sv119\250905bRVT\SIM-RVT_250625_sv119.M
Quant Title : Semivolatiles by GC/MS by modified 8270
QLast Update : Fri Sep 05 13:13:27 2025
Response via : Initial Calibration

CCAL FILE(s) : 1 - I:\8270sim\sv119\250905bRVT\ccv0905b.D
Sub List : DEFAULT - All compounds listed

| Compound | R.T. | QIon | Response | Conc | Units | Dev(Min) |
|---|---|---|---|---|---|---|
| Internal Standards | | | | | | |
| 1) 1,4-Dichlorobenzene-d4 | 2.227 | 152 | 170551 | 4000.000 | ng/ml | 0.00 |
| Standard Area 1 = 186973 | | | Recovery = 91.22% | | | |
| 9) Naphthalene-d8 | 2.887 | 136 | 420748 | 4000.000 | ng/ml | 0.00 |
| Standard Area 1 = 685748 | | | Recovery = 61.36% | | | |
| 18) Acenaphthene-d10 | 3.856 | 164 | 266172 | 4000.000 | ng/ml | 0.00 |
| Standard Area 1 = 411948 | | | Recovery = 64.61% | | | |
| 23) Phenanthrene-d10 | 4.695 | 188 | 603968 | 4000.000 | ng/ml | 0.00 |
| Standard Area 1 = 860767 | | | Recovery = 70.17% | | | |
| 33) Chrysene-d12 | 6.273 | 240 | 916197 | 4000.000 | ng/ml | -0.01 |
| Standard Area 1 = 852026 | | | Recovery = 107.53% | | | |
| 38) Perylene-d12 | 7.470 | 264 | 888083 | 4000.000 | ng/ml | -0.01 |
| Standard Area 1 = 865644 | | | Recovery = 102.59% | | | |
| System Monitoring Compounds | | | | | | |
| 3) 2-Fluorophenol | 1.657 | 112 | 46419 | 941.868 | ng/ml | 0.01 |
| Spiked Amount 2000.000 | Range 15 - 110 | | Recovery = 47.09% | | | |
| 4) Phenol-d6 | 2.055 | 99 | 42939 | 701.427 | ng/ml | 0.00 |
| Spiked Amount 2000.000 | Range 15 - 110 | | Recovery = 35.07% | | | |
| 8) Nitrobenzene-d5 | 2.509 | 82 | 35112 | 626.366 | ng/ml | 0.00 |
| Spiked Amount 1000.000 | Range 30 - 130 | | Recovery = 62.64% | | | |
| 14) 2-Fluorobiphenyl | 3.480 | 172 | 68267 | 724.066 | ng/ml | 0.00 |
| Spiked Amount 1000.000 | Range 30 - 130 | | Recovery = 72.41% | | | |
| 22) 2,4,6-Tribromophenol | 4.301 | 330 | 23610 | 1544.928 | ng/ml | 0.00 |
| Spiked Amount 2000.000 | Range 15 - 110 | | Recovery = 77.25% | | | |
| 32) 4-Terphenyl-d14 | 5.622 | 244 | 158238 | 947.690 | ng/ml | 0.00 |
| Spiked Amount 1000.000 | Range 30 - 130 | | Recovery = 94.77% | | | |
| Target Compounds | | | | | | Qvalue |
| 5) Bis(2-chloroethyl)ether | 0.000 | | 0 | N.D. | | |
| 7) Hexachloroethane | 0.000 | | 0 | N.D. | | |
| 10) Naphthalene | 0.000 | | 0 | N.D. | d | |
| 11) Hexachlorobutadiene | 0.000 | | 0 | N.D. | | |
| 12) 2-Methylnaphthalene | 0.000 | | 0 | N.D. | | |
| 15) 2-Chloronaphthalene | 0.000 | | 0 | N.D. | | |
| 17) Acenaphthylene | 0.000 | | 0 | N.D. | | |
| 19) Acenaphthene | 0.000 | | 0 | N.D. | d | |
| 21) Fluorene | 0.000 | | 0 | N.D. | d | |
| 25) Hexachlorobenzene | 0.000 | | 0 | N.D. | d | |

Data Path : I:\8270SIM\sv119\250905bRVT\
Data File : 55281-04.D
Acq On : 05 Sep 2025 06:22 pm
Operator : sv119:csn
Sample : L2555281-04,32,,HNY
Misc : WG2111182,WG2110785,ical22426
ALS Vial : 17 Sample Multiplier: 1

Quant Time: Sep 07 12:26:53 2025
Quant Method : I:\8270SIM\sv119\250905bRVT\SIM-RVT_250625_sv119.M
Quant Title : Semivolatiles by GC/MS by modified 8270
QLast Update : Fri Sep 05 13:13:27 2025
Response via : Initial Calibration

CCAL FILE(s) : 1 - I:\8270sim\sv119\250905bRVT\ccv0905b.D
Sub List : DEFAULT - All compounds listed

| Compound | R.T. | QIon | Response | Conc | Units | Dev(Min) |
|---|---|---|---|---|---|---|
| 26) Pentachlorophenol | 0.000 | | 0 | N.D. | d | |
| 27) Phenanthrene | 0.000 | | 0 | N.D. | d | |
| 28) Anthracene | 0.000 | | 0 | N.D. | d | |
| 29) Fluoranthene | 0.000 | | 0 | N.D. | d | |
| 30) Pyrene | 0.000 | | 0 | N.D. | d | |
| 34) Benzo[a]anthracene | 0.000 | | 0 | N.D. | d | |
| 36) Chrysene | 0.000 | | 0 | N.D. | d | |
| 39) Benzo[b]fluoranthene | 0.000 | | 0 | N.D. | d | |
| 40) Benzo[k]fluoranthene | 0.000 | | 0 | N.D. | d | |
| 41) Benzo[a]pyrene | 0.000 | | 0 | N.D. | d | |
| 42) Indeno[1,2,3-cd]pyrene | 0.000 | | 0 | N.D. | | |
| 43) Dibenzo[a,h]anthracene | 0.000 | | 0 | N.D. | | |
| 44) Benzo[g,h,i]perylene | 0.000 | | 0 | N.D. | | |

(#) = qualifier out of range (m) = manual integration (+) = signals summed

Quantitation Report (QT Reviewed)

Data Path : I:\8270SIM\sv119\250905bRVT\
Data File : 55281-04.D
Acq On : 05 Sep 2025 06:22 pm
Operator : sv119:csn
Sample : L2555281-04,32,,HNY
Misc : WG2111182,WG2110785,ical22426
ALS Vial : 17 Sample Multiplier: 1

Quant Time: Sep 07 12:26:53 2025
Quant Method : I:\8270SIM\sv119\250905bRVT\SIM-RVT_250625_sv119.M
Quant Title : Semivolatiles by GC/MS by modified 8270
QLast Update : Fri Sep 05 13:13:27 2025
Response via : Initial Calibration

Sub List : DEFAULT - All compounds listedT\ccv0905b.D•

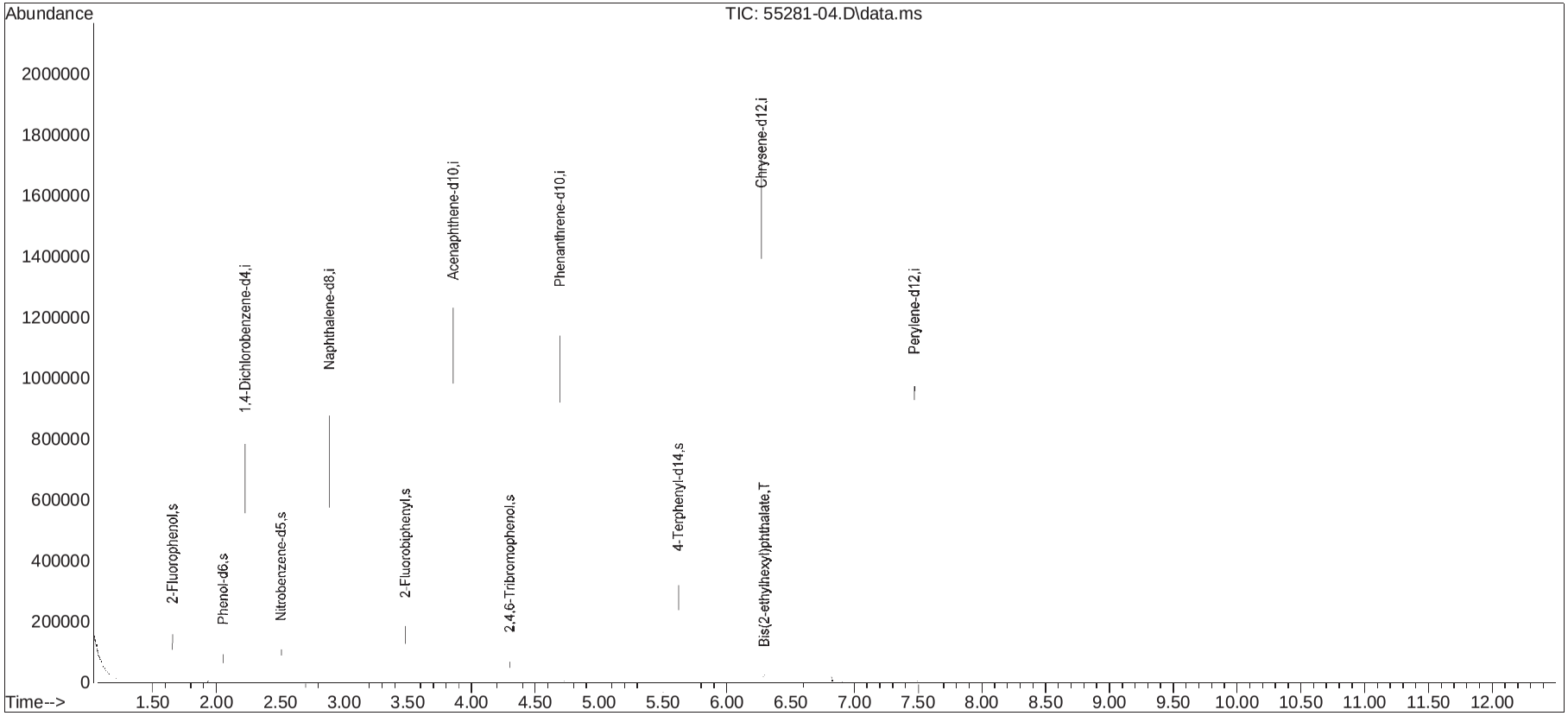

Manual Integration Report

| | | | |
|---|---|---|---|
| Data Path | : I:\8270SIM\sv119\250905bRV | | |
| Data File | : 55281-04.D | Operator | : sv119:csn |
| Date Inj'd | : 9/5/2025 6:22 pm | Instrument | : SV119 |
| Sample | : L2555281-04,32,,HNY | Quant Date | : 9/7/2025 12:26 pm |

There are no manual integrations or false positives in this file.

Quantitation Report (QT Reviewed)

Data Path : I:\8270SIM\sv119\250905bRVT\
Data File : 55281-05.D
Acq On : 05 Sep 2025 06:38 pm
Operator : sv119:csn
Sample : L2555281-05,32,,HNY
Misc : WG2111182,WG2110785,ical22426
ALS Vial : 18 Sample Multiplier: 1

Quant Time: Sep 07 13:03:39 2025
Quant Method : I:\8270SIM\sv119\250905bRVT\SIM-RVT_250625_sv119.M
Quant Title : Semivolatiles by GC/MS by modified 8270
QLast Update : Fri Sep 05 13:13:27 2025
Response via : Initial Calibration

CCAL FILE(s) : 1 - I:\8270sim\sv119\250905bRVT\ccv0905b.D
Sub List : DEFAULT - All compounds listed

| Compound | R.T. | QIon | Response | Conc | Units | Dev(Min) |
|---|---|---|---|---|---|---|
| Internal Standards | | | | | | |
| 1) 1,4-Dichlorobenzene-d4 | 2.227 | 152 | 186309 | 4000.000 | ng/ml | 0.00 |
| Standard Area 1 = 186973 | | | Recovery = 99.64% | | | |
| 9) Naphthalene-d8 | 2.887 | 136 | 657360 | 4000.000 | ng/ml | 0.00 |
| Standard Area 1 = 685748 | | | Recovery = 95.86% | | | |
| 18) Acenaphthene-d10 | 3.857 | 164 | 281644 | 4000.000 | ng/ml | 0.00 |
| Standard Area 1 = 411948 | | | Recovery = 68.37% | | | |
| 23) Phenanthrene-d10 | 4.695 | 188 | 646557 | 4000.000 | ng/ml | 0.00 |
| Standard Area 1 = 860767 | | | Recovery = 75.11% | | | |
| 33) Chrysene-d12 | 6.272 | 240 | 714957 | 4000.000 | ng/ml | -0.01 |
| Standard Area 1 = 852026 | | | Recovery = 83.91% | | | |
| 38) Perylene-d12 | 7.470 | 264 | 695710 | 4000.000 | ng/ml | -0.01 |
| Standard Area 1 = 865644 | | | Recovery = 80.37% | | | |
| System Monitoring Compounds | | | | | | |
| 3) 2-Fluorophenol | 1.657 | 112 | 61027 | 1133.540 | ng/ml | 0.01 |
| Spiked Amount 2000.000 | Range 15 - 110 | | Recovery = 56.68% | | | |
| 4) Phenol-d6 | 2.055 | 99 | 62845 | 939.770 | ng/ml | 0.00 |
| Spiked Amount 2000.000 | Range 15 - 110 | | Recovery = 46.99% | | | |
| 8) Nitrobenzene-d5 | 2.509 | 82 | 51487 | 840.796 | ng/ml | 0.00 |
| Spiked Amount 1000.000 | Range 30 - 130 | | Recovery = 84.08% | | | |
| 14) 2-Fluorobiphenyl | 3.480 | 172 | 88423 | 600.276 | ng/ml | 0.00 |
| Spiked Amount 1000.000 | Range 30 - 130 | | Recovery = 60.03% | | | |
| 22) 2,4,6-Tribromophenol | 4.302 | 330 | 31082 | 1922.131 | ng/ml | 0.00 |
| Spiked Amount 2000.000 | Range 15 - 110 | | Recovery = 96.11% | | | |
| 32) 4-Terphenyl-d14 | 5.622 | 244 | 149741 | 837.729 | ng/ml | 0.00 |
| Spiked Amount 1000.000 | Range 30 - 130 | | Recovery = 83.77% | | | |
| Target Compounds | | | | | | Qvalue |
| 5) Bis(2-chloroethyl)ether | 2.063 | 93 | 674 | 11.601 | ng/ml# | 1 |
| 7) Hexachloroethane | 0.000 | | 0 | N.D. | | |
| 10) Naphthalene | 0.000 | | 0 | N.D. | d | |
| 11) Hexachlorobutadiene | 0.000 | | 0 | N.D. | | |
| 12) 2-Methylnaphthalene | 0.000 | | 0 | N.D. | d | |
| 15) 2-Chloronaphthalene | 0.000 | | 0 | N.D. | d | |
| 17) Acenaphthylene | 0.000 | | 0 | N.D. | d | |
| 19) Acenaphthene | 0.000 | | 0 | N.D. | d | |
| 21) Fluorene | 0.000 | | 0 | N.D. | d | |
| 25) Hexachlorobenzene | 0.000 | | 0 | N.D. | d | |

Data Path : I:\8270SIM\sv119\250905bRVT\
Data File : 55281-05.D
Acq On : 05 Sep 2025 06:38 pm
Operator : sv119:csn
Sample : L2555281-05,32,,HNY
Misc : WG2111182,WG2110785,ical22426
ALS Vial : 18 Sample Multiplier: 1

Quant Time: Sep 07 13:03:39 2025
Quant Method : I:\8270SIM\sv119\250905bRVT\SIM-RVT_250625_sv119.M
Quant Title : Semivolatiles by GC/MS by modified 8270
QLast Update : Fri Sep 05 13:13:27 2025
Response via : Initial Calibration

CCAL FILE(s) : 1 - I:\8270sim\sv119\250905bRVT\ccv0905b.D
Sub List : DEFAULT - All compounds listed

| Compound | R.T. | QIon | Response | Conc | Units | Dev(Min) |
|---|---|---|---|---|---|---|
| 26) Pentachlorophenol | 0.000 | | 0 | N.D. | d | |
| 27) Phenanthrene | 0.000 | | 0 | N.D. | d | |
| 28) Anthracene | 0.000 | | 0 | N.D. | d | |
| 29) Fluoranthene | 0.000 | | 0 | N.D. | d | |
| 30) Pyrene | 0.000 | | 0 | N.D. | d | |
| 34) Benzo[a]anthracene | 0.000 | | 0 | N.D. | d | |
| 36) Chrysene | 0.000 | | 0 | N.D. | d | |
| 39) Benzo[b]fluoranthene | 0.000 | | 0 | N.D. | d | |
| 40) Benzo[k]fluoranthene | 0.000 | | 0 | N.D. | d | |
| 41) Benzo[a]pyrene | 0.000 | | 0 | N.D. | d | |
| 42) Indeno[1,2,3-cd]pyrene | 0.000 | | 0 | N.D. | d | |
| 43) Dibenzo[a,h]anthracene | 0.000 | | 0 | N.D. | d | |
| 44) Benzo[g,h,i]perylene | 0.000 | | 0 | N.D. | d | |

(#) = qualifier out of range (m) = manual integration (+) = signals summed

Quantitation Report (QT Reviewed)

Data Path : I:\8270SIM\sv119\250905bRVT\
Data File : 55281-05.D
Acq On : 05 Sep 2025 06:38 pm
Operator : sv119:csn
Sample : L2555281-05,32,,HNY
Misc : WG2111182,WG2110785,ical22426
ALS Vial : 18 Sample Multiplier: 1

Quant Time: Sep 07 13:03:39 2025
Quant Method : I:\8270SIM\sv119\250905bRVT\SIM-RVT_250625_sv119.M
Quant Title : Semivolatiles by GC/MS by modified 8270
QLast Update : Fri Sep 05 13:13:27 2025
Response via : Initial Calibration

Sub List : DEFAULT - All compounds listedT\ccv0905b.D•

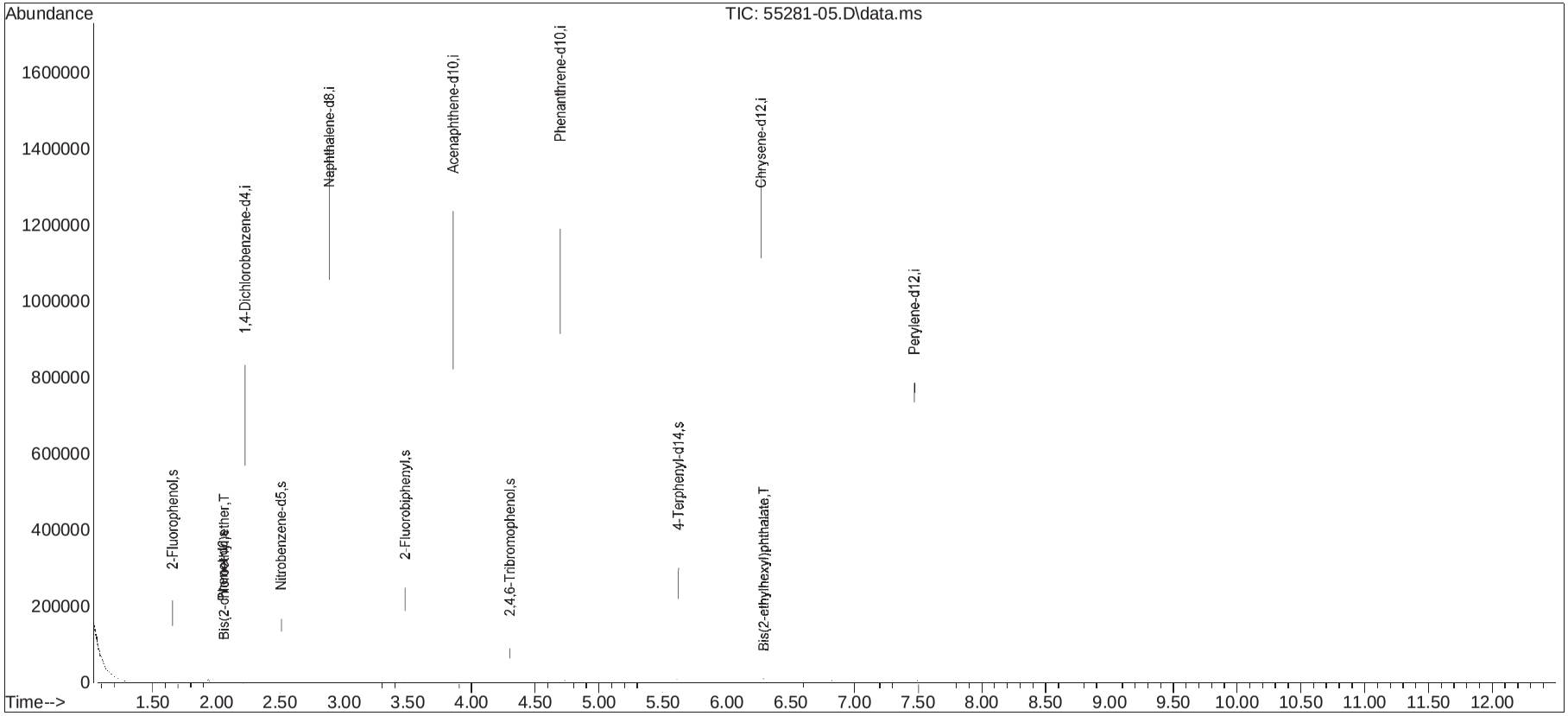

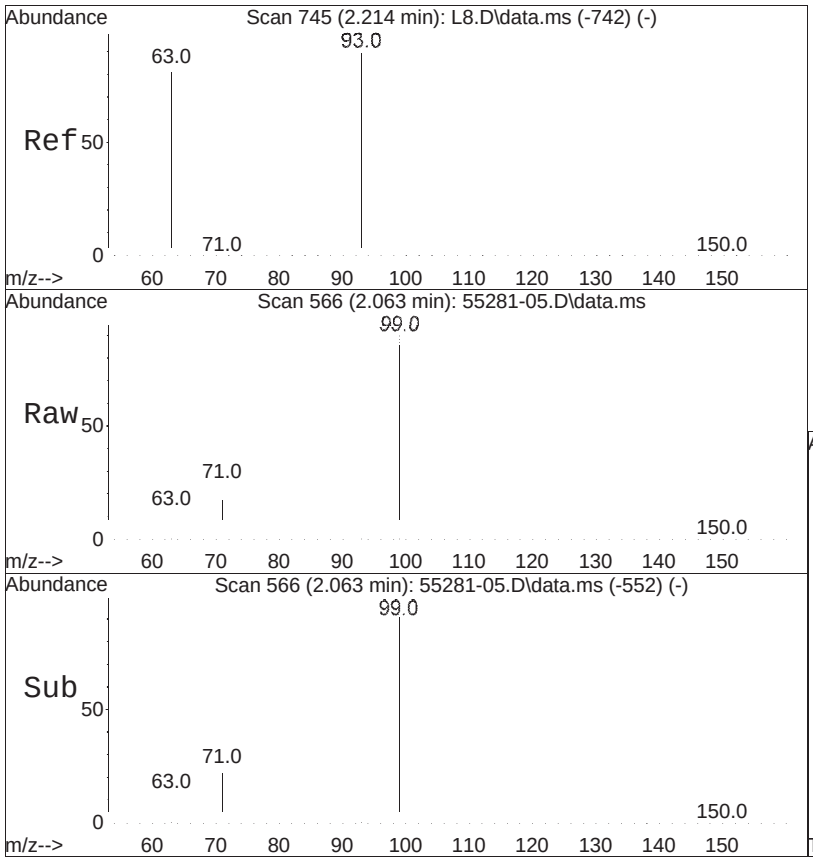


#5
Bis(2-chloroethyl)ether
Concen: 11.60 ng/ml
RT: 2.063 min Scan# 566
Delta R.T. -0.027 min
Lab File: 55281-05.D
Acq: 05 Sep 2025 06:38 pm

Tgt Ion: 93 Resp: 674

| Ion | Ratio | Lower | Upper |
|---|---|---|---|
| 93 | 100 | | |
| 63 | 370.8 | 62.9 | 94.3# |

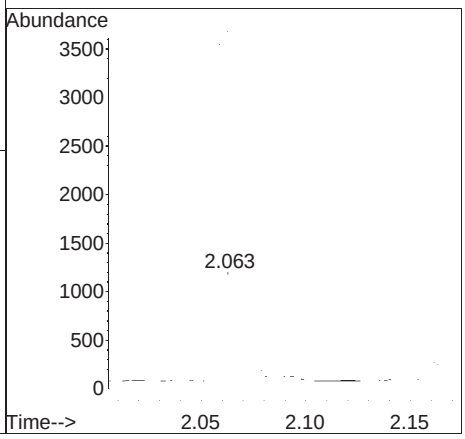

Manual Integration Report

| | | | |
|---|---|---|---|
| Data Path | : I:\8270SIM\sv119\250905bRV | | |
| Data File | : 55281-05.D | Operator | : sv119:csn |
| Date Inj'd | : 9/5/2025 6:38 pm | Instrument | : SV119 |
| Sample | : L2555281-05,32,,HNY | Quant Date | : 9/7/2025 12:35 pm |

There are no manual integrations or false positives in this file.

Quantitation Report (QT Reviewed)

Data Path : I:\8270SIM\sv119\250905bRVT\
Data File : 55281-06.D
Acq On : 05 Sep 2025 07:29 pm
Operator : sv119:csn
Sample : L2555281-06,32,,HNY
Misc : WG2111182,WG2110785,ical22426
ALS Vial : 21 Sample Multiplier: 1

Quant Time: Sep 07 13:00:21 2025
Quant Method : I:\8270SIM\sv119\250905bRVT\SIM-RVT_250625_sv119.M
Quant Title : Semivolatiles by GC/MS by modified 8270
QLast Update : Fri Sep 05 13:13:27 2025
Response via : Initial Calibration

CCAL FILE(s) : 1 - I:\8270sim\sv119\250905bRVT\ccv0905b.D
Sub List : DEFAULT - All compounds listed

| Compound | R.T. | QIon | Response | Conc | Units | Dev(Min) |
|---|---|---|---|---|---|---|
| Internal Standards | | | | | | |
| 1) 1,4-Dichlorobenzene-d4 | 2.227 | 152 | 149777 | 4000.000 | ng/ml | 0.00 |
| Standard Area 1 = 186973 | | | Recovery = 80.11% | | | |
| 9) Naphthalene-d8 | 2.887 | 136 | 412405 | 4000.000 | ng/ml | 0.00 |
| Standard Area 1 = 685748 | | | Recovery = 60.14% | | | |
| 18) Acenaphthene-d10 | 3.858 | 164 | 266472 | 4000.000 | ng/ml | 0.00 |
| Standard Area 1 = 411948 | | | Recovery = 64.69% | | | |
| 23) Phenanthrene-d10 | 4.694 | 188 | 595494 | 4000.000 | ng/ml | 0.00 |
| Standard Area 1 = 860767 | | | Recovery = 69.18% | | | |
| 33) Chrysene-d12 | 6.274 | 240 | 676120 | 4000.000 | ng/ml | -0.01 |
| Standard Area 1 = 852026 | | | Recovery = 79.35% | | | |
| 38) Perylene-d12 | 7.469 | 264 | 851104 | 4000.000 | ng/ml | -0.01 |
| Standard Area 1 = 865644 | | | Recovery = 98.32% | | | |
| System Monitoring Compounds | | | | | | |
| 3) 2-Fluorophenol | 1.660 | 112 | 35610 | 822.764 | ng/ml | 0.02 |
| Spiked Amount 2000.000 | Range 15 - 110 | | Recovery = 41.14% | | | |
| 4) Phenol-d6 | 2.059 | 99 | 50777 | 944.510 | ng/ml | 0.00 |
| Spiked Amount 2000.000 | Range 15 - 110 | | Recovery = 47.23% | | | |
| 8) Nitrobenzene-d5 | 2.508 | 82 | 43956 | 892.894 | ng/ml | 0.00 |
| Spiked Amount 1000.000 | Range 30 - 130 | | Recovery = 89.29% | | | |
| 14) 2-Fluorobiphenyl | 3.480 | 172 | 77774 | 841.588 | ng/ml | 0.00 |
| Spiked Amount 1000.000 | Range 30 - 130 | | Recovery = 84.16% | | | |
| 22) 2,4,6-Tribromophenol | 4.303 | 330 | 28198 | 1843.067 | ng/ml | 0.00 |
| Spiked Amount 2000.000 | Range 15 - 110 | | Recovery = 92.15% | | | |
| 32) 4-Terphenyl-d14 | 5.623 | 244 | 129300 | 785.399 | ng/ml | 0.00 |
| Spiked Amount 1000.000 | Range 30 - 130 | | Recovery = 78.54% | | | |
| Target Compounds | | | | | | Qvalue |
| 5) Bis(2-chloroethyl)ether | 0.000 | | 0 | N.D. d | | |
| 7) Hexachloroethane | 0.000 | | 0 | N.D. | | |
| 10) Naphthalene | 0.000 | | 0 | N.D. d | | |
| 11) Hexachlorobutadiene | 0.000 | | 0 | N.D. | | |
| 12) 2-Methylnaphthalene | 0.000 | | 0 | N.D. d | | |
| 15) 2-Chloronaphthalene | 0.000 | | 0 | N.D. | | |
| 17) Acenaphthylene | 0.000 | | 0 | N.D. | | |
| 19) Acenaphthene | 0.000 | | 0 | N.D. d | | |
| 21) Fluorene | 0.000 | | 0 | N.D. d | | |
| 25) Hexachlorobenzene | 0.000 | | 0 | N.D. | | |

Quantitation Report (QT Reviewed)

Data Path : I:\8270SIM\sv119\250905bRVT\
Data File : 55281-06.D
Acq On : 05 Sep 2025 07:29 pm
Operator : sv119:csn
Sample : L2555281-06,32,,HNY
Misc : WG2111182,WG2110785,ical22426
ALS Vial : 21 Sample Multiplier: 1

Quant Time: Sep 07 13:00:21 2025
Quant Method : I:\8270SIM\sv119\250905bRVT\SIM-RVT_250625_sv119.M
Quant Title : Semivolatiles by GC/MS by modified 8270
QLast Update : Fri Sep 05 13:13:27 2025
Response via : Initial Calibration

CCAL FILE(s) : 1 - I:\8270sim\sv119\250905bRVT\ccv0905b.D
Sub List : DEFAULT - All compounds listed

| Compound | R.T. | QIon | Response | Conc | Units | Dev(Min) |
|---|---|---|---|---|---|---|
| 26) Pentachlorophenol | 0.000 | | 0 | N.D. | d | |
| 27) Phenanthrene | 0.000 | | 0 | N.D. | d | |
| 28) Anthracene | 0.000 | | 0 | N.D. | d | |
| 29) Fluoranthene | 0.000 | | 0 | N.D. | d | |
| 30) Pyrene | 0.000 | | 0 | N.D. | d | |
| 34) Benzo[a]anthracene | 0.000 | | 0 | N.D. | d | |
| 36) Chrysene | 0.000 | | 0 | N.D. | d | |
| 39) Benzo[b]fluoranthene | 0.000 | | 0 | N.D. | d | |
| 40) Benzo[k]fluoranthene | 0.000 | | 0 | N.D. | d | |
| 41) Benzo[a]pyrene | 0.000 | | 0 | N.D. | d | |
| 42) Indeno[1,2,3-cd]pyrene | 0.000 | | 0 | N.D. | d | |
| 43) Dibenzo[a,h]anthracene | 0.000 | | 0 | N.D. | d | |
| 44) Benzo[g,h,i]perylene | 0.000 | | 0 | N.D. | d | |

(#) = qualifier out of range (m) = manual integration (+) = signals summed

Quantitation Report (QT Reviewed)

Data Path : I:\8270SIM\sv119\250905bRVT\
Data File : 55281-06.D
Acq On : 05 Sep 2025 07:29 pm
Operator : sv119:csn
Sample : L2555281-06,32,,HNY
Misc : WG2111182,WG2110785,ical22426
ALS Vial : 21 Sample Multiplier: 1

Quant Time: Sep 07 13:00:21 2025
Quant Method : I:\8270SIM\sv119\250905bRVT\SIM-RVT_250625_sv119.M
Quant Title : Semivolatiles by GC/MS by modified 8270
QLast Update : Fri Sep 05 13:13:27 2025
Response via : Initial Calibration

Sub List : DEFAULT - All compounds listedT\ccv0905b.D•

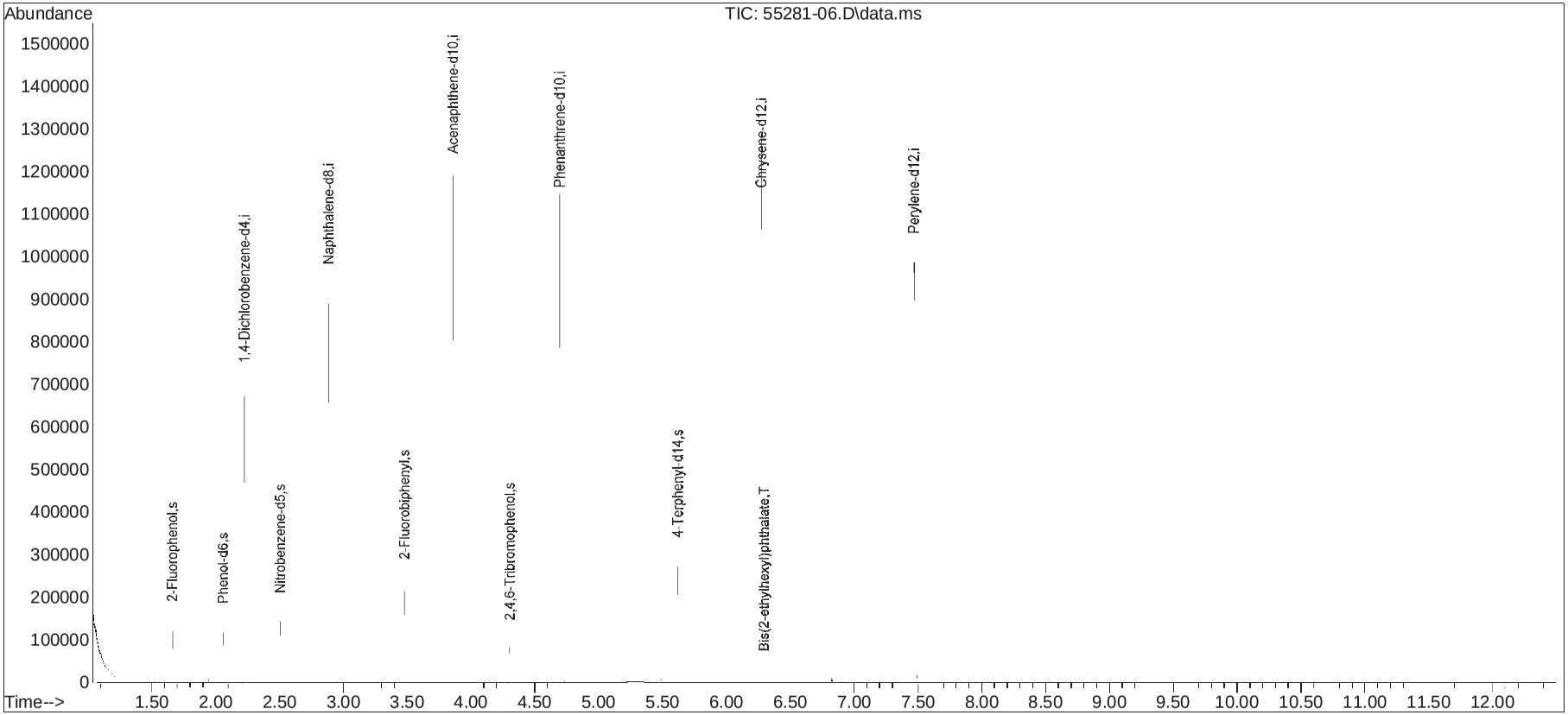

Manual Integration Report

| | | | |
|---|---|---|---|
| Data Path | : I:\8270SIM\sv119\250905bRV | | |
| Data File | : 55281-06.D | Operator | : sv119:csn |
| Date Inj'd | : 9/5/2025 7:29 pm | Instrument | : SV119 |
| Sample | : L2555281-06,32,,HNY | Quant Date | : 9/7/2025 12:53 pm |

There are no manual integrations or false positives in this file.

Quantitation Report (QT Reviewed)

Data Path : I:\8270SIM\sv119\250905bRVT\
Data File : 55281-07.D
Acq On : 05 Sep 2025 07:46 pm
Operator : sv119:csn
Sample : L2555281-07,32,,HNY
Misc : WG2111182,WG2110785,ical22426
ALS Vial : 22 Sample Multiplier: 1

Quant Time: Sep 07 13:06:34 2025
Quant Method : I:\8270SIM\sv119\250905bRVT\SIM-RVT_250625_sv119.M
Quant Title : Semivolatiles by GC/MS by modified 8270
QLast Update : Fri Sep 05 13:13:27 2025
Response via : Initial Calibration

CCAL FILE(s) : 1 - I:\8270sim\sv119\250905bRVT\ccv0905b.D
Sub List : DEFAULT - All compounds listed

| Compound | R.T. | QIon | Response | Conc | Units | Dev(Min) |
|---|---|---|---|---|---|---|
| Internal Standards | | | | | | |
| 1) 1,4-Dichlorobenzene-d4 | 2.227 | 152 | 175639 | 4000.000 | ng/ml | 0.00 |
| Standard Area 1 = 186973 | | | Recovery = 93.94% | | | |
| 9) Naphthalene-d8 | 2.887 | 136 | 427866 | 4000.000 | ng/ml | 0.00 |
| Standard Area 1 = 685748 | | | Recovery = 62.39% | | | |
| 18) Acenaphthene-d10 | 3.858 | 164 | 272989 | 4000.000 | ng/ml | 0.00 |
| Standard Area 1 = 411948 | | | Recovery = 66.27% | | | |
| 23) Phenanthrene-d10 | 4.694 | 188 | 623743 | 4000.000 | ng/ml | 0.00 |
| Standard Area 1 = 860767 | | | Recovery = 72.46% | | | |
| 33) Chrysene-d12 | 6.272 | 240 | 706374 | 4000.000 | ng/ml | -0.01 |
| Standard Area 1 = 852026 | | | Recovery = 82.91% | | | |
| 38) Perylene-d12 | 7.469 | 264 | 935301 | 4000.000 | ng/ml | -0.01 |
| Standard Area 1 = 865644 | | | Recovery = 108.05% | | | |
| System Monitoring Compounds | | | | | | |
| 3) 2-Fluorophenol | 1.657 | 112 | 35378 | 697.045 | ng/ml | 0.01 |
| Spiked Amount 2000.000 | Range 15 - 110 | | Recovery = 34.85% | | | |
| 4) Phenol-d6 | 2.055 | 99 | 44828 | 711.071 | ng/ml | 0.00 |
| Spiked Amount 2000.000 | Range 15 - 110 | | Recovery = 35.55% | | | |
| 8) Nitrobenzene-d5 | 2.508 | 82 | 45843 | 794.106 | ng/ml | 0.00 |
| Spiked Amount 1000.000 | Range 30 - 130 | | Recovery = 79.41% | | | |
| 14) 2-Fluorobiphenyl | 3.479 | 172 | 79487 | 829.044 | ng/ml | 0.00 |
| Spiked Amount 1000.000 | Range 30 - 130 | | Recovery = 82.90% | | | |
| 22) 2,4,6-Tribromophenol | 4.303 | 330 | 27993 | 1785.989 | ng/ml | 0.00 |
| Spiked Amount 2000.000 | Range 15 - 110 | | Recovery = 89.30% | | | |
| 32) 4-Terphenyl-d14 | 5.623 | 244 | 136385 | 790.916 | ng/ml | 0.00 |
| Spiked Amount 1000.000 | Range 30 - 130 | | Recovery = 79.09% | | | |

| Target Compounds | | | | Qvalue |
|---|---|---|---|---|
| 5) Bis(2-chloroethyl)ether | 0.000 | 0 | N.D. d | |
| 7) Hexachloroethane | 0.000 | 0 | N.D. | |
| 10) Naphthalene | 0.000 | 0 | N.D. d | |
| 11) Hexachlorobutadiene | 0.000 | 0 | N.D. | |
| 12) 2-Methylnaphthalene | 0.000 | 0 | N.D. | |
| 15) 2-Chloronaphthalene | 0.000 | 0 | N.D. | |
| 17) Acenaphthylene | 0.000 | 0 | N.D. | |
| 19) Acenaphthene | 0.000 | 0 | N.D. d | |
| 21) Fluorene | 0.000 | 0 | N.D. d | |
| 25) Hexachlorobenzene | 0.000 | 0 | N.D. d | |

Data Path : I:\8270SIM\sv119\250905bRVT\
Data File : 55281-07.D
Acq On : 05 Sep 2025 07:46 pm
Operator : sv119:csn
Sample : L2555281-07,32,,HNY
Misc : WG2111182,WG2110785,ical22426
ALS Vial : 22 Sample Multiplier: 1

Quant Time: Sep 07 13:06:34 2025
Quant Method : I:\8270SIM\sv119\250905bRVT\SIM-RVT_250625_sv119.M
Quant Title : Semivolatiles by GC/MS by modified 8270
QLast Update : Fri Sep 05 13:13:27 2025
Response via : Initial Calibration

CCAL FILE(s) : 1 - I:\8270sim\sv119\250905bRVT\ccv0905b.D
Sub List : DEFAULT - All compounds listed

| Compound | R.T. | QIon | Response | Conc | Units | Dev(Min) |
|---|---|---|---|---|---|---|
| 26) Pentachlorophenol | 0.000 | | 0 | N.D. | | |
| 27) Phenanthrene | 0.000 | | 0 | N.D. | d | |
| 28) Anthracene | 0.000 | | 0 | N.D. | d | |
| 29) Fluoranthene | 0.000 | | 0 | N.D. | d | |
| 30) Pyrene | 0.000 | | 0 | N.D. | d | |
| 34) Benzo[a]anthracene | 0.000 | | 0 | N.D. | d | |
| 36) Chrysene | 0.000 | | 0 | N.D. | d | |
| 39) Benzo[b]fluoranthene | 0.000 | | 0 | N.D. | d | |
| 40) Benzo[k]fluoranthene | 0.000 | | 0 | N.D. | d | |
| 41) Benzo[a]pyrene | 0.000 | | 0 | N.D. | d | |
| 42) Indeno[1,2,3-cd]pyrene | 0.000 | | 0 | N.D. | d | |
| 43) Dibenzo[a,h]anthracene | 0.000 | | 0 | N.D. | | |
| 44) Benzo[g,h,i]perylene | 0.000 | | 0 | N.D. | | |

(#) = qualifier out of range (m) = manual integration (+) = signals summed

Quantitation Report (QT Reviewed)

Data Path : I:\8270SIM\sv119\250905bRVT\
Data File : 55281-07.D
Acq On : 05 Sep 2025 07:46 pm
Operator : sv119:csn
Sample : L2555281-07,32,,HNY
Misc : WG2111182,WG2110785,ical22426
ALS Vial : 22 Sample Multiplier: 1

Quant Time: Sep 07 13:06:34 2025
Quant Method : I:\8270SIM\sv119\250905bRVT\SIM-RVT_250625_sv119.M
Quant Title : Semivolatiles by GC/MS by modified 8270
QLast Update : Fri Sep 05 13:13:27 2025
Response via : Initial Calibration

Sub List : DEFAULT - All compounds listedT\ccv0905b.D•

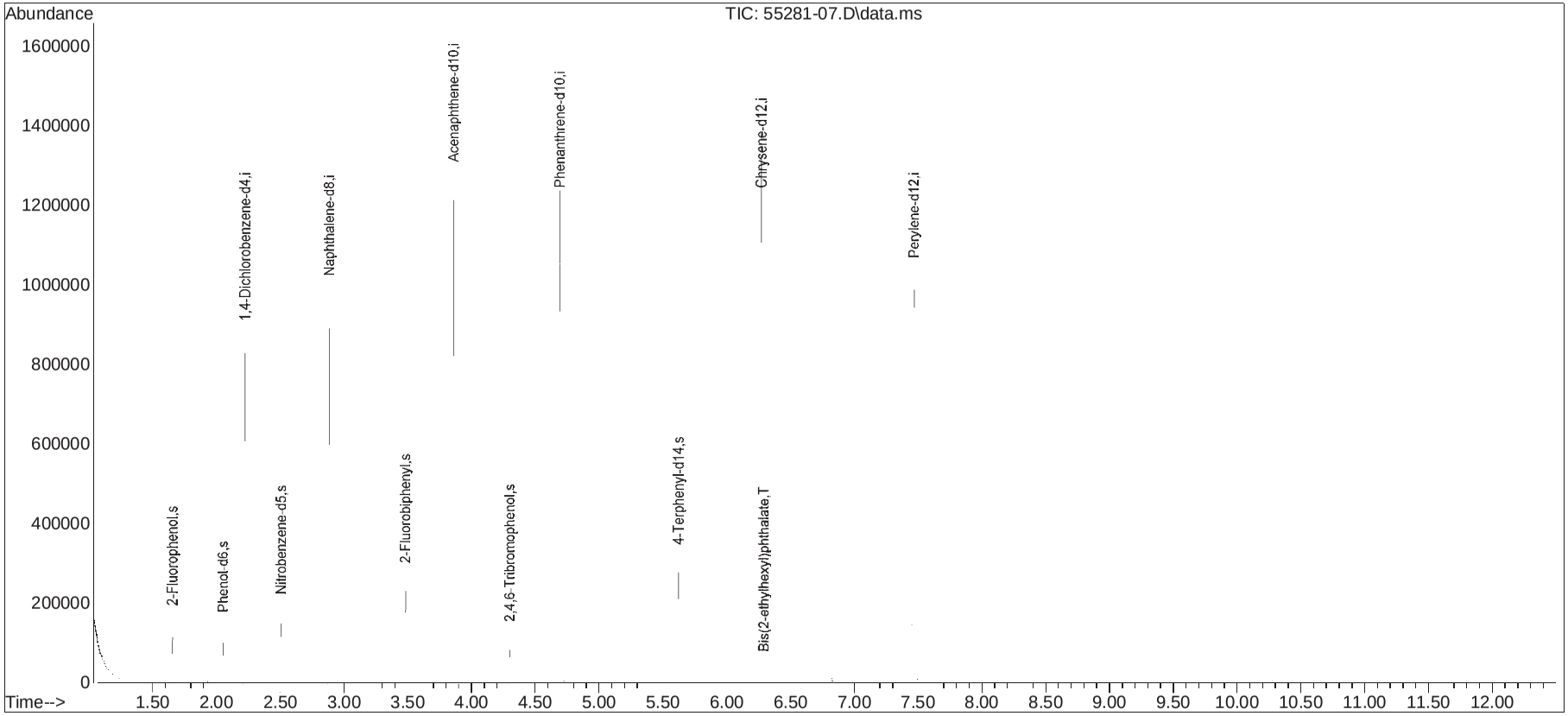

Manual Integration Report

| | | | |
|---|---|---|---|
| Data Path | : I:\8270SIM\sv119\250905bRV | | |
| Data File | : 55281-07.D | Operator | : sv119:csn |
| Date Inj'd | : 9/5/2025 7:46 pm | Instrument | : SV119 |
| Sample | : L2555281-07,32,,HNY | Quant Date | : 9/7/2025 1:05 pm |

There are no manual integrations or false positives in this file.

Quantitation Report (QT Reviewed)

Data Path : I:\8270SIM\sv119\250905bRVT\
Data File : 55281-08.D
Acq On : 05 Sep 2025 08:03 pm
Operator : sv119:csn
Sample : L2555281-08,32,,HNY
Misc : WG2111182,WG2110785,ical22426
ALS Vial : 23 Sample Multiplier: 1

Quant Time: Sep 07 13:13:46 2025
Quant Method : I:\8270SIM\sv119\250905bRVT\SIM-RVT_250625_sv119.M
Quant Title : Semivolatiles by GC/MS by modified 8270
QLast Update : Fri Sep 05 13:13:27 2025
Response via : Initial Calibration

CCAL FILE(s) : 1 - I:\8270sim\sv119\250905bRVT\ccv0905b.D
Sub List : DEFAULT - All compounds listed

| Compound | R.T. | QIon | Response | Conc | Units | Dev(Min) |
|---|---|---|---|---|---|---|
| Internal Standards | | | | | | |
| 1) 1,4-Dichlorobenzene-d4 | 2.227 | 152 | 161980 | 4000.000 | ng/ml | 0.00 |
| Standard Area 1 = 186973 | | | Recovery = 86.63% | | | |
| 9) Naphthalene-d8 | 2.887 | 136 | 399567 | 4000.000 | ng/ml | 0.00 |
| Standard Area 1 = 685748 | | | Recovery = 58.27% | | | |
| 18) Acenaphthene-d10 | 3.857 | 164 | 259459 | 4000.000 | ng/ml | 0.00 |
| Standard Area 1 = 411948 | | | Recovery = 62.98% | | | |
| 23) Phenanthrene-d10 | 4.695 | 188 | 598604 | 4000.000 | ng/ml | 0.00 |
| Standard Area 1 = 860767 | | | Recovery = 69.54% | | | |
| 33) Chrysene-d12 | 6.270 | 240 | 683902 | 4000.000 | ng/ml | -0.01 |
| Standard Area 1 = 852026 | | | Recovery = 80.27% | | | |
| 38) Perylene-d12 | 7.467 | 264 | 937311 | 4000.000 | ng/ml | -0.01 |
| Standard Area 1 = 865644 | | | Recovery = 108.28% | | | |
| System Monitoring Compounds | | | | | | |
| 3) 2-Fluorophenol | 1.656 | 112 | 33473 | 715.125 | ng/ml | 0.01 |
| Spiked Amount 2000.000 | Range 15 - 110 | | Recovery = 35.76% | | | |
| 4) Phenol-d6 | 2.055 | 99 | 42509 | 731.146 | ng/ml | 0.00 |
| Spiked Amount 2000.000 | Range 15 - 110 | | Recovery = 36.56% | | | |
| 8) Nitrobenzene-d5 | 2.509 | 82 | 46314 | 869.916 | ng/ml | 0.00 |
| Spiked Amount 1000.000 | Range 30 - 130 | | Recovery = 86.99% | | | |
| 14) 2-Fluorobiphenyl | 3.480 | 172 | 82600 | 922.528 | ng/ml | 0.00 |
| Spiked Amount 1000.000 | Range 30 - 130 | | Recovery = 92.25% | | | |
| 22) 2,4,6-Tribromophenol | 4.302 | 330 | 26775 | 1797.361 | ng/ml | 0.00 |
| Spiked Amount 2000.000 | Range 15 - 110 | | Recovery = 89.87% | | | |
| 32) 4-Terphenyl-d14 | 5.621 | 244 | 137145 | 828.724 | ng/ml | 0.00 |
| Spiked Amount 1000.000 | Range 30 - 130 | | Recovery = 82.87% | | | |
| Target Compounds | | | | | | Qvalue |
| 5) Bis(2-chloroethyl)ether | 0.000 | | 0 | N.D. d | | |
| 7) Hexachloroethane | 0.000 | | 0 | N.D. | | |
| 10) Naphthalene | 0.000 | | 0 | N.D. d | | |
| 11) Hexachlorobutadiene | 0.000 | | 0 | N.D. | | |
| 12) 2-Methylnaphthalene | 0.000 | | 0 | N.D. d | | |
| 15) 2-Chloronaphthalene | 0.000 | | 0 | N.D. | | |
| 17) Acenaphthylene | 0.000 | | 0 | N.D. | | |
| 19) Acenaphthene | 0.000 | | 0 | N.D. d | | |
| 21) Fluorene | 0.000 | | 0 | N.D. d | | |
| 25) Hexachlorobenzene | 0.000 | | 0 | N.D. d | | |

Data Path : I:\8270SIM\sv119\250905bRVT\
Data File : 55281-08.D
Acq On : 05 Sep 2025 08:03 pm
Operator : sv119:csn
Sample : L2555281-08,32,,HNY
Misc : WG2111182,WG2110785,ical22426
ALS Vial : 23 Sample Multiplier: 1

Quant Time: Sep 07 13:13:46 2025
Quant Method : I:\8270SIM\sv119\250905bRVT\SIM-RVT_250625_sv119.M
Quant Title : Semivolatiles by GC/MS by modified 8270
QLast Update : Fri Sep 05 13:13:27 2025
Response via : Initial Calibration

CCAL FILE(s) : 1 - I:\8270sim\sv119\250905bRVT\ccv0905b.D
Sub List : DEFAULT - All compounds listed

| Compound | R.T. | QIon | Response | Conc | Units | Dev(Min) |
|---|---|---|---|---|---|---|
| 26) Pentachlorophenol | 0.000 | | 0 | N.D. | d | |
| 27) Phenanthrene | 0.000 | | 0 | N.D. | d | |
| 28) Anthracene | 0.000 | | 0 | N.D. | d | |
| 29) Fluoranthene | 0.000 | | 0 | N.D. | d | |
| 30) Pyrene | 0.000 | | 0 | N.D. | d | |
| 34) Benzo[a]anthracene | 0.000 | | 0 | N.D. | d | |
| 36) Chrysene | 0.000 | | 0 | N.D. | d | |
| 39) Benzo[b]fluoranthene | 0.000 | | 0 | N.D. | d | |
| 40) Benzo[k]fluoranthene | 0.000 | | 0 | N.D. | d | |
| 41) Benzo[a]pyrene | 0.000 | | 0 | N.D. | d | |
| 42) Indeno[1,2,3-cd]pyrene | 0.000 | | 0 | N.D. | d | |
| 43) Dibenzo[a,h]anthracene | 0.000 | | 0 | N.D. | | |
| 44) Benzo[g,h,i]perylene | 0.000 | | 0 | N.D. | | |

(#) = qualifier out of range (m) = manual integration (+) = signals summed

Quantitation Report (QT Reviewed)

Data Path : I:\8270SIM\sv119\250905bRVT\
Data File : 55281-08.D
Acq On : 05 Sep 2025 08:03 pm
Operator : sv119:csn
Sample : L2555281-08,32,,HNY
Misc : WG2111182,WG2110785,ical22426
ALS Vial : 23 Sample Multiplier: 1

Quant Time: Sep 07 13:13:46 2025
Quant Method : I:\8270SIM\sv119\250905bRVT\SIM-RVT_250625_sv119.M
Quant Title : Semivolatiles by GC/MS by modified 8270
QLast Update : Fri Sep 05 13:13:27 2025
Response via : Initial Calibration

Sub List : DEFAULT - All compounds listedT\ccv0905b.D•

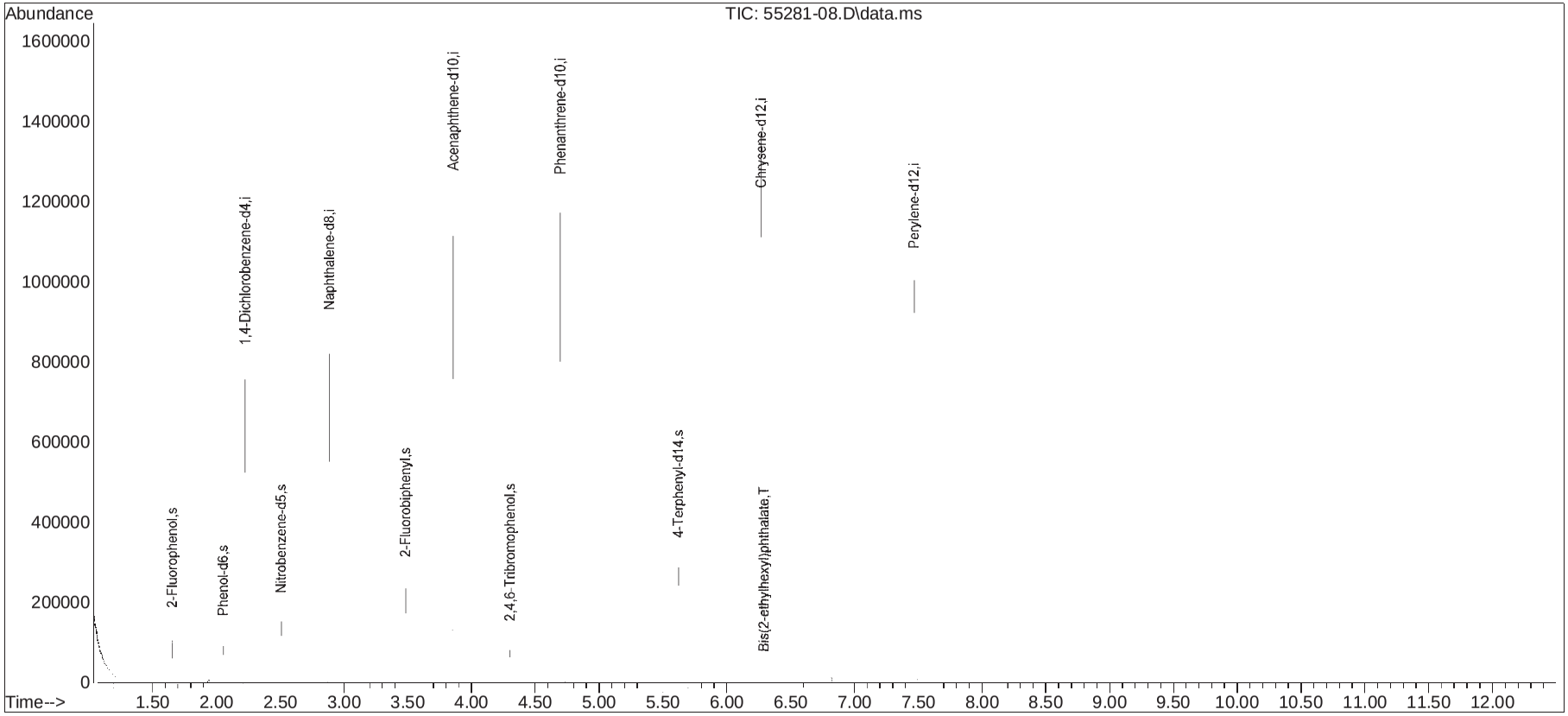

Manual Integration Report

Data Path : I:\8270SIM\sv119\250905bRV
Data File : 55281-08.D Operator : sv119:csn
Date Inj'd : 9/5/2025 8:03 pm Instrument : SV119
Sample : L2555281-08,32,,HNY Quant Date : 9/7/2025 1:11 pm

There are no manual integrations or false positives in this file.

# Semivolatiles Standards Data

# Initial Calibration

# Initial Calibration Summary
# Form 6
# Semivolatiles

| | | | |
|---|---|---|---|
| **Client** | **: Roux Env. Eng. & Geology, DPC** | **Lab Number** | **: L2555281** |
| **Project Name** | **: CORAM MATERIALS** | **Project Number** | **: 2232.0006Y005** |
| **Instrument ID** | **: SV119** | **Ical Ref** | **: ICAL22426** |
| **Calibration dates** | **: 06/25/25 20:07 06/25/25 22:41** | | |

Calibration Files
L1 =L1.D L2 =L2.D L3 =L3.D L4 =L4.D L5 =L5.D L6 =L6.D L7 =L7.D L8 =L8.D L9 =L9.D
L10 =L10.D

| | | Compound | L1 | L2 | L3 | L4 | L5 | L6 | L7 | L8 | L9 | L10 | Avg | |
|---|---|---|---|---|---|---|---|---|---|---|---|---|---|---|
| 1) | i | 1,4-Dichlorobenzene-d4 | ----------ISTD---------- | | | | | | | | | | | |
| 2) | T | N-Nitrosodimethylamine | | | | | 0.658 | 0.685 | 0.708 | 0.679 | 0.692 | 0.671 | 0.682 | 2.53 |
| 3) | s | 2-Fluorophenol | 1.367 | 1.221 | 1.150 | 1.136 | 1.150 | 1.098 | 1.137 | 1.101 | 1.137 | 1.060 | 1.156 | 7.39 |
| 4) | s | Phenol-d6 | | 1.529 | 1.448 | 1.444 | 1.455 | 1.365 | 1.431 | 1.423 | 1.436 | 1.391 | 1.436 | 3.16 |
| 5) | T | Bis(2-chloroethyl)ether | 1.471 | 1.375 | 1.335 | 1.299 | 1.202 | 1.141 | 1.184 | 1.177 | 1.167 | 1.122 | 1.247 | 9.29 |
| 6) | T | n-nitrosodi-n-propylamine | | | 1.058 | 0.901 | 0.912 | 0.841 | 0.908 | 0.926 | 0.963 | 0.925 | 0.929 | 6.66 |
| 7) | t | Hexachloroethane | 0.477 | 0.510 | 0.550 | 0.538 | 0.543 | 0.492 | 0.515 | 0.509 | 0.507 | 0.496 | 0.514 | 4.57 |
| 8) | s | Nitrobenzene-d5 | 1.471 | 1.423 | 1.456 | 1.290 | 1.281 | 1.160 | 1.254 | 1.285 | 1.295 | 1.233 | 1.315 | 7.76 |
| 9) | i | Naphthalene-d8 | ----------ISTD---------- | | | | | | | | | | | |
| 10) | t | Naphthalene | 1.216 | 1.251 | 1.138 | 1.099 | 1.057 | 1.036 | 1.048 | 1.031 | 1.018 | 0.968 | 1.086 | 8.31 |
| 11) | t | Hexachlorobutadiene | 0.226 | 0.212 | 0.202 | 0.209 | 0.205 | 0.198 | 0.203 | 0.198 | 0.195 | 0.190 | 0.204 | 4.93 |
| 12) | t | 2-Methylnaphthalene | 0.853 | 0.768 | 0.699 | 0.685 | 0.680 | 0.631 | 0.665 | 0.653 | 0.670 | 0.615 | 0.692 | 10.13 |
| 13) | t | 1-Methylnaphthalene | 0.748 | 0.720 | 0.726 | 0.710 | 0.700 | 0.668 | 0.697 | 0.690 | 0.706 | 0.634 | 0.700 | 4.54 |
| 14) | s | 2-Fluorobiphenyl | 0.936 | 0.935 | 0.905 | 0.918 | 0.912 | 0.868 | 0.899 | 0.887 | 0.903 | 0.801 | 0.896 | 4.37 |
| 15) | t | 2-Chloronaphthalene | 0.715 | 0.777 | 0.785 | 0.771 | 0.767 | 0.727 | 0.762 | 0.753 | 0.780 | 0.697 | 0.753 | 3.98 |
| 16) | t | 2,6-Dinitrotoluene | | | | | 0.144 | 0.130 | 0.153 | 0.170 | 0.198 | 0.180 | 0.162 | 15.33 |
| 17) | t | Acenaphthylene | 1.216 | 1.261 | 1.237 | 1.272 | 1.292 | 1.195 | 1.297 | 1.299 | 1.379 | 1.207 | 1.266 | 4.35 |
| 18) | i | Acenaphthene-d10 | ----------ISTD---------- | | | | | | | | | | | |
| 19) | t | Acenaphthene | 1.431 | 1.382 | 1.342 | 1.356 | 1.341 | 1.304 | 1.327 | 1.289 | 1.262 | 1.209 | 1.324 | 4.72 |
| 20) | t | 2,4-Dinitrotoluene | | | | | 0.316 | 0.299 | 0.353 | 0.381 | 0.424 | 0.406 | 0.363 | 13.61 |
| 21) | t | Fluorene | 1.809 | 1.678 | 1.612 | 1.628 | 1.612 | 1.543 | 1.602 | 1.572 | 1.492 | 1.413 | 1.596 | 6.66 |
| 22) | s | 2,4,6-Tribromophenol | | 0.237 | 0.231 | 0.225 | 0.223 | 0.210 | 0.231 | 0.236 | 0.241 | 0.233 | 0.230 | 3.99 |
| 23) | i | Phenanthrene-d10 | ----------ISTD---------- | | | | | | | | | | | |
| 24) | T | 4,6-Dinitro-o-cresol | | | | | 0.080 | 0.074 | 0.088 | 0.093 | 0.104 | 0.106 | *L | 0.99 |
| 75) | | | | | | | | | | | | | | |
| 25) | t | Hexachlorobenzene | 0.323 | 0.291 | 0.286 | 0.294 | 0.290 | 0.263 | 0.278 | 0.267 | 0.266 | 0.262 | 0.282 | 6.74 |
| 26) | t | Pentachlorophenol | | | | 0.149 | 0.115 | 0.091 | 0.094 | 0.110 | 0.141 | 0.154 | *Q | 0.99 |
| 73) | | | | | | | | | | | | | | |
| 27) | t | Phenanthrene | | 1.396 | 1.261 | 1.241 | 1.214 | 1.194 | 1.195 | 1.156 | 1.151 | 1.082 | 1.210 | 7.24 |
| 28) | t | Anthracene | | 1.246 | 1.244 | 1.271 | 1.249 | 1.155 | 1.245 | 1.222 | 1.218 | 1.145 | 1.222 | 3.56 |
| 29) | t | Fluoranthene | | 1.807 | 1.624 | 1.610 | 1.594 | 1.474 | 1.632 | 1.601 | 1.571 | 1.431 | 1.594 | 6.64 |
| 30) | t | Pyrene | | 1.917 | 1.715 | 1.733 | 1.699 | 1.551 | 1.720 | 1.685 | 1.628 | 1.446 | 1.677 | 7.79 |
| 31) | T | Benzidine | | | | | | 0.022 | 0.427 | 0.785 | 0.993 | 0.954 | *L | 0.99 |
| 01) | | | | | | | | | | | | | | |
| 32) | s | 4-Terphenyl-d14 | | 1.225 | 1.145 | 1.167 | 1.155 | 1.045 | 1.140 | 1.117 | 1.036 | 0.922 | 1.106 | 8.19 |
| 33) | i | Chrysene-d12 | ----------ISTD---------- | | | | | | | | | | | |

# Initial Calibration Summary
# Form 6
# Semivolatiles

| | | | |
|---|---|---|---|
| **Client** | **: Roux Env. Eng. & Geology, DPC** | **Lab Number** | **: L2555281** |
| **Project Name** | **: CORAM MATERIALS** | **Project Number** | **: 2232.0006Y005** |
| **Instrument ID** | **: SV119** | **Ical Ref** | **: ICAL22426** |
| **Calibration dates** | **: 06/25/25 20:07 06/25/25 22:41** | | |

Calibration Files
L1 =L1.D L2 =L2.D L3 =L3.D L4 =L4.D L5 =L5.D L6 =L6.D L7 =L7.D L8 =L8.D L9 =L9.D
L10 =L10.D

| | | Compound | L1 | L2 | L3 | L4 | L5 | L6 | L7 | L8 | L9 | L10 | Avg | |
|---|---|---|---|---|---|---|---|---|---|---|---|---|---|---|
| 34) | t | Benzo[a]anthracene | 1.224 | 0.683 | 0.345 | 0.237 | 0.156 | 0.136 | 0.138 | 0.137 | 0.140 | 0.133 | *L | 0.99 |
| 96) | | | | | | | | | | | | | | |
| 35) | t | 3,3'-Dichlorobenzidine | | | | | 0.422 | 0.435 | 0.548 | 0.586 | 0.612 | 0.601 | 0.534 | 15.88 |
| 36) | t | Chrysene | 1.266 | 1.325 | 1.261 | 1.325 | 1.318 | 1.301 | 1.361 | 1.316 | 1.313 | 1.252 | 1.304 | 2.62 |
| 37) | T | Bis(2-ethylhexyl)phtha... | | | | 0.686 | 0.621 | 0.602 | 0.689 | 0.742 | 0.828 | 0.846 | 0.716 | 13.23 |
| 38) | i | Perylene-d12 | ----------ISTD---------- | | | | | | | | | | | |
| 39) | t | Benzo[b]fluoranthene | | | 0.916 | 1.011 | 1.028 | 0.996 | 1.169 | 1.209 | 1.268 | 1.245 | 1.105 | 12.01 |
| 40) | t | Benzo[k]fluoranthene | | | 1.164 | 1.204 | 1.255 | 1.310 | 1.358 | 1.336 | 1.344 | 1.255 | 1.278 | 5.50 |
| 41) | t | Benzo[a]pyrene | | | 0.859 | 0.897 | 0.961 | 0.966 | 1.143 | 1.168 | 1.222 | 1.184 | 1.050 | 13.71 |
| 42) | t | Indeno[1,2,3-cd]pyrene | | | 0.640 | 0.640 | 0.684 | 0.705 | 0.835 | 0.940 | 1.057 | 1.112 | *Q | 0.99 |
| 87) | | | | | | | | | | | | | | |
| 43) | t | Dibenzo[a,h]anthracene | | | 0.546 | 0.576 | 0.660 | 0.659 | 0.903 | 0.965 | 1.040 | 1.059 | *Q | 0.99 |
| 87) | | | | | | | | | | | | | | |
| 44) | t | Benzo[g,h,i]perylene | | | 0.781 | 0.811 | 0.884 | 0.902 | 1.066 | 1.096 | 1.141 | 1.121 | 0.975 | 15.01 |

# Response Factor Report SV119

Method Path : I:\8270SIM\sv119\250625RVTical\
Method File : SIM-RVT_250625_sv119.M
Title : Semivolatiles by GC/MS by modified 8270
Last Update : Fri Jun 27 08:30:34 2025
Response Via : Initial Calibration

Calibration Files
L1 =L1.D L2 =L2.D L3 =L3.D L4 =L4.D L5 =L5.D L6 =L6.D L7 =L7.D L8 =L8.D L9 =L9.D
L10 =L10.D

| | | Compound | L1 | L2 | L3 | L4 | L5 | L6 | L7 | L8 | L9 | L10 | Avg | %RSD |
|---|---|---|---|---|---|---|---|---|---|---|---|---|---|---|
| 1) | i | 1,4-Dichlorobenzene-d4 | ----------ISTD---------- | | | | | | | | | | | |
| 2) | T | N-Nitrosodimet... | | | | | | 0.658 | 0.685 | 0.708 | 0.679 | 0.692 | 0.671 | 0.682 | 2.53 |
| 3) | s | 2-Fluorophenol | 1.367 | 1.221 | 1.150 | 1.136 | 1.150 | 1.098 | 1.137 | 1.101 | 1.137 | 1.060 | 1.156 | 7.39 |
| 4) | s | Phenol-d6 | | 1.529 | 1.448 | 1.444 | 1.455 | 1.365 | 1.431 | 1.423 | 1.436 | 1.391 | 1.436 | 3.16 |
| 5) | T | Bis(2-chloroet... | 1.471 | 1.375 | 1.335 | 1.299 | 1.202 | 1.141 | 1.184 | 1.177 | 1.167 | 1.122 | 1.247 | 9.29 |
| 6) | T | n-nitrosodi-n-... | | | 1.058 | 0.901 | 0.912 | 0.841 | 0.908 | 0.926 | 0.963 | 0.925 | 0.929 | 6.66 |
| 7) | t | Hexachloroethane | 0.477 | 0.510 | 0.550 | 0.538 | 0.543 | 0.492 | 0.515 | 0.509 | 0.507 | 0.496 | 0.514 | 4.57 |
| 8) | s | Nitrobenzene-d5 | 1.471 | 1.423 | 1.456 | 1.290 | 1.281 | 1.160 | 1.254 | 1.285 | 1.295 | 1.233 | 1.315 | 7.76 |
| 9) | i | Naphthalene-d8 | ----------ISTD---------- | | | | | | | | | | | |
| 10) | t | Naphthalene | 1.216 | 1.251 | 1.138 | 1.099 | 1.057 | 1.036 | 1.048 | 1.031 | 1.018 | 0.968 | 1.086 | 8.31 |
| 11) | t | Hexachlorobuta... | 0.226 | 0.212 | 0.202 | 0.209 | 0.205 | 0.198 | 0.203 | 0.198 | 0.195 | 0.190 | 0.204 | 4.93 |
| 12) | t | 2-Methylnaphth... | 0.853 | 0.768 | 0.699 | 0.685 | 0.680 | 0.631 | 0.665 | 0.653 | 0.670 | 0.615 | 0.692 | 10.13 |
| 13) | t | 1-Methylnaphth... | 0.748 | 0.720 | 0.726 | 0.710 | 0.700 | 0.668 | 0.697 | 0.690 | 0.706 | 0.634 | 0.700 | 4.54 |
| 14) | s | 2-Fluorobiphenyl | 0.936 | 0.935 | 0.905 | 0.918 | 0.912 | 0.868 | 0.899 | 0.887 | 0.903 | 0.801 | 0.896 | 4.37 |
| 15) | t | 2-Chloronaphth... | 0.715 | 0.777 | 0.785 | 0.771 | 0.767 | 0.727 | 0.762 | 0.753 | 0.780 | 0.697 | 0.753 | 3.98 |

# Response Factor Report SV119

Method Path : I:\8270SIM\sv119\250625RVTical\
Method File : SIM-RVT_250625_sv119.M
Title : Semivolatiles by GC/MS by modified 8270
Last Update : Fri Jun 27 08:30:34 2025
Response Via : Initial Calibration

Calibration Files
L1 =L1.D L2 =L2.D L3 =L3.D L4 =L4.D L5 =L5.D L6 =L6.D L7 =L7.D L8 =L8.D L9 =L9.D
L10 =L10.D

| | | Compound | L1 | L2 | L3 | L4 | L5 | L6 | L7 | L8 | L9 | L10 | Avg | %RSD |
|---|---|---|---|---|---|---|---|---|---|---|---|---|---|---|
| 16) | t | 2,6-Dinitrotol... | | | | 0.144 | 0.130 | 0.153 | 0.170 | 0.198 | 0.180 | 0.162 | | 15.33 |
| 17) | t | Acenaphthylene | 1.216 | 1.261 | 1.237 | 1.272 | 1.292 | 1.195 | 1.297 | 1.299 | 1.379 | 1.207 | 1.266 | 4.35 |
| 18) | i | Acenaphthene-d10 | | | | ISTD | | | | | | | | |
| 19) | t | Acenaphthene | 1.431 | 1.382 | 1.342 | 1.356 | 1.341 | 1.304 | 1.327 | 1.289 | 1.262 | 1.209 | 1.324 | 4.72 |
| 20) | t | 2,4-Dinitrotol... | | | | 0.316 | 0.299 | 0.353 | 0.381 | 0.424 | 0.406 | 0.363 | | 13.61 |
| 21) | t | Fluorene | 1.809 | 1.678 | 1.612 | 1.628 | 1.612 | 1.543 | 1.602 | 1.572 | 1.492 | 1.413 | 1.596 | 6.66 |
| 22) | s | 2,4,6-Tribromo... | 0.237 | 0.231 | 0.225 | 0.223 | 0.210 | 0.231 | 0.236 | 0.241 | 0.233 | 0.230 | | 3.99 |
| 23) | i | Phenanthrene-d10 | | | | ISTD | | | | | | | | |
| 24) | T | 4,6-Dinitro-o-... | | | | 0.080 | 0.074 | 0.088 | 0.093 | 0.104 | 0.106 | *L | | 0.99 |
| 75 | | | | | | | | | | | | | | |
| 25) | t | Hexachlorobenzene | 0.323 | 0.291 | 0.286 | 0.294 | 0.290 | 0.263 | 0.278 | 0.267 | 0.266 | 0.262 | 0.282 | 6.74 |
| 26) | t | Pentachlorophenol | | | | 0.149 | 0.115 | 0.091 | 0.094 | 0.110 | 0.141 | 0.154 | *Q | 0.99 |
| 73 | | | | | | | | | | | | | | |
| 27) | t | Phenanthrene | 1.396 | 1.261 | 1.241 | 1.214 | 1.194 | 1.195 | 1.156 | 1.151 | 1.082 | 1.210 | | 7.24 |
| 28) | t | Anthracene | 1.246 | 1.244 | 1.271 | 1.249 | 1.155 | 1.245 | 1.222 | 1.218 | 1.145 | 1.222 | | 3.56 |
| 29) | t | Fluoranthene | 1.807 | 1.624 | 1.610 | 1.594 | 1.474 | 1.632 | 1.601 | 1.571 | 1.431 | 1.594 | | 6.64 |
| 30) | t | Pyrene | 1.917 | 1.715 | 1.733 | 1.699 | 1.551 | 1.720 | 1.685 | 1.628 | 1.446 | 1.677 | | 7.79 |

# Response Factor Report SV119

Method Path : I:\8270SIM\sv119\250625RVTical\
Method File : SIM-RVT_250625_sv119.M
Title : Semivolatiles by GC/MS by modified 8270
Last Update : Fri Jun 27 08:30:34 2025
Response Via : Initial Calibration

Calibration Files
L1 =L1.D L2 =L2.D L3 =L3.D L4 =L4.D L5 =L5.D L6 =L6.D L7 =L7.D L8 =L8.D L9 =L9.D
L10 =L10.D

| | | Compound | L1 | L2 | L3 | L4 | L5 | L6 | L7 | L8 | L9 | L10 | Avg | %RSD |
|---|---|---|---|---|---|---|---|---|---|---|---|---|---|---|
| 31) | T | Benzidine | | | | | 0.022 | 0.427 | 0.785 | 0.993 | 0.954 | *L | | 0.9901 |
| 32) | s | 4-Terphenyl-d14 | 1.225 | 1.145 | 1.167 | 1.155 | 1.045 | 1.140 | 1.117 | 1.036 | 0.922 | 1.106 | | 8.19 |
| 33) | i | Chrysene-d12 | ----------ISTD---------- | | | | | | | | | | | |
| 34) | t | Benzo[a]anthra... | 1.224 | 0.683 | 0.345 | 0.237 | 0.156 | 0.136 | 0.138 | 0.137 | 0.140 | 0.133 | *L | 0.9996 |
| 35) | t | 3,3'-Dichlorob... | | | | | 0.422 | 0.435 | 0.548 | 0.586 | 0.612 | 0.601 | 0.534 | 15.88 |
| 36) | t | Chrysene | 1.266 | 1.325 | 1.261 | 1.325 | 1.318 | 1.301 | 1.361 | 1.316 | 1.313 | 1.252 | 1.304 | 2.62 |
| 37) | T | Bis(2-ethylhex... | | | | 0.686 | 0.621 | 0.602 | 0.689 | 0.742 | 0.828 | 0.846 | 0.716 | 13.23 |
| 38) | i | Perylene-d12 | ----------ISTD---------- | | | | | | | | | | | |
| 39) | t | Benzo[b]fluora... | | | 0.916 | 1.011 | 1.028 | 0.996 | 1.169 | 1.209 | 1.268 | 1.245 | 1.105 | 12.01 |
| 40) | t | Benzo[k]fluora... | | | 1.164 | 1.204 | 1.255 | 1.310 | 1.358 | 1.336 | 1.344 | 1.255 | 1.278 | 5.50 |
| 41) | t | Benzo[a]pyrene | | | 0.859 | 0.897 | 0.961 | 0.966 | 1.143 | 1.168 | 1.222 | 1.184 | 1.050 | 13.71 |
| 42) | t | Indeno[1,2,3-c... | | | 0.640 | 0.640 | 0.684 | 0.705 | 0.835 | 0.940 | 1.057 | 1.112 | *Q | 0.9987 |
| 43) | t | Dibenzo[a,h]an... | | | 0.546 | 0.576 | 0.660 | 0.659 | 0.903 | 0.965 | 1.040 | 1.059 | *Q | 0.9987 |
| 44) | t | Benzo[g,h,i]pe... | | | 0.781 | 0.811 | 0.884 | 0.902 | 1.066 | 1.096 | 1.141 | 1.121 | 0.975 | 15.01 |

Method Path : I:\8270SIM\sv119\250625RVTical\
Method File : SIM-RVT_250625_sv119.M
Title : Semivolatiles by GC/MS by modified 8270
Last Update : Fri Jun 27 08:30:34 2025
Response Via : Initial Calibration

Calibration Files
L1 =L1.D L2 =L2.D L3 =L3.D L4 =L4.D L5 =L5.D L6 =L6.D L7 =L7.D L8 =L8.D L9 =L9.D
L10 =L10.D

| Compound | L1 | L2 | L3 | L4 | L5 | L6 | L7 | L8 | L9 | L10 | Avg %RSD |
|---|---|---|---|---|---|---|---|---|---|---|---|

(#) = Out of Range

# DFTPP

Data Path : I:\8270SIM\sv119\250625RVTical\
Data File : TUNE.D
Acq On : 25 Jun 2025 07:48 pm
Operator : sv119:ljg
Sample : TUNE
Misc : WG2084288,,ical
ALS Vial : 48 Sample Multiplier: 1

Integration File: rteint.p

Method : I:\8270SIM\sv119\250625RVTical\SIM-RVT_250625_sv119.M
Title : Semivolatiles by GC/MS by modified 8270
Last Update : Fri Jun 27 08:30:34 2025

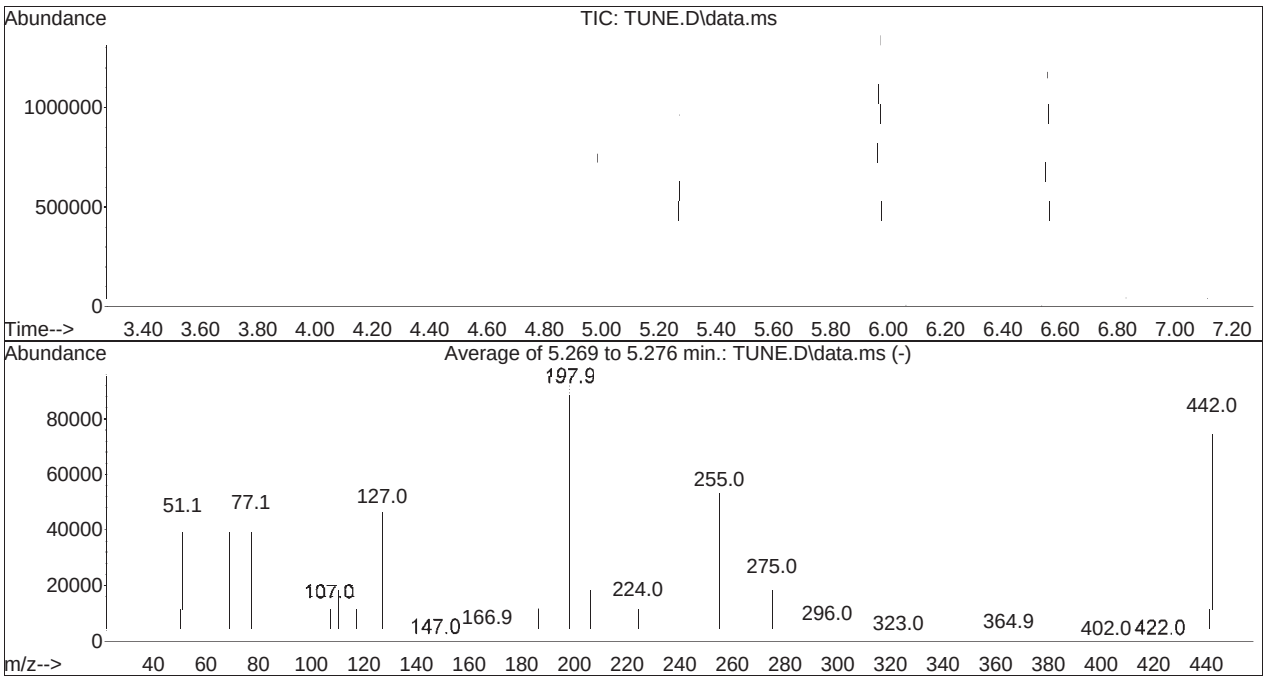


Spectrum Information: Average of 5.269 to 5.276 min.

| Target Mass | Rel. to Mass | Lower Limit% | Upper Limit% | Rel. Abn% | Raw Abn | Result Pass/Fail |
|---|---|---|---|---|---|---|
| 51 | 198 | 10 | 80 | 47.0 | 44597 | PASS |
| 68 | 69 | 0.00 | 2 | 2.0 | 800 | PASS |
| 69 | 69 | 100 | 100 | 100.0 | 40048 | PASS |
| 70 | 69 | 0.00 | 2 | 0.4 | 156 | PASS |
| 127 | 198 | 10 | 80 | 50.5 | 47829 | PASS |
| 197 | 198 | 0.00 | 2 | 0.0 | 0 | PASS |
| 198 | 198 | 100 | 100 | 100.0 | 94797 | PASS |
| 199 | 198 | 5 | 9 | 6.6 | 6233 | PASS |
| 275 | 198 | 10 | 60 | 24.0 | 22712 | PASS |
| 365 | 198 | 1 | 100 | 3.3 | 3103 | PASS |
| 441 | 442 | 0.01 | 24 | 18.8 | 15170 | PASS |
| 442 | 198 | 50 | 100 | 85.2 | 80797 | PASS |
| 443 | 442 | 15 | 24 | 19.0 | 15320 | PASS |

Quantitation Report (Qedit)

Data Path : I:\8270SIM\sv119\250625RVTical\
Data File : TUNE.D
Acq On : 25 Jun 2025 07:48 pm
Operator : sv119:ljg
Sample : TUNE
Misc : WG2084288,,ical
ALS Vial : 48 Sample Multiplier: 1

Quant Time: Jun 25 20:03:57 2025
Quant Method : I:\8270SIM\sv119\250625RVTical\dftppsv119.m
Quant Title : Semivolatiles by GC/MS by modified 8270
QLast Update : Wed Jun 25 20:04:49 2025
Response via : Continuing Cal File: C:\ENVDEMO\BNADATA\DLWB002.D

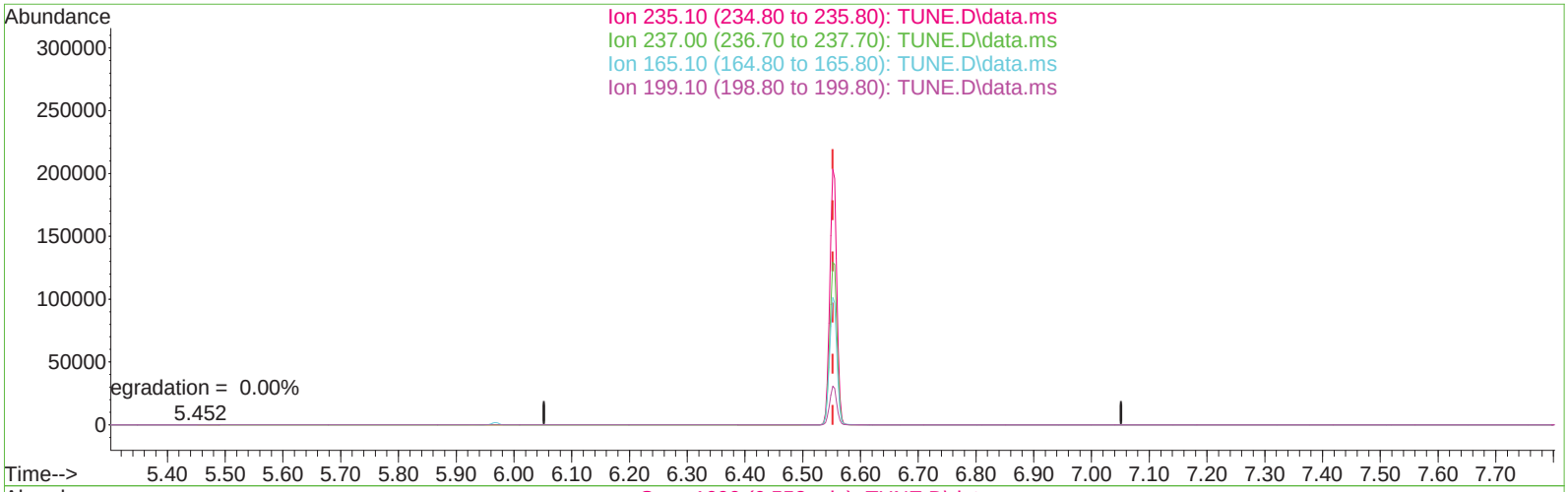


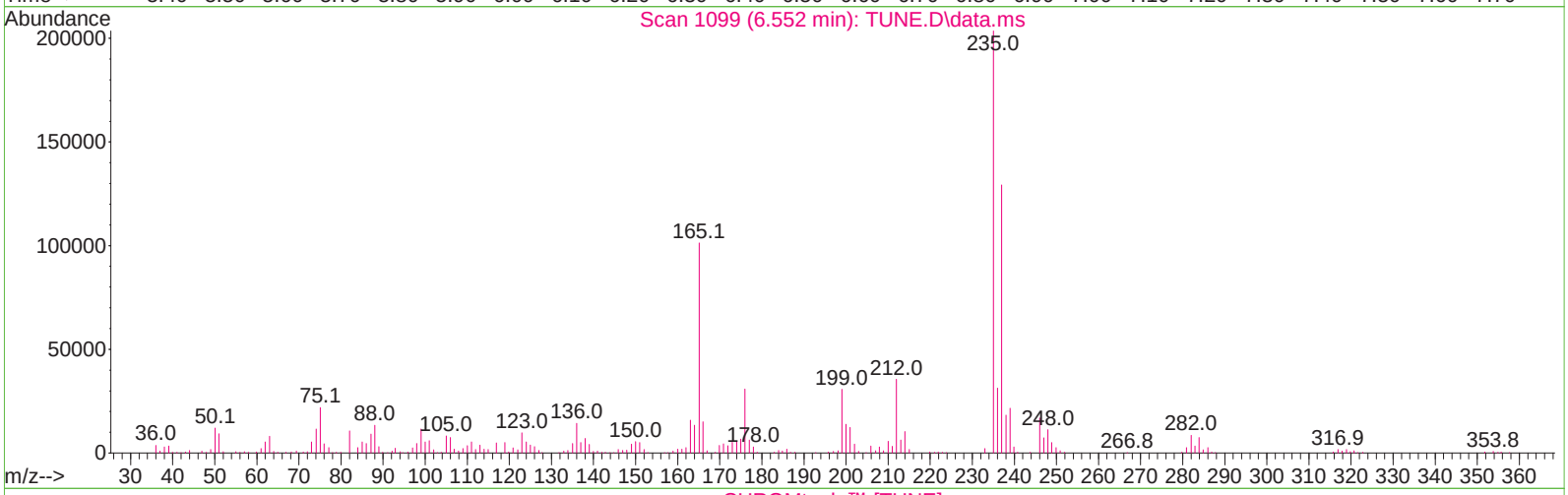


CHROMtools™ [TUNE]

(6) ddt (T)

6.552min (-0.000) 28.02

response 170802

| Ion | Exp% | Act% |
|---|---|---|
| 235.10 | 100.00 | 100.00 |
| 237.00 | 65.60 | 65.45 |
| 165.10 | 53.30 | 51.84 |
| 199.10 | 17.10 | 15.47 |

Quantitation Report (Qedit)

Data Path : I:\8270SIM\sv119\250625RVTical\
Data File : TUNE.D
Acq On : 25 Jun 2025 07:48 pm
Operator : sv119:ljg
Sample : TUNE
Misc : WG2084288,,ical
ALS Vial : 48 Sample Multiplier: 1

Quant Time: Jun 25 20:03:57 2025
Quant Method : I:\8270SIM\sv119\250625RVTical\dftppsv119.m
Quant Title : Semivolatiles by GC/MS by modified 8270
QLast Update : Wed Jun 25 20:04:49 2025
Response via : Continuing Cal File: C:\ENVDEMO\BNADATA\DLWB002.D

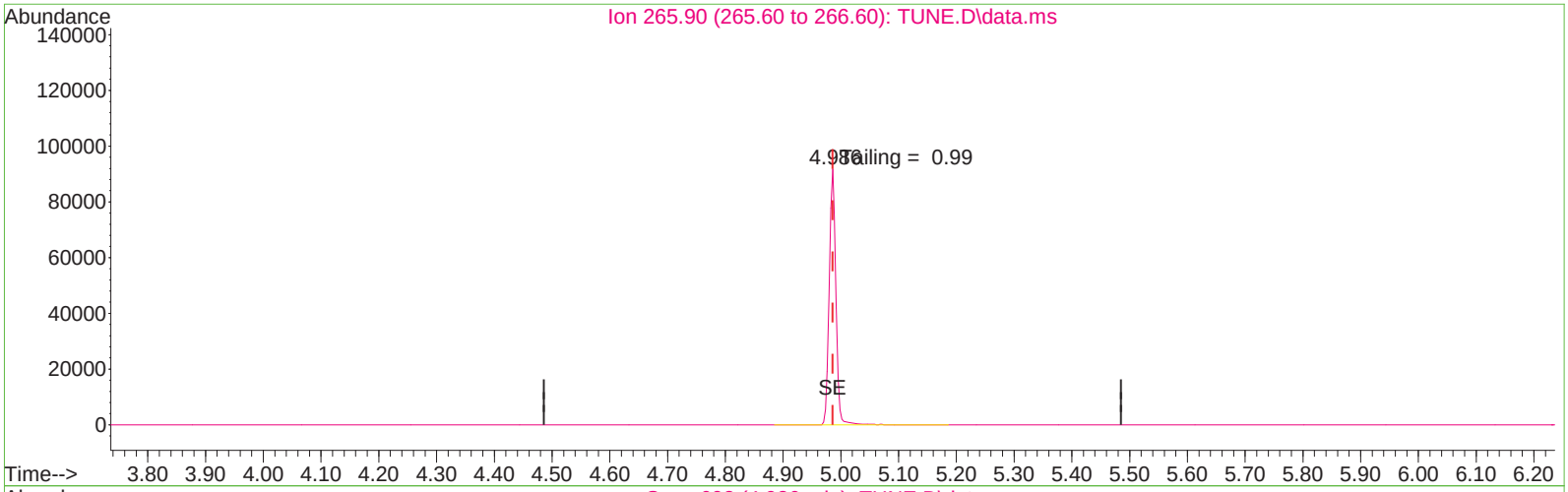


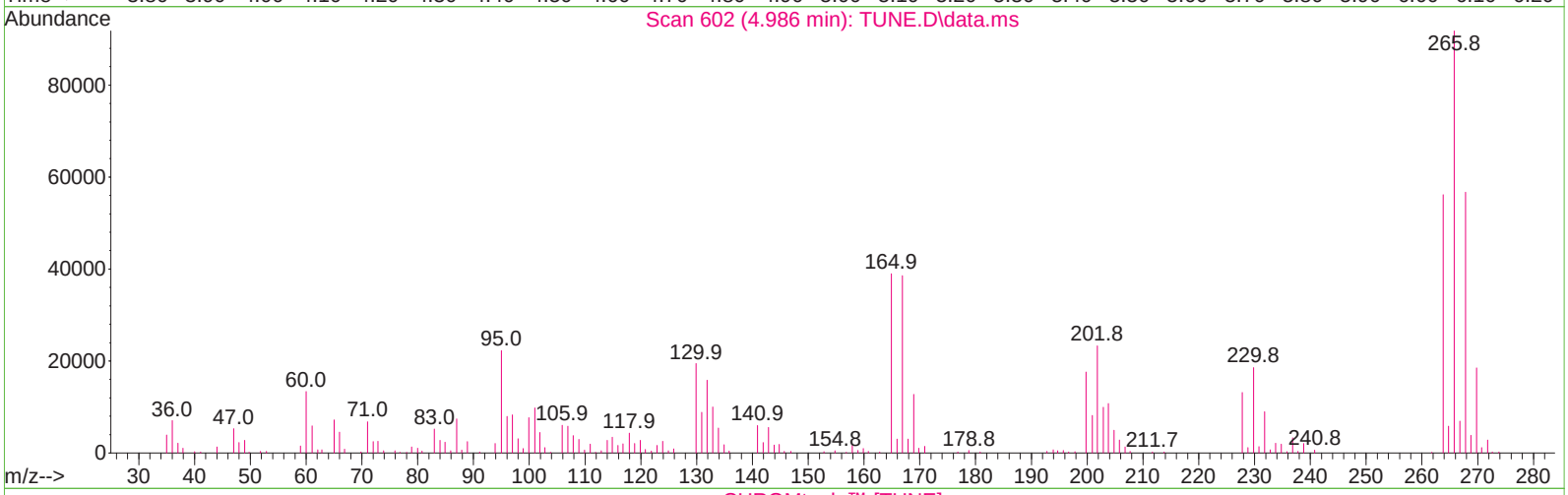


CHROMtools™ [TUNE]

(1) pentachlorophenol (T)

4.986min (-0.000) 35.19

response 73903

| Ion | Exp% | Act% |
|---|---|---|
| 265.90 | 100.00 | 100.00 |
| 0.00 | 0.00 | 0.00 |
| 0.00 | 0.00 | 0.00 |
| 0.00 | 0.00 | 0.00 |

Quantitation Report (Qedit)

Data Path : I:\8270SIM\sv119\250625RVTical\
Data File : TUNE.D
Acq On : 25 Jun 2025 07:48 pm
Operator : sv119:ljg
Sample : TUNE
Misc : WG2084288,,ical
ALS Vial : 48 Sample Multiplier: 1

Quant Time: Jun 25 20:03:57 2025
Quant Method : I:\8270SIM\sv119\250625RVTical\dftppsv119.m
Quant Title : Semivolatiles by GC/MS by modified 8270
QLast Update : Wed Jun 25 20:04:49 2025
Response via : Continuing Cal File: C:\ENVDEMO\BNADATA\DLWB002.D

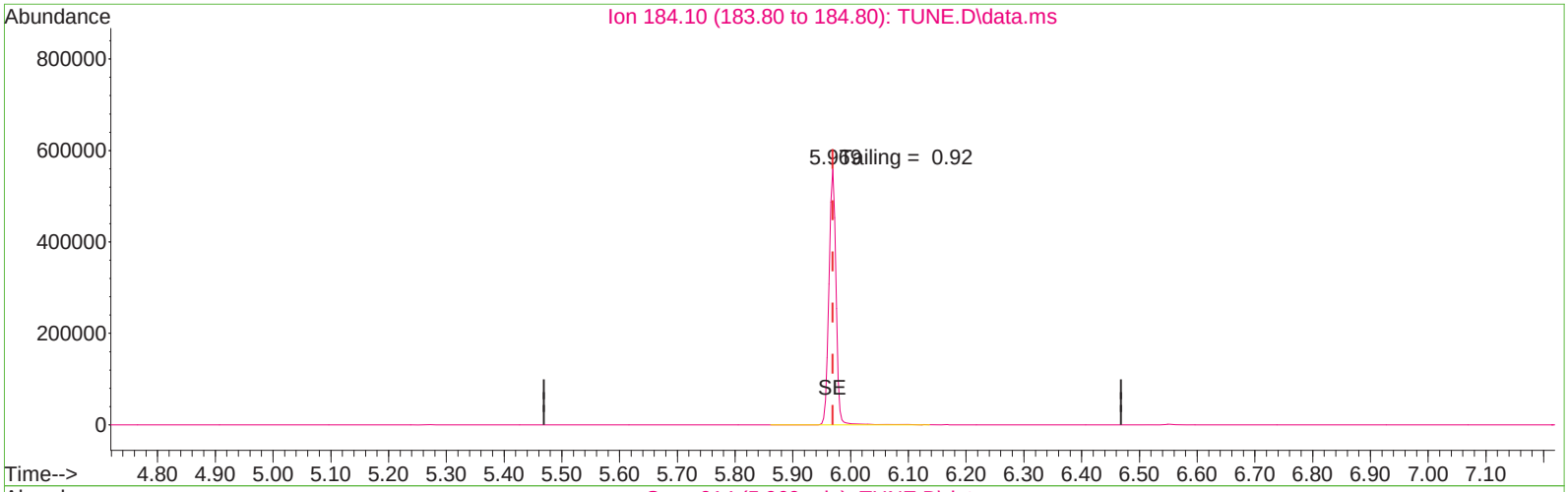


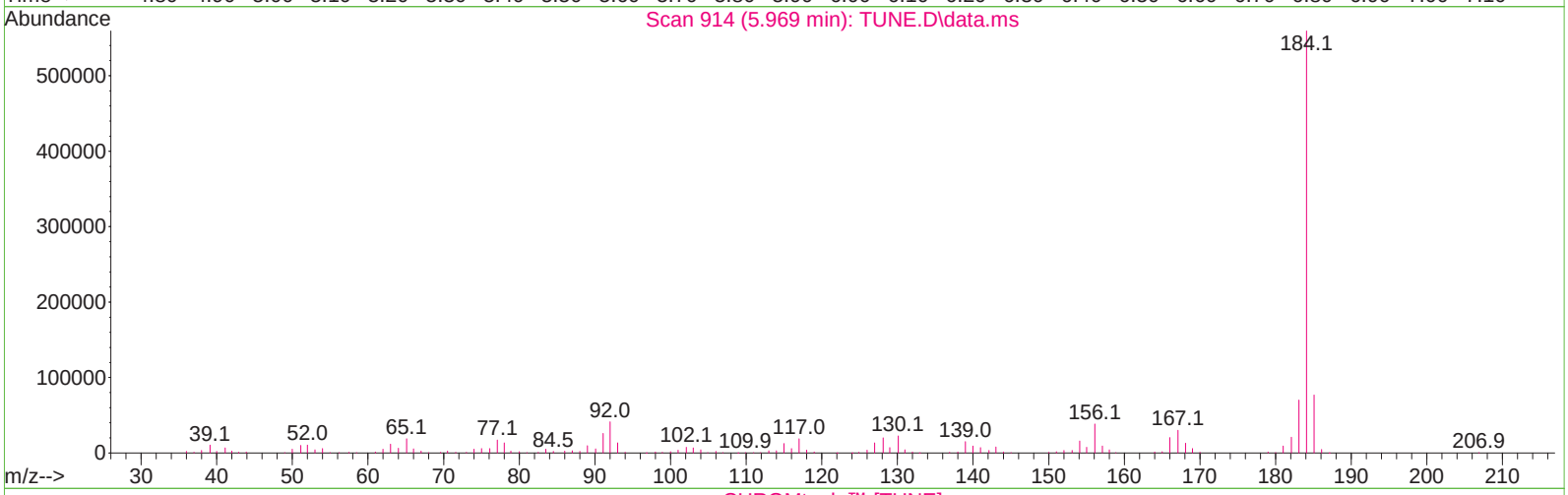


CHROMtools™ [TUNE]

(3) benzidine (T)

5.969min (-0.000) 45.73

response 465484

| Ion | Exp% | Act% |
|---|---|---|
| 184.10 | 100.00 | 100.00 |
| 0.00 | 0.00 | 0.00 |
| 0.00 | 0.00 | 0.00 |
| 0.00 | 0.00 | 0.00 |

Quantitation Report (QT Reviewed)

Data Path : I:\8270SIM\sv119\250625RVTical\
Data File : L10.D
Acq On : 25 Jun 2025 08:07 pm
Operator : sv119:ljg
Sample : IL10,32,,5 Lot# 11697
Misc : WG2084288,,ical
ALS Vial : 1 Sample Multiplier: 1

Quant Time: Jun 26 18:27:34 2025
Quant Method : I:\8270SIM\sv119\250625RVTical\SIM-RVT_250625_sv119.M
Quant Title : Semivolatiles by GC/MS by modified 8270
QLast Update : Thu Jun 26 18:28:30 2025
Response via : Initial Calibration

CCAL FILE(s) : 1 - I:\8270SIM\sv119\250625RVTical\L8.D
Sub List : Default - All compounds listed

| Compound | R.T. | QIon | Response | Conc | Units | Dev(Min) |
|---|---|---|---|---|---|---|
| Internal Standards | | | | | | |
| 1) 1,4-Dichlorobenzene-d4 | 2.342 | 152 | 159724 | 4000.000 | ng/ml | -0.01 |
| Standard Area 1 = 144221 | | | Recovery = 110.75% | | | |
| 9) Naphthalene-d8 | 3.005 | 136 | 632959 | 4000.000 | ng/ml | -0.01 |
| Standard Area 1 = 566700 | | | Recovery = 111.69% | | | |
| 18) Acenaphthene-d10 | 3.987 | 164 | 378954 | 4000.000 | ng/ml | 0.00 |
| Standard Area 1 = 346174 | | | Recovery = 109.47% | | | |
| 23) Phenanthrene-d10 | 4.837 | 188 | 756008 | 4000.000 | ng/ml | 0.00 |
| Standard Area 1 = 720898 | | | Recovery = 104.87% | | | |
| 33) Chrysene-d12 | 6.507 | 240 | 800659M1 | 4000.000 | ng/ml | 0.06 |
| Standard Area 1 = 872550 | | | Recovery = 91.76% | | | |
| 38) Perylene-d12 | 7.819 | 264 | 847558 | 4000.000 | ng/ml | 0.06 |
| Standard Area 1 = 911236 | | | Recovery = 93.01% | | | |
| System Monitoring Compounds | | | | | | |
| 3) 2-Fluorophenol | 1.740 | 112 | 211666 | 4585.952 | ng/ml | -0.01 |
| Spiked Amount 2000.000 | Range 15 - 110 | | Recovery = 229.30%# | | | |
| 4) Phenol-d6 | 2.144 | 99 | 277657 | 4843.096 | ng/ml | -0.01 |
| Spiked Amount 2000.000 | Range 15 - 110 | | Recovery = 242.15%# | | | |
| 8) Nitrobenzene-d5 | 2.622 | 82 | 246180 | 4689.313 | ng/ml | -0.01 |
| Spiked Amount 1000.000 | Range 30 - 130 | | Recovery = 468.93%# | | | |
| 14) 2-Fluorobiphenyl | 3.602 | 172 | 634086 | 4470.559 | ng/ml | 0.00 |
| Spiked Amount 1000.000 | Range 30 - 130 | | Recovery = 447.06%# | | | |
| 22) 2,4,6-Tribromophenol | 4.432 | 330 | 110217 | 5065.666 | ng/ml | 0.00 |
| Spiked Amount 2000.000 | Range 15 - 110 | | Recovery = 253.28%# | | | |
| 32) 4-Terphenyl-d14 | 5.804 | 244 | 871495 | 4169.730 | ng/ml | 0.04 |
| Spiked Amount 1000.000 | Range 30 - 130 | | Recovery = 416.97%# | | | |
| Target Compounds | | | | | | Qvalue |
| 2) N-Nitrosodimethylamine | 1.286 | 74 | 133887M7 | 4880.784 | ng/mL | |
| 5) Bis(2-chloroethyl)ether | 2.199 | 93 | 224040 | 4497.865 | ng/ml | 98 |
| 6) n-nitrosodi-n-propylamine | 2.542 | 70 | 184745 | 4978.319 | ng/ml | 100 |
| 7) Hexachloroethane | 2.603 | 117 | 99006 | 4827.785 | ng/ml | 99 |
| 10) Naphthalene | 3.016 | 128 | 765677 | 4454.215 | ng/ml | 100 |
| 11) Hexachlorobutadiene | 3.088 | 225 | 150109 | 4655.170 | ng/ml | 100 |
| 12) 2-Methylnaphthalene | 3.396 | 142 | 486431 | 4442.580 | ng/ml | 98 |
| 13) 1-Methylnaphthalene | 3.451 | 142 | 501468 | 4528.471 | ng/ml | 99 |
| 15) 2-Chloronaphthalene | 3.669 | 162 | 551589 | 4626.470 | ng/ml | 97 |
| 16) 2,6-Dinitrotoluene | 3.861 | 165 | 142052 | 5525.397 | ng/ml | 98 |
| 17) Acenaphthylene | 3.903 | 152 | 955202 | 4769.438 | ng/ml | 100 |

Quantitation Report (QT Reviewed)

Data Path : I:\8270SIM\sv119\250625RVTical\
Data File : L10.D
Acq On : 25 Jun 2025 08:07 pm
Operator : sv119:ljg
Sample : IL10,32,,5 Lot# 11697
Misc : WG2084288,,ical
ALS Vial : 1 Sample Multiplier: 1

Quant Time: Jun 26 18:27:34 2025
Quant Method : I:\8270SIM\sv119\250625RVTical\SIM-RVT_250625_sv119.M
Quant Title : Semivolatiles by GC/MS by modified 8270
QLast Update : Thu Jun 26 18:28:30 2025
Response via : Initial Calibration

CCAL FILE(s) : 1 - I:\8270SIM\sv119\250625RVTical\L8.D
Sub List : Default - All compounds listed

| Compound | R.T. | QIon | Response | Conc | Units | Dev(Min) |
|---|---|---|---|---|---|---|
| 19) Acenaphthene | 4.005 | 153 | 572890 | 4565.771 | ng/ml | 97 |
| 20) 2,4-Dinitrotoluene | 4.091 | 165 | 192149 | 5585.618 | ng/ml | 98 |
| 21) Fluorene | 4.298 | 166 | 669244 | 4425.895 | ng/ml | 98 |
| 24) 4,6-Dinitro-o-cresol | 4.325 | 198 | 100272 | 5121.919 | ng/ml | 94 |
| 25) Hexachlorobenzene | 4.617 | 284 | 247919 | 4651.632 | ng/ml | 96 |
| 26) Pentachlorophenol | 4.728 | 266 | 145528 | 4946.789 | ng/ml | 99 |
| 27) Phenanthrene | 4.851 | 178 | 1022129 | 4469.822 | ng/ml | 100 |
| 28) Anthracene | 4.881 | 178 | 1082235 | 4686.562 | ng/ml | 99 |
| 29) Fluoranthene | 5.563 | 202 | 1352301M3 | 4489.694 | ng/ml | |
| 30) Pyrene | 5.704 | 202 | 1366100 | 4309.889 | ng/ml | 100 |
| 31) Benzidine | 5.644 | 184 | 901111 | 5017.205 | ng/mL | 99 |
| 34) Benzo[a]anthracene | 6.498 | 228 | 1335155 | 4929.598 | ng/ml | 100 |
| 35) 3,3'-Dichlorobenzidine | 6.482 | 252 | 601585 | 5629.277 | ng/ml | 100 |
| 36) Chrysene | 6.527 | 228 | 1253094 | 4846.683 | ng/ml | 99 |
| 37) Bis(2-ethylhexyl)phtha... | 6.527 | 149 | 846532 | 5907.159 | ng/ml | 99 |
| 39) Benzo[b]fluoranthene | 7.419 | 252 | 1318505 | 5629.790 | ng/ml | 99 |
| 40) Benzo[k]fluoranthene | 7.450 | 252 | 1329998 | 4910.168 | ng/ml | 98 |
| 41) Benzo[a]pyrene | 7.758 | 252 | 1254897 | 5639.779 | ng/ml | 99 |
| 42) Indeno[1,2,3-cd]pyrene | 9.137 | 276 | 1177971 | 4959.983 | ng/ml | 98 |
| 43) Dibenzo[a,h]anthracene | 9.175 | 278 | 1122130M6 | 4963.335 | ng/ml | |
| 44) Benzo[g,h,i]perylene | 9.506 | 276 | 1187966 | 5748.188 | ng/ml | 99 |

(#) = qualifier out of range (m) = manual integration (+) = signals summed

Quantitation Report (QT Reviewed)

Data Path : I:\8270SIM\sv119\250625RVTical\
Data File : L10.D
Acq On : 25 Jun 2025 08:07 pm
Operator : sv119:ljg
Sample : IL10,32,,5 Lot# 11697
Misc : WG2084288,,ical
ALS Vial : 1 Sample Multiplier: 1

Quant Time: Jun 26 18:27:34 2025
Quant Method : I:\8270SIM\sv119\250625RVTical\SIM-RVT_250625_sv119.M
Quant Title : Semivolatiles by GC/MS by modified 8270
QLast Update : Thu Jun 26 18:28:30 2025
Response via : Initial Calibration

Sub List : Default - All compounds listedical\L8.D•

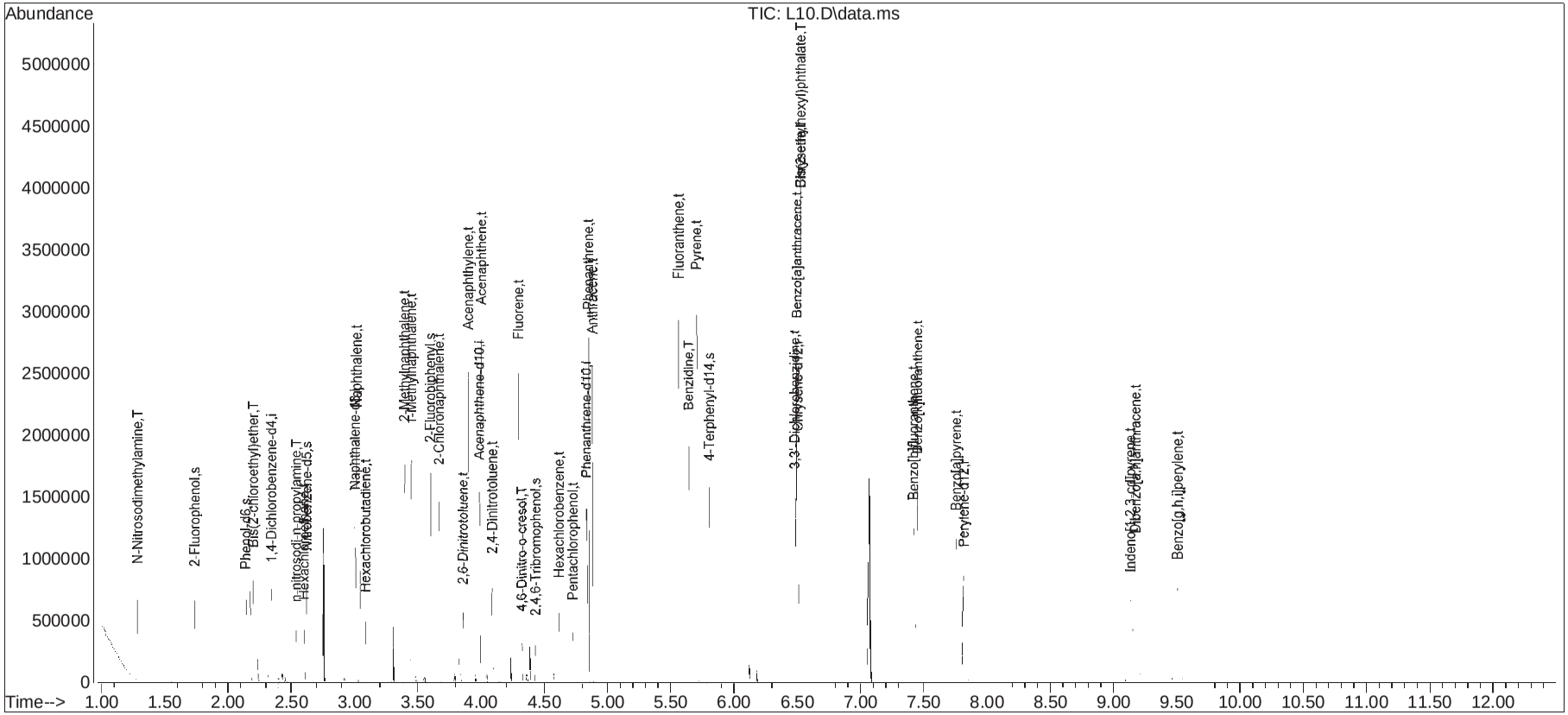

# Manual Integration Report

Data Path : I:\8270SIM\sv119\250625RVT
Data File : L10.D Operator : sv119:ljg
Date Inj'd : 6/25/2025 8:07 pm Instrument : SV119
Sample : IL10,32,,5 Lot# 11697 Quant Date : 6/26/2025 6:28 pm

## Compound #2: N-Nitrosodimethylamine

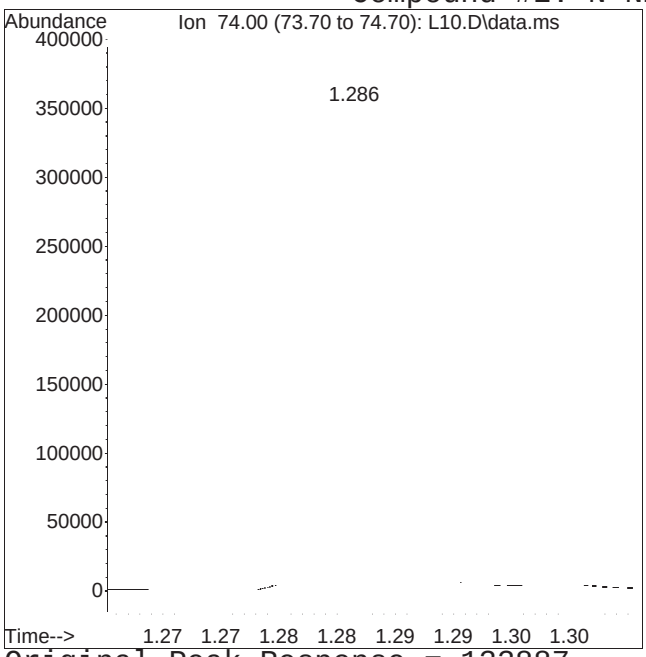


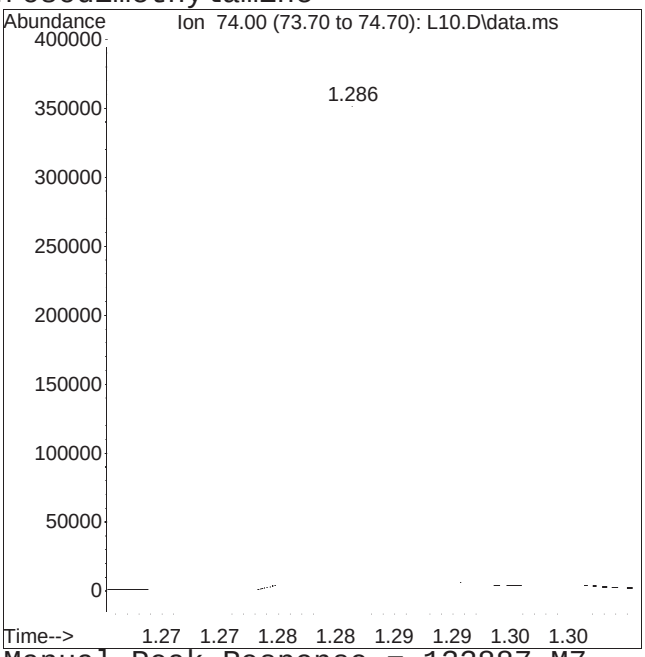


Original Peak Response = 133887 Manual Peak Response = 133887 M7
M7 = A qualifier ion was manually integrated (only for GC/MS data).

Manual Integration Report

Data Path : I:\8270SIM\sv119\250625RVT
Data File : L10.D Operator : sv119:ljg
Date Inj'd : 6/25/2025 8:07 pm Instrument : SV119
Sample : IL10,32,,5 Lot# 11697 Quant Date : 6/26/2025 6:28 pm

Compound #29: Fluoranthene

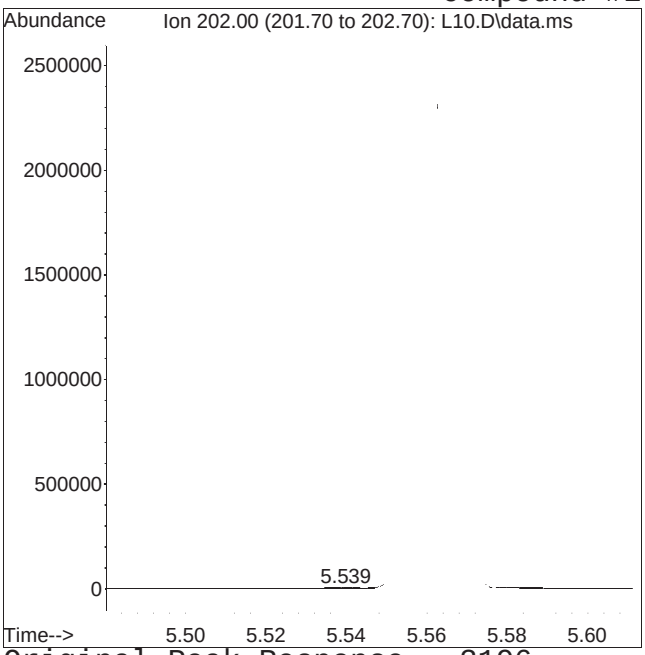


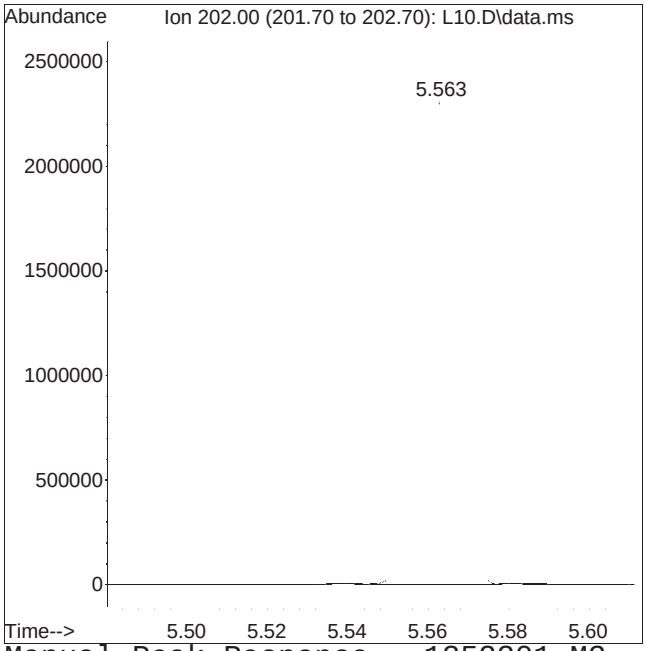


Original Peak Response = 3196 Manual Peak Response = 1352301 M3
M3 = Misidentification of the peak (i.e. 1,4-dichlorobenzene identified as 1,3-dichlorobenzene), or misidentification from 2 partially resolved peaks not being split.

Manual Integration Report

Data Path : I:\8270SIM\sv119\250625RVT
Data File : L10.D Operator : sv119:ljg
Date Inj'd : 6/25/2025 8:07 pm Instrument : SV119
Sample : IL10,32,,5 Lot# 11697 Quant Date : 6/26/2025 6:28 pm

Compound #33: Chrysene-d12

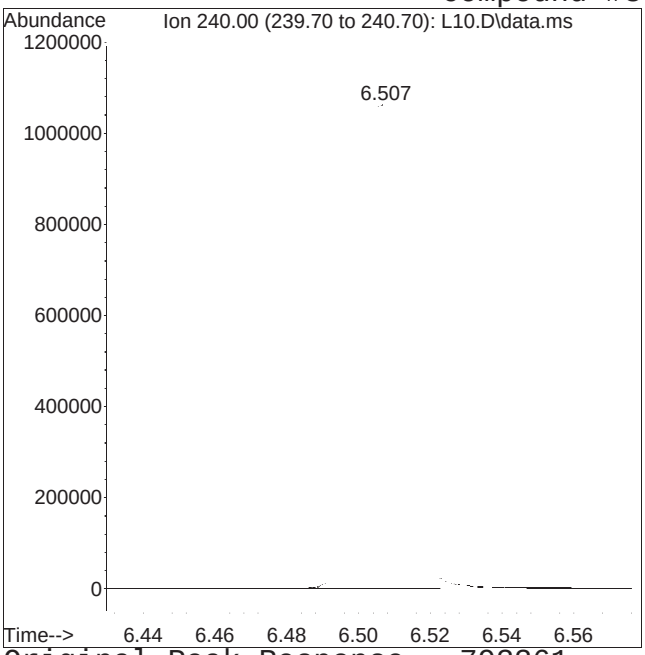


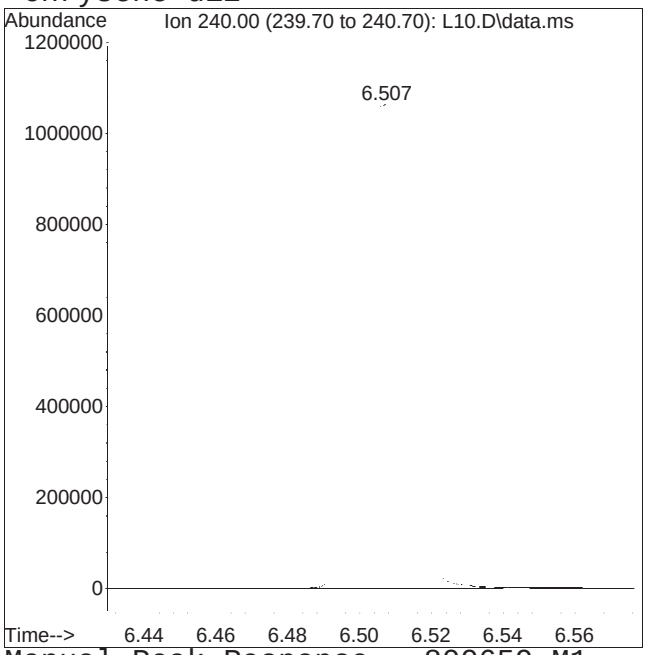


Original Peak Response = 793361 Manual Peak Response = 800659 M1
M1 = Split or tailing peak, auto integration stopped early resulting in false low area count.

Manual Integration Report

Data Path : I:\8270SIM\sv119\250625RVT\Mat
Data File : L10.D
Date Inj'd : 6/25/2025 8:07 pm
Sample : IL10,32,,5 Lot# 11697

Quant Method : SIM-RVT_250625_sv119.M
Operator : sv119:ljg
Instrument : SV119
Quant Date : 6/26/2025 6:28 pm

Compound #43: Dibenzo[a,h]anthracene

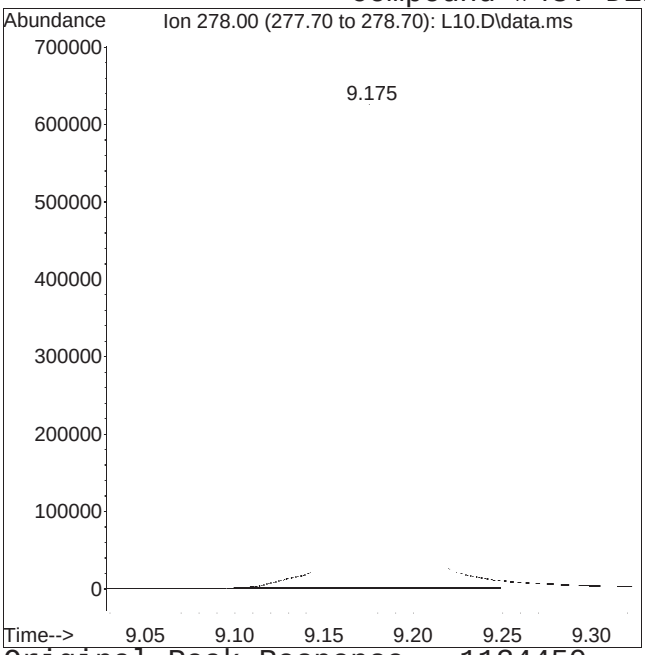


Original Peak Response = 1134450

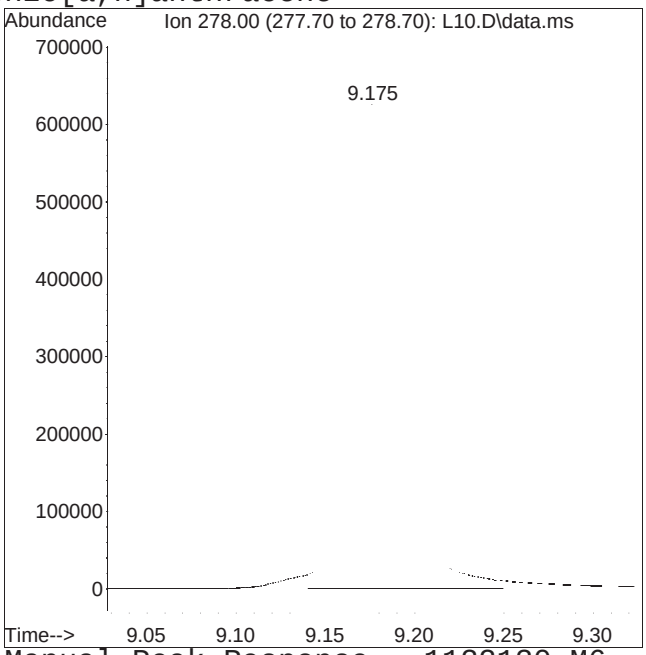


Manual Peak Response = 1122130 M6

M6 = Misassignment of peak valley by automated integration (poor split of 2 peaks).

Quantitation Report (QT Reviewed)

Data Path : I:\8270SIM\sv119\250625RVTical\
Data File : L9.D
Acq On : 25 Jun 2025 08:23 pm
Operator : sv119:ljg
Sample : IL9,32,,2.5 Lot# 11699
Misc : WG2084288,,ical
ALS Vial : 2 Sample Multiplier: 1

Quant Time: Jun 26 18:28:07 2025
Quant Method : I:\8270SIM\sv119\250625RVTical\SIM-RVT_250625_sv119.M
Quant Title : Semivolatiles by GC/MS by modified 8270
QLast Update : Thu Jun 26 18:29:03 2025
Response via : Initial Calibration

CCAL FILE(s) : 1 - I:\8270SIM\sv119\250625RVTical\L8.D
Sub List : Default - All compounds listed

| Compound | R.T. | QIon | Response | Conc | Units | Dev(Min) |
|---|---|---|---|---|---|---|
| Internal Standards | | | | | | |
| 1) 1,4-Dichlorobenzene-d4 | 2.354 | 152 | 142146 | 4000.000 | ng/ml | 0.00 |
| Standard Area 1 = 144221 | | | Recovery | = 98.56% | | |
| 9) Naphthalene-d8 | 3.016 | 136 | 568248 | 4000.000 | ng/ml | 0.00 |
| Standard Area 1 = 566700 | | | Recovery | = 100.27% | | |
| 18) Acenaphthene-d10 | 3.992 | 164 | 366269 | 4000.000 | ng/ml | 0.00 |
| Standard Area 1 = 346174 | | | Recovery | = 105.80% | | |
| 23) Phenanthrene-d10 | 4.836 | 188 | 739471 | 4000.000 | ng/ml | 0.00 |
| Standard Area 1 = 720898 | | | Recovery | = 102.58% | | |
| 33) Chrysene-d12 | 6.457 | 240 | 842714 | 4000.000 | ng/ml | 0.00 |
| Standard Area 1 = 872550 | | | Recovery | = 96.58% | | |
| 38) Perylene-d12 | 7.765 | 264 | 874695 | 4000.000 | ng/ml | 0.00 |
| Standard Area 1 = 911236 | | | Recovery | = 95.99% | | |
| System Monitoring Compounds | | | | | | |
| 3) 2-Fluorophenol | 1.754 | 112 | 101049 | 2460.061 | ng/ml | 0.00 |
| Spiked Amount 2000.000 | Range 15 - 110 | | Recovery | = 123.00%# | | |
| 4) Phenol-d6 | 2.156 | 99 | 127550 | 2499.945 | ng/ml | 0.00 |
| Spiked Amount 2000.000 | Range 15 - 110 | | Recovery | = 125.00%# | | |
| 8) Nitrobenzene-d5 | 2.632 | 82 | 115064 | 2462.813 | ng/ml | 0.00 |
| Spiked Amount 1000.000 | Range 30 - 130 | | Recovery | = 246.28%# | | |
| 14) 2-Fluorobiphenyl | 3.608 | 172 | 320618 | 2517.904 | ng/ml | 0.00 |
| Spiked Amount 1000.000 | Range 30 - 130 | | Recovery | = 251.79%# | | |
| 22) 2,4,6-Tribromophenol | 4.436 | 330 | 55090 | 2619.673 | ng/ml | 0.00 |
| Spiked Amount 2000.000 | Range 15 - 110 | | Recovery | = 130.98%# | | |
| 32) 4-Terphenyl-d14 | 5.772 | 244 | 478625 | 2341.228 | ng/ml | 0.00 |
| Spiked Amount 1000.000 | Range 30 - 130 | | Recovery | = 234.12%# | | |
| Target Compounds | | | | | | Qvalue |
| 2) N-Nitrosodimethylamine | 1.294 | 74 | 61514M7 | 2519.769 | ng/mL | |
| 5) Bis(2-chloroethyl)ether | 2.211 | 93 | 103708 | 2339.530 | ng/ml | 98 |
| 6) n-nitrosodi-n-propylamine | 2.551 | 70 | 85529 | 2589.757 | ng/ml | 99 |
| 7) Hexachloroethane | 2.615 | 117 | 45075 | 2469.776 | ng/ml | 99 |
| 10) Naphthalene | 3.028 | 128 | 361716 | 2343.856 | ng/ml | 100 |
| 11) Hexachlorobutadiene | 3.099 | 225 | 69145 | 2388.511 | ng/ml | 100 |
| 12) 2-Methylnaphthalene | 3.405 | 142 | 238128 | 2422.491 | ng/ml | 100 |
| 13) 1-Methylnaphthalene | 3.460 | 142 | 250822 | 2522.968 | ng/ml | 99 |
| 15) 2-Chloronaphthalene | 3.675 | 162 | 276959 | 2587.541 | ng/ml | 97 |
| 16) 2,6-Dinitrotoluene | 3.866 | 165 | 70316 | 3046.547 | ng/ml | 99 |
| 17) Acenaphthylene | 3.910 | 152 | 489639 | 2723.238 | ng/ml | 100 |

Quantitation Report (QT Reviewed)

Data Path : I:\8270SIM\sv119\250625RVTical\
Data File : L9.D
Acq On : 25 Jun 2025 08:23 pm
Operator : sv119:ljg
Sample : IL9,32,,2.5 Lot# 11699
Misc : WG2084288,,ical
ALS Vial : 2 Sample Multiplier: 1

Quant Time: Jun 26 18:28:07 2025
Quant Method : I:\8270SIM\sv119\250625RVTical\SIM-RVT_250625_sv119.M
Quant Title : Semivolatiles by GC/MS by modified 8270
QLast Update : Thu Jun 26 18:29:03 2025
Response via : Initial Calibration

CCAL FILE(s) : 1 - I:\8270SIM\sv119\250625RVTical\L8.D
Sub List : Default - All compounds listed

| Compound | R.T. | QIon | Response | Conc | Units | Dev(Min) |
|---|---|---|---|---|---|---|
| 19) Acenaphthene | 4.009 | 153 | 289001 | 2383.025 | ng/ml | 98 |
| 20) 2,4-Dinitrotoluene | 4.095 | 165 | 96949 | 2915.834 | ng/ml | 98 |
| 21) Fluorene | 4.300 | 166 | 341598 | 2337.321 | ng/ml | 100 |
| 24) 4,6-Dinitro-o-cresol | 4.325 | 198 | 48071 | 2520.344 | ng/ml | 99 |
| 25) Hexachlorobenzene | 4.617 | 284 | 123079 | 2360.939 | ng/ml | 97 |
| 26) Pentachlorophenol | 4.728 | 266 | 63083 | 2596.972 | ng/ml | 100 |
| 27) Phenanthrene | 4.850 | 178 | 532046 | 2378.696 | ng/ml | 100 |
| 28) Anthracene | 4.878 | 178 | 562710 | 2491.281 | ng/ml | 100 |
| 29) Fluoranthene | 5.544 | 202 | 726025 | 2464.337 | ng/ml | 99 |
| 30) Pyrene | 5.678 | 202 | 752244 | 2426.317 | ng/ml | 100 |
| 31) Benzidine | 5.620 | 184 | 458790 | 2672.864 | ng/mL | 99 |
| 34) Benzo[a]anthracene | 6.448 | 228 | 734750 | 2573.632 | ng/ml | 100 |
| 35) 3,3'-Dichlorobenzidine | 6.430 | 252 | 322205 | 2864.543 | ng/ml | 100 |
| 36) Chrysene | 6.474 | 228 | 691449 | 2540.906 | ng/ml | 99 |
| 37) Bis(2-ethylhexyl)phtha... | 6.472 | 149 | 435889 | 2889.872 | ng/ml | 99 |
| 39) Benzo[b]fluoranthene | 7.363 | 252 | 693130 | 2867.727 | ng/ml | 99 |
| 40) Benzo[k]fluoranthene | 7.391 | 252 | 734608 | 2627.930 | ng/ml | 98 |
| 41) Benzo[a]pyrene | 7.699 | 252 | 667926 | 2908.675 | ng/ml | 100 |
| 42) Indeno[1,2,3-cd]pyrene | 9.083 | 276 | 578026 | 2603.994 | ng/ml | 98 |
| 43) Dibenzo[a,h]anthracene | 9.121 | 278 | 568596M6 | 2585.880 | ng/ml | |
| 44) Benzo[g,h,i]perylene | 9.451 | 276 | 623105 | 2921.467 | ng/ml | 99 |

(#) = qualifier out of range (m) = manual integration (+) = signals summed

Quantitation Report (QT Reviewed)

Data Path : I:\8270SIM\sv119\250625RVTical\
Data File : L9.D
Acq On : 25 Jun 2025 08:23 pm
Operator : sv119:ljg
Sample : IL9,32,,2.5 Lot# 11699
Misc : WG2084288,,ical
ALS Vial : 2 Sample Multiplier: 1

Quant Time: Jun 26 18:28:07 2025
Quant Method : I:\8270SIM\sv119\250625RVTical\SIM-RVT_250625_sv119.M
Quant Title : Semivolatiles by GC/MS by modified 8270
QLast Update : Thu Jun 26 18:29:03 2025
Response via : Initial Calibration

Sub List : Default - All compounds listedical\L8.D•

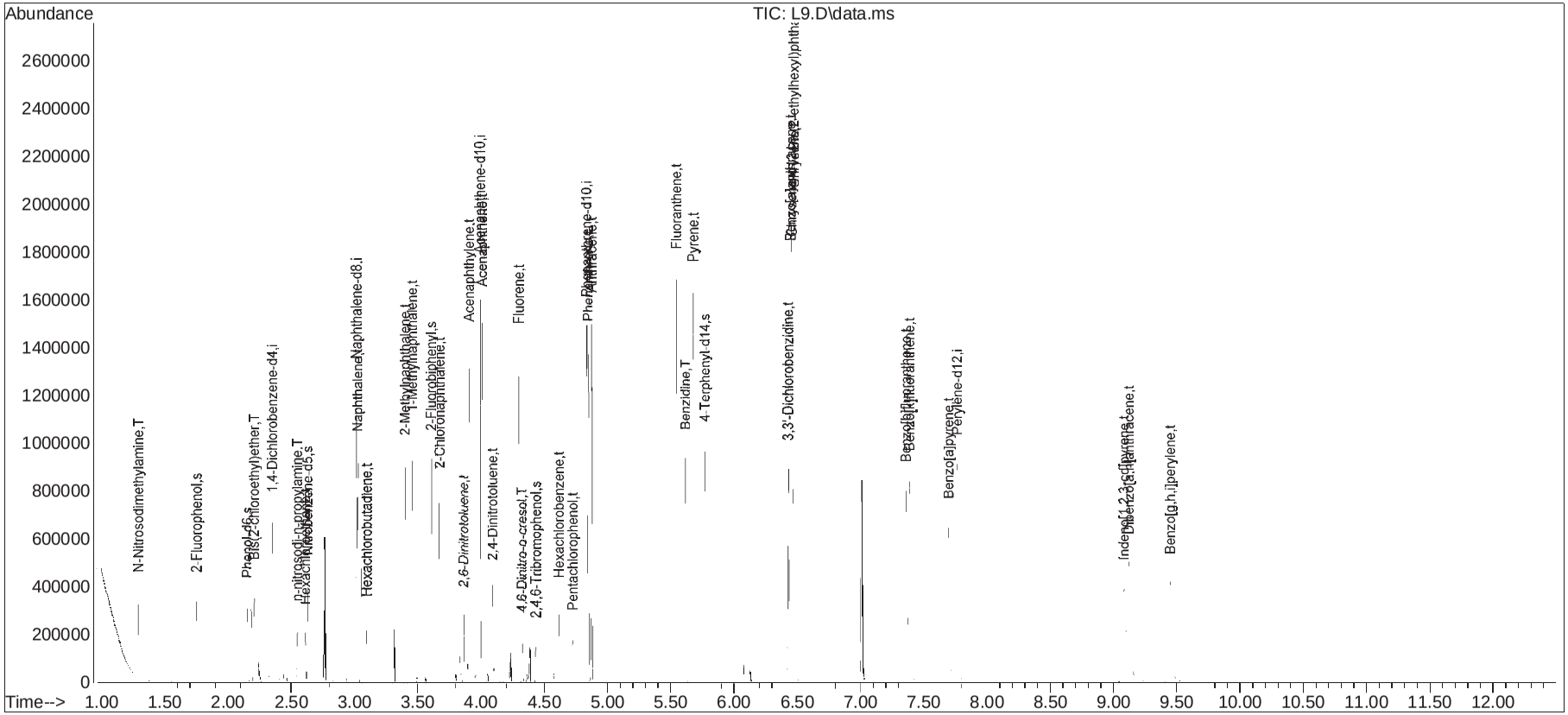

# Manual Integration Report

Data Path : I:\8270SIM\sv119\250625RVT
Data File : L9.D Operator : sv119:ljg
Date Inj'd : 6/25/2025 8:23 pm Instrument : SV119
Sample : IL9,32,,2.5 Lot# 11699 Quant Date : 6/26/2025 6:29 pm

## Compound #2: N-Nitrosodimethylamine

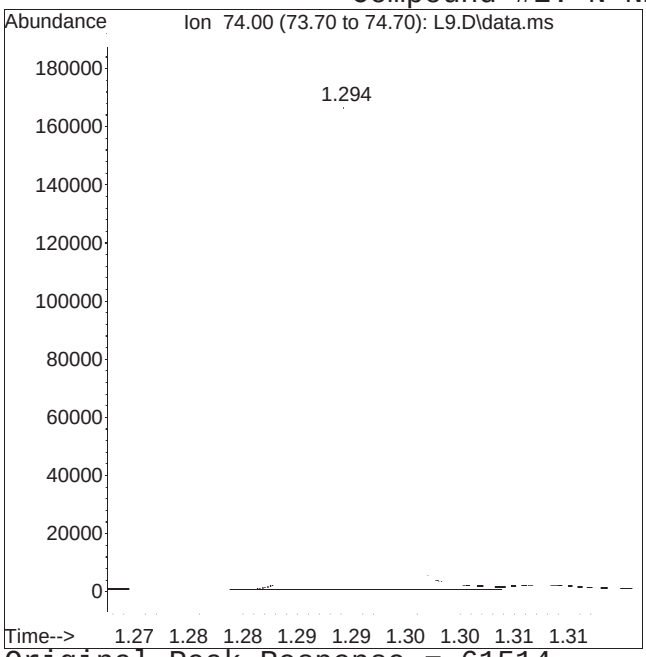


Original Peak Response = 61514

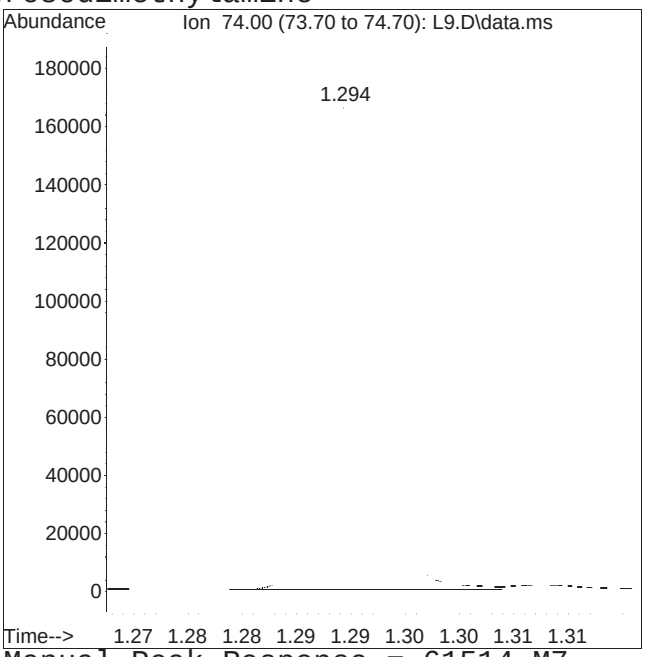


Manual Peak Response = 61514 M7

M7 = A qualifier ion was manually integrated (only for GC/MS data).

Manual Integration Report

Data Path : I:\8270SIM\sv119\250625RVT\Data\
Data File : L9.D
Date Inj'd : 6/25/2025 8:23 pm
Sample : IL9,32,,2.5 Lot# 11699

Quant Method : SIM-RVT_250625_sv119.M
Operator : sv119:ljg
Instrument : SV119
Quant Date : 6/26/2025 6:29 pm

Compound #43: Dibenzo[a,h]anthracene

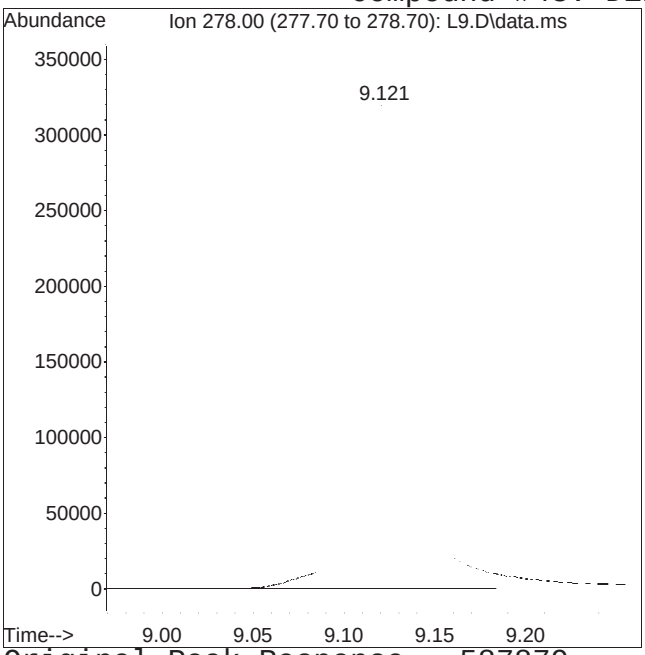


Original Peak Response = 587879

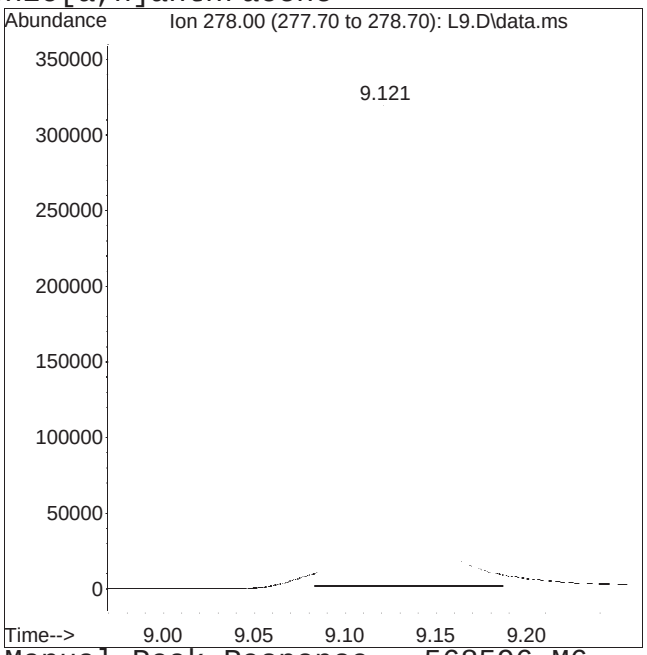


Manual Peak Response = 568596 M6

M6 = Misassignment of peak valley by automated integration (poor split of 2 peaks).

Quantitation Report (QT Reviewed)

Data Path : I:\8270SIM\sv119\250625RVTical\
Data File : L8.D
Acq On : 25 Jun 2025 08:40 pm
Operator : sv119:ljg
Sample : IL8,32,,1 Lot# 11700
Misc : WG2084288,,ical
ALS Vial : 3 Sample Multiplier: 1

Quant Time: Jun 26 18:28:02 2025
Quant Method : I:\8270SIM\sv119\250625RVTical\SIM-RVT_250625_sv119.M
Quant Title : Semivolatiles by GC/MS by modified 8270
QLast Update : Thu Jun 26 18:28:59 2025
Response via : Initial Calibration

CCAL FILE(s) : 1 - I:\8270SIM\sv119\250625RVTical\L8.D
Sub List : Default - All compounds listed

| Compound | R.T. | QIon | Response | Conc | Units | Dev(Min) |
|---|---|---|---|---|---|---|
| Internal Standards | | | | | | |
| 1) 1,4-Dichlorobenzene-d4 | 2.357 | 152 | 144221 | 4000.000 | ng/ml | 0.00 |
| Standard Area 1 = 144221 | | | Recovery = 100.00% | | | |
| 9) Naphthalene-d8 | 3.019 | 136 | 566700 | 4000.000 | ng/ml | 0.00 |
| Standard Area 1 = 566700 | | | Recovery = 100.00% | | | |
| 18) Acenaphthene-d10 | 3.994 | 164 | 346174 | 4000.000 | ng/ml | 0.00 |
| Standard Area 1 = 346174 | | | Recovery = 100.00% | | | |
| 23) Phenanthrene-d10 | 4.837 | 188 | 720898 | 4000.000 | ng/ml | 0.00 |
| Standard Area 1 = 720898 | | | Recovery = 100.00% | | | |
| 33) Chrysene-d12 | 6.448 | 240 | 872537 | 4000.000 | ng/ml | 0.00 |
| Standard Area 1 = 872550 | | | Recovery = 100.00% | | | |
| 38) Perylene-d12 | 7.758 | 264 | 911704 | 4000.000 | ng/ml | 0.00 |
| Standard Area 1 = 911236 | | | Recovery = 100.05% | | | |
| System Monitoring Compounds | | | | | | |
| 3) 2-Fluorophenol | 1.755 | 112 | 39688 | 952.312 | ng/ml | 0.00 |
| Spiked Amount 2000.000 | Range 15 - 110 | | Recovery = 47.62% | | | |
| 4) Phenol-d6 | 2.156 | 99 | 51319 | 991.367 | ng/ml | 0.00 |
| Spiked Amount 2000.000 | Range 15 - 110 | | Recovery = 49.57% | | | |
| 8) Nitrobenzene-d5 | 2.634 | 82 | 46314 | 977.036 | ng/ml | 0.00 |
| Spiked Amount 1000.000 | Range 30 - 130 | | Recovery = 97.70% | | | |
| 14) 2-Fluorobiphenyl | 3.611 | 172 | 125633 | 989.327 | ng/ml | 0.00 |
| Spiked Amount 1000.000 | Range 30 - 130 | | Recovery = 98.93% | | | |
| 22) 2,4,6-Tribromophenol | 4.436 | 330 | 20438 | 1028.297 | ng/ml | 0.00 |
| Spiked Amount 2000.000 | Range 15 - 110 | | Recovery = 51.41% | | | |
| 32) 4-Terphenyl-d14 | 5.767 | 244 | 201329 | 1010.187 | ng/ml | 0.00 |
| Spiked Amount 1000.000 | Range 30 - 130 | | Recovery = 101.02% | | | |
| Target Compounds | | | | | | Qvalue |
| 2) N-Nitrosodimethylamine | 1.294 | 74 | 24464M7 | 987.689 | ng/mL | |
| 5) Bis(2-chloroethyl)ether | 2.214 | 93 | 42440 | 943.622 | ng/ml | 98 |
| 6) n-nitrosodi-n-propylamine | 2.553 | 70 | 33388 | 996.419 | ng/ml | 99 |
| 7) Hexachloroethane | 2.618 | 117 | 18335 | 990.168 | ng/ml | 99 |
| 10) Naphthalene | 3.031 | 128 | 146134 | 949.509 | ng/ml | 100 |
| 11) Hexachlorobutadiene | 3.102 | 225 | 28093 | 973.082 | ng/ml | 99 |
| 12) 2-Methylnaphthalene | 3.407 | 142 | 92571 | 944.303 | ng/ml | 100 |
| 13) 1-Methylnaphthalene | 3.463 | 142 | 97695 | 985.378 | ng/ml | 100 |
| 15) 2-Chloronaphthalene | 3.678 | 162 | 106702 | 999.606 | ng/ml | 98 |
| 16) 2,6-Dinitrotoluene | 3.866 | 165 | 24123 | 1048.021 | ng/ml | 100 |
| 17) Acenaphthylene | 3.912 | 152 | 184065 | 1026.516 | ng/ml | 100 |

Quantitation Report (QT Reviewed)

Data Path : I:\8270SIM\sv119\250625RVTical\
Data File : L8.D
Acq On : 25 Jun 2025 08:40 pm
Operator : sv119:ljg
Sample : IL8,32,,1 Lot# 11700
Misc : WG2084288,,ical
ALS Vial : 3 Sample Multiplier: 1

Quant Time: Jun 26 18:28:02 2025
Quant Method : I:\8270SIM\sv119\250625RVTical\SIM-RVT_250625_sv119.M
Quant Title : Semivolatiles by GC/MS by modified 8270
QLast Update : Thu Jun 26 18:28:59 2025
Response via : Initial Calibration

CCAL FILE(s) : 1 - I:\8270SIM\sv119\250625RVTical\L8.D
Sub List : Default - All compounds listed

| Compound | R.T. | QIon | Response | Conc | Units | Dev(Min) |
|---|---|---|---|---|---|---|
| 19) Acenaphthene | 4.012 | 153 | 111512 | 972.874 | ng/ml | 100 |
| 20) 2,4-Dinitrotoluene | 4.095 | 165 | 32975 | 1049.325 | ng/ml | 99 |
| 21) Fluorene | 4.303 | 166 | 136013 | 984.666 | ng/ml | 100 |
| 24) 4,6-Dinitro-o-cresol | 4.325 | 198 | 16715 | 911.497 | ng/ml | 99 |
| 25) Hexachlorobenzene | 4.621 | 284 | 48068 | 945.811 | ng/ml | 97 |
| 26) Pentachlorophenol | 4.728 | 266 | 19735 | 955.848 | ng/ml | 100 |
| 27) Phenanthrene | 4.850 | 178 | 208371 | 955.596 | ng/ml | 100 |
| 28) Anthracene | 4.878 | 178 | 220322 | 1000.560 | ng/ml | 100 |
| 29) Fluoranthene | 5.539 | 202 | 288509 | 1004.512 | ng/ml | 99 |
| 30) Pyrene | 5.675 | 202 | 303672 | 1004.710 | ng/ml | 100 |
| 31) Benzidine | 5.615 | 184 | 141489 | 932.924 | ng/mL | 99 |
| 34) Benzo[a]anthracene | 6.439 | 228 | 298396 | 1004.639 | ng/ml | 100 |
| 35) 3,3'-Dichlorobenzidine | 6.421 | 252 | 127788 | 1097.260 | ng/ml | 100 |
| 36) Chrysene | 6.464 | 228 | 287027 | 1018.703 | ng/ml | 99 |
| 37) Bis(2-ethylhexyl)phtha... | 6.462 | 149 | 161757 | 1035.767 | ng/ml | 99 |
| 39) Benzo[b]fluoranthene | 7.353 | 252 | 275495 | 1093.553 | ng/ml | 98 |
| 40) Benzo[k]fluoranthene | 7.379 | 252 | 304265 | 1044.270 | ng/ml | 99 |
| 41) Benzo[a]pyrene | 7.689 | 252 | 266043 | 1111.531 | ng/ml | 100 |
| 42) Indeno[1,2,3-cd]pyrene | 9.072 | 276 | 214106 | 997.670 | ng/ml | 98 |
| 43) Dibenzo[a,h]anthracene | 9.107 | 278 | 219901M6 | 1002.217 | ng/ml | |
| 44) Benzo[g,h,i]perylene | 9.440 | 276 | 249596 | 1122.743 | ng/ml | 98 |

(#) = qualifier out of range (m) = manual integration (+) = signals summed

Quantitation Report (QT Reviewed)

Data Path : I:\8270SIM\sv119\250625RVTical\
Data File : L8.D
Acq On : 25 Jun 2025 08:40 pm
Operator : sv119:ljg
Sample : IL8,32,,1 Lot# 11700
Misc : WG2084288,,ical
ALS Vial : 3 Sample Multiplier: 1

Quant Time: Jun 26 18:28:02 2025
Quant Method : I:\8270SIM\sv119\250625RVTical\SIM-RVT_250625_sv119.M
Quant Title : Semivolatiles by GC/MS by modified 8270
QLast Update : Thu Jun 26 18:28:59 2025
Response via : Initial Calibration

Sub List : Default - All compounds listedical\L8.D•

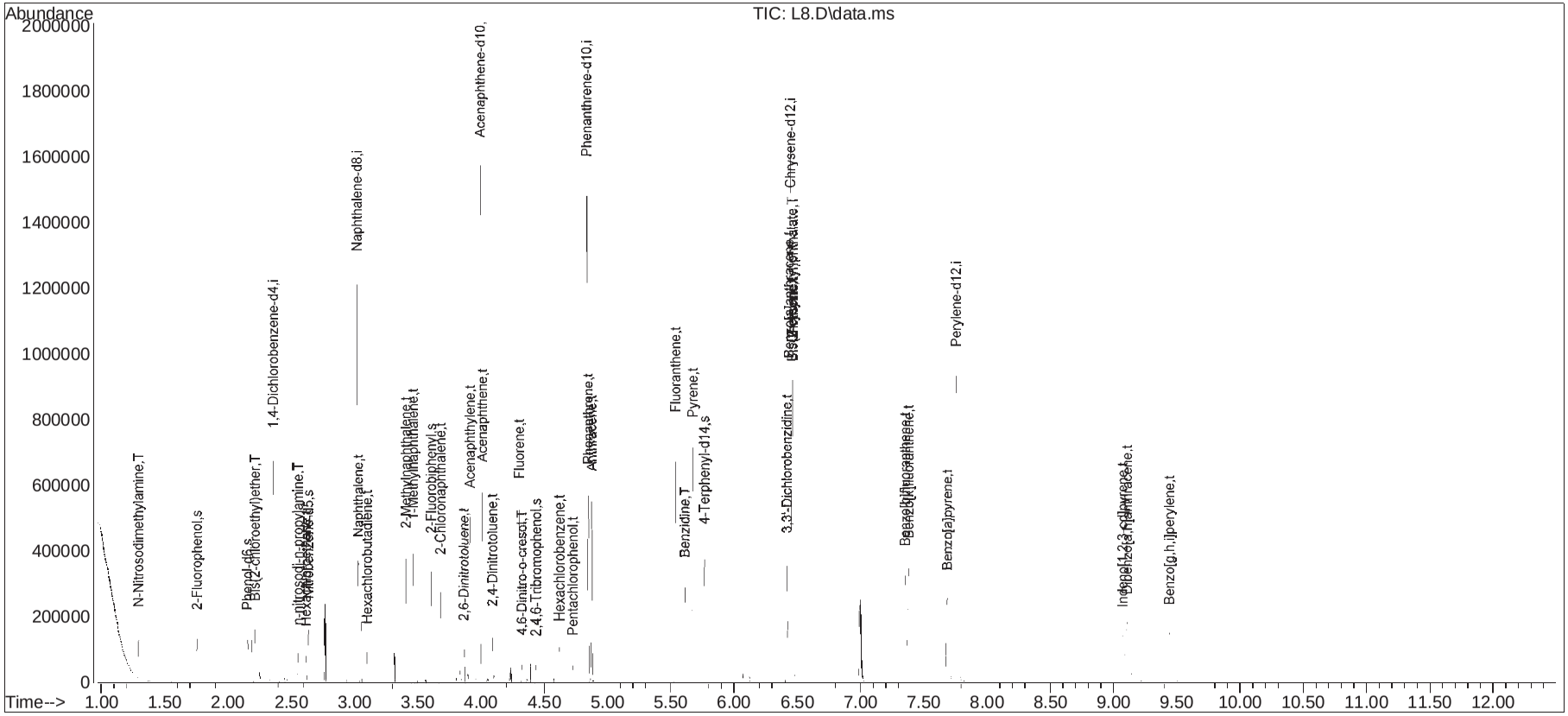

# Manual Integration Report

Data Path : I:\8270SIM\sv119\250625RVT\Mat\
Data File : L8.D
Date Inj'd : 6/25/2025 8:40 pm
Sample : IL8,32,,1 Lot# 11700

Quant Method : SIM-RVT_250625_sv119.M
Operator : sv119:ljg
Instrument : SV119
Quant Date : 6/26/2025 6:28 pm

## Compound #2: N-Nitrosodimethylamine

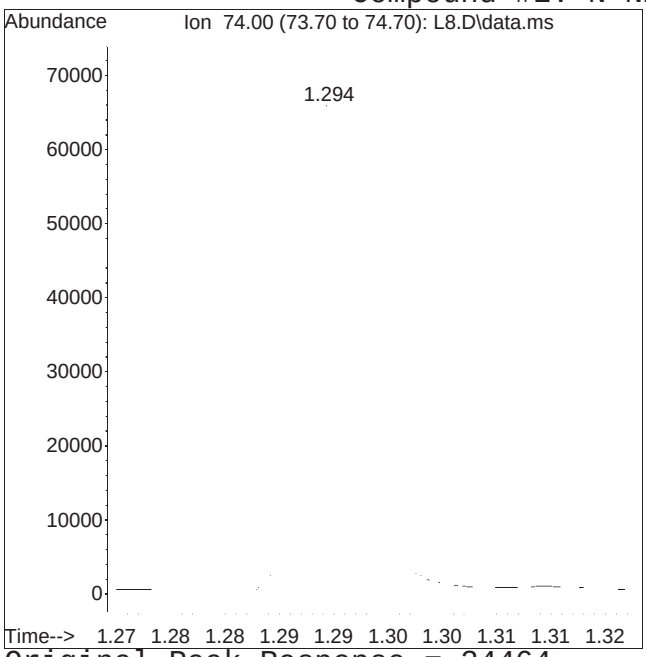


Original Peak Response = 24464

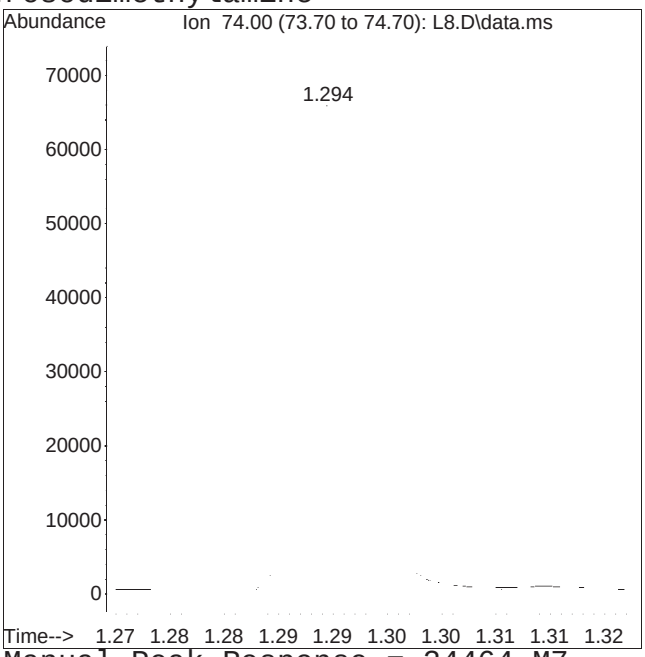


Manual Peak Response = 24464 M7

M7 = A qualifier ion was manually integrated (only for GC/MS data).

Manual Integration Report

Data Path : I:\8270SIM\sv119\250625RVT
Data File : L8.D Operator : sv119:ljg
Date Inj'd : 6/25/2025 8:40 pm Instrument : SV119
Sample : IL8,32,,1 Lot# 11700 Quant Date : 6/26/2025 6:28 pm

Compound #43: Dibenzo[a,h]anthracene

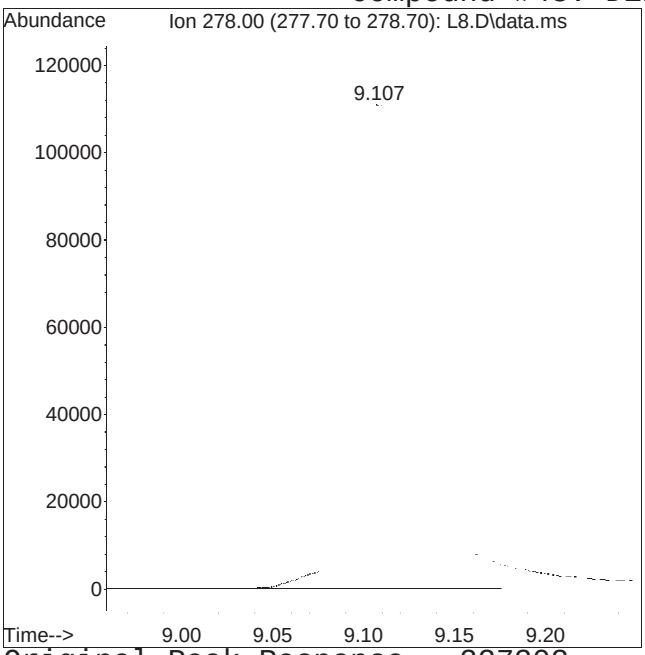


Original Peak Response = 227302

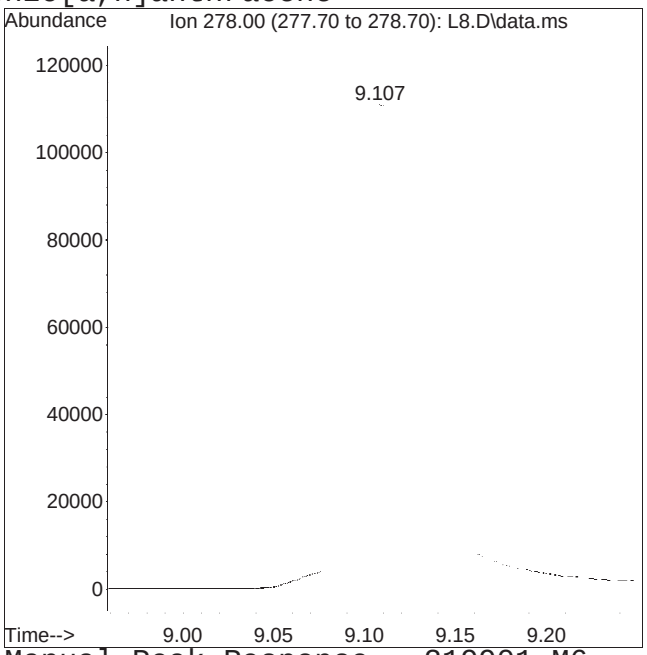


Manual Peak Response = 219901 M6

M6 = Misassignment of peak valley by automated integration (poor split of 2 peaks).

Quantitation Report (QT Reviewed)

Data Path : I:\8270SIM\sv119\250625RVTical\
Data File : L7.D
Acq On : 25 Jun 2025 08:57 pm
Operator : sv119:ljg
Sample : IL7,32,,0.5 Lot# 11701
Misc : WG2084288,,ical
ALS Vial : 4 Sample Multiplier: 1

Quant Time: Jun 26 18:27:58 2025
Quant Method : I:\8270SIM\sv119\250625RVTical\SIM-RVT_250625_sv119.M
Quant Title : Semivolatiles by GC/MS by modified 8270
QLast Update : Thu Jun 26 18:28:54 2025
Response via : Initial Calibration

CCAL FILE(s) : 1 - I:\8270SIM\sv119\250625RVTical\L8.D
Sub List : Default - All compounds listed

| Compound | R.T. | QIon | Response | Conc | Units | Dev(Min) |
|---|---|---|---|---|---|---|
| Internal Standards | | | | | | |
| 1) 1,4-Dichlorobenzene-d4 | 2.357 | 152 | 133049 | 4000.000 | ng/ml | 0.00 |
| Standard Area 1 = 144221 | | | Recovery = 92.25% | | | |
| 9) Naphthalene-d8 | 3.019 | 136 | 513211 | 4000.000 | ng/ml | 0.00 |
| Standard Area 1 = 566700 | | | Recovery = 90.56% | | | |
| 18) Acenaphthene-d10 | 3.994 | 164 | 307627 | 4000.000 | ng/ml | 0.00 |
| Standard Area 1 = 346174 | | | Recovery = 88.86% | | | |
| 23) Phenanthrene-d10 | 4.837 | 188 | 633452 | 4000.000 | ng/ml | 0.00 |
| Standard Area 1 = 720898 | | | Recovery = 87.87% | | | |
| 33) Chrysene-d12 | 6.447 | 240 | 798183 | 4000.000 | ng/ml | 0.00 |
| Standard Area 1 = 872550 | | | Recovery = 91.48% | | | |
| 38) Perylene-d12 | 7.759 | 264 | 812958 | 4000.000 | ng/ml | 0.00 |
| Standard Area 1 = 911236 | | | Recovery = 89.21% | | | |
| System Monitoring Compounds | | | | | | |
| 3) 2-Fluorophenol | 1.755 | 112 | 18916 | 492.001 | ng/ml | 0.00 |
| Spiked Amount 2000.000 | Range 15 - 110 | | Recovery = 24.60% | | | |
| 4) Phenol-d6 | 2.159 | 99 | 23792 | 498.200 | ng/ml | 0.00 |
| Spiked Amount 2000.000 | Range 15 - 110 | | Recovery = 24.91% | | | |
| 8) Nitrobenzene-d5 | 2.636 | 82 | 20858 | 476.966 | ng/ml | 0.00 |
| Spiked Amount 1000.000 | Range 30 - 130 | | Recovery = 47.70% | | | |
| 14) 2-Fluorobiphenyl | 3.611 | 172 | 57651 | 501.303 | ng/ml | 0.00 |
| Spiked Amount 1000.000 | Range 30 - 130 | | Recovery = 50.13% | | | |
| 22) 2,4,6-Tribromophenol | 4.440 | 330 | 8889 | 503.272 | ng/ml | 0.00 |
| Spiked Amount 2000.000 | Range 15 - 110 | | Recovery = 25.16% | | | |
| 32) 4-Terphenyl-d14 | 5.767 | 244 | 90299 | 515.631 | ng/ml | 0.00 |
| Spiked Amount 1000.000 | Range 30 - 130 | | Recovery = 51.56% | | | |
| Target Compounds | | | | | | Qvalue |
| 2) N-Nitrosodimethylamine | 1.293 | 74 | 11774M7 | 515.269 | ng/mL | |
| 5) Bis(2-chloroethyl)ether | 2.214 | 93 | 19692 | 474.602 | ng/ml | 97 |
| 6) n-nitrosodi-n-propylamine | 2.554 | 70 | 15097 | 488.382 | ng/ml | 98 |
| 7) Hexachloroethane | 2.618 | 117 | 8572 | 501.796 | ng/ml | 99 |
| 10) Naphthalene | 3.031 | 128 | 67207 | 482.192 | ng/ml | 100 |
| 11) Hexachlorobutadiene | 3.102 | 225 | 13053 | 499.251 | ng/ml | 100 |
| 12) 2-Methylnaphthalene | 3.410 | 142 | 42675 | 480.692 | ng/ml | 100 |
| 13) 1-Methylnaphthalene | 3.466 | 142 | 44683 | 497.657 | ng/ml | 100 |
| 15) 2-Chloronaphthalene | 3.678 | 162 | 48901 | 505.861 | ng/ml | 97 |
| 16) 2,6-Dinitrotoluene | 3.868 | 165 | 9841 | 472.101 | ng/ml | 98 |
| 17) Acenaphthylene | 3.912 | 152 | 83227 | 512.526 | ng/ml | 100 |

Quantitation Report (QT Reviewed)

Data Path : I:\8270SIM\sv119\250625RVTical\
Data File : L7.D
Acq On : 25 Jun 2025 08:57 pm
Operator : sv119:ljg
Sample : IL7,32,,0.5 Lot# 11701
Misc : WG2084288,,ical
ALS Vial : 4 Sample Multiplier: 1

Quant Time: Jun 26 18:27:58 2025
Quant Method : I:\8270SIM\sv119\250625RVTical\SIM-RVT_250625_sv119.M
Quant Title : Semivolatiles by GC/MS by modified 8270
QLast Update : Thu Jun 26 18:28:54 2025
Response via : Initial Calibration

CCAL FILE(s) : 1 - I:\8270SIM\sv119\250625RVTical\L8.D
Sub List : Default - All compounds listed

| Compound | R.T. | QIon | Response | Conc | Units | Dev(Min) |
|---|---|---|---|---|---|---|
| 19) Acenaphthene | 4.009 | 153 | 51039 | 501.080 | ng/ml | 99 |
| 20) 2,4-Dinitrotoluene | 4.095 | 165 | 13593 | 486.755 | ng/ml | 98 |
| 21) Fluorene | 4.303 | 166 | 61605 | 501.874 | ng/ml | 100 |
| 24) 4,6-Dinitro-o-cresol | 4.325 | 198 | 7007 | 445.059 | ng/ml | 99 |
| 25) Hexachlorobenzene | 4.621 | 284 | 22020 | 493.089 | ng/ml | 96 |
| 26) Pentachlorophenol | 4.728 | 266 | 7174 | 414.716 | ng/ml | 99 |
| 27) Phenanthrene | 4.849 | 178 | 94623 | 493.849 | ng/ml | 99 |
| 28) Anthracene | 4.878 | 178 | 98598 | 509.581 | ng/ml | 100 |
| 29) Fluoranthene | 5.539 | 202 | 129239 | 512.094 | ng/ml | 99 |
| 30) Pyrene | 5.675 | 202 | 136207 | 512.856 | ng/ml | 100 |
| 31) Benzidine | 5.615 | 184 | 33838 | 346.947 | ng/mL | 99 |
| 34) Benzo[a]anthracene | 6.438 | 228 | 137295 | 501.348 | ng/ml | 100 |
| 35) 3,3'-Dichlorobenzidine | 6.419 | 252 | 54713 | 513.560 | ng/ml | 100 |
| 36) Chrysene | 6.464 | 228 | 135772 | 526.764 | ng/ml | 99 |
| 37) Bis(2-ethylhexyl)phtha... | 6.461 | 149 | 68696 | 480.852 | ng/ml | 100 |
| 39) Benzo[b]fluoranthene | 7.350 | 252 | 118764 | 528.684 | ng/ml | 98 |
| 40) Benzo[k]fluoranthene | 7.378 | 252 | 137962 | 531.014 | ng/ml | 99 |
| 41) Benzo[a]pyrene | 7.688 | 252 | 116170 | 544.314 | ng/ml | 100 |
| 42) Indeno[1,2,3-cd]pyrene | 9.068 | 276 | 84822 | 456.663 | ng/ml | 98 |
| 43) Dibenzo[a,h]anthracene | 9.103 | 278 | 91750M6 | 477.768 | ng/ml | |
| 44) Benzo[g,h,i]perylene | 9.431 | 276 | 108301 | 546.337 | ng/ml | 99 |

(#) = qualifier out of range (m) = manual integration (+) = signals summed

Quantitation Report (QT Reviewed)

Data Path : I:\8270SIM\sv119\250625RVTical\
Data File : L7.D
Acq On : 25 Jun 2025 08:57 pm
Operator : sv119:ljg
Sample : IL7,32,,0.5 Lot# 11701
Misc : WG2084288,,ical
ALS Vial : 4 Sample Multiplier: 1

Quant Time: Jun 26 18:27:58 2025
Quant Method : I:\8270SIM\sv119\250625RVTical\SIM-RVT_250625_sv119.M
Quant Title : Semivolatiles by GC/MS by modified 8270
QLast Update : Thu Jun 26 18:28:54 2025
Response via : Initial Calibration

Sub List : Default - All compounds listedical\L8.D•

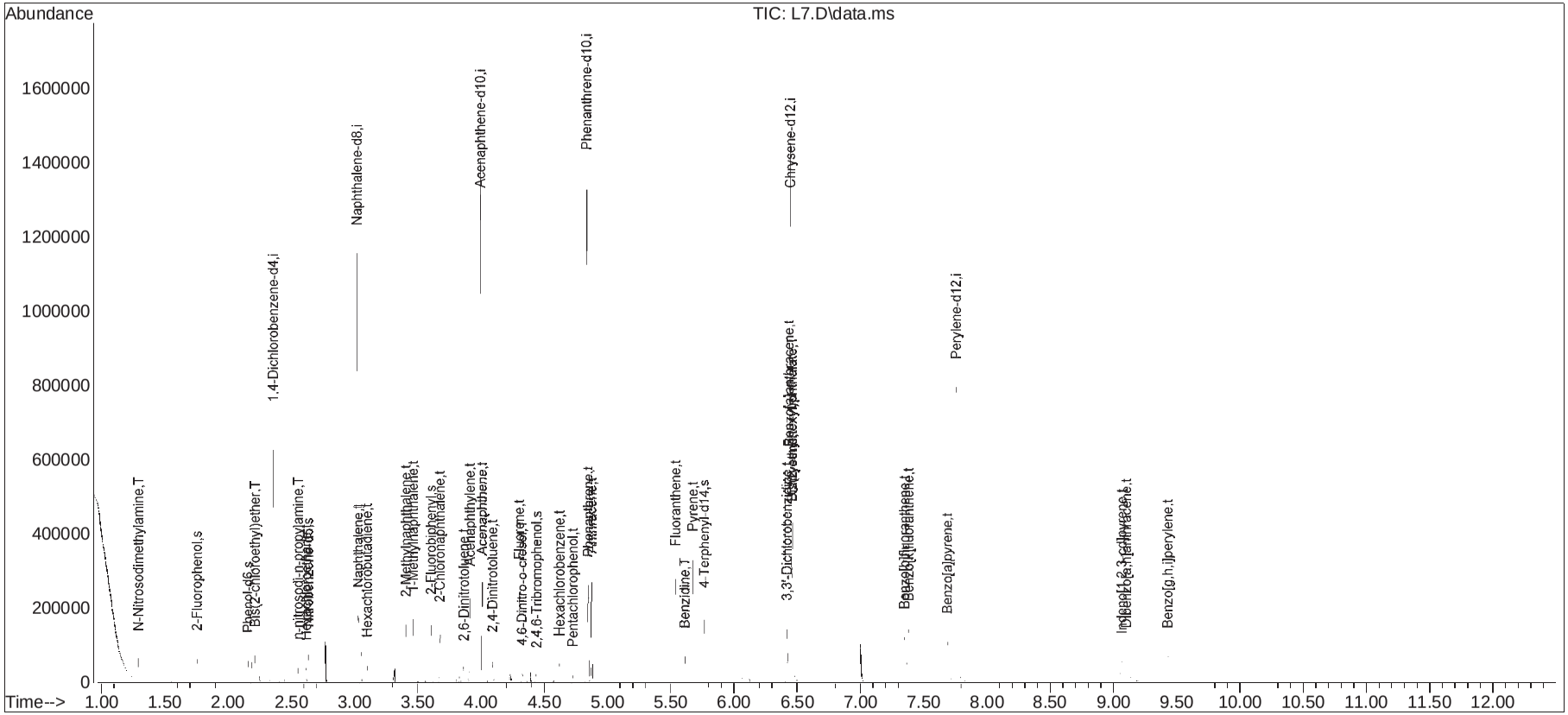

# Manual Integration Report

Data Path : I:\8270SIM\sv119\250625RVT
Data File : L7.D Operator : sv119:ljg
Date Inj'd : 6/25/2025 8:57 pm Instrument : SV119
Sample : IL7,32,,0.5 Lot# 11701 Quant Date : 6/26/2025 6:28 pm

## Compound #2: N-Nitrosodimethylamine

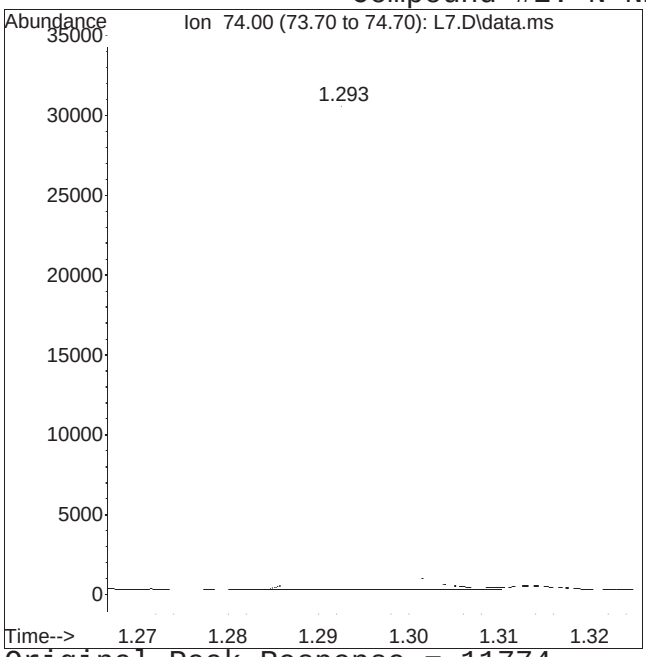


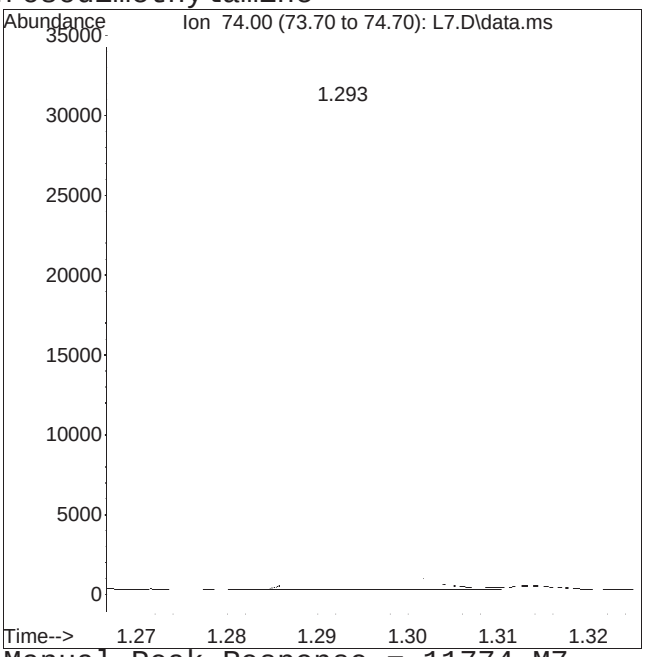


Original Peak Response = 11774 Manual Peak Response = 11774 M7
M7 = A qualifier ion was manually integrated (only for GC/MS data).

# Manual Integration Report

Data Path : I:\8270SIM\sv119\250625RVT
Data File : L7.D Operator : sv119:ljg
Date Inj'd : 6/25/2025 8:57 pm Instrument : SV119
Sample : IL7,32,,0.5 Lot# 11701 Quant Date : 6/26/2025 6:28 pm

## Compound #43: Dibenzo[a,h]anthracene

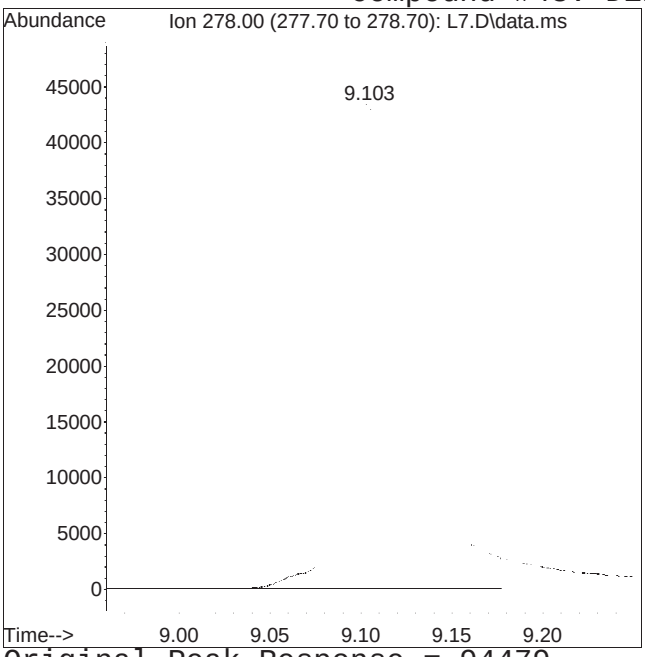


Original Peak Response = 94479

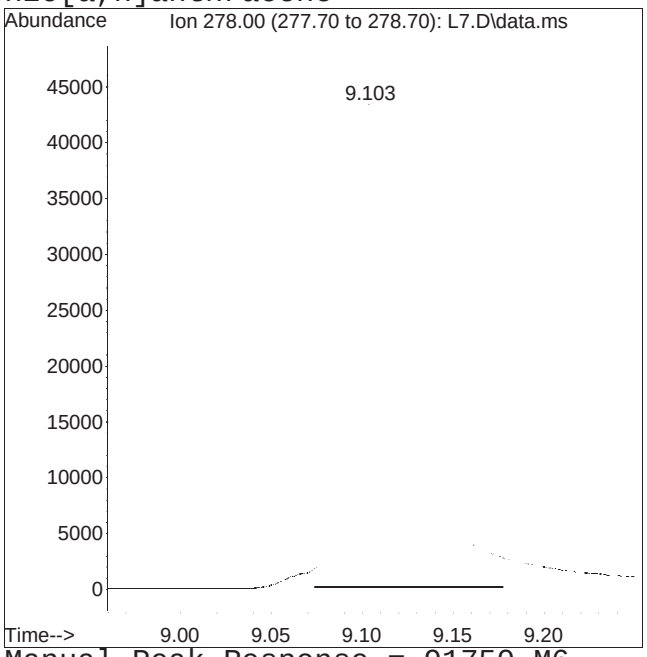


Manual Peak Response = 91750 M6

M6 = Misassignment of peak valley by automated integration (poor split of 2 peaks).

Quantitation Report (QT Reviewed)

Data Path : I:\8270SIM\sv119\250625RVTical\
Data File : L6.D
Acq On : 25 Jun 2025 09:14 pm
Operator : sv119:ljg
Sample : IL6,32,,0.1 Lot# 11702
Misc : WG2084288,,ical
ALS Vial : 5 Sample Multiplier: 1

Quant Time: Jun 26 18:27:53 2025
Quant Method : I:\8270SIM\sv119\250625RVTical\SIM-RVT_250625_sv119.M
Quant Title : Semivolatiles by GC/MS by modified 8270
QLast Update : Thu Jun 26 18:28:49 2025
Response via : Initial Calibration

CCAL FILE(s) : 1 - I:\8270SIM\sv119\250625RVTical\L8.D
Sub List : Default - All compounds listed

| Compound | R.T. | QIon | Response | Conc | Units | Dev(Min) |
|---|---|---|---|---|---|---|
| Internal Standards | | | | | | |
| 1) 1,4-Dichlorobenzene-d4 | 2.357 | 152 | 132011 | 4000.000 | ng/ml | 0.00 |
| Standard Area 1 = 144221 | | | Recovery = 91.53% | | | |
| 9) Naphthalene-d8 | 3.019 | 136 | 502383 | 4000.000 | ng/ml | 0.00 |
| Standard Area 1 = 566700 | | | Recovery = 88.65% | | | |
| 18) Acenaphthene-d10 | 3.994 | 164 | 290747 | 4000.000 | ng/ml | 0.00 |
| Standard Area 1 = 346174 | | | Recovery = 83.99% | | | |
| 23) Phenanthrene-d10 | 4.837 | 188 | 597597 | 4000.000 | ng/ml | 0.00 |
| Standard Area 1 = 720898 | | | Recovery = 82.90% | | | |
| 33) Chrysene-d12 | 6.445 | 240 | 702985 | 4000.000 | ng/ml | 0.00 |
| Standard Area 1 = 872550 | | | Recovery = 80.57% | | | |
| 38) Perylene-d12 | 7.756 | 264 | 683358 | 4000.000 | ng/ml | 0.00 |
| Standard Area 1 = 911236 | | | Recovery = 74.99% | | | |
| System Monitoring Compounds | | | | | | |
| 3) 2-Fluorophenol | 1.754 | 112 | 3625 | 95.027 | ng/ml | 0.00 |
| Spiked Amount 2000.000 | Range 15 - 110 | | Recovery = 4.75%# | | | |
| 4) Phenol-d6 | 2.159 | 99 | 4506 | 95.097 | ng/ml | 0.00 |
| Spiked Amount 2000.000 | Range 15 - 110 | | Recovery = 4.75%# | | | |
| 8) Nitrobenzene-d5 | 2.636 | 82 | 3827 | 88.201 | ng/ml | 0.00 |
| Spiked Amount 1000.000 | Range 30 - 130 | | Recovery = 8.82%# | | | |
| 14) 2-Fluorobiphenyl | 3.614 | 172 | 10899 | 96.815 | ng/ml | 0.00 |
| Spiked Amount 1000.000 | Range 30 - 130 | | Recovery = 9.68%# | | | |
| 22) 2,4,6-Tribromophenol | 4.440 | 330 | 1528 | 91.534 | ng/ml | 0.00 |
| Spiked Amount 2000.000 | Range 15 - 110 | | Recovery = 4.58%# | | | |
| 32) 4-Terphenyl-d14 | 5.767 | 244 | 15612 | 94.497 | ng/ml | 0.00 |
| Spiked Amount 1000.000 | Range 30 - 130 | | Recovery = 9.45%# | | | |
| Target Compounds | | | | | | Qvalue |
| 2) N-Nitrosodimethylamine | 1.286 | 74 | 2262M7 | 99.771 | ng/mL | |
| 5) Bis(2-chloroethyl)ether | 2.214 | 93 | 3767 | 91.503 | ng/ml | 97 |
| 6) n-nitrosodi-n-propylamine | 2.554 | 70 | 2777 | 90.541 | ng/ml | 100 |
| 7) Hexachloroethane | 2.619 | 117 | 1624 | 95.815 | ng/ml | 98 |
| 10) Naphthalene | 3.031 | 128 | 13015 | 95.392 | ng/ml | 100 |
| 11) Hexachlorobutadiene | 3.102 | 225 | 2493 | 97.407 | ng/ml | 100 |
| 12) 2-Methylnaphthalene | 3.410 | 142 | 7926 | 91.203 | ng/ml | 100 |
| 13) 1-Methylnaphthalene | 3.466 | 142 | 8389 | 95.446 | ng/ml | 100 |
| 15) 2-Chloronaphthalene | 3.681 | 162 | 9131 | 96.492 | ng/ml | 97 |
| 16) 2,6-Dinitrotoluene | 3.868 | 165 | 1634 | 80.077 | ng/ml | 98 |
| 17) Acenaphthylene | 3.912 | 152 | 15010 | 94.426 | ng/ml | 100 |

Quantitation Report (QT Reviewed)

Data Path : I:\8270SIM\sv119\250625RVTical\
Data File : L6.D
Acq On : 25 Jun 2025 09:14 pm
Operator : sv119:ljg
Sample : IL6,32,,0.1 Lot# 11702
Misc : WG2084288,,ical
ALS Vial : 5 Sample Multiplier: 1

Quant Time: Jun 26 18:27:53 2025
Quant Method : I:\8270SIM\sv119\250625RVTical\SIM-RVT_250625_sv119.M
Quant Title : Semivolatiles by GC/MS by modified 8270
QLast Update : Thu Jun 26 18:28:49 2025
Response via : Initial Calibration

CCAL FILE(s) : 1 - I:\8270SIM\sv119\250625RVTical\L8.D
Sub List : Default - All compounds listed

| Compound | R.T. | QIon | Response | Conc | Units | Dev(Min) |
|---|---|---|---|---|---|---|
| 19) Acenaphthene | 4.012 | 153 | 9478 | 98.453 | ng/ml | 99 |
| 20) 2,4-Dinitrotoluene | 4.095 | 165 | 2171 | 82.255 | ng/ml | 95 |
| 21) Fluorene | 4.303 | 166 | 11212 | 96.643 | ng/ml | 99 |
| 24) 4,6-Dinitro-o-cresol | 4.327 | 198 | 1109 | 90.911 | ng/ml | 99 |
| 25) Hexachlorobenzene | 4.621 | 284 | 3927 | 93.213 | ng/ml | 98 |
| 26) Pentachlorophenol | 4.728 | 266 | 1356M7 | 84.297 | ng/ml | |
| 27) Phenanthrene | 4.850 | 178 | 17837 | 98.679 | ng/ml | 99 |
| 28) Anthracene | 4.878 | 178 | 17259 | 94.551 | ng/ml | 100 |
| 29) Fluoranthene | 5.539 | 202 | 22014 | 92.461 | ng/ml | 99 |
| 30) Pyrene | 5.673 | 202 | 23165 | 92.456 | ng/ml | 100 |
| 31) Benzidine | 5.615 | 184 | 326M7 | 130.059 | ng/mL | |
| 34) Benzo[a]anthracene | 6.439 | 228 | 23824 | 92.386 | ng/ml | 99 |
| 35) 3,3'-Dichlorobenzidine | 6.419 | 252 | 7636 | 81.381 | ng/ml | 99 |
| 36) Chrysene | 6.462 | 228 | 22870 | 100.746 | ng/ml | 99 |
| 37) Bis(2-ethylhexyl)phtha... | 6.460 | 149 | 10577M4 | 84.062 | ng/ml | |
| 39) Benzo[b]fluoranthene | 7.349 | 252 | 17015 | 90.108 | ng/ml | 98 |
| 40) Benzo[k]fluoranthene | 7.377 | 252 | 22388M4 | 102.514 | ng/ml | |
| 41) Benzo[a]pyrene | 7.688 | 252 | 16498 | 91.962 | ng/ml | 100 |
| 42) Indeno[1,2,3-cd]pyrene | 9.065 | 276 | 12042 | 81.260 | ng/ml | 97 |
| 43) Dibenzo[a,h]anthracene | 9.106 | 278 | 11261M1 | 74.141 | ng/ml | |
| 44) Benzo[g,h,i]perylene | 9.433 | 276 | 15417 | 92.523 | ng/ml | 99 |

(#) = qualifier out of range (m) = manual integration (+) = signals summed

Quantitation Report (QT Reviewed)

Data Path : I:\8270SIM\sv119\250625RVTical\
Data File : L6.D
Acq On : 25 Jun 2025 09:14 pm
Operator : sv119:ljg
Sample : IL6,32,,0.1 Lot# 11702
Misc : WG2084288,,ical
ALS Vial : 5 Sample Multiplier: 1

Quant Time: Jun 26 18:27:53 2025
Quant Method : I:\8270SIM\sv119\250625RVTical\SIM-RVT_250625_sv119.M
Quant Title : Semivolatiles by GC/MS by modified 8270
QLast Update : Thu Jun 26 18:28:49 2025
Response via : Initial Calibration

Sub List : Default - All compounds listedical\L8.D•

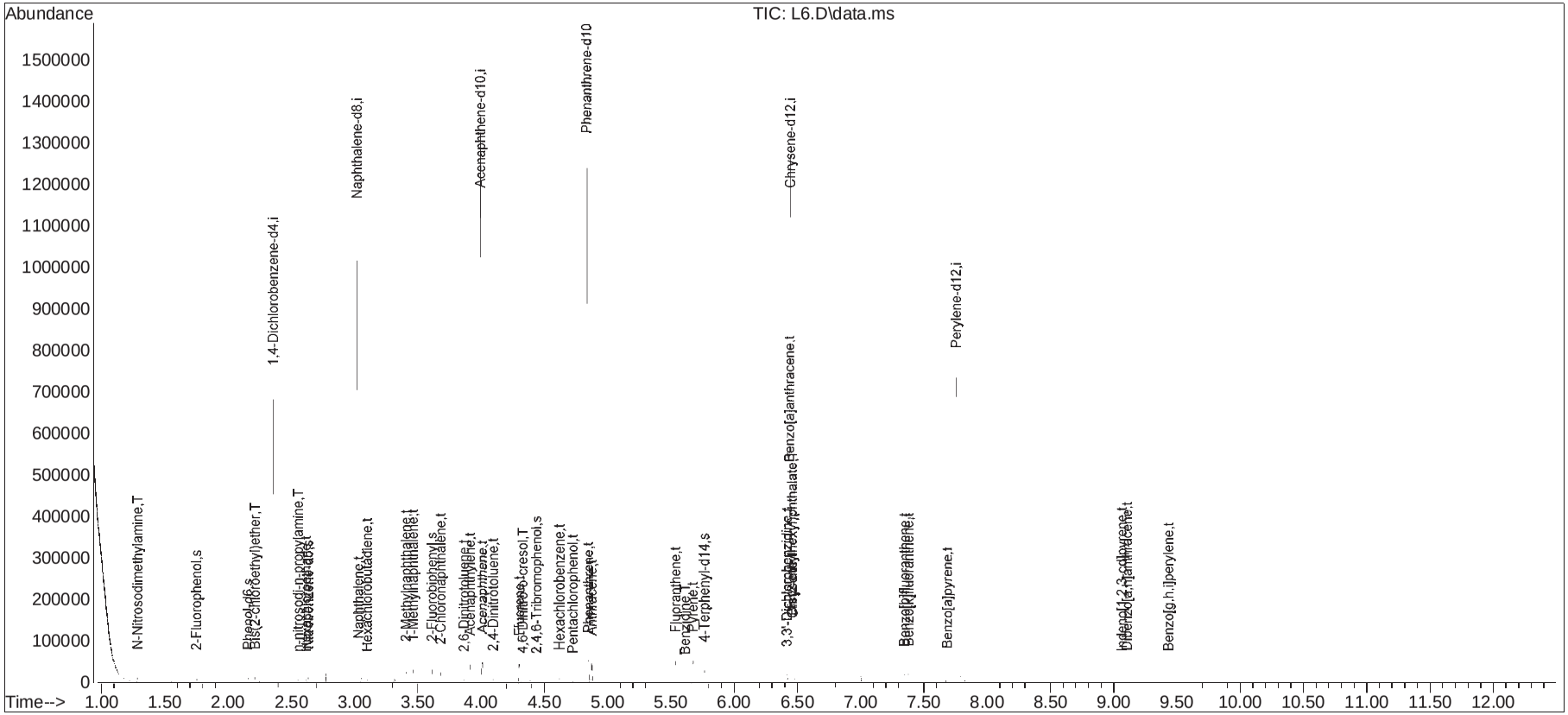

# Manual Integration Report

Data Path : I:\8270SIM\sv119\250625RVT
Data File : L6.D Operator : sv119:ljg
Date Inj'd : 6/25/2025 9:14 pm Instrument : SV119
Sample : IL6,32,,0.1 Lot# 11702 Quant Date : 6/26/2025 6:28 pm

## Compound #2: N-Nitrosodimethylamine

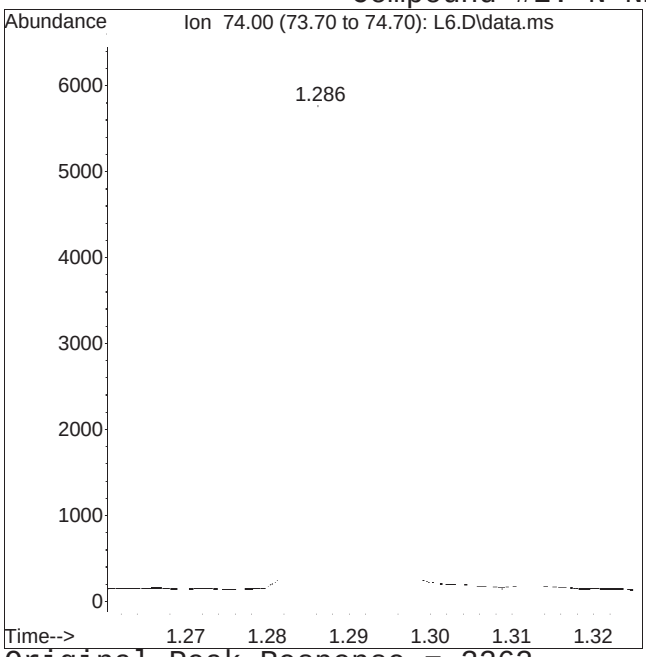


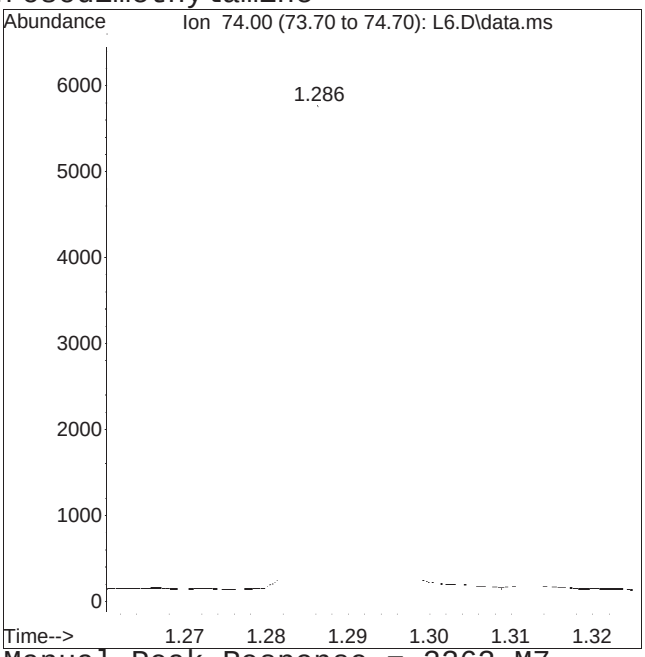


Original Peak Response = 2262 Manual Peak Response = 2262 M7
M7 = A qualifier ion was manually integrated (only for GC/MS data).

# Manual Integration Report

Data Path : I:\8270SIM\sv119\250625RVT
Data File : L6.D Operator : sv119:ljg
Date Inj'd : 6/25/2025 9:14 pm Instrument : SV119
Sample : IL6,32,,0.1 Lot# 11702 Quant Date : 6/26/2025 6:28 pm

## Compound #26: Pentachlorophenol

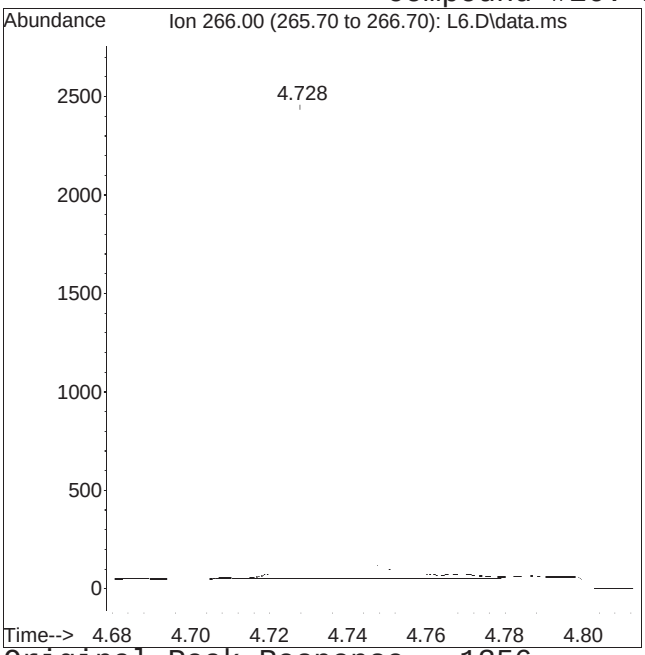


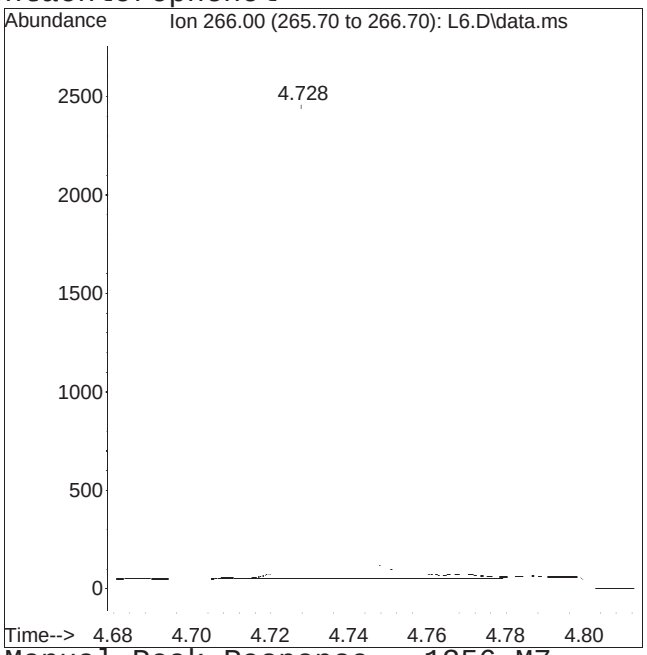


Original Peak Response = 1356 Manual Peak Response = 1356 M7

M7 = A qualifier ion was manually integrated (only for GC/MS data).

Manual Integration Report

Data Path : I:\8270SIM\sv119\250625RVT\Mat\
Data File : L6.D
Date Inj'd : 6/25/2025 9:14 pm
Sample : IL6,32,,0.1 Lot# 11702

Quant Method : SIM-RVT_250625_sv119.M
Operator : sv119:ljg
Instrument : SV119
Quant Date : 6/26/2025 6:28 pm

Compound #31: Benzidine

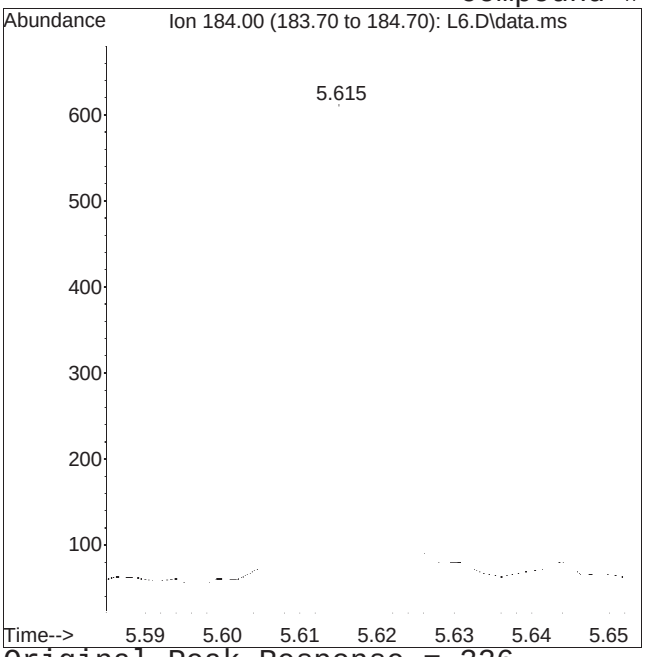


Original Peak Response = 326

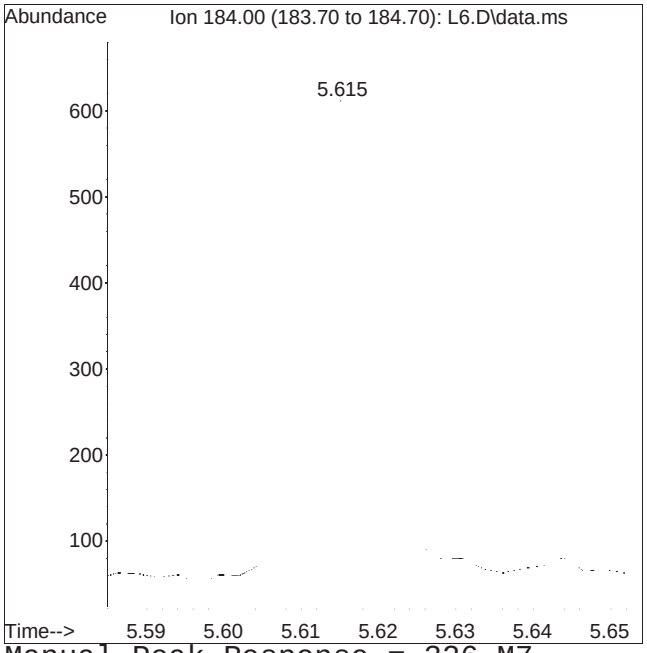


Manual Peak Response = 326 M7

M7 = A qualifier ion was manually integrated (only for GC/MS data).

Manual Integration Report

Data Path : I:\8270SIM\sv119\250625RVT\Mat
Data File : L6.D
Date Inj'd : 6/25/2025 9:14 pm
Sample : IL6,32,,0.1 Lot# 11702

Quant Method : SIM-RVT_250625_sv119.M
Operator : sv119:ljg
Instrument : SV119
Quant Date : 6/26/2025 6:28 pm

Compound #37: Bis(2-ethylhexyl)phthalate

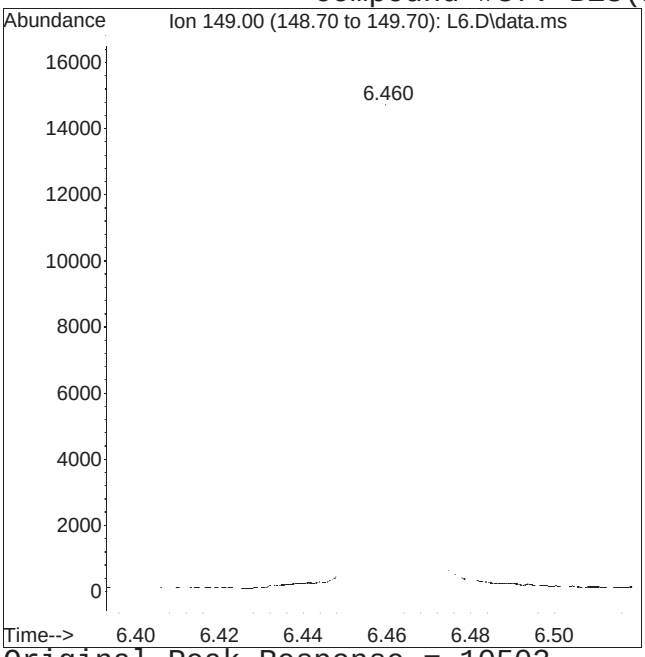


Original Peak Response = 10503

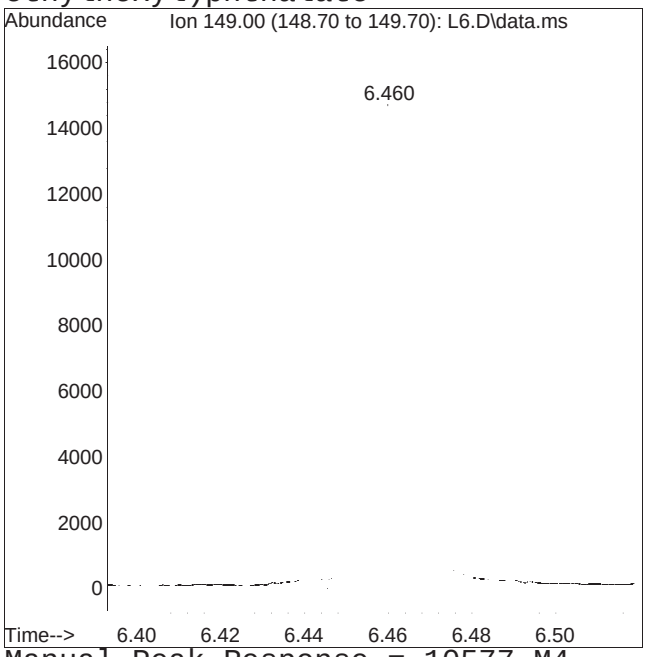


Manual Peak Response = 10577 M4

M4 = Poor automated baseline construction.

Manual Integration Report

Data Path : I:\8270SIM\sv119\250625RVT
Data File : L6.D Operator : sv119:ljg
Date Inj'd : 6/25/2025 9:14 pm Instrument : SV119
Sample : IL6,32,,0.1 Lot# 11702 Quant Date : 6/26/2025 6:28 pm

Compound #40: Benzo[k]fluoranthene

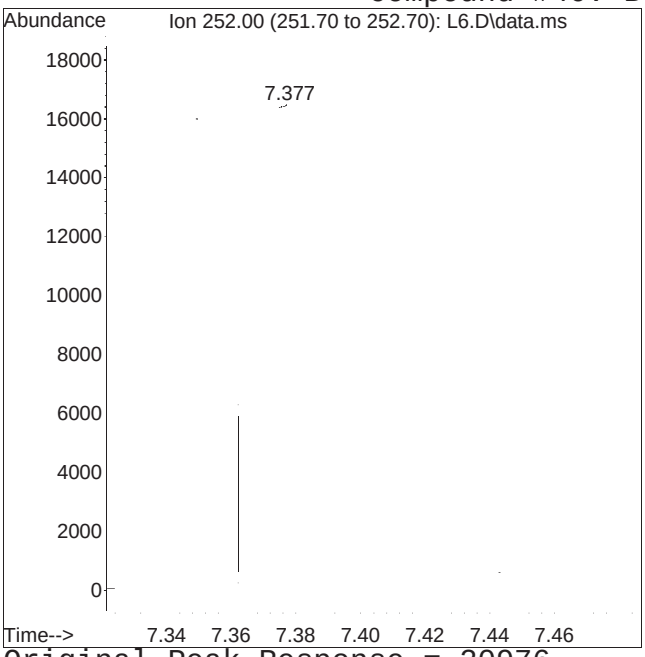


Original Peak Response = 20976

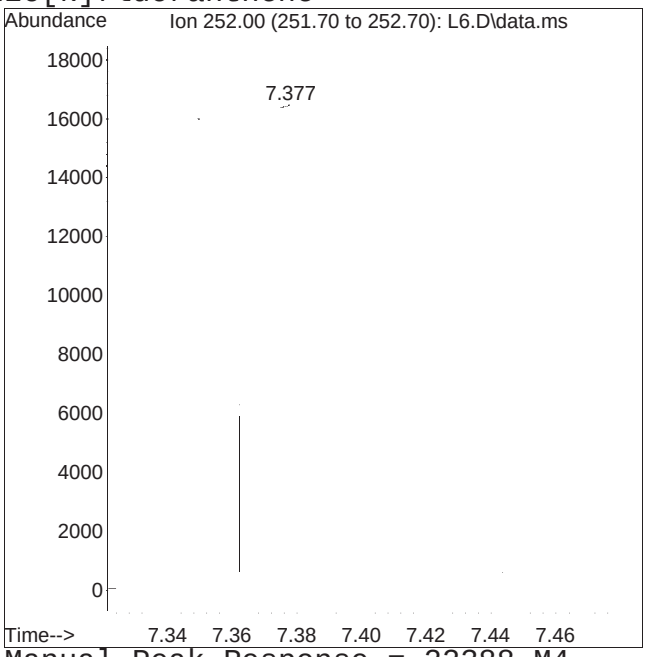


Manual Peak Response = 22388 M4

M4 = Poor automated baseline construction.

# Manual Integration Report

Data Path : I:\8270SIM\sv119\250625RVT
Data File : L6.D Operator : sv119:ljg
Date Inj'd : 6/25/2025 9:14 pm Instrument : SV119
Sample : IL6,32,,0.1 Lot# 11702 Quant Date : 6/26/2025 6:28 pm

## Compound #43: Dibenzo[a,h]anthracene

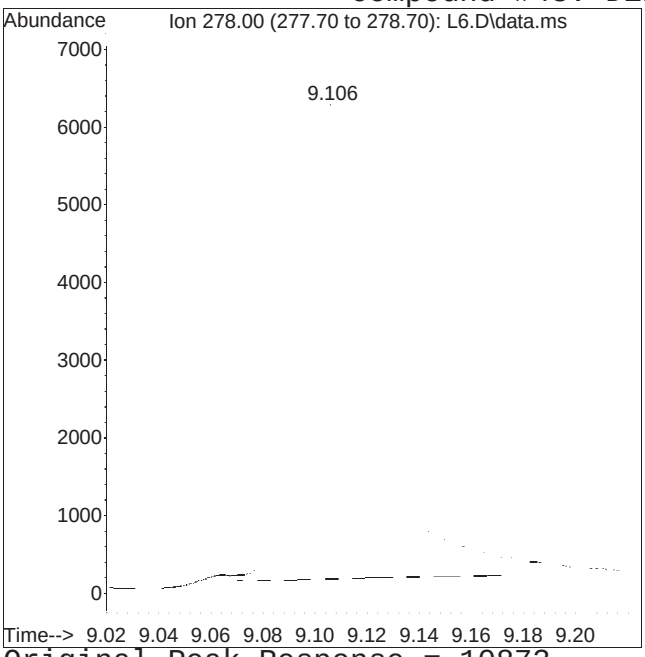


Original Peak Response = 10873

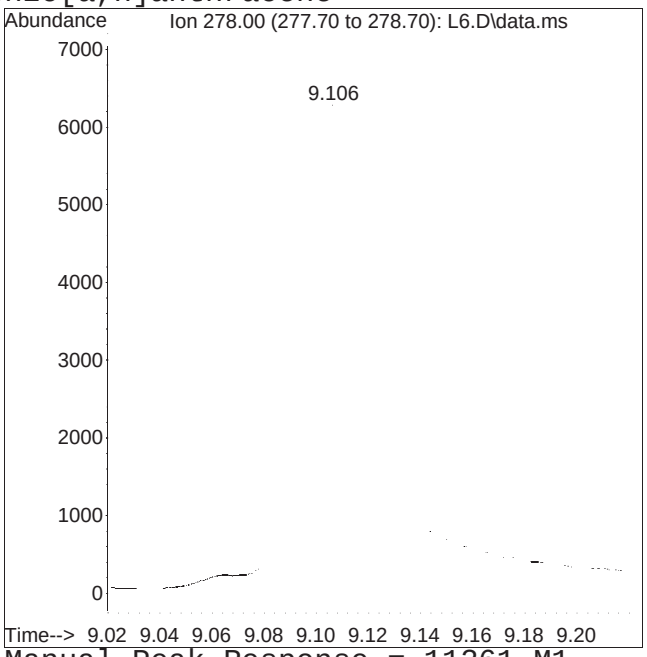


Manual Peak Response = 11261 M1

M1 = Split or tailing peak, auto integration stopped early resulting in false low area count.

Quantitation Report (QT Reviewed)

Data Path : I:\8270SIM\sv119\250625RVTical\
Data File : L5.D
Acq On : 25 Jun 2025 09:31 pm
Operator : sv119:ljg
Sample : IL5,32,,0.04 Lot# 11703
Misc : WG2084288,,ical
ALS Vial : 6 Sample Multiplier: 1

Quant Time: Jun 27 07:59:40 2025
Quant Method : I:\8270SIM\sv119\250625RVTical\SIM-RVT_250625_sv119.M
Quant Title : Semivolatiles by GC/MS by modified 8270
QLast Update : Thu Jun 26 18:28:44 2025
Response via : Initial Calibration

CCAL FILE(s) : 1 - I:\8270SIM\sv119\250625RVTical\L8.D
Sub List : Default - All compounds listed

| Compound | R.T. | QIon | Response | Conc | Units | Dev(Min) |
|---|---|---|---|---|---|---|
| Internal Standards | | | | | | |
| 1) 1,4-Dichlorobenzene-d4 | 2.361 | 152 | 190905 | 4000.000 | ng/ml | 0.00 |
| Standard Area 1 = 144221 | | | Recovery = 132.37% | | | |
| 9) Naphthalene-d8 | 3.022 | 136 | 738628 | 4000.000 | ng/ml | 0.00 |
| Standard Area 1 = 566700 | | | Recovery = 130.34% | | | |
| 18) Acenaphthene-d10 | 3.994 | 164 | 425510 | 4000.000 | ng/ml | 0.00 |
| Standard Area 1 = 346174 | | | Recovery = 122.92% | | | |
| 23) Phenanthrene-d10 | 4.838 | 188 | 856950 | 4000.000 | ng/ml | 0.00 |
| Standard Area 1 = 720898 | | | Recovery = 118.87% | | | |
| 33) Chrysene-d12 | 6.443 | 240 | 1021721 | 4000.000 | ng/ml | 0.00 |
| Standard Area 1 = 872550 | | | Recovery = 117.10% | | | |
| 38) Perylene-d12 | 7.755 | 264 | 981066 | 4000.000 | ng/ml | 0.00 |
| Standard Area 1 = 911236 | | | Recovery = 107.66% | | | |
| System Monitoring Compounds | | | | | | |
| 3) 2-Fluorophenol | 1.763 | 112 | 2195 | 39.789 | ng/ml | 0.00 |
| Spiked Amount 2000.000 | Range 15 - 110 | | Recovery = 1.99%# | | | |
| 4) Phenol-d6 | 2.160 | 99 | 2778 | 40.541 | ng/ml | 0.00 |
| Spiked Amount 2000.000 | Range 15 - 110 | | Recovery = 2.03%# | | | |
| 8) Nitrobenzene-d5 | 2.638 | 82 | 2445 | 38.966 | ng/ml | 0.00 |
| Spiked Amount 1000.000 | Range 30 - 130 | | Recovery = 3.90%# | | | |
| 14) 2-Fluorobiphenyl | 3.614 | 172 | 6738 | 40.709 | ng/ml | 0.00 |
| Spiked Amount 1000.000 | Range 30 - 130 | | Recovery = 4.07%# | | | |
| 22) 2,4,6-Tribromophenol | 4.440 | 330 | 947M6 | 38.763 | ng/ml | 0.00 |
| Spiked Amount 2000.000 | Range 15 - 110 | | Recovery = 1.94%# | | | |
| 32) 4-Terphenyl-d14 | 5.765 | 244 | 9901 | 41.792 | ng/ml | 0.00 |
| Spiked Amount 1000.000 | Range 30 - 130 | | Recovery = 4.18%# | | | |
| Target Compounds | | | | | | Qvalue |
| 2) N-Nitrosodimethylamine | 1.308 | 74 | 1257M4 | 38.339 | ng/mL | |
| 5) Bis(2-chloroethyl)ether | 2.218 | 93 | 2295 | 38.549 | ng/ml | 97 |
| 6) n-nitrosodi-n-propylamine | 2.557 | 70 | 1742 | 39.275 | ng/ml | 99 |
| 7) Hexachloroethane | 2.621 | 117 | 1036 | 42.267 | ng/ml | 99 |
| 10) Naphthalene | 3.031 | 128 | 7809 | 38.929 | ng/ml | 99 |
| 11) Hexachlorobutadiene | 3.105 | 225 | 1516 | 40.288 | ng/ml | 100 |
| 12) 2-Methylnaphthalene | 3.411 | 142 | 5020 | 39.289 | ng/ml | 100 |
| 13) 1-Methylnaphthalene | 3.466 | 142 | 5169 | 40.000 | ng/ml | 98 |
| 15) 2-Chloronaphthalene | 3.681 | 162 | 5666 | 40.725 | ng/ml | 97 |
| 16) 2,6-Dinitrotoluene | 3.868 | 165 | 1060 | 35.332 | ng/ml | 99 |

Quantitation Report (QT Reviewed)

Data Path : I:\8270SIM\sv119\250625RVTical\
Data File : L5.D
Acq On : 25 Jun 2025 09:31 pm
Operator : sv119:ljg
Sample : IL5,32,,0.04 Lot# 11703
Misc : WG2084288,,ical
ALS Vial : 6 Sample Multiplier: 1

Quant Time: Jun 27 07:59:40 2025
Quant Method : I:\8270SIM\sv119\250625RVTical\SIM-RVT_250625_sv119.M
Quant Title : Semivolatiles by GC/MS by modified 8270
QLast Update : Thu Jun 26 18:28:44 2025
Response via : Initial Calibration

CCAL FILE(s) : 1 - I:\8270SIM\sv119\250625RVTical\L8.D
Sub List : Default - All compounds listed

| Compound | R.T. | QIon | Response | Conc | Units | Dev(Min) |
|---|---|---|---|---|---|---|
| 17) Acenaphthylene | 3.912 | 152 | 9545 | 40.841 | ng/ml | 100 |
| 19) Acenaphthene | 4.012 | 153 | 5708 | 40.514 | ng/ml | 100 |
| 20) 2,4-Dinitrotoluene | 4.097 | 165 | 1346 | 34.846 | ng/ml | 97 |
| 21) Fluorene | 4.303 | 166 | 6859 | 40.397 | ng/ml | 99 |
| 24) 4,6-Dinitro-o-cresol | 4.328 | 198 | 685 | 50.270 | ng/ml | 95 |
| 25) Hexachlorobenzene | 4.622 | 284 | 2483 | 41.100 | ng/ml | 97 |
| 26) Pentachlorophenol | 4.732 | 266 | 987M6 | 42.046 | ng/ml | |
| 27) Phenanthrene | 4.851 | 178 | 10400 | 40.123 | ng/ml | 99 |
| 28) Anthracene | 4.879 | 178 | 10703 | 40.889 | ng/ml | 99 |
| 29) Fluoranthene | 5.539 | 202 | 13657 | 40.001 | ng/ml | 99 |
| 30) Pyrene | 5.673 | 202 | 14561 | 40.527 | ng/ml | 99 |
| 31) Benzidine | 5.613 | 184 | 133 | 128.458 | ng/mL# | 1 |
| 34) Benzo[a]anthracene | 6.435 | 228 | 15989 | 38.376 | ng/ml | 95 |
| 35) 3,3'-Dichlorobenzidine | 6.414 | 252 | 4309 | 31.597 | ng/ml | 99 |
| 36) Chrysene | 6.460 | 228 | 13469 | 40.824 | ng/ml | 99 |
| 37) Bis(2-ethylhexyl)phtha... | 6.457 | 149 | 6340M6 | 34.669 | ng/ml | |
| 39) Benzo[b]fluoranthene | 7.346 | 252 | 10087 | 37.209 | ng/ml | 95 |
| 40) Benzo[k]fluoranthene | 7.371 | 252 | 12317M4 | 39.285 | ng/ml | |
| 41) Benzo[a]pyrene | 7.681 | 252 | 9428 | 36.605 | ng/ml | 100 |
| 42) Indeno[1,2,3-cd]pyrene | 9.066 | 276 | 6712 | 33.617 | ng/ml | 99 |
| 43) Dibenzo[a,h]anthracene | 9.102 | 278 | 6479M6 | 32.288 | ng/ml | |
| 44) Benzo[g,h,i]perylene | 9.429 | 276 | 8668 | 36.234 | ng/ml | 99 |

(#) = qualifier out of range (m) = manual integration (+) = signals summed

Quantitation Report (QT Reviewed)

Data Path : I:\8270SIM\sv119\250625RVTical\
Data File : L5.D
Acq On : 25 Jun 2025 09:31 pm
Operator : sv119:ljg
Sample : IL5,32,,0.04 Lot# 11703
Misc : WG2084288,,ical
ALS Vial : 6 Sample Multiplier: 1

Quant Time: Jun 27 07:59:40 2025
Quant Method : I:\8270SIM\sv119\250625RVTical\SIM-RVT_250625_sv119.M
Quant Title : Semivolatiles by GC/MS by modified 8270
QLast Update : Thu Jun 26 18:28:44 2025
Response via : Initial Calibration

Sub List : Default - All compounds listedical\L8.D•

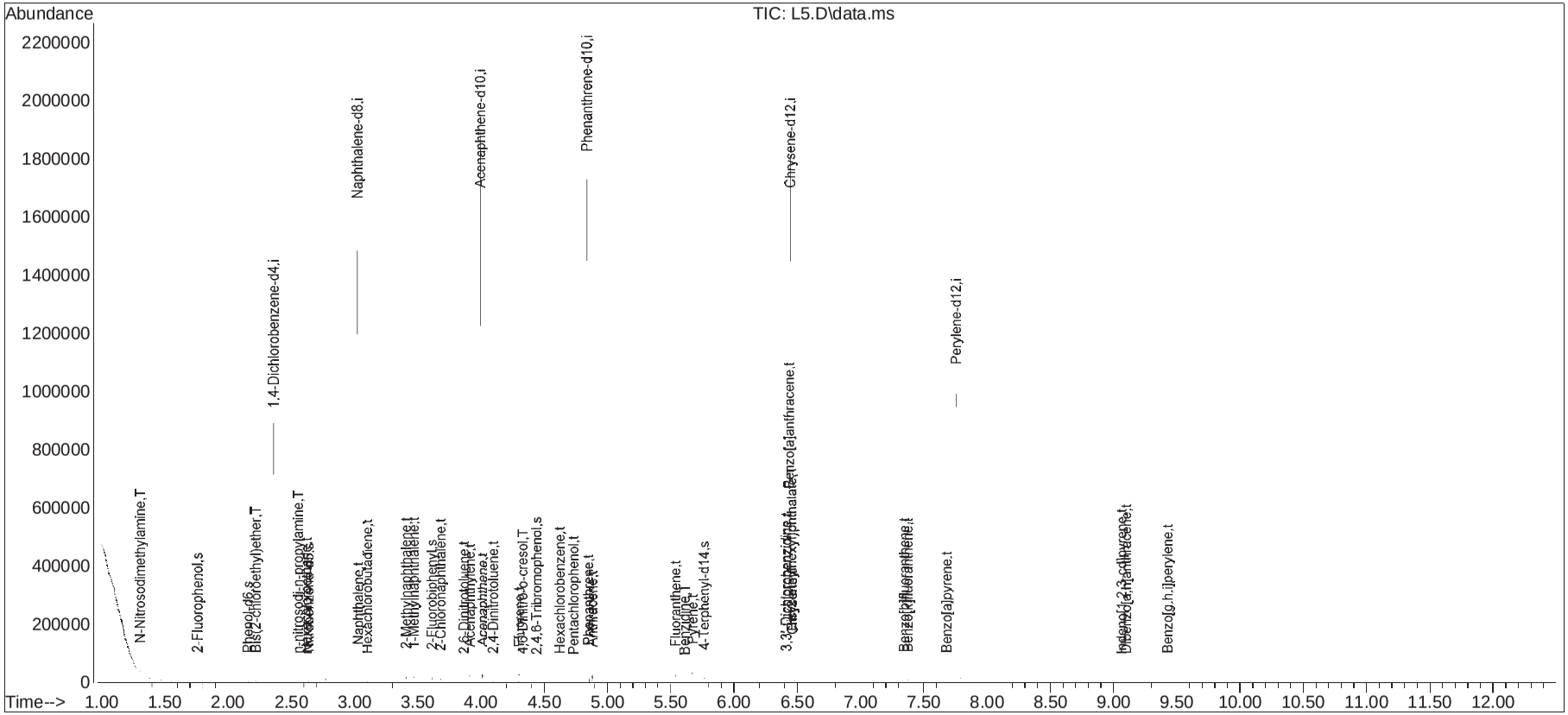

# Manual Integration Report

Data Path : I:\8270SIM\sv119\250625RVT
Data File : L5.D Operator : sv119:ljg
Date Inj'd : 6/25/2025 9:31 pm Instrument : SV119
Sample : IL5,32,,0.04 Lot# 11703 Quant Date : 6/26/2025 6:28 pm

## Compound #2: N-Nitrosodimethylamine

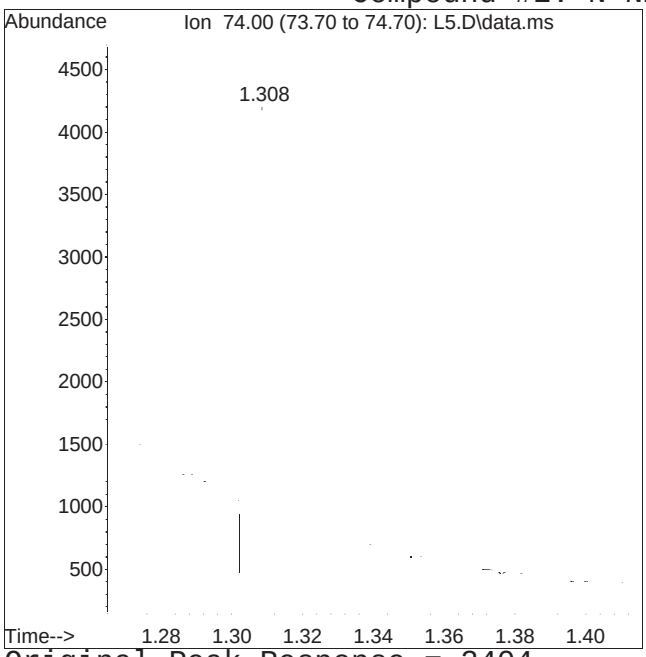


Original Peak Response = 2404

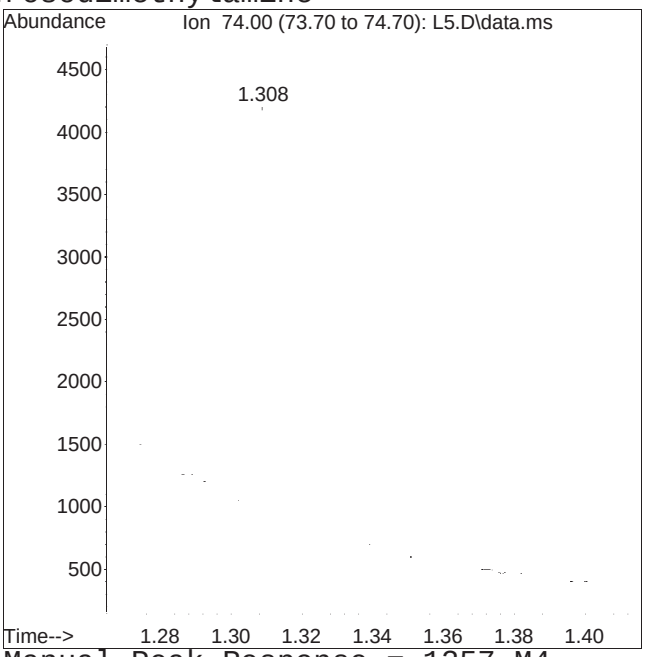


Manual Peak Response = 1257 M4

M4 = Poor automated baseline construction.

Manual Integration Report

Data Path : I:\8270SIM\sv119\250625RVT
Data File : L5.D Operator : sv119:ljg
Date Inj'd : 6/25/2025 9:31 pm Instrument : SV119
Sample : IL5,32,,0.04 Lot# 11703 Quant Date : 6/26/2025 6:28 pm

Compound #22: 2,4,6-Tribromophenol

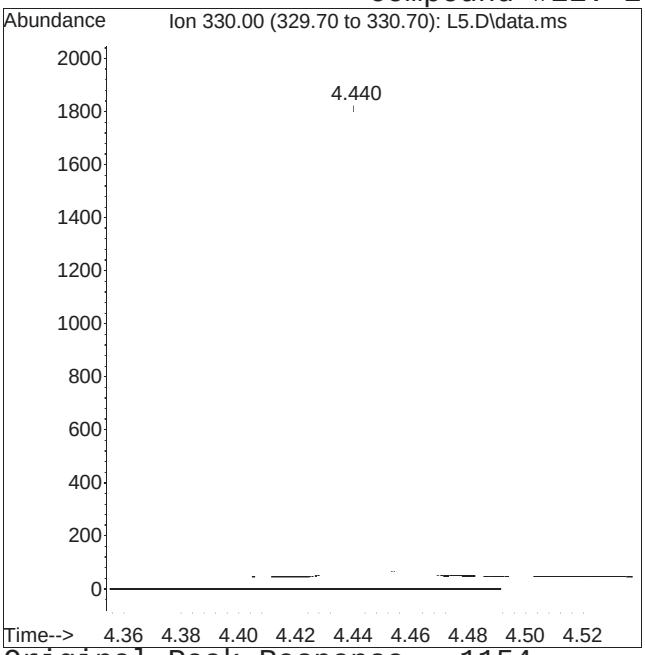


Original Peak Response = 1154

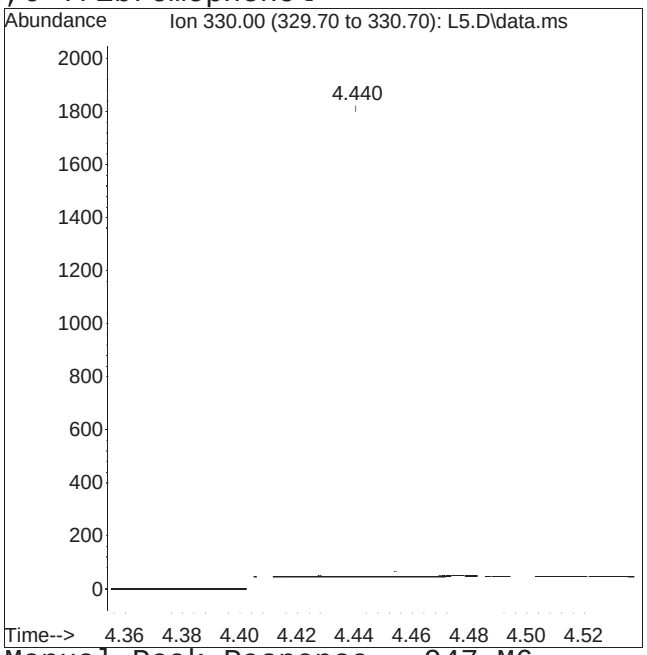


Manual Peak Response = 947 M6

M6 = Misassignment of peak valley by automated integration (poor split of 2 peaks).

# Manual Integration Report

Data Path : I:\8270SIM\sv119\250625RVT
Data File : L5.D Operator : sv119:ljg
Date Inj'd : 6/25/2025 9:31 pm Instrument : SV119
Sample : IL5,32,,0.04 Lot# 11703 Quant Date : 6/26/2025 6:28 pm

## Compound #26: Pentachlorophenol

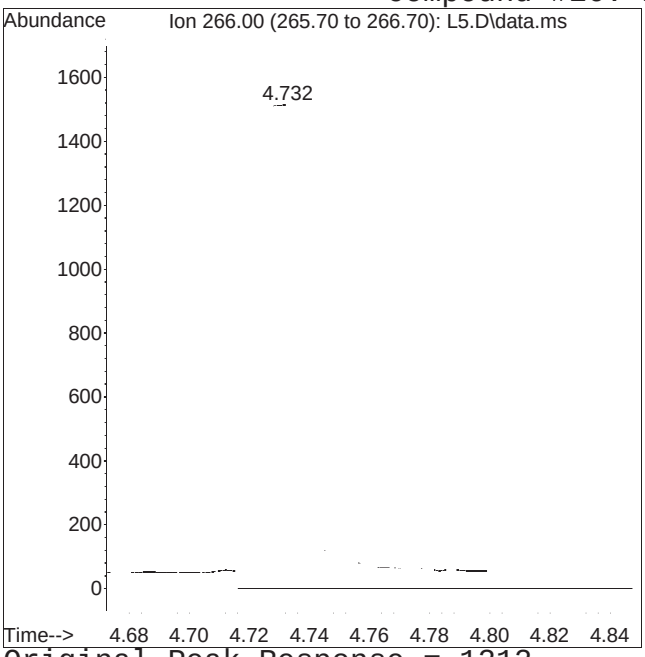


Original Peak Response = 1212

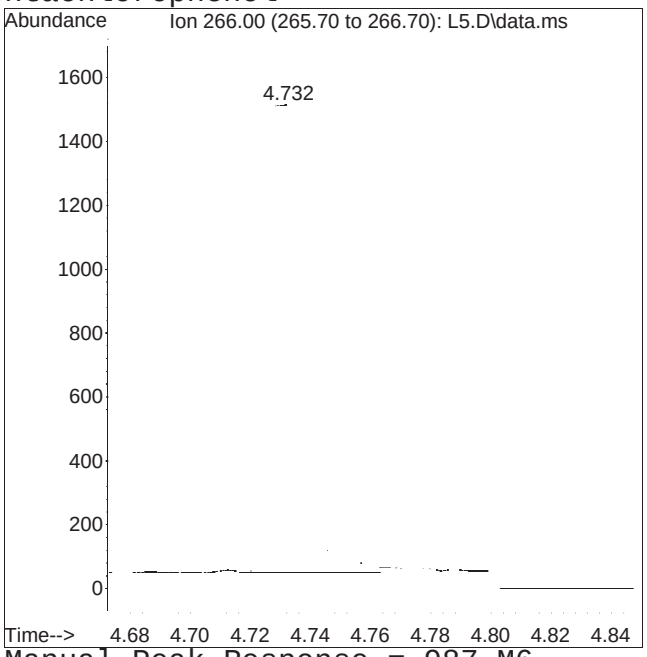


Manual Peak Response = 987 M6

M6 = Misassignment of peak valley by automated integration (poor split of 2 peaks).

Manual Integration Report

Data Path : I:\8270SIM\sv119\250625RVT\Mat
Data File : L5.D
Date Inj'd : 6/25/2025 9:31 pm
Sample : IL5,32,,0.04 Lot# 11703

Quant Method : SIM-RVT_250625_sv119.M
Operator : sv119:ljg
Instrument : SV119
Quant Date : 6/26/2025 6:28 pm

Compound #37: Bis(2-ethylhexyl)phthalate

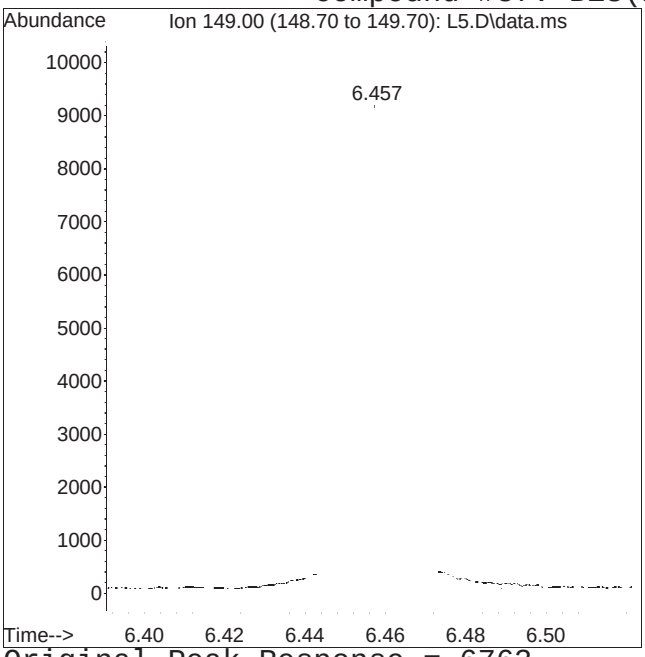


Original Peak Response = 6763

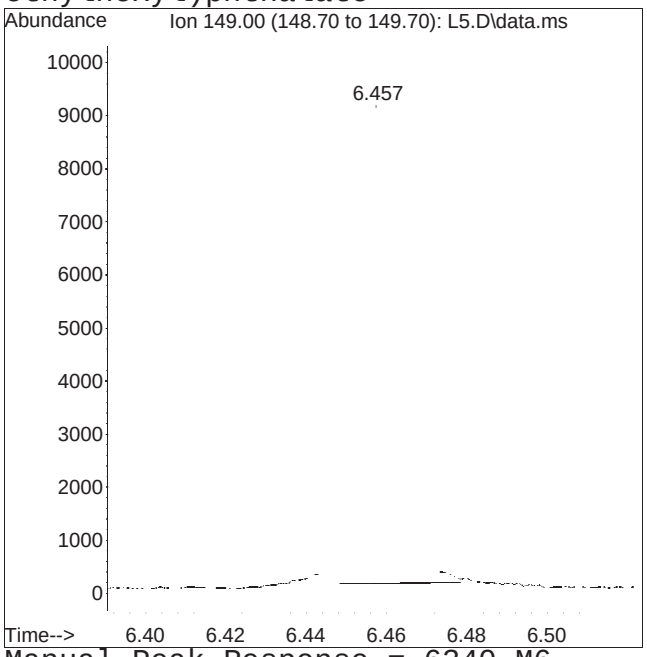


Manual Peak Response = 6340 M6

M6 = Misassignment of peak valley by automated integration (poor split of 2 peaks).

# Manual Integration Report

Data Path : I:\8270SIM\sv119\250625RVT
Data File : L5.D Operator : sv119:ljg
Date Inj'd : 6/25/2025 9:31 pm Instrument : SV119
Sample : IL5,32,,0.04 Lot# 11703 Quant Date : 6/26/2025 6:28 pm

## Compound #40: Benzo[k]fluoranthene

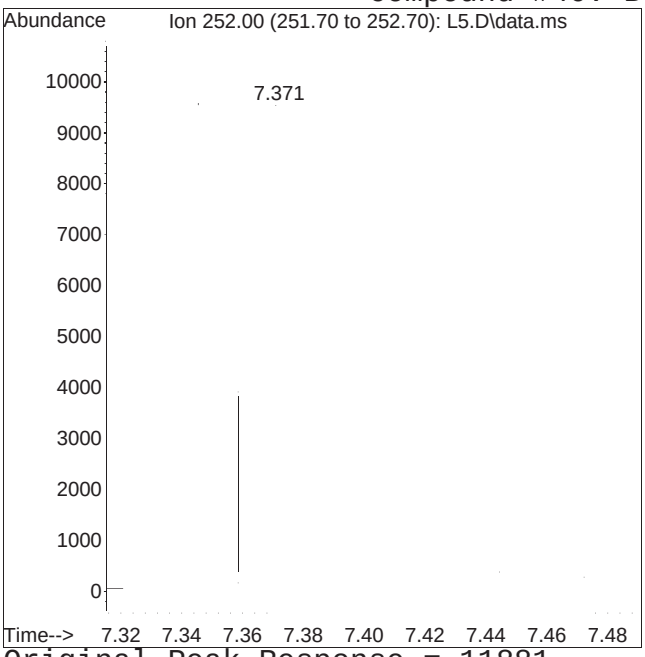


Original Peak Response = 11881

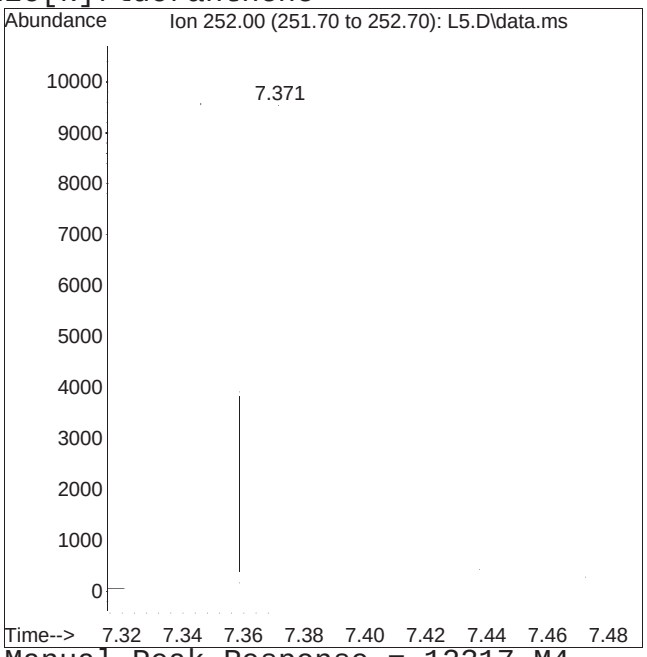


Manual Peak Response = 12317 M4

M4 = Poor automated baseline construction.

Manual Integration Report

Data Path : I:\8270SIM\sv119\250625RVT\Mat
Data File : L5.D
Date Inj'd : 6/25/2025 9:31 pm
Sample : IL5,32,,0.04 Lot# 11703

Quant Method : SIM-RVT_250625_sv119.M
Operator : sv119:ljg
Instrument : SV119
Quant Date : 6/26/2025 6:28 pm

Compound #43: Dibenzo[a,h]anthracene

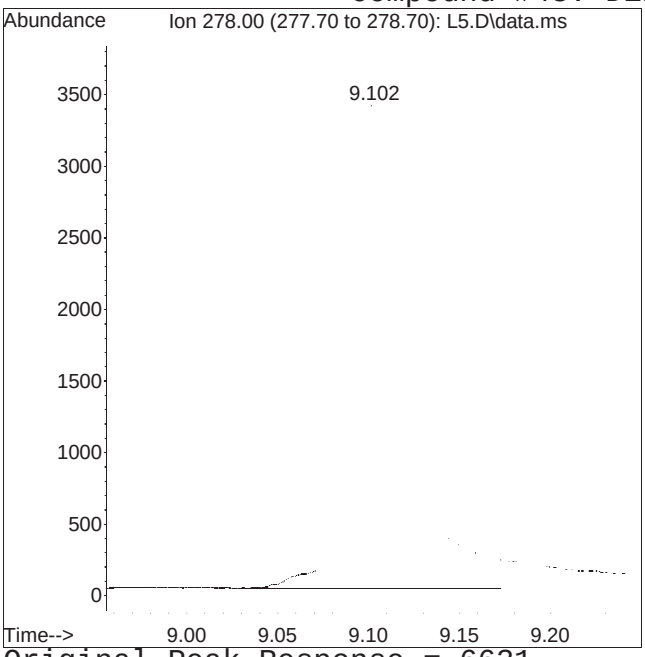


Original Peak Response = 6631

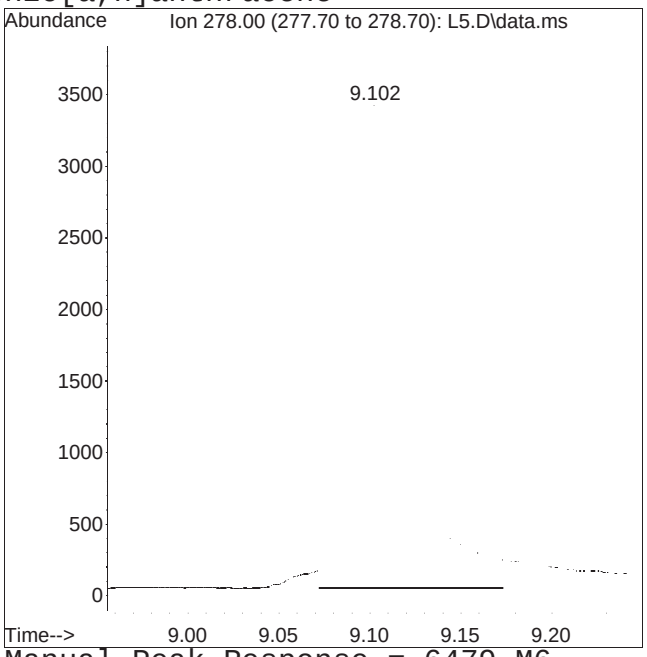


Manual Peak Response = 6479 M6

M6 = Misassignment of peak valley by automated integration (poor split of 2 peaks).

Quantitation Report (QT Reviewed)

Data Path : I:\8270SIM\sv119\250625RVTical\
Data File : L4.D
Acq On : 25 Jun 2025 09:48 pm
Operator : sv119:ljg
Sample : IL4,32,,0.01 Lot# 11704
Misc : WG2084288,,ical
ALS Vial : 7 Sample Multiplier: 1

Quant Time: Jun 27 08:23:16 2025
Quant Method : I:\8270SIM\sv119\250625RVTical\SIM-RVT_250625_sv119.M
Quant Title : Semivolatiles by GC/MS by modified 8270
QLast Update : Thu Jun 26 18:28:40 2025
Response via : Initial Calibration

CCAL FILE(s) : 1 - I:\8270SIM\sv119\250625RVTical\L8.D
Sub List : Default - All compounds listed

| Compound | R.T. | QIon | Response | Conc | Units | Dev(Min) |
|---|---|---|---|---|---|---|
| Internal Standards | | | | | | |
| 1) 1,4-Dichlorobenzene-d4 | 2.360 | 152 | 177043 | 4000.000 | ng/ml | 0.00 |
| Standard Area 1 = 144221 | | | Recovery = 122.76% | | | |
| 9) Naphthalene-d8 | 3.022 | 136 | 668935 | 4000.000 | ng/ml | 0.00 |
| Standard Area 1 = 566700 | | | Recovery = 118.04% | | | |
| 18) Acenaphthene-d10 | 3.996 | 164 | 399165 | 4000.000 | ng/ml | 0.00 |
| Standard Area 1 = 346174 | | | Recovery = 115.31% | | | |
| 23) Phenanthrene-d10 | 4.839 | 188 | 806503 | 4000.000 | ng/ml | 0.00 |
| Standard Area 1 = 720898 | | | Recovery = 111.87% | | | |
| 33) Chrysene-d12 | 6.443 | 240 | 1014615 | 4000.000 | ng/ml | 0.00 |
| Standard Area 1 = 872550 | | | Recovery = 116.28% | | | |
| 38) Perylene-d12 | 7.756 | 264 | 963805 | 4000.000 | ng/ml | 0.00 |
| Standard Area 1 = 911236 | | | Recovery = 105.77% | | | |
| System Monitoring Compounds | | | | | | |
| 3) 2-Fluorophenol | 1.763 | 112 | 503 | 9.832 | ng/ml | 0.00 |
| Spiked Amount 2000.000 | Range 15 - 110 | | Recovery = 0.49%# | | | |
| 4) Phenol-d6 | 2.161 | 99 | 639 | 10.056 | ng/ml | 0.00 |
| Spiked Amount 2000.000 | Range 15 - 110 | | Recovery = 0.50%# | | | |
| 8) Nitrobenzene-d5 | 2.638 | 82 | 571 | 9.813 | ng/ml | 0.00 |
| Spiked Amount 1000.000 | Range 30 - 130 | | Recovery = 0.98%# | | | |
| 14) 2-Fluorobiphenyl | 3.614 | 172 | 1536 | 10.247 | ng/ml | 0.00 |
| Spiked Amount 1000.000 | Range 30 - 130 | | Recovery = 1.02%# | | | |
| 22) 2,4,6-Tribromophenol | 4.440 | 330 | 225M7 | 9.818 | ng/ml | 0.00 |
| Spiked Amount 2000.000 | Range 15 - 110 | | Recovery = 0.49%# | | | |
| 32) 4-Terphenyl-d14 | 5.764 | 244 | 2352 | 10.549 | ng/ml | 0.00 |
| Spiked Amount 1000.000 | Range 30 - 130 | | Recovery = 1.05%# | | | |
| Target Compounds | | | | | | Qvalue |
| 2) N-Nitrosodimethylamine | 0.000 | | 0 | N.D. | d | |
| 5) Bis(2-chloroethyl)ether | 2.220 | 93 | 575 | 10.415 | ng/ml | 94 |
| 6) n-nitrosodi-n-propylamine | 2.557 | 70 | 399 | 9.700 | ng/ml# | 91 |
| 7) Hexachloroethane | 2.622 | 117 | 238 | 10.470 | ng/ml | 100 |
| 10) Naphthalene | 3.034 | 128 | 1838 | 10.117 | ng/ml# | 95 |
| 11) Hexachlorobutadiene | 3.105 | 225 | 349 | 10.241 | ng/ml | 99 |
| 12) 2-Methylnaphthalene | 3.410 | 142 | 1145 | 9.895 | ng/ml | 99 |
| 13) 1-Methylnaphthalene | 3.466 | 142 | 1187 | 10.143 | ng/ml | 99 |
| 15) 2-Chloronaphthalene | 3.681 | 162 | 1289 | 10.230 | ng/ml | 96 |
| 16) 2,6-Dinitrotoluene | 3.868 | 165 | 282 | 10.379 | ng/ml | 92 |

Quantitation Report (QT Reviewed)

Data Path : I:\8270SIM\sv119\250625RVTical\
Data File : L4.D
Acq On : 25 Jun 2025 09:48 pm
Operator : sv119:ljg
Sample : IL4,32,,0.01 Lot# 11704
Misc : WG2084288,,ical
ALS Vial : 7 Sample Multiplier: 1

Quant Time: Jun 27 08:23:16 2025
Quant Method : I:\8270SIM\sv119\250625RVTical\SIM-RVT_250625_sv119.M
Quant Title : Semivolatiles by GC/MS by modified 8270
QLast Update : Thu Jun 26 18:28:40 2025
Response via : Initial Calibration

CCAL FILE(s) : 1 - I:\8270SIM\sv119\250625RVTical\L8.D
Sub List : Default - All compounds listed

| Compound | R.T. | QIon | Response | Conc | Units | Dev(Min) |
|---|---|---|---|---|---|---|
| 17) Acenaphthylene | 3.912 | 152 | 2128 | 10.054 | ng/ml | 97 |
| 19) Acenaphthene | 4.012 | 153 | 1353 | 10.237 | ng/ml | 93 |
| 20) 2,4-Dinitrotoluene | 4.097 | 165 | 320 | 8.831 | ng/ml | 99 |
| 21) Fluorene | 4.303 | 166 | 1625 | 10.202 | ng/ml | 99 |
| 24) 4,6-Dinitro-o-cresol | 4.330 | 198 | 152 | 26.770 | ng/ml | 99 |
| 25) Hexachlorobenzene | 4.621 | 284 | 593 | 10.430 | ng/ml | 99 |
| 26) Pentachlorophenol | 4.732 | 266 | 301M6 | 12.398 | ng/ml | |
| 27) Phenanthrene | 4.851 | 178 | 2503 | 10.260 | ng/ml | 98 |
| 28) Anthracene | 4.879 | 178 | 2563 | 10.404 | ng/ml | 100 |
| 29) Fluoranthene | 5.539 | 202 | 3246 | 10.102 | ng/ml | 98 |
| 30) Pyrene | 5.673 | 202 | 3495 | 10.336 | ng/ml | 99 |
| 31) Benzidine | 5.613 | 184 | 80M6 | 128.229 | ng/mL | |
| 34) Benzo[a]anthracene | 6.439 | 228 | 6002 | 9.556 | ng/ml# | 87 |
| 35) 3,3'-Dichlorobenzidine | 6.414 | 252 | 789 | 5.826 | ng/ml# | 97 |
| 36) Chrysene | 6.460 | 228 | 3362 | 10.261 | ng/ml | 97 |
| 37) Bis(2-ethylhexyl)phtha... | 6.457 | 149 | 1739M6 | 9.576 | ng/ml | |
| 39) Benzo[b]fluoranthene | 7.347 | 252 | 2436 | 9.147 | ng/ml | 97 |
| 40) Benzo[k]fluoranthene | 7.372 | 252 | 2900M6 | 9.415 | ng/ml | |
| 41) Benzo[a]pyrene | 7.680 | 252 | 2161 | 8.541 | ng/ml | 100 |
| 42) Indeno[1,2,3-cd]pyrene | 9.062 | 276 | 1542 | 10.371 | ng/ml | 100 |
| 43) Dibenzo[a,h]anthracene | 9.098 | 278 | 1387 | 10.359 | ng/ml | 96 |
| 44) Benzo[g,h,i]perylene | 9.428 | 276 | 1955 | 8.319 | ng/ml | 100 |

(#) = qualifier out of range (m) = manual integration (+) = signals summed

Quantitation Report (QT Reviewed)

Data Path : I:\8270SIM\sv119\250625RVTical\
Data File : L4.D
Acq On : 25 Jun 2025 09:48 pm
Operator : sv119:ljg
Sample : IL4,32,,0.01 Lot# 11704
Misc : WG2084288,,ical
ALS Vial : 7 Sample Multiplier: 1

Quant Time: Jun 27 08:23:16 2025
Quant Method : I:\8270SIM\sv119\250625RVTical\SIM-RVT_250625_sv119.M
Quant Title : Semivolatiles by GC/MS by modified 8270
QLast Update : Thu Jun 26 18:28:40 2025
Response via : Initial Calibration

Sub List : Default - All compounds listedical\L8.D•

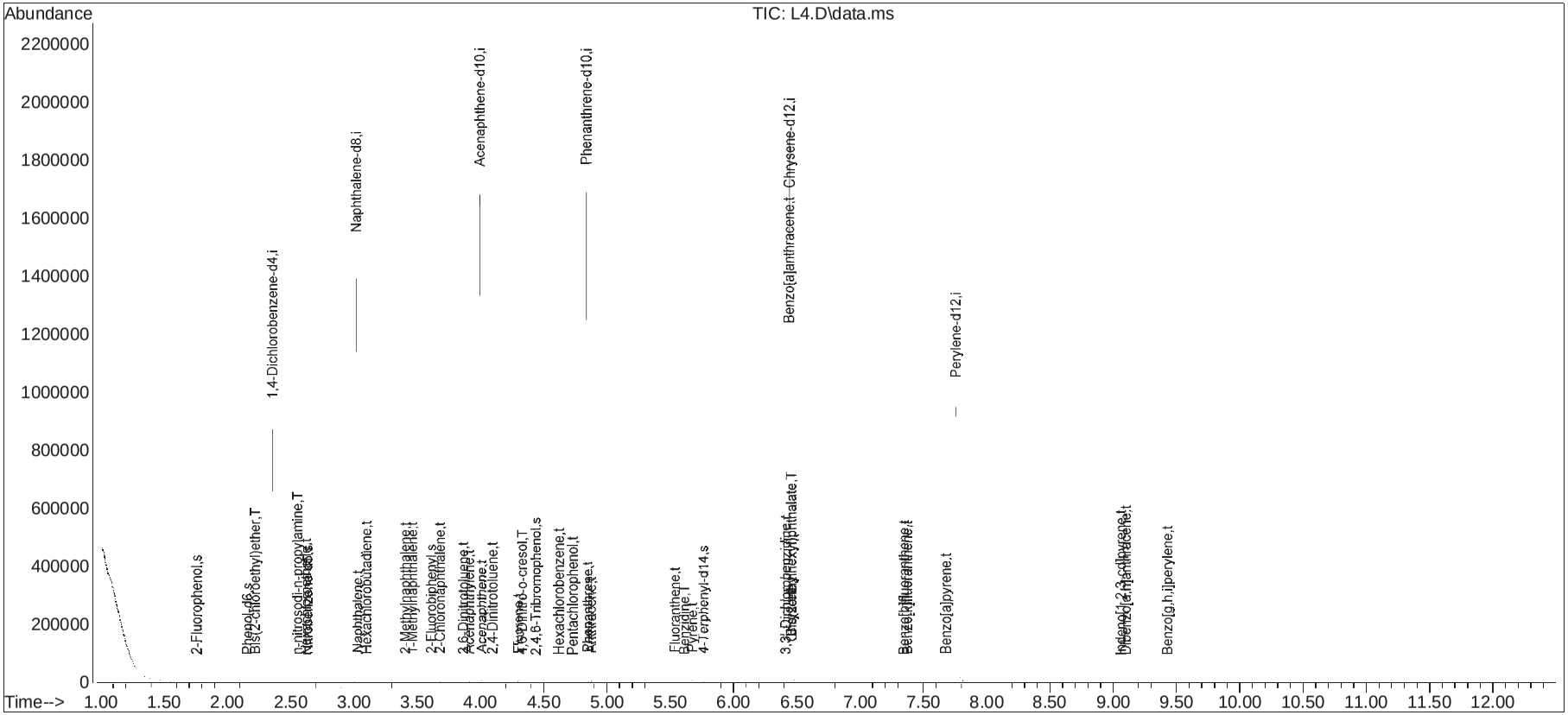

# Manual Integration Report

Data Path : I:\8270SIM\sv119\250625RVT
Data File : L4.D Operator : sv119:ljg
Date Inj'd : 6/25/2025 9:48 pm Instrument : SV119
Sample : IL4,32,,0.01 Lot# 11704 Quant Date : 6/26/2025 6:28 pm

## Compound #22: 2,4,6-Tribromophenol

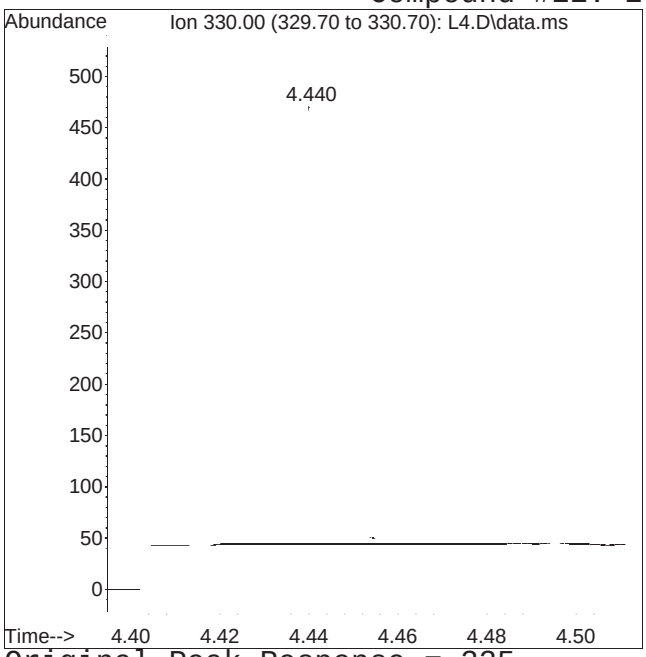


Original Peak Response = 225

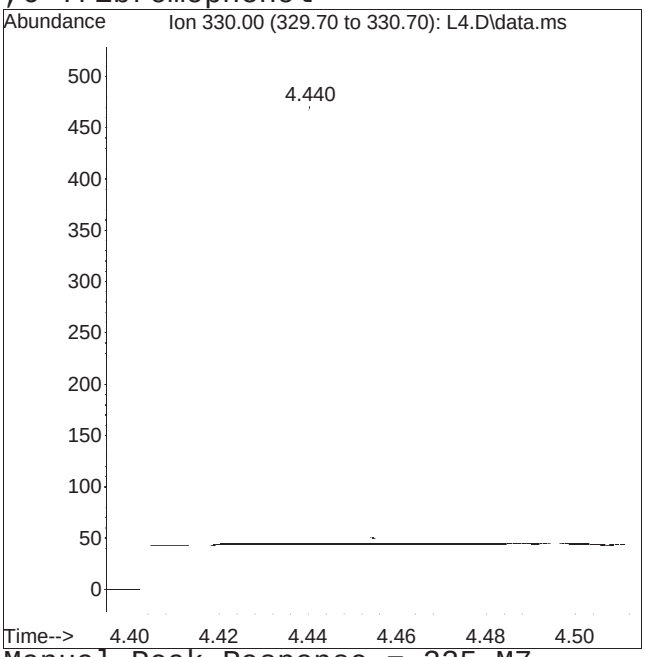


Manual Peak Response = 225 M7

M7 = A qualifier ion was manually integrated (only for GC/MS data).

Manual Integration Report

Data Path : I:\8270SIM\sv119\250625RVT
Data File : L4.D Operator : sv119:ljg
Date Inj'd : 6/25/2025 9:48 pm Instrument : SV119
Sample : IL4,32,,0.01 Lot# 11704 Quant Date : 6/26/2025 6:28 pm

Compound #26: Pentachlorophenol

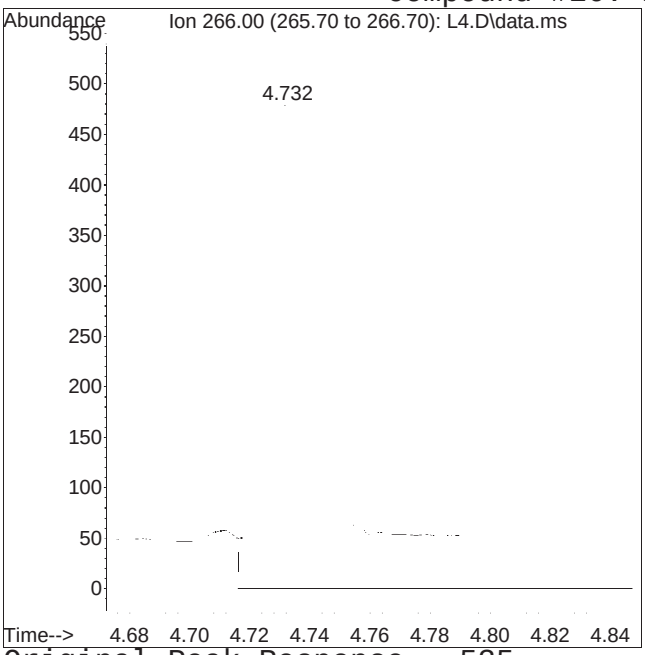


Original Peak Response = 535

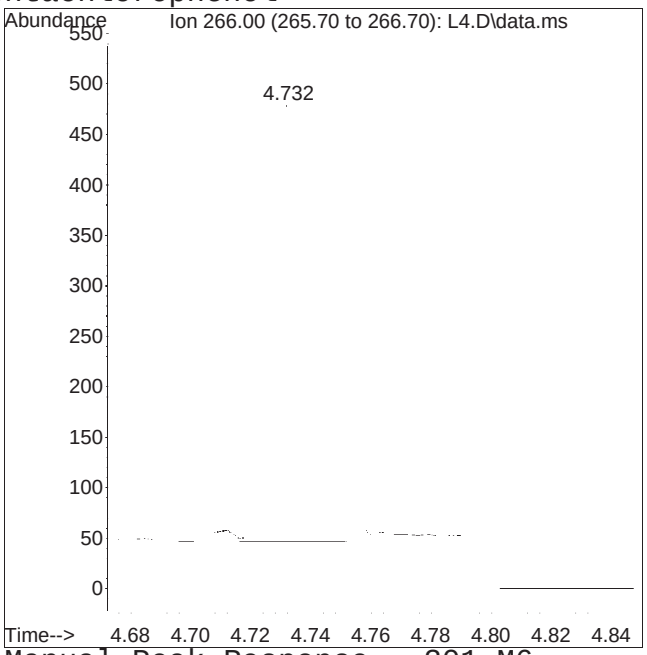


Manual Peak Response = 301 M6

M6 = Misassignment of peak valley by automated integration (poor split of 2 peaks).

Manual Integration Report

Data Path : I:\8270SIM\sv119\250625RVT
Data File : L4.D Operator : sv119:ljg
Date Inj'd : 6/25/2025 9:48 pm Instrument : SV119
Sample : IL4,32,,0.01 Lot# 11704 Quant Date : 6/26/2025 6:28 pm

Compound #31: Benzidine

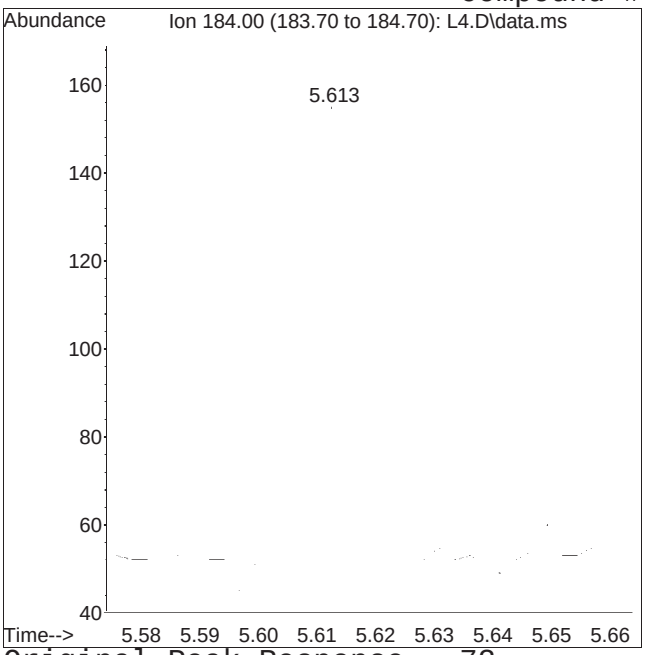


Original Peak Response = 72

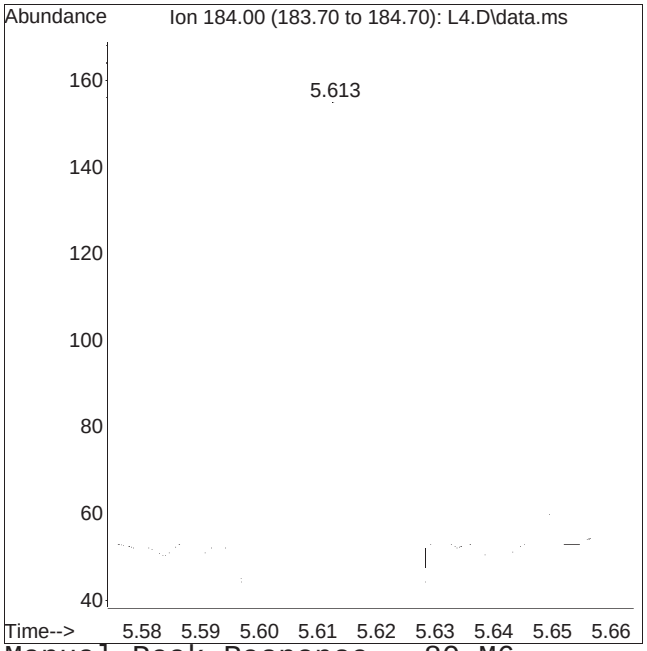


Manual Peak Response = 80 M6

M6 = Misassignment of peak valley by automated integration (poor split of 2 peaks).

# Manual Integration Report

Data Path : I:\8270SIM\sv119\250625RVT
Data File : L4.D Operator : sv119:ljg
Date Inj'd : 6/25/2025 9:48 pm Instrument : SV119
Sample : IL4,32,,0.01 Lot# 11704 Quant Date : 6/26/2025 6:28 pm

## Compound #37: Bis(2-ethylhexyl)phthalate

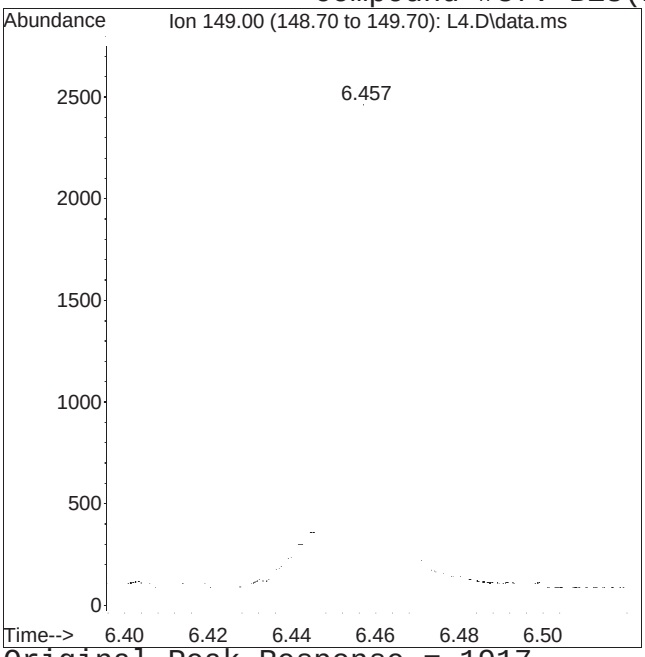


Original Peak Response = 1917

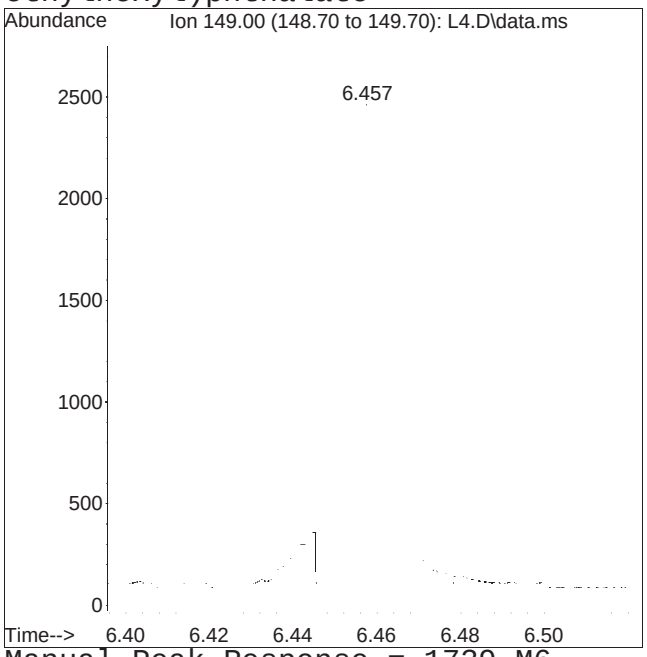


Manual Peak Response = 1739 M6

M6 = Misassignment of peak valley by automated integration (poor split of 2 peaks).

# Manual Integration Report

Data Path : I:\8270SIM\sv119\250625RVT
Data File : L4.D Operator : sv119:ljg
Date Inj'd : 6/25/2025 9:48 pm Instrument : SV119
Sample : IL4,32,,0.01 Lot# 11704 Quant Date : 6/26/2025 6:28 pm

## Compound #40: Benzo[k]fluoranthene

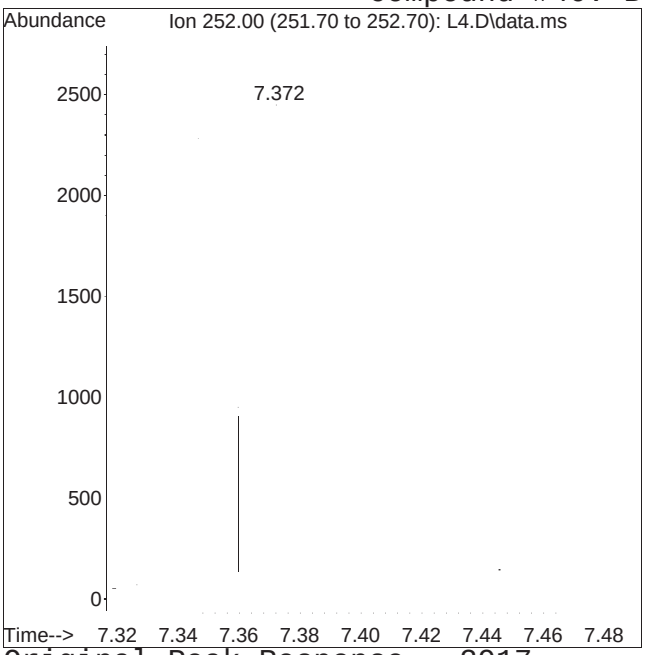


Original Peak Response = 2917

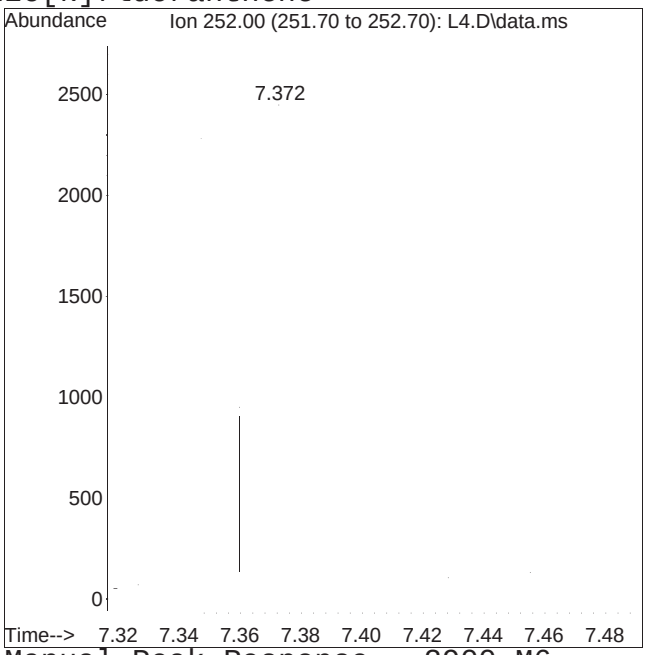


Manual Peak Response = 2900 M6

M6 = Misassignment of peak valley by automated integration (poor split of 2 peaks).

Quantitation Report (QT Reviewed)

Data Path : I:\8270SIM\sv119\250625RVTical\
Data File : L3.D
Acq On : 25 Jun 2025 10:04 pm
Operator : sv119:ljg
Sample : IL3,32,,0.005 Lot# 11705
Misc : WG2084288,,ical
ALS Vial : 8 Sample Multiplier: 1

Quant Time: Jun 26 18:27:39 2025
Quant Method : I:\8270SIM\sv119\250625RVTical\SIM-RVT_250625_sv119.M
Quant Title : Semivolatiles by GC/MS by modified 8270
QLast Update : Thu Jun 26 18:28:35 2025
Response via : Initial Calibration

CCAL FILE(s) : 1 - I:\8270SIM\sv119\250625RVTical\L8.D
Sub List : Default - All compounds listed

| Compound | R.T. | QIon | Response | Conc | Units | Dev(Min) |
|---|---|---|---|---|---|---|
| Internal Standards | | | | | | |
| 1) 1,4-Dichlorobenzene-d4 | 2.360 | 152 | 190625 | 4000.000 | ng/ml | 0.00 |
| Standard Area 1 = 144221 | | | Recovery = 132.18% | | | |
| 9) Naphthalene-d8 | 3.022 | 136 | 733189 | 4000.000 | ng/ml | 0.00 |
| Standard Area 1 = 566700 | | | Recovery = 129.38% | | | |
| 18) Acenaphthene-d10 | 3.996 | 164 | 411422 | 4000.000 | ng/ml | 0.00 |
| Standard Area 1 = 346174 | | | Recovery = 118.85% | | | |
| 23) Phenanthrene-d10 | 4.839 | 188 | 823087 | 4000.000 | ng/ml | 0.00 |
| Standard Area 1 = 720898 | | | Recovery = 114.18% | | | |
| 33) Chrysene-d12 | 6.443 | 240 | 994584 | 4000.000 | ng/ml | 0.00 |
| Standard Area 1 = 872550 | | | Recovery = 113.99% | | | |
| 38) Perylene-d12 | 7.758 | 264 | 945800 | 4000.000 | ng/ml | 0.00 |
| Standard Area 1 = 911236 | | | Recovery = 103.79% | | | |
| System Monitoring Compounds | | | | | | |
| 3) 2-Fluorophenol | 1.763 | 112 | 274 | 4.974 | ng/ml | 0.00 |
| Spiked Amount 2000.000 | Range 15 - 110 | | Recovery = 0.25%# | | | |
| 4) Phenol-d6 | 2.161 | 99 | 345 | 5.042 | ng/ml | 0.00 |
| Spiked Amount 2000.000 | Range 15 - 110 | | Recovery = 0.25%# | | | |
| 8) Nitrobenzene-d5 | 2.639 | 82 | 347 | 5.538 | ng/ml | 0.00 |
| Spiked Amount 1000.000 | Range 30 - 130 | | Recovery = 0.55%# | | | |
| 14) 2-Fluorobiphenyl | 3.614 | 172 | 829 | 5.046 | ng/ml | 0.00 |
| Spiked Amount 1000.000 | Range 30 - 130 | | Recovery = 0.50%# | | | |
| 22) 2,4,6-Tribromophenol | 4.440 | 330 | 119M6 | 5.038 | ng/ml | 0.00 |
| Spiked Amount 2000.000 | Range 15 - 110 | | Recovery = 0.25%# | | | |
| 32) 4-Terphenyl-d14 | 5.765 | 244 | 1178 | 5.177 | ng/ml | 0.00 |
| Spiked Amount 1000.000 | Range 30 - 130 | | Recovery = 0.52%# | | | |
| Target Compounds | | | | | | Qvalue |
| 2) N-Nitrosodimethylamine | 0.000 | | 0 | N.D. | | |
| 5) Bis(2-chloroethyl)ether | 2.220 | 93 | 318 | 5.349 | ng/ml | 97 |
| 6) n-nitrosodi-n-propylamine | 2.558 | 70 | 252 | 5.690 | ng/ml | 98 |
| 7) Hexachloroethane | 2.622 | 117 | 131 | 5.352 | ng/ml | 98 |
| 10) Naphthalene | 3.033 | 128 | 1043M7 | 5.238 | ng/ml | |
| 11) Hexachlorobutadiene | 3.105 | 225 | 185 | 4.953 | ng/ml | 90 |
| 12) 2-Methylnaphthalene | 3.410 | 142 | 641 | 5.054 | ng/ml | 99 |
| 13) 1-Methylnaphthalene | 3.465 | 142 | 665 | 5.184 | ng/ml | 99 |
| 15) 2-Chloronaphthalene | 3.681 | 162 | 719 | 5.206 | ng/ml | 96 |
| 16) 2,6-Dinitrotoluene | 3.868 | 165 | 159 | 5.339 | ng/ml | 90 |

Quantitation Report (QT Reviewed)

Data Path : I:\8270SIM\sv119\250625RVTical\
Data File : L3.D
Acq On : 25 Jun 2025 10:04 pm
Operator : sv119:ljg
Sample : IL3,32,,0.005 Lot# 11705
Misc : WG2084288,,ical
ALS Vial : 8 Sample Multiplier: 1

Quant Time: Jun 26 18:27:39 2025
Quant Method : I:\8270SIM\sv119\250625RVTical\SIM-RVT_250625_sv119.M
Quant Title : Semivolatiles by GC/MS by modified 8270
QLast Update : Thu Jun 26 18:28:35 2025
Response via : Initial Calibration

CCAL FILE(s) : 1 - I:\8270SIM\sv119\250625RVTical\L8.D
Sub List : Default - All compounds listed

| Compound | R.T. | QIon | Response | Conc | Units | Dev(Min) |
|---|---|---|---|---|---|---|
| 17) Acenaphthylene | 3.912 | 152 | 1134 | 4.888 | ng/ml | 99 |
| 19) Acenaphthene | 4.011 | 153 | 690 | 5.065 | ng/ml | 94 |
| 20) 2,4-Dinitrotoluene | 4.097 | 165 | 175 | 4.686 | ng/ml | 96 |
| 21) Fluorene | 4.302 | 166 | 829 | 5.050 | ng/ml | 99 |
| 24) 4,6-Dinitro-o-cresol | 4.330 | 198 | 67M7 | 22.651 | ng/ml | |
| 25) Hexachlorobenzene | 4.621 | 284 | 294 | 5.067 | ng/ml | 97 |
| 26) Pentachlorophenol | 4.732 | 266 | 203 | 7.561 | ng/ml | 95 |
| 27) Phenanthrene | 4.850 | 178 | 1297 | 5.210 | ng/ml# | 92 |
| 28) Anthracene | 4.879 | 178 | 1280 | 5.091 | ng/ml | 98 |
| 29) Fluoranthene | 5.540 | 202 | 1671 | 5.096 | ng/ml | 99 |
| 30) Pyrene | 5.673 | 202 | 1765 | 5.115 | ng/ml | 99 |
| 31) Benzidine | 0.000 | | 0 | N.D. | | |
| 34) Benzo[a]anthracene | 6.443 | 228 | 4288 | 4.806 | ng/ml# | 84 |
| 35) 3,3'-Dichlorobenzidine | 6.414 | 252 | 320 | 2.411 | ng/ml# | 98 |
| 36) Chrysene | 6.460 | 228 | 1567 | 4.879 | ng/ml | 99 |
| 37) Bis(2-ethylhexyl)phtha... | 6.458 | 149 | 987M6 | 5.544 | ng/ml | |
| 39) Benzo[b]fluoranthene | 7.346 | 252 | 1083 | 4.144 | ng/ml | 99 |
| 40) Benzo[k]fluoranthene | 7.374 | 252 | 1376M4 | 4.552 | ng/ml | |
| 41) Benzo[a]pyrene | 7.684 | 252 | 1016 | 4.092 | ng/ml | 99 |
| 42) Indeno[1,2,3-cd]pyrene | 9.061 | 276 | 757 | 6.820 | ng/ml | 98 |
| 43) Dibenzo[a,h]anthracene | 9.105 | 278 | 646 | 7.147 | ng/ml | 94 |
| 44) Benzo[g,h,i]perylene | 9.427 | 276 | 923 | 4.002 | ng/ml# | 91 |

(#) = qualifier out of range (m) = manual integration (+) = signals summed

Quantitation Report (QT Reviewed)

Data Path : I:\8270SIM\sv119\250625RVTical\
Data File : L3.D
Acq On : 25 Jun 2025 10:04 pm
Operator : sv119:ljg
Sample : IL3,32,,0.005 Lot# 11705
Misc : WG2084288,,ical
ALS Vial : 8 Sample Multiplier: 1

Quant Time: Jun 26 18:27:39 2025
Quant Method : I:\8270SIM\sv119\250625RVTical\SIM-RVT_250625_sv119.M
Quant Title : Semivolatiles by GC/MS by modified 8270
QLast Update : Thu Jun 26 18:28:35 2025
Response via : Initial Calibration

Sub List : Default - All compounds listedical\L8.D•



# Manual Integration Report

Data Path : I:\8270SIM\sv119\250625RVT\Mat\
Data File : L3.D
Date Inj'd : 6/25/2025 10:04 pm
Sample : IL3,32,,0.005 Lot# 11705

Quant Method : SIM-RVT_250625_sv119.M
Operator : sv119:ljg
Instrument : SV119
Quant Date : 6/26/2025 6:28 pm

## Compound #10: Naphthalene

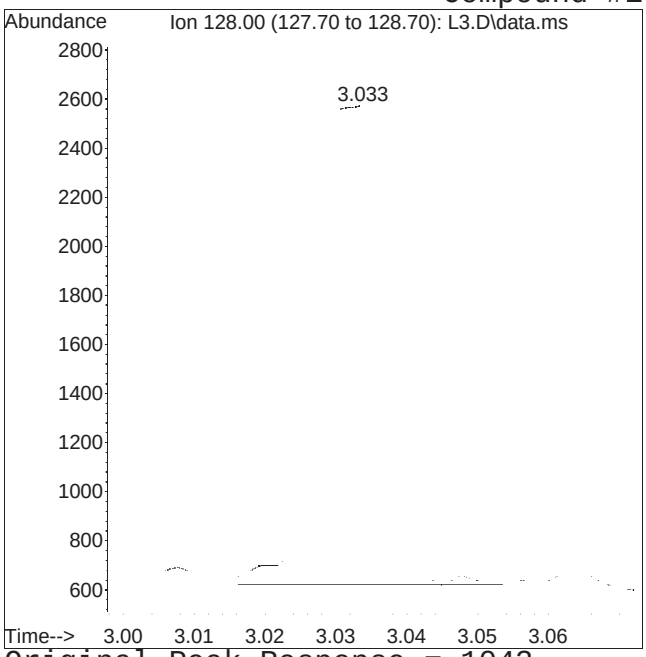


Original Peak Response = 1043

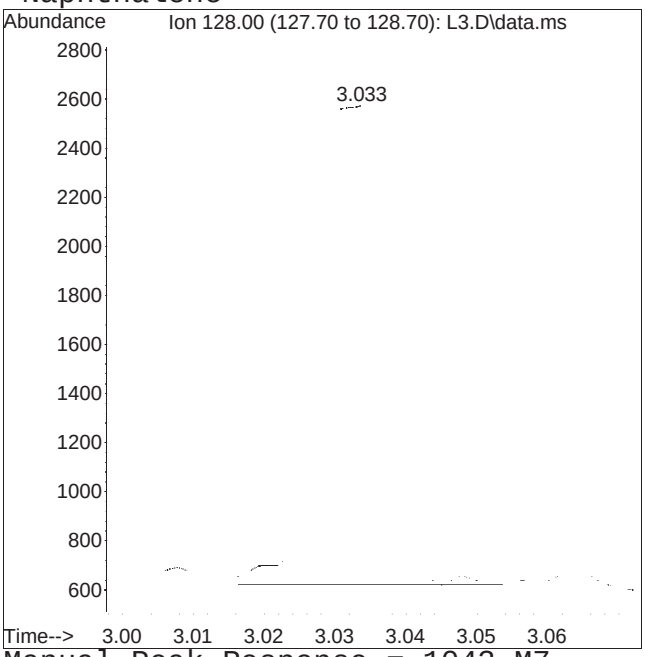


Manual Peak Response = 1043 M7

M7 = A qualifier ion was manually integrated (only for GC/MS data).

# Manual Integration Report

Data Path : I:\8270SIM\sv119\250625RVT
Data File : L3.D
Date Inj'd : 6/25/2025 10:04 pm
Sample : IL3,32,,0.005 Lot# 11705
Operator : sv119:ljg
Instrument : SV119
Quant Date : 6/26/2025 6:28 pm

## Compound #22: 2,4,6-Tribromophenol

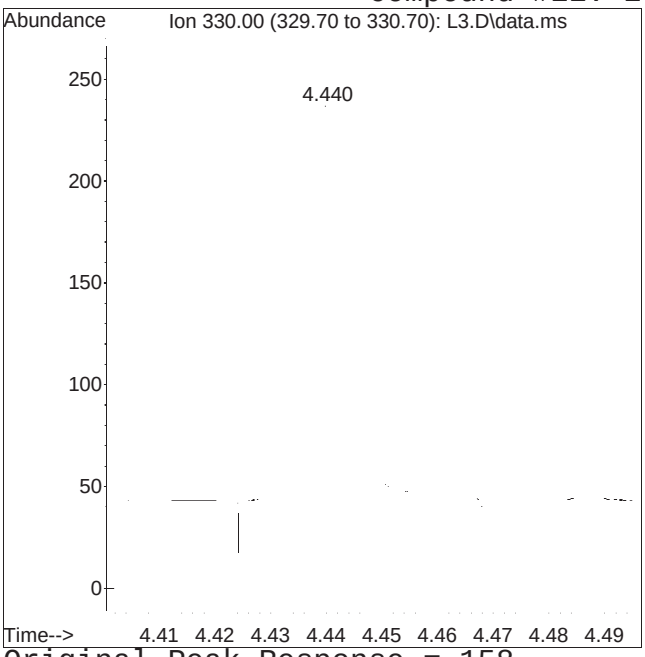


Original Peak Response = 158

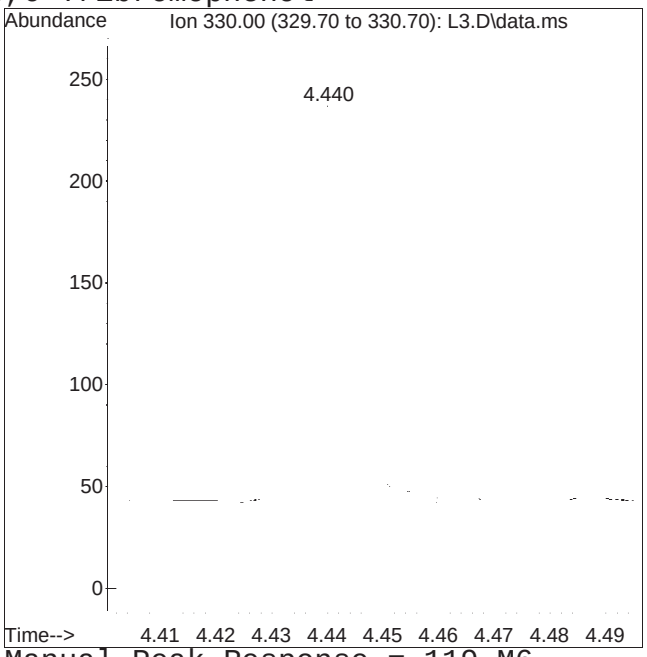


Manual Peak Response = 119 M6

M6 = Misassignment of peak valley by automated integration (poor split of 2 peaks).

# Manual Integration Report

Data Path : I:\8270SIM\sv119\250625RVT
Data File : L3.D Operator : sv119:ljg
Date Inj'd : 6/25/2025 10:04 pm Instrument : SV119
Sample : IL3,32,,0.005 Lot# 11705 Quant Date : 6/26/2025 6:28 pm

## Compound #24: 4,6-Dinitro-o-cresol

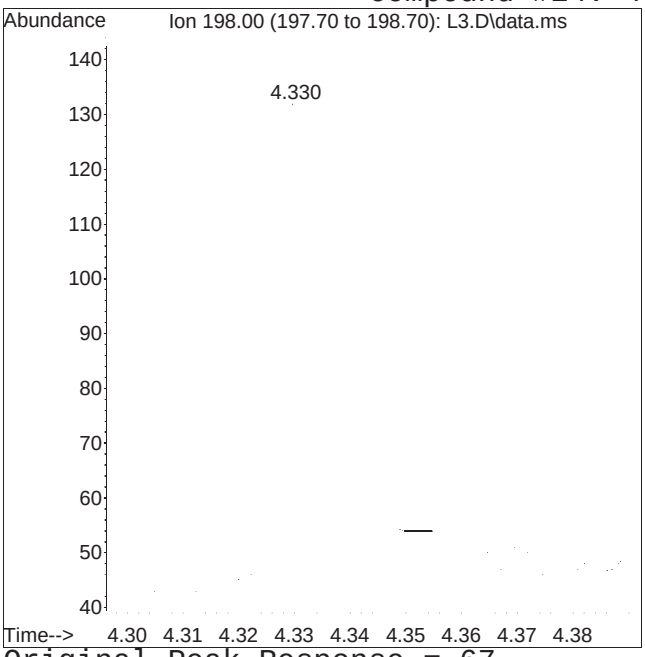


Original Peak Response = 67

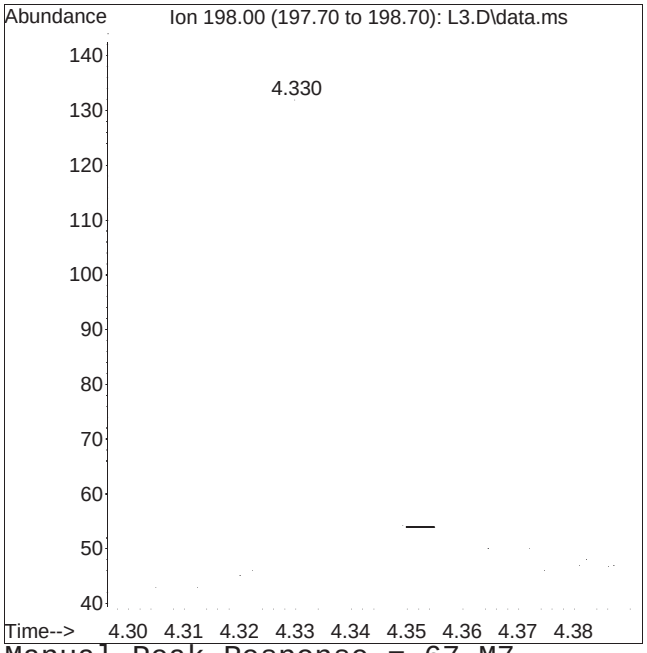


Manual Peak Response = 67 M7

M7 = A qualifier ion was manually integrated (only for GC/MS data).

Manual Integration Report

Data Path : I:\8270SIM\sv119\250625RVT
Data File : L3.D Operator : sv119:ljg
Date Inj'd : 6/25/2025 10:04 pm Instrument : SV119
Sample : IL3,32,,0.005 Lot# 11705 Quant Date : 6/26/2025 6:28 pm

Compound #37: Bis(2-ethylhexyl)phthalate

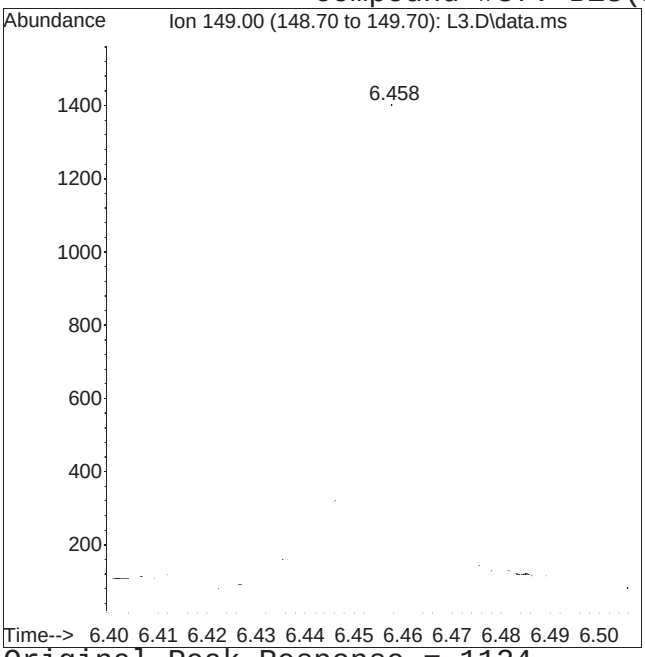


Original Peak Response = 1124

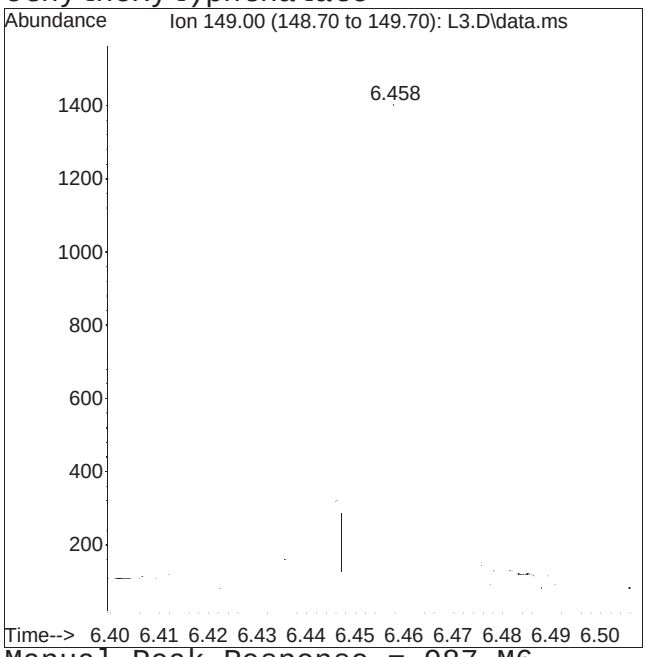


Manual Peak Response = 987 M6

M6 = Misassignment of peak valley by automated integration (poor split of 2 peaks).

# Manual Integration Report

Data Path : I:\8270SIM\sv119\250625RVT
Data File : L3.D Operator : sv119:ljg
Date Inj'd : 6/25/2025 10:04 pm Instrument : SV119
Sample : IL3,32,,0.005 Lot# 11705 Quant Date : 6/26/2025 6:28 pm

## Compound #40: Benzo[k]fluoranthene

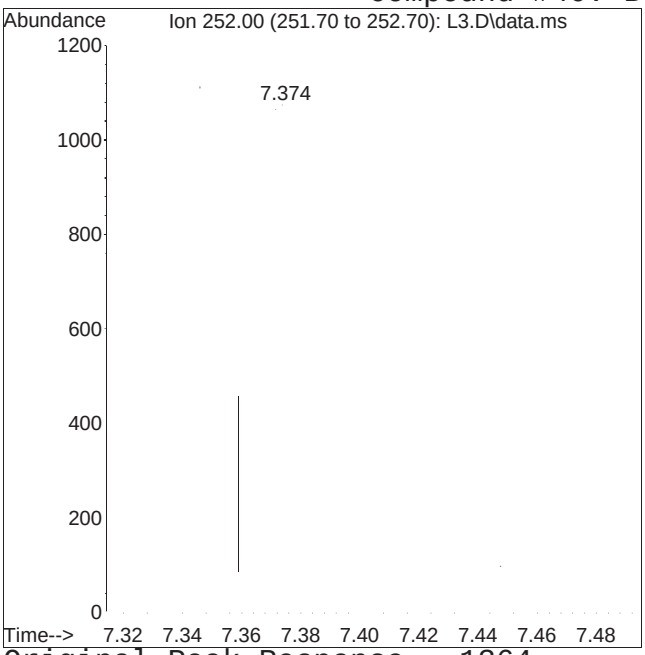


Original Peak Response = 1364

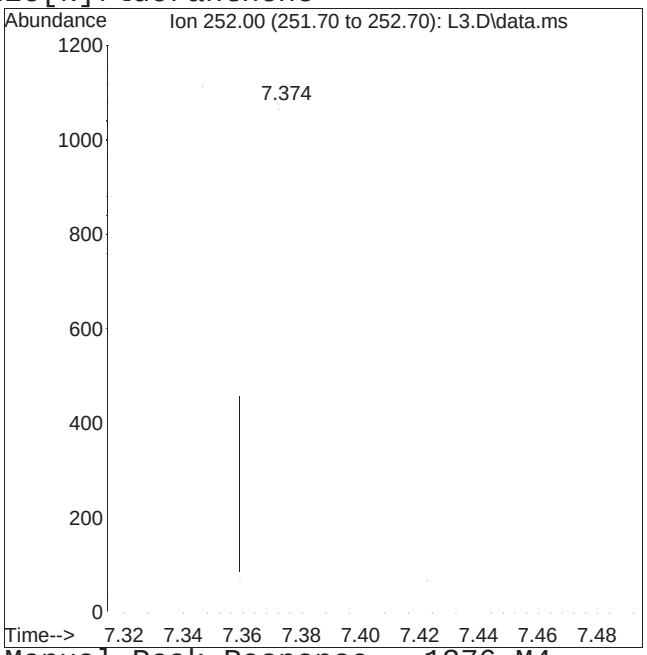


Manual Peak Response = 1376 M4

M4 = Poor automated baseline construction.

Quantitation Report (QT Reviewed)

Data Path : I:\8270SIM\sv119\250625RVTical\
Data File : L2.D
Acq On : 25 Jun 2025 10:24 pm
Operator : sv119:ljg
Sample : IL2,32,,0.002 Lot# 11706
Misc : WG2084288,,ical
ALS Vial : 9 Sample Multiplier: 1

Quant Time: Jun 27 07:01:25 2025
Quant Method : I:\8270SIM\sv119\250625RVTical\SIM-RVT_250625_sv119.M
Quant Title : Semivolatiles by GC/MS by modified 8270
QLast Update : Thu Jun 26 07:44:08 2025
Response via : Initial Calibration

CCAL FILE(s) : 1 - I:\8270SIM\sv119\250625RVTical\L8.D
Sub List : Default - All compounds listed

| Compound | R.T. | QIon | Response | Conc | Units | Dev(Min) |
|---|---|---|---|---|---|---|
| Internal Standards | | | | | | |
| 1) 1,4-Dichlorobenzene-d4 | 2.351 | 152 | 168711 | 4000.000 | ng/ml | 0.00 |
| Standard Area 1 = 144221 | | | Recovery = 116.98% | | | |
| 9) Naphthalene-d8 | 3.013 | 136 | 633046 | 4000.000 | ng/ml | 0.00 |
| Standard Area 1 = 566700 | | | Recovery = 111.71% | | | |
| 18) Acenaphthene-d10 | 3.992 | 164 | 371854 | 4000.000 | ng/ml | 0.00 |
| Standard Area 1 = 346174 | | | Recovery = 107.42% | | | |
| 23) Phenanthrene-d10 | 4.838 | 188 | 763855 | 4000.000 | ng/ml | 0.00 |
| Standard Area 1 = 720898 | | | Recovery = 105.96% | | | |
| 33) Chrysene-d12 | 6.474 | 240 | 952775 | 4000.000 | ng/ml | 0.03 |
| Standard Area 1 = 872550 | | | Recovery = 109.19% | | | |
| 38) Perylene-d12 | 7.789 | 264 | 962970 | 4000.000 | ng/ml | 0.03 |
| Standard Area 1 = 911236 | | | Recovery = 105.68% | | | |
| System Monitoring Compounds | | | | | | |
| 3) 2-Fluorophenol | 1.752 | 112 | 103 | 2.219 | ng/ml | 0.00 |
| Spiked Amount 2000.000 | Range 15 - 110 | | Recovery = 0.11%# | | | |
| 4) Phenol-d6 | 2.150 | 99 | 129 | 2.149 | ng/ml | 0.00 |
| Spiked Amount 2000.000 | Range 15 - 110 | | Recovery = 0.11%# | | | |
| 8) Nitrobenzene-d5 | 2.630 | 82 | 120 | 2.215 | ng/ml | 0.00 |
| Spiked Amount 1000.000 | Range 30 - 130 | | Recovery = 0.22%# | | | |
| 14) 2-Fluorobiphenyl | 3.608 | 172 | 296 | 2.109 | ng/ml | 0.00 |
| Spiked Amount 1000.000 | Range 30 - 130 | | Recovery = 0.21%# | | | |
| 22) 2,4,6-Tribromophenol | 4.436 | 330 | 44M2 | 2.004 | ng/ml | 0.00 |
| Spiked Amount 2000.000 | Range 15 - 110 | | Recovery = 0.10%# | | | |
| 32) 4-Terphenyl-d14 | 5.783 | 244 | 468 | 2.194 | ng/ml | 0.02 |
| Spiked Amount 1000.000 | Range 30 - 130 | | Recovery = 0.22%# | | | |
| Target Compounds | | | | | | Qvalue |
| 2) N-Nitrosodimethylamine | 0.000 | | 0 | N.D. | | |
| 5) Bis(2-chloroethyl)ether | 2.211 | 93 | 116 | 2.337 | ng/ml | 85 |
| 6) n-nitrosodi-n-propylamine | 0.000 | | 0 | N.D. d | | |
| 7) Hexachloroethane | 2.614 | 117 | 43 | 2.005 | ng/ml | 88 |
| 10) Naphthalene | 3.025 | 128 | 396 | 2.426 | ng/ml# | 87 |
| 11) Hexachlorobutadiene | 3.096 | 225 | 67 | 2.135 | ng/ml | 100 |
| 12) 2-Methylnaphthalene | 3.404 | 142 | 243 | 2.350 | ng/ml | 95 |
| 13) 1-Methylnaphthalene | 3.460 | 142 | 228 | 2.089 | ng/ml | 99 |
| 15) 2-Chloronaphthalene | 3.675 | 162 | 246 | 2.064 | ng/ml | 98 |
| 16) 2,6-Dinitrotoluene | 3.864 | 165 | 84 | 3.117 | ng/ml | 95 |

Quantitation Report (QT Reviewed)

Data Path : I:\8270SIM\sv119\250625RVTical\
Data File : L2.D
Acq On : 25 Jun 2025 10:24 pm
Operator : sv119:ljg
Sample : IL2,32,,0.002 Lot# 11706
Misc : WG2084288,,ical
ALS Vial : 9 Sample Multiplier: 1

Quant Time: Jun 27 07:01:25 2025
Quant Method : I:\8270SIM\sv119\250625RVTical\SIM-RVT_250625_sv119.M
Quant Title : Semivolatiles by GC/MS by modified 8270
QLast Update : Thu Jun 26 07:44:08 2025
Response via : Initial Calibration

CCAL FILE(s) : 1 - I:\8270SIM\sv119\250625RVTical\L8.D
Sub List : Default - All compounds listed

| Compound | R.T. | QIon | Response | Conc | Units | Dev(Min) |
|---|---|---|---|---|---|---|
| 17) Acenaphthylene | 3.908 | 152 | 399 | 1.941 | ng/ml | 98 |
| 19) Acenaphthene | 4.007 | 153 | 257 | 2.146 | ng/ml | 92 |
| 20) 2,4-Dinitrotoluene | 4.093 | 165 | 65 | 1.835 | ng/ml# | 72 |
| 21) Fluorene | 4.300 | 166 | 312 | 2.135 | ng/ml | 97 |
| 24) 4,6-Dinitro-o-cresol | 0.000 | | 0 | N.D. | | |
| 25) Hexachlorobenzene | 4.617 | 284 | 111 | 2.179 | ng/ml | 95 |
| 26) Pentachlorophenol | 4.732 | 266 | 132 | 6.312 | ng/ml | 96 |
| 27) Phenanthrene | 4.850 | 178 | 533M7 | 2.414 | ng/ml | |
| 28) Anthracene | 4.879 | 178 | 476 | 2.039 | ng/ml | 99 |
| 29) Fluoranthene | 5.550 | 202 | 690 | 2.257 | ng/ml# | 84 |
| 30) Pyrene | 5.686 | 202 | 732 | 2.275 | ng/ml | 99 |
| 31) Benzidine | 0.000 | | 0 | N.D. | | |
| 34) Benzo[a]anthracene | 6.473 | 228 | 3252 | 9.981 | ng/ml# | 79 |
| 35) 3,3'-Dichlorobenzidine | 0.000 | | 0 | N.D. d | | |
| 36) Chrysene | 6.490 | 228 | 631M1 | 2.013 | ng/ml | |
| 37) Bis(2-ethylhexyl)phtha... | 6.490 | 149 | 466M6 | 2.638 | ng/ml | |
| 39) Benzo[b]fluoranthene | 7.377 | 252 | 420 | 1.443 | ng/ml | 95 |
| 40) Benzo[k]fluoranthene | 7.405 | 252 | 471M1 | 1.465 | ng/ml | |
| 41) Benzo[a]pyrene | 7.718 | 252 | 392 | 1.394 | ng/ml | 99 |
| 42) Indeno[1,2,3-cd]pyrene | 9.092 | 276 | 292 | 1.291 | ng/ml | 98 |
| 43) Dibenzo[a,h]anthracene | 9.130 | 278 | 253M7 | 1.089 | ng/ml | |
| 44) Benzo[g,h,i]perylene | 9.461 | 276 | 363 | 1.376 | ng/ml | 97 |

(#) = qualifier out of range (m) = manual integration (+) = signals summed

Quantitation Report (QT Reviewed)

Data Path : I:\8270SIM\sv119\250625RVTical\
Data File : L2.D
Acq On : 25 Jun 2025 10:24 pm
Operator : sv119:ljg
Sample : IL2,32,,0.002 Lot# 11706
Misc : WG2084288,,ical
ALS Vial : 9 Sample Multiplier: 1

Quant Time: Jun 27 07:01:25 2025
Quant Method : I:\8270SIM\sv119\250625RVTical\SIM-RVT_250625_sv119.M
Quant Title : Semivolatiles by GC/MS by modified 8270
QLast Update : Thu Jun 26 07:44:08 2025
Response via : Initial Calibration

Sub List : Default - All compounds listedical\L8.D•

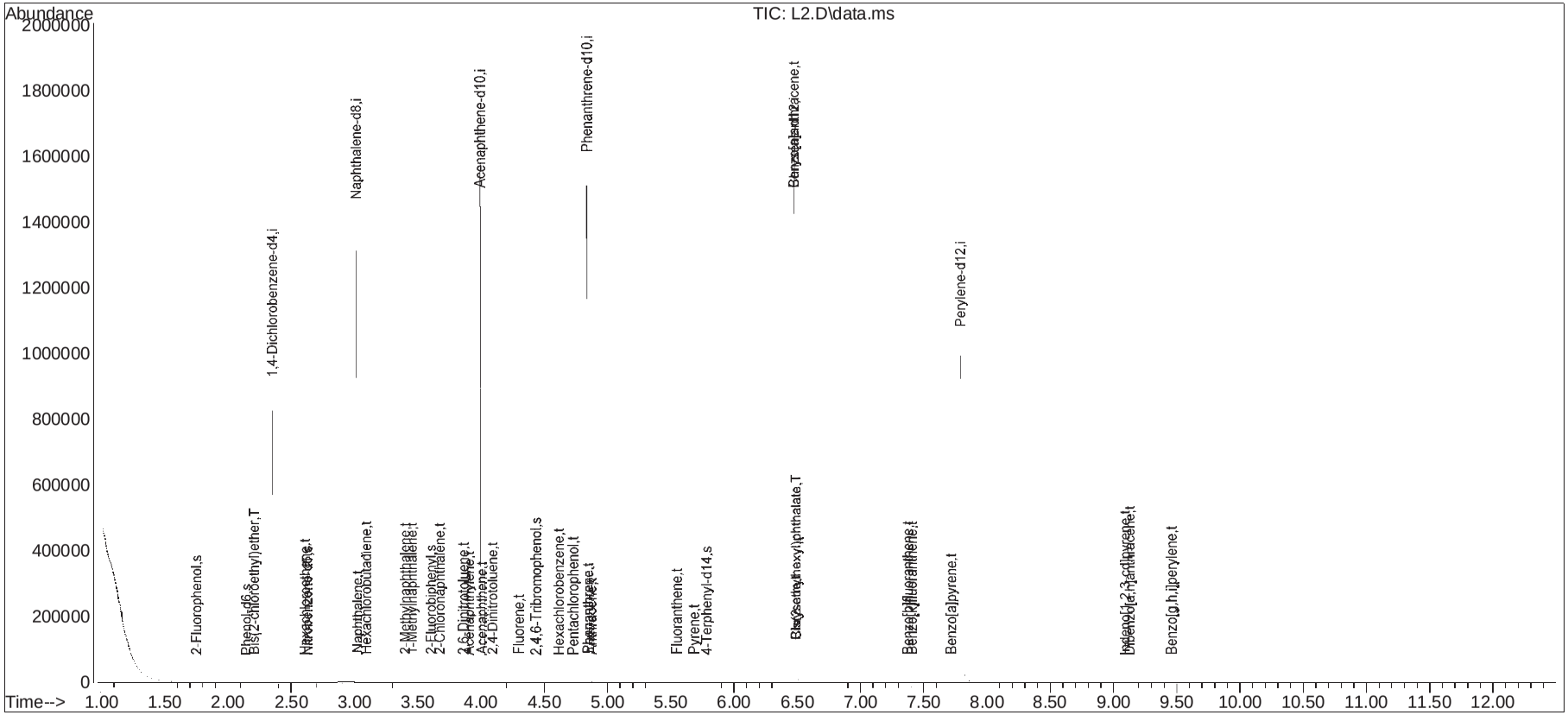

# Manual Integration Report

Data Path : I:\8270SIM\sv119\250625RVT\Mat\
Data File : L2.D
Date Inj'd : 6/25/2025 10:24 pm
Sample : IL2,32,,0.002 Lot# 11706

Quant Method : SIM-RVT_250625_sv119.M
Operator : sv119:ljg
Instrument : SV119
Quant Date : 6/26/2025 7:47 am

## Compound #22: 2,4,6-Tribromophenol

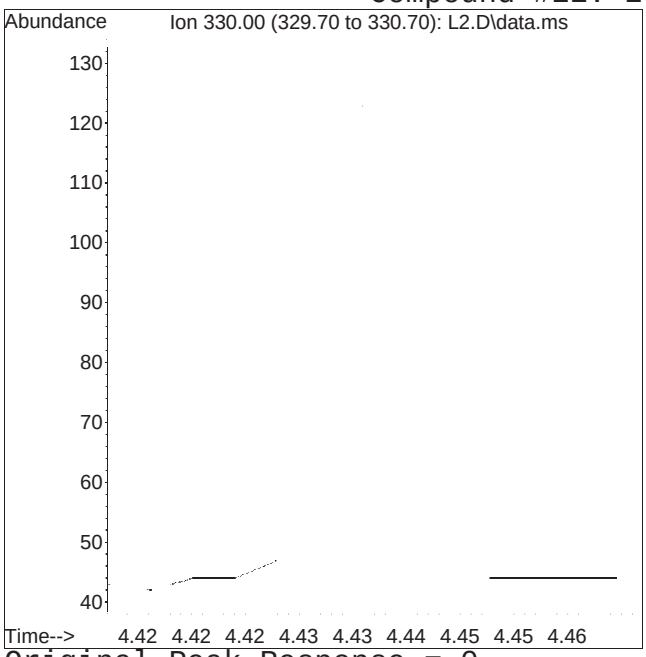


Original Peak Response = 0

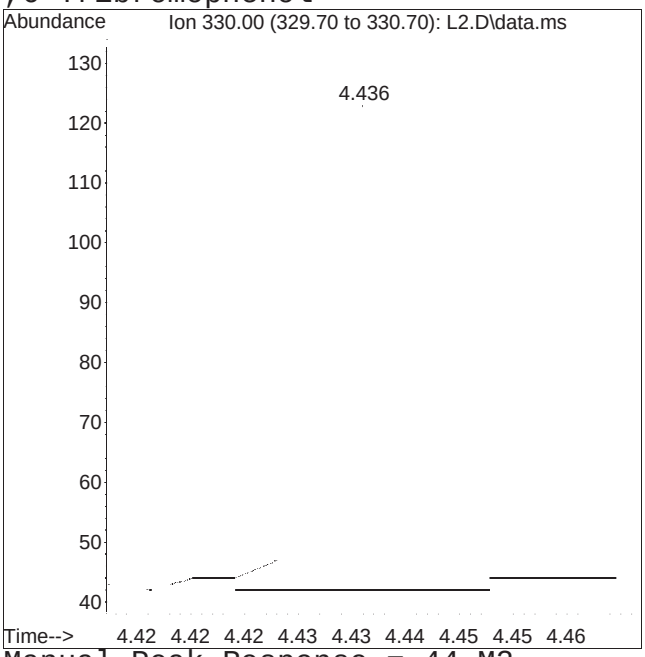


Manual Peak Response = 44 M2

M2 = Peak not found by automatic integration algorithm.

# Manual Integration Report

Data Path : I:\8270SIM\sv119\250625RVT
Data File : L2.D Operator : sv119:ljg
Date Inj'd : 6/25/2025 10:24 pm Instrument : SV119
Sample : IL2,32,,0.002 Lot# 11706 Quant Date : 6/26/2025 7:47 am

## Compound #27: Phenanthrene

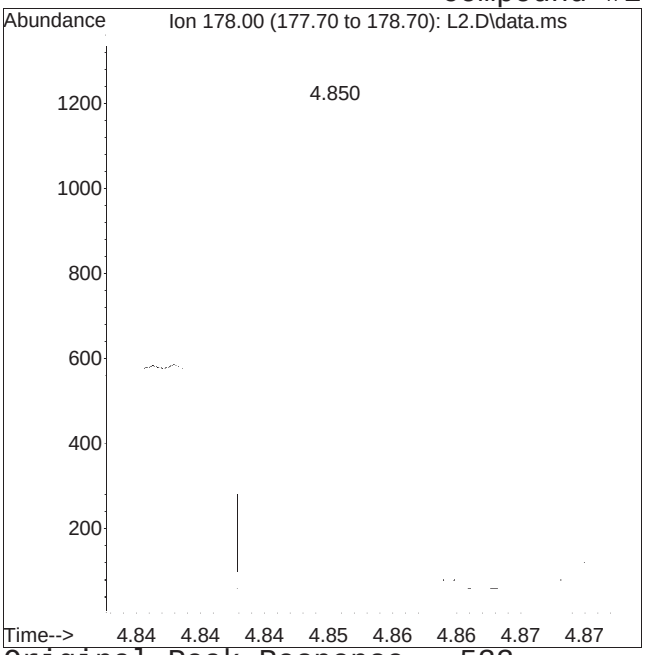


Original Peak Response = 533

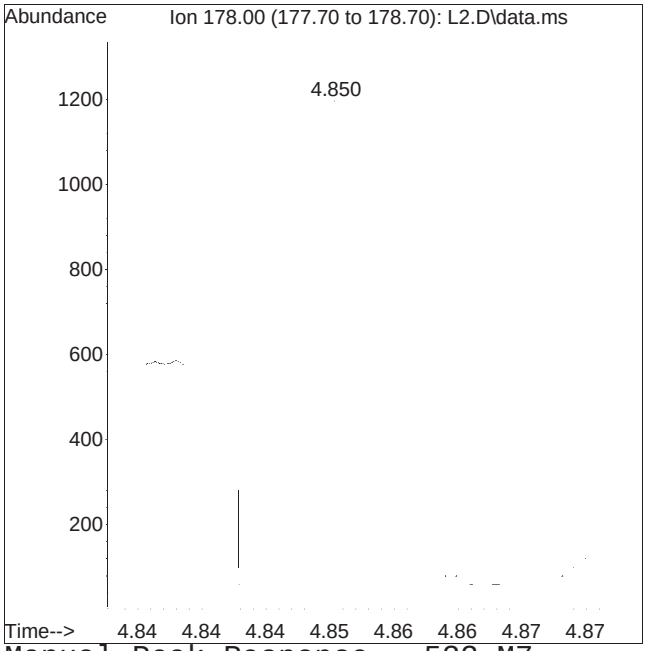


Manual Peak Response = 533 M7

M7 = A qualifier ion was manually integrated (only for GC/MS data).

Manual Integration Report

Data Path : I:\8270SIM\sv119\250625RVT
Data File : L2.D Operator : sv119:ljg
Date Inj'd : 6/25/2025 10:24 pm Instrument : SV119
Sample : IL2,32,,0.002 Lot# 11706 Quant Date : 6/26/2025 7:47 am

Compound #36: Chrysene

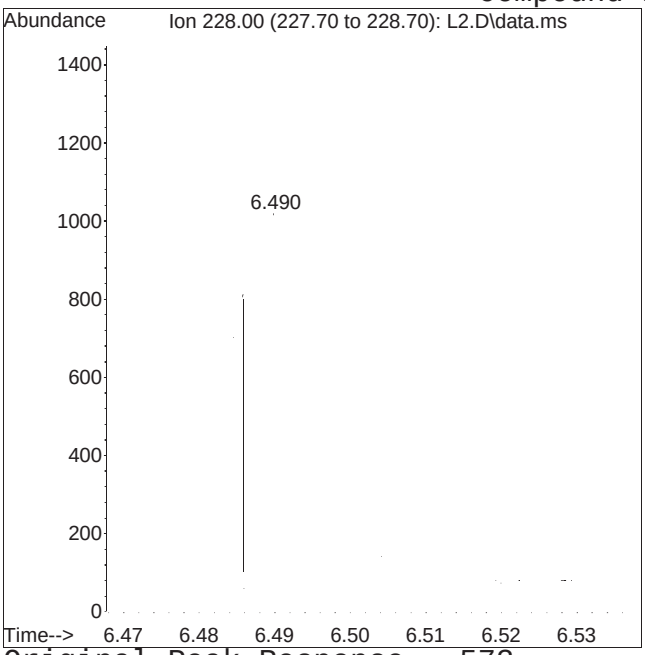


Original Peak Response = 573

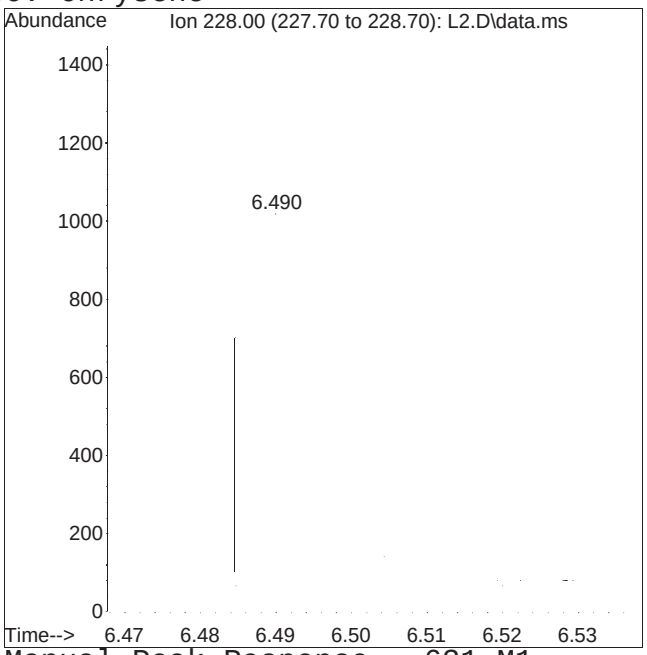


Manual Peak Response = 631 M1

M1 = Split or tailing peak, auto integration stopped early resulting in false low area count.

# Manual Integration Report

Data Path : I:\8270SIM\sv119\250625RVT
Data File : L2.D Operator : sv119:ljg
Date Inj'd : 6/25/2025 10:24 pm Instrument : SV119
Sample : IL2,32,,0.002 Lot# 11706 Quant Date : 6/26/2025 7:47 am

## Compound #37: Bis(2-ethylhexyl)phthalate

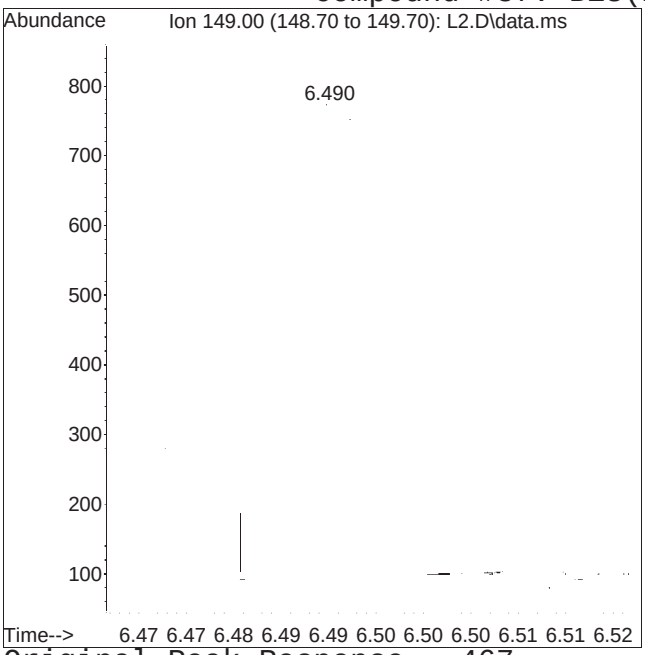


Original Peak Response = 467

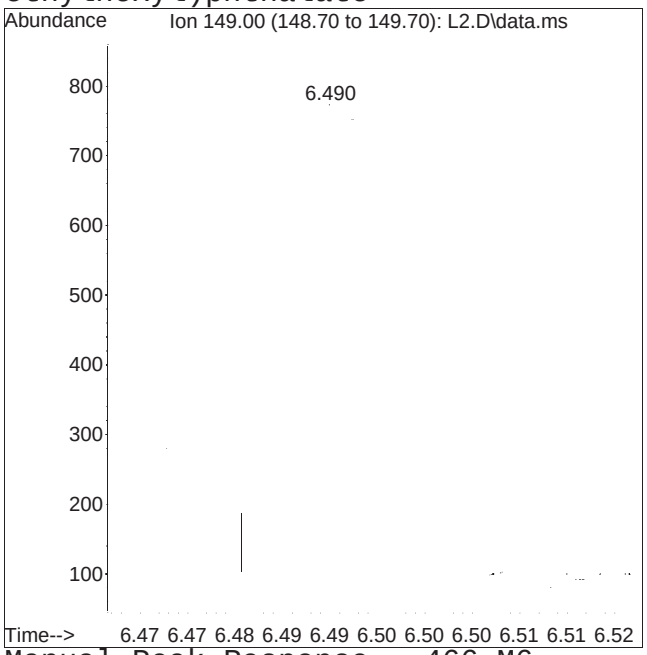


Manual Peak Response = 466 M6

M6 = Misassignment of peak valley by automated integration (poor split of 2 peaks).

Manual Integration Report

Data Path : I:\8270SIM\sv119\250625RVT
Data File : L2.D Operator : sv119:ljg
Date Inj'd : 6/25/2025 10:24 pm Instrument : SV119
Sample : IL2,32,,0.002 Lot# 11706 Quant Date : 6/26/2025 7:47 am

Compound #40: Benzo[k]fluoranthene

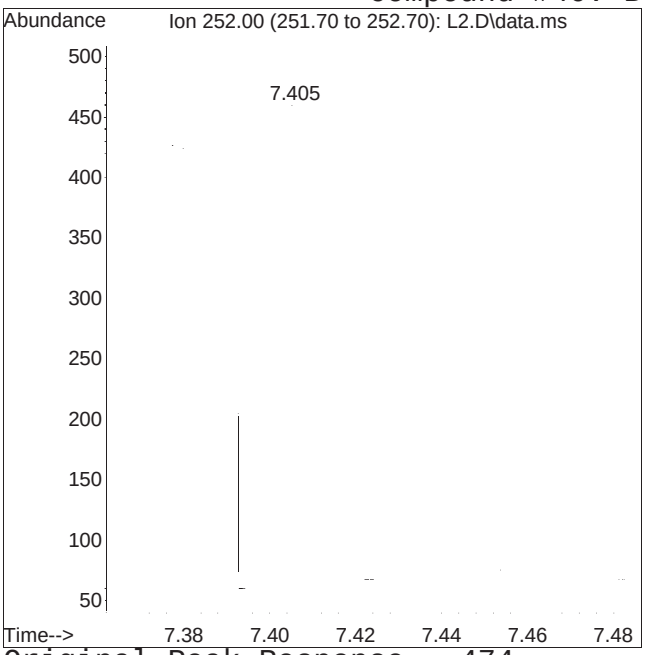


Original Peak Response = 474

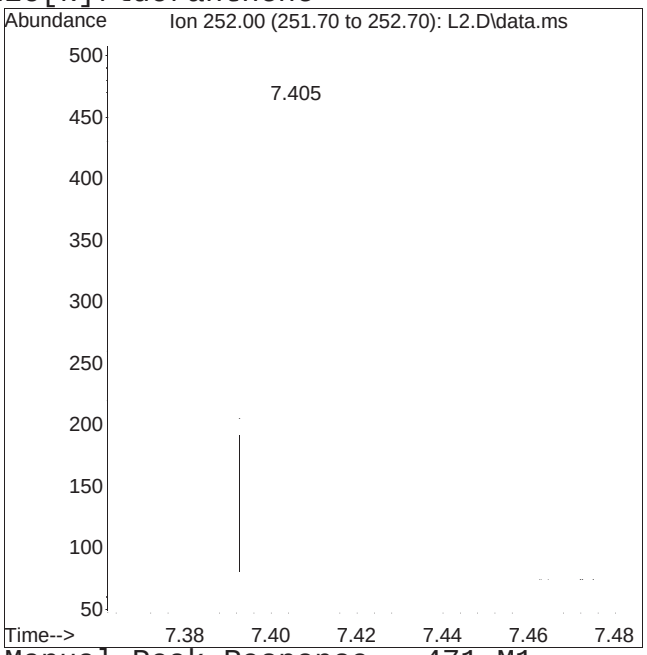


Manual Peak Response = 471 M1

M1 = Split or tailing peak, auto integration stopped early resulting in false low area count.

# Manual Integration Report

Data Path : I:\8270SIM\sv119\250625RVT
Data File : L2.D Operator : sv119:ljg
Date Inj'd : 6/25/2025 10:24 pm Instrument : SV119
Sample : IL2,32,,0.002 Lot# 11706 Quant Date : 6/26/2025 7:47 am

## Compound #43: Dibenzo[a,h]anthracene

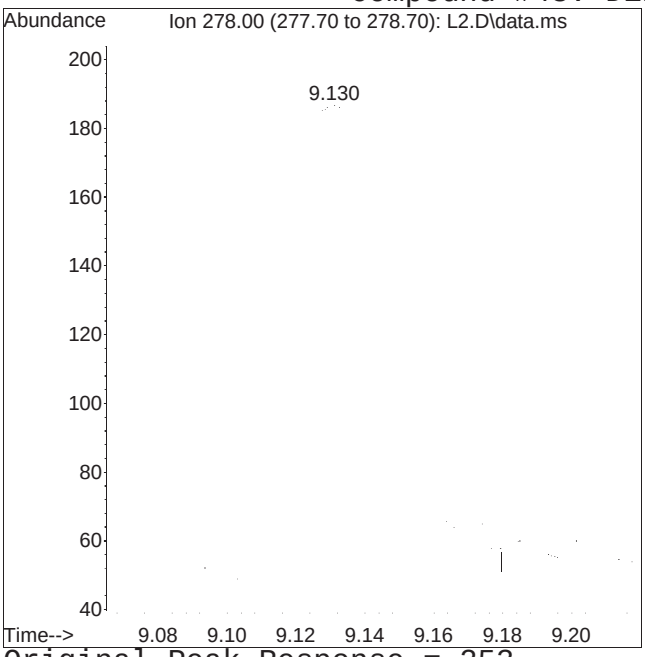


Original Peak Response = 253

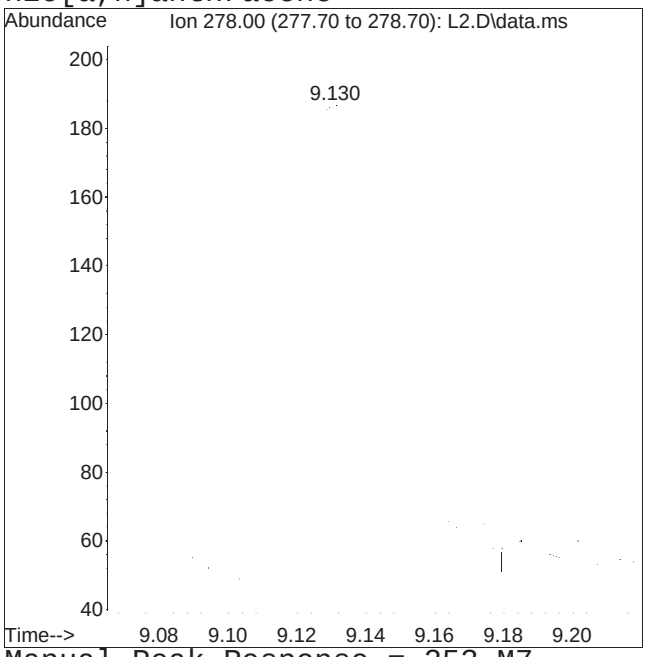


Manual Peak Response = 253 M7

M7 = A qualifier ion was manually integrated (only for GC/MS data).

Quantitation Report (QT Reviewed)

Data Path : I:\8270SIM\sv119\250625RVTical\
Data File : L1.D
Acq On : 25 Jun 2025 10:41 pm
Operator : sv119:ljg
Sample : IL1,32,,0.001 Lot# 11707
Misc : WG2084288,,ical
ALS Vial : 10 Sample Multiplier: 1

Quant Time: Jun 27 06:49:46 2025
Quant Method : I:\8270SIM\sv119\250625RVTical\SIM-RVT_250625_sv119.M
Quant Title : Semivolatiles by GC/MS by modified 8270
QLast Update : Thu Jun 26 07:44:08 2025
Response via : Initial Calibration

CCAL FILE(s) : 1 - I:\8270SIM\sv119\250625RVTical\L8.D
Sub List : Default - All compounds listed

| Compound | R.T. | QIon | Response | Conc Units | Dev(Min) |
|---|---|---|---|---|---|
| Internal Standards | | | | | |
| 1) 1,4-Dichlorobenzene-d4 | 2.360 | 152 | 193054 | 4000.000 ng/ml | 0.00 |
| Standard Area 1 = 144221 | | | Recovery | = 133.86% | |
| 9) Naphthalene-d8 | 3.019 | 136 | 726844 | 4000.000 ng/ml | 0.00 |
| Standard Area 1 = 566700 | | | Recovery | = 128.26% | |
| 18) Acenaphthene-d10 | 3.994 | 164 | 402379 | 4000.000 ng/ml | 0.00 |
| Standard Area 1 = 346174 | | | Recovery | = 116.24% | |
| 23) Phenanthrene-d10 | 4.838 | 188 | 804024 | 4000.000 ng/ml | 0.00 |
| Standard Area 1 = 720898 | | | Recovery | = 111.53% | |
| 33) Chrysene-d12 | 6.453 | 240 | 988638 | 4000.000 ng/ml | 0.00 |
| Standard Area 1 = 872550 | | | Recovery | = 113.30% | |
| 38) Perylene-d12 | 7.769 | 264 | 933454 | 4000.000 ng/ml | 0.01 |
| Standard Area 1 = 911236 | | | Recovery | = 102.44% | |
| System Monitoring Compounds | | | | | |
| 3) 2-Fluorophenol | 1.761 | 112 | 66M7 | 1.242 ng/ml | 0.00 |
| Spiked Amount 2000.000 | Range 15 - 110 | | Recovery | = 0.06%# | |
| 4) Phenol-d6 | 2.159 | 99 | 102 | 1.485 ng/ml | 0.00 |
| Spiked Amount 2000.000 | Range 15 - 110 | | Recovery | = 0.07%# | |
| 8) Nitrobenzene-d5 | 2.638 | 82 | 71 | 1.145 ng/ml | 0.00 |
| Spiked Amount 1000.000 | Range 30 - 130 | | Recovery | = 0.11%# | |
| 14) 2-Fluorobiphenyl | 3.611 | 172 | 170 | 1.055 ng/ml | 0.00 |
| Spiked Amount 1000.000 | Range 30 - 130 | | Recovery | = 0.11%# | |
| 22) 2,4,6-Tribromophenol | 4.440 | 330 | 32M6 | 1.347 ng/ml | 0.00 |
| Spiked Amount 2000.000 | Range 15 - 110 | | Recovery | = 0.07%# | |
| 32) 4-Terphenyl-d14 | 5.772 | 244 | 262M7 | 1.167 ng/ml | 0.00 |
| Spiked Amount 1000.000 | Range 30 - 130 | | Recovery | = 0.12%# | |
| Target Compounds | | | | | Qvalue |
| 2) N-Nitrosodimethylamine | 0.000 | | 0 | N.D. | |
| 5) Bis(2-chloroethyl)ether | 2.217 | 93 | 71 | 1.250 ng/ml | 95 |
| 6) n-nitrosodi-n-propylamine | 0.000 | | 0 | N.D. d | |
| 7) Hexachloroethane | 2.619 | 117 | 23M2 | 0.937 ng/ml | |
| 10) Naphthalene | 3.031 | 128 | 221 | 1.179 ng/ml# | 60 |
| 11) Hexachlorobutadiene | 3.102 | 225 | 41M2 | 1.138 ng/ml | |
| 12) 2-Methylnaphthalene | 3.410 | 142 | 155 | 1.305 ng/ml | 98 |
| 13) 1-Methylnaphthalene | 3.466 | 142 | 136 | 1.085 ng/ml | 91 |

Quantitation Report (QT Reviewed)

Data Path : I:\8270SIM\sv119\250625RVTical\
Data File : L1.D
Acq On : 25 Jun 2025 10:41 pm
Operator : sv119:ljg
Sample : IL1,32,,0.001 Lot# 11707
Misc : WG2084288,,ical
ALS Vial : 10 Sample Multiplier: 1

Quant Time: Jun 27 06:49:46 2025
Quant Method : I:\8270SIM\sv119\250625RVTical\SIM-RVT_250625_sv119.M
Quant Title : Semivolatiles by GC/MS by modified 8270
QLast Update : Thu Jun 26 07:44:08 2025
Response via : Initial Calibration

CCAL FILE(s) : 1 - I:\8270SIM\sv119\250625RVTical\L8.D
Sub List : Default - All compounds listed

| Compound | R.T. | QIon | Response | Conc Units | Dev(Min) |
|---|---|---|---|---|---|
| 15) 2-Chloronaphthalene | 3.678 | 162 | 130 | 0.950 ng/ml | 88 |
| 16) 2,6-Dinitrotoluene | 0.000 | | 0 | N.D. d | |
| 17) Acenaphthylene | 3.912 | 152 | 221 | 0.936 ng/ml | 95 |
| 19) Acenaphthene | 4.011 | 153 | 144 | 1.111 ng/ml | 88 |
| 20) 2,4-Dinitrotoluene | 0.000 | | 0 | N.D. | |
| 21) Fluorene | 4.302 | 166 | 182 | 1.151 ng/ml | 98 |
| 24) 4,6-Dinitro-o-cresol | 0.000 | | 0 | N.D. | |
| 25) Hexachlorobenzene | 4.621 | 284 | 65M7 | 1.212 ng/ml | |
| 26) Pentachlorophenol | 4.732 | 266 | 89 | 4.044 ng/ml | 99 |
| 27) Phenanthrene | 4.850 | 178 | 332M7 | 1.429 ng/ml | |
| 28) Anthracene | 4.878 | 178 | 267M7 | 1.087 ng/ml | |
| 29) Fluoranthene | 5.542 | 202 | 394 | 1.224 ng/ml# | 94 |
| 30) Pyrene | 5.678 | 202 | 405 | 1.196 ng/ml | 96 |
| 31) Benzidine | 0.000 | | 0 | N.D. | |
| 34) Benzo[a]anthracene | 6.453 | 228 | 3026 | 8.950 ng/ml# | 68 |
| 35) 3,3'-Dichlorobenzidine | 0.000 | | 0 | N.D. | |
| 36) Chrysene | 6.469 | 228 | 313M3 | 0.962 ng/ml | |
| 37) Bis(2-ethylhexyl)phtha... | 6.468 | 149 | 409M6 | 2.232 ng/ml | |
| 39) Benzo[b]fluoranthene | 7.357 | 252 | 213 | 0.755 ng/ml | 94 |
| 40) Benzo[k]fluoranthene | 7.382 | 252 | 265M4 | 0.850 ng/ml | |
| 41) Benzo[a]pyrene | 7.695 | 252 | 191 | 0.701 ng/ml | 99 |
| 42) Indeno[1,2,3-cd]pyrene | 9.070 | 276 | 136M7 | 0.620 ng/ml | |
| 43) Dibenzo[a,h]anthracene | 9.111 | 278 | 126M7 | 0.559 ng/ml | |
| 44) Benzo[g,h,i]perylene | 9.436 | 276 | 166M7 | 0.649 ng/ml | |

(#) = qualifier out of range (m) = manual integration (+) = signals summed

Quantitation Report (QT Reviewed)

Data Path : I:\8270SIM\sv119\250625RVTical\
Data File : L1.D
Acq On : 25 Jun 2025 10:41 pm
Operator : sv119:ljg
Sample : IL1,32,,0.001 Lot# 11707
Misc : WG2084288,,ical
ALS Vial : 10 Sample Multiplier: 1

Quant Time: Jun 27 06:49:46 2025
Quant Method : I:\8270SIM\sv119\250625RVTical\SIM-RVT_250625_sv119.M
Quant Title : Semivolatiles by GC/MS by modified 8270
QLast Update : Thu Jun 26 07:44:08 2025
Response via : Initial Calibration

Sub List : Default - All compounds listedical\L8.D•

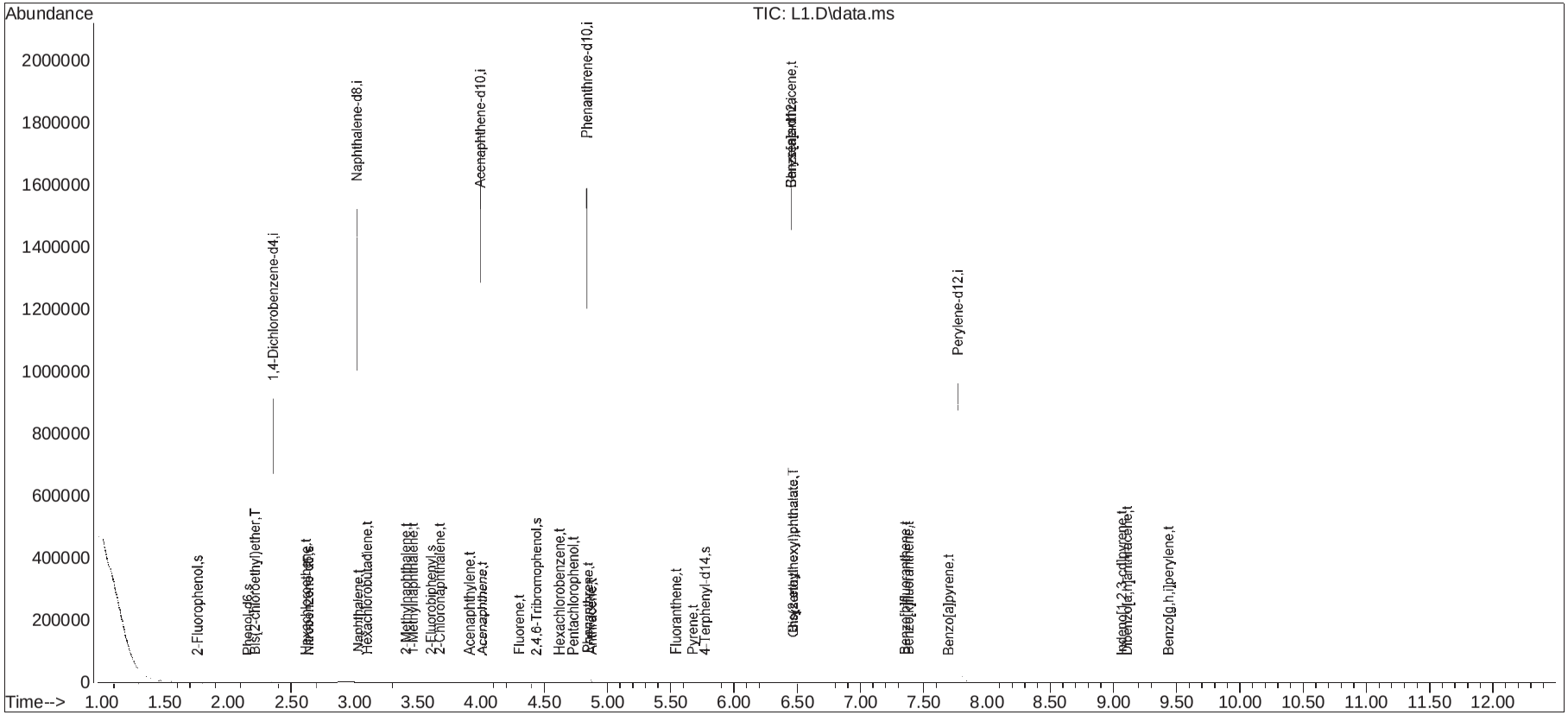

# Manual Integration Report

| | | | |
|---|---|---|---|
| Data Path | : I:\8270SIM\sv119\250625RVT\Mat\ | Quant Method | : SIM-RVT_250625_sv119.M |
| Data File | : L1.D | Operator | : sv119:ljg |
| Date Inj'd | : 6/25/2025 10:41 pm | Instrument | : SV119 |
| Sample | : IL1,32,,0.001 Lot# 11707 | Quant Date | : 6/26/2025 7:47 am |

## Compound #3: 2-Fluorophenol

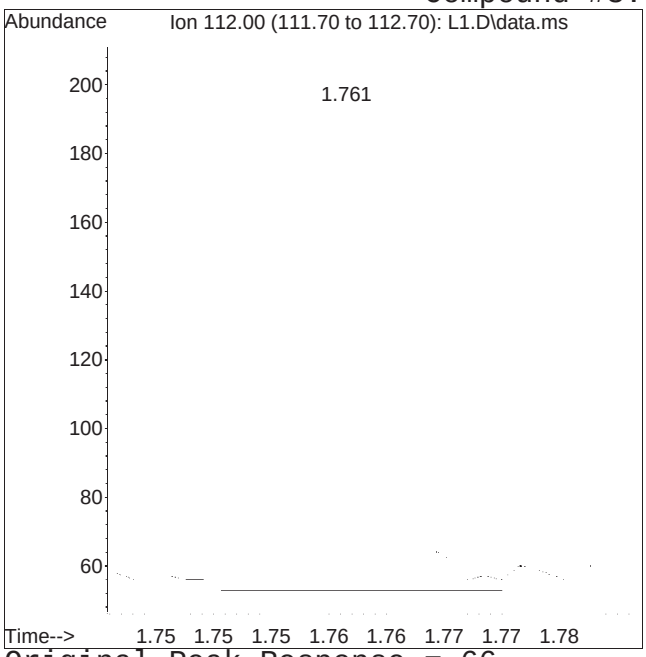


Original Peak Response = 66

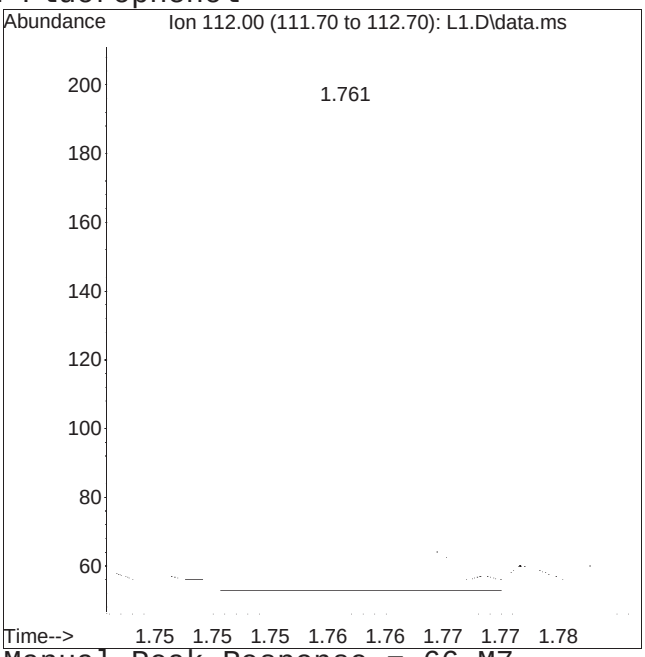


Manual Peak Response = 66 M7

M7 = A qualifier ion was manually integrated (only for GC/MS data).

# Manual Integration Report

Data Path : I:\8270SIM\sv119\250625RVT
Data File : L1.D Operator : sv119:ljg
Date Inj'd : 6/25/2025 10:41 pm Instrument : SV119
Sample : IL1,32,,0.001 Lot# 11707 Quant Date : 6/26/2025 7:47 am

## Compound #7: Hexachloroethane

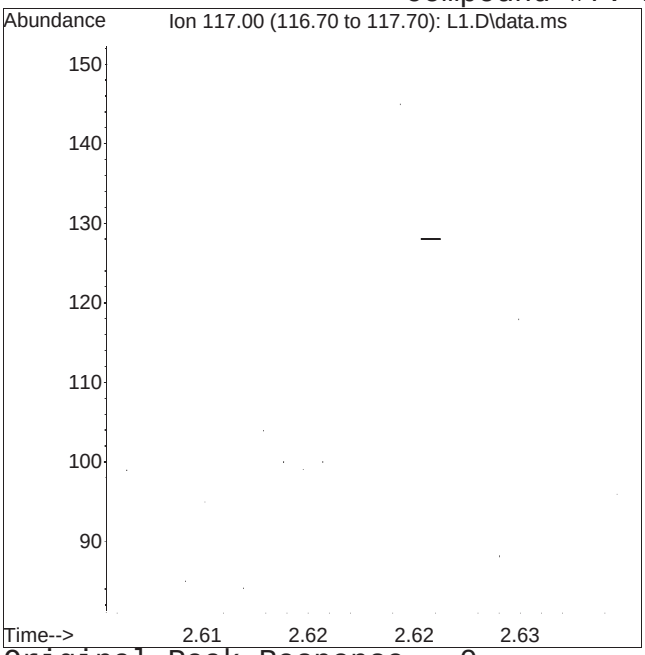


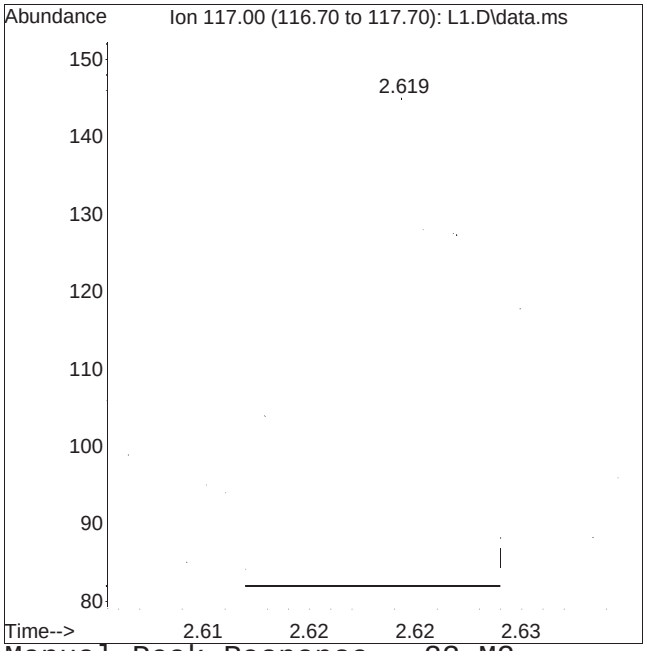


Original Peak Response = 0 Manual Peak Response = 23 M2
M2 = Peak not found by automatic integration algorithm.

# Manual Integration Report

Data Path : I:\8270SIM\sv119\250625RVT
Data File : L1.D
Operator : sv119:ljg
Date Inj'd : 6/25/2025 10:41 pm
Instrument : SV119
Sample : IL1,32,,0.001 Lot# 11707
Quant Date : 6/26/2025 7:47 am

## Compound #11: Hexachlorobutadiene

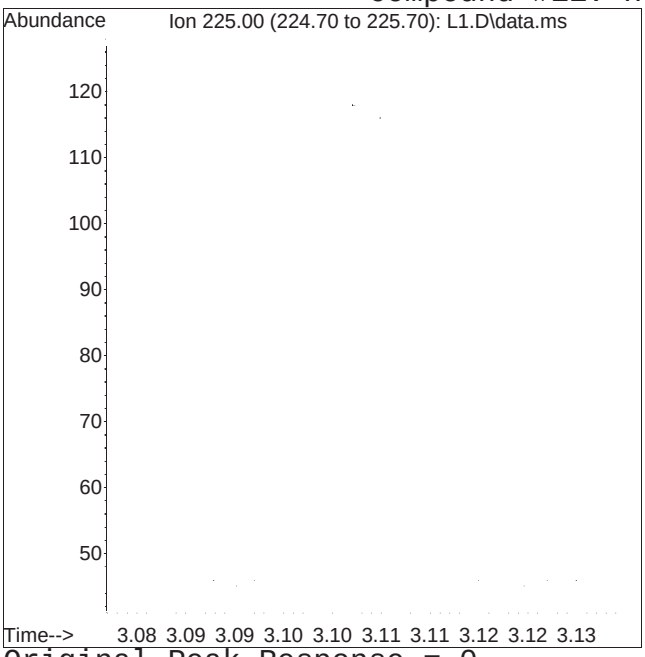


Original Peak Response = 0

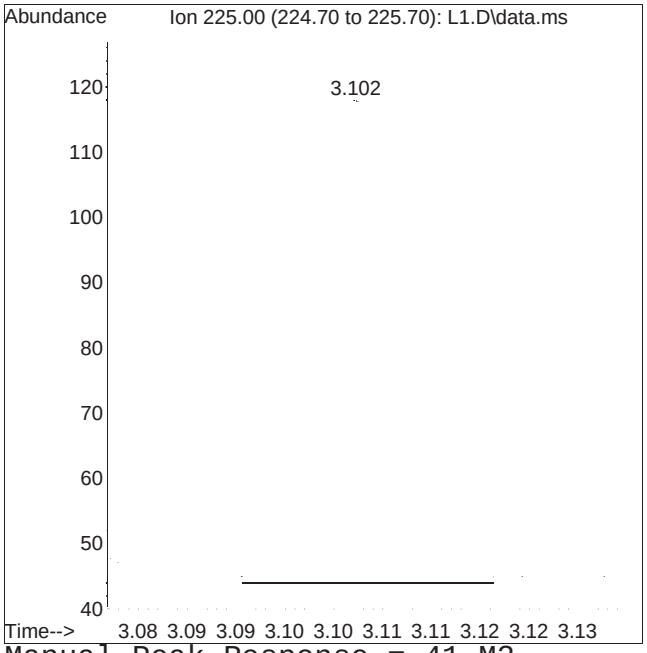


Manual Peak Response = 41 M2

M2 = Peak not found by automatic integration algorithm.

Manual Integration Report

Data Path : I:\8270SIM\sv119\250625RVT
Data File : L1.D Operator : sv119:ljg
Date Inj'd : 6/25/2025 10:41 pm Instrument : SV119
Sample : IL1,32,,0.001 Lot# 11707 Quant Date : 6/26/2025 7:47 am

Compound #22: 2,4,6-Tribromophenol

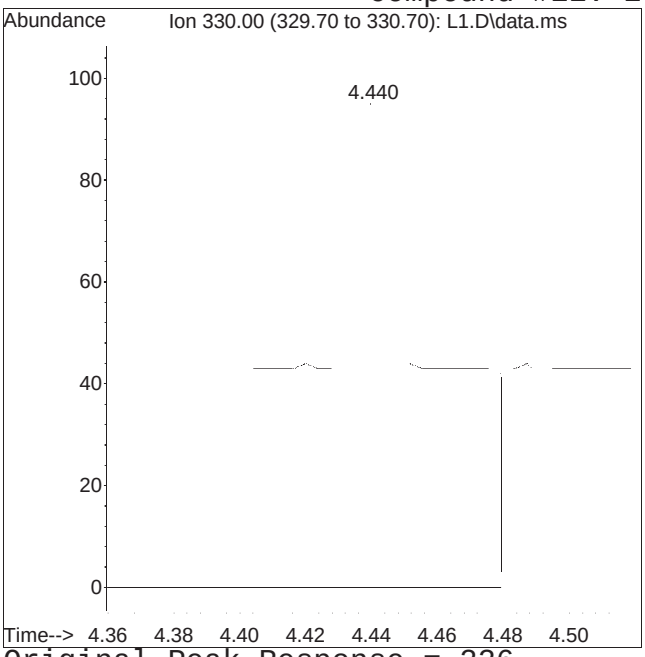


Original Peak Response = 226

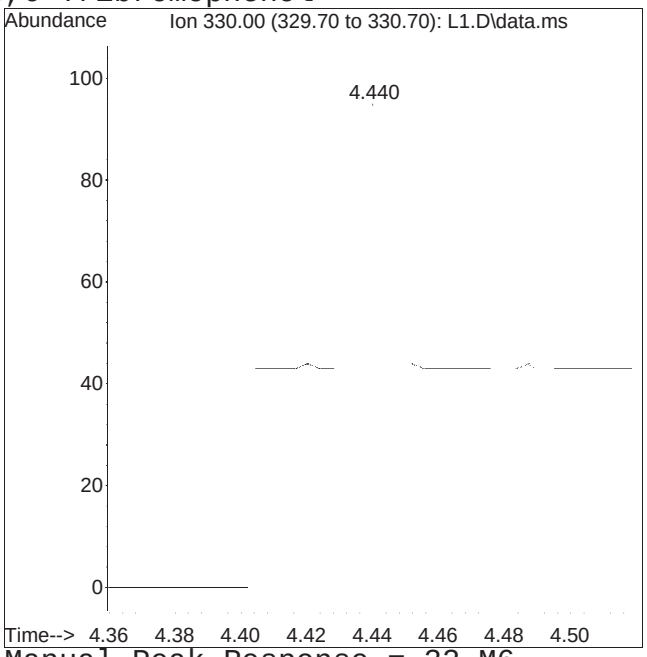


Manual Peak Response = 32 M6

M6 = Misassignment of peak valley by automated integration (poor split of 2 peaks).

# Manual Integration Report

Data Path : I:\8270SIM\sv119\250625RVT
Data File : L1.D Operator : sv119:ljg
Date Inj'd : 6/25/2025 10:41 pm Instrument : SV119
Sample : IL1,32,,0.001 Lot# 11707 Quant Date : 6/26/2025 7:47 am

## Compound #25: Hexachlorobenzene

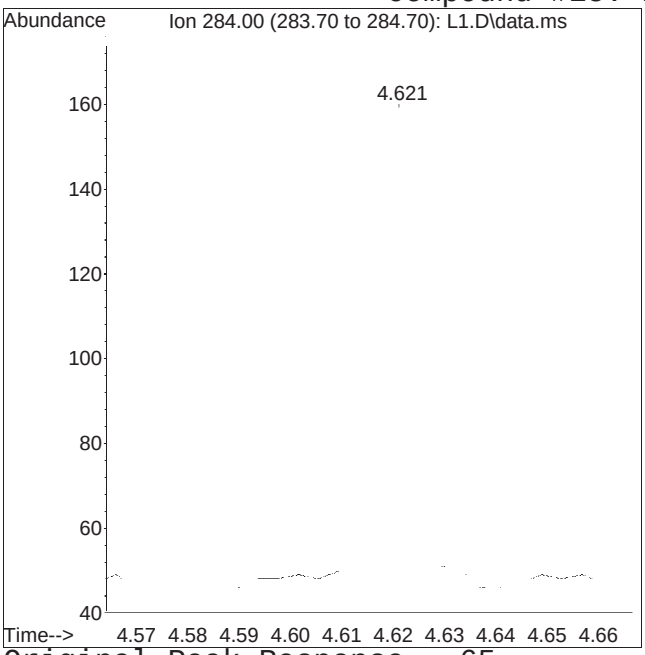


Original Peak Response = 65

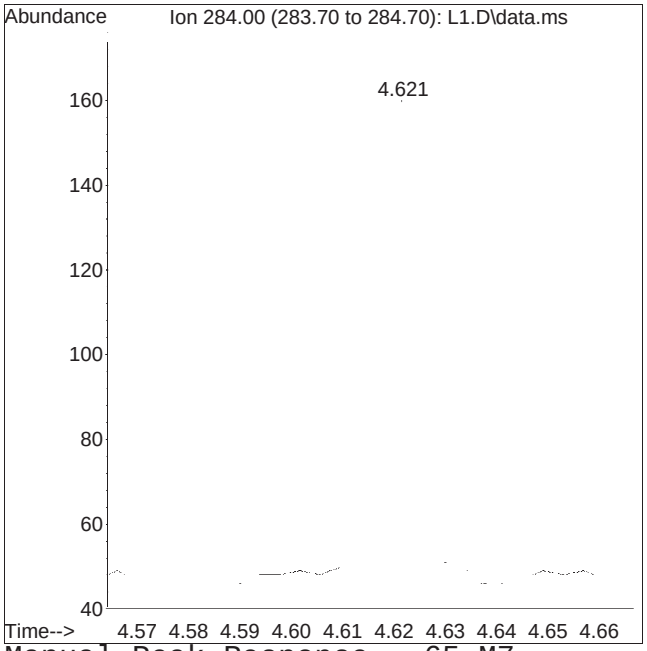


Manual Peak Response = 65 M7

M7 = A qualifier ion was manually integrated (only for GC/MS data).

Manual Integration Report

Data Path : I:\8270SIM\sv119\250625RVT
Data File : L1.D Operator : sv119:ljg
Date Inj'd : 6/25/2025 10:41 pm Instrument : SV119
Sample : IL1,32,,0.001 Lot# 11707 Quant Date : 6/26/2025 7:47 am

Compound #27: Phenanthrene

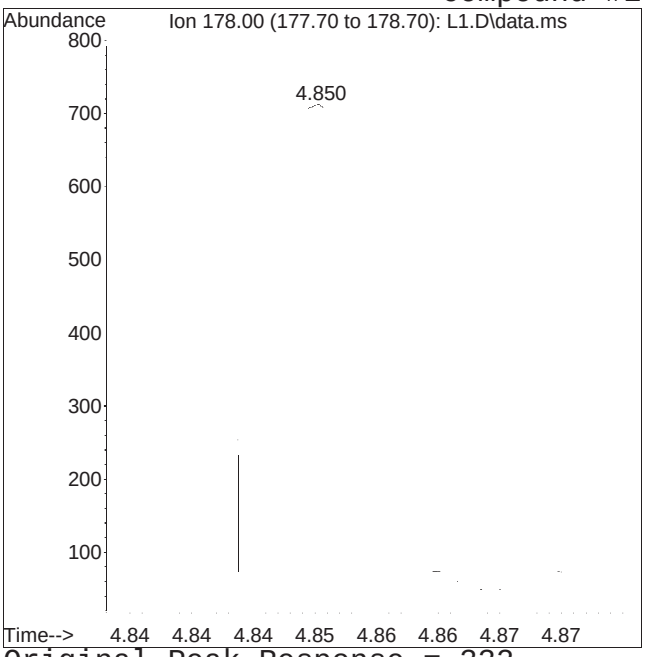


Original Peak Response = 332

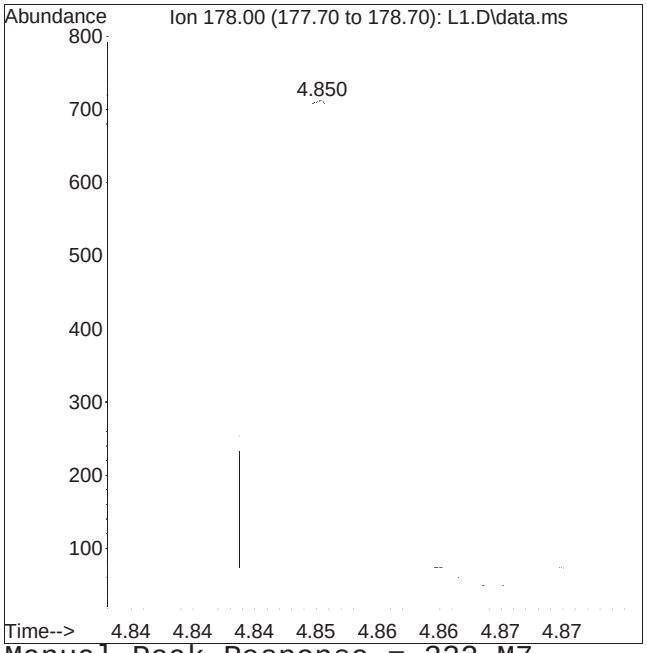


Manual Peak Response = 332 M7

M7 = A qualifier ion was manually integrated (only for GC/MS data).

Manual Integration Report

Data Path : I:\8270SIM\sv119\250625RVT
Data File : L1.D Operator : sv119:ljg
Date Inj'd : 6/25/2025 10:41 pm Instrument : SV119
Sample : IL1,32,,0.001 Lot# 11707 Quant Date : 6/26/2025 7:47 am

Compound #28: Anthracene

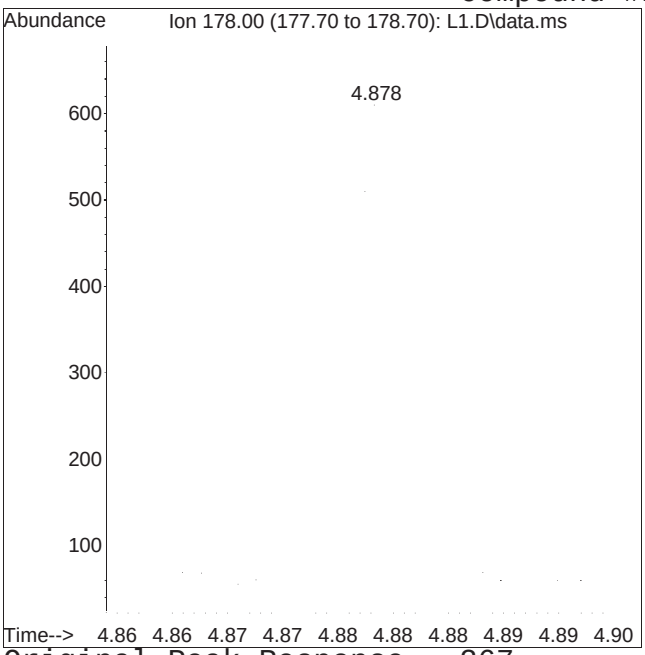


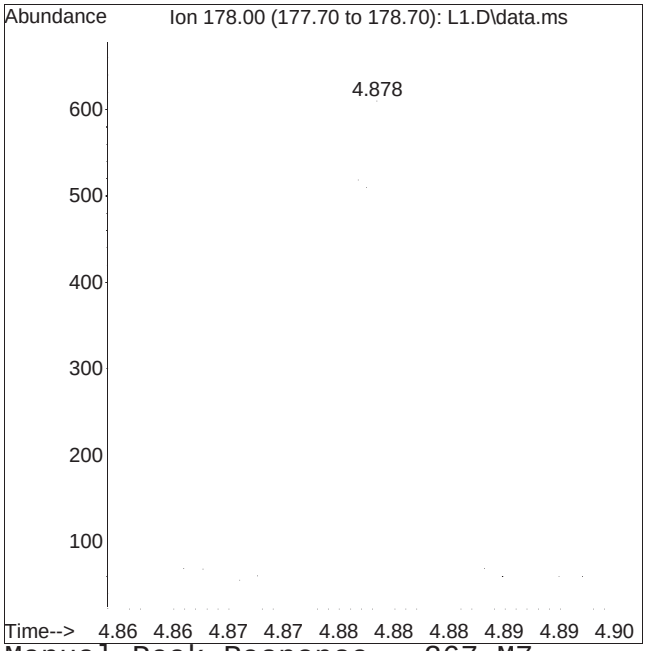


Original Peak Response = 267 Manual Peak Response = 267 M7
M7 = A qualifier ion was manually integrated (only for GC/MS data).

Manual Integration Report

Data Path : I:\8270SIM\sv119\250625RVT\Data\
Data File : L1.D
Date Inj'd : 6/25/2025 10:41 pm
Sample : IL1,32,,0.001 Lot# 11707

Quant Method : SIM-RVT_250625_sv119.M
Operator : sv119:ljg
Instrument : SV119
Quant Date : 6/26/2025 7:47 am

Compound #32: 4-Terphenyl-d14

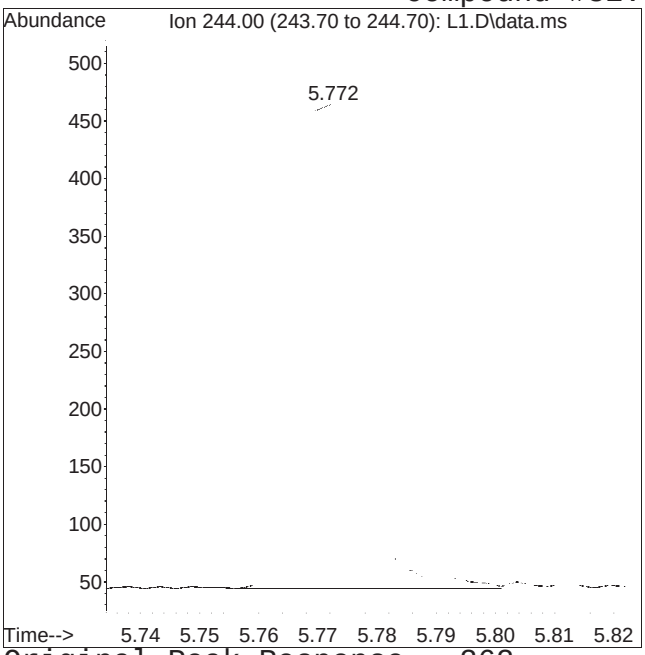


Original Peak Response = 262

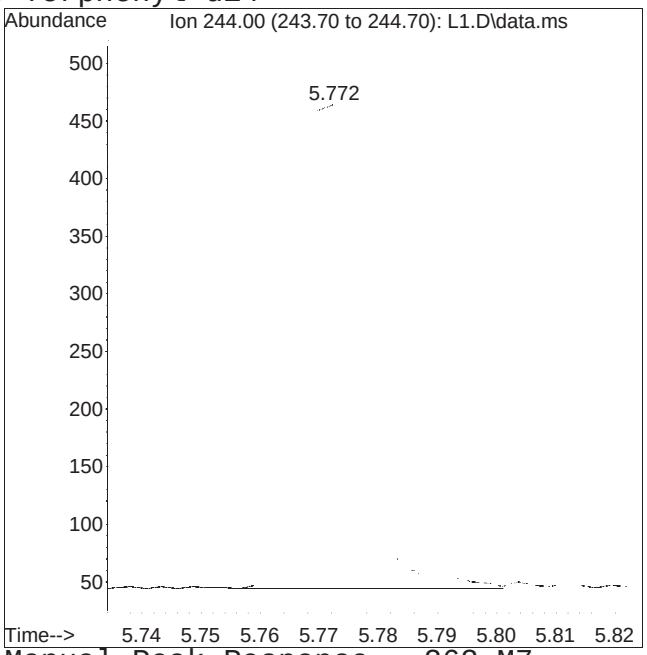


Manual Peak Response = 262 M7

M7 = A qualifier ion was manually integrated (only for GC/MS data).

Manual Integration Report

Data Path : I:\8270SIM\sv119\250625RVT\Data\
Data File : L1.D
Date Inj'd : 6/25/2025 10:41 pm
Sample : IL1,32,,0.001 Lot# 11707

Quant Method : SIM-RVT_250625_sv119.M
Operator : sv119:ljg
Instrument : SV119
Quant Date : 6/26/2025 7:47 am

Compound #36: Chrysene

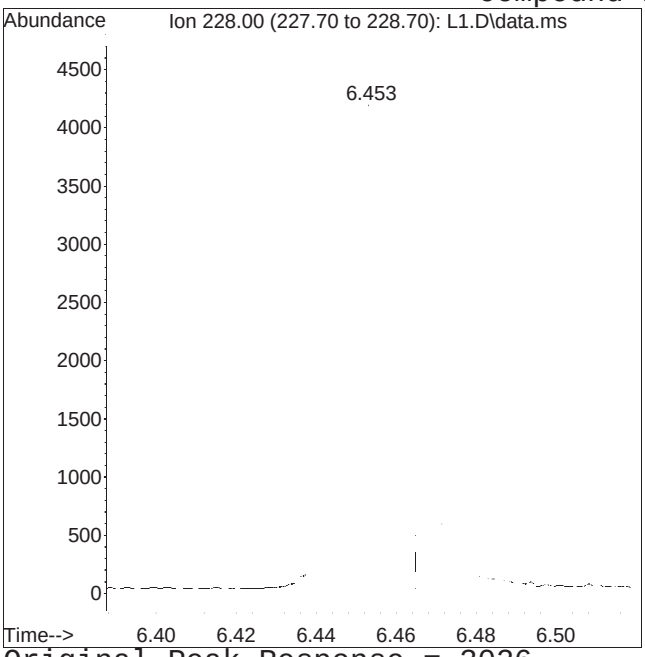


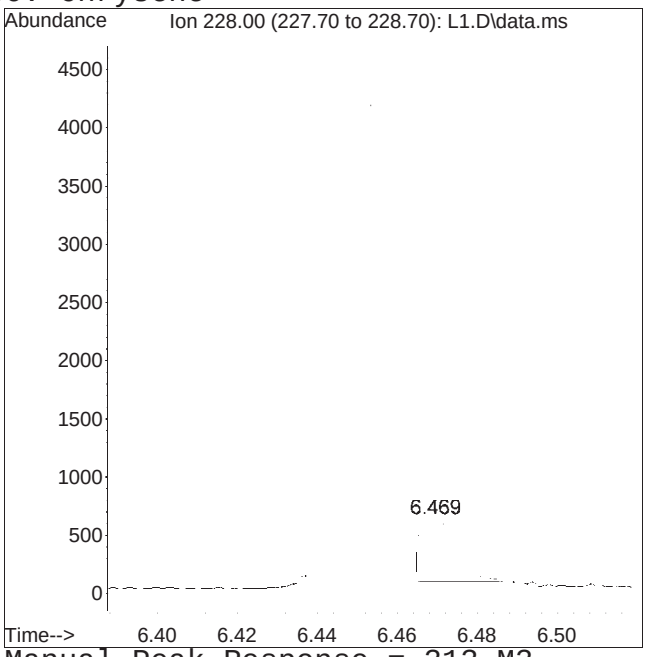


Original Peak Response = 3026 Manual Peak Response = 313 M3

M3 = Misidentification of the peak (i.e. 1,4-dichlorobenzene identified as 1,3-dichlorobenzene), or misidentification from 2 partially resolved peaks not being split.

# Manual Integration Report

Data Path : I:\8270SIM\sv119\250625RVT
Data File : L1.D Operator : sv119:ljg
Date Inj'd : 6/25/2025 10:41 pm Instrument : SV119
Sample : IL1,32,,0.001 Lot# 11707 Quant Date : 6/26/2025 7:47 am

## Compound #37: Bis(2-ethylhexyl)phthalate

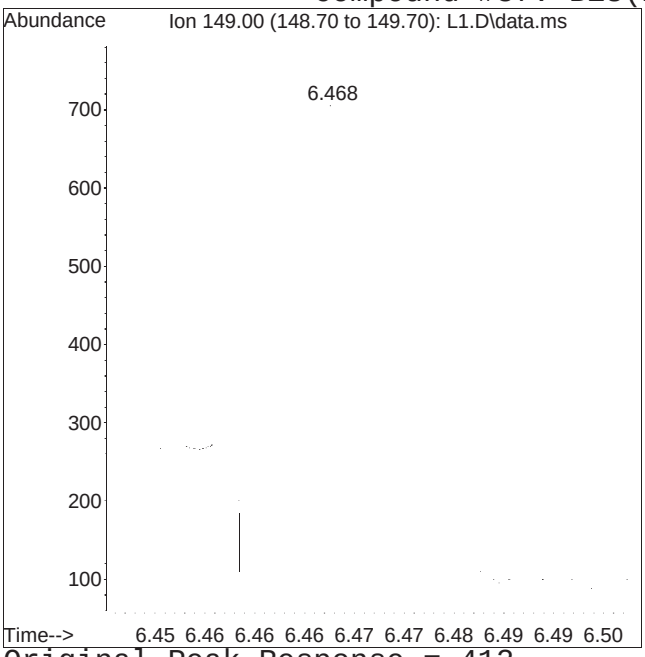


Original Peak Response = 412

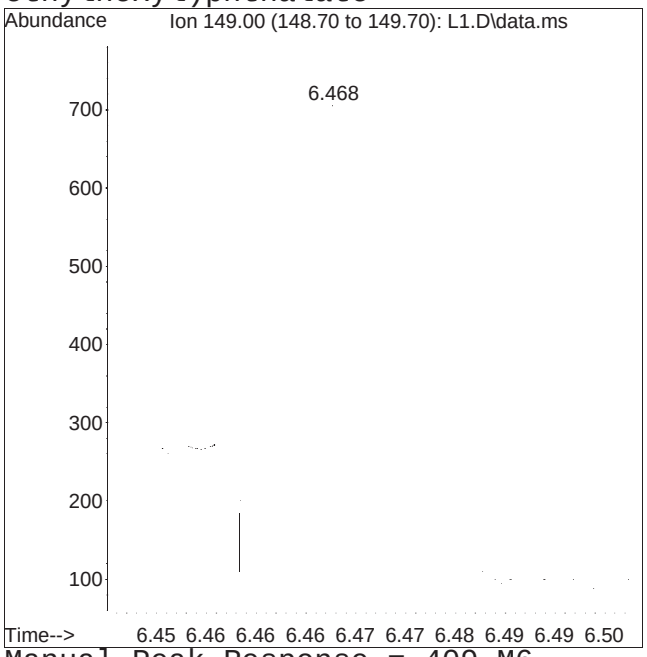


Manual Peak Response = 409 M6

M6 = Misassignment of peak valley by automated integration (poor split of 2 peaks).

Manual Integration Report

Data Path : I:\8270SIM\sv119\250625RVT
Data File : L1.D Operator : sv119:ljg
Date Inj'd : 6/25/2025 10:41 pm Instrument : SV119
Sample : IL1,32,,0.001 Lot# 11707 Quant Date : 6/26/2025 7:47 am

Compound #40: Benzo[k]fluoranthene

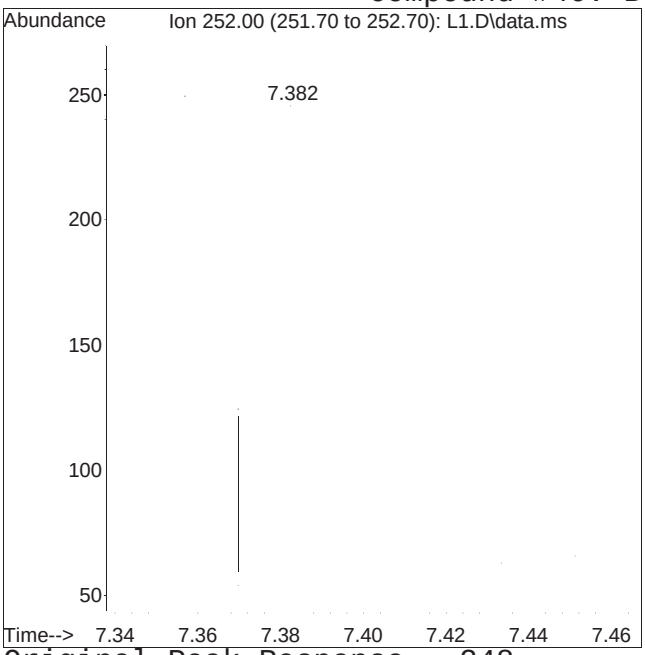


Original Peak Response = 248

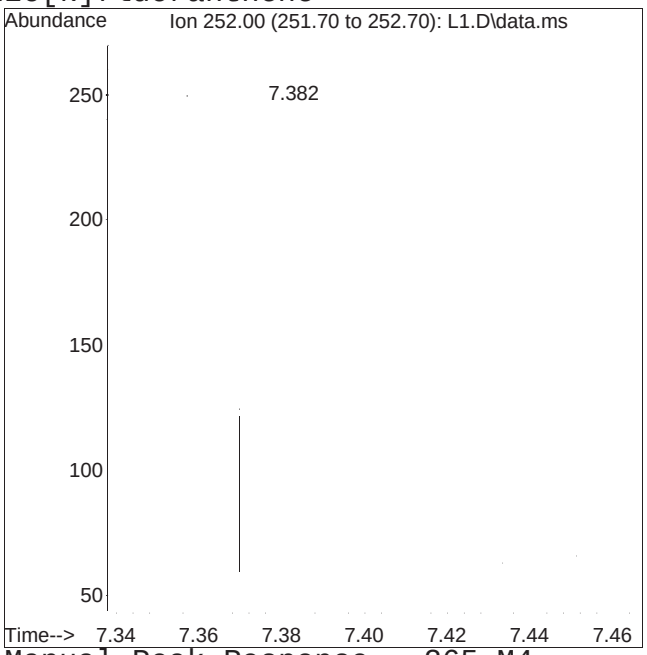


Manual Peak Response = 265 M4

M4 = Poor automated baseline construction.

Manual Integration Report

Data Path : I:\8270SIM\sv119\250625RVT\Mat\
Data File : L1.D
Date Inj'd : 6/25/2025 10:41 pm
Sample : IL1,32,,0.001 Lot# 11707

Quant Method : SIM-RVT_250625_sv119.M
Operator : sv119:ljg
Instrument : SV119
Quant Date : 6/26/2025 7:47 am

Compound #42: Indeno[1,2,3-cd]pyrene

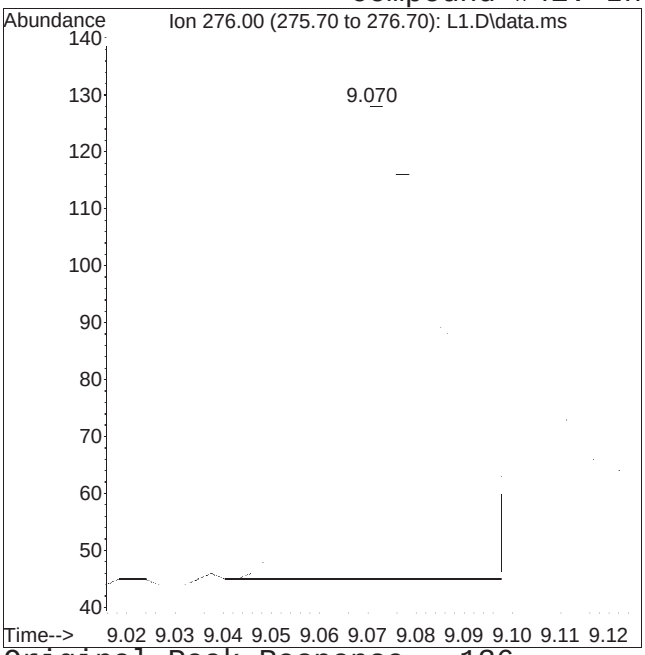


Original Peak Response = 136

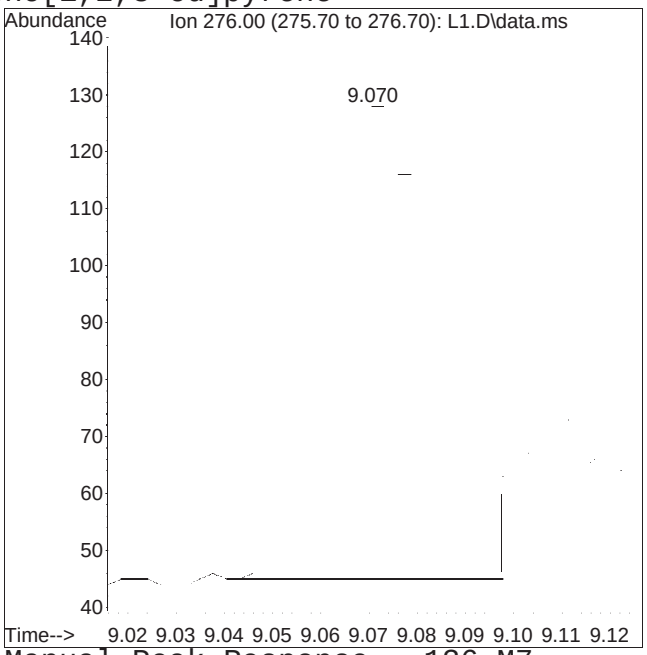


Manual Peak Response = 136 M7

M7 = A qualifier ion was manually integrated (only for GC/MS data).

Manual Integration Report

Data Path : I:\8270SIM\sv119\250625RVT
Data File : L1.D Operator : sv119:ljg
Date Inj'd : 6/25/2025 10:41 pm Instrument : SV119
Sample : IL1,32,,0.001 Lot# 11707 Quant Date : 6/26/2025 7:47 am

Compound #43: Dibenzo[a,h]anthracene

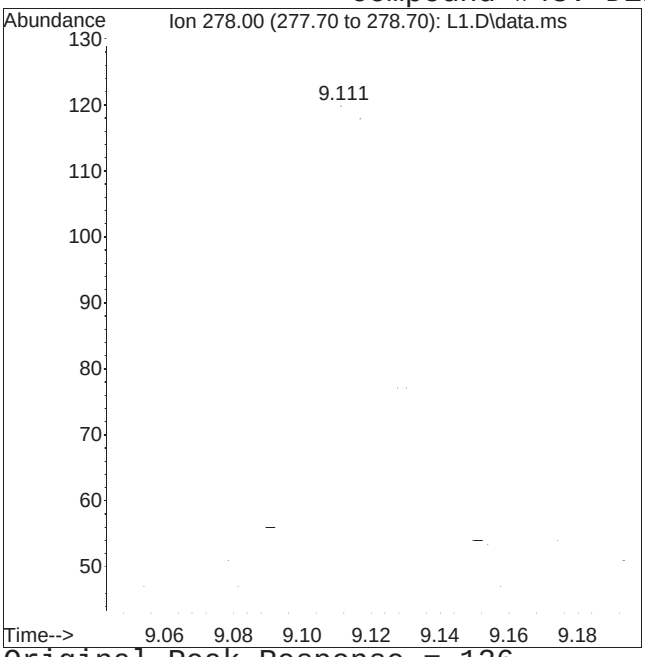


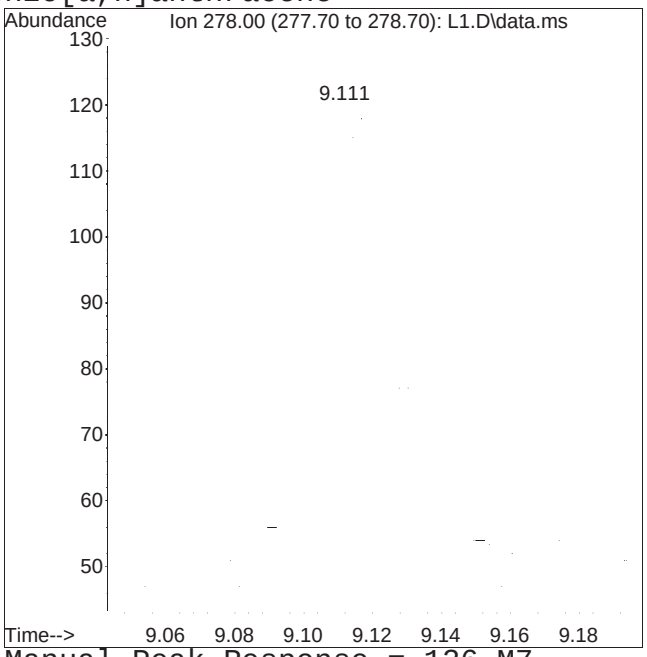


Original Peak Response = 126 Manual Peak Response = 126 M7
M7 = A qualifier ion was manually integrated (only for GC/MS data).

Manual Integration Report

Data Path : I:\8270SIM\sv119\250625RVT
Data File : L1.D Operator : sv119:ljg
Date Inj'd : 6/25/2025 10:41 pm Instrument : SV119
Sample : IL1,32,,0.001 Lot# 11707 Quant Date : 6/26/2025 7:47 am

Compound #44: Benzo[g,h,i]perylene

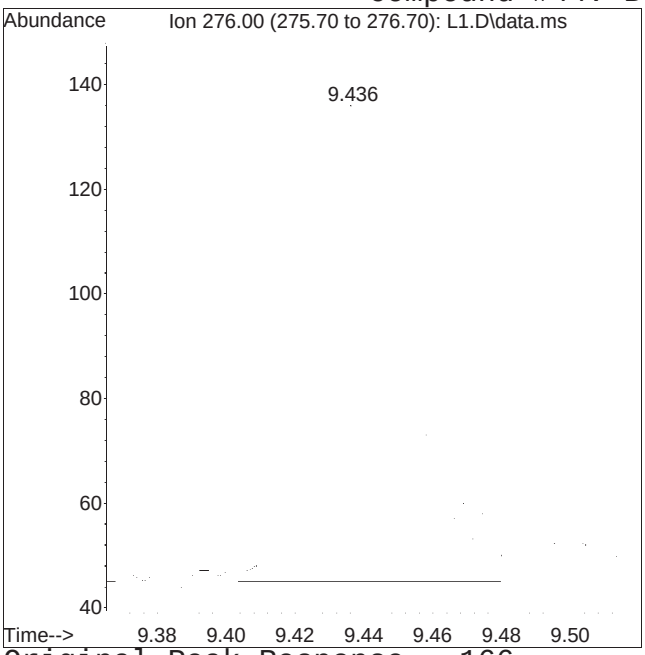


Original Peak Response = 166

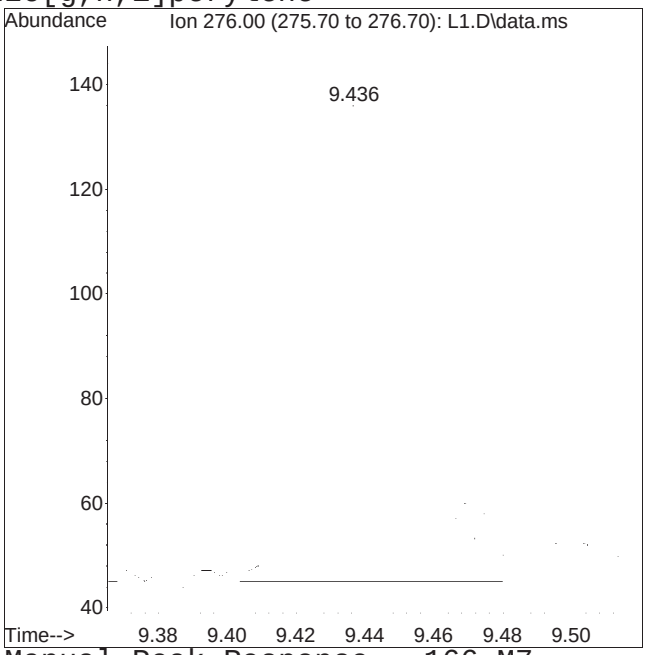


Manual Peak Response = 166 M7

M7 = A qualifier ion was manually integrated (only for GC/MS data).

# Evaluate Continuing Calibration Report

Data Path : I:\8270SIM\sv119\250625RVTical\
Data File : ICV.D
Acq On : 25 Jun 2025 10:58 pm
Operator : sv119:ljg
Sample : CQICV1,32,,1 Lot# 11696
Misc : WG2084288,,ical
ALS Vial : 11 Sample Multiplier: 1

Quant Time: Jun 27 08:30:22 2025
Quant Method : I:\8270SIM\sv119\250625RVTical\SIM-RVT_250625_sv119.M
Quant Title : Semivolatiles by GC/MS by modified 8270
QLast Update : Fri Jun 27 08:31:19 2025
Response via : Initial Calibration

Min. RRF : 0.050 Min. Rel. Area : 50% Max. R.T. Dev 0.50min
Max. RRF Dev : 20% Max. Rel. Area : 200%

| | | Compound | AvgRF | CCRF | %Dev | Area% | Dev(min) |
|---|---|---|---|---|---|---|---|
| 1 | i | 1,4-Dichlorobenzene-d4 | 1.000 | 1.000 | 0.0 | 122 | 0.00 |
| 2 | T | N-Nitrosodimethylamine | 0.682 | 0.684 | -0.3 | 123 | 0.02 |
| 3 | s | 2-Fluorophenol | 1.156 | 1.217 | -5.3 | 135 | 0.01 |
| 4 | s | Phenol-d6 | 1.436 | 1.504 | -4.7 | 129 | 0.00 |
| 5 | T | Bis(2-chloroethyl)ether | 1.247 | 1.129 | 9.5 | 117 | 0.00 |
| 6 | T | n-nitrosodi-n-propylamine | 0.929 | 0.874 | 5.9 | 115 | 0.00 |
| 7 | t | Hexachloroethane | 0.514 | 0.502 | 2.3 | 121 | 0.00 |
| 8 | s | Nitrobenzene-d5 | 1.315 | 1.254 | 4.6 | 119 | 0.00 |
| 9 | i | Naphthalene-d8 | 1.000 | 1.000 | 0.0 | 117 | 0.00 |
| 10 | t | Naphthalene | 1.086 | 1.004 | 7.6 | 114 | 0.00 |
| 11 | t | Hexachlorobutadiene | 0.204 | 0.197 | 3.4 | 116 | 0.00 |
| 12 | t | 2-Methylnaphthalene | 0.692 | 0.659 | 4.8 | 118 | 0.00 |
| 13 | t | 1-Methylnaphthalene | 0.700 | 0.668 | 4.6 | 114 | 0.00 |
| 14 | s | 2-Fluorobiphenyl | 0.896 | 0.874 | 2.5 | 116 | 0.00 |
| 15 | t | 2-Chloronaphthalene | 0.753 | 0.731 | 2.9 | 114 | 0.00 |
| 16 | t | 2,6-Dinitrotoluene | 0.162 | 0.163 | -0.6 | 112 | 0.00 |
| 17 | t | Acenaphthylene | 1.266 | 1.246 | 1.6 | 113 | 0.00 |
| 18 | i | Acenaphthene-d10 | 1.000 | 1.000 | 0.0 | 114 | 0.00 |
| 19 | t | Acenaphthene | 1.324 | 1.257 | 5.1 | 111 | 0.00 |
| 20 | t | 2,4-Dinitrotoluene | 0.363 | 0.372 | -2.5 | 111 | 0.00 |
| 21 | t | Fluorene | 1.596 | 1.508 | 5.5 | 109 | 0.00 |
| 22 | s | 2,4,6-Tribromophenol | 0.230 | 0.250 | -8.7 | 121 | 0.00 |
| 23 | i | Phenanthrene-d10 | 1.000 | 1.000 | 0.0 | 111 | 0.00 |
| 24 | T | 4,6-Dinitro-o-cresol | *1000.000 | 1003.737 | -0.4 | 122 | 0.00 |
| 25 | t | Hexachlorobenzene | 0.282 | 0.268 | 5.0 | 111 | 0.00 |
| 26 | t | Pentachlorophenol | *1000.000 | 1029.669 | -3.0 | 120 | 0.00 |
| 27 | t | Phenanthrene | 1.210 | 1.130 | 6.6 | 108 | 0.00 |
| 28 | t | Anthracene | 1.222 | 1.192 | 2.5 | 108 | 0.00 |
| 29 | t | Fluoranthene | 1.594 | 1.557 | 2.3 | 108 | 0.00 |
| 30 | t | Pyrene | 1.677 | 1.632 | 2.7 | 108 | 0.00 |
| 31 | T | Benzidine | *1000.000 | 687.019 | 31.3# | 77 | 0.00 |
| 32 | s | 4-Terphenyl-d14 | 1.106 | 1.092 | 1.3 | 108 | 0.00 |
| 33 | i | Chrysene-d12 | 1.000 | 1.000 | 0.0 | 109 | 0.00 |
| 34 | t | Benzo[a]anthracene | *1000.000 | 953.665 | 4.6 | 103 | 0.00 |
| 35 | t | 3,3'-Dichlorobenzidine | 0.534 | 0.538 | -0.7 | 100 | 0.00 |

Evaluate Continuing Calibration Report

Data Path : I:\8270SIM\sv119\250625RVTical\
Data File : ICV.D
Acq On : 25 Jun 2025 10:58 pm
Operator : sv119:ljg
Sample : CQICV1,32,,1 Lot# 11696
Misc : WG2084288,,ical
ALS Vial : 11 Sample Multiplier: 1

Quant Time: Jun 27 08:30:22 2025
Quant Method : I:\8270SIM\sv119\250625RVTical\SIM-RVT_250625_sv119.M
Quant Title : Semivolatiles by GC/MS by modified 8270
QLast Update : Fri Jun 27 08:31:19 2025
Response via : Initial Calibration

Min. RRF : 0.050 Min. Rel. Area : 50% Max. R.T. Dev 0.50min
Max. RRF Dev : 20% Max. Rel. Area : 200%

| | | Compound | AvgRF | CCRF | %Dev | Area% | Dev(min) |
|---|---|---|---|---|---|---|---|
| 36 | t | Chrysene | 1.304 | 1.280 | 1.8 | 106 | 0.00 |
| 37 | T | Bis(2-ethylhexyl)phthalate | 0.716 | 0.730 | -2.0 | 107 | 0.00 |
| 38 | i | Perylene-d12 | 1.000 | 1.000 | 0.0 | 105 | 0.00 |
| 39 | t | Benzo[b]fluoranthene | 1.105 | 1.054 | 4.6 | 91 | 0.00 |
| 40 | t | Benzo[k]fluoranthene | 1.278 | 1.389 | -8.7 | 109 | 0.00 |
| 41 | t | Benzo[a]pyrene | 1.050 | 1.072 | -2.1 | 96 | 0.00 |
| 42 | t | Indeno[1,2,3-cd]pyrene | *1000.000 | 763.105 | 23.7# | 79 | 0.00 |
| 43 | t | Dibenzo[a,h]anthracene | *1000.000 | 830.401 | 17.0 | 86 | 0.00 |
| 44 | t | Benzo[g,h,i]perylene | 0.975 | 0.989 | -1.4 | 95 | -0.01 |

* Evaluation of CC level amount vs concentration.
(#) = Out of Range SPCC's out = 0 CCC's out = 0

Quantitation Report (QT Reviewed)

Data Path : I:\8270SIM\sv119\250625RVTical\
Data File : ICV.D
Acq On : 25 Jun 2025 10:58 pm
Operator : sv119:ljg
Sample : CQICV1,32,,1 Lot# 11696
Misc : WG2084288,,ical
ALS Vial : 11 Sample Multiplier: 1

Quant Time: Jun 27 08:30:22 2025
Quant Method : I:\8270SIM\sv119\250625RVTical\SIM-RVT_250625_sv119.M
Quant Title : Semivolatiles by GC/MS by modified 8270
QLast Update : Fri Jun 27 08:31:19 2025
Response via : Initial Calibration

CCAL FILE(s) : 1 - I:\8270SIM\sv119\250625RVTical\L8.D
Sub List : Default - All compounds listed

| Compound | R.T. | QIon | Response | Conc | Units | Dev(Min) |
|---|---|---|---|---|---|---|
| Internal Standards | | | | | | |
| 1) 1,4-Dichlorobenzene-d4 | 2.360 | 152 | 176358 | 4000.000 | ng/ml | 0.00 |
| Standard Area 1 = 144221 | | | Recovery = 122.28% | | | |
| 9) Naphthalene-d8 | 3.022 | 136 | 665652 | 4000.000 | ng/ml | 0.00 |
| Standard Area 1 = 566700 | | | Recovery = 117.46% | | | |
| 18) Acenaphthene-d10 | 3.996 | 164 | 394370 | 4000.000 | ng/ml | 0.00 |
| Standard Area 1 = 346174 | | | Recovery = 113.92% | | | |
| 23) Phenanthrene-d10 | 4.840 | 188 | 800068 | 4000.000 | ng/ml | 0.00 |
| Standard Area 1 = 720898 | | | Recovery = 110.98% | | | |
| 33) Chrysene-d12 | 6.452 | 240 | 949210 | 4000.000 | ng/ml | 0.00 |
| Standard Area 1 = 872550 | | | Recovery = 108.79% | | | |
| 38) Perylene-d12 | 7.764 | 264 | 954465 | 4000.000 | ng/ml | 0.00 |
| Standard Area 1 = 911236 | | | Recovery = 104.74% | | | |
| System Monitoring Compounds | | | | | | |
| 3) 2-Fluorophenol | 1.766 | 112 | 53658 | 1052.902 | ng/ml | 0.01 |
| Spiked Amount 2000.000 | Range 15 - 110 | | Recovery = 52.65% | | | |
| 4) Phenol-d6 | 2.161 | 99 | 66308 | 1047.503 | ng/ml | 0.00 |
| Spiked Amount 2000.000 | Range 15 - 110 | | Recovery = 52.38% | | | |
| 8) Nitrobenzene-d5 | 2.639 | 82 | 55278 | 953.639 | ng/ml | 0.00 |
| Spiked Amount 1000.000 | Range 30 - 130 | | Recovery = 95.36% | | | |
| 14) 2-Fluorobiphenyl | 3.614 | 172 | 145502 | 975.463 | ng/ml | 0.00 |
| Spiked Amount 1000.000 | Range 30 - 130 | | Recovery = 97.55% | | | |
| 22) 2,4,6-Tribromophenol | 4.440 | 330 | 24680 | 1089.973 | ng/ml | 0.00 |
| Spiked Amount 2000.000 | Range 15 - 110 | | Recovery = 54.50% | | | |
| 32) 4-Terphenyl-d14 | 5.770 | 244 | 218374 | 987.287 | ng/ml | 0.00 |
| Spiked Amount 1000.000 | Range 30 - 130 | | Recovery = 98.73% | | | |
| Target Compounds | | | | | | Qvalue |
| 2) N-Nitrosodimethylamine | 1.312 | 74 | 30178 | 1003.305 | ng/mL | 79 |
| 5) Bis(2-chloroethyl)ether | 2.220 | 93 | 49795 | 905.402 | ng/ml | 98 |
| 6) n-nitrosodi-n-propylamine | 2.557 | 70 | 38524 | 940.192 | ng/ml | 99 |
| 7) Hexachloroethane | 2.621 | 117 | 22134 | 977.510 | ng/ml | 98 |
| 10) Naphthalene | 3.033 | 128 | 167044 | 924.027 | ng/ml | 100 |
| 11) Hexachlorobutadiene | 3.105 | 225 | 32722 | 964.933 | ng/ml | 100 |
| 12) 2-Methylnaphthalene | 3.410 | 142 | 109587 | 951.703 | ng/ml | 100 |
| 13) 1-Methylnaphthalene | 3.466 | 142 | 111213 | 954.976 | ng/ml | 100 |
| 15) 2-Chloronaphthalene | 3.681 | 162 | 121694 | 970.581 | ng/ml | 98 |
| 16) 2,6-Dinitrotoluene | 3.870 | 165 | 27097 | 1002.226 | ng/ml | 98 |
| 17) Acenaphthylene | 3.914 | 152 | 207347 | 984.460 | ng/ml | 100 |

Quantitation Report (QT Reviewed)

Data Path : I:\8270SIM\sv119\250625RVTical\
Data File : ICV.D
Acq On : 25 Jun 2025 10:58 pm
Operator : sv119:ljg
Sample : CQICV1,32,,1 Lot# 11696
Misc : WG2084288,,ical
ALS Vial : 11 Sample Multiplier: 1

Quant Time: Jun 27 08:30:22 2025
Quant Method : I:\8270SIM\sv119\250625RVTical\SIM-RVT_250625_sv119.M
Quant Title : Semivolatiles by GC/MS by modified 8270
QLast Update : Fri Jun 27 08:31:19 2025
Response via : Initial Calibration

CCAL FILE(s) : 1 - I:\8270SIM\sv119\250625RVTical\L8.D
Sub List : Default - All compounds listed

| Compound | R.T. | QIon | Response | Conc | Units | Dev(Min) |
|---|---|---|---|---|---|---|
| 19) Acenaphthene | 4.011 | 153 | 123896 | 948.818 | ng/ml | 98 |
| 20) 2,4-Dinitrotoluene | 4.097 | 165 | 36672 | 1024.355 | ng/ml | 99 |
| 21) Fluorene | 4.302 | 166 | 148665 | 944.731 | ng/ml | 99 |
| 24) 4,6-Dinitro-o-cresol | 4.327 | 198 | 20469 | 1003.737 | ng/ml | 99 |
| 25) Hexachlorobenzene | 4.621 | 284 | 53569 | 949.748 | ng/ml | 96 |
| 26) Pentachlorophenol | 4.732 | 266 | 23748 | 1029.669 | ng/ml | 100 |
| 27) Phenanthrene | 4.852 | 178 | 226030 | 934.007 | ng/ml | 100 |
| 28) Anthracene | 4.881 | 178 | 238348 | 975.313 | ng/ml | 100 |
| 29) Fluoranthene | 5.542 | 202 | 311379 | 976.860 | ng/ml | 99 |
| 30) Pyrene | 5.675 | 202 | 326454 | 973.207 | ng/ml | 100 |
| 31) Benzidine | 5.615 | 184 | 109066 | 687.019 | ng/mL | 100 |
| 34) Benzo[a]anthracene | 6.443 | 228 | 308276 | 953.665 | ng/ml | 100 |
| 35) 3,3'-Dichlorobenzidine | 6.423 | 252 | 127612 | 1007.239 | ng/ml | 100 |
| 36) Chrysene | 6.469 | 228 | 303757 | 981.744 | ng/ml | 100 |
| 37) Bis(2-ethylhexyl)phtha... | 6.465 | 149 | 173316 | 1020.139 | ng/ml | 99 |
| 39) Benzo[b]fluoranthene | 7.357 | 252 | 251570 | 953.932 | ng/ml | 98 |
| 40) Benzo[k]fluoranthene | 7.382 | 252 | 331327M1 | 1086.304 | ng/ml | |
| 41) Benzo[a]pyrene | 7.695 | 252 | 255832 | 1021.068 | ng/ml | 100 |
| 42) Indeno[1,2,3-cd]pyrene | 9.081 | 276 | 169376 | 763.105 | ng/ml | 98 |
| 43) Dibenzo[a,h]anthracene | 9.117 | 278 | 189715M4 | 830.401 | ng/ml | |
| 44) Benzo[g,h,i]perylene | 9.447 | 276 | 236052 | 1014.330 | ng/ml | 99 |

(#) = qualifier out of range (m) = manual integration (+) = signals summed

Quantitation Report (QT Reviewed)

Data Path : I:\8270SIM\sv119\250625RVTical\
Data File : ICV.D
Acq On : 25 Jun 2025 10:58 pm
Operator : sv119:ljg
Sample : CQICV1,32,,1 Lot# 11696
Misc : WG2084288,,ical
ALS Vial : 11 Sample Multiplier: 1

Quant Time: Jun 27 08:30:22 2025
Quant Method : I:\8270SIM\sv119\250625RVTical\SIM-RVT_250625_sv119.M
Quant Title : Semivolatiles by GC/MS by modified 8270
QLast Update : Fri Jun 27 08:31:19 2025
Response via : Initial Calibration

Sub List : Default - All compounds listedical\L8.D•

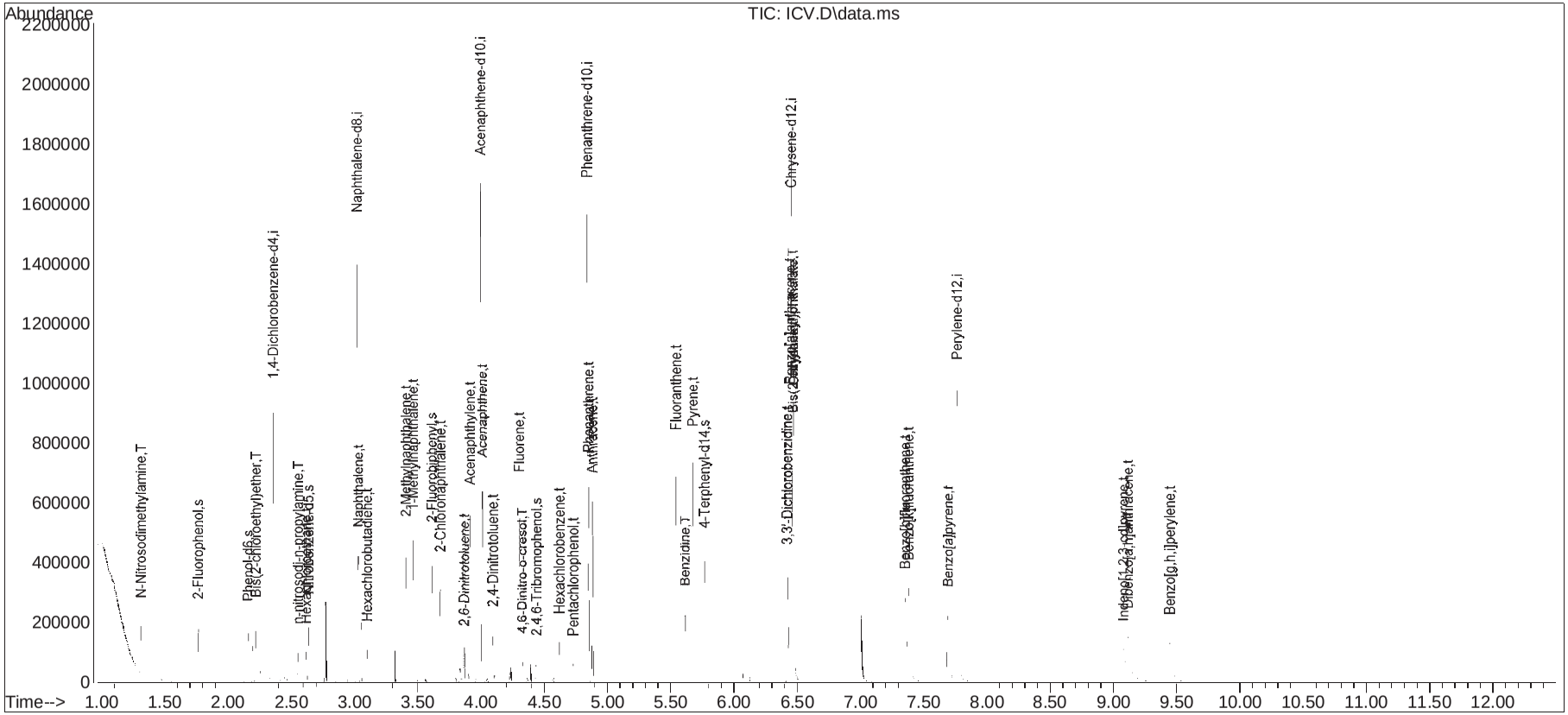

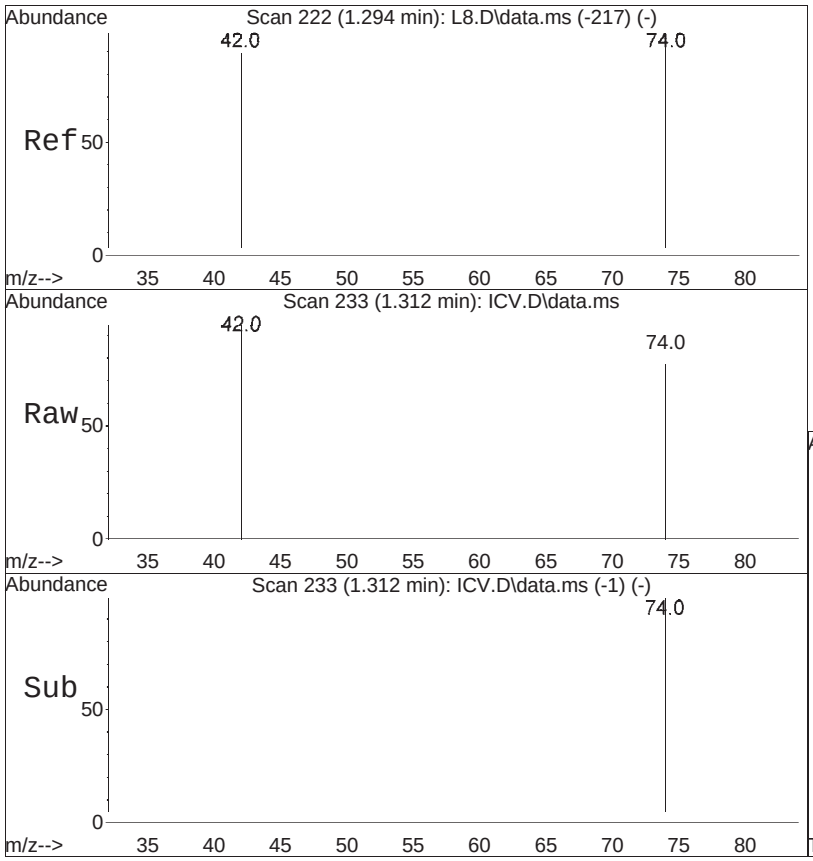


#2
N-Nitrosodimethylamine
Concen: 1003.31 ng/mL
RT: 1.312 min Scan# 233
Delta R.T. 0.018 min
Lab File: ICV.D
Acq: 25 Jun 2025 10:58 pm

Tgt Ion: 74 Resp: 30178

| Ion | Ratio | Lower | Upper |
|---|---|---|---|
| 74 | 100 | | |
| 42 | 414.7 | 293.4 | 440.0 |
| 44 | 5.6 | 4.3 | 6.5 |

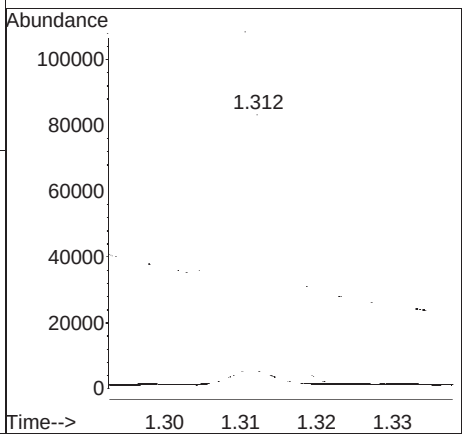

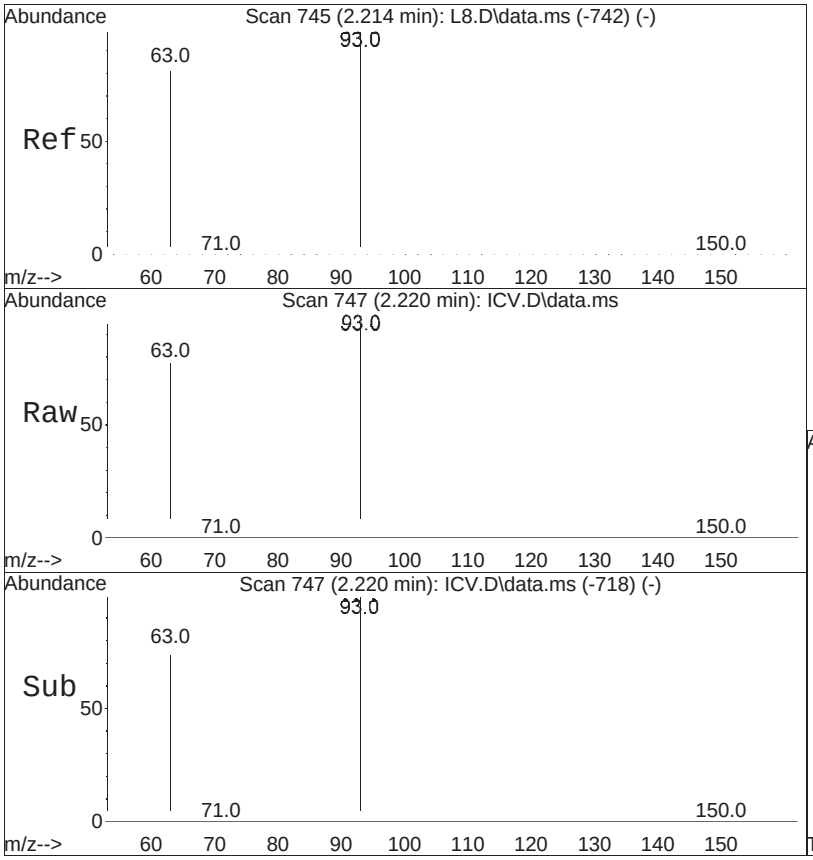


#5
Bis(2-chloroethyl)ether
Concen: 905.40 ng/ml
RT: 2.220 min Scan# 747
Delta R.T. 0.006 min
Lab File: ICV.D
Acq: 25 Jun 2025 10:58 pm

Tgt Ion: 93 Resp: 49795

| Ion | Ratio | Lower | Upper |
|---|---|---|---|
| 93 | 100 | | |
| 63 | 80.2 | 62.9 | 94.3 |

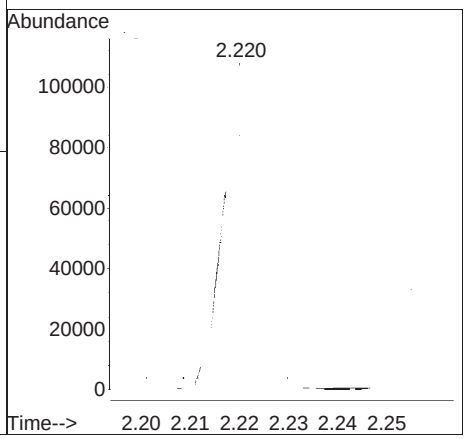

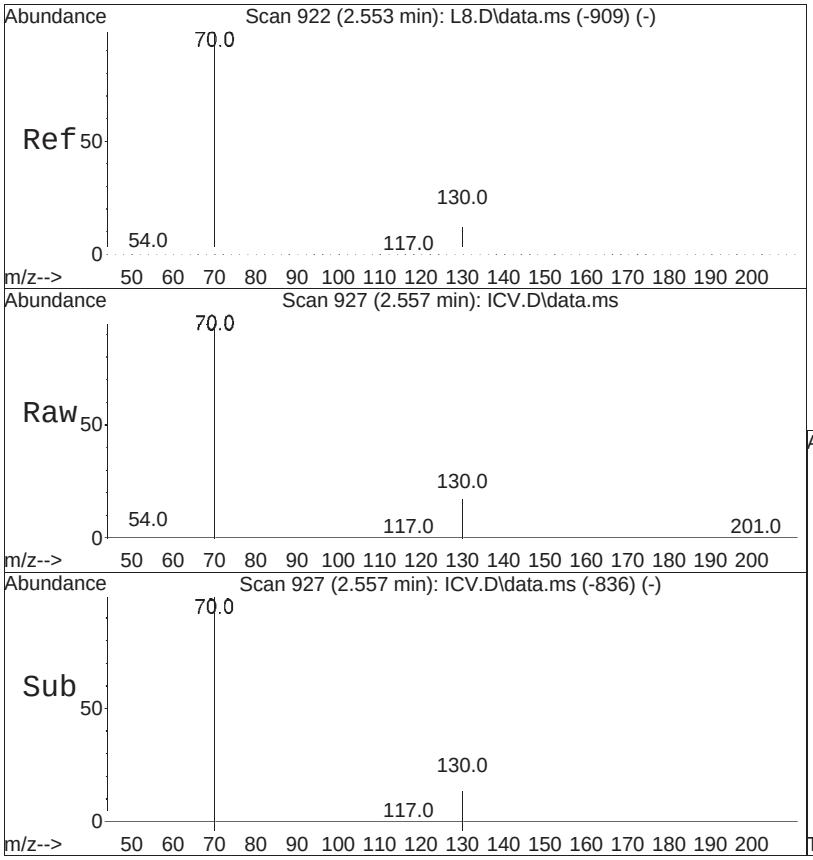


#6
n-nitrosodi-n-propylamine
Concen: 940.19 ng/ml
RT: 2.557 min Scan# 927
Delta R.T. 0.004 min
Lab File: ICV.D
Acq: 25 Jun 2025 10:58 pm

Tgt Ion: 70 Resp: 38524

| Ion | Ratio | Lower | Upper |
|---|---|---|---|
| 70 | 100 | | |
| 130 | 20.0 | 16.4 | 24.6 |

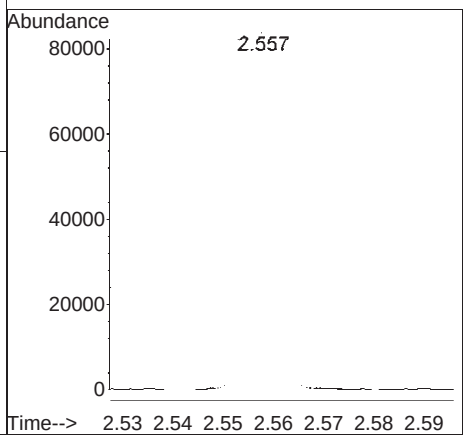

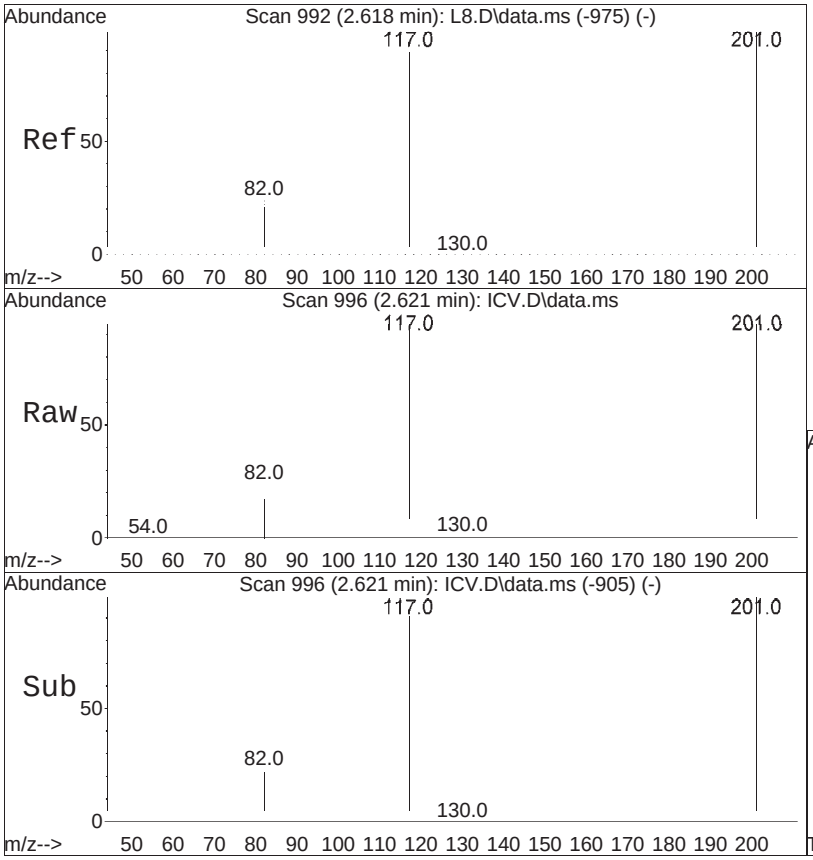


#7
Hexachloroethane
Concen: 977.51 ng/ml
RT: 2.621 min Scan# 996
Delta R.T. 0.003 min
Lab File: ICV.D
Acq: 25 Jun 2025 10:58 pm

Tgt Ion:117 Resp: 22134

| Ion | Ratio | Lower | Upper |
|---|---|---|---|
| 117 | 100 | | |
| 201 | 105.8 | 82.9 | 124.3 |

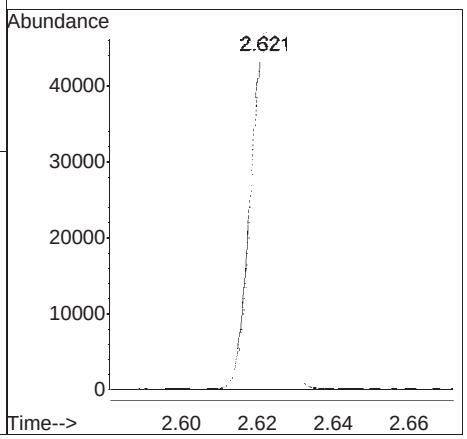

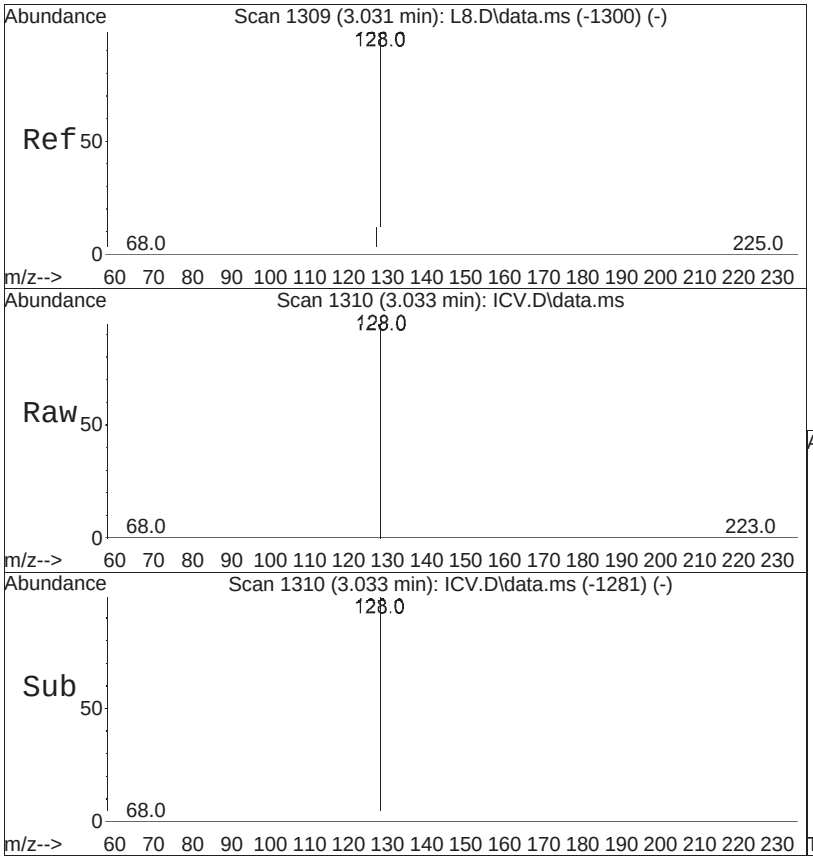


#10
Naphthalene
Concen: 924.03 ng/ml
RT: 3.033 min Scan# 1310
Delta R.T. 0.002 min
Lab File: ICV.D
Acq: 25 Jun 2025 10:58 pm

Tgt Ion:128 Resp: 167044

| Ion | Ratio | Lower | Upper |
|---|---|---|---|
| 128 | 100 | | |
| 129 | 11.0 | 8.8 | 13.2 |
| 127 | 13.4 | 10.6 | 15.8 |

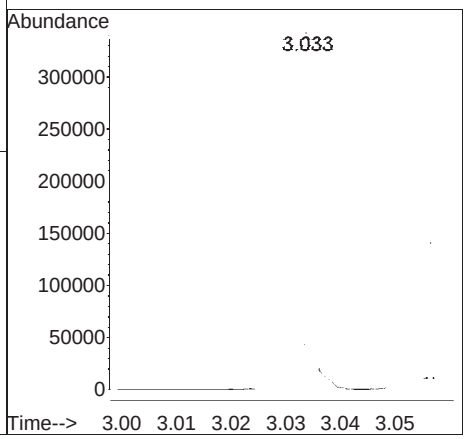




#11
Hexachlorobutadiene
Concen: 964.93 ng/ml
RT: 3.105 min Scan# 1335
Delta R.T. 0.003 min
Lab File: ICV.D
Acq: 25 Jun 2025 10:58 pm

Tgt Ion:225 Resp: 32722

| Ion | Ratio | Lower | Upper |
|---|---|---|---|
| 225 | 100 | | |
| 223 | 62.9 | 50.2 | 75.4 |

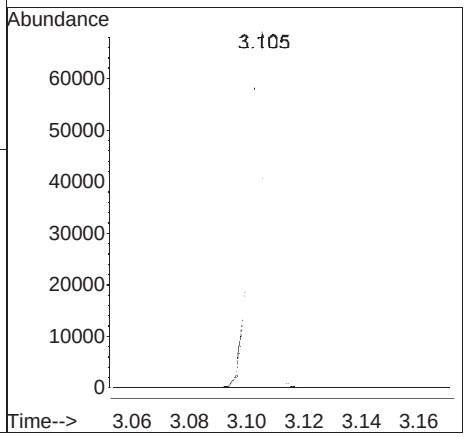

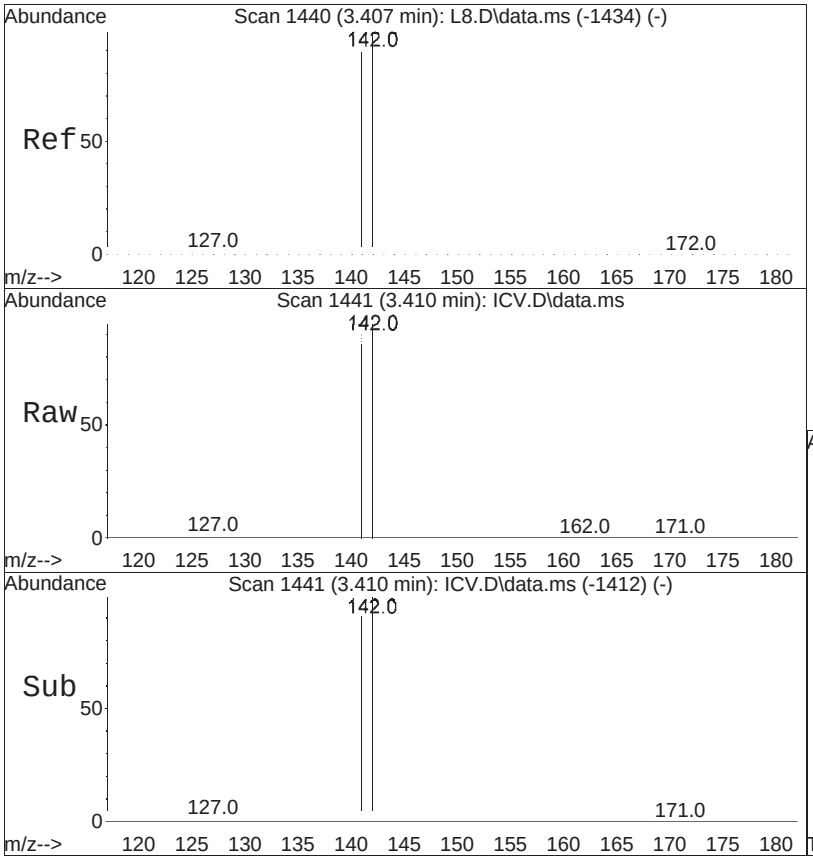


#12
2-Methylnaphthalene
Concen: 951.70 ng/ml
RT: 3.410 min Scan# 1441
Delta R.T. 0.003 min
Lab File: ICV.D
Acq: 25 Jun 2025 10:58 pm

Tgt Ion:142 Resp: 109587

| Ion | Ratio | Lower | Upper |
|---|---|---|---|
| 142 | 100 | | |
| 141 | 91.8 | 73.6 | 110.4 |

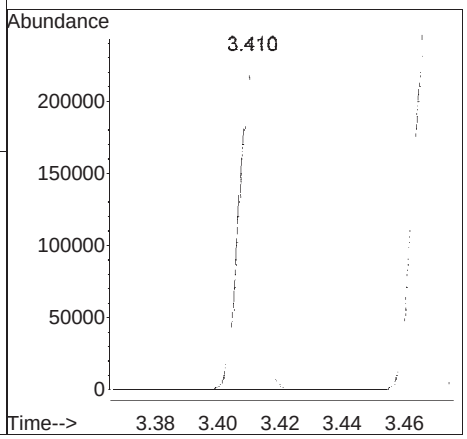

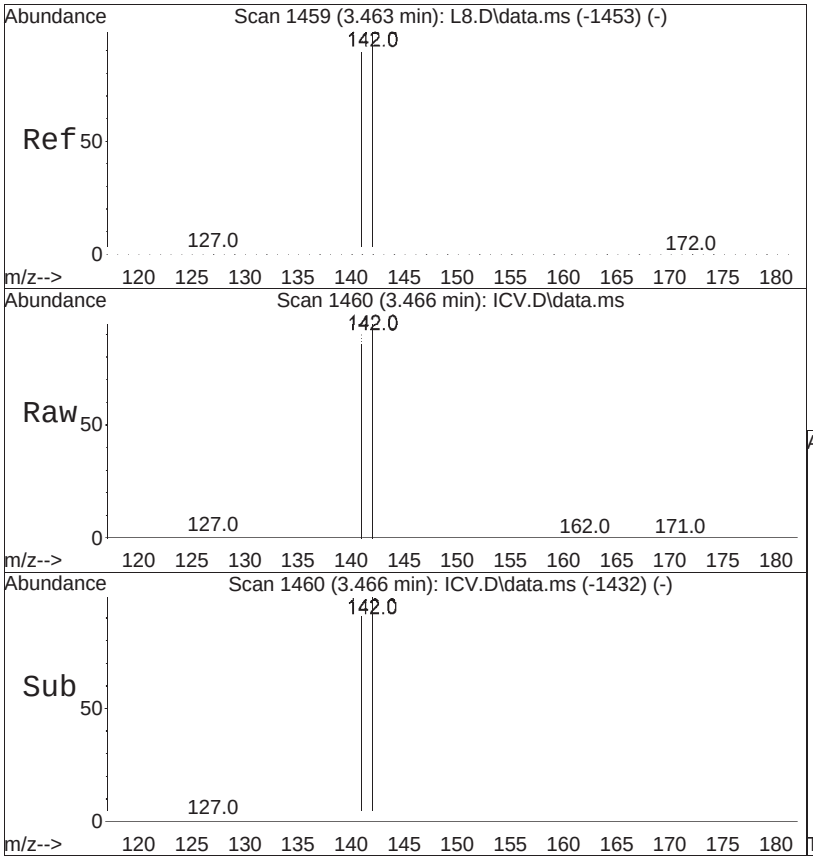


#13
1-Methylnaphthalene
Concen:  954.98 ng/ml
RT:   3.466 min  Scan# 1460
Delta R.T.  0.003 min
Lab File:   ICV.D
Acq: 25 Jun 2025  10:58 pm

Tgt Ion:142 Resp:  111213

| Ion | Ratio | Lower | Upper |
|---|---|---|---|
| 142 | 100 | | |
| 141 | 95.2 | 76.0 | 114.0 |

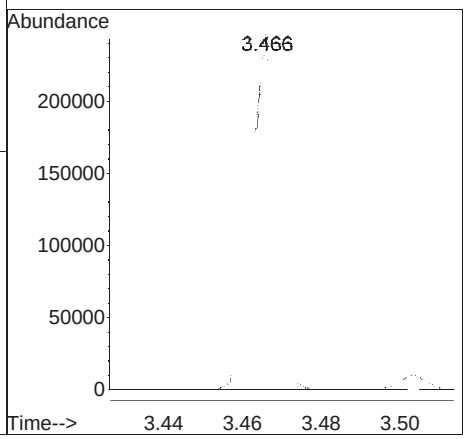

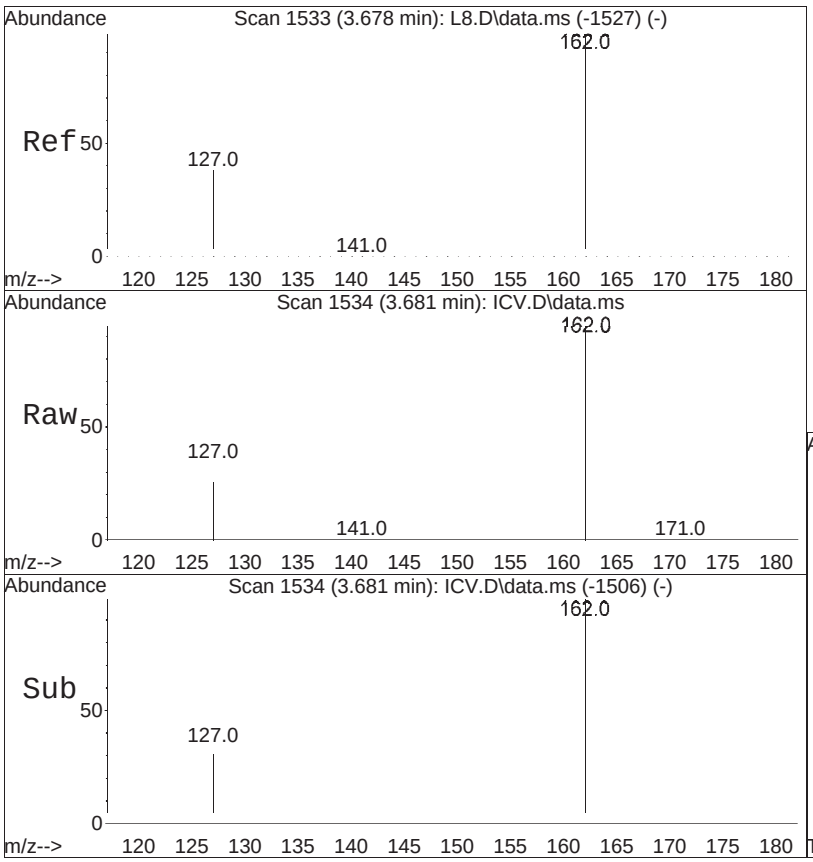


#15
2-Chloronaphthalene
Concen: 970.58 ng/ml
RT: 3.681 min Scan# 1534
Delta R.T. 0.003 min
Lab File: ICV.D
Acq: 25 Jun 2025 10:58 pm

Tgt Ion:162 Resp: 121694

| Ion | Ratio | Lower | Upper |
|---|---|---|---|
| 162 | 100 | | |
| 127 | 38.3 | 29.8 | 44.8 |

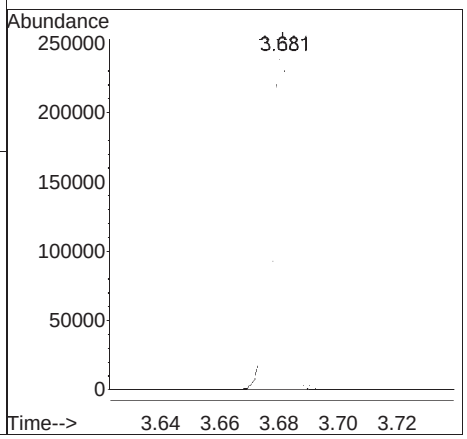

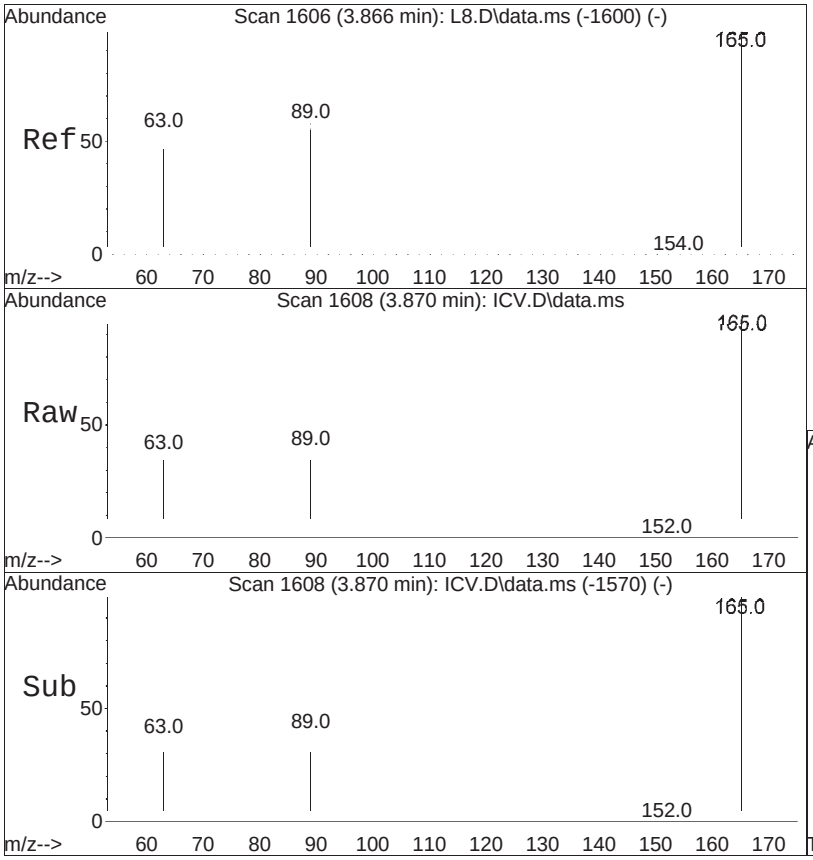


#16
2,6-Dinitrotoluene
Concen: 1002.23 ng/ml
RT:  3.870 min  Scan# 1608
Delta R.T.  0.004 min
Lab File:  ICV.D
Acq: 25 Jun 2025  10:58 pm

Tgt Ion:165 Resp:  27097

| Ion | Ratio | Lower | Upper |
|---|---|---|---|
| 165 | 100 | | |
| 89 | 55.9 | 45.6 | 68.4 |
| 63 | 55.3 | 45.4 | 68.2 |

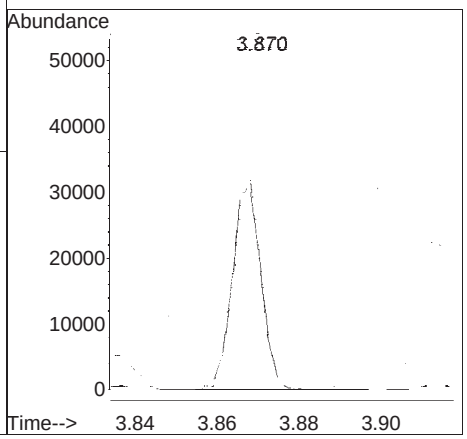

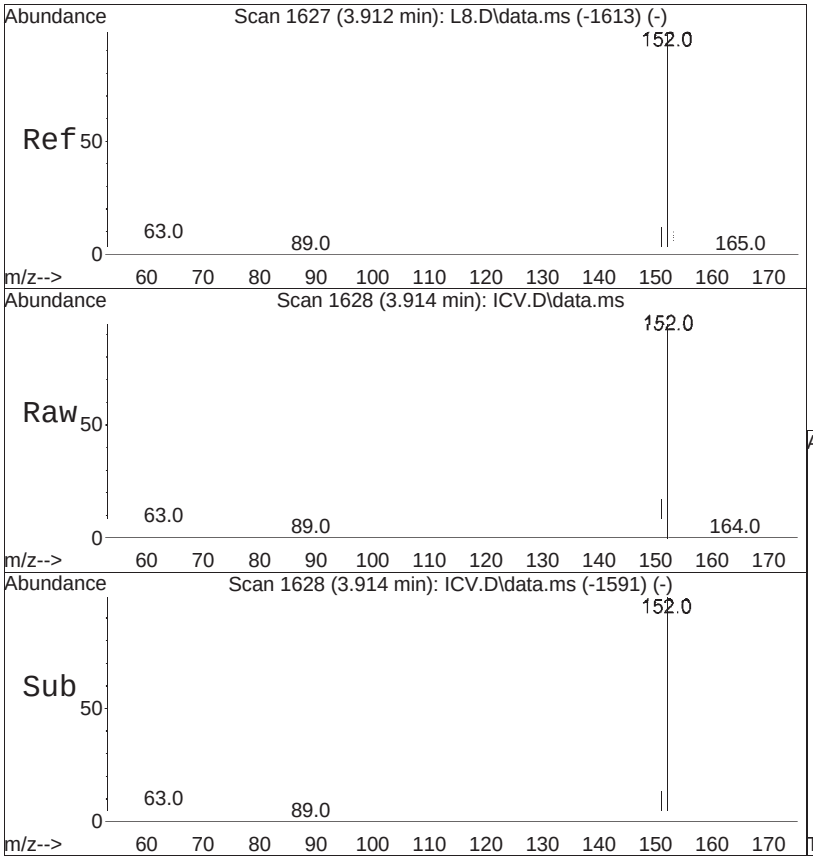


#17
Acenaphthylene
Concen: 984.46 ng/ml
RT: 3.914 min Scan# 1628
Delta R.T. 0.002 min
Lab File: ICV.D
Acq: 25 Jun 2025 10:58 pm

Tgt Ion:152 Resp: 207347

| Ion | Ratio | Lower | Upper |
|---|---|---|---|
| 152 | 100 | | |
| 151 | 20.1 | 16.2 | 24.2 |

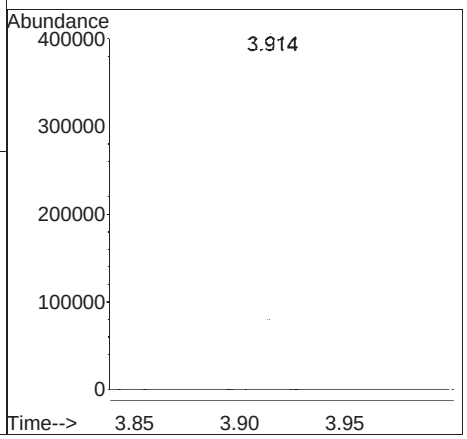

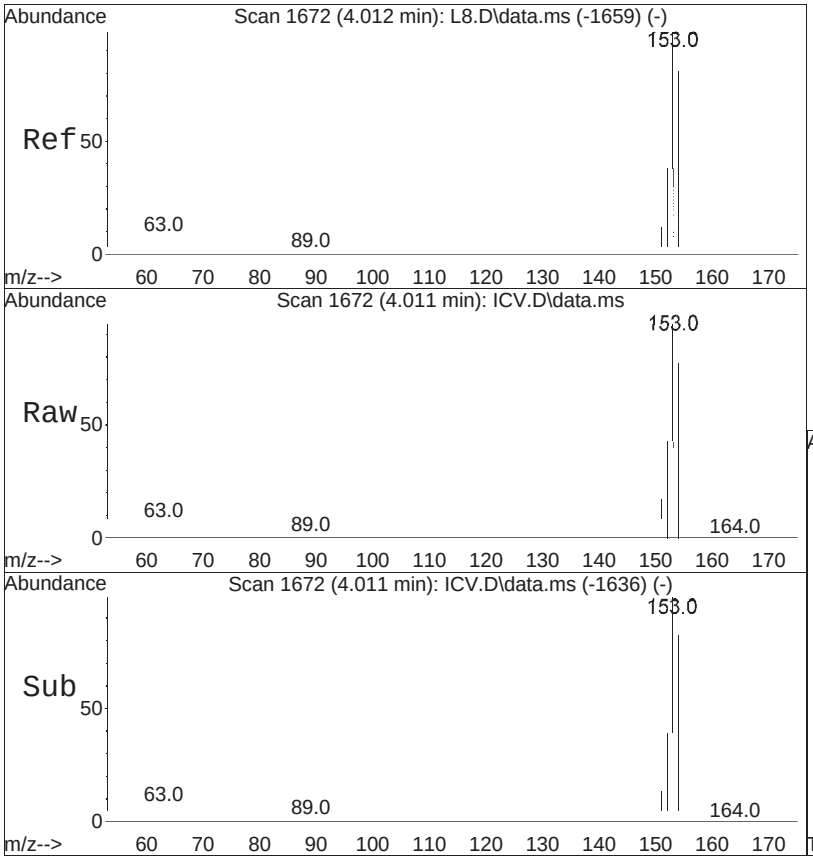


#19
Acenaphthene
Concen: 948.82 ng/ml
RT: 4.011 min Scan# 1672
Delta R.T. -0.001 min
Lab File: ICV.D
Acq: 25 Jun 2025 10:58 pm

Tgt Ion:153 Resp: 123896

| Ion | Ratio | Lower | Upper |
|---|---|---|---|
| 153 | 100 | | |
| 154 | 91.5 | 72.0 | 108.0 |

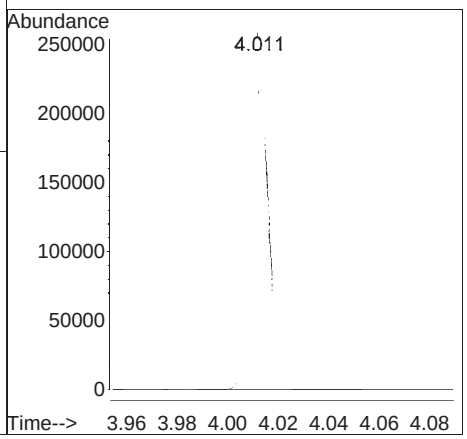

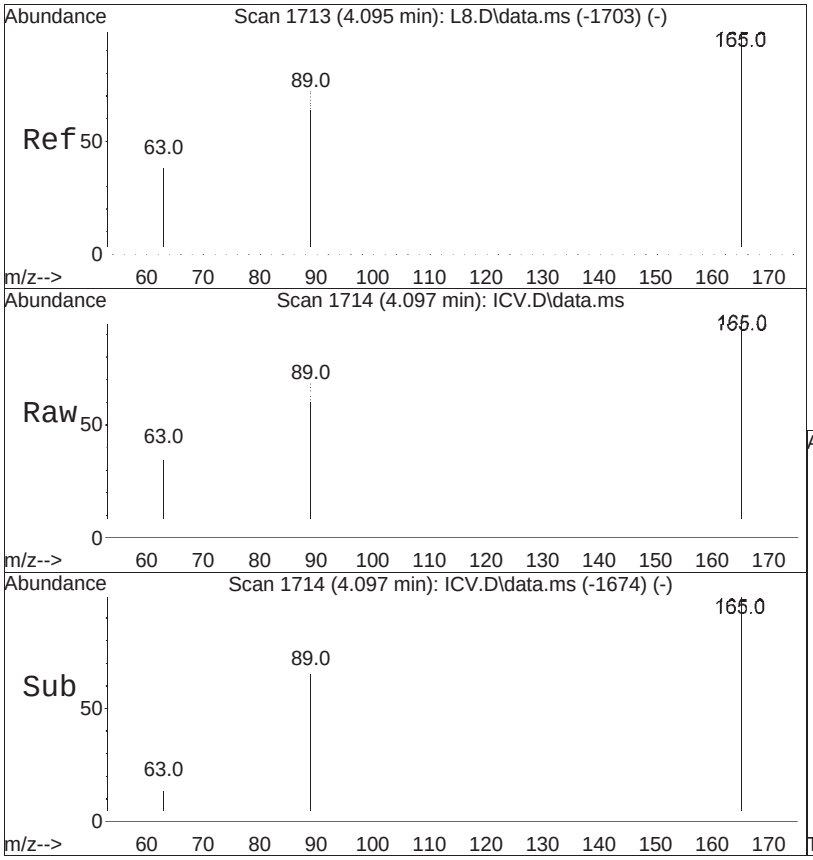


#20
2,4-Dinitrotoluene
Concen: 1024.35 ng/ml
RT:  4.097 min  Scan# 1714
Delta R.T.  0.002 min
Lab File:  ICV.D
Acq: 25 Jun 2025  10:58 pm

Tgt Ion:165 Resp:  36672

| Ion | Ratio | Lower | Upper |
|---|---|---|---|
| 165 | 100 | | |
| 89 | 69.8 | 56.6 | 85.0 |
| 63 | 42.8 | 35.0 | 52.6 |

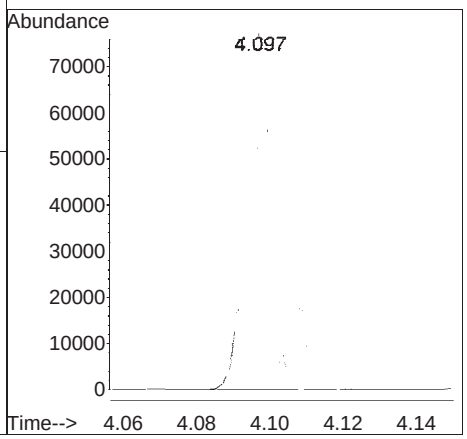

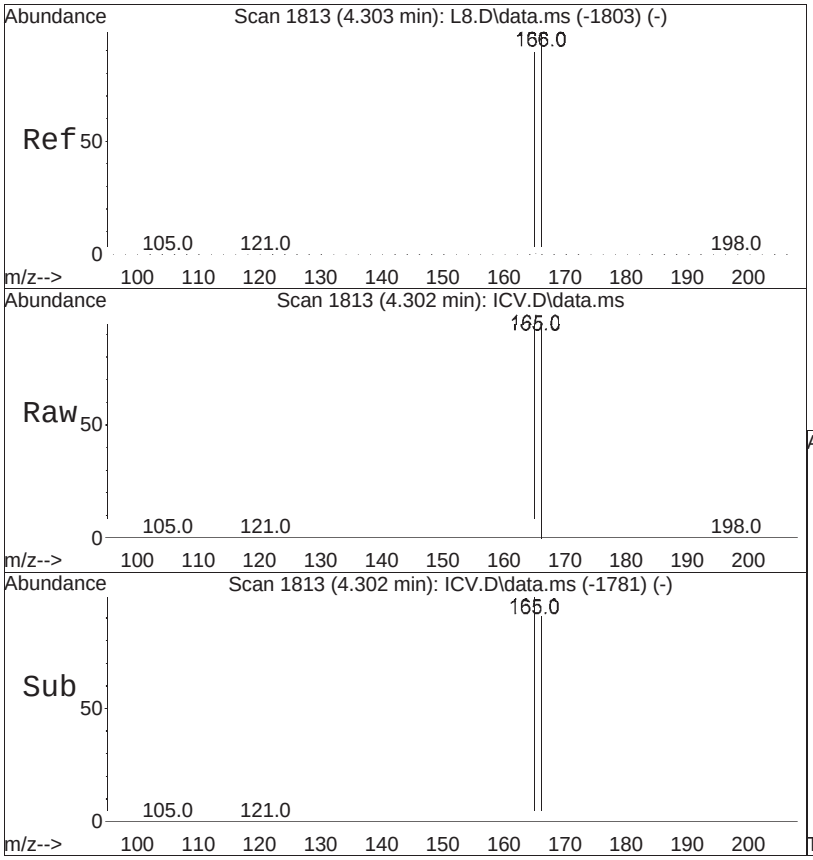


#21
Fluorene
Concen: 944.73 ng/ml
RT: 4.302 min Scan# 1813
Delta R.T. -0.001 min
Lab File: ICV.D
Acq: 25 Jun 2025 10:58 pm

Tgt Ion:166 Resp: 148665

| Ion | Ratio | Lower | Upper |
|---|---|---|---|
| 166 | 100 | | |
| 165 | 101.4 | 81.5 | 122.3 |

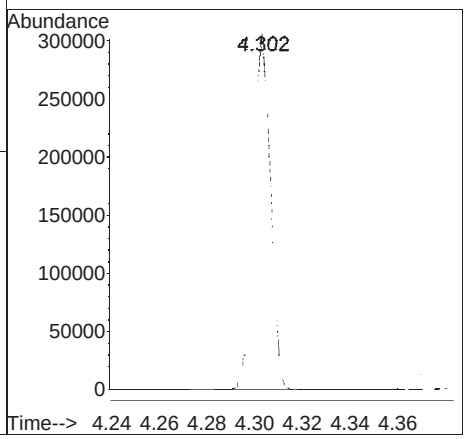

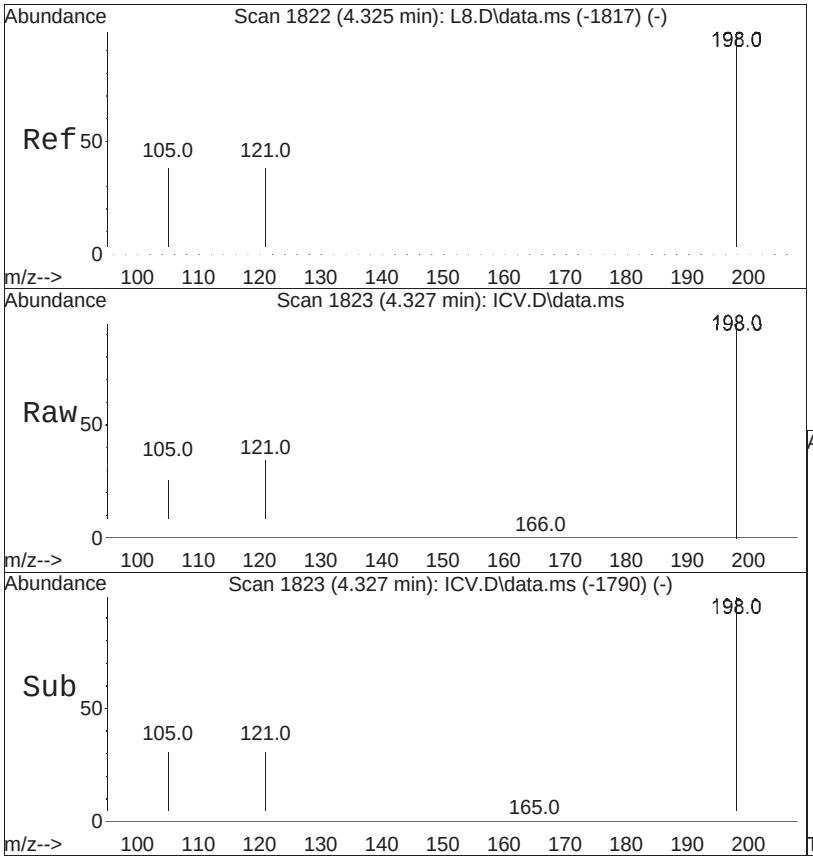


#24
4,6-Dinitro-o-cresol
Concen: 1003.74 ng/ml
RT:  4.327 min  Scan# 1823
Delta R.T.  0.002 min
Lab File:  ICV.D
Acq: 25 Jun 2025  10:58 pm

Tgt Ion:198 Resp:  20469

| Ion | Ratio | Lower | Upper |
|---|---|---|---|
| 198 | 100 | | |
| 105 | 40.5 | 32.1 | 48.1 |

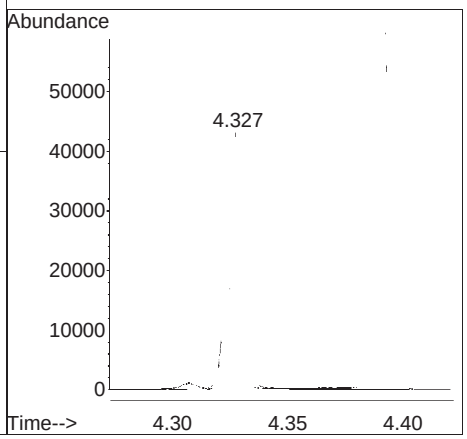

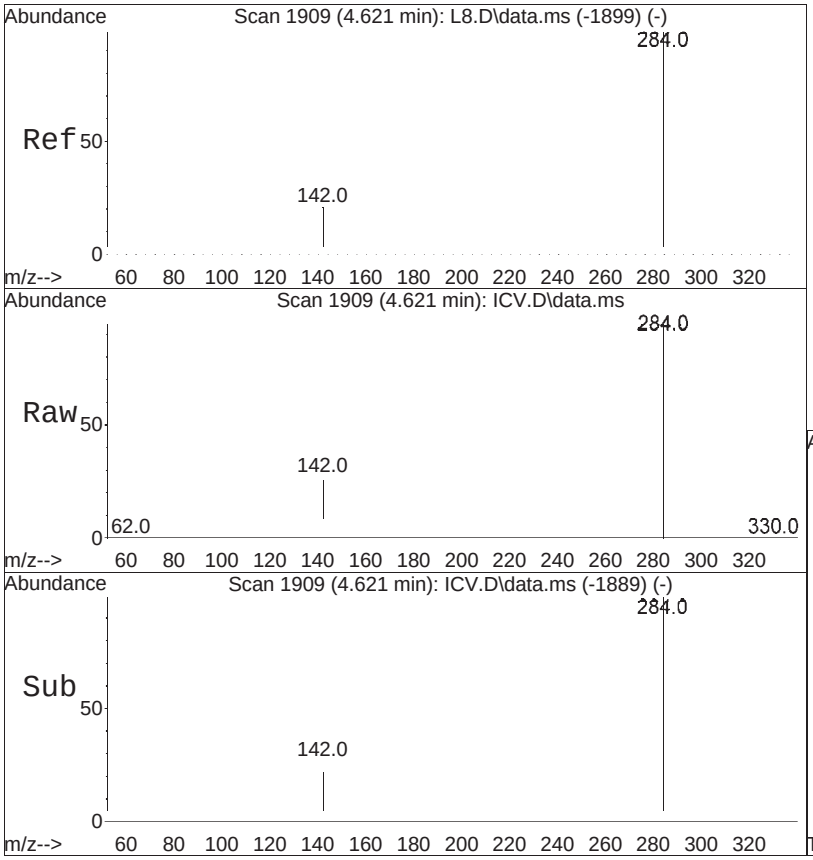


#25
Hexachlorobenzene
Concen: 949.75 ng/ml
RT: 4.621 min Scan# 1909
Delta R.T. 0.000 min
Lab File: ICV.D
Acq: 25 Jun 2025 10:58 pm

Tgt Ion:284 Resp: 53569

| Ion | Ratio | Lower | Upper |
|---|---|---|---|
| 284 | 100 | | |
| 142 | 33.9 | 28.8 | 43.2 |

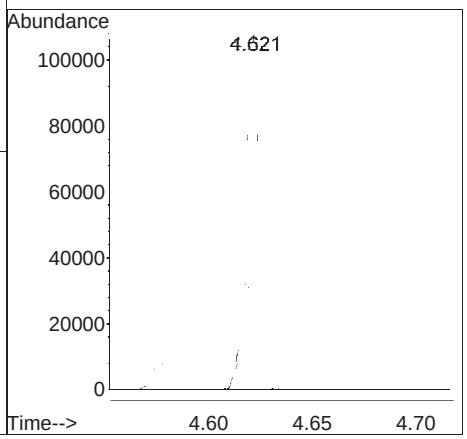

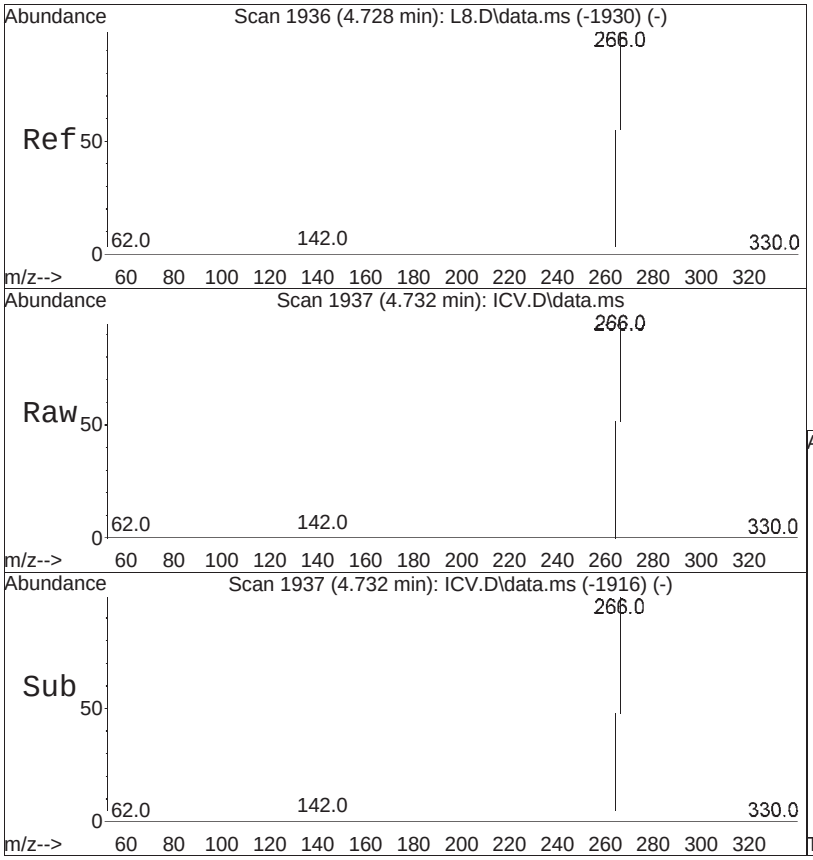


#26
Pentachlorophenol
Concen: 1029.67 ng/ml
RT: 4.732 min Scan# 1937
Delta R.T. 0.004 min
Lab File: ICV.D
Acq: 25 Jun 2025 10:58 pm

Tgt Ion:266 Resp: 23748

| Ion | Ratio | Lower | Upper |
|---|---|---|---|
| 266 | 100 | | |
| 264 | 63.4 | 50.6 | 76.0 |

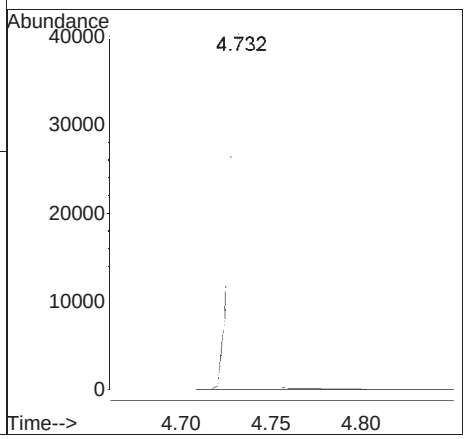

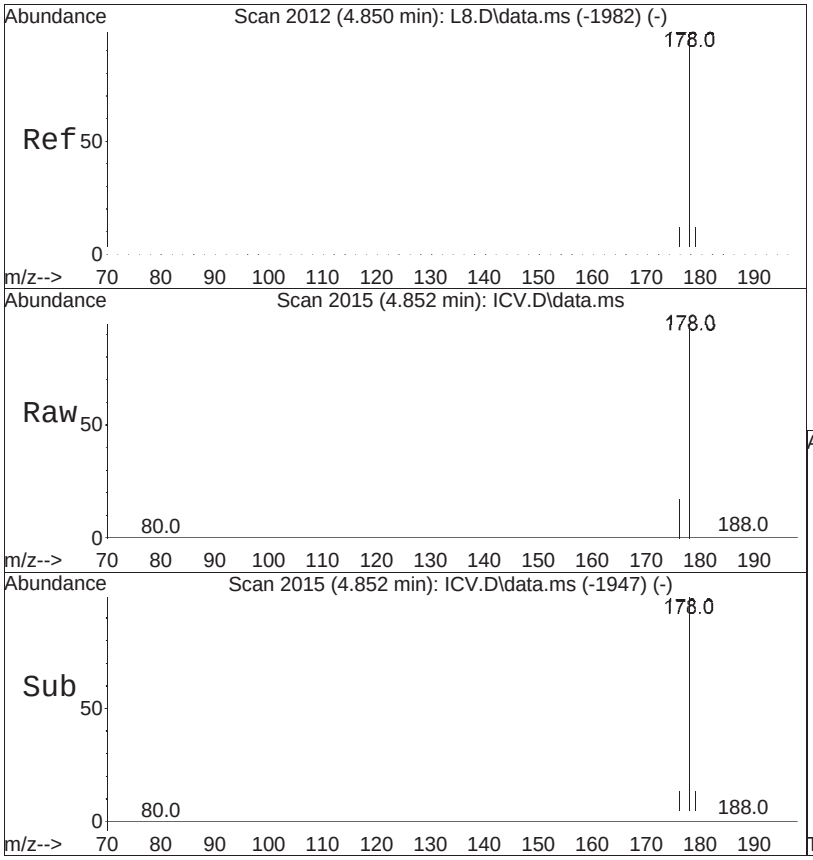


#27
Phenanthrene
Concen: 934.01 ng/ml
RT: 4.852 min Scan# 2015
Delta R.T. 0.002 min
Lab File: ICV.D
Acq: 25 Jun 2025 10:58 pm

Tgt Ion:178 Resp: 226030

| Ion | Ratio | Lower | Upper |
|---|---|---|---|
| 178 | 100 | | |
| 179 | 15.5 | 12.4 | 18.6 |

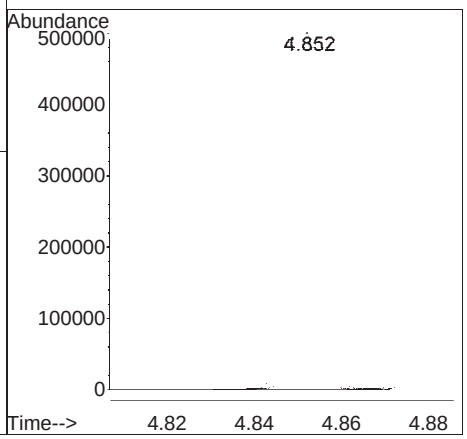

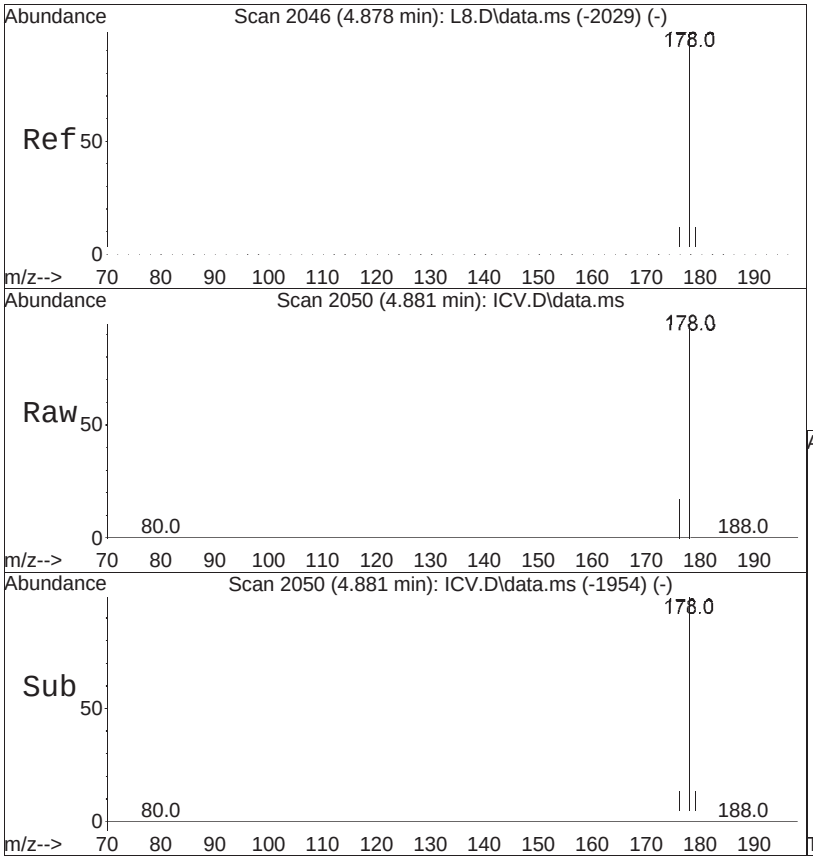


#28
Anthracene
Concen: 975.31 ng/ml
RT: 4.881 min Scan# 2050
Delta R.T. 0.003 min
Lab File: ICV.D
Acq: 25 Jun 2025 10:58 pm

Tgt Ion:178 Resp: 238348

| Ion | Ratio | Lower | Upper |
|---|---|---|---|
| 178 | 100 | | |
| 179 | 15.3 | 12.2 | 18.2 |

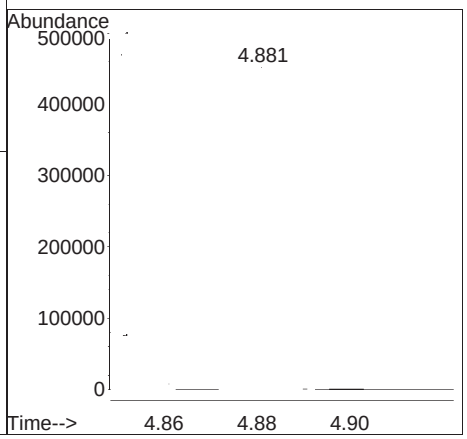

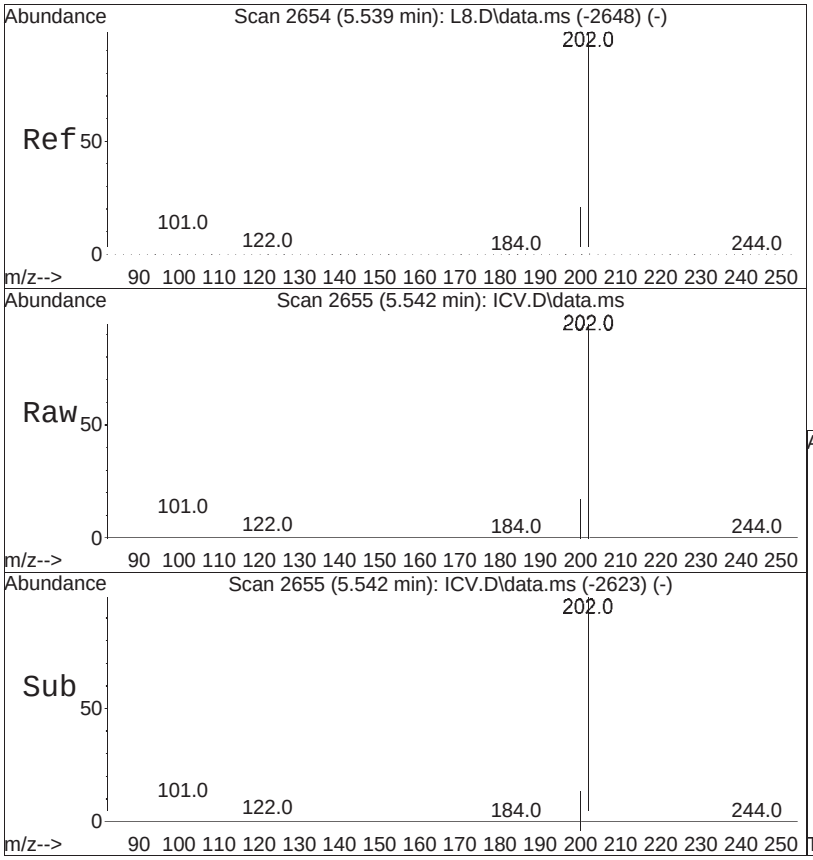


#29
Fluoranthene
Concen: 976.86 ng/ml
RT: 5.542 min Scan# 2655
Delta R.T. 0.003 min
Lab File: ICV.D
Acq: 25 Jun 2025 10:58 pm

Tgt Ion:202 Resp: 311379

| Ion | Ratio | Lower | Upper |
|---|---|---|---|
| 202 | 100 | | |
| 101 | 9.8 | 7.5 | 11.3 |

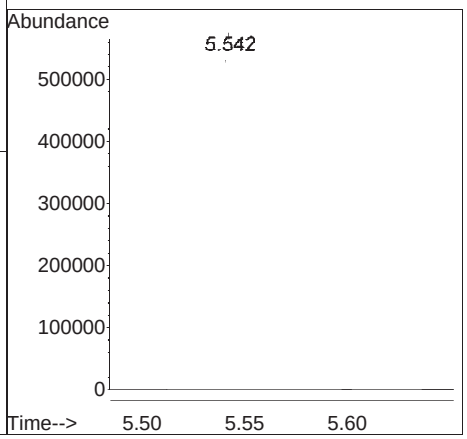

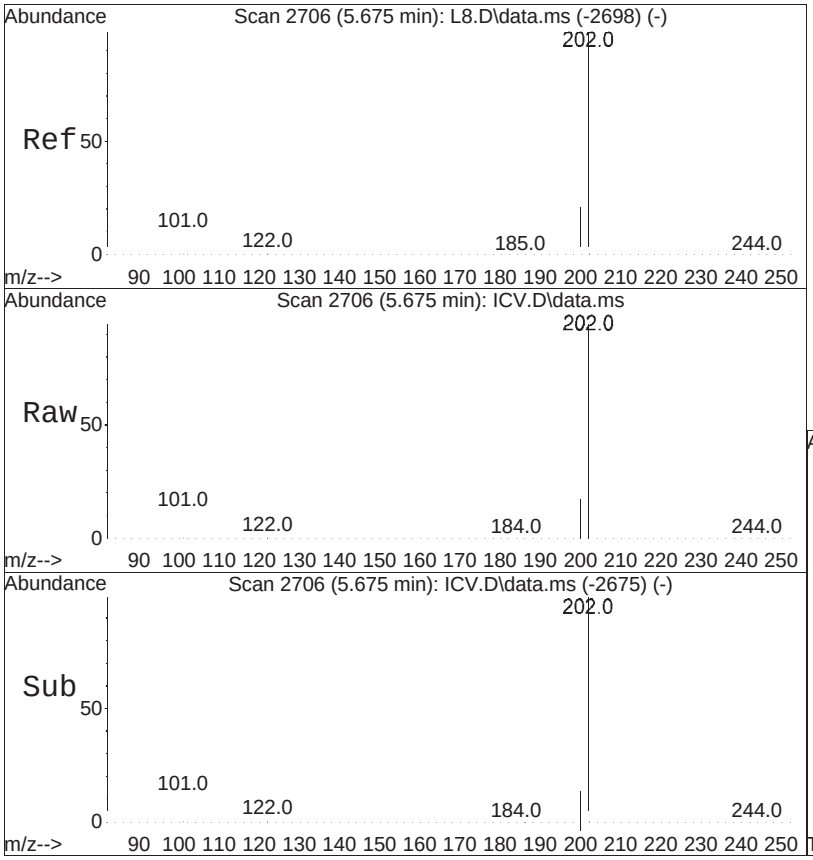


#30
Pyrene
Concen: 973.21 ng/ml
RT: 5.675 min Scan# 2706
Delta R.T. 0.000 min
Lab File: ICV.D
Acq: 25 Jun 2025 10:58 pm

Tgt Ion:202 Resp: 326454

| Ion | Ratio | Lower | Upper |
|---|---|---|---|
| 202 | 100 | | |
| 200 | 21.0 | 17.0 | 25.4 |

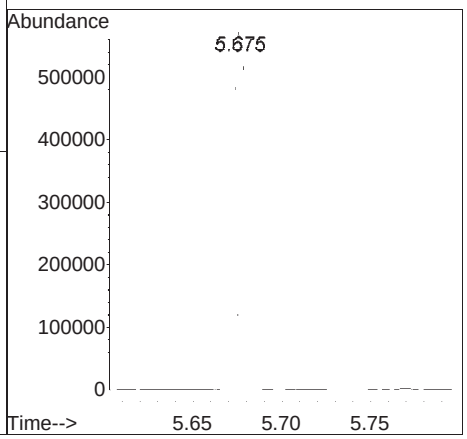

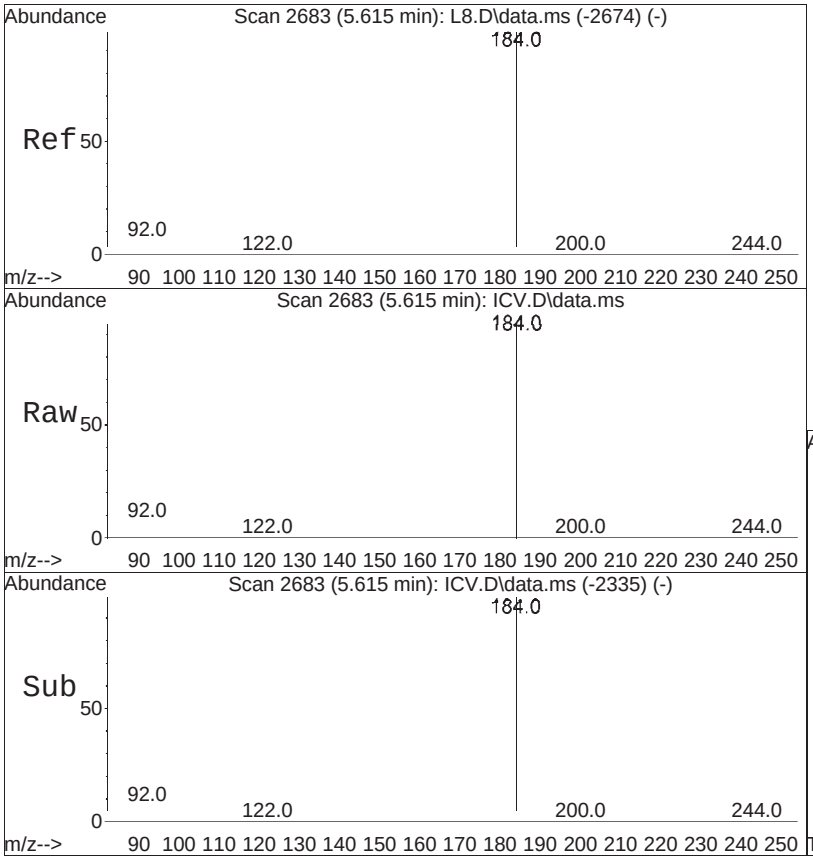


#31
Benzidine
Concen: 687.02 ng/mL
RT: 5.615 min Scan# 2683
Delta R.T. 0.000 min
Lab File: ICV.D
Acq: 25 Jun 2025 10:58 pm

Tgt Ion:184 Resp: 109066

| Ion | Ratio | Lower | Upper |
|---|---|---|---|
| 184 | 100 | | |
| 92 | 6.7 | 5.2 | 7.8 |
| 185 | 14.1 | 11.2 | 16.8 |

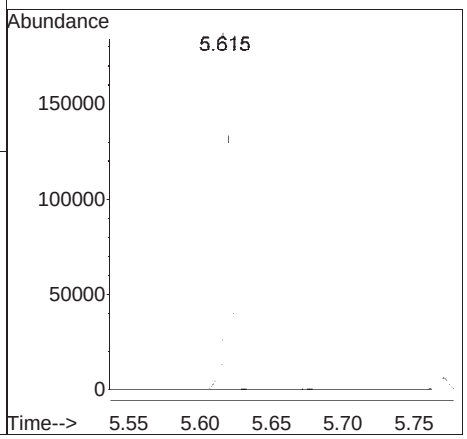

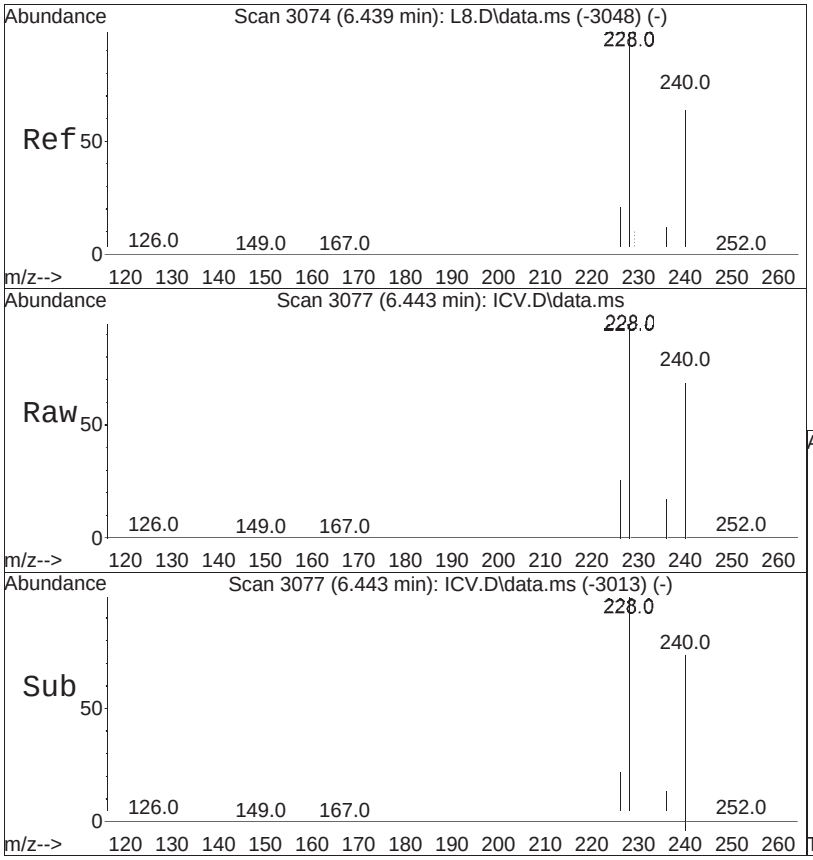


#34
Benzo[a]anthracene
Concen: 953.66 ng/ml
RT: 6.443 min Scan# 3077
Delta R.T. 0.004 min
Lab File: ICV.D
Acq: 25 Jun 2025 10:58 pm

Tgt Ion:228 Resp: 308276

| Ion | Ratio | Lower | Upper |
|---|---|---|---|
| 228 | 100 | | |
| 229 | 19.7 | 15.8 | 23.6 |

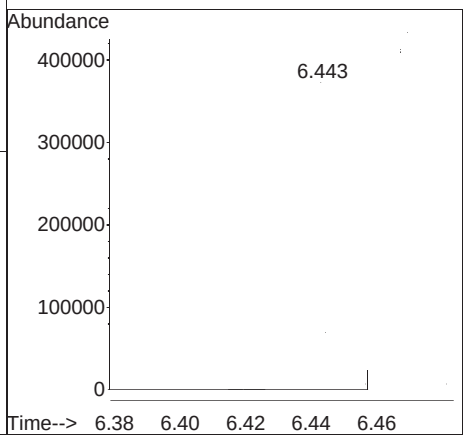

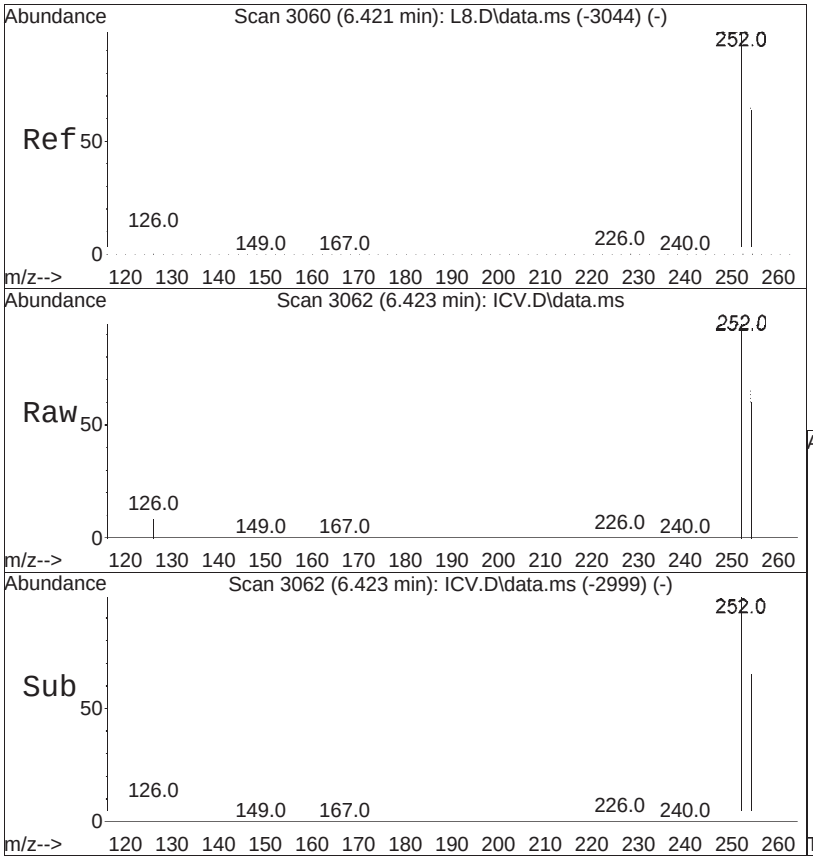


#35
3,3'-Dichlorobenzidine
Concen: 1007.24 ng/ml
RT: 6.423 min Scan# 3062
Delta R.T. 0.002 min
Lab File: ICV.D
Acq: 25 Jun 2025 10:58 pm

Tgt Ion:252 Resp: 127612

| Ion | Ratio | Lower | Upper |
|---|---|---|---|
| 252 | 100 | | |
| 126 | 9.7 | 7.7 | 11.5 |
| 254 | 64.6 | 51.8 | 77.6 |

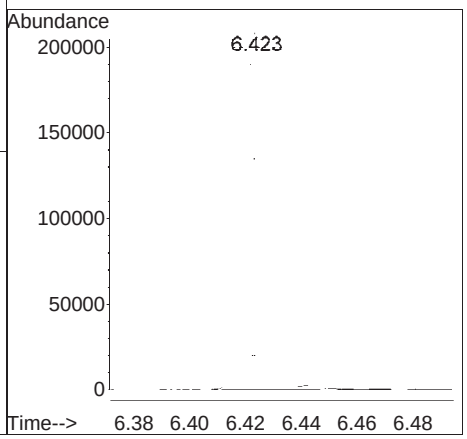

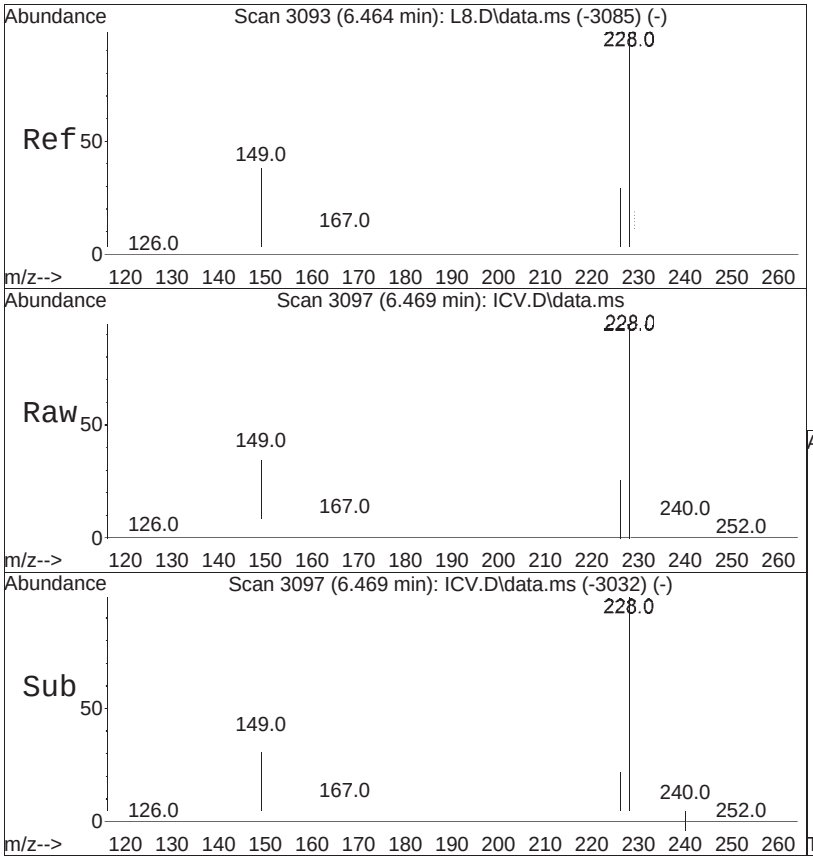


#36
Chrysene
Concen:  981.74 ng/ml
RT:   6.469 min  Scan# 3097
Delta R.T.  0.005 min
Lab File:   ICV.D
Acq: 25 Jun 2025  10:58 pm

Tgt Ion:228 Resp:  303757

| Ion | Ratio | Lower | Upper |
|---|---|---|---|
| 228 | 100 | | |
| 226 | 30.6 | 24.6 | 37.0 |

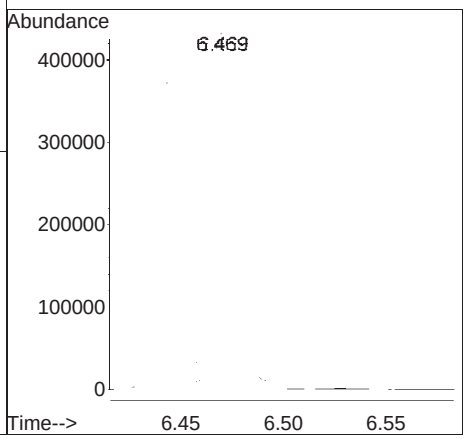

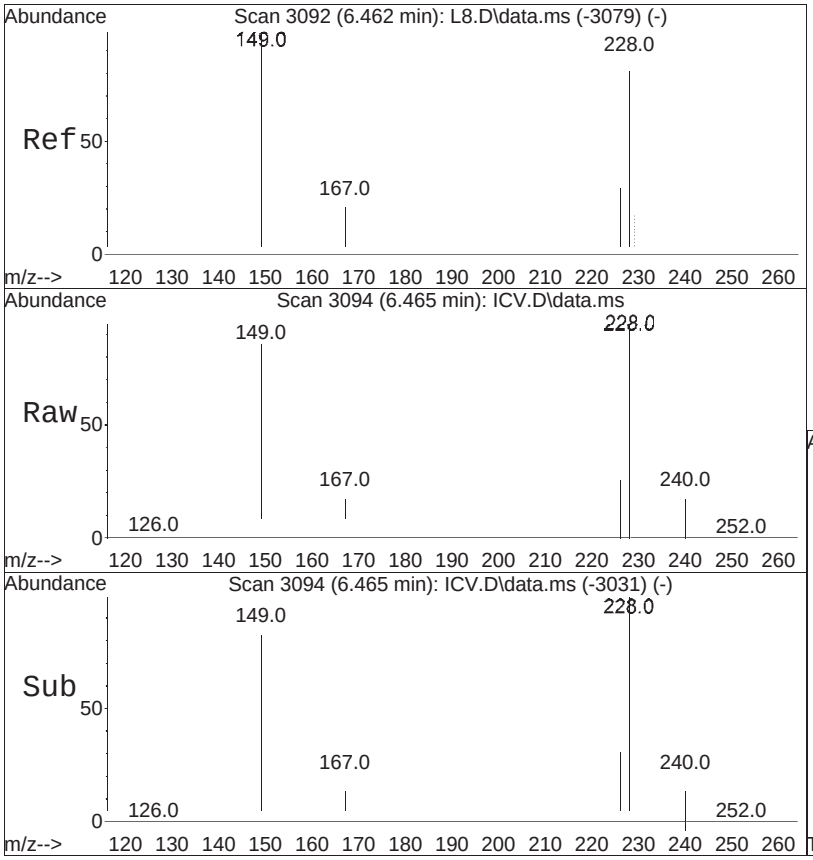


#37
Bis(2-ethylhexyl)phthalate
Concen: 1020.14 ng/ml
RT:  6.465 min  Scan# 3094
Delta R.T.  0.003 min
Lab File:  ICV.D
Acq: 25 Jun 2025  10:58 pm

Tgt Ion:149 Resp:  173316

| Ion | Ratio | Lower | Upper |
|---|---|---|---|
| 149 | 100 | | |
| 167 | 23.8 | 19.6 | 29.4 |

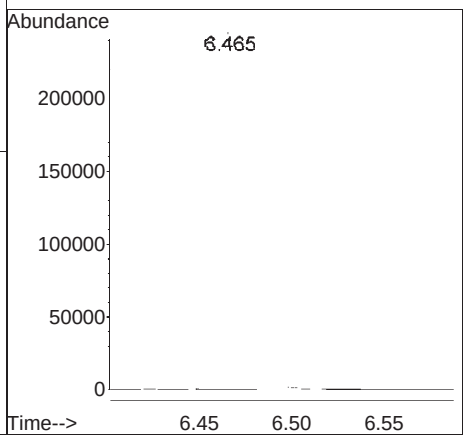

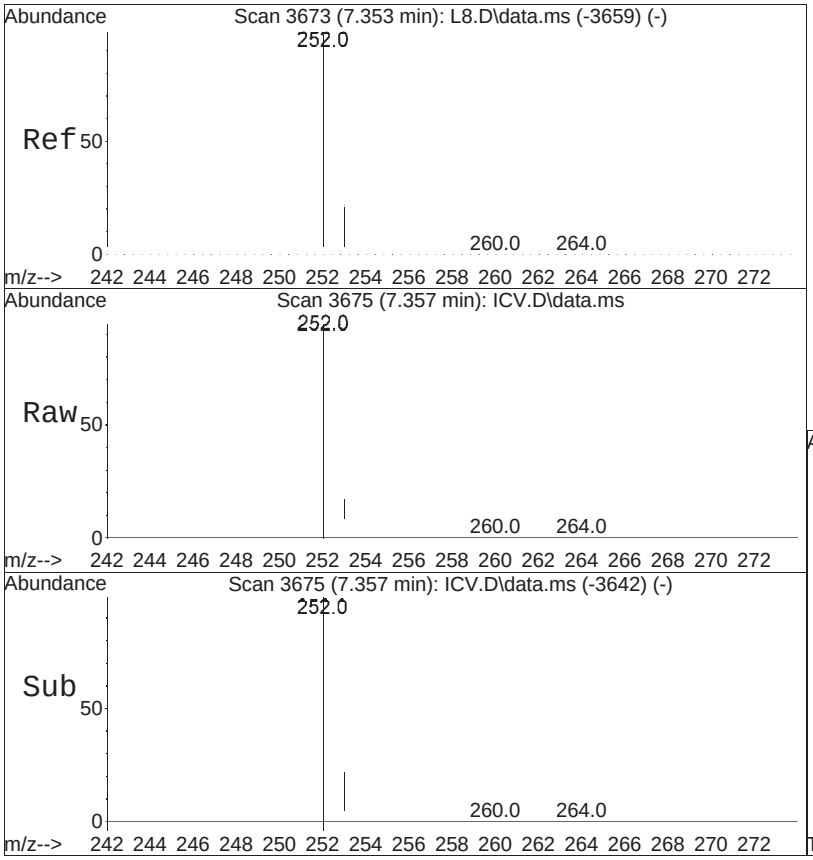


#39
Benzo[b]fluoranthene
Concen: 953.93 ng/ml
RT: 7.357 min Scan# 3675
Delta R.T. 0.004 min
Lab File: ICV.D
Acq: 25 Jun 2025 10:58 pm

Tgt Ion:252 Resp: 251570

| Ion | Ratio | Lower | Upper |
|---|---|---|---|
| 252 | 100 | | |
| 253 | 21.6 | 18.1 | 27.1 |

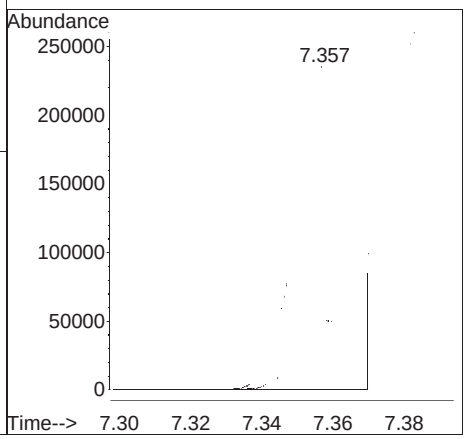

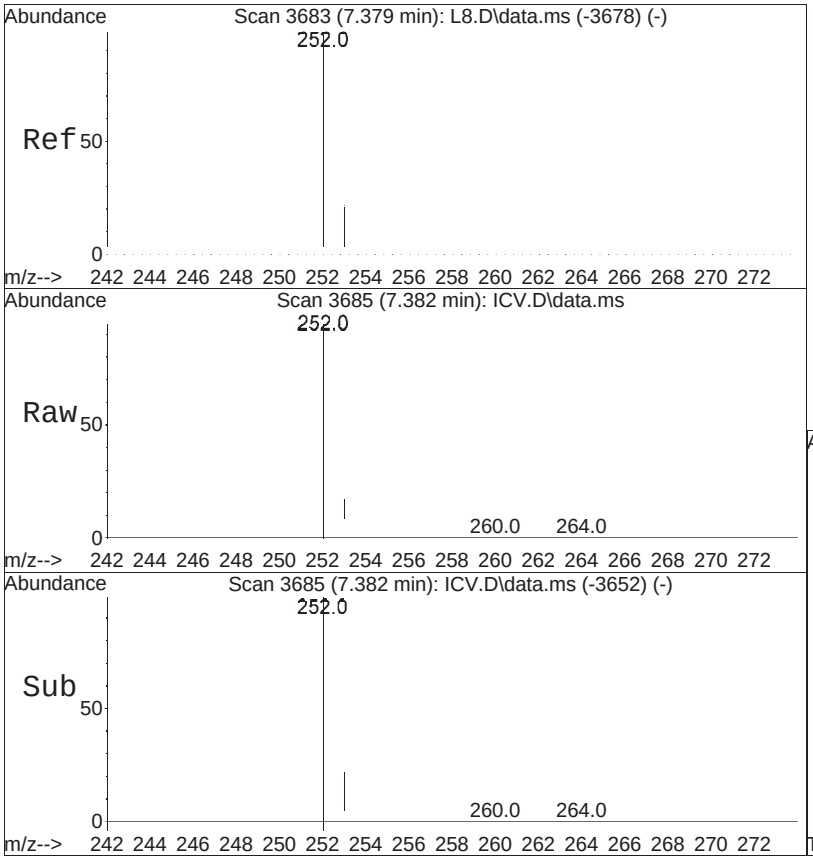


#40
Benzo[k]fluoranthene
Concen: 1086.30 ng/ml M1
RT:  7.382 min  Scan# 3685
Delta R.T.  0.003 min
Lab File:  ICV.D
Acq: 25 Jun 2025  10:58 pm

Tgt Ion:252 Resp:  331327

| Ion | Ratio | Lower | Upper |
|---|---|---|---|
| 252 | 100 | | |
| 253 | 21.1 | 17.0 | 25.4 |

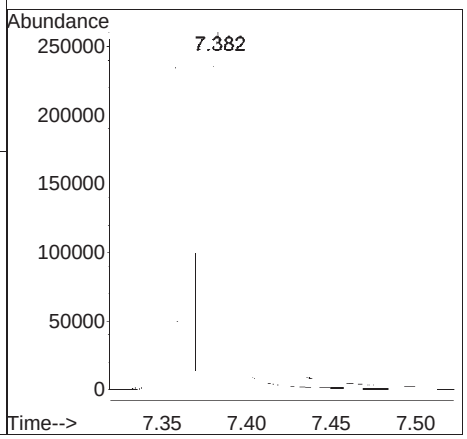

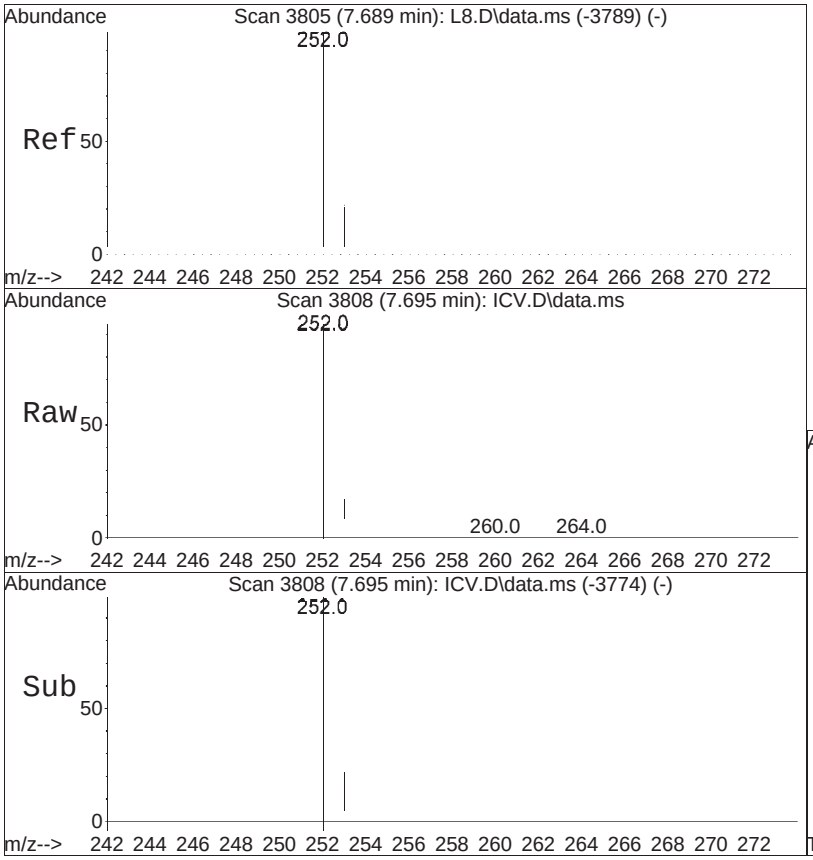


#41
Benzo[a]pyrene
Concen: 1021.07 ng/ml
RT:  7.695 min  Scan# 3808
Delta R.T.  0.006 min
Lab File:  ICV.D
Acq: 25 Jun 2025  10:58 pm

Tgt Ion:252 Resp:  255832

| Ion | Ratio | Lower | Upper |
|---|---|---|---|
| 252 | 100 | | |
| 253 | 21.8 | 17.4 | 26.0 |

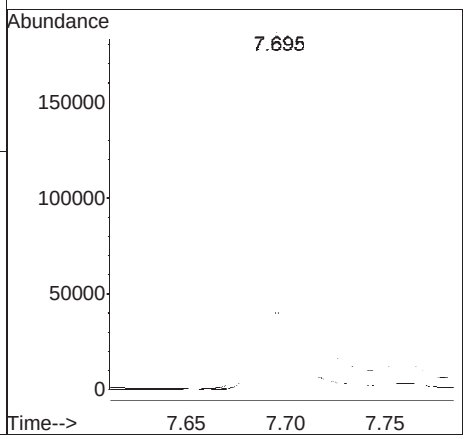




#42
Indeno[1,2,3-cd]pyrene
Concen: 763.11 ng/ml
RT: 9.081 min Scan# 4341
Delta R.T. 0.009 min
Lab File: ICV.D
Acq: 25 Jun 2025 10:58 pm

Tgt Ion:276 Resp: 169376

| Ion | Ratio | Lower | Upper |
|---|---|---|---|
| 276 | 100 | | |
| 138 | 17.2 | 14.4 | 21.6 |

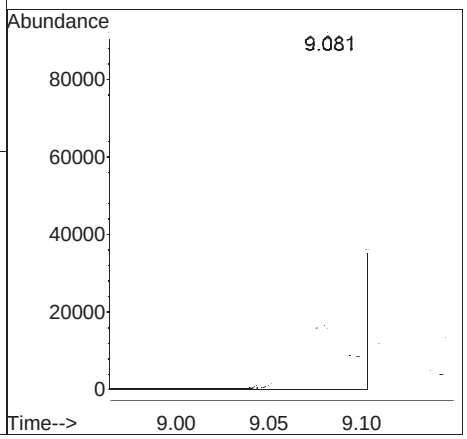

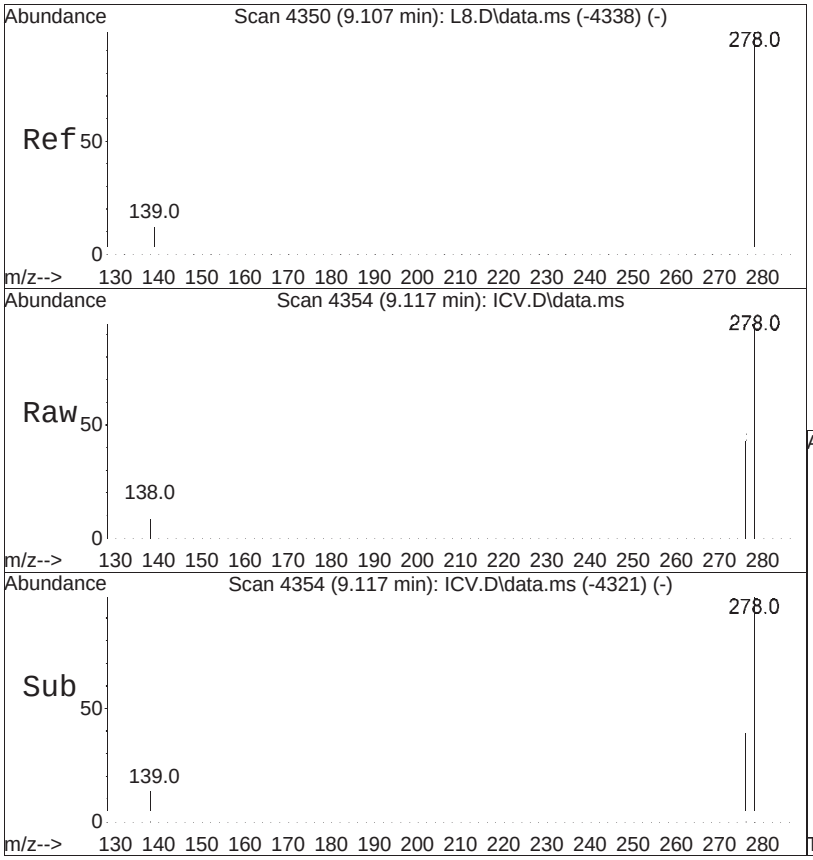


#43
Dibenzo[a,h]anthracene
Concen: 830.40 ng/ml M4
RT: 9.117 min Scan# 4354
Delta R.T. 0.010 min
Lab File: ICV.D
Acq: 25 Jun 2025 10:58 pm

Tgt Ion:278 Resp: 189715

| Ion | Ratio | Lower | Upper |
|---|---|---|---|
| 278 | 100 | | |
| 139 | 14.9 | 12.1 | 18.1 |

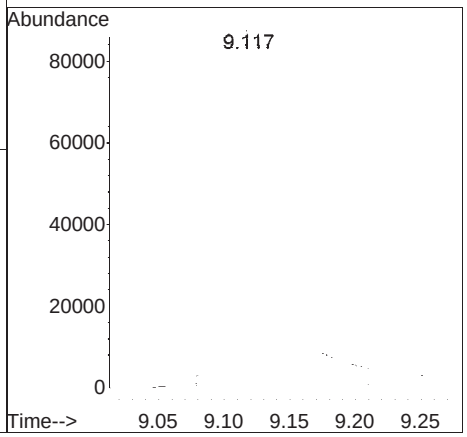




#44
Benzo[g,h,i]perylene
Concen: 1014.33 ng/ml
RT:  9.447 min  Scan# 4475
Delta R.T.  -0.014 min
Lab File:  ICV.D
Acq: 25 Jun 2025  10:58 pm

Tgt Ion:276 Resp:  236052

| Ion | Ratio | Lower | Upper |
|---|---|---|---|
| 276 | 100 | | |
| 138 | 19.4 | 16.0 | 24.0 |

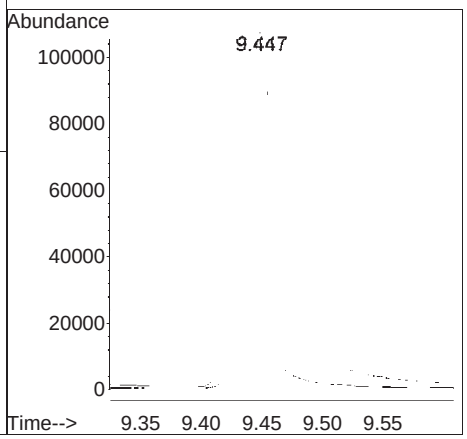

# Manual Integration Report

Data Path : I:\8270SIM\sv119\250625RVT
Data File : ICV.D Operator : sv119:ljg
Date Inj'd : 6/25/2025 10:58 pm Instrument : SV119
Sample : CQICV1,32,,1 Lot# 11696 Quant Date : 6/27/2025 8:31 am

## Compound #40: Benzo[k]fluoranthene

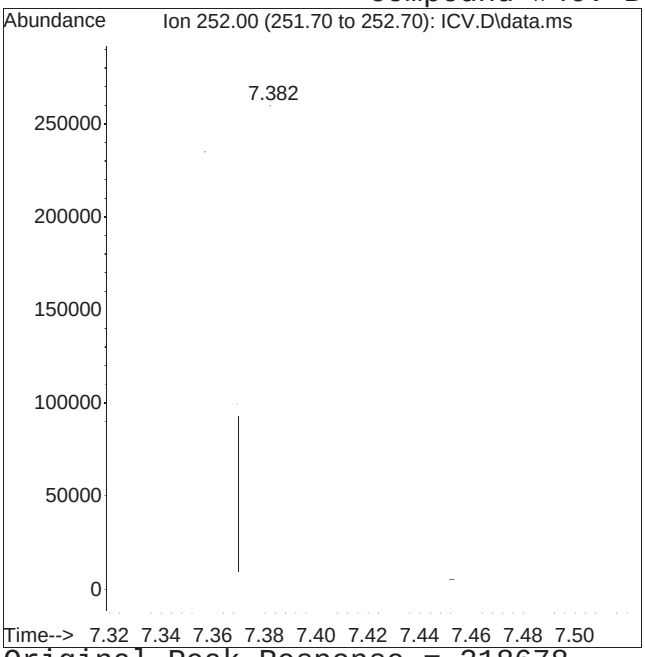


Original Peak Response = 318678

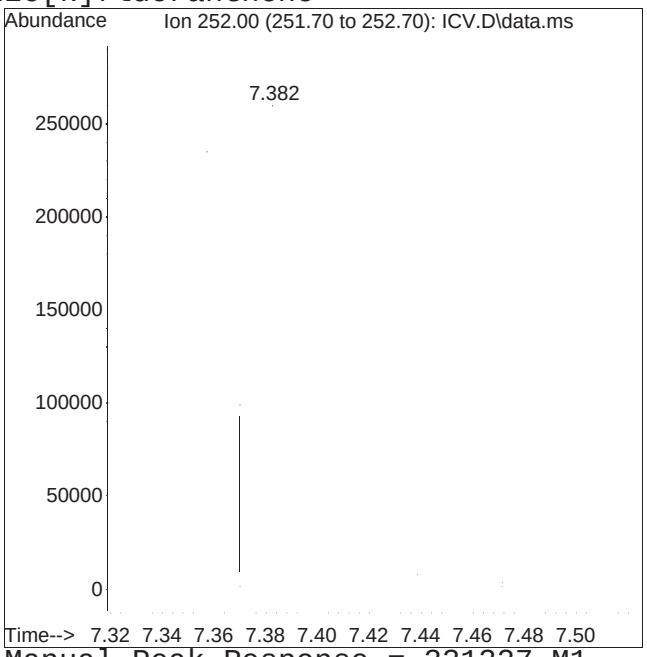


Manual Peak Response = 331327 M1

M1 = Split or tailing peak, auto integration stopped early resulting in false low area count.

Manual Integration Report

Data Path : I:\8270SIM\sv119\250625RVT\Data
Data File : ICV.D
Date Inj'd : 6/25/2025 10:58 pm
Sample : CQICV1,32,,1 Lot# 11696

Quant Method : SIM-RVT_250625_sv119.M
Operator : sv119:ljg
Instrument : SV119
Quant Date : 6/27/2025 8:31 am

Compound #43: Dibenzo[a,h]anthracene

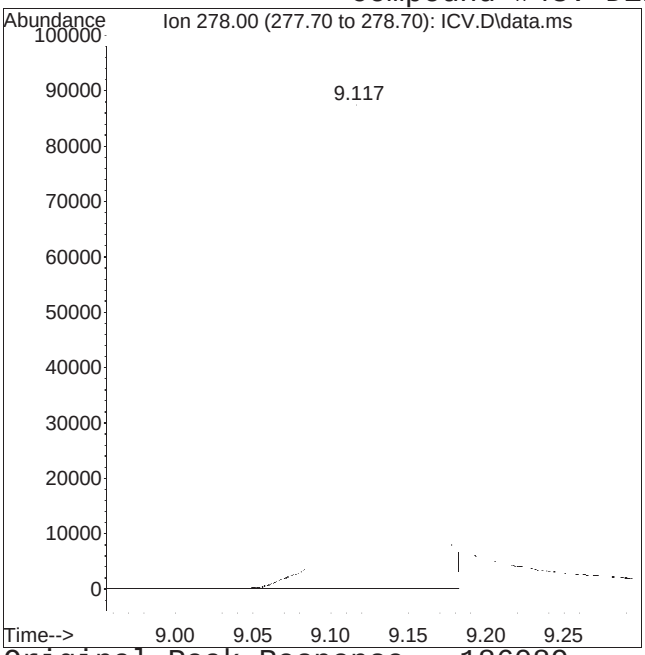


Original Peak Response = 186089

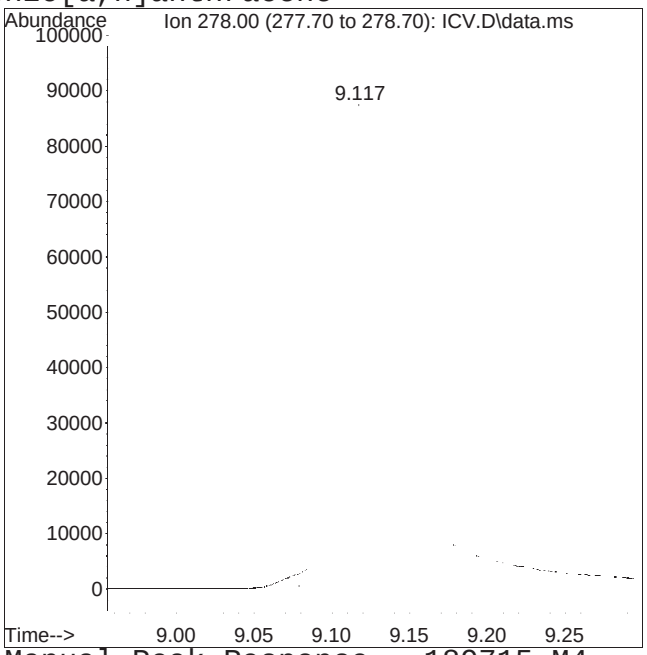


Manual Peak Response = 189715 M4

M4 = Poor automated baseline construction.

## Evaluate Relative Error Report SV119

Method Path : I:\8270SIM\sv119\250625RVTical\
Method File : SIM-RVT_250625_sv119.M
Title : Semivolatiles by GC/MS by modified 8270
Last Update : Fri Jun 27 08:30:34 2025

| | COMPOUND | CalFit | Units | TrueMid | MidConc | %RE | TrueLow | LowConc | %RE |
|---|---|---|---|---|---|---|---|---|---|
| 24 | T 4,6-Dinitro-o-cresol | L | ng/ml | 1000.0 | 911.497 | -8.9 | 40.00 | 50.270 | 25.7 |
| 26 | T Pentachlorophenol | Q | ng/ml | 1000.0 | 955.848 | -4.4 | 10.00 | 12.398 | 24.0 |
| 31 | T Benzidine | L | ng/mL | 1000.0 | 932.924 | -6.7 | 100.00 | 130.059 | 30.1 |
| 34 | T Benzo[a]anthracene | L | ng/ml | 1000.0 | 1004.624 | 0.5 | 1.00 | 1.103 | 10.3 |
| 42 | T Indeno[1,2,3-cd]pyrene | Q | ng/ml | 1000.0 | 998.157 | -0.2 | 5.00 | 6.822 | 36.4 |
| 43 | T Dibenzo[a,h]anthracene | Q | ng/ml | 1000.0 | 1002.716 | 0.3 | 5.00 | 7.149 | 43.0 |

## Calibration Correlation Report

| | COMPOUND | CalFit | CoefOfDet | QuadTerm | LinTerm | Constant |
|---|---|---|---|---|---|---|
| 24 | T 4,6-Dinitro-o-cresol | Linear | 0.997512 | 0.000000 | 0.103977 | -0.000507397 |
| 26 | T Pentachlorophenol | Quadratic | 0.997260 | 0.041351 | 0.104474 | 4.90113e-005 |
| 31 | T Benzidine | Linear | 0.990129 | 0.000000 | 0.975119 | -0.0311604 |
| 34 | T Benzo[a]anthracene | Linear | 0.999571 | 0.000000 | 1.35093 | 0.00268822 |
| 42 | T Indeno[1,2,3-cd]pyrene | Quadratic | 0.998651 | 0.178612 | 0.899958 | -0.000734951 |
| 43 | T Dibenzo[a,h]anthracene | Quadratic | 0.998664 | 0.102143 | 0.941053 | -0.000999099 |

# Continuing Calibration

# Calibration Verification Summary
# Form 7
# Semivolatiles

| | | | | | |
|---|---|---|---|---|---|
| **Client** | : Roux Env. Eng. & Geology, DPC | **Lab Number** | : L2555281 | | |
| **Project Name** | : CORAM MATERIALS | **Project Number** | : 2232.0006Y005 | | |
| **Instrument ID** | : SV119 | **Calibration Date** | : 09/05/25 12:56 | | |
| **Lab File ID** | : CCV0905B | **Init. Calib. Date(s)** | : 06/25/25 | 06/25/25 | |
| **Sample No** | : WG2111182-3 | **Init. Calib. Times** | : 20:07 | 22:41 | |
| **Channel** | : | | | | |

| Compound | Ave. RRF | RRF | Min RRF | %D | Max %D | Area% | Dev(min) |
|---|---|---|---|---|---|---|---|
| 1,4-Dichlorobenzene-d4 | 1 | 1 | .05 | 0 | 20 | 130 | 0 |
| N-Nitrosodimethylamine | 0.682 | 0.451 | .05 | 33.9* | 20 | 86 | 0 |
| 2-Fluorophenol | 1.156 | 0.731 | .05 | 36.8* | 20 | 86 | 0 |
| Phenol-d6 | 1.436 | 1.406 | .05 | 2.1 | 20 | 128 | 0 |
| Bis(2-chloroethyl)ether | 1.247 | 1.096 | .05 | 12.1 | 20 | 121 | 0 |
| n-nitrosodi-n-propylamine | 0.929 | 0.856 | .05 | 7.9 | 20 | 120 | 0 |
| Hexachloroethane | 0.514 | 0.498 | .05 | 3.1 | 20 | 127 | 0 |
| Nitrobenzene-d5 | 1.315 | 1.292 | .05 | 1.7 | 20 | 130 | 0 |
| Naphthalene-d8 | 1 | 1 | .05 | 0 | 20 | 121 | 0 |
| Naphthalene | 1.086 | 0.987 | .05 | 9.1 | 20 | 116 | 0 |
| Hexachlorobutadiene | 0.204 | 0.19 | .05 | 6.9 | 20 | 116 | 0 |
| 2-Methylnaphthalene | 0.692 | 0.633 | .05 | 8.5 | 20 | 117 | 0 |
| 1-Methylnaphthalene | 0.7 | 0.658 | .05 | 6 | 20 | 115 | 0 |
| 2-Fluorobiphenyl | 0.896 | 0.859 | .05 | 4.1 | 20 | 117 | 0 |
| 2-Chloronaphthalene | 0.753 | 0.735 | .05 | 2.4 | 20 | 118 | 0 |
| 2,6-Dinitrotoluene | 0.162 | 0.191 | .05 | -17.9 | 20 | 136 | 0 |
| Acenaphthylene | 1.266 | 1.207 | .05 | 4.7 | 20 | 112 | 0 |
| Acenaphthene-d10 | 1 | 1 | .05 | 0 | 20 | 119 | 0 |
| Acenaphthene | 1.324 | 1.238 | .05 | 6.5 | 20 | 114 | 0 |
| 2,4-Dinitrotoluene | 0.363 | 0.456 | .05 | -25.6* | 20 | 142 | 0 |
| Fluorene | 1.596 | 1.454 | .05 | 8.9 | 20 | 110 | 0 |
| 2,4,6-Tribromophenol | 0.23 | 0.22 | .05 | 4.3 | 20 | 111 | 0 |
| Phenanthrene-d10 | 1 | 1 | .05 | 0 | 20 | 119 | 0 |
| 4,6-Dinitro-o-cresol | 1000 | 1311.136 | .05 | -31.1* | 20 | 173 | 0 |
| Hexachlorobenzene | 0.282 | 0.221 | .05 | 21.6* | 20 | 99 | 0 |
| Pentachlorophenol | 1000 | 991.613 | .05 | 0.8 | 20 | 124 | 0 |
| Phenanthrene | 1.21 | 1.065 | .05 | 12 | 20 | 110 | 0 |
| Anthracene | 1.222 | 1.099 | .05 | 10.1 | 20 | 107 | 0 |
| Fluoranthene | 1.594 | 1.308 | .05 | 17.9 | 20 | 98 | 0 |
| Pyrene | 1.677 | 1.358 | .05 | 19 | 20 | 96 | 0 |
| Benzidine | 1000 | 548.78 | .05 | 45.1* | 20 | 62 | 0 |
| 4-Terphenyl-d14 | 1.106 | 0.862 | .05 | 22.1* | 20 | 92 | 0 |
| Chrysene-d12 | 1 | 1 | .05 | 0 | 20 | 98 | 0 |
| Benzo[a]anthracene | 1000 | 965.482 | .05 | 3.5 | 20 | 94 | 0 |
| 3,3'-Dichlorobenzidine | 0.534 | 0.578 | .05 | -8.2 | 20 | 96 | 0 |
| Chrysene | 1.304 | 1.223 | .05 | 6.2 | 20 | 91 | 0 |
| Bis(2-ethylhexyl)phthalate | 0.716 | 0.83 | .05 | -15.9 | 20 | 109 | 0 |
| Perylene-d12 | 1 | 1 | .05 | 0 | 20 | 95 | 0 |
| Benzo[b]fluoranthene | 1.105 | 1.219 | .05 | -10.3 | 20 | 96 | 0 |
| Benzo[k]fluoranthene | 1.278 | 1.257 | .05 | 1.6 | 20 | 89 | 0 |
| Benzo[a]pyrene | 1.05 | 1.153 | .05 | -9.8 | 20 | 94 | 0 |
| Indeno[1,2,3-cd]pyrene | 1000 | 1161.513 | .05 | -16.2 | 20 | 111 | 0 |
| Dibenzo[a,h]anthracene | 1000 | 1089.514 | .05 | -9 | 20 | 103 | 0 |

* Value outside of QC limits.

# Calibration Verification Summary
# Form 7
# Semivolatiles

| | | | | | |
|---|---|---|---|---|---|
| **Client** | : Roux Env. Eng. & Geology, DPC | **Lab Number** | : L2555281 | | |
| **Project Name** | : CORAM MATERIALS | **Project Number** | : 2232.0006Y005 | | |
| **Instrument ID** | : SV119 | **Calibration Date** | : 09/05/25 12:56 | | |
| **Lab File ID** | : CCV0905B | **Init. Calib. Date(s)** | : 06/25/25 | 06/25/25 | |
| **Sample No** | : WG2111182-3 | **Init. Calib. Times** | : 20:07 | 22:41 | |
| **Channel** | : | | | | |

| Compound | Ave. RRF | RRF | Min RRF | %D | Max %D | Area% | Dev(min) |
|---|---|---|---|---|---|---|---|
| Benzo[g,h,i]perylene | 0.975 | 1.063 | .05 | -9 | 20 | 92 | 0 |

* Value outside of QC limits.

# Evaluate Continuing Calibration Report

Data Path : I:\8270SIM\sv119\250905bRVT\
Data File : ccv0905b.D
Acq On : 05 Sep 2025 12:56 pm
Operator : sv119:rp
Sample : WG2111182-3,32,,ICV 11696 (0902a)
Misc : WG2111182,,ical22426
ALS Vial : 49 Sample Multiplier: 1

Quant Time: Sep 05 13:13:01 2025
Quant Method : I:\8270SIM\sv119\250905bRVT\SIM-RVT_250625_sv119.M
Quant Title : Semivolatiles by GC/MS by modified 8270
QLast Update : Fri Sep 05 13:13:28 2025
Response via : Initial Calibration

Min. RRF : 0.050 Min. Rel. Area : 50% Max. R.T. Dev 0.50min
Max. RRF Dev : 20% Max. Rel. Area : 200%

| | | Compound | AvgRF | CCRF | %Dev | Area% | Dev(min) |
|---|---|---|---|---|---|---|---|
| 1 | i | 1,4-Dichlorobenzene-d4 | 1.000 | 1.000 | 0.0 | 130 | 0.00 |
| 2 | T | N-Nitrosodimethylamine | 0.682 | 0.451 | 33.9# | 86 | 0.00 |
| 3 | s | 2-Fluorophenol | 1.156 | 0.731 | 36.8# | 86 | 0.00 |
| 4 | s | Phenol-d6 | 1.436 | 1.406 | 2.1 | 128 | 0.00 |
| 5 | T | Bis(2-chloroethyl)ether | 1.247 | 1.096 | 12.1 | 121 | 0.00 |
| 6 | T | n-nitrosodi-n-propylamine | 0.929 | 0.856 | 7.9 | 120 | 0.00 |
| 7 | t | Hexachloroethane | 0.514 | 0.498 | 3.1 | 127 | 0.00 |
| 8 | s | Nitrobenzene-d5 | 1.315 | 1.292 | 1.7 | 130 | 0.00 |
| 9 | i | Naphthalene-d8 | 1.000 | 1.000 | 0.0 | 121 | 0.00 |
| 10 | t | Naphthalene | 1.086 | 0.987 | 9.1 | 116 | 0.00 |
| 11 | t | Hexachlorobutadiene | 0.204 | 0.190 | 6.9 | 116 | 0.00 |
| 12 | t | 2-Methylnaphthalene | 0.692 | 0.633 | 8.5 | 117 | 0.00 |
| 13 | t | 1-Methylnaphthalene | 0.700 | 0.658 | 6.0 | 115 | 0.00 |
| 14 | s | 2-Fluorobiphenyl | 0.896 | 0.859 | 4.1 | 117 | 0.00 |
| 15 | t | 2-Chloronaphthalene | 0.753 | 0.735 | 2.4 | 118 | 0.00 |
| 16 | t | 2,6-Dinitrotoluene | 0.162 | 0.191 | -17.9 | 136 | 0.00 |
| 17 | t | Acenaphthylene | 1.266 | 1.207 | 4.7 | 112 | 0.00 |
| 18 | i | Acenaphthene-d10 | 1.000 | 1.000 | 0.0 | 119 | 0.00 |
| 19 | t | Acenaphthene | 1.324 | 1.238 | 6.5 | 114 | 0.00 |
| 20 | t | 2,4-Dinitrotoluene | 0.363 | 0.456 | -25.6# | 142 | 0.00 |
| 21 | t | Fluorene | 1.596 | 1.454 | 8.9 | 110 | 0.00 |
| 22 | s | 2,4,6-Tribromophenol | 0.230 | 0.220 | 4.3 | 111 | 0.00 |
| 23 | i | Phenanthrene-d10 | 1.000 | 1.000 | 0.0 | 119 | 0.00 |
| 24 | T | 4,6-Dinitro-o-cresol | *1000.000 | 1311.136 | -31.1# | 173 | 0.00 |
| 25 | t | Hexachlorobenzene | 0.282 | 0.221 | 21.6# | 99 | 0.00 |
| 26 | t | Pentachlorophenol | *1000.000 | 991.613 | 0.8 | 124 | 0.00 |
| 27 | t | Phenanthrene | 1.210 | 1.065 | 12.0 | 110 | 0.00 |
| 28 | t | Anthracene | 1.222 | 1.099 | 10.1 | 107 | 0.00 |
| 29 | t | Fluoranthene | 1.594 | 1.308 | 17.9 | 98 | 0.00 |
| 30 | t | Pyrene | 1.677 | 1.358 | 19.0 | 96 | 0.00 |
| 31 | T | Benzidine | *1000.000 | 548.780 | 45.1# | 62 | 0.00 |
| 32 | s | 4-Terphenyl-d14 | 1.106 | 0.862 | 22.1# | 92 | 0.00 |
| 33 | i | Chrysene-d12 | 1.000 | 1.000 | 0.0 | 98 | 0.00 |
| 34 | t | Benzo[a]anthracene | *1000.000 | 965.482 | 3.5 | 94 | 0.00 |
| 35 | t | 3,3'-Dichlorobenzidine | 0.534 | 0.578 | -8.2 | 96 | 0.00 |

Evaluate Continuing Calibration Report

Data Path : I:\8270SIM\sv119\250905bRVT\
Data File : ccv0905b.D
Acq On : 05 Sep 2025 12:56 pm
Operator : sv119:rp
Sample : WG2111182-3,32,,ICV 11696 (0902a)
Misc : WG2111182,,ical22426
ALS Vial : 49 Sample Multiplier: 1

Quant Time: Sep 05 13:13:01 2025
Quant Method : I:\8270SIM\sv119\250905bRVT\SIM-RVT_250625_sv119.M
Quant Title : Semivolatiles by GC/MS by modified 8270
QLast Update : Fri Sep 05 13:13:28 2025
Response via : Initial Calibration

Min. RRF : 0.050 Min. Rel. Area : 50% Max. R.T. Dev 0.50min
Max. RRF Dev : 20% Max. Rel. Area : 200%

| | | Compound | AvgRF | CCRF | %Dev | Area% | Dev(min) |
|---|---|---|---|---|---|---|---|
| 36 | t | Chrysene | 1.304 | 1.223 | 6.2 | 91 | 0.00 |
| 37 | T | Bis(2-ethylhexyl)phthalate | 0.716 | 0.830 | -15.9 | 109 | 0.00 |
| 38 | i | Perylene-d12 | 1.000 | 1.000 | 0.0 | 95 | 0.00 |
| 39 | t | Benzo[b]fluoranthene | 1.105 | 1.219 | -10.3 | 96 | 0.00 |
| 40 | t | Benzo[k]fluoranthene | 1.278 | 1.257 | 1.6 | 89 | 0.00 |
| 41 | t | Benzo[a]pyrene | 1.050 | 1.153 | -9.8 | 94 | 0.00 |
| 42 | t | Indeno[1,2,3-cd]pyrene | *1000.000 | 1161.513 | -16.2 | 111 | 0.00 |
| 43 | t | Dibenzo[a,h]anthracene | *1000.000 | 1089.514 | -9.0 | 103 | 0.00 |
| 44 | t | Benzo[g,h,i]perylene | 0.975 | 1.063 | -9.0 | 92 | 0.00 |

* Evaluation of CC level amount vs concentration.
(#) = Out of Range SPCC's out = 0 CCC's out = 0

Quantitation Report (QT Reviewed)

Data Path : I:\8270SIM\sv119\250905bRVT\
Data File : ccv0905b.D
Acq On : 05 Sep 2025 12:56 pm
Operator : sv119:rp
Sample : WG2111182-3,32,,ICV 11696 (0902a)
Misc : WG2111182,,ical22426
ALS Vial : 49 Sample Multiplier: 1

Quant Time: Sep 05 13:13:01 2025
Quant Method : I:\8270SIM\sv119\250905bRVT\SIM-RVT_250625_sv119.M
Quant Title : Semivolatiles by GC/MS by modified 8270
QLast Update : Fri Sep 05 13:13:28 2025
Response via : Initial Calibration

Sub List : Default - All compounds listed

| Compound | R.T. | QIon | Response | Conc | Units | Dev(Min) |
|---|---|---|---|---|---|---|
| Internal Standards | | | | | | |
| 1) 1,4-Dichlorobenzene-d4 | 2.227 | 152 | 186973 | 4000.000 | ng/ml | 0.00 |
| 9) Naphthalene-d8 | 2.887 | 136 | 685748 | 4000.000 | ng/ml | 0.00 |
| 18) Acenaphthene-d10 | 3.858 | 164 | 411948 | 4000.000 | ng/ml | 0.00 |
| 23) Phenanthrene-d10 | 4.694 | 188 | 860767 | 4000.000 | ng/ml | 0.00 |
| 33) Chrysene-d12 | 6.285 | 240 | 852026 | 4000.000 | ng/ml | 0.00 |
| 38) Perylene-d12 | 7.480 | 264 | 865644 | 4000.000 | ng/ml | 0.00 |
| System Monitoring Compounds | | | | | | |
| 3) 2-Fluorophenol | 1.643 | 112 | 34188 | 632.766 | ng/ml | 0.00 |
| Spiked Amount 2000.000 | Range 15 - 110 | | Recovery = 31.64% | | | |
| 4) Phenol-d6 | 2.051 | 99 | 65715 | 979.197 | ng/ml | 0.00 |
| Spiked Amount 2000.000 | Range 15 - 110 | | Recovery = 48.96% | | | |
| 8) Nitrobenzene-d5 | 2.507 | 82 | 60389 | 982.665 | ng/ml | 0.00 |
| Spiked Amount 1000.000 | Range 30 - 130 | | Recovery = 98.27% | | | |
| 14) 2-Fluorobiphenyl | 3.480 | 172 | 147240 | 958.187 | ng/ml | 0.00 |
| Spiked Amount 1000.000 | Range 30 - 130 | | Recovery = 95.82% | | | |
| 22) 2,4,6-Tribromophenol | 4.304 | 330 | 22651 | 957.678 | ng/ml | 0.00 |
| Spiked Amount 2000.000 | Range 15 - 110 | | Recovery = 47.88% | | | |
| 32) 4-Terphenyl-d14 | 5.629 | 244 | 185590 | 779.899 | ng/ml | 0.00 |
| Spiked Amount 1000.000 | Range 30 - 130 | | Recovery = 77.99% | | | |
| Target Compounds | | | | | | Qvalue |
| 2) N-Nitrosodimethylamine | 1.195 | 74 | 21061 | 660.447 | ng/mL | 78 |
| 5) Bis(2-chloroethyl)ether | 2.090 | 93 | 51246 | 878.885 | ng/ml | 99 |
| 6) n-nitrosodi-n-propylamine | 2.427 | 70 | 39989 | 920.538 | ng/ml | 97 |
| 7) Hexachloroethane | 2.483 | 117 | 23261 | 968.960 | ng/ml | 99 |
| 10) Naphthalene | 2.896 | 128 | 169274 | 908.923 | ng/ml | 100 |
| 11) Hexachlorobutadiene | 2.968 | 225 | 32557 | 931.932 | ng/ml | 100 |
| 12) 2-Methylnaphthalene | 3.275 | 142 | 108523 | 914.844 | ng/ml | 100 |
| 13) 1-Methylnaphthalene | 3.329 | 142 | 112759 | 939.876 | ng/ml | 100 |
| 15) 2-Chloronaphthalene | 3.545 | 162 | 126088 | 976.155 | ng/ml | 100 |
| 16) 2,6-Dinitrotoluene | 3.741 | 165 | 32830 | 1178.686 | ng/ml | 98 |
| 17) Acenaphthylene | 3.776 | 152 | 206909 | 953.592 | ng/ml | 100 |
| 19) Acenaphthene | 3.876 | 153 | 127462 | 934.475 | ng/ml | 93 |
| 20) 2,4-Dinitrotoluene | 3.968 | 165 | 46950 | 1255.489 | ng/ml# | 82 |
| 21) Fluorene | 4.164 | 166 | 149747 | 911.001 | ng/ml | 99 |
| 24) 4,6-Dinitro-o-cresol | 4.196 | 198 | 28900 | 1311.136 | ng/ml | 100 |
| 25) Hexachlorobenzene | 4.484 | 284 | 47525M4 | 783.174 | ng/ml | |
| 26) Pentachlorophenol | 4.597 | 266 | 24523 | 991.613 | ng/ml | 100 |
| 27) Phenanthrene | 4.705 | 178 | 229160 | 880.165 | ng/ml | 99 |

Quantitation Report (QT Reviewed)

Data Path : I:\8270SIM\sv119\250905bRVT\
Data File : ccv0905b.D
Acq On : 05 Sep 2025 12:56 pm
Operator : sv119:rp
Sample : WG2111182-3,32,,ICV 11696 (0902a)
Misc : WG2111182,,ical22426
ALS Vial : 49 Sample Multiplier: 1

Quant Time: Sep 05 13:13:01 2025
Quant Method : I:\8270SIM\sv119\250905bRVT\SIM-RVT_250625_sv119.M
Quant Title : Semivolatiles by GC/MS by modified 8270
QLast Update : Fri Sep 05 13:13:28 2025
Response via : Initial Calibration

Sub List : Default - All compounds listed

| Compound | R.T. | QIon | Response | Conc | Units | Dev(Min) |
|---|---|---|---|---|---|---|
| 28) Anthracene | 4.735 | 178 | 236523 | 899.595 | ng/ml | 100 |
| 29) Fluoranthene | 5.399 | 202 | 281473 | 820.769 | ng/ml | 100 |
| 30) Pyrene | 5.533 | 202 | 292128 | 809.464 | ng/ml | 100 |
| 31) Benzidine | 5.479 | 184 | 88333 | 548.780 | ng/mL | 100 |
| 34) Benzo[a]anthracene | 6.275 | 228 | 280114 | 965.482 | ng/ml | 100 |
| 35) 3,3'-Dichlorobenzidine | 6.264 | 252 | 123117 | 1082.601 | ng/ml | 100 |
| 36) Chrysene | 6.301 | 228 | 260599 | 938.327 | ng/ml | 100 |
| 37) Bis(2-ethylhexyl)phtha... | 6.305 | 149 | 176862 | 1159.750 | ng/ml | 99 |
| 39) Benzo[b]fluoranthene | 7.109 | 252 | 263877 | 1103.268 | ng/ml | 98 |
| 40) Benzo[k]fluoranthene | 7.133 | 252 | 272027 | 983.394 | ng/ml | 99 |
| 41) Benzo[a]pyrene | 7.413 | 252 | 249582 | 1098.332 | ng/ml | 100 |
| 42) Indeno[1,2,3-cd]pyrene | 8.676 | 276 | 238618 | 1161.513 | ng/ml | 100 |
| 43) Dibenzo[a,h]anthracene | 8.711 | 278 | 227579M6 | 1089.514 | ng/ml | |
| 44) Benzo[g,h,i]perylene | 9.012 | 276 | 230078 | 1090.103 | ng/ml | 100 |

(#) = qualifier out of range (m) = manual integration (+) = signals summed

Quantitation Report (QT Reviewed)

Data Path : I:\8270SIM\sv119\250905bRVT\
Data File : ccv0905b.D
Acq On : 05 Sep 2025 12:56 pm
Operator : sv119:rp
Sample : WG2111182-3,32,,ICV 11696 (0902a)
Misc : WG2111182,,ical22426
ALS Vial : 49 Sample Multiplier: 1

Quant Time: Sep 05 13:13:01 2025
Quant Method : I:\8270SIM\sv119\250905bRVT\SIM-RVT_250625_sv119.M
Quant Title : Semivolatiles by GC/MS by modified 8270
QLast Update : Fri Sep 05 13:13:28 2025
Response via : Initial Calibration

Sub List : Default - All compounds listed

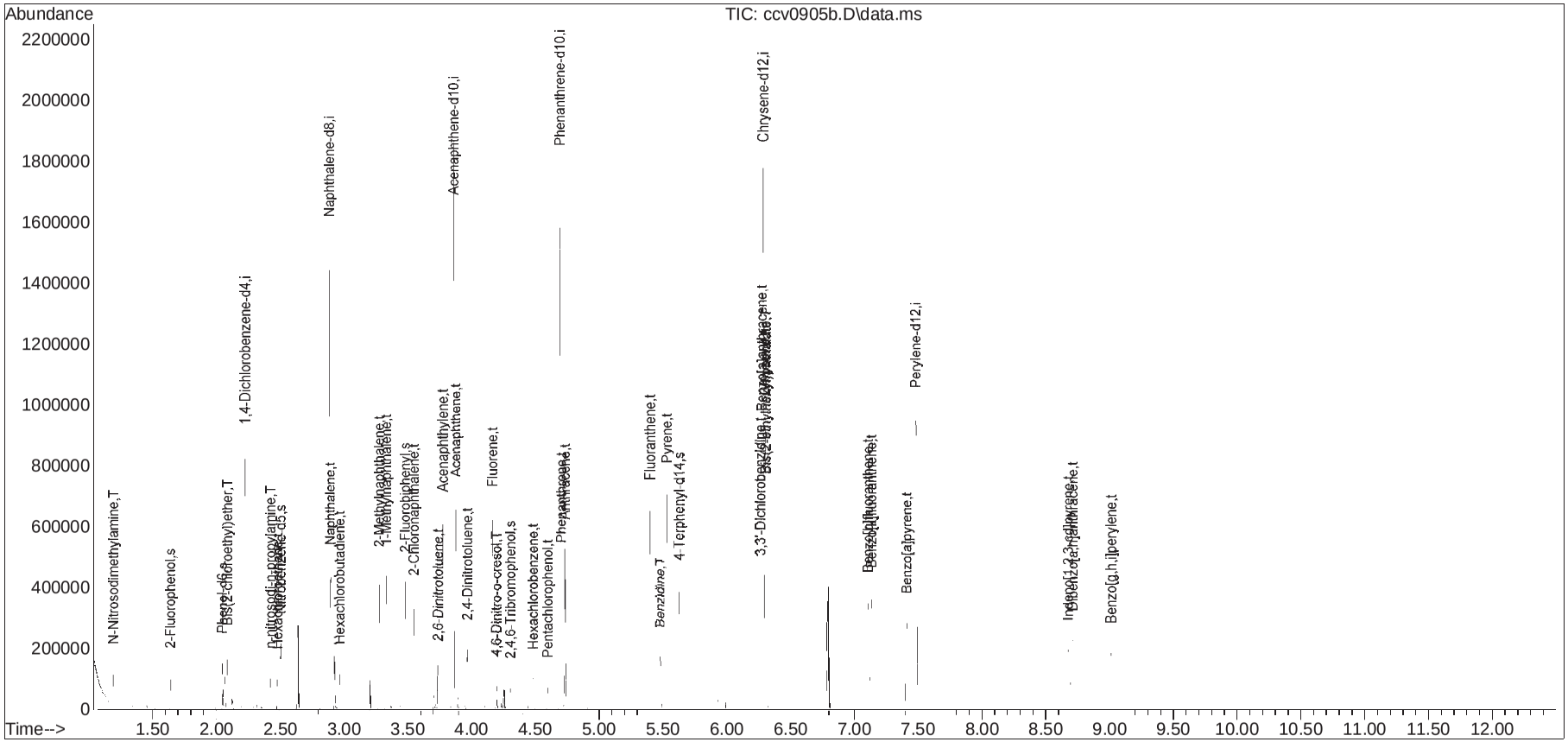

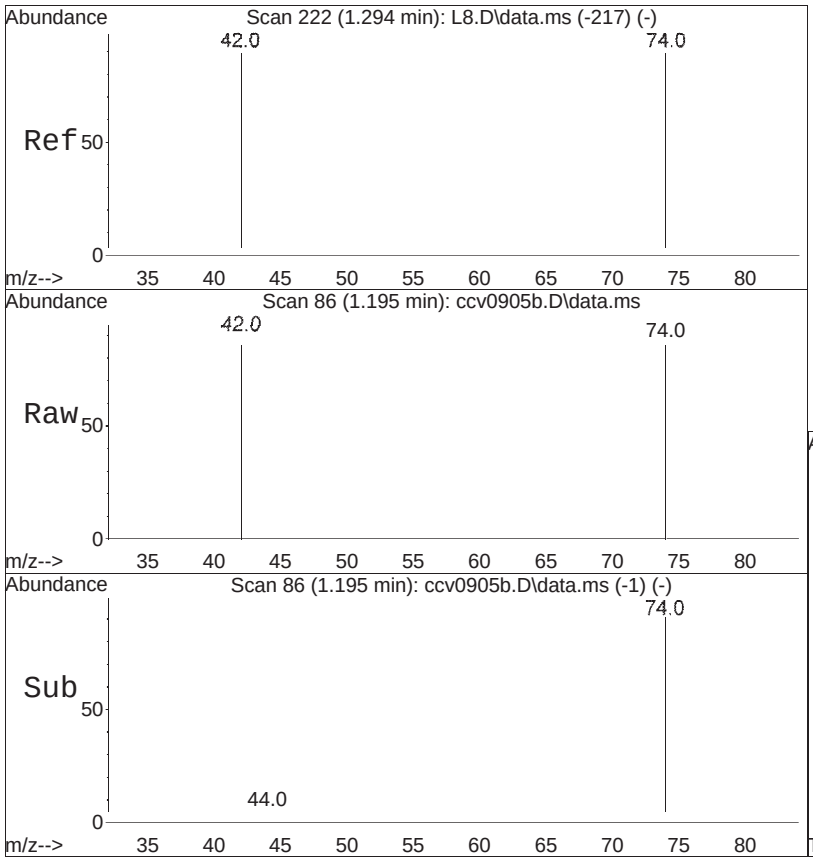


#2
N-Nitrosodimethylamine
Concen: 660.45 ng/mL
RT: 1.195 min Scan# 86
Delta R.T. 0.000 min
Lab File: ccv0905b.D
Acq: 05 Sep 2025 12:56 pm

Tgt Ion: 74 Resp: 21061

| Ion | Ratio | Lower | Upper |
|---|---|---|---|
| 74 | 100 | | |
| 42 | 317.1 | 293.4 | 440.0 |
| 44 | 5.1 | 4.3 | 6.5 |

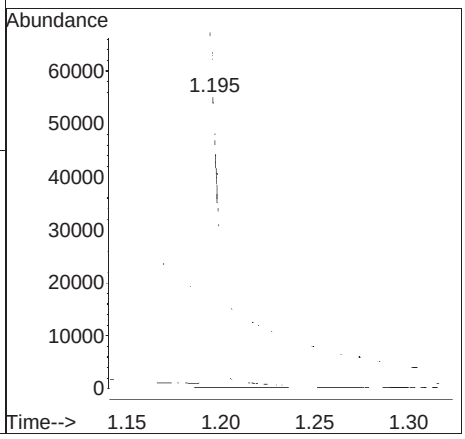

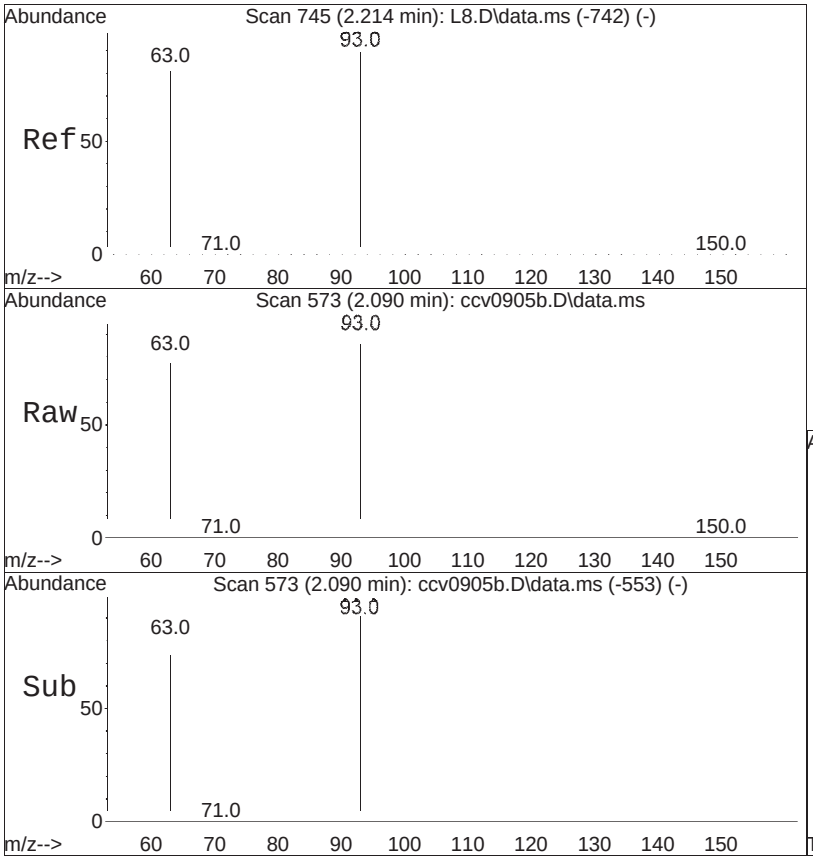


#5
Bis(2-chloroethyl)ether
Concen: 878.89 ng/ml
RT: 2.090 min Scan# 573
Delta R.T. 0.000 min
Lab File: ccv0905b.D
Acq: 05 Sep 2025 12:56 pm

Tgt Ion: 93 Resp: 51246

| Ion | Ratio | Lower | Upper |
|---|---|---|---|
| 93 | 100 | | |
| 63 | 79.4 | 62.9 | 94.3 |

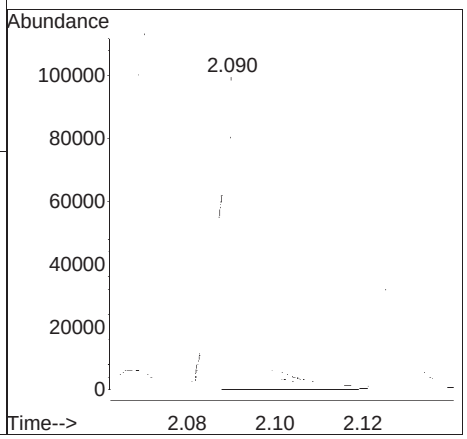

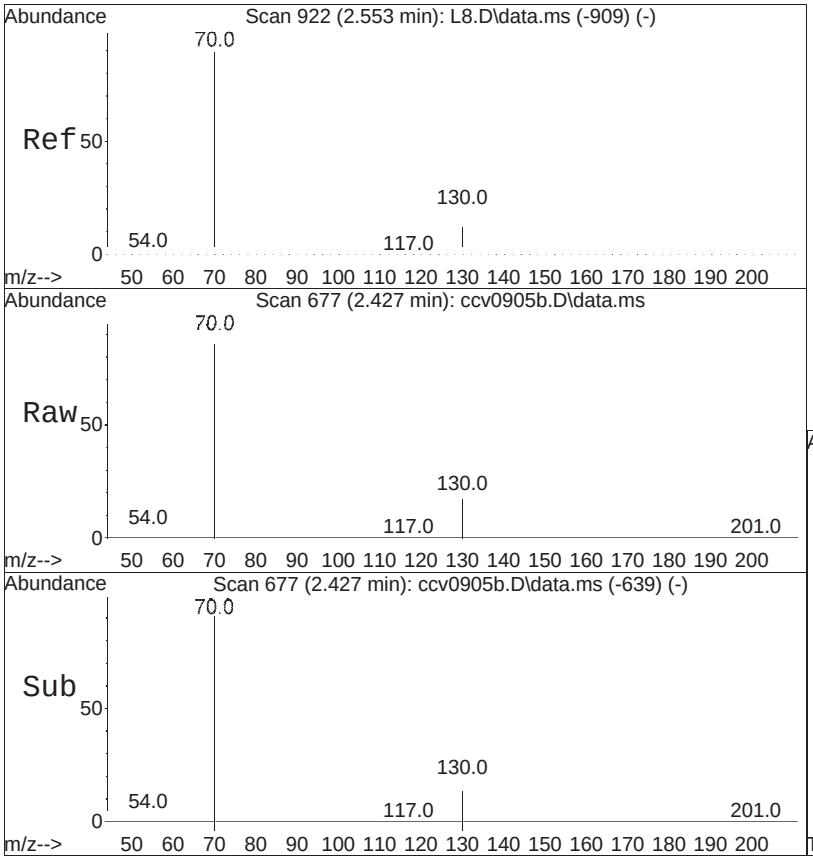


#6
n-nitrosodi-n-propylamine
Concen: 920.54 ng/ml
RT: 2.427 min Scan# 677
Delta R.T. 0.000 min
Lab File: ccv0905b.D
Acq: 05 Sep 2025 12:56 pm

Tgt Ion: 70 Resp: 39989

| Ion | Ratio | Lower | Upper |
|---|---|---|---|
| 70 | 100 | | |
| 130 | 18.9 | 16.4 | 24.6 |

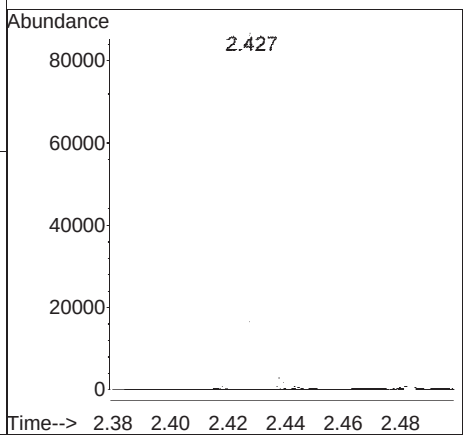

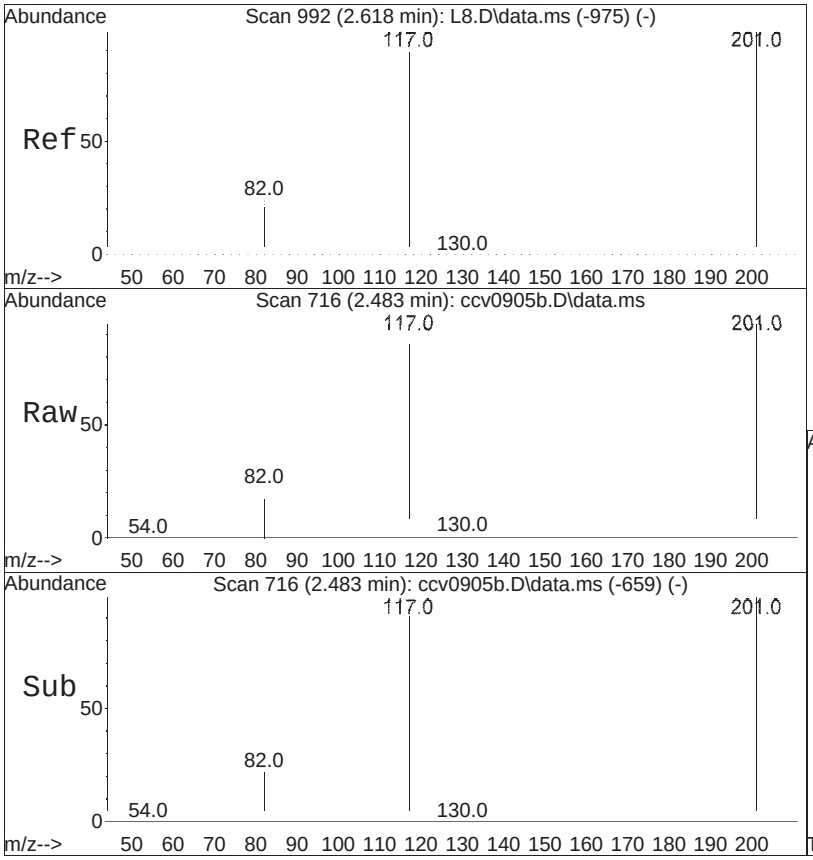


#7
Hexachloroethane
Concen: 968.96 ng/ml
RT: 2.483 min Scan# 716
Delta R.T. 0.000 min
Lab File: ccv0905b.D
Acq: 05 Sep 2025 12:56 pm

Tgt Ion:117 Resp: 23261

| Ion | Ratio | Lower | Upper |
|---|---|---|---|
| 117 | 100 | | |
| 201 | 102.1 | 82.9 | 124.3 |

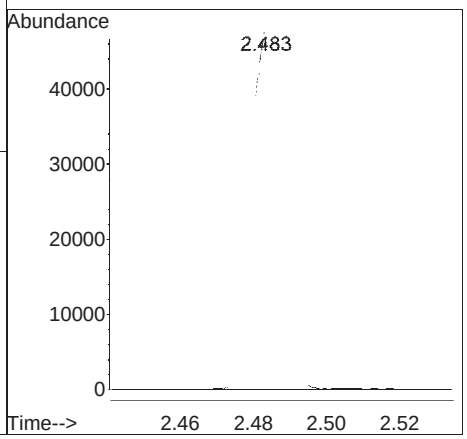

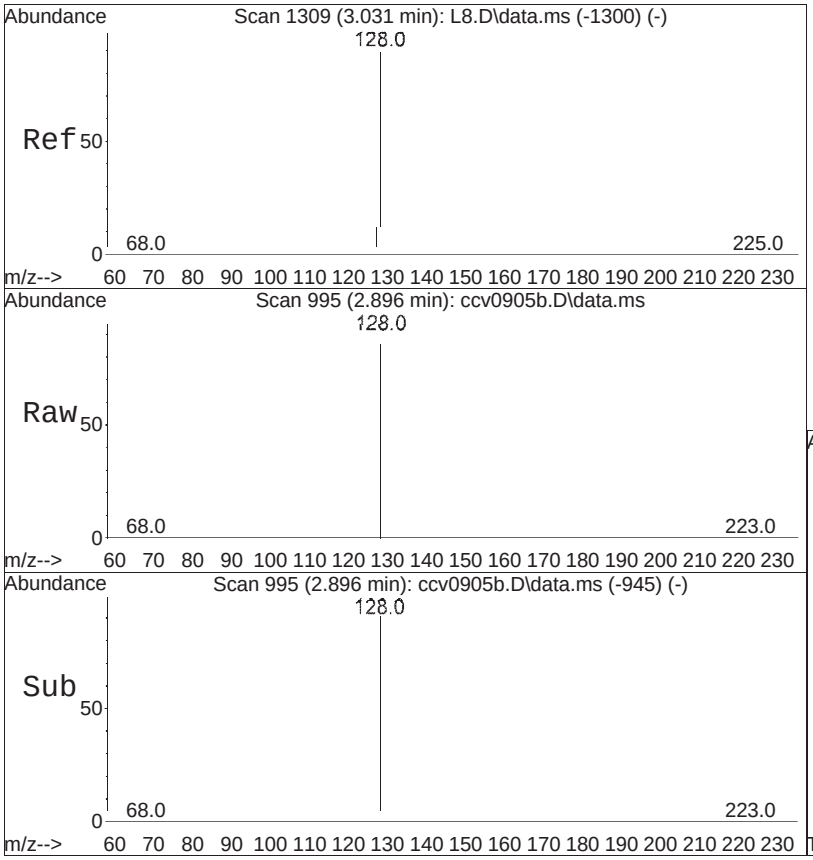


#10
Naphthalene
Concen: 908.92 ng/ml
RT: 2.896 min Scan# 995
Delta R.T. 0.000 min
Lab File: ccv0905b.D
Acq: 05 Sep 2025 12:56 pm

Tgt Ion:128 Resp: 169274

| Ion | Ratio | Lower | Upper |
|---|---|---|---|
| 128 | 100 | | |
| 129 | 10.9 | 8.8 | 13.2 |
| 127 | 13.3 | 10.6 | 15.8 |

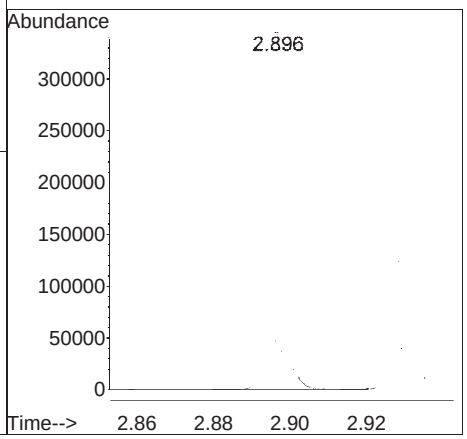




#11
Hexachlorobutadiene
Concen: 931.93 ng/ml
RT: 2.968 min Scan# 1040
Delta R.T. 0.000 min
Lab File: ccv0905b.D
Acq: 05 Sep 2025 12:56 pm

Tgt Ion:225 Resp: 32557

| Ion | Ratio | Lower | Upper |
|---|---|---|---|
| 225 | 100 | | |
| 223 | 62.9 | 50.2 | 75.4 |

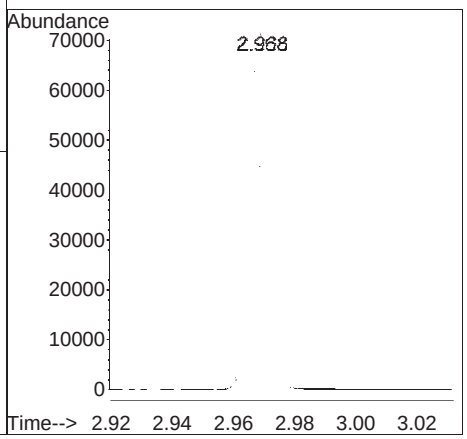

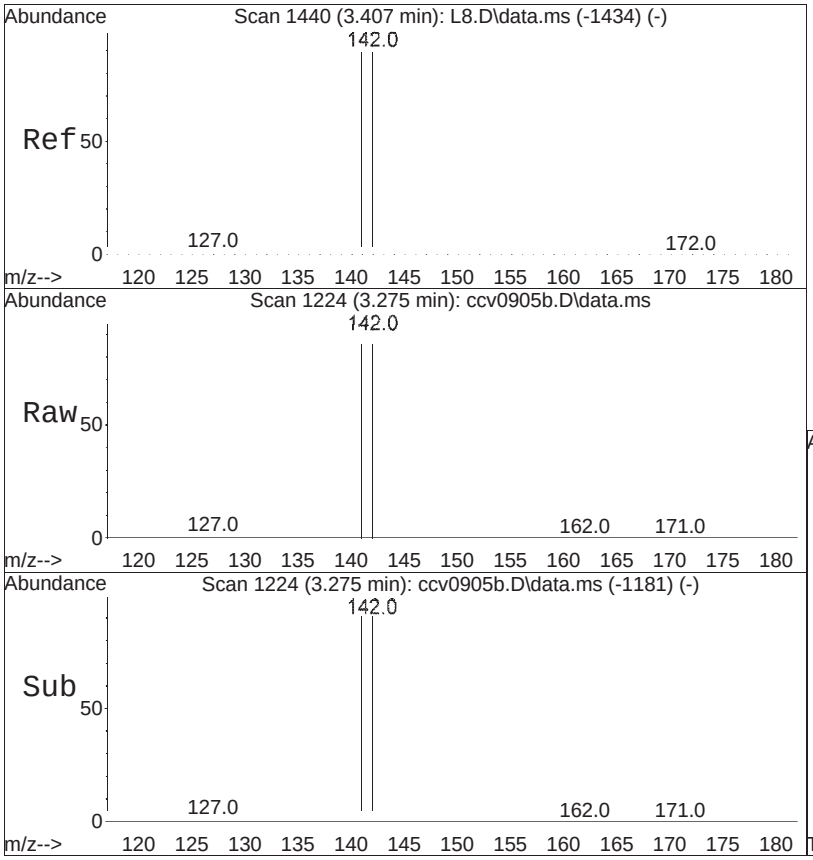


#12
2-Methylnaphthalene
Concen: 914.84 ng/ml
RT: 3.275 min Scan# 1224
Delta R.T. 0.000 min
Lab File: ccv0905b.D
Acq: 05 Sep 2025 12:56 pm

Tgt Ion:142 Resp: 108523

| Ion | Ratio | Lower | Upper |
|---|---|---|---|
| 142 | 100 | | |
| 141 | 92.1 | 73.6 | 110.4 |

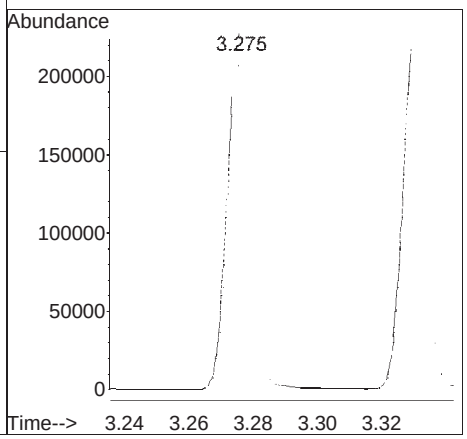

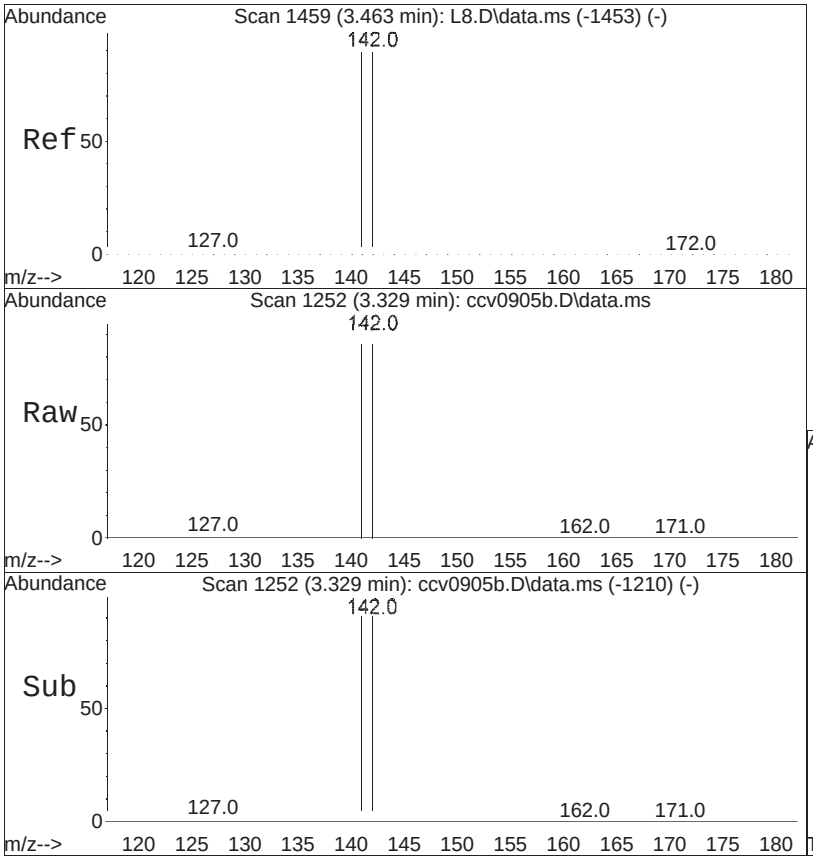


#13
1-Methylnaphthalene
Concen: 939.88 ng/ml
RT: 3.329 min Scan# 1252
Delta R.T. 0.000 min
Lab File: ccv0905b.D
Acq: 05 Sep 2025 12:56 pm

Tgt Ion:142 Resp: 112759

| Ion | Ratio | Lower | Upper |
|---|---|---|---|
| 142 | 100 | | |
| 141 | 94.7 | 76.0 | 114.0 |

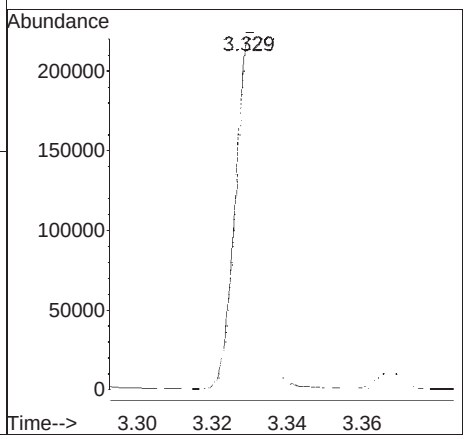

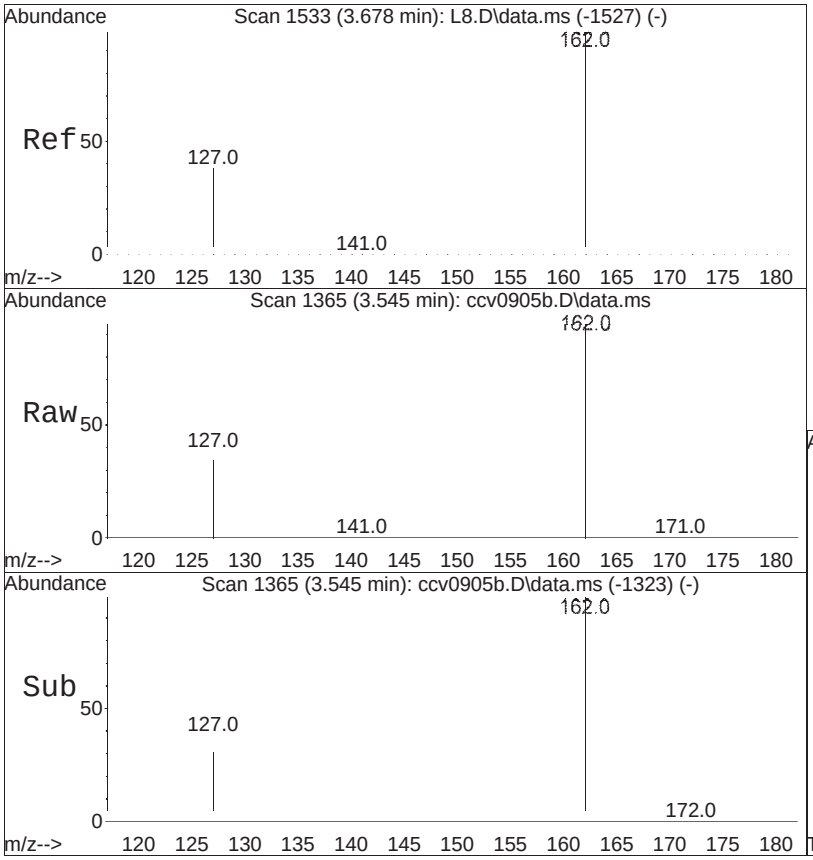


#15
2-Chloronaphthalene
Concen: 976.16 ng/ml
RT: 3.545 min Scan# 1365
Delta R.T. 0.000 min
Lab File: ccv0905b.D
Acq: 05 Sep 2025 12:56 pm

Tgt Ion:162 Resp: 126088

| Ion | Ratio | Lower | Upper |
|---|---|---|---|
| 162 | 100 | | |
| 127 | 37.3 | 29.8 | 44.8 |

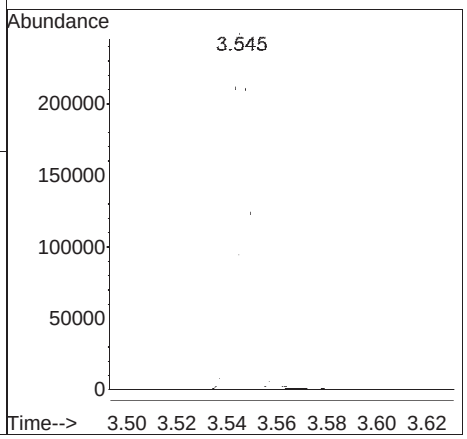

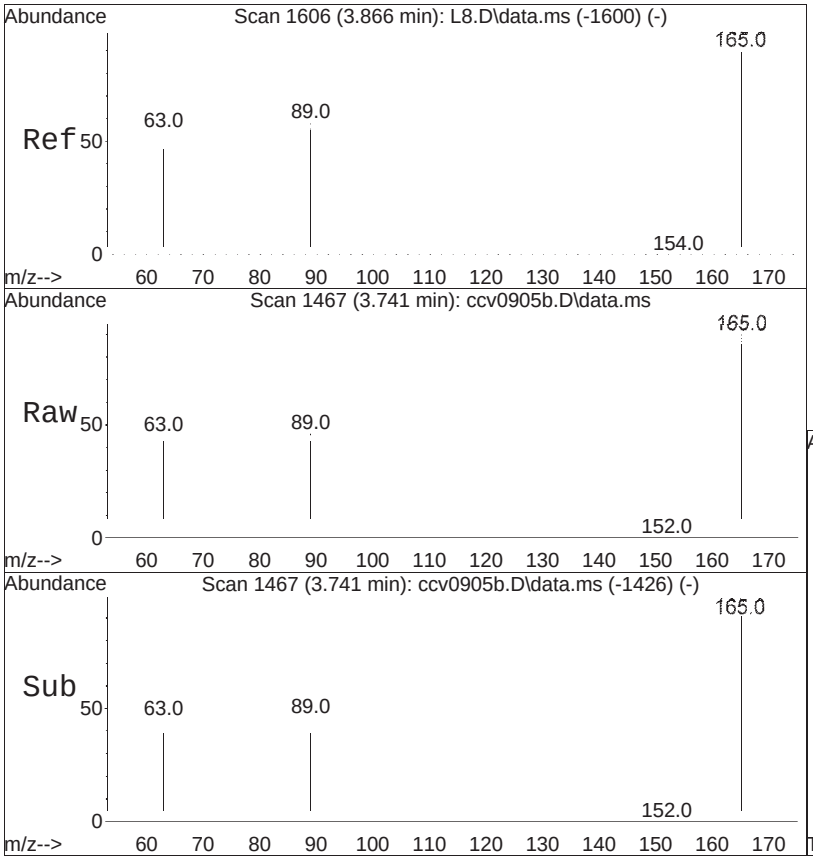


#16
2,6-Dinitrotoluene
Concen: 1178.69 ng/ml
RT:  3.741 min  Scan# 1467
Delta R.T.  0.000 min
Lab File:  ccv0905b.D
Acq: 05 Sep 2025  12:56 pm

Tgt Ion:165 Resp:  32830

| Ion | Ratio | Lower | Upper |
|---|---|---|---|
| 165 | 100 | | |
| 89 | 55.8 | 45.6 | 68.4 |
| 63 | 57.9 | 45.4 | 68.2 |

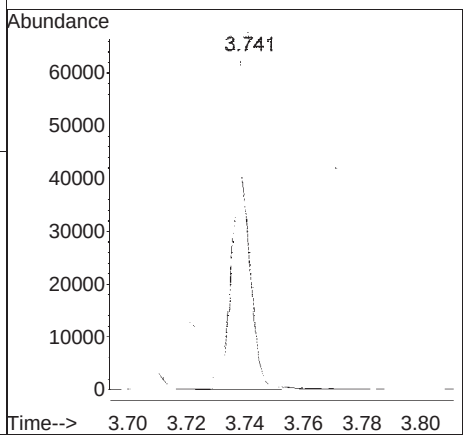

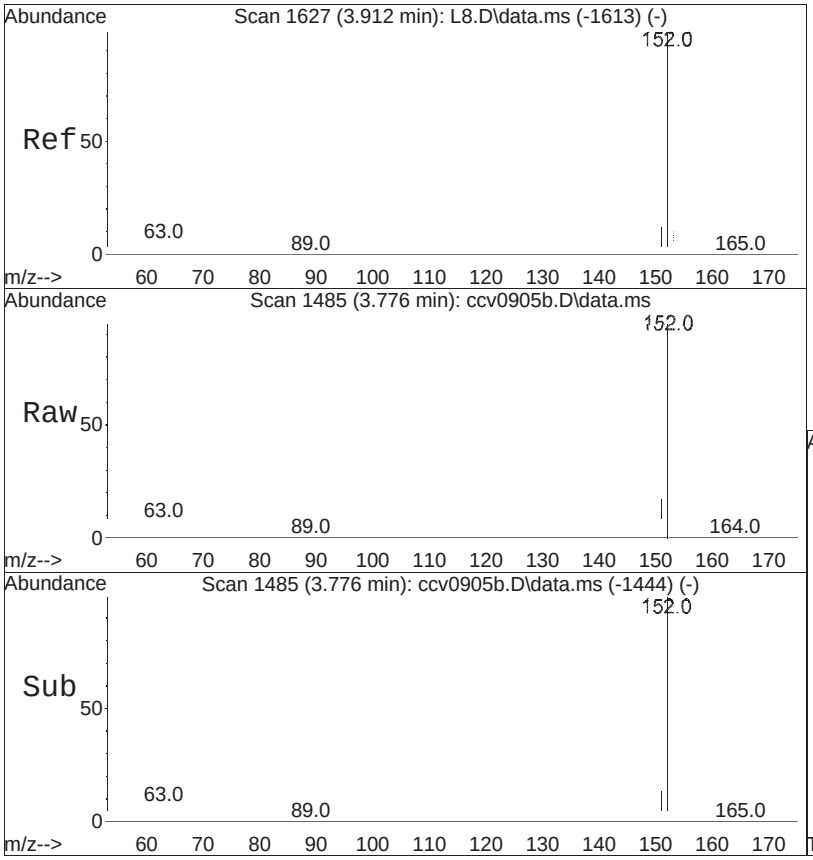


#17
Acenaphthylene
Concen: 953.59 ng/ml
RT: 3.776 min Scan# 1485
Delta R.T. 0.000 min
Lab File: ccv0905b.D
Acq: 05 Sep 2025 12:56 pm

Tgt Ion:152 Resp: 206909

| Ion | Ratio | Lower | Upper |
|---|---|---|---|
| 152 | 100 | | |
| 151 | 20.0 | 16.2 | 24.2 |

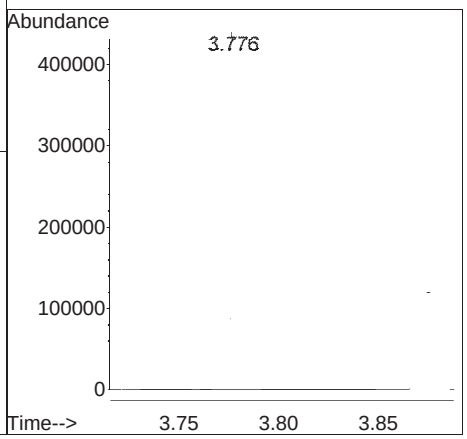

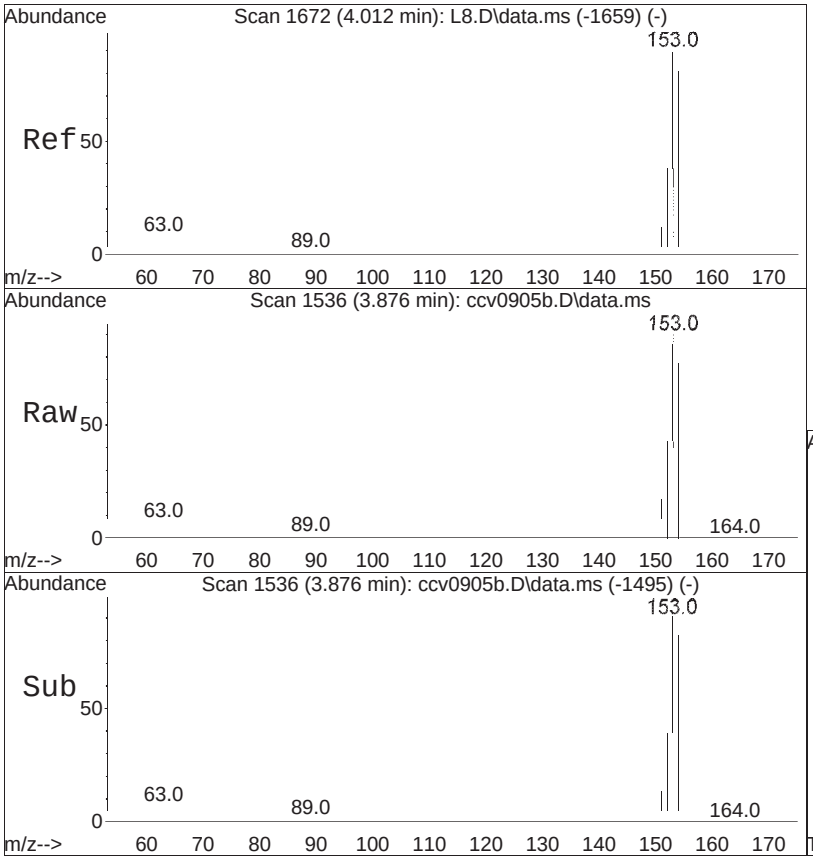


#19
Acenaphthene
Concen: 934.47 ng/ml
RT: 3.876 min Scan# 1536
Delta R.T. 0.000 min
Lab File: ccv0905b.D
Acq: 05 Sep 2025 12:56 pm

Tgt Ion:153 Resp: 127462

| Ion | Ratio | Lower | Upper |
|---|---|---|---|
| 153 | 100 | | |
| 154 | 83.7 | 72.0 | 108.0 |

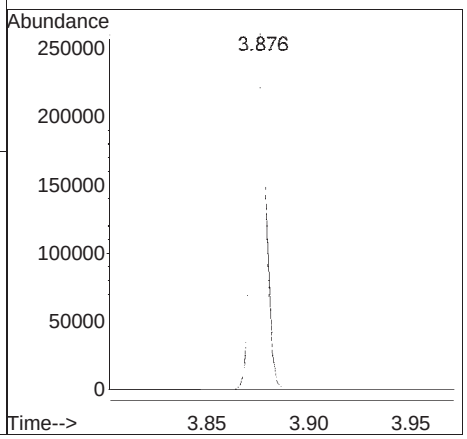

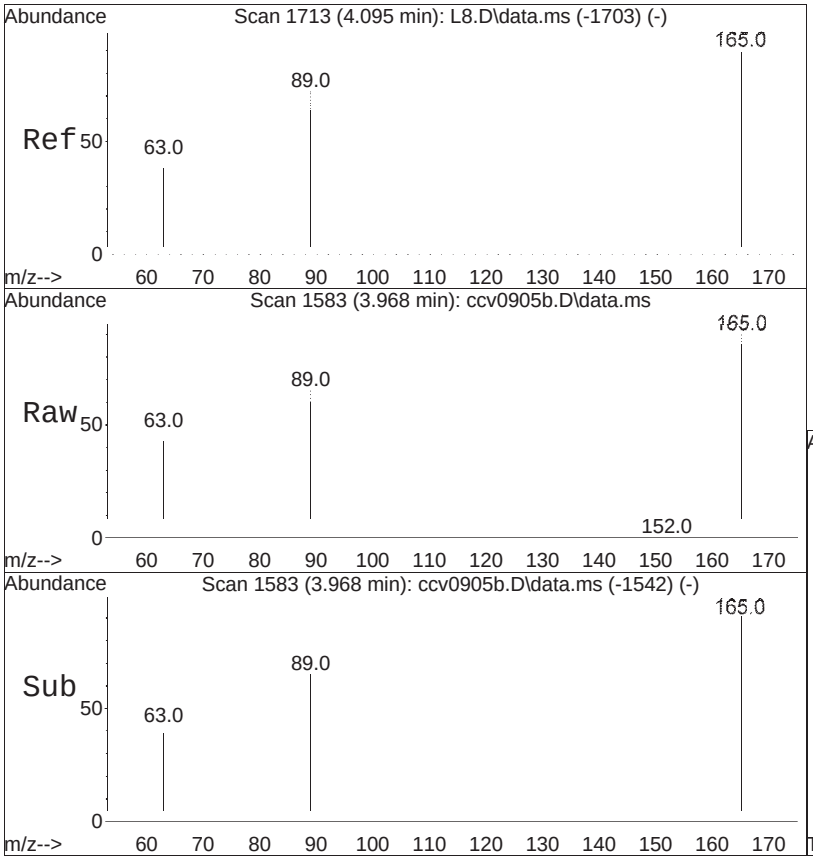


#20
2,4-Dinitrotoluene
Concen: 1255.49 ng/ml
RT:  3.968 min  Scan# 1583
Delta R.T.  0.000 min
Lab File:  ccv0905b.D
Acq: 05 Sep 2025  12:56 pm

Tgt Ion:165 Resp:  46950

| Ion | Ratio | Lower | Upper |
|---|---|---|---|
| 165 | 100 | | |
| 89 | 79.6 | 56.6 | 85.0 |
| 63 | 63.6 | 35.0 | 52.6# |

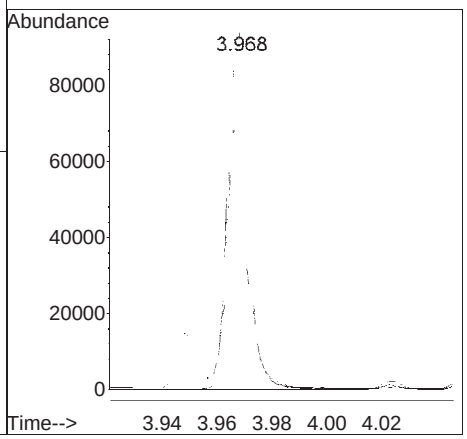

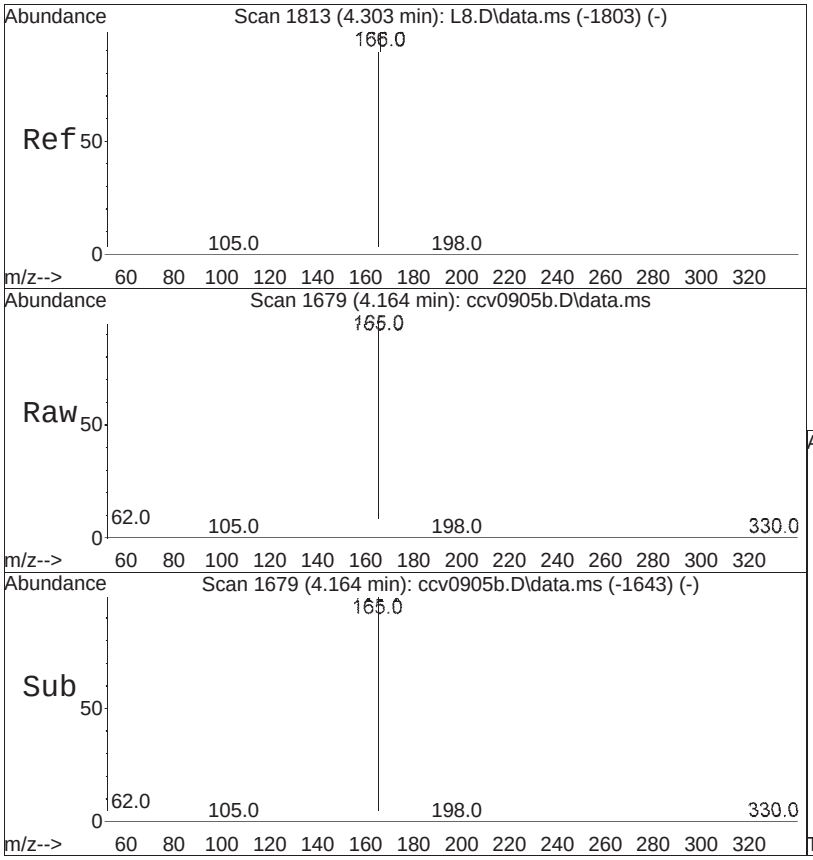


#21
Fluorene
Concen: 911.00 ng/ml
RT: 4.164 min Scan# 1679
Delta R.T. 0.000 min
Lab File: ccv0905b.D
Acq: 05 Sep 2025 12:56 pm

Tgt Ion:166 Resp: 149747

| Ion | Ratio | Lower | Upper |
|---|---|---|---|
| 166 | 100 | | |
| 165 | 101.2 | 81.5 | 122.3 |

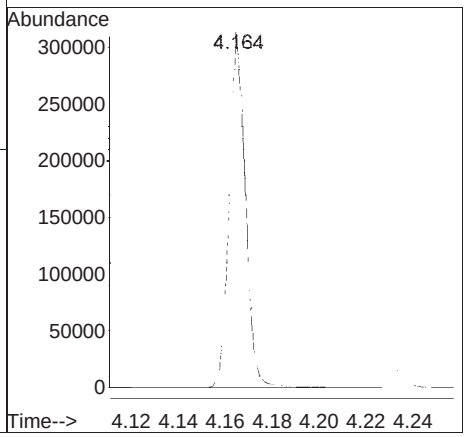

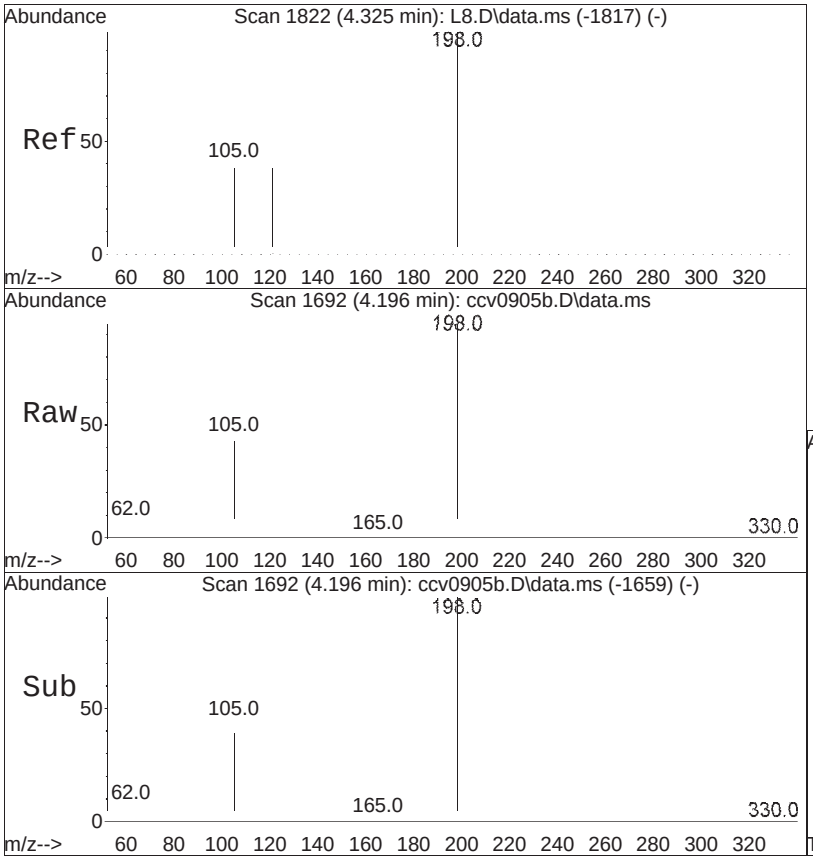


#24
4,6-Dinitro-o-cresol
Concen: 1311.14 ng/ml
RT:  4.196 min  Scan# 1692
Delta R.T.  0.000 min
Lab File:  ccv0905b.D
Acq: 05 Sep 2025  12:56 pm

Tgt Ion:198 Resp:  28900

| Ion | Ratio | Lower | Upper |
|---|---|---|---|
| 198 | 100 | | |
| 105 | 40.3 | 32.1 | 48.1 |

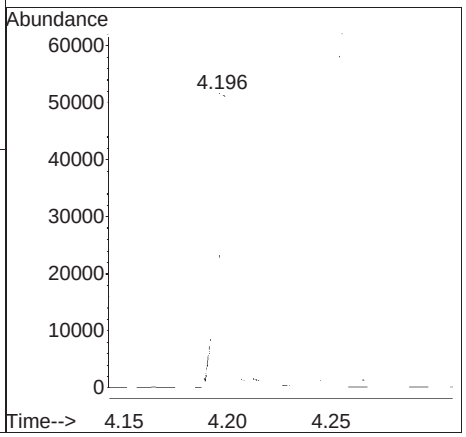

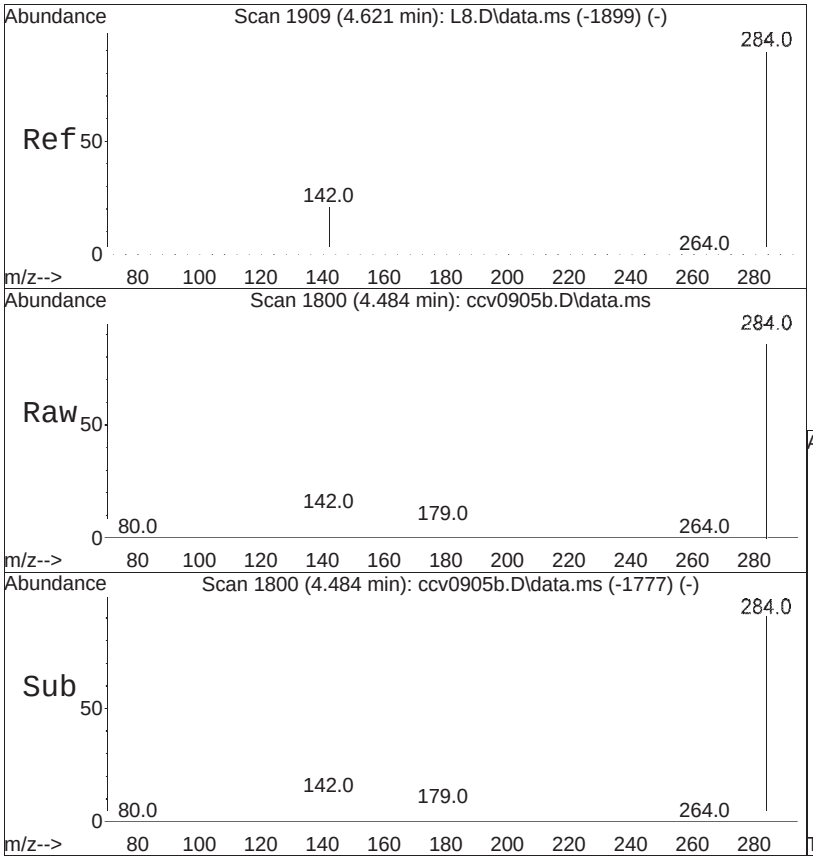


#25
Hexachlorobenzene
Concen: 783.17 ng/ml M4
RT: 4.484 min Scan# 1800
Delta R.T. 0.000 min
Lab File: ccv0905b.D
Acq: 05 Sep 2025 12:56 pm

Tgt Ion:284 Resp: 47525

| Ion | Ratio | Lower | Upper |
|---|---|---|---|
| 284 | 100 | | |
| 142 | 38.0 | 28.8 | 43.2 |

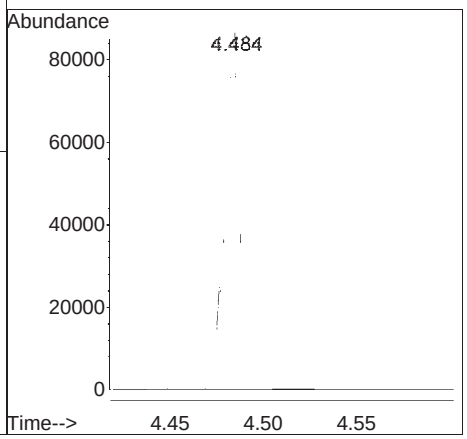

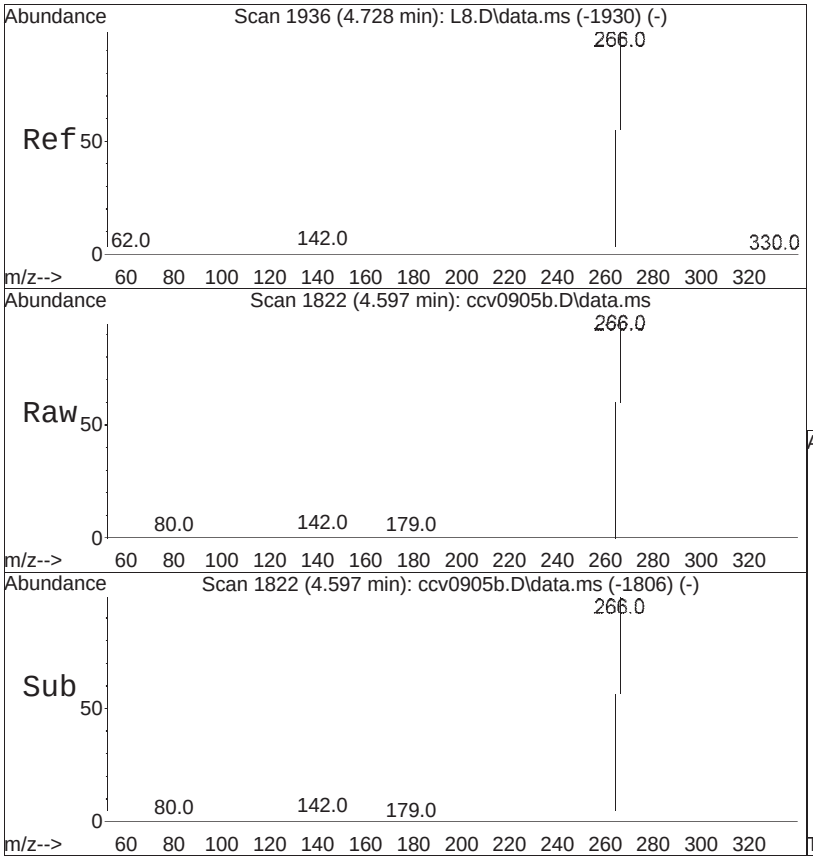


#26
Pentachlorophenol
Concen: 991.61 ng/ml
RT: 4.597 min Scan# 1822
Delta R.T. 0.000 min
Lab File: ccv0905b.D
Acq: 05 Sep 2025 12:56 pm

Tgt Ion:266 Resp: 24523

| Ion | Ratio | Lower | Upper |
|---|---|---|---|
| 266 | 100 | | |
| 264 | 63.5 | 50.6 | 76.0 |

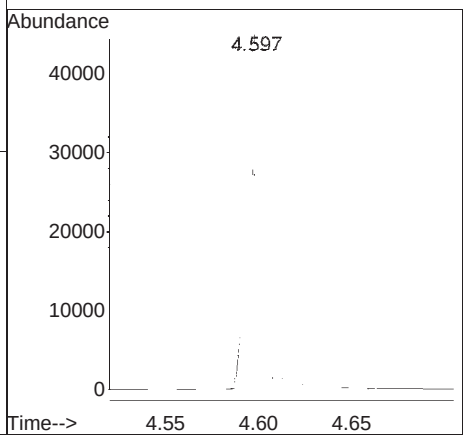

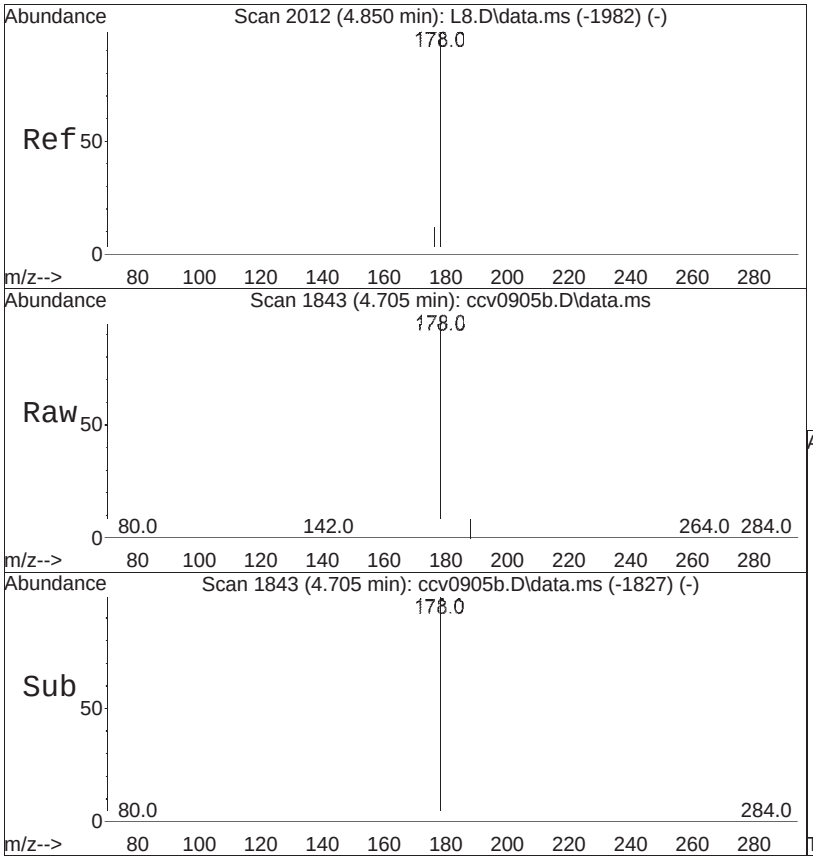


#27
Phenanthrene
Concen: 880.16 ng/ml
RT: 4.705 min Scan# 1843
Delta R.T. 0.000 min
Lab File: ccv0905b.D
Acq: 05 Sep 2025 12:56 pm

Tgt Ion:178 Resp: 229160

| Ion | Ratio | Lower | Upper |
|---|---|---|---|
| 178 | 100 | | |
| 179 | 15.7 | 12.4 | 18.6 |

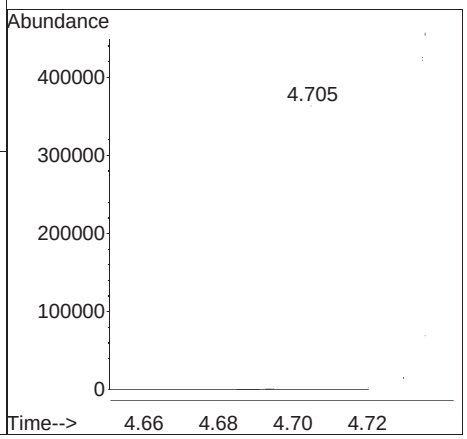

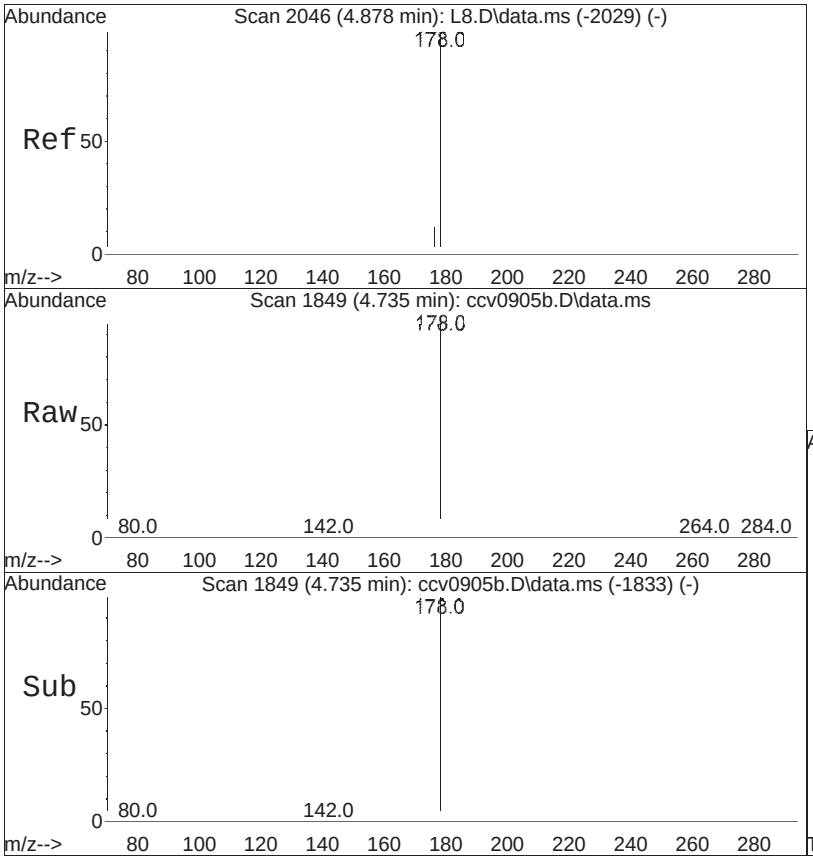


#28
Anthracene
Concen: 899.59 ng/ml
RT: 4.735 min Scan# 1849
Delta R.T. 0.000 min
Lab File: ccv0905b.D
Acq: 05 Sep 2025 12:56 pm

Tgt Ion:178 Resp: 236523

| Ion | Ratio | Lower | Upper |
|---|---|---|---|
| 178 | 100 | | |
| 179 | 15.3 | 12.2 | 18.2 |

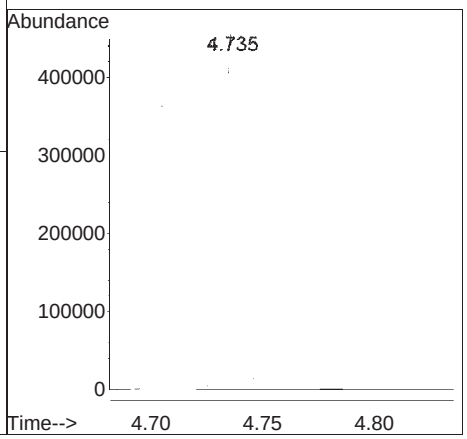

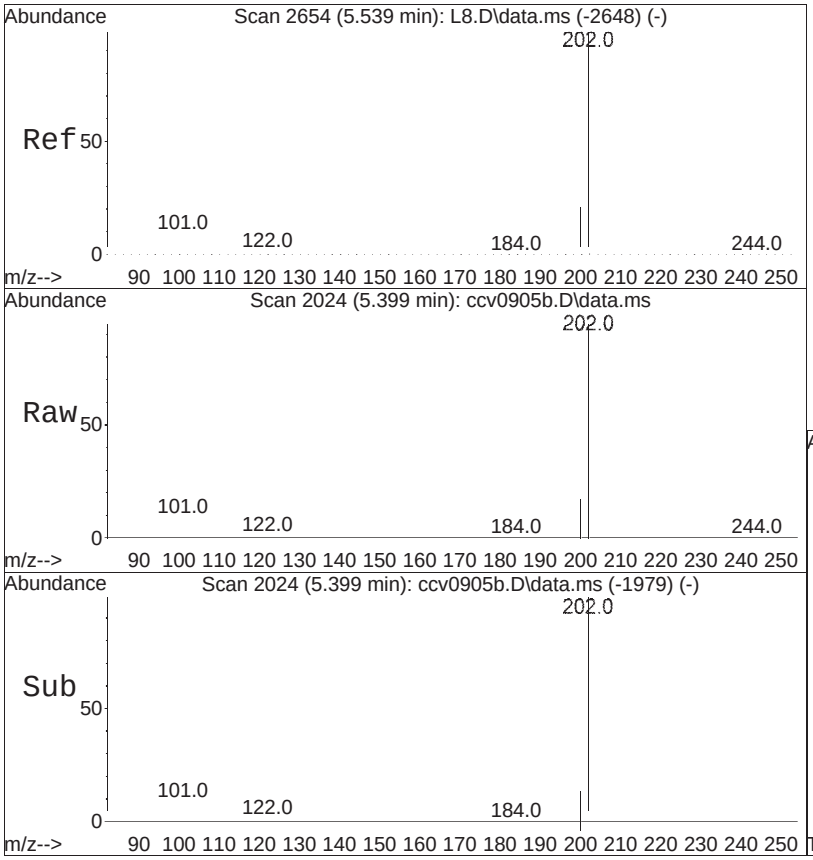


#29
Fluoranthene
Concen: 820.77 ng/ml
RT: 5.399 min Scan# 2024
Delta R.T. 0.000 min
Lab File: ccv0905b.D
Acq: 05 Sep 2025 12:56 pm

Tgt Ion:202 Resp: 281473

| Ion | Ratio | Lower | Upper |
|---|---|---|---|
| 202 | 100 | | |
| 101 | 9.4 | 7.5 | 11.3 |

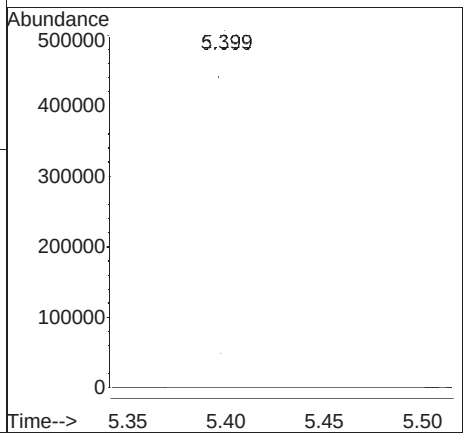

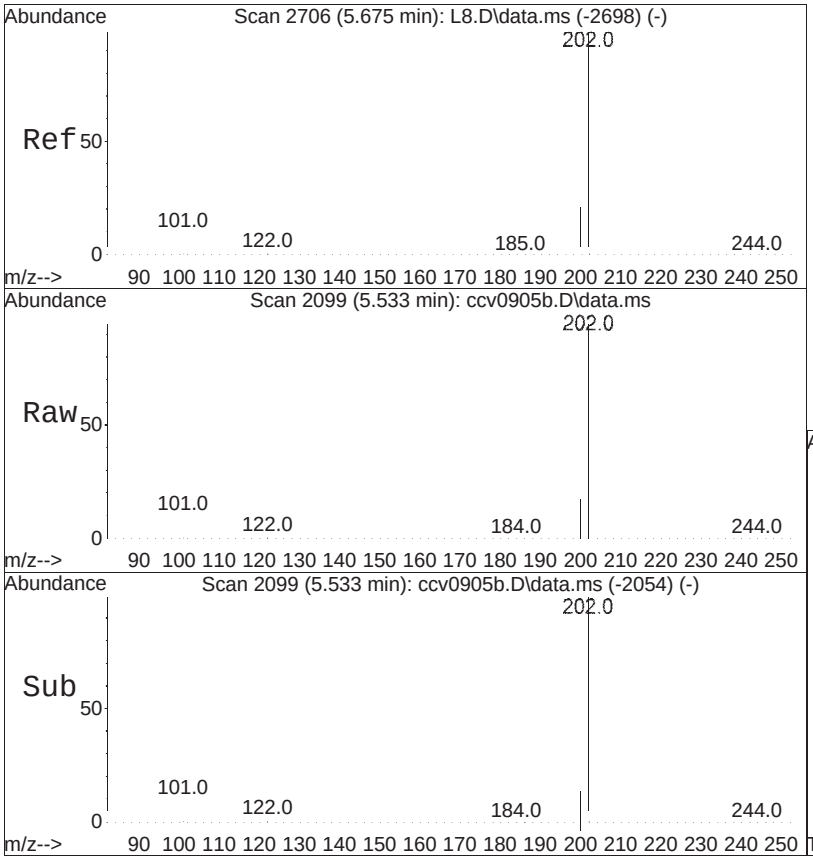


#30
Pyrene
Concen: 809.46 ng/ml
RT: 5.533 min Scan# 2099
Delta R.T. 0.000 min
Lab File: ccv0905b.D
Acq: 05 Sep 2025 12:56 pm

Tgt Ion:202 Resp: 292128

| Ion | Ratio | Lower | Upper |
|---|---|---|---|
| 202 | 100 | | |
| 200 | 21.1 | 17.0 | 25.4 |

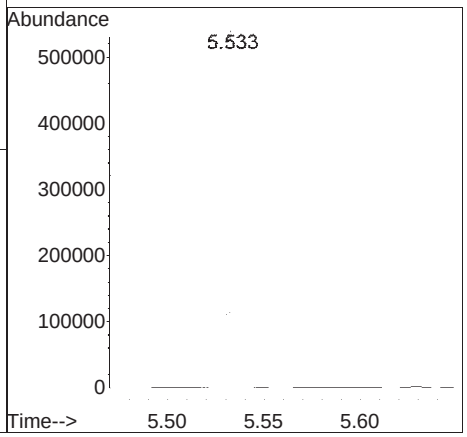

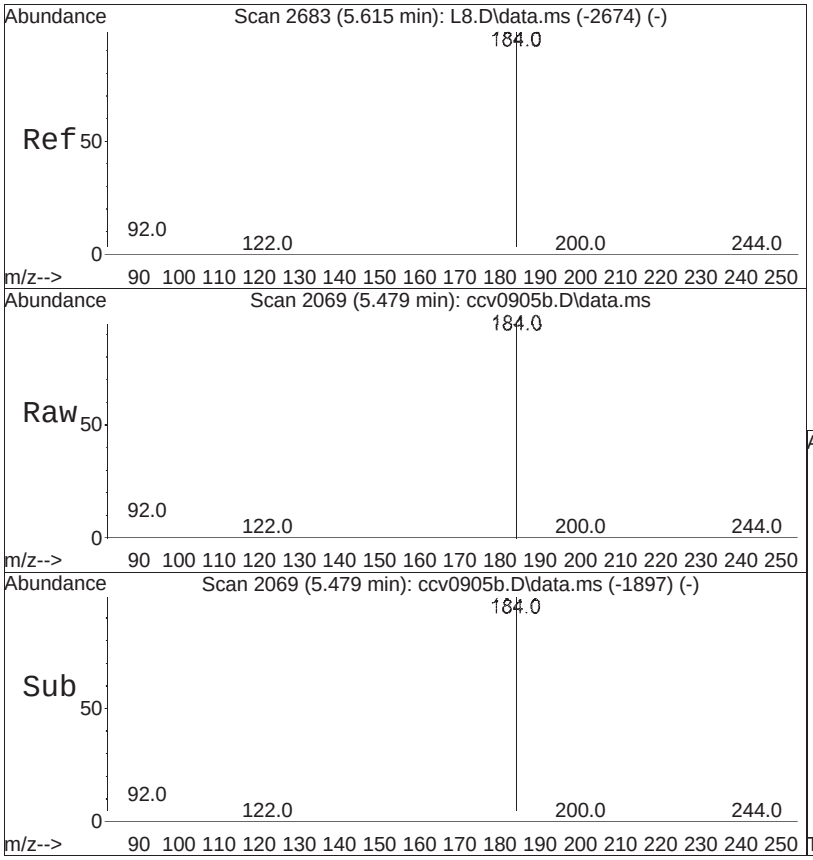


#31
Benzidine
Concen: 548.78 ng/mL
RT: 5.479 min Scan# 2069
Delta R.T. 0.000 min
Lab File: ccv0905b.D
Acq: 05 Sep 2025 12:56 pm

Tgt Ion:184 Resp: 88333

| Ion | Ratio | Lower | Upper |
|---|---|---|---|
| 184 | 100 | | |
| 92 | 6.5 | 5.2 | 7.8 |
| 185 | 13.9 | 11.2 | 16.8 |

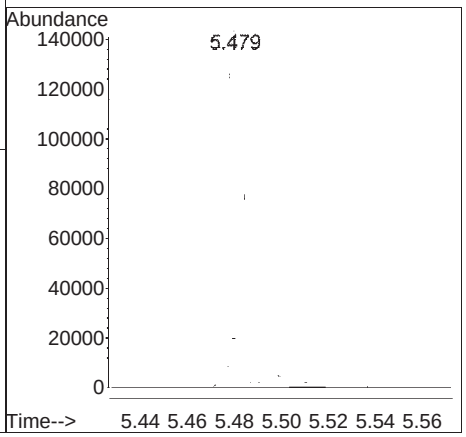

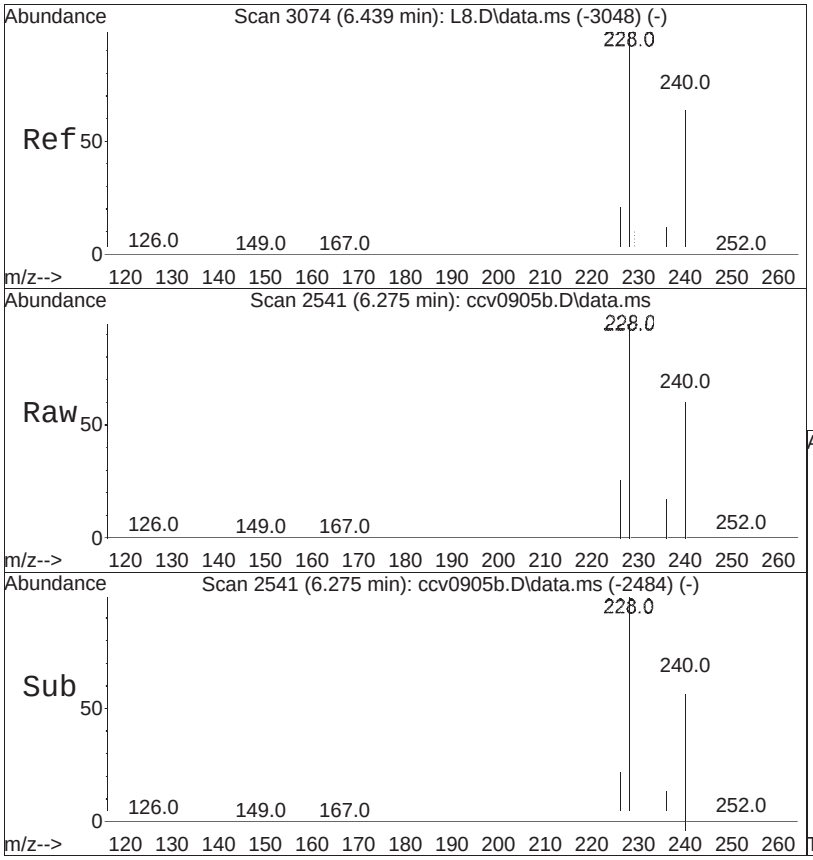


#34
Benzo[a]anthracene
Concen: 965.48 ng/ml
RT: 6.275 min Scan# 2541
Delta R.T. 0.000 min
Lab File: ccv0905b.D
Acq: 05 Sep 2025 12:56 pm

Tgt Ion:228 Resp: 280114

| Ion | Ratio | Lower | Upper |
|---|---|---|---|
| 228 | 100 | | |
| 229 | 19.7 | 15.8 | 23.6 |

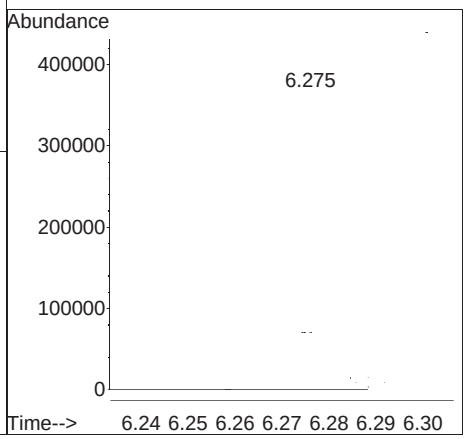

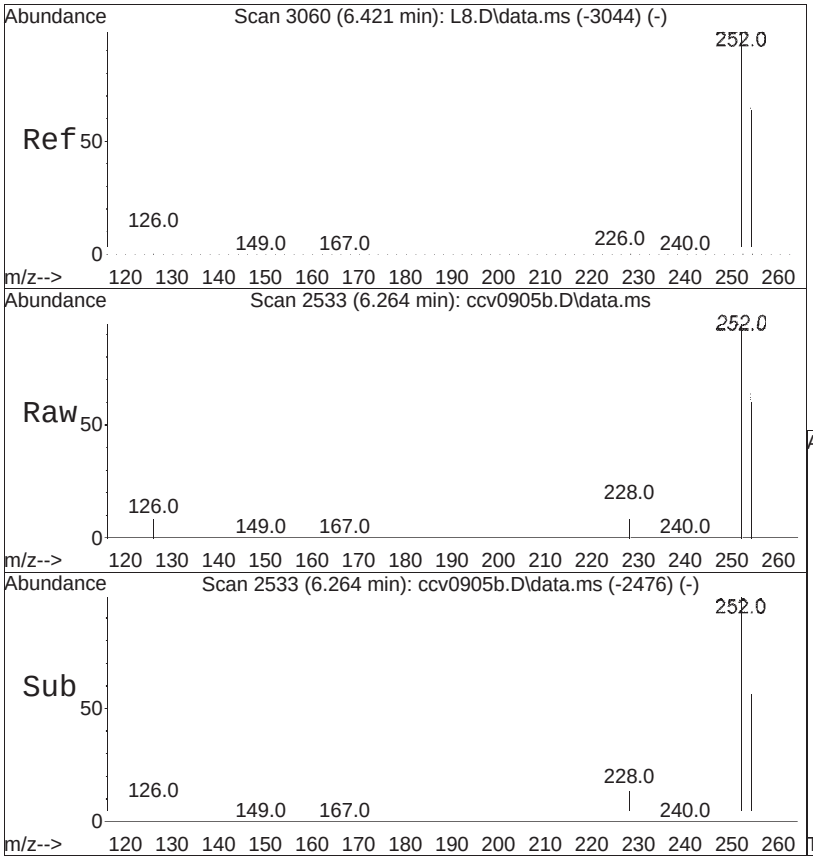


#35
3,3'-Dichlorobenzidine
Concen: 1082.60 ng/ml
RT: 6.264 min Scan# 2533
Delta R.T. 0.000 min
Lab File: ccv0905b.D
Acq: 05 Sep 2025 12:56 pm

Tgt Ion:252 Resp: 123117

| Ion | Ratio | Lower | Upper |
|---|---|---|---|
| 252 | 100 | | |
| 126 | 10.0 | 7.7 | 11.5 |
| 254 | 64.7 | 51.8 | 77.6 |

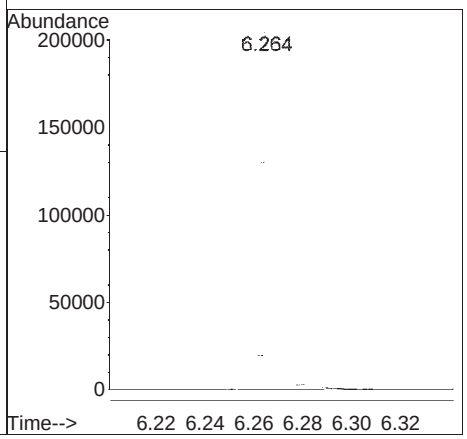

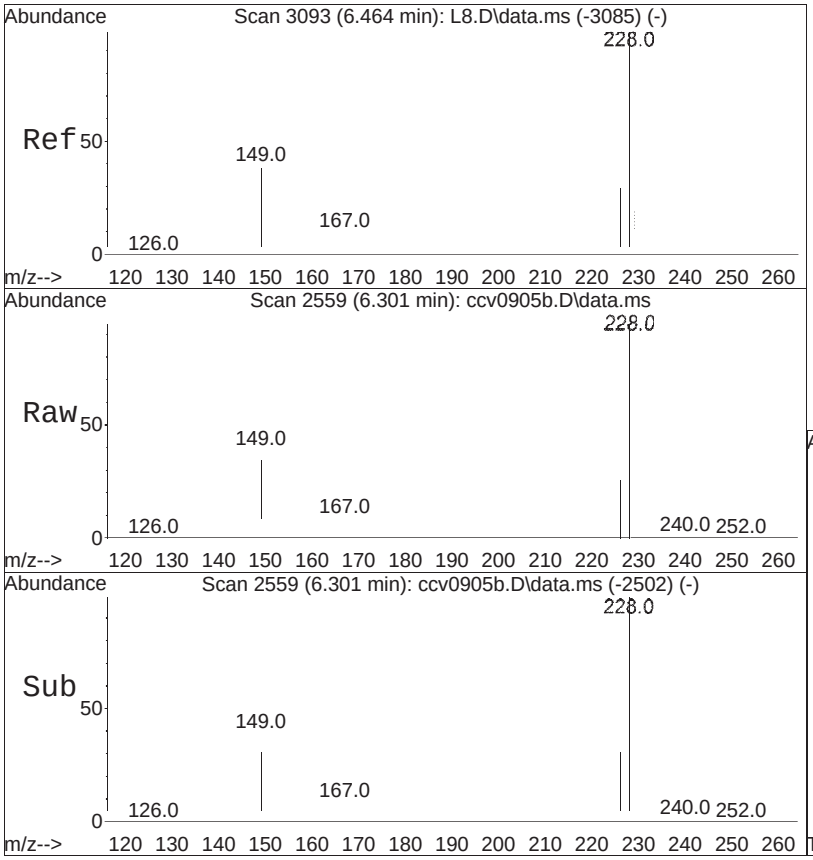


#36
Chrysene
Concen: 938.33 ng/ml
RT: 6.301 min Scan# 2559
Delta R.T. 0.000 min
Lab File: ccv0905b.D
Acq: 05 Sep 2025 12:56 pm

Tgt Ion:228 Resp: 260599

| Ion | Ratio | Lower | Upper |
|---|---|---|---|
| 228 | 100 | | |
| 226 | 30.5 | 24.6 | 37.0 |

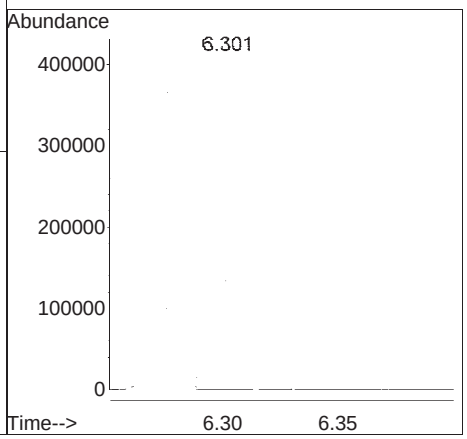

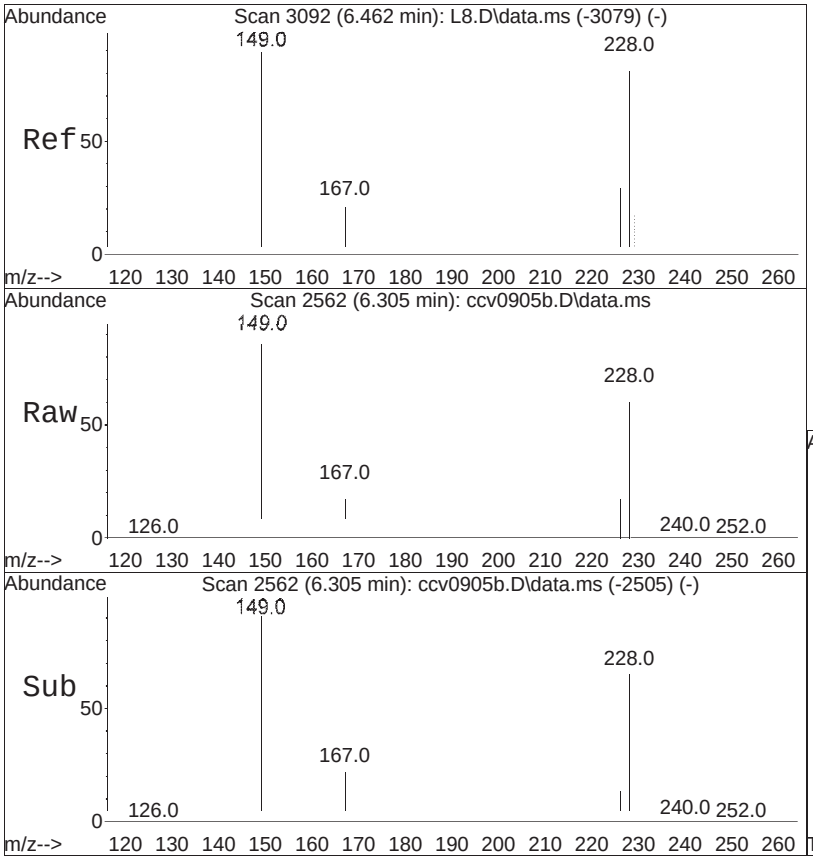


#37
Bis(2-ethylhexyl)phthalate
Concen: 1159.75 ng/ml
RT:  6.305 min  Scan# 2562
Delta R.T.  0.000 min
Lab File:  ccv0905b.D
Acq: 05 Sep 2025  12:56 pm

Tgt Ion:149 Resp:  176862

| Ion | Ratio | Lower | Upper |
|---|---|---|---|
| 149 | 100 | | |
| 167 | 24.2 | 19.6 | 29.4 |

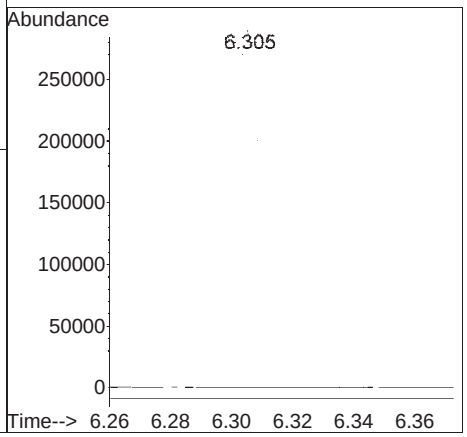

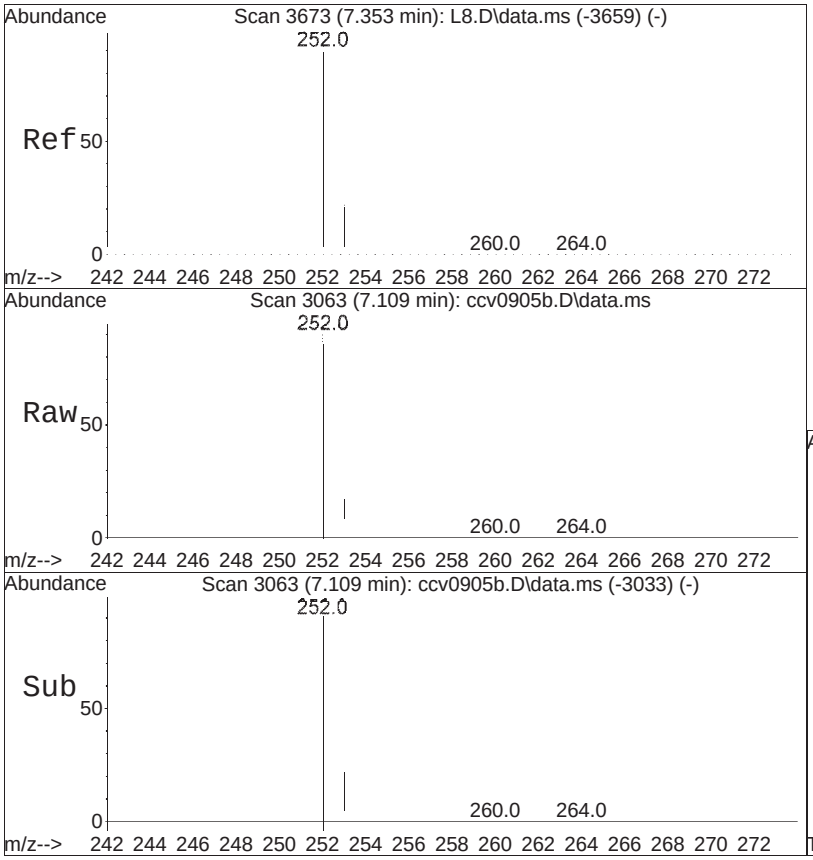


#39
Benzo[b]fluoranthene
Concen: 1103.27 ng/ml
RT:  7.109 min  Scan# 3063
Delta R.T.  0.000 min
Lab File:  ccv0905b.D
Acq: 05 Sep 2025  12:56 pm

Tgt Ion:252 Resp:  263877

| Ion | Ratio | Lower | Upper |
|---|---|---|---|
| 252 | 100 | | |
| 253 | 21.6 | 18.1 | 27.1 |

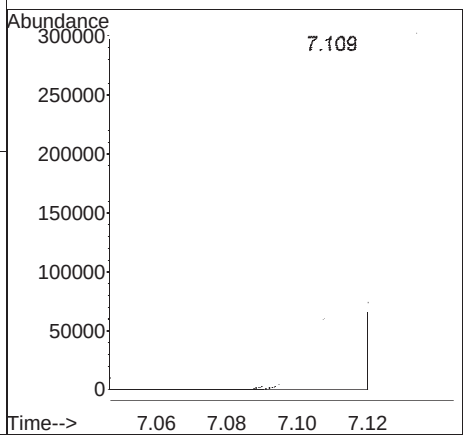

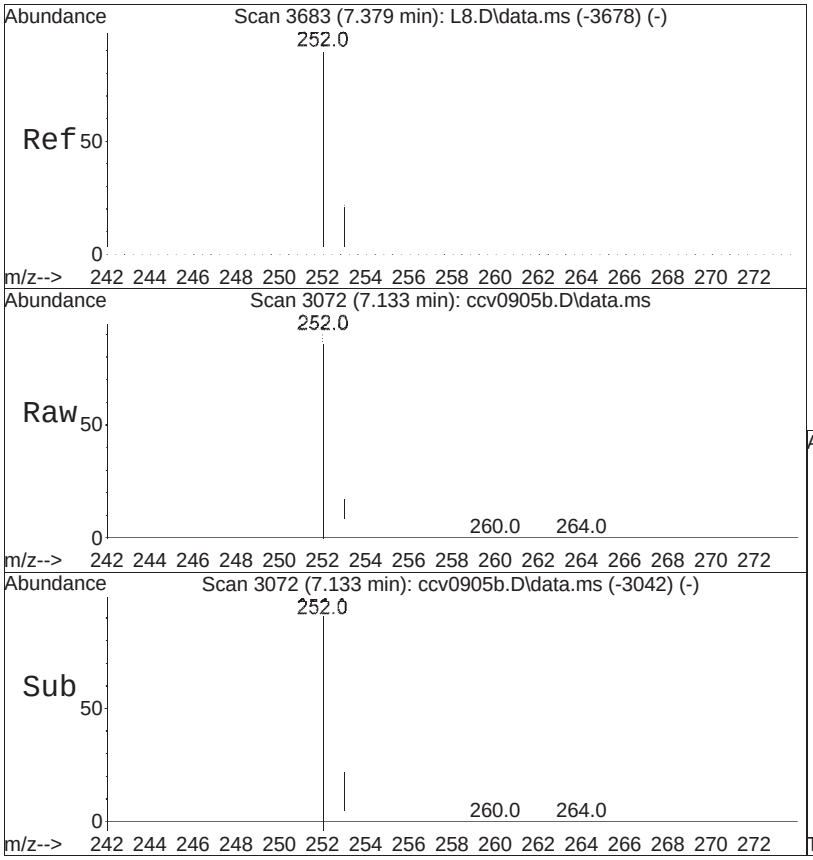


#40
Benzo[k]fluoranthene
Concen: 983.39 ng/ml
RT: 7.133 min Scan# 3072
Delta R.T. 0.000 min
Lab File: ccv0905b.D
Acq: 05 Sep 2025 12:56 pm

Tgt Ion:252 Resp: 272027

| Ion | Ratio | Lower | Upper |
|---|---|---|---|
| 252 | 100 | | |
| 253 | 21.8 | 17.0 | 25.4 |

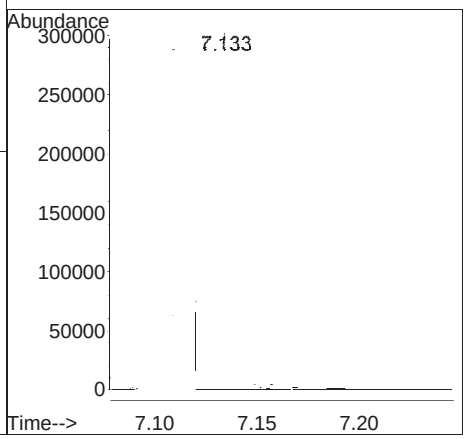

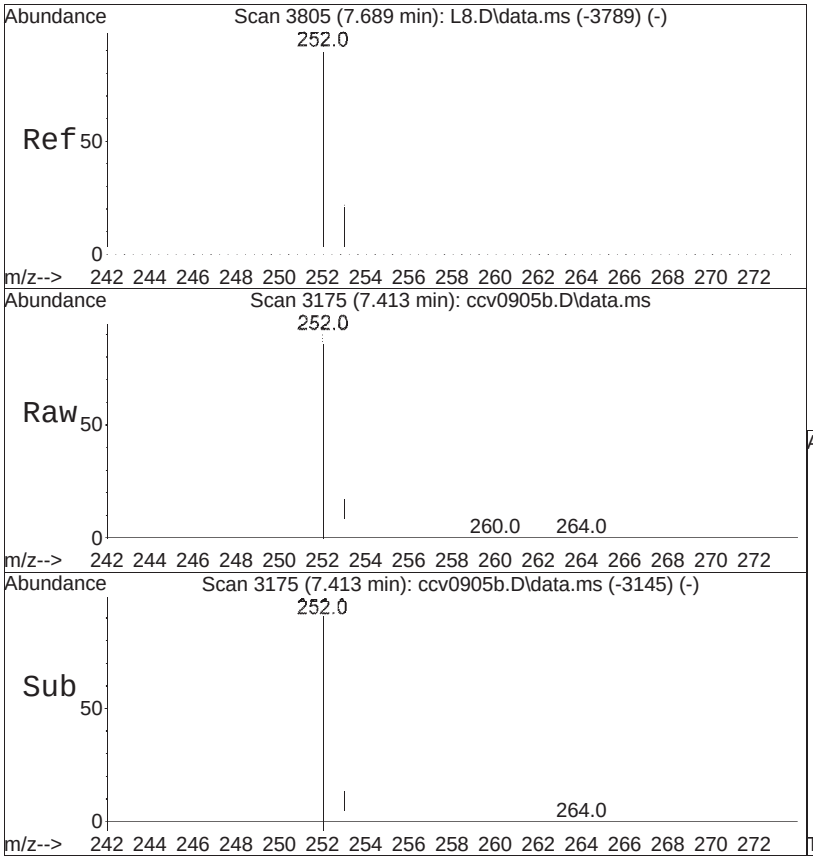


#41
Benzo[a]pyrene
Concen: 1098.33 ng/ml
RT:  7.413 min  Scan# 3175
Delta R.T.  0.000 min
Lab File:  ccv0905b.D
Acq: 05 Sep 2025  12:56 pm

Tgt Ion:252 Resp:  249582

| Ion | Ratio | Lower | Upper |
|---|---|---|---|
| 252 | 100 | | |
| 253 | 21.7 | 17.4 | 26.0 |

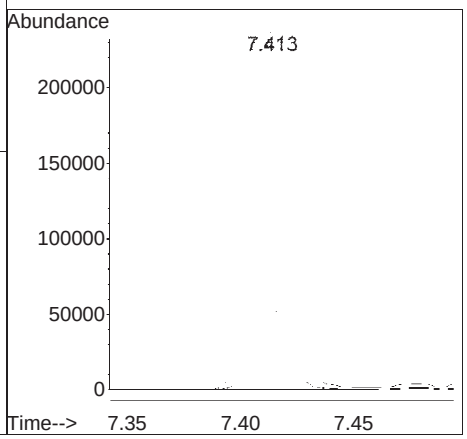




#42
Indeno[1,2,3-cd]pyrene
Concen: 1161.51 ng/ml
RT:  8.676 min  Scan# 3661
Delta R.T.  0.000 min
Lab File:  ccv0905b.D
Acq: 05 Sep 2025  12:56 pm

Tgt Ion:276 Resp:  238618

| Ion | Ratio | Lower | Upper |
|---|---|---|---|
| 276 | 100 | | |
| 138 | 18.1 | 14.4 | 21.6 |

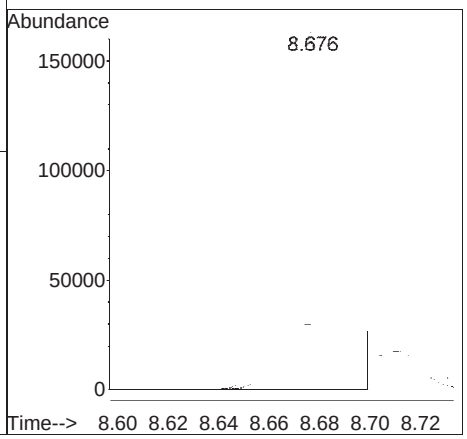

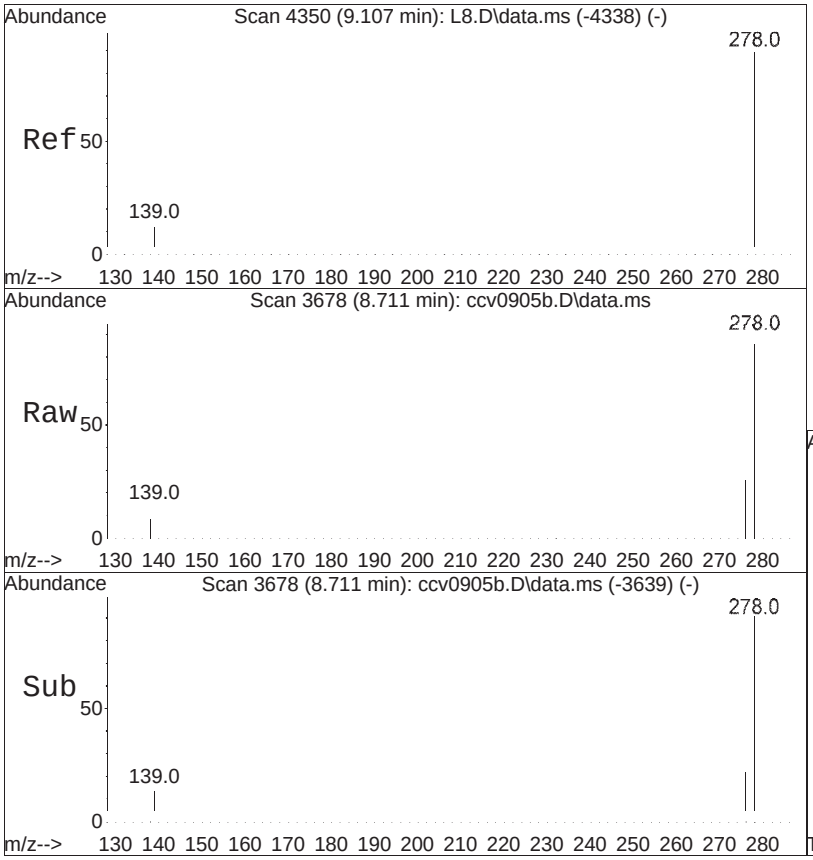


#43
Dibenzo[a,h]anthracene
Concen: 1089.51 ng/ml M6
RT:  8.711 min  Scan# 3678
Delta R.T.  0.000 min
Lab File:  ccv0905b.D
Acq: 05 Sep 2025  12:56 pm

Tgt Ion:278 Resp:  227579

| Ion | Ratio | Lower | Upper |
|---|---|---|---|
| 278 | 100 | | |
| 139 | 15.0 | 12.1 | 18.1 |

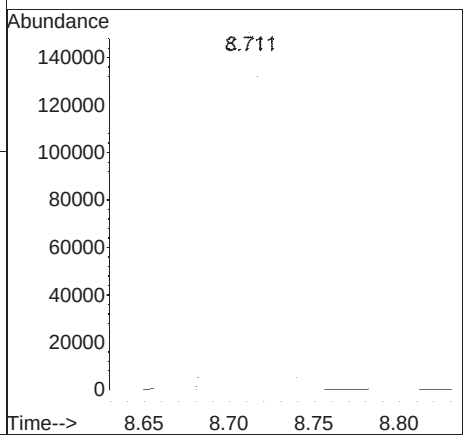




#44
Benzo[g,h,i]perylene
Concen: 1090.10 ng/ml
RT:  9.012 min  Scan# 3824
Delta R.T.  0.000 min
Lab File:  ccv0905b.D
Acq: 05 Sep 2025  12:56 pm

Tgt Ion:276 Resp:  230078

| Ion | Ratio | Lower | Upper |
|---|---|---|---|
| 276 | 100 | | |
| 138 | 20.2 | 16.0 | 24.0 |

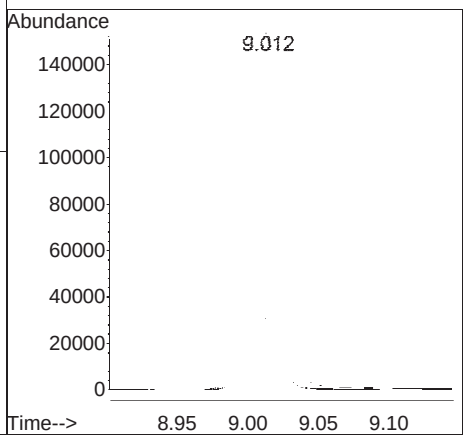

# Manual Integration Report

Data Path : I:\8270SIM\sv119\250905bRVT\
Data File : ccv0905b.D
Date Inj'd : 9/5/2025 12:56 pm
Sample : WG2111182-3,32,,ICV 11696

QMethod : SIM-RVT_250625_sv119.M
Operator : sv119:rp
Instrument : SV119
Quant Date 1:13 pm

## Compound #25: Hexachlorobenzene

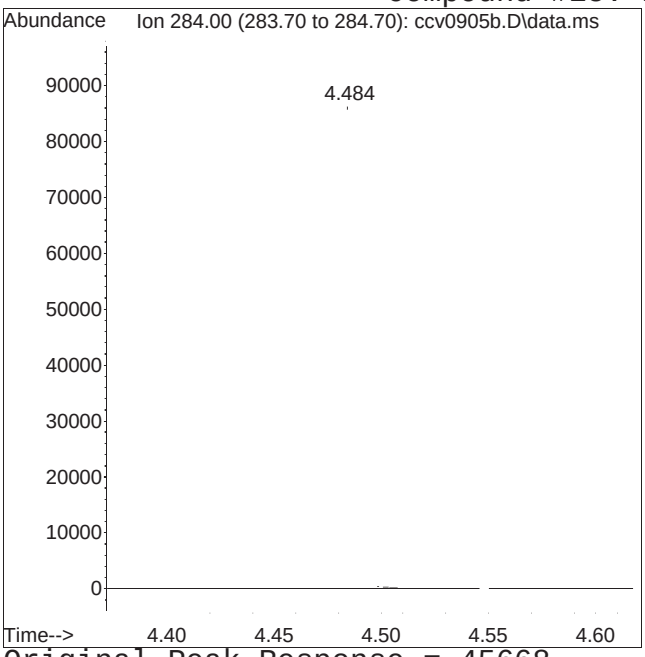


Original Peak Response = 45668

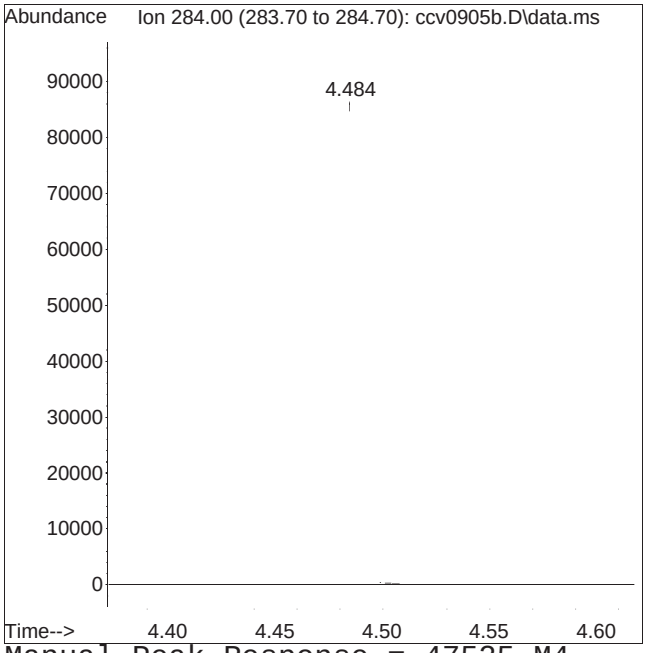


Manual Peak Response = 47525 M4

M4 = Poor automated baseline construction.

# Manual Integration Report

Data Path : I:\8270SIM\sv119\250905bRVT\
Data File : ccv0905b.D
Date Inj'd : 9/5/2025 12:56 pm
Sample : WG2111182-3,32,,ICV 11696 (0.002)

QMethod : SIM-RVT_250625_sv119.M
Operator : sv119:rp
Instrument : SV119
Quant Date : 9/5/2025 1:13 pm

## Compound #43: Dibenzo[a,h]anthracene

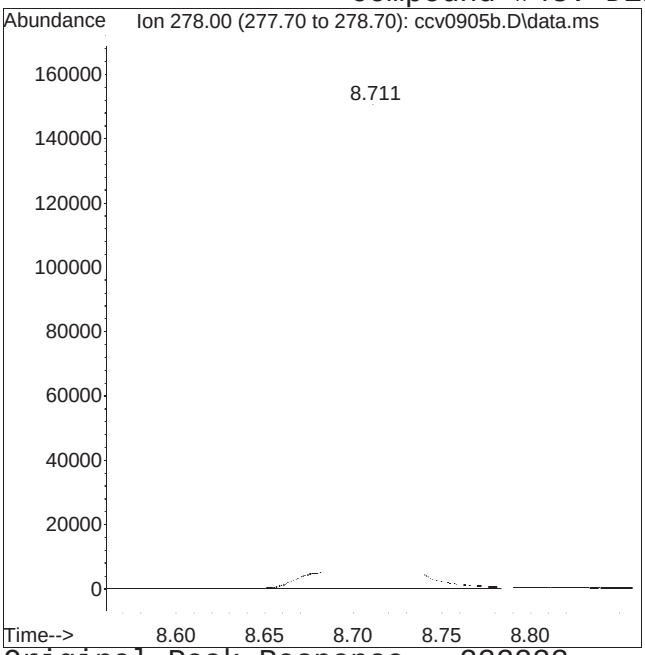


Original Peak Response = 232233

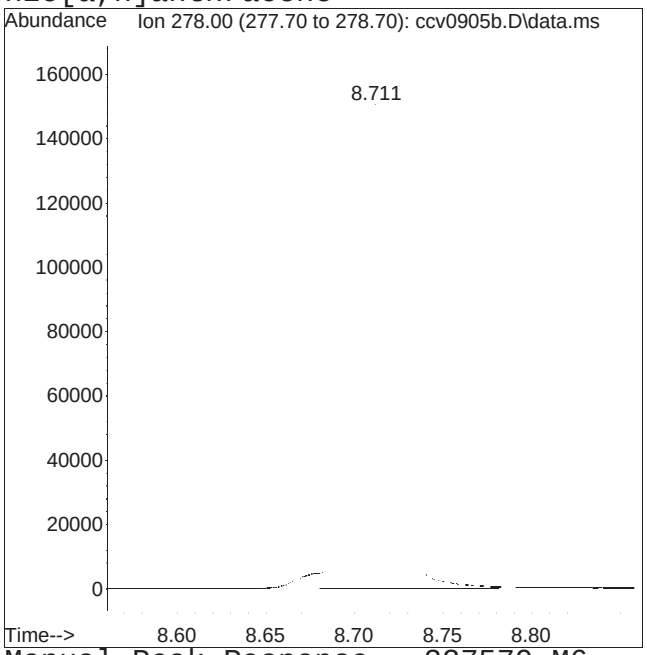


Manual Peak Response = 227579 M6

M6 = Misassignment of peak valley by automated integration (poor split of 2 peaks).

# Quantitation Report (Qedit)

Data Path : I:\8270SIM\sv119\250905bRVT\
Data File : deg0905b.D
Acq On : 05 Sep 2025 12:37 pm
Operator : sv119:rp
Sample : WG2111182-2,32,,dftpp SV119 lot# 11857
Misc : WG2111182,,ical22426
ALS Vial : 48 Sample Multiplier: 1

Quant Time: Sep 05 13:58:48 2025
Quant Method : I:\8270SIM\sv119\250905bRVT\dftppsv119.m
Quant Title : Semivolatiles by GC/MS by modified 8270
QLast Update : Fri Sep 05 13:59:12 2025
Response via : Continuing Cal File: C:\ENVDEMO\BNADATA\DLWB002.D

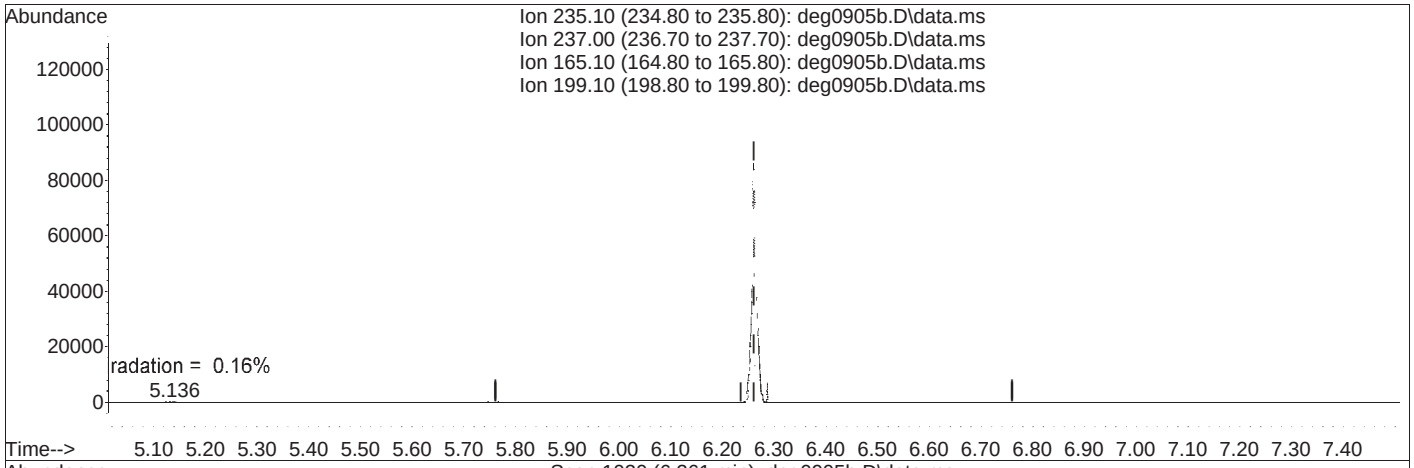


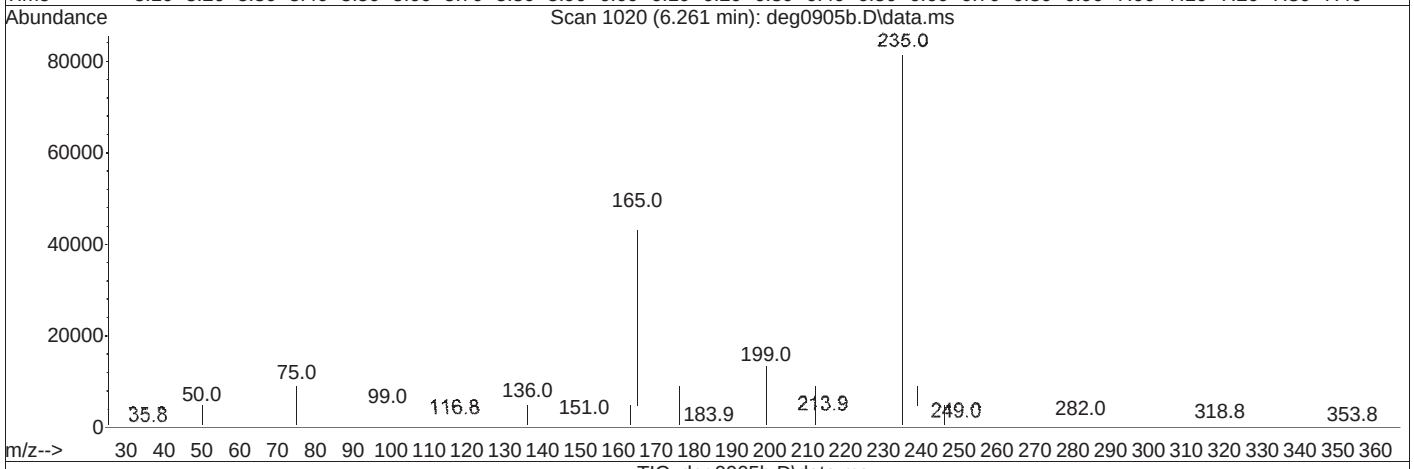


TIC: deg0905b.D\data.ms

(6) ddt (T)

6.261min (-0.000) 11.35

response 69162

| Ion | Exp% | Act% |
|---|---|---|
| 235.10 | 100.00 | 100.00 |
| 237.00 | 65.60 | 64.25 |
| 165.10 | 53.30 | 53.84 |
| 199.10 | 17.10 | 15.07 |

# DFTPP

Data Path : I:\8270SIM\sv119\250905bRVT\
Data File : deg0905b.D
Acq On : 05 Sep 2025 12:37 pm
Operator : sv119:rp
Sample : WG2111182-1,32,,dftpp SV119 lot# 11857
Misc : WG2111182,,ical22426
ALS Vial : 48 Sample Multiplier: 1

Integration File: rteint.p

Method : I:\8270SIM\sv119\250905bRVT\SIM-RVT_250625_sv119.M
Title : Semivolatiles by GC/MS by modified 8270
Last Update : Fri Sep 05 13:13:27 2025

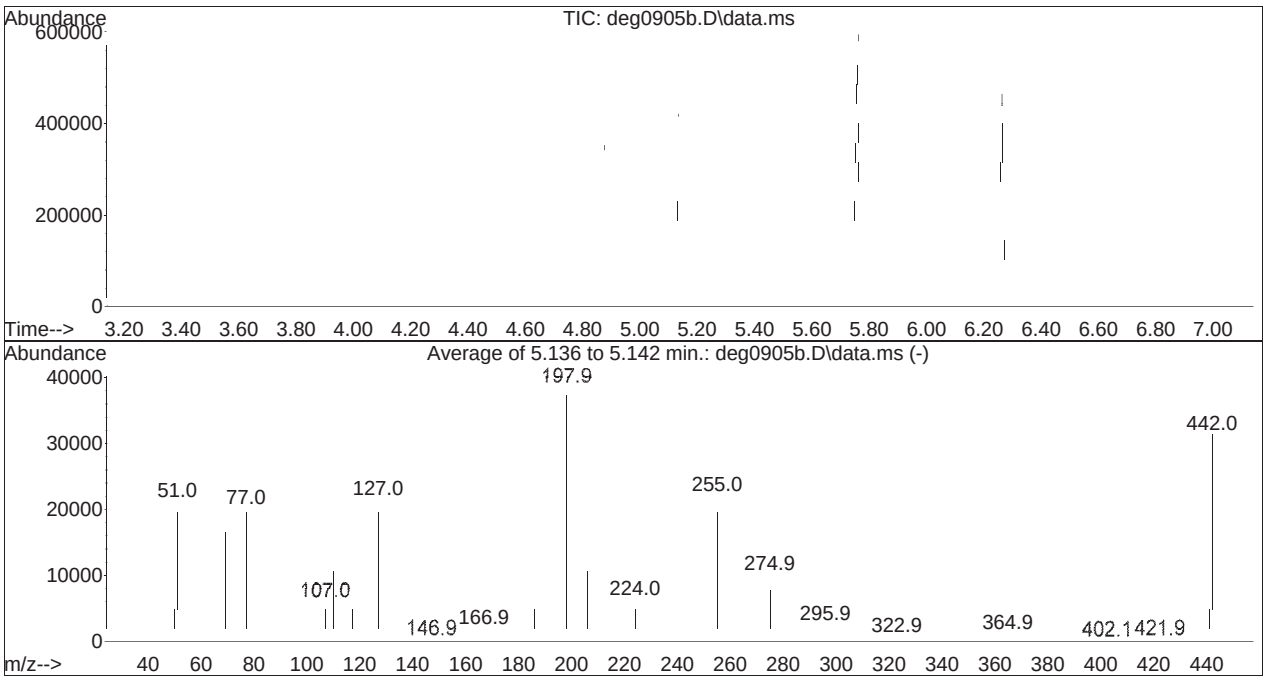


Spectrum Information: Average of 5.136 to 5.142 min.

| Target Mass | Rel. to Mass | Lower Limit% | Upper Limit% | Rel. Abn% | Raw Abn | Result Pass/Fail |
|---|---|---|---|---|---|---|
| 51 | 198 | 10 | 80 | 52.9 | 21157 | PASS |
| 68 | 69 | 0.00 | 2 | 1.9 | 348 | PASS |
| 69 | 69 | 100 | 100 | 100.0 | 18548 | PASS |
| 70 | 69 | 0.00 | 2 | 0.3 | 56 | PASS |
| 127 | 198 | 10 | 80 | 53.9 | 21536 | PASS |
| 197 | 198 | 0.00 | 2 | 0.0 | 0 | PASS |
| 198 | 198 | 100 | 100 | 100.0 | 39992 | PASS |
| 199 | 198 | 5 | 9 | 7.0 | 2784 | PASS |
| 275 | 198 | 10 | 60 | 25.3 | 10123 | PASS |
| 365 | 198 | 1 | 100 | 2.7 | 1075 | PASS |
| 441 | 442 | 0.01 | 24 | 18.5 | 5800 | PASS |
| 442 | 198 | 50 | 100 | 78.4 | 31347 | PASS |
| 443 | 442 | 15 | 24 | 18.1 | 5663 | PASS |

# Quantitation Report (Qedit)

Data Path : I:\8270SIM\sv119\250905bRVT\
Data File : deg0905b.D
Acq On : 05 Sep 2025 12:37 pm
Operator : sv119:rp
Sample : WG2111182-4,32,,dftpp SV119 lot# 11857
Misc : WG2111182,,ical22426
ALS Vial : 48 Sample Multiplier: 1

Quant Time: Sep 05 13:58:48 2025
Quant Method : I:\8270SIM\sv119\250905bRVT\dftppsv119.m
Quant Title : Semivolatiles by GC/MS by modified 8270
QLast Update : Fri Sep 05 13:59:12 2025
Response via : Continuing Cal File: C:\ENVDEMO\BNADATA\DLWB002.D

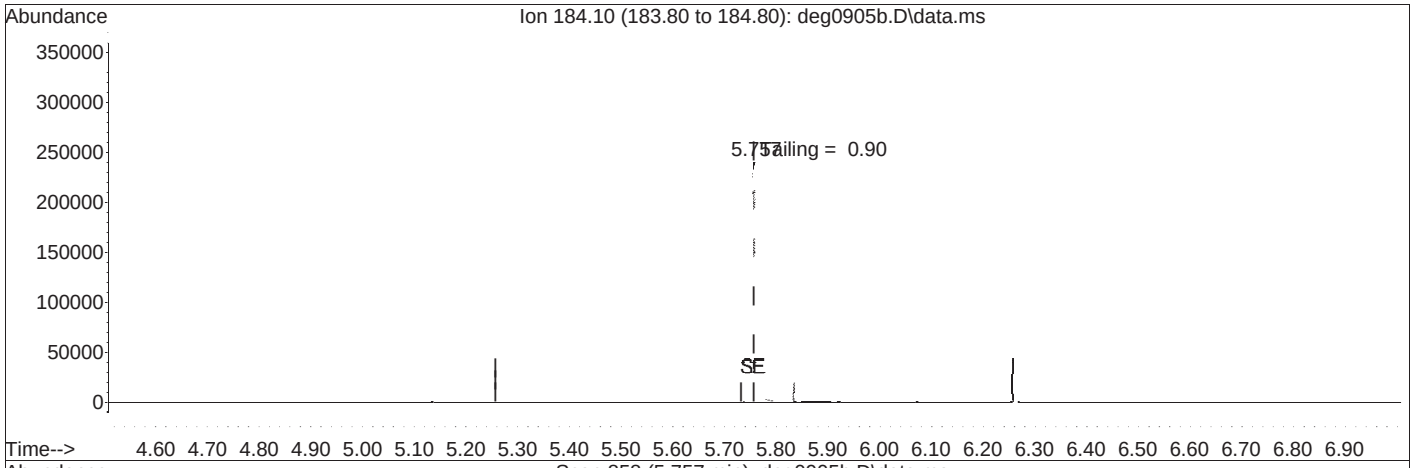


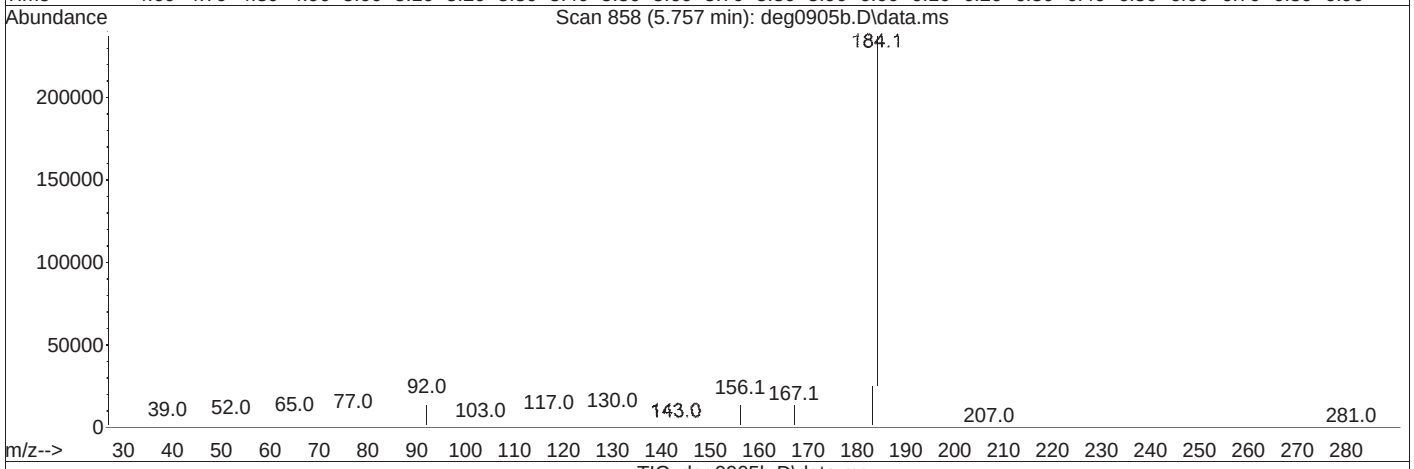


TIC: deg0905b.D\data.ms

(3) benzidine (T)

5.757min (+ 0.000) 18.87

response 192140

| Ion | Exp% | Act% |
|---|---|---|
| 184.10 | 100.00 | 100.00 |
| 0.00 | 0.00 | 0.00 |
| 0.00 | 0.00 | 0.00 |
| 0.00 | 0.00 | 0.00 |

# Quantitation Report (Qedit)

Data Path : I:\8270SIM\sv119\250905bRVT\
Data File : deg0905b.D
Acq On : 05 Sep 2025 12:37 pm
Operator : sv119:rp
Sample : WG2111182-5,32,,dftpp SV119 lot# 11857
Misc : WG2111182,,ical22426
ALS Vial : 48 Sample Multiplier: 1

Quant Time: Sep 05 13:58:48 2025
Quant Method : I:\8270SIM\sv119\250905bRVT\dftppsv119.m
Quant Title : Semivolatiles by GC/MS by modified 8270
QLast Update : Fri Sep 05 13:59:12 2025
Response via : Continuing Cal File: C:\ENVDEMO\BNADATA\DLWB002.D

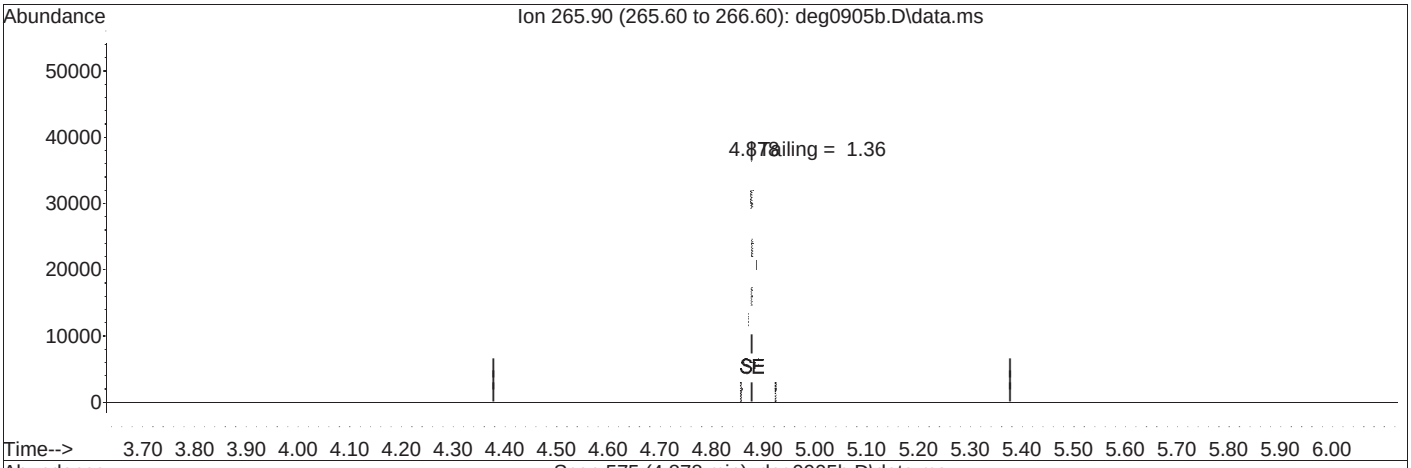


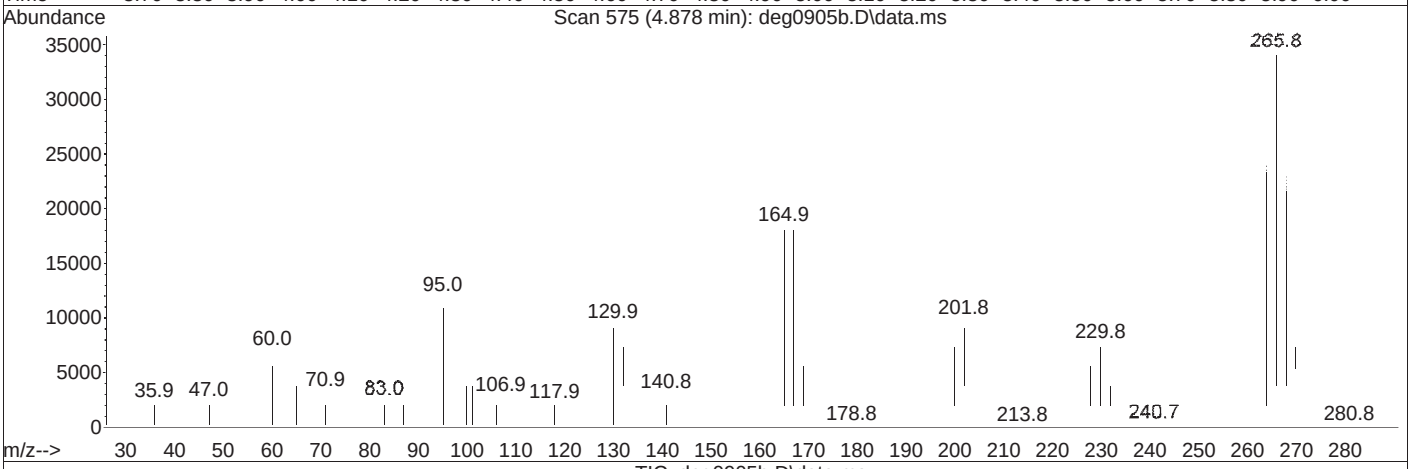


TIC: deg0905b.D\data.ms

(1) pentachlorophenol (T)

4.878min (-0.000) 14.18

response 29782

| Ion | Exp% | Act% |
|---|---|---|
| 265.90 | 100.00 | 100.00 |
| 0.00 | 0.00 | 0.00 |
| 0.00 | 0.00 | 0.00 |
| 0.00 | 0.00 | 0.00 |

# Semivolatiles Raw QC Data

Quantitation Report (QT Reviewed)

Data Path : I:\8270SIM\sv119\250905bRVT\
Data File : 110785-1.D
Acq On : 05 Sep 2025 04:57 pm
Operator : sv119:csn
Sample : WG2110785-1,32,,HNY
Misc : WG2111182,WG2110785,ical22426
ALS Vial : 12 Sample Multiplier: 1

Quant Time: Sep 07 12:09:46 2025
Quant Method : I:\8270SIM\sv119\250905bRVT\SIM-RVT_250625_sv119.M
Quant Title : Semivolatiles by GC/MS by modified 8270
QLast Update : Fri Sep 05 13:13:27 2025
Response via : Initial Calibration

CCAL FILE(s) : 1 - I:\8270sim\sv119\250905bRVT\ccv0905b.D
Sub List : DEFAULT - All compounds listed

| Compound | R.T. | QIon | Response | Conc | Units | Dev(Min) |
|---|---|---|---|---|---|---|
| Internal Standards | | | | | | |
| 1) 1,4-Dichlorobenzene-d4 | 2.227 | 152 | 122001 | 4000.000 | ng/ml | 0.00 |
| Standard Area 1 = 186973 | | | Recovery = 65.25% | | | |
| 9) Naphthalene-d8 | 2.887 | 136 | 432577 | 4000.000 | ng/ml | 0.00 |
| Standard Area 1 = 685748 | | | Recovery = 63.08% | | | |
| 18) Acenaphthene-d10 | 3.857 | 164 | 409559 | 4000.000 | ng/ml | 0.00 |
| Standard Area 1 = 411948 | | | Recovery = 99.42% | | | |
| 23) Phenanthrene-d10 | 4.695 | 188 | 911102 | 4000.000 | ng/ml | 0.00 |
| Standard Area 1 = 860767 | | | Recovery = 105.85% | | | |
| 33) Chrysene-d12 | 6.273 | 240 | 914160 | 4000.000 | ng/ml | -0.01 |
| Standard Area 1 = 852026 | | | Recovery = 107.29% | | | |
| 38) Perylene-d12 | 7.473 | 264 | 665271 | 4000.000 | ng/ml | 0.00 |
| Standard Area 1 = 865644 | | | Recovery = 76.85% | | | |
| System Monitoring Compounds | | | | | | |
| 3) 2-Fluorophenol | 1.656 | 112 | 36751 | 1042.448 | ng/ml | 0.01 |
| Spiked Amount 2000.000 | Range 15 - 110 | | Recovery = 52.12% | | | |
| 4) Phenol-d6 | 2.055 | 99 | 50284 | 1148.289 | ng/ml | 0.00 |
| Spiked Amount 2000.000 | Range 15 - 110 | | Recovery = 57.41% | | | |
| 8) Nitrobenzene-d5 | 2.509 | 82 | 29695 | 740.537 | ng/ml | 0.00 |
| Spiked Amount 1000.000 | Range 30 - 130 | | Recovery = 74.05% | | | |
| 14) 2-Fluorobiphenyl | 3.480 | 172 | 78557 | 810.421 | ng/ml | 0.00 |
| Spiked Amount 1000.000 | Range 30 - 130 | | Recovery = 81.04% | | | |
| 22) 2,4,6-Tribromophenol | 4.302 | 330 | 37034 | 1574.921 | ng/ml | 0.00 |
| Spiked Amount 2000.000 | Range 15 - 110 | | Recovery = 78.75% | | | |
| 32) 4-Terphenyl-d14 | 5.622 | 244 | 178466 | 708.530 | ng/ml | 0.00 |
| Spiked Amount 1000.000 | Range 30 - 130 | | Recovery = 70.85% | | | |
| Target Compounds | | | | | | Qvalue |
| 5) Bis(2-chloroethyl)ether | 0.000 | | 0 | N.D. d | | |
| 7) Hexachloroethane | 0.000 | | 0 | N.D. | | |
| 10) Naphthalene | 0.000 | | 0 | N.D. d | | |
| 11) Hexachlorobutadiene | 0.000 | | 0 | N.D. | | |
| 12) 2-Methylnaphthalene | 0.000 | | 0 | N.D. | | |
| 15) 2-Chloronaphthalene | 0.000 | | 0 | N.D. | | |
| 17) Acenaphthylene | 0.000 | | 0 | N.D. d | | |
| 19) Acenaphthene | 0.000 | | 0 | N.D. d | | |
| 21) Fluorene | 0.000 | | 0 | N.D. d | | |
| 25) Hexachlorobenzene | 0.000 | | 0 | N.D. | | |

Data Path : I:\8270SIM\sv119\250905bRVT\
Data File : 110785-1.D
Acq On : 05 Sep 2025 04:57 pm
Operator : sv119:csn
Sample : WG2110785-1,32,,HNY
Misc : WG2111182,WG2110785,ical22426
ALS Vial : 12 Sample Multiplier: 1

Quant Time: Sep 07 12:09:46 2025
Quant Method : I:\8270SIM\sv119\250905bRVT\SIM-RVT_250625_sv119.M
Quant Title : Semivolatiles by GC/MS by modified 8270
QLast Update : Fri Sep 05 13:13:27 2025
Response via : Initial Calibration

CCAL FILE(s) : 1 - I:\8270sim\sv119\250905bRVT\ccv0905b.D
Sub List : DEFAULT - All compounds listed

| Compound | R.T. | QIon | Response | Conc | Units | Dev(Min) |
|---|---|---|---|---|---|---|
| 26) Pentachlorophenol | 0.000 | | 0 | N.D. | d | |
| 27) Phenanthrene | 0.000 | | 0 | N.D. | d | |
| 28) Anthracene | 0.000 | | 0 | N.D. | d | |
| 29) Fluoranthene | 0.000 | | 0 | N.D. | d | |
| 30) Pyrene | 0.000 | | 0 | N.D. | d | |
| 34) Benzo[a]anthracene | 0.000 | | 0 | N.D. | d | |
| 36) Chrysene | 0.000 | | 0 | N.D. | d | |
| 39) Benzo[b]fluoranthene | 0.000 | | 0 | N.D. | d | |
| 40) Benzo[k]fluoranthene | 0.000 | | 0 | N.D. | d | |
| 41) Benzo[a]pyrene | 0.000 | | 0 | N.D. | d | |
| 42) Indeno[1,2,3-cd]pyrene | 0.000 | | 0 | N.D. | | |
| 43) Dibenzo[a,h]anthracene | 0.000 | | 0 | N.D. | | |
| 44) Benzo[g,h,i]perylene | 0.000 | | 0 | N.D. | | |

(#) = qualifier out of range (m) = manual integration (+) = signals summed

Quantitation Report (QT Reviewed)

Data Path : I:\8270SIM\sv119\250905bRVT\
Data File : 110785-1.D
Acq On : 05 Sep 2025 04:57 pm
Operator : sv119:csn
Sample : WG2110785-1,32,,HNY
Misc : WG2111182,WG2110785,ical22426
ALS Vial : 12 Sample Multiplier: 1

Quant Time: Sep 07 12:09:46 2025
Quant Method : I:\8270SIM\sv119\250905bRVT\SIM-RVT_250625_sv119.M
Quant Title : Semivolatiles by GC/MS by modified 8270
QLast Update : Fri Sep 05 13:13:27 2025
Response via : Initial Calibration

Sub List : DEFAULT - All compounds listedT\ccv0905b.D•

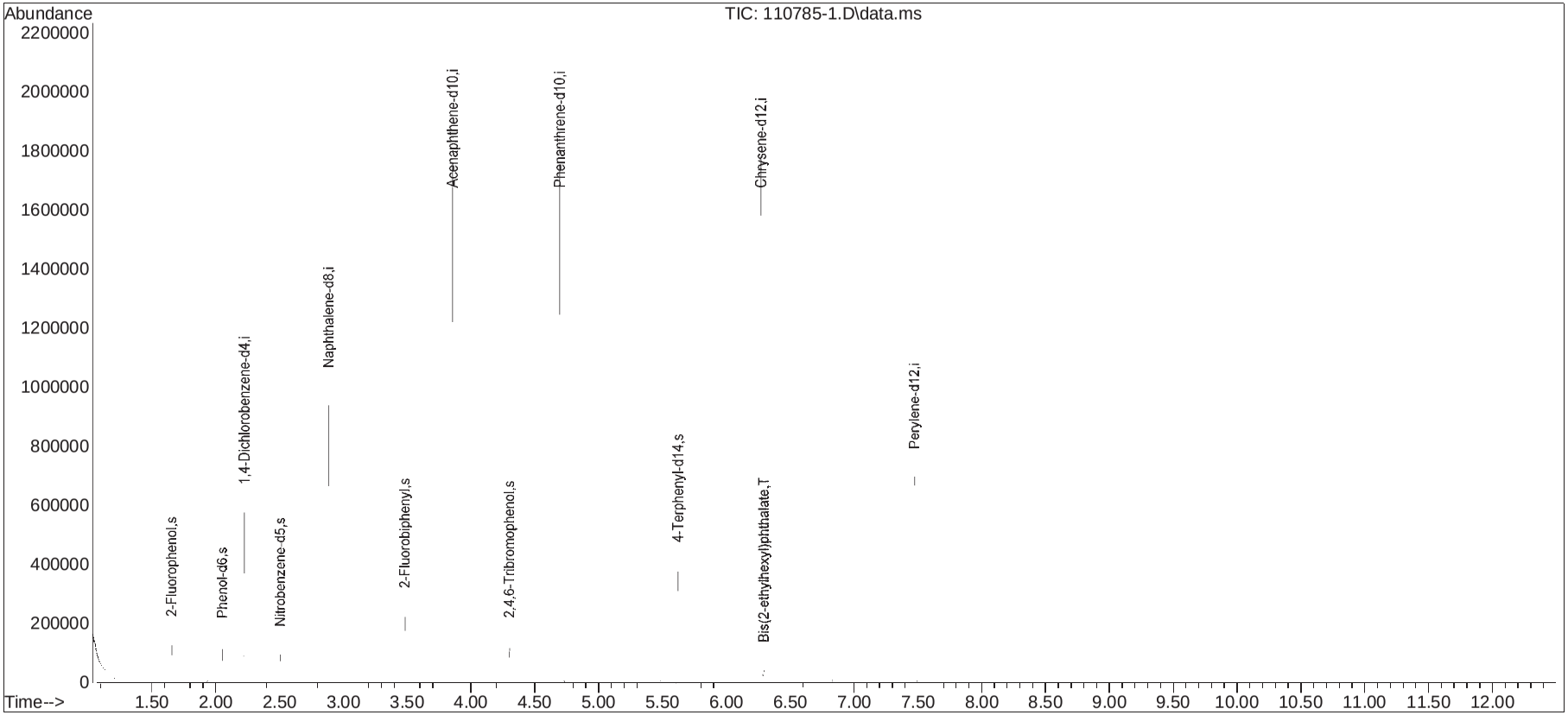

Manual Integration Report

| | | | |
|---|---|---|---|
| Data Path | : I:\8270SIM\sv119\250905bRV | | |
| Data File | : 110785-1.D | Operator | : sv119:csn |
| Date Inj'd | : 9/5/2025 4:57 pm | Instrument | : SV119 |
| Sample | : WG2110785-1,32,,HNY | Quant Date | : 9/7/2025 12:08 pm |

There are no manual integrations or false positives in this file.

Quantitation Report (QT Reviewed)

Data Path : I:\8270SIM\sv119\250905bRVT\
Data File : 110785-2.D
Acq On : 05 Sep 2025 04:23 pm
Operator : sv119:csn
Sample : WG2110785-2,32,,HNY
Misc : WG2111182,WG2110785,ical22426
ALS Vial : 10 Sample Multiplier: 1

Quant Time: Sep 07 12:12:12 2025
Quant Method : I:\8270SIM\sv119\250905bRVT\SIM-RVT_250625_sv119.M
Quant Title : Semivolatiles by GC/MS by modified 8270
QLast Update : Fri Sep 05 13:13:27 2025
Response via : Initial Calibration

CCAL FILE(s) : 1 - I:\8270sim\sv119\250905bRVT\ccv0905b.D
Sub List : DEFAULT - All compounds listed

| Compound | R.T. | QIon | Response | Conc | Units | Dev(Min) |
|---|---|---|---|---|---|---|
| Internal Standards | | | | | | |
| 1) 1,4-Dichlorobenzene-d4 | 2.227 | 152 | 179429 | 4000.000 | ng/ml | 0.00 |
| Standard Area 1 = 186973 | | | Recovery = 95.97% | | | |
| 9) Naphthalene-d8 | 2.888 | 136 | 671603 | 4000.000 | ng/ml | 0.00 |
| Standard Area 1 = 685748 | | | Recovery = 97.94% | | | |
| 18) Acenaphthene-d10 | 3.858 | 164 | 422037 | 4000.000 | ng/ml | 0.00 |
| Standard Area 1 = 411948 | | | Recovery = 102.45% | | | |
| 23) Phenanthrene-d10 | 4.694 | 188 | 667382 | 4000.000 | ng/ml | 0.00 |
| Standard Area 1 = 860767 | | | Recovery = 77.53% | | | |
| 33) Chrysene-d12 | 6.271 | 240 | 688476 | 4000.000 | ng/ml | -0.01 |
| Standard Area 1 = 852026 | | | Recovery = 80.80% | | | |
| 38) Perylene-d12 | 7.468 | 264 | 684139 | 4000.000 | ng/ml | -0.01 |
| Standard Area 1 = 865644 | | | Recovery = 79.03% | | | |
| System Monitoring Compounds | | | | | | |
| 3) 2-Fluorophenol | 1.657 | 112 | 38638 | 745.196 | ng/ml | 0.01 |
| Spiked Amount 2000.000 | Range 15 - 110 | | Recovery = 37.26% | | | |
| 4) Phenol-d6 | 2.058 | 99 | 51882 | 805.580 | ng/ml | 0.00 |
| Spiked Amount 2000.000 | Range 15 - 110 | | Recovery = 40.28% | | | |
| 8) Nitrobenzene-d5 | 2.508 | 82 | 47732 | 809.364 | ng/ml | 0.00 |
| Spiked Amount 1000.000 | Range 30 - 130 | | Recovery = 80.94% | | | |
| 14) 2-Fluorobiphenyl | 3.479 | 172 | 117220 | 778.894 | ng/ml | 0.00 |
| Spiked Amount 1000.000 | Range 30 - 130 | | Recovery = 77.89% | | | |
| 22) 2,4,6-Tribromophenol | 4.303 | 330 | 29288 | 1208.687 | ng/ml | 0.00 |
| Spiked Amount 2000.000 | Range 15 - 110 | | Recovery = 60.43% | | | |
| 32) 4-Terphenyl-d14 | 5.622 | 244 | 123713 | 670.518 | ng/ml | 0.00 |
| Spiked Amount 1000.000 | Range 30 - 130 | | Recovery = 67.05% | | | |
| Target Compounds | | | | | | Qvalue |
| 5) Bis(2-chloroethyl)ether | 2.094 | 93 | 73298 | 1309.937 | ng/ml | 98 |
| 7) Hexachloroethane | 2.484 | 117 | 26797 | 1163.188 | ng/ml | 99 |
| 10) Naphthalene | 2.898 | 128 | 224788 | 1232.428 | ng/ml | 100 |
| 11) Hexachlorobutadiene | 2.970 | 225 | 38088 | 1113.217 | ng/ml | 100 |
| 12) 2-Methylnaphthalene | 3.275 | 142 | 145074 | 1248.724 | ng/ml | 100 |
| 15) 2-Chloronaphthalene | 3.546 | 162 | 172507 | 1363.653 | ng/ml | 93 |
| 17) Acenaphthylene | 3.778 | 152 | 300578 | 1414.465 | ng/ml | 100 |
| 19) Acenaphthene | 3.875 | 153 | 180694 | 1293.072 | ng/ml | 94 |
| 21) Fluorene | 4.164 | 166 | 159870 | 949.335 | ng/ml | 100 |
| 25) Hexachlorobenzene | 4.484 | 284 | 57748 | 1227.395 | ng/ml | 100 |

Quantitation Report (QT Reviewed)

Data Path : I:\8270SIM\sv119\250905bRVT\
Data File : 110785-2.D
Acq On : 05 Sep 2025 04:23 pm
Operator : sv119:csn
Sample : WG2110785-2,32,,HNY
Misc : WG2111182,WG2110785,ical22426
ALS Vial : 10 Sample Multiplier: 1

Quant Time: Sep 07 12:12:12 2025
Quant Method : I:\8270SIM\sv119\250905bRVT\SIM-RVT_250625_sv119.M
Quant Title : Semivolatiles by GC/MS by modified 8270
QLast Update : Fri Sep 05 13:13:27 2025
Response via : Initial Calibration

CCAL FILE(s) : 1 - I:\8270sim\sv119\250905bRVT\ccv0905b.D
Sub List : DEFAULT - All compounds listed

| Compound | R.T. | QIon | Response | Conc | Units | Dev(Min) |
|---|---|---|---|---|---|---|
| 26) Pentachlorophenol | 4.597 | 266 | 39519 | 1905.867 | ng/ml | 99 |
| 27) Phenanthrene | 4.709 | 178 | 263149 | 1303.581 | ng/ml | 100 |
| 28) Anthracene | 4.735 | 178 | 268107 | 1315.203 | ng/ml | 99 |
| 29) Fluoranthene | 5.393 | 202 | 342824 | 1289.337 | ng/ml | 96 |
| 30) Pyrene | 5.527 | 202 | 352358 | 1259.272 | ng/ml | 100 |
| 34) Benzo[a]anthracene | 6.263 | 228 | 341784 | 1461.951 | ng/ml | 100 |
| 36) Chrysene | 6.288 | 228 | 311727 | 1389.056 | ng/ml | 99 |
| 39) Benzo[b]fluoranthene | 7.097 | 252 | 321029 | 1698.316 | ng/ml | 98 |
| 40) Benzo[k]fluoranthene | 7.121 | 252 | 323691 | 1480.611 | ng/ml | 98 |
| 41) Benzo[a]pyrene | 7.403 | 252 | 289765 | 1613.471 | ng/ml | 100 |
| 42) Indeno[1,2,3-cd]pyrene | 8.666 | 276 | 292406 | 1750.845 | ng/ml | 95 |
| 43) Dibenzo[a,h]anthracene | 8.701 | 278 | 274450M6 | 1636.715 | ng/ml | |
| 44) Benzo[g,h,i]perylene | 9.007 | 276 | 279296 | 1674.372 | ng/ml | 94 |

(#) = qualifier out of range (m) = manual integration (+) = signals summed

Quantitation Report (QT Reviewed)

Data Path : I:\8270SIM\sv119\250905bRVT\
Data File : 110785-2.D
Acq On : 05 Sep 2025 04:23 pm
Operator : sv119:csn
Sample : WG2110785-2,32,,HNY
Misc : WG2111182,WG2110785,ical22426
ALS Vial : 10 Sample Multiplier: 1

Quant Time: Sep 07 12:12:12 2025
Quant Method : I:\8270SIM\sv119\250905bRVT\SIM-RVT_250625_sv119.M
Quant Title : Semivolatiles by GC/MS by modified 8270
QLast Update : Fri Sep 05 13:13:27 2025
Response via : Initial Calibration

Sub List : DEFAULT - All compounds listedT\ccv0905b.D•

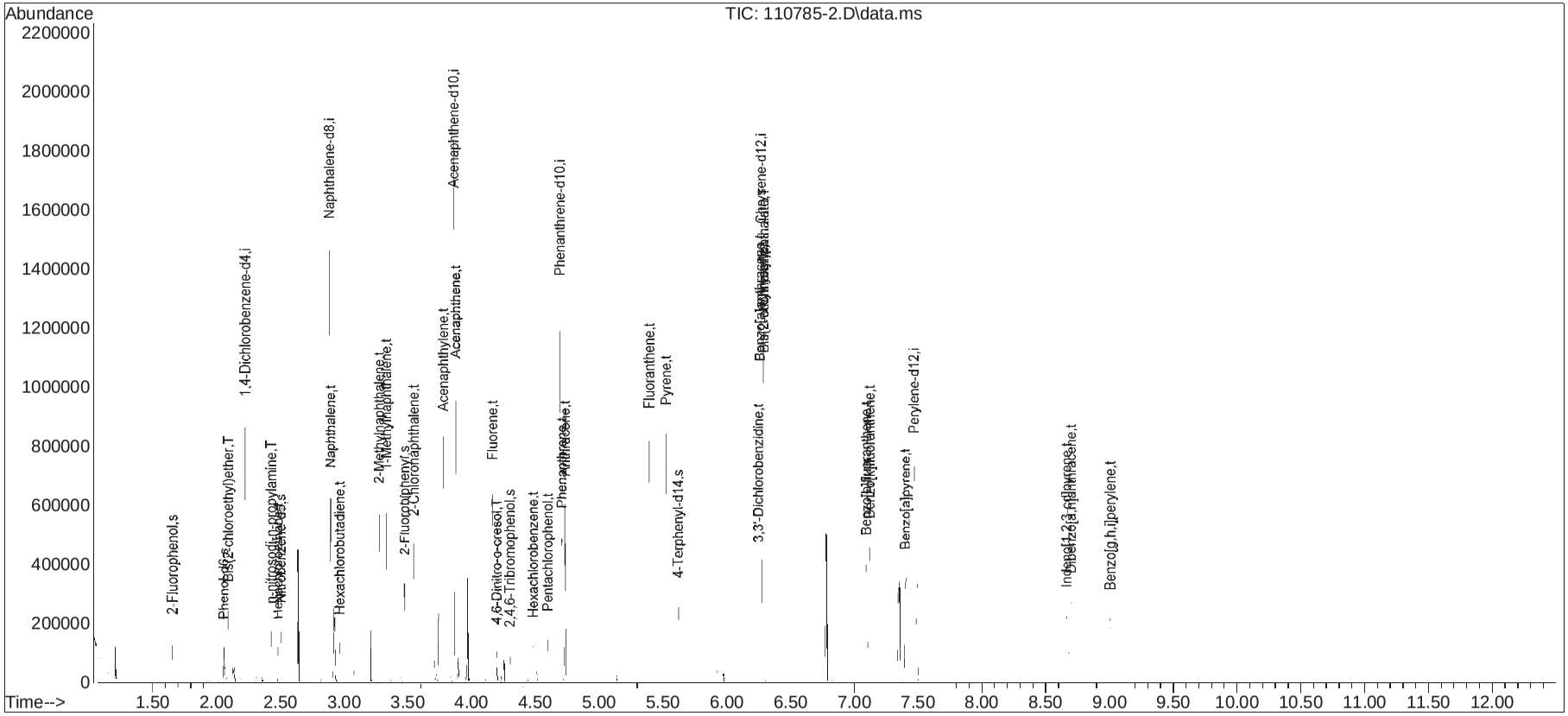

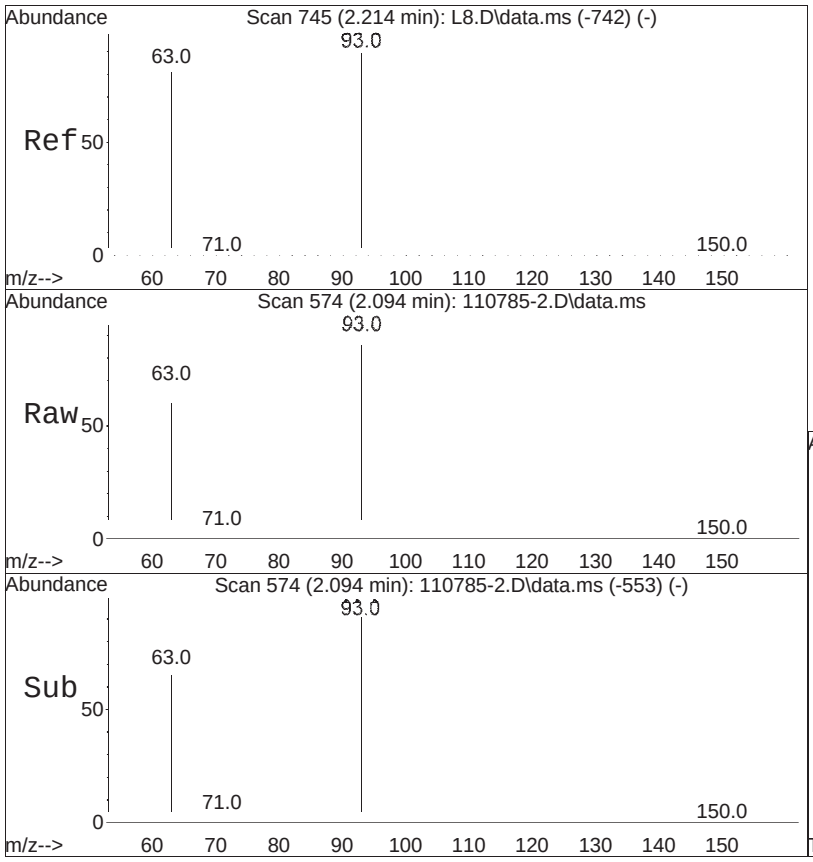


#5
Bis(2-chloroethyl)ether
Concen: 1309.94 ng/ml
RT: 2.094 min Scan# 574
Delta R.T. 0.004 min
Lab File: 110785-2.D
Acq: 05 Sep 2025 04:23 pm

Tgt Ion: 93 Resp: 73298

| Ion | Ratio | Lower | Upper |
|---|---|---|---|
| 93 | 100 | | |
| 63 | 80.7 | 62.9 | 94.3 |

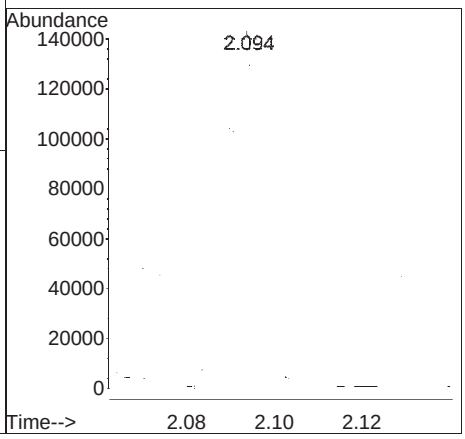

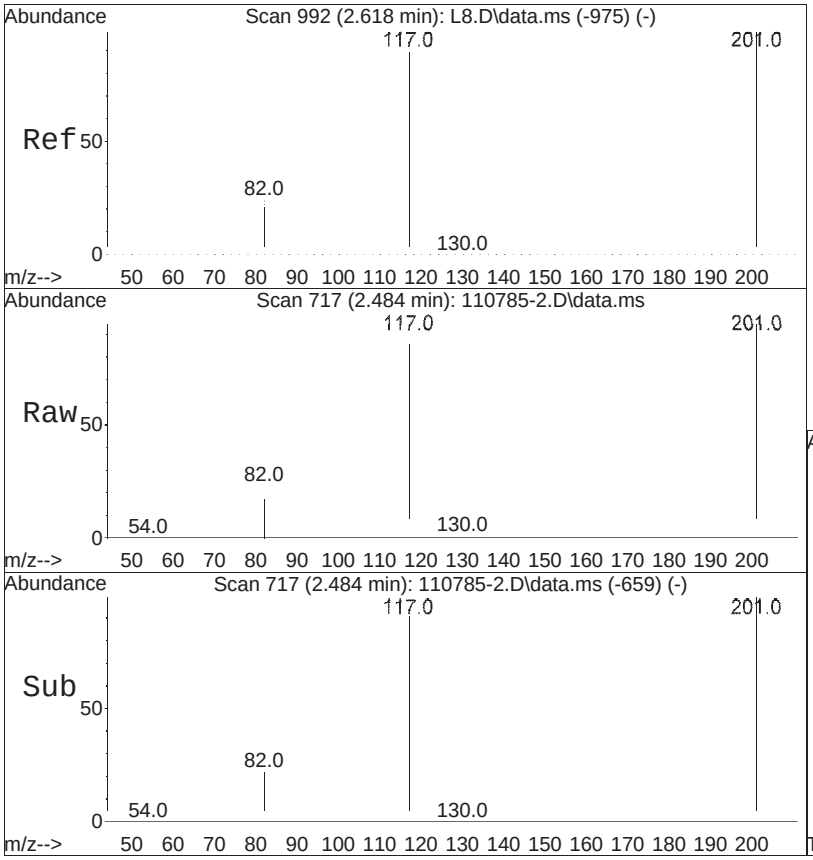


#7
Hexachloroethane
Concen: 1163.19 ng/ml
RT:  2.484 min  Scan# 717
Delta R.T.  0.001 min
Lab File:  110785-2.D
Acq: 05 Sep 2025  04:23 pm

Tgt Ion:117 Resp:  26797

| Ion | Ratio | Lower | Upper |
|---|---|---|---|
| 117 | 100 | | |
| 201 | 103.1 | 82.9 | 124.3 |

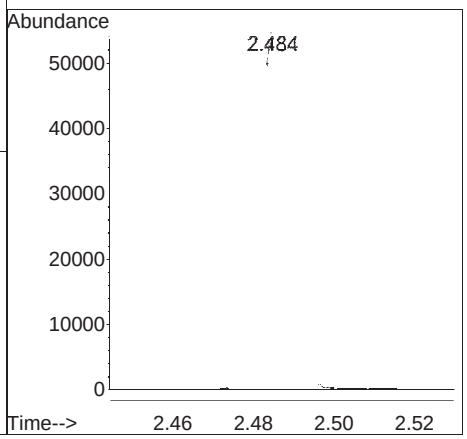

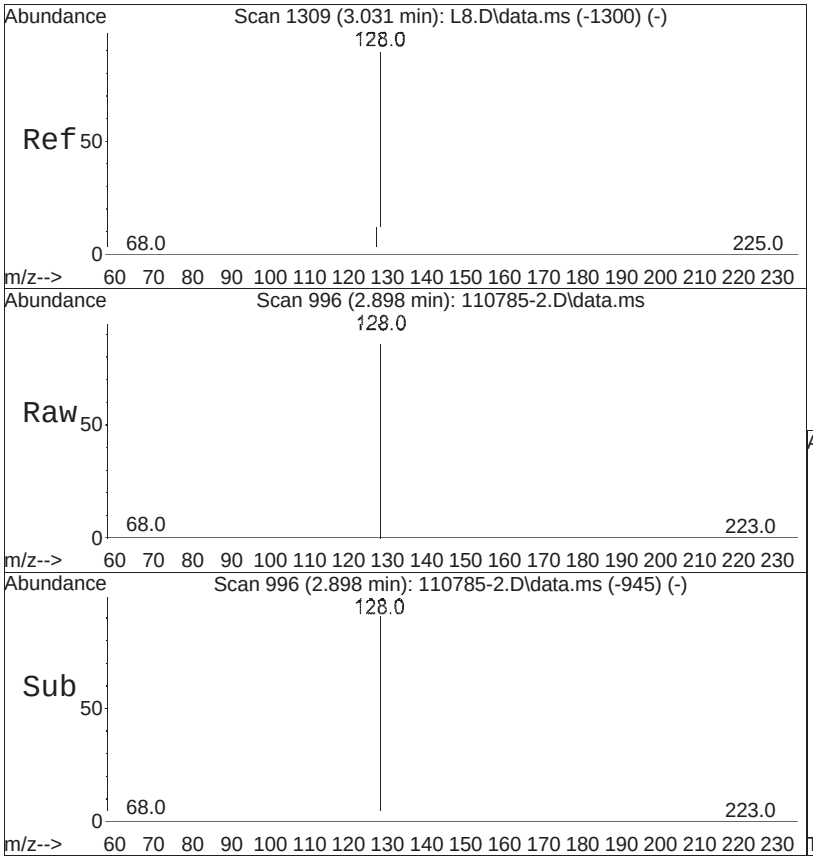


#10
Naphthalene
Concen: 1232.43 ng/ml
RT:  2.898 min  Scan# 996
Delta R.T.  0.002 min
Lab File:  110785-2.D
Acq: 05 Sep 2025  04:23 pm

Tgt Ion:128 Resp:  224788

| Ion | Ratio | Lower | Upper |
|---|---|---|---|
| 128 | 100 | | |
| 129 | 11.0 | 8.8 | 13.2 |
| 127 | 13.3 | 10.6 | 15.8 |

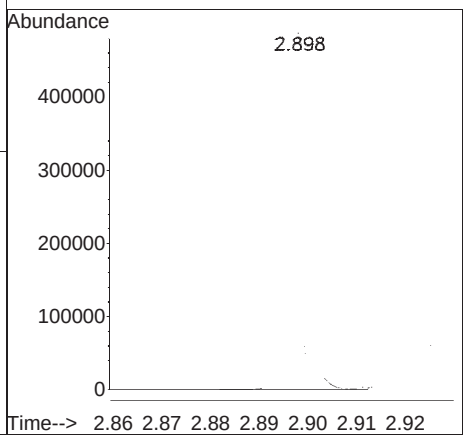




#11
Hexachlorobutadiene
Concen: 1113.22 ng/ml
RT: 2.970 min Scan# 1041
Delta R.T. 0.002 min
Lab File: 110785-2.D
Acq: 05 Sep 2025 04:23 pm

Tgt Ion:225 Resp: 38088

| Ion | Ratio | Lower | Upper |
|---|---|---|---|
| 225 | 100 | | |
| 223 | 62.7 | 50.2 | 75.4 |

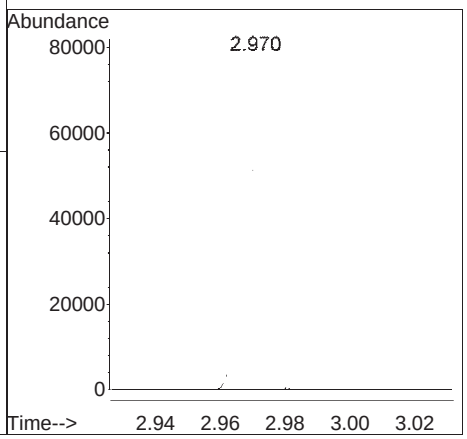

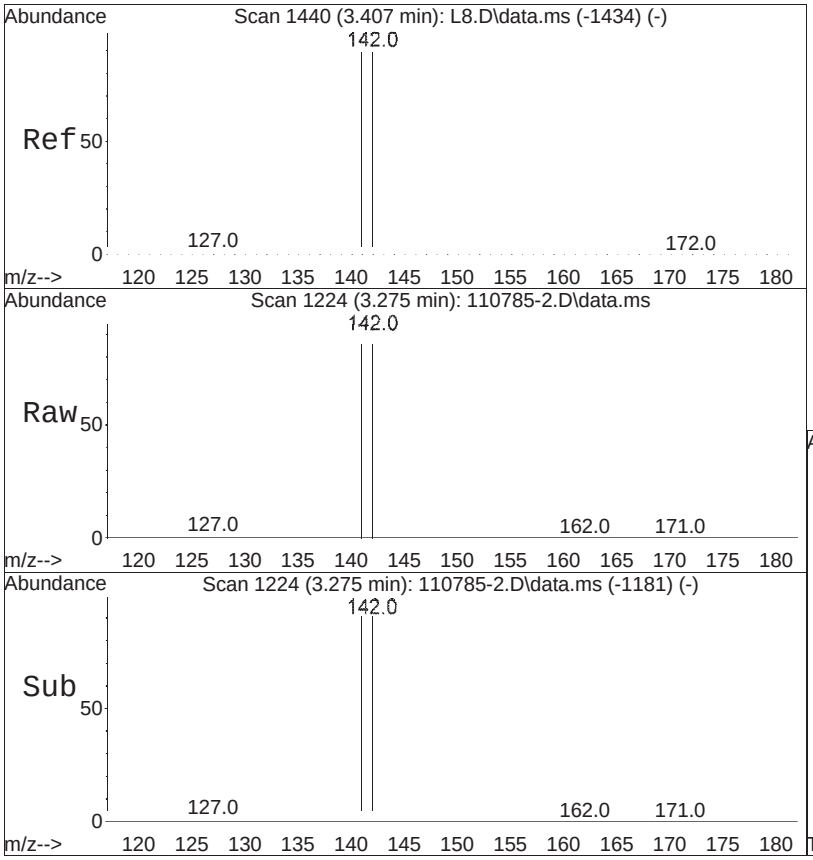


#12
2-Methylnaphthalene
Concen: 1248.72 ng/ml
RT: 3.275 min Scan# 1224
Delta R.T. -0.000 min
Lab File: 110785-2.D
Acq: 05 Sep 2025 04:23 pm

Tgt Ion:142 Resp: 145074

| Ion | Ratio | Lower | Upper |
|---|---|---|---|
| 142 | 100 | | |
| 141 | 91.8 | 73.6 | 110.4 |

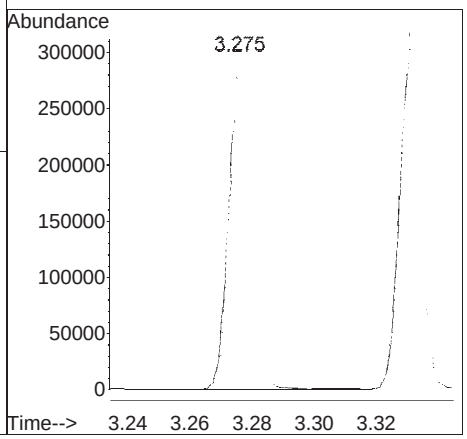

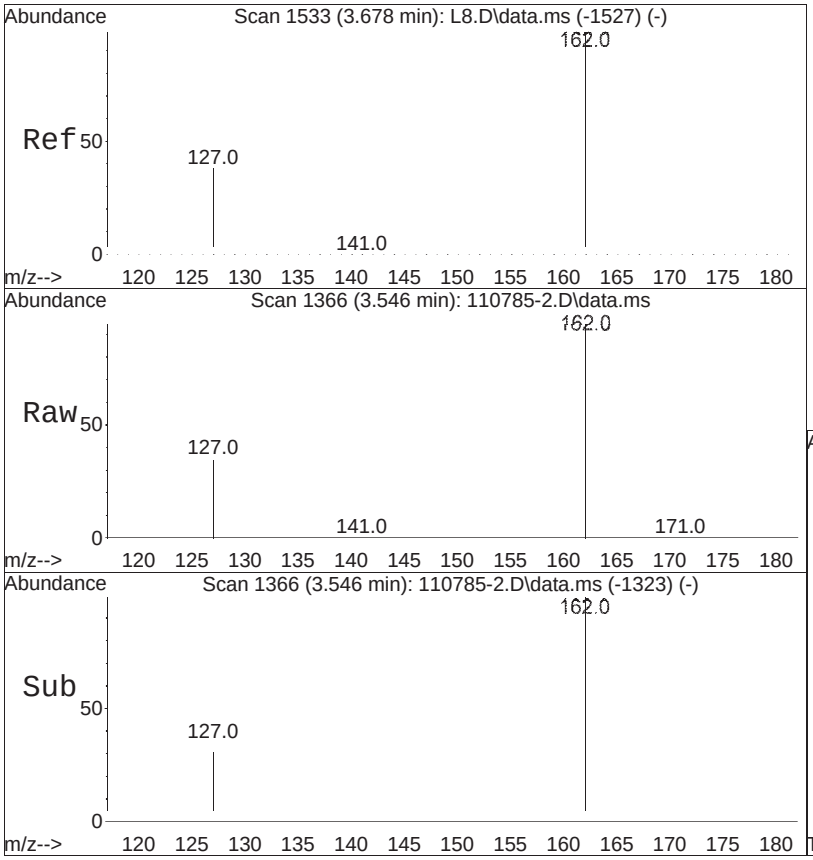


#15
2-Chloronaphthalene
Concen: 1363.65 ng/ml
RT:  3.546 min  Scan# 1366
Delta R.T.  0.002 min
Lab File:  110785-2.D
Acq: 05 Sep 2025  04:23 pm

Tgt Ion:162 Resp:  172507

| Ion | Ratio | Lower | Upper |
|---|---|---|---|
| 162 | 100 | | |
| 127 | 41.3 | 29.8 | 44.8 |

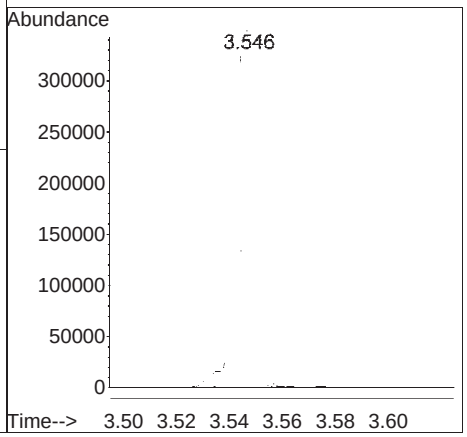

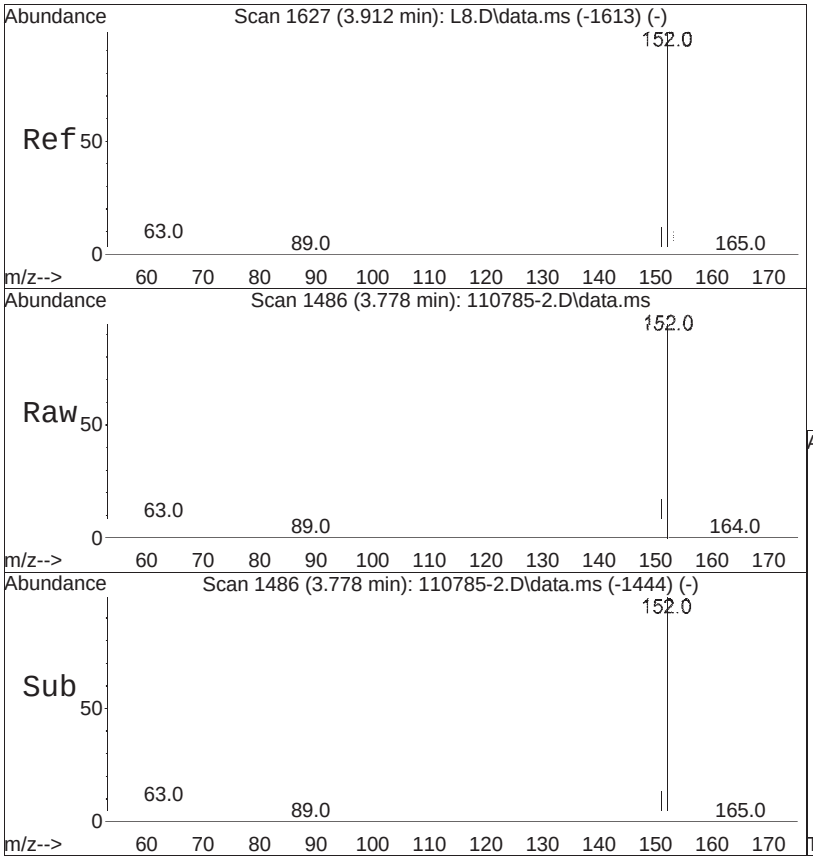


#17
Acenaphthylene
Concen: 1414.46 ng/ml
RT: 3.778 min Scan# 1486
Delta R.T. 0.002 min
Lab File: 110785-2.D
Acq: 05 Sep 2025 04:23 pm

Tgt Ion:152 Resp: 300578

| Ion | Ratio | Lower | Upper |
|---|---|---|---|
| 152 | 100 | | |
| 151 | 20.2 | 16.2 | 24.2 |

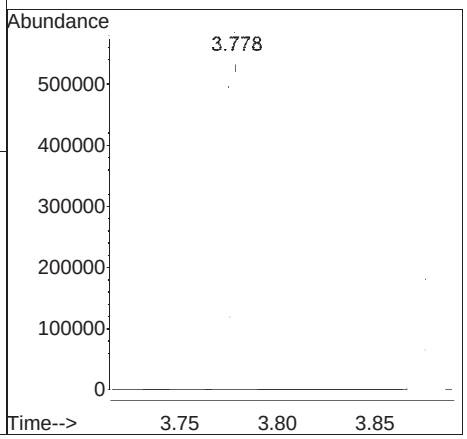

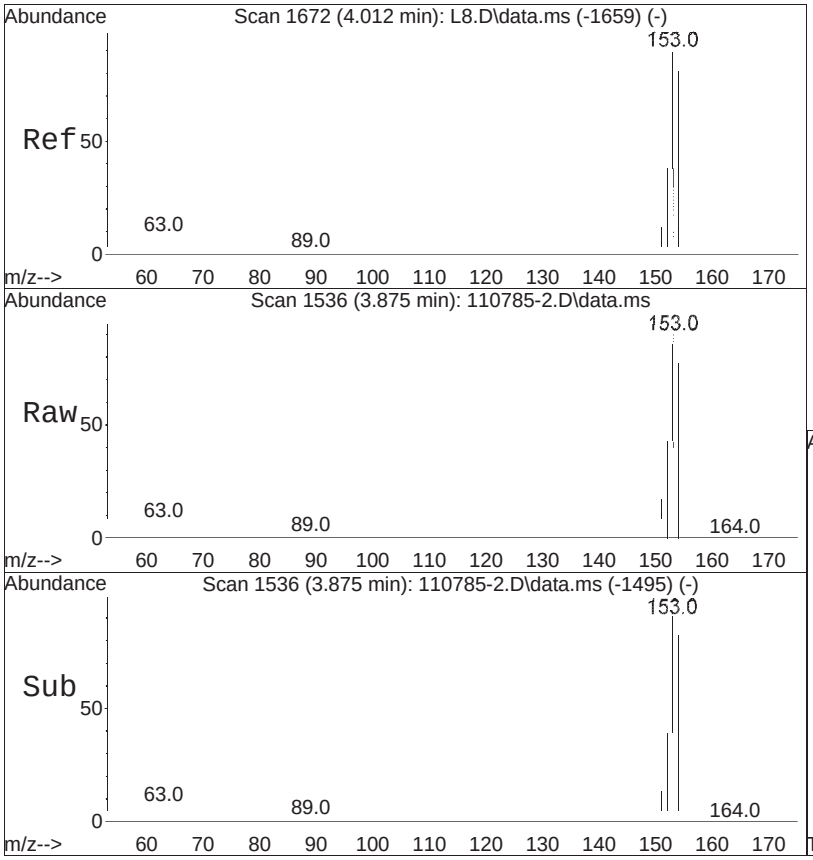


#19
Acenaphthene
Concen: 1293.07 ng/ml
RT: 3.875 min Scan# 1536
Delta R.T. -0.000 min
Lab File: 110785-2.D
Acq: 05 Sep 2025 04:23 pm

Tgt Ion:153 Resp: 180694

| Ion | Ratio | Lower | Upper |
|---|---|---|---|
| 153 | 100 | | |
| 154 | 84.2 | 72.0 | 108.0 |

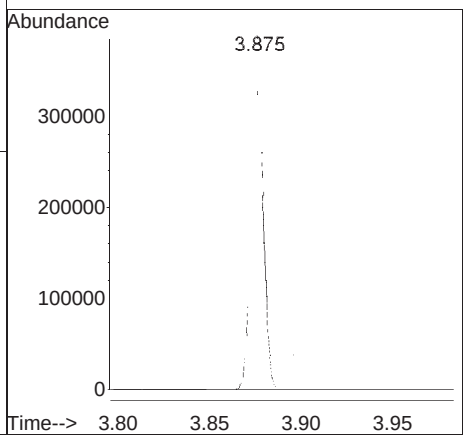

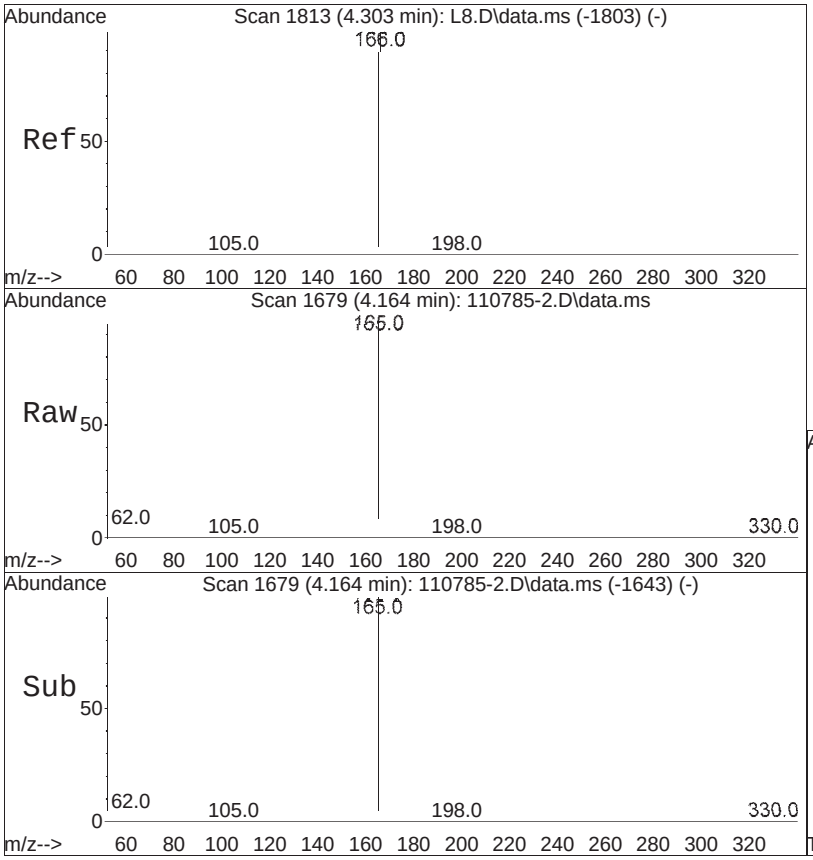


#21
Fluorene
Concen: 949.34 ng/ml
RT: 4.164 min Scan# 1679
Delta R.T. -0.000 min
Lab File: 110785-2.D
Acq: 05 Sep 2025 04:23 pm

Tgt Ion:166 Resp: 159870

| Ion | Ratio | Lower | Upper |
|---|---|---|---|
| 166 | 100 | | |
| 165 | 102.2 | 81.5 | 122.3 |

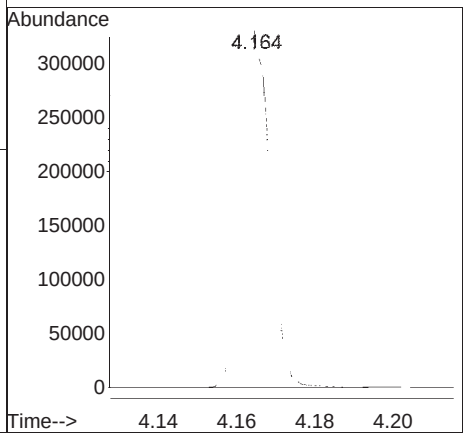

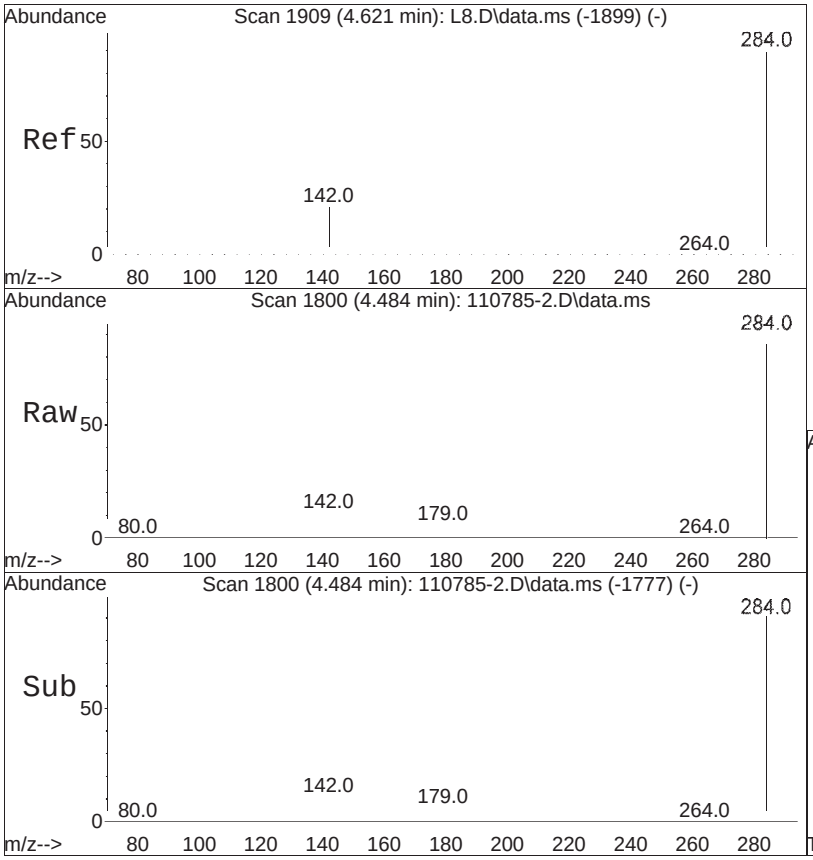


#25
Hexachlorobenzene
Concen: 1227.40 ng/ml
RT: 4.484 min Scan# 1800
Delta R.T. -0.000 min
Lab File: 110785-2.D
Acq: 05 Sep 2025 04:23 pm

Tgt Ion:284 Resp: 57748

| Ion | Ratio | Lower | Upper |
|---|---|---|---|
| 284 | 100 | | |
| 142 | 35.8 | 28.8 | 43.2 |

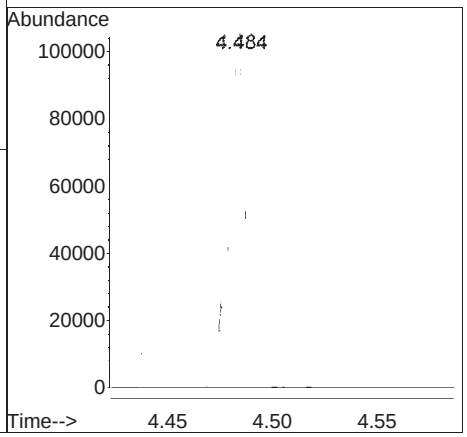

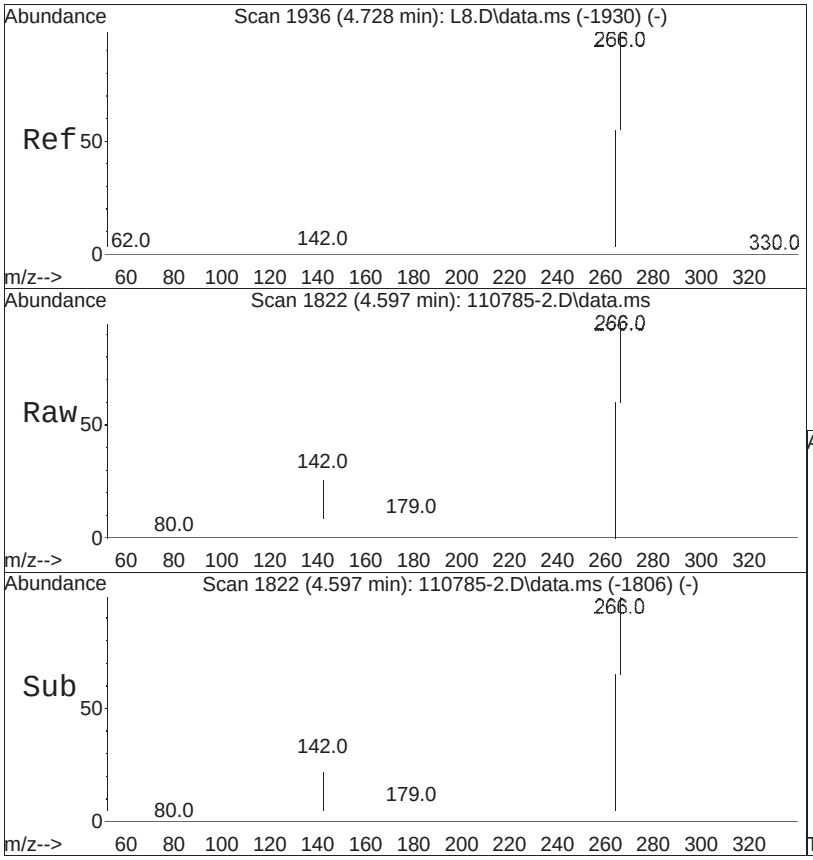


#26
Pentachlorophenol
Concen: 1905.87 ng/ml
RT: 4.597 min Scan# 1822
Delta R.T. -0.000 min
Lab File: 110785-2.D
Acq: 05 Sep 2025 04:23 pm

Tgt Ion:266 Resp: 39519

| Ion | Ratio | Lower | Upper |
|---|---|---|---|
| 266 | 100 | | |
| 264 | 64.1 | 50.6 | 76.0 |

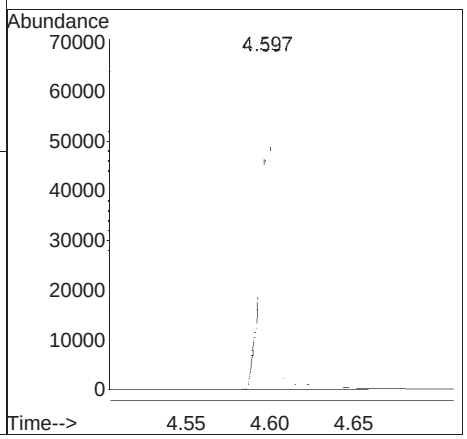

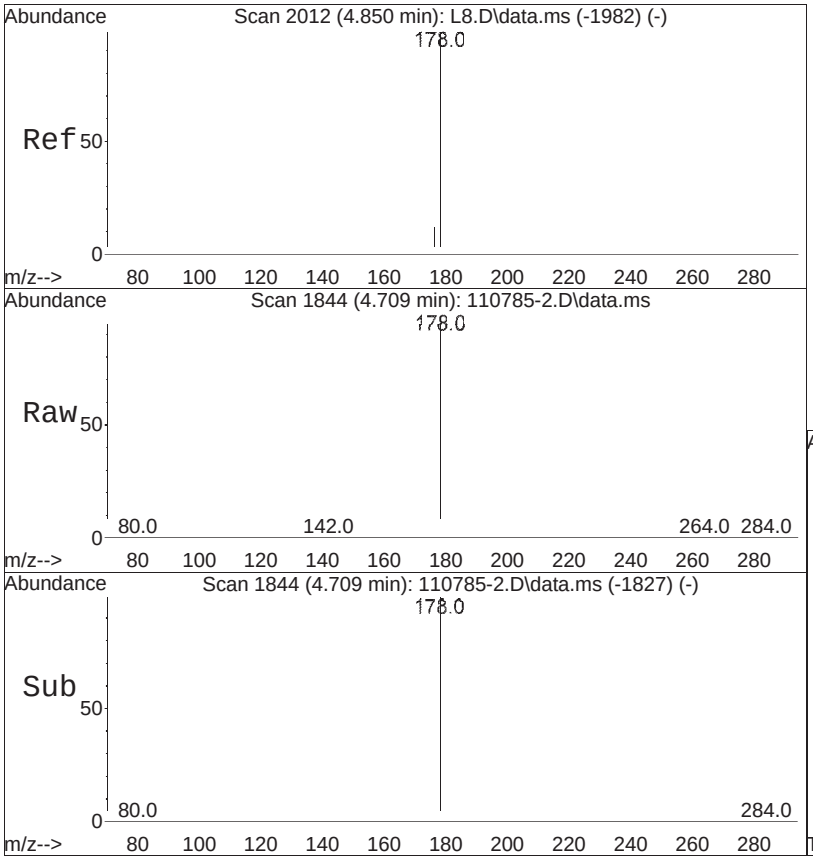


#27
Phenanthrene
Concen: 1303.58 ng/ml
RT:  4.709 min  Scan# 1844
Delta R.T.  0.005 min
Lab File:  110785-2.D
Acq: 05 Sep 2025  04:23 pm

Tgt Ion:178 Resp:  263149

| Ion | Ratio | Lower | Upper |
|---|---|---|---|
| 178 | 100 | | |
| 179 | 15.5 | 12.4 | 18.6 |

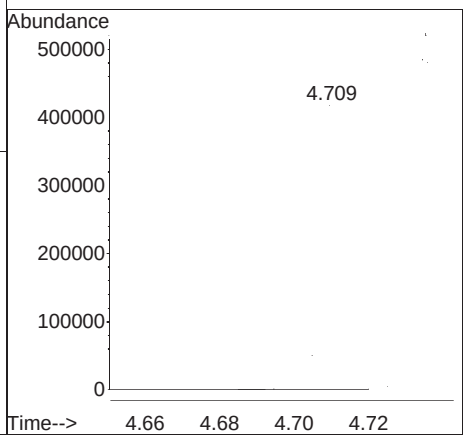

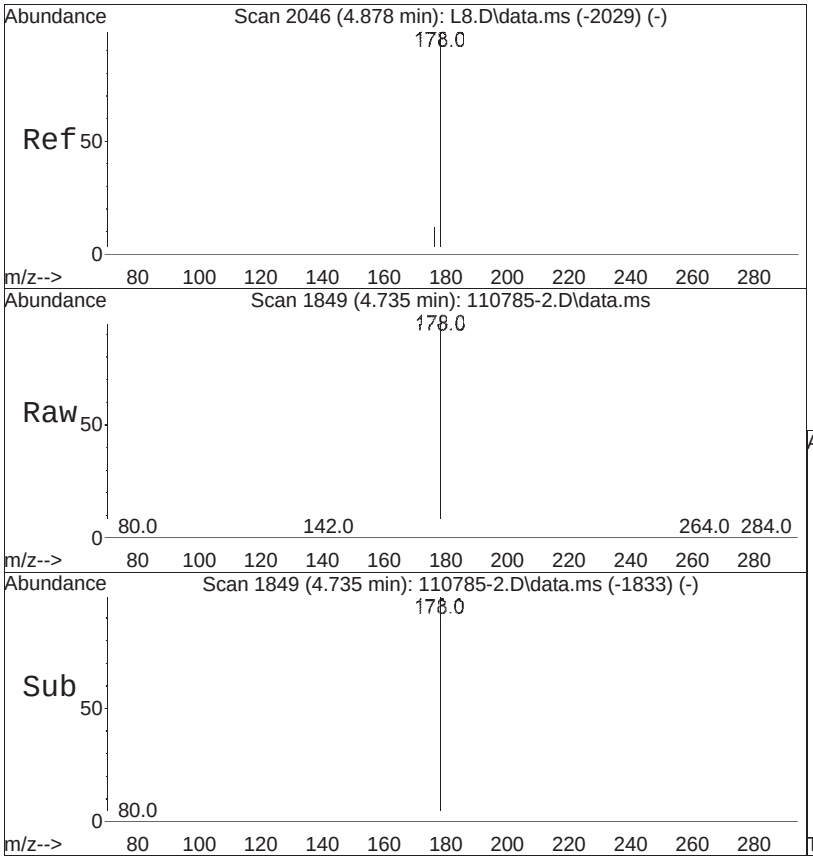


#28
Anthracene
Concen: 1315.20 ng/ml
RT:  4.735 min  Scan# 1849
Delta R.T.  -0.000 min
Lab File:  110785-2.D
Acq: 05 Sep 2025  04:23 pm

Tgt Ion:178 Resp:  268107

| Ion | Ratio | Lower | Upper |
|---|---|---|---|
| 178 | 100 | | |
| 179 | 15.5 | 12.2 | 18.2 |

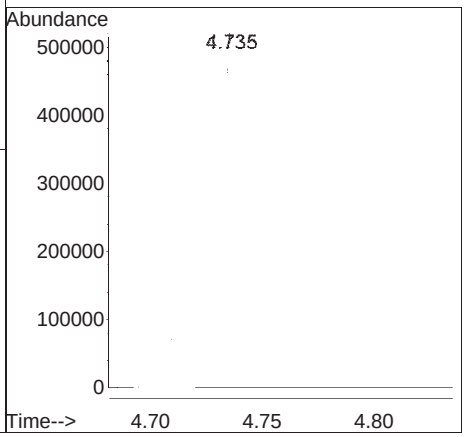

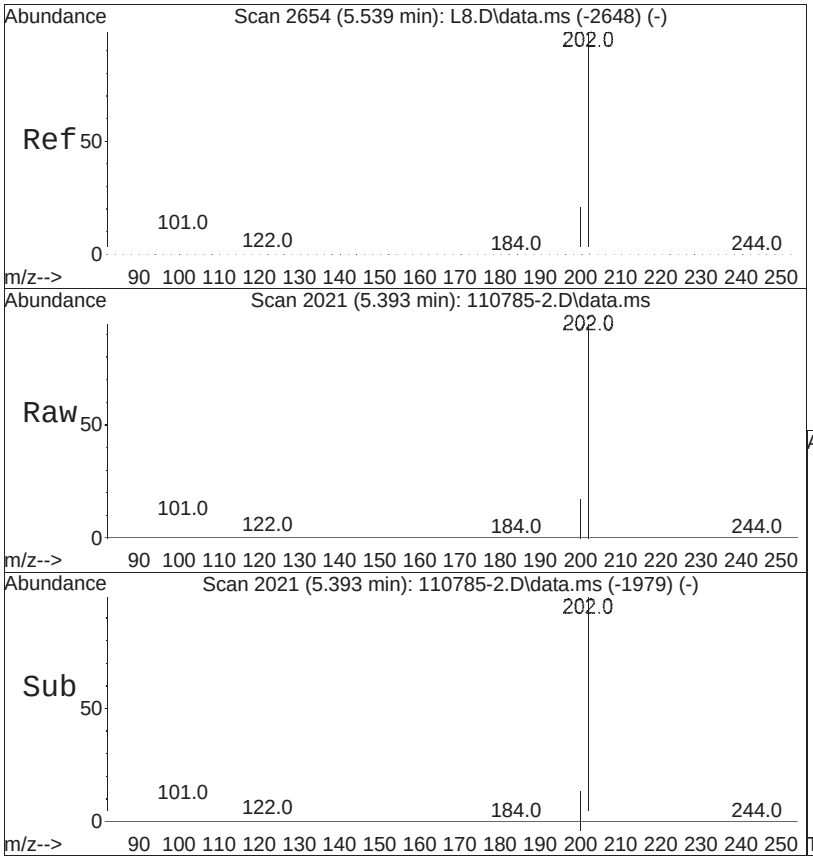


#29
Fluoranthene
Concen: 1289.34 ng/ml
RT:  5.393 min  Scan# 2021
Delta R.T.  -0.006 min
Lab File:  110785-2.D
Acq: 05 Sep 2025  04:23 pm

Tgt Ion:202 Resp:  342824

| Ion | Ratio | Lower | Upper |
|---|---|---|---|
| 202 | 100 | | |
| 101 | 8.1 | 7.5 | 11.3 |

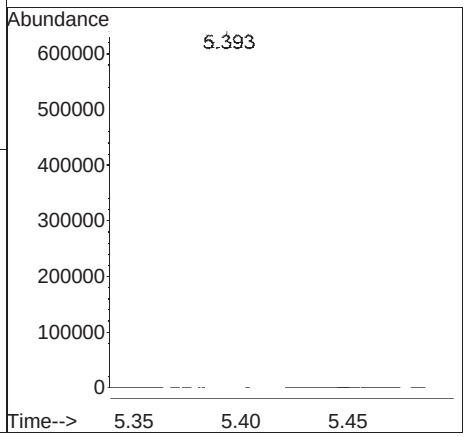

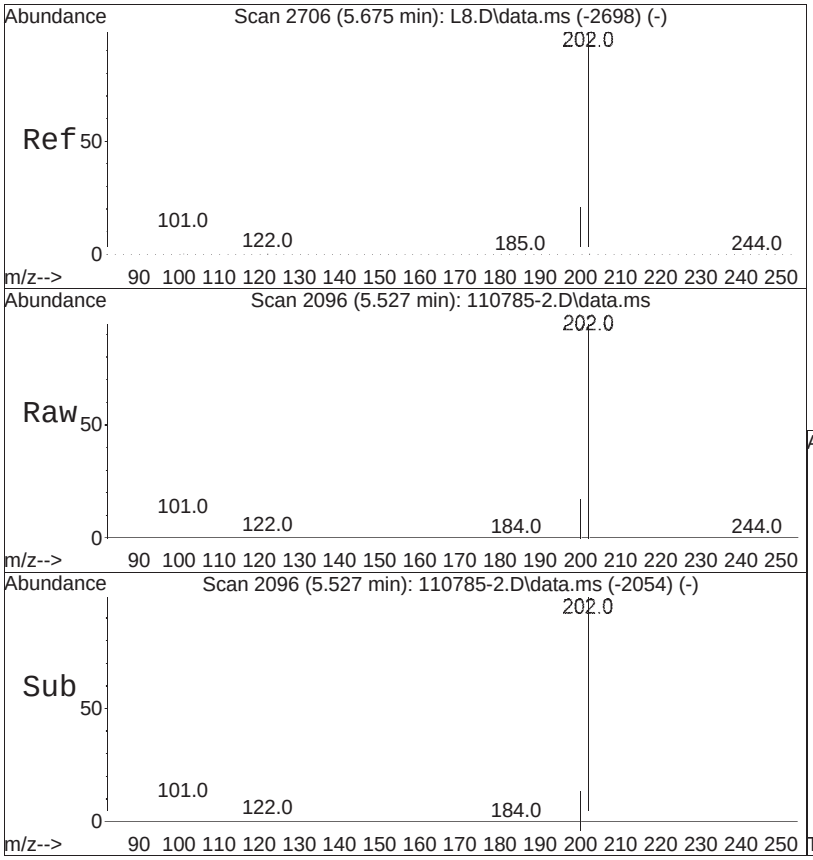


#30
Pyrene
Concen: 1259.27 ng/ml
RT: 5.527 min Scan# 2096
Delta R.T. -0.006 min
Lab File: 110785-2.D
Acq: 05 Sep 2025 04:23 pm

Tgt Ion:202 Resp: 352358

| Ion | Ratio | Lower | Upper |
|---|---|---|---|
| 202 | 100 | | |
| 200 | 21.1 | 17.0 | 25.4 |

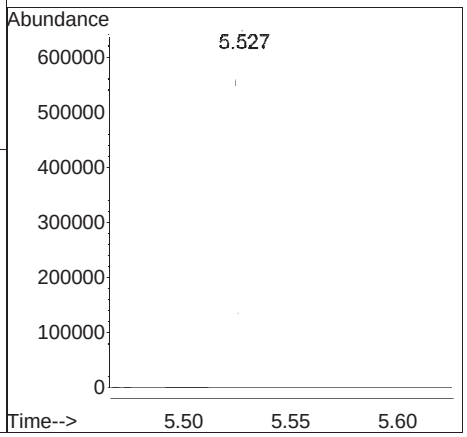

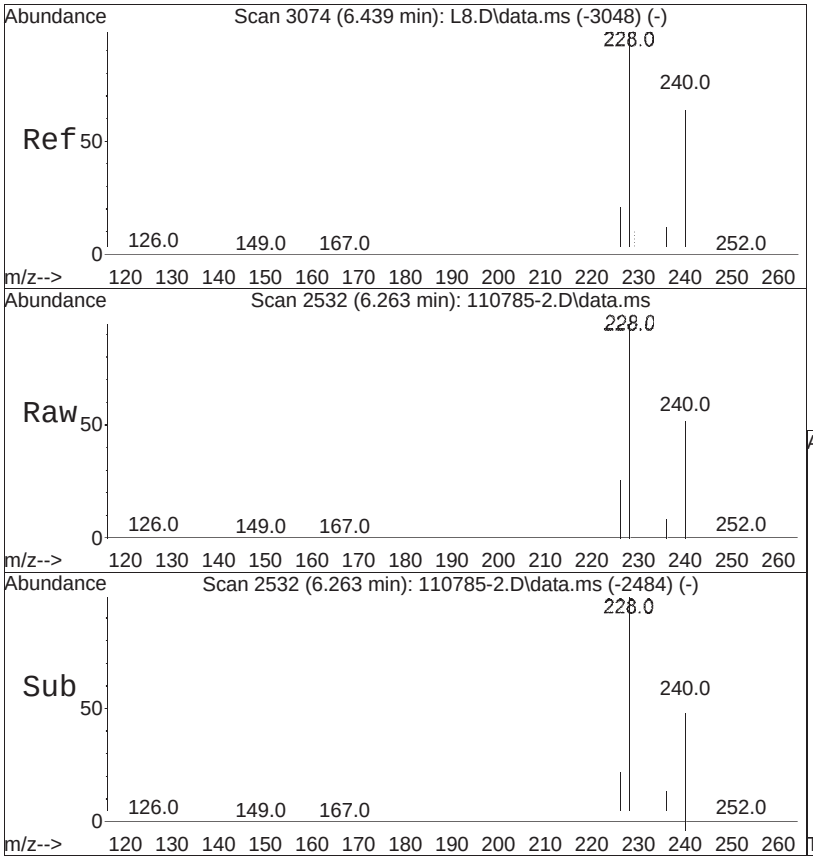


#34
Benzo[a]anthracene
Concen: 1461.95 ng/ml
RT: 6.263 min Scan# 2532
Delta R.T. -0.013 min
Lab File: 110785-2.D
Acq: 05 Sep 2025 04:23 pm

Tgt Ion:228 Resp: 341784

| Ion | Ratio | Lower | Upper |
|---|---|---|---|
| 228 | 100 | | |
| 229 | 19.6 | 15.8 | 23.6 |

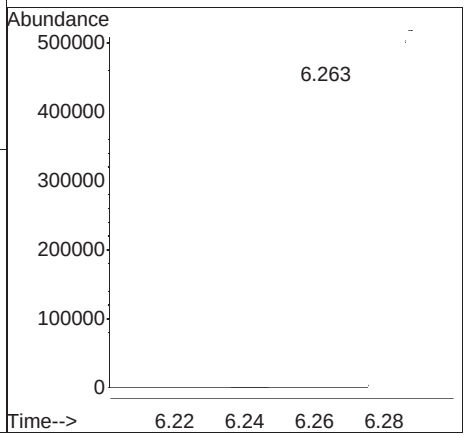

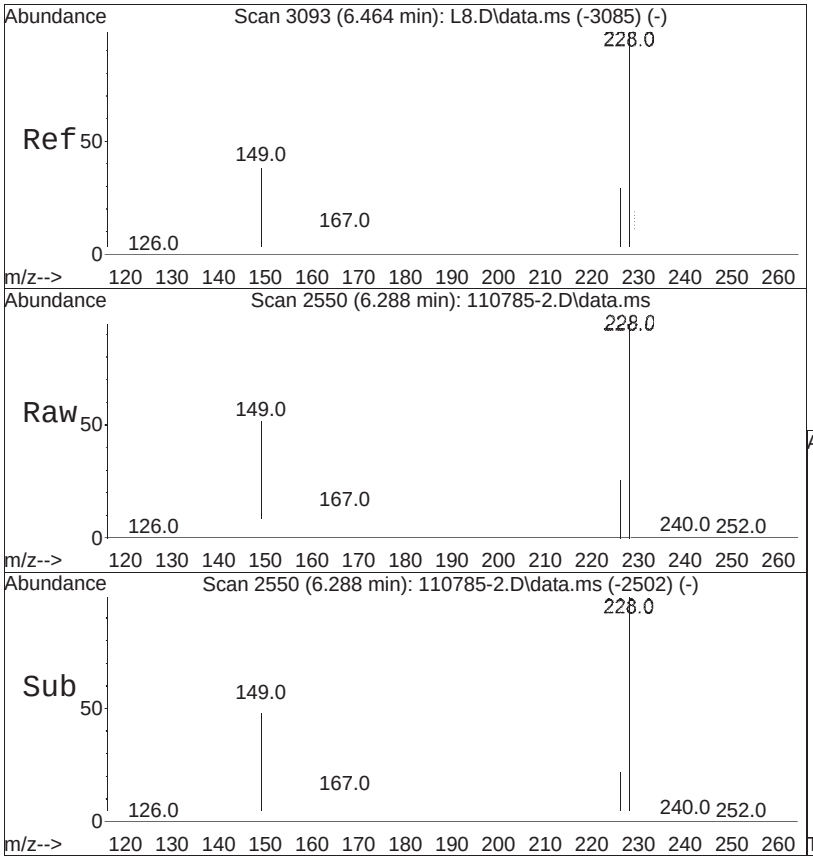


#36
Chrysene
Concen: 1389.06 ng/ml
RT:  6.288 min  Scan# 2550
Delta R.T.  -0.013 min
Lab File:  110785-2.D
Acq: 05 Sep 2025  04:23 pm

Tgt Ion:228 Resp:  311727

| Ion | Ratio | Lower | Upper |
|---|---|---|---|
| 228 | 100 | | |
| 226 | 30.4 | 24.6 | 37.0 |

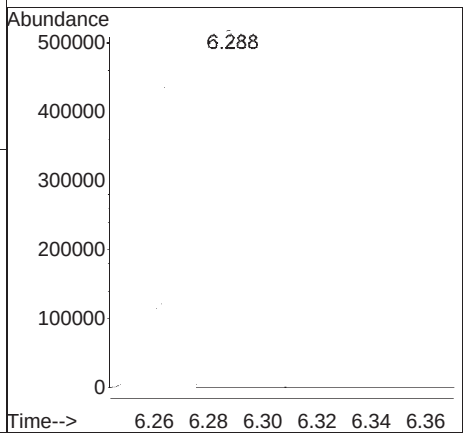

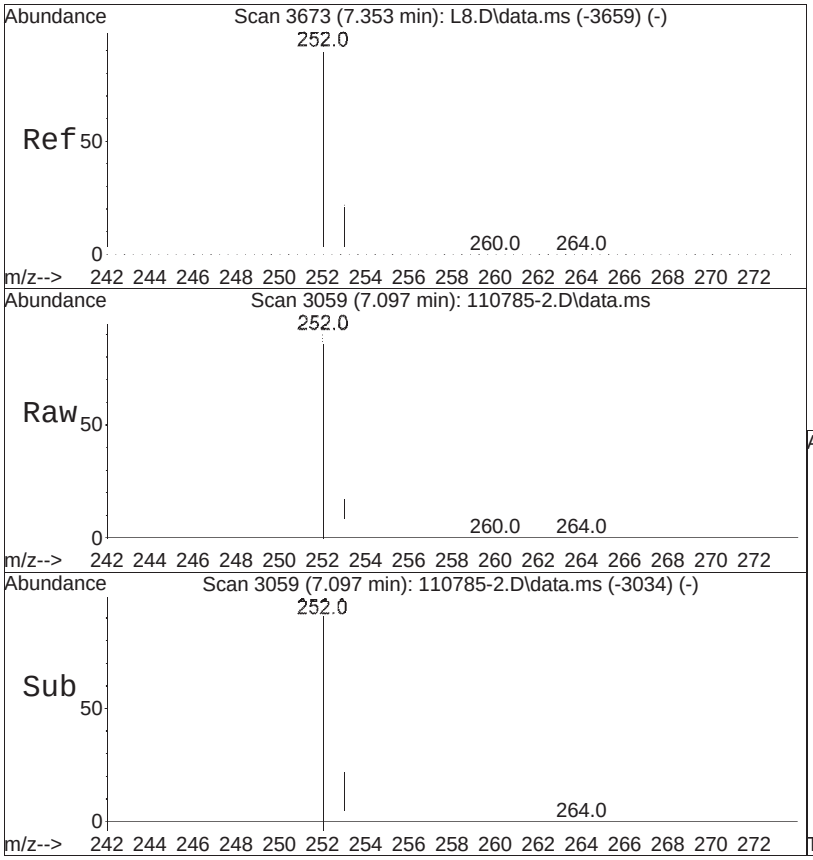


#39
Benzo[b]fluoranthene
Concen: 1698.32 ng/ml
RT:  7.097 min  Scan# 3059
Delta R.T.  -0.012 min
Lab File:  110785-2.D
Acq: 05 Sep 2025  04:23 pm

Tgt Ion:252 Resp:  321029

| Ion | Ratio | Lower | Upper |
|---|---|---|---|
| 252 | 100 | | |
| 253 | 21.6 | 18.1 | 27.1 |

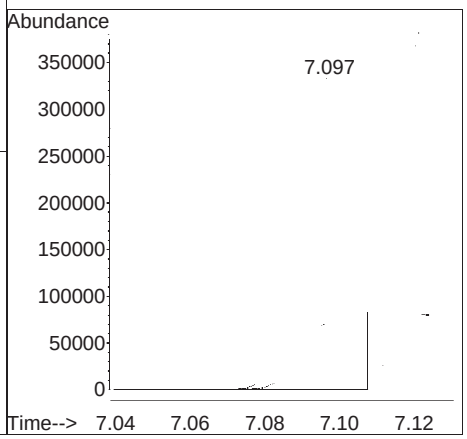

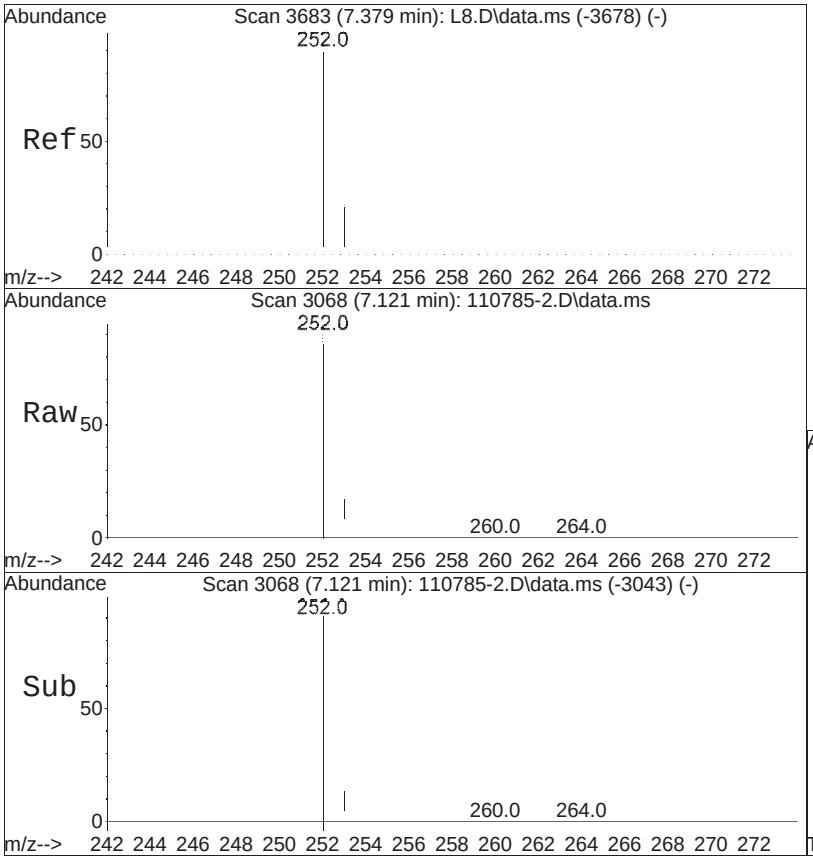


#40
Benzo[k]fluoranthene
Concen: 1480.61 ng/ml
RT:  7.121 min  Scan# 3068
Delta R.T.  -0.012 min
Lab File:  110785-2.D
Acq: 05 Sep 2025  04:23 pm

Tgt Ion:252 Resp:  323691

| Ion | Ratio | Lower | Upper |
|---|---|---|---|
| 252 | 100 | | |
| 253 | 22.0 | 17.0 | 25.4 |

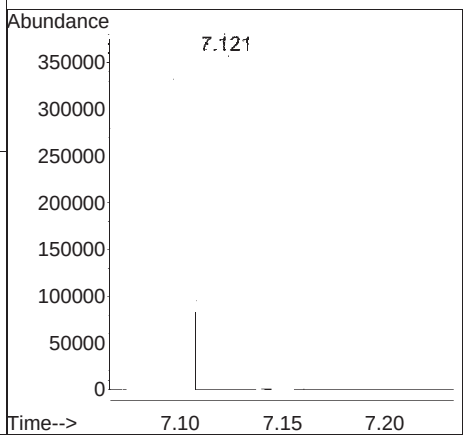

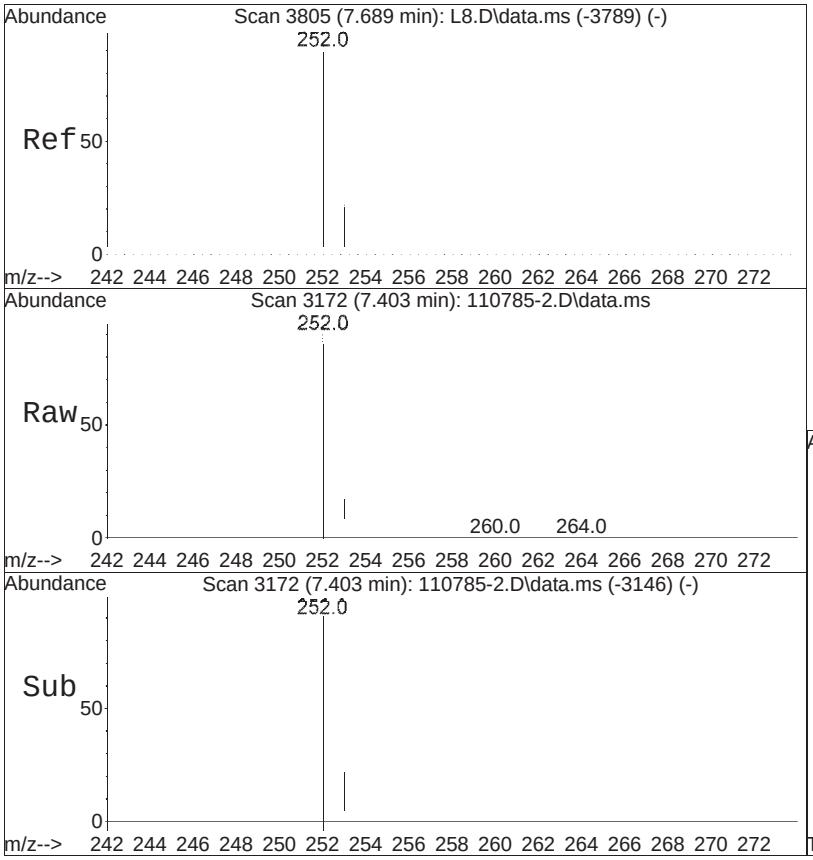


#41
Benzo[a]pyrene
Concen: 1613.47 ng/ml
RT:  7.403 min  Scan# 3172
Delta R.T.  -0.010 min
Lab File:  110785-2.D
Acq: 05 Sep 2025  04:23 pm

Tgt Ion:252 Resp:  289765

| Ion | Ratio | Lower | Upper |
|---|---|---|---|
| 252 | 100 | | |
| 253 | 21.8 | 17.4 | 26.0 |

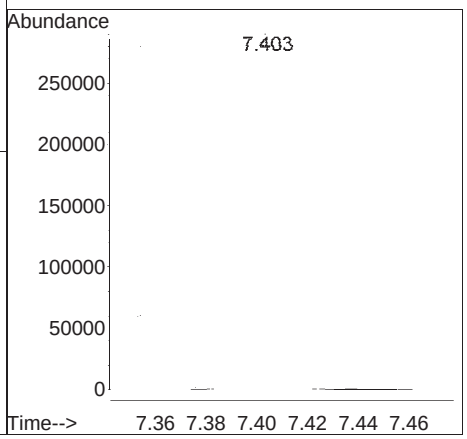

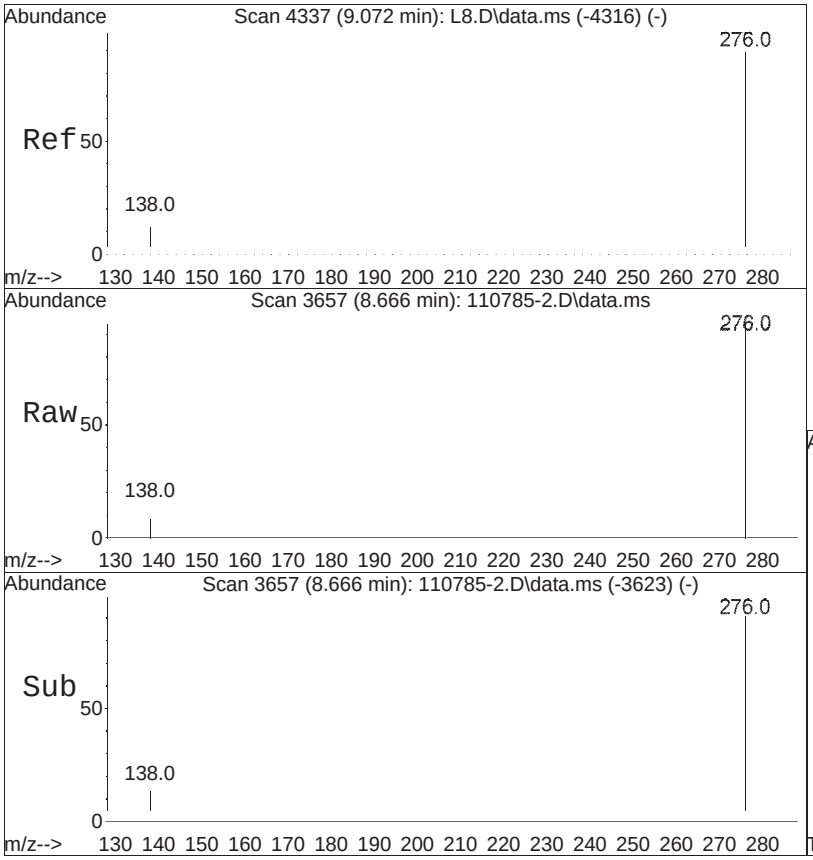


#42
Indeno[1,2,3-cd]pyrene
Concen: 1750.84 ng/ml
RT: 8.666 min Scan# 3657
Delta R.T. -0.010 min
Lab File: 110785-2.D
Acq: 05 Sep 2025 04:23 pm

Tgt Ion:276 Resp: 292406

| Ion | Ratio | Lower | Upper |
|---|---|---|---|
| 276 | 100 | | |
| 138 | 15.9 | 14.4 | 21.6 |

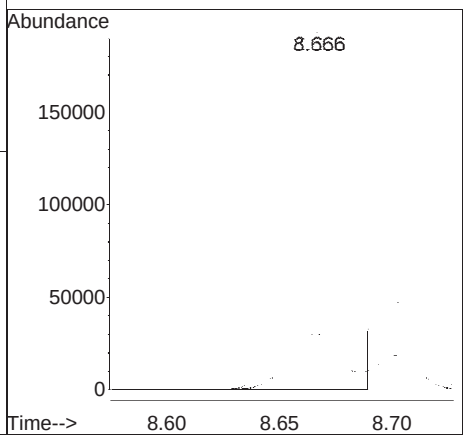

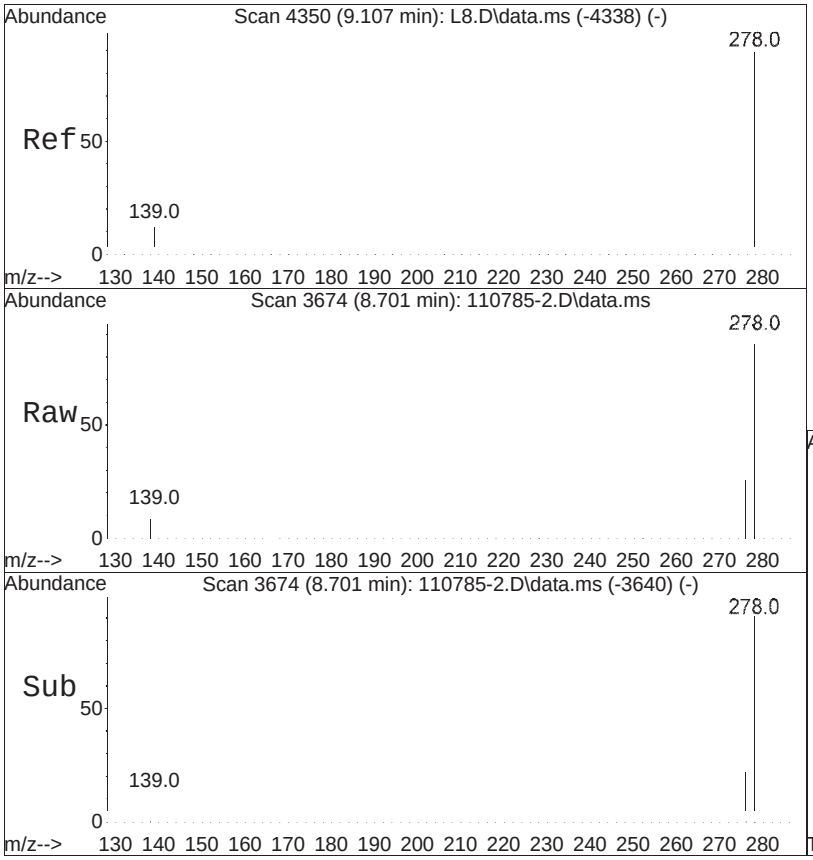


#43
Dibenzo[a,h]anthracene
Concen: 1636.72 ng/ml M6
RT:  8.701 min  Scan# 3674
Delta R.T.  -0.010 min
Lab File:  110785-2.D
Acq: 05 Sep 2025  04:23 pm

Tgt Ion:278 Resp:  274450

| Ion | Ratio | Lower | Upper |
|---|---|---|---|
| 278 | 100 | | |
| 139 | 13.5 | 12.1 | 18.1 |

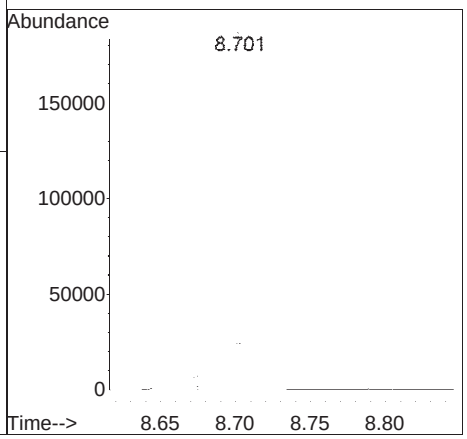




#44
Benzo[g,h,i]perylene
Concen: 1674.37 ng/ml
RT:  9.007 min  Scan# 3822
Delta R.T.  -0.006 min
Lab File:  110785-2.D
Acq: 05 Sep 2025  04:23 pm

Tgt Ion:276 Resp:  279296

| Ion | Ratio | Lower | Upper |
|---|---|---|---|
| 276 | 100 | | |
| 138 | 17.4 | 16.0 | 24.0 |

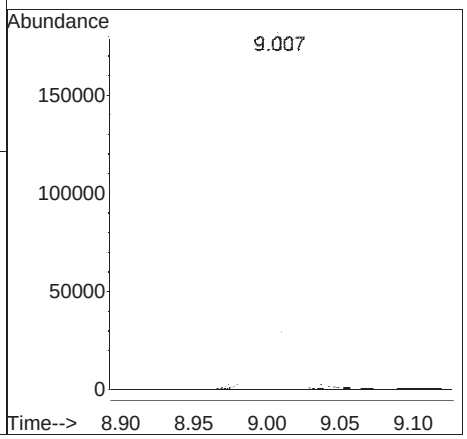

# Manual Integration Report

Data Path : I:\8270SIM\sv119\250905bRVT\
Data File : 110785-2.D
Date Inj'd : 9/5/2025 4:23 pm
Sample : WG2110785-2,32,,HNY

QMethod : SIM-RVT_250625_sv119.M
Operator : sv119:csn
Instrument : SV119
Quant Date : 9/7/2025 12:11 pm

## Compound #43: Dibenzo[a,h]anthracene

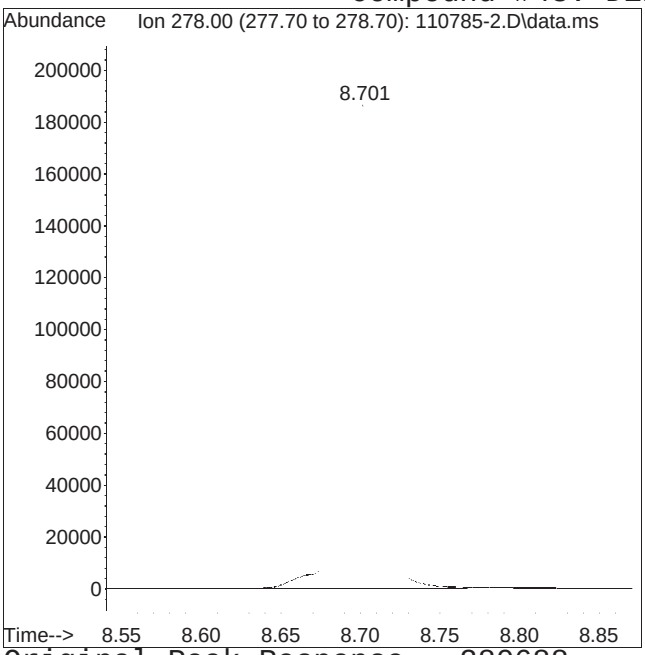


Original Peak Response = 280688

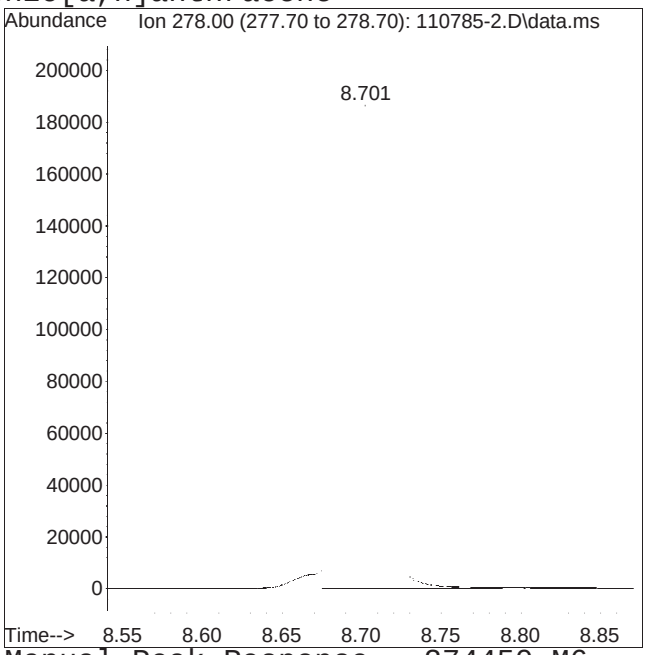


Manual Peak Response = 274450 M6

M6 = Misassignment of peak valley by automated integration (poor split of 2 peaks).

Quantitation Report (QT Reviewed)

Data Path : I:\8270SIM\sv119\250905bRVT\
Data File : 110785-3.D
Acq On : 05 Sep 2025 04:40 pm
Operator : sv119:csn
Sample : WG2110785-3,32,,HNY
Misc : WG2111182,WG2110785,ical22426
ALS Vial : 11 Sample Multiplier: 1

Quant Time: Sep 07 12:30:00 2025
Quant Method : I:\8270SIM\sv119\250905bRVT\SIM-RVT_250625_sv119.M
Quant Title : Semivolatiles by GC/MS by modified 8270
QLast Update : Fri Sep 05 13:13:27 2025
Response via : Initial Calibration

CCAL FILE(s) : 1 - I:\8270sim\sv119\250905bRVT\ccv0905b.D
Sub List : DEFAULT - All compounds listed

| Compound | R.T. | QIon | Response | Conc | Units | Dev(Min) |
|---|---|---|---|---|---|---|
| Internal Standards | | | | | | |
| 1) 1,4-Dichlorobenzene-d4 | 2.227 | 152 | 167618 | 4000.000 | ng/ml | 0.00 |
| Standard Area 1 = 186973 | | | Recovery = 89.65% | | | |
| 9) Naphthalene-d8 | 2.887 | 136 | 610749 | 4000.000 | ng/ml | 0.00 |
| Standard Area 1 = 685748 | | | Recovery = 89.06% | | | |
| 18) Acenaphthene-d10 | 3.859 | 164 | 274571 | 4000.000 | ng/ml | 0.00 |
| Standard Area 1 = 411948 | | | Recovery = 66.65% | | | |
| 23) Phenanthrene-d10 | 4.695 | 188 | 604590 | 4000.000 | ng/ml | 0.00 |
| Standard Area 1 = 860767 | | | Recovery = 70.24% | | | |
| 33) Chrysene-d12 | 6.273 | 240 | 620945 | 4000.000 | ng/ml | -0.01 |
| Standard Area 1 = 852026 | | | Recovery = 72.88% | | | |
| 38) Perylene-d12 | 7.470 | 264 | 621345 | 4000.000 | ng/ml | -0.01 |
| Standard Area 1 = 865644 | | | Recovery = 71.78% | | | |
| System Monitoring Compounds | | | | | | |
| 3) 2-Fluorophenol | 1.657 | 112 | 52203 | 1077.763 | ng/ml | 0.01 |
| Spiked Amount 2000.000 | Range 15 - 110 | | Recovery = 53.89% | | | |
| 4) Phenol-d6 | 2.055 | 99 | 63361 | 1053.140 | ng/ml | 0.00 |
| Spiked Amount 2000.000 | Range 15 - 110 | | Recovery = 52.66% | | | |
| 8) Nitrobenzene-d5 | 2.509 | 82 | 50549 | 917.526 | ng/ml | 0.00 |
| Spiked Amount 1000.000 | Range 30 - 130 | | Recovery = 91.75% | | | |
| 14) 2-Fluorobiphenyl | 3.480 | 172 | 85863 | 627.383 | ng/ml | 0.00 |
| Spiked Amount 1000.000 | Range 30 - 130 | | Recovery = 62.74% | | | |
| 22) 2,4,6-Tribromophenol | 4.304 | 330 | 31360 | 1989.280 | ng/ml | 0.00 |
| Spiked Amount 2000.000 | Range 15 - 110 | | Recovery = 99.46% | | | |
| 32) 4-Terphenyl-d14 | 5.621 | 244 | 131809 | 788.594 | ng/ml | 0.00 |
| Spiked Amount 1000.000 | Range 30 - 130 | | Recovery = 78.86% | | | |
| Target Compounds | | | | | | Qvalue |
| 5) Bis(2-chloroethyl)ether | 2.094 | 93 | 82929 | 1586.488 | ng/ml | 97 |
| 7) Hexachloroethane | 2.485 | 117 | 30009 | 1394.400 | ng/ml | 99 |
| 10) Naphthalene | 2.898 | 128 | 249327 | 1503.169 | ng/ml | 100 |
| 11) Hexachlorobutadiene | 2.971 | 225 | 41670 | 1339.261 | ng/ml | 100 |
| 12) 2-Methylnaphthalene | 3.276 | 142 | 152790 | 1446.178 | ng/ml | 100 |
| 15) 2-Chloronaphthalene | 3.545 | 162 | 133796 | 1163.028 | ng/ml | 93 |
| 17) Acenaphthylene | 3.776 | 152 | 231610 | 1198.511 | ng/ml | 100 |
| 19) Acenaphthene | 3.876 | 153 | 141904 | 1560.879 | ng/ml | 93 |
| 21) Fluorene | 4.165 | 166 | 178312 | 1627.530 | ng/ml | 100 |
| 25) Hexachlorobenzene | 4.485 | 284 | 64287M4 | 1508.288 | ng/ml | |

Quantitation Report (QT Reviewed)

Data Path : I:\8270SIM\sv119\250905bRVT\
Data File : 110785-3.D
Acq On : 05 Sep 2025 04:40 pm
Operator : sv119:csn
Sample : WG2110785-3,32,,HNY
Misc : WG2111182,WG2110785,ical22426
ALS Vial : 11 Sample Multiplier: 1

Quant Time: Sep 07 12:30:00 2025
Quant Method : I:\8270SIM\sv119\250905bRVT\SIM-RVT_250625_sv119.M
Quant Title : Semivolatiles by GC/MS by modified 8270
QLast Update : Fri Sep 05 13:13:27 2025
Response via : Initial Calibration

CCAL FILE(s) : 1 - I:\8270sim\sv119\250905bRVT\ccv0905b.D
Sub List : DEFAULT - All compounds listed

| Compound | R.T. | QIon | Response | Conc | Units | Dev(Min) |
|---|---|---|---|---|---|---|
| 26) Pentachlorophenol | 4.597 | 266 | 44086 | 2276.956 | ng/ml | 100 |
| 27) Phenanthrene | 4.705 | 178 | 290152 | 1586.629 | ng/ml | 100 |
| 28) Anthracene | 4.736 | 178 | 298727 | 1617.606 | ng/ml | 99 |
| 29) Fluoranthene | 5.396 | 202 | 375376 | 1558.387 | ng/ml | 96 |
| 30) Pyrene | 5.528 | 202 | 383985 | 1514.828 | ng/ml | 100 |
| 34) Benzo[a]anthracene | 6.263 | 228 | 373373 | 1772.442 | ng/ml | 100 |
| 36) Chrysene | 6.289 | 228 | 340397 | 1681.771 | ng/ml | 100 |
| 39) Benzo[b]fluoranthene | 7.099 | 252 | 353156 | 2057.086 | ng/ml | 98 |
| 40) Benzo[k]fluoranthene | 7.123 | 252 | 351942 | 1772.528 | ng/ml | 98 |
| 41) Benzo[a]pyrene | 7.405 | 252 | 316591 | 1941.000 | ng/ml | 100 |
| 42) Indeno[1,2,3-cd]pyrene | 8.672 | 276 | 326597 | 2117.114 | ng/ml | 96 |
| 43) Dibenzo[a,h]anthracene | 8.707 | 278 | 305210M1 | 1985.216 | ng/ml | |
| 44) Benzo[g,h,i]perylene | 9.008 | 276 | 309901 | 2045.606 | ng/ml | 94 |

(#) = qualifier out of range (m) = manual integration (+) = signals summed

Quantitation Report (QT Reviewed)

Data Path : I:\8270SIM\sv119\250905bRVT\
Data File : 110785-3.D
Acq On : 05 Sep 2025 04:40 pm
Operator : sv119:csn
Sample : WG2110785-3,32,,HNY
Misc : WG2111182,WG2110785,ical22426
ALS Vial : 11 Sample Multiplier: 1

Quant Time: Sep 07 12:30:00 2025
Quant Method : I:\8270SIM\sv119\250905bRVT\SIM-RVT_250625_sv119.M
Quant Title : Semivolatiles by GC/MS by modified 8270
QLast Update : Fri Sep 05 13:13:27 2025
Response via : Initial Calibration

Sub List : DEFAULT - All compounds listedT\ccv0905b.D•

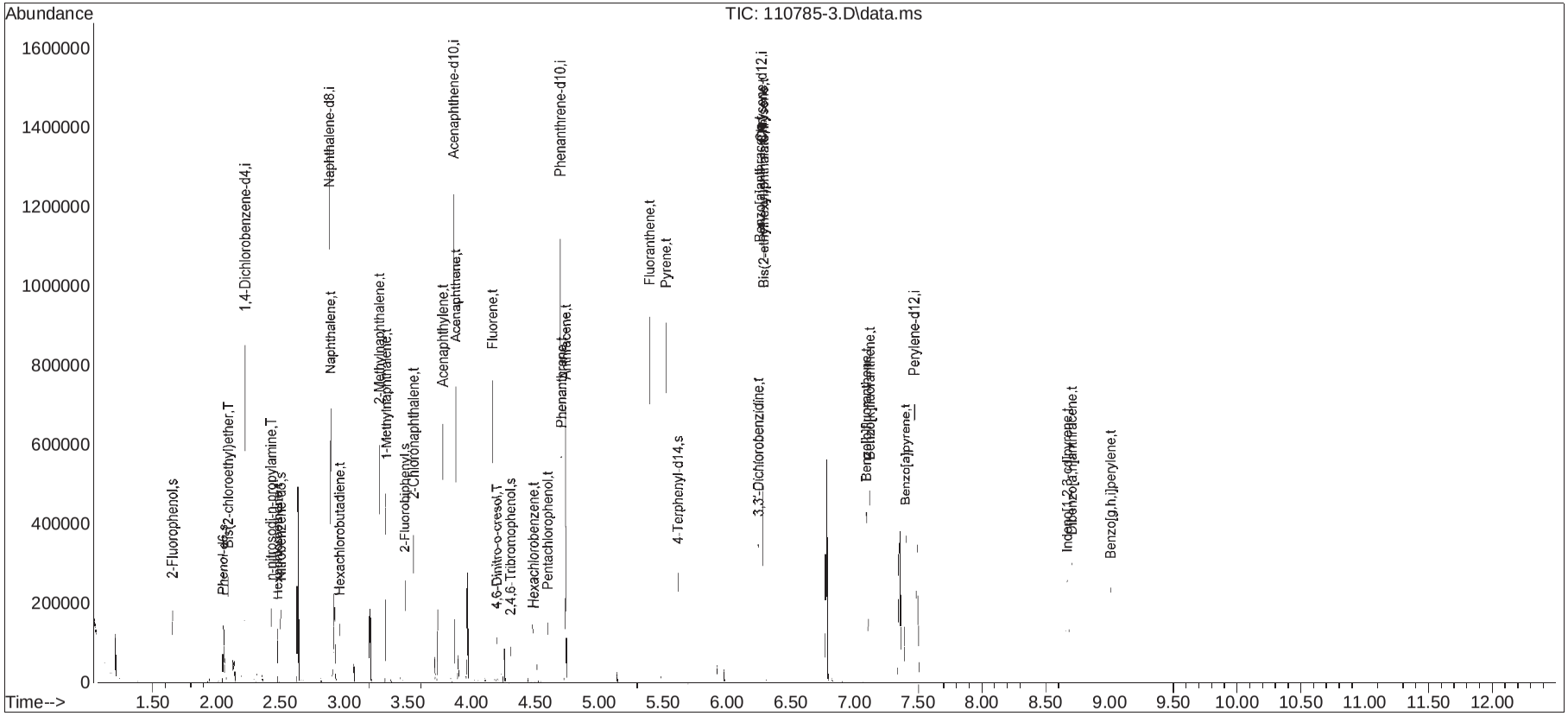

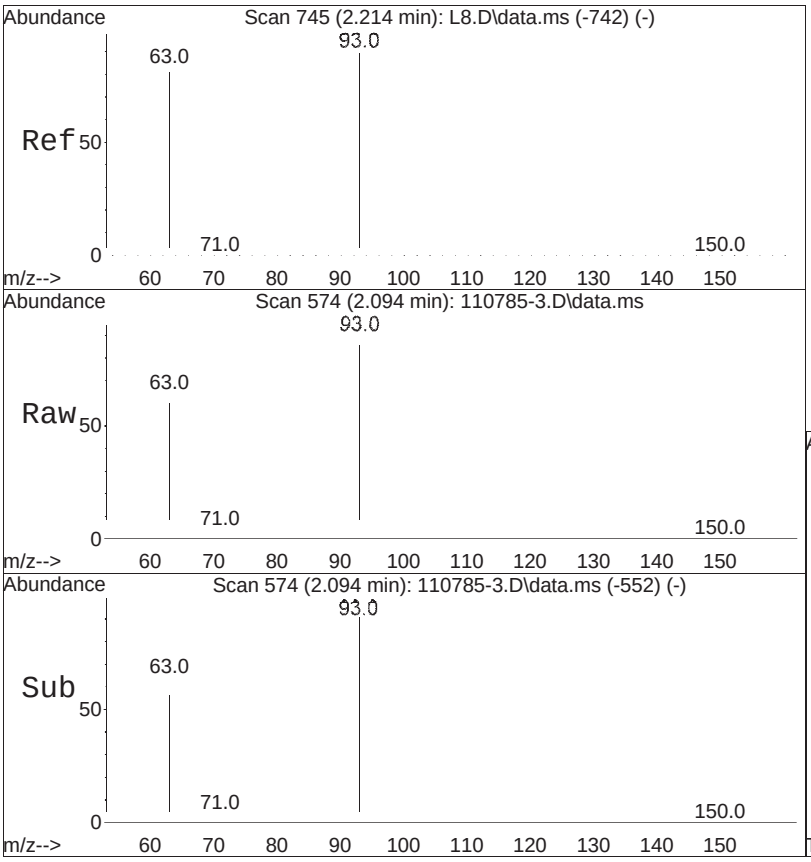


#5
Bis(2-chloroethyl)ether
Concen: 1586.49 ng/ml
RT: 2.094 min Scan# 574
Delta R.T. 0.004 min
Lab File: 110785-3.D
Acq: 05 Sep 2025 04:40 pm

Tgt Ion: 93 Resp: 82929

| Ion | Ratio | Lower | Upper |
|---|---|---|---|
| 93 | 100 | | |
| 63 | 81.0 | 62.9 | 94.3 |

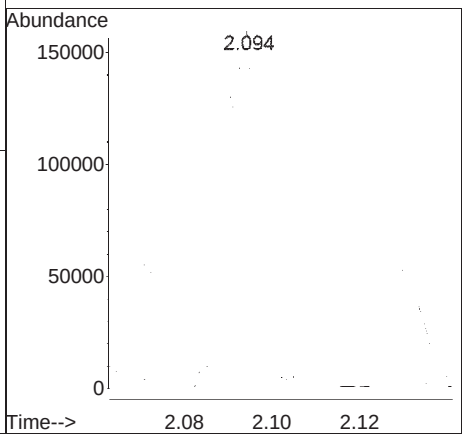

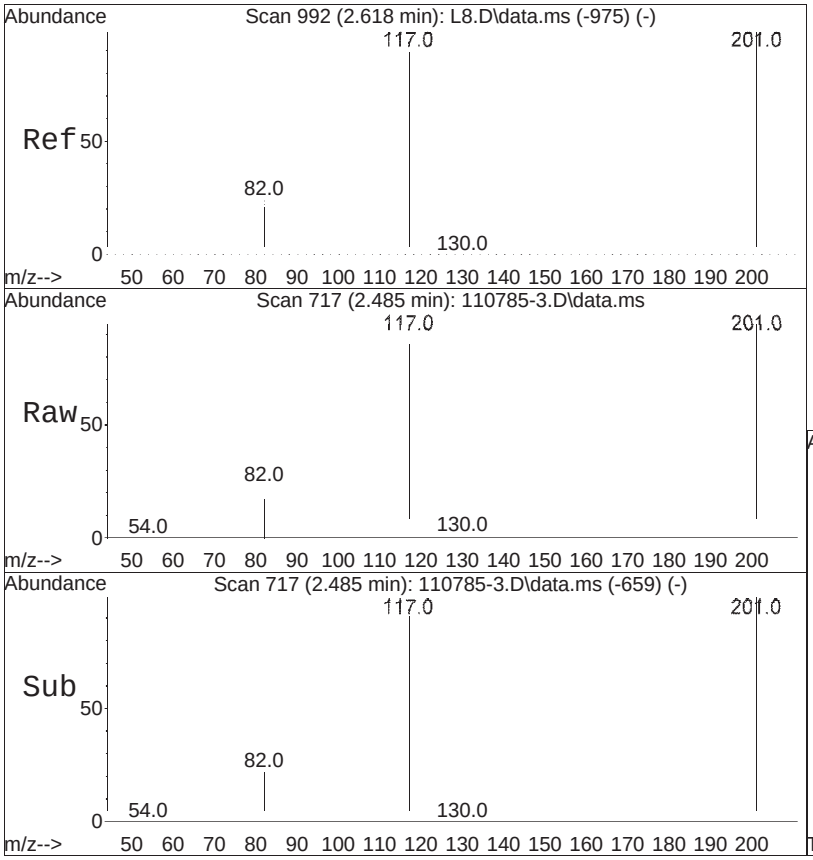


#7
Hexachloroethane
Concen: 1394.40 ng/ml
RT:  2.485 min  Scan# 717
Delta R.T.  0.002 min
Lab File:  110785-3.D
Acq: 05 Sep 2025  04:40 pm

Tgt Ion:117 Resp:  30009

| Ion | Ratio | Lower | Upper |
|---|---|---|---|
| 117 | 100 | | |
| 201 | 102.7 | 82.9 | 124.3 |

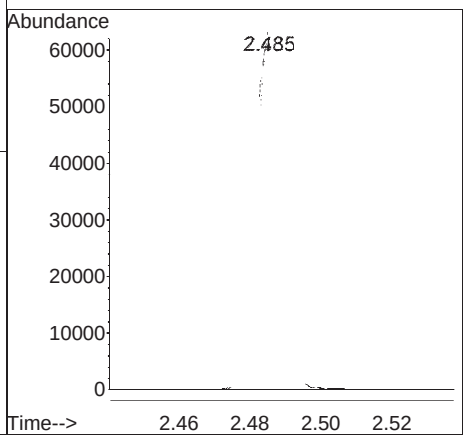

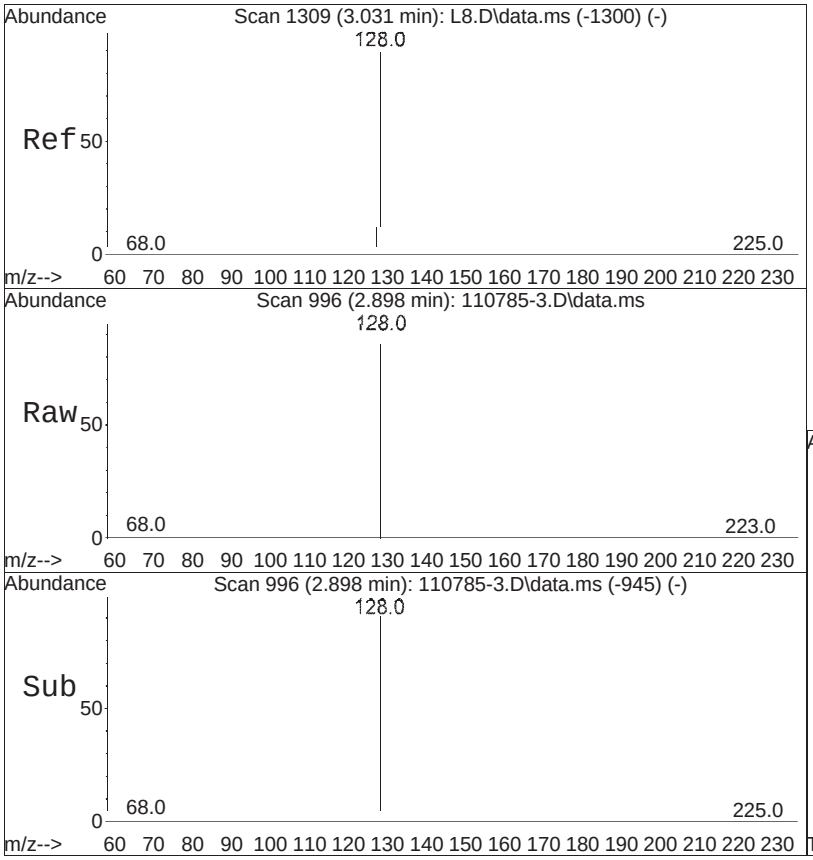


#10
Naphthalene
Concen: 1503.17 ng/ml
RT:  2.898 min  Scan# 996
Delta R.T.  0.002 min
Lab File:  110785-3.D
Acq: 05 Sep 2025  04:40 pm

Tgt Ion:128 Resp:  249327

| Ion | Ratio | Lower | Upper |
|---|---|---|---|
| 128 | 100 | | |
| 129 | 10.9 | 8.8 | 13.2 |
| 127 | 13.3 | 10.6 | 15.8 |

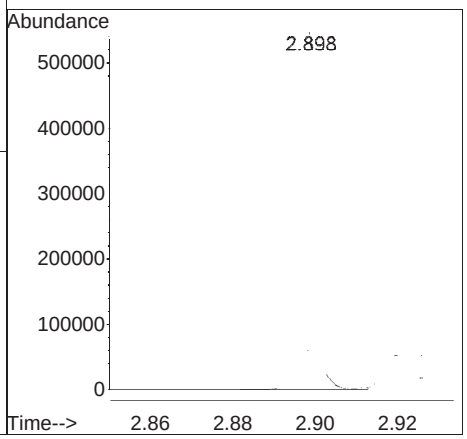




#11
Hexachlorobutadiene
Concen: 1339.26 ng/ml
RT: 2.971 min Scan# 1041
Delta R.T. 0.002 min
Lab File: 110785-3.D
Acq: 05 Sep 2025 04:40 pm

Tgt Ion:225 Resp: 41670

| Ion | Ratio | Lower | Upper |
|---|---|---|---|
| 225 | 100 | | |
| 223 | 62.7 | 50.2 | 75.4 |

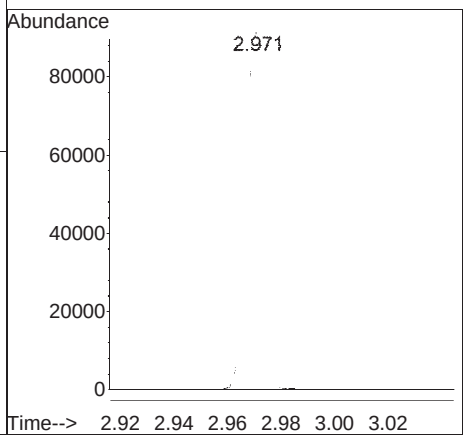

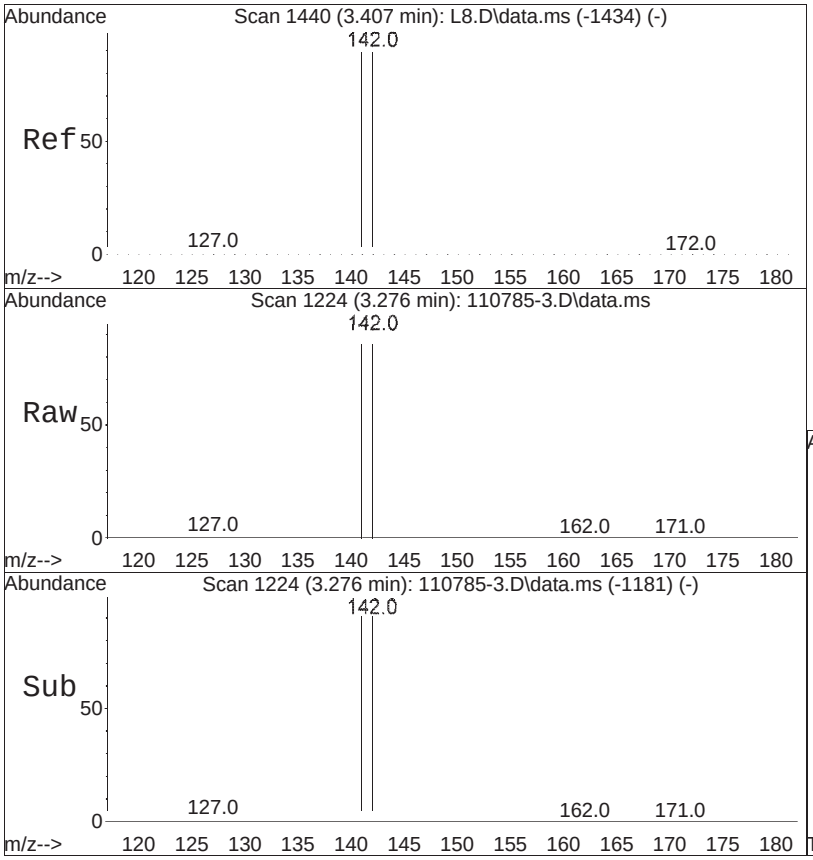


#12
2-Methylnaphthalene
Concen: 1446.18 ng/ml
RT: 3.276 min Scan# 1224
Delta R.T. 0.000 min
Lab File: 110785-3.D
Acq: 05 Sep 2025 04:40 pm

Tgt Ion:142 Resp: 152790

| Ion | Ratio | Lower | Upper |
|---|---|---|---|
| 142 | 100 | | |
| 141 | 91.6 | 73.6 | 110.4 |

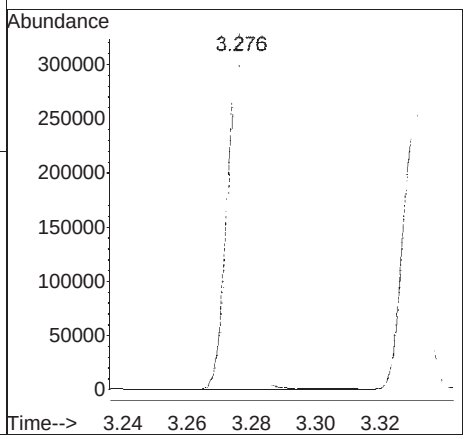

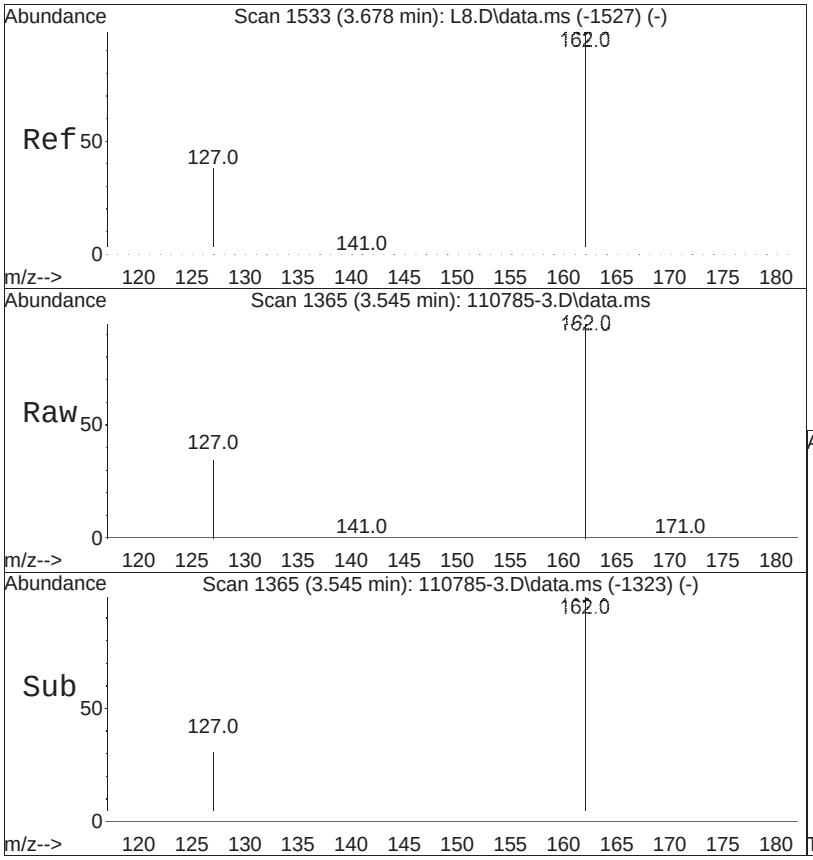


#15
2-Chloronaphthalene
Concen: 1163.03 ng/ml
RT:  3.545 min  Scan# 1365
Delta R.T.  0.000 min
Lab File:  110785-3.D
Acq: 05 Sep 2025  04:40 pm

Tgt Ion:162 Resp:  133796

| Ion | Ratio | Lower | Upper |
|---|---|---|---|
| 162 | 100 | | |
| 127 | 41.7 | 29.8 | 44.8 |

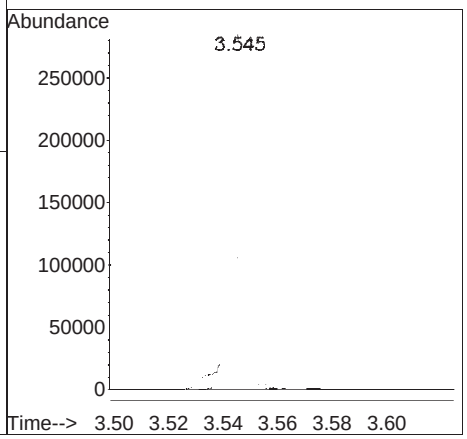

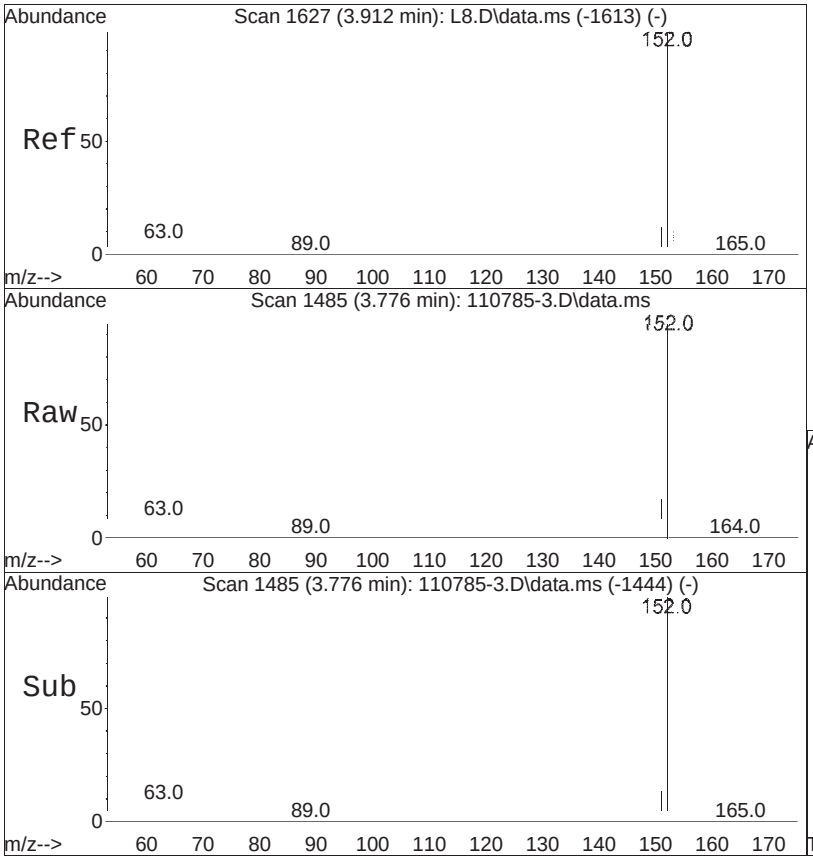


#17
Acenaphthylene
Concen: 1198.51 ng/ml
RT:  3.776 min  Scan# 1485
Delta R.T.  0.001 min
Lab File:  110785-3.D
Acq: 05 Sep 2025  04:40 pm

Tgt Ion:152 Resp:  231610

| Ion | Ratio | Lower | Upper |
|---|---|---|---|
| 152 | 100 | | |
| 151 | 20.3 | 16.2 | 24.2 |

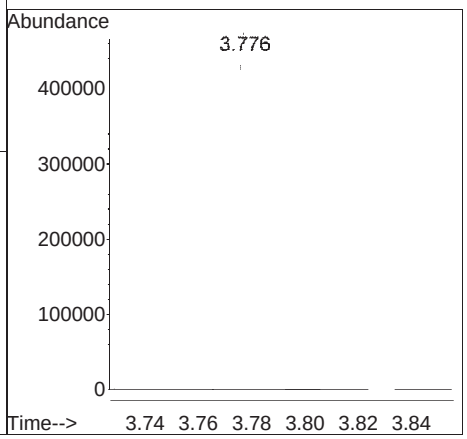

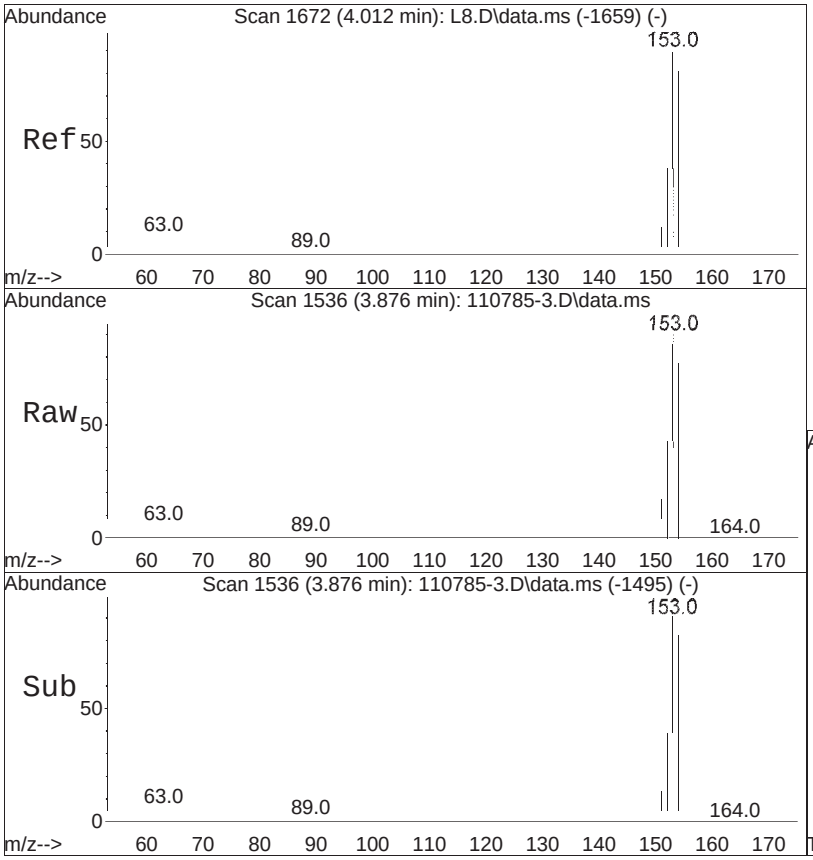


#19
Acenaphthene
Concen: 1560.88 ng/ml
RT: 3.876 min Scan# 1536
Delta R.T. 0.001 min
Lab File: 110785-3.D
Acq: 05 Sep 2025 04:40 pm

Tgt Ion:153 Resp: 141904

| Ion | Ratio | Lower | Upper |
|---|---|---|---|
| 153 | 100 | | |
| 154 | 83.8 | 72.0 | 108.0 |

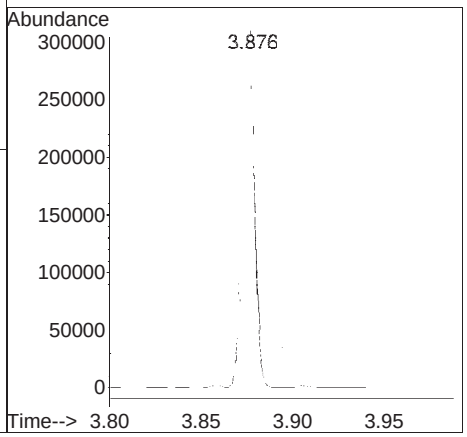

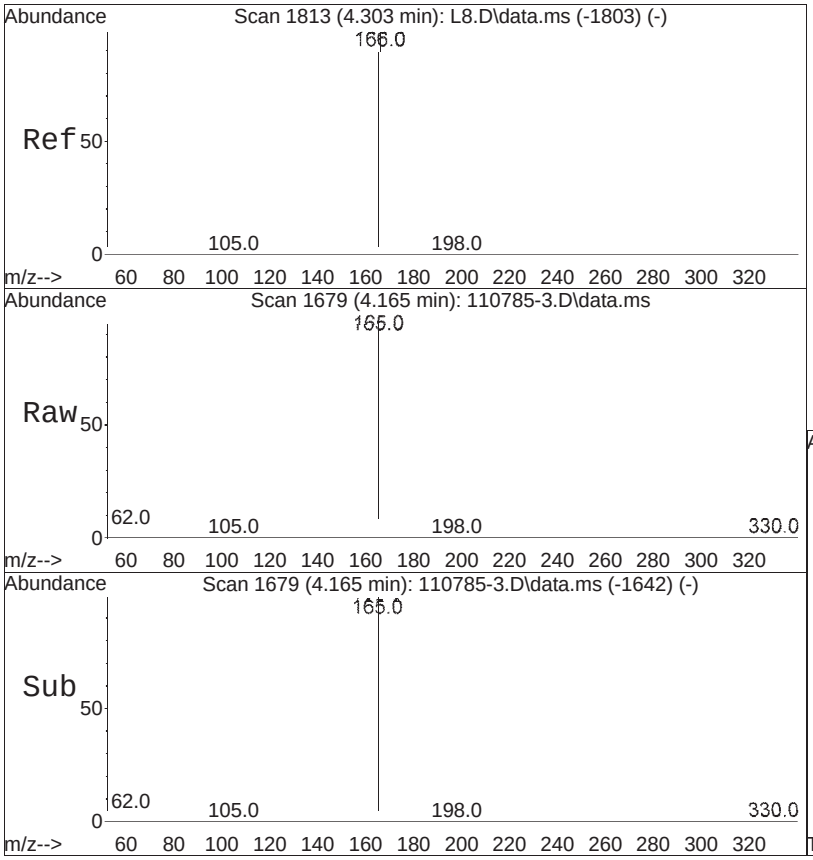


#21
Fluorene
Concen: 1627.53 ng/ml
RT:  4.165 min  Scan# 1679
Delta R.T.  0.001 min
Lab File:  110785-3.D
Acq: 05 Sep 2025  04:40 pm

Tgt Ion:166 Resp:  178312

| Ion | Ratio | Lower | Upper |
|---|---|---|---|
| 166 | 100 | | |
| 165 | 101.8 | 81.5 | 122.3 |

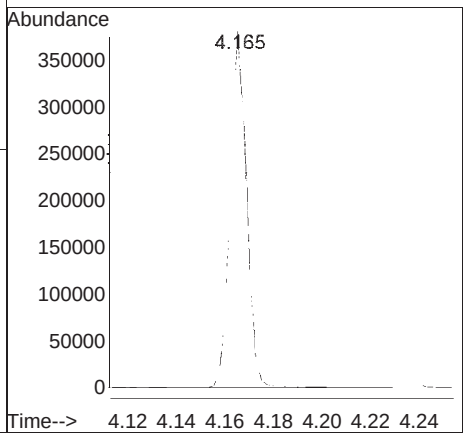

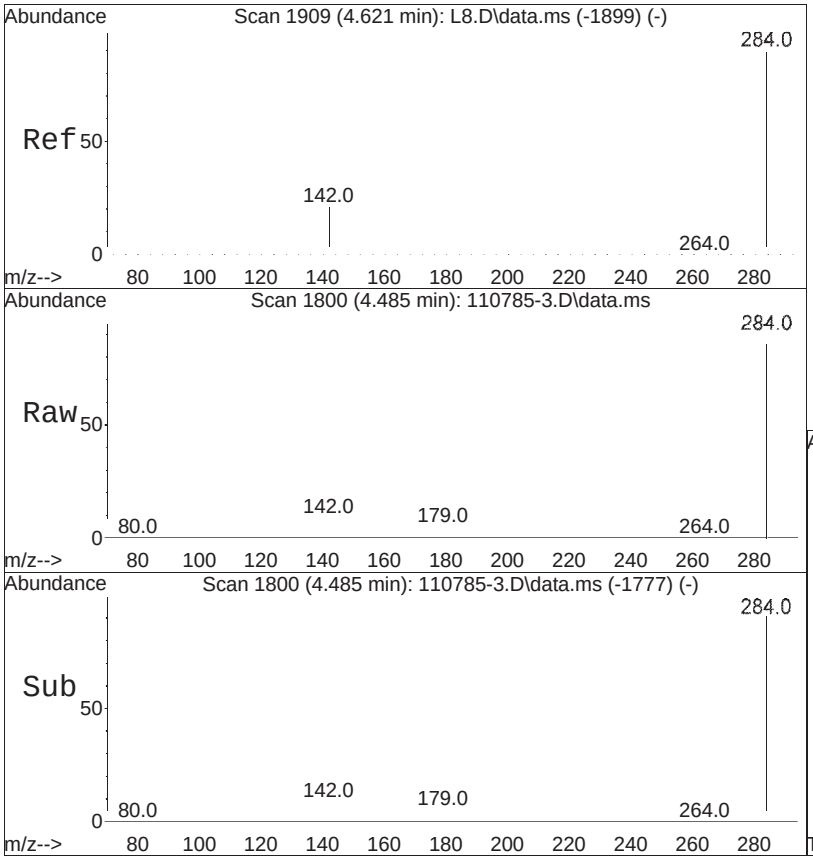


#25
Hexachlorobenzene
Concen: 1508.29 ng/ml M4
RT:  4.485 min  Scan# 1800
Delta R.T.  0.001 min
Lab File:  110785-3.D
Acq: 05 Sep 2025  04:40 pm

Tgt Ion:284 Resp:  64287

| Ion | Ratio | Lower | Upper |
|---|---|---|---|
| 284 | 100 | | |
| 142 | 35.2 | 28.8 | 43.2 |

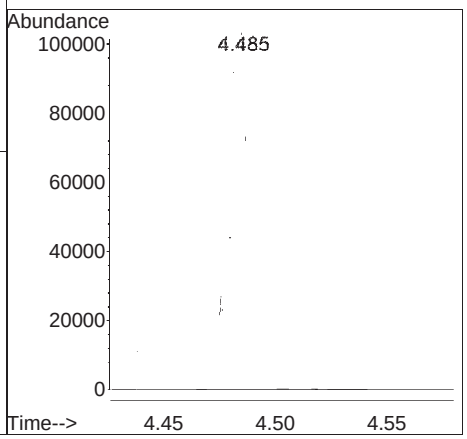

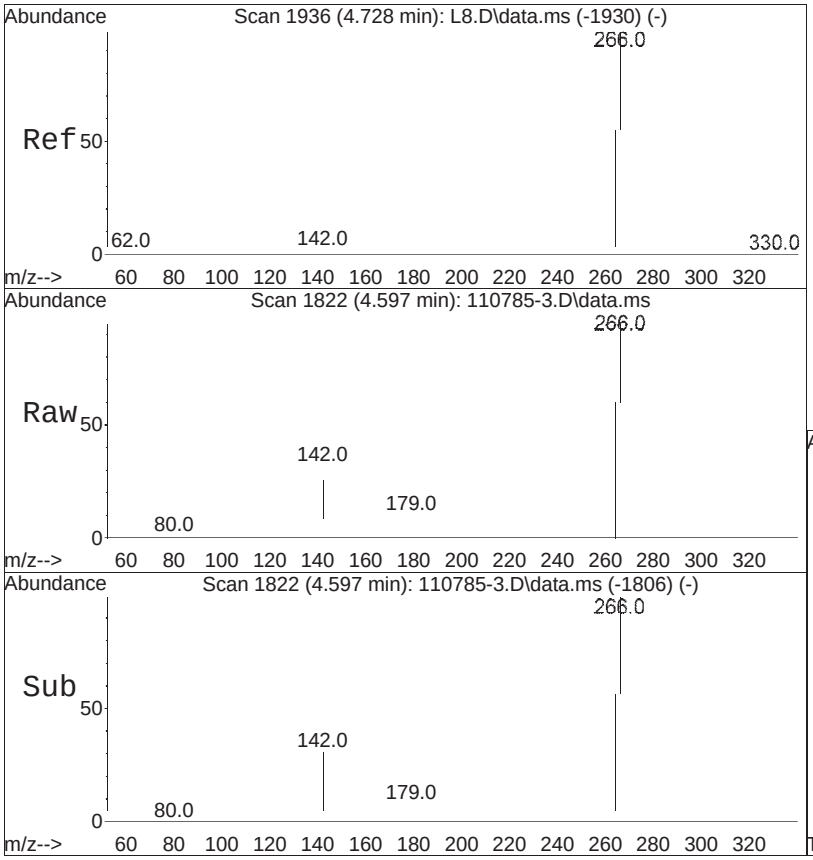


#26
Pentachlorophenol
Concen: 2276.96 ng/ml
RT: 4.597 min Scan# 1822
Delta R.T. 0.001 min
Lab File: 110785-3.D
Acq: 05 Sep 2025 04:40 pm

Tgt Ion:266 Resp: 44086

| Ion | Ratio | Lower | Upper |
|---|---|---|---|
| 266 | 100 | | |
| 264 | 63.4 | 50.6 | 76.0 |

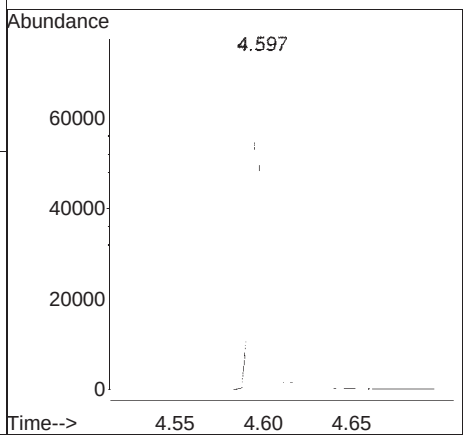

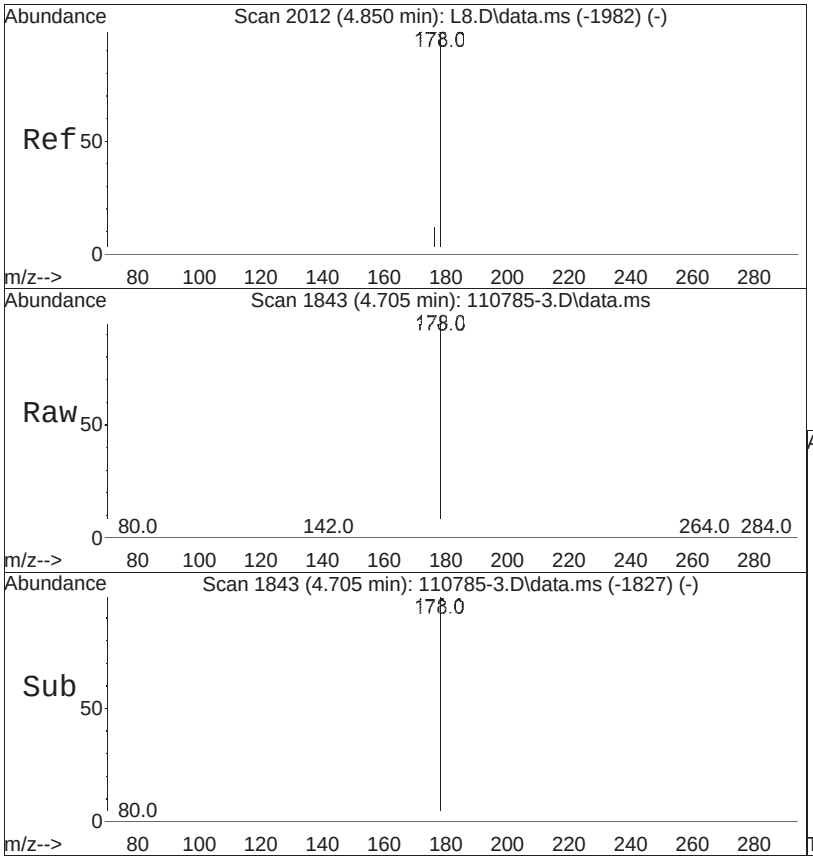


#27
Phenanthrene
Concen: 1586.63 ng/ml
RT:  4.705 min  Scan# 1843
Delta R.T.  0.001 min
Lab File:  110785-3.D
Acq: 05 Sep 2025  04:40 pm

Tgt Ion:178 Resp:  290152

| Ion | Ratio | Lower | Upper |
|---|---|---|---|
| 178 | 100 | | |
| 179 | 15.5 | 12.4 | 18.6 |

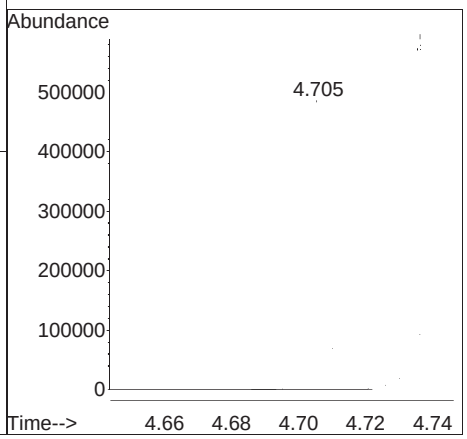

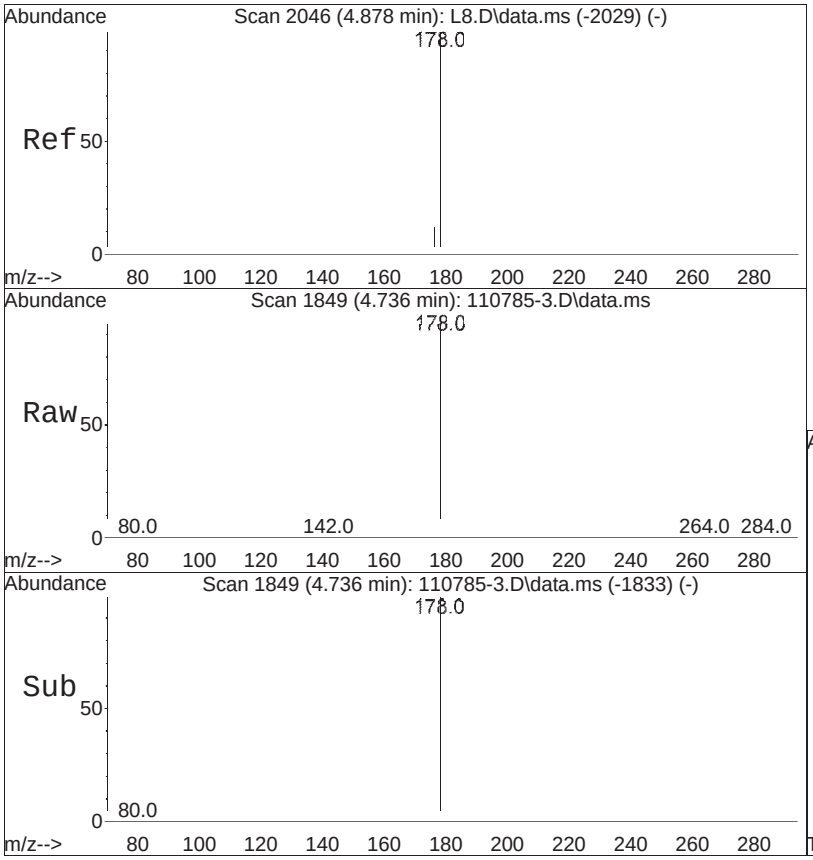


#28
Anthracene
Concen: 1617.61 ng/ml
RT:  4.736 min  Scan# 1849
Delta R.T.  0.001 min
Lab File:  110785-3.D
Acq: 05 Sep 2025  04:40 pm

Tgt Ion:178 Resp:  298727

| Ion | Ratio | Lower | Upper |
|---|---|---|---|
| 178 | 100 | | |
| 179 | 15.5 | 12.2 | 18.2 |

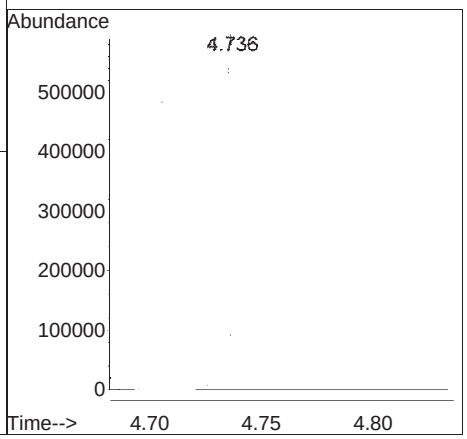

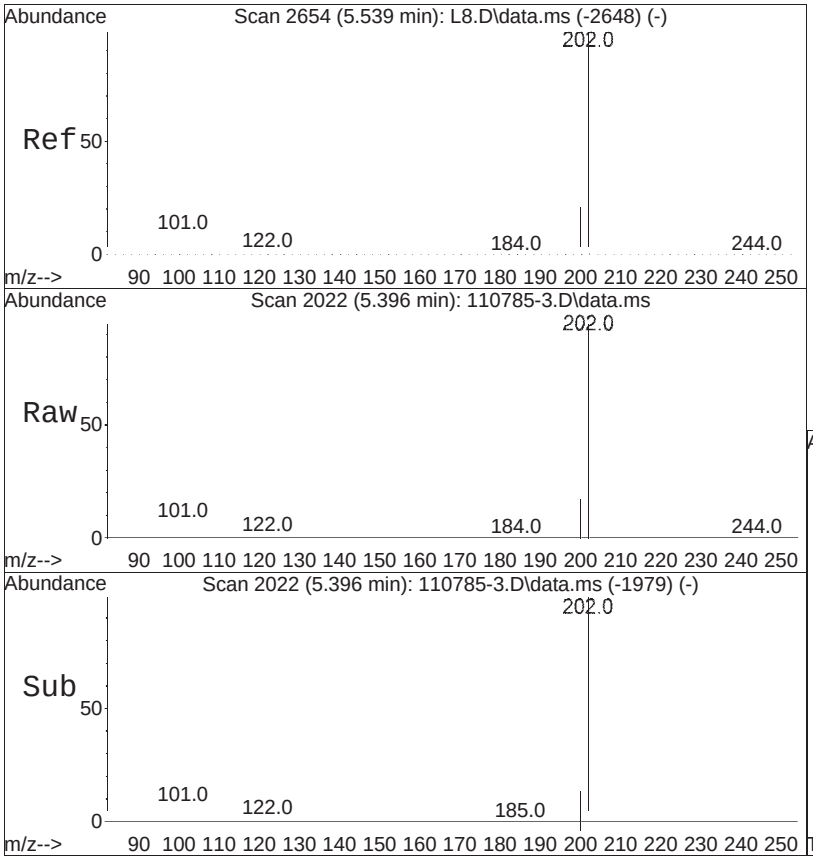


#29
Fluoranthene
Concen: 1558.39 ng/ml
RT: 5.396 min Scan# 2022
Delta R.T. -0.003 min
Lab File: 110785-3.D
Acq: 05 Sep 2025 04:40 pm

Tgt Ion:202 Resp: 375376

| Ion | Ratio | Lower | Upper |
|---|---|---|---|
| 202 | 100 | | |
| 101 | 8.1 | 7.5 | 11.3 |

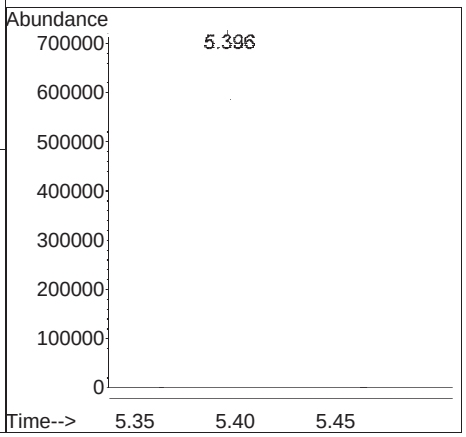

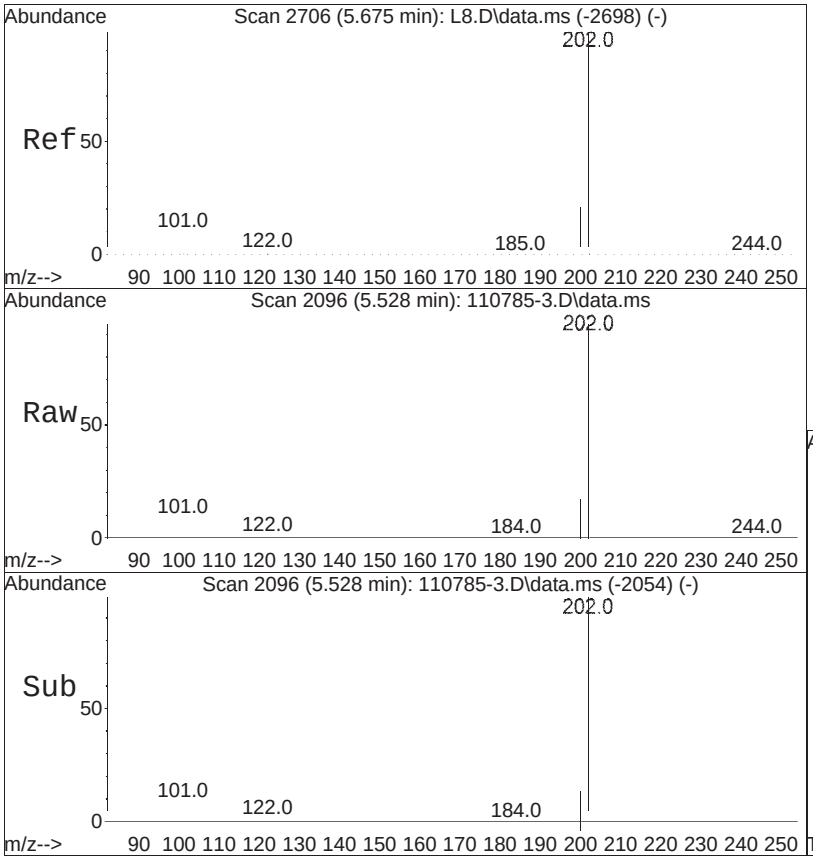


#30
Pyrene
Concen: 1514.83 ng/ml
RT:  5.528 min  Scan# 2096
Delta R.T.  -0.005 min
Lab File:  110785-3.D
Acq: 05 Sep 2025  04:40 pm

Tgt Ion:202 Resp:  383985

| Ion | Ratio | Lower | Upper |
|---|---|---|---|
| 202 | 100 | | |
| 200 | 21.1 | 17.0 | 25.4 |

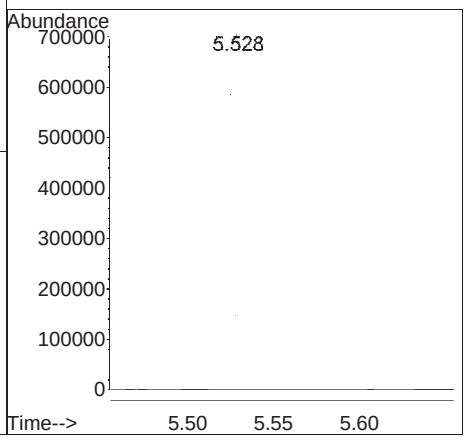

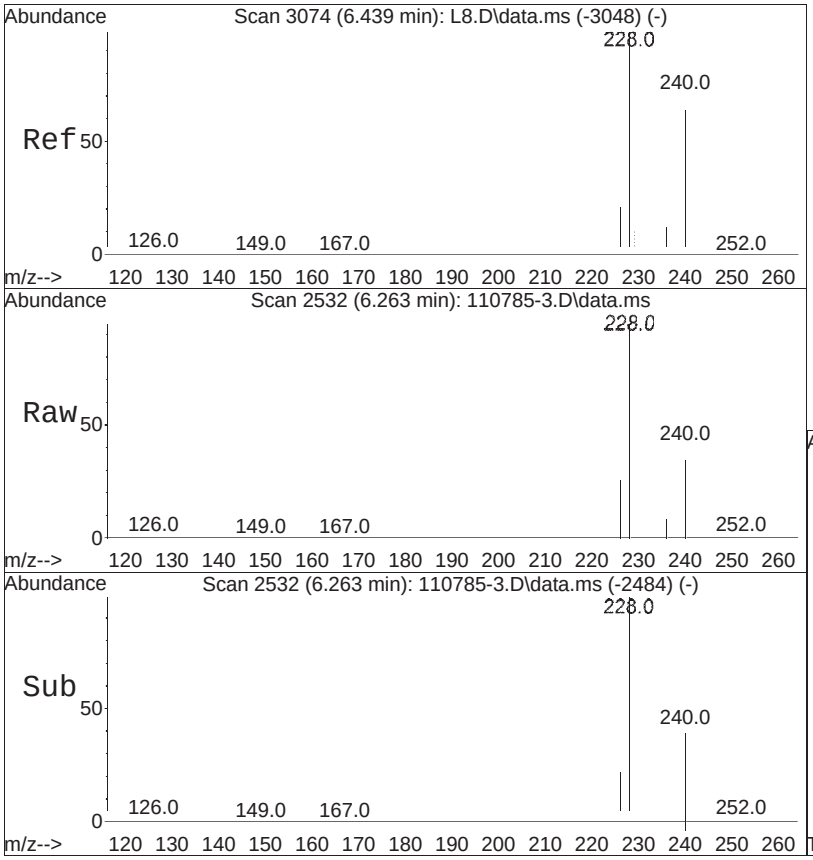


#34
Benzo[a]anthracene
Concen: 1772.44 ng/ml
RT:  6.263 min  Scan# 2532
Delta R.T.  -0.012 min
Lab File:  110785-3.D
Acq: 05 Sep 2025  04:40 pm

Tgt Ion:228 Resp:  373373

| Ion | Ratio | Lower | Upper |
|---|---|---|---|
| 228 | 100 | | |
| 229 | 19.6 | 15.8 | 23.6 |

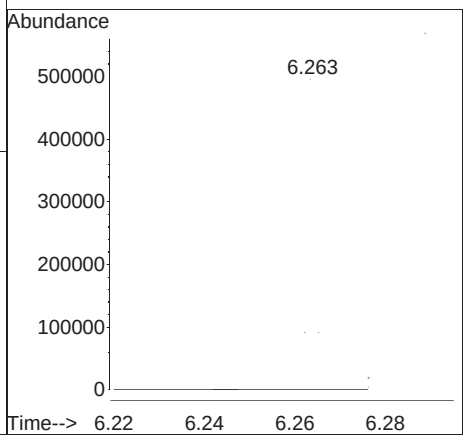

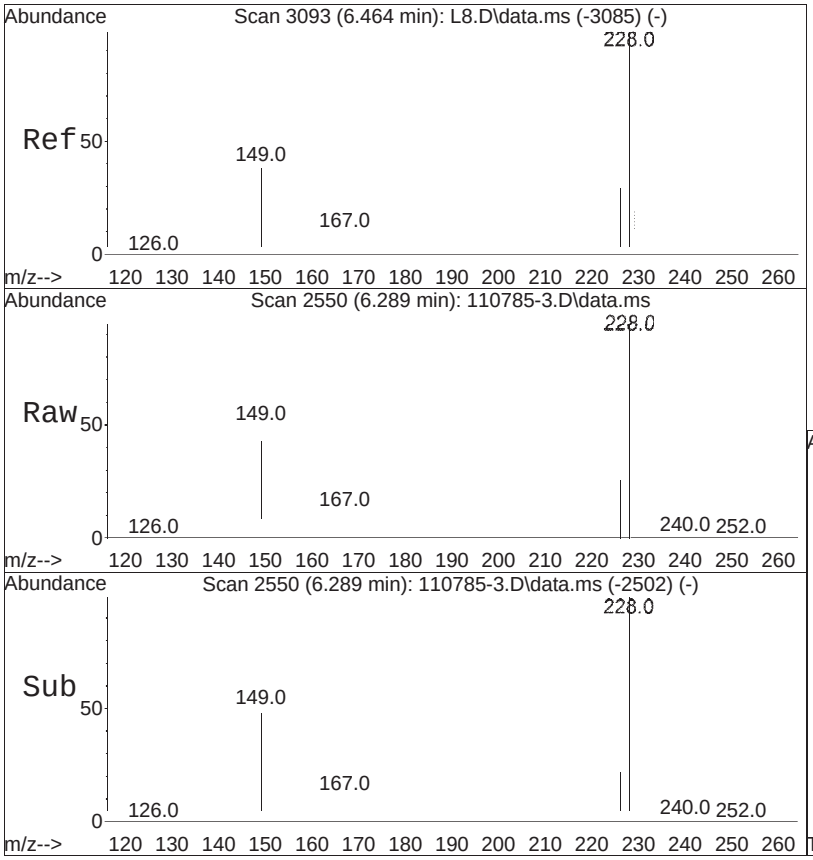


#36
Chrysene
Concen: 1681.77 ng/ml
RT:  6.289 min  Scan# 2550
Delta R.T.  -0.012 min
Lab File:  110785-3.D
Acq: 05 Sep 2025  04:40 pm

Tgt Ion:228 Resp:  340397

| Ion | Ratio | Lower | Upper |
|---|---|---|---|
| 228 | 100 | | |
| 226 | 30.6 | 24.6 | 37.0 |

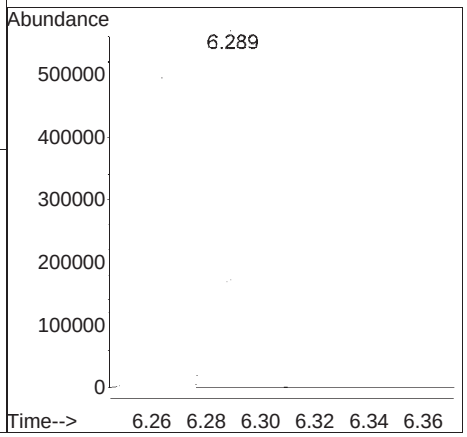

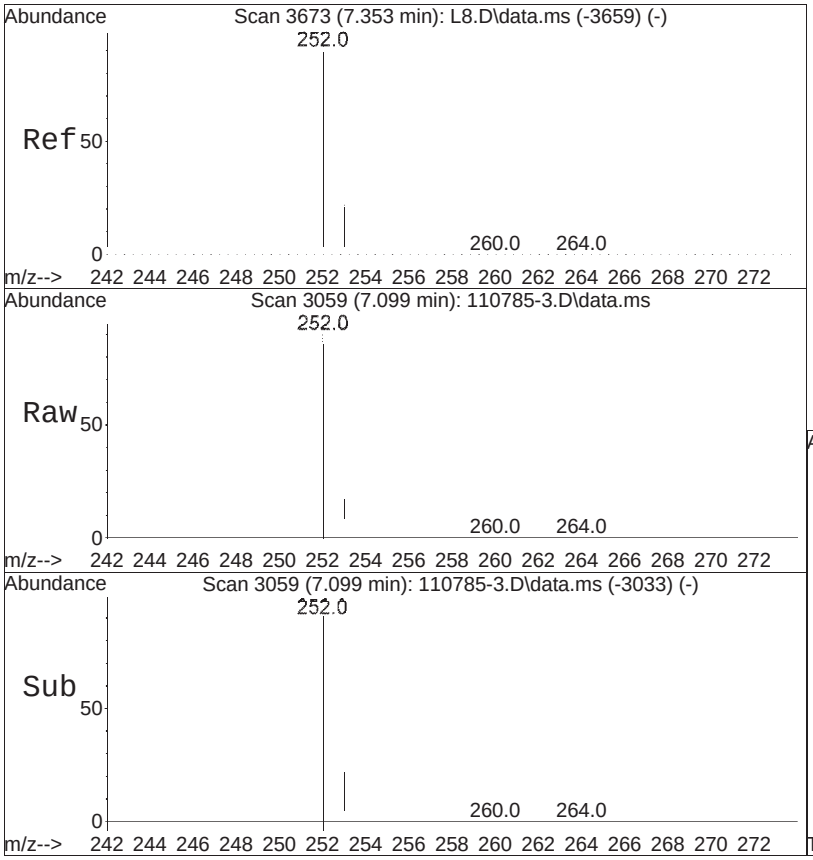


#39
Benzo[b]fluoranthene
Concen: 2057.09 ng/ml
RT:  7.099 min  Scan# 3059
Delta R.T.  -0.010 min
Lab File:  110785-3.D
Acq: 05 Sep 2025  04:40 pm

Tgt Ion:252 Resp:  353156

| Ion | Ratio | Lower | Upper |
|---|---|---|---|
| 252 | 100 | | |
| 253 | 21.6 | 18.1 | 27.1 |

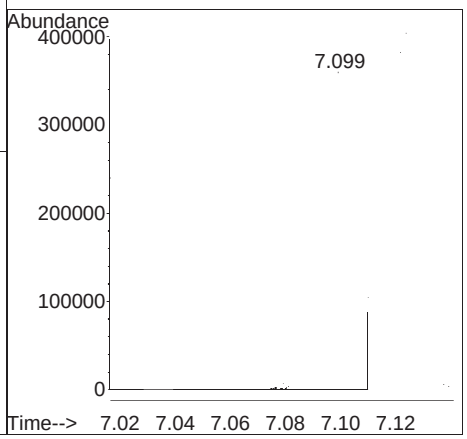

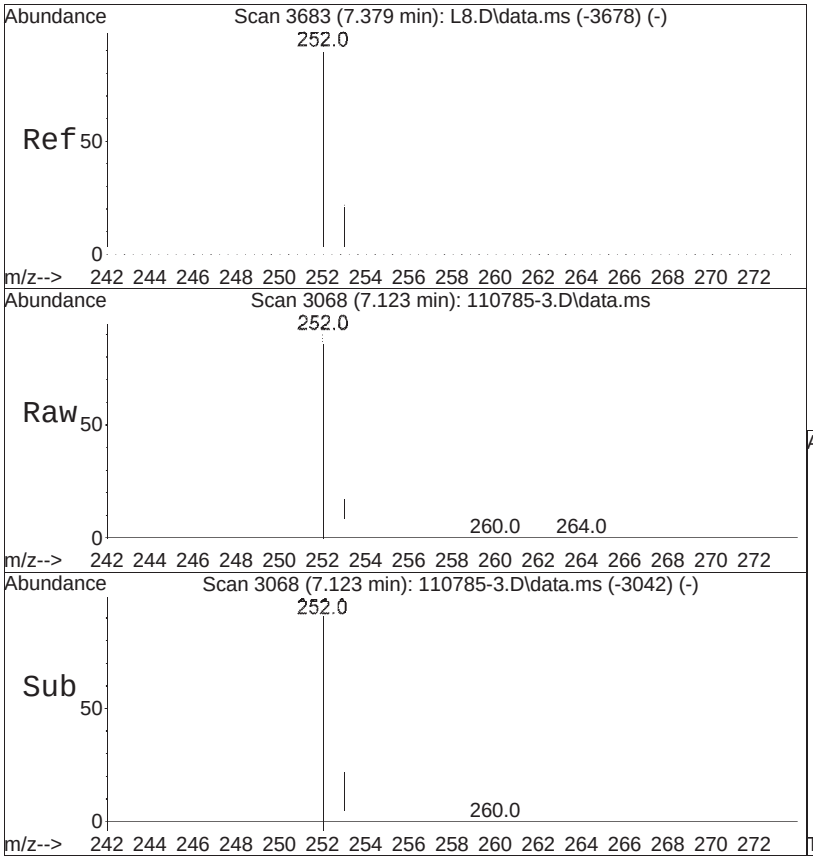


#40
Benzo[k]fluoranthene
Concen: 1772.53 ng/ml
RT:  7.123 min  Scan# 3068
Delta R.T.  -0.010 min
Lab File:  110785-3.D
Acq: 05 Sep 2025  04:40 pm

Tgt Ion:252 Resp:  351942

| Ion | Ratio | Lower | Upper |
|---|---|---|---|
| 252 | 100 | | |
| 253 | 22.0 | 17.0 | 25.4 |

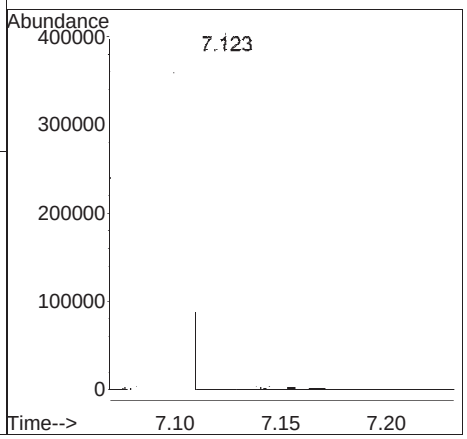

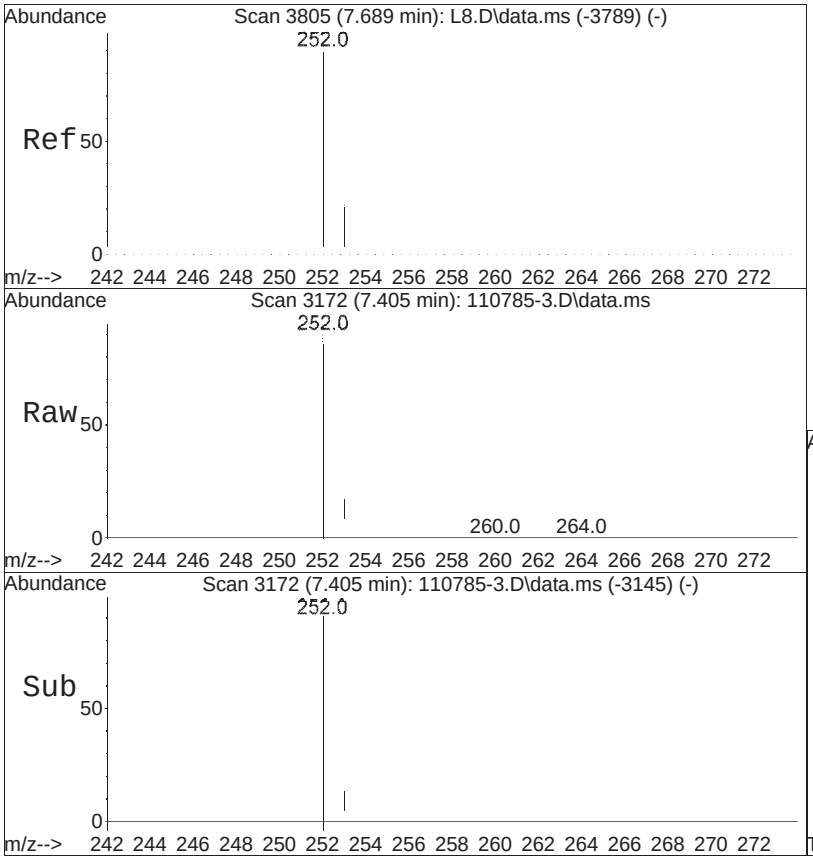


#41
Benzo[a]pyrene
Concen: 1941.00 ng/ml
RT:  7.405 min  Scan# 3172
Delta R.T.  -0.007 min
Lab File:  110785-3.D
Acq: 05 Sep 2025  04:40 pm

Tgt Ion:252 Resp:  316591

| Ion | Ratio | Lower | Upper |
|---|---|---|---|
| 252 | 100 | | |
| 253 | 21.7 | 17.4 | 26.0 |

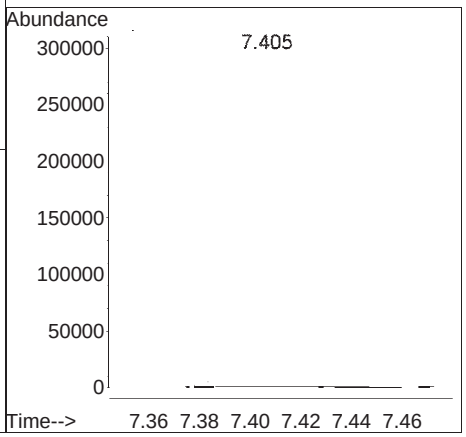

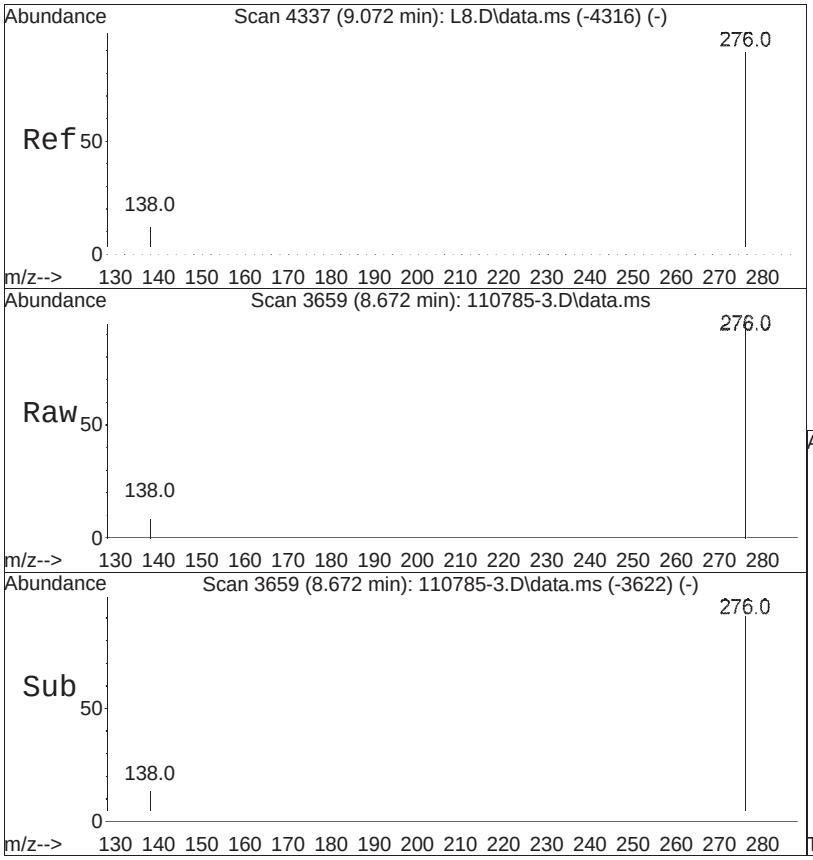


#42
Indeno[1,2,3-cd]pyrene
Concen: 2117.11 ng/ml
RT: 8.672 min Scan# 3659
Delta R.T. -0.004 min
Lab File: 110785-3.D
Acq: 05 Sep 2025 04:40 pm

Tgt Ion:276 Resp: 326597

| Ion | Ratio | Lower | Upper |
|---|---|---|---|
| 276 | 100 | | |
| 138 | 16.1 | 14.4 | 21.6 |

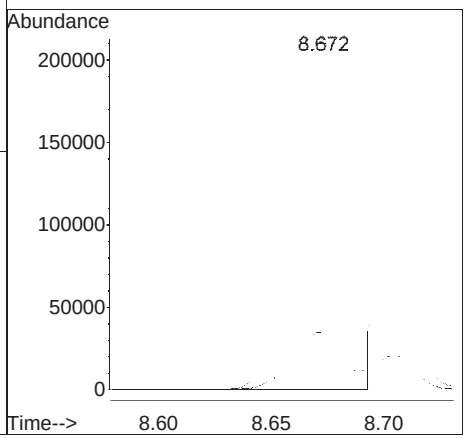

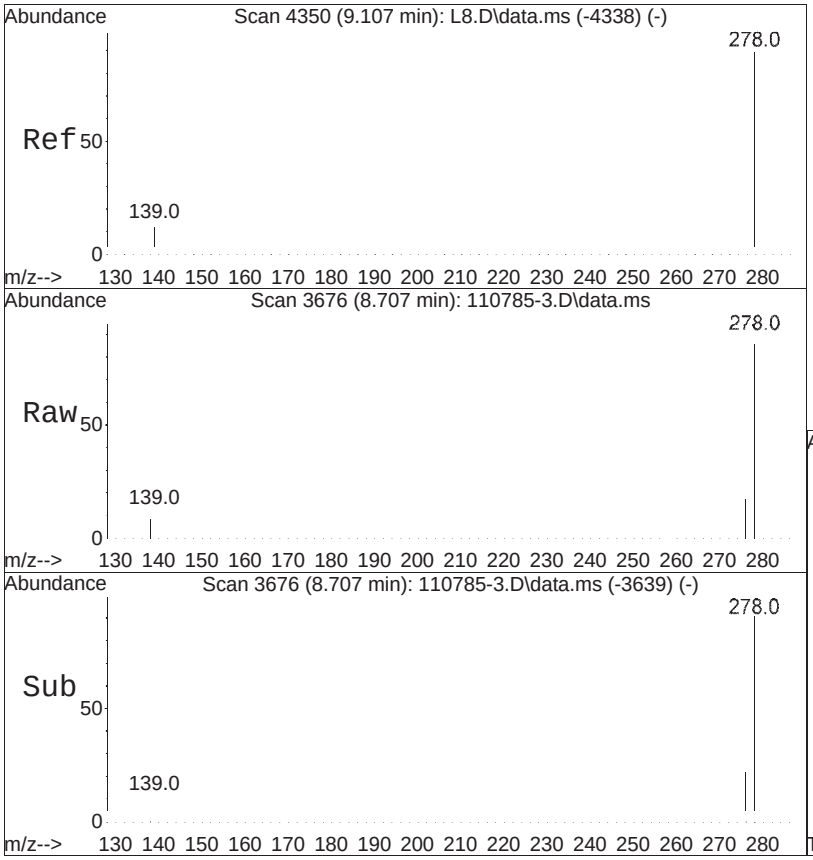


#43
Dibenzo[a,h]anthracene
Concen: 1985.22 ng/ml M1
RT:  8.707 min  Scan# 3676
Delta R.T.  -0.004 min
Lab File:  110785-3.D
Acq: 05 Sep 2025  04:40 pm

Tgt Ion:278 Resp:  305210

| Ion | Ratio | Lower | Upper |
|---|---|---|---|
| 278 | 100 | | |
| 139 | 13.4 | 12.1 | 18.1 |

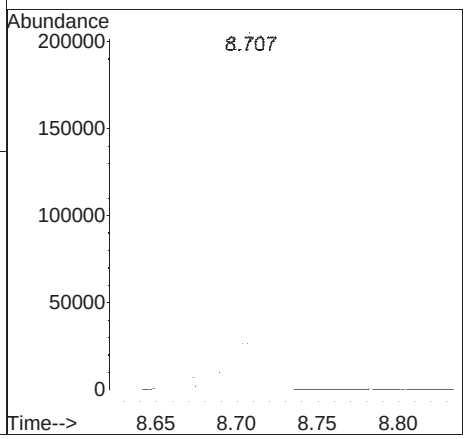




#44
Benzo[g,h,i]perylene
Concen: 2045.61 ng/ml
RT:  9.008 min  Scan# 3822
Delta R.T.  -0.004 min
Lab File:  110785-3.D
Acq: 05 Sep 2025  04:40 pm

Tgt Ion:276 Resp:  309901

| Ion | Ratio | Lower | Upper |
|---|---|---|---|
| 276 | 100 | | |
| 138 | 17.3 | 16.0 | 24.0 |

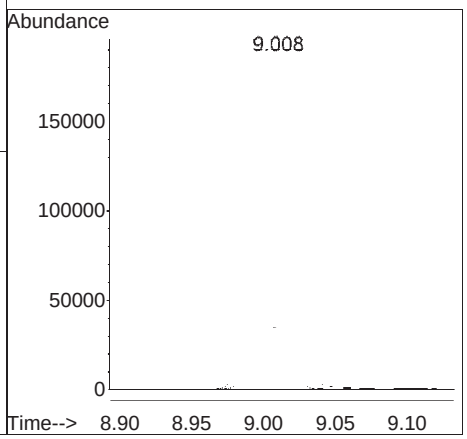

# Manual Integration Report

Data Path : I:\8270SIM\sv119\250905bRV
Data File : 110785-3.D Operator : sv119:csn
Date Inj'd : 9/5/2025 4:40 pm Instrument : SV119
Sample : WG2110785-3,32,,HNY Quant Date : 9/7/2025 12:13 pm

## Compound #25: Hexachlorobenzene

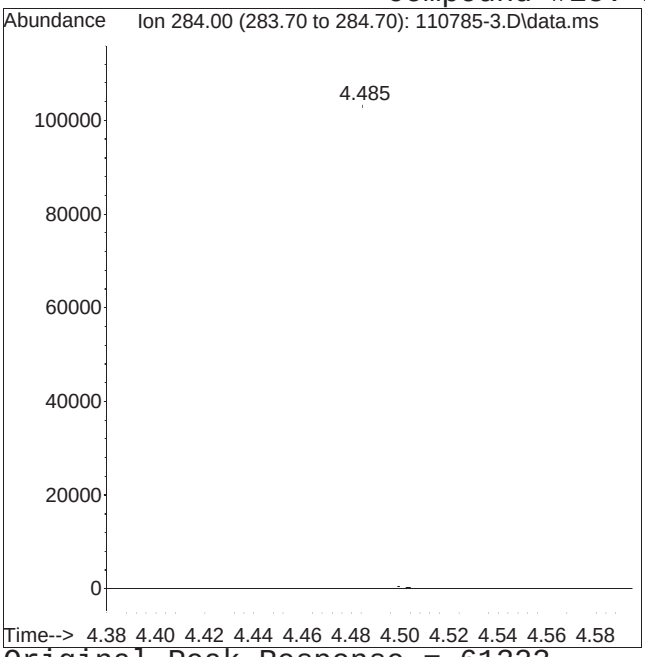


Original Peak Response = 61323

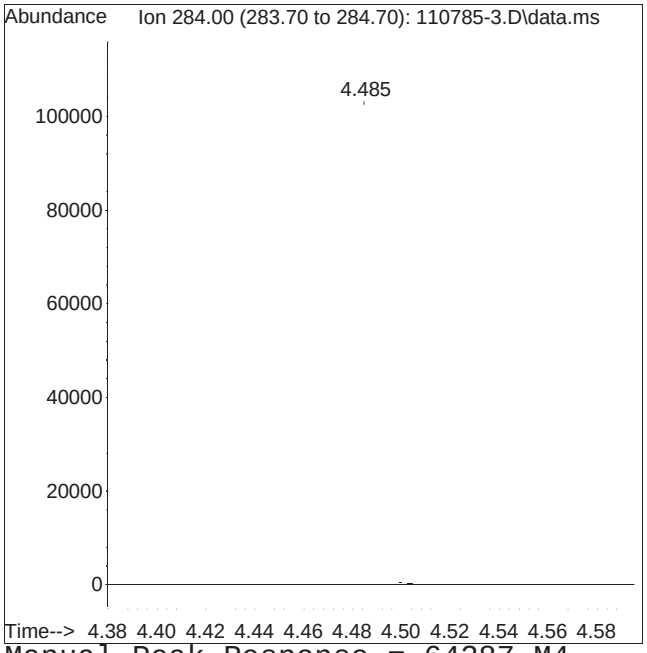


Manual Peak Response = 64287 M4

M4 = Poor automated baseline construction.

Manual Integration Report

Data Path : I:\8270SIM\sv119\250905bRV
Data File : 110785-3.D Operator : sv119:csn
Date Inj'd : 9/5/2025 4:40 pm Instrument : SV119
Sample : WG2110785-3,32,,HNY Quant Date : 9/7/2025 12:13 pm

Compound #43: Dibenzo[a,h]anthracene

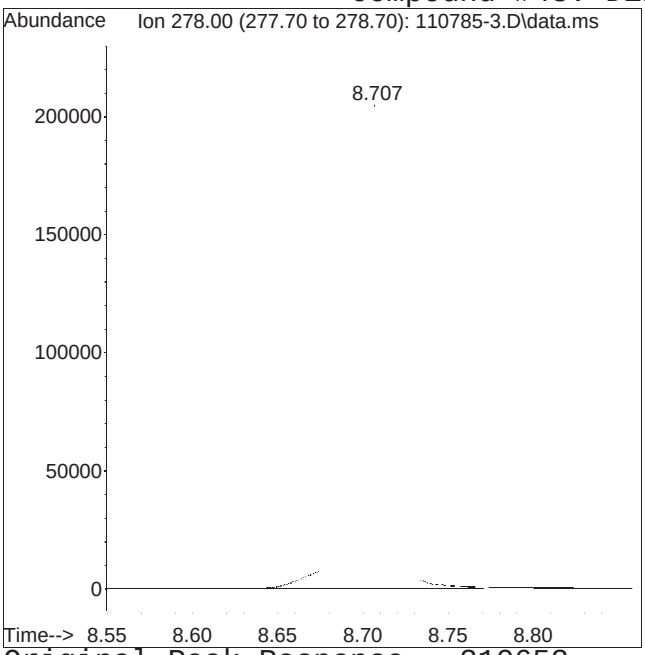


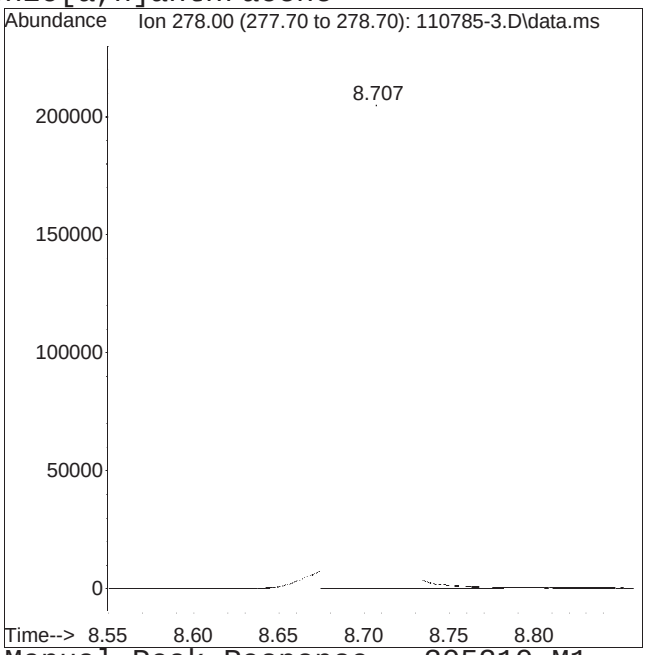


Original Peak Response = 310652 Manual Peak Response = 305210 M1
M1 = Split or tailing peak, auto integration stopped early resulting in false low area count.

Quantitation Report (QT Reviewed)

Data Path : I:\8270SIM\sv119\250905bRVT\
Data File : 110785-4.D
Acq On : 05 Sep 2025 06:55 pm
Operator : sv119:jjw
Sample : WG2110785-4,32,,HNY
Misc : WG2111182,WG2110785,ical22426
ALS Vial : 19 Sample Multiplier: 1

Quant Time: Sep 07 15:24:32 2025
Quant Method : I:\8270sim\sv119\250905bRVT\SIM-RVT_250625_sv119.M
Quant Title : Semivolatiles by GC/MS by modified 8270
QLast Update : Fri Sep 05 13:13:27 2025
Response via : Initial Calibration

CCAL FILE(s) : 1 - I:\8270sim\sv119\250905bRVT\ccv0905b.D
Sub List : DEFAULT - All compounds listed

| Compound | R.T. | QIon | Response | Conc | Units | Dev(Min) |
|---|---|---|---|---|---|---|
| Internal Standards | | | | | | |
| 1) 1,4-Dichlorobenzene-d4 | 2.227 | 152 | 174564 | 4000.000 | ng/ml | 0.00 |
| Standard Area 1 = 186973 | | | Recovery = 93.36% | | | |
| 9) Naphthalene-d8 | 2.887 | 136 | 634110 | 4000.000 | ng/ml | 0.00 |
| Standard Area 1 = 685748 | | | Recovery = 92.47% | | | |
| 18) Acenaphthene-d10 | 3.858 | 164 | 382728 | 4000.000 | ng/ml | 0.00 |
| Standard Area 1 = 411948 | | | Recovery = 92.91% | | | |
| 23) Phenanthrene-d10 | 4.694 | 188 | 613724 | 4000.000 | ng/ml | 0.00 |
| Standard Area 1 = 860767 | | | Recovery = 71.30% | | | |
| 33) Chrysene-d12 | 6.277 | 240 | 665851 | 4000.000 | ng/ml | 0.00 |
| Standard Area 1 = 852026 | | | Recovery = 78.15% | | | |
| 38) Perylene-d12 | 7.472 | 264 | 659729 | 4000.000 | ng/ml | 0.00 |
| Standard Area 1 = 865644 | | | Recovery = 76.21% | | | |
| System Monitoring Compounds | | | | | | |
| 3) 2-Fluorophenol | 1.658 | 112 | 41814 | 828.926 | ng/ml | 0.02 |
| Spiked Amount 2000.000 | Range 15 - 110 | | Recovery = 41.45% | | | |
| 4) Phenol-d6 | 2.058 | 99 | 66906 | 1067.812 | ng/ml | 0.00 |
| Spiked Amount 2000.000 | Range 15 - 110 | | Recovery = 53.39% | | | |
| 8) Nitrobenzene-d5 | 2.508 | 82 | 55231 | 962.620 | ng/ml | 0.00 |
| Spiked Amount 1000.000 | Range 30 - 130 | | Recovery = 96.26% | | | |
| 14) 2-Fluorobiphenyl | 3.480 | 172 | 133487 | 939.428 | ng/ml | 0.00 |
| Spiked Amount 1000.000 | Range 30 - 130 | | Recovery = 93.94% | | | |
| 22) 2,4,6-Tribromophenol | 4.304 | 330 | 33587 | 1528.465 | ng/ml | 0.00 |
| Spiked Amount 2000.000 | Range 15 - 110 | | Recovery = 76.42% | | | |
| 32) 4-Terphenyl-d14 | 5.624 | 244 | 148048 | 872.567 | ng/ml | 0.00 |
| Spiked Amount 1000.000 | Range 30 - 130 | | Recovery = 87.26% | | | |
| Target Compounds | | | | | | Qvalue |
| 5) Bis(2-chloroethyl)ether | 2.094 | 93 | 89548 | 1644.948 | ng/ml | 97 |
| 7) Hexachloroethane | 2.484 | 117 | 32264 | 1439.528 | ng/ml | 99 |
| 10) Naphthalene | 2.898 | 128 | 273172 | 1586.254 | ng/ml | 100 |
| 11) Hexachlorobutadiene | 2.970 | 225 | 43731 | 1353.721 | ng/ml | 100 |
| 12) 2-Methylnaphthalene | 3.275 | 142 | 175319 | 1598.284 | ng/ml | 99 |
| 15) 2-Chloronaphthalene | 3.545 | 162 | 204785 | 1714.523 | ng/ml | 93 |
| 17) Acenaphthylene | 3.776 | 152 | 354758 | 1768.134 | ng/ml | 100 |
| 19) Acenaphthene | 3.876 | 153 | 212919 | 1680.171 | ng/ml | 94 |
| 21) Fluorene | 4.164 | 166 | 184523 | 1208.268 | ng/ml | 99 |
| 25) Hexachlorobenzene | 4.484 | 284 | 65222 | 1507.450 | ng/ml | 100 |

Data Path : I:\8270SIM\sv119\250905bRVT\
Data File : 110785-4.D
Acq On : 05 Sep 2025 06:55 pm
Operator : sv119:jjw
Sample : WG2110785-4,32,,HNY
Misc : WG2111182,WG2110785,ical22426
ALS Vial : 19 Sample Multiplier: 1

Quant Time: Sep 07 15:24:32 2025
Quant Method : I:\8270sim\sv119\250905bRVT\SIM-RVT_250625_sv119.M
Quant Title : Semivolatiles by GC/MS by modified 8270
QLast Update : Fri Sep 05 13:13:27 2025
Response via : Initial Calibration

CCAL FILE(s) : 1 - I:\8270sim\sv119\250905bRVT\ccv0905b.D
Sub List : DEFAULT - All compounds listed

| Compound | R.T. | QIon | Response | Conc | Units | Dev(Min) |
|---|---|---|---|---|---|---|
| 26) Pentachlorophenol | 4.597 | 266 | 48727 | 2445.953 | ng/ml | 99 |
| 27) Phenanthrene | 4.705 | 178 | 305364 | 1644.961 | ng/ml | 100 |
| 28) Anthracene | 4.735 | 178 | 315905 | 1685.166 | ng/ml | 100 |
| 29) Fluoranthene | 5.395 | 202 | 405313 | 1657.628 | ng/ml | 97 |
| 30) Pyrene | 5.527 | 202 | 421090 | 1636.484 | ng/ml | 100 |
| 34) Benzo[a]anthracene | 6.267 | 228 | 416047 | 1842.133 | ng/ml | 100 |
| 36) Chrysene | 6.292 | 228 | 378070 | 1741.925 | ng/ml | 99 |
| 39) Benzo[b]fluoranthene | 7.104 | 252 | 389712 | 2137.947 | ng/ml | 100 |
| 40) Benzo[k]fluoranthene | 7.128 | 252 | 389605 | 1848.050 | ng/ml | 99 |
| 41) Benzo[a]pyrene | 7.410 | 252 | 350713 | 2025.098 | ng/ml | 100 |
| 42) Indeno[1,2,3-cd]pyrene | 8.676 | 276 | 348408 | 2126.215 | ng/ml | 96 |
| 43) Dibenzo[a,h]anthracene | 8.711 | 278 | 328285M6 | 2009.748 | ng/ml | |
| 44) Benzo[g,h,i]perylene | 9.019 | 276 | 333826 | 2075.326 | ng/ml | 94 |

(#) = qualifier out of range (m) = manual integration (+) = signals summed

Quantitation Report (QT Reviewed)

Data Path : I:\8270SIM\sv119\250905bRVT\
Data File : 110785-4.D
Acq On : 05 Sep 2025 06:55 pm
Operator : sv119:jjw
Sample : WG2110785-4,32,,HNY
Misc : WG2111182,WG2110785,ical22426
ALS Vial : 19 Sample Multiplier: 1

Quant Time: Sep 07 15:24:32 2025
Quant Method : I:\8270sim\sv119\250905bRVT\SIM-RVT_250625_sv119.M
Quant Title : Semivolatiles by GC/MS by modified 8270
QLast Update : Fri Sep 05 13:13:27 2025
Response via : Initial Calibration

Sub List : DEFAULT - All compounds listedT\ccv0905b.D•

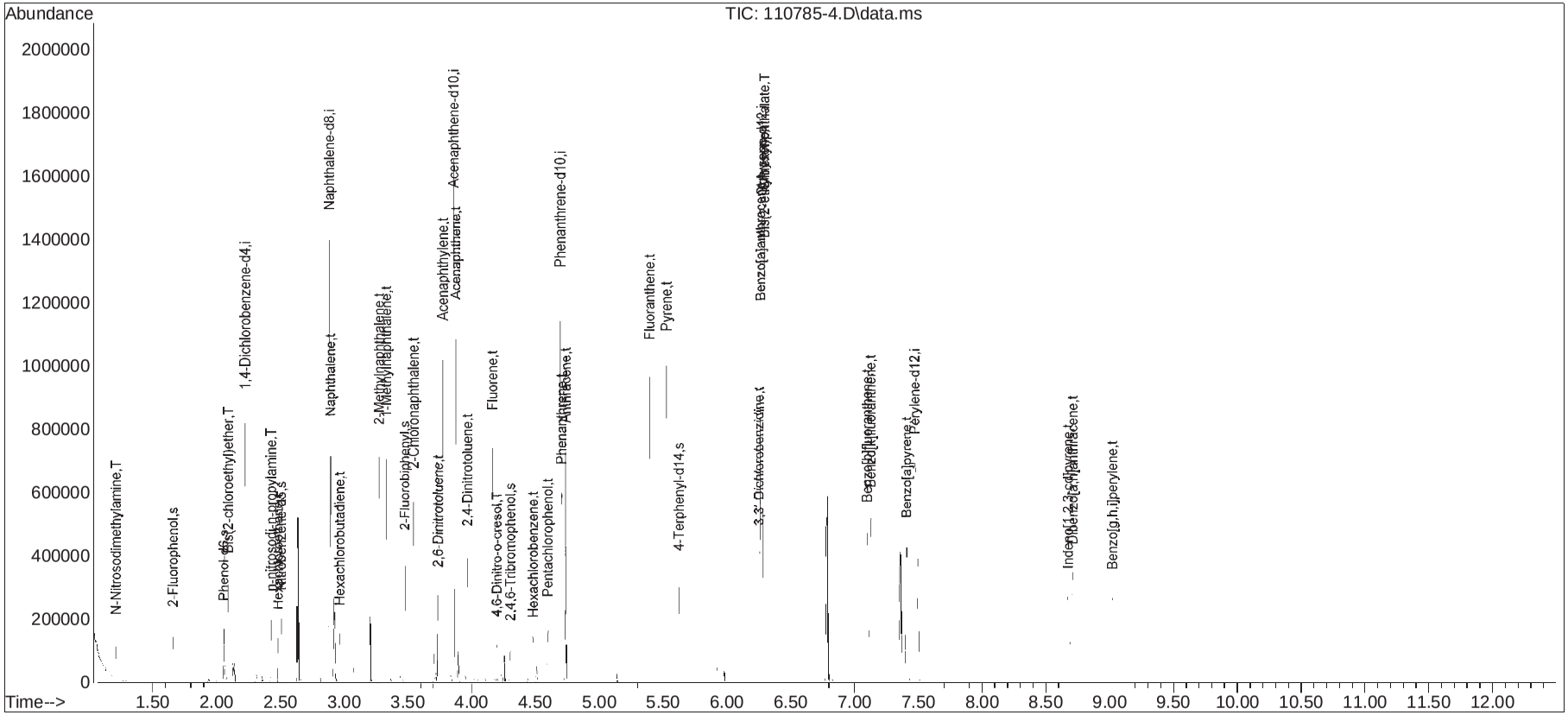

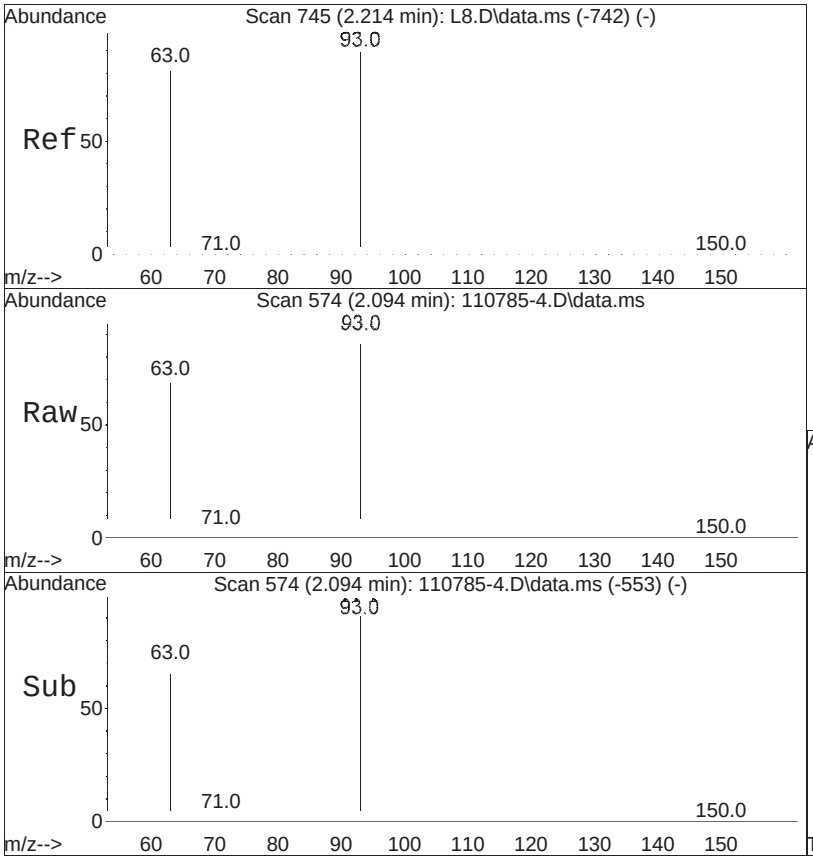


#5
Bis(2-chloroethyl)ether
Concen: 1644.95 ng/ml
RT: 2.094 min Scan# 574
Delta R.T. 0.004 min
Lab File: 110785-4.D
Acq: 05 Sep 2025 06:55 pm

Tgt Ion: 93 Resp: 89548

| Ion | Ratio | Lower | Upper |
|---|---|---|---|
| 93 | 100 | | |
| 63 | 80.9 | 62.9 | 94.3 |

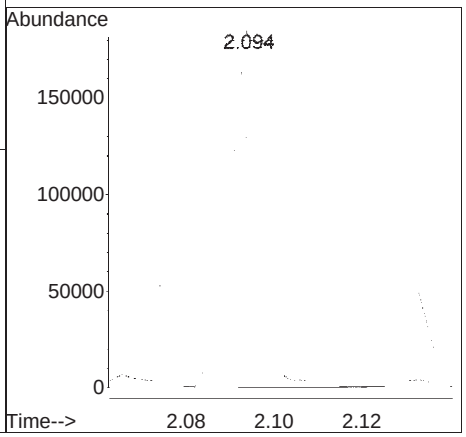

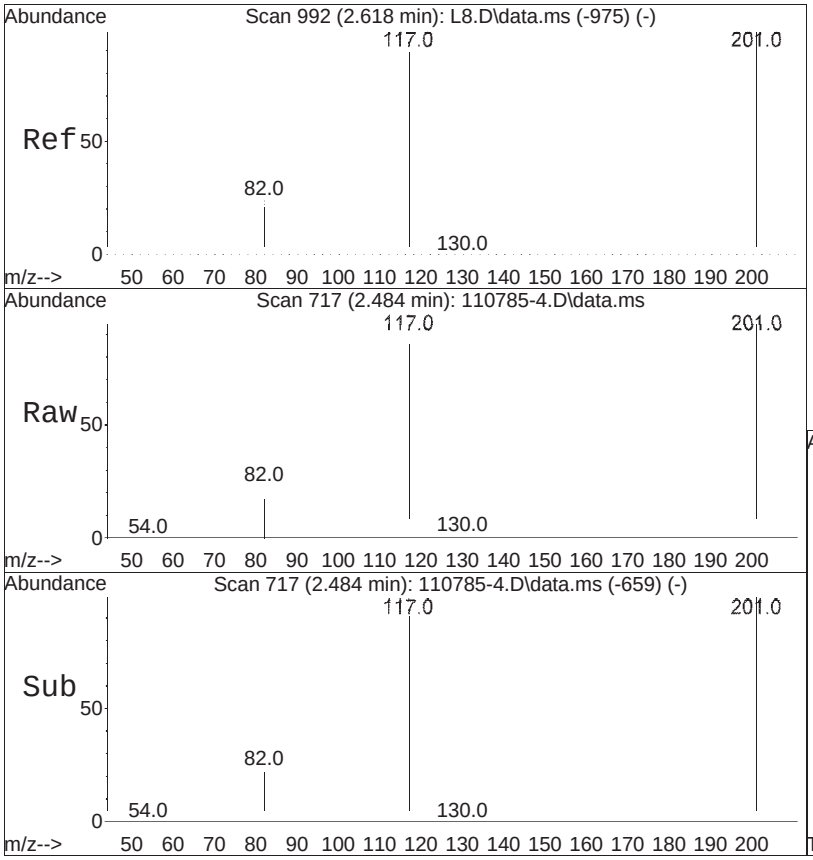


#7
Hexachloroethane
Concen: 1439.53 ng/ml
RT:  2.484 min  Scan# 717
Delta R.T.  0.001 min
Lab File:  110785-4.D
Acq: 05 Sep 2025  06:55 pm

Tgt Ion:117 Resp:  32264

| Ion | Ratio | Lower | Upper |
|---|---|---|---|
| 117 | 100 | | |
| 201 | 102.2 | 82.9 | 124.3 |

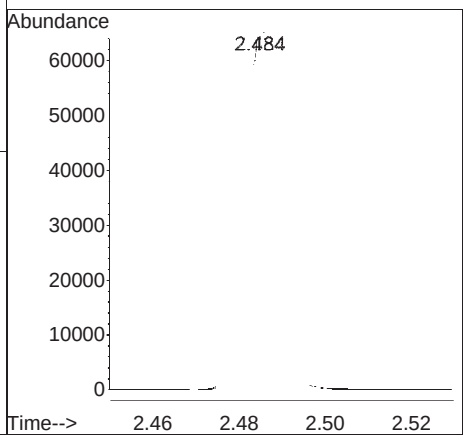

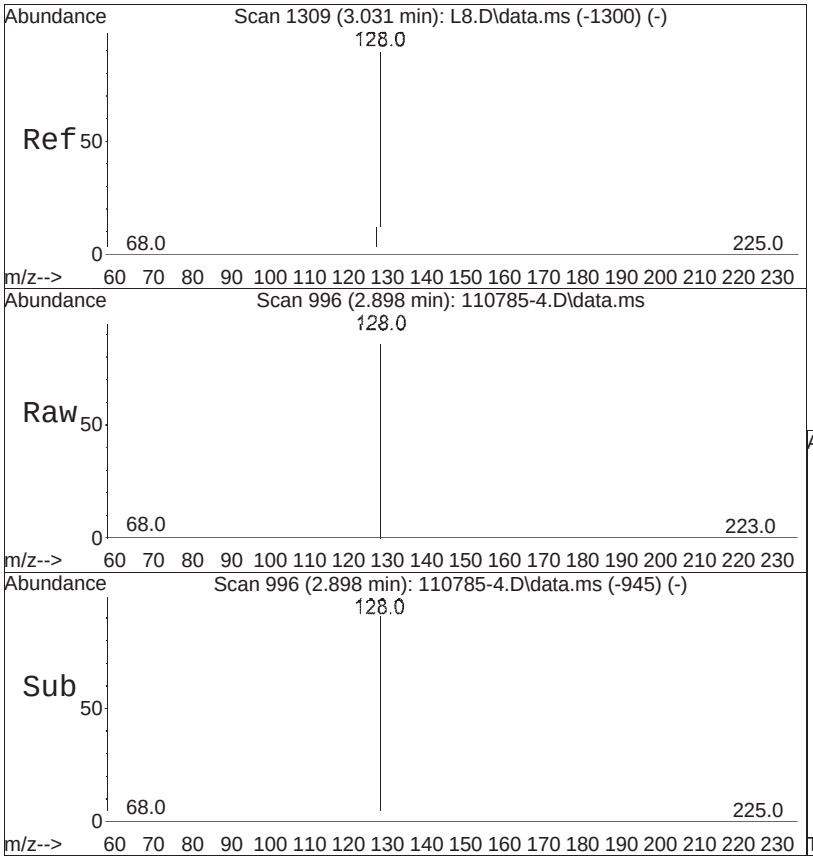


#10
Naphthalene
Concen: 1586.25 ng/ml
RT:  2.898 min  Scan# 996
Delta R.T.  0.002 min
Lab File:  110785-4.D
Acq: 05 Sep 2025  06:55 pm

Tgt Ion:128 Resp:  273172

| Ion | Ratio | Lower | Upper |
|---|---|---|---|
| 128 | 100 | | |
| 129 | 10.9 | 8.8 | 13.2 |
| 127 | 13.3 | 10.6 | 15.8 |

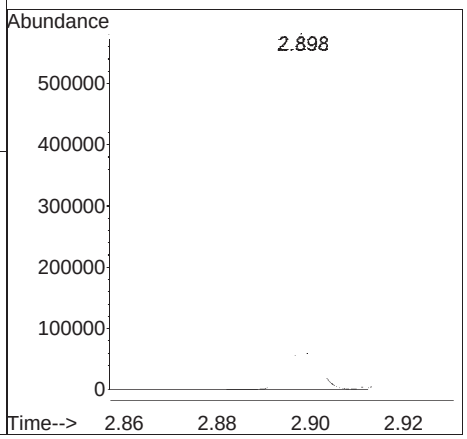




#11
Hexachlorobutadiene
Concen: 1353.72 ng/ml
RT: 2.970 min Scan# 1041
Delta R.T. 0.002 min
Lab File: 110785-4.D
Acq: 05 Sep 2025 06:55 pm

Tgt Ion:225 Resp: 43731

| Ion | Ratio | Lower | Upper |
|---|---|---|---|
| 225 | 100 | | |
| 223 | 63.1 | 50.2 | 75.4 |

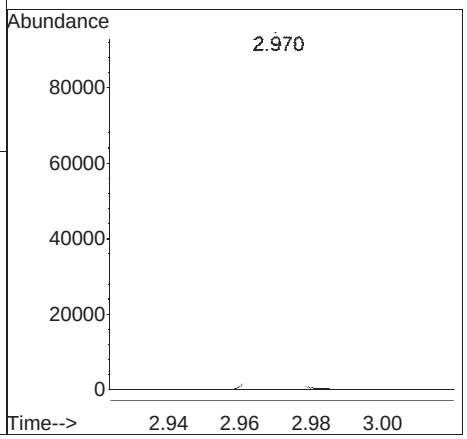

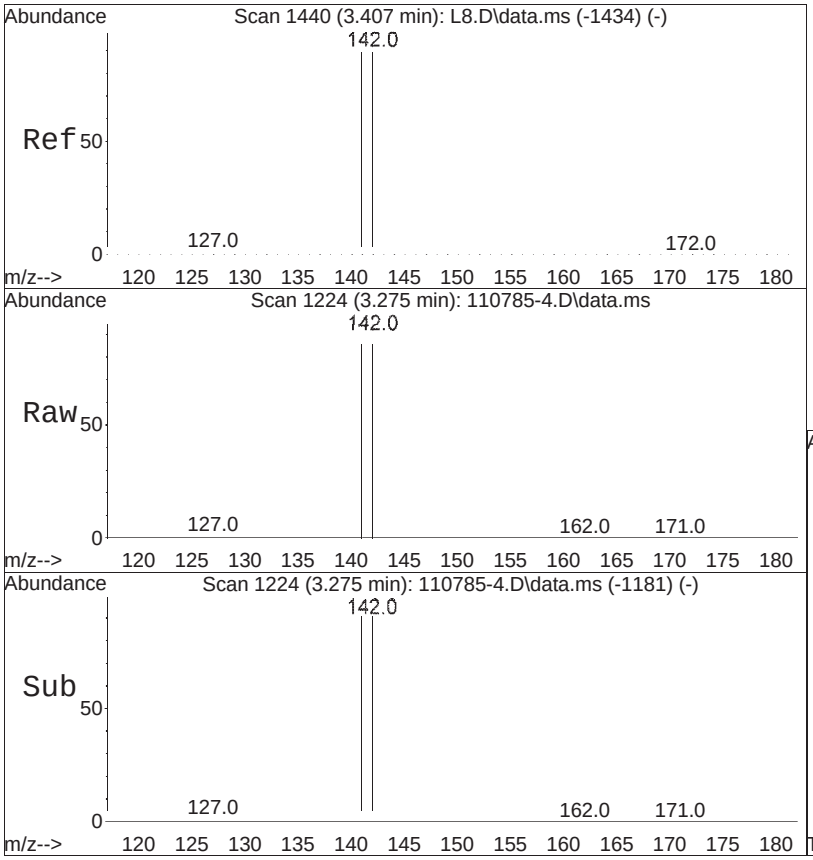


#12
2-Methylnaphthalene
Concen: 1598.28 ng/ml
RT:  3.275 min  Scan# 1224
Delta R.T.  0.000 min
Lab File:  110785-4.D
Acq: 05 Sep 2025  06:55 pm

Tgt Ion:142 Resp:  175319

| Ion | Ratio | Lower | Upper |
|---|---|---|---|
| 142 | 100 | | |
| 141 | 91.3 | 73.6 | 110.4 |

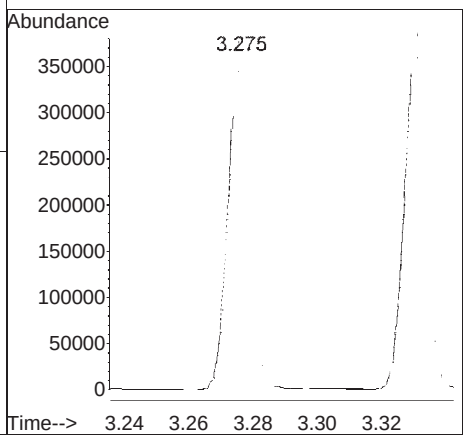

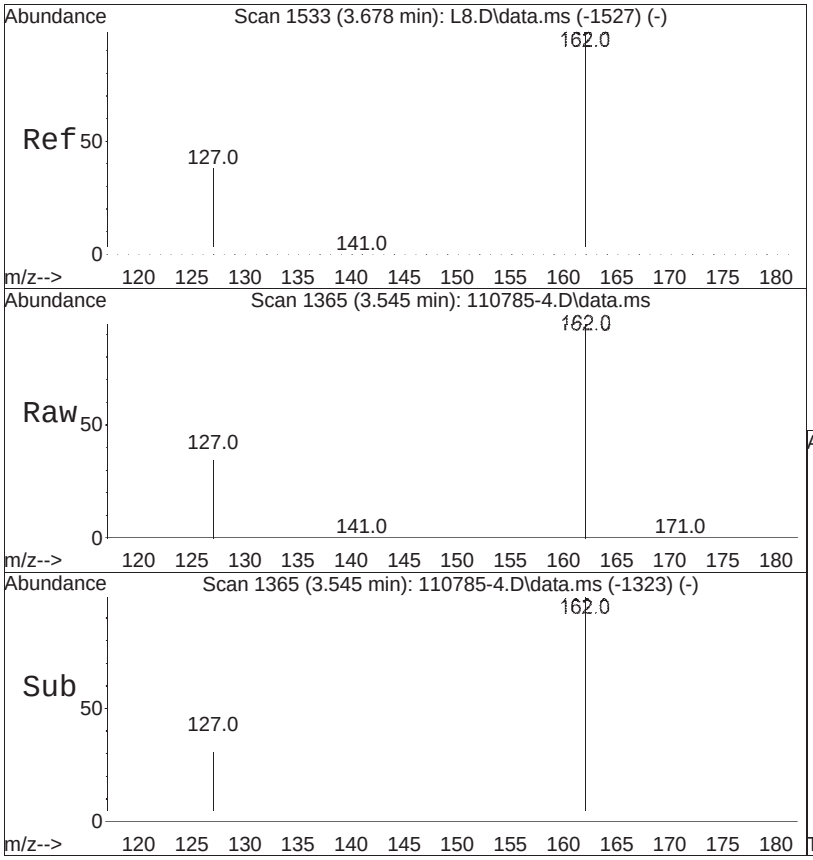


#15
2-Chloronaphthalene
Concen: 1714.52 ng/ml
RT:  3.545 min  Scan# 1365
Delta R.T.  0.000 min
Lab File:  110785-4.D
Acq: 05 Sep 2025  06:55 pm

Tgt Ion:162 Resp:  204785

| Ion | Ratio | Lower | Upper |
|---|---|---|---|
| 162 | 100 | | |
| 127 | 41.3 | 29.8 | 44.8 |

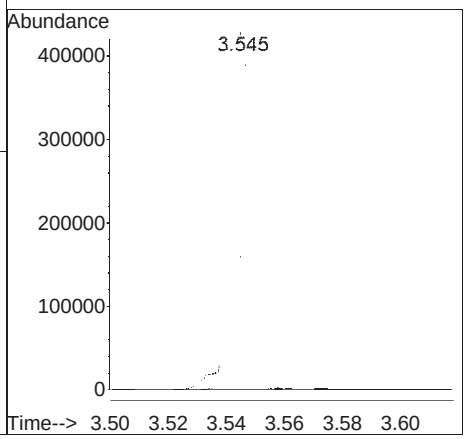

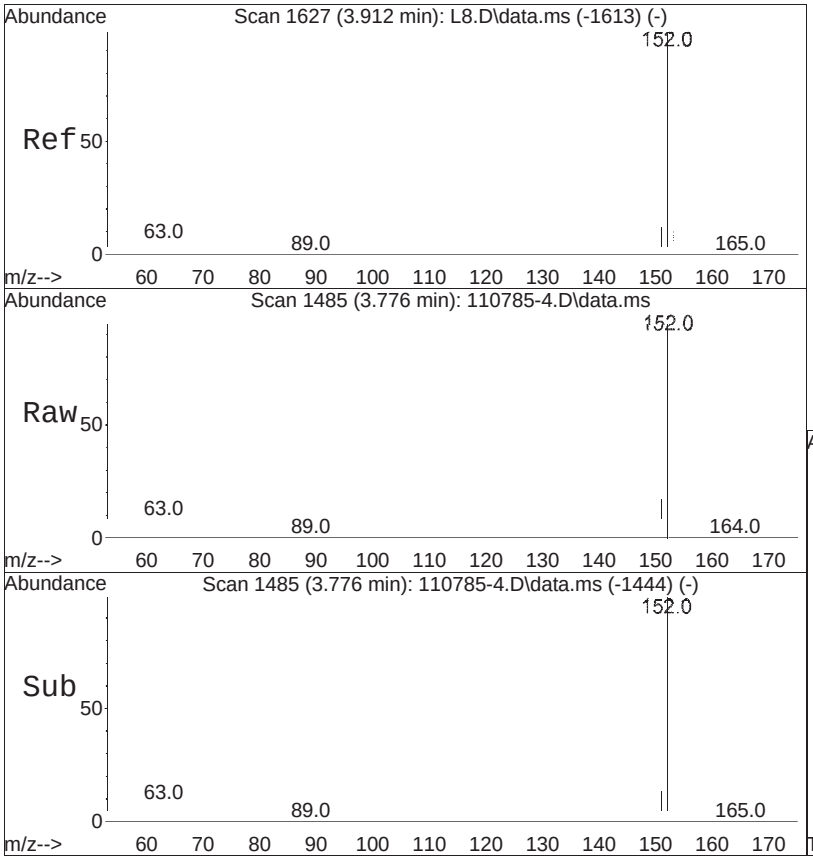


#17
Acenaphthylene
Concen: 1768.13 ng/ml
RT: 3.776 min Scan# 1485
Delta R.T. 0.000 min
Lab File: 110785-4.D
Acq: 05 Sep 2025 06:55 pm

Tgt Ion:152 Resp: 354758

| Ion | Ratio | Lower | Upper |
|---|---|---|---|
| 152 | 100 | | |
| 151 | 20.1 | 16.2 | 24.2 |

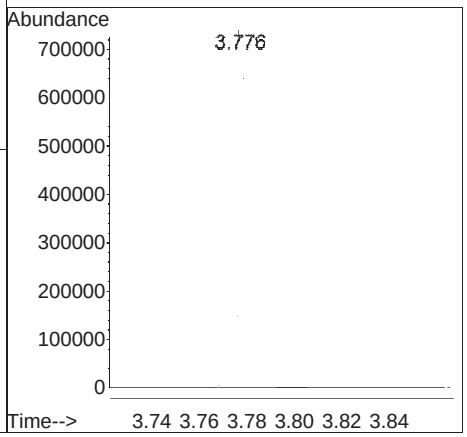

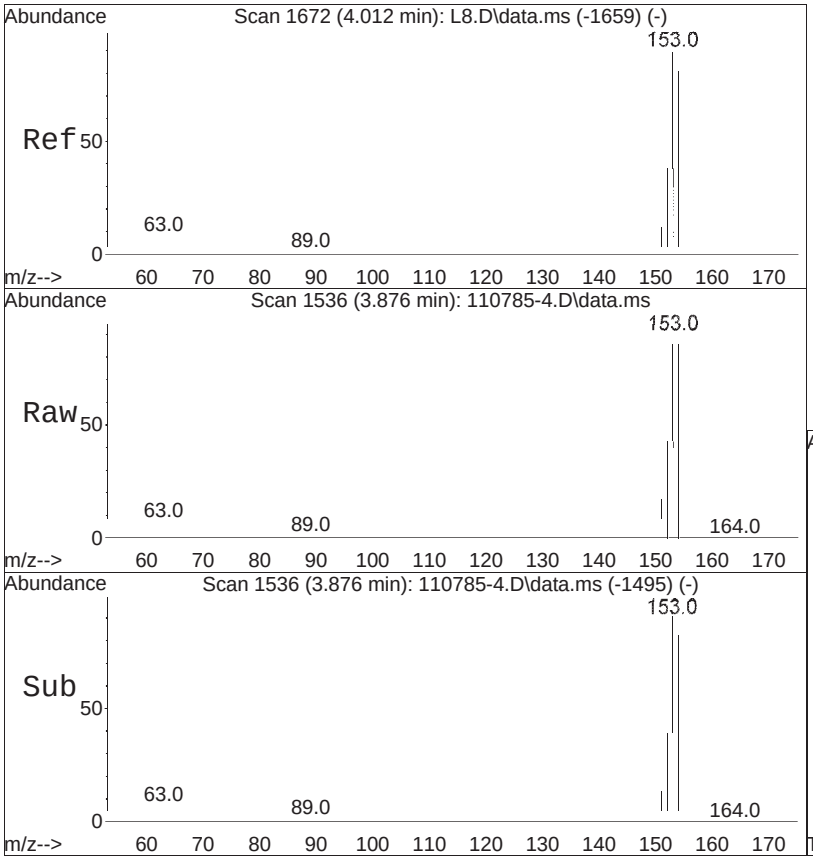


#19
Acenaphthene
Concen: 1680.17 ng/ml
RT: 3.876 min Scan# 1536
Delta R.T. 0.000 min
Lab File: 110785-4.D
Acq: 05 Sep 2025 06:55 pm

Tgt Ion:153 Resp: 212919

| Ion | Ratio | Lower | Upper |
|---|---|---|---|
| 153 | 100 | | |
| 154 | 84.3 | 72.0 | 108.0 |

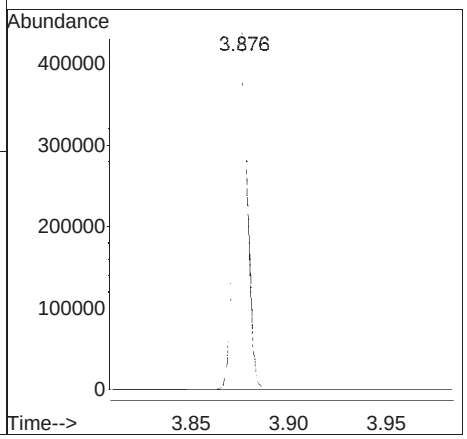

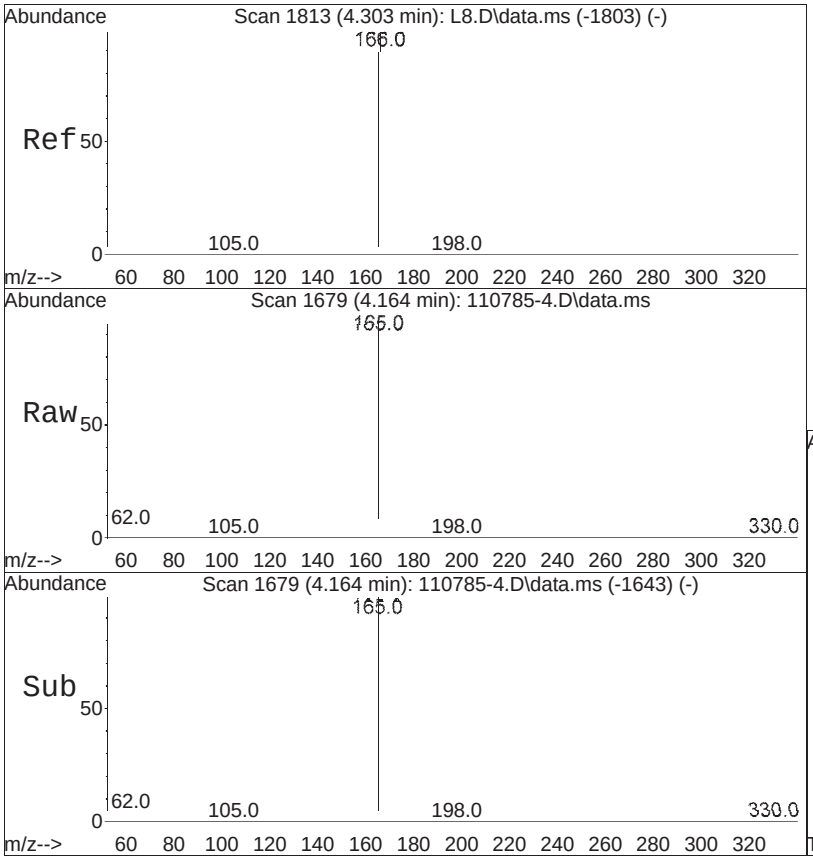


#21
Fluorene
Concen: 1208.27 ng/ml
RT:  4.164 min  Scan# 1679
Delta R.T.  0.000 min
Lab File:  110785-4.D
Acq: 05 Sep 2025  06:55 pm

Tgt Ion:166 Resp:  184523

| Ion | Ratio | Lower | Upper |
|---|---|---|---|
| 166 | 100 | | |
| 165 | 101.3 | 81.5 | 122.3 |

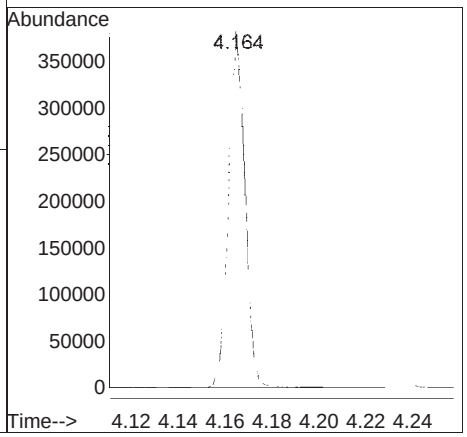

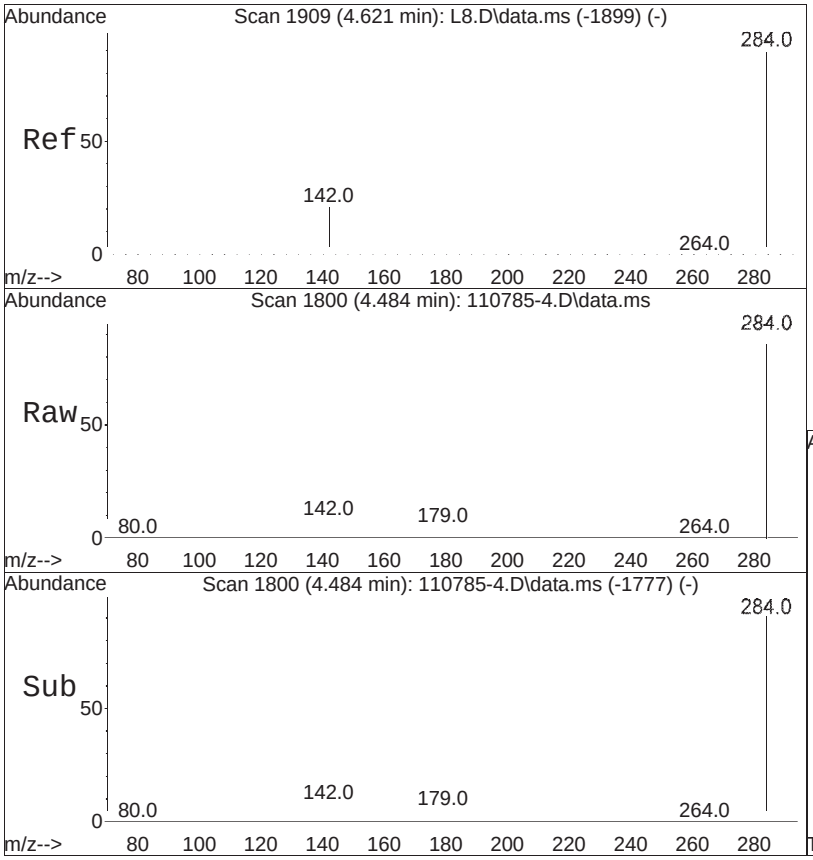


#25
Hexachlorobenzene
Concen: 1507.45 ng/ml
RT:  4.484 min  Scan# 1800
Delta R.T.  0.000 min
Lab File:  110785-4.D
Acq: 05 Sep 2025  06:55 pm

Tgt Ion:284 Resp:  65222

| Ion | Ratio | Lower | Upper |
|---|---|---|---|
| 284 | 100 | | |
| 142 | 35.8 | 28.8 | 43.2 |

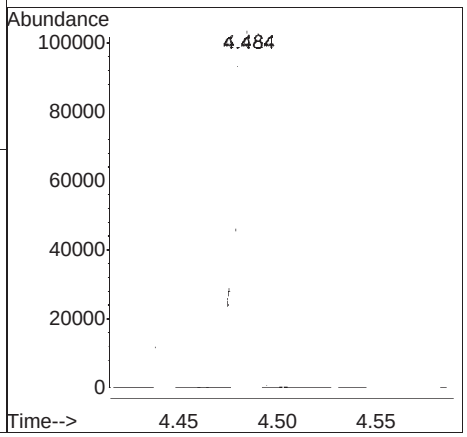

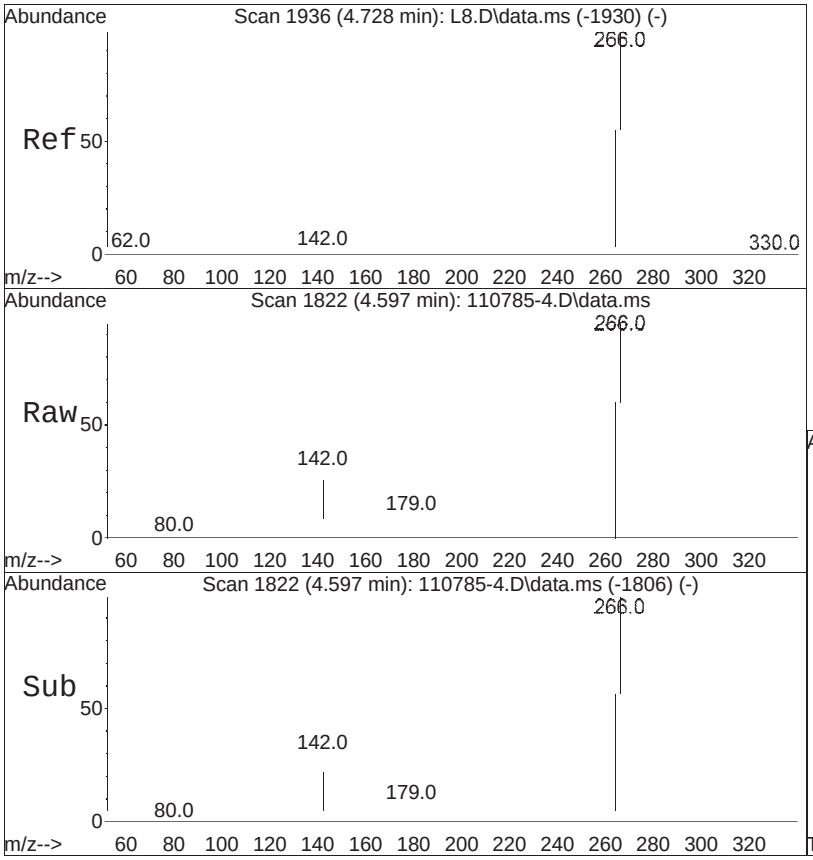


#26
Pentachlorophenol
Concen: 2445.95 ng/ml
RT: 4.597 min Scan# 1822
Delta R.T. 0.000 min
Lab File: 110785-4.D
Acq: 05 Sep 2025 06:55 pm

Tgt Ion:266 Resp: 48727

| Ion | Ratio | Lower | Upper |
|---|---|---|---|
| 266 | 100 | | |
| 264 | 63.8 | 50.6 | 76.0 |

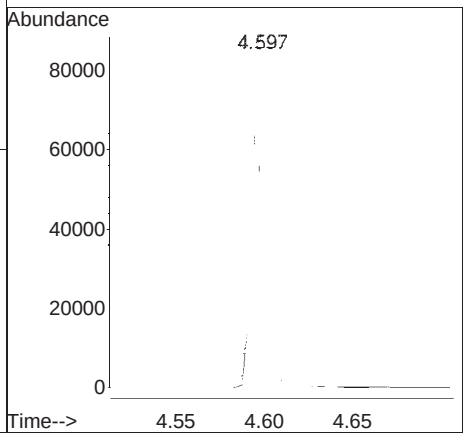

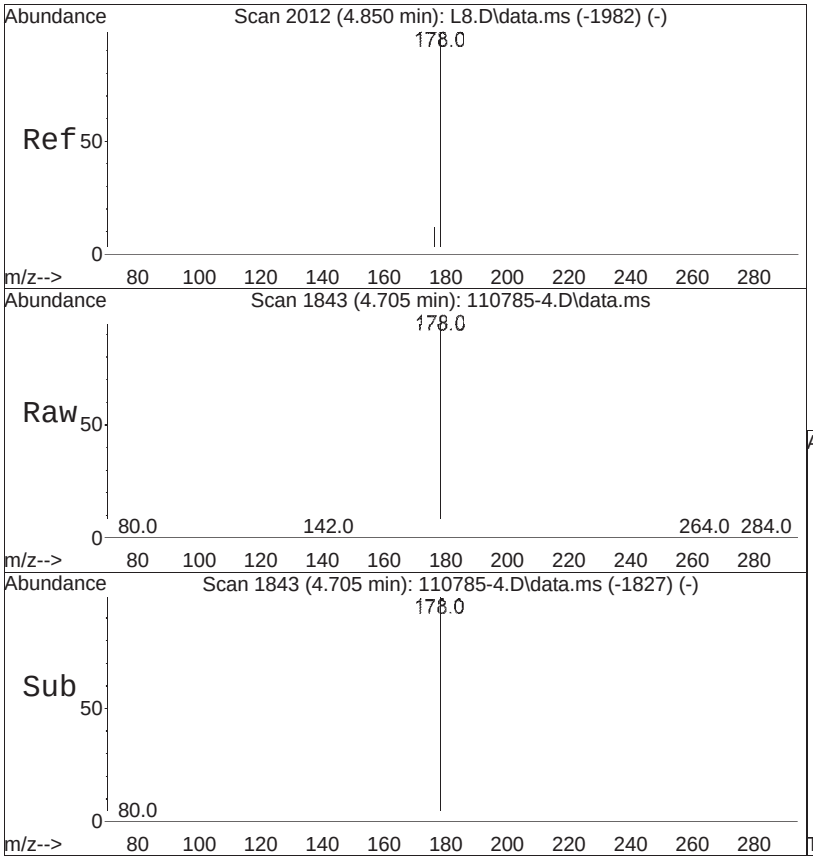


#27
Phenanthrene
Concen: 1644.96 ng/ml
RT: 4.705 min Scan# 1843
Delta R.T. 0.000 min
Lab File: 110785-4.D
Acq: 05 Sep 2025 06:55 pm

Tgt Ion:178 Resp: 305364

| Ion | Ratio | Lower | Upper |
|---|---|---|---|
| 178 | 100 | | |
| 179 | 15.6 | 12.4 | 18.6 |

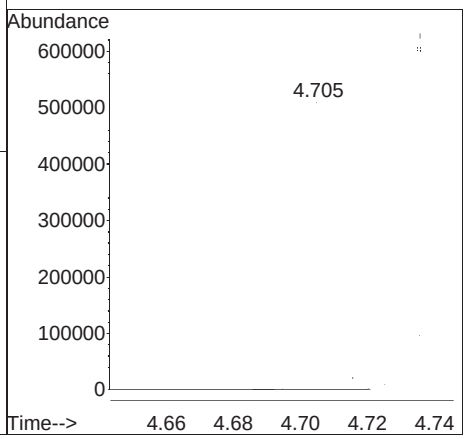

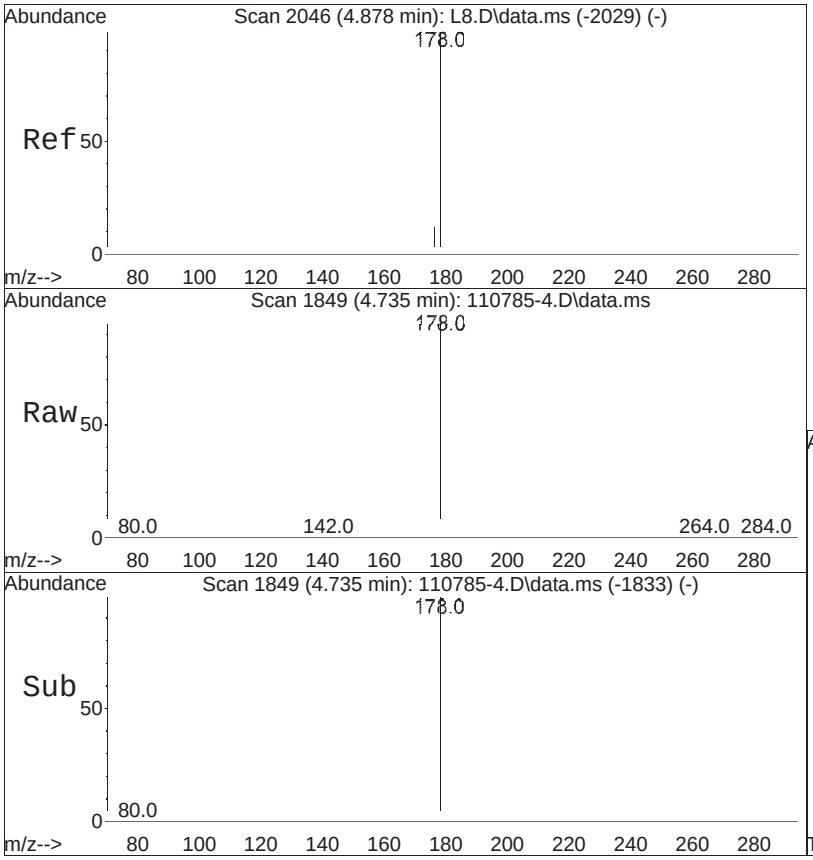


#28
Anthracene
Concen: 1685.17 ng/ml
RT:  4.735 min  Scan# 1849
Delta R.T.  0.000 min
Lab File:  110785-4.D
Acq: 05 Sep 2025  06:55 pm

Tgt Ion:178 Resp:  315905

| Ion | Ratio | Lower | Upper |
|---|---|---|---|
| 178 | 100 | | |
| 179 | 15.3 | 12.2 | 18.2 |

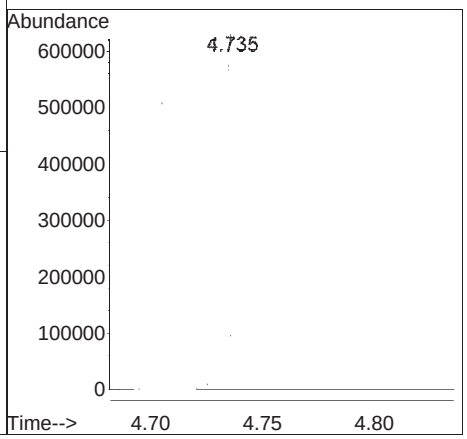

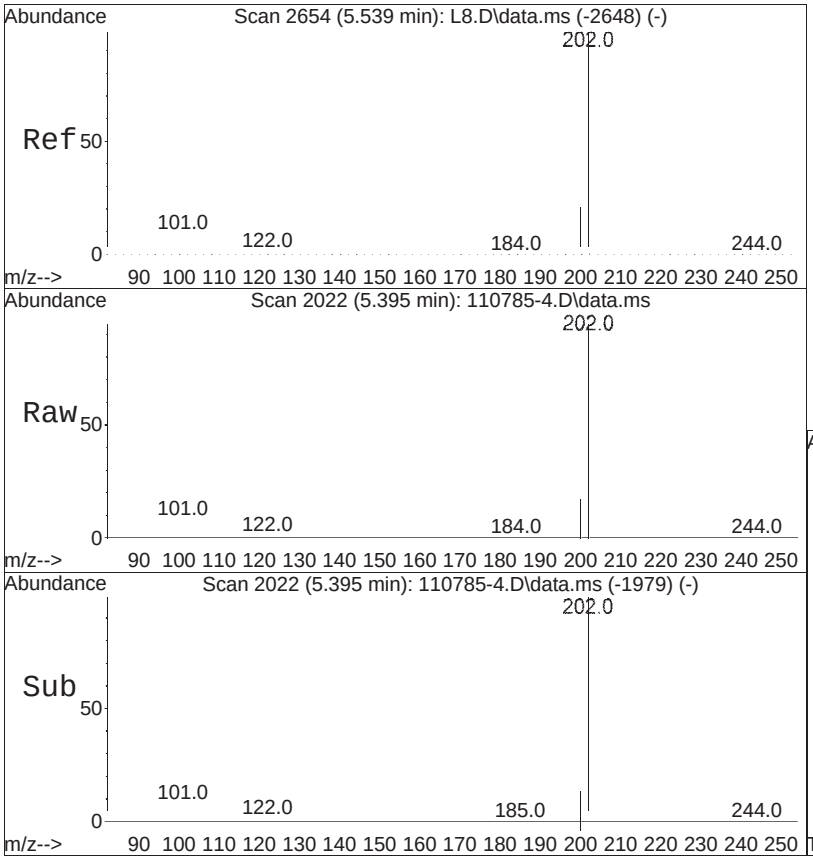


#29
Fluoranthene
Concen: 1657.63 ng/ml
RT:  5.395 min  Scan# 2022
Delta R.T.  -0.004 min
Lab File:  110785-4.D
Acq: 05 Sep 2025  06:55 pm

Tgt Ion:202 Resp:  405313

| Ion | Ratio | Lower | Upper |
|---|---|---|---|
| 202 | 100 | | |
| 101 | 8.2 | 7.5 | 11.3 |

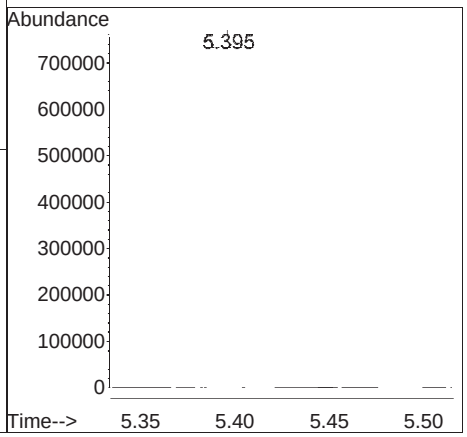

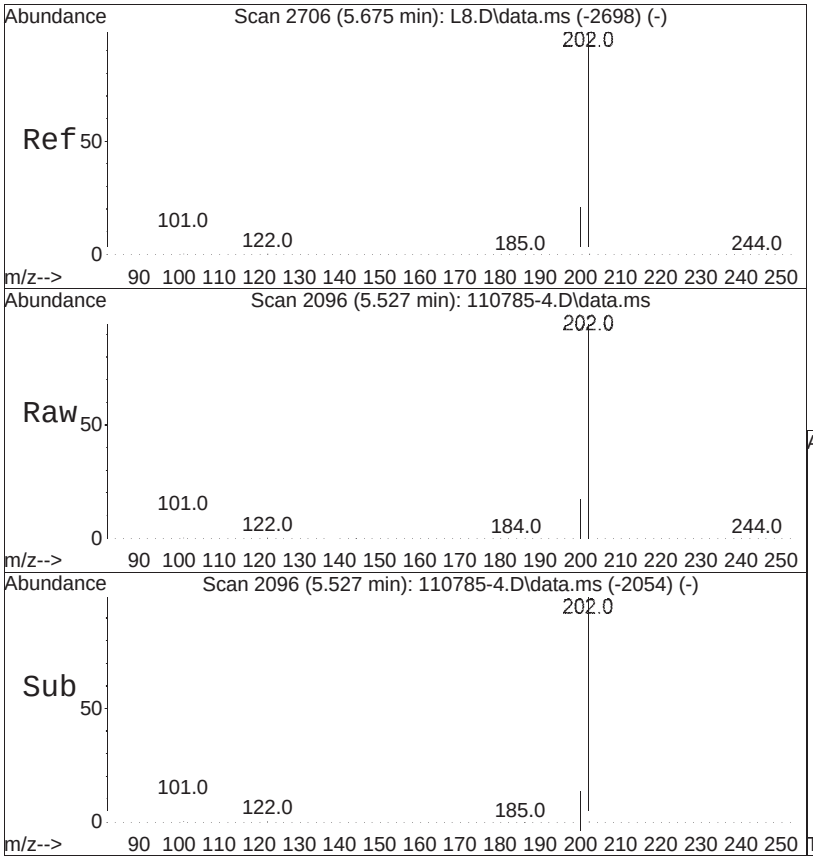


#30
Pyrene
Concen: 1636.48 ng/ml
RT:  5.527 min  Scan# 2096
Delta R.T.  -0.005 min
Lab File:  110785-4.D
Acq: 05 Sep 2025  06:55 pm

Tgt Ion:202 Resp:  421090

| Ion | Ratio | Lower | Upper |
|---|---|---|---|
| 202 | 100 | | |
| 200 | 21.2 | 17.0 | 25.4 |

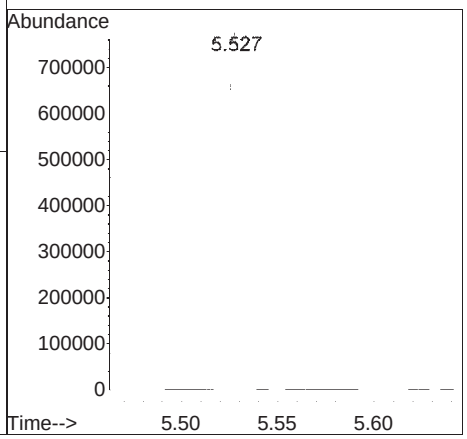

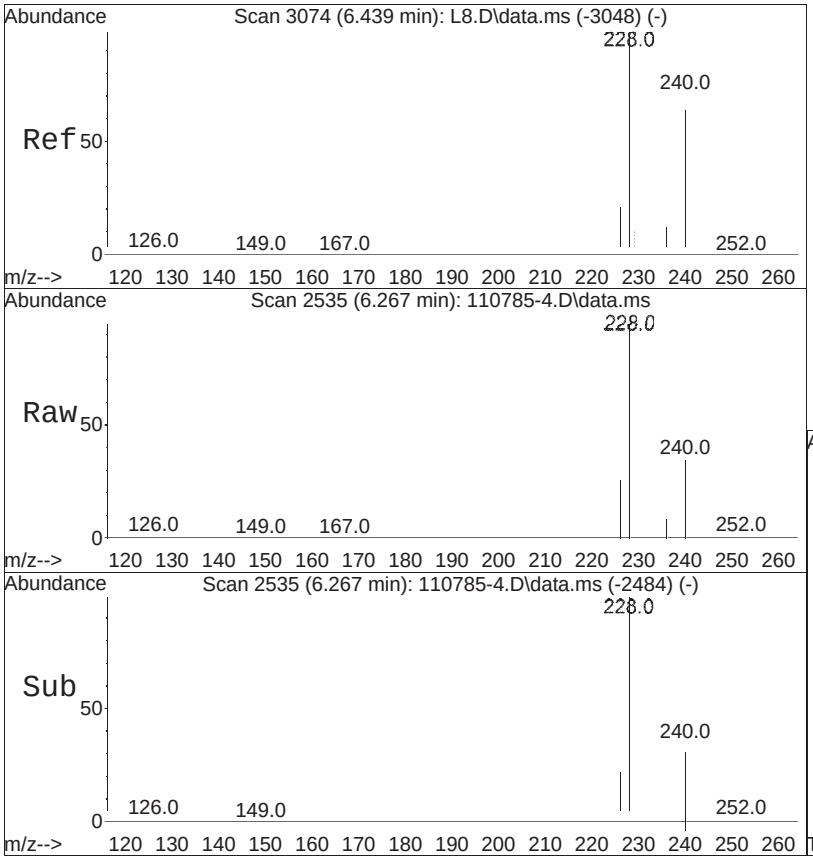


#34
Benzo[a]anthracene
Concen: 1842.13 ng/ml
RT: 6.267 min Scan# 2535
Delta R.T. -0.008 min
Lab File: 110785-4.D
Acq: 05 Sep 2025 06:55 pm

Tgt Ion:228 Resp: 416047

| Ion | Ratio | Lower | Upper |
|---|---|---|---|
| 228 | 100 | | |
| 229 | 19.7 | 15.8 | 23.6 |

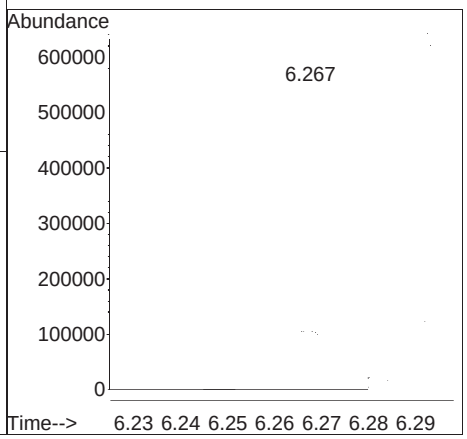

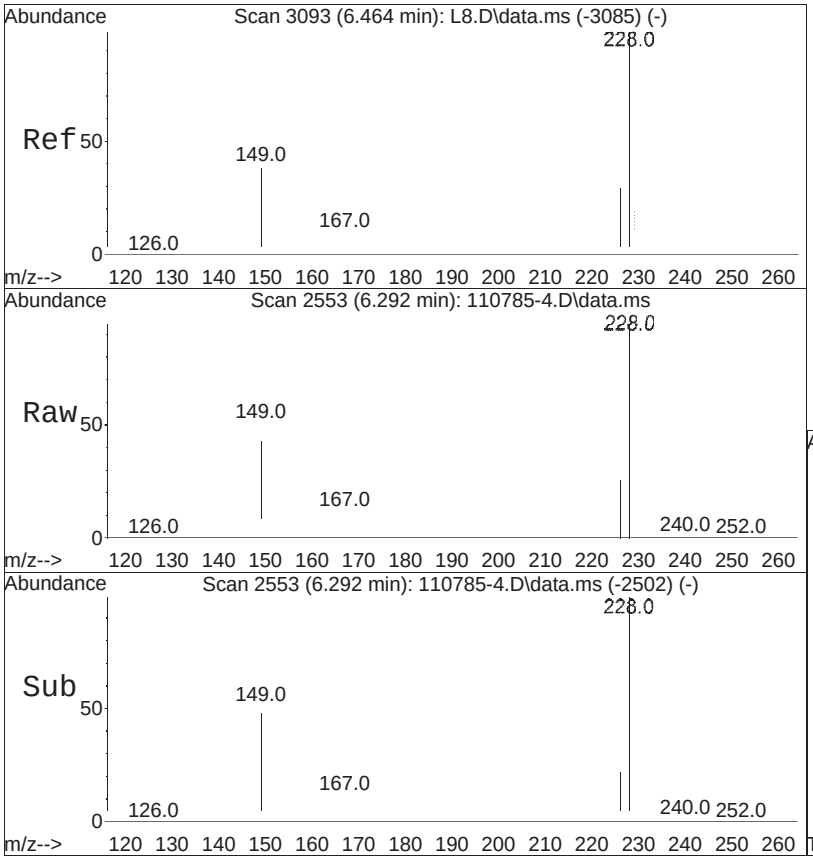


#36
Chrysene
Concen: 1741.92 ng/ml
RT:  6.292 min  Scan# 2553
Delta R.T.  -0.008 min
Lab File:  110785-4.D
Acq: 05 Sep 2025  06:55 pm

Tgt Ion:228 Resp:  378070

| Ion | Ratio | Lower | Upper |
|---|---|---|---|
| 228 | 100 | | |
| 226 | 30.5 | 24.6 | 37.0 |

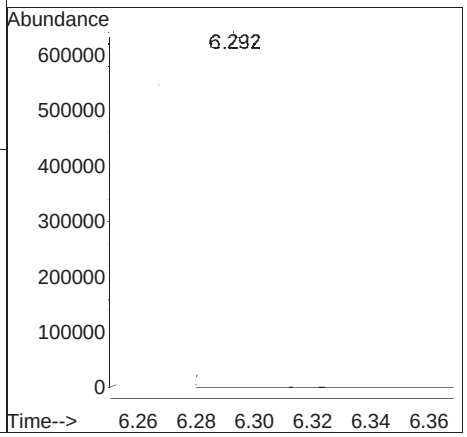

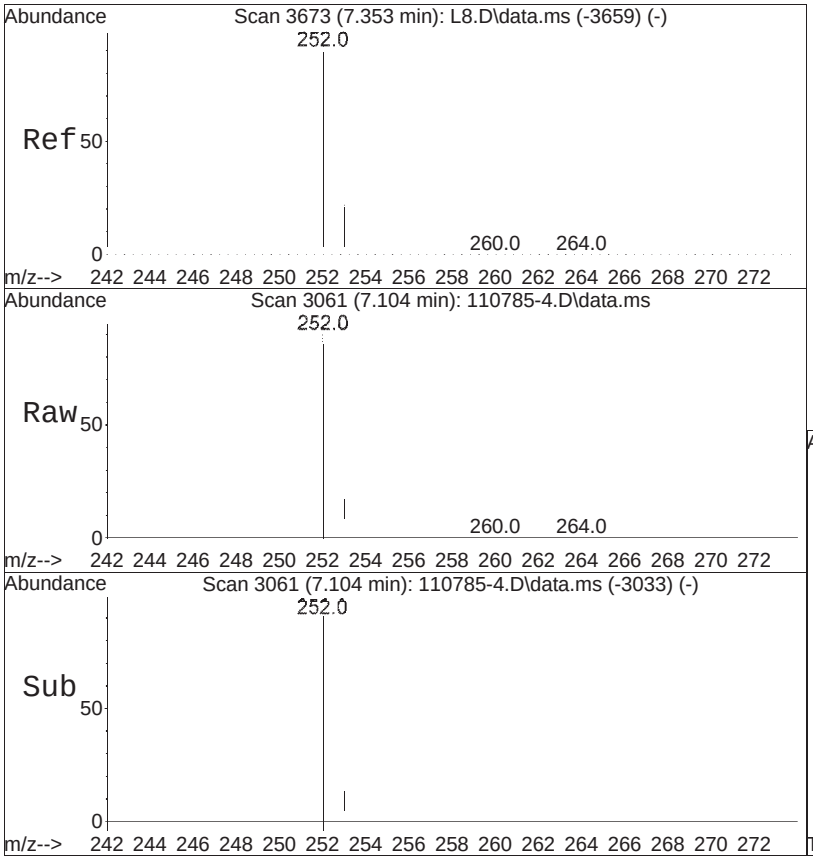


#39
Benzo[b]fluoranthene
Concen: 2137.95 ng/ml
RT: 7.104 min Scan# 3061
Delta R.T. -0.005 min
Lab File: 110785-4.D
Acq: 05 Sep 2025 06:55 pm

Tgt Ion:252 Resp: 389712

| Ion | Ratio | Lower | Upper |
|---|---|---|---|
| 252 | 100 | | |
| 253 | 22.7 | 18.1 | 27.1 |

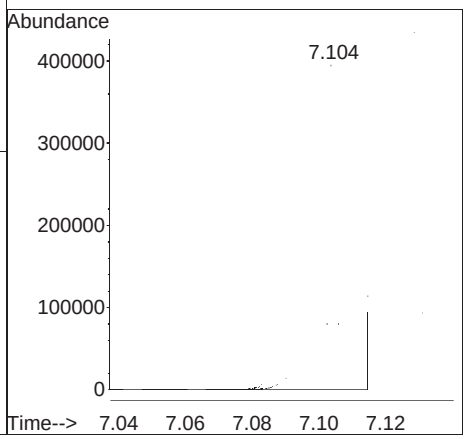

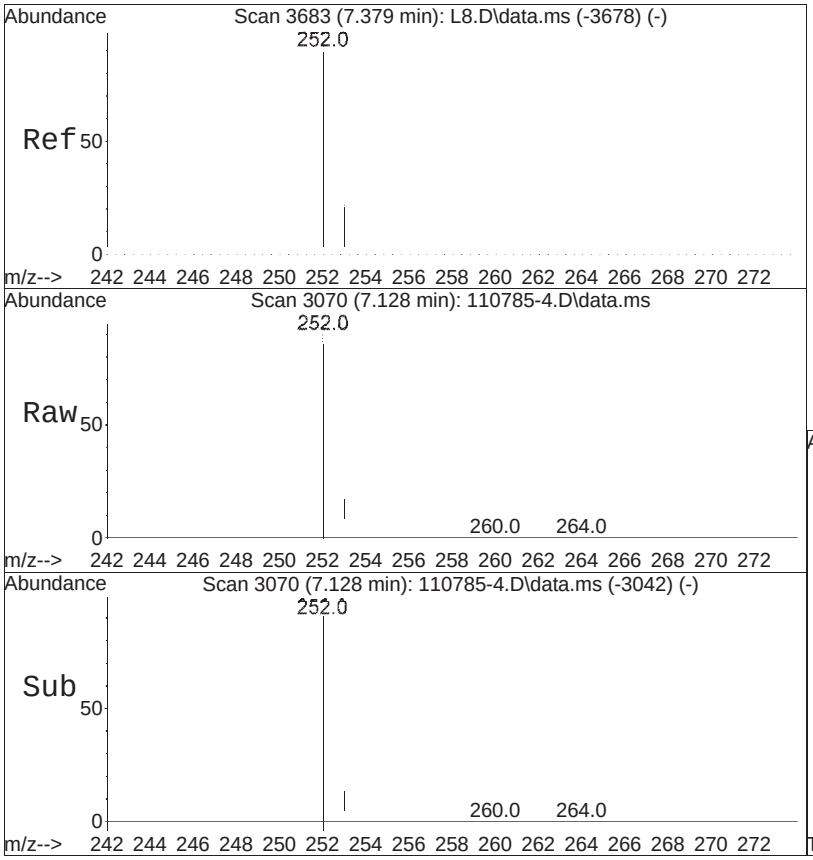


#40
Benzo[k]fluoranthene
Concen: 1848.05 ng/ml
RT:  7.128 min  Scan# 3070
Delta R.T.  -0.005 min
Lab File:  110785-4.D
Acq: 05 Sep 2025  06:55 pm

Tgt Ion:252 Resp:  389605

| Ion | Ratio | Lower | Upper |
|---|---|---|---|
| 252 | 100 | | |
| 253 | 20.9 | 17.0 | 25.4 |

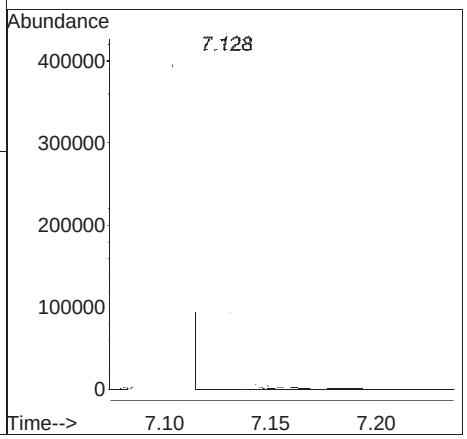

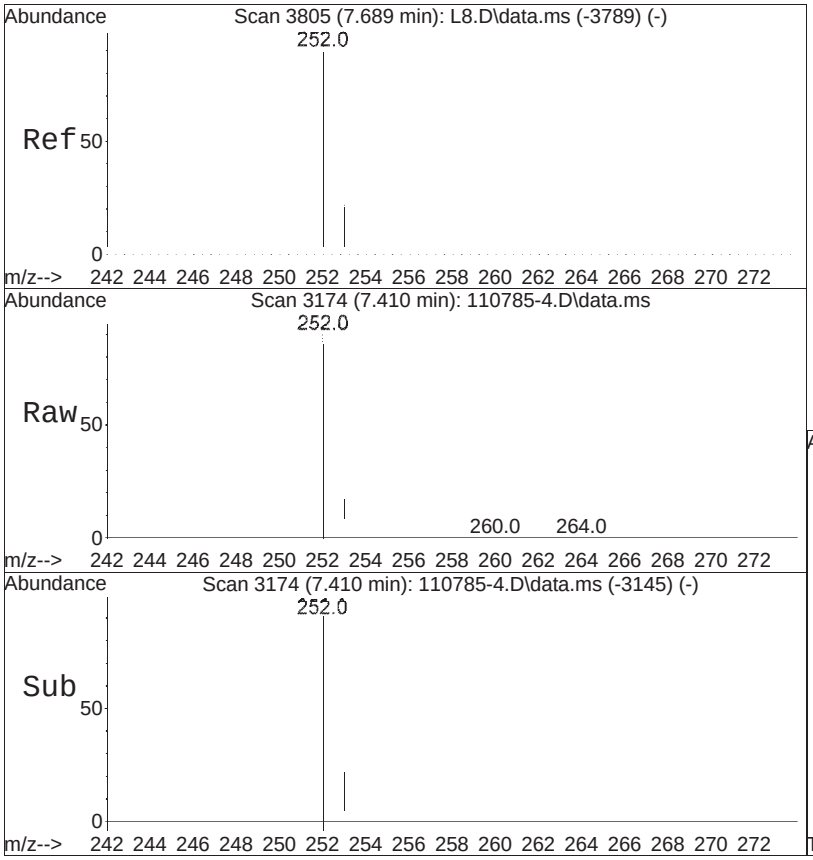


#41
Benzo[a]pyrene
Concen: 2025.10 ng/ml
RT:  7.410 min  Scan# 3174
Delta R.T.  -0.003 min
Lab File:  110785-4.D
Acq: 05 Sep 2025  06:55 pm

Tgt Ion:252 Resp:  350713

| Ion | Ratio | Lower | Upper |
|---|---|---|---|
| 252 | 100 | | |
| 253 | 21.7 | 17.4 | 26.0 |

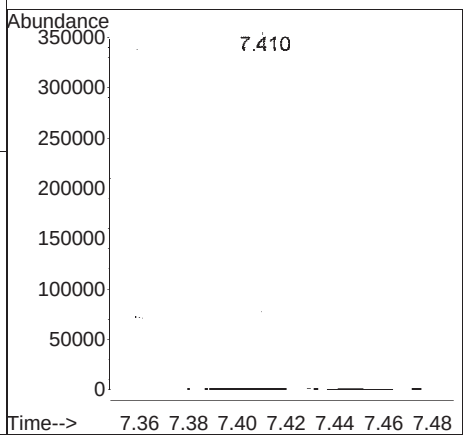

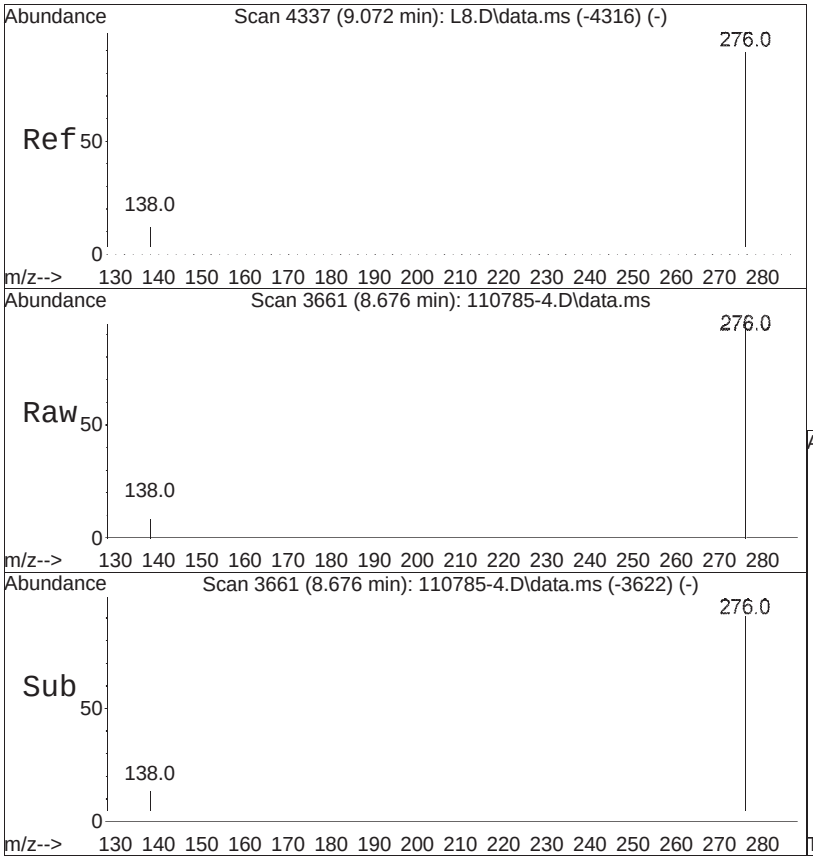


#42
Indeno[1,2,3-cd]pyrene
Concen: 2126.21 ng/ml
RT:  8.676 min  Scan# 3661
Delta R.T.  0.000 min
Lab File:  110785-4.D
Acq: 05 Sep 2025  06:55 pm

Tgt Ion:276 Resp:  348408

| Ion | Ratio | Lower | Upper |
|---|---|---|---|
| 276 | 100 | | |
| 138 | 16.1 | 14.4 | 21.6 |

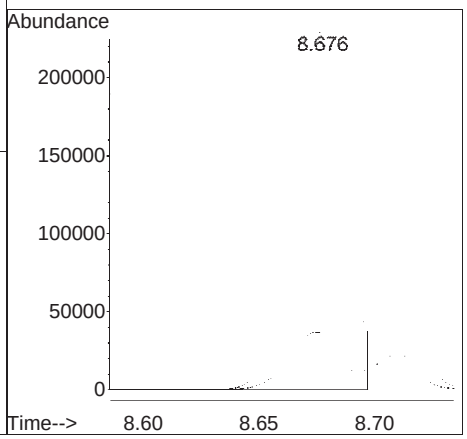

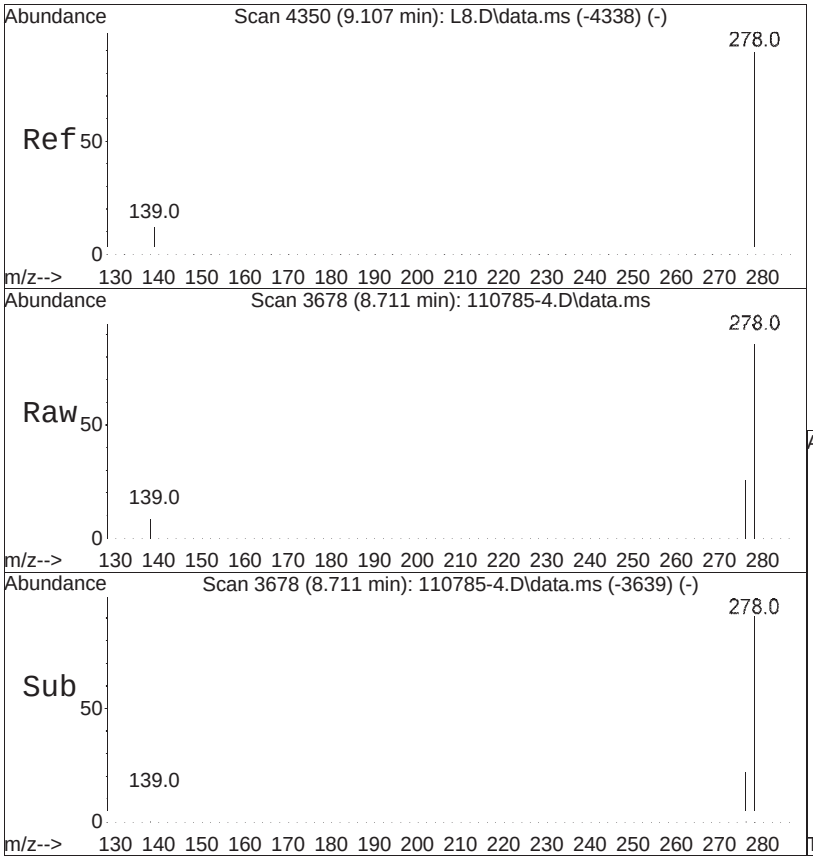


#43
Dibenzo[a,h]anthracene
Concen: 2009.75 ng/ml M6
RT:  8.711 min  Scan# 3678
Delta R.T.  0.000 min
Lab File:  110785-4.D
Acq: 05 Sep 2025  06:55 pm

Tgt Ion:278 Resp:  328285

| Ion | Ratio | Lower | Upper |
|---|---|---|---|
| 278 | 100 | | |
| 139 | 13.4 | 12.1 | 18.1 |

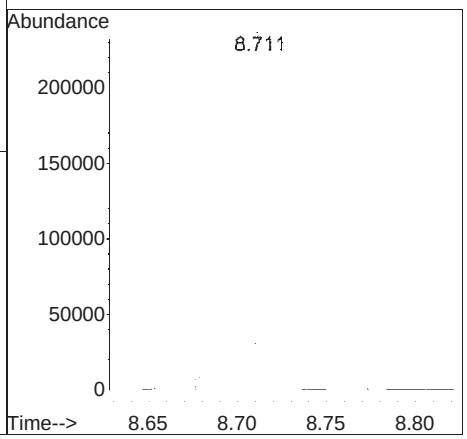




#44
Benzo[g,h,i]perylene
Concen: 2075.33 ng/ml
RT:  9.019 min  Scan# 3827
Delta R.T.  0.006 min
Lab File:  110785-4.D
Acq: 05 Sep 2025  06:55 pm

Tgt Ion:276 Resp:  333826

| Ion | Ratio | Lower | Upper |
|---|---|---|---|
| 276 | 100 | | |
| 138 | 17.3 | 16.0 | 24.0 |

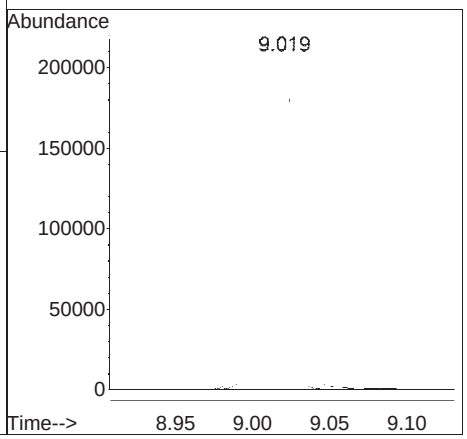

# Manual Integration Report

Data Path : I:\8270SIM\sv119\250905bRV
Data File : 110785-4.D Operator : sv119:jjw
Date Inj'd : 9/5/2025 6:55 pm Instrument : SV119
Sample : WG2110785-4,32,,HNY Quant Date : 9/5/2025 7:08 pm

## Compound #43: Dibenzo[a,h]anthracene

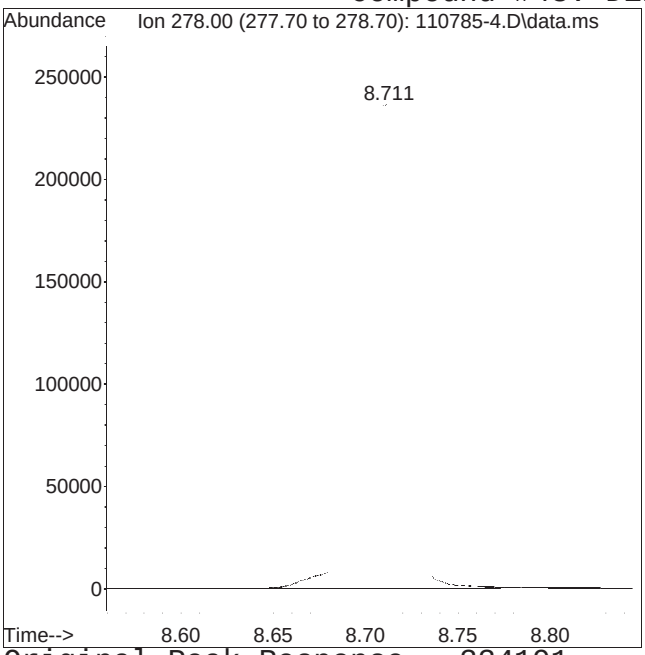


Original Peak Response = 334191

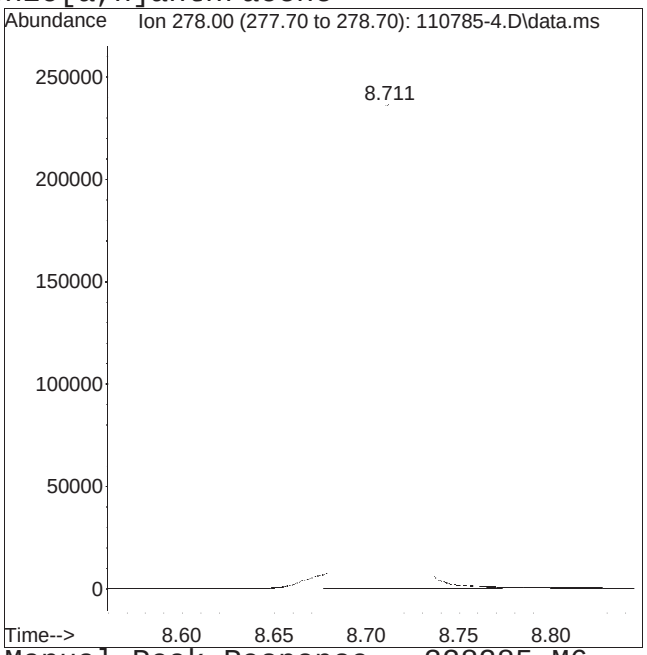


Manual Peak Response = 328285 M6

M6 = Misassignment of peak valley by automated integration (poor split of 2 peaks).

Quantitation Report (QT Reviewed)

Data Path : I:\8270SIM\sv119\250905bRVT\
Data File : 110785-5.D
Acq On : 05 Sep 2025 07:12 pm
Operator : sv119:jjw
Sample : WG2110785-5,32,,HNY
Misc : WG2111182,WG2110785,ical22426
ALS Vial : 20 Sample Multiplier: 1

Quant Time: Sep 07 15:25:33 2025
Quant Method : I:\8270sim\sv119\250905bRVT\SIM-RVT_250625_sv119.M
Quant Title : Semivolatiles by GC/MS by modified 8270
QLast Update : Fri Sep 05 13:13:27 2025
Response via : Initial Calibration

CCAL FILE(s) : 1 - I:\8270sim\sv119\250905bRVT\ccv0905b.D
Sub List : DEFAULT - All compounds listed

| Compound | R.T. | QIon | Response | Conc | Units | Dev(Min) |
|---|---|---|---|---|---|---|
| Internal Standards | | | | | | |
| 1) 1,4-Dichlorobenzene-d4 | 2.227 | 152 | 169754 | 4000.000 | ng/ml | 0.00 |
| Standard Area 1 = 186973 | | | Recovery = 90.79% | | | |
| 9) Naphthalene-d8 | 2.887 | 136 | 404796 | 4000.000 | ng/ml | 0.00 |
| Standard Area 1 = 685748 | | | Recovery = 59.03% | | | |
| 18) Acenaphthene-d10 | 3.859 | 164 | 260807 | 4000.000 | ng/ml | 0.00 |
| Standard Area 1 = 411948 | | | Recovery = 63.31% | | | |
| 23) Phenanthrene-d10 | 4.695 | 188 | 591490 | 4000.000 | ng/ml | 0.00 |
| Standard Area 1 = 860767 | | | Recovery = 68.72% | | | |
| 33) Chrysene-d12 | 6.273 | 240 | 649282 | 4000.000 | ng/ml | -0.01 |
| Standard Area 1 = 852026 | | | Recovery = 76.20% | | | |
| 38) Perylene-d12 | 7.473 | 264 | 898784 | 4000.000 | ng/ml | 0.00 |
| Standard Area 1 = 865644 | | | Recovery = 103.83% | | | |
| System Monitoring Compounds | | | | | | |
| 3) 2-Fluorophenol | 1.660 | 112 | 49657 | 1012.300 | ng/ml | 0.02 |
| Spiked Amount 2000.000 | Range 15 - 110 | | Recovery = 50.62% | | | |
| 4) Phenol-d6 | 2.059 | 99 | 59519 | 976.833 | ng/ml | 0.00 |
| Spiked Amount 2000.000 | Range 15 - 110 | | Recovery = 48.84% | | | |
| 8) Nitrobenzene-d5 | 2.509 | 82 | 43298 | 776.023 | ng/ml | 0.00 |
| Spiked Amount 1000.000 | Range 30 - 130 | | Recovery = 77.60% | | | |
| 14) 2-Fluorobiphenyl | 3.480 | 172 | 73983 | 815.615 | ng/ml | 0.00 |
| Spiked Amount 1000.000 | Range 30 - 130 | | Recovery = 81.56% | | | |
| 22) 2,4,6-Tribromophenol | 4.304 | 330 | 27387 | 1828.941 | ng/ml | 0.00 |
| Spiked Amount 2000.000 | Range 15 - 110 | | Recovery = 91.45% | | | |
| 32) 4-Terphenyl-d14 | 5.622 | 244 | 119997 | 733.825 | ng/ml | 0.00 |
| Spiked Amount 1000.000 | Range 30 - 130 | | Recovery = 73.38% | | | |
| Target Compounds | | | | | | Qvalue |
| 5) Bis(2-chloroethyl)ether | 2.094 | 93 | 72512 | 1369.749 | ng/ml | 96 |
| 7) Hexachloroethane | 2.485 | 117 | 26015 | 1193.604 | ng/ml | 99 |
| 10) Naphthalene | 2.898 | 128 | 145262 | 1321.347 | ng/ml | 100 |
| 11) Hexachlorobutadiene | 2.969 | 225 | 25720 | 1247.209 | ng/ml | 100 |
| 12) 2-Methylnaphthalene | 3.276 | 142 | 93517 | 1335.500 | ng/ml | 100 |
| 15) 2-Chloronaphthalene | 3.545 | 162 | 113935 | 1494.275 | ng/ml | 93 |
| 17) Acenaphthylene | 3.777 | 152 | 197391 | 1541.128 | ng/ml | 100 |
| 19) Acenaphthene | 3.874 | 153 | 120226 | 1392.222 | ng/ml | 94 |
| 21) Fluorene | 4.165 | 166 | 152581 | 1466.170 | ng/ml | 100 |
| 25) Hexachlorobenzene | 4.480 | 284 | 54526 | 1307.610 | ng/ml | 99 |

Data Path : I:\8270SIM\sv119\250905bRVT\
Data File : 110785-5.D
Acq On : 05 Sep 2025 07:12 pm
Operator : sv119:jjw
Sample : WG2110785-5,32,,HNY
Misc : WG2111182,WG2110785,ical22426
ALS Vial : 20 Sample Multiplier: 1

Quant Time: Sep 07 15:25:33 2025
Quant Method : I:\8270sim\sv119\250905bRVT\SIM-RVT_250625_sv119.M
Quant Title : Semivolatiles by GC/MS by modified 8270
QLast Update : Fri Sep 05 13:13:27 2025
Response via : Initial Calibration

CCAL FILE(s) : 1 - I:\8270sim\sv119\250905bRVT\ccv0905b.D
Sub List : DEFAULT - All compounds listed

| Compound | R.T. | QIon | Response | Conc | Units | Dev(Min) |
|---|---|---|---|---|---|---|
| 26) Pentachlorophenol | 4.597 | 266 | 37504 | 2021.422 | ng/ml | 100 |
| 27) Phenanthrene | 4.705 | 178 | 252426 | 1410.904 | ng/ml | 100 |
| 28) Anthracene | 4.736 | 178 | 257637 | 1426.002 | ng/ml | 99 |
| 29) Fluoranthene | 5.394 | 202 | 333744 | 1416.237 | ng/ml | 97 |
| 30) Pyrene | 5.526 | 202 | 346556 | 1397.449 | ng/ml | 100 |
| 34) Benzo[a]anthracene | 6.265 | 228 | 347822 | 1578.218 | ng/ml | 100 |
| 36) Chrysene | 6.289 | 228 | 316679 | 1496.305 | ng/ml | 100 |
| 39) Benzo[b]fluoranthene | 7.102 | 252 | 343771 | 1384.307 | ng/ml | 98 |
| 40) Benzo[k]fluoranthene | 7.126 | 252 | 330292 | 1149.999 | ng/ml | 99 |
| 41) Benzo[a]pyrene | 7.405 | 252 | 416269 | 1764.324 | ng/ml | 100 |
| 42) Indeno[1,2,3-cd]pyrene | 8.672 | 276 | 419329 | 1898.156 | ng/ml | 100 |
| 43) Dibenzo[a,h]anthracene | 8.709 | 278 | 385128M6 | 1743.154 | ng/ml | |
| 44) Benzo[g,h,i]perylene | 9.012 | 276 | 386158 | 1762.144 | ng/ml | 100 |

(#) = qualifier out of range (m) = manual integration (+) = signals summed

Quantitation Report (QT Reviewed)

Data Path : I:\8270SIM\sv119\250905bRVT\
Data File : 110785-5.D
Acq On : 05 Sep 2025 07:12 pm
Operator : sv119:jjw
Sample : WG2110785-5,32,,HNY
Misc : WG2111182,WG2110785,ical22426
ALS Vial : 20 Sample Multiplier: 1

Quant Time: Sep 07 15:25:33 2025
Quant Method : I:\8270sim\sv119\250905bRVT\SIM-RVT_250625_sv119.M
Quant Title : Semivolatiles by GC/MS by modified 8270
QLast Update : Fri Sep 05 13:13:27 2025
Response via : Initial Calibration

Sub List : DEFAULT - All compounds listedT\ccv0905b.D•

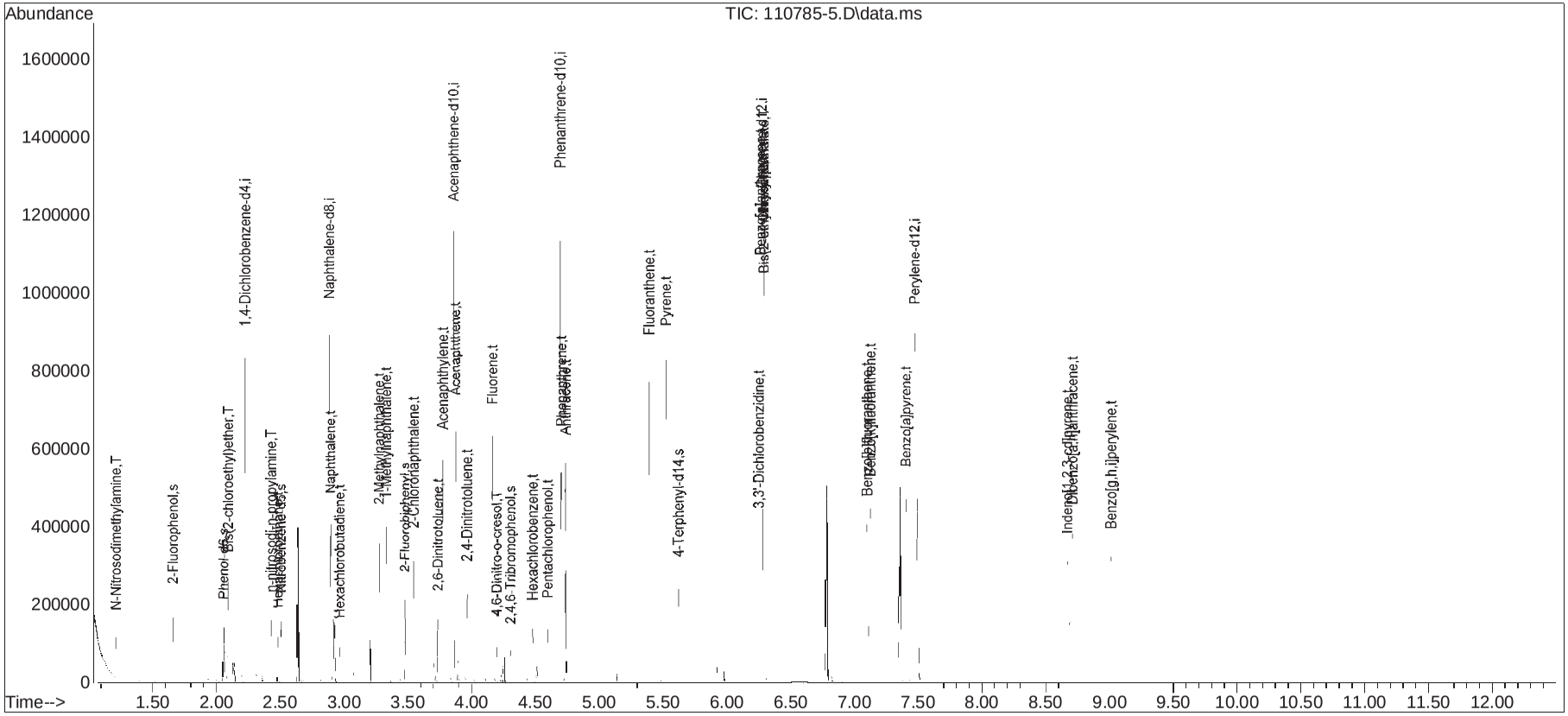

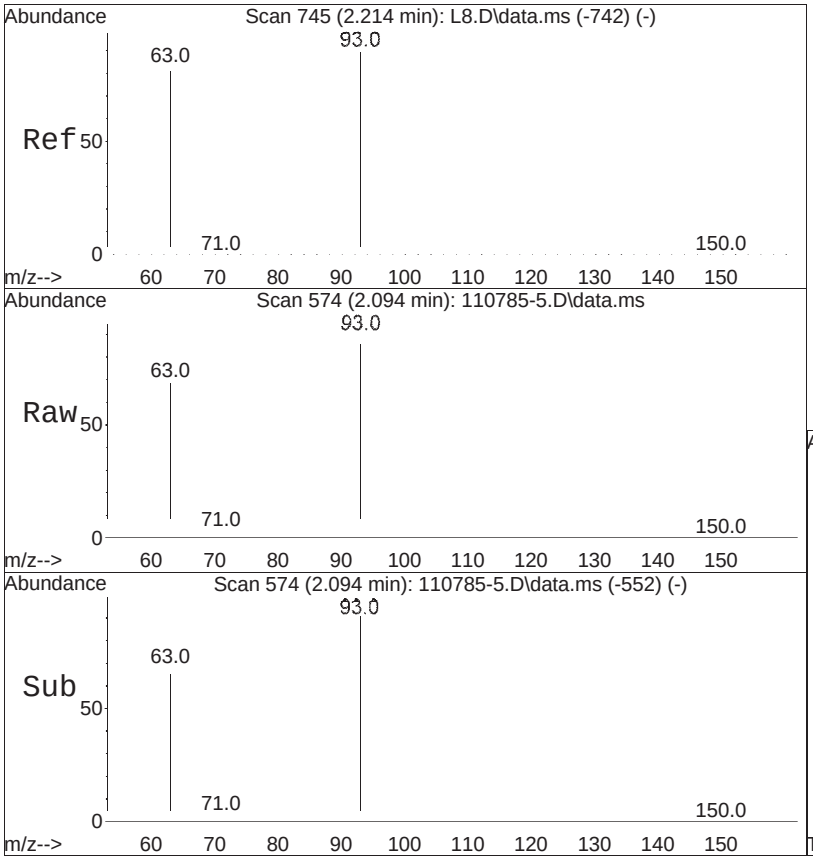


#5
Bis(2-chloroethyl)ether
Concen: 1369.75 ng/ml
RT: 2.094 min Scan# 574
Delta R.T. 0.004 min
Lab File: 110785-5.D
Acq: 05 Sep 2025 07:12 pm

Tgt Ion: 93 Resp: 72512

| Ion | Ratio | Lower | Upper |
|---|---|---|---|
| 93 | 100 | | |
| 63 | 82.0 | 62.9 | 94.3 |

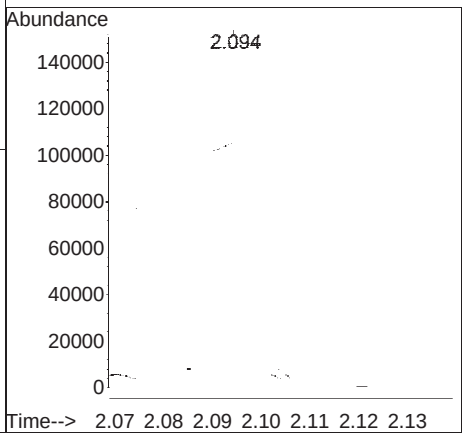

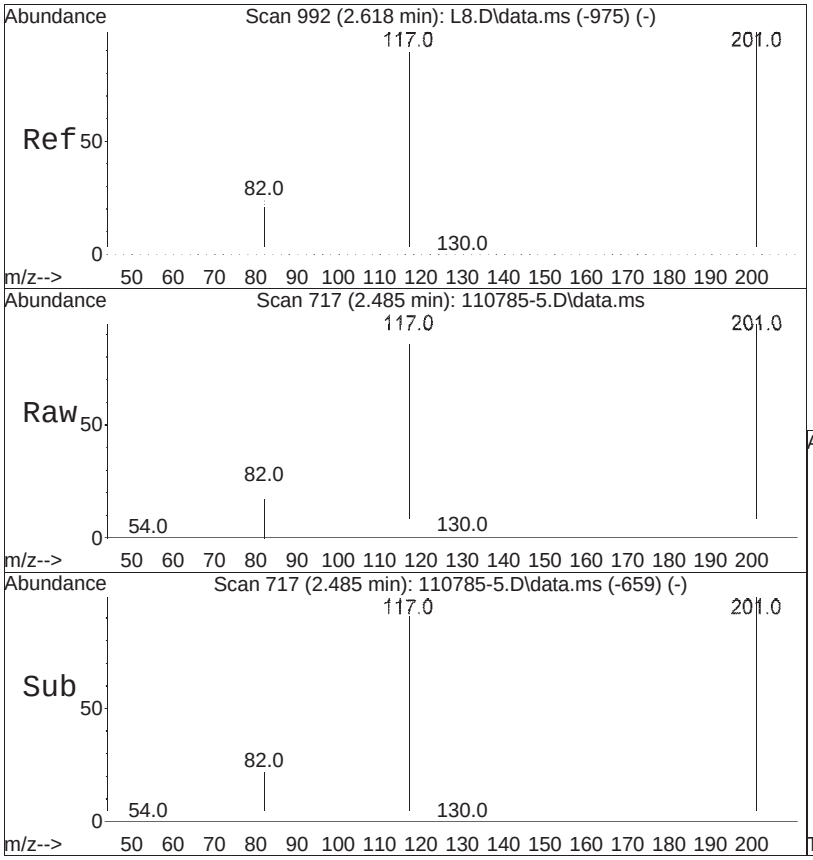


#7
Hexachloroethane
Concen: 1193.60 ng/ml
RT:  2.485 min  Scan# 717
Delta R.T.  0.002 min
Lab File:  110785-5.D
Acq: 05 Sep 2025  07:12 pm

Tgt Ion:117 Resp:  26015

| Ion | Ratio | Lower | Upper |
|---|---|---|---|
| 117 | 100 | | |
| 201 | 103.1 | 82.9 | 124.3 |

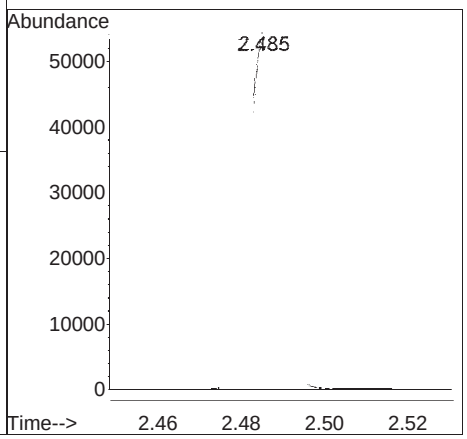

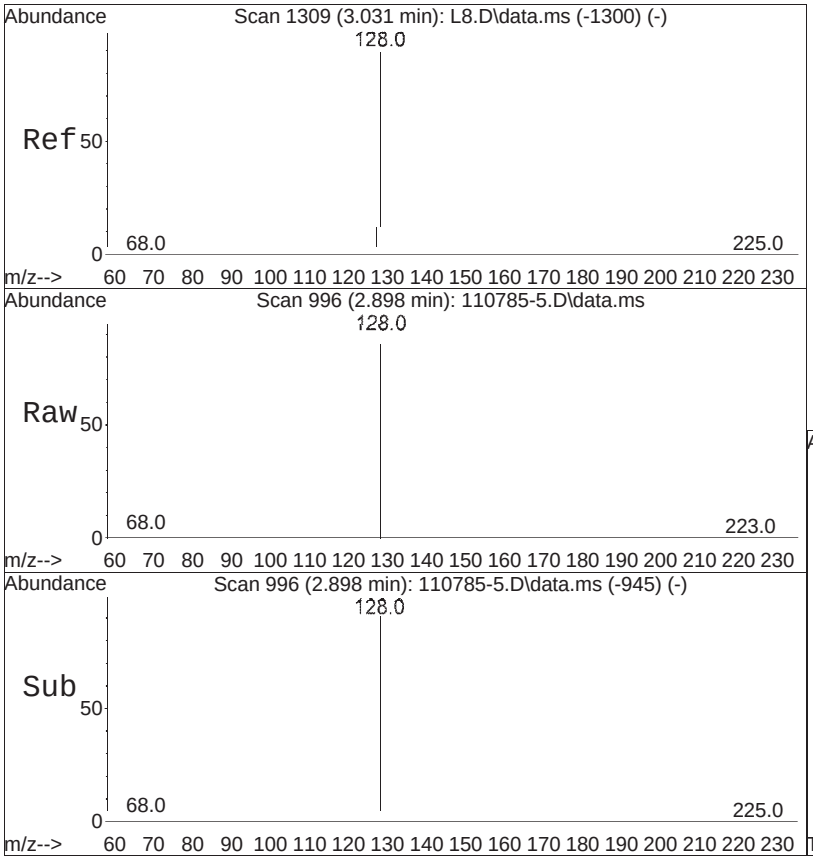


#10
Naphthalene
Concen: 1321.35 ng/ml
RT:  2.898 min  Scan# 996
Delta R.T.  0.002 min
Lab File:  110785-5.D
Acq: 05 Sep 2025  07:12 pm

Tgt Ion:128 Resp:  145262

| Ion | Ratio | Lower | Upper |
|---|---|---|---|
| 128 | 100 | | |
| 129 | 11.0 | 8.8 | 13.2 |
| 127 | 13.4 | 10.6 | 15.8 |

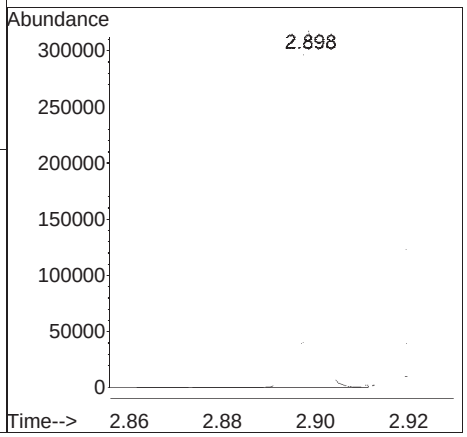




#11
Hexachlorobutadiene
Concen: 1247.21 ng/ml
RT: 2.969 min Scan# 1040
Delta R.T. 0.001 min
Lab File: 110785-5.D
Acq: 05 Sep 2025 07:12 pm

Tgt Ion:225 Resp: 25720

| Ion | Ratio | Lower | Upper |
|---|---|---|---|
| 225 | 100 | | |
| 223 | 63.1 | 50.2 | 75.4 |

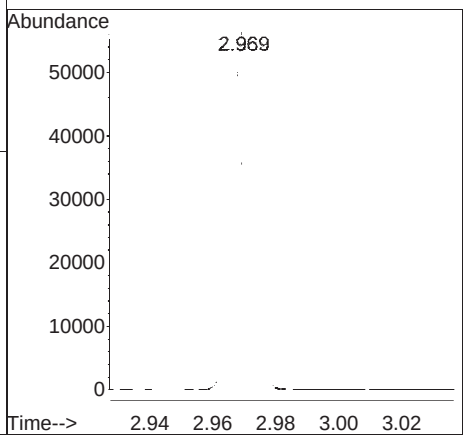

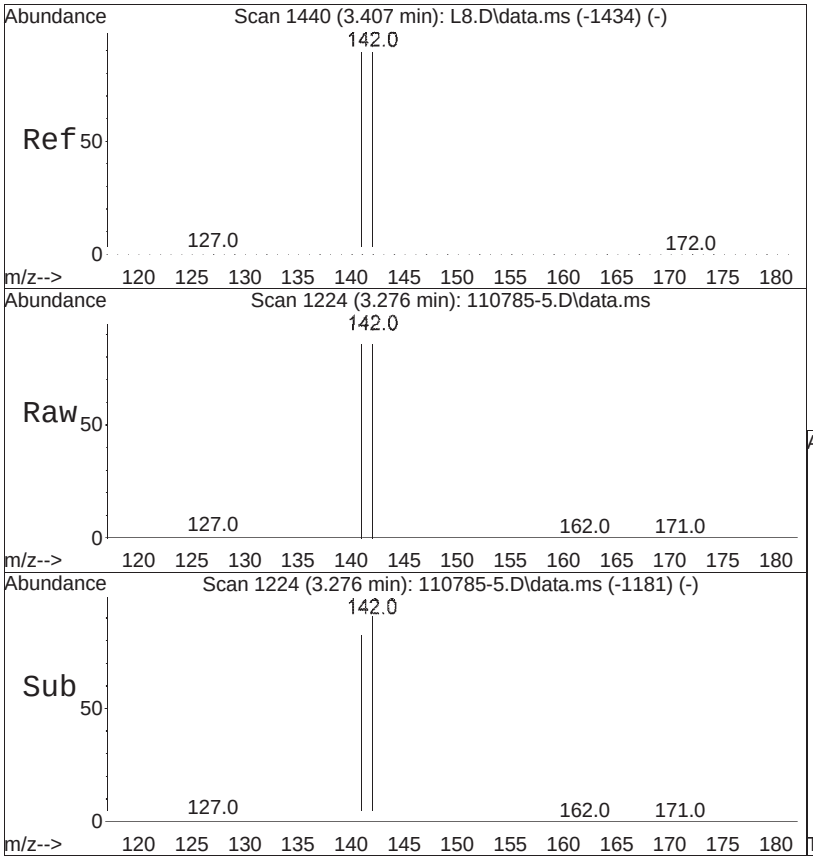


#12
2-Methylnaphthalene
Concen: 1335.50 ng/ml
RT: 3.276 min Scan# 1224
Delta R.T. 0.001 min
Lab File: 110785-5.D
Acq: 05 Sep 2025 07:12 pm

Tgt Ion:142 Resp: 93517

| Ion | Ratio | Lower | Upper |
|---|---|---|---|
| 142 | 100 | | |
| 141 | 91.9 | 73.6 | 110.4 |

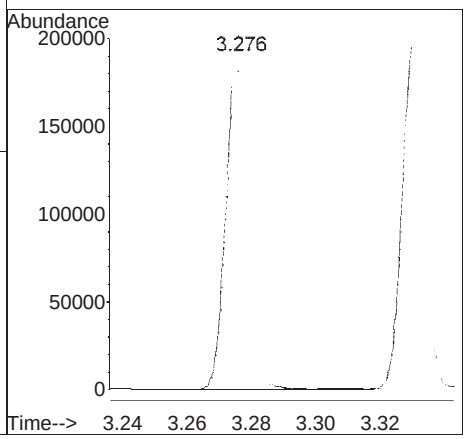

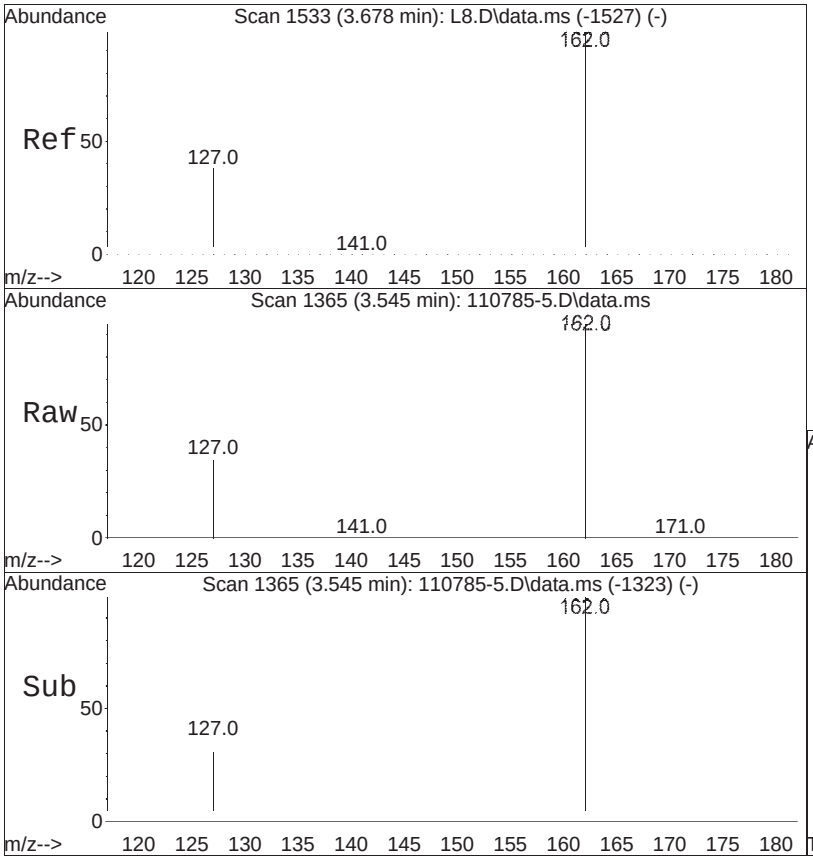


#15
2-Chloronaphthalene
Concen: 1494.28 ng/ml
RT:  3.545 min  Scan# 1365
Delta R.T.  0.001 min
Lab File:  110785-5.D
Acq: 05 Sep 2025  07:12 pm

Tgt Ion:162 Resp:  113935

| Ion | Ratio | Lower | Upper |
|---|---|---|---|
| 162 | 100 | | |
| 127 | 41.8 | 29.8 | 44.8 |

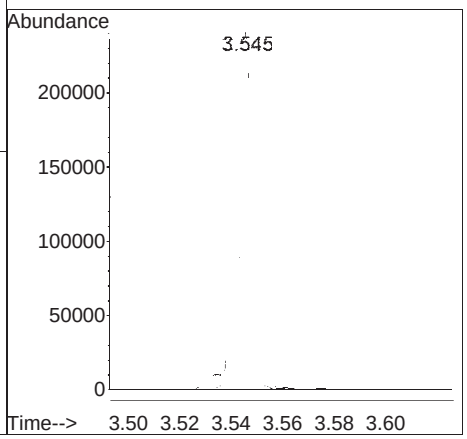

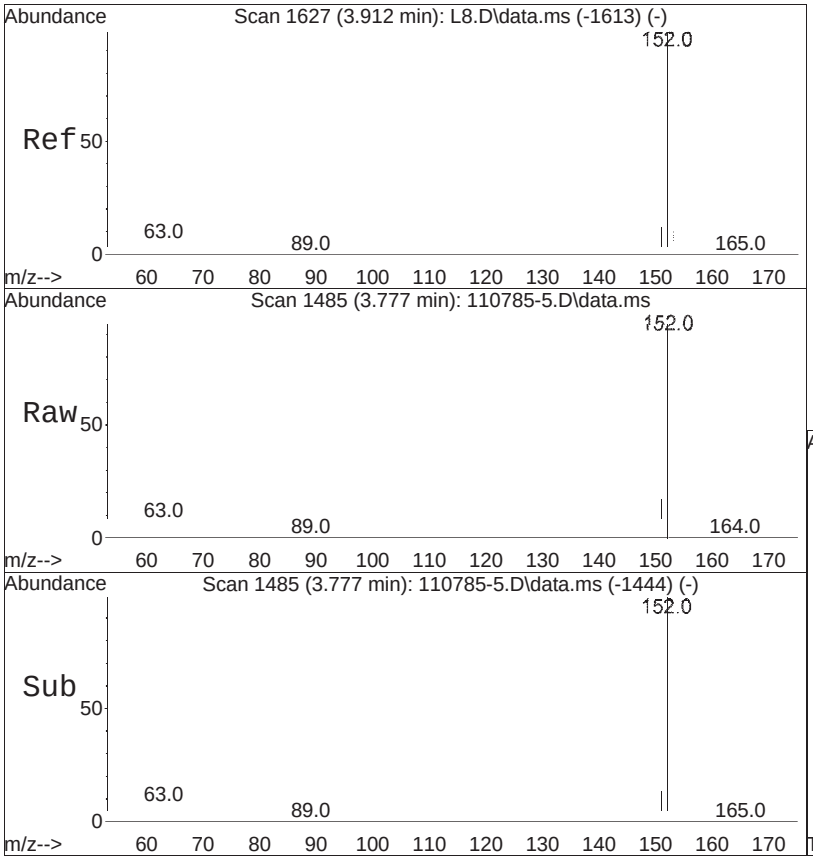


#17
Acenaphthylene
Concen: 1541.13 ng/ml
RT: 3.777 min Scan# 1485
Delta R.T. 0.001 min
Lab File: 110785-5.D
Acq: 05 Sep 2025 07:12 pm

Tgt Ion:152 Resp: 197391

| Ion | Ratio | Lower | Upper |
|---|---|---|---|
| 152 | 100 | | |
| 151 | 20.3 | 16.2 | 24.2 |

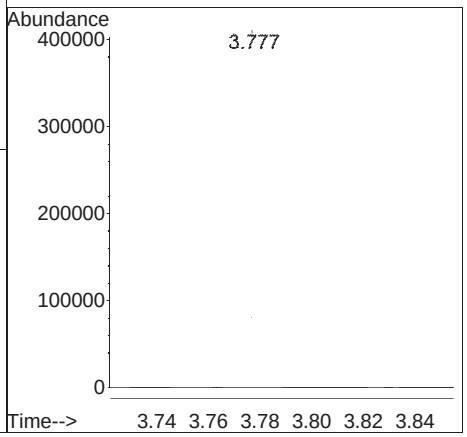

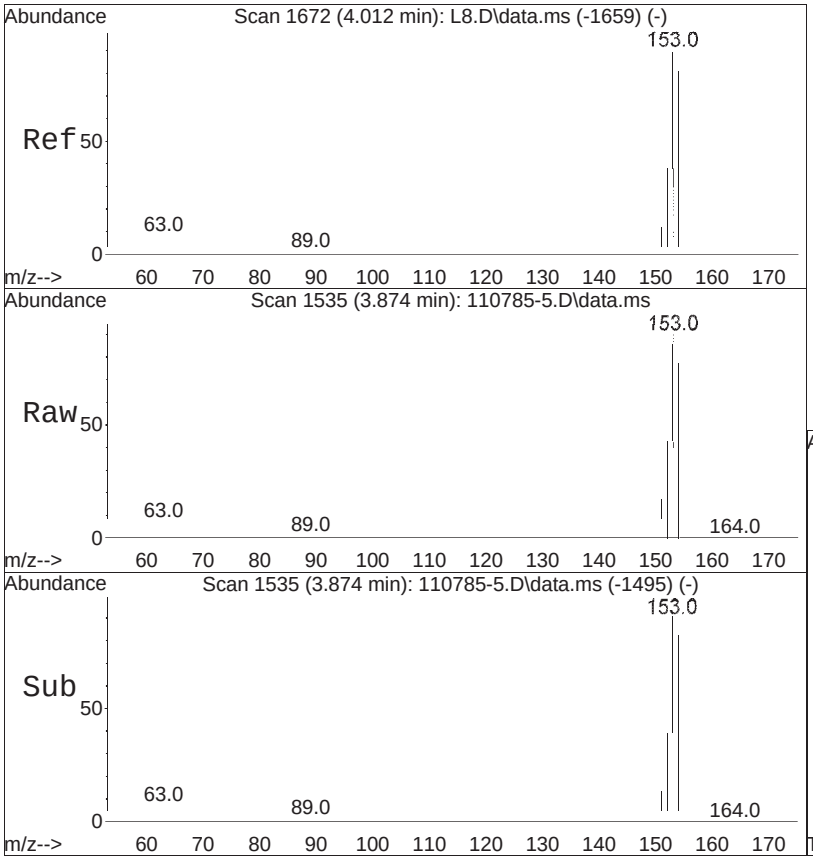


#19
Acenaphthene
Concen: 1392.22 ng/ml
RT: 3.874 min Scan# 1535
Delta R.T. -0.001 min
Lab File: 110785-5.D
Acq: 05 Sep 2025 07:12 pm

Tgt Ion:153 Resp: 120226

| Ion | Ratio | Lower | Upper |
|---|---|---|---|
| 153 | 100 | | |
| 154 | 84.4 | 72.0 | 108.0 |

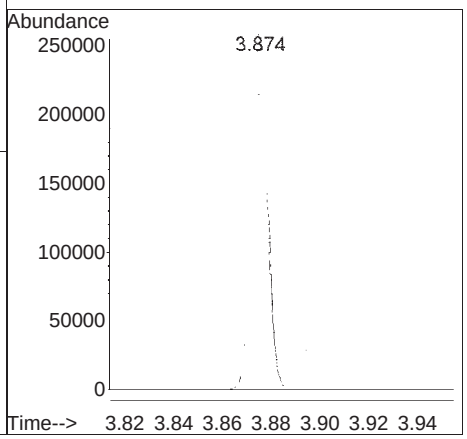

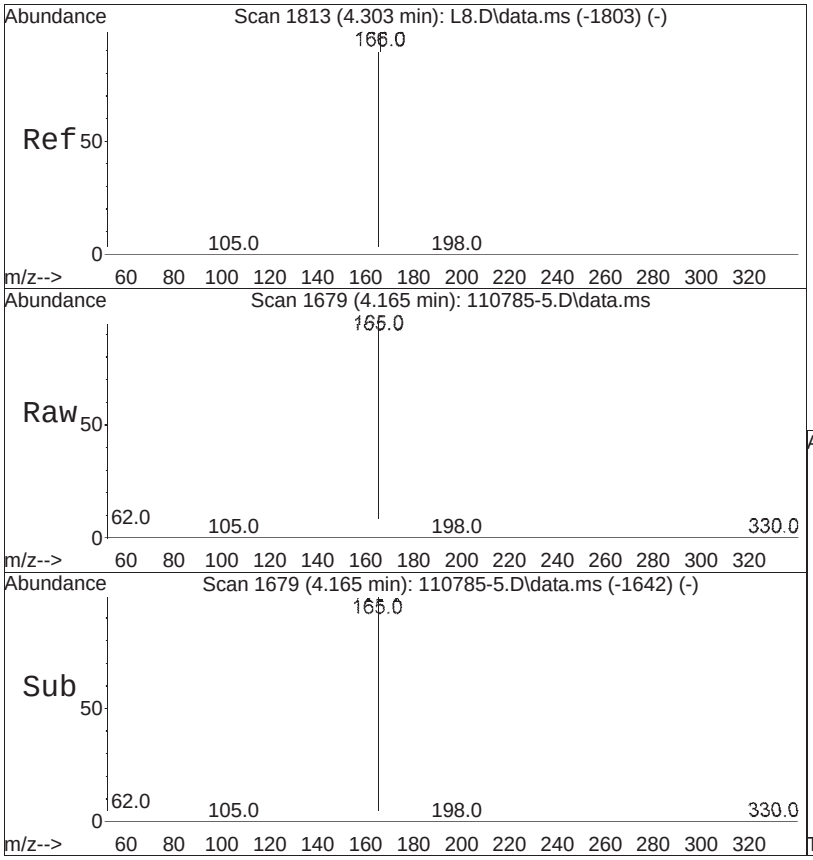


#21
Fluorene
Concen: 1466.17 ng/ml
RT:  4.165 min  Scan# 1679
Delta R.T.  0.001 min
Lab File:  110785-5.D
Acq: 05 Sep 2025  07:12 pm

Tgt Ion:166 Resp:  152581

| Ion | Ratio | Lower | Upper |
|---|---|---|---|
| 166 | 100 | | |
| 165 | 101.9 | 81.5 | 122.3 |

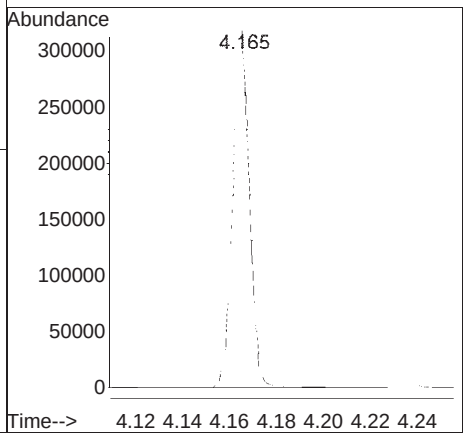

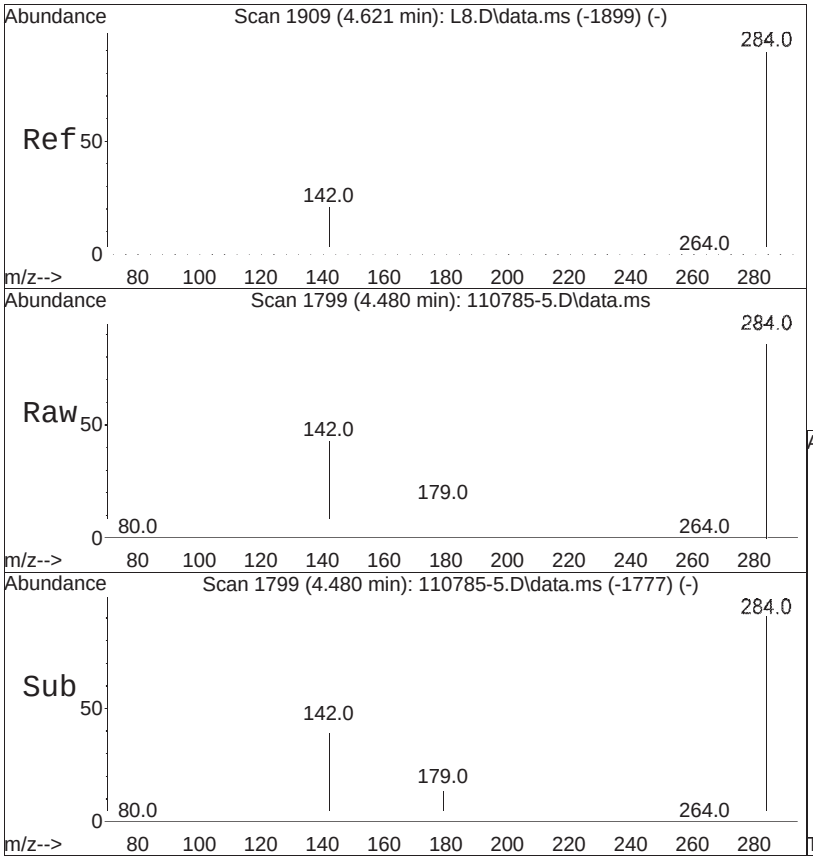


#25
Hexachlorobenzene
Concen: 1307.61 ng/ml
RT: 4.480 min Scan# 1799
Delta R.T. -0.005 min
Lab File: 110785-5.D
Acq: 05 Sep 2025 07:12 pm

Tgt Ion:284 Resp: 54526

| Ion | Ratio | Lower | Upper |
|---|---|---|---|
| 284 | 100 | | |
| 142 | 35.7 | 28.8 | 43.2 |

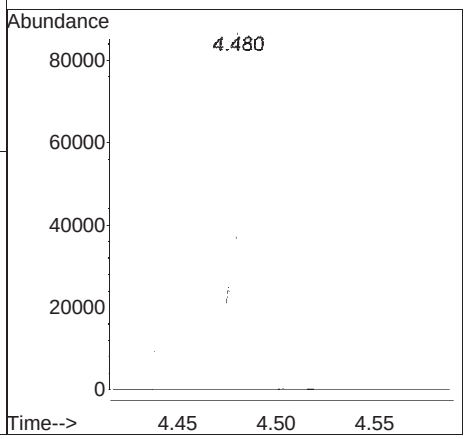

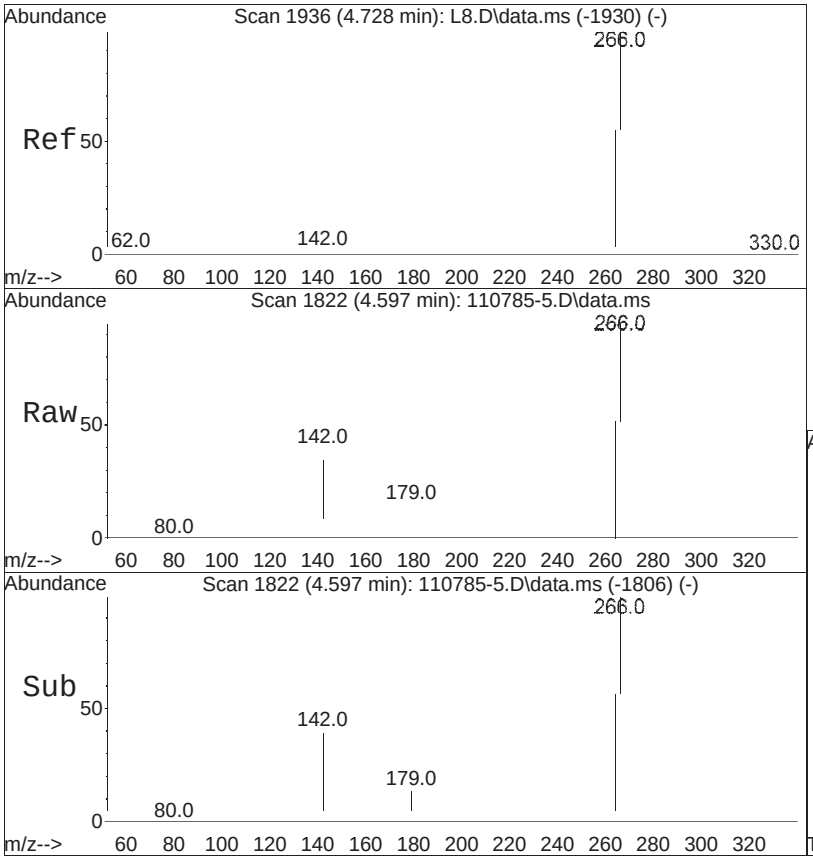


#26
Pentachlorophenol
Concen: 2021.42 ng/ml
RT: 4.597 min Scan# 1822
Delta R.T. 0.001 min
Lab File: 110785-5.D
Acq: 05 Sep 2025 07:12 pm

Tgt Ion:266 Resp: 37504

| Ion | Ratio | Lower | Upper |
|---|---|---|---|
| 266 | 100 | | |
| 264 | 63.5 | 50.6 | 76.0 |

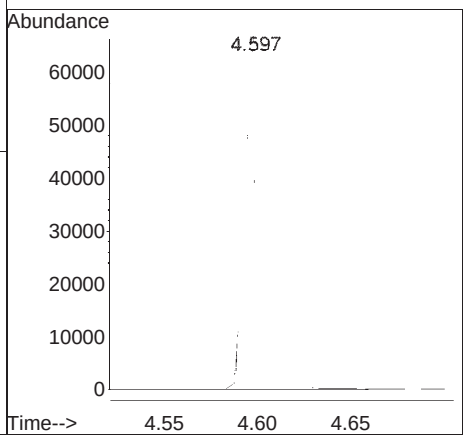

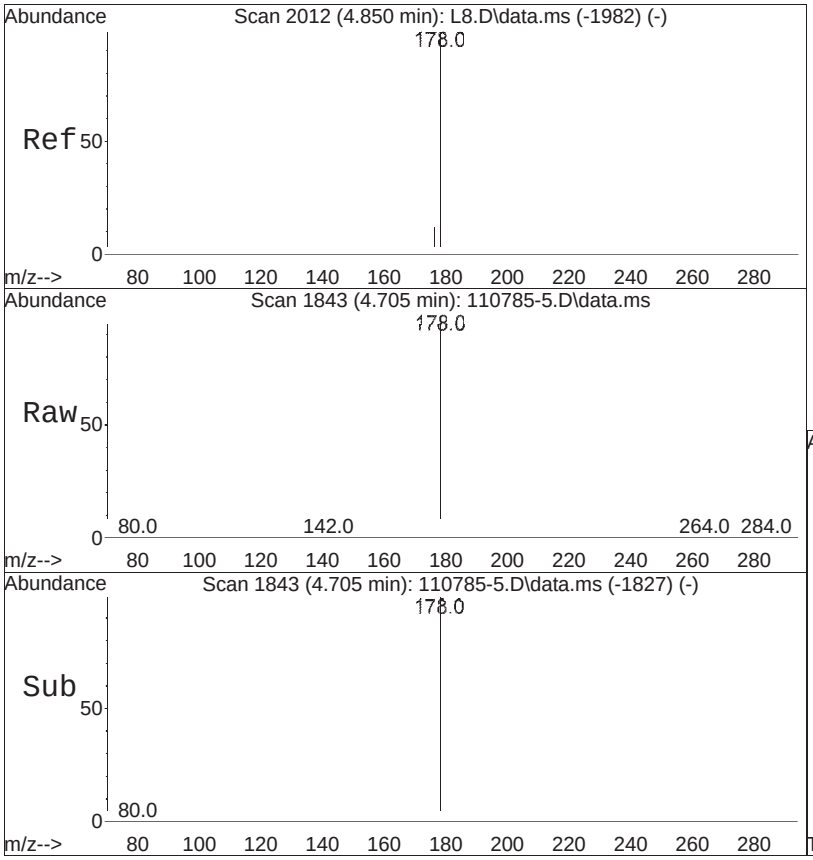


#27
Phenanthrene
Concen: 1410.90 ng/ml
RT:  4.705 min  Scan# 1843
Delta R.T.  0.001 min
Lab File:  110785-5.D
Acq: 05 Sep 2025  07:12 pm

Tgt Ion:178 Resp:  252426

| Ion | Ratio | Lower | Upper |
|---|---|---|---|
| 178 | 100 | | |
| 179 | 15.7 | 12.4 | 18.6 |

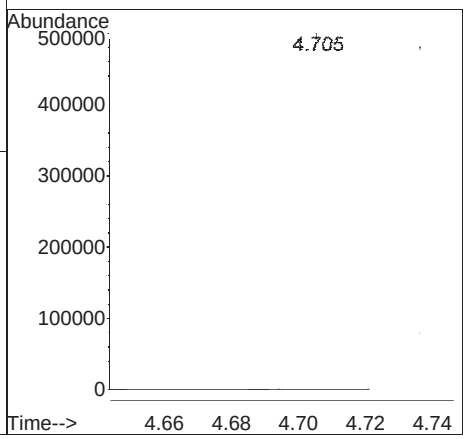

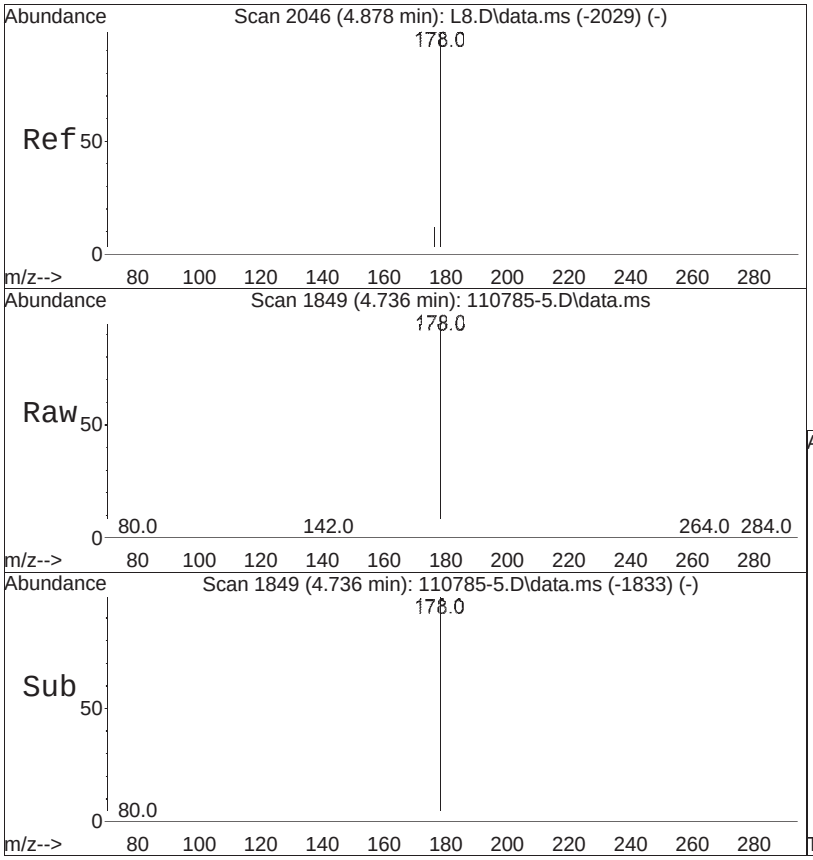


#28
Anthracene
Concen: 1426.00 ng/ml
RT:  4.736 min  Scan# 1849
Delta R.T.  0.001 min
Lab File:  110785-5.D
Acq: 05 Sep 2025  07:12 pm

Tgt Ion:178 Resp:  257637

| Ion | Ratio | Lower | Upper |
|---|---|---|---|
| 178 | 100 | | |
| 179 | 15.5 | 12.2 | 18.2 |

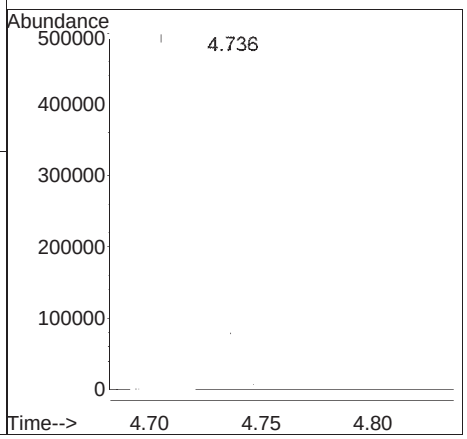

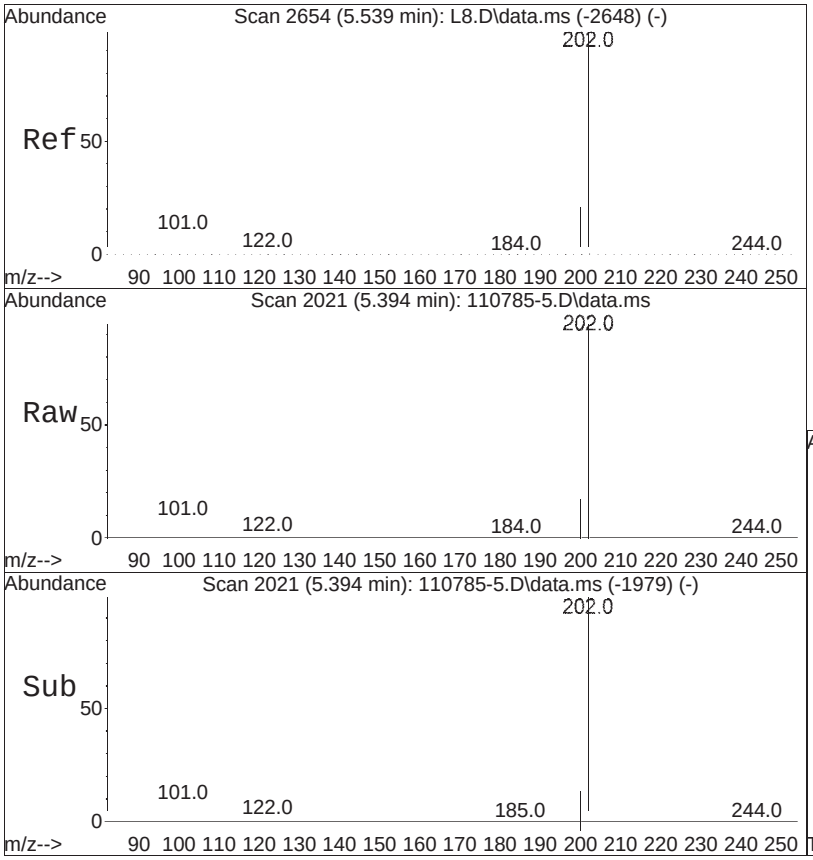


#29
Fluoranthene
Concen: 1416.24 ng/ml
RT:  5.394 min  Scan# 2021
Delta R.T.  -0.005 min
Lab File:  110785-5.D
Acq: 05 Sep 2025  07:12 pm

Tgt Ion:202 Resp:  333744

| Ion | Ratio | Lower | Upper |
|---|---|---|---|
| 202 | 100 | | |
| 101 | 8.2 | 7.5 | 11.3 |

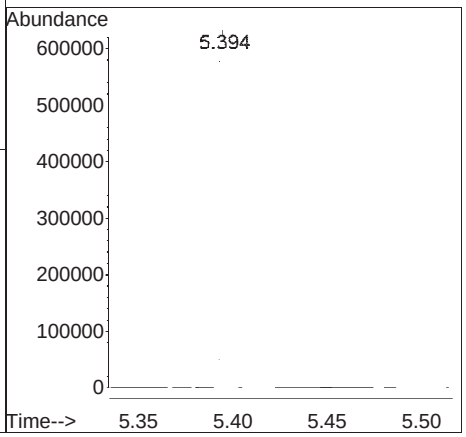

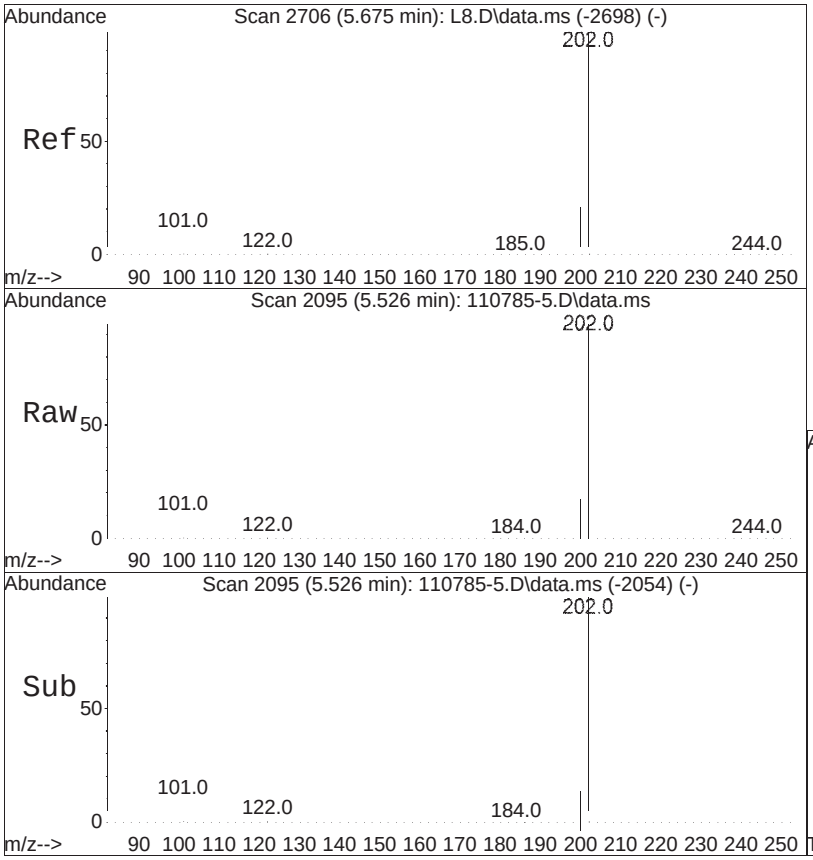


#30
Pyrene
Concen: 1397.45 ng/ml
RT:  5.526 min  Scan# 2095
Delta R.T.  -0.007 min
Lab File:  110785-5.D
Acq: 05 Sep 2025  07:12 pm

Tgt Ion:202 Resp:  346556

| Ion | Ratio | Lower | Upper |
|---|---|---|---|
| 202 | 100 | | |
| 200 | 21.0 | 17.0 | 25.4 |

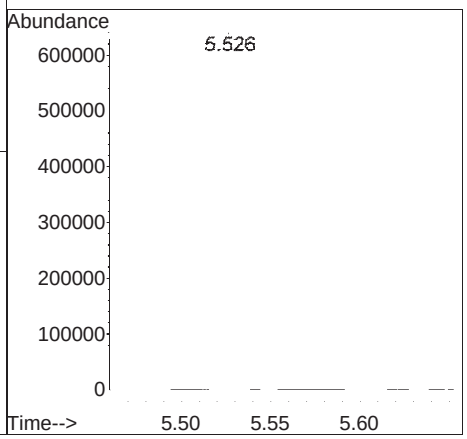

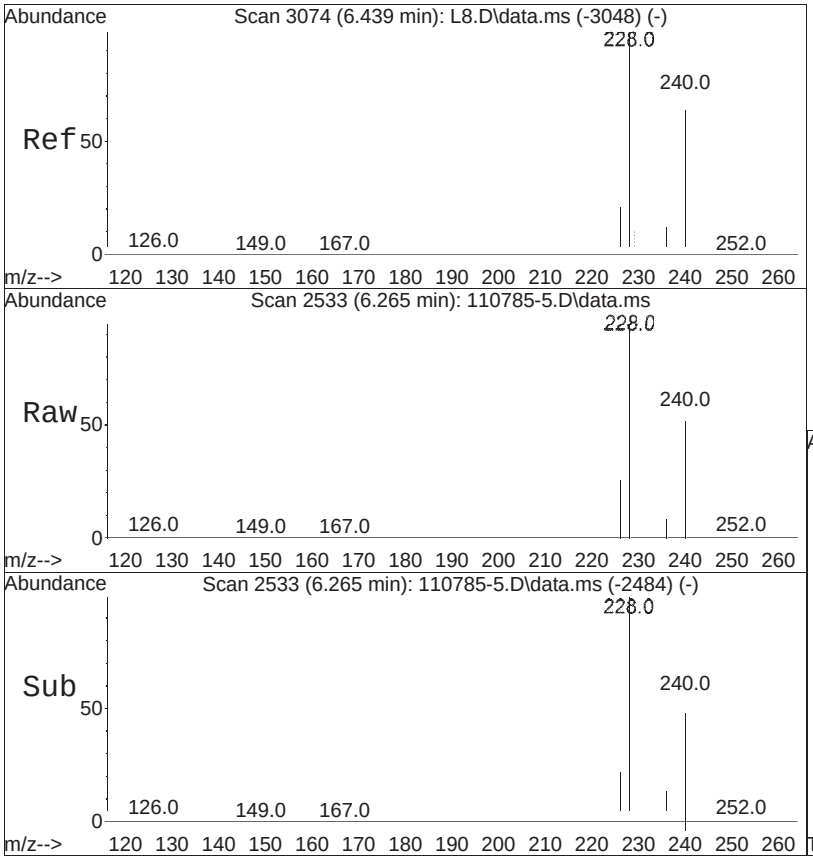


#34
Benzo[a]anthracene
Concen: 1578.22 ng/ml
RT:  6.265 min  Scan# 2533
Delta R.T.  -0.011 min
Lab File:  110785-5.D
Acq: 05 Sep 2025  07:12 pm

Tgt Ion:228 Resp:  347822

| Ion | Ratio | Lower | Upper |
|---|---|---|---|
| 228 | 100 | | |
| 229 | 19.7 | 15.8 | 23.6 |

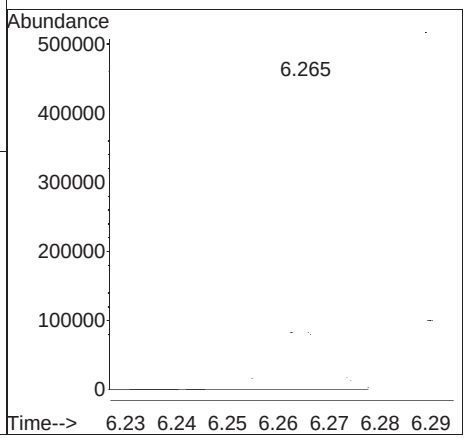

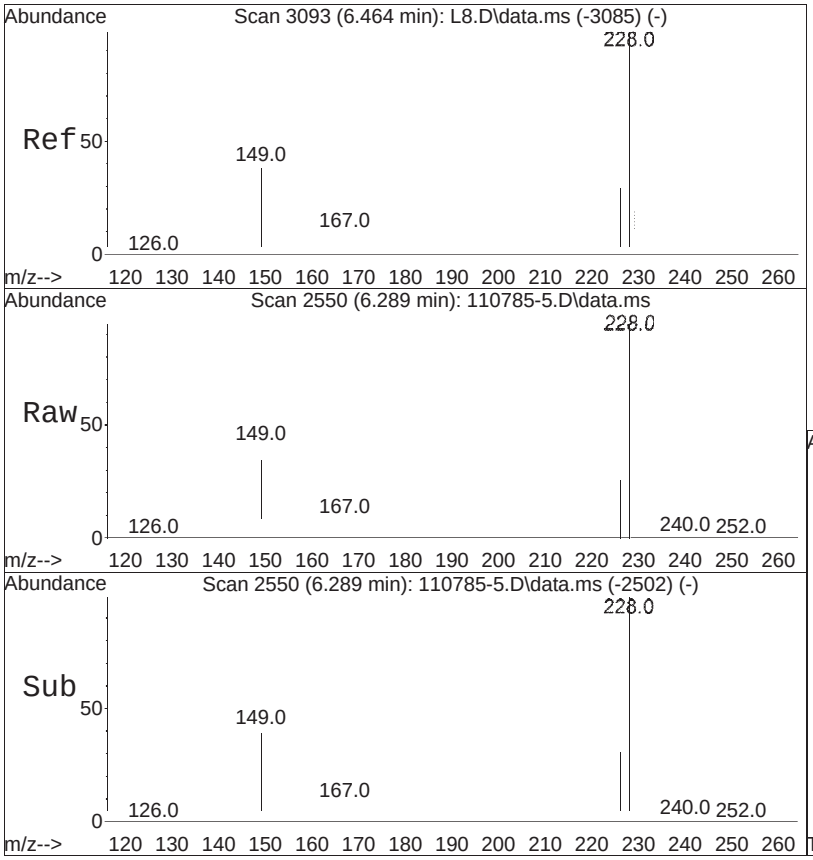


#36
Chrysene
Concen: 1496.30 ng/ml
RT:  6.289 min  Scan# 2550
Delta R.T.  -0.012 min
Lab File:  110785-5.D
Acq: 05 Sep 2025  07:12 pm

Tgt Ion:228 Resp:  316679

| Ion | Ratio | Lower | Upper |
|---|---|---|---|
| 228 | 100 | | |
| 226 | 30.6 | 24.6 | 37.0 |

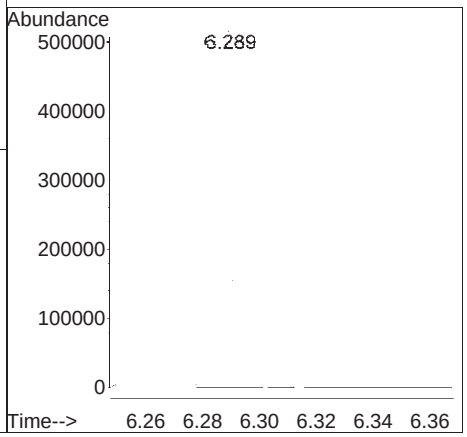

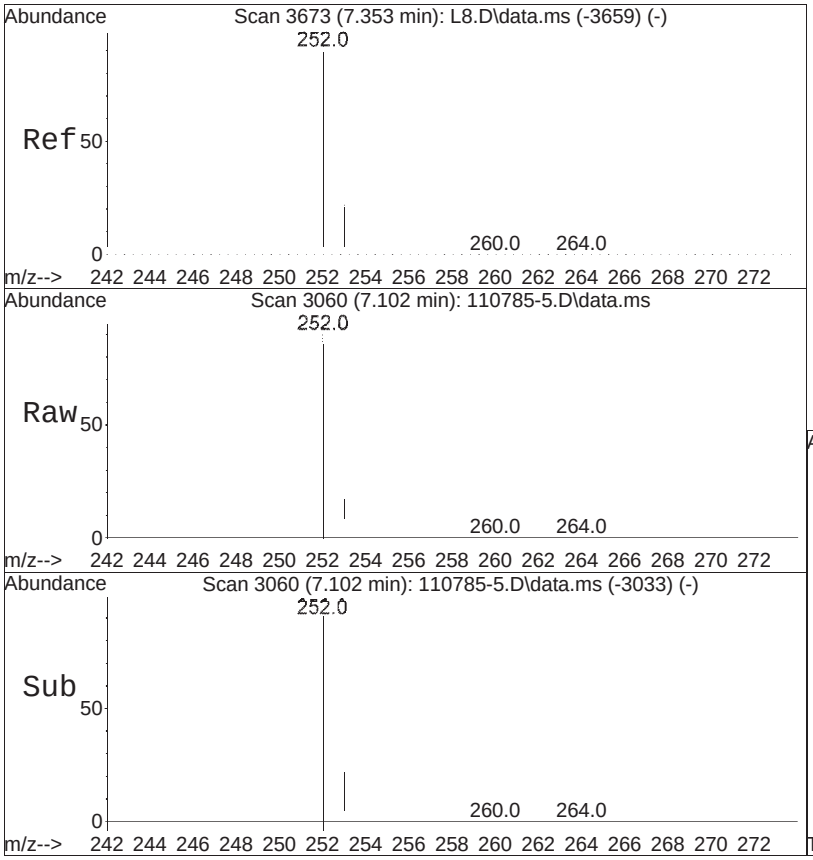


#39
Benzo[b]fluoranthene
Concen: 1384.31 ng/ml
RT:  7.102 min  Scan# 3060
Delta R.T.  -0.007 min
Lab File:  110785-5.D
Acq: 05 Sep 2025  07:12 pm

Tgt Ion:252 Resp:  343771

| Ion | Ratio | Lower | Upper |
|---|---|---|---|
| 252 | 100 | | |
| 253 | 21.5 | 18.1 | 27.1 |

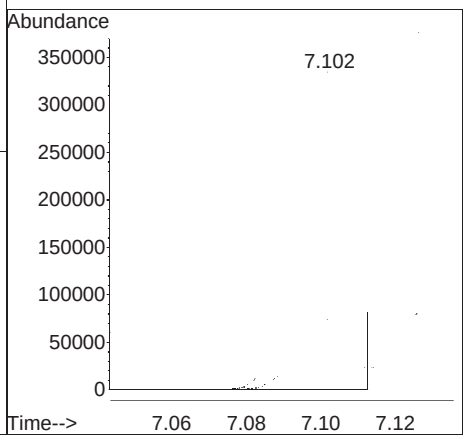

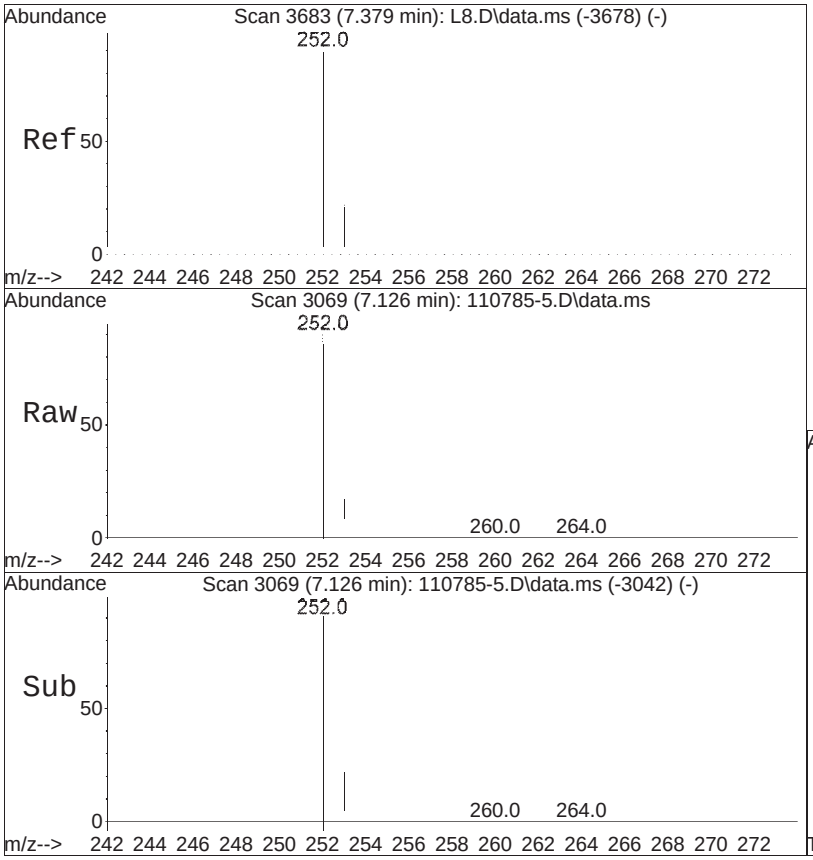


#40
Benzo[k]fluoranthene
Concen: 1150.00 ng/ml
RT:  7.126 min  Scan# 3069
Delta R.T.  -0.007 min
Lab File:  110785-5.D
Acq: 05 Sep 2025  07:12 pm

Tgt Ion:252 Resp:  330292

| Ion | Ratio | Lower | Upper |
|---|---|---|---|
| 252 | 100 | | |
| 253 | 21.9 | 17.0 | 25.4 |

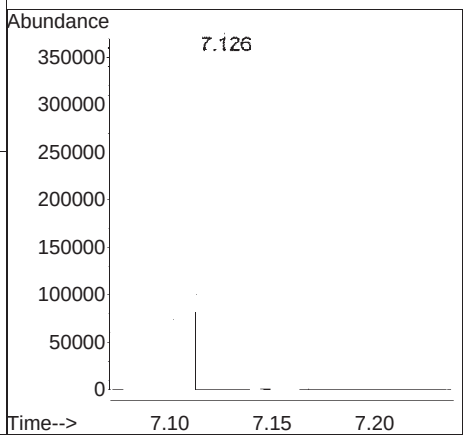

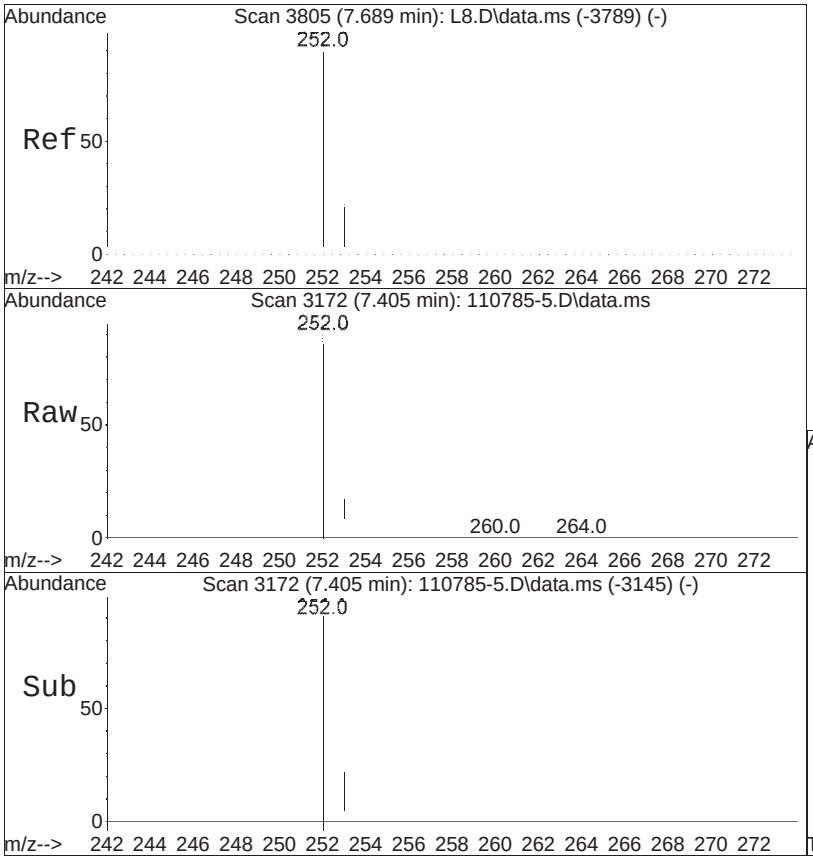


#41
Benzo[a]pyrene
Concen: 1764.32 ng/ml
RT:  7.405 min  Scan# 3172
Delta R.T.  -0.007 min
Lab File:  110785-5.D
Acq: 05 Sep 2025  07:12 pm

Tgt Ion:252 Resp:  416269

| Ion | Ratio | Lower | Upper |
|---|---|---|---|
| 252 | 100 | | |
| 253 | 21.8 | 17.4 | 26.0 |

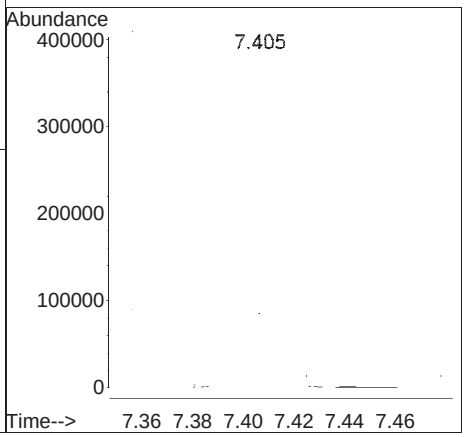

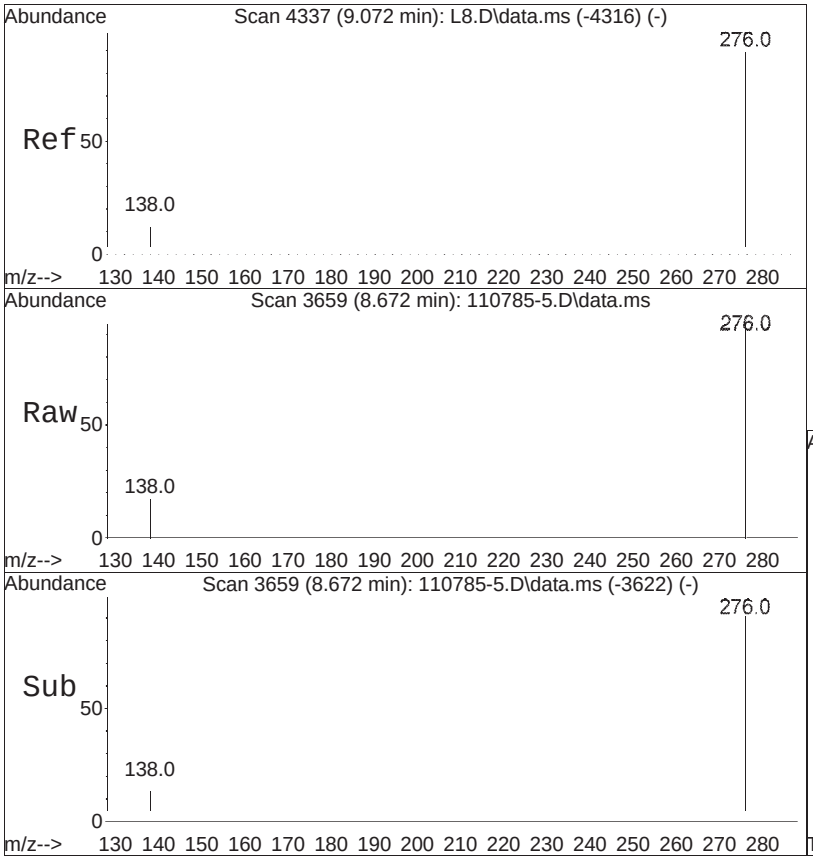


#42
Indeno[1,2,3-cd]pyrene
Concen: 1898.16 ng/ml
RT: 8.672 min Scan# 3659
Delta R.T. -0.004 min
Lab File: 110785-5.D
Acq: 05 Sep 2025 07:12 pm

Tgt Ion:276 Resp: 419329

| Ion | Ratio | Lower | Upper |
|---|---|---|---|
| 276 | 100 | | |
| 138 | 18.2 | 14.4 | 21.6 |

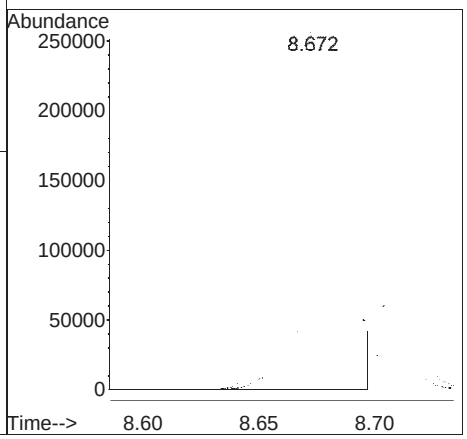

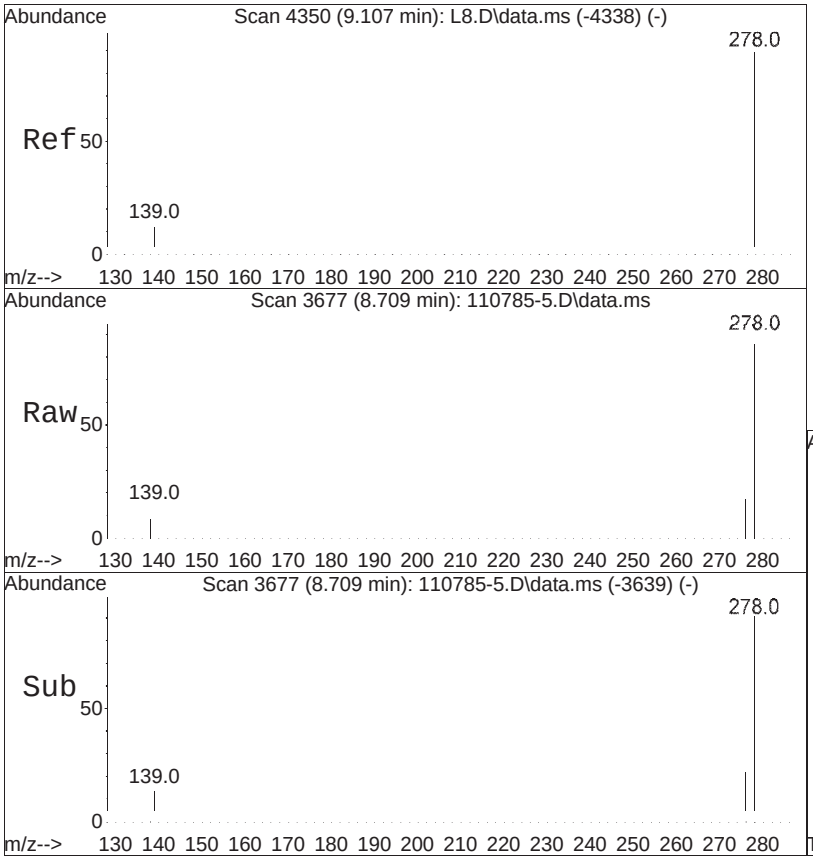


#43
Dibenzo[a,h]anthracene
Concen: 1743.15 ng/ml M6
RT:  8.709 min  Scan# 3677
Delta R.T.  -0.002 min
Lab File:  110785-5.D
Acq: 05 Sep 2025  07:12 pm

Tgt Ion:278 Resp:  385128

| Ion | Ratio | Lower | Upper |
|---|---|---|---|
| 278 | 100 | | |
| 139 | 15.6 | 12.1 | 18.1 |

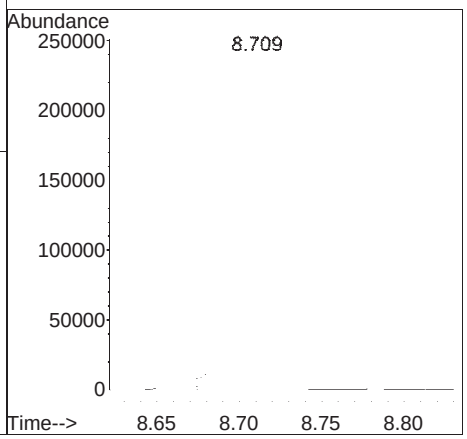

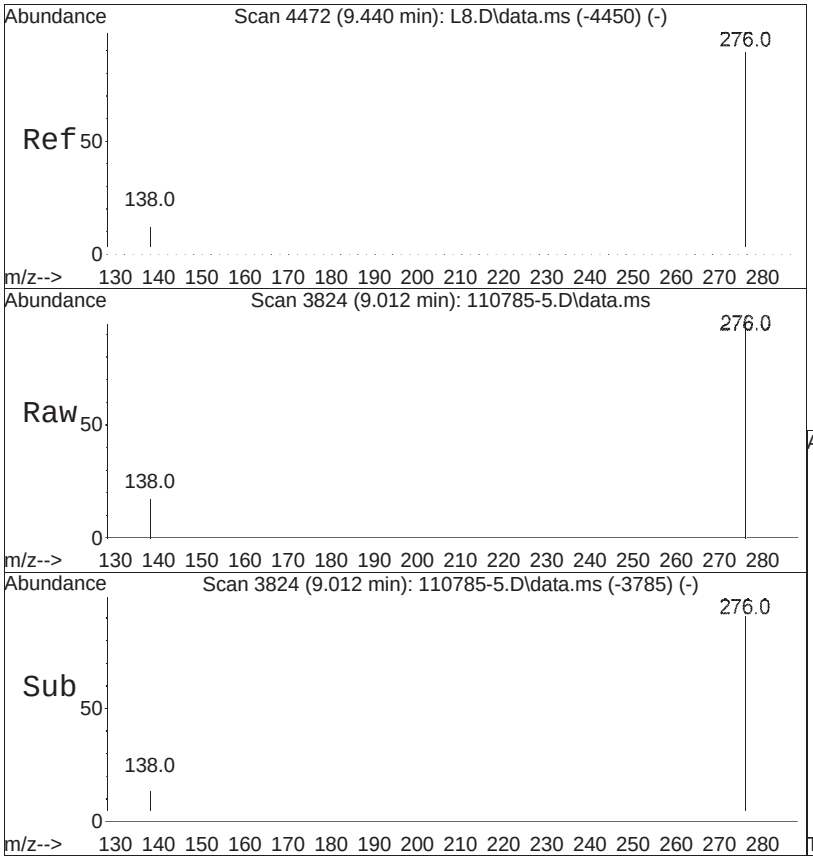


#44
Benzo[g,h,i]perylene
Concen: 1762.14 ng/ml
RT:  9.012 min  Scan# 3824
Delta R.T.  0.000 min
Lab File:  110785-5.D
Acq: 05 Sep 2025  07:12 pm

Tgt Ion:276 Resp:  386158

| Ion | Ratio | Lower | Upper |
|---|---|---|---|
| 276 | 100 | | |
| 138 | 19.8 | 16.0 | 24.0 |

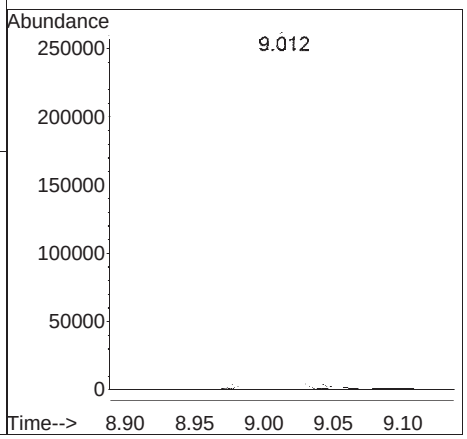

Manual Integration Report

Data Path : I:\8270SIM\sv119\250905bRV
Data File : 110785-5.D Operator : sv119:jjw
Date Inj'd : 9/5/2025 7:12 pm Instrument : SV119
Sample : WG2110785-5,32,,HNY Quant Date : 9/5/2025 7:25 pm

Compound #43: Dibenzo[a,h]anthracene

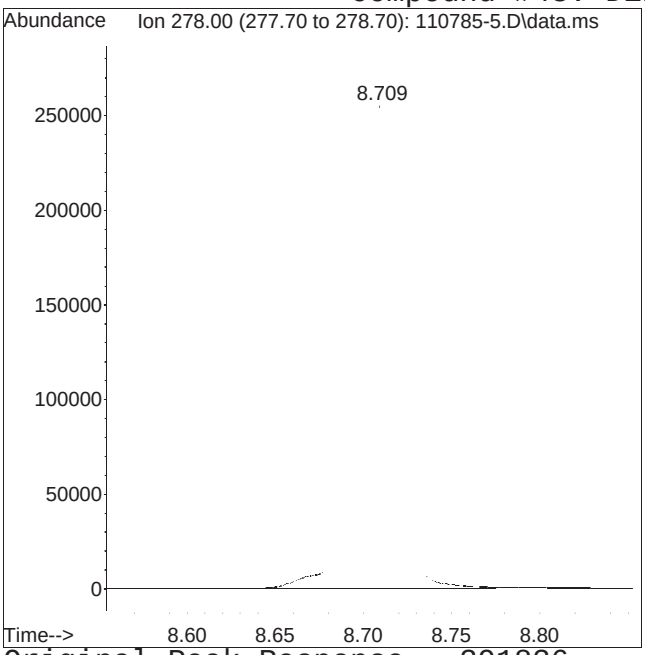


Original Peak Response = 391836

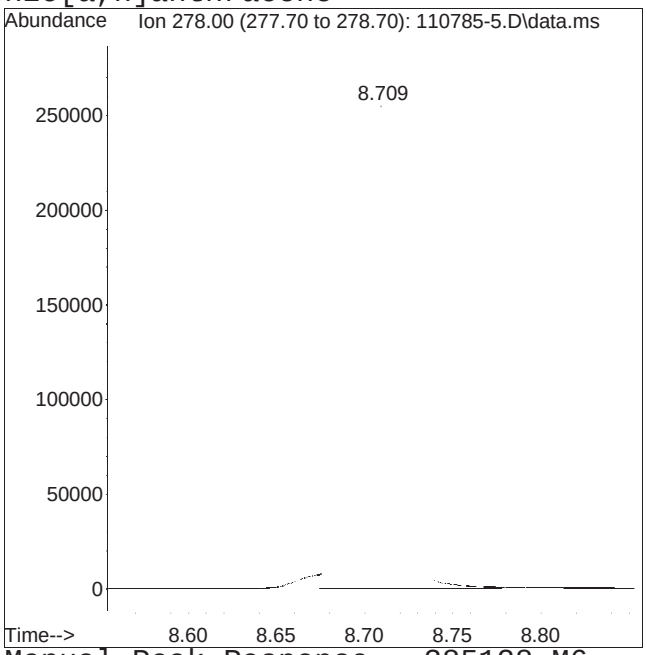


Manual Peak Response = 385128 M6

M6 = Misassignment of peak valley by automated integration (poor split of 2 peaks).

# Calculation of Semi Volatile Organic Compounds

Aqueous Concentration Formula: Amt * DF * 1000 * (1/Vo) * Vf

Where:
DF = Dilution Factor
Vo = Volume of Sample (mL)
Vf = Extraction Lab Final Volume (mL)

Soil Concentration Formula: Amt * DF * 1000 * (1/Wt) * Vf * (100/TS)
Where:
DF = Dilution Factor
Wt = Weight of Sample (g)
Vf = Extraction Lab Final Volume (mL)
TS = Total Solids

PACE ANALYTICAL SERVICES

PACE WORK GROUP REPORT (wk02)

Sep 16 2025, 04:27 pm

Work Group: WG2110785  for Department: 2 Organic Preparation

Created: 04-SEP-25  Due:  Operator: FMM

| Sample | Client ID | C | Product | Matrix | Stat | UA | HOLD | DUE | PR | Location |
|---|---|---|---|---|---|---|---|---|---|---|
| L2554946-01 | MW-1 | C | NYTCL-8270-SIM-RVT | WATER | DONE | U | 0909 | 0916 | S0 | Amber-A.1 |
| L2554946-02 | MW-2 | C | NYTCL-8270-SIM-RVT | WATER | DONE | U | 0909 | 0916 | S0 | Amber-A.1 |
| L2554946-03 | EQUIPMENT BLANK | C | NYTCL-8270-SIM-RVT | WATER | DONE | U | 0909 | 0916 | S0 | Amber-A.1 |
| L2554947-01 | MW-1 | C | NYTCL-8270-SIM-RVT | WATER | DONE | U | 0909 | 0916 | S0 | Amber-A.1 |
| L2554947-02 | MW-2 | C | NYTCL-8270-SIM-RVT | WATER | DONE | U | 0909 | 0916 | S0 | Amber-A.1 |
| L2554947-03 | EQUIPMENT BLANK | C | NYTCL-8270-SIM-RVT | WATER | DONE | U | 0909 | 0916 | S0 | Amber-A.1 |
| L2555281-01 | MP-1 | C | NYTCL-8270-SIM-RVT | WATER | DONE | U | 0910 | 0910 | S0 | Amber-A.1 |
| L2555281-02 | DUP_090325 | C | NYTCL-8270-SIM-RVT | WATER | DONE | U | 0910 | 0910 | S0 | Amber-A.1 |
| L2555281-03 | MP-1D | C | NYTCL-8270-SIM-RVT | WATER | DONE | U | 0910 | 0910 | S0 | Amber-A.1 |
| L2555281-04 | MW-1SR | C | NYTCL-8270-SIM-RVT | WATER | DONE | U | 0910 | 0910 | S0 | Amber-A.1 |
| L2555281-05 | MW-1DR2 | C | NYTCL-8270-SIM-RVT | WATER | DONE | U | 0910 | 0910 | S0 | Amber-A.1 |
| L2555281-06 | PZ-6 | C | NYTCL-8270-SIM-RVT | WATER | DONE | U | 0910 | 0910 | S0 | Amber-A.1 |
| L2555281-07 | MW-6D | C | NYTCL-8270-SIM-RVT | WATER | DONE | U | 0910 | 0910 | S0 | Amber-A.1 |
| L2555281-08 | EQUIPMENT BLANK_090325 | C | NYTCL-8270-SIM-RVT | WATER | DONE | U | 0910 | 0910 | S0 | Amber-A.1 |
| WG2110785-1 | Laboratory Method Bl | S | NYTCL-8270-SIM-RVT | WATER | DONE | U | | | | |
| WG2110785-2 | Laboratory Control S | S | NYTCL-8270-SIM-RVT | WATER | DONE | U | | | | |
| WG2110785-3 | LCS Duplicate | S | NYTCL-8270-SIM-RVT | WATER | DONE | U | | | | |
| WG2110785-4 | Matrix Spike | S | NYTCL-8270-SIM-RVT | WATER | DONE | U | | | | |
| WG2110785-5 | Matrix Spike Duplica | S | NYTCL-8270-SIM-RVT | WATER | DONE | U | | | | |

Comments:

| | |
|---|---|
| WG2110785-3 | WG2110785-2 |
| WG2110785-4 | L2555281-05 |
| WG2110785-5 | L2555281-05 |

Analysis log File

Total Files Reported in Log : 13
Log Generated From Directory: I:\8270SIM\sv119\250625RVTical\

| No. | DATA FILE | INJ METH | SAMPLE NAME | MISC | DATE INJ'D |
|---|---|---|---|---|---|
| 1 | TUNE.D | DFTPPRUN.M | TUNE | WG2084288,,ical | 6/25/2025 7:48 pm |
| 2 | L10.D | SIM-RVT.M | IL10,32,,5 Lot# 11697 | WG2084288,,ical | 6/25/2025 8:07 pm |
| 3 | L9.D | SIM-RVT.M | IL9,32,,2.5 Lot# 11699 | WG2084288,,ical | 6/25/2025 8:23 pm |
| 4 | L8.D | SIM-RVT.M | IL8,32,,1 Lot# 11700 | WG2084288,,ical | 6/25/2025 8:40 pm |
| 5 | L7.D | SIM-RVT.M | IL7,32,,0.5 Lot# 11701 | WG2084288,,ical | 6/25/2025 8:57 pm |
| 6 | L6.D | SIM-RVT.M | IL6,32,,0.1 Lot# 11702 | WG2084288,,ical | 6/25/2025 9:14 pm |
| 7 | L5.D | SIM-RVT.M | IL5,32,,0.04 Lot# 11703 | WG2084288,,ical | 6/25/2025 9:31 pm |
| 8 | L4.D | SIM-RVT.M | IL4,32,,0.01 Lot# 11704 | WG2084288,,ical | 6/25/2025 9:48 pm |
| 9 | L3.D | SIM-RVT.M | IL3,32,,0.005 Lot# 1170 | WG2084288,,ical | 6/25/2025 10:04 pm |
| 10 | L2.D | SIM-RVT.M | IL2,32,,0.002 Lot# 1170 | WG2084288,,ical | 6/25/2025 10:24 pm |
| 11 | L1.D | SIM-RVT.M | IL1,32,,0.001 Lot# 1170 | WG2084288,,ical | 6/25/2025 10:41 pm |
| 12 | ICV.D | SIM-RVT.M | CQICV1,32,,1 Lot# 11696 | WG2084288,,ical | 6/25/2025 10:58 pm |
| 13 | instblk.D | SIM-RVT.M | instrument blank | WG2084288 | 6/25/2025 11:15 pm |

Dep.: GCMS
Inst: SV119
Date: **09/05/25**
Run: b

Method
GC: SIM RVT

Seq: WG2111182
ICAL: 22426

| Vial | Data File | Sample | CCAL/Notes | Screen | Verified | Initials |
|---|---|---|---|---|---|---|
| 48 | deg0905b | wg-1,32,,dftpp SV119 lot# 11857 | | | | 09/05 RAP |
| 49 | ccv0905b | wg-3,32,,ICV 11696 (0902a) | 4,6-D high, HCB low | | | 09/05 RAP |
| 50 | blank0905b | instrument blank | | | | |
| | | | | | | |
| 1 | 54326-01 | L2554326-01,32,,R3E,HNY | | | | 09/05 RAP |
| 2 | 54326-02 | L2554326-02,32,,R3E,HNY | | | | 09/05 RAP |
| 3 | 54326-03 | L2554326-03,32,,R3E,HNY | | | | 09/05 RAP |
| 4 | 54683-01 | L2554683-01,32,,R3E,HNY | | | | 09/05 DV |
| 5 | 54683-02 | L2554683-02,32,,R3E,HNY | | | | 09/05 DV |
| 6 | 54683-04 | L2554683-04,32,,R3E,HNY | | | SV-RAP | 09/05 DV |
| 7 | 478-01d1 | L2554478-01d,32,5,R3E,RV,HNY | | | | 09/05 DV |
| 8 | 53723-07 | L2553723-07,32,,RV(IS),HNY | | | | 09/08 JJW |
| 9 | 53860-09 | L2553860-09,32,,HNY | | | | 09/07 JJW |
| 10 | 110785-2 | WG2110785-2,32,,HNY | | | | 09/07 csn |
| 11 | 110785-3 | WG2110785-3,32,,HNY | | | | 09/07 csn |
| 12 | 110785-1 | WG2110785-1,32,,HNY | | | Sv-DV | 09/07 csn |
| 13 | 54296-01 | L2554296-01,32,,HNY | | | | 09/07 JJW |
| 14 | 55281-01 | L2555281-01,32,,HNY | | | | 09/07 csn |
| 15 | 55281-02 | L2555281-02,32,,HNY | | | | 09/07 csn |
| 16 | 55281-03 | L2555281-03,32,,HNY | | | | 09/07 csn |
| 17 | 55281-04 | L2555281-04,32,,HNY | | | | 09/07 csn |
| 18 | 55281-05 | L2555281-05,32,,HNY | | | | 09/07 csn |
| 19 | 110785-4 | WG2110785-4,32,,HNY | | | | 09/07 JJW |
| 20 | 110785-5 | WG2110785-5,32,,HNY | | | | 09/07 JJW |
| 21 | 55281-06 | L2555281-06,32,,HNY | | | | 09/07 csn |
| 22 | 55281-07 | L2555281-07,32,,HNY | | | | 09/07 csn |
| 23 | 55281-08 | L2555281-08,32,,HNY | | | | 09/07 csn |
| 24 | 55258-04 | L2555258-04,32,,HNY | | | | 09/08 JJW |
| 25 | 55258-05 | L2555258-05,32,,HNY | | | | 09/08 JJW |
| 26 | 55259-06 | L2555259-06,32,,HNY | | | | 09/08 JJW |
| 27 | 55259-08 | L2555259-08,32,,HNY | | | | 09/08 JJW |
| 28 | 55259-10 | L2555259-10,32,,HNY | | | | 09/08 JJW |
| 29 | 54702-01 | L2554702-01,32,,HNY | | | | 09/07 JJW |
| 30 | 54702-02 | L2554702-02,32,,HNY | | | | 09/07 JJW |
| 31 | 54702-03 | L2554702-03,32,,HNY | | | | 09/07 JJW |
| 32 | 54702-04 | L2554702-04,32,,HNY | RV - low IS | | | 09/07 JJW |
| 33 | 54650-01 | L2554650-01,32,,HNY | | | | 09/07 JJW |
| 34 | 54523-01 | L2554523-01,32,,HNY | | | | 09/07 JJW |
| 35 | 11751a | Spike 11751 50ng/mL | | | | |
| 36 | 11751b | Spike 11751 100ng/mL | | | | |
| 37 | 109516-4 | WG2109516-4,32,,rp | | | | |
| 38 | 109516-5 | WG2109516-5,32,,rp | | | | |
| 39 | 110393-4 | WG2110393-4,32,,rp | | | | |
| 40 | 110393-5 | WG2110393-5,32,,rp | | | hny | |
| | | | | | Sv-csn | |

Dep.: GCMS
Inst: SV119
Date: **09/05/25**
Run: b

Method
GC: SIM RVT

Seq: WG2111182
ICAL: 22426

| Vial | Data File | Sample | CCAL/Notes | Screen | Verified | Initials |
|---|---|---|---|---|---|---|
| | | | | | | |

# ORGANIC ELN REPORT

**Workgroup:** WG2110785

**Prep Method:** EPA 3510C
**Solvent Type:** DCM — **Lot #:** EK611
**Surrogate Type:** ABN — **Lot #:** 11819aj,01/30/2026,2r,7,1
**Spike Type:** ABN-SIM — **Lot #:** ag,11/30/2025,11818ao,02/03/2
**Spike Verify by:** FMM
**Lims Spikelot:** 8270-RVT

**Additional Reagents/Stds**

| | |
|---|---|
| H2SO4 | A062825 |
| Na2SO4 | 244434 |
| NaOH | 10NNaOH070625 |

**Conc.Method:** Buchi
**Solvent Type:** DCM
**Lot #:** ek611

**Additional Reagents/Stds**

***Cleanup 1***

**Cleanup Method 1:**
**Cleanup Method 2:**
**Solvent Type:** **Lot #:**

**Additional Reagents/Stds**

| Sample/ Type | Extraction: Extract Date | Analyst | Sample Vol ml | Ph | Surr Amt ml | Spike Amt ml | Concentration: Conc Date | Analyst | Final Vol ml | Conc Unit |
|---|---|---|---|---|---|---|---|---|---|---|
| L2554946-01 SAMP | 09/04/25 18:58 | Francis Mbro-Menyah | 100 | <2,>12 | .1 | | 09/05/25 00:09 | Mary Asare | 1 | K |
| L2554946-02 SAMP | 09/04/25 18:58 | Francis Mbro-Menyah | 100 | <2,>12 | .1 | | 09/05/25 00:09 | Mary Asare | 1 | K |
| L2554946-03 SAMP | 09/04/25 18:58 | Francis Mbro-Menyah | 100 | <2,>12 | .1 | | 09/05/25 00:09 | Mary Asare | 1 | K |
| L2554947-01 SAMP | 09/04/25 18:58 | Francis Mbro-Menyah | 100 | <2,>12 | .1 | | 09/05/25 00:09 | Mary Asare | 1 | K |
| L2554947-02 SAMP | 09/04/25 18:58 | Francis Mbro-Menyah | 100 | <2,>12 | .1 | | 09/05/25 00:09 | Mary Asare | 1 | K |



Reported: 16-SEP-25 04:28 PM

# ORGANIC ELN REPORT

**Workgroup: WG2110785**

| Sample/ Type | Extraction | | | | | | Concentration | | | |
|---|---|---|---|---|---|---|---|---|---|---|
| | Extract Date | Analyst | Sample Vol **ml** | Ph | Surr Amt **ml** | Spike Amt **ml** | Conc Date | Analyst | Final Vol **ml** | Conc Unit |
| L2554947-03 SAMP | 09/04/25 18:58 | Francis Mbro-Menyah | 100 | <2,>12 | .1 | | 09/05/25 00:09 | Mary Asare | 1 | K |
| L2555281-01 SAMP | 09/04/25 15:49 | Francis Mbro-Menyah | 100 | <2,>12 | .1 | | 09/04/25 18:17 | Victor Kono | 1 | K |
| L2555281-02 SAMP | 09/04/25 15:49 | Francis Mbro-Menyah | 100 | <2,>12 | .1 | | 09/04/25 18:17 | Victor Kono | 1 | K |
| L2555281-03 SAMP | 09/04/25 15:49 | Francis Mbro-Menyah | 100 | <2,>12 | .1 | | 09/04/25 18:17 | Victor Kono | 1 | K |
| L2555281-04 SAMP | 09/04/25 15:49 | Francis Mbro-Menyah | 100 | <2,>12 | .1 | | 09/04/25 18:17 | Victor Kono | 1 | K |
| L2555281-05 SAMP | 09/04/25 15:49 | Francis Mbro-Menyah | 100 | <2,>12 | .1 | | 09/04/25 18:17 | Victor Kono | 1 | K |
| L2555281-06 SAMP | 09/04/25 15:49 | Francis Mbro-Menyah | 100 | <2,>12 | .1 | | 09/04/25 18:17 | Victor Kono | 1 | K |
| L2555281-07 SAMP | 09/04/25 15:49 | Francis Mbro-Menyah | 100 | <2,>12 | .1 | | 09/04/25 18:17 | Victor Kono | 1 | K |

# ORGANIC ELN REPORT

**Workgroup: WG2110785**

| Sample/ Type | Extraction | | | | | | Concentration | | | |
|---|---|---|---|---|---|---|---|---|---|---|
| | Extract Date | Analyst | Sample Vol ml | Ph | Surr Amt ml | Spike Amt ml | Conc Date | Analyst | Final Vol ml | Conc Unit |
| L2555281-08 SAMP | 09/04/25 15:49 | Francis Mbro-Menyah | 100 | <2,>12 | .1 | | 09/04/25 18:17 | Victor Kono | 1 | K |
| WG2110785-1 BLANK | 09/04/25 15:49 | Francis Mbro-Menyah | 100 | <2,>12 | .1 | | 09/04/25 18:17 | Victor Kono | 1 | K |
| | **WG2110784** | | | | | | | | | |
| WG2110785-2 LCS | 09/04/25 15:49 | Francis Mbro-Menyah | 100 | <2,>12 | .1 | .1 | 09/04/25 18:17 | Victor Kono | 1 | K |
| WG2110785-3 LCSD | 09/04/25 15:49 | Francis Mbro-Menyah | 100 | <2,>12 | .1 | .1 | 09/04/25 18:17 | Victor Kono | 1 | K |
| WG2110785-4 MS | 09/04/25 15:49 | Francis Mbro-Menyah | 100 | <2,>12 | .1 | .1 | 09/04/25 18:17 | Victor Kono | 1 | K |
| WG2110785-5 MSD | 09/04/25 15:49 | Francis Mbro-Menyah | 100 | <2,>12 | .1 | .1 | 09/04/25 18:17 | Victor Kono | 1 | K |

# Metals

# Inorganic Data
# ( ICP Analysis)

# Form 1
# METALS

| | | | |
|---|---|---|---|
| Client | : Roux Env. Eng. & Geology, DPC | Lab Number | : L2555281 |
| Project Name | : CORAM MATERIALS | Project Number | : 2232.0006Y005 |
| Lab ID | : L2555281-01 | Date Collected | : 09/03/25 11:00 |
| Client ID | : MP-1 | Date Received | : 09/03/25 |
| Sample Location | : 416 MILLER PLACE-YAPHANK RD. | Date Analyzed | : 09/09/25 23:08 |
| Sample Matrix | : WATER | Dilution Factor | : 1 |
| Analytical Method | : 19,200.7 | Analyst | : EFM |
| Lab File ID | : WG2112264.pdf | Instrument ID | : TRACE4 |
| Sample Amount | : 50ml | %Solids | : N/A |
| Digestion Method | : EPA 3005A | Date Digested | : 09/05/25 |

| | | mg/l | | | |
|---|---|---|---|---|---|
| CAS NO. | Parameter | Results | RL | MDL | Qualifier |
| 7429-90-5 | Aluminum, Total | ND | 0.100 | 0.0318 | U |
| 7440-36-0 | Antimony, Total | ND | 0.0500 | 0.0071 | U |
| 7440-38-2 | Arsenic, Total | ND | 0.0050 | 0.0019 | U |
| 7440-39-3 | Barium, Total | 0.0176 | 0.0100 | 0.0021 | |
| 7440-41-7 | Beryllium, Total | ND | 0.0050 | 0.0009 | U |
| 7440-43-9 | Cadmium, Total | ND | 0.0050 | 0.0010 | U |
| 7440-70-2 | Calcium, Total | 23.0 | 0.100 | 0.0350 | |
| 7440-47-3 | Chromium, Total | ND | 0.0100 | 0.0021 | U |
| 7440-48-4 | Cobalt, Total | ND | 0.0200 | 0.0017 | U |
| 7440-50-8 | Copper, Total | ND | 0.0100 | 0.0022 | U |
| 7439-89-6 | Iron, Total | 0.0160 | 0.0500 | 0.0090 | J |
| 7439-92-1 | Lead, Total | ND | 0.0100 | 0.0027 | U |
| 7439-95-4 | Magnesium, Total | 6.89 | 0.100 | 0.0153 | |
| 7439-96-5 | Manganese, Total | ND | 0.0100 | 0.0016 | U |
| 7440-02-0 | Nickel, Total | ND | 0.0250 | 0.0024 | U |
| 7440-09-7 | Potassium, Total | 1.48 | 2.50 | 0.237 | J |
| 7782-49-2 | Selenium, Total | ND | 0.0100 | 0.0035 | U |
| 7440-22-4 | Silver, Total | ND | 0.0070 | 0.0028 | U |
| 7440-23-5 | Sodium, Total | 14.1 | 2.00 | 0.120 | |
| 7440-28-0 | Thallium, Total | ND | 0.0200 | 0.0025 | U |
| 7440-62-2 | Vanadium, Total | ND | 0.0100 | 0.0020 | U |
| 7440-66-6 | Zinc, Total | ND | 0.0050 | 0.0021 | U |

# Form 1
# METALS

| | | | |
|---|---|---|---|
| Client | : Roux Env. Eng. & Geology, DPC | Lab Number | : L2555281 |
| Project Name | : CORAM MATERIALS | Project Number | : 2232.0006Y005 |
| Lab ID | : L2555281-02 | Date Collected | : 09/03/25 12:00 |
| Client ID | : DUP_090325 | Date Received | : 09/03/25 |
| Sample Location | : 416 MILLER PLACE-YAPHANK RD. | Date Analyzed | : 09/09/25 23:14 |
| Sample Matrix | : WATER | Dilution Factor | : 1 |
| Analytical Method | : 19,200.7 | Analyst | : EFM |
| Lab File ID | : WG2112264.pdf | Instrument ID | : TRACE4 |
| Sample Amount | : 50ml | %Solids | : N/A |
| Digestion Method | : EPA 3005A | Date Digested | : 09/05/25 |

| | | mg/l | | | |
|---|---|---|---|---|---|
| CAS NO. | Parameter | Results | RL | MDL | Qualifier |
| 7429-90-5 | Aluminum, Total | ND | 0.100 | 0.0318 | U |
| 7440-36-0 | Antimony, Total | ND | 0.0500 | 0.0071 | U |
| 7440-38-2 | Arsenic, Total | ND | 0.0050 | 0.0019 | U |
| 7440-39-3 | Barium, Total | 0.0176 | 0.0100 | 0.0021 | |
| 7440-41-7 | Beryllium, Total | ND | 0.0050 | 0.0009 | U |
| 7440-43-9 | Cadmium, Total | ND | 0.0050 | 0.0010 | U |
| 7440-70-2 | Calcium, Total | 23.0 | 0.100 | 0.0350 | |
| 7440-47-3 | Chromium, Total | 0.0271 | 0.0100 | 0.0021 | |
| 7440-48-4 | Cobalt, Total | ND | 0.0200 | 0.0017 | U |
| 7440-50-8 | Copper, Total | ND | 0.0100 | 0.0022 | U |
| 7439-89-6 | Iron, Total | 0.296 | 0.0500 | 0.0090 | |
| 7439-92-1 | Lead, Total | ND | 0.0100 | 0.0027 | U |
| 7439-95-4 | Magnesium, Total | 6.95 | 0.100 | 0.0153 | |
| 7439-96-5 | Manganese, Total | 0.0035 | 0.0100 | 0.0016 | J |
| 7440-02-0 | Nickel, Total | ND | 0.0250 | 0.0024 | U |
| 7440-09-7 | Potassium, Total | 1.51 | 2.50 | 0.237 | J |
| 7782-49-2 | Selenium, Total | ND | 0.0100 | 0.0035 | U |
| 7440-22-4 | Silver, Total | ND | 0.0070 | 0.0028 | U |
| 7440-23-5 | Sodium, Total | 14.1 | 2.00 | 0.120 | |
| 7440-28-0 | Thallium, Total | ND | 0.0200 | 0.0025 | U |
| 7440-62-2 | Vanadium, Total | ND | 0.0100 | 0.0020 | U |
| 7440-66-6 | Zinc, Total | ND | 0.0050 | 0.0021 | U |

# Form 1
# METALS

| | | | |
|---|---|---|---|
| Client | : Roux Env. Eng. & Geology, DPC | Lab Number | : L2555281 |
| Project Name | : CORAM MATERIALS | Project Number | : 2232.0006Y005 |
| Lab ID | : L2555281-03 | Date Collected | : 09/03/25 11:25 |
| Client ID | : MP-1D | Date Received | : 09/03/25 |
| Sample Location | : 416 MILLER PLACE-YAPHANK RD. | Date Analyzed | : 09/09/25 23:32 |
| Sample Matrix | : WATER | Dilution Factor | : 1 |
| Analytical Method | : 19,200.7 | Analyst | : EFM |
| Lab File ID | : WG2112264.pdf | Instrument ID | : TRACE4 |
| Sample Amount | : 50ml | %Solids | : N/A |
| Digestion Method | : EPA 3005A | Date Digested | : 09/05/25 |

| | | mg/l | | | |
|---|---|---|---|---|---|
| CAS NO. | Parameter | Results | RL | MDL | Qualifier |
| 7429-90-5 | Aluminum, Total | ND | 0.100 | 0.0318 | U |
| 7440-36-0 | Antimony, Total | ND | 0.0500 | 0.0071 | U |
| 7440-38-2 | Arsenic, Total | ND | 0.0050 | 0.0019 | U |
| 7440-39-3 | Barium, Total | 0.0137 | 0.0100 | 0.0021 | |
| 7440-41-7 | Beryllium, Total | ND | 0.0050 | 0.0009 | U |
| 7440-43-9 | Cadmium, Total | ND | 0.0050 | 0.0010 | U |
| 7440-70-2 | Calcium, Total | 17.7 | 0.100 | 0.0350 | |
| 7440-47-3 | Chromium, Total | 0.0310 | 0.0100 | 0.0021 | |
| 7440-48-4 | Cobalt, Total | ND | 0.0200 | 0.0017 | U |
| 7440-50-8 | Copper, Total | ND | 0.0100 | 0.0022 | U |
| 7439-89-6 | Iron, Total | 0.252 | 0.0500 | 0.0090 | |
| 7439-92-1 | Lead, Total | 0.0046 | 0.0100 | 0.0027 | J |
| 7439-95-4 | Magnesium, Total | 8.61 | 0.100 | 0.0153 | |
| 7439-96-5 | Manganese, Total | 0.0053 | 0.0100 | 0.0016 | J |
| 7440-02-0 | Nickel, Total | ND | 0.0250 | 0.0024 | U |
| 7440-09-7 | Potassium, Total | 1.39 | 2.50 | 0.237 | J |
| 7782-49-2 | Selenium, Total | ND | 0.0100 | 0.0035 | U |
| 7440-22-4 | Silver, Total | ND | 0.0070 | 0.0028 | U |
| 7440-23-5 | Sodium, Total | 13.1 | 2.00 | 0.120 | |
| 7440-28-0 | Thallium, Total | ND | 0.0200 | 0.0025 | U |
| 7440-62-2 | Vanadium, Total | ND | 0.0100 | 0.0020 | U |
| 7440-66-6 | Zinc, Total | ND | 0.0050 | 0.0021 | U |

# Form 1
# METALS

| | | | |
|---|---|---|---|
| Client | : Roux Env. Eng. & Geology, DPC | Lab Number | : L2555281 |
| Project Name | : CORAM MATERIALS | Project Number | : 2232.0006Y005 |
| Lab ID | : L2555281-04 | Date Collected | : 09/03/25 09:10 |
| Client ID | : MW-1SR | Date Received | : 09/03/25 |
| Sample Location | : 416 MILLER PLACE-YAPHANK RD. | Date Analyzed | : 09/09/25 23:39 |
| Sample Matrix | : WATER | Dilution Factor | : 1 |
| Analytical Method | : 19,200.7 | Analyst | : EFM |
| Lab File ID | : WG2112264.pdf | Instrument ID | : TRACE4 |
| Sample Amount | : 50ml | %Solids | : N/A |
| Digestion Method | : EPA 3005A | Date Digested | : 09/05/25 |

| | | mg/l | | | |
|---|---|---|---|---|---|
| CAS NO. | Parameter | Results | RL | MDL | Qualifier |
| 7429-90-5 | Aluminum, Total | ND | 0.100 | 0.0318 | U |
| 7440-36-0 | Antimony, Total | ND | 0.0500 | 0.0071 | U |
| 7440-38-2 | Arsenic, Total | ND | 0.0050 | 0.0019 | U |
| 7440-39-3 | Barium, Total | 0.0228 | 0.0100 | 0.0021 | |
| 7440-41-7 | Beryllium, Total | ND | 0.0050 | 0.0009 | U |
| 7440-43-9 | Cadmium, Total | ND | 0.0050 | 0.0010 | U |
| 7440-70-2 | Calcium, Total | 17.9 | 0.100 | 0.0350 | |
| 7440-47-3 | Chromium, Total | ND | 0.0100 | 0.0021 | U |
| 7440-48-4 | Cobalt, Total | ND | 0.0200 | 0.0017 | U |
| 7440-50-8 | Copper, Total | ND | 0.0100 | 0.0022 | U |
| 7439-89-6 | Iron, Total | ND | 0.0500 | 0.0090 | U |
| 7439-92-1 | Lead, Total | ND | 0.0100 | 0.0027 | U |
| 7439-95-4 | Magnesium, Total | 5.12 | 0.100 | 0.0153 | |
| 7439-96-5 | Manganese, Total | ND | 0.0100 | 0.0016 | U |
| 7440-02-0 | Nickel, Total | ND | 0.0250 | 0.0024 | U |
| 7440-09-7 | Potassium, Total | 2.03 | 2.50 | 0.237 | J |
| 7782-49-2 | Selenium, Total | ND | 0.0100 | 0.0035 | U |
| 7440-22-4 | Silver, Total | ND | 0.0070 | 0.0028 | U |
| 7440-23-5 | Sodium, Total | 7.45 | 2.00 | 0.120 | |
| 7440-28-0 | Thallium, Total | ND | 0.0200 | 0.0025 | U |
| 7440-62-2 | Vanadium, Total | ND | 0.0100 | 0.0020 | U |
| 7440-66-6 | Zinc, Total | ND | 0.0050 | 0.0021 | U |

# Form 1
# METALS

| | | | |
|---|---|---|---|
| Client | : Roux Env. Eng. & Geology, DPC | Lab Number | : L2555281 |
| Project Name | : CORAM MATERIALS | Project Number | : 2232.0006Y005 |
| Lab ID | : L2555281-05 | Date Collected | : 09/03/25 09:20 |
| Client ID | : MW-1DR2 | Date Received | : 09/03/25 |
| Sample Location | : 416 MILLER PLACE-YAPHANK RD. | Date Analyzed | : 09/09/25 22:37 |
| Sample Matrix | : WATER | Dilution Factor | : 1 |
| Analytical Method | : 19,200.7 | Analyst | : EFM |
| Lab File ID | : WG2112264.pdf | Instrument ID | : TRACE4 |
| Sample Amount | : 50ml | %Solids | : N/A |
| Digestion Method | : EPA 3005A | Date Digested | : 09/05/25 |

| | | mg/l | | | |
|---|---|---|---|---|---|
| CAS NO. | Parameter | Results | RL | MDL | Qualifier |
| 7429-90-5 | Aluminum, Total | ND | 0.100 | 0.0318 | U |
| 7440-36-0 | Antimony, Total | ND | 0.0500 | 0.0071 | U |
| 7440-38-2 | Arsenic, Total | 0.0021 | 0.0050 | 0.0019 | J |
| 7440-39-3 | Barium, Total | 0.0227 | 0.0100 | 0.0021 | |
| 7440-41-7 | Beryllium, Total | ND | 0.0050 | 0.0009 | U |
| 7440-43-9 | Cadmium, Total | ND | 0.0050 | 0.0010 | U |
| 7440-70-2 | Calcium, Total | 10.1 | 0.100 | 0.0350 | |
| 7440-47-3 | Chromium, Total | ND | 0.0100 | 0.0021 | U |
| 7440-48-4 | Cobalt, Total | 0.0025 | 0.0200 | 0.0017 | J |
| 7440-50-8 | Copper, Total | ND | 0.0100 | 0.0022 | U |
| 7439-89-6 | Iron, Total | 2.49 | 0.0500 | 0.0090 | |
| 7439-92-1 | Lead, Total | 0.0039 | 0.0100 | 0.0027 | J |
| 7439-95-4 | Magnesium, Total | 4.45 | 0.100 | 0.0153 | |
| 7439-96-5 | Manganese, Total | 0.0384 | 0.0100 | 0.0016 | |
| 7440-02-0 | Nickel, Total | ND | 0.0250 | 0.0024 | U |
| 7440-09-7 | Potassium, Total | 0.991 | 2.50 | 0.237 | J |
| 7782-49-2 | Selenium, Total | ND | 0.0100 | 0.0035 | U |
| 7440-22-4 | Silver, Total | ND | 0.0070 | 0.0028 | U |
| 7440-23-5 | Sodium, Total | 8.50 | 2.00 | 0.120 | |
| 7440-28-0 | Thallium, Total | ND | 0.0200 | 0.0025 | U |
| 7440-62-2 | Vanadium, Total | ND | 0.0100 | 0.0020 | U |
| 7440-66-6 | Zinc, Total | 0.0061 | 0.0050 | 0.0021 | |

# Form 1
# METALS

| | | | |
|---|---|---|---|
| Client | : Roux Env. Eng. & Geology, DPC | Lab Number | : L2555281 |
| Project Name | : CORAM MATERIALS | Project Number | : 2232.0006Y005 |
| Lab ID | : L2555281-06 | Date Collected | : 09/03/25 13:15 |
| Client ID | : PZ-6 | Date Received | : 09/03/25 |
| Sample Location | : 416 MILLER PLACE-YAPHANK RD. | Date Analyzed | : 09/09/25 23:45 |
| Sample Matrix | : WATER | Dilution Factor | : 1 |
| Analytical Method | : 19,200.7 | Analyst | : EFM |
| Lab File ID | : WG2112264.pdf | Instrument ID | : TRACE4 |
| Sample Amount | : 50ml | %Solids | : N/A |
| Digestion Method | : EPA 3005A | Date Digested | : 09/05/25 |

| | | mg/l | | | |
|---|---|---|---|---|---|
| CAS NO. | Parameter | Results | RL | MDL | Qualifier |
| 7429-90-5 | Aluminum, Total | ND | 0.100 | 0.0318 | U |
| 7440-36-0 | Antimony, Total | ND | 0.0500 | 0.0071 | U |
| 7440-38-2 | Arsenic, Total | ND | 0.0050 | 0.0019 | U |
| 7440-39-3 | Barium, Total | 0.0482 | 0.0100 | 0.0021 | |
| 7440-41-7 | Beryllium, Total | ND | 0.0050 | 0.0009 | U |
| 7440-43-9 | Cadmium, Total | ND | 0.0050 | 0.0010 | U |
| 7440-70-2 | Calcium, Total | 60.4 | 0.100 | 0.0350 | |
| 7440-47-3 | Chromium, Total | ND | 0.0100 | 0.0021 | U |
| 7440-48-4 | Cobalt, Total | ND | 0.0200 | 0.0017 | U |
| 7440-50-8 | Copper, Total | 0.0026 | 0.0100 | 0.0022 | J |
| 7439-89-6 | Iron, Total | 0.0248 | 0.0500 | 0.0090 | J |
| 7439-92-1 | Lead, Total | ND | 0.0100 | 0.0027 | U |
| 7439-95-4 | Magnesium, Total | 9.71 | 0.100 | 0.0153 | |
| 7439-96-5 | Manganese, Total | 0.0115 | 0.0100 | 0.0016 | |
| 7440-02-0 | Nickel, Total | ND | 0.0250 | 0.0024 | U |
| 7440-09-7 | Potassium, Total | 6.02 | 2.50 | 0.237 | |
| 7782-49-2 | Selenium, Total | ND | 0.0100 | 0.0035 | U |
| 7440-22-4 | Silver, Total | ND | 0.0070 | 0.0028 | U |
| 7440-23-5 | Sodium, Total | 12.6 | 2.00 | 0.120 | |
| 7440-28-0 | Thallium, Total | ND | 0.0200 | 0.0025 | U |
| 7440-62-2 | Vanadium, Total | ND | 0.0100 | 0.0020 | U |
| 7440-66-6 | Zinc, Total | ND | 0.0050 | 0.0021 | U |

# Form 1
# METALS

| | | | |
|---|---|---|---|
| Client | : Roux Env. Eng. & Geology, DPC | Lab Number | : L2555281 |
| Project Name | : CORAM MATERIALS | Project Number | : 2232.0006Y005 |
| Lab ID | : L2555281-07 | Date Collected | : 09/03/25 13:20 |
| Client ID | : MW-6D | Date Received | : 09/03/25 |
| Sample Location | : 416 MILLER PLACE-YAPHANK RD. | Date Analyzed | : 09/09/25 23:51 |
| Sample Matrix | : WATER | Dilution Factor | : 1 |
| Analytical Method | : 19,200.7 | Analyst | : EFM |
| Lab File ID | : WG2112264.pdf | Instrument ID | : TRACE4 |
| Sample Amount | : 50ml | %Solids | : N/A |
| Digestion Method | : EPA 3005A | Date Digested | : 09/05/25 |

| | | mg/l | | | |
|---|---|---|---|---|---|
| CAS NO. | Parameter | Results | RL | MDL | Qualifier |
| 7429-90-5 | Aluminum, Total | ND | 0.100 | 0.0318 | U |
| 7440-36-0 | Antimony, Total | ND | 0.0500 | 0.0071 | U |
| 7440-38-2 | Arsenic, Total | ND | 0.0050 | 0.0019 | U |
| 7440-39-3 | Barium, Total | 0.0112 | 0.0100 | 0.0021 | |
| 7440-41-7 | Beryllium, Total | ND | 0.0050 | 0.0009 | U |
| 7440-43-9 | Cadmium, Total | ND | 0.0050 | 0.0010 | U |
| 7440-70-2 | Calcium, Total | 12.1 | 0.100 | 0.0350 | |
| 7440-47-3 | Chromium, Total | 0.0031 | 0.0100 | 0.0021 | J |
| 7440-48-4 | Cobalt, Total | ND | 0.0200 | 0.0017 | U |
| 7440-50-8 | Copper, Total | ND | 0.0100 | 0.0022 | U |
| 7439-89-6 | Iron, Total | ND | 0.0500 | 0.0090 | U |
| 7439-92-1 | Lead, Total | 0.0037 | 0.0100 | 0.0027 | J |
| 7439-95-4 | Magnesium, Total | 5.75 | 0.100 | 0.0153 | |
| 7439-96-5 | Manganese, Total | ND | 0.0100 | 0.0016 | U |
| 7440-02-0 | Nickel, Total | ND | 0.0250 | 0.0024 | U |
| 7440-09-7 | Potassium, Total | 1.14 | 2.50 | 0.237 | J |
| 7782-49-2 | Selenium, Total | ND | 0.0100 | 0.0035 | U |
| 7440-22-4 | Silver, Total | ND | 0.0070 | 0.0028 | U |
| 7440-23-5 | Sodium, Total | 16.7 | 2.00 | 0.120 | |
| 7440-28-0 | Thallium, Total | ND | 0.0200 | 0.0025 | U |
| 7440-62-2 | Vanadium, Total | ND | 0.0100 | 0.0020 | U |
| 7440-66-6 | Zinc, Total | ND | 0.0050 | 0.0021 | U |

# Form 1
# METALS

| | | | |
|---|---|---|---|
| Client | : Roux Env. Eng. & Geology, DPC | Lab Number | : L2555281 |
| Project Name | : CORAM MATERIALS | Project Number | : 2232.0006Y005 |
| Lab ID | : L2555281-08 | Date Collected | : 09/03/25 14:00 |
| Client ID | : EQUIPMENT BLANK_090325 | Date Received | : 09/03/25 |
| Sample Location | : 416 MILLER PLACE-YAPHANK RD. | Date Analyzed | : 09/09/25 22:25 |
| Sample Matrix | : Equipment Blank | Dilution Factor | : 1 |
| Analytical Method | : 19,200.7 | Analyst | : EFM |
| Lab File ID | : WG2112264.pdf | Instrument ID | : TRACE4 |
| Sample Amount | : 50ml | %Solids | : N/A |
| Digestion Method | : EPA 3005A | Date Digested | : 09/05/25 |

| | | mg/l | | | |
|---|---|---|---|---|---|
| CAS NO. | Parameter | Results | RL | MDL | Qualifier |
| 7429-90-5 | Aluminum, Total | ND | 0.100 | 0.0318 | U |
| 7440-36-0 | Antimony, Total | ND | 0.0500 | 0.0071 | U |
| 7440-38-2 | Arsenic, Total | ND | 0.0050 | 0.0019 | U |
| 7440-39-3 | Barium, Total | ND | 0.0100 | 0.0021 | U |
| 7440-41-7 | Beryllium, Total | ND | 0.0050 | 0.0009 | U |
| 7440-43-9 | Cadmium, Total | ND | 0.0050 | 0.0010 | U |
| 7440-70-2 | Calcium, Total | ND | 0.100 | 0.0350 | U |
| 7440-47-3 | Chromium, Total | ND | 0.0100 | 0.0021 | U |
| 7440-48-4 | Cobalt, Total | ND | 0.0200 | 0.0017 | U |
| 7440-50-8 | Copper, Total | ND | 0.0100 | 0.0022 | U |
| 7439-89-6 | Iron, Total | 0.0340 | 0.0500 | 0.0090 | J |
| 7439-92-1 | Lead, Total | ND | 0.0100 | 0.0027 | U |
| 7439-95-4 | Magnesium, Total | ND | 0.100 | 0.0153 | U |
| 7439-96-5 | Manganese, Total | ND | 0.0100 | 0.0016 | U |
| 7440-02-0 | Nickel, Total | ND | 0.0250 | 0.0024 | U |
| 7440-09-7 | Potassium, Total | ND | 2.50 | 0.237 | U |
| 7782-49-2 | Selenium, Total | ND | 0.0100 | 0.0035 | U |
| 7440-22-4 | Silver, Total | ND | 0.0070 | 0.0028 | U |
| 7440-23-5 | Sodium, Total | ND | 2.00 | 0.120 | U |
| 7440-28-0 | Thallium, Total | ND | 0.0200 | 0.0025 | U |
| 7440-62-2 | Vanadium, Total | ND | 0.0100 | 0.0020 | U |
| 7440-66-6 | Zinc, Total | ND | 0.0050 | 0.0021 | U |

# Form 1
# METALS

| | | | |
|---|---|---|---|
| Client | : Roux Env. Eng. & Geology, DPC | Lab Number | : L2555281 |
| Project Name | : CORAM MATERIALS | Project Number | : 2232.0006Y005 |
| Lab ID | : WG2110959-1 | Date Collected | : NA |
| Client ID | : WG2110959-1BLANK | Date Received | : NA |
| Sample Location | : | Date Analyzed | : 09/09/25 22:18 |
| Sample Matrix | : WATER | Dilution Factor | : 1 |
| Analytical Method | : 19,200.7 | Analyst | : EFM |
| Lab File ID | : WG2112264.pdf | Instrument ID | : TRACE4 |
| Sample Amount | : 50ml | %Solids | : N/A |
| Digestion Method | : EPA 3005A | Date Digested | : 09/05/25 |

| | | mg/l | | | |
|---|---|---|---|---|---|
| CAS NO. | Parameter | Results | RL | MDL | Qualifier |
| 7429-90-5 | Aluminum, Total | ND | 0.100 | 0.0318 | U |
| 7440-36-0 | Antimony, Total | ND | 0.0500 | 0.0071 | U |
| 7440-38-2 | Arsenic, Total | ND | 0.0050 | 0.0019 | U |
| 7440-39-3 | Barium, Total | ND | 0.0100 | 0.0021 | U |
| 7440-41-7 | Beryllium, Total | ND | 0.0050 | 0.0009 | U |
| 7440-43-9 | Cadmium, Total | ND | 0.0050 | 0.0010 | U |
| 7440-70-2 | Calcium, Total | ND | 0.100 | 0.0350 | U |
| 7440-47-3 | Chromium, Total | ND | 0.0100 | 0.0021 | U |
| 7440-48-4 | Cobalt, Total | ND | 0.0200 | 0.0017 | U |
| 7440-50-8 | Copper, Total | ND | 0.0100 | 0.0022 | U |
| 7439-89-6 | Iron, Total | ND | 0.0500 | 0.0090 | U |
| 7439-92-1 | Lead, Total | ND | 0.0100 | 0.0027 | U |
| 7439-95-4 | Magnesium, Total | ND | 0.100 | 0.0153 | U |
| 7439-96-5 | Manganese, Total | ND | 0.0100 | 0.0016 | U |
| 7440-02-0 | Nickel, Total | ND | 0.0250 | 0.0024 | U |
| 7440-09-7 | Potassium, Total | ND | 2.50 | 0.237 | U |
| 7782-49-2 | Selenium, Total | ND | 0.0100 | 0.0035 | U |
| 7440-22-4 | Silver, Total | ND | 0.0070 | 0.0028 | U |
| 7440-23-5 | Sodium, Total | ND | 2.00 | 0.120 | U |
| 7440-28-0 | Thallium, Total | ND | 0.0200 | 0.0025 | U |
| 7440-62-2 | Vanadium, Total | ND | 0.0100 | 0.0020 | U |
| 7440-66-6 | Zinc, Total | ND | 0.0050 | 0.0021 | U |

# Form 1
# METALS

| | | | |
|---|---|---|---|
| Client | : Roux Env. Eng. & Geology, DPC | Lab Number | : L2555281 |
| Project Name | : CORAM MATERIALS | Project Number | : 2232.0006Y005 |
| Lab ID | : WG2110959-6 | Date Collected | : |
| Client ID | : Serial Dilution | Date Received | : |
| Sample Location | : | Date Analyzed | : 09/09/25 23:01 |
| Sample Matrix | : WATER | Dilution Factor | : 5 |
| Analytical Method | : 19,200.7 | Analyst | : EFM |
| Lab File ID | : WG2112264.pdf | Instrument ID | : TRACE4 |
| Sample Amount | : 50ml | %Solids | : N/A |
| Digestion Method | : EPA 3005A | Date Digested | : 09/05/25 |

| | | mg/l | | | |
|---|---|---|---|---|---|
| CAS NO. | Parameter | Results | RL | MDL | Qualifier |
| 7440-70-2 | Calcium, Total | 10.4 | 0.500 | 0.175 | |
| 7439-89-6 | Iron, Total | 2.53 | 0.250 | 0.045 | |
| 7439-95-4 | Magnesium, Total | 4.54 | 0.500 | 0.077 | |

# Form 1
# METALS

| | | | |
|---|---|---|---|
| Client | : Roux Env. Eng. & Geology, DPC | Lab Number | : L2555281 |
| Project Name | : CORAM MATERIALS | Project Number | : 2232.0006Y005 |
| Lab ID | : L2555281-01 | Date Collected | : 09/03/25 11:00 |
| Client ID | : MP-1 | Date Received | : 09/03/25 |
| Sample Location | : 416 MILLER PLACE-YAPHANK RD. | Date Analyzed | : 09/10/25 10:41 |
| Sample Matrix | : WATER | Dilution Factor | : 1 |
| Analytical Method | : 19,200.7 | Analyst | : JMF |
| Lab File ID | : WG2112846.pdf | Instrument ID | : TRACE8 |
| Sample Amount | : 50ml | %Solids | : N/A |
| Digestion Method | : EPA 3005A | Date Digested | : 09/05/25 |

| | | mg/l | | | |
|---|---|---|---|---|---|
| CAS NO. | Parameter | Results | RL | MDL | Qualifier |
| 7429-90-5 | Aluminum, Dissolved | ND | 0.100 | 0.0318 | U |
| 7440-36-0 | Antimony, Dissolved | 0.0146 | 0.0500 | 0.0071 | J |
| 7440-38-2 | Arsenic, Dissolved | ND | 0.0050 | 0.0019 | U |
| 7440-39-3 | Barium, Dissolved | 0.0168 | 0.0100 | 0.0021 | |
| 7440-41-7 | Beryllium, Dissolved | ND | 0.0050 | 0.0009 | U |
| 7440-43-9 | Cadmium, Dissolved | ND | 0.0050 | 0.0010 | U |
| 7440-70-2 | Calcium, Dissolved | 22.1 | 0.100 | 0.0350 | |
| 7440-47-3 | Chromium, Dissolved | ND | 0.0100 | 0.0021 | U |
| 7440-48-4 | Cobalt, Dissolved | ND | 0.0200 | 0.0017 | U |
| 7440-50-8 | Copper, Dissolved | ND | 0.0100 | 0.0022 | U |
| 7439-89-6 | Iron, Dissolved | ND | 0.0500 | 0.0090 | U |
| 7439-92-1 | Lead, Dissolved | ND | 0.0100 | 0.0027 | U |
| 7439-95-4 | Magnesium, Dissolved | 6.74 | 0.100 | 0.0153 | |
| 7439-96-5 | Manganese, Dissolved | ND | 0.0100 | 0.0016 | U |
| 7440-02-0 | Nickel, Dissolved | ND | 0.0250 | 0.0024 | U |
| 7440-09-7 | Potassium, Dissolved | 1.40 | 2.50 | 0.237 | J |
| 7782-49-2 | Selenium, Dissolved | ND | 0.0100 | 0.0035 | U |
| 7440-22-4 | Silver, Dissolved | ND | 0.0070 | 0.0028 | U |
| 7440-23-5 | Sodium, Dissolved | 13.8 | 2.00 | 0.120 | |
| 7440-28-0 | Thallium, Dissolved | ND | 0.0200 | 0.0025 | U |
| 7440-62-2 | Vanadium, Dissolved | ND | 0.0100 | 0.0020 | U |
| 7440-66-6 | Zinc, Dissolved | ND | 0.0050 | 0.0021 | U |

# Form 1
# METALS

| | | | |
|---|---|---|---|
| Client | : Roux Env. Eng. & Geology, DPC | Lab Number | : L2555281 |
| Project Name | : CORAM MATERIALS | Project Number | : 2232.0006Y005 |
| Lab ID | : L2555281-02 | Date Collected | : 09/03/25 12:00 |
| Client ID | : DUP_090325 | Date Received | : 09/03/25 |
| Sample Location | : 416 MILLER PLACE-YAPHANK RD. | Date Analyzed | : 09/10/25 10:45 |
| Sample Matrix | : WATER | Dilution Factor | : 1 |
| Analytical Method | : 19,200.7 | Analyst | : JMF |
| Lab File ID | : WG2112846.pdf | Instrument ID | : TRACE8 |
| Sample Amount | : 50ml | %Solids | : N/A |
| Digestion Method | : EPA 3005A | Date Digested | : 09/05/25 |

| | | mg/l | | | |
|---|---|---|---|---|---|
| CAS NO. | Parameter | Results | RL | MDL | Qualifier |
| 7429-90-5 | Aluminum, Dissolved | ND | 0.100 | 0.0318 | U |
| 7440-36-0 | Antimony, Dissolved | ND | 0.0500 | 0.0071 | U |
| 7440-38-2 | Arsenic, Dissolved | ND | 0.0050 | 0.0019 | U |
| 7440-39-3 | Barium, Dissolved | 0.0166 | 0.0100 | 0.0021 | |
| 7440-41-7 | Beryllium, Dissolved | ND | 0.0050 | 0.0009 | U |
| 7440-43-9 | Cadmium, Dissolved | ND | 0.0050 | 0.0010 | U |
| 7440-70-2 | Calcium, Dissolved | 22.2 | 0.100 | 0.0350 | |
| 7440-47-3 | Chromium, Dissolved | ND | 0.0100 | 0.0021 | U |
| 7440-48-4 | Cobalt, Dissolved | ND | 0.0200 | 0.0017 | U |
| 7440-50-8 | Copper, Dissolved | ND | 0.0100 | 0.0022 | U |
| 7439-89-6 | Iron, Dissolved | ND | 0.0500 | 0.0090 | U |
| 7439-92-1 | Lead, Dissolved | ND | 0.0100 | 0.0027 | U |
| 7439-95-4 | Magnesium, Dissolved | 6.68 | 0.100 | 0.0153 | |
| 7439-96-5 | Manganese, Dissolved | ND | 0.0100 | 0.0016 | U |
| 7440-02-0 | Nickel, Dissolved | ND | 0.0250 | 0.0024 | U |
| 7440-09-7 | Potassium, Dissolved | 1.39 | 2.50 | 0.237 | J |
| 7782-49-2 | Selenium, Dissolved | ND | 0.0100 | 0.0035 | U |
| 7440-22-4 | Silver, Dissolved | ND | 0.0070 | 0.0028 | U |
| 7440-23-5 | Sodium, Dissolved | 13.7 | 2.00 | 0.120 | |
| 7440-28-0 | Thallium, Dissolved | ND | 0.0200 | 0.0025 | U |
| 7440-62-2 | Vanadium, Dissolved | ND | 0.0100 | 0.0020 | U |
| 7440-66-6 | Zinc, Dissolved | ND | 0.0050 | 0.0021 | U |

# Form 1
# METALS

| | | | |
|---|---|---|---|
| Client | : Roux Env. Eng. & Geology, DPC | Lab Number | : L2555281 |
| Project Name | : CORAM MATERIALS | Project Number | : 2232.0006Y005 |
| Lab ID | : L2555281-03 | Date Collected | : 09/03/25 11:25 |
| Client ID | : MP-1D | Date Received | : 09/03/25 |
| Sample Location | : 416 MILLER PLACE-YAPHANK RD. | Date Analyzed | : 09/10/25 10:48 |
| Sample Matrix | : WATER | Dilution Factor | : 1 |
| Analytical Method | : 19,200.7 | Analyst | : JMF |
| Lab File ID | : WG2112846.pdf | Instrument ID | : TRACE8 |
| Sample Amount | : 50ml | %Solids | : N/A |
| Digestion Method | : EPA 3005A | Date Digested | : 09/05/25 |

| | | mg/l | | | |
|---|---|---|---|---|---|
| CAS NO. | Parameter | Results | RL | MDL | Qualifier |
| 7429-90-5 | Aluminum, Dissolved | ND | 0.100 | 0.0318 | U |
| 7440-36-0 | Antimony, Dissolved | ND | 0.0500 | 0.0071 | U |
| 7440-38-2 | Arsenic, Dissolved | ND | 0.0050 | 0.0019 | U |
| 7440-39-3 | Barium, Dissolved | 0.0126 | 0.0100 | 0.0021 | |
| 7440-41-7 | Beryllium, Dissolved | ND | 0.0050 | 0.0009 | U |
| 7440-43-9 | Cadmium, Dissolved | ND | 0.0050 | 0.0010 | U |
| 7440-70-2 | Calcium, Dissolved | 16.9 | 0.100 | 0.0350 | |
| 7440-47-3 | Chromium, Dissolved | ND | 0.0100 | 0.0021 | U |
| 7440-48-4 | Cobalt, Dissolved | ND | 0.0200 | 0.0017 | U |
| 7440-50-8 | Copper, Dissolved | 0.0036 | 0.0100 | 0.0022 | J |
| 7439-89-6 | Iron, Dissolved | ND | 0.0500 | 0.0090 | U |
| 7439-92-1 | Lead, Dissolved | ND | 0.0100 | 0.0027 | U |
| 7439-95-4 | Magnesium, Dissolved | 8.27 | 0.100 | 0.0153 | |
| 7439-96-5 | Manganese, Dissolved | 0.0022 | 0.0100 | 0.0016 | J |
| 7440-02-0 | Nickel, Dissolved | ND | 0.0250 | 0.0024 | U |
| 7440-09-7 | Potassium, Dissolved | 1.31 | 2.50 | 0.237 | J |
| 7782-49-2 | Selenium, Dissolved | ND | 0.0100 | 0.0035 | U |
| 7440-22-4 | Silver, Dissolved | ND | 0.0070 | 0.0028 | U |
| 7440-23-5 | Sodium, Dissolved | 12.7 | 2.00 | 0.120 | |
| 7440-28-0 | Thallium, Dissolved | ND | 0.0200 | 0.0025 | U |
| 7440-62-2 | Vanadium, Dissolved | ND | 0.0100 | 0.0020 | U |
| 7440-66-6 | Zinc, Dissolved | ND | 0.0050 | 0.0021 | U |

# Form 1
# METALS

| | | | |
|---|---|---|---|
| Client | : Roux Env. Eng. & Geology, DPC | Lab Number | : L2555281 |
| Project Name | : CORAM MATERIALS | Project Number | : 2232.0006Y005 |
| Lab ID | : L2555281-04 | Date Collected | : 09/03/25 09:10 |
| Client ID | : MW-1SR | Date Received | : 09/03/25 |
| Sample Location | : 416 MILLER PLACE-YAPHANK RD. | Date Analyzed | : 09/10/25 11:22 |
| Sample Matrix | : WATER | Dilution Factor | : 1 |
| Analytical Method | : 19,200.7 | Analyst | : JMF |
| Lab File ID | : WG2112846.pdf | Instrument ID | : TRACE8 |
| Sample Amount | : 50ml | %Solids | : N/A |
| Digestion Method | : EPA 3005A | Date Digested | : 09/05/25 |

| | | mg/l | | | |
|---|---|---|---|---|---|
| CAS NO. | Parameter | Results | RL | MDL | Qualifier |
| 7429-90-5 | Aluminum, Dissolved | ND | 0.100 | 0.0318 | U |
| 7440-36-0 | Antimony, Dissolved | ND | 0.0500 | 0.0071 | U |
| 7440-38-2 | Arsenic, Dissolved | ND | 0.0050 | 0.0019 | U |
| 7440-39-3 | Barium, Dissolved | 0.0216 | 0.0100 | 0.0021 | |
| 7440-41-7 | Beryllium, Dissolved | ND | 0.0050 | 0.0009 | U |
| 7440-43-9 | Cadmium, Dissolved | ND | 0.0050 | 0.0010 | U |
| 7440-70-2 | Calcium, Dissolved | 17.3 | 0.100 | 0.0350 | |
| 7440-47-3 | Chromium, Dissolved | 0.0046 | 0.0100 | 0.0021 | J |
| 7440-48-4 | Cobalt, Dissolved | ND | 0.0200 | 0.0017 | U |
| 7440-50-8 | Copper, Dissolved | ND | 0.0100 | 0.0022 | U |
| 7439-89-6 | Iron, Dissolved | 0.0369 | 0.0500 | 0.0090 | J |
| 7439-92-1 | Lead, Dissolved | ND | 0.0100 | 0.0027 | U |
| 7439-95-4 | Magnesium, Dissolved | 4.94 | 0.100 | 0.0153 | |
| 7439-96-5 | Manganese, Dissolved | ND | 0.0100 | 0.0016 | U |
| 7440-02-0 | Nickel, Dissolved | ND | 0.0250 | 0.0024 | U |
| 7440-09-7 | Potassium, Dissolved | 1.92 | 2.50 | 0.237 | J |
| 7782-49-2 | Selenium, Dissolved | ND | 0.0100 | 0.0035 | U |
| 7440-22-4 | Silver, Dissolved | ND | 0.0070 | 0.0028 | U |
| 7440-23-5 | Sodium, Dissolved | 7.36 | 2.00 | 0.120 | |
| 7440-28-0 | Thallium, Dissolved | ND | 0.0200 | 0.0025 | U |
| 7440-62-2 | Vanadium, Dissolved | ND | 0.0100 | 0.0020 | U |
| 7440-66-6 | Zinc, Dissolved | ND | 0.0050 | 0.0021 | U |

# Form 1
# METALS

| | | | |
|---|---|---|---|
| Client | : Roux Env. Eng. & Geology, DPC | Lab Number | : L2555281 |
| Project Name | : CORAM MATERIALS | Project Number | : 2232.0006Y005 |
| Lab ID | : L2555281-05 | Date Collected | : 09/03/25 09:20 |
| Client ID | : MW-1DR2 | Date Received | : 09/03/25 |
| Sample Location | : 416 MILLER PLACE-YAPHANK RD. | Date Analyzed | : 09/10/25 10:52 |
| Sample Matrix | : WATER | Dilution Factor | : 1 |
| Analytical Method | : 19,200.7 | Analyst | : JMF |
| Lab File ID | : WG2112846.pdf | Instrument ID | : TRACE8 |
| Sample Amount | : 50ml | %Solids | : N/A |
| Digestion Method | : EPA 3005A | Date Digested | : 09/05/25 |

| | | mg/l | | | |
|---|---|---|---|---|---|
| CAS NO. | Parameter | Results | RL | MDL | Qualifier |
| 7429-90-5 | Aluminum, Dissolved | ND | 0.100 | 0.0318 | U |
| 7440-36-0 | Antimony, Dissolved | ND | 0.0500 | 0.0071 | U |
| 7440-38-2 | Arsenic, Dissolved | ND | 0.0050 | 0.0019 | U |
| 7440-39-3 | Barium, Dissolved | 0.0214 | 0.0100 | 0.0021 | |
| 7440-41-7 | Beryllium, Dissolved | ND | 0.0050 | 0.0009 | U |
| 7440-43-9 | Cadmium, Dissolved | ND | 0.0050 | 0.0010 | U |
| 7440-70-2 | Calcium, Dissolved | 9.82 | 0.100 | 0.0350 | |
| 7440-47-3 | Chromium, Dissolved | ND | 0.0100 | 0.0021 | U |
| 7440-48-4 | Cobalt, Dissolved | 0.0025 | 0.0200 | 0.0017 | J |
| 7440-50-8 | Copper, Dissolved | ND | 0.0100 | 0.0022 | U |
| 7439-89-6 | Iron, Dissolved | 2.03 | 0.0500 | 0.0090 | |
| 7439-92-1 | Lead, Dissolved | ND | 0.0100 | 0.0027 | U |
| 7439-95-4 | Magnesium, Dissolved | 4.33 | 0.100 | 0.0153 | |
| 7439-96-5 | Manganese, Dissolved | 0.0355 | 0.0100 | 0.0016 | |
| 7440-02-0 | Nickel, Dissolved | 0.0028 | 0.0250 | 0.0024 | J |
| 7440-09-7 | Potassium, Dissolved | 0.948 | 2.50 | 0.237 | J |
| 7782-49-2 | Selenium, Dissolved | ND | 0.0100 | 0.0035 | U |
| 7440-22-4 | Silver, Dissolved | ND | 0.0070 | 0.0028 | U |
| 7440-23-5 | Sodium, Dissolved | 8.44 | 2.00 | 0.120 | |
| 7440-28-0 | Thallium, Dissolved | ND | 0.0200 | 0.0025 | U |
| 7440-62-2 | Vanadium, Dissolved | ND | 0.0100 | 0.0020 | U |
| 7440-66-6 | Zinc, Dissolved | 0.0060 | 0.0050 | 0.0021 | |

# Form 1
# METALS

| | | | |
|---|---|---|---|
| Client | : Roux Env. Eng. & Geology, DPC | Lab Number | : L2555281 |
| Project Name | : CORAM MATERIALS | Project Number | : 2232.0006Y005 |
| Lab ID | : L2555281-06 | Date Collected | : 09/03/25 13:15 |
| Client ID | : PZ-6 | Date Received | : 09/03/25 |
| Sample Location | : 416 MILLER PLACE-YAPHANK RD. | Date Analyzed | : 09/10/25 11:25 |
| Sample Matrix | : WATER | Dilution Factor | : 1 |
| Analytical Method | : 19,200.7 | Analyst | : JMF |
| Lab File ID | : WG2112846.pdf | Instrument ID | : TRACE8 |
| Sample Amount | : 50ml | %Solids | : N/A |
| Digestion Method | : EPA 3005A | Date Digested | : 09/05/25 |

| | | mg/l | | | |
|---|---|---|---|---|---|
| CAS NO. | Parameter | Results | RL | MDL | Qualifier |
| 7429-90-5 | Aluminum, Dissolved | ND | 0.100 | 0.0318 | U |
| 7440-36-0 | Antimony, Dissolved | ND | 0.0500 | 0.0071 | U |
| 7440-38-2 | Arsenic, Dissolved | ND | 0.0050 | 0.0019 | U |
| 7440-39-3 | Barium, Dissolved | 0.0451 | 0.0100 | 0.0021 | |
| 7440-41-7 | Beryllium, Dissolved | ND | 0.0050 | 0.0009 | U |
| 7440-43-9 | Cadmium, Dissolved | ND | 0.0050 | 0.0010 | U |
| 7440-70-2 | Calcium, Dissolved | 56.7 | 0.100 | 0.0350 | |
| 7440-47-3 | Chromium, Dissolved | ND | 0.0100 | 0.0021 | U |
| 7440-48-4 | Cobalt, Dissolved | ND | 0.0200 | 0.0017 | U |
| 7440-50-8 | Copper, Dissolved | ND | 0.0100 | 0.0022 | U |
| 7439-89-6 | Iron, Dissolved | ND | 0.0500 | 0.0090 | U |
| 7439-92-1 | Lead, Dissolved | ND | 0.0100 | 0.0027 | U |
| 7439-95-4 | Magnesium, Dissolved | 9.29 | 0.100 | 0.0153 | |
| 7439-96-5 | Manganese, Dissolved | 0.0089 | 0.0100 | 0.0016 | J |
| 7440-02-0 | Nickel, Dissolved | ND | 0.0250 | 0.0024 | U |
| 7440-09-7 | Potassium, Dissolved | 5.71 | 2.50 | 0.237 | |
| 7782-49-2 | Selenium, Dissolved | ND | 0.0100 | 0.0035 | U |
| 7440-22-4 | Silver, Dissolved | ND | 0.0070 | 0.0028 | U |
| 7440-23-5 | Sodium, Dissolved | 12.4 | 2.00 | 0.120 | |
| 7440-28-0 | Thallium, Dissolved | ND | 0.0200 | 0.0025 | U |
| 7440-62-2 | Vanadium, Dissolved | ND | 0.0100 | 0.0020 | U |
| 7440-66-6 | Zinc, Dissolved | ND | 0.0050 | 0.0021 | U |

# Form 1
# METALS

| | | | |
|---|---|---|---|
| Client | : Roux Env. Eng. & Geology, DPC | Lab Number | : L2555281 |
| Project Name | : CORAM MATERIALS | Project Number | : 2232.0006Y005 |
| Lab ID | : L2555281-07 | Date Collected | : 09/03/25 13:20 |
| Client ID | : MW-6D | Date Received | : 09/03/25 |
| Sample Location | : 416 MILLER PLACE-YAPHANK RD. | Date Analyzed | : 09/10/25 11:29 |
| Sample Matrix | : WATER | Dilution Factor | : 1 |
| Analytical Method | : 19,200.7 | Analyst | : JMF |
| Lab File ID | : WG2112846.pdf | Instrument ID | : TRACE8 |
| Sample Amount | : 50ml | %Solids | : N/A |
| Digestion Method | : EPA 3005A | Date Digested | : 09/05/25 |

| | | mg/l | | | |
|---|---|---|---|---|---|
| CAS NO. | Parameter | Results | RL | MDL | Qualifier |
| 7429-90-5 | Aluminum, Dissolved | ND | 0.100 | 0.0318 | U |
| 7440-36-0 | Antimony, Dissolved | ND | 0.0500 | 0.0071 | U |
| 7440-38-2 | Arsenic, Dissolved | ND | 0.0050 | 0.0019 | U |
| 7440-39-3 | Barium, Dissolved | 0.0107 | 0.0100 | 0.0021 | |
| 7440-41-7 | Beryllium, Dissolved | ND | 0.0050 | 0.0009 | U |
| 7440-43-9 | Cadmium, Dissolved | ND | 0.0050 | 0.0010 | U |
| 7440-70-2 | Calcium, Dissolved | 11.7 | 0.100 | 0.0350 | |
| 7440-47-3 | Chromium, Dissolved | 0.0023 | 0.0100 | 0.0021 | J |
| 7440-48-4 | Cobalt, Dissolved | ND | 0.0200 | 0.0017 | U |
| 7440-50-8 | Copper, Dissolved | ND | 0.0100 | 0.0022 | U |
| 7439-89-6 | Iron, Dissolved | 0.0134 | 0.0500 | 0.0090 | J |
| 7439-92-1 | Lead, Dissolved | ND | 0.0100 | 0.0027 | U |
| 7439-95-4 | Magnesium, Dissolved | 5.50 | 0.100 | 0.0153 | |
| 7439-96-5 | Manganese, Dissolved | ND | 0.0100 | 0.0016 | U |
| 7440-02-0 | Nickel, Dissolved | ND | 0.0250 | 0.0024 | U |
| 7440-09-7 | Potassium, Dissolved | 1.08 | 2.50 | 0.237 | J |
| 7782-49-2 | Selenium, Dissolved | ND | 0.0100 | 0.0035 | U |
| 7440-22-4 | Silver, Dissolved | ND | 0.0070 | 0.0028 | U |
| 7440-23-5 | Sodium, Dissolved | 16.5 | 2.00 | 0.120 | |
| 7440-28-0 | Thallium, Dissolved | ND | 0.0200 | 0.0025 | U |
| 7440-62-2 | Vanadium, Dissolved | ND | 0.0100 | 0.0020 | U |
| 7440-66-6 | Zinc, Dissolved | ND | 0.0050 | 0.0021 | U |

# Form 1
# METALS

| | | | |
|---|---|---|---|
| Client | : Roux Env. Eng. & Geology, DPC | Lab Number | : L2555281 |
| Project Name | : CORAM MATERIALS | Project Number | : 2232.0006Y005 |
| Lab ID | : L2555281-08 | Date Collected | : 09/03/25 14:00 |
| Client ID | : EQUIPMENT BLANK_090325 | Date Received | : 09/03/25 |
| Sample Location | : 416 MILLER PLACE-YAPHANK RD. | Date Analyzed | : 09/10/25 11:18 |
| Sample Matrix | : Equipment Blank | Dilution Factor | : 1 |
| Analytical Method | : 19,200.7 | Analyst | : JMF |
| Lab File ID | : WG2112846.pdf | Instrument ID | : TRACE8 |
| Sample Amount | : 50ml | %Solids | : N/A |
| Digestion Method | : EPA 3005A | Date Digested | : 09/05/25 |

| | | mg/l | | | |
|---|---|---|---|---|---|
| CAS NO. | Parameter | Results | RL | MDL | Qualifier |
| 7429-90-5 | Aluminum, Dissolved | ND | 0.100 | 0.0318 | U |
| 7440-36-0 | Antimony, Dissolved | ND | 0.0500 | 0.0071 | U |
| 7440-38-2 | Arsenic, Dissolved | ND | 0.0050 | 0.0019 | U |
| 7440-39-3 | Barium, Dissolved | ND | 0.0100 | 0.0021 | U |
| 7440-41-7 | Beryllium, Dissolved | ND | 0.0050 | 0.0009 | U |
| 7440-43-9 | Cadmium, Dissolved | ND | 0.0050 | 0.0010 | U |
| 7440-70-2 | Calcium, Dissolved | ND | 0.100 | 0.0350 | U |
| 7440-47-3 | Chromium, Dissolved | ND | 0.0100 | 0.0021 | U |
| 7440-48-4 | Cobalt, Dissolved | ND | 0.0200 | 0.0017 | U |
| 7440-50-8 | Copper, Dissolved | ND | 0.0100 | 0.0022 | U |
| 7439-89-6 | Iron, Dissolved | ND | 0.0500 | 0.0090 | U |
| 7439-92-1 | Lead, Dissolved | ND | 0.0100 | 0.0027 | U |
| 7439-95-4 | Magnesium, Dissolved | ND | 0.100 | 0.0153 | U |
| 7439-96-5 | Manganese, Dissolved | ND | 0.0100 | 0.0016 | U |
| 7440-02-0 | Nickel, Dissolved | ND | 0.0250 | 0.0024 | U |
| 7440-09-7 | Potassium, Dissolved | ND | 2.50 | 0.237 | U |
| 7782-49-2 | Selenium, Dissolved | ND | 0.0100 | 0.0035 | U |
| 7440-22-4 | Silver, Dissolved | ND | 0.0070 | 0.0028 | U |
| 7440-23-5 | Sodium, Dissolved | ND | 2.00 | 0.120 | U |
| 7440-28-0 | Thallium, Dissolved | ND | 0.0200 | 0.0025 | U |
| 7440-62-2 | Vanadium, Dissolved | ND | 0.0100 | 0.0020 | U |
| 7440-66-6 | Zinc, Dissolved | ND | 0.0050 | 0.0021 | U |

# Form 1
# METALS

| | | | |
|---|---|---|---|
| Client | : Roux Env. Eng. & Geology, DPC | Lab Number | : L2555281 |
| Project Name | : CORAM MATERIALS | Project Number | : 2232.0006Y005 |
| Lab ID | : WG2111067-1 | Date Collected | : NA |
| Client ID | : WG2111067-1BLANK | Date Received | : NA |
| Sample Location | : | Date Analyzed | : 09/10/25 10:34 |
| Sample Matrix | : WATER | Dilution Factor | : 1 |
| Analytical Method | : 19,200.7 | Analyst | : JMF |
| Lab File ID | : WG2112846.pdf | Instrument ID | : TRACE8 |
| Sample Amount | : 50ml | %Solids | : N/A |
| Digestion Method | : EPA 3005A | Date Digested | : 09/05/25 |

| | | mg/l | | | |
|---|---|---|---|---|---|
| CAS NO. | Parameter | Results | RL | MDL | Qualifier |
| 7429-90-5 | Aluminum, Dissolved | ND | 0.100 | 0.0318 | U |
| 7440-36-0 | Antimony, Dissolved | ND | 0.0500 | 0.0071 | U |
| 7440-38-2 | Arsenic, Dissolved | ND | 0.0050 | 0.0019 | U |
| 7440-39-3 | Barium, Dissolved | ND | 0.0100 | 0.0021 | U |
| 7440-41-7 | Beryllium, Dissolved | ND | 0.0050 | 0.0009 | U |
| 7440-43-9 | Cadmium, Dissolved | ND | 0.0050 | 0.0010 | U |
| 7440-70-2 | Calcium, Dissolved | ND | 0.100 | 0.0350 | U |
| 7440-47-3 | Chromium, Dissolved | ND | 0.0100 | 0.0021 | U |
| 7440-48-4 | Cobalt, Dissolved | ND | 0.0200 | 0.0017 | U |
| 7440-50-8 | Copper, Dissolved | ND | 0.0100 | 0.0022 | U |
| 7439-89-6 | Iron, Dissolved | ND | 0.0500 | 0.0090 | U |
| 7439-92-1 | Lead, Dissolved | ND | 0.0100 | 0.0027 | U |
| 7439-95-4 | Magnesium, Dissolved | ND | 0.100 | 0.0153 | U |
| 7439-96-5 | Manganese, Dissolved | ND | 0.0100 | 0.0016 | U |
| 7440-02-0 | Nickel, Dissolved | ND | 0.0250 | 0.0024 | U |
| 7440-09-7 | Potassium, Dissolved | ND | 2.50 | 0.237 | U |
| 7782-49-2 | Selenium, Dissolved | ND | 0.0100 | 0.0035 | U |
| 7440-22-4 | Silver, Dissolved | ND | 0.0070 | 0.0028 | U |
| 7440-23-5 | Sodium, Dissolved | ND | 2.00 | 0.120 | U |
| 7440-28-0 | Thallium, Dissolved | ND | 0.0200 | 0.0025 | U |
| 7440-62-2 | Vanadium, Dissolved | ND | 0.0100 | 0.0020 | U |
| 7440-66-6 | Zinc, Dissolved | ND | 0.0050 | 0.0021 | U |

# Form 1
# METALS

| | | | |
|---|---|---|---|
| Client | : Roux Env. Eng. & Geology, DPC | Lab Number | : L2555281 |
| Project Name | : CORAM MATERIALS | Project Number | : 2232.0006Y005 |
| Lab ID | : WG2111067-10 | Date Collected | : |
| Client ID | : Serial Dilution | Date Received | : |
| Sample Location | : | Date Analyzed | : 09/10/25 11:05 |
| Sample Matrix | : WATER | Dilution Factor | : 5 |
| Analytical Method | : 19,200.7 | Analyst | : JMF |
| Lab File ID | : WG2112846.pdf | Instrument ID | : TRACE8 |
| Sample Amount | : 50ml | %Solids | : N/A |
| Digestion Method | : EPA 3005A | Date Digested | : 09/05/25 |

| | | mg/l | | | |
|---|---|---|---|---|---|
| CAS NO. | Parameter | Results | RL | MDL | Qualifier |
| 7440-70-2 | Calcium, Dissolved | 9.42 | 0.500 | 0.175 | |
| 7439-89-6 | Iron, Dissolved | 1.99 | 0.250 | 0.045 | |
| 7439-95-4 | Magnesium, Dissolved | 4.18 | 0.500 | 0.077 | |

# Form 2A
# Initial and Continuing Calibration Verification

| | | | |
|---|---|---|---|
| **Client** | : Roux Env. Eng. & Geology, DPC | **Lab Number** | : L2555281 |
| **Project Name** | : CORAM MATERIALS | **Project Number** | : 2232.0006Y005 |
| **Instrument ID** | : TRACE4 | **Units** | : mg/l |

| | Initial Calibration | | | Continuing Calibration(s) | | | | | | |
|---|---|---|---|---|---|---|---|---|---|---|
| **Lab ID** : | R2008413-1 | | | R2008413-4 | | | R2008413-6 | | R2008413-8 | |
| **Date Analyzed** : | 09/09/25 07:48 | | | 09/09/25 09:14 | | | 09/09/25 10:25 | | 09/09/25 11:29 | |
| **Parameter** | **True** | **Found** | **%R** | **True** | **Found** | **%R** | **Found** | **%R** | **Found** | **%R** |
| Aluminum | 0.500 | 0.4990 | 100 | 0.5000 | 0.485 | 97 | 0.495 | 99 | 0.496 | 99 |
| Antimony | 0.500 | 0.5020 | 100 | 0.5000 | 0.489 | 98 | 0.494 | 99 | 0.495 | 99 |
| Arsenic | 0.500 | 0.4790 | 96 | 0.5000 | 0.475 | 95 | 0.472 | 94 | 0.473 | 95 |
| Barium | 0.500 | 0.4920 | 98 | 0.5000 | 0.486 | 97 | 0.491 | 98 | 0.496 | 99 |
| Beryllium | 0.500 | 0.5100 | 102 | 0.5000 | 0.505 | 101 | 0.504 | 101 | 0.500 | 100 |
| Cadmium | 0.500 | 0.4910 | 98 | 0.5000 | 0.493 | 99 | 0.485 | 97 | 0.486 | 97 |
| Calcium | 0.500 | 0.5130 | 103 | 0.5000 | 0.517 | 103 | 0.518 | 104 | 0.518 | 104 |
| Chromium | 0.500 | 0.5110 | 102 | 0.5000 | 0.511 | 102 | 0.504 | 101 | 0.502 | 100 |
| Cobalt | 0.500 | 0.4990 | 100 | 0.5000 | 0.495 | 99 | 0.490 | 98 | 0.494 | 99 |
| Copper | 0.500 | 0.5090 | 102 | 0.5000 | 0.505 | 101 | 0.514 | 103 | 0.509 | 102 |
| Iron | 0.500 | 0.5170 | 103 | 0.5000 | 0.510 | 102 | 0.513 | 103 | 0.506 | 101 |
| Lead | 0.500 | 0.5030 | 101 | 0.5000 | 0.501 | 100 | 0.497 | 99 | 0.499 | 100 |
| Magnesium | 0.500 | 0.5240 | 105 | 0.5000 | 0.526 | 105 | 0.525 | 105 | 0.517 | 103 |
| Manganese | 0.500 | 0.5150 | 103 | 0.5000 | 0.513 | 103 | 0.514 | 103 | 0.506 | 101 |
| Nickel | 0.500 | 0.5030 | 101 | 0.5000 | 0.496 | 99 | 0.492 | 98 | 0.495 | 99 |
| Potassium | 5.00 | 5.2100 | 104 | 5.0000 | 5.23 | 105 | 5.25 | 105 | 5.22 | 104 |
| Selenium | 0.500 | 0.4890 | 98 | 0.5000 | 0.486 | 97 | 0.481 | 96 | 0.484 | 97 |
| Silver | 0.500 | 0.4970 | 99 | 0.5000 | 0.497 | 99 | 0.500 | 100 | 0.496 | 99 |
| Sodium | 10.0 | 10.2000 | 102 | 10.0000 | 10.1 | 101 | 10.2 | 102 | 10.1 | 101 |
| Thallium | 0.500 | 0.5140 | 103 | 0.5000 | 0.509 | 102 | 0.508 | 102 | 0.509 | 102 |
| Vanadium | 0.500 | 0.5140 | 103 | 0.5000 | 0.512 | 102 | 0.513 | 103 | 0.508 | 102 |
| Zinc | 0.500 | 0.4960 | 99 | 0.5000 | 0.502 | 100 | 0.488 | 98 | 0.489 | 98 |

**Acceptance Criteria:**

| | | | | |
|---|---|---|---|---|
| **ICV:** | 95-105% | (Methods 200.7, 245.1) | 90-110% | (Methods 200.8, 6010, 6020, 7470, 7471, 7474) |
| | 77-123% | (Method 1631) | 76-113% | (Method 245.7) |
| **CCV:** | 90-110% | (Methods 200.7, 245.1, 6010, 6020, 7474) | | |
| | 85-115% | (Method 200.8) | 80-120% | (Methods 7470, 7471) |
| | 77-123% | (Method 1631) | 76-113% | (Method 245.7) |

# Form 2A
## Initial and Continuing Calibration Verification

| | | | |
|---|---|---|---|
| **Client** | : Roux Env. Eng. & Geology, DPC | **Lab Number** | : L2555281 |
| **Project Name** | : CORAM MATERIALS | **Project Number** | : 2232.0006Y005 |
| **Instrument ID** | : TRACE4 | **Units** | : mg/l |

| | Initial Calibration | | | Continuing Calibration(s) | | | | | | |
|---|---|---|---|---|---|---|---|---|---|---|
| **Lab ID :** | | | | R2008413-10 | | | R2008413-12 | | R2008413-14 | |
| **Date Analyzed :** | | | | 09/09/25 13:44 | | | 09/09/25 14:21 | | 09/09/25 15:01 | |
| **Parameter** | **True** | **Found** | **%R** | **True** | **Found** | **%R** | **Found** | **%R** | **Found** | **%R** |
| Aluminum | | | | 0.5000 | 0.490 | 98 | 0.498 | 100 | 0.485 | 97 |
| Antimony | | | | 0.5000 | 0.500 | 100 | 0.510 | 102 | 0.500 | 100 |
| Arsenic | | | | 0.5000 | 0.477 | 95 | 0.483 | 97 | 0.476 | 95 |
| Barium | | | | 0.5000 | 0.496 | 99 | 0.501 | 100 | 0.496 | 99 |
| Beryllium | | | | 0.5000 | 0.495 | 99 | 0.497 | 99 | 0.498 | 100 |
| Cadmium | | | | 0.5000 | 0.486 | 97 | 0.481 | 96 | 0.485 | 97 |
| Calcium | | | | 0.5000 | 0.499 | 100 | 0.499 | 100 | 0.504 | 101 |
| Chromium | | | | 0.5000 | 0.500 | 100 | 0.495 | 99 | 0.501 | 100 |
| Cobalt | | | | 0.5000 | 0.498 | 100 | 0.499 | 100 | 0.496 | 99 |
| Copper | | | | 0.5000 | 0.503 | 101 | 0.517 | 103 | 0.509 | 102 |
| Iron | | | | 0.5000 | 0.493 | 99 | 0.493 | 99 | 0.500 | 100 |
| Lead | | | | 0.5000 | 0.501 | 100 | 0.504 | 101 | 0.499 | 100 |
| Magnesium | | | | 0.5000 | 0.510 | 102 | 0.508 | 102 | 0.514 | 103 |
| Manganese | | | | 0.5000 | 0.495 | 99 | 0.495 | 99 | 0.501 | 100 |
| Nickel | | | | 0.5000 | 0.498 | 100 | 0.497 | 99 | 0.500 | 100 |
| Potassium | | | | 5.0000 | 5.24 | 105 | 5.29 | 106 | 5.30 | 106 |
| Selenium | | | | 0.5000 | 0.489 | 98 | 0.499 | 100 | 0.488 | 98 |
| Silver | | | | 0.5000 | 0.491 | 98 | 0.498 | 100 | 0.495 | 99 |
| Sodium | | | | 10.0000 | 10.1 | 101 | 10.2 | 102 | 10.2 | 102 |
| Thallium | | | | 0.5000 | 0.512 | 102 | 0.518 | 104 | 0.510 | 102 |
| Vanadium | | | | 0.5000 | 0.500 | 100 | 0.499 | 100 | 0.507 | 101 |
| Zinc | | | | 0.5000 | 0.492 | 98 | 0.484 | 97 | 0.489 | 98 |

**Acceptance Criteria:**

| | | | | |
|---|---|---|---|---|
| **ICV:** | 95-105% | (Methods 200.7, 245.1) | 90-110% | (Methods 200.8, 6010, 6020, 7470, 7471, 7474) |
| | 77-123% | (Method 1631) | 76-113% | (Method 245.7) |
| **CCV:** | 90-110% | (Methods 200.7, 245.1, 6010, 6020, 7474) | | |
| | 85-115% | (Method 200.8) | 80-120% | (Methods 7470, 7471) |
| | 77-123% | (Method 1631) | 76-113% | (Method 245.7) |

# Form 2A
## Initial and Continuing Calibration Verification

| | | | |
|---|---|---|---|
| **Client** | : Roux Env. Eng. & Geology, DPC | **Lab Number** | : L2555281 |
| **Project Name** | : CORAM MATERIALS | **Project Number** | : 2232.0006Y005 |
| **Instrument ID** | : TRACE4 | **Units** | : mg/l |

| | Initial Calibration | | | Continuing Calibration(s) | | | | | | |
|---|---|---|---|---|---|---|---|---|---|---|
| **Lab ID :** | | | | R2008413-16 | | | R2008413-18 | | R2008413-20 | |
| **Date Analyzed :** | | | | 09/09/25 17:39 | | | 09/09/25 17:52 | | 09/09/25 19:31 | |
| **Parameter** | **True** | **Found** | **%R** | **True** | **Found** | **%R** | **Found** | **%R** | **Found** | **%R** |
| Aluminum | | | | 0.5000 | 0.497 | 99 | 0.489 | 98 | 0.500 | 100 |
| Antimony | | | | 0.5000 | 0.498 | 100 | 0.498 | 100 | 0.498 | 100 |
| Arsenic | | | | 0.5000 | 0.473 | 95 | 0.478 | 96 | 0.478 | 96 |
| Barium | | | | 0.5000 | 0.491 | 98 | 0.498 | 100 | 0.500 | 100 |
| Beryllium | | | | 0.5000 | 0.494 | 99 | 0.496 | 99 | 0.492 | 98 |
| Cadmium | | | | 0.5000 | 0.483 | 97 | 0.486 | 97 | 0.486 | 97 |
| Calcium | | | | 0.5000 | 0.497 | 99 | 0.500 | 100 | 0.500 | 100 |
| Chromium | | | | 0.5000 | 0.501 | 100 | 0.501 | 100 | 0.498 | 100 |
| Cobalt | | | | 0.5000 | 0.494 | 99 | 0.498 | 100 | 0.498 | 100 |
| Copper | | | | 0.5000 | 0.502 | 100 | 0.511 | 102 | 0.504 | 101 |
| Iron | | | | 0.5000 | 0.510 | 102 | 0.497 | 99 | 0.487 | 97 |
| Lead | | | | 0.5000 | 0.497 | 99 | 0.502 | 100 | 0.503 | 101 |
| Magnesium | | | | 0.5000 | 0.509 | 102 | 0.513 | 103 | 0.504 | 101 |
| Manganese | | | | 0.5000 | 0.494 | 99 | 0.495 | 99 | 0.485 | 97 |
| Nickel | | | | 0.5000 | 0.497 | 99 | 0.496 | 99 | 0.496 | 99 |
| Potassium | | | | 5.0000 | 5.23 | 105 | 5.25 | 105 | 5.24 | 105 |
| Selenium | | | | 0.5000 | 0.484 | 97 | 0.493 | 99 | 0.492 | 98 |
| Silver | | | | 0.5000 | 0.489 | 98 | 0.497 | 99 | 0.490 | 98 |
| Sodium | | | | 10.0000 | 10.1 | 101 | 10.2 | 102 | 10.2 | 102 |
| Thallium | | | | 0.5000 | 0.508 | 102 | 0.513 | 103 | 0.513 | 103 |
| Vanadium | | | | 0.5000 | 0.503 | 101 | 0.503 | 101 | 0.496 | 99 |
| Zinc | | | | 0.5000 | 0.488 | 98 | 0.492 | 98 | 0.492 | 98 |

**Acceptance Criteria:**

| | | | | |
|---|---|---|---|---|
| **ICV:** | 95-105% | (Methods 200.7, 245.1) | 90-110% | (Methods 200.8, 6010, 6020, 7470, 7471, 7474) |
| | 77-123% | (Method 1631) | 76-113% | (Method 245.7) |
| **CCV:** | 90-110% | (Methods 200.7, 245.1, 6010, 6020, 7474) | | |
| | 85-115% | (Method 200.8) | 80-120% | (Methods 7470, 7471) |
| | 77-123% | (Method 1631) | 76-113% | (Method 245.7) |

# Form 2A
## Initial and Continuing Calibration Verification

| | | | |
|---|---|---|---|
| **Client** | : Roux Env. Eng. & Geology, DPC | **Lab Number** | : L2555281 |
| **Project Name** | : CORAM MATERIALS | **Project Number** | : 2232.0006Y005 |
| **Instrument ID** | : TRACE4 | **Units** | : mg/l |

| | Initial Calibration | | | Continuing Calibration(s) | | | | | | |
|---|---|---|---|---|---|---|---|---|---|---|
| **Lab ID :** | | | | R2008413-22 | | | R2008413-24 | | R2008413-26 | |
| **Date Analyzed :** | | | | 09/09/25 20:41 | | | 09/09/25 23:20 | | 09/09/25 23:58 | |
| **Parameter** | **True** | **Found** | **%R** | **True** | **Found** | **%R** | **Found** | **%R** | **Found** | **%R** |
| Aluminum | | | | 0.5000 | 0.483 | 97 | 0.496 | 99 | 0.501 | 100 |
| Antimony | | | | 0.5000 | 0.502 | 100 | 0.504 | 101 | 0.502 | 100 |
| Arsenic | | | | 0.5000 | 0.481 | 96 | 0.482 | 96 | 0.482 | 96 |
| Barium | | | | 0.5000 | 0.498 | 100 | 0.507 | 101 | 0.508 | 102 |
| Beryllium | | | | 0.5000 | 0.495 | 99 | 0.499 | 100 | 0.498 | 100 |
| Cadmium | | | | 0.5000 | 0.487 | 97 | 0.491 | 98 | 0.492 | 98 |
| Calcium | | | | 0.5000 | 0.501 | 100 | 0.507 | 101 | 0.511 | 102 |
| Chromium | | | | 0.5000 | 0.501 | 100 | 0.504 | 101 | 0.506 | 101 |
| Cobalt | | | | 0.5000 | 0.498 | 100 | 0.503 | 101 | 0.503 | 101 |
| Copper | | | | 0.5000 | 0.508 | 102 | 0.510 | 102 | 0.516 | 103 |
| Iron | | | | 0.5000 | 0.490 | 98 | 0.492 | 98 | 0.492 | 98 |
| Lead | | | | 0.5000 | 0.503 | 101 | 0.506 | 101 | 0.509 | 102 |
| Magnesium | | | | 0.5000 | 0.510 | 102 | 0.512 | 102 | 0.515 | 103 |
| Manganese | | | | 0.5000 | 0.492 | 98 | 0.494 | 99 | 0.491 | 98 |
| Nickel | | | | 0.5000 | 0.499 | 100 | 0.502 | 100 | 0.500 | 100 |
| Potassium | | | | 5.0000 | 5.29 | 106 | 5.34 | 107 | 5.28 | 106 |
| Selenium | | | | 0.5000 | 0.493 | 99 | 0.497 | 99 | 0.501 | 100 |
| Silver | | | | 0.5000 | 0.495 | 99 | 0.495 | 99 | 0.501 | 100 |
| Sodium | | | | 10.0000 | 10.2 | 102 | 10.3 | 103 | 10.3 | 103 |
| Thallium | | | | 0.5000 | 0.515 | 103 | 0.517 | 103 | 0.520 | 104 |
| Vanadium | | | | 0.5000 | 0.502 | 100 | 0.502 | 100 | 0.505 | 101 |
| Zinc | | | | 0.5000 | 0.492 | 98 | 0.497 | 99 | 0.498 | 100 |

**Acceptance Criteria:**

| | | | | |
|---|---|---|---|---|
| **ICV:** | 95-105% | (Methods 200.7, 245.1) | 90-110% | (Methods 200.8, 6010, 6020, 7470, 7471, 7474) |
| | 77-123% | (Method 1631) | 76-113% | (Method 245.7) |
| **CCV:** | 90-110% | (Methods 200.7, 245.1, 6010, 6020, 7474) | | |
| | 85-115% | (Method 200.8) | 80-120% | (Methods 7470, 7471) |
| | 77-123% | (Method 1631) | 76-113% | (Method 245.7) |

# Form 2A
## Initial and Continuing Calibration Verification

| | | | |
|---|---|---|---|
| **Client** | : Roux Env. Eng. & Geology, DPC | **Lab Number** | : L2555281 |
| **Project Name** | : CORAM MATERIALS | **Project Number** | : 2232.0006Y005 |
| **Instrument ID** | : TRACE6 | **Units** | : mg/l |

| | | Initial Calibration | | | Continuing Calibration(s) | | | | | | |
|---|---|---|---|---|---|---|---|---|---|---|---|
| Lab ID | : | R2008596-1 | | | | | | | | | |
| Date Analyzed | : | 09/09/25 15:53 | | | | | | | | | |
| **Parameter** | | **True** | **Found** | **%R** | **True** | **Found** | **%R** | **Found** | **%R** | **Found** | **%R** |
| Antimony | | 0.500 | 0.5150 | 103 | | | | | | | |

**Acceptance Criteria:**

| | | | | |
|---|---|---|---|---|
| ICV: | 95-105% | (Methods 200.7, 245.1) | 90-110% | (Methods 200.8, 6010, 6020, 7470, 7471, 7474) |
| | 77-123% | (Method 1631) | 76-113% | (Method 245.7) |
| CCV: | 90-110% | (Methods 200.7, 245.1, 6010, 6020, 7474) | | |
| | 85-115% | (Method 200.8) | 80-120% | (Methods 7470, 7471) |
| | 77-123% | (Method 1631) | 76-113% | (Method 245.7) |

# Form 2A
## Initial and Continuing Calibration Verification

| | | | |
|---|---|---|---|
| **Client** | : Roux Env. Eng. & Geology, DPC | **Lab Number** | : L2555281 |
| **Project Name** | : CORAM MATERIALS | **Project Number** | : 2232.0006Y005 |
| **Instrument ID** | : TRACE6 | **Units** | : mg/l |

| | | Initial Calibration | | | Continuing Calibration(s) | | | | | | |
|---|---|---|---|---|---|---|---|---|---|---|---|
| **Lab ID** | : | R2008596-3 | | | R2008596-6 | | | R2008596-8 | | R2008596-10 | |
| **Date Analyzed** | : | 09/09/25 16:06 | | | 09/09/25 18:15 | | | 09/09/25 18:28 | | 09/09/25 19:52 | |
| **Parameter** | | **True** | **Found** | **%R** | **True** | **Found** | **%R** | **Found** | **%R** | **Found** | **%R** |
| Antimony | | 0.500 | 0.5100 | 102 | 0.5000 | 0.502 | 100 | 0.504 | 101 | 0.491 | 98 |

**Acceptance Criteria:**

| | | | | |
|---|---|---|---|---|
| **ICV:** | 95-105% | (Methods 200.7, 245.1) | 90-110% | (Methods 200.8, 6010, 6020, 7470, 7471, 7474) |
| | 77-123% | (Method 1631) | 76-113% | (Method 245.7) |
| **CCV:** | 90-110% | (Methods 200.7, 245.1, 6010, 6020, 7474) | | |
| | 85-115% | (Method 200.8) | 80-120% | (Methods 7470, 7471) |
| | 77-123% | (Method 1631) | 76-113% | (Method 245.7) |

# Form 2A
## Initial and Continuing Calibration Verification

| | | | |
|---|---|---|---|
| **Client** | : Roux Env. Eng. & Geology, DPC | **Lab Number** | : L2555281 |
| **Project Name** | : CORAM MATERIALS | **Project Number** | : 2232.0006Y005 |
| **Instrument ID** | : TRACE6 | **Units** | : mg/l |

| | Initial Calibration | | | Continuing Calibration(s) | | | | | | |
|---|---|---|---|---|---|---|---|---|---|---|
| **Lab ID :** | | | | R2008596-12 | | | R2008596-14 | | R2008596-16 | |
| **Date Analyzed :** | | | | 09/09/25 21:32 | | | 09/09/25 23:02 | | 09/10/25 00:07 | |
| **Parameter** | **True** | **Found** | **%R** | **True** | **Found** | **%R** | **Found** | **%R** | **Found** | **%R** |
| Antimony | | | | 0.5000 | 0.489 | 98 | 0.490 | 98 | 0.481 | 96 |

**Acceptance Criteria:**

| | | | | |
|---|---|---|---|---|
| **ICV:** | 95-105% | (Methods 200.7, 245.1) | 90-110% | (Methods 200.8, 6010, 6020, 7470, 7471, 7474) |
| | 77-123% | (Method 1631) | 76-113% | (Method 245.7) |
| **CCV:** | 90-110% | (Methods 200.7, 245.1, 6010, 6020, 7474) | | |
| | 85-115% | (Method 200.8) | 80-120% | (Methods 7470, 7471) |
| | 77-123% | (Method 1631) | 76-113% | (Method 245.7) |

# Form 2A
## Initial and Continuing Calibration Verification

| | | | |
|---|---|---|---|
| **Client** | : Roux Env. Eng. & Geology, DPC | **Lab Number** | : L2555281 |
| **Project Name** | : CORAM MATERIALS | **Project Number** | : 2232.0006Y005 |
| **Instrument ID** | : TRACE6 | **Units** | : mg/l |

| | Initial Calibration | | | Continuing Calibration(s) | | | | | | |
|---|---|---|---|---|---|---|---|---|---|---|
| **Lab ID** : | | | | R2008596-18 | | | R2008596-20 | | R2008596-22 | |
| **Date Analyzed** : | | | | 09/10/25 00:20 | | | 09/10/25 09:29 | | 09/10/25 11:02 | |
| **Parameter** | **True** | **Found** | **%R** | **True** | **Found** | **%R** | **Found** | **%R** | **Found** | **%R** |
| Antimony | | | | 0.5000 | 0.485 | 97 | 0.470 | 94 | 0.472 | 94 |

**Acceptance Criteria:**

| | | | | |
|---|---|---|---|---|
| **ICV:** | 95-105% | (Methods 200.7, 245.1) | 90-110% | (Methods 200.8, 6010, 6020, 7470, 7471, 7474) |
| | 77-123% | (Method 1631) | 76-113% | (Method 245.7) |
| **CCV:** | 90-110% | (Methods 200.7, 245.1, 6010, 6020, 7474) | | |
| | 85-115% | (Method 200.8) | 80-120% | (Methods 7470, 7471) |
| | 77-123% | (Method 1631) | 76-113% | (Method 245.7) |

# Form 2A
## Initial and Continuing Calibration Verification

| | | | |
|---|---|---|---|
| **Client** | : Roux Env. Eng. & Geology, DPC | **Lab Number** | : L2555281 |
| **Project Name** | : CORAM MATERIALS | **Project Number** | : 2232.0006Y005 |
| **Instrument ID** | : TRACE6 | **Units** | : mg/l |

| | Initial Calibration | | | Continuing Calibration(s) | | | | | | |
|---|---|---|---|---|---|---|---|---|---|---|
| **Lab ID** : | | | | R2008596-24 | | | R2008596-26 | | R2008596-28 | |
| **Date Analyzed** : | | | | 09/10/25 11:55 | | | 09/10/25 13:36 | | 09/10/25 14:14 | |
| **Parameter** | **True** | **Found** | **%R** | **True** | **Found** | **%R** | **Found** | **%R** | **Found** | **%R** |
| Antimony | | | | 0.5000 | 0.476 | 95 | 0.478 | 96 | 0.474 | 95 |

**Acceptance Criteria:**

| | | | | |
|---|---|---|---|---|
| **ICV:** | 95-105% | (Methods 200.7, 245.1) | 90-110% | (Methods 200.8, 6010, 6020, 7470, 7471, 7474) |
| | 77-123% | (Method 1631) | 76-113% | (Method 245.7) |
| **CCV:** | 90-110% | (Methods 200.7, 245.1, 6010, 6020, 7474) | | |
| | 85-115% | (Method 200.8) | 80-120% | (Methods 7470, 7471) |
| | 77-123% | (Method 1631) | 76-113% | (Method 245.7) |

# Form 2A
# Initial and Continuing Calibration Verification

| | | | |
|---|---|---|---|
| **Client** | : Roux Env. Eng. & Geology, DPC | **Lab Number** | : L2555281 |
| **Project Name** | : CORAM MATERIALS | **Project Number** | : 2232.0006Y005 |
| **Instrument ID** | : TRACE8 | **Units** | : mg/l |

| | Initial Calibration | | | Continuing Calibration(s) | | | | | | |
|---|---|---|---|---|---|---|---|---|---|---|
| **Lab ID** : | R2008971-1 | | | | | | | | | |
| **Date Analyzed** : | 09/10/25 08:47 | | | | | | | | | |
| **Parameter** | **True** | **Found** | **%R** | **True** | **Found** | **%R** | **Found** | **%R** | **Found** | **%R** |
| Aluminum | 0.500 | 0.4900 | 98 | | | | | | | |
| Antimony | 0.500 | 0.5040 | 101 | | | | | | | |
| Arsenic | 0.500 | 0.4660 | 93 | | | | | | | |
| Barium | 0.500 | 0.4930 | 99 | | | | | | | |
| Beryllium | 0.500 | 0.5040 | 101 | | | | | | | |
| Cadmium | 0.500 | 0.4960 | 99 | | | | | | | |
| Calcium | 0.500 | 0.4930 | 99 | | | | | | | |
| Chromium | 0.500 | 0.4940 | 99 | | | | | | | |
| Cobalt | 0.500 | 0.5030 | 101 | | | | | | | |
| Copper | 0.500 | 0.5010 | 100 | | | | | | | |
| Iron | 0.500 | 0.5070 | 101 | | | | | | | |
| Lead | 0.500 | 0.4910 | 98 | | | | | | | |
| Magnesium | 0.500 | 0.4980 | 100 | | | | | | | |
| Manganese | 0.500 | 0.5030 | 101 | | | | | | | |
| Nickel | 0.500 | 0.5050 | 101 | | | | | | | |
| Potassium | 5.00 | 5.1100 | 102 | | | | | | | |
| Selenium | 0.500 | 0.4770 | 95 | | | | | | | |
| Silver | 0.500 | 0.4820 | 96 | | | | | | | |
| Sodium | 10.0 | 10.1000 | 101 | | | | | | | |
| Thallium | 0.500 | 0.5010 | 100 | | | | | | | |
| Vanadium | 0.500 | 0.4980 | 100 | | | | | | | |
| Zinc | 0.500 | 0.4930 | 99 | | | | | | | |

**Acceptance Criteria:**

| | | | | |
|---|---|---|---|---|
| **ICV:** | 95-105% | (Methods 200.7, 245.1) | 90-110% | (Methods 200.8, 6010, 6020, 7470, 7471, 7474) |
| | 77-123% | (Method 1631) | 76-113% | (Method 245.7) |
| **CCV:** | 90-110% | (Methods 200.7, 245.1, 6010, 6020, 7474) | | |
| | 85-115% | (Method 200.8) | 80-120% | (Methods 7470, 7471) |
| | 77-123% | (Method 1631) | 76-113% | (Method 245.7) |

# Form 2A
# Initial and Continuing Calibration Verification

| | | | |
|---|---|---|---|
| **Client** | : Roux Env. Eng. & Geology, DPC | **Lab Number** | : L2555281 |
| **Project Name** | : CORAM MATERIALS | **Project Number** | : 2232.0006Y005 |
| **Instrument ID** | : TRACE8 | **Units** | : mg/l |

| | Initial Calibration | | | Continuing Calibration(s) | | | | | | |
|---|---|---|---|---|---|---|---|---|---|---|
| **Lab ID** : | R2008971-3 | | | R2008971-6 | | | R2008971-8 | | R2008971-10 | |
| **Date Analyzed** : | 09/10/25 09:06 | | | 09/10/25 10:08 | | | 09/10/25 11:09 | | 09/10/25 11:40 | |
| **Parameter** | **True** | **Found** | **%R** | **True** | **Found** | **%R** | **Found** | **%R** | **Found** | **%R** |
| Aluminum | 0.500 | 0.5000 | 100 | 0.5000 | 0.485 | 97 | 0.483 | 97 | 0.482 | 96 |
| Antimony | 0.500 | 0.5160 | 103 | 0.5000 | 0.518 | 104 | 0.536 | 107 | 0.504 | 101 |
| Arsenic | 0.500 | 0.4760 | 95 | 0.5000 | 0.469 | 94 | 0.461 | 92 | 0.463 | 93 |
| Barium | 0.500 | 0.5010 | 100 | 0.5000 | 0.495 | 99 | 0.492 | 98 | 0.491 | 98 |
| Beryllium | 0.500 | 0.5100 | 102 | 0.5000 | 0.504 | 101 | 0.501 | 100 | 0.502 | 100 |
| Cadmium | 0.500 | 0.5040 | 101 | 0.5000 | 0.501 | 100 | 0.493 | 99 | 0.492 | 98 |
| Calcium | 0.500 | 0.5050 | 101 | 0.5000 | 0.488 | 98 | 0.486 | 97 | 0.486 | 97 |
| Chromium | 0.500 | 0.5000 | 100 | 0.5000 | 0.499 | 100 | 0.492 | 98 | 0.491 | 98 |
| Cobalt | 0.500 | 0.5120 | 102 | 0.5000 | 0.504 | 101 | 0.498 | 100 | 0.496 | 99 |
| Copper | 0.500 | 0.5160 | 103 | 0.5000 | 0.508 | 102 | 0.499 | 100 | 0.499 | 100 |
| Iron | 0.500 | 0.5080 | 102 | 0.5000 | 0.498 | 100 | 0.493 | 99 | 0.502 | 100 |
| Lead | 0.500 | 0.4960 | 99 | 0.5000 | 0.486 | 97 | 0.488 | 98 | 0.489 | 98 |
| Magnesium | 0.500 | 0.5130 | 103 | 0.5000 | 0.510 | 102 | 0.494 | 99 | 0.493 | 99 |
| Manganese | 0.500 | 0.5090 | 102 | 0.5000 | 0.501 | 100 | 0.499 | 100 | 0.500 | 100 |
| Nickel | 0.500 | 0.5140 | 103 | 0.5000 | 0.511 | 102 | 0.500 | 100 | 0.499 | 100 |
| Potassium | 5.00 | 5.2100 | 104 | 5.0000 | 5.11 | 102 | 5.10 | 102 | 5.07 | 101 |
| Selenium | 0.500 | 0.4890 | 98 | 0.5000 | 0.482 | 96 | 0.470 | 94 | 0.470 | 94 |
| Silver | 0.500 | 0.4810 | 96 | 0.5000 | 0.492 | 98 | 0.481 | 96 | 0.479 | 96 |
| Sodium | 10.0 | 10.3000 | 103 | 10.0000 | 10.1 | 101 | 10.2 | 102 | 10.1 | 101 |
| Thallium | 0.500 | 0.5020 | 100 | 0.5000 | 0.496 | 99 | 0.496 | 99 | 0.499 | 100 |
| Vanadium | 0.500 | 0.5060 | 101 | 0.5000 | 0.503 | 101 | 0.498 | 100 | 0.499 | 100 |
| Zinc | 0.500 | 0.5050 | 101 | 0.5000 | 0.501 | 100 | 0.490 | 98 | 0.489 | 98 |

**Acceptance Criteria:**

| | | | | |
|---|---|---|---|---|
| **ICV:** | 95-105% | (Methods 200.7, 245.1) | 90-110% | (Methods 200.8, 6010, 6020, 7470, 7471, 7474) |
| | 77-123% | (Method 1631) | 76-113% | (Method 245.7) |
| **CCV:** | 90-110% | (Methods 200.7, 245.1, 6010, 6020, 7474) | | |
| | 85-115% | (Method 200.8) | 80-120% | (Methods 7470, 7471) |
| | 77-123% | (Method 1631) | 76-113% | (Method 245.7) |

# Form 3
# Blanks

| | | | |
|---|---|---|---|
| **Client** | : Roux Env. Eng. & Geology, DPC | **Lab Number** | : L2555281 |
| **Project Name** | : CORAM MATERIALS | **Project Number** | : 2232.0006Y005 |
| **Instrument ID** | : TRACE4 | | |

| | Initial Calibration Blank | | Continuing Calibration Blank(s) | | | | | | Preparation Blank | |
|---|---|---|---|---|---|---|---|---|---|---|
| **Lab ID** : | R2008413-2 | | R2008413-5 | | R2008413-7 | | R2008413-9 | | WG2110959-1 | |
| **Date Analyzed** : | 09/09/25 07:54 | | 09/09/25 09:20 | | 09/09/25 10:31 | | 09/09/25 11:35 | | 09/09/25 22:18 | |
| **Parameter** | mg/l | Q | mg/l | Q | mg/l | Q | mg/l | Q | mg/l | Q |
| Aluminum | 0.0318 | U | 0.0318 | U | 0.0318 | U | 0.0318 | U | 0.0318 | U |
| Antimony | 0.00710 | U | 0.00710 | U | 0.00710 | U | 0.00710 | U | 0.0071 | U |
| Arsenic | 0.00190 | U | 0.00190 | U | 0.00190 | U | 0.00190 | U | 0.0019 | U |
| Barium | 0.00210 | U | 0.00210 | U | 0.00210 | U | 0.00210 | U | 0.0021 | U |
| Beryllium | 0.000900 | U | 0.000900 | U | 0.000900 | U | 0.000900 | U | 0.0009 | U |
| Cadmium | 0.00100 | U | 0.00100 | U | 0.00100 | U | 0.00100 | U | 0.0010 | U |
| Calcium | 0.0350 | U | 0.0350 | U | 0.0350 | U | 0.0350 | U | 0.0350 | U |
| Chromium | 0.00210 | U | 0.00210 | U | 0.00210 | U | 0.00210 | U | 0.0021 | U |
| Cobalt | 0.00170 | U | 0.00170 | U | 0.00170 | U | 0.00170 | U | 0.0017 | U |
| Copper | 0.00220 | U | 0.00220 | U | 0.00220 | U | 0.00220 | U | 0.0022 | U |
| Iron | 0.00900 | U | 0.00900 | U | 0.00900 | U | 0.00900 | U | 0.0090 | U |
| Lead | 0.00270 | U | 0.00270 | U | 0.00270 | U | 0.00270 | U | 0.0027 | U |
| Magnesium | 0.0153 | U | 0.0153 | U | 0.0153 | U | 0.0153 | U | 0.0153 | U |
| Manganese | 0.00160 | U | 0.00160 | U | 0.00160 | U | 0.00160 | U | 0.0016 | U |
| Nickel | 0.00240 | U | 0.00240 | U | 0.00240 | U | 0.00240 | U | 0.0024 | U |
| Potassium | 0.237 | U | 0.237 | U | 0.237 | U | 0.237 | U | 0.237 | U |
| Selenium | 0.00350 | U | 0.00350 | U | 0.00350 | U | 0.00350 | U | 0.0035 | U |
| Silver | 0.00280 | U | 0.00280 | U | 0.00280 | U | 0.00280 | U | 0.0028 | U |
| Sodium | 0.120 | U | 0.120 | U | 0.120 | U | 0.120 | U | 0.120 | U |
| Thallium | 0.00250 | U | 0.00250 | U | 0.00250 | U | 0.00250 | U | 0.0025 | U |
| Vanadium | 0.00200 | U | 0.00200 | U | 0.00200 | U | 0.00200 | U | 0.0020 | U |
| Zinc | 0.00210 | U | 0.00210 | U | 0.00210 | U | 0.00210 | U | 0.0021 | U |

# Form 3
# Blanks

| | | | |
|---|---|---|---|
| **Client** | : Roux Env. Eng. & Geology, DPC | **Lab Number** | : L2555281 |
| **Project Name** | : CORAM MATERIALS | **Project Number** | : 2232.0006Y005 |
| **Instrument ID** | : TRACE4 | | |

| | Initial Calibration Blank | | Continuing Calibration Blank(s) | | | | | | Preparation Blank | |
|---|---|---|---|---|---|---|---|---|---|---|
| **Lab ID** : | | | R2008413-11 | | R2008413-13 | | R2008413-15 | | | |
| **Date Analyzed** : | | | 09/09/25 13:50 | | 09/09/25 14:27 | | 09/09/25 15:07 | | | |
| **Parameter** | **mg/l** | **Q** | **mg/l** | **Q** | **mg/l** | **Q** | **mg/l** | **Q** | | **Q** |
| **Aluminum** | | | 0.0318 | U | 0.0318 | U | 0.0318 | U | | |
| **Antimony** | | | 0.00710 | U | 0.00710 | U | 0.00710 | U | | |
| **Arsenic** | | | 0.00190 | U | 0.00190 | U | 0.00190 | U | | |
| **Barium** | | | 0.00210 | U | 0.00210 | U | 0.00210 | U | | |
| **Beryllium** | | | 0.000900 | U | 0.000900 | U | 0.000900 | U | | |
| **Cadmium** | | | 0.00100 | U | 0.00100 | U | 0.00100 | U | | |
| **Calcium** | | | 0.0350 | U | 0.0350 | U | 0.0350 | U | | |
| **Chromium** | | | 0.00210 | U | 0.00210 | U | 0.00210 | U | | |
| **Cobalt** | | | 0.00170 | U | 0.00170 | U | 0.00170 | U | | |
| **Copper** | | | 0.00220 | U | 0.00220 | U | 0.00220 | U | | |
| **Iron** | | | 0.00900 | U | 0.00900 | U | 0.00900 | U | | |
| **Lead** | | | 0.00270 | U | 0.00270 | U | 0.00270 | U | | |
| **Magnesium** | | | 0.0153 | U | 0.0153 | U | 0.0153 | U | | |
| **Manganese** | | | 0.00160 | U | 0.00160 | U | 0.00160 | U | | |
| **Nickel** | | | 0.00240 | U | 0.00240 | U | 0.00240 | U | | |
| **Potassium** | | | 0.237 | U | 0.237 | U | 0.237 | U | | |
| **Selenium** | | | 0.00350 | U | 0.00350 | U | 0.00350 | U | | |
| **Silver** | | | 0.00280 | U | 0.00280 | U | 0.00280 | U | | |
| **Sodium** | | | 0.120 | U | 0.150 | J | 0.120 | U | | |
| **Thallium** | | | 0.00250 | U | 0.00250 | U | 0.00250 | U | | |
| **Vanadium** | | | 0.00200 | U | 0.00200 | U | 0.00200 | U | | |
| **Zinc** | | | 0.00210 | U | 0.00210 | U | 0.00210 | U | | |

# Form 3
# Blanks

| | | | |
|---|---|---|---|
| **Client** | : Roux Env. Eng. & Geology, DPC | **Lab Number** | : L2555281 |
| **Project Name** | : CORAM MATERIALS | **Project Number** | : 2232.0006Y005 |
| **Instrument ID** | : TRACE4 | | |

| | Initial Calibration Blank | | Continuing Calibration Blank(s) | | | | | | Preparation Blank | |
|---|---|---|---|---|---|---|---|---|---|---|
| **Lab ID** : | | | R2008413-17 | | R2008413-19 | | R2008413-21 | | | |
| **Date Analyzed** : | | | 09/09/25 17:45 | | 09/09/25 17:58 | | 09/09/25 19:37 | | | |
| **Parameter** | mg/l | Q | mg/l | Q | mg/l | Q | mg/l | Q | | Q |
| Aluminum | | | 0.0318 | U | 0.0318 | U | 0.0318 | U | | |
| Antimony | | | 0.00710 | U | 0.00710 | U | 0.00710 | U | | |
| Arsenic | | | 0.00190 | U | 0.00190 | U | 0.00190 | U | | |
| Barium | | | 0.00210 | U | 0.00210 | U | 0.00210 | U | | |
| Beryllium | | | 0.000900 | U | 0.000900 | U | 0.000900 | U | | |
| Cadmium | | | 0.00100 | U | 0.00100 | U | 0.00100 | U | | |
| Calcium | | | 0.0350 | U | 0.0350 | U | 0.0350 | U | | |
| Chromium | | | 0.00210 | U | 0.00210 | U | 0.00210 | U | | |
| Cobalt | | | 0.00170 | U | 0.00170 | U | 0.00170 | U | | |
| Copper | | | 0.00220 | U | 0.00220 | U | 0.00220 | U | | |
| Iron | | | 0.00900 | U | 0.00900 | U | 0.00900 | U | | |
| Lead | | | 0.00270 | U | 0.00270 | U | 0.00270 | U | | |
| Magnesium | | | 0.0153 | U | 0.0153 | U | 0.0153 | U | | |
| Manganese | | | 0.00160 | U | 0.00160 | U | 0.00160 | U | | |
| Nickel | | | 0.00240 | U | 0.00240 | U | 0.00240 | U | | |
| Potassium | | | 0.237 | U | 0.237 | U | 0.237 | U | | |
| Selenium | | | 0.00350 | U | 0.00350 | U | 0.00350 | U | | |
| Silver | | | 0.00280 | U | 0.00280 | U | 0.00280 | U | | |
| Sodium | | | 0.120 | U | 0.120 | U | 0.120 | U | | |
| Thallium | | | 0.00250 | U | 0.00250 | U | 0.00250 | U | | |
| Vanadium | | | 0.00200 | U | 0.00200 | U | 0.00200 | U | | |
| Zinc | | | 0.00210 | U | 0.00210 | U | 0.00210 | U | | |

# Form 3
# Blanks

| | | | |
|---|---|---|---|
| **Client** | : Roux Env. Eng. & Geology, DPC | **Lab Number** | : L2555281 |
| **Project Name** | : CORAM MATERIALS | **Project Number** | : 2232.0006Y005 |
| **Instrument ID** | : TRACE4 | | |

| | Initial Calibration Blank | | Continuing Calibration Blank(s) | | | | | | Preparation Blank | |
|---|---|---|---|---|---|---|---|---|---|---|
| **Lab ID** : | | | R2008413-23 | | R2008413-25 | | R2008413-27 | | | |
| **Date Analyzed** : | | | 09/09/25 20:47 | | 09/09/25 23:26 | | 09/10/25 00:04 | | | |
| **Parameter** | mg/l | Q | mg/l | Q | mg/l | Q | mg/l | Q | | Q |
| Aluminum | | | 0.0318 | U | 0.0318 | U | 0.0318 | U | | |
| Antimony | | | 0.00710 | U | 0.00710 | U | 0.00710 | U | | |
| Arsenic | | | 0.00190 | U | 0.00190 | U | 0.00190 | U | | |
| Barium | | | 0.00210 | U | 0.00210 | U | 0.00210 | U | | |
| Beryllium | | | 0.000900 | U | 0.000900 | U | 0.000900 | U | | |
| Cadmium | | | 0.00100 | U | 0.00100 | U | 0.00100 | U | | |
| Calcium | | | 0.0350 | U | 0.0350 | U | 0.0350 | U | | |
| Chromium | | | 0.00210 | U | 0.00210 | U | 0.00210 | U | | |
| Cobalt | | | 0.00170 | U | 0.00170 | U | 0.00170 | U | | |
| Copper | | | 0.00220 | U | 0.00220 | U | 0.00220 | U | | |
| Iron | | | 0.00900 | U | 0.00900 | U | 0.00900 | U | | |
| Lead | | | 0.00270 | U | 0.00270 | U | 0.00270 | U | | |
| Magnesium | | | 0.0153 | U | 0.0153 | U | 0.0153 | U | | |
| Manganese | | | 0.00160 | U | 0.00160 | U | 0.00160 | U | | |
| Nickel | | | 0.00240 | U | 0.00240 | U | 0.00240 | U | | |
| Potassium | | | 0.237 | U | 0.237 | U | 0.237 | U | | |
| Selenium | | | 0.00350 | U | 0.00350 | U | 0.00350 | U | | |
| Silver | | | 0.00280 | U | 0.00280 | U | 0.00280 | U | | |
| Sodium | | | 0.120 | U | 0.120 | U | 0.120 | U | | |
| Thallium | | | 0.00250 | U | 0.00250 | U | 0.00250 | U | | |
| Vanadium | | | 0.00200 | U | 0.00200 | U | 0.00200 | U | | |
| Zinc | | | 0.00210 | U | 0.00210 | U | 0.00210 | U | | |

# Form 3
# Blanks

| | | | |
|---|---|---|---|
| **Client** | : Roux Env. Eng. & Geology, DPC | **Lab Number** | : L2555281 |
| **Project Name** | : CORAM MATERIALS | **Project Number** | : 2232.0006Y005 |
| **Instrument ID** | : TRACE6 | | |

| | Initial Calibration Blank | | Continuing Calibration Blank(s) | | | | | | Preparation Blank | |
|---|---|---|---|---|---|---|---|---|---|---|
| **Lab ID** : | R2008596-2 | | R2008596-7 | | R2008596-9 | | R2008596-11 | | | |
| **Date Analyzed** : | 09/09/25 15:59 | | 09/09/25 18:22 | | 09/09/25 18:35 | | 09/09/25 19:58 | | | |
| **Parameter** | mg/l | Q | mg/l | Q | mg/l | Q | mg/l | Q | | Q |
| Antimony | 0.00710 | U | 0.00710 | U | 0.00710 | U | 0.00710 | U | | |

# Form 3
# Blanks

| | | | |
|---|---|---|---|
| **Client** | : Roux Env. Eng. & Geology, DPC | **Lab Number** | : L2555281 |
| **Project Name** | : CORAM MATERIALS | **Project Number** | : 2232.0006Y005 |
| **Instrument ID** | : TRACE6 | | |

| | | Initial Calibration Blank | | Continuing Calibration Blank(s) | | | | | | Preparation Blank | |
|---|---|---|---|---|---|---|---|---|---|---|---|
| **Lab ID** | : | R2008596-4 | | R2008596-13 | | R2008596-15 | | R2008596-17 | | | |
| **Date Analyzed** | : | 09/09/25 16:20 | | 09/09/25 21:38 | | 09/09/25 23:08 | | 09/10/25 00:13 | | | |
| **Parameter** | | mg/l | Q | mg/l | Q | mg/l | Q | mg/l | Q | | Q |
| Antimony | | 0.00710 | U | 0.00710 | U | 0.00710 | U | 0.00710 | U | | |

# Form 3
# Blanks

| | | | |
|---|---|---|---|
| **Client** | : Roux Env. Eng. & Geology, DPC | **Lab Number** | : L2555281 |
| **Project Name** | : CORAM MATERIALS | **Project Number** | : 2232.0006Y005 |
| **Instrument ID** | : TRACE6 | | |

| | Initial Calibration Blank | | Continuing Calibration Blank(s) | | | | | | Preparation Blank | |
|---|---|---|---|---|---|---|---|---|---|---|
| **Lab ID** : | | | R2008596-19 | | R2008596-21 | | R2008596-23 | | | |
| **Date Analyzed** : | | | 09/10/25 00:26 | | 09/10/25 09:35 | | 09/10/25 11:08 | | | |
| **Parameter** | mg/l | Q | mg/l | Q | mg/l | Q | mg/l | Q | | Q |
| Antimony | | | 0.00710 | U | 0.00710 | U | 0.00710 | U | | |

# Form 3
# Blanks

| | | | |
|---|---|---|---|
| **Client** | : Roux Env. Eng. & Geology, DPC | **Lab Number** | : L2555281 |
| **Project Name** | : CORAM MATERIALS | **Project Number** | : 2232.0006Y005 |
| **Instrument ID** | : TRACE6 | | |

| | Initial Calibration Blank | | Continuing Calibration Blank(s) | | | | | | Preparation Blank | |
|---|---|---|---|---|---|---|---|---|---|---|
| **Lab ID** : | | | R2008596-25 | | R2008596-27 | | R2008596-29 | | | |
| **Date Analyzed** : | | | 09/10/25 12:01 | | 09/10/25 13:42 | | 09/10/25 14:20 | | | |
| **Parameter** | mg/l | Q | mg/l | Q | mg/l | Q | mg/l | Q | | Q |
| Antimony | | | 0.00710 | U | 0.00710 | U | 0.00710 | U | | |

# Form 3
# Blanks

| | | | |
|---|---|---|---|
| **Client** | : Roux Env. Eng. & Geology, DPC | **Lab Number** | : L2555281 |
| **Project Name** | : CORAM MATERIALS | **Project Number** | : 2232.0006Y005 |
| **Instrument ID** | : TRACE8 | | |

| | Initial Calibration Blank | | Continuing Calibration Blank(s) | | | | | | Preparation Blank | |
|---|---|---|---|---|---|---|---|---|---|---|
| **Lab ID** : | R2008971-2 | | R2008971-7 | | R2008971-9 | | R2008971-11 | | WG2111067-1 | |
| **Date Analyzed** : | 09/10/25 08:50 | | 09/10/25 10:11 | | 09/10/25 11:12 | | 09/10/25 11:43 | | 09/10/25 10:34 | |
| **Parameter** | mg/l | Q | mg/l | Q | mg/l | Q | mg/l | Q | mg/l | Q |
| Aluminum | 0.0318 | U | 0.0318 | U | 0.0318 | U | 0.0318 | U | 0.0318 | U |
| Antimony | 0.00710 | U | 0.00710 | U | 0.0114 | J | 0.00710 | U | 0.0071 | U |
| Arsenic | 0.00190 | U | 0.00190 | U | 0.00190 | U | 0.00190 | U | 0.0019 | U |
| Barium | 0.00210 | U | 0.00210 | U | 0.00210 | U | 0.00210 | U | 0.0021 | U |
| Beryllium | 0.000900 | U | 0.000900 | U | 0.000900 | U | 0.000900 | U | 0.0009 | U |
| Cadmium | 0.00100 | U | 0.00100 | U | 0.00100 | U | 0.00100 | U | 0.0010 | U |
| Calcium | 0.0350 | U | 0.0350 | U | 0.0350 | U | 0.0350 | U | 0.0350 | U |
| Chromium | 0.00210 | U | 0.00210 | U | 0.00210 | U | 0.00210 | U | 0.0021 | U |
| Cobalt | 0.00170 | U | 0.00170 | U | 0.00170 | U | 0.00170 | U | 0.0017 | U |
| Copper | 0.00220 | U | 0.00220 | U | 0.00220 | U | 0.00220 | U | 0.0022 | U |
| Iron | 0.00900 | U | 0.00900 | U | 0.00900 | U | 0.00900 | U | 0.0090 | U |
| Lead | 0.00270 | U | 0.00270 | U | 0.00270 | U | 0.00270 | U | 0.0027 | U |
| Magnesium | 0.0153 | U | 0.0153 | U | 0.0153 | U | 0.0153 | U | 0.0153 | U |
| Manganese | 0.00160 | U | 0.00160 | U | 0.00160 | U | 0.00160 | U | 0.0016 | U |
| Nickel | 0.00240 | U | 0.00240 | U | 0.00240 | U | 0.00240 | U | 0.0024 | U |
| Potassium | 0.237 | U | 0.237 | U | 0.237 | U | 0.237 | U | 0.237 | U |
| Selenium | 0.00477 | J | 0.00374 | J | 0.00445 | J | 0.00530 | J | 0.0035 | U |
| Silver | 0.00280 | U | 0.00280 | U | 0.00280 | U | 0.00280 | U | 0.0028 | U |
| Sodium | 0.120 | U | 0.120 | U | 0.120 | U | 0.120 | U | 0.120 | U |
| Thallium | 0.00250 | U | 0.00250 | U | 0.00250 | U | 0.00250 | U | 0.0025 | U |
| Vanadium | 0.00200 | U | 0.00200 | U | 0.00200 | U | 0.00200 | U | 0.0020 | U |
| Zinc | 0.00210 | U | 0.00210 | U | 0.00210 | U | 0.00210 | U | 0.0021 | U |

# Form 3
# Blanks

| | | | |
|---|---|---|---|
| **Client** | : Roux Env. Eng. & Geology, DPC | **Lab Number** | : L2555281 |
| **Project Name** | : CORAM MATERIALS | **Project Number** | : 2232.0006Y005 |
| **Instrument ID** | : | | |

| | | Initial Calibration Blank | | Continuing Calibration Blank(s) | | | | Preparation Blank | |
|---|---|---|---|---|---|---|---|---|---|
| Lab ID | : | R2008971-4 | | | | | | | |
| Date Analyzed | : | 09/10/25 09:09 | | | | | | | |
| **Parameter** | | **mg/l** | **Q** | **Q** | | **Q** | | **Q** | **Q** |
| Aluminum | | 0.0318 | U | | | | | | |
| Antimony | | 0.00710 | U | | | | | | |
| Arsenic | | 0.00190 | U | | | | | | |
| Barium | | 0.00210 | U | | | | | | |
| Beryllium | | 0.000900 | U | | | | | | |
| Cadmium | | 0.00100 | U | | | | | | |
| Calcium | | 0.0350 | U | | | | | | |
| Chromium | | 0.00210 | U | | | | | | |
| Cobalt | | 0.00170 | U | | | | | | |
| Copper | | 0.00220 | U | | | | | | |
| Iron | | 0.00900 | U | | | | | | |
| Lead | | 0.00270 | U | | | | | | |
| Magnesium | | 0.0153 | U | | | | | | |
| Manganese | | 0.00160 | U | | | | | | |
| Nickel | | 0.00240 | U | | | | | | |
| Potassium | | 0.237 | U | | | | | | |
| Selenium | | 0.00350 | U | | | | | | |
| Silver | | 0.00280 | U | | | | | | |
| Sodium | | 0.120 | U | | | | | | |
| Thallium | | 0.00250 | U | | | | | | |
| Vanadium | | 0.00200 | U | | | | | | |
| Zinc | | 0.00210 | U | | | | | | |

# Form 4a
# Interference Check Sample

| | | | |
|---|---|---|---|
| **Client** | : Roux Env. Eng. & Geology, DPC | **Lab Number** | : L2555281 |
| **Project Name** | : CORAM MATERIALS | **Project Number** | : 2232.0006Y005 |
| **Instrument ID** | : TRACE4 | **Concentration Units** | : mg/l |

| | True | | Initial Found | | | | Final Found | | | |
|---|---|---|---|---|---|---|---|---|---|---|
| **Lab ID :** | | | R2008413-3 | | | | | | | |
| **Analysis Date :** | | | 09/09/25 08:07 | | | | | | | |
| **Analyte** | Sol. A | Sol. AB | Sol. A | %R | Sol. AB | %R | Sol. A | %R | Sol. AB | %R |
| Aluminum | 500 | | 504. | 101 | | | | | | |
| Antimony | | | -0.000427 | | | | | | | |
| Arsenic | | | -0.00862 | | | | | | | |
| Barium | | | -0.000965 | | | | | | | |
| Beryllium | | | -0.000530 | | | | | | | |
| Cadmium | | | -0.00330 | | | | | | | |
| Calcium | 500 | | 477. | 95 | | | | | | |
| Chromium | | | -0.00421 | | | | | | | |
| Cobalt | | | 0.000326 | | | | | | | |
| Copper | | | -0.00537 | | | | | | | |
| Iron | 200 | | 180. | 90 | | | | | | |
| Lead | | | -0.00363 | | | | | | | |
| Magnesium | 500 | | 481. | 96 | | | | | | |
| Manganese | | | 0.00118 | | | | | | | |
| Nickel | | | 0.0118 | | | | | | | |
| Potassium | | | 0.0288 | | | | | | | |
| Selenium | | | -0.00115 | | | | | | | |
| Silver | | | 0.000624 | | | | | | | |
| Sodium | | | 0.0185 | | | | | | | |
| Thallium | | | 0.00454 | | | | | | | |
| Vanadium | | | 0.000211 | | | | | | | |
| Zinc | | | 0.00315 | | | | | | | |

**Acceptance Criteria:** Methods 200.7, 200.8, 6010, 6020

**ICSA:** 80-120%

**ICSAB:** 80-120%

# Form 4a
# Interference Check Sample

| | | | |
|---|---|---|---|
| **Client** | : Roux Env. Eng. & Geology, DPC | **Lab Number** | : L2555281 |
| **Project Name** | : CORAM MATERIALS | **Project Number** | : 2232.0006Y005 |
| **Instrument ID** | : TRACE6 | **Concentration Units** | : mg/l |

| | | | Initial Found | | | | Final Found | | | |
|---|---|---|---|---|---|---|---|---|---|---|
| **Lab ID** | : | | R2008596-5 | | | | | | | |
| **Analysis Date** | : | | 09/09/25 16:33 | | | | | | | |
| **Analyte** | **Sol. A** | **Sol. AB** | **Sol. A** | **%R** | **Sol. AB** | **%R** | **Sol. A** | **%R** | **Sol. AB** | **%R** |
| Antimony | | | -0.0218 | | | | | | | |

**Acceptance Criteria:** Methods 200.7, 200.8, 6010, 6020

**ICSA:** 80-120%

**ICSAB:** 80-120%

# Form 4a
# Interference Check Sample

| | | | |
|---|---|---|---|
| **Client** | : Roux Env. Eng. & Geology, DPC | **Lab Number** | : L2555281 |
| **Project Name** | : CORAM MATERIALS | **Project Number** | : 2232.0006Y005 |
| **Instrument ID** | : TRACE8 | **Concentration Units** | : mg/l |

| | True | | Initial Found | | | | Final Found | | | |
|---|---|---|---|---|---|---|---|---|---|---|
| **Lab ID :** | | | R2008971-5 | | | | | | | |
| **Analysis Date :** | | | 09/10/25 09:17 | | | | | | | |
| **Analyte** | **Sol. A** | **Sol. AB** | **Sol. A** | **%R** | **Sol. AB** | **%R** | **Sol. A** | **%R** | **Sol. AB** | **%R** |
| Aluminum | 500 | | 498. | 100 | | | | | | |
| Antimony | | | -0.00518 | | | | | | | |
| Arsenic | | | 0.00138 | | | | | | | |
| Barium | | | 0.000832 | | | | | | | |
| Beryllium | | | 0.0000670 | | | | | | | |
| Cadmium | | | -0.00510 | | | | | | | |
| Calcium | 500 | | 461. | 92 | | | | | | |
| Chromium | | | -0.000574 | | | | | | | |
| Cobalt | | | -0.0000655 | | | | | | | |
| Copper | | | 0.000450 | | | | | | | |
| Iron | 200 | | 175. | 88 | | | | | | |
| Lead | | | -0.00424 | | | | | | | |
| Magnesium | 500 | | 464. | 93 | | | | | | |
| Manganese | | | 0.000997 | | | | | | | |
| Nickel | | | -0.000240 | | | | | | | |
| Potassium | | | 0.00998 | | | | | | | |
| Selenium | | | -0.00117 | | | | | | | |
| Silver | | | 0.00110 | | | | | | | |
| Sodium | | | 0.0105 | | | | | | | |
| Thallium | | | 0.00275 | | | | | | | |
| Vanadium | | | 0.000448 | | | | | | | |
| Zinc | | | 0.00464 | | | | | | | |

**Acceptance Criteria:** Methods 200.7, 200.8, 6010, 6020

**ICSA:** 80-120%

**ICSAB:** 80-120%

# Form 5a
# Matrix Spike

| | | | |
|---|---|---|---|
| Client | : Roux Env. Eng. & Geology, DPC | Lab Number | : L2555281 |
| Project Name | : CORAM MATERIALS | Project Number | : 2232.0006Y005 |
| Client Sample ID | : MW-1DR2 | Matrix | : WATER |
| Lab Sample ID | : L2555281-05 | | |
| Matrix Spike | : WG2110959-3 | MS Analysis Date | : 09/09/25 22:43 |
| Matrix Spike Dup | : WG2110959-4 | MSD Analysis Date | : 09/09/25 22:49 |

| | | Matrix Spike Sample | | | Matrix Spike Duplicate | | | | | |
|---|---|---|---|---|---|---|---|---|---|---|
| Parameter | Sample Conc. (mg/l) | Spike Added (mg/l) | Spike Conc. (mg/l) | %R | Spike Added (mg/l) | Spike Conc. (mg/l) | %R | RPD | Recovery Limits | RPD Limit |
| Aluminum, Total | ND | 2 | 2.09 | 104 | 2 | 1.88 | 94 | 11 | 75-125 | 20 |
| Antimony, Total | ND | 0.5 | 0.516 | 103 | 0.5 | 0.464 | 93 | 11 | 75-125 | 20 |
| Arsenic, Total | 0.0021J | 0.12 | 0.128 | 107 | 0.12 | 0.130 | 108 | 2 | 75-125 | 20 |
| Barium, Total | 0.0227 | 2 | 2.06 | 102 | 2 | 1.85 | 91 | 11 | 75-125 | 20 |
| Beryllium, Total | ND | 0.05 | 0.0506 | 101 | 0.05 | 0.0454 | 91 | 11 | 75-125 | 20 |
| Cadmium, Total | ND | 0.053 | 0.0528 | 100 | 0.053 | 0.0475 | 90 | 11 | 75-125 | 20 |
| Calcium, Total | 10.1 | 10 | 20.0 | 99 | 10 | 20.4 | 103 | 2 | 75-125 | 20 |
| Chromium, Total | ND | 0.2 | 0.202 | 101 | 0.2 | 0.180 | 90 | 12 | 75-125 | 20 |
| Cobalt, Total | 0.0025J | 0.5 | 0.499 | 100 | 0.5 | 0.446 | 89 | 11 | 75-125 | 20 |
| Copper, Total | ND | 0.25 | 0.254 | 102 | 0.25 | 0.229 | 92 | 10 | 75-125 | 20 |
| Iron, Total | 2.49 | 1 | 3.44 | 95 | 1 | 3.34 | 85 | 3 | 75-125 | 20 |
| Lead, Total | 0.0039J | 0.53 | 0.540 | 102 | 0.53 | 0.546 | 103 | 1 | 75-125 | 20 |
| Magnesium, Total | 4.45 | 10 | 14.5 | 100 | 10 | 14.6 | 102 | 1 | 75-125 | 20 |
| Manganese, Total | 0.0384 | 0.5 | 0.525 | 97 | 0.5 | 0.476 | 88 | 10 | 75-125 | 20 |
| Nickel, Total | ND | 0.5 | 0.501 | 100 | 0.5 | 0.448 | 90 | 11 | 75-125 | 20 |
| Potassium, Total | 0.991J | 10 | 11.8 | 118 | 10 | 11.9 | 119 | 1 | 75-125 | 20 |
| Selenium, Total | ND | 0.12 | 0.127 | 106 | 0.12 | 0.129 | 108 | 2 | 75-125 | 20 |
| Silver, Total | ND | 0.05 | 0.0442 | 88 | 0.05 | 0.0398 | 80 | 10 | 75-125 | 20 |
| Sodium, Total | 8.50 | 10 | 19.0 | 105 | 10 | 19.2 | 107 | 1 | 75-125 | 20 |
| Thallium, Total | ND | 0.12 | 0.124 | 103 | 0.12 | 0.125 | 104 | 1 | 75-125 | 20 |
| Vanadium, Total | ND | 0.5 | 0.510 | 102 | 0.5 | 0.456 | 91 | 11 | 75-125 | 20 |
| Zinc, Total | 0.0061 | 0.5 | 0.505 | 100 | 0.5 | 0.451 | 89 | 11 | 75-125 | 20 |

# Form 5a
# Matrix Spike

| | | | |
|---|---|---|---|
| **Client** | : Roux Env. Eng. & Geology, DPC | **Lab Number** | : L2555281 |
| **Project Name** | : CORAM MATERIALS | **Project Number** | : 2232.0006Y005 |
| **Client Sample ID** | : MW-1DR2 | **Matrix** | : WATER |
| **Lab Sample ID** | : L2555281-05 | | |
| **Matrix Spike** | : WG2111067-7 | **MS Analysis Date** | : 09/10/25 10:55 |
| **Matrix Spike Dup** | : WG2111067-8 | **MSD Analysis Date** | : 09/10/25 10:58 |

| | | Matrix Spike Sample | | | Matrix Spike Duplicate | | | | | |
|---|---|---|---|---|---|---|---|---|---|---|
| Parameter | Sample Conc. (mg/l) | Spike Added (mg/l) | Spike Conc. (mg/l) | %R | Spike Added (mg/l) | Spike Conc. (mg/l) | %R | RPD | Recovery Limits | RPD Limit |
| Aluminum, Dissolved | ND | 2 | 2.02 | 101 | 2 | 2.05 | 102 | 1 | 75-125 | 20 |
| Antimony, Dissolved | ND | 0.5 | 0.412 | 82 | 0.5 | 0.429 | 86 | 4 | 75-125 | 20 |
| Arsenic, Dissolved | ND | 0.12 | 0.119 | 99 | 0.12 | 0.119 | 99 | 0 | 75-125 | 20 |
| Barium, Dissolved | 0.0214 | 2 | 2.00 | 99 | 2 | 2.02 | 100 | 1 | 75-125 | 20 |
| Beryllium, Dissolved | ND | 0.05 | 0.0504 | 101 | 0.05 | 0.0510 | 102 | 1 | 75-125 | 20 |
| Cadmium, Dissolved | ND | 0.053 | 0.0512 | 97 | 0.053 | 0.0515 | 97 | 1 | 75-125 | 20 |
| Calcium, Dissolved | 9.82 | 10 | 19.2 | 94 | 10 | 19.6 | 98 | 2 | 75-125 | 20 |
| Chromium, Dissolved | ND | 0.2 | 0.194 | 97 | 0.2 | 0.195 | 98 | 1 | 75-125 | 20 |
| Cobalt, Dissolved | 0.0025J | 0.5 | 0.487 | 97 | 0.5 | 0.489 | 98 | 0 | 75-125 | 20 |
| Copper, Dissolved | ND | 0.25 | 0.249 | 100 | 0.25 | 0.250 | 100 | 0 | 75-125 | 20 |
| Iron, Dissolved | 2.03 | 1 | 2.98 | 95 | 1 | 3.05 | 102 | 2 | 75-125 | 20 |
| Lead, Dissolved | ND | 0.53 | 0.515 | 97 | 0.53 | 0.518 | 98 | 1 | 75-125 | 20 |
| Magnesium, Dissolved | 4.33 | 10 | 14.0 | 97 | 10 | 14.2 | 99 | 1 | 75-125 | 20 |
| Manganese, Dissolved | 0.0355 | 0.5 | 0.527 | 98 | 0.5 | 0.533 | 100 | 1 | 75-125 | 20 |
| Nickel, Dissolved | 0.0028J | 0.5 | 0.494 | 99 | 0.5 | 0.501 | 100 | 1 | 75-125 | 20 |
| Potassium, Dissolved | 0.948J | 10 | 11.2 | 112 | 10 | 11.4 | 114 | 2 | 75-125 | 20 |
| Selenium, Dissolved | ND | 0.12 | 0.115 | 96 | 0.12 | 0.120 | 100 | 4 | 75-125 | 20 |
| Silver, Dissolved | ND | 0.05 | 0.0415 | 83 | 0.05 | 0.0420 | 84 | 1 | 75-125 | 20 |
| Sodium, Dissolved | 8.44 | 10 | 18.5 | 101 | 10 | 18.8 | 104 | 2 | 75-125 | 20 |
| Thallium, Dissolved | ND | 0.12 | 0.120 | 100 | 0.12 | 0.121 | 101 | 1 | 75-125 | 20 |
| Vanadium, Dissolved | ND | 0.5 | 0.502 | 100 | 0.5 | 0.506 | 101 | 1 | 75-125 | 20 |
| Zinc, Dissolved | 0.0060 | 0.5 | 0.492 | 97 | 0.5 | 0.496 | 98 | 1 | 75-125 | 20 |

# Form 7
# Laboratory Control Sample

| | | | |
|---|---|---|---|
| **Client** | : Roux Env. Eng. & Geology, DPC | **Lab Number** | : L2555281 |
| **Project Name** | : CORAM MATERIALS | **Project Number** | : 2232.0006Y005 |
| **Client Sample ID** | : NA | **Matrix** | : WATER |
| **Lab Sample ID** | : WG2110959-2 | **LCS Analysis Date** | : 09/09/25 22:31 |
| **Dup Sample ID** | : | **LCSD Analysis Date** | : |

| | Laboratory Control Sample | | | Laboratory Control Duplicate | | | | | |
|---|---|---|---|---|---|---|---|---|---|
| Parameter | True (mg/l) | Found (mg/l) | %R | True (mg/l) | Found (mg/l) | %R | RPD | Recovery Limits | RPD Limit |
| Aluminum, Total | 2.00 | 2.10 | 105. | | | | | 85-115 | 20 |
| Antimony, Total | 0.500 | 0.515 | 103. | | | | | 85-115 | 20 |
| Arsenic, Total | 0.120 | 0.126 | 105. | | | | | 85-115 | 20 |
| Barium, Total | 2.00 | 2.06 | 103. | | | | | 85-115 | 20 |
| Beryllium, Total | 0.0500 | 0.0510 | 102. | | | | | 85-115 | 20 |
| Cadmium, Total | 0.0530 | 0.0532 | 100. | | | | | 85-115 | 20 |
| Calcium, Total | 10.0 | 10.1 | 101. | | | | | 85-115 | 20 |
| Chromium, Total | 0.200 | 0.206 | 103. | | | | | 85-115 | 20 |
| Cobalt, Total | 0.500 | 0.502 | 100. | | | | | 85-115 | 20 |
| Copper, Total | 0.250 | 0.256 | 102. | | | | | 85-115 | 20 |
| Iron, Total | 1.00 | 1.01 | 101. | | | | | 85-115 | 20 |
| Lead, Total | 0.530 | 0.547 | 103. | | | | | 85-115 | 20 |
| Magnesium, Total | 10.0 | 10.3 | 103. | | | | | 85-115 | 20 |
| Manganese, Total | 0.500 | 0.497 | 99. | | | | | 85-115 | 20 |
| Nickel, Total | 0.500 | 0.508 | 102. | | | | | 85-115 | 20 |
| Potassium, Total | 10.0 | 11.0 | 110. | | | | | 85-115 | 20 |
| Selenium, Total | 0.120 | 0.126 | 105. | | | | | 85-115 | 20 |
| Silver, Total | 0.0500 | 0.0445 | 89. | | | | | 85-115 | 20 |
| Sodium, Total | 10.0 | 10.8 | 108. | | | | | 85-115 | 20 |
| Thallium, Total | 0.120 | 0.127 | 106. | | | | | 85-115 | 20 |
| Vanadium, Total | 0.500 | 0.518 | 104. | | | | | 85-115 | 20 |
| Zinc, Total | 0.500 | 0.501 | 100. | | | | | 85-115 | 20 |

# Form 7
# Laboratory Control Sample

| | | | |
|---|---|---|---|
| **Client** | : Roux Env. Eng. & Geology, DPC | **Lab Number** | : L2555281 |
| **Project Name** | : CORAM MATERIALS | **Project Number** | : 2232.0006Y005 |
| **Client Sample ID** | : NA | **Matrix** | : WATER |
| **Lab Sample ID** | : WG2111067-2 | **LCS Analysis Date** | : 09/10/25 14:08 |
| **Dup Sample ID** | : | **LCSD Analysis Date** | : |

| | Laboratory Control Sample | | | Laboratory Control Duplicate | | | | | |
|---|---|---|---|---|---|---|---|---|---|
| | True | Found | %R | True | Found | %R | RPD | Recovery | RPD |
| Parameter | (mg/l) | (mg/l) | | (mg/l) | (mg/l) | | | Limits | Limit |
| Antimony, Dissolved | 0.500 | 0.472 | 94. | | | | | 85-115 | 20 |

# Form 7
# Laboratory Control Sample

| | | | |
|---|---|---|---|
| **Client** | : Roux Env. Eng. & Geology, DPC | **Lab Number** | : L2555281 |
| **Project Name** | : CORAM MATERIALS | **Project Number** | : 2232.0006Y005 |
| **Client Sample ID** | : NA | **Matrix** | : WATER |
| **Lab Sample ID** | : WG2111067-2 | **LCS Analysis Date** | : 09/10/25 10:38 |
| **Dup Sample ID** | : | **LCSD Analysis Date** | : |

| | Laboratory Control Sample | | | Laboratory Control Duplicate | | | | | |
|---|---|---|---|---|---|---|---|---|---|
| Parameter | True (mg/l) | Found (mg/l) | %R | True (mg/l) | Found (mg/l) | %R | RPD | Recovery Limits | RPD Limit |
| Aluminum, Dissolved | 2.00 | 2.07 | 104. | | | | | 85-115 | 20 |
| Arsenic, Dissolved | 0.120 | 0.118 | 98. | | | | | 85-115 | 20 |
| Barium, Dissolved | 2.00 | 2.02 | 101. | | | | | 85-115 | 20 |
| Beryllium, Dissolved | 0.0500 | 0.0511 | 102. | | | | | 85-115 | 20 |
| Cadmium, Dissolved | 0.0530 | 0.0521 | 98. | | | | | 85-115 | 20 |
| Calcium, Dissolved | 10.0 | 9.97 | 100. | | | | | 85-115 | 20 |
| Chromium, Dissolved | 0.200 | 0.196 | 98. | | | | | 85-115 | 20 |
| Cobalt, Dissolved | 0.500 | 0.497 | 99. | | | | | 85-115 | 20 |
| Copper, Dissolved | 0.250 | 0.253 | 101. | | | | | 85-115 | 20 |
| Iron, Dissolved | 1.00 | 1.01 | 101. | | | | | 85-115 | 20 |
| Lead, Dissolved | 0.530 | 0.532 | 100. | | | | | 85-115 | 20 |
| Magnesium, Dissolved | 10.0 | 9.98 | 100. | | | | | 85-115 | 20 |
| Manganese, Dissolved | 0.500 | 0.505 | 101. | | | | | 85-115 | 20 |
| Nickel, Dissolved | 0.500 | 0.503 | 101. | | | | | 85-115 | 20 |
| Potassium, Dissolved | 10.0 | 10.5 | 105. | | | | | 85-115 | 20 |
| Selenium, Dissolved | 0.120 | 0.118 | 98. | | | | | 85-115 | 20 |
| Silver, Dissolved | 0.0500 | 0.0423 | 85. | | | | | 85-115 | 20 |
| Sodium, Dissolved | 10.0 | 10.6 | 106. | | | | | 85-115 | 20 |
| Thallium, Dissolved | 0.120 | 0.123 | 102. | | | | | 85-115 | 20 |
| Vanadium, Dissolved | 0.500 | 0.510 | 102. | | | | | 85-115 | 20 |
| Zinc, Dissolved | 0.500 | 0.495 | 99. | | | | | 85-115 | 20 |

# Form 8
# Serial Dilutions

| | | | |
|---|---|---|---|
| **Client** | : Roux Env. Eng. & Geology, DPC | **Lab Number** | : L2555281 |
| **Project Name** | : CORAM MATERIALS | **Project Number** | : 2232.0006Y005 |
| **Client Sample ID** | : MW-1DR2 | **Matrix** | : WATER |
| **Lab Sample ID** | : L2555281-05 | **Analysis Date** | : 09/09/25 22:37 |
| **Serial Dilution ID** | : WG2110959-6 | **Analysis Date** | : 09/09/25 23:01 |

| Parameter | Initial Sample Result (mg/l) | Serial Dilution Result (mg/l) | % Difference | %D Limit |
|---|---|---|---|---|
| Calcium, Total | 10.1 | 10.4 | 3 | 20 |
| Iron, Total | 2.49 | 2.53 | 2 | 20 |
| Magnesium, Total | 4.45 | 4.54 | 2 | 20 |

# Form 8
# Serial Dilutions

| | | | |
|---|---|---|---|
| **Client** | : Roux Env. Eng. & Geology, DPC | **Lab Number** | : L2555281 |
| **Project Name** | : CORAM MATERIALS | **Project Number** | : 2232.0006Y005 |
| **Client Sample ID** | : MW-1DR2 | **Matrix** | : WATER |
| **Lab Sample ID** | : L2555281-05 | **Analysis Date** | : 09/10/25 10:52 |
| **Serial Dilution ID** | : WG2111067-10 | **Analysis Date** | : 09/10/25 11:05 |

| Parameter | Initial Sample Result (mg/l) | Serial Dilution Result (mg/l) | % Difference | %D Limit |
|---|---|---|---|---|
| Calcium, Dissolved | 9.82 | 9.42 | 4 | 20 |
| Iron, Dissolved | 2.03 | 1.99 | 2 | 20 |
| Magnesium, Dissolved | 4.33 | 4.18 | 3 | 20 |

U.S. EPA - CLP
10A-IN
ICP-AES INTERELEMENT CORRECTION FACTORS (ANNUALLY)

Lab Name: Alpha Analytical Contract: _____

Lab Code: AAL Case No.: _____ NRAS No.: _____ SDG No.: _____

ICP-AES Instrument: TRACE4 Date: 12/01/16

| Analyte | Wave-length (nm) | Interelement Correction Factors for: Al | Ca | Fe | Mg | __ |
|---|---|---|---|---|---|---|
| Aluminum | 396.15 | 0.0000000 | 0.0000020 | -0.0000310 | -0.0000090 | |
| Antimony | 206.83 | -0.0000020 | 0.0000040 | -0.0000110 | -0.0000050 | |
| Arsenic | 189.04 | 0.0000090 | -0.0000010 | -0.0000700 | 0.0000000 | |
| Barium | 455.40 | -0.0000040 | -0.0000020 | -0.0000110 | -0.0000010 | |
| Beryllium | 313.40 | -0.0000020 | -0.0000020 | -0.0000050 | 0.0000000 | |
| Cadmium | 214.44 | 0.0000000 | -0.0000030 | 0.0000000 | -0.0000010 | |
| Calcium | 315.89 | 0.0000780 | 0.0000000 | -0.0000170 | 0.0000710 | |
| Chromium | 267.72 | 0.0000050 | -0.0000020 | 0.0000120 | 0.0000000 | |
| Cobalt | 228.62 | -0.0000120 | -0.0000060 | -0.0000250 | -0.0000020 | |
| Copper | 324.75 | -0.0000030 | -0.0000020 | -0.0000040 | 0.0000110 | |
| Iron | 259.94 | 0.0000180 | -0.0000120 | 0.0000000 | -0.0000030 | |
| Lead | 220.35 | 0.0001100 | -0.0000010 | 0.0000180 | -0.0000010 | |
| Magnesium | 279.08 | -0.0000540 | -0.0000280 | 0.0000190 | 0.0000000 | |
| Manganese | 257.61 | -0.0000030 | -0.0000020 | -0.0000080 | 0.0000020 | |
| Mercury | | | | | | |
| Nickel | 231.60 | -0.0000130 | -0.0000050 | -0.0000240 | -0.0000020 | |
| Potassium | 766.49 | -0.0012590 | -0.0007040 | -0.0028490 | -0.0002350 | |
| Selenium | 196.09 | -0.0000200 | 0.0000000 | -0.0000290 | -0.0000010 | |
| Silver | 328.07 | -0.0000040 | -0.0000020 | -0.0000090 | -0.0000010 | |
| Sodium | 589.59 | -0.0006160 | -0.0005220 | -0.0020960 | -0.0001600 | |
| Thallium | 190.86 | -0.0000060 | -0.0000040 | -0.0000050 | -0.0000010 | |
| Vanadium | 292.40 | -0.0000050 | -0.0000030 | 0.0000100 | -0.0000020 | |
| Zinc | 206.20 | 0.0002750 | 0.0000030 | -0.0007990 | -0.0000040 | |
| | | | | | | |
| | | | | | | |
| | | | | | | |
| | | | | | | |

Comments:

U.S. EPA - CLP
10B-IN
ICP-AES INTERELEMENT CORRECTION FACTORS (ANNUALLY)

Lab Name: Alpha Analytical Contract: _____

Lab Code: AAL Case No.: _____ NRAS No.: _____ SDG No.: _____

ICP-AES Instrument ID: TRACE4 Date: 12/01/16

| Analyte | Wave-length (nm) | Interelement Correction Factors for: Sb | As | Ba | Be | Cd |
|---|---|---|---|---|---|---|
| Aluminum | 396.15 | 0.0000000 | 0.0000000 | 0.0000000 | -0.0022950 | -0.0018570 |
| Antimony | 206.83 | 0.0000000 | 0.0000000 | 0.0000000 | -0.0003900 | -0.0000120 |
| Arsenic | 189.04 | 0.0000000 | 0.0000000 | 0.0000210 | -0.0001780 | -0.0001730 |
| Barium | 455.40 | 0.0000000 | 0.0000000 | 0.0000000 | -0.0002050 | -0.0002030 |
| Beryllium | 313.40 | 0.0000000 | 0.0000000 | 0.0000000 | 0.0000000 | -0.0000860 |
| Cadmium | 214.44 | 0.0000000 | 0.0000000 | 0.0000000 | -0.0002090 | 0.0000000 |
| Calcium | 315.89 | 0.0000000 | 0.0000000 | 0.0000000 | -0.0020880 | -0.0018790 |
| Chromium | 267.72 | 0.0000000 | 0.0000000 | 0.0000000 | -0.0002010 | -0.0003100 |
| Cobalt | 228.62 | 0.0000000 | 0.0000000 | 0.0000000 | -0.0004810 | -0.0004970 |
| Copper | 324.75 | 0.0000000 | 0.0000000 | 0.0000000 | -0.0002330 | -0.0002260 |
| Iron | 259.94 | 0.0000000 | 0.0000000 | 0.0000000 | -0.0012310 | -0.0009570 |
| Lead | 220.35 | 0.0000000 | 0.0000000 | 0.0000000 | -0.0001700 | -0.0001850 |
| Magnesium | 279.08 | 0.0000000 | 0.0000000 | 0.0000000 | -0.0022440 | -0.0017830 |
| Manganese | 257.61 | 0.0000000 | 0.0000000 | 0.0000000 | -0.0001950 | -0.0002020 |
| Mercury | | | | | | |
| Nickel | 231.60 | 0.0000000 | 0.0000000 | 0.0000000 | -0.0005490 | -0.0005200 |
| Potassium | 766.49 | 0.0000000 | 0.0000000 | 0.0000000 | -0.0522980 | -0.0517110 |
| Selenium | 196.09 | 0.0000000 | 0.0000000 | 0.0000000 | 0.0000060 | 0.0000030 |
| Silver | 328.07 | 0.0000000 | 0.0000000 | 0.0000000 | -0.0001740 | -0.0001560 |
| Sodium | 589.59 | 0.0000000 | 0.0000000 | 0.0000000 | -0.0417330 | -0.0407400 |
| Thallium | 190.86 | 0.0000000 | 0.0000000 | 0.0000000 | -0.0002650 | -0.0002240 |
| Vanadium | 292.40 | 0.0000000 | 0.0000000 | 0.0000000 | -0.0002090 | -0.0002040 |
| Zinc | 206.20 | 0.0000000 | 0.0000000 | 0.0000000 | -0.0000320 | -0.0009250 |
| | | | | | | |
| | | | | | | |
| | | | | | | |
| | | | | | | |

Comments:

U.S. EPA - CLP
10B-IN
ICP-AES INTERELEMENT CORRECTION FACTORS (ANNUALLY)

Lab Name: Alpha Analytical Contract: _____

Lab Code: AAL Case No.: _____ NRAS No.: _____ SDG No.: _____

ICP-AES Instrument ID: TRACE4 Date: 12/01/16

| Analyte | Wave-length (nm) | Interelement Correction Factors for: Cr | Co | Cu | Pb | Mn |
|---|---|---|---|---|---|---|
| Aluminum | 396.15 | -0.0020320 | -0.0005350 | -0.0005960 | 0.0000000 | -0.0003930 |
| Antimony | 206.83 | 0.0049920 | -0.0001600 | -0.0001410 | 0.0000000 | -0.0001780 |
| Arsenic | 189.04 | 0.0002670 | -0.0001290 | -0.0000570 | 0.0000000 | -0.0000030 |
| Barium | 455.40 | -0.0002000 | -0.0000500 | -0.0000660 | 0.0000000 | -0.0000350 |
| Beryllium | 313.40 | -0.0000900 | -0.0000220 | -0.0000300 | 0.0000000 | -0.0000110 |
| Cadmium | 214.44 | -0.0000290 | -0.0000520 | -0.0000680 | 0.0000000 | -0.0000270 |
| Calcium | 315.89 | -0.0020720 | 0.0009940 | -0.0005720 | 0.0000000 | -0.0000920 |
| Chromium | 267.72 | 0.0000000 | -0.0000480 | -0.0000690 | 0.0000000 | 0.0001140 |
| Cobalt | 228.62 | -0.0005870 | 0.0000000 | -0.0001660 | 0.0000000 | -0.0000740 |
| Copper | 324.75 | -0.0002130 | -0.0000490 | 0.0000000 | 0.0000000 | 0.0000300 |
| Iron | 259.94 | -0.0010370 | -0.0002940 | -0.0003760 | 0.0000000 | -0.0001890 |
| Lead | 220.35 | -0.0001960 | -0.0003260 | 0.0002710 | 0.0000000 | 0.0000640 |
| Magnesium | 279.08 | -0.0024620 | -0.0005640 | -0.0008730 | 0.0000000 | -0.0069760 |
| Manganese | 257.61 | -0.0002060 | -0.0000480 | -0.0000750 | 0.0000000 | 0.0000000 |
| Mercury | | | | | | |
| Nickel | 231.60 | -0.0005230 | -0.0002210 | -0.0001810 | 0.0000000 | -0.0000730 |
| Potassium | 766.49 | -0.0512430 | -0.0126240 | -0.0178480 | 0.0000000 | -0.0089880 |
| Selenium | 196.09 | -0.0000520 | 0.0000530 | -0.0000240 | 0.0000000 | 0.0003780 |
| Silver | 328.07 | -0.0001430 | -0.0000370 | -0.0000450 | 0.0000000 | 0.0001940 |
| Sodium | 589.59 | -0.0407180 | -0.0097580 | -0.0137660 | 0.0000000 | -0.0070470 |
| Thallium | 190.86 | -0.0000390 | 0.0020440 | -0.0000840 | -0.0000200 | 0.0003990 |
| Vanadium | 292.40 | -0.0002210 | -0.0000500 | -0.0000650 | 0.0000000 | 0.0001060 |
| Zinc | 206.20 | -0.0012900 | 0.0000070 | 0.0003430 | 0.0001200 | -0.0001520 |
| | | | | | | |
| | | | | | | |
| | | | | | | |
| | | | | | | |

Comments:

U.S. EPA - CLP
10B-IN
ICP-AES INTERELEMENT CORRECTION FACTORS (ANNUALLY)

Lab Name: Alpha Analytical Contract: _____

Lab Code: AAL Case No.: _____ NRAS No.: _____ SDG No.: _____

ICP-AES Instrument ID: TRACE4 Date: 12/01/16

| Analyte | Wave-length (nm) | Interelement Correction Factors for: Ni | K | Se | Ag | Na |
|---|---|---|---|---|---|---|
| Aluminum | 396.15 | 0.0000000 | 0.0000000 | 0.0000000 | 0.0000000 | 0.0000000 |
| Antimony | 206.83 | 0.0000000 | 0.0000000 | 0.0000000 | 0.0000000 | 0.0000000 |
| Arsenic | 189.04 | 0.0000000 | 0.0000000 | 0.0000000 | 0.0000000 | 0.0000000 |
| Barium | 455.40 | 0.0000000 | 0.0000000 | 0.0000000 | 0.0000000 | 0.0000000 |
| Beryllium | 313.40 | 0.0000000 | 0.0000000 | 0.0000000 | 0.0000000 | 0.0000000 |
| Cadmium | 214.44 | 0.0000000 | 0.0000000 | 0.0000000 | 0.0000000 | 0.0000000 |
| Calcium | 315.89 | 0.0000000 | 0.0000000 | 0.0000000 | 0.0000000 | 0.0000000 |
| Chromium | 267.72 | 0.0000000 | 0.0000000 | 0.0000000 | 0.0000000 | 0.0000000 |
| Cobalt | 228.62 | 0.0000000 | 0.0000000 | 0.0000000 | 0.0000000 | 0.0000000 |
| Copper | 324.75 | 0.0000000 | 0.0000000 | 0.0000000 | 0.0000000 | 0.0000000 |
| Iron | 259.94 | 0.0000000 | 0.0000000 | 0.0000000 | 0.0000000 | 0.0000000 |
| Lead | 220.35 | 0.0000000 | 0.0000000 | 0.0000000 | 0.0000000 | 0.0000000 |
| Magnesium | 279.08 | 0.0000000 | 0.0000000 | 0.0000000 | 0.0000000 | 0.0000000 |
| Manganese | 257.61 | 0.0000000 | 0.0000000 | 0.0000000 | 0.0000000 | 0.0000000 |
| Mercury | | | | | | |
| Nickel | 231.60 | 0.0000000 | 0.0000000 | 0.0000000 | 0.0000000 | 0.0000000 |
| Potassium | 766.49 | 0.0000000 | 0.0000000 | 0.0000000 | 0.0000000 | 0.0000000 |
| Selenium | 196.09 | 0.0000000 | 0.0000000 | 0.0000000 | 0.0000000 | 0.0000000 |
| Silver | 328.07 | 0.0000000 | 0.0000000 | 0.0000000 | 0.0000000 | 0.0000000 |
| Sodium | 589.59 | 0.0000000 | 0.0000000 | 0.0000000 | 0.0000000 | 0.0000000 |
| Thallium | 190.86 | 0.0000000 | 0.0000000 | 0.0000000 | 0.0000000 | 0.0000000 |
| Vanadium | 292.40 | 0.0000000 | 0.0000000 | 0.0000000 | 0.0000000 | 0.0000000 |
| Zinc | 206.20 | 0.0000000 | 0.0000000 | 0.0000000 | 0.0000000 | 0.0000000 |
| | | | | | | |
| | | | | | | |
| | | | | | | |
| | | | | | | |

Comments:

U.S. EPA - CLP
10A-IN
ICP-AES INTERELEMENT CORRECTION FACTORS (ANNUALLY)

Lab Name: Alpha Analytical Contract: _____

Lab Code: AAL Case No.: _____ NRAS No.: _____ SDG No.: _____

ICP-AES Instrument: TRACE5 Date: 12/01/16

| Analyte | Wave-length (nm) | Interelement Correction Factors for: Al | Ca | Fe | Mg | Mo |
|---|---|---|---|---|---|---|
| Aluminum | 396.15 | 0.0000000 | 0.0000960 | 0.0000000 | 0.0000000 | 0.0573510 |
| Antimony | 206.83 | 0.0000000 | 0.0000000 | 0.0000000 | 0.0000000 | 0.0016160 |
| Arsenic | 189.04 | -0.0000310 | 0.0000000 | 0.0000000 | 0.0000000 | 0.0009550 |
| Barium | 455.40 | 0.0000000 | 0.0000000 | 0.0000000 | 0.0000000 | 0.0000000 |
| Beryllium | 313.40 | 0.0000000 | 0.0000000 | 0.0000000 | 0.0000000 | 0.0000000 |
| Cadmium | 214.44 | 0.0000000 | 0.0000000 | 0.0000010 | 0.0000000 | 0.0000000 |
| Calcium | 315.89 | 0.0000000 | 0.0000000 | 0.0000000 | 0.0000000 | 0.0009910 |
| Chromium | 267.72 | 0.0000000 | 0.0000000 | 0.0000000 | 0.0000000 | 0.0000120 |
| Cobalt | 228.62 | 0.0000000 | 0.0000000 | 0.0000000 | 0.0000000 | 0.0000000 |
| Copper | 324.75 | 0.0000000 | 0.0000000 | 0.0000000 | 0.0000000 | 0.0004030 |
| Iron | 259.94 | 0.0000000 | 0.0000000 | 0.0000000 | 0.0000000 | 0.0000000 |
| Lead | 220.35 | 0.0003010 | 0.0000000 | 0.0000210 | 0.0000000 | -0.0026290 |
| Magnesium | 279.08 | 0.0000000 | 0.0000000 | 0.0001760 | 0.0000000 | 0.0000000 |
| Manganese | 257.61 | 0.0000000 | 0.0000000 | 0.0000000 | 0.0000000 | 0.0000000 |
| Mercury | | | | | | |
| Nickel | 231.60 | 0.0000000 | 0.0000000 | 0.0000340 | 0.0000000 | 0.0000000 |
| Potassium | 766.49 | 0.0000000 | 0.0000000 | 0.0000000 | 0.0000000 | 0.0000000 |
| Selenium | 196.09 | 0.0000000 | 0.0000000 | 0.0000000 | 0.0000000 | 0.0000180 |
| Silver | 328.07 | 0.0000000 | 0.0000000 | 0.0000000 | 0.0000000 | 0.0000000 |
| Sodium | 589.59 | 0.0000000 | 0.0000000 | 0.0000000 | 0.0000000 | 0.0000000 |
| Thallium | 190.86 | 0.0000000 | 0.0000000 | 0.0000000 | 0.0000000 | 0.0000000 |
| Vanadium | 292.40 | 0.0000000 | 0.0000000 | 0.0000310 | 0.0000000 | 0.0000000 |
| Zinc | 206.20 | 0.0000000 | 0.0000000 | 0.0000000 | 0.0000000 | 0.0000000 |
| | | | | | | |
| | | | | | | |
| | | | | | | |
| | | | | | | |

Comments:

Forms by ChemSW(707)864-0845;p/n11016;v5.3;5/1/00;s/n 110163355

U.S. EPA - CLP
10B-IN
ICP-AES INTERELEMENT CORRECTION FACTORS (ANNUALLY)

Lab Name: Alpha Analytical Contract: _____

Lab Code: AAL Case No.: _____ NRAS No.: _____ SDG No.: _____

ICP-AES Instrument ID: TRACE5 Date: 12/01/16

| Analyte | Wave-length (nm) | Interelement Correction Factors for: Sb | As | Ba | Be | Cd |
|---|---|---|---|---|---|---|
| Aluminum | 396.15 | 0.0000000 | 0.0000000 | 0.0000000 | 0.0000000 | 0.0000000 |
| Antimony | 206.83 | 0.0000000 | 0.0000000 | 0.0000000 | 0.0000000 | 0.0000000 |
| Arsenic | 189.04 | 0.0000000 | 0.0000000 | 0.0000000 | 0.0000000 | 0.0000000 |
| Barium | 455.40 | 0.0000000 | 0.0000000 | 0.0000000 | 0.0000000 | 0.0000000 |
| Beryllium | 313.40 | 0.0000000 | 0.0000000 | 0.0000000 | 0.0000000 | 0.0000000 |
| Cadmium | 214.44 | 0.0000000 | 0.0000000 | 0.0000000 | 0.0000000 | 0.0000000 |
| Calcium | 315.89 | 0.0000000 | 0.0000000 | 0.0000000 | 0.0000000 | 0.0000000 |
| Chromium | 267.72 | 0.0000000 | 0.0000000 | 0.0000000 | 0.0000000 | 0.0000000 |
| Cobalt | 228.62 | 0.0000000 | 0.0000000 | 0.0000000 | 0.0000000 | 0.0000000 |
| Copper | 324.75 | 0.0000000 | 0.0000000 | 0.0000000 | 0.0000000 | 0.0000000 |
| Iron | 259.94 | 0.0000000 | 0.0000000 | 0.0000000 | 0.0000000 | 0.0000000 |
| Lead | 220.35 | 0.0000000 | 0.0000000 | 0.0000000 | 0.0000000 | 0.0000000 |
| Magnesium | 279.08 | 0.0000000 | 0.0000000 | 0.0000000 | 0.0000000 | 0.0000000 |
| Manganese | 257.61 | 0.0000000 | 0.0000000 | 0.0000000 | 0.0000000 | 0.0000000 |
| Mercury | | | | | | |
| Nickel | 231.60 | 0.0000000 | 0.0000000 | 0.0000000 | 0.0000000 | 0.0000000 |
| Potassium | 766.49 | 0.0000000 | 0.0000000 | 0.0000000 | 0.0000000 | 0.0000000 |
| Selenium | 196.09 | 0.0000000 | 0.0000000 | 0.0000000 | 0.0000000 | 0.0000000 |
| Silver | 328.07 | 0.0000000 | 0.0000000 | 0.0000000 | 0.0000000 | 0.0000000 |
| Sodium | 589.59 | 0.0000000 | 0.0000000 | 0.0000000 | 0.0000000 | 0.0000000 |
| Thallium | 190.86 | 0.0000000 | 0.0000000 | 0.0000000 | 0.0000000 | 0.0000000 |
| Vanadium | 292.40 | 0.0000000 | 0.0000000 | 0.0000000 | 0.0000000 | 0.0000000 |
| Zinc | 206.20 | 0.0000000 | 0.0000000 | 0.0000000 | 0.0000000 | 0.0000000 |
| | | | | | | |
| | | | | | | |
| | | | | | | |
| | | | | | | |

Comments:

U.S. EPA - CLP
10B-IN
ICP-AES INTERELEMENT CORRECTION FACTORS (ANNUALLY)

Lab Name: Alpha Analytical Contract: _____

Lab Code: AAL Case No.: _____ NRAS No.: _____ SDG No.: _____

ICP-AES Instrument ID: TRACE5 Date: 12/01/16

| Analyte | Wave-length (nm) | Interelement Correction Factors for: Cr | Co | Cu | Pb | Mn |
|---|---|---|---|---|---|---|
| Aluminum | 396.15 | 0.0000000 | 0.0000000 | 0.0000000 | 0.0000000 | 0.0000000 |
| Antimony | 206.83 | 0.0114090 | 0.0000000 | 0.0000000 | 0.0000000 | 0.0000000 |
| Arsenic | 189.04 | 0.0003850 | -0.0000480 | 0.0000000 | 0.0000000 | 0.0000000 |
| Barium | 455.40 | 0.0000000 | 0.0000000 | 0.0000000 | 0.0000000 | 0.0000000 |
| Beryllium | 313.40 | 0.0000000 | 0.0000000 | 0.0000000 | 0.0000000 | 0.0000000 |
| Cadmium | 214.44 | 0.0000000 | 0.0000000 | 0.0000000 | 0.0000000 | 0.0000000 |
| Calcium | 315.89 | 0.0000000 | 0.0000000 | 0.0000000 | 0.0000000 | 0.0000000 |
| Chromium | 267.72 | 0.0000000 | 0.0000000 | 0.0000000 | 0.0000000 | 0.0000000 |
| Cobalt | 228.62 | 0.0000000 | 0.0000000 | 0.0000000 | 0.0000000 | 0.0000000 |
| Copper | 324.75 | 0.0000000 | 0.0000000 | 0.0000000 | 0.0000000 | 0.0000000 |
| Iron | 259.94 | 0.0000000 | 0.0000000 | 0.0000000 | 0.0000000 | 0.0000000 |
| Lead | 220.35 | 0.0000000 | 0.0000000 | 0.0007800 | 0.0000000 | 0.0000000 |
| Magnesium | 279.08 | 0.0000000 | 0.0000000 | 0.0000000 | 0.0000000 | -0.0092850 |
| Manganese | 257.61 | 0.0000000 | 0.0000000 | 0.0000000 | 0.0000000 | 0.0000000 |
| Mercury | | | | | | |
| Nickel | 231.60 | 0.0000000 | -0.0001620 | 0.0000000 | 0.0000000 | 0.0000000 |
| Potassium | 766.49 | 0.0000000 | 0.0000000 | 0.0000000 | 0.0000000 | 0.0000000 |
| Selenium | 196.09 | 0.0000000 | 0.0000620 | 0.0000000 | 0.0000000 | 0.0006770 |
| Silver | 328.07 | 0.0000000 | 0.0000000 | 0.0000000 | 0.0000000 | 0.0000000 |
| Sodium | 589.59 | 0.0000000 | 0.0000000 | 0.0000000 | 0.0000000 | 0.0000000 |
| Thallium | 190.86 | 0.0000000 | 0.0000000 | 0.0000000 | 0.0000000 | 0.0000000 |
| Vanadium | 292.40 | -0.0019910 | 0.0000000 | 0.0000000 | 0.0000000 | -0.0004360 |
| Zinc | 206.20 | | | | | |
| | | | | | | |
| | | | | | | |
| | | | | | | |
| | | | | | | |

Comments:

U.S. EPA - CLP
10B-IN
ICP-AES INTERELEMENT CORRECTION FACTORS (ANNUALLY)

Lab Name: Alpha Analytical Contract: _____

Lab Code: AAL Case No.: _____ NRAS No.: _____ SDG No.: _____

ICP-AES Instrument ID: TRACE5 Date: 12/01/16

| Analyte | Wave-length (nm) | Interelement Correction Factors for: Ni | K | Se | Ag | Na |
|---|---|---|---|---|---|---|
| Aluminum | 396.15 | 0.0000000 | 0.0000000 | 0.0000000 | 0.0000000 | 0.0000000 |
| Antimony | 206.83 | 0.0000000 | 0.0000000 | 0.0000000 | 0.0000000 | 0.0000000 |
| Arsenic | 189.04 | 0.0000000 | 0.0000000 | 0.0000000 | 0.0000000 | 0.0000000 |
| Barium | 455.40 | 0.0000000 | 0.0000000 | 0.0000000 | 0.0000000 | 0.0000000 |
| Beryllium | 313.40 | 0.0000000 | 0.0000000 | 0.0000000 | 0.0000000 | 0.0000000 |
| Cadmium | 214.44 | 0.0000000 | 0.0000000 | 0.0000000 | 0.0000000 | 0.0000000 |
| Calcium | 315.89 | 0.0000000 | 0.0000000 | 0.0000000 | 0.0000000 | 0.0000000 |
| Chromium | 267.72 | 0.0000000 | 0.0000000 | 0.0000000 | 0.0000000 | 0.0000000 |
| Cobalt | 228.62 | 0.0000930 | 0.0000000 | 0.0000000 | 0.0000000 | 0.0000000 |
| Copper | 324.75 | 0.0000000 | 0.0000000 | 0.0000000 | 0.0000000 | 0.0000000 |
| Iron | 259.94 | 0.0000000 | 0.0000000 | 0.0000000 | 0.0000000 | 0.0000000 |
| Lead | 220.35 | 0.0002270 | 0.0000000 | 0.0000000 | 0.0000000 | 0.0000000 |
| Magnesium | 279.08 | -0.0003390 | 0.0000000 | 0.0000000 | 0.0000000 | 0.0000000 |
| Manganese | 257.61 | 0.0000000 | 0.0000000 | 0.0000000 | 0.0000000 | 0.0000000 |
| Mercury | | | | | | |
| Nickel | 231.60 | 0.0000000 | 0.0000000 | 0.0000000 | 0.0000000 | 0.0000000 |
| Potassium | 766.49 | 0.0000000 | 0.0000000 | 0.0000000 | 0.0000000 | 0.0000000 |
| Selenium | 196.09 | 0.0000000 | 0.0000000 | 0.0000000 | 0.0000000 | 0.0000000 |
| Silver | 328.07 | 0.0000000 | 0.0000000 | 0.0000000 | 0.0000000 | 0.0000000 |
| Sodium | 589.59 | 0.0000000 | 0.0000000 | 0.0000000 | 0.0000000 | 0.0000000 |
| Thallium | 190.86 | 0.0000000 | 0.0000000 | 0.0000000 | 0.0000000 | 0.0000000 |
| Vanadium | 292.40 | 0.0000000 | 0.0000000 | 0.0000000 | 0.0000000 | 0.0000000 |
| Zinc | 206.20 | 0.0000000 | 0.0000000 | 0.0000000 | 0.0000000 | 0.0000000 |
| | | | | | | |
| | | | | | | |
| | | | | | | |
| | | | | | | |

Comments:

U.S. EPA - CLP
10B-IN
ICP-AES INTERELEMENT CORRECTION FACTORS (ANNUALLY)

Lab Name: Alpha Analytical Contract: _____

Lab Code: AAL Case No.: _____ NRAS No.: _____ SDG No.: _____

ICP-AES Instrument ID: TRACE5 Date: 12/01/16

| Analyte | Wave-length (nm) | Interelement Correction Factors for: Tl | V | Zn | | |
|---|---|---|---|---|---|---|
| Aluminum | 396.15 | 0.0000000 | 0.0000000 | 0.0000000 | | |
| Antimony | 206.83 | 0.0000000 | 0.0000000 | 0.0000000 | | |
| Arsenic | 189.04 | 0.0000000 | 0.0000000 | 0.0000000 | | |
| Barium | 455.40 | 0.0000000 | 0.0000000 | 0.0000000 | | |
| Beryllium | 313.40 | 0.0000000 | 0.0018940 | 0.0000000 | | |
| Cadmium | 214.44 | 0.0000000 | 0.0000000 | 0.0000000 | | |
| Calcium | 315.89 | 0.0000000 | 0.0000000 | 0.0000000 | | |
| Chromium | 267.72 | 0.0000000 | 0.0000000 | 0.0000000 | | |
| Cobalt | 228.62 | 0.0017990 | 0.0000000 | 0.0000000 | | |
| Copper | 324.75 | 0.0000000 | -0.0003720 | 0.0000000 | | |
| Iron | 259.94 | 0.0000000 | 0.0000000 | 0.0000000 | | |
| Lead | 220.35 | 0.0000000 | -0.0001170 | 0.0000000 | | |
| Magnesium | 279.08 | 0.0000000 | 0.0000000 | 0.0000000 | | |
| Manganese | 257.61 | 0.0000000 | 0.0000000 | 0.0000000 | | |
| Mercury | | | | | | |
| Nickel | 231.60 | 0.0005790 | 0.0000000 | 0.0000000 | | |
| Potassium | 766.49 | 0.0000000 | 0.0000000 | 0.0000000 | | |
| Selenium | 196.09 | 0.0000000 | 0.0000000 | 0.0000000 | | |
| Silver | 328.07 | 0.0000000 | -0.0017200 | 0.0000000 | | |
| Sodium | 589.59 | 0.0000000 | 0.0000000 | 0.0000000 | | |
| Thallium | 190.86 | 0.0000000 | 0.0002820 | 0.0000000 | | |
| Vanadium | 292.40 | 0.0000000 | 0.0000000 | 0.0000000 | | |
| Zinc | 206.20 | 0.0000000 | 0.0000000 | 0.0000000 | | |
| | | | | | | |
| | | | | | | |
| | | | | | | |
| | | | | | | |

Comments:

U.S. EPA - CLP
10A-IN
ICP-AES INTERELEMENT CORRECTION FACTORS (ANNUALLY)

Lab Name: Alpha Analytical Contract: _____

Lab Code: AAL Case No.: _____ NRAS No.: _____ SDG No.: _____

ICP-AES Instrument: TRACE6 Date: 11/10/16

| Analyte | Wave-length (nm) | Interelement Correction Factors for: Al | Ca | Fe | Mg | Mo |
|---|---|---|---|---|---|---|
| Aluminum | 396.15 | 0.0000000 | 0.0000960 | 0.0000000 | 0.0000000 | 0.0573510 |
| Antimony | 206.83 | 0.0000000 | 0.0000000 | 0.0000000 | 0.0000000 | 0.0016160 |
| Arsenic | 189.04 | -0.0000310 | 0.0000000 | 0.0000000 | 0.0000000 | 0.0009550 |
| Barium | 455.40 | 0.0000000 | 0.0000000 | 0.0000000 | 0.0000000 | 0.0000000 |
| Beryllium | 313.40 | 0.0000000 | 0.0000000 | 0.0000000 | 0.0000000 | 0.0000000 |
| Cadmium | 214.44 | 0.0000000 | 0.0000000 | 0.0000010 | 0.0000000 | 0.0000000 |
| Calcium | 315.89 | 0.0000000 | 0.0000000 | 0.0000000 | 0.0000000 | 0.0009910 |
| Chromium | 267.72 | 0.0000000 | 0.0000000 | 0.0000000 | 0.0000000 | 0.0000120 |
| Cobalt | 228.62 | 0.0000000 | 0.0000000 | 0.0000000 | 0.0000000 | 0.0000000 |
| Copper | 324.75 | 0.0000000 | 0.0000000 | 0.0000000 | 0.0000000 | 0.0004030 |
| Iron | 259.94 | 0.0000000 | 0.0000000 | 0.0000000 | 0.0000000 | 0.0000000 |
| Lead | 220.35 | 0.0003010 | 0.0000000 | 0.0000210 | 0.0000000 | -0.0026290 |
| Magnesium | 279.08 | 0.0000000 | 0.0000000 | 0.0001760 | 0.0000000 | 0.0000000 |
| Manganese | 257.61 | 0.0000000 | 0.0000000 | 0.0000000 | 0.0000000 | 0.0000000 |
| Mercury | | | | | | |
| Nickel | 231.60 | 0.0000000 | 0.0000000 | 0.0000340 | 0.0000000 | 0.0000000 |
| Potassium | 766.49 | 0.0000000 | 0.0000000 | 0.0000000 | 0.0000000 | 0.0000000 |
| Selenium | 196.09 | 0.0000000 | 0.0000000 | 0.0000000 | 0.0000000 | 0.0000180 |
| Silver | 328.07 | 0.0000000 | 0.0000000 | 0.0000000 | 0.0000000 | 0.0000000 |
| Sodium | 589.59 | 0.0000000 | 0.0000000 | 0.0000000 | 0.0000000 | 0.0000000 |
| Thallium | 190.86 | 0.0000000 | 0.0000000 | 0.0000000 | 0.0000000 | 0.0000000 |
| Vanadium | 292.40 | 0.0000000 | 0.0000000 | 0.0000310 | 0.0000000 | 0.0000000 |
| Zinc | 206.20 | 0.0000000 | 0.0000000 | 0.0000000 | 0.0000000 | 0.0000000 |
| | | | | | | |
| | | | | | | |
| | | | | | | |
| | | | | | | |

Comments:

U.S. EPA - CLP
10B-IN
ICP-AES INTERELEMENT CORRECTION FACTORS (ANNUALLY)

Lab Name: Alpha Analytical Contract: _____

Lab Code: AAL Case No.: _____ NRAS No.: _____ SDG No.: _____

ICP-AES Instrument ID: TRACE6 Date: 11/10/16

| Analyte | Wave-length (nm) | Interelement Correction Factors for: Sb | As | Ba | Be | Cd |
|---|---|---|---|---|---|---|
| Aluminum | 396.15 | 0.0000000 | 0.0000000 | 0.0000000 | 0.0000000 | 0.0000000 |
| Antimony | 206.83 | 0.0000000 | 0.0000000 | 0.0000000 | 0.0000000 | 0.0000000 |
| Arsenic | 189.04 | 0.0000000 | 0.0000000 | 0.0000000 | 0.0000000 | 0.0000000 |
| Barium | 455.40 | 0.0000000 | 0.0000000 | 0.0000000 | 0.0000000 | 0.0000000 |
| Beryllium | 313.40 | 0.0000000 | 0.0000000 | 0.0000000 | 0.0000000 | 0.0000000 |
| Cadmium | 214.44 | 0.0000000 | 0.0000000 | 0.0000000 | 0.0000000 | 0.0000000 |
| Calcium | 315.89 | 0.0000000 | 0.0000000 | 0.0000000 | 0.0000000 | 0.0000000 |
| Chromium | 267.72 | 0.0000000 | 0.0000000 | 0.0000000 | 0.0000000 | 0.0000000 |
| Cobalt | 228.62 | 0.0000000 | 0.0000000 | 0.0000000 | 0.0000000 | 0.0000000 |
| Copper | 324.75 | 0.0000000 | 0.0000000 | 0.0000000 | 0.0000000 | 0.0000000 |
| Iron | 259.94 | 0.0000000 | 0.0000000 | 0.0000000 | 0.0000000 | 0.0000000 |
| Lead | 220.35 | 0.0000000 | 0.0000000 | 0.0000000 | 0.0000000 | 0.0000000 |
| Magnesium | 279.08 | 0.0000000 | 0.0000000 | 0.0000000 | 0.0000000 | 0.0000000 |
| Manganese | 257.61 | 0.0000000 | 0.0000000 | 0.0000000 | 0.0000000 | 0.0000000 |
| Mercury | | | | | | |
| Nickel | 231.60 | 0.0000000 | 0.0000000 | 0.0000000 | 0.0000000 | 0.0000000 |
| Potassium | 766.49 | 0.0000000 | 0.0000000 | 0.0000000 | 0.0000000 | 0.0000000 |
| Selenium | 196.09 | 0.0000000 | 0.0000000 | 0.0000000 | 0.0000000 | 0.0000000 |
| Silver | 328.07 | 0.0000000 | 0.0000000 | 0.0000000 | 0.0000000 | 0.0000000 |
| Sodium | 589.59 | 0.0000000 | 0.0000000 | 0.0000000 | 0.0000000 | 0.0000000 |
| Thallium | 190.86 | 0.0000000 | 0.0000000 | 0.0000000 | 0.0000000 | 0.0000000 |
| Vanadium | 292.40 | 0.0000000 | 0.0000000 | 0.0000000 | 0.0000000 | 0.0000000 |
| Zinc | 206.20 | 0.0000000 | 0.0000000 | 0.0000000 | 0.0000000 | 0.0000000 |
| | | | | | | |
| | | | | | | |
| | | | | | | |
| | | | | | | |

Comments:

U.S. EPA - CLP
10B-IN
ICP-AES INTERELEMENT CORRECTION FACTORS (ANNUALLY)

Lab Name: Alpha Analytical Contract: _____

Lab Code: AAL Case No.: _____ NRAS No.: _____ SDG No.: _____

ICP-AES Instrument ID: TRACE6 Date: 11/10/16

| Analyte | Wave-length (nm) | Interelement Correction Factors for: Cr | Co | Cu | Pb | Mn |
|---|---|---|---|---|---|---|
| Aluminum | 396.15 | 0.0000000 | 0.0000000 | 0.0000000 | 0.0000000 | 0.0000000 |
| Antimony | 206.83 | 0.0114090 | 0.0000000 | 0.0000000 | 0.0000000 | 0.0000000 |
| Arsenic | 189.04 | 0.0003850 | -0.0000480 | 0.0000000 | 0.0000000 | 0.0000000 |
| Barium | 455.40 | 0.0000000 | 0.0000000 | 0.0000000 | 0.0000000 | 0.0000000 |
| Beryllium | 313.40 | 0.0000000 | 0.0000000 | 0.0000000 | 0.0000000 | 0.0000000 |
| Cadmium | 214.44 | 0.0000000 | 0.0000000 | 0.0000000 | 0.0000000 | 0.0000000 |
| Calcium | 315.89 | 0.0000000 | 0.0000000 | 0.0000000 | 0.0000000 | 0.0000000 |
| Chromium | 267.72 | 0.0000000 | 0.0000000 | 0.0000000 | 0.0000000 | 0.0000000 |
| Cobalt | 228.62 | 0.0000000 | 0.0000000 | 0.0000000 | 0.0000000 | 0.0000000 |
| Copper | 324.75 | 0.0000000 | 0.0000000 | 0.0000000 | 0.0000000 | 0.0000000 |
| Iron | 259.94 | 0.0000000 | 0.0000000 | 0.0000000 | 0.0000000 | 0.0000000 |
| Lead | 220.35 | 0.0000000 | 0.0000000 | 0.0007800 | 0.0000000 | 0.0000000 |
| Magnesium | 279.08 | 0.0000000 | 0.0000000 | 0.0000000 | 0.0000000 | -0.0092850 |
| Manganese | 257.61 | 0.0000000 | 0.0000000 | 0.0000000 | 0.0000000 | 0.0000000 |
| Mercury | | | | | | |
| Nickel | 231.60 | 0.0000000 | -0.0001620 | 0.0000000 | 0.0000000 | 0.0000000 |
| Potassium | 766.49 | 0.0000000 | 0.0000000 | 0.0000000 | 0.0000000 | 0.0000000 |
| Selenium | 196.09 | 0.0000000 | 0.0000620 | 0.0000000 | 0.0000000 | 0.0006770 |
| Silver | 328.07 | 0.0000000 | 0.0000000 | 0.0000000 | 0.0000000 | 0.0000000 |
| Sodium | 589.59 | 0.0000000 | 0.0000000 | 0.0000000 | 0.0000000 | 0.0000000 |
| Thallium | 190.86 | 0.0000000 | 0.0000000 | 0.0000000 | 0.0000000 | 0.0000000 |
| Vanadium | 292.40 | -0.0019910 | 0.0000000 | 0.0000000 | 0.0000000 | -0.0004360 |
| Zinc | 206.20 | | | | | |
| | | | | | | |
| | | | | | | |
| | | | | | | |
| | | | | | | |

Comments:

U.S. EPA - CLP
10B-IN
ICP-AES INTERELEMENT CORRECTION FACTORS (ANNUALLY)

Lab Name: Alpha Analytical Contract: _____

Lab Code: AAL Case No.: _____ NRAS No.: _____ SDG No.: _____

ICP-AES Instrument ID: TRACE6 Date: 11/10/16

| Analyte | Wave-length (nm) | Interelement Correction Factors for: Ni | K | Se | Ag | Na |
|---|---|---|---|---|---|---|
| Aluminum | 396.15 | 0.0000000 | 0.0000000 | 0.0000000 | 0.0000000 | 0.0000000 |
| Antimony | 206.83 | 0.0000000 | 0.0000000 | 0.0000000 | 0.0000000 | 0.0000000 |
| Arsenic | 189.04 | 0.0000000 | 0.0000000 | 0.0000000 | 0.0000000 | 0.0000000 |
| Barium | 455.40 | 0.0000000 | 0.0000000 | 0.0000000 | 0.0000000 | 0.0000000 |
| Beryllium | 313.40 | 0.0000000 | 0.0000000 | 0.0000000 | 0.0000000 | 0.0000000 |
| Cadmium | 214.44 | 0.0000000 | 0.0000000 | 0.0000000 | 0.0000000 | 0.0000000 |
| Calcium | 315.89 | 0.0000000 | 0.0000000 | 0.0000000 | 0.0000000 | 0.0000000 |
| Chromium | 267.72 | 0.0000000 | 0.0000000 | 0.0000000 | 0.0000000 | 0.0000000 |
| Cobalt | 228.62 | 0.0000930 | 0.0000000 | 0.0000000 | 0.0000000 | 0.0000000 |
| Copper | 324.75 | 0.0000000 | 0.0000000 | 0.0000000 | 0.0000000 | 0.0000000 |
| Iron | 259.94 | 0.0000000 | 0.0000000 | 0.0000000 | 0.0000000 | 0.0000000 |
| Lead | 220.35 | 0.0002270 | 0.0000000 | 0.0000000 | 0.0000000 | 0.0000000 |
| Magnesium | 279.08 | -0.0003390 | 0.0000000 | 0.0000000 | 0.0000000 | 0.0000000 |
| Manganese | 257.61 | 0.0000000 | 0.0000000 | 0.0000000 | 0.0000000 | 0.0000000 |
| Mercury | | | | | | |
| Nickel | 231.60 | 0.0000000 | 0.0000000 | 0.0000000 | 0.0000000 | 0.0000000 |
| Potassium | 766.49 | 0.0000000 | 0.0000000 | 0.0000000 | 0.0000000 | 0.0000000 |
| Selenium | 196.09 | 0.0000000 | 0.0000000 | 0.0000000 | 0.0000000 | 0.0000000 |
| Silver | 328.07 | 0.0000000 | 0.0000000 | 0.0000000 | 0.0000000 | 0.0000000 |
| Sodium | 589.59 | 0.0000000 | 0.0000000 | 0.0000000 | 0.0000000 | 0.0000000 |
| Thallium | 190.86 | 0.0000000 | 0.0000000 | 0.0000000 | 0.0000000 | 0.0000000 |
| Vanadium | 292.40 | 0.0000000 | 0.0000000 | 0.0000000 | 0.0000000 | 0.0000000 |
| Zinc | 206.20 | 0.0000000 | 0.0000000 | 0.0000000 | 0.0000000 | 0.0000000 |
| | | | | | | |
| | | | | | | |
| | | | | | | |
| | | | | | | |

Comments:

U.S. EPA - CLP
10B-IN
ICP-AES INTERELEMENT CORRECTION FACTORS (ANNUALLY)

Lab Name: Alpha Analytical Contract: _____

Lab Code: AAL Case No.: _____ NRAS No.: _____ SDG No.: _____

ICP-AES Instrument ID: TRACE6 Date: 11/10/16

| Analyte | Wave-length (nm) | Interelement Correction Factors for: Tl | V | Zn | | |
|---|---|---|---|---|---|---|
| Aluminum | 396.15 | 0.0000000 | 0.0000000 | 0.0000000 | | |
| Antimony | 206.83 | 0.0000000 | 0.0000000 | 0.0000000 | | |
| Arsenic | 189.04 | 0.0000000 | 0.0000000 | 0.0000000 | | |
| Barium | 455.40 | 0.0000000 | 0.0000000 | 0.0000000 | | |
| Beryllium | 313.40 | 0.0000000 | 0.0018940 | 0.0000000 | | |
| Cadmium | 214.44 | 0.0000000 | 0.0000000 | 0.0000000 | | |
| Calcium | 315.89 | 0.0000000 | 0.0000000 | 0.0000000 | | |
| Chromium | 267.72 | 0.0000000 | 0.0000000 | 0.0000000 | | |
| Cobalt | 228.62 | 0.0017990 | 0.0000000 | 0.0000000 | | |
| Copper | 324.75 | 0.0000000 | -0.0003720 | 0.0000000 | | |
| Iron | 259.94 | 0.0000000 | 0.0000000 | 0.0000000 | | |
| Lead | 220.35 | 0.0000000 | -0.0001170 | 0.0000000 | | |
| Magnesium | 279.08 | 0.0000000 | 0.0000000 | 0.0000000 | | |
| Manganese | 257.61 | 0.0000000 | 0.0000000 | 0.0000000 | | |
| Mercury | | | | | | |
| Nickel | 231.60 | 0.0005790 | 0.0000000 | 0.0000000 | | |
| Potassium | 766.49 | 0.0000000 | 0.0000000 | 0.0000000 | | |
| Selenium | 196.09 | 0.0000000 | 0.0000000 | 0.0000000 | | |
| Silver | 328.07 | 0.0000000 | -0.0017200 | 0.0000000 | | |
| Sodium | 589.59 | 0.0000000 | 0.0000000 | 0.0000000 | | |
| Thallium | 190.86 | 0.0000000 | 0.0002820 | 0.0000000 | | |
| Vanadium | 292.40 | 0.0000000 | 0.0000000 | 0.0000000 | | |
| Zinc | 206.20 | 0.0000000 | 0.0000000 | 0.0000000 | | |
| | | | | | | |
| | | | | | | |
| | | | | | | |
| | | | | | | |

Comments:

U.S. EPA - CLP
10A-IN
ICP-AES INTERELEMENT CORRECTION FACTORS (ANNUALLY)

Lab Name: Alpha Analytical Contract: _____

Lab Code: AAL Case No.: _____ NRAS No.: _____ SDG No.: _____

ICP-AES Instrument: TRACE7 Date: 05/17/16

| Analyte | Wave-length (nm) | Interelement Correction Factors for: Al | Ca | Fe | Mg | Mo |
|---|---|---|---|---|---|---|
| Aluminum | 396.15 | 0.0000000 | 0.0000960 | 0.0000000 | 0.0000000 | 0.0573510 |
| Antimony | 206.83 | 0.0000000 | 0.0000000 | 0.0000000 | 0.0000000 | 0.0016160 |
| Arsenic | 189.04 | 0.0001500 | 0.0000000 | -0.0004550 | 0.0000000 | 0.0038670 |
| Barium | 455.40 | 0.0000000 | 0.0000000 | 0.0000000 | 0.0000000 | 0.0000000 |
| Beryllium | 313.40 | 0.0000000 | 0.0000000 | 0.0000000 | 0.0000000 | 0.0000000 |
| Cadmium | 214.44 | 0.0000000 | 0.0000000 | 0.0000380 | 0.0000000 | 0.0000000 |
| Calcium | 315.89 | 0.0000000 | 0.0000000 | 0.0000000 | 0.0000000 | 0.0009910 |
| Chromium | 267.72 | 0.0000000 | 0.0000000 | 0.0000000 | 0.0000000 | 0.0000120 |
| Cobalt | 228.62 | 0.0000000 | 0.0000000 | 0.0000000 | 0.0000000 | 0.0000000 |
| Copper | 324.75 | 0.0000000 | 0.0000000 | 0.0000000 | 0.0000000 | 0.0004030 |
| Iron | 259.94 | 0.0000000 | 0.0000000 | 0.0000340 | 0.0000000 | 0.0000000 |
| Lead | 220.35 | 0.0001750 | 0.0000000 | 0.0002100 | 0.0000000 | -0.0026290 |
| Magnesium | 279.08 | 0.0000000 | 0.0000000 | 0.0001760 | 0.0000000 | 0.0000000 |
| Manganese | 257.61 | 0.0000000 | 0.0000000 | 0.0000000 | 0.0000000 | 0.0000000 |
| Mercury | | | | | | |
| Nickel | 231.60 | 0.0000000 | 0.0000000 | 0.0000000 | 0.0000000 | 0.0000000 |
| Potassium | 766.49 | 0.0000000 | 0.0000000 | 0.0000000 | 0.0000000 | 0.0000000 |
| Selenium | 196.09 | -0.0000350 | 0.0000000 | 0.0000000 | 0.0000000 | 0.0000180 |
| Silver | 328.07 | 0.0000000 | 0.0000000 | 0.0000000 | 0.0000000 | 0.0000000 |
| Sodium | 589.59 | 0.0000000 | 0.0000000 | 0.0000000 | 0.0000000 | 0.0000000 |
| Thallium | 190.86 | 0.0000000 | 0.0000000 | 0.0000000 | 0.0000000 | 0.0000000 |
| Vanadium | 292.40 | 0.0000000 | 0.0000000 | 0.0000100 | 0.0000000 | 0.0000000 |
| Zinc | 206.20 | 0.0000000 | 0.0000000 | 0.0000000 | 0.0000000 | 0.0000000 |
| | | | | | | |
| | | | | | | |
| | | | | | | |
| | | | | | | |
| | | | | | | |

Comments:

U.S. EPA - CLP
10B-IN
ICP-AES INTERELEMENT CORRECTION FACTORS (ANNUALLY)

Lab Name: Alpha Analytical Contract:

Lab Code: AAL Case No.: NRAS No.: SDG No.:

ICP-AES Instrument: TRACE7 Date: 05/17/16

| Analyte | Wave-length (nm) | Interelement Correction Factors for: Sb | As | Ba | Be | Cd |
|---|---|---|---|---|---|---|
| Aluminum | 396.15 | 0.0000000 | 0.0000000 | 0.0000000 | 0.0000000 | 0.0000000 |
| Antimony | 206.83 | 0.0000000 | 0.0000000 | 0.0000000 | 0.0000000 | 0.0000000 |
| Arsenic | 189.04 | 0.0000000 | 0.0000000 | 0.0000000 | 0.0000000 | 0.0000000 |
| Barium | 455.40 | 0.0000000 | 0.0000000 | 0.0000000 | 0.0000000 | 0.0000000 |
| Beryllium | 313.40 | 0.0000000 | 0.0000000 | 0.0000000 | 0.0000000 | 0.0000000 |
| Cadmium | 214.44 | 0.0000000 | 0.0000000 | 0.0000000 | 0.0000000 | 0.0000000 |
| Calcium | 315.89 | 0.0000000 | 0.0000000 | 0.0000000 | 0.0000000 | 0.0000000 |
| Chromium | 267.72 | 0.0000000 | 0.0000000 | 0.0000000 | 0.0000000 | 0.0000000 |
| Cobalt | 228.62 | 0.0000000 | 0.0000000 | 0.0000000 | 0.0000000 | 0.0000000 |
| Copper | 324.75 | 0.0000000 | 0.0000000 | 0.0000000 | 0.0000000 | 0.0000000 |
| Iron | 259.94 | 0.0000000 | 0.0000000 | 0.0000000 | 0.0000000 | 0.0000000 |
| Lead | 220.35 | 0.0000000 | 0.0000000 | 0.0000000 | 0.0000000 | 0.0000000 |
| Magnesium | 279.08 | 0.0000000 | 0.0000000 | 0.0000000 | 0.0000000 | 0.0000000 |
| Manganese | 257.61 | 0.0000000 | 0.0000000 | 0.0000000 | 0.0000000 | 0.0000000 |
| Mercury | | | | | | |
| Nickel | 231.60 | 0.0000000 | 0.0000000 | 0.0000000 | 0.0000000 | 0.0000000 |
| Potassium | 766.49 | 0.0000000 | 0.0000000 | 0.0000000 | 0.0000000 | 0.0000000 |
| Selenium | 196.09 | 0.0000000 | 0.0000000 | 0.0000000 | 0.0000000 | 0.0000000 |
| Silver | 328.07 | 0.0000000 | 0.0000000 | 0.0000000 | 0.0000000 | 0.0000000 |
| Sodium | 589.59 | 0.0000000 | 0.0000000 | 0.0000000 | 0.0000000 | 0.0000000 |
| Thallium | 190.86 | 0.0000000 | 0.0000000 | 0.0000000 | 0.0000000 | 0.0000000 |
| Vanadium | 292.40 | 0.0000000 | 0.0000000 | 0.0000000 | 0.0000000 | 0.0000000 |
| Zinc | 206.20 | 0.0000000 | 0.0000000 | 0.0000000 | 0.0000000 | 0.0000000 |
| | | | | | | |
| | | | | | | |
| | | | | | | |
| | | | | | | |

Comments:

U.S. EPA - CLP
10B-IN
ICP-AES INTERELEMENT CORRECTION FACTORS (ANNUALLY)

Lab Name: Alpha Analytical Contract:

Lab Code: AAL Case No.: NRAS No.: SDG No.:

ICP-AES Instrument: TRACE7 Date: 05/17/16

| Analyte | Wave-length (nm) | Interelement Correction Factors for: Cr | Co | Cu | Pb | Mn |
|---|---|---|---|---|---|---|
| Aluminum | 396.15 | 0.0000000 | 0.0000000 | 0.0000000 | 0.0000000 | 0.0000000 |
| Antimony | 206.83 | 0.0114090 | 0.0000000 | 0.0000000 | 0.0000000 | 0.0000000 |
| Arsenic | 189.04 | 0.0017890 | 0.0000000 | 0.0000000 | 0.0000000 | 0.0000000 |
| Barium | 455.40 | 0.0000000 | 0.0000000 | 0.0000000 | 0.0000000 | 0.0000000 |
| Beryllium | 313.40 | 0.0000000 | 0.0000000 | 0.0000000 | 0.0000000 | 0.0000000 |
| Cadmium | 214.44 | 0.0000000 | 0.0000000 | 0.0000000 | 0.0000000 | 0.0000000 |
| Calcium | 315.89 | 0.0000000 | 0.0000000 | 0.0000000 | 0.0000000 | 0.0000000 |
| Chromium | 267.72 | 0.0000000 | 0.0000000 | 0.0000000 | 0.0000000 | 0.0000000 |
| Cobalt | 228.62 | 0.0000000 | 0.0000000 | 0.0000000 | 0.0000000 | 0.0000000 |
| Copper | 324.75 | 0.0000000 | 0.0000000 | 0.0000000 | 0.0000000 | 0.0000000 |
| Iron | 259.94 | 0.0000000 | 0.0000000 | 0.0000000 | 0.0000000 | 0.0000000 |
| Lead | 220.35 | 0.0000000 | 0.0000000 | 0.0007800 | 0.0000000 | 0.0000000 |
| Magnesium | 279.08 | 0.0000000 | 0.0000000 | 0.0000000 | 0.0000000 | -0.0092850 |
| Manganese | 257.61 | 0.0000000 | 0.0000000 | 0.0000000 | 0.0000000 | 0.0000000 |
| Mercury | | | | | | |
| Nickel | 231.60 | 0.0000000 | -0.0001620 | 0.0000000 | 0.0000000 | 0.0000000 |
| Potassium | 766.49 | 0.0000000 | 0.0000000 | 0.0000000 | 0.0000000 | 0.0000000 |
| Selenium | 196.09 | 0.0000000 | 0.0000620 | 0.0000000 | 0.0000000 | 0.0006770 |
| Silver | 328.07 | 0.0000000 | 0.0000000 | 0.0000000 | 0.0000000 | 0.0000000 |
| Sodium | 589.59 | 0.0000000 | 0.0000000 | 0.0000000 | 0.0000000 | 0.0000000 |
| Thallium | 190.86 | 0.0000000 | 0.0000000 | 0.0000000 | 0.0000000 | 0.0000000 |
| Vanadium | 292.40 | -0.0019910 | 0.0000000 | 0.0000000 | 0.0000000 | -0.0004360 |
| Zinc | 206.20 | 0.0000000 | 0.0000000 | 0.0000000 | 0.0000000 | 0.0000000 |
| | | | | | | |
| | | | | | | |
| | | | | | | |
| | | | | | | |

Comments:

U.S. EPA - CLP
10B-IN
ICP-AES INTERELEMENT CORRECTION FACTORS (ANNUALLY)

Lab Name: Alpha Analytical Contract:

Lab Code: AAL Case No.: NRAS No.: SDG No.:

ICP-AES Instrument: TRACE7 Date: 05/17/16

| Analyte | Wave-length (nm) | Interelement Correction Factors for: Ni | K | Se | Ag | Na |
|---|---|---|---|---|---|---|
| Aluminum | 396.15 | 0.0000000 | 0.0000000 | 0.0000000 | 0.0000000 | 0.0000000 |
| Antimony | 206.83 | 0.0000000 | 0.0000000 | 0.0000000 | 0.0000000 | 0.0000000 |
| Arsenic | 189.04 | 0.0000000 | 0.0000000 | 0.0000000 | 0.0000000 | 0.0000000 |
| Barium | 455.40 | 0.0000000 | 0.0000000 | 0.0000000 | 0.0000000 | 0.0000000 |
| Beryllium | 313.40 | 0.0000000 | 0.0000000 | 0.0000000 | 0.0000000 | 0.0000000 |
| Cadmium | 214.44 | 0.0000000 | 0.0000000 | 0.0000000 | 0.0000000 | 0.0000000 |
| Calcium | 315.89 | 0.0000000 | 0.0000000 | 0.0000000 | 0.0000000 | 0.0000000 |
| Chromium | 267.72 | 0.0000000 | 0.0000000 | 0.0000000 | 0.0000000 | 0.0000000 |
| Cobalt | 228.62 | 0.0000930 | 0.0000000 | 0.0000000 | 0.0000000 | 0.0000000 |
| Copper | 324.75 | 0.0000000 | 0.0000000 | 0.0000000 | 0.0000000 | 0.0000000 |
| Iron | 259.94 | 0.0000000 | 0.0000000 | 0.0000000 | 0.0000000 | 0.0000000 |
| Lead | 220.35 | 0.0002270 | 0.0000000 | 0.0000000 | 0.0000000 | 0.0000000 |
| Magnesium | 279.08 | -0.0003390 | 0.0000000 | 0.0000000 | 0.0000000 | 0.0000000 |
| Manganese | 257.61 | 0.0000000 | 0.0000000 | 0.0000000 | 0.0000000 | 0.0000000 |
| Mercury | | | | | | |
| Nickel | 231.60 | 0.0000000 | 0.0000000 | 0.0000000 | 0.0000000 | 0.0000000 |
| Potassium | 766.49 | 0.0000000 | 0.0000000 | 0.0000000 | 0.0000000 | 0.0000000 |
| Selenium | 196.09 | 0.0000000 | 0.0000000 | 0.0000000 | 0.0000000 | 0.0000000 |
| Silver | 328.07 | 0.0000000 | 0.0000000 | 0.0000000 | 0.0000000 | 0.0000000 |
| Sodium | 589.59 | 0.0000000 | 0.0000000 | 0.0000000 | 0.0000000 | 0.0000000 |
| Thallium | 190.86 | 0.0000000 | 0.0000000 | 0.0000000 | 0.0000000 | 0.0000000 |
| Vanadium | 292.40 | 0.0000000 | 0.0000000 | 0.0000000 | 0.0000000 | 0.0000000 |
| Zinc | 206.20 | 0.0000000 | 0.0000000 | 0.0000000 | 0.0000000 | 0.0000000 |
| | | | | | | |
| | | | | | | |
| | | | | | | |
| | | | | | | |

Comments:

U.S. EPA - CLP
10B-IN
ICP-AES INTERELEMENT CORRECTION FACTORS (ANNUALLY)

Lab Name: Alpha Analytical Contract: _____

Lab Code: AAL Case No.: _____ NRAS No.: _____ SDG No.: _____

ICP-AES Instrument: TRACE7 Date: 05/17/16

| Analyte | Wave-length (nm) | Interelement Correction Factors for: Tl | V | Zn | | |
|---|---|---|---|---|---|---|
| Aluminum | 396.15 | 0.0000000 | 0.0000000 | 0.0000000 | | |
| Antimony | 206.83 | 0.0000000 | 0.0000000 | 0.0000000 | | |
| Arsenic | 189.04 | 0.0000000 | 0.0000000 | 0.0000000 | | |
| Barium | 455.40 | 0.0000000 | 0.0000000 | 0.0000000 | | |
| Beryllium | 313.40 | 0.0000000 | 0.0018940 | 0.0000000 | | |
| Cadmium | 214.44 | 0.0000000 | 0.0000000 | 0.0000000 | | |
| Calcium | 315.89 | 0.0000000 | 0.0000000 | 0.0000000 | | |
| Chromium | 267.72 | 0.0000000 | 0.0000000 | 0.0000000 | | |
| Cobalt | 228.62 | 0.0017990 | 0.0000000 | 0.0000000 | | |
| Copper | 324.75 | 0.0000000 | 0.0000000 | 0.0000000 | | |
| Iron | 259.94 | 0.0000000 | 0.0000000 | 0.0000000 | | |
| Lead | 220.35 | 0.0000000 | -0.0001170 | 0.0000000 | | |
| Magnesium | 279.08 | 0.0000000 | 0.0000000 | 0.0000000 | | |
| Manganese | 257.61 | 0.0000000 | 0.0000000 | 0.0000000 | | |
| Mercury | | | | | | |
| Nickel | 231.60 | 0.0005790 | 0.0000000 | 0.0000000 | | |
| Potassium | 766.49 | 0.0000000 | 0.0000000 | 0.0000000 | | |
| Selenium | 196.09 | 0.0000000 | 0.0000000 | 0.0000000 | | |
| Silver | 328.07 | 0.0000000 | 0.0000000 | 0.0000000 | | |
| Sodium | 589.59 | 0.0000000 | 0.0000000 | 0.0000000 | | |
| Thallium | 190.86 | 0.0000000 | 0.0000000 | 0.0000000 | | |
| Vanadium | 292.40 | 0.0011610 | 0.0000000 | 0.0000000 | | |
| Zinc | 206.20 | 0.0000000 | 0.0000000 | 0.0000000 | | |
| | | | | | | |
| | | | | | | |
| | | | | | | |
| | | | | | | |

Comments:

| EPA 200.7, EPA 6010D | | Linear Dynamic Range | | | | | |
|---|---|---|---|---|---|---|---|
| | | All values are in mg/L and are 90% of the established LDR concentration. | | | | | |
| Instrument ID: | | Trace 4 | Trace 5 | Trace 6 | Trace 7 | Trace 8 | Trace 9 |
| 2023 Complete | | ☐ | ☐ | ☐ | ☐ | ☐ | ☐ |
| Ag | Silver | 36 | 27 | 9 | 13 | 90 | 45 |
| Al | Aluminum | 900 | 540 | 450 | 900 | 900 | 900 |
| As | Arsenic | 90 | 54 | 90 | 72 | 180 | 90 |
| B | Boron | 90 | 90 | 9 | 45 | 90 | 54 |
| Ba | Barium | 90 | 27 | 18 | 13 | 135 | 27 |
| Be | Beryllium | 27 | 36 | 9 | 9 | 11 | 31 |
| Ca | Calcium | 450 | 900 | 675 | 900 | 900 | 900 |
| Cd | Cadmium | 11 | 9 | 9 | 11 | 27 | 18 |
| Co | Cobalt | 90 | 63 | 45 | 22 | 135 | 90 |
| Cr | Chromium | 45 | 63 | 9 | 45 | 157 | 90 |
| Cu | Copper | 90 | 54 | 45 | 45 | 90 | 67 |
| Fe | Iron | 630 | 900 | 450 | 450 | 540 | 540 |
| K | Potassium | 900 | 900 | 675 | 720 | 900 | 900 |
| Mg | Magnesium | 450 | 900 | 360 | 900 | 900 | 900 |
| Mn | Manganese | 90 | 31 | 90 | 67 | 90 | 90 |
| Mo | Molybdenum | 45 | 36 | 9 | 22 | 67 | 45 |
| Na | Sodium | 675 | 900 | 450 | 405 | 630 | 900 |
| Ni | Nickel | 90 | 45 | 45 | 22 | 135 | 90 |
| Pb | Lead | 180 | 180 | 90 | 90 | 225 | 90 |
| S | Sulfur | - | 90 | - | - | - | - |
| Sb | Antimony | 22 | 45 | 45 | 4.5 | 90 | 45 |
| Se | Selenium | 27 | 27 | 45 | 22 | 15 | 45 |
| Si | Silica | 45 | 90 | 22 | 22 | 90 | 45 |
| Sn | Tin | 45 | 45 | 13 | 22 | 72 | 45 |
| Sr | Strontium | 45 | 45 | 9 | 9 | 67 | 45 |
| Ti | Titanium | 45 | 90 | 9 | 90 | 72 | 45 |
| Tl | Thallium | 45 | 90 | 45 | 22 | 135 | 45 |
| V | Vanadium | 90 | 90 | 90 | 90 | 112 | 45 |
| Zn | Zinc | 45 | 27 | 45 | 22 | 63 | 22 |
| | | | | | | | |

# Form 12
# Preparation Log

| | | | |
|---|---|---|---|
| **Client** | : Roux Env. Eng. & Geology, DPC | **Lab Number** | : L2555281 |
| **Project Name** | : CORAM MATERIALS | **Project Number** | : 2232.0006Y005 |
| **Matrix** | : WATER | **Prep Method** | : EPA 3005A |

| Sample Number | Preparation Date | Weight (gram) | Volume (mL) |
|---|---|---|---|
| L2555281-01 | 09/05/25 06:57 | - | 50 |
| L2555281-02 | 09/05/25 06:57 | - | 50 |
| L2555281-03 | 09/05/25 06:57 | - | 50 |
| L2555281-04 | 09/05/25 06:57 | - | 50 |
| L2555281-05 | 09/05/25 06:57 | - | 50 |
| L2555281-06 | 09/05/25 06:57 | - | 50 |
| L2555281-07 | 09/05/25 06:57 | - | 50 |
| L2555281-08 | 09/05/25 06:57 | - | 50 |
| WG2110959-1 | 09/05/25 06:57 | - | 50 |
| WG2110959-2 | 09/05/25 06:57 | - | 50 |
| WG2110959-3 | 09/05/25 06:57 | - | 50 |
| WG2110959-4 | 09/05/25 06:57 | - | 50 |
| WG2110959-5 | 09/05/25 06:57 | - | 50 |
| WG2110959-6 | 09/05/25 06:57 | - | 50 |

# Form 12
# Preparation Log

| | | | |
|---|---|---|---|
| **Client** | : Roux Env. Eng. & Geology, DPC | **Lab Number** | : L2555281 |
| **Project Name** | : CORAM MATERIALS | **Project Number** | : 2232.0006Y005 |
| **Matrix** | : WATER | **Prep Method** | : EPA 3005A |

| Sample Number | Preparation Date | Weight (gram) | Volume (mL) |
|---|---|---|---|
| WG2111067-2 | 09/05/25 09:54 | - | 50 |

# Form 12
# Preparation Log

| | | | |
|---|---|---|---|
| **Client** | : Roux Env. Eng. & Geology, DPC | **Lab Number** | : L2555281 |
| **Project Name** | : CORAM MATERIALS | **Project Number** | : 2232.0006Y005 |
| **Matrix** | : WATER | **Prep Method** | : EPA 3005A |

| Sample Number | Preparation Date | Weight (gram) | Volume (mL) |
|---|---|---|---|
| L2555281-01 | 09/05/25 09:54 | - | 50 |
| L2555281-02 | 09/05/25 09:54 | - | 50 |
| L2555281-03 | 09/05/25 09:54 | - | 50 |
| L2555281-04 | 09/05/25 09:54 | - | 50 |
| L2555281-05 | 09/05/25 09:54 | - | 50 |
| L2555281-06 | 09/05/25 09:54 | - | 50 |
| L2555281-07 | 09/05/25 09:54 | - | 50 |
| L2555281-08 | 09/05/25 09:54 | - | 50 |
| WG2111067-1 | 09/05/25 09:54 | - | 50 |
| WG2111067-2 | 09/05/25 09:54 | - | 50 |
| WG2111067-7 | 09/05/25 09:54 | - | 50 |
| WG2111067-8 | 09/05/25 09:54 | - | 50 |
| WG2111067-10 | 09/05/25 09:54 | - | 50 |

# Form 13
# Analysis Run Log

| | | | |
|---|---|---|---|
| **Client** | : Roux Env. Eng. & Geology, DPC | **Lab Number** | : L2555281 |
| **Project Name** | : CORAM MATERIALS | **Project Number** | : 2232.0006Y005 |
| **Instrument ID** | : TRACE4 | **Analysis Method** | : 19,200.7 |
| **Start Date** | : 09/09/25 07:48 | **End Date** | : 09/10/25 00:04 |

| Sample Number | Dilution Factor | Analysis Time | Aluminum, Total | Antimony, Total | Arsenic, Total | Barium, Total | Beryllium, Total | Cadmium, Total | Calcium, Total | Chromium, Total | Cobalt, Total | Copper, Total | Iron, Total | Lead, Total | Magnesium, Total | Manganese, Total | Nickel, Total | Potassium, Total | Selenium, Total | Silver, Total | Sodium, Total | Thallium, Total | Vanadium, Total | Zinc, Total |
|---|---|---|---|---|---|---|---|---|---|---|---|---|---|---|---|---|---|---|---|---|---|---|---|---|
| R2008413-1 ICV | 1 | 07:48:19 | X | X | X | X | X | X | X | X | X | X | X | X | X | X | X | X | X | X | X | X | X | X |
| R2008413-2 ICB | 1 | 07:54:20 | X | X | X | X | X | X | X | X | X | X | X | X | X | X | X | X | X | X | X | X | X | X |
| R2008413-3 ICSA | 1 | 08:07:00 | X | X | X | X | X | X | X | X | X | X | X | X | X | X | X | X | X | X | X | X | X | X |
| R2008413-4 CCV | 1 | 09:14:29 | X | X | X | X | X | X | X | X | X | X | X | X | X | X | X | X | X | X | X | X | X | X |
| R2008413-5 CCB | 1 | 09:20:29 | X | X | X | X | X | X | X | X | X | X | X | X | X | X | X | X | X | X | X | X | X | X |
| R2008413-6 CCV | 1 | 10:25:37 | X | X | X | X | X | X | X | X | X | X | X | X | X | X | X | X | X | X | X | X | X | X |
| R2008413-7 CCB | 1 | 10:31:37 | X | X | X | X | X | X | X | X | X | X | X | X | X | X | X | X | X | X | X | X | X | X |
| R2008413-8 CCV | 1 | 11:29:02 | X | X | X | X | X | X | X | X | X | X | X | X | X | X | X | X | X | X | X | X | X | X |
| R2008413-9 CCB | 1 | 11:35:03 | X | X | X | X | X | X | X | X | X | X | X | X | X | X | X | X | X | X | X | X | X | X |
| R2008413-10 CCV | 1 | 13:44:39 | X | X | X | X | X | X | X | X | X | X | X | X | X | X | X | X | X | X | X | X | X | X |
| R2008413-11 CCB | 1 | 13:50:40 | X | X | X | X | X | X | X | X | X | X | X | X | X | X | X | X | X | X | X | X | X | X |
| R2008413-12 CCV | 1 | 14:21:09 | X | X | X | X | X | X | X | X | X | X | X | X | X | X | X | X | X | X | X | X | X | X |
| R2008413-13 CCB | 1 | 14:27:11 | X | X | X | X | X | X | X | X | X | X | X | X | X | X | X | X | X | X | X | X | X | X |
| R2008413-14 CCV | 1 | 15:01:30 | X | X | X | X | X | X | X | X | X | X | X | X | X | X | X | X | X | X | X | X | X | X |
| R2008413-15 CCB | 1 | 15:07:31 | X | X | X | X | X | X | X | X | X | X | X | X | X | X | X | X | X | X | X | X | X | X |
| R2008413-16 CCV | 1 | 17:39:13 | X | X | X | X | X | X | X | X | X | X | X | X | X | X | X | X | X | X | X | X | X | X |
| R2008413-17 CCB | 1 | 17:45:14 | X | X | X | X | X | X | X | X | X | X | X | X | X | X | X | X | X | X | X | X | X | X |
| R2008413-18 CCV | 1 | 17:52:18 | X | X | X | X | X | X | X | X | X | X | X | X | X | X | X | X | X | X | X | X | X | X |
| R2008413-19 CCB | 1 | 17:58:20 | X | X | X | X | X | X | X | X | X | X | X | X | X | X | X | X | X | X | X | X | X | X |
| R2008413-20 CCV | 1 | 19:31:24 | X | X | X | X | X | X | X | X | X | X | X | X | X | X | X | X | X | X | X | X | X | X |
| R2008413-21 CCB | 1 | 19:37:25 | X | X | X | X | X | X | X | X | X | X | X | X | X | X | X | X | X | X | X | X | X | X |
| R2008413-22 CCV | 1 | 20:41:28 | X | X | X | X | X | X | X | X | X | X | X | X | X | X | X | X | X | X | X | X | X | X |
| R2008413-23 CCB | 1 | 20:47:29 | X | X | X | X | X | X | X | X | X | X | X | X | X | X | X | X | X | X | X | X | X | X |
| WG2110959-1 BLANK | 1 | 22:18:38 | X | X | X | X | X | X | X | X | X | X | X | X | X | X | X | X | X | X | X | X | X | X |
| L2555281-08 | 1 | 22:25:00 | X | X | X | X | X | X | X | X | X | X | X | X | X | X | X | X | X | X | X | X | X | X |
| WG2110959-2 LCS | 1 | 22:31:24 | X | X | X | X | X | X | X | X | X | X | X | X | X | X | X | X | X | X | X | X | X | X |
| L2555281-05 | 1 | 22:37:28 | X | X | X | X | X | X | X | X | X | X | X | X | X | X | X | X | X | X | X | X | X | X |

# Form 13
# Analysis Run Log

| | | | |
|---|---|---|---|
| **Client** | : Roux Env. Eng. & Geology, DPC | **Lab Number** | : L2555281 |
| **Project Name** | : CORAM MATERIALS | **Project Number** | : 2232.0006Y005 |
| **Instrument ID** | : TRACE4 | **Analysis Method** | : 19,200.7 |
| **Start Date** | : 09/09/25 07:48 | **End Date** | : 09/10/25 00:04 |

| Sample Number | Dilution Factor | Analysis Time | Aluminum, Total | Antimony, Total | Arsenic, Total | Barium, Total | Beryllium, Total | Cadmium, Total | Calcium, Total | Chromium, Total | Cobalt, Total | Copper, Total | Iron, Total | Lead, Total | Magnesium, Total | Manganese, Total | Nickel, Total | Potassium, Total | Selenium, Total | Silver, Total | Sodium, Total | Thallium, Total | Vanadium, Total | Zinc, Total |
|---|---|---|---|---|---|---|---|---|---|---|---|---|---|---|---|---|---|---|---|---|---|---|---|---|
| WG2110959-3 MS | 1 | 22:43:44 | X | X | X | X | X | X | X | X | X | X | X | X | X | X | X | X | X | X | X | X | X | X |
| WG2110959-4 MSD | 1 | 22:49:44 | X | X | X | X | X | X | X | X | X | X | X | X | X | X | X | X | X | X | X | X | X | X |
| WG2110959-5 PS | 1 | 22:55:44 | | | | | | | | | | | | | | | | | | | | | | |
| WG2110959-6 SERDIL | 5 | 23:01:43 | | | | | | | X | | | | X | | X | | | | | | | | | |
| L2555281-01 | 1 | 23:08:00 | X | X | X | X | X | X | X | X | X | X | X | X | X | X | X | X | X | X | X | X | X | X |
| L2555281-02 | 1 | 23:14:17 | X | X | X | X | X | X | X | X | X | X | X | X | X | X | X | X | X | X | X | X | X | X |
| R2008413-24 CCV | 1 | 23:20:33 | X | X | X | X | X | X | X | X | X | X | X | X | X | X | X | X | X | X | X | X | X | X |
| R2008413-25 CCB | 1 | 23:26:34 | X | X | X | X | X | X | X | X | X | X | X | X | X | X | X | X | X | X | X | X | X | X |
| L2555281-03 | 1 | 23:32:56 | X | X | X | X | X | X | X | X | X | X | X | X | X | X | X | X | X | X | X | X | X | X |
| L2555281-04 | 1 | 23:39:13 | X | X | X | X | X | X | X | X | X | X | X | X | X | X | X | X | X | X | X | X | X | X |
| L2555281-06 | 1 | 23:45:31 | X | X | X | X | X | X | X | X | X | X | X | X | X | X | X | X | X | X | X | X | X | X |
| L2555281-07 | 1 | 23:51:49 | X | X | X | X | X | X | X | X | X | X | X | X | X | X | X | X | X | X | X | X | X | X |
| R2008413-26 CCV | 1 | 23:58:08 | X | X | X | X | X | X | X | X | X | X | X | X | X | X | X | X | X | X | X | X | X | X |
| R2008413-27 CCB | 1 | 00:04:09 | X | X | X | X | X | X | X | X | X | X | X | X | X | X | X | X | X | X | X | X | X | X |

# Form 13
# Analysis Run Log

| | | | |
|---|---|---|---|
| **Client** | : Roux Env. Eng. & Geology, DPC | **Lab Number** | : L2555281 |
| **Project Name** | : CORAM MATERIALS | **Project Number** | : 2232.0006Y005 |
| **Instrument ID** | : | **Analysis Method** | : |
| **Start Date** | : 09/09/25 15:53 | **End Date** | : 09/10/25 14:20 |

| Sample Number | Dilution Factor | Analysis Time | Antimony, Dissolved |
|---|---|---|---|
| R2008596-1 ICV | 1 | 15:53:43 | X |
| R2008596-2 ICB | 1 | 15:59:58 | X |
| R2008596-3 ICV | 1 | 16:06:36 | X |
| R2008596-4 ICB | 1 | 16:20:31 | X |
| R2008596-5 ICSA | 1 | 16:33:44 | X |
| R2008596-6 CCV | 1 | 18:15:56 | X |
| R2008596-7 CCB | 1 | 18:22:12 | X |
| R2008596-8 CCV | 1 | 18:28:49 | X |
| R2008596-9 CCB | 1 | 18:35:10 | X |
| R2008596-10 CCV | 1 | 19:52:38 | X |
| R2008596-11 CCB | 1 | 19:58:54 | X |
| R2008596-12 CCV | 1 | 21:32:39 | X |
| R2008596-13 CCB | 1 | 21:38:56 | X |
| R2008596-14 CCV | 1 | 23:02:30 | X |
| R2008596-15 CCB | 1 | 23:08:46 | X |
| R2008596-16 CCV | 1 | 00:07:41 | X |
| R2008596-17 CCB | 1 | 00:13:56 | X |
| R2008596-18 CCV | 1 | 00:20:33 | X |
| R2008596-19 CCB | 1 | 00:26:52 | X |
| R2008596-20 CCV | 1 | 09:29:27 | X |
| R2008596-21 CCB | 1 | 09:35:43 | X |
| R2008596-22 CCV | 1 | 11:02:26 | X |
| R2008596-23 CCB | 1 | 11:08:43 | X |
| R2008596-24 CCV | 1 | 11:55:18 | X |
| R2008596-25 CCB | 1 | 12:01:35 | X |
| R2008596-26 CCV | 1 | 13:36:32 | X |
| R2008596-27 CCB | 1 | 13:42:49 | X |

# Form 13
# Analysis Run Log

| | | | |
|---|---|---|---|
| **Client** | : Roux Env. Eng. & Geology, DPC | **Lab Number** | : L2555281 |
| **Project Name** | : CORAM MATERIALS | **Project Number** | : 2232.0006Y005 |
| **Instrument ID** | : | **Analysis Method** | : |
| **Start Date** | : 09/09/25 15:53 | **End Date** | : 09/10/25 14:20 |

| Sample Number | Dilution Factor | Analysis Time | Antimony, Dissolved |
|---|---|---|---|
| WG2111067-2 LCS | 1 | 14:08:14 | X |
| R2008596-28 CCV | 1 | 14:14:37 | X |
| R2008596-29 CCB | 1 | 14:20:54 | X |

# Form 13
# Analysis Run Log

| | | | |
|---|---|---|---|
| **Client** | : Roux Env. Eng. & Geology, DPC | **Lab Number** | : L2555281 |
| **Project Name** | : CORAM MATERIALS | **Project Number** | : 2232.0006Y005 |
| **Instrument ID** | : TRACE8 | **Analysis Method** | : 19,200.7 |
| **Start Date** | : 09/10/25 08:47 | **End Date** | : 09/10/25 11:43 |

| Sample Number | Dilution Factor | Analysis Time | Aluminum, Dissolved | Antimony, Dissolved | Arsenic, Dissolved | Barium, Dissolved | Beryllium, Dissolved | Cadmium, Dissolved | Calcium, Dissolved | Chromium, Dissolved | Cobalt, Dissolved | Copper, Dissolved | Iron, Dissolved | Lead, Dissolved | Magnesium, Dissolved | Manganese, Dissolved | Nickel, Dissolved | Potassium, Dissolved | Selenium, Dissolved | Silver, Dissolved | Sodium, Dissolved | Thallium, Dissolved | Vanadium, Dissolved | Zinc, Dissolved |
|---|---|---|---|---|---|---|---|---|---|---|---|---|---|---|---|---|---|---|---|---|---|---|---|---|
| R2008971-1 ICV | 1 | 08:47:30 | X | X | X | X | X | X | X | X | X | X | X | X | X | X | X | X | X | X | X | X | X | X |
| R2008971-2 ICB | 1 | 08:50:54 | X | X | X | X | X | X | X | X | X | X | X | X | X | X | X | X | X | X | X | X | X | X |
| R2008971-3 ICV | 1 | 09:06:07 | X | X | X | X | X | X | X | X | X | X | X | X | X | X | X | X | X | X | X | X | X | X |
| R2008971-4 ICB | 1 | 09:09:47 | X | X | X | X | X | X | X | X | X | X | X | X | X | X | X | X | X | X | X | X | X | X |
| R2008971-5 ICSA | 1 | 09:17:19 | X | X | X | X | X | X | X | X | X | X | X | X | X | X | X | X | X | X | X | X | X | X |
| R2008971-6 CCV | 1 | 10:08:22 | X | X | X | X | X | X | X | X | X | X | X | X | X | X | X | X | X | X | X | X | X | X |
| R2008971-7 CCB | 1 | 10:11:57 | X | X | X | X | X | X | X | X | X | X | X | X | X | X | X | X | X | X | X | X | X | X |
| WG2111067-1 BLANK | 1 | 10:34:45 | X | X | X | X | X | X | X | X | X | X | X | X | X | X | X | X | X | X | X | X | X | X |
| WG2111067-2 LCS | 1 | 10:38:21 | X | | X | X | X | X | X | X | X | X | X | X | X | X | X | X | X | X | X | X | X | X |
| L2555281-01 | 1 | 10:41:45 | X | X | X | X | X | X | X | X | X | X | X | X | X | X | X | X | X | X | X | X | X | X |
| L2555281-02 | 1 | 10:45:12 | X | X | X | X | X | X | X | X | X | X | X | X | X | X | X | X | X | X | X | X | X | X |
| L2555281-03 | 1 | 10:48:39 | X | X | X | X | X | X | X | X | X | X | X | X | X | X | X | X | X | X | X | X | X | X |
| L2555281-05 | 1 | 10:52:08 | X | X | X | X | X | X | X | X | X | X | X | X | X | X | X | X | X | X | X | X | X | X |
| WG2111067-7 MS | 1 | 10:55:33 | X | X | X | X | X | X | X | X | X | X | X | X | X | X | X | X | X | X | X | X | X | X |
| WG2111067-8 MSD | 1 | 10:58:58 | X | X | X | X | X | X | X | X | X | X | X | X | X | X | X | X | X | X | X | X | X | X |
| WG2111067-10 SERDIL | 5 | 11:05:49 | | | | | | | X | | | | X | | X | | | | | | | | | |
| R2008971-8 CCV | 1 | 11:09:15 | X | X | X | X | X | X | X | X | X | X | X | X | X | X | X | X | X | X | X | X | X | X |
| R2008971-9 CCB | 1 | 11:12:40 | X | X | X | X | X | X | X | X | X | X | X | X | X | X | X | X | X | X | X | X | X | X |
| L2555281-08 | 1 | 11:18:53 | X | X | X | X | X | X | X | X | X | X | X | X | X | X | X | X | X | X | X | X | X | X |
| L2555281-04 | 1 | 11:22:20 | X | X | X | X | X | X | X | X | X | X | X | X | X | X | X | X | X | X | X | X | X | X |
| L2555281-06 | 1 | 11:25:43 | X | X | X | X | X | X | X | X | X | X | X | X | X | X | X | X | X | X | X | X | X | X |
| L2555281-07 | 1 | 11:29:07 | X | X | X | X | X | X | X | X | X | X | X | X | X | X | X | X | X | X | X | X | X | X |
| R2008971-10 CCV | 1 | 11:40:25 | X | X | X | X | X | X | X | X | X | X | X | X | X | X | X | X | X | X | X | X | X | X |
| R2008971-11 CCB | 1 | 11:43:50 | X | X | X | X | X | X | X | X | X | X | X | X | X | X | X | X | X | X | X | X | X | X |

**Date Created:** 11/04/16
**Created By:** Jason Hebert
**File:** PM2960-2
**Page:** 1

**METALS by 200.7, 6010C (WATER)**

| Analyte | CAS # | RL | MDL | Units | LCS Criteria | LCS RPD | MS Criteria | MS RPD | Duplicate RPD | Surrogate Criteria | Holding Time | Container/Sample Preservation |
|---|---|---|---|---|---|---|---|---|---|---|---|---|
| Aluminum | 7429-90-5 | 0.1 | 0.0318 | mg/l | 85-115 | | 75-125 | 20 | 20 | | 180 days | 1 - Plastic 500ml HNO3 preserved |
| Antimony | 7440-36-0 | 0.05 | 0.0071 | mg/l | 85-115 | | 75-125 | 20 | 20 | | 180 days | 1 - Plastic 500ml HNO3 preserved |
| Arsenic | 7440-38-2 | 0.005 | 0.0019 | mg/l | 85-115 | | 75-125 | 20 | 20 | | 180 days | 1 - Plastic 500ml HNO3 preserved |
| Barium | 7440-39-3 | 0.01 | 0.0021 | mg/l | 85-115 | | 75-125 | 20 | 20 | | 180 days | 1 - Plastic 500ml HNO3 preserved |
| Beryllium | 7440-41-7 | 0.005 | 0.0009 | mg/l | 85-115 | | 75-125 | 20 | 20 | | 180 days | 1 - Plastic 500ml HNO3 preserved |
| Cadmium | 7440-43-9 | 0.005 | 0.001 | mg/l | 85-115 | | 75-125 | 20 | 20 | | 180 days | 1 - Plastic 500ml HNO3 preserved |
| Calcium | 7440-70-2 | 0.1 | 0.035 | mg/l | 85-115 | | 75-125 | 20 | 20 | | 180 days | 1 - Plastic 500ml HNO3 preserved |
| Chromium | 7440-47-3 | 0.01 | 0.0021 | mg/l | 85-115 | | 75-125 | 20 | 20 | | 180 days | 1 - Plastic 500ml HNO3 preserved |
| Cobalt | 7440-48-4 | 0.02 | 0.0017 | mg/l | 85-115 | | 75-125 | 20 | 20 | | 180 days | 1 - Plastic 500ml HNO3 preserved |
| Copper | 7440-50-8 | 0.01 | 0.0022 | mg/l | 85-115 | | 75-125 | 20 | 20 | | 180 days | 1 - Plastic 500ml HNO3 preserved |
| Iron | 7439-89-6 | 0.05 | 0.009 | mg/l | 85-115 | | 75-125 | 20 | 20 | | 180 days | 1 - Plastic 500ml HNO3 preserved |
| Lead | 7439-92-1 | 0.01 | 0.0027 | mg/l | 85-115 | | 75-125 | 20 | 20 | | 180 days | 1 - Plastic 500ml HNO3 preserved |
| Magnesium | 7439-95-4 | 0.1 | 0.0153 | mg/l | 85-115 | | 75-125 | 20 | 20 | | 180 days | 1 - Plastic 500ml HNO3 preserved |
| Manganese | 7439-96-5 | 0.01 | 0.0016 | mg/l | 85-115 | | 75-125 | 20 | 20 | | 180 days | 1 - Plastic 500ml HNO3 preserved |
| Nickel | 7440-02-0 | 0.025 | 0.0024 | mg/l | 85-115 | | 75-125 | 20 | 20 | | 180 days | 1 - Plastic 500ml HNO3 preserved |
| Potassium | 7440-09-7 | 2.5 | 0.237 | mg/l | 85-115 | | 75-125 | 20 | 20 | | 180 days | 1 - Plastic 500ml HNO3 preserved |
| Selenium | 7782-49-2 | 0.01 | 0.0035 | mg/l | 85-115 | | 75-125 | 20 | 20 | | 180 days | 1 - Plastic 500ml HNO3 preserved |
| Silver | 7440-22-4 | 0.007 | 0.0028 | mg/l | 85-115 | | 75-125 | 20 | 20 | | 180 days | 1 - Plastic 500ml HNO3 preserved |
| Sodium | 7440-23-5 | 2 | 0.12 | mg/l | 85-115 | | 75-125 | 20 | 20 | | 180 days | 1 - Plastic 500ml HNO3 preserved |
| Thallium | 7440-28-0 | 0.02 | 0.0025 | mg/l | 85-115 | | 75-125 | 20 | 20 | | 180 days | 1 - Plastic 500ml HNO3 preserved |
| Vanadium | 7440-62-2 | 0.01 | 0.002 | mg/l | 85-115 | | 75-125 | 20 | 20 | | 180 days | 1 - Plastic 500ml HNO3 preserved |
| Zinc | 7440-66-6 | 0.05 | 0.0021 | mg/l | 85-115 | | 75-125 | 20 | 20 | | 180 days | 1 - Plastic 500ml HNO3 preserved |

***Please Note that the RL information provided in this table is calculated using a 100% Solids factor. (Soil/Solids only)***
***Please Note that the information provided in this table is subject to change at anytime at the discretion of the laboratory.***

**Date Created:** 11/04/16
**Created By:** Jason Hebert
**File:** PM2962-1
**Page:** 1

**METALS by 6010C (SOIL)**

| Analyte | CAS # | RL | MDL | Units | LCS Criteria | LCS RPD | MS Criteria | MS RPD | Duplicate RPD | Surrogate Criteria | Holding Time | Container / Sample Preservation |
|---|---|---|---|---|---|---|---|---|---|---|---|---|
| Aluminum, Total | 7429-90-5 | 4 | 1.08 | mg/kg | 48-151 | | 75-125 | 20 | 20 | | 180 days | 1 - Metals Only - Glass 60mL/2oz unpreserved |
| Antimony, Total | 7440-36-0 | 2 | 0.152 | mg/kg | 1-208 | | 75-125 | 20 | 20 | | 180 days | 1 - Metals Only - Glass 60mL/2oz unpreserved |
| Arsenic, Total | 7440-38-2 | 0.4 | 0.0832 | mg/kg | 79-121 | | 75-125 | 20 | 20 | | 180 days | 1 - Metals Only - Glass 60mL/2oz unpreserved |
| Barium, Total | 7440-39-3 | 0.4 | 0.0696 | mg/kg | 83-117 | | 75-125 | 20 | 20 | | 180 days | 1 - Metals Only - Glass 60mL/2oz unpreserved |
| Beryllium, Total | 7440-41-7 | 0.2 | 0.0132 | mg/kg | 83-117 | | 75-125 | 20 | 20 | | 180 days | 1 - Metals Only - Glass 60mL/2oz unpreserved |
| Cadmium, Total | 7440-43-9 | 0.4 | 0.0392 | mg/kg | 83-117 | | 75-125 | 20 | 20 | | 180 days | 1 - Metals Only - Glass 60mL/2oz unpreserved |
| Calcium, Total | 7440-70-2 | 4 | 1.4 | mg/kg | 81-119 | | 75-125 | 20 | 20 | | 180 days | 1 - Metals Only - Glass 60mL/2oz unpreserved |
| Chromium, Total | 7440-47-3 | 0.4 | 0.0384 | mg/kg | 80-120 | | 75-125 | 20 | 20 | | 180 days | 1 - Metals Only - Glass 60mL/2oz unpreserved |
| Cobalt, Total | 7440-48-4 | 0.8 | 0.0664 | mg/kg | 84-115 | | 75-125 | 20 | 20 | | 180 days | 1 - Metals Only - Glass 60mL/2oz unpreserved |
| Copper, Total | 7440-50-8 | 0.4 | 0.1032 | mg/kg | 81-118 | | 75-125 | 20 | 20 | | 180 days | 1 - Metals Only - Glass 60mL/2oz unpreserved |
| Iron, Total | 7439-89-6 | 2 | 0.3612 | mg/kg | 45-155 | | 75-125 | 20 | 20 | | 180 days | 1 - Metals Only - Glass 60mL/2oz unpreserved |
| Lead, Total | 7439-92-1 | 2 | 0.1072 | mg/kg | 81-117 | | 75-125 | 20 | 20 | | 180 days | 1 - Metals Only - Glass 60mL/2oz unpreserved |
| Magnesium, Total | 7439-95-4 | 4 | 0.616 | mg/kg | 76-124 | | 75-125 | 20 | 20 | | 180 days | 1 - Metals Only - Glass 60mL/2oz unpreserved |
| Manganese, Total | 7439-96-5 | 0.4 | 0.0636 | mg/kg | 81-117 | | 75-125 | 20 | 20 | | 180 days | 1 - Metals Only - Glass 60mL/2oz unpreserved |
| Nickel, Total | 7440-02-0 | 1 | 0.0968 | mg/kg | 83-117 | | 75-125 | 20 | 20 | | 180 days | 1 - Metals Only - Glass 60mL/2oz unpreserved |
| Potassium, Total | 7440-09-7 | 100 | 5.76 | mg/kg | 71-129 | | 75-125 | 20 | 20 | | 180 days | 1 - Metals Only - Glass 60mL/2oz unpreserved |
| Selenium, Total | 7782-49-2 | 0.8 | 0.1032 | mg/kg | 78-122 | | 75-125 | 20 | 20 | | 180 days | 1 - Metals Only - Glass 60mL/2oz unpreserved |
| Silver, Total | 7440-22-4 | 0.4 | 0.1132 | mg/kg | 75-124 | | 75-125 | 20 | 20 | | 180 days | 1 - Metals Only - Glass 60mL/2oz unpreserved |
| Sodium, Total | 7440-23-5 | 80 | 1.26 | mg/kg | 72-127 | | 75-125 | 20 | 20 | | 180 days | 1 - Metals Only - Glass 60mL/2oz unpreserved |
| Thallium, Total | 7440-28-0 | 0.8 | 0.126 | mg/kg | 80-120 | | 75-125 | 20 | 20 | | 180 days | 1 - Metals Only - Glass 60mL/2oz unpreserved |
| Vanadium, Total | 7440-62-2 | 0.4 | 0.0812 | mg/kg | 78-122 | | 75-125 | 20 | 20 | | 180 days | 1 - Metals Only - Glass 60mL/2oz unpreserved |
| Zinc, Total | 7440-66-6 | 2 | 0.1172 | mg/kg | 82-118 | | 75-125 | 20 | 20 | | 180 days | 1 - Metals Only - Glass 60mL/2oz unpreserved |

***Please Note that the RL information provided in this table is calculated using a 100% Solids factor.*** ***(Soil/Solids only)***
***Please Note that the information provided in this table is subject to change at anytime at the discretion of the laboratory.***

# ICP DataTrace 4

9/10/2025 8:33:56 AM

LabBook: WG2112264_09092025T4.imexp

Sample: Blank EFM Trace4
Analysis started at: 9/9/2025 7:36:02 AM
Comments <Comment>
Rack: 0
Vial: 1

| | Ag 328.068 {103} (Axial) | Al 396.152 {85} (Radial) | As 189.042 {478} (Axial) | B 208.959 {461} (Axial) | Ba 455.403 {74} (Radial) | Be 313.042 {108} (Radial) | Ca 315.887 {107} (Radial) |
|---|---|---|---|---|---|---|---|
| Concentration average | 0.0000 ppm | 0.0000 ppm | 0.0000 ppm | 0.0000 ppm | 0.0000 ppm | 0.0000 ppm | 0.0000 ppm |
| Concentration per Run | 0.0000 ppm | 0.0000 ppm | 0.0000 ppm | 0.0000 ppm | 0.0000 ppm | 0.0000 ppm | 0.0000 ppm |
| Concentration RSD | -0.4 % | -0.4 % | 0.4 % | 0.0 % | 0.6 % | -11.1 % | 0.1 % |

| | Cd 214.438 {457} (Axial) | Co 228.616 {447} (Axial) | Cr 267.716 {126} (Axial) | Cu 324.754 {104} (Axial) | Fe 259.940 {130} (Radial) | K 766.490 {44} (Radial) | Li 670.784 {50} (Radial) |
|---|---|---|---|---|---|---|---|
| Concentration average | 0.0000 ppm | 0.0000 ppm | 0.0000 ppm | 0.0000 ppm | 0.0000 ppm | 0.0000 ppm | 0.0000 ppm |
| Concentration per Run | 0.0000 ppm | 0.0000 ppm | 0.0000 ppm | 0.0000 ppm | 0.0000 ppm | 0.0000 ppm | 0.0000 ppm |
| Concentration RSD | 0.4 % | -0.3 % | -0.1 % | 0.0 % | 0.4 % | -0.5 % | -0.3 % |

| | Mg 279.079 {121} (Axial) | Mn 257.610 {131} (Radial) | Mo 202.030 {467} (Axial) | Na 589.592 {57} (Radial) | Ni 231.604 {445} (Axial) | Pb 220.353 {453} (Axial) | Sb 206.833 {463} (Axial) |
|---|---|---|---|---|---|---|---|
| Concentration average | 0.0000 ppm | 0.0000 ppm | 0.0000 ppm | 0.0000 ppm | 0.0000 ppm | 0.0000 ppm | 0.0000 ppm |
| Concentration per Run | 0.0000 ppm | 0.0000 ppm | 0.0000 ppm | 0.0000 ppm | 0.0000 ppm | 0.0000 ppm | 0.0000 ppm |
| Concentration RSD | -0.6 % | 1.4 % | 1.4 % | 0.4 % | -0.1 % | 0.8 % | -0.1 % |

| | Se 196.090 {472} (Axial) | Si 212.412 {459} (Axial) | Sn 189.989 {477} (Axial) | Sr 421.552 {80} (Radial) | Ti 334.904 {101} (Axial) | Tl 190.856 {477} (Axial) | V 292.402 {115} (Axial) |
|---|---|---|---|---|---|---|---|
| Concentration average | 0.0000 ppm | 0.0000 ppm | 0.0000 ppm | 0.0000 ppm | 0.0000 ppm | 0.0000 ppm | 0.0000 ppm |
| Concentration per Run | 0.0000 ppm | 0.0000 ppm | 0.0000 ppm | 0.0000 ppm | 0.0000 ppm | 0.0000 ppm | 0.0000 ppm |
| Concentration RSD | 0.3 % | 0.0 % | 0.3 % | -0.1 % | -0.2 % | -2.9 % | -0.1 % |

| | Zn 206.200 {463} (Axial) | Y 371.030 {91} (Radial) | Y 360.073 {94} (Axial) | Y 224.306 {450} (Axial) | Sc 361.384 {93} (Radial) | Sc 227.318 {448} (Axial) | Sc 361.384 {93} (Axial) |
|---|---|---|---|---|---|---|---|
| Concentration average | 0.0000 ppm | 100.0000 % | 100.0000 % | 100.0000 % | 100.0000 % | 100.0000 % | 100.0000 % |
| Concentration per Run | 0.0000 ppm | 100.0000 % | 100.0000 % | 100.0000 % | 100.0000 % | 100.0000 % | 100.0000 % |
| Concentration RSD | 0.0 % | 0.0 % | 0.0 % | 0.0 % | 0.0 % | 0.0 % | 0.0 % |

# ICP DataTrace 4

9/10/2025 8:33:56 AM

LabBook: WG2112264_09092025T4.imexp

Sample: ICAL
Analysis started at: 9/9/2025 7:42:23 AM
Comments <Comment>
Rack: 0
Vial: 2

| | Ag 328.068 {103} (Axial) | Al 396.152 {85} (Radial) | As 189.042 {478} (Axial) | B 208.959 {461} (Axial) | Ba 455.403 {74} (Radial) | Be 313.042 {108} (Radial) | Ca 315.887 {107} (Radial) |
|---|---|---|---|---|---|---|---|
| Concentration average | 1.0000 ppm | 25.0000 ppm | 1.0000 ppm | 1.0000 ppm | 1.0000 ppm | 1.0000 ppm | 10.0000 ppm |
| Concentration per Run 1 | 0.9974 ppm | 24.9613 ppm | 1.0010 ppm | 0.9999 ppm | 0.9978 ppm | 0.9994 ppm | 9.9741 ppm |
| Concentration per Run 2 | 1.0039 ppm | 25.1987 ppm | 0.9953 ppm | 1.0013 ppm | 1.0071 ppm | 1.0049 ppm | 10.1289 ppm |
| Concentration per Run 3 | 0.9986 ppm | 24.8401 ppm | 1.0037 ppm | 0.9988 ppm | 0.9951 ppm | 0.9956 ppm | 9.8970 ppm |
| Concentration RSD | 0.3 % | 0.7 % | 0.4 % | 0.1 % | 0.6 % | 0.5 % | 1.2 % |

| | Cd 214.438 {457} (Axial) | Co 228.616 {447} (Axial) | Cr 267.716 {126} (Axial) | Cu 324.754 {104} (Axial) | Fe 259.940 {130} (Radial) | K 766.490 {44} (Radial) | Li 670.784 {50} (Radial) |
|---|---|---|---|---|---|---|---|
| Concentration average | 1.0000 ppm | 1.0000 ppm | 1.0000 ppm | 1.0000 ppm | 25.0000 ppm | 35.0000 ppm | 1.0000 ppm |
| Concentration per Run 1 | 1.0002 ppm | 1.0005 ppm | 1.0000 ppm | 0.9960 ppm | 24.9754 ppm | 34.9140 ppm | 0.9969 ppm |
| Concentration per Run 2 | 0.9992 ppm | 0.9993 ppm | 1.0015 ppm | 1.0080 ppm | 25.1808 ppm | 35.2892 ppm | 1.0091 ppm |
| Concentration per Run 3 | 1.0006 ppm | 1.0003 ppm | 0.9985 ppm | 0.9961 ppm | 24.8438 ppm | 34.7968 ppm | 0.9939 ppm |
| Concentration RSD | 0.1 % | 0.1 % | 0.2 % | 0.7 % | 0.7 % | 0.7 % | 0.8 % |

| | Mg 279.079 {121} (Axial) | Mn 257.610 {131} (Radial) | Mo 202.030 {467} (Axial) | Na 589.592 {57} (Radial) | Ni 231.604 {445} (Axial) | Pb 220.353 {453} (Axial) | Sb 206.833 {463} (Axial) |
|---|---|---|---|---|---|---|---|
| Concentration average | 10.0000 ppm | 1.0000 ppm | 1.0000 ppm | 25.0000 ppm | 1.0000 ppm | 1.0000 ppm | 1.0000 ppm |
| Concentration per Run 1 | 9.9774 ppm | 0.9992 ppm | 1.0009 ppm | 24.9523 ppm | 0.9993 ppm | 1.0004 ppm | 1.0014 ppm |
| Concentration per Run 2 | 10.0134 ppm | 1.0060 ppm | 1.0006 ppm | 25.1630 ppm | 0.9989 ppm | 0.9986 ppm | 0.9997 ppm |
| Concentration per Run 3 | 10.0092 ppm | 0.9948 ppm | 0.9985 ppm | 24.8847 ppm | 1.0018 ppm | 1.0010 ppm | 0.9989 ppm |
| Concentration RSD | 0.2 % | 0.6 % | 0.1 % | 0.6 % | 0.2 % | 0.1 % | 0.1 % |

| | Se 196.090 {472} (Axial) | Si 212.412 {459} (Axial) | Sn 189.989 {477} (Axial) | Sr 421.552 {80} (Radial) | Ti 334.904 {101} (Axial) | Tl 190.856 {477} (Axial) | V 292.402 {115} (Axial) |
|---|---|---|---|---|---|---|---|
| Concentration average | 1.0000 ppm | 10.0000 ppm | 1.0000 ppm | 1.0000 ppm | 1.0000 ppm | 1.0000 ppm | 1.0000 ppm |
| Concentration per Run 1 | 0.9994 ppm | 10.0128 ppm | 1.0003 ppm | 0.9982 ppm | 0.9997 ppm | 0.9995 ppm | 0.9991 ppm |
| Concentration per Run 2 | 0.9961 ppm | 10.0031 ppm | 0.9984 ppm | 1.0056 ppm | 1.0025 ppm | 1.0005 ppm | 1.0019 ppm |
| Concentration per Run 3 | 1.0045 ppm | 9.9840 ppm | 1.0013 ppm | 0.9962 ppm | 0.9978 ppm | 1.0001 ppm | 0.9989 ppm |
| Concentration RSD | 0.4 % | 0.1 % | 0.1 % | 0.5 % | 0.2 % | 0.1 % | 0.2 % |

| | Zn 206.200 {463} (Axial) | Y 371.030 {91} (Radial) | Y 360.073 {94} (Axial) | Y 224.306 {450} (Axial) | Sc 361.384 {93} (Radial) | Sc 227.318 {448} (Axial) | Sc 361.384 {93} (Axial) |
|---|---|---|---|---|---|---|---|
| Concentration average | 1.0000 ppm | 98.0552 % | 96.2325 % | 96.6753 % | 99.4015 % | 92.3418 % | 97.3964 % |
| Concentration per Run 1 | 0.9998 ppm | 97.8677 % | 96.3741 % | 96.8525 % | 99.3785 % | 92.3672 % | 97.6212 % |
| Concentration per Run 2 | 1.0007 ppm | 98.3164 % | 96.2643 % | 96.6228 % | 98.9085 % | 92.4315 % | 97.3204 % |
| Concentration per Run 3 | 0.9995 ppm | 97.9816 % | 96.0592 % | 96.5506 % | 99.9175 % | 92.2267 % | 97.2475 % |
| Concentration RSD | 0.1 % | 0.2 % | 0.2 % | 0.2 % | 0.5 % | 0.1 % | 0.2 % |

# ICP DataTrace 4

9/10/2025 8:33:56 AM

LabBook: WG2112264_09092025T4.imexp

Sample: ICV
Analysis started at: 9/9/2025 7:48:19 AM
Comments <Comment>
Rack: 0
Vial: 3

| | Ag 328.068 {103} (Axial) | Al 396.152 {85} (Radial) | As 189.042 {478} (Axial) | B 208.959 {461} (Axial) | Ba 455.403 {74} (Radial) | Be 313.042 {108} (Radial) | Ca 315.887 {107} (Radial) |
|---|---|---|---|---|---|---|---|
| Concentration average | **0.4974 ppm** | 0.4993 ppm | 0.4792 ppm | 0.4818 ppm | 0.4918 ppm | 0.5096 ppm | 0.5128 ppm |
| Concentration per Run 1 | 0.4975 ppm | 0.5019 ppm | 0.4771 ppm | 0.4800 ppm | 0.4944 ppm | 0.5134 ppm | 0.5154 ppm |
| Concentration per Run 2 | 0.4955 ppm | 0.4949 ppm | 0.4824 ppm | 0.4842 ppm | 0.4901 ppm | 0.5069 ppm | 0.5040 ppm |
| Concentration per Run 3 | 0.4993 ppm | 0.5012 ppm | 0.4779 ppm | 0.4814 ppm | 0.4911 ppm | 0.5086 ppm | 0.5190 ppm |
| Recovery Percentage 1 | 99.489 % | 99.867 % | 95.831 % | 96.367 % | 98.370 % | 101.924 % | 102.561 % |
| Concentration RSD | 0.4 % | 0.8 % | 0.6 % | 0.4 % | 0.5 % | 0.7 % | 1.5 % |

| | Cd 214.438 {457} (Axial) | Co 228.616 {447} (Axial) | Cr 267.716 {126} (Axial) | Cu 324.754 {104} (Axial) | Fe 259.940 {130} (Radial) | K 766.490 {44} (Radial) | Li 670.784 {50} (Radial) |
|---|---|---|---|---|---|---|---|
| Concentration average | 0.4907 ppm | 0.4993 ppm | 0.5110 ppm | 0.5092 ppm | 0.5169 ppm | 5.2101 ppm | 0.5086 ppm |
| Concentration per Run 1 | 0.4892 ppm | 0.4994 ppm | 0.5134 ppm | 0.5099 ppm | 0.5212 ppm | 5.2138 ppm | 0.5090 ppm |
| Concentration per Run 2 | 0.4921 ppm | 0.5000 ppm | 0.5092 ppm | 0.5071 ppm | 0.5143 ppm | 5.2484 ppm | 0.5088 ppm |
| Concentration per Run 3 | 0.4907 ppm | 0.4986 ppm | 0.5105 ppm | 0.5108 ppm | 0.5152 ppm | 5.1681 ppm | 0.5079 ppm |
| Recovery Percentage 1 | 98.132 % | 99.860 % | 102.204 % | 101.846 % | 103.378 % | 104.202 % | 101.715 % |
| Concentration RSD | 0.3 % | 0.1 % | 0.4 % | 0.4 % | 0.7 % | 0.8 % | 0.1 % |

| | Mg 279.079 {121} (Axial) | Mn 257.610 {131} (Radial) | Mo 202.030 {467} (Axial) | Na 589.592 {57} (Radial) | Ni 231.604 {445} (Axial) | Pb 220.353 {453} (Axial) | Sb 206.833 {463} (Axial) |
|---|---|---|---|---|---|---|---|
| Concentration average | 0.5241 ppm | 0.5155 ppm | 0.4832 ppm | 10.2551 ppm | 0.5033 ppm | 0.5032 ppm | 0.5023 ppm |
| Concentration per Run 1 | 0.5270 ppm | 0.5185 ppm | 0.4833 ppm | 10.3424 ppm | 0.5012 ppm | 0.5032 ppm | 0.4996 ppm |
| Concentration per Run 2 | 0.5204 ppm | 0.5127 ppm | 0.4854 ppm | 10.2172 ppm | 0.5048 ppm | 0.5053 ppm | 0.5060 ppm |
| Concentration per Run 3 | 0.5250 ppm | 0.5153 ppm | 0.4810 ppm | 10.2058 ppm | 0.5038 ppm | 0.5010 ppm | 0.5014 ppm |
| Recovery Percentage 1 | 104.826 % | 103.098 % | 96.646 % | 102.551 % | 100.656 % | 100.633 % | 100.468 % |
| Concentration RSD | 0.6 % | 0.6 % | 0.5 % | 0.7 % | 0.4 % | 0.4 % | 0.7 % |

| | Se 196.090 {472} (Axial) | Si 212.412 {459} (Axial) | Sn 189.989 {477} (Axial) | Sr 421.552 {80} (Radial) | Ti 334.904 {101} (Axial) | Tl 190.856 {477} (Axial) | V 292.402 {115} (Axial) |
|---|---|---|---|---|---|---|---|
| Concentration average | 0.4888 ppm | 5.3563 ppm | 0.4908 ppm | 0.4994 ppm | 0.5043 ppm | **0.5141 ppm** | 0.5142 ppm |
| Concentration per Run 1 | 0.4896 ppm | 5.3549 ppm | 0.4901 ppm | 0.5007 ppm | 0.5050 ppm | 0.5139 ppm | 0.5147 ppm |
| Concentration per Run 2 | 0.4908 ppm | 5.3779 ppm | 0.4920 ppm | 0.4984 ppm | 0.5034 ppm | 0.5153 ppm | 0.5118 ppm |
| Concentration per Run 3 | 0.4861 ppm | 5.3360 ppm | 0.4902 ppm | 0.4991 ppm | 0.5046 ppm | 0.5129 ppm | 0.5161 ppm |
| Recovery Percentage 1 | 97.765 % | 102.024 % | 98.154 % | 99.881 % | 100.867 % | 102.810 % | 102.842 % |
| Concentration RSD | 0.5 % | 0.4 % | 0.2 % | 0.2 % | 0.2 % | 0.2 % | 0.4 % |

| | Zn 206.200 {463} (Axial) | Y 371.030 {91} (Radial) | Y 360.073 {94} (Axial) | Y 224.306 {450} (Axial) | Sc 361.384 {93} (Radial) | Sc 227.318 {448} (Axial) | Sc 361.384 {93} (Axial) |
|---|---|---|---|---|---|---|---|
| Concentration average | 0.4965 ppm | 99.3527 % | 98.8078 % | 98.6660 % | 100.5160 % | 97.7197 % | 99.6897 % |
| Concentration per Run 1 | 0.4950 ppm | 98.7820 % | 98.6395 % | 98.8668 % | 99.2614 % | 97.9575 % | 99.5752 % |
| Concentration per Run 2 | 0.4980 ppm | 99.6426 % | 99.2153 % | 98.5815 % | 101.3683 % | 97.4572 % | 100.1415 % |
| Concentration per Run 3 | 0.4965 ppm | 99.6334 % | 98.5687 % | 98.5496 % | 100.9181 % | 97.7443 % | 99.3525 % |
| Recovery Percentage 1 | 99.298 % | | | | | | |
| Concentration RSD | 0.3 % | 0.5 % | 0.4 % | 0.2 % | 1.1 % | 0.3 % | 0.4 % |

# ICP DataTrace 4

9/10/2025 8:33:56 AM

LabBook: WG2112264_09092025T4.imexp

Sample: ICB
Analysis started at: 9/9/2025 7:54:20 AM
Comments <Comment>
Rack: 0
Vial: 4

| | Ag 328.068 {103} (Axial) | Al 396.152 {85} (Radial) | As 189.042 {478} (Axial) | B 208.959 {461} (Axial) | Ba 455.403 {74} (Radial) | Be 313.042 {108} (Radial) | Ca 315.887 {107} (Radial) |
|---|---|---|---|---|---|---|---|
| Concentration average | -0.0001 ppm | 0.0060 ppm | -0.0010 ppm | 0.0012 ppm | 0.0000 ppm | 0.0000 ppm | 0.0042 ppm |
| Concentration per Run 1 | 0.0000 ppm | 0.0117 ppm | 0.0004 ppm | 0.0011 ppm | 0.0001 ppm | 0.0000 ppm | -0.0038 ppm |
| Concentration per Run 2 | 0.0001 ppm | -0.0036 ppm | -0.0013 ppm | 0.0011 ppm | 0.0001 ppm | 0.0000 ppm | 0.0089 ppm |
| Concentration per Run 3 | -0.0004 ppm | 0.0098 ppm | -0.0020 ppm | 0.0013 ppm | -0.0001 ppm | 0.0000 ppm | 0.0076 ppm |
| Recovery Percentage 1 | -1.984 % | 5.963 % | -19.473 % | 3.857 % | 0.495 % | 0.488 % | 4.245 % |
| Concentration RSD | 235.8 % | 140.4 % | 129.2 % | 8.5 % | 313.3 % | 112.2 % | 164.3 % |

| | Cd 214.438 {457} (Axial) | Co 228.616 {447} (Axial) | Cr 267.716 {126} (Axial) | Cu 324.754 {104} (Axial) | Fe 259.940 {130} (Radial) | K 766.490 {44} (Radial) | Li 670.784 {50} (Radial) |
|---|---|---|---|---|---|---|---|
| Concentration average | 0.0000 ppm | 0.0000 ppm | -0.0001 ppm | -0.0004 ppm | 0.0036 ppm | 0.0272 ppm | 0.0012 ppm |
| Concentration per Run 1 | 0.0000 ppm | 0.0000 ppm | 0.0001 ppm | -0.0007 ppm | 0.0045 ppm | 0.0352 ppm | 0.0013 ppm |
| Concentration per Run 2 | 0.0000 ppm | 0.0000 ppm | -0.0003 ppm | -0.0004 ppm | 0.0031 ppm | 0.0266 ppm | 0.0015 ppm |
| Concentration per Run 3 | 0.0000 ppm | 0.0000 ppm | -0.0002 ppm | 0.0000 ppm | 0.0032 ppm | 0.0198 ppm | 0.0007 ppm |
| Recovery Percentage 1 | 0.738 % | 0.042 % | -1.137 % | -3.696 % | 7.152 % | 1.088 % | 11.871 % |
| Concentration RSD | 59.4 % | 315.6 % | 158.3 % | 100.7 % | 21.9 % | 28.6 % | 33.7 % |

| | Mg 279.079 {121} (Axial) | Mn 257.610 {131} (Radial) | Mo 202.030 {467} (Axial) | Na 589.592 {57} (Radial) | Ni 231.604 {445} (Axial) | Pb 220.353 {453} (Axial) | Sb 206.833 {463} (Axial) |
|---|---|---|---|---|---|---|---|
| Concentration average | 0.0024 ppm | -0.0001 ppm | 0.0002 ppm | -0.0012 ppm | -0.0001 ppm | -0.0003 ppm | 0.0000 ppm |
| Concentration per Run 1 | 0.0021 ppm | 0.0002 ppm | 0.0002 ppm | -0.0066 ppm | 0.0000 ppm | 0.0001 ppm | 0.0002 ppm |
| Concentration per Run 2 | 0.0017 ppm | -0.0001 ppm | 0.0001 ppm | 0.0039 ppm | -0.0001 ppm | -0.0013 ppm | -0.0003 ppm |
| Concentration per Run 3 | 0.0035 ppm | -0.0003 ppm | 0.0003 ppm | -0.0009 ppm | -0.0001 ppm | 0.0002 ppm | 0.0002 ppm |
| Recovery Percentage 1 | 2.450 % | -0.944 % | 0.382 % | -0.059 % | -0.241 % | -3.246 % | 0.070 % |
| Concentration RSD | 38.3 % | 241.3 % | 67.8 % | 447.6 % | 124.7 % | 269.5 % | 922.5 % |

| | Se 196.090 {472} (Axial) | Si 212.412 {459} (Axial) | Sn 189.989 {477} (Axial) | Sr 421.552 {80} (Radial) | Ti 334.904 {101} (Axial) | Tl 190.856 {477} (Axial) | V 292.402 {115} (Axial) |
|---|---|---|---|---|---|---|---|
| Concentration average | 0.0007 ppm | -0.0050 ppm | 0.0002 ppm | 0.0000 ppm | 0.0004 ppm | -0.0003 ppm | 0.0001 ppm |
| Concentration per Run 1 | -0.0003 ppm | -0.0044 ppm | 0.0004 ppm | -0.0001 ppm | 0.0002 ppm | -0.0007 ppm | 0.0002 ppm |
| Concentration per Run 2 | 0.0012 ppm | -0.0052 ppm | -0.0001 ppm | -0.0001 ppm | 0.0003 ppm | -0.0009 ppm | 0.0000 ppm |
| Concentration per Run 3 | 0.0013 ppm | -0.0054 ppm | 0.0004 ppm | 0.0000 ppm | 0.0008 ppm | 0.0005 ppm | 0.0001 ppm |
| Recovery Percentage 1 | 7.270 % | -1.006 % | 0.498 % | -0.481 % | 4.318 % | -1.737 % | 0.730 % |
| Concentration RSD | 121.5 % | 10.2 % | 116.7 % | 77.5 % | 66.9 % | 223.3 % | 119.1 % |

| | Zn 206.200 {463} (Axial) | Y 371.030 {91} (Radial) | Y 360.073 {94} (Axial) | Y 224.306 {450} (Axial) | Sc 361.384 {93} (Radial) | Sc 227.318 {448} (Axial) | Sc 361.384 {93} (Axial) |
|---|---|---|---|---|---|---|---|
| Concentration average | -0.0003 ppm | 99.3123 % | 98.8887 % | 99.0082 % | 99.3540 % | 98.4570 % | 98.9788 % |
| Concentration per Run 1 | -0.0004 ppm | 99.5416 % | 98.9971 % | 98.9725 % | 99.2995 % | 98.3690 % | 99.0333 % |
| Concentration per Run 2 | -0.0003 ppm | 99.0064 % | 98.9007 % | 98.9609 % | 99.1681 % | 98.3278 % | 98.9898 % |
| Concentration per Run 3 | -0.0003 ppm | 99.3890 % | 98.7684 % | 99.0910 % | 99.5945 % | 98.6741 % | 98.9133 % |
| Recovery Percentage 1 | -6.537 % | | | | | | |
| Concentration RSD | 19.6 % | 0.3 % | 0.1 % | 0.1 % | 0.2 % | 0.2 % | 0.1 % |

# ICP DataTrace 4

9/10/2025 8:33:56 AM

LabBook: WG2112264_09092025T4.imexp

Sample: LLOQ
Analysis started at: 9/9/2025 8:00:43 AM
Comments <Comment>
Rack: 0
Vial: 5

| | Ag 328.068 {103} (Axial) | Al 396.152 {85} (Radial) | As 189.042 {478} (Axial) | B 208.959 {461} (Axial) | Ba 455.403 {74} (Radial) | Be 313.042 {108} (Radial) | Ca 315.887 {107} (Radial) |
|---|---|---|---|---|---|---|---|
| Concentration average | 0.0053 ppm | 0.1025 ppm | 0.0058 ppm | 0.0295 ppm | 0.0101 ppm | 0.0052 ppm | 0.1075 ppm |
| Concentration per Run 1 | 0.0050 ppm | 0.0975 ppm | 0.0058 ppm | 0.0293 ppm | 0.0101 ppm | 0.0053 ppm | 0.1099 ppm |
| Concentration per Run 2 | 0.0053 ppm | 0.1042 ppm | 0.0065 ppm | 0.0297 ppm | 0.0101 ppm | 0.0052 ppm | 0.1054 ppm |
| Concentration per Run 3 | 0.0055 ppm | 0.1059 ppm | 0.0050 ppm | 0.0293 ppm | 0.0101 ppm | 0.0052 ppm | 0.1072 ppm |
| Recovery Percentage 1 | 105.583 % | 102.538 % | 115.086 % | 98.213 % | 101.168 % | 104.129 % | 107.525 % |
| Concentration RSD | 4.6 % | 4.3 % | 12.9 % | 0.8 % | 0.3 % | 1.0 % | 2.1 % |

| | Cd 214.438 {457} (Axial) | Co 228.616 {447} (Axial) | Cr 267.716 {126} (Axial) | Cu 324.754 {104} (Axial) | Fe 259.940 {130} (Radial) | K 766.490 {44} (Radial) | Li 670.784 {50} (Radial) |
|---|---|---|---|---|---|---|---|
| Concentration average | 0.0040 ppm | 0.0100 ppm | 0.0103 ppm | 0.0101 ppm | 0.0528 ppm | 2.6125 ppm | 0.0109 ppm |
| Concentration per Run 1 | 0.0040 ppm | 0.0100 ppm | 0.0105 ppm | 0.0100 ppm | 0.0535 ppm | 2.6466 ppm | 0.0120 ppm |
| Concentration per Run 2 | 0.0040 ppm | 0.0100 ppm | 0.0101 ppm | 0.0104 ppm | 0.0526 ppm | 2.5945 ppm | 0.0104 ppm |
| Concentration per Run 3 | 0.0040 ppm | 0.0099 ppm | 0.0103 ppm | 0.0099 ppm | 0.0523 ppm | 2.5964 ppm | 0.0103 ppm |
| Recovery Percentage 1 | 99.372 % | 99.564 % | 103.004 % | 101.229 % | 105.634 % | 104.501 % | 108.997 % |
| Concentration RSD | 0.3 % | 0.9 % | 1.8 % | 2.6 % | 1.2 % | 1.1 % | 9.0 % |

| | Mg 279.079 {121} (Axial) | Mn 257.610 {131} (Radial) | Mo 202.030 {467} (Axial) | Na 589.592 {57} (Radial) | Ni 231.604 {445} (Axial) | Pb 220.353 {453} (Axial) | Sb 206.833 {463} (Axial) |
|---|---|---|---|---|---|---|---|
| Concentration average | 0.1062 ppm | 0.0103 ppm | 0.0482 ppm | 2.0271 ppm | 0.0195 ppm | 0.0097 ppm | 0.0491 ppm |
| Concentration per Run 1 | 0.1078 ppm | 0.0105 ppm | 0.0484 ppm | 2.0331 ppm | 0.0196 ppm | 0.0100 ppm | 0.0492 ppm |
| Concentration per Run 2 | 0.1050 ppm | 0.0105 ppm | 0.0481 ppm | 2.0262 ppm | 0.0197 ppm | 0.0098 ppm | 0.0484 ppm |
| Concentration per Run 3 | 0.1057 ppm | 0.0100 ppm | 0.0479 ppm | 2.0221 ppm | 0.0191 ppm | 0.0094 ppm | 0.0498 ppm |
| Recovery Percentage 1 | 106.157 % | 103.026 % | 96.303 % | 101.356 % | 97.338 % | 97.384 % | 98.295 % |
| Concentration RSD | 1.4 % | 2.7 % | 0.6 % | 0.3 % | 1.5 % | 3.1 % | 1.4 % |

| | Se 196.090 {472} (Axial) | Si 212.412 {459} (Axial) | Sn 189.989 {477} (Axial) | Sr 421.552 {80} (Radial) | Ti 334.904 {101} (Axial) | Tl 190.856 {477} (Axial) | V 292.402 {115} (Axial) |
|---|---|---|---|---|---|---|---|
| Concentration average | 0.0119 ppm | 0.5122 ppm | 0.0502 ppm | 0.0101 ppm | 0.0104 ppm | 0.0197 ppm | 0.0103 ppm |
| Concentration per Run 1 | 0.0128 ppm | 0.5125 ppm | 0.0500 ppm | 0.0100 ppm | 0.0101 ppm | 0.0193 ppm | 0.0101 ppm |
| Concentration per Run 2 | 0.0121 ppm | 0.5121 ppm | 0.0500 ppm | 0.0100 ppm | 0.0105 ppm | 0.0202 ppm | 0.0105 ppm |
| Concentration per Run 3 | 0.0108 ppm | 0.5122 ppm | 0.0507 ppm | 0.0101 ppm | 0.0105 ppm | 0.0196 ppm | 0.0101 ppm |
| Recovery Percentage 1 | 119.113 % | 102.449 % | 100.461 % | 100.651 % | 103.700 % | 98.574 % | 102.548 % |
| Concentration RSD | 8.8 % | 0.0 % | 0.8 % | 0.6 % | 2.3 % | 2.3 % | 1.9 % |

| | Zn 206.200 {463} (Axial) | Y 371.030 {91} (Radial) | Y 360.073 {94} (Axial) | Y 224.306 {450} (Axial) | Sc 361.384 {93} (Radial) | Sc 227.318 {448} (Axial) | Sc 361.384 {93} (Axial) |
|---|---|---|---|---|---|---|---|
| Concentration average | 0.0048 ppm | 100.3808 % | 100.2847 % | 99.5919 % | 100.9332 % | 99.5017 % | 100.9067 % |
| Concentration per Run 1 | 0.0049 ppm | 100.0539 % | 100.3663 % | 99.7801 % | 100.8362 % | 99.6013 % | 101.0916 % |
| Concentration per Run 2 | 0.0048 ppm | 100.3438 % | 99.9282 % | 99.6011 % | 100.9823 % | 99.4837 % | 100.5893 % |
| Concentration per Run 3 | 0.0047 ppm | 100.7446 % | 100.5596 % | 99.3945 % | 100.9811 % | 99.4201 % | 101.0394 % |
| Recovery Percentage 1 | 95.789 % | | | | | | |
| Concentration RSD | 2.0 % | 0.3 % | 0.3 % | 0.2 % | 0.1 % | 0.1 % | 0.3 % |

# ICP DataTrace 4

9/10/2025 8:33:56 AM

LabBook: WG2112264_09092025T4.imexp

Sample: ICSA
Analysis started at: 9/9/2025 8:07:00 AM
Comments <Comment>
Rack: 0
Vial: 6

| | Ag 328.068 {103} (Axial) | Al 396.152 {85} (Radial) | As 189.042 {478} (Axial) | B 208.959 {461} (Axial) | Ba 455.403 {74} (Radial) | Be 313.042 {108} (Radial) | Ca 315.887 {107} (Radial) |
|---|---|---|---|---|---|---|---|
| Concentration average | 0.0006 ppm | **503.8084 [SIC 500]** | -0.0086 ppm | 0.0092 ppm | -0.0010 ppm | -0.0005 ppm | **476.9809 ppm** |
| Concentration per Run 1 | 0.0007 ppm | 505.1492 ppm | -0.0103 ppm | 0.0093 ppm | -0.0011 ppm | -0.0005 ppm | 487.7804 ppm |
| Concentration per Run 2 | 0.0005 ppm | 502.7677 ppm | -0.0083 ppm | 0.0087 ppm | -0.0008 ppm | -0.0005 ppm | 470.0237 ppm |
| Concentration per Run 3 | 0.0007 ppm | 503.5083 ppm | -0.0074 ppm | 0.0097 ppm | -0.0009 ppm | -0.0006 ppm | 473.1386 ppm |
| Recovery Percentage 1 | 12.480 % | 503,808.382 % | -172.493 % | 30.832 % | -9.652 % | -10.593 % | 476,980.900 % |
| Concentration RSD | 18.6 % | **0.2 %** | 17.3 % | 5.5 % | 16.1 % | 4.0 % | **2.0 %** |

| | Cd 214.438 {457} (Axial) | Co 228.616 {447} (Axial) | Cr 267.716 {126} (Axial) | Cu 324.754 {104} (Axial) | Fe 259.940 {130} (Radial) | K 766.490 {44} (Radial) | Li 670.784 {50} (Radial) |
|---|---|---|---|---|---|---|---|
| Concentration average | -0.0033 ppm | 0.0003 ppm | -0.0042 ppm | -0.0054 ppm | **180.2015 ppm** | 0.0288 ppm | -0.0044 ppm |
| Concentration per Run 1 | -0.0035 ppm | 0.0002 ppm | -0.0044 ppm | -0.0046 ppm | 182.4821 ppm | 0.0176 ppm | -0.0046 ppm |
| Concentration per Run 2 | -0.0031 ppm | 0.0003 ppm | -0.0042 ppm | -0.0060 ppm | 177.6922 ppm | 0.0319 ppm | -0.0052 ppm |
| Concentration per Run 3 | -0.0033 ppm | 0.0004 ppm | -0.0040 ppm | -0.0055 ppm | 180.4303 ppm | 0.0367 ppm | -0.0033 ppm |
| Recovery Percentage 1 | -82.396 % | 1.633 % | -42.109 % | -53.679 % | 360,403.045 % | 1.150 % | -43.862 % |
| Concentration RSD | 7.0 % | 31.4 % | 4.7 % | 12.9 % | **1.3 %** | 34.5 % | 22.0 % |

| | Mg 279.079 {121} (Axial) | Mn 257.610 {131} (Radial) | Mo 202.030 {467} (Axial) | Na 589.592 {57} (Radial) | Ni 231.604 {445} (Axial) | Pb 220.353 {453} (Axial) | Sb 206.833 {463} (Axial) |
|---|---|---|---|---|---|---|---|
| Concentration average | **481.3625 ppm** | 0.0012 ppm | -0.0021 ppm | 0.0185 ppm | 0.0119 ppm | -0.0036 ppm | -0.0004 ppm |
| Concentration per Run 1 | 480.4650 ppm | 0.0013 ppm | -0.0022 ppm | 0.0149 ppm | 0.0122 ppm | -0.0038 ppm | -0.0025 ppm |
| Concentration per Run 2 | 481.8792 ppm | 0.0009 ppm | -0.0022 ppm | 0.0240 ppm | 0.0121 ppm | -0.0035 ppm | 0.0006 ppm |
| Concentration per Run 3 | 481.7433 ppm | 0.0014 ppm | -0.0018 ppm | 0.0167 ppm | 0.0113 ppm | -0.0036 ppm | 0.0006 ppm |
| Recovery Percentage 1 | 481,362.504 % | 11.814 % | -4.112 % | 0.926 % | 47.428 % | -36.343 % | -0.855 % |
| Concentration RSD | **0.2 %** | 20.8 % | 12.2 % | 26.0 % | 4.2 % | 3.7 % | 411.1 % |

| | Se 196.090 {472} (Axial) | Si 212.412 {459} (Axial) | Sn 189.989 {477} (Axial) | Sr 421.552 {80} (Radial) | Ti 334.904 {101} (Axial) | Tl 190.856 {477} (Axial) | V 292.402 {115} (Axial) |
|---|---|---|---|---|---|---|---|
| Concentration average | -0.0011 ppm | -0.0004 ppm | 0.0010 ppm | 0.0020 ppm | 0.0018 ppm | 0.0045 ppm | 0.0002 ppm |
| Concentration per Run 1 | -0.0012 ppm | 0.0006 ppm | 0.0014 ppm | 0.0018 ppm | 0.0018 ppm | 0.0048 ppm | 0.0003 ppm |
| Concentration per Run 2 | -0.0031 ppm | -0.0020 ppm | 0.0012 ppm | 0.0021 ppm | 0.0018 ppm | 0.0027 ppm | -0.0001 ppm |
| Concentration per Run 3 | 0.0009 ppm | 0.0003 ppm | 0.0004 ppm | 0.0020 ppm | 0.0019 ppm | 0.0061 ppm | 0.0004 ppm |
| Recovery Percentage 1 | -11.465 % | -0.077 % | 1.965 % | 19.848 % | 18.179 % | 22.687 % | 2.112 % |
| Concentration RSD | 175.8 % | 363.4 % | 56.3 % | 8.9 % | 4.2 % | 37.9 % | 111.5 % |

| | Zn 206.200 {463} (Axial) | Y 371.030 {91} (Radial) | Y 360.073 {94} (Axial) | Y 224.306 {450} (Axial) | Sc 361.384 {93} (Radial) | Sc 227.318 {448} (Axial) | Sc 361.384 {93} (Axial) |
|---|---|---|---|---|---|---|---|
| Concentration average | **0.0032 ppm** | 94.5592 % | 84.9673 % | 85.9976 % | 95.2425 % | 71.6480 % | 85.6129 % |
| Concentration per Run 1 | 0.0032 ppm | 94.0782 % | 84.9550 % | 85.7073 % | 94.9815 % | 71.5081 % | 85.6599 % |
| Concentration per Run 2 | 0.0028 ppm | 95.4026 % | 84.8212 % | 86.0512 % | 96.0134 % | 71.6646 % | 85.5285 % |
| Concentration per Run 3 | 0.0034 ppm | 94.1967 % | 85.1259 % | 86.2342 % | 94.7325 % | 71.7713 % | 85.6505 % |
| Recovery Percentage 1 | 63.057 % | | | | | | |
| Concentration RSD | **9.5 %** | 0.8 % | 0.2 % | 0.3 % | 0.7 % | 0.2 % | 0.1 % |

# ICP DataTrace 4

9/10/2025 8:33:56 AM

LabBook: WG2112264_09092025T4.imexp

Sample: SIC Multi
Analysis started at: 9/9/2025 8:15:12 AM
Comments <Comment>
Rack: 0
Vial: 7

| | Ag 328.068 {103} (Axial) | Al 396.152 {85} (Radial) | As 189.042 {478} (Axial) | B 208.959 {461} (Axial) | Ba 455.403 {74} (Radial) | Be 313.042 {108} (Radial) | Ca 315.887 {107} (Radial) |
|---|---|---|---|---|---|---|---|
| Concentration average | 0.0011 ppm | 0.0367 ppm | 0.0007 ppm | 0.0046 ppm | 0.0001 ppm | -0.0048 ppm | 0.0410 ppm |
| Concentration per Run 1 | 0.0009 ppm | 0.0369 ppm | 0.0025 ppm | 0.0045 ppm | 0.0002 ppm | -0.0049 ppm | 0.0462 ppm |
| Concentration per Run 2 | 0.0010 ppm | 0.0323 ppm | 0.0000 ppm | 0.0045 ppm | 0.0001 ppm | -0.0048 ppm | 0.0383 ppm |
| Concentration per Run 3 | 0.0013 ppm | 0.0410 ppm | -0.0005 ppm | 0.0047 ppm | 0.0000 ppm | -0.0049 ppm | 0.0385 ppm |
| Recovery Percentage 1 | 21.361 % | 36.749 % | 13.864 % | 15.330 % | 1.179 % | -96.669 % | 41.003 % |
| Concentration RSD | 19.0 % | 11.9 % | 233.2 % | 2.4 % | 77.2 % | 1.5 % | 11.0 % |

| | Cd 214.438 {457} (Axial) | Co 228.616 {447} (Axial) | Cr 267.716 {126} (Axial) | Cu 324.754 {104} (Axial) | Fe 259.940 {130} (Radial) | K 766.490 {44} (Radial) | Li 670.784 {50} (Radial) |
|---|---|---|---|---|---|---|---|
| Concentration average | 0.0002 ppm | -0.0013 ppm | **19.8949 ppm** | -0.0100 ppm | 0.0145 ppm | -0.0053 ppm | 0.0001 ppm |
| Concentration per Run 1 | 0.0002 ppm | -0.0012 ppm | 19.9607 ppm | -0.0102 ppm | 0.0144 ppm | -0.0146 ppm | 0.0012 ppm |
| Concentration per Run 2 | 0.0002 ppm | -0.0013 ppm | 19.9106 ppm | -0.0097 ppm | 0.0135 ppm | -0.0099 ppm | -0.0008 ppm |
| Concentration per Run 3 | 0.0002 ppm | -0.0014 ppm | 19.8133 ppm | -0.0102 ppm | 0.0156 ppm | 0.0087 ppm | -0.0001 ppm |
| Recovery Percentage 1 | 5.573 % | -6.434 % | 198,948.594 % | -100.262 % | 28.997 % | -0.210 % | 1.025 % |
| Concentration RSD | 6.0 % | 10.5 % | **0.4 %** | 3.0 % | 7.1 % | 234.1 % | 968.7 % |

| | Mg 279.079 {121} (Axial) | Mn 257.610 {131} (Radial) | Mo 202.030 {467} (Axial) | Na 589.592 {57} (Radial) | Ni 231.604 {445} (Axial) | Pb 220.353 {453} (Axial) | Sb 206.833 {463} (Axial) |
|---|---|---|---|---|---|---|---|
| Concentration average | **0.0557 ppm** | **20.2112 [SIC 30]** | -0.0038 ppm | -0.0040 ppm | -0.0002 ppm | -0.0027 ppm | 0.0045 ppm |
| Concentration per Run 1 | 0.0553 ppm | 20.1547 ppm | -0.0037 ppm | -0.0018 ppm | -0.0004 ppm | -0.0022 ppm | 0.0058 ppm |
| Concentration per Run 2 | 0.0579 ppm | 20.3258 ppm | -0.0037 ppm | -0.0050 ppm | -0.0002 ppm | -0.0028 ppm | 0.0035 ppm |
| Concentration per Run 3 | 0.0541 ppm | 20.1530 ppm | -0.0039 ppm | -0.0051 ppm | -0.0001 ppm | -0.0032 ppm | 0.0042 ppm |
| Recovery Percentage 1 | 55.740 % | 202,111.951 % | -7.541 % | -0.198 % | -0.911 % | -27.315 % | 9.018 % |
| Concentration RSD | **3.5 %** | **0.5 %** | 4.0 % | 47.0 % | 70.7 % | 18.7 % | 25.3 % |

| | Se 196.090 {472} (Axial) | Si 212.412 {459} (Axial) | Sn 189.989 {477} (Axial) | Sr 421.552 {80} (Radial) | Ti 334.904 {101} (Axial) | Tl 190.856 {477} (Axial) | V 292.402 {115} (Axial) |
|---|---|---|---|---|---|---|---|
| Concentration average | -0.0075 ppm | 0.2199 ppm | -0.0019 ppm | 0.0008 ppm | **19.5213 ppm** | -0.0253 ppm | **10.0403 [SIC 10]** |
| Concentration per Run 1 | -0.0073 ppm | 0.2219 ppm | -0.0018 ppm | 0.0008 ppm | 19.5828 ppm | -0.0253 ppm | 10.0424 ppm |
| Concentration per Run 2 | -0.0070 ppm | 0.2198 ppm | -0.0016 ppm | 0.0007 ppm | 19.5255 ppm | -0.0252 ppm | 10.0770 ppm |
| Concentration per Run 3 | -0.0083 ppm | 0.2181 ppm | -0.0024 ppm | 0.0009 ppm | 19.4555 ppm | -0.0254 ppm | 10.0016 ppm |
| Recovery Percentage 1 | -75.432 % | 43.986 % | -3.850 % | 8.035 % | 195,212.704 % | -126.361 % | 100,403.193 % |
| Concentration RSD | 9.0 % | 0.9 % | 23.0 % | 8.2 % | **0.3 %** | 0.3 % | **0.4 %** |

| | Zn 206.200 {463} (Axial) | Y 371.030 {91} (Radial) | Y 360.073 {94} (Axial) | Y 224.306 {450} (Axial) | Sc 361.384 {93} (Radial) | Sc 227.318 {448} (Axial) | Sc 361.384 {93} (Axial) |
|---|---|---|---|---|---|---|---|
| Concentration average | -0.0024 ppm | 100.3395 % | 98.8250 % | 99.2079 % | 101.0219 % | 97.0438 % | 99.8079 % |
| Concentration per Run 1 | -0.0024 ppm | 100.4550 % | 98.5504 % | 99.5662 % | 101.1314 % | 97.0383 % | 99.4907 % |
| Concentration per Run 2 | -0.0024 ppm | 99.7259 % | 98.5811 % | 98.5606 % | 100.5047 % | 96.9227 % | 99.6678 % |
| Concentration per Run 3 | -0.0024 ppm | 100.8377 % | 99.3436 % | 99.4970 % | 101.4296 % | 97.1705 % | 100.2652 % |
| Recovery Percentage 1 | -47.666 % | | | | | | |
| Concentration RSD | 1.3 % | 0.6 % | 0.5 % | 0.6 % | 0.5 % | 0.1 % | 0.4 % |

# ICP DataTrace 4

9/10/2025 8:33:56 AM

LabBook: WG2112264_09092025T4.imexp

Sample: LDR Check
Analysis started at: 9/9/2025 8:22:34 AM
Comments <Comment>
Rack: 0
Vial: 8

| | Ag 328.068 {103} (Axial) | Al 396.152 {85} (Radial) | As 189.042 {478} (Axial) | B 208.959 {461} (Axial) | Ba 455.403 {74} (Radial) | Be 313.042 {108} (Radial) | Ca 315.887 {107} (Radial) |
|---|---|---|---|---|---|---|---|
| Concentration average | 0.0011 ppm | 0.0143 ppm | **5.5284 ppm** | 4.9642 ppm | 9.2120 ppm | 0.0000 ppm | 0.0217 ppm |
| Concentration per Run 1 | 0.0007 ppm | 0.0136 ppm | 5.5140 ppm | 4.9541 ppm | 9.2366 ppm | 0.0000 ppm | 0.0222 ppm |
| Concentration per Run 2 | 0.0014 ppm | 0.0186 ppm | 5.5097 ppm | 4.9445 ppm | 9.2467 ppm | 0.0000 ppm | 0.0214 ppm |
| Concentration per Run 3 | 0.0011 ppm | 0.0108 ppm | 5.5615 ppm | 4.9939 ppm | 9.1527 ppm | 0.0000 ppm | 0.0214 ppm |
| Recovery Percentage 1 | 0.000 % | 0.000 % | 110.568 % | 99.284 % | 92.120 % | 0.000 % | 0.000 % |
| Concentration RSD | 30.6 % | 27.6 % | **0.5 %** | 0.5 % | 0.6 % | 27.4 % | 2.1 % |

| | Cd 214.438 {457} (Axial) | Co 228.616 {447} (Axial) | Cr 267.716 {126} (Axial) | Cu 324.754 {104} (Axial) | Fe 259.940 {130} (Radial) | K 766.490 {44} (Radial) | Li 670.784 {50} (Radial) |
|---|---|---|---|---|---|---|---|
| Concentration average | 0.0015 ppm | -0.0015 ppm | 0.0017 ppm | **20.0367 [SIC 20]** | 0.0073 ppm | **307.7251 ppm** | **5.0757 ppm** |
| Concentration per Run 1 | 0.0016 ppm | -0.0014 ppm | 0.0016 ppm | 20.2932 ppm | 0.0073 ppm | 308.6183 ppm | 5.0877 ppm |
| Concentration per Run 2 | 0.0015 ppm | -0.0014 ppm | 0.0016 ppm | 19.8816 ppm | 0.0068 ppm | 308.5723 ppm | 5.0805 ppm |
| Concentration per Run 3 | 0.0016 ppm | -0.0016 ppm | 0.0019 ppm | 19.9351 ppm | 0.0079 ppm | 305.9849 ppm | 5.0589 ppm |
| Recovery Percentage 1 | 0.000 % | 0.000 % | 0.000 % | 100.183 % | 0.000 % | 102.575 % | 101.514 % |
| Concentration RSD | 2.2 % | 9.1 % | 10.2 % | 1.1 % | 7.5 % | 0.5 % | 0.3 % |

| | Mg 279.079 {121} (Axial) | Mn 257.610 {131} (Radial) | Mo 202.030 {467} (Axial) | Na 589.592 {57} (Radial) | Ni 231.604 {445} (Axial) | Pb 220.353 {453} (Axial) | Sb 206.833 {463} (Axial) |
|---|---|---|---|---|---|---|---|
| Concentration average | 0.0336 ppm | 0.0036 ppm | **5.0907 [SIC 30]** | 470.0951 ppm | 9.9798 ppm | 48.3414 ppm | -0.0101 ppm |
| Concentration per Run 1 | 0.0325 ppm | 0.0034 ppm | 5.0841 ppm | 470.9063 ppm | 9.9987 ppm | 48.4145 ppm | -0.0117 ppm |
| Concentration per Run 2 | 0.0343 ppm | 0.0034 ppm | 5.0768 ppm | 475.2766 ppm | 9.9469 ppm | 48.2777 ppm | -0.0096 ppm |
| Concentration per Run 3 | 0.0341 ppm | 0.0040 ppm | 5.1114 ppm | 464.1023 ppm | 9.9939 ppm | 48.3319 ppm | -0.0091 ppm |
| Recovery Percentage 1 | 0.000 % | 0.000 % | 101.815 % | 94.019 % | 99.798 % | 96.683 % | 0.000 % |
| Concentration RSD | 2.9 % | 8.8 % | 0.4 % | 1.2 % | 0.3 % | 0.1 % | 13.6 % |

| | Se 196.090 {472} (Axial) | Si 212.412 {459} (Axial) | Sn 189.989 {477} (Axial) | Sr 421.552 {80} (Radial) | Ti 334.904 {101} (Axial) | Tl 190.856 {477} (Axial) | V 292.402 {115} (Axial) |
|---|---|---|---|---|---|---|---|
| Concentration average | -0.0011 ppm | **21.9158 [SIC 50]** | 0.0017 ppm | 0.0007 ppm | 0.0018 ppm | 0.0011 ppm | 0.0030 ppm |
| Concentration per Run 1 | -0.0016 ppm | 21.8257 ppm | 0.0016 ppm | 0.0007 ppm | 0.0019 ppm | 0.0025 ppm | 0.0030 ppm |
| Concentration per Run 2 | 0.0007 ppm | 21.8173 ppm | 0.0010 ppm | 0.0008 ppm | 0.0019 ppm | 0.0011 ppm | 0.0026 ppm |
| Concentration per Run 3 | -0.0025 ppm | 22.1044 ppm | 0.0024 ppm | 0.0007 ppm | 0.0015 ppm | -0.0002 ppm | 0.0035 ppm |
| Recovery Percentage 1 | 0.000 % | 109.579 % | 0.000 % | 0.000 % | 0.000 % | 0.000 % | 0.000 % |
| Concentration RSD | 150.1 % | 0.7 % | 39.9 % | 5.4 % | 13.5 % | 118.5 % | 13.7 % |

| | Zn 206.200 {463} (Axial) | Y 371.030 {91} (Radial) | Y 360.073 {94} (Axial) | Y 224.306 {450} (Axial) | Sc 361.384 {93} (Radial) | Sc 227.318 {448} (Axial) | Sc 361.384 {93} (Axial) |
|---|---|---|---|---|---|---|---|
| Concentration average | **20.1648 [SIC 20]** | 99.8155 % | 87.7768 % | 85.8110 % | 101.7135 % | 83.4937 % | 89.2814 % |
| Concentration per Run 1 | 20.2786 ppm | 98.5691 % | 87.2723 % | 85.1942 % | 100.7726 % | 82.9702 % | 88.6233 % |
| Concentration per Run 2 | 20.1740 ppm | 99.8976 % | 88.0933 % | 86.1727 % | 101.3795 % | 83.7470 % | 89.7358 % |
| Concentration per Run 3 | 20.0419 ppm | 100.9799 % | 87.9648 % | 86.0662 % | 102.9885 % | 83.7638 % | 89.4851 % |
| Recovery Percentage 1 | 100.824 % | | | | | | |
| Concentration RSD | 0.6 % | 1.2 % | 0.5 % | 0.6 % | 1.1 % | 0.5 % | 0.7 % |

# ICP DataTrace 4

9/10/2025 8:33:56 AM

LabBook: WG2112264_09092025T4.imexp

Sample: LDR As 5
Analysis started at: 9/9/2025 9:08:12 AM
Comments <Comment>
Rack: 1
Vial: 1

| | Ag 328.068 {103} (Axial) | Al 396.152 {85} (Radial) | As 189.042 {478} (Axial) | B 208.959 {461} (Axial) | Ba 455.403 {74} (Radial) | Be 313.042 {108} (Radial) | Ca 315.887 {107} (Radial) |
|---|---|---|---|---|---|---|---|
| Concentration average | 0.0004 ppm | 0.0047 ppm | **5.0166 ppm** | 0.0018 ppm | 0.0018 ppm | 0.0000 ppm | 0.0204 ppm |
| Concentration per Run 1 | 0.0004 ppm | -0.0002 ppm | 5.0029 ppm | 0.0019 ppm | 0.0019 ppm | 0.0000 ppm | 0.0169 ppm |
| Concentration per Run 2 | 0.0002 ppm | 0.0040 ppm | 5.0085 ppm | 0.0017 ppm | 0.0017 ppm | 0.0000 ppm | 0.0270 ppm |
| Concentration per Run 3 | 0.0006 ppm | 0.0103 ppm | 5.0384 ppm | 0.0018 ppm | 0.0018 ppm | 0.0000 ppm | 0.0172 ppm |
| Concentration RSD | 44.8 % | 111.4 % | 0.4 % | 7.4 % | 6.0 % | 1,425.0 % | 28.3 % |

| | Cd 214.438 {457} (Axial) | Co 228.616 {447} (Axial) | Cr 267.716 {126} (Axial) | Cu 324.754 {104} (Axial) | Fe 259.940 {130} (Radial) | K 766.490 {44} (Radial) | Li 670.784 {50} (Radial) |
|---|---|---|---|---|---|---|---|
| Concentration average | 0.0010 ppm | 0.0000 ppm | 0.0009 ppm | 0.0023 ppm | 0.0025 ppm | 0.1069 ppm | 0.0012 ppm |
| Concentration per Run 1 | 0.0010 ppm | 0.0001 ppm | 0.0007 ppm | 0.0024 ppm | 0.0025 ppm | 0.0965 ppm | 0.0018 ppm |
| Concentration per Run 2 | 0.0010 ppm | -0.0001 ppm | 0.0009 ppm | 0.0022 ppm | 0.0020 ppm | 0.1357 ppm | 0.0019 ppm |
| Concentration per Run 3 | 0.0010 ppm | 0.0000 ppm | 0.0010 ppm | 0.0023 ppm | 0.0030 ppm | 0.0884 ppm | -0.0002 ppm |
| Concentration RSD | 0.5 % | 2,467.2 % | 15.8 % | 5.0 % | 20.1 % | 23.7 % | 101.8 % |

| | Mg 279.079 {121} (Axial) | Mn 257.610 {131} (Radial) | Mo 202.030 {467} (Axial) | Na 589.592 {57} (Radial) | Ni 231.604 {445} (Axial) | Pb 220.353 {453} (Axial) | Sb 206.833 {463} (Axial) |
|---|---|---|---|---|---|---|---|
| Concentration average | 0.0033 ppm | 0.0009 ppm | 0.0004 ppm | 0.1167 ppm | 0.0006 ppm | 0.0031 ppm | 0.0046 ppm |
| Concentration per Run 1 | 0.0042 ppm | 0.0007 ppm | 0.0006 ppm | 0.1172 ppm | 0.0007 ppm | 0.0036 ppm | 0.0045 ppm |
| Concentration per Run 2 | 0.0040 ppm | 0.0011 ppm | 0.0004 ppm | 0.1229 ppm | 0.0004 ppm | 0.0032 ppm | 0.0039 ppm |
| Concentration per Run 3 | 0.0017 ppm | 0.0009 ppm | 0.0001 ppm | 0.1099 ppm | 0.0006 ppm | 0.0025 ppm | 0.0053 ppm |
| Concentration RSD | 41.7 % | 22.4 % | 73.4 % | 5.6 % | 27.6 % | 18.9 % | 15.5 % |

| | Se 196.090 {472} (Axial) | Si 212.412 {459} (Axial) | Sn 189.989 {477} (Axial) | Sr 421.552 {80} (Radial) | Ti 334.904 {101} (Axial) | Tl 190.856 {477} (Axial) | V 292.402 {115} (Axial) |
|---|---|---|---|---|---|---|---|
| Concentration average | 0.0020 ppm | -0.0030 ppm | 0.0004 ppm | 0.0000 ppm | 0.0006 ppm | -0.0007 ppm | 0.0005 ppm |
| Concentration per Run 1 | 0.0050 ppm | -0.0023 ppm | 0.0004 ppm | 0.0001 ppm | 0.0008 ppm | -0.0012 ppm | 0.0007 ppm |
| Concentration per Run 2 | 0.0003 ppm | -0.0032 ppm | 0.0003 ppm | -0.0001 ppm | 0.0005 ppm | -0.0011 ppm | 0.0003 ppm |
| Concentration per Run 3 | 0.0009 ppm | -0.0036 ppm | 0.0004 ppm | -0.0001 ppm | 0.0006 ppm | 0.0001 ppm | 0.0006 ppm |
| Concentration RSD | 126.2 % | 21.8 % | 21.8 % | 297.0 % | 23.5 % | 104.5 % | 41.1 % |

| | Zn 206.200 {463} (Axial) | Y 371.030 {91} (Radial) | Y 360.073 {94} (Axial) | Y 224.306 {450} (Axial) | Sc 361.384 {93} (Radial) | Sc 227.318 {448} (Axial) | Sc 361.384 {93} (Axial) |
|---|---|---|---|---|---|---|---|
| Concentration average | 0.0013 ppm | 92.4245 % | 95.7514 % | 97.4198 % | 93.9813 % | 97.9620 % | 96.2512 % |
| Concentration per Run 1 | 0.0016 ppm | 92.6153 % | 96.2783 % | 97.4210 % | 94.5999 % | 98.1385 % | 96.9676 % |
| Concentration per Run 2 | 0.0012 ppm | 92.5747 % | 95.0239 % | 97.4775 % | 94.1941 % | 97.8176 % | 95.4781 % |
| Concentration per Run 3 | 0.0012 ppm | 92.0834 % | 95.9519 % | 97.3609 % | 93.1500 % | 97.9298 % | 96.3080 % |
| Concentration RSD | 18.5 % | 0.3 % | 0.7 % | 0.1 % | 0.8 % | 0.2 % | 0.8 % |

# ICP DataTrace 4

9/10/2025 8:33:56 AM

LabBook: WG2112264_09092025T4.imexp

Sample: CCV
Analysis started at: 9/9/2025 9:14:29 AM
Comments <Comment>
Rack: 0
Vial: 3

| | Ag 328.068 {103} (Axial) | Al 396.152 {85} (Radial) | As 189.042 {478} (Axial) | B 208.959 {461} (Axial) | Ba 455.403 {74} (Radial) | Be 313.042 {108} (Radial) | Ca 315.887 {107} (Radial) |
|---|---|---|---|---|---|---|---|
| Concentration average | **0.4970 ppm** | 0.4847 ppm | 0.4751 ppm | 0.4724 ppm | 0.4866 ppm | 0.5049 ppm | 0.5172 ppm |
| Concentration per Run 1 | 0.4992 ppm | 0.4909 ppm | 0.4763 ppm | 0.4725 ppm | 0.4869 ppm | 0.5075 ppm | 0.5233 ppm |
| Concentration per Run 2 | 0.4942 ppm | 0.4797 ppm | 0.4761 ppm | 0.4725 ppm | 0.4856 ppm | 0.5034 ppm | 0.5130 ppm |
| Concentration per Run 3 | 0.4976 ppm | 0.4835 ppm | 0.4731 ppm | 0.4721 ppm | 0.4873 ppm | 0.5039 ppm | 0.5153 ppm |
| Recovery Percentage 1 | 99.401 % | 96.933 % | 95.030 % | 94.471 % | 97.313 % | 100.986 % | 103.442 % |
| Concentration RSD | 0.5 % | 1.2 % | 0.4 % | 0.0 % | 0.2 % | 0.4 % | 1.0 % |

| | Cd 214.438 {457} (Axial) | Co 228.616 {447} (Axial) | Cr 267.716 {126} (Axial) | Cu 324.754 {104} (Axial) | Fe 259.940 {130} (Radial) | K 766.490 {44} (Radial) | Li 670.784 {50} (Radial) |
|---|---|---|---|---|---|---|---|
| Concentration average | 0.4930 ppm | 0.4948 ppm | 0.5108 ppm | 0.5050 ppm | 0.5106 ppm | 5.2295 ppm | 0.5089 ppm |
| Concentration per Run 1 | 0.4937 ppm | 0.4945 ppm | 0.5104 ppm | 0.5070 ppm | 0.5126 ppm | 5.2631 ppm | 0.5046 ppm |
| Concentration per Run 2 | 0.4922 ppm | 0.4954 ppm | 0.5110 ppm | 0.5024 ppm | 0.5098 ppm | 5.2220 ppm | 0.5114 ppm |
| Concentration per Run 3 | 0.4932 ppm | 0.4946 ppm | 0.5109 ppm | 0.5055 ppm | 0.5093 ppm | 5.2035 ppm | 0.5106 ppm |
| Recovery Percentage 1 | 98.605 % | 98.966 % | 102.155 % | 100.994 % | 102.115 % | 104.591 % | 101.776 % |
| Concentration RSD | 0.1 % | 0.1 % | 0.1 % | 0.5 % | 0.3 % | 0.6 % | 0.7 % |

| | Mg 279.079 {121} (Axial) | Mn 257.610 {131} (Radial) | Mo 202.030 {467} (Axial) | Na 589.592 {57} (Radial) | Ni 231.604 {445} (Axial) | Pb 220.353 {453} (Axial) | Sb 206.833 {463} (Axial) |
|---|---|---|---|---|---|---|---|
| Concentration average | 0.5264 ppm | 0.5127 ppm | 0.4780 ppm | 10.1198 ppm | 0.4960 ppm | 0.5010 ppm | 0.4892 ppm |
| Concentration per Run 1 | 0.5290 ppm | 0.5145 ppm | 0.4769 ppm | 10.1715 ppm | 0.4969 ppm | 0.5019 ppm | 0.4886 ppm |
| Concentration per Run 2 | 0.5255 ppm | 0.5128 ppm | 0.4794 ppm | 10.0883 ppm | 0.4958 ppm | 0.5009 ppm | 0.4906 ppm |
| Concentration per Run 3 | 0.5248 ppm | 0.5108 ppm | 0.4777 ppm | 10.0997 ppm | 0.4953 ppm | 0.5002 ppm | 0.4884 ppm |
| Recovery Percentage 1 | 105.286 % | 102.537 % | 95.602 % | 101.198 % | 99.199 % | 100.205 % | 97.842 % |
| Concentration RSD | 0.4 % | 0.4 % | 0.3 % | 0.4 % | 0.2 % | 0.2 % | 0.3 % |

| | Se 196.090 {472} (Axial) | Si 212.412 {459} (Axial) | Sn 189.989 {477} (Axial) | Sr 421.552 {80} (Radial) | Ti 334.904 {101} (Axial) | Tl 190.856 {477} (Axial) | V 292.402 {115} (Axial) |
|---|---|---|---|---|---|---|---|
| Concentration average | 0.4857 ppm | 5.3310 ppm | 0.4936 ppm | 0.4954 ppm | 0.5009 ppm | **0.5088 ppm** | 0.5116 ppm |
| Concentration per Run 1 | 0.4870 ppm | 5.3322 ppm | 0.4928 ppm | 0.4959 ppm | 0.5020 ppm | 0.5118 ppm | 0.5132 ppm |
| Concentration per Run 2 | 0.4858 ppm | 5.3387 ppm | 0.4933 ppm | 0.4942 ppm | 0.5004 ppm | 0.5078 ppm | 0.5072 ppm |
| Concentration per Run 3 | 0.4842 ppm | 5.3222 ppm | 0.4948 ppm | 0.4961 ppm | 0.5002 ppm | 0.5068 ppm | 0.5144 ppm |
| Recovery Percentage 1 | 97.133 % | 101.543 % | 98.728 % | 99.083 % | 100.171 % | 101.759 % | 102.323 % |
| Concentration RSD | 0.3 % | 0.2 % | 0.2 % | 0.2 % | 0.2 % | 0.5 % | 0.8 % |

| | Zn 206.200 {463} (Axial) | Y 371.030 {91} (Radial) | Y 360.073 {94} (Axial) | Y 224.306 {450} (Axial) | Sc 361.384 {93} (Radial) | Sc 227.318 {448} (Axial) | Sc 361.384 {93} (Axial) |
|---|---|---|---|---|---|---|---|
| Concentration average | 0.5022 ppm | 94.1348 % | 95.9413 % | 98.2006 % | 95.2791 % | 96.3714 % | 96.9526 % |
| Concentration per Run 1 | 0.5029 ppm | 93.8337 % | 95.9373 % | 98.2101 % | 94.6077 % | 96.2860 % | 96.6756 % |
| Concentration per Run 2 | 0.5013 ppm | 94.1605 % | 95.9718 % | 98.2774 % | 95.5845 % | 96.4547 % | 97.1824 % |
| Concentration per Run 3 | 0.5026 ppm | 94.4102 % | 95.9149 % | 98.1141 % | 95.6452 % | 96.3736 % | 96.9999 % |
| Recovery Percentage 1 | 100.450 % | | | | | | |
| Concentration RSD | 0.2 % | 0.3 % | 0.0 % | 0.1 % | 0.6 % | 0.1 % | 0.3 % |

# ICP DataTrace 4

9/10/2025 8:33:56 AM

LabBook: WG2112264_09092025T4.imexp

Sample: CCB
Analysis started at: 9/9/2025 9:20:29 AM
Comments <Comment>
Rack: 0
Vial: 4

| | Ag 328.068 {103} (Axial) | Al 396.152 {85} (Radial) | As 189.042 {478} (Axial) | B 208.959 {461} (Axial) | Ba 455.403 {74} (Radial) | Be 313.042 {108} (Radial) | Ca 315.887 {107} (Radial) |
|---|---|---|---|---|---|---|---|
| Concentration average | 0.0000 ppm | 0.0031 ppm | 0.0014 ppm | 0.0016 ppm | 0.0002 ppm | 0.0000 ppm | 0.0040 ppm |
| Concentration per Run 1 | 0.0000 ppm | 0.0032 ppm | 0.0019 ppm | 0.0015 ppm | 0.0003 ppm | 0.0001 ppm | 0.0006 ppm |
| Concentration per Run 2 | 0.0002 ppm | 0.0050 ppm | 0.0014 ppm | 0.0020 ppm | 0.0003 ppm | 0.0000 ppm | 0.0037 ppm |
| Concentration per Run 3 | -0.0001 ppm | 0.0012 ppm | 0.0008 ppm | 0.0015 ppm | 0.0002 ppm | 0.0001 ppm | 0.0078 ppm |
| Recovery Percentage 1 | 0.739 % | 3.133 % | 27.192 % | 5.467 % | 2.425 % | 0.955 % | 4.023 % |
| Concentration RSD | 477.2 % | 61.7 % | 38.3 % | 19.1 % | 28.8 % | 74.1 % | 90.4 % |

| | Cd 214.438 {457} (Axial) | Co 228.616 {447} (Axial) | Cr 267.716 {126} (Axial) | Cu 324.754 {104} (Axial) | Fe 259.940 {130} (Radial) | K 766.490 {44} (Radial) | Li 670.784 {50} (Radial) |
|---|---|---|---|---|---|---|---|
| Concentration average | 0.0001 ppm | 0.0001 ppm | 0.0002 ppm | 0.0000 ppm | 0.0034 ppm | 0.0555 ppm | 0.0007 ppm |
| Concentration per Run 1 | 0.0001 ppm | 0.0000 ppm | 0.0003 ppm | 0.0002 ppm | 0.0034 ppm | 0.0328 ppm | 0.0005 ppm |
| Concentration per Run 2 | 0.0001 ppm | 0.0002 ppm | 0.0003 ppm | -0.0005 ppm | 0.0044 ppm | 0.0699 ppm | -0.0001 ppm |
| Concentration per Run 3 | 0.0000 ppm | 0.0000 ppm | 0.0000 ppm | 0.0002 ppm | 0.0024 ppm | 0.0638 ppm | 0.0018 ppm |
| Recovery Percentage 1 | 1.416 % | 0.395 % | 1.953 % | 0.004 % | 6.784 % | 2.221 % | 7.304 % |
| Concentration RSD | 45.3 % | 186.0 % | 69.9 % | 89,820.1 % | 28.3 % | 35.8 % | 136.4 % |

| | Mg 279.079 {121} (Axial) | Mn 257.610 {131} (Radial) | Mo 202.030 {467} (Axial) | Na 589.592 {57} (Radial) | Ni 231.604 {445} (Axial) | Pb 220.353 {453} (Axial) | Sb 206.833 {463} (Axial) |
|---|---|---|---|---|---|---|---|
| Concentration average | 0.0015 ppm | 0.0001 ppm | 0.0002 ppm | 0.0168 ppm | 0.0000 ppm | 0.0003 ppm | -0.0003 ppm |
| Concentration per Run 1 | 0.0005 ppm | -0.0001 ppm | 0.0001 ppm | 0.0146 ppm | 0.0002 ppm | 0.0004 ppm | -0.0003 ppm |
| Concentration per Run 2 | 0.0017 ppm | -0.0001 ppm | 0.0002 ppm | 0.0127 ppm | -0.0003 ppm | 0.0005 ppm | 0.0000 ppm |
| Concentration per Run 3 | 0.0023 ppm | 0.0004 ppm | 0.0002 ppm | 0.0229 ppm | 0.0001 ppm | -0.0001 ppm | -0.0006 ppm |
| Recovery Percentage 1 | 1.480 % | 0.672 % | 0.316 % | 0.838 % | 0.047 % | 2.822 % | -0.627 % |
| Concentration RSD | 59.4 % | 447.4 % | 24.3 % | 32.3 % | 2,399.4 % | 108.8 % | 105.0 % |

| | Se 196.090 {472} (Axial) | Si 212.412 {459} (Axial) | Sn 189.989 {477} (Axial) | Sr 421.552 {80} (Radial) | Ti 334.904 {101} (Axial) | Tl 190.856 {477} (Axial) | V 292.402 {115} (Axial) |
|---|---|---|---|---|---|---|---|
| Concentration average | 0.0016 ppm | -0.0036 ppm | 0.0002 ppm | 0.0000 ppm | 0.0004 ppm | -0.0001 ppm | 0.0003 ppm |
| Concentration per Run 1 | 0.0030 ppm | -0.0038 ppm | 0.0006 ppm | 0.0000 ppm | 0.0004 ppm | -0.0011 ppm | 0.0004 ppm |
| Concentration per Run 2 | 0.0022 ppm | -0.0036 ppm | -0.0002 ppm | 0.0000 ppm | 0.0005 ppm | 0.0005 ppm | 0.0003 ppm |
| Concentration per Run 3 | -0.0004 ppm | -0.0034 ppm | 0.0001 ppm | 0.0001 ppm | 0.0004 ppm | 0.0005 ppm | 0.0001 ppm |
| Recovery Percentage 1 | 16.152 % | -0.722 % | 0.312 % | 0.276 % | 4.173 % | -0.299 % | 2.725 % |
| Concentration RSD | 111.3 % | 5.6 % | 255.2 % | 316.8 % | 17.4 % | 1,572.2 % | 71.9 % |

| | Zn 206.200 {463} (Axial) | Y 371.030 {91} (Radial) | Y 360.073 {94} (Axial) | Y 224.306 {450} (Axial) | Sc 361.384 {93} (Radial) | Sc 227.318 {448} (Axial) | Sc 361.384 {93} (Axial) |
|---|---|---|---|---|---|---|---|
| Concentration average | -0.0002 ppm | 94.5821 % | 96.8211 % | 97.6945 % | 95.3649 % | 97.6273 % | 96.9586 % |
| Concentration per Run 1 | -0.0003 ppm | 94.4778 % | 96.9093 % | 97.7780 % | 95.5598 % | 97.4273 % | 97.0393 % |
| Concentration per Run 2 | -0.0001 ppm | 94.4633 % | 97.0801 % | 97.3708 % | 94.7622 % | 97.5450 % | 97.3044 % |
| Concentration per Run 3 | -0.0002 ppm | 94.8052 % | 96.4738 % | 97.9346 % | 95.7725 % | 97.9098 % | 96.5321 % |
| Recovery Percentage 1 | -3.786 % | | | | | | |
| Concentration RSD | 53.0 % | 0.2 % | 0.3 % | 0.3 % | 0.6 % | 0.3 % | 0.4 % |

# ICP DataTrace 4

9/10/2025 8:33:56 AM

LabBook: WG2112264_09092025T4.imexp

Sample: WG2112074-1 WG2112074
Analysis started at: 9/9/2025 9:27:09 AM
Comments <Comment>
Rack: 1
Vial: 2

| | Ag 328.068 {103} (Axial) | Al 396.152 {85} (Radial) | As 189.042 {478} (Axial) | B 208.959 {461} (Axial) | Ba 455.403 {74} (Radial) | Be 313.042 {108} (Radial) | Ca 315.887 {107} (Radial) |
|---|---|---|---|---|---|---|---|
| Concentration average | 0.0001 ppm | 0.0065 ppm | -0.0007 ppm | 0.0019 ppm | 0.0002 ppm | 0.0000 ppm | 0.0161 ppm |
| Concentration per Run 1 | 0.0001 ppm | 0.0072 ppm | -0.0018 ppm | 0.0022 ppm | 0.0002 ppm | 0.0000 ppm | 0.0191 ppm |
| Concentration per Run 2 | 0.0003 ppm | 0.0086 ppm | 0.0007 ppm | 0.0017 ppm | 0.0002 ppm | 0.0001 ppm | 0.0100 ppm |
| Concentration per Run 3 | -0.0002 ppm | 0.0036 ppm | -0.0008 ppm | 0.0017 ppm | 0.0003 ppm | 0.0000 ppm | 0.0191 ppm |
| Concentration RSD | 378.4 % | 40.2 % | 194.4 % | 17.0 % | 31.2 % | 124.4 % | 32.8 % |

| | Cd 214.438 {457} (Axial) | Co 228.616 {447} (Axial) | Cr 267.716 {126} (Axial) | Cu 324.754 {104} (Axial) | Fe 259.940 {130} (Radial) | K 766.490 {44} (Radial) | Li 670.784 {50} (Radial) |
|---|---|---|---|---|---|---|---|
| Concentration average | 0.0000 ppm | -0.0001 ppm | 0.0003 ppm | -0.0004 ppm | 0.0429 ppm | 0.0569 ppm | 0.0006 ppm |
| Concentration per Run 1 | 0.0001 ppm | 0.0000 ppm | 0.0003 ppm | -0.0003 ppm | 0.0425 ppm | 0.0508 ppm | 0.0008 ppm |
| Concentration per Run 2 | 0.0001 ppm | -0.0002 ppm | 0.0002 ppm | -0.0003 ppm | 0.0436 ppm | 0.0392 ppm | 0.0003 ppm |
| Concentration per Run 3 | 0.0000 ppm | 0.0000 ppm | 0.0004 ppm | -0.0007 ppm | 0.0426 ppm | 0.0808 ppm | 0.0006 ppm |
| Concentration RSD | 80.7 % | 185.0 % | 26.0 % | 47.9 % | 1.4 % | 37.7 % | 38.4 % |

| | Mg 279.079 {121} (Axial) | Mn 257.610 {131} (Radial) | Mo 202.030 {467} (Axial) | Na 589.592 {57} (Radial) | Ni 231.604 {445} (Axial) | Pb 220.353 {453} (Axial) | Sb 206.833 {463} (Axial) |
|---|---|---|---|---|---|---|---|
| Concentration average | 0.0029 ppm | 0.0007 ppm | 0.0002 ppm | 0.0206 ppm | -0.0001 ppm | -0.0001 ppm | 0.0004 ppm |
| Concentration per Run 1 | 0.0028 ppm | 0.0007 ppm | 0.0002 ppm | 0.0236 ppm | -0.0001 ppm | 0.0004 ppm | 0.0016 ppm |
| Concentration per Run 2 | 0.0045 ppm | 0.0009 ppm | 0.0003 ppm | 0.0181 ppm | 0.0001 ppm | -0.0011 ppm | -0.0007 ppm |
| Concentration per Run 3 | 0.0015 ppm | 0.0006 ppm | 0.0001 ppm | 0.0203 ppm | -0.0004 ppm | 0.0005 ppm | 0.0003 ppm |
| Concentration RSD | 51.8 % | 22.0 % | 57.2 % | 13.5 % | 198.3 % | 822.0 % | 267.5 % |

| | Se 196.090 {472} (Axial) | Si 212.412 {459} (Axial) | Sn 189.989 {477} (Axial) | Sr 421.552 {80} (Radial) | Ti 334.904 {101} (Axial) | Tl 190.856 {477} (Axial) | V 292.402 {115} (Axial) |
|---|---|---|---|---|---|---|---|
| Concentration average | 0.0030 ppm | 0.0012 ppm | 0.0093 ppm | 0.0001 ppm | 0.0005 ppm | -0.0012 ppm | 0.0001 ppm |
| Concentration per Run 1 | 0.0008 ppm | 0.0023 ppm | 0.0091 ppm | 0.0001 ppm | 0.0006 ppm | -0.0020 ppm | 0.0002 ppm |
| Concentration per Run 2 | 0.0062 ppm | 0.0004 ppm | 0.0090 ppm | 0.0002 ppm | 0.0003 ppm | -0.0002 ppm | 0.0002 ppm |
| Concentration per Run 3 | 0.0019 ppm | 0.0010 ppm | 0.0098 ppm | 0.0000 ppm | 0.0006 ppm | -0.0013 ppm | -0.0001 ppm |
| Concentration RSD | 96.7 % | 78.3 % | 4.5 % | 66.5 % | 38.7 % | 77.7 % | 136.1 % |

| | Zn 206.200 {463} (Axial) | Y 371.030 {91} (Radial) | Y 360.073 {94} (Axial) | Y 224.306 {450} (Axial) | Sc 361.384 {93} (Radial) | Sc 227.318 {448} (Axial) | Sc 361.384 {93} (Axial) |
|---|---|---|---|---|---|---|---|
| Concentration average | 0.0007 ppm | 94.3526 % | 97.1265 % | 98.0554 % | 95.8956 % | 95.4942 % | 97.9789 % |
| Concentration per Run 1 | 0.0006 ppm | 94.1583 % | 97.5488 % | 98.1924 % | 96.1672 % | 95.4721 % | 98.3571 % |
| Concentration per Run 2 | 0.0008 ppm | 94.0721 % | 97.1634 % | 97.9173 % | 95.3081 % | 95.6776 % | 97.9559 % |
| Concentration per Run 3 | 0.0006 ppm | 94.8274 % | 96.6672 % | 98.0565 % | 96.2116 % | 95.3329 % | 97.6237 % |
| Concentration RSD | 15.2 % | 0.4 % | 0.5 % | 0.1 % | 0.5 % | 0.2 % | 0.4 % |

# ICP DataTrace 4

9/10/2025 8:33:56 AM

LabBook: WG2112264_09092025T4.imexp

Sample: WG2112074-2d2 WG2112074
Analysis started at: 9/9/2025 9:33:29 AM
Comments <Comment>
Rack: 1
Vial: 3

| | Ag 328.068 {103} (Axial) | Al 396.152 {85} (Radial) | As 189.042 {478} (Axial) | B 208.959 {461} (Axial) | Ba 455.403 {74} (Radial) | Be 313.042 {108} (Radial) | Ca 315.887 {107} (Radial) |
|---|---|---|---|---|---|---|---|
| Concentration average | 0.0521 ppm | 2.2413 ppm | 0.1241 ppm | 0.9881 ppm | 2.1258 ppm | 0.0553 ppm | 11.1661 ppm |
| Concentration per Run 1 | 0.0526 ppm | 2.2387 ppm | 0.1264 ppm | 1.0041 ppm | 2.1327 ppm | 0.0554 ppm | 11.1924 ppm |
| Concentration per Run 2 | 0.0516 ppm | 2.2415 ppm | 0.1247 ppm | 0.9861 ppm | 2.1283 ppm | 0.0552 ppm | 11.1957 ppm |
| Concentration per Run 3 | 0.0521 ppm | 2.2438 ppm | 0.1211 ppm | 0.9741 ppm | 2.1164 ppm | 0.0552 ppm | 11.1102 ppm |
| Concentration RSD | 0.9 % | 0.1 % | 2.2 % | 1.5 % | 0.4 % | 0.2 % | 0.4 % |

| | Cd 214.438 {457} (Axial) | Co 228.616 {447} (Axial) | Cr 267.716 {126} (Axial) | Cu 324.754 {104} (Axial) | Fe 259.940 {130} (Radial) | K 766.490 {44} (Radial) | Li 670.784 {50} (Radial) |
|---|---|---|---|---|---|---|---|
| Concentration average | 0.0540 ppm | 0.5008 ppm | 0.2153 ppm | 0.2623 ppm | 1.1285 ppm | 11.2638 ppm | 0.0003 ppm |
| Concentration per Run 1 | 0.0551 ppm | 0.5100 ppm | 0.2167 ppm | 0.2648 ppm | 1.1275 ppm | 11.2619 ppm | -0.0009 ppm |
| Concentration per Run 2 | 0.0540 ppm | 0.4994 ppm | 0.2146 ppm | 0.2617 ppm | 1.1303 ppm | 11.2796 ppm | 0.0017 ppm |
| Concentration per Run 3 | 0.0530 ppm | 0.4931 ppm | 0.2145 ppm | 0.2606 ppm | 1.1276 ppm | 11.2500 ppm | 0.0001 ppm |
| Concentration RSD | 1.9 % | 1.7 % | 0.6 % | 0.8 % | 0.1 % | 0.1 % | 418.1 % |

| | Mg 279.079 {121} (Axial) | Mn 257.610 {131} (Radial) | Mo 202.030 {467} (Axial) | Na 589.592 {57} (Radial) | Ni 231.604 {445} (Axial) | Pb 220.353 {453} (Axial) | Sb 206.833 {463} (Axial) |
|---|---|---|---|---|---|---|---|
| Concentration average | 10.8624 ppm | 0.5451 ppm | 1.0000 ppm | 11.2500 ppm | 0.5084 ppm | 0.5379 ppm | 0.5086 ppm |
| Concentration per Run 1 | 10.9301 ppm | 0.5441 ppm | 1.0214 ppm | 11.2851 ppm | 0.5189 ppm | 0.5479 ppm | 0.5180 ppm |
| Concentration per Run 2 | 10.8003 ppm | 0.5467 ppm | 0.9967 ppm | 11.2864 ppm | 0.5067 ppm | 0.5366 ppm | 0.5087 ppm |
| Concentration per Run 3 | 10.8568 ppm | 0.5444 ppm | 0.9818 ppm | 11.1786 ppm | 0.4997 ppm | 0.5293 ppm | 0.4992 ppm |
| Concentration RSD | 0.6 % | 0.3 % | 2.0 % | 0.5 % | 1.9 % | 1.7 % | 1.8 % |

| | Se 196.090 {472} (Axial) | Si 212.412 {459} (Axial) | Sn 189.989 {477} (Axial) | Sr 421.552 {80} (Radial) | Ti 334.904 {101} (Axial) | Tl 190.856 {477} (Axial) | V 292.402 {115} (Axial) |
|---|---|---|---|---|---|---|---|
| Concentration average | 0.1202 ppm | 1.1557 ppm | **1.0113 [SIC 20]** | **1.0705 ppm** | 1.0707 ppm | **0.1218 ppm** | 0.5456 ppm |
| Concentration per Run 1 | 0.1229 ppm | 1.1789 ppm | 1.0333 ppm | 1.0749 ppm | 1.0765 ppm | 0.1237 ppm | 0.5488 ppm |
| Concentration per Run 2 | 0.1181 ppm | 1.1542 ppm | 1.0082 ppm | 1.0721 ppm | 1.0679 ppm | 0.1220 ppm | 0.5425 ppm |
| Concentration per Run 3 | 0.1196 ppm | 1.1340 ppm | 0.9923 ppm | 1.0647 ppm | 1.0676 ppm | 0.1197 ppm | 0.5456 ppm |
| Concentration RSD | 2.1 % | 1.9 % | 2.0 % | 0.5 % | 0.5 % | 1.6 % | 0.6 % |

| | Zn 206.200 {463} (Axial) | Y 371.030 {91} (Radial) | Y 360.073 {94} (Axial) | Y 224.306 {450} (Axial) | Sc 361.384 {93} (Radial) | Sc 227.318 {448} (Axial) | Sc 361.384 {93} (Axial) |
|---|---|---|---|---|---|---|---|
| Concentration average | 0.5098 ppm | 94.5797 % | 94.8921 % | 96.8238 % | 95.7980 % | 93.8309 % | 95.8158 % |
| Concentration per Run 1 | 0.5212 ppm | 94.5950 % | 94.6115 % | 96.8188 % | 95.9594 % | 93.8843 % | 95.5462 % |
| Concentration per Run 2 | 0.5073 ppm | 94.3588 % | 95.3561 % | 96.9116 % | 95.4640 % | 93.7502 % | 96.3431 % |
| Concentration per Run 3 | 0.5011 ppm | 94.7852 % | 94.7086 % | 96.7410 % | 95.9706 % | 93.8583 % | 95.5581 % |
| Concentration RSD | 2.0 % | 0.2 % | 0.4 % | 0.1 % | 0.3 % | 0.1 % | 0.5 % |

# ICP DataTrace 4

9/10/2025 8:33:56 AM

LabBook: WG2112264_09092025T4.imexp

Sample: L2554063-08d2 WG2112074
Analysis started at: 9/9/2025 9:39:30 AM
Comments <Comment>
Rack: 1
Vial: 9

| | Ag 328.068 {103} (Axial) | Al 396.152 {85} (Radial) | As 189.042 {478} (Axial) | B 208.959 {461} (Axial) | Ba 455.403 {74} (Radial) | Be 313.042 {108} (Radial) | Ca 315.887 {107} (Radial) |
|---|---|---|---|---|---|---|---|
| Concentration average | 0.0027 ppm | 40.7324 ppm | 0.2694 ppm | 0.0351 ppm | 0.8337 ppm | 0.0056 ppm | 28.0922 ppm |
| Concentration per Run 1 | 0.0023 ppm | 41.0647 ppm | 0.2707 ppm | 0.0352 ppm | 0.8416 ppm | 0.0056 ppm | 28.3451 ppm |
| Concentration per Run 2 | 0.0027 ppm | 40.6063 ppm | 0.2709 ppm | 0.0355 ppm | 0.8314 ppm | 0.0056 ppm | 27.9878 ppm |
| Concentration per Run 3 | 0.0031 ppm | 40.5261 ppm | 0.2665 ppm | 0.0347 ppm | 0.8281 ppm | 0.0056 ppm | 27.9438 ppm |
| Concentration RSD | 14.1 % | 0.7 % | 0.9 % | 1.1 % | 0.8 % | 0.4 % | 0.8 % |

| | Cd 214.438 {457} (Axial) | Co 228.616 {447} (Axial) | Cr 267.716 {126} (Axial) | Cu 324.754 {104} (Axial) | Fe 259.940 {130} (Radial) | K 766.490 {44} (Radial) | Li 670.784 {50} (Radial) |
|---|---|---|---|---|---|---|---|
| Concentration average | 0.0021 ppm | 0.0870 ppm | 0.0836 ppm | 0.7361 ppm | **370.0670 [SIC 500]** | 4.8751 ppm | 0.0817 ppm |
| Concentration per Run 1 | 0.0024 ppm | 0.0883 ppm | 0.0845 ppm | 0.7399 ppm | 371.0481 ppm | 4.9231 ppm | 0.0829 ppm |
| Concentration per Run 2 | 0.0021 ppm | 0.0875 ppm | 0.0841 ppm | 0.7380 ppm | 365.3840 ppm | 4.8726 ppm | 0.0803 ppm |
| Concentration per Run 3 | 0.0016 ppm | 0.0851 ppm | 0.0820 ppm | 0.7304 ppm | 373.7689 ppm | 4.8296 ppm | 0.0820 ppm |
| Concentration RSD | 19.1 % | 1.9 % | 1.6 % | 0.7 % | 1.2 % | 1.0 % | 1.6 % |

| | Mg 279.079 {121} (Axial) | Mn 257.610 {131} (Radial) | Mo 202.030 {467} (Axial) | Na 589.592 {57} (Radial) | Ni 231.604 {445} (Axial) | Pb 220.353 {453} (Axial) | Sb 206.833 {463} (Axial) |
|---|---|---|---|---|---|---|---|
| Concentration average | 8.2845 ppm | 1.5838 ppm | 0.0474 ppm | 14.7305 ppm | 0.2266 ppm | 7.9060 ppm | 0.1369 ppm |
| Concentration per Run 1 | 8.3371 ppm | 1.5963 ppm | 0.0480 ppm | 14.8553 ppm | 0.2294 ppm | 8.0165 ppm | 0.1407 ppm |
| Concentration per Run 2 | 8.3098 ppm | 1.5812 ppm | 0.0477 ppm | 14.6766 ppm | 0.2265 ppm | 7.9117 ppm | 0.1363 ppm |
| Concentration per Run 3 | 8.2066 ppm | 1.5739 ppm | 0.0466 ppm | 14.6595 ppm | 0.2239 ppm | 7.7898 ppm | 0.1336 ppm |
| Concentration RSD | 0.8 % | 0.7 % | 1.6 % | 0.7 % | 1.2 % | 1.4 % | 2.6 % |

| | Se 196.090 {472} (Axial) | Si 212.412 {459} (Axial) | Sn 189.989 {477} (Axial) | Sr 421.552 {80} (Radial) | Ti 334.904 {101} (Axial) | Tl 190.856 {477} (Axial) | V 292.402 {115} (Axial) |
|---|---|---|---|---|---|---|---|
| Concentration average | 0.0138 ppm | 5.9165 ppm | **11.6201 [SIC 20]** | 0.4054 ppm | 1.2945 ppm | -0.0010 ppm | 0.2146 ppm |
| Concentration per Run 1 | 0.0150 ppm | 6.0793 ppm | 11.8077 ppm | 0.4082 ppm | 1.3074 ppm | -0.0018 ppm | 0.2157 ppm |
| Concentration per Run 2 | 0.0134 ppm | 5.9298 ppm | 11.6266 ppm | 0.4040 ppm | 1.2990 ppm | -0.0022 ppm | 0.2162 ppm |
| Concentration per Run 3 | 0.0130 ppm | 5.7405 ppm | 11.4259 ppm | 0.4039 ppm | 1.2770 ppm | 0.0009 ppm | 0.2117 ppm |
| Concentration RSD | 7.8 % | 2.9 % | 1.6 % | 0.6 % | 1.2 % | 161.9 % | 1.1 % |

| | Zn 206.200 {463} (Axial) | Y 371.030 {91} (Radial) | Y 360.073 {94} (Axial) | Y 224.306 {450} (Axial) | Sc 361.384 {93} (Radial) | Sc 227.318 {448} (Axial) | Sc 361.384 {93} (Axial) |
|---|---|---|---|---|---|---|---|
| Concentration average | 3.1467 ppm | 111.7864 % | 107.1385 % | 107.6654 % | 100.1681 % | 89.0294 % | 97.2880 % |
| Concentration per Run 1 | 3.1957 ppm | 111.7670 % | 106.8580 % | 107.5914 % | 99.8578 % | 89.0198 % | 97.0702 % |
| Concentration per Run 2 | 3.1485 ppm | 112.3269 % | 107.3022 % | 107.4929 % | 100.7026 % | 88.7785 % | 97.2026 % |
| Concentration per Run 3 | 3.0960 ppm | 111.2652 % | 107.2553 % | 107.9118 % | 99.9438 % | 89.2899 % | 97.5913 % |
| Concentration RSD | 1.6 % | 0.5 % | 0.2 % | 0.2 % | 0.5 % | 0.3 % | 0.3 % |

# ICP DataTrace 4

9/10/2025 8:33:56 AM

LabBook: WG2112264_09092025T4.imexp

Sample: L2554063-13d2 WG2112074
Analysis started at: 9/9/2025 9:45:43 AM
Comments <Comment>
Rack: 1
Vial: 10

| | Ag 328.068 {103} (Axial) | Al 396.152 {85} (Radial) | As 189.042 {478} (Axial) | B 208.959 {461} (Axial) | Ba 455.403 {74} (Radial) | Be 313.042 {108} (Radial) | Ca 315.887 {107} (Radial) |
|---|---|---|---|---|---|---|---|
| Concentration average | 0.0027 ppm | 84.9802 ppm | 0.0790 ppm | 0.0658 ppm | 1.7612 ppm | 0.0014 ppm | 149.2674 ppm |
| Concentration per Run 1 | 0.0022 ppm | 85.1128 ppm | 0.0798 ppm | 0.0656 ppm | 1.7601 ppm | 0.0014 ppm | 149.4952 ppm |
| Concentration per Run 2 | 0.0029 ppm | 84.6853 ppm | 0.0786 ppm | 0.0659 ppm | 1.7578 ppm | 0.0014 ppm | 148.4291 ppm |
| Concentration per Run 3 | 0.0031 ppm | 85.1424 ppm | 0.0786 ppm | 0.0659 ppm | 1.7658 ppm | 0.0014 ppm | 149.8779 ppm |
| Concentration RSD | 16.5 % | 0.3 % | 0.8 % | 0.3 % | 0.2 % | 2.2 % | 0.5 % |

| | Cd 214.438 {457} (Axial) | Co 228.616 {447} (Axial) | Cr 267.716 {126} (Axial) | Cu 324.754 {104} (Axial) | Fe 259.940 {130} (Radial) | K 766.490 {44} (Radial) | Li 670.784 {50} (Radial) |
|---|---|---|---|---|---|---|---|
| Concentration average | 0.0052 ppm | 0.0928 ppm | 0.2500 ppm | 0.9239 ppm | **343.0815 [SIC 500]** | 29.0894 ppm | 0.1255 ppm |
| Concentration per Run 1 | 0.0054 ppm | 0.0935 ppm | 0.2491 ppm | 0.9243 ppm | 345.3684 ppm | 29.1584 ppm | 0.1255 ppm |
| Concentration per Run 2 | 0.0052 ppm | 0.0930 ppm | 0.2495 ppm | 0.9215 ppm | 340.3867 ppm | 28.9760 ppm | 0.1254 ppm |
| Concentration per Run 3 | 0.0051 ppm | 0.0920 ppm | 0.2513 ppm | 0.9259 ppm | 343.4895 ppm | 29.1338 ppm | 0.1257 ppm |
| Concentration RSD | 2.2 % | 0.8 % | 0.5 % | 0.2 % | 0.7 % | 0.3 % | 0.1 % |

| | Mg 279.079 {121} (Axial) | Mn 257.610 {131} (Radial) | Mo 202.030 {467} (Axial) | Na 589.592 {57} (Radial) | Ni 231.604 {445} (Axial) | Pb 220.353 {453} (Axial) | Sb 206.833 {463} (Axial) |
|---|---|---|---|---|---|---|---|
| Concentration average | 51.2171 ppm | 4.0014 ppm | 0.0079 ppm | 8.4016 ppm | 0.2212 ppm | 3.8076 ppm | 0.0208 ppm |
| Concentration per Run 1 | 51.2242 ppm | 4.0081 ppm | 0.0078 ppm | 8.4037 ppm | 0.2207 ppm | 3.8218 ppm | 0.0219 ppm |
| Concentration per Run 2 | 50.9779 ppm | 3.9841 ppm | 0.0079 ppm | 8.3855 ppm | 0.2217 ppm | 3.8133 ppm | 0.0201 ppm |
| Concentration per Run 3 | 51.4491 ppm | 4.0122 ppm | 0.0079 ppm | 8.4157 ppm | 0.2210 ppm | 3.7876 ppm | 0.0205 ppm |
| Concentration RSD | 0.5 % | 0.4 % | 1.0 % | 0.2 % | 0.2 % | 0.5 % | 4.6 % |

| | Se 196.090 {472} (Axial) | Si 212.412 {459} (Axial) | Sn 189.989 {477} (Axial) | Sr 421.552 {80} (Radial) | Ti 334.904 {101} (Axial) | Tl 190.856 {477} (Axial) | V 292.402 {115} (Axial) |
|---|---|---|---|---|---|---|---|
| Concentration average | 0.0061 ppm | 10.0686 ppm | 0.3705 ppm | 0.4759 ppm | 5.5260 ppm | -0.0030 ppm | 0.2678 ppm |
| Concentration per Run 1 | 0.0019 ppm | 10.2145 ppm | 0.3715 ppm | 0.4759 ppm | 5.5306 ppm | -0.0044 ppm | 0.2686 ppm |
| Concentration per Run 2 | 0.0046 ppm | 10.0812 ppm | 0.3713 ppm | 0.4755 ppm | 5.5109 ppm | -0.0020 ppm | 0.2666 ppm |
| Concentration per Run 3 | 0.0120 ppm | 9.9101 ppm | 0.3685 ppm | 0.4763 ppm | 5.5365 ppm | -0.0026 ppm | 0.2682 ppm |
| Concentration RSD | 85.0 % | 1.5 % | 0.5 % | 0.1 % | 0.2 % | 41.7 % | 0.4 % |

| | Zn 206.200 {463} (Axial) | Y 371.030 {91} (Radial) | Y 360.073 {94} (Axial) | Y 224.306 {450} (Axial) | Sc 361.384 {93} (Radial) | Sc 227.318 {448} (Axial) | Sc 361.384 {93} (Axial) |
|---|---|---|---|---|---|---|---|
| Concentration average | 3.7727 ppm | 109.4921 % | 103.7558 % | 105.3271 % | 99.0176 % | 84.5232 % | 94.3153 % |
| Concentration per Run 1 | 3.7811 ppm | 108.5681 % | 103.8067 % | 105.4399 % | 98.1479 % | 84.8092 % | 94.3863 % |
| Concentration per Run 2 | 3.7830 ppm | 109.9984 % | 104.2001 % | 105.3416 % | 99.7828 % | 84.4142 % | 94.8380 % |
| Concentration per Run 3 | 3.7541 ppm | 109.9098 % | 103.2608 % | 105.1998 % | 99.1220 % | 84.3462 % | 93.7215 % |
| Concentration RSD | 0.4 % | 0.7 % | 0.5 % | 0.1 % | 0.8 % | 0.3 % | 0.6 % |

# ICP DataTrace 4

9/10/2025 8:33:56 AM

LabBook: WG2112264_09092025T4.imexp

Sample: eL2554320-08d2 WG2112074
Analysis started at: 9/9/2025 9:51:57 AM
Comments <Comment>
Rack: 1
Vial: 4

| | Ag 328.068 {103} (Axial) | Al 396.152 {85} (Radial) | As 189.042 {478} (Axial) | B 208.959 {461} (Axial) | Ba 455.403 {74} (Radial) | Be 313.042 {108} (Radial) | Ca 315.887 {107} (Radial) |
|---|---|---|---|---|---|---|---|
| Concentration average | -0.0005 ppm | 34.3687 ppm | 0.0680 ppm | 0.1928 ppm | 0.4616 ppm | 0.0034 ppm | **1,046.8764 [SIC 1000]** |
| Concentration per Run 1 | -0.0007 ppm | 34.2564 ppm | 0.0667 ppm | 0.1975 ppm | 0.4604 ppm | 0.0034 ppm | 1,034.5996 ppm |
| Concentration per Run 2 | -0.0003 ppm | 34.5339 ppm | 0.0692 ppm | 0.1881 ppm | 0.4628 ppm | 0.0034 ppm | 1,057.4257 ppm |
| Concentration per Run 3 | -0.0006 ppm | 34.3158 ppm | **N/A** | **N/A** | 0.4617 ppm | 0.0033 ppm | 1,048.6040 ppm |
| Concentration RSD | 39.3 % | 0.4 % | 2.6 % | 3.4 % | 0.3 % | 0.9 % | 1.1 % |

| | Cd 214.438 {457} (Axial) | Co 228.616 {447} (Axial) | Cr 267.716 {126} (Axial) | Cu 324.754 {104} (Axial) | Fe 259.940 {130} (Radial) | K 766.490 {44} (Radial) | Li 670.784 {50} (Radial) |
|---|---|---|---|---|---|---|---|
| Concentration average | 0.0167 ppm | 0.0547 ppm | 0.1919 ppm | 0.3818 ppm | 119.2831 ppm | 16.2504 ppm | 0.0715 ppm |
| Concentration per Run 1 | 0.0173 ppm | 0.0560 ppm | 0.1929 ppm | 0.3809 ppm | 117.8496 ppm | 16.1959 ppm | 0.0710 ppm |
| Concentration per Run 2 | 0.0160 ppm | 0.0534 ppm | 0.1911 ppm | 0.3812 ppm | 120.7524 ppm | 16.3456 ppm | 0.0732 ppm |
| Concentration per Run 3 | **N/A** | **N/A** | 0.1917 ppm | 0.3833 ppm | 119.2474 ppm | 16.2095 ppm | 0.0704 ppm |
| Concentration RSD | 5.4 % | 3.3 % | 0.5 % | 0.3 % | 1.2 % | 0.5 % | 2.1 % |

| | Mg 279.079 {121} (Axial) | Mn 257.610 {131} (Radial) | Mo 202.030 {467} (Axial) | Na 589.592 {57} (Radial) | Ni 231.604 {445} (Axial) | Pb 220.353 {453} (Axial) | Sb 206.833 {463} (Axial) |
|---|---|---|---|---|---|---|---|
| Concentration average | 115.8381 ppm | 3.9253 ppm | 0.0194 ppm | 3.2112 ppm | 0.1519 ppm | 0.6103 ppm | 0.0193 ppm |
| Concentration per Run 1 | 115.6932 ppm | 3.9201 ppm | 0.0198 ppm | 3.2082 ppm | 0.1552 ppm | 0.6250 ppm | 0.0206 ppm |
| Concentration per Run 2 | 115.9021 ppm | 3.9358 ppm | 0.0189 ppm | 3.2143 ppm | 0.1485 ppm | 0.5957 ppm | 0.0179 ppm |
| Concentration per Run 3 | 115.9190 ppm | 3.9199 ppm | **N/A** | 3.2113 ppm | **N/A** | **N/A** | **N/A** |
| Concentration RSD | 0.1 % | 0.2 % | 3.1 % | 0.1 % | 3.1 % | 3.4 % | 10.0 % |

| | Se 196.090 {472} (Axial) | Si 212.412 {459} (Axial) | Sn 189.989 {477} (Axial) | Sr 421.552 {80} (Radial) | Ti 334.904 {101} (Axial) | Tl 190.856 {477} (Axial) | V 292.402 {115} (Axial) |
|---|---|---|---|---|---|---|---|
| Concentration average | 0.0088 ppm | 9.4712 ppm | 0.0203 ppm | **1.8262 ppm** | 0.8866 ppm | -0.0050 ppm | 0.2015 ppm |
| Concentration per Run 1 | 0.0096 ppm | 9.7415 ppm | 0.0204 ppm | 1.8259 ppm | 0.8881 ppm | -0.0052 ppm | 0.2011 ppm |
| Concentration per Run 2 | 0.0080 ppm | 9.2010 ppm | 0.0202 ppm | 1.8221 ppm | 0.8884 ppm | -0.0048 ppm | 0.2016 ppm |
| Concentration per Run 3 | **N/A** | **N/A** | **N/A** | 1.8306 ppm | 0.8833 ppm | **N/A** | 0.2018 ppm |
| Concentration RSD | 13.5 % | 4.0 % | 0.5 % | 0.2 % | 0.3 % | 4.8 % | 0.2 % |

| | Zn 206.200 {463} (Axial) | Y 371.030 {91} (Radial) | Y 360.073 {94} (Axial) | Y 224.306 {450} (Axial) | Sc 361.384 {93} (Radial) | Sc 227.318 {448} (Axial) | Sc 361.384 {93} (Axial) |
|---|---|---|---|---|---|---|---|
| Concentration average | 1.2443 ppm | 126.2893 % | 115.0348 % | **115.8624 %** | 97.8641 % | **76.0093 %** | 89.1752 % |
| Concentration per Run 1 | 1.2740 ppm | 126.4402 % | 114.8003 % | 114.3471 % | 98.0423 % | 74.3684 % | 89.1016 % |
| Concentration per Run 2 | 1.2147 ppm | 125.6823 % | 115.4081 % | 117.3777 % | 97.0793 % | 77.6502 % | 89.3960 % |
| Concentration per Run 3 | **N/A** | 126.7455 % | 114.8962 % | **N/A** | 98.4706 % | **N/A** | 89.0281 % |
| Concentration RSD | 3.4 % | 0.4 % | 0.3 % | **1.8 %** | 0.7 % | **3.1 %** | 0.2 % |

# ICP DataTrace 4

9/10/2025 8:33:56 AM

LabBook: WG2112264_09092025T4.imexp

Sample: eWG2112074-3d2 WG2112074
Analysis started at: 9/9/2025 9:58:44 AM
Comments <Comment>
Rack: 1
Vial: 5

| | Ag 328.068 {103} (Axial) | Al 396.152 {85} (Radial) | As 189.042 {478} (Axial) | B 208.959 {461} (Axial) | Ba 455.403 {74} (Radial) | Be 313.042 {108} (Radial) | Ca 315.887 {107} (Radial) |
|---|---|---|---|---|---|---|---|
| Concentration average | 0.0503 ppm | 36.2212 ppm | 0.2037 ppm | 1.2242 ppm | 2.4431 ppm | 0.0535 ppm | **1,111.8798 [SIC 1000]** |
| Concentration per Run 1 | 0.0499 ppm | 36.3080 ppm | 0.2060 ppm | 1.2254 ppm | 2.4754 ppm | 0.0537 ppm | 1,124.8605 ppm |
| Concentration per Run 2 | 0.0503 ppm | 36.1397 ppm | 0.2037 ppm | 1.2266 ppm | 2.4126 ppm | 0.0534 ppm | 1,108.1092 ppm |
| Concentration per Run 3 | 0.0507 ppm | 36.2158 ppm | 0.2015 ppm | 1.2207 ppm | 2.4412 ppm | 0.0534 ppm | 1,102.6696 ppm |
| Concentration RSD | 0.9 % | 0.2 % | 1.1 % | 0.3 % | 1.3 % | 0.3 % | 1.0 % |

| | Cd 214.438 {457} (Axial) | Co 228.616 {447} (Axial) | Cr 267.716 {126} (Axial) | Cu 324.754 {104} (Axial) | Fe 259.940 {130} (Radial) | K 766.490 {44} (Radial) | Li 670.784 {50} (Radial) |
|---|---|---|---|---|---|---|---|
| Concentration average | 0.0672 ppm | 0.5466 ppm | 0.3707 ppm | 0.6485 ppm | 116.4749 ppm | 26.4275 ppm | 0.0708 ppm |
| Concentration per Run 1 | 0.0673 ppm | 0.5481 ppm | 0.3717 ppm | 0.6519 ppm | 117.3022 ppm | 26.5067 ppm | 0.0701 ppm |
| Concentration per Run 2 | 0.0672 ppm | 0.5473 ppm | 0.3723 ppm | 0.6484 ppm | 116.3799 ppm | 26.3435 ppm | 0.0707 ppm |
| Concentration per Run 3 | 0.0670 ppm | 0.5444 ppm | 0.3680 ppm | 0.6453 ppm | 115.7425 ppm | 26.4323 ppm | 0.0717 ppm |
| Concentration RSD | 0.3 % | 0.4 % | 0.6 % | 0.5 % | 0.7 % | 0.3 % | 1.2 % |

| | Mg 279.079 {121} (Axial) | Mn 257.610 {131} (Radial) | Mo 202.030 {467} (Axial) | Na 589.592 {57} (Radial) | Ni 231.604 {445} (Axial) | Pb 220.353 {453} (Axial) | Sb 206.833 {463} (Axial) |
|---|---|---|---|---|---|---|---|
| Concentration average | 120.4183 ppm | 4.4838 ppm | 1.0491 ppm | 14.3353 ppm | 0.6345 ppm | 1.1102 ppm | 0.4964 ppm |
| Concentration per Run 1 | 120.2458 ppm | 4.4868 ppm | 1.0495 ppm | 14.3677 ppm | 0.6348 ppm | 1.1127 ppm | 0.4986 ppm |
| Concentration per Run 2 | 121.0561 ppm | 4.4671 ppm | 1.0526 ppm | 14.3110 ppm | 0.6376 ppm | 1.1144 ppm | 0.4969 ppm |
| Concentration per Run 3 | 119.9529 ppm | 4.4976 ppm | 1.0450 ppm | 14.3271 ppm | 0.6312 ppm | 1.1037 ppm | 0.4937 ppm |
| Concentration RSD | 0.5 % | 0.3 % | 0.4 % | 0.2 % | 0.5 % | 0.5 % | 0.5 % |

| | Se 196.090 {472} (Axial) | Si 212.412 {459} (Axial) | Sn 189.989 {477} (Axial) | Sr 421.552 {80} (Radial) | Ti 334.904 {101} (Axial) | Tl 190.856 {477} (Axial) | V 292.402 {115} (Axial) |
|---|---|---|---|---|---|---|---|
| Concentration average | 0.1368 ppm | 12.5186 ppm | 0.9668 ppm | **2.9706 ppm** | 1.7018 ppm | **0.0930 ppm** | 0.6963 ppm |
| Concentration per Run 1 | 0.1406 ppm | 12.7588 ppm | 0.9691 ppm | 2.9989 ppm | 1.6996 ppm | 0.0943 ppm | 0.6952 ppm |
| Concentration per Run 2 | 0.1386 ppm | 12.5725 ppm | 0.9672 ppm | 2.9271 ppm | 1.7059 ppm | 0.0940 ppm | 0.7004 ppm |
| Concentration per Run 3 | 0.1314 ppm | 12.2246 ppm | 0.9641 ppm | 2.9858 ppm | 1.7000 ppm | 0.0907 ppm | 0.6932 ppm |
| Concentration RSD | 3.5 % | 2.2 % | 0.3 % | 1.3 % | 0.2 % | 2.1 % | 0.5 % |

| | Zn 206.200 {463} (Axial) | Y 371.030 {91} (Radial) | Y 360.073 {94} (Axial) | Y 224.306 {450} (Axial) | Sc 361.384 {93} (Radial) | Sc 227.318 {448} (Axial) | Sc 361.384 {93} (Axial) |
|---|---|---|---|---|---|---|---|
| Concentration average | 1.6261 ppm | 127.0672 % | 114.5166 % | 113.1954 % | 97.8245 % | 74.1722 % | 87.7153 % |
| Concentration per Run 1 | 1.6285 ppm | 127.3649 % | 115.0240 % | 113.3247 % | 97.9290 % | 74.3971 % | 88.1756 % |
| Concentration per Run 2 | 1.6313 ppm | 127.6306 % | 114.1834 % | 113.1467 % | 98.4177 % | 73.8226 % | 87.3587 % |
| Concentration per Run 3 | 1.6185 ppm | 126.2061 % | 114.3423 % | 113.1146 % | 97.1267 % | 74.2970 % | 87.6117 % |
| Concentration RSD | 0.4 % | 0.6 % | 0.4 % | 0.1 % | 0.7 % | 0.4 % | 0.5 % |

# ICP DataTrace 4

9/10/2025 8:33:56 AM

LabBook: WG2112264_09092025T4.imexp

Sample: eWG2112074-4d2 WG2112074
Analysis started at: 9/9/2025 10:05:36 AM
Comments <Comment>
Rack: 1
Vial: 6

| | Ag 328.068 {103} (Axial) | Al 396.152 {85} (Radial) | As 189.042 {478} (Axial) | B 208.959 {461} (Axial) | Ba 455.403 {74} (Radial) | Be 313.042 {108} (Radial) | Ca 315.887 {107} (Radial) |
|---|---|---|---|---|---|---|---|
| Concentration average | 0.0527 ppm | 38.1396 ppm | 0.1961 ppm | 1.1885 ppm | 2.5670 ppm | 0.0573 ppm | **1,492.1144 [SIC 1000]** |
| Concentration per Run 1 | 0.0536 ppm | 38.4538 ppm | 0.2048 ppm | 1.2284 ppm | 2.5784 ppm | 0.0578 ppm | 1,497.8917 ppm |
| Concentration per Run 2 | 0.0530 ppm | 38.1393 ppm | 0.1963 ppm | 1.1901 ppm | 2.5925 ppm | 0.0572 ppm | 1,502.9142 ppm |
| Concentration per Run 3 | 0.0516 ppm | 37.8256 ppm | 0.1873 ppm | 1.1469 ppm | 2.5299 ppm | 0.0570 ppm | 1,475.5372 ppm |
| Concentration RSD | 2.0 % | 0.8 % | 4.5 % | 3.4 % | 1.3 % | 0.7 % | 1.0 % |

| | Cd 214.438 {457} (Axial) | Co 228.616 {447} (Axial) | Cr 267.716 {126} (Axial) | Cu 324.754 {104} (Axial) | Fe 259.940 {130} (Radial) | K 766.490 {44} (Radial) | Li 670.784 {50} (Radial) |
|---|---|---|---|---|---|---|---|
| Concentration average | 0.0632 ppm | 0.5155 ppm | 0.3859 ppm | 0.6698 ppm | 118.1850 ppm | 28.7967 ppm | 0.0745 ppm |
| Concentration per Run 1 | 0.0658 ppm | 0.5341 ppm | 0.3909 ppm | 0.6769 ppm | 118.0341 ppm | 29.0385 ppm | 0.0753 ppm |
| Concentration per Run 2 | 0.0630 ppm | 0.5139 ppm | 0.3889 ppm | 0.6741 ppm | 119.3874 ppm | 28.8530 ppm | 0.0731 ppm |
| Concentration per Run 3 | 0.0607 ppm | 0.4983 ppm | 0.3780 ppm | 0.6585 ppm | 117.1336 ppm | 28.4985 ppm | 0.0753 ppm |
| Concentration RSD | 4.0 % | 3.5 % | 1.8 % | 1.5 % | 1.0 % | 1.0 % | 1.7 % |

| | Mg 279.079 {121} (Axial) | Mn 257.610 {131} (Radial) | Mo 202.030 {467} (Axial) | Na 589.592 {57} (Radial) | Ni 231.604 {445} (Axial) | Pb 220.353 {453} (Axial) | Sb 206.833 {463} (Axial) |
|---|---|---|---|---|---|---|---|
| Concentration average | 114.3410 ppm | 4.6849 ppm | 1.0013 ppm | 15.4626 ppm | 0.6058 ppm | 1.0415 ppm | 0.4844 ppm |
| Concentration per Run 1 | 115.7502 ppm | 4.7144 ppm | 1.0377 ppm | 15.5788 ppm | 0.6252 ppm | 1.0754 ppm | 0.5011 ppm |
| Concentration per Run 2 | 114.7032 ppm | 4.6917 ppm | 1.0002 ppm | 15.4678 ppm | 0.6066 ppm | 1.0412 ppm | 0.4870 ppm |
| Concentration per Run 3 | 112.5695 ppm | 4.6485 ppm | 0.9659 ppm | 15.3413 ppm | 0.5856 ppm | 1.0077 ppm | 0.4650 ppm |
| Concentration RSD | 1.4 % | 0.7 % | 3.6 % | 0.8 % | 3.3 % | 3.3 % | 3.8 % |

| | Se 196.090 {472} (Axial) | Si 212.412 {459} (Axial) | Sn 189.989 {477} (Axial) | Sr 421.552 {80} (Radial) | Ti 334.904 {101} (Axial) | Tl 190.856 {477} (Axial) | V 292.402 {115} (Axial) |
|---|---|---|---|---|---|---|---|
| Concentration average | 0.1322 ppm | 12.3905 ppm | 0.9229 ppm | **3.3387 ppm** | 1.7956 ppm | **0.0885 ppm** | 0.7242 ppm |
| Concentration per Run 1 | 0.1381 ppm | 13.1496 ppm | 0.9561 ppm | 3.3557 ppm | 1.8202 ppm | 0.0917 ppm | 0.7334 ppm |
| Concentration per Run 2 | 0.1347 ppm | 12.5023 ppm | 0.9219 ppm | 3.3637 ppm | 1.8067 ppm | 0.0892 ppm | 0.7297 ppm |
| Concentration per Run 3 | 0.1239 ppm | 11.5198 ppm | 0.8906 ppm | 3.2968 ppm | 1.7598 ppm | 0.0844 ppm | 0.7095 ppm |
| Concentration RSD | 5.6 % | 6.6 % | 3.6 % | 1.1 % | 1.8 % | 4.2 % | 1.8 % |

| | Zn 206.200 {463} (Axial) | Y 371.030 {91} (Radial) | Y 360.073 {94} (Axial) | Y 224.306 {450} (Axial) | Sc 361.384 {93} (Radial) | Sc 227.318 {448} (Axial) | Sc 361.384 {93} (Axial) |
|---|---|---|---|---|---|---|---|
| Concentration average | 1.5352 ppm | 134.1066 % | 117.3031 % | 114.2919 % | 96.4778 % | 73.1477 % | 86.0430 % |
| Concentration per Run 1 | 1.5920 ppm | 133.4470 % | 117.6625 % | 114.9176 % | 96.0539 % | 72.9214 % | 86.0878 % |
| Concentration per Run 2 | 1.5307 ppm | 134.3666 % | 117.1891 % | 114.0916 % | 96.0304 % | 73.0795 % | 85.8590 % |
| Concentration per Run 3 | 1.4830 ppm | 134.5062 % | 117.0577 % | 113.8665 % | 97.3491 % | 73.4422 % | 86.1822 % |
| Concentration RSD | 3.6 % | 0.4 % | 0.3 % | 0.5 % | 0.8 % | 0.4 % | 0.2 % |

# ICP DataTrace 4

9/10/2025 8:33:56 AM

LabBook: WG2112264_09092025T4.imexp

Sample: eWG2112074-5d2 WG2112074
Analysis started at: 9/9/2025 10:12:27 AM
Comments <Comment>
Rack: 1
Vial: 7

| | Ag 328.068 {103} (Axial) | Al 396.152 {85} (Radial) | As 189.042 {478} (Axial) | B 208.959 {461} (Axial) | Ba 455.403 {74} (Radial) | Be 313.042 {108} (Radial) | Ca 315.887 {107} (Radial) |
|---|---|---|---|---|---|---|---|
| Concentration average | 0.0499 ppm | 37.1181 ppm | 0.2080 ppm | 1.2951 ppm | 2.2712 ppm | 0.0507 ppm | **1,087.8066 [SIC 1000]** |
| Concentration per Run 1 | 0.0494 ppm | 37.4564 ppm | 0.2092 ppm | 1.2841 ppm | 2.2590 ppm | 0.0505 ppm | 1,097.0006 ppm |
| Concentration per Run 2 | 0.0498 ppm | 37.3190 ppm | 0.2078 ppm | 1.2947 ppm | 2.3101 ppm | 0.0510 ppm | 1,101.8889 ppm |
| Concentration per Run 3 | 0.0506 ppm | 36.5787 ppm | 0.2071 ppm | 1.3064 ppm | 2.2443 ppm | 0.0506 ppm | 1,064.5304 ppm |
| Concentration RSD | 1.3 % | 1.3 % | 0.5 % | 0.9 % | 1.5 % | 0.6 % | 1.9 % |

| | Cd 214.438 {457} (Axial) | Co 228.616 {447} (Axial) | Cr 267.716 {126} (Axial) | Cu 324.754 {104} (Axial) | Fe 259.940 {130} (Radial) | K 766.490 {44} (Radial) | Li 670.784 {50} (Radial) |
|---|---|---|---|---|---|---|---|
| Concentration average | 0.0700 ppm | 0.5660 ppm | 0.3736 ppm | 0.6384 ppm | 125.1626 ppm | 27.2281 ppm | 0.0726 ppm |
| Concentration per Run 1 | 0.0696 ppm | 0.5597 ppm | 0.3720 ppm | 0.6387 ppm | 125.9295 ppm | 27.3774 ppm | 0.0729 ppm |
| Concentration per Run 2 | 0.0702 ppm | 0.5683 ppm | 0.3746 ppm | 0.6379 ppm | 127.0347 ppm | 27.3280 ppm | 0.0732 ppm |
| Concentration per Run 3 | 0.0703 ppm | 0.5700 ppm | 0.3743 ppm | 0.6386 ppm | 122.5236 ppm | 26.9789 ppm | 0.0717 ppm |
| Concentration RSD | 0.6 % | 1.0 % | 0.4 % | 0.1 % | 1.9 % | 0.8 % | 1.1 % |

| | Mg 279.079 {121} (Axial) | Mn 257.610 {131} (Radial) | Mo 202.030 {467} (Axial) | Na 589.592 {57} (Radial) | Ni 231.604 {445} (Axial) | Pb 220.353 {453} (Axial) | Sb 206.833 {463} (Axial) |
|---|---|---|---|---|---|---|---|
| Concentration average | 123.3528 ppm | 4.5144 ppm | 1.1079 ppm | 13.6870 ppm | 0.6640 ppm | 1.1139 ppm | 0.5945 ppm |
| Concentration per Run 1 | 123.8711 ppm | 4.5411 ppm | 1.0951 ppm | 13.6521 ppm | 0.6593 ppm | 1.1119 ppm | 0.5862 ppm |
| Concentration per Run 2 | 124.0223 ppm | 4.5472 ppm | 1.1145 ppm | 13.7475 ppm | 0.6657 ppm | 1.1174 ppm | 0.5986 ppm |
| Concentration per Run 3 | 122.1649 ppm | 4.4549 ppm | 1.1141 ppm | 13.6615 ppm | 0.6671 ppm | 1.1126 ppm | 0.5986 ppm |
| Concentration RSD | 0.8 % | 1.1 % | 1.0 % | 0.4 % | 0.6 % | 0.3 % | 1.2 % |

| | Se 196.090 {472} (Axial) | Si 212.412 {459} (Axial) | Sn 189.989 {477} (Axial) | Sr 421.552 {80} (Radial) | Ti 334.904 {101} (Axial) | Tl 190.856 {477} (Axial) | V 292.402 {115} (Axial) |
|---|---|---|---|---|---|---|---|
| Concentration average | 0.1443 ppm | 10.6574 ppm | **1.0477 [SIC 20]** | **2.7634 ppm** | 1.8627 ppm | **0.1093 ppm** | 0.7084 ppm |
| Concentration per Run 1 | 0.1420 ppm | 11.0558 ppm | 1.0352 ppm | 2.7911 ppm | 1.8569 ppm | 0.1099 ppm | 0.7026 ppm |
| Concentration per Run 2 | 0.1499 ppm | 10.6190 ppm | 1.0517 ppm | 2.7831 ppm | 1.8627 ppm | 0.1087 ppm | 0.7103 ppm |
| Concentration per Run 3 | 0.1411 ppm | 10.2973 ppm | 1.0563 ppm | 2.7162 ppm | 1.8686 ppm | 0.1093 ppm | 0.7121 ppm |
| Concentration RSD | 3.3 % | 3.6 % | 1.1 % | 1.5 % | 0.3 % | 0.5 % | 0.7 % |

| | Zn 206.200 {463} (Axial) | Y 371.030 {91} (Radial) | Y 360.073 {94} (Axial) | Y 224.306 {450} (Axial) | Sc 361.384 {93} (Radial) | Sc 227.318 {448} (Axial) | Sc 361.384 {93} (Axial) |
|---|---|---|---|---|---|---|---|
| Concentration average | 1.6757 ppm | 128.1689 % | 114.6120 % | 111.7934 % | 97.3147 % | 74.9101 % | 88.2953 % |
| Concentration per Run 1 | 1.6868 ppm | 128.2961 % | 114.9813 % | 111.8726 % | 97.1283 % | 74.8561 % | 88.5403 % |
| Concentration per Run 2 | 1.6742 ppm | 126.9395 % | 114.5372 % | 111.9230 % | 96.0921 % | 74.7665 % | 88.1588 % |
| Concentration per Run 3 | 1.6662 ppm | 129.2711 % | 114.3174 % | 111.5848 % | 98.7236 % | 75.1077 % | 88.1867 % |
| Concentration RSD | 0.6 % | 0.9 % | 0.3 % | 0.2 % | 1.4 % | 0.2 % | 0.2 % |

# ICP DataTrace 4

9/10/2025 8:33:56 AM

LabBook: WG2112264_09092025T4.imexp

Sample: eWG2112074-6d10 WG2112074
Analysis started at: 9/9/2025 10:19:19 AM
Comments <Comment>
Rack: 1
Vial: 8

| | Ag 328.068 {103} (Axial) | Al 396.152 {85} (Radial) | As 189.042 {478} (Axial) | B 208.959 {461} (Axial) | Ba 455.403 {74} (Radial) | Be 313.042 {108} (Radial) | Ca 315.887 {107} (Radial) |
|---|---|---|---|---|---|---|---|
| Concentration average | -0.0001 ppm | 6.9587 ppm | 0.0140 ppm | 0.0417 ppm | 0.0941 ppm | 0.0007 ppm | 228.8197 ppm |
| Concentration per Run 1 | -0.0002 ppm | 6.9610 ppm | 0.0156 ppm | 0.0416 ppm | 0.0942 ppm | 0.0007 ppm | 230.6377 ppm |
| Concentration per Run 2 | 0.0001 ppm | 6.9850 ppm | 0.0151 ppm | 0.0420 ppm | 0.0942 ppm | 0.0007 ppm | 228.8062 ppm |
| Concentration per Run 3 | -0.0002 ppm | 6.9302 ppm | 0.0113 ppm | 0.0417 ppm | 0.0940 ppm | 0.0007 ppm | 227.0152 ppm |
| Concentration RSD | 139.5 % | 0.4 % | 16.8 % | 0.5 % | 0.2 % | 2.8 % | 0.8 % |

| | Cd 214.438 {457} (Axial) | Co 228.616 {447} (Axial) | Cr 267.716 {126} (Axial) | Cu 324.754 {104} (Axial) | Fe 259.940 {130} (Radial) | K 766.490 {44} (Radial) | Li 670.784 {50} (Radial) |
|---|---|---|---|---|---|---|---|
| Concentration average | 0.0035 ppm | 0.0112 ppm | 0.0412 ppm | 0.0780 ppm | 26.0310 ppm | 3.3022 ppm | 0.0136 ppm |
| Concentration per Run 1 | 0.0034 ppm | 0.0112 ppm | 0.0414 ppm | 0.0773 ppm | 25.9990 ppm | 3.3240 ppm | 0.0134 ppm |
| Concentration per Run 2 | 0.0035 ppm | 0.0112 ppm | 0.0409 ppm | 0.0783 ppm | 26.0984 ppm | 3.2787 ppm | 0.0138 ppm |
| Concentration per Run 3 | 0.0036 ppm | 0.0111 ppm | 0.0414 ppm | 0.0785 ppm | 25.9958 ppm | 3.3040 ppm | 0.0138 ppm |
| Concentration RSD | 2.2 % | 0.7 % | 0.7 % | 0.8 % | 0.2 % | 0.7 % | 1.8 % |

| | Mg 279.079 {121} (Axial) | Mn 257.610 {131} (Radial) | Mo 202.030 {467} (Axial) | Na 589.592 {57} (Radial) | Ni 231.604 {445} (Axial) | Pb 220.353 {453} (Axial) | Sb 206.833 {463} (Axial) |
|---|---|---|---|---|---|---|---|
| Concentration average | 25.3293 ppm | 0.8386 ppm | 0.0038 ppm | 0.6806 ppm | 0.0300 ppm | 0.1275 ppm | 0.0062 ppm |
| Concentration per Run 1 | 25.1715 ppm | 0.8404 ppm | 0.0037 ppm | 0.6838 ppm | 0.0302 ppm | 0.1276 ppm | 0.0060 ppm |
| Concentration per Run 2 | 25.4406 ppm | 0.8394 ppm | 0.0040 ppm | 0.6773 ppm | 0.0298 ppm | 0.1279 ppm | 0.0057 ppm |
| Concentration per Run 3 | 25.3758 ppm | 0.8361 ppm | 0.0038 ppm | 0.6808 ppm | 0.0300 ppm | 0.1270 ppm | 0.0070 ppm |
| Concentration RSD | 0.6 % | 0.3 % | 4.6 % | 0.5 % | 0.7 % | 0.4 % | 11.6 % |

| | Se 196.090 {472} (Axial) | Si 212.412 {459} (Axial) | Sn 189.989 {477} (Axial) | Sr 421.552 {80} (Radial) | Ti 334.904 {101} (Axial) | Tl 190.856 {477} (Axial) | V 292.402 {115} (Axial) |
|---|---|---|---|---|---|---|---|
| Concentration average | -0.0006 ppm | 1.8417 ppm | 0.0046 ppm | 0.3749 ppm | 0.1857 ppm | -0.0001 ppm | 0.0422 ppm |
| Concentration per Run 1 | 0.0012 ppm | 1.8533 ppm | 0.0040 ppm | 0.3738 ppm | 0.1850 ppm | 0.0002 ppm | 0.0418 ppm |
| Concentration per Run 2 | -0.0033 ppm | 1.8377 ppm | 0.0048 ppm | 0.3758 ppm | 0.1873 ppm | -0.0003 ppm | 0.0424 ppm |
| Concentration per Run 3 | 0.0002 ppm | 1.8340 ppm | 0.0049 ppm | 0.3750 ppm | 0.1849 ppm | -0.0003 ppm | 0.0422 ppm |
| Concentration RSD | 371.9 % | 0.6 % | 10.7 % | 0.3 % | 0.7 % | 219.9 % | 0.8 % |

| | Zn 206.200 {463} (Axial) | Y 371.030 {91} (Radial) | Y 360.073 {94} (Axial) | Y 224.306 {450} (Axial) | Sc 361.384 {93} (Radial) | Sc 227.318 {448} (Axial) | Sc 361.384 {93} (Axial) |
|---|---|---|---|---|---|---|---|
| Concentration average | 0.2593 ppm | 104.6774 % | 100.3083 % | 100.1480 % | 98.1426 % | 86.8495 % | 94.7033 % |
| Concentration per Run 1 | 0.2601 ppm | 104.3058 % | 100.5149 % | 100.2503 % | 97.7261 % | 86.6922 % | 95.0260 % |
| Concentration per Run 2 | 0.2588 ppm | 104.6538 % | 100.1507 % | 100.2532 % | 97.8742 % | 87.0173 % | 94.5035 % |
| Concentration per Run 3 | 0.2591 ppm | 105.0725 % | 100.2592 % | 99.9405 % | 98.8274 % | 86.8391 % | 94.5803 % |
| Concentration RSD | 0.3 % | 0.4 % | 0.2 % | 0.2 % | 0.6 % | 0.2 % | 0.3 % |

# ICP DataTrace 4

9/10/2025 8:33:56 AM

LabBook: WG2112264_09092025T4.imexp

Sample: CCV
Analysis started at: 9/9/2025 10:25:37 AM
Comments <Comment>
Rack: 0
Vial: 3

| | Ag 328.068 {103} (Axial) | Al 396.152 {85} (Radial) | As 189.042 {478} (Axial) | B 208.959 {461} (Axial) | Ba 455.403 {74} (Radial) | Be 313.042 {108} (Radial) | Ca 315.887 {107} (Radial) |
|---|---|---|---|---|---|---|---|
| Concentration average | **0.5002 ppm** | 0.4952 ppm | 0.4716 ppm | 0.4769 ppm | 0.4915 ppm | 0.5040 ppm | 0.5184 ppm |
| Concentration per Run 1 | 0.5059 ppm | 0.4857 ppm | 0.4715 ppm | 0.4759 ppm | 0.4917 ppm | 0.5042 ppm | 0.5191 ppm |
| Concentration per Run 2 | 0.4948 ppm | 0.4942 ppm | 0.4725 ppm | 0.4776 ppm | 0.4913 ppm | 0.5046 ppm | 0.5236 ppm |
| Concentration per Run 3 | 0.5000 ppm | 0.5058 ppm | 0.4709 ppm | 0.4772 ppm | 0.4915 ppm | 0.5031 ppm | 0.5126 ppm |
| Recovery Percentage 1 | 100.045 % | 99.044 % | 94.328 % | 95.381 % | 98.295 % | 100.793 % | 103.687 % |
| Concentration RSD | 1.1 % | 2.0 % | 0.2 % | 0.2 % | 0.0 % | 0.2 % | 1.1 % |

| | Cd 214.438 {457} (Axial) | Co 228.616 {447} (Axial) | Cr 267.716 {126} (Axial) | Cu 324.754 {104} (Axial) | Fe 259.940 {130} (Radial) | K 766.490 {44} (Radial) | Li 670.784 {50} (Radial) |
|---|---|---|---|---|---|---|---|
| Concentration average | 0.4847 ppm | 0.4905 ppm | 0.5037 ppm | 0.5139 ppm | 0.5127 ppm | 5.2527 ppm | 0.5081 ppm |
| Concentration per Run 1 | 0.4848 ppm | 0.4907 ppm | 0.5049 ppm | 0.5152 ppm | 0.5158 ppm | 5.2040 ppm | 0.5091 ppm |
| Concentration per Run 2 | 0.4840 ppm | 0.4915 ppm | 0.5036 ppm | 0.5141 ppm | 0.5120 ppm | 5.2945 ppm | 0.5070 ppm |
| Concentration per Run 3 | 0.4852 ppm | 0.4893 ppm | 0.5028 ppm | 0.5123 ppm | 0.5104 ppm | 5.2596 ppm | 0.5083 ppm |
| Recovery Percentage 1 | 96.938 % | 98.098 % | 100.749 % | 102.775 % | 102.542 % | 105.055 % | 101.623 % |
| Concentration RSD | 0.1 % | 0.2 % | 0.2 % | 0.3 % | 0.5 % | 0.9 % | 0.2 % |

| | Mg 279.079 {121} (Axial) | Mn 257.610 {131} (Radial) | Mo 202.030 {467} (Axial) | Na 589.592 {57} (Radial) | Ni 231.604 {445} (Axial) | Pb 220.353 {453} (Axial) | Sb 206.833 {463} (Axial) |
|---|---|---|---|---|---|---|---|
| Concentration average | 0.5247 ppm | 0.5144 ppm | 0.4774 ppm | 10.1588 ppm | 0.4925 ppm | 0.4971 ppm | 0.4940 ppm |
| Concentration per Run 1 | 0.5247 ppm | 0.5158 ppm | 0.4767 ppm | 10.1483 ppm | 0.4917 ppm | 0.4970 ppm | 0.4945 ppm |
| Concentration per Run 2 | 0.5244 ppm | 0.5155 ppm | 0.4760 ppm | 10.1626 ppm | 0.4935 ppm | 0.4975 ppm | 0.4939 ppm |
| Concentration per Run 3 | 0.5251 ppm | 0.5121 ppm | 0.4794 ppm | 10.1653 ppm | 0.4921 ppm | 0.4969 ppm | 0.4936 ppm |
| Recovery Percentage 1 | 104.947 % | 102.889 % | 95.474 % | 101.588 % | 98.490 % | 99.427 % | 98.801 % |
| Concentration RSD | 0.1 % | 0.4 % | 0.4 % | 0.1 % | 0.2 % | 0.1 % | 0.1 % |

| | Se 196.090 {472} (Axial) | Si 212.412 {459} (Axial) | Sn 189.989 {477} (Axial) | Sr 421.552 {80} (Radial) | Ti 334.904 {101} (Axial) | Tl 190.856 {477} (Axial) | V 292.402 {115} (Axial) |
|---|---|---|---|---|---|---|---|
| Concentration average | 0.4812 ppm | 5.3503 ppm | 0.4882 ppm | 0.4984 ppm | 0.5000 ppm | **0.5086 ppm** | 0.5130 ppm |
| Concentration per Run 1 | 0.4831 ppm | 5.3393 ppm | 0.4884 ppm | 0.4997 ppm | 0.4992 ppm | 0.5062 ppm | 0.5142 ppm |
| Concentration per Run 2 | 0.4791 ppm | 5.3632 ppm | 0.4879 ppm | 0.4972 ppm | 0.4998 ppm | 0.5101 ppm | 0.5108 ppm |
| Concentration per Run 3 | 0.4814 ppm | 5.3483 ppm | 0.4882 ppm | 0.4985 ppm | 0.5009 ppm | 0.5094 ppm | 0.5140 ppm |
| Recovery Percentage 1 | 96.240 % | 101.910 % | 97.634 % | 99.689 % | 99.997 % | 101.712 % | 102.600 % |
| Concentration RSD | 0.4 % | 0.2 % | 0.0 % | 0.2 % | 0.2 % | 0.4 % | 0.4 % |

| | Zn 206.200 {463} (Axial) | Y 371.030 {91} (Radial) | Y 360.073 {94} (Axial) | Y 224.306 {450} (Axial) | Sc 361.384 {93} (Radial) | Sc 227.318 {448} (Axial) | Sc 361.384 {93} (Axial) |
|---|---|---|---|---|---|---|---|
| Concentration average | 0.4879 ppm | 99.0194 % | 98.4722 % | 98.8145 % | 98.1078 % | 97.5841 % | 98.5461 % |
| Concentration per Run 1 | 0.4876 ppm | 98.6700 % | 98.5106 % | 98.9935 % | 97.8029 % | 97.7510 % | 98.4044 % |
| Concentration per Run 2 | 0.4878 ppm | 99.1576 % | 98.5109 % | 98.8396 % | 97.9916 % | 97.5424 % | 98.9281 % |
| Concentration per Run 3 | 0.4884 ppm | 99.2307 % | 98.3951 % | 98.6105 % | 98.5289 % | 97.4590 % | 98.3059 % |
| Recovery Percentage 1 | 97.585 % | | | | | | |
| Concentration RSD | 0.1 % | 0.3 % | 0.1 % | 0.2 % | 0.4 % | 0.2 % | 0.3 % |

# ICP DataTrace 4

9/10/2025 8:33:56 AM

LabBook: WG2112264_09092025T4.imexp

Sample: CCB
Analysis started at: 9/9/2025 10:31:37 AM
Comments <Comment>
Rack: 0
Vial: 4

| | Ag 328.068 {103} (Axial) | Al 396.152 {85} (Radial) | As 189.042 {478} (Axial) | B 208.959 {461} (Axial) | Ba 455.403 {74} (Radial) | Be 313.042 {108} (Radial) | Ca 315.887 {107} (Radial) |
|---|---|---|---|---|---|---|---|
| Concentration average | 0.0002 ppm | 0.0015 ppm | 0.0006 ppm | 0.0021 ppm | 0.0002 ppm | 0.0001 ppm | 0.0053 ppm |
| Concentration per Run 1 | 0.0002 ppm | 0.0035 ppm | 0.0009 ppm | 0.0020 ppm | 0.0002 ppm | 0.0001 ppm | 0.0040 ppm |
| Concentration per Run 2 | 0.0001 ppm | -0.0012 ppm | -0.0003 ppm | 0.0023 ppm | 0.0002 ppm | 0.0001 ppm | 0.0084 ppm |
| Concentration per Run 3 | 0.0003 ppm | 0.0021 ppm | 0.0011 ppm | 0.0019 ppm | 0.0003 ppm | 0.0001 ppm | 0.0034 ppm |
| Recovery Percentage 1 | 3.486 % | 1.481 % | 11.454 % | 6.963 % | 2.441 % | 2.410 % | 5.280 % |
| Concentration RSD | 41.1 % | 161.3 % | 136.4 % | 9.3 % | 25.7 % | 12.2 % | 52.4 % |

| | Cd 214.438 {457} (Axial) | Co 228.616 {447} (Axial) | Cr 267.716 {126} (Axial) | Cu 324.754 {104} (Axial) | Fe 259.940 {130} (Radial) | K 766.490 {44} (Radial) | Li 670.784 {50} (Radial) |
|---|---|---|---|---|---|---|---|
| Concentration average | 0.0000 ppm | 0.0001 ppm | 0.0001 ppm | -0.0001 ppm | 0.0036 ppm | 0.0201 ppm | 0.0012 ppm |
| Concentration per Run 1 | 0.0001 ppm | 0.0001 ppm | -0.0002 ppm | -0.0001 ppm | 0.0027 ppm | 0.0355 ppm | 0.0005 ppm |
| Concentration per Run 2 | 0.0000 ppm | 0.0001 ppm | 0.0004 ppm | 0.0001 ppm | 0.0044 ppm | 0.0221 ppm | 0.0020 ppm |
| Concentration per Run 3 | 0.0000 ppm | -0.0001 ppm | 0.0000 ppm | -0.0002 ppm | 0.0037 ppm | 0.0026 ppm | 0.0011 ppm |
| Recovery Percentage 1 | 1.119 % | 0.269 % | 0.643 % | -0.616 % | 7.181 % | 0.803 % | 12.033 % |
| Concentration RSD | 49.1 % | 209.2 % | 449.4 % | 248.9 % | 23.0 % | 82.4 % | 66.1 % |

| | Mg 279.079 {121} (Axial) | Mn 257.610 {131} (Radial) | Mo 202.030 {467} (Axial) | Na 589.592 {57} (Radial) | Ni 231.604 {445} (Axial) | Pb 220.353 {453} (Axial) | Sb 206.833 {463} (Axial) |
|---|---|---|---|---|---|---|---|
| Concentration average | 0.0022 ppm | 0.0002 ppm | 0.0002 ppm | 0.0373 ppm | -0.0001 ppm | 0.0003 ppm | -0.0010 ppm |
| Concentration per Run 1 | 0.0023 ppm | 0.0003 ppm | 0.0000 ppm | 0.0401 ppm | -0.0001 ppm | 0.0004 ppm | -0.0011 ppm |
| Concentration per Run 2 | 0.0014 ppm | 0.0000 ppm | 0.0003 ppm | 0.0313 ppm | -0.0002 ppm | 0.0007 ppm | -0.0014 ppm |
| Concentration per Run 3 | 0.0030 ppm | 0.0003 ppm | 0.0002 ppm | 0.0406 ppm | 0.0000 ppm | -0.0003 ppm | -0.0005 ppm |
| Recovery Percentage 1 | 2.206 % | 1.964 % | 0.343 % | 1.866 % | -0.385 % | 2.788 % | -1.995 % |
| Concentration RSD | 36.0 % | 102.5 % | 86.8 % | 14.0 % | 140.6 % | 177.6 % | 43.9 % |

| | Se 196.090 {472} (Axial) | Si 212.412 {459} (Axial) | Sn 189.989 {477} (Axial) | Sr 421.552 {80} (Radial) | Ti 334.904 {101} (Axial) | Tl 190.856 {477} (Axial) | V 292.402 {115} (Axial) |
|---|---|---|---|---|---|---|---|
| Concentration average | 0.0023 ppm | -0.0024 ppm | 0.0004 ppm | 0.0001 ppm | 0.0002 ppm | -0.0004 ppm | 0.0003 ppm |
| Concentration per Run 1 | 0.0018 ppm | -0.0020 ppm | 0.0006 ppm | 0.0000 ppm | 0.0002 ppm | -0.0003 ppm | 0.0004 ppm |
| Concentration per Run 2 | 0.0023 ppm | -0.0031 ppm | 0.0000 ppm | 0.0001 ppm | 0.0002 ppm | 0.0002 ppm | 0.0002 ppm |
| Concentration per Run 3 | 0.0027 ppm | -0.0021 ppm | 0.0007 ppm | 0.0001 ppm | 0.0002 ppm | -0.0011 ppm | 0.0002 ppm |
| Recovery Percentage 1 | 22.768 % | -0.479 % | 0.864 % | 0.692 % | 2.149 % | -1.864 % | 2.942 % |
| Concentration RSD | 20.1 % | 24.8 % | 92.6 % | 95.9 % | 6.4 % | 175.1 % | 45.3 % |

| | Zn 206.200 {463} (Axial) | Y 371.030 {91} (Radial) | Y 360.073 {94} (Axial) | Y 224.306 {450} (Axial) | Sc 361.384 {93} (Radial) | Sc 227.318 {448} (Axial) | Sc 361.384 {93} (Axial) |
|---|---|---|---|---|---|---|---|
| Concentration average | -0.0003 ppm | 99.1597 % | 99.0255 % | 100.1266 % | 97.3762 % | 99.0208 % | 98.4259 % |
| Concentration per Run 1 | -0.0002 ppm | 99.0755 % | 99.1013 % | 100.0409 % | 97.0590 % | 99.0705 % | 98.4871 % |
| Concentration per Run 2 | -0.0003 ppm | 98.8749 % | 98.8883 % | 100.5052 % | 97.0962 % | 99.1213 % | 98.1902 % |
| Concentration per Run 3 | -0.0004 ppm | 99.5288 % | 99.0868 % | 99.8338 % | 97.9735 % | 98.8707 % | 98.6006 % |
| Recovery Percentage 1 | -6.713 % | | | | | | |
| Concentration RSD | 30.5 % | 0.3 % | 0.1 % | 0.3 % | 0.5 % | 0.1 % | 0.2 % |

# ICP DataTrace 4

9/10/2025 8:33:56 AM

LabBook: WG2112264_09092025T4.imexp

Sample: LDR Fe 400
Analysis started at: 9/9/2025 10:51:27 AM
Comments <Comment>
Rack: 1
Vial: 11

| | Ag 328.068 {103} (Axial) | Al 396.152 {85} (Radial) | As 189.042 {478} (Axial) | B 208.959 {461} (Axial) | Ba 455.403 {74} (Radial) | Be 313.042 {108} (Radial) | Ca 315.887 {107} (Radial) |
|---|---|---|---|---|---|---|---|
| Concentration average | 0.0006 ppm | 0.0008 ppm | -0.0261 ppm | 0.0026 ppm | 0.0002 ppm | 0.0000 ppm | 0.0123 ppm |
| Concentration per Run 1 | 0.0002 ppm | -0.0032 ppm | -0.0273 ppm | 0.0023 ppm | 0.0001 ppm | 0.0000 ppm | 0.0085 ppm |
| Concentration per Run 2 | 0.0008 ppm | -0.0014 ppm | -0.0269 ppm | 0.0031 ppm | 0.0001 ppm | 0.0000 ppm | 0.0130 ppm |
| Concentration per Run 3 | 0.0007 ppm | 0.0068 ppm | -0.0243 ppm | 0.0023 ppm | 0.0003 ppm | 0.0001 ppm | 0.0154 ppm |
| Concentration RSD | 54.3 % | 711.7 % | 6.2 % | 19.0 % | 52.6 % | 37.8 % | 28.4 % |

| | Cd 214.438 {457} (Axial) | Co 228.616 {447} (Axial) | Cr 267.716 {126} (Axial) | Cu 324.754 {104} (Axial) | Fe 259.940 {130} (Radial) | K 766.490 {44} (Radial) | Li 670.784 {50} (Radial) |
|---|---|---|---|---|---|---|---|
| Concentration average | 0.0002 ppm | 0.0012 ppm | -0.0093 ppm | -0.0187 ppm | 374.1401 [SIC 500] | -0.0215 ppm | 0.0001 ppm |
| Concentration per Run 1 | 0.0002 ppm | 0.0012 ppm | -0.0094 ppm | -0.0189 ppm | 377.0158 ppm | -0.0176 ppm | 0.0005 ppm |
| Concentration per Run 2 | 0.0002 ppm | 0.0014 ppm | -0.0091 ppm | -0.0187 ppm | 371.0782 ppm | -0.0058 ppm | -0.0004 ppm |
| Concentration per Run 3 | 0.0002 ppm | 0.0012 ppm | -0.0095 ppm | -0.0185 ppm | 374.3263 ppm | -0.0412 ppm | 0.0001 ppm |
| Concentration RSD | 13.0 % | 9.5 % | 2.1 % | 1.1 % | 0.8 % | 83.7 % | 625.9 % |

| | Mg 279.079 {121} (Axial) | Mn 257.610 {131} (Radial) | Mo 202.030 {467} (Axial) | Na 589.592 {57} (Radial) | Ni 231.604 {445} (Axial) | Pb 220.353 {453} (Axial) | Sb 206.833 {463} (Axial) |
|---|---|---|---|---|---|---|---|
| Concentration average | 0.0148 ppm | 0.0003 ppm | -0.0036 ppm | 0.0230 ppm | 0.0273 ppm | -0.0085 ppm | 0.0050 ppm |
| Concentration per Run 1 | 0.0164 ppm | 0.0004 ppm | -0.0035 ppm | 0.0209 ppm | 0.0283 ppm | -0.0089 ppm | 0.0055 ppm |
| Concentration per Run 2 | 0.0125 ppm | 0.0002 ppm | -0.0036 ppm | 0.0182 ppm | 0.0266 ppm | -0.0081 ppm | 0.0047 ppm |
| Concentration per Run 3 | 0.0156 ppm | 0.0003 ppm | -0.0036 ppm | 0.0299 ppm | 0.0270 ppm | -0.0083 ppm | 0.0047 ppm |
| Concentration RSD | 14.1 % | 28.3 % | 1.7 % | 26.7 % | 3.3 % | 5.0 % | 8.9 % |

| | Se 196.090 {472} (Axial) | Si 212.412 {459} (Axial) | Sn 189.989 {477} (Axial) | Sr 421.552 {80} (Radial) | Ti 334.904 {101} (Axial) | Tl 190.856 {477} (Axial) | V 292.402 {115} (Axial) |
|---|---|---|---|---|---|---|---|
| Concentration average | 0.0014 ppm | 0.0023 ppm | -0.0001 ppm | 0.0002 ppm | -0.0001 ppm | -0.0001 ppm | 0.0034 ppm |
| Concentration per Run 1 | 0.0014 ppm | 0.0018 ppm | 0.0001 ppm | 0.0002 ppm | 0.0000 ppm | -0.0008 ppm | 0.0035 ppm |
| Concentration per Run 2 | 0.0013 ppm | 0.0029 ppm | -0.0004 ppm | 0.0002 ppm | -0.0001 ppm | 0.0006 ppm | 0.0032 ppm |
| Concentration per Run 3 | 0.0015 ppm | 0.0022 ppm | 0.0000 ppm | 0.0003 ppm | -0.0001 ppm | -0.0002 ppm | 0.0036 ppm |
| Concentration RSD | 7.2 % | 25.8 % | 267.8 % | 19.4 % | 178.7 % | 585.4 % | 6.1 % |

| | Zn 206.200 {463} (Axial) | Y 371.030 {91} (Radial) | Y 360.073 {94} (Axial) | Y 224.306 {450} (Axial) | Sc 361.384 {93} (Radial) | Sc 227.318 {448} (Axial) | Sc 361.384 {93} (Axial) |
|---|---|---|---|---|---|---|---|
| Concentration average | -0.0025 ppm | 98.0002 % | 95.3268 % | 96.1474 % | 97.5295 % | 89.6597 % | 95.9251 % |
| Concentration per Run 1 | -0.0024 ppm | 97.8383 % | 95.4193 % | 95.9326 % | 97.4995 % | 89.5661 % | 96.0269 % |
| Concentration per Run 2 | -0.0026 ppm | 97.8053 % | 95.4330 % | 96.1061 % | 97.6511 % | 89.5764 % | 96.0163 % |
| Concentration per Run 3 | -0.0025 ppm | 98.3572 % | 95.1281 % | 96.4035 % | 97.4379 % | 89.8366 % | 95.7321 % |
| Concentration RSD | 3.5 % | 0.3 % | 0.2 % | 0.2 % | 0.1 % | 0.2 % | 0.2 % |

# ICP DataTrace 4

9/10/2025 8:33:56 AM

LabBook: WG2112264_09092025T4.imexp

Sample: L2554320-08d4 WG2112074
Analysis started at: 9/9/2025 10:57:51 AM
Comments <Comment>
Rack: 1
Vial: 12

| | Ag 328.068 {103} (Axial) | Al 396.152 {85} (Radial) | As 189.042 {478} (Axial) | B 208.959 {461} (Axial) | Ba 455.403 {74} (Radial) | Be 313.042 {108} (Radial) | Ca 315.887 {107} (Radial) |
|---|---|---|---|---|---|---|---|
| Concentration average | -0.0002 ppm | 17.6590 ppm | 0.0345 ppm | 0.0985 ppm | 0.2392 ppm | 0.0017 ppm | **564.3369 [SIC 1000]** |
| Concentration per Run 1 | 0.0003 ppm | 17.6867 ppm | 0.0367 ppm | 0.0991 ppm | 0.2390 ppm | 0.0017 ppm | 573.5394 ppm |
| Concentration per Run 2 | -0.0004 ppm | 17.6076 ppm | 0.0343 ppm | 0.0981 ppm | 0.2387 ppm | 0.0018 ppm | 558.5248 ppm |
| Concentration per Run 3 | -0.0005 ppm | 17.6827 ppm | 0.0326 ppm | 0.0982 ppm | 0.2398 ppm | 0.0017 ppm | 560.9466 ppm |
| Concentration RSD | 198.0 % | 0.3 % | 6.0 % | 0.6 % | 0.2 % | 1.2 % | 1.4 % |

| | Cd 214.438 {457} (Axial) | Co 228.616 {447} (Axial) | Cr 267.716 {126} (Axial) | Cu 324.754 {104} (Axial) | Fe 259.940 {130} (Radial) | K 766.490 {44} (Radial) | Li 670.784 {50} (Radial) |
|---|---|---|---|---|---|---|---|
| Concentration average | 0.0085 ppm | 0.0280 ppm | 0.0989 ppm | 0.1947 ppm | 63.3174 ppm | 8.2447 ppm | 0.0353 ppm |
| Concentration per Run 1 | 0.0085 ppm | 0.0281 ppm | 0.0987 ppm | 0.1947 ppm | 63.3210 ppm | 8.2357 ppm | 0.0351 ppm |
| Concentration per Run 2 | 0.0084 ppm | 0.0280 ppm | 0.0992 ppm | 0.1952 ppm | 63.1577 ppm | 8.2091 ppm | 0.0353 ppm |
| Concentration per Run 3 | 0.0085 ppm | 0.0279 ppm | 0.0987 ppm | 0.1942 ppm | 63.4736 ppm | 8.2894 ppm | 0.0354 ppm |
| Concentration RSD | 0.3 % | 0.4 % | 0.3 % | 0.3 % | 0.2 % | 0.5 % | 0.5 % |

| | Mg 279.079 {121} (Axial) | Mn 257.610 {131} (Radial) | Mo 202.030 {467} (Axial) | Na 589.592 {57} (Radial) | Ni 231.604 {445} (Axial) | Pb 220.353 {453} (Axial) | Sb 206.833 {463} (Axial) |
|---|---|---|---|---|---|---|---|
| Concentration average | 60.8597 ppm | 2.0382 ppm | 0.0097 ppm | 1.6382 ppm | 0.0769 ppm | 0.3151 ppm | 0.0112 ppm |
| Concentration per Run 1 | 61.0760 ppm | 2.0422 ppm | 0.0096 ppm | 1.6362 ppm | 0.0769 ppm | 0.3164 ppm | 0.0108 ppm |
| Concentration per Run 2 | 60.8519 ppm | 2.0299 ppm | 0.0098 ppm | 1.6361 ppm | 0.0769 ppm | 0.3145 ppm | 0.0125 ppm |
| Concentration per Run 3 | 60.6511 ppm | 2.0424 ppm | 0.0095 ppm | 1.6423 ppm | 0.0768 ppm | 0.3145 ppm | 0.0103 ppm |
| Concentration RSD | 0.3 % | 0.4 % | 1.7 % | 0.2 % | 0.1 % | 0.4 % | 10.5 % |

| | Se 196.090 {472} (Axial) | Si 212.412 {459} (Axial) | Sn 189.989 {477} (Axial) | Sr 421.552 {80} (Radial) | Ti 334.904 {101} (Axial) | Tl 190.856 {477} (Axial) | V 292.402 {115} (Axial) |
|---|---|---|---|---|---|---|---|
| Concentration average | 0.0045 ppm | 4.8314 ppm | 0.0099 ppm | 0.9570 ppm | 0.4553 ppm | -0.0012 ppm | 0.1032 ppm |
| Concentration per Run 1 | 0.0059 ppm | 4.8710 ppm | 0.0098 ppm | 0.9551 ppm | 0.4546 ppm | -0.0013 ppm | 0.1036 ppm |
| Concentration per Run 2 | 0.0046 ppm | 4.8328 ppm | 0.0101 ppm | 0.9548 ppm | 0.4549 ppm | -0.0024 ppm | 0.1035 ppm |
| Concentration per Run 3 | 0.0032 ppm | 4.7903 ppm | 0.0097 ppm | 0.9612 ppm | 0.4565 ppm | 0.0000 ppm | 0.1025 ppm |
| Concentration RSD | 29.5 % | 0.8 % | 2.2 % | 0.4 % | 0.2 % | 96.8 % | 0.6 % |

| | Zn 206.200 {463} (Axial) | Y 371.030 {91} (Radial) | Y 360.073 {94} (Axial) | Y 224.306 {450} (Axial) | Sc 361.384 {93} (Radial) | Sc 227.318 {448} (Axial) | Sc 361.384 {93} (Axial) |
|---|---|---|---|---|---|---|---|
| Concentration average | 0.6377 ppm | 113.3203 % | 104.9599 % | 104.7128 % | 98.1824 % | 79.9427 % | 91.7304 % |
| Concentration per Run 1 | 0.6413 ppm | 112.4082 % | 104.9675 % | 104.5763 % | 97.5556 % | 79.9203 % | 91.5993 % |
| Concentration per Run 2 | 0.6363 ppm | 114.4632 % | 104.8547 % | 104.6634 % | 99.2081 % | 79.9132 % | 91.6218 % |
| Concentration per Run 3 | 0.6354 ppm | 113.0894 % | 105.0575 % | 104.8988 % | 97.7835 % | 79.9947 % | 91.9703 % |
| Concentration RSD | 0.5 % | 0.9 % | 0.1 % | 0.2 % | 0.9 % | 0.1 % | 0.2 % |

# ICP DataTrace 4

9/10/2025 8:33:56 AM

LabBook: WG2112264_09092025T4.imexp

Sample: WG2112074-3d4 WG2112074
Analysis started at: 9/9/2025 11:04:06 AM
Comments <Comment>
Rack: 1
Vial: 13

| | Ag 328.068 {103} (Axial) | Al 396.152 {85} (Radial) | As 189.042 {478} (Axial) | B 208.959 {461} (Axial) | Ba 455.403 {74} (Radial) | Be 313.042 {108} (Radial) | Ca 315.887 {107} (Radial) |
|---|---|---|---|---|---|---|---|
| Concentration average | 0.0252 ppm | 18.3287 ppm | 0.0999 ppm | 0.6159 ppm | 1.2464 ppm | 0.0274 ppm | **589.0691 [SIC 1000]** |
| Concentration per Run 1 | 0.0251 ppm | 18.3084 ppm | 0.0986 ppm | 0.6202 ppm | 1.2445 ppm | 0.0274 ppm | 587.4076 ppm |
| Concentration per Run 2 | 0.0251 ppm | 18.3128 ppm | 0.1014 ppm | 0.6158 ppm | 1.2456 ppm | 0.0273 ppm | 594.5343 ppm |
| Concentration per Run 3 | 0.0253 ppm | 18.3648 ppm | 0.0997 ppm | 0.6118 ppm | 1.2492 ppm | 0.0275 ppm | 585.2654 ppm |
| Concentration RSD | 0.4 % | 0.2 % | 1.4 % | 0.7 % | 0.2 % | 0.3 % | 0.8 % |

| | Cd 214.438 {457} (Axial) | Co 228.616 {447} (Axial) | Cr 267.716 {126} (Axial) | Cu 324.754 {104} (Axial) | Fe 259.940 {130} (Radial) | K 766.490 {44} (Radial) | Li 670.784 {50} (Radial) |
|---|---|---|---|---|---|---|---|
| Concentration average | 0.0345 ppm | 0.2798 ppm | 0.1914 ppm | 0.3275 ppm | 61.2692 ppm | 13.2968 ppm | 0.0335 ppm |
| Concentration per Run 1 | 0.0347 ppm | 0.2812 ppm | 0.1908 ppm | 0.3276 ppm | 61.1589 ppm | 13.2960 ppm | 0.0334 ppm |
| Concentration per Run 2 | 0.0345 ppm | 0.2809 ppm | 0.1919 ppm | 0.3259 ppm | 61.2037 ppm | 13.2675 ppm | 0.0338 ppm |
| Concentration per Run 3 | 0.0343 ppm | 0.2774 ppm | 0.1915 ppm | 0.3290 ppm | 61.4450 ppm | 13.3269 ppm | 0.0334 ppm |
| Concentration RSD | 0.6 % | 0.7 % | 0.3 % | 0.5 % | 0.3 % | 0.2 % | 0.6 % |

| | Mg 279.079 {121} (Axial) | Mn 257.610 {131} (Radial) | Mo 202.030 {467} (Axial) | Na 589.592 {57} (Radial) | Ni 231.604 {445} (Axial) | Pb 220.353 {453} (Axial) | Sb 206.833 {463} (Axial) |
|---|---|---|---|---|---|---|---|
| Concentration average | 63.3567 ppm | 2.3088 ppm | 0.5252 ppm | 7.1597 ppm | 0.3218 ppm | 0.5735 ppm | 0.2447 ppm |
| Concentration per Run 1 | 63.3564 ppm | 2.3084 ppm | 0.5255 ppm | 7.1504 ppm | 0.3229 ppm | 0.5784 ppm | 0.2452 ppm |
| Concentration per Run 2 | 63.5301 ppm | 2.3079 ppm | 0.5276 ppm | 7.1521 ppm | 0.3221 ppm | 0.5738 ppm | 0.2451 ppm |
| Concentration per Run 3 | 63.1838 ppm | 2.3102 ppm | 0.5226 ppm | 7.1766 ppm | 0.3204 ppm | 0.5683 ppm | 0.2439 ppm |
| Concentration RSD | 0.3 % | 0.1 % | 0.5 % | 0.2 % | 0.4 % | 0.9 % | 0.3 % |

| | Se 196.090 {472} (Axial) | Si 212.412 {459} (Axial) | Sn 189.989 {477} (Axial) | Sr 421.552 {80} (Radial) | Ti 334.904 {101} (Axial) | Tl 190.856 {477} (Axial) | V 292.402 {115} (Axial) |
|---|---|---|---|---|---|---|---|
| Concentration average | 0.0678 ppm | 6.8186 ppm | 0.4954 ppm | **1.4951 ppm** | 0.8752 ppm | **0.0488 ppm** | 0.3562 ppm |
| Concentration per Run 1 | 0.0655 ppm | 6.8709 ppm | 0.4973 ppm | 1.4924 ppm | 0.8785 ppm | 0.0491 ppm | 0.3565 ppm |
| Concentration per Run 2 | 0.0709 ppm | 6.8312 ppm | 0.4952 ppm | 1.4921 ppm | 0.8755 ppm | 0.0467 ppm | 0.3564 ppm |
| Concentration per Run 3 | 0.0672 ppm | 6.7536 ppm | 0.4937 ppm | 1.5006 ppm | 0.8716 ppm | 0.0506 ppm | 0.3559 ppm |
| Concentration RSD | 4.1 % | 0.9 % | 0.4 % | 0.3 % | 0.4 % | 4.0 % | 0.1 % |

| | Zn 206.200 {463} (Axial) | Y 371.030 {91} (Radial) | Y 360.073 {94} (Axial) | Y 224.306 {450} (Axial) | Sc 361.384 {93} (Radial) | Sc 227.318 {448} (Axial) | Sc 361.384 {93} (Axial) |
|---|---|---|---|---|---|---|---|
| Concentration average | 0.8353 ppm | 112.0832 % | 103.9089 % | 104.1362 % | 96.6227 % | 79.3579 % | 90.4461 % |
| Concentration per Run 1 | 0.8397 ppm | 111.6018 % | 104.0312 % | 104.4402 % | 96.7797 % | 79.3672 % | 90.4828 % |
| Concentration per Run 2 | 0.8384 ppm | 112.9389 % | 103.5937 % | 103.9218 % | 96.7047 % | 79.2834 % | 90.2160 % |
| Concentration per Run 3 | 0.8279 ppm | 111.7087 % | 104.1019 % | 104.0466 % | 96.3836 % | 79.4230 % | 90.6397 % |
| Concentration RSD | 0.8 % | 0.7 % | 0.3 % | 0.3 % | 0.2 % | 0.1 % | 0.2 % |

# ICP DataTrace 4

9/10/2025 8:33:56 AM

LabBook: WG2112264_09092025T4.imexp

Sample: WG2112074-4d4 WG2112074
Analysis started at: 9/9/2025 11:10:12 AM
Comments <Comment>
Rack: 1
Vial: 14

| | Ag 328.068 {103} (Axial) | Al 396.152 {85} (Radial) | As 189.042 {478} (Axial) | B 208.959 {461} (Axial) | Ba 455.403 {74} (Radial) | Be 313.042 {108} (Radial) | Ca 315.887 {107} (Radial) |
|---|---|---|---|---|---|---|---|
| Concentration average | 0.0258 ppm | 18.4328 ppm | 0.1049 ppm | 0.6445 ppm | 1.2606 ppm | 0.0283 ppm | **770.8011 [SIC 1000]** |
| Concentration per Run 1 | 0.0260 ppm | 18.4581 ppm | 0.1058 ppm | 0.6435 ppm | 1.2608 ppm | 0.0284 ppm | 772.4255 ppm |
| Concentration per Run 2 | 0.0259 ppm | 18.4253 ppm | 0.1036 ppm | 0.6472 ppm | 1.2619 ppm | 0.0283 ppm | 772.9053 ppm |
| Concentration per Run 3 | 0.0256 ppm | 18.4151 ppm | 0.1051 ppm | 0.6429 ppm | 1.2591 ppm | 0.0282 ppm | 767.0724 ppm |
| Concentration RSD | 0.8 % | 0.1 % | 1.1 % | 0.4 % | 0.1 % | 0.4 % | 0.4 % |

| | Cd 214.438 {457} (Axial) | Co 228.616 {447} (Axial) | Cr 267.716 {126} (Axial) | Cu 324.754 {104} (Axial) | Fe 259.940 {130} (Radial) | K 766.490 {44} (Radial) | Li 670.784 {50} (Radial) |
|---|---|---|---|---|---|---|---|
| Concentration average | 0.0353 ppm | 0.2854 ppm | 0.1990 ppm | 0.3349 ppm | 59.9966 ppm | 13.8689 ppm | 0.0347 ppm |
| Concentration per Run 1 | 0.0355 ppm | 0.2857 ppm | 0.2002 ppm | 0.3334 ppm | 60.1518 ppm | 13.8526 ppm | 0.0357 ppm |
| Concentration per Run 2 | 0.0354 ppm | 0.2864 ppm | 0.1987 ppm | 0.3361 ppm | 60.0379 ppm | 13.9164 ppm | 0.0345 ppm |
| Concentration per Run 3 | 0.0350 ppm | 0.2841 ppm | 0.1980 ppm | 0.3352 ppm | 59.8000 ppm | 13.8376 ppm | 0.0338 ppm |
| Concentration RSD | 0.7 % | 0.4 % | 0.6 % | 0.4 % | 0.3 % | 0.3 % | 2.8 % |

| | Mg 279.079 {121} (Axial) | Mn 257.610 {131} (Radial) | Mo 202.030 {467} (Axial) | Na 589.592 {57} (Radial) | Ni 231.604 {445} (Axial) | Pb 220.353 {453} (Axial) | Sb 206.833 {463} (Axial) |
|---|---|---|---|---|---|---|---|
| Concentration average | 59.1889 ppm | 2.3226 ppm | 0.5456 ppm | 7.4492 ppm | 0.3297 ppm | 0.5790 ppm | 0.2586 ppm |
| Concentration per Run 1 | 59.4943 ppm | 2.3276 ppm | 0.5470 ppm | 7.4557 ppm | 0.3302 ppm | 0.5796 ppm | 0.2615 ppm |
| Concentration per Run 2 | 59.3270 ppm | 2.3251 ppm | 0.5465 ppm | 7.4538 ppm | 0.3307 ppm | 0.5803 ppm | 0.2584 ppm |
| Concentration per Run 3 | 58.7454 ppm | 2.3152 ppm | 0.5432 ppm | 7.4382 ppm | 0.3283 ppm | 0.5769 ppm | 0.2561 ppm |
| Concentration RSD | 0.7 % | 0.3 % | 0.4 % | 0.1 % | 0.4 % | 0.3 % | 1.0 % |

| | Se 196.090 {472} (Axial) | Si 212.412 {459} (Axial) | Sn 189.989 {477} (Axial) | Sr 421.552 {80} (Radial) | Ti 334.904 {101} (Axial) | Tl 190.856 {477} (Axial) | V 292.402 {115} (Axial) |
|---|---|---|---|---|---|---|---|
| Concentration average | 0.0692 ppm | 7.0569 ppm | 0.5093 ppm | **1.6610 ppm** | 0.9116 ppm | **0.0501 ppm** | 0.3660 ppm |
| Concentration per Run 1 | 0.0684 ppm | 7.0656 ppm | 0.5105 ppm | 1.6621 ppm | 0.9140 ppm | 0.0493 ppm | 0.3689 ppm |
| Concentration per Run 2 | 0.0672 ppm | 7.1014 ppm | 0.5111 ppm | 1.6610 ppm | 0.9138 ppm | 0.0517 ppm | 0.3658 ppm |
| Concentration per Run 3 | 0.0719 ppm | 7.0037 ppm | 0.5063 ppm | 1.6599 ppm | 0.9069 ppm | 0.0494 ppm | 0.3633 ppm |
| Concentration RSD | 3.6 % | 0.7 % | 0.5 % | 0.1 % | 0.4 % | 2.7 % | 0.8 % |

| | Zn 206.200 {463} (Axial) | Y 371.030 {91} (Radial) | Y 360.073 {94} (Axial) | Y 224.306 {450} (Axial) | Sc 361.384 {93} (Radial) | Sc 227.318 {448} (Axial) | Sc 361.384 {93} (Axial) |
|---|---|---|---|---|---|---|---|
| Concentration average | 0.8498 ppm | 116.6129 % | 106.2107 % | 105.6505 % | 97.8491 % | 77.8031 % | 90.3107 % |
| Concentration per Run 1 | 0.8510 ppm | 116.0603 % | 105.9931 % | 105.7956 % | 97.5728 % | 78.1005 % | 90.0909 % |
| Concentration per Run 2 | 0.8529 ppm | 117.1658 % | 105.9318 % | 105.5169 % | 97.9569 % | 77.6840 % | 90.0491 % |
| Concentration per Run 3 | 0.8455 ppm | 116.6124 % | 106.7072 % | 105.6390 % | 98.0176 % | 77.6248 % | 90.7921 % |
| Concentration RSD | 0.5 % | 0.5 % | 0.4 % | 0.1 % | 0.2 % | 0.3 % | 0.5 % |

# ICP DataTrace 4

9/10/2025 8:33:56 AM

LabBook: WG2112264_09092025T4.imexp

Sample: WG2112074-5d4 WG2112074
Analysis started at: 9/9/2025 11:16:28 AM
Comments <Comment>
Rack: 1
Vial: 15

| | Ag 328.068 {103} (Axial) | Al 396.152 {85} (Radial) | As 189.042 {478} (Axial) | B 208.959 {461} (Axial) | Ba 455.403 {74} (Radial) | Be 313.042 {108} (Radial) | Ca 315.887 {107} (Radial) |
|---|---|---|---|---|---|---|---|
| Concentration average | 0.0508 ppm | 19.4427 ppm | 0.1672 ppm | 1.1718 ppm | 2.2732 ppm | 0.0540 ppm | **558.1515 [SIC 1000]** |
| Concentration per Run 1 | 0.0512 ppm | 19.5744 ppm | 0.1675 ppm | 1.1815 ppm | 2.2995 ppm | 0.0543 ppm | 572.1191 ppm |
| Concentration per Run 2 | 0.0507 ppm | 19.3852 ppm | 0.1696 ppm | 1.1738 ppm | 2.2580 ppm | 0.0538 ppm | 554.5200 ppm |
| Concentration per Run 3 | 0.0506 ppm | 19.3684 ppm | 0.1645 ppm | 1.1602 ppm | 2.2621 ppm | 0.0538 ppm | 547.8153 ppm |
| Concentration RSD | 0.7 % | 0.6 % | 1.5 % | 0.9 % | 1.0 % | 0.5 % | 2.2 % |

| | Cd 214.438 {457} (Axial) | Co 228.616 {447} (Axial) | Cr 267.716 {126} (Axial) | Cu 324.754 {104} (Axial) | Fe 259.940 {130} (Radial) | K 766.490 {44} (Radial) | Li 670.784 {50} (Radial) |
|---|---|---|---|---|---|---|---|
| Concentration average | 0.0621 ppm | 0.5297 ppm | 0.2920 ppm | 0.4538 ppm | 63.4767 ppm | 19.3956 ppm | 0.0333 ppm |
| Concentration per Run 1 | 0.0625 ppm | 0.5319 ppm | 0.2922 ppm | 0.4548 ppm | 63.8411 ppm | 19.5377 ppm | 0.0328 ppm |
| Concentration per Run 2 | 0.0620 ppm | 0.5309 ppm | 0.2921 ppm | 0.4527 ppm | 63.0967 ppm | 19.3903 ppm | 0.0340 ppm |
| Concentration per Run 3 | 0.0617 ppm | 0.5263 ppm | 0.2918 ppm | 0.4539 ppm | 63.4922 ppm | 19.2587 ppm | 0.0331 ppm |
| Concentration RSD | 0.7 % | 0.6 % | 0.1 % | 0.2 % | 0.6 % | 0.7 % | 1.8 % |

| | Mg 279.079 {121} (Axial) | Mn 257.610 {131} (Radial) | Mo 202.030 {467} (Axial) | Na 589.592 {57} (Radial) | Ni 231.604 {445} (Axial) | Pb 220.353 {453} (Axial) | Sb 206.833 {463} (Axial) |
|---|---|---|---|---|---|---|---|
| Concentration average | 69.2773 ppm | 2.5088 ppm | 1.0639 ppm | 12.8312 ppm | 0.5762 ppm | 0.8357 ppm | 0.5517 ppm |
| Concentration per Run 1 | 69.4699 ppm | 2.5189 ppm | 1.0700 ppm | 12.9036 ppm | 0.5801 ppm | 0.8388 ppm | 0.5569 ppm |
| Concentration per Run 2 | 69.2086 ppm | 2.4951 ppm | 1.0672 ppm | 12.7803 ppm | 0.5766 ppm | 0.8368 ppm | 0.5519 ppm |
| Concentration per Run 3 | 69.1534 ppm | 2.5125 ppm | 1.0544 ppm | 12.8096 ppm | 0.5718 ppm | 0.8316 ppm | 0.5465 ppm |
| Concentration RSD | 0.2 % | 0.5 % | 0.8 % | 0.5 % | 0.7 % | 0.4 % | 0.9 % |

| | Se 196.090 {472} (Axial) | Si 212.412 {459} (Axial) | Sn 189.989 {477} (Axial) | Sr 421.552 {80} (Radial) | Ti 334.904 {101} (Axial) | Tl 190.856 {477} (Axial) | V 292.402 {115} (Axial) |
|---|---|---|---|---|---|---|---|
| Concentration average | 0.1331 ppm | 6.3016 ppm | **1.0198 [SIC 20]** | **1.9497 ppm** | 1.4661 ppm | **0.1131 ppm** | 0.6248 ppm |
| Concentration per Run 1 | 0.1337 ppm | 6.3566 ppm | 1.0281 ppm | 1.9736 ppm | 1.4692 ppm | 0.1135 ppm | 0.6267 ppm |
| Concentration per Run 2 | 0.1355 ppm | 6.3235 ppm | 1.0200 ppm | 1.9444 ppm | 1.4607 ppm | 0.1130 ppm | 0.6244 ppm |
| Concentration per Run 3 | 0.1300 ppm | 6.2247 ppm | 1.0113 ppm | 1.9311 ppm | 1.4683 ppm | 0.1128 ppm | 0.6235 ppm |
| Concentration RSD | 2.1 % | 1.1 % | 0.8 % | 1.1 % | 0.3 % | 0.3 % | 0.3 % |

| | Zn 206.200 {463} (Axial) | Y 371.030 {91} (Radial) | Y 360.073 {94} (Axial) | Y 224.306 {450} (Axial) | Sc 361.384 {93} (Radial) | Sc 227.318 {448} (Axial) | Sc 361.384 {93} (Axial) |
|---|---|---|---|---|---|---|---|
| Concentration average | 1.1107 ppm | 113.4422 % | 104.8444 % | 104.1537 % | 98.3179 % | 80.2629 % | 91.6262 % |
| Concentration per Run 1 | 1.1173 ppm | 113.2956 % | 104.7119 % | 104.1707 % | 97.9432 % | 80.3123 % | 91.4613 % |
| Concentration per Run 2 | 1.1108 ppm | 113.6042 % | 105.0066 % | 104.3873 % | 98.8164 % | 80.3857 % | 91.7654 % |
| Concentration per Run 3 | 1.1041 ppm | 113.4266 % | 104.8147 % | 103.9032 % | 98.1940 % | 80.0906 % | 91.6520 % |
| Concentration RSD | 0.6 % | 0.1 % | 0.1 % | 0.2 % | 0.5 % | 0.2 % | 0.2 % |

# ICP DataTrace 4

9/10/2025 8:33:56 AM

LabBook: WG2112264_09092025T4.imexp

Sample: WG2112074-6d20 WG2112074
Analysis started at: 9/9/2025 11:22:52 AM
Comments <Comment>
Rack: 1
Vial: 16

| | Ag 328.068 {103} (Axial) | Al 396.152 {85} (Radial) | As 189.042 {478} (Axial) | B 208.959 {461} (Axial) | Ba 455.403 {74} (Radial) | Be 313.042 {108} (Radial) | Ca 315.887 {107} (Radial) |
|---|---|---|---|---|---|---|---|
| Concentration average | -0.0001 ppm | 3.5079 ppm | **0.0060 ppm** | 0.0212 ppm | 0.0478 ppm | 0.0004 ppm | 116.6231 ppm |
| Concentration per Run 1 | 0.0000 ppm | 3.5021 ppm | 0.0084 ppm | 0.0214 ppm | 0.0475 ppm | 0.0004 ppm | 116.0178 ppm |
| Concentration per Run 2 | -0.0002 ppm | 3.5146 ppm | 0.0054 ppm | 0.0212 ppm | 0.0479 ppm | 0.0003 ppm | 116.9059 ppm |
| Concentration per Run 3 | 0.0000 ppm | 3.5071 ppm | 0.0041 ppm | 0.0209 ppm | 0.0481 ppm | 0.0004 ppm | 116.9456 ppm |
| Concentration RSD | 210.5 % | 0.2 % | **37.1 %** | 1.2 % | 0.6 % | 8.5 % | 0.4 % |

| | Cd 214.438 {457} (Axial) | Co 228.616 {447} (Axial) | Cr 267.716 {126} (Axial) | Cu 324.754 {104} (Axial) | Fe 259.940 {130} (Radial) | K 766.490 {44} (Radial) | Li 670.784 {50} (Radial) |
|---|---|---|---|---|---|---|---|
| Concentration average | 0.0017 ppm | 0.0055 ppm | 0.0210 ppm | 0.0391 ppm | 13.0851 ppm | 1.6481 ppm | 0.0066 ppm |
| Concentration per Run 1 | 0.0018 ppm | 0.0055 ppm | 0.0211 ppm | 0.0384 ppm | 13.0496 ppm | 1.6437 ppm | 0.0066 ppm |
| Concentration per Run 2 | 0.0018 ppm | 0.0055 ppm | 0.0211 ppm | 0.0388 ppm | 13.0904 ppm | 1.6535 ppm | 0.0063 ppm |
| Concentration per Run 3 | 0.0017 ppm | 0.0057 ppm | 0.0209 ppm | 0.0401 ppm | 13.1154 ppm | 1.6470 ppm | 0.0070 ppm |
| Concentration RSD | 2.2 % | 1.9 % | 0.5 % | 2.3 % | 0.3 % | 0.3 % | 4.8 % |

| | Mg 279.079 {121} (Axial) | Mn 257.610 {131} (Radial) | Mo 202.030 {467} (Axial) | Na 589.592 {57} (Radial) | Ni 231.604 {445} (Axial) | Pb 220.353 {453} (Axial) | Sb 206.833 {463} (Axial) |
|---|---|---|---|---|---|---|---|
| Concentration average | 12.8778 ppm | 0.4240 ppm | 0.0020 ppm | 0.3445 ppm | 0.0148 ppm | 0.0643 ppm | 0.0034 ppm |
| Concentration per Run 1 | 12.8186 ppm | 0.4233 ppm | 0.0020 ppm | 0.3412 ppm | 0.0147 ppm | 0.0638 ppm | 0.0043 ppm |
| Concentration per Run 2 | 12.9424 ppm | 0.4229 ppm | 0.0020 ppm | 0.3435 ppm | 0.0147 ppm | 0.0649 ppm | 0.0016 ppm |
| Concentration per Run 3 | 12.8725 ppm | 0.4259 ppm | 0.0019 ppm | 0.3488 ppm | 0.0149 ppm | 0.0641 ppm | 0.0042 ppm |
| Concentration RSD | 0.5 % | 0.4 % | 2.7 % | 1.1 % | 0.5 % | 0.9 % | 45.6 % |

| | Se 196.090 {472} (Axial) | Si 212.412 {459} (Axial) | Sn 189.989 {477} (Axial) | Sr 421.552 {80} (Radial) | Ti 334.904 {101} (Axial) | Tl 190.856 {477} (Axial) | V 292.402 {115} (Axial) |
|---|---|---|---|---|---|---|---|
| Concentration average | 0.0012 ppm | 0.8974 ppm | 0.0021 ppm | 0.1899 ppm | 0.0924 ppm | -0.0004 ppm | 0.0208 ppm |
| Concentration per Run 1 | 0.0033 ppm | 0.8900 ppm | 0.0025 ppm | 0.1899 ppm | 0.0928 ppm | -0.0011 ppm | 0.0205 ppm |
| Concentration per Run 2 | 0.0019 ppm | 0.9020 ppm | 0.0021 ppm | 0.1899 ppm | 0.0924 ppm | 0.0003 ppm | 0.0212 ppm |
| Concentration per Run 3 | -0.0015 ppm | 0.9003 ppm | 0.0017 ppm | 0.1900 ppm | 0.0921 ppm | -0.0004 ppm | 0.0207 ppm |
| Concentration RSD | 197.8 % | 0.7 % | 19.9 % | 0.0 % | 0.4 % | 163.8 % | 1.9 % |

| | Zn 206.200 {463} (Axial) | Y 371.030 {91} (Radial) | Y 360.073 {94} (Axial) | Y 224.306 {450} (Axial) | Sc 361.384 {93} (Radial) | Sc 227.318 {448} (Axial) | Sc 361.384 {93} (Axial) |
|---|---|---|---|---|---|---|---|
| Concentration average | 0.1283 ppm | 102.1687 % | 99.0673 % | 99.7494 % | 99.2269 % | 91.5030 % | 96.5081 % |
| Concentration per Run 1 | 0.1282 ppm | 101.6843 % | 99.1830 % | 99.8525 % | 99.2168 % | 91.6581 % | 96.8419 % |
| Concentration per Run 2 | 0.1280 ppm | 101.8018 % | 98.8124 % | 99.6545 % | 99.0070 % | 91.4551 % | 96.1253 % |
| Concentration per Run 3 | 0.1286 ppm | 103.0200 % | 99.2065 % | 99.7412 % | 99.4570 % | 91.3959 % | 96.5573 % |
| Concentration RSD | 0.3 % | 0.7 % | 0.2 % | 0.1 % | 0.2 % | 0.2 % | 0.4 % |

# ICP DataTrace 4

9/10/2025 8:33:56 AM

LabBook: WG2112264_09092025T4.imexp

Sample: CCV
Analysis started at: 9/9/2025 11:29:02 AM
Comments <Comment>
Rack: 0
Vial: 3

| | Ag 328.068 {103} (Axial) | Al 396.152 {85} (Radial) | As 189.042 {478} (Axial) | B 208.959 {461} (Axial) | Ba 455.403 {74} (Radial) | Be 313.042 {108} (Radial) | Ca 315.887 {107} (Radial) |
|---|---|---|---|---|---|---|---|
| Concentration average | **0.4958 ppm** | 0.4966 ppm | 0.4734 ppm | 0.4777 ppm | 0.4958 ppm | 0.5002 ppm | 0.5177 ppm |
| Concentration per Run 1 | 0.4934 ppm | 0.4954 ppm | 0.4731 ppm | 0.4767 ppm | 0.4971 ppm | 0.5018 ppm | 0.5251 ppm |
| Concentration per Run 2 | 0.4979 ppm | 0.5057 ppm | 0.4722 ppm | 0.4782 ppm | 0.4952 ppm | 0.4986 ppm | 0.5131 ppm |
| Concentration per Run 3 | 0.4961 ppm | 0.4886 ppm | 0.4750 ppm | 0.4783 ppm | 0.4951 ppm | 0.5002 ppm | 0.5149 ppm |
| Recovery Percentage 1 | 99.159 % | 99.311 % | 94.680 % | 95.545 % | 99.162 % | 100.042 % | 103.535 % |
| Concentration RSD | 0.5 % | 1.7 % | 0.3 % | 0.2 % | 0.2 % | 0.3 % | 1.3 % |

| | Cd 214.438 {457} (Axial) | Co 228.616 {447} (Axial) | Cr 267.716 {126} (Axial) | Cu 324.754 {104} (Axial) | Fe 259.940 {130} (Radial) | K 766.490 {44} (Radial) | Li 670.784 {50} (Radial) |
|---|---|---|---|---|---|---|---|
| Concentration average | 0.4861 ppm | 0.4946 ppm | 0.5022 ppm | 0.5091 ppm | 0.5063 ppm | 5.2153 ppm | 0.5153 ppm |
| Concentration per Run 1 | 0.4857 ppm | 0.4941 ppm | 0.5008 ppm | 0.5069 ppm | 0.5093 ppm | 5.2558 ppm | 0.5162 ppm |
| Concentration per Run 2 | 0.4858 ppm | 0.4950 ppm | 0.5036 ppm | 0.5109 ppm | 0.5054 ppm | 5.1688 ppm | 0.5149 ppm |
| Concentration per Run 3 | 0.4867 ppm | 0.4946 ppm | 0.5022 ppm | 0.5095 ppm | 0.5043 ppm | 5.2215 ppm | 0.5149 ppm |
| Recovery Percentage 1 | 97.220 % | 98.913 % | 100.432 % | 101.820 % | 101.266 % | 104.307 % | 103.068 % |
| Concentration RSD | 0.1 % | 0.1 % | 0.3 % | 0.4 % | 0.5 % | 0.8 % | 0.1 % |

| | Mg 279.079 {121} (Axial) | Mn 257.610 {131} (Radial) | Mo 202.030 {467} (Axial) | Na 589.592 {57} (Radial) | Ni 231.604 {445} (Axial) | Pb 220.353 {453} (Axial) | Sb 206.833 {463} (Axial) |
|---|---|---|---|---|---|---|---|
| Concentration average | 0.5169 ppm | 0.5060 ppm | 0.4785 ppm | 10.1394 ppm | 0.4951 ppm | 0.4993 ppm | 0.4950 ppm |
| Concentration per Run 1 | 0.5167 ppm | 0.5100 ppm | 0.4777 ppm | 10.1794 ppm | 0.4939 ppm | 0.4979 ppm | 0.4936 ppm |
| Concentration per Run 2 | 0.5177 ppm | 0.5031 ppm | 0.4778 ppm | 10.1119 ppm | 0.4959 ppm | 0.4991 ppm | 0.4943 ppm |
| Concentration per Run 3 | 0.5163 ppm | 0.5049 ppm | 0.4800 ppm | 10.1270 ppm | 0.4956 ppm | 0.5009 ppm | 0.4973 ppm |
| Recovery Percentage 1 | 103.383 % | 101.201 % | 95.701 % | 101.394 % | 99.025 % | 99.858 % | 99.009 % |
| Concentration RSD | 0.1 % | 0.7 % | 0.3 % | 0.3 % | 0.2 % | 0.3 % | 0.4 % |

| | Se 196.090 {472} (Axial) | Si 212.412 {459} (Axial) | Sn 189.989 {477} (Axial) | Sr 421.552 {80} (Radial) | Ti 334.904 {101} (Axial) | Tl 190.856 {477} (Axial) | V 292.402 {115} (Axial) |
|---|---|---|---|---|---|---|---|
| Concentration average | 0.4844 ppm | 5.3904 ppm | 0.4910 ppm | 0.5047 ppm | 0.4976 ppm | **0.5093 ppm** | 0.5076 ppm |
| Concentration per Run 1 | 0.4833 ppm | 5.3660 ppm | 0.4909 ppm | 0.5058 ppm | 0.4964 ppm | 0.5087 ppm | 0.5051 ppm |
| Concentration per Run 2 | 0.4832 ppm | 5.3929 ppm | 0.4908 ppm | 0.5037 ppm | 0.4983 ppm | 0.5070 ppm | 0.5093 ppm |
| Concentration per Run 3 | 0.4867 ppm | 5.4124 ppm | 0.4915 ppm | 0.5046 ppm | 0.4982 ppm | 0.5122 ppm | 0.5083 ppm |
| Recovery Percentage 1 | 96.879 % | 102.675 % | 98.206 % | 100.940 % | 99.524 % | 101.858 % | 101.521 % |
| Concentration RSD | 0.4 % | 0.4 % | 0.1 % | 0.2 % | 0.2 % | 0.5 % | 0.4 % |

| | Zn 206.200 {463} (Axial) | Y 371.030 {91} (Radial) | Y 360.073 {94} (Axial) | Y 224.306 {450} (Axial) | Sc 361.384 {93} (Radial) | Sc 227.318 {448} (Axial) | Sc 361.384 {93} (Axial) |
|---|---|---|---|---|---|---|---|
| Concentration average | 0.4894 ppm | 99.1756 % | 98.8669 % | 99.1207 % | 99.5586 % | 97.5205 % | 99.6847 % |
| Concentration per Run 1 | 0.4895 ppm | 99.0611 % | 99.0411 % | 99.1285 % | 99.1457 % | 97.7097 % | 99.8861 % |
| Concentration per Run 2 | 0.4876 ppm | 99.3678 % | 98.4751 % | 99.0014 % | 99.8174 % | 97.5744 % | 99.3153 % |
| Concentration per Run 3 | 0.4911 ppm | 99.0979 % | 99.0844 % | 99.2323 % | 99.7126 % | 97.2774 % | 99.8527 % |
| Recovery Percentage 1 | 97.882 % | | | | | | |
| Concentration RSD | 0.4 % | 0.2 % | 0.3 % | 0.1 % | 0.4 % | 0.2 % | 0.3 % |

# ICP DataTrace 4

9/10/2025 8:33:56 AM

LabBook: WG2112264_09092025T4.imexp

Sample: CCB
Analysis started at: 9/9/2025 11:35:03 AM
Comments <Comment>
Rack: 0
Vial: 4

| | Ag 328.068 {103} (Axial) | Al 396.152 {85} (Radial) | As 189.042 {478} (Axial) | B 208.959 {461} (Axial) | Ba 455.403 {74} (Radial) | Be 313.042 {108} (Radial) | Ca 315.887 {107} (Radial) |
|---|---|---|---|---|---|---|---|
| Concentration average | 0.0003 ppm | -0.0001 ppm | 0.0003 ppm | 0.0020 ppm | 0.0002 ppm | 0.0001 ppm | 0.0079 ppm |
| Concentration per Run 1 | 0.0002 ppm | -0.0053 ppm | 0.0010 ppm | 0.0020 ppm | 0.0003 ppm | 0.0001 ppm | 0.0117 ppm |
| Concentration per Run 2 | 0.0001 ppm | -0.0003 ppm | -0.0008 ppm | 0.0018 ppm | 0.0002 ppm | 0.0002 ppm | 0.0095 ppm |
| Concentration per Run 3 | 0.0004 ppm | 0.0053 ppm | 0.0006 ppm | 0.0022 ppm | 0.0001 ppm | 0.0001 ppm | 0.0026 ppm |
| Recovery Percentage 1 | 5.111 % | -0.110 % | 5.219 % | 6.549 % | 2.219 % | 2.362 % | 7.947 % |
| Concentration RSD | 70.2 % | 4,815.9 % | 362.7 % | 10.0 % | 29.4 % | 38.0 % | 59.3 % |

| | Cd 214.438 {457} (Axial) | Co 228.616 {447} (Axial) | Cr 267.716 {126} (Axial) | Cu 324.754 {104} (Axial) | Fe 259.940 {130} (Radial) | K 766.490 {44} (Radial) | Li 670.784 {50} (Radial) |
|---|---|---|---|---|---|---|---|
| Concentration average | 0.0001 ppm | 0.0001 ppm | 0.0002 ppm | 0.0001 ppm | 0.0048 ppm | 0.0302 ppm | 0.0006 ppm |
| Concentration per Run 1 | 0.0001 ppm | 0.0001 ppm | 0.0004 ppm | -0.0003 ppm | 0.0048 ppm | 0.0283 ppm | 0.0008 ppm |
| Concentration per Run 2 | 0.0000 ppm | 0.0002 ppm | 0.0000 ppm | 0.0002 ppm | 0.0043 ppm | 0.0014 ppm | 0.0008 ppm |
| Concentration per Run 3 | 0.0001 ppm | -0.0001 ppm | 0.0001 ppm | 0.0005 ppm | 0.0053 ppm | 0.0609 ppm | 0.0001 ppm |
| Recovery Percentage 1 | 1.411 % | 0.360 % | 1.747 % | 1.348 % | 9.610 % | 1.208 % | 5.744 % |
| Concentration RSD | 48.1 % | 162.8 % | 122.7 % | 301.0 % | 11.1 % | 98.6 % | 66.4 % |

| | Mg 279.079 {121} (Axial) | Mn 257.610 {131} (Radial) | Mo 202.030 {467} (Axial) | Na 589.592 {57} (Radial) | Ni 231.604 {445} (Axial) | Pb 220.353 {453} (Axial) | Sb 206.833 {463} (Axial) |
|---|---|---|---|---|---|---|---|
| Concentration average | 0.0005 ppm | 0.0002 ppm | 0.0001 ppm | 0.0272 ppm | -0.0001 ppm | -0.0007 ppm | -0.0001 ppm |
| Concentration per Run 1 | 0.0009 ppm | -0.0001 ppm | 0.0000 ppm | 0.0279 ppm | -0.0001 ppm | -0.0001 ppm | -0.0006 ppm |
| Concentration per Run 2 | -0.0007 ppm | 0.0004 ppm | 0.0004 ppm | 0.0270 ppm | -0.0002 ppm | -0.0013 ppm | 0.0010 ppm |
| Concentration per Run 3 | 0.0012 ppm | 0.0003 ppm | 0.0001 ppm | 0.0268 ppm | 0.0000 ppm | -0.0008 ppm | -0.0006 ppm |
| Recovery Percentage 1 | 0.499 % | 2.002 % | 0.293 % | 1.362 % | -0.290 % | -7.352 % | -0.144 % |
| Concentration RSD | 202.9 % | 127.5 % | 141.9 % | 2.3 % | 144.8 % | 80.1 % | 1,317.1 % |

| | Se 196.090 {472} (Axial) | Si 212.412 {459} (Axial) | Sn 189.989 {477} (Axial) | Sr 421.552 {80} (Radial) | Ti 334.904 {101} (Axial) | Tl 190.856 {477} (Axial) | V 292.402 {115} (Axial) |
|---|---|---|---|---|---|---|---|
| Concentration average | 0.0012 ppm | -0.0030 ppm | 0.0004 ppm | 0.0002 ppm | 0.0005 ppm | 0.0009 ppm | 0.0001 ppm |
| Concentration per Run 1 | 0.0020 ppm | -0.0023 ppm | 0.0008 ppm | 0.0001 ppm | 0.0005 ppm | 0.0013 ppm | 0.0000 ppm |
| Concentration per Run 2 | 0.0010 ppm | -0.0039 ppm | 0.0005 ppm | 0.0002 ppm | 0.0006 ppm | 0.0004 ppm | 0.0001 ppm |
| Concentration per Run 3 | 0.0006 ppm | -0.0028 ppm | -0.0002 ppm | 0.0001 ppm | 0.0004 ppm | 0.0010 ppm | 0.0002 ppm |
| Recovery Percentage 1 | 11.929 % | -0.597 % | 0.731 % | 1.600 % | 5.176 % | 4.539 % | 1.007 % |
| Concentration RSD | 61.9 % | 27.2 % | 140.6 % | 49.3 % | 19.1 % | 51.8 % | 86.8 % |

| | Zn 206.200 {463} (Axial) | Y 371.030 {91} (Radial) | Y 360.073 {94} (Axial) | Y 224.306 {450} (Axial) | Sc 361.384 {93} (Radial) | Sc 227.318 {448} (Axial) | Sc 361.384 {93} (Axial) |
|---|---|---|---|---|---|---|---|
| Concentration average | -0.0002 ppm | 100.0878 % | 99.4236 % | 99.3590 % | 99.2548 % | 98.7122 % | 98.8391 % |
| Concentration per Run 1 | -0.0002 ppm | 99.5121 % | 99.3412 % | 99.5269 % | 98.6140 % | 98.7152 % | 98.7557 % |
| Concentration per Run 2 | -0.0002 ppm | 99.8752 % | 99.3034 % | 99.4933 % | 99.1162 % | 99.0098 % | 98.7921 % |
| Concentration per Run 3 | -0.0004 ppm | 100.8762 % | 99.6261 % | 99.0567 % | 100.0341 % | 98.4117 % | 98.9695 % |
| Recovery Percentage 1 | -4.949 % | | | | | | |
| Concentration RSD | 49.6 % | 0.7 % | 0.2 % | 0.3 % | 0.7 % | 0.3 % | 0.1 % |

# ICP DataTrace 4

9/10/2025 8:33:56 AM

LabBook: WG2112264_09092025T4.imexp

Sample: WG2108610-2 WG2108610
Analysis started at: 9/9/2025 12:42:01 PM
Comments <Comment>
Rack: 1
Vial: 17

| | Ag 328.068 {103} (Axial) | Al 396.152 {85} (Radial) | As 189.042 {478} (Axial) | B 208.959 {461} (Axial) | Ba 455.403 {74} (Radial) | Be 313.042 {108} (Radial) | Ca 315.887 {107} (Radial) |
|---|---|---|---|---|---|---|---|
| Concentration average | 0.0520 ppm | 2.1088 ppm | 0.1230 ppm | 0.9833 ppm | 2.0246 ppm | 0.0514 ppm | 10.6608 ppm |
| Concentration per Run 1 | 0.0514 ppm | 2.1177 ppm | 0.1221 ppm | 0.9833 ppm | 2.0324 ppm | 0.0515 ppm | 10.7815 ppm |
| Concentration per Run 2 | 0.0523 ppm | 2.1034 ppm | 0.1238 ppm | 0.9844 ppm | 2.0157 ppm | 0.0513 ppm | 10.5437 ppm |
| Concentration per Run 3 | 0.0524 ppm | 2.1053 ppm | 0.1229 ppm | 0.9823 ppm | 2.0257 ppm | 0.0514 ppm | 10.6571 ppm |
| Concentration RSD | 1.1 % | 0.4 % | 0.7 % | 0.1 % | 0.4 % | 0.2 % | 1.1 % |

| | Cd 214.438 {457} (Axial) | Co 228.616 {447} (Axial) | Cr 267.716 {126} (Axial) | Cu 324.754 {104} (Axial) | Fe 259.940 {130} (Radial) | K 766.490 {44} (Radial) | Li 670.784 {50} (Radial) |
|---|---|---|---|---|---|---|---|
| Concentration average | 0.0533 ppm | 0.4967 ppm | 0.2064 ppm | 0.2572 ppm | 1.0495 ppm | 10.8052 ppm | -0.0002 ppm |
| Concentration per Run 1 | 0.0532 ppm | 0.4960 ppm | 0.2072 ppm | 0.2560 ppm | 1.0515 ppm | 10.8857 ppm | 0.0001 ppm |
| Concentration per Run 2 | 0.0533 ppm | 0.4976 ppm | 0.2061 ppm | 0.2575 ppm | 1.0454 ppm | 10.7920 ppm | -0.0010 ppm |
| Concentration per Run 3 | 0.0532 ppm | 0.4964 ppm | 0.2060 ppm | 0.2580 ppm | 1.0517 ppm | 10.7378 ppm | 0.0002 ppm |
| Concentration RSD | 0.1 % | 0.2 % | 0.3 % | 0.4 % | 0.3 % | 0.7 % | 287.3 % |

| | Mg 279.079 {121} (Axial) | Mn 257.610 {131} (Radial) | Mo 202.030 {467} (Axial) | Na 589.592 {57} (Radial) | Ni 231.604 {445} (Axial) | Pb 220.353 {453} (Axial) | Sb 206.833 {463} (Axial) |
|---|---|---|---|---|---|---|---|
| Concentration average | 10.4813 ppm | 0.5150 ppm | 0.9935 ppm | 10.6487 ppm | 0.5043 ppm | 0.5367 ppm | 0.5067 ppm |
| Concentration per Run 1 | 10.4799 ppm | 0.5186 ppm | 0.9904 ppm | 10.6956 ppm | 0.5046 ppm | 0.5359 ppm | 0.5050 ppm |
| Concentration per Run 2 | 10.4870 ppm | 0.5122 ppm | 0.9944 ppm | 10.5957 ppm | 0.5038 ppm | 0.5372 ppm | 0.5078 ppm |
| Concentration per Run 3 | 10.4770 ppm | 0.5143 ppm | 0.9958 ppm | 10.6547 ppm | 0.5045 ppm | 0.5372 ppm | 0.5073 ppm |
| Concentration RSD | 0.0 % | 0.6 % | 0.3 % | 0.5 % | 0.1 % | 0.1 % | 0.3 % |

| | Se 196.090 {472} (Axial) | Si 212.412 {459} (Axial) | Sn 189.989 {477} (Axial) | Sr 421.552 {80} (Radial) | Ti 334.904 {101} (Axial) | Tl 190.856 {477} (Axial) | V 292.402 {115} (Axial) |
|---|---|---|---|---|---|---|---|
| Concentration average | 0.1210 ppm | 1.2201 ppm | 0.9940 ppm | **1.0275 ppm** | 1.0319 ppm | **0.1230 ppm** | 0.5243 ppm |
| Concentration per Run 1 | 0.1219 ppm | 1.2179 ppm | 0.9916 ppm | 1.0287 ppm | 1.0335 ppm | 0.1228 ppm | 0.5236 ppm |
| Concentration per Run 2 | 0.1201 ppm | 1.2217 ppm | 0.9963 ppm | 1.0250 ppm | 1.0311 ppm | 0.1237 ppm | 0.5250 ppm |
| Concentration per Run 3 | 0.1211 ppm | 1.2207 ppm | 0.9940 ppm | 1.0289 ppm | 1.0310 ppm | 0.1226 ppm | 0.5245 ppm |
| Concentration RSD | 0.7 % | 0.2 % | 0.2 % | 0.2 % | 0.1 % | 0.5 % | 0.1 % |

| | Zn 206.200 {463} (Axial) | Y 371.030 {91} (Radial) | Y 360.073 {94} (Axial) | Y 224.306 {450} (Axial) | Sc 361.384 {93} (Radial) | Sc 227.318 {448} (Axial) | Sc 361.384 {93} (Axial) |
|---|---|---|---|---|---|---|---|
| Concentration average | 0.5009 ppm | 98.2801 % | 97.9056 % | 97.9701 % | 99.1445 % | 96.2712 % | 98.7643 % |
| Concentration per Run 1 | 0.5004 ppm | 98.9023 % | 97.6688 % | 98.0571 % | 99.2149 % | 96.4054 % | 98.6425 % |
| Concentration per Run 2 | 0.5019 ppm | 98.0379 % | 97.9385 % | 97.7182 % | 99.6201 % | 96.1208 % | 98.8109 % |
| Concentration per Run 3 | 0.5004 ppm | 97.9000 % | 98.1095 % | 98.1349 % | 98.5984 % | 96.2873 % | 98.8396 % |
| Concentration RSD | 0.2 % | 0.6 % | 0.2 % | 0.2 % | 0.5 % | 0.1 % | 0.1 % |

# ICP DataTrace 4

9/10/2025 8:33:56 AM

LabBook: WG2112264_09092025T4.imexp

Sample: I2550108-01 WG2108610
Analysis started at: 9/9/2025 12:48:01 PM
Comments <Comment>
Rack: 1
Vial: 23

| | Ag 328.068 {103} (Axial) | Al 396.152 {85} (Radial) | As 189.042 {478} (Axial) | B 208.959 {461} (Axial) | Ba 455.403 {74} (Radial) | Be 313.042 {108} (Radial) | Ca 315.887 {107} (Radial) |
|---|---|---|---|---|---|---|---|
| Concentration average | 0.0001 ppm | 0.0023 ppm | 0.0000 ppm | 0.0016 ppm | 0.0000 ppm | 0.0000 ppm | 0.0002 ppm |
| Concentration per Run 1 | 0.0001 ppm | -0.0033 ppm | -0.0009 ppm | 0.0017 ppm | -0.0001 ppm | 0.0000 ppm | 0.0013 ppm |
| Concentration per Run 2 | -0.0001 ppm | 0.0023 ppm | 0.0010 ppm | 0.0016 ppm | 0.0000 ppm | 0.0000 ppm | -0.0009 ppm |
| Concentration per Run 3 | 0.0002 ppm | 0.0079 ppm | -0.0001 ppm | 0.0015 ppm | 0.0000 ppm | 0.0000 ppm | 0.0001 ppm |
| Concentration RSD | 241.1 % | 245.8 % | 22,511.2 % | 4.4 % | 166.0 % | 66.6 % | 653.1 % |

| | Cd 214.438 {457} (Axial) | Co 228.616 {447} (Axial) | Cr 267.716 {126} (Axial) | Cu 324.754 {104} (Axial) | Fe 259.940 {130} (Radial) | K 766.490 {44} (Radial) | Li 670.784 {50} (Radial) |
|---|---|---|---|---|---|---|---|
| Concentration average | 0.0000 ppm | 0.0000 ppm | 0.0000 ppm | 0.0001 ppm | 0.0008 ppm | 0.0464 ppm | -0.0006 ppm |
| Concentration per Run 1 | 0.0000 ppm | 0.0001 ppm | -0.0002 ppm | 0.0000 ppm | 0.0005 ppm | 0.0332 ppm | -0.0015 ppm |
| Concentration per Run 2 | 0.0000 ppm | 0.0000 ppm | -0.0001 ppm | -0.0001 ppm | 0.0013 ppm | 0.0714 ppm | -0.0007 ppm |
| Concentration per Run 3 | 0.0000 ppm | -0.0002 ppm | 0.0003 ppm | 0.0003 ppm | 0.0007 ppm | 0.0347 ppm | 0.0005 ppm |
| Concentration RSD | 289.2 % | 622.0 % | 374,266.2 % | 327.4 % | 48.1 % | 46.6 % | 186.8 % |

| | Mg 279.079 {121} (Axial) | Mn 257.610 {131} (Radial) | Mo 202.030 {467} (Axial) | Na 589.592 {57} (Radial) | Ni 231.604 {445} (Axial) | Pb 220.353 {453} (Axial) | Sb 206.833 {463} (Axial) |
|---|---|---|---|---|---|---|---|
| Concentration average | 0.0034 ppm | -0.0001 ppm | 0.0005 ppm | 0.0092 ppm | 0.0000 ppm | -0.0004 ppm | 0.0007 ppm |
| Concentration per Run 1 | 0.0033 ppm | -0.0003 ppm | 0.0005 ppm | 0.0097 ppm | -0.0001 ppm | -0.0009 ppm | 0.0011 ppm |
| Concentration per Run 2 | 0.0024 ppm | 0.0000 ppm | 0.0005 ppm | 0.0117 ppm | 0.0000 ppm | -0.0004 ppm | -0.0002 ppm |
| Concentration per Run 3 | 0.0046 ppm | -0.0002 ppm | 0.0005 ppm | 0.0061 ppm | 0.0001 ppm | 0.0001 ppm | 0.0011 ppm |
| Concentration RSD | 32.9 % | 102.5 % | 4.4 % | 30.8 % | 908.2 % | 128.4 % | 110.3 % |

| | Se 196.090 {472} (Axial) | Si 212.412 {459} (Axial) | Sn 189.989 {477} (Axial) | Sr 421.552 {80} (Radial) | Ti 334.904 {101} (Axial) | Tl 190.856 {477} (Axial) | V 292.402 {115} (Axial) |
|---|---|---|---|---|---|---|---|
| Concentration average | 0.0003 ppm | 0.0089 ppm | 0.0001 ppm | 0.0001 ppm | 0.0005 ppm | -0.0001 ppm | 0.0001 ppm |
| Concentration per Run 1 | 0.0020 ppm | 0.0093 ppm | -0.0002 ppm | 0.0001 ppm | 0.0006 ppm | 0.0001 ppm | 0.0001 ppm |
| Concentration per Run 2 | -0.0008 ppm | 0.0082 ppm | 0.0002 ppm | 0.0001 ppm | 0.0005 ppm | 0.0000 ppm | -0.0001 ppm |
| Concentration per Run 3 | -0.0005 ppm | 0.0092 ppm | 0.0005 ppm | 0.0001 ppm | 0.0004 ppm | -0.0003 ppm | 0.0001 ppm |
| Concentration RSD | 607.2 % | 6.9 % | 248.6 % | 15.6 % | 14.1 % | 258.7 % | 177.2 % |

| | Zn 206.200 {463} (Axial) | Y 371.030 {91} (Radial) | Y 360.073 {94} (Axial) | Y 224.306 {450} (Axial) | Sc 361.384 {93} (Radial) | Sc 227.318 {448} (Axial) | Sc 361.384 {93} (Axial) |
|---|---|---|---|---|---|---|---|
| Concentration average | -0.0002 ppm | 100.4650 % | 100.6441 % | 100.2960 % | 100.1760 % | 100.6054 % | 100.9218 % |
| Concentration per Run 1 | -0.0002 ppm | 99.0415 % | 100.8978 % | 100.4687 % | 99.3738 % | 100.7991 % | 100.9106 % |
| Concentration per Run 2 | -0.0002 ppm | 101.0935 % | 100.5135 % | 100.1906 % | 100.3556 % | 100.5080 % | 100.9548 % |
| Concentration per Run 3 | -0.0001 ppm | 101.2601 % | 100.5210 % | 100.2286 % | 100.7987 % | 100.5093 % | 100.8999 % |
| Concentration RSD | 18.8 % | 1.2 % | 0.2 % | 0.2 % | 0.7 % | 0.2 % | 0.0 % |

# ICP DataTrace 4

9/10/2025 8:33:56 AM

LabBook: WG2112264_09092025T4.imexp

Sample: I2550108-02 WG2108610
Analysis started at: 9/9/2025 12:54:24 PM
Comments <Comment>
Rack: 1
Vial: 24

| | Ag 328.068 {103} (Axial) | Al 396.152 {85} (Radial) | As 189.042 {478} (Axial) | B 208.959 {461} (Axial) | Ba 455.403 {74} (Radial) | Be 313.042 {108} (Radial) | Ca 315.887 {107} (Radial) |
|---|---|---|---|---|---|---|---|
| Concentration average | 0.0002 ppm | 0.0058 ppm | 0.0003 ppm | 0.0012 ppm | 0.0002 ppm | 0.0000 ppm | 0.0031 ppm |
| Concentration per Run 1 | 0.0004 ppm | 0.0045 ppm | -0.0005 ppm | 0.0012 ppm | 0.0001 ppm | 0.0000 ppm | 0.0040 ppm |
| Concentration per Run 2 | 0.0003 ppm | -0.0002 ppm | -0.0002 ppm | 0.0012 ppm | 0.0003 ppm | 0.0000 ppm | 0.0044 ppm |
| Concentration per Run 3 | -0.0001 ppm | 0.0131 ppm | 0.0017 ppm | 0.0012 ppm | 0.0002 ppm | 0.0000 ppm | 0.0009 ppm |
| Concentration RSD | 115.4 % | 116.1 % | 358.7 % | 2.5 % | 60.5 % | 181.3 % | 61.0 % |

| | Cd 214.438 {457} (Axial) | Co 228.616 {447} (Axial) | Cr 267.716 {126} (Axial) | Cu 324.754 {104} (Axial) | Fe 259.940 {130} (Radial) | K 766.490 {44} (Radial) | Li 670.784 {50} (Radial) |
|---|---|---|---|---|---|---|---|
| Concentration average | 0.0000 ppm | 0.0001 ppm | 0.0001 ppm | 0.0001 ppm | 0.0000 ppm | 0.0085 ppm | 0.0000 ppm |
| Concentration per Run 1 | 0.0000 ppm | 0.0001 ppm | 0.0001 ppm | 0.0000 ppm | -0.0010 ppm | -0.0181 ppm | -0.0001 ppm |
| Concentration per Run 2 | 0.0000 ppm | -0.0001 ppm | 0.0000 ppm | 0.0004 ppm | 0.0006 ppm | 0.0129 ppm | 0.0001 ppm |
| Concentration per Run 3 | 0.0000 ppm | 0.0001 ppm | 0.0001 ppm | -0.0001 ppm | 0.0003 ppm | 0.0308 ppm | -0.0001 ppm |
| Concentration RSD | 104.0 % | 165.9 % | 112.2 % | 204.7 % | 2,255.3 % | 291.0 % | 458.3 % |

| | Mg 279.079 {121} (Axial) | Mn 257.610 {131} (Radial) | Mo 202.030 {467} (Axial) | Na 589.592 {57} (Radial) | Ni 231.604 {445} (Axial) | Pb 220.353 {453} (Axial) | Sb 206.833 {463} (Axial) |
|---|---|---|---|---|---|---|---|
| Concentration average | 0.0022 ppm | 0.0004 ppm | 0.0002 ppm | 0.0006 ppm | -0.0001 ppm | -0.0001 ppm | -0.0001 ppm |
| Concentration per Run 1 | 0.0020 ppm | 0.0004 ppm | 0.0002 ppm | 0.0014 ppm | 0.0001 ppm | -0.0004 ppm | 0.0001 ppm |
| Concentration per Run 2 | 0.0035 ppm | 0.0002 ppm | 0.0003 ppm | 0.0044 ppm | -0.0002 ppm | 0.0005 ppm | -0.0006 ppm |
| Concentration per Run 3 | 0.0010 ppm | 0.0005 ppm | 0.0001 ppm | -0.0040 ppm | -0.0001 ppm | -0.0003 ppm | 0.0002 ppm |
| Concentration RSD | 56.1 % | 33.5 % | 55.0 % | 703.8 % | 158.7 % | 597.5 % | 329.7 % |

| | Se 196.090 {472} (Axial) | Si 212.412 {459} (Axial) | Sn 189.989 {477} (Axial) | Sr 421.552 {80} (Radial) | Ti 334.904 {101} (Axial) | Tl 190.856 {477} (Axial) | V 292.402 {115} (Axial) |
|---|---|---|---|---|---|---|---|
| Concentration average | 0.0008 ppm | 0.0038 ppm | -0.0003 ppm | 0.0001 ppm | 0.0004 ppm | 0.0000 ppm | 0.0002 ppm |
| Concentration per Run 1 | 0.0018 ppm | 0.0041 ppm | -0.0002 ppm | 0.0002 ppm | 0.0005 ppm | 0.0000 ppm | 0.0000 ppm |
| Concentration per Run 2 | 0.0003 ppm | 0.0034 ppm | -0.0007 ppm | 0.0001 ppm | 0.0006 ppm | 0.0007 ppm | 0.0002 ppm |
| Concentration per Run 3 | 0.0002 ppm | 0.0040 ppm | -0.0001 ppm | 0.0001 ppm | 0.0003 ppm | -0.0008 ppm | 0.0005 ppm |
| Concentration RSD | 111.5 % | 10.6 % | 99.9 % | 53.8 % | 31.8 % | 3,461.2 % | 116.4 % |

| | Zn 206.200 {463} (Axial) | Y 371.030 {91} (Radial) | Y 360.073 {94} (Axial) | Y 224.306 {450} (Axial) | Sc 361.384 {93} (Radial) | Sc 227.318 {448} (Axial) | Sc 361.384 {93} (Axial) |
|---|---|---|---|---|---|---|---|
| Concentration average | -0.0005 ppm | 101.3353 % | 100.6419 % | 100.5254 % | 100.5485 % | 100.8370 % | 100.9703 % |
| Concentration per Run 1 | -0.0004 ppm | 100.8772 % | 100.8016 % | 100.6343 % | 100.6865 % | 100.8653 % | 101.3365 % |
| Concentration per Run 2 | -0.0005 ppm | 101.0684 % | 100.5538 % | 100.7294 % | 100.7867 % | 101.0312 % | 100.7562 % |
| Concentration per Run 3 | -0.0004 ppm | 102.0603 % | 100.5704 % | 100.2125 % | 100.1721 % | 100.6146 % | 100.8181 % |
| Concentration RSD | 12.8 % | 0.6 % | 0.1 % | 0.3 % | 0.3 % | 0.2 % | 0.3 % |

# ICP DataTrace 4

9/10/2025 8:33:56 AM

LabBook: WG2112264_09092025T4.imexp

Sample: I2553871-01 WG2108610
Analysis started at: 9/9/2025 1:00:46 PM
Comments <Comment>
Rack: 1
Vial: 25

| | Ag 328.068 {103} (Axial) | Al 396.152 {85} (Radial) | As 189.042 {478} (Axial) | B 208.959 {461} (Axial) | Ba 455.403 {74} (Radial) | Be 313.042 {108} (Radial) | Ca 315.887 {107} (Radial) |
|---|---|---|---|---|---|---|---|
| Concentration average | 0.0000 ppm | 0.0925 ppm | 0.0050 ppm | 0.4648 ppm | 1.8873 ppm | 0.0000 ppm | 38.2616 ppm |
| Concentration per Run 1 | 0.0001 ppm | 0.0959 ppm | 0.0054 ppm | 0.4656 ppm | 1.8908 ppm | -0.0001 ppm | 38.2228 ppm |
| Concentration per Run 2 | 0.0001 ppm | 0.0919 ppm | 0.0049 ppm | 0.4633 ppm | 1.8888 ppm | 0.0000 ppm | 38.3267 ppm |
| Concentration per Run 3 | 0.0000 ppm | 0.0898 ppm | 0.0048 ppm | 0.4655 ppm | 1.8822 ppm | -0.0001 ppm | 38.2354 ppm |
| Concentration RSD | 223.2 % | 3.4 % | 5.7 % | 0.3 % | 0.2 % | 59.8 % | 0.1 % |

| | Cd 214.438 {457} (Axial) | Co 228.616 {447} (Axial) | Cr 267.716 {126} (Axial) | Cu 324.754 {104} (Axial) | Fe 259.940 {130} (Radial) | K 766.490 {44} (Radial) | Li 670.784 {50} (Radial) |
|---|---|---|---|---|---|---|---|
| Concentration average | -0.0001 ppm | 0.0017 ppm | 0.0006 ppm | 0.0022 ppm | 0.0601 ppm | 3.5808 ppm | 0.1783 ppm |
| Concentration per Run 1 | -0.0001 ppm | 0.0017 ppm | 0.0008 ppm | 0.0027 ppm | 0.0592 ppm | 3.6112 ppm | 0.1784 ppm |
| Concentration per Run 2 | -0.0001 ppm | 0.0017 ppm | 0.0006 ppm | 0.0021 ppm | 0.0597 ppm | 3.5976 ppm | 0.1792 ppm |
| Concentration per Run 3 | -0.0001 ppm | 0.0017 ppm | 0.0004 ppm | 0.0019 ppm | 0.0614 ppm | 3.5335 ppm | 0.1772 ppm |
| Concentration RSD | 18.2 % | 0.5 % | 28.3 % | 17.9 % | 1.9 % | 1.2 % | 0.6 % |

| | Mg 279.079 {121} (Axial) | Mn 257.610 {131} (Radial) | Mo 202.030 {467} (Axial) | Na 589.592 {57} (Radial) | Ni 231.604 {445} (Axial) | Pb 220.353 {453} (Axial) | Sb 206.833 {463} (Axial) |
|---|---|---|---|---|---|---|---|
| Concentration average | 5.9978 ppm | 0.1199 ppm | 0.0022 ppm | 74.9473 ppm | -0.0001 ppm | 0.0042 ppm | 0.0015 ppm |
| Concentration per Run 1 | 6.0131 ppm | 0.1198 ppm | 0.0023 ppm | 75.1139 ppm | -0.0003 ppm | 0.0042 ppm | 0.0014 ppm |
| Concentration per Run 2 | 5.9875 ppm | 0.1200 ppm | 0.0023 ppm | 74.8982 ppm | -0.0001 ppm | 0.0040 ppm | 0.0015 ppm |
| Concentration per Run 3 | 5.9929 ppm | 0.1200 ppm | 0.0021 ppm | 74.8297 ppm | 0.0000 ppm | 0.0043 ppm | 0.0017 ppm |
| Concentration RSD | 0.2 % | 0.1 % | 5.4 % | 0.2 % | 138.7 % | 3.9 % | 13.3 % |

| | Se 196.090 {472} (Axial) | Si 212.412 {459} (Axial) | Sn 189.989 {477} (Axial) | Sr 421.552 {80} (Radial) | Ti 334.904 {101} (Axial) | Tl 190.856 {477} (Axial) | V 292.402 {115} (Axial) |
|---|---|---|---|---|---|---|---|
| Concentration average | 0.0022 ppm | 2.5096 ppm | -0.0002 ppm | 0.2195 ppm | 0.0018 ppm | -0.0002 ppm | 0.0022 ppm |
| Concentration per Run 1 | 0.0003 ppm | 2.5153 ppm | 0.0002 ppm | 0.2200 ppm | 0.0020 ppm | -0.0015 ppm | 0.0021 ppm |
| Concentration per Run 2 | 0.0019 ppm | 2.5033 ppm | -0.0002 ppm | 0.2199 ppm | 0.0019 ppm | 0.0012 ppm | 0.0021 ppm |
| Concentration per Run 3 | 0.0043 ppm | 2.5102 ppm | -0.0005 ppm | 0.2187 ppm | 0.0016 ppm | -0.0003 ppm | 0.0024 ppm |
| Concentration RSD | 92.5 % | 0.2 % | 229.3 % | 0.3 % | 10.4 % | 634.5 % | 8.3 % |

| | Zn 206.200 {463} (Axial) | Y 371.030 {91} (Radial) | Y 360.073 {94} (Axial) | Y 224.306 {450} (Axial) | Sc 361.384 {93} (Radial) | Sc 227.318 {448} (Axial) | Sc 361.384 {93} (Axial) |
|---|---|---|---|---|---|---|---|
| Concentration average | 0.0392 ppm | 100.8101 % | 96.6210 % | 96.6689 % | 101.2594 % | 92.7015 % | 97.7385 % |
| Concentration per Run 1 | 0.0394 ppm | 100.4806 % | 96.3614 % | 96.8934 % | 101.2646 % | 92.7691 % | 97.5500 % |
| Concentration per Run 2 | 0.0390 ppm | 101.0928 % | 96.8265 % | 96.4995 % | 101.5189 % | 92.9039 % | 97.8565 % |
| Concentration per Run 3 | 0.0392 ppm | 100.8569 % | 96.6751 % | 96.6139 % | 100.9946 % | 92.4315 % | 97.8089 % |
| Concentration RSD | 0.4 % | 0.3 % | 0.2 % | 0.2 % | 0.3 % | 0.3 % | 0.2 % |

# ICP DataTrace 4

9/10/2025 8:33:56 AM

LabBook: WG2112264_09092025T4.imexp

Sample: I2553922-01 WG2108610
Analysis started at: 9/9/2025 1:06:59 PM
Comments <Comment>
Rack: 1
Vial: 26

| | Ag 328.068 {103} (Axial) | Al 396.152 {85} (Radial) | As 189.042 {478} (Axial) | B 208.959 {461} (Axial) | Ba 455.403 {74} (Radial) | Be 313.042 {108} (Radial) | Ca 315.887 {107} (Radial) |
|---|---|---|---|---|---|---|---|
| Concentration average | 0.0002 ppm | 0.7567 ppm | 0.0010 ppm | 0.0682 ppm | 0.0038 ppm | 0.0000 ppm | 20.3370 ppm |
| Concentration per Run 1 | 0.0003 ppm | 0.7553 ppm | 0.0000 ppm | 0.0683 ppm | 0.0037 ppm | 0.0000 ppm | 20.4224 ppm |
| Concentration per Run 2 | 0.0002 ppm | 0.7560 ppm | -0.0012 ppm | 0.0675 ppm | 0.0037 ppm | 0.0000 ppm | 20.3238 ppm |
| Concentration per Run 3 | 0.0003 ppm | 0.7589 ppm | 0.0042 ppm | 0.0688 ppm | 0.0038 ppm | 0.0000 ppm | 20.2647 ppm |
| Concentration RSD | 28.7 % | 0.3 % | 287.5 % | 0.9 % | 1.8 % | 485.2 % | 0.4 % |

| | Cd 214.438 {457} (Axial) | Co 228.616 {447} (Axial) | Cr 267.716 {126} (Axial) | Cu 324.754 {104} (Axial) | Fe 259.940 {130} (Radial) | K 766.490 {44} (Radial) | Li 670.784 {50} (Radial) |
|---|---|---|---|---|---|---|---|
| Concentration average | -0.0001 ppm | 0.0018 ppm | 0.0168 ppm | 0.0094 ppm | 0.1085 ppm | 5.5073 ppm | 0.1118 ppm |
| Concentration per Run 1 | -0.0001 ppm | 0.0017 ppm | 0.0165 ppm | 0.0093 ppm | 0.1095 ppm | 5.4126 ppm | 0.1118 ppm |
| Concentration per Run 2 | -0.0001 ppm | 0.0016 ppm | 0.0170 ppm | 0.0096 ppm | 0.1089 ppm | 5.5910 ppm | 0.1122 ppm |
| Concentration per Run 3 | -0.0001 ppm | 0.0019 ppm | 0.0169 ppm | 0.0092 ppm | 0.1072 ppm | 5.5184 ppm | 0.1116 ppm |
| Concentration RSD | 28.3 % | 7.4 % | 1.5 % | 2.4 % | 1.1 % | 1.6 % | 0.3 % |

| | Mg 279.079 {121} (Axial) | Mn 257.610 {131} (Radial) | Mo 202.030 {467} (Axial) | Na 589.592 {57} (Radial) | Ni 231.604 {445} (Axial) | Pb 220.353 {453} (Axial) | Sb 206.833 {463} (Axial) |
|---|---|---|---|---|---|---|---|
| Concentration average | 7.8428 ppm | 0.0318 ppm | 0.7295 ppm | **972.7618 [SIC 800]** | 0.1567 ppm | 0.0021 ppm | 0.0559 ppm |
| Concentration per Run 1 | 7.8256 ppm | 0.0318 ppm | 0.7285 ppm | 978.4697 ppm | 0.1564 ppm | 0.0019 ppm | 0.0553 ppm |
| Concentration per Run 2 | 7.8420 ppm | 0.0318 ppm | 0.7281 ppm | 969.7621 ppm | 0.1567 ppm | 0.0014 ppm | 0.0562 ppm |
| Concentration per Run 3 | 7.8610 ppm | 0.0318 ppm | 0.7318 ppm | 970.0538 ppm | 0.1569 ppm | 0.0031 ppm | 0.0563 ppm |
| Concentration RSD | 0.2 % | 0.2 % | 0.3 % | 0.5 % | 0.1 % | 41.4 % | 1.1 % |

| | Se 196.090 {472} (Axial) | Si 212.412 {459} (Axial) | Sn 189.989 {477} (Axial) | Sr 421.552 {80} (Radial) | Ti 334.904 {101} (Axial) | Tl 190.856 {477} (Axial) | V 292.402 {115} (Axial) |
|---|---|---|---|---|---|---|---|
| Concentration average | 0.0015 ppm | 3.7274 ppm | 0.0002 ppm | 0.3477 ppm | 0.0007 ppm | -0.0005 ppm | 0.0089 ppm |
| Concentration per Run 1 | 0.0023 ppm | 3.7153 ppm | 0.0007 ppm | 0.3469 ppm | 0.0008 ppm | -0.0003 ppm | 0.0089 ppm |
| Concentration per Run 2 | 0.0036 ppm | 3.7228 ppm | -0.0003 ppm | 0.3490 ppm | 0.0005 ppm | -0.0010 ppm | 0.0089 ppm |
| Concentration per Run 3 | -0.0013 ppm | 3.7441 ppm | 0.0001 ppm | 0.3473 ppm | 0.0008 ppm | -0.0001 ppm | 0.0087 ppm |
| Concentration RSD | 167.3 % | 0.4 % | 306.4 % | 0.3 % | 21.0 % | 92.8 % | 1.1 % |

| | Zn 206.200 {463} (Axial) | Y 371.030 {91} (Radial) | Y 360.073 {94} (Axial) | Y 224.306 {450} (Axial) | Sc 361.384 {93} (Radial) | Sc 227.318 {448} (Axial) | Sc 361.384 {93} (Axial) |
|---|---|---|---|---|---|---|---|
| Concentration average | 0.0263 ppm | 101.1474 % | 87.1058 % | 88.7188 % | 101.6220 % | 76.2337 % | 87.9806 % |
| Concentration per Run 1 | 0.0264 ppm | 100.1532 % | 87.2866 % | 88.9945 % | 100.8959 % | 76.3879 % | 87.9773 % |
| Concentration per Run 2 | 0.0263 ppm | 101.2592 % | 87.0467 % | 88.8030 % | 101.6347 % | 76.3161 % | 88.0016 % |
| Concentration per Run 3 | 0.0262 ppm | 102.0299 % | 86.9840 % | 88.3588 % | 102.3354 % | 75.9970 % | 87.9628 % |
| Concentration RSD | 0.3 % | 0.9 % | 0.2 % | 0.4 % | 0.7 % | 0.3 % | 0.0 % |

# ICP DataTrace 4

9/10/2025 8:33:56 AM

LabBook: WG2112264_09092025T4.imexp

Sample: I2554324-01 WG2108610
Analysis started at: 9/9/2025 1:13:20 PM
Comments <Comment>
Rack: 1
Vial: 18

| | Ag 328.068 {103} (Axial) | Al 396.152 {85} (Radial) | As 189.042 {478} (Axial) | B 208.959 {461} (Axial) | Ba 455.403 {74} (Radial) | Be 313.042 {108} (Radial) | Ca 315.887 {107} (Radial) |
|---|---|---|---|---|---|---|---|
| Concentration average | 0.0001 ppm | 0.0230 ppm | 0.0003 ppm | 0.0097 ppm | 0.0027 ppm | 0.0000 ppm | 2.1090 ppm |
| Concentration per Run 1 | 0.0001 ppm | 0.0241 ppm | 0.0001 ppm | 0.0097 ppm | 0.0028 ppm | 0.0000 ppm | 2.1269 ppm |
| Concentration per Run 2 | 0.0000 ppm | 0.0181 ppm | 0.0010 ppm | 0.0100 ppm | 0.0027 ppm | 0.0000 ppm | 2.0998 ppm |
| Concentration per Run 3 | 0.0002 ppm | 0.0267 ppm | -0.0002 ppm | 0.0096 ppm | 0.0027 ppm | 0.0000 ppm | 2.1002 ppm |
| Concentration RSD | 94.8 % | 19.4 % | 193.6 % | 1.9 % | 2.9 % | 2,757.5 % | 0.7 % |

| | Cd 214.438 {457} (Axial) | Co 228.616 {447} (Axial) | Cr 267.716 {126} (Axial) | Cu 324.754 {104} (Axial) | Fe 259.940 {130} (Radial) | K 766.490 {44} (Radial) | Li 670.784 {50} (Radial) |
|---|---|---|---|---|---|---|---|
| Concentration average | 0.0000 ppm | -0.0001 ppm | 0.0004 ppm | 0.0139 ppm | 0.0115 ppm | 0.8894 ppm | 0.0000 ppm |
| Concentration per Run 1 | 0.0001 ppm | -0.0001 ppm | 0.0002 ppm | 0.0142 ppm | 0.0103 ppm | 0.8820 ppm | 0.0000 ppm |
| Concentration per Run 2 | 0.0000 ppm | -0.0001 ppm | 0.0004 ppm | 0.0140 ppm | 0.0129 ppm | 0.9304 ppm | 0.0006 ppm |
| Concentration per Run 3 | 0.0001 ppm | 0.0000 ppm | 0.0006 ppm | 0.0134 ppm | 0.0112 ppm | 0.8559 ppm | -0.0006 ppm |
| Concentration RSD | 94.6 % | 167.2 % | 50.8 % | 2.9 % | 11.6 % | 4.3 % | 4,499.8 % |

| | Mg 279.079 {121} (Axial) | Mn 257.610 {131} (Radial) | Mo 202.030 {467} (Axial) | Na 589.592 {57} (Radial) | Ni 231.604 {445} (Axial) | Pb 220.353 {453} (Axial) | Sb 206.833 {463} (Axial) |
|---|---|---|---|---|---|---|---|
| Concentration average | 0.4548 ppm | 0.0005 ppm | 0.0006 ppm | 127.1314 ppm | -0.0002 ppm | 0.0031 ppm | 0.0002 ppm |
| Concentration per Run 1 | 0.4547 ppm | 0.0006 ppm | 0.0006 ppm | 127.9526 ppm | -0.0004 ppm | 0.0030 ppm | 0.0013 ppm |
| Concentration per Run 2 | 0.4587 ppm | 0.0005 ppm | 0.0007 ppm | 126.8807 ppm | 0.0000 ppm | 0.0024 ppm | 0.0002 ppm |
| Concentration per Run 3 | 0.4509 ppm | 0.0005 ppm | 0.0005 ppm | 126.5609 ppm | -0.0001 ppm | 0.0040 ppm | -0.0008 ppm |
| Concentration RSD | 0.9 % | 7.8 % | 9.0 % | 0.6 % | 133.8 % | 26.6 % | 491.9 % |

| | Se 196.090 {472} (Axial) | Si 212.412 {459} (Axial) | Sn 189.989 {477} (Axial) | Sr 421.552 {80} (Radial) | Ti 334.904 {101} (Axial) | Tl 190.856 {477} (Axial) | V 292.402 {115} (Axial) |
|---|---|---|---|---|---|---|---|
| Concentration average | 0.0008 ppm | 5.6892 ppm | -0.0004 ppm | 0.0162 ppm | 0.0012 ppm | 0.0005 ppm | 0.0002 ppm |
| Concentration per Run 1 | 0.0009 ppm | 5.6992 ppm | 0.0000 ppm | 0.0163 ppm | 0.0011 ppm | 0.0015 ppm | 0.0000 ppm |
| Concentration per Run 2 | 0.0007 ppm | 5.7063 ppm | -0.0006 ppm | 0.0163 ppm | 0.0013 ppm | 0.0000 ppm | 0.0003 ppm |
| Concentration per Run 3 | 0.0009 ppm | 5.6622 ppm | -0.0005 ppm | 0.0161 ppm | 0.0011 ppm | 0.0000 ppm | 0.0003 ppm |
| Concentration RSD | 13.9 % | 0.4 % | 90.8 % | 0.8 % | 9.6 % | 174.8 % | 69.4 % |

| | Zn 206.200 {463} (Axial) | Y 371.030 {91} (Radial) | Y 360.073 {94} (Axial) | Y 224.306 {450} (Axial) | Sc 361.384 {93} (Radial) | Sc 227.318 {448} (Axial) | Sc 361.384 {93} (Axial) |
|---|---|---|---|---|---|---|---|
| Concentration average | 0.0592 ppm | 101.9426 % | 96.3442 % | 96.7046 % | 103.0540 % | 91.6735 % | 97.7921 % |
| Concentration per Run 1 | 0.0595 ppm | 102.3530 % | 96.8317 % | 96.5209 % | 102.7727 % | 91.5115 % | 98.2740 % |
| Concentration per Run 2 | 0.0593 ppm | 102.2227 % | 95.8642 % | 96.8573 % | 103.7026 % | 91.5804 % | 97.2607 % |
| Concentration per Run 3 | 0.0589 ppm | 101.2522 % | 96.3366 % | 96.7356 % | 102.6868 % | 91.9286 % | 97.8416 % |
| Concentration RSD | 0.5 % | 0.6 % | 0.5 % | 0.2 % | 0.5 % | 0.2 % | 0.5 % |

# ICP DataTrace 4

9/10/2025 8:33:56 AM

LabBook: WG2112264_09092025T4.imexp

Sample: WG2108610-7 WG2108610
Analysis started at: 9/9/2025 1:19:35 PM
Comments <Comment>
Rack: 1
Vial: 19

| | Ag 328.068 {103} (Axial) | Al 396.152 {85} (Radial) | As 189.042 {478} (Axial) | B 208.959 {461} (Axial) | Ba 455.403 {74} (Radial) | Be 313.042 {108} (Radial) | Ca 315.887 {107} (Radial) |
|---|---|---|---|---|---|---|---|
| Concentration average | 0.0524 ppm | 2.1467 ppm | 0.1321 ppm | 1.0495 ppm | 2.0558 ppm | 0.0520 ppm | 12.7359 ppm |
| Concentration per Run 1 | 0.0525 ppm | 2.1433 ppm | 0.1332 ppm | 1.0481 ppm | 2.0596 ppm | 0.0521 ppm | 12.7482 ppm |
| Concentration per Run 2 | 0.0525 ppm | 2.1380 ppm | 0.1314 ppm | 1.0507 ppm | 2.0525 ppm | 0.0519 ppm | 12.7174 ppm |
| Concentration per Run 3 | 0.0521 ppm | 2.1587 ppm | 0.1319 ppm | 1.0498 ppm | 2.0553 ppm | 0.0520 ppm | 12.7421 ppm |
| Concentration RSD | 0.4 % | 0.5 % | 0.7 % | 0.1 % | 0.2 % | 0.2 % | 0.1 % |

| | Cd 214.438 {457} (Axial) | Co 228.616 {447} (Axial) | Cr 267.716 {126} (Axial) | Cu 324.754 {104} (Axial) | Fe 259.940 {130} (Radial) | K 766.490 {44} (Radial) | Li 670.784 {50} (Radial) |
|---|---|---|---|---|---|---|---|
| Concentration average | 0.0552 ppm | 0.5115 ppm | 0.2053 ppm | 0.2763 ppm | 1.0459 ppm | 11.7874 ppm | 0.0014 ppm |
| Concentration per Run 1 | 0.0550 ppm | 0.5109 ppm | 0.2047 ppm | 0.2755 ppm | 1.0478 ppm | 11.8388 ppm | 0.0008 ppm |
| Concentration per Run 2 | 0.0553 ppm | 0.5118 ppm | 0.2053 ppm | 0.2777 ppm | 1.0448 ppm | 11.7950 ppm | 0.0013 ppm |
| Concentration per Run 3 | 0.0553 ppm | 0.5119 ppm | 0.2060 ppm | 0.2756 ppm | 1.0450 ppm | 11.7283 ppm | 0.0020 ppm |
| Concentration RSD | 0.3 % | 0.1 % | 0.3 % | 0.4 % | 0.2 % | 0.5 % | 41.3 % |

| | Mg 279.079 {121} (Axial) | Mn 257.610 {131} (Radial) | Mo 202.030 {467} (Axial) | Na 589.592 {57} (Radial) | Ni 231.604 {445} (Axial) | Pb 220.353 {453} (Axial) | Sb 206.833 {463} (Axial) |
|---|---|---|---|---|---|---|---|
| Concentration average | 10.6010 ppm | 0.5108 ppm | 1.0318 ppm | 140.4929 ppm | 0.5164 ppm | 0.5452 ppm | 0.5389 ppm |
| Concentration per Run 1 | 10.5915 ppm | 0.5115 ppm | 1.0281 ppm | 140.2055 ppm | 0.5154 ppm | 0.5446 ppm | 0.5387 ppm |
| Concentration per Run 2 | 10.6274 ppm | 0.5092 ppm | 1.0348 ppm | 140.2633 ppm | 0.5158 ppm | 0.5454 ppm | 0.5396 ppm |
| Concentration per Run 3 | 10.5841 ppm | 0.5118 ppm | 1.0324 ppm | 141.0100 ppm | 0.5180 ppm | 0.5455 ppm | 0.5385 ppm |
| Concentration RSD | 0.2 % | 0.3 % | 0.3 % | 0.3 % | 0.3 % | 0.1 % | 0.1 % |

| | Se 196.090 {472} (Axial) | Si 212.412 {459} (Axial) | Sn 189.989 {477} (Axial) | Sr 421.552 {80} (Radial) | Ti 334.904 {101} (Axial) | Tl 190.856 {477} (Axial) | V 292.402 {115} (Axial) |
|---|---|---|---|---|---|---|---|
| Concentration average | 0.1324 ppm | 7.1935 ppm | **1.0124 [SIC 20]** | **1.0528 ppm** | 1.0404 ppm | **0.1203 ppm** | 0.5275 ppm |
| Concentration per Run 1 | 0.1336 ppm | 7.1947 ppm | 1.0092 ppm | 1.0562 ppm | 1.0401 ppm | 0.1212 ppm | 0.5269 ppm |
| Concentration per Run 2 | 0.1319 ppm | 7.2111 ppm | 1.0143 ppm | 1.0504 ppm | 1.0412 ppm | 0.1197 ppm | 0.5285 ppm |
| Concentration per Run 3 | 0.1316 ppm | 7.1746 ppm | 1.0136 ppm | 1.0517 ppm | 1.0399 ppm | 0.1200 ppm | 0.5272 ppm |
| Concentration RSD | 0.8 % | 0.3 % | 0.3 % | 0.3 % | 0.1 % | 0.7 % | 0.2 % |

| | Zn 206.200 {463} (Axial) | Y 371.030 {91} (Radial) | Y 360.073 {94} (Axial) | Y 224.306 {450} (Axial) | Sc 361.384 {93} (Radial) | Sc 227.318 {448} (Axial) | Sc 361.384 {93} (Axial) |
|---|---|---|---|---|---|---|---|
| Concentration average | 0.5857 ppm | 99.9324 % | 95.6204 % | 95.4853 % | 100.6786 % | 90.5296 % | 96.6738 % |
| Concentration per Run 1 | 0.5852 ppm | 99.9812 % | 95.4766 % | 95.6267 % | 100.6125 % | 90.8226 % | 96.5922 % |
| Concentration per Run 2 | 0.5864 ppm | 99.9723 % | 95.9289 % | 95.5066 % | 101.1664 % | 90.3391 % | 96.8196 % |
| Concentration per Run 3 | 0.5856 ppm | 99.8435 % | 95.4557 % | 95.3227 % | 100.2570 % | 90.4271 % | 96.6097 % |
| Concentration RSD | 0.1 % | 0.1 % | 0.3 % | 0.2 % | 0.5 % | 0.3 % | 0.1 % |

# ICP DataTrace 4

9/10/2025 8:33:56 AM

LabBook: WG2112264_09092025T4.imexp

Sample: WG2108610-8 WG2108610
Analysis started at: 9/9/2025 1:25:45 PM
Comments <Comment>
Rack: 1
Vial: 20

| | Ag 328.068 {103} (Axial) | Al 396.152 {85} (Radial) | As 189.042 {478} (Axial) | B 208.959 {461} (Axial) | Ba 455.403 {74} (Radial) | Be 313.042 {108} (Radial) | Ca 315.887 {107} (Radial) |
|---|---|---|---|---|---|---|---|
| Concentration average | 0.0000 ppm | 0.0180 ppm | 0.0008 ppm | 0.0090 ppm | 0.0029 ppm | 0.0000 ppm | 2.1597 ppm |
| Concentration per Run 1 | -0.0001 ppm | 0.0152 ppm | 0.0002 ppm | 0.0091 ppm | 0.0029 ppm | 0.0000 ppm | 2.1646 ppm |
| Concentration per Run 2 | 0.0000 ppm | 0.0206 ppm | 0.0000 ppm | 0.0091 ppm | 0.0029 ppm | 0.0000 ppm | 2.1667 ppm |
| Concentration per Run 3 | 0.0001 ppm | 0.0181 ppm | 0.0022 ppm | 0.0087 ppm | 0.0029 ppm | 0.0000 ppm | 2.1478 ppm |
| Concentration RSD | 3,984.7 % | 15.2 % | 150.8 % | 2.8 % | 0.4 % | 36.0 % | 0.5 % |

| | Cd 214.438 {457} (Axial) | Co 228.616 {447} (Axial) | Cr 267.716 {126} (Axial) | Cu 324.754 {104} (Axial) | Fe 259.940 {130} (Radial) | K 766.490 {44} (Radial) | Li 670.784 {50} (Radial) |
|---|---|---|---|---|---|---|---|
| Concentration average | 0.0000 ppm | 0.0002 ppm | 0.0002 ppm | 0.0136 ppm | 0.0096 ppm | 0.8315 ppm | 0.0014 ppm |
| Concentration per Run 1 | 0.0000 ppm | 0.0003 ppm | 0.0000 ppm | 0.0134 ppm | 0.0099 ppm | 0.8644 ppm | 0.0014 ppm |
| Concentration per Run 2 | 0.0000 ppm | 0.0003 ppm | 0.0004 ppm | 0.0138 ppm | 0.0086 ppm | 0.8104 ppm | 0.0013 ppm |
| Concentration per Run 3 | 0.0001 ppm | 0.0000 ppm | 0.0002 ppm | 0.0136 ppm | 0.0103 ppm | 0.8197 ppm | 0.0015 ppm |
| Concentration RSD | 35.4 % | 97.4 % | 81.1 % | 1.5 % | 9.3 % | 3.5 % | 4.2 % |

| | Mg 279.079 {121} (Axial) | Mn 257.610 {131} (Radial) | Mo 202.030 {467} (Axial) | Na 589.592 {57} (Radial) | Ni 231.604 {445} (Axial) | Pb 220.353 {453} (Axial) | Sb 206.833 {463} (Axial) |
|---|---|---|---|---|---|---|---|
| Concentration average | 0.4612 ppm | 0.0005 ppm | 0.0008 ppm | 128.8969 ppm | -0.0005 ppm | 0.0034 ppm | 0.0005 ppm |
| Concentration per Run 1 | 0.4576 ppm | 0.0004 ppm | 0.0008 ppm | 128.4107 ppm | -0.0003 ppm | 0.0032 ppm | 0.0010 ppm |
| Concentration per Run 2 | 0.4660 ppm | 0.0007 ppm | 0.0009 ppm | 129.1646 ppm | -0.0006 ppm | 0.0031 ppm | 0.0002 ppm |
| Concentration per Run 3 | 0.4600 ppm | 0.0005 ppm | 0.0008 ppm | 129.1154 ppm | -0.0004 ppm | 0.0038 ppm | 0.0002 ppm |
| Concentration RSD | 0.9 % | 28.6 % | 9.8 % | 0.3 % | 31.9 % | 10.6 % | 105.3 % |

| | Se 196.090 {472} (Axial) | Si 212.412 {459} (Axial) | Sn 189.989 {477} (Axial) | Sr 421.552 {80} (Radial) | Ti 334.904 {101} (Axial) | Tl 190.856 {477} (Axial) | V 292.402 {115} (Axial) |
|---|---|---|---|---|---|---|---|
| Concentration average | 0.0005 ppm | 5.7873 ppm | 0.0009 ppm | 0.0163 ppm | 0.0011 ppm | -0.0005 ppm | 0.0001 ppm |
| Concentration per Run 1 | 0.0018 ppm | 5.8176 ppm | 0.0004 ppm | 0.0163 ppm | 0.0011 ppm | 0.0000 ppm | 0.0000 ppm |
| Concentration per Run 2 | 0.0000 ppm | 5.7688 ppm | 0.0004 ppm | 0.0164 ppm | 0.0009 ppm | -0.0001 ppm | 0.0002 ppm |
| Concentration per Run 3 | -0.0003 ppm | 5.7755 ppm | 0.0017 ppm | 0.0163 ppm | 0.0013 ppm | -0.0014 ppm | 0.0000 ppm |
| Concentration RSD | 217.4 % | 0.5 % | 91.0 % | 0.4 % | 17.1 % | 151.8 % | 292.9 % |

| | Zn 206.200 {463} (Axial) | Y 371.030 {91} (Radial) | Y 360.073 {94} (Axial) | Y 224.306 {450} (Axial) | Sc 361.384 {93} (Radial) | Sc 227.318 {448} (Axial) | Sc 361.384 {93} (Axial) |
|---|---|---|---|---|---|---|---|
| Concentration average | 0.0597 ppm | 100.6530 % | 95.6916 % | 96.0134 % | 100.8088 % | 91.3977 % | 96.6409 % |
| Concentration per Run 1 | 0.0599 ppm | 100.5901 % | 95.4944 % | 96.1059 % | 100.7577 % | 91.3445 % | 96.5086 % |
| Concentration per Run 2 | 0.0596 ppm | 100.6131 % | 95.4822 % | 95.9706 % | 100.5637 % | 91.6326 % | 96.6321 % |
| Concentration per Run 3 | 0.0596 ppm | 100.7558 % | 96.0981 % | 95.9637 % | 101.1050 % | 91.2160 % | 96.7820 % |
| Concentration RSD | 0.3 % | 0.1 % | 0.4 % | 0.1 % | 0.3 % | 0.2 % | 0.1 % |

# ICP DataTrace 4

9/10/2025 8:33:56 AM

LabBook: WG2112264_09092025T4.imexp

Sample: WG2108610-9 WG2108610
Analysis started at: 9/9/2025 1:32:10 PM
Comments <Comment>
Rack: 1
Vial: 21

| | Ag 328.068 {103} (Axial) | Al 396.152 {85} (Radial) | As 189.042 {478} (Axial) | B 208.959 {461} (Axial) | Ba 455.403 {74} (Radial) | Be 313.042 {108} (Radial) | Ca 315.887 {107} (Radial) |
|---|---|---|---|---|---|---|---|
| Concentration average | 0.0501 ppm | 2.0884 ppm | 0.1282 ppm | 1.0211 ppm | 1.9972 ppm | 0.0508 ppm | 12.4962 ppm |
| Concentration per Run 1 | 0.0505 ppm | 2.0896 ppm | 0.1278 ppm | 1.0211 ppm | 1.9962 ppm | 0.0508 ppm | 12.4893 ppm |
| Concentration per Run 2 | 0.0498 ppm | 2.0875 ppm | 0.1301 ppm | 1.0225 ppm | 2.0003 ppm | 0.0508 ppm | 12.5509 ppm |
| Concentration per Run 3 | 0.0500 ppm | 2.0881 ppm | 0.1268 ppm | 1.0195 ppm | 1.9951 ppm | 0.0507 ppm | 12.4485 ppm |
| Concentration RSD | 0.8 % | 0.1 % | 1.3 % | 0.1 % | 0.1 % | 0.1 % | 0.4 % |

| | Cd 214.438 {457} (Axial) | Co 228.616 {447} (Axial) | Cr 267.716 {126} (Axial) | Cu 324.754 {104} (Axial) | Fe 259.940 {130} (Radial) | K 766.490 {44} (Radial) | Li 670.784 {50} (Radial) |
|---|---|---|---|---|---|---|---|
| Concentration average | 0.0539 ppm | 0.4982 ppm | 0.2003 ppm | 0.2713 ppm | 1.0294 ppm | 11.5846 ppm | 0.0007 ppm |
| Concentration per Run 1 | 0.0538 ppm | 0.4995 ppm | 0.2002 ppm | 0.2730 ppm | 1.0296 ppm | 11.6090 ppm | -0.0002 ppm |
| Concentration per Run 2 | 0.0540 ppm | 0.4981 ppm | 0.2002 ppm | 0.2706 ppm | 1.0324 ppm | 11.6267 ppm | 0.0012 ppm |
| Concentration per Run 3 | 0.0538 ppm | 0.4969 ppm | 0.2005 ppm | 0.2704 ppm | 1.0262 ppm | 11.5180 ppm | 0.0010 ppm |
| Concentration RSD | 0.2 % | 0.3 % | 0.1 % | 0.5 % | 0.3 % | 0.5 % | 107.5 % |

| | Mg 279.079 {121} (Axial) | Mn 257.610 {131} (Radial) | Mo 202.030 {467} (Axial) | Na 589.592 {57} (Radial) | Ni 231.604 {445} (Axial) | Pb 220.353 {453} (Axial) | Sb 206.833 {463} (Axial) |
|---|---|---|---|---|---|---|---|
| Concentration average | 10.3985 ppm | 0.5009 ppm | 0.9999 ppm | 136.3914 ppm | 0.5021 ppm | 0.5360 ppm | 0.5055 ppm |
| Concentration per Run 1 | 10.4012 ppm | 0.5010 ppm | 1.0006 ppm | 135.8950 ppm | 0.5028 ppm | 0.5378 ppm | 0.5039 ppm |
| Concentration per Run 2 | 10.3968 ppm | 0.5029 ppm | 0.9988 ppm | 137.1285 ppm | 0.5033 ppm | 0.5364 ppm | 0.5061 ppm |
| Concentration per Run 3 | 10.3975 ppm | 0.4988 ppm | 1.0003 ppm | 136.1507 ppm | 0.5003 ppm | 0.5339 ppm | 0.5064 ppm |
| Concentration RSD | 0.0 % | 0.4 % | 0.1 % | 0.5 % | 0.3 % | 0.4 % | 0.3 % |

| | Se 196.090 {472} (Axial) | Si 212.412 {459} (Axial) | Sn 189.989 {477} (Axial) | Sr 421.552 {80} (Radial) | Ti 334.904 {101} (Axial) | Tl 190.856 {477} (Axial) | V 292.402 {115} (Axial) |
|---|---|---|---|---|---|---|---|
| Concentration average | 0.1278 ppm | 6.8919 ppm | 0.9976 ppm | **1.0244 ppm** | 1.0163 ppm | **0.1188 ppm** | 0.5183 ppm |
| Concentration per Run 1 | 0.1258 ppm | 6.8983 ppm | 0.9970 ppm | 1.0237 ppm | 1.0185 ppm | 0.1187 ppm | 0.5195 ppm |
| Concentration per Run 2 | 0.1281 ppm | 6.8939 ppm | 0.9985 ppm | 1.0268 ppm | 1.0146 ppm | 0.1190 ppm | 0.5179 ppm |
| Concentration per Run 3 | 0.1294 ppm | 6.8835 ppm | 0.9974 ppm | 1.0226 ppm | 1.0158 ppm | 0.1188 ppm | 0.5175 ppm |
| Concentration RSD | 1.4 % | 0.1 % | 0.1 % | 0.2 % | 0.2 % | 0.1 % | 0.2 % |

| | Zn 206.200 {463} (Axial) | Y 371.030 {91} (Radial) | Y 360.073 {94} (Axial) | Y 224.306 {450} (Axial) | Sc 361.384 {93} (Radial) | Sc 227.318 {448} (Axial) | Sc 361.384 {93} (Axial) |
|---|---|---|---|---|---|---|---|
| Concentration average | 0.5701 ppm | 100.8196 % | 95.6740 % | 95.9604 % | 100.5664 % | 90.6690 % | 96.4418 % |
| Concentration per Run 1 | 0.5702 ppm | 101.0696 % | 95.7411 % | 95.7953 % | 100.7443 % | 90.6536 % | 96.4584 % |
| Concentration per Run 2 | 0.5701 ppm | 100.4816 % | 95.6668 % | 95.9376 % | 99.9269 % | 90.6264 % | 96.3910 % |
| Concentration per Run 3 | 0.5700 ppm | 100.9074 % | 95.6141 % | 96.1484 % | 101.0279 % | 90.7271 % | 96.4759 % |
| Concentration RSD | 0.0 % | 0.3 % | 0.1 % | 0.2 % | 0.6 % | 0.1 % | 0.0 % |

# ICP DataTrace 4

9/10/2025 8:33:56 AM

LabBook: WG2112264_09092025T4.imexp

Sample: WG2108610-10d5 WG2108610
Analysis started at: 9/9/2025 1:38:20 PM
Comments <Comment>
Rack: 1
Vial: 22

| | Ag 328.068 {103} (Axial) | Al 396.152 {85} (Radial) | As 189.042 {478} (Axial) | B 208.959 {461} (Axial) | Ba 455.403 {74} (Radial) | Be 313.042 {108} (Radial) | Ca 315.887 {107} (Radial) |
|---|---|---|---|---|---|---|---|
| Concentration average | 0.0001 ppm | 0.0033 ppm | -0.0004 ppm | 0.0033 ppm | 0.0005 ppm | 0.0000 ppm | 0.4285 ppm |
| Concentration per Run 1 | -0.0001 ppm | 0.0073 ppm | -0.0008 ppm | 0.0035 ppm | 0.0006 ppm | 0.0000 ppm | 0.4368 ppm |
| Concentration per Run 2 | 0.0004 ppm | 0.0048 ppm | -0.0005 ppm | 0.0033 ppm | 0.0006 ppm | 0.0000 ppm | 0.4264 ppm |
| Concentration per Run 3 | -0.0001 ppm | -0.0020 ppm | 0.0001 ppm | 0.0032 ppm | 0.0004 ppm | 0.0000 ppm | 0.4223 ppm |
| Concentration RSD | 504.2 % | 144.1 % | 110.2 % | 3.5 % | 19.1 % | 214.6 % | 1.7 % |

| | Cd 214.438 {457} (Axial) | Co 228.616 {447} (Axial) | Cr 267.716 {126} (Axial) | Cu 324.754 {104} (Axial) | Fe 259.940 {130} (Radial) | K 766.490 {44} (Radial) | Li 670.784 {50} (Radial) |
|---|---|---|---|---|---|---|---|
| Concentration average | 0.0000 ppm | 0.0000 ppm | 0.0002 ppm | 0.0028 ppm | 0.0028 ppm | 0.2755 ppm | 0.0008 ppm |
| Concentration per Run 1 | 0.0000 ppm | 0.0000 ppm | 0.0004 ppm | 0.0026 ppm | 0.0035 ppm | 0.2719 ppm | 0.0004 ppm |
| Concentration per Run 2 | 0.0000 ppm | 0.0001 ppm | 0.0003 ppm | 0.0028 ppm | 0.0018 ppm | 0.3090 ppm | 0.0003 ppm |
| Concentration per Run 3 | 0.0000 ppm | -0.0001 ppm | -0.0001 ppm | 0.0029 ppm | 0.0031 ppm | 0.2455 ppm | 0.0017 ppm |
| Concentration RSD | 371.3 % | 11,740.2 % | 157.9 % | 5.4 % | 32.6 % | 11.6 % | 100.3 % |

| | Mg 279.079 {121} (Axial) | Mn 257.610 {131} (Radial) | Mo 202.030 {467} (Axial) | Na 589.592 {57} (Radial) | Ni 231.604 {445} (Axial) | Pb 220.353 {453} (Axial) | Sb 206.833 {463} (Axial) |
|---|---|---|---|---|---|---|---|
| Concentration average | 0.0956 ppm | 0.0000 ppm | 0.0006 ppm | 26.0202 ppm | -0.0001 ppm | 0.0003 ppm | 0.0016 ppm |
| Concentration per Run 1 | 0.0969 ppm | 0.0001 ppm | 0.0006 ppm | 26.1292 ppm | -0.0001 ppm | 0.0009 ppm | 0.0021 ppm |
| Concentration per Run 2 | 0.0950 ppm | -0.0002 ppm | 0.0005 ppm | 26.0279 ppm | -0.0004 ppm | -0.0001 ppm | 0.0021 ppm |
| Concentration per Run 3 | 0.0948 ppm | 0.0001 ppm | 0.0006 ppm | 25.9037 ppm | 0.0000 ppm | 0.0002 ppm | 0.0007 ppm |
| Concentration RSD | 1.2 % | 7,831.9 % | 10.4 % | 0.4 % | 132.9 % | 162.3 % | 49.6 % |

| | Se 196.090 {472} (Axial) | Si 212.412 {459} (Axial) | Sn 189.989 {477} (Axial) | Sr 421.552 {80} (Radial) | Ti 334.904 {101} (Axial) | Tl 190.856 {477} (Axial) | V 292.402 {115} (Axial) |
|---|---|---|---|---|---|---|---|
| Concentration average | 0.0009 ppm | 1.1069 ppm | 0.0020 ppm | 0.0033 ppm | 0.0004 ppm | 0.0000 ppm | 0.0000 ppm |
| Concentration per Run 1 | 0.0008 ppm | 1.1070 ppm | 0.0024 ppm | 0.0033 ppm | 0.0004 ppm | -0.0004 ppm | 0.0000 ppm |
| Concentration per Run 2 | -0.0005 ppm | 1.1062 ppm | 0.0016 ppm | 0.0033 ppm | 0.0003 ppm | -0.0001 ppm | -0.0001 ppm |
| Concentration per Run 3 | 0.0024 ppm | 1.1074 ppm | 0.0020 ppm | 0.0033 ppm | 0.0007 ppm | 0.0007 ppm | 0.0001 ppm |
| Concentration RSD | 163.8 % | 0.1 % | 19.3 % | 0.6 % | 44.2 % | 1,265.7 % | 6,097.7 % |

| | Zn 206.200 {463} (Axial) | Y 371.030 {91} (Radial) | Y 360.073 {94} (Axial) | Y 224.306 {450} (Axial) | Sc 361.384 {93} (Radial) | Sc 227.318 {448} (Axial) | Sc 361.384 {93} (Axial) |
|---|---|---|---|---|---|---|---|
| Concentration average | 0.0114 ppm | 100.4138 % | 98.7541 % | 98.2165 % | 100.8521 % | 97.1707 % | 99.6644 % |
| Concentration per Run 1 | 0.0115 ppm | 99.5727 % | 98.4764 % | 98.1274 % | 100.0514 % | 97.2189 % | 99.3759 % |
| Concentration per Run 2 | 0.0113 ppm | 99.8556 % | 99.0139 % | 98.2673 % | 100.3867 % | 97.2729 % | 99.8684 % |
| Concentration per Run 3 | 0.0115 ppm | 101.8130 % | 98.7722 % | 98.2546 % | 102.1183 % | 97.0204 % | 99.7488 % |
| Concentration RSD | 1.1 % | 1.2 % | 0.3 % | 0.1 % | 1.1 % | 0.1 % | 0.3 % |

# ICP DataTrace 4

9/10/2025 8:33:56 AM

LabBook: WG2112264_09092025T4.imexp

Sample: CCV
Analysis started at: 9/9/2025 1:44:39 PM
Comments <Comment>
Rack: 0
Vial: 3

| | Ag 328.068 {103} (Axial) | Al 396.152 {85} (Radial) | As 189.042 {478} (Axial) | B 208.959 {461} (Axial) | Ba 455.403 {74} (Radial) | Be 313.042 {108} (Radial) | Ca 315.887 {107} (Radial) |
|---|---|---|---|---|---|---|---|
| Concentration average | **0.4909 ppm** | 0.4902 ppm | 0.4775 ppm | 0.4809 ppm | 0.4961 ppm | 0.4951 ppm | 0.4991 ppm |
| Concentration per Run 1 | 0.4905 ppm | 0.4863 ppm | 0.4778 ppm | 0.4810 ppm | 0.4967 ppm | 0.4960 ppm | 0.5046 ppm |
| Concentration per Run 2 | 0.4933 ppm | 0.4876 ppm | 0.4760 ppm | 0.4797 ppm | 0.4947 ppm | 0.4935 ppm | 0.4951 ppm |
| Concentration per Run 3 | 0.4888 ppm | 0.4968 ppm | 0.4788 ppm | 0.4819 ppm | 0.4967 ppm | 0.4957 ppm | 0.4975 ppm |
| Recovery Percentage 1 | 98.171 % | 98.045 % | 95.500 % | 96.176 % | 99.212 % | 99.016 % | 99.818 % |
| Concentration RSD | 0.5 % | 1.2 % | 0.3 % | 0.2 % | 0.2 % | 0.3 % | 1.0 % |

| | Cd 214.438 {457} (Axial) | Co 228.616 {447} (Axial) | Cr 267.716 {126} (Axial) | Cu 324.754 {104} (Axial) | Fe 259.940 {130} (Radial) | K 766.490 {44} (Radial) | Li 670.784 {50} (Radial) |
|---|---|---|---|---|---|---|---|
| Concentration average | 0.4860 ppm | 0.4977 ppm | 0.5004 ppm | 0.5027 ppm | 0.4931 ppm | 5.2383 ppm | 0.5201 ppm |
| Concentration per Run 1 | 0.4867 ppm | 0.4981 ppm | 0.5016 ppm | 0.5019 ppm | 0.4927 ppm | 5.2345 ppm | 0.5232 ppm |
| Concentration per Run 2 | 0.4852 ppm | 0.4978 ppm | 0.5016 ppm | 0.5046 ppm | 0.4906 ppm | 5.1584 ppm | 0.5167 ppm |
| Concentration per Run 3 | 0.4861 ppm | 0.4972 ppm | 0.4981 ppm | 0.5017 ppm | 0.4959 ppm | 5.3221 ppm | 0.5204 ppm |
| Recovery Percentage 1 | 97.199 % | 99.535 % | 100.080 % | 100.539 % | 98.614 % | 104.766 % | 104.015 % |
| Concentration RSD | 0.1 % | 0.1 % | 0.4 % | 0.3 % | 0.5 % | 1.6 % | 0.6 % |

| | Mg 279.079 {121} (Axial) | Mn 257.610 {131} (Radial) | Mo 202.030 {467} (Axial) | Na 589.592 {57} (Radial) | Ni 231.604 {445} (Axial) | Pb 220.353 {453} (Axial) | Sb 206.833 {463} (Axial) |
|---|---|---|---|---|---|---|---|
| Concentration average | 0.5102 ppm | 0.4950 ppm | 0.4838 ppm | 10.1373 ppm | 0.4982 ppm | 0.5014 ppm | 0.5004 ppm |
| Concentration per Run 1 | 0.5074 ppm | 0.4956 ppm | 0.4845 ppm | 10.1542 ppm | 0.4994 ppm | 0.5018 ppm | 0.5005 ppm |
| Concentration per Run 2 | 0.5147 ppm | 0.4937 ppm | 0.4815 ppm | 10.0990 ppm | 0.4977 ppm | 0.5003 ppm | 0.4991 ppm |
| Concentration per Run 3 | 0.5085 ppm | 0.4956 ppm | 0.4855 ppm | 10.1586 ppm | 0.4977 ppm | 0.5021 ppm | 0.5015 ppm |
| Recovery Percentage 1 | 102.039 % | 98.993 % | 96.762 % | 101.373 % | 99.648 % | 100.278 % | 100.075 % |
| Concentration RSD | 0.8 % | 0.2 % | 0.4 % | 0.3 % | 0.2 % | 0.2 % | 0.2 % |

| | Se 196.090 {472} (Axial) | Si 212.412 {459} (Axial) | Sn 189.989 {477} (Axial) | Sr 421.552 {80} (Radial) | Ti 334.904 {101} (Axial) | Tl 190.856 {477} (Axial) | V 292.402 {115} (Axial) |
|---|---|---|---|---|---|---|---|
| Concentration average | 0.4891 ppm | 5.4372 ppm | 0.4952 ppm | 0.5073 ppm | 0.4962 ppm | **0.5123 ppm** | 0.5002 ppm |
| Concentration per Run 1 | 0.4926 ppm | 5.4482 ppm | 0.4963 ppm | 0.5093 ppm | 0.4968 ppm | 0.5148 ppm | 0.4999 ppm |
| Concentration per Run 2 | 0.4878 ppm | 5.4244 ppm | 0.4947 ppm | 0.5045 ppm | 0.4962 ppm | 0.5113 ppm | 0.5031 ppm |
| Concentration per Run 3 | 0.4869 ppm | 5.4389 ppm | 0.4946 ppm | 0.5081 ppm | 0.4956 ppm | 0.5107 ppm | 0.4974 ppm |
| Recovery Percentage 1 | 97.813 % | 103.565 % | 99.039 % | 101.459 % | 99.235 % | 102.454 % | 100.031 % |
| Concentration RSD | 0.6 % | 0.2 % | 0.2 % | 0.5 % | 0.1 % | 0.4 % | 0.6 % |

| | Zn 206.200 {463} (Axial) | Y 371.030 {91} (Radial) | Y 360.073 {94} (Axial) | Y 224.306 {450} (Axial) | Sc 361.384 {93} (Radial) | Sc 227.318 {448} (Axial) | Sc 361.384 {93} (Axial) |
|---|---|---|---|---|---|---|---|
| Concentration average | 0.4918 ppm | 99.4679 % | 98.8925 % | 98.5637 % | 101.3105 % | 96.6602 % | 100.5353 % |
| Concentration per Run 1 | 0.4920 ppm | 99.0744 % | 98.7721 % | 98.5423 % | 100.9025 % | 96.5992 % | 100.4205 % |
| Concentration per Run 2 | 0.4913 ppm | 99.8038 % | 98.8215 % | 98.6230 % | 101.5918 % | 96.7260 % | 100.4002 % |
| Concentration per Run 3 | 0.4920 ppm | 99.5256 % | 99.0839 % | 98.5257 % | 101.4372 % | 96.6555 % | 100.7851 % |
| Recovery Percentage 1 | 98.358 % | | | | | | |
| Concentration RSD | 0.1 % | 0.4 % | 0.2 % | 0.1 % | 0.4 % | 0.1 % | 0.2 % |

# ICP DataTrace 4

9/10/2025 8:33:56 AM

LabBook: WG2112264_09092025T4.imexp

Sample: CCB
Analysis started at: 9/9/2025 1:50:40 PM
Comments <Comment>
Rack: 0
Vial: 4

| | Ag 328.068 {103} (Axial) | Al 396.152 {85} (Radial) | As 189.042 {478} (Axial) | B 208.959 {461} (Axial) | Ba 455.403 {74} (Radial) | Be 313.042 {108} (Radial) | Ca 315.887 {107} (Radial) |
|---|---|---|---|---|---|---|---|
| Concentration average | 0.0000 ppm | 0.0075 ppm | 0.0004 ppm | 0.0015 ppm | 0.0000 ppm | 0.0000 ppm | 0.0034 ppm |
| Concentration per Run 1 | 0.0000 ppm | 0.0154 ppm | 0.0007 ppm | 0.0019 ppm | 0.0000 ppm | 0.0000 ppm | 0.0022 ppm |
| Concentration per Run 2 | -0.0001 ppm | 0.0023 ppm | 0.0004 ppm | 0.0012 ppm | -0.0001 ppm | 0.0001 ppm | 0.0076 ppm |
| Concentration per Run 3 | 0.0001 ppm | 0.0047 ppm | 0.0000 ppm | 0.0015 ppm | 0.0001 ppm | 0.0000 ppm | 0.0005 ppm |
| Recovery Percentage 1 | 0.142 % | 7.495 % | 7.496 % | 5.096 % | 0.192 % | 0.718 % | 3.421 % |
| Concentration RSD | 989.0 % | 93.0 % | 102.5 % | 24.1 % | 383.4 % | 51.3 % | 108.4 % |

| | Cd 214.438 {457} (Axial) | Co 228.616 {447} (Axial) | Cr 267.716 {126} (Axial) | Cu 324.754 {104} (Axial) | Fe 259.940 {130} (Radial) | K 766.490 {44} (Radial) | Li 670.784 {50} (Radial) |
|---|---|---|---|---|---|---|---|
| Concentration average | 0.0000 ppm | 0.0000 ppm | 0.0001 ppm | 0.0000 ppm | 0.0027 ppm | 0.0411 ppm | 0.0003 ppm |
| Concentration per Run 1 | 0.0000 ppm | 0.0000 ppm | 0.0000 ppm | -0.0001 ppm | 0.0019 ppm | 0.0285 ppm | 0.0007 ppm |
| Concentration per Run 2 | 0.0000 ppm | 0.0000 ppm | 0.0001 ppm | -0.0001 ppm | 0.0023 ppm | 0.0512 ppm | -0.0015 ppm |
| Concentration per Run 3 | 0.0000 ppm | 0.0001 ppm | 0.0003 ppm | 0.0001 ppm | 0.0041 ppm | 0.0437 ppm | 0.0017 ppm |
| Recovery Percentage 1 | 0.534 % | 0.160 % | 1.132 % | -0.402 % | 5.498 % | 1.645 % | 2.791 % |
| Concentration RSD | 21.6 % | 181.3 % | 150.2 % | 345.4 % | 42.8 % | 28.0 % | 585.1 % |

| | Mg 279.079 {121} (Axial) | Mn 257.610 {131} (Radial) | Mo 202.030 {467} (Axial) | Na 589.592 {57} (Radial) | Ni 231.604 {445} (Axial) | Pb 220.353 {453} (Axial) | Sb 206.833 {463} (Axial) |
|---|---|---|---|---|---|---|---|
| Concentration average | 0.0009 ppm | 0.0000 ppm | 0.0002 ppm | 0.0723 ppm | 0.0001 ppm | -0.0005 ppm | 0.0002 ppm |
| Concentration per Run 1 | 0.0013 ppm | 0.0000 ppm | 0.0003 ppm | 0.0731 ppm | -0.0001 ppm | -0.0002 ppm | 0.0003 ppm |
| Concentration per Run 2 | 0.0001 ppm | 0.0002 ppm | 0.0003 ppm | 0.0758 ppm | 0.0001 ppm | -0.0007 ppm | -0.0002 ppm |
| Concentration per Run 3 | 0.0014 ppm | -0.0001 ppm | 0.0002 ppm | 0.0679 ppm | 0.0001 ppm | -0.0006 ppm | 0.0006 ppm |
| Recovery Percentage 1 | 0.936 % | -0.003 % | 0.483 % | 3.613 % | 0.215 % | -5.075 % | 0.445 % |
| Concentration RSD | 80.4 % | 44,979.0 % | 21.2 % | 5.5 % | 179.5 % | 56.5 % | 196.5 % |

| | Se 196.090 {472} (Axial) | Si 212.412 {459} (Axial) | Sn 189.989 {477} (Axial) | Sr 421.552 {80} (Radial) | Ti 334.904 {101} (Axial) | Tl 190.856 {477} (Axial) | V 292.402 {115} (Axial) |
|---|---|---|---|---|---|---|---|
| Concentration average | 0.0013 ppm | -0.0030 ppm | 0.0007 ppm | 0.0001 ppm | 0.0003 ppm | 0.0000 ppm | 0.0001 ppm |
| Concentration per Run 1 | 0.0038 ppm | -0.0028 ppm | 0.0007 ppm | 0.0001 ppm | 0.0004 ppm | -0.0011 ppm | 0.0001 ppm |
| Concentration per Run 2 | -0.0005 ppm | -0.0033 ppm | 0.0007 ppm | 0.0001 ppm | 0.0002 ppm | 0.0003 ppm | 0.0003 ppm |
| Concentration per Run 3 | 0.0006 ppm | -0.0029 ppm | 0.0007 ppm | 0.0001 ppm | 0.0002 ppm | 0.0007 ppm | 0.0000 ppm |
| Recovery Percentage 1 | 13.322 % | -0.604 % | 1.420 % | 1.080 % | 2.913 % | -0.171 % | 1.024 % |
| Concentration RSD | 168.0 % | 9.1 % | 5.8 % | 42.9 % | 33.5 % | 2,795.4 % | 142.4 % |

| | Zn 206.200 {463} (Axial) | Y 371.030 {91} (Radial) | Y 360.073 {94} (Axial) | Y 224.306 {450} (Axial) | Sc 361.384 {93} (Radial) | Sc 227.318 {448} (Axial) | Sc 361.384 {93} (Axial) |
|---|---|---|---|---|---|---|---|
| Concentration average | -0.0004 ppm | 99.5284 % | 99.8056 % | 98.9367 % | 99.6736 % | 97.9701 % | 99.6911 % |
| Concentration per Run 1 | -0.0004 ppm | 99.9691 % | 99.7354 % | 99.2228 % | 99.8961 % | 97.9697 % | 99.4264 % |
| Concentration per Run 2 | -0.0004 ppm | 99.1881 % | 99.7062 % | 98.6656 % | 99.5745 % | 97.8167 % | 99.9545 % |
| Concentration per Run 3 | -0.0003 ppm | 99.4281 % | 99.9753 % | 98.9217 % | 99.5501 % | 98.1238 % | 99.6924 % |
| Recovery Percentage 1 | -7.393 % | | | | | | |
| Concentration RSD | 9.5 % | 0.4 % | 0.1 % | 0.3 % | 0.2 % | 0.2 % | 0.3 % |

# ICP DataTrace 4

9/10/2025 8:33:56 AM

LabBook: WG2112264_09092025T4.imexp

Sample: I2553927-01 WG2108610
Analysis started at: 9/9/2025 2:01:35 PM
Comments <Comment>
Rack: 1
Vial: 27

| | Ag 328.068 {103} (Axial) | Al 396.152 {85} (Radial) | As 189.042 {478} (Axial) | B 208.959 {461} (Axial) | Ba 455.403 {74} (Radial) | Be 313.042 {108} (Radial) | Ca 315.887 {107} (Radial) |
|---|---|---|---|---|---|---|---|
| Concentration average | -0.0004 ppm | 0.4468 ppm | 0.0220 ppm | **10.5810 [SIC 20]** | 0.0247 ppm | 0.0000 ppm | 47.4397 ppm |
| Concentration per Run 1 | -0.0003 ppm | 0.4505 ppm | 0.0198 ppm | 10.6144 ppm | 0.0247 ppm | 0.0000 ppm | 47.4637 ppm |
| Concentration per Run 2 | -0.0004 ppm | 0.4439 ppm | 0.0250 ppm | 10.5847 ppm | 0.0247 ppm | 0.0000 ppm | 47.5061 ppm |
| Concentration per Run 3 | -0.0005 ppm | 0.4461 ppm | 0.0213 ppm | 10.5437 ppm | 0.0248 ppm | -0.0001 ppm | 47.3494 ppm |
| Concentration RSD | 25.8 % | 0.7 % | 12.1 % | 0.3 % | 0.2 % | 108.1 % | 0.2 % |

| | Cd 214.438 {457} (Axial) | Co 228.616 {447} (Axial) | Cr 267.716 {126} (Axial) | Cu 324.754 {104} (Axial) | Fe 259.940 {130} (Radial) | K 766.490 {44} (Radial) | Li 670.784 {50} (Radial) |
|---|---|---|---|---|---|---|---|
| Concentration average | -0.0002 ppm | 0.0206 ppm | 0.0308 ppm | 0.0098 ppm | 1.8777 ppm | **325.8116 ppm** | 0.1418 ppm |
| Concentration per Run 1 | -0.0002 ppm | 0.0205 ppm | 0.0306 ppm | 0.0099 ppm | 1.8805 ppm | 326.8673 ppm | 0.1430 ppm |
| Concentration per Run 2 | -0.0002 ppm | 0.0206 ppm | 0.0310 ppm | 0.0098 ppm | 1.8742 ppm | 325.8254 ppm | 0.1410 ppm |
| Concentration per Run 3 | -0.0002 ppm | 0.0207 ppm | 0.0309 ppm | 0.0096 ppm | 1.8782 ppm | 324.7419 ppm | 0.1413 ppm |
| Concentration RSD | 3.5 % | 0.4 % | 0.7 % | 1.8 % | 0.2 % | 0.3 % | 0.8 % |

| | Mg 279.079 {121} (Axial) | Mn 257.610 {131} (Radial) | Mo 202.030 {467} (Axial) | Na 589.592 {57} (Radial) | Ni 231.604 {445} (Axial) | Pb 220.353 {453} (Axial) | Sb 206.833 {463} (Axial) |
|---|---|---|---|---|---|---|---|
| Concentration average | 34.6748 ppm | 0.1166 ppm | 0.0166 ppm | **1,221.6194 [SIC 800]** | 0.0703 ppm | 0.0081 ppm | 0.0068 ppm |
| Concentration per Run 1 | 34.8390 ppm | 0.1163 ppm | 0.0166 ppm | 1,232.3736 ppm | 0.0703 ppm | 0.0079 ppm | 0.0071 ppm |
| Concentration per Run 2 | 34.7165 ppm | 0.1173 ppm | 0.0167 ppm | 1,218.8420 ppm | 0.0706 ppm | 0.0085 ppm | 0.0075 ppm |
| Concentration per Run 3 | 34.4688 ppm | 0.1162 ppm | 0.0165 ppm | 1,213.6427 ppm | 0.0701 ppm | 0.0079 ppm | 0.0058 ppm |
| Concentration RSD | 0.5 % | 0.5 % | 0.4 % | 0.8 % | 0.4 % | 4.4 % | 12.8 % |

| | Se 196.090 {472} (Axial) | Si 212.412 {459} (Axial) | Sn 189.989 {477} (Axial) | Sr 421.552 {80} (Radial) | Ti 334.904 {101} (Axial) | Tl 190.856 {477} (Axial) | V 292.402 {115} (Axial) |
|---|---|---|---|---|---|---|---|
| Concentration average | 0.0004 ppm | 14.1572 ppm | 0.0019 ppm | 0.3527 ppm | 0.0043 ppm | -0.0001 ppm | 0.0154 ppm |
| Concentration per Run 1 | -0.0010 ppm | 14.1791 ppm | 0.0019 ppm | 0.3538 ppm | 0.0043 ppm | 0.0005 ppm | 0.0155 ppm |
| Concentration per Run 2 | 0.0019 ppm | 14.1816 ppm | 0.0013 ppm | 0.3520 ppm | 0.0039 ppm | 0.0002 ppm | 0.0156 ppm |
| Concentration per Run 3 | 0.0002 ppm | 14.1109 ppm | 0.0025 ppm | 0.3523 ppm | 0.0046 ppm | -0.0009 ppm | 0.0151 ppm |
| Concentration RSD | 383.8 % | 0.3 % | 31.1 % | 0.3 % | 7.7 % | 1,040.1 % | 1.8 % |

| | Zn 206.200 {463} (Axial) | Y 371.030 {91} (Radial) | Y 360.073 {94} (Axial) | Y 224.306 {450} (Axial) | Sc 361.384 {93} (Radial) | Sc 227.318 {448} (Axial) | Sc 361.384 {93} (Axial) |
|---|---|---|---|---|---|---|---|
| Concentration average | 0.0379 ppm | 101.4990 % | 84.9305 % | 85.7114 % | 101.9553 % | 72.3454 % | 85.6494 % |
| Concentration per Run 1 | 0.0381 ppm | 102.0417 % | 84.6771 % | 85.6727 % | 102.3898 % | 72.1194 % | 85.3525 % |
| Concentration per Run 2 | 0.0378 ppm | 101.8724 % | 85.0829 % | 85.8731 % | 102.0750 % | 72.3231 % | 85.6575 % |
| Concentration per Run 3 | 0.0378 ppm | 100.5829 % | 85.0316 % | 85.5885 % | 101.4011 % | 72.5939 % | 85.9383 % |
| Concentration RSD | 0.5 % | 0.8 % | 0.3 % | 0.2 % | 0.5 % | 0.3 % | 0.3 % |

# ICP DataTrace 4

9/10/2025 8:33:56 AM

LabBook: WG2112264_09092025T4.imexp

Sample: I2553928-01d5 WG2108610
Analysis started at: 9/9/2025 2:07:54 PM
Comments <Comment>
Rack: 1
Vial: 28

| | Ag 328.068 {103} (Axial) | Al 396.152 {85} (Radial) | As 189.042 {478} (Axial) | B 208.959 {461} (Axial) | Ba 455.403 {74} (Radial) | Be 313.042 {108} (Radial) | Ca 315.887 {107} (Radial) |
|---|---|---|---|---|---|---|---|
| Concentration average | -0.0012 ppm | **613.2696 [SIC 500]** | 0.0353 ppm | **158.1487 [SIC 20]** | 0.8874 ppm | 0.0035 ppm | **1,243.4871 [SIC 1000]** |
| Concentration per Run 1 | -0.0012 ppm | 608.1773 ppm | 0.0364 ppm | 159.0925 ppm | 0.8895 ppm | 0.0035 ppm | 1,256.5564 ppm |
| Concentration per Run 2 | -0.0015 ppm | 612.2630 ppm | 0.0342 ppm | 158.6376 ppm | 0.8835 ppm | 0.0036 ppm | 1,234.4915 ppm |
| Concentration per Run 3 | -0.0010 ppm | 619.3686 ppm | 0.0354 ppm | 156.7159 ppm | 0.8891 ppm | 0.0035 ppm | 1,239.4134 ppm |
| Concentration RSD | 21.0 % | 0.9 % | 3.1 % | 0.8 % | 0.4 % | 1.0 % | 0.9 % |

| | Cd 214.438 {457} (Axial) | Co 228.616 {447} (Axial) | Cr 267.716 {126} (Axial) | Cu 324.754 {104} (Axial) | Fe 259.940 {130} (Radial) | K 766.490 {44} (Radial) | Li 670.784 {50} (Radial) |
|---|---|---|---|---|---|---|---|
| Concentration average | -0.0062 ppm | 0.0195 ppm | 0.8000 ppm | 0.0669 ppm | 16.9360 ppm | 7.4737 ppm | 0.8236 ppm |
| Concentration per Run 1 | -0.0062 ppm | 0.0192 ppm | 0.7990 ppm | 0.0669 ppm | 16.9683 ppm | 7.6144 ppm | 0.8273 ppm |
| Concentration per Run 2 | -0.0062 ppm | 0.0194 ppm | 0.7989 ppm | 0.0663 ppm | 16.8323 ppm | 7.4920 ppm | 0.8196 ppm |
| Concentration per Run 3 | -0.0062 ppm | 0.0200 ppm | 0.8020 ppm | 0.0675 ppm | 17.0073 ppm | 7.3147 ppm | 0.8240 ppm |
| Concentration RSD | 0.7 % | 2.3 % | 0.2 % | 0.9 % | 0.5 % | 2.0 % | 0.5 % |

| | Mg 279.079 {121} (Axial) | Mn 257.610 {131} (Radial) | Mo 202.030 {467} (Axial) | Na 589.592 {57} (Radial) | Ni 231.604 {445} (Axial) | Pb 220.353 {453} (Axial) | Sb 206.833 {463} (Axial) |
|---|---|---|---|---|---|---|---|
| Concentration average | **1,739.6252 [SIC 500]** | 0.9289 ppm | 0.0120 ppm | 24.9406 ppm | 0.1718 ppm | 0.1113 ppm | -0.0039 ppm |
| Concentration per Run 1 | 1,748.1150 ppm | 0.9318 ppm | 0.0122 ppm | 25.0583 ppm | 0.1714 ppm | 0.1121 ppm | -0.0055 ppm |
| Concentration per Run 2 | 1,735.0488 ppm | 0.9245 ppm | 0.0126 ppm | 24.8268 ppm | 0.1721 ppm | 0.1123 ppm | -0.0043 ppm |
| Concentration per Run 3 | 1,735.7119 ppm | 0.9305 ppm | 0.0113 ppm | 24.9367 ppm | 0.1719 ppm | 0.1093 ppm | -0.0020 ppm |
| Concentration RSD | 0.4 % | 0.4 % | 5.6 % | 0.5 % | 0.2 % | 1.5 % | 46.4 % |

| | Se 196.090 {472} (Axial) | Si 212.412 {459} (Axial) | Sn 189.989 {477} (Axial) | Sr 421.552 {80} (Radial) | Ti 334.904 {101} (Axial) | Tl 190.856 {477} (Axial) | V 292.402 {115} (Axial) |
|---|---|---|---|---|---|---|---|
| Concentration average | -0.0085 ppm | 7.2935 ppm | 0.0118 ppm | **11.4546 ppm** | 6.8196 ppm | 0.0079 ppm | 0.4408 ppm |
| Concentration per Run 1 | -0.0048 ppm | 7.3096 ppm | 0.0132 ppm | 11.4985 ppm | 6.8206 ppm | 0.0108 ppm | 0.4412 ppm |
| Concentration per Run 2 | -0.0098 ppm | 7.3250 ppm | 0.0114 ppm | 11.4375 ppm | 6.8160 ppm | 0.0067 ppm | 0.4408 ppm |
| Concentration per Run 3 | -0.0109 ppm | 7.2460 ppm | 0.0109 ppm | 11.4277 ppm | 6.8221 ppm | 0.0061 ppm | 0.4405 ppm |
| Concentration RSD | 38.5 % | 0.6 % | 10.2 % | 0.3 % | 0.0 % | 32.6 % | 0.1 % |

| | Zn 206.200 {463} (Axial) | Y 371.030 {91} (Radial) | Y 360.073 {94} (Axial) | Y 224.306 {450} (Axial) | Sc 361.384 {93} (Radial) | Sc 227.318 {448} (Axial) | Sc 361.384 {93} (Axial) |
|---|---|---|---|---|---|---|---|
| Concentration average | 0.2207 ppm | 115.5670 % | 97.7155 % | 96.6631 % | 102.2781 % | 67.1271 % | 86.8346 % |
| Concentration per Run 1 | 0.2209 ppm | 116.5416 % | 97.8940 % | 97.1229 % | 102.8801 % | 67.0867 % | 86.8739 % |
| Concentration per Run 2 | 0.2218 ppm | 115.2485 % | 97.7647 % | 96.6690 % | 102.5394 % | 67.0043 % | 86.9091 % |
| Concentration per Run 3 | 0.2194 ppm | 114.9110 % | 97.4877 % | 96.1975 % | 101.4149 % | 67.2902 % | 86.7207 % |
| Concentration RSD | 0.5 % | 0.7 % | 0.2 % | 0.5 % | 0.7 % | 0.2 % | 0.1 % |

# ICP DataTrace 4

9/10/2025 8:33:56 AM

LabBook: WG2112264_09092025T4.imexp

Sample: I2554020-01 WG2108610
Analysis started at: 9/9/2025 2:14:47 PM
Comments <Comment>
Rack: 1
Vial: 29

| | Ag 328.068 {103} (Axial) | Al 396.152 {85} (Radial) | As 189.042 {478} (Axial) | B 208.959 {461} (Axial) | Ba 455.403 {74} (Radial) | Be 313.042 {108} (Radial) | Ca 315.887 {107} (Radial) |
|---|---|---|---|---|---|---|---|
| Concentration average | 0.0010 ppm | 0.4616 ppm | 0.0019 ppm | 1.0525 ppm | 0.0121 ppm | 0.0000 ppm | 9.8361 ppm |
| Concentration per Run 1 | 0.0009 ppm | 0.4568 ppm | 0.0016 ppm | 1.0646 ppm | 0.0119 ppm | 0.0000 ppm | 9.7955 ppm |
| Concentration per Run 2 | 0.0013 ppm | 0.4705 ppm | 0.0022 ppm | 1.0497 ppm | 0.0120 ppm | 0.0000 ppm | 9.8339 ppm |
| Concentration per Run 3 | 0.0010 ppm | 0.4573 ppm | 0.0018 ppm | 1.0433 ppm | 0.0124 ppm | 0.0000 ppm | 9.8788 ppm |
| Concentration RSD | 19.1 % | 1.7 % | 16.0 % | 1.0 % | 2.2 % | 425.1 % | 0.4 % |

| | Cd 214.438 {457} (Axial) | Co 228.616 {447} (Axial) | Cr 267.716 {126} (Axial) | Cu 324.754 {104} (Axial) | Fe 259.940 {130} (Radial) | K 766.490 {44} (Radial) | Li 670.784 {50} (Radial) |
|---|---|---|---|---|---|---|---|
| Concentration average | 0.0000 ppm | 0.0002 ppm | 0.0616 ppm | 0.0083 ppm | 0.6698 ppm | 5.3124 ppm | 0.0025 ppm |
| Concentration per Run 1 | 0.0000 ppm | 0.0002 ppm | 0.0617 ppm | 0.0085 ppm | 0.6681 ppm | 5.2547 ppm | 0.0025 ppm |
| Concentration per Run 2 | 0.0000 ppm | 0.0004 ppm | 0.0617 ppm | 0.0078 ppm | 0.6714 ppm | 5.3493 ppm | 0.0022 ppm |
| Concentration per Run 3 | 0.0001 ppm | 0.0001 ppm | 0.0614 ppm | 0.0084 ppm | 0.6698 ppm | 5.3331 ppm | 0.0029 ppm |
| Concentration RSD | 44.7 % | 68.1 % | 0.3 % | 4.7 % | 0.2 % | 1.0 % | 15.5 % |

| | Mg 279.079 {121} (Axial) | Mn 257.610 {131} (Radial) | Mo 202.030 {467} (Axial) | Na 589.592 {57} (Radial) | Ni 231.604 {445} (Axial) | Pb 220.353 {453} (Axial) | Sb 206.833 {463} (Axial) |
|---|---|---|---|---|---|---|---|
| Concentration average | 2.1056 ppm | 0.0191 ppm | 0.0006 ppm | 135.8308 ppm | 0.0020 ppm | 0.0596 ppm | 0.0013 ppm |
| Concentration per Run 1 | 2.1142 ppm | 0.0190 ppm | 0.0006 ppm | 135.8638 ppm | 0.0019 ppm | 0.0606 ppm | 0.0014 ppm |
| Concentration per Run 2 | 2.1038 ppm | 0.0194 ppm | 0.0006 ppm | 138.4649 ppm | 0.0023 ppm | 0.0587 ppm | 0.0014 ppm |
| Concentration per Run 3 | 2.0989 ppm | 0.0189 ppm | 0.0006 ppm | 133.1636 ppm | 0.0019 ppm | 0.0596 ppm | 0.0011 ppm |
| Concentration RSD | 0.4 % | 1.3 % | 1.8 % | 2.0 % | 11.2 % | 1.6 % | 13.1 % |

| | Se 196.090 {472} (Axial) | Si 212.412 {459} (Axial) | Sn 189.989 {477} (Axial) | Sr 421.552 {80} (Radial) | Ti 334.904 {101} (Axial) | Tl 190.856 {477} (Axial) | V 292.402 {115} (Axial) |
|---|---|---|---|---|---|---|---|
| Concentration average | 0.0002 ppm | 2.0175 ppm | 0.1655 ppm | 0.0701 ppm | 0.0045 ppm | -0.0006 ppm | 0.0020 ppm |
| Concentration per Run 1 | 0.0025 ppm | 2.0260 ppm | 0.1653 ppm | 0.0697 ppm | 0.0045 ppm | -0.0006 ppm | 0.0018 ppm |
| Concentration per Run 2 | -0.0016 ppm | 2.0102 ppm | 0.1653 ppm | 0.0702 ppm | 0.0043 ppm | -0.0005 ppm | 0.0019 ppm |
| Concentration per Run 3 | -0.0004 ppm | 2.0164 ppm | 0.1659 ppm | 0.0704 ppm | 0.0046 ppm | -0.0008 ppm | 0.0022 ppm |
| Concentration RSD | 1,259.9 % | 0.4 % | 0.2 % | 0.5 % | 2.8 % | 18.8 % | 10.1 % |

| | Zn 206.200 {463} (Axial) | Y 371.030 {91} (Radial) | Y 360.073 {94} (Axial) | Y 224.306 {450} (Axial) | Sc 361.384 {93} (Radial) | Sc 227.318 {448} (Axial) | Sc 361.384 {93} (Axial) |
|---|---|---|---|---|---|---|---|
| Concentration average | 0.0145 ppm | 102.8765 % | 97.3815 % | 96.4960 % | 102.1674 % | 89.3967 % | 97.3665 % |
| Concentration per Run 1 | 0.0144 ppm | 102.5807 % | 97.2186 % | 96.5867 % | 102.2445 % | 89.1360 % | 97.1676 % |
| Concentration per Run 2 | 0.0144 ppm | 102.6895 % | 97.5220 % | 96.4839 % | 102.0983 % | 89.5225 % | 97.5537 % |
| Concentration per Run 3 | 0.0146 ppm | 103.3594 % | 97.4039 % | 96.4175 % | 102.1593 % | 89.5314 % | 97.3783 % |
| Concentration RSD | 0.7 % | 0.4 % | 0.2 % | 0.1 % | 0.1 % | 0.3 % | 0.2 % |

# ICP DataTrace 4

9/10/2025 8:33:56 AM

LabBook: WG2112264_09092025T4.imexp

Sample: CCV
Analysis started at: 9/9/2025 2:21:09 PM
Comments <Comment>
Rack: 0
Vial: 3

| | Ag 328.068 {103} (Axial) | Al 396.152 {85} (Radial) | As 189.042 {478} (Axial) | B 208.959 {461} (Axial) | Ba 455.403 {74} (Radial) | Be 313.042 {108} (Radial) | Ca 315.887 {107} (Radial) |
|---|---|---|---|---|---|---|---|
| Concentration average | **0.4977 ppm** | 0.4980 ppm | 0.4834 ppm | **0.5862 ppm** | 0.5009 ppm | 0.4967 ppm | 0.4988 ppm |
| Concentration per Run 1 | 0.4978 ppm | 0.4972 ppm | 0.4823 ppm | 0.5885 ppm | 0.5017 ppm | 0.4975 ppm | 0.5005 ppm |
| Concentration per Run 2 | 0.4940 ppm | 0.5043 ppm | 0.4835 ppm | 0.5866 ppm | 0.5000 ppm | 0.4963 ppm | 0.5001 ppm |
| Concentration per Run 3 | 0.5012 ppm | 0.4924 ppm | 0.4846 ppm | 0.5836 ppm | 0.5011 ppm | 0.4962 ppm | 0.4956 ppm |
| Recovery Percentage 1 | 99.539 % | 99.591 % | 96.689 % | 117.241 % | 100.187 % | 99.331 % | 99.750 % |
| Concentration RSD | 0.7 % | 1.2 % | 0.2 % | **0.4 %** | 0.2 % | 0.1 % | 0.5 % |

| | Cd 214.438 {457} (Axial) | Co 228.616 {447} (Axial) | Cr 267.716 {126} (Axial) | Cu 324.754 {104} (Axial) | Fe 259.940 {130} (Radial) | K 766.490 {44} (Radial) | Li 670.784 {50} (Radial) |
|---|---|---|---|---|---|---|---|
| Concentration average | 0.4809 ppm | 0.4990 ppm | 0.4947 ppm | 0.5173 ppm | 0.4928 ppm | 5.2902 ppm | 0.5247 ppm |
| Concentration per Run 1 | 0.4799 ppm | 0.4978 ppm | 0.4935 ppm | 0.5181 ppm | 0.4939 ppm | 5.2745 ppm | 0.5255 ppm |
| Concentration per Run 2 | 0.4807 ppm | 0.5008 ppm | 0.4940 ppm | 0.5181 ppm | 0.4928 ppm | 5.2666 ppm | 0.5223 ppm |
| Concentration per Run 3 | 0.4821 ppm | 0.4985 ppm | 0.4968 ppm | 0.5158 ppm | 0.4917 ppm | 5.3293 ppm | 0.5263 ppm |
| Recovery Percentage 1 | 96.186 % | 99.806 % | 98.944 % | 103.465 % | 98.565 % | 105.803 % | 104.945 % |
| Concentration RSD | 0.2 % | 0.3 % | 0.4 % | 0.3 % | 0.2 % | 0.6 % | 0.4 % |

| | Mg 279.079 {121} (Axial) | Mn 257.610 {131} (Radial) | Mo 202.030 {467} (Axial) | Na 589.592 {57} (Radial) | Ni 231.604 {445} (Axial) | Pb 220.353 {453} (Axial) | Sb 206.833 {463} (Axial) |
|---|---|---|---|---|---|---|---|
| Concentration average | 0.5083 ppm | 0.4952 ppm | 0.4876 ppm | 10.2424 ppm | 0.4970 ppm | 0.5042 ppm | 0.5098 ppm |
| Concentration per Run 1 | 0.5085 ppm | 0.4972 ppm | 0.4875 ppm | 10.2603 ppm | 0.4954 ppm | 0.5031 ppm | 0.5096 ppm |
| Concentration per Run 2 | 0.5087 ppm | 0.4952 ppm | 0.4864 ppm | 10.2177 ppm | 0.4985 ppm | 0.5051 ppm | 0.5105 ppm |
| Concentration per Run 3 | 0.5077 ppm | 0.4933 ppm | 0.4889 ppm | 10.2491 ppm | 0.4972 ppm | 0.5044 ppm | 0.5093 ppm |
| Recovery Percentage 1 | 101.661 % | 99.048 % | 97.522 % | 102.424 % | 99.405 % | 100.841 % | 101.957 % |
| Concentration RSD | 0.1 % | 0.4 % | 0.3 % | 0.2 % | 0.3 % | 0.2 % | 0.1 % |

| | Se 196.090 {472} (Axial) | Si 212.412 {459} (Axial) | Sn 189.989 {477} (Axial) | Sr 421.552 {80} (Radial) | Ti 334.904 {101} (Axial) | Tl 190.856 {477} (Axial) | V 292.402 {115} (Axial) |
|---|---|---|---|---|---|---|---|
| Concentration average | 0.4991 ppm | 5.5868 ppm | 0.4928 ppm | 0.5111 ppm | 0.4947 ppm | **0.5183 ppm** | 0.4986 ppm |
| Concentration per Run 1 | 0.4987 ppm | 5.5757 ppm | 0.4910 ppm | 0.5110 ppm | 0.4945 ppm | 0.5187 ppm | 0.4989 ppm |
| Concentration per Run 2 | 0.4992 ppm | 5.6020 ppm | 0.4937 ppm | 0.5116 ppm | 0.4944 ppm | 0.5183 ppm | 0.4976 ppm |
| Concentration per Run 3 | 0.4995 ppm | 5.5828 ppm | 0.4939 ppm | 0.5108 ppm | 0.4953 ppm | 0.5180 ppm | 0.4993 ppm |
| Recovery Percentage 1 | 99.830 % | 106.416 % | 98.568 % | 102.224 % | 98.946 % | 103.665 % | 99.721 % |
| Concentration RSD | 0.1 % | 0.2 % | 0.3 % | 0.1 % | 0.1 % | 0.1 % | 0.2 % |

| | Zn 206.200 {463} (Axial) | Y 371.030 {91} (Radial) | Y 360.073 {94} (Axial) | Y 224.306 {450} (Axial) | Sc 361.384 {93} (Radial) | Sc 227.318 {448} (Axial) | Sc 361.384 {93} (Axial) |
|---|---|---|---|---|---|---|---|
| Concentration average | 0.4839 ppm | 103.2929 % | 100.6743 % | 99.2803 % | 104.1027 % | 96.9003 % | 102.1361 % |
| Concentration per Run 1 | 0.4821 ppm | 102.9423 % | 100.6747 % | 99.4108 % | 103.7027 % | 97.2275 % | 102.1678 % |
| Concentration per Run 2 | 0.4849 ppm | 103.4390 % | 100.6335 % | 99.3623 % | 104.6185 % | 96.7193 % | 102.1920 % |
| Concentration per Run 3 | 0.4848 ppm | 103.4975 % | 100.7146 % | 99.0678 % | 103.9868 % | 96.7540 % | 102.0484 % |
| Recovery Percentage 1 | 96.789 % | | | | | | |
| Concentration RSD | 0.3 % | 0.3 % | 0.0 % | 0.2 % | 0.5 % | 0.3 % | 0.1 % |

# ICP DataTrace 4

9/10/2025 8:33:56 AM

LabBook: WG2112264_09092025T4.imexp

Sample: CCB
Analysis started at: 9/9/2025 2:27:11 PM
Comments <Comment>
Rack: 0
Vial: 4

| | Ag 328.068 {103} (Axial) | Al 396.152 {85} (Radial) | As 189.042 {478} (Axial) | B 208.959 {461} (Axial) | Ba 455.403 {74} (Radial) | Be 313.042 {108} (Radial) | Ca 315.887 {107} (Radial) |
|---|---|---|---|---|---|---|---|
| Concentration average | 0.0003 ppm | 0.0044 ppm | 0.0006 ppm | **0.0784 ppm** | 0.0001 ppm | 0.0001 ppm | 0.0013 ppm |
| Concentration per Run 1 | 0.0005 ppm | 0.0080 ppm | 0.0010 ppm | 0.0806 ppm | 0.0001 ppm | 0.0001 ppm | 0.0058 ppm |
| Concentration per Run 2 | 0.0003 ppm | 0.0021 ppm | -0.0009 ppm | 0.0787 ppm | 0.0001 ppm | 0.0000 ppm | -0.0019 ppm |
| Concentration per Run 3 | 0.0002 ppm | 0.0032 ppm | 0.0016 ppm | 0.0760 ppm | 0.0001 ppm | 0.0001 ppm | 0.0000 ppm |
| Recovery Percentage 1 | 6.699 % | 4.445 % | 11.674 % | 261.465 % | 0.647 % | 1.193 % | 1.308 % |
| Concentration RSD | 40.1 % | 71.1 % | 230.4 % | **2.9 %** | 13.2 % | 43.0 % | 309.0 % |

| | Cd 214.438 {457} (Axial) | Co 228.616 {447} (Axial) | Cr 267.716 {126} (Axial) | Cu 324.754 {104} (Axial) | Fe 259.940 {130} (Radial) | K 766.490 {44} (Radial) | Li 670.784 {50} (Radial) |
|---|---|---|---|---|---|---|---|
| Concentration average | 0.0000 ppm | 0.0002 ppm | 0.0003 ppm | -0.0002 ppm | 0.0023 ppm | 0.0613 ppm | 0.0015 ppm |
| Concentration per Run 1 | 0.0000 ppm | 0.0000 ppm | 0.0004 ppm | -0.0002 ppm | 0.0014 ppm | 0.0669 ppm | 0.0018 ppm |
| Concentration per Run 2 | 0.0001 ppm | 0.0002 ppm | 0.0001 ppm | -0.0001 ppm | 0.0030 ppm | 0.0624 ppm | 0.0008 ppm |
| Concentration per Run 3 | 0.0001 ppm | 0.0003 ppm | 0.0003 ppm | -0.0003 ppm | 0.0026 ppm | 0.0545 ppm | 0.0020 ppm |
| Recovery Percentage 1 | 1.231 % | 0.788 % | 2.693 % | -1.753 % | 4.624 % | 2.451 % | 15.004 % |
| Concentration RSD | 26.4 % | 99.1 % | 50.2 % | 46.1 % | 37.4 % | 10.2 % | 41.8 % |

| | Mg 279.079 {121} (Axial) | Mn 257.610 {131} (Radial) | Mo 202.030 {467} (Axial) | Na 589.592 {57} (Radial) | Ni 231.604 {445} (Axial) | Pb 220.353 {453} (Axial) | Sb 206.833 {463} (Axial) |
|---|---|---|---|---|---|---|---|
| Concentration average | 0.0021 ppm | 0.0000 ppm | 0.0002 ppm | 0.1500 ppm | 0.0001 ppm | -0.0002 ppm | -0.0009 ppm |
| Concentration per Run 1 | 0.0009 ppm | -0.0002 ppm | 0.0003 ppm | 0.1511 ppm | 0.0002 ppm | 0.0002 ppm | 0.0003 ppm |
| Concentration per Run 2 | 0.0020 ppm | 0.0000 ppm | 0.0001 ppm | 0.1502 ppm | -0.0001 ppm | -0.0002 ppm | -0.0018 ppm |
| Concentration per Run 3 | 0.0032 ppm | 0.0001 ppm | 0.0002 ppm | 0.1487 ppm | 0.0003 ppm | -0.0006 ppm | -0.0011 ppm |
| Recovery Percentage 1 | 2.053 % | -0.206 % | 0.441 % | 7.499 % | 0.500 % | -1.967 % | -1.749 % |
| Concentration RSD | 54.7 % | 753.9 % | 51.4 % | 0.8 % | 156.4 % | 213.1 % | 119.4 % |

| | Se 196.090 {472} (Axial) | Si 212.412 {459} (Axial) | Sn 189.989 {477} (Axial) | Sr 421.552 {80} (Radial) | Ti 334.904 {101} (Axial) | Tl 190.856 {477} (Axial) | V 292.402 {115} (Axial) |
|---|---|---|---|---|---|---|---|
| Concentration average | 0.0008 ppm | 0.0062 ppm | 0.0002 ppm | 0.0002 ppm | 0.0003 ppm | -0.0005 ppm | 0.0003 ppm |
| Concentration per Run 1 | 0.0014 ppm | 0.0075 ppm | 0.0000 ppm | 0.0003 ppm | 0.0006 ppm | -0.0003 ppm | 0.0002 ppm |
| Concentration per Run 2 | 0.0009 ppm | 0.0056 ppm | 0.0003 ppm | 0.0001 ppm | 0.0002 ppm | -0.0007 ppm | 0.0003 ppm |
| Concentration per Run 3 | 0.0001 ppm | 0.0055 ppm | 0.0001 ppm | 0.0003 ppm | 0.0002 ppm | -0.0004 ppm | 0.0003 ppm |
| Recovery Percentage 1 | 8.082 % | 1.235 % | 0.310 % | 2.162 % | 3.236 % | -2.322 % | 2.622 % |
| Concentration RSD | 78.7 % | 18.4 % | 98.1 % | 46.1 % | 62.2 % | 48.1 % | 28.5 % |

| | Zn 206.200 {463} (Axial) | Y 371.030 {91} (Radial) | Y 360.073 {94} (Axial) | Y 224.306 {450} (Axial) | Sc 361.384 {93} (Radial) | Sc 227.318 {448} (Axial) | Sc 361.384 {93} (Axial) |
|---|---|---|---|---|---|---|---|
| Concentration average | -0.0004 ppm | 101.0088 % | 100.1990 % | 98.9067 % | 101.1436 % | 97.3677 % | 100.8567 % |
| Concentration per Run 1 | -0.0004 ppm | 100.9686 % | 100.2745 % | 98.8132 % | 101.1875 % | 97.3017 % | 100.9798 % |
| Concentration per Run 2 | -0.0004 ppm | 101.5491 % | 100.2670 % | 99.2372 % | 101.3122 % | 97.5164 % | 100.9642 % |
| Concentration per Run 3 | -0.0004 ppm | 100.5088 % | 100.0555 % | 98.6697 % | 100.9311 % | 97.2850 % | 100.6262 % |
| Recovery Percentage 1 | -8.089 % | | | | | | |
| Concentration RSD | 2.6 % | 0.5 % | 0.1 % | 0.3 % | 0.2 % | 0.1 % | 0.2 % |

# ICP DataTrace 4

9/10/2025 8:33:56 AM

LabBook: WG2112264_09092025T4.imexp

Sample: CCV
Analysis started at: 9/9/2025 3:01:30 PM
Comments <Comment>
Rack: 0
Vial: 3

| | Ag 328.068 {103} (Axial) | Al 396.152 {85} (Radial) | As 189.042 {478} (Axial) | B 208.959 {461} (Axial) | Ba 455.403 {74} (Radial) | Be 313.042 {108} (Radial) | Ca 315.887 {107} (Radial) |
|---|---|---|---|---|---|---|---|
| Concentration average | **0.4948 ppm** | 0.4850 ppm | 0.4756 ppm | 0.5100 ppm | 0.4957 ppm | 0.4980 ppm | 0.5045 ppm |
| Concentration per Run 1 | 0.4964 ppm | 0.4929 ppm | 0.4763 ppm | 0.5101 ppm | 0.4971 ppm | 0.5007 ppm | 0.5138 ppm |
| Concentration per Run 2 | 0.4916 ppm | 0.4862 ppm | 0.4757 ppm | 0.5108 ppm | 0.4953 ppm | 0.4975 ppm | 0.5029 ppm |
| Concentration per Run 3 | 0.4963 ppm | 0.4759 ppm | 0.4750 ppm | 0.5091 ppm | 0.4948 ppm | 0.4957 ppm | 0.4970 ppm |
| Recovery Percentage 1 | 98.954 % | 96.996 % | 95.126 % | 102.002 % | 99.146 % | 99.592 % | 100.910 % |
| Concentration RSD | 0.6 % | 1.8 % | 0.1 % | 0.2 % | 0.2 % | 0.5 % | 1.7 % |

| | Cd 214.438 {457} (Axial) | Co 228.616 {447} (Axial) | Cr 267.716 {126} (Axial) | Cu 324.754 {104} (Axial) | Fe 259.940 {130} (Radial) | K 766.490 {44} (Radial) | Li 670.784 {50} (Radial) |
|---|---|---|---|---|---|---|---|
| Concentration average | 0.4847 ppm | 0.4958 ppm | 0.5010 ppm | 0.5093 ppm | 0.5002 ppm | 5.2996 ppm | 0.5184 ppm |
| Concentration per Run 1 | 0.4856 ppm | 0.4965 ppm | 0.5009 ppm | 0.5106 ppm | 0.5028 ppm | 5.3672 ppm | 0.5209 ppm |
| Concentration per Run 2 | 0.4842 ppm | 0.4962 ppm | 0.5004 ppm | 0.5089 ppm | 0.4979 ppm | 5.2413 ppm | 0.5177 ppm |
| Concentration per Run 3 | 0.4843 ppm | 0.4947 ppm | 0.5018 ppm | 0.5083 ppm | 0.4999 ppm | 5.2902 ppm | 0.5166 ppm |
| Recovery Percentage 1 | 96.935 % | 99.161 % | 100.203 % | 101.852 % | 100.041 % | 105.991 % | 103.677 % |
| Concentration RSD | 0.2 % | 0.2 % | 0.1 % | 0.2 % | 0.5 % | 1.2 % | 0.4 % |

| | Mg 279.079 {121} (Axial) | Mn 257.610 {131} (Radial) | Mo 202.030 {467} (Axial) | Na 589.592 {57} (Radial) | Ni 231.604 {445} (Axial) | Pb 220.353 {453} (Axial) | Sb 206.833 {463} (Axial) |
|---|---|---|---|---|---|---|---|
| Concentration average | 0.5141 ppm | 0.5006 ppm | 0.4812 ppm | 10.2589 ppm | 0.5002 ppm | 0.4991 ppm | 0.5004 ppm |
| Concentration per Run 1 | 0.5103 ppm | 0.5062 ppm | 0.4813 ppm | 10.3049 ppm | 0.5008 ppm | 0.5010 ppm | 0.5002 ppm |
| Concentration per Run 2 | 0.5136 ppm | 0.4988 ppm | 0.4818 ppm | 10.2422 ppm | 0.5005 ppm | 0.4980 ppm | 0.5005 ppm |
| Concentration per Run 3 | 0.5183 ppm | 0.4968 ppm | 0.4805 ppm | 10.2298 ppm | 0.4992 ppm | 0.4983 ppm | 0.5004 ppm |
| Recovery Percentage 1 | 102.816 % | 100.121 % | 96.235 % | 102.589 % | 100.038 % | 99.821 % | 100.073 % |
| Concentration RSD | 0.8 % | 1.0 % | 0.1 % | 0.4 % | 0.2 % | 0.3 % | 0.0 % |

| | Se 196.090 {472} (Axial) | Si 212.412 {459} (Axial) | Sn 189.989 {477} (Axial) | Sr 421.552 {80} (Radial) | Ti 334.904 {101} (Axial) | Tl 190.856 {477} (Axial) | V 292.402 {115} (Axial) |
|---|---|---|---|---|---|---|---|
| Concentration average | 0.4877 ppm | 5.4341 ppm | 0.4923 ppm | 0.5047 ppm | 0.4973 ppm | **0.5102 ppm** | 0.5071 ppm |
| Concentration per Run 1 | 0.4894 ppm | 5.4428 ppm | 0.4935 ppm | 0.5062 ppm | 0.4975 ppm | 0.5107 ppm | 0.5061 ppm |
| Concentration per Run 2 | 0.4876 ppm | 5.4470 ppm | 0.4929 ppm | 0.5041 ppm | 0.4963 ppm | 0.5118 ppm | 0.5069 ppm |
| Concentration per Run 3 | 0.4862 ppm | 5.4125 ppm | 0.4904 ppm | 0.5038 ppm | 0.4983 ppm | 0.5081 ppm | 0.5082 ppm |
| Recovery Percentage 1 | 97.545 % | 103.506 % | 98.451 % | 100.940 % | 99.470 % | 102.042 % | 101.412 % |
| Concentration RSD | 0.3 % | 0.3 % | 0.3 % | 0.3 % | 0.2 % | 0.4 % | 0.2 % |

| | Zn 206.200 {463} (Axial) | Y 371.030 {91} (Radial) | Y 360.073 {94} (Axial) | Y 224.306 {450} (Axial) | Sc 361.384 {93} (Radial) | Sc 227.318 {448} (Axial) | Sc 361.384 {93} (Axial) |
|---|---|---|---|---|---|---|---|
| Concentration average | 0.4888 ppm | 100.8997 % | 99.8549 % | 98.6345 % | 100.6100 % | 96.9815 % | 100.6138 % |
| Concentration per Run 1 | 0.4892 ppm | 99.7658 % | 100.1056 % | 98.7706 % | 99.3714 % | 96.8865 % | 100.7770 % |
| Concentration per Run 2 | 0.4884 ppm | 101.5392 % | 99.8107 % | 98.6954 % | 101.3145 % | 97.0206 % | 100.6086 % |
| Concentration per Run 3 | 0.4887 ppm | 101.3941 % | 99.6485 % | 98.4375 % | 101.1442 % | 97.0376 % | 100.4558 % |
| Recovery Percentage 1 | 97.752 % | | | | | | |
| Concentration RSD | 0.1 % | 1.0 % | 0.2 % | 0.2 % | 1.1 % | 0.1 % | 0.2 % |

# ICP DataTrace 4

9/10/2025 8:33:56 AM

LabBook: WG2112264_09092025T4.imexp

Sample: CCB
Analysis started at: 9/9/2025 3:07:31 PM
Comments <Comment>
Rack: 0
Vial: 4

| | Ag 328.068 {103} (Axial) | Al 396.152 {85} (Radial) | As 189.042 {478} (Axial) | B 208.959 {461} (Axial) | Ba 455.403 {74} (Radial) | Be 313.042 {108} (Radial) | Ca 315.887 {107} (Radial) |
|---|---|---|---|---|---|---|---|
| Concentration average | 0.0001 ppm | 0.0017 ppm | 0.0012 ppm | 0.0266 ppm | 0.0000 ppm | 0.0000 ppm | 0.0047 ppm |
| Concentration per Run 1 | 0.0004 ppm | 0.0039 ppm | 0.0017 ppm | 0.0267 ppm | 0.0000 ppm | 0.0000 ppm | 0.0012 ppm |
| Concentration per Run 2 | -0.0002 ppm | 0.0027 ppm | 0.0018 ppm | 0.0271 ppm | 0.0001 ppm | 0.0001 ppm | 0.0073 ppm |
| Concentration per Run 3 | 0.0001 ppm | -0.0016 ppm | 0.0001 ppm | 0.0261 ppm | 0.0000 ppm | 0.0000 ppm | 0.0057 ppm |
| Recovery Percentage 1 | 2.116 % | 1.689 % | 24.169 % | 88.813 % | 0.435 % | 0.715 % | 4.697 % |
| Concentration RSD | 250.7 % | 173.0 % | 80.5 % | 1.8 % | 122.1 % | 36.8 % | 67.4 % |

| | Cd 214.438 {457} (Axial) | Co 228.616 {447} (Axial) | Cr 267.716 {126} (Axial) | Cu 324.754 {104} (Axial) | Fe 259.940 {130} (Radial) | K 766.490 {44} (Radial) | Li 670.784 {50} (Radial) |
|---|---|---|---|---|---|---|---|
| Concentration average | 0.0000 ppm | 0.0001 ppm | 0.0000 ppm | 0.0000 ppm | 0.0001 ppm | 0.0078 ppm | -0.0001 ppm |
| Concentration per Run 1 | 0.0000 ppm | 0.0001 ppm | 0.0002 ppm | 0.0000 ppm | -0.0014 ppm | -0.0401 ppm | -0.0008 ppm |
| Concentration per Run 2 | 0.0000 ppm | 0.0000 ppm | -0.0002 ppm | -0.0002 ppm | 0.0003 ppm | 0.0153 ppm | 0.0009 ppm |
| Concentration per Run 3 | 0.0000 ppm | 0.0000 ppm | 0.0001 ppm | 0.0001 ppm | 0.0014 ppm | 0.0481 ppm | -0.0003 ppm |
| Recovery Percentage 1 | 0.069 % | 0.360 % | 0.389 % | -0.305 % | 0.225 % | 0.310 % | -0.734 % |
| Concentration RSD | 1,513.4 % | 79.8 % | 523.7 % | 480.7 % | 1,266.4 % | 574.4 % | 1,195.1 % |

| | Mg 279.079 {121} (Axial) | Mn 257.610 {131} (Radial) | Mo 202.030 {467} (Axial) | Na 589.592 {57} (Radial) | Ni 231.604 {445} (Axial) | Pb 220.353 {453} (Axial) | Sb 206.833 {463} (Axial) |
|---|---|---|---|---|---|---|---|
| Concentration average | 0.0011 ppm | -0.0001 ppm | 0.0001 ppm | 0.0658 ppm | 0.0000 ppm | -0.0006 ppm | -0.0012 ppm |
| Concentration per Run 1 | -0.0005 ppm | -0.0001 ppm | 0.0003 ppm | 0.0653 ppm | 0.0002 ppm | -0.0001 ppm | -0.0015 ppm |
| Concentration per Run 2 | 0.0014 ppm | -0.0004 ppm | 0.0000 ppm | 0.0631 ppm | -0.0002 ppm | -0.0008 ppm | 0.0001 ppm |
| Concentration per Run 3 | 0.0023 ppm | 0.0001 ppm | 0.0000 ppm | 0.0689 ppm | 0.0001 ppm | -0.0008 ppm | -0.0021 ppm |
| Recovery Percentage 1 | 1.102 % | -1.220 % | 0.244 % | 3.288 % | 0.038 % | -5.838 % | -2.406 % |
| Concentration RSD | 130.6 % | 197.8 % | 118.6 % | 4.4 % | 2,385.6 % | 76.7 % | 94.7 % |

| | Se 196.090 {472} (Axial) | Si 212.412 {459} (Axial) | Sn 189.989 {477} (Axial) | Sr 421.552 {80} (Radial) | Ti 334.904 {101} (Axial) | Tl 190.856 {477} (Axial) | V 292.402 {115} (Axial) |
|---|---|---|---|---|---|---|---|
| Concentration average | -0.0003 ppm | -0.0066 ppm | 0.0001 ppm | 0.0001 ppm | 0.0004 ppm | 0.0004 ppm | 0.0001 ppm |
| Concentration per Run 1 | 0.0005 ppm | -0.0065 ppm | 0.0000 ppm | 0.0001 ppm | 0.0004 ppm | 0.0012 ppm | 0.0002 ppm |
| Concentration per Run 2 | 0.0008 ppm | -0.0066 ppm | 0.0000 ppm | 0.0001 ppm | 0.0004 ppm | -0.0003 ppm | 0.0001 ppm |
| Concentration per Run 3 | -0.0022 ppm | -0.0067 ppm | 0.0003 ppm | 0.0001 ppm | 0.0004 ppm | 0.0001 ppm | 0.0001 ppm |
| Recovery Percentage 1 | -2.954 % | -1.319 % | 0.198 % | 0.964 % | 4.070 % | 1.774 % | 1.495 % |
| Concentration RSD | 569.0 % | 1.6 % | 157.2 % | 20.5 % | 9.5 % | 226.1 % | 28.2 % |

| | Zn 206.200 {463} (Axial) | Y 371.030 {91} (Radial) | Y 360.073 {94} (Axial) | Y 224.306 {450} (Axial) | Sc 361.384 {93} (Radial) | Sc 227.318 {448} (Axial) | Sc 361.384 {93} (Axial) |
|---|---|---|---|---|---|---|---|
| Concentration average | -0.0006 ppm | 100.4879 % | 99.9738 % | 99.8324 % | 99.1423 % | 99.5411 % | 99.8539 % |
| Concentration per Run 1 | -0.0006 ppm | 100.3010 % | 100.1840 % | 99.9776 % | 98.9002 % | 99.6608 % | 100.2212 % |
| Concentration per Run 2 | -0.0006 ppm | 100.7771 % | 99.8396 % | 99.8580 % | 99.3168 % | 99.6376 % | 99.8430 % |
| Concentration per Run 3 | -0.0006 ppm | 100.3857 % | 99.8976 % | 99.6615 % | 99.2100 % | 99.3248 % | 99.4975 % |
| Recovery Percentage 1 | -11.843 % | | | | | | |
| Concentration RSD | 3.6 % | 0.3 % | 0.2 % | 0.2 % | 0.2 % | 0.2 % | 0.4 % |

# ICP DataTrace 4

9/10/2025 8:33:56 AM

LabBook: WG2112264_09092025T4.imexp

Sample: xl2553928-01d10 WG2108610
Analysis started at: 9/9/2025 4:42:04 PM
Comments <Comment>
Rack: 1
Vial: 30

| | Ag 328.068 {103} (Axial) | Al 396.152 {85} (Radial) | As 189.042 {478} (Axial) | B 208.959 {461} (Axial) | Ba 455.403 {74} (Radial) | Be 313.042 {108} (Radial) | Ca 315.887 {107} (Radial) |
|---|---|---|---|---|---|---|---|
| Concentration average | -0.0007 ppm | 315.2796 ppm | 0.0178 ppm | **84.1641 [SIC 20]** | 0.4587 ppm | 0.0021 ppm | **686.7098 [SIC 1000]** |
| Concentration per Run 1 | -0.0011 ppm | 315.6552 ppm | 0.0173 ppm | 84.6570 ppm | 0.4597 ppm | 0.0021 ppm | 690.6346 ppm |
| Concentration per Run 2 | -0.0006 ppm | 317.2263 ppm | 0.0165 ppm | 84.1969 ppm | 0.4605 ppm | 0.0022 ppm | 681.2972 ppm |
| Concentration per Run 3 | -0.0004 ppm | 312.9574 ppm | 0.0198 ppm | 83.6385 ppm | 0.4559 ppm | 0.0021 ppm | 688.1976 ppm |
| Concentration RSD | 53.5 % | 0.7 % | 9.5 % | 0.6 % | 0.5 % | 1.4 % | 0.7 % |

| | Cd 214.438 {457} (Axial) | Co 228.616 {447} (Axial) | Cr 267.716 {126} (Axial) | Cu 324.754 {104} (Axial) | Fe 259.940 {130} (Radial) | K 766.490 {44} (Radial) | Li 670.784 {50} (Radial) |
|---|---|---|---|---|---|---|---|
| Concentration average | -0.0028 ppm | 0.0105 ppm | 0.4317 ppm | 0.0339 ppm | 9.2307 ppm | 3.4283 ppm | 0.4200 ppm |
| Concentration per Run 1 | -0.0027 ppm | 0.0109 ppm | 0.4345 ppm | 0.0341 ppm | 9.3060 ppm | 3.4499 ppm | 0.4215 ppm |
| Concentration per Run 2 | -0.0028 ppm | 0.0103 ppm | 0.4309 ppm | 0.0340 ppm | 9.2175 ppm | 3.4345 ppm | 0.4196 ppm |
| Concentration per Run 3 | -0.0028 ppm | 0.0103 ppm | 0.4297 ppm | 0.0337 ppm | 9.1687 ppm | 3.4006 ppm | 0.4190 ppm |
| Concentration RSD | 2.0 % | 3.1 % | 0.6 % | 0.6 % | 0.8 % | 0.7 % | 0.3 % |

| | Mg 279.079 {121} (Axial) | Mn 257.610 {131} (Radial) | Mo 202.030 {467} (Axial) | Na 589.592 {57} (Radial) | Ni 231.604 {445} (Axial) | Pb 220.353 {453} (Axial) | Sb 206.833 {463} (Axial) |
|---|---|---|---|---|---|---|---|
| Concentration average | **1,011.5812 [SIC 500]** | 0.5025 ppm | 0.0062 ppm | 12.5541 ppm | 0.0905 ppm | 0.0553 ppm | 0.0016 ppm |
| Concentration per Run 1 | 1,019.1846 ppm | 0.5058 ppm | 0.0064 ppm | 12.6072 ppm | 0.0914 ppm | 0.0556 ppm | 0.0009 ppm |
| Concentration per Run 2 | 1,011.2718 ppm | 0.4994 ppm | 0.0062 ppm | 12.5540 ppm | 0.0897 ppm | 0.0553 ppm | 0.0036 ppm |
| Concentration per Run 3 | 1,004.2872 ppm | 0.5024 ppm | 0.0060 ppm | 12.5012 ppm | 0.0905 ppm | 0.0550 ppm | 0.0004 ppm |
| Concentration RSD | 0.7 % | 0.6 % | 3.5 % | 0.4 % | 0.9 % | 0.5 % | 104.0 % |

| | Se 196.090 {472} (Axial) | Si 212.412 {459} (Axial) | Sn 189.989 {477} (Axial) | Sr 421.552 {80} (Radial) | Ti 334.904 {101} (Axial) | Tl 190.856 {477} (Axial) | V 292.402 {115} (Axial) |
|---|---|---|---|---|---|---|---|
| Concentration average | -0.0091 ppm | 3.5523 ppm | 0.0074 ppm | **5.9736 ppm** | 3.5881 ppm | 0.0034 ppm | 0.2328 ppm |
| Concentration per Run 1 | -0.0152 ppm | 3.5843 ppm | 0.0070 ppm | 6.0807 ppm | 3.6087 ppm | 0.0005 ppm | 0.2352 ppm |
| Concentration per Run 2 | -0.0040 ppm | 3.5528 ppm | 0.0070 ppm | 5.9267 ppm | 3.5884 ppm | 0.0046 ppm | 0.2322 ppm |
| Concentration per Run 3 | -0.0083 ppm | 3.5197 ppm | 0.0082 ppm | 5.9134 ppm | 3.5673 ppm | 0.0051 ppm | 0.2310 ppm |
| Concentration RSD | 61.8 % | 0.9 % | 9.2 % | 1.6 % | 0.6 % | 74.1 % | 0.9 % |

| | Zn 206.200 {463} (Axial) | Y 371.030 {91} (Radial) | Y 360.073 {94} (Axial) | Y 224.306 {450} (Axial) | Sc 361.384 {93} (Radial) | Sc 227.318 {448} (Axial) | Sc 361.384 {93} (Axial) |
|---|---|---|---|---|---|---|---|
| Concentration average | 0.1159 ppm | 103.6726 % | 93.5130 % | 91.2905 % | 97.5684 % | 69.8912 % | 87.7705 % |
| Concentration per Run 1 | 0.1166 ppm | 103.5735 % | 92.9846 % | 91.3919 % | 97.1710 % | 69.9186 % | 87.2597 % |
| Concentration per Run 2 | 0.1158 ppm | 103.7815 % | 93.4416 % | 91.1148 % | 97.7049 % | 69.8202 % | 87.7800 % |
| Concentration per Run 3 | 0.1154 ppm | 103.6629 % | 94.1128 % | 91.3650 % | 97.8292 % | 69.9347 % | 88.2718 % |
| Concentration RSD | 0.6 % | 0.1 % | 0.6 % | 0.2 % | 0.4 % | 0.1 % | 0.6 % |

# ICP DataTrace 4

9/10/2025 8:33:56 AM

LabBook: WG2112264_09092025T4.imexp

Sample: xl2553928-01d20 WG2108610
Analysis started at: 9/9/2025 5:03:35 PM
Comments <Comment>
Rack: 1
Vial: 31

| | Ag 328.068 {103} (Axial) | Al 396.152 {85} (Radial) | As 189.042 {478} (Axial) | B 208.959 {461} (Axial) | Ba 455.403 {74} (Radial) | Be 313.042 {108} (Radial) | Ca 315.887 {107} (Radial) |
|---|---|---|---|---|---|---|---|
| Concentration average | -0.0006 ppm | 161.4273 ppm | 0.0104 ppm | **42.7219 [SIC 20]** | 0.2333 ppm | 0.0011 ppm | 358.7952 ppm |
| Concentration per Run 1 | -0.0002 ppm | 162.3529 ppm | 0.0110 ppm | 42.8521 ppm | 0.2349 ppm | 0.0011 ppm | 361.0592 ppm |
| Concentration per Run 2 | -0.0008 ppm | 161.5468 ppm | 0.0112 ppm | 42.7304 ppm | 0.2330 ppm | 0.0011 ppm | 358.6614 ppm |
| Concentration per Run 3 | -0.0007 ppm | 160.3822 ppm | 0.0089 ppm | 42.5832 ppm | 0.2319 ppm | 0.0011 ppm | 356.6649 ppm |
| Concentration RSD | 64.1 % | 0.6 % | 12.3 % | 0.3 % | 0.7 % | 2.4 % | 0.6 % |

| | Cd 214.438 {457} (Axial) | Co 228.616 {447} (Axial) | Cr 267.716 {126} (Axial) | Cu 324.754 {104} (Axial) | Fe 259.940 {130} (Radial) | K 766.490 {44} (Radial) | Li 670.784 {50} (Radial) |
|---|---|---|---|---|---|---|---|
| Concentration average | -0.0013 ppm | 0.0058 ppm | 0.2264 ppm | 0.0173 ppm | 4.7702 ppm | 1.6896 ppm | 0.2099 ppm |
| Concentration per Run 1 | -0.0013 ppm | 0.0057 ppm | 0.2274 ppm | 0.0168 ppm | 4.8052 ppm | 1.6805 ppm | 0.2108 ppm |
| Concentration per Run 2 | -0.0013 ppm | 0.0059 ppm | 0.2271 ppm | 0.0175 ppm | 4.7650 ppm | 1.6872 ppm | 0.2093 ppm |
| Concentration per Run 3 | -0.0013 ppm | 0.0057 ppm | 0.2249 ppm | 0.0176 ppm | 4.7405 ppm | 1.7011 ppm | 0.2096 ppm |
| Concentration RSD | 2.0 % | 1.9 % | 0.6 % | 2.4 % | 0.7 % | 0.6 % | 0.4 % |

| | Mg 279.079 {121} (Axial) | Mn 257.610 {131} (Radial) | Mo 202.030 {467} (Axial) | Na 589.592 {57} (Radial) | Ni 231.604 {445} (Axial) | Pb 220.353 {453} (Axial) | Sb 206.833 {463} (Axial) |
|---|---|---|---|---|---|---|---|
| Concentration average | **566.8647 [SIC 500]** | 0.2584 ppm | 0.0030 ppm | 6.2978 ppm | 0.0460 ppm | 0.0282 ppm | 0.0012 ppm |
| Concentration per Run 1 | 569.0802 ppm | 0.2591 ppm | 0.0028 ppm | 6.3403 ppm | 0.0461 ppm | 0.0273 ppm | 0.0011 ppm |
| Concentration per Run 2 | 569.0885 ppm | 0.2585 ppm | 0.0031 ppm | 6.2880 ppm | 0.0461 ppm | 0.0278 ppm | 0.0013 ppm |
| Concentration per Run 3 | 562.4255 ppm | 0.2577 ppm | 0.0033 ppm | 6.2651 ppm | 0.0458 ppm | 0.0295 ppm | 0.0012 ppm |
| Concentration RSD | 0.7 % | 0.3 % | 8.0 % | 0.6 % | 0.4 % | 4.2 % | 8.2 % |

| | Se 196.090 {472} (Axial) | Si 212.412 {459} (Axial) | Sn 189.989 {477} (Axial) | Sr 421.552 {80} (Radial) | Ti 334.904 {101} (Axial) | Tl 190.856 {477} (Axial) | V 292.402 {115} (Axial) |
|---|---|---|---|---|---|---|---|
| Concentration average | -0.0038 ppm | 1.7403 ppm | 0.0040 ppm | **3.0879 ppm** | 1.8481 ppm | 0.0024 ppm | 0.1196 ppm |
| Concentration per Run 1 | -0.0035 ppm | 1.7415 ppm | 0.0038 ppm | 3.1499 ppm | 1.8532 ppm | 0.0020 ppm | 0.1197 ppm |
| Concentration per Run 2 | -0.0069 ppm | 1.7460 ppm | 0.0043 ppm | 3.0810 ppm | 1.8521 ppm | 0.0032 ppm | 0.1196 ppm |
| Concentration per Run 3 | -0.0008 ppm | 1.7334 ppm | 0.0040 ppm | 3.0329 ppm | 1.8391 ppm | 0.0019 ppm | 0.1195 ppm |
| Concentration RSD | 80.9 % | 0.4 % | 6.3 % | 1.9 % | 0.4 % | 31.8 % | 0.1 % |

| | Zn 206.200 {463} (Axial) | Y 371.030 {91} (Radial) | Y 360.073 {94} (Axial) | Y 224.306 {450} (Axial) | Sc 361.384 {93} (Radial) | Sc 227.318 {448} (Axial) | Sc 361.384 {93} (Axial) |
|---|---|---|---|---|---|---|---|
| Concentration average | 0.0623 ppm | 99.7552 % | 92.6918 % | 91.8475 % | 98.0788 % | 74.9592 % | 90.1492 % |
| Concentration per Run 1 | 0.0629 ppm | 99.9704 % | 92.6315 % | 91.4777 % | 98.0656 % | 74.8872 % | 90.2641 % |
| Concentration per Run 2 | 0.0620 ppm | 99.8097 % | 92.2450 % | 91.9483 % | 98.2080 % | 74.9873 % | 89.7446 % |
| Concentration per Run 3 | 0.0619 ppm | 99.4856 % | 93.1989 % | 92.1166 % | 97.9629 % | 75.0030 % | 90.4390 % |
| Concentration RSD | 0.9 % | 0.2 % | 0.5 % | 0.4 % | 0.1 % | 0.1 % | 0.4 % |

# ICP DataTrace 4

9/10/2025 8:33:56 AM

LabBook: WG2112264_09092025T4.imexp

Sample: I2553928-01d40 WG2108610
Analysis started at: 9/9/2025 5:28:51 PM
Comments <Comment>
Rack: 1
Vial: 32

| | Ag 328.068 {103} (Axial) | Al 396.152 {85} (Radial) | As 189.042 {478} (Axial) | B 208.959 {461} (Axial) | Ba 455.403 {74} (Radial) | Be 313.042 {108} (Radial) | Ca 315.887 {107} (Radial) |
|---|---|---|---|---|---|---|---|
| Concentration average | 0.0001 ppm | 80.5524 ppm | **0.0068 ppm** | **21.4662 [SIC 20]** | 0.1162 ppm | 0.0006 ppm | 187.1376 ppm |
| Concentration per Run 1 | 0.0000 ppm | 81.0682 ppm | 0.0063 ppm | 21.4790 ppm | 0.1168 ppm | 0.0006 ppm | 189.3549 ppm |
| Concentration per Run 2 | -0.0001 ppm | 80.2720 ppm | 0.0091 ppm | 21.4788 ppm | 0.1157 ppm | 0.0006 ppm | 187.2698 ppm |
| Concentration per Run 3 | 0.0004 ppm | 80.3170 ppm | 0.0049 ppm | 21.4409 ppm | 0.1162 ppm | 0.0006 ppm | 184.7881 ppm |
| Concentration RSD | 293.1 % | 0.6 % | **31.7 %** | 0.1 % | 0.5 % | 0.3 % | 1.2 % |

| | Cd 214.438 {457} (Axial) | Co 228.616 {447} (Axial) | Cr 267.716 {126} (Axial) | Cu 324.754 {104} (Axial) | Fe 259.940 {130} (Radial) | K 766.490 {44} (Radial) | Li 670.784 {50} (Radial) |
|---|---|---|---|---|---|---|---|
| Concentration average | -0.0006 ppm | 0.0031 ppm | 0.1158 ppm | 0.0093 ppm | 2.4695 ppm | 0.8139 ppm | 0.1021 ppm |
| Concentration per Run 1 | -0.0007 ppm | 0.0030 ppm | 0.1161 ppm | 0.0094 ppm | 2.4837 ppm | 0.8073 ppm | 0.1036 ppm |
| Concentration per Run 2 | -0.0006 ppm | 0.0030 ppm | 0.1158 ppm | 0.0085 ppm | 2.4640 ppm | 0.8001 ppm | 0.1011 ppm |
| Concentration per Run 3 | -0.0005 ppm | 0.0033 ppm | 0.1156 ppm | 0.0099 ppm | 2.4607 ppm | 0.8344 ppm | 0.1016 ppm |
| Concentration RSD | 11.4 % | 6.1 % | 0.2 % | 7.4 % | 0.5 % | 2.2 % | 1.3 % |

| | Mg 279.079 {121} (Axial) | Mn 257.610 {131} (Radial) | Mo 202.030 {467} (Axial) | Na 589.592 {57} (Radial) | Ni 231.604 {445} (Axial) | Pb 220.353 {453} (Axial) | Sb 206.833 {463} (Axial) |
|---|---|---|---|---|---|---|---|
| Concentration average | 301.4617 ppm | 0.1344 ppm | 0.0014 ppm | 3.1422 ppm | 0.0233 ppm | 0.0134 ppm | 0.0011 ppm |
| Concentration per Run 1 | 300.8618 ppm | 0.1354 ppm | 0.0012 ppm | 3.1641 ppm | 0.0231 ppm | 0.0129 ppm | 0.0004 ppm |
| Concentration per Run 2 | 302.0781 ppm | 0.1343 ppm | 0.0017 ppm | 3.1333 ppm | 0.0233 ppm | 0.0137 ppm | 0.0021 ppm |
| Concentration per Run 3 | 301.4451 ppm | 0.1336 ppm | 0.0013 ppm | 3.1292 ppm | 0.0234 ppm | 0.0135 ppm | 0.0009 ppm |
| Concentration RSD | 0.2 % | 0.7 % | 16.8 % | 0.6 % | 0.7 % | 3.0 % | 77.2 % |

| | Se 196.090 {472} (Axial) | Si 212.412 {459} (Axial) | Sn 189.989 {477} (Axial) | Sr 421.552 {80} (Radial) | Ti 334.904 {101} (Axial) | Tl 190.856 {477} (Axial) | V 292.402 {115} (Axial) |
|---|---|---|---|---|---|---|---|
| Concentration average | -0.0059 ppm | 0.8439 ppm | 0.0023 ppm | **1.5466 ppm** | 0.9321 ppm | 0.0022 ppm | 0.0609 ppm |
| Concentration per Run 1 | -0.0038 ppm | 0.8425 ppm | 0.0025 ppm | 1.5496 ppm | 0.9329 ppm | 0.0016 ppm | 0.0610 ppm |
| Concentration per Run 2 | -0.0059 ppm | 0.8473 ppm | 0.0018 ppm | 1.5408 ppm | 0.9347 ppm | 0.0018 ppm | 0.0607 ppm |
| Concentration per Run 3 | -0.0079 ppm | 0.8418 ppm | 0.0027 ppm | 1.5495 ppm | 0.9287 ppm | 0.0033 ppm | 0.0610 ppm |
| Concentration RSD | 35.0 % | 0.4 % | 21.8 % | 0.3 % | 0.3 % | 41.4 % | 0.3 % |

| | Zn 206.200 {463} (Axial) | Y 371.030 {91} (Radial) | Y 360.073 {94} (Axial) | Y 224.306 {450} (Axial) | Sc 361.384 {93} (Radial) | Sc 227.318 {448} (Axial) | Sc 361.384 {93} (Axial) |
|---|---|---|---|---|---|---|---|
| Concentration average | 0.0330 ppm | 99.4941 % | 94.0723 % | 92.8042 % | 97.1946 % | 79.8606 % | 92.3682 % |
| Concentration per Run 1 | 0.0329 ppm | 99.0997 % | 94.3785 % | 92.8817 % | 96.3390 % | 79.9818 % | 92.4509 % |
| Concentration per Run 2 | 0.0331 ppm | 99.2492 % | 93.9194 % | 92.6297 % | 97.1644 % | 79.7399 % | 92.1932 % |
| Concentration per Run 3 | 0.0330 ppm | 100.1333 % | 93.9192 % | 92.9013 % | 98.0803 % | 79.8600 % | 92.4605 % |
| Concentration RSD | 0.2 % | 0.6 % | 0.3 % | 0.2 % | 0.9 % | 0.2 % | 0.2 % |

# ICP DataTrace 4

9/10/2025 8:33:56 AM

LabBook: WG2112264_09092025T4.imexp

Sample: CCV
Analysis started at: 9/9/2025 5:39:13 PM
Comments <Comment>
Rack: 0
Vial: 3

| | Ag 328.068 {103} (Axial) | Al 396.152 {85} (Radial) | As 189.042 {478} (Axial) | B 208.959 {461} (Axial) | Ba 455.403 {74} (Radial) | Be 313.042 {108} (Radial) | Ca 315.887 {107} (Radial) |
|---|---|---|---|---|---|---|---|
| Concentration average | **0.4888 ppm** | 0.4968 ppm | 0.4730 ppm | 0.5171 ppm | 0.4907 ppm | 0.4944 ppm | 0.4973 ppm |
| Concentration per Run 1 | 0.4881 ppm | 0.4891 ppm | 0.4713 ppm | 0.5177 ppm | 0.4917 ppm | 0.4961 ppm | 0.4982 ppm |
| Concentration per Run 2 | 0.4903 ppm | 0.5064 ppm | 0.4733 ppm | 0.5177 ppm | 0.4894 ppm | 0.4927 ppm | 0.4994 ppm |
| Concentration per Run 3 | 0.4880 ppm | 0.4950 ppm | 0.4743 ppm | 0.5158 ppm | 0.4911 ppm | 0.4943 ppm | 0.4943 ppm |
| Recovery Percentage 1 | 97.765 % | 99.366 % | 94.590 % | 103.417 % | 98.146 % | 98.872 % | 99.458 % |
| Concentration RSD | 0.3 % | 1.8 % | 0.3 % | 0.2 % | 0.2 % | 0.4 % | 0.5 % |

| | Cd 214.438 {457} (Axial) | Co 228.616 {447} (Axial) | Cr 267.716 {126} (Axial) | Cu 324.754 {104} (Axial) | Fe 259.940 {130} (Radial) | K 766.490 {44} (Radial) | Li 670.784 {50} (Radial) |
|---|---|---|---|---|---|---|---|
| Concentration average | 0.4834 ppm | 0.4938 ppm | 0.5013 ppm | 0.5025 ppm | 0.5099 ppm | 5.2273 ppm | 0.5194 ppm |
| Concentration per Run 1 | 0.4831 ppm | 0.4939 ppm | 0.5016 ppm | 0.5016 ppm | 0.5089 ppm | 5.2229 ppm | 0.5183 ppm |
| Concentration per Run 2 | 0.4840 ppm | 0.4947 ppm | 0.5030 ppm | 0.5050 ppm | 0.5086 ppm | 5.2092 ppm | 0.5198 ppm |
| Concentration per Run 3 | 0.4830 ppm | 0.4926 ppm | 0.4994 ppm | 0.5008 ppm | 0.5122 ppm | 5.2499 ppm | 0.5201 ppm |
| Recovery Percentage 1 | 96.674 % | 98.752 % | 100.267 % | 100.498 % | 101.982 % | 104.547 % | 103.882 % |
| Concentration RSD | 0.1 % | 0.2 % | 0.4 % | 0.4 % | 0.4 % | 0.4 % | 0.2 % |

| | Mg 279.079 {121} (Axial) | Mn 257.610 {131} (Radial) | Mo 202.030 {467} (Axial) | Na 589.592 {57} (Radial) | Ni 231.604 {445} (Axial) | Pb 220.353 {453} (Axial) | Sb 206.833 {463} (Axial) |
|---|---|---|---|---|---|---|---|
| Concentration average | 0.5090 ppm | 0.4944 ppm | 0.4782 ppm | 10.1345 ppm | 0.4967 ppm | 0.4968 ppm | 0.4980 ppm |
| Concentration per Run 1 | 0.5087 ppm | 0.4975 ppm | 0.4772 ppm | 10.1475 ppm | 0.4966 ppm | 0.4957 ppm | 0.4976 ppm |
| Concentration per Run 2 | 0.5098 ppm | 0.4923 ppm | 0.4806 ppm | 10.1031 ppm | 0.4977 ppm | 0.4985 ppm | 0.4972 ppm |
| Concentration per Run 3 | 0.5085 ppm | 0.4934 ppm | 0.4767 ppm | 10.1529 ppm | 0.4959 ppm | 0.4963 ppm | 0.4991 ppm |
| Recovery Percentage 1 | 101.803 % | 98.877 % | 95.631 % | 101.345 % | 99.347 % | 99.362 % | 99.597 % |
| Concentration RSD | 0.1 % | 0.6 % | 0.4 % | 0.3 % | 0.2 % | 0.3 % | 0.2 % |

| | Se 196.090 {472} (Axial) | Si 212.412 {459} (Axial) | Sn 189.989 {477} (Axial) | Sr 421.552 {80} (Radial) | Ti 334.904 {101} (Axial) | Tl 190.856 {477} (Axial) | V 292.402 {115} (Axial) |
|---|---|---|---|---|---|---|---|
| Concentration average | 0.4846 ppm | 5.3952 ppm | 0.4917 ppm | 0.5021 ppm | 0.5062 ppm | **0.5085 ppm** | 0.5030 ppm |
| Concentration per Run 1 | 0.4851 ppm | 5.3982 ppm | 0.4914 ppm | 0.5031 ppm | 0.5079 ppm | 0.5089 ppm | 0.5020 ppm |
| Concentration per Run 2 | 0.4849 ppm | 5.3971 ppm | 0.4937 ppm | 0.5008 ppm | 0.5072 ppm | 0.5089 ppm | 0.5044 ppm |
| Concentration per Run 3 | 0.4838 ppm | 5.3903 ppm | 0.4901 ppm | 0.5025 ppm | 0.5036 ppm | 0.5077 ppm | 0.5027 ppm |
| Recovery Percentage 1 | 96.917 % | 102.766 % | 98.350 % | 100.426 % | 101.239 % | 101.701 % | 100.601 % |
| Concentration RSD | 0.1 % | 0.1 % | 0.4 % | 0.2 % | 0.5 % | 0.1 % | 0.2 % |

| | Zn 206.200 {463} (Axial) | Y 371.030 {91} (Radial) | Y 360.073 {94} (Axial) | Y 224.306 {450} (Axial) | Sc 361.384 {93} (Radial) | Sc 227.318 {448} (Axial) | Sc 361.384 {93} (Axial) |
|---|---|---|---|---|---|---|---|
| Concentration average | 0.4880 ppm | 97.8241 % | 98.8583 % | 98.1821 % | 99.3007 % | 96.6460 % | 100.1249 % |
| Concentration per Run 1 | 0.4870 ppm | 96.8708 % | 98.6953 % | 98.1828 % | 98.2458 % | 96.6905 % | 99.9561 % |
| Concentration per Run 2 | 0.4894 ppm | 98.2679 % | 98.6307 % | 98.1338 % | 99.8361 % | 96.4160 % | 99.8985 % |
| Concentration per Run 3 | 0.4876 ppm | 98.3336 % | 99.2489 % | 98.2296 % | 99.8202 % | 96.8315 % | 100.5202 % |
| Recovery Percentage 1 | 97.596 % | | | | | | |
| Concentration RSD | 0.3 % | 0.8 % | 0.3 % | 0.0 % | 0.9 % | 0.2 % | 0.3 % |

# ICP DataTrace 4

9/10/2025 8:33:56 AM

LabBook: WG2112264_09092025T4.imexp

Sample: CCB
Analysis started at: 9/9/2025 5:45:14 PM
Comments <Comment>
Rack: 0
Vial: 4

| | Ag 328.068 {103} (Axial) | Al 396.152 {85} (Radial) | As 189.042 {478} (Axial) | B 208.959 {461} (Axial) | Ba 455.403 {74} (Radial) | Be 313.042 {108} (Radial) | Ca 315.887 {107} (Radial) |
|---|---|---|---|---|---|---|---|
| Concentration average | 0.0001 ppm | 0.0030 ppm | 0.0006 ppm | **0.0325 ppm** | 0.0000 ppm | 0.0001 ppm | -0.0030 ppm |
| Concentration per Run 1 | 0.0000 ppm | 0.0053 ppm | 0.0012 ppm | 0.0334 ppm | 0.0001 ppm | 0.0000 ppm | -0.0004 ppm |
| Concentration per Run 2 | 0.0001 ppm | 0.0035 ppm | 0.0000 ppm | 0.0325 ppm | -0.0001 ppm | 0.0001 ppm | -0.0025 ppm |
| Concentration per Run 3 | 0.0002 ppm | 0.0002 ppm | 0.0005 ppm | 0.0316 ppm | 0.0000 ppm | 0.0001 ppm | -0.0060 ppm |
| Recovery Percentage 1 | 1.536 % | 2.995 % | 11.506 % | 108.224 % | -0.237 % | 1.113 % | -2.967 % |
| Concentration RSD | 157.0 % | 86.0 % | 102.6 % | **2.8 %** | 558.8 % | 28.7 % | 94.0 % |

| | Cd 214.438 {457} (Axial) | Co 228.616 {447} (Axial) | Cr 267.716 {126} (Axial) | Cu 324.754 {104} (Axial) | Fe 259.940 {130} (Radial) | K 766.490 {44} (Radial) | Li 670.784 {50} (Radial) |
|---|---|---|---|---|---|---|---|
| Concentration average | 0.0000 ppm | 0.0001 ppm | 0.0003 ppm | -0.0007 ppm | 0.0021 ppm | 0.0079 ppm | 0.0000 ppm |
| Concentration per Run 1 | 0.0001 ppm | 0.0002 ppm | 0.0002 ppm | -0.0008 ppm | 0.0017 ppm | 0.0058 ppm | -0.0005 ppm |
| Concentration per Run 2 | 0.0000 ppm | 0.0001 ppm | 0.0005 ppm | -0.0008 ppm | 0.0022 ppm | 0.0264 ppm | 0.0001 ppm |
| Concentration per Run 3 | 0.0000 ppm | 0.0000 ppm | 0.0002 ppm | -0.0007 ppm | 0.0023 ppm | -0.0086 ppm | 0.0005 ppm |
| Recovery Percentage 1 | 0.413 % | 0.475 % | 3.057 % | -7.382 % | 4.159 % | 0.315 % | 0.168 % |
| Concentration RSD | 249.2 % | 106.7 % | 64.3 % | 8.0 % | 14.8 % | 222.8 % | 3,032.9 % |

| | Mg 279.079 {121} (Axial) | Mn 257.610 {131} (Radial) | Mo 202.030 {467} (Axial) | Na 589.592 {57} (Radial) | Ni 231.604 {445} (Axial) | Pb 220.353 {453} (Axial) | Sb 206.833 {463} (Axial) |
|---|---|---|---|---|---|---|---|
| Concentration average | 0.0013 ppm | -0.0002 ppm | 0.0002 ppm | 0.0278 ppm | 0.0000 ppm | -0.0002 ppm | 0.0008 ppm |
| Concentration per Run 1 | -0.0003 ppm | -0.0001 ppm | 0.0003 ppm | 0.0272 ppm | -0.0001 ppm | 0.0001 ppm | 0.0009 ppm |
| Concentration per Run 2 | 0.0015 ppm | -0.0003 ppm | 0.0001 ppm | 0.0314 ppm | -0.0001 ppm | -0.0006 ppm | 0.0007 ppm |
| Concentration per Run 3 | 0.0027 ppm | -0.0001 ppm | 0.0002 ppm | 0.0247 ppm | 0.0000 ppm | 0.0000 ppm | 0.0010 ppm |
| Recovery Percentage 1 | 1.312 % | -1.760 % | 0.456 % | 1.389 % | -0.186 % | -1.810 % | 1.678 % |
| Concentration RSD | 115.7 % | 57.7 % | 38.5 % | 12.2 % | 116.9 % | 222.4 % | 17.7 % |

| | Se 196.090 {472} (Axial) | Si 212.412 {459} (Axial) | Sn 189.989 {477} (Axial) | Sr 421.552 {80} (Radial) | Ti 334.904 {101} (Axial) | Tl 190.856 {477} (Axial) | V 292.402 {115} (Axial) |
|---|---|---|---|---|---|---|---|
| Concentration average | 0.0008 ppm | -0.0068 ppm | 0.0002 ppm | 0.0002 ppm | 0.0012 ppm | 0.0004 ppm | 0.0003 ppm |
| Concentration per Run 1 | 0.0019 ppm | -0.0063 ppm | 0.0003 ppm | 0.0002 ppm | 0.0013 ppm | -0.0001 ppm | 0.0004 ppm |
| Concentration per Run 2 | 0.0003 ppm | -0.0067 ppm | 0.0004 ppm | 0.0002 ppm | 0.0011 ppm | 0.0012 ppm | 0.0001 ppm |
| Concentration per Run 3 | 0.0001 ppm | -0.0074 ppm | 0.0000 ppm | 0.0002 ppm | 0.0012 ppm | 0.0000 ppm | 0.0003 ppm |
| Recovery Percentage 1 | 7.829 % | -1.358 % | 0.452 % | 2.038 % | 12.201 % | 1.925 % | 2.515 % |
| Concentration RSD | 129.4 % | 7.6 % | 91.6 % | 1.4 % | 7.0 % | 190.1 % | 62.6 % |

| | Zn 206.200 {463} (Axial) | Y 371.030 {91} (Radial) | Y 360.073 {94} (Axial) | Y 224.306 {450} (Axial) | Sc 361.384 {93} (Radial) | Sc 227.318 {448} (Axial) | Sc 361.384 {93} (Axial) |
|---|---|---|---|---|---|---|---|
| Concentration average | -0.0005 ppm | 98.5907 % | 98.6863 % | 99.2339 % | 98.7888 % | 98.7573 % | 100.1467 % |
| Concentration per Run 1 | -0.0005 ppm | 98.5534 % | 98.6728 % | 99.2208 % | 98.4399 % | 98.9326 % | 100.1462 % |
| Concentration per Run 2 | -0.0006 ppm | 98.5573 % | 98.6805 % | 99.4732 % | 98.7381 % | 98.7090 % | 99.9901 % |
| Concentration per Run 3 | -0.0006 ppm | 98.6616 % | 98.7055 % | 99.0077 % | 99.1883 % | 98.6303 % | 100.3037 % |
| Recovery Percentage 1 | -10.942 % | | | | | | |
| Concentration RSD | 15.4 % | 0.1 % | 0.0 % | 0.2 % | 0.4 % | 0.2 % | 0.2 % |

# ICP DataTrace 4

9/10/2025 8:33:56 AM

LabBook: WG2112264_09092025T4.imexp

Sample: CCV
Analysis started at: 9/9/2025 5:52:18 PM
Comments <Comment>
Rack: 0
Vial: 3

| | Ag 328.068 {103} (Axial) | Al 396.152 {85} (Radial) | As 189.042 {478} (Axial) | B 208.959 {461} (Axial) | Ba 455.403 {74} (Radial) | Be 313.042 {108} (Radial) | Ca 315.887 {107} (Radial) |
|---|---|---|---|---|---|---|---|
| Concentration average | **0.4970 ppm** | 0.4888 ppm | 0.4778 ppm | 0.5072 ppm | 0.4979 ppm | 0.4958 ppm | 0.5004 ppm |
| Concentration per Run 1 | 0.4947 ppm | 0.4923 ppm | 0.4768 ppm | 0.5085 ppm | 0.4988 ppm | 0.4978 ppm | 0.4883 ppm |
| Concentration per Run 2 | 0.4999 ppm | 0.4867 ppm | 0.4779 ppm | 0.5076 ppm | 0.4976 ppm | 0.4950 ppm | 0.5065 ppm |
| Concentration per Run 3 | 0.4964 ppm | 0.4875 ppm | 0.4787 ppm | 0.5056 ppm | 0.4974 ppm | 0.4946 ppm | 0.5063 ppm |
| Recovery Percentage 1 | 99.407 % | 97.769 % | 95.565 % | 101.443 % | 99.583 % | 99.160 % | 100.072 % |
| Concentration RSD | 0.5 % | 0.6 % | 0.2 % | 0.3 % | 0.2 % | 0.4 % | 2.1 % |

| | Cd 214.438 {457} (Axial) | Co 228.616 {447} (Axial) | Cr 267.716 {126} (Axial) | Cu 324.754 {104} (Axial) | Fe 259.940 {130} (Radial) | K 766.490 {44} (Radial) | Li 670.784 {50} (Radial) |
|---|---|---|---|---|---|---|---|
| Concentration average | 0.4865 ppm | 0.4977 ppm | 0.5008 ppm | 0.5114 ppm | 0.4973 ppm | 5.2533 ppm | 0.5212 ppm |
| Concentration per Run 1 | 0.4870 ppm | 0.4984 ppm | 0.5005 ppm | 0.5111 ppm | 0.5000 ppm | 5.2839 ppm | 0.5230 ppm |
| Concentration per Run 2 | 0.4851 ppm | 0.4978 ppm | 0.4996 ppm | 0.5138 ppm | 0.4963 ppm | 5.2401 ppm | 0.5187 ppm |
| Concentration per Run 3 | 0.4874 ppm | 0.4967 ppm | 0.5021 ppm | 0.5092 ppm | 0.4957 ppm | 5.2358 ppm | 0.5218 ppm |
| Recovery Percentage 1 | 97.303 % | 99.531 % | 100.152 % | 102.273 % | 99.467 % | 105.066 % | 104.233 % |
| Concentration RSD | 0.2 % | 0.2 % | 0.3 % | 0.4 % | 0.5 % | 0.5 % | 0.4 % |

| | Mg 279.079 {121} (Axial) | Mn 257.610 {131} (Radial) | Mo 202.030 {467} (Axial) | Na 589.592 {57} (Radial) | Ni 231.604 {445} (Axial) | Pb 220.353 {453} (Axial) | Sb 206.833 {463} (Axial) |
|---|---|---|---|---|---|---|---|
| Concentration average | 0.5133 ppm | 0.4949 ppm | 0.4837 ppm | 10.1951 ppm | 0.4955 ppm | 0.5020 ppm | 0.4982 ppm |
| Concentration per Run 1 | 0.5150 ppm | 0.4969 ppm | 0.4867 ppm | 10.2367 ppm | 0.4955 ppm | 0.5021 ppm | 0.4979 ppm |
| Concentration per Run 2 | 0.5105 ppm | 0.4954 ppm | 0.4825 ppm | 10.1876 ppm | 0.4953 ppm | 0.5016 ppm | 0.4979 ppm |
| Concentration per Run 3 | 0.5143 ppm | 0.4925 ppm | 0.4820 ppm | 10.1609 ppm | 0.4957 ppm | 0.5024 ppm | 0.4987 ppm |
| Recovery Percentage 1 | 102.654 % | 98.981 % | 96.745 % | 101.951 % | 99.103 % | 100.404 % | 99.632 % |
| Concentration RSD | 0.5 % | 0.5 % | 0.5 % | 0.4 % | 0.0 % | 0.1 % | 0.1 % |

| | Se 196.090 {472} (Axial) | Si 212.412 {459} (Axial) | Sn 189.989 {477} (Axial) | Sr 421.552 {80} (Radial) | Ti 334.904 {101} (Axial) | Tl 190.856 {477} (Axial) | V 292.402 {115} (Axial) |
|---|---|---|---|---|---|---|---|
| Concentration average | 0.4927 ppm | 5.4578 ppm | 0.4926 ppm | 0.5094 ppm | 0.4990 ppm | **0.5131 ppm** | 0.5032 ppm |
| Concentration per Run 1 | 0.4956 ppm | 5.4772 ppm | 0.4928 ppm | 0.5103 ppm | 0.4997 ppm | 0.5153 ppm | 0.5038 ppm |
| Concentration per Run 2 | 0.4898 ppm | 5.4551 ppm | 0.4930 ppm | 0.5090 ppm | 0.4988 ppm | 0.5144 ppm | 0.5016 ppm |
| Concentration per Run 3 | 0.4926 ppm | 5.4410 ppm | 0.4919 ppm | 0.5089 ppm | 0.4985 ppm | 0.5096 ppm | 0.5041 ppm |
| Recovery Percentage 1 | 98.532 % | 103.958 % | 98.519 % | 101.876 % | 99.804 % | 102.619 % | 100.636 % |
| Concentration RSD | 0.6 % | 0.3 % | 0.1 % | 0.2 % | 0.1 % | 0.6 % | 0.3 % |

| | Zn 206.200 {463} (Axial) | Y 371.030 {91} (Radial) | Y 360.073 {94} (Axial) | Y 224.306 {450} (Axial) | Sc 361.384 {93} (Radial) | Sc 227.318 {448} (Axial) | Sc 361.384 {93} (Axial) |
|---|---|---|---|---|---|---|---|
| Concentration average | 0.4919 ppm | 98.4393 % | 98.4670 % | 98.6964 % | 99.3474 % | 96.3816 % | 99.7521 % |
| Concentration per Run 1 | 0.4924 ppm | 98.1048 % | 97.9442 % | 98.8096 % | 99.2934 % | 96.3704 % | 99.4165 % |
| Concentration per Run 2 | 0.4911 ppm | 99.2099 % | 98.7748 % | 98.6875 % | 99.4259 % | 96.4137 % | 100.0610 % |
| Concentration per Run 3 | 0.4922 ppm | 98.0032 % | 98.6819 % | 98.5920 % | 99.3228 % | 96.3606 % | 99.7788 % |
| Recovery Percentage 1 | 98.378 % | | | | | | |
| Concentration RSD | 0.1 % | 0.7 % | 0.5 % | 0.1 % | 0.1 % | 0.0 % | 0.3 % |

# ICP DataTrace 4

9/10/2025 8:33:56 AM

LabBook: WG2112264_09092025T4.imexp

Sample: CCB
Analysis started at: 9/9/2025 5:58:20 PM
Comments <Comment>
Rack: 0
Vial: 4

| | Ag 328.068 {103} (Axial) | Al 396.152 {85} (Radial) | As 189.042 {478} (Axial) | B 208.959 {461} (Axial) | Ba 455.403 {74} (Radial) | Be 313.042 {108} (Radial) | Ca 315.887 {107} (Radial) |
|---|---|---|---|---|---|---|---|
| Concentration average | 0.0002 ppm | 0.0002 ppm | 0.0008 ppm | 0.0251 ppm | 0.0003 ppm | 0.0001 ppm | 0.0025 ppm |
| Concentration per Run 1 | 0.0004 ppm | 0.0090 ppm | 0.0014 ppm | 0.0249 ppm | 0.0003 ppm | 0.0001 ppm | -0.0008 ppm |
| Concentration per Run 2 | 0.0001 ppm | -0.0023 ppm | 0.0006 ppm | 0.0252 ppm | 0.0003 ppm | 0.0002 ppm | 0.0064 ppm |
| Concentration per Run 3 | 0.0001 ppm | -0.0060 ppm | 0.0003 ppm | 0.0250 ppm | 0.0002 ppm | 0.0001 ppm | 0.0019 ppm |
| Recovery Percentage 1 | 3.666 % | 0.229 % | 15.342 % | 83.536 % | 2.675 % | 2.815 % | 2.482 % |
| Concentration RSD | 93.4 % | 3,399.7 % | 71.6 % | 0.7 % | 22.9 % | 9.9 % | 146.9 % |

| | Cd 214.438 {457} (Axial) | Co 228.616 {447} (Axial) | Cr 267.716 {126} (Axial) | Cu 324.754 {104} (Axial) | Fe 259.940 {130} (Radial) | K 766.490 {44} (Radial) | Li 670.784 {50} (Radial) |
|---|---|---|---|---|---|---|---|
| Concentration average | 0.0000 ppm | 0.0002 ppm | 0.0002 ppm | 0.0000 ppm | 0.0008 ppm | 0.0147 ppm | 0.0008 ppm |
| Concentration per Run 1 | 0.0000 ppm | 0.0000 ppm | 0.0003 ppm | -0.0001 ppm | 0.0009 ppm | -0.0236 ppm | 0.0016 ppm |
| Concentration per Run 2 | 0.0000 ppm | 0.0003 ppm | 0.0001 ppm | 0.0000 ppm | 0.0010 ppm | 0.0124 ppm | 0.0020 ppm |
| Concentration per Run 3 | 0.0000 ppm | 0.0002 ppm | 0.0002 ppm | 0.0000 ppm | 0.0007 ppm | 0.0553 ppm | -0.0011 ppm |
| Recovery Percentage 1 | 0.616 % | 0.811 % | 1.983 % | -0.285 % | 1.693 % | 0.587 % | 8.443 % |
| Concentration RSD | 39.9 % | 89.6 % | 32.0 % | 182.6 % | 18.1 % | 269.4 % | 205.0 % |

| | Mg 279.079 {121} (Axial) | Mn 257.610 {131} (Radial) | Mo 202.030 {467} (Axial) | Na 589.592 {57} (Radial) | Ni 231.604 {445} (Axial) | Pb 220.353 {453} (Axial) | Sb 206.833 {463} (Axial) |
|---|---|---|---|---|---|---|---|
| Concentration average | 0.0010 ppm | 0.0001 ppm | 0.0002 ppm | 0.0175 ppm | 0.0000 ppm | -0.0003 ppm | 0.0005 ppm |
| Concentration per Run 1 | 0.0021 ppm | 0.0001 ppm | 0.0003 ppm | 0.0170 ppm | -0.0001 ppm | -0.0005 ppm | 0.0011 ppm |
| Concentration per Run 2 | -0.0012 ppm | 0.0002 ppm | 0.0000 ppm | 0.0167 ppm | 0.0000 ppm | -0.0006 ppm | 0.0004 ppm |
| Concentration per Run 3 | 0.0022 ppm | 0.0001 ppm | 0.0002 ppm | 0.0189 ppm | 0.0000 ppm | 0.0002 ppm | -0.0001 ppm |
| Recovery Percentage 1 | 1.015 % | 1.133 % | 0.330 % | 0.877 % | -0.067 % | -3.343 % | 0.944 % |
| Concentration RSD | 192.1 % | 30.1 % | 82.1 % | 6.8 % | 515.4 % | 132.2 % | 120.6 % |

| | Se 196.090 {472} (Axial) | Si 212.412 {459} (Axial) | Sn 189.989 {477} (Axial) | Sr 421.552 {80} (Radial) | Ti 334.904 {101} (Axial) | Tl 190.856 {477} (Axial) | V 292.402 {115} (Axial) |
|---|---|---|---|---|---|---|---|
| Concentration average | 0.0017 ppm | -0.0067 ppm | 0.0001 ppm | 0.0003 ppm | 0.0007 ppm | -0.0004 ppm | 0.0000 ppm |
| Concentration per Run 1 | 0.0018 ppm | -0.0068 ppm | -0.0002 ppm | 0.0004 ppm | 0.0008 ppm | -0.0006 ppm | -0.0002 ppm |
| Concentration per Run 2 | 0.0024 ppm | -0.0069 ppm | 0.0002 ppm | 0.0003 ppm | 0.0007 ppm | -0.0001 ppm | 0.0000 ppm |
| Concentration per Run 3 | 0.0010 ppm | -0.0063 ppm | 0.0004 ppm | 0.0002 ppm | 0.0006 ppm | -0.0004 ppm | 0.0003 ppm |
| Recovery Percentage 1 | 17.469 % | -1.332 % | 0.255 % | 3.178 % | 7.093 % | -1.813 % | 0.185 % |
| Concentration RSD | 38.2 % | 4.9 % | 225.8 % | 28.0 % | 20.0 % | 71.1 % | 1,449.1 % |

| | Zn 206.200 {463} (Axial) | Y 371.030 {91} (Radial) | Y 360.073 {94} (Axial) | Y 224.306 {450} (Axial) | Sc 361.384 {93} (Radial) | Sc 227.318 {448} (Axial) | Sc 361.384 {93} (Axial) |
|---|---|---|---|---|---|---|---|
| Concentration average | -0.0006 ppm | 99.4892 % | 99.4562 % | 99.4944 % | 98.7319 % | 99.2011 % | 99.6311 % |
| Concentration per Run 1 | -0.0007 ppm | 99.0038 % | 99.3778 % | 99.5394 % | 97.9025 % | 99.2344 % | 99.6410 % |
| Concentration per Run 2 | -0.0006 ppm | 100.1046 % | 99.1473 % | 99.5716 % | 99.0462 % | 99.3303 % | 99.2759 % |
| Concentration per Run 3 | -0.0005 ppm | 99.3592 % | 99.8436 % | 99.3721 % | 99.2470 % | 99.0387 % | 99.9763 % |
| Recovery Percentage 1 | -12.303 % | | | | | | |
| Concentration RSD | 9.5 % | 0.6 % | 0.4 % | 0.1 % | 0.7 % | 0.1 % | 0.4 % |

# ICP DataTrace 4

9/10/2025 8:33:56 AM

LabBook: WG2112264_09092025T4.imexp

Sample: L2553701-01 WG2108173
Analysis started at: 9/9/2025 6:22:42 PM
Comments <Comment>
Rack: 1
Vial: 33

| | Ag 328.068 {103} (Axial) | Al 396.152 {85} (Radial) | As 189.042 {478} (Axial) | B 208.959 {461} (Axial) | Ba 455.403 {74} (Radial) | Be 313.042 {108} (Radial) | Ca 315.887 {107} (Radial) |
|---|---|---|---|---|---|---|---|
| Concentration average | 0.0000 ppm | 0.0071 ppm | 0.0009 ppm | 1.3418 ppm | 0.0068 ppm | 0.0000 ppm | 27.0699 ppm |
| Concentration per Run 1 | 0.0001 ppm | 0.0049 ppm | 0.0004 ppm | 1.3423 ppm | 0.0069 ppm | 0.0000 ppm | 27.0917 ppm |
| Concentration per Run 2 | -0.0001 ppm | 0.0086 ppm | 0.0004 ppm | 1.3421 ppm | 0.0068 ppm | 0.0000 ppm | 26.9704 ppm |
| Concentration per Run 3 | 0.0001 ppm | 0.0077 ppm | 0.0020 ppm | 1.3410 ppm | 0.0068 ppm | 0.0000 ppm | 27.1474 ppm |
| Concentration RSD | 201.4 % | 27.3 % | 104.0 % | 0.1 % | 1.3 % | 183.5 % | 0.3 % |

| | Cd 214.438 {457} (Axial) | Co 228.616 {447} (Axial) | Cr 267.716 {126} (Axial) | Cu 324.754 {104} (Axial) | Fe 259.940 {130} (Radial) | K 766.490 {44} (Radial) | Li 670.784 {50} (Radial) |
|---|---|---|---|---|---|---|---|
| Concentration average | 0.0000 ppm | 0.0003 ppm | 0.0006 ppm | 0.0093 ppm | 0.1025 ppm | 1.7559 ppm | 0.0167 ppm |
| Concentration per Run 1 | -0.0001 ppm | 0.0003 ppm | 0.0006 ppm | 0.0089 ppm | 0.1024 ppm | 1.7330 ppm | 0.0174 ppm |
| Concentration per Run 2 | 0.0000 ppm | 0.0003 ppm | 0.0005 ppm | 0.0093 ppm | 0.1018 ppm | 1.7276 ppm | 0.0150 ppm |
| Concentration per Run 3 | 0.0000 ppm | 0.0003 ppm | 0.0006 ppm | 0.0096 ppm | 0.1034 ppm | 1.8070 ppm | 0.0178 ppm |
| Concentration RSD | 73.3 % | 10.7 % | 11.0 % | 3.7 % | 0.8 % | 2.5 % | 9.1 % |

| | Mg 279.079 {121} (Axial) | Mn 257.610 {131} (Radial) | Mo 202.030 {467} (Axial) | Na 589.592 {57} (Radial) | Ni 231.604 {445} (Axial) | Pb 220.353 {453} (Axial) | Sb 206.833 {463} (Axial) |
|---|---|---|---|---|---|---|---|
| Concentration average | 5.2444 ppm | 0.0159 ppm | 0.0035 ppm | 271.4199 ppm | 0.0010 ppm | 0.0005 ppm | 0.0004 ppm |
| Concentration per Run 1 | 5.2169 ppm | 0.0158 ppm | 0.0034 ppm | 273.5547 ppm | 0.0010 ppm | 0.0006 ppm | -0.0006 ppm |
| Concentration per Run 2 | 5.2510 ppm | 0.0157 ppm | 0.0036 ppm | 269.7399 ppm | 0.0013 ppm | 0.0001 ppm | 0.0003 ppm |
| Concentration per Run 3 | 5.2653 ppm | 0.0161 ppm | 0.0034 ppm | 270.9650 ppm | 0.0008 ppm | 0.0007 ppm | 0.0014 ppm |
| Concentration RSD | 0.5 % | 1.4 % | 3.8 % | 0.7 % | 20.7 % | 77.0 % | 280.8 % |

| | Se 196.090 {472} (Axial) | Si 212.412 {459} (Axial) | Sn 189.989 {477} (Axial) | Sr 421.552 {80} (Radial) | Ti 334.904 {101} (Axial) | Tl 190.856 {477} (Axial) | V 292.402 {115} (Axial) |
|---|---|---|---|---|---|---|---|
| Concentration average | 0.0009 ppm | 1.0651 ppm | -0.0002 ppm | 0.0460 ppm | 0.0006 ppm | -0.0001 ppm | -0.0002 ppm |
| Concentration per Run 1 | 0.0005 ppm | 1.0663 ppm | -0.0003 ppm | 0.0460 ppm | 0.0004 ppm | 0.0000 ppm | -0.0002 ppm |
| Concentration per Run 2 | 0.0011 ppm | 1.0656 ppm | -0.0002 ppm | 0.0461 ppm | 0.0008 ppm | 0.0001 ppm | -0.0003 ppm |
| Concentration per Run 3 | 0.0011 ppm | 1.0635 ppm | -0.0002 ppm | 0.0460 ppm | 0.0006 ppm | -0.0005 ppm | -0.0001 ppm |
| Concentration RSD | 38.9 % | 0.1 % | 29.8 % | 0.2 % | 28.8 % | 301.6 % | 51.4 % |

| | Zn 206.200 {463} (Axial) | Y 371.030 {91} (Radial) | Y 360.073 {94} (Axial) | Y 224.306 {450} (Axial) | Sc 361.384 {93} (Radial) | Sc 227.318 {448} (Axial) | Sc 361.384 {93} (Axial) |
|---|---|---|---|---|---|---|---|
| Concentration average | 0.0046 ppm | 103.1379 % | 94.9086 % | 93.6881 % | 105.4726 % | 85.2721 % | 96.6167 % |
| Concentration per Run 1 | 0.0046 ppm | 102.9639 % | 95.1254 % | 93.7970 % | 105.5211 % | 85.3132 % | 96.9732 % |
| Concentration per Run 2 | 0.0047 ppm | 103.0822 % | 94.7928 % | 93.7378 % | 105.6096 % | 85.3285 % | 96.5205 % |
| Concentration per Run 3 | 0.0045 ppm | 103.3677 % | 94.8077 % | 93.5293 % | 105.2870 % | 85.1748 % | 96.3564 % |
| Concentration RSD | 2.3 % | 0.2 % | 0.2 % | 0.2 % | 0.2 % | 0.1 % | 0.3 % |

# ICP DataTrace 4

9/10/2025 8:33:56 AM

LabBook: WG2112264_09092025T4.imexp

Sample: L2553701-02 WG2108173
Analysis started at: 9/9/2025 6:29:07 PM
Comments <Comment>
Rack: 1
Vial: 34

| | Ag 328.068 {103} (Axial) | Al 396.152 {85} (Radial) | As 189.042 {478} (Axial) | B 208.959 {461} (Axial) | Ba 455.403 {74} (Radial) | Be 313.042 {108} (Radial) | Ca 315.887 {107} (Radial) |
|---|---|---|---|---|---|---|---|
| Concentration average | -0.0001 ppm | -0.0056 ppm | 0.0005 ppm | 0.5661 ppm | 0.0684 ppm | -0.0001 ppm | 151.6253 ppm |
| Concentration per Run 1 | -0.0004 ppm | 0.0104 ppm | -0.0014 ppm | 0.5664 ppm | 0.0692 ppm | -0.0001 ppm | 151.8220 ppm |
| Concentration per Run 2 | 0.0001 ppm | -0.0205 ppm | 0.0000 ppm | 0.5644 ppm | 0.0681 ppm | -0.0001 ppm | 153.6967 ppm |
| Concentration per Run 3 | 0.0001 ppm | -0.0068 ppm | 0.0028 ppm | 0.5674 ppm | 0.0678 ppm | -0.0001 ppm | 149.3572 ppm |
| Concentration RSD | 543.7 % | 274.7 % | 465.2 % | 0.3 % | 1.1 % | 15.6 % | 1.4 % |

| | Cd 214.438 {457} (Axial) | Co 228.616 {447} (Axial) | Cr 267.716 {126} (Axial) | Cu 324.754 {104} (Axial) | Fe 259.940 {130} (Radial) | K 766.490 {44} (Radial) | Li 670.784 {50} (Radial) |
|---|---|---|---|---|---|---|---|
| Concentration average | -0.0005 ppm | 0.0003 ppm | 0.0007 ppm | 0.0100 ppm | 0.0496 ppm | 2.5282 ppm | 0.0087 ppm |
| Concentration per Run 1 | -0.0004 ppm | 0.0005 ppm | 0.0009 ppm | 0.0094 ppm | 0.0499 ppm | 2.5540 ppm | 0.0084 ppm |
| Concentration per Run 2 | -0.0004 ppm | 0.0001 ppm | 0.0004 ppm | 0.0105 ppm | 0.0498 ppm | 2.5284 ppm | 0.0093 ppm |
| Concentration per Run 3 | -0.0005 ppm | 0.0004 ppm | 0.0009 ppm | 0.0101 ppm | 0.0492 ppm | 2.5021 ppm | 0.0084 ppm |
| Concentration RSD | 8.0 % | 64.8 % | 43.1 % | 5.7 % | 0.8 % | 1.0 % | 6.4 % |

| | Mg 279.079 {121} (Axial) | Mn 257.610 {131} (Radial) | Mo 202.030 {467} (Axial) | Na 589.592 {57} (Radial) | Ni 231.604 {445} (Axial) | Pb 220.353 {453} (Axial) | Sb 206.833 {463} (Axial) |
|---|---|---|---|---|---|---|---|
| Concentration average | 31.5190 ppm | 0.0071 ppm | 0.0021 ppm | 130.3506 ppm | 0.0009 ppm | 0.0032 ppm | 0.0015 ppm |
| Concentration per Run 1 | 31.4738 ppm | 0.0072 ppm | 0.0020 ppm | 130.9173 ppm | 0.0009 ppm | 0.0027 ppm | 0.0011 ppm |
| Concentration per Run 2 | 31.7258 ppm | 0.0070 ppm | 0.0021 ppm | 130.5107 ppm | 0.0013 ppm | 0.0040 ppm | 0.0010 ppm |
| Concentration per Run 3 | 31.3573 ppm | 0.0072 ppm | 0.0021 ppm | 129.6240 ppm | 0.0004 ppm | 0.0029 ppm | 0.0024 ppm |
| Concentration RSD | 0.6 % | 1.4 % | 3.3 % | 0.5 % | 48.8 % | 21.6 % | 51.3 % |

| | Se 196.090 {472} (Axial) | Si 212.412 {459} (Axial) | Sn 189.989 {477} (Axial) | Sr 421.552 {80} (Radial) | Ti 334.904 {101} (Axial) | Tl 190.856 {477} (Axial) | V 292.402 {115} (Axial) |
|---|---|---|---|---|---|---|---|
| Concentration average | -0.0017 ppm | 6.5284 ppm | -0.0005 ppm | 0.2885 ppm | 0.0012 ppm | -0.0005 ppm | -0.0002 ppm |
| Concentration per Run 1 | -0.0028 ppm | 6.5313 ppm | -0.0007 ppm | 0.2892 ppm | 0.0013 ppm | -0.0004 ppm | 0.0000 ppm |
| Concentration per Run 2 | -0.0017 ppm | 6.5138 ppm | -0.0006 ppm | 0.2886 ppm | 0.0012 ppm | 0.0007 ppm | -0.0001 ppm |
| Concentration per Run 3 | -0.0007 ppm | 6.5400 ppm | -0.0003 ppm | 0.2876 ppm | 0.0011 ppm | -0.0017 ppm | -0.0004 ppm |
| Concentration RSD | 61.6 % | 0.2 % | 44.2 % | 0.3 % | 7.5 % | 264.5 % | 113.8 % |

| | Zn 206.200 {463} (Axial) | Y 371.030 {91} (Radial) | Y 360.073 {94} (Axial) | Y 224.306 {450} (Axial) | Sc 361.384 {93} (Radial) | Sc 227.318 {448} (Axial) | Sc 361.384 {93} (Axial) |
|---|---|---|---|---|---|---|---|
| Concentration average | 0.0187 ppm | 101.2444 % | 94.0847 % | 91.8493 % | 102.3549 % | 84.3612 % | 95.2977 % |
| Concentration per Run 1 | 0.0186 ppm | 101.2613 % | 93.9385 % | 92.0187 % | 102.2552 % | 84.4750 % | 95.2283 % |
| Concentration per Run 2 | 0.0186 ppm | 100.7920 % | 93.7552 % | 91.7303 % | 101.8874 % | 84.3962 % | 94.9739 % |
| Concentration per Run 3 | 0.0187 ppm | 101.6799 % | 94.5604 % | 91.7989 % | 102.9221 % | 84.2122 % | 95.6909 % |
| Concentration RSD | 0.2 % | 0.4 % | 0.4 % | 0.2 % | 0.5 % | 0.2 % | 0.4 % |

# ICP DataTrace 4

9/10/2025 8:33:56 AM

LabBook: WG2112264_09092025T4.imexp

Sample: L2553701-03 WG2108173
Analysis started at: 9/9/2025 6:35:38 PM
Comments <Comment>
Rack: 1
Vial: 35

| | Ag 328.068 {103} (Axial) | Al 396.152 {85} (Radial) | As 189.042 {478} (Axial) | B 208.959 {461} (Axial) | Ba 455.403 {74} (Radial) | Be 313.042 {108} (Radial) | Ca 315.887 {107} (Radial) |
|---|---|---|---|---|---|---|---|
| Concentration average | 0.0003 ppm | 0.0148 ppm | -0.0008 ppm | 1.3294 ppm | 0.0069 ppm | 0.0000 ppm | 27.5894 ppm |
| Concentration per Run 1 | 0.0002 ppm | 0.0164 ppm | -0.0003 ppm | 1.3317 ppm | 0.0069 ppm | 0.0000 ppm | 27.7431 ppm |
| Concentration per Run 2 | 0.0005 ppm | 0.0197 ppm | -0.0001 ppm | 1.3277 ppm | 0.0069 ppm | 0.0000 ppm | 27.5003 ppm |
| Concentration per Run 3 | 0.0002 ppm | 0.0081 ppm | -0.0019 ppm | 1.3289 ppm | 0.0070 ppm | 0.0000 ppm | 27.5249 ppm |
| Concentration RSD | 53.1 % | 40.5 % | 126.5 % | 0.2 % | 0.4 % | 36.2 % | 0.5 % |

| | Cd 214.438 {457} (Axial) | Co 228.616 {447} (Axial) | Cr 267.716 {126} (Axial) | Cu 324.754 {104} (Axial) | Fe 259.940 {130} (Radial) | K 766.490 {44} (Radial) | Li 670.784 {50} (Radial) |
|---|---|---|---|---|---|---|---|
| Concentration average | -0.0001 ppm | 0.0003 ppm | 0.0005 ppm | 0.0087 ppm | 0.0940 ppm | 1.8389 ppm | 0.0172 ppm |
| Concentration per Run 1 | -0.0001 ppm | 0.0004 ppm | 0.0004 ppm | 0.0086 ppm | 0.0947 ppm | 1.8486 ppm | 0.0170 ppm |
| Concentration per Run 2 | -0.0001 ppm | 0.0002 ppm | 0.0005 ppm | 0.0085 ppm | 0.0943 ppm | 1.8161 ppm | 0.0166 ppm |
| Concentration per Run 3 | -0.0001 ppm | 0.0002 ppm | 0.0006 ppm | 0.0090 ppm | 0.0931 ppm | 1.8519 ppm | 0.0180 ppm |
| Concentration RSD | 20.5 % | 59.0 % | 26.9 % | 3.5 % | 0.9 % | 1.1 % | 4.3 % |

| | Mg 279.079 {121} (Axial) | Mn 257.610 {131} (Radial) | Mo 202.030 {467} (Axial) | Na 589.592 {57} (Radial) | Ni 231.604 {445} (Axial) | Pb 220.353 {453} (Axial) | Sb 206.833 {463} (Axial) |
|---|---|---|---|---|---|---|---|
| Concentration average | 5.2584 ppm | 0.0160 ppm | 0.0034 ppm | 271.8668 ppm | 0.0009 ppm | 0.0004 ppm | 0.0001 ppm |
| Concentration per Run 1 | 5.2554 ppm | 0.0159 ppm | 0.0034 ppm | 272.1533 ppm | 0.0008 ppm | 0.0004 ppm | -0.0009 ppm |
| Concentration per Run 2 | 5.2694 ppm | 0.0160 ppm | 0.0034 ppm | 271.7483 ppm | 0.0009 ppm | 0.0000 ppm | 0.0013 ppm |
| Concentration per Run 3 | 5.2503 ppm | 0.0161 ppm | 0.0034 ppm | 271.6988 ppm | 0.0011 ppm | 0.0009 ppm | -0.0002 ppm |
| Concentration RSD | 0.2 % | 0.4 % | 0.6 % | 0.1 % | 15.8 % | 92.8 % | 1,983.6 % |

| | Se 196.090 {472} (Axial) | Si 212.412 {459} (Axial) | Sn 189.989 {477} (Axial) | Sr 421.552 {80} (Radial) | Ti 334.904 {101} (Axial) | Tl 190.856 {477} (Axial) | V 292.402 {115} (Axial) |
|---|---|---|---|---|---|---|---|
| Concentration average | 0.0013 ppm | 1.0631 ppm | -0.0003 ppm | 0.0465 ppm | 0.0009 ppm | 0.0012 ppm | -0.0003 ppm |
| Concentration per Run 1 | 0.0013 ppm | 1.0656 ppm | -0.0005 ppm | 0.0471 ppm | 0.0006 ppm | 0.0007 ppm | -0.0002 ppm |
| Concentration per Run 2 | 0.0022 ppm | 1.0606 ppm | -0.0004 ppm | 0.0462 ppm | 0.0012 ppm | 0.0011 ppm | -0.0004 ppm |
| Concentration per Run 3 | 0.0005 ppm | 1.0633 ppm | -0.0002 ppm | 0.0464 ppm | 0.0009 ppm | 0.0018 ppm | -0.0002 ppm |
| Concentration RSD | 65.4 % | 0.2 % | 47.2 % | 1.0 % | 30.5 % | 45.0 % | 41.2 % |

| | Zn 206.200 {463} (Axial) | Y 371.030 {91} (Radial) | Y 360.073 {94} (Axial) | Y 224.306 {450} (Axial) | Sc 361.384 {93} (Radial) | Sc 227.318 {448} (Axial) | Sc 361.384 {93} (Axial) |
|---|---|---|---|---|---|---|---|
| Concentration average | 0.0055 ppm | 103.9327 % | 94.4069 % | 94.0234 % | 105.0127 % | 85.3722 % | 96.0245 % |
| Concentration per Run 1 | 0.0056 ppm | 103.7781 % | 94.3890 % | 94.1058 % | 104.7661 % | 85.3344 % | 96.0990 % |
| Concentration per Run 2 | 0.0054 ppm | 103.8831 % | 94.7182 % | 93.9117 % | 104.9900 % | 85.4657 % | 96.0832 % |
| Concentration per Run 3 | 0.0055 ppm | 104.1370 % | 94.1137 % | 94.0527 % | 105.2819 % | 85.3166 % | 95.8912 % |
| Concentration RSD | 1.7 % | 0.2 % | 0.3 % | 0.1 % | 0.2 % | 0.1 % | 0.1 % |

# ICP DataTrace 4

9/10/2025 8:33:56 AM

LabBook: WG2112264_09092025T4.imexp

Sample: L2553701-04 WG2108173
Analysis started at: 9/9/2025 6:42:04 PM
Comments <Comment>
Rack: 1
Vial: 36

| | Ag 328.068 {103} (Axial) | Al 396.152 {85} (Radial) | As 189.042 {478} (Axial) | B 208.959 {461} (Axial) | Ba 455.403 {74} (Radial) | Be 313.042 {108} (Radial) | Ca 315.887 {107} (Radial) |
|---|---|---|---|---|---|---|---|
| Concentration average | 0.0003 ppm | -0.0023 ppm | -0.0007 ppm | 0.5640 ppm | 0.0681 ppm | -0.0002 ppm | 151.8209 ppm |
| Concentration per Run 1 | 0.0004 ppm | 0.0035 ppm | -0.0007 ppm | 0.5630 ppm | 0.0681 ppm | -0.0002 ppm | 153.5532 ppm |
| Concentration per Run 2 | 0.0004 ppm | -0.0078 ppm | -0.0010 ppm | 0.5641 ppm | 0.0682 ppm | -0.0002 ppm | 151.7740 ppm |
| Concentration per Run 3 | 0.0002 ppm | -0.0026 ppm | -0.0004 ppm | 0.5651 ppm | 0.0680 ppm | -0.0002 ppm | 150.1354 ppm |
| Concentration RSD | 24.3 % | 245.3 % | 40.1 % | 0.2 % | 0.2 % | 7.0 % | 1.1 % |

| | Cd 214.438 {457} (Axial) | Co 228.616 {447} (Axial) | Cr 267.716 {126} (Axial) | Cu 324.754 {104} (Axial) | Fe 259.940 {130} (Radial) | K 766.490 {44} (Radial) | Li 670.784 {50} (Radial) |
|---|---|---|---|---|---|---|---|
| Concentration average | -0.0005 ppm | 0.0002 ppm | 0.0009 ppm | 0.0098 ppm | 0.0657 ppm | 2.5495 ppm | 0.0085 ppm |
| Concentration per Run 1 | -0.0005 ppm | 0.0003 ppm | 0.0010 ppm | 0.0101 ppm | 0.0663 ppm | 2.5116 ppm | 0.0086 ppm |
| Concentration per Run 2 | -0.0005 ppm | 0.0002 ppm | 0.0010 ppm | 0.0098 ppm | 0.0661 ppm | 2.5736 ppm | 0.0073 ppm |
| Concentration per Run 3 | -0.0004 ppm | 0.0001 ppm | 0.0008 ppm | 0.0095 ppm | 0.0648 ppm | 2.5633 ppm | 0.0095 ppm |
| Concentration RSD | 13.8 % | 27.4 % | 7.5 % | 3.1 % | 1.2 % | 1.3 % | 13.0 % |

| | Mg 279.079 {121} (Axial) | Mn 257.610 {131} (Radial) | Mo 202.030 {467} (Axial) | Na 589.592 {57} (Radial) | Ni 231.604 {445} (Axial) | Pb 220.353 {453} (Axial) | Sb 206.833 {463} (Axial) |
|---|---|---|---|---|---|---|---|
| Concentration average | 31.3327 ppm | 0.0078 ppm | 0.0021 ppm | 129.5693 ppm | 0.0009 ppm | 0.0032 ppm | 0.0013 ppm |
| Concentration per Run 1 | 31.3485 ppm | 0.0076 ppm | 0.0019 ppm | 131.1244 ppm | 0.0011 ppm | 0.0031 ppm | 0.0010 ppm |
| Concentration per Run 2 | 31.4399 ppm | 0.0079 ppm | 0.0021 ppm | 129.9031 ppm | 0.0003 ppm | 0.0040 ppm | 0.0009 ppm |
| Concentration per Run 3 | 31.2098 ppm | 0.0078 ppm | 0.0022 ppm | 127.6805 ppm | 0.0012 ppm | 0.0026 ppm | 0.0018 ppm |
| Concentration RSD | 0.4 % | 2.3 % | 8.2 % | 1.3 % | 52.2 % | 22.8 % | 39.6 % |

| | Se 196.090 {472} (Axial) | Si 212.412 {459} (Axial) | Sn 189.989 {477} (Axial) | Sr 421.552 {80} (Radial) | Ti 334.904 {101} (Axial) | Tl 190.856 {477} (Axial) | V 292.402 {115} (Axial) |
|---|---|---|---|---|---|---|---|
| Concentration average | 0.0000 ppm | 6.5459 ppm | -0.0003 ppm | 0.2881 ppm | 0.0012 ppm | 0.0007 ppm | -0.0003 ppm |
| Concentration per Run 1 | 0.0005 ppm | 6.5497 ppm | -0.0001 ppm | 0.2885 ppm | 0.0013 ppm | 0.0004 ppm | -0.0003 ppm |
| Concentration per Run 2 | -0.0016 ppm | 6.5477 ppm | -0.0004 ppm | 0.2877 ppm | 0.0011 ppm | 0.0004 ppm | -0.0002 ppm |
| Concentration per Run 3 | 0.0011 ppm | 6.5402 ppm | -0.0005 ppm | 0.2881 ppm | 0.0011 ppm | 0.0013 ppm | -0.0003 ppm |
| Concentration RSD | 11,055.7 % | 0.1 % | 54.9 % | 0.1 % | 12.0 % | 71.6 % | 31.7 % |

| | Zn 206.200 {463} (Axial) | Y 371.030 {91} (Radial) | Y 360.073 {94} (Axial) | Y 224.306 {450} (Axial) | Sc 361.384 {93} (Radial) | Sc 227.318 {448} (Axial) | Sc 361.384 {93} (Axial) |
|---|---|---|---|---|---|---|---|
| Concentration average | 0.0200 ppm | 101.1336 % | 93.9784 % | 91.7938 % | 102.5183 % | 84.1416 % | 95.3898 % |
| Concentration per Run 1 | 0.0202 ppm | 100.9226 % | 93.9515 % | 91.9993 % | 102.5827 % | 84.1671 % | 95.2889 % |
| Concentration per Run 2 | 0.0199 ppm | 100.6382 % | 94.0068 % | 91.8176 % | 101.7207 % | 84.1248 % | 95.2551 % |
| Concentration per Run 3 | 0.0199 ppm | 101.8401 % | 93.9769 % | 91.5647 % | 103.2516 % | 84.1328 % | 95.6254 % |
| Concentration RSD | 0.7 % | 0.6 % | 0.0 % | 0.2 % | 0.7 % | 0.0 % | 0.2 % |

# ICP DataTrace 4

9/10/2025 8:33:56 AM

LabBook: WG2112264_09092025T4.imexp

Sample: L2553906-01 WG2108173
Analysis started at: 9/9/2025 6:48:39 PM
Comments <Comment>
Rack: 1
Vial: 37

| | Ag 328.068 {103} (Axial) | Al 396.152 {85} (Radial) | As 189.042 {478} (Axial) | B 208.959 {461} (Axial) | Ba 455.403 {74} (Radial) | Be 313.042 {108} (Radial) | Ca 315.887 {107} (Radial) |
|---|---|---|---|---|---|---|---|
| Concentration average | 0.0001 ppm | 0.0109 ppm | 0.0039 ppm | 0.3116 ppm | 0.0931 ppm | -0.0001 ppm | 73.5057 ppm |
| Concentration per Run 1 | 0.0001 ppm | 0.0014 ppm | 0.0044 ppm | 0.3122 ppm | 0.0936 ppm | -0.0001 ppm | 73.8454 ppm |
| Concentration per Run 2 | 0.0001 ppm | 0.0105 ppm | 0.0042 ppm | 0.3107 ppm | 0.0926 ppm | -0.0001 ppm | 73.3090 ppm |
| Concentration per Run 3 | 0.0000 ppm | 0.0207 ppm | 0.0031 ppm | 0.3120 ppm | 0.0930 ppm | -0.0001 ppm | 73.3628 ppm |
| Concentration RSD | 79.2 % | 89.2 % | 18.3 % | 0.3 % | 0.5 % | 12.3 % | 0.4 % |

| | Cd 214.438 {457} (Axial) | Co 228.616 {447} (Axial) | Cr 267.716 {126} (Axial) | Cu 324.754 {104} (Axial) | Fe 259.940 {130} (Radial) | K 766.490 {44} (Radial) | Li 670.784 {50} (Radial) |
|---|---|---|---|---|---|---|---|
| Concentration average | -0.0001 ppm | 0.0019 ppm | 0.0021 ppm | 0.1594 ppm | 0.7774 ppm | 169.1443 ppm | 0.0028 ppm |
| Concentration per Run 1 | -0.0001 ppm | 0.0020 ppm | 0.0021 ppm | 0.1602 ppm | 0.7812 ppm | 169.9878 ppm | 0.0019 ppm |
| Concentration per Run 2 | -0.0001 ppm | 0.0020 ppm | 0.0018 ppm | 0.1586 ppm | 0.7739 ppm | 168.7372 ppm | 0.0032 ppm |
| Concentration per Run 3 | 0.0000 ppm | 0.0019 ppm | 0.0024 ppm | 0.1594 ppm | 0.7771 ppm | 168.7079 ppm | 0.0032 ppm |
| Concentration RSD | 62.8 % | 2.9 % | 14.5 % | 0.5 % | 0.5 % | 0.4 % | 26.7 % |

| | Mg 279.079 {121} (Axial) | Mn 257.610 {131} (Radial) | Mo 202.030 {467} (Axial) | Na 589.592 {57} (Radial) | Ni 231.604 {445} (Axial) | Pb 220.353 {453} (Axial) | Sb 206.833 {463} (Axial) |
|---|---|---|---|---|---|---|---|
| Concentration average | 28.1946 ppm | 0.2495 ppm | 0.0029 ppm | 58.5246 ppm | 0.0038 ppm | 0.0040 ppm | 0.0010 ppm |
| Concentration per Run 1 | 28.2404 ppm | 0.2501 ppm | 0.0029 ppm | 58.7953 ppm | 0.0038 ppm | 0.0045 ppm | 0.0013 ppm |
| Concentration per Run 2 | 28.2191 ppm | 0.2490 ppm | 0.0029 ppm | 58.4686 ppm | 0.0041 ppm | 0.0039 ppm | 0.0007 ppm |
| Concentration per Run 3 | 28.1243 ppm | 0.2492 ppm | 0.0029 ppm | 58.3099 ppm | 0.0036 ppm | 0.0035 ppm | 0.0009 ppm |
| Concentration RSD | 0.2 % | 0.2 % | 0.3 % | 0.4 % | 6.8 % | 12.0 % | 34.8 % |

| | Se 196.090 {472} (Axial) | Si 212.412 {459} (Axial) | Sn 189.989 {477} (Axial) | Sr 421.552 {80} (Radial) | Ti 334.904 {101} (Axial) | Tl 190.856 {477} (Axial) | V 292.402 {115} (Axial) |
|---|---|---|---|---|---|---|---|
| Concentration average | -0.0004 ppm | 3.3506 ppm | -0.0004 ppm | 0.2687 ppm | 0.0013 ppm | -0.0002 ppm | 0.0000 ppm |
| Concentration per Run 1 | 0.0005 ppm | 3.3567 ppm | -0.0005 ppm | 0.2699 ppm | 0.0012 ppm | -0.0010 ppm | 0.0001 ppm |
| Concentration per Run 2 | -0.0020 ppm | 3.3406 ppm | 0.0001 ppm | 0.2683 ppm | 0.0014 ppm | 0.0001 ppm | 0.0001 ppm |
| Concentration per Run 3 | 0.0002 ppm | 3.3546 ppm | -0.0006 ppm | 0.2678 ppm | 0.0012 ppm | 0.0002 ppm | -0.0001 ppm |
| Concentration RSD | 328.4 % | 0.3 % | 110.6 % | 0.4 % | 6.3 % | 263.2 % | 1,494.2 % |

| | Zn 206.200 {463} (Axial) | Y 371.030 {91} (Radial) | Y 360.073 {94} (Axial) | Y 224.306 {450} (Axial) | Sc 361.384 {93} (Radial) | Sc 227.318 {448} (Axial) | Sc 361.384 {93} (Axial) |
|---|---|---|---|---|---|---|---|
| Concentration average | 0.2562 ppm | 100.6871 % | 95.0146 % | 93.9197 % | 101.3047 % | 85.9914 % | 95.9083 % |
| Concentration per Run 1 | 0.2565 ppm | 100.5723 % | 94.9612 % | 94.1551 % | 101.0545 % | 86.1258 % | 95.8568 % |
| Concentration per Run 2 | 0.2561 ppm | 100.4111 % | 95.0164 % | 93.6608 % | 101.5070 % | 86.0518 % | 95.8590 % |
| Concentration per Run 3 | 0.2562 ppm | 101.0781 % | 95.0662 % | 93.9432 % | 101.3526 % | 85.7964 % | 96.0090 % |
| Concentration RSD | 0.1 % | 0.3 % | 0.1 % | 0.3 % | 0.2 % | 0.2 % | 0.1 % |

# ICP DataTrace 4

9/10/2025 8:33:56 AM

LabBook: WG2112264_09092025T4.imexp

Sample: L2554041-01 WG2108173
Analysis started at: 9/9/2025 6:54:49 PM
Comments <Comment>
Rack: 1
Vial: 38

| | Ag 328.068 {103} (Axial) | Al 396.152 {85} (Radial) | As 189.042 {478} (Axial) | B 208.959 {461} (Axial) | Ba 455.403 {74} (Radial) | Be 313.042 {108} (Radial) | Ca 315.887 {107} (Radial) |
|---|---|---|---|---|---|---|---|
| Concentration average | 0.0005 ppm | 0.6362 ppm | 0.0002 ppm | 0.0461 ppm | 0.0286 ppm | 0.0000 ppm | 8.8246 ppm |
| Concentration per Run 1 | 0.0007 ppm | 0.6384 ppm | 0.0026 ppm | 0.0465 ppm | 0.0286 ppm | 0.0000 ppm | 8.8543 ppm |
| Concentration per Run 2 | 0.0003 ppm | 0.6429 ppm | 0.0005 ppm | 0.0463 ppm | 0.0287 ppm | 0.0000 ppm | 8.8937 ppm |
| Concentration per Run 3 | 0.0005 ppm | 0.6274 ppm | -0.0026 ppm | 0.0456 ppm | 0.0285 ppm | 0.0000 ppm | 8.7256 ppm |
| Concentration RSD | 41.4 % | 1.3 % | 1,610.6 % | 1.0 % | 0.2 % | 207.0 % | 1.0 % |

| | Cd 214.438 {457} (Axial) | Co 228.616 {447} (Axial) | Cr 267.716 {126} (Axial) | Cu 324.754 {104} (Axial) | Fe 259.940 {130} (Radial) | K 766.490 {44} (Radial) | Li 670.784 {50} (Radial) |
|---|---|---|---|---|---|---|---|
| Concentration average | 0.0000 ppm | 0.0016 ppm | 0.0063 ppm | 0.0499 ppm | 2.1210 ppm | 16.8573 ppm | 0.0031 ppm |
| Concentration per Run 1 | 0.0000 ppm | 0.0016 ppm | 0.0062 ppm | 0.0503 ppm | 2.1264 ppm | 16.8963 ppm | 0.0028 ppm |
| Concentration per Run 2 | 0.0000 ppm | 0.0016 ppm | 0.0064 ppm | 0.0495 ppm | 2.1370 ppm | 17.0131 ppm | 0.0028 ppm |
| Concentration per Run 3 | 0.0001 ppm | 0.0016 ppm | 0.0063 ppm | 0.0500 ppm | 2.0995 ppm | 16.6624 ppm | 0.0036 ppm |
| Concentration RSD | 66.5 % | 1.3 % | 2.1 % | 0.8 % | 0.9 % | 1.1 % | 13.7 % |

| | Mg 279.079 {121} (Axial) | Mn 257.610 {131} (Radial) | Mo 202.030 {467} (Axial) | Na 589.592 {57} (Radial) | Ni 231.604 {445} (Axial) | Pb 220.353 {453} (Axial) | Sb 206.833 {463} (Axial) |
|---|---|---|---|---|---|---|---|
| Concentration average | 3.4335 ppm | 0.0728 ppm | 0.0023 ppm | 48.5627 ppm | 0.0137 ppm | 0.0031 ppm | 0.0004 ppm |
| Concentration per Run 1 | 3.4527 ppm | 0.0736 ppm | 0.0024 ppm | 48.6937 ppm | 0.0136 ppm | 0.0029 ppm | 0.0012 ppm |
| Concentration per Run 2 | 3.4218 ppm | 0.0734 ppm | 0.0024 ppm | 48.7536 ppm | 0.0137 ppm | 0.0033 ppm | 0.0003 ppm |
| Concentration per Run 3 | 3.4260 ppm | 0.0715 ppm | 0.0022 ppm | 48.2409 ppm | 0.0137 ppm | 0.0033 ppm | -0.0003 ppm |
| Concentration RSD | 0.5 % | 1.6 % | 3.9 % | 0.6 % | 0.7 % | 8.1 % | 170.9 % |

| | Se 196.090 {472} (Axial) | Si 212.412 {459} (Axial) | Sn 189.989 {477} (Axial) | Sr 421.552 {80} (Radial) | Ti 334.904 {101} (Axial) | Tl 190.856 {477} (Axial) | V 292.402 {115} (Axial) |
|---|---|---|---|---|---|---|---|
| Concentration average | 0.0011 ppm | 2.2564 ppm | -0.0001 ppm | 0.0417 ppm | 0.0075 ppm | 0.0000 ppm | 0.0014 ppm |
| Concentration per Run 1 | 0.0016 ppm | 2.2627 ppm | -0.0004 ppm | 0.0415 ppm | 0.0074 ppm | -0.0008 ppm | 0.0014 ppm |
| Concentration per Run 2 | 0.0022 ppm | 2.2583 ppm | 0.0000 ppm | 0.0417 ppm | 0.0078 ppm | 0.0005 ppm | 0.0015 ppm |
| Concentration per Run 3 | -0.0003 ppm | 2.2481 ppm | 0.0002 ppm | 0.0420 ppm | 0.0073 ppm | 0.0002 ppm | 0.0013 ppm |
| Concentration RSD | 115.8 % | 0.3 % | 321.8 % | 0.6 % | 3.9 % | 4,404.9 % | 8.7 % |

| | Zn 206.200 {463} (Axial) | Y 371.030 {91} (Radial) | Y 360.073 {94} (Axial) | Y 224.306 {450} (Axial) | Sc 361.384 {93} (Radial) | Sc 227.318 {448} (Axial) | Sc 361.384 {93} (Axial) |
|---|---|---|---|---|---|---|---|
| Concentration average | 0.0912 ppm | 103.2012 % | 99.8597 % | 97.7390 % | 104.3457 % | 94.3346 % | 101.4940 % |
| Concentration per Run 1 | 0.0911 ppm | 102.2269 % | 99.7584 % | 98.1126 % | 103.5091 % | 94.3854 % | 101.3089 % |
| Concentration per Run 2 | 0.0911 ppm | 104.0543 % | 100.0118 % | 97.5604 % | 104.3325 % | 94.2385 % | 101.5345 % |
| Concentration per Run 3 | 0.0913 ppm | 103.3225 % | 99.8089 % | 97.5441 % | 105.1955 % | 94.3799 % | 101.6388 % |
| Concentration RSD | 0.2 % | 0.9 % | 0.1 % | 0.3 % | 0.8 % | 0.1 % | 0.2 % |

# ICP DataTrace 4

9/10/2025 8:33:56 AM

LabBook: WG2112264_09092025T4.imexp

Sample: L2553768-02 WG2110659
Analysis started at: 9/9/2025 7:01:03 PM
Comments <Comment>
Rack: 1
Vial: 39

| | Ag 328.068 {103} (Axial) | Al 396.152 {85} (Radial) | As 189.042 {478} (Axial) | B 208.959 {461} (Axial) | Ba 455.403 {74} (Radial) | Be 313.042 {108} (Radial) | Ca 315.887 {107} (Radial) |
|---|---|---|---|---|---|---|---|
| Concentration average | 0.0002 ppm | 0.0159 ppm | -0.0010 ppm | 0.0211 ppm | 0.0225 ppm | 0.0000 ppm | 9.5117 ppm |
| Concentration per Run 1 | 0.0002 ppm | 0.0180 ppm | -0.0025 ppm | 0.0207 ppm | 0.0223 ppm | 0.0000 ppm | 9.4575 ppm |
| Concentration per Run 2 | 0.0000 ppm | 0.0149 ppm | -0.0001 ppm | 0.0213 ppm | 0.0226 ppm | 0.0000 ppm | 9.5629 ppm |
| Concentration per Run 3 | 0.0005 ppm | 0.0148 ppm | -0.0004 ppm | 0.0213 ppm | 0.0226 ppm | 0.0000 ppm | 9.5148 ppm |
| Concentration RSD | 120.0 % | 11.4 % | 126.5 % | 1.5 % | 0.8 % | 320.0 % | 0.6 % |

| | Cd 214.438 {457} (Axial) | Co 228.616 {447} (Axial) | Cr 267.716 {126} (Axial) | Cu 324.754 {104} (Axial) | Fe 259.940 {130} (Radial) | K 766.490 {44} (Radial) | Li 670.784 {50} (Radial) |
|---|---|---|---|---|---|---|---|
| Concentration average | 0.0002 ppm | 0.0000 ppm | 0.0007 ppm | 0.0058 ppm | 0.0170 ppm | 0.4129 ppm | 0.0029 ppm |
| Concentration per Run 1 | 0.0002 ppm | 0.0001 ppm | 0.0006 ppm | 0.0060 ppm | 0.0161 ppm | 0.4079 ppm | 0.0039 ppm |
| Concentration per Run 2 | 0.0002 ppm | 0.0000 ppm | 0.0009 ppm | 0.0056 ppm | 0.0172 ppm | 0.4163 ppm | 0.0025 ppm |
| Concentration per Run 3 | 0.0002 ppm | 0.0000 ppm | 0.0006 ppm | 0.0058 ppm | 0.0177 ppm | 0.4146 ppm | 0.0023 ppm |
| Concentration RSD | 7.0 % | 110.3 % | 22.5 % | 3.3 % | 4.9 % | 1.1 % | 30.3 % |

| | Mg 279.079 {121} (Axial) | Mn 257.610 {131} (Radial) | Mo 202.030 {467} (Axial) | Na 589.592 {57} (Radial) | Ni 231.604 {445} (Axial) | Pb 220.353 {453} (Axial) | Sb 206.833 {463} (Axial) |
|---|---|---|---|---|---|---|---|
| Concentration average | 3.3343 ppm | 0.0421 ppm | 0.0002 ppm | 138.7823 ppm | 0.0010 ppm | -0.0007 ppm | 0.0002 ppm |
| Concentration per Run 1 | 3.3330 ppm | 0.0421 ppm | 0.0000 ppm | 138.3283 ppm | 0.0012 ppm | -0.0006 ppm | -0.0001 ppm |
| Concentration per Run 2 | 3.3237 ppm | 0.0420 ppm | 0.0003 ppm | 139.4801 ppm | 0.0010 ppm | -0.0010 ppm | 0.0007 ppm |
| Concentration per Run 3 | 3.3463 ppm | 0.0422 ppm | 0.0002 ppm | 138.5386 ppm | 0.0008 ppm | -0.0006 ppm | 0.0001 ppm |
| Concentration RSD | 0.3 % | 0.3 % | 86.8 % | 0.4 % | 18.7 % | 30.7 % | 185.0 % |

| | Se 196.090 {472} (Axial) | Si 212.412 {459} (Axial) | Sn 189.989 {477} (Axial) | Sr 421.552 {80} (Radial) | Ti 334.904 {101} (Axial) | Tl 190.856 {477} (Axial) | V 292.402 {115} (Axial) |
|---|---|---|---|---|---|---|---|
| Concentration average | 0.0017 ppm | 0.1695 ppm | 0.0010 ppm | 0.0131 ppm | 0.0006 ppm | -0.0013 ppm | -0.0001 ppm |
| Concentration per Run 1 | 0.0014 ppm | 0.1694 ppm | 0.0012 ppm | 0.0131 ppm | 0.0005 ppm | -0.0024 ppm | 0.0000 ppm |
| Concentration per Run 2 | 0.0028 ppm | 0.1704 ppm | 0.0007 ppm | 0.0132 ppm | 0.0007 ppm | -0.0017 ppm | 0.0000 ppm |
| Concentration per Run 3 | 0.0009 ppm | 0.1689 ppm | 0.0010 ppm | 0.0131 ppm | 0.0007 ppm | 0.0003 ppm | -0.0003 ppm |
| Concentration RSD | 58.4 % | 0.4 % | 26.1 % | 0.5 % | 18.2 % | 111.8 % | 164.4 % |

| | Zn 206.200 {463} (Axial) | Y 371.030 {91} (Radial) | Y 360.073 {94} (Axial) | Y 224.306 {450} (Axial) | Sc 361.384 {93} (Radial) | Sc 227.318 {448} (Axial) | Sc 361.384 {93} (Axial) |
|---|---|---|---|---|---|---|---|
| Concentration average | 0.1035 ppm | 97.4608 % | 93.9315 % | 93.8480 % | 99.7288 % | 85.7696 % | 95.5384 % |
| Concentration per Run 1 | 0.1031 ppm | 97.7602 % | 93.7375 % | 93.7632 % | 100.3687 % | 85.7930 % | 95.3840 % |
| Concentration per Run 2 | 0.1037 ppm | 97.4706 % | 94.0628 % | 93.9804 % | 99.4000 % | 85.8300 % | 95.7118 % |
| Concentration per Run 3 | 0.1035 ppm | 97.1517 % | 93.9943 % | 93.8003 % | 99.4177 % | 85.6859 % | 95.5195 % |
| Concentration RSD | 0.3 % | 0.3 % | 0.2 % | 0.1 % | 0.6 % | 0.1 % | 0.2 % |

# ICP DataTrace 4

9/10/2025 8:33:56 AM

LabBook: WG2112264_09092025T4.imexp

Sample: L2553934-17 WG2110659
Analysis started at: 9/9/2025 7:07:28 PM
Comments <Comment>
Rack: 1
Vial: 40

| | Ag 328.068 {103} (Axial) | Al 396.152 {85} (Radial) | As 189.042 {478} (Axial) | B 208.959 {461} (Axial) | Ba 455.403 {74} (Radial) | Be 313.042 {108} (Radial) | Ca 315.887 {107} (Radial) |
|---|---|---|---|---|---|---|---|
| Concentration average | 0.0001 ppm | 0.0310 ppm | -0.0008 ppm | 0.0222 ppm | 0.0272 ppm | 0.0001 ppm | 1.2050 ppm |
| Concentration per Run 1 | -0.0003 ppm | 0.0333 ppm | -0.0018 ppm | 0.0222 ppm | 0.0273 ppm | 0.0001 ppm | 1.2025 ppm |
| Concentration per Run 2 | 0.0001 ppm | 0.0306 ppm | -0.0006 ppm | 0.0218 ppm | 0.0272 ppm | 0.0001 ppm | 1.2060 ppm |
| Concentration per Run 3 | 0.0004 ppm | 0.0291 ppm | 0.0000 ppm | 0.0226 ppm | 0.0272 ppm | 0.0001 ppm | 1.2067 ppm |
| Concentration RSD | 485.6 % | 6.9 % | 114.4 % | 1.7 % | 0.2 % | 7.3 % | 0.2 % |

| | Cd 214.438 {457} (Axial) | Co 228.616 {447} (Axial) | Cr 267.716 {126} (Axial) | Cu 324.754 {104} (Axial) | Fe 259.940 {130} (Radial) | K 766.490 {44} (Radial) | Li 670.784 {50} (Radial) |
|---|---|---|---|---|---|---|---|
| Concentration average | 0.0001 ppm | 0.0024 ppm | 0.0003 ppm | 0.0017 ppm | 0.6510 ppm | 0.4641 ppm | 0.0012 ppm |
| Concentration per Run 1 | 0.0001 ppm | 0.0024 ppm | 0.0004 ppm | 0.0017 ppm | 0.6484 ppm | 0.4403 ppm | 0.0004 ppm |
| Concentration per Run 2 | 0.0000 ppm | 0.0025 ppm | 0.0003 ppm | 0.0012 ppm | 0.6530 ppm | 0.4795 ppm | 0.0016 ppm |
| Concentration per Run 3 | 0.0001 ppm | 0.0023 ppm | 0.0002 ppm | 0.0023 ppm | 0.6517 ppm | 0.4725 ppm | 0.0016 ppm |
| Concentration RSD | 72.4 % | 5.7 % | 33.2 % | 30.3 % | 0.4 % | 4.5 % | 56.2 % |

| | Mg 279.079 {121} (Axial) | Mn 257.610 {131} (Radial) | Mo 202.030 {467} (Axial) | Na 589.592 {57} (Radial) | Ni 231.604 {445} (Axial) | Pb 220.353 {453} (Axial) | Sb 206.833 {463} (Axial) |
|---|---|---|---|---|---|---|---|
| Concentration average | 0.9046 ppm | 0.0747 ppm | 0.0002 ppm | 136.8208 ppm | 0.0015 ppm | 0.0018 ppm | 0.0005 ppm |
| Concentration per Run 1 | 0.9013 ppm | 0.0745 ppm | 0.0001 ppm | 137.8937 ppm | 0.0012 ppm | 0.0015 ppm | -0.0001 ppm |
| Concentration per Run 2 | 0.9108 ppm | 0.0744 ppm | 0.0002 ppm | 136.8864 ppm | 0.0015 ppm | 0.0018 ppm | 0.0013 ppm |
| Concentration per Run 3 | 0.9017 ppm | 0.0752 ppm | 0.0002 ppm | 135.6823 ppm | 0.0017 ppm | 0.0019 ppm | 0.0004 ppm |
| Concentration RSD | 0.6 % | 0.6 % | 30.1 % | 0.8 % | 17.5 % | 12.2 % | 134.0 % |

| | Se 196.090 {472} (Axial) | Si 212.412 {459} (Axial) | Sn 189.989 {477} (Axial) | Sr 421.552 {80} (Radial) | Ti 334.904 {101} (Axial) | Tl 190.856 {477} (Axial) | V 292.402 {115} (Axial) |
|---|---|---|---|---|---|---|---|
| Concentration average | 0.0029 ppm | 0.2112 ppm | 0.0005 ppm | 0.0122 ppm | 0.0008 ppm | -0.0001 ppm | 0.0003 ppm |
| Concentration per Run 1 | 0.0037 ppm | 0.2101 ppm | 0.0002 ppm | 0.0122 ppm | 0.0011 ppm | 0.0003 ppm | 0.0003 ppm |
| Concentration per Run 2 | 0.0013 ppm | 0.2123 ppm | 0.0009 ppm | 0.0122 ppm | 0.0006 ppm | -0.0010 ppm | 0.0003 ppm |
| Concentration per Run 3 | 0.0036 ppm | 0.2110 ppm | 0.0004 ppm | 0.0121 ppm | 0.0006 ppm | 0.0004 ppm | 0.0003 ppm |
| Concentration RSD | 46.3 % | 0.5 % | 68.1 % | 0.4 % | 39.0 % | 813.7 % | 5.4 % |

| | Zn 206.200 {463} (Axial) | Y 371.030 {91} (Radial) | Y 360.073 {94} (Axial) | Y 224.306 {450} (Axial) | Sc 361.384 {93} (Radial) | Sc 227.318 {448} (Axial) | Sc 361.384 {93} (Axial) |
|---|---|---|---|---|---|---|---|
| Concentration average | 0.0077 ppm | 97.0130 % | 93.7131 % | 94.1382 % | 98.3557 % | 86.3499 % | 95.1701 % |
| Concentration per Run 1 | 0.0077 ppm | 97.2280 % | 93.8174 % | 94.1063 % | 98.4585 % | 86.4381 % | 95.2539 % |
| Concentration per Run 2 | 0.0077 ppm | 96.9999 % | 93.5171 % | 94.2034 % | 98.3720 % | 86.2886 % | 94.9820 % |
| Concentration per Run 3 | 0.0076 ppm | 96.8110 % | 93.8048 % | 94.1049 % | 98.2365 % | 86.3231 % | 95.2744 % |
| Concentration RSD | 0.6 % | 0.2 % | 0.2 % | 0.1 % | 0.1 % | 0.1 % | 0.2 % |

# ICP DataTrace 4

9/10/2025 8:33:56 AM

LabBook: WG2112264_09092025T4.imexp

Sample: L2553934-18 WG2110659
Analysis started at: 9/9/2025 7:13:53 PM
Comments <Comment>
Rack: 1
Vial: 41

| | Ag 328.068 {103} (Axial) | Al 396.152 {85} (Radial) | As 189.042 {478} (Axial) | B 208.959 {461} (Axial) | Ba 455.403 {74} (Radial) | Be 313.042 {108} (Radial) | Ca 315.887 {107} (Radial) |
|---|---|---|---|---|---|---|---|
| Concentration average | 0.0003 ppm | 0.0349 ppm | -0.0008 ppm | 0.0203 ppm | 0.0234 ppm | 0.0001 ppm | 1.1495 ppm |
| Concentration per Run 1 | 0.0002 ppm | 0.0294 ppm | -0.0019 ppm | 0.0205 ppm | 0.0234 ppm | 0.0001 ppm | 1.1569 ppm |
| Concentration per Run 2 | 0.0003 ppm | 0.0357 ppm | -0.0014 ppm | 0.0201 ppm | 0.0232 ppm | 0.0001 ppm | 1.1439 ppm |
| Concentration per Run 3 | 0.0004 ppm | 0.0397 ppm | 0.0009 ppm | 0.0203 ppm | 0.0237 ppm | 0.0001 ppm | 1.1476 ppm |
| Concentration RSD | 35.2 % | 14.8 % | 183.6 % | 0.8 % | 1.0 % | 13.0 % | 0.6 % |

| | Cd 214.438 {457} (Axial) | Co 228.616 {447} (Axial) | Cr 267.716 {126} (Axial) | Cu 324.754 {104} (Axial) | Fe 259.940 {130} (Radial) | K 766.490 {44} (Radial) | Li 670.784 {50} (Radial) |
|---|---|---|---|---|---|---|---|
| Concentration average | 0.0001 ppm | 0.0022 ppm | 0.0021 ppm | 0.0014 ppm | 0.5582 ppm | 0.4017 ppm | 0.0021 ppm |
| Concentration per Run 1 | 0.0001 ppm | 0.0024 ppm | 0.0023 ppm | 0.0013 ppm | 0.5541 ppm | 0.3876 ppm | 0.0020 ppm |
| Concentration per Run 2 | 0.0001 ppm | 0.0021 ppm | 0.0020 ppm | 0.0012 ppm | 0.5615 ppm | 0.4200 ppm | 0.0020 ppm |
| Concentration per Run 3 | 0.0000 ppm | 0.0020 ppm | 0.0021 ppm | 0.0016 ppm | 0.5590 ppm | 0.3975 ppm | 0.0022 ppm |
| Concentration RSD | 52.4 % | 8.5 % | 7.0 % | 17.2 % | 0.7 % | 4.1 % | 4.5 % |

| | Mg 279.079 {121} (Axial) | Mn 257.610 {131} (Radial) | Mo 202.030 {467} (Axial) | Na 589.592 {57} (Radial) | Ni 231.604 {445} (Axial) | Pb 220.353 {453} (Axial) | Sb 206.833 {463} (Axial) |
|---|---|---|---|---|---|---|---|
| Concentration average | 0.9717 ppm | 0.0851 ppm | 0.0001 ppm | 136.4849 ppm | 0.0016 ppm | 0.0013 ppm | -0.0004 ppm |
| Concentration per Run 1 | 0.9706 ppm | 0.0851 ppm | 0.0001 ppm | 136.4677 ppm | 0.0017 ppm | 0.0017 ppm | -0.0009 ppm |
| Concentration per Run 2 | 0.9722 ppm | 0.0855 ppm | 0.0000 ppm | 137.1581 ppm | 0.0013 ppm | 0.0011 ppm | -0.0001 ppm |
| Concentration per Run 3 | 0.9724 ppm | 0.0847 ppm | 0.0003 ppm | 135.8288 ppm | 0.0018 ppm | 0.0012 ppm | -0.0001 ppm |
| Concentration RSD | 0.1 % | 0.4 % | 124.1 % | 0.5 % | 15.1 % | 23.4 % | 128.9 % |

| | Se 196.090 {472} (Axial) | Si 212.412 {459} (Axial) | Sn 189.989 {477} (Axial) | Sr 421.552 {80} (Radial) | Ti 334.904 {101} (Axial) | Tl 190.856 {477} (Axial) | V 292.402 {115} (Axial) |
|---|---|---|---|---|---|---|---|
| Concentration average | 0.0010 ppm | 0.2287 ppm | 0.0004 ppm | 0.0100 ppm | 0.0006 ppm | -0.0009 ppm | 0.0001 ppm |
| Concentration per Run 1 | -0.0003 ppm | 0.2280 ppm | 0.0004 ppm | 0.0100 ppm | 0.0004 ppm | -0.0008 ppm | 0.0002 ppm |
| Concentration per Run 2 | 0.0012 ppm | 0.2288 ppm | 0.0001 ppm | 0.0100 ppm | 0.0006 ppm | -0.0014 ppm | 0.0002 ppm |
| Concentration per Run 3 | 0.0020 ppm | 0.2293 ppm | 0.0006 ppm | 0.0101 ppm | 0.0008 ppm | -0.0006 ppm | 0.0001 ppm |
| Concentration RSD | 115.8 % | 0.3 % | 70.5 % | 0.2 % | 31.4 % | 46.9 % | 34.0 % |

| | Zn 206.200 {463} (Axial) | Y 371.030 {91} (Radial) | Y 360.073 {94} (Axial) | Y 224.306 {450} (Axial) | Sc 361.384 {93} (Radial) | Sc 227.318 {448} (Axial) | Sc 361.384 {93} (Axial) |
|---|---|---|---|---|---|---|---|
| Concentration average | 0.0046 ppm | 97.3222 % | 93.9679 % | 94.8110 % | 97.9985 % | 86.6257 % | 95.3031 % |
| Concentration per Run 1 | 0.0044 ppm | 97.1923 % | 94.1694 % | 94.5595 % | 98.2111 % | 86.7685 % | 95.4890 % |
| Concentration per Run 2 | 0.0047 ppm | 97.1804 % | 94.0176 % | 94.7857 % | 97.5769 % | 86.4751 % | 95.3643 % |
| Concentration per Run 3 | 0.0045 ppm | 97.5939 % | 93.7168 % | 95.0879 % | 98.2077 % | 86.6334 % | 95.0559 % |
| Concentration RSD | 3.4 % | 0.2 % | 0.2 % | 0.3 % | 0.4 % | 0.2 % | 0.2 % |

# ICP DataTrace 4

9/10/2025 8:33:56 AM

LabBook: WG2112264_09092025T4.imexp

Sample: L2553934-19 WG2110659
Analysis started at: 9/9/2025 7:20:16 PM
Comments <Comment>
Rack: 1
Vial: 42

| | Ag 328.068 {103} (Axial) | Al 396.152 {85} (Radial) | As 189.042 {478} (Axial) | B 208.959 {461} (Axial) | Ba 455.403 {74} (Radial) | Be 313.042 {108} (Radial) | Ca 315.887 {107} (Radial) |
|---|---|---|---|---|---|---|---|
| Concentration average | 0.0001 ppm | 0.0374 ppm | -0.0007 ppm | 0.0211 ppm | 0.0238 ppm | 0.0001 ppm | 1.3208 ppm |
| Concentration per Run 1 | 0.0000 ppm | 0.0320 ppm | -0.0010 ppm | 0.0213 ppm | 0.0239 ppm | 0.0001 ppm | 1.3282 ppm |
| Concentration per Run 2 | 0.0001 ppm | 0.0418 ppm | 0.0004 ppm | 0.0211 ppm | 0.0238 ppm | 0.0001 ppm | 1.3195 ppm |
| Concentration per Run 3 | 0.0000 ppm | 0.0384 ppm | -0.0016 ppm | 0.0209 ppm | 0.0238 ppm | 0.0002 ppm | 1.3146 ppm |
| Concentration RSD | 110.2 % | 13.2 % | 144.9 % | 1.1 % | 0.3 % | 5.3 % | 0.5 % |

| | Cd 214.438 {457} (Axial) | Co 228.616 {447} (Axial) | Cr 267.716 {126} (Axial) | Cu 324.754 {104} (Axial) | Fe 259.940 {130} (Radial) | K 766.490 {44} (Radial) | Li 670.784 {50} (Radial) |
|---|---|---|---|---|---|---|---|
| Concentration average | 0.0000 ppm | 0.0032 ppm | 0.0043 ppm | 0.0017 ppm | 0.5536 ppm | 0.4667 ppm | 0.0027 ppm |
| Concentration per Run 1 | 0.0000 ppm | 0.0031 ppm | 0.0042 ppm | 0.0019 ppm | 0.5549 ppm | 0.4474 ppm | 0.0042 ppm |
| Concentration per Run 2 | 0.0000 ppm | 0.0032 ppm | 0.0044 ppm | 0.0015 ppm | 0.5535 ppm | 0.4784 ppm | 0.0019 ppm |
| Concentration per Run 3 | 0.0000 ppm | 0.0032 ppm | 0.0044 ppm | 0.0017 ppm | 0.5522 ppm | 0.4741 ppm | 0.0022 ppm |
| Concentration RSD | 17.0 % | 1.7 % | 2.3 % | 14.3 % | 0.2 % | 3.6 % | 45.1 % |

| | Mg 279.079 {121} (Axial) | Mn 257.610 {131} (Radial) | Mo 202.030 {467} (Axial) | Na 589.592 {57} (Radial) | Ni 231.604 {445} (Axial) | Pb 220.353 {453} (Axial) | Sb 206.833 {463} (Axial) |
|---|---|---|---|---|---|---|---|
| Concentration average | 0.9987 ppm | 0.1101 ppm | 0.0002 ppm | 134.4780 ppm | 0.0020 ppm | 0.0016 ppm | 0.0000 ppm |
| Concentration per Run 1 | 0.9989 ppm | 0.1105 ppm | 0.0002 ppm | 136.5886 ppm | 0.0022 ppm | 0.0010 ppm | 0.0002 ppm |
| Concentration per Run 2 | 0.9955 ppm | 0.1095 ppm | 0.0002 ppm | 134.1246 ppm | 0.0017 ppm | 0.0013 ppm | -0.0007 ppm |
| Concentration per Run 3 | 1.0018 ppm | 0.1103 ppm | 0.0002 ppm | 132.7209 ppm | 0.0021 ppm | 0.0023 ppm | 0.0006 ppm |
| Concentration RSD | 0.3 % | 0.5 % | 10.5 % | 1.5 % | 13.3 % | 42.8 % | 2,751.4 % |

| | Se 196.090 {472} (Axial) | Si 212.412 {459} (Axial) | Sn 189.989 {477} (Axial) | Sr 421.552 {80} (Radial) | Ti 334.904 {101} (Axial) | Tl 190.856 {477} (Axial) | V 292.402 {115} (Axial) |
|---|---|---|---|---|---|---|---|
| Concentration average | 0.0000 ppm | 0.2756 ppm | 0.0004 ppm | 0.0106 ppm | 0.0004 ppm | -0.0009 ppm | 0.0004 ppm |
| Concentration per Run 1 | 0.0001 ppm | 0.2760 ppm | 0.0006 ppm | 0.0105 ppm | 0.0002 ppm | -0.0017 ppm | 0.0003 ppm |
| Concentration per Run 2 | 0.0000 ppm | 0.2756 ppm | 0.0003 ppm | 0.0105 ppm | 0.0005 ppm | -0.0004 ppm | 0.0006 ppm |
| Concentration per Run 3 | 0.0000 ppm | 0.2753 ppm | 0.0003 ppm | 0.0106 ppm | 0.0006 ppm | -0.0006 ppm | 0.0002 ppm |
| Concentration RSD | 292.3 % | 0.1 % | 45.0 % | 0.4 % | 45.6 % | 77.9 % | 56.0 % |

| | Zn 206.200 {463} (Axial) | Y 371.030 {91} (Radial) | Y 360.073 {94} (Axial) | Y 224.306 {450} (Axial) | Sc 361.384 {93} (Radial) | Sc 227.318 {448} (Axial) | Sc 361.384 {93} (Axial) |
|---|---|---|---|---|---|---|---|
| Concentration average | 0.0084 ppm | 97.0457 % | 93.8606 % | 95.2644 % | 98.0692 % | 86.8567 % | 95.5899 % |
| Concentration per Run 1 | 0.0083 ppm | 97.3743 % | 94.1214 % | 95.0066 % | 98.0896 % | 86.6980 % | 95.6373 % |
| Concentration per Run 2 | 0.0083 ppm | 96.7471 % | 94.2022 % | 95.1142 % | 98.2500 % | 86.9452 % | 96.0754 % |
| Concentration per Run 3 | 0.0085 ppm | 97.0156 % | 93.2581 % | 95.6723 % | 97.8678 % | 86.9269 % | 95.0571 % |
| Concentration RSD | 0.8 % | 0.3 % | 0.6 % | 0.4 % | 0.2 % | 0.2 % | 0.5 % |

# ICP DataTrace 4

9/10/2025 8:33:56 AM

LabBook: WG2112264_09092025T4.imexp

Sample: CCV
Analysis started at: 9/9/2025 7:31:24 PM
Comments <Comment>
Rack: 0
Vial: 3

| | Ag 328.068 {103} (Axial) | Al 396.152 {85} (Radial) | As 189.042 {478} (Axial) | B 208.959 {461} (Axial) | Ba 455.403 {74} (Radial) | Be 313.042 {108} (Radial) | Ca 315.887 {107} (Radial) |
|---|---|---|---|---|---|---|---|
| Concentration average | **0.4905 ppm** | 0.5002 ppm | 0.4780 ppm | 0.4869 ppm | 0.4997 ppm | 0.4923 ppm | 0.5000 ppm |
| Concentration per Run 1 | 0.4908 ppm | 0.4942 ppm | 0.4820 ppm | 0.4874 ppm | 0.5010 ppm | 0.4943 ppm | 0.5051 ppm |
| Concentration per Run 2 | 0.4904 ppm | 0.5078 ppm | 0.4764 ppm | 0.4858 ppm | 0.4996 ppm | 0.4906 ppm | 0.4976 ppm |
| Concentration per Run 3 | 0.4903 ppm | 0.4985 ppm | 0.4757 ppm | 0.4875 ppm | 0.4984 ppm | 0.4919 ppm | 0.4974 ppm |
| Recovery Percentage 1 | 98.096 % | 100.033 % | 95.605 % | 97.378 % | 99.932 % | 98.453 % | 100.005 % |
| Concentration RSD | 0.0 % | 1.4 % | 0.7 % | 0.2 % | 0.3 % | 0.4 % | 0.9 % |

| | Cd 214.438 {457} (Axial) | Co 228.616 {447} (Axial) | Cr 267.716 {126} (Axial) | Cu 324.754 {104} (Axial) | Fe 259.940 {130} (Radial) | K 766.490 {44} (Radial) | Li 670.784 {50} (Radial) |
|---|---|---|---|---|---|---|---|
| Concentration average | 0.4864 ppm | 0.4980 ppm | 0.4985 ppm | 0.5036 ppm | 0.4867 ppm | 5.2459 ppm | 0.5254 ppm |
| Concentration per Run 1 | 0.4879 ppm | 0.5008 ppm | 0.4991 ppm | 0.5044 ppm | 0.4886 ppm | 5.2674 ppm | 0.5269 ppm |
| Concentration per Run 2 | 0.4855 ppm | 0.4970 ppm | 0.4982 ppm | 0.5010 ppm | 0.4855 ppm | 5.1982 ppm | 0.5245 ppm |
| Concentration per Run 3 | 0.4858 ppm | 0.4962 ppm | 0.4981 ppm | 0.5053 ppm | 0.4860 ppm | 5.2722 ppm | 0.5247 ppm |
| Recovery Percentage 1 | 97.280 % | 99.599 % | 99.695 % | 100.714 % | 97.337 % | 104.918 % | 105.073 % |
| Concentration RSD | 0.3 % | 0.5 % | 0.1 % | 0.5 % | 0.3 % | 0.8 % | 0.3 % |

| | Mg 279.079 {121} (Axial) | Mn 257.610 {131} (Radial) | Mo 202.030 {467} (Axial) | Na 589.592 {57} (Radial) | Ni 231.604 {445} (Axial) | Pb 220.353 {453} (Axial) | Sb 206.833 {463} (Axial) |
|---|---|---|---|---|---|---|---|
| Concentration average | 0.5041 ppm | 0.4852 ppm | 0.4858 ppm | 10.1751 ppm | 0.4956 ppm | 0.5027 ppm | 0.4981 ppm |
| Concentration per Run 1 | 0.5052 ppm | 0.4882 ppm | 0.4863 ppm | 10.1957 ppm | 0.4975 ppm | 0.5052 ppm | 0.4995 ppm |
| Concentration per Run 2 | 0.5030 ppm | 0.4832 ppm | 0.4865 ppm | 10.1501 ppm | 0.4967 ppm | 0.5013 ppm | 0.4976 ppm |
| Concentration per Run 3 | 0.5041 ppm | 0.4841 ppm | 0.4846 ppm | 10.1794 ppm | 0.4927 ppm | 0.5016 ppm | 0.4971 ppm |
| Recovery Percentage 1 | 100.815 % | 97.033 % | 97.160 % | 101.751 % | 99.129 % | 100.540 % | 99.611 % |
| Concentration RSD | 0.2 % | 0.6 % | 0.2 % | 0.2 % | 0.5 % | 0.4 % | 0.3 % |

| | Se 196.090 {472} (Axial) | Si 212.412 {459} (Axial) | Sn 189.989 {477} (Axial) | Sr 421.552 {80} (Radial) | Ti 334.904 {101} (Axial) | Tl 190.856 {477} (Axial) | V 292.402 {115} (Axial) |
|---|---|---|---|---|---|---|---|
| Concentration average | 0.4915 ppm | 5.4412 ppm | 0.4934 ppm | 0.5131 ppm | 0.4927 ppm | **0.5130 ppm** | 0.4955 ppm |
| Concentration per Run 1 | 0.4932 ppm | 5.4557 ppm | 0.4932 ppm | 0.5146 ppm | 0.4920 ppm | 0.5149 ppm | 0.4963 ppm |
| Concentration per Run 2 | 0.4909 ppm | 5.4368 ppm | 0.4931 ppm | 0.5128 ppm | 0.4929 ppm | 0.5121 ppm | 0.4943 ppm |
| Concentration per Run 3 | 0.4905 ppm | 5.4311 ppm | 0.4938 ppm | 0.5118 ppm | 0.4932 ppm | 0.5121 ppm | 0.4959 ppm |
| Recovery Percentage 1 | 98.309 % | 103.643 % | 98.671 % | 102.617 % | 98.540 % | 102.609 % | 99.101 % |
| Concentration RSD | 0.3 % | 0.2 % | 0.1 % | 0.3 % | 0.1 % | 0.3 % | 0.2 % |

| | Zn 206.200 {463} (Axial) | Y 371.030 {91} (Radial) | Y 360.073 {94} (Axial) | Y 224.306 {450} (Axial) | Sc 361.384 {93} (Radial) | Sc 227.318 {448} (Axial) | Sc 361.384 {93} (Axial) |
|---|---|---|---|---|---|---|---|
| Concentration average | 0.4926 ppm | 98.4553 % | 99.0648 % | 99.7061 % | 100.2063 % | 97.2447 % | 101.2008 % |
| Concentration per Run 1 | 0.4937 ppm | 97.8690 % | 99.0519 % | 99.8506 % | 99.6306 % | 97.1326 % | 101.2278 % |
| Concentration per Run 2 | 0.4922 ppm | 98.5678 % | 98.9745 % | 99.6480 % | 100.3825 % | 97.3369 % | 101.2104 % |
| Concentration per Run 3 | 0.4919 ppm | 98.9291 % | 99.1679 % | 99.6195 % | 100.6056 % | 97.2645 % | 101.1640 % |
| Recovery Percentage 1 | 98.517 % | | | | | | |
| Concentration RSD | 0.2 % | 0.5 % | 0.1 % | 0.1 % | 0.5 % | 0.1 % | 0.0 % |

# ICP DataTrace 4

9/10/2025 8:33:56 AM

LabBook: WG2112264_09092025T4.imexp

Sample: CCB
Analysis started at: 9/9/2025 7:37:25 PM
Comments <Comment>
Rack: 0
Vial: 4

| | Ag 328.068 {103} (Axial) | Al 396.152 {85} (Radial) | As 189.042 {478} (Axial) | B 208.959 {461} (Axial) | Ba 455.403 {74} (Radial) | Be 313.042 {108} (Radial) | Ca 315.887 {107} (Radial) |
|---|---|---|---|---|---|---|---|
| Concentration average | 0.0004 ppm | 0.0009 ppm | 0.0001 ppm | 0.0106 ppm | 0.0001 ppm | 0.0001 ppm | 0.0031 ppm |
| Concentration per Run 1 | 0.0005 ppm | 0.0009 ppm | -0.0011 ppm | 0.0106 ppm | 0.0001 ppm | 0.0001 ppm | 0.0045 ppm |
| Concentration per Run 2 | 0.0004 ppm | 0.0007 ppm | 0.0006 ppm | 0.0103 ppm | 0.0001 ppm | 0.0001 ppm | -0.0019 ppm |
| Concentration per Run 3 | 0.0004 ppm | 0.0011 ppm | 0.0009 ppm | 0.0108 ppm | 0.0001 ppm | 0.0001 ppm | 0.0067 ppm |
| Recovery Percentage 1 | 8.862 % | 0.918 % | 2.926 % | 35.199 % | 0.703 % | 1.464 % | 3.098 % |
| Concentration RSD | 15.1 % | 19.7 % | 735.0 % | 2.3 % | 20.9 % | 27.9 % | 144.1 % |

| | Cd 214.438 {457} (Axial) | Co 228.616 {447} (Axial) | Cr 267.716 {126} (Axial) | Cu 324.754 {104} (Axial) | Fe 259.940 {130} (Radial) | K 766.490 {44} (Radial) | Li 670.784 {50} (Radial) |
|---|---|---|---|---|---|---|---|
| Concentration average | 0.0001 ppm | 0.0001 ppm | 0.0001 ppm | -0.0002 ppm | -0.0005 ppm | 0.0400 ppm | 0.0008 ppm |
| Concentration per Run 1 | 0.0001 ppm | 0.0001 ppm | 0.0003 ppm | 0.0002 ppm | -0.0016 ppm | 0.0338 ppm | 0.0011 ppm |
| Concentration per Run 2 | 0.0001 ppm | 0.0001 ppm | -0.0001 ppm | -0.0007 ppm | -0.0003 ppm | 0.0336 ppm | -0.0001 ppm |
| Concentration per Run 3 | 0.0001 ppm | 0.0001 ppm | 0.0001 ppm | -0.0002 ppm | 0.0004 ppm | 0.0525 ppm | 0.0015 ppm |
| Recovery Percentage 1 | 1.768 % | 0.468 % | 0.926 % | -2.471 % | -0.975 % | 1.598 % | 8.267 % |
| Concentration RSD | 9.6 % | 38.4 % | 190.1 % | 186.4 % | 216.5 % | 27.2 % | 100.1 % |

| | Mg 279.079 {121} (Axial) | Mn 257.610 {131} (Radial) | Mo 202.030 {467} (Axial) | Na 589.592 {57} (Radial) | Ni 231.604 {445} (Axial) | Pb 220.353 {453} (Axial) | Sb 206.833 {463} (Axial) |
|---|---|---|---|---|---|---|---|
| Concentration average | 0.0014 ppm | -0.0001 ppm | 0.0000 ppm | 0.0576 ppm | -0.0001 ppm | -0.0001 ppm | 0.0000 ppm |
| Concentration per Run 1 | 0.0025 ppm | -0.0001 ppm | 0.0001 ppm | 0.0564 ppm | 0.0001 ppm | -0.0005 ppm | 0.0001 ppm |
| Concentration per Run 2 | 0.0014 ppm | 0.0000 ppm | 0.0000 ppm | 0.0628 ppm | -0.0005 ppm | -0.0001 ppm | -0.0003 ppm |
| Concentration per Run 3 | 0.0002 ppm | 0.0000 ppm | -0.0001 ppm | 0.0537 ppm | 0.0000 ppm | 0.0004 ppm | 0.0001 ppm |
| Recovery Percentage 1 | 1.372 % | -0.657 % | 0.019 % | 2.881 % | -0.498 % | -0.626 % | -0.066 % |
| Concentration RSD | 82.9 % | 111.6 % | 1,135.1 % | 8.1 % | 262.8 % | 747.4 % | 704.6 % |

| | Se 196.090 {472} (Axial) | Si 212.412 {459} (Axial) | Sn 189.989 {477} (Axial) | Sr 421.552 {80} (Radial) | Ti 334.904 {101} (Axial) | Tl 190.856 {477} (Axial) | V 292.402 {115} (Axial) |
|---|---|---|---|---|---|---|---|
| Concentration average | 0.0016 ppm | -0.0059 ppm | 0.0002 ppm | 0.0003 ppm | 0.0005 ppm | 0.0009 ppm | 0.0002 ppm |
| Concentration per Run 1 | 0.0016 ppm | -0.0059 ppm | 0.0004 ppm | 0.0002 ppm | 0.0005 ppm | 0.0014 ppm | 0.0001 ppm |
| Concentration per Run 2 | 0.0009 ppm | -0.0061 ppm | 0.0000 ppm | 0.0003 ppm | 0.0003 ppm | 0.0011 ppm | 0.0002 ppm |
| Concentration per Run 3 | 0.0022 ppm | -0.0058 ppm | 0.0001 ppm | 0.0003 ppm | 0.0006 ppm | 0.0002 ppm | 0.0003 ppm |
| Recovery Percentage 1 | 15.808 % | -1.184 % | 0.311 % | 2.664 % | 4.717 % | 4.353 % | 1.970 % |
| Concentration RSD | 41.3 % | 2.5 % | 152.5 % | 27.0 % | 24.6 % | 72.9 % | 54.8 % |

| | Zn 206.200 {463} (Axial) | Y 371.030 {91} (Radial) | Y 360.073 {94} (Axial) | Y 224.306 {450} (Axial) | Sc 361.384 {93} (Radial) | Sc 227.318 {448} (Axial) | Sc 361.384 {93} (Axial) |
|---|---|---|---|---|---|---|---|
| Concentration average | -0.0006 ppm | 98.6265 % | 99.9058 % | 100.6450 % | 99.7057 % | 99.5500 % | 100.9389 % |
| Concentration per Run 1 | -0.0005 ppm | 98.8650 % | 99.9722 % | 100.7391 % | 99.4528 % | 99.6079 % | 101.0898 % |
| Concentration per Run 2 | -0.0006 ppm | 98.3995 % | 99.8671 % | 100.5682 % | 99.7964 % | 99.7088 % | 100.8958 % |
| Concentration per Run 3 | -0.0006 ppm | 98.6150 % | 99.8782 % | 100.6277 % | 99.8677 % | 99.3335 % | 100.8312 % |
| Recovery Percentage 1 | -11.446 % | | | | | | |
| Concentration RSD | 6.7 % | 0.2 % | 0.1 % | 0.1 % | 0.2 % | 0.2 % | 0.1 % |

# ICP DataTrace 4

9/10/2025 8:33:56 AM

LabBook: WG2112264_09092025T4.imexp

Sample: LDR 5 Sr
Analysis started at: 9/9/2025 7:56:59 PM
Comments <Comment>
Rack: 1
Vial: 46

| | Ag 328.068 {103} (Axial) | Al 396.152 {85} (Radial) | As 189.042 {478} (Axial) | B 208.959 {461} (Axial) | Ba 455.403 {74} (Radial) | Be 313.042 {108} (Radial) | Ca 315.887 {107} (Radial) |
|---|---|---|---|---|---|---|---|
| Concentration average | 0.0003 ppm | 0.0021 ppm | 0.0017 ppm | 0.0095 ppm | 0.0001 ppm | 0.0000 ppm | 0.0067 ppm |
| Concentration per Run 1 | 0.0006 ppm | 0.0030 ppm | 0.0015 ppm | 0.0094 ppm | 0.0003 ppm | 0.0000 ppm | 0.0060 ppm |
| Concentration per Run 2 | 0.0002 ppm | 0.0005 ppm | 0.0015 ppm | 0.0096 ppm | 0.0001 ppm | 0.0000 ppm | 0.0064 ppm |
| Concentration per Run 3 | 0.0002 ppm | 0.0028 ppm | 0.0022 ppm | 0.0094 ppm | 0.0001 ppm | 0.0000 ppm | 0.0077 ppm |
| Concentration RSD | 65.1 % | 64.7 % | 24.5 % | 1.4 % | 78.6 % | 575.6 % | 13.6 % |

| | Cd 214.438 {457} (Axial) | Co 228.616 {447} (Axial) | Cr 267.716 {126} (Axial) | Cu 324.754 {104} (Axial) | Fe 259.940 {130} (Radial) | K 766.490 {44} (Radial) | Li 670.784 {50} (Radial) |
|---|---|---|---|---|---|---|---|
| Concentration average | 0.0000 ppm | 0.0000 ppm | 0.0001 ppm | -0.0002 ppm | -0.0001 ppm | 0.0601 ppm | 0.0001 ppm |
| Concentration per Run 1 | 0.0000 ppm | 0.0001 ppm | 0.0003 ppm | -0.0005 ppm | -0.0003 ppm | 0.0603 ppm | 0.0005 ppm |
| Concentration per Run 2 | 0.0000 ppm | 0.0000 ppm | 0.0000 ppm | -0.0002 ppm | -0.0007 ppm | 0.0792 ppm | -0.0003 ppm |
| Concentration per Run 3 | 0.0000 ppm | 0.0000 ppm | 0.0000 ppm | 0.0002 ppm | 0.0007 ppm | 0.0409 ppm | 0.0000 ppm |
| Concentration RSD | 173.9 % | 199.6 % | 135.7 % | 168.9 % | 686.1 % | 31.8 % | 454.1 % |

| | Mg 279.079 {121} (Axial) | Mn 257.610 {131} (Radial) | Mo 202.030 {467} (Axial) | Na 589.592 {57} (Radial) | Ni 231.604 {445} (Axial) | Pb 220.353 {453} (Axial) | Sb 206.833 {463} (Axial) |
|---|---|---|---|---|---|---|---|
| Concentration average | 0.0024 ppm | 0.0000 ppm | -0.0001 ppm | 0.0518 ppm | -0.0001 ppm | 0.0003 ppm | -0.0006 ppm |
| Concentration per Run 1 | 0.0032 ppm | 0.0001 ppm | -0.0002 ppm | 0.0547 ppm | 0.0001 ppm | 0.0008 ppm | -0.0001 ppm |
| Concentration per Run 2 | 0.0001 ppm | 0.0000 ppm | 0.0000 ppm | 0.0518 ppm | -0.0003 ppm | -0.0003 ppm | -0.0011 ppm |
| Concentration per Run 3 | 0.0039 ppm | 0.0000 ppm | -0.0002 ppm | 0.0488 ppm | -0.0001 ppm | 0.0002 ppm | -0.0007 ppm |
| Concentration RSD | 85.6 % | 172.9 % | 105.8 % | 5.7 % | 210.6 % | 211.3 % | 84.9 % |

| | Se 196.090 {472} (Axial) | Si 212.412 {459} (Axial) | Sn 189.989 {477} (Axial) | Sr 421.552 {80} (Radial) | Ti 334.904 {101} (Axial) | Tl 190.856 {477} (Axial) | V 292.402 {115} (Axial) |
|---|---|---|---|---|---|---|---|
| Concentration average | 0.0024 ppm | -0.0048 ppm | 0.0005 ppm | **5.4160 ppm** | 0.0005 ppm | 0.0002 ppm | 0.0001 ppm |
| Concentration per Run 1 | 0.0012 ppm | -0.0052 ppm | 0.0005 ppm | 5.4971 ppm | 0.0005 ppm | 0.0015 ppm | 0.0002 ppm |
| Concentration per Run 2 | 0.0035 ppm | -0.0043 ppm | 0.0004 ppm | 5.3738 ppm | 0.0002 ppm | -0.0005 ppm | 0.0002 ppm |
| Concentration per Run 3 | 0.0025 ppm | -0.0048 ppm | 0.0006 ppm | 5.3772 ppm | 0.0006 ppm | -0.0002 ppm | 0.0000 ppm |
| Concentration RSD | 47.6 % | 9.6 % | 23.3 % | 1.3 % | 41.8 % | 447.9 % | 73.7 % |

| | Zn 206.200 {463} (Axial) | Y 371.030 {91} (Radial) | Y 360.073 {94} (Axial) | Y 224.306 {450} (Axial) | Sc 361.384 {93} (Radial) | Sc 227.318 {448} (Axial) | Sc 361.384 {93} (Axial) |
|---|---|---|---|---|---|---|---|
| Concentration average | -0.0001 ppm | 99.7797 % | 100.0395 % | 100.4263 % | 99.6839 % | 98.5372 % | 100.2417 % |
| Concentration per Run 1 | -0.0001 ppm | 99.1787 % | 100.0517 % | 100.3997 % | 99.1656 % | 98.6563 % | 100.2045 % |
| Concentration per Run 2 | -0.0002 ppm | 100.2789 % | 100.3704 % | 100.2045 % | 100.6729 % | 98.4639 % | 100.6873 % |
| Concentration per Run 3 | -0.0001 ppm | 99.8815 % | 99.6964 % | 100.6746 % | 99.2131 % | 98.4915 % | 99.8331 % |
| Concentration RSD | 39.6 % | 0.6 % | 0.3 % | 0.2 % | 0.9 % | 0.1 % | 0.4 % |

# ICP DataTrace 4

9/10/2025 8:33:56 AM

LabBook: WG2112264_09092025T4.imexp

Sample: L2553958-01 WG2110659
Analysis started at: 9/9/2025 8:18:24 PM
Comments <Comment>
Rack: 1
Vial: 43

| | Ag 328.068 {103} (Axial) | Al 396.152 {85} (Radial) | As 189.042 {478} (Axial) | B 208.959 {461} (Axial) | Ba 455.403 {74} (Radial) | Be 313.042 {108} (Radial) | Ca 315.887 {107} (Radial) |
|---|---|---|---|---|---|---|---|
| Concentration average | 0.0000 ppm | 0.0112 ppm | -0.0016 ppm | 0.0250 ppm | 0.0420 ppm | 0.0001 ppm | 16.4543 ppm |
| Concentration per Run 1 | 0.0000 ppm | 0.0124 ppm | -0.0011 ppm | 0.0251 ppm | 0.0421 ppm | 0.0001 ppm | 16.4889 ppm |
| Concentration per Run 2 | 0.0001 ppm | 0.0124 ppm | -0.0004 ppm | 0.0252 ppm | 0.0420 ppm | 0.0001 ppm | 16.4311 ppm |
| Concentration per Run 3 | 0.0000 ppm | 0.0088 ppm | -0.0033 ppm | 0.0247 ppm | 0.0420 ppm | 0.0001 ppm | 16.4430 ppm |
| Concentration RSD | 595.3 % | 18.8 % | 93.3 % | 1.1 % | 0.1 % | 8.3 % | 0.2 % |

| | Cd 214.438 {457} (Axial) | Co 228.616 {447} (Axial) | Cr 267.716 {126} (Axial) | Cu 324.754 {104} (Axial) | Fe 259.940 {130} (Radial) | K 766.490 {44} (Radial) | Li 670.784 {50} (Radial) |
|---|---|---|---|---|---|---|---|
| Concentration average | 0.0001 ppm | 0.0037 ppm | 0.0009 ppm | 0.0017 ppm | 0.0273 ppm | 1.0926 ppm | 0.0019 ppm |
| Concentration per Run 1 | 0.0002 ppm | 0.0037 ppm | 0.0009 ppm | 0.0013 ppm | 0.0278 ppm | 1.0761 ppm | 0.0022 ppm |
| Concentration per Run 2 | 0.0001 ppm | 0.0038 ppm | 0.0008 ppm | 0.0022 ppm | 0.0264 ppm | 1.0915 ppm | 0.0029 ppm |
| Concentration per Run 3 | 0.0001 ppm | 0.0038 ppm | 0.0009 ppm | 0.0016 ppm | 0.0278 ppm | 1.1101 ppm | 0.0007 ppm |
| Concentration RSD | 25.3 % | 1.3 % | 5.3 % | 26.2 % | 2.9 % | 1.6 % | 56.6 % |

| | Mg 279.079 {121} (Axial) | Mn 257.610 {131} (Radial) | Mo 202.030 {467} (Axial) | Na 589.592 {57} (Radial) | Ni 231.604 {445} (Axial) | Pb 220.353 {453} (Axial) | Sb 206.833 {463} (Axial) |
|---|---|---|---|---|---|---|---|
| Concentration average | 4.6765 ppm | 0.4750 ppm | 0.0003 ppm | 136.3740 ppm | 0.0045 ppm | 0.0004 ppm | 0.0009 ppm |
| Concentration per Run 1 | 4.6795 ppm | 0.4740 ppm | 0.0004 ppm | 136.1186 ppm | 0.0044 ppm | 0.0000 ppm | 0.0005 ppm |
| Concentration per Run 2 | 4.6785 ppm | 0.4743 ppm | 0.0003 ppm | 134.2485 ppm | 0.0045 ppm | 0.0005 ppm | 0.0001 ppm |
| Concentration per Run 3 | 4.6715 ppm | 0.4765 ppm | 0.0003 ppm | 138.7551 ppm | 0.0046 ppm | 0.0006 ppm | 0.0021 ppm |
| Concentration RSD | 0.1 % | 0.3 % | 26.1 % | 1.7 % | 2.7 % | 93.5 % | 111.9 % |

| | Se 196.090 {472} (Axial) | Si 212.412 {459} (Axial) | Sn 189.989 {477} (Axial) | Sr 421.552 {80} (Radial) | Ti 334.904 {101} (Axial) | Tl 190.856 {477} (Axial) | V 292.402 {115} (Axial) |
|---|---|---|---|---|---|---|---|
| Concentration average | 0.0026 ppm | 0.2608 ppm | 0.0006 ppm | 0.0374 ppm | 0.0003 ppm | -0.0012 ppm | 0.0001 ppm |
| Concentration per Run 1 | 0.0014 ppm | 0.2613 ppm | 0.0010 ppm | 0.0376 ppm | 0.0003 ppm | -0.0018 ppm | 0.0002 ppm |
| Concentration per Run 2 | 0.0053 ppm | 0.2595 ppm | 0.0002 ppm | 0.0373 ppm | 0.0005 ppm | -0.0007 ppm | 0.0001 ppm |
| Concentration per Run 3 | 0.0012 ppm | 0.2618 ppm | 0.0006 ppm | 0.0375 ppm | 0.0002 ppm | -0.0011 ppm | -0.0001 ppm |
| Concentration RSD | 87.1 % | 0.5 % | 66.4 % | 0.4 % | 43.9 % | 47.0 % | 207.2 % |

| | Zn 206.200 {463} (Axial) | Y 371.030 {91} (Radial) | Y 360.073 {94} (Axial) | Y 224.306 {450} (Axial) | Sc 361.384 {93} (Radial) | Sc 227.318 {448} (Axial) | Sc 361.384 {93} (Axial) |
|---|---|---|---|---|---|---|---|
| Concentration average | 0.0073 ppm | 95.3340 % | 93.2640 % | 94.4759 % | 97.2689 % | 86.1873 % | 95.1063 % |
| Concentration per Run 1 | 0.0072 ppm | 95.1872 % | 93.1847 % | 94.3666 % | 97.2896 % | 86.0993 % | 95.1149 % |
| Concentration per Run 2 | 0.0074 ppm | 95.0865 % | 93.1314 % | 94.3194 % | 97.2742 % | 86.1676 % | 94.9000 % |
| Concentration per Run 3 | 0.0073 ppm | 95.7284 % | 93.4758 % | 94.7415 % | 97.2430 % | 86.2949 % | 95.3042 % |
| Concentration RSD | 1.1 % | 0.4 % | 0.2 % | 0.2 % | 0.0 % | 0.1 % | 0.2 % |

# ICP DataTrace 4

9/10/2025 8:33:56 AM

LabBook: WG2112264_09092025T4.imexp

Sample: L2553958-02 WG2110659
Analysis started at: 9/9/2025 8:24:51 PM
Comments <Comment>
Rack: 1
Vial: 44

| | Ag 328.068 {103} (Axial) | Al 396.152 {85} (Radial) | As 189.042 {478} (Axial) | B 208.959 {461} (Axial) | Ba 455.403 {74} (Radial) | Be 313.042 {108} (Radial) | Ca 315.887 {107} (Radial) |
|---|---|---|---|---|---|---|---|
| Concentration average | 0.0001 ppm | 0.0034 ppm | -0.0013 ppm | 0.0268 ppm | 0.0899 ppm | 0.0000 ppm | 28.6819 ppm |
| Concentration per Run 1 | 0.0004 ppm | 0.0061 ppm | -0.0010 ppm | 0.0269 ppm | 0.0894 ppm | 0.0000 ppm | 28.5287 ppm |
| Concentration per Run 2 | 0.0001 ppm | -0.0070 ppm | -0.0021 ppm | 0.0272 ppm | 0.0906 ppm | 0.0000 ppm | 28.8451 ppm |
| Concentration per Run 3 | -0.0001 ppm | 0.0111 ppm | -0.0007 ppm | 0.0262 ppm | 0.0895 ppm | 0.0000 ppm | 28.6719 ppm |
| Concentration RSD | 215.2 % | 276.2 % | 59.8 % | 1.9 % | 0.7 % | 84.6 % | 0.6 % |

| | Cd 214.438 {457} (Axial) | Co 228.616 {447} (Axial) | Cr 267.716 {126} (Axial) | Cu 324.754 {104} (Axial) | Fe 259.940 {130} (Radial) | K 766.490 {44} (Radial) | Li 670.784 {50} (Radial) |
|---|---|---|---|---|---|---|---|
| Concentration average | 0.0002 ppm | 0.0039 ppm | 0.0040 ppm | 0.0025 ppm | 0.0471 ppm | 0.8885 ppm | 0.0021 ppm |
| Concentration per Run 1 | 0.0002 ppm | 0.0038 ppm | 0.0043 ppm | 0.0024 ppm | 0.0469 ppm | 0.8435 ppm | 0.0017 ppm |
| Concentration per Run 2 | 0.0002 ppm | 0.0039 ppm | 0.0037 ppm | 0.0026 ppm | 0.0476 ppm | 0.8799 ppm | 0.0025 ppm |
| Concentration per Run 3 | 0.0002 ppm | 0.0038 ppm | 0.0040 ppm | 0.0026 ppm | 0.0469 ppm | 0.9420 ppm | 0.0022 ppm |
| Concentration RSD | 16.4 % | 1.3 % | 7.0 % | 4.8 % | 0.9 % | 5.6 % | 18.2 % |

| | Mg 279.079 {121} (Axial) | Mn 257.610 {131} (Radial) | Mo 202.030 {467} (Axial) | Na 589.592 {57} (Radial) | Ni 231.604 {445} (Axial) | Pb 220.353 {453} (Axial) | Sb 206.833 {463} (Axial) |
|---|---|---|---|---|---|---|---|
| Concentration average | 5.7134 ppm | 0.8649 ppm | 0.0001 ppm | 137.0635 ppm | 0.0052 ppm | 0.0011 ppm | 0.0007 ppm |
| Concentration per Run 1 | 5.6985 ppm | 0.8619 ppm | 0.0002 ppm | 135.9449 ppm | 0.0052 ppm | 0.0016 ppm | 0.0000 ppm |
| Concentration per Run 2 | 5.7289 ppm | 0.8680 ppm | 0.0000 ppm | 137.0160 ppm | 0.0050 ppm | 0.0007 ppm | 0.0018 ppm |
| Concentration per Run 3 | 5.7126 ppm | 0.8647 ppm | 0.0000 ppm | 138.2296 ppm | 0.0054 ppm | 0.0011 ppm | 0.0003 ppm |
| Concentration RSD | 0.3 % | 0.4 % | 140.2 % | 0.8 % | 4.0 % | 42.6 % | 136.8 % |

| | Se 196.090 {472} (Axial) | Si 212.412 {459} (Axial) | Sn 189.989 {477} (Axial) | Sr 421.552 {80} (Radial) | Ti 334.904 {101} (Axial) | Tl 190.856 {477} (Axial) | V 292.402 {115} (Axial) |
|---|---|---|---|---|---|---|---|
| Concentration average | 0.0025 ppm | 0.2584 ppm | 0.0009 ppm | 0.0590 ppm | 0.0002 ppm | -0.0028 ppm | -0.0001 ppm |
| Concentration per Run 1 | 0.0035 ppm | 0.2579 ppm | 0.0012 ppm | 0.0590 ppm | 0.0004 ppm | -0.0026 ppm | -0.0001 ppm |
| Concentration per Run 2 | 0.0018 ppm | 0.2587 ppm | 0.0008 ppm | 0.0592 ppm | 0.0000 ppm | -0.0022 ppm | 0.0001 ppm |
| Concentration per Run 3 | 0.0023 ppm | 0.2585 ppm | 0.0006 ppm | 0.0586 ppm | 0.0001 ppm | -0.0035 ppm | -0.0003 ppm |
| Concentration RSD | 34.9 % | 0.2 % | 35.5 % | 0.5 % | 119.3 % | 25.0 % | 248.4 % |

| | Zn 206.200 {463} (Axial) | Y 371.030 {91} (Radial) | Y 360.073 {94} (Axial) | Y 224.306 {450} (Axial) | Sc 361.384 {93} (Radial) | Sc 227.318 {448} (Axial) | Sc 361.384 {93} (Axial) |
|---|---|---|---|---|---|---|---|
| Concentration average | 0.0076 ppm | 96.0946 % | 92.9417 % | 94.7104 % | 97.8306 % | 85.4639 % | 94.8958 % |
| Concentration per Run 1 | 0.0076 ppm | 96.4797 % | 92.9988 % | 94.6671 % | 98.1805 % | 85.5932 % | 94.9367 % |
| Concentration per Run 2 | 0.0077 ppm | 95.8880 % | 92.7848 % | 94.4941 % | 97.4493 % | 85.3179 % | 94.7301 % |
| Concentration per Run 3 | 0.0075 ppm | 95.9162 % | 93.0415 % | 94.9699 % | 97.8621 % | 85.4808 % | 95.0206 % |
| Concentration RSD | 1.2 % | 0.3 % | 0.1 % | 0.3 % | 0.4 % | 0.2 % | 0.2 % |

# ICP DataTrace 4

9/10/2025 8:33:56 AM

LabBook: WG2112264_09092025T4.imexp

Sample: L2554243-01 WG2110659
Analysis started at: 9/9/2025 8:31:15 PM
Comments <Comment>
Rack: 1
Vial: 45

| | Ag 328.068 {103} (Axial) | Al 396.152 {85} (Radial) | As 189.042 {478} (Axial) | B 208.959 {461} (Axial) | Ba 455.403 {74} (Radial) | Be 313.042 {108} (Radial) | Ca 315.887 {107} (Radial) |
|---|---|---|---|---|---|---|---|
| Concentration average | 0.0001 ppm | 0.0413 ppm | -0.0007 ppm | 0.0175 ppm | 0.0501 ppm | 0.0000 ppm | 20.0478 ppm |
| Concentration per Run 1 | 0.0006 ppm | 0.0449 ppm | -0.0005 ppm | 0.0174 ppm | 0.0495 ppm | 0.0000 ppm | 20.0090 ppm |
| Concentration per Run 2 | -0.0001 ppm | 0.0408 ppm | -0.0002 ppm | 0.0175 ppm | 0.0503 ppm | 0.0000 ppm | 20.1461 ppm |
| Concentration per Run 3 | -0.0001 ppm | 0.0383 ppm | -0.0013 ppm | 0.0176 ppm | 0.0505 ppm | 0.0000 ppm | 19.9885 ppm |
| Concentration RSD | 281.4 % | 8.1 % | 82.7 % | 0.3 % | 1.1 % | 91.6 % | 0.4 % |

| | Cd 214.438 {457} (Axial) | Co 228.616 {447} (Axial) | Cr 267.716 {126} (Axial) | Cu 324.754 {104} (Axial) | Fe 259.940 {130} (Radial) | K 766.490 {44} (Radial) | Li 670.784 {50} (Radial) |
|---|---|---|---|---|---|---|---|
| Concentration average | 0.0001 ppm | 0.0025 ppm | 0.0099 ppm | 0.0016 ppm | 0.0741 ppm | 1.9526 ppm | 0.0038 ppm |
| Concentration per Run 1 | 0.0001 ppm | 0.0026 ppm | 0.0098 ppm | 0.0017 ppm | 0.0736 ppm | 1.9404 ppm | 0.0038 ppm |
| Concentration per Run 2 | 0.0001 ppm | 0.0024 ppm | 0.0102 ppm | 0.0013 ppm | 0.0752 ppm | 1.9524 ppm | 0.0039 ppm |
| Concentration per Run 3 | 0.0001 ppm | 0.0025 ppm | 0.0097 ppm | 0.0019 ppm | 0.0736 ppm | 1.9649 ppm | 0.0036 ppm |
| Concentration RSD | 6.2 % | 2.8 % | 2.5 % | 19.2 % | 1.3 % | 0.6 % | 4.7 % |

| | Mg 279.079 {121} (Axial) | Mn 257.610 {131} (Radial) | Mo 202.030 {467} (Axial) | Na 589.592 {57} (Radial) | Ni 231.604 {445} (Axial) | Pb 220.353 {453} (Axial) | Sb 206.833 {463} (Axial) |
|---|---|---|---|---|---|---|---|
| Concentration average | 1.7796 ppm | 0.7863 ppm | 0.0002 ppm | 136.3937 ppm | 0.0018 ppm | 0.0033 ppm | -0.0009 ppm |
| Concentration per Run 1 | 1.7732 ppm | 0.7825 ppm | 0.0002 ppm | 136.5465 ppm | 0.0018 ppm | 0.0040 ppm | 0.0008 ppm |
| Concentration per Run 2 | 1.7803 ppm | 0.7905 ppm | 0.0002 ppm | 137.1336 ppm | 0.0016 ppm | 0.0027 ppm | -0.0020 ppm |
| Concentration per Run 3 | 1.7851 ppm | 0.7858 ppm | 0.0002 ppm | 135.5009 ppm | 0.0021 ppm | 0.0030 ppm | -0.0015 ppm |
| Concentration RSD | 0.3 % | 0.5 % | 8.6 % | 0.6 % | 15.2 % | 20.2 % | 159.8 % |

| | Se 196.090 {472} (Axial) | Si 212.412 {459} (Axial) | Sn 189.989 {477} (Axial) | Sr 421.552 {80} (Radial) | Ti 334.904 {101} (Axial) | Tl 190.856 {477} (Axial) | V 292.402 {115} (Axial) |
|---|---|---|---|---|---|---|---|
| Concentration average | 0.0026 ppm | 1.5993 ppm | 0.0007 ppm | 0.2724 ppm | 0.0004 ppm | -0.0015 ppm | 0.0001 ppm |
| Concentration per Run 1 | 0.0046 ppm | 1.5943 ppm | 0.0009 ppm | 0.2722 ppm | 0.0004 ppm | -0.0017 ppm | 0.0000 ppm |
| Concentration per Run 2 | 0.0018 ppm | 1.5994 ppm | 0.0009 ppm | 0.2740 ppm | 0.0002 ppm | -0.0013 ppm | 0.0001 ppm |
| Concentration per Run 3 | 0.0015 ppm | 1.6042 ppm | 0.0003 ppm | 0.2710 ppm | 0.0005 ppm | -0.0014 ppm | 0.0000 ppm |
| Concentration RSD | 65.5 % | 0.3 % | 50.3 % | 0.5 % | 44.5 % | 17.5 % | 121.7 % |

| | Zn 206.200 {463} (Axial) | Y 371.030 {91} (Radial) | Y 360.073 {94} (Axial) | Y 224.306 {450} (Axial) | Sc 361.384 {93} (Radial) | Sc 227.318 {448} (Axial) | Sc 361.384 {93} (Axial) |
|---|---|---|---|---|---|---|---|
| Concentration average | 0.0147 ppm | 95.9170 % | 93.7170 % | 94.3893 % | 98.2568 % | 85.8645 % | 95.8798 % |
| Concentration per Run 1 | 0.0147 ppm | 96.4402 % | 94.0314 % | 94.2913 % | 98.8633 % | 85.9925 % | 95.9912 % |
| Concentration per Run 2 | 0.0147 ppm | 95.4227 % | 93.5444 % | 94.4596 % | 97.6763 % | 85.8634 % | 95.7590 % |
| Concentration per Run 3 | 0.0147 ppm | 95.8881 % | 93.5753 % | 94.4170 % | 98.2308 % | 85.7376 % | 95.8890 % |
| Concentration RSD | 0.3 % | 0.5 % | 0.3 % | 0.1 % | 0.6 % | 0.1 % | 0.1 % |

# ICP DataTrace 4

9/10/2025 8:33:56 AM

LabBook: WG2112264_09092025T4.imexp

Sample: CCV
Analysis started at: 9/9/2025 8:41:28 PM
Comments <Comment>
Rack: 0
Vial: 3

| | Ag 328.068 {103} (Axial) | Al 396.152 {85} (Radial) | As 189.042 {478} (Axial) | B 208.959 {461} (Axial) | Ba 455.403 {74} (Radial) | Be 313.042 {108} (Radial) | Ca 315.887 {107} (Radial) |
|---|---|---|---|---|---|---|---|
| Concentration average | **0.4946 ppm** | 0.4828 ppm | 0.4809 ppm | 0.4879 ppm | 0.4983 ppm | 0.4952 ppm | 0.5008 ppm |
| Concentration per Run 1 | 0.4943 ppm | 0.4922 ppm | 0.4791 ppm | 0.4862 ppm | 0.4997 ppm | 0.4964 ppm | 0.5021 ppm |
| Concentration per Run 2 | 0.4956 ppm | 0.4830 ppm | 0.4810 ppm | 0.4888 ppm | 0.4973 ppm | 0.4953 ppm | 0.5035 ppm |
| Concentration per Run 3 | 0.4939 ppm | 0.4731 ppm | 0.4826 ppm | 0.4885 ppm | 0.4979 ppm | 0.4939 ppm | 0.4970 ppm |
| Recovery Percentage 1 | 98.922 % | 96.553 % | 96.176 % | 97.574 % | 99.661 % | 99.039 % | 100.169 % |
| Concentration RSD | 0.2 % | 2.0 % | 0.4 % | 0.3 % | 0.2 % | 0.3 % | 0.7 % |

| | Cd 214.438 {457} (Axial) | Co 228.616 {447} (Axial) | Cr 267.716 {126} (Axial) | Cu 324.754 {104} (Axial) | Fe 259.940 {130} (Radial) | K 766.490 {44} (Radial) | Li 670.784 {50} (Radial) |
|---|---|---|---|---|---|---|---|
| Concentration average | 0.4873 ppm | 0.4985 ppm | 0.5010 ppm | 0.5078 ppm | 0.4901 ppm | 5.2935 ppm | 0.5256 ppm |
| Concentration per Run 1 | 0.4858 ppm | 0.4977 ppm | 0.5006 ppm | 0.5096 ppm | 0.4926 ppm | 5.3159 ppm | 0.5267 ppm |
| Concentration per Run 2 | 0.4878 ppm | 0.4987 ppm | 0.5010 ppm | 0.5085 ppm | 0.4892 ppm | 5.3019 ppm | 0.5240 ppm |
| Concentration per Run 3 | 0.4885 ppm | 0.4992 ppm | 0.5013 ppm | 0.5053 ppm | 0.4885 ppm | 5.2626 ppm | 0.5260 ppm |
| Recovery Percentage 1 | 97.470 % | 99.708 % | 100.194 % | 101.562 % | 98.021 % | 105.870 % | 105.110 % |
| Concentration RSD | 0.3 % | 0.2 % | 0.1 % | 0.4 % | 0.5 % | 0.5 % | 0.3 % |

| | Mg 279.079 {121} (Axial) | Mn 257.610 {131} (Radial) | Mo 202.030 {467} (Axial) | Na 589.592 {57} (Radial) | Ni 231.604 {445} (Axial) | Pb 220.353 {453} (Axial) | Sb 206.833 {463} (Axial) |
|---|---|---|---|---|---|---|---|
| Concentration average | 0.5097 ppm | 0.4918 ppm | 0.4838 ppm | 10.2170 ppm | 0.4994 ppm | 0.5033 ppm | 0.5016 ppm |
| Concentration per Run 1 | 0.5079 ppm | 0.4923 ppm | 0.4825 ppm | 10.2503 ppm | 0.4978 ppm | 0.5020 ppm | 0.5021 ppm |
| Concentration per Run 2 | 0.5109 ppm | 0.4905 ppm | 0.4833 ppm | 10.2212 ppm | 0.5005 ppm | 0.5037 ppm | 0.4988 ppm |
| Concentration per Run 3 | 0.5104 ppm | 0.4926 ppm | 0.4855 ppm | 10.1793 ppm | 0.4998 ppm | 0.5040 ppm | 0.5038 ppm |
| Recovery Percentage 1 | 101.949 % | 98.361 % | 96.754 % | 102.170 % | 99.870 % | 100.650 % | 100.315 % |
| Concentration RSD | 0.3 % | 0.2 % | 0.3 % | 0.3 % | 0.3 % | 0.2 % | 0.5 % |

| | Se 196.090 {472} (Axial) | Si 212.412 {459} (Axial) | Sn 189.989 {477} (Axial) | Sr 421.552 {80} (Radial) | Ti 334.904 {101} (Axial) | Tl 190.856 {477} (Axial) | V 292.402 {115} (Axial) |
|---|---|---|---|---|---|---|---|
| Concentration average | 0.4933 ppm | 5.4664 ppm | 0.4943 ppm | 0.5112 ppm | 0.4960 ppm | **0.5149 ppm** | 0.5019 ppm |
| Concentration per Run 1 | 0.4919 ppm | 5.4621 ppm | 0.4939 ppm | 0.5135 ppm | 0.4958 ppm | 0.5141 ppm | 0.5022 ppm |
| Concentration per Run 2 | 0.4924 ppm | 5.4669 ppm | 0.4938 ppm | 0.5109 ppm | 0.4962 ppm | 0.5140 ppm | 0.5029 ppm |
| Concentration per Run 3 | 0.4956 ppm | 5.4701 ppm | 0.4951 ppm | 0.5091 ppm | 0.4961 ppm | 0.5166 ppm | 0.5006 ppm |
| Recovery Percentage 1 | 98.663 % | 104.121 % | 98.858 % | 102.232 % | 99.207 % | 102.980 % | 100.377 % |
| Concentration RSD | 0.4 % | 0.1 % | 0.1 % | 0.4 % | 0.0 % | 0.3 % | 0.2 % |

| | Zn 206.200 {463} (Axial) | Y 371.030 {91} (Radial) | Y 360.073 {94} (Axial) | Y 224.306 {450} (Axial) | Sc 361.384 {93} (Radial) | Sc 227.318 {448} (Axial) | Sc 361.384 {93} (Axial) |
|---|---|---|---|---|---|---|---|
| Concentration average | 0.4923 ppm | 98.8420 % | 99.5209 % | 99.3374 % | 99.9203 % | 97.0505 % | 101.0326 % |
| Concentration per Run 1 | 0.4910 ppm | 99.1558 % | 99.6647 % | 99.4157 % | 100.3793 % | 97.2331 % | 101.0926 % |
| Concentration per Run 2 | 0.4922 ppm | 98.7725 % | 99.5192 % | 99.1637 % | 99.8079 % | 96.9467 % | 100.9200 % |
| Concentration per Run 3 | 0.4938 ppm | 98.5977 % | 99.3789 % | 99.4329 % | 99.5736 % | 96.9717 % | 101.0850 % |
| Recovery Percentage 1 | 98.464 % | | | | | | |
| Concentration RSD | 0.3 % | 0.3 % | 0.1 % | 0.2 % | 0.4 % | 0.2 % | 0.1 % |

# ICP DataTrace 4

9/10/2025 8:33:56 AM

LabBook: WG2112264_09092025T4.imexp

Sample: CCB
Analysis started at: 9/9/2025 8:47:29 PM
Comments <Comment>
Rack: 0
Vial: 4

| | Ag 328.068 {103} (Axial) | Al 396.152 {85} (Radial) | As 189.042 {478} (Axial) | B 208.959 {461} (Axial) | Ba 455.403 {74} (Radial) | Be 313.042 {108} (Radial) | Ca 315.887 {107} (Radial) |
|---|---|---|---|---|---|---|---|
| Concentration average | 0.0002 ppm | 0.0000 ppm | 0.0005 ppm | 0.0070 ppm | 0.0000 ppm | 0.0001 ppm | 0.0025 ppm |
| Concentration per Run 1 | 0.0004 ppm | -0.0061 ppm | 0.0014 ppm | 0.0070 ppm | -0.0001 ppm | 0.0001 ppm | 0.0021 ppm |
| Concentration per Run 2 | 0.0002 ppm | 0.0043 ppm | 0.0003 ppm | 0.0073 ppm | 0.0001 ppm | 0.0001 ppm | 0.0019 ppm |
| Concentration per Run 3 | 0.0001 ppm | 0.0019 ppm | -0.0001 ppm | 0.0068 ppm | 0.0001 ppm | 0.0000 ppm | 0.0035 ppm |
| Recovery Percentage 1 | 4.539 % | 0.026 % | 9.999 % | 23.361 % | 0.217 % | 1.219 % | 2.522 % |
| Concentration RSD | 59.8 % | 20,756.0 % | 156.3 % | 3.7 % | 655.2 % | 36.9 % | 34.6 % |

| | Cd 214.438 {457} (Axial) | Co 228.616 {447} (Axial) | Cr 267.716 {126} (Axial) | Cu 324.754 {104} (Axial) | Fe 259.940 {130} (Radial) | K 766.490 {44} (Radial) | Li 670.784 {50} (Radial) |
|---|---|---|---|---|---|---|---|
| Concentration average | 0.0000 ppm | 0.0002 ppm | 0.0002 ppm | -0.0004 ppm | 0.0007 ppm | 0.0369 ppm | -0.0001 ppm |
| Concentration per Run 1 | 0.0000 ppm | 0.0002 ppm | 0.0003 ppm | -0.0002 ppm | 0.0011 ppm | 0.0475 ppm | -0.0003 ppm |
| Concentration per Run 2 | 0.0000 ppm | 0.0002 ppm | 0.0003 ppm | -0.0007 ppm | -0.0001 ppm | 0.0097 ppm | -0.0005 ppm |
| Concentration per Run 3 | 0.0000 ppm | 0.0003 ppm | 0.0000 ppm | -0.0004 ppm | 0.0010 ppm | 0.0536 ppm | 0.0005 ppm |
| Recovery Percentage 1 | 0.933 % | 1.065 % | 1.808 % | -4.229 % | 1.325 % | 1.476 % | -1.212 % |
| Concentration RSD | 12.3 % | 19.5 % | 110.9 % | 54.9 % | 99.0 % | 64.4 % | 453.5 % |

| | Mg 279.079 {121} (Axial) | Mn 257.610 {131} (Radial) | Mo 202.030 {467} (Axial) | Na 589.592 {57} (Radial) | Ni 231.604 {445} (Axial) | Pb 220.353 {453} (Axial) | Sb 206.833 {463} (Axial) |
|---|---|---|---|---|---|---|---|
| Concentration average | 0.0009 ppm | -0.0001 ppm | 0.0000 ppm | 0.0464 ppm | 0.0001 ppm | -0.0005 ppm | -0.0005 ppm |
| Concentration per Run 1 | 0.0001 ppm | -0.0003 ppm | 0.0000 ppm | 0.0464 ppm | 0.0001 ppm | -0.0002 ppm | -0.0007 ppm |
| Concentration per Run 2 | 0.0018 ppm | -0.0001 ppm | 0.0001 ppm | 0.0518 ppm | 0.0000 ppm | -0.0010 ppm | -0.0006 ppm |
| Concentration per Run 3 | 0.0009 ppm | 0.0001 ppm | -0.0001 ppm | 0.0411 ppm | 0.0002 ppm | -0.0002 ppm | -0.0002 ppm |
| Recovery Percentage 1 | 0.893 % | -1.064 % | -0.008 % | 2.322 % | 0.480 % | -4.774 % | -1.036 % |
| Concentration RSD | 95.1 % | 168.8 % | 2,000.0 % | 11.5 % | 67.8 % | 95.3 % | 52.6 % |

| | Se 196.090 {472} (Axial) | Si 212.412 {459} (Axial) | Sn 189.989 {477} (Axial) | Sr 421.552 {80} (Radial) | Ti 334.904 {101} (Axial) | Tl 190.856 {477} (Axial) | V 292.402 {115} (Axial) |
|---|---|---|---|---|---|---|---|
| Concentration average | 0.0014 ppm | -0.0061 ppm | 0.0001 ppm | 0.0002 ppm | 0.0005 ppm | 0.0006 ppm | 0.0003 ppm |
| Concentration per Run 1 | 0.0016 ppm | -0.0069 ppm | 0.0000 ppm | 0.0002 ppm | 0.0003 ppm | 0.0012 ppm | 0.0003 ppm |
| Concentration per Run 2 | 0.0024 ppm | -0.0055 ppm | 0.0002 ppm | 0.0003 ppm | 0.0006 ppm | 0.0004 ppm | 0.0002 ppm |
| Concentration per Run 3 | 0.0003 ppm | -0.0058 ppm | 0.0000 ppm | 0.0002 ppm | 0.0005 ppm | 0.0002 ppm | 0.0003 ppm |
| Recovery Percentage 1 | 14.322 % | -1.216 % | 0.107 % | 2.301 % | 4.724 % | 3.042 % | 2.640 % |
| Concentration RSD | 70.7 % | 12.4 % | 272.7 % | 15.6 % | 36.2 % | 86.0 % | 24.6 % |

| | Zn 206.200 {463} (Axial) | Y 371.030 {91} (Radial) | Y 360.073 {94} (Axial) | Y 224.306 {450} (Axial) | Sc 361.384 {93} (Radial) | Sc 227.318 {448} (Axial) | Sc 361.384 {93} (Axial) |
|---|---|---|---|---|---|---|---|
| Concentration average | -0.0005 ppm | 98.7728 % | 100.4103 % | 99.8586 % | 99.1582 % | 99.6553 % | 100.7885 % |
| Concentration per Run 1 | -0.0005 ppm | 98.7399 % | 100.5262 % | 100.0412 % | 98.5447 % | 99.8165 % | 100.9667 % |
| Concentration per Run 2 | -0.0005 ppm | 98.4212 % | 100.2731 % | 99.4545 % | 99.1430 % | 99.5425 % | 100.5823 % |
| Concentration per Run 3 | -0.0005 ppm | 99.1571 % | 100.4316 % | 100.0800 % | 99.7869 % | 99.6069 % | 100.8163 % |
| Recovery Percentage 1 | -10.225 % | | | | | | |
| Concentration RSD | 8.7 % | 0.4 % | 0.1 % | 0.4 % | 0.6 % | 0.1 % | 0.2 % |

# ICP DataTrace 4

9/10/2025 8:33:56 AM

LabBook: WG2112264_09092025T4.imexp

Sample: WG2110959-1 WG2110959
Analysis started at: 9/9/2025 10:18:38 PM
Comments <Comment>
Rack: 1
Vial: 47

| | Ag 328.068 {103} (Axial) | Al 396.152 {85} (Radial) | As 189.042 {478} (Axial) | B 208.959 {461} (Axial) | Ba 455.403 {74} (Radial) | Be 313.042 {108} (Radial) | Ca 315.887 {107} (Radial) |
|---|---|---|---|---|---|---|---|
| Concentration average | 0.0002 ppm | 0.0022 ppm | 0.0002 ppm | 0.0044 ppm | 0.0000 ppm | 0.0000 ppm | 0.0023 ppm |
| Concentration per Run 1 | 0.0004 ppm | 0.0004 ppm | -0.0003 ppm | 0.0045 ppm | -0.0002 ppm | 0.0000 ppm | -0.0002 ppm |
| Concentration per Run 2 | 0.0000 ppm | -0.0001 ppm | 0.0005 ppm | 0.0044 ppm | 0.0000 ppm | 0.0000 ppm | -0.0011 ppm |
| Concentration per Run 3 | 0.0002 ppm | 0.0063 ppm | 0.0006 ppm | 0.0043 ppm | 0.0001 ppm | 0.0000 ppm | 0.0082 ppm |
| Concentration RSD | 97.7 % | 162.2 % | 192.4 % | 2.4 % | 498.1 % | 138.9 % | 223.1 % |

| | Cd 214.438 {457} (Axial) | Co 228.616 {447} (Axial) | Cr 267.716 {126} (Axial) | Cu 324.754 {104} (Axial) | Fe 259.940 {130} (Radial) | K 766.490 {44} (Radial) | Li 670.784 {50} (Radial) |
|---|---|---|---|---|---|---|---|
| Concentration average | 0.0000 ppm | 0.0001 ppm | 0.0001 ppm | 0.0000 ppm | 0.0011 ppm | 0.0190 ppm | 0.0003 ppm |
| Concentration per Run 1 | 0.0000 ppm | -0.0001 ppm | 0.0002 ppm | -0.0002 ppm | 0.0012 ppm | 0.0372 ppm | -0.0006 ppm |
| Concentration per Run 2 | 0.0000 ppm | 0.0000 ppm | 0.0001 ppm | 0.0002 ppm | 0.0015 ppm | 0.0246 ppm | 0.0012 ppm |
| Concentration per Run 3 | -0.0001 ppm | 0.0002 ppm | 0.0001 ppm | -0.0001 ppm | 0.0006 ppm | -0.0047 ppm | 0.0004 ppm |
| Concentration RSD | 147.2 % | 213.9 % | 63.5 % | 1,264.6 % | 40.2 % | 112.9 % | 262.3 % |

| | Mg 279.079 {121} (Axial) | Mn 257.610 {131} (Radial) | Mo 202.030 {467} (Axial) | Na 589.592 {57} (Radial) | Ni 231.604 {445} (Axial) | Pb 220.353 {453} (Axial) | Sb 206.833 {463} (Axial) |
|---|---|---|---|---|---|---|---|
| Concentration average | 0.0005 ppm | -0.0001 ppm | -0.0001 ppm | 0.0070 ppm | 0.0001 ppm | 0.0001 ppm | -0.0002 ppm |
| Concentration per Run 1 | -0.0015 ppm | -0.0001 ppm | -0.0001 ppm | 0.0098 ppm | 0.0003 ppm | 0.0003 ppm | 0.0002 ppm |
| Concentration per Run 2 | 0.0022 ppm | -0.0002 ppm | 0.0000 ppm | 0.0079 ppm | 0.0001 ppm | 0.0001 ppm | -0.0003 ppm |
| Concentration per Run 3 | 0.0009 ppm | 0.0001 ppm | 0.0000 ppm | 0.0033 ppm | 0.0001 ppm | -0.0002 ppm | -0.0005 ppm |
| Concentration RSD | 366.4 % | 154.6 % | 109.6 % | 48.3 % | 77.5 % | 431.2 % | 175.9 % |

| | Se 196.090 {472} (Axial) | Si 212.412 {459} (Axial) | Sn 189.989 {477} (Axial) | Sr 421.552 {80} (Radial) | Ti 334.904 {101} (Axial) | Tl 190.856 {477} (Axial) | V 292.402 {115} (Axial) |
|---|---|---|---|---|---|---|---|
| Concentration average | 0.0003 ppm | 0.0032 ppm | -0.0006 ppm | 0.0002 ppm | 0.0003 ppm | -0.0002 ppm | 0.0001 ppm |
| Concentration per Run 1 | 0.0005 ppm | 0.0030 ppm | -0.0004 ppm | 0.0001 ppm | 0.0003 ppm | -0.0002 ppm | 0.0002 ppm |
| Concentration per Run 2 | 0.0006 ppm | 0.0030 ppm | -0.0011 ppm | 0.0003 ppm | 0.0001 ppm | -0.0009 ppm | 0.0000 ppm |
| Concentration per Run 3 | -0.0003 ppm | 0.0036 ppm | -0.0003 ppm | 0.0002 ppm | 0.0005 ppm | 0.0006 ppm | 0.0002 ppm |
| Concentration RSD | 190.5 % | 11.2 % | 70.6 % | 32.5 % | 68.2 % | 467.1 % | 87.2 % |

| | Zn 206.200 {463} (Axial) | Y 371.030 {91} (Radial) | Y 360.073 {94} (Axial) | Y 224.306 {450} (Axial) | Sc 361.384 {93} (Radial) | Sc 227.318 {448} (Axial) | Sc 361.384 {93} (Axial) |
|---|---|---|---|---|---|---|---|
| Concentration average | -0.0004 ppm | 97.9950 % | 100.3942 % | 100.1124 % | 99.0740 % | 100.2552 % | 100.9650 % |
| Concentration per Run 1 | -0.0004 ppm | 98.4198 % | 100.3121 % | 100.0039 % | 99.0378 % | 100.3197 % | 100.7761 % |
| Concentration per Run 2 | -0.0005 ppm | 97.7863 % | 100.2605 % | 99.9805 % | 99.0854 % | 100.3855 % | 101.0711 % |
| Concentration per Run 3 | -0.0004 ppm | 97.7790 % | 100.6102 % | 100.3529 % | 99.0989 % | 100.0605 % | 101.0477 % |
| Concentration RSD | 10.7 % | 0.4 % | 0.2 % | 0.2 % | 0.0 % | 0.2 % | 0.2 % |

# ICP DataTrace 4

9/10/2025 8:33:56 AM

LabBook: WG2112264_09092025T4.imexp

Sample: L2555281-08 WG2110959
Analysis started at: 9/9/2025 10:25:00 PM
Comments <Comment>
Rack: 1
Vial: 60

| | Ag 328.068 {103} (Axial) | Al 396.152 {85} (Radial) | As 189.042 {478} (Axial) | B 208.959 {461} (Axial) | Ba 455.403 {74} (Radial) | Be 313.042 {108} (Radial) | Ca 315.887 {107} (Radial) |
|---|---|---|---|---|---|---|---|
| Concentration average | 0.0001 ppm | 0.0049 ppm | 0.0000 ppm | 0.0047 ppm | 0.0018 ppm | 0.0000 ppm | 0.0057 ppm |
| Concentration per Run 1 | 0.0000 ppm | 0.0028 ppm | 0.0004 ppm | 0.0050 ppm | 0.0017 ppm | 0.0000 ppm | 0.0023 ppm |
| Concentration per Run 2 | 0.0003 ppm | 0.0048 ppm | 0.0007 ppm | 0.0047 ppm | 0.0018 ppm | 0.0000 ppm | 0.0058 ppm |
| Concentration per Run 3 | 0.0002 ppm | 0.0072 ppm | -0.0011 ppm | 0.0046 ppm | 0.0018 ppm | 0.0000 ppm | 0.0089 ppm |
| Concentration RSD | 122.9 % | 44.8 % | 5,606.6 % | 3.9 % | 3.5 % | 137.2 % | 57.9 % |

| | Cd 214.438 {457} (Axial) | Co 228.616 {447} (Axial) | Cr 267.716 {126} (Axial) | Cu 324.754 {104} (Axial) | Fe 259.940 {130} (Radial) | K 766.490 {44} (Radial) | Li 670.784 {50} (Radial) |
|---|---|---|---|---|---|---|---|
| Concentration average | 0.0000 ppm | 0.0000 ppm | 0.0001 ppm | 0.0002 ppm | 0.0340 ppm | 0.0376 ppm | 0.0004 ppm |
| Concentration per Run 1 | 0.0000 ppm | -0.0001 ppm | 0.0002 ppm | 0.0003 ppm | 0.0355 ppm | 0.0174 ppm | 0.0007 ppm |
| Concentration per Run 2 | 0.0000 ppm | 0.0000 ppm | -0.0001 ppm | 0.0000 ppm | 0.0324 ppm | 0.0418 ppm | -0.0008 ppm |
| Concentration per Run 3 | 0.0000 ppm | 0.0000 ppm | 0.0001 ppm | 0.0003 ppm | 0.0342 ppm | 0.0534 ppm | 0.0013 ppm |
| Concentration RSD | 619.4 % | 292.2 % | 146.3 % | 82.3 % | 4.5 % | 49.0 % | 271.2 % |

| | Mg 279.079 {121} (Axial) | Mn 257.610 {131} (Radial) | Mo 202.030 {467} (Axial) | Na 589.592 {57} (Radial) | Ni 231.604 {445} (Axial) | Pb 220.353 {453} (Axial) | Sb 206.833 {463} (Axial) |
|---|---|---|---|---|---|---|---|
| Concentration average | 0.0015 ppm | 0.0009 ppm | 0.0000 ppm | 0.0177 ppm | -0.0001 ppm | -0.0005 ppm | -0.0011 ppm |
| Concentration per Run 1 | 0.0020 ppm | 0.0010 ppm | 0.0001 ppm | 0.0160 ppm | 0.0000 ppm | -0.0008 ppm | -0.0013 ppm |
| Concentration per Run 2 | 0.0006 ppm | 0.0010 ppm | -0.0002 ppm | 0.0203 ppm | -0.0001 ppm | -0.0011 ppm | -0.0008 ppm |
| Concentration per Run 3 | 0.0019 ppm | 0.0008 ppm | 0.0002 ppm | 0.0167 ppm | -0.0003 ppm | 0.0004 ppm | -0.0013 ppm |
| Concentration RSD | 52.3 % | 15.5 % | 1,510.4 % | 13.0 % | 102.9 % | 159.9 % | 25.9 % |

| | Se 196.090 {472} (Axial) | Si 212.412 {459} (Axial) | Sn 189.989 {477} (Axial) | Sr 421.552 {80} (Radial) | Ti 334.904 {101} (Axial) | Tl 190.856 {477} (Axial) | V 292.402 {115} (Axial) |
|---|---|---|---|---|---|---|---|
| Concentration average | -0.0005 ppm | 0.0216 ppm | -0.0007 ppm | 0.0002 ppm | 0.0004 ppm | 0.0002 ppm | 0.0003 ppm |
| Concentration per Run 1 | 0.0011 ppm | 0.0215 ppm | -0.0005 ppm | 0.0003 ppm | 0.0000 ppm | -0.0002 ppm | 0.0003 ppm |
| Concentration per Run 2 | -0.0019 ppm | 0.0212 ppm | -0.0007 ppm | 0.0002 ppm | 0.0005 ppm | 0.0001 ppm | 0.0002 ppm |
| Concentration per Run 3 | -0.0006 ppm | 0.0220 ppm | -0.0009 ppm | 0.0003 ppm | 0.0006 ppm | 0.0006 ppm | 0.0003 ppm |
| Concentration RSD | 313.5 % | 1.9 % | 28.3 % | 25.5 % | 82.9 % | 257.5 % | 33.5 % |

| | Zn 206.200 {463} (Axial) | Y 371.030 {91} (Radial) | Y 360.073 {94} (Axial) | Y 224.306 {450} (Axial) | Sc 361.384 {93} (Radial) | Sc 227.318 {448} (Axial) | Sc 361.384 {93} (Axial) |
|---|---|---|---|---|---|---|---|
| Concentration average | -0.0006 ppm | 99.2752 % | 101.4080 % | 100.2960 % | 100.2173 % | 100.4122 % | 102.2319 % |
| Concentration per Run 1 | -0.0005 ppm | 98.9137 % | 101.3437 % | 100.0969 % | 100.1967 % | 100.4314 % | 102.0837 % |
| Concentration per Run 2 | -0.0006 ppm | 99.7696 % | 101.5972 % | 100.5336 % | 100.4467 % | 100.5284 % | 102.5495 % |
| Concentration per Run 3 | -0.0006 ppm | 99.1423 % | 101.2830 % | 100.2574 % | 100.0085 % | 100.2767 % | 102.0625 % |
| Concentration RSD | 14.2 % | 0.4 % | 0.2 % | 0.2 % | 0.2 % | 0.1 % | 0.3 % |

# ICP DataTrace 4

9/10/2025 8:33:56 AM

LabBook: WG2112264_09092025T4.imexp

Sample: WG2110959-2 WG2110959
Analysis started at: 9/9/2025 10:31:24 PM
Comments <Comment>
Rack: 1
Vial: 48

| | Ag 328.068 {103} (Axial) | Al 396.152 {85} (Radial) | As 189.042 {478} (Axial) | B 208.959 {461} (Axial) | Ba 455.403 {74} (Radial) | Be 313.042 {108} (Radial) | Ca 315.887 {107} (Radial) |
|---|---|---|---|---|---|---|---|
| Concentration average | 0.0445 ppm | 2.1032 ppm | 0.1260 ppm | 0.9963 ppm | 2.0551 ppm | 0.0510 ppm | 10.1470 ppm |
| Concentration per Run 1 | 0.0445 ppm | 2.1315 ppm | 0.1262 ppm | 0.9961 ppm | 2.0682 ppm | 0.0514 ppm | 10.2568 ppm |
| Concentration per Run 2 | 0.0444 ppm | 2.0915 ppm | 0.1266 ppm | 0.9970 ppm | 2.0460 ppm | 0.0507 ppm | 10.0555 ppm |
| Concentration per Run 3 | 0.0447 ppm | 2.0868 ppm | 0.1252 ppm | 0.9957 ppm | 2.0510 ppm | 0.0510 ppm | 10.1286 ppm |
| Concentration RSD | 0.4 % | 1.2 % | 0.6 % | 0.1 % | 0.6 % | 0.6 % | 1.0 % |

| | Cd 214.438 {457} (Axial) | Co 228.616 {447} (Axial) | Cr 267.716 {126} (Axial) | Cu 324.754 {104} (Axial) | Fe 259.940 {130} (Radial) | K 766.490 {44} (Radial) | Li 670.784 {50} (Radial) |
|---|---|---|---|---|---|---|---|
| Concentration average | 0.0532 ppm | 0.5024 ppm | 0.2061 ppm | 0.2563 ppm | 1.0111 ppm | 10.9589 ppm | 0.0003 ppm |
| Concentration per Run 1 | 0.0533 ppm | 0.5014 ppm | 0.2058 ppm | 0.2550 ppm | 1.0185 ppm | 11.0253 ppm | 0.0006 ppm |
| Concentration per Run 2 | 0.0533 ppm | 0.5045 ppm | 0.2058 ppm | 0.2586 ppm | 1.0035 ppm | 10.8235 ppm | 0.0006 ppm |
| Concentration per Run 3 | 0.0531 ppm | 0.5012 ppm | 0.2066 ppm | 0.2554 ppm | 1.0112 ppm | 11.0280 ppm | -0.0003 ppm |
| Concentration RSD | 0.2 % | 0.4 % | 0.2 % | 0.8 % | 0.7 % | 1.1 % | 182.5 % |

| | Mg 279.079 {121} (Axial) | Mn 257.610 {131} (Radial) | Mo 202.030 {467} (Axial) | Na 589.592 {57} (Radial) | Ni 231.604 {445} (Axial) | Pb 220.353 {453} (Axial) | Sb 206.833 {463} (Axial) |
|---|---|---|---|---|---|---|---|
| Concentration average | 10.2669 ppm | 0.4969 ppm | 1.0035 ppm | 10.7795 ppm | 0.5082 ppm | 0.5468 ppm | 0.5149 ppm |
| Concentration per Run 1 | 10.2286 ppm | 0.4971 ppm | 1.0012 ppm | 10.8446 ppm | 0.5093 ppm | 0.5468 ppm | 0.5134 ppm |
| Concentration per Run 2 | 10.2815 ppm | 0.4959 ppm | 1.0041 ppm | 10.7125 ppm | 0.5082 ppm | 0.5477 ppm | 0.5151 ppm |
| Concentration per Run 3 | 10.2904 ppm | 0.4976 ppm | 1.0053 ppm | 10.7815 ppm | 0.5073 ppm | 0.5459 ppm | 0.5163 ppm |
| Concentration RSD | 0.3 % | 0.2 % | 0.2 % | 0.6 % | 0.2 % | 0.2 % | 0.3 % |

| | Se 196.090 {472} (Axial) | Si 212.412 {459} (Axial) | Sn 189.989 {477} (Axial) | Sr 421.552 {80} (Radial) | Ti 334.904 {101} (Axial) | Tl 190.856 {477} (Axial) | V 292.402 {115} (Axial) |
|---|---|---|---|---|---|---|---|
| Concentration average | 0.1257 ppm | 0.9626 ppm | **1.0064 [SIC 20]** | **1.0351 ppm** | 1.0259 ppm | **0.1267 ppm** | 0.5185 ppm |
| Concentration per Run 1 | 0.1260 ppm | 0.9630 ppm | 1.0051 ppm | 1.0427 ppm | 1.0261 ppm | 0.1250 ppm | 0.5178 ppm |
| Concentration per Run 2 | 0.1255 ppm | 0.9639 ppm | 1.0065 ppm | 1.0302 ppm | 1.0235 ppm | 0.1278 ppm | 0.5196 ppm |
| Concentration per Run 3 | 0.1255 ppm | 0.9609 ppm | 1.0075 ppm | 1.0323 ppm | 1.0283 ppm | 0.1272 ppm | 0.5180 ppm |
| Concentration RSD | 0.2 % | 0.2 % | 0.1 % | 0.6 % | 0.2 % | 1.2 % | 0.2 % |

| | Zn 206.200 {463} (Axial) | Y 371.030 {91} (Radial) | Y 360.073 {94} (Axial) | Y 224.306 {450} (Axial) | Sc 361.384 {93} (Radial) | Sc 227.318 {448} (Axial) | Sc 361.384 {93} (Axial) |
|---|---|---|---|---|---|---|---|
| Concentration average | 0.5011 ppm | 98.4686 % | 98.7002 % | 98.1538 % | 100.2545 % | 95.8924 % | 100.0274 % |
| Concentration per Run 1 | 0.5008 ppm | 97.8436 % | 98.6166 % | 98.3082 % | 99.2389 % | 96.0245 % | 100.0281 % |
| Concentration per Run 2 | 0.5019 ppm | 99.2331 % | 98.8233 % | 98.0695 % | 101.5543 % | 95.7508 % | 100.1095 % |
| Concentration per Run 3 | 0.5004 ppm | 98.3290 % | 98.6608 % | 98.0837 % | 99.9702 % | 95.9020 % | 99.9447 % |
| Concentration RSD | 0.1 % | 0.7 % | 0.1 % | 0.1 % | 1.2 % | 0.1 % | 0.1 % |

# ICP DataTrace 4

9/10/2025 8:33:56 AM

LabBook: WG2112264_09092025T4.imexp

Sample: L2555281-05 WG2110959
Analysis started at: 9/9/2025 10:37:28 PM
Comments <Comment>
Rack: 1
Vial: 49

| | Ag 328.068 {103} (Axial) | Al 396.152 {85} (Radial) | As 189.042 {478} (Axial) | B 208.959 {461} (Axial) | Ba 455.403 {74} (Radial) | Be 313.042 {108} (Radial) | Ca 315.887 {107} (Radial) |
|---|---|---|---|---|---|---|---|
| Concentration average | 0.0001 ppm | 0.0088 ppm | 0.0022 ppm | 0.0303 ppm | 0.0227 ppm | 0.0000 ppm | 10.1322 ppm |
| Concentration per Run 1 | 0.0000 ppm | 0.0096 ppm | 0.0023 ppm | 0.0302 ppm | 0.0227 ppm | 0.0000 ppm | 10.2561 ppm |
| Concentration per Run 2 | 0.0000 ppm | 0.0087 ppm | 0.0017 ppm | 0.0304 ppm | 0.0228 ppm | 0.0000 ppm | 10.0417 ppm |
| Concentration per Run 3 | 0.0004 ppm | 0.0081 ppm | 0.0025 ppm | 0.0303 ppm | 0.0226 ppm | 0.0000 ppm | 10.0987 ppm |
| Concentration RSD | 148.7 % | 8.5 % | 20.3 % | 0.3 % | 0.4 % | 242.0 % | 1.1 % |

| | Cd 214.438 {457} (Axial) | Co 228.616 {447} (Axial) | Cr 267.716 {126} (Axial) | Cu 324.754 {104} (Axial) | Fe 259.940 {130} (Radial) | K 766.490 {44} (Radial) | Li 670.784 {50} (Radial) |
|---|---|---|---|---|---|---|---|
| Concentration average | 0.0000 ppm | 0.0026 ppm | 0.0005 ppm | 0.0009 ppm | 2.4903 ppm | 0.9913 ppm | 0.0016 ppm |
| Concentration per Run 1 | 0.0000 ppm | 0.0026 ppm | 0.0006 ppm | 0.0008 ppm | 2.5136 ppm | 0.9841 ppm | 0.0011 ppm |
| Concentration per Run 2 | -0.0001 ppm | 0.0026 ppm | 0.0002 ppm | 0.0011 ppm | 2.4792 ppm | 0.9820 ppm | 0.0022 ppm |
| Concentration per Run 3 | 0.0000 ppm | 0.0025 ppm | 0.0007 ppm | 0.0009 ppm | 2.4780 ppm | 1.0080 ppm | 0.0015 ppm |
| Concentration RSD | 45.0 % | 1.5 % | 48.8 % | 17.4 % | 0.8 % | 1.5 % | 34.1 % |

| | Mg 279.079 {121} (Axial) | Mn 257.610 {131} (Radial) | Mo 202.030 {467} (Axial) | Na 589.592 {57} (Radial) | Ni 231.604 {445} (Axial) | Pb 220.353 {453} (Axial) | Sb 206.833 {463} (Axial) |
|---|---|---|---|---|---|---|---|
| Concentration average | 4.4548 ppm | 0.0384 ppm | 0.0006 ppm | 8.5029 ppm | 0.0012 ppm | 0.0039 ppm | 0.0007 ppm |
| Concentration per Run 1 | 4.4388 ppm | 0.0387 ppm | 0.0008 ppm | 8.5805 ppm | 0.0010 ppm | 0.0041 ppm | 0.0014 ppm |
| Concentration per Run 2 | 4.4648 ppm | 0.0382 ppm | 0.0006 ppm | 8.4668 ppm | 0.0013 ppm | 0.0036 ppm | 0.0006 ppm |
| Concentration per Run 3 | 4.4609 ppm | 0.0384 ppm | 0.0005 ppm | 8.4613 ppm | 0.0014 ppm | 0.0042 ppm | 0.0001 ppm |
| Concentration RSD | 0.3 % | 0.8 % | 26.3 % | 0.8 % | 15.2 % | 8.5 % | 89.6 % |

| | Se 196.090 {472} (Axial) | Si 212.412 {459} (Axial) | Sn 189.989 {477} (Axial) | Sr 421.552 {80} (Radial) | Ti 334.904 {101} (Axial) | Tl 190.856 {477} (Axial) | V 292.402 {115} (Axial) |
|---|---|---|---|---|---|---|---|
| Concentration average | 0.0011 ppm | 7.9537 ppm | 0.0002 ppm | 0.0413 ppm | 0.0006 ppm | -0.0003 ppm | -0.0001 ppm |
| Concentration per Run 1 | -0.0006 ppm | 7.9543 ppm | 0.0001 ppm | 0.0419 ppm | 0.0005 ppm | -0.0008 ppm | -0.0001 ppm |
| Concentration per Run 2 | 0.0020 ppm | 7.9523 ppm | 0.0005 ppm | 0.0411 ppm | 0.0006 ppm | -0.0010 ppm | 0.0000 ppm |
| Concentration per Run 3 | 0.0018 ppm | 7.9545 ppm | 0.0000 ppm | 0.0409 ppm | 0.0007 ppm | 0.0009 ppm | 0.0000 ppm |
| Concentration RSD | 133.5 % | 0.0 % | 161.9 % | 1.2 % | 14.6 % | 370.2 % | 63.6 % |

| | Zn 206.200 {463} (Axial) | Y 371.030 {91} (Radial) | Y 360.073 {94} (Axial) | Y 224.306 {450} (Axial) | Sc 361.384 {93} (Radial) | Sc 227.318 {448} (Axial) | Sc 361.384 {93} (Axial) |
|---|---|---|---|---|---|---|---|
| Concentration average | 0.0061 ppm | 100.1751 % | 99.9267 % | 99.7236 % | 100.9452 % | 98.0937 % | 101.1713 % |
| Concentration per Run 1 | 0.0060 ppm | 100.4605 % | 100.1467 % | 99.7903 % | 100.4942 % | 98.0480 % | 101.3341 % |
| Concentration per Run 2 | 0.0062 ppm | 100.3123 % | 99.9196 % | 99.7221 % | 101.3385 % | 97.9646 % | 101.1587 % |
| Concentration per Run 3 | 0.0062 ppm | 99.7526 % | 99.7139 % | 99.6585 % | 101.0028 % | 98.2685 % | 101.0210 % |
| Concentration RSD | 1.3 % | 0.4 % | 0.2 % | 0.1 % | 0.4 % | 0.2 % | 0.2 % |

# ICP DataTrace 4

9/10/2025 8:33:56 AM

LabBook: WG2112264_09092025T4.imexp

Sample: WG2110959-3 WG2110959
Analysis started at: 9/9/2025 10:43:44 PM
Comments <Comment>
Rack: 1
Vial: 50

| | Ag 328.068 {103} (Axial) | Al 396.152 {85} (Radial) | As 189.042 {478} (Axial) | B 208.959 {461} (Axial) | Ba 455.403 {74} (Radial) | Be 313.042 {108} (Radial) | Ca 315.887 {107} (Radial) |
|---|---|---|---|---|---|---|---|
| Concentration average | 0.0442 ppm | 2.0905 ppm | 0.1277 ppm | 1.0298 ppm | 2.0568 ppm | 0.0507 ppm | 20.0562 ppm |
| Concentration per Run 1 | 0.0447 ppm | 2.1054 ppm | 0.1281 ppm | 1.0297 ppm | 2.0627 ppm | 0.0508 ppm | 20.1866 ppm |
| Concentration per Run 2 | 0.0434 ppm | 2.0827 ppm | 0.1274 ppm | 1.0313 ppm | 2.0581 ppm | 0.0506 ppm | 20.0773 ppm |
| Concentration per Run 3 | 0.0443 ppm | 2.0832 ppm | 0.1275 ppm | 1.0282 ppm | 2.0498 ppm | 0.0505 ppm | 19.9048 ppm |
| Concentration RSD | 1.5 % | 0.6 % | 0.3 % | 0.1 % | 0.3 % | 0.3 % | 0.7 % |

| | Cd 214.438 {457} (Axial) | Co 228.616 {447} (Axial) | Cr 267.716 {126} (Axial) | Cu 324.754 {104} (Axial) | Fe 259.940 {130} (Radial) | K 766.490 {44} (Radial) | Li 670.784 {50} (Radial) |
|---|---|---|---|---|---|---|---|
| Concentration average | 0.0528 ppm | 0.4987 ppm | 0.2025 ppm | 0.2543 ppm | 3.4360 ppm | 11.7762 ppm | 0.0013 ppm |
| Concentration per Run 1 | 0.0530 ppm | 0.5006 ppm | 0.2033 ppm | 0.2530 ppm | 3.4629 ppm | 11.8187 ppm | 0.0011 ppm |
| Concentration per Run 2 | 0.0528 ppm | 0.4990 ppm | 0.2021 ppm | 0.2560 ppm | 3.4319 ppm | 11.7188 ppm | 0.0019 ppm |
| Concentration per Run 3 | 0.0526 ppm | 0.4967 ppm | 0.2019 ppm | 0.2540 ppm | 3.4133 ppm | 11.7912 ppm | 0.0010 ppm |
| Concentration RSD | 0.4 % | 0.4 % | 0.4 % | 0.6 % | 0.7 % | 0.4 % | 36.5 % |

| | Mg 279.079 {121} (Axial) | Mn 257.610 {131} (Radial) | Mo 202.030 {467} (Axial) | Na 589.592 {57} (Radial) | Ni 231.604 {445} (Axial) | Pb 220.353 {453} (Axial) | Sb 206.833 {463} (Axial) |
|---|---|---|---|---|---|---|---|
| Concentration average | 14.4796 ppm | 0.5254 ppm | 0.9880 ppm | 19.0176 ppm | 0.5012 ppm | 0.5397 ppm | 0.5162 ppm |
| Concentration per Run 1 | 14.5245 ppm | 0.5287 ppm | 0.9918 ppm | 19.1248 ppm | 0.5024 ppm | 0.5427 ppm | 0.5172 ppm |
| Concentration per Run 2 | 14.4465 ppm | 0.5255 ppm | 0.9897 ppm | 19.0188 ppm | 0.5011 ppm | 0.5394 ppm | 0.5169 ppm |
| Concentration per Run 3 | 14.4677 ppm | 0.5221 ppm | 0.9827 ppm | 18.9093 ppm | 0.5000 ppm | 0.5371 ppm | 0.5145 ppm |
| Concentration RSD | 0.3 % | 0.6 % | 0.5 % | 0.6 % | 0.2 % | 0.5 % | 0.3 % |

| | Se 196.090 {472} (Axial) | Si 212.412 {459} (Axial) | Sn 189.989 {477} (Axial) | Sr 421.552 {80} (Radial) | Ti 334.904 {101} (Axial) | Tl 190.856 {477} (Axial) | V 292.402 {115} (Axial) |
|---|---|---|---|---|---|---|---|
| Concentration average | 0.1269 ppm | 9.0528 ppm | 0.9942 ppm | **1.0652 ppm** | 1.0110 ppm | **0.1235 ppm** | 0.5096 ppm |
| Concentration per Run 1 | 0.1265 ppm | 9.0793 ppm | 0.9958 ppm | 1.0679 ppm | 1.0114 ppm | 0.1252 ppm | 0.5098 ppm |
| Concentration per Run 2 | 0.1278 ppm | 9.0623 ppm | 0.9959 ppm | 1.0647 ppm | 1.0102 ppm | 0.1226 ppm | 0.5093 ppm |
| Concentration per Run 3 | 0.1265 ppm | 9.0168 ppm | 0.9907 ppm | 1.0631 ppm | 1.0113 ppm | 0.1228 ppm | 0.5096 ppm |
| Concentration RSD | 0.6 % | 0.4 % | 0.3 % | 0.2 % | 0.1 % | 1.2 % | 0.0 % |

| | Zn 206.200 {463} (Axial) | Y 371.030 {91} (Radial) | Y 360.073 {94} (Axial) | Y 224.306 {450} (Axial) | Sc 361.384 {93} (Radial) | Sc 227.318 {448} (Axial) | Sc 361.384 {93} (Axial) |
|---|---|---|---|---|---|---|---|
| Concentration average | 0.5050 ppm | 98.9405 % | 98.0029 % | 97.7319 % | 100.6673 % | 94.8559 % | 99.7243 % |
| Concentration per Run 1 | 0.5078 ppm | 98.4137 % | 97.6597 % | 98.0784 % | 100.0205 % | 94.6316 % | 99.5063 % |
| Concentration per Run 2 | 0.5048 ppm | 99.3659 % | 98.1402 % | 97.5534 % | 101.1307 % | 94.7917 % | 99.7893 % |
| Concentration per Run 3 | 0.5026 ppm | 99.0419 % | 98.2088 % | 97.5639 % | 100.8507 % | 95.1445 % | 99.8772 % |
| Concentration RSD | 0.5 % | 0.5 % | 0.3 % | 0.3 % | 0.6 % | 0.3 % | 0.2 % |

# ICP DataTrace 4

9/10/2025 8:33:56 AM

LabBook: WG2112264_09092025T4.imexp

Sample: WG2110959-4 WG2110959
Analysis started at: 9/9/2025 10:49:44 PM
Comments <Comment>
Rack: 1
Vial: 51

| | Ag 328.068 {103} (Axial) | Al 396.152 {85} (Radial) | As 189.042 {478} (Axial) | B 208.959 {461} (Axial) | Ba 455.403 {74} (Radial) | Be 313.042 {108} (Radial) | Ca 315.887 {107} (Radial) |
|---|---|---|---|---|---|---|---|
| Concentration average | 0.0399 ppm | 1.8859 ppm | 0.1297 ppm | 1.0439 ppm | 1.8516 ppm | 0.0454 ppm | 20.3508 ppm |
| Concentration per Run 1 | 0.0393 ppm | 1.8852 ppm | 0.1295 ppm | 1.0396 ppm | 1.8578 ppm | 0.0458 ppm | 20.4416 ppm |
| Concentration per Run 2 | 0.0401 ppm | 1.8919 ppm | 0.1300 ppm | 1.0426 ppm | 1.8524 ppm | 0.0452 ppm | 20.3659 ppm |
| Concentration per Run 3 | 0.0402 ppm | 1.8806 ppm | 0.1297 ppm | 1.0495 ppm | 1.8445 ppm | 0.0452 ppm | 20.2451 ppm |
| Concentration RSD | 1.3 % | 0.3 % | 0.2 % | 0.5 % | 0.4 % | 0.7 % | 0.5 % |

| | Cd 214.438 {457} (Axial) | Co 228.616 {447} (Axial) | Cr 267.716 {126} (Axial) | Cu 324.754 {104} (Axial) | Fe 259.940 {130} (Radial) | K 766.490 {44} (Radial) | Li 670.784 {50} (Radial) |
|---|---|---|---|---|---|---|---|
| Concentration average | 0.0475 ppm | 0.4457 ppm | 0.1806 ppm | 0.2287 ppm | 3.3417 ppm | 11.8856 ppm | 0.0023 ppm |
| Concentration per Run 1 | 0.0474 ppm | 0.4452 ppm | 0.1805 ppm | 0.2282 ppm | 3.3677 ppm | 11.9445 ppm | 0.0018 ppm |
| Concentration per Run 2 | 0.0476 ppm | 0.4463 ppm | 0.1807 ppm | 0.2284 ppm | 3.3282 ppm | 11.8492 ppm | 0.0017 ppm |
| Concentration per Run 3 | 0.0475 ppm | 0.4456 ppm | 0.1805 ppm | 0.2295 ppm | 3.3292 ppm | 11.8630 ppm | 0.0033 ppm |
| Concentration RSD | 0.2 % | 0.1 % | 0.0 % | 0.3 % | 0.7 % | 0.4 % | 39.4 % |

| | Mg 279.079 {121} (Axial) | Mn 257.610 {131} (Radial) | Mo 202.030 {467} (Axial) | Na 589.592 {57} (Radial) | Ni 231.604 {445} (Axial) | Pb 220.353 {453} (Axial) | Sb 206.833 {463} (Axial) |
|---|---|---|---|---|---|---|---|
| Concentration average | 14.5766 ppm | 0.4760 ppm | 0.9989 ppm | 19.1772 ppm | 0.4478 ppm | 0.5457 ppm | 0.4640 ppm |
| Concentration per Run 1 | 14.5490 ppm | 0.4790 ppm | 0.9978 ppm | 19.2737 ppm | 0.4466 ppm | 0.5446 ppm | 0.4624 ppm |
| Concentration per Run 2 | 14.5836 ppm | 0.4743 ppm | 0.9996 ppm | 19.1652 ppm | 0.4483 ppm | 0.5476 ppm | 0.4637 ppm |
| Concentration per Run 3 | 14.5972 ppm | 0.4748 ppm | 0.9994 ppm | 19.0927 ppm | 0.4486 ppm | 0.5450 ppm | 0.4660 ppm |
| Concentration RSD | 0.2 % | 0.5 % | 0.1 % | 0.5 % | 0.2 % | 0.3 % | 0.4 % |

| | Se 196.090 {472} (Axial) | Si 212.412 {459} (Axial) | Sn 189.989 {477} (Axial) | Sr 421.552 {80} (Radial) | Ti 334.904 {101} (Axial) | Tl 190.856 {477} (Axial) | V 292.402 {115} (Axial) |
|---|---|---|---|---|---|---|---|
| Concentration average | 0.1292 ppm | 9.1360 ppm | 0.9989 ppm | **1.0774 ppm** | 1.0167 ppm | **0.1247 ppm** | 0.4561 ppm |
| Concentration per Run 1 | 0.1289 ppm | 9.1216 ppm | 0.9955 ppm | 1.0806 ppm | 1.0167 ppm | 0.1236 ppm | 0.4555 ppm |
| Concentration per Run 2 | 0.1273 ppm | 9.1403 ppm | 0.9985 ppm | 1.0777 ppm | 1.0155 ppm | 0.1256 ppm | 0.4558 ppm |
| Concentration per Run 3 | 0.1316 ppm | 9.1460 ppm | 1.0027 ppm | 1.0738 ppm | 1.0178 ppm | 0.1250 ppm | 0.4568 ppm |
| Concentration RSD | 1.7 % | 0.1 % | 0.4 % | 0.3 % | 0.1 % | 0.8 % | 0.1 % |

| | Zn 206.200 {463} (Axial) | Y 371.030 {91} (Radial) | Y 360.073 {94} (Axial) | Y 224.306 {450} (Axial) | Sc 361.384 {93} (Radial) | Sc 227.318 {448} (Axial) | Sc 361.384 {93} (Axial) |
|---|---|---|---|---|---|---|---|
| Concentration average | 0.4513 ppm | 99.4596 % | 98.3241 % | 98.5372 % | 100.5554 % | 95.3329 % | 100.0333 % |
| Concentration per Run 1 | 0.4490 ppm | 98.6130 % | 98.2689 % | 98.6586 % | 99.7200 % | 95.5665 % | 100.0416 % |
| Concentration per Run 2 | 0.4531 ppm | 99.2964 % | 98.4202 % | 98.6000 % | 100.5393 % | 95.2972 % | 100.0984 % |
| Concentration per Run 3 | 0.4518 ppm | 100.4694 % | 98.2830 % | 98.3530 % | 101.4070 % | 95.1348 % | 99.9600 % |
| Concentration RSD | 0.5 % | 0.9 % | 0.1 % | 0.2 % | 0.8 % | 0.2 % | 0.1 % |

# ICP DataTrace 4

9/10/2025 8:33:56 AM

LabBook: WG2112264_09092025T4.imexp

Sample: WG2110959-5 WG2110959
Analysis started at: 9/9/2025 10:55:44 PM
Comments <Comment>
Rack: 1
Vial: 52

| | Ag 328.068 {103} (Axial) | Al 396.152 {85} (Radial) | As 189.042 {478} (Axial) | B 208.959 {461} (Axial) | Ba 455.403 {74} (Radial) | Be 313.042 {108} (Radial) | Ca 315.887 {107} (Radial) |
|---|---|---|---|---|---|---|---|
| Concentration average | 0.0500 ppm | 2.1166 ppm | 0.1264 ppm | 1.0337 ppm | 2.0758 ppm | 0.0512 ppm | 20.3293 ppm |
| Concentration per Run 1 | 0.0503 ppm | 2.1332 ppm | 0.1263 ppm | 1.0337 ppm | 2.0939 ppm | 0.0514 ppm | 20.5720 ppm |
| Concentration per Run 2 | 0.0500 ppm | 2.1097 ppm | 0.1265 ppm | 1.0346 ppm | 2.0713 ppm | 0.0511 ppm | 20.2964 ppm |
| Concentration per Run 3 | 0.0497 ppm | 2.1068 ppm | 0.1263 ppm | 1.0329 ppm | 2.0620 ppm | 0.0510 ppm | 20.1194 ppm |
| Concentration RSD | 0.6 % | 0.7 % | 0.1 % | 0.1 % | 0.8 % | 0.4 % | 1.1 % |

| | Cd 214.438 {457} (Axial) | Co 228.616 {447} (Axial) | Cr 267.716 {126} (Axial) | Cu 324.754 {104} (Axial) | Fe 259.940 {130} (Radial) | K 766.490 {44} (Radial) | Li 670.784 {50} (Radial) |
|---|---|---|---|---|---|---|---|
| Concentration average | 0.0531 ppm | 0.4998 ppm | 0.2037 ppm | 0.2588 ppm | 3.4030 ppm | 11.8635 ppm | 0.0019 ppm |
| Concentration per Run 1 | 0.0531 ppm | 0.5005 ppm | 0.2038 ppm | 0.2585 ppm | 3.4488 ppm | 11.9773 ppm | 0.0011 ppm |
| Concentration per Run 2 | 0.0532 ppm | 0.5003 ppm | 0.2044 ppm | 0.2601 ppm | 3.3859 ppm | 11.8376 ppm | 0.0026 ppm |
| Concentration per Run 3 | 0.0531 ppm | 0.4986 ppm | 0.2029 ppm | 0.2577 ppm | 3.3742 ppm | 11.7757 ppm | 0.0020 ppm |
| Concentration RSD | 0.1 % | 0.2 % | 0.4 % | 0.5 % | 1.2 % | 0.9 % | 40.4 % |

| | Mg 279.079 {121} (Axial) | Mn 257.610 {131} (Radial) | Mo 202.030 {467} (Axial) | Na 589.592 {57} (Radial) | Ni 231.604 {445} (Axial) | Pb 220.353 {453} (Axial) | Sb 206.833 {463} (Axial) |
|---|---|---|---|---|---|---|---|
| Concentration average | 14.6020 ppm | 0.5312 ppm | 0.9889 ppm | 18.9623 ppm | 0.5020 ppm | 0.5424 ppm | 0.5014 ppm |
| Concentration per Run 1 | 14.6315 ppm | 0.5344 ppm | 0.9859 ppm | 19.1443 ppm | 0.5022 ppm | 0.5410 ppm | 0.4999 ppm |
| Concentration per Run 2 | 14.6661 ppm | 0.5327 ppm | 0.9918 ppm | 18.9131 ppm | 0.5021 ppm | 0.5436 ppm | 0.5018 ppm |
| Concentration per Run 3 | 14.5084 ppm | 0.5266 ppm | 0.9889 ppm | 18.8296 ppm | 0.5018 ppm | 0.5426 ppm | 0.5027 ppm |
| Concentration RSD | 0.6 % | 0.8 % | 0.3 % | 0.9 % | 0.0 % | 0.2 % | 0.3 % |

| | Se 196.090 {472} (Axial) | Si 212.412 {459} (Axial) | Sn 189.989 {477} (Axial) | Sr 421.552 {80} (Radial) | Ti 334.904 {101} (Axial) | Tl 190.856 {477} (Axial) | V 292.402 {115} (Axial) |
|---|---|---|---|---|---|---|---|
| Concentration average | 0.1267 ppm | 9.1678 ppm | **1.0016 [SIC 20]** | **1.0862 ppm** | 1.0240 ppm | **0.1233 ppm** | 0.5170 ppm |
| Concentration per Run 1 | 0.1253 ppm | 9.1517 ppm | 1.0012 ppm | 1.0961 ppm | 1.0231 ppm | 0.1219 ppm | 0.5171 ppm |
| Concentration per Run 2 | 0.1270 ppm | 9.1935 ppm | 1.0024 ppm | 1.0817 ppm | 1.0248 ppm | 0.1244 ppm | 0.5185 ppm |
| Concentration per Run 3 | 0.1279 ppm | 9.1582 ppm | 1.0012 ppm | 1.0807 ppm | 1.0241 ppm | 0.1235 ppm | 0.5155 ppm |
| Concentration RSD | 1.1 % | 0.2 % | 0.1 % | 0.8 % | 0.1 % | 1.0 % | 0.3 % |

| | Zn 206.200 {463} (Axial) | Y 371.030 {91} (Radial) | Y 360.073 {94} (Axial) | Y 224.306 {450} (Axial) | Sc 361.384 {93} (Radial) | Sc 227.318 {448} (Axial) | Sc 361.384 {93} (Axial) |
|---|---|---|---|---|---|---|---|
| Concentration average | 0.5099 ppm | 99.6665 % | 97.8497 % | 98.1525 % | 100.7342 % | 95.0180 % | 98.9565 % |
| Concentration per Run 1 | 0.5097 ppm | 99.0351 % | 97.7123 % | 98.0442 % | 99.7617 % | 95.0468 % | 98.7763 % |
| Concentration per Run 2 | 0.5099 ppm | 100.1236 % | 97.6350 % | 98.2471 % | 101.0855 % | 95.0169 % | 98.6242 % |
| Concentration per Run 3 | 0.5100 ppm | 99.8409 % | 98.2020 % | 98.1663 % | 101.3553 % | 94.9904 % | 99.4690 % |
| Concentration RSD | 0.0 % | 0.6 % | 0.3 % | 0.1 % | 0.8 % | 0.0 % | 0.5 % |

# ICP DataTrace 4

9/10/2025 8:33:56 AM

LabBook: WG2112264_09092025T4.imexp

Sample: WG2110959-6d5 WG2110959
Analysis started at: 9/9/2025 11:01:43 PM
Comments <Comment>
Rack: 1
Vial: 53

| | Ag 328.068 {103} (Axial) | Al 396.152 {85} (Radial) | As 189.042 {478} (Axial) | B 208.959 {461} (Axial) | Ba 455.403 {74} (Radial) | Be 313.042 {108} (Radial) | Ca 315.887 {107} (Radial) |
|---|---|---|---|---|---|---|---|
| Concentration average | 0.0003 ppm | 0.0030 ppm | 0.0010 ppm | 0.0108 ppm | 0.0045 ppm | 0.0000 ppm | 2.0764 ppm |
| Concentration per Run 1 | 0.0000 ppm | 0.0021 ppm | 0.0014 ppm | 0.0108 ppm | 0.0046 ppm | 0.0000 ppm | 2.0808 ppm |
| Concentration per Run 2 | 0.0001 ppm | 0.0013 ppm | 0.0002 ppm | 0.0107 ppm | 0.0045 ppm | 0.0000 ppm | 2.0853 ppm |
| Concentration per Run 3 | 0.0008 ppm | 0.0056 ppm | 0.0012 ppm | 0.0108 ppm | 0.0045 ppm | 0.0000 ppm | 2.0630 ppm |
| Concentration RSD | 141.9 % | 75.8 % | 65.1 % | 0.4 % | 1.2 % | 264.1 % | 0.6 % |

| | Cd 214.438 {457} (Axial) | Co 228.616 {447} (Axial) | Cr 267.716 {126} (Axial) | Cu 324.754 {104} (Axial) | Fe 259.940 {130} (Radial) | K 766.490 {44} (Radial) | Li 670.784 {50} (Radial) |
|---|---|---|---|---|---|---|---|
| Concentration average | 0.0000 ppm | 0.0005 ppm | 0.0001 ppm | 0.0000 ppm | 0.5067 ppm | 0.2381 ppm | 0.0007 ppm |
| Concentration per Run 1 | 0.0000 ppm | 0.0007 ppm | 0.0002 ppm | -0.0001 ppm | 0.5070 ppm | 0.2503 ppm | 0.0004 ppm |
| Concentration per Run 2 | 0.0000 ppm | 0.0003 ppm | -0.0001 ppm | 0.0001 ppm | 0.5083 ppm | 0.2262 ppm | 0.0000 ppm |
| Concentration per Run 3 | 0.0000 ppm | 0.0006 ppm | 0.0002 ppm | -0.0001 ppm | 0.5049 ppm | 0.2379 ppm | 0.0015 ppm |
| Concentration RSD | 88.0 % | 36.0 % | 158.7 % | 942.9 % | 0.3 % | 5.1 % | 118.6 % |

| | Mg 279.079 {121} (Axial) | Mn 257.610 {131} (Radial) | Mo 202.030 {467} (Axial) | Na 589.592 {57} (Radial) | Ni 231.604 {445} (Axial) | Pb 220.353 {453} (Axial) | Sb 206.833 {463} (Axial) |
|---|---|---|---|---|---|---|---|
| Concentration average | 0.9080 ppm | 0.0077 ppm | 0.0007 ppm | 1.7487 ppm | 0.0002 ppm | 0.0006 ppm | 0.0022 ppm |
| Concentration per Run 1 | 0.9054 ppm | 0.0074 ppm | 0.0008 ppm | 1.7498 ppm | 0.0001 ppm | 0.0010 ppm | 0.0024 ppm |
| Concentration per Run 2 | 0.9109 ppm | 0.0079 ppm | 0.0007 ppm | 1.7480 ppm | 0.0002 ppm | -0.0002 ppm | 0.0024 ppm |
| Concentration per Run 3 | 0.9078 ppm | 0.0078 ppm | 0.0007 ppm | 1.7484 ppm | 0.0003 ppm | 0.0008 ppm | 0.0017 ppm |
| Concentration RSD | 0.3 % | 3.7 % | 8.4 % | 0.1 % | 54.6 % | 114.5 % | 18.6 % |

| | Se 196.090 {472} (Axial) | Si 212.412 {459} (Axial) | Sn 189.989 {477} (Axial) | Sr 421.552 {80} (Radial) | Ti 334.904 {101} (Axial) | Tl 190.856 {477} (Axial) | V 292.402 {115} (Axial) |
|---|---|---|---|---|---|---|---|
| Concentration average | 0.0011 ppm | 1.5711 ppm | 0.0026 ppm | 0.0085 ppm | 0.0005 ppm | -0.0004 ppm | 0.0001 ppm |
| Concentration per Run 1 | 0.0002 ppm | 1.5698 ppm | 0.0036 ppm | 0.0085 ppm | 0.0006 ppm | -0.0010 ppm | -0.0001 ppm |
| Concentration per Run 2 | -0.0005 ppm | 1.5759 ppm | 0.0022 ppm | 0.0086 ppm | 0.0003 ppm | -0.0005 ppm | 0.0002 ppm |
| Concentration per Run 3 | 0.0037 ppm | 1.5676 ppm | 0.0020 ppm | 0.0085 ppm | 0.0006 ppm | 0.0002 ppm | 0.0003 ppm |
| Concentration RSD | 195.9 % | 0.3 % | 32.5 % | 0.3 % | 35.6 % | 142.9 % | 176.5 % |

| | Zn 206.200 {463} (Axial) | Y 371.030 {91} (Radial) | Y 360.073 {94} (Axial) | Y 224.306 {450} (Axial) | Sc 361.384 {93} (Radial) | Sc 227.318 {448} (Axial) | Sc 361.384 {93} (Axial) |
|---|---|---|---|---|---|---|---|
| Concentration average | 0.0011 ppm | 97.6095 % | 99.5316 % | 99.3661 % | 98.2808 % | 98.6263 % | 100.8146 % |
| Concentration per Run 1 | 0.0011 ppm | 97.0279 % | 99.4948 % | 99.4500 % | 97.5836 % | 98.5353 % | 100.6903 % |
| Concentration per Run 2 | 0.0011 ppm | 97.3393 % | 99.6049 % | 99.4812 % | 98.0658 % | 98.5543 % | 100.9534 % |
| Concentration per Run 3 | 0.0011 ppm | 98.4614 % | 99.4951 % | 99.1672 % | 99.1931 % | 98.7895 % | 100.8000 % |
| Concentration RSD | 0.5 % | 0.8 % | 0.1 % | 0.2 % | 0.8 % | 0.1 % | 0.1 % |

# ICP DataTrace 4

9/10/2025 8:33:56 AM

LabBook: WG2112264_09092025T4.imexp

Sample: L2555281-01 WG2110959
Analysis started at: 9/9/2025 11:08:00 PM
Comments <Comment>
Rack: 1
Vial: 54

| | Ag 328.068 {103} (Axial) | Al 396.152 {85} (Radial) | As 189.042 {478} (Axial) | B 208.959 {461} (Axial) | Ba 455.403 {74} (Radial) | Be 313.042 {108} (Radial) | Ca 315.887 {107} (Radial) |
|---|---|---|---|---|---|---|---|
| Concentration average | -0.0002 ppm | -0.0007 ppm | 0.0005 ppm | 0.0286 ppm | 0.0176 ppm | 0.0000 ppm | 22.9671 ppm |
| Concentration per Run 1 | 0.0002 ppm | -0.0040 ppm | 0.0024 ppm | 0.0289 ppm | 0.0176 ppm | 0.0000 ppm | 23.1010 ppm |
| Concentration per Run 2 | -0.0004 ppm | -0.0012 ppm | 0.0003 ppm | 0.0282 ppm | 0.0174 ppm | 0.0000 ppm | 23.0087 ppm |
| Concentration per Run 3 | -0.0005 ppm | 0.0031 ppm | -0.0013 ppm | 0.0288 ppm | 0.0177 ppm | -0.0001 ppm | 22.7915 ppm |
| Concentration RSD | 189.8 % | 531.2 % | 402.7 % | 1.2 % | 0.9 % | 67.4 % | 0.7 % |

| | Cd 214.438 {457} (Axial) | Co 228.616 {447} (Axial) | Cr 267.716 {126} (Axial) | Cu 324.754 {104} (Axial) | Fe 259.940 {130} (Radial) | K 766.490 {44} (Radial) | Li 670.784 {50} (Radial) |
|---|---|---|---|---|---|---|---|
| Concentration average | -0.0001 ppm | -0.0001 ppm | 0.0012 ppm | 0.0006 ppm | 0.0160 ppm | 1.4763 ppm | -0.0007 ppm |
| Concentration per Run 1 | -0.0001 ppm | -0.0001 ppm | 0.0011 ppm | 0.0007 ppm | 0.0166 ppm | 1.4651 ppm | -0.0006 ppm |
| Concentration per Run 2 | 0.0000 ppm | -0.0001 ppm | 0.0012 ppm | 0.0008 ppm | 0.0160 ppm | 1.4979 ppm | -0.0009 ppm |
| Concentration per Run 3 | -0.0001 ppm | 0.0000 ppm | 0.0012 ppm | 0.0003 ppm | 0.0155 ppm | 1.4658 ppm | -0.0007 ppm |
| Concentration RSD | 38.2 % | 85.4 % | 7.9 % | 44.1 % | 3.5 % | 1.3 % | 19.7 % |

| | Mg 279.079 {121} (Axial) | Mn 257.610 {131} (Radial) | Mo 202.030 {467} (Axial) | Na 589.592 {57} (Radial) | Ni 231.604 {445} (Axial) | Pb 220.353 {453} (Axial) | Sb 206.833 {463} (Axial) |
|---|---|---|---|---|---|---|---|
| Concentration average | 6.8881 ppm | 0.0000 ppm | 0.0005 ppm | 14.0788 ppm | -0.0001 ppm | 0.0015 ppm | 0.0009 ppm |
| Concentration per Run 1 | 6.8504 ppm | -0.0001 ppm | 0.0005 ppm | 14.1376 ppm | -0.0004 ppm | 0.0015 ppm | 0.0007 ppm |
| Concentration per Run 2 | 6.9418 ppm | 0.0002 ppm | 0.0006 ppm | 14.0579 ppm | 0.0001 ppm | 0.0013 ppm | 0.0007 ppm |
| Concentration per Run 3 | 6.8721 ppm | 0.0000 ppm | 0.0005 ppm | 14.0410 ppm | 0.0001 ppm | 0.0016 ppm | 0.0014 ppm |
| Concentration RSD | 0.7 % | 1,291.2 % | 10.6 % | 0.4 % | 391.4 % | 10.7 % | 47.3 % |

| | Se 196.090 {472} (Axial) | Si 212.412 {459} (Axial) | Sn 189.989 {477} (Axial) | Sr 421.552 {80} (Radial) | Ti 334.904 {101} (Axial) | Tl 190.856 {477} (Axial) | V 292.402 {115} (Axial) |
|---|---|---|---|---|---|---|---|
| Concentration average | 0.0011 ppm | 3.3642 ppm | -0.0006 ppm | 0.0864 ppm | 0.0006 ppm | 0.0000 ppm | 0.0002 ppm |
| Concentration per Run 1 | 0.0006 ppm | 3.3639 ppm | -0.0007 ppm | 0.0869 ppm | 0.0006 ppm | -0.0001 ppm | 0.0002 ppm |
| Concentration per Run 2 | 0.0019 ppm | 3.3680 ppm | -0.0004 ppm | 0.0862 ppm | 0.0004 ppm | 0.0000 ppm | 0.0003 ppm |
| Concentration per Run 3 | 0.0008 ppm | 3.3606 ppm | -0.0005 ppm | 0.0861 ppm | 0.0009 ppm | 0.0001 ppm | 0.0002 ppm |
| Concentration RSD | 62.3 % | 0.1 % | 26.0 % | 0.5 % | 37.6 % | 614.1 % | 38.9 % |

| | Zn 206.200 {463} (Axial) | Y 371.030 {91} (Radial) | Y 360.073 {94} (Axial) | Y 224.306 {450} (Axial) | Sc 361.384 {93} (Radial) | Sc 227.318 {448} (Axial) | Sc 361.384 {93} (Axial) |
|---|---|---|---|---|---|---|---|
| Concentration average | 0.0002 ppm | 98.6079 % | 98.2009 % | 98.7527 % | 99.7774 % | 96.4519 % | 99.7127 % |
| Concentration per Run 1 | 0.0002 ppm | 98.1540 % | 98.3395 % | 98.8812 % | 99.2972 % | 96.6022 % | 99.9640 % |
| Concentration per Run 2 | 0.0002 ppm | 98.5125 % | 97.8871 % | 98.7755 % | 99.5317 % | 96.3341 % | 99.1382 % |
| Concentration per Run 3 | 0.0002 ppm | 99.1573 % | 98.3761 % | 98.6014 % | 100.5033 % | 96.4195 % | 100.0360 % |
| Concentration RSD | 11.7 % | 0.5 % | 0.3 % | 0.1 % | 0.6 % | 0.1 % | 0.5 % |

# ICP DataTrace 4

9/10/2025 8:33:56 AM

LabBook: WG2112264_09092025T4.imexp

Sample: L2555281-02 WG2110959
Analysis started at: 9/9/2025 11:14:17 PM
Comments <Comment>
Rack: 1
Vial: 55

| | Ag 328.068 {103} (Axial) | Al 396.152 {85} (Radial) | As 189.042 {478} (Axial) | B 208.959 {461} (Axial) | Ba 455.403 {74} (Radial) | Be 313.042 {108} (Radial) | Ca 315.887 {107} (Radial) |
|---|---|---|---|---|---|---|---|
| Concentration average | 0.0002 ppm | 0.0026 ppm | 0.0002 ppm | 0.0282 ppm | 0.0176 ppm | 0.0000 ppm | 23.0337 ppm |
| Concentration per Run 1 | 0.0002 ppm | -0.0023 ppm | 0.0012 ppm | 0.0285 ppm | 0.0178 ppm | 0.0000 ppm | 23.3013 ppm |
| Concentration per Run 2 | 0.0003 ppm | 0.0036 ppm | -0.0003 ppm | 0.0280 ppm | 0.0175 ppm | 0.0000 ppm | 22.9487 ppm |
| Concentration per Run 3 | 0.0001 ppm | 0.0064 ppm | -0.0003 ppm | 0.0281 ppm | 0.0174 ppm | -0.0001 ppm | 22.8511 ppm |
| Concentration RSD | 35.6 % | 171.4 % | 468.2 % | 0.9 % | 1.1 % | 55.0 % | 1.0 % |

| | Cd 214.438 {457} (Axial) | Co 228.616 {447} (Axial) | Cr 267.716 {126} (Axial) | Cu 324.754 {104} (Axial) | Fe 259.940 {130} (Radial) | K 766.490 {44} (Radial) | Li 670.784 {50} (Radial) |
|---|---|---|---|---|---|---|---|
| Concentration average | -0.0001 ppm | 0.0001 ppm | 0.0271 ppm | 0.0014 ppm | 0.2958 ppm | 1.5070 ppm | -0.0002 ppm |
| Concentration per Run 1 | -0.0001 ppm | 0.0001 ppm | 0.0269 ppm | 0.0017 ppm | 0.2961 ppm | 1.5431 ppm | -0.0003 ppm |
| Concentration per Run 2 | 0.0000 ppm | -0.0001 ppm | 0.0274 ppm | 0.0012 ppm | 0.2972 ppm | 1.5051 ppm | -0.0002 ppm |
| Concentration per Run 3 | -0.0001 ppm | 0.0003 ppm | 0.0269 ppm | 0.0014 ppm | 0.2941 ppm | 1.4727 ppm | -0.0002 ppm |
| Concentration RSD | 29.2 % | 190.9 % | 1.0 % | 17.9 % | 0.5 % | 2.3 % | 31.4 % |

| | Mg 279.079 {121} (Axial) | Mn 257.610 {131} (Radial) | Mo 202.030 {467} (Axial) | Na 589.592 {57} (Radial) | Ni 231.604 {445} (Axial) | Pb 220.353 {453} (Axial) | Sb 206.833 {463} (Axial) |
|---|---|---|---|---|---|---|---|
| Concentration average | 6.9521 ppm | 0.0035 ppm | 0.0008 ppm | 14.1421 ppm | 0.0011 ppm | 0.0020 ppm | 0.0008 ppm |
| Concentration per Run 1 | 6.9562 ppm | 0.0033 ppm | 0.0008 ppm | 14.2385 ppm | 0.0011 ppm | 0.0015 ppm | 0.0001 ppm |
| Concentration per Run 2 | 6.9599 ppm | 0.0038 ppm | 0.0007 ppm | 14.1370 ppm | 0.0010 ppm | 0.0021 ppm | 0.0015 ppm |
| Concentration per Run 3 | 6.9403 ppm | 0.0035 ppm | 0.0007 ppm | 14.0506 ppm | 0.0012 ppm | 0.0024 ppm | 0.0009 ppm |
| Concentration RSD | 0.1 % | 6.8 % | 5.7 % | 0.7 % | 8.4 % | 22.3 % | 85.6 % |

| | Se 196.090 {472} (Axial) | Si 212.412 {459} (Axial) | Sn 189.989 {477} (Axial) | Sr 421.552 {80} (Radial) | Ti 334.904 {101} (Axial) | Tl 190.856 {477} (Axial) | V 292.402 {115} (Axial) |
|---|---|---|---|---|---|---|---|
| Concentration average | 0.0005 ppm | 3.4001 ppm | -0.0003 ppm | 0.0861 ppm | 0.0006 ppm | -0.0002 ppm | 0.0004 ppm |
| Concentration per Run 1 | -0.0005 ppm | 3.4005 ppm | -0.0004 ppm | 0.0869 ppm | 0.0007 ppm | -0.0002 ppm | 0.0003 ppm |
| Concentration per Run 2 | 0.0007 ppm | 3.3969 ppm | -0.0006 ppm | 0.0859 ppm | 0.0007 ppm | -0.0002 ppm | 0.0003 ppm |
| Concentration per Run 3 | 0.0013 ppm | 3.4029 ppm | 0.0000 ppm | 0.0855 ppm | 0.0005 ppm | -0.0003 ppm | 0.0007 ppm |
| Concentration RSD | 187.2 % | 0.1 % | 86.0 % | 0.8 % | 18.6 % | 36.4 % | 40.3 % |

| | Zn 206.200 {463} (Axial) | Y 371.030 {91} (Radial) | Y 360.073 {94} (Axial) | Y 224.306 {450} (Axial) | Sc 361.384 {93} (Radial) | Sc 227.318 {448} (Axial) | Sc 361.384 {93} (Axial) |
|---|---|---|---|---|---|---|---|
| Concentration average | 0.0001 ppm | 99.0726 % | 98.3703 % | 98.1029 % | 100.1097 % | 96.1030 % | 99.6341 % |
| Concentration per Run 1 | 0.0000 ppm | 97.9582 % | 98.3772 % | 97.9312 % | 98.9113 % | 96.0800 % | 99.5253 % |
| Concentration per Run 2 | 0.0001 ppm | 99.0719 % | 98.4908 % | 98.1257 % | 100.1398 % | 96.0477 % | 99.6909 % |
| Concentration per Run 3 | 0.0001 ppm | 100.1875 % | 98.2429 % | 98.2518 % | 101.2781 % | 96.1815 % | 99.6860 % |
| Concentration RSD | 88.3 % | 1.1 % | 0.1 % | 0.2 % | 1.2 % | 0.1 % | 0.1 % |

# ICP DataTrace 4

9/10/2025 8:33:56 AM

LabBook: WG2112264_09092025T4.imexp

Sample: CCV
Analysis started at: 9/9/2025 11:20:33 PM
Comments <Comment>
Rack: 0
Vial: 3

| | Ag 328.068 {103} (Axial) | Al 396.152 {85} (Radial) | As 189.042 {478} (Axial) | B 208.959 {461} (Axial) | Ba 455.403 {74} (Radial) | Be 313.042 {108} (Radial) | Ca 315.887 {107} (Radial) |
|---|---|---|---|---|---|---|---|
| Concentration average | **0.4949 ppm** | 0.4962 ppm | 0.4824 ppm | 0.4861 ppm | 0.5068 ppm | 0.4994 ppm | 0.5070 ppm |
| Concentration per Run 1 | 0.4963 ppm | 0.5059 ppm | 0.4811 ppm | 0.4866 ppm | 0.5092 ppm | 0.5020 ppm | 0.5082 ppm |
| Concentration per Run 2 | 0.4956 ppm | 0.4911 ppm | 0.4813 ppm | 0.4842 ppm | 0.5082 ppm | 0.5000 ppm | 0.5140 ppm |
| Concentration per Run 3 | 0.4927 ppm | 0.4915 ppm | 0.4849 ppm | 0.4875 ppm | 0.5030 ppm | 0.4961 ppm | 0.4988 ppm |
| Recovery Percentage 1 | 98.976 % | 99.233 % | 96.484 % | 97.222 % | 101.363 % | 99.878 % | 101.397 % |
| Concentration RSD | 0.4 % | 1.7 % | 0.4 % | 0.3 % | 0.7 % | 0.6 % | 1.5 % |

| | Cd 214.438 {457} (Axial) | Co 228.616 {447} (Axial) | Cr 267.716 {126} (Axial) | Cu 324.754 {104} (Axial) | Fe 259.940 {130} (Radial) | K 766.490 {44} (Radial) | Li 670.784 {50} (Radial) |
|---|---|---|---|---|---|---|---|
| Concentration average | 0.4909 ppm | 0.5026 ppm | 0.5039 ppm | 0.5101 ppm | 0.4919 ppm | 5.3451 ppm | 0.5327 ppm |
| Concentration per Run 1 | 0.4911 ppm | 0.5029 ppm | 0.5055 ppm | 0.5149 ppm | 0.4925 ppm | 5.3406 ppm | 0.5349 ppm |
| Concentration per Run 2 | 0.4899 ppm | 0.5016 ppm | 0.5059 ppm | 0.5108 ppm | 0.4927 ppm | 5.3573 ppm | 0.5326 ppm |
| Concentration per Run 3 | 0.4917 ppm | 0.5033 ppm | 0.5003 ppm | 0.5045 ppm | 0.4904 ppm | 5.3376 ppm | 0.5307 ppm |
| Recovery Percentage 1 | 98.182 % | 100.521 % | 100.780 % | 102.016 % | 98.374 % | 106.903 % | 106.543 % |
| Concentration RSD | 0.2 % | 0.2 % | 0.6 % | 1.0 % | 0.3 % | 0.2 % | 0.4 % |

| | Mg 279.079 {121} (Axial) | Mn 257.610 {131} (Radial) | Mo 202.030 {467} (Axial) | Na 589.592 {57} (Radial) | Ni 231.604 {445} (Axial) | Pb 220.353 {453} (Axial) | Sb 206.833 {463} (Axial) |
|---|---|---|---|---|---|---|---|
| Concentration average | 0.5119 ppm | 0.4941 ppm | 0.4885 ppm | 10.3279 ppm | 0.5016 ppm | 0.5063 ppm | 0.5041 ppm |
| Concentration per Run 1 | 0.5143 ppm | 0.4942 ppm | 0.4874 ppm | 10.3814 ppm | 0.5005 ppm | 0.5078 ppm | 0.5048 ppm |
| Concentration per Run 2 | 0.5150 ppm | 0.4986 ppm | 0.4865 ppm | 10.3479 ppm | 0.5015 ppm | 0.5044 ppm | 0.5027 ppm |
| Concentration per Run 3 | 0.5064 ppm | 0.4894 ppm | 0.4918 ppm | 10.2544 ppm | 0.5027 ppm | 0.5069 ppm | 0.5047 ppm |
| Recovery Percentage 1 | 102.381 % | 98.816 % | 97.709 % | 103.279 % | 100.314 % | 101.269 % | 100.815 % |
| Concentration RSD | 0.9 % | 0.9 % | 0.6 % | 0.6 % | 0.2 % | 0.3 % | 0.2 % |

| | Se 196.090 {472} (Axial) | Si 212.412 {459} (Axial) | Sn 189.989 {477} (Axial) | Sr 421.552 {80} (Radial) | Ti 334.904 {101} (Axial) | Tl 190.856 {477} (Axial) | V 292.402 {115} (Axial) |
|---|---|---|---|---|---|---|---|
| Concentration average | 0.4969 ppm | 5.5057 ppm | 0.4979 ppm | 0.5201 ppm | 0.4979 ppm | **0.5170 ppm** | 0.5019 ppm |
| Concentration per Run 1 | 0.4981 ppm | 5.5143 ppm | 0.4978 ppm | 0.5227 ppm | 0.4985 ppm | 0.5174 ppm | 0.5027 ppm |
| Concentration per Run 2 | 0.4985 ppm | 5.4988 ppm | 0.4969 ppm | 0.5215 ppm | 0.5011 ppm | 0.5177 ppm | 0.5050 ppm |
| Concentration per Run 3 | 0.4942 ppm | 5.5040 ppm | 0.4990 ppm | 0.5161 ppm | 0.4940 ppm | 0.5161 ppm | 0.4979 ppm |
| Recovery Percentage 1 | 99.385 % | 104.871 % | 99.575 % | 104.024 % | 99.574 % | 103.407 % | 100.374 % |
| Concentration RSD | 0.5 % | 0.1 % | 0.2 % | 0.7 % | 0.7 % | 0.2 % | 0.7 % |

| | Zn 206.200 {463} (Axial) | Y 371.030 {91} (Radial) | Y 360.073 {94} (Axial) | Y 224.306 {450} (Axial) | Sc 361.384 {93} (Radial) | Sc 227.318 {448} (Axial) | Sc 361.384 {93} (Axial) |
|---|---|---|---|---|---|---|---|
| Concentration average | 0.4972 ppm | 96.7281 % | 97.8637 % | 98.1044 % | 98.1993 % | 95.8537 % | 99.6703 % |
| Concentration per Run 1 | 0.4978 ppm | 96.3342 % | 97.8630 % | 98.0863 % | 97.8548 % | 95.8008 % | 99.6544 % |
| Concentration per Run 2 | 0.4971 ppm | 96.7919 % | 97.2977 % | 98.2408 % | 97.9328 % | 95.9976 % | 99.0347 % |
| Concentration per Run 3 | 0.4965 ppm | 97.0582 % | 98.4304 % | 97.9862 % | 98.8101 % | 95.7628 % | 100.3217 % |
| Recovery Percentage 1 | 99.434 % | | | | | | |
| Concentration RSD | 0.1 % | 0.4 % | 0.6 % | 0.1 % | 0.5 % | 0.1 % | 0.6 % |

# ICP DataTrace 4

9/10/2025 8:33:56 AM

LabBook: WG2112264_09092025T4.imexp

Sample: CCB
Analysis started at: 9/9/2025 11:26:34 PM
Comments <Comment>
Rack: 0
Vial: 4

| | Ag 328.068 {103} (Axial) | Al 396.152 {85} (Radial) | As 189.042 {478} (Axial) | B 208.959 {461} (Axial) | Ba 455.403 {74} (Radial) | Be 313.042 {108} (Radial) | Ca 315.887 {107} (Radial) |
|---|---|---|---|---|---|---|---|
| Concentration average | 0.0001 ppm | 0.0054 ppm | -0.0011 ppm | 0.0043 ppm | 0.0000 ppm | 0.0001 ppm | 0.0050 ppm |
| Concentration per Run 1 | 0.0000 ppm | 0.0126 ppm | -0.0016 ppm | 0.0044 ppm | 0.0001 ppm | 0.0000 ppm | 0.0027 ppm |
| Concentration per Run 2 | 0.0001 ppm | 0.0019 ppm | -0.0003 ppm | 0.0045 ppm | 0.0000 ppm | 0.0001 ppm | 0.0049 ppm |
| Concentration per Run 3 | 0.0000 ppm | 0.0018 ppm | -0.0012 ppm | 0.0039 ppm | 0.0000 ppm | 0.0001 ppm | 0.0074 ppm |
| Recovery Percentage 1 | 1.009 % | 5.441 % | -21.141 % | 14.276 % | 0.161 % | 1.136 % | 5.018 % |
| Concentration RSD | 148.3 % | 113.5 % | 66.0 % | 6.8 % | 392.8 % | 24.5 % | 47.1 % |

| | Cd 214.438 {457} (Axial) | Co 228.616 {447} (Axial) | Cr 267.716 {126} (Axial) | Cu 324.754 {104} (Axial) | Fe 259.940 {130} (Radial) | K 766.490 {44} (Radial) | Li 670.784 {50} (Radial) |
|---|---|---|---|---|---|---|---|
| Concentration average | 0.0000 ppm | 0.0001 ppm | 0.0001 ppm | -0.0002 ppm | 0.0019 ppm | 0.0194 ppm | 0.0001 ppm |
| Concentration per Run 1 | 0.0000 ppm | 0.0001 ppm | 0.0002 ppm | 0.0001 ppm | 0.0025 ppm | 0.0248 ppm | -0.0001 ppm |
| Concentration per Run 2 | 0.0000 ppm | 0.0001 ppm | 0.0002 ppm | -0.0005 ppm | 0.0013 ppm | 0.0015 ppm | -0.0003 ppm |
| Concentration per Run 3 | 0.0000 ppm | 0.0000 ppm | -0.0001 ppm | -0.0003 ppm | 0.0017 ppm | 0.0319 ppm | 0.0007 ppm |
| Recovery Percentage 1 | -0.318 % | 0.276 % | 0.916 % | -2.413 % | 3.721 % | 0.777 % | 0.791 % |
| Concentration RSD | 213.4 % | 98.2 % | 188.8 % | 119.0 % | 31.9 % | 81.8 % | 659.7 % |

| | Mg 279.079 {121} (Axial) | Mn 257.610 {131} (Radial) | Mo 202.030 {467} (Axial) | Na 589.592 {57} (Radial) | Ni 231.604 {445} (Axial) | Pb 220.353 {453} (Axial) | Sb 206.833 {463} (Axial) |
|---|---|---|---|---|---|---|---|
| Concentration average | 0.0006 ppm | 0.0000 ppm | 0.0002 ppm | 0.0176 ppm | -0.0002 ppm | 0.0000 ppm | -0.0001 ppm |
| Concentration per Run 1 | 0.0006 ppm | 0.0003 ppm | 0.0002 ppm | 0.0149 ppm | -0.0002 ppm | -0.0005 ppm | -0.0005 ppm |
| Concentration per Run 2 | 0.0000 ppm | -0.0001 ppm | 0.0002 ppm | 0.0184 ppm | -0.0004 ppm | 0.0001 ppm | 0.0003 ppm |
| Concentration per Run 3 | 0.0013 ppm | 0.0000 ppm | 0.0002 ppm | 0.0195 ppm | 0.0000 ppm | 0.0004 ppm | 0.0000 ppm |
| Recovery Percentage 1 | 0.631 % | 0.311 % | 0.379 % | 0.880 % | -0.780 % | 0.181 % | -0.125 % |
| Concentration RSD | 105.1 % | 632.7 % | 12.8 % | 13.6 % | 90.0 % | 2,442.0 % | 661.2 % |

| | Se 196.090 {472} (Axial) | Si 212.412 {459} (Axial) | Sn 189.989 {477} (Axial) | Sr 421.552 {80} (Radial) | Ti 334.904 {101} (Axial) | Tl 190.856 {477} (Axial) | V 292.402 {115} (Axial) |
|---|---|---|---|---|---|---|---|
| Concentration average | 0.0002 ppm | -0.0062 ppm | 0.0003 ppm | 0.0001 ppm | 0.0004 ppm | 0.0006 ppm | 0.0000 ppm |
| Concentration per Run 1 | 0.0000 ppm | -0.0057 ppm | 0.0004 ppm | 0.0002 ppm | 0.0003 ppm | 0.0002 ppm | 0.0000 ppm |
| Concentration per Run 2 | -0.0010 ppm | -0.0064 ppm | 0.0000 ppm | 0.0002 ppm | 0.0004 ppm | 0.0002 ppm | 0.0000 ppm |
| Concentration per Run 3 | 0.0015 ppm | -0.0066 ppm | 0.0006 ppm | 0.0001 ppm | 0.0005 ppm | 0.0012 ppm | -0.0001 ppm |
| Recovery Percentage 1 | 1.673 % | -1.244 % | 0.646 % | 1.370 % | 4.077 % | 2.889 % | -0.282 % |
| Concentration RSD | 769.5 % | 8.1 % | 98.1 % | 55.2 % | 22.5 % | 99.9 % | 249.8 % |

| | Zn 206.200 {463} (Axial) | Y 371.030 {91} (Radial) | Y 360.073 {94} (Axial) | Y 224.306 {450} (Axial) | Sc 361.384 {93} (Radial) | Sc 227.318 {448} (Axial) | Sc 361.384 {93} (Axial) |
|---|---|---|---|---|---|---|---|
| Concentration average | 0.0000 ppm | 96.7399 % | 98.1119 % | 98.7137 % | 97.0712 % | 98.3463 % | 99.0759 % |
| Concentration per Run 1 | -0.0001 ppm | 95.9950 % | 98.1091 % | 98.6737 % | 96.2500 % | 98.1967 % | 99.0601 % |
| Concentration per Run 2 | 0.0000 ppm | 97.3068 % | 98.2031 % | 98.8253 % | 97.8734 % | 98.3081 % | 99.2190 % |
| Concentration per Run 3 | 0.0000 ppm | 96.9180 % | 98.0234 % | 98.6420 % | 97.0902 % | 98.5341 % | 98.9485 % |
| Recovery Percentage 1 | -0.609 % | | | | | | |
| Concentration RSD | 222.8 % | 0.7 % | 0.1 % | 0.1 % | 0.8 % | 0.2 % | 0.1 % |

# ICP DataTrace 4

9/10/2025 8:33:56 AM

LabBook: WG2112264_09092025T4.imexp

Sample: L2555281-03 WG2110959
Analysis started at: 9/9/2025 11:32:56 PM
Comments <Comment>
Rack: 1
Vial: 56

| | Ag 328.068 {103} (Axial) | Al 396.152 {85} (Radial) | As 189.042 {478} (Axial) | B 208.959 {461} (Axial) | Ba 455.403 {74} (Radial) | Be 313.042 {108} (Radial) | Ca 315.887 {107} (Radial) |
|---|---|---|---|---|---|---|---|
| Concentration average | 0.0002 ppm | 0.0185 ppm | 0.0003 ppm | 0.0893 ppm | 0.0137 ppm | 0.0000 ppm | 17.7004 ppm |
| Concentration per Run 1 | 0.0006 ppm | 0.0169 ppm | 0.0012 ppm | 0.0891 ppm | 0.0139 ppm | 0.0000 ppm | 17.8782 ppm |
| Concentration per Run 2 | -0.0003 ppm | 0.0187 ppm | 0.0003 ppm | 0.0889 ppm | 0.0137 ppm | 0.0000 ppm | 17.5812 ppm |
| Concentration per Run 3 | 0.0001 ppm | 0.0200 ppm | -0.0006 ppm | 0.0900 ppm | 0.0135 ppm | 0.0000 ppm | 17.6417 ppm |
| Concentration RSD | 284.6 % | 8.4 % | 291.4 % | 0.6 % | 1.5 % | 504.9 % | 0.9 % |

| | Cd 214.438 {457} (Axial) | Co 228.616 {447} (Axial) | Cr 267.716 {126} (Axial) | Cu 324.754 {104} (Axial) | Fe 259.940 {130} (Radial) | K 766.490 {44} (Radial) | Li 670.784 {50} (Radial) |
|---|---|---|---|---|---|---|---|
| Concentration average | 0.0000 ppm | 0.0000 ppm | 0.0310 ppm | 0.0010 ppm | 0.2523 ppm | 1.3917 ppm | 0.0026 ppm |
| Concentration per Run 1 | 0.0000 ppm | 0.0000 ppm | 0.0310 ppm | 0.0008 ppm | 0.2537 ppm | 1.4039 ppm | 0.0023 ppm |
| Concentration per Run 2 | 0.0000 ppm | 0.0001 ppm | 0.0312 ppm | 0.0007 ppm | 0.2517 ppm | 1.3711 ppm | 0.0023 ppm |
| Concentration per Run 3 | 0.0000 ppm | -0.0001 ppm | 0.0309 ppm | 0.0016 ppm | 0.2515 ppm | 1.4000 ppm | 0.0032 ppm |
| Concentration RSD | 88.6 % | 772.9 % | 0.5 % | 48.0 % | 0.5 % | 1.3 % | 20.2 % |

| | Mg 279.079 {121} (Axial) | Mn 257.610 {131} (Radial) | Mo 202.030 {467} (Axial) | Na 589.592 {57} (Radial) | Ni 231.604 {445} (Axial) | Pb 220.353 {453} (Axial) | Sb 206.833 {463} (Axial) |
|---|---|---|---|---|---|---|---|
| Concentration average | 8.6126 ppm | 0.0054 ppm | 0.0003 ppm | 13.0671 ppm | 0.0013 ppm | 0.0046 ppm | -0.0008 ppm |
| Concentration per Run 1 | 8.6160 ppm | 0.0053 ppm | 0.0004 ppm | 13.1670 ppm | 0.0013 ppm | 0.0045 ppm | -0.0007 ppm |
| Concentration per Run 2 | 8.5936 ppm | 0.0055 ppm | 0.0002 ppm | 13.0192 ppm | 0.0013 ppm | 0.0048 ppm | -0.0005 ppm |
| Concentration per Run 3 | 8.6283 ppm | 0.0053 ppm | 0.0003 ppm | 13.0150 ppm | 0.0014 ppm | 0.0045 ppm | -0.0012 ppm |
| Concentration RSD | 0.2 % | 1.6 % | 27.7 % | 0.7 % | 6.3 % | 3.9 % | 48.7 % |

| | Se 196.090 {472} (Axial) | Si 212.412 {459} (Axial) | Sn 189.989 {477} (Axial) | Sr 421.552 {80} (Radial) | Ti 334.904 {101} (Axial) | Tl 190.856 {477} (Axial) | V 292.402 {115} (Axial) |
|---|---|---|---|---|---|---|---|
| Concentration average | 0.0010 ppm | 9.7885 ppm | -0.0006 ppm | 0.0881 ppm | 0.0011 ppm | 0.0001 ppm | 0.0014 ppm |
| Concentration per Run 1 | -0.0005 ppm | 9.7775 ppm | -0.0005 ppm | 0.0887 ppm | 0.0013 ppm | -0.0007 ppm | 0.0014 ppm |
| Concentration per Run 2 | 0.0026 ppm | 9.7751 ppm | -0.0005 ppm | 0.0879 ppm | 0.0013 ppm | 0.0008 ppm | 0.0012 ppm |
| Concentration per Run 3 | 0.0008 ppm | 9.8127 ppm | -0.0007 ppm | 0.0878 ppm | 0.0009 ppm | 0.0001 ppm | 0.0015 ppm |
| Concentration RSD | 163.5 % | 0.2 % | 23.0 % | 0.6 % | 19.2 % | 1,162.0 % | 11.6 % |

| | Zn 206.200 {463} (Axial) | Y 371.030 {91} (Radial) | Y 360.073 {94} (Axial) | Y 224.306 {450} (Axial) | Sc 361.384 {93} (Radial) | Sc 227.318 {448} (Axial) | Sc 361.384 {93} (Axial) |
|---|---|---|---|---|---|---|---|
| Concentration average | 0.0015 ppm | 99.8822 % | 99.0668 % | 98.9120 % | 101.0564 % | 96.5621 % | 100.3487 % |
| Concentration per Run 1 | 0.0016 ppm | 100.1019 % | 98.9094 % | 98.8796 % | 100.6259 % | 96.7329 % | 100.0812 % |
| Concentration per Run 2 | 0.0015 ppm | 99.2158 % | 99.2241 % | 98.8699 % | 101.0507 % | 96.8225 % | 100.5040 % |
| Concentration per Run 3 | 0.0016 ppm | 100.3291 % | 99.0670 % | 98.9865 % | 101.4927 % | 96.1308 % | 100.4610 % |
| Concentration RSD | 4.2 % | 0.6 % | 0.2 % | 0.1 % | 0.4 % | 0.4 % | 0.2 % |

# ICP DataTrace 4

9/10/2025 8:33:56 AM

LabBook: WG2112264_09092025T4.imexp

Sample: L2555281-04 WG2110959
Analysis started at: 9/9/2025 11:39:13 PM
Comments <Comment>
Rack: 1
Vial: 57

| | Ag 328.068 {103} (Axial) | Al 396.152 {85} (Radial) | As 189.042 {478} (Axial) | B 208.959 {461} (Axial) | Ba 455.403 {74} (Radial) | Be 313.042 {108} (Radial) | Ca 315.887 {107} (Radial) |
|---|---|---|---|---|---|---|---|
| Concentration average | 0.0003 ppm | -0.0013 ppm | 0.0008 ppm | 0.0175 ppm | 0.0229 ppm | 0.0000 ppm | 17.8834 ppm |
| Concentration per Run 1 | 0.0003 ppm | -0.0003 ppm | 0.0006 ppm | 0.0174 ppm | 0.0228 ppm | 0.0000 ppm | 17.9787 ppm |
| Concentration per Run 2 | 0.0003 ppm | -0.0039 ppm | 0.0000 ppm | 0.0176 ppm | 0.0230 ppm | -0.0001 ppm | 17.8454 ppm |
| Concentration per Run 3 | 0.0003 ppm | 0.0002 ppm | 0.0017 ppm | 0.0177 ppm | 0.0228 ppm | 0.0000 ppm | 17.8260 ppm |
| Concentration RSD | 3.4 % | 168.6 % | 117.9 % | 0.9 % | 0.6 % | 150.2 % | 0.5 % |

| | Cd 214.438 {457} (Axial) | Co 228.616 {447} (Axial) | Cr 267.716 {126} (Axial) | Cu 324.754 {104} (Axial) | Fe 259.940 {130} (Radial) | K 766.490 {44} (Radial) | Li 670.784 {50} (Radial) |
|---|---|---|---|---|---|---|---|
| Concentration average | -0.0001 ppm | 0.0000 ppm | 0.0013 ppm | 0.0005 ppm | 0.0038 ppm | 2.0297 ppm | 0.0006 ppm |
| Concentration per Run 1 | -0.0001 ppm | 0.0000 ppm | 0.0012 ppm | 0.0005 ppm | 0.0030 ppm | 2.0343 ppm | 0.0005 ppm |
| Concentration per Run 2 | -0.0001 ppm | -0.0001 ppm | 0.0013 ppm | 0.0006 ppm | 0.0048 ppm | 2.0378 ppm | 0.0000 ppm |
| Concentration per Run 3 | -0.0001 ppm | 0.0002 ppm | 0.0014 ppm | 0.0005 ppm | 0.0035 ppm | 2.0169 ppm | 0.0014 ppm |
| Concentration RSD | 17.7 % | 471.7 % | 6.7 % | 11.2 % | 24.6 % | 0.6 % | 114.3 % |

| | Mg 279.079 {121} (Axial) | Mn 257.610 {131} (Radial) | Mo 202.030 {467} (Axial) | Na 589.592 {57} (Radial) | Ni 231.604 {445} (Axial) | Pb 220.353 {453} (Axial) | Sb 206.833 {463} (Axial) |
|---|---|---|---|---|---|---|---|
| Concentration average | 5.1228 ppm | 0.0000 ppm | 0.0007 ppm | 7.4514 ppm | -0.0002 ppm | 0.0013 ppm | 0.0002 ppm |
| Concentration per Run 1 | 5.1247 ppm | 0.0001 ppm | 0.0008 ppm | 7.4843 ppm | -0.0003 ppm | 0.0009 ppm | 0.0012 ppm |
| Concentration per Run 2 | 5.1116 ppm | -0.0001 ppm | 0.0008 ppm | 7.4410 ppm | -0.0005 ppm | 0.0014 ppm | -0.0004 ppm |
| Concentration per Run 3 | 5.1320 ppm | 0.0000 ppm | 0.0006 ppm | 7.4288 ppm | 0.0002 ppm | 0.0015 ppm | -0.0001 ppm |
| Concentration RSD | 0.2 % | 952.5 % | 11.8 % | 0.4 % | 186.2 % | 23.6 % | 345.6 % |

| | Se 196.090 {472} (Axial) | Si 212.412 {459} (Axial) | Sn 189.989 {477} (Axial) | Sr 421.552 {80} (Radial) | Ti 334.904 {101} (Axial) | Tl 190.856 {477} (Axial) | V 292.402 {115} (Axial) |
|---|---|---|---|---|---|---|---|
| Concentration average | 0.0017 ppm | 3.2964 ppm | -0.0009 ppm | 0.0572 ppm | 0.0002 ppm | 0.0005 ppm | 0.0004 ppm |
| Concentration per Run 1 | 0.0016 ppm | 3.2905 ppm | -0.0004 ppm | 0.0577 ppm | 0.0002 ppm | -0.0001 ppm | 0.0005 ppm |
| Concentration per Run 2 | 0.0021 ppm | 3.3015 ppm | -0.0011 ppm | 0.0572 ppm | 0.0003 ppm | 0.0002 ppm | 0.0001 ppm |
| Concentration per Run 3 | 0.0013 ppm | 3.2971 ppm | -0.0011 ppm | 0.0568 ppm | 0.0003 ppm | 0.0014 ppm | 0.0005 ppm |
| Concentration RSD | 23.7 % | 0.2 % | 44.2 % | 0.7 % | 25.4 % | 166.0 % | 61.6 % |

| | Zn 206.200 {463} (Axial) | Y 371.030 {91} (Radial) | Y 360.073 {94} (Axial) | Y 224.306 {450} (Axial) | Sc 361.384 {93} (Radial) | Sc 227.318 {448} (Axial) | Sc 361.384 {93} (Axial) |
|---|---|---|---|---|---|---|---|
| Concentration average | 0.0005 ppm | 98.9306 % | 99.1456 % | 99.3513 % | 99.6515 % | 97.5340 % | 100.7539 % |
| Concentration per Run 1 | 0.0004 ppm | 98.9852 % | 99.2637 % | 99.5030 % | 99.1823 % | 97.8745 % | 100.7739 % |
| Concentration per Run 2 | 0.0005 ppm | 98.9596 % | 99.3671 % | 99.1794 % | 100.0990 % | 97.3100 % | 101.0849 % |
| Concentration per Run 3 | 0.0006 ppm | 98.8470 % | 98.8059 % | 99.3716 % | 99.6733 % | 97.4175 % | 100.4029 % |
| Concentration RSD | 12.5 % | 0.1 % | 0.3 % | 0.2 % | 0.5 % | 0.3 % | 0.3 % |

# ICP DataTrace 4

9/10/2025 8:33:56 AM

LabBook: WG2112264_09092025T4.imexp

Sample: L2555281-06 WG2110959
Analysis started at: 9/9/2025 11:45:31 PM
Comments <Comment>
Rack: 1
Vial: 58

| | Ag 328.068 {103} (Axial) | Al 396.152 {85} (Radial) | As 189.042 {478} (Axial) | B 208.959 {461} (Axial) | Ba 455.403 {74} (Radial) | Be 313.042 {108} (Radial) | Ca 315.887 {107} (Radial) |
|---|---|---|---|---|---|---|---|
| Concentration average | 0.0002 ppm | 0.0017 ppm | 0.0003 ppm | 0.0745 ppm | 0.0482 ppm | -0.0001 ppm | 60.3646 ppm |
| Concentration per Run 1 | 0.0004 ppm | 0.0011 ppm | 0.0004 ppm | 0.0745 ppm | 0.0484 ppm | -0.0001 ppm | 60.6604 ppm |
| Concentration per Run 2 | 0.0002 ppm | 0.0043 ppm | 0.0004 ppm | 0.0747 ppm | 0.0479 ppm | 0.0000 ppm | 60.4282 ppm |
| Concentration per Run 3 | 0.0001 ppm | -0.0004 ppm | 0.0001 ppm | 0.0743 ppm | 0.0483 ppm | -0.0001 ppm | 60.0051 ppm |
| Concentration RSD | 56.8 % | 142.4 % | 57.2 % | 0.2 % | 0.6 % | 39.8 % | 0.6 % |

| | Cd 214.438 {457} (Axial) | Co 228.616 {447} (Axial) | Cr 267.716 {126} (Axial) | Cu 324.754 {104} (Axial) | Fe 259.940 {130} (Radial) | K 766.490 {44} (Radial) | Li 670.784 {50} (Radial) |
|---|---|---|---|---|---|---|---|
| Concentration average | -0.0002 ppm | 0.0001 ppm | 0.0008 ppm | 0.0026 ppm | 0.0248 ppm | 6.0193 ppm | 0.0003 ppm |
| Concentration per Run 1 | -0.0002 ppm | 0.0001 ppm | 0.0008 ppm | 0.0028 ppm | 0.0240 ppm | 6.0249 ppm | 0.0007 ppm |
| Concentration per Run 2 | -0.0002 ppm | 0.0001 ppm | 0.0008 ppm | 0.0024 ppm | 0.0255 ppm | 6.0883 ppm | -0.0002 ppm |
| Concentration per Run 3 | -0.0002 ppm | 0.0000 ppm | 0.0006 ppm | 0.0027 ppm | 0.0249 ppm | 5.9448 ppm | 0.0004 ppm |
| Concentration RSD | 14.5 % | 105.2 % | 19.5 % | 8.2 % | 3.1 % | 1.2 % | 135.8 % |

| | Mg 279.079 {121} (Axial) | Mn 257.610 {131} (Radial) | Mo 202.030 {467} (Axial) | Na 589.592 {57} (Radial) | Ni 231.604 {445} (Axial) | Pb 220.353 {453} (Axial) | Sb 206.833 {463} (Axial) |
|---|---|---|---|---|---|---|---|
| Concentration average | 9.7126 ppm | 0.0115 ppm | 0.0014 ppm | 12.6075 ppm | -0.0003 ppm | 0.0026 ppm | 0.0001 ppm |
| Concentration per Run 1 | 9.6591 ppm | 0.0120 ppm | 0.0013 ppm | 12.6587 ppm | -0.0004 ppm | 0.0029 ppm | 0.0004 ppm |
| Concentration per Run 2 | 9.7332 ppm | 0.0113 ppm | 0.0013 ppm | 12.6299 ppm | 0.0000 ppm | 0.0027 ppm | 0.0001 ppm |
| Concentration per Run 3 | 9.7455 ppm | 0.0112 ppm | 0.0015 ppm | 12.5339 ppm | -0.0004 ppm | 0.0021 ppm | -0.0002 ppm |
| Concentration RSD | 0.5 % | 3.7 % | 6.3 % | 0.5 % | 80.5 % | 15.1 % | 386.5 % |

| | Se 196.090 {472} (Axial) | Si 212.412 {459} (Axial) | Sn 189.989 {477} (Axial) | Sr 421.552 {80} (Radial) | Ti 334.904 {101} (Axial) | Tl 190.856 {477} (Axial) | V 292.402 {115} (Axial) |
|---|---|---|---|---|---|---|---|
| Concentration average | 0.0032 ppm | 4.9439 ppm | -0.0007 ppm | 0.3783 ppm | 0.0011 ppm | -0.0003 ppm | 0.0003 ppm |
| Concentration per Run 1 | 0.0040 ppm | 4.9409 ppm | -0.0002 ppm | 0.3792 ppm | 0.0011 ppm | -0.0006 ppm | 0.0004 ppm |
| Concentration per Run 2 | 0.0019 ppm | 4.9574 ppm | -0.0012 ppm | 0.3785 ppm | 0.0012 ppm | 0.0000 ppm | 0.0002 ppm |
| Concentration per Run 3 | 0.0037 ppm | 4.9333 ppm | -0.0005 ppm | 0.3771 ppm | 0.0011 ppm | -0.0002 ppm | 0.0003 ppm |
| Concentration RSD | 36.8 % | 0.2 % | 74.4 % | 0.3 % | 8.4 % | 114.7 % | 36.6 % |

| | Zn 206.200 {463} (Axial) | Y 371.030 {91} (Radial) | Y 360.073 {94} (Axial) | Y 224.306 {450} (Axial) | Sc 361.384 {93} (Radial) | Sc 227.318 {448} (Axial) | Sc 361.384 {93} (Axial) |
|---|---|---|---|---|---|---|---|
| Concentration average | 0.0003 ppm | 98.8640 % | 97.1675 % | 96.9979 % | 100.4278 % | 93.3067 % | 98.9251 % |
| Concentration per Run 1 | 0.0002 ppm | 98.0037 % | 97.4085 % | 97.1520 % | 99.6418 % | 93.4603 % | 99.2703 % |
| Concentration per Run 2 | 0.0003 ppm | 99.2567 % | 96.9122 % | 96.7816 % | 100.3883 % | 92.9449 % | 98.7453 % |
| Concentration per Run 3 | 0.0003 ppm | 99.3316 % | 97.1817 % | 97.0603 % | 101.2534 % | 93.5150 % | 98.7598 % |
| Concentration RSD | 12.2 % | 0.8 % | 0.3 % | 0.2 % | 0.8 % | 0.3 % | 0.3 % |

# ICP DataTrace 4

9/10/2025 8:33:56 AM

LabBook: WG2112264_09092025T4.imexp

Sample: L2555281-07 WG2110959
Analysis started at: 9/9/2025 11:51:49 PM
Comments <Comment>
Rack: 1
Vial: 59

| | Ag 328.068 {103} (Axial) | Al 396.152 {85} (Radial) | As 189.042 {478} (Axial) | B 208.959 {461} (Axial) | Ba 455.403 {74} (Radial) | Be 313.042 {108} (Radial) | Ca 315.887 {107} (Radial) |
|---|---|---|---|---|---|---|---|
| Concentration average | 0.0003 ppm | -0.0008 ppm | 0.0013 ppm | 0.0161 ppm | 0.0112 ppm | 0.0000 ppm | 12.0740 ppm |
| Concentration per Run 1 | 0.0002 ppm | 0.0008 ppm | 0.0015 ppm | 0.0164 ppm | 0.0113 ppm | 0.0000 ppm | 12.2524 ppm |
| Concentration per Run 2 | 0.0004 ppm | -0.0028 ppm | 0.0026 ppm | 0.0160 ppm | 0.0114 ppm | 0.0000 ppm | 12.0739 ppm |
| Concentration per Run 3 | 0.0003 ppm | -0.0003 ppm | -0.0001 ppm | 0.0160 ppm | 0.0110 ppm | 0.0000 ppm | 11.8959 ppm |
| Concentration RSD | 31.7 % | 228.8 % | 103.3 % | 1.5 % | 1.5 % | 44.9 % | 1.5 % |

| | Cd 214.438 {457} (Axial) | Co 228.616 {447} (Axial) | Cr 267.716 {126} (Axial) | Cu 324.754 {104} (Axial) | Fe 259.940 {130} (Radial) | K 766.490 {44} (Radial) | Li 670.784 {50} (Radial) |
|---|---|---|---|---|---|---|---|
| Concentration average | 0.0000 ppm | -0.0001 ppm | 0.0031 ppm | 0.0008 ppm | 0.0047 ppm | 1.1371 ppm | 0.0022 ppm |
| Concentration per Run 1 | 0.0000 ppm | 0.0000 ppm | 0.0030 ppm | 0.0008 ppm | 0.0042 ppm | 1.1365 ppm | 0.0021 ppm |
| Concentration per Run 2 | 0.0000 ppm | -0.0001 ppm | 0.0035 ppm | 0.0009 ppm | 0.0057 ppm | 1.1181 ppm | 0.0021 ppm |
| Concentration per Run 3 | 0.0000 ppm | -0.0002 ppm | 0.0030 ppm | 0.0008 ppm | 0.0042 ppm | 1.1568 ppm | 0.0026 ppm |
| Concentration RSD | 20.5 % | 107.4 % | 9.5 % | 5.1 % | 17.8 % | 1.7 % | 12.1 % |

| | Mg 279.079 {121} (Axial) | Mn 257.610 {131} (Radial) | Mo 202.030 {467} (Axial) | Na 589.592 {57} (Radial) | Ni 231.604 {445} (Axial) | Pb 220.353 {453} (Axial) | Sb 206.833 {463} (Axial) |
|---|---|---|---|---|---|---|---|
| Concentration average | 5.7489 ppm | 0.0001 ppm | 0.0000 ppm | 16.7496 ppm | 0.0003 ppm | 0.0037 ppm | -0.0002 ppm |
| Concentration per Run 1 | 5.7238 ppm | 0.0003 ppm | 0.0000 ppm | 16.8362 ppm | 0.0004 ppm | 0.0044 ppm | 0.0006 ppm |
| Concentration per Run 2 | 5.7581 ppm | 0.0000 ppm | 0.0001 ppm | 16.7612 ppm | 0.0003 ppm | 0.0032 ppm | -0.0004 ppm |
| Concentration per Run 3 | 5.7648 ppm | 0.0000 ppm | 0.0000 ppm | 16.6513 ppm | 0.0001 ppm | 0.0035 ppm | -0.0007 ppm |
| Concentration RSD | 0.4 % | 169.0 % | 215.8 % | 0.6 % | 70.5 % | 17.3 % | 422.1 % |

| | Se 196.090 {472} (Axial) | Si 212.412 {459} (Axial) | Sn 189.989 {477} (Axial) | Sr 421.552 {80} (Radial) | Ti 334.904 {101} (Axial) | Tl 190.856 {477} (Axial) | V 292.402 {115} (Axial) |
|---|---|---|---|---|---|---|---|
| Concentration average | -0.0009 ppm | 7.2333 ppm | -0.0007 ppm | 0.0622 ppm | 0.0003 ppm | 0.0000 ppm | 0.0005 ppm |
| Concentration per Run 1 | -0.0001 ppm | 7.2265 ppm | -0.0007 ppm | 0.0627 ppm | 0.0003 ppm | -0.0006 ppm | 0.0005 ppm |
| Concentration per Run 2 | -0.0010 ppm | 7.2253 ppm | -0.0011 ppm | 0.0623 ppm | 0.0003 ppm | 0.0007 ppm | 0.0006 ppm |
| Concentration per Run 3 | -0.0016 ppm | 7.2480 ppm | -0.0003 ppm | 0.0616 ppm | 0.0003 ppm | -0.0002 ppm | 0.0004 ppm |
| Concentration RSD | 86.1 % | 0.2 % | 59.4 % | 0.9 % | 6.0 % | 1,735.9 % | 15.9 % |

| | Zn 206.200 {463} (Axial) | Y 371.030 {91} (Radial) | Y 360.073 {94} (Axial) | Y 224.306 {450} (Axial) | Sc 361.384 {93} (Radial) | Sc 227.318 {448} (Axial) | Sc 361.384 {93} (Axial) |
|---|---|---|---|---|---|---|---|
| Concentration average | 0.0009 ppm | 99.8612 % | 98.7334 % | 98.9546 % | 100.6353 % | 96.8259 % | 100.1670 % |
| Concentration per Run 1 | 0.0010 ppm | 99.3004 % | 99.1169 % | 98.9972 % | 99.9425 % | 96.8371 % | 100.5453 % |
| Concentration per Run 2 | 0.0009 ppm | 99.3755 % | 98.6463 % | 98.8389 % | 100.2847 % | 96.9079 % | 100.1369 % |
| Concentration per Run 3 | 0.0008 ppm | 100.9078 % | 98.4369 % | 99.0276 % | 101.6788 % | 96.7327 % | 99.8187 % |
| Concentration RSD | 14.3 % | 0.9 % | 0.4 % | 0.1 % | 0.9 % | 0.1 % | 0.4 % |

# ICP DataTrace 4

9/10/2025 8:33:56 AM

LabBook: WG2112264_09092025T4.imexp

Sample: CCV
Analysis started at: 9/9/2025 11:58:08 PM
Comments <Comment>
Rack: 0
Vial: 3

| | Ag 328.068 {103} (Axial) | Al 396.152 {85} (Radial) | As 189.042 {478} (Axial) | B 208.959 {461} (Axial) | Ba 455.403 {74} (Radial) | Be 313.042 {108} (Radial) | Ca 315.887 {107} (Radial) |
|---|---|---|---|---|---|---|---|
| Concentration average | **0.5006 ppm** | 0.5012 ppm | 0.4817 ppm | 0.4858 ppm | 0.5078 ppm | 0.4984 ppm | 0.5113 ppm |
| Concentration per Run 1 | 0.5031 ppm | 0.5069 ppm | 0.4808 ppm | 0.4856 ppm | 0.5109 ppm | 0.5025 ppm | 0.5162 ppm |
| Concentration per Run 2 | 0.4984 ppm | 0.4936 ppm | 0.4811 ppm | 0.4857 ppm | 0.5069 ppm | 0.4971 ppm | 0.5111 ppm |
| Concentration per Run 3 | 0.5005 ppm | 0.5031 ppm | 0.4831 ppm | 0.4861 ppm | 0.5057 ppm | 0.4956 ppm | 0.5066 ppm |
| Recovery Percentage 1 | 100.128 % | 100.239 % | 96.335 % | 97.161 % | 101.561 % | 99.677 % | 102.260 % |
| Concentration RSD | 0.5 % | 1.4 % | 0.3 % | 0.1 % | 0.5 % | 0.7 % | 0.9 % |

| | Cd 214.438 {457} (Axial) | Co 228.616 {447} (Axial) | Cr 267.716 {126} (Axial) | Cu 324.754 {104} (Axial) | Fe 259.940 {130} (Radial) | K 766.490 {44} (Radial) | Li 670.784 {50} (Radial) |
|---|---|---|---|---|---|---|---|
| Concentration average | 0.4916 ppm | 0.5031 ppm | 0.5062 ppm | 0.5161 ppm | 0.4923 ppm | 5.2856 ppm | 0.5344 ppm |
| Concentration per Run 1 | 0.4936 ppm | 0.5039 ppm | 0.5072 ppm | 0.5199 ppm | 0.4966 ppm | 5.3199 ppm | 0.5376 ppm |
| Concentration per Run 2 | 0.4901 ppm | 0.5015 ppm | 0.5056 ppm | 0.5149 ppm | 0.4904 ppm | 5.2670 ppm | 0.5330 ppm |
| Concentration per Run 3 | 0.4912 ppm | 0.5038 ppm | 0.5058 ppm | 0.5135 ppm | 0.4900 ppm | 5.2700 ppm | 0.5327 ppm |
| Recovery Percentage 1 | 98.323 % | 100.617 % | 101.236 % | 103.221 % | 98.468 % | 105.712 % | 106.888 % |
| Concentration RSD | 0.4 % | 0.3 % | 0.2 % | 0.6 % | 0.7 % | 0.6 % | 0.5 % |

| | Mg 279.079 {121} (Axial) | Mn 257.610 {131} (Radial) | Mo 202.030 {467} (Axial) | Na 589.592 {57} (Radial) | Ni 231.604 {445} (Axial) | Pb 220.353 {453} (Axial) | Sb 206.833 {463} (Axial) |
|---|---|---|---|---|---|---|---|
| Concentration average | 0.5150 ppm | 0.4914 ppm | 0.4897 ppm | 10.2998 ppm | 0.4995 ppm | 0.5086 ppm | 0.5018 ppm |
| Concentration per Run 1 | 0.5186 ppm | 0.4960 ppm | 0.4901 ppm | 10.3635 ppm | 0.5000 ppm | 0.5112 ppm | 0.5019 ppm |
| Concentration per Run 2 | 0.5137 ppm | 0.4893 ppm | 0.4892 ppm | 10.2782 ppm | 0.4995 ppm | 0.5059 ppm | 0.5022 ppm |
| Concentration per Run 3 | 0.5127 ppm | 0.4888 ppm | 0.4896 ppm | 10.2577 ppm | 0.4990 ppm | 0.5088 ppm | 0.5014 ppm |
| Recovery Percentage 1 | 103.004 % | 98.273 % | 97.930 % | 102.998 % | 99.904 % | 101.726 % | 100.360 % |
| Concentration RSD | 0.6 % | 0.8 % | 0.1 % | 0.5 % | 0.1 % | 0.5 % | 0.1 % |

| | Se 196.090 {472} (Axial) | Si 212.412 {459} (Axial) | Sn 189.989 {477} (Axial) | Sr 421.552 {80} (Radial) | Ti 334.904 {101} (Axial) | Tl 190.856 {477} (Axial) | V 292.402 {115} (Axial) |
|---|---|---|---|---|---|---|---|
| Concentration average | 0.5008 ppm | 5.5266 ppm | 0.4976 ppm | 0.5218 ppm | 0.4994 ppm | **0.5197 ppm** | 0.5046 ppm |
| Concentration per Run 1 | 0.5031 ppm | 5.5286 ppm | 0.4993 ppm | 0.5253 ppm | 0.5003 ppm | 0.5211 ppm | 0.5057 ppm |
| Concentration per Run 2 | 0.4981 ppm | 5.5308 ppm | 0.4965 ppm | 0.5199 ppm | 0.4991 ppm | 0.5192 ppm | 0.5035 ppm |
| Concentration per Run 3 | 0.5013 ppm | 5.5205 ppm | 0.4971 ppm | 0.5203 ppm | 0.4988 ppm | 0.5186 ppm | 0.5047 ppm |
| Recovery Percentage 1 | 100.169 % | 105.269 % | 99.524 % | 104.365 % | 99.879 % | 103.931 % | 100.930 % |
| Concentration RSD | 0.5 % | 0.1 % | 0.3 % | 0.6 % | 0.2 % | 0.3 % | 0.2 % |

| | Zn 206.200 {463} (Axial) | Y 371.030 {91} (Radial) | Y 360.073 {94} (Axial) | Y 224.306 {450} (Axial) | Sc 361.384 {93} (Radial) | Sc 227.318 {448} (Axial) | Sc 361.384 {93} (Axial) |
|---|---|---|---|---|---|---|---|
| Concentration average | 0.4984 ppm | 96.4688 % | 97.7244 % | 99.0848 % | 97.7737 % | 96.1200 % | 99.6801 % |
| Concentration per Run 1 | 0.5002 ppm | 96.1126 % | 97.3328 % | 99.2058 % | 96.7293 % | 95.9530 % | 99.2184 % |
| Concentration per Run 2 | 0.4981 ppm | 97.0239 % | 98.1357 % | 98.8600 % | 98.4916 % | 96.2225 % | 100.1065 % |
| Concentration per Run 3 | 0.4970 ppm | 96.2701 % | 97.7046 % | 99.1885 % | 98.1003 % | 96.1844 % | 99.7154 % |
| Recovery Percentage 1 | 99.686 % | | | | | | |
| Concentration RSD | 0.3 % | 0.5 % | 0.4 % | 0.2 % | 0.9 % | 0.2 % | 0.4 % |

# ICP DataTrace 4

9/10/2025 8:33:56 AM

LabBook: WG2112264_09092025T4.imexp

Sample: CCB
Analysis started at: 9/10/2025 12:04:09 AM
Comments <Comment>
Rack: 0
Vial: 4

| | Ag 328.068 {103} (Axial) | Al 396.152 {85} (Radial) | As 189.042 {478} (Axial) | B 208.959 {461} (Axial) | Ba 455.403 {74} (Radial) | Be 313.042 {108} (Radial) | Ca 315.887 {107} (Radial) |
|---|---|---|---|---|---|---|---|
| Concentration average | 0.0003 ppm | 0.0033 ppm | 0.0007 ppm | 0.0035 ppm | 0.0001 ppm | 0.0001 ppm | 0.0084 ppm |
| Concentration per Run 1 | 0.0005 ppm | 0.0024 ppm | 0.0015 ppm | 0.0034 ppm | 0.0001 ppm | 0.0001 ppm | 0.0101 ppm |
| Concentration per Run 2 | 0.0005 ppm | 0.0046 ppm | 0.0001 ppm | 0.0038 ppm | 0.0001 ppm | 0.0001 ppm | 0.0073 ppm |
| Concentration per Run 3 | 0.0001 ppm | 0.0030 ppm | 0.0007 ppm | 0.0034 ppm | 0.0001 ppm | 0.0001 ppm | 0.0076 ppm |
| Recovery Percentage 1 | 6.731 % | 3.350 % | 14.937 % | 11.706 % | 0.991 % | 1.924 % | 8.364 % |
| Concentration RSD | 73.6 % | 34.6 % | 95.9 % | 6.0 % | 38.0 % | 20.2 % | 18.2 % |

| | Cd 214.438 {457} (Axial) | Co 228.616 {447} (Axial) | Cr 267.716 {126} (Axial) | Cu 324.754 {104} (Axial) | Fe 259.940 {130} (Radial) | K 766.490 {44} (Radial) | Li 670.784 {50} (Radial) |
|---|---|---|---|---|---|---|---|
| Concentration average | 0.0000 ppm | 0.0001 ppm | 0.0003 ppm | 0.0000 ppm | 0.0027 ppm | 0.0247 ppm | 0.0008 ppm |
| Concentration per Run 1 | 0.0001 ppm | 0.0000 ppm | 0.0003 ppm | 0.0000 ppm | 0.0018 ppm | 0.0242 ppm | 0.0006 ppm |
| Concentration per Run 2 | 0.0000 ppm | 0.0001 ppm | 0.0002 ppm | 0.0001 ppm | 0.0023 ppm | 0.0380 ppm | 0.0009 ppm |
| Concentration per Run 3 | 0.0000 ppm | 0.0001 ppm | 0.0004 ppm | 0.0001 ppm | 0.0039 ppm | 0.0119 ppm | 0.0009 ppm |
| Recovery Percentage 1 | 1.078 % | 0.410 % | 2.801 % | 0.377 % | 5.369 % | 0.989 % | 7.852 % |
| Concentration RSD | 38.9 % | 108.8 % | 37.2 % | 217.0 % | 40.8 % | 52.9 % | 24.4 % |

| | Mg 279.079 {121} (Axial) | Mn 257.610 {131} (Radial) | Mo 202.030 {467} (Axial) | Na 589.592 {57} (Radial) | Ni 231.604 {445} (Axial) | Pb 220.353 {453} (Axial) | Sb 206.833 {463} (Axial) |
|---|---|---|---|---|---|---|---|
| Concentration average | 0.0022 ppm | 0.0001 ppm | 0.0002 ppm | 0.0132 ppm | 0.0000 ppm | -0.0001 ppm | 0.0001 ppm |
| Concentration per Run 1 | 0.0008 ppm | -0.0001 ppm | 0.0000 ppm | 0.0065 ppm | -0.0001 ppm | -0.0006 ppm | -0.0003 ppm |
| Concentration per Run 2 | 0.0024 ppm | 0.0000 ppm | 0.0002 ppm | 0.0173 ppm | 0.0001 ppm | 0.0000 ppm | 0.0000 ppm |
| Concentration per Run 3 | 0.0034 ppm | 0.0003 ppm | 0.0003 ppm | 0.0159 ppm | -0.0001 ppm | 0.0004 ppm | 0.0006 ppm |
| Recovery Percentage 1 | 2.165 % | 1.000 % | 0.340 % | 0.662 % | -0.083 % | -0.708 % | 0.221 % |
| Concentration RSD | 60.2 % | 206.8 % | 72.4 % | 44.3 % | 573.5 % | 721.9 % | 407.6 % |

| | Se 196.090 {472} (Axial) | Si 212.412 {459} (Axial) | Sn 189.989 {477} (Axial) | Sr 421.552 {80} (Radial) | Ti 334.904 {101} (Axial) | Tl 190.856 {477} (Axial) | V 292.402 {115} (Axial) |
|---|---|---|---|---|---|---|---|
| Concentration average | -0.0008 ppm | -0.0058 ppm | 0.0001 ppm | 0.0003 ppm | 0.0005 ppm | 0.0003 ppm | 0.0002 ppm |
| Concentration per Run 1 | 0.0005 ppm | -0.0046 ppm | 0.0001 ppm | 0.0003 ppm | 0.0006 ppm | 0.0005 ppm | 0.0003 ppm |
| Concentration per Run 2 | -0.0005 ppm | -0.0061 ppm | 0.0004 ppm | 0.0003 ppm | 0.0005 ppm | 0.0005 ppm | 0.0003 ppm |
| Concentration per Run 3 | -0.0025 ppm | -0.0067 ppm | -0.0001 ppm | 0.0003 ppm | 0.0004 ppm | 0.0000 ppm | 0.0002 ppm |
| Recovery Percentage 1 | -8.366 % | -1.157 % | 0.241 % | 2.721 % | 5.000 % | 1.701 % | 2.406 % |
| Concentration RSD | 181.2 % | 18.1 % | 187.6 % | 1.3 % | 12.8 % | 99.0 % | 32.5 % |

| | Zn 206.200 {463} (Axial) | Y 371.030 {91} (Radial) | Y 360.073 {94} (Axial) | Y 224.306 {450} (Axial) | Sc 361.384 {93} (Radial) | Sc 227.318 {448} (Axial) | Sc 361.384 {93} (Axial) |
|---|---|---|---|---|---|---|---|
| Concentration average | -0.0001 ppm | 97.5890 % | 98.9765 % | 99.2914 % | 98.0361 % | 98.9386 % | 99.9959 % |
| Concentration per Run 1 | 0.0001 ppm | 96.8192 % | 98.9249 % | 99.3039 % | 97.1659 % | 99.1208 % | 99.8790 % |
| Concentration per Run 2 | -0.0002 ppm | 98.3089 % | 99.1309 % | 99.1542 % | 98.8896 % | 99.0364 % | 100.0248 % |
| Concentration per Run 3 | -0.0002 ppm | 97.6389 % | 98.8736 % | 99.4161 % | 98.0530 % | 98.6586 % | 100.0840 % |
| Recovery Percentage 1 | -1.768 % | | | | | | |
| Concentration RSD | 160.4 % | 0.8 % | 0.1 % | 0.1 % | 0.9 % | 0.2 % | 0.1 % |

# ICP DataTrace 4

9/10/2025 8:33:56 AM

LabBook: WG2112264_09092025T4.imexp

Sample: CCV
Analysis started at: 9/10/2025 12:10:31 AM
Comments <Comment>
Rack: 0
Vial: 3

| | Ag 328.068 {103} (Axial) | Al 396.152 {85} (Radial) | As 189.042 {478} (Axial) | B 208.959 {461} (Axial) | Ba 455.403 {74} (Radial) | Be 313.042 {108} (Radial) | Ca 315.887 {107} (Radial) |
|---|---|---|---|---|---|---|---|
| Concentration average | **0.4942 ppm** | 0.5032 ppm | 0.4833 ppm | 0.4858 ppm | 0.5066 ppm | 0.4956 ppm | 0.5027 ppm |
| Concentration per Run 1 | 0.4932 ppm | 0.5051 ppm | 0.4827 ppm | 0.4845 ppm | 0.5083 ppm | 0.4972 ppm | 0.5033 ppm |
| Concentration per Run 2 | 0.4956 ppm | 0.4994 ppm | 0.4832 ppm | 0.4859 ppm | 0.5050 ppm | 0.4952 ppm | 0.5019 ppm |
| Concentration per Run 3 | 0.4938 ppm | 0.5051 ppm | 0.4841 ppm | 0.4870 ppm | 0.5064 ppm | 0.4942 ppm | 0.5030 ppm |
| Recovery Percentage 1 | 98.838 % | 100.640 % | 96.662 % | 97.154 % | 101.319 % | 99.111 % | 100.539 % |
| Concentration RSD | 0.3 % | 0.7 % | 0.2 % | 0.3 % | 0.3 % | 0.3 % | 0.1 % |

| | Cd 214.438 {457} (Axial) | Co 228.616 {447} (Axial) | Cr 267.716 {126} (Axial) | Cu 324.754 {104} (Axial) | Fe 259.940 {130} (Radial) | K 766.490 {44} (Radial) | Li 670.784 {50} (Radial) |
|---|---|---|---|---|---|---|---|
| Concentration average | 0.4914 ppm | 0.5031 ppm | 0.5056 ppm | 0.5087 ppm | 0.4866 ppm | 5.2802 ppm | 0.5337 ppm |
| Concentration per Run 1 | 0.4906 ppm | 0.5017 ppm | 0.5078 ppm | 0.5092 ppm | 0.4879 ppm | 5.2674 ppm | 0.5380 ppm |
| Concentration per Run 2 | 0.4918 ppm | 0.5030 ppm | 0.5034 ppm | 0.5105 ppm | 0.4870 ppm | 5.2714 ppm | 0.5315 ppm |
| Concentration per Run 3 | 0.4918 ppm | 0.5047 ppm | 0.5055 ppm | 0.5064 ppm | 0.4850 ppm | 5.3017 ppm | 0.5315 ppm |
| Recovery Percentage 1 | 98.283 % | 100.622 % | 101.112 % | 101.740 % | 97.328 % | 105.603 % | 106.735 % |
| Concentration RSD | 0.1 % | 0.3 % | 0.4 % | 0.4 % | 0.3 % | 0.4 % | 0.7 % |

| | Mg 279.079 {121} (Axial) | Mn 257.610 {131} (Radial) | Mo 202.030 {467} (Axial) | Na 589.592 {57} (Radial) | Ni 231.604 {445} (Axial) | Pb 220.353 {453} (Axial) | Sb 206.833 {463} (Axial) |
|---|---|---|---|---|---|---|---|
| Concentration average | 0.5128 ppm | 0.4875 ppm | 0.4901 ppm | 10.2679 ppm | 0.5009 ppm | 0.5072 ppm | 0.5033 ppm |
| Concentration per Run 1 | 0.5097 ppm | 0.4909 ppm | 0.4902 ppm | 10.3001 ppm | 0.4994 ppm | 0.5051 ppm | 0.5020 ppm |
| Concentration per Run 2 | 0.5171 ppm | 0.4869 ppm | 0.4896 ppm | 10.2579 ppm | 0.5020 ppm | 0.5079 ppm | 0.5036 ppm |
| Concentration per Run 3 | 0.5115 ppm | 0.4849 ppm | 0.4904 ppm | 10.2457 ppm | 0.5012 ppm | 0.5085 ppm | 0.5043 ppm |
| Recovery Percentage 1 | 102.556 % | 97.508 % | 98.011 % | 102.679 % | 100.176 % | 101.435 % | 100.656 % |
| Concentration RSD | 0.8 % | 0.6 % | 0.1 % | 0.3 % | 0.3 % | 0.4 % | 0.2 % |

| | Se 196.090 {472} (Axial) | Si 212.412 {459} (Axial) | Sn 189.989 {477} (Axial) | Sr 421.552 {80} (Radial) | Ti 334.904 {101} (Axial) | Tl 190.856 {477} (Axial) | V 292.402 {115} (Axial) |
|---|---|---|---|---|---|---|---|
| Concentration average | 0.4979 ppm | 5.5023 ppm | 0.4980 ppm | 0.5205 ppm | 0.4990 ppm | **0.5191 ppm** | 0.5019 ppm |
| Concentration per Run 1 | 0.4974 ppm | 5.4790 ppm | 0.4964 ppm | 0.5237 ppm | 0.4992 ppm | 0.5176 ppm | 0.5020 ppm |
| Concentration per Run 2 | 0.4988 ppm | 5.5122 ppm | 0.5002 ppm | 0.5183 ppm | 0.4991 ppm | 0.5199 ppm | 0.5028 ppm |
| Concentration per Run 3 | 0.4974 ppm | 5.5157 ppm | 0.4975 ppm | 0.5195 ppm | 0.4987 ppm | 0.5199 ppm | 0.5009 ppm |
| Recovery Percentage 1 | 99.576 % | 104.806 % | 99.610 % | 104.107 % | 99.798 % | 103.826 % | 100.380 % |
| Concentration RSD | 0.2 % | 0.4 % | 0.4 % | 0.5 % | 0.1 % | 0.3 % | 0.2 % |

| | Zn 206.200 {463} (Axial) | Y 371.030 {91} (Radial) | Y 360.073 {94} (Axial) | Y 224.306 {450} (Axial) | Sc 361.384 {93} (Radial) | Sc 227.318 {448} (Axial) | Sc 361.384 {93} (Axial) |
|---|---|---|---|---|---|---|---|
| Concentration average | 0.4973 ppm | 96.2735 % | 97.8665 % | 98.7455 % | 98.5359 % | 96.1001 % | 99.9080 % |
| Concentration per Run 1 | 0.4969 ppm | 95.6355 % | 97.4074 % | 98.4901 % | 97.9587 % | 96.2290 % | 99.6192 % |
| Concentration per Run 2 | 0.4981 ppm | 96.6065 % | 97.9472 % | 98.7114 % | 98.8306 % | 96.0337 % | 99.9065 % |
| Concentration per Run 3 | 0.4967 ppm | 96.5784 % | 98.2447 % | 99.0350 % | 98.8185 % | 96.0375 % | 100.1981 % |
| Recovery Percentage 1 | 99.453 % | | | | | | |
| Concentration RSD | 0.2 % | 0.6 % | 0.4 % | 0.3 % | 0.5 % | 0.1 % | 0.3 % |

# ICP DataTrace 4

9/10/2025 8:33:56 AM

LabBook: WG2112264_09092025T4.imexp

Sample: CCB
Analysis started at: 9/10/2025 12:16:33 AM
Comments <Comment>
Rack: 0
Vial: 4

| | Ag 328.068 {103} (Axial) | Al 396.152 {85} (Radial) | As 189.042 {478} (Axial) | B 208.959 {461} (Axial) | Ba 455.403 {74} (Radial) | Be 313.042 {108} (Radial) | Ca 315.887 {107} (Radial) |
|---|---|---|---|---|---|---|---|
| Concentration average | 0.0004 ppm | 0.0004 ppm | 0.0003 ppm | 0.0036 ppm | 0.0002 ppm | 0.0001 ppm | 0.0069 ppm |
| Concentration per Run 1 | 0.0005 ppm | 0.0070 ppm | 0.0010 ppm | 0.0039 ppm | 0.0002 ppm | 0.0001 ppm | 0.0043 ppm |
| Concentration per Run 2 | 0.0003 ppm | -0.0060 ppm | 0.0018 ppm | 0.0036 ppm | 0.0001 ppm | 0.0001 ppm | 0.0091 ppm |
| Concentration per Run 3 | 0.0004 ppm | 0.0003 ppm | -0.0019 ppm | 0.0032 ppm | 0.0002 ppm | 0.0001 ppm | 0.0074 ppm |
| Recovery Percentage 1 | 8.283 % | 0.435 % | 6.114 % | 11.852 % | 2.065 % | 1.780 % | 6.940 % |
| Concentration RSD | 17.5 % | 1,484.3 % | 626.2 % | 10.6 % | 30.8 % | 5.9 % | 35.1 % |

| | Cd 214.438 {457} (Axial) | Co 228.616 {447} (Axial) | Cr 267.716 {126} (Axial) | Cu 324.754 {104} (Axial) | Fe 259.940 {130} (Radial) | K 766.490 {44} (Radial) | Li 670.784 {50} (Radial) |
|---|---|---|---|---|---|---|---|
| Concentration average | 0.0000 ppm | 0.0002 ppm | 0.0002 ppm | 0.0000 ppm | 0.0025 ppm | 0.0484 ppm | 0.0005 ppm |
| Concentration per Run 1 | 0.0001 ppm | 0.0000 ppm | 0.0002 ppm | -0.0001 ppm | 0.0021 ppm | 0.0636 ppm | 0.0011 ppm |
| Concentration per Run 2 | 0.0000 ppm | 0.0002 ppm | 0.0001 ppm | 0.0003 ppm | 0.0043 ppm | 0.0444 ppm | 0.0004 ppm |
| Concentration per Run 3 | 0.0000 ppm | 0.0003 ppm | 0.0001 ppm | -0.0002 ppm | 0.0011 ppm | 0.0372 ppm | 0.0001 ppm |
| Recovery Percentage 1 | 0.813 % | 0.925 % | 1.576 % | -0.138 % | 4.978 % | 1.937 % | 5.486 % |
| Concentration RSD | 53.5 % | 86.6 % | 32.2 % | 1,713.2 % | 66.7 % | 28.2 % | 86.5 % |

| | Mg 279.079 {121} (Axial) | Mn 257.610 {131} (Radial) | Mo 202.030 {467} (Axial) | Na 589.592 {57} (Radial) | Ni 231.604 {445} (Axial) | Pb 220.353 {453} (Axial) | Sb 206.833 {463} (Axial) |
|---|---|---|---|---|---|---|---|
| Concentration average | 0.0021 ppm | 0.0001 ppm | 0.0002 ppm | 0.0133 ppm | 0.0000 ppm | 0.0001 ppm | 0.0001 ppm |
| Concentration per Run 1 | 0.0006 ppm | 0.0001 ppm | 0.0002 ppm | 0.0165 ppm | 0.0001 ppm | -0.0001 ppm | -0.0004 ppm |
| Concentration per Run 2 | 0.0040 ppm | 0.0001 ppm | 0.0000 ppm | 0.0141 ppm | 0.0003 ppm | 0.0001 ppm | -0.0002 ppm |
| Concentration per Run 3 | 0.0018 ppm | 0.0002 ppm | 0.0002 ppm | 0.0094 ppm | -0.0004 ppm | 0.0003 ppm | 0.0008 ppm |
| Recovery Percentage 1 | 2.106 % | 1.348 % | 0.313 % | 0.667 % | -0.073 % | 1.068 % | 0.165 % |
| Concentration RSD | 81.7 % | 42.0 % | 70.1 % | 27.2 % | 1,783.6 % | 148.3 % | 803.1 % |

| | Se 196.090 {472} (Axial) | Si 212.412 {459} (Axial) | Sn 189.989 {477} (Axial) | Sr 421.552 {80} (Radial) | Ti 334.904 {101} (Axial) | Tl 190.856 {477} (Axial) | V 292.402 {115} (Axial) |
|---|---|---|---|---|---|---|---|
| Concentration average | 0.0004 ppm | -0.0054 ppm | 0.0000 ppm | 0.0002 ppm | 0.0003 ppm | 0.0005 ppm | 0.0003 ppm |
| Concentration per Run 1 | -0.0009 ppm | -0.0057 ppm | 0.0000 ppm | 0.0002 ppm | 0.0002 ppm | 0.0005 ppm | 0.0004 ppm |
| Concentration per Run 2 | -0.0012 ppm | -0.0056 ppm | -0.0002 ppm | 0.0002 ppm | 0.0006 ppm | 0.0000 ppm | 0.0001 ppm |
| Concentration per Run 3 | 0.0031 ppm | -0.0049 ppm | 0.0001 ppm | 0.0003 ppm | 0.0002 ppm | 0.0011 ppm | 0.0005 ppm |
| Recovery Percentage 1 | 3.642 % | -1.081 % | -0.064 % | 2.408 % | 3.274 % | 2.604 % | 3.248 % |
| Concentration RSD | 660.2 % | 7.6 % | 449.8 % | 13.4 % | 60.5 % | 98.4 % | 65.7 % |

| | Zn 206.200 {463} (Axial) | Y 371.030 {91} (Radial) | Y 360.073 {94} (Axial) | Y 224.306 {450} (Axial) | Sc 361.384 {93} (Radial) | Sc 227.318 {448} (Axial) | Sc 361.384 {93} (Axial) |
|---|---|---|---|---|---|---|---|
| Concentration average | -0.0001 ppm | 97.6258 % | 98.6500 % | 100.0954 % | 97.7697 % | 98.9602 % | 99.5721 % |
| Concentration per Run 1 | 0.0000 ppm | 97.8187 % | 98.5888 % | 99.9294 % | 97.6468 % | 99.0487 % | 99.4586 % |
| Concentration per Run 2 | 0.0000 ppm | 97.3412 % | 98.9359 % | 100.0951 % | 97.5693 % | 98.8791 % | 99.8136 % |
| Concentration per Run 3 | -0.0001 ppm | 97.7174 % | 98.4253 % | 100.2616 % | 98.0931 % | 98.9528 % | 99.4442 % |
| Recovery Percentage 1 | -1.047 % | | | | | | |
| Concentration RSD | 37.2 % | 0.3 % | 0.3 % | 0.2 % | 0.3 % | 0.1 % | 0.2 % |

# ICP DataTrace 6

9/10/2025 5:13:16 PM

LabBook: WG2112533_09092025T6.imexp

Sample: Blank MRP Trace6
Analysis started at: 9/9/2025 3:38:18 PM
Comments <Comment>
Rack: 0
Vial: 1

| | Ag 328.068 {103} Axial) | Al 396.152 {85} Radial) | As 189.042 {478} Axial) | B 208.959 {461} Axial) | Ba 455.403 {74} Radial) | Be 313.042 {108} Radial) | Ca 315.887 {107} Radial) |
|---|---|---|---|---|---|---|---|
| Concentration average | 0.0000 ppm | 0.0000 ppm | 0.0000 ppm | 0.0000 ppm | 0.0000 ppm | 0.0000 ppm | 0.0000 ppm |
| Concentration per Run | 0.0000 ppm | 0.0000 ppm | 0.0000 ppm | 0.0000 ppm | 0.0000 ppm | 0.0000 ppm | 0.0000 ppm |
| Concentration RSD | -0.4 % | -1.0 % | -0.3 % | 0.0 % | 0.0 % | 0.1 % | 0.1 % |

| | Cd 214.438 {457} Axial) | Co 228.616 {447} Axial) | Cr 267.716 {126} Axial) | Cu 324.754 {104} Axial) | Fe 259.940 {130} Radial) | K 766.490 {44} Radial) | Mg 279.079 {121} Axial) |
|---|---|---|---|---|---|---|---|
| Concentration average | 0.0000 ppm | 0.0000 ppm | 0.0000 ppm | 0.0000 ppm | 0.0000 ppm | 0.0000 ppm | 0.0000 ppm |
| Concentration per Run | 0.0000 ppm | 0.0000 ppm | 0.0000 ppm | 0.0000 ppm | 0.0000 ppm | 0.0000 ppm | 0.0000 ppm |
| Concentration RSD | 0.6 % | 0.1 % | -0.2 % | 0.0 % | 0.4 % | 0.6 % | 2.1 % |

| | Mn 257.610 {131} Radial) | Mo 202.030 {467} Axial) | Na 589.592 {57} Radial) | Ni 231.604 {445} Axial) | Pb 220.353 {453} Axial) | Sb 206.833 {463} Axial) | Se 196.090 {472} Axial) |
|---|---|---|---|---|---|---|---|
| Concentration average | 0.0000 ppm | 0.0000 ppm | 0.0000 ppm | 0.0000 ppm | 0.0000 ppm | 0.0000 ppm | 0.0000 ppm |
| Concentration per Run | 0.0000 ppm | 0.0000 ppm | 0.0000 ppm | 0.0000 ppm | 0.0000 ppm | 0.0000 ppm | 0.0000 ppm |
| Concentration RSD | 2.5 % | 0.2 % | 0.2 % | -0.2 % | -0.1 % | -0.1 % | 1.8 % |

| | Si 212.412 {459} Axial) | Sn 189.989 {477} Axial) | Sr 421.552 {80} Radial) | Ti 334.904 {101} Axial) | Tl 190.856 {477} Axial) | V 292.402 {115} Axial) | Zn 206.200 {463} Axial) |
|---|---|---|---|---|---|---|---|
| Concentration average | 0.0000 ppm | 0.0000 ppm | 0.0000 ppm | 0.0000 ppm | 0.0000 ppm | 0.0000 ppm | 0.0000 ppm |
| Concentration per Run | 0.0000 ppm | 0.0000 ppm | 0.0000 ppm | 0.0000 ppm | 0.0000 ppm | 0.0000 ppm | 0.0000 ppm |
| Concentration RSD | 0.0 % | 0.3 % | -2.8 % | -1.5 % | -0.1 % | 0.0 % | 0.7 % |

| | Y 371.030 {91} Radial) | Y 360.073 {94} Axial) | Y 224.306 {450} Axial) | Sc 361.384 {93} Radial) | Sc 227.318 {448} Axial) | Sc 361.384 {93} Axial) | Li 670.784 {50} Radial) |
|---|---|---|---|---|---|---|---|
| Concentration average | 100.0000 % | 100.0000 % | 100.0000 % | 100.0000 % | 100.0000 % | 100.0000 % | 0.0000 ppm |
| Concentration per Run | 100.0000 % | 100.0000 % | 100.0000 % | 100.0000 % | 100.0000 % | 100.0000 % | 0.0000 ppm |
| Concentration RSD | 0.0 % | 0.0 % | 0.0 % | 0.0 % | 0.0 % | 0.0 % | -0.8 % |

# ICP DataTrace 6

9/10/2025 5:13:16 PM

LabBook: WG2112533_09092025T6.imexp

Sample: ICAL
Analysis started at: 9/9/2025 3:44:53 PM
Comments <Comment>
Rack: 0
Vial: 2

| | Ag 328.068 {103} Axial) | Al 396.152 {85} Radial) | As 189.042 {478} Axial) | B 208.959 {461} Axial) | Ba 455.403 {74} Radial) | Be 313.042 {108} Radial) | Ca 315.887 {107} Radial) |
|---|---|---|---|---|---|---|---|
| Concentration average | 1.0000 ppm | 25.0000 ppm | 1.0000 ppm | 1.0000 ppm | 1.0000 ppm | 1.0000 ppm | 10.0000 ppm |
| Concentration per Run 1 | 0.9993 ppm | 24.8013 ppm | 1.0050 ppm | 1.0022 ppm | 0.9905 ppm | 0.9955 ppm | 9.9460 ppm |
| Concentration per Run 2 | 0.9989 ppm | 25.2109 ppm | 0.9957 ppm | 0.9959 ppm | 1.0072 ppm | 0.9997 ppm | 9.9348 ppm |
| Concentration per Run 3 | 1.0018 ppm | 24.9877 ppm | 0.9994 ppm | 1.0019 ppm | 1.0023 ppm | 1.0048 ppm | 10.1192 ppm |
| Concentration RSD | 0.2 % | 0.8 % | 0.5 % | 0.4 % | 0.9 % | 0.5 % | 1.0 % |

| | Cd 214.438 {457} Axial) | Co 228.616 {447} Axial) | Cr 267.716 {126} Axial) | Cu 324.754 {104} Axial) | Fe 259.940 {130} Radial) | K 766.490 {44} Radial) | Mg 279.079 {121} Axial) |
|---|---|---|---|---|---|---|---|
| Concentration average | 1.0000 ppm | 1.0000 ppm | 1.0000 ppm | 1.0000 ppm | 25.0000 ppm | 35.0000 ppm | 10.0000 ppm |
| Concentration per Run 1 | 0.9968 ppm | 0.9999 ppm | 1.0006 ppm | 0.9972 ppm | 24.8324 ppm | 34.8054 ppm | 10.0001 ppm |
| Concentration per Run 2 | 1.0028 ppm | 0.9983 ppm | 0.9994 ppm | 1.0003 ppm | 24.9552 ppm | 35.6673 ppm | 9.9866 ppm |
| Concentration per Run 3 | 1.0005 ppm | 1.0017 ppm | 1.0000 ppm | 1.0025 ppm | 25.2124 ppm | 34.5272 ppm | 10.0133 ppm |
| Concentration RSD | 0.3 % | 0.2 % | 0.1 % | 0.3 % | 0.8 % | 1.7 % | 0.1 % |

| | Mn 257.610 {131} Radial) | Mo 202.030 {467} Axial) | Na 589.592 {57} Radial) | Ni 231.604 {445} Axial) | Pb 220.353 {453} Axial) | Sb 206.833 {463} Axial) | Se 196.090 {472} Axial) |
|---|---|---|---|---|---|---|---|
| Concentration average | 1.0000 ppm | 1.0000 ppm | 25.0000 ppm | 1.0000 ppm | 1.0000 ppm | 1.0000 ppm | 1.0000 ppm |
| Concentration per Run 1 | 0.9947 ppm | 1.0010 ppm | 24.8071 ppm | 1.0004 ppm | 1.0040 ppm | 1.0039 ppm | 1.0028 ppm |
| Concentration per Run 2 | 0.9977 ppm | 0.9977 ppm | 25.4792 ppm | 0.9990 ppm | 0.9975 ppm | 0.9962 ppm | 0.9956 ppm |
| Concentration per Run 3 | 1.0076 ppm | 1.0013 ppm | 24.7137 ppm | 1.0005 ppm | 0.9985 ppm | 1.0000 ppm | 1.0016 ppm |
| Concentration RSD | 0.7 % | 0.2 % | 1.7 % | 0.1 % | 0.3 % | 0.4 % | 0.4 % |

| | Si 212.412 {459} Axial) | Sn 189.989 {477} Axial) | Sr 421.552 {80} Radial) | Ti 334.904 {101} Axial) | Tl 190.856 {477} Axial) | V 292.402 {115} Axial) | Zn 206.200 {463} Axial) |
|---|---|---|---|---|---|---|---|
| Concentration average | 10.0000 ppm | 1.0000 ppm | 1.0000 ppm | 1.0000 ppm | 1.0000 ppm | 1.0000 ppm | 1.0000 ppm |
| Concentration per Run 1 | 10.0339 ppm | 1.0043 ppm | 0.9909 ppm | 0.9995 ppm | 1.0042 ppm | 0.9997 ppm | 0.9945 ppm |
| Concentration per Run 2 | 9.9593 ppm | 0.9978 ppm | 1.0071 ppm | 0.9994 ppm | 0.9957 ppm | 1.0001 ppm | 1.0045 ppm |
| Concentration per Run 3 | 10.0067 ppm | 0.9979 ppm | 1.0019 ppm | 1.0012 ppm | 1.0001 ppm | 1.0002 ppm | 1.0010 ppm |
| Concentration RSD | 0.4 % | 0.4 % | 0.8 % | 0.1 % | 0.4 % | 0.0 % | 0.5 % |

| | Y 371.030 {91} Radial) | Y 360.073 {94} Axial) | Y 224.306 {450} Axial) | Sc 361.384 {93} Radial) | Sc 227.318 {448} Axial) | Sc 361.384 {93} Axial) | Li 670.784 {50} Radial) |
|---|---|---|---|---|---|---|---|
| Concentration average | 97.7573 % | 95.5514 % | 96.0099 % | 101.8323 % | 91.6240 % | 96.8365 % | 1.0000 ppm |
| Concentration per Run 1 | 98.4908 % | 95.6841 % | 95.3303 % | 102.7863 % | 91.2401 % | 97.0556 % | 0.9914 ppm |
| Concentration per Run 2 | 97.4523 % | 95.4953 % | 96.7991 % | 101.5824 % | 92.3214 % | 96.7141 % | 1.0236 ppm |
| Concentration per Run 3 | 97.3288 % | 95.4749 % | 95.9002 % | 101.1283 % | 91.3106 % | 96.7398 % | 0.9850 ppm |
| Concentration RSD | 0.7 % | 0.1 % | 0.8 % | 0.8 % | 0.7 % | 0.2 % | 2.1 % |

# ICP DataTrace 6

9/10/2025 5:13:16 PM

LabBook: WG2112533_09092025T6.imexp

Sample: ICV
Analysis started at: 9/9/2025 3:53:43 PM
Comments <Comment>
Rack: 0
Vial: 3

| | Ag 328.068 {103} Axial) | Al 396.152 {85} Radial) | As 189.042 {478} Axial) | B 208.959 {461} Axial) | Ba 455.403 {74} Radial) | Be 313.042 {108} Radial) | Ca 315.887 {107} Radial) |
|---|---|---|---|---|---|---|---|
| Concentration average | 0.5077 ppm | 0.4928 ppm | 0.4938 ppm | 0.5011 ppm | 0.5084 ppm | 0.5082 ppm | 0.5226 ppm |
| Concentration per Run 1 | 0.5084 ppm | 0.4854 ppm | 0.4944 ppm | 0.5025 ppm | 0.5046 ppm | 0.5042 ppm | 0.5165 ppm |
| Concentration per Run 2 | 0.5072 ppm | 0.4933 ppm | 0.4943 ppm | 0.5024 ppm | 0.5085 ppm | 0.5104 ppm | 0.5284 ppm |
| Concentration per Run 3 | 0.5074 ppm | 0.4997 ppm | 0.4927 ppm | 0.4984 ppm | 0.5120 ppm | 0.5098 ppm | 0.5229 ppm |
| Recovery Percentage 1 | 101.534 % | 98.560 % | 98.763 % | 100.219 % | 101.674 % | 101.631 % | 104.523 % |
| Concentration RSD | 0.1 % | 1.5 % | 0.2 % | 0.5 % | 0.7 % | 0.7 % | 1.1 % |

| | Cd 214.438 {457} Axial) | Co 228.616 {447} Axial) | Cr 267.716 {126} Axial) | Cu 324.754 {104} Axial) | Fe 259.940 {130} Radial) | K 766.490 {44} Radial) | Mg 279.079 {121} Axial) |
|---|---|---|---|---|---|---|---|
| Concentration average | 0.5087 ppm | 0.5178 ppm | 0.5219 ppm | 0.5137 ppm | 0.5175 ppm | 5.1166 ppm | 0.5242 ppm |
| Concentration per Run 1 | 0.5100 ppm | 0.5198 ppm | 0.5224 ppm | 0.5145 ppm | 0.5131 ppm | 5.0912 ppm | 0.5247 ppm |
| Concentration per Run 2 | 0.5080 ppm | 0.5171 ppm | 0.5202 ppm | 0.5145 ppm | 0.5210 ppm | 5.0859 ppm | 0.5236 ppm |
| Concentration per Run 3 | 0.5080 ppm | 0.5167 ppm | 0.5231 ppm | 0.5122 ppm | 0.5184 ppm | 5.1726 ppm | 0.5242 ppm |
| Recovery Percentage 1 | 101.739 % | 103.565 % | 104.377 % | 102.748 % | 103.497 % | 102.332 % | 104.831 % |
| Concentration RSD | 0.2 % | 0.3 % | 0.3 % | 0.3 % | 0.8 % | 0.9 % | 0.1 % |

| | Mn 257.610 {131} Radial) | Mo 202.030 {467} Axial) | Na 589.592 {57} Radial) | Ni 231.604 {445} Axial) | Pb 220.353 {453} Axial) | Sb 206.833 {463} Axial) | Se 196.090 {472} Axial) |
|---|---|---|---|---|---|---|---|
| Concentration average | 0.5256 ppm | 0.5033 ppm | 9.9548 ppm | 0.5204 ppm | 0.5314 ppm | 0.5154 ppm | 0.5009 ppm |
| Concentration per Run 1 | 0.5212 ppm | 0.5050 ppm | 9.8891 ppm | 0.5223 ppm | 0.5309 ppm | 0.5162 ppm | 0.5005 ppm |
| Concentration per Run 2 | 0.5271 ppm | 0.5029 ppm | 9.8982 ppm | 0.5198 ppm | 0.5323 ppm | 0.5161 ppm | 0.5032 ppm |
| Concentration per Run 3 | 0.5285 ppm | 0.5019 ppm | 10.0772 ppm | 0.5191 ppm | 0.5312 ppm | 0.5138 ppm | 0.4989 ppm |
| Recovery Percentage 1 | 105.116 % | 100.659 % | 99.548 % | 104.072 % | 106.289 % | 103.072 % | 100.179 % |
| Concentration RSD | 0.7 % | 0.3 % | 1.1 % | 0.3 % | 0.1 % | 0.3 % | 0.4 % |

| | Si 212.412 {459} Axial) | Sn 189.989 {477} Axial) | Sr 421.552 {80} Radial) | Ti 334.904 {101} Axial) | Tl 190.856 {477} Axial) | V 292.402 {115} Axial) | Zn 206.200 {463} Axial) |
|---|---|---|---|---|---|---|---|
| Concentration average | 5.4256 ppm | 0.5011 ppm | 0.5054 ppm | 0.5163 ppm | 0.5265 ppm | 0.5264 ppm | 0.5166 ppm |
| Concentration per Run 1 | 5.4473 ppm | 0.5026 ppm | 0.5013 ppm | 0.5160 ppm | 0.5266 ppm | 0.5259 ppm | 0.5184 ppm |
| Concentration per Run 2 | 5.4255 ppm | 0.5025 ppm | 0.5058 ppm | 0.5158 ppm | 0.5274 ppm | 0.5257 ppm | 0.5150 ppm |
| Concentration per Run 3 | 5.4041 ppm | 0.4983 ppm | 0.5092 ppm | 0.5170 ppm | 0.5255 ppm | 0.5278 ppm | 0.5162 ppm |
| Recovery Percentage 1 | 103.345 % | 100.230 % | 101.086 % | 103.254 % | 105.298 % | 105.289 % | 103.310 % |
| Concentration RSD | 0.4 % | 0.5 % | 0.8 % | 0.1 % | 0.2 % | 0.2 % | 0.3 % |

| | Y 371.030 {91} Radial) | Y 360.073 {94} Axial) | Y 224.306 {450} Axial) | Sc 361.384 {93} Radial) | Sc 227.318 {448} Axial) | Sc 361.384 {93} Axial) | Li 670.784 {50} Radial) |
|---|---|---|---|---|---|---|---|
| Concentration average | 99.2391 % | 97.9849 % | 98.2471 % | 102.1553 % | 95.5822 % | 98.9933 % | 0.4924 ppm |
| Concentration per Run 1 | 100.2425 % | 98.2741 % | 98.3234 % | 103.2717 % | 95.2523 % | 99.2713 % | 0.4897 ppm |
| Concentration per Run 2 | 98.3864 % | 97.7322 % | 97.7966 % | 101.3824 % | 95.2532 % | 98.7336 % | 0.4895 ppm |
| Concentration per Run 3 | 99.0886 % | 97.9484 % | 98.6212 % | 101.8117 % | 96.2412 % | 98.9750 % | 0.4978 ppm |
| Recovery Percentage 1 | | | | | | | 98.475 % |
| Concentration RSD | 0.9 % | 0.3 % | 0.4 % | 1.0 % | 0.6 % | 0.3 % | 1.0 % |

# ICP DataTrace 6

9/10/2025 5:13:16 PM

LabBook: WG2112533_09092025T6.imexp

Sample: ICB
Analysis started at: 9/9/2025 3:59:58 PM
Comments <Comment>
Rack: 0
Vial: 4

| | Ag 328.068 {103} Axial) | Al 396.152 {85} Radial) | As 189.042 {478} Axial) | B 208.959 {461} Axial) | Ba 455.403 {74} Radial) | Be 313.042 {108} Radial) | Ca 315.887 {107} Radial) |
|---|---|---|---|---|---|---|---|
| Concentration average | 0.0001 ppm | 0.0031 ppm | -0.0009 ppm | 0.0013 ppm | 0.0000 ppm | 0.0000 ppm | 0.0026 ppm |
| Concentration per Run 1 | 0.0000 ppm | 0.0057 ppm | -0.0012 ppm | 0.0014 ppm | 0.0000 ppm | 0.0000 ppm | 0.0024 ppm |
| Concentration per Run 2 | 0.0000 ppm | 0.0017 ppm | -0.0006 ppm | 0.0014 ppm | -0.0001 ppm | 0.0000 ppm | 0.0038 ppm |
| Concentration per Run 3 | 0.0003 ppm | 0.0020 ppm | -0.0008 ppm | 0.0012 ppm | -0.0001 ppm | 0.0000 ppm | 0.0015 ppm |
| Recovery Percentage 1 | 1.299 % | 3.143 % | -17.761 % | 4.459 % | -0.497 % | 0.563 % | 2.578 % |
| Concentration RSD | 189.6 % | 70.8 % | 34.1 % | 6.0 % | 42.3 % | 9.9 % | 45.2 % |

| | Cd 214.438 {457} Axial) | Co 228.616 {447} Axial) | Cr 267.716 {126} Axial) | Cu 324.754 {104} Axial) | Fe 259.940 {130} Radial) | K 766.490 {44} Radial) | Mg 279.079 {121} Axial) |
|---|---|---|---|---|---|---|---|
| Concentration average | 0.0001 ppm | -0.0001 ppm | 0.0001 ppm | -0.0001 ppm | 0.0012 ppm | 0.0011 ppm | -0.0016 ppm |
| Concentration per Run 1 | 0.0001 ppm | -0.0001 ppm | 0.0001 ppm | -0.0002 ppm | 0.0019 ppm | 0.0024 ppm | -0.0028 ppm |
| Concentration per Run 2 | 0.0002 ppm | -0.0001 ppm | 0.0000 ppm | -0.0001 ppm | 0.0008 ppm | 0.0025 ppm | -0.0011 ppm |
| Concentration per Run 3 | 0.0001 ppm | -0.0001 ppm | 0.0001 ppm | -0.0001 ppm | 0.0010 ppm | -0.0015 ppm | -0.0010 ppm |
| Recovery Percentage 1 | 2.935 % | -0.393 % | 0.851 % | -1.399 % | 2.445 % | 0.045 % | -1.602 % |
| Concentration RSD | 25.5 % | 28.6 % | 87.9 % | 43.8 % | 45.9 % | 201.8 % | 62.8 % |

| | Mn 257.610 {131} Radial) | Mo 202.030 {467} Axial) | Na 589.592 {57} Radial) | Ni 231.604 {445} Axial) | Pb 220.353 {453} Axial) | Sb 206.833 {463} Axial) | Se 196.090 {472} Axial) |
|---|---|---|---|---|---|---|---|
| Concentration average | 0.0001 ppm | 0.0004 ppm | 0.0032 ppm | -0.0001 ppm | -0.0008 ppm | 0.0007 ppm | 0.0006 ppm |
| Concentration per Run 1 | 0.0002 ppm | 0.0004 ppm | 0.0033 ppm | -0.0003 ppm | -0.0010 ppm | 0.0006 ppm | 0.0027 ppm |
| Concentration per Run 2 | 0.0002 ppm | 0.0004 ppm | 0.0028 ppm | -0.0001 ppm | -0.0007 ppm | 0.0013 ppm | -0.0002 ppm |
| Concentration per Run 3 | 0.0000 ppm | 0.0003 ppm | 0.0034 ppm | 0.0000 ppm | -0.0008 ppm | 0.0001 ppm | -0.0007 ppm |
| Recovery Percentage 1 | 1.345 % | 0.725 % | 0.159 % | -0.591 % | -8.232 % | 1.326 % | 5.817 % |
| Concentration RSD | 82.1 % | 18.7 % | 10.0 % | 86.5 % | 22.7 % | 94.6 % | 312.4 % |

| | Si 212.412 {459} Axial) | Sn 189.989 {477} Axial) | Sr 421.552 {80} Radial) | Ti 334.904 {101} Axial) | Tl 190.856 {477} Axial) | V 292.402 {115} Axial) | Zn 206.200 {463} Axial) |
|---|---|---|---|---|---|---|---|
| Concentration average | 0.0042 ppm | 0.0004 ppm | -0.0001 ppm | 0.0001 ppm | -0.0017 ppm | 0.0000 ppm | 0.0001 ppm |
| Concentration per Run 1 | 0.0036 ppm | 0.0005 ppm | -0.0001 ppm | 0.0002 ppm | -0.0034 ppm | 0.0000 ppm | 0.0002 ppm |
| Concentration per Run 2 | 0.0045 ppm | 0.0006 ppm | 0.0000 ppm | 0.0000 ppm | -0.0012 ppm | -0.0001 ppm | 0.0000 ppm |
| Concentration per Run 3 | 0.0047 ppm | 0.0001 ppm | 0.0000 ppm | 0.0000 ppm | -0.0005 ppm | 0.0000 ppm | 0.0000 ppm |
| Recovery Percentage 1 | 0.850 % | 0.829 % | -0.543 % | 0.532 % | -8.437 % | -0.459 % | 1.152 % |
| Concentration RSD | 12.9 % | 59.7 % | 87.3 % | 194.8 % | 90.9 % | 176.5 % | 187.1 % |

| | Y 371.030 {91} Radial) | Y 360.073 {94} Axial) | Y 224.306 {450} Axial) | Sc 361.384 {93} Radial) | Sc 227.318 {448} Axial) | Sc 361.384 {93} Axial) | Li 670.784 {50} Radial) |
|---|---|---|---|---|---|---|---|
| Concentration average | 97.8703 % | 99.2517 % | 99.1115 % | 99.9428 % | 96.8417 % | 99.6578 % | 0.0001 ppm |
| Concentration per Run 1 | 95.5646 % | 99.1205 % | 99.3878 % | 97.8962 % | 97.0501 % | 99.8912 % | -0.0002 ppm |
| Concentration per Run 2 | 98.8858 % | 99.0917 % | 98.8292 % | 100.9635 % | 96.6394 % | 99.3037 % | 0.0002 ppm |
| Concentration per Run 3 | 99.1606 % | 99.5429 % | 99.1174 % | 100.9686 % | 96.8355 % | 99.7785 % | 0.0002 ppm |
| Recovery Percentage 1 | | | | | | | 0.890 % |
| Concentration RSD | 2.0 % | 0.3 % | 0.3 % | 1.8 % | 0.2 % | 0.3 % | 291.6 % |

# ICP DataTrace 6

9/10/2025 5:13:16 PM

LabBook: WG2112533_09092025T6.imexp

Sample: ICV
Analysis started at: 9/9/2025 4:06:36 PM
Comments <Comment>
Rack: 0
Vial: 10

| | Ag 328.068 {103} Axial) | Al 396.152 {85} Radial) | As 189.042 {478} Axial) | B 208.959 {461} Axial) | Ba 455.403 {74} Radial) | Be 313.042 {108} Radial) | Ca 315.887 {107} Radial) |
|---|---|---|---|---|---|---|---|
| Concentration average | 0.5051 ppm | 0.5033 ppm | 0.4880 ppm | 0.4969 ppm | 0.5124 ppm | 0.5086 ppm | 0.5316 ppm |
| Concentration per Run 1 | 0.5039 ppm | 0.5043 ppm | 0.4893 ppm | 0.4965 ppm | 0.5142 ppm | 0.5088 ppm | 0.5265 ppm |
| Concentration per Run 2 | 0.5056 ppm | 0.5039 ppm | 0.4880 ppm | 0.4983 ppm | 0.5104 ppm | 0.5108 ppm | 0.5402 ppm |
| Concentration per Run 3 | 0.5059 ppm | 0.5018 ppm | 0.4867 ppm | 0.4959 ppm | 0.5125 ppm | 0.5062 ppm | 0.5282 ppm |
| Recovery Percentage 1 | 101.030 % | 100.668 % | 97.598 % | 99.381 % | 102.474 % | 101.723 % | 106.326 % |
| Concentration RSD | 0.2 % | 0.3 % | 0.3 % | 0.2 % | 0.4 % | 0.5 % | 1.4 % |

| | Cd 214.438 {457} Axial) | Co 228.616 {447} Axial) | Cr 267.716 {126} Axial) | Cu 324.754 {104} Axial) | Fe 259.940 {130} Radial) | K 766.490 {44} Radial) | Mg 279.079 {121} Axial) |
|---|---|---|---|---|---|---|---|
| Concentration average | 0.5029 ppm | 0.5119 ppm | 0.5211 ppm | 0.5107 ppm | 0.5185 ppm | 5.2411 ppm | 0.5215 ppm |
| Concentration per Run 1 | 0.5047 ppm | 0.5126 ppm | 0.5223 ppm | 0.5077 ppm | 0.5198 ppm | 5.3137 ppm | 0.5194 ppm |
| Concentration per Run 2 | 0.5033 ppm | 0.5125 ppm | 0.5203 ppm | 0.5130 ppm | 0.5174 ppm | 5.1924 ppm | 0.5212 ppm |
| Concentration per Run 3 | 0.5008 ppm | 0.5105 ppm | 0.5206 ppm | 0.5115 ppm | 0.5183 ppm | 5.2171 ppm | 0.5239 ppm |
| Recovery Percentage 1 | 100.582 % | 102.379 % | 104.215 % | 102.140 % | 103.704 % | 104.821 % | 104.302 % |
| Concentration RSD | 0.4 % | 0.2 % | 0.2 % | 0.5 % | 0.2 % | 1.2 % | 0.4 % |

| | Mn 257.610 {131} Radial) | Mo 202.030 {467} Axial) | Na 589.592 {57} Radial) | Ni 231.604 {445} Axial) | Pb 220.353 {453} Axial) | Sb 206.833 {463} Axial) | Se 196.090 {472} Axial) |
|---|---|---|---|---|---|---|---|
| Concentration average | 0.5270 ppm | 0.4976 ppm | 9.9991 ppm | 0.5144 ppm | 0.5270 ppm | 0.5104 ppm | 0.4944 ppm |
| Concentration per Run 1 | 0.5285 ppm | 0.4977 ppm | 10.1500 ppm | 0.5147 ppm | 0.5291 ppm | 0.5102 ppm | 0.4967 ppm |
| Concentration per Run 2 | 0.5289 ppm | 0.4989 ppm | 9.8655 ppm | 0.5156 ppm | 0.5270 ppm | 0.5111 ppm | 0.4923 ppm |
| Concentration per Run 3 | 0.5235 ppm | 0.4961 ppm | 9.9817 ppm | 0.5128 ppm | 0.5248 ppm | 0.5098 ppm | 0.4943 ppm |
| Recovery Percentage 1 | 105.391 % | 99.518 % | 99.991 % | 102.881 % | 105.401 % | 102.073 % | 98.889 % |
| Concentration RSD | 0.6 % | 0.3 % | 1.4 % | 0.3 % | 0.4 % | 0.1 % | 0.4 % |

| | Si 212.412 {459} Axial) | Sn 189.989 {477} Axial) | Sr 421.552 {80} Radial) | Ti 334.904 {101} Axial) | Tl 190.856 {477} Axial) | V 292.402 {115} Axial) | Zn 206.200 {463} Axial) |
|---|---|---|---|---|---|---|---|
| Concentration average | 5.4449 ppm | 0.5056 ppm | 0.5118 ppm | 0.5128 ppm | 0.5200 ppm | 0.5231 ppm | 0.5104 ppm |
| Concentration per Run 1 | 5.4376 ppm | 0.5061 ppm | 0.5136 ppm | 0.5135 ppm | 0.5193 ppm | 0.5236 ppm | 0.5127 ppm |
| Concentration per Run 2 | 5.4601 ppm | 0.5071 ppm | 0.5103 ppm | 0.5128 ppm | 0.5218 ppm | 0.5225 ppm | 0.5105 ppm |
| Concentration per Run 3 | 5.4370 ppm | 0.5036 ppm | 0.5116 ppm | 0.5121 ppm | 0.5188 ppm | 0.5232 ppm | 0.5082 ppm |
| Recovery Percentage 1 | 103.712 % | 101.115 % | 102.365 % | 102.558 % | 103.991 % | 104.616 % | 102.089 % |
| Concentration RSD | 0.2 % | 0.4 % | 0.3 % | 0.1 % | 0.3 % | 0.1 % | 0.4 % |

| | Y 371.030 {91} Radial) | Y 360.073 {94} Axial) | Y 224.306 {450} Axial) | Sc 361.384 {93} Radial) | Sc 227.318 {448} Axial) | Sc 361.384 {93} Axial) | Li 670.784 {50} Radial) |
|---|---|---|---|---|---|---|---|
| Concentration average | 99.0631 % | 98.2729 % | 98.7037 % | 101.7073 % | 96.1533 % | 99.4482 % | 0.5122 ppm |
| Concentration per Run 1 | 98.7639 % | 98.5986 % | 98.7989 % | 101.1574 % | 96.3610 % | 99.8037 % | 0.5192 ppm |
| Concentration per Run 2 | 98.9158 % | 98.0309 % | 98.3165 % | 101.7471 % | 95.7191 % | 99.1326 % | 0.5045 ppm |
| Concentration per Run 3 | 99.5097 % | 98.1893 % | 98.9956 % | 102.2174 % | 96.3800 % | 99.4083 % | 0.5127 ppm |
| Recovery Percentage 1 | | | | | | | 102.431 % |
| Concentration RSD | 0.4 % | 0.3 % | 0.4 % | 0.5 % | 0.4 % | 0.3 % | 1.4 % |

# ICP DataTrace 6

9/10/2025 5:13:16 PM

LabBook: WG2112533_09092025T6.imexp

Sample: ICB
Analysis started at: 9/9/2025 4:20:31 PM
Comments <Comment>
Rack: 0
Vial: 4

| | Ag 328.068 {103} Axial) | Al 396.152 {85} Radial) | As 189.042 {478} Axial) | B 208.959 {461} Axial) | Ba 455.403 {74} Radial) | Be 313.042 {108} Radial) | Ca 315.887 {107} Radial) |
|---|---|---|---|---|---|---|---|
| Concentration average | -0.0001 ppm | 0.0027 ppm | -0.0005 ppm | 0.0006 ppm | 0.0000 ppm | 0.0000 ppm | 0.0003 ppm |
| Concentration per Run 1 | -0.0001 ppm | 0.0027 ppm | -0.0012 ppm | 0.0005 ppm | 0.0000 ppm | 0.0000 ppm | 0.0010 ppm |
| Concentration per Run 2 | -0.0001 ppm | -0.0002 ppm | -0.0004 ppm | 0.0005 ppm | -0.0001 ppm | 0.0000 ppm | -0.0034 ppm |
| Concentration per Run 3 | -0.0002 ppm | 0.0055 ppm | 0.0001 ppm | 0.0007 ppm | 0.0000 ppm | 0.0000 ppm | 0.0034 ppm |
| Recovery Percentage 1 | -1.623 % | 2.651 % | -10.552 % | 1.931 % | -0.265 % | 0.481 % | 0.348 % |
| Concentration RSD | 56.1 % | 105.7 % | 118.8 % | 24.4 % | 155.4 % | 77.8 % | 992.5 % |

| | Cd 214.438 {457} Axial) | Co 228.616 {447} Axial) | Cr 267.716 {126} Axial) | Cu 324.754 {104} Axial) | Fe 259.940 {130} Radial) | K 766.490 {44} Radial) | Mg 279.079 {121} Axial) |
|---|---|---|---|---|---|---|---|
| Concentration average | 0.0000 ppm | 0.0001 ppm | 0.0000 ppm | 0.0000 ppm | -0.0005 ppm | -0.0026 ppm | -0.0014 ppm |
| Concentration per Run 1 | 0.0000 ppm | 0.0001 ppm | 0.0002 ppm | 0.0001 ppm | 0.0001 ppm | -0.0036 ppm | -0.0020 ppm |
| Concentration per Run 2 | 0.0000 ppm | 0.0000 ppm | 0.0001 ppm | 0.0001 ppm | -0.0012 ppm | -0.0094 ppm | 0.0014 ppm |
| Concentration per Run 3 | 0.0000 ppm | 0.0001 ppm | -0.0003 ppm | 0.0000 ppm | -0.0004 ppm | 0.0053 ppm | -0.0035 ppm |
| Recovery Percentage 1 | 0.048 % | 0.252 % | -0.203 % | 0.382 % | -0.988 % | -0.102 % | -1.360 % |
| Concentration RSD | 729.1 % | 45.1 % | 1,382.9 % | 109.0 % | 125.9 % | 289.1 % | 185.4 % |

| | Mn 257.610 {131} Radial) | Mo 202.030 {467} Axial) | Na 589.592 {57} Radial) | Ni 231.604 {445} Axial) | Pb 220.353 {453} Axial) | Sb 206.833 {463} Axial) | Se 196.090 {472} Axial) |
|---|---|---|---|---|---|---|---|
| Concentration average | 0.0000 ppm | -0.0002 ppm | -0.0041 ppm | -0.0002 ppm | -0.0005 ppm | -0.0004 ppm | -0.0003 ppm |
| Concentration per Run 1 | 0.0001 ppm | -0.0004 ppm | -0.0085 ppm | -0.0002 ppm | -0.0006 ppm | -0.0002 ppm | -0.0002 ppm |
| Concentration per Run 2 | 0.0001 ppm | -0.0002 ppm | -0.0030 ppm | -0.0002 ppm | -0.0006 ppm | -0.0012 ppm | -0.0001 ppm |
| Concentration per Run 3 | -0.0001 ppm | -0.0001 ppm | -0.0007 ppm | 0.0000 ppm | -0.0003 ppm | 0.0001 ppm | -0.0006 ppm |
| Recovery Percentage 1 | 0.262 % | -0.482 % | -0.204 % | -0.642 % | -4.878 % | -0.805 % | -2.639 % |
| Concentration RSD | 323.4 % | 55.7 % | 98.0 % | 63.3 % | 28.6 % | 165.9 % | 96.6 % |

| | Si 212.412 {459} Axial) | Sn 189.989 {477} Axial) | Sr 421.552 {80} Radial) | Ti 334.904 {101} Axial) | Tl 190.856 {477} Axial) | V 292.402 {115} Axial) | Zn 206.200 {463} Axial) |
|---|---|---|---|---|---|---|---|
| Concentration average | 0.0005 ppm | 0.0000 ppm | 0.0000 ppm | -0.0001 ppm | -0.0016 ppm | 0.0001 ppm | 0.0001 ppm |
| Concentration per Run 1 | 0.0002 ppm | -0.0001 ppm | 0.0001 ppm | -0.0001 ppm | -0.0007 ppm | 0.0002 ppm | 0.0001 ppm |
| Concentration per Run 2 | 0.0008 ppm | 0.0001 ppm | 0.0000 ppm | -0.0002 ppm | -0.0028 ppm | 0.0001 ppm | 0.0000 ppm |
| Concentration per Run 3 | 0.0005 ppm | -0.0001 ppm | -0.0001 ppm | -0.0001 ppm | -0.0014 ppm | 0.0000 ppm | 0.0002 ppm |
| Recovery Percentage 1 | 0.100 % | -0.052 % | 0.125 % | -1.342 % | -8.158 % | 0.830 % | 1.794 % |
| Concentration RSD | 63.1 % | 371.7 % | 577.6 % | 50.6 % | 65.0 % | 90.8 % | 83.3 % |

| | Y 371.030 {91} Radial) | Y 360.073 {94} Axial) | Y 224.306 {450} Axial) | Sc 361.384 {93} Radial) | Sc 227.318 {448} Axial) | Sc 361.384 {93} Axial) | Li 670.784 {50} Radial) |
|---|---|---|---|---|---|---|---|
| Concentration average | 99.2765 % | 99.2099 % | 99.4996 % | 100.4628 % | 98.9704 % | 99.3042 % | -0.0002 ppm |
| Concentration per Run 1 | 98.8901 % | 99.0416 % | 99.3171 % | 99.9676 % | 98.5465 % | 99.0742 % | -0.0002 ppm |
| Concentration per Run 2 | 99.6013 % | 99.5726 % | 99.7051 % | 100.6460 % | 99.4839 % | 99.6317 % | -0.0002 ppm |
| Concentration per Run 3 | 99.3382 % | 99.0153 % | 99.4767 % | 100.7748 % | 98.8809 % | 99.2068 % | -0.0002 ppm |
| Recovery Percentage 1 | | | | | | | -1.956 % |
| Concentration RSD | 0.4 % | 0.3 % | 0.2 % | 0.4 % | 0.5 % | 0.3 % | 22.1 % |

# ICP DataTrace 6

9/10/2025 5:13:16 PM

LabBook: WG2112533_09092025T6.imexp

Sample: LLOQ RL Check
Analysis started at: 9/9/2025 4:27:08 PM
Comments <Comment>
Rack: 0
Vial: 5

| | Ag 328.068 {103} Axial) | Al 396.152 {85} Radial) | As 189.042 {478} Axial) | B 208.959 {461} Axial) | Ba 455.403 {74} Radial) | Be 313.042 {108} Radial) | Ca 315.887 {107} Radial) |
|---|---|---|---|---|---|---|---|
| Concentration average | 0.0053 ppm | 0.1058 ppm | **0.0035 ppm** | 0.0307 ppm | 0.0104 ppm | 0.0053 ppm | 0.1091 ppm |
| Concentration per Run 1 | 0.0052 ppm | 0.1071 ppm | 0.0044 ppm | 0.0311 ppm | 0.0105 ppm | 0.0054 ppm | 0.1097 ppm |
| Concentration per Run 2 | 0.0053 ppm | 0.1015 ppm | 0.0016 ppm | 0.0304 ppm | 0.0105 ppm | 0.0053 ppm | 0.1131 ppm |
| Concentration per Run 3 | 0.0055 ppm | 0.1089 ppm | 0.0044 ppm | 0.0308 ppm | 0.0104 ppm | 0.0053 ppm | 0.1044 ppm |
| Recovery Percentage 1 | 106.352 % | 105.849 % | 69.806 % | 102.436 % | 104.490 % | 106.602 % | 109.078 % |
| Concentration RSD | 3.2 % | 3.7 % | **45.9 %** | 1.1 % | 0.1 % | 0.5 % | 4.0 % |

| | Cd 214.438 {457} Axial) | Co 228.616 {447} Axial) | Cr 267.716 {126} Axial) | Cu 324.754 {104} Axial) | Fe 259.940 {130} Radial) | K 766.490 {44} Radial) | Mg 279.079 {121} Axial) |
|---|---|---|---|---|---|---|---|
| Concentration average | 0.0043 ppm | 0.0104 ppm | 0.0106 ppm | 0.0102 ppm | 0.0583 ppm | 2.5141 ppm | 0.1090 ppm |
| Concentration per Run 1 | 0.0043 ppm | 0.0104 ppm | 0.0107 ppm | 0.0102 ppm | 0.0582 ppm | 2.5228 ppm | 0.1093 ppm |
| Concentration per Run 2 | 0.0044 ppm | 0.0104 ppm | 0.0106 ppm | 0.0104 ppm | 0.0592 ppm | 2.5274 ppm | 0.1088 ppm |
| Concentration per Run 3 | 0.0043 ppm | 0.0104 ppm | 0.0105 ppm | 0.0101 ppm | 0.0574 ppm | 2.4921 ppm | 0.1090 ppm |
| Recovery Percentage 1 | 108.145 % | 104.100 % | 105.804 % | 102.148 % | 116.510 % | 100.563 % | 109.030 % |
| Concentration RSD | 1.4 % | 0.3 % | 1.0 % | 1.6 % | 1.6 % | 0.8 % | 0.2 % |

| | Mn 257.610 {131} Radial) | Mo 202.030 {467} Axial) | Na 589.592 {57} Radial) | Ni 231.604 {445} Axial) | Pb 220.353 {453} Axial) | Sb 206.833 {463} Axial) | Se 196.090 {472} Axial) |
|---|---|---|---|---|---|---|---|
| Concentration average | 0.0110 ppm | 0.0508 ppm | 1.9338 ppm | 0.0208 ppm | 0.0107 ppm | 0.0513 ppm | 0.0095 ppm |
| Concentration per Run 1 | 0.0111 ppm | 0.0511 ppm | 1.9385 ppm | 0.0207 ppm | 0.0101 ppm | 0.0500 ppm | 0.0097 ppm |
| Concentration per Run 2 | 0.0110 ppm | 0.0506 ppm | 1.9429 ppm | 0.0208 ppm | 0.0107 ppm | 0.0522 ppm | 0.0090 ppm |
| Concentration per Run 3 | 0.0109 ppm | 0.0508 ppm | 1.9202 ppm | 0.0209 ppm | 0.0112 ppm | 0.0518 ppm | 0.0097 ppm |
| Recovery Percentage 1 | 110.042 % | 101.673 % | 96.692 % | 103.886 % | 106.686 % | 102.663 % | 94.740 % |
| Concentration RSD | 1.0 % | 0.5 % | 0.6 % | 0.6 % | 5.1 % | 2.3 % | 4.6 % |

| | Si 212.412 {459} Axial) | Sn 189.989 {477} Axial) | Sr 421.552 {80} Radial) | Ti 334.904 {101} Axial) | Tl 190.856 {477} Axial) | V 292.402 {115} Axial) | Zn 206.200 {463} Axial) |
|---|---|---|---|---|---|---|---|
| Concentration average | 0.5306 ppm | 0.0526 ppm | 0.0103 ppm | 0.0104 ppm | 0.0197 ppm | 0.0107 ppm | 0.0059 ppm |
| Concentration per Run 1 | 0.5321 ppm | 0.0528 ppm | 0.0103 ppm | 0.0104 ppm | 0.0190 ppm | 0.0108 ppm | 0.0060 ppm |
| Concentration per Run 2 | 0.5286 ppm | 0.0526 ppm | 0.0104 ppm | 0.0106 ppm | 0.0207 ppm | 0.0106 ppm | 0.0059 ppm |
| Concentration per Run 3 | 0.5313 ppm | 0.0523 ppm | 0.0103 ppm | 0.0103 ppm | 0.0193 ppm | 0.0109 ppm | 0.0059 ppm |
| Recovery Percentage 1 | 106.129 % | 105.164 % | 103.405 % | 104.305 % | 98.349 % | 107.467 % | 118.570 % |
| Concentration RSD | 0.3 % | 0.5 % | 0.2 % | 1.6 % | 4.5 % | 1.2 % | 0.9 % |

| | Y 371.030 {91} Radial) | Y 360.073 {94} Axial) | Y 224.306 {450} Axial) | Sc 361.384 {93} Radial) | Sc 227.318 {448} Axial) | Sc 361.384 {93} Axial) | Li 670.784 {50} Radial) |
|---|---|---|---|---|---|---|---|
| Concentration average | 98.9774 % | 99.4859 % | 98.9415 % | 101.5767 % | 96.8561 % | 100.5153 % | 0.0099 ppm |
| Concentration per Run 1 | 98.5377 % | 99.8771 % | 98.8843 % | 101.4081 % | 96.4858 % | 100.8924 % | 0.0100 ppm |
| Concentration per Run 2 | 98.8239 % | 99.0479 % | 99.2549 % | 101.3514 % | 97.1708 % | 100.1235 % | 0.0098 ppm |
| Concentration per Run 3 | 99.5706 % | 99.5327 % | 98.6851 % | 101.9708 % | 96.9118 % | 100.5300 % | 0.0100 ppm |
| Recovery Percentage 1 | | | | | | | 99.329 % |
| Concentration RSD | 0.5 % | 0.4 % | 0.3 % | 0.3 % | 0.4 % | 0.4 % | 1.6 % |

# ICP DataTrace 6

9/10/2025 5:13:16 PM

LabBook: WG2112533_09092025T6.imexp

Sample: ICSA
Analysis started at: 9/9/2025 4:33:44 PM
Comments <Comment>
Rack: 0
Vial: 6

| | Ag 328.068 {103} Axial) | Al 396.152 {85} Radial) | As 189.042 {478} Axial) | B 208.959 {461} Axial) | Ba 455.403 {74} Radial) | Be 313.042 {108} Radial) | Ca 315.887 {107} Radial) |
|---|---|---|---|---|---|---|---|
| Concentration average | 0.0007 ppm | 531.6618 [SIC 500] | -0.0034 ppm | 0.0065 ppm | 0.0010 ppm | 0.0000 ppm | 508.2744 [SIC 1000] |
| Concentration per Run 1 | 0.0008 ppm | 513.4450 ppm | -0.0037 ppm | 0.0066 ppm | 0.0010 ppm | 0.0000 ppm | 493.2736 ppm |
| Concentration per Run 2 | 0.0006 ppm | 522.6874 ppm | -0.0052 ppm | 0.0063 ppm | 0.0009 ppm | 0.0000 ppm | 489.9158 ppm |
| Concentration per Run 3 | 0.0009 ppm | 558.8530 ppm | -0.0012 ppm | 0.0066 ppm | 0.0010 ppm | 0.0000 ppm | 541.6338 ppm |
| Recovery Percentage 1 | 10.542 % | 531,661.806 % | -67.103 % | 21.630 % | 9.711 % | 0.760 % | 508,274.400 % |
| Concentration RSD | 18.9 % | 4.5 % | 59.9 % | 3.0 % | 7.8 % | 27.2 % | 5.7 % |

| | Cd 214.438 {457} Axial) | Co 228.616 {447} Axial) | Cr 267.716 {126} Axial) | Cu 324.754 {104} Axial) | Fe 259.940 {130} Radial) | K 766.490 {44} Radial) | Mg 279.079 {121} Axial) |
|---|---|---|---|---|---|---|---|
| Concentration average | -0.0014 ppm | 0.0000 ppm | -0.0022 ppm | -0.0130 ppm | 189.3978 ppm | 0.0147 ppm | 456.6839 ppm |
| Concentration per Run 1 | -0.0014 ppm | -0.0001 ppm | -0.0024 ppm | -0.0130 ppm | 182.7438 ppm | 0.0191 ppm | 461.0514 ppm |
| Concentration per Run 2 | -0.0015 ppm | -0.0001 ppm | -0.0019 ppm | -0.0129 ppm | 185.4537 ppm | 0.0117 ppm | 455.7827 ppm |
| Concentration per Run 3 | -0.0014 ppm | 0.0001 ppm | -0.0023 ppm | -0.0130 ppm | 199.9957 ppm | 0.0133 ppm | 453.2175 ppm |
| Recovery Percentage 1 | -35.286 % | -0.140 % | -22.292 % | -129.687 % | 378,795.533 % | 0.588 % | 456,683.851 % |
| Concentration RSD | 4.7 % | 393.0 % | 11.8 % | 0.5 % | 4.9 % | 26.4 % | 0.9 % |

| | Mn 257.610 {131} Radial) | Mo 202.030 {467} Axial) | Na 589.592 {57} Radial) | Ni 231.604 {445} Axial) | Pb 220.353 {453} Axial) | Sb 206.833 {463} Axial) | Se 196.090 {472} Axial) |
|---|---|---|---|---|---|---|---|
| Concentration average | 0.0016 ppm | -0.0031 ppm | 0.0080 ppm | -0.0154 ppm | -0.0186 ppm | -0.0218 ppm | -0.0014 ppm |
| Concentration per Run 1 | 0.0015 ppm | -0.0032 ppm | 0.0051 ppm | -0.0153 ppm | -0.0170 ppm | -0.0183 ppm | -0.0076 ppm |
| Concentration per Run 2 | 0.0017 ppm | -0.0032 ppm | 0.0085 ppm | -0.0151 ppm | -0.0189 ppm | -0.0234 ppm | 0.0016 ppm |
| Concentration per Run 3 | 0.0017 ppm | -0.0029 ppm | 0.0105 ppm | -0.0159 ppm | -0.0197 ppm | -0.0236 ppm | 0.0019 ppm |
| Recovery Percentage 1 | 16.282 % | -6.185 % | 0.402 % | -61.762 % | -185.513 % | -43.574 % | -13.538 % |
| Concentration RSD | 8.5 % | 5.6 % | 33.7 % | 2.7 % | 7.5 % | 13.7 % | 400.5 % |

| | Si 212.412 {459} Axial) | Sn 189.989 {477} Axial) | Sr 421.552 {80} Radial) | Ti 334.904 {101} Axial) | Tl 190.856 {477} Axial) | V 292.402 {115} Axial) | Zn 206.200 {463} Axial) |
|---|---|---|---|---|---|---|---|
| Concentration average | -0.0117 ppm | 0.0018 ppm | -0.0033 ppm | 0.0000 ppm | -0.0203 ppm | 0.0007 ppm | 0.0087 ppm |
| Concentration per Run 1 | -0.0116 ppm | 0.0035 ppm | -0.0032 ppm | 0.0000 ppm | -0.0207 ppm | 0.0009 ppm | 0.0088 ppm |
| Concentration per Run 2 | -0.0119 ppm | 0.0014 ppm | -0.0032 ppm | -0.0001 ppm | -0.0203 ppm | 0.0006 ppm | 0.0088 ppm |
| Concentration per Run 3 | -0.0117 ppm | 0.0006 ppm | -0.0034 ppm | 0.0000 ppm | -0.0197 ppm | 0.0007 ppm | 0.0086 ppm |
| Recovery Percentage 1 | -2.345 % | 3.681 % | -32.827 % | -0.288 % | -101.355 % | 7.147 % | 174.388 % |
| Concentration RSD | 1.0 % | 82.6 % | 4.3 % | 159.4 % | 2.5 % | 19.3 % | 0.9 % |

| | Y 371.030 {91} Radial) | Y 360.073 {94} Axial) | Y 224.306 {450} Axial) | Sc 361.384 {93} Radial) | Sc 227.318 {448} Axial) | Sc 361.384 {93} Axial) | Li 670.784 {50} Radial) |
|---|---|---|---|---|---|---|---|
| Concentration average | 87.1369 % | 84.2547 % | 84.1880 % | 91.0809 % | 67.8612 % | 85.2349 % | -0.0011 ppm |
| Concentration per Run 1 | 89.8501 % | 84.1083 % | 84.2769 % | 94.0546 % | 67.9572 % | 85.1674 % | -0.0008 ppm |
| Concentration per Run 2 | 89.3185 % | 84.3142 % | 83.8466 % | 93.0573 % | 67.8854 % | 85.2399 % | -0.0012 ppm |
| Concentration per Run 3 | 82.2421 % | 84.3416 % | 84.4405 % | 86.1307 % | 67.7409 % | 85.2976 % | -0.0012 ppm |
| Recovery Percentage 1 | | | | | | | -10.796 % |
| Concentration RSD | 4.9 % | 0.2 % | 0.4 % | 4.7 % | 0.2 % | 0.1 % | 23.6 % |

# ICP DataTrace 6

9/10/2025 5:13:16 PM

LabBook: WG2112533_09092025T6.imexp

Sample: SIC Cr Mn V Ti
Analysis started at: 9/9/2025 4:44:04 PM
Comments <Comment>
Rack: 0
Vial: 7

| | Ag 328.068 {103} Axial) | Al 396.152 {85} Radial) | As 189.042 {478} Axial) | B 208.959 {461} Axial) | Ba 455.403 {74} Radial) | Be 313.042 {108} Radial) | Ca 315.887 {107} Radial) |
|---|---|---|---|---|---|---|---|
| Concentration average | 0.0035 ppm | 0.0055 ppm | -0.0010 ppm | 0.0038 ppm | 0.0002 ppm | -0.0012 ppm | -0.0128 ppm |
| Concentration per Run 1 | 0.0035 ppm | 0.0060 ppm | -0.0011 ppm | 0.0039 ppm | 0.0002 ppm | -0.0013 ppm | -0.0135 ppm |
| Concentration per Run 2 | 0.0035 ppm | 0.0079 ppm | -0.0014 ppm | 0.0036 ppm | 0.0001 ppm | -0.0012 ppm | -0.0112 ppm |
| Concentration per Run 3 | 0.0035 ppm | 0.0027 ppm | -0.0005 ppm | 0.0038 ppm | 0.0002 ppm | -0.0012 ppm | -0.0136 ppm |
| Recovery Percentage 1 | 50.361 % | 5.507 % | -20.094 % | 12.528 % | 1.945 % | -24.196 % | -12.772 % |
| Concentration RSD | 0.5 % | 48.2 % | 41.4 % | 4.2 % | 32.5 % | 4.0 % | 10.5 % |

| | Cd 214.438 {457} Axial) | Co 228.616 {447} Axial) | Cr 267.716 {126} Axial) | Cu 324.754 {104} Axial) | Fe 259.940 {130} Radial) | K 766.490 {44} Radial) | Mg 279.079 {121} Axial) |
|---|---|---|---|---|---|---|---|
| Concentration average | -0.0008 ppm | 0.0029 ppm | **20.7873 ppm** | -0.0098 ppm | -0.0434 ppm | 0.0068 ppm | -0.0300 ppm |
| Concentration per Run 1 | -0.0008 ppm | 0.0031 ppm | 20.9150 ppm | -0.0102 ppm | -0.0434 ppm | 0.0139 ppm | -0.0273 ppm |
| Concentration per Run 2 | -0.0008 ppm | 0.0029 ppm | 20.5961 ppm | -0.0098 ppm | -0.0426 ppm | 0.0111 ppm | -0.0304 ppm |
| Concentration per Run 3 | -0.0009 ppm | 0.0026 ppm | 20.8507 ppm | -0.0095 ppm | -0.0443 ppm | -0.0048 ppm | -0.0322 ppm |
| Recovery Percentage 1 | -20.364 % | 14.459 % | 207,873.068 % | -97.910 % | -86.886 % | 0.270 % | -29.975 % |
| Concentration RSD | 5.3 % | 8.0 % | **0.8 %** | 3.6 % | 2.0 % | 149.5 % | 8.2 % |

| | Mn 257.610 {131} Radial) | Mo 202.030 {467} Axial) | Na 589.592 {57} Radial) | Ni 231.604 {445} Axial) | Pb 220.353 {453} Axial) | Sb 206.833 {463} Axial) | Se 196.090 {472} Axial) |
|---|---|---|---|---|---|---|---|
| Concentration average | **20.3518 [SIC 20]** | -0.0030 ppm | -0.0035 ppm | 0.0007 ppm | -0.0167 ppm | 0.0407 ppm | -0.0080 ppm |
| Concentration per Run 1 | 20.6687 ppm | -0.0029 ppm | -0.0030 ppm | 0.0004 ppm | -0.0164 ppm | 0.0397 ppm | -0.0077 ppm |
| Concentration per Run 2 | 20.3995 ppm | -0.0031 ppm | -0.0014 ppm | 0.0006 ppm | -0.0169 ppm | 0.0412 ppm | -0.0087 ppm |
| Concentration per Run 3 | 19.9874 ppm | -0.0031 ppm | -0.0061 ppm | 0.0010 ppm | -0.0166 ppm | 0.0413 ppm | -0.0076 ppm |
| Recovery Percentage 1 | 203,518.450 % | -6.008 % | -0.176 % | 2.719 % | -166.594 % | 81.439 % | -80.023 % |
| Concentration RSD | **1.7 %** | 4.2 % | 67.7 % | 40.7 % | 1.5 % | 2.2 % | 7.6 % |

| | Si 212.412 {459} Axial) | Sn 189.989 {477} Axial) | Sr 421.552 {80} Radial) | Ti 334.904 {101} Axial) | Tl 190.856 {477} Axial) | V 292.402 {115} Axial) | Zn 206.200 {463} Axial) |
|---|---|---|---|---|---|---|---|
| Concentration average | 0.2534 ppm | -0.0011 ppm | 0.0005 ppm | **20.4242 ppm** | -0.0096 ppm | **10.4762 [SIC 10]** | 0.0034 ppm |
| Concentration per Run 1 | 0.2571 ppm | -0.0008 ppm | 0.0005 ppm | 20.3421 ppm | -0.0097 ppm | 10.4980 ppm | 0.0039 ppm |
| Concentration per Run 2 | 0.2540 ppm | -0.0015 ppm | 0.0005 ppm | 20.4228 ppm | -0.0107 ppm | 10.4661 ppm | 0.0029 ppm |
| Concentration per Run 3 | 0.2490 ppm | -0.0012 ppm | 0.0006 ppm | 20.5076 ppm | -0.0084 ppm | 10.4644 ppm | 0.0036 ppm |
| Recovery Percentage 1 | 50.673 % | -2.277 % | 5.447 % | 204,241.604 % | -47.959 % | 104,761.561 % | 68.687 % |
| Concentration RSD | 1.6 % | 32.2 % | 12.7 % | **0.4 %** | 11.9 % | **0.2 %** | 14.8 % |

| | Y 371.030 {91} Radial) | Y 360.073 {94} Axial) | Y 224.306 {450} Axial) | Sc 361.384 {93} Radial) | Sc 227.318 {448} Axial) | Sc 361.384 {93} Axial) | Li 670.784 {50} Radial) |
|---|---|---|---|---|---|---|---|
| Concentration average | 98.1184 % | 97.9697 % | 97.7334 % | 100.7485 % | 94.6964 % | 96.7981 % | -0.0019 ppm |
| Concentration per Run 1 | 97.8990 % | 98.2174 % | 97.9153 % | 100.8200 % | 94.8702 % | 97.0795 % | -0.0018 ppm |
| Concentration per Run 2 | 97.9408 % | 97.9767 % | 98.0977 % | 100.4706 % | 95.2404 % | 96.7719 % | -0.0020 ppm |
| Concentration per Run 3 | 98.5153 % | 97.7148 % | 97.1870 % | 100.9548 % | 93.9786 % | 96.5429 % | -0.0019 ppm |
| Recovery Percentage 1 | | | | | | | -19.161 % |
| Concentration RSD | 0.4 % | 0.3 % | 0.5 % | 0.2 % | 0.7 % | 0.3 % | 5.5 % |

# ICP DataTrace 6

9/10/2025 5:13:16 PM

LabBook: WG2112533_09092025T6.imexp

Sample: LDR Check
Analysis started at: 9/9/2025 4:51:39 PM
Comments <Comment>
Rack: 0
Vial: 8

| | Ag 328.068 {103} Axial) | Al 396.152 {85} Radial) | As 189.042 {478} Axial) | B 208.959 {461} Axial) | Ba 455.403 {74} Radial) | Be 313.042 {108} Radial) | Ca 315.887 {107} Radial) |
|---|---|---|---|---|---|---|---|
| Concentration average | 0.0012 ppm | -0.0103 ppm | 5.5339 ppm | 5.0528 [SIC 20] | 9.7820 ppm | 0.0002 ppm | 0.0126 ppm |
| Concentration per Run 1 | 0.0012 ppm | -0.0119 ppm | 5.5394 ppm | 5.0139 ppm | 9.7851 ppm | 0.0002 ppm | 0.0085 ppm |
| Concentration per Run 2 | 0.0013 ppm | -0.0079 ppm | 5.5515 ppm | 5.0777 ppm | 9.6768 ppm | 0.0002 ppm | 0.0134 ppm |
| Concentration per Run 3 | 0.0010 ppm | -0.0112 ppm | 5.5109 ppm | 5.0669 ppm | 9.8842 ppm | 0.0002 ppm | 0.0159 ppm |
| Recovery Percentage 1 | 0.000 % | 0.000 % | 110.678 % | 101.056 % | 97.820 % | 0.000 % | 0.000 % |
| Concentration RSD | 15.9 % | 20.9 % | 0.4 % | 0.7 % | 1.1 % | 10.3 % | 29.7 % |

| | Cd 214.438 {457} Axial) | Co 228.616 {447} Axial) | Cr 267.716 {126} Axial) | Cu 324.754 {104} Axial) | Fe 259.940 {130} Radial) | K 766.490 {44} Radial) | Mg 279.079 {121} Axial) |
|---|---|---|---|---|---|---|---|
| Concentration average | 0.0003 ppm | 0.0001 ppm | -0.0006 ppm | 20.0892 [SIC 20] | 0.0031 ppm | 282.9151 ppm | 0.0147 ppm |
| Concentration per Run 1 | 0.0004 ppm | 0.0001 ppm | -0.0008 ppm | 20.0186 ppm | 0.0024 ppm | 285.3250 ppm | 0.0126 ppm |
| Concentration per Run 2 | 0.0003 ppm | 0.0002 ppm | -0.0007 ppm | 20.0891 ppm | 0.0029 ppm | 278.9017 ppm | 0.0142 ppm |
| Concentration per Run 3 | 0.0003 ppm | 0.0000 ppm | -0.0005 ppm | 20.1600 ppm | 0.0038 ppm | 284.5185 ppm | 0.0172 ppm |
| Recovery Percentage 1 | 0.000 % | 0.000 % | 0.000 % | 100.446 % | 0.000 % | 94.305 % | 0.000 % |
| Concentration RSD | 8.9 % | 84.0 % | 19.5 % | 0.4 % | 23.6 % | 1.2 % | 16.1 % |

| | Mn 257.610 {131} Radial) | Mo 202.030 {467} Axial) | Na 589.592 {57} Radial) | Ni 231.604 {445} Axial) | Pb 220.353 {453} Axial) | Sb 206.833 {463} Axial) | Se 196.090 {472} Axial) |
|---|---|---|---|---|---|---|---|
| Concentration average | 0.0005 ppm | 5.0120 [SIC 20] | 429.4758 ppm | 9.9120 ppm | 47.2229 ppm | -0.0062 ppm | -0.0027 ppm |
| Concentration per Run 1 | 0.0004 ppm | 4.9845 ppm | 424.8945 ppm | 9.8857 ppm | 47.2418 ppm | -0.0069 ppm | -0.0044 ppm |
| Concentration per Run 2 | 0.0008 ppm | 5.0288 ppm | 408.8776 ppm | 9.9421 ppm | 47.3365 ppm | -0.0065 ppm | -0.0007 ppm |
| Concentration per Run 3 | 0.0005 ppm | 5.0227 ppm | 454.6552 ppm | 9.9082 ppm | 47.0905 ppm | -0.0052 ppm | -0.0030 ppm |
| Recovery Percentage 1 | 0.000 % | 100.240 % | 107.369 % | 99.120 % | 94.446 % | 0.000 % | 0.000 % |
| Concentration RSD | 37.0 % | 0.5 % | 5.4 % | 0.3 % | 0.3 % | 14.2 % | 69.7 % |

| | Si 212.412 {459} Axial) | Sn 189.989 {477} Axial) | Sr 421.552 {80} Radial) | Ti 334.904 {101} Axial) | Tl 190.856 {477} Axial) | V 292.402 {115} Axial) | Zn 206.200 {463} Axial) |
|---|---|---|---|---|---|---|---|
| Concentration average | 21.8336 [SIC 200] | 0.0020 ppm | 0.0005 ppm | 0.0014 ppm | -0.0073 ppm | 0.0086 ppm | 20.2262 [SIC 20] |
| Concentration per Run 1 | 21.6687 ppm | 0.0027 ppm | 0.0005 ppm | 0.0017 ppm | -0.0054 ppm | 0.0086 ppm | 20.2749 ppm |
| Concentration per Run 2 | 21.9246 ppm | 0.0015 ppm | 0.0004 ppm | 0.0016 ppm | -0.0090 ppm | 0.0087 ppm | 20.2755 ppm |
| Concentration per Run 3 | 21.9076 ppm | 0.0017 ppm | 0.0006 ppm | 0.0010 ppm | -0.0076 ppm | 0.0086 ppm | 20.1284 ppm |
| Recovery Percentage 1 | 109.168 % | 0.000 % | 0.000 % | 0.000 % | 0.000 % | 0.000 % | 101.131 % |
| Concentration RSD | 0.7 % | 33.6 % | 19.9 % | 27.4 % | 24.8 % | 0.3 % | 0.4 % |

| | Y 371.030 {91} Radial) | Y 360.073 {94} Axial) | Y 224.306 {450} Axial) | Sc 361.384 {93} Radial) | Sc 227.318 {448} Axial) | Sc 361.384 {93} Axial) | Li 670.784 {50} Radial) |
|---|---|---|---|---|---|---|---|
| Concentration average | 91.7175 % | 87.1247 % | 87.6915 % | 94.4725 % | 83.0273 % | 87.4193 % | 5.0102 ppm |
| Concentration per Run 1 | 93.1115 % | 87.1963 % | 88.0702 % | 95.7466 % | 83.6851 % | 87.4466 % | 5.0024 ppm |
| Concentration per Run 2 | 93.1345 % | 87.3508 % | 87.5632 % | 95.6054 % | 82.7785 % | 87.6510 % | 5.0766 ppm |
| Concentration per Run 3 | 88.9065 % | 86.8272 % | 87.4410 % | 92.0656 % | 82.6182 % | 87.1604 % | 4.9517 ppm |
| Recovery Percentage 1 | | | | | | | 100.205 % |
| Concentration RSD | 2.7 % | 0.3 % | 0.4 % | 2.2 % | 0.7 % | 0.3 % | 1.3 % |

# ICP DataTrace 6

9/10/2025 5:13:16 PM

LabBook: WG2112533_09092025T6.imexp

Sample: LLOQ 0.005 As pass
Analysis started at: 9/9/2025 5:16:42 PM
Comments <Comment>
Rack: 1
Vial: 1

| | Ag 328.068 {103} Axial) | Al 396.152 {85} Radial) | As 189.042 {478} Axial) | B 208.959 {461} Axial) | Ba 455.403 {74} Radial) | Be 313.042 {108} Radial) | Ca 315.887 {107} Radial) |
|---|---|---|---|---|---|---|---|
| Concentration average | 0.0053 ppm | **0.0089 ppm** | 0.0045 ppm | **0.0071 ppm** | 0.0053 ppm | 0.0053 ppm | 0.0178 ppm |
| Concentration per Run 1 | 0.0053 ppm | 0.0061 ppm | 0.0037 ppm | 0.0071 ppm | 0.0054 ppm | 0.0053 ppm | 0.0172 ppm |
| Concentration per Run 2 | 0.0052 ppm | 0.0084 ppm | 0.0049 ppm | 0.0071 ppm | 0.0053 ppm | 0.0053 ppm | 0.0194 ppm |
| Concentration per Run 3 | 0.0053 ppm | 0.0121 ppm | 0.0049 ppm | 0.0071 ppm | 0.0053 ppm | 0.0053 ppm | 0.0168 ppm |
| Recovery Percentage 1 | 105.070 % | 177.548 % | 89.951 % | 142.054 % | 106.854 % | 106.099 % | 0.000 % |
| Concentration RSD | 0.6 % | **33.9 %** | 16.0 % | **0.5 %** | 1.0 % | 0.6 % | 7.9 % |

| | Cd 214.438 {457} Axial) | Co 228.616 {447} Axial) | Cr 267.716 {126} Axial) | Cu 324.754 {104} Axial) | Fe 259.940 {130} Radial) | K 766.490 {44} Radial) | Mg 279.079 {121} Axial) |
|---|---|---|---|---|---|---|---|
| Concentration average | 0.0055 ppm | 0.0055 ppm | 0.0055 ppm | 0.0047 ppm | 0.0049 ppm | 0.0698 ppm | 0.0067 ppm |
| Concentration per Run 1 | 0.0055 ppm | 0.0055 ppm | 0.0056 ppm | 0.0048 ppm | 0.0056 ppm | 0.0720 ppm | 0.0078 ppm |
| Concentration per Run 2 | 0.0055 ppm | 0.0056 ppm | 0.0056 ppm | 0.0046 ppm | 0.0038 ppm | 0.0750 ppm | 0.0060 ppm |
| Concentration per Run 3 | 0.0055 ppm | 0.0054 ppm | 0.0052 ppm | 0.0046 ppm | 0.0054 ppm | 0.0626 ppm | 0.0063 ppm |
| Recovery Percentage 1 | 110.739 % | 109.520 % | 109.078 % | 93.458 % | 98.579 % | 0.000 % | 0.000 % |
| Concentration RSD | 0.2 % | 2.0 % | 3.6 % | 2.9 % | 20.1 % | 9.3 % | 14.8 % |

| | Mn 257.610 {131} Radial) | Mo 202.030 {467} Axial) | Na 589.592 {57} Radial) | Ni 231.604 {445} Axial) | Pb 220.353 {453} Axial) | Sb 206.833 {463} Axial) | Se 196.090 {472} Axial) |
|---|---|---|---|---|---|---|---|
| Concentration average | **0.0061 ppm** | 0.0051 ppm | 0.1068 ppm | 0.0057 ppm | 0.0053 ppm | 0.0055 ppm | 0.0047 ppm |
| Concentration per Run 1 | 0.0060 ppm | 0.0050 ppm | 0.1112 ppm | 0.0055 ppm | 0.0057 ppm | 0.0058 ppm | 0.0037 ppm |
| Concentration per Run 2 | 0.0062 ppm | 0.0051 ppm | 0.1064 ppm | 0.0059 ppm | 0.0049 ppm | 0.0060 ppm | 0.0060 ppm |
| Concentration per Run 3 | 0.0060 ppm | 0.0051 ppm | 0.1027 ppm | 0.0057 ppm | 0.0053 ppm | 0.0048 ppm | 0.0044 ppm |
| Recovery Percentage 1 | 121.196 % | 101.555 % | 0.000 % | 113.927 % | 106.705 % | 110.869 % | 94.210 % |
| Concentration RSD | **2.6 %** | 1.0 % | 4.0 % | 3.9 % | 7.7 % | 12.0 % | 25.1 % |

| | Si 212.412 {459} Axial) | Sn 189.989 {477} Axial) | Sr 421.552 {80} Radial) | Ti 334.904 {101} Axial) | Tl 190.856 {477} Axial) | V 292.402 {115} Axial) | Zn 206.200 {463} Axial) |
|---|---|---|---|---|---|---|---|
| Concentration average | **0.0588 ppm** | 0.0056 ppm | 0.0052 ppm | 0.0054 ppm | **0.0039 ppm** | 0.0057 ppm | **0.0065 ppm** |
| Concentration per Run 1 | 0.0596 ppm | 0.0058 ppm | 0.0053 ppm | 0.0053 ppm | 0.0040 ppm | 0.0057 ppm | 0.0066 ppm |
| Concentration per Run 2 | 0.0585 ppm | 0.0059 ppm | 0.0051 ppm | 0.0055 ppm | 0.0038 ppm | 0.0055 ppm | 0.0064 ppm |
| Concentration per Run 3 | 0.0584 ppm | 0.0052 ppm | 0.0053 ppm | 0.0054 ppm | 0.0038 ppm | 0.0059 ppm | 0.0065 ppm |
| Recovery Percentage 1 | 1,176.863 % | 112.355 % | 104.496 % | 108.043 % | 77.979 % | 114.314 % | 130.039 % |
| Concentration RSD | **1.2 %** | 6.2 % | 2.3 % | 2.2 % | **3.0 %** | 3.7 % | **1.3 %** |

| | Y 371.030 {91} Radial) | Y 360.073 {94} Axial) | Y 224.306 {450} Axial) | Sc 361.384 {93} Radial) | Sc 227.318 {448} Axial) | Sc 361.384 {93} Axial) | Li 670.784 {50} Radial) |
|---|---|---|---|---|---|---|---|
| Concentration average | 97.8839 % | 100.8189 % | 103.4004 % | 99.1379 % | 99.2526 % | 100.9082 % | 0.0044 ppm |
| Concentration per Run 1 | 98.1083 % | 100.6768 % | 103.2536 % | 99.0512 % | 98.5767 % | 100.7672 % | 0.0044 ppm |
| Concentration per Run 2 | 97.7031 % | 100.8202 % | 103.3071 % | 99.1057 % | 99.3541 % | 100.8903 % | 0.0042 ppm |
| Concentration per Run 3 | 97.8402 % | 100.9596 % | 103.6405 % | 99.2569 % | 99.8272 % | 101.0672 % | 0.0047 ppm |
| Recovery Percentage 1 | | | | | | | 88.920 % |
| Concentration RSD | 0.2 % | 0.1 % | 0.2 % | 0.1 % | 0.6 % | 0.1 % | 6.2 % |

# ICP DataTrace 6

9/10/2025 5:13:16 PM

LabBook: WG2112533_09092025T6.imexp

Sample: xIEC 10 V
Analysis started at: 9/9/2025 5:23:16 PM
Comments <Comment>
Rack: 1
Vial: 2

| | Ag 328.068 {103} Axial) | Al 396.152 {85} Radial) | As 189.042 {478} Axial) | B 208.959 {461} Axial) | Ba 455.403 {74} Radial) | Be 313.042 {108} Radial) | Ca 315.887 {107} Radial) |
|---|---|---|---|---|---|---|---|
| Concentration average | 0.0007 ppm | 0.0017 ppm | 0.0006 ppm | 0.0040 ppm | 0.0000 ppm | -0.0002 ppm | -0.0112 ppm |
| Concentration per Run 1 | 0.0007 ppm | 0.0074 ppm | -0.0001 ppm | 0.0040 ppm | 0.0000 ppm | -0.0002 ppm | -0.0122 ppm |
| Concentration per Run 2 | 0.0006 ppm | -0.0049 ppm | 0.0018 ppm | 0.0041 ppm | 0.0001 ppm | -0.0003 ppm | -0.0098 ppm |
| Concentration per Run 3 | 0.0008 ppm | 0.0027 ppm | 0.0001 ppm | 0.0040 ppm | 0.0000 ppm | -0.0002 ppm | -0.0115 ppm |
| Recovery Percentage 1 | 9.817 % | 1.724 % | 11.791 % | 13.418 % | 0.170 % | -4.976 % | -11.162 % |
| Concentration RSD | 17.1 % | 358.5 % | 183.7 % | 1.6 % | 386.7 % | 4.4 % | 11.2 % |

| | Cd 214.438 {457} Axial) | Co 228.616 {447} Axial) | Cr 267.716 {126} Axial) | Cu 324.754 {104} Axial) | Fe 259.940 {130} Radial) | K 766.490 {44} Radial) | Mg 279.079 {121} Axial) |
|---|---|---|---|---|---|---|---|
| Concentration average | 0.0000 ppm | 0.0001 ppm | 0.0015 ppm | -0.0009 ppm | 0.0022 ppm | 0.0205 ppm | -0.0006 ppm |
| Concentration per Run 1 | 0.0000 ppm | 0.0001 ppm | 0.0016 ppm | -0.0009 ppm | 0.0024 ppm | 0.0205 ppm | -0.0021 ppm |
| Concentration per Run 2 | 0.0000 ppm | 0.0000 ppm | 0.0016 ppm | -0.0007 ppm | 0.0020 ppm | 0.0194 ppm | 0.0014 ppm |
| Concentration per Run 3 | 0.0001 ppm | 0.0001 ppm | 0.0014 ppm | -0.0010 ppm | 0.0021 ppm | 0.0215 ppm | -0.0011 ppm |
| Recovery Percentage 1 | 0.807 % | 0.257 % | 15.260 % | -8.565 % | 4.360 % | 0.819 % | -0.622 % |
| Concentration RSD | 105.2 % | 57.4 % | 8.9 % | 17.3 % | 8.6 % | 5.0 % | 288.5 % |

| | Mn 257.610 {131} Radial) | Mo 202.030 {467} Axial) | Na 589.592 {57} Radial) | Ni 231.604 {445} Axial) | Pb 220.353 {453} Axial) | Sb 206.833 {463} Axial) | Se 196.090 {472} Axial) |
|---|---|---|---|---|---|---|---|
| Concentration average | -0.0002 ppm | -0.0013 ppm | 0.0109 ppm | 0.0000 ppm | -0.0006 ppm | 0.0045 ppm | -0.0018 ppm |
| Concentration per Run 1 | -0.0004 ppm | -0.0012 ppm | 0.0087 ppm | -0.0003 ppm | -0.0001 ppm | 0.0042 ppm | -0.0014 ppm |
| Concentration per Run 2 | -0.0002 ppm | -0.0012 ppm | 0.0129 ppm | 0.0001 ppm | -0.0010 ppm | 0.0047 ppm | -0.0034 ppm |
| Concentration per Run 3 | 0.0000 ppm | -0.0014 ppm | 0.0110 ppm | 0.0001 ppm | -0.0006 ppm | 0.0045 ppm | -0.0007 ppm |
| Recovery Percentage 1 | -2.094 % | -2.529 % | 0.543 % | -0.137 % | -5.704 % | 8.984 % | -18.147 % |
| Concentration RSD | 105.2 % | 7.3 % | 19.6 % | 720.0 % | 80.7 % | 5.0 % | 75.4 % |

| | Si 212.412 {459} Axial) | Sn 189.989 {477} Axial) | Sr 421.552 {80} Radial) | Ti 334.904 {101} Axial) | Tl 190.856 {477} Axial) | V 292.402 {115} Axial) | Zn 206.200 {463} Axial) |
|---|---|---|---|---|---|---|---|
| Concentration average | 0.6963 ppm | 0.0010 ppm | -0.0001 ppm | 0.0006 ppm | 0.0091 ppm | 10.3033 [SIC 10] | 0.0000 ppm |
| Concentration per Run 1 | 0.7036 ppm | 0.0003 ppm | 0.0000 ppm | 0.0007 ppm | 0.0099 ppm | 10.3716 ppm | -0.0002 ppm |
| Concentration per Run 2 | 0.6929 ppm | 0.0012 ppm | 0.0000 ppm | 0.0006 ppm | 0.0081 ppm | 10.2737 ppm | 0.0000 ppm |
| Concentration per Run 3 | 0.6925 ppm | 0.0014 ppm | -0.0001 ppm | 0.0006 ppm | 0.0094 ppm | 10.2645 ppm | 0.0000 ppm |
| Recovery Percentage 1 | 139.266 % | 1.905 % | -0.726 % | 6.435 % | 45.575 % | 103,032.581 % | -0.863 % |
| Concentration RSD | 0.9 % | 64.4 % | 84.6 % | 8.1 % | 10.3 % | 0.6 % | 245.9 % |

| | Y 371.030 {91} Radial) | Y 360.073 {94} Axial) | Y 224.306 {450} Axial) | Sc 361.384 {93} Radial) | Sc 227.318 {448} Axial) | Sc 361.384 {93} Axial) | Li 670.784 {50} Radial) |
|---|---|---|---|---|---|---|---|
| Concentration average | 98.3612 % | 101.3988 % | 103.4609 % | 100.9010 % | 100.2107 % | 102.1531 % | 0.0001 ppm |
| Concentration per Run 1 | 97.9013 % | 101.2859 % | 102.9222 % | 100.3445 % | 99.7787 % | 102.0742 % | 0.0000 ppm |
| Concentration per Run 2 | 98.5534 % | 101.3689 % | 103.8561 % | 101.2786 % | 100.4559 % | 102.0954 % | 0.0001 ppm |
| Concentration per Run 3 | 98.6289 % | 101.5415 % | 103.6042 % | 101.0798 % | 100.3976 % | 102.2897 % | 0.0003 ppm |
| Recovery Percentage 1 | | | | | | | 1.428 % |
| Concentration RSD | 0.4 % | 0.1 % | 0.5 % | 0.5 % | 0.4 % | 0.1 % | 94.8 % |

# ICP DataTrace 6

9/10/2025 5:13:16 PM

LabBook: WG2112533_09092025T6.imexp

Sample: IEC 20 Ti Be+
Analysis started at: 9/9/2025 5:29:58 PM
Comments <Comment>
Rack: 1
Vial: 3

| | Ag 328.068 {103} Axial) | Al 396.152 {85} Radial) | As 189.042 {478} Axial) | B 208.959 {461} Axial) | Ba 455.403 {74} Radial) | Be 313.042 {108} Radial) | Ca 315.887 {107} Radial) |
|---|---|---|---|---|---|---|---|
| Concentration average | -0.0001 ppm | 0.0565 ppm | -0.0005 ppm | 0.1588 ppm | 0.0002 ppm | 0.0000 ppm | 0.0097 ppm |
| Concentration per Run 1 | -0.0003 ppm | 0.0574 ppm | 0.0000 ppm | 0.1585 ppm | 0.0002 ppm | -0.0001 ppm | 0.0113 ppm |
| Concentration per Run 2 | 0.0001 ppm | 0.0551 ppm | -0.0010 ppm | 0.1586 ppm | 0.0001 ppm | -0.0001 ppm | 0.0053 ppm |
| Concentration per Run 3 | -0.0002 ppm | 0.0571 ppm | -0.0006 ppm | 0.1594 ppm | 0.0002 ppm | 0.0001 ppm | 0.0124 ppm |
| Recovery Percentage 1 | -1.662 % | 56.518 % | -10.225 % | 529.445 % | 1.504 % | -0.689 % | 9.657 % |
| Concentration RSD | 166.9 % | 2.2 % | 91.5 % | 0.3 % | 33.6 % | 288.2 % | 39.3 % |

| | Cd 214.438 {457} Axial) | Co 228.616 {447} Axial) | Cr 267.716 {126} Axial) | Cu 324.754 {104} Axial) | Fe 259.940 {130} Radial) | K 766.490 {44} Radial) | Mg 279.079 {121} Axial) |
|---|---|---|---|---|---|---|---|
| Concentration average | 0.0001 ppm | 0.0070 ppm | -0.0008 ppm | -0.0104 ppm | -0.0007 ppm | 0.0274 ppm | -0.0018 ppm |
| Concentration per Run 1 | 0.0001 ppm | 0.0072 ppm | -0.0010 ppm | -0.0105 ppm | 0.0003 ppm | 0.0183 ppm | -0.0021 ppm |
| Concentration per Run 2 | 0.0001 ppm | 0.0068 ppm | -0.0005 ppm | -0.0105 ppm | -0.0015 ppm | 0.0358 ppm | -0.0005 ppm |
| Concentration per Run 3 | 0.0001 ppm | 0.0069 ppm | -0.0008 ppm | -0.0102 ppm | -0.0009 ppm | 0.0279 ppm | -0.0028 ppm |
| Recovery Percentage 1 | 3.271 % | 34.899 % | -7.592 % | -103.908 % | -1.429 % | 1.095 % | -1.765 % |
| Concentration RSD | 16.6 % | 2.5 % | 27.5 % | 1.3 % | 125.6 % | 32.0 % | 66.9 % |

| | Mn 257.610 {131} Radial) | Mo 202.030 {467} Axial) | Na 589.592 {57} Radial) | Ni 231.604 {445} Axial) | Pb 220.353 {453} Axial) | Sb 206.833 {463} Axial) | Se 196.090 {472} Axial) |
|---|---|---|---|---|---|---|---|
| Concentration average | 0.0003 ppm | -0.0004 ppm | 0.0987 ppm | -0.0001 ppm | -0.0003 ppm | 0.0013 ppm | 0.0000 ppm |
| Concentration per Run 1 | 0.0002 ppm | -0.0006 ppm | 0.1000 ppm | -0.0001 ppm | -0.0003 ppm | 0.0010 ppm | -0.0003 ppm |
| Concentration per Run 2 | 0.0005 ppm | -0.0002 ppm | 0.0947 ppm | 0.0000 ppm | -0.0010 ppm | 0.0015 ppm | 0.0005 ppm |
| Concentration per Run 3 | 0.0002 ppm | -0.0003 ppm | 0.1013 ppm | -0.0001 ppm | 0.0005 ppm | 0.0014 ppm | -0.0002 ppm |
| Recovery Percentage 1 | 2.994 % | -0.721 % | 4.933 % | -0.241 % | -2.716 % | 2.552 % | -0.158 % |
| Concentration RSD | 54.7 % | 60.2 % | 3.5 % | 72.9 % | 276.0 % | 20.6 % | 2,862.2 % |

| | Si 212.412 {459} Axial) | Sn 189.989 {477} Axial) | Sr 421.552 {80} Radial) | Ti 334.904 {101} Axial) | Tl 190.856 {477} Axial) | V 292.402 {115} Axial) | Zn 206.200 {463} Axial) |
|---|---|---|---|---|---|---|---|
| Concentration average | 1.5332 ppm | 0.0004 ppm | 0.0005 ppm | 20.9115 ppm | -0.0065 ppm | 0.0088 ppm | -0.0004 ppm |
| Concentration per Run 1 | 1.5280 ppm | -0.0008 ppm | 0.0005 ppm | 20.8276 ppm | -0.0090 ppm | 0.0090 ppm | -0.0004 ppm |
| Concentration per Run 2 | 1.5293 ppm | 0.0013 ppm | 0.0006 ppm | 20.9223 ppm | -0.0050 ppm | 0.0090 ppm | -0.0004 ppm |
| Concentration per Run 3 | 1.5423 ppm | 0.0007 ppm | 0.0005 ppm | 20.9846 ppm | -0.0056 ppm | 0.0085 ppm | -0.0004 ppm |
| Recovery Percentage 1 | 306.639 % | 0.822 % | 5.321 % | 209,114.805 % | -32.687 % | 88.393 % | -7.437 % |
| Concentration RSD | 0.5 % | 255.5 % | 14.2 % | 0.4 % | 33.0 % | 3.0 % | 5.3 % |

| | Y 371.030 {91} Radial) | Y 360.073 {94} Axial) | Y 224.306 {450} Axial) | Sc 361.384 {93} Radial) | Sc 227.318 {448} Axial) | Sc 361.384 {93} Axial) | Li 670.784 {50} Radial) |
|---|---|---|---|---|---|---|---|
| Concentration average | 97.5876 % | 100.6640 % | 102.8079 % | 100.5391 % | 99.4428 % | 99.4292 % | -0.0012 ppm |
| Concentration per Run 1 | 96.9710 % | 100.6855 % | 102.7984 % | 99.8848 % | 99.5251 % | 99.4988 % | -0.0015 ppm |
| Concentration per Run 2 | 97.7595 % | 100.8156 % | 102.9011 % | 100.8213 % | 99.6091 % | 99.5391 % | -0.0010 ppm |
| Concentration per Run 3 | 98.0322 % | 100.4910 % | 102.7244 % | 100.9111 % | 99.1941 % | 99.2496 % | -0.0010 ppm |
| Recovery Percentage 1 | | | | | | | -11.600 % |
| Concentration RSD | 0.6 % | 0.2 % | 0.1 % | 0.6 % | 0.2 % | 0.2 % | 25.3 % |

# ICP DataTrace 6

9/10/2025 5:13:16 PM

LabBook: WG2112533_09092025T6.imexp

Sample: xIEC 500 AI
Analysis started at: 9/9/2025 5:50:21 PM
Comments <Comment>
Rack: 1
Vial: 4

| | Ag 328.068 {103} Axial) | Al 396.152 {85} Radial) | As 189.042 {478} Axial) | B 208.959 {461} Axial) | Ba 455.403 {74} Radial) | Be 313.042 {108} Radial) | Ca 315.887 {107} Radial) |
|---|---|---|---|---|---|---|---|
| Concentration average | 0.0001 ppm | **482.1470 ppm** | -0.0033 ppm | 0.0048 ppm | 0.0000 ppm | 0.0000 ppm | -0.0105 ppm |
| Concentration per Run 1 | 0.0000 ppm | 480.4941 ppm | -0.0020 ppm | 0.0049 ppm | 0.0001 ppm | 0.0000 ppm | -0.0152 ppm |
| Concentration per Run 2 | 0.0002 ppm | 485.1903 ppm | -0.0052 ppm | 0.0050 ppm | 0.0000 ppm | 0.0001 ppm | -0.0087 ppm |
| Concentration per Run 3 | 0.0000 ppm | 480.7568 ppm | -0.0026 ppm | 0.0045 ppm | 0.0000 ppm | 0.0000 ppm | -0.0077 ppm |
| Recovery Percentage 1 | 1.115 % | 482,147.049 % | -65.493 % | 16.003 % | 0.138 % | 0.645 % | -10.527 % |
| Concentration RSD | 170.4 % | **0.5 %** | 51.6 % | 6.0 % | 348.0 % | 53.6 % | 39.0 % |

| | Cd 214.438 {457} Axial) | Co 228.616 {447} Axial) | Cr 267.716 {126} Axial) | Cu 324.754 {104} Axial) | Fe 259.940 {130} Radial) | K 766.490 {44} Radial) | Mg 279.079 {121} Axial) |
|---|---|---|---|---|---|---|---|
| Concentration average | -0.0018 ppm | -0.0001 ppm | 0.0000 ppm | -0.0002 ppm | -0.0638 ppm | 0.0068 ppm | **-0.2378 ppm** |
| Concentration per Run 1 | -0.0018 ppm | -0.0003 ppm | 0.0001 ppm | -0.0002 ppm | -0.0631 ppm | 0.0108 ppm | -0.2358 ppm |
| Concentration per Run 2 | -0.0017 ppm | -0.0001 ppm | 0.0000 ppm | -0.0002 ppm | -0.0656 ppm | -0.0066 ppm | -0.2393 ppm |
| Concentration per Run 3 | -0.0019 ppm | -0.0001 ppm | 0.0000 ppm | -0.0003 ppm | -0.0626 ppm | 0.0160 ppm | -0.2383 ppm |
| Recovery Percentage 1 | -44.747 % | -0.745 % | 0.256 % | -2.231 % | -127.546 % | 0.270 % | -237.806 % |
| Concentration RSD | 5.1 % | 65.0 % | 294.1 % | 23.1 % | 2.5 % | 174.8 % | 0.8 % |

| | Mn 257.610 {131} Radial) | Mo 202.030 {467} Axial) | Na 589.592 {57} Radial) | Ni 231.604 {445} Axial) | Pb 220.353 {453} Axial) | Sb 206.833 {463} Axial) | Se 196.090 {472} Axial) |
|---|---|---|---|---|---|---|---|
| Concentration average | 0.0010 ppm | -0.0006 ppm | 0.0034 ppm | 0.0020 ppm | -0.0184 ppm | -0.0102 ppm | -0.0062 ppm |
| Concentration per Run 1 | 0.0010 ppm | -0.0006 ppm | 0.0045 ppm | 0.0019 ppm | -0.0181 ppm | -0.0101 ppm | -0.0059 ppm |
| Concentration per Run 2 | 0.0010 ppm | -0.0006 ppm | 0.0020 ppm | 0.0018 ppm | -0.0194 ppm | -0.0100 ppm | -0.0085 ppm |
| Concentration per Run 3 | 0.0009 ppm | -0.0007 ppm | 0.0038 ppm | 0.0024 ppm | -0.0178 ppm | -0.0106 ppm | -0.0043 ppm |
| Recovery Percentage 1 | 9.663 % | -1.212 % | 0.172 % | 8.082 % | -184.404 % | -20.485 % | -62.337 % |
| Concentration RSD | 5.5 % | 11.9 % | 38.2 % | 16.5 % | 4.7 % | 2.8 % | 34.0 % |

| | Si 212.412 {459} Axial) | Sn 189.989 {477} Axial) | Sr 421.552 {80} Radial) | Ti 334.904 {101} Axial) | Tl 190.856 {477} Axial) | V 292.402 {115} Axial) | Zn 206.200 {463} Axial) |
|---|---|---|---|---|---|---|---|
| Concentration average | -0.0120 ppm | 0.0004 ppm | -0.0001 ppm | 0.0003 ppm | -0.0153 ppm | 0.0001 ppm | -0.0003 ppm |
| Concentration per Run 1 | -0.0120 ppm | 0.0005 ppm | 0.0000 ppm | 0.0004 ppm | -0.0168 ppm | 0.0000 ppm | -0.0001 ppm |
| Concentration per Run 2 | -0.0121 ppm | 0.0001 ppm | -0.0001 ppm | 0.0004 ppm | -0.0148 ppm | 0.0001 ppm | -0.0003 ppm |
| Concentration per Run 3 | -0.0119 ppm | 0.0006 ppm | -0.0001 ppm | 0.0001 ppm | -0.0142 ppm | 0.0001 ppm | -0.0003 ppm |
| Recovery Percentage 1 | -2.396 % | 0.735 % | -0.824 % | 3.148 % | -76.337 % | 0.740 % | -5.288 % |
| Concentration RSD | 0.7 % | 68.9 % | 46.4 % | 59.2 % | 9.1 % | 135.5 % | 40.8 % |

| | Y 371.030 {91} Radial) | Y 360.073 {94} Axial) | Y 224.306 {450} Axial) | Sc 361.384 {93} Radial) | Sc 227.318 {448} Axial) | Sc 361.384 {93} Axial) | Li 670.784 {50} Radial) |
|---|---|---|---|---|---|---|---|
| Concentration average | 93.2880 % | 92.9326 % | 101.8954 % | 97.1959 % | 84.8731 % | 94.9761 % | -0.0030 ppm |
| Concentration per Run 1 | 93.2386 % | 92.6275 % | 101.9850 % | 96.9575 % | 84.9382 % | 94.7020 % | -0.0027 ppm |
| Concentration per Run 2 | 93.4471 % | 93.1351 % | 101.8091 % | 97.4453 % | 84.8454 % | 95.1601 % | -0.0032 ppm |
| Concentration per Run 3 | 93.1783 % | 93.0352 % | 101.8920 % | 97.1850 % | 84.8358 % | 95.0663 % | -0.0031 ppm |
| Recovery Percentage 1 | | | | | | | -30.269 % |
| Concentration RSD | 0.2 % | 0.3 % | 0.1 % | 0.3 % | 0.1 % | 0.3 % | 8.5 % |

# ICP DataTrace 6

9/10/2025 5:13:16 PM

LabBook: WG2112533_09092025T6.imexp

Sample: IEC 200 Fe As-
Analysis started at: 9/9/2025 6:01:24 PM
Comments <Comment>
Rack: 1
Vial: 5

| | Ag 328.068 {103} Axial) | Al 396.152 {85} Radial) | As 189.042 {478} Axial) | B 208.959 {461} Axial) | Ba 455.403 {74} Radial) | Be 313.042 {108} Radial) | Ca 315.887 {107} Radial) |
|---|---|---|---|---|---|---|---|
| Concentration average | 0.0007 ppm | 0.0060 ppm | 0.0000 ppm | 0.0009 ppm | 0.0002 ppm | 0.0000 ppm | 0.0083 ppm |
| Concentration per Run 1 | 0.0006 ppm | 0.0024 ppm | -0.0008 ppm | 0.0009 ppm | 0.0002 ppm | 0.0000 ppm | 0.0087 ppm |
| Concentration per Run 2 | 0.0006 ppm | 0.0077 ppm | 0.0004 ppm | 0.0008 ppm | 0.0002 ppm | 0.0000 ppm | 0.0098 ppm |
| Concentration per Run 3 | 0.0009 ppm | 0.0079 ppm | 0.0004 ppm | 0.0010 ppm | 0.0002 ppm | 0.0000 ppm | 0.0063 ppm |
| Recovery Percentage 1 | 10.475 % | 5.992 % | 0.073 % | 3.026 % | 1.921 % | 0.610 % | 8.274 % |
| Concentration RSD | 23.1 % | 51.5 % | 18,078.9 % | 13.5 % | 20.2 % | 21.7 % | 21.3 % |

| | Cd 214.438 {457} Axial) | Co 228.616 {447} Axial) | Cr 267.716 {126} Axial) | Cu 324.754 {104} Axial) | Fe 259.940 {130} Radial) | K 766.490 {44} Radial) | Mg 279.079 {121} Axial) |
|---|---|---|---|---|---|---|---|
| Concentration average | 0.0011 ppm | -0.0003 ppm | -0.0025 ppm | -0.0093 ppm | 194.0939 ppm | 0.0054 ppm | 0.0027 ppm |
| Concentration per Run 1 | 0.0009 ppm | -0.0003 ppm | -0.0026 ppm | -0.0093 ppm | 196.8378 ppm | -0.0016 ppm | 0.0023 ppm |
| Concentration per Run 2 | 0.0012 ppm | -0.0003 ppm | -0.0023 ppm | -0.0093 ppm | 191.3780 ppm | 0.0100 ppm | 0.0025 ppm |
| Concentration per Run 3 | 0.0011 ppm | -0.0003 ppm | -0.0026 ppm | -0.0094 ppm | 194.0660 ppm | 0.0077 ppm | 0.0031 ppm |
| Recovery Percentage 1 | 26.747 % | -1.445 % | -24.976 % | -93.355 % | 388,187.883 % | 0.215 % | 2.666 % |
| Concentration RSD | 13.8 % | 11.5 % | 7.3 % | 0.8 % | 1.4 % | 114.2 % | 16.1 % |

| | Mn 257.610 {131} Radial) | Mo 202.030 {467} Axial) | Na 589.592 {57} Radial) | Ni 231.604 {445} Axial) | Pb 220.353 {453} Axial) | Sb 206.833 {463} Axial) | Se 196.090 {472} Axial) |
|---|---|---|---|---|---|---|---|
| Concentration average | 0.0002 ppm | -0.0030 ppm | 0.0030 ppm | -0.0169 ppm | -0.0060 ppm | -0.0043 ppm | -0.0003 ppm |
| Concentration per Run 1 | 0.0003 ppm | -0.0032 ppm | -0.0033 ppm | -0.0166 ppm | -0.0066 ppm | -0.0059 ppm | -0.0014 ppm |
| Concentration per Run 2 | 0.0001 ppm | -0.0029 ppm | 0.0040 ppm | -0.0171 ppm | -0.0060 ppm | -0.0034 ppm | 0.0014 ppm |
| Concentration per Run 3 | 0.0001 ppm | -0.0029 ppm | 0.0083 ppm | -0.0170 ppm | -0.0056 ppm | -0.0035 ppm | -0.0009 ppm |
| Recovery Percentage 1 | 1.871 % | -6.015 % | 0.150 % | -67.567 % | -60.499 % | -8.573 % | -3.140 % |
| Concentration RSD | 59.4 % | 5.6 % | 195.1 % | 1.8 % | 8.5 % | 32.4 % | 477.6 % |

| | Si 212.412 {459} Axial) | Sn 189.989 {477} Axial) | Sr 421.552 {80} Radial) | Ti 334.904 {101} Axial) | Tl 190.856 {477} Axial) | V 292.402 {115} Axial) | Zn 206.200 {463} Axial) |
|---|---|---|---|---|---|---|---|
| Concentration average | -0.0001 ppm | 0.0013 ppm | 0.0001 ppm | 0.0002 ppm | -0.0024 ppm | 0.0015 ppm | 0.0010 ppm |
| Concentration per Run 1 | 0.0000 ppm | 0.0009 ppm | 0.0001 ppm | 0.0000 ppm | -0.0011 ppm | 0.0013 ppm | 0.0010 ppm |
| Concentration per Run 2 | -0.0002 ppm | 0.0018 ppm | 0.0000 ppm | 0.0003 ppm | -0.0034 ppm | 0.0017 ppm | 0.0012 ppm |
| Concentration per Run 3 | -0.0002 ppm | 0.0013 ppm | 0.0001 ppm | 0.0002 ppm | -0.0026 ppm | 0.0015 ppm | 0.0010 ppm |
| Recovery Percentage 1 | -0.023 % | 2.675 % | 0.665 % | 1.680 % | -11.794 % | 15.260 % | 20.935 % |
| Concentration RSD | 122.1 % | 30.9 % | 64.6 % | 77.2 % | 48.7 % | 11.6 % | 14.7 % |

| | Y 371.030 {91} Radial) | Y 360.073 {94} Axial) | Y 224.306 {450} Axial) | Sc 361.384 {93} Radial) | Sc 227.318 {448} Axial) | Sc 361.384 {93} Axial) | Li 670.784 {50} Radial) |
|---|---|---|---|---|---|---|---|
| Concentration average | 97.0589 % | 98.1182 % | 100.2855 % | 100.5457 % | 94.6732 % | 99.5759 % | 0.0001 ppm |
| Concentration per Run 1 | 96.4600 % | 98.1017 % | 100.2099 % | 100.4903 % | 94.3312 % | 99.5390 % | 0.0006 ppm |
| Concentration per Run 2 | 97.5668 % | 98.0766 % | 100.3375 % | 100.9577 % | 94.8072 % | 99.5111 % | -0.0001 ppm |
| Concentration per Run 3 | 97.1497 % | 98.1764 % | 100.3091 % | 100.1891 % | 94.8811 % | 99.6776 % | -0.0001 ppm |
| Recovery Percentage 1 | | | | | | | 1.089 % |
| Concentration RSD | 0.6 % | 0.1 % | 0.1 % | 0.4 % | 0.3 % | 0.1 % | 358.4 % |

# ICP DataTrace 6

9/10/2025 5:13:16 PM

LabBook: WG2112533_09092025T6.imexp

Sample: CCV
Analysis started at: 9/9/2025 6:15:56 PM
Comments <Comment>
Rack: 0
Vial: 3

| | Ag 328.068 {103} Axial) | Al 396.152 {85} Radial) | As 189.042 {478} Axial) | B 208.959 {461} Axial) | Ba 455.403 {74} Radial) | Be 313.042 {108} Radial) | Ca 315.887 {107} Radial) |
|---|---|---|---|---|---|---|---|
| Concentration average | 0.4961 ppm | 0.4644 ppm | 0.4921 ppm | 0.4907 ppm | 0.4969 ppm | 0.5090 ppm | 0.5282 ppm |
| Concentration per Run 1 | 0.4960 ppm | 0.4671 ppm | 0.4924 ppm | 0.4924 ppm | 0.4962 ppm | 0.5103 ppm | 0.5278 ppm |
| Concentration per Run 2 | 0.4959 ppm | 0.4601 ppm | 0.4894 ppm | 0.4887 ppm | 0.4961 ppm | 0.5093 ppm | 0.5277 ppm |
| Concentration per Run 3 | 0.4963 ppm | 0.4659 ppm | 0.4944 ppm | 0.4910 ppm | 0.4983 ppm | 0.5074 ppm | 0.5292 ppm |
| Recovery Percentage 1 | 99.214 % | 92.877 % | 98.412 % | 98.142 % | 99.376 % | 101.795 % | 105.647 % |
| Concentration RSD | 0.0 % | 0.8 % | 0.5 % | 0.4 % | 0.3 % | 0.3 % | 0.2 % |

| | Cd 214.438 {457} Axial) | Co 228.616 {447} Axial) | Cr 267.716 {126} Axial) | Cu 324.754 {104} Axial) | Fe 259.940 {130} Radial) | K 766.490 {44} Radial) | Mg 279.079 {121} Axial) |
|---|---|---|---|---|---|---|---|
| Concentration average | 0.5154 ppm | 0.5176 ppm | 0.5307 ppm | 0.4923 ppm | 0.5170 ppm | 4.4334 ppm | 0.5091 ppm |
| Concentration per Run 1 | 0.5158 ppm | 0.5184 ppm | 0.5308 ppm | 0.4917 ppm | 0.5173 ppm | 4.4470 ppm | 0.5043 ppm |
| Concentration per Run 2 | 0.5150 ppm | 0.5160 ppm | 0.5330 ppm | 0.4908 ppm | 0.5140 ppm | 4.4028 ppm | 0.5153 ppm |
| Concentration per Run 3 | 0.5156 ppm | 0.5184 ppm | 0.5283 ppm | 0.4945 ppm | 0.5198 ppm | 4.4506 ppm | 0.5076 ppm |
| Recovery Percentage 1 | 103.090 % | 103.522 % | 106.138 % | 98.461 % | 103.407 % | 88.669 % | 101.815 % |
| Concentration RSD | 0.1 % | 0.3 % | 0.4 % | 0.4 % | 0.6 % | 0.6 % | 1.1 % |

| | Mn 257.610 {131} Radial) | Mo 202.030 {467} Axial) | Na 589.592 {57} Radial) | Ni 231.604 {445} Axial) | Pb 220.353 {453} Axial) | Sb 206.833 {463} Axial) | Se 196.090 {472} Axial) |
|---|---|---|---|---|---|---|---|
| Concentration average | 0.5290 ppm | 0.4971 ppm | 8.5964 ppm | 0.5166 ppm | 0.5151 ppm | 0.5026 ppm | 0.4918 ppm |
| Concentration per Run 1 | 0.5294 ppm | 0.4980 ppm | 8.5715 ppm | 0.5177 ppm | 0.5149 ppm | 0.5052 ppm | 0.4930 ppm |
| Concentration per Run 2 | 0.5284 ppm | 0.4957 ppm | 8.5800 ppm | 0.5153 ppm | 0.5167 ppm | 0.5004 ppm | 0.4902 ppm |
| Concentration per Run 3 | 0.5293 ppm | 0.4975 ppm | 8.6376 ppm | 0.5166 ppm | 0.5137 ppm | 0.5022 ppm | 0.4923 ppm |
| Recovery Percentage 1 | 105.804 % | 99.411 % | 85.964 % | 103.311 % | 103.023 % | 100.518 % | 98.365 % |
| Concentration RSD | 0.1 % | 0.2 % | 0.4 % | 0.2 % | 0.3 % | 0.5 % | 0.3 % |

| | Si 212.412 {459} Axial) | Sn 189.989 {477} Axial) | Sr 421.552 {80} Radial) | Ti 334.904 {101} Axial) | Tl 190.856 {477} Axial) | V 292.402 {115} Axial) | Zn 206.200 {463} Axial) |
|---|---|---|---|---|---|---|---|
| Concentration average | 5.2923 ppm | 0.4957 ppm | 0.4887 ppm | 0.5127 ppm | 0.5087 ppm | 0.5290 ppm | 0.5324 ppm |
| Concentration per Run 1 | 5.3114 ppm | 0.4963 ppm | 0.4884 ppm | 0.5137 ppm | 0.5121 ppm | 0.5298 ppm | 0.5316 ppm |
| Concentration per Run 2 | 5.2698 ppm | 0.4959 ppm | 0.4881 ppm | 0.5126 ppm | 0.5065 ppm | 0.5302 ppm | 0.5328 ppm |
| Concentration per Run 3 | 5.2958 ppm | 0.4951 ppm | 0.4896 ppm | 0.5118 ppm | 0.5074 ppm | 0.5272 ppm | 0.5328 ppm |
| Recovery Percentage 1 | 100.806 % | 99.150 % | 97.739 % | 102.545 % | 101.735 % | 105.807 % | 106.477 % |
| Concentration RSD | 0.4 % | 0.1 % | 0.2 % | 0.2 % | 0.6 % | 0.3 % | 0.1 % |

| | Y 371.030 {91} Radial) | Y 360.073 {94} Axial) | Y 224.306 {450} Axial) | Sc 361.384 {93} Radial) | Sc 227.318 {448} Axial) | Sc 361.384 {93} Axial) | Li 670.784 {50} Radial) |
|---|---|---|---|---|---|---|---|
| Concentration average | 97.3404 % | 99.1249 % | 102.2554 % | 100.1169 % | 97.4455 % | 99.9243 % | 0.4269 ppm |
| Concentration per Run 1 | 97.2726 % | 98.9076 % | 102.0078 % | 100.2544 % | 97.0184 % | 99.7384 % | 0.4258 ppm |
| Concentration per Run 2 | 97.2258 % | 98.9887 % | 102.3786 % | 99.9961 % | 97.9536 % | 99.8715 % | 0.4254 ppm |
| Concentration per Run 3 | 97.5229 % | 99.4785 % | 102.3798 % | 100.1001 % | 97.3645 % | 100.1628 % | 0.4296 ppm |
| Recovery Percentage 1 | | | | | | | 85.387 % |
| Concentration RSD | 0.2 % | 0.3 % | 0.2 % | 0.1 % | 0.5 % | 0.2 % | 0.5 % |

# ICP DataTrace 6

9/10/2025 5:13:16 PM

LabBook: WG2112533_09092025T6.imexp

Sample: CCB
Analysis started at: 9/9/2025 6:22:12 PM
Comments <Comment>
Rack: 0
Vial: 4

| | Ag 328.068 {103} Axial) | Al 396.152 {85} Radial) | As 189.042 {478} Axial) | B 208.959 {461} Axial) | Ba 455.403 {74} Radial) | Be 313.042 {108} Radial) | Ca 315.887 {107} Radial) |
|---|---|---|---|---|---|---|---|
| Concentration average | 0.0001 ppm | 0.0042 ppm | -0.0003 ppm | 0.0007 ppm | 0.0000 ppm | 0.0000 ppm | 0.0016 ppm |
| Concentration per Run 1 | 0.0000 ppm | 0.0045 ppm | -0.0001 ppm | 0.0006 ppm | -0.0001 ppm | 0.0000 ppm | 0.0042 ppm |
| Concentration per Run 2 | 0.0001 ppm | 0.0040 ppm | -0.0018 ppm | 0.0008 ppm | 0.0000 ppm | 0.0000 ppm | 0.0018 ppm |
| Concentration per Run 3 | 0.0002 ppm | 0.0042 ppm | 0.0009 ppm | 0.0007 ppm | 0.0001 ppm | 0.0000 ppm | -0.0013 ppm |
| Recovery Percentage 1 | 1.309 % | 4.226 % | -6.349 % | 2.283 % | 0.209 % | 0.166 % | 1.573 % |
| Concentration RSD | 147.0 % | 6.4 % | 417.3 % | 15.9 % | 347.4 % | 343.5 % | 177.0 % |

| | Cd 214.438 {457} Axial) | Co 228.616 {447} Axial) | Cr 267.716 {126} Axial) | Cu 324.754 {104} Axial) | Fe 259.940 {130} Radial) | K 766.490 {44} Radial) | Mg 279.079 {121} Axial) |
|---|---|---|---|---|---|---|---|
| Concentration average | 0.0001 ppm | -0.0001 ppm | 0.0000 ppm | -0.0005 ppm | -0.0008 ppm | 0.0161 ppm | -0.0011 ppm |
| Concentration per Run 1 | 0.0000 ppm | -0.0001 ppm | 0.0002 ppm | -0.0006 ppm | 0.0001 ppm | 0.0184 ppm | 0.0023 ppm |
| Concentration per Run 2 | 0.0001 ppm | -0.0001 ppm | 0.0000 ppm | -0.0005 ppm | -0.0004 ppm | 0.0215 ppm | -0.0026 ppm |
| Concentration per Run 3 | 0.0000 ppm | 0.0000 ppm | -0.0002 ppm | -0.0004 ppm | -0.0020 ppm | 0.0085 ppm | -0.0030 ppm |
| Recovery Percentage 1 | 1.305 % | -0.388 % | -0.163 % | -4.749 % | -1.553 % | 0.644 % | -1.081 % |
| Concentration RSD | 72.6 % | 94.1 % | 1,266.0 % | 18.5 % | 135.9 % | 42.0 % | 273.4 % |

| | Mn 257.610 {131} Radial) | Mo 202.030 {467} Axial) | Na 589.592 {57} Radial) | Ni 231.604 {445} Axial) | Pb 220.353 {453} Axial) | Sb 206.833 {463} Axial) | Se 196.090 {472} Axial) |
|---|---|---|---|---|---|---|---|
| Concentration average | 0.0000 ppm | 0.0001 ppm | -0.0007 ppm | -0.0001 ppm | -0.0004 ppm | 0.0004 ppm | -0.0004 ppm |
| Concentration per Run 1 | 0.0001 ppm | 0.0000 ppm | -0.0003 ppm | -0.0004 ppm | -0.0007 ppm | 0.0007 ppm | 0.0000 ppm |
| Concentration per Run 2 | 0.0000 ppm | 0.0003 ppm | -0.0007 ppm | -0.0001 ppm | -0.0002 ppm | 0.0004 ppm | -0.0010 ppm |
| Concentration per Run 3 | 0.0000 ppm | 0.0000 ppm | -0.0011 ppm | 0.0002 ppm | -0.0003 ppm | 0.0000 ppm | -0.0003 ppm |
| Recovery Percentage 1 | 0.296 % | 0.225 % | -0.034 % | -0.400 % | -4.037 % | 0.704 % | -4.117 % |
| Concentration RSD | 178.1 % | 142.2 % | 62.4 % | 314.3 % | 71.9 % | 105.1 % | 121.4 % |

| | Si 212.412 {459} Axial) | Sn 189.989 {477} Axial) | Sr 421.552 {80} Radial) | Ti 334.904 {101} Axial) | Tl 190.856 {477} Axial) | V 292.402 {115} Axial) | Zn 206.200 {463} Axial) |
|---|---|---|---|---|---|---|---|
| Concentration average | 0.0011 ppm | 0.0004 ppm | 0.0000 ppm | 0.0003 ppm | -0.0010 ppm | 0.0000 ppm | 0.0001 ppm |
| Concentration per Run 1 | 0.0008 ppm | 0.0006 ppm | 0.0000 ppm | 0.0005 ppm | -0.0037 ppm | -0.0001 ppm | 0.0001 ppm |
| Concentration per Run 2 | 0.0011 ppm | -0.0001 ppm | -0.0001 ppm | 0.0001 ppm | 0.0004 ppm | 0.0001 ppm | 0.0000 ppm |
| Concentration per Run 3 | 0.0012 ppm | 0.0006 ppm | 0.0000 ppm | 0.0004 ppm | 0.0003 ppm | -0.0001 ppm | 0.0001 ppm |
| Recovery Percentage 1 | 0.211 % | 0.727 % | -0.482 % | 3.050 % | -5.137 % | -0.095 % | 1.323 % |
| Concentration RSD | 20.0 % | 113.5 % | 163.9 % | 69.9 % | 228.3 % | 1,018.0 % | 64.7 % |

| | Y 371.030 {91} Radial) | Y 360.073 {94} Axial) | Y 224.306 {450} Axial) | Sc 361.384 {93} Radial) | Sc 227.318 {448} Axial) | Sc 361.384 {93} Axial) | Li 670.784 {50} Radial) |
|---|---|---|---|---|---|---|---|
| Concentration average | 98.0723 % | 100.1738 % | 102.6301 % | 99.8167 % | 99.9046 % | 100.3025 % | 0.0000 ppm |
| Concentration per Run 1 | 98.5469 % | 100.1917 % | 103.0166 % | 99.7737 % | 100.1193 % | 100.3711 % | 0.0000 ppm |
| Concentration per Run 2 | 97.9853 % | 100.0619 % | 102.7498 % | 100.0976 % | 100.0496 % | 100.2380 % | -0.0002 ppm |
| Concentration per Run 3 | 97.6846 % | 100.2678 % | 102.1239 % | 99.5788 % | 99.5449 % | 100.2986 % | 0.0001 ppm |
| Recovery Percentage 1 | | | | | | | -0.138 % |
| Concentration RSD | 0.4 % | 0.1 % | 0.4 % | 0.3 % | 0.3 % | 0.1 % | 1,276.4 % |

# ICP DataTrace 6

9/10/2025 5:13:16 PM

LabBook: WG2112533_09092025T6.imexp

Sample: CCV
Analysis started at: 9/9/2025 6:28:49 PM
Comments <Comment>
Rack: 0
Vial: 10

| | Ag 328.068 {103} Axial) | Al 396.152 {85} Radial) | As 189.042 {478} Axial) | B 208.959 {461} Axial) | Ba 455.403 {74} Radial) | Be 313.042 {108} Radial) | Ca 315.887 {107} Radial) |
|---|---|---|---|---|---|---|---|
| Concentration average | 0.5001 ppm | 0.4746 ppm | 0.4920 ppm | 0.4942 ppm | 0.5036 ppm | 0.5142 ppm | 0.5489 ppm |
| Concentration per Run 1 | 0.5019 ppm | 0.4717 ppm | 0.4936 ppm | 0.4950 ppm | 0.5032 ppm | 0.5135 ppm | 0.5446 ppm |
| Concentration per Run 2 | 0.4986 ppm | 0.4764 ppm | 0.4904 ppm | 0.4941 ppm | 0.5038 ppm | 0.5151 ppm | 0.5484 ppm |
| Concentration per Run 3 | 0.4998 ppm | 0.4757 ppm | 0.4921 ppm | 0.4934 ppm | 0.5038 ppm | 0.5139 ppm | 0.5538 ppm |
| Recovery Percentage 1 | 100.018 % | 94.918 % | 98.408 % | 98.831 % | 100.721 % | 102.838 % | 109.784 % |
| Concentration RSD | 0.3 % | 0.5 % | 0.3 % | 0.2 % | 0.1 % | 0.2 % | 0.8 % |

| | Cd 214.438 {457} Axial) | Co 228.616 {447} Axial) | Cr 267.716 {126} Axial) | Cu 324.754 {104} Axial) | Fe 259.940 {130} Radial) | K 766.490 {44} Radial) | Mg 279.079 {121} Axial) |
|---|---|---|---|---|---|---|---|
| Concentration average | 0.5182 ppm | 0.5191 ppm | 0.5297 ppm | 0.4974 ppm | 0.5250 ppm | 4.5067 ppm | 0.5161 ppm |
| Concentration per Run 1 | 0.5201 ppm | 0.5209 ppm | 0.5315 ppm | 0.4980 ppm | 0.5240 ppm | 4.5015 ppm | 0.5165 ppm |
| Concentration per Run 2 | 0.5162 ppm | 0.5178 ppm | 0.5286 ppm | 0.4973 ppm | 0.5253 ppm | 4.5008 ppm | 0.5182 ppm |
| Concentration per Run 3 | 0.5182 ppm | 0.5186 ppm | 0.5289 ppm | 0.4969 ppm | 0.5257 ppm | 4.5177 ppm | 0.5135 ppm |
| Recovery Percentage 1 | 103.630 % | 103.815 % | 105.938 % | 99.480 % | 104.999 % | 90.133 % | 103.214 % |
| Concentration RSD | 0.4 % | 0.3 % | 0.3 % | 0.1 % | 0.2 % | 0.2 % | 0.5 % |

| | Mn 257.610 {131} Radial) | Mo 202.030 {467} Axial) | Na 589.592 {57} Radial) | Ni 231.604 {445} Axial) | Pb 220.353 {453} Axial) | Sb 206.833 {463} Axial) | Se 196.090 {472} Axial) |
|---|---|---|---|---|---|---|---|
| Concentration average | 0.5321 ppm | 0.5002 ppm | 8.6414 ppm | 0.5197 ppm | 0.5184 ppm | 0.5044 ppm | 0.4939 ppm |
| Concentration per Run 1 | 0.5318 ppm | 0.5007 ppm | 8.6333 ppm | 0.5209 ppm | 0.5182 ppm | 0.5070 ppm | 0.4933 ppm |
| Concentration per Run 2 | 0.5330 ppm | 0.5000 ppm | 8.6292 ppm | 0.5196 ppm | 0.5188 ppm | 0.5022 ppm | 0.4953 ppm |
| Concentration per Run 3 | 0.5314 ppm | 0.4998 ppm | 8.6617 ppm | 0.5188 ppm | 0.5181 ppm | 0.5040 ppm | 0.4931 ppm |
| Recovery Percentage 1 | 106.415 % | 100.035 % | 86.414 % | 103.949 % | 103.673 % | 100.879 % | 98.783 % |
| Concentration RSD | 0.2 % | 0.1 % | 0.2 % | 0.2 % | 0.1 % | 0.5 % | 0.2 % |

| | Si 212.412 {459} Axial) | Sn 189.989 {477} Axial) | Sr 421.552 {80} Radial) | Ti 334.904 {101} Axial) | Tl 190.856 {477} Axial) | V 292.402 {115} Axial) | Zn 206.200 {463} Axial) |
|---|---|---|---|---|---|---|---|
| Concentration average | 5.3930 ppm | 0.5084 ppm | 0.4975 ppm | 0.5141 ppm | 0.5132 ppm | 0.5282 ppm | 0.5318 ppm |
| Concentration per Run 1 | 5.4074 ppm | 0.5087 ppm | 0.4973 ppm | 0.5141 ppm | 0.5140 ppm | 0.5293 ppm | 0.5336 ppm |
| Concentration per Run 2 | 5.3883 ppm | 0.5081 ppm | 0.4977 ppm | 0.5137 ppm | 0.5110 ppm | 0.5281 ppm | 0.5302 ppm |
| Concentration per Run 3 | 5.3832 ppm | 0.5086 ppm | 0.4976 ppm | 0.5144 ppm | 0.5146 ppm | 0.5273 ppm | 0.5317 ppm |
| Recovery Percentage 1 | 102.723 % | 101.690 % | 99.510 % | 102.819 % | 102.643 % | 105.648 % | 106.366 % |
| Concentration RSD | 0.2 % | 0.1 % | 0.0 % | 0.1 % | 0.4 % | 0.2 % | 0.3 % |

| | Y 371.030 {91} Radial) | Y 360.073 {94} Axial) | Y 224.306 {450} Axial) | Sc 361.384 {93} Radial) | Sc 227.318 {448} Axial) | Sc 361.384 {93} Axial) | Li 670.784 {50} Radial) |
|---|---|---|---|---|---|---|---|
| Concentration average | 97.6936 % | 98.7276 % | 101.6776 % | 100.2970 % | 97.3895 % | 99.7673 % | 0.4420 ppm |
| Concentration per Run 1 | 97.8449 % | 98.6991 % | 101.5901 % | 100.4124 % | 97.1667 % | 99.5980 % | 0.4408 ppm |
| Concentration per Run 2 | 97.5413 % | 98.6346 % | 101.4223 % | 100.3698 % | 97.3082 % | 99.8118 % | 0.4419 ppm |
| Concentration per Run 3 | 97.6945 % | 98.8490 % | 102.0203 % | 100.1087 % | 97.6934 % | 99.8923 % | 0.4434 ppm |
| Recovery Percentage 1 | | | | | | | 88.407 % |
| Concentration RSD | 0.2 % | 0.1 % | 0.3 % | 0.2 % | 0.3 % | 0.2 % | 0.3 % |

# ICP DataTrace 6

9/10/2025 5:13:16 PM

LabBook: WG2112533_09092025T6.imexp

Sample: CCB
Analysis started at: 9/9/2025 6:35:10 PM
Comments <Comment>
Rack: 0
Vial: 4

| | Ag 328.068 {103} Axial) | Al 396.152 {85} Radial) | As 189.042 {478} Axial) | B 208.959 {461} Axial) | Ba 455.403 {74} Radial) | Be 313.042 {108} Radial) | Ca 315.887 {107} Radial) |
|---|---|---|---|---|---|---|---|
| Concentration average | 0.0000 ppm | -0.0017 ppm | -0.0008 ppm | 0.0011 ppm | 0.0000 ppm | 0.0000 ppm | 0.0006 ppm |
| Concentration per Run 1 | -0.0002 ppm | -0.0005 ppm | 0.0003 ppm | 0.0011 ppm | 0.0000 ppm | 0.0001 ppm | 0.0007 ppm |
| Concentration per Run 2 | 0.0002 ppm | -0.0016 ppm | -0.0015 ppm | 0.0011 ppm | 0.0000 ppm | 0.0000 ppm | -0.0006 ppm |
| Concentration per Run 3 | 0.0000 ppm | -0.0029 ppm | -0.0011 ppm | 0.0010 ppm | 0.0000 ppm | 0.0000 ppm | 0.0018 ppm |
| Recovery Percentage 1 | -0.170 % | -1.652 % | -15.417 % | 3.529 % | -0.131 % | 0.495 % | 0.643 % |
| Concentration RSD | 2,077.8 % | 72.5 % | 123.5 % | 8.8 % | 210.9 % | 157.7 % | 193.7 % |

| | Cd 214.438 {457} Axial) | Co 228.616 {447} Axial) | Cr 267.716 {126} Axial) | Cu 324.754 {104} Axial) | Fe 259.940 {130} Radial) | K 766.490 {44} Radial) | Mg 279.079 {121} Axial) |
|---|---|---|---|---|---|---|---|
| Concentration average | 0.0000 ppm | 0.0001 ppm | 0.0001 ppm | -0.0006 ppm | -0.0010 ppm | 0.0185 ppm | -0.0019 ppm |
| Concentration per Run 1 | 0.0000 ppm | -0.0001 ppm | 0.0002 ppm | -0.0005 ppm | 0.0001 ppm | 0.0253 ppm | -0.0016 ppm |
| Concentration per Run 2 | 0.0000 ppm | 0.0002 ppm | -0.0001 ppm | -0.0008 ppm | -0.0016 ppm | 0.0088 ppm | -0.0009 ppm |
| Concentration per Run 3 | 0.0000 ppm | 0.0001 ppm | 0.0001 ppm | -0.0007 ppm | -0.0015 ppm | 0.0212 ppm | -0.0033 ppm |
| Recovery Percentage 1 | 0.593 % | 0.435 % | 0.503 % | -6.483 % | -1.965 % | 0.739 % | -1.944 % |
| Concentration RSD | 61.0 % | 144.4 % | 322.2 % | 19.4 % | 99.8 % | 46.5 % | 63.5 % |

| | Mn 257.610 {131} Radial) | Mo 202.030 {467} Axial) | Na 589.592 {57} Radial) | Ni 231.604 {445} Axial) | Pb 220.353 {453} Axial) | Sb 206.833 {463} Axial) | Se 196.090 {472} Axial) |
|---|---|---|---|---|---|---|---|
| Concentration average | 0.0000 ppm | 0.0001 ppm | -0.0010 ppm | -0.0001 ppm | 0.0000 ppm | 0.0002 ppm | -0.0010 ppm |
| Concentration per Run 1 | 0.0000 ppm | 0.0001 ppm | 0.0000 ppm | 0.0001 ppm | 0.0008 ppm | 0.0001 ppm | -0.0012 ppm |
| Concentration per Run 2 | 0.0000 ppm | 0.0000 ppm | -0.0019 ppm | -0.0002 ppm | -0.0005 ppm | 0.0002 ppm | -0.0014 ppm |
| Concentration per Run 3 | 0.0000 ppm | 0.0002 ppm | -0.0012 ppm | -0.0001 ppm | -0.0003 ppm | 0.0004 ppm | -0.0005 ppm |
| Recovery Percentage 1 | -0.154 % | 0.213 % | -0.052 % | -0.287 % | -0.112 % | 0.447 % | -10.342 % |
| Concentration RSD | 159.4 % | 70.8 % | 96.1 % | 229.9 % | 6,058.5 % | 60.6 % | 41.6 % |

| | Si 212.412 {459} Axial) | Sn 189.989 {477} Axial) | Sr 421.552 {80} Radial) | Ti 334.904 {101} Axial) | Tl 190.856 {477} Axial) | V 292.402 {115} Axial) | Zn 206.200 {463} Axial) |
|---|---|---|---|---|---|---|---|
| Concentration average | 0.0014 ppm | 0.0003 ppm | 0.0000 ppm | 0.0002 ppm | -0.0018 ppm | 0.0001 ppm | 0.0001 ppm |
| Concentration per Run 1 | 0.0009 ppm | 0.0002 ppm | 0.0001 ppm | 0.0001 ppm | -0.0021 ppm | 0.0001 ppm | 0.0001 ppm |
| Concentration per Run 2 | 0.0016 ppm | 0.0002 ppm | 0.0000 ppm | 0.0002 ppm | -0.0020 ppm | 0.0000 ppm | 0.0001 ppm |
| Concentration per Run 3 | 0.0016 ppm | 0.0004 ppm | -0.0001 ppm | 0.0002 ppm | -0.0013 ppm | 0.0002 ppm | 0.0001 ppm |
| Recovery Percentage 1 | 0.272 % | 0.512 % | -0.303 % | 1.696 % | -8.887 % | 0.930 % | 2.045 % |
| Concentration RSD | 32.2 % | 59.3 % | 264.0 % | 51.2 % | 24.3 % | 122.9 % | 46.5 % |

| | Y 371.030 {91} Radial) | Y 360.073 {94} Axial) | Y 224.306 {450} Axial) | Sc 361.384 {93} Radial) | Sc 227.318 {448} Axial) | Sc 361.384 {93} Axial) | Li 670.784 {50} Radial) |
|---|---|---|---|---|---|---|---|
| Concentration average | 97.4005 % | 100.2355 % | 102.7342 % | 99.4227 % | 100.4721 % | 100.5780 % | 0.0003 ppm |
| Concentration per Run 1 | 97.5693 % | 100.0723 % | 102.7567 % | 99.4612 % | 100.0625 % | 100.3901 % | 0.0004 ppm |
| Concentration per Run 2 | 97.4362 % | 100.3047 % | 102.5277 % | 99.6035 % | 100.1770 % | 100.6157 % | 0.0000 ppm |
| Concentration per Run 3 | 97.1961 % | 100.3296 % | 102.9183 % | 99.2033 % | 101.1769 % | 100.7281 % | 0.0004 ppm |
| Recovery Percentage 1 | | | | | | | 2.759 % |
| Concentration RSD | 0.2 % | 0.1 % | 0.2 % | 0.2 % | 0.6 % | 0.2 % | 97.8 % |

# ICP DataTrace 6

9/10/2025 5:13:16 PM

LabBook: WG2112533_09092025T6.imexp

Sample: WG2113141-1 WG2113141
Analysis started at: 9/9/2025 7:00:21 PM
Comments <Comment>
Rack: 1
Vial: 6

| | Ag 328.068 {103} Axial) | Al 396.152 {85} Radial) | As 189.042 {478} Axial) | B 208.959 {461} Axial) | Ba 455.403 {74} Radial) | Be 313.042 {108} Radial) | Ca 315.887 {107} Radial) |
|---|---|---|---|---|---|---|---|
| Concentration average | -0.0001 ppm | 0.0032 ppm | -0.0006 ppm | 0.0002 ppm | 0.0000 ppm | 0.0000 ppm | 0.0109 ppm |
| Concentration per Run 1 | -0.0004 ppm | 0.0038 ppm | -0.0002 ppm | 0.0002 ppm | 0.0001 ppm | 0.0000 ppm | 0.0106 ppm |
| Concentration per Run 2 | 0.0000 ppm | 0.0009 ppm | -0.0010 ppm | 0.0003 ppm | -0.0001 ppm | 0.0000 ppm | 0.0111 ppm |
| Concentration per Run 3 | 0.0001 ppm | 0.0048 ppm | -0.0005 ppm | 0.0000 ppm | 0.0000 ppm | 0.0000 ppm | 0.0110 ppm |
| Recovery Percentage 1 | -1.457 % | 3.164 % | -11.758 % | 0.578 % | 0.000 % | -0.336 % | 10.903 % |
| Concentration RSD | 264.8 % | 64.1 % | 70.6 % | 83.5 % | 230,520.0 % | 157.2 % | 2.3 % |

| | Cd 214.438 {457} Axial) | Co 228.616 {447} Axial) | Cr 267.716 {126} Axial) | Cu 324.754 {104} Axial) | Fe 259.940 {130} Radial) | K 766.490 {44} Radial) | Mg 279.079 {121} Axial) |
|---|---|---|---|---|---|---|---|
| Concentration average | 0.0000 ppm | -0.0001 ppm | 0.0001 ppm | -0.0005 ppm | 0.0011 ppm | 0.0023 ppm | -0.0010 ppm |
| Concentration per Run 1 | 0.0001 ppm | -0.0001 ppm | -0.0001 ppm | -0.0004 ppm | 0.0017 ppm | 0.0025 ppm | -0.0007 ppm |
| Concentration per Run 2 | 0.0001 ppm | 0.0000 ppm | 0.0003 ppm | -0.0006 ppm | -0.0006 ppm | 0.0031 ppm | -0.0015 ppm |
| Concentration per Run 3 | 0.0000 ppm | 0.0000 ppm | 0.0001 ppm | -0.0006 ppm | 0.0023 ppm | 0.0013 ppm | -0.0009 ppm |
| Recovery Percentage 1 | 1.127 % | -0.294 % | 1.013 % | -5.365 % | 2.239 % | 0.091 % | -1.023 % |
| Concentration RSD | 47.5 % | 79.5 % | 176.2 % | 22.9 % | 134.1 % | 40.2 % | 42.4 % |

| | Mn 257.610 {131} Radial) | Mo 202.030 {467} Axial) | Na 589.592 {57} Radial) | Ni 231.604 {445} Axial) | Pb 220.353 {453} Axial) | Sb 206.833 {463} Axial) | Se 196.090 {472} Axial) |
|---|---|---|---|---|---|---|---|
| Concentration average | 0.0002 ppm | -0.0004 ppm | -0.0092 ppm | 0.0000 ppm | -0.0001 ppm | 0.0000 ppm | -0.0006 ppm |
| Concentration per Run 1 | 0.0002 ppm | -0.0002 ppm | -0.0088 ppm | 0.0000 ppm | -0.0004 ppm | 0.0001 ppm | 0.0001 ppm |
| Concentration per Run 2 | 0.0001 ppm | -0.0005 ppm | -0.0101 ppm | 0.0000 ppm | 0.0002 ppm | 0.0001 ppm | -0.0006 ppm |
| Concentration per Run 3 | 0.0002 ppm | -0.0004 ppm | -0.0088 ppm | 0.0002 ppm | 0.0000 ppm | -0.0002 ppm | -0.0013 ppm |
| Recovery Percentage 1 | 1.683 % | -0.741 % | -0.462 % | 0.191 % | -0.969 % | -0.015 % | -5.837 % |
| Concentration RSD | 47.4 % | 33.6 % | 8.5 % | 198.9 % | 317.7 % | 2,736.9 % | 114.5 % |

| | Si 212.412 {459} Axial) | Sn 189.989 {477} Axial) | Sr 421.552 {80} Radial) | Ti 334.904 {101} Axial) | Tl 190.856 {477} Axial) | V 292.402 {115} Axial) | Zn 206.200 {463} Axial) |
|---|---|---|---|---|---|---|---|
| Concentration average | 0.0066 ppm | -0.0006 ppm | 0.0000 ppm | 0.0001 ppm | -0.0003 ppm | 0.0001 ppm | 0.0004 ppm |
| Concentration per Run 1 | 0.0064 ppm | -0.0002 ppm | 0.0000 ppm | 0.0000 ppm | -0.0003 ppm | 0.0002 ppm | 0.0005 ppm |
| Concentration per Run 2 | 0.0069 ppm | -0.0005 ppm | 0.0000 ppm | 0.0003 ppm | -0.0001 ppm | 0.0001 ppm | 0.0004 ppm |
| Concentration per Run 3 | 0.0064 ppm | -0.0010 ppm | 0.0001 ppm | -0.0001 ppm | -0.0005 ppm | 0.0001 ppm | 0.0004 ppm |
| Recovery Percentage 1 | 1.322 % | -1.103 % | 0.246 % | 0.508 % | -1.450 % | 1.272 % | 8.589 % |
| Concentration RSD | 4.4 % | 75.3 % | 111.3 % | 384.0 % | 79.7 % | 57.1 % | 14.6 % |

| | Y 371.030 {91} Radial) | Y 360.073 {94} Axial) | Y 224.306 {450} Axial) | Sc 361.384 {93} Radial) | Sc 227.318 {448} Axial) | Sc 361.384 {93} Axial) | Li 670.784 {50} Radial) |
|---|---|---|---|---|---|---|---|
| Concentration average | 98.6197 % | 101.0063 % | 103.3075 % | 103.4077 % | 102.2277 % | 102.0999 % | 0.0000 ppm |
| Concentration per Run 1 | 99.0114 % | 100.9513 % | 103.6528 % | 104.0008 % | 102.5311 % | 102.1164 % | -0.0001 ppm |
| Concentration per Run 2 | 98.0502 % | 101.1064 % | 103.4253 % | 102.9520 % | 102.3266 % | 102.1253 % | 0.0001 ppm |
| Concentration per Run 3 | 98.7975 % | 100.9611 % | 102.8445 % | 103.2704 % | 101.8252 % | 102.0580 % | -0.0001 ppm |
| Recovery Percentage 1 | | | | | | | -0.339 % |
| Concentration RSD | 0.5 % | 0.1 % | 0.4 % | 0.5 % | 0.4 % | 0.0 % | 219.5 % |

# ICP DataTrace 6

9/10/2025 5:13:16 PM

LabBook: WG2112533_09092025T6.imexp

Sample: WG2113141-2 WG2113141
Analysis started at: 9/9/2025 7:06:55 PM
Comments <Comment>
Rack: 1
Vial: 7

| | Ag 328.068 {103} Axial) | Al 396.152 {85} Radial) | As 189.042 {478} Axial) | B 208.959 {461} Axial) | Ba 455.403 {74} Radial) | Be 313.042 {108} Radial) | Ca 315.887 {107} Radial) |
|---|---|---|---|---|---|---|---|
| Concentration average | 0.0519 ppm | 2.0926 ppm | 0.1211 ppm | 0.9808 ppm | 2.0865 ppm | 0.0536 ppm | 11.2584 ppm |
| Concentration per Run 1 | 0.0521 ppm | 2.0977 ppm | 0.1205 ppm | 0.9698 ppm | 2.0992 ppm | 0.0536 ppm | 11.2823 ppm |
| Concentration per Run 2 | 0.0509 ppm | 2.0941 ppm | 0.1209 ppm | 0.9747 ppm | 2.0890 ppm | 0.0536 ppm | 11.2744 ppm |
| Concentration per Run 3 | 0.0527 ppm | 2.0858 ppm | 0.1219 ppm | 0.9980 ppm | 2.0712 ppm | 0.0536 ppm | 11.2185 ppm |
| Concentration RSD | 1.8 % | 0.3 % | 0.6 % | 1.5 % | 0.7 % | 0.0 % | 0.3 % |

| | Cd 214.438 {457} Axial) | Co 228.616 {447} Axial) | Cr 267.716 {126} Axial) | Cu 324.754 {104} Axial) | Fe 259.940 {130} Radial) | K 766.490 {44} Radial) | Mg 279.079 {121} Axial) |
|---|---|---|---|---|---|---|---|
| Concentration average | 0.0573 ppm | 0.5178 ppm | 0.2136 ppm | 0.2542 ppm | 1.0975 ppm | 9.3261 ppm | 10.4028 ppm |
| Concentration per Run 1 | 0.0567 ppm | 0.5122 ppm | 0.2154 ppm | 0.2538 ppm | 1.0999 ppm | 9.3629 ppm | 10.5026 ppm |
| Concentration per Run 2 | 0.0569 ppm | 0.5145 ppm | 0.2071 ppm | 0.2488 ppm | 1.0998 ppm | 9.3286 ppm | 10.1281 ppm |
| Concentration per Run 3 | 0.0583 ppm | 0.5268 ppm | 0.2184 ppm | 0.2600 ppm | 1.0929 ppm | 9.2868 ppm | 10.5777 ppm |
| Concentration RSD | 1.6 % | 1.5 % | 2.7 % | 2.2 % | 0.4 % | 0.4 % | 2.3 % |

| | Mn 257.610 {131} Radial) | Mo 202.030 {467} Axial) | Na 589.592 {57} Radial) | Ni 231.604 {445} Axial) | Pb 220.353 {453} Axial) | Sb 206.833 {463} Axial) | Se 196.090 {472} Axial) |
|---|---|---|---|---|---|---|---|
| Concentration average | 0.5508 ppm | 1.0020 ppm | 9.2535 ppm | 0.5287 ppm | 0.5608 ppm | 0.4938 ppm | 0.1207 ppm |
| Concentration per Run 1 | 0.5517 ppm | 0.9901 ppm | 9.3192 ppm | 0.5231 ppm | 0.5565 ppm | 0.4840 ppm | 0.1194 ppm |
| Concentration per Run 2 | 0.5528 ppm | 0.9963 ppm | 9.2624 ppm | 0.5254 ppm | 0.5564 ppm | 0.4912 ppm | 0.1207 ppm |
| Concentration per Run 3 | 0.5480 ppm | 1.0198 ppm | 9.1789 ppm | 0.5377 ppm | 0.5696 ppm | 0.5061 ppm | 0.1220 ppm |
| Concentration RSD | 0.5 % | 1.6 % | 0.8 % | 1.5 % | 1.4 % | 2.3 % | 1.1 % |

| | Si 212.412 {459} Axial) | Sn 189.989 {477} Axial) | Sr 421.552 {80} Radial) | Ti 334.904 {101} Axial) | Tl 190.856 {477} Axial) | V 292.402 {115} Axial) | Zn 206.200 {463} Axial) |
|---|---|---|---|---|---|---|---|
| Concentration average | 1.2430 ppm | 1.0000 [SIC 20] | 1.0274 ppm | 1.0421 ppm | 0.1197 ppm | 0.5392 ppm | 0.5394 ppm |
| Concentration per Run 1 | 1.2294 ppm | 0.9912 ppm | 1.0313 ppm | 1.0493 ppm | 0.1185 ppm | 0.5442 ppm | 0.5348 ppm |
| Concentration per Run 2 | 1.2342 ppm | 0.9906 ppm | 1.0281 ppm | 1.0138 ppm | 0.1199 ppm | 0.5236 ppm | 0.5351 ppm |
| Concentration per Run 3 | 1.2652 ppm | 1.0182 ppm | 1.0229 ppm | 1.0630 ppm | 0.1206 ppm | 0.5497 ppm | 0.5485 ppm |
| Concentration RSD | 1.6 % | 1.6 % | 0.4 % | 2.4 % | 0.9 % | 2.6 % | 1.5 % |

| | Y 371.030 {91} Radial) | Y 360.073 {94} Axial) | Y 224.306 {450} Axial) | Sc 361.384 {93} Radial) | Sc 227.318 {448} Axial) | Sc 361.384 {93} Axial) | Li 670.784 {50} Radial) |
|---|---|---|---|---|---|---|---|
| Concentration average | 96.6836 % | 98.8965 % | 100.1949 % | 99.0041 % | 97.6670 % | 100.0394 % | 0.0000 ppm |
| Concentration per Run 1 | 96.8547 % | 98.2461 % | 101.1667 % | 98.8465 % | 98.8769 % | 99.4942 % | 0.0001 ppm |
| Concentration per Run 2 | 96.7181 % | 100.8993 % | 100.7360 % | 98.9421 % | 98.1634 % | 102.2455 % | 0.0001 ppm |
| Concentration per Run 3 | 96.4782 % | 97.5439 % | 98.6821 % | 99.2237 % | 95.9607 % | 98.3785 % | -0.0002 ppm |
| Concentration RSD | 0.2 % | 1.8 % | 1.3 % | 0.2 % | 1.6 % | 2.0 % | 1,212.8 % |

# ICP DataTrace 6

9/10/2025 5:13:16 PM

LabBook: WG2112533_09092025T6.imexp

Sample: L2554470-02 WG2113141
Analysis started at: 9/9/2025 7:13:19 PM
Comments <Comment>
Rack: 1
Vial: 13

| | Ag 328.068 {103} Axial) | Al 396.152 {85} Radial) | As 189.042 {478} Axial) | B 208.959 {461} Axial) | Ba 455.403 {74} Radial) | Be 313.042 {108} Radial) | Ca 315.887 {107} Radial) |
|---|---|---|---|---|---|---|---|
| Concentration average | 0.0001 ppm | 0.0371 ppm | 0.0008 ppm | 0.2491 ppm | 0.0705 ppm | 0.0000 ppm | 92.2133 ppm |
| Concentration per Run 1 | 0.0000 ppm | 0.0347 ppm | 0.0015 ppm | 0.2461 ppm | 0.0712 ppm | 0.0000 ppm | 93.4187 ppm |
| Concentration per Run 2 | 0.0002 ppm | 0.0353 ppm | 0.0011 ppm | 0.2541 ppm | 0.0703 ppm | 0.0000 ppm | 92.6309 ppm |
| Concentration per Run 3 | 0.0000 ppm | 0.0412 ppm | -0.0001 ppm | 0.2472 ppm | 0.0698 ppm | 0.0000 ppm | 90.5902 ppm |
| Concentration RSD | 137.1 % | 9.7 % | 101.8 % | 1.7 % | 1.0 % | 43.6 % | 1.6 % |

| | Cd 214.438 {457} Axial) | Co 228.616 {447} Axial) | Cr 267.716 {126} Axial) | Cu 324.754 {104} Axial) | Fe 259.940 {130} Radial) | K 766.490 {44} Radial) | Mg 279.079 {121} Axial) |
|---|---|---|---|---|---|---|---|
| Concentration average | 0.0001 ppm | -0.0001 ppm | 0.0000 ppm | 0.0011 ppm | 0.0433 ppm | 7.3175 ppm | 12.5295 ppm |
| Concentration per Run 1 | 0.0001 ppm | -0.0002 ppm | 0.0000 ppm | 0.0010 ppm | 0.0440 ppm | 7.3293 ppm | 12.5255 ppm |
| Concentration per Run 2 | 0.0002 ppm | -0.0001 ppm | 0.0001 ppm | 0.0011 ppm | 0.0441 ppm | 7.2226 ppm | 12.5338 ppm |
| Concentration per Run 3 | 0.0002 ppm | -0.0001 ppm | -0.0001 ppm | 0.0011 ppm | 0.0419 ppm | 7.4007 ppm | 12.5292 ppm |
| Concentration RSD | 28.9 % | 43.2 % | 313.8 % | 7.5 % | 3.0 % | 1.2 % | 0.0 % |

| | Mn 257.610 {131} Radial) | Mo 202.030 {467} Axial) | Na 589.592 {57} Radial) | Ni 231.604 {445} Axial) | Pb 220.353 {453} Axial) | Sb 206.833 {463} Axial) | Se 196.090 {472} Axial) |
|---|---|---|---|---|---|---|---|
| Concentration average | 0.0061 ppm | 0.0042 ppm | 112.9140 ppm | 0.0002 ppm | -0.0005 ppm | 0.0070 ppm | -0.0017 ppm |
| Concentration per Run 1 | 0.0061 ppm | 0.0045 ppm | 114.2779 ppm | 0.0000 ppm | 0.0003 ppm | 0.0073 ppm | -0.0009 ppm |
| Concentration per Run 2 | 0.0061 ppm | 0.0042 ppm | 114.7077 ppm | 0.0001 ppm | -0.0011 ppm | 0.0068 ppm | -0.0005 ppm |
| Concentration per Run 3 | 0.0060 ppm | 0.0039 ppm | 109.7563 ppm | 0.0004 ppm | -0.0008 ppm | 0.0068 ppm | -0.0035 ppm |
| Concentration RSD | 1.1 % | 7.3 % | 2.4 % | 125.2 % | 130.8 % | 4.1 % | 99.6 % |

| | Si 212.412 {459} Axial) | Sn 189.989 {477} Axial) | Sr 421.552 {80} Radial) | Ti 334.904 {101} Axial) | Tl 190.856 {477} Axial) | V 292.402 {115} Axial) | Zn 206.200 {463} Axial) |
|---|---|---|---|---|---|---|---|
| Concentration average | 10.0343 ppm | 0.0023 ppm | 1.4712 ppm | 0.0004 ppm | -0.0023 ppm | 0.0023 ppm | 0.0350 ppm |
| Concentration per Run 1 | 9.8991 ppm | 0.0022 ppm | 1.4881 ppm | 0.0003 ppm | -0.0026 ppm | 0.0025 ppm | 0.0350 ppm |
| Concentration per Run 2 | 10.2647 ppm | 0.0025 ppm | 1.4680 ppm | 0.0004 ppm | -0.0024 ppm | 0.0023 ppm | 0.0355 ppm |
| Concentration per Run 3 | 9.9392 ppm | 0.0022 ppm | 1.4576 ppm | 0.0007 ppm | -0.0019 ppm | 0.0021 ppm | 0.0345 ppm |
| Concentration RSD | 2.0 % | 7.2 % | 1.1 % | 48.0 % | 17.1 % | 8.5 % | 1.4 % |

| | Y 371.030 {91} Radial) | Y 360.073 {94} Axial) | Y 224.306 {450} Axial) | Sc 361.384 {93} Radial) | Sc 227.318 {448} Axial) | Sc 361.384 {93} Axial) | Li 670.784 {50} Radial) |
|---|---|---|---|---|---|---|---|
| Concentration average | 94.5696 % | 93.3026 % | 94.5612 % | 95.4203 % | 88.2655 % | 94.4232 % | 0.0289 ppm |
| Concentration per Run 1 | 94.5139 % | 93.4117 % | 95.6005 % | 94.3445 % | 89.5256 % | 94.4151 % | 0.0287 ppm |
| Concentration per Run 2 | 94.3249 % | 93.3264 % | 93.0044 % | 95.1115 % | 86.4299 % | 94.4866 % | 0.0290 ppm |
| Concentration per Run 3 | 94.8701 % | 93.1697 % | 95.0787 % | 96.8050 % | 88.8409 % | 94.3680 % | 0.0289 ppm |
| Concentration RSD | 0.3 % | 0.1 % | 1.5 % | 1.3 % | 1.8 % | 0.1 % | 0.4 % |

# ICP DataTrace 6

9/10/2025 5:13:16 PM

LabBook: WG2112533_09092025T6.imexp

Sample: L2500778-202 WG2113141
Analysis started at: 9/9/2025 7:19:56 PM
Comments <Comment>
Rack: 1
Vial: 8

| | Ag 328.068 {103} Axial) | Al 396.152 {85} Radial) | As 189.042 {478} Axial) | B 208.959 {461} Axial) | Ba 455.403 {74} Radial) | Be 313.042 {108} Radial) | Ca 315.887 {107} Radial) |
|---|---|---|---|---|---|---|---|
| Concentration average | -0.0001 ppm | 0.5348 ppm | 0.0007 ppm | 0.0513 ppm | 0.0356 ppm | 0.0001 ppm | 26.1211 ppm |
| Concentration per Run 1 | 0.0000 ppm | 0.5421 ppm | 0.0006 ppm | 0.0516 ppm | 0.0361 ppm | 0.0001 ppm | 26.2979 ppm |
| Concentration per Run 2 | -0.0001 ppm | 0.5343 ppm | 0.0001 ppm | 0.0514 ppm | 0.0356 ppm | 0.0001 ppm | 26.2073 ppm |
| Concentration per Run 3 | 0.0000 ppm | 0.5280 ppm | 0.0014 ppm | 0.0508 ppm | 0.0353 ppm | 0.0001 ppm | 25.8579 ppm |
| Concentration RSD | 80.7 % | 1.3 % | 96.4 % | 0.8 % | 1.1 % | 7.4 % | 0.9 % |

| | Cd 214.438 {457} Axial) | Co 228.616 {447} Axial) | Cr 267.716 {126} Axial) | Cu 324.754 {104} Axial) | Fe 259.940 {130} Radial) | K 766.490 {44} Radial) | Mg 279.079 {121} Axial) |
|---|---|---|---|---|---|---|---|
| Concentration average | 0.0001 ppm | 0.0006 ppm | 0.0018 ppm | 0.0026 ppm | 1.1213 ppm | 4.5919 ppm | 12.8201 ppm |
| Concentration per Run 1 | 0.0001 ppm | 0.0006 ppm | 0.0018 ppm | 0.0027 ppm | 1.1271 ppm | 4.6099 ppm | 12.8885 ppm |
| Concentration per Run 2 | 0.0001 ppm | 0.0005 ppm | 0.0017 ppm | 0.0026 ppm | 1.1248 ppm | 4.5644 ppm | 12.7882 ppm |
| Concentration per Run 3 | 0.0001 ppm | 0.0006 ppm | 0.0019 ppm | 0.0025 ppm | 1.1119 ppm | 4.6013 ppm | 12.7836 ppm |
| Concentration RSD | 8.6 % | 11.1 % | 6.2 % | 4.5 % | 0.7 % | 0.5 % | 0.5 % |

| | Mn 257.610 {131} Radial) | Mo 202.030 {467} Axial) | Na 589.592 {57} Radial) | Ni 231.604 {445} Axial) | Pb 220.353 {453} Axial) | Sb 206.833 {463} Axial) | Se 196.090 {472} Axial) |
|---|---|---|---|---|---|---|---|
| Concentration average | 0.0706 ppm | 0.0010 ppm | 59.6344 ppm | 0.0017 ppm | 0.0022 ppm | 0.0014 ppm | -0.0005 ppm |
| Concentration per Run 1 | 0.0708 ppm | 0.0012 ppm | 60.2912 ppm | 0.0016 ppm | 0.0023 ppm | 0.0013 ppm | -0.0016 ppm |
| Concentration per Run 2 | 0.0707 ppm | 0.0010 ppm | 59.3325 ppm | 0.0018 ppm | 0.0019 ppm | 0.0012 ppm | 0.0005 ppm |
| Concentration per Run 3 | 0.0702 ppm | 0.0009 ppm | 59.2797 ppm | 0.0018 ppm | 0.0023 ppm | 0.0018 ppm | -0.0005 ppm |
| Concentration RSD | 0.4 % | 10.0 % | 1.0 % | 5.8 % | 8.8 % | 23.2 % | 197.6 % |

| | Si 212.412 {459} Axial) | Sn 189.989 {477} Axial) | Sr 421.552 {80} Radial) | Ti 334.904 {101} Axial) | Tl 190.856 {477} Axial) | V 292.402 {115} Axial) | Zn 206.200 {463} Axial) |
|---|---|---|---|---|---|---|---|
| Concentration average | 1.5589 ppm | 0.0008 ppm | 0.1445 ppm | 0.0246 ppm | -0.0011 ppm | 0.0030 ppm | 0.0098 ppm |
| Concentration per Run 1 | 1.5568 ppm | 0.0013 ppm | 0.1460 ppm | 0.0243 ppm | -0.0008 ppm | 0.0029 ppm | 0.0099 ppm |
| Concentration per Run 2 | 1.5596 ppm | 0.0002 ppm | 0.1440 ppm | 0.0246 ppm | -0.0009 ppm | 0.0030 ppm | 0.0098 ppm |
| Concentration per Run 3 | 1.5603 ppm | 0.0009 ppm | 0.1435 ppm | 0.0248 ppm | -0.0018 ppm | 0.0030 ppm | 0.0096 ppm |
| Concentration RSD | 0.1 % | 67.3 % | 0.9 % | 0.9 % | 47.5 % | 3.6 % | 1.5 % |

| | Y 371.030 {91} Radial) | Y 360.073 {94} Axial) | Y 224.306 {450} Axial) | Sc 361.384 {93} Radial) | Sc 227.318 {448} Axial) | Sc 361.384 {93} Axial) | Li 670.784 {50} Radial) |
|---|---|---|---|---|---|---|---|
| Concentration average | 95.9563 % | 96.2469 % | 98.4431 % | 97.2343 % | 94.6807 % | 97.2904 % | 0.0039 ppm |
| Concentration per Run 1 | 96.4074 % | 96.3450 % | 98.7753 % | 96.8669 % | 94.6952 % | 97.4054 % | 0.0041 ppm |
| Concentration per Run 2 | 95.6948 % | 96.0698 % | 98.3705 % | 97.1224 % | 94.9359 % | 97.1148 % | 0.0041 ppm |
| Concentration per Run 3 | 95.7666 % | 96.3260 % | 98.1834 % | 97.7135 % | 94.4111 % | 97.3508 % | 0.0034 ppm |
| Concentration RSD | 0.4 % | 0.2 % | 0.3 % | 0.4 % | 0.3 % | 0.2 % | 10.3 % |

# ICP DataTrace 6

9/10/2025 5:13:16 PM

LabBook: WG2112533_09092025T6.imexp

Sample: WG2113141-3 WG2113141
Analysis started at: 9/9/2025 7:26:25 PM
Comments <Comment>
Rack: 1
Vial: 9

| | Ag 328.068 {103} Axial) | Al 396.152 {85} Radial) | As 189.042 {478} Axial) | B 208.959 {461} Axial) | Ba 455.403 {74} Radial) | Be 313.042 {108} Radial) | Ca 315.887 {107} Radial) |
|---|---|---|---|---|---|---|---|
| Concentration average | 0.0533 ppm | 2.7633 ppm | 0.1276 ppm | 1.0567 ppm | 2.1113 ppm | 0.0546 ppm | 37.1675 ppm |
| Concentration per Run 1 | 0.0533 ppm | 2.7769 ppm | 0.1281 ppm | 1.0586 ppm | 2.1259 ppm | 0.0544 ppm | 37.1082 ppm |
| Concentration per Run 2 | 0.0536 ppm | 2.7571 ppm | 0.1278 ppm | 1.0597 ppm | 2.1244 ppm | 0.0548 ppm | 37.4154 ppm |
| Concentration per Run 3 | 0.0531 ppm | 2.7560 ppm | 0.1268 ppm | 1.0519 ppm | 2.0837 ppm | 0.0546 ppm | 36.9789 ppm |
| Concentration RSD | 0.5 % | 0.4 % | 0.6 % | 0.4 % | 1.1 % | 0.3 % | 0.6 % |

| | Cd 214.438 {457} Axial) | Co 228.616 {447} Axial) | Cr 267.716 {126} Axial) | Cu 324.754 {104} Axial) | Fe 259.940 {130} Radial) | K 766.490 {44} Radial) | Mg 279.079 {121} Axial) |
|---|---|---|---|---|---|---|---|
| Concentration average | 0.0579 ppm | 0.5172 ppm | 0.2235 ppm | 0.2607 ppm | 2.3220 ppm | 14.4910 ppm | 23.2383 ppm |
| Concentration per Run 1 | 0.0580 ppm | 0.5182 ppm | 0.2228 ppm | 0.2610 ppm | 2.3183 ppm | 14.6382 ppm | 23.1965 ppm |
| Concentration per Run 2 | 0.0576 ppm | 0.5169 ppm | 0.2242 ppm | 0.2605 ppm | 2.3291 ppm | 14.3326 ppm | 23.2935 ppm |
| Concentration per Run 3 | 0.0581 ppm | 0.5164 ppm | 0.2236 ppm | 0.2607 ppm | 2.3186 ppm | 14.5022 ppm | 23.2248 ppm |
| Concentration RSD | 0.4 % | 0.2 % | 0.3 % | 0.1 % | 0.3 % | 1.1 % | 0.2 % |

| | Mn 257.610 {131} Radial) | Mo 202.030 {467} Axial) | Na 589.592 {57} Radial) | Ni 231.604 {445} Axial) | Pb 220.353 {453} Axial) | Sb 206.833 {463} Axial) | Se 196.090 {472} Axial) |
|---|---|---|---|---|---|---|---|
| Concentration average | 0.6211 ppm | 1.0064 ppm | 69.7433 ppm | 0.5310 ppm | 0.5461 ppm | 0.5006 ppm | 0.1248 ppm |
| Concentration per Run 1 | 0.6214 ppm | 1.0072 ppm | 71.6024 ppm | 0.5323 ppm | 0.5469 ppm | 0.4985 ppm | 0.1255 ppm |
| Concentration per Run 2 | 0.6233 ppm | 1.0063 ppm | 70.8112 ppm | 0.5304 ppm | 0.5458 ppm | 0.5013 ppm | 0.1245 ppm |
| Concentration per Run 3 | 0.6184 ppm | 1.0055 ppm | 66.8165 ppm | 0.5302 ppm | 0.5457 ppm | 0.5019 ppm | 0.1244 ppm |
| Concentration RSD | 0.4 % | 0.1 % | 3.7 % | 0.2 % | 0.1 % | 0.4 % | 0.5 % |

| | Si 212.412 {459} Axial) | Sn 189.989 {477} Axial) | Sr 421.552 {80} Radial) | Ti 334.904 {101} Axial) | Tl 190.856 {477} Axial) | V 292.402 {115} Axial) | Zn 206.200 {463} Axial) |
|---|---|---|---|---|---|---|---|
| Concentration average | 3.1068 ppm | 0.9792 ppm | **1.1676 ppm** | 1.0654 ppm | **0.1157 ppm** | 0.5461 ppm | 0.5526 ppm |
| Concentration per Run 1 | 3.1147 ppm | 0.9783 ppm | 1.1735 ppm | 1.0666 ppm | 0.1151 ppm | 0.5458 ppm | 0.5528 ppm |
| Concentration per Run 2 | 3.1146 ppm | 0.9771 ppm | 1.1645 ppm | 1.0653 ppm | 0.1173 ppm | 0.5465 ppm | 0.5493 ppm |
| Concentration per Run 3 | 3.0910 ppm | 0.9823 ppm | 1.1646 ppm | 1.0643 ppm | 0.1147 ppm | 0.5460 ppm | 0.5557 ppm |
| Concentration RSD | 0.4 % | 0.3 % | 0.4 % | 0.1 % | 1.2 % | 0.1 % | 0.6 % |

| | Y 371.030 {91} Radial) | Y 360.073 {94} Axial) | Y 224.306 {450} Axial) | Sc 361.384 {93} Radial) | Sc 227.318 {448} Axial) | Sc 361.384 {93} Axial) | Li 670.784 {50} Radial) |
|---|---|---|---|---|---|---|---|
| Concentration average | 95.4284 % | 95.3916 % | 97.2666 % | 98.5363 % | 93.5220 % | 96.7295 % | 0.0037 ppm |
| Concentration per Run 1 | 95.6894 % | 95.1283 % | 97.0137 % | 98.5403 % | 93.2164 % | 96.4377 % | 0.0037 ppm |
| Concentration per Run 2 | 95.0474 % | 95.5397 % | 96.7737 % | 98.0739 % | 93.1694 % | 96.9505 % | 0.0041 ppm |
| Concentration per Run 3 | 95.5484 % | 95.5068 % | 98.0124 % | 98.9946 % | 94.1803 % | 96.8002 % | 0.0033 ppm |
| Concentration RSD | 0.4 % | 0.2 % | 0.7 % | 0.5 % | 0.6 % | 0.3 % | 11.4 % |

# ICP DataTrace 6

9/10/2025 5:13:16 PM

LabBook: WG2112533_09092025T6.imexp

Sample: WG2113141-4 WG2113141
Analysis started at: 9/9/2025 7:32:58 PM
Comments <Comment>
Rack: 1
Vial: 10

| | Ag 328.068 {103} Axial) | Al 396.152 {85} Radial) | As 189.042 {478} Axial) | B 208.959 {461} Axial) | Ba 455.403 {74} Radial) | Be 313.042 {108} Radial) | Ca 315.887 {107} Radial) |
|---|---|---|---|---|---|---|---|
| Concentration average | 0.0000 ppm | 0.5609 ppm | 0.0016 ppm | 0.0525 ppm | 0.0360 ppm | 0.0000 ppm | 26.2354 ppm |
| Concentration per Run 1 | -0.0002 ppm | 0.5651 ppm | 0.0020 ppm | 0.0527 ppm | 0.0363 ppm | 0.0001 ppm | 26.6378 ppm |
| Concentration per Run 2 | 0.0000 ppm | 0.5607 ppm | 0.0016 ppm | 0.0526 ppm | 0.0358 ppm | 0.0000 ppm | 26.2456 ppm |
| Concentration per Run 3 | 0.0002 ppm | 0.5569 ppm | 0.0011 ppm | 0.0524 ppm | 0.0359 ppm | 0.0000 ppm | 25.8228 ppm |
| Concentration RSD | 2,842.3 % | 0.7 % | 27.6 % | 0.3 % | 0.8 % | 28.2 % | 1.6 % |

| | Cd 214.438 {457} Axial) | Co 228.616 {447} Axial) | Cr 267.716 {126} Axial) | Cu 324.754 {104} Axial) | Fe 259.940 {130} Radial) | K 766.490 {44} Radial) | Mg 279.079 {121} Axial) |
|---|---|---|---|---|---|---|---|
| Concentration average | 0.0001 ppm | 0.0006 ppm | 0.0018 ppm | 0.0030 ppm | 1.1792 ppm | 4.6546 ppm | 12.9134 ppm |
| Concentration per Run 1 | 0.0001 ppm | 0.0006 ppm | 0.0017 ppm | 0.0030 ppm | 1.1926 ppm | 4.6394 ppm | 12.9107 ppm |
| Concentration per Run 2 | 0.0001 ppm | 0.0005 ppm | 0.0020 ppm | 0.0030 ppm | 1.1756 ppm | 4.6442 ppm | 12.9054 ppm |
| Concentration per Run 3 | 0.0000 ppm | 0.0007 ppm | 0.0016 ppm | 0.0029 ppm | 1.1694 ppm | 4.6802 ppm | 12.9242 ppm |
| Concentration RSD | 54.9 % | 17.2 % | 12.4 % | 2.1 % | 1.0 % | 0.5 % | 0.1 % |

| | Mn 257.610 {131} Radial) | Mo 202.030 {467} Axial) | Na 589.592 {57} Radial) | Ni 231.604 {445} Axial) | Pb 220.353 {453} Axial) | Sb 206.833 {463} Axial) | Se 196.090 {472} Axial) |
|---|---|---|---|---|---|---|---|
| Concentration average | 0.0724 ppm | 0.0024 ppm | 59.4456 ppm | 0.0018 ppm | 0.0021 ppm | 0.0039 ppm | -0.0015 ppm |
| Concentration per Run 1 | 0.0732 ppm | 0.0026 ppm | 60.1630 ppm | 0.0017 ppm | 0.0025 ppm | 0.0039 ppm | -0.0001 ppm |
| Concentration per Run 2 | 0.0724 ppm | 0.0024 ppm | 59.5237 ppm | 0.0019 ppm | 0.0022 ppm | 0.0041 ppm | -0.0017 ppm |
| Concentration per Run 3 | 0.0714 ppm | 0.0022 ppm | 58.6501 ppm | 0.0017 ppm | 0.0017 ppm | 0.0036 ppm | -0.0027 ppm |
| Concentration RSD | 1.2 % | 6.8 % | 1.3 % | 6.4 % | 21.2 % | 6.3 % | 86.5 % |

| | Si 212.412 {459} Axial) | Sn 189.989 {477} Axial) | Sr 421.552 {80} Radial) | Ti 334.904 {101} Axial) | Tl 190.856 {477} Axial) | V 292.402 {115} Axial) | Zn 206.200 {463} Axial) |
|---|---|---|---|---|---|---|---|
| Concentration average | 1.6177 ppm | 0.0031 ppm | 0.1458 ppm | 0.0262 ppm | -0.0009 ppm | 0.0030 ppm | 0.0101 ppm |
| Concentration per Run 1 | 1.6211 ppm | 0.0031 ppm | 0.1469 ppm | 0.0265 ppm | -0.0027 ppm | 0.0029 ppm | 0.0100 ppm |
| Concentration per Run 2 | 1.6200 ppm | 0.0036 ppm | 0.1453 ppm | 0.0260 ppm | -0.0002 ppm | 0.0031 ppm | 0.0100 ppm |
| Concentration per Run 3 | 1.6119 ppm | 0.0025 ppm | 0.1453 ppm | 0.0261 ppm | 0.0001 ppm | 0.0029 ppm | 0.0102 ppm |
| Concentration RSD | 0.3 % | 17.3 % | 0.6 % | 1.0 % | 169.6 % | 3.5 % | 1.0 % |

| | Y 371.030 {91} Radial) | Y 360.073 {94} Axial) | Y 224.306 {450} Axial) | Sc 361.384 {93} Radial) | Sc 227.318 {448} Axial) | Sc 361.384 {93} Axial) | Li 670.784 {50} Radial) |
|---|---|---|---|---|---|---|---|
| Concentration average | 95.9061 % | 96.5824 % | 98.5919 % | 97.5060 % | 94.8138 % | 97.6019 % | 0.0039 ppm |
| Concentration per Run 1 | 95.8558 % | 96.6819 % | 98.7678 % | 96.4156 % | 94.5767 % | 97.5171 % | 0.0038 ppm |
| Concentration per Run 2 | 95.4934 % | 96.6006 % | 98.6776 % | 97.5118 % | 94.6758 % | 97.6615 % | 0.0039 ppm |
| Concentration per Run 3 | 96.3693 % | 96.4649 % | 98.3304 % | 98.5905 % | 95.1889 % | 97.6271 % | 0.0042 ppm |
| Concentration RSD | 0.5 % | 0.1 % | 0.2 % | 1.1 % | 0.3 % | 0.1 % | 4.8 % |

# ICP DataTrace 6

9/10/2025 5:13:16 PM

LabBook: WG2112533_09092025T6.imexp

Sample: WG2113141-5 WG2113141
Analysis started at: 9/9/2025 7:39:32 PM
Comments <Comment>
Rack: 1
Vial: 11

| | Ag 328.068 {103} Axial) | Al 396.152 {85} Radial) | As 189.042 {478} Axial) | B 208.959 {461} Axial) | Ba 455.403 {74} Radial) | Be 313.042 {108} Radial) | Ca 315.887 {107} Radial) |
|---|---|---|---|---|---|---|---|
| Concentration average | 0.0507 ppm | 2.6788 ppm | 0.1245 ppm | 1.0353 ppm | 2.1108 ppm | 0.0548 ppm | 36.2244 ppm |
| Concentration per Run 1 | 0.0510 ppm | 2.6933 ppm | 0.1252 ppm | 1.0402 ppm | 2.1238 ppm | 0.0554 ppm | 36.5844 ppm |
| Concentration per Run 2 | 0.0505 ppm | 2.6838 ppm | 0.1261 ppm | 1.0382 ppm | 2.1176 ppm | 0.0550 ppm | 36.2994 ppm |
| Concentration per Run 3 | 0.0508 ppm | 2.6593 ppm | 0.1222 ppm | 1.0277 ppm | 2.0910 ppm | 0.0541 ppm | 35.7895 ppm |
| Concentration RSD | 0.5 % | 0.7 % | 1.6 % | 0.6 % | 0.8 % | 1.2 % | 1.1 % |

| | Cd 214.438 {457} Axial) | Co 228.616 {447} Axial) | Cr 267.716 {126} Axial) | Cu 324.754 {104} Axial) | Fe 259.940 {130} Radial) | K 766.490 {44} Radial) | Mg 279.079 {121} Axial) |
|---|---|---|---|---|---|---|---|
| Concentration average | 0.0556 ppm | 0.4938 ppm | 0.2077 ppm | 0.2534 ppm | 2.1940 ppm | 14.6553 ppm | 22.6655 ppm |
| Concentration per Run 1 | 0.0560 ppm | 0.4962 ppm | 0.2097 ppm | 0.2559 ppm | 2.2009 ppm | 14.6491 ppm | 22.7182 ppm |
| Concentration per Run 2 | 0.0558 ppm | 0.4955 ppm | 0.2078 ppm | 0.2523 ppm | 2.2020 ppm | 14.7016 ppm | 22.6773 ppm |
| Concentration per Run 3 | 0.0551 ppm | 0.4896 ppm | 0.2056 ppm | 0.2521 ppm | 2.1790 ppm | 14.6152 ppm | 22.6008 ppm |
| Concentration RSD | 0.9 % | 0.7 % | 1.0 % | 0.8 % | 0.6 % | 0.3 % | 0.3 % |

| | Mn 257.610 {131} Radial) | Mo 202.030 {467} Axial) | Na 589.592 {57} Radial) | Ni 231.604 {445} Axial) | Pb 220.353 {453} Axial) | Sb 206.833 {463} Axial) | Se 196.090 {472} Axial) |
|---|---|---|---|---|---|---|---|
| Concentration average | 0.6172 ppm | 0.9884 ppm | 65.9276 ppm | 0.5090 ppm | 0.5400 ppm | 0.4763 ppm | 0.1220 ppm |
| Concentration per Run 1 | 0.6235 ppm | 0.9913 ppm | 65.3866 ppm | 0.5119 ppm | 0.5437 ppm | 0.4727 ppm | 0.1232 ppm |
| Concentration per Run 2 | 0.6170 ppm | 0.9912 ppm | 66.7860 ppm | 0.5102 ppm | 0.5401 ppm | 0.4788 ppm | 0.1201 ppm |
| Concentration per Run 3 | 0.6110 ppm | 0.9826 ppm | 65.6103 ppm | 0.5048 ppm | 0.5361 ppm | 0.4775 ppm | 0.1227 ppm |
| Concentration RSD | 1.0 % | 0.5 % | 1.1 % | 0.7 % | 0.7 % | 0.7 % | 1.3 % |

| | Si 212.412 {459} Axial) | Sn 189.989 {477} Axial) | Sr 421.552 {80} Radial) | Ti 334.904 {101} Axial) | Tl 190.856 {477} Axial) | V 292.402 {115} Axial) | Zn 206.200 {463} Axial) |
|---|---|---|---|---|---|---|---|
| Concentration average | 2.7734 ppm | 0.9934 ppm | 1.2000 ppm | 1.0690 ppm | 0.1153 ppm | 0.5301 ppm | 0.5317 ppm |
| Concentration per Run 1 | 2.7828 ppm | 0.9976 ppm | 1.2047 ppm | 1.0770 ppm | 0.1149 ppm | 0.5344 ppm | 0.5350 ppm |
| Concentration per Run 2 | 2.7798 ppm | 0.9960 ppm | 1.2021 ppm | 1.0696 ppm | 0.1159 ppm | 0.5301 ppm | 0.5336 ppm |
| Concentration per Run 3 | 2.7577 ppm | 0.9865 ppm | 1.1932 ppm | 1.0604 ppm | 0.1152 ppm | 0.5257 ppm | 0.5266 ppm |
| Concentration RSD | 0.5 % | 0.6 % | 0.5 % | 0.8 % | 0.4 % | 0.8 % | 0.8 % |

| | Y 371.030 {91} Radial) | Y 360.073 {94} Axial) | Y 224.306 {450} Axial) | Sc 361.384 {93} Radial) | Sc 227.318 {448} Axial) | Sc 361.384 {93} Axial) | Li 670.784 {50} Radial) |
|---|---|---|---|---|---|---|---|
| Concentration average | 95.7256 % | 96.0066 % | 98.0301 % | 99.1490 % | 94.2864 % | 97.2556 % | 0.0042 ppm |
| Concentration per Run 1 | 95.3251 % | 95.7665 % | 98.2357 % | 98.6865 % | 94.3570 % | 97.0393 % | 0.0040 ppm |
| Concentration per Run 2 | 95.4243 % | 96.2229 % | 97.8102 % | 98.8298 % | 93.9446 % | 97.4581 % | 0.0045 ppm |
| Concentration per Run 3 | 96.4273 % | 96.0303 % | 98.0444 % | 99.9307 % | 94.5577 % | 97.2693 % | 0.0041 ppm |
| Concentration RSD | 0.6 % | 0.2 % | 0.2 % | 0.7 % | 0.3 % | 0.2 % | 6.1 % |

# ICP DataTrace 6

9/10/2025 5:13:16 PM

LabBook: WG2112533_09092025T6.imexp

Sample: WG2113141-6d5 WG2113141
Analysis started at: 9/9/2025 7:46:05 PM
Comments <Comment>
Rack: 1
Vial: 12

| | Ag 328.068 {103} Axial) | Al 396.152 {85} Radial) | As 189.042 {478} Axial) | B 208.959 {461} Axial) | Ba 455.403 {74} Radial) | Be 313.042 {108} Radial) | Ca 315.887 {107} Radial) |
|---|---|---|---|---|---|---|---|
| Concentration average | 0.0001 ppm | 0.1013 ppm | -0.0005 ppm | 0.0116 ppm | 0.0067 ppm | 0.0000 ppm | 4.9437 ppm |
| Concentration per Run 1 | 0.0000 ppm | 0.0976 ppm | 0.0008 ppm | 0.0115 ppm | 0.0068 ppm | 0.0000 ppm | 4.9900 ppm |
| Concentration per Run 2 | 0.0003 ppm | 0.1056 ppm | -0.0007 ppm | 0.0118 ppm | 0.0066 ppm | 0.0000 ppm | 4.9326 ppm |
| Concentration per Run 3 | 0.0000 ppm | 0.1006 ppm | -0.0015 ppm | 0.0116 ppm | 0.0066 ppm | 0.0000 ppm | 4.9085 ppm |
| Concentration RSD | 157.0 % | 4.0 % | 235.2 % | 1.3 % | 1.2 % | 202.8 % | 0.8 % |

| | Cd 214.438 {457} Axial) | Co 228.616 {447} Axial) | Cr 267.716 {126} Axial) | Cu 324.754 {104} Axial) | Fe 259.940 {130} Radial) | K 766.490 {44} Radial) | Mg 279.079 {121} Axial) |
|---|---|---|---|---|---|---|---|
| Concentration average | 0.0001 ppm | 0.0001 ppm | 0.0002 ppm | -0.0003 ppm | 0.2171 ppm | 0.8739 ppm | 2.5744 ppm |
| Concentration per Run 1 | 0.0000 ppm | 0.0002 ppm | 0.0002 ppm | -0.0004 ppm | 0.2179 ppm | 0.8635 ppm | 2.5532 ppm |
| Concentration per Run 2 | 0.0001 ppm | 0.0002 ppm | 0.0001 ppm | 0.0000 ppm | 0.2179 ppm | 0.8843 ppm | 2.5718 ppm |
| Concentration per Run 3 | 0.0000 ppm | 0.0000 ppm | 0.0002 ppm | -0.0003 ppm | 0.2154 ppm | 0.8739 ppm | 2.5983 ppm |
| Concentration RSD | 73.8 % | 79.2 % | 52.9 % | 81.0 % | 0.7 % | 1.2 % | 0.9 % |

| | Mn 257.610 {131} Radial) | Mo 202.030 {467} Axial) | Na 589.592 {57} Radial) | Ni 231.604 {445} Axial) | Pb 220.353 {453} Axial) | Sb 206.833 {463} Axial) | Se 196.090 {472} Axial) |
|---|---|---|---|---|---|---|---|
| Concentration average | 0.0137 ppm | 0.0019 ppm | 10.8549 ppm | 0.0003 ppm | -0.0001 ppm | 0.0057 ppm | -0.0016 ppm |
| Concentration per Run 1 | 0.0140 ppm | 0.0022 ppm | 10.7804 ppm | 0.0004 ppm | 0.0000 ppm | 0.0056 ppm | -0.0022 ppm |
| Concentration per Run 2 | 0.0135 ppm | 0.0021 ppm | 10.8495 ppm | 0.0005 ppm | 0.0001 ppm | 0.0064 ppm | -0.0022 ppm |
| Concentration per Run 3 | 0.0137 ppm | 0.0016 ppm | 10.9347 ppm | 0.0002 ppm | -0.0005 ppm | 0.0051 ppm | -0.0005 ppm |
| Concentration RSD | 1.7 % | 17.0 % | 0.7 % | 46.8 % | 255.7 % | 11.9 % | 59.7 % |

| | Si 212.412 {459} Axial) | Sn 189.989 {477} Axial) | Sr 421.552 {80} Radial) | Ti 334.904 {101} Axial) | Tl 190.856 {477} Axial) | V 292.402 {115} Axial) | Zn 206.200 {463} Axial) |
|---|---|---|---|---|---|---|---|
| Concentration average | 0.3067 ppm | 0.0057 ppm | 0.0277 ppm | 0.0049 ppm | -0.0008 ppm | 0.0007 ppm | 0.0023 ppm |
| Concentration per Run 1 | 0.3005 ppm | 0.0067 ppm | 0.0276 ppm | 0.0049 ppm | -0.0001 ppm | 0.0007 ppm | 0.0023 ppm |
| Concentration per Run 2 | 0.3091 ppm | 0.0057 ppm | 0.0277 ppm | 0.0050 ppm | -0.0010 ppm | 0.0008 ppm | 0.0024 ppm |
| Concentration per Run 3 | 0.3104 ppm | 0.0046 ppm | 0.0278 ppm | 0.0050 ppm | -0.0013 ppm | 0.0006 ppm | 0.0024 ppm |
| Concentration RSD | 1.7 % | 18.5 % | 0.5 % | 1.4 % | 73.5 % | 13.7 % | 2.7 % |

| | Y 371.030 {91} Radial) | Y 360.073 {94} Axial) | Y 224.306 {450} Axial) | Sc 361.384 {93} Radial) | Sc 227.318 {448} Axial) | Sc 361.384 {93} Axial) | Li 670.784 {50} Radial) |
|---|---|---|---|---|---|---|---|
| Concentration average | 96.7198 % | 99.7634 % | 102.1250 % | 100.7996 % | 100.1518 % | 101.2717 % | 0.0009 ppm |
| Concentration per Run 1 | 96.1883 % | 99.8507 % | 101.9359 % | 100.1950 % | 99.8188 % | 101.2697 % | 0.0008 ppm |
| Concentration per Run 2 | 96.9275 % | 99.7517 % | 101.9927 % | 100.9552 % | 100.0307 % | 101.2661 % | 0.0011 ppm |
| Concentration per Run 3 | 97.0435 % | 99.6878 % | 102.4464 % | 101.2486 % | 100.6059 % | 101.2793 % | 0.0008 ppm |
| Concentration RSD | 0.5 % | 0.1 % | 0.3 % | 0.5 % | 0.4 % | 0.0 % | 17.2 % |

# ICP DataTrace 6

9/10/2025 5:13:16 PM

LabBook: WG2112533_09092025T6.imexp

Sample: CCV
Analysis started at: 9/9/2025 7:52:38 PM
Comments <Comment>
Rack: 0
Vial: 3

| | Ag 328.068 {103} Axial) | Al 396.152 {85} Radial) | As 189.042 {478} Axial) | B 208.959 {461} Axial) | Ba 455.403 {74} Radial) | Be 313.042 {108} Radial) | Ca 315.887 {107} Radial) |
|---|---|---|---|---|---|---|---|
| Concentration average | 0.4904 ppm | 0.4628 ppm | 0.4733 ppm | 0.4759 ppm | 0.4864 ppm | 0.5221 ppm | 0.5225 ppm |
| Concentration per Run 1 | 0.4912 ppm | 0.4644 ppm | 0.4732 ppm | 0.4745 ppm | 0.4851 ppm | 0.5233 ppm | 0.5274 ppm |
| Concentration per Run 2 | 0.4905 ppm | 0.4637 ppm | 0.4735 ppm | 0.4762 ppm | 0.4856 ppm | 0.5214 ppm | 0.5154 ppm |
| Concentration per Run 3 | 0.4896 ppm | 0.4603 ppm | 0.4734 ppm | 0.4770 ppm | 0.4883 ppm | 0.5215 ppm | 0.5248 ppm |
| Recovery Percentage 1 | 98.088 % | 92.557 % | 94.669 % | 95.184 % | 97.270 % | 104.413 % | 104.509 % |
| Concentration RSD | 0.2 % | 0.5 % | 0.0 % | 0.3 % | 0.3 % | 0.2 % | 1.2 % |

| | Cd 214.438 {457} Axial) | Co 228.616 {447} Axial) | Cr 267.716 {126} Axial) | Cu 324.754 {104} Axial) | Fe 259.940 {130} Radial) | K 766.490 {44} Radial) | Mg 279.079 {121} Axial) |
|---|---|---|---|---|---|---|---|
| Concentration average | 0.5113 ppm | 0.5030 ppm | 0.5144 ppm | 0.4855 ppm | 0.5233 ppm | 4.4794 ppm | 0.5101 ppm |
| Concentration per Run 1 | 0.5110 ppm | 0.5015 ppm | 0.5129 ppm | 0.4880 ppm | 0.5217 ppm | 4.4649 ppm | 0.5105 ppm |
| Concentration per Run 2 | 0.5106 ppm | 0.5034 ppm | 0.5175 ppm | 0.4827 ppm | 0.5240 ppm | 4.4770 ppm | 0.5115 ppm |
| Concentration per Run 3 | 0.5124 ppm | 0.5042 ppm | 0.5128 ppm | 0.4857 ppm | 0.5243 ppm | 4.4963 ppm | 0.5083 ppm |
| Recovery Percentage 1 | 102.265 % | 100.606 % | 102.880 % | 97.096 % | 104.665 % | 89.588 % | 102.027 % |
| Concentration RSD | 0.2 % | 0.3 % | 0.5 % | 0.6 % | 0.3 % | 0.4 % | 0.3 % |

| | Mn 257.610 {131} Radial) | Mo 202.030 {467} Axial) | Na 589.592 {57} Radial) | Ni 231.604 {445} Axial) | Pb 220.353 {453} Axial) | Sb 206.833 {463} Axial) | Se 196.090 {472} Axial) |
|---|---|---|---|---|---|---|---|
| Concentration average | 0.5286 ppm | 0.4902 ppm | 8.5124 ppm | 0.5102 ppm | 0.5135 ppm | 0.4913 ppm | 0.4791 ppm |
| Concentration per Run 1 | 0.5299 ppm | 0.4890 ppm | 8.4825 ppm | 0.5077 ppm | 0.5132 ppm | 0.4912 ppm | 0.4771 ppm |
| Concentration per Run 2 | 0.5282 ppm | 0.4912 ppm | 8.4944 ppm | 0.5114 ppm | 0.5121 ppm | 0.4898 ppm | 0.4819 ppm |
| Concentration per Run 3 | 0.5275 ppm | 0.4902 ppm | 8.5604 ppm | 0.5115 ppm | 0.5153 ppm | 0.4930 ppm | 0.4784 ppm |
| Recovery Percentage 1 | 105.710 % | 98.030 % | 85.124 % | 102.043 % | 102.708 % | 98.263 % | 95.823 % |
| Concentration RSD | 0.2 % | 0.2 % | 0.5 % | 0.4 % | 0.3 % | 0.3 % | 0.5 % |

| | Si 212.412 {459} Axial) | Sn 189.989 {477} Axial) | Sr 421.552 {80} Radial) | Ti 334.904 {101} Axial) | Tl 190.856 {477} Axial) | V 292.402 {115} Axial) | Zn 206.200 {463} Axial) |
|---|---|---|---|---|---|---|---|
| Concentration average | 5.1577 ppm | 0.4941 ppm | 0.4964 ppm | 0.5051 ppm | 0.5036 ppm | 0.5126 ppm | 0.5164 ppm |
| Concentration per Run 1 | 5.1398 ppm | 0.4933 ppm | 0.4953 ppm | 0.5046 ppm | 0.5017 ppm | 0.5120 ppm | 0.5158 ppm |
| Concentration per Run 2 | 5.1645 ppm | 0.4933 ppm | 0.4959 ppm | 0.5060 ppm | 0.5046 ppm | 0.5138 ppm | 0.5159 ppm |
| Concentration per Run 3 | 5.1689 ppm | 0.4957 ppm | 0.4981 ppm | 0.5046 ppm | 0.5045 ppm | 0.5121 ppm | 0.5175 ppm |
| Recovery Percentage 1 | 98.243 % | 98.821 % | 99.286 % | 101.012 % | 100.716 % | 102.524 % | 103.284 % |
| Concentration RSD | 0.3 % | 0.3 % | 0.3 % | 0.2 % | 0.3 % | 0.2 % | 0.2 % |

| | Y 371.030 {91} Radial) | Y 360.073 {94} Axial) | Y 224.306 {450} Axial) | Sc 361.384 {93} Radial) | Sc 227.318 {448} Axial) | Sc 361.384 {93} Axial) | Li 670.784 {50} Radial) |
|---|---|---|---|---|---|---|---|
| Concentration average | 96.4021 % | 100.1041 % | 103.0830 % | 101.0848 % | 100.4423 % | 101.7145 % | 0.4261 ppm |
| Concentration per Run 1 | 96.3648 % | 100.0053 % | 103.2925 % | 101.0846 % | 100.9426 % | 101.5116 % | 0.4232 ppm |
| Concentration per Run 2 | 96.5959 % | 100.1019 % | 103.0892 % | 101.3567 % | 100.1568 % | 101.8250 % | 0.4253 ppm |
| Concentration per Run 3 | 96.2457 % | 100.2051 % | 102.8674 % | 100.8130 % | 100.2274 % | 101.8069 % | 0.4296 ppm |
| Recovery Percentage 1 | | | | | | | 85.213 % |
| Concentration RSD | 0.2 % | 0.1 % | 0.2 % | 0.3 % | 0.4 % | 0.2 % | 0.8 % |

# ICP DataTrace 6

9/10/2025 5:13:16 PM

LabBook: WG2112533_09092025T6.imexp

Sample: CCB
Analysis started at: 9/9/2025 7:58:54 PM
Comments <Comment>
Rack: 0
Vial: 4

| | Ag 328.068 {103} Axial) | Al 396.152 {85} Radial) | As 189.042 {478} Axial) | B 208.959 {461} Axial) | Ba 455.403 {74} Radial) | Be 313.042 {108} Radial) | Ca 315.887 {107} Radial) |
|---|---|---|---|---|---|---|---|
| Concentration average | 0.0001 ppm | 0.0032 ppm | -0.0001 ppm | 0.0012 ppm | 0.0000 ppm | 0.0000 ppm | 0.0029 ppm |
| Concentration per Run 1 | 0.0000 ppm | 0.0055 ppm | -0.0002 ppm | 0.0011 ppm | -0.0001 ppm | 0.0000 ppm | 0.0021 ppm |
| Concentration per Run 2 | 0.0002 ppm | 0.0005 ppm | -0.0004 ppm | 0.0013 ppm | 0.0000 ppm | 0.0000 ppm | 0.0011 ppm |
| Concentration per Run 3 | 0.0001 ppm | 0.0035 ppm | 0.0002 ppm | 0.0011 ppm | 0.0001 ppm | 0.0000 ppm | 0.0055 ppm |
| Recovery Percentage 1 | 1.302 % | 3.156 % | -2.661 % | 3.930 % | 0.119 % | -0.139 % | 2.903 % |
| Concentration RSD | 153.9 % | 78.8 % | 236.8 % | 7.6 % | 774.9 % | 90.2 % | 80.3 % |

| | Cd 214.438 {457} Axial) | Co 228.616 {447} Axial) | Cr 267.716 {126} Axial) | Cu 324.754 {104} Axial) | Fe 259.940 {130} Radial) | K 766.490 {44} Radial) | Mg 279.079 {121} Axial) |
|---|---|---|---|---|---|---|---|
| Concentration average | 0.0001 ppm | 0.0000 ppm | -0.0003 ppm | -0.0009 ppm | -0.0012 ppm | 0.0141 ppm | -0.0008 ppm |
| Concentration per Run 1 | 0.0000 ppm | -0.0001 ppm | -0.0002 ppm | -0.0008 ppm | -0.0002 ppm | 0.0176 ppm | -0.0017 ppm |
| Concentration per Run 2 | 0.0001 ppm | 0.0000 ppm | -0.0004 ppm | -0.0008 ppm | -0.0012 ppm | 0.0193 ppm | 0.0001 ppm |
| Concentration per Run 3 | 0.0001 ppm | 0.0000 ppm | -0.0002 ppm | -0.0010 ppm | -0.0021 ppm | 0.0055 ppm | -0.0008 ppm |
| Recovery Percentage 1 | 1.314 % | -0.189 % | -2.770 % | -8.694 % | -2.320 % | 0.565 % | -0.807 % |
| Concentration RSD | 62.0 % | 165.9 % | 37.5 % | 11.2 % | 80.5 % | 53.4 % | 113.3 % |

| | Mn 257.610 {131} Radial) | Mo 202.030 {467} Axial) | Na 589.592 {57} Radial) | Ni 231.604 {445} Axial) | Pb 220.353 {453} Axial) | Sb 206.833 {463} Axial) | Se 196.090 {472} Axial) |
|---|---|---|---|---|---|---|---|
| Concentration average | 0.0001 ppm | 0.0004 ppm | 0.0058 ppm | -0.0001 ppm | 0.0000 ppm | 0.0010 ppm | -0.0009 ppm |
| Concentration per Run 1 | 0.0001 ppm | 0.0005 ppm | 0.0040 ppm | 0.0000 ppm | -0.0005 ppm | 0.0006 ppm | 0.0006 ppm |
| Concentration per Run 2 | 0.0002 ppm | 0.0003 ppm | 0.0094 ppm | -0.0001 ppm | 0.0003 ppm | 0.0014 ppm | -0.0012 ppm |
| Concentration per Run 3 | 0.0001 ppm | 0.0005 ppm | 0.0039 ppm | -0.0003 ppm | 0.0001 ppm | 0.0011 ppm | -0.0022 ppm |
| Recovery Percentage 1 | 1.451 % | 0.862 % | 0.289 % | -0.475 % | -0.244 % | 2.048 % | -9.194 % |
| Concentration RSD | 63.5 % | 25.6 % | 53.9 % | 105.6 % | 1,704.9 % | 38.4 % | 155.4 % |

| | Si 212.412 {459} Axial) | Sn 189.989 {477} Axial) | Sr 421.552 {80} Radial) | Ti 334.904 {101} Axial) | Tl 190.856 {477} Axial) | V 292.402 {115} Axial) | Zn 206.200 {463} Axial) |
|---|---|---|---|---|---|---|---|
| Concentration average | 0.0008 ppm | 0.0011 ppm | 0.0000 ppm | 0.0000 ppm | -0.0005 ppm | 0.0002 ppm | 0.0000 ppm |
| Concentration per Run 1 | 0.0008 ppm | 0.0010 ppm | 0.0000 ppm | 0.0000 ppm | -0.0010 ppm | 0.0002 ppm | 0.0001 ppm |
| Concentration per Run 2 | 0.0009 ppm | 0.0008 ppm | 0.0000 ppm | -0.0001 ppm | -0.0005 ppm | 0.0002 ppm | 0.0000 ppm |
| Concentration per Run 3 | 0.0007 ppm | 0.0015 ppm | -0.0001 ppm | 0.0001 ppm | 0.0000 ppm | 0.0003 ppm | 0.0001 ppm |
| Recovery Percentage 1 | 0.164 % | 2.238 % | -0.490 % | -0.291 % | -2.518 % | 2.436 % | 0.836 % |
| Concentration RSD | 8.3 % | 33.3 % | 38.7 % | 373.4 % | 104.7 % | 21.8 % | 161.4 % |

| | Y 371.030 {91} Radial) | Y 360.073 {94} Axial) | Y 224.306 {450} Axial) | Sc 361.384 {93} Radial) | Sc 227.318 {448} Axial) | Sc 361.384 {93} Axial) | Li 670.784 {50} Radial) |
|---|---|---|---|---|---|---|---|
| Concentration average | 96.8320 % | 100.9037 % | 103.8530 % | 99.8548 % | 102.3318 % | 101.5105 % | -0.0002 ppm |
| Concentration per Run 1 | 96.5342 % | 100.7930 % | 103.8254 % | 99.6571 % | 102.1944 % | 101.3723 % | -0.0001 ppm |
| Concentration per Run 2 | 97.1188 % | 100.9208 % | 104.0101 % | 100.1534 % | 102.3471 % | 101.5424 % | 0.0001 ppm |
| Concentration per Run 3 | 96.8431 % | 100.9972 % | 103.7235 % | 99.7538 % | 102.4539 % | 101.6168 % | -0.0007 ppm |
| Recovery Percentage 1 | | | | | | | -2.191 % |
| Concentration RSD | 0.3 % | 0.1 % | 0.1 % | 0.3 % | 0.1 % | 0.1 % | 182.1 % |

# ICP DataTrace 6

9/10/2025 5:13:16 PM

LabBook: WG2112533_09092025T6.imexp

Sample: WG2110632-1 WG2110632
Analysis started at: 9/9/2025 8:27:57 PM
Comments <Comment>
Rack: 1
Vial: 14

| | Ag 328.068 {103} Axial) | Al 396.152 {85} Radial) | As 189.042 {478} Axial) | B 208.959 {461} Axial) | Ba 455.403 {74} Radial) | Be 313.042 {108} Radial) | Ca 315.887 {107} Radial) |
|---|---|---|---|---|---|---|---|
| Concentration average | 0.0001 ppm | 0.0017 ppm | -0.0001 ppm | 0.0005 ppm | 0.0000 ppm | 0.0000 ppm | 0.0028 ppm |
| Concentration per Run 1 | 0.0002 ppm | -0.0003 ppm | 0.0007 ppm | 0.0006 ppm | 0.0000 ppm | 0.0000 ppm | 0.0032 ppm |
| Concentration per Run 2 | 0.0001 ppm | 0.0041 ppm | -0.0010 ppm | 0.0005 ppm | -0.0001 ppm | 0.0000 ppm | -0.0005 ppm |
| Concentration per Run 3 | 0.0000 ppm | 0.0014 ppm | 0.0001 ppm | 0.0004 ppm | 0.0000 ppm | 0.0000 ppm | 0.0057 ppm |
| Recovery Percentage 1 | 1.587 % | 1.740 % | -1.214 % | 1.666 % | -0.486 % | -0.111 % | 2.818 % |
| Concentration RSD | 67.0 % | 128.3 % | 1,404.1 % | 18.3 % | 59.4 % | 126.8 % | 110.9 % |

| | Cd 214.438 {457} Axial) | Co 228.616 {447} Axial) | Cr 267.716 {126} Axial) | Cu 324.754 {104} Axial) | Fe 259.940 {130} Radial) | K 766.490 {44} Radial) | Mg 279.079 {121} Axial) |
|---|---|---|---|---|---|---|---|
| Concentration average | 0.0000 ppm | -0.0001 ppm | 0.0008 ppm | -0.0008 ppm | 0.0049 ppm | -0.0024 ppm | -0.0001 ppm |
| Concentration per Run 1 | 0.0001 ppm | -0.0001 ppm | 0.0007 ppm | -0.0007 ppm | 0.0043 ppm | -0.0091 ppm | 0.0002 ppm |
| Concentration per Run 2 | 0.0000 ppm | -0.0001 ppm | 0.0006 ppm | -0.0009 ppm | 0.0058 ppm | 0.0043 ppm | -0.0013 ppm |
| Concentration per Run 3 | 0.0001 ppm | 0.0000 ppm | 0.0010 ppm | -0.0008 ppm | 0.0046 ppm | -0.0024 ppm | 0.0009 ppm |
| Recovery Percentage 1 | 1.137 % | -0.295 % | 7.675 % | -7.842 % | 9.792 % | -0.096 % | -0.070 % |
| Concentration RSD | 56.8 % | 28.9 % | 28.0 % | 13.0 % | 16.8 % | 278.5 % | 1,624.5 % |

| | Mn 257.610 {131} Radial) | Mo 202.030 {467} Axial) | Na 589.592 {57} Radial) | Ni 231.604 {445} Axial) | Pb 220.353 {453} Axial) | Sb 206.833 {463} Axial) | Se 196.090 {472} Axial) |
|---|---|---|---|---|---|---|---|
| Concentration average | 0.0003 ppm | -0.0002 ppm | 0.0002 ppm | 0.0001 ppm | 0.0000 ppm | 0.0002 ppm | -0.0006 ppm |
| Concentration per Run 1 | 0.0002 ppm | -0.0001 ppm | -0.0008 ppm | 0.0000 ppm | 0.0002 ppm | 0.0001 ppm | -0.0003 ppm |
| Concentration per Run 2 | 0.0004 ppm | -0.0001 ppm | -0.0005 ppm | 0.0001 ppm | 0.0001 ppm | 0.0004 ppm | -0.0012 ppm |
| Concentration per Run 3 | 0.0002 ppm | -0.0002 ppm | 0.0019 ppm | 0.0003 ppm | -0.0003 ppm | 0.0001 ppm | -0.0003 ppm |
| Recovery Percentage 1 | 2.846 % | -0.319 % | 0.011 % | 0.406 % | -0.145 % | 0.452 % | -6.317 % |
| Concentration RSD | 45.0 % | 36.9 % | 700.2 % | 145.1 % | 1,990.5 % | 72.5 % | 81.1 % |

| | Si 212.412 {459} Axial) | Sn 189.989 {477} Axial) | Sr 421.552 {80} Radial) | Ti 334.904 {101} Axial) | Tl 190.856 {477} Axial) | V 292.402 {115} Axial) | Zn 206.200 {463} Axial) |
|---|---|---|---|---|---|---|---|
| Concentration average | 0.0062 ppm | -0.0001 ppm | 0.0000 ppm | 0.0000 ppm | -0.0011 ppm | 0.0002 ppm | 0.0003 ppm |
| Concentration per Run 1 | 0.0065 ppm | -0.0003 ppm | 0.0001 ppm | 0.0000 ppm | -0.0014 ppm | 0.0001 ppm | 0.0003 ppm |
| Concentration per Run 2 | 0.0065 ppm | 0.0004 ppm | 0.0000 ppm | 0.0000 ppm | -0.0017 ppm | 0.0001 ppm | 0.0004 ppm |
| Concentration per Run 3 | 0.0057 ppm | -0.0005 ppm | -0.0001 ppm | -0.0001 ppm | -0.0001 ppm | 0.0004 ppm | 0.0003 ppm |
| Recovery Percentage 1 | 1.243 % | -0.279 % | 0.287 % | -0.151 % | -5.303 % | 1.938 % | 6.702 % |
| Concentration RSD | 7.0 % | 332.6 % | 325.8 % | 512.1 % | 78.7 % | 81.7 % | 17.5 % |

| | Y 371.030 {91} Radial) | Y 360.073 {94} Axial) | Y 224.306 {450} Axial) | Sc 361.384 {93} Radial) | Sc 227.318 {448} Axial) | Sc 361.384 {93} Axial) | Li 670.784 {50} Radial) |
|---|---|---|---|---|---|---|---|
| Concentration average | 98.3823 % | 101.6070 % | 104.0506 % | 104.0400 % | 103.8041 % | 103.1200 % | -0.0002 ppm |
| Concentration per Run 1 | 99.2559 % | 101.3442 % | 104.7751 % | 105.1371 % | 104.4759 % | 103.0150 % | -0.0001 ppm |
| Concentration per Run 2 | 98.1089 % | 101.5640 % | 103.7911 % | 103.9720 % | 103.6120 % | 103.0729 % | 0.0000 ppm |
| Concentration per Run 3 | 97.7823 % | 101.9129 % | 103.5855 % | 103.0111 % | 103.3244 % | 103.2722 % | -0.0004 ppm |
| Recovery Percentage 1 | | | | | | | -1.861 % |
| Concentration RSD | 0.8 % | 0.3 % | 0.6 % | 1.0 % | 0.6 % | 0.1 % | 106.1 % |

# ICP DataTrace 6

9/10/2025 5:13:16 PM

LabBook: WG2112533_09092025T6.imexp

Sample: WG2110632-2 WG2110632
Analysis started at: 9/9/2025 8:34:31 PM
Comments <Comment>
Rack: 1
Vial: 15

| | Ag 328.068 {103} Axial) | Al 396.152 {85} Radial) | As 189.042 {478} Axial) | B 208.959 {461} Axial) | Ba 455.403 {74} Radial) | Be 313.042 {108} Radial) | Ca 315.887 {107} Radial) |
|---|---|---|---|---|---|---|---|
| Concentration average | 0.0449 ppm | 2.0437 ppm | 0.1221 ppm | 0.9773 ppm | 2.0238 ppm | 0.0524 ppm | 11.4491 ppm |
| Concentration per Run 1 | 0.0448 ppm | 2.0664 ppm | 0.1210 ppm | 0.9785 ppm | 2.0723 ppm | 0.0527 ppm | 11.6102 ppm |
| Concentration per Run 2 | 0.0449 ppm | 2.0280 ppm | 0.1230 ppm | 0.9761 ppm | 1.9878 ppm | 0.0523 ppm | 11.4072 ppm |
| Concentration per Run 3 | 0.0450 ppm | 2.0367 ppm | 0.1222 ppm | 0.9773 ppm | 2.0112 ppm | 0.0522 ppm | 11.3300 ppm |
| Concentration RSD | 0.2 % | 1.0 % | 0.8 % | 0.1 % | 2.2 % | 0.5 % | 1.3 % |

| | Cd 214.438 {457} Axial) | Co 228.616 {447} Axial) | Cr 267.716 {126} Axial) | Cu 324.754 {104} Axial) | Fe 259.940 {130} Radial) | K 766.490 {44} Radial) | Mg 279.079 {121} Axial) |
|---|---|---|---|---|---|---|---|
| Concentration average | 0.0555 ppm | 0.4965 ppm | 0.2082 ppm | 0.2448 ppm | 1.0835 ppm | 9.5372 ppm | 10.5965 ppm |
| Concentration per Run 1 | 0.0557 ppm | 0.4968 ppm | 0.2087 ppm | 0.2442 ppm | 1.0950 ppm | 9.5944 ppm | 10.6313 ppm |
| Concentration per Run 2 | 0.0554 ppm | 0.4962 ppm | 0.2084 ppm | 0.2449 ppm | 1.0812 ppm | 9.4718 ppm | 10.5971 ppm |
| Concentration per Run 3 | 0.0555 ppm | 0.4964 ppm | 0.2075 ppm | 0.2454 ppm | 1.0743 ppm | 9.5453 ppm | 10.5612 ppm |
| Concentration RSD | 0.2 % | 0.1 % | 0.3 % | 0.3 % | 1.0 % | 0.6 % | 0.3 % |

| | Mn 257.610 {131} Radial) | Mo 202.030 {467} Axial) | Na 589.592 {57} Radial) | Ni 231.604 {445} Axial) | Pb 220.353 {453} Axial) | Sb 206.833 {463} Axial) | Se 196.090 {472} Axial) |
|---|---|---|---|---|---|---|---|
| Concentration average | 0.5378 ppm | 1.0105 ppm | 9.4705 ppm | 0.5076 ppm | 0.5654 ppm | 0.4779 ppm | 0.1193 ppm |
| Concentration per Run 1 | 0.5444 ppm | 1.0103 ppm | 9.5748 ppm | 0.5089 ppm | 0.5661 ppm | 0.4757 ppm | 0.1194 ppm |
| Concentration per Run 2 | 0.5346 ppm | 1.0100 ppm | 9.3942 ppm | 0.5068 ppm | 0.5660 ppm | 0.4785 ppm | 0.1183 ppm |
| Concentration per Run 3 | 0.5344 ppm | 1.0112 ppm | 9.4426 ppm | 0.5072 ppm | 0.5640 ppm | 0.4796 ppm | 0.1202 ppm |
| Concentration RSD | 1.1 % | 0.1 % | 1.0 % | 0.2 % | 0.2 % | 0.4 % | 0.8 % |

| | Si 212.412 {459} Axial) | Sn 189.989 {477} Axial) | Sr 421.552 {80} Radial) | Ti 334.904 {101} Axial) | Tl 190.856 {477} Axial) | V 292.402 {115} Axial) | Zn 206.200 {463} Axial) |
|---|---|---|---|---|---|---|---|
| Concentration average | 1.2897 ppm | 1.0126 [SIC 20] | 1.0508 ppm | 1.0638 ppm | 0.1208 ppm | 0.5237 ppm | 0.5175 ppm |
| Concentration per Run 1 | 1.2927 ppm | 1.0137 ppm | 1.0615 ppm | 1.0664 ppm | 0.1193 ppm | 0.5244 ppm | 0.5170 ppm |
| Concentration per Run 2 | 1.2897 ppm | 1.0128 ppm | 1.0464 ppm | 1.0635 ppm | 0.1221 ppm | 0.5233 ppm | 0.5175 ppm |
| Concentration per Run 3 | 1.2867 ppm | 1.0113 ppm | 1.0444 ppm | 1.0617 ppm | 0.1210 ppm | 0.5233 ppm | 0.5178 ppm |
| Concentration RSD | 0.2 % | 0.1 % | 0.9 % | 0.2 % | 1.2 % | 0.1 % | 0.1 % |

| | Y 371.030 {91} Radial) | Y 360.073 {94} Axial) | Y 224.306 {450} Axial) | Sc 361.384 {93} Radial) | Sc 227.318 {448} Axial) | Sc 361.384 {93} Axial) | Li 670.784 {50} Radial) |
|---|---|---|---|---|---|---|---|
| Concentration average | 96.3620 % | 98.9494 % | 101.5340 % | 99.0061 % | 99.0771 % | 100.2641 % | -0.0002 ppm |
| Concentration per Run 1 | 96.1963 % | 99.4642 % | 101.4522 % | 98.1199 % | 98.9493 % | 100.6861 % | -0.0003 ppm |
| Concentration per Run 2 | 96.3648 % | 98.7937 % | 101.4555 % | 99.2141 % | 99.1533 % | 100.1846 % | -0.0005 ppm |
| Concentration per Run 3 | 96.5248 % | 98.5903 % | 101.6942 % | 99.6842 % | 99.1287 % | 99.9216 % | 0.0003 ppm |
| Concentration RSD | 0.2 % | 0.5 % | 0.1 % | 0.8 % | 0.1 % | 0.4 % | 236.2 % |

# ICP DataTrace 6

9/10/2025 5:13:16 PM

LabBook: WG2112533_09092025T6.imexp

Sample: L2555316-02 WG2110632
Analysis started at: 9/9/2025 8:40:54 PM
Comments <Comment>
Rack: 1
Vial: 26

| | Ag 328.068 {103} Axial) | Al 396.152 {85} Radial) | As 189.042 {478} Axial) | B 208.959 {461} Axial) | Ba 455.403 {74} Radial) | Be 313.042 {108} Radial) | Ca 315.887 {107} Radial) |
|---|---|---|---|---|---|---|---|
| Concentration average | 0.0006 ppm | 0.0065 ppm | 0.0628 ppm | 0.0177 ppm | 0.0273 ppm | 0.0000 ppm | 9.2349 ppm |
| Concentration per Run 1 | 0.0006 ppm | 0.0082 ppm | 0.0695 ppm | 0.0201 ppm | 0.0274 ppm | 0.0000 ppm | 9.3468 ppm |
| Concentration per Run 2 | 0.0007 ppm | 0.0042 ppm | 0.0703 ppm | 0.0202 ppm | 0.0271 ppm | 0.0000 ppm | 9.2103 ppm |
| Concentration per Run 3 | 0.0006 ppm | 0.0070 ppm | 0.0485 ppm | 0.0129 ppm | 0.0273 ppm | 0.0000 ppm | 9.1478 ppm |
| Concentration RSD | 14.6 % | 32.0 % | 19.7 % | 23.5 % | 0.6 % | 10.0 % | 1.1 % |

| | Cd 214.438 {457} Axial) | Co 228.616 {447} Axial) | Cr 267.716 {126} Axial) | Cu 324.754 {104} Axial) | Fe 259.940 {130} Radial) | K 766.490 {44} Radial) | Mg 279.079 {121} Axial) |
|---|---|---|---|---|---|---|---|
| Concentration average | 0.0000 ppm | 0.0013 ppm | -0.0001 ppm | -0.0017 ppm | 44.0588 ppm | 2.5525 ppm | 6.6033 ppm |
| Concentration per Run 1 | 0.0001 ppm | 0.0013 ppm | -0.0001 ppm | -0.0017 ppm | 44.4294 ppm | 2.5300 ppm | 6.5989 ppm |
| Concentration per Run 2 | 0.0000 ppm | 0.0015 ppm | -0.0004 ppm | -0.0017 ppm | 43.9847 ppm | 2.5318 ppm | 6.6101 ppm |
| Concentration per Run 3 | -0.0002 ppm | 0.0010 ppm | 0.0002 ppm | -0.0016 ppm | 43.7623 ppm | 2.5958 ppm | 6.6010 ppm |
| Concentration RSD | 393.0 % | 18.9 % | 249.1 % | 3.5 % | 0.8 % | 1.5 % | 0.1 % |

| | Mn 257.610 {131} Radial) | Mo 202.030 {467} Axial) | Na 589.592 {57} Radial) | Ni 231.604 {445} Axial) | Pb 220.353 {453} Axial) | Sb 206.833 {463} Axial) | Se 196.090 {472} Axial) |
|---|---|---|---|---|---|---|---|
| Concentration average | 2.9543 ppm | 0.0021 ppm | 15.8178 ppm | -0.0044 ppm | -0.0021 ppm | 0.0015 ppm | -0.0017 ppm |
| Concentration per Run 1 | 2.9835 ppm | 0.0023 ppm | 15.8940 ppm | -0.0048 ppm | -0.0026 ppm | 0.0011 ppm | -0.0022 ppm |
| Concentration per Run 2 | 2.9473 ppm | 0.0023 ppm | 15.6436 ppm | -0.0052 ppm | -0.0027 ppm | 0.0011 ppm | -0.0019 ppm |
| Concentration per Run 3 | 2.9323 ppm | 0.0018 ppm | 15.9157 ppm | -0.0032 ppm | -0.0011 ppm | 0.0023 ppm | -0.0011 ppm |
| Concentration RSD | 0.9 % | 13.2 % | 1.0 % | 23.7 % | 40.9 % | 45.5 % | 34.2 % |

| | Si 212.412 {459} Axial) | Sn 189.989 {477} Axial) | Sr 421.552 {80} Radial) | Ti 334.904 {101} Axial) | Tl 190.856 {477} Axial) | V 292.402 {115} Axial) | Zn 206.200 {463} Axial) |
|---|---|---|---|---|---|---|---|
| Concentration average | 6.8068 ppm | 0.0017 ppm | 0.0967 ppm | 0.0003 ppm | -0.0021 ppm | 0.0068 ppm | 0.0208 ppm |
| Concentration per Run 1 | 7.6721 ppm | 0.0020 ppm | 0.0975 ppm | 0.0003 ppm | -0.0014 ppm | 0.0069 ppm | 0.0228 ppm |
| Concentration per Run 2 | 7.6908 ppm | 0.0015 ppm | 0.0960 ppm | 0.0004 ppm | -0.0036 ppm | 0.0070 ppm | 0.0232 ppm |
| Concentration per Run 3 | 5.0576 ppm | 0.0018 ppm | 0.0966 ppm | 0.0002 ppm | -0.0013 ppm | 0.0066 ppm | 0.0164 ppm |
| Concentration RSD | 22.3 % | 13.4 % | 0.8 % | 43.1 % | 61.2 % | 2.5 % | 18.3 % |

| | Y 371.030 {91} Radial) | Y 360.073 {94} Axial) | Y 224.306 {450} Axial) | Sc 361.384 {93} Radial) | Sc 227.318 {448} Axial) | Sc 361.384 {93} Axial) | Li 670.784 {50} Radial) |
|---|---|---|---|---|---|---|---|
| Concentration average | 97.6918 % | 98.3391 % | 113.9585 % | 100.1176 % | 110.0386 % | 99.7300 % | 0.0008 ppm |
| Concentration per Run 1 | 97.8494 % | 98.0695 % | 99.3748 % | 99.4838 % | 96.5517 % | 99.4650 % | 0.0009 ppm |
| Concentration per Run 2 | 97.5827 % | 98.6296 % | 99.3586 % | 100.3542 % | 96.1971 % | 100.0081 % | 0.0013 ppm |
| Concentration per Run 3 | 97.6434 % | 98.3181 % | 143.1420 % | 100.5149 % | 137.3669 % | 99.7170 % | 0.0002 ppm |
| Concentration RSD | 0.1 % | 0.3 % | 22.2 % | 0.6 % | 21.5 % | 0.3 % | 71.7 % |

# ICP DataTrace 6

9/10/2025 5:13:16 PM

LabBook: WG2112533_09092025T6.imexp

Sample: WG2110632-7 WG2110632
Analysis started at: 9/9/2025 8:47:24 PM
Comments <Comment>
Rack: 1
Vial: 27

| | Ag 328.068 {103} Axial) | Al 396.152 {85} Radial) | As 189.042 {478} Axial) | B 208.959 {461} Axial) | Ba 455.403 {74} Radial) | Be 313.042 {108} Radial) | Ca 315.887 {107} Radial) |
|---|---|---|---|---|---|---|---|
| Concentration average | 0.0464 ppm | 2.0472 ppm | 0.1974 ppm | 1.0375 ppm | 2.0372 ppm | 0.0523 ppm | 20.3651 ppm |
| Concentration per Run 1 | 0.0461 ppm | 2.0392 ppm | 0.1974 ppm | 1.0337 ppm | 2.0278 ppm | 0.0522 ppm | 20.3081 ppm |
| Concentration per Run 2 | 0.0469 ppm | 2.0429 ppm | 0.1983 ppm | 1.0408 ppm | 2.0324 ppm | 0.0523 ppm | 20.3908 ppm |
| Concentration per Run 3 | 0.0463 ppm | 2.0595 ppm | 0.1964 ppm | 1.0380 ppm | 2.0513 ppm | 0.0525 ppm | 20.3963 ppm |
| Concentration RSD | 0.8 % | 0.5 % | 0.5 % | 0.3 % | 0.6 % | 0.2 % | 0.2 % |

| | Cd 214.438 {457} Axial) | Co 228.616 {447} Axial) | Cr 267.716 {126} Axial) | Cu 324.754 {104} Axial) | Fe 259.940 {130} Radial) | K 766.490 {44} Radial) | Mg 279.079 {121} Axial) |
|---|---|---|---|---|---|---|---|
| Concentration average | 0.0555 ppm | 0.5017 ppm | 0.2068 ppm | 0.2503 ppm | 45.2155 ppm | 12.6864 ppm | 17.2797 ppm |
| Concentration per Run 1 | 0.0555 ppm | 0.5007 ppm | 0.2070 ppm | 0.2502 ppm | 45.0069 ppm | 12.6957 ppm | 17.2646 ppm |
| Concentration per Run 2 | 0.0555 ppm | 0.5029 ppm | 0.2070 ppm | 0.2497 ppm | 45.2727 ppm | 12.5292 ppm | 17.3096 ppm |
| Concentration per Run 3 | 0.0554 ppm | 0.5015 ppm | 0.2062 ppm | 0.2510 ppm | 45.3667 ppm | 12.8341 ppm | 17.2648 ppm |
| Concentration RSD | 0.1 % | 0.2 % | 0.2 % | 0.3 % | 0.4 % | 1.2 % | 0.2 % |

| | Mn 257.610 {131} Radial) | Mo 202.030 {467} Axial) | Na 589.592 {57} Radial) | Ni 231.604 {445} Axial) | Pb 220.353 {453} Axial) | Sb 206.833 {463} Axial) | Se 196.090 {472} Axial) |
|---|---|---|---|---|---|---|---|
| Concentration average | 3.4805 ppm | 1.0229 ppm | 26.1368 ppm | 0.5072 ppm | 0.5619 ppm | 0.5133 ppm | 0.1239 ppm |
| Concentration per Run 1 | 3.4690 ppm | 1.0179 ppm | 26.0917 ppm | 0.5057 ppm | 0.5619 ppm | 0.5126 ppm | 0.1239 ppm |
| Concentration per Run 2 | 3.4854 ppm | 1.0258 ppm | 25.8646 ppm | 0.5089 ppm | 0.5620 ppm | 0.5132 ppm | 0.1241 ppm |
| Concentration per Run 3 | 3.4870 ppm | 1.0251 ppm | 26.4541 ppm | 0.5071 ppm | 0.5618 ppm | 0.5139 ppm | 0.1238 ppm |
| Concentration RSD | 0.3 % | 0.4 % | 1.1 % | 0.3 % | 0.0 % | 0.1 % | 0.1 % |

| | Si 212.412 {459} Axial) | Sn 189.989 {477} Axial) | Sr 421.552 {80} Radial) | Ti 334.904 {101} Axial) | Tl 190.856 {477} Axial) | V 292.402 {115} Axial) | Zn 206.200 {463} Axial) |
|---|---|---|---|---|---|---|---|
| Concentration average | 9.1575 ppm | 1.0157 [SIC 20] | 1.1418 ppm | 1.0680 ppm | 0.1190 ppm | 0.5312 ppm | 0.5389 ppm |
| Concentration per Run 1 | 9.1186 ppm | 1.0139 ppm | 1.1389 ppm | 1.0677 ppm | 0.1185 ppm | 0.5305 ppm | 0.5391 ppm |
| Concentration per Run 2 | 9.1860 ppm | 1.0175 ppm | 1.1411 ppm | 1.0693 ppm | 0.1199 ppm | 0.5325 ppm | 0.5395 ppm |
| Concentration per Run 3 | 9.1680 ppm | 1.0159 ppm | 1.1454 ppm | 1.0671 ppm | 0.1187 ppm | 0.5307 ppm | 0.5382 ppm |
| Concentration RSD | 0.4 % | 0.2 % | 0.3 % | 0.1 % | 0.6 % | 0.2 % | 0.1 % |

| | Y 371.030 {91} Radial) | Y 360.073 {94} Axial) | Y 224.306 {450} Axial) | Sc 361.384 {93} Radial) | Sc 227.318 {448} Axial) | Sc 361.384 {93} Axial) | Li 670.784 {50} Radial) |
|---|---|---|---|---|---|---|---|
| Concentration average | 97.1780 % | 96.7154 % | 97.9427 % | 101.2146 % | 95.5494 % | 98.1296 % | 0.0006 ppm |
| Concentration per Run 1 | 97.3198 % | 96.6739 % | 98.1835 % | 101.6477 % | 96.0275 % | 98.1588 % | 0.0001 ppm |
| Concentration per Run 2 | 97.2161 % | 96.7234 % | 97.8141 % | 101.0798 % | 95.1696 % | 98.0342 % | 0.0007 ppm |
| Concentration per Run 3 | 96.9980 % | 96.7489 % | 97.8305 % | 100.9162 % | 95.4511 % | 98.1958 % | 0.0011 ppm |
| Concentration RSD | 0.2 % | 0.0 % | 0.2 % | 0.4 % | 0.5 % | 0.1 % | 79.0 % |

# ICP DataTrace 6

9/10/2025 5:13:16 PM

LabBook: WG2112533_09092025T6.imexp

Sample: WG2110632-8 WG2110632
Analysis started at: 9/9/2025 8:53:46 PM
Comments <Comment>
Rack: 1
Vial: 28

| | Ag 328.068 {103} Axial) | Al 396.152 {85} Radial) | As 189.042 {478} Axial) | B 208.959 {461} Axial) | Ba 455.403 {74} Radial) | Be 313.042 {108} Radial) | Ca 315.887 {107} Radial) |
|---|---|---|---|---|---|---|---|
| Concentration average | 0.0007 ppm | 0.0092 ppm | 0.0707 ppm | 0.0204 ppm | 0.0276 ppm | 0.0001 ppm | 9.2880 ppm |
| Concentration per Run 1 | 0.0009 ppm | 0.0065 ppm | 0.0711 ppm | 0.0203 ppm | 0.0278 ppm | 0.0001 ppm | 9.3063 ppm |
| Concentration per Run 2 | 0.0007 ppm | 0.0042 ppm | 0.0701 ppm | 0.0206 ppm | 0.0275 ppm | 0.0000 ppm | 9.2832 ppm |
| Concentration per Run 3 | 0.0005 ppm | 0.0170 ppm | 0.0709 ppm | 0.0203 ppm | 0.0276 ppm | 0.0001 ppm | 9.2745 ppm |
| Concentration RSD | 26.9 % | 73.9 % | 0.7 % | 0.7 % | 0.6 % | 34.2 % | 0.2 % |

| | Cd 214.438 {457} Axial) | Co 228.616 {447} Axial) | Cr 267.716 {126} Axial) | Cu 324.754 {104} Axial) | Fe 259.940 {130} Radial) | K 766.490 {44} Radial) | Mg 279.079 {121} Axial) |
|---|---|---|---|---|---|---|---|
| Concentration average | 0.0000 ppm | 0.0014 ppm | 0.0000 ppm | -0.0015 ppm | 44.9376 ppm | 2.6045 ppm | 6.9253 ppm |
| Concentration per Run 1 | 0.0000 ppm | 0.0015 ppm | -0.0001 ppm | -0.0011 ppm | 45.0330 ppm | 2.6112 ppm | 7.2929 ppm |
| Concentration per Run 2 | -0.0001 ppm | 0.0014 ppm | 0.0001 ppm | -0.0017 ppm | 44.8707 ppm | 2.6111 ppm | 6.7693 ppm |
| Concentration per Run 3 | 0.0000 ppm | 0.0014 ppm | -0.0001 ppm | -0.0017 ppm | 44.9089 ppm | 2.5912 ppm | 6.7137 ppm |
| Concentration RSD | 152.0 % | 4.1 % | 246.9 % | 23.4 % | 0.2 % | 0.4 % | 4.6 % |

| | Mn 257.610 {131} Radial) | Mo 202.030 {467} Axial) | Na 589.592 {57} Radial) | Ni 231.604 {445} Axial) | Pb 220.353 {453} Axial) | Sb 206.833 {463} Axial) | Se 196.090 {472} Axial) |
|---|---|---|---|---|---|---|---|
| Concentration average | 3.0011 ppm | 0.0022 ppm | 16.0230 ppm | -0.0050 ppm | -0.0027 ppm | 0.0001 ppm | -0.0023 ppm |
| Concentration per Run 1 | 3.0107 ppm | 0.0025 ppm | 16.1749 ppm | -0.0049 ppm | -0.0028 ppm | 0.0004 ppm | -0.0012 ppm |
| Concentration per Run 2 | 2.9973 ppm | 0.0020 ppm | 15.9439 ppm | -0.0050 ppm | -0.0027 ppm | 0.0002 ppm | -0.0029 ppm |
| Concentration per Run 3 | 2.9951 ppm | 0.0020 ppm | 15.9501 ppm | -0.0051 ppm | -0.0027 ppm | -0.0002 ppm | -0.0028 ppm |
| Concentration RSD | 0.3 % | 13.4 % | 0.8 % | 2.0 % | 0.9 % | 242.6 % | 40.6 % |

| | Si 212.412 {459} Axial) | Sn 189.989 {477} Axial) | Sr 421.552 {80} Radial) | Ti 334.904 {101} Axial) | Tl 190.856 {477} Axial) | V 292.402 {115} Axial) | Zn 206.200 {463} Axial) |
|---|---|---|---|---|---|---|---|
| Concentration average | 7.7903 ppm | 0.0036 ppm | 0.0991 ppm | 0.0002 ppm | -0.0037 ppm | 0.0071 ppm | 0.0239 ppm |
| Concentration per Run 1 | 7.8098 ppm | 0.0032 ppm | 0.0995 ppm | 0.0002 ppm | -0.0021 ppm | 0.0072 ppm | 0.0240 ppm |
| Concentration per Run 2 | 7.8128 ppm | 0.0042 ppm | 0.0990 ppm | 0.0002 ppm | -0.0051 ppm | 0.0069 ppm | 0.0239 ppm |
| Concentration per Run 3 | 7.7484 ppm | 0.0035 ppm | 0.0988 ppm | 0.0001 ppm | -0.0039 ppm | 0.0071 ppm | 0.0239 ppm |
| Concentration RSD | 0.5 % | 14.1 % | 0.4 % | 8.7 % | 41.5 % | 1.7 % | 0.3 % |

| | Y 371.030 {91} Radial) | Y 360.073 {94} Axial) | Y 224.306 {450} Axial) | Sc 361.384 {93} Radial) | Sc 227.318 {448} Axial) | Sc 361.384 {93} Axial) | Li 670.784 {50} Radial) |
|---|---|---|---|---|---|---|---|
| Concentration average | 97.7226 % | 95.8866 % | 99.3194 % | 101.0609 % | 96.9172 % | 97.3050 % | 0.0010 ppm |
| Concentration per Run 1 | 98.0836 % | 91.6059 % | 99.3371 % | 100.8404 % | 96.5062 % | 93.3976 % | 0.0010 ppm |
| Concentration per Run 2 | 97.4077 % | 98.0066 % | 99.3295 % | 101.1553 % | 96.7947 % | 99.2464 % | 0.0012 ppm |
| Concentration per Run 3 | 97.6766 % | 98.0472 % | 99.2915 % | 101.1869 % | 97.4507 % | 99.2709 % | 0.0007 ppm |
| Concentration RSD | 0.3 % | 3.9 % | 0.0 % | 0.2 % | 0.5 % | 3.5 % | 25.1 % |

# ICP DataTrace 6

9/10/2025 5:13:16 PM

LabBook: WG2112533_09092025T6.imexp

Sample: L2555161-04 WG2110632
Analysis started at: 9/9/2025 9:00:17 PM
Comments <Comment>
Rack: 1
Vial: 16

| | Ag 328.068 {103} Axial) | Al 396.152 {85} Radial) | As 189.042 {478} Axial) | B 208.959 {461} Axial) | Ba 455.403 {74} Radial) | Be 313.042 {108} Radial) | Ca 315.887 {107} Radial) |
|---|---|---|---|---|---|---|---|
| Concentration average | 0.0001 ppm | 12.7567 ppm | 0.0008 ppm | 0.1531 ppm | 0.0178 ppm | 0.0056 ppm | 56.4384 ppm |
| Concentration per Run 1 | 0.0001 ppm | 12.8128 ppm | 0.0006 ppm | 0.1555 ppm | 0.0179 ppm | 0.0056 ppm | 56.4923 ppm |
| Concentration per Run 2 | 0.0002 ppm | 12.7255 ppm | 0.0004 ppm | 0.1561 ppm | 0.0178 ppm | 0.0056 ppm | 56.6774 ppm |
| Concentration per Run 3 | 0.0001 ppm | 12.7318 ppm | 0.0016 ppm | 0.1478 ppm | 0.0178 ppm | 0.0056 ppm | 56.1454 ppm |
| Concentration RSD | 52.1 % | 0.4 % | 76.1 % | 3.0 % | 0.3 % | 0.4 % | 0.5 % |

| | Cd 214.438 {457} Axial) | Co 228.616 {447} Axial) | Cr 267.716 {126} Axial) | Cu 324.754 {104} Axial) | Fe 259.940 {130} Radial) | K 766.490 {44} Radial) | Mg 279.079 {121} Axial) |
|---|---|---|---|---|---|---|---|
| Concentration average | 0.0058 ppm | 0.1392 ppm | 0.0006 ppm | 0.0249 ppm | 18.5712 ppm | 5.1694 ppm | 25.4885 ppm |
| Concentration per Run 1 | 0.0060 ppm | 0.1419 ppm | 0.0009 ppm | 0.0250 ppm | 18.5827 ppm | 5.1546 ppm | 25.3947 ppm |
| Concentration per Run 2 | 0.0059 ppm | 0.1414 ppm | 0.0005 ppm | 0.0250 ppm | 18.5890 ppm | 5.1647 ppm | 25.5707 ppm |
| Concentration per Run 3 | 0.0056 ppm | 0.1342 ppm | 0.0006 ppm | 0.0248 ppm | 18.5418 ppm | 5.1889 ppm | 25.5001 ppm |
| Concentration RSD | 3.4 % | 3.1 % | 32.5 % | 0.5 % | 0.1 % | 0.3 % | 0.3 % |

| | Mn 257.610 {131} Radial) | Mo 202.030 {467} Axial) | Na 589.592 {57} Radial) | Ni 231.604 {445} Axial) | Pb 220.353 {453} Axial) | Sb 206.833 {463} Axial) | Se 196.090 {472} Axial) |
|---|---|---|---|---|---|---|---|
| Concentration average | 4.6501 ppm | -0.0003 ppm | 32.3942 ppm | 0.1901 ppm | -0.0004 ppm | -0.0001 ppm | -0.0034 ppm |
| Concentration per Run 1 | 4.6587 ppm | -0.0003 ppm | 32.5616 ppm | 0.1940 ppm | -0.0010 ppm | 0.0000 ppm | -0.0024 ppm |
| Concentration per Run 2 | 4.6580 ppm | -0.0003 ppm | 32.1503 ppm | 0.1922 ppm | -0.0004 ppm | 0.0004 ppm | -0.0049 ppm |
| Concentration per Run 3 | 4.6336 ppm | -0.0005 ppm | 32.4707 ppm | 0.1839 ppm | 0.0004 ppm | -0.0007 ppm | -0.0029 ppm |
| Concentration RSD | 0.3 % | 31.4 % | 0.7 % | 2.8 % | 194.8 % | 920.1 % | 39.5 % |

| | Si 212.412 {459} Axial) | Sn 189.989 {477} Axial) | Sr 421.552 {80} Radial) | Ti 334.904 {101} Axial) | Tl 190.856 {477} Axial) | V 292.402 {115} Axial) | Zn 206.200 {463} Axial) |
|---|---|---|---|---|---|---|---|
| Concentration average | 14.5028 ppm | 0.0009 ppm | 0.6670 ppm | 0.0002 ppm | -0.0059 ppm | 0.0085 ppm | 0.5570 ppm |
| Concentration per Run 1 | 14.8068 ppm | 0.0010 ppm | 0.6697 ppm | 0.0000 ppm | -0.0062 ppm | 0.0087 ppm | 0.5685 ppm |
| Concentration per Run 2 | 14.6917 ppm | 0.0010 ppm | 0.6638 ppm | 0.0002 ppm | -0.0052 ppm | 0.0085 ppm | 0.5646 ppm |
| Concentration per Run 3 | 14.0099 ppm | 0.0008 ppm | 0.6674 ppm | 0.0002 ppm | -0.0064 ppm | 0.0084 ppm | 0.5378 ppm |
| Concentration RSD | 3.0 % | 10.1 % | 0.4 % | 60.2 % | 10.9 % | 1.9 % | 3.0 % |

| | Y 371.030 {91} Radial) | Y 360.073 {94} Axial) | Y 224.306 {450} Axial) | Sc 361.384 {93} Radial) | Sc 227.318 {448} Axial) | Sc 361.384 {93} Axial) | Li 670.784 {50} Radial) |
|---|---|---|---|---|---|---|---|
| Concentration average | 109.3206 % | 109.2732 % | 114.5012 % | 98.2488 % | 94.5640 % | 97.6242 % | 0.1232 ppm |
| Concentration per Run 1 | 109.7665 % | 108.9361 % | 112.8466 % | 98.1877 % | 92.4949 % | 97.2377 % | 0.1236 ppm |
| Concentration per Run 2 | 108.8787 % | 109.2974 % | 112.9715 % | 98.0397 % | 93.3349 % | 97.6861 % | 0.1224 ppm |
| Concentration per Run 3 | 109.3164 % | 109.5862 % | 117.6855 % | 98.5189 % | 97.8621 % | 97.9489 % | 0.1237 ppm |
| Concentration RSD | 0.4 % | 0.3 % | 2.4 % | 0.2 % | 3.1 % | 0.4 % | 0.6 % |

# ICP DataTrace 6

9/10/2025 5:13:16 PM

LabBook: WG2112533_09092025T6.imexp

Sample: WG2110632-3 WG2110632
Analysis started at: 9/9/2025 9:06:40 PM
Comments <Comment>
Rack: 1
Vial: 17

| | Ag 328.068 {103} Axial) | Al 396.152 {85} Radial) | As 189.042 {478} Axial) | B 208.959 {461} Axial) | Ba 455.403 {74} Radial) | Be 313.042 {108} Radial) | Ca 315.887 {107} Radial) |
|---|---|---|---|---|---|---|---|
| Concentration average | 0.0451 ppm | 14.8178 ppm | 0.1295 ppm | 1.1656 ppm | 1.9699 ppm | 0.0517 ppm | 66.7765 ppm |
| Concentration per Run 1 | 0.0453 ppm | 14.8002 ppm | 0.1297 ppm | 1.1634 ppm | 1.9683 ppm | 0.0517 ppm | 66.8753 ppm |
| Concentration per Run 2 | 0.0450 ppm | 14.7751 ppm | 0.1296 ppm | 1.1732 ppm | 1.9610 ppm | 0.0518 ppm | 66.8814 ppm |
| Concentration per Run 3 | 0.0451 ppm | 14.8782 ppm | 0.1292 ppm | 1.1602 ppm | 1.9804 ppm | 0.0516 ppm | 66.5729 ppm |
| Concentration RSD | 0.3 % | 0.4 % | 0.2 % | 0.6 % | 0.5 % | 0.2 % | 0.3 % |

| | Cd 214.438 {457} Axial) | Co 228.616 {447} Axial) | Cr 267.716 {126} Axial) | Cu 324.754 {104} Axial) | Fe 259.940 {130} Radial) | K 766.490 {44} Radial) | Mg 279.079 {121} Axial) |
|---|---|---|---|---|---|---|---|
| Concentration average | 0.0620 ppm | 0.6322 ppm | 0.2020 ppm | 0.2719 ppm | 19.6400 ppm | 14.1682 ppm | 34.8772 ppm |
| Concentration per Run 1 | 0.0618 ppm | 0.6304 ppm | 0.2021 ppm | 0.2715 ppm | 19.6145 ppm | 14.1058 ppm | 34.9283 ppm |
| Concentration per Run 2 | 0.0622 ppm | 0.6357 ppm | 0.2014 ppm | 0.2727 ppm | 19.6764 ppm | 14.0894 ppm | 34.8212 ppm |
| Concentration per Run 3 | 0.0620 ppm | 0.6305 ppm | 0.2026 ppm | 0.2714 ppm | 19.6291 ppm | 14.3095 ppm | 34.8821 ppm |
| Concentration RSD | 0.3 % | 0.5 % | 0.3 % | 0.3 % | 0.2 % | 0.9 % | 0.2 % |

| | Mn 257.610 {131} Radial) | Mo 202.030 {467} Axial) | Na 589.592 {57} Radial) | Ni 231.604 {445} Axial) | Pb 220.353 {453} Axial) | Sb 206.833 {463} Axial) | Se 196.090 {472} Axial) |
|---|---|---|---|---|---|---|---|
| Concentration average | 5.1256 ppm | 1.0211 ppm | 42.3601 ppm | 0.6946 ppm | 0.4802 ppm | 0.5084 ppm | 0.1246 ppm |
| Concentration per Run 1 | 5.1266 ppm | 1.0168 ppm | 42.1707 ppm | 0.6929 ppm | 0.4809 ppm | 0.5081 ppm | 0.1237 ppm |
| Concentration per Run 2 | 5.1297 ppm | 1.0262 ppm | 42.1188 ppm | 0.6979 ppm | 0.4794 ppm | 0.5092 ppm | 0.1252 ppm |
| Concentration per Run 3 | 5.1205 ppm | 1.0203 ppm | 42.7909 ppm | 0.6930 ppm | 0.4802 ppm | 0.5077 ppm | 0.1250 ppm |
| Concentration RSD | 0.1 % | 0.5 % | 0.9 % | 0.4 % | 0.2 % | 0.2 % | 0.7 % |

| | Si 212.412 {459} Axial) | Sn 189.989 {477} Axial) | Sr 421.552 {80} Radial) | Ti 334.904 {101} Axial) | Tl 190.856 {477} Axial) | V 292.402 {115} Axial) | Zn 206.200 {463} Axial) |
|---|---|---|---|---|---|---|---|
| Concentration average | 16.0319 ppm | 1.0185 [SIC 20] | 1.7171 ppm | 1.0526 ppm | 0.1135 ppm | 0.5249 ppm | 1.0633 ppm |
| Concentration per Run 1 | 16.0049 ppm | 1.0147 ppm | 1.6973 ppm | 1.0537 ppm | 0.1132 ppm | 0.5253 ppm | 1.0576 ppm |
| Concentration per Run 2 | 16.1285 ppm | 1.0208 ppm | 1.7190 ppm | 1.0524 ppm | 0.1138 ppm | 0.5239 ppm | 1.0698 ppm |
| Concentration per Run 3 | 15.9623 ppm | 1.0200 ppm | 1.7351 ppm | 1.0517 ppm | 0.1134 ppm | 0.5255 ppm | 1.0624 ppm |
| Concentration RSD | 0.5 % | 0.3 % | 1.1 % | 0.1 % | 0.3 % | 0.2 % | 0.6 % |

| | Y 371.030 {91} Radial) | Y 360.073 {94} Axial) | Y 224.306 {450} Axial) | Sc 361.384 {93} Radial) | Sc 227.318 {448} Axial) | Sc 361.384 {93} Axial) | Li 670.784 {50} Radial) |
|---|---|---|---|---|---|---|---|
| Concentration average | 108.7705 % | 108.7306 % | 111.6472 % | 99.8149 % | 93.6885 % | 97.3477 % | 0.1262 ppm |
| Concentration per Run 1 | 109.1376 % | 108.7450 % | 111.6280 % | 100.1248 % | 93.9129 % | 97.3947 % | 0.1256 ppm |
| Concentration per Run 2 | 108.5580 % | 108.6630 % | 111.4833 % | 99.7226 % | 93.1381 % | 97.2041 % | 0.1252 ppm |
| Concentration per Run 3 | 108.6158 % | 108.7837 % | 111.8303 % | 99.5974 % | 94.0146 % | 97.4442 % | 0.1278 ppm |
| Concentration RSD | 0.3 % | 0.1 % | 0.2 % | 0.3 % | 0.5 % | 0.1 % | 1.1 % |

# ICP DataTrace 6

9/10/2025 5:13:16 PM

LabBook: WG2112533_09092025T6.imexp

Sample: WG2110632-4 WG2110632
Analysis started at: 9/9/2025 9:13:11 PM
Comments <Comment>
Rack: 1
Vial: 18

| | Ag 328.068 {103} Axial) | Al 396.152 {85} Radial) | As 189.042 {478} Axial) | B 208.959 {461} Axial) | Ba 455.403 {74} Radial) | Be 313.042 {108} Radial) | Ca 315.887 {107} Radial) |
|---|---|---|---|---|---|---|---|
| Concentration average | 0.0451 ppm | 14.6574 ppm | 0.1303 ppm | 1.1653 ppm | 1.9991 ppm | 0.0519 ppm | 66.3773 ppm |
| Concentration per Run 1 | 0.0447 ppm | 14.6658 ppm | 0.1307 ppm | 1.1625 ppm | 2.0041 ppm | 0.0520 ppm | 66.0563 ppm |
| Concentration per Run 2 | 0.0451 ppm | 14.6757 ppm | 0.1289 ppm | 1.1655 ppm | 1.9860 ppm | 0.0518 ppm | 66.1517 ppm |
| Concentration per Run 3 | 0.0454 ppm | 14.6309 ppm | 0.1313 ppm | 1.1679 ppm | 2.0072 ppm | 0.0521 ppm | 66.9240 ppm |
| Concentration RSD | 0.7 % | 0.2 % | 0.9 % | 0.2 % | 0.6 % | 0.3 % | 0.7 % |

| | Cd 214.438 {457} Axial) | Co 228.616 {447} Axial) | Cr 267.716 {126} Axial) | Cu 324.754 {104} Axial) | Fe 259.940 {130} Radial) | K 766.490 {44} Radial) | Mg 279.079 {121} Axial) |
|---|---|---|---|---|---|---|---|
| Concentration average | 0.0622 ppm | 0.6332 ppm | 0.2014 ppm | 0.2712 ppm | 19.6382 ppm | 14.0036 ppm | 34.8064 ppm |
| Concentration per Run 1 | 0.0622 ppm | 0.6327 ppm | 0.2020 ppm | 0.2706 ppm | 19.5646 ppm | 14.0702 ppm | 34.8307 ppm |
| Concentration per Run 2 | 0.0622 ppm | 0.6339 ppm | 0.2006 ppm | 0.2716 ppm | 19.5917 ppm | 14.0644 ppm | 34.7480 ppm |
| Concentration per Run 3 | 0.0621 ppm | 0.6329 ppm | 0.2017 ppm | 0.2715 ppm | 19.7581 ppm | 13.8761 ppm | 34.8406 ppm |
| Concentration RSD | 0.1 % | 0.1 % | 0.4 % | 0.2 % | 0.5 % | 0.8 % | 0.1 % |

| | Mn 257.610 {131} Radial) | Mo 202.030 {467} Axial) | Na 589.592 {57} Radial) | Ni 231.604 {445} Axial) | Pb 220.353 {453} Axial) | Sb 206.833 {463} Axial) | Se 196.090 {472} Axial) |
|---|---|---|---|---|---|---|---|
| Concentration average | 5.1052 ppm | 1.0247 ppm | 41.2635 ppm | 0.6963 ppm | 0.4797 ppm | 0.5084 ppm | 0.1250 ppm |
| Concentration per Run 1 | 5.0912 ppm | 1.0222 ppm | 41.3960 ppm | 0.6960 ppm | 0.4770 ppm | 0.5040 ppm | 0.1248 ppm |
| Concentration per Run 2 | 5.0921 ppm | 1.0256 ppm | 41.4395 ppm | 0.6972 ppm | 0.4809 ppm | 0.5096 ppm | 0.1261 ppm |
| Concentration per Run 3 | 5.1321 ppm | 1.0262 ppm | 40.9550 ppm | 0.6957 ppm | 0.4813 ppm | 0.5114 ppm | 0.1241 ppm |
| Concentration RSD | 0.5 % | 0.2 % | 0.6 % | 0.1 % | 0.5 % | 0.8 % | 0.8 % |

| | Si 212.412 {459} Axial) | Sn 189.989 {477} Axial) | Sr 421.552 {80} Radial) | Ti 334.904 {101} Axial) | Tl 190.856 {477} Axial) | V 292.402 {115} Axial) | Zn 206.200 {463} Axial) |
|---|---|---|---|---|---|---|---|
| Concentration average | 15.9930 ppm | 1.0260 [SIC 20] | 1.6939 ppm | 1.0549 ppm | 0.1114 ppm | 0.5252 ppm | 1.0658 ppm |
| Concentration per Run 1 | 15.9597 ppm | 1.0216 ppm | 1.6766 ppm | 1.0564 ppm | 0.1103 ppm | 0.5255 ppm | 1.0693 ppm |
| Concentration per Run 2 | 15.9917 ppm | 1.0291 ppm | 1.6985 ppm | 1.0547 ppm | 0.1123 ppm | 0.5247 ppm | 1.0659 ppm |
| Concentration per Run 3 | 16.0275 ppm | 1.0272 ppm | 1.7067 ppm | 1.0536 ppm | 0.1116 ppm | 0.5254 ppm | 1.0621 ppm |
| Concentration RSD | 0.2 % | 0.4 % | 0.9 % | 0.1 % | 0.9 % | 0.1 % | 0.3 % |

| | Y 371.030 {91} Radial) | Y 360.073 {94} Axial) | Y 224.306 {450} Axial) | Sc 361.384 {93} Radial) | Sc 227.318 {448} Axial) | Sc 361.384 {93} Axial) | Li 670.784 {50} Radial) |
|---|---|---|---|---|---|---|---|
| Concentration average | 107.6201 % | 108.7082 % | 111.4754 % | 99.7401 % | 93.5056 % | 97.3344 % | 0.1238 ppm |
| Concentration per Run 1 | 107.9853 % | 108.6773 % | 112.0425 % | 100.3269 % | 93.8593 % | 97.2671 % | 0.1244 ppm |
| Concentration per Run 2 | 107.9046 % | 108.4473 % | 111.4344 % | 99.8383 % | 93.4762 % | 97.1377 % | 0.1242 ppm |
| Concentration per Run 3 | 106.9705 % | 109.0001 % | 110.9494 % | 99.0551 % | 93.1812 % | 97.5984 % | 0.1228 ppm |
| Concentration RSD | 0.5 % | 0.3 % | 0.5 % | 0.6 % | 0.4 % | 0.2 % | 0.7 % |

# ICP DataTrace 6

9/10/2025 5:13:16 PM

LabBook: WG2112533_09092025T6.imexp

Sample: WG2110632-5 WG2110632
Analysis started at: 9/9/2025 9:19:42 PM
Comments <Comment>
Rack: 1
Vial: 19

| | Ag 328.068 {103} Axial) | Al 396.152 {85} Radial) | As 189.042 {478} Axial) | B 208.959 {461} Axial) | Ba 455.403 {74} Radial) | Be 313.042 {108} Radial) | Ca 315.887 {107} Radial) |
|---|---|---|---|---|---|---|---|
| Concentration average | 0.0502 ppm | 14.3206 ppm | 0.1264 ppm | 1.1474 ppm | 2.0631 ppm | 0.0531 ppm | 65.3168 ppm |
| Concentration per Run 1 | 0.0500 ppm | 14.4033 ppm | 0.1265 ppm | 1.1453 ppm | 2.0907 ppm | 0.0533 ppm | 65.7149 ppm |
| Concentration per Run 2 | 0.0504 ppm | 14.3234 ppm | 0.1278 ppm | 1.1483 ppm | 2.0550 ppm | 0.0531 ppm | 65.0260 ppm |
| Concentration per Run 3 | 0.0502 ppm | 14.2352 ppm | 0.1249 ppm | 1.1487 ppm | 2.0436 ppm | 0.0530 ppm | 65.2094 ppm |
| Concentration RSD | 0.4 % | 0.6 % | 1.1 % | 0.2 % | 1.2 % | 0.3 % | 0.5 % |

| | Cd 214.438 {457} Axial) | Co 228.616 {447} Axial) | Cr 267.716 {126} Axial) | Cu 324.754 {104} Axial) | Fe 259.940 {130} Radial) | K 766.490 {44} Radial) | Mg 279.079 {121} Axial) |
|---|---|---|---|---|---|---|---|
| Concentration average | 0.0626 ppm | 0.6372 ppm | 0.2047 ppm | 0.2736 ppm | 19.0640 ppm | 13.7752 ppm | 33.7879 ppm |
| Concentration per Run 1 | 0.0623 ppm | 0.6370 ppm | 0.2056 ppm | 0.2728 ppm | 19.1420 ppm | 13.8281 ppm | 33.8853 ppm |
| Concentration per Run 2 | 0.0626 ppm | 0.6374 ppm | 0.2044 ppm | 0.2735 ppm | 19.0236 ppm | 13.8202 ppm | 33.6701 ppm |
| Concentration per Run 3 | 0.0628 ppm | 0.6371 ppm | 0.2041 ppm | 0.2746 ppm | 19.0265 ppm | 13.6774 ppm | 33.8082 ppm |
| Concentration RSD | 0.4 % | 0.0 % | 0.4 % | 0.3 % | 0.4 % | 0.6 % | 0.3 % |

| | Mn 257.610 {131} Radial) | Mo 202.030 {467} Axial) | Na 589.592 {57} Radial) | Ni 231.604 {445} Axial) | Pb 220.353 {453} Axial) | Sb 206.833 {463} Axial) | Se 196.090 {472} Axial) |
|---|---|---|---|---|---|---|---|
| Concentration average | 4.9955 ppm | 1.0044 ppm | 40.4496 ppm | 0.6964 ppm | 0.4739 ppm | 0.4860 ppm | 0.1228 ppm |
| Concentration per Run 1 | 5.0244 ppm | 1.0029 ppm | 40.7543 ppm | 0.6959 ppm | 0.4725 ppm | 0.4808 ppm | 0.1231 ppm |
| Concentration per Run 2 | 4.9781 ppm | 1.0051 ppm | 40.6022 ppm | 0.6969 ppm | 0.4737 ppm | 0.4857 ppm | 0.1220 ppm |
| Concentration per Run 3 | 4.9840 ppm | 1.0053 ppm | 39.9924 ppm | 0.6965 ppm | 0.4754 ppm | 0.4915 ppm | 0.1234 ppm |
| Concentration RSD | 0.5 % | 0.1 % | 1.0 % | 0.1 % | 0.3 % | 1.1 % | 0.6 % |

| | Si 212.412 {459} Axial) | Sn 189.989 {477} Axial) | Sr 421.552 {80} Radial) | Ti 334.904 {101} Axial) | Tl 190.856 {477} Axial) | V 292.402 {115} Axial) | Zn 206.200 {463} Axial) |
|---|---|---|---|---|---|---|---|
| Concentration average | 15.3460 ppm | 1.0165 [SIC 20] | 1.7025 ppm | 1.0412 ppm | 0.1124 ppm | 0.5340 ppm | 1.0615 ppm |
| Concentration per Run 1 | 15.3239 ppm | 1.0143 ppm | 1.7160 ppm | 1.0432 ppm | 0.1122 ppm | 0.5360 ppm | 1.0614 ppm |
| Concentration per Run 2 | 15.3580 ppm | 1.0164 ppm | 1.6822 ppm | 1.0397 ppm | 0.1128 ppm | 0.5328 ppm | 1.0630 ppm |
| Concentration per Run 3 | 15.3561 ppm | 1.0187 ppm | 1.7093 ppm | 1.0406 ppm | 0.1121 ppm | 0.5331 ppm | 1.0602 ppm |
| Concentration RSD | 0.1 % | 0.2 % | 1.1 % | 0.2 % | 0.4 % | 0.3 % | 0.1 % |

| | Y 371.030 {91} Radial) | Y 360.073 {94} Axial) | Y 224.306 {450} Axial) | Sc 361.384 {93} Radial) | Sc 227.318 {448} Axial) | Sc 361.384 {93} Axial) | Li 670.784 {50} Radial) |
|---|---|---|---|---|---|---|---|
| Concentration average | 107.6637 % | 109.1108 % | 112.1204 % | 99.0525 % | 94.0166 % | 97.8582 % | 0.1192 ppm |
| Concentration per Run 1 | 107.7566 % | 109.1158 % | 112.1720 % | 98.9298 % | 94.0584 % | 97.9015 % | 0.1202 ppm |
| Concentration per Run 2 | 108.1654 % | 109.1915 % | 112.1286 % | 99.4668 % | 94.0084 % | 97.9118 % | 0.1197 ppm |
| Concentration per Run 3 | 107.0690 % | 109.0252 % | 112.0606 % | 98.7608 % | 93.9830 % | 97.7612 % | 0.1176 ppm |
| Concentration RSD | 0.5 % | 0.1 % | 0.1 % | 0.4 % | 0.0 % | 0.1 % | 1.1 % |

# ICP DataTrace 6

9/10/2025 5:13:16 PM

LabBook: WG2112533_09092025T6.imexp

Sample: WG2110632-6d5 WG2110632
Analysis started at: 9/9/2025 9:26:13 PM
Comments <Comment>
Rack: 1
Vial: 20

| | Ag 328.068 {103} Axial) | Al 396.152 {85} Radial) | As 189.042 {478} Axial) | B 208.959 {461} Axial) | Ba 455.403 {74} Radial) | Be 313.042 {108} Radial) | Ca 315.887 {107} Radial) |
|---|---|---|---|---|---|---|---|
| Concentration average | 0.0000 ppm | 2.5588 ppm | 0.0001 ppm | 0.0325 ppm | 0.0036 ppm | 0.0013 ppm | 10.9676 ppm |
| Concentration per Run 1 | -0.0001 ppm | 2.5859 ppm | -0.0007 ppm | 0.0327 ppm | 0.0036 ppm | 0.0013 ppm | 11.0879 ppm |
| Concentration per Run 2 | 0.0001 ppm | 2.5531 ppm | 0.0011 ppm | 0.0321 ppm | 0.0037 ppm | 0.0012 ppm | 10.9257 ppm |
| Concentration per Run 3 | -0.0002 ppm | 2.5375 ppm | 0.0000 ppm | 0.0325 ppm | 0.0035 ppm | 0.0013 ppm | 10.8892 ppm |
| Concentration RSD | 368.7 % | 1.0 % | 710.9 % | 0.9 % | 2.4 % | 2.2 % | 1.0 % |

| | Cd 214.438 {457} Axial) | Co 228.616 {447} Axial) | Cr 267.716 {126} Axial) | Cu 324.754 {104} Axial) | Fe 259.940 {130} Radial) | K 766.490 {44} Radial) | Mg 279.079 {121} Axial) |
|---|---|---|---|---|---|---|---|
| Concentration average | 0.0012 ppm | 0.0278 ppm | -0.0001 ppm | 0.0040 ppm | 3.7993 ppm | 1.1366 ppm | 5.6290 ppm |
| Concentration per Run 1 | 0.0012 ppm | 0.0278 ppm | 0.0001 ppm | 0.0042 ppm | 3.8386 ppm | 1.1464 ppm | 5.6748 ppm |
| Concentration per Run 2 | 0.0012 ppm | 0.0278 ppm | -0.0003 ppm | 0.0041 ppm | 3.7959 ppm | 1.1440 ppm | 5.6599 ppm |
| Concentration per Run 3 | 0.0012 ppm | 0.0278 ppm | 0.0000 ppm | 0.0037 ppm | 3.7636 ppm | 1.1194 ppm | 5.5525 ppm |
| Concentration RSD | 2.1 % | 0.1 % | 221.9 % | 6.5 % | 1.0 % | 1.3 % | 1.2 % |

| | Mn 257.610 {131} Radial) | Mo 202.030 {467} Axial) | Na 589.592 {57} Radial) | Ni 231.604 {445} Axial) | Pb 220.353 {453} Axial) | Sb 206.833 {463} Axial) | Se 196.090 {472} Axial) |
|---|---|---|---|---|---|---|---|
| Concentration average | 0.9353 ppm | 0.0018 ppm | 6.2161 ppm | 0.0384 ppm | -0.0005 ppm | 0.0054 ppm | -0.0012 ppm |
| Concentration per Run 1 | 0.9470 ppm | 0.0022 ppm | 6.3029 ppm | 0.0387 ppm | -0.0008 ppm | 0.0064 ppm | -0.0007 ppm |
| Concentration per Run 2 | 0.9308 ppm | 0.0018 ppm | 6.2146 ppm | 0.0382 ppm | -0.0005 ppm | 0.0050 ppm | -0.0025 ppm |
| Concentration per Run 3 | 0.9281 ppm | 0.0015 ppm | 6.1308 ppm | 0.0382 ppm | -0.0002 ppm | 0.0046 ppm | -0.0005 ppm |
| Concentration RSD | 1.1 % | 19.1 % | 1.4 % | 0.6 % | 62.8 % | 17.4 % | 89.9 % |

| | Si 212.412 {459} Axial) | Sn 189.989 {477} Axial) | Sr 421.552 {80} Radial) | Ti 334.904 {101} Axial) | Tl 190.856 {477} Axial) | V 292.402 {115} Axial) | Zn 206.200 {463} Axial) |
|---|---|---|---|---|---|---|---|
| Concentration average | 2.8075 ppm | 0.0098 ppm | 0.1341 ppm | 0.0003 ppm | -0.0031 ppm | 0.0020 ppm | 0.1121 ppm |
| Concentration per Run 1 | 2.7962 ppm | 0.0115 ppm | 0.1355 ppm | 0.0003 ppm | -0.0037 ppm | 0.0021 ppm | 0.1125 ppm |
| Concentration per Run 2 | 2.8181 ppm | 0.0093 ppm | 0.1335 ppm | 0.0003 ppm | -0.0023 ppm | 0.0021 ppm | 0.1119 ppm |
| Concentration per Run 3 | 2.8081 ppm | 0.0086 ppm | 0.1331 ppm | 0.0004 ppm | -0.0034 ppm | 0.0019 ppm | 0.1120 ppm |
| Concentration RSD | 0.4 % | 15.5 % | 1.0 % | 5.0 % | 22.9 % | 5.8 % | 0.3 % |

| | Y 371.030 {91} Radial) | Y 360.073 {94} Axial) | Y 224.306 {450} Axial) | Sc 361.384 {93} Radial) | Sc 227.318 {448} Axial) | Sc 361.384 {93} Axial) | Li 670.784 {50} Radial) |
|---|---|---|---|---|---|---|---|
| Concentration average | 99.3028 % | 103.3247 % | 105.7718 % | 100.1950 % | 100.3017 % | 102.1394 % | 0.0238 ppm |
| Concentration per Run 1 | 98.7284 % | 102.5441 % | 105.9959 % | 99.2413 % | 100.8374 % | 101.2479 % | 0.0250 ppm |
| Concentration per Run 2 | 99.5778 % | 102.3751 % | 105.5607 % | 100.5099 % | 99.7406 % | 101.2099 % | 0.0235 ppm |
| Concentration per Run 3 | 99.6021 % | 105.0547 % | 105.7588 % | 100.8338 % | 100.3270 % | 103.9603 % | 0.0230 ppm |
| Concentration RSD | 0.5 % | 1.5 % | 0.2 % | 0.8 % | 0.5 % | 1.5 % | 4.5 % |

# ICP DataTrace 6

9/10/2025 5:13:16 PM

LabBook: WG2112533_09092025T6.imexp

Sample: CCV
Analysis started at: 9/9/2025 9:32:39 PM
Comments <Comment>
Rack: 0
Vial: 3

| | Ag 328.068 {103} Axial) | Al 396.152 {85} Radial) | As 189.042 {478} Axial) | B 208.959 {461} Axial) | Ba 455.403 {74} Radial) | Be 313.042 {108} Radial) | Ca 315.887 {107} Radial) |
|---|---|---|---|---|---|---|---|
| Concentration average | 0.4915 ppm | 0.4684 ppm | 0.4727 ppm | 0.4746 ppm | 0.4852 ppm | 0.5231 ppm | 0.5273 ppm |
| Concentration per Run 1 | 0.4918 ppm | 0.4637 ppm | 0.4729 ppm | 0.4749 ppm | 0.4834 ppm | 0.5235 ppm | 0.5195 ppm |
| Concentration per Run 2 | 0.4915 ppm | 0.4734 ppm | 0.4738 ppm | 0.4739 ppm | 0.4862 ppm | 0.5240 ppm | 0.5365 ppm |
| Concentration per Run 3 | 0.4912 ppm | 0.4681 ppm | 0.4714 ppm | 0.4750 ppm | 0.4861 ppm | 0.5219 ppm | 0.5259 ppm |
| Recovery Percentage 1 | 98.300 % | 93.678 % | 94.545 % | 94.918 % | 97.042 % | 104.620 % | 105.455 % |
| Concentration RSD | 0.1 % | 1.0 % | 0.3 % | 0.1 % | 0.3 % | 0.2 % | 1.6 % |

| | Cd 214.438 {457} Axial) | Co 228.616 {447} Axial) | Cr 267.716 {126} Axial) | Cu 324.754 {104} Axial) | Fe 259.940 {130} Radial) | K 766.490 {44} Radial) | Mg 279.079 {121} Axial) |
|---|---|---|---|---|---|---|---|
| Concentration average | 0.5122 ppm | 0.5002 ppm | 0.5157 ppm | 0.4861 ppm | 0.5276 ppm | 4.4510 ppm | 0.5140 ppm |
| Concentration per Run 1 | 0.5124 ppm | 0.4999 ppm | 0.5167 ppm | 0.4867 ppm | 0.5276 ppm | 4.4036 ppm | 0.5139 ppm |
| Concentration per Run 2 | 0.5104 ppm | 0.4987 ppm | 0.5169 ppm | 0.4842 ppm | 0.5265 ppm | 4.4655 ppm | 0.5142 ppm |
| Concentration per Run 3 | 0.5138 ppm | 0.5021 ppm | 0.5134 ppm | 0.4872 ppm | 0.5288 ppm | 4.4838 ppm | 0.5140 ppm |
| Recovery Percentage 1 | 102.440 % | 100.046 % | 103.135 % | 97.210 % | 105.526 % | 89.019 % | 102.809 % |
| Concentration RSD | 0.3 % | 0.3 % | 0.4 % | 0.3 % | 0.2 % | 0.9 % | 0.0 % |

| | Mn 257.610 {131} Radial) | Mo 202.030 {467} Axial) | Na 589.592 {57} Radial) | Ni 231.604 {445} Axial) | Pb 220.353 {453} Axial) | Sb 206.833 {463} Axial) | Se 196.090 {472} Axial) |
|---|---|---|---|---|---|---|---|
| Concentration average | 0.5297 ppm | 0.4876 ppm | 8.5322 ppm | 0.5086 ppm | 0.5183 ppm | 0.4893 ppm | 0.4770 ppm |
| Concentration per Run 1 | 0.5298 ppm | 0.4884 ppm | 8.4489 ppm | 0.5087 ppm | 0.5178 ppm | 0.4907 ppm | 0.4783 ppm |
| Concentration per Run 2 | 0.5310 ppm | 0.4861 ppm | 8.5543 ppm | 0.5069 ppm | 0.5214 ppm | 0.4879 ppm | 0.4766 ppm |
| Concentration per Run 3 | 0.5282 ppm | 0.4884 ppm | 8.5935 ppm | 0.5101 ppm | 0.5158 ppm | 0.4893 ppm | 0.4763 ppm |
| Recovery Percentage 1 | 105.930 % | 97.525 % | 85.322 % | 101.712 % | 103.665 % | 97.857 % | 95.410 % |
| Concentration RSD | 0.3 % | 0.3 % | 0.9 % | 0.3 % | 0.6 % | 0.3 % | 0.2 % |

| | Si 212.412 {459} Axial) | Sn 189.989 {477} Axial) | Sr 421.552 {80} Radial) | Ti 334.904 {101} Axial) | Tl 190.856 {477} Axial) | V 292.402 {115} Axial) | Zn 206.200 {463} Axial) |
|---|---|---|---|---|---|---|---|
| Concentration average | 5.1254 ppm | 0.4976 ppm | 0.4986 ppm | 0.5058 ppm | 0.5039 ppm | 0.5118 ppm | 0.5166 ppm |
| Concentration per Run 1 | 5.1227 ppm | 0.4980 ppm | 0.4971 ppm | 0.5068 ppm | 0.5020 ppm | 0.5124 ppm | 0.5173 ppm |
| Concentration per Run 2 | 5.1129 ppm | 0.4962 ppm | 0.4994 ppm | 0.5056 ppm | 0.5063 ppm | 0.5121 ppm | 0.5142 ppm |
| Concentration per Run 3 | 5.1404 ppm | 0.4986 ppm | 0.4994 ppm | 0.5049 ppm | 0.5033 ppm | 0.5109 ppm | 0.5183 ppm |
| Recovery Percentage 1 | 97.626 % | 99.519 % | 99.720 % | 101.159 % | 100.770 % | 102.362 % | 103.320 % |
| Concentration RSD | 0.3 % | 0.2 % | 0.3 % | 0.2 % | 0.4 % | 0.2 % | 0.4 % |

| | Y 371.030 {91} Radial) | Y 360.073 {94} Axial) | Y 224.306 {450} Axial) | Sc 361.384 {93} Radial) | Sc 227.318 {448} Axial) | Sc 361.384 {93} Axial) | Li 670.784 {50} Radial) |
|---|---|---|---|---|---|---|---|
| Concentration average | 96.7096 % | 100.2949 % | 103.4501 % | 101.0676 % | 101.5693 % | 101.9797 % | 0.4257 ppm |
| Concentration per Run 1 | 96.4693 % | 99.9618 % | 103.4442 % | 100.8862 % | 101.4602 % | 101.6650 % | 0.4205 ppm |
| Concentration per Run 2 | 96.4881 % | 100.3995 % | 103.3666 % | 100.9127 % | 101.8886 % | 102.0931 % | 0.4272 ppm |
| Concentration per Run 3 | 97.1716 % | 100.5233 % | 103.5394 % | 101.4040 % | 101.3590 % | 102.1808 % | 0.4296 ppm |
| Recovery Percentage 1 | | | | | | | 85.146 % |
| Concentration RSD | 0.4 % | 0.3 % | 0.1 % | 0.3 % | 0.3 % | 0.3 % | 1.1 % |

# ICP DataTrace 6

9/10/2025 5:13:16 PM

LabBook: WG2112533_09092025T6.imexp

Sample: CCB
Analysis started at: 9/9/2025 9:38:56 PM
Comments <Comment>
Rack: 0
Vial: 4

| | Ag 328.068 {103} Axial) | Al 396.152 {85} Radial) | As 189.042 {478} Axial) | B 208.959 {461} Axial) | Ba 455.403 {74} Radial) | Be 313.042 {108} Radial) | Ca 315.887 {107} Radial) |
|---|---|---|---|---|---|---|---|
| Concentration average | -0.0001 ppm | 0.0034 ppm | 0.0002 ppm | 0.0017 ppm | 0.0000 ppm | 0.0000 ppm | 0.0026 ppm |
| Concentration per Run 1 | -0.0002 ppm | 0.0012 ppm | -0.0005 ppm | 0.0019 ppm | 0.0000 ppm | 0.0000 ppm | 0.0006 ppm |
| Concentration per Run 2 | 0.0000 ppm | 0.0043 ppm | 0.0012 ppm | 0.0017 ppm | 0.0000 ppm | 0.0000 ppm | 0.0031 ppm |
| Concentration per Run 3 | -0.0001 ppm | 0.0049 ppm | 0.0000 ppm | 0.0017 ppm | 0.0000 ppm | 0.0000 ppm | 0.0042 ppm |
| Recovery Percentage 1 | -1.352 % | 3.447 % | 4.514 % | 5.774 % | 0.026 % | 0.322 % | 2.632 % |
| Concentration RSD | 94.7 % | 58.1 % | 389.7 % | 6.8 % | 279.9 % | 85.4 % | 69.3 % |

| | Cd 214.438 {457} Axial) | Co 228.616 {447} Axial) | Cr 267.716 {126} Axial) | Cu 324.754 {104} Axial) | Fe 259.940 {130} Radial) | K 766.490 {44} Radial) | Mg 279.079 {121} Axial) |
|---|---|---|---|---|---|---|---|
| Concentration average | 0.0000 ppm | 0.0000 ppm | -0.0001 ppm | -0.0010 ppm | -0.0004 ppm | 0.0097 ppm | -0.0007 ppm |
| Concentration per Run 1 | 0.0000 ppm | 0.0000 ppm | -0.0003 ppm | -0.0009 ppm | 0.0001 ppm | 0.0053 ppm | -0.0014 ppm |
| Concentration per Run 2 | 0.0000 ppm | 0.0000 ppm | 0.0000 ppm | -0.0010 ppm | -0.0008 ppm | 0.0164 ppm | -0.0008 ppm |
| Concentration per Run 3 | 0.0000 ppm | 0.0000 ppm | 0.0000 ppm | -0.0011 ppm | -0.0004 ppm | 0.0075 ppm | -0.0001 ppm |
| Recovery Percentage 1 | 0.908 % | -0.141 % | -0.895 % | -9.754 % | -0.721 % | 0.390 % | -0.738 % |
| Concentration RSD | 15.8 % | 28.1 % | 201.4 % | 10.4 % | 120.5 % | 60.3 % | 88.4 % |

| | Mn 257.610 {131} Radial) | Mo 202.030 {467} Axial) | Na 589.592 {57} Radial) | Ni 231.604 {445} Axial) | Pb 220.353 {453} Axial) | Sb 206.833 {463} Axial) | Se 196.090 {472} Axial) |
|---|---|---|---|---|---|---|---|
| Concentration average | 0.0000 ppm | 0.0003 ppm | 0.0056 ppm | -0.0001 ppm | -0.0005 ppm | 0.0011 ppm | -0.0008 ppm |
| Concentration per Run 1 | 0.0000 ppm | 0.0005 ppm | 0.0026 ppm | 0.0000 ppm | -0.0001 ppm | 0.0008 ppm | -0.0005 ppm |
| Concentration per Run 2 | 0.0000 ppm | 0.0002 ppm | 0.0056 ppm | 0.0002 ppm | -0.0010 ppm | 0.0014 ppm | 0.0003 ppm |
| Concentration per Run 3 | 0.0002 ppm | 0.0003 ppm | 0.0086 ppm | -0.0006 ppm | -0.0003 ppm | 0.0011 ppm | -0.0021 ppm |
| Recovery Percentage 1 | 0.423 % | 0.690 % | 0.279 % | -0.485 % | -4.640 % | 2.202 % | -7.856 % |
| Concentration RSD | 328.7 % | 50.0 % | 54.3 % | 369.3 % | 98.8 % | 28.7 % | 153.5 % |

| | Si 212.412 {459} Axial) | Sn 189.989 {477} Axial) | Sr 421.552 {80} Radial) | Ti 334.904 {101} Axial) | Tl 190.856 {477} Axial) | V 292.402 {115} Axial) | Zn 206.200 {463} Axial) |
|---|---|---|---|---|---|---|---|
| Concentration average | 0.0002 ppm | 0.0017 ppm | -0.0001 ppm | 0.0001 ppm | -0.0006 ppm | 0.0001 ppm | 0.0000 ppm |
| Concentration per Run 1 | 0.0003 ppm | 0.0018 ppm | -0.0001 ppm | 0.0001 ppm | -0.0011 ppm | 0.0001 ppm | 0.0000 ppm |
| Concentration per Run 2 | 0.0001 ppm | 0.0019 ppm | 0.0000 ppm | 0.0001 ppm | 0.0008 ppm | 0.0001 ppm | 0.0000 ppm |
| Concentration per Run 3 | 0.0001 ppm | 0.0014 ppm | -0.0001 ppm | 0.0001 ppm | -0.0016 ppm | 0.0000 ppm | 0.0000 ppm |
| Recovery Percentage 1 | 0.039 % | 3.389 % | -0.606 % | 1.216 % | -3.105 % | 0.815 % | 0.306 % |
| Concentration RSD | 69.7 % | 14.6 % | 163.0 % | 4.9 % | 202.6 % | 85.2 % | 114.0 % |

| | Y 371.030 {91} Radial) | Y 360.073 {94} Axial) | Y 224.306 {450} Axial) | Sc 361.384 {93} Radial) | Sc 227.318 {448} Axial) | Sc 361.384 {93} Axial) | Li 670.784 {50} Radial) |
|---|---|---|---|---|---|---|---|
| Concentration average | 97.4706 % | 100.8776 % | 104.1381 % | 99.7278 % | 103.0566 % | 101.3964 % | 0.0004 ppm |
| Concentration per Run 1 | 97.1895 % | 100.8775 % | 103.5301 % | 99.0334 % | 102.3095 % | 101.4487 % | 0.0003 ppm |
| Concentration per Run 2 | 97.5738 % | 100.9693 % | 104.7146 % | 100.0678 % | 103.9086 % | 101.3808 % | 0.0005 ppm |
| Concentration per Run 3 | 97.6485 % | 100.7860 % | 104.1697 % | 100.0820 % | 102.9517 % | 101.3596 % | 0.0004 ppm |
| Recovery Percentage 1 | | | | | | | 4.182 % |
| Concentration RSD | 0.3 % | 0.1 % | 0.6 % | 0.6 % | 0.8 % | 0.0 % | 25.5 % |

# ICP DataTrace 6

9/10/2025 5:13:16 PM

LabBook: WG2112533_09092025T6.imexp

Sample: WG2110632-9 WG2110632
Analysis started at: 9/9/2025 9:55:10 PM
Comments <Comment>
Rack: 1
Vial: 29

| | Ag 328.068 {103} Axial) | Al 396.152 {85} Radial) | As 189.042 {478} Axial) | B 208.959 {461} Axial) | Ba 455.403 {74} Radial) | Be 313.042 {108} Radial) | Ca 315.887 {107} Radial) |
|---|---|---|---|---|---|---|---|
| Concentration average | 0.0509 ppm | 1.9589 ppm | 0.1895 ppm | 1.0091 ppm | 1.9480 ppm | 0.0534 ppm | 18.7127 ppm |
| Concentration per Run 1 | 0.0508 ppm | 1.9127 ppm | 0.1880 ppm | 1.0093 ppm | 1.8952 ppm | 0.0536 ppm | 18.3916 ppm |
| Concentration per Run 2 | 0.0510 ppm | 1.9657 ppm | 0.1899 ppm | 1.0080 ppm | 1.9466 ppm | 0.0535 ppm | 18.7444 ppm |
| Concentration per Run 3 | 0.0507 ppm | 1.9984 ppm | 0.1907 ppm | 1.0101 ppm | 2.0020 ppm | 0.0533 ppm | 19.0021 ppm |
| Concentration RSD | 0.3 % | 2.2 % | 0.7 % | 0.1 % | 2.7 % | 0.2 % | 1.6 % |

| | Cd 214.438 {457} Axial) | Co 228.616 {447} Axial) | Cr 267.716 {126} Axial) | Cu 324.754 {104} Axial) | Fe 259.940 {130} Radial) | K 766.490 {44} Radial) | Mg 279.079 {121} Axial) |
|---|---|---|---|---|---|---|---|
| Concentration average | 0.0552 ppm | 0.5018 ppm | 0.2053 ppm | 0.2505 ppm | 40.2318 ppm | 12.5436 ppm | 16.7067 ppm |
| Concentration per Run 1 | 0.0554 ppm | 0.5023 ppm | 0.2057 ppm | 0.2497 ppm | 39.2195 ppm | 12.5022 ppm | 16.7323 ppm |
| Concentration per Run 2 | 0.0550 ppm | 0.5006 ppm | 0.2050 ppm | 0.2510 ppm | 40.3385 ppm | 12.5639 ppm | 16.6889 ppm |
| Concentration per Run 3 | 0.0552 ppm | 0.5024 ppm | 0.2054 ppm | 0.2508 ppm | 41.1374 ppm | 12.5646 ppm | 16.6989 ppm |
| Concentration RSD | 0.4 % | 0.2 % | 0.2 % | 0.3 % | 2.4 % | 0.3 % | 0.1 % |

| | Mn 257.610 {131} Radial) | Mo 202.030 {467} Axial) | Na 589.592 {57} Radial) | Ni 231.604 {445} Axial) | Pb 220.353 {453} Axial) | Sb 206.833 {463} Axial) | Se 196.090 {472} Axial) |
|---|---|---|---|---|---|---|---|
| Concentration average | 3.1339 ppm | 0.9853 ppm | 23.5562 ppm | 0.5068 ppm | 0.5486 ppm | 0.4769 ppm | 0.1210 ppm |
| Concentration per Run 1 | 3.0599 ppm | 0.9847 ppm | 22.8451 ppm | 0.5077 ppm | 0.5504 ppm | 0.4709 ppm | 0.1197 ppm |
| Concentration per Run 2 | 3.1418 ppm | 0.9830 ppm | 23.6421 ppm | 0.5052 ppm | 0.5492 ppm | 0.4778 ppm | 0.1215 ppm |
| Concentration per Run 3 | 3.2001 ppm | 0.9882 ppm | 24.1814 ppm | 0.5074 ppm | 0.5463 ppm | 0.4820 ppm | 0.1217 ppm |
| Concentration RSD | 2.2 % | 0.3 % | 2.9 % | 0.3 % | 0.4 % | 1.2 % | 0.9 % |

| | Si 212.412 {459} Axial) | Sn 189.989 {477} Axial) | Sr 421.552 {80} Radial) | Ti 334.904 {101} Axial) | Tl 190.856 {477} Axial) | V 292.402 {115} Axial) | Zn 206.200 {463} Axial) |
|---|---|---|---|---|---|---|---|
| Concentration average | 8.5828 ppm | 0.9880 ppm | 1.0569 ppm | 1.0381 ppm | 0.1159 ppm | 0.5317 ppm | 0.5408 ppm |
| Concentration per Run 1 | 8.5605 ppm | 0.9888 ppm | 1.0288 ppm | 1.0387 ppm | 0.1154 ppm | 0.5318 ppm | 0.5427 ppm |
| Concentration per Run 2 | 8.5754 ppm | 0.9858 ppm | 1.0603 ppm | 1.0376 ppm | 0.1161 ppm | 0.5316 ppm | 0.5383 ppm |
| Concentration per Run 3 | 8.6125 ppm | 0.9894 ppm | 1.0816 ppm | 1.0380 ppm | 0.1160 ppm | 0.5317 ppm | 0.5413 ppm |
| Concentration RSD | 0.3 % | 0.2 % | 2.5 % | 0.1 % | 0.3 % | 0.0 % | 0.4 % |

| | Y 371.030 {91} Radial) | Y 360.073 {94} Axial) | Y 224.306 {450} Axial) | Sc 361.384 {93} Radial) | Sc 227.318 {448} Axial) | Sc 361.384 {93} Axial) | Li 670.784 {50} Radial) |
|---|---|---|---|---|---|---|---|
| Concentration average | 97.3376 % | 97.3904 % | 98.6644 % | 108.0604 % | 96.3093 % | 99.7352 % | 0.0011 ppm |
| Concentration per Run 1 | 96.9367 % | 97.2724 % | 99.2006 % | 110.2090 % | 96.9619 % | 99.8901 % | 0.0008 ppm |
| Concentration per Run 2 | 97.6830 % | 97.7469 % | 98.3053 % | 108.1842 % | 96.2578 % | 99.9850 % | 0.0014 ppm |
| Concentration per Run 3 | 97.3931 % | 97.1520 % | 98.4873 % | 105.7880 % | 95.7081 % | 99.3305 % | 0.0011 ppm |
| Concentration RSD | 0.4 % | 0.3 % | 0.5 % | 2.0 % | 0.7 % | 0.4 % | 25.6 % |

# ICP DataTrace 6

9/10/2025 5:13:16 PM

LabBook: WG2112533_09092025T6.imexp

Sample: WG2110632-10D5 WG2110632
Analysis started at: 9/9/2025 10:01:33 PM
Comments <Comment>
Rack: 1
Vial: 30

| | Ag 328.068 {103} Axial) | Al 396.152 {85} Radial) | As 189.042 {478} Axial) | B 208.959 {461} Axial) | Ba 455.403 {74} Radial) | Be 313.042 {108} Radial) | Ca 315.887 {107} Radial) |
|---|---|---|---|---|---|---|---|
| Concentration average | 0.0001 ppm | -0.0006 ppm | 0.0134 ppm | 0.0058 ppm | 0.0051 ppm | 0.0000 ppm | 1.7345 ppm |
| Concentration per Run 1 | 0.0004 ppm | -0.0028 ppm | 0.0120 ppm | 0.0058 ppm | 0.0052 ppm | 0.0000 ppm | 1.7470 ppm |
| Concentration per Run 2 | 0.0001 ppm | 0.0053 ppm | 0.0143 ppm | 0.0059 ppm | 0.0050 ppm | 0.0000 ppm | 1.7118 ppm |
| Concentration per Run 3 | -0.0003 ppm | -0.0043 ppm | 0.0141 ppm | 0.0057 ppm | 0.0051 ppm | 0.0000 ppm | 1.7448 ppm |
| Concentration RSD | 539.3 % | 813.1 % | 9.4 % | 1.3 % | 1.6 % | 35.8 % | 1.1 % |

| | Cd 214.438 {457} Axial) | Co 228.616 {447} Axial) | Cr 267.716 {126} Axial) | Cu 324.754 {104} Axial) | Fe 259.940 {130} Radial) | K 766.490 {44} Radial) | Mg 279.079 {121} Axial) |
|---|---|---|---|---|---|---|---|
| Concentration average | 0.0002 ppm | 0.0002 ppm | -0.0001 ppm | -0.0012 ppm | 8.3045 ppm | 0.4671 ppm | 1.3330 ppm |
| Concentration per Run 1 | 0.0002 ppm | 0.0001 ppm | -0.0003 ppm | -0.0013 ppm | 8.3533 ppm | 0.4650 ppm | 1.3269 ppm |
| Concentration per Run 2 | 0.0002 ppm | 0.0003 ppm | 0.0000 ppm | -0.0011 ppm | 8.2473 ppm | 0.4786 ppm | 1.3274 ppm |
| Concentration per Run 3 | 0.0002 ppm | 0.0003 ppm | -0.0001 ppm | -0.0012 ppm | 8.3127 ppm | 0.4575 ppm | 1.3446 ppm |
| Concentration RSD | 15.4 % | 38.6 % | 79.9 % | 5.7 % | 0.6 % | 2.3 % | 0.8 % |

| | Mn 257.610 {131} Radial) | Mo 202.030 {467} Axial) | Na 589.592 {57} Radial) | Ni 231.604 {445} Axial) | Pb 220.353 {453} Axial) | Sb 206.833 {463} Axial) | Se 196.090 {472} Axial) |
|---|---|---|---|---|---|---|---|
| Concentration average | 0.5619 ppm | 0.0015 ppm | 2.7846 ppm | -0.0013 ppm | -0.0007 ppm | 0.0048 ppm | 0.0001 ppm |
| Concentration per Run 1 | 0.5653 ppm | 0.0019 ppm | 2.7829 ppm | -0.0012 ppm | -0.0010 ppm | 0.0058 ppm | 0.0013 ppm |
| Concentration per Run 2 | 0.5577 ppm | 0.0015 ppm | 2.7845 ppm | -0.0010 ppm | -0.0006 ppm | 0.0048 ppm | -0.0004 ppm |
| Concentration per Run 3 | 0.5627 ppm | 0.0012 ppm | 2.7863 ppm | -0.0016 ppm | -0.0003 ppm | 0.0037 ppm | -0.0007 ppm |
| Concentration RSD | 0.7 % | 22.8 % | 0.1 % | 23.3 % | 50.5 % | 21.8 % | 1,390.8 % |

| | Si 212.412 {459} Axial) | Sn 189.989 {477} Axial) | Sr 421.552 {80} Radial) | Ti 334.904 {101} Axial) | Tl 190.856 {477} Axial) | V 292.402 {115} Axial) | Zn 206.200 {463} Axial) |
|---|---|---|---|---|---|---|---|
| Concentration average | 1.5780 ppm | 0.0048 ppm | 0.0184 ppm | 0.0001 ppm | -0.0014 ppm | 0.0014 ppm | 0.0063 ppm |
| Concentration per Run 1 | 1.5261 ppm | 0.0057 ppm | 0.0185 ppm | 0.0004 ppm | -0.0019 ppm | 0.0013 ppm | 0.0062 ppm |
| Concentration per Run 2 | 1.5924 ppm | 0.0048 ppm | 0.0184 ppm | 0.0001 ppm | -0.0010 ppm | 0.0015 ppm | 0.0063 ppm |
| Concentration per Run 3 | 1.6153 ppm | 0.0038 ppm | 0.0184 ppm | -0.0002 ppm | -0.0013 ppm | 0.0014 ppm | 0.0065 ppm |
| Concentration RSD | 2.9 % | 19.3 % | 0.5 % | 290.8 % | 33.6 % | 8.6 % | 2.3 % |

| | Y 371.030 {91} Radial) | Y 360.073 {94} Axial) | Y 224.306 {450} Axial) | Sc 361.384 {93} Radial) | Sc 227.318 {448} Axial) | Sc 361.384 {93} Axial) | Li 670.784 {50} Radial) |
|---|---|---|---|---|---|---|---|
| Concentration average | 97.3853 % | 101.0433 % | 103.2408 % | 100.6728 % | 101.4263 % | 102.3472 % | 0.0003 ppm |
| Concentration per Run 1 | 96.3144 % | 100.9186 % | 103.4978 % | 99.0836 % | 102.0251 % | 102.2693 % | 0.0005 ppm |
| Concentration per Run 2 | 97.8505 % | 101.0775 % | 103.2332 % | 101.5883 % | 100.8869 % | 102.3244 % | 0.0002 ppm |
| Concentration per Run 3 | 97.9909 % | 101.1339 % | 102.9915 % | 101.3465 % | 101.3667 % | 102.4479 % | 0.0003 ppm |
| Concentration RSD | 1.0 % | 0.1 % | 0.2 % | 1.4 % | 0.6 % | 0.1 % | 57.0 % |

# ICP DataTrace 6

9/10/2025 5:13:16 PM

LabBook: WG2112533_09092025T6.imexp

Sample: L2555053-01D2 WG2110632
Analysis started at: 9/9/2025 10:10:07 PM
Comments <Comment>
Rack: 1
Vial: 31

| | Ag 328.068 {103} Axial) | Al 396.152 {85} Radial) | As 189.042 {478} Axial) | B 208.959 {461} Axial) | Ba 455.403 {74} Radial) | Be 313.042 {108} Radial) | Ca 315.887 {107} Radial) |
|---|---|---|---|---|---|---|---|
| Concentration average | 0.0000 ppm | 0.1515 ppm | -0.0006 ppm | 0.0206 ppm | 0.0645 ppm | 0.0000 ppm | 142.2519 ppm |
| Concentration per Run 1 | 0.0003 ppm | 0.1488 ppm | -0.0012 ppm | 0.0209 ppm | 0.0647 ppm | 0.0000 ppm | 142.1290 ppm |
| Concentration per Run 2 | -0.0002 ppm | 0.1477 ppm | -0.0007 ppm | 0.0205 ppm | 0.0643 ppm | 0.0000 ppm | 142.3656 ppm |
| Concentration per Run 3 | -0.0002 ppm | 0.1580 ppm | 0.0001 ppm | 0.0205 ppm | 0.0646 ppm | 0.0000 ppm | 142.2610 ppm |
| Concentration RSD | 1,966.9 % | 3.7 % | 105.7 % | 1.2 % | 0.3 % | 105.6 % | 0.1 % |

| | Cd 214.438 {457} Axial) | Co 228.616 {447} Axial) | Cr 267.716 {126} Axial) | Cu 324.754 {104} Axial) | Fe 259.940 {130} Radial) | K 766.490 {44} Radial) | Mg 279.079 {121} Axial) |
|---|---|---|---|---|---|---|---|
| Concentration average | 0.0002 ppm | 0.0001 ppm | 0.0010 ppm | 0.0007 ppm | 0.2200 ppm | 5.6738 ppm | 2.7152 ppm |
| Concentration per Run 1 | 0.0002 ppm | 0.0001 ppm | 0.0011 ppm | 0.0005 ppm | 0.2200 ppm | 5.7607 ppm | 2.7119 ppm |
| Concentration per Run 2 | 0.0002 ppm | 0.0000 ppm | 0.0009 ppm | 0.0008 ppm | 0.2201 ppm | 5.5568 ppm | 2.7127 ppm |
| Concentration per Run 3 | 0.0002 ppm | 0.0000 ppm | 0.0011 ppm | 0.0007 ppm | 0.2200 ppm | 5.7039 ppm | 2.7210 ppm |
| Concentration RSD | 6.7 % | 92.7 % | 12.6 % | 23.4 % | 0.0 % | 1.9 % | 0.2 % |

| | Mn 257.610 {131} Radial) | Mo 202.030 {467} Axial) | Na 589.592 {57} Radial) | Ni 231.604 {445} Axial) | Pb 220.353 {453} Axial) | Sb 206.833 {463} Axial) | Se 196.090 {472} Axial) |
|---|---|---|---|---|---|---|---|
| Concentration average | 0.4484 ppm | 0.0021 ppm | 53.0379 ppm | 0.0003 ppm | -0.0001 ppm | 0.0013 ppm | -0.0023 ppm |
| Concentration per Run 1 | 0.4484 ppm | 0.0021 ppm | 53.9259 ppm | 0.0004 ppm | -0.0001 ppm | 0.0013 ppm | -0.0018 ppm |
| Concentration per Run 2 | 0.4494 ppm | 0.0021 ppm | 51.9620 ppm | -0.0001 ppm | -0.0003 ppm | 0.0024 ppm | -0.0032 ppm |
| Concentration per Run 3 | 0.4474 ppm | 0.0022 ppm | 53.2260 ppm | 0.0004 ppm | 0.0002 ppm | 0.0001 ppm | -0.0018 ppm |
| Concentration RSD | 0.2 % | 2.7 % | 1.9 % | 115.1 % | 424.5 % | 90.2 % | 36.1 % |

| | Si 212.412 {459} Axial) | Sn 189.989 {477} Axial) | Sr 421.552 {80} Radial) | Ti 334.904 {101} Axial) | Tl 190.856 {477} Axial) | V 292.402 {115} Axial) | Zn 206.200 {463} Axial) |
|---|---|---|---|---|---|---|---|
| Concentration average | 2.3509 ppm | 0.0007 ppm | 0.1547 ppm | 0.0023 ppm | -0.0026 ppm | 0.0019 ppm | 0.0058 ppm |
| Concentration per Run 1 | 2.3507 ppm | 0.0005 ppm | 0.1549 ppm | 0.0023 ppm | -0.0028 ppm | 0.0020 ppm | 0.0059 ppm |
| Concentration per Run 2 | 2.3309 ppm | 0.0009 ppm | 0.1544 ppm | 0.0022 ppm | -0.0027 ppm | 0.0019 ppm | 0.0056 ppm |
| Concentration per Run 3 | 2.3712 ppm | 0.0007 ppm | 0.1548 ppm | 0.0024 ppm | -0.0022 ppm | 0.0019 ppm | 0.0058 ppm |
| Concentration RSD | 0.9 % | 28.8 % | 0.2 % | 3.3 % | 12.4 % | 2.6 % | 2.9 % |

| | Y 371.030 {91} Radial) | Y 360.073 {94} Axial) | Y 224.306 {450} Axial) | Sc 361.384 {93} Radial) | Sc 227.318 {448} Axial) | Sc 361.384 {93} Axial) | Li 670.784 {50} Radial) |
|---|---|---|---|---|---|---|---|
| Concentration average | 95.3775 % | 93.9534 % | 94.9662 % | 100.5178 % | 90.6234 % | 96.0810 % | 0.0017 ppm |
| Concentration per Run 1 | 95.2794 % | 93.9849 % | 94.9907 % | 100.3930 % | 90.6491 % | 96.1604 % | 0.0018 ppm |
| Concentration per Run 2 | 95.2994 % | 93.6850 % | 95.6678 % | 100.6342 % | 91.4133 % | 95.8414 % | 0.0016 ppm |
| Concentration per Run 3 | 95.5538 % | 94.1903 % | 94.2401 % | 100.5262 % | 89.8077 % | 96.2411 % | 0.0017 ppm |
| Concentration RSD | 0.2 % | 0.3 % | 0.8 % | 0.1 % | 0.9 % | 0.2 % | 6.1 % |

# ICP DataTrace 6

9/10/2025 5:13:16 PM

LabBook: WG2112533_09092025T6.imexp

Sample: L2555053-02 WG2110632
Analysis started at: 9/9/2025 10:16:38 PM
Comments <Comment>
Rack: 1
Vial: 32

| | Ag 328.068 {103} Axial) | Al 396.152 {85} Radial) | As 189.042 {478} Axial) | B 208.959 {461} Axial) | Ba 455.403 {74} Radial) | Be 313.042 {108} Radial) | Ca 315.887 {107} Radial) |
|---|---|---|---|---|---|---|---|
| Concentration average | -0.0001 ppm | 0.0155 ppm | 0.0003 ppm | 0.0047 ppm | 0.0059 ppm | 0.0000 ppm | 6.5733 ppm |
| Concentration per Run 1 | -0.0001 ppm | 0.0137 ppm | -0.0003 ppm | 0.0047 ppm | 0.0059 ppm | 0.0000 ppm | 6.6207 ppm |
| Concentration per Run 2 | -0.0002 ppm | 0.0158 ppm | 0.0013 ppm | 0.0046 ppm | 0.0058 ppm | 0.0000 ppm | 6.5756 ppm |
| Concentration per Run 3 | 0.0000 ppm | 0.0168 ppm | 0.0000 ppm | 0.0047 ppm | 0.0059 ppm | 0.0000 ppm | 6.5237 ppm |
| Concentration RSD | 167.7 % | 10.2 % | 260.3 % | 1.5 % | 1.2 % | 1,340.5 % | 0.7 % |

| | Cd 214.438 {457} Axial) | Co 228.616 {447} Axial) | Cr 267.716 {126} Axial) | Cu 324.754 {104} Axial) | Fe 259.940 {130} Radial) | K 766.490 {44} Radial) | Mg 279.079 {121} Axial) |
|---|---|---|---|---|---|---|---|
| Concentration average | 0.0001 ppm | -0.0001 ppm | 0.0002 ppm | -0.0001 ppm | 0.1265 ppm | 0.3215 ppm | 1.3870 ppm |
| Concentration per Run 1 | 0.0001 ppm | -0.0001 ppm | 0.0003 ppm | 0.0000 ppm | 0.1262 ppm | 0.3307 ppm | 1.3924 ppm |
| Concentration per Run 2 | 0.0001 ppm | -0.0002 ppm | 0.0002 ppm | -0.0001 ppm | 0.1268 ppm | 0.3189 ppm | 1.3795 ppm |
| Concentration per Run 3 | 0.0001 ppm | 0.0000 ppm | 0.0001 ppm | -0.0001 ppm | 0.1265 ppm | 0.3150 ppm | 1.3891 ppm |
| Concentration RSD | 7.2 % | 81.7 % | 41.7 % | 128.0 % | 0.2 % | 2.5 % | 0.5 % |

| | Mn 257.610 {131} Radial) | Mo 202.030 {467} Axial) | Na 589.592 {57} Radial) | Ni 231.604 {445} Axial) | Pb 220.353 {453} Axial) | Sb 206.833 {463} Axial) | Se 196.090 {472} Axial) |
|---|---|---|---|---|---|---|---|
| Concentration average | 0.0255 ppm | -0.0001 ppm | 5.7935 ppm | 0.0000 ppm | -0.0002 ppm | -0.0002 ppm | 0.0001 ppm |
| Concentration per Run 1 | 0.0259 ppm | -0.0001 ppm | 5.8785 ppm | -0.0002 ppm | -0.0006 ppm | 0.0000 ppm | 0.0011 ppm |
| Concentration per Run 2 | 0.0254 ppm | -0.0002 ppm | 5.7623 ppm | 0.0003 ppm | -0.0001 ppm | -0.0007 ppm | -0.0002 ppm |
| Concentration per Run 3 | 0.0253 ppm | -0.0001 ppm | 5.7397 ppm | -0.0002 ppm | 0.0002 ppm | -0.0001 ppm | -0.0005 ppm |
| Concentration RSD | 1.4 % | 64.3 % | 1.3 % | 820.0 % | 229.0 % | 147.6 % | 621.6 % |

| | Si 212.412 {459} Axial) | Sn 189.989 {477} Axial) | Sr 421.552 {80} Radial) | Ti 334.904 {101} Axial) | Tl 190.856 {477} Axial) | V 292.402 {115} Axial) | Zn 206.200 {463} Axial) |
|---|---|---|---|---|---|---|---|
| Concentration average | 2.3754 ppm | -0.0004 ppm | 0.0289 ppm | 0.0000 ppm | -0.0023 ppm | 0.0003 ppm | 0.1232 ppm |
| Concentration per Run 1 | 2.3564 ppm | -0.0001 ppm | 0.0291 ppm | 0.0000 ppm | -0.0022 ppm | 0.0002 ppm | 0.1219 ppm |
| Concentration per Run 2 | 2.3965 ppm | 0.0001 ppm | 0.0287 ppm | 0.0000 ppm | -0.0019 ppm | 0.0004 ppm | 0.1236 ppm |
| Concentration per Run 3 | 2.3732 ppm | -0.0011 ppm | 0.0288 ppm | 0.0001 ppm | -0.0026 ppm | 0.0003 ppm | 0.1241 ppm |
| Concentration RSD | 0.8 % | 172.8 % | 0.7 % | 75.7 % | 16.7 % | 43.0 % | 0.9 % |

| | Y 371.030 {91} Radial) | Y 360.073 {94} Axial) | Y 224.306 {450} Axial) | Sc 361.384 {93} Radial) | Sc 227.318 {448} Axial) | Sc 361.384 {93} Axial) | Li 670.784 {50} Radial) |
|---|---|---|---|---|---|---|---|
| Concentration average | 98.5105 % | 101.0210 % | 103.4516 % | 98.7255 % | 102.0811 % | 101.7404 % | -0.0002 ppm |
| Concentration per Run 1 | 98.9850 % | 100.9565 % | 104.7233 % | 97.8499 % | 102.9632 % | 101.5810 % | -0.0004 ppm |
| Concentration per Run 2 | 98.5928 % | 101.0327 % | 102.5250 % | 99.1037 % | 100.9514 % | 101.7566 % | -0.0005 ppm |
| Concentration per Run 3 | 97.9539 % | 101.0737 % | 103.1066 % | 99.2228 % | 102.3285 % | 101.8834 % | 0.0003 ppm |
| Concentration RSD | 0.5 % | 0.1 % | 1.1 % | 0.8 % | 1.0 % | 0.1 % | 221.2 % |

# ICP DataTrace 6

9/10/2025 5:13:16 PM

LabBook: WG2112533_09092025T6.imexp

Sample: L2555162-01 WG2110632
Analysis started at: 9/9/2025 10:23:10 PM
Comments <Comment>
Rack: 1
Vial: 33

| | Ag 328.068 {103} Axial) | Al 396.152 {85} Radial) | As 189.042 {478} Axial) | B 208.959 {461} Axial) | Ba 455.403 {74} Radial) | Be 313.042 {108} Radial) | Ca 315.887 {107} Radial) |
|---|---|---|---|---|---|---|---|
| Concentration average | 0.0000 ppm | 0.5923 ppm | -0.0005 ppm | 0.0283 ppm | 0.0134 ppm | 0.0000 ppm | 8.7565 ppm |
| Concentration per Run 1 | 0.0000 ppm | 0.5937 ppm | -0.0002 ppm | 0.0282 ppm | 0.0135 ppm | 0.0000 ppm | 8.8568 ppm |
| Concentration per Run 2 | -0.0001 ppm | 0.5933 ppm | -0.0007 ppm | 0.0284 ppm | 0.0134 ppm | 0.0000 ppm | 8.7544 ppm |
| Concentration per Run 3 | 0.0000 ppm | 0.5899 ppm | -0.0007 ppm | 0.0283 ppm | 0.0132 ppm | 0.0000 ppm | 8.6581 ppm |
| Concentration RSD | 410.8 % | 0.4 % | 59.3 % | 0.5 % | 1.1 % | 325.5 % | 1.1 % |

| | Cd 214.438 {457} Axial) | Co 228.616 {447} Axial) | Cr 267.716 {126} Axial) | Cu 324.754 {104} Axial) | Fe 259.940 {130} Radial) | K 766.490 {44} Radial) | Mg 279.079 {121} Axial) |
|---|---|---|---|---|---|---|---|
| Concentration average | 0.0001 ppm | 0.0005 ppm | 0.0036 ppm | 0.1333 ppm | 3.8513 ppm | 1.9222 ppm | 1.5745 ppm |
| Concentration per Run 1 | 0.0001 ppm | 0.0006 ppm | 0.0036 ppm | 0.1346 ppm | 3.8939 ppm | 1.9021 ppm | 1.5896 ppm |
| Concentration per Run 2 | 0.0002 ppm | 0.0005 ppm | 0.0037 ppm | 0.1350 ppm | 3.8447 ppm | 1.9227 ppm | 1.5878 ppm |
| Concentration per Run 3 | 0.0002 ppm | 0.0006 ppm | 0.0034 ppm | 0.1302 ppm | 3.8154 ppm | 1.9417 ppm | 1.5462 ppm |
| Concentration RSD | 35.3 % | 13.7 % | 4.0 % | 2.0 % | 1.0 % | 1.0 % | 1.6 % |

| | Mn 257.610 {131} Radial) | Mo 202.030 {467} Axial) | Na 589.592 {57} Radial) | Ni 231.604 {445} Axial) | Pb 220.353 {453} Axial) | Sb 206.833 {463} Axial) | Se 196.090 {472} Axial) |
|---|---|---|---|---|---|---|---|
| Concentration average | 0.0864 ppm | 0.0012 ppm | 72.5123 ppm | 0.0125 ppm | 0.0072 ppm | 0.0000 ppm | -0.0021 ppm |
| Concentration per Run 1 | 0.0870 ppm | 0.0013 ppm | 71.6544 ppm | 0.0125 ppm | 0.0075 ppm | 0.0006 ppm | -0.0026 ppm |
| Concentration per Run 2 | 0.0863 ppm | 0.0013 ppm | 70.4563 ppm | 0.0124 ppm | 0.0075 ppm | -0.0010 ppm | -0.0022 ppm |
| Concentration per Run 3 | 0.0858 ppm | 0.0010 ppm | 75.4261 ppm | 0.0126 ppm | 0.0066 ppm | 0.0002 ppm | -0.0015 ppm |
| Concentration RSD | 0.7 % | 15.6 % | 3.6 % | 0.7 % | 7.1 % | 1,811.8 % | 27.0 % |

| | Si 212.412 {459} Axial) | Sn 189.989 {477} Axial) | Sr 421.552 {80} Radial) | Ti 334.904 {101} Axial) | Tl 190.856 {477} Axial) | V 292.402 {115} Axial) | Zn 206.200 {463} Axial) |
|---|---|---|---|---|---|---|---|
| Concentration average | 1.0642 ppm | 0.0000 ppm | 0.1064 ppm | 0.0312 ppm | -0.0014 ppm | 0.0011 ppm | 0.0678 ppm |
| Concentration per Run 1 | 1.0660 ppm | -0.0003 ppm | 0.1074 ppm | 0.0334 ppm | -0.0025 ppm | 0.0010 ppm | 0.0681 ppm |
| Concentration per Run 2 | 1.0688 ppm | 0.0002 ppm | 0.1063 ppm | 0.0290 ppm | -0.0016 ppm | 0.0011 ppm | 0.0677 ppm |
| Concentration per Run 3 | 1.0578 ppm | 0.0002 ppm | 0.1054 ppm | 0.0311 ppm | -0.0002 ppm | 0.0011 ppm | 0.0677 ppm |
| Concentration RSD | 0.5 % | 560.2 % | 0.9 % | 7.1 % | 82.1 % | 3.8 % | 0.3 % |

| | Y 371.030 {91} Radial) | Y 360.073 {94} Axial) | Y 224.306 {450} Axial) | Sc 361.384 {93} Radial) | Sc 227.318 {448} Axial) | Sc 361.384 {93} Axial) | Li 670.784 {50} Radial) |
|---|---|---|---|---|---|---|---|
| Concentration average | 99.0315 % | 98.1278 % | 96.1110 % | 100.7469 % | 94.1217 % | 99.1154 % | 0.0016 ppm |
| Concentration per Run 1 | 99.0393 % | 97.3198 % | 96.5545 % | 99.9777 % | 94.0842 % | 98.0852 % | 0.0019 ppm |
| Concentration per Run 2 | 98.8706 % | 97.4392 % | 95.1304 % | 100.6740 % | 93.4771 % | 98.2927 % | 0.0014 ppm |
| Concentration per Run 3 | 99.1845 % | 99.6245 % | 96.6481 % | 101.5890 % | 94.8038 % | 100.9682 % | 0.0014 ppm |
| Concentration RSD | 0.2 % | 1.3 % | 0.9 % | 0.8 % | 0.7 % | 1.6 % | 17.0 % |

# ICP DataTrace 6

9/10/2025 5:13:16 PM

LabBook: WG2112533_09092025T6.imexp

Sample: L2555161-01 WG2110632
Analysis started at: 9/9/2025 10:29:48 PM
Comments <Comment>
Rack: 1
Vial: 21

| | Ag 328.068 {103} Axial) | Al 396.152 {85} Radial) | As 189.042 {478} Axial) | B 208.959 {461} Axial) | Ba 455.403 {74} Radial) | Be 313.042 {108} Radial) | Ca 315.887 {107} Radial) |
|---|---|---|---|---|---|---|---|
| Concentration average | 0.0001 ppm | 0.1500 ppm | 0.0007 ppm | 0.0536 ppm | 0.1032 ppm | 0.0002 ppm | 22.7775 ppm |
| Concentration per Run 1 | 0.0001 ppm | 0.1535 ppm | 0.0005 ppm | 0.0541 ppm | 0.1050 ppm | 0.0002 ppm | 23.1790 ppm |
| Concentration per Run 2 | 0.0000 ppm | 0.1443 ppm | 0.0015 ppm | 0.0532 ppm | 0.1026 ppm | 0.0002 ppm | 22.6076 ppm |
| Concentration per Run 3 | 0.0001 ppm | 0.1522 ppm | 0.0001 ppm | 0.0536 ppm | 0.1022 ppm | 0.0002 ppm | 22.5458 ppm |
| Concentration RSD | 22.8 % | 3.3 % | 106.8 % | 0.8 % | 1.4 % | 15.2 % | 1.5 % |

| | Cd 214.438 {457} Axial) | Co 228.616 {447} Axial) | Cr 267.716 {126} Axial) | Cu 324.754 {104} Axial) | Fe 259.940 {130} Radial) | K 766.490 {44} Radial) | Mg 279.079 {121} Axial) |
|---|---|---|---|---|---|---|---|
| Concentration average | 0.0002 ppm | 0.0001 ppm | 0.0001 ppm | 0.0005 ppm | 0.0136 ppm | 2.9403 ppm | 6.7582 ppm |
| Concentration per Run 1 | 0.0002 ppm | 0.0001 ppm | 0.0002 ppm | 0.0005 ppm | 0.0134 ppm | 2.9411 ppm | 6.7577 ppm |
| Concentration per Run 2 | 0.0003 ppm | 0.0001 ppm | 0.0001 ppm | 0.0006 ppm | 0.0143 ppm | 2.9352 ppm | 6.7662 ppm |
| Concentration per Run 3 | 0.0002 ppm | 0.0000 ppm | 0.0000 ppm | 0.0005 ppm | 0.0132 ppm | 2.9448 ppm | 6.7508 ppm |
| Concentration RSD | 15.3 % | 81.3 % | 109.2 % | 6.0 % | 4.2 % | 0.2 % | 0.1 % |

| | Mn 257.610 {131} Radial) | Mo 202.030 {467} Axial) | Na 589.592 {57} Radial) | Ni 231.604 {445} Axial) | Pb 220.353 {453} Axial) | Sb 206.833 {463} Axial) | Se 196.090 {472} Axial) |
|---|---|---|---|---|---|---|---|
| Concentration average | 0.0108 ppm | -0.0003 ppm | 14.9095 ppm | 0.0041 ppm | -0.0008 ppm | 0.0002 ppm | -0.0003 ppm |
| Concentration per Run 1 | 0.0110 ppm | -0.0003 ppm | 15.1081 ppm | 0.0040 ppm | -0.0016 ppm | 0.0000 ppm | -0.0008 ppm |
| Concentration per Run 2 | 0.0109 ppm | -0.0001 ppm | 14.8458 ppm | 0.0041 ppm | -0.0006 ppm | -0.0003 ppm | -0.0008 ppm |
| Concentration per Run 3 | 0.0104 ppm | -0.0003 ppm | 14.7746 ppm | 0.0042 ppm | -0.0002 ppm | 0.0010 ppm | 0.0008 ppm |
| Concentration RSD | 2.8 % | 41.4 % | 1.2 % | 2.6 % | 86.5 % | 264.8 % | 308.4 % |

| | Si 212.412 {459} Axial) | Sn 189.989 {477} Axial) | Sr 421.552 {80} Radial) | Ti 334.904 {101} Axial) | Tl 190.856 {477} Axial) | V 292.402 {115} Axial) | Zn 206.200 {463} Axial) |
|---|---|---|---|---|---|---|---|
| Concentration average | 4.9781 ppm | -0.0004 ppm | 0.1662 ppm | 0.0002 ppm | -0.0017 ppm | 0.0003 ppm | 0.0074 ppm |
| Concentration per Run 1 | 4.9901 ppm | -0.0001 ppm | 0.1687 ppm | 0.0001 ppm | -0.0019 ppm | 0.0004 ppm | 0.0074 ppm |
| Concentration per Run 2 | 4.9714 ppm | -0.0001 ppm | 0.1650 ppm | 0.0003 ppm | -0.0011 ppm | 0.0005 ppm | 0.0073 ppm |
| Concentration per Run 3 | 4.9728 ppm | -0.0010 ppm | 0.1648 ppm | 0.0003 ppm | -0.0021 ppm | 0.0001 ppm | 0.0074 ppm |
| Concentration RSD | 0.2 % | 127.8 % | 1.3 % | 60.9 % | 32.0 % | 74.0 % | 0.8 % |

| | Y 371.030 {91} Radial) | Y 360.073 {94} Axial) | Y 224.306 {450} Axial) | Sc 361.384 {93} Radial) | Sc 227.318 {448} Axial) | Sc 361.384 {93} Axial) | Li 670.784 {50} Radial) |
|---|---|---|---|---|---|---|---|
| Concentration average | 97.7116 % | 98.4454 % | 100.7142 % | 98.8073 % | 98.2415 % | 99.4898 % | 0.0040 ppm |
| Concentration per Run 1 | 97.5823 % | 98.2936 % | 100.5986 % | 97.4017 % | 98.0144 % | 99.2983 % | 0.0046 ppm |
| Concentration per Run 2 | 97.8578 % | 98.4109 % | 100.4546 % | 99.3953 % | 98.3814 % | 99.4788 % | 0.0039 ppm |
| Concentration per Run 3 | 97.6947 % | 98.6318 % | 101.0895 % | 99.6250 % | 98.3286 % | 99.6921 % | 0.0036 ppm |
| Concentration RSD | 0.1 % | 0.2 % | 0.3 % | 1.2 % | 0.2 % | 0.2 % | 12.7 % |

# ICP DataTrace 6

9/10/2025 5:13:16 PM

LabBook: WG2112533_09092025T6.imexp

Sample: L2555161-02 WG2110632
Analysis started at: 9/9/2025 10:36:20 PM
Comments <Comment>
Rack: 1
Vial: 22

| | Ag 328.068 {103} Axial) | Al 396.152 {85} Radial) | As 189.042 {478} Axial) | B 208.959 {461} Axial) | Ba 455.403 {74} Radial) | Be 313.042 {108} Radial) | Ca 315.887 {107} Radial) |
|---|---|---|---|---|---|---|---|
| Concentration average | 0.0006 ppm | 0.1485 ppm | -0.0007 ppm | 0.1102 ppm | 0.0202 ppm | 0.0095 ppm | 33.3582 ppm |
| Concentration per Run 1 | 0.0005 ppm | 0.1537 ppm | -0.0003 ppm | 0.1101 ppm | 0.0205 ppm | 0.0095 ppm | 33.7605 ppm |
| Concentration per Run 2 | 0.0009 ppm | 0.1459 ppm | -0.0011 ppm | 0.1104 ppm | 0.0202 ppm | 0.0095 ppm | 33.2115 ppm |
| Concentration per Run 3 | 0.0005 ppm | 0.1459 ppm | -0.0006 ppm | 0.1100 ppm | 0.0200 ppm | 0.0095 ppm | 33.1026 ppm |
| Concentration RSD | 35.1 % | 3.0 % | 62.8 % | 0.2 % | 1.2 % | 0.4 % | 1.1 % |

| | Cd 214.438 {457} Axial) | Co 228.616 {447} Axial) | Cr 267.716 {126} Axial) | Cu 324.754 {104} Axial) | Fe 259.940 {130} Radial) | K 766.490 {44} Radial) | Mg 279.079 {121} Axial) |
|---|---|---|---|---|---|---|---|
| Concentration average | 0.0003 ppm | 0.1506 ppm | 0.0004 ppm | -0.0004 ppm | 3.5941 ppm | 4.2474 ppm | 16.4248 ppm |
| Concentration per Run 1 | 0.0003 ppm | 0.1507 ppm | 0.0005 ppm | -0.0003 ppm | 3.6338 ppm | 4.2102 ppm | 16.4266 ppm |
| Concentration per Run 2 | 0.0003 ppm | 0.1511 ppm | 0.0002 ppm | -0.0005 ppm | 3.5846 ppm | 4.2433 ppm | 16.4308 ppm |
| Concentration per Run 3 | 0.0003 ppm | 0.1499 ppm | 0.0006 ppm | -0.0004 ppm | 3.5639 ppm | 4.2886 ppm | 16.4170 ppm |
| Concentration RSD | 8.7 % | 0.4 % | 41.6 % | 17.3 % | 1.0 % | 0.9 % | 0.0 % |

| | Mn 257.610 {131} Radial) | Mo 202.030 {467} Axial) | Na 589.592 {57} Radial) | Ni 231.604 {445} Axial) | Pb 220.353 {453} Axial) | Sb 206.833 {463} Axial) | Se 196.090 {472} Axial) |
|---|---|---|---|---|---|---|---|
| Concentration average | 4.6203 ppm | -0.0005 ppm | 21.5234 ppm | 0.0480 ppm | -0.0018 ppm | 0.0013 ppm | -0.0026 ppm |
| Concentration per Run 1 | 4.6805 ppm | -0.0005 ppm | 21.6658 ppm | 0.0481 ppm | -0.0013 ppm | 0.0015 ppm | -0.0049 ppm |
| Concentration per Run 2 | 4.6042 ppm | -0.0006 ppm | 21.4089 ppm | 0.0482 ppm | -0.0023 ppm | 0.0012 ppm | -0.0010 ppm |
| Concentration per Run 3 | 4.5761 ppm | -0.0005 ppm | 21.4955 ppm | 0.0477 ppm | -0.0017 ppm | 0.0013 ppm | -0.0019 ppm |
| Concentration RSD | 1.2 % | 9.2 % | 0.6 % | 0.5 % | 26.9 % | 10.7 % | 78.6 % |

| | Si 212.412 {459} Axial) | Sn 189.989 {477} Axial) | Sr 421.552 {80} Radial) | Ti 334.904 {101} Axial) | Tl 190.856 {477} Axial) | V 292.402 {115} Axial) | Zn 206.200 {463} Axial) |
|---|---|---|---|---|---|---|---|
| Concentration average | 16.9188 ppm | 0.0000 ppm | 0.3004 ppm | 0.0002 ppm | -0.0049 ppm | 0.0084 ppm | 0.2163 ppm |
| Concentration per Run 1 | 16.8986 ppm | 0.0006 ppm | 0.3044 ppm | 0.0002 ppm | -0.0043 ppm | 0.0084 ppm | 0.2169 ppm |
| Concentration per Run 2 | 16.9748 ppm | -0.0002 ppm | 0.2997 ppm | 0.0004 ppm | -0.0050 ppm | 0.0084 ppm | 0.2171 ppm |
| Concentration per Run 3 | 16.8831 ppm | -0.0004 ppm | 0.2971 ppm | -0.0001 ppm | -0.0054 ppm | 0.0085 ppm | 0.2148 ppm |
| Concentration RSD | 0.3 % | 14,980.3 % | 1.2 % | 178.4 % | 11.3 % | 0.6 % | 0.6 % |

| | Y 371.030 {91} Radial) | Y 360.073 {94} Axial) | Y 224.306 {450} Axial) | Sc 361.384 {93} Radial) | Sc 227.318 {448} Axial) | Sc 361.384 {93} Axial) | Li 670.784 {50} Radial) |
|---|---|---|---|---|---|---|---|
| Concentration average | 98.1130 % | 98.5293 % | 101.0710 % | 98.8677 % | 96.1644 % | 98.9041 % | 0.0463 ppm |
| Concentration per Run 1 | 98.2976 % | 98.5375 % | 100.9760 % | 97.7199 % | 96.3323 % | 98.7670 % | 0.0465 ppm |
| Concentration per Run 2 | 98.2246 % | 98.4792 % | 101.2318 % | 99.3719 % | 95.8111 % | 98.9261 % | 0.0466 ppm |
| Concentration per Run 3 | 97.8169 % | 98.5713 % | 101.0053 % | 99.5111 % | 96.3498 % | 99.0192 % | 0.0460 ppm |
| Concentration RSD | 0.3 % | 0.0 % | 0.1 % | 1.0 % | 0.3 % | 0.1 % | 0.7 % |

# ICP DataTrace 6

9/10/2025 5:13:16 PM

LabBook: WG2112533_09092025T6.imexp

Sample: L2555161-03 WG2110632
Analysis started at: 9/9/2025 10:42:46 PM
Comments <Comment>
Rack: 1
Vial: 23

| | Ag 328.068 {103} Axial) | Al 396.152 {85} Radial) | As 189.042 {478} Axial) | B 208.959 {461} Axial) | Ba 455.403 {74} Radial) | Be 313.042 {108} Radial) | Ca 315.887 {107} Radial) |
|---|---|---|---|---|---|---|---|
| Concentration average | 0.0000 ppm | 0.0262 ppm | -0.0006 ppm | 0.3715 ppm | 0.0189 ppm | 0.0006 ppm | 184.1554 ppm |
| Concentration per Run 1 | -0.0001 ppm | 0.0283 ppm | 0.0000 ppm | 0.3723 ppm | 0.0191 ppm | 0.0005 ppm | 187.4351 ppm |
| Concentration per Run 2 | -0.0002 ppm | 0.0304 ppm | -0.0014 ppm | 0.3741 ppm | 0.0190 ppm | 0.0006 ppm | 183.4796 ppm |
| Concentration per Run 3 | 0.0002 ppm | 0.0199 ppm | -0.0004 ppm | 0.3683 ppm | 0.0188 ppm | 0.0006 ppm | 181.5514 ppm |
| Concentration RSD | 458.9 % | 21.3 % | 120.6 % | 0.8 % | 0.8 % | 1.5 % | 1.6 % |

| | Cd 214.438 {457} Axial) | Co 228.616 {447} Axial) | Cr 267.716 {126} Axial) | Cu 324.754 {104} Axial) | Fe 259.940 {130} Radial) | K 766.490 {44} Radial) | Mg 279.079 {121} Axial) |
|---|---|---|---|---|---|---|---|
| Concentration average | 0.0008 ppm | 0.0183 ppm | 0.0007 ppm | 0.0009 ppm | 0.8285 ppm | 11.7669 ppm | 90.4642 ppm |
| Concentration per Run 1 | 0.0008 ppm | 0.0185 ppm | 0.0007 ppm | 0.0010 ppm | 0.8426 ppm | 11.7494 ppm | 90.5580 ppm |
| Concentration per Run 2 | 0.0008 ppm | 0.0182 ppm | 0.0004 ppm | 0.0011 ppm | 0.8273 ppm | 11.7465 ppm | 89.9884 ppm |
| Concentration per Run 3 | 0.0008 ppm | 0.0183 ppm | 0.0009 ppm | 0.0006 ppm | 0.8156 ppm | 11.8049 ppm | 90.8462 ppm |
| Concentration RSD | 2.1 % | 0.9 % | 33.3 % | 32.1 % | 1.6 % | 0.3 % | 0.5 % |

| | Mn 257.610 {131} Radial) | Mo 202.030 {467} Axial) | Na 589.592 {57} Radial) | Ni 231.604 {445} Axial) | Pb 220.353 {453} Axial) | Sb 206.833 {463} Axial) | Se 196.090 {472} Axial) |
|---|---|---|---|---|---|---|---|
| Concentration average | 0.3867 ppm | 0.0000 ppm | 44.1115 ppm | 0.1858 ppm | -0.0013 ppm | 0.0012 ppm | -0.0015 ppm |
| Concentration per Run 1 | 0.3929 ppm | 0.0001 ppm | 44.4239 ppm | 0.1863 ppm | -0.0009 ppm | 0.0006 ppm | -0.0011 ppm |
| Concentration per Run 2 | 0.3852 ppm | 0.0000 ppm | 43.9567 ppm | 0.1869 ppm | -0.0017 ppm | 0.0018 ppm | -0.0027 ppm |
| Concentration per Run 3 | 0.3819 ppm | -0.0002 ppm | 43.9538 ppm | 0.1841 ppm | -0.0012 ppm | 0.0013 ppm | -0.0005 ppm |
| Concentration RSD | 1.5 % | 1,786.4 % | 0.6 % | 0.8 % | 31.9 % | 50.6 % | 79.4 % |

| | Si 212.412 {459} Axial) | Sn 189.989 {477} Axial) | Sr 421.552 {80} Radial) | Ti 334.904 {101} Axial) | Tl 190.856 {477} Axial) | V 292.402 {115} Axial) | Zn 206.200 {463} Axial) |
|---|---|---|---|---|---|---|---|
| Concentration average | 17.8304 ppm | -0.0002 ppm | **1.1057 ppm** | 0.0002 ppm | -0.0021 ppm | 0.0008 ppm | 0.0615 ppm |
| Concentration per Run 1 | 17.8776 ppm | 0.0001 ppm | 1.1182 ppm | 0.0004 ppm | -0.0025 ppm | 0.0009 ppm | 0.0618 ppm |
| Concentration per Run 2 | 17.8991 ppm | -0.0008 ppm | 1.1024 ppm | 0.0000 ppm | -0.0018 ppm | 0.0009 ppm | 0.0619 ppm |
| Concentration per Run 3 | 17.7145 ppm | 0.0000 ppm | 1.0964 ppm | 0.0003 ppm | -0.0021 ppm | 0.0007 ppm | 0.0609 ppm |
| Concentration RSD | 0.6 % | 216.6 % | 1.0 % | 94.4 % | 15.6 % | 17.7 % | 0.9 % |

| | Y 371.030 {91} Radial) | Y 360.073 {94} Axial) | Y 224.306 {450} Axial) | Sc 361.384 {93} Radial) | Sc 227.318 {448} Axial) | Sc 361.384 {93} Axial) | Li 670.784 {50} Radial) |
|---|---|---|---|---|---|---|---|
| Concentration average | 98.4245 % | 97.0801 % | 98.7947 % | 95.9518 % | 87.9857 % | 93.9434 % | 0.0289 ppm |
| Concentration per Run 1 | 98.2105 % | 97.0064 % | 98.7607 % | 94.7808 % | 87.9186 % | 93.8303 % | 0.0287 ppm |
| Concentration per Run 2 | 98.2316 % | 97.0781 % | 98.4099 % | 96.0073 % | 87.6916 % | 93.8854 % | 0.0288 ppm |
| Concentration per Run 3 | 98.8314 % | 97.1559 % | 99.2135 % | 97.0673 % | 88.3468 % | 94.1146 % | 0.0293 ppm |
| Concentration RSD | 0.4 % | 0.1 % | 0.4 % | 1.2 % | 0.4 % | 0.2 % | 1.0 % |

# ICP DataTrace 6

9/10/2025 5:13:16 PM

LabBook: WG2112533_09092025T6.imexp

Sample: L2555346-01 WG2110632
Analysis started at: 9/9/2025 10:49:13 PM
Comments <Comment>
Rack: 1
Vial: 24

| | Ag 328.068 {103} Axial) | Al 396.152 {85} Radial) | As 189.042 {478} Axial) | B 208.959 {461} Axial) | Ba 455.403 {74} Radial) | Be 313.042 {108} Radial) | Ca 315.887 {107} Radial) |
|---|---|---|---|---|---|---|---|
| Concentration average | 0.0000 ppm | 1.7161 ppm | 0.0007 ppm | 0.1323 ppm | 0.1668 ppm | 0.0000 ppm | 66.0895 ppm |
| Concentration per Run 1 | 0.0000 ppm | 1.7148 ppm | -0.0001 ppm | 0.1318 ppm | 0.1680 ppm | 0.0000 ppm | 66.8366 ppm |
| Concentration per Run 2 | 0.0000 ppm | 1.7325 ppm | -0.0003 ppm | 0.1316 ppm | 0.1673 ppm | 0.0000 ppm | 65.7626 ppm |
| Concentration per Run 3 | 0.0000 ppm | 1.7011 ppm | 0.0026 ppm | 0.1334 ppm | 0.1651 ppm | 0.0000 ppm | 65.6693 ppm |
| Concentration RSD | 289.3 % | 0.9 % | 221.2 % | 0.7 % | 0.9 % | 47.5 % | 1.0 % |

| | Cd 214.438 {457} Axial) | Co 228.616 {447} Axial) | Cr 267.716 {126} Axial) | Cu 324.754 {104} Axial) | Fe 259.940 {130} Radial) | K 766.490 {44} Radial) | Mg 279.079 {121} Axial) |
|---|---|---|---|---|---|---|---|
| Concentration average | 0.0001 ppm | 0.0003 ppm | 0.0000 ppm | 0.0014 ppm | 0.1389 ppm | 14.2975 ppm | 7.7536 ppm |
| Concentration per Run 1 | 0.0001 ppm | 0.0002 ppm | 0.0001 ppm | 0.0014 ppm | 0.1417 ppm | 14.1323 ppm | 7.7480 ppm |
| Concentration per Run 2 | 0.0002 ppm | 0.0002 ppm | -0.0001 ppm | 0.0013 ppm | 0.1376 ppm | 14.5619 ppm | 7.7526 ppm |
| Concentration per Run 3 | 0.0001 ppm | 0.0004 ppm | -0.0001 ppm | 0.0016 ppm | 0.1375 ppm | 14.1982 ppm | 7.7604 ppm |
| Concentration RSD | 47.2 % | 31.0 % | 657.7 % | 10.2 % | 1.7 % | 1.6 % | 0.1 % |

| | Mn 257.610 {131} Radial) | Mo 202.030 {467} Axial) | Na 589.592 {57} Radial) | Ni 231.604 {445} Axial) | Pb 220.353 {453} Axial) | Sb 206.833 {463} Axial) | Se 196.090 {472} Axial) |
|---|---|---|---|---|---|---|---|
| Concentration average | 0.4837 ppm | 0.0063 ppm | 155.5936 ppm | 0.0028 ppm | -0.0007 ppm | 0.0007 ppm | -0.0002 ppm |
| Concentration per Run 1 | 0.4878 ppm | 0.0064 ppm | 160.4281 ppm | 0.0028 ppm | -0.0012 ppm | 0.0005 ppm | 0.0006 ppm |
| Concentration per Run 2 | 0.4824 ppm | 0.0064 ppm | 156.1102 ppm | 0.0028 ppm | 0.0002 ppm | 0.0001 ppm | -0.0018 ppm |
| Concentration per Run 3 | 0.4809 ppm | 0.0063 ppm | 150.2425 ppm | 0.0029 ppm | -0.0009 ppm | 0.0015 ppm | 0.0006 ppm |
| Concentration RSD | 0.8 % | 1.1 % | 3.3 % | 2.4 % | 108.9 % | 103.9 % | 744.0 % |

| | Si 212.412 {459} Axial) | Sn 189.989 {477} Axial) | Sr 421.552 {80} Radial) | Ti 334.904 {101} Axial) | Tl 190.856 {477} Axial) | V 292.402 {115} Axial) | Zn 206.200 {463} Axial) |
|---|---|---|---|---|---|---|---|
| Concentration average | 8.4372 ppm | 0.0006 ppm | 0.4330 ppm | 0.0007 ppm | -0.0023 ppm | 0.0021 ppm | 0.0026 ppm |
| Concentration per Run 1 | 8.4248 ppm | 0.0006 ppm | 0.4367 ppm | 0.0007 ppm | -0.0022 ppm | 0.0021 ppm | 0.0026 ppm |
| Concentration per Run 2 | 8.3844 ppm | 0.0005 ppm | 0.4336 ppm | 0.0007 ppm | -0.0016 ppm | 0.0020 ppm | 0.0026 ppm |
| Concentration per Run 3 | 8.5023 ppm | 0.0007 ppm | 0.4288 ppm | 0.0008 ppm | -0.0031 ppm | 0.0021 ppm | 0.0025 ppm |
| Concentration RSD | 0.7 % | 9.4 % | 0.9 % | 8.4 % | 31.4 % | 3.6 % | 1.4 % |

| | Y 371.030 {91} Radial) | Y 360.073 {94} Axial) | Y 224.306 {450} Axial) | Sc 361.384 {93} Radial) | Sc 227.318 {448} Axial) | Sc 361.384 {93} Axial) | Li 670.784 {50} Radial) |
|---|---|---|---|---|---|---|---|
| Concentration average | 96.8739 % | 93.6482 % | 92.2659 % | 99.0811 % | 87.1931 % | 94.6781 % | 0.0105 ppm |
| Concentration per Run 1 | 96.8712 % | 93.6337 % | 92.5792 % | 98.2704 % | 87.2847 % | 94.5550 % | 0.0104 ppm |
| Concentration per Run 2 | 97.0310 % | 93.7786 % | 92.3110 % | 99.2707 % | 87.6922 % | 94.7856 % | 0.0108 ppm |
| Concentration per Run 3 | 96.7195 % | 93.5322 % | 91.9074 % | 99.7021 % | 86.6025 % | 94.6938 % | 0.0104 ppm |
| Concentration RSD | 0.2 % | 0.1 % | 0.4 % | 0.7 % | 0.6 % | 0.1 % | 1.8 % |

# ICP DataTrace 6

9/10/2025 5:13:16 PM

LabBook: WG2112533_09092025T6.imexp

Sample: L2555346-02 WG2110632
Analysis started at: 9/9/2025 10:55:53 PM
Comments <Comment>
Rack: 1
Vial: 25

| | Ag 328.068 {103} Axial) | Al 396.152 {85} Radial) | As 189.042 {478} Axial) | B 208.959 {461} Axial) | Ba 455.403 {74} Radial) | Be 313.042 {108} Radial) | Ca 315.887 {107} Radial) |
|---|---|---|---|---|---|---|---|
| Concentration average | 0.0000 ppm | 0.0215 ppm | 0.0011 ppm | 0.1229 ppm | 0.1580 ppm | 0.0000 ppm | 67.3153 ppm |
| Concentration per Run 1 | 0.0001 ppm | 0.0230 ppm | 0.0012 ppm | 0.1232 ppm | 0.1595 ppm | 0.0000 ppm | 67.5726 ppm |
| Concentration per Run 2 | -0.0001 ppm | 0.0228 ppm | 0.0005 ppm | 0.1232 ppm | 0.1581 ppm | 0.0000 ppm | 67.1575 ppm |
| Concentration per Run 3 | 0.0000 ppm | 0.0186 ppm | 0.0016 ppm | 0.1222 ppm | 0.1563 ppm | 0.0000 ppm | 67.2158 ppm |
| Concentration RSD | 2,187.9 % | 11.5 % | 52.6 % | 0.5 % | 1.0 % | 1,147.7 % | 0.3 % |

| | Cd 214.438 {457} Axial) | Co 228.616 {447} Axial) | Cr 267.716 {126} Axial) | Cu 324.754 {104} Axial) | Fe 259.940 {130} Radial) | K 766.490 {44} Radial) | Mg 279.079 {121} Axial) |
|---|---|---|---|---|---|---|---|
| Concentration average | 0.0001 ppm | 0.0002 ppm | -0.0001 ppm | 0.0008 ppm | 0.0219 ppm | 13.9053 ppm | 8.0190 ppm |
| Concentration per Run 1 | 0.0001 ppm | 0.0002 ppm | 0.0001 ppm | 0.0008 ppm | 0.0225 ppm | 14.0146 ppm | 8.0207 ppm |
| Concentration per Run 2 | 0.0002 ppm | 0.0001 ppm | -0.0002 ppm | 0.0007 ppm | 0.0223 ppm | 13.9581 ppm | 8.0096 ppm |
| Concentration per Run 3 | 0.0002 ppm | 0.0002 ppm | -0.0003 ppm | 0.0009 ppm | 0.0210 ppm | 13.7432 ppm | 8.0267 ppm |
| Concentration RSD | 7.2 % | 30.6 % | 124.4 % | 13.6 % | 3.6 % | 1.0 % | 0.1 % |

| | Mn 257.610 {131} Radial) | Mo 202.030 {467} Axial) | Na 589.592 {57} Radial) | Ni 231.604 {445} Axial) | Pb 220.353 {453} Axial) | Sb 206.833 {463} Axial) | Se 196.090 {472} Axial) |
|---|---|---|---|---|---|---|---|
| Concentration average | 0.2301 ppm | 0.0012 ppm | 158.7357 ppm | 0.0007 ppm | -0.0008 ppm | 0.0007 ppm | -0.0024 ppm |
| Concentration per Run 1 | 0.2312 ppm | 0.0011 ppm | 162.0949 ppm | 0.0008 ppm | -0.0005 ppm | 0.0009 ppm | -0.0014 ppm |
| Concentration per Run 2 | 0.2300 ppm | 0.0011 ppm | 157.4626 ppm | 0.0006 ppm | -0.0010 ppm | 0.0008 ppm | -0.0024 ppm |
| Concentration per Run 3 | 0.2289 ppm | 0.0014 ppm | 156.6494 ppm | 0.0007 ppm | -0.0007 ppm | 0.0004 ppm | -0.0034 ppm |
| Concentration RSD | 0.5 % | 12.9 % | 1.9 % | 16.8 % | 35.3 % | 40.0 % | 41.4 % |

| | Si 212.412 {459} Axial) | Sn 189.989 {477} Axial) | Sr 421.552 {80} Radial) | Ti 334.904 {101} Axial) | Tl 190.856 {477} Axial) | V 292.402 {115} Axial) | Zn 206.200 {463} Axial) |
|---|---|---|---|---|---|---|---|
| Concentration average | 7.7749 ppm | 0.0002 ppm | 0.4348 ppm | 0.0002 ppm | -0.0022 ppm | 0.0009 ppm | 0.0017 ppm |
| Concentration per Run 1 | 7.7920 ppm | -0.0001 ppm | 0.4402 ppm | 0.0002 ppm | -0.0034 ppm | 0.0008 ppm | 0.0016 ppm |
| Concentration per Run 2 | 7.7627 ppm | 0.0001 ppm | 0.4342 ppm | 0.0001 ppm | -0.0005 ppm | 0.0009 ppm | 0.0018 ppm |
| Concentration per Run 3 | 7.7699 ppm | 0.0007 ppm | 0.4300 ppm | 0.0005 ppm | -0.0027 ppm | 0.0009 ppm | 0.0017 ppm |
| Concentration RSD | 0.2 % | 183.7 % | 1.2 % | 72.0 % | 67.7 % | 8.4 % | 5.8 % |

| | Y 371.030 {91} Radial) | Y 360.073 {94} Axial) | Y 224.306 {450} Axial) | Sc 361.384 {93} Radial) | Sc 227.318 {448} Axial) | Sc 361.384 {93} Axial) | Li 670.784 {50} Radial) |
|---|---|---|---|---|---|---|---|
| Concentration average | 96.3381 % | 92.8577 % | 93.5391 % | 97.7589 % | 87.9685 % | 94.0134 % | 0.0106 ppm |
| Concentration per Run 1 | 96.6954 % | 92.7249 % | 93.5245 % | 97.4306 % | 87.8629 % | 93.9067 % | 0.0106 ppm |
| Concentration per Run 2 | 96.5343 % | 92.8853 % | 93.2917 % | 97.9279 % | 87.9765 % | 94.0103 % | 0.0108 ppm |
| Concentration per Run 3 | 95.7845 % | 92.9629 % | 93.8011 % | 97.9184 % | 88.0662 % | 94.1233 % | 0.0104 ppm |
| Concentration RSD | 0.5 % | 0.1 % | 0.3 % | 0.3 % | 0.1 % | 0.1 % | 1.9 % |

# ICP DataTrace 6

9/10/2025 5:13:16 PM

LabBook: WG2112533_09092025T6.imexp

Sample: CCV
Analysis started at: 9/9/2025 11:02:30 PM
Comments <Comment>
Rack: 0
Vial: 3

| | Ag 328.068 {103} Axial) | Al 396.152 {85} Radial) | As 189.042 {478} Axial) | B 208.959 {461} Axial) | Ba 455.403 {74} Radial) | Be 313.042 {108} Radial) | Ca 315.887 {107} Radial) |
|---|---|---|---|---|---|---|---|
| Concentration average | 0.4926 ppm | 0.4745 ppm | 0.4718 ppm | 0.4756 ppm | 0.4890 ppm | 0.5144 ppm | 0.5189 ppm |
| Concentration per Run 1 | 0.4917 ppm | 0.4775 ppm | 0.4733 ppm | 0.4793 ppm | 0.4885 ppm | 0.5139 ppm | 0.5174 ppm |
| Concentration per Run 2 | 0.4940 ppm | 0.4712 ppm | 0.4673 ppm | 0.4692 ppm | 0.4890 ppm | 0.5153 ppm | 0.5198 ppm |
| Concentration per Run 3 | 0.4922 ppm | 0.4746 ppm | 0.4748 ppm | 0.4784 ppm | 0.4894 ppm | 0.5140 ppm | 0.5194 ppm |
| Recovery Percentage 1 | 98.527 % | 94.892 % | 94.369 % | 95.129 % | 97.791 % | 102.880 % | 103.775 % |
| Concentration RSD | 0.2 % | 0.7 % | 0.8 % | 1.2 % | 0.1 % | 0.2 % | 0.2 % |

| | Cd 214.438 {457} Axial) | Co 228.616 {447} Axial) | Cr 267.716 {126} Axial) | Cu 324.754 {104} Axial) | Fe 259.940 {130} Radial) | K 766.490 {44} Radial) | Mg 279.079 {121} Axial) |
|---|---|---|---|---|---|---|---|
| Concentration average | 0.5006 ppm | 0.4960 ppm | 0.5094 ppm | 0.4916 ppm | 0.5144 ppm | 4.6970 ppm | 0.5109 ppm |
| Concentration per Run 1 | 0.5031 ppm | 0.4987 ppm | 0.5082 ppm | 0.4923 ppm | 0.5116 ppm | 4.7103 ppm | 0.5114 ppm |
| Concentration per Run 2 | 0.4955 ppm | 0.4917 ppm | 0.5114 ppm | 0.4914 ppm | 0.5147 ppm | 4.6502 ppm | 0.5124 ppm |
| Concentration per Run 3 | 0.5033 ppm | 0.4976 ppm | 0.5086 ppm | 0.4910 ppm | 0.5170 ppm | 4.7305 ppm | 0.5089 ppm |
| Recovery Percentage 1 | 100.123 % | 99.202 % | 101.880 % | 98.317 % | 102.889 % | 93.940 % | 102.177 % |
| Concentration RSD | 0.9 % | 0.8 % | 0.3 % | 0.1 % | 0.5 % | 0.9 % | 0.4 % |

| | Mn 257.610 {131} Radial) | Mo 202.030 {467} Axial) | Na 589.592 {57} Radial) | Ni 231.604 {445} Axial) | Pb 220.353 {453} Axial) | Sb 206.833 {463} Axial) | Se 196.090 {472} Axial) |
|---|---|---|---|---|---|---|---|
| Concentration average | 0.5213 ppm | 0.4833 ppm | 8.9608 ppm | 0.5040 ppm | 0.5156 ppm | 0.4900 ppm | 0.4773 ppm |
| Concentration per Run 1 | 0.5208 ppm | 0.4855 ppm | 9.0042 ppm | 0.5078 ppm | 0.5164 ppm | 0.4957 ppm | 0.4824 ppm |
| Concentration per Run 2 | 0.5232 ppm | 0.4794 ppm | 8.8613 ppm | 0.4989 ppm | 0.5099 ppm | 0.4836 ppm | 0.4703 ppm |
| Concentration per Run 3 | 0.5200 ppm | 0.4850 ppm | 9.0169 ppm | 0.5053 ppm | 0.5203 ppm | 0.4907 ppm | 0.4791 ppm |
| Recovery Percentage 1 | 104.267 % | 96.664 % | 89.608 % | 100.801 % | 103.112 % | 97.999 % | 95.451 % |
| Concentration RSD | 0.3 % | 0.7 % | 1.0 % | 0.9 % | 1.0 % | 1.2 % | 1.3 % |

| | Si 212.412 {459} Axial) | Sn 189.989 {477} Axial) | Sr 421.552 {80} Radial) | Ti 334.904 {101} Axial) | Tl 190.856 {477} Axial) | V 292.402 {115} Axial) | Zn 206.200 {463} Axial) |
|---|---|---|---|---|---|---|---|
| Concentration average | 5.1262 ppm | 0.4885 ppm | 0.4986 ppm | 0.5036 ppm | 0.5031 ppm | 0.5099 ppm | 0.5044 ppm |
| Concentration per Run 1 | 5.1591 ppm | 0.4892 ppm | 0.4981 ppm | 0.5037 ppm | 0.5038 ppm | 0.5096 ppm | 0.5074 ppm |
| Concentration per Run 2 | 5.0839 ppm | 0.4846 ppm | 0.4983 ppm | 0.5035 ppm | 0.4996 ppm | 0.5112 ppm | 0.4989 ppm |
| Concentration per Run 3 | 5.1357 ppm | 0.4917 ppm | 0.4993 ppm | 0.5034 ppm | 0.5058 ppm | 0.5088 ppm | 0.5069 ppm |
| Recovery Percentage 1 | 97.642 % | 97.700 % | 99.712 % | 100.715 % | 100.612 % | 101.971 % | 100.881 % |
| Concentration RSD | 0.8 % | 0.7 % | 0.1 % | 0.0 % | 0.6 % | 0.2 % | 0.9 % |

| | Y 371.030 {91} Radial) | Y 360.073 {94} Axial) | Y 224.306 {450} Axial) | Sc 361.384 {93} Radial) | Sc 227.318 {448} Axial) | Sc 361.384 {93} Axial) | Li 670.784 {50} Radial) |
|---|---|---|---|---|---|---|---|
| Concentration average | 97.0863 % | 100.0588 % | 102.4733 % | 101.4175 % | 100.7673 % | 101.6324 % | 0.4464 ppm |
| Concentration per Run 1 | 97.5211 % | 99.6033 % | 101.4960 % | 101.8912 % | 99.8814 % | 101.1973 % | 0.4486 ppm |
| Concentration per Run 2 | 96.6208 % | 100.4998 % | 103.4801 % | 100.9648 % | 101.5402 % | 101.9927 % | 0.4417 ppm |
| Concentration per Run 3 | 97.1171 % | 100.0732 % | 102.4438 % | 101.3965 % | 100.8803 % | 101.7070 % | 0.4490 ppm |
| Recovery Percentage 1 | | | | | | | 89.288 % |
| Concentration RSD | 0.5 % | 0.4 % | 1.0 % | 0.5 % | 0.8 % | 0.4 % | 0.9 % |

# ICP DataTrace 6

9/10/2025 5:13:16 PM

LabBook: WG2112533_09092025T6.imexp

Sample: CCB
Analysis started at: 9/9/2025 11:08:46 PM
Comments <Comment>
Rack: 0
Vial: 4

| | Ag 328.068 {103} Axial) | Al 396.152 {85} Radial) | As 189.042 {478} Axial) | B 208.959 {461} Axial) | Ba 455.403 {74} Radial) | Be 313.042 {108} Radial) | Ca 315.887 {107} Radial) |
|---|---|---|---|---|---|---|---|
| Concentration average | 0.0001 ppm | 0.0054 ppm | -0.0006 ppm | 0.0007 ppm | 0.0000 ppm | 0.0000 ppm | 0.0005 ppm |
| Concentration per Run 1 | 0.0000 ppm | 0.0102 ppm | -0.0004 ppm | 0.0007 ppm | 0.0000 ppm | 0.0000 ppm | -0.0011 ppm |
| Concentration per Run 2 | 0.0000 ppm | -0.0005 ppm | -0.0002 ppm | 0.0008 ppm | -0.0001 ppm | 0.0000 ppm | 0.0006 ppm |
| Concentration per Run 3 | 0.0002 ppm | 0.0066 ppm | -0.0012 ppm | 0.0005 ppm | 0.0001 ppm | 0.0000 ppm | 0.0020 ppm |
| Recovery Percentage 1 | 0.977 % | 5.436 % | -12.627 % | 2.238 % | 0.024 % | 0.082 % | 0.529 % |
| Concentration RSD | 184.6 % | 99.9 % | 86.0 % | 25.1 % | 3,713.7 % | 314.8 % | 291.0 % |

| | Cd 214.438 {457} Axial) | Co 228.616 {447} Axial) | Cr 267.716 {126} Axial) | Cu 324.754 {104} Axial) | Fe 259.940 {130} Radial) | K 766.490 {44} Radial) | Mg 279.079 {121} Axial) |
|---|---|---|---|---|---|---|---|
| Concentration average | 0.0000 ppm | -0.0001 ppm | 0.0000 ppm | -0.0009 ppm | -0.0012 ppm | 0.0248 ppm | -0.0011 ppm |
| Concentration per Run 1 | 0.0000 ppm | -0.0001 ppm | 0.0002 ppm | -0.0008 ppm | -0.0005 ppm | 0.0196 ppm | 0.0006 ppm |
| Concentration per Run 2 | 0.0000 ppm | -0.0001 ppm | 0.0000 ppm | -0.0009 ppm | -0.0017 ppm | 0.0261 ppm | -0.0019 ppm |
| Concentration per Run 3 | 0.0000 ppm | -0.0001 ppm | 0.0000 ppm | -0.0010 ppm | -0.0015 ppm | 0.0285 ppm | -0.0020 ppm |
| Recovery Percentage 1 | 0.853 % | -0.433 % | 0.255 % | -9.111 % | -2.460 % | 0.990 % | -1.117 % |
| Concentration RSD | 69.7 % | 39.0 % | 468.5 % | 12.1 % | 49.3 % | 18.5 % | 131.6 % |

| | Mn 257.610 {131} Radial) | Mo 202.030 {467} Axial) | Na 589.592 {57} Radial) | Ni 231.604 {445} Axial) | Pb 220.353 {453} Axial) | Sb 206.833 {463} Axial) | Se 196.090 {472} Axial) |
|---|---|---|---|---|---|---|---|
| Concentration average | 0.0001 ppm | 0.0001 ppm | 0.0157 ppm | -0.0001 ppm | 0.0000 ppm | 0.0005 ppm | -0.0010 ppm |
| Concentration per Run 1 | 0.0003 ppm | 0.0003 ppm | 0.0133 ppm | 0.0001 ppm | 0.0004 ppm | 0.0001 ppm | -0.0008 ppm |
| Concentration per Run 2 | 0.0002 ppm | 0.0001 ppm | 0.0194 ppm | -0.0001 ppm | 0.0002 ppm | 0.0004 ppm | -0.0014 ppm |
| Concentration per Run 3 | -0.0001 ppm | 0.0001 ppm | 0.0142 ppm | -0.0003 ppm | -0.0005 ppm | 0.0009 ppm | -0.0007 ppm |
| Recovery Percentage 1 | 0.989 % | 0.288 % | 0.783 % | -0.312 % | 0.117 % | 0.942 % | -9.622 % |
| Concentration RSD | 206.8 % | 65.2 % | 21.1 % | 237.9 % | 4,095.9 % | 86.1 % | 37.6 % |

| | Si 212.412 {459} Axial) | Sn 189.989 {477} Axial) | Sr 421.552 {80} Radial) | Ti 334.904 {101} Axial) | Tl 190.856 {477} Axial) | V 292.402 {115} Axial) | Zn 206.200 {463} Axial) |
|---|---|---|---|---|---|---|---|
| Concentration average | 0.0005 ppm | 0.0005 ppm | -0.0001 ppm | -0.0001 ppm | -0.0008 ppm | 0.0002 ppm | 0.0000 ppm |
| Concentration per Run 1 | 0.0007 ppm | 0.0008 ppm | 0.0000 ppm | -0.0001 ppm | -0.0013 ppm | 0.0001 ppm | 0.0000 ppm |
| Concentration per Run 2 | 0.0004 ppm | 0.0002 ppm | -0.0001 ppm | 0.0001 ppm | -0.0010 ppm | 0.0004 ppm | 0.0000 ppm |
| Concentration per Run 3 | 0.0005 ppm | 0.0006 ppm | -0.0001 ppm | -0.0002 ppm | -0.0002 ppm | 0.0000 ppm | 0.0000 ppm |
| Recovery Percentage 1 | 0.107 % | 1.037 % | -0.959 % | -0.663 % | -4.210 % | 1.782 % | -0.057 % |
| Concentration RSD | 33.6 % | 52.7 % | 60.4 % | 206.6 % | 69.7 % | 99.2 % | 1,011.9 % |

| | Y 371.030 {91} Radial) | Y 360.073 {94} Axial) | Y 224.306 {450} Axial) | Sc 361.384 {93} Radial) | Sc 227.318 {448} Axial) | Sc 361.384 {93} Axial) | Li 670.784 {50} Radial) |
|---|---|---|---|---|---|---|---|
| Concentration average | 97.5668 % | 101.2314 % | 102.9798 % | 100.8647 % | 103.4912 % | 101.8713 % | 0.0000 ppm |
| Concentration per Run 1 | 98.0044 % | 101.1494 % | 102.8222 % | 100.9488 % | 103.5380 % | 101.7716 % | -0.0002 ppm |
| Concentration per Run 2 | 97.4341 % | 101.3133 % | 103.1289 % | 100.9459 % | 103.5938 % | 101.9499 % | 0.0000 ppm |
| Concentration per Run 3 | 97.2620 % | 101.2316 % | 102.9882 % | 100.6995 % | 103.3419 % | 101.8924 % | 0.0002 ppm |
| Recovery Percentage 1 | | | | | | | -0.080 % |
| Concentration RSD | 0.4 % | 0.1 % | 0.1 % | 0.1 % | 0.1 % | 0.1 % | 2,080.5 % |

# ICP DataTrace 6

9/10/2025 5:13:16 PM

LabBook: WG2112533_09092025T6.imexp

Sample: WG2112086-2 WG2112086
Analysis started at: 9/9/2025 11:15:23 PM
Comments LCS Sb RR
Rack: 1
Vial: 41

| | Ag 328.068 {103} Axial) | Al 396.152 {85} Radial) | As 189.042 {478} Axial) | B 208.959 {461} Axial) | Ba 455.403 {74} Radial) | Be 313.042 {108} Radial) | Ca 315.887 {107} Radial) |
|---|---|---|---|---|---|---|---|
| Concentration average | 0.0547 ppm | 2.0483 ppm | 0.1204 ppm | 0.9484 ppm | 1.9924 ppm | 0.0514 ppm | 10.5381 ppm |
| Concentration per Run 1 | 0.0545 ppm | 2.0612 ppm | 0.1218 ppm | 0.9488 ppm | 1.9798 ppm | 0.0516 ppm | 10.5643 ppm |
| Concentration per Run 2 | 0.0548 ppm | 2.0412 ppm | 0.1192 ppm | 0.9459 ppm | 2.0136 ppm | 0.0514 ppm | 10.5610 ppm |
| Concentration per Run 3 | 0.0548 ppm | 2.0424 ppm | 0.1204 ppm | 0.9505 ppm | 1.9839 ppm | 0.0512 ppm | 10.4890 ppm |
| Concentration RSD | 0.3 % | 0.5 % | 1.1 % | 0.2 % | 0.9 % | 0.4 % | 0.4 % |

| | Cd 214.438 {457} Axial) | Co 228.616 {447} Axial) | Cr 267.716 {126} Axial) | Cu 324.754 {104} Axial) | Fe 259.940 {130} Radial) | K 766.490 {44} Radial) | Mg 279.079 {121} Axial) |
|---|---|---|---|---|---|---|---|
| Concentration average | 0.0545 ppm | 0.4880 ppm | 0.2022 ppm | 0.2459 ppm | 1.0520 ppm | 9.9091 ppm | 10.2650 ppm |
| Concentration per Run 1 | 0.0545 ppm | 0.4885 ppm | 0.2027 ppm | 0.2456 ppm | 1.0568 ppm | 9.9629 ppm | 10.2638 ppm |
| Concentration per Run 2 | 0.0543 ppm | 0.4869 ppm | 0.2016 ppm | 0.2465 ppm | 1.0476 ppm | 9.8095 ppm | 10.2681 ppm |
| Concentration per Run 3 | 0.0546 ppm | 0.4885 ppm | 0.2024 ppm | 0.2456 ppm | 1.0515 ppm | 9.9550 ppm | 10.2631 ppm |
| Concentration RSD | 0.3 % | 0.2 % | 0.3 % | 0.2 % | 0.4 % | 0.9 % | 0.0 % |

| | Mn 257.610 {131} Radial) | Mo 202.030 {467} Axial) | Na 589.592 {57} Radial) | Ni 231.604 {445} Axial) | Pb 220.353 {453} Axial) | Sb 206.833 {463} Axial) | Se 196.090 {472} Axial) |
|---|---|---|---|---|---|---|---|
| Concentration average | 0.5246 ppm | 0.9759 ppm | 9.7165 ppm | 0.5014 ppm | 0.5592 ppm | 0.4768 ppm | 0.1194 ppm |
| Concentration per Run 1 | 0.5273 ppm | 0.9752 ppm | 9.7763 ppm | 0.5020 ppm | 0.5595 ppm | 0.4724 ppm | 0.1217 ppm |
| Concentration per Run 2 | 0.5237 ppm | 0.9734 ppm | 9.6142 ppm | 0.5003 ppm | 0.5593 ppm | 0.4757 ppm | 0.1187 ppm |
| Concentration per Run 3 | 0.5227 ppm | 0.9790 ppm | 9.7590 ppm | 0.5018 ppm | 0.5587 ppm | 0.4822 ppm | 0.1177 ppm |
| Concentration RSD | 0.5 % | 0.3 % | 0.9 % | 0.2 % | 0.1 % | 1.0 % | 1.7 % |

| | Si 212.412 {459} Axial) | Sn 189.989 {477} Axial) | Sr 421.552 {80} Radial) | Ti 334.904 {101} Axial) | Tl 190.856 {477} Axial) | V 292.402 {115} Axial) | Zn 206.200 {463} Axial) |
|---|---|---|---|---|---|---|---|
| Concentration average | 1.0420 ppm | 0.9858 ppm | 1.0235 ppm | 1.0280 ppm | 0.1186 ppm | 0.5149 ppm | 0.5017 ppm |
| Concentration per Run 1 | 1.0426 ppm | 0.9849 ppm | 1.0268 ppm | 1.0290 ppm | 0.1165 ppm | 0.5146 ppm | 0.5006 ppm |
| Concentration per Run 2 | 1.0404 ppm | 0.9852 ppm | 1.0227 ppm | 1.0269 ppm | 0.1200 ppm | 0.5140 ppm | 0.5017 ppm |
| Concentration per Run 3 | 1.0428 ppm | 0.9873 ppm | 1.0209 ppm | 1.0282 ppm | 0.1192 ppm | 0.5161 ppm | 0.5027 ppm |
| Concentration RSD | 0.1 % | 0.1 % | 0.3 % | 0.1 % | 1.5 % | 0.2 % | 0.2 % |

| | Y 371.030 {91} Radial) | Y 360.073 {94} Axial) | Y 224.306 {450} Axial) | Sc 361.384 {93} Radial) | Sc 227.318 {448} Axial) | Sc 361.384 {93} Axial) | Li 670.784 {50} Radial) |
|---|---|---|---|---|---|---|---|
| Concentration average | 97.6712 % | 99.5683 % | 100.6955 % | 100.9387 % | 99.5967 % | 100.8703 % | -0.0002 ppm |
| Concentration per Run 1 | 97.8198 % | 99.7167 % | 100.4999 % | 100.8993 % | 99.5148 % | 100.8487 % | -0.0004 ppm |
| Concentration per Run 2 | 97.4409 % | 99.5288 % | 101.2588 % | 100.7510 % | 100.1813 % | 100.9595 % | -0.0002 ppm |
| Concentration per Run 3 | 97.7529 % | 99.4594 % | 100.3277 % | 101.1658 % | 99.0939 % | 100.8028 % | -0.0001 ppm |
| Concentration RSD | 0.2 % | 0.1 % | 0.5 % | 0.2 % | 0.6 % | 0.1 % | 60.4 % |

# ICP DataTrace 6

9/10/2025 5:13:16 PM

LabBook: WG2112533_09092025T6.imexp

Sample: L2555186-01 WG2110632
Analysis started at: 9/9/2025 11:21:47 PM
Comments <Comment>
Rack: 1
Vial: 34

| | Ag 328.068 {103} Axial) | Al 396.152 {85} Radial) | As 189.042 {478} Axial) | B 208.959 {461} Axial) | Ba 455.403 {74} Radial) | Be 313.042 {108} Radial) | Ca 315.887 {107} Radial) |
|---|---|---|---|---|---|---|---|
| Concentration average | 0.0000 ppm | 0.5885 ppm | 0.0002 ppm | 0.0291 ppm | 0.0199 ppm | 0.0000 ppm | 55.2170 ppm |
| Concentration per Run 1 | 0.0002 ppm | 0.5992 ppm | -0.0009 ppm | 0.0289 ppm | 0.0200 ppm | 0.0000 ppm | 55.5418 ppm |
| Concentration per Run 2 | 0.0000 ppm | 0.5823 ppm | 0.0016 ppm | 0.0293 ppm | 0.0199 ppm | 0.0000 ppm | 55.2226 ppm |
| Concentration per Run 3 | 0.0000 ppm | 0.5839 ppm | -0.0003 ppm | 0.0291 ppm | 0.0197 ppm | 0.0000 ppm | 54.8865 ppm |
| Concentration RSD | 232.8 % | 1.6 % | 771.4 % | 0.7 % | 0.8 % | 316.4 % | 0.6 % |

| | Cd 214.438 {457} Axial) | Co 228.616 {447} Axial) | Cr 267.716 {126} Axial) | Cu 324.754 {104} Axial) | Fe 259.940 {130} Radial) | K 766.490 {44} Radial) | Mg 279.079 {121} Axial) |
|---|---|---|---|---|---|---|---|
| Concentration average | 0.0001 ppm | 0.0007 ppm | 0.0000 ppm | 0.0015 ppm | 0.0196 ppm | 6.4896 ppm | 13.6336 ppm |
| Concentration per Run 1 | 0.0001 ppm | 0.0007 ppm | 0.0002 ppm | 0.0016 ppm | 0.0211 ppm | 6.5526 ppm | 13.6378 ppm |
| Concentration per Run 2 | 0.0002 ppm | 0.0006 ppm | 0.0000 ppm | 0.0014 ppm | 0.0181 ppm | 6.4755 ppm | 13.6431 ppm |
| Concentration per Run 3 | 0.0001 ppm | 0.0007 ppm | -0.0001 ppm | 0.0016 ppm | 0.0197 ppm | 6.4408 ppm | 13.6198 ppm |
| Concentration RSD | 26.6 % | 10.3 % | 244.6 % | 7.0 % | 7.5 % | 0.9 % | 0.1 % |

| | Mn 257.610 {131} Radial) | Mo 202.030 {467} Axial) | Na 589.592 {57} Radial) | Ni 231.604 {445} Axial) | Pb 220.353 {453} Axial) | Sb 206.833 {463} Axial) | Se 196.090 {472} Axial) |
|---|---|---|---|---|---|---|---|
| Concentration average | 0.0035 ppm | 0.0620 ppm | 351.6501 ppm | 0.0012 ppm | -0.0001 ppm | 0.0034 ppm | -0.0020 ppm |
| Concentration per Run 1 | 0.0036 ppm | 0.0619 ppm | 350.6653 ppm | 0.0010 ppm | -0.0004 ppm | 0.0045 ppm | -0.0022 ppm |
| Concentration per Run 2 | 0.0034 ppm | 0.0624 ppm | 353.2207 ppm | 0.0013 ppm | -0.0002 ppm | 0.0037 ppm | -0.0013 ppm |
| Concentration per Run 3 | 0.0037 ppm | 0.0617 ppm | 351.0644 ppm | 0.0011 ppm | 0.0004 ppm | 0.0019 ppm | -0.0025 ppm |
| Concentration RSD | 3.9 % | 0.6 % | 0.4 % | 14.9 % | 532.3 % | 40.3 % | 33.3 % |

| | Si 212.412 {459} Axial) | Sn 189.989 {477} Axial) | Sr 421.552 {80} Radial) | Ti 334.904 {101} Axial) | Tl 190.856 {477} Axial) | V 292.402 {115} Axial) | Zn 206.200 {463} Axial) |
|---|---|---|---|---|---|---|---|
| Concentration average | 0.7899 ppm | 0.0022 ppm | 0.2518 ppm | 0.0005 ppm | -0.0011 ppm | 0.0010 ppm | 0.0026 ppm |
| Concentration per Run 1 | 0.7832 ppm | 0.0026 ppm | 0.2547 ppm | 0.0006 ppm | -0.0020 ppm | 0.0009 ppm | 0.0027 ppm |
| Concentration per Run 2 | 0.7951 ppm | 0.0027 ppm | 0.2513 ppm | 0.0005 ppm | -0.0023 ppm | 0.0009 ppm | 0.0025 ppm |
| Concentration per Run 3 | 0.7914 ppm | 0.0013 ppm | 0.2495 ppm | 0.0005 ppm | 0.0010 ppm | 0.0011 ppm | 0.0027 ppm |
| Concentration RSD | 0.8 % | 34.2 % | 1.0 % | 12.8 % | 168.0 % | 11.0 % | 3.5 % |

| | Y 371.030 {91} Radial) | Y 360.073 {94} Axial) | Y 224.306 {450} Axial) | Sc 361.384 {93} Radial) | Sc 227.318 {448} Axial) | Sc 361.384 {93} Axial) | Li 670.784 {50} Radial) |
|---|---|---|---|---|---|---|---|
| Concentration average | 94.5513 % | 91.4210 % | 94.5850 % | 96.4163 % | 86.5543 % | 92.6941 % | 0.0040 ppm |
| Concentration per Run 1 | 94.9551 % | 91.1309 % | 95.3014 % | 95.9715 % | 87.0757 % | 92.3296 % | 0.0038 ppm |
| Concentration per Run 2 | 94.7467 % | 91.5061 % | 93.9381 % | 96.5295 % | 86.2478 % | 92.7596 % | 0.0036 ppm |
| Concentration per Run 3 | 93.9521 % | 91.6259 % | 94.5156 % | 96.7478 % | 86.3394 % | 92.9932 % | 0.0045 ppm |
| Concentration RSD | 0.6 % | 0.3 % | 0.7 % | 0.4 % | 0.5 % | 0.4 % | 10.7 % |

# ICP DataTrace 6

9/10/2025 5:13:16 PM

LabBook: WG2112533_09092025T6.imexp

Sample: L2555301-01 WG2110632
Analysis started at: 9/9/2025 11:28:28 PM
Comments <Comment>
Rack: 1
Vial: 35

| | Ag 328.068 {103} Axial) | Al 396.152 {85} Radial) | As 189.042 {478} Axial) | B 208.959 {461} Axial) | Ba 455.403 {74} Radial) | Be 313.042 {108} Radial) | Ca 315.887 {107} Radial) |
|---|---|---|---|---|---|---|---|
| Concentration average | 0.0152 ppm | 0.1791 ppm | 0.0006 ppm | 0.2291 ppm | 0.0096 ppm | 0.0000 ppm | 5.1249 ppm |
| Concentration per Run 1 | 0.0148 ppm | 0.1838 ppm | 0.0007 ppm | 0.2287 ppm | 0.0097 ppm | 0.0000 ppm | 5.2063 ppm |
| Concentration per Run 2 | 0.0152 ppm | 0.1790 ppm | -0.0004 ppm | 0.2294 ppm | 0.0096 ppm | 0.0000 ppm | 5.0371 ppm |
| Concentration per Run 3 | 0.0156 ppm | 0.1745 ppm | 0.0015 ppm | 0.2291 ppm | 0.0095 ppm | 0.0000 ppm | 5.1312 ppm |
| Concentration RSD | 2.6 % | 2.6 % | 164.4 % | 0.2 % | 1.3 % | 6,336.7 % | 1.7 % |

| | Cd 214.438 {457} Axial) | Co 228.616 {447} Axial) | Cr 267.716 {126} Axial) | Cu 324.754 {104} Axial) | Fe 259.940 {130} Radial) | K 766.490 {44} Radial) | Mg 279.079 {121} Axial) |
|---|---|---|---|---|---|---|---|
| Concentration average | 0.0001 ppm | -0.0001 ppm | 0.0009 ppm | 0.0250 ppm | 0.0871 ppm | 5.2407 ppm | 1.5960 ppm |
| Concentration per Run 1 | 0.0002 ppm | -0.0002 ppm | 0.0008 ppm | 0.0245 ppm | 0.0890 ppm | 5.1965 ppm | 1.5874 ppm |
| Concentration per Run 2 | 0.0001 ppm | -0.0002 ppm | 0.0012 ppm | 0.0254 ppm | 0.0858 ppm | 5.3140 ppm | 1.5933 ppm |
| Concentration per Run 3 | 0.0000 ppm | 0.0001 ppm | 0.0008 ppm | 0.0251 ppm | 0.0867 ppm | 5.2116 ppm | 1.6072 ppm |
| Concentration RSD | 64.4 % | 134.5 % | 27.9 % | 1.8 % | 1.9 % | 1.2 % | 0.6 % |

| | Mn 257.610 {131} Radial) | Mo 202.030 {467} Axial) | Na 589.592 {57} Radial) | Ni 231.604 {445} Axial) | Pb 220.353 {453} Axial) | Sb 206.833 {463} Axial) | Se 196.090 {472} Axial) |
|---|---|---|---|---|---|---|---|
| Concentration average | 0.0082 ppm | 0.0004 ppm | 48.2912 ppm | 0.0007 ppm | 0.0011 ppm | 0.0018 ppm | -0.0011 ppm |
| Concentration per Run 1 | 0.0085 ppm | 0.0003 ppm | 48.3899 ppm | 0.0008 ppm | 0.0011 ppm | 0.0018 ppm | -0.0015 ppm |
| Concentration per Run 2 | 0.0081 ppm | 0.0005 ppm | 48.7362 ppm | 0.0006 ppm | 0.0011 ppm | 0.0017 ppm | -0.0011 ppm |
| Concentration per Run 3 | 0.0080 ppm | 0.0004 ppm | 47.7474 ppm | 0.0009 ppm | 0.0013 ppm | 0.0020 ppm | -0.0006 ppm |
| Concentration RSD | 2.9 % | 22.6 % | 1.0 % | 20.8 % | 9.8 % | 9.3 % | 41.3 % |

| | Si 212.412 {459} Axial) | Sn 189.989 {477} Axial) | Sr 421.552 {80} Radial) | Ti 334.904 {101} Axial) | Tl 190.856 {477} Axial) | V 292.402 {115} Axial) | Zn 206.200 {463} Axial) |
|---|---|---|---|---|---|---|---|
| Concentration average | 1.9612 ppm | 0.0011 ppm | 0.0421 ppm | 0.0003 ppm | -0.0021 ppm | 0.0002 ppm | 0.0380 ppm |
| Concentration per Run 1 | 1.9629 ppm | 0.0018 ppm | 0.0425 ppm | 0.0003 ppm | -0.0010 ppm | 0.0001 ppm | 0.0380 ppm |
| Concentration per Run 2 | 1.9643 ppm | 0.0008 ppm | 0.0420 ppm | 0.0004 ppm | -0.0023 ppm | 0.0003 ppm | 0.0380 ppm |
| Concentration per Run 3 | 1.9564 ppm | 0.0007 ppm | 0.0417 ppm | 0.0002 ppm | -0.0029 ppm | 0.0002 ppm | 0.0379 ppm |
| Concentration RSD | 0.2 % | 55.5 % | 1.0 % | 30.8 % | 47.3 % | 45.9 % | 0.2 % |

| | Y 371.030 {91} Radial) | Y 360.073 {94} Axial) | Y 224.306 {450} Axial) | Sc 361.384 {93} Radial) | Sc 227.318 {448} Axial) | Sc 361.384 {93} Axial) | Li 670.784 {50} Radial) |
|---|---|---|---|---|---|---|---|
| Concentration average | 97.2469 % | 99.1758 % | 100.2125 % | 99.6149 % | 98.9987 % | 100.4445 % | 0.0009 ppm |
| Concentration per Run 1 | 97.0378 % | 100.0162 % | 100.7966 % | 98.3424 % | 99.2044 % | 101.5399 % | 0.0012 ppm |
| Concentration per Run 2 | 98.0162 % | 98.4712 % | 99.8376 % | 100.6906 % | 98.7397 % | 99.5137 % | 0.0010 ppm |
| Concentration per Run 3 | 96.6866 % | 99.0399 % | 100.0033 % | 99.8118 % | 99.0522 % | 100.2799 % | 0.0007 ppm |
| Concentration RSD | 0.7 % | 0.8 % | 0.5 % | 1.2 % | 0.2 % | 1.0 % | 27.9 % |

# ICP DataTrace 6

9/10/2025 5:13:16 PM

LabBook: WG2112533_09092025T6.imexp

Sample: L2555305-01 WG2110632
Analysis started at: 9/9/2025 11:34:58 PM
Comments <Comment>
Rack: 1
Vial: 36

| | Ag 328.068 {103} Axial) | Al 396.152 {85} Radial) | As 189.042 {478} Axial) | B 208.959 {461} Axial) | Ba 455.403 {74} Radial) | Be 313.042 {108} Radial) | Ca 315.887 {107} Radial) |
|---|---|---|---|---|---|---|---|
| Concentration average | 0.0195 ppm | 0.1629 ppm | 0.0004 ppm | 0.2706 ppm | 0.0077 ppm | 0.0000 ppm | 4.2163 ppm |
| Concentration per Run 1 | 0.0194 ppm | 0.1627 ppm | 0.0000 ppm | 0.2717 ppm | 0.0078 ppm | 0.0000 ppm | 4.2602 ppm |
| Concentration per Run 2 | 0.0198 ppm | 0.1599 ppm | 0.0005 ppm | 0.2694 ppm | 0.0077 ppm | 0.0000 ppm | 4.2115 ppm |
| Concentration per Run 3 | 0.0194 ppm | 0.1662 ppm | 0.0007 ppm | 0.2706 ppm | 0.0077 ppm | 0.0000 ppm | 4.1772 ppm |
| Concentration RSD | 1.1 % | 1.9 % | 81.1 % | 0.4 % | 0.5 % | 69.8 % | 1.0 % |

| | Cd 214.438 {457} Axial) | Co 228.616 {447} Axial) | Cr 267.716 {126} Axial) | Cu 324.754 {104} Axial) | Fe 259.940 {130} Radial) | K 766.490 {44} Radial) | Mg 279.079 {121} Axial) |
|---|---|---|---|---|---|---|---|
| Concentration average | 0.0004 ppm | -0.0001 ppm | 0.0010 ppm | 0.1219 ppm | 0.5501 ppm | 6.4086 ppm | 0.8592 ppm |
| Concentration per Run 1 | 0.0003 ppm | -0.0001 ppm | 0.0008 ppm | 0.1223 ppm | 0.5542 ppm | 6.3479 ppm | 0.8591 ppm |
| Concentration per Run 2 | 0.0004 ppm | 0.0000 ppm | 0.0010 ppm | 0.1224 ppm | 0.5509 ppm | 6.3843 ppm | 0.8552 ppm |
| Concentration per Run 3 | 0.0003 ppm | -0.0002 ppm | 0.0012 ppm | 0.1210 ppm | 0.5452 ppm | 6.4937 ppm | 0.8631 ppm |
| Concentration RSD | 13.6 % | 63.1 % | 19.0 % | 0.6 % | 0.8 % | 1.2 % | 0.5 % |

| | Mn 257.610 {131} Radial) | Mo 202.030 {467} Axial) | Na 589.592 {57} Radial) | Ni 231.604 {445} Axial) | Pb 220.353 {453} Axial) | Sb 206.833 {463} Axial) | Se 196.090 {472} Axial) |
|---|---|---|---|---|---|---|---|
| Concentration average | 0.0157 ppm | 0.0006 ppm | 83.2544 ppm | 0.0024 ppm | 0.0036 ppm | 0.0012 ppm | -0.0007 ppm |
| Concentration per Run 1 | 0.0158 ppm | 0.0006 ppm | 83.5414 ppm | 0.0023 ppm | 0.0041 ppm | 0.0020 ppm | -0.0021 ppm |
| Concentration per Run 2 | 0.0156 ppm | 0.0006 ppm | 82.6655 ppm | 0.0025 ppm | 0.0027 ppm | 0.0010 ppm | -0.0010 ppm |
| Concentration per Run 3 | 0.0157 ppm | 0.0006 ppm | 83.5563 ppm | 0.0023 ppm | 0.0039 ppm | 0.0006 ppm | 0.0011 ppm |
| Concentration RSD | 0.5 % | 5.1 % | 0.6 % | 4.0 % | 22.2 % | 56.2 % | 245.6 % |

| | Si 212.412 {459} Axial) | Sn 189.989 {477} Axial) | Sr 421.552 {80} Radial) | Ti 334.904 {101} Axial) | Tl 190.856 {477} Axial) | V 292.402 {115} Axial) | Zn 206.200 {463} Axial) |
|---|---|---|---|---|---|---|---|
| Concentration average | 2.7829 ppm | 0.0006 ppm | 0.0318 ppm | 0.0004 ppm | -0.0020 ppm | 0.0002 ppm | 0.0736 ppm |
| Concentration per Run 1 | 2.8040 ppm | 0.0005 ppm | 0.0322 ppm | 0.0005 ppm | -0.0028 ppm | 0.0003 ppm | 0.0742 ppm |
| Concentration per Run 2 | 2.7624 ppm | 0.0008 ppm | 0.0316 ppm | 0.0003 ppm | -0.0023 ppm | 0.0002 ppm | 0.0731 ppm |
| Concentration per Run 3 | 2.7822 ppm | 0.0004 ppm | 0.0315 ppm | 0.0003 ppm | -0.0007 ppm | 0.0001 ppm | 0.0735 ppm |
| Concentration RSD | 0.7 % | 34.1 % | 1.2 % | 23.9 % | 56.4 % | 46.3 % | 0.8 % |

| | Y 371.030 {91} Radial) | Y 360.073 {94} Axial) | Y 224.306 {450} Axial) | Sc 361.384 {93} Radial) | Sc 227.318 {448} Axial) | Sc 361.384 {93} Axial) | Li 670.784 {50} Radial) |
|---|---|---|---|---|---|---|---|
| Concentration average | 98.4508 % | 97.0622 % | 96.2066 % | 101.0454 % | 94.1122 % | 98.2006 % | 0.0119 ppm |
| Concentration per Run 1 | 98.2934 % | 96.9567 % | 95.8369 % | 100.2170 % | 93.5896 % | 98.1114 % | 0.0121 ppm |
| Concentration per Run 2 | 98.1667 % | 96.9659 % | 96.7083 % | 100.7714 % | 94.5511 % | 98.0314 % | 0.0119 ppm |
| Concentration per Run 3 | 98.8923 % | 97.2641 % | 96.0746 % | 102.1477 % | 94.1958 % | 98.4590 % | 0.0116 ppm |
| Concentration RSD | 0.4 % | 0.2 % | 0.5 % | 1.0 % | 0.5 % | 0.2 % | 2.1 % |

# ICP DataTrace 6

9/10/2025 5:13:16 PM

LabBook: WG2112533_09092025T6.imexp

Sample: L2555316-03 WG2110632
Analysis started at: 9/9/2025 11:41:36 PM
Comments <Comment>
Rack: 1
Vial: 37

| | Ag 328.068 {103} Axial) | Al 396.152 {85} Radial) | As 189.042 {478} Axial) | B 208.959 {461} Axial) | Ba 455.403 {74} Radial) | Be 313.042 {108} Radial) | Ca 315.887 {107} Radial) |
|---|---|---|---|---|---|---|---|
| Concentration average | 0.0001 ppm | 0.0162 ppm | 0.0012 ppm | 0.0109 ppm | 0.0108 ppm | 0.0000 ppm | 9.9059 ppm |
| Concentration per Run 1 | 0.0002 ppm | 0.0206 ppm | 0.0020 ppm | 0.0110 ppm | 0.0109 ppm | 0.0000 ppm | 10.0650 ppm |
| Concentration per Run 2 | 0.0000 ppm | 0.0129 ppm | 0.0003 ppm | 0.0109 ppm | 0.0108 ppm | 0.0000 ppm | 9.8873 ppm |
| Concentration per Run 3 | -0.0001 ppm | 0.0152 ppm | 0.0014 ppm | 0.0108 ppm | 0.0107 ppm | 0.0000 ppm | 9.7655 ppm |
| Concentration RSD | 287.7 % | 24.5 % | 70.3 % | 1.0 % | 0.7 % | 107.5 % | 1.5 % |

| | Cd 214.438 {457} Axial) | Co 228.616 {447} Axial) | Cr 267.716 {126} Axial) | Cu 324.754 {104} Axial) | Fe 259.940 {130} Radial) | K 766.490 {44} Radial) | Mg 279.079 {121} Axial) |
|---|---|---|---|---|---|---|---|
| Concentration average | 0.0001 ppm | 0.0001 ppm | 0.0001 ppm | 0.0007 ppm | 0.1774 ppm | 2.7463 ppm | 6.4879 ppm |
| Concentration per Run 1 | 0.0000 ppm | 0.0001 ppm | 0.0003 ppm | 0.0007 ppm | 0.1786 ppm | 2.7132 ppm | 6.4916 ppm |
| Concentration per Run 2 | 0.0001 ppm | 0.0001 ppm | -0.0001 ppm | 0.0008 ppm | 0.1788 ppm | 2.7560 ppm | 6.5041 ppm |
| Concentration per Run 3 | 0.0001 ppm | 0.0000 ppm | 0.0001 ppm | 0.0006 ppm | 0.1748 ppm | 2.7697 ppm | 6.4681 ppm |
| Concentration RSD | 41.1 % | 40.0 % | 297.0 % | 14.0 % | 1.3 % | 1.1 % | 0.3 % |

| | Mn 257.610 {131} Radial) | Mo 202.030 {467} Axial) | Na 589.592 {57} Radial) | Ni 231.604 {445} Axial) | Pb 220.353 {453} Axial) | Sb 206.833 {463} Axial) | Se 196.090 {472} Axial) |
|---|---|---|---|---|---|---|---|
| Concentration average | 0.7457 ppm | 0.0007 ppm | 17.9346 ppm | 0.0004 ppm | -0.0009 ppm | 0.0004 ppm | -0.0008 ppm |
| Concentration per Run 1 | 0.7545 ppm | 0.0008 ppm | 17.8734 ppm | 0.0005 ppm | -0.0011 ppm | 0.0005 ppm | -0.0010 ppm |
| Concentration per Run 2 | 0.7444 ppm | 0.0007 ppm | 17.8507 ppm | 0.0002 ppm | -0.0006 ppm | 0.0007 ppm | -0.0015 ppm |
| Concentration per Run 3 | 0.7382 ppm | 0.0006 ppm | 18.0796 ppm | 0.0004 ppm | -0.0010 ppm | 0.0000 ppm | -0.0001 ppm |
| Concentration RSD | 1.1 % | 17.1 % | 0.7 % | 36.9 % | 27.7 % | 95.0 % | 88.1 % |

| | Si 212.412 {459} Axial) | Sn 189.989 {477} Axial) | Sr 421.552 {80} Radial) | Ti 334.904 {101} Axial) | Tl 190.856 {477} Axial) | V 292.402 {115} Axial) | Zn 206.200 {463} Axial) |
|---|---|---|---|---|---|---|---|
| Concentration average | 5.1159 ppm | -0.0001 ppm | 0.0911 ppm | 0.0000 ppm | -0.0017 ppm | 0.0018 ppm | 0.0001 ppm |
| Concentration per Run 1 | 5.1059 ppm | -0.0005 ppm | 0.0916 ppm | -0.0001 ppm | -0.0010 ppm | 0.0017 ppm | 0.0002 ppm |
| Concentration per Run 2 | 5.0940 ppm | 0.0001 ppm | 0.0910 ppm | 0.0000 ppm | -0.0023 ppm | 0.0019 ppm | 0.0001 ppm |
| Concentration per Run 3 | 5.1479 ppm | 0.0001 ppm | 0.0908 ppm | 0.0000 ppm | -0.0016 ppm | 0.0017 ppm | 0.0002 ppm |
| Concentration RSD | 0.6 % | 305.7 % | 0.5 % | 281.2 % | 38.9 % | 6.4 % | 38.3 % |

| | Y 371.030 {91} Radial) | Y 360.073 {94} Axial) | Y 224.306 {450} Axial) | Sc 361.384 {93} Radial) | Sc 227.318 {448} Axial) | Sc 361.384 {93} Axial) | Li 670.784 {50} Radial) |
|---|---|---|---|---|---|---|---|
| Concentration average | 98.3836 % | 100.2051 % | 100.7773 % | 100.2588 % | 100.3787 % | 101.3311 % | 0.0007 ppm |
| Concentration per Run 1 | 98.5052 % | 100.2460 % | 101.1126 % | 99.1380 % | 100.4379 % | 101.4036 % | 0.0009 ppm |
| Concentration per Run 2 | 98.1691 % | 100.1537 % | 100.9224 % | 100.4749 % | 100.7963 % | 101.2929 % | 0.0006 ppm |
| Concentration per Run 3 | 98.4765 % | 100.2156 % | 100.2968 % | 101.1635 % | 99.9020 % | 101.2968 % | 0.0007 ppm |
| Concentration RSD | 0.2 % | 0.0 % | 0.4 % | 1.0 % | 0.4 % | 0.1 % | 23.4 % |

# ICP DataTrace 6

9/10/2025 5:13:16 PM

LabBook: WG2112533_09092025T6.imexp

Sample: L2555325-01 WG2110632
Analysis started at: 9/9/2025 11:48:08 PM
Comments <Comment>
Rack: 1
Vial: 38

| | Ag 328.068 {103} Axial) | Al 396.152 {85} Radial) | As 189.042 {478} Axial) | B 208.959 {461} Axial) | Ba 455.403 {74} Radial) | Be 313.042 {108} Radial) | Ca 315.887 {107} Radial) |
|---|---|---|---|---|---|---|---|
| Concentration average | 0.0004 ppm | 0.0230 ppm | 0.0025 ppm | 0.0188 ppm | 0.0105 ppm | 0.0000 ppm | 9.5625 ppm |
| Concentration per Run 1 | 0.0003 ppm | 0.0187 ppm | 0.0026 ppm | 0.0188 ppm | 0.0107 ppm | 0.0000 ppm | 9.8452 ppm |
| Concentration per Run 2 | 0.0002 ppm | 0.0225 ppm | 0.0023 ppm | 0.0188 ppm | 0.0105 ppm | 0.0000 ppm | 9.4343 ppm |
| Concentration per Run 3 | 0.0006 ppm | 0.0278 ppm | 0.0025 ppm | 0.0187 ppm | 0.0105 ppm | 0.0000 ppm | 9.4082 ppm |
| Concentration RSD | 51.8 % | 20.0 % | 6.1 % | 0.1 % | 1.2 % | 45.1 % | 2.6 % |

| | Cd 214.438 {457} Axial) | Co 228.616 {447} Axial) | Cr 267.716 {126} Axial) | Cu 324.754 {104} Axial) | Fe 259.940 {130} Radial) | K 766.490 {44} Radial) | Mg 279.079 {121} Axial) |
|---|---|---|---|---|---|---|---|
| Concentration average | 0.0001 ppm | 0.0006 ppm | 0.0000 ppm | 0.0025 ppm | 0.8370 ppm | 2.7498 ppm | 6.4826 ppm |
| Concentration per Run 1 | 0.0000 ppm | 0.0006 ppm | 0.0003 ppm | 0.0025 ppm | 0.8547 ppm | 2.7281 ppm | 6.4792 ppm |
| Concentration per Run 2 | 0.0001 ppm | 0.0007 ppm | -0.0001 ppm | 0.0025 ppm | 0.8267 ppm | 2.8034 ppm | 6.4960 ppm |
| Concentration per Run 3 | 0.0001 ppm | 0.0006 ppm | -0.0002 ppm | 0.0025 ppm | 0.8295 ppm | 2.7178 ppm | 6.4727 ppm |
| Concentration RSD | 40.9 % | 12.9 % | 3,436.4 % | 1.3 % | 1.8 % | 1.7 % | 0.2 % |

| | Mn 257.610 {131} Radial) | Mo 202.030 {467} Axial) | Na 589.592 {57} Radial) | Ni 231.604 {445} Axial) | Pb 220.353 {453} Axial) | Sb 206.833 {463} Axial) | Se 196.090 {472} Axial) |
|---|---|---|---|---|---|---|---|
| Concentration average | 2.1211 ppm | 0.0005 ppm | 17.6031 ppm | 0.0009 ppm | -0.0006 ppm | 0.0005 ppm | -0.0012 ppm |
| Concentration per Run 1 | 2.1685 ppm | 0.0004 ppm | 17.7110 ppm | 0.0008 ppm | -0.0004 ppm | 0.0003 ppm | 0.0003 ppm |
| Concentration per Run 2 | 2.0988 ppm | 0.0005 ppm | 17.8153 ppm | 0.0006 ppm | -0.0006 ppm | 0.0001 ppm | -0.0009 ppm |
| Concentration per Run 3 | 2.0960 ppm | 0.0005 ppm | 17.2830 ppm | 0.0013 ppm | -0.0006 ppm | 0.0012 ppm | -0.0031 ppm |
| Concentration RSD | 1.9 % | 5.9 % | 1.6 % | 40.2 % | 28.5 % | 106.4 % | 138.4 % |

| | Si 212.412 {459} Axial) | Sn 189.989 {477} Axial) | Sr 421.552 {80} Radial) | Ti 334.904 {101} Axial) | Tl 190.856 {477} Axial) | V 292.402 {115} Axial) | Zn 206.200 {463} Axial) |
|---|---|---|---|---|---|---|---|
| Concentration average | 5.1417 ppm | 0.0000 ppm | 0.0932 ppm | 0.0001 ppm | -0.0016 ppm | 0.0043 ppm | 0.0259 ppm |
| Concentration per Run 1 | 5.1556 ppm | 0.0002 ppm | 0.0944 ppm | -0.0001 ppm | -0.0014 ppm | 0.0042 ppm | 0.0260 ppm |
| Concentration per Run 2 | 5.1629 ppm | 0.0002 ppm | 0.0927 ppm | 0.0002 ppm | -0.0005 ppm | 0.0044 ppm | 0.0259 ppm |
| Concentration per Run 3 | 5.1064 ppm | -0.0004 ppm | 0.0924 ppm | 0.0001 ppm | -0.0028 ppm | 0.0043 ppm | 0.0258 ppm |
| Concentration RSD | 0.6 % | 1,292.4 % | 1.2 % | 300.0 % | 73.5 % | 1.5 % | 0.3 % |

| | Y 371.030 {91} Radial) | Y 360.073 {94} Axial) | Y 224.306 {450} Axial) | Sc 361.384 {93} Radial) | Sc 227.318 {448} Axial) | Sc 361.384 {93} Axial) | Li 670.784 {50} Radial) |
|---|---|---|---|---|---|---|---|
| Concentration average | 97.6183 % | 100.3231 % | 101.0853 % | 99.5158 % | 100.7012 % | 101.5734 % | 0.0006 ppm |
| Concentration per Run 1 | 96.9878 % | 100.6758 % | 100.7859 % | 97.4686 % | 100.6387 % | 101.6561 % | 0.0007 ppm |
| Concentration per Run 2 | 98.3873 % | 100.0398 % | 100.4930 % | 100.5710 % | 100.2338 % | 101.4307 % | 0.0006 ppm |
| Concentration per Run 3 | 97.4797 % | 100.2537 % | 101.9772 % | 100.5078 % | 101.2311 % | 101.6336 % | 0.0006 ppm |
| Concentration RSD | 0.7 % | 0.3 % | 0.8 % | 1.8 % | 0.5 % | 0.1 % | 5.8 % |

# ICP DataTrace 6

9/10/2025 5:13:16 PM

LabBook: WG2112533_09092025T6.imexp

Sample: L2555325-02 WG2110632
Analysis started at: 9/9/2025 11:54:39 PM
Comments <Comment>
Rack: 1
Vial: 39

| | Ag 328.068 {103} Axial) | Al 396.152 {85} Radial) | As 189.042 {478} Axial) | B 208.959 {461} Axial) | Ba 455.403 {74} Radial) | Be 313.042 {108} Radial) | Ca 315.887 {107} Radial) |
|---|---|---|---|---|---|---|---|
| Concentration average | 0.0003 ppm | 0.0231 ppm | 0.0027 ppm | 0.0187 ppm | 0.0096 ppm | 0.0000 ppm | 9.5963 ppm |
| Concentration per Run 1 | 0.0004 ppm | 0.0228 ppm | 0.0031 ppm | 0.0191 ppm | 0.0097 ppm | 0.0000 ppm | 9.6701 ppm |
| Concentration per Run 2 | 0.0003 ppm | 0.0242 ppm | 0.0011 ppm | 0.0185 ppm | 0.0096 ppm | 0.0000 ppm | 9.5735 ppm |
| Concentration per Run 3 | 0.0002 ppm | 0.0223 ppm | 0.0039 ppm | 0.0185 ppm | 0.0095 ppm | 0.0000 ppm | 9.5453 ppm |
| Concentration RSD | 35.1 % | 4.4 % | 54.5 % | 1.7 % | 0.9 % | 256.2 % | 0.7 % |

| | Cd 214.438 {457} Axial) | Co 228.616 {447} Axial) | Cr 267.716 {126} Axial) | Cu 324.754 {104} Axial) | Fe 259.940 {130} Radial) | K 766.490 {44} Radial) | Mg 279.079 {121} Axial) |
|---|---|---|---|---|---|---|---|
| Concentration average | 0.0001 ppm | 0.0005 ppm | 0.0014 ppm | 0.0003 ppm | 0.9074 ppm | 2.7476 ppm | 6.5077 ppm |
| Concentration per Run 1 | 0.0001 ppm | 0.0005 ppm | 0.0012 ppm | 0.0003 ppm | 0.9167 ppm | 2.7582 ppm | 6.5260 ppm |
| Concentration per Run 2 | 0.0001 ppm | 0.0005 ppm | 0.0016 ppm | 0.0003 ppm | 0.9051 ppm | 2.7776 ppm | 6.5022 ppm |
| Concentration per Run 3 | 0.0001 ppm | 0.0006 ppm | 0.0014 ppm | 0.0003 ppm | 0.9005 ppm | 2.7070 ppm | 6.4948 ppm |
| Concentration RSD | 15.5 % | 11.9 % | 16.2 % | 7.5 % | 0.9 % | 1.3 % | 0.3 % |

| | Mn 257.610 {131} Radial) | Mo 202.030 {467} Axial) | Na 589.592 {57} Radial) | Ni 231.604 {445} Axial) | Pb 220.353 {453} Axial) | Sb 206.833 {463} Axial) | Se 196.090 {472} Axial) |
|---|---|---|---|---|---|---|---|
| Concentration average | 1.9663 ppm | 0.0005 ppm | 17.7346 ppm | 0.0001 ppm | -0.0011 ppm | 0.0004 ppm | -0.0019 ppm |
| Concentration per Run 1 | 1.9880 ppm | 0.0004 ppm | 18.0232 ppm | 0.0001 ppm | -0.0011 ppm | -0.0002 ppm | -0.0008 ppm |
| Concentration per Run 2 | 1.9583 ppm | 0.0006 ppm | 17.8487 ppm | 0.0004 ppm | -0.0012 ppm | 0.0010 ppm | -0.0020 ppm |
| Concentration per Run 3 | 1.9525 ppm | 0.0006 ppm | 17.3320 ppm | -0.0002 ppm | -0.0009 ppm | 0.0004 ppm | -0.0030 ppm |
| Concentration RSD | 1.0 % | 14.7 % | 2.0 % | 313.9 % | 14.9 % | 148.9 % | 58.8 % |

| | Si 212.412 {459} Axial) | Sn 189.989 {477} Axial) | Sr 421.552 {80} Radial) | Ti 334.904 {101} Axial) | Tl 190.856 {477} Axial) | V 292.402 {115} Axial) | Zn 206.200 {463} Axial) |
|---|---|---|---|---|---|---|---|
| Concentration average | 5.2146 ppm | 0.0002 ppm | 0.0928 ppm | 0.0001 ppm | -0.0013 ppm | 0.0039 ppm | 0.0196 ppm |
| Concentration per Run 1 | 5.2470 ppm | 0.0010 ppm | 0.0940 ppm | 0.0001 ppm | -0.0006 ppm | 0.0038 ppm | 0.0196 ppm |
| Concentration per Run 2 | 5.2105 ppm | 0.0001 ppm | 0.0925 ppm | 0.0000 ppm | -0.0019 ppm | 0.0040 ppm | 0.0198 ppm |
| Concentration per Run 3 | 5.1864 ppm | -0.0004 ppm | 0.0919 ppm | 0.0001 ppm | -0.0013 ppm | 0.0039 ppm | 0.0195 ppm |
| Concentration RSD | 0.6 % | 303.1 % | 1.2 % | 42.9 % | 51.2 % | 2.9 % | 0.7 % |

| | Y 371.030 {91} Radial) | Y 360.073 {94} Axial) | Y 224.306 {450} Axial) | Sc 361.384 {93} Radial) | Sc 227.318 {448} Axial) | Sc 361.384 {93} Axial) | Li 670.784 {50} Radial) |
|---|---|---|---|---|---|---|---|
| Concentration average | 98.3244 % | 99.7874 % | 100.1085 % | 99.8546 % | 99.6775 % | 100.8725 % | 0.0009 ppm |
| Concentration per Run 1 | 98.7556 % | 99.5154 % | 100.0734 % | 99.1083 % | 99.2198 % | 100.6313 % | 0.0008 ppm |
| Concentration per Run 2 | 98.2867 % | 99.7267 % | 100.1941 % | 100.2920 % | 99.6473 % | 100.7790 % | 0.0008 ppm |
| Concentration per Run 3 | 97.9309 % | 100.1201 % | 100.0579 % | 100.1634 % | 100.1654 % | 101.2071 % | 0.0009 ppm |
| Concentration RSD | 0.4 % | 0.3 % | 0.1 % | 0.7 % | 0.5 % | 0.3 % | 11.4 % |

# ICP DataTrace 6

9/10/2025 5:13:16 PM

LabBook: WG2112533_09092025T6.imexp

Sample: L2555325-03 WG2110632
Analysis started at: 9/10/2025 12:01:10 AM
Comments <Comment>
Rack: 1
Vial: 40

| | Ag 328.068 {103} Axial) | Al 396.152 {85} Radial) | As 189.042 {478} Axial) | B 208.959 {461} Axial) | Ba 455.403 {74} Radial) | Be 313.042 {108} Radial) | Ca 315.887 {107} Radial) |
|---|---|---|---|---|---|---|---|
| Concentration average | 0.0001 ppm | 0.0126 ppm | 0.0012 ppm | 0.0185 ppm | 0.0039 ppm | 0.0000 ppm | 9.7468 ppm |
| Concentration per Run 1 | -0.0001 ppm | 0.0133 ppm | 0.0014 ppm | 0.0184 ppm | 0.0040 ppm | 0.0000 ppm | 10.0899 ppm |
| Concentration per Run 2 | 0.0000 ppm | 0.0161 ppm | 0.0018 ppm | 0.0182 ppm | 0.0039 ppm | 0.0000 ppm | 9.7092 ppm |
| Concentration per Run 3 | 0.0004 ppm | 0.0085 ppm | 0.0003 ppm | 0.0188 ppm | 0.0039 ppm | 0.0000 ppm | 9.4411 ppm |
| Concentration RSD | 365.1 % | 30.4 % | 68.1 % | 1.6 % | 1.4 % | 86.7 % | 3.3 % |

| | Cd 214.438 {457} Axial) | Co 228.616 {447} Axial) | Cr 267.716 {126} Axial) | Cu 324.754 {104} Axial) | Fe 259.940 {130} Radial) | K 766.490 {44} Radial) | Mg 279.079 {121} Axial) |
|---|---|---|---|---|---|---|---|
| Concentration average | 0.0001 ppm | 0.0002 ppm | 0.0002 ppm | -0.0005 ppm | 0.2887 ppm | 2.7444 ppm | 6.5244 ppm |
| Concentration per Run 1 | 0.0001 ppm | 0.0002 ppm | 0.0005 ppm | -0.0004 ppm | 0.2985 ppm | 2.8033 ppm | 6.5148 ppm |
| Concentration per Run 2 | 0.0001 ppm | 0.0002 ppm | 0.0003 ppm | -0.0005 ppm | 0.2888 ppm | 2.6532 ppm | 6.5305 ppm |
| Concentration per Run 3 | 0.0001 ppm | 0.0002 ppm | 0.0000 ppm | -0.0004 ppm | 0.2790 ppm | 2.7767 ppm | 6.5280 ppm |
| Concentration RSD | 42.4 % | 15.8 % | 103.5 % | 10.3 % | 3.4 % | 2.9 % | 0.1 % |

| | Mn 257.610 {131} Radial) | Mo 202.030 {467} Axial) | Na 589.592 {57} Radial) | Ni 231.604 {445} Axial) | Pb 220.353 {453} Axial) | Sb 206.833 {463} Axial) | Se 196.090 {472} Axial) |
|---|---|---|---|---|---|---|---|
| Concentration average | 0.8383 ppm | 0.0002 ppm | 17.9395 ppm | -0.0001 ppm | -0.0005 ppm | 0.0004 ppm | -0.0015 ppm |
| Concentration per Run 1 | 0.8662 ppm | 0.0002 ppm | 18.4062 ppm | -0.0002 ppm | -0.0011 ppm | 0.0005 ppm | 0.0008 ppm |
| Concentration per Run 2 | 0.8320 ppm | 0.0001 ppm | 17.4426 ppm | -0.0001 ppm | 0.0003 ppm | 0.0001 ppm | -0.0032 ppm |
| Concentration per Run 3 | 0.8167 ppm | 0.0002 ppm | 17.9698 ppm | -0.0002 ppm | -0.0005 ppm | 0.0007 ppm | -0.0020 ppm |
| Concentration RSD | 3.0 % | 24.2 % | 2.7 % | 36.6 % | 148.9 % | 74.3 % | 135.7 % |

| | Si 212.412 {459} Axial) | Sn 189.989 {477} Axial) | Sr 421.552 {80} Radial) | Ti 334.904 {101} Axial) | Tl 190.856 {477} Axial) | V 292.402 {115} Axial) | Zn 206.200 {463} Axial) |
|---|---|---|---|---|---|---|---|
| Concentration average | 5.1569 ppm | 0.0000 ppm | 0.0916 ppm | 0.0000 ppm | -0.0014 ppm | 0.0019 ppm | 0.0122 ppm |
| Concentration per Run 1 | 5.1519 ppm | -0.0001 ppm | 0.0943 ppm | -0.0001 ppm | -0.0019 ppm | 0.0019 ppm | 0.0121 ppm |
| Concentration per Run 2 | 5.1170 ppm | -0.0001 ppm | 0.0900 ppm | -0.0001 ppm | -0.0019 ppm | 0.0019 ppm | 0.0121 ppm |
| Concentration per Run 3 | 5.2018 ppm | 0.0001 ppm | 0.0904 ppm | 0.0001 ppm | -0.0002 ppm | 0.0018 ppm | 0.0125 ppm |
| Concentration RSD | 0.8 % | 489.3 % | 2.6 % | 364.4 % | 71.1 % | 3.2 % | 1.9 % |

| | Y 371.030 {91} Radial) | Y 360.073 {94} Axial) | Y 224.306 {450} Axial) | Sc 361.384 {93} Radial) | Sc 227.318 {448} Axial) | Sc 361.384 {93} Axial) | Li 670.784 {50} Radial) |
|---|---|---|---|---|---|---|---|
| Concentration average | 97.0128 % | 100.3049 % | 100.4917 % | 98.7034 % | 100.2730 % | 101.3103 % | 0.0009 ppm |
| Concentration per Run 1 | 94.9459 % | 99.7896 % | 100.7891 % | 95.9180 % | 100.2543 % | 100.6940 % | 0.0008 ppm |
| Concentration per Run 2 | 97.7634 % | 100.6888 % | 101.2766 % | 99.4440 % | 101.1826 % | 101.6461 % | 0.0013 ppm |
| Concentration per Run 3 | 98.3292 % | 100.4365 % | 99.4092 % | 100.7483 % | 99.3820 % | 101.5910 % | 0.0006 ppm |
| Concentration RSD | 1.9 % | 0.5 % | 1.0 % | 2.5 % | 0.9 % | 0.5 % | 37.7 % |

# ICP DataTrace 6

9/10/2025 5:13:16 PM

LabBook: WG2112533_09092025T6.imexp

Sample: CCV
Analysis started at: 9/10/2025 12:07:41 AM
Comments <Comment>
Rack: 0
Vial: 3

| | Ag 328.068 {103} Axial) | Al 396.152 {85} Radial) | As 189.042 {478} Axial) | B 208.959 {461} Axial) | Ba 455.403 {74} Radial) | Be 313.042 {108} Radial) | Ca 315.887 {107} Radial) |
|---|---|---|---|---|---|---|---|
| Concentration average | 0.4897 ppm | 0.4694 ppm | 0.4620 ppm | 0.4662 ppm | 0.4790 ppm | 0.5217 ppm | 0.5120 ppm |
| Concentration per Run 1 | 0.4897 ppm | 0.4700 ppm | 0.4627 ppm | 0.4675 ppm | 0.4807 ppm | 0.5210 ppm | 0.5107 ppm |
| Concentration per Run 2 | 0.4901 ppm | 0.4710 ppm | 0.4612 ppm | 0.4659 ppm | 0.4778 ppm | 0.5219 ppm | 0.5148 ppm |
| Concentration per Run 3 | 0.4893 ppm | 0.4672 ppm | 0.4621 ppm | 0.4651 ppm | 0.4783 ppm | 0.5222 ppm | 0.5103 ppm |
| Recovery Percentage 1 | 97.939 % | 93.884 % | 92.395 % | 93.235 % | 95.793 % | 104.334 % | 102.393 % |
| Concentration RSD | 0.1 % | 0.4 % | 0.2 % | 0.3 % | 0.3 % | 0.1 % | 0.5 % |

| | Cd 214.438 {457} Axial) | Co 228.616 {447} Axial) | Cr 267.716 {126} Axial) | Cu 324.754 {104} Axial) | Fe 259.940 {130} Radial) | K 766.490 {44} Radial) | Mg 279.079 {121} Axial) |
|---|---|---|---|---|---|---|---|
| Concentration average | 0.5005 ppm | 0.4887 ppm | 0.5043 ppm | 0.4850 ppm | 0.5195 ppm | 4.5901 ppm | 0.5137 ppm |
| Concentration per Run 1 | 0.5032 ppm | 0.4913 ppm | 0.5051 ppm | 0.4848 ppm | 0.5157 ppm | 4.6332 ppm | 0.5134 ppm |
| Concentration per Run 2 | 0.4990 ppm | 0.4878 ppm | 0.5043 ppm | 0.4849 ppm | 0.5199 ppm | 4.5447 ppm | 0.5134 ppm |
| Concentration per Run 3 | 0.4994 ppm | 0.4868 ppm | 0.5035 ppm | 0.4853 ppm | 0.5231 ppm | 4.5923 ppm | 0.5143 ppm |
| Recovery Percentage 1 | 100.109 % | 97.732 % | 100.862 % | 97.001 % | 103.908 % | 91.801 % | 102.741 % |
| Concentration RSD | 0.5 % | 0.5 % | 0.2 % | 0.1 % | 0.7 % | 1.0 % | 0.1 % |

| | Mn 257.610 {131} Radial) | Mo 202.030 {467} Axial) | Na 589.592 {57} Radial) | Ni 231.604 {445} Axial) | Pb 220.353 {453} Axial) | Sb 206.833 {463} Axial) | Se 196.090 {472} Axial) |
|---|---|---|---|---|---|---|---|
| Concentration average | 0.5216 ppm | 0.4787 ppm | 8.6593 ppm | 0.5006 ppm | 0.5146 ppm | 0.4812 ppm | 0.4696 ppm |
| Concentration per Run 1 | 0.5207 ppm | 0.4814 ppm | 8.7216 ppm | 0.5026 ppm | 0.5132 ppm | 0.4812 ppm | 0.4712 ppm |
| Concentration per Run 2 | 0.5215 ppm | 0.4780 ppm | 8.5876 ppm | 0.4997 ppm | 0.5143 ppm | 0.4816 ppm | 0.4721 ppm |
| Concentration per Run 3 | 0.5226 ppm | 0.4769 ppm | 8.6685 ppm | 0.4994 ppm | 0.5164 ppm | 0.4808 ppm | 0.4655 ppm |
| Recovery Percentage 1 | 104.325 % | 95.749 % | 86.593 % | 100.113 % | 102.923 % | 96.240 % | 93.923 % |
| Concentration RSD | 0.2 % | 0.5 % | 0.8 % | 0.4 % | 0.3 % | 0.1 % | 0.8 % |

| | Si 212.412 {459} Axial) | Sn 189.989 {477} Axial) | Sr 421.552 {80} Radial) | Ti 334.904 {101} Axial) | Tl 190.856 {477} Axial) | V 292.402 {115} Axial) | Zn 206.200 {463} Axial) |
|---|---|---|---|---|---|---|---|
| Concentration average | 5.0363 ppm | 0.4863 ppm | 0.4980 ppm | 0.5006 ppm | 0.4905 ppm | 0.5022 ppm | 0.4984 ppm |
| Concentration per Run 1 | 5.0635 ppm | 0.4875 ppm | 0.4997 ppm | 0.5016 ppm | 0.4898 ppm | 0.5027 ppm | 0.5013 ppm |
| Concentration per Run 2 | 5.0347 ppm | 0.4835 ppm | 0.4968 ppm | 0.4997 ppm | 0.4906 ppm | 0.5019 ppm | 0.4959 ppm |
| Concentration per Run 3 | 5.0107 ppm | 0.4880 ppm | 0.4976 ppm | 0.5005 ppm | 0.4912 ppm | 0.5020 ppm | 0.4979 ppm |
| Recovery Percentage 1 | 95.930 % | 97.266 % | 99.605 % | 100.119 % | 98.103 % | 100.439 % | 99.670 % |
| Concentration RSD | 0.5 % | 0.5 % | 0.3 % | 0.2 % | 0.1 % | 0.1 % | 0.5 % |

| | Y 371.030 {91} Radial) | Y 360.073 {94} Axial) | Y 224.306 {450} Axial) | Sc 361.384 {93} Radial) | Sc 227.318 {448} Axial) | Sc 361.384 {93} Axial) | Li 670.784 {50} Radial) |
|---|---|---|---|---|---|---|---|
| Concentration average | 96.6271 % | 101.2396 % | 103.3712 % | 102.1745 % | 103.0051 % | 103.1695 % | 0.4340 ppm |
| Concentration per Run 1 | 96.7646 % | 101.0640 % | 102.9630 % | 102.3878 % | 102.2135 % | 103.0382 % | 0.4384 ppm |
| Concentration per Run 2 | 96.3396 % | 101.3675 % | 103.4000 % | 101.8331 % | 103.2404 % | 103.3555 % | 0.4303 ppm |
| Concentration per Run 3 | 96.7770 % | 101.2872 % | 103.7506 % | 102.3025 % | 103.5614 % | 103.1147 % | 0.4333 ppm |
| Recovery Percentage 1 | | | | | | | 86.800 % |
| Concentration RSD | 0.3 % | 0.2 % | 0.4 % | 0.3 % | 0.7 % | 0.2 % | 0.9 % |

# ICP DataTrace 6

9/10/2025 5:13:16 PM

LabBook: WG2112533_09092025T6.imexp

Sample: CCB
Analysis started at: 9/10/2025 12:13:56 AM
Comments <Comment>
Rack: 0
Vial: 4

| | Ag 328.068 {103} Axial) | Al 396.152 {85} Radial) | As 189.042 {478} Axial) | B 208.959 {461} Axial) | Ba 455.403 {74} Radial) | Be 313.042 {108} Radial) | Ca 315.887 {107} Radial) |
|---|---|---|---|---|---|---|---|
| Concentration average | 0.0000 ppm | 0.0046 ppm | -0.0003 ppm | 0.0004 ppm | 0.0000 ppm | 0.0000 ppm | 0.0006 ppm |
| Concentration per Run 1 | -0.0002 ppm | 0.0053 ppm | 0.0003 ppm | 0.0004 ppm | 0.0000 ppm | 0.0000 ppm | 0.0020 ppm |
| Concentration per Run 2 | -0.0001 ppm | 0.0025 ppm | -0.0012 ppm | 0.0004 ppm | 0.0000 ppm | 0.0000 ppm | 0.0023 ppm |
| Concentration per Run 3 | 0.0002 ppm | 0.0059 ppm | -0.0001 ppm | 0.0004 ppm | 0.0000 ppm | 0.0000 ppm | -0.0025 ppm |
| Recovery Percentage 1 | -0.306 % | 4.576 % | -6.437 % | 1.270 % | 0.132 % | -0.386 % | 0.600 % |
| Concentration RSD | 916.9 % | 40.3 % | 231.0 % | 4.1 % | 281.1 % | 133.7 % | 449.9 % |

| | Cd 214.438 {457} Axial) | Co 228.616 {447} Axial) | Cr 267.716 {126} Axial) | Cu 324.754 {104} Axial) | Fe 259.940 {130} Radial) | K 766.490 {44} Radial) | Mg 279.079 {121} Axial) |
|---|---|---|---|---|---|---|---|
| Concentration average | 0.0000 ppm | 0.0001 ppm | 0.0002 ppm | -0.0010 ppm | -0.0001 ppm | 0.0088 ppm | -0.0020 ppm |
| Concentration per Run 1 | 0.0000 ppm | 0.0001 ppm | 0.0002 ppm | -0.0010 ppm | -0.0010 ppm | 0.0156 ppm | -0.0020 ppm |
| Concentration per Run 2 | 0.0001 ppm | -0.0001 ppm | 0.0002 ppm | -0.0008 ppm | -0.0007 ppm | 0.0003 ppm | -0.0029 ppm |
| Concentration per Run 3 | 0.0000 ppm | 0.0001 ppm | 0.0001 ppm | -0.0011 ppm | 0.0013 ppm | 0.0104 ppm | -0.0011 ppm |
| Recovery Percentage 1 | 1.028 % | 0.283 % | 1.749 % | -9.626 % | -0.268 % | 0.350 % | -1.994 % |
| Concentration RSD | 108.6 % | 213.3 % | 54.0 % | 14.6 % | 939.8 % | 89.0 % | 44.3 % |

| | Mn 257.610 {131} Radial) | Mo 202.030 {467} Axial) | Na 589.592 {57} Radial) | Ni 231.604 {445} Axial) | Pb 220.353 {453} Axial) | Sb 206.833 {463} Axial) | Se 196.090 {472} Axial) |
|---|---|---|---|---|---|---|---|
| Concentration average | -0.0001 ppm | 0.0000 ppm | 0.0143 ppm | 0.0000 ppm | 0.0000 ppm | 0.0002 ppm | 0.0003 ppm |
| Concentration per Run 1 | -0.0001 ppm | 0.0001 ppm | 0.0154 ppm | -0.0002 ppm | 0.0002 ppm | 0.0007 ppm | -0.0006 ppm |
| Concentration per Run 2 | -0.0001 ppm | 0.0000 ppm | 0.0124 ppm | 0.0000 ppm | -0.0003 ppm | -0.0001 ppm | 0.0014 ppm |
| Concentration per Run 3 | -0.0001 ppm | -0.0002 ppm | 0.0150 ppm | 0.0000 ppm | 0.0001 ppm | 0.0000 ppm | 0.0000 ppm |
| Recovery Percentage 1 | -0.859 % | -0.062 % | 0.713 % | -0.181 % | -0.060 % | 0.373 % | 2.750 % |
| Concentration RSD | 17.5 % | 456.0 % | 11.2 % | 208.3 % | 4,055.0 % | 232.4 % | 381.5 % |

| | Si 212.412 {459} Axial) | Sn 189.989 {477} Axial) | Sr 421.552 {80} Radial) | Ti 334.904 {101} Axial) | Tl 190.856 {477} Axial) | V 292.402 {115} Axial) | Zn 206.200 {463} Axial) |
|---|---|---|---|---|---|---|---|
| Concentration average | 0.0001 ppm | 0.0009 ppm | 0.0000 ppm | 0.0001 ppm | 0.0004 ppm | 0.0001 ppm | 0.0001 ppm |
| Concentration per Run 1 | 0.0000 ppm | 0.0012 ppm | -0.0001 ppm | -0.0001 ppm | 0.0004 ppm | 0.0001 ppm | 0.0001 ppm |
| Concentration per Run 2 | 0.0004 ppm | 0.0006 ppm | 0.0000 ppm | 0.0002 ppm | -0.0008 ppm | 0.0000 ppm | 0.0001 ppm |
| Concentration per Run 3 | 0.0000 ppm | 0.0008 ppm | 0.0000 ppm | 0.0002 ppm | 0.0015 ppm | 0.0001 ppm | 0.0000 ppm |
| Recovery Percentage 1 | 0.028 % | 1.711 % | -0.283 % | 1.162 % | 1.884 % | 0.519 % | 1.378 % |
| Concentration RSD | 182.6 % | 39.2 % | 161.0 % | 142.8 % | 296.9 % | 143.4 % | 82.9 % |

| | Y 371.030 {91} Radial) | Y 360.073 {94} Axial) | Y 224.306 {450} Axial) | Sc 361.384 {93} Radial) | Sc 227.318 {448} Axial) | Sc 361.384 {93} Axial) | Li 670.784 {50} Radial) |
|---|---|---|---|---|---|---|---|
| Concentration average | 97.3371 % | 102.2977 % | 104.5708 % | 100.8878 % | 105.2434 % | 103.0805 % | -0.0004 ppm |
| Concentration per Run 1 | 97.1445 % | 102.3004 % | 105.0870 % | 100.6759 % | 105.5692 % | 103.0351 % | -0.0004 ppm |
| Concentration per Run 2 | 97.0351 % | 102.3776 % | 104.3809 % | 100.7232 % | 105.0319 % | 103.1165 % | -0.0009 ppm |
| Concentration per Run 3 | 97.8319 % | 102.2150 % | 104.2445 % | 101.2644 % | 105.1292 % | 103.0899 % | 0.0001 ppm |
| Recovery Percentage 1 | | | | | | | -4.224 % |
| Concentration RSD | 0.4 % | 0.1 % | 0.4 % | 0.3 % | 0.3 % | 0.0 % | 109.2 % |

# ICP DataTrace 6

9/10/2025 5:13:16 PM

LabBook: WG2112533_09092025T6.imexp

Sample: CCV
Analysis started at: 9/10/2025 12:20:33 AM
Comments <Comment>
Rack: 0
Vial: 10

| | Ag 328.068 {103} Axial) | Al 396.152 {85} Radial) | As 189.042 {478} Axial) | B 208.959 {461} Axial) | Ba 455.403 {74} Radial) | Be 313.042 {108} Radial) | Ca 315.887 {107} Radial) |
|---|---|---|---|---|---|---|---|
| Concentration average | 0.4939 ppm | 0.4734 ppm | 0.4666 ppm | 0.4721 ppm | 0.4855 ppm | 0.5243 ppm | 0.5296 ppm |
| Concentration per Run 1 | 0.4941 ppm | 0.4663 ppm | 0.4690 ppm | 0.4725 ppm | 0.4838 ppm | 0.5241 ppm | 0.5282 ppm |
| Concentration per Run 2 | 0.4946 ppm | 0.4786 ppm | 0.4667 ppm | 0.4721 ppm | 0.4857 ppm | 0.5239 ppm | 0.5327 ppm |
| Concentration per Run 3 | 0.4930 ppm | 0.4753 ppm | 0.4642 ppm | 0.4717 ppm | 0.4871 ppm | 0.5247 ppm | 0.5279 ppm |
| Recovery Percentage 1 | 98.782 % | 94.679 % | 93.321 % | 94.420 % | 97.109 % | 104.850 % | 105.921 % |
| Concentration RSD | 0.2 % | 1.3 % | 0.5 % | 0.1 % | 0.3 % | 0.1 % | 0.5 % |

| | Cd 214.438 {457} Axial) | Co 228.616 {447} Axial) | Cr 267.716 {126} Axial) | Cu 324.754 {104} Axial) | Fe 259.940 {130} Radial) | K 766.490 {44} Radial) | Mg 279.079 {121} Axial) |
|---|---|---|---|---|---|---|---|
| Concentration average | 0.5066 ppm | 0.4948 ppm | 0.5085 ppm | 0.4903 ppm | 0.5289 ppm | 4.6245 ppm | 0.5160 ppm |
| Concentration per Run 1 | 0.5066 ppm | 0.4950 ppm | 0.5101 ppm | 0.4902 ppm | 0.5263 ppm | 4.5587 ppm | 0.5195 ppm |
| Concentration per Run 2 | 0.5060 ppm | 0.4946 ppm | 0.5093 ppm | 0.4904 ppm | 0.5262 ppm | 4.6438 ppm | 0.5130 ppm |
| Concentration per Run 3 | 0.5071 ppm | 0.4948 ppm | 0.5060 ppm | 0.4904 ppm | 0.5342 ppm | 4.6710 ppm | 0.5155 ppm |
| Recovery Percentage 1 | 101.316 % | 98.963 % | 101.694 % | 98.068 % | 105.780 % | 92.490 % | 103.200 % |
| Concentration RSD | 0.1 % | 0.0 % | 0.4 % | 0.0 % | 0.9 % | 1.3 % | 0.6 % |

| | Mn 257.610 {131} Radial) | Mo 202.030 {467} Axial) | Na 589.592 {57} Radial) | Ni 231.604 {445} Axial) | Pb 220.353 {453} Axial) | Sb 206.833 {463} Axial) | Se 196.090 {472} Axial) |
|---|---|---|---|---|---|---|---|
| Concentration average | 0.5253 ppm | 0.4844 ppm | 8.5916 ppm | 0.5061 ppm | 0.5185 ppm | 0.4849 ppm | 0.4747 ppm |
| Concentration per Run 1 | 0.5239 ppm | 0.4840 ppm | 8.4572 ppm | 0.5063 ppm | 0.5176 ppm | 0.4846 ppm | 0.4776 ppm |
| Concentration per Run 2 | 0.5262 ppm | 0.4848 ppm | 8.6104 ppm | 0.5059 ppm | 0.5196 ppm | 0.4847 ppm | 0.4726 ppm |
| Concentration per Run 3 | 0.5260 ppm | 0.4845 ppm | 8.7073 ppm | 0.5061 ppm | 0.5183 ppm | 0.4855 ppm | 0.4738 ppm |
| Recovery Percentage 1 | 105.067 % | 96.882 % | 85.916 % | 101.220 % | 103.694 % | 96.984 % | 94.930 % |
| Concentration RSD | 0.2 % | 0.1 % | 1.5 % | 0.0 % | 0.2 % | 0.1 % | 0.5 % |

| | Si 212.412 {459} Axial) | Sn 189.989 {477} Axial) | Sr 421.552 {80} Radial) | Ti 334.904 {101} Axial) | Tl 190.856 {477} Axial) | V 292.402 {115} Axial) | Zn 206.200 {463} Axial) |
|---|---|---|---|---|---|---|---|
| Concentration average | 5.1591 ppm | 0.4989 ppm | 0.5028 ppm | 0.5048 ppm | 0.4968 ppm | 0.5069 ppm | 0.5051 ppm |
| Concentration per Run 1 | 5.1563 ppm | 0.4989 ppm | 0.5008 ppm | 0.5053 ppm | 0.4970 ppm | 0.5075 ppm | 0.5056 ppm |
| Concentration per Run 2 | 5.1662 ppm | 0.4988 ppm | 0.5029 ppm | 0.5051 ppm | 0.4985 ppm | 0.5070 ppm | 0.5034 ppm |
| Concentration per Run 3 | 5.1549 ppm | 0.4991 ppm | 0.5046 ppm | 0.5041 ppm | 0.4950 ppm | 0.5063 ppm | 0.5063 ppm |
| Recovery Percentage 1 | 98.269 % | 99.786 % | 100.556 % | 100.966 % | 99.361 % | 101.385 % | 101.017 % |
| Concentration RSD | 0.1 % | 0.0 % | 0.4 % | 0.1 % | 0.4 % | 0.1 % | 0.3 % |

| | Y 371.030 {91} Radial) | Y 360.073 {94} Axial) | Y 224.306 {450} Axial) | Sc 361.384 {93} Radial) | Sc 227.318 {448} Axial) | Sc 361.384 {93} Axial) | Li 670.784 {50} Radial) |
|---|---|---|---|---|---|---|---|
| Concentration average | 97.1153 % | 101.1720 % | 103.7268 % | 102.5803 % | 103.0922 % | 103.0506 % | 0.4454 ppm |
| Concentration per Run 1 | 96.9682 % | 100.9131 % | 103.8420 % | 102.5906 % | 103.0814 % | 102.8084 % | 0.4379 ppm |
| Concentration per Run 2 | 97.1258 % | 101.3483 % | 103.3967 % | 102.5457 % | 102.8791 % | 103.1968 % | 0.4450 ppm |
| Concentration per Run 3 | 97.2518 % | 101.2547 % | 103.9418 % | 102.6045 % | 103.3160 % | 103.1467 % | 0.4533 ppm |
| Recovery Percentage 1 | | | | | | | 89.077 % |
| Concentration RSD | 0.1 % | 0.2 % | 0.3 % | 0.0 % | 0.2 % | 0.2 % | 1.7 % |

# ICP DataTrace 6

9/10/2025 5:13:16 PM

LabBook: WG2112533_09092025T6.imexp

Sample: CCB
Analysis started at: 9/10/2025 12:26:52 AM
Comments <Comment>
Rack: 0
Vial: 4

| | Ag 328.068 {103} Axial) | Al 396.152 {85} Radial) | As 189.042 {478} Axial) | B 208.959 {461} Axial) | Ba 455.403 {74} Radial) | Be 313.042 {108} Radial) | Ca 315.887 {107} Radial) |
|---|---|---|---|---|---|---|---|
| Concentration average | -0.0001 ppm | 0.0037 ppm | -0.0003 ppm | 0.0004 ppm | 0.0000 ppm | 0.0000 ppm | -0.0003 ppm |
| Concentration per Run 1 | 0.0000 ppm | 0.0029 ppm | -0.0011 ppm | 0.0005 ppm | 0.0000 ppm | 0.0000 ppm | 0.0012 ppm |
| Concentration per Run 2 | 0.0000 ppm | 0.0024 ppm | 0.0005 ppm | 0.0004 ppm | -0.0001 ppm | 0.0000 ppm | -0.0040 ppm |
| Concentration per Run 3 | -0.0002 ppm | 0.0058 ppm | -0.0003 ppm | 0.0004 ppm | 0.0000 ppm | 0.0000 ppm | 0.0020 ppm |
| Recovery Percentage 1 | -1.075 % | 3.704 % | -6.112 % | 1.398 % | -0.381 % | 0.040 % | -0.289 % |
| Concentration RSD | 182.6 % | 48.8 % | 273.2 % | 8.9 % | 164.3 % | 938.4 % | 1,128.4 % |

| | Cd 214.438 {457} Axial) | Co 228.616 {447} Axial) | Cr 267.716 {126} Axial) | Cu 324.754 {104} Axial) | Fe 259.940 {130} Radial) | K 766.490 {44} Radial) | Mg 279.079 {121} Axial) |
|---|---|---|---|---|---|---|---|
| Concentration average | 0.0000 ppm | 0.0000 ppm | 0.0000 ppm | -0.0011 ppm | -0.0008 ppm | 0.0154 ppm | -0.0010 ppm |
| Concentration per Run 1 | 0.0000 ppm | 0.0001 ppm | 0.0000 ppm | -0.0010 ppm | -0.0005 ppm | 0.0247 ppm | -0.0015 ppm |
| Concentration per Run 2 | 0.0000 ppm | 0.0001 ppm | -0.0002 ppm | -0.0011 ppm | -0.0002 ppm | 0.0139 ppm | -0.0003 ppm |
| Concentration per Run 3 | 0.0000 ppm | -0.0001 ppm | 0.0002 ppm | -0.0011 ppm | -0.0018 ppm | 0.0075 ppm | -0.0011 ppm |
| Recovery Percentage 1 | 0.549 % | 0.106 % | -0.110 % | -10.602 % | -1.687 % | 0.615 % | -0.961 % |
| Concentration RSD | 52.2 % | 539.9 % | 2,097.7 % | 7.2 % | 102.2 % | 56.7 % | 63.9 % |

| | Mn 257.610 {131} Radial) | Mo 202.030 {467} Axial) | Na 589.592 {57} Radial) | Ni 231.604 {445} Axial) | Pb 220.353 {453} Axial) | Sb 206.833 {463} Axial) | Se 196.090 {472} Axial) |
|---|---|---|---|---|---|---|---|
| Concentration average | 0.0000 ppm | 0.0001 ppm | 0.0095 ppm | -0.0001 ppm | 0.0001 ppm | 0.0007 ppm | 0.0001 ppm |
| Concentration per Run 1 | 0.0001 ppm | 0.0001 ppm | 0.0142 ppm | 0.0000 ppm | 0.0003 ppm | 0.0003 ppm | 0.0009 ppm |
| Concentration per Run 2 | 0.0001 ppm | 0.0003 ppm | 0.0074 ppm | -0.0003 ppm | 0.0004 ppm | 0.0012 ppm | 0.0005 ppm |
| Concentration per Run 3 | -0.0002 ppm | 0.0000 ppm | 0.0069 ppm | 0.0001 ppm | -0.0005 ppm | 0.0006 ppm | -0.0011 ppm |
| Recovery Percentage 1 | 0.187 % | 0.245 % | 0.475 % | -0.207 % | 0.861 % | 1.457 % | 0.898 % |
| Concentration RSD | 1,000.3 % | 111.4 % | 42.9 % | 384.9 % | 569.1 % | 65.5 % | 1,190.1 % |

| | Si 212.412 {459} Axial) | Sn 189.989 {477} Axial) | Sr 421.552 {80} Radial) | Ti 334.904 {101} Axial) | Tl 190.856 {477} Axial) | V 292.402 {115} Axial) | Zn 206.200 {463} Axial) |
|---|---|---|---|---|---|---|---|
| Concentration average | -0.0004 ppm | 0.0002 ppm | 0.0000 ppm | 0.0001 ppm | -0.0001 ppm | 0.0002 ppm | 0.0000 ppm |
| Concentration per Run 1 | -0.0006 ppm | -0.0002 ppm | 0.0000 ppm | 0.0002 ppm | 0.0002 ppm | 0.0003 ppm | 0.0000 ppm |
| Concentration per Run 2 | 0.0000 ppm | 0.0006 ppm | 0.0000 ppm | -0.0001 ppm | -0.0005 ppm | 0.0002 ppm | 0.0001 ppm |
| Concentration per Run 3 | -0.0004 ppm | 0.0002 ppm | -0.0001 ppm | 0.0004 ppm | 0.0001 ppm | 0.0002 ppm | -0.0001 ppm |
| Recovery Percentage 1 | -0.071 % | 0.344 % | -0.282 % | 1.297 % | -0.392 % | 2.483 % | -0.030 % |
| Concentration RSD | 82.1 % | 226.9 % | 100.1 % | 202.9 % | 449.6 % | 31.8 % | 5,051.5 % |

| | Y 371.030 {91} Radial) | Y 360.073 {94} Axial) | Y 224.306 {450} Axial) | Sc 361.384 {93} Radial) | Sc 227.318 {448} Axial) | Sc 361.384 {93} Axial) | Li 670.784 {50} Radial) |
|---|---|---|---|---|---|---|---|
| Concentration average | 97.5461 % | 102.4093 % | 104.7412 % | 101.4801 % | 106.2750 % | 103.3882 % | -0.0004 ppm |
| Concentration per Run 1 | 97.3383 % | 102.7613 % | 104.9791 % | 101.1219 % | 106.6732 % | 103.6010 % | -0.0005 ppm |
| Concentration per Run 2 | 97.7215 % | 102.1374 % | 104.8213 % | 101.8333 % | 105.9732 % | 103.2718 % | -0.0002 ppm |
| Concentration per Run 3 | 97.5786 % | 102.3292 % | 104.4234 % | 101.4851 % | 106.1785 % | 103.2918 % | -0.0004 ppm |
| Recovery Percentage 1 | | | | | | | -3.648 % |
| Concentration RSD | 0.2 % | 0.3 % | 0.3 % | 0.4 % | 0.3 % | 0.2 % | 41.5 % |

# ICP DataTrace 6

9/10/2025 5:13:16 PM

LabBook: WG2112533_09092025T6.imexp

Sample: CCV
Analysis started at: 9/10/2025 9:29:27 AM
Comments <Comment>
Rack: 0
Vial: 3

| | Ag 328.068 {103} Axial) | Al 396.152 {85} Radial) | As 189.042 {478} Axial) | B 208.959 {461} Axial) | Ba 455.403 {74} Radial) | Be 313.042 {108} Radial) | Ca 315.887 {107} Radial) |
|---|---|---|---|---|---|---|---|
| Concentration average | 0.4827 ppm | 0.4683 ppm | 0.4492 ppm | 0.4512 ppm | 0.4721 ppm | 0.5323 ppm | 0.5156 ppm |
| Concentration per Run 1 | 0.4850 ppm | 0.4654 ppm | 0.4479 ppm | 0.4519 ppm | 0.4648 ppm | 0.5274 ppm | 0.5066 ppm |
| Concentration per Run 2 | 0.4842 ppm | 0.4679 ppm | 0.4505 ppm | 0.4515 ppm | 0.4753 ppm | 0.5348 ppm | 0.5201 ppm |
| Concentration per Run 3 | 0.4789 ppm | 0.4717 ppm | 0.4492 ppm | 0.4500 ppm | 0.4763 ppm | 0.5348 ppm | 0.5202 ppm |
| Recovery Percentage 1 | 96.541 % | 93.667 % | 89.839 % | 90.230 % | 94.428 % | 106.464 % | 103.124 % |
| Concentration RSD | 0.7 % | 0.7 % | 0.3 % | 0.2 % | 1.4 % | 0.8 % | 1.5 % |

| | Cd 214.438 {457} Axial) | Co 228.616 {447} Axial) | Cr 267.716 {126} Axial) | Cu 324.754 {104} Axial) | Fe 259.940 {130} Radial) | K 766.490 {44} Radial) | Mg 279.079 {121} Axial) |
|---|---|---|---|---|---|---|---|
| Concentration average | 0.5025 ppm | 0.4789 ppm | 0.4991 ppm | 0.4851 ppm | 0.5247 ppm | 4.5017 ppm | 0.5162 ppm |
| Concentration per Run 1 | 0.5015 ppm | 0.4788 ppm | 0.5016 ppm | 0.4878 ppm | 0.5199 ppm | 4.4217 ppm | 0.5172 ppm |
| Concentration per Run 2 | 0.5031 ppm | 0.4788 ppm | 0.5009 ppm | 0.4870 ppm | 0.5271 ppm | 4.5278 ppm | 0.5149 ppm |
| Concentration per Run 3 | 0.5029 ppm | 0.4791 ppm | 0.4949 ppm | 0.4806 ppm | 0.5270 ppm | 4.5556 ppm | 0.5165 ppm |
| Recovery Percentage 1 | 100.495 % | 95.774 % | 99.823 % | 97.028 % | 104.937 % | 90.034 % | 103.244 % |
| Concentration RSD | 0.2 % | 0.0 % | 0.7 % | 0.8 % | 0.8 % | 1.6 % | 0.2 % |

| | Mn 257.610 {131} Radial) | Mo 202.030 {467} Axial) | Na 589.592 {57} Radial) | Ni 231.604 {445} Axial) | Pb 220.353 {453} Axial) | Sb 206.833 {463} Axial) | Se 196.090 {472} Axial) |
|---|---|---|---|---|---|---|---|
| Concentration average | 0.5225 ppm | 0.4739 ppm | 8.5833 ppm | 0.4982 ppm | 0.5192 ppm | 0.4698 ppm | 0.4584 ppm |
| Concentration per Run 1 | 0.5170 ppm | 0.4732 ppm | 8.4123 ppm | 0.4976 ppm | 0.5197 ppm | 0.4715 ppm | 0.4586 ppm |
| Concentration per Run 2 | 0.5247 ppm | 0.4744 ppm | 8.6432 ppm | 0.4987 ppm | 0.5191 ppm | 0.4680 ppm | 0.4585 ppm |
| Concentration per Run 3 | 0.5259 ppm | 0.4740 ppm | 8.6944 ppm | 0.4983 ppm | 0.5187 ppm | 0.4699 ppm | 0.4581 ppm |
| Recovery Percentage 1 | 104.507 % | 94.775 % | 85.833 % | 99.640 % | 103.831 % | 93.961 % | 91.679 % |
| Concentration RSD | 0.9 % | 0.1 % | 1.8 % | 0.1 % | 0.1 % | 0.4 % | 0.1 % |

| | Si 212.412 {459} Axial) | Sn 189.989 {477} Axial) | Sr 421.552 {80} Radial) | Ti 334.904 {101} Axial) | Tl 190.856 {477} Axial) | V 292.402 {115} Axial) | Zn 206.200 {463} Axial) |
|---|---|---|---|---|---|---|---|
| Concentration average | 5.0105 ppm | 0.4860 ppm | 0.5048 ppm | 0.4939 ppm | 0.4995 ppm | 0.4915 ppm | 0.4913 ppm |
| Concentration per Run 1 | 5.0212 ppm | 0.4864 ppm | 0.4970 ppm | 0.4963 ppm | 0.4997 ppm | 0.4935 ppm | 0.4900 ppm |
| Concentration per Run 2 | 5.0055 ppm | 0.4856 ppm | 0.5081 ppm | 0.4966 ppm | 0.4986 ppm | 0.4932 ppm | 0.4917 ppm |
| Concentration per Run 3 | 5.0047 ppm | 0.4859 ppm | 0.5092 ppm | 0.4888 ppm | 0.5004 ppm | 0.4879 ppm | 0.4924 ppm |
| Recovery Percentage 1 | 95.438 % | 97.201 % | 100.958 % | 98.776 % | 99.908 % | 98.307 % | 98.268 % |
| Concentration RSD | 0.2 % | 0.1 % | 1.3 % | 0.9 % | 0.2 % | 0.6 % | 0.3 % |

| | Y 371.030 {91} Radial) | Y 360.073 {94} Axial) | Y 224.306 {450} Axial) | Sc 361.384 {93} Radial) | Sc 227.318 {448} Axial) | Sc 361.384 {93} Axial) | Li 670.784 {50} Radial) |
|---|---|---|---|---|---|---|---|
| Concentration average | 96.9302 % | 101.7610 % | 104.7069 % | 103.2583 % | 106.1699 % | 104.3539 % | 0.4275 ppm |
| Concentration per Run 1 | 97.9045 % | 101.2637 % | 104.7546 % | 104.7655 % | 106.2212 % | 103.7503 % | 0.4185 ppm |
| Concentration per Run 2 | 96.0694 % | 101.3603 % | 104.6403 % | 102.2671 % | 106.1599 % | 103.8603 % | 0.4317 ppm |
| Concentration per Run 3 | 96.8165 % | 102.6590 % | 104.7259 % | 102.7423 % | 106.1287 % | 105.4512 % | 0.4324 ppm |
| Recovery Percentage 1 | | | | | | | 85.504 % |
| Concentration RSD | 1.0 % | 0.8 % | 0.1 % | 1.3 % | 0.0 % | 0.9 % | 1.8 % |

# ICP DataTrace 6

9/10/2025 5:13:16 PM

LabBook: WG2112533_09092025T6.imexp

Sample: CCB
Analysis started at: 9/10/2025 9:35:43 AM
Comments <Comment>
Rack: 0
Vial: 4

| | Ag 328.068 {103} Axial) | Al 396.152 {85} Radial) | As 189.042 {478} Axial) | B 208.959 {461} Axial) | Ba 455.403 {74} Radial) | Be 313.042 {108} Radial) | Ca 315.887 {107} Radial) |
|---|---|---|---|---|---|---|---|
| Concentration average | -0.0001 ppm | -0.0007 ppm | 0.0004 ppm | -0.0002 ppm | 0.0000 ppm | 0.0000 ppm | -0.0023 ppm |
| Concentration per Run 1 | 0.0002 ppm | -0.0017 ppm | 0.0008 ppm | -0.0001 ppm | 0.0000 ppm | 0.0000 ppm | -0.0059 ppm |
| Concentration per Run 2 | -0.0004 ppm | -0.0061 ppm | 0.0000 ppm | -0.0001 ppm | 0.0000 ppm | 0.0000 ppm | 0.0014 ppm |
| Concentration per Run 3 | -0.0002 ppm | 0.0059 ppm | 0.0005 ppm | -0.0004 ppm | -0.0001 ppm | 0.0000 ppm | -0.0023 ppm |
| Recovery Percentage 1 | -1.946 % | -0.658 % | 8.595 % | -0.741 % | -0.359 % | -0.646 % | -2.267 % |
| Concentration RSD | 232.4 % | 925.1 % | 100.5 % | 63.3 % | 67.8 % | 68.5 % | 161.5 % |

| | Cd 214.438 {457} Axial) | Co 228.616 {447} Axial) | Cr 267.716 {126} Axial) | Cu 324.754 {104} Axial) | Fe 259.940 {130} Radial) | K 766.490 {44} Radial) | Mg 279.079 {121} Axial) |
|---|---|---|---|---|---|---|---|
| Concentration average | 0.0000 ppm | 0.0000 ppm | 0.0000 ppm | -0.0016 ppm | -0.0012 ppm | 0.0076 ppm | -0.0011 ppm |
| Concentration per Run 1 | 0.0000 ppm | 0.0000 ppm | -0.0001 ppm | -0.0016 ppm | -0.0007 ppm | 0.0042 ppm | -0.0020 ppm |
| Concentration per Run 2 | 0.0000 ppm | 0.0000 ppm | 0.0003 ppm | -0.0015 ppm | -0.0007 ppm | 0.0111 ppm | 0.0004 ppm |
| Concentration per Run 3 | 0.0000 ppm | 0.0001 ppm | -0.0002 ppm | -0.0015 ppm | -0.0021 ppm | 0.0076 ppm | -0.0016 ppm |
| Recovery Percentage 1 | 0.347 % | 0.186 % | -0.149 % | -15.571 % | -2.319 % | 0.305 % | -1.063 % |
| Concentration RSD | 66.4 % | 215.0 % | 1,633.3 % | 5.2 % | 71.9 % | 44.8 % | 121.5 % |

| | Mn 257.610 {131} Radial) | Mo 202.030 {467} Axial) | Na 589.592 {57} Radial) | Ni 231.604 {445} Axial) | Pb 220.353 {453} Axial) | Sb 206.833 {463} Axial) | Se 196.090 {472} Axial) |
|---|---|---|---|---|---|---|---|
| Concentration average | 0.0000 ppm | 0.0000 ppm | -0.0008 ppm | 0.0000 ppm | 0.0001 ppm | 0.0001 ppm | -0.0005 ppm |
| Concentration per Run 1 | -0.0001 ppm | 0.0001 ppm | -0.0014 ppm | 0.0000 ppm | 0.0003 ppm | -0.0003 ppm | -0.0015 ppm |
| Concentration per Run 2 | 0.0001 ppm | 0.0000 ppm | -0.0024 ppm | 0.0001 ppm | 0.0003 ppm | 0.0000 ppm | -0.0010 ppm |
| Concentration per Run 3 | 0.0000 ppm | 0.0000 ppm | 0.0014 ppm | 0.0000 ppm | -0.0002 ppm | 0.0007 ppm | 0.0011 ppm |
| Recovery Percentage 1 | 0.037 % | 0.074 % | -0.040 % | 0.062 % | 1.370 % | 0.263 % | -4.736 % |
| Concentration RSD | 2,061.4 % | 75.5 % | 244.6 % | 398.5 % | 223.1 % | 385.1 % | 294.8 % |

| | Si 212.412 {459} Axial) | Sn 189.989 {477} Axial) | Sr 421.552 {80} Radial) | Ti 334.904 {101} Axial) | Tl 190.856 {477} Axial) | V 292.402 {115} Axial) | Zn 206.200 {463} Axial) |
|---|---|---|---|---|---|---|---|
| Concentration average | -0.0001 ppm | 0.0004 ppm | 0.0000 ppm | 0.0000 ppm | -0.0002 ppm | 0.0002 ppm | 0.0000 ppm |
| Concentration per Run 1 | -0.0002 ppm | 0.0001 ppm | -0.0001 ppm | 0.0001 ppm | -0.0005 ppm | 0.0002 ppm | 0.0001 ppm |
| Concentration per Run 2 | -0.0003 ppm | 0.0003 ppm | 0.0000 ppm | 0.0000 ppm | 0.0006 ppm | 0.0003 ppm | 0.0000 ppm |
| Concentration per Run 3 | 0.0001 ppm | 0.0007 ppm | 0.0001 ppm | -0.0001 ppm | -0.0005 ppm | 0.0000 ppm | 0.0000 ppm |
| Recovery Percentage 1 | -0.027 % | 0.744 % | -0.283 % | 0.194 % | -0.801 % | 1.556 % | 0.591 % |
| Concentration RSD | 167.9 % | 73.9 % | 256.5 % | 525.1 % | 409.5 % | 99.2 % | 103.3 % |

| | Y 371.030 {91} Radial) | Y 360.073 {94} Axial) | Y 224.306 {450} Axial) | Sc 361.384 {93} Radial) | Sc 227.318 {448} Axial) | Sc 361.384 {93} Axial) | Li 670.784 {50} Radial) |
|---|---|---|---|---|---|---|---|
| Concentration average | 97.0152 % | 101.9690 % | 104.8398 % | 101.7386 % | 108.9548 % | 103.6427 % | -0.0001 ppm |
| Concentration per Run 1 | 97.3031 % | 101.7888 % | 105.3873 % | 102.3270 % | 109.3023 % | 103.4807 % | -0.0001 ppm |
| Concentration per Run 2 | 96.5909 % | 101.8645 % | 104.4495 % | 101.4124 % | 108.7266 % | 103.6066 % | -0.0001 ppm |
| Concentration per Run 3 | 97.1516 % | 102.2537 % | 104.6825 % | 101.4765 % | 108.8356 % | 103.8408 % | 0.0000 ppm |
| Recovery Percentage 1 | | | | | | | -0.788 % |
| Concentration RSD | 0.4 % | 0.2 % | 0.5 % | 0.5 % | 0.3 % | 0.2 % | 72.9 % |

# ICP DataTrace 6

9/10/2025 5:13:16 PM

LabBook: WG2112533_09092025T6.imexp

Sample: WG2112165-1 WG2112165
Analysis started at: 9/10/2025 9:57:47 AM
Comments <Comment>
Rack: 1
Vial: 1

| | Ag 328.068 {103} Axial) | Al 396.152 {85} Radial) | As 189.042 {478} Axial) | B 208.959 {461} Axial) | Ba 455.403 {74} Radial) | Be 313.042 {108} Radial) | Ca 315.887 {107} Radial) |
|---|---|---|---|---|---|---|---|
| Concentration average | 0.0002 ppm | 0.0092 ppm | -0.0015 ppm | 0.0005 ppm | 0.0001 ppm | 0.0000 ppm | 0.0094 ppm |
| Concentration per Run 1 | 0.0004 ppm | 0.0102 ppm | -0.0022 ppm | 0.0005 ppm | 0.0000 ppm | 0.0000 ppm | 0.0074 ppm |
| Concentration per Run 2 | -0.0001 ppm | 0.0096 ppm | -0.0008 ppm | 0.0004 ppm | 0.0001 ppm | 0.0000 ppm | 0.0087 ppm |
| Concentration per Run 3 | 0.0003 ppm | 0.0079 ppm | -0.0016 ppm | 0.0005 ppm | 0.0001 ppm | 0.0000 ppm | 0.0121 ppm |
| Recovery Percentage 1 | 3.114 % | 9.216 % | -30.519 % | 1.505 % | 0.657 % | -0.413 % | 9.416 % |
| Concentration RSD | 115.2 % | 12.5 % | 47.1 % | 2.0 % | 57.7 % | 154.8 % | 25.9 % |

| | Cd 214.438 {457} Axial) | Co 228.616 {447} Axial) | Cr 267.716 {126} Axial) | Cu 324.754 {104} Axial) | Fe 259.940 {130} Radial) | K 766.490 {44} Radial) | Mg 279.079 {121} Axial) |
|---|---|---|---|---|---|---|---|
| Concentration average | 0.0002 ppm | -0.0002 ppm | 0.0009 ppm | -0.0011 ppm | 0.0452 ppm | 0.0187 ppm | 0.0027 ppm |
| Concentration per Run 1 | 0.0002 ppm | -0.0001 ppm | 0.0010 ppm | -0.0010 ppm | 0.0438 ppm | 0.0245 ppm | 0.0034 ppm |
| Concentration per Run 2 | 0.0002 ppm | -0.0002 ppm | 0.0007 ppm | -0.0012 ppm | 0.0458 ppm | 0.0238 ppm | 0.0023 ppm |
| Concentration per Run 3 | 0.0002 ppm | -0.0003 ppm | 0.0010 ppm | -0.0011 ppm | 0.0459 ppm | 0.0077 ppm | 0.0024 ppm |
| Recovery Percentage 1 | 4.762 % | -1.005 % | 8.866 % | -11.297 % | 90.330 % | 0.747 % | 2.702 % |
| Concentration RSD | 9.1 % | 72.4 % | 17.3 % | 7.3 % | 2.7 % | 50.7 % | 23.9 % |

| | Mn 257.610 {131} Radial) | Mo 202.030 {467} Axial) | Na 589.592 {57} Radial) | Ni 231.604 {445} Axial) | Pb 220.353 {453} Axial) | Sb 206.833 {463} Axial) | Se 196.090 {472} Axial) |
|---|---|---|---|---|---|---|---|
| Concentration average | 0.0006 ppm | 0.0000 ppm | 0.0049 ppm | 0.0002 ppm | -0.0010 ppm | 0.0009 ppm | 0.0009 ppm |
| Concentration per Run 1 | 0.0004 ppm | 0.0000 ppm | 0.0041 ppm | 0.0003 ppm | -0.0011 ppm | 0.0010 ppm | 0.0009 ppm |
| Concentration per Run 2 | 0.0006 ppm | 0.0001 ppm | 0.0069 ppm | 0.0003 ppm | -0.0012 ppm | 0.0016 ppm | 0.0001 ppm |
| Concentration per Run 3 | 0.0007 ppm | -0.0001 ppm | 0.0038 ppm | 0.0001 ppm | -0.0006 ppm | 0.0002 ppm | 0.0015 ppm |
| Recovery Percentage 1 | 5.789 % | -0.033 % | 0.246 % | 0.933 % | -9.671 % | 1.819 % | 8.705 % |
| Concentration RSD | 21.9 % | 379.8 % | 34.5 % | 43.7 % | 33.8 % | 78.7 % | 81.4 % |

| | Si 212.412 {459} Axial) | Sn 189.989 {477} Axial) | Sr 421.552 {80} Radial) | Ti 334.904 {101} Axial) | Tl 190.856 {477} Axial) | V 292.402 {115} Axial) | Zn 206.200 {463} Axial) |
|---|---|---|---|---|---|---|---|
| Concentration average | 0.0134 ppm | 0.0103 ppm | 0.0001 ppm | 0.0000 ppm | -0.0040 ppm | 0.0001 ppm | 0.0015 ppm |
| Concentration per Run 1 | 0.0135 ppm | 0.0103 ppm | 0.0001 ppm | 0.0000 ppm | -0.0032 ppm | 0.0001 ppm | 0.0016 ppm |
| Concentration per Run 2 | 0.0135 ppm | 0.0104 ppm | 0.0001 ppm | 0.0001 ppm | -0.0037 ppm | 0.0002 ppm | 0.0015 ppm |
| Concentration per Run 3 | 0.0131 ppm | 0.0101 ppm | 0.0001 ppm | -0.0001 ppm | -0.0051 ppm | 0.0000 ppm | 0.0014 ppm |
| Recovery Percentage 1 | 2.672 % | 20.548 % | 1.015 % | 0.375 % | -20.054 % | 0.969 % | 30.622 % |
| Concentration RSD | 1.4 % | 1.5 % | 38.5 % | 294.6 % | 25.1 % | 140.5 % | 6.0 % |

| | Y 371.030 {91} Radial) | Y 360.073 {94} Axial) | Y 224.306 {450} Axial) | Sc 361.384 {93} Radial) | Sc 227.318 {448} Axial) | Sc 361.384 {93} Axial) | Li 670.784 {50} Radial) |
|---|---|---|---|---|---|---|---|
| Concentration average | 97.6064 % | 102.5124 % | 105.0902 % | 106.7523 % | 102.9733 % | 104.6079 % | 0.0001 ppm |
| Concentration per Run 1 | 98.1592 % | 102.4461 % | 105.1113 % | 109.9356 % | 102.8872 % | 104.6221 % | 0.0004 ppm |
| Concentration per Run 2 | 96.9042 % | 102.4436 % | 105.1249 % | 105.8165 % | 103.1278 % | 104.6105 % | -0.0002 ppm |
| Concentration per Run 3 | 97.7558 % | 102.6475 % | 105.0343 % | 104.5047 % | 102.9049 % | 104.5912 % | 0.0001 ppm |
| Recovery Percentage 1 | | | | | | | 0.886 % |
| Concentration RSD | 0.7 % | 0.1 % | 0.0 % | 2.7 % | 0.1 % | 0.0 % | 290.7 % |

# ICP DataTrace 6

9/10/2025 5:13:16 PM

LabBook: WG2112533_09092025T6.imexp

Sample: WG2112165-2D2 WG2112165
Analysis started at: 9/10/2025 10:04:21 AM
Comments <Comment>
Rack: 1
Vial: 2

| | Ag 328.068 {103} Axial) | Al 396.152 {85} Radial) | As 189.042 {478} Axial) | B 208.959 {461} Axial) | Ba 455.403 {74} Radial) | Be 313.042 {108} Radial) | Ca 315.887 {107} Radial) |
|---|---|---|---|---|---|---|---|
| Concentration average | **0.2855 ppm** | 14.5517 ppm | 0.6811 ppm | 0.6319 ppm | 0.8478 ppm | 0.5921 ppm | 15.9225 ppm |
| Concentration per Run 1 | 0.2861 ppm | 14.4658 ppm | 0.6817 ppm | 0.6310 ppm | 0.8442 ppm | 0.5873 ppm | 15.7453 ppm |
| Concentration per Run 2 | 0.2858 ppm | 14.6233 ppm | 0.6828 ppm | 0.6310 ppm | 0.8506 ppm | 0.5943 ppm | 15.9587 ppm |
| Concentration per Run 3 | 0.2846 ppm | 14.5660 ppm | 0.6787 ppm | 0.6337 ppm | 0.8486 ppm | 0.5946 ppm | 16.0634 ppm |
| Concentration RSD | 0.3 % | 0.5 % | 0.3 % | 0.2 % | 0.4 % | 0.7 % | 1.0 % |

| | Cd 214.438 {457} Axial) | Co 228.616 {447} Axial) | Cr 267.716 {126} Axial) | Cu 324.754 {104} Axial) | Fe 259.940 {130} Radial) | K 766.490 {44} Radial) | Mg 279.079 {121} Axial) |
|---|---|---|---|---|---|---|---|
| Concentration average | 0.4505 ppm | 0.8963 ppm | 0.5983 ppm | 0.3425 ppm | 21.4365 ppm | 4.4897 ppm | 5.5158 ppm |
| Concentration per Run 1 | 0.4501 ppm | 0.8973 ppm | 0.5970 ppm | 0.3439 ppm | 21.2313 ppm | 4.4856 ppm | 5.4902 ppm |
| Concentration per Run 2 | 0.4505 ppm | 0.8964 ppm | 0.6021 ppm | 0.3404 ppm | 21.5055 ppm | 4.5203 ppm | 5.5509 ppm |
| Concentration per Run 3 | 0.4507 ppm | 0.8952 ppm | 0.5958 ppm | 0.3431 ppm | 21.5728 ppm | 4.4632 ppm | 5.5064 ppm |
| Concentration RSD | 0.1 % | 0.1 % | 0.6 % | 0.5 % | 0.8 % | 0.6 % | 0.6 % |

| | Mn 257.610 {131} Radial) | Mo 202.030 {467} Axial) | Na 589.592 {57} Radial) | Ni 231.604 {445} Axial) | Pb 220.353 {453} Axial) | Sb 206.833 {463} Axial) | Se 196.090 {472} Axial) |
|---|---|---|---|---|---|---|---|
| Concentration average | 1.6474 ppm | 0.5514 ppm | 6.5920 ppm | 0.5832 ppm | 0.5226 ppm | 0.4280 ppm | 0.3491 ppm |
| Concentration per Run 1 | 1.6312 ppm | 0.5519 ppm | 6.5654 ppm | 0.5849 ppm | 0.5236 ppm | 0.4282 ppm | 0.3505 ppm |
| Concentration per Run 2 | 1.6526 ppm | 0.5510 ppm | 6.6632 ppm | 0.5827 ppm | 0.5223 ppm | 0.4283 ppm | 0.3467 ppm |
| Concentration per Run 3 | 1.6585 ppm | 0.5511 ppm | 6.5474 ppm | 0.5821 ppm | 0.5220 ppm | 0.4275 ppm | 0.3501 ppm |
| Concentration RSD | 0.9 % | 0.1 % | 0.9 % | 0.3 % | 0.2 % | 0.1 % | 0.6 % |

| | Si 212.412 {459} Axial) | Sn 189.989 {477} Axial) | Sr 421.552 {80} Radial) | Ti 334.904 {101} Axial) | Tl 190.856 {477} Axial) | V 292.402 {115} Axial) | Zn 206.200 {463} Axial) |
|---|---|---|---|---|---|---|---|
| Concentration average | 3.7957 ppm | 0.3703 ppm | 0.8254 ppm | 1.2094 ppm | **0.6903 ppm** | 0.6024 ppm | 1.1309 ppm |
| Concentration per Run 1 | 3.8076 ppm | 0.3695 ppm | 0.8221 ppm | 1.2085 ppm | 0.6918 ppm | 0.6014 ppm | 1.1320 ppm |
| Concentration per Run 2 | 3.7999 ppm | 0.3703 ppm | 0.8277 ppm | 1.2120 ppm | 0.6918 ppm | 0.6050 ppm | 1.1293 ppm |
| Concentration per Run 3 | 3.7795 ppm | 0.3710 ppm | 0.8265 ppm | 1.2078 ppm | 0.6873 ppm | 0.6007 ppm | 1.1315 ppm |
| Concentration RSD | 0.4 % | 0.2 % | 0.4 % | 0.2 % | 0.4 % | 0.4 % | 0.1 % |

| | Y 371.030 {91} Radial) | Y 360.073 {94} Axial) | Y 224.306 {450} Axial) | Sc 361.384 {93} Radial) | Sc 227.318 {448} Axial) | Sc 361.384 {93} Axial) | Li 670.784 {50} Radial) |
|---|---|---|---|---|---|---|---|
| Concentration average | 101.6789 % | 106.4067 % | 109.5973 % | 102.9933 % | 103.4677 % | 103.9088 % | 0.3195 ppm |
| Concentration per Run 1 | 102.1066 % | 106.2729 % | 109.1887 % | 103.5666 % | 103.1143 % | 103.6768 % | 0.3189 ppm |
| Concentration per Run 2 | 101.5446 % | 106.5076 % | 109.6678 % | 102.9164 % | 103.4768 % | 103.9840 % | 0.3218 ppm |
| Concentration per Run 3 | 101.3855 % | 106.4395 % | 109.9355 % | 102.4968 % | 103.8119 % | 104.0655 % | 0.3177 ppm |
| Concentration RSD | 0.4 % | 0.1 % | 0.3 % | 0.5 % | 0.3 % | 0.2 % | 0.7 % |

# ICP DataTrace 6

9/10/2025 5:13:16 PM

LabBook: WG2112533_09092025T6.imexp

Sample: WG2112165-3D2 WG2112165
Analysis started at: 9/10/2025 10:10:32 AM
Comments <Comment>
Rack: 1
Vial: 3

| | Ag 328.068 {103} Axial) | Al 396.152 {85} Radial) | As 189.042 {478} Axial) | B 208.959 {461} Axial) | Ba 455.403 {74} Radial) | Be 313.042 {108} Radial) | Ca 315.887 {107} Radial) |
|---|---|---|---|---|---|---|---|
| Concentration average | **0.3063 ppm** | 15.8982 ppm | 0.7250 ppm | 0.6917 ppm | 0.7908 ppm | 0.6576 ppm | 17.0917 ppm |
| Concentration per Run 1 | 0.3056 ppm | 15.8872 ppm | 0.7264 ppm | 0.6936 ppm | 0.7914 ppm | 0.6578 ppm | 17.1203 ppm |
| Concentration per Run 2 | 0.3076 ppm | 15.8992 ppm | 0.7248 ppm | 0.6911 ppm | 0.7895 ppm | 0.6578 ppm | 17.0891 ppm |
| Concentration per Run 3 | 0.3058 ppm | 15.9082 ppm | 0.7237 ppm | 0.6904 ppm | 0.7914 ppm | 0.6574 ppm | 17.0657 ppm |
| Concentration RSD | 0.4 % | 0.1 % | 0.2 % | 0.2 % | 0.1 % | 0.0 % | 0.2 % |

| | Cd 214.438 {457} Axial) | Co 228.616 {447} Axial) | Cr 267.716 {126} Axial) | Cu 324.754 {104} Axial) | Fe 259.940 {130} Radial) | K 766.490 {44} Radial) | Mg 279.079 {121} Axial) |
|---|---|---|---|---|---|---|---|
| Concentration average | 0.5213 ppm | 0.9674 ppm | 0.6480 ppm | 0.3658 ppm | 21.0311 ppm | 4.8998 ppm | 5.9401 ppm |
| Concentration per Run 1 | 0.5229 ppm | 0.9704 ppm | 0.6520 ppm | 0.3636 ppm | 21.0507 ppm | 4.8862 ppm | 5.9555 ppm |
| Concentration per Run 2 | 0.5197 ppm | 0.9649 ppm | 0.6471 ppm | 0.3669 ppm | 21.0176 ppm | 4.8990 ppm | 5.9419 ppm |
| Concentration per Run 3 | 0.5212 ppm | 0.9670 ppm | 0.6448 ppm | 0.3668 ppm | 21.0249 ppm | 4.9143 ppm | 5.9228 ppm |
| Concentration RSD | 0.3 % | 0.3 % | 0.6 % | 0.5 % | 0.1 % | 0.3 % | 0.3 % |

| | Mn 257.610 {131} Radial) | Mo 202.030 {467} Axial) | Na 589.592 {57} Radial) | Ni 231.604 {445} Axial) | Pb 220.353 {453} Axial) | Sb 206.833 {463} Axial) | Se 196.090 {472} Axial) |
|---|---|---|---|---|---|---|---|
| Concentration average | 1.6638 ppm | 0.5920 ppm | 6.8082 ppm | 0.6344 ppm | 0.5448 ppm | 0.4608 ppm | 0.3711 ppm |
| Concentration per Run 1 | 1.6658 ppm | 0.5940 ppm | 6.7834 ppm | 0.6369 ppm | 0.5450 ppm | 0.4624 ppm | 0.3726 ppm |
| Concentration per Run 2 | 1.6621 ppm | 0.5906 ppm | 6.8169 ppm | 0.6329 ppm | 0.5455 ppm | 0.4597 ppm | 0.3713 ppm |
| Concentration per Run 3 | 1.6635 ppm | 0.5914 ppm | 6.8242 ppm | 0.6334 ppm | 0.5438 ppm | 0.4602 ppm | 0.3695 ppm |
| Concentration RSD | 0.1 % | 0.3 % | 0.3 % | 0.3 % | 0.2 % | 0.3 % | 0.4 % |

| | Si 212.412 {459} Axial) | Sn 189.989 {477} Axial) | Sr 421.552 {80} Radial) | Ti 334.904 {101} Axial) | Tl 190.856 {477} Axial) | V 292.402 {115} Axial) | Zn 206.200 {463} Axial) |
|---|---|---|---|---|---|---|---|
| Concentration average | 4.1667 ppm | 0.3963 ppm | 0.8374 ppm | 1.2674 ppm | **0.8065 ppm** | 0.6421 ppm | 1.2061 ppm |
| Concentration per Run 1 | 4.2012 ppm | 0.3971 ppm | 0.8372 ppm | 1.2711 ppm | 0.8085 ppm | 0.6439 ppm | 1.2115 ppm |
| Concentration per Run 2 | 4.1546 ppm | 0.3958 ppm | 0.8362 ppm | 1.2663 ppm | 0.8043 ppm | 0.6423 ppm | 1.2021 ppm |
| Concentration per Run 3 | 4.1444 ppm | 0.3960 ppm | 0.8388 ppm | 1.2648 ppm | 0.8066 ppm | 0.6401 ppm | 1.2047 ppm |
| Concentration RSD | 0.7 % | 0.2 % | 0.2 % | 0.3 % | 0.3 % | 0.3 % | 0.4 % |

| | Y 371.030 {91} Radial) | Y 360.073 {94} Axial) | Y 224.306 {450} Axial) | Sc 361.384 {93} Radial) | Sc 227.318 {448} Axial) | Sc 361.384 {93} Axial) | Li 670.784 {50} Radial) |
|---|---|---|---|---|---|---|---|
| Concentration average | 100.7257 % | 105.6269 % | 108.5435 % | 101.8555 % | 101.8818 % | 103.0553 % | 0.3461 ppm |
| Concentration per Run 1 | 100.2533 % | 105.4857 % | 108.4920 % | 101.4385 % | 101.5765 % | 103.0090 % | 0.3446 ppm |
| Concentration per Run 2 | 101.1472 % | 105.6538 % | 108.4263 % | 102.2448 % | 102.0408 % | 103.0515 % | 0.3464 ppm |
| Concentration per Run 3 | 100.7766 % | 105.7414 % | 108.7121 % | 101.8832 % | 102.0280 % | 103.1053 % | 0.3472 ppm |
| Concentration RSD | 0.4 % | 0.1 % | 0.1 % | 0.4 % | 0.3 % | 0.0 % | 0.4 % |

# ICP DataTrace 6

9/10/2025 5:13:16 PM

LabBook: WG2112533_09092025T6.imexp

Sample: L2556059-01D2 WG2112165
Analysis started at: 9/10/2025 10:16:45 AM
Comments <Comment>
Rack: 1
Vial: 4

| | Ag 328.068 {103} Axial) | Al 396.152 {85} Radial) | As 189.042 {478} Axial) | B 208.959 {461} Axial) | Ba 455.403 {74} Radial) | Be 313.042 {108} Radial) | Ca 315.887 {107} Radial) |
|---|---|---|---|---|---|---|---|
| Concentration average | 0.0005 ppm | 108.7330 ppm | 0.0614 ppm | 0.0121 ppm | 0.5476 ppm | 0.0040 ppm | 18.7171 ppm |
| Concentration per Run 1 | 0.0003 ppm | 108.3269 ppm | 0.0639 ppm | 0.0127 ppm | 0.5452 ppm | 0.0041 ppm | 18.8059 ppm |
| Concentration per Run 2 | 0.0007 ppm | 109.1096 ppm | 0.0622 ppm | 0.0123 ppm | 0.5493 ppm | 0.0040 ppm | 18.6329 ppm |
| Concentration per Run 3 | 0.0005 ppm | 108.7625 ppm | 0.0581 ppm | 0.0115 ppm | 0.5484 ppm | 0.0040 ppm | 18.7126 ppm |
| Concentration RSD | 47.0 % | 0.4 % | 4.9 % | 4.7 % | 0.4 % | 1.2 % | 0.5 % |

| | Cd 214.438 {457} Axial) | Co 228.616 {447} Axial) | Cr 267.716 {126} Axial) | Cu 324.754 {104} Axial) | Fe 259.940 {130} Radial) | K 766.490 {44} Radial) | Mg 279.079 {121} Axial) |
|---|---|---|---|---|---|---|---|
| Concentration average | 0.0017 ppm | 0.0984 ppm | 0.1483 ppm | 0.4002 ppm | 199.9821 ppm | 7.3450 ppm | 32.7842 ppm |
| Concentration per Run 1 | 0.0018 ppm | 0.1010 ppm | 0.1473 ppm | 0.4002 ppm | 201.2409 ppm | 7.2647 ppm | 32.6812 ppm |
| Concentration per Run 2 | 0.0019 ppm | 0.1004 ppm | 0.1489 ppm | 0.3989 ppm | 198.5892 ppm | 7.4375 ppm | 32.6724 ppm |
| Concentration per Run 3 | 0.0015 ppm | 0.0936 ppm | 0.1486 ppm | 0.4015 ppm | 200.1164 ppm | 7.3328 ppm | 32.9990 ppm |
| Concentration RSD | 11.6 % | 4.2 % | 0.6 % | 0.3 % | 0.7 % | 1.2 % | 0.6 % |

| | Mn 257.610 {131} Radial) | Mo 202.030 {467} Axial) | Na 589.592 {57} Radial) | Ni 231.604 {445} Axial) | Pb 220.353 {453} Axial) | Sb 206.833 {463} Axial) | Se 196.090 {472} Axial) |
|---|---|---|---|---|---|---|---|
| Concentration average | 3.3481 ppm | 0.0046 ppm | 4.4245 ppm | 0.1445 ppm | 1.3871 ppm | -0.0007 ppm | 0.0014 ppm |
| Concentration per Run 1 | 3.3530 ppm | 0.0051 ppm | 4.3732 ppm | 0.1473 ppm | 1.4159 ppm | -0.0002 ppm | 0.0020 ppm |
| Concentration per Run 2 | 3.3424 ppm | 0.0044 ppm | 4.4791 ppm | 0.1481 ppm | 1.4165 ppm | 0.0002 ppm | -0.0004 ppm |
| Concentration per Run 3 | 3.3488 ppm | 0.0043 ppm | 4.4210 ppm | 0.1380 ppm | 1.3290 ppm | -0.0020 ppm | 0.0027 ppm |
| Concentration RSD | 0.2 % | 8.8 % | 1.2 % | 3.9 % | 3.6 % | 175.7 % | 112.3 % |

| | Si 212.412 {459} Axial) | Sn 189.989 {477} Axial) | Sr 421.552 {80} Radial) | Ti 334.904 {101} Axial) | Tl 190.856 {477} Axial) | V 292.402 {115} Axial) | Zn 206.200 {463} Axial) |
|---|---|---|---|---|---|---|---|
| Concentration average | 4.2324 ppm | 0.0533 ppm | 0.1588 ppm | 4.0157 ppm | -0.0126 ppm | 0.2308 ppm | 2.9434 ppm |
| Concentration per Run 1 | 4.3028 ppm | 0.0542 ppm | 0.1585 ppm | 4.0083 ppm | -0.0137 ppm | 0.2309 ppm | 2.9902 ppm |
| Concentration per Run 2 | 4.2666 ppm | 0.0552 ppm | 0.1590 ppm | 4.0146 ppm | -0.0121 ppm | 0.2305 ppm | 3.0132 ppm |
| Concentration per Run 3 | 4.1276 ppm | 0.0504 ppm | 0.1589 ppm | 4.0240 ppm | -0.0120 ppm | 0.2311 ppm | 2.8269 ppm |
| Concentration RSD | 2.2 % | 4.7 % | 0.2 % | 0.2 % | 7.4 % | 0.1 % | 3.5 % |

| | Y 371.030 {91} Radial) | Y 360.073 {94} Axial) | Y 224.306 {450} Axial) | Sc 361.384 {93} Radial) | Sc 227.318 {448} Axial) | Sc 361.384 {93} Axial) | Li 670.784 {50} Radial) |
|---|---|---|---|---|---|---|---|
| Concentration average | 113.5346 % | 117.9303 % | 122.5503 % | 104.0985 % | 98.9794 % | 103.6125 % | 0.1913 ppm |
| Concentration per Run 1 | 112.7530 % | 118.1627 % | 119.8460 % | 103.6397 % | 96.6368 % | 103.6581 % | 0.1889 ppm |
| Concentration per Run 2 | 113.8399 % | 118.1938 % | 120.5199 % | 104.3817 % | 97.1523 % | 103.6137 % | 0.1937 ppm |
| Concentration per Run 3 | 114.0109 % | 117.4344 % | 127.2851 % | 104.2742 % | 103.1491 % | 103.5656 % | 0.1913 ppm |
| Concentration RSD | 0.6 % | 0.4 % | 3.4 % | 0.4 % | 3.7 % | 0.0 % | 1.2 % |

# ICP DataTrace 6

9/10/2025 5:13:16 PM

LabBook: WG2112533_09092025T6.imexp

Sample: WG2112165-4D2 WG2112165
Analysis started at: 9/10/2025 10:23:15 AM
Comments <Comment>
Rack: 1
Vial: 5

| | Ag 328.068 {103} Axial) | Al 396.152 {85} Radial) | As 189.042 {478} Axial) | B 208.959 {461} Axial) | Ba 455.403 {74} Radial) | Be 313.042 {108} Radial) | Ca 315.887 {107} Radial) |
|---|---|---|---|---|---|---|---|
| Concentration average | 0.0486 ppm | 117.0768 ppm | 0.1588 ppm | 0.9262 ppm | 2.4157 ppm | 0.0495 ppm | 31.2661 ppm |
| Concentration per Run 1 | 0.0488 ppm | 117.3515 ppm | 0.1595 ppm | 0.9272 ppm | 2.4028 ppm | 0.0496 ppm | 31.2704 ppm |
| Concentration per Run 2 | 0.0484 ppm | 117.1572 ppm | 0.1591 ppm | 0.9320 ppm | 2.4492 ppm | 0.0492 ppm | 31.0578 ppm |
| Concentration per Run 3 | 0.0486 ppm | 116.7217 ppm | 0.1579 ppm | 0.9193 ppm | 2.3950 ppm | 0.0498 ppm | 31.4701 ppm |
| Concentration RSD | 0.3 % | 0.3 % | 0.5 % | 0.7 % | 1.2 % | 0.6 % | 0.7 % |

| | Cd 214.438 {457} Axial) | Co 228.616 {447} Axial) | Cr 267.716 {126} Axial) | Cu 324.754 {104} Axial) | Fe 259.940 {130} Radial) | K 766.490 {44} Radial) | Mg 279.079 {121} Axial) |
|---|---|---|---|---|---|---|---|
| Concentration average | 0.0556 ppm | 0.5779 ppm | 0.3575 ppm | 0.5826 ppm | 214.2227 [SIC 500] | 17.2467 ppm | 46.2605 ppm |
| Concentration per Run 1 | 0.0555 ppm | 0.5780 ppm | 0.3584 ppm | 0.5796 ppm | 213.3987 ppm | 17.3479 ppm | 46.3694 ppm |
| Concentration per Run 2 | 0.0560 ppm | 0.5809 ppm | 0.3551 ppm | 0.5848 ppm | 213.2493 ppm | 17.4436 ppm | 46.0187 ppm |
| Concentration per Run 3 | 0.0553 ppm | 0.5747 ppm | 0.3591 ppm | 0.5833 ppm | 216.0199 ppm | 16.9486 ppm | 46.3933 ppm |
| Concentration RSD | 0.7 % | 0.5 % | 0.6 % | 0.5 % | 0.7 % | 1.5 % | 0.5 % |

| | Mn 257.610 {131} Radial) | Mo 202.030 {467} Axial) | Na 589.592 {57} Radial) | Ni 231.604 {445} Axial) | Pb 220.353 {453} Axial) | Sb 206.833 {463} Axial) | Se 196.090 {472} Axial) |
|---|---|---|---|---|---|---|---|
| Concentration average | 4.1321 ppm | 0.9767 ppm | 13.9927 ppm | 0.6435 ppm | 1.4837 ppm | 0.2726 ppm | 0.1050 ppm |
| Concentration per Run 1 | 4.1355 ppm | 0.9763 ppm | 14.0500 ppm | 0.6437 ppm | 1.4830 ppm | 0.2725 ppm | 0.1039 ppm |
| Concentration per Run 2 | 4.1105 ppm | 0.9827 ppm | 14.1490 ppm | 0.6472 ppm | 1.4927 ppm | 0.2742 ppm | 0.1056 ppm |
| Concentration per Run 3 | 4.1501 ppm | 0.9711 ppm | 13.7791 ppm | 0.6396 ppm | 1.4752 ppm | 0.2712 ppm | 0.1055 ppm |
| Concentration RSD | 0.5 % | 0.6 % | 1.4 % | 0.6 % | 0.6 % | 0.5 % | 0.9 % |

| | Si 212.412 {459} Axial) | Sn 189.989 {477} Axial) | Sr 421.552 {80} Radial) | Ti 334.904 {101} Axial) | Tl 190.856 {477} Axial) | V 292.402 {115} Axial) | Zn 206.200 {463} Axial) |
|---|---|---|---|---|---|---|---|
| Concentration average | 6.0137 ppm | 1.0039 [SIC 20] | 1.1638 ppm | 4.9289 ppm | 0.0952 ppm | 0.7110 ppm | 3.4468 ppm |
| Concentration per Run 1 | 6.0371 ppm | 1.0032 ppm | 1.1674 ppm | 4.9319 ppm | 0.0973 ppm | 0.7116 ppm | 3.4436 ppm |
| Concentration per Run 2 | 6.0395 ppm | 1.0123 ppm | 1.1623 ppm | 4.9185 ppm | 0.0952 ppm | 0.7094 ppm | 3.4631 ppm |
| Concentration per Run 3 | 5.9644 ppm | 0.9962 ppm | 1.1617 ppm | 4.9363 ppm | 0.0931 ppm | 0.7121 ppm | 3.4338 ppm |
| Concentration RSD | 0.7 % | 0.8 % | 0.3 % | 0.2 % | 2.2 % | 0.2 % | 0.4 % |

| | Y 371.030 {91} Radial) | Y 360.073 {94} Axial) | Y 224.306 {450} Axial) | Sc 361.384 {93} Radial) | Sc 227.318 {448} Axial) | Sc 361.384 {93} Axial) | Li 670.784 {50} Radial) |
|---|---|---|---|---|---|---|---|
| Concentration average | 112.7431 % | 115.6858 % | 117.2012 % | 103.2241 % | 95.1306 % | 101.4511 % | 0.2078 ppm |
| Concentration per Run 1 | 112.6895 % | 115.6158 % | 116.9348 % | 103.3761 % | 94.8582 % | 101.4343 % | 0.2090 ppm |
| Concentration per Run 2 | 113.1278 % | 115.4988 % | 116.4413 % | 103.5764 % | 94.5681 % | 101.2523 % | 0.2101 ppm |
| Concentration per Run 3 | 112.4119 % | 115.9427 % | 118.2275 % | 102.7198 % | 95.9654 % | 101.6666 % | 0.2044 ppm |
| Concentration RSD | 0.3 % | 0.2 % | 0.8 % | 0.4 % | 0.8 % | 0.2 % | 1.4 % |

# ICP DataTrace 6

9/10/2025 5:13:16 PM

LabBook: WG2112533_09092025T6.imexp

Sample: zWG2112165-4D2 WG2112165
Analysis started at: 9/10/2025 10:29:48 AM
Comments <Comment>
Rack: 1
Vial: 6

| | Ag 328.068 {103} Axial) | Al 396.152 {85} Radial) | As 189.042 {478} Axial) | B 208.959 {461} Axial) | Ba 455.403 {74} Radial) | Be 313.042 {108} Radial) | Ca 315.887 {107} Radial) |
|---|---|---|---|---|---|---|---|
| Concentration average | 0.0486 ppm | 117.8329 ppm | 0.1571 ppm | 0.9203 ppm | 2.4333 ppm | 0.0496 ppm | 31.6519 ppm |
| Concentration per Run 1 | 0.0479 ppm | 118.5661 ppm | 0.1570 ppm | 0.9230 ppm | 2.4521 ppm | 0.0495 ppm | 31.5377 ppm |
| Concentration per Run 2 | 0.0489 ppm | 117.5573 ppm | 0.1562 ppm | 0.9200 ppm | 2.4362 ppm | 0.0497 ppm | 31.8062 ppm |
| Concentration per Run 3 | 0.0489 ppm | 117.3753 ppm | 0.1581 ppm | 0.9180 ppm | 2.4116 ppm | 0.0496 ppm | 31.6119 ppm |
| Concentration RSD | 1.2 % | 0.5 % | 0.6 % | 0.3 % | 0.8 % | 0.3 % | 0.4 % |

| | Cd 214.438 {457} Axial) | Co 228.616 {447} Axial) | Cr 267.716 {126} Axial) | Cu 324.754 {104} Axial) | Fe 259.940 {130} Radial) | K 766.490 {44} Radial) | Mg 279.079 {121} Axial) |
|---|---|---|---|---|---|---|---|
| Concentration average | 0.0546 ppm | 0.5722 ppm | 0.3568 ppm | 0.5785 ppm | 215.7073 [SIC 500] | 17.3681 ppm | 46.1591 ppm |
| Concentration per Run 1 | 0.0547 ppm | 0.5742 ppm | 0.3583 ppm | 0.5758 ppm | 216.7351 ppm | 17.6279 ppm | 46.2028 ppm |
| Concentration per Run 2 | 0.0548 ppm | 0.5733 ppm | 0.3566 ppm | 0.5788 ppm | 216.3737 ppm | 17.2569 ppm | 46.1994 ppm |
| Concentration per Run 3 | 0.0542 ppm | 0.5692 ppm | 0.3554 ppm | 0.5810 ppm | 214.0132 ppm | 17.2196 ppm | 46.0751 ppm |
| Concentration RSD | 0.6 % | 0.5 % | 0.4 % | 0.5 % | 0.7 % | 1.3 % | 0.2 % |

| | Mn 257.610 {131} Radial) | Mo 202.030 {467} Axial) | Na 589.592 {57} Radial) | Ni 231.604 {445} Axial) | Pb 220.353 {453} Axial) | Sb 206.833 {463} Axial) | Se 196.090 {472} Axial) |
|---|---|---|---|---|---|---|---|
| Concentration average | 4.1658 ppm | 0.9643 ppm | 14.0537 ppm | 0.6377 ppm | 1.4715 ppm | 0.2671 ppm | 0.1049 ppm |
| Concentration per Run 1 | 4.1628 ppm | 0.9665 ppm | 14.2575 ppm | 0.6403 ppm | 1.4755 ppm | 0.2682 ppm | 0.1060 ppm |
| Concentration per Run 2 | 4.1729 ppm | 0.9665 ppm | 13.9505 ppm | 0.6380 ppm | 1.4706 ppm | 0.2670 ppm | 0.1047 ppm |
| Concentration per Run 3 | 4.1617 ppm | 0.9599 ppm | 13.9530 ppm | 0.6349 ppm | 1.4685 ppm | 0.2662 ppm | 0.1038 ppm |
| Concentration RSD | 0.1 % | 0.4 % | 1.3 % | 0.4 % | 0.2 % | 0.4 % | 1.1 % |

| | Si 212.412 {459} Axial) | Sn 189.989 {477} Axial) | Sr 421.552 {80} Radial) | Ti 334.904 {101} Axial) | Tl 190.856 {477} Axial) | V 292.402 {115} Axial) | Zn 206.200 {463} Axial) |
|---|---|---|---|---|---|---|---|
| Concentration average | 6.5783 ppm | 0.9927 ppm | 1.1672 ppm | 4.9360 ppm | 0.0943 ppm | 0.7081 ppm | 3.4116 ppm |
| Concentration per Run 1 | 6.5965 ppm | 0.9968 ppm | 1.1727 ppm | 4.9433 ppm | 0.0928 ppm | 0.7092 ppm | 3.4301 ppm |
| Concentration per Run 2 | 6.5808 ppm | 0.9935 ppm | 1.1641 ppm | 4.9334 ppm | 0.0944 ppm | 0.7086 ppm | 3.4246 ppm |
| Concentration per Run 3 | 6.5577 ppm | 0.9877 ppm | 1.1647 ppm | 4.9314 ppm | 0.0957 ppm | 0.7065 ppm | 3.3800 ppm |
| Concentration RSD | 0.3 % | 0.5 % | 0.4 % | 0.1 % | 1.6 % | 0.2 % | 0.8 % |

| | Y 371.030 {91} Radial) | Y 360.073 {94} Axial) | Y 224.306 {450} Axial) | Sc 361.384 {93} Radial) | Sc 227.318 {448} Axial) | Sc 361.384 {93} Axial) | Li 670.784 {50} Radial) |
|---|---|---|---|---|---|---|---|
| Concentration average | 113.5840 % | 117.2603 % | 118.2863 % | 103.8607 % | 96.0920 % | 102.7618 % | 0.2088 ppm |
| Concentration per Run 1 | 113.8249 % | 117.2179 % | 118.4212 % | 104.1316 % | 96.1312 % | 102.7520 % | 0.2126 ppm |
| Concentration per Run 2 | 112.9708 % | 117.3186 % | 118.6966 % | 103.3333 % | 96.1449 % | 102.8286 % | 0.2068 ppm |
| Concentration per Run 3 | 113.9564 % | 117.2443 % | 117.7411 % | 104.1173 % | 95.9999 % | 102.7049 % | 0.2070 ppm |
| Concentration RSD | 0.5 % | 0.0 % | 0.4 % | 0.4 % | 0.1 % | 0.1 % | 1.6 % |

# ICP DataTrace 6

9/10/2025 5:13:16 PM

LabBook: WG2112533_09092025T6.imexp

Sample: WG2112165-5D2 WG2112165
Analysis started at: 9/10/2025 10:36:21 AM
Comments <Comment>
Rack: 1
Vial: 7

| | Ag 328.068 {103} Axial) | Al 396.152 {85} Radial) | As 189.042 {478} Axial) | B 208.959 {461} Axial) | Ba 455.403 {74} Radial) | Be 313.042 {108} Radial) | Ca 315.887 {107} Radial) |
|---|---|---|---|---|---|---|---|
| Concentration average | 0.0495 ppm | 110.3404 ppm | 0.1486 ppm | 0.9312 ppm | 2.4317 ppm | 0.0506 ppm | 28.8869 ppm |
| Concentration per Run 1 | 0.0496 ppm | 110.5946 ppm | 0.1474 ppm | 0.9285 ppm | 2.4079 ppm | 0.0508 ppm | 28.8744 ppm |
| Concentration per Run 2 | 0.0497 ppm | 110.5199 ppm | 0.1484 ppm | 0.9354 ppm | 2.4539 ppm | 0.0506 ppm | 28.9372 ppm |
| Concentration per Run 3 | 0.0493 ppm | 109.9067 ppm | 0.1501 ppm | 0.9296 ppm | 2.4333 ppm | 0.0504 ppm | 28.8492 ppm |
| Concentration RSD | 0.4 % | 0.3 % | 0.9 % | 0.4 % | 0.9 % | 0.4 % | 0.2 % |

| | Cd 214.438 {457} Axial) | Co 228.616 {447} Axial) | Cr 267.716 {126} Axial) | Cu 324.754 {104} Axial) | Fe 259.940 {130} Radial) | K 766.490 {44} Radial) | Mg 279.079 {121} Axial) |
|---|---|---|---|---|---|---|---|
| Concentration average | 0.0553 ppm | 0.5577 ppm | 0.3549 ppm | 0.6334 ppm | 185.0344 ppm | 13.5612 ppm | 41.4933 ppm |
| Concentration per Run 1 | 0.0554 ppm | 0.5581 ppm | 0.3533 ppm | 0.6372 ppm | 186.1344 ppm | 13.6179 ppm | 41.3363 ppm |
| Concentration per Run 2 | 0.0554 ppm | 0.5594 ppm | 0.3543 ppm | 0.6345 ppm | 184.8486 ppm | 13.5872 ppm | 41.4161 ppm |
| Concentration per Run 3 | 0.0552 ppm | 0.5556 ppm | 0.3570 ppm | 0.6285 ppm | 184.1203 ppm | 13.4785 ppm | 41.7276 ppm |
| Concentration RSD | 0.2 % | 0.3 % | 0.5 % | 0.7 % | 0.6 % | 0.5 % | 0.5 % |

| | Mn 257.610 {131} Radial) | Mo 202.030 {467} Axial) | Na 589.592 {57} Radial) | Ni 231.604 {445} Axial) | Pb 220.353 {453} Axial) | Sb 206.833 {463} Axial) | Se 196.090 {472} Axial) |
|---|---|---|---|---|---|---|---|
| Concentration average | 3.3896 ppm | 0.9724 ppm | 13.7516 ppm | 0.6388 ppm | 2.0330 ppm | 0.2713 ppm | 0.1075 ppm |
| Concentration per Run 1 | 3.3889 ppm | 0.9721 ppm | 13.7864 ppm | 0.6394 ppm | 2.0329 ppm | 0.2704 ppm | 0.1062 ppm |
| Concentration per Run 2 | 3.3932 ppm | 0.9755 ppm | 13.7787 ppm | 0.6401 ppm | 2.0321 ppm | 0.2721 ppm | 0.1106 ppm |
| Concentration per Run 3 | 3.3865 ppm | 0.9698 ppm | 13.6897 ppm | 0.6369 ppm | 2.0340 ppm | 0.2713 ppm | 0.1056 ppm |
| Concentration RSD | 0.1 % | 0.3 % | 0.4 % | 0.3 % | 0.0 % | 0.3 % | 2.6 % |

| | Si 212.412 {459} Axial) | Sn 189.989 {477} Axial) | Sr 421.552 {80} Radial) | Ti 334.904 {101} Axial) | Tl 190.856 {477} Axial) | V 292.402 {115} Axial) | Zn 206.200 {463} Axial) |
|---|---|---|---|---|---|---|---|
| Concentration average | 8.5130 ppm | 1.0128 [SIC 20] | 1.2017 ppm | 4.8095 ppm | 0.0962 ppm | 0.6921 ppm | 3.3604 ppm |
| Concentration per Run 1 | 8.4948 ppm | 1.0125 ppm | 1.2046 ppm | 4.8053 ppm | 0.0961 ppm | 0.6912 ppm | 3.3764 ppm |
| Concentration per Run 2 | 8.5498 ppm | 1.0156 ppm | 1.2022 ppm | 4.8089 ppm | 0.0964 ppm | 0.6919 ppm | 3.3636 ppm |
| Concentration per Run 3 | 8.4945 ppm | 1.0103 ppm | 1.1981 ppm | 4.8143 ppm | 0.0962 ppm | 0.6933 ppm | 3.3414 ppm |
| Concentration RSD | 0.4 % | 0.3 % | 0.3 % | 0.1 % | 0.2 % | 0.2 % | 0.5 % |

| | Y 371.030 {91} Radial) | Y 360.073 {94} Axial) | Y 224.306 {450} Axial) | Sc 361.384 {93} Radial) | Sc 227.318 {448} Axial) | Sc 361.384 {93} Axial) | Li 670.784 {50} Radial) |
|---|---|---|---|---|---|---|---|
| Concentration average | 112.0465 % | 115.2511 % | 116.8717 % | 103.0972 % | 96.1604 % | 101.5955 % | 0.2030 ppm |
| Concentration per Run 1 | 111.6904 % | 114.9506 % | 117.4913 % | 103.1412 % | 96.6876 % | 101.2845 % | 0.2033 ppm |
| Concentration per Run 2 | 111.9451 % | 115.5397 % | 116.9108 % | 102.9078 % | 95.8432 % | 101.7516 % | 0.2035 ppm |
| Concentration per Run 3 | 112.5039 % | 115.2630 % | 116.2130 % | 103.2425 % | 95.9503 % | 101.7505 % | 0.2023 ppm |
| Concentration RSD | 0.4 % | 0.3 % | 0.5 % | 0.2 % | 0.5 % | 0.3 % | 0.3 % |

# ICP DataTrace 6

9/10/2025 5:13:16 PM

LabBook: WG2112533_09092025T6.imexp

Sample: WG2112165-5D2 WG2112165
Analysis started at: 9/10/2025 10:42:53 AM
Comments <Comment>
Rack: 1
Vial: 8

| | Ag 328.068 {103} Axial) | Al 396.152 {85} Radial) | As 189.042 {478} Axial) | B 208.959 {461} Axial) | Ba 455.403 {74} Radial) | Be 313.042 {108} Radial) | Ca 315.887 {107} Radial) |
|---|---|---|---|---|---|---|---|
| Concentration average | 0.0493 ppm | 108.9152 ppm | 0.1474 ppm | 0.9308 ppm | 2.4143 ppm | 0.0502 ppm | 28.4784 ppm |
| Concentration per Run 1 | 0.0494 ppm | 109.1922 ppm | 0.1465 ppm | 0.9313 ppm | 2.4043 ppm | 0.0503 ppm | 28.5838 ppm |
| Concentration per Run 2 | 0.0492 ppm | 109.4087 ppm | 0.1480 ppm | 0.9297 ppm | 2.4345 ppm | 0.0500 ppm | 28.2274 ppm |
| Concentration per Run 3 | 0.0491 ppm | 108.1446 ppm | 0.1477 ppm | 0.9313 ppm | 2.4041 ppm | 0.0502 ppm | 28.6240 ppm |
| Concentration RSD | 0.3 % | 0.6 % | 0.5 % | 0.1 % | 0.7 % | 0.3 % | 0.8 % |

| | Cd 214.438 {457} Axial) | Co 228.616 {447} Axial) | Cr 267.716 {126} Axial) | Cu 324.754 {104} Axial) | Fe 259.940 {130} Radial) | K 766.490 {44} Radial) | Mg 279.079 {121} Axial) |
|---|---|---|---|---|---|---|---|
| Concentration average | 0.0557 ppm | 0.5591 ppm | 0.3536 ppm | 0.6259 ppm | 181.3762 ppm | 13.3772 ppm | 41.3486 ppm |
| Concentration per Run 1 | 0.0554 ppm | 0.5590 ppm | 0.3521 ppm | 0.6279 ppm | 182.1403 ppm | 13.4407 ppm | 41.2039 ppm |
| Concentration per Run 2 | 0.0560 ppm | 0.5579 ppm | 0.3545 ppm | 0.6247 ppm | 179.9922 ppm | 13.5413 ppm | 41.4879 ppm |
| Concentration per Run 3 | 0.0556 ppm | 0.5604 ppm | 0.3542 ppm | 0.6253 ppm | 181.9962 ppm | 13.1497 ppm | 41.3540 ppm |
| Concentration RSD | 0.6 % | 0.2 % | 0.4 % | 0.3 % | 0.7 % | 1.5 % | 0.3 % |

| | Mn 257.610 {131} Radial) | Mo 202.030 {467} Axial) | Na 589.592 {57} Radial) | Ni 231.604 {445} Axial) | Pb 220.353 {453} Axial) | Sb 206.833 {463} Axial) | Se 196.090 {472} Axial) |
|---|---|---|---|---|---|---|---|
| Concentration average | 3.3391 ppm | 0.9764 ppm | 13.5373 ppm | 0.6404 ppm | 2.0343 ppm | 0.2712 ppm | 0.1053 ppm |
| Concentration per Run 1 | 3.3525 ppm | 0.9769 ppm | 13.5636 ppm | 0.6398 ppm | 2.0358 ppm | 0.2706 ppm | 0.1046 ppm |
| Concentration per Run 2 | 3.3241 ppm | 0.9749 ppm | 13.7672 ppm | 0.6396 ppm | 2.0358 ppm | 0.2727 ppm | 0.1053 ppm |
| Concentration per Run 3 | 3.3407 ppm | 0.9775 ppm | 13.2810 ppm | 0.6420 ppm | 2.0312 ppm | 0.2704 ppm | 0.1059 ppm |
| Concentration RSD | 0.4 % | 0.1 % | 1.8 % | 0.2 % | 0.1 % | 0.5 % | 0.6 % |

| | Si 212.412 {459} Axial) | Sn 189.989 {477} Axial) | Sr 421.552 {80} Radial) | Ti 334.904 {101} Axial) | Tl 190.856 {477} Axial) | V 292.402 {115} Axial) | Zn 206.200 {463} Axial) |
|---|---|---|---|---|---|---|---|
| Concentration average | 8.6889 ppm | 1.0144 [SIC 20] | 1.1873 ppm | 4.7847 ppm | 0.0964 ppm | 0.6888 ppm | 3.3714 ppm |
| Concentration per Run 1 | 8.7033 ppm | 1.0149 ppm | 1.1892 ppm | 4.7768 ppm | 0.0968 ppm | 0.6875 ppm | 3.3681 ppm |
| Concentration per Run 2 | 8.6908 ppm | 1.0146 ppm | 1.1926 ppm | 4.7892 ppm | 0.0952 ppm | 0.6892 ppm | 3.3621 ppm |
| Concentration per Run 3 | 8.6728 ppm | 1.0136 ppm | 1.1801 ppm | 4.7881 ppm | 0.0970 ppm | 0.6897 ppm | 3.3841 ppm |
| Concentration RSD | 0.2 % | 0.1 % | 0.5 % | 0.1 % | 1.0 % | 0.2 % | 0.3 % |

| | Y 371.030 {91} Radial) | Y 360.073 {94} Axial) | Y 224.306 {450} Axial) | Sc 361.384 {93} Radial) | Sc 227.318 {448} Axial) | Sc 361.384 {93} Axial) | Li 670.784 {50} Radial) |
|---|---|---|---|---|---|---|---|
| Concentration average | 111.6111 % | 115.6947 % | 117.2500 % | 102.9847 % | 96.2365 % | 102.2829 % | 0.1989 ppm |
| Concentration per Run 1 | 111.2136 % | 116.0557 % | 116.9448 % | 102.7406 % | 96.0427 % | 102.5617 % | 0.1994 ppm |
| Concentration per Run 2 | 112.4774 % | 115.4339 % | 117.1407 % | 103.5719 % | 96.2912 % | 102.1192 % | 0.2031 ppm |
| Concentration per Run 3 | 111.1423 % | 115.5945 % | 117.6645 % | 102.6417 % | 96.3757 % | 102.1677 % | 0.1942 ppm |
| Concentration RSD | 0.7 % | 0.3 % | 0.3 % | 0.5 % | 0.2 % | 0.2 % | 2.2 % |

# ICP DataTrace 6

9/10/2025 5:13:16 PM

LabBook: WG2112533_09092025T6.imexp

Sample: WG2112165-6D2 WG2112165
Analysis started at: 9/10/2025 10:49:27 AM
Comments <Comment>
Rack: 1
Vial: 9

| | Ag 328.068 {103} Axial) | Al 396.152 {85} Radial) | As 189.042 {478} Axial) | B 208.959 {461} Axial) | Ba 455.403 {74} Radial) | Be 313.042 {108} Radial) | Ca 315.887 {107} Radial) |
|---|---|---|---|---|---|---|---|
| Concentration average | 0.0480 ppm | 108.5863 ppm | 0.1604 ppm | 0.9442 ppm | 2.3851 ppm | 0.0497 ppm | 28.5576 ppm |
| Concentration per Run 1 | 0.0479 ppm | 108.3579 ppm | 0.1605 ppm | 0.9414 ppm | 2.3636 ppm | 0.0499 ppm | 28.5943 ppm |
| Concentration per Run 2 | 0.0479 ppm | 108.6608 ppm | 0.1620 ppm | 0.9491 ppm | 2.3774 ppm | 0.0498 ppm | 28.6426 ppm |
| Concentration per Run 3 | 0.0481 ppm | 108.7402 ppm | 0.1588 ppm | 0.9421 ppm | 2.4142 ppm | 0.0495 ppm | 28.4357 ppm |
| Concentration RSD | 0.3 % | 0.2 % | 1.0 % | 0.5 % | 1.1 % | 0.3 % | 0.4 % |

| | Cd 214.438 {457} Axial) | Co 228.616 {447} Axial) | Cr 267.716 {126} Axial) | Cu 324.754 {104} Axial) | Fe 259.940 {130} Radial) | K 766.490 {44} Radial) | Mg 279.079 {121} Axial) |
|---|---|---|---|---|---|---|---|
| Concentration average | 0.0551 ppm | 0.5617 ppm | 0.3333 ppm | 0.6385 ppm | 196.9216 ppm | 15.6409 ppm | 40.1218 ppm |
| Concentration per Run 1 | 0.0547 ppm | 0.5599 ppm | 0.3331 ppm | 0.6366 ppm | 197.6380 ppm | 15.5884 ppm | 40.1127 ppm |
| Concentration per Run 2 | 0.0554 ppm | 0.5643 ppm | 0.3331 ppm | 0.6391 ppm | 197.4685 ppm | 15.6096 ppm | 40.1642 ppm |
| Concentration per Run 3 | 0.0552 ppm | 0.5609 ppm | 0.3338 ppm | 0.6398 ppm | 195.6582 ppm | 15.7248 ppm | 40.0884 ppm |
| Concentration RSD | 0.7 % | 0.4 % | 0.1 % | 0.3 % | 0.6 % | 0.5 % | 0.1 % |

| | Mn 257.610 {131} Radial) | Mo 202.030 {467} Axial) | Na 589.592 {57} Radial) | Ni 231.604 {445} Axial) | Pb 220.353 {453} Axial) | Sb 206.833 {463} Axial) | Se 196.090 {472} Axial) |
|---|---|---|---|---|---|---|---|
| Concentration average | 3.7382 ppm | 0.9737 ppm | 13.9540 ppm | 0.6272 ppm | 1.7874 ppm | 0.4746 ppm | 0.1145 ppm |
| Concentration per Run 1 | 3.7407 ppm | 0.9702 ppm | 13.8383 ppm | 0.6241 ppm | 1.7746 ppm | 0.4711 ppm | 0.1143 ppm |
| Concentration per Run 2 | 3.7474 ppm | 0.9786 ppm | 13.9734 ppm | 0.6311 ppm | 1.7999 ppm | 0.4798 ppm | 0.1159 ppm |
| Concentration per Run 3 | 3.7264 ppm | 0.9721 ppm | 14.0505 ppm | 0.6264 ppm | 1.7879 ppm | 0.4728 ppm | 0.1133 ppm |
| Concentration RSD | 0.3 % | 0.5 % | 0.8 % | 0.6 % | 0.7 % | 1.0 % | 1.1 % |

| | Si 212.412 {459} Axial) | Sn 189.989 {477} Axial) | Sr 421.552 {80} Radial) | Ti 334.904 {101} Axial) | Tl 190.856 {477} Axial) | V 292.402 {115} Axial) | Zn 206.200 {463} Axial) |
|---|---|---|---|---|---|---|---|
| Concentration average | 5.0596 ppm | 1.0245 [SIC 20] | 1.1867 ppm | 4.8729 ppm | 0.0992 ppm | 0.7037 ppm | 3.3086 ppm |
| Concentration per Run 1 | 5.0630 ppm | 1.0200 ppm | 1.1845 ppm | 4.8747 ppm | 0.0986 ppm | 0.7042 ppm | 3.2872 ppm |
| Concentration per Run 2 | 5.0929 ppm | 1.0280 ppm | 1.1866 ppm | 4.8731 ppm | 0.1011 ppm | 0.7032 ppm | 3.3236 ppm |
| Concentration per Run 3 | 5.0230 ppm | 1.0254 ppm | 1.1889 ppm | 4.8709 ppm | 0.0979 ppm | 0.7036 ppm | 3.3150 ppm |
| Concentration RSD | 0.7 % | 0.4 % | 0.2 % | 0.0 % | 1.7 % | 0.1 % | 0.6 % |

| | Y 371.030 {91} Radial) | Y 360.073 {94} Axial) | Y 224.306 {450} Axial) | Sc 361.384 {93} Radial) | Sc 227.318 {448} Axial) | Sc 361.384 {93} Axial) | Li 670.784 {50} Radial) |
|---|---|---|---|---|---|---|---|
| Concentration average | 112.8175 % | 116.3611 % | 118.1518 % | 103.3865 % | 96.7115 % | 102.0403 % | 0.1927 ppm |
| Concentration per Run 1 | 112.1001 % | 116.2347 % | 118.5920 % | 103.1305 % | 96.7958 % | 101.9030 % | 0.1910 ppm |
| Concentration per Run 2 | 112.8802 % | 116.5725 % | 117.3439 % | 103.2212 % | 96.1913 % | 102.1985 % | 0.1931 ppm |
| Concentration per Run 3 | 113.4722 % | 116.2760 % | 118.5193 % | 103.8078 % | 97.1473 % | 102.0194 % | 0.1940 ppm |
| Concentration RSD | 0.6 % | 0.2 % | 0.6 % | 0.4 % | 0.5 % | 0.1 % | 0.8 % |

# ICP DataTrace 6

9/10/2025 5:13:16 PM

LabBook: WG2112533_09092025T6.imexp

Sample: WG2112165-7D10 WG2112165
Analysis started at: 9/10/2025 10:56:00 AM
Comments <Comment>
Rack: 1
Vial: 10

| | Ag 328.068 {103} Axial) | Al 396.152 {85} Radial) | As 189.042 {478} Axial) | B 208.959 {461} Axial) | Ba 455.403 {74} Radial) | Be 313.042 {108} Radial) | Ca 315.887 {107} Radial) |
|---|---|---|---|---|---|---|---|
| Concentration average | 0.0000 ppm | 22.0922 ppm | 0.0143 ppm | 0.0048 ppm | 0.1128 ppm | 0.0009 ppm | 3.9467 ppm |
| Concentration per Run 1 | 0.0000 ppm | 21.9417 ppm | 0.0146 ppm | 0.0049 ppm | 0.1118 ppm | 0.0008 ppm | 3.9156 ppm |
| Concentration per Run 2 | 0.0002 ppm | 22.1275 ppm | 0.0141 ppm | 0.0047 ppm | 0.1131 ppm | 0.0009 ppm | 3.9539 ppm |
| Concentration per Run 3 | -0.0001 ppm | 22.2073 ppm | 0.0142 ppm | 0.0048 ppm | 0.1134 ppm | 0.0009 ppm | 3.9707 ppm |
| Concentration RSD | 1,285.7 % | 0.6 % | 1.7 % | 2.2 % | 0.7 % | 4.6 % | 0.7 % |

| | Cd 214.438 {457} Axial) | Co 228.616 {447} Axial) | Cr 267.716 {126} Axial) | Cu 324.754 {104} Axial) | Fe 259.940 {130} Radial) | K 766.490 {44} Radial) | Mg 279.079 {121} Axial) |
|---|---|---|---|---|---|---|---|
| Concentration average | 0.0003 ppm | 0.0202 ppm | 0.0318 ppm | 0.0809 ppm | 43.9198 ppm | 1.6624 ppm | 7.9795 ppm |
| Concentration per Run 1 | 0.0003 ppm | 0.0201 ppm | 0.0319 ppm | 0.0808 ppm | 43.5970 ppm | 1.6553 ppm | 8.0025 ppm |
| Concentration per Run 2 | 0.0003 ppm | 0.0203 ppm | 0.0319 ppm | 0.0808 ppm | 44.0751 ppm | 1.6478 ppm | 7.9765 ppm |
| Concentration per Run 3 | 0.0003 ppm | 0.0201 ppm | 0.0318 ppm | 0.0810 ppm | 44.0874 ppm | 1.6842 ppm | 7.9596 ppm |
| Concentration RSD | 6.2 % | 0.7 % | 0.3 % | 0.1 % | 0.6 % | 1.2 % | 0.3 % |

| | Mn 257.610 {131} Radial) | Mo 202.030 {467} Axial) | Na 589.592 {57} Radial) | Ni 231.604 {445} Axial) | Pb 220.353 {453} Axial) | Sb 206.833 {463} Axial) | Se 196.090 {472} Axial) |
|---|---|---|---|---|---|---|---|
| Concentration average | 0.7017 ppm | 0.0015 ppm | 0.9006 ppm | 0.0282 ppm | 0.3535 ppm | 0.0009 ppm | -0.0005 ppm |
| Concentration per Run 1 | 0.6961 ppm | 0.0016 ppm | 0.8960 ppm | 0.0278 ppm | 0.3529 ppm | 0.0002 ppm | -0.0001 ppm |
| Concentration per Run 2 | 0.7050 ppm | 0.0014 ppm | 0.9000 ppm | 0.0283 ppm | 0.3536 ppm | 0.0002 ppm | -0.0015 ppm |
| Concentration per Run 3 | 0.7039 ppm | 0.0014 ppm | 0.9059 ppm | 0.0286 ppm | 0.3540 ppm | 0.0024 ppm | 0.0000 ppm |
| Concentration RSD | 0.7 % | 9.0 % | 0.6 % | 1.4 % | 0.2 % | 132.7 % | 158.1 % |

| | Si 212.412 {459} Axial) | Sn 189.989 {477} Axial) | Sr 421.552 {80} Radial) | Ti 334.904 {101} Axial) | Tl 190.856 {477} Axial) | V 292.402 {115} Axial) | Zn 206.200 {463} Axial) |
|---|---|---|---|---|---|---|---|
| Concentration average | 0.9641 ppm | 0.0113 ppm | 0.0331 ppm | 0.8260 ppm | -0.0037 ppm | 0.0491 ppm | 0.6025 ppm |
| Concentration per Run 1 | 0.9666 ppm | 0.0112 ppm | 0.0328 ppm | 0.8259 ppm | -0.0032 ppm | 0.0493 ppm | 0.5973 ppm |
| Concentration per Run 2 | 0.9622 ppm | 0.0112 ppm | 0.0333 ppm | 0.8267 ppm | -0.0040 ppm | 0.0492 ppm | 0.6056 ppm |
| Concentration per Run 3 | 0.9635 ppm | 0.0115 ppm | 0.0332 ppm | 0.8255 ppm | -0.0037 ppm | 0.0489 ppm | 0.6046 ppm |
| Concentration RSD | 0.2 % | 1.5 % | 0.8 % | 0.1 % | 11.1 % | 0.4 % | 0.7 % |

| | Y 371.030 {91} Radial) | Y 360.073 {94} Axial) | Y 224.306 {450} Axial) | Sc 361.384 {93} Radial) | Sc 227.318 {448} Axial) | Sc 361.384 {93} Axial) | Li 670.784 {50} Radial) |
|---|---|---|---|---|---|---|---|
| Concentration average | 101.0878 % | 105.6523 % | 107.5345 % | 103.5722 % | 104.2645 % | 104.3111 % | 0.0386 ppm |
| Concentration per Run 1 | 101.3528 % | 105.6937 % | 107.1747 % | 104.2444 % | 104.3336 % | 104.3560 % | 0.0386 ppm |
| Concentration per Run 2 | 100.8124 % | 105.4036 % | 107.8291 % | 103.2515 % | 104.3351 % | 104.1574 % | 0.0382 ppm |
| Concentration per Run 3 | 101.0983 % | 105.8595 % | 107.5997 % | 103.2207 % | 104.1248 % | 104.4200 % | 0.0390 ppm |
| Concentration RSD | 0.3 % | 0.2 % | 0.3 % | 0.6 % | 0.1 % | 0.1 % | 1.1 % |

# ICP DataTrace 6

9/10/2025 5:13:16 PM

LabBook: WG2112533_09092025T6.imexp

Sample: CCV
Analysis started at: 9/10/2025 11:02:26 AM
Comments <Comment>
Rack: 0
Vial: 3

| | Ag 328.068 {103} Axial) | Al 396.152 {85} Radial) | As 189.042 {478} Axial) | B 208.959 {461} Axial) | Ba 455.403 {74} Radial) | Be 313.042 {108} Radial) | Ca 315.887 {107} Radial) |
|---|---|---|---|---|---|---|---|
| Concentration average | 0.4862 ppm | 0.4849 ppm | 0.4775 ppm | 0.4551 ppm | 0.4832 ppm | 0.5313 ppm | 0.5160 ppm |
| Concentration per Run 1 | 0.4866 ppm | 0.4895 ppm | 0.4782 ppm | 0.4547 ppm | 0.4863 ppm | 0.5388 ppm | 0.5237 ppm |
| Concentration per Run 2 | 0.4851 ppm | 0.4831 ppm | 0.4764 ppm | 0.4561 ppm | 0.4819 ppm | 0.5294 ppm | 0.5098 ppm |
| Concentration per Run 3 | 0.4870 ppm | 0.4822 ppm | 0.4780 ppm | 0.4546 ppm | 0.4813 ppm | 0.5258 ppm | 0.5145 ppm |
| Recovery Percentage 1 | 97.247 % | 96.984 % | 95.507 % | 91.029 % | 96.630 % | 106.265 % | 103.207 % |
| Concentration RSD | 0.2 % | 0.8 % | 0.2 % | 0.2 % | 0.6 % | 1.3 % | 1.4 % |

| | Cd 214.438 {457} Axial) | Co 228.616 {447} Axial) | Cr 267.716 {126} Axial) | Cu 324.754 {104} Axial) | Fe 259.940 {130} Radial) | K 766.490 {44} Radial) | Mg 279.079 {121} Axial) |
|---|---|---|---|---|---|---|---|
| Concentration average | 0.4944 ppm | 0.4763 ppm | 0.4940 ppm | 0.4934 ppm | 0.5306 ppm | 4.7524 ppm | 0.5121 ppm |
| Concentration per Run 1 | 0.4939 ppm | 0.4757 ppm | 0.4930 ppm | 0.4947 ppm | 0.5356 ppm | 4.7888 ppm | 0.5122 ppm |
| Concentration per Run 2 | 0.4972 ppm | 0.4787 ppm | 0.4948 ppm | 0.4911 ppm | 0.5281 ppm | 4.7160 ppm | 0.5146 ppm |
| Concentration per Run 3 | 0.4921 ppm | 0.4744 ppm | 0.4941 ppm | 0.4943 ppm | 0.5282 ppm | 4.7525 ppm | 0.5097 ppm |
| Recovery Percentage 1 | 98.875 % | 95.252 % | 98.795 % | 98.671 % | 106.121 % | 95.048 % | 102.428 % |
| Concentration RSD | 0.5 % | 0.5 % | 0.2 % | 0.4 % | 0.8 % | 0.8 % | 0.5 % |

| | Mn 257.610 {131} Radial) | Mo 202.030 {467} Axial) | Na 589.592 {57} Radial) | Ni 231.604 {445} Axial) | Pb 220.353 {453} Axial) | Sb 206.833 {463} Axial) | Se 196.090 {472} Axial) |
|---|---|---|---|---|---|---|---|
| Concentration average | 0.5233 ppm | 0.4728 ppm | 9.1125 ppm | 0.4961 ppm | 0.5207 ppm | 0.4722 ppm | 0.4583 ppm |
| Concentration per Run 1 | 0.5263 ppm | 0.4716 ppm | 9.1299 ppm | 0.4955 ppm | 0.5227 ppm | 0.4729 ppm | 0.4592 ppm |
| Concentration per Run 2 | 0.5229 ppm | 0.4750 ppm | 9.0782 ppm | 0.4985 ppm | 0.5174 ppm | 0.4719 ppm | 0.4586 ppm |
| Concentration per Run 3 | 0.5206 ppm | 0.4717 ppm | 9.1293 ppm | 0.4941 ppm | 0.5220 ppm | 0.4719 ppm | 0.4571 ppm |
| Recovery Percentage 1 | 104.652 % | 94.555 % | 91.125 % | 99.211 % | 104.142 % | 94.447 % | 91.663 % |
| Concentration RSD | 0.6 % | 0.4 % | 0.3 % | 0.4 % | 0.5 % | 0.1 % | 0.2 % |

| | Si 212.412 {459} Axial) | Sn 189.989 {477} Axial) | Sr 421.552 {80} Radial) | Ti 334.904 {101} Axial) | Tl 190.856 {477} Axial) | V 292.402 {115} Axial) | Zn 206.200 {463} Axial) |
|---|---|---|---|---|---|---|---|
| Concentration average | 5.0190 ppm | 0.4843 ppm | 0.5187 ppm | 0.4945 ppm | 0.5022 ppm | 0.4915 ppm | 0.4816 ppm |
| Concentration per Run 1 | 5.0144 ppm | 0.4841 ppm | 0.5221 ppm | 0.4935 ppm | 0.5020 ppm | 0.4912 ppm | 0.4814 ppm |
| Concentration per Run 2 | 5.0449 ppm | 0.4848 ppm | 0.5173 ppm | 0.4950 ppm | 0.5003 ppm | 0.4916 ppm | 0.4845 ppm |
| Concentration per Run 3 | 4.9977 ppm | 0.4840 ppm | 0.5168 ppm | 0.4949 ppm | 0.5045 ppm | 0.4916 ppm | 0.4788 ppm |
| Recovery Percentage 1 | 95.600 % | 96.861 % | 103.749 % | 98.892 % | 100.447 % | 98.293 % | 96.315 % |
| Concentration RSD | 0.5 % | 0.1 % | 0.6 % | 0.2 % | 0.4 % | 0.0 % | 0.6 % |

| | Y 371.030 {91} Radial) | Y 360.073 {94} Axial) | Y 224.306 {450} Axial) | Sc 361.384 {93} Radial) | Sc 227.318 {448} Axial) | Sc 361.384 {93} Axial) | Li 670.784 {50} Radial) |
|---|---|---|---|---|---|---|---|
| Concentration average | 97.5025 % | 102.2684 % | 103.8592 % | 103.0215 % | 105.7742 % | 104.4281 % | 0.4568 ppm |
| Concentration per Run 1 | 96.7324 % | 102.0889 % | 103.7859 % | 102.7297 % | 105.9849 % | 104.2732 % | 0.4576 ppm |
| Concentration per Run 2 | 97.4200 % | 102.3333 % | 103.9748 % | 102.7370 % | 105.2221 % | 104.5617 % | 0.4547 ppm |
| Concentration per Run 3 | 98.3552 % | 102.3829 % | 103.8169 % | 103.5979 % | 106.1155 % | 104.4494 % | 0.4580 ppm |
| Recovery Percentage 1 | | | | | | | 91.356 % |
| Concentration RSD | 0.8 % | 0.2 % | 0.1 % | 0.5 % | 0.5 % | 0.1 % | 0.4 % |

# ICP DataTrace 6

9/10/2025 5:13:16 PM

LabBook: WG2112533_09092025T6.imexp

Sample: CCB
Analysis started at: 9/10/2025 11:08:43 AM
Comments <Comment>
Rack: 0
Vial: 4

| | Ag 328.068 {103} Axial) | Al 396.152 {85} Radial) | As 189.042 {478} Axial) | B 208.959 {461} Axial) | Ba 455.403 {74} Radial) | Be 313.042 {108} Radial) | Ca 315.887 {107} Radial) |
|---|---|---|---|---|---|---|---|
| Concentration average | -0.0002 ppm | 0.0024 ppm | -0.0001 ppm | 0.0015 ppm | 0.0000 ppm | 0.0000 ppm | -0.0029 ppm |
| Concentration per Run 1 | 0.0002 ppm | 0.0051 ppm | 0.0002 ppm | 0.0018 ppm | -0.0001 ppm | 0.0000 ppm | -0.0013 ppm |
| Concentration per Run 2 | -0.0004 ppm | -0.0018 ppm | -0.0010 ppm | 0.0015 ppm | 0.0000 ppm | 0.0000 ppm | -0.0017 ppm |
| Concentration per Run 3 | -0.0004 ppm | 0.0039 ppm | 0.0006 ppm | 0.0013 ppm | 0.0000 ppm | 0.0000 ppm | -0.0057 ppm |
| Recovery Percentage 1 | -2.895 % | 2.367 % | -1.373 % | 5.091 % | -0.263 % | -0.445 % | -2.907 % |
| Concentration RSD | 159.9 % | 155.8 % | 1,196.2 % | 18.3 % | 187.4 % | 35.8 % | 83.0 % |

| | Cd 214.438 {457} Axial) | Co 228.616 {447} Axial) | Cr 267.716 {126} Axial) | Cu 324.754 {104} Axial) | Fe 259.940 {130} Radial) | K 766.490 {44} Radial) | Mg 279.079 {121} Axial) |
|---|---|---|---|---|---|---|---|
| Concentration average | 0.0000 ppm | -0.0001 ppm | 0.0000 ppm | -0.0016 ppm | -0.0001 ppm | 0.0144 ppm | -0.0009 ppm |
| Concentration per Run 1 | 0.0000 ppm | 0.0000 ppm | -0.0001 ppm | -0.0015 ppm | 0.0004 ppm | 0.0086 ppm | -0.0007 ppm |
| Concentration per Run 2 | 0.0000 ppm | -0.0001 ppm | -0.0001 ppm | -0.0016 ppm | -0.0004 ppm | 0.0142 ppm | -0.0001 ppm |
| Concentration per Run 3 | 0.0001 ppm | -0.0002 ppm | 0.0002 ppm | -0.0015 ppm | -0.0004 ppm | 0.0204 ppm | -0.0018 ppm |
| Recovery Percentage 1 | 0.572 % | -0.525 % | 0.011 % | -15.656 % | -0.294 % | 0.577 % | -0.854 % |
| Concentration RSD | 203.7 % | 64.9 % | 16,790.7 % | 2.8 % | 304.4 % | 41.2 % | 99.4 % |

| | Mn 257.610 {131} Radial) | Mo 202.030 {467} Axial) | Na 589.592 {57} Radial) | Ni 231.604 {445} Axial) | Pb 220.353 {453} Axial) | Sb 206.833 {463} Axial) | Se 196.090 {472} Axial) |
|---|---|---|---|---|---|---|---|
| Concentration average | 0.0002 ppm | 0.0002 ppm | -0.0025 ppm | -0.0002 ppm | -0.0002 ppm | 0.0008 ppm | -0.0008 ppm |
| Concentration per Run 1 | 0.0002 ppm | 0.0003 ppm | -0.0011 ppm | -0.0003 ppm | 0.0000 ppm | 0.0012 ppm | -0.0007 ppm |
| Concentration per Run 2 | 0.0002 ppm | 0.0002 ppm | -0.0032 ppm | -0.0002 ppm | 0.0003 ppm | 0.0011 ppm | -0.0018 ppm |
| Concentration per Run 3 | 0.0002 ppm | 0.0000 ppm | -0.0033 ppm | -0.0001 ppm | -0.0008 ppm | 0.0002 ppm | 0.0001 ppm |
| Recovery Percentage 1 | 1.703 % | 0.336 % | -0.127 % | -0.748 % | -1.682 % | 1.673 % | -8.060 % |
| Concentration RSD | 2.2 % | 101.7 % | 48.1 % | 37.3 % | 317.4 % | 71.0 % | 121.2 % |

| | Si 212.412 {459} Axial) | Sn 189.989 {477} Axial) | Sr 421.552 {80} Radial) | Ti 334.904 {101} Axial) | Tl 190.856 {477} Axial) | V 292.402 {115} Axial) | Zn 206.200 {463} Axial) |
|---|---|---|---|---|---|---|---|
| Concentration average | 0.0069 ppm | 0.0003 ppm | 0.0000 ppm | 0.0000 ppm | -0.0002 ppm | 0.0001 ppm | 0.0000 ppm |
| Concentration per Run 1 | 0.0070 ppm | 0.0007 ppm | 0.0001 ppm | 0.0000 ppm | 0.0006 ppm | 0.0002 ppm | 0.0000 ppm |
| Concentration per Run 2 | 0.0066 ppm | 0.0001 ppm | 0.0000 ppm | 0.0000 ppm | -0.0010 ppm | 0.0001 ppm | 0.0001 ppm |
| Concentration per Run 3 | 0.0070 ppm | 0.0000 ppm | -0.0001 ppm | 0.0001 ppm | -0.0003 ppm | 0.0001 ppm | 0.0000 ppm |
| Recovery Percentage 1 | 1.378 % | 0.506 % | -0.026 % | 0.454 % | -1.144 % | 1.297 % | 0.601 % |
| Concentration RSD | 3.2 % | 139.0 % | 2,683.0 % | 115.1 % | 365.4 % | 47.0 % | 145.9 % |

| | Y 371.030 {91} Radial) | Y 360.073 {94} Axial) | Y 224.306 {450} Axial) | Sc 361.384 {93} Radial) | Sc 227.318 {448} Axial) | Sc 361.384 {93} Axial) | Li 670.784 {50} Radial) |
|---|---|---|---|---|---|---|---|
| Concentration average | 97.6686 % | 103.5367 % | 104.2759 % | 102.1127 % | 108.8444 % | 105.1130 % | -0.0003 ppm |
| Concentration per Run 1 | 98.5491 % | 102.7747 % | 103.8770 % | 103.2128 % | 108.5367 % | 104.2660 % | -0.0002 ppm |
| Concentration per Run 2 | 97.6552 % | 102.6552 % | 104.5391 % | 102.1085 % | 108.9071 % | 104.2463 % | -0.0005 ppm |
| Concentration per Run 3 | 96.8015 % | 105.1802 % | 104.4117 % | 101.0167 % | 109.0895 % | 106.8268 % | -0.0003 ppm |
| Recovery Percentage 1 | | | | | | | -2.926 % |
| Concentration RSD | 0.9 % | 1.4 % | 0.3 % | 1.1 % | 0.3 % | 1.4 % | 52.9 % |

# ICP DataTrace 6

9/10/2025 5:13:16 PM

LabBook: WG2112533_09092025T6.imexp

Sample: L2556059-02D10 WG2112165
Analysis started at: 9/10/2025 11:20:31 AM
Comments <Comment>
Rack: 1
Vial: 11

| | Ag 328.068 {103} Axial) | Al 396.152 {85} Radial) | As 189.042 {478} Axial) | B 208.959 {461} Axial) | Ba 455.403 {74} Radial) | Be 313.042 {108} Radial) | Ca 315.887 {107} Radial) |
|---|---|---|---|---|---|---|---|
| Concentration average | 0.0017 ppm | 11.5567 ppm | 0.0647 ppm | 0.0091 ppm | 0.6459 ppm | 0.0052 ppm | 5.6068 ppm |
| Concentration per Run 1 | 0.0018 ppm | 11.4548 ppm | 0.0650 ppm | 0.0092 ppm | 0.6403 ppm | 0.0052 ppm | 5.5429 ppm |
| Concentration per Run 2 | 0.0019 ppm | 11.5646 ppm | 0.0644 ppm | 0.0089 ppm | 0.6468 ppm | 0.0053 ppm | 5.6503 ppm |
| Concentration per Run 3 | 0.0014 ppm | 11.6507 ppm | 0.0646 ppm | 0.0092 ppm | 0.6506 ppm | 0.0052 ppm | 5.6272 ppm |
| Concentration RSD | 16.1 % | 0.8 % | 0.5 % | 1.5 % | 0.8 % | 0.8 % | 1.0 % |

| | Cd 214.438 {457} Axial) | Co 228.616 {447} Axial) | Cr 267.716 {126} Axial) | Cu 324.754 {104} Axial) | Fe 259.940 {130} Radial) | K 766.490 {44} Radial) | Mg 279.079 {121} Axial) |
|---|---|---|---|---|---|---|---|
| Concentration average | 0.0016 ppm | 0.0468 ppm | 0.0188 ppm | 0.5932 ppm | 233.2551 [SIC 500] | 2.3914 ppm | 2.3216 ppm |
| Concentration per Run 1 | 0.0017 ppm | 0.0466 ppm | 0.0187 ppm | 0.5924 ppm | 230.3582 ppm | 2.3945 ppm | 2.3317 ppm |
| Concentration per Run 2 | 0.0014 ppm | 0.0472 ppm | 0.0187 ppm | 0.5939 ppm | 234.8540 ppm | 2.3769 ppm | 2.3219 ppm |
| Concentration per Run 3 | 0.0015 ppm | 0.0468 ppm | 0.0190 ppm | 0.5934 ppm | 234.5530 ppm | 2.4026 ppm | 2.3112 ppm |
| Concentration RSD | 10.7 % | 0.7 % | 0.7 % | 0.1 % | 1.1 % | 0.5 % | 0.4 % |

| | Mn 257.610 {131} Radial) | Mo 202.030 {467} Axial) | Na 589.592 {57} Radial) | Ni 231.604 {445} Axial) | Pb 220.353 {453} Axial) | Sb 206.833 {463} Axial) | Se 196.090 {472} Axial) |
|---|---|---|---|---|---|---|---|
| Concentration average | 2.9563 ppm | 0.0069 ppm | 1.7422 ppm | 0.0507 ppm | 13.2351 ppm | -0.0021 ppm | -0.0004 ppm |
| Concentration per Run 1 | 2.9236 ppm | 0.0067 ppm | 1.7313 ppm | 0.0508 ppm | 13.2310 ppm | -0.0030 ppm | -0.0006 ppm |
| Concentration per Run 2 | 2.9696 ppm | 0.0070 ppm | 1.7312 ppm | 0.0505 ppm | 13.2443 ppm | -0.0020 ppm | -0.0011 ppm |
| Concentration per Run 3 | 2.9756 ppm | 0.0069 ppm | 1.7641 ppm | 0.0507 ppm | 13.2300 ppm | -0.0012 ppm | 0.0006 ppm |
| Concentration RSD | 1.0 % | 2.1 % | 1.1 % | 0.3 % | 0.1 % | 43.0 % | 234.7 % |

| | Si 212.412 {459} Axial) | Sn 189.989 {477} Axial) | Sr 421.552 {80} Radial) | Ti 334.904 {101} Axial) | Tl 190.856 {477} Axial) | V 292.402 {115} Axial) | Zn 206.200 {463} Axial) |
|---|---|---|---|---|---|---|---|
| Concentration average | 0.8975 ppm | 0.0186 ppm | 0.0398 ppm | 0.1468 ppm | -0.0055 ppm | 0.0623 ppm | 1.3491 ppm |
| Concentration per Run 1 | 0.8946 ppm | 0.0186 ppm | 0.0394 ppm | 0.1471 ppm | -0.0062 ppm | 0.0623 ppm | 1.3432 ppm |
| Concentration per Run 2 | 0.9026 ppm | 0.0185 ppm | 0.0398 ppm | 0.1469 ppm | -0.0043 ppm | 0.0624 ppm | 1.3527 ppm |
| Concentration per Run 3 | 0.8953 ppm | 0.0186 ppm | 0.0401 ppm | 0.1463 ppm | -0.0059 ppm | 0.0622 ppm | 1.3516 ppm |
| Concentration RSD | 0.5 % | 0.6 % | 0.9 % | 0.3 % | 17.8 % | 0.1 % | 0.4 % |

| | Y 371.030 {91} Radial) | Y 360.073 {94} Axial) | Y 224.306 {450} Axial) | Sc 361.384 {93} Radial) | Sc 227.318 {448} Axial) | Sc 361.384 {93} Axial) | Li 670.784 {50} Radial) |
|---|---|---|---|---|---|---|---|
| Concentration average | 106.3862 % | 110.1145 % | 109.4824 % | 103.4892 % | 98.6830 % | 103.1449 % | 0.0136 ppm |
| Concentration per Run 1 | 106.6738 % | 110.3247 % | 109.6624 % | 104.6730 % | 98.9714 % | 103.3603 % | 0.0132 ppm |
| Concentration per Run 2 | 106.2289 % | 110.0150 % | 109.3235 % | 103.2339 % | 98.4657 % | 103.0495 % | 0.0141 ppm |
| Concentration per Run 3 | 106.2559 % | 110.0038 % | 109.4612 % | 102.5607 % | 98.6118 % | 103.0250 % | 0.0135 ppm |
| Concentration RSD | 0.2 % | 0.2 % | 0.2 % | 1.0 % | 0.3 % | 0.2 % | 3.3 % |

# ICP DataTrace 6

9/10/2025 5:13:16 PM

LabBook: WG2112533_09092025T6.imexp

Sample: WG2108900-1 WG2108900
Analysis started at: 9/10/2025 11:27:03 AM
Comments <Comment>
Rack: 1
Vial: 12

| | Ag 328.068 {103} Axial) | Al 396.152 {85} Radial) | As 189.042 {478} Axial) | B 208.959 {461} Axial) | Ba 455.403 {74} Radial) | Be 313.042 {108} Radial) | Ca 315.887 {107} Radial) |
|---|---|---|---|---|---|---|---|
| Concentration average | 0.0000 ppm | 0.0093 ppm | -0.0007 ppm | 0.0016 ppm | 0.0001 ppm | 0.0000 ppm | 0.0194 ppm |
| Concentration per Run 1 | 0.0000 ppm | 0.0057 ppm | -0.0009 ppm | 0.0014 ppm | 0.0001 ppm | 0.0000 ppm | 0.0169 ppm |
| Concentration per Run 2 | 0.0001 ppm | 0.0111 ppm | -0.0011 ppm | 0.0015 ppm | 0.0001 ppm | 0.0000 ppm | 0.0191 ppm |
| Concentration per Run 3 | 0.0000 ppm | 0.0111 ppm | -0.0002 ppm | 0.0018 ppm | 0.0000 ppm | 0.0000 ppm | 0.0221 ppm |
| Concentration RSD | 166.0 % | 33.2 % | 69.1 % | 10.6 % | 72.3 % | 22.4 % | 13.6 % |

| | Cd 214.438 {457} Axial) | Co 228.616 {447} Axial) | Cr 267.716 {126} Axial) | Cu 324.754 {104} Axial) | Fe 259.940 {130} Radial) | K 766.490 {44} Radial) | Mg 279.079 {121} Axial) |
|---|---|---|---|---|---|---|---|
| Concentration average | 0.0002 ppm | -0.0003 ppm | 0.0001 ppm | -0.0013 ppm | 0.0414 ppm | 0.0147 ppm | 0.0035 ppm |
| Concentration per Run 1 | 0.0002 ppm | -0.0005 ppm | 0.0004 ppm | -0.0014 ppm | 0.0447 ppm | 0.0050 ppm | 0.0044 ppm |
| Concentration per Run 2 | 0.0002 ppm | -0.0002 ppm | 0.0000 ppm | -0.0013 ppm | 0.0402 ppm | 0.0100 ppm | 0.0050 ppm |
| Concentration per Run 3 | 0.0003 ppm | -0.0002 ppm | 0.0000 ppm | -0.0013 ppm | 0.0394 ppm | 0.0291 ppm | 0.0012 ppm |
| Concentration RSD | 18.1 % | 58.5 % | 182.2 % | 4.5 % | 6.9 % | 86.4 % | 58.6 % |

| | Mn 257.610 {131} Radial) | Mo 202.030 {467} Axial) | Na 589.592 {57} Radial) | Ni 231.604 {445} Axial) | Pb 220.353 {453} Axial) | Sb 206.833 {463} Axial) | Se 196.090 {472} Axial) |
|---|---|---|---|---|---|---|---|
| Concentration average | 0.0005 ppm | -0.0001 ppm | 0.0247 ppm | 0.0003 ppm | -0.0009 ppm | 0.0007 ppm | 0.0011 ppm |
| Concentration per Run 1 | 0.0004 ppm | -0.0002 ppm | 0.0255 ppm | 0.0006 ppm | -0.0009 ppm | 0.0011 ppm | 0.0011 ppm |
| Concentration per Run 2 | 0.0005 ppm | -0.0002 ppm | 0.0209 ppm | -0.0001 ppm | -0.0013 ppm | 0.0005 ppm | 0.0020 ppm |
| Concentration per Run 3 | 0.0005 ppm | -0.0001 ppm | 0.0277 ppm | 0.0004 ppm | -0.0005 ppm | 0.0005 ppm | 0.0003 ppm |
| Concentration RSD | 18.4 % | 16.6 % | 13.9 % | 136.5 % | 40.8 % | 54.6 % | 73.3 % |

| | Si 212.412 {459} Axial) | Sn 189.989 {477} Axial) | Sr 421.552 {80} Radial) | Ti 334.904 {101} Axial) | Tl 190.856 {477} Axial) | V 292.402 {115} Axial) | Zn 206.200 {463} Axial) |
|---|---|---|---|---|---|---|---|
| Concentration average | 0.0258 ppm | 0.0070 ppm | 0.0000 ppm | 0.0002 ppm | -0.0038 ppm | 0.0002 ppm | 0.0013 ppm |
| Concentration per Run 1 | 0.0257 ppm | 0.0071 ppm | -0.0001 ppm | 0.0002 ppm | -0.0044 ppm | 0.0003 ppm | 0.0012 ppm |
| Concentration per Run 2 | 0.0259 ppm | 0.0069 ppm | 0.0001 ppm | 0.0003 ppm | -0.0038 ppm | 0.0002 ppm | 0.0013 ppm |
| Concentration per Run 3 | 0.0258 ppm | 0.0071 ppm | 0.0001 ppm | 0.0001 ppm | -0.0032 ppm | 0.0001 ppm | 0.0013 ppm |
| Concentration RSD | 0.3 % | 1.8 % | 540.5 % | 40.4 % | 16.8 % | 62.4 % | 4.9 % |

| | Y 371.030 {91} Radial) | Y 360.073 {94} Axial) | Y 224.306 {450} Axial) | Sc 361.384 {93} Radial) | Sc 227.318 {448} Axial) | Sc 361.384 {93} Axial) | Li 670.784 {50} Radial) |
|---|---|---|---|---|---|---|---|
| Concentration average | 97.1236 % | 102.8257 % | 103.8500 % | 101.3616 % | 103.2155 % | 104.7099 % | 0.0004 ppm |
| Concentration per Run 1 | 97.5540 % | 102.2919 % | 103.8144 % | 102.0836 % | 103.0252 % | 104.1248 % | 0.0000 ppm |
| Concentration per Run 2 | 96.9727 % | 103.1440 % | 104.2074 % | 101.1175 % | 103.6965 % | 105.0049 % | 0.0013 ppm |
| Concentration per Run 3 | 96.8440 % | 103.0413 % | 103.5283 % | 100.8836 % | 102.9247 % | 104.9999 % | -0.0002 ppm |
| Concentration RSD | 0.4 % | 0.5 % | 0.3 % | 0.6 % | 0.4 % | 0.5 % | 220.6 % |

# ICP DataTrace 6

9/10/2025 5:13:16 PM

LabBook: WG2112533_09092025T6.imexp

Sample: WG2108900-2D2 WG2108900
Analysis started at: 9/10/2025 11:33:40 AM
Comments <Comment>
Rack: 1
Vial: 13

| | Ag 328.068 {103} Axial) | Al 396.152 {85} Radial) | As 189.042 {478} Axial) | B 208.959 {461} Axial) | Ba 455.403 {74} Radial) | Be 313.042 {108} Radial) | Ca 315.887 {107} Radial) |
|---|---|---|---|---|---|---|---|
| Concentration average | **0.3082 ppm** | 17.9204 ppm | 0.7221 ppm | 0.6969 ppm | 0.9136 ppm | 0.6515 ppm | 17.7855 ppm |
| Concentration per Run 1 | 0.3074 ppm | 18.2183 ppm | 0.7233 ppm | 0.6956 ppm | 0.9282 ppm | 0.6633 ppm | 17.9985 ppm |
| Concentration per Run 2 | 0.3089 ppm | 17.7908 ppm | 0.7212 ppm | 0.7004 ppm | 0.9073 ppm | 0.6444 ppm | 17.5910 ppm |
| Concentration per Run 3 | 0.3083 ppm | 17.7520 ppm | 0.7217 ppm | 0.6947 ppm | 0.9052 ppm | 0.6468 ppm | 17.7670 ppm |
| Concentration RSD | 0.2 % | 1.4 % | 0.1 % | 0.4 % | 1.4 % | 1.6 % | 1.1 % |

| | Cd 214.438 {457} Axial) | Co 228.616 {447} Axial) | Cr 267.716 {126} Axial) | Cu 324.754 {104} Axial) | Fe 259.940 {130} Radial) | K 766.490 {44} Radial) | Mg 279.079 {121} Axial) |
|---|---|---|---|---|---|---|---|
| Concentration average | 0.4879 ppm | 0.9669 ppm | 0.6333 ppm | 0.3703 ppm | 22.4501 ppm | 5.1421 ppm | 6.3002 ppm |
| Concentration per Run 1 | 0.4861 ppm | 0.9649 ppm | 0.6323 ppm | 0.3706 ppm | 22.7541 ppm | 5.2350 ppm | 6.2892 ppm |
| Concentration per Run 2 | 0.4900 ppm | 0.9715 ppm | 0.6342 ppm | 0.3705 ppm | 22.2238 ppm | 5.1307 ppm | 6.3200 ppm |
| Concentration per Run 3 | 0.4874 ppm | 0.9643 ppm | 0.6333 ppm | 0.3700 ppm | 22.3725 ppm | 5.0606 ppm | 6.2915 ppm |
| Concentration RSD | 0.4 % | 0.4 % | 0.2 % | 0.1 % | 1.2 % | 1.7 % | 0.3 % |

| | Mn 257.610 {131} Radial) | Mo 202.030 {467} Axial) | Na 589.592 {57} Radial) | Ni 231.604 {445} Axial) | Pb 220.353 {453} Axial) | Sb 206.833 {463} Axial) | Se 196.090 {472} Axial) |
|---|---|---|---|---|---|---|---|
| Concentration average | 1.8061 ppm | 0.5840 ppm | 7.0177 ppm | 0.6297 ppm | 0.5585 ppm | 0.4095 ppm | 0.3718 ppm |
| Concentration per Run 1 | 1.8327 ppm | 0.5831 ppm | 7.1526 ppm | 0.6286 ppm | 0.5587 ppm | 0.4085 ppm | 0.3703 ppm |
| Concentration per Run 2 | 1.7874 ppm | 0.5872 ppm | 7.0077 ppm | 0.6328 ppm | 0.5591 ppm | 0.4122 ppm | 0.3730 ppm |
| Concentration per Run 3 | 1.7983 ppm | 0.5819 ppm | 6.8927 ppm | 0.6276 ppm | 0.5578 ppm | 0.4077 ppm | 0.3722 ppm |
| Concentration RSD | 1.3 % | 0.5 % | 1.9 % | 0.4 % | 0.1 % | 0.6 % | 0.4 % |

| | Si 212.412 {459} Axial) | Sn 189.989 {477} Axial) | Sr 421.552 {80} Radial) | Ti 334.904 {101} Axial) | Tl 190.856 {477} Axial) | V 292.402 {115} Axial) | Zn 206.200 {463} Axial) |
|---|---|---|---|---|---|---|---|
| Concentration average | 14.5145 ppm | 0.4048 ppm | 0.8999 ppm | 1.3060 ppm | **0.7473 ppm** | 0.6400 ppm | 1.2038 ppm |
| Concentration per Run 1 | 14.5122 ppm | 0.4047 ppm | 0.9146 ppm | 1.3041 ppm | 0.7476 ppm | 0.6391 ppm | 1.1985 ppm |
| Concentration per Run 2 | 14.5934 ppm | 0.4061 ppm | 0.8936 ppm | 1.3076 ppm | 0.7513 ppm | 0.6404 ppm | 1.2093 ppm |
| Concentration per Run 3 | 14.4379 ppm | 0.4037 ppm | 0.8915 ppm | 1.3062 ppm | 0.7430 ppm | 0.6403 ppm | 1.2036 ppm |
| Concentration RSD | 0.5 % | 0.3 % | 1.4 % | 0.1 % | 0.6 % | 0.1 % | 0.4 % |

| | Y 371.030 {91} Radial) | Y 360.073 {94} Axial) | Y 224.306 {450} Axial) | Sc 361.384 {93} Radial) | Sc 227.318 {448} Axial) | Sc 361.384 {93} Axial) | Li 670.784 {50} Radial) |
|---|---|---|---|---|---|---|---|
| Concentration average | 101.5493 % | 107.1551 % | 109.1493 % | 101.6934 % | 101.9858 % | 103.8768 % | 0.3580 ppm |
| Concentration per Run 1 | 100.1985 % | 107.0024 % | 108.9638 % | 100.6898 % | 101.9261 % | 103.8098 % | 0.3655 ppm |
| Concentration per Run 2 | 102.6673 % | 107.3313 % | 109.0590 % | 102.6554 % | 101.4998 % | 104.0026 % | 0.3583 ppm |
| Concentration per Run 3 | 101.7821 % | 107.1316 % | 109.4251 % | 101.7349 % | 102.5313 % | 103.8180 % | 0.3502 ppm |
| Concentration RSD | 1.2 % | 0.2 % | 0.2 % | 1.0 % | 0.5 % | 0.1 % | 2.1 % |

# ICP DataTrace 6

9/10/2025 5:13:16 PM

LabBook: WG2112533_09092025T6.imexp

Sample: WG2108900-3D2 WG2108900
Analysis started at: 9/10/2025 11:39:51 AM
Comments <Comment>
Rack: 1
Vial: 14

| | Ag 328.068 {103} Axial) | Al 396.152 {85} Radial) | As 189.042 {478} Axial) | B 208.959 {461} Axial) | Ba 455.403 {74} Radial) | Be 313.042 {108} Radial) | Ca 315.887 {107} Radial) |
|---|---|---|---|---|---|---|---|
| Concentration average | 0.2905 ppm | 16.8887 ppm | 0.6951 ppm | 0.6654 ppm | 0.7808 ppm | 0.6207 ppm | 16.3658 ppm |
| Concentration per Run 1 | 0.2911 ppm | 16.7977 ppm | 0.6905 ppm | 0.6587 ppm | 0.7765 ppm | 0.6222 ppm | 16.3941 ppm |
| Concentration per Run 2 | 0.2895 ppm | 16.9006 ppm | 0.7005 ppm | 0.6722 ppm | 0.7815 ppm | 0.6228 ppm | 16.4265 ppm |
| Concentration per Run 3 | 0.2911 ppm | 16.9677 ppm | 0.6945 ppm | 0.6652 ppm | 0.7843 ppm | 0.6173 ppm | 16.2768 ppm |
| Concentration RSD | 0.3 % | 0.5 % | 0.7 % | 1.0 % | 0.5 % | 0.5 % | 0.5 % |

| | Cd 214.438 {457} Axial) | Co 228.616 {447} Axial) | Cr 267.716 {126} Axial) | Cu 324.754 {104} Axial) | Fe 259.940 {130} Radial) | K 766.490 {44} Radial) | Mg 279.079 {121} Axial) |
|---|---|---|---|---|---|---|---|
| Concentration average | 0.4737 ppm | 0.9182 ppm | 0.6021 ppm | 0.3572 ppm | 21.0807 ppm | 4.8512 ppm | 5.9237 ppm |
| Concentration per Run 1 | 0.4688 ppm | 0.9089 ppm | 0.6028 ppm | 0.3576 ppm | 21.0819 ppm | 4.7639 ppm | 5.9314 ppm |
| Concentration per Run 2 | 0.4802 ppm | 0.9287 ppm | 0.6005 ppm | 0.3575 ppm | 21.1432 ppm | 4.8555 ppm | 5.9162 ppm |
| Concentration per Run 3 | 0.4721 ppm | 0.9170 ppm | 0.6029 ppm | 0.3563 ppm | 21.0170 ppm | 4.9341 ppm | 5.9235 ppm |
| Concentration RSD | 1.2 % | 1.1 % | 0.2 % | 0.2 % | 0.3 % | 1.8 % | 0.1 % |

| | Mn 257.610 {131} Radial) | Mo 202.030 {467} Axial) | Na 589.592 {57} Radial) | Ni 231.604 {445} Axial) | Pb 220.353 {453} Axial) | Sb 206.833 {463} Axial) | Se 196.090 {472} Axial) |
|---|---|---|---|---|---|---|---|
| Concentration average | 1.5844 ppm | 0.5593 ppm | 6.8127 ppm | 0.6015 ppm | 0.5264 ppm | 0.3971 ppm | 0.3538 ppm |
| Concentration per Run 1 | 1.5842 ppm | 0.5538 ppm | 6.6924 ppm | 0.5954 ppm | 0.5234 ppm | 0.3940 ppm | 0.3516 ppm |
| Concentration per Run 2 | 1.5889 ppm | 0.5663 ppm | 6.8106 ppm | 0.6084 ppm | 0.5303 ppm | 0.4016 ppm | 0.3571 ppm |
| Concentration per Run 3 | 1.5800 ppm | 0.5578 ppm | 6.9351 ppm | 0.6007 ppm | 0.5254 ppm | 0.3957 ppm | 0.3526 ppm |
| Concentration RSD | 0.3 % | 1.1 % | 1.8 % | 1.1 % | 0.7 % | 1.0 % | 0.8 % |

| | Si 212.412 {459} Axial) | Sn 189.989 {477} Axial) | Sr 421.552 {80} Radial) | Ti 334.904 {101} Axial) | Tl 190.856 {477} Axial) | V 292.402 {115} Axial) | Zn 206.200 {463} Axial) |
|---|---|---|---|---|---|---|---|
| Concentration average | 14.3057 ppm | 0.3838 ppm | 0.8206 ppm | 1.2453 ppm | 0.7316 ppm | 0.5982 ppm | 1.1443 ppm |
| Concentration per Run 1 | 14.1632 ppm | 0.3808 ppm | 0.8172 ppm | 1.2473 ppm | 0.7264 ppm | 0.5985 ppm | 1.1306 ppm |
| Concentration per Run 2 | 14.4650 ppm | 0.3876 ppm | 0.8213 ppm | 1.2442 ppm | 0.7387 ppm | 0.5975 ppm | 1.1608 ppm |
| Concentration per Run 3 | 14.2888 ppm | 0.3829 ppm | 0.8234 ppm | 1.2443 ppm | 0.7297 ppm | 0.5985 ppm | 1.1415 ppm |
| Concentration RSD | 1.1 % | 0.9 % | 0.4 % | 0.1 % | 0.9 % | 0.1 % | 1.3 % |

| | Y 371.030 {91} Radial) | Y 360.073 {94} Axial) | Y 224.306 {450} Axial) | Sc 361.384 {93} Radial) | Sc 227.318 {448} Axial) | Sc 361.384 {93} Axial) | Li 670.784 {50} Radial) |
|---|---|---|---|---|---|---|---|
| Concentration average | 102.0121 % | 106.4854 % | 107.6679 % | 102.8139 % | 101.7261 % | 103.7674 % | 0.3373 ppm |
| Concentration per Run 1 | 101.7962 % | 106.5947 % | 108.3508 % | 102.7849 % | 102.6168 % | 103.7365 % | 0.3320 ppm |
| Concentration per Run 2 | 101.5814 % | 106.5623 % | 107.0933 % | 102.4446 % | 100.8313 % | 103.9147 % | 0.3373 ppm |
| Concentration per Run 3 | 102.6589 % | 106.2993 % | 107.5597 % | 103.2120 % | 101.7304 % | 103.6510 % | 0.3427 ppm |
| Concentration RSD | 0.6 % | 0.2 % | 0.6 % | 0.4 % | 0.9 % | 0.1 % | 1.6 % |

# ICP DataTrace 6

9/10/2025 5:13:16 PM

LabBook: WG2112533_09092025T6.imexp

Sample: zL2553724-01D2 WG2108900
Analysis started at: 9/10/2025 11:46:02 AM
Comments <Comment>
Rack: 1
Vial: 15

| | Ag 328.068 {103} Axial) | Al 396.152 {85} Radial) | As 189.042 {478} Axial) | B 208.959 {461} Axial) | Ba 455.403 {74} Radial) | Be 313.042 {108} Radial) | Ca 315.887 {107} Radial) |
|---|---|---|---|---|---|---|---|
| Concentration average | 0.0004 ppm | 119.8548 ppm | 0.0568 ppm | 0.0179 ppm | 0.5841 ppm | 0.0047 ppm | 35.5509 ppm |
| Concentration per Run 1 | 0.0004 ppm | 119.2470 ppm | 0.0578 ppm | 0.0180 ppm | 0.5815 ppm | 0.0047 ppm | 35.1334 ppm |
| Concentration per Run 2 | 0.0004 ppm | 120.0166 ppm | 0.0560 ppm | 0.0181 ppm | 0.5841 ppm | 0.0047 ppm | 35.8477 ppm |
| Concentration per Run 3 | 0.0004 ppm | 120.3009 ppm | 0.0565 ppm | 0.0177 ppm | 0.5867 ppm | 0.0047 ppm | 35.6717 ppm |
| Concentration RSD | 5.7 % | 0.5 % | 1.6 % | 1.2 % | 0.4 % | 0.6 % | 1.0 % |

| | Cd 214.438 {457} Axial) | Co 228.616 {447} Axial) | Cr 267.716 {126} Axial) | Cu 324.754 {104} Axial) | Fe 259.940 {130} Radial) | K 766.490 {44} Radial) | Mg 279.079 {121} Axial) |
|---|---|---|---|---|---|---|---|
| Concentration average | 0.0017 ppm | 0.0957 ppm | 0.2709 ppm | 1.0279 ppm | **207.8450 [SIC 500]** | 15.4489 ppm | 39.0720 ppm |
| Concentration per Run 1 | 0.0018 ppm | 0.0956 ppm | 0.2717 ppm | 1.0267 ppm | 206.4505 ppm | 15.4674 ppm | 39.2219 ppm |
| Concentration per Run 2 | 0.0016 ppm | 0.0957 ppm | 0.2701 ppm | 1.0306 ppm | 208.6804 ppm | 15.3983 ppm | 39.0008 ppm |
| Concentration per Run 3 | 0.0018 ppm | 0.0957 ppm | 0.2709 ppm | 1.0265 ppm | 208.4041 ppm | 15.4809 ppm | 38.9933 ppm |
| Concentration RSD | 5.8 % | 0.1 % | 0.3 % | 0.2 % | 0.6 % | 0.3 % | 0.3 % |

| | Mn 257.610 {131} Radial) | Mo 202.030 {467} Axial) | Na 589.592 {57} Radial) | Ni 231.604 {445} Axial) | Pb 220.353 {453} Axial) | Sb 206.833 {463} Axial) | Se 196.090 {472} Axial) |
|---|---|---|---|---|---|---|---|
| Concentration average | 3.9176 ppm | 0.0044 ppm | 1.3079 ppm | 0.1861 ppm | 1.1124 ppm | -0.0030 ppm | -0.0002 ppm |
| Concentration per Run 1 | 3.8822 ppm | 0.0044 ppm | 1.3017 ppm | 0.1861 ppm | 1.1133 ppm | -0.0034 ppm | 0.0009 ppm |
| Concentration per Run 2 | 3.9425 ppm | 0.0044 ppm | 1.3079 ppm | 0.1855 ppm | 1.1128 ppm | -0.0029 ppm | 0.0006 ppm |
| Concentration per Run 3 | 3.9282 ppm | 0.0044 ppm | 1.3142 ppm | 0.1866 ppm | 1.1112 ppm | -0.0027 ppm | -0.0022 ppm |
| Concentration RSD | 0.8 % | 0.9 % | 0.5 % | 0.3 % | 0.1 % | 12.1 % | 746.3 % |

| | Si 212.412 {459} Axial) | Sn 189.989 {477} Axial) | Sr 421.552 {80} Radial) | Ti 334.904 {101} Axial) | Tl 190.856 {477} Axial) | V 292.402 {115} Axial) | Zn 206.200 {463} Axial) |
|---|---|---|---|---|---|---|---|
| Concentration average | 9.7964 ppm | 0.0425 ppm | 0.1810 ppm | 5.7061 ppm | -0.0141 ppm | 0.3300 ppm | 1.3266 ppm |
| Concentration per Run 1 | 9.8135 ppm | 0.0421 ppm | 0.1802 ppm | 5.7115 ppm | -0.0121 ppm | 0.3303 ppm | 1.3252 ppm |
| Concentration per Run 2 | 9.7646 ppm | 0.0423 ppm | 0.1807 ppm | 5.7039 ppm | -0.0160 ppm | 0.3291 ppm | 1.3265 ppm |
| Concentration per Run 3 | 9.8112 ppm | 0.0431 ppm | 0.1821 ppm | 5.7029 ppm | -0.0141 ppm | 0.3307 ppm | 1.3282 ppm |
| Concentration RSD | 0.3 % | 1.3 % | 0.5 % | 0.1 % | 14.1 % | 0.3 % | 0.1 % |

| | Y 371.030 {91} Radial) | Y 360.073 {94} Axial) | Y 224.306 {450} Axial) | Sc 361.384 {93} Radial) | Sc 227.318 {448} Axial) | Sc 361.384 {93} Axial) | Li 670.784 {50} Radial) |
|---|---|---|---|---|---|---|---|
| Concentration average | 117.3449 % | 119.9612 % | 120.3600 % | 105.2893 % | 94.7849 % | 102.9737 % | 0.1853 ppm |
| Concentration per Run 1 | 117.7647 % | 119.4583 % | 120.1500 % | 106.2683 % | 94.5899 % | 102.6728 % | 0.1848 ppm |
| Concentration per Run 2 | 117.0175 % | 120.0427 % | 120.5501 % | 104.8407 % | 95.2205 % | 102.9575 % | 0.1845 ppm |
| Concentration per Run 3 | 117.2525 % | 120.3825 % | 120.3800 % | 104.7591 % | 94.5442 % | 103.2909 % | 0.1867 ppm |
| Concentration RSD | 0.3 % | 0.4 % | 0.2 % | 0.8 % | 0.4 % | 0.3 % | 0.7 % |

# ICP DataTrace 6

9/10/2025 5:13:16 PM

LabBook: WG2112533_09092025T6.imexp

Sample: CCV
Analysis started at: 9/10/2025 11:55:18 AM
Comments <Comment>
Rack: 0
Vial: 3

| | Ag 328.068 {103} Axial) | Al 396.152 {85} Radial) | As 189.042 {478} Axial) | B 208.959 {461} Axial) | Ba 455.403 {74} Radial) | Be 313.042 {108} Radial) | Ca 315.887 {107} Radial) |
|---|---|---|---|---|---|---|---|
| Concentration average | 0.4885 ppm | 0.4809 ppm | 0.4808 ppm | 0.4587 ppm | 0.4832 ppm | 0.5229 ppm | 0.5209 ppm |
| Concentration per Run 1 | 0.4888 ppm | 0.4729 ppm | 0.4822 ppm | 0.4590 ppm | 0.4785 ppm | 0.5181 ppm | 0.5156 ppm |
| Concentration per Run 2 | 0.4884 ppm | 0.4835 ppm | 0.4814 ppm | 0.4599 ppm | 0.4853 ppm | 0.5257 ppm | 0.5238 ppm |
| Concentration per Run 3 | 0.4882 ppm | 0.4863 ppm | 0.4787 ppm | 0.4573 ppm | 0.4859 ppm | 0.5249 ppm | 0.5232 ppm |
| Recovery Percentage 1 | 97.691 % | 96.176 % | 96.157 % | 91.745 % | 96.644 % | 104.583 % | 104.174 % |
| Concentration RSD | 0.1 % | 1.5 % | 0.4 % | 0.3 % | 0.8 % | 0.8 % | 0.9 % |

| | Cd 214.438 {457} Axial) | Co 228.616 {447} Axial) | Cr 267.716 {126} Axial) | Cu 324.754 {104} Axial) | Fe 259.940 {130} Radial) | K 766.490 {44} Radial) | Mg 279.079 {121} Axial) |
|---|---|---|---|---|---|---|---|
| Concentration average | 0.4947 ppm | 0.4805 ppm | 0.4984 ppm | 0.4980 ppm | 0.5226 ppm | 4.5766 ppm | 0.5140 ppm |
| Concentration per Run 1 | 0.4930 ppm | 0.4795 ppm | 0.4982 ppm | 0.4979 ppm | 0.5168 ppm | 4.5203 ppm | 0.5136 ppm |
| Concentration per Run 2 | 0.4964 ppm | 0.4824 ppm | 0.4993 ppm | 0.4981 ppm | 0.5231 ppm | 4.5793 ppm | 0.5149 ppm |
| Concentration per Run 3 | 0.4947 ppm | 0.4795 ppm | 0.4975 ppm | 0.4980 ppm | 0.5280 ppm | 4.6302 ppm | 0.5135 ppm |
| Recovery Percentage 1 | 98.935 % | 96.098 % | 99.671 % | 99.597 % | 104.524 % | 91.531 % | 102.804 % |
| Concentration RSD | 0.3 % | 0.3 % | 0.2 % | 0.0 % | 1.1 % | 1.2 % | 0.2 % |

| | Mn 257.610 {131} Radial) | Mo 202.030 {467} Axial) | Na 589.592 {57} Radial) | Ni 231.604 {445} Axial) | Pb 220.353 {453} Axial) | Sb 206.833 {463} Axial) | Se 196.090 {472} Axial) |
|---|---|---|---|---|---|---|---|
| Concentration average | 0.5194 ppm | 0.4751 ppm | 8.9727 ppm | 0.4973 ppm | 0.5210 ppm | 0.4758 ppm | 0.4635 ppm |
| Concentration per Run 1 | 0.5156 ppm | 0.4746 ppm | 8.8925 ppm | 0.4971 ppm | 0.5221 ppm | 0.4766 ppm | 0.4633 ppm |
| Concentration per Run 2 | 0.5206 ppm | 0.4761 ppm | 8.9628 ppm | 0.4981 ppm | 0.5222 ppm | 0.4772 ppm | 0.4638 ppm |
| Concentration per Run 3 | 0.5220 ppm | 0.4746 ppm | 9.0627 ppm | 0.4967 ppm | 0.5186 ppm | 0.4737 ppm | 0.4635 ppm |
| Recovery Percentage 1 | 103.882 % | 95.016 % | 89.727 % | 99.459 % | 104.195 % | 95.166 % | 92.708 % |
| Concentration RSD | 0.6 % | 0.2 % | 1.0 % | 0.1 % | 0.4 % | 0.4 % | 0.0 % |

| | Si 212.412 {459} Axial) | Sn 189.989 {477} Axial) | Sr 421.552 {80} Radial) | Ti 334.904 {101} Axial) | Tl 190.856 {477} Axial) | V 292.402 {115} Axial) | Zn 206.200 {463} Axial) |
|---|---|---|---|---|---|---|---|
| Concentration average | 5.0550 ppm | 0.4849 ppm | 0.5132 ppm | 0.4957 ppm | 0.5038 ppm | 0.4960 ppm | 0.4854 ppm |
| Concentration per Run 1 | 5.0638 ppm | 0.4852 ppm | 0.5085 ppm | 0.4951 ppm | 0.5044 ppm | 0.4955 ppm | 0.4837 ppm |
| Concentration per Run 2 | 5.0653 ppm | 0.4871 ppm | 0.5155 ppm | 0.4962 ppm | 0.5067 ppm | 0.4965 ppm | 0.4866 ppm |
| Concentration per Run 3 | 5.0359 ppm | 0.4825 ppm | 0.5157 ppm | 0.4958 ppm | 0.5004 ppm | 0.4959 ppm | 0.4858 ppm |
| Recovery Percentage 1 | 96.286 % | 96.986 % | 102.647 % | 99.140 % | 100.768 % | 99.197 % | 97.073 % |
| Concentration RSD | 0.3 % | 0.5 % | 0.8 % | 0.1 % | 0.6 % | 0.1 % | 0.3 % |

| | Y 371.030 {91} Radial) | Y 360.073 {94} Axial) | Y 224.306 {450} Axial) | Sc 361.384 {93} Radial) | Sc 227.318 {448} Axial) | Sc 361.384 {93} Axial) | Li 670.784 {50} Radial) |
|---|---|---|---|---|---|---|---|
| Concentration average | 98.6049 % | 101.7589 % | 103.3952 % | 102.9823 % | 104.8170 % | 103.7270 % | 0.4462 ppm |
| Concentration per Run 1 | 99.4076 % | 101.7732 % | 103.2954 % | 103.8067 % | 104.8377 % | 103.7734 % | 0.4427 ppm |
| Concentration per Run 2 | 98.1878 % | 102.0764 % | 103.1737 % | 102.6519 % | 104.4391 % | 104.0063 % | 0.4453 ppm |
| Concentration per Run 3 | 98.2194 % | 101.4270 % | 103.7163 % | 102.4884 % | 105.1743 % | 103.4012 % | 0.4505 ppm |
| Recovery Percentage 1 | | | | | | | 89.231 % |
| Concentration RSD | 0.7 % | 0.3 % | 0.3 % | 0.7 % | 0.4 % | 0.3 % | 0.9 % |

# ICP DataTrace 6

9/10/2025 5:13:16 PM

LabBook: WG2112533_09092025T6.imexp

Sample: CCB
Analysis started at: 9/10/2025 12:01:35 PM
Comments <Comment>
Rack: 0
Vial: 4

| | Ag 328.068 {103} Axial) | Al 396.152 {85} Radial) | As 189.042 {478} Axial) | B 208.959 {461} Axial) | Ba 455.403 {74} Radial) | Be 313.042 {108} Radial) | Ca 315.887 {107} Radial) |
|---|---|---|---|---|---|---|---|
| Concentration average | 0.0001 ppm | 0.0037 ppm | 0.0000 ppm | 0.0008 ppm | 0.0000 ppm | 0.0000 ppm | -0.0007 ppm |
| Concentration per Run 1 | 0.0000 ppm | 0.0099 ppm | 0.0011 ppm | 0.0009 ppm | 0.0000 ppm | 0.0000 ppm | 0.0005 ppm |
| Concentration per Run 2 | 0.0000 ppm | -0.0009 ppm | 0.0003 ppm | 0.0009 ppm | 0.0000 ppm | 0.0000 ppm | -0.0014 ppm |
| Concentration per Run 3 | 0.0002 ppm | 0.0020 ppm | -0.0015 ppm | 0.0006 ppm | 0.0000 ppm | 0.0000 ppm | -0.0013 ppm |
| Recovery Percentage 1 | 1.194 % | 3.691 % | -0.364 % | 2.778 % | -0.335 % | -0.393 % | -0.749 % |
| Concentration RSD | 122.5 % | 150.6 % | 7,480.9 % | 20.5 % | 68.7 % | 100.0 % | 143.9 % |

| | Cd 214.438 {457} Axial) | Co 228.616 {447} Axial) | Cr 267.716 {126} Axial) | Cu 324.754 {104} Axial) | Fe 259.940 {130} Radial) | K 766.490 {44} Radial) | Mg 279.079 {121} Axial) |
|---|---|---|---|---|---|---|---|
| Concentration average | 0.0000 ppm | -0.0001 ppm | 0.0000 ppm | -0.0014 ppm | -0.0002 ppm | 0.0067 ppm | -0.0001 ppm |
| Concentration per Run 1 | 0.0000 ppm | 0.0000 ppm | 0.0000 ppm | -0.0014 ppm | -0.0001 ppm | 0.0079 ppm | -0.0004 ppm |
| Concentration per Run 2 | 0.0000 ppm | 0.0000 ppm | 0.0000 ppm | -0.0013 ppm | 0.0002 ppm | 0.0057 ppm | -0.0011 ppm |
| Concentration per Run 3 | 0.0001 ppm | -0.0002 ppm | 0.0000 ppm | -0.0015 ppm | -0.0006 ppm | 0.0066 ppm | 0.0012 ppm |
| Recovery Percentage 1 | 0.916 % | -0.376 % | -0.012 % | -13.738 % | -0.348 % | 0.268 % | -0.099 % |
| Concentration RSD | 106.7 % | 96.5 % | 1,771.5 % | 7.3 % | 240.4 % | 16.3 % | 1,162.0 % |

| | Mn 257.610 {131} Radial) | Mo 202.030 {467} Axial) | Na 589.592 {57} Radial) | Ni 231.604 {445} Axial) | Pb 220.353 {453} Axial) | Sb 206.833 {463} Axial) | Se 196.090 {472} Axial) |
|---|---|---|---|---|---|---|---|
| Concentration average | 0.0001 ppm | 0.0001 ppm | -0.0028 ppm | -0.0001 ppm | -0.0001 ppm | 0.0001 ppm | 0.0001 ppm |
| Concentration per Run 1 | 0.0000 ppm | 0.0002 ppm | -0.0020 ppm | -0.0002 ppm | 0.0001 ppm | 0.0000 ppm | 0.0003 ppm |
| Concentration per Run 2 | 0.0001 ppm | 0.0001 ppm | -0.0022 ppm | -0.0002 ppm | 0.0000 ppm | 0.0011 ppm | 0.0001 ppm |
| Concentration per Run 3 | 0.0001 ppm | 0.0002 ppm | -0.0043 ppm | 0.0000 ppm | -0.0004 ppm | -0.0008 ppm | -0.0003 ppm |
| Recovery Percentage 1 | 0.733 % | 0.291 % | -0.142 % | -0.570 % | -1.365 % | 0.142 % | 0.525 % |
| Concentration RSD | 88.0 % | 58.2 % | 45.4 % | 61.3 % | 197.8 % | 1,331.6 % | 537.6 % |

| | Si 212.412 {459} Axial) | Sn 189.989 {477} Axial) | Sr 421.552 {80} Radial) | Ti 334.904 {101} Axial) | Tl 190.856 {477} Axial) | V 292.402 {115} Axial) | Zn 206.200 {463} Axial) |
|---|---|---|---|---|---|---|---|
| Concentration average | 0.0024 ppm | 0.0003 ppm | 0.0000 ppm | 0.0002 ppm | 0.0006 ppm | 0.0001 ppm | 0.0000 ppm |
| Concentration per Run 1 | 0.0021 ppm | 0.0006 ppm | 0.0001 ppm | 0.0003 ppm | 0.0007 ppm | 0.0000 ppm | 0.0000 ppm |
| Concentration per Run 2 | 0.0027 ppm | 0.0004 ppm | -0.0001 ppm | 0.0001 ppm | 0.0004 ppm | 0.0001 ppm | 0.0001 ppm |
| Concentration per Run 3 | 0.0025 ppm | -0.0002 ppm | -0.0001 ppm | 0.0002 ppm | 0.0006 ppm | 0.0003 ppm | 0.0001 ppm |
| Recovery Percentage 1 | 0.484 % | 0.556 % | -0.354 % | 1.809 % | 2.753 % | 1.444 % | 0.836 % |
| Concentration RSD | 12.7 % | 143.0 % | 256.1 % | 44.0 % | 22.0 % | 97.1 % | 149.8 % |

| | Y 371.030 {91} Radial) | Y 360.073 {94} Axial) | Y 224.306 {450} Axial) | Sc 361.384 {93} Radial) | Sc 227.318 {448} Axial) | Sc 361.384 {93} Axial) | Li 670.784 {50} Radial) |
|---|---|---|---|---|---|---|---|
| Concentration average | 98.8598 % | 102.5997 % | 103.9580 % | 102.2926 % | 107.9978 % | 103.7553 % | 0.0001 ppm |
| Concentration per Run 1 | 99.0958 % | 102.5019 % | 103.8202 % | 102.8701 % | 107.8786 % | 103.6027 % | -0.0001 ppm |
| Concentration per Run 2 | 98.7749 % | 102.7555 % | 103.7529 % | 102.2249 % | 107.0570 % | 103.8970 % | 0.0000 ppm |
| Concentration per Run 3 | 98.7085 % | 102.5418 % | 104.3009 % | 101.7827 % | 109.0579 % | 103.7660 % | 0.0006 ppm |
| Recovery Percentage 1 | | | | | | | 1.435 % |
| Concentration RSD | 0.2 % | 0.1 % | 0.3 % | 0.5 % | 0.9 % | 0.1 % | 254.5 % |

# ICP DataTrace 6

9/10/2025 5:13:16 PM

LabBook: WG2112533_09092025T6.imexp

Sample: WG2110093-1 WG2110093
Analysis started at: 9/10/2025 12:30:07 PM
Comments <Comment>
Rack: 1
Vial: 16

| | Ag 328.068 {103} Axial) | Al 396.152 {85} Radial) | As 189.042 {478} Axial) | B 208.959 {461} Axial) | Ba 455.403 {74} Radial) | Be 313.042 {108} Radial) | Ca 315.887 {107} Radial) |
|---|---|---|---|---|---|---|---|
| Concentration average | -0.0001 ppm | 0.0054 ppm | 0.0001 ppm | 0.0003 ppm | -0.0001 ppm | 0.0000 ppm | 0.0043 ppm |
| Concentration per Run 1 | -0.0003 ppm | 0.0095 ppm | -0.0006 ppm | 0.0006 ppm | -0.0001 ppm | 0.0000 ppm | 0.0024 ppm |
| Concentration per Run 2 | 0.0001 ppm | 0.0045 ppm | -0.0001 ppm | 0.0002 ppm | 0.0000 ppm | -0.0001 ppm | 0.0060 ppm |
| Concentration per Run 3 | 0.0000 ppm | 0.0021 ppm | 0.0011 ppm | 0.0001 ppm | -0.0001 ppm | 0.0000 ppm | 0.0045 ppm |
| Recovery Percentage 1 | -1.157 % | 5.383 % | 2.113 % | 0.953 % | -0.504 % | -0.688 % | 4.287 % |
| Concentration RSD | 290.5 % | 69.9 % | 817.9 % | 88.7 % | 116.0 % | 59.2 % | 41.6 % |

| | Cd 214.438 {457} Axial) | Co 228.616 {447} Axial) | Cr 267.716 {126} Axial) | Cu 324.754 {104} Axial) | Fe 259.940 {130} Radial) | K 766.490 {44} Radial) | Mg 279.079 {121} Axial) |
|---|---|---|---|---|---|---|---|
| Concentration average | 0.0000 ppm | -0.0001 ppm | 0.0062 ppm | -0.0006 ppm | 0.0511 ppm | 0.0036 ppm | -0.0007 ppm |
| Concentration per Run 1 | 0.0000 ppm | 0.0000 ppm | 0.0060 ppm | -0.0007 ppm | 0.0515 ppm | -0.0011 ppm | 0.0014 ppm |
| Concentration per Run 2 | 0.0001 ppm | -0.0002 ppm | 0.0061 ppm | -0.0007 ppm | 0.0503 ppm | 0.0057 ppm | -0.0012 ppm |
| Concentration per Run 3 | 0.0000 ppm | -0.0001 ppm | 0.0065 ppm | -0.0004 ppm | 0.0516 ppm | 0.0061 ppm | -0.0022 ppm |
| Recovery Percentage 1 | 1.171 % | -0.442 % | 62.091 % | -6.124 % | 102.279 % | 0.143 % | -0.657 % |
| Concentration RSD | 25.0 % | 85.5 % | 3.9 % | 32.1 % | 1.5 % | 113.7 % | 286.3 % |

| | Mn 257.610 {131} Radial) | Mo 202.030 {467} Axial) | Na 589.592 {57} Radial) | Ni 231.604 {445} Axial) | Pb 220.353 {453} Axial) | Sb 206.833 {463} Axial) | Se 196.090 {472} Axial) |
|---|---|---|---|---|---|---|---|
| Concentration average | 0.0009 ppm | -0.0003 ppm | -0.0113 ppm | 0.0003 ppm | 0.0000 ppm | 0.0000 ppm | -0.0002 ppm |
| Concentration per Run 1 | 0.0008 ppm | -0.0002 ppm | -0.0124 ppm | 0.0001 ppm | -0.0001 ppm | -0.0002 ppm | -0.0001 ppm |
| Concentration per Run 2 | 0.0010 ppm | -0.0004 ppm | -0.0088 ppm | 0.0004 ppm | 0.0003 ppm | -0.0002 ppm | -0.0008 ppm |
| Concentration per Run 3 | 0.0008 ppm | -0.0004 ppm | -0.0128 ppm | 0.0004 ppm | -0.0002 ppm | 0.0004 ppm | 0.0003 ppm |
| Recovery Percentage 1 | 8.680 % | -0.670 % | -0.566 % | 1.206 % | -0.273 % | -0.013 % | -1.962 % |
| Concentration RSD | 8.5 % | 26.6 % | 19.2 % | 62.6 % | 912.9 % | 5,396.7 % | 283.5 % |

| | Si 212.412 {459} Axial) | Sn 189.989 {477} Axial) | Sr 421.552 {80} Radial) | Ti 334.904 {101} Axial) | Tl 190.856 {477} Axial) | V 292.402 {115} Axial) | Zn 206.200 {463} Axial) |
|---|---|---|---|---|---|---|---|
| Concentration average | 0.0101 ppm | -0.0003 ppm | 0.0001 ppm | 0.0000 ppm | -0.0002 ppm | 0.0000 ppm | 0.0005 ppm |
| Concentration per Run 1 | 0.0104 ppm | -0.0007 ppm | 0.0000 ppm | 0.0001 ppm | 0.0000 ppm | 0.0001 ppm | 0.0004 ppm |
| Concentration per Run 2 | 0.0098 ppm | -0.0006 ppm | 0.0001 ppm | 0.0001 ppm | -0.0011 ppm | -0.0001 ppm | 0.0005 ppm |
| Concentration per Run 3 | 0.0100 ppm | 0.0003 ppm | 0.0002 ppm | -0.0002 ppm | 0.0005 ppm | -0.0001 ppm | 0.0004 ppm |
| Recovery Percentage 1 | 2.016 % | -0.627 % | 1.151 % | 0.016 % | -1.036 % | -0.059 % | 9.150 % |
| Concentration RSD | 3.1 % | 176.7 % | 59.2 % | 10,855.8 % | 398.4 % | 2,049.2 % | 11.7 % |

| | Y 371.030 {91} Radial) | Y 360.073 {94} Axial) | Y 224.306 {450} Axial) | Sc 361.384 {93} Radial) | Sc 227.318 {448} Axial) | Sc 361.384 {93} Axial) | Li 670.784 {50} Radial) |
|---|---|---|---|---|---|---|---|
| Concentration average | 100.4675 % | 101.8724 % | 104.2672 % | 99.8376 % | 107.8280 % | 102.0917 % | -0.0003 ppm |
| Concentration per Run 1 | 101.4303 % | 103.5857 % | 104.4356 % | 99.5584 % | 107.4220 % | 103.6960 % | 0.0001 ppm |
| Concentration per Run 2 | 99.6748 % | 103.2331 % | 104.1765 % | 99.3287 % | 107.7962 % | 103.5511 % | -0.0005 ppm |
| Concentration per Run 3 | 100.2974 % | 98.7985 % | 104.1896 % | 100.6258 % | 108.2659 % | 99.0279 % | -0.0006 ppm |
| Recovery Percentage 1 | | | | | | | -3.480 % |
| Concentration RSD | 0.9 % | 2.6 % | 0.1 % | 0.7 % | 0.4 % | 2.6 % | 106.0 % |

# ICP DataTrace 6

9/10/2025 5:13:16 PM

LabBook: WG2112533_09092025T6.imexp

Sample: WG2110093-2 WG2110093
Analysis started at: 9/10/2025 12:36:42 PM
Comments <Comment>
Rack: 1
Vial: 17

| | Ag 328.068 {103} Axial) | Al 396.152 {85} Radial) | As 189.042 {478} Axial) | B 208.959 {461} Axial) | Ba 455.403 {74} Radial) | Be 313.042 {108} Radial) | Ca 315.887 {107} Radial) |
|---|---|---|---|---|---|---|---|
| Concentration average | 0.0515 ppm | 2.1391 ppm | 0.1224 ppm | 0.9281 ppm | 2.0350 ppm | 0.0536 ppm | 11.0588 ppm |
| Concentration per Run 1 | 0.0514 ppm | 2.1537 ppm | 0.1229 ppm | 0.9267 ppm | 2.0486 ppm | 0.0540 ppm | 11.1654 ppm |
| Concentration per Run 2 | 0.0516 ppm | 2.1281 ppm | 0.1212 ppm | 0.9301 ppm | 2.0259 ppm | 0.0534 ppm | 11.0187 ppm |
| Concentration per Run 3 | 0.0515 ppm | 2.1355 ppm | 0.1230 ppm | 0.9275 ppm | 2.0305 ppm | 0.0535 ppm | 10.9923 ppm |
| Concentration RSD | 0.3 % | 0.6 % | 0.9 % | 0.2 % | 0.6 % | 0.6 % | 0.8 % |

| | Cd 214.438 {457} Axial) | Co 228.616 {447} Axial) | Cr 267.716 {126} Axial) | Cu 324.754 {104} Axial) | Fe 259.940 {130} Radial) | K 766.490 {44} Radial) | Mg 279.079 {121} Axial) |
|---|---|---|---|---|---|---|---|
| Concentration average | 0.0536 ppm | 0.4748 ppm | 0.2024 ppm | 0.2541 ppm | 1.0911 ppm | 9.6370 ppm | 10.4317 ppm |
| Concentration per Run 1 | 0.0534 ppm | 0.4743 ppm | 0.2031 ppm | 0.2549 ppm | 1.0994 ppm | 9.6419 ppm | 10.4469 ppm |
| Concentration per Run 2 | 0.0538 ppm | 0.4755 ppm | 0.2021 ppm | 0.2549 ppm | 1.0864 ppm | 9.6166 ppm | 10.4306 ppm |
| Concentration per Run 3 | 0.0535 ppm | 0.4746 ppm | 0.2019 ppm | 0.2526 ppm | 1.0874 ppm | 9.6526 ppm | 10.4177 ppm |
| Concentration RSD | 0.3 % | 0.1 % | 0.3 % | 0.5 % | 0.7 % | 0.2 % | 0.1 % |

| | Mn 257.610 {131} Radial) | Mo 202.030 {467} Axial) | Na 589.592 {57} Radial) | Ni 231.604 {445} Axial) | Pb 220.353 {453} Axial) | Sb 206.833 {463} Axial) | Se 196.090 {472} Axial) |
|---|---|---|---|---|---|---|---|
| Concentration average | 0.5415 ppm | 0.9401 ppm | 9.7301 ppm | 0.4971 ppm | 0.5616 ppm | 0.4564 ppm | 0.1166 ppm |
| Concentration per Run 1 | 0.5483 ppm | 0.9381 ppm | 9.7820 ppm | 0.4968 ppm | 0.5627 ppm | 0.4497 ppm | 0.1155 ppm |
| Concentration per Run 2 | 0.5385 ppm | 0.9414 ppm | 9.7153 ppm | 0.4973 ppm | 0.5610 ppm | 0.4582 ppm | 0.1174 ppm |
| Concentration per Run 3 | 0.5377 ppm | 0.9409 ppm | 9.6930 ppm | 0.4971 ppm | 0.5612 ppm | 0.4613 ppm | 0.1169 ppm |
| Concentration RSD | 1.1 % | 0.2 % | 0.5 % | 0.0 % | 0.2 % | 1.3 % | 0.9 % |

| | Si 212.412 {459} Axial) | Sn 189.989 {477} Axial) | Sr 421.552 {80} Radial) | Ti 334.904 {101} Axial) | Tl 190.856 {477} Axial) | V 292.402 {115} Axial) | Zn 206.200 {463} Axial) |
|---|---|---|---|---|---|---|---|
| Concentration average | 1.1742 ppm | 0.9545 ppm | 1.0684 ppm | 1.0143 ppm | 0.1188 ppm | 0.5110 ppm | 0.4873 ppm |
| Concentration per Run 1 | 1.1733 ppm | 0.9499 ppm | 1.0768 ppm | 1.0161 ppm | 0.1174 ppm | 0.5113 ppm | 0.4877 ppm |
| Concentration per Run 2 | 1.1758 ppm | 0.9572 ppm | 1.0667 ppm | 1.0151 ppm | 0.1193 ppm | 0.5120 ppm | 0.4879 ppm |
| Concentration per Run 3 | 1.1734 ppm | 0.9563 ppm | 1.0619 ppm | 1.0117 ppm | 0.1196 ppm | 0.5095 ppm | 0.4863 ppm |
| Concentration RSD | 0.1 % | 0.4 % | 0.7 % | 0.2 % | 1.0 % | 0.3 % | 0.2 % |

| | Y 371.030 {91} Radial) | Y 360.073 {94} Axial) | Y 224.306 {450} Axial) | Sc 361.384 {93} Radial) | Sc 227.318 {448} Axial) | Sc 361.384 {93} Axial) | Li 670.784 {50} Radial) |
|---|---|---|---|---|---|---|---|
| Concentration average | 98.5662 % | 100.7135 % | 101.9880 % | 100.8629 % | 104.9294 % | 102.3173 % | -0.0002 ppm |
| Concentration per Run 1 | 98.2071 % | 100.6481 % | 102.1016 % | 100.1350 % | 105.0955 % | 102.2953 % | -0.0001 ppm |
| Concentration per Run 2 | 98.9452 % | 100.6689 % | 102.0189 % | 101.2714 % | 104.9022 % | 102.1284 % | -0.0003 ppm |
| Concentration per Run 3 | 98.5464 % | 100.8236 % | 101.8434 % | 101.1822 % | 104.7904 % | 102.5284 % | -0.0002 ppm |
| Concentration RSD | 0.4 % | 0.1 % | 0.1 % | 0.6 % | 0.1 % | 0.2 % | 27.8 % |

# ICP DataTrace 6

9/10/2025 5:13:16 PM

LabBook: WG2112533_09092025T6.imexp

Sample: L2553595-01 WG2110093
Analysis started at: 9/10/2025 12:43:05 PM
Comments <Comment>
Rack: 1
Vial: 23

| | Ag 328.068 {103} Axial) | Al 396.152 {85} Radial) | As 189.042 {478} Axial) | B 208.959 {461} Axial) | Ba 455.403 {74} Radial) | Be 313.042 {108} Radial) | Ca 315.887 {107} Radial) |
|---|---|---|---|---|---|---|---|
| Concentration average | 0.0007 ppm | 0.2363 ppm | 0.0006 ppm | 0.1319 ppm | 0.0583 ppm | 0.0000 ppm | 25.1612 ppm |
| Concentration per Run 1 | 0.0007 ppm | 0.2390 ppm | 0.0023 ppm | 0.1312 ppm | 0.0584 ppm | 0.0000 ppm | 25.2559 ppm |
| Concentration per Run 2 | 0.0007 ppm | 0.2328 ppm | -0.0003 ppm | 0.1336 ppm | 0.0582 ppm | 0.0000 ppm | 25.2681 ppm |
| Concentration per Run 3 | 0.0008 ppm | 0.2370 ppm | -0.0003 ppm | 0.1309 ppm | 0.0581 ppm | 0.0000 ppm | 24.9595 ppm |
| Concentration RSD | 11.2 % | 1.3 % | 262.4 % | 1.1 % | 0.3 % | 22.6 % | 0.7 % |

| | Cd 214.438 {457} Axial) | Co 228.616 {447} Axial) | Cr 267.716 {126} Axial) | Cu 324.754 {104} Axial) | Fe 259.940 {130} Radial) | K 766.490 {44} Radial) | Mg 279.079 {121} Axial) |
|---|---|---|---|---|---|---|---|
| Concentration average | 0.0002 ppm | 0.0009 ppm | 0.0037 ppm | 0.0667 ppm | 5.0487 ppm | 31.7997 ppm | 4.6552 ppm |
| Concentration per Run 1 | 0.0002 ppm | 0.0009 ppm | 0.0035 ppm | 0.0669 ppm | 5.0512 ppm | 31.8234 ppm | 4.6545 ppm |
| Concentration per Run 2 | 0.0003 ppm | 0.0009 ppm | 0.0038 ppm | 0.0668 ppm | 5.0767 ppm | 31.3221 ppm | 4.6561 ppm |
| Concentration per Run 3 | 0.0003 ppm | 0.0009 ppm | 0.0036 ppm | 0.0663 ppm | 5.0183 ppm | 32.2535 ppm | 4.6549 ppm |
| Concentration RSD | 12.0 % | 2.0 % | 4.4 % | 0.5 % | 0.6 % | 1.5 % | 0.0 % |

| | Mn 257.610 {131} Radial) | Mo 202.030 {467} Axial) | Na 589.592 {57} Radial) | Ni 231.604 {445} Axial) | Pb 220.353 {453} Axial) | Sb 206.833 {463} Axial) | Se 196.090 {472} Axial) |
|---|---|---|---|---|---|---|---|
| Concentration average | 0.3002 ppm | 0.0047 ppm | 168.5948 ppm | 0.0033 ppm | 0.0030 ppm | 0.0045 ppm | -0.0001 ppm |
| Concentration per Run 1 | 0.3012 ppm | 0.0052 ppm | 171.6362 ppm | 0.0033 ppm | 0.0030 ppm | 0.0042 ppm | 0.0003 ppm |
| Concentration per Run 2 | 0.3017 ppm | 0.0048 ppm | 166.2821 ppm | 0.0035 ppm | 0.0026 ppm | 0.0044 ppm | 0.0005 ppm |
| Concentration per Run 3 | 0.2978 ppm | 0.0043 ppm | 167.8662 ppm | 0.0032 ppm | 0.0033 ppm | 0.0050 ppm | -0.0012 ppm |
| Concentration RSD | 0.7 % | 9.3 % | 1.6 % | 5.5 % | 11.9 % | 8.5 % | 639.0 % |

| | Si 212.412 {459} Axial) | Sn 189.989 {477} Axial) | Sr 421.552 {80} Radial) | Ti 334.904 {101} Axial) | Tl 190.856 {477} Axial) | V 292.402 {115} Axial) | Zn 206.200 {463} Axial) |
|---|---|---|---|---|---|---|---|
| Concentration average | 5.1315 ppm | 0.0040 ppm | 0.1370 ppm | 0.0032 ppm | -0.0013 ppm | 0.0017 ppm | 0.1124 ppm |
| Concentration per Run 1 | 5.1058 ppm | 0.0039 ppm | 0.1377 ppm | 0.0033 ppm | -0.0009 ppm | 0.0016 ppm | 0.1121 ppm |
| Concentration per Run 2 | 5.1972 ppm | 0.0044 ppm | 0.1366 ppm | 0.0033 ppm | -0.0004 ppm | 0.0016 ppm | 0.1145 ppm |
| Concentration per Run 3 | 5.0916 ppm | 0.0036 ppm | 0.1367 ppm | 0.0030 ppm | -0.0025 ppm | 0.0017 ppm | 0.1106 ppm |
| Concentration RSD | 1.1 % | 10.6 % | 0.5 % | 4.3 % | 84.0 % | 2.0 % | 1.7 % |

| | Y 371.030 {91} Radial) | Y 360.073 {94} Axial) | Y 224.306 {450} Axial) | Sc 361.384 {93} Radial) | Sc 227.318 {448} Axial) | Sc 361.384 {93} Axial) | Li 670.784 {50} Radial) |
|---|---|---|---|---|---|---|---|
| Concentration average | 98.3258 % | 94.3233 % | 91.9694 % | 100.9648 % | 89.8223 % | 95.8830 % | 0.0030 ppm |
| Concentration per Run 1 | 98.7812 % | 94.5205 % | 92.7667 % | 100.8171 % | 90.2814 % | 96.0632 % | 0.0030 ppm |
| Concentration per Run 2 | 98.0744 % | 94.2447 % | 91.0783 % | 100.6908 % | 88.7108 % | 95.7638 % | 0.0026 ppm |
| Concentration per Run 3 | 98.1217 % | 94.2048 % | 92.0632 % | 101.3866 % | 90.4747 % | 95.8220 % | 0.0035 ppm |
| Concentration RSD | 0.4 % | 0.2 % | 0.9 % | 0.4 % | 1.1 % | 0.2 % | 14.7 % |

# ICP DataTrace 6

9/10/2025 5:13:16 PM

LabBook: WG2112533_09092025T6.imexp

Sample: L2553595-03 WG2110093
Analysis started at: 9/10/2025 12:49:42 PM
Comments <Comment>
Rack: 1
Vial: 24

| | Ag 328.068 {103} Axial) | Al 396.152 {85} Radial) | As 189.042 {478} Axial) | B 208.959 {461} Axial) | Ba 455.403 {74} Radial) | Be 313.042 {108} Radial) | Ca 315.887 {107} Radial) |
|---|---|---|---|---|---|---|---|
| Concentration average | 0.0000 ppm | 0.0089 ppm | 0.0003 ppm | 0.1391 ppm | 0.0108 ppm | 0.0000 ppm | 24.3407 ppm |
| Concentration per Run 1 | 0.0001 ppm | 0.0105 ppm | 0.0007 ppm | 0.1389 ppm | 0.0109 ppm | 0.0000 ppm | 24.7380 ppm |
| Concentration per Run 2 | -0.0001 ppm | 0.0113 ppm | 0.0007 ppm | 0.1395 ppm | 0.0108 ppm | 0.0000 ppm | 24.2012 ppm |
| Concentration per Run 3 | -0.0001 ppm | 0.0048 ppm | -0.0004 ppm | 0.1390 ppm | 0.0108 ppm | 0.0000 ppm | 24.0827 ppm |
| Concentration RSD | 462.1 % | 40.4 % | 209.6 % | 0.2 % | 0.3 % | 144.5 % | 1.4 % |

| | Cd 214.438 {457} Axial) | Co 228.616 {447} Axial) | Cr 267.716 {126} Axial) | Cu 324.754 {104} Axial) | Fe 259.940 {130} Radial) | K 766.490 {44} Radial) | Mg 279.079 {121} Axial) |
|---|---|---|---|---|---|---|---|
| Concentration average | 0.0001 ppm | 0.0004 ppm | 0.0006 ppm | 0.0088 ppm | 0.7618 ppm | 28.9408 ppm | 3.5969 ppm |
| Concentration per Run 1 | 0.0001 ppm | 0.0003 ppm | 0.0005 ppm | 0.0087 ppm | 0.7705 ppm | 28.3153 ppm | 3.5894 ppm |
| Concentration per Run 2 | 0.0001 ppm | 0.0004 ppm | 0.0006 ppm | 0.0087 ppm | 0.7569 ppm | 29.1442 ppm | 3.5956 ppm |
| Concentration per Run 3 | 0.0001 ppm | 0.0005 ppm | 0.0007 ppm | 0.0089 ppm | 0.7580 ppm | 29.3629 ppm | 3.6057 ppm |
| Concentration RSD | 32.2 % | 30.0 % | 19.0 % | 1.5 % | 1.0 % | 1.9 % | 0.2 % |

| | Mn 257.610 {131} Radial) | Mo 202.030 {467} Axial) | Na 589.592 {57} Radial) | Ni 231.604 {445} Axial) | Pb 220.353 {453} Axial) | Sb 206.833 {463} Axial) | Se 196.090 {472} Axial) |
|---|---|---|---|---|---|---|---|
| Concentration average | 0.1776 ppm | 0.0025 ppm | 157.5365 ppm | 0.0031 ppm | -0.0009 ppm | 0.0016 ppm | 0.0005 ppm |
| Concentration per Run 1 | 0.1796 ppm | 0.0026 ppm | 170.5157 ppm | 0.0029 ppm | -0.0011 ppm | 0.0015 ppm | -0.0010 ppm |
| Concentration per Run 2 | 0.1768 ppm | 0.0025 ppm | 152.6828 ppm | 0.0033 ppm | -0.0004 ppm | 0.0011 ppm | 0.0010 ppm |
| Concentration per Run 3 | 0.1763 ppm | 0.0024 ppm | 149.4110 ppm | 0.0030 ppm | -0.0013 ppm | 0.0020 ppm | 0.0016 ppm |
| Concentration RSD | 1.0 % | 4.6 % | 7.2 % | 6.1 % | 50.3 % | 27.6 % | 264.4 % |

| | Si 212.412 {459} Axial) | Sn 189.989 {477} Axial) | Sr 421.552 {80} Radial) | Ti 334.904 {101} Axial) | Tl 190.856 {477} Axial) | V 292.402 {115} Axial) | Zn 206.200 {463} Axial) |
|---|---|---|---|---|---|---|---|
| Concentration average | 4.7929 ppm | 0.0005 ppm | 0.1209 ppm | 0.0001 ppm | -0.0018 ppm | 0.0006 ppm | 0.0164 ppm |
| Concentration per Run 1 | 4.7920 ppm | 0.0008 ppm | 0.1208 ppm | 0.0001 ppm | -0.0016 ppm | 0.0008 ppm | 0.0165 ppm |
| Concentration per Run 2 | 4.8047 ppm | 0.0005 ppm | 0.1212 ppm | 0.0000 ppm | -0.0022 ppm | 0.0007 ppm | 0.0165 ppm |
| Concentration per Run 3 | 4.7819 ppm | 0.0002 ppm | 0.1206 ppm | 0.0001 ppm | -0.0018 ppm | 0.0003 ppm | 0.0162 ppm |
| Concentration RSD | 0.2 % | 60.2 % | 0.2 % | 114.2 % | 16.9 % | 46.8 % | 1.0 % |

| | Y 371.030 {91} Radial) | Y 360.073 {94} Axial) | Y 224.306 {450} Axial) | Sc 361.384 {93} Radial) | Sc 227.318 {448} Axial) | Sc 361.384 {93} Axial) | Li 670.784 {50} Radial) |
|---|---|---|---|---|---|---|---|
| Concentration average | 96.9195 % | 94.6935 % | 96.1247 % | 99.2273 % | 93.6883 % | 96.5181 % | 0.0027 ppm |
| Concentration per Run 1 | 96.4443 % | 94.5020 % | 96.3777 % | 98.3169 % | 93.8314 % | 96.2096 % | 0.0027 ppm |
| Concentration per Run 2 | 97.1110 % | 94.9934 % | 96.0565 % | 99.6106 % | 93.4267 % | 96.8392 % | 0.0025 ppm |
| Concentration per Run 3 | 97.2030 % | 94.5850 % | 95.9400 % | 99.7545 % | 93.8069 % | 96.5057 % | 0.0028 ppm |
| Concentration RSD | 0.4 % | 0.3 % | 0.2 % | 0.8 % | 0.2 % | 0.3 % | 7.2 % |

# ICP DataTrace 6

9/10/2025 5:13:16 PM

LabBook: WG2112533_09092025T6.imexp

Sample: L2553686-01 WG2110093
Analysis started at: 9/10/2025 12:56:22 PM
Comments <Comment>
Rack: 1
Vial: 25

| | Ag 328.068 {103} Axial) | Al 396.152 {85} Radial) | As 189.042 {478} Axial) | B 208.959 {461} Axial) | Ba 455.403 {74} Radial) | Be 313.042 {108} Radial) | Ca 315.887 {107} Radial) |
|---|---|---|---|---|---|---|---|
| Concentration average | 0.0000 ppm | 0.1556 ppm | 0.0010 ppm | 0.0394 ppm | 0.0582 ppm | 0.0000 ppm | 39.2318 ppm |
| Concentration per Run 1 | 0.0001 ppm | 0.1578 ppm | 0.0007 ppm | 0.0393 ppm | 0.0581 ppm | 0.0000 ppm | 39.3821 ppm |
| Concentration per Run 2 | -0.0001 ppm | 0.1523 ppm | 0.0017 ppm | 0.0394 ppm | 0.0582 ppm | 0.0000 ppm | 39.3523 ppm |
| Concentration per Run 3 | -0.0001 ppm | 0.1568 ppm | 0.0006 ppm | 0.0396 ppm | 0.0582 ppm | 0.0000 ppm | 38.9611 ppm |
| Concentration RSD | 3,668.6 % | 1.9 % | 60.5 % | 0.4 % | 0.0 % | 664.5 % | 0.6 % |

| | Cd 214.438 {457} Axial) | Co 228.616 {447} Axial) | Cr 267.716 {126} Axial) | Cu 324.754 {104} Axial) | Fe 259.940 {130} Radial) | K 766.490 {44} Radial) | Mg 279.079 {121} Axial) |
|---|---|---|---|---|---|---|---|
| Concentration average | 0.0002 ppm | 0.0003 ppm | 0.0009 ppm | 0.0644 ppm | 0.0324 ppm | 7.1269 ppm | 22.5284 ppm |
| Concentration per Run 1 | 0.0002 ppm | 0.0003 ppm | 0.0011 ppm | 0.0648 ppm | 0.0316 ppm | 7.0864 ppm | 22.5082 ppm |
| Concentration per Run 2 | 0.0001 ppm | 0.0002 ppm | 0.0008 ppm | 0.0644 ppm | 0.0337 ppm | 7.1116 ppm | 22.5621 ppm |
| Concentration per Run 3 | 0.0002 ppm | 0.0004 ppm | 0.0008 ppm | 0.0641 ppm | 0.0318 ppm | 7.1827 ppm | 22.5148 ppm |
| Concentration RSD | 16.6 % | 20.1 % | 19.4 % | 0.6 % | 3.7 % | 0.7 % | 0.1 % |

| | Mn 257.610 {131} Radial) | Mo 202.030 {467} Axial) | Na 589.592 {57} Radial) | Ni 231.604 {445} Axial) | Pb 220.353 {453} Axial) | Sb 206.833 {463} Axial) | Se 196.090 {472} Axial) |
|---|---|---|---|---|---|---|---|
| Concentration average | 0.0472 ppm | 0.0065 ppm | 71.6800 ppm | 0.0015 ppm | 0.0002 ppm | 0.0008 ppm | 0.0003 ppm |
| Concentration per Run 1 | 0.0474 ppm | 0.0063 ppm | 72.1368 ppm | 0.0015 ppm | 0.0005 ppm | 0.0006 ppm | 0.0002 ppm |
| Concentration per Run 2 | 0.0477 ppm | 0.0065 ppm | 71.2143 ppm | 0.0016 ppm | 0.0003 ppm | 0.0008 ppm | -0.0011 ppm |
| Concentration per Run 3 | 0.0466 ppm | 0.0066 ppm | 71.6889 ppm | 0.0014 ppm | -0.0001 ppm | 0.0012 ppm | 0.0019 ppm |
| Concentration RSD | 1.1 % | 2.0 % | 0.6 % | 4.7 % | 129.3 % | 36.7 % | 446.5 % |

| | Si 212.412 {459} Axial) | Sn 189.989 {477} Axial) | Sr 421.552 {80} Radial) | Ti 334.904 {101} Axial) | Tl 190.856 {477} Axial) | V 292.402 {115} Axial) | Zn 206.200 {463} Axial) |
|---|---|---|---|---|---|---|---|
| Concentration average | 0.5910 ppm | 0.0001 ppm | 5.2824 ppm | 0.0007 ppm | -0.0005 ppm | 0.0045 ppm | 0.0058 ppm |
| Concentration per Run 1 | 0.5878 ppm | 0.0005 ppm | 5.3244 ppm | 0.0006 ppm | -0.0003 ppm | 0.0045 ppm | 0.0058 ppm |
| Concentration per Run 2 | 0.5907 ppm | 0.0001 ppm | 5.2557 ppm | 0.0007 ppm | -0.0004 ppm | 0.0047 ppm | 0.0057 ppm |
| Concentration per Run 3 | 0.5947 ppm | -0.0002 ppm | 5.2672 ppm | 0.0006 ppm | -0.0006 ppm | 0.0044 ppm | 0.0058 ppm |
| Concentration RSD | 0.6 % | 267.0 % | 0.7 % | 11.9 % | 34.3 % | 4.0 % | 0.9 % |

| | Y 371.030 {91} Radial) | Y 360.073 {94} Axial) | Y 224.306 {450} Axial) | Sc 361.384 {93} Radial) | Sc 227.318 {448} Axial) | Sc 361.384 {93} Axial) | Li 670.784 {50} Radial) |
|---|---|---|---|---|---|---|---|
| Concentration average | 97.4288 % | 95.8637 % | 96.3357 % | 100.7395 % | 95.4495 % | 97.9430 % | 0.1729 ppm |
| Concentration per Run 1 | 97.4100 % | 96.0354 % | 96.7056 % | 100.4790 % | 95.7922 % | 98.0006 % | 0.1723 ppm |
| Concentration per Run 2 | 97.4508 % | 95.7730 % | 96.4977 % | 100.8342 % | 95.5542 % | 97.9005 % | 0.1730 ppm |
| Concentration per Run 3 | 97.4256 % | 95.7826 % | 95.8038 % | 100.9054 % | 95.0022 % | 97.9280 % | 0.1734 ppm |
| Concentration RSD | 0.0 % | 0.2 % | 0.5 % | 0.2 % | 0.4 % | 0.1 % | 0.3 % |

# ICP DataTrace 6

9/10/2025 5:13:16 PM

LabBook: WG2112533_09092025T6.imexp

Sample: L2554318-01 WG2110093
Analysis started at: 9/10/2025 1:03:07 PM
Comments <Comment>
Rack: 1
Vial: 18

| | Ag 328.068 {103} Axial) | Al 396.152 {85} Radial) | As 189.042 {478} Axial) | B 208.959 {461} Axial) | Ba 455.403 {74} Radial) | Be 313.042 {108} Radial) | Ca 315.887 {107} Radial) |
|---|---|---|---|---|---|---|---|
| Concentration average | 0.0000 ppm | 0.1528 ppm | 0.0006 ppm | 0.0300 ppm | 0.0578 ppm | 0.0000 ppm | 39.4757 ppm |
| Concentration per Run 1 | 0.0002 ppm | 0.1538 ppm | 0.0002 ppm | 0.0385 ppm | 0.0578 ppm | 0.0000 ppm | 39.7252 ppm |
| Concentration per Run 2 | 0.0000 ppm | 0.1531 ppm | 0.0010 ppm | 0.0382 ppm | 0.0578 ppm | 0.0000 ppm | 39.2890 ppm |
| Concentration per Run 3 | -0.0003 ppm | 0.1513 ppm | **0.0000 ppm** | 0.0133 ppm | 0.0579 ppm | 0.0000 ppm | 39.4128 ppm |
| Concentration RSD | 1,007.5 % | 0.8 % | 85.4 % | 48.2 % | 0.1 % | 309.6 % | 0.6 % |

| | Cd 214.438 {457} Axial) | Co 228.616 {447} Axial) | Cr 267.716 {126} Axial) | Cu 324.754 {104} Axial) | Fe 259.940 {130} Radial) | K 766.490 {44} Radial) | Mg 279.079 {121} Axial) |
|---|---|---|---|---|---|---|---|
| Concentration average | 0.0001 ppm | 0.0002 ppm | 0.0004 ppm | 0.0548 ppm | 0.0228 ppm | 7.0180 ppm | 22.4284 ppm |
| Concentration per Run 1 | 0.0001 ppm | 0.0002 ppm | 0.0003 ppm | 0.0551 ppm | 0.0223 ppm | 6.9605 ppm | 22.4399 ppm |
| Concentration per Run 2 | 0.0002 ppm | 0.0002 ppm | 0.0004 ppm | 0.0546 ppm | 0.0226 ppm | 7.0467 ppm | 22.4602 ppm |
| Concentration per Run 3 | 0.0001 ppm | 0.0001 ppm | 0.0006 ppm | 0.0547 ppm | 0.0236 ppm | 7.0467 ppm | 22.3852 ppm |
| Concentration RSD | 24.9 % | 27.9 % | 40.4 % | 0.5 % | 3.1 % | 0.7 % | 0.2 % |

| | Mn 257.610 {131} Radial) | Mo 202.030 {467} Axial) | Na 589.592 {57} Radial) | Ni 231.604 {445} Axial) | Pb 220.353 {453} Axial) | Sb 206.833 {463} Axial) | Se 196.090 {472} Axial) |
|---|---|---|---|---|---|---|---|
| Concentration average | 0.0468 ppm | 0.0051 ppm | 69.3147 ppm | 0.0011 ppm | 0.0002 ppm | 0.0006 ppm | -0.0004 ppm |
| Concentration per Run 1 | 0.0468 ppm | 0.0062 ppm | 67.6652 ppm | 0.0013 ppm | 0.0001 ppm | 0.0009 ppm | -0.0001 ppm |
| Concentration per Run 2 | 0.0467 ppm | 0.0063 ppm | 70.5662 ppm | 0.0013 ppm | 0.0003 ppm | -0.0004 ppm | -0.0018 ppm |
| Concentration per Run 3 | 0.0469 ppm | 0.0026 ppm | 69.7125 ppm | 0.0005 ppm | **0.0000 ppm** | 0.0013 ppm | 0.0007 ppm |
| Concentration RSD | 0.1 % | 41.9 % | 2.2 % | 44.9 % | 86.3 % | 149.3 % | 304.2 % |

| | Si 212.412 {459} Axial) | Sn 189.989 {477} Axial) | Sr 421.552 {80} Radial) | Ti 334.904 {101} Axial) | Tl 190.856 {477} Axial) | V 292.402 {115} Axial) | Zn 206.200 {463} Axial) |
|---|---|---|---|---|---|---|---|
| Concentration average | **0.5144 ppm** | -0.0005 ppm | **5.2502 ppm** | 0.0005 ppm | -0.0016 ppm | 0.0043 ppm | 0.0036 ppm |
| Concentration per Run 1 | 0.6494 ppm | -0.0006 ppm | 5.3247 ppm | 0.0006 ppm | -0.0020 ppm | 0.0044 ppm | 0.0043 ppm |
| Concentration per Run 2 | 0.6464 ppm | -0.0005 ppm | 5.2114 ppm | 0.0005 ppm | -0.0011 ppm | 0.0042 ppm | 0.0043 ppm |
| Concentration per Run 3 | 0.2473 ppm | -0.0005 ppm | 5.2144 ppm | 0.0005 ppm | -0.0017 ppm | 0.0044 ppm | 0.0020 ppm |
| Concentration RSD | **45.0 %** | 12.6 % | 1.2 % | 17.9 % | 29.9 % | 2.1 % | 37.9 % |

| | Y 371.030 {91} Radial) | Y 360.073 {94} Axial) | Y 224.306 {450} Axial) | Sc 361.384 {93} Radial) | Sc 227.318 {448} Axial) | Sc 361.384 {93} Axial) | Li 670.784 {50} Radial) |
|---|---|---|---|---|---|---|---|
| Concentration average | 97.0970 % | 95.8609 % | **97.1145 %** | 100.5409 % | **122.7458 %** | 97.9521 % | 0.1690 ppm |
| Concentration per Run 1 | 97.3681 % | 96.3146 % | 96.7646 % | 100.4826 % | 96.0728 % | 98.2922 % | 0.1679 ppm |
| Concentration per Run 2 | 97.1415 % | 95.4756 % | 97.4644 % | 100.7234 % | 96.4072 % | 97.7614 % | 0.1695 ppm |
| Concentration per Run 3 | 96.7814 % | 95.7925 % | **0.0000 %** | 100.4167 % | **175.7575 %** | 97.8026 % | 0.1696 ppm |
| Concentration RSD | 0.3 % | 0.4 % | **0.5 %** | 0.2 % | **37.4 %** | 0.3 % | 0.5 % |

# ICP DataTrace 6

9/10/2025 5:13:16 PM

LabBook: WG2112533_09092025T6.imexp

Sample: WG2110093-3 WG2110093
Analysis started at: 9/10/2025 1:09:56 PM
Comments <Comment>
Rack: 1
Vial: 19

| | Ag 328.068 {103} Axial) | Al 396.152 {85} Radial) | As 189.042 {478} Axial) | B 208.959 {461} Axial) | Ba 455.403 {74} Radial) | Be 313.042 {108} Radial) | Ca 315.887 {107} Radial) |
|---|---|---|---|---|---|---|---|
| Concentration average | 0.0528 ppm | 2.3067 ppm | 0.1290 ppm | 1.0238 ppm | 2.0761 ppm | 0.0544 ppm | 51.1327 ppm |
| Concentration per Run 1 | 0.0529 ppm | 2.3007 ppm | 0.1313 ppm | 1.0280 ppm | 2.0632 ppm | 0.0543 ppm | 51.0499 ppm |
| Concentration per Run 2 | 0.0525 ppm | 2.3147 ppm | 0.1268 ppm | 1.0236 ppm | 2.0705 ppm | 0.0541 ppm | 51.0537 ppm |
| Concentration per Run 3 | 0.0528 ppm | 2.3046 ppm | 0.1288 ppm | 1.0198 ppm | 2.0946 ppm | 0.0546 ppm | 51.2947 ppm |
| Concentration RSD | 0.4 % | 0.3 % | 1.8 % | 0.4 % | 0.8 % | 0.5 % | 0.3 % |

| | Cd 214.438 {457} Axial) | Co 228.616 {447} Axial) | Cr 267.716 {126} Axial) | Cu 324.754 {104} Axial) | Fe 259.940 {130} Radial) | K 766.490 {44} Radial) | Mg 279.079 {121} Axial) |
|---|---|---|---|---|---|---|---|
| Concentration average | 0.0557 ppm | 0.4917 ppm | 0.2056 ppm | 0.3161 ppm | 1.1296 ppm | 17.5662 ppm | 33.2494 ppm |
| Concentration per Run 1 | 0.0560 ppm | 0.4943 ppm | 0.2052 ppm | 0.3172 ppm | 1.1254 ppm | 17.5014 ppm | 33.2400 ppm |
| Concentration per Run 2 | 0.0555 ppm | 0.4907 ppm | 0.2061 ppm | 0.3151 ppm | 1.1318 ppm | 17.6704 ppm | 33.2360 ppm |
| Concentration per Run 3 | 0.0557 ppm | 0.4900 ppm | 0.2055 ppm | 0.3160 ppm | 1.1316 ppm | 17.5270 ppm | 33.2721 ppm |
| Concentration RSD | 0.4 % | 0.5 % | 0.2 % | 0.3 % | 0.3 % | 0.5 % | 0.1 % |

| | Mn 257.610 {131} Radial) | Mo 202.030 {467} Axial) | Na 589.592 {57} Radial) | Ni 231.604 {445} Axial) | Pb 220.353 {453} Axial) | Sb 206.833 {463} Axial) | Se 196.090 {472} Axial) |
|---|---|---|---|---|---|---|---|
| Concentration average | 0.5784 ppm | 0.9975 ppm | 80.4173 ppm | 0.5131 ppm | 0.5503 ppm | 0.5129 ppm | 0.1239 ppm |
| Concentration per Run 1 | 0.5782 ppm | 1.0017 ppm | 80.8626 ppm | 0.5157 ppm | 0.5506 ppm | 0.5111 ppm | 0.1244 ppm |
| Concentration per Run 2 | 0.5783 ppm | 0.9962 ppm | 78.9189 ppm | 0.5130 ppm | 0.5467 ppm | 0.5120 ppm | 0.1256 ppm |
| Concentration per Run 3 | 0.5788 ppm | 0.9944 ppm | 81.4705 ppm | 0.5105 ppm | 0.5536 ppm | 0.5156 ppm | 0.1217 ppm |
| Concentration RSD | 0.1 % | 0.4 % | 1.7 % | 0.5 % | 0.6 % | 0.5 % | 1.6 % |

| | Si 212.412 {459} Axial) | Sn 189.989 {477} Axial) | Sr 421.552 {80} Radial) | Ti 334.904 {101} Axial) | Tl 190.856 {477} Axial) | V 292.402 {115} Axial) | Zn 206.200 {463} Axial) |
|---|---|---|---|---|---|---|---|
| Concentration average | 1.9085 ppm | 0.9944 ppm | **6.3280 ppm** | 1.0279 ppm | **0.1169 ppm** | 0.5266 ppm | 0.5092 ppm |
| Concentration per Run 1 | 1.9178 ppm | 0.9996 ppm | 6.3943 ppm | 1.0259 ppm | 0.1165 ppm | 0.5265 ppm | 0.5128 ppm |
| Concentration per Run 2 | 1.9095 ppm | 0.9896 ppm | 6.3595 ppm | 1.0276 ppm | 0.1165 ppm | 0.5274 ppm | 0.5077 ppm |
| Concentration per Run 3 | 1.8983 ppm | 0.9939 ppm | 6.2302 ppm | 1.0301 ppm | 0.1177 ppm | 0.5261 ppm | 0.5071 ppm |
| Concentration RSD | 0.5 % | 0.5 % | 1.4 % | 0.2 % | 0.6 % | 0.1 % | 0.6 % |

| | Y 371.030 {91} Radial) | Y 360.073 {94} Axial) | Y 224.306 {450} Axial) | Sc 361.384 {93} Radial) | Sc 227.318 {448} Axial) | Sc 361.384 {93} Axial) | Li 670.784 {50} Radial) |
|---|---|---|---|---|---|---|---|
| Concentration average | 96.5106 % | 95.2576 % | 95.7390 % | 100.3769 % | 95.1552 % | 97.1557 % | 0.1756 ppm |
| Concentration per Run 1 | 96.5674 % | 95.2532 % | 95.4838 % | 100.6401 % | 94.7627 % | 97.0899 % | 0.1751 ppm |
| Concentration per Run 2 | 96.7398 % | 95.3022 % | 95.9362 % | 100.5709 % | 95.0786 % | 97.2042 % | 0.1767 ppm |
| Concentration per Run 3 | 96.2244 % | 95.2174 % | 95.7971 % | 99.9198 % | 95.6243 % | 97.1730 % | 0.1748 ppm |
| Concentration RSD | 0.3 % | 0.0 % | 0.2 % | 0.4 % | 0.5 % | 0.1 % | 0.6 % |

# ICP DataTrace 6

9/10/2025 5:13:16 PM

LabBook: WG2112533_09092025T6.imexp

Sample: WG2110093-4 WG2110093
Analysis started at: 9/10/2025 1:16:36 PM
Comments <Comment>
Rack: 1
Vial: 20

| | Ag 328.068 {103} Axial) | Al 396.152 {85} Radial) | As 189.042 {478} Axial) | B 208.959 {461} Axial) | Ba 455.403 {74} Radial) | Be 313.042 {108} Radial) | Ca 315.887 {107} Radial) |
|---|---|---|---|---|---|---|---|
| Concentration average | 0.0509 ppm | 2.2255 ppm | 0.1240 ppm | 0.9876 ppm | 2.0281 ppm | 0.0525 ppm | 49.3423 ppm |
| Concentration per Run 1 | 0.0510 ppm | 2.2403 ppm | 0.1235 ppm | 0.9870 ppm | 2.0270 ppm | 0.0520 ppm | 49.1264 ppm |
| Concentration per Run 2 | 0.0511 ppm | 2.2201 ppm | 0.1235 ppm | 0.9904 ppm | 2.0337 ppm | 0.0528 ppm | 49.4181 ppm |
| Concentration per Run 3 | 0.0506 ppm | 2.2162 ppm | 0.1251 ppm | 0.9853 ppm | 2.0235 ppm | 0.0528 ppm | 49.4824 ppm |
| Concentration RSD | 0.5 % | 0.6 % | 0.8 % | 0.3 % | 0.3 % | 0.9 % | 0.4 % |

| | Cd 214.438 {457} Axial) | Co 228.616 {447} Axial) | Cr 267.716 {126} Axial) | Cu 324.754 {104} Axial) | Fe 259.940 {130} Radial) | K 766.490 {44} Radial) | Mg 279.079 {121} Axial) |
|---|---|---|---|---|---|---|---|
| Concentration average | 0.0537 ppm | 0.4711 ppm | 0.1947 ppm | 0.3044 ppm | 1.0690 ppm | 16.9318 ppm | 31.9319 ppm |
| Concentration per Run 1 | 0.0538 ppm | 0.4700 ppm | 0.1949 ppm | 0.3035 ppm | 1.0656 ppm | 17.1471 ppm | 31.9566 ppm |
| Concentration per Run 2 | 0.0537 ppm | 0.4733 ppm | 0.1951 ppm | 0.3048 ppm | 1.0686 ppm | 16.8722 ppm | 31.9996 ppm |
| Concentration per Run 3 | 0.0535 ppm | 0.4699 ppm | 0.1939 ppm | 0.3048 ppm | 1.0728 ppm | 16.7761 ppm | 31.8394 ppm |
| Concentration RSD | 0.3 % | 0.4 % | 0.3 % | 0.2 % | 0.3 % | 1.1 % | 0.3 % |

| | Mn 257.610 {131} Radial) | Mo 202.030 {467} Axial) | Na 589.592 {57} Radial) | Ni 231.604 {445} Axial) | Pb 220.353 {453} Axial) | Sb 206.833 {463} Axial) | Se 196.090 {472} Axial) |
|---|---|---|---|---|---|---|---|
| Concentration average | 0.5596 ppm | 0.9632 ppm | 77.5923 ppm | 0.4934 ppm | 0.5319 ppm | 0.4927 ppm | 0.1199 ppm |
| Concentration per Run 1 | 0.5597 ppm | 0.9606 ppm | 76.0683 ppm | 0.4924 ppm | 0.5330 ppm | 0.4920 ppm | 0.1194 ppm |
| Concentration per Run 2 | 0.5598 ppm | 0.9658 ppm | 80.4116 ppm | 0.4951 ppm | 0.5320 ppm | 0.4917 ppm | 0.1206 ppm |
| Concentration per Run 3 | 0.5594 ppm | 0.9631 ppm | 76.2969 ppm | 0.4926 ppm | 0.5308 ppm | 0.4943 ppm | 0.1197 ppm |
| Concentration RSD | 0.0 % | 0.3 % | 3.2 % | 0.3 % | 0.2 % | 0.3 % | 0.5 % |

| | Si 212.412 {459} Axial) | Sn 189.989 {477} Axial) | Sr 421.552 {80} Radial) | Ti 334.904 {101} Axial) | Tl 190.856 {477} Axial) | V 292.402 {115} Axial) | Zn 206.200 {463} Axial) |
|---|---|---|---|---|---|---|---|
| Concentration average | 1.8243 ppm | 0.9642 ppm | **6.2528 ppm** | 0.9885 ppm | **0.1130 ppm** | 0.5049 ppm | 0.4903 ppm |
| Concentration per Run 1 | 1.8207 ppm | 0.9655 ppm | 6.2764 ppm | 0.9904 ppm | 0.1126 ppm | 0.5054 ppm | 0.4890 ppm |
| Concentration per Run 2 | 1.8316 ppm | 0.9659 ppm | 6.2568 ppm | 0.9897 ppm | 0.1133 ppm | 0.5056 ppm | 0.4920 ppm |
| Concentration per Run 3 | 1.8206 ppm | 0.9614 ppm | 6.2251 ppm | 0.9855 ppm | 0.1130 ppm | 0.5036 ppm | 0.4900 ppm |
| Concentration RSD | 0.3 % | 0.3 % | 0.4 % | 0.3 % | 0.3 % | 0.2 % | 0.3 % |

| | Y 371.030 {91} Radial) | Y 360.073 {94} Axial) | Y 224.306 {450} Axial) | Sc 361.384 {93} Radial) | Sc 227.318 {448} Axial) | Sc 361.384 {93} Axial) | Li 670.784 {50} Radial) |
|---|---|---|---|---|---|---|---|
| Concentration average | 96.5746 % | 95.5110 % | 96.5266 % | 100.2799 % | 96.1614 % | 97.5290 % | 0.1682 ppm |
| Concentration per Run 1 | 96.9709 % | 95.1899 % | 96.4538 % | 100.3288 % | 96.2718 % | 97.2325 % | 0.1707 ppm |
| Concentration per Run 2 | 96.2312 % | 95.8867 % | 96.4497 % | 100.1678 % | 95.8015 % | 97.8792 % | 0.1674 ppm |
| Concentration per Run 3 | 96.5217 % | 95.4564 % | 96.6764 % | 100.3431 % | 96.4108 % | 97.4754 % | 0.1665 ppm |
| Concentration RSD | 0.4 % | 0.4 % | 0.1 % | 0.1 % | 0.3 % | 0.3 % | 1.3 % |

# ICP DataTrace 6

9/10/2025 5:13:16 PM

LabBook: WG2112533_09092025T6.imexp

Sample: WG2110093-5 WG2110093
Analysis started at: 9/10/2025 1:23:17 PM
Comments <Comment>
Rack: 1
Vial: 21

| | Ag 328.068 {103} Axial) | Al 396.152 {85} Radial) | As 189.042 {478} Axial) | B 208.959 {461} Axial) | Ba 455.403 {74} Radial) | Be 313.042 {108} Radial) | Ca 315.887 {107} Radial) |
|---|---|---|---|---|---|---|---|
| Concentration average | 0.0501 ppm | 2.2514 ppm | 0.1282 ppm | 1.0095 ppm | 2.0591 ppm | 0.0531 ppm | 48.9161 ppm |
| Concentration per Run 1 | 0.0500 ppm | 2.2524 ppm | 0.1275 ppm | 1.0108 ppm | 2.0498 ppm | 0.0532 ppm | 49.1749 ppm |
| Concentration per Run 2 | 0.0500 ppm | 2.2499 ppm | 0.1279 ppm | 1.0124 ppm | 2.0577 ppm | 0.0532 ppm | 48.8617 ppm |
| Concentration per Run 3 | 0.0501 ppm | 2.2521 ppm | 0.1293 ppm | 1.0052 ppm | 2.0698 ppm | 0.0530 ppm | 48.7116 ppm |
| Concentration RSD | 0.0 % | 0.1 % | 0.7 % | 0.4 % | 0.5 % | 0.2 % | 0.5 % |

| | Cd 214.438 {457} Axial) | Co 228.616 {447} Axial) | Cr 267.716 {126} Axial) | Cu 324.754 {104} Axial) | Fe 259.940 {130} Radial) | K 766.490 {44} Radial) | Mg 279.079 {121} Axial) |
|---|---|---|---|---|---|---|---|
| Concentration average | 0.0545 ppm | 0.4788 ppm | 0.1993 ppm | 0.3080 ppm | 1.0830 ppm | 17.1446 ppm | 31.9955 ppm |
| Concentration per Run 1 | 0.0546 ppm | 0.4796 ppm | 0.1993 ppm | 0.3083 ppm | 1.0863 ppm | 16.8647 ppm | 32.0060 ppm |
| Concentration per Run 2 | 0.0547 ppm | 0.4805 ppm | 0.1991 ppm | 0.3076 ppm | 1.0822 ppm | 17.2911 ppm | 32.0436 ppm |
| Concentration per Run 3 | 0.0543 ppm | 0.4762 ppm | 0.1994 ppm | 0.3080 ppm | 1.0806 ppm | 17.2781 ppm | 31.9370 ppm |
| Concentration RSD | 0.4 % | 0.5 % | 0.1 % | 0.1 % | 0.3 % | 1.4 % | 0.2 % |

| | Mn 257.610 {131} Radial) | Mo 202.030 {467} Axial) | Na 589.592 {57} Radial) | Ni 231.604 {445} Axial) | Pb 220.353 {453} Axial) | Sb 206.833 {463} Axial) | Se 196.090 {472} Axial) |
|---|---|---|---|---|---|---|---|
| Concentration average | 0.5646 ppm | 0.9850 ppm | 77.9031 ppm | 0.5006 ppm | 0.5536 ppm | 0.4875 ppm | 0.1227 ppm |
| Concentration per Run 1 | 0.5663 ppm | 0.9837 ppm | 77.3276 ppm | 0.5007 ppm | 0.5527 ppm | 0.4839 ppm | 0.1231 ppm |
| Concentration per Run 2 | 0.5634 ppm | 0.9888 ppm | 76.8905 ppm | 0.5024 ppm | 0.5568 ppm | 0.4881 ppm | 0.1234 ppm |
| Concentration per Run 3 | 0.5643 ppm | 0.9824 ppm | 79.4913 ppm | 0.4988 ppm | 0.5511 ppm | 0.4906 ppm | 0.1216 ppm |
| Concentration RSD | 0.3 % | 0.3 % | 1.8 % | 0.4 % | 0.5 % | 0.7 % | 0.8 % |

| | Si 212.412 {459} Axial) | Sn 189.989 {477} Axial) | Sr 421.552 {80} Radial) | Ti 334.904 {101} Axial) | Tl 190.856 {477} Axial) | V 292.402 {115} Axial) | Zn 206.200 {463} Axial) |
|---|---|---|---|---|---|---|---|
| Concentration average | 1.8144 ppm | 0.9999 ppm | **6.1017 ppm** | 1.0192 ppm | **0.1162 ppm** | 0.5133 ppm | 0.4983 ppm |
| Concentration per Run 1 | 1.8175 ppm | 0.9999 ppm | 6.1628 ppm | 1.0197 ppm | 0.1173 ppm | 0.5140 ppm | 0.4985 ppm |
| Concentration per Run 2 | 1.8196 ppm | 1.0050 ppm | 6.0710 ppm | 1.0189 ppm | 0.1167 ppm | 0.5131 ppm | 0.5007 ppm |
| Concentration per Run 3 | 1.8060 ppm | 0.9948 ppm | 6.0711 ppm | 1.0191 ppm | 0.1146 ppm | 0.5129 ppm | 0.4957 ppm |
| Concentration RSD | 0.4 % | 0.5 % | 0.9 % | 0.0 % | 1.2 % | 0.1 % | 0.5 % |

| | Y 371.030 {91} Radial) | Y 360.073 {94} Axial) | Y 224.306 {450} Axial) | Sc 361.384 {93} Radial) | Sc 227.318 {448} Axial) | Sc 361.384 {93} Axial) | Li 670.784 {50} Radial) |
|---|---|---|---|---|---|---|---|
| Concentration average | 96.5882 % | 95.3468 % | 95.7087 % | 100.5602 % | 95.8125 % | 97.2686 % | 0.1665 ppm |
| Concentration per Run 1 | 96.5960 % | 95.1154 % | 95.9485 % | 100.2386 % | 95.6697 % | 97.0784 % | 0.1644 ppm |
| Concentration per Run 2 | 96.7200 % | 95.3962 % | 95.2266 % | 100.8612 % | 95.6338 % | 97.3759 % | 0.1676 ppm |
| Concentration per Run 3 | 96.4485 % | 95.5288 % | 95.9509 % | 100.5807 % | 96.1341 % | 97.3514 % | 0.1675 ppm |
| Concentration RSD | 0.1 % | 0.2 % | 0.4 % | 0.3 % | 0.3 % | 0.2 % | 1.1 % |

# ICP DataTrace 6

9/10/2025 5:13:16 PM

LabBook: WG2112533_09092025T6.imexp

Sample: WG2110093-6D5 WG2110093
Analysis started at: 9/10/2025 1:29:58 PM
Comments <Comment>
Rack: 1
Vial: 22

| | Ag 328.068 {103} Axial) | Al 396.152 {85} Radial) | As 189.042 {478} Axial) | B 208.959 {461} Axial) | Ba 455.403 {74} Radial) | Be 313.042 {108} Radial) | Ca 315.887 {107} Radial) |
|---|---|---|---|---|---|---|---|
| Concentration average | 0.0000 ppm | 0.0343 ppm | -0.0004 ppm | 0.0097 ppm | 0.0117 ppm | 0.0000 ppm | 7.8716 ppm |
| Concentration per Run 1 | 0.0000 ppm | 0.0363 ppm | 0.0002 ppm | 0.0096 ppm | 0.0118 ppm | 0.0000 ppm | 7.9008 ppm |
| Concentration per Run 2 | 0.0001 ppm | 0.0328 ppm | 0.0000 ppm | 0.0099 ppm | 0.0117 ppm | 0.0000 ppm | 7.8323 ppm |
| Concentration per Run 3 | -0.0001 ppm | 0.0339 ppm | -0.0015 ppm | 0.0097 ppm | 0.0117 ppm | 0.0000 ppm | 7.8819 ppm |
| Concentration RSD | 270.0 % | 5.1 % | 230.5 % | 1.7 % | 0.3 % | 84.3 % | 0.4 % |

| | Cd 214.438 {457} Axial) | Co 228.616 {447} Axial) | Cr 267.716 {126} Axial) | Cu 324.754 {104} Axial) | Fe 259.940 {130} Radial) | K 766.490 {44} Radial) | Mg 279.079 {121} Axial) |
|---|---|---|---|---|---|---|---|
| Concentration average | 0.0001 ppm | 0.0001 ppm | 0.0000 ppm | 0.0098 ppm | 0.0062 ppm | 1.3642 ppm | 4.5406 ppm |
| Concentration per Run 1 | 0.0000 ppm | 0.0001 ppm | 0.0002 ppm | 0.0097 ppm | 0.0071 ppm | 1.3654 ppm | 4.5397 ppm |
| Concentration per Run 2 | 0.0001 ppm | 0.0000 ppm | 0.0001 ppm | 0.0101 ppm | 0.0059 ppm | 1.3598 ppm | 4.5496 ppm |
| Concentration per Run 3 | 0.0001 ppm | 0.0002 ppm | -0.0002 ppm | 0.0096 ppm | 0.0056 ppm | 1.3673 ppm | 4.5324 ppm |
| Concentration RSD | 49.4 % | 101.6 % | 1,599.3 % | 2.5 % | 12.3 % | 0.3 % | 0.2 % |

| | Mn 257.610 {131} Radial) | Mo 202.030 {467} Axial) | Na 589.592 {57} Radial) | Ni 231.604 {445} Axial) | Pb 220.353 {453} Axial) | Sb 206.833 {463} Axial) | Se 196.090 {472} Axial) |
|---|---|---|---|---|---|---|---|
| Concentration average | 0.0098 ppm | 0.0034 ppm | 13.5313 ppm | 0.0003 ppm | -0.0005 ppm | 0.0059 ppm | -0.0003 ppm |
| Concentration per Run 1 | 0.0099 ppm | 0.0036 ppm | 13.5419 ppm | 0.0003 ppm | -0.0005 ppm | 0.0067 ppm | -0.0017 ppm |
| Concentration per Run 2 | 0.0098 ppm | 0.0034 ppm | 13.5338 ppm | 0.0003 ppm | -0.0003 ppm | 0.0060 ppm | -0.0008 ppm |
| Concentration per Run 3 | 0.0097 ppm | 0.0031 ppm | 13.5182 ppm | 0.0003 ppm | -0.0006 ppm | 0.0050 ppm | 0.0014 ppm |
| Concentration RSD | 1.0 % | 8.0 % | 0.1 % | 6.9 % | 31.6 % | 14.0 % | 473.6 % |

| | Si 212.412 {459} Axial) | Sn 189.989 {477} Axial) | Sr 421.552 {80} Radial) | Ti 334.904 {101} Axial) | Tl 190.856 {477} Axial) | V 292.402 {115} Axial) | Zn 206.200 {463} Axial) |
|---|---|---|---|---|---|---|---|
| Concentration average | 0.1179 ppm | 0.0040 ppm | 1.0814 ppm | 0.0005 ppm | -0.0010 ppm | 0.0011 ppm | 0.0013 ppm |
| Concentration per Run 1 | 0.1185 ppm | 0.0044 ppm | 1.0859 ppm | 0.0007 ppm | -0.0023 ppm | 0.0011 ppm | 0.0013 ppm |
| Concentration per Run 2 | 0.1176 ppm | 0.0044 ppm | 1.0800 ppm | 0.0006 ppm | -0.0008 ppm | 0.0011 ppm | 0.0012 ppm |
| Concentration per Run 3 | 0.1176 ppm | 0.0033 ppm | 1.0784 ppm | 0.0004 ppm | 0.0000 ppm | 0.0010 ppm | 0.0013 ppm |
| Concentration RSD | 0.4 % | 16.2 % | 0.4 % | 30.1 % | 112.3 % | 4.6 % | 4.7 % |

| | Y 371.030 {91} Radial) | Y 360.073 {94} Axial) | Y 224.306 {450} Axial) | Sc 361.384 {93} Radial) | Sc 227.318 {448} Axial) | Sc 361.384 {93} Axial) | Li 670.784 {50} Radial) |
|---|---|---|---|---|---|---|---|
| Concentration average | 97.9599 % | 100.3457 % | 101.9314 % | 101.5336 % | 104.8923 % | 102.3203 % | 0.0332 ppm |
| Concentration per Run 1 | 97.7003 % | 100.2449 % | 101.9926 % | 101.1105 % | 105.0191 % | 102.3075 % | 0.0334 ppm |
| Concentration per Run 2 | 98.1552 % | 100.2600 % | 101.8232 % | 101.7831 % | 104.4230 % | 102.2062 % | 0.0335 ppm |
| Concentration per Run 3 | 98.0241 % | 100.5323 % | 101.9783 % | 101.7073 % | 105.2350 % | 102.4472 % | 0.0327 ppm |
| Concentration RSD | 0.2 % | 0.2 % | 0.1 % | 0.4 % | 0.4 % | 0.1 % | 1.3 % |

# ICP DataTrace 6

9/10/2025 5:13:16 PM

LabBook: WG2112533_09092025T6.imexp

Sample: CCV
Analysis started at: 9/10/2025 1:36:32 PM
Comments <Comment>
Rack: 0
Vial: 3

| | Ag 328.068 {103} Axial) | Al 396.152 {85} Radial) | As 189.042 {478} Axial) | B 208.959 {461} Axial) | Ba 455.403 {74} Radial) | Be 313.042 {108} Radial) | Ca 315.887 {107} Radial) |
|---|---|---|---|---|---|---|---|
| Concentration average | 0.4826 ppm | 0.4895 ppm | 0.4824 ppm | 0.4589 ppm | 0.4878 ppm | 0.5272 ppm | 0.5217 ppm |
| Concentration per Run 1 | 0.4842 ppm | 0.4924 ppm | 0.4820 ppm | 0.4591 ppm | 0.4937 ppm | 0.5339 ppm | 0.5197 ppm |
| Concentration per Run 2 | 0.4826 ppm | 0.4875 ppm | 0.4806 ppm | 0.4575 ppm | 0.4837 ppm | 0.5257 ppm | 0.5241 ppm |
| Concentration per Run 3 | 0.4809 ppm | 0.4886 ppm | 0.4844 ppm | 0.4603 ppm | 0.4860 ppm | 0.5220 ppm | 0.5213 ppm |
| Recovery Percentage 1 | 96.517 % | 97.896 % | 96.473 % | 91.788 % | 97.561 % | 105.441 % | 104.338 % |
| Concentration RSD | 0.3 % | 0.5 % | 0.4 % | 0.3 % | 1.1 % | 1.2 % | 0.4 % |

| | Cd 214.438 {457} Axial) | Co 228.616 {447} Axial) | Cr 267.716 {126} Axial) | Cu 324.754 {104} Axial) | Fe 259.940 {130} Radial) | K 766.490 {44} Radial) | Mg 279.079 {121} Axial) |
|---|---|---|---|---|---|---|---|
| Concentration average | 0.4910 ppm | 0.4772 ppm | 0.4950 ppm | 0.4920 ppm | 0.5236 ppm | 4.6217 ppm | 0.5112 ppm |
| Concentration per Run 1 | 0.4900 ppm | 0.4768 ppm | 0.4973 ppm | 0.4916 ppm | 0.5262 ppm | 4.7050 ppm | 0.5145 ppm |
| Concentration per Run 2 | 0.4928 ppm | 0.4771 ppm | 0.4947 ppm | 0.4936 ppm | 0.5228 ppm | 4.5815 ppm | 0.5116 ppm |
| Concentration per Run 3 | 0.4901 ppm | 0.4777 ppm | 0.4929 ppm | 0.4908 ppm | 0.5220 ppm | 4.5786 ppm | 0.5076 ppm |
| Recovery Percentage 1 | 98.193 % | 95.440 % | 99.001 % | 98.399 % | 104.730 % | 92.433 % | 102.245 % |
| Concentration RSD | 0.3 % | 0.1 % | 0.4 % | 0.3 % | 0.4 % | 1.6 % | 0.7 % |

| | Mn 257.610 {131} Radial) | Mo 202.030 {467} Axial) | Na 589.592 {57} Radial) | Ni 231.604 {445} Axial) | Pb 220.353 {453} Axial) | Sb 206.833 {463} Axial) | Se 196.090 {472} Axial) |
|---|---|---|---|---|---|---|---|
| Concentration average | 0.5251 ppm | 0.4743 ppm | 9.0580 ppm | 0.4942 ppm | 0.5225 ppm | 0.4783 ppm | 0.4623 ppm |
| Concentration per Run 1 | 0.5310 ppm | 0.4736 ppm | 9.1810 ppm | 0.4938 ppm | 0.5244 ppm | 0.4784 ppm | 0.4645 ppm |
| Concentration per Run 2 | 0.5232 ppm | 0.4733 ppm | 8.9640 ppm | 0.4939 ppm | 0.5188 ppm | 0.4759 ppm | 0.4594 ppm |
| Concentration per Run 3 | 0.5211 ppm | 0.4758 ppm | 9.0291 ppm | 0.4950 ppm | 0.5243 ppm | 0.4804 ppm | 0.4629 ppm |
| Recovery Percentage 1 | 105.018 % | 94.851 % | 90.580 % | 98.845 % | 104.500 % | 95.653 % | 92.452 % |
| Concentration RSD | 1.0 % | 0.3 % | 1.2 % | 0.1 % | 0.6 % | 0.5 % | 0.6 % |

| | Si 212.412 {459} Axial) | Sn 189.989 {477} Axial) | Sr 421.552 {80} Radial) | Ti 334.904 {101} Axial) | Tl 190.856 {477} Axial) | V 292.402 {115} Axial) | Zn 206.200 {463} Axial) |
|---|---|---|---|---|---|---|---|
| Concentration average | 5.0251 ppm | 0.4845 ppm | 0.5192 ppm | 0.4911 ppm | 0.5032 ppm | 0.4921 ppm | 0.4807 ppm |
| Concentration per Run 1 | 5.0283 ppm | 0.4839 ppm | 0.5253 ppm | 0.4926 ppm | 0.5074 ppm | 0.4938 ppm | 0.4793 ppm |
| Concentration per Run 2 | 5.0086 ppm | 0.4835 ppm | 0.5154 ppm | 0.4923 ppm | 0.4995 ppm | 0.4921 ppm | 0.4830 ppm |
| Concentration per Run 3 | 5.0385 ppm | 0.4859 ppm | 0.5170 ppm | 0.4884 ppm | 0.5026 ppm | 0.4903 ppm | 0.4797 ppm |
| Recovery Percentage 1 | 95.716 % | 96.893 % | 103.844 % | 98.222 % | 100.640 % | 98.418 % | 96.132 % |
| Concentration RSD | 0.3 % | 0.3 % | 1.0 % | 0.5 % | 0.8 % | 0.4 % | 0.4 % |

| | Y 371.030 {91} Radial) | Y 360.073 {94} Axial) | Y 224.306 {450} Axial) | Sc 361.384 {93} Radial) | Sc 227.318 {448} Axial) | Sc 361.384 {93} Axial) | Li 670.784 {50} Radial) |
|---|---|---|---|---|---|---|---|
| Concentration average | 97.8346 % | 101.8289 % | 102.4651 % | 101.9541 % | 104.3818 % | 103.9749 % | 0.4524 ppm |
| Concentration per Run 1 | 96.6039 % | 101.7687 % | 102.3076 % | 100.9090 % | 104.2762 % | 103.9191 % | 0.4593 ppm |
| Concentration per Run 2 | 98.1612 % | 101.2651 % | 102.8498 % | 102.2898 % | 104.7717 % | 103.4473 % | 0.4469 ppm |
| Concentration per Run 3 | 98.7387 % | 102.4530 % | 102.2380 % | 102.6636 % | 104.0976 % | 104.5584 % | 0.4512 ppm |
| Recovery Percentage 1 | | | | | | | 90.489 % |
| Concentration RSD | 1.1 % | 0.6 % | 0.3 % | 0.9 % | 0.3 % | 0.5 % | 1.4 % |

# ICP DataTrace 6

9/10/2025 5:13:16 PM

LabBook: WG2112533_09092025T6.imexp

Sample: CCB
Analysis started at: 9/10/2025 1:42:49 PM
Comments <Comment>
Rack: 0
Vial: 4

| | Ag 328.068 {103} Axial) | Al 396.152 {85} Radial) | As 189.042 {478} Axial) | B 208.959 {461} Axial) | Ba 455.403 {74} Radial) | Be 313.042 {108} Radial) | Ca 315.887 {107} Radial) |
|---|---|---|---|---|---|---|---|
| Concentration average | 0.0000 ppm | 0.0048 ppm | 0.0001 ppm | 0.0015 ppm | -0.0001 ppm | 0.0000 ppm | -0.0011 ppm |
| Concentration per Run 1 | -0.0003 ppm | 0.0038 ppm | 0.0002 ppm | 0.0015 ppm | 0.0000 ppm | 0.0000 ppm | -0.0014 ppm |
| Concentration per Run 2 | 0.0000 ppm | 0.0086 ppm | -0.0001 ppm | 0.0015 ppm | 0.0000 ppm | 0.0000 ppm | -0.0026 ppm |
| Concentration per Run 3 | 0.0002 ppm | 0.0022 ppm | 0.0002 ppm | 0.0014 ppm | -0.0001 ppm | 0.0000 ppm | 0.0008 ppm |
| Recovery Percentage 1 | -0.537 % | 4.847 % | 1.851 % | 4.869 % | -0.508 % | -0.420 % | -1.093 % |
| Concentration RSD | 642.5 % | 68.8 % | 217.5 % | 4.0 % | 107.3 % | 93.7 % | 159.1 % |

| | Cd 214.438 {457} Axial) | Co 228.616 {447} Axial) | Cr 267.716 {126} Axial) | Cu 324.754 {104} Axial) | Fe 259.940 {130} Radial) | K 766.490 {44} Radial) | Mg 279.079 {121} Axial) |
|---|---|---|---|---|---|---|---|
| Concentration average | 0.0000 ppm | -0.0001 ppm | 0.0001 ppm | -0.0014 ppm | -0.0012 ppm | 0.0132 ppm | 0.0002 ppm |
| Concentration per Run 1 | 0.0000 ppm | -0.0001 ppm | 0.0001 ppm | -0.0014 ppm | -0.0009 ppm | 0.0036 ppm | -0.0004 ppm |
| Concentration per Run 2 | 0.0000 ppm | -0.0001 ppm | 0.0002 ppm | -0.0014 ppm | -0.0007 ppm | 0.0115 ppm | 0.0000 ppm |
| Concentration per Run 3 | 0.0000 ppm | -0.0002 ppm | 0.0002 ppm | -0.0014 ppm | -0.0020 ppm | 0.0245 ppm | 0.0011 ppm |
| Recovery Percentage 1 | 0.437 % | -0.688 % | 1.424 % | -13.981 % | -2.392 % | 0.528 % | 0.231 % |
| Concentration RSD | 90.0 % | 30.7 % | 36.3 % | 2.7 % | 61.4 % | 79.8 % | 326.9 % |

| | Mn 257.610 {131} Radial) | Mo 202.030 {467} Axial) | Na 589.592 {57} Radial) | Ni 231.604 {445} Axial) | Pb 220.353 {453} Axial) | Sb 206.833 {463} Axial) | Se 196.090 {472} Axial) |
|---|---|---|---|---|---|---|---|
| Concentration average | 0.0001 ppm | 0.0004 ppm | 0.0100 ppm | 0.0000 ppm | -0.0001 ppm | 0.0012 ppm | -0.0010 ppm |
| Concentration per Run 1 | 0.0001 ppm | 0.0005 ppm | 0.0107 ppm | 0.0000 ppm | 0.0000 ppm | 0.0011 ppm | -0.0001 ppm |
| Concentration per Run 2 | -0.0001 ppm | 0.0003 ppm | 0.0102 ppm | 0.0001 ppm | -0.0003 ppm | 0.0014 ppm | -0.0010 ppm |
| Concentration per Run 3 | 0.0001 ppm | 0.0003 ppm | 0.0092 ppm | 0.0000 ppm | 0.0000 ppm | 0.0010 ppm | -0.0020 ppm |
| Recovery Percentage 1 | 0.549 % | 0.747 % | 0.502 % | 0.108 % | -1.159 % | 2.322 % | -10.177 % |
| Concentration RSD | 209.7 % | 30.5 % | 8.0 % | 194.1 % | 136.0 % | 18.3 % | 91.2 % |

| | Si 212.412 {459} Axial) | Sn 189.989 {477} Axial) | Sr 421.552 {80} Radial) | Ti 334.904 {101} Axial) | Tl 190.856 {477} Axial) | V 292.402 {115} Axial) | Zn 206.200 {463} Axial) |
|---|---|---|---|---|---|---|---|
| Concentration average | 0.0003 ppm | 0.0009 ppm | -0.0001 ppm | 0.0001 ppm | -0.0003 ppm | 0.0002 ppm | 0.0001 ppm |
| Concentration per Run 1 | 0.0004 ppm | 0.0010 ppm | -0.0001 ppm | 0.0000 ppm | -0.0010 ppm | 0.0002 ppm | 0.0001 ppm |
| Concentration per Run 2 | 0.0005 ppm | 0.0008 ppm | -0.0002 ppm | 0.0001 ppm | -0.0012 ppm | 0.0002 ppm | 0.0001 ppm |
| Concentration per Run 3 | 0.0000 ppm | 0.0010 ppm | 0.0000 ppm | 0.0002 ppm | 0.0013 ppm | 0.0001 ppm | 0.0001 ppm |
| Recovery Percentage 1 | 0.059 % | 1.808 % | -0.902 % | 0.746 % | -1.574 % | 1.707 % | 2.017 % |
| Concentration RSD | 99.7 % | 11.9 % | 71.4 % | 115.5 % | 439.8 % | 27.3 % | 33.3 % |

| | Y 371.030 {91} Radial) | Y 360.073 {94} Axial) | Y 224.306 {450} Axial) | Sc 361.384 {93} Radial) | Sc 227.318 {448} Axial) | Sc 361.384 {93} Axial) | Li 670.784 {50} Radial) |
|---|---|---|---|---|---|---|---|
| Concentration average | 98.8150 % | 102.6259 % | 103.4692 % | 102.0563 % | 107.5861 % | 103.9694 % | 0.0001 ppm |
| Concentration per Run 1 | 99.5986 % | 102.8336 % | 103.0536 % | 103.1336 % | 107.2154 % | 104.1301 % | 0.0001 ppm |
| Concentration per Run 2 | 98.1179 % | 102.7324 % | 103.8936 % | 101.3634 % | 107.4349 % | 104.0409 % | 0.0001 ppm |
| Concentration per Run 3 | 98.7287 % | 102.3116 % | 103.4605 % | 101.6719 % | 108.1079 % | 103.7371 % | 0.0001 ppm |
| Recovery Percentage 1 | | | | | | | 1.020 % |
| Concentration RSD | 0.8 % | 0.3 % | 0.4 % | 0.9 % | 0.4 % | 0.2 % | 28.9 % |

# ICP DataTrace 6

9/10/2025 5:13:16 PM

LabBook: WG2112533_09092025T6.imexp

Sample: L2553692-01 WG2110093
Analysis started at: 9/10/2025 2:01:44 PM
Comments <Comment>
Rack: 1
Vial: 26

| | Ag 328.068 {103} Axial) | Al 396.152 {85} Radial) | As 189.042 {478} Axial) | B 208.959 {461} Axial) | Ba 455.403 {74} Radial) | Be 313.042 {108} Radial) | Ca 315.887 {107} Radial) |
|---|---|---|---|---|---|---|---|
| Concentration average | -0.0001 ppm | 0.1870 ppm | -0.0003 ppm | 0.0241 ppm | 0.0252 ppm | 0.0000 ppm | 37.1773 ppm |
| Concentration per Run 1 | -0.0001 ppm | 0.1862 ppm | 0.0003 ppm | 0.0240 ppm | 0.0253 ppm | 0.0000 ppm | 37.4287 ppm |
| Concentration per Run 2 | 0.0000 ppm | 0.1884 ppm | -0.0009 ppm | 0.0243 ppm | 0.0251 ppm | 0.0000 ppm | 37.1897 ppm |
| Concentration per Run 3 | -0.0002 ppm | 0.1864 ppm | -0.0002 ppm | 0.0239 ppm | 0.0251 ppm | 0.0000 ppm | 36.9134 ppm |
| Concentration RSD | 122.3 % | 0.6 % | 230.4 % | 0.9 % | 0.4 % | 369.2 % | 0.7 % |

| | Cd 214.438 {457} Axial) | Co 228.616 {447} Axial) | Cr 267.716 {126} Axial) | Cu 324.754 {104} Axial) | Fe 259.940 {130} Radial) | K 766.490 {44} Radial) | Mg 279.079 {121} Axial) |
|---|---|---|---|---|---|---|---|
| Concentration average | 0.0000 ppm | -0.0001 ppm | 0.0001 ppm | 0.0013 ppm | 0.0800 ppm | 2.1464 ppm | 11.4824 ppm |
| Concentration per Run 1 | 0.0001 ppm | 0.0000 ppm | 0.0000 ppm | 0.0013 ppm | 0.0796 ppm | 2.1319 ppm | 11.4801 ppm |
| Concentration per Run 2 | 0.0000 ppm | -0.0002 ppm | 0.0003 ppm | 0.0013 ppm | 0.0814 ppm | 2.1622 ppm | 11.4910 ppm |
| Concentration per Run 3 | 0.0000 ppm | -0.0002 ppm | 0.0000 ppm | 0.0013 ppm | 0.0791 ppm | 2.1450 ppm | 11.4762 ppm |
| Concentration RSD | 99.3 % | 96.7 % | 171.6 % | 2.3 % | 1.5 % | 0.7 % | 0.1 % |

| | Mn 257.610 {131} Radial) | Mo 202.030 {467} Axial) | Na 589.592 {57} Radial) | Ni 231.604 {445} Axial) | Pb 220.353 {453} Axial) | Sb 206.833 {463} Axial) | Se 196.090 {472} Axial) |
|---|---|---|---|---|---|---|---|
| Concentration average | 0.0341 ppm | 0.0014 ppm | 32.8838 ppm | 0.0020 ppm | -0.0004 ppm | 0.0009 ppm | -0.0014 ppm |
| Concentration per Run 1 | 0.0344 ppm | 0.0016 ppm | 33.0298 ppm | 0.0020 ppm | -0.0003 ppm | 0.0014 ppm | -0.0021 ppm |
| Concentration per Run 2 | 0.0340 ppm | 0.0014 ppm | 32.8583 ppm | 0.0020 ppm | -0.0006 ppm | 0.0003 ppm | -0.0005 ppm |
| Concentration per Run 3 | 0.0339 ppm | 0.0014 ppm | 32.7632 ppm | 0.0020 ppm | -0.0003 ppm | 0.0008 ppm | -0.0016 ppm |
| Concentration RSD | 0.7 % | 7.8 % | 0.4 % | 1.7 % | 47.0 % | 64.8 % | 55.0 % |

| | Si 212.412 {459} Axial) | Sn 189.989 {477} Axial) | Sr 421.552 {80} Radial) | Ti 334.904 {101} Axial) | Tl 190.856 {477} Axial) | V 292.402 {115} Axial) | Zn 206.200 {463} Axial) |
|---|---|---|---|---|---|---|---|
| Concentration average | 0.7869 ppm | -0.0001 ppm | 0.2154 ppm | 0.0002 ppm | -0.0020 ppm | 0.0009 ppm | 0.0024 ppm |
| Concentration per Run 1 | 0.7847 ppm | -0.0002 ppm | 0.2168 ppm | 0.0000 ppm | -0.0028 ppm | 0.0008 ppm | 0.0023 ppm |
| Concentration per Run 2 | 0.7906 ppm | -0.0003 ppm | 0.2151 ppm | 0.0002 ppm | -0.0023 ppm | 0.0009 ppm | 0.0024 ppm |
| Concentration per Run 3 | 0.7854 ppm | 0.0003 ppm | 0.2141 ppm | 0.0003 ppm | -0.0009 ppm | 0.0009 ppm | 0.0023 ppm |
| Concentration RSD | 0.4 % | 444.8 % | 0.6 % | 94.0 % | 49.9 % | 6.0 % | 1.5 % |

| | Y 371.030 {91} Radial) | Y 360.073 {94} Axial) | Y 224.306 {450} Axial) | Sc 361.384 {93} Radial) | Sc 227.318 {448} Axial) | Sc 361.384 {93} Axial) | Li 670.784 {50} Radial) |
|---|---|---|---|---|---|---|---|
| Concentration average | 97.0842 % | 98.1637 % | 98.5993 % | 100.0027 % | 99.8328 % | 100.3892 % | 0.0025 ppm |
| Concentration per Run 1 | 97.3843 % | 98.1389 % | 99.0584 % | 99.5996 % | 100.3938 % | 100.2906 % | 0.0022 ppm |
| Concentration per Run 2 | 96.7850 % | 98.3831 % | 98.1705 % | 100.0039 % | 99.3821 % | 100.6184 % | 0.0029 ppm |
| Concentration per Run 3 | 97.0834 % | 97.9690 % | 98.5689 % | 100.4046 % | 99.7225 % | 100.2585 % | 0.0024 ppm |
| Concentration RSD | 0.3 % | 0.2 % | 0.5 % | 0.4 % | 0.5 % | 0.2 % | 13.9 % |

# ICP DataTrace 6

9/10/2025 5:13:16 PM

LabBook: WG2112533_09092025T6.imexp

Sample: WG2111067-2 WG2111067
Analysis started at: 9/10/2025 2:08:14 PM
Comments rr Sb
Rack: 1
Vial: 27

| | Ag 328.068 {103} Axial) | Al 396.152 {85} Radial) | As 189.042 {478} Axial) | B 208.959 {461} Axial) | Ba 455.403 {74} Radial) | Be 313.042 {108} Radial) | Ca 315.887 {107} Radial) |
|---|---|---|---|---|---|---|---|
| Concentration average | 0.0444 ppm | 2.1192 ppm | 0.1219 ppm | 0.9132 ppm | 2.0222 ppm | 0.0536 ppm | 10.5808 ppm |
| Concentration per Run 1 | 0.0443 ppm | 2.1192 ppm | 0.1215 ppm | 0.9132 ppm | 2.0128 ppm | 0.0536 ppm | 10.5722 ppm |
| Concentration per Run 2 | 0.0445 ppm | 2.1209 ppm | 0.1220 ppm | 0.9106 ppm | 2.0412 ppm | 0.0538 ppm | 10.6217 ppm |
| Concentration per Run 3 | 0.0444 ppm | 2.1175 ppm | 0.1223 ppm | 0.9157 ppm | 2.0125 ppm | 0.0533 ppm | 10.5485 ppm |
| Concentration RSD | 0.2 % | 0.1 % | 0.3 % | 0.3 % | 0.8 % | 0.4 % | 0.4 % |

| | Cd 214.438 {457} Axial) | Co 228.616 {447} Axial) | Cr 267.716 {126} Axial) | Cu 324.754 {104} Axial) | Fe 259.940 {130} Radial) | K 766.490 {44} Radial) | Mg 279.079 {121} Axial) |
|---|---|---|---|---|---|---|---|
| Concentration average | 0.0540 ppm | 0.4779 ppm | 0.2023 ppm | 0.2559 ppm | 1.0815 ppm | 9.7303 ppm | 10.3636 ppm |
| Concentration per Run 1 | 0.0539 ppm | 0.4773 ppm | 0.2016 ppm | 0.2577 ppm | 1.0812 ppm | 9.7322 ppm | 10.3582 ppm |
| Concentration per Run 2 | 0.0540 ppm | 0.4765 ppm | 0.2038 ppm | 0.2542 ppm | 1.0839 ppm | 9.7082 ppm | 10.3854 ppm |
| Concentration per Run 3 | 0.0541 ppm | 0.4800 ppm | 0.2017 ppm | 0.2560 ppm | 1.0795 ppm | 9.7506 ppm | 10.3473 ppm |
| Concentration RSD | 0.2 % | 0.4 % | 0.6 % | 0.7 % | 0.2 % | 0.2 % | 0.2 % |

| | Mn 257.610 {131} Radial) | Mo 202.030 {467} Axial) | Na 589.592 {57} Radial) | Ni 231.604 {445} Axial) | Pb 220.353 {453} Axial) | Sb 206.833 {463} Axial) | Se 196.090 {472} Axial) |
|---|---|---|---|---|---|---|---|
| Concentration average | 0.5329 ppm | 0.9582 ppm | 9.7129 ppm | 0.5024 ppm | 0.5648 ppm | 0.4720 ppm | 0.1140 ppm |
| Concentration per Run 1 | 0.5348 ppm | 0.9555 ppm | 9.6955 ppm | 0.5020 ppm | 0.5663 ppm | 0.4682 ppm | 0.1134 ppm |
| Concentration per Run 2 | 0.5340 ppm | 0.9564 ppm | 9.6964 ppm | 0.5013 ppm | 0.5661 ppm | 0.4717 ppm | 0.1149 ppm |
| Concentration per Run 3 | 0.5298 ppm | 0.9628 ppm | 9.7469 ppm | 0.5039 ppm | 0.5619 ppm | 0.4762 ppm | 0.1137 ppm |
| Concentration RSD | 0.5 % | 0.4 % | 0.3 % | 0.3 % | 0.4 % | 0.9 % | 0.7 % |

| | Si 212.412 {459} Axial) | Sn 189.989 {477} Axial) | Sr 421.552 {80} Radial) | Ti 334.904 {101} Axial) | Tl 190.856 {477} Axial) | V 292.402 {115} Axial) | Zn 206.200 {463} Axial) |
|---|---|---|---|---|---|---|---|
| Concentration average | 0.8762 ppm | 0.9788 ppm | 1.0598 ppm | 1.0096 ppm | 0.1197 ppm | 0.5093 ppm | 0.4856 ppm |
| Concentration per Run 1 | 0.8771 ppm | 0.9797 ppm | 1.0624 ppm | 1.0086 ppm | 0.1188 ppm | 0.5079 ppm | 0.4841 ppm |
| Concentration per Run 2 | 0.8750 ppm | 0.9780 ppm | 1.0604 ppm | 1.0113 ppm | 0.1201 ppm | 0.5114 ppm | 0.4846 ppm |
| Concentration per Run 3 | 0.8763 ppm | 0.9786 ppm | 1.0567 ppm | 1.0088 ppm | 0.1201 ppm | 0.5085 ppm | 0.4880 ppm |
| Concentration RSD | 0.1 % | 0.1 % | 0.3 % | 0.1 % | 0.6 % | 0.4 % | 0.4 % |

| | Y 371.030 {91} Radial) | Y 360.073 {94} Axial) | Y 224.306 {450} Axial) | Sc 361.384 {93} Radial) | Sc 227.318 {448} Axial) | Sc 361.384 {93} Axial) | Li 670.784 {50} Radial) |
|---|---|---|---|---|---|---|---|
| Concentration average | 98.1694 % | 99.7572 % | 100.7166 % | 101.7616 % | 103.0663 % | 101.8435 % | -0.0005 ppm |
| Concentration per Run 1 | 98.3982 % | 99.7574 % | 100.7142 % | 101.9328 % | 103.2653 % | 101.8532 % | -0.0004 ppm |
| Concentration per Run 2 | 97.9138 % | 99.8529 % | 100.6815 % | 101.4116 % | 103.2994 % | 101.9036 % | -0.0001 ppm |
| Concentration per Run 3 | 98.1962 % | 99.6612 % | 100.7542 % | 101.9404 % | 102.6342 % | 101.7738 % | -0.0010 ppm |
| Concentration RSD | 0.2 % | 0.1 % | 0.0 % | 0.3 % | 0.4 % | 0.1 % | 84.5 % |

# ICP DataTrace 6

9/10/2025 5:13:16 PM

LabBook: WG2112533_09092025T6.imexp

Sample: CCV
Analysis started at: 9/10/2025 2:14:37 PM
Comments <Comment>
Rack: 0
Vial: 3

| | Ag 328.068 {103} Axial) | Al 396.152 {85} Radial) | As 189.042 {478} Axial) | B 208.959 {461} Axial) | Ba 455.403 {74} Radial) | Be 313.042 {108} Radial) | Ca 315.887 {107} Radial) |
|---|---|---|---|---|---|---|---|
| Concentration average | 0.4837 ppm | 0.4843 ppm | 0.4774 ppm | 0.4522 ppm | 0.4809 ppm | 0.5212 ppm | 0.5093 ppm |
| Concentration per Run 1 | 0.4843 ppm | 0.4839 ppm | 0.4806 ppm | 0.4538 ppm | 0.4796 ppm | 0.5183 ppm | 0.5010 ppm |
| Concentration per Run 2 | 0.4831 ppm | 0.4822 ppm | 0.4782 ppm | 0.4534 ppm | 0.4809 ppm | 0.5240 ppm | 0.5140 ppm |
| Concentration per Run 3 | 0.4838 ppm | 0.4867 ppm | 0.4735 ppm | 0.4494 ppm | 0.4823 ppm | 0.5212 ppm | 0.5129 ppm |
| Recovery Percentage 1 | 96.745 % | 96.850 % | 95.480 % | 90.437 % | 96.188 % | 104.231 % | 101.858 % |
| Concentration RSD | 0.1 % | 0.5 % | 0.8 % | 0.5 % | 0.3 % | 0.5 % | 1.4 % |

| | Cd 214.438 {457} Axial) | Co 228.616 {447} Axial) | Cr 267.716 {126} Axial) | Cu 324.754 {104} Axial) | Fe 259.940 {130} Radial) | K 766.490 {44} Radial) | Mg 279.079 {121} Axial) |
|---|---|---|---|---|---|---|---|
| Concentration average | 0.4873 ppm | 0.4723 ppm | 0.4937 ppm | 0.4925 ppm | 0.5172 ppm | 4.6111 ppm | 0.5117 ppm |
| Concentration per Run 1 | 0.4888 ppm | 0.4738 ppm | 0.4936 ppm | 0.4921 ppm | 0.5140 ppm | 4.6412 ppm | 0.5132 ppm |
| Concentration per Run 2 | 0.4884 ppm | 0.4732 ppm | 0.4931 ppm | 0.4919 ppm | 0.5176 ppm | 4.5792 ppm | 0.5136 ppm |
| Concentration per Run 3 | 0.4845 ppm | 0.4700 ppm | 0.4945 ppm | 0.4936 ppm | 0.5199 ppm | 4.6131 ppm | 0.5082 ppm |
| Recovery Percentage 1 | 97.450 % | 94.467 % | 98.745 % | 98.506 % | 103.434 % | 92.223 % | 102.337 % |
| Concentration RSD | 0.5 % | 0.4 % | 0.1 % | 0.2 % | 0.6 % | 0.7 % | 0.6 % |

| | Mn 257.610 {131} Radial) | Mo 202.030 {467} Axial) | Na 589.592 {57} Radial) | Ni 231.604 {445} Axial) | Pb 220.353 {453} Axial) | Sb 206.833 {463} Axial) | Se 196.090 {472} Axial) |
|---|---|---|---|---|---|---|---|
| Concentration average | 0.5156 ppm | 0.4702 ppm | 8.9635 ppm | 0.4906 ppm | 0.5186 ppm | 0.4741 ppm | 0.4575 ppm |
| Concentration per Run 1 | 0.5129 ppm | 0.4716 ppm | 9.0126 ppm | 0.4914 ppm | 0.5198 ppm | 0.4771 ppm | 0.4588 ppm |
| Concentration per Run 2 | 0.5171 ppm | 0.4714 ppm | 8.9167 ppm | 0.4922 ppm | 0.5212 ppm | 0.4749 ppm | 0.4605 ppm |
| Concentration per Run 3 | 0.5168 ppm | 0.4675 ppm | 8.9613 ppm | 0.4881 ppm | 0.5149 ppm | 0.4705 ppm | 0.4534 ppm |
| Recovery Percentage 1 | 103.117 % | 94.039 % | 89.635 % | 98.115 % | 103.727 % | 94.829 % | 91.506 % |
| Concentration RSD | 0.5 % | 0.5 % | 0.5 % | 0.4 % | 0.6 % | 0.7 % | 0.8 % |

| | Si 212.412 {459} Axial) | Sn 189.989 {477} Axial) | Sr 421.552 {80} Radial) | Ti 334.904 {101} Axial) | Tl 190.856 {477} Axial) | V 292.402 {115} Axial) | Zn 206.200 {463} Axial) |
|---|---|---|---|---|---|---|---|
| Concentration average | 4.9622 ppm | 0.4837 ppm | 0.5141 ppm | 0.4923 ppm | 0.5001 ppm | 0.4908 ppm | 0.4753 ppm |
| Concentration per Run 1 | 4.9780 ppm | 0.4858 ppm | 0.5124 ppm | 0.4918 ppm | 0.4997 ppm | 0.4907 ppm | 0.4769 ppm |
| Concentration per Run 2 | 4.9752 ppm | 0.4850 ppm | 0.5138 ppm | 0.4935 ppm | 0.5037 ppm | 0.4908 ppm | 0.4760 ppm |
| Concentration per Run 3 | 4.9335 ppm | 0.4804 ppm | 0.5160 ppm | 0.4915 ppm | 0.4969 ppm | 0.4908 ppm | 0.4731 ppm |
| Recovery Percentage 1 | 94.519 % | 96.743 % | 102.816 % | 98.457 % | 100.025 % | 98.157 % | 95.064 % |
| Concentration RSD | 0.5 % | 0.6 % | 0.3 % | 0.2 % | 0.7 % | 0.0 % | 0.4 % |

| | Y 371.030 {91} Radial) | Y 360.073 {94} Axial) | Y 224.306 {450} Axial) | Sc 361.384 {93} Radial) | Sc 227.318 {448} Axial) | Sc 361.384 {93} Axial) | Li 670.784 {50} Radial) |
|---|---|---|---|---|---|---|---|
| Concentration average | 98.1149 % | 101.3084 % | 102.7729 % | 102.8544 % | 105.0921 % | 103.6498 % | 0.4485 ppm |
| Concentration per Run 1 | 98.7193 % | 101.6741 % | 102.3588 % | 103.4421 % | 104.6809 % | 104.0584 % | 0.4511 ppm |
| Concentration per Run 2 | 97.7326 % | 101.1071 % | 102.3160 % | 102.7946 % | 104.7593 % | 103.3447 % | 0.4460 ppm |
| Concentration per Run 3 | 97.8929 % | 101.1440 % | 103.6440 % | 102.3265 % | 105.8361 % | 103.5463 % | 0.4485 ppm |
| Recovery Percentage 1 | | | | | | | 89.702 % |
| Concentration RSD | 0.5 % | 0.3 % | 0.7 % | 0.5 % | 0.6 % | 0.4 % | 0.6 % |

# ICP DataTrace 6

9/10/2025 5:13:16 PM

LabBook: WG2112533_09092025T6.imexp

Sample: CCB
Analysis started at: 9/10/2025 2:20:54 PM
Comments <Comment>
Rack: 0
Vial: 4

| | Ag 328.068 {103} Axial) | Al 396.152 {85} Radial) | As 189.042 {478} Axial) | B 208.959 {461} Axial) | Ba 455.403 {74} Radial) | Be 313.042 {108} Radial) | Ca 315.887 {107} Radial) |
|---|---|---|---|---|---|---|---|
| Concentration average | 0.0001 ppm | 0.0026 ppm | 0.0003 ppm | 0.0014 ppm | 0.0000 ppm | 0.0000 ppm | -0.0003 ppm |
| Concentration per Run 1 | 0.0003 ppm | 0.0000 ppm | 0.0001 ppm | 0.0014 ppm | 0.0000 ppm | 0.0000 ppm | 0.0051 ppm |
| Concentration per Run 2 | 0.0000 ppm | -0.0006 ppm | 0.0013 ppm | 0.0013 ppm | -0.0001 ppm | 0.0000 ppm | -0.0017 ppm |
| Concentration per Run 3 | 0.0000 ppm | 0.0083 ppm | -0.0005 ppm | 0.0015 ppm | 0.0000 ppm | 0.0000 ppm | -0.0043 ppm |
| Recovery Percentage 1 | 1.934 % | 2.566 % | 6.536 % | 4.569 % | -0.186 % | -0.363 % | -0.285 % |
| Concentration RSD | 125.3 % | 194.1 % | 283.4 % | 8.1 % | 400.0 % | 104.4 % | 1,691.8 % |

| | Cd 214.438 {457} Axial) | Co 228.616 {447} Axial) | Cr 267.716 {126} Axial) | Cu 324.754 {104} Axial) | Fe 259.940 {130} Radial) | K 766.490 {44} Radial) | Mg 279.079 {121} Axial) |
|---|---|---|---|---|---|---|---|
| Concentration average | 0.0001 ppm | -0.0001 ppm | 0.0001 ppm | -0.0015 ppm | -0.0006 ppm | 0.0143 ppm | -0.0006 ppm |
| Concentration per Run 1 | 0.0001 ppm | -0.0001 ppm | 0.0002 ppm | -0.0016 ppm | -0.0013 ppm | 0.0067 ppm | -0.0009 ppm |
| Concentration per Run 2 | 0.0001 ppm | -0.0001 ppm | 0.0000 ppm | -0.0014 ppm | -0.0011 ppm | 0.0189 ppm | 0.0001 ppm |
| Concentration per Run 3 | 0.0001 ppm | -0.0001 ppm | 0.0000 ppm | -0.0015 ppm | 0.0006 ppm | 0.0173 ppm | -0.0009 ppm |
| Recovery Percentage 1 | 1.605 % | -0.557 % | 0.999 % | -15.383 % | -1.203 % | 0.573 % | -0.591 % |
| Concentration RSD | 11.0 % | 25.6 % | 127.4 % | 6.6 % | 178.2 % | 46.4 % | 94.5 % |

| | Mn 257.610 {131} Radial) | Mo 202.030 {467} Axial) | Na 589.592 {57} Radial) | Ni 231.604 {445} Axial) | Pb 220.353 {453} Axial) | Sb 206.833 {463} Axial) | Se 196.090 {472} Axial) |
|---|---|---|---|---|---|---|---|
| Concentration average | 0.0002 ppm | 0.0005 ppm | 0.0078 ppm | 0.0002 ppm | -0.0007 ppm | 0.0013 ppm | -0.0005 ppm |
| Concentration per Run 1 | 0.0000 ppm | 0.0006 ppm | 0.0087 ppm | 0.0003 ppm | -0.0003 ppm | 0.0017 ppm | -0.0011 ppm |
| Concentration per Run 2 | 0.0003 ppm | 0.0006 ppm | 0.0077 ppm | 0.0004 ppm | -0.0014 ppm | 0.0006 ppm | -0.0006 ppm |
| Concentration per Run 3 | 0.0002 ppm | 0.0004 ppm | 0.0069 ppm | -0.0001 ppm | -0.0003 ppm | 0.0017 ppm | 0.0001 ppm |
| Recovery Percentage 1 | 1.584 % | 1.052 % | 0.389 % | 0.853 % | -6.614 % | 2.691 % | -5.077 % |
| Concentration RSD | 108.9 % | 27.8 % | 11.4 % | 107.6 % | 97.1 % | 47.6 % | 124.5 % |

| | Si 212.412 {459} Axial) | Sn 189.989 {477} Axial) | Sr 421.552 {80} Radial) | Ti 334.904 {101} Axial) | Tl 190.856 {477} Axial) | V 292.402 {115} Axial) | Zn 206.200 {463} Axial) |
|---|---|---|---|---|---|---|---|
| Concentration average | 0.0013 ppm | 0.0009 ppm | 0.0000 ppm | 0.0000 ppm | -0.0018 ppm | 0.0002 ppm | 0.0001 ppm |
| Concentration per Run 1 | 0.0016 ppm | 0.0011 ppm | 0.0000 ppm | 0.0000 ppm | -0.0013 ppm | 0.0002 ppm | 0.0001 ppm |
| Concentration per Run 2 | 0.0011 ppm | 0.0013 ppm | 0.0000 ppm | 0.0000 ppm | -0.0026 ppm | 0.0003 ppm | 0.0001 ppm |
| Concentration per Run 3 | 0.0010 ppm | 0.0004 ppm | 0.0000 ppm | 0.0000 ppm | -0.0014 ppm | 0.0002 ppm | 0.0001 ppm |
| Recovery Percentage 1 | 0.251 % | 1.883 % | 0.036 % | -0.181 % | -8.802 % | 2.279 % | 2.468 % |
| Concentration RSD | 26.3 % | 51.4 % | 547.7 % | 166.7 % | 43.6 % | 27.7 % | 21.6 % |

| | Y 371.030 {91} Radial) | Y 360.073 {94} Axial) | Y 224.306 {450} Axial) | Sc 361.384 {93} Radial) | Sc 227.318 {448} Axial) | Sc 361.384 {93} Axial) | Li 670.784 {50} Radial) |
|---|---|---|---|---|---|---|---|
| Concentration average | 96.6192 % | 102.6698 % | 103.6991 % | 100.5222 % | 106.7279 % | 104.2576 % | 0.0004 ppm |
| Concentration per Run 1 | 98.2303 % | 102.4811 % | 103.7745 % | 101.8860 % | 106.6040 % | 104.1164 % | 0.0004 ppm |
| Concentration per Run 2 | 98.7607 % | 102.7974 % | 104.0127 % | 102.6075 % | 107.2656 % | 104.3848 % | 0.0004 ppm |
| Concentration per Run 3 | 92.8665 % | 102.7310 % | 103.3101 % | 97.0731 % | 106.3141 % | 104.2714 % | 0.0005 ppm |
| Recovery Percentage 1 | | | | | | | 4.084 % |
| Concentration RSD | 3.4 % | 0.2 % | 0.3 % | 3.0 % | 0.5 % | 0.1 % | 15.4 % |

# ICP DataTrace 6

9/10/2025 5:13:16 PM

LabBook: WG2112533_09092025T6.imexp

Sample: LDR 5 Sr
Analysis started at: 9/10/2025 3:18:20 PM
Comments <Comment>
Rack: 1
Vial: 28

| | Ag 328.068 {103} Axial) | Al 396.152 {85} Radial) | As 189.042 {478} Axial) | B 208.959 {461} Axial) | Ba 455.403 {74} Radial) | Be 313.042 {108} Radial) | Ca 315.887 {107} Radial) |
|---|---|---|---|---|---|---|---|
| Concentration average | -0.0001 ppm | 0.0071 ppm | -0.0001 ppm | -0.0001 ppm | -0.0022 ppm | 0.0000 ppm | 0.0017 ppm |
| Concentration per Run 1 | 0.0000 ppm | 0.0082 ppm | 0.0002 ppm | -0.0002 ppm | -0.0021 ppm | 0.0000 ppm | -0.0018 ppm |
| Concentration per Run 2 | -0.0002 ppm | 0.0079 ppm | -0.0008 ppm | -0.0002 ppm | -0.0022 ppm | 0.0000 ppm | 0.0030 ppm |
| Concentration per Run 3 | -0.0002 ppm | 0.0053 ppm | 0.0003 ppm | 0.0001 ppm | -0.0023 ppm | 0.0000 ppm | 0.0039 ppm |
| Concentration RSD | 83.4 % | 22.4 % | 828.6 % | 216.7 % | 3.0 % | 12.0 % | 181.0 % |

| | Cd 214.438 {457} Axial) | Co 228.616 {447} Axial) | Cr 267.716 {126} Axial) | Cu 324.754 {104} Axial) | Fe 259.940 {130} Radial) | K 766.490 {44} Radial) | Mg 279.079 {121} Axial) |
|---|---|---|---|---|---|---|---|
| Concentration average | 0.0000 ppm | 0.0000 ppm | -0.0001 ppm | -0.0015 ppm | -0.0001 ppm | 0.0030 ppm | 0.0010 ppm |
| Concentration per Run 1 | 0.0000 ppm | -0.0001 ppm | -0.0002 ppm | -0.0016 ppm | -0.0006 ppm | -0.0001 ppm | 0.0017 ppm |
| Concentration per Run 2 | 0.0000 ppm | 0.0001 ppm | 0.0001 ppm | -0.0016 ppm | -0.0011 ppm | 0.0033 ppm | 0.0007 ppm |
| Concentration per Run 3 | 0.0001 ppm | 0.0000 ppm | -0.0001 ppm | -0.0014 ppm | 0.0012 ppm | 0.0057 ppm | 0.0004 ppm |
| Concentration RSD | 61.0 % | 601.8 % | 157.6 % | 7.9 % | 870.6 % | 97.6 % | 68.3 % |

| | Mn 257.610 {131} Radial) | Mo 202.030 {467} Axial) | Na 589.592 {57} Radial) | Ni 231.604 {445} Axial) | Pb 220.353 {453} Axial) | Sb 206.833 {463} Axial) | Se 196.090 {472} Axial) |
|---|---|---|---|---|---|---|---|
| Concentration average | 0.0002 ppm | -0.0003 ppm | 0.0031 ppm | -0.0001 ppm | -0.0004 ppm | 0.0009 ppm | -0.0010 ppm |
| Concentration per Run 1 | 0.0002 ppm | -0.0003 ppm | 0.0051 ppm | 0.0001 ppm | -0.0004 ppm | 0.0012 ppm | -0.0012 ppm |
| Concentration per Run 2 | 0.0000 ppm | -0.0002 ppm | -0.0002 ppm | -0.0002 ppm | -0.0006 ppm | 0.0006 ppm | -0.0005 ppm |
| Concentration per Run 3 | 0.0003 ppm | -0.0004 ppm | 0.0043 ppm | -0.0001 ppm | -0.0002 ppm | 0.0008 ppm | -0.0014 ppm |
| Concentration RSD | 90.7 % | 41.1 % | 93.3 % | 203.4 % | 56.6 % | 34.9 % | 46.9 % |

| | Si 212.412 {459} Axial) | Sn 189.989 {477} Axial) | Sr 421.552 {80} Radial) | Ti 334.904 {101} Axial) | Tl 190.856 {477} Axial) | V 292.402 {115} Axial) | Zn 206.200 {463} Axial) |
|---|---|---|---|---|---|---|---|
| Concentration average | 0.0018 ppm | 0.0007 ppm | **4.1229 ppm** | 0.0001 ppm | -0.0007 ppm | 0.0002 ppm | 0.0003 ppm |
| Concentration per Run 1 | 0.0018 ppm | 0.0015 ppm | 4.0189 ppm | 0.0002 ppm | -0.0016 ppm | 0.0001 ppm | 0.0002 ppm |
| Concentration per Run 2 | 0.0013 ppm | 0.0003 ppm | 4.1516 ppm | 0.0000 ppm | -0.0008 ppm | 0.0004 ppm | 0.0003 ppm |
| Concentration per Run 3 | 0.0022 ppm | 0.0003 ppm | 4.1984 ppm | 0.0000 ppm | 0.0004 ppm | 0.0001 ppm | 0.0002 ppm |
| Concentration RSD | 24.9 % | 96.2 % | 2.3 % | 163.1 % | 141.9 % | 79.2 % | 27.3 % |

| | Y 371.030 {91} Radial) | Y 360.073 {94} Axial) | Y 224.306 {450} Axial) | Sc 361.384 {93} Radial) | Sc 227.318 {448} Axial) | Sc 361.384 {93} Axial) | Li 670.784 {50} Radial) |
|---|---|---|---|---|---|---|---|
| Concentration average | 98.7600 % | 101.4008 % | 102.6979 % | 108.1635 % | 106.7953 % | 103.5784 % | -0.0002 ppm |
| Concentration per Run 1 | 99.2585 % | 101.4903 % | 102.8080 % | 111.9744 % | 106.9067 % | 103.8211 % | 0.0000 ppm |
| Concentration per Run 2 | 98.4856 % | 101.3594 % | 102.4658 % | 107.2842 % | 106.4787 % | 103.5061 % | -0.0008 ppm |
| Concentration per Run 3 | 98.5359 % | 101.3525 % | 102.8197 % | 105.2319 % | 107.0005 % | 103.4080 % | 0.0001 ppm |
| Concentration RSD | 0.4 % | 0.1 % | 0.2 % | 3.2 % | 0.3 % | 0.2 % | 235.5 % |

# ICP DataTrace 8

9/10/2025 8:43:44 PM

LabBook: WG2112846_09102025T8.imexp

Sample: Blank JMF Trace8
Analysis started at: 9/10/2025 8:40:53 AM
Rack 0
Vial 1
Comment <Comment>

| | Ag 328.068 Axial-iFR) | Al 396.152 Radial-iFR) | As 189.042 Axial-eUV) | B 208.959 Axial-iFR) | Ba 455.403 Radial-iFR) | Be 313.042 Radial-iFR) | Ca 315.887 Radial-iFR) |
|---|---|---|---|---|---|---|---|
| Concentration average | 0.0000 ppm | 0.0000 ppm | 0.0000 ppm | 0.0000 ppm | 0.0000 ppm | 0.0000 ppm | 0.0000 ppm |
| Concentration per Run | 0.0000 ppm | 0.0000 ppm | 0.0000 ppm | 0.0000 ppm | 0.0000 ppm | 0.0000 ppm | 0.0000 ppm |
| Concentration RSD | 1.6 % | -0.2 % | -0.5 % | 0.6 % | 0.2 % | -0.2 % | 0.1 % |

| | Cd 214.438 Axial-iFR) | Co 228.616 Axial-iFR) | Cr 267.716 Axial-iFR) | Cu 324.754 Axial-iFR) | Fe 259.940 Radial-iFR) | K 766.490 Radial-iFR) | Li 670.776 Radial-iFR) |
|---|---|---|---|---|---|---|---|
| Concentration average | 0.0000 ppm | 0.0000 ppm | 0.0000 ppm | 0.0000 ppm | 0.0000 ppm | 0.0000 ppm | 0.0000 ppm |
| Concentration per Run | 0.0000 ppm | 0.0000 ppm | 0.0000 ppm | 0.0000 ppm | 0.0000 ppm | 0.0000 ppm | 0.0000 ppm |
| Concentration RSD | 2.6 % | 0.1 % | -0.3 % | 0.0 % | -0.2 % | 1.3 % | -5.9 % |

| | Mg 279.079 Axial-iFR) | Mn 257.610 Radial-iFR) | Mo 202.030 Axial-iFR) | Na 589.592 Radial-iFR) | Ni 231.604 Axial-iFR) | Pb 220.353 Axial-eUV) | Sb 206.833 Axial-iFR) |
|---|---|---|---|---|---|---|---|
| Concentration average | 0.0000 ppm | 0.0000 ppm | 0.0000 ppm | 0.0000 ppm | 0.0000 ppm | 0.0000 ppm | 0.0000 ppm |
| Concentration per Run | 0.0000 ppm | 0.0000 ppm | 0.0000 ppm | 0.0000 ppm | 0.0000 ppm | 0.0000 ppm | 0.0000 ppm |
| Concentration RSD | -0.2 % | -0.3 % | 1.1 % | 0.1 % | 0.7 % | 0.2 % | -2.4 % |

| | Se 196.090 Axial-eUV) | Si 212.412 Axial-iFR) | Sn 189.989 Axial-iFR) | Sr 421.552 Radial-iFR) | Ti 334.904 Axial-iFR) | Tl 190.856 Axial-eUV) | V 292.402 Axial-iFR) |
|---|---|---|---|---|---|---|---|
| Concentration average | 0.0000 ppm | 0.0000 ppm | 0.0000 ppm | 0.0000 ppm | 0.0000 ppm | 0.0000 ppm | 0.0000 ppm |
| Concentration per Run | 0.0000 ppm | 0.0000 ppm | 0.0000 ppm | 0.0000 ppm | 0.0000 ppm | 0.0000 ppm | 0.0000 ppm |
| Concentration RSD | -2.1 % | 0.0 % | 0.4 % | 0.1 % | -0.1 % | -0.4 % | -0.9 % |

| | Zn 206.200 Axial-iFR) | Sc 361.384 Axial-iFR) | Sc 361.384 Radial-iFR) | Sc 227.318 Axial-eUV) | Y 360.073 Axial-iFR) | Y 371.030 Radial-iFR) | Y 224.306 Axial-eUV) |
|---|---|---|---|---|---|---|---|
| Concentration average | 0.0000 ppm | 100.0000 % | 100.0000 % | 100.0000 % | 100.0000 % | 100.0000 % | 100.0000 % |
| Concentration per Run | 0.0000 ppm | 100.0000 % | 100.0000 % | 100.0000 % | 100.0000 % | 100.0000 % | 100.0000 % |
| Concentration RSD | 0.2 % | 0.0 % | 0.0 % | 0.0 % | 0.0 % | 0.0 % | 0.0 % |

# ICP DataTrace 8

9/10/2025 8:43:44 PM

LabBook: WG2112846_09102025T8.imexp

Sample: ICAL
Analysis started at: 9/10/2025 8:44:07 AM
Rack 0
Vial 2
Comment <Comment>

| | Ag 328.068 Axial-iFR) | Al 396.152 Radial-iFR) | As 189.042 Axial-eUV) | B 208.959 Axial-iFR) | Ba 455.403 Radial-iFR) | Be 313.042 Radial-iFR) | Ca 315.887 Radial-iFR) |
|---|---|---|---|---|---|---|---|
| Concentration average | 1.0000 ppm | 25.0000 ppm | 1.0000 ppm | 1.0000 ppm | 1.0000 ppm | 1.0000 ppm | 10.0000 ppm |
| Concentration per Run | **0.9986 ppm** | **25.0317 ppm** | **1.0023 ppm** | **1.0018 ppm** | **1.0000 ppm** | **0.9943 ppm** | **9.8723 ppm** |
| Concentration per Run | **0.9943 ppm** | **25.1449 ppm** | **0.9956 ppm** | **0.9959 ppm** | **1.0139 ppm** | **1.0066 ppm** | **9.9963 ppm** |
| Concentration per Run | **1.0072 ppm** | **24.8233 ppm** | **1.0021 ppm** | **1.0023 ppm** | **0.9861 ppm** | **0.9991 ppm** | **10.1314 ppm** |
| Concentration RSD | 0.7 % | 0.7 % | 0.4 % | 0.4 % | 1.4 % | 0.6 % | 1.3 % |

| | Cd 214.438 Axial-iFR) | Co 228.616 Axial-iFR) | Cr 267.716 Axial-iFR) | Cu 324.754 Axial-iFR) | Fe 259.940 Radial-iFR) | K 766.490 Radial-iFR) | Li 670.776 Radial-iFR) |
|---|---|---|---|---|---|---|---|
| Concentration average | 1.0000 ppm | 1.0000 ppm | 1.0000 ppm | 1.0000 ppm | 25.0000 ppm | 35.0000 ppm | 1.0000 ppm |
| Concentration per Run | **1.0042 ppm** | **1.0010 ppm** | **1.0029 ppm** | **0.9978 ppm** | **24.8672 ppm** | 35.1267 ppm | **0.9800 ppm** |
| Concentration per Run | **0.9876 ppm** | **0.9912 ppm** | **0.9942 ppm** | **0.9999 ppm** | **25.1121 ppm** | 35.1228 ppm | **0.9900 ppm** |
| Concentration per Run | **1.0081 ppm** | **1.0078 ppm** | **1.0029 ppm** | **1.0023 ppm** | **25.0207 ppm** | 34.7504 ppm | **1.0300 ppm** |
| Concentration RSD | 1.1 % | 0.8 % | 0.5 % | 0.2 % | 0.5 % | 0.6 % | 2.6 % |

| | Mg 279.079 Axial-iFR) | Mn 257.610 Radial-iFR) | Mo 202.030 Axial-iFR) | Na 589.592 Radial-iFR) | Ni 231.604 Axial-iFR) | Pb 220.353 Axial-eUV) | Sb 206.833 Axial-iFR) |
|---|---|---|---|---|---|---|---|
| Concentration average | 10.0000 ppm | 1.0000 ppm | 1.0000 ppm | 25.0000 ppm | 1.0000 ppm | 1.0000 ppm | 1.0000 ppm |
| Concentration per Run | **10.0357 ppm** | **0.9952 ppm** | **0.9980 ppm** | 24.8661 ppm | **1.0016 ppm** | **0.9990 ppm** | **1.0012 ppm** |
| Concentration per Run | **9.9055 ppm** | **1.0037 ppm** | **0.9910 ppm** | 25.0310 ppm | **0.9899 ppm** | **1.0024 ppm** | **0.9883 ppm** |
| Concentration per Run | **10.0589 ppm** | **1.0011 ppm** | **1.0110 ppm** | 25.1028 ppm | **1.0084 ppm** | **0.9986 ppm** | **1.0104 ppm** |
| Concentration RSD | 0.8 % | 0.4 % | 1.0 % | 0.5 % | 0.9 % | 0.2 % | 1.1 % |

| | Se 196.090 Axial-eUV) | Si 212.412 Axial-iFR) | Sn 189.989 Axial-iFR) | Sr 421.552 Radial-iFR) | Ti 334.904 Axial-iFR) | Tl 190.856 Axial-eUV) | V 292.402 Axial-iFR) |
|---|---|---|---|---|---|---|---|
| Concentration average | 1.0000 ppm | 10.0000 ppm | 1.0000 ppm | 1.0000 ppm | 1.0000 ppm | 1.0000 ppm | 1.0000 ppm |
| Concentration per Run | **1.0047 ppm** | **9.9096 ppm** | **1.0005 ppm** | **0.9928 ppm** | **0.9972 ppm** | **1.0005 ppm** | **1.0013 ppm** |
| Concentration per Run | **0.9955 ppm** | **9.9384 ppm** | **0.9923 ppm** | **1.0012 ppm** | **0.9973 ppm** | **1.0012 ppm** | **0.9967 ppm** |
| Concentration per Run | **0.9998 ppm** | **10.1520 ppm** | **1.0072 ppm** | **1.0060 ppm** | **1.0055 ppm** | **0.9983 ppm** | **1.0020 ppm** |
| Concentration RSD | 0.5 % | 1.3 % | 0.7 % | 0.7 % | 0.5 % | 0.2 % | 0.3 % |

| | Zn 206.200 Axial-iFR) | Sc 361.384 Axial-iFR) | Sc 361.384 Radial-iFR) | Sc 227.318 Axial-eUV) | Y 360.073 Axial-iFR) | Y 371.030 Radial-iFR) | Y 224.306 Axial-eUV) |
|---|---|---|---|---|---|---|---|
| Concentration average | 1.0000 ppm | 98.3005 % | 100.2616 % | 93.0353 % | 96.6208 % | 100.0966 % | 98.3550 % |
| Concentration per Run | **1.0038 ppm** | 98.4282 % | 101.4389 % | 92.9012 % | 96.3643 % | **99.3280 %** | 98.3604 % |
| Concentration per Run | **0.9903 ppm** | 98.7817 % | 99.9457 % | 93.3879 % | 96.9624 % | **98.6180 %** | 98.6400 % |
| Concentration per Run | **1.0058 ppm** | 97.6917 % | 99.4004 % | 92.8167 % | 96.5356 % | **102.3438 %** | 98.0648 % |
| Concentration RSD | 0.8 % | 0.6 % | 1.1 % | 0.3 % | 0.3 % | 2.0 % | 0.3 % |

# ICP DataTrace 8

9/10/2025 8:43:44 PM

LabBook: WG2112846_09102025T8.imexp

Sample: ICV
Analysis started at: 9/10/2025 8:47:30 AM
Rack 0
Vial 3
Comment <Comment>

| | Ag 328.068 Axial-iFR) | Al 396.152 Radial-iFR) | As 189.042 Axial-eUV) | B 208.959 Axial-iFR) | Ba 455.403 Radial-iFR) | Be 313.042 Radial-iFR) | Ca 315.887 Radial-iFR) |
|---|---|---|---|---|---|---|---|
| Concentration average | 0.4817 ppm | 0.4900 ppm | 0.4661 ppm | 0.4851 ppm | 0.4926 ppm | 0.5037 ppm | 0.4933 ppm |
| Concentration per Run | 0.4808 ppm | 0.4897 ppm | 0.4621 ppm | 0.4861 ppm | 0.4888 ppm | 0.4994 ppm | 0.4892 ppm |
| Concentration per Run | 0.4837 ppm | 0.4914 ppm | 0.4650 ppm | 0.4844 ppm | 0.4944 ppm | 0.5060 ppm | 0.4943 ppm |
| Concentration per Run | 0.4806 ppm | 0.4889 ppm | 0.4712 ppm | 0.4849 ppm | 0.4947 ppm | 0.5057 ppm | 0.4964 ppm |
| Recovery Percentage | 96.339 % | 98.001 % | 93.229 % | 97.029 % | 98.524 % | 100.743 % | 98.656 % |
| Concentration RSD | 0.4 % | 0.3 % | 1.0 % | 0.2 % | 0.7 % | 0.7 % | 0.7 % |

| | Cd 214.438 Axial-iFR) | Co 228.616 Axial-iFR) | Cr 267.716 Axial-iFR) | Cu 324.754 Axial-iFR) | Fe 259.940 Radial-iFR) | K 766.490 Radial-iFR) | Li 670.776 Radial-iFR) |
|---|---|---|---|---|---|---|---|
| Concentration average | 0.4957 ppm | 0.5026 ppm | 0.4936 ppm | 0.5010 ppm | 0.5068 ppm | 5.1078 ppm | 0.5012 ppm |
| Concentration per Run | 0.4986 ppm | 0.5038 ppm | 0.4951 ppm | 0.5014 ppm | 0.5026 ppm | 5.0783 ppm | 0.4955 ppm |
| Concentration per Run | 0.4950 ppm | 0.5026 ppm | 0.4933 ppm | 0.5014 ppm | 0.5087 ppm | 5.1287 ppm | 0.5034 ppm |
| Concentration per Run | 0.4935 ppm | 0.5015 ppm | 0.4924 ppm | 0.5003 ppm | 0.5093 ppm | 5.1163 ppm | 0.5047 ppm |
| Recovery Percentage | 99.141 % | 100.524 % | 98.718 % | 100.205 % | 101.367 % | 102.156 % | 100.237 % |
| Concentration RSD | 0.5 % | 0.2 % | 0.3 % | 0.1 % | 0.7 % | 0.5 % | 1.0 % |

| | Mg 279.079 Axial-iFR) | Mn 257.610 Radial-iFR) | Mo 202.030 Axial-iFR) | Na 589.592 Radial-iFR) | Ni 231.604 Axial-iFR) | Pb 220.353 Axial-eUV) | Sb 206.833 Axial-iFR) |
|---|---|---|---|---|---|---|---|
| Concentration average | 0.4980 ppm | 0.5028 ppm | 0.4963 ppm | 10.1208 ppm | 0.5048 ppm | 0.4911 ppm | 0.5045 ppm |
| Concentration per Run | 0.4968 ppm | 0.5008 ppm | 0.4981 ppm | 10.0606 ppm | 0.5061 ppm | 0.4888 ppm | 0.5073 ppm |
| Concentration per Run | 0.5023 ppm | 0.5037 ppm | 0.4958 ppm | 10.1482 ppm | 0.5043 ppm | 0.4895 ppm | 0.5039 ppm |
| Concentration per Run | 0.4948 ppm | 0.5038 ppm | 0.4951 ppm | 10.1538 ppm | 0.5041 ppm | 0.4949 ppm | 0.5025 ppm |
| Recovery Percentage | 99.599 % | 100.555 % | 99.261 % | 101.208 % | 100.963 % | 98.218 % | 100.910 % |
| Concentration RSD | 0.8 % | 0.3 % | 0.3 % | 0.5 % | 0.2 % | 0.7 % | 0.5 % |

| | Se 196.090 Axial-eUV) | Si 212.412 Axial-iFR) | Sn 189.989 Axial-iFR) | Sr 421.552 Radial-iFR) | Ti 334.904 Axial-iFR) | Tl 190.856 Axial-eUV) | V 292.402 Axial-iFR) |
|---|---|---|---|---|---|---|---|
| Concentration average | 0.4773 ppm | 5.3462 ppm | 0.5023 ppm | 0.4976 ppm | 0.4955 ppm | 0.5007 ppm | 0.4985 ppm |
| Concentration per Run | 0.4749 ppm | 5.3399 ppm | 0.5075 ppm | 0.4960 ppm | 0.4954 ppm | 0.4958 ppm | 0.4991 ppm |
| Concentration per Run | 0.4770 ppm | 5.3503 ppm | 0.5001 ppm | 0.4984 ppm | 0.4958 ppm | 0.5019 ppm | 0.4981 ppm |
| Concentration per Run | 0.4799 ppm | 5.3486 ppm | 0.4995 ppm | 0.4985 ppm | 0.4953 ppm | 0.5046 ppm | 0.4982 ppm |
| Recovery Percentage | 95.451 % | 101.833 % | 100.469 % | 99.524 % | 99.104 % | 100.148 % | 99.698 % |
| Concentration RSD | 0.5 % | 0.1 % | 0.9 % | 0.3 % | 0.1 % | 0.9 % | 0.1 % |

| | Zn 206.200 Axial-iFR) | Sc 361.384 Axial-iFR) | Sc 361.384 Radial-iFR) | Sc 227.318 Axial-eUV) | Y 360.073 Axial-iFR) | Y 371.030 Radial-iFR) | Y 224.306 Axial-eUV) |
|---|---|---|---|---|---|---|---|
| Concentration average | 0.4934 ppm | 101.9627 % | 101.8405 % | 98.8630 % | 100.9996 % | 100.6163 % | 101.0295 % |
| Concentration per Run | 0.4968 ppm | 101.9905 % | 102.6813 % | 98.6959 % | 101.3297 % | 101.1108 % | 100.6280 % |
| Concentration per Run | 0.4942 ppm | 101.7178 % | 101.9872 % | 99.3370 % | 100.3188 % | 101.3114 % | 101.2556 % |
| Concentration per Run | 0.4891 ppm | 102.1797 % | 100.8530 % | 98.5561 % | 101.3503 % | 99.4268 % | 101.2051 % |
| Recovery Percentage | 98.677 % | | | | | | |
| Concentration RSD | 0.8 % | 0.2 % | 0.9 % | 0.4 % | 0.6 % | 1.0 % | 0.3 % |

# ICP DataTrace 8

9/10/2025 8:43:44 PM

LabBook: WG2112846_09102025T8.imexp

Sample: ICB
Analysis started at: 9/10/2025 8:50:54 AM
Rack 0
Vial 4
Comment <Comment>

| | Ag 328.068 Axial-iFR) | Al 396.152 Radial-iFR) | As 189.042 Axial-eUV) | B 208.959 Axial-iFR) | Ba 455.403 Radial-iFR) | Be 313.042 Radial-iFR) | Ca 315.887 Radial-iFR) |
|---|---|---|---|---|---|---|---|
| Concentration average | 0.0004 ppm | -0.0009 ppm | 0.0007 ppm | 0.0010 ppm | 0.0000 ppm | 0.0001 ppm | 0.0001 ppm |
| Concentration per Run | 0.0004 ppm | -0.0006 ppm | 0.0009 ppm | 0.0003 ppm | 0.0000 ppm | 0.0001 ppm | -0.0025 ppm |
| Concentration per Run | 0.0005 ppm | 0.0007 ppm | 0.0008 ppm | 0.0010 ppm | 0.0000 ppm | 0.0000 ppm | 0.0021 ppm |
| Concentration per Run | 0.0003 ppm | -0.0029 ppm | 0.0005 ppm | 0.0018 ppm | 0.0001 ppm | 0.0001 ppm | 0.0008 ppm |
| Recovery Percentage | 8.058 % | -0.926 % | 14.402 % | 3.478 % | 0.233 % | 1.524 % | 0.108 % |
| Concentration RSD | 35.5 % | 196.3 % | 30.5 % | 68.7 % | 204.6 % | 33.7 % | 2,175.0 % |

| | Cd 214.438 Axial-iFR) | Co 228.616 Axial-iFR) | Cr 267.716 Axial-iFR) | Cu 324.754 Axial-iFR) | Fe 259.940 Radial-iFR) | K 766.490 Radial-iFR) | Li 670.776 Radial-iFR) |
|---|---|---|---|---|---|---|---|
| Concentration average | 0.0001 ppm | 0.0003 ppm | 0.0002 ppm | -0.0001 ppm | 0.0015 ppm | 0.0128 ppm | 0.0001 ppm |
| Concentration per Run | 0.0001 ppm | 0.0002 ppm | 0.0004 ppm | -0.0001 ppm | 0.0013 ppm | 0.0139 ppm | 0.0000 ppm |
| Concentration per Run | 0.0001 ppm | 0.0005 ppm | 0.0003 ppm | -0.0003 ppm | 0.0023 ppm | 0.0188 ppm | -0.0002 ppm |
| Concentration per Run | 0.0000 ppm | 0.0002 ppm | 0.0000 ppm | -0.0001 ppm | 0.0009 ppm | 0.0057 ppm | 0.0006 ppm |
| Recovery Percentage | 1.501 % | 3.058 % | 2.179 % | -1.419 % | 2.997 % | 0.511 % | 1.202 % |
| Concentration RSD | 115.3 % | 58.4 % | 97.8 % | 67.3 % | 47.7 % | 51.8 % | 347.5 % |

| | Mg 279.079 Axial-iFR) | Mn 257.610 Radial-iFR) | Mo 202.030 Axial-iFR) | Na 589.592 Radial-iFR) | Ni 231.604 Axial-iFR) | Pb 220.353 Axial-eUV) | Sb 206.833 Axial-iFR) |
|---|---|---|---|---|---|---|---|
| Concentration average | 0.0012 ppm | 0.0000 ppm | 0.0053 ppm | 0.0015 ppm | 0.0002 ppm | 0.0008 ppm | 0.0031 ppm |
| Concentration per Run | 0.0024 ppm | 0.0000 ppm | 0.0055 ppm | 0.0007 ppm | 0.0002 ppm | 0.0007 ppm | -0.0002 ppm |
| Concentration per Run | 0.0014 ppm | 0.0000 ppm | 0.0049 ppm | 0.0026 ppm | 0.0000 ppm | 0.0014 ppm | 0.0043 ppm |
| Concentration per Run | -0.0001 ppm | 0.0000 ppm | 0.0054 ppm | 0.0012 ppm | 0.0004 ppm | 0.0004 ppm | 0.0051 ppm |
| Recovery Percentage | 1.234 % | -0.151 % | 10.527 % | 0.075 % | 0.750 % | 8.085 % | 6.208 % |
| Concentration RSD | 100.3 % | 213.0 % | 6.0 % | 65.6 % | 124.6 % | 62.1 % | 91.8 % |

| | Se 196.090 Axial-eUV) | Si 212.412 Axial-iFR) | Sn 189.989 Axial-iFR) | Sr 421.552 Radial-iFR) | Ti 334.904 Axial-iFR) | Tl 190.856 Axial-eUV) | V 292.402 Axial-iFR) |
|---|---|---|---|---|---|---|---|
| Concentration average | 0.0048 ppm | 0.0017 ppm | 0.0010 ppm | 0.0001 ppm | 0.0005 ppm | 0.0008 ppm | 0.0000 ppm |
| Concentration per Run | 0.0055 ppm | 0.0018 ppm | 0.0007 ppm | 0.0000 ppm | 0.0006 ppm | 0.0015 ppm | 0.0000 ppm |
| Concentration per Run | 0.0049 ppm | 0.0011 ppm | 0.0016 ppm | 0.0000 ppm | 0.0003 ppm | 0.0014 ppm | 0.0002 ppm |
| Concentration per Run | 0.0039 ppm | 0.0022 ppm | 0.0007 ppm | 0.0001 ppm | 0.0006 ppm | -0.0004 ppm | 0.0000 ppm |
| Recovery Percentage | 47.667 % | 0.337 % | 1.978 % | 0.510 % | 5.073 % | 3.959 % | 0.418 % |
| Concentration RSD | 16.6 % | 32.6 % | 52.0 % | 73.5 % | 27.6 % | 135.2 % | 254.5 % |

| | Zn 206.200 Axial-iFR) | Sc 361.384 Axial-iFR) | Sc 361.384 Radial-iFR) | Sc 227.318 Axial-eUV) | Y 360.073 Axial-iFR) | Y 371.030 Radial-iFR) | Y 224.306 Axial-eUV) |
|---|---|---|---|---|---|---|---|
| Concentration average | 0.0000 ppm | 100.6775 % | 99.2415 % | 101.5002 % | 102.1307 % | 100.2002 % | 101.7637 % |
| Concentration per Run | 0.0000 ppm | 101.2846 % | 98.8822 % | 100.8515 % | 102.8001 % | 100.2801 % | 101.2509 % |
| Concentration per Run | 0.0001 ppm | 99.8117 % | 99.4710 % | 101.8707 % | 101.7688 % | 100.2660 % | 101.9646 % |
| Concentration per Run | 0.0000 ppm | 100.9364 % | 99.3714 % | 101.7783 % | 101.8233 % | 100.0546 % | 102.0756 % |
| Recovery Percentage | 0.633 % | | | | | | |
| Concentration RSD | 76.0 % | 0.8 % | 0.3 % | 0.6 % | 0.6 % | 0.1 % | 0.4 % |

# ICP DataTrace 8

9/10/2025 8:43:44 PM

LabBook: WG2112846_09102025T8.imexp

Sample: ICV
Analysis started at: 9/10/2025 9:06:07 AM
Rack 0
Vial 10
Comment changed position

| | Ag 328.068 Axial-iFR) | Al 396.152 Radial-iFR) | As 189.042 Axial-eUV) | B 208.959 Axial-iFR) | Ba 455.403 Radial-iFR) | Be 313.042 Radial-iFR) | Ca 315.887 Radial-iFR) |
|---|---|---|---|---|---|---|---|
| Concentration average | **0.4813 ppm** | 0.4995 ppm | 0.4757 ppm | 0.5103 ppm | 0.5014 ppm | 0.5104 ppm | 0.5050 ppm |
| Concentration per Run | 0.4803 ppm | 0.4994 ppm | 0.4781 ppm | 0.5089 ppm | 0.5000 ppm | 0.5091 ppm | 0.5071 ppm |
| Concentration per Run | 0.4817 ppm | 0.5015 ppm | 0.4745 ppm | 0.5113 ppm | 0.5001 ppm | 0.5097 ppm | 0.5005 ppm |
| Concentration per Run | 0.4819 ppm | 0.4976 ppm | 0.4745 ppm | 0.5108 ppm | 0.5040 ppm | 0.5125 ppm | 0.5073 ppm |
| Recovery Percentage | 96.259 % | 99.904 % | 95.143 % | 102.062 % | 100.273 % | 102.087 % | 100.995 % |
| Concentration RSD | 0.2 % | 0.4 % | 0.4 % | 0.2 % | 0.5 % | 0.4 % | 0.8 % |

| | Cd 214.438 Axial-iFR) | Co 228.616 Axial-iFR) | Cr 267.716 Axial-iFR) | Cu 324.754 Axial-iFR) | Fe 259.940 Radial-iFR) | K 766.490 Radial-iFR) | Li 670.776 Radial-iFR) |
|---|---|---|---|---|---|---|---|
| Concentration average | 0.5044 ppm | 0.5119 ppm | 0.5006 ppm | 0.5160 ppm | 0.5077 ppm | 5.2126 ppm | 0.5077 ppm |
| Concentration per Run | 0.5046 ppm | 0.5113 ppm | 0.4994 ppm | 0.5144 ppm | 0.5054 ppm | 5.2089 ppm | 0.5102 ppm |
| Concentration per Run | 0.5049 ppm | 0.5117 ppm | 0.5017 ppm | 0.5171 ppm | 0.5084 ppm | 5.2085 ppm | 0.5096 ppm |
| Concentration per Run | 0.5036 ppm | 0.5128 ppm | 0.5007 ppm | 0.5165 ppm | 0.5092 ppm | 5.2203 ppm | 0.5035 ppm |
| Recovery Percentage | 100.871 % | 102.384 % | 100.115 % | 103.197 % | 101.531 % | 104.251 % | 101.548 % |
| Concentration RSD | 0.1 % | 0.1 % | 0.2 % | 0.3 % | 0.4 % | 0.1 % | 0.7 % |

| | Mg 279.079 Axial-iFR) | Mn 257.610 Radial-iFR) | Mo 202.030 Axial-iFR) | Na 589.592 Radial-iFR) | Ni 231.604 Axial-iFR) | Pb 220.353 Axial-eUV) | Sb 206.833 Axial-iFR) |
|---|---|---|---|---|---|---|---|
| Concentration average | 0.5133 ppm | 0.5091 ppm | 0.4926 ppm | 10.2817 ppm | 0.5137 ppm | 0.4959 ppm | 0.5158 ppm |
| Concentration per Run | 0.5126 ppm | 0.5078 ppm | 0.4894 ppm | 10.2512 ppm | 0.5120 ppm | 0.4974 ppm | 0.5135 ppm |
| Concentration per Run | 0.5121 ppm | 0.5076 ppm | 0.4941 ppm | 10.2638 ppm | 0.5147 ppm | 0.4941 ppm | 0.5172 ppm |
| Concentration per Run | 0.5152 ppm | 0.5119 ppm | 0.4943 ppm | 10.3303 ppm | 0.5143 ppm | 0.4963 ppm | 0.5167 ppm |
| Recovery Percentage | 102.664 % | 101.819 % | 98.521 % | 102.817 % | 102.732 % | 99.189 % | 103.159 % |
| Concentration RSD | 0.3 % | 0.5 % | 0.6 % | 0.4 % | 0.3 % | 0.3 % | 0.4 % |

| | Se 196.090 Axial-eUV) | Si 212.412 Axial-iFR) | Sn 189.989 Axial-iFR) | Sr 421.552 Radial-iFR) | Ti 334.904 Axial-iFR) | Tl 190.856 Axial-eUV) | V 292.402 Axial-iFR) |
|---|---|---|---|---|---|---|---|
| Concentration average | 0.4887 ppm | 5.4907 ppm | 0.5059 ppm | 0.5061 ppm | 0.4991 ppm | **0.5024 ppm** | 0.5062 ppm |
| Concentration per Run | 0.4886 ppm | 5.4584 ppm | 0.5050 ppm | 0.5051 ppm | 0.4994 ppm | 0.5028 ppm | 0.5060 ppm |
| Concentration per Run | 0.4894 ppm | 5.5157 ppm | 0.5068 ppm | 0.5053 ppm | 0.4991 ppm | 0.5037 ppm | 0.5062 ppm |
| Concentration per Run | 0.4881 ppm | 5.4979 ppm | 0.5057 ppm | 0.5080 ppm | 0.4988 ppm | 0.5007 ppm | 0.5065 ppm |
| Recovery Percentage | 97.741 % | 104.584 % | 101.172 % | 101.223 % | 99.814 % | 100.480 % | 101.249 % |
| Concentration RSD | 0.1 % | 0.5 % | 0.2 % | 0.3 % | 0.1 % | 0.3 % | 0.1 % |

| | Zn 206.200 Axial-iFR) | Sc 361.384 Axial-iFR) | Sc 361.384 Radial-iFR) | Sc 227.318 Axial-eUV) | Y 360.073 Axial-iFR) | Y 371.030 Radial-iFR) | Y 224.306 Axial-eUV) |
|---|---|---|---|---|---|---|---|
| Concentration average | 0.5052 ppm | 99.1779 % | 101.7474 % | 97.2376 % | 97.6398 % | 100.7539 % | 98.1237 % |
| Concentration per Run | 0.5061 ppm | 99.8657 % | 102.1411 % | 96.8506 % | 98.2306 % | 101.3404 % | 97.6965 % |
| Concentration per Run | 0.5050 ppm | 98.8910 % | 102.4512 % | 97.8569 % | 97.8083 % | 101.1853 % | 98.5587 % |
| Concentration per Run | 0.5044 ppm | 98.7768 % | 100.6500 % | 97.0053 % | 96.8805 % | 99.7362 % | 98.1158 % |
| Recovery Percentage | 101.036 % | | | | | | |
| Concentration RSD | 0.2 % | 0.6 % | 0.9 % | 0.6 % | 0.7 % | 0.9 % | 0.4 % |

# ICP DataTrace 8

9/10/2025 8:43:44 PM

LabBook: WG2112846_09102025T8.imexp

Sample: ICB
Analysis started at: 9/10/2025 9:09:47 AM
Rack 0
Vial 4
Comment <Comment>

| | Ag 328.068 Axial-iFR) | Al 396.152 Radial-iFR) | As 189.042 Axial-eUV) | B 208.959 Axial-iFR) | Ba 455.403 Radial-iFR) | Be 313.042 Radial-iFR) | Ca 315.887 Radial-iFR) |
|---|---|---|---|---|---|---|---|
| Concentration average | 0.0001 ppm | 0.0012 ppm | 0.0011 ppm | 0.0001 ppm | 0.0000 ppm | 0.0001 ppm | 0.0002 ppm |
| Concentration per Run | -0.0002 ppm | 0.0000 ppm | 0.0004 ppm | -0.0002 ppm | 0.0000 ppm | 0.0000 ppm | 0.0005 ppm |
| Concentration per Run | 0.0001 ppm | 0.0009 ppm | 0.0007 ppm | 0.0008 ppm | 0.0000 ppm | 0.0001 ppm | 0.0005 ppm |
| Concentration per Run | 0.0002 ppm | 0.0026 ppm | 0.0021 ppm | -0.0004 ppm | 0.0000 ppm | 0.0001 ppm | -0.0003 ppm |
| Recovery Percentage | 1.233 % | 1.164 % | 21.509 % | 0.304 % | 0.357 % | 1.203 % | 0.242 % |
| Concentration RSD | 355.0 % | 113.8 % | 86.6 % | 721.4 % | 33.5 % | 32.4 % | 196.3 % |

| | Cd 214.438 Axial-iFR) | Co 228.616 Axial-iFR) | Cr 267.716 Axial-iFR) | Cu 324.754 Axial-iFR) | Fe 259.940 Radial-iFR) | K 766.490 Radial-iFR) | Li 670.776 Radial-iFR) |
|---|---|---|---|---|---|---|---|
| Concentration average | 0.0000 ppm | 0.0002 ppm | 0.0003 ppm | -0.0002 ppm | 0.0003 ppm | 0.0046 ppm | 0.0000 ppm |
| Concentration per Run | 0.0000 ppm | 0.0002 ppm | 0.0004 ppm | -0.0003 ppm | 0.0007 ppm | -0.0117 ppm | -0.0002 ppm |
| Concentration per Run | 0.0000 ppm | -0.0002 ppm | 0.0003 ppm | -0.0002 ppm | 0.0004 ppm | 0.0089 ppm | -0.0005 ppm |
| Concentration per Run | 0.0000 ppm | 0.0006 ppm | 0.0001 ppm | -0.0002 ppm | -0.0001 ppm | 0.0167 ppm | 0.0006 ppm |
| Recovery Percentage | 0.419 % | 2.020 % | 2.840 % | -2.326 % | 0.699 % | 0.186 % | -0.240 % |
| Concentration RSD | 173.1 % | 177.1 % | 51.0 % | 16.3 % | 127.6 % | 315.2 % | 2,464.4 % |

| | Mg 279.079 Axial-iFR) | Mn 257.610 Radial-iFR) | Mo 202.030 Axial-iFR) | Na 589.592 Radial-iFR) | Ni 231.604 Axial-iFR) | Pb 220.353 Axial-eUV) | Sb 206.833 Axial-iFR) |
|---|---|---|---|---|---|---|---|
| Concentration average | 0.0012 ppm | 0.0000 ppm | 0.0046 ppm | 0.0007 ppm | -0.0001 ppm | 0.0004 ppm | 0.0007 ppm |
| Concentration per Run | 0.0006 ppm | 0.0000 ppm | 0.0044 ppm | -0.0004 ppm | 0.0000 ppm | 0.0004 ppm | 0.0008 ppm |
| Concentration per Run | 0.0017 ppm | 0.0000 ppm | 0.0046 ppm | 0.0000 ppm | -0.0003 ppm | 0.0010 ppm | -0.0003 ppm |
| Concentration per Run | 0.0013 ppm | 0.0000 ppm | 0.0046 ppm | 0.0024 ppm | -0.0001 ppm | -0.0003 ppm | 0.0015 ppm |
| Recovery Percentage | 1.189 % | 0.198 % | 9.103 % | 0.033 % | -0.494 % | 3.789 % | 1.322 % |
| Concentration RSD | 46.3 % | 135.0 % | 2.6 % | 229.0 % | 136.7 % | 171.3 % | 133.7 % |

| | Se 196.090 Axial-eUV) | Si 212.412 Axial-iFR) | Sn 189.989 Axial-iFR) | Sr 421.552 Radial-iFR) | Ti 334.904 Axial-iFR) | Tl 190.856 Axial-eUV) | V 292.402 Axial-iFR) |
|---|---|---|---|---|---|---|---|
| Concentration average | 0.0028 ppm | 0.0001 ppm | 0.0004 ppm | 0.0000 ppm | 0.0005 ppm | 0.0014 ppm | 0.0000 ppm |
| Concentration per Run | 0.0025 ppm | -0.0003 ppm | 0.0004 ppm | 0.0000 ppm | 0.0006 ppm | 0.0015 ppm | 0.0002 ppm |
| Concentration per Run | 0.0045 ppm | 0.0001 ppm | 0.0002 ppm | 0.0000 ppm | 0.0003 ppm | 0.0019 ppm | -0.0002 ppm |
| Concentration per Run | 0.0014 ppm | 0.0004 ppm | 0.0005 ppm | 0.0000 ppm | 0.0006 ppm | 0.0009 ppm | 0.0001 ppm |
| Recovery Percentage | 28.137 % | 0.013 % | 0.736 % | 0.306 % | 5.005 % | 7.159 % | 0.273 % |
| Concentration RSD | 54.3 % | 479.3 % | 34.7 % | 85.9 % | 33.0 % | 36.1 % | 782.0 % |

| | Zn 206.200 Axial-iFR) | Sc 361.384 Axial-iFR) | Sc 361.384 Radial-iFR) | Sc 227.318 Axial-eUV) | Y 360.073 Axial-iFR) | Y 371.030 Radial-iFR) | Y 224.306 Axial-eUV) |
|---|---|---|---|---|---|---|---|
| Concentration average | 0.0001 ppm | 101.3813 % | 99.1851 % | 101.5668 % | 102.2652 % | 99.4439 % | 101.9200 % |
| Concentration per Run | 0.0001 ppm | 101.3105 % | 98.8703 % | 101.6994 % | 102.1457 % | 100.1461 % | 102.2664 % |
| Concentration per Run | 0.0000 ppm | 101.3693 % | 99.0513 % | 101.8571 % | 102.1139 % | 99.5786 % | 102.0393 % |
| Concentration per Run | 0.0001 ppm | 101.4642 % | 99.6337 % | 101.1437 % | 102.5360 % | 98.6070 % | 101.4544 % |
| Recovery Percentage | 1.167 % | | | | | | |
| Concentration RSD | 62.9 % | 0.1 % | 0.4 % | 0.4 % | 0.2 % | 0.8 % | 0.4 % |

# ICP DataTrace 8

9/10/2025 8:43:44 PM

LabBook: WG2112846_09102025T8.imexp

Sample: LLOQ
Analysis started at: 9/10/2025 9:13:12 AM
Rack 0
Vial 5
Comment <Comment>

| | Ag 328.068 Axial-iFR) | Al 396.152 Radial-iFR) | As 189.042 Axial-eUV) | B 208.959 Axial-iFR) | Ba 455.403 Radial-iFR) | Be 313.042 Radial-iFR) | Ca 315.887 Radial-iFR) |
|---|---|---|---|---|---|---|---|
| Concentration average | 0.0050 ppm | 0.1011 ppm | 0.0048 ppm | 0.0291 ppm | 0.0100 ppm | 0.0050 ppm | 0.0962 ppm |
| Concentration per Run | 0.0053 ppm | 0.1005 ppm | 0.0055 ppm | 0.0284 ppm | 0.0099 ppm | 0.0050 ppm | 0.0987 ppm |
| Concentration per Run | 0.0049 ppm | 0.1003 ppm | 0.0045 ppm | 0.0295 ppm | 0.0099 ppm | 0.0050 ppm | 0.0944 ppm |
| Concentration per Run | 0.0048 ppm | 0.1024 ppm | 0.0045 ppm | 0.0293 ppm | 0.0101 ppm | 0.0051 ppm | 0.0956 ppm |
| Recovery Percentage | 99.662 % | 101.077 % | 96.221 % | 96.898 % | 99.715 % | 100.881 % | 96.223 % |
| Concentration RSD | 4.8 % | 1.1 % | 11.9 % | 2.1 % | 0.7 % | 0.5 % | 2.3 % |

| | Cd 214.438 Axial-iFR) | Co 228.616 Axial-iFR) | Cr 267.716 Axial-iFR) | Cu 324.754 Axial-iFR) | Fe 259.940 Radial-iFR) | K 766.490 Radial-iFR) | Li 670.776 Radial-iFR) |
|---|---|---|---|---|---|---|---|
| Concentration average | 0.0038 ppm | 0.0100 ppm | 0.0097 ppm | 0.0098 ppm | 0.0523 ppm | 2.6354 ppm | 0.0109 ppm |
| Concentration per Run | 0.0038 ppm | 0.0101 ppm | 0.0096 ppm | 0.0097 ppm | 0.0527 ppm | 2.6376 ppm | 0.0113 ppm |
| Concentration per Run | 0.0038 ppm | 0.0101 ppm | 0.0098 ppm | 0.0096 ppm | 0.0518 ppm | 2.6159 ppm | 0.0104 ppm |
| Concentration per Run | 0.0038 ppm | 0.0100 ppm | 0.0098 ppm | 0.0099 ppm | 0.0524 ppm | 2.6527 ppm | 0.0108 ppm |
| Recovery Percentage | 94.746 % | 100.298 % | 97.423 % | 97.546 % | 104.619 % | 105.415 % | 108.520 % |
| Concentration RSD | 1.2 % | 0.5 % | 1.6 % | 1.5 % | 0.9 % | 0.7 % | 4.1 % |

| | Mg 279.079 Axial-iFR) | Mn 257.610 Radial-iFR) | Mo 202.030 Axial-iFR) | Na 589.592 Radial-iFR) | Ni 231.604 Axial-iFR) | Pb 220.353 Axial-eUV) | Sb 206.833 Axial-iFR) |
|---|---|---|---|---|---|---|---|
| Concentration average | 0.1012 ppm | 0.0100 ppm | 0.0488 ppm | 2.0620 ppm | 0.0200 ppm | 0.0103 ppm | 0.0496 ppm |
| Concentration per Run | 0.1007 ppm | 0.0100 ppm | 0.0486 ppm | 2.0601 ppm | 0.0197 ppm | 0.0101 ppm | 0.0476 ppm |
| Concentration per Run | 0.1010 ppm | 0.0100 ppm | 0.0491 ppm | 2.0535 ppm | 0.0200 ppm | 0.0098 ppm | 0.0502 ppm |
| Concentration per Run | 0.1020 ppm | 0.0100 ppm | 0.0485 ppm | 2.0725 ppm | 0.0201 ppm | 0.0110 ppm | 0.0510 ppm |
| Recovery Percentage | 101.237 % | 100.173 % | 97.511 % | 103.100 % | 99.804 % | 103.102 % | 99.238 % |
| Concentration RSD | 0.7 % | 0.3 % | 0.7 % | 0.5 % | 1.0 % | 5.9 % | 3.6 % |

| | Se 196.090 Axial-eUV) | Si 212.412 Axial-iFR) | Sn 189.989 Axial-iFR) | Sr 421.552 Radial-iFR) | Ti 334.904 Axial-iFR) | Tl 190.856 Axial-eUV) | V 292.402 Axial-iFR) |
|---|---|---|---|---|---|---|---|
| Concentration average | 0.0093 ppm | 0.4837 ppm | 0.0500 ppm | 0.0099 ppm | 0.0100 ppm | **0.0201 ppm** | 0.0097 ppm |
| Concentration per Run | 0.0084 ppm | 0.4830 ppm | 0.0496 ppm | 0.0099 ppm | 0.0101 ppm | 0.0202 ppm | 0.0097 ppm |
| Concentration per Run | 0.0113 ppm | 0.4850 ppm | 0.0509 ppm | 0.0099 ppm | 0.0099 ppm | 0.0199 ppm | 0.0097 ppm |
| Concentration per Run | 0.0081 ppm | 0.4829 ppm | 0.0496 ppm | 0.0100 ppm | 0.0101 ppm | 0.0202 ppm | 0.0097 ppm |
| Recovery Percentage | 92.749 % | 96.733 % | 100.087 % | 99.418 % | 100.098 % | 100.487 % | 96.952 % |
| Concentration RSD | 18.8 % | 0.2 % | 1.5 % | 0.2 % | 1.1 % | 1.0 % | 0.2 % |

| | Zn 206.200 Axial-iFR) | Sc 361.384 Axial-iFR) | Sc 361.384 Radial-iFR) | Sc 227.318 Axial-eUV) | Y 360.073 Axial-iFR) | Y 371.030 Radial-iFR) | Y 224.306 Axial-eUV) |
|---|---|---|---|---|---|---|---|
| Concentration average | 0.0053 ppm | 102.6894 % | 101.1945 % | 101.8008 % | 102.2822 % | 100.7011 % | 102.1634 % |
| Concentration per Run | 0.0054 ppm | 102.6570 % | 100.9660 % | 101.6714 % | 102.2958 % | 100.6428 % | 102.1896 % |
| Concentration per Run | 0.0053 ppm | 102.6454 % | 101.6999 % | 102.0888 % | 102.1597 % | 101.1510 % | 102.0957 % |
| Concentration per Run | 0.0052 ppm | 102.7657 % | 100.9175 % | 101.6424 % | 102.3911 % | 100.3097 % | 102.2047 % |
| Recovery Percentage | 106.024 % | | | | | | |
| Concentration RSD | 1.6 % | 0.1 % | 0.4 % | 0.2 % | 0.1 % | 0.4 % | 0.1 % |

# ICP DataTrace 8

9/10/2025 8:43:44 PM

LabBook: WG2112846_09102025T8.imexp

Sample: ICSA
Analysis started at: 9/10/2025 9:17:19 AM
Rack 0
Vial 6
Comment LDR +/-10%

| | Ag 328.068 Axial-iFR) | Al 396.152 Radial-iFR) | As 189.042 Axial-eUV) | B 208.959 Axial-iFR) | Ba 455.403 Radial-iFR) | Be 313.042 Radial-iFR) | Ca 315.887 Radial-iFR) |
|---|---|---|---|---|---|---|---|
| Concentration average | 0.0011 ppm | **497.8118 ppm** | 0.0014 ppm | 0.0018 ppm | 0.0008 ppm | 0.0001 ppm | **461.3126 ppm** |
| Concentration per Run | 0.0007 ppm | 496.5880 ppm | 0.0014 ppm | 0.0028 ppm | 0.0008 ppm | 0.0000 ppm | 460.1104 ppm |
| Concentration per Run | 0.0013 ppm | 498.7790 ppm | 0.0023 ppm | 0.0015 ppm | 0.0008 ppm | 0.0001 ppm | 464.6146 ppm |
| Concentration per Run | 0.0013 ppm | 498.0683 ppm | 0.0004 ppm | 0.0010 ppm | 0.0009 ppm | 0.0001 ppm | 459.2127 ppm |
| Recovery Percentage | 22.116 % | 497,811.785 % | 27.593 % | 5.884 % | 8.320 % | 1.340 % | 461,312.567 % |
| Concentration RSD | 34.6 % | **0.2 %** | 67.8 % | 55.0 % | 8.6 % | 38.5 % | **0.6 %** |

| | Cd 214.438 Axial-iFR) | Co 228.616 Axial-iFR) | Cr 267.716 Axial-iFR) | Cu 324.754 Axial-iFR) | Fe 259.940 Radial-iFR) | K 766.490 Radial-iFR) | Li 670.776 Radial-iFR) |
|---|---|---|---|---|---|---|---|
| Concentration average | -0.0051 ppm | -0.0001 ppm | -0.0006 ppm | 0.0005 ppm | **174.7958 ppm** | 0.0100 ppm | -0.0051 ppm |
| Concentration per Run | -0.0052 ppm | 0.0000 ppm | -0.0006 ppm | -0.0001 ppm | 174.6853 ppm | 0.0087 ppm | -0.0128 ppm |
| Concentration per Run | -0.0051 ppm | -0.0002 ppm | -0.0004 ppm | 0.0006 ppm | 175.5258 ppm | 0.0049 ppm | 0.0024 ppm |
| Concentration per Run | -0.0051 ppm | 0.0000 ppm | -0.0006 ppm | 0.0009 ppm | 174.1763 ppm | 0.0163 ppm | -0.0050 ppm |
| Recovery Percentage | -127.621 % | -0.655 % | -5.742 % | 4.505 % | 349,591.619 % | 0.399 % | -51.317 % |
| Concentration RSD | 1.3 % | 219.1 % | 20.5 % | 115.7 % | **0.4 %** | 57.9 % | 147.4 % |

| | Mg 279.079 Axial-iFR) | Mn 257.610 Radial-iFR) | Mo 202.030 Axial-iFR) | Na 589.592 Radial-iFR) | Ni 231.604 Axial-iFR) | Pb 220.353 Axial-eUV) | Sb 206.833 Axial-iFR) |
|---|---|---|---|---|---|---|---|
| Concentration average | **464.5119 ppm** | 0.0010 ppm | -0.0004 ppm | 0.0105 ppm | -0.0002 ppm | -0.0042 ppm | -0.0052 ppm |
| Concentration per Run | 464.5115 ppm | 0.0009 ppm | -0.0010 ppm | 0.0080 ppm | -0.0001 ppm | -0.0039 ppm | -0.0059 ppm |
| Concentration per Run | 467.0887 ppm | 0.0011 ppm | 0.0001 ppm | 0.0109 ppm | -0.0011 ppm | -0.0046 ppm | 0.0001 ppm |
| Concentration per Run | 461.9354 ppm | 0.0009 ppm | -0.0002 ppm | 0.0126 ppm | 0.0005 ppm | -0.0042 ppm | -0.0097 ppm |
| Recovery Percentage | 464,511.852 % | 9.969 % | -0.810 % | 0.525 % | -0.958 % | -42.442 % | -10.355 % |
| Concentration RSD | **0.6 %** | 10.0 % | 138.6 % | 22.3 % | 324.1 % | 8.6 % | 95.2 % |

| | Se 196.090 Axial-eUV) | Si 212.412 Axial-iFR) | Sn 189.989 Axial-iFR) | Sr 421.552 Radial-iFR) | Ti 334.904 Axial-iFR) | Tl 190.856 Axial-eUV) | V 292.402 Axial-iFR) |
|---|---|---|---|---|---|---|---|
| Concentration average | -0.0012 ppm | -0.0138 ppm | 0.0003 ppm | -0.0115 ppm | -0.0003 ppm | 0.0027 ppm | 0.0004 ppm |
| Concentration per Run | 0.0000 ppm | -0.0135 ppm | 0.0005 ppm | -0.0115 ppm | -0.0004 ppm | 0.0032 ppm | 0.0007 ppm |
| Concentration per Run | -0.0013 ppm | -0.0133 ppm | 0.0005 ppm | -0.0116 ppm | -0.0003 ppm | 0.0019 ppm | 0.0004 ppm |
| Concentration per Run | -0.0022 ppm | -0.0145 ppm | -0.0003 ppm | -0.0113 ppm | -0.0002 ppm | 0.0031 ppm | 0.0003 ppm |
| Recovery Percentage | -11.720 % | -2.753 % | 0.514 % | -114.686 % | -2.997 % | 13.745 % | 4.484 % |
| Concentration RSD | 92.4 % | 4.4 % | 194.9 % | 1.5 % | 46.2 % | 26.7 % | 56.2 % |

| | Zn 206.200 Axial-iFR) | Sc 361.384 Axial-iFR) | Sc 361.384 Radial-iFR) | Sc 227.318 Axial-eUV) | Y 360.073 Axial-iFR) | Y 371.030 Radial-iFR) | Y 224.306 Axial-eUV) |
|---|---|---|---|---|---|---|---|
| Concentration average | **0.0046 ppm** | 86.1112 % | 92.8220 % | 75.7012 % | 84.6583 % | 96.6212 % | 87.5286 % |
| Concentration per Run | 0.0044 ppm | 85.9155 % | 92.2812 % | 75.2896 % | 84.9083 % | 95.7255 % | 87.3363 % |
| Concentration per Run | 0.0047 ppm | 85.9941 % | 92.5346 % | 75.7901 % | 84.3586 % | 97.2930 % | 87.7810 % |
| Concentration per Run | 0.0048 ppm | 86.4242 % | 93.6501 % | 76.0240 % | 84.7081 % | 96.8452 % | 87.4687 % |
| Recovery Percentage | 92.834 % | | | | | | |
| Concentration RSD | **3.8 %** | 0.3 % | 0.8 % | 0.5 % | 0.3 % | 0.8 % | 0.3 % |

# ICP DataTrace 8

9/10/2025 8:43:44 PM

LabBook: WG2112846_09102025T8.imexp

Sample: SIC Multi
Analysis started at: 9/10/2025 9:22:17 AM
Rack 0
Vial 7
Comment LDR +/-10%

| | Ag 328.068 Axial-iFR) | Al 396.152 Radial-iFR) | As 189.042 Axial-eUV) | B 208.959 Axial-iFR) | Ba 455.403 Radial-iFR) | Be 313.042 Radial-iFR) | Ca 315.887 Radial-iFR) |
|---|---|---|---|---|---|---|---|
| Concentration average | 0.0009 ppm | 0.0832 ppm | -0.0045 ppm | 0.0041 ppm | 0.0018 ppm | 0.0021 ppm | 0.0310 ppm |
| Concentration per Run | 0.0010 ppm | 0.0865 ppm | -0.0050 ppm | 0.0039 ppm | 0.0018 ppm | 0.0019 ppm | 0.0311 ppm |
| Concentration per Run | 0.0010 ppm | 0.0818 ppm | -0.0045 ppm | 0.0035 ppm | 0.0018 ppm | 0.0021 ppm | 0.0309 ppm |
| Concentration per Run | 0.0009 ppm | 0.0811 ppm | -0.0040 ppm | 0.0049 ppm | 0.0018 ppm | 0.0024 ppm | 0.0310 ppm |
| Recovery Percentage | 18.766 % | 83.155 % | -90.617 % | 13.620 % | 17.997 % | 42.020 % | 31.014 % |
| Concentration RSD | 6.5 % | 3.5 % | 10.9 % | 18.4 % | 1.5 % | 11.8 % | 0.3 % |

| | Cd 214.438 Axial-iFR) | Co 228.616 Axial-iFR) | Cr 267.716 Axial-iFR) | Cu 324.754 Axial-iFR) | Fe 259.940 Radial-iFR) | K 766.490 Radial-iFR) | Li 670.776 Radial-iFR) |
|---|---|---|---|---|---|---|---|
| Concentration average | 0.0016 ppm | -0.0045 ppm | 19.5504 ppm | 0.0004 ppm | 0.0515 ppm | 0.0618 ppm | 0.0016 ppm |
| Concentration per Run | 0.0015 ppm | -0.0050 ppm | 19.5519 ppm | 0.0002 ppm | 0.0531 ppm | 0.0696 ppm | 0.0023 ppm |
| Concentration per Run | 0.0016 ppm | -0.0049 ppm | 19.4950 ppm | 0.0005 ppm | 0.0514 ppm | 0.0542 ppm | 0.0007 ppm |
| Concentration per Run | 0.0016 ppm | -0.0037 ppm | 19.6043 ppm | 0.0005 ppm | 0.0500 ppm | 0.0615 ppm | 0.0017 ppm |
| Recovery Percentage | 38.851 % | -45.321 % | 195,504.209 % | 3.963 % | 102.965 % | 2.471 % | 15.598 % |
| Concentration RSD | 4.1 % | 15.2 % | 0.3 % | 50.0 % | 3.0 % | 12.5 % | 51.8 % |

| | Mg 279.079 Axial-iFR) | Mn 257.610 Radial-iFR) | Mo 202.030 Axial-iFR) | Na 589.592 Radial-iFR) | Ni 231.604 Axial-iFR) | Pb 220.353 Axial-eUV) | Sb 206.833 Axial-iFR) |
|---|---|---|---|---|---|---|---|
| Concentration average | 0.0453 ppm | 20.0122 [SIC 100] | 0.0029 ppm | 0.0534 ppm | 0.0014 ppm | -0.0024 ppm | -0.0318 ppm |
| Concentration per Run | 0.0486 ppm | 20.0127 ppm | 0.0030 ppm | 0.0564 ppm | 0.0013 ppm | -0.0019 ppm | -0.0329 ppm |
| Concentration per Run | 0.0442 ppm | 20.0867 ppm | 0.0030 ppm | 0.0512 ppm | 0.0014 ppm | -0.0027 ppm | -0.0266 ppm |
| Concentration per Run | 0.0431 ppm | 19.9372 ppm | 0.0028 ppm | 0.0525 ppm | 0.0014 ppm | -0.0025 ppm | -0.0359 ppm |
| Recovery Percentage | 45.291 % | 200,122.035 % | 5.877 % | 2.668 % | 5.411 % | -23.814 % | -63.644 % |
| Concentration RSD | 6.4 % | 0.4 % | 4.6 % | 5.0 % | 3.3 % | 16.9 % | 14.8 % |

| | Se 196.090 Axial-eUV) | Si 212.412 Axial-iFR) | Sn 189.989 Axial-iFR) | Sr 421.552 Radial-iFR) | Ti 334.904 Axial-iFR) | Tl 190.856 Axial-eUV) | V 292.402 Axial-iFR) |
|---|---|---|---|---|---|---|---|
| Concentration average | -0.0003 ppm | -1.1471 ppm | -0.0085 ppm | 0.0016 ppm | 19.3210 ppm | -0.0291 ppm | 9.8539 ppm |
| Concentration per Run | 0.0014 ppm | -1.2338 ppm | -0.0080 ppm | 0.0016 ppm | 19.2608 ppm | -0.0276 ppm | 9.8580 ppm |
| Concentration per Run | -0.0002 ppm | -1.1248 ppm | -0.0082 ppm | 0.0016 ppm | 19.3942 ppm | -0.0272 ppm | 9.8442 ppm |
| Concentration per Run | -0.0020 ppm | -1.0828 ppm | -0.0093 ppm | 0.0017 ppm | 19.3078 ppm | -0.0326 ppm | 9.8594 ppm |
| Recovery Percentage | -2.536 % | -229.426 % | -17.000 % | 16.361 % | 193,209.621 % | -145.738 % | 98,538.726 % |
| Concentration RSD | 679.0 % | 6.8 % | 7.7 % | 1.7 % | 0.4 % | 10.3 % | 0.1 % |

| | Zn 206.200 Axial-iFR) | Sc 361.384 Axial-iFR) | Sc 361.384 Radial-iFR) | Sc 227.318 Axial-eUV) | Y 360.073 Axial-iFR) | Y 371.030 Radial-iFR) | Y 224.306 Axial-eUV) |
|---|---|---|---|---|---|---|---|
| Concentration average | -0.0002 ppm | 101.4934 % | 101.5010 % | 79.7856 % | 101.0760 % | 101.1362 % | 100.9652 % |
| Concentration per Run | 0.0000 ppm | 101.6579 % | 101.7189 % | 79.6913 % | 101.4991 % | 100.8455 % | 101.0440 % |
| Concentration per Run | -0.0002 ppm | 101.6274 % | 100.6469 % | 79.3380 % | 101.0589 % | 100.5958 % | 100.4151 % |
| Concentration per Run | -0.0004 ppm | 101.1948 % | 102.1372 % | 80.3274 % | 100.6700 % | 101.9672 % | 101.4364 % |
| Recovery Percentage | -4.656 % | | | | | | |
| Concentration RSD | 79.0 % | 0.3 % | 0.8 % | 0.6 % | 0.4 % | 0.7 % | 0.5 % |

# ICP DataTrace 8

9/10/2025 8:43:44 PM

LabBook: WG2112846_09102025T8.imexp

Sample: LDR Check
Analysis started at: 9/10/2025 9:26:18 AM
Rack 0
Vial 8
Comment LDR +/-10%

| | Ag 328.068 Axial-iFR) | Al 396.152 Radial-iFR) | As 189.042 Axial-eUV) | B 208.959 Axial-iFR) | Ba 455.403 Radial-iFR) | Be 313.042 Radial-iFR) | Ca 315.887 Radial-iFR) |
|---|---|---|---|---|---|---|---|
| Concentration average | 0.0010 ppm | 0.0658 ppm | **5.7947 ppm** | **5.1398 [SIC 20]** | 9.9051 ppm | 0.0008 ppm | 0.0291 ppm |
| Concentration per Run | 0.0010 ppm | 0.0681 ppm | 5.8160 ppm | 5.1330 ppm | 9.8587 ppm | 0.0008 ppm | 0.0297 ppm |
| Concentration per Run | 0.0009 ppm | 0.0641 ppm | 5.8230 ppm | 5.1382 ppm | 10.0792 ppm | 0.0008 ppm | 0.0285 ppm |
| Concentration per Run | 0.0010 ppm | 0.0652 ppm | 5.7451 ppm | 5.1484 ppm | 9.7775 ppm | 0.0008 ppm | 0.0290 ppm |
| Recovery Percentage | | | 115.894 % | 102.797 % | 99.051 % | | 0.000 % |
| Concentration RSD | 7.4 % | 3.1 % | **0.7 %** | 0.2 % | 1.6 % | 0.9 % | 2.1 % |

| | Cd 214.438 Axial-iFR) | Co 228.616 Axial-iFR) | Cr 267.716 Axial-iFR) | Cu 324.754 Axial-iFR) | Fe 259.940 Radial-iFR) | K 766.490 Radial-iFR) | Li 670.776 Radial-iFR) |
|---|---|---|---|---|---|---|---|
| Concentration average | 0.0008 ppm | 0.0014 ppm | 0.0047 ppm | **20.0211 [SIC 40]** | 0.0294 ppm | **314.4252 ppm** | **5.0951 ppm** |
| Concentration per Run | 0.0008 ppm | 0.0015 ppm | 0.0048 ppm | 20.0506 ppm | 0.0306 ppm | 310.6010 ppm | 5.0870 ppm |
| Concentration per Run | 0.0007 ppm | 0.0013 ppm | 0.0048 ppm | 19.9594 ppm | 0.0288 ppm | 319.2385 ppm | 5.1510 ppm |
| Concentration per Run | 0.0008 ppm | 0.0013 ppm | 0.0045 ppm | 20.0534 ppm | 0.0287 ppm | 313.4360 ppm | 5.0472 ppm |
| Recovery Percentage | 0.000 % | 0.000 % | | 100.106 % | 0.000 % | 104.808 % | 101.901 % |
| Concentration RSD | 6.5 % | 8.8 % | 3.6 % | 0.3 % | 3.6 % | 1.4 % | 1.0 % |

| | Mg 279.079 Axial-iFR) | Mn 257.610 Radial-iFR) | Mo 202.030 Axial-iFR) | Na 589.592 Radial-iFR) | Ni 231.604 Axial-iFR) | Pb 220.353 Axial-eUV) | Sb 206.833 Axial-iFR) |
|---|---|---|---|---|---|---|---|
| Concentration average | 0.0043 ppm | 0.0039 ppm | **5.2246 [SIC 20]** | 374.2082 ppm | **10.4575 [SIC 50]** | **51.1162 ppm** | -0.0066 ppm |
| Concentration per Run | 0.0041 ppm | 0.0040 ppm | 5.1991 ppm | 372.4546 ppm | 10.4502 ppm | 51.2898 ppm | -0.0060 ppm |
| Concentration per Run | 0.0043 ppm | 0.0039 ppm | 5.2009 ppm | 376.7811 ppm | 10.4985 ppm | 51.2409 ppm | -0.0082 ppm |
| Concentration per Run | 0.0045 ppm | 0.0038 ppm | 5.2738 ppm | 373.3889 ppm | 10.4238 ppm | 50.8178 ppm | -0.0058 ppm |
| Recovery Percentage | | 0.000 % | 104.492 % | 93.552 % | 104.575 % | 102.232 % | 0.000 % |
| Concentration RSD | 4.1 % | 2.1 % | 0.8 % | 0.6 % | 0.4 % | 0.5 % | 19.7 % |

| | Se 196.090 Axial-eUV) | Si 212.412 Axial-iFR) | Sn 189.989 Axial-iFR) | Sr 421.552 Radial-iFR) | Ti 334.904 Axial-iFR) | Tl 190.856 Axial-eUV) | V 292.402 Axial-iFR) |
|---|---|---|---|---|---|---|---|
| Concentration average | 0.0006 ppm | **22.2427 [SIC 200]** | 0.0014 ppm | 0.0011 ppm | 0.0290 ppm | -0.0003 ppm | 0.0052 ppm |
| Concentration per Run | -0.0011 ppm | 22.0249 ppm | 0.0022 ppm | 0.0011 ppm | 0.0306 ppm | -0.0006 ppm | 0.0053 ppm |
| Concentration per Run | 0.0040 ppm | 22.2649 ppm | 0.0009 ppm | 0.0012 ppm | 0.0290 ppm | 0.0006 ppm | 0.0050 ppm |
| Concentration per Run | -0.0011 ppm | 22.4382 ppm | 0.0010 ppm | 0.0011 ppm | 0.0273 ppm | -0.0008 ppm | 0.0054 ppm |
| Recovery Percentage | 0.000 % | 111.213 % | 0.000 % | 0.000 % | 0.000 % | 0.000 % | 0.000 % |
| Concentration RSD | 498.5 % | **0.9 %** | 54.8 % | 6.4 % | 5.6 % | 296.5 % | 4.0 % |

| | Zn 206.200 Axial-iFR) | Sc 361.384 Axial-iFR) | Sc 361.384 Radial-iFR) | Sc 227.318 Axial-eUV) | Y 360.073 Axial-iFR) | Y 371.030 Radial-iFR) | Y 224.306 Axial-eUV) |
|---|---|---|---|---|---|---|---|
| Concentration average | **20.3558 [SIC 20]** | 88.3584 % | 96.5886 % | 81.8963 % | 87.3489 % | 95.5208 % | 87.3204 % |
| Concentration per Run | 20.3422 ppm | 88.6767 % | 96.7343 % | 81.7354 % | 87.7108 % | 96.3991 % | 87.1742 % |
| Concentration per Run | 20.4885 ppm | 88.3213 % | 95.9729 % | 81.6190 % | 87.2021 % | 95.4002 % | 87.1805 % |
| Concentration per Run | 20.2366 ppm | 88.0770 % | 97.0585 % | 82.3345 % | 87.1338 % | 94.7632 % | 87.6066 % |
| Recovery Percentage | 101.779 % | | | | | | |
| Concentration RSD | 0.6 % | 0.3 % | 0.6 % | 0.5 % | 0.4 % | 0.9 % | 0.3 % |

# ICP DataTrace 8

9/10/2025 8:43:44 PM

LabBook: WG2112846_09102025T8.imexp

Sample: LDR 200 Fe pass
Analysis started at: 9/10/2025 9:43:01 AM
Rack 1
Vial 1
Comment <Comment>

| | Ag 328.068 Axial-iFR) | Al 396.152 Radial-iFR) | As 189.042 Axial-eUV) | B 208.959 Axial-iFR) | Ba 455.403 Radial-iFR) | Be 313.042 Radial-iFR) | Ca 315.887 Radial-iFR) |
|---|---|---|---|---|---|---|---|
| Concentration average | 0.0012 ppm | 0.0197 ppm | 0.0002 ppm | -0.0003 ppm | 0.0002 ppm | 0.0000 ppm | 0.0013 ppm |
| Concentration per Run | 0.0011 ppm | 0.0196 ppm | -0.0020 ppm | 0.0005 ppm | 0.0001 ppm | 0.0000 ppm | 0.0014 ppm |
| Concentration per Run | 0.0011 ppm | 0.0223 ppm | 0.0015 ppm | -0.0009 ppm | 0.0002 ppm | 0.0000 ppm | 0.0009 ppm |
| Concentration per Run | 0.0014 ppm | 0.0170 ppm | 0.0010 ppm | -0.0004 ppm | 0.0002 ppm | 0.0000 ppm | 0.0017 ppm |
| Concentration RSD | 14.5 % | 13.7 % | 1,098.9 % | 271.5 % | 27.5 % | 62.8 % | 30.2 % |

| | Cd 214.438 Axial-iFR) | Co 228.616 Axial-iFR) | Cr 267.716 Axial-iFR) | Cu 324.754 Axial-iFR) | Fe 259.940 Radial-iFR) | K 766.490 Radial-iFR) | Li 670.776 Radial-iFR) |
|---|---|---|---|---|---|---|---|
| Concentration average | 0.0006 ppm | -0.0008 ppm | -0.0006 ppm | 0.0029 ppm | 185.4950 ppm | 0.0102 ppm | 0.0004 ppm |
| Concentration per Run | 0.0006 ppm | -0.0006 ppm | -0.0008 ppm | 0.0028 ppm | 186.8147 ppm | 0.0045 ppm | -0.0002 ppm |
| Concentration per Run | 0.0005 ppm | -0.0007 ppm | -0.0004 ppm | 0.0026 ppm | 185.4186 ppm | 0.0167 ppm | 0.0000 ppm |
| Concentration per Run | 0.0006 ppm | -0.0012 ppm | -0.0006 ppm | 0.0033 ppm | 184.2518 ppm | 0.0094 ppm | 0.0014 ppm |
| Concentration RSD | 17.4 % | 38.1 % | 35.9 % | 12.0 % | 0.7 % | 60.2 % | 221.6 % |

| | Mg 279.079 Axial-iFR) | Mn 257.610 Radial-iFR) | Mo 202.030 Axial-iFR) | Na 589.592 Radial-iFR) | Ni 231.604 Axial-iFR) | Pb 220.353 Axial-eUV) | Sb 206.833 Axial-iFR) |
|---|---|---|---|---|---|---|---|
| Concentration average | -0.0095 ppm | 0.0002 ppm | 0.0014 ppm | 0.0223 ppm | -0.0014 ppm | 0.0001 ppm | 0.0028 ppm |
| Concentration per Run | -0.0093 ppm | 0.0003 ppm | 0.0015 ppm | 0.0234 ppm | -0.0017 ppm | 0.0004 ppm | 0.0047 ppm |
| Concentration per Run | -0.0090 ppm | 0.0001 ppm | 0.0012 ppm | 0.0221 ppm | -0.0012 ppm | 0.0000 ppm | 0.0035 ppm |
| Concentration per Run | -0.0103 ppm | 0.0003 ppm | 0.0014 ppm | 0.0215 ppm | -0.0014 ppm | -0.0003 ppm | 0.0001 ppm |
| Concentration RSD | 7.3 % | 62.9 % | 12.3 % | 4.4 % | 18.0 % | 582.9 % | 85.7 % |

| | Se 196.090 Axial-eUV) | Si 212.412 Axial-iFR) | Sn 189.989 Axial-iFR) | Sr 421.552 Radial-iFR) | Ti 334.904 Axial-iFR) | Tl 190.856 Axial-eUV) | V 292.402 Axial-iFR) |
|---|---|---|---|---|---|---|---|
| Concentration average | 0.0002 ppm | 0.0020 ppm | -0.0004 ppm | 0.0001 ppm | 0.0003 ppm | 0.0008 ppm | 0.0007 ppm |
| Concentration per Run | -0.0001 ppm | 0.0013 ppm | -0.0005 ppm | 0.0001 ppm | 0.0002 ppm | 0.0008 ppm | 0.0007 ppm |
| Concentration per Run | 0.0002 ppm | 0.0028 ppm | 0.0001 ppm | 0.0002 ppm | 0.0003 ppm | 0.0012 ppm | 0.0008 ppm |
| Concentration per Run | 0.0005 ppm | 0.0019 ppm | -0.0007 ppm | 0.0001 ppm | 0.0004 ppm | 0.0005 ppm | 0.0006 ppm |
| Concentration RSD | 138.5 % | 37.0 % | 116.6 % | 28.9 % | 27.7 % | 38.3 % | 16.2 % |

| | Zn 206.200 Axial-iFR) | Sc 361.384 Axial-iFR) | Sc 361.384 Radial-iFR) | Sc 227.318 Axial-eUV) | Y 360.073 Axial-iFR) | Y 371.030 Radial-iFR) | Y 224.306 Axial-eUV) |
|---|---|---|---|---|---|---|---|
| Concentration average | -0.0001 ppm | 98.1729 % | 101.6426 % | 94.9703 % | 97.4415 % | 100.5822 % | 98.1132 % |
| Concentration per Run | -0.0001 ppm | 98.4484 % | 100.7313 % | 94.3836 % | 97.6741 % | 100.0288 % | 97.6454 % |
| Concentration per Run | -0.0001 ppm | 97.9708 % | 102.1260 % | 95.4837 % | 97.6351 % | 101.2600 % | 98.2961 % |
| Concentration per Run | -0.0003 ppm | 98.0995 % | 102.0704 % | 95.0436 % | 97.0152 % | 100.4579 % | 98.3981 % |
| Concentration RSD | 94.0 % | 0.3 % | 0.8 % | 0.6 % | 0.4 % | 0.6 % | 0.4 % |

# ICP DataTrace 8

9/10/2025 8:43:44 PM

LabBook: WG2112846_09102025T8.imexp

Sample: LDR 5 As pass
Analysis started at: 9/10/2025 9:46:36 AM
Rack 1
Vial 2
Comment <Comment>

| | Ag 328.068 Axial-iFR) | Al 396.152 Radial-iFR) | As 189.042 Axial-eUV) | B 208.959 Axial-iFR) | Ba 455.403 Radial-iFR) | Be 313.042 Radial-iFR) | Ca 315.887 Radial-iFR) |
|---|---|---|---|---|---|---|---|
| Concentration average | 0.0004 ppm | -0.0017 ppm | 4.8875 ppm | -0.0006 ppm | 0.0000 ppm | 0.0000 ppm | 0.0066 ppm |
| Concentration per Run | 0.0004 ppm | -0.0044 ppm | 4.8682 ppm | -0.0015 ppm | 0.0000 ppm | 0.0000 ppm | 0.0060 ppm |
| Concentration per Run | 0.0003 ppm | 0.0020 ppm | 4.8654 ppm | -0.0010 ppm | 0.0000 ppm | 0.0000 ppm | 0.0059 ppm |
| Concentration per Run | 0.0004 ppm | -0.0025 ppm | 4.9287 ppm | 0.0006 ppm | 0.0001 ppm | 0.0000 ppm | 0.0079 ppm |
| Concentration RSD | 18.6 % | 198.0 % | 0.7 % | 178.3 % | 202.8 % | 25.7 % | 17.1 % |

| | Cd 214.438 Axial-iFR) | Co 228.616 Axial-iFR) | Cr 267.716 Axial-iFR) | Cu 324.754 Axial-iFR) | Fe 259.940 Radial-iFR) | K 766.490 Radial-iFR) | Li 670.776 Radial-iFR) |
|---|---|---|---|---|---|---|---|
| Concentration average | -0.0001 ppm | 0.0002 ppm | 0.0003 ppm | -0.0001 ppm | 0.0180 ppm | 0.0338 ppm | 0.0007 ppm |
| Concentration per Run | 0.0000 ppm | 0.0000 ppm | 0.0002 ppm | 0.0000 ppm | 0.0195 ppm | 0.0210 ppm | 0.0004 ppm |
| Concentration per Run | -0.0001 ppm | 0.0003 ppm | 0.0006 ppm | -0.0002 ppm | 0.0172 ppm | 0.0439 ppm | 0.0011 ppm |
| Concentration per Run | -0.0001 ppm | 0.0001 ppm | 0.0002 ppm | -0.0001 ppm | 0.0174 ppm | 0.0365 ppm | 0.0006 ppm |
| Concentration RSD | 33.4 % | 96.4 % | 71.6 % | 143.7 % | 6.9 % | 34.5 % | 54.2 % |

| | Mg 279.079 Axial-iFR) | Mn 257.610 Radial-iFR) | Mo 202.030 Axial-iFR) | Na 589.592 Radial-iFR) | Ni 231.604 Axial-iFR) | Pb 220.353 Axial-eUV) | Sb 206.833 Axial-iFR) |
|---|---|---|---|---|---|---|---|
| Concentration average | 0.0018 ppm | 0.0002 ppm | 0.0009 ppm | 0.0160 ppm | -0.0003 ppm | -0.0001 ppm | 0.0059 ppm |
| Concentration per Run | 0.0012 ppm | 0.0002 ppm | 0.0007 ppm | 0.0150 ppm | -0.0006 ppm | 0.0003 ppm | 0.0051 ppm |
| Concentration per Run | 0.0015 ppm | 0.0002 ppm | 0.0006 ppm | 0.0162 ppm | 0.0002 ppm | -0.0006 ppm | 0.0057 ppm |
| Concentration per Run | 0.0028 ppm | 0.0002 ppm | 0.0013 ppm | 0.0169 ppm | -0.0004 ppm | 0.0000 ppm | 0.0068 ppm |
| Concentration RSD | 45.3 % | 16.1 % | 46.0 % | 6.2 % | 155.8 % | 428.0 % | 14.9 % |

| | Se 196.090 Axial-eUV) | Si 212.412 Axial-iFR) | Sn 189.989 Axial-iFR) | Sr 421.552 Radial-iFR) | Ti 334.904 Axial-iFR) | Tl 190.856 Axial-eUV) | V 292.402 Axial-iFR) |
|---|---|---|---|---|---|---|---|
| Concentration average | -0.0001 ppm | 0.0011 ppm | -0.0006 ppm | 0.0000 ppm | 0.0003 ppm | 0.0003 ppm | 0.0001 ppm |
| Concentration per Run | 0.0008 ppm | 0.0005 ppm | -0.0008 ppm | 0.0001 ppm | 0.0001 ppm | 0.0000 ppm | 0.0001 ppm |
| Concentration per Run | -0.0006 ppm | 0.0014 ppm | -0.0003 ppm | 0.0000 ppm | 0.0004 ppm | 0.0006 ppm | 0.0001 ppm |
| Concentration per Run | -0.0004 ppm | 0.0013 ppm | -0.0009 ppm | 0.0000 ppm | 0.0004 ppm | 0.0002 ppm | 0.0002 ppm |
| Concentration RSD | 889.8 % | 43.4 % | 52.7 % | 198.1 % | 61.5 % | 109.7 % | 65.1 % |

| | Zn 206.200 Axial-iFR) | Sc 361.384 Axial-iFR) | Sc 361.384 Radial-iFR) | Sc 227.318 Axial-eUV) | Y 360.073 Axial-iFR) | Y 371.030 Radial-iFR) | Y 224.306 Axial-eUV) |
|---|---|---|---|---|---|---|---|
| Concentration average | 0.0004 ppm | 103.4617 % | 102.2149 % | 103.1140 % | 103.6617 % | 102.2613 % | 102.7467 % |
| Concentration per Run | 0.0004 ppm | 103.4554 % | 102.0023 % | 103.4742 % | 103.5166 % | 101.4528 % | 102.7814 % |
| Concentration per Run | 0.0004 ppm | 103.7424 % | 103.1289 % | 103.0328 % | 104.0925 % | 103.2264 % | 102.5939 % |
| Concentration per Run | 0.0003 ppm | 103.1873 % | 101.5136 % | 102.8350 % | 103.3759 % | 102.1049 % | 102.8647 % |
| Concentration RSD | 9.8 % | 0.3 % | 0.8 % | 0.3 % | 0.4 % | 0.9 % | 0.1 % |

# ICP DataTrace 8

9/10/2025 8:43:44 PM

LabBook: WG2112846_09102025T8.imexp

Sample: CCV
Analysis started at: 9/10/2025 10:08:22 AM
Rack 0
Vial 3
Comment <Comment>

| | Ag 328.068 Axial-iFR) | Al 396.152 Radial-iFR) | As 189.042 Axial-eUV) | B 208.959 Axial-iFR) | Ba 455.403 Radial-iFR) | Be 313.042 Radial-iFR) | Ca 315.887 Radial-iFR) |
|---|---|---|---|---|---|---|---|
| Concentration average | **0.4915 ppm** | 0.4851 ppm | 0.4689 ppm | 0.4994 ppm | 0.4948 ppm | 0.5036 ppm | 0.4878 ppm |
| Concentration per Run | 0.4923 ppm | 0.4853 ppm | 0.4645 ppm | 0.5000 ppm | 0.4931 ppm | 0.5006 ppm | 0.4885 ppm |
| Concentration per Run | 0.4910 ppm | 0.4813 ppm | 0.4690 ppm | 0.4978 ppm | 0.4940 ppm | 0.5040 ppm | 0.4860 ppm |
| Concentration per Run | 0.4913 ppm | 0.4885 ppm | 0.4732 ppm | 0.5005 ppm | 0.4973 ppm | 0.5061 ppm | 0.4888 ppm |
| Recovery Percentage | 98.300 % | 97.010 % | 93.783 % | 99.880 % | 98.957 % | 100.713 % | 97.560 % |
| Concentration RSD | 0.1 % | 0.7 % | 0.9 % | 0.3 % | 0.4 % | 0.5 % | 0.3 % |

| | Cd 214.438 Axial-iFR) | Co 228.616 Axial-iFR) | Cr 267.716 Axial-iFR) | Cu 324.754 Axial-iFR) | Fe 259.940 Radial-iFR) | K 766.490 Radial-iFR) | Li 670.776 Radial-iFR) |
|---|---|---|---|---|---|---|---|
| Concentration average | 0.5009 ppm | 0.5041 ppm | 0.4990 ppm | 0.5084 ppm | 0.4975 ppm | 5.1080 ppm | 0.5018 ppm |
| Concentration per Run | 0.5025 ppm | 0.5070 ppm | 0.5004 ppm | 0.5095 ppm | 0.4953 ppm | 5.0754 ppm | 0.4980 ppm |
| Concentration per Run | 0.5000 ppm | 0.5030 ppm | 0.4968 ppm | 0.5077 ppm | 0.4985 ppm | 5.1079 ppm | 0.5034 ppm |
| Concentration per Run | 0.5002 ppm | 0.5021 ppm | 0.4997 ppm | 0.5078 ppm | 0.4989 ppm | 5.1408 ppm | 0.5039 ppm |
| Recovery Percentage | 100.181 % | 100.812 % | 99.796 % | 101.674 % | 99.509 % | 102.160 % | 100.360 % |
| Concentration RSD | 0.3 % | 0.5 % | 0.4 % | 0.2 % | 0.4 % | 0.6 % | 0.7 % |

| | Mg 279.079 Axial-iFR) | Mn 257.610 Radial-iFR) | Mo 202.030 Axial-iFR) | Na 589.592 Radial-iFR) | Ni 231.604 Axial-iFR) | Pb 220.353 Axial-eUV) | Sb 206.833 Axial-iFR) |
|---|---|---|---|---|---|---|---|
| Concentration average | 0.5102 ppm | 0.5014 ppm | 0.4900 ppm | 10.1489 ppm | 0.5110 ppm | 0.4862 ppm | 0.5177 ppm |
| Concentration per Run | 0.5109 ppm | 0.5004 ppm | 0.4907 ppm | 10.1132 ppm | 0.5121 ppm | 0.4850 ppm | 0.5186 ppm |
| Concentration per Run | 0.5072 ppm | 0.5014 ppm | 0.4893 ppm | 10.1173 ppm | 0.5088 ppm | 0.4866 ppm | 0.5188 ppm |
| Concentration per Run | 0.5126 ppm | 0.5024 ppm | 0.4899 ppm | 10.2162 ppm | 0.5120 ppm | 0.4871 ppm | 0.5158 ppm |
| Recovery Percentage | 102.043 % | 100.281 % | 97.994 % | 101.489 % | 102.195 % | 97.243 % | 103.545 % |
| Concentration RSD | 0.5 % | 0.2 % | 0.1 % | 0.6 % | 0.4 % | 0.2 % | 0.3 % |

| | Se 196.090 Axial-eUV) | Si 212.412 Axial-iFR) | Sn 189.989 Axial-iFR) | Sr 421.552 Radial-iFR) | Ti 334.904 Axial-iFR) | Tl 190.856 Axial-eUV) | V 292.402 Axial-iFR) |
|---|---|---|---|---|---|---|---|
| Concentration average | 0.4818 ppm | 5.4868 ppm | 0.5045 ppm | 0.5020 ppm | 0.4936 ppm | **0.4956 ppm** | 0.5029 ppm |
| Concentration per Run | 0.4793 ppm | 5.4959 ppm | 0.5049 ppm | 0.5017 ppm | 0.4944 ppm | 0.4921 ppm | 0.5045 ppm |
| Concentration per Run | 0.4819 ppm | 5.4798 ppm | 0.5007 ppm | 0.5019 ppm | 0.4916 ppm | 0.4969 ppm | 0.5027 ppm |
| Concentration per Run | 0.4841 ppm | 5.4847 ppm | 0.5080 ppm | 0.5024 ppm | 0.4949 ppm | 0.4979 ppm | 0.5015 ppm |
| Recovery Percentage | 96.355 % | 104.510 % | 100.907 % | 100.406 % | 98.728 % | 99.121 % | 100.580 % |
| Concentration RSD | 0.5 % | 0.2 % | 0.7 % | 0.1 % | 0.4 % | 0.6 % | 0.3 % |

| | Zn 206.200 Axial-iFR) | Sc 361.384 Axial-iFR) | Sc 361.384 Radial-iFR) | Sc 227.318 Axial-eUV) | Y 360.073 Axial-iFR) | Y 371.030 Radial-iFR) | Y 224.306 Axial-eUV) |
|---|---|---|---|---|---|---|---|
| Concentration average | 0.5015 ppm | 97.5487 % | 101.4599 % | 96.1680 % | 95.9978 % | 100.5203 % | 97.2933 % |
| Concentration per Run | 0.5032 ppm | 97.7001 % | 101.9053 % | 96.8904 % | 96.2595 % | 101.2810 % | 97.8999 % |
| Concentration per Run | 0.4984 ppm | 97.6350 % | 101.3425 % | 95.8749 % | 95.9732 % | 100.5627 % | 97.3605 % |
| Concentration per Run | 0.5028 ppm | 97.3109 % | 101.1319 % | 95.7388 % | 95.7609 % | 99.7170 % | 96.6195 % |
| Recovery Percentage | 100.291 % | | | | | | |
| Concentration RSD | 0.5 % | 0.2 % | 0.4 % | 0.7 % | 0.3 % | 0.8 % | 0.7 % |

# ICP DataTrace 8

9/10/2025 8:43:44 PM

LabBook: WG2112846_09102025T8.imexp

Sample: CCB
Analysis started at: 9/10/2025 10:11:57 AM
Rack 0
Vial 4
Comment <Comment>

| | Ag 328.068 Axial-iFR) | Al 396.152 Radial-iFR) | As 189.042 Axial-eUV) | B 208.959 Axial-iFR) | Ba 455.403 Radial-iFR) | Be 313.042 Radial-iFR) | Ca 315.887 Radial-iFR) |
|---|---|---|---|---|---|---|---|
| Concentration average | 0.0001 ppm | -0.0035 ppm | 0.0016 ppm | 0.0010 ppm | 0.0000 ppm | 0.0001 ppm | -0.0007 ppm |
| Concentration per Run | 0.0001 ppm | -0.0014 ppm | 0.0022 ppm | 0.0019 ppm | 0.0000 ppm | 0.0001 ppm | -0.0009 ppm |
| Concentration per Run | 0.0001 ppm | -0.0026 ppm | 0.0006 ppm | 0.0006 ppm | 0.0000 ppm | 0.0001 ppm | 0.0004 ppm |
| Concentration per Run | 0.0000 ppm | -0.0065 ppm | 0.0020 ppm | 0.0003 ppm | 0.0000 ppm | 0.0001 ppm | -0.0015 ppm |
| Recovery Percentage | 1.048 % | -3.501 % | 32.300 % | 3.170 % | 0.250 % | 1.500 % | -0.694 % |
| Concentration RSD | 82.9 % | 74.9 % | 52.8 % | 86.3 % | 100.7 % | 8.8 % | 139.5 % |

| | Cd 214.438 Axial-iFR) | Co 228.616 Axial-iFR) | Cr 267.716 Axial-iFR) | Cu 324.754 Axial-iFR) | Fe 259.940 Radial-iFR) | K 766.490 Radial-iFR) | Li 670.776 Radial-iFR) |
|---|---|---|---|---|---|---|---|
| Concentration average | 0.0000 ppm | 0.0003 ppm | 0.0003 ppm | 0.0000 ppm | 0.0003 ppm | 0.0090 ppm | 0.0001 ppm |
| Concentration per Run | 0.0001 ppm | 0.0005 ppm | 0.0004 ppm | -0.0001 ppm | -0.0005 ppm | 0.0124 ppm | 0.0008 ppm |
| Concentration per Run | 0.0000 ppm | 0.0003 ppm | 0.0002 ppm | 0.0000 ppm | 0.0003 ppm | 0.0155 ppm | -0.0001 ppm |
| Concentration per Run | 0.0000 ppm | 0.0002 ppm | 0.0003 ppm | 0.0000 ppm | 0.0011 ppm | -0.0008 ppm | -0.0003 ppm |
| Recovery Percentage | 0.883 % | 3.427 % | 2.804 % | -0.315 % | 0.573 % | 0.360 % | 1.339 % |
| Concentration RSD | 213.6 % | 50.3 % | 28.9 % | 227.8 % | 277.5 % | 96.3 % | 431.8 % |

| | Mg 279.079 Axial-iFR) | Mn 257.610 Radial-iFR) | Mo 202.030 Axial-iFR) | Na 589.592 Radial-iFR) | Ni 231.604 Axial-iFR) | Pb 220.353 Axial-eUV) | Sb 206.833 Axial-iFR) |
|---|---|---|---|---|---|---|---|
| Concentration average | 0.0009 ppm | 0.0000 ppm | 0.0043 ppm | 0.0084 ppm | -0.0003 ppm | 0.0006 ppm | 0.0026 ppm |
| Concentration per Run | 0.0015 ppm | -0.0001 ppm | 0.0041 ppm | 0.0076 ppm | -0.0006 ppm | 0.0014 ppm | 0.0040 ppm |
| Concentration per Run | 0.0013 ppm | 0.0000 ppm | 0.0041 ppm | 0.0055 ppm | 0.0002 ppm | -0.0001 ppm | 0.0027 ppm |
| Concentration per Run | -0.0001 ppm | 0.0001 ppm | 0.0045 ppm | 0.0120 ppm | -0.0004 ppm | 0.0005 ppm | 0.0010 ppm |
| Recovery Percentage | 0.919 % | -0.008 % | 8.509 % | 0.420 % | -1.024 % | 6.135 % | 5.164 % |
| Concentration RSD | 94.3 % | 16,944.5 % | 5.5 % | 39.5 % | 159.4 % | 115.9 % | 59.5 % |

| | Se 196.090 Axial-eUV) | Si 212.412 Axial-iFR) | Sn 189.989 Axial-iFR) | Sr 421.552 Radial-iFR) | Ti 334.904 Axial-iFR) | Tl 190.856 Axial-eUV) | V 292.402 Axial-iFR) |
|---|---|---|---|---|---|---|---|
| Concentration average | 0.0037 ppm | 0.0013 ppm | 0.0006 ppm | 0.0001 ppm | 0.0007 ppm | 0.0007 ppm | 0.0001 ppm |
| Concentration per Run | 0.0038 ppm | 0.0011 ppm | 0.0006 ppm | 0.0000 ppm | 0.0006 ppm | 0.0008 ppm | 0.0001 ppm |
| Concentration per Run | 0.0043 ppm | 0.0015 ppm | 0.0004 ppm | 0.0001 ppm | 0.0009 ppm | 0.0006 ppm | 0.0000 ppm |
| Concentration per Run | 0.0032 ppm | 0.0014 ppm | 0.0010 ppm | 0.0000 ppm | 0.0006 ppm | 0.0006 ppm | 0.0002 ppm |
| Recovery Percentage | 37.454 % | 0.262 % | 1.270 % | 0.515 % | 7.056 % | 3.374 % | 1.089 % |
| Concentration RSD | 14.7 % | 16.6 % | 45.0 % | 40.4 % | 29.6 % | 17.4 % | 66.7 % |

| | Zn 206.200 Axial-iFR) | Sc 361.384 Axial-iFR) | Sc 361.384 Radial-iFR) | Sc 227.318 Axial-eUV) | Y 360.073 Axial-iFR) | Y 371.030 Radial-iFR) | Y 224.306 Axial-eUV) |
|---|---|---|---|---|---|---|---|
| Concentration average | 0.0001 ppm | 100.4699 % | 98.8964 % | 100.6489 % | 101.4709 % | 99.4120 % | 100.8575 % |
| Concentration per Run | 0.0001 ppm | 100.5183 % | 99.1202 % | 100.5437 % | 101.5133 % | 100.1184 % | 100.9246 % |
| Concentration per Run | 0.0002 ppm | 100.5679 % | 98.8727 % | 100.4802 % | 101.7742 % | 99.4212 % | 100.7914 % |
| Concentration per Run | 0.0001 ppm | 100.3234 % | 98.6963 % | 100.9227 % | 101.1252 % | 98.6962 % | 100.8566 % |
| Recovery Percentage | 2.932 % | | | | | | |
| Concentration RSD | 59.5 % | 0.1 % | 0.2 % | 0.2 % | 0.3 % | 0.7 % | 0.1 % |

# ICP DataTrace 8

9/10/2025 8:43:44 PM

LabBook: WG2112846_09102025T8.imexp

Sample: WG2111067-1 WG2111067
Analysis started at: 9/10/2025 10:34:45 AM
Rack 1
Vial 3
Comment <Comment>

| | Ag 328.068 Axial-iFR) | Al 396.152 Radial-iFR) | As 189.042 Axial-eUV) | B 208.959 Axial-iFR) | Ba 455.403 Radial-iFR) | Be 313.042 Radial-iFR) | Ca 315.887 Radial-iFR) |
|---|---|---|---|---|---|---|---|
| Concentration average | -0.0001 ppm | -0.0004 ppm | 0.0014 ppm | 0.0005 ppm | 0.0000 ppm | 0.0000 ppm | -0.0014 ppm |
| Concentration per Run | 0.0000 ppm | -0.0001 ppm | 0.0013 ppm | 0.0009 ppm | 0.0000 ppm | 0.0000 ppm | -0.0022 ppm |
| Concentration per Run | -0.0003 ppm | -0.0012 ppm | 0.0007 ppm | 0.0011 ppm | 0.0000 ppm | 0.0000 ppm | -0.0028 ppm |
| Concentration per Run | 0.0001 ppm | 0.0002 ppm | 0.0022 ppm | -0.0005 ppm | -0.0001 ppm | 0.0000 ppm | 0.0006 ppm |
| Recovery Percentage | -1.279 % | -0.378 % | 28.540 % | 1.756 % | -0.193 % | 0.029 % | -1.450 % |
| Concentration RSD | 376.9 % | 200.3 % | 53.3 % | 168.7 % | 259.0 % | 560.3 % | 122.6 % |

| | Cd 214.438 Axial-iFR) | Co 228.616 Axial-iFR) | Cr 267.716 Axial-iFR) | Cu 324.754 Axial-iFR) | Fe 259.940 Radial-iFR) | K 766.490 Radial-iFR) | Li 670.776 Radial-iFR) |
|---|---|---|---|---|---|---|---|
| Concentration average | -0.0001 ppm | -0.0001 ppm | 0.0007 ppm | 0.0000 ppm | 0.0048 ppm | 0.0012 ppm | -0.0003 ppm |
| Concentration per Run | 0.0000 ppm | -0.0001 ppm | 0.0008 ppm | 0.0002 ppm | 0.0043 ppm | -0.0034 ppm | -0.0003 ppm |
| Concentration per Run | -0.0001 ppm | 0.0000 ppm | 0.0006 ppm | -0.0001 ppm | 0.0063 ppm | 0.0063 ppm | -0.0005 ppm |
| Concentration per Run | -0.0001 ppm | -0.0001 ppm | 0.0007 ppm | 0.0000 ppm | 0.0037 ppm | 0.0009 ppm | -0.0002 ppm |
| Recovery Percentage | -1.348 % | -0.581 % | 6.927 % | 0.312 % | 9.588 % | 0.050 % | -3.247 % |
| Concentration RSD | 72.8 % | 118.7 % | 16.0 % | 358.9 % | 27.7 % | 392.4 % | 40.8 % |

| | Mg 279.079 Axial-iFR) | Mn 257.610 Radial-iFR) | Mo 202.030 Axial-iFR) | Na 589.592 Radial-iFR) | Ni 231.604 Axial-iFR) | Pb 220.353 Axial-eUV) | Sb 206.833 Axial-iFR) |
|---|---|---|---|---|---|---|---|
| Concentration average | 0.0011 ppm | 0.0001 ppm | 0.0001 ppm | -0.0053 ppm | -0.0001 ppm | 0.0005 ppm | 0.0000 ppm |
| Concentration per Run | 0.0012 ppm | 0.0001 ppm | 0.0003 ppm | -0.0057 ppm | -0.0007 ppm | 0.0000 ppm | 0.0013 ppm |
| Concentration per Run | 0.0012 ppm | 0.0000 ppm | 0.0000 ppm | -0.0045 ppm | 0.0006 ppm | 0.0001 ppm | -0.0003 ppm |
| Concentration per Run | 0.0008 ppm | 0.0003 ppm | -0.0001 ppm | -0.0059 ppm | -0.0002 ppm | 0.0014 ppm | -0.0008 ppm |
| Recovery Percentage | 1.066 % | 1.173 % | 0.168 % | -0.267 % | -0.333 % | 4.958 % | 0.095 % |
| Concentration RSD | 24.8 % | 102.9 % | 232.9 % | 14.4 % | 827.9 % | 154.6 % | 2,331.5 % |

| | Se 196.090 Axial-eUV) | Si 212.412 Axial-iFR) | Sn 189.989 Axial-iFR) | Sr 421.552 Radial-iFR) | Ti 334.904 Axial-iFR) | Tl 190.856 Axial-eUV) | V 292.402 Axial-iFR) |
|---|---|---|---|---|---|---|---|
| Concentration average | 0.0009 ppm | 0.0020 ppm | -0.0019 ppm | 0.0000 ppm | 0.0001 ppm | 0.0008 ppm | -0.0001 ppm |
| Concentration per Run | 0.0011 ppm | 0.0026 ppm | -0.0021 ppm | 0.0001 ppm | 0.0001 ppm | 0.0001 ppm | -0.0002 ppm |
| Concentration per Run | 0.0002 ppm | 0.0014 ppm | -0.0016 ppm | 0.0000 ppm | 0.0002 ppm | 0.0011 ppm | -0.0001 ppm |
| Concentration per Run | 0.0014 ppm | 0.0020 ppm | -0.0020 ppm | 0.0000 ppm | 0.0001 ppm | 0.0012 ppm | -0.0001 ppm |
| Recovery Percentage | 8.942 % | 0.400 % | -3.835 % | 0.228 % | 0.993 % | 4.068 % | -1.306 % |
| Concentration RSD | 66.4 % | 28.4 % | 14.5 % | 302.0 % | 55.7 % | 76.6 % | 57.8 % |

| | Zn 206.200 Axial-iFR) | Sc 361.384 Axial-iFR) | Sc 361.384 Radial-iFR) | Sc 227.318 Axial-eUV) | Y 360.073 Axial-iFR) | Y 371.030 Radial-iFR) | Y 224.306 Axial-eUV) |
|---|---|---|---|---|---|---|---|
| Concentration average | 0.0002 ppm | 99.2594 % | 101.6575 % | 99.9826 % | 99.7776 % | 102.8112 % | 99.6370 % |
| Concentration per Run | 0.0002 ppm | 99.3481 % | 101.1639 % | 100.0820 % | 99.8317 % | 102.4978 % | 99.5048 % |
| Concentration per Run | 0.0002 ppm | 99.2061 % | 101.9881 % | 99.8855 % | 99.7011 % | 102.5982 % | 99.9195 % |
| Concentration per Run | 0.0001 ppm | 99.2239 % | 101.8205 % | 99.9804 % | 99.8000 % | 103.3377 % | 99.4867 % |
| Recovery Percentage | 3.219 % | | | | | | |
| Concentration RSD | 15.3 % | 0.1 % | 0.4 % | 0.1 % | 0.1 % | 0.4 % | 0.2 % |

# ICP DataTrace 8

9/10/2025 8:43:44 PM

LabBook: WG2112846_09102025T8.imexp

Sample: WG2111067-2 WG2111067
Analysis started at: 9/10/2025 10:38:21 AM
Rack 1
Vial 4
Comment <Comment>

| | Ag 328.068 Axial-iFR) | Al 396.152 Radial-iFR) | As 189.042 Axial-eUV) | B 208.959 Axial-iFR) | Ba 455.403 Radial-iFR) | Be 313.042 Radial-iFR) | Ca 315.887 Radial-iFR) |
|---|---|---|---|---|---|---|---|
| Concentration average | 0.0423 ppm | 2.0713 ppm | 0.1180 ppm | 0.9752 ppm | 2.0202 ppm | 0.0511 ppm | 9.9732 ppm |
| Concentration per Run | 0.0421 ppm | 2.0855 ppm | 0.1178 ppm | 0.9726 ppm | 2.0106 ppm | 0.0511 ppm | 10.0317 ppm |
| Concentration per Run | 0.0420 ppm | 2.0641 ppm | 0.1172 ppm | 0.9728 ppm | 2.0259 ppm | 0.0510 ppm | 9.9388 ppm |
| Concentration per Run | 0.0428 ppm | 2.0643 ppm | 0.1189 ppm | 0.9800 ppm | 2.0239 ppm | 0.0511 ppm | 9.9490 ppm |
| Concentration RSD | 1.0 % | 0.6 % | 0.7 % | 0.4 % | 0.4 % | 0.1 % | 0.5 % |

| | Cd 214.438 Axial-iFR) | Co 228.616 Axial-iFR) | Cr 267.716 Axial-iFR) | Cu 324.754 Axial-iFR) | Fe 259.940 Radial-iFR) | K 766.490 Radial-iFR) | Li 670.776 Radial-iFR) |
|---|---|---|---|---|---|---|---|
| Concentration average | 0.0521 ppm | 0.4970 ppm | 0.1962 ppm | 0.2534 ppm | 1.0081 ppm | 10.5193 ppm | 0.0005 ppm |
| Concentration per Run | 0.0520 ppm | 0.4967 ppm | 0.1957 ppm | 0.2539 ppm | 1.0072 ppm | 10.5010 ppm | 0.0008 ppm |
| Concentration per Run | 0.0519 ppm | 0.4958 ppm | 0.1958 ppm | 0.2532 ppm | 1.0081 ppm | 10.5605 ppm | -0.0003 ppm |
| Concentration per Run | 0.0524 ppm | 0.4985 ppm | 0.1969 ppm | 0.2531 ppm | 1.0091 ppm | 10.4964 ppm | 0.0010 ppm |
| Concentration RSD | 0.6 % | 0.3 % | 0.3 % | 0.2 % | 0.1 % | 0.3 % | 149.0 % |

| | Mg 279.079 Axial-iFR) | Mn 257.610 Radial-iFR) | Mo 202.030 Axial-iFR) | Na 589.592 Radial-iFR) | Ni 231.604 Axial-iFR) | Pb 220.353 Axial-eUV) | Sb 206.833 Axial-iFR) |
|---|---|---|---|---|---|---|---|
| Concentration average | 9.9805 ppm | 0.5053 ppm | 0.9437 ppm | 10.5655 ppm | 0.5034 ppm | 0.5319 ppm | 0.3707 ppm |
| Concentration per Run | 9.9724 ppm | 0.5074 ppm | 0.9359 ppm | 10.6068 ppm | 0.5025 ppm | 0.5324 ppm | 0.3682 ppm |
| Concentration per Run | 9.9477 ppm | 0.5042 ppm | 0.9423 ppm | 10.5327 ppm | 0.5019 ppm | 0.5308 ppm | 0.3705 ppm |
| Concentration per Run | 10.0213 ppm | 0.5042 ppm | 0.9528 ppm | 10.5569 ppm | 0.5058 ppm | 0.5325 ppm | 0.3735 ppm |
| Concentration RSD | 0.4 % | 0.4 % | 0.9 % | 0.4 % | 0.4 % | 0.2 % | 0.7 % |

| | Se 196.090 Axial-eUV) | Si 212.412 Axial-iFR) | Sn 189.989 Axial-iFR) | Sr 421.552 Radial-iFR) | Ti 334.904 Axial-iFR) | Tl 190.856 Axial-eUV) | V 292.402 Axial-iFR) |
|---|---|---|---|---|---|---|---|
| Concentration average | 0.1180 ppm | 0.7507 ppm | 0.9334 ppm | 0.9947 ppm | 0.9904 ppm | **0.1228 ppm** | 0.5105 ppm |
| Concentration per Run | 0.1165 ppm | 0.7531 ppm | 0.9289 ppm | 0.9919 ppm | 0.9868 ppm | 0.1228 ppm | 0.5110 ppm |
| Concentration per Run | 0.1179 ppm | 0.7480 ppm | 0.9287 ppm | 0.9947 ppm | 0.9931 ppm | 0.1222 ppm | 0.5090 ppm |
| Concentration per Run | 0.1197 ppm | 0.7509 ppm | 0.9427 ppm | 0.9976 ppm | 0.9913 ppm | 0.1233 ppm | 0.5116 ppm |
| Concentration RSD | 1.4 % | 0.3 % | 0.9 % | 0.3 % | 0.3 % | 0.4 % | 0.3 % |

| | Zn 206.200 Axial-iFR) | Sc 361.384 Axial-iFR) | Sc 361.384 Radial-iFR) | Sc 227.318 Axial-eUV) | Y 360.073 Axial-iFR) | Y 371.030 Radial-iFR) | Y 224.306 Axial-eUV) |
|---|---|---|---|---|---|---|---|
| Concentration average | 0.4950 ppm | 100.7078 % | 101.3365 % | 95.8464 % | 99.9862 % | 101.0779 % | 99.6375 % |
| Concentration per Run | 0.4918 ppm | 101.1247 % | 101.2156 % | 95.8326 % | 100.4187 % | 101.2635 % | 99.6183 % |
| Concentration per Run | 0.4938 ppm | 101.0525 % | 101.3660 % | 96.0086 % | 100.2879 % | 100.5058 % | 99.7282 % |
| Concentration per Run | 0.4995 ppm | 99.9461 % | 101.4279 % | 95.6980 % | 99.2518 % | 101.4644 % | 99.5660 % |
| Concentration RSD | 0.8 % | 0.7 % | 0.1 % | 0.2 % | 0.6 % | 0.5 % | 0.1 % |

# ICP DataTrace 8

9/10/2025 8:43:44 PM

LabBook: WG2112846_09102025T8.imexp

Sample: L2555281-01 WG2111067
Analysis started at: 9/10/2025 10:41:45 AM
Rack 1
Vial 10
Comment <Comment>

| | Ag 328.068 Axial-iFR) | Al 396.152 Radial-iFR) | As 189.042 Axial-eUV) | B 208.959 Axial-iFR) | Ba 455.403 Radial-iFR) | Be 313.042 Radial-iFR) | Ca 315.887 Radial-iFR) |
|---|---|---|---|---|---|---|---|
| Concentration average | -0.0001 ppm | -0.0009 ppm | 0.0005 ppm | 0.0249 ppm | 0.0168 ppm | 0.0000 ppm | 22.1468 ppm |
| Concentration per Run | -0.0002 ppm | -0.0003 ppm | 0.0003 ppm | 0.0247 ppm | 0.0170 ppm | 0.0000 ppm | 22.0080 ppm |
| Concentration per Run | -0.0003 ppm | 0.0002 ppm | 0.0000 ppm | 0.0248 ppm | 0.0167 ppm | 0.0000 ppm | 22.2702 ppm |
| Concentration per Run | 0.0001 ppm | -0.0025 ppm | 0.0011 ppm | 0.0253 ppm | 0.0168 ppm | 0.0000 ppm | 22.1623 ppm |
| Concentration RSD | 221.3 % | 166.7 % | 120.3 % | 1.5 % | 0.8 % | 490.5 % | 0.6 % |

| | Cd 214.438 Axial-iFR) | Co 228.616 Axial-iFR) | Cr 267.716 Axial-iFR) | Cu 324.754 Axial-iFR) | Fe 259.940 Radial-iFR) | K 766.490 Radial-iFR) | Li 670.776 Radial-iFR) |
|---|---|---|---|---|---|---|---|
| Concentration average | -0.0003 ppm | 0.0004 ppm | 0.0003 ppm | 0.0003 ppm | 0.0022 ppm | 1.4031 ppm | 0.0001 ppm |
| Concentration per Run | -0.0004 ppm | 0.0005 ppm | 0.0003 ppm | 0.0004 ppm | 0.0024 ppm | 1.4071 ppm | 0.0007 ppm |
| Concentration per Run | -0.0003 ppm | 0.0004 ppm | 0.0003 ppm | 0.0002 ppm | 0.0020 ppm | 1.3949 ppm | 0.0004 ppm |
| Concentration per Run | -0.0002 ppm | 0.0003 ppm | 0.0003 ppm | 0.0004 ppm | 0.0023 ppm | 1.4072 ppm | -0.0007 ppm |
| Concentration RSD | 23.1 % | 21.6 % | 5.0 % | 45.0 % | 9.4 % | 0.5 % | 666.2 % |

| | Mg 279.079 Axial-iFR) | Mn 257.610 Radial-iFR) | Mo 202.030 Axial-iFR) | Na 589.592 Radial-iFR) | Ni 231.604 Axial-iFR) | Pb 220.353 Axial-eUV) | Sb 206.833 Axial-iFR) |
|---|---|---|---|---|---|---|---|
| Concentration average | 6.7443 ppm | 0.0001 ppm | 0.0122 ppm | 13.7607 ppm | 0.0004 ppm | 0.0007 ppm | 0.0146 ppm |
| Concentration per Run | 6.7564 ppm | 0.0002 ppm | 0.0124 ppm | 13.7931 ppm | -0.0003 ppm | 0.0010 ppm | 0.0153 ppm |
| Concentration per Run | 6.7808 ppm | 0.0000 ppm | 0.0122 ppm | 13.7776 ppm | 0.0005 ppm | 0.0003 ppm | 0.0147 ppm |
| Concentration per Run | 6.6958 ppm | 0.0000 ppm | 0.0121 ppm | 13.7115 ppm | 0.0008 ppm | 0.0007 ppm | 0.0137 ppm |
| Concentration RSD | 0.6 % | 105.8 % | 1.2 % | 0.3 % | 169.2 % | 54.5 % | 5.8 % |

| | Se 196.090 Axial-eUV) | Si 212.412 Axial-iFR) | Sn 189.989 Axial-iFR) | Sr 421.552 Radial-iFR) | Ti 334.904 Axial-iFR) | Tl 190.856 Axial-eUV) | V 292.402 Axial-iFR) |
|---|---|---|---|---|---|---|---|
| Concentration average | 0.0013 ppm | 3.0425 ppm | 0.0094 ppm | 0.0824 ppm | 0.0011 ppm | 0.0008 ppm | 0.0003 ppm |
| Concentration per Run | -0.0009 ppm | 3.0427 ppm | 0.0095 ppm | 0.0828 ppm | 0.0013 ppm | 0.0018 ppm | 0.0002 ppm |
| Concentration per Run | 0.0026 ppm | 3.0438 ppm | 0.0092 ppm | 0.0816 ppm | 0.0011 ppm | 0.0005 ppm | 0.0004 ppm |
| Concentration per Run | 0.0024 ppm | 3.0408 ppm | 0.0094 ppm | 0.0828 ppm | 0.0009 ppm | 0.0001 ppm | 0.0003 ppm |
| Concentration RSD | 147.6 % | 0.1 % | 1.5 % | 0.9 % | 14.9 % | 107.8 % | 37.8 % |

| | Zn 206.200 Axial-iFR) | Sc 361.384 Axial-iFR) | Sc 361.384 Radial-iFR) | Sc 227.318 Axial-eUV) | Y 360.073 Axial-iFR) | Y 371.030 Radial-iFR) | Y 224.306 Axial-eUV) |
|---|---|---|---|---|---|---|---|
| Concentration average | 0.0006 ppm | 100.5094 % | 102.4292 % | 97.9109 % | 100.0151 % | 101.0508 % | 99.8017 % |
| Concentration per Run | 0.0006 ppm | 100.4676 % | 102.8197 % | 97.8194 % | 99.9112 % | 101.6441 % | 99.7982 % |
| Concentration per Run | 0.0007 ppm | 100.5762 % | 102.2565 % | 98.0874 % | 100.0913 % | 100.6422 % | 99.7443 % |
| Concentration per Run | 0.0006 ppm | 100.4844 % | 102.2115 % | 97.8259 % | 100.0428 % | 100.8662 % | 99.8626 % |
| Concentration RSD | 14.9 % | 0.1 % | 0.3 % | 0.2 % | 0.1 % | 0.5 % | 0.1 % |

# ICP DataTrace 8

9/10/2025 8:43:44 PM

LabBook: WG2112846_09102025T8.imexp

Sample: L2555281-02 WG2111067
Analysis started at: 9/10/2025 10:45:12 AM
Rack 1
Vial 11
Comment <Comment>

| | Ag 328.068 Axial-iFR) | Al 396.152 Radial-iFR) | As 189.042 Axial-eUV) | B 208.959 Axial-iFR) | Ba 455.403 Radial-iFR) | Be 313.042 Radial-iFR) | Ca 315.887 Radial-iFR) |
|---|---|---|---|---|---|---|---|
| Concentration average | -0.0001 ppm | 0.0003 ppm | 0.0002 ppm | 0.0231 ppm | 0.0166 ppm | 0.0000 ppm | 22.1923 ppm |
| Concentration per Run | -0.0001 ppm | 0.0012 ppm | -0.0008 ppm | 0.0228 ppm | 0.0167 ppm | 0.0000 ppm | 22.3273 ppm |
| Concentration per Run | 0.0000 ppm | 0.0003 ppm | 0.0024 ppm | 0.0232 ppm | 0.0165 ppm | 0.0000 ppm | 22.1998 ppm |
| Concentration per Run | -0.0001 ppm | -0.0004 ppm | -0.0010 ppm | 0.0233 ppm | 0.0166 ppm | 0.0000 ppm | 22.0497 ppm |
| Concentration RSD | 119.0 % | 232.2 % | 867.2 % | 1.2 % | 0.6 % | 2,331.5 % | 0.6 % |

| | Cd 214.438 Axial-iFR) | Co 228.616 Axial-iFR) | Cr 267.716 Axial-iFR) | Cu 324.754 Axial-iFR) | Fe 259.940 Radial-iFR) | K 766.490 Radial-iFR) | Li 670.776 Radial-iFR) |
|---|---|---|---|---|---|---|---|
| Concentration average | -0.0003 ppm | -0.0001 ppm | 0.0003 ppm | 0.0003 ppm | 0.0023 ppm | 1.3870 ppm | 0.0006 ppm |
| Concentration per Run | -0.0003 ppm | -0.0002 ppm | 0.0003 ppm | 0.0004 ppm | 0.0012 ppm | 1.4022 ppm | 0.0010 ppm |
| Concentration per Run | -0.0003 ppm | -0.0002 ppm | 0.0003 ppm | 0.0005 ppm | 0.0027 ppm | 1.3804 ppm | 0.0000 ppm |
| Concentration per Run | -0.0003 ppm | 0.0001 ppm | 0.0002 ppm | 0.0000 ppm | 0.0031 ppm | 1.3785 ppm | 0.0008 ppm |
| Concentration RSD | 3.8 % | 128.0 % | 17.8 % | 101.5 % | 43.7 % | 1.0 % | 87.3 % |

| | Mg 279.079 Axial-iFR) | Mn 257.610 Radial-iFR) | Mo 202.030 Axial-iFR) | Na 589.592 Radial-iFR) | Ni 231.604 Axial-iFR) | Pb 220.353 Axial-eUV) | Sb 206.833 Axial-iFR) |
|---|---|---|---|---|---|---|---|
| Concentration average | 6.6799 ppm | 0.0001 ppm | 0.0032 ppm | 13.7223 ppm | 0.0001 ppm | 0.0008 ppm | 0.0061 ppm |
| Concentration per Run | 6.7159 ppm | 0.0001 ppm | 0.0032 ppm | 13.7279 ppm | 0.0000 ppm | 0.0006 ppm | 0.0046 ppm |
| Concentration per Run | 6.6295 ppm | 0.0001 ppm | 0.0030 ppm | 13.6980 ppm | 0.0009 ppm | 0.0010 ppm | 0.0087 ppm |
| Concentration per Run | 6.6941 ppm | 0.0002 ppm | 0.0033 ppm | 13.7412 ppm | -0.0008 ppm | 0.0009 ppm | 0.0051 ppm |
| Concentration RSD | 0.7 % | 50.3 % | 3.7 % | 0.2 % | 1,408.1 % | 22.3 % | 35.9 % |

| | Se 196.090 Axial-eUV) | Si 212.412 Axial-iFR) | Sn 189.989 Axial-iFR) | Sr 421.552 Radial-iFR) | Ti 334.904 Axial-iFR) | Tl 190.856 Axial-eUV) | V 292.402 Axial-iFR) |
|---|---|---|---|---|---|---|---|
| Concentration average | 0.0019 ppm | 3.0334 ppm | 0.0019 ppm | 0.0821 ppm | 0.0003 ppm | 0.0002 ppm | 0.0002 ppm |
| Concentration per Run | 0.0013 ppm | 3.0399 ppm | 0.0019 ppm | 0.0824 ppm | 0.0004 ppm | 0.0013 ppm | 0.0003 ppm |
| Concentration per Run | 0.0020 ppm | 3.0186 ppm | 0.0019 ppm | 0.0814 ppm | 0.0002 ppm | -0.0007 ppm | 0.0002 ppm |
| Concentration per Run | 0.0026 ppm | 3.0415 ppm | 0.0017 ppm | 0.0824 ppm | 0.0004 ppm | -0.0002 ppm | 0.0002 ppm |
| Concentration RSD | 33.8 % | 0.4 % | 5.8 % | 0.7 % | 25.9 % | 658.9 % | 25.6 % |

| | Zn 206.200 Axial-iFR) | Sc 361.384 Axial-iFR) | Sc 361.384 Radial-iFR) | Sc 227.318 Axial-eUV) | Y 360.073 Axial-iFR) | Y 371.030 Radial-iFR) | Y 224.306 Axial-eUV) |
|---|---|---|---|---|---|---|---|
| Concentration average | 0.0006 ppm | 101.0646 % | 101.9063 % | 98.3708 % | 100.4400 % | 101.2805 % | 100.0197 % |
| Concentration per Run | 0.0006 ppm | 100.5606 % | 101.5026 % | 98.2398 % | 100.3789 % | 101.5394 % | 99.8685 % |
| Concentration per Run | 0.0007 ppm | 101.7028 % | 101.4235 % | 98.9524 % | 100.5630 % | 100.2857 % | 100.2002 % |
| Concentration per Run | 0.0007 ppm | 100.9306 % | 102.7928 % | 97.9201 % | 100.3781 % | 102.0165 % | 99.9903 % |
| Concentration RSD | 9.8 % | 0.6 % | 0.8 % | 0.5 % | 0.1 % | 0.9 % | 0.2 % |

# ICP DataTrace 8

9/10/2025 8:43:44 PM

LabBook: WG2112846_09102025T8.imexp

Sample: L2555281-03 WG2111067
Analysis started at: 9/10/2025 10:48:39 AM
Rack 1
Vial 12
Comment <Comment>

| | Ag 328.068 Axial-iFR) | Al 396.152 Radial-iFR) | As 189.042 Axial-eUV) | B 208.959 Axial-iFR) | Ba 455.403 Radial-iFR) | Be 313.042 Radial-iFR) | Ca 315.887 Radial-iFR) |
|---|---|---|---|---|---|---|---|
| Concentration average | -0.0001 ppm | -0.0006 ppm | 0.0009 ppm | 0.0805 ppm | 0.0126 ppm | 0.0000 ppm | 16.8700 ppm |
| Concentration per Run | 0.0000 ppm | -0.0039 ppm | 0.0002 ppm | 0.0805 ppm | 0.0126 ppm | 0.0000 ppm | 16.8278 ppm |
| Concentration per Run | -0.0001 ppm | 0.0035 ppm | 0.0009 ppm | 0.0802 ppm | 0.0127 ppm | 0.0001 ppm | 16.9007 ppm |
| Concentration per Run | -0.0001 ppm | -0.0014 ppm | 0.0016 ppm | 0.0807 ppm | 0.0127 ppm | 0.0000 ppm | 16.8816 ppm |
| Concentration RSD | 82.9 % | 606.4 % | 75.5 % | 0.3 % | 0.5 % | 100.3 % | 0.2 % |

| | Cd 214.438 Axial-iFR) | Co 228.616 Axial-iFR) | Cr 267.716 Axial-iFR) | Cu 324.754 Axial-iFR) | Fe 259.940 Radial-iFR) | K 766.490 Radial-iFR) | Li 670.776 Radial-iFR) |
|---|---|---|---|---|---|---|---|
| Concentration average | -0.0003 ppm | 0.0001 ppm | 0.0012 ppm | 0.0036 ppm | 0.0061 ppm | 1.3064 ppm | 0.0024 ppm |
| Concentration per Run | -0.0002 ppm | 0.0000 ppm | 0.0013 ppm | 0.0037 ppm | 0.0060 ppm | 1.3250 ppm | 0.0028 ppm |
| Concentration per Run | -0.0002 ppm | 0.0001 ppm | 0.0014 ppm | 0.0036 ppm | 0.0064 ppm | 1.3011 ppm | 0.0029 ppm |
| Concentration per Run | -0.0003 ppm | 0.0001 ppm | 0.0011 ppm | 0.0036 ppm | 0.0058 ppm | 1.2932 ppm | 0.0017 ppm |
| Concentration RSD | 12.2 % | 31.5 % | 11.7 % | 0.9 % | 4.8 % | 1.3 % | 26.8 % |

| | Mg 279.079 Axial-iFR) | Mn 257.610 Radial-iFR) | Mo 202.030 Axial-iFR) | Na 589.592 Radial-iFR) | Ni 231.604 Axial-iFR) | Pb 220.353 Axial-eUV) | Sb 206.833 Axial-iFR) |
|---|---|---|---|---|---|---|---|
| Concentration average | 8.2717 ppm | 0.0023 ppm | 0.0013 ppm | 12.6794 ppm | 0.0009 ppm | 0.0004 ppm | 0.0024 ppm |
| Concentration per Run | 8.2597 ppm | 0.0023 ppm | 0.0012 ppm | 12.6766 ppm | 0.0006 ppm | -0.0001 ppm | 0.0007 ppm |
| Concentration per Run | 8.2629 ppm | 0.0024 ppm | 0.0015 ppm | 12.6591 ppm | 0.0011 ppm | 0.0007 ppm | 0.0023 ppm |
| Concentration per Run | 8.2925 ppm | 0.0022 ppm | 0.0012 ppm | 12.7026 ppm | 0.0010 ppm | 0.0005 ppm | 0.0043 ppm |
| Concentration RSD | 0.2 % | 3.6 % | 13.3 % | 0.2 % | 25.6 % | 108.3 % | 75.1 % |

| | Se 196.090 Axial-eUV) | Si 212.412 Axial-iFR) | Sn 189.989 Axial-iFR) | Sr 421.552 Radial-iFR) | Ti 334.904 Axial-iFR) | Tl 190.856 Axial-eUV) | V 292.402 Axial-iFR) |
|---|---|---|---|---|---|---|---|
| Concentration average | 0.0019 ppm | 8.7052 ppm | 0.0006 ppm | 0.0834 ppm | 0.0002 ppm | 0.0010 ppm | 0.0011 ppm |
| Concentration per Run | 0.0022 ppm | 8.6639 ppm | 0.0004 ppm | 0.0832 ppm | 0.0002 ppm | 0.0004 ppm | 0.0010 ppm |
| Concentration per Run | 0.0012 ppm | 8.7145 ppm | 0.0008 ppm | 0.0839 ppm | 0.0003 ppm | 0.0012 ppm | 0.0010 ppm |
| Concentration per Run | 0.0023 ppm | 8.7370 ppm | 0.0005 ppm | 0.0830 ppm | 0.0001 ppm | 0.0013 ppm | 0.0012 ppm |
| Concentration RSD | 32.4 % | 0.4 % | 29.4 % | 0.6 % | 66.4 % | 49.4 % | 8.1 % |

| | Zn 206.200 Axial-iFR) | Sc 361.384 Axial-iFR) | Sc 361.384 Radial-iFR) | Sc 227.318 Axial-eUV) | Y 360.073 Axial-iFR) | Y 371.030 Radial-iFR) | Y 224.306 Axial-eUV) |
|---|---|---|---|---|---|---|---|
| Concentration average | 0.0015 ppm | 100.9112 % | 102.9119 % | 98.2933 % | 100.2258 % | 102.0475 % | 100.4535 % |
| Concentration per Run | 0.0016 ppm | 101.2223 % | 102.7522 % | 98.1277 % | 100.6612 % | 101.3582 % | 100.6411 % |
| Concentration per Run | 0.0014 ppm | 101.0207 % | 102.7579 % | 98.6474 % | 100.1979 % | 102.7969 % | 100.5888 % |
| Concentration per Run | 0.0014 ppm | 100.4906 % | 103.2256 % | 98.1050 % | 99.8183 % | 101.9874 % | 100.1307 % |
| Concentration RSD | 7.7 % | 0.4 % | 0.3 % | 0.3 % | 0.4 % | 0.7 % | 0.3 % |

# ICP DataTrace 8

9/10/2025 8:43:44 PM

LabBook: WG2112846_09102025T8.imexp

Sample: L2555281-05 WG2111067
Analysis started at: 9/10/2025 10:52:08 AM
Rack 1
Vial 5
Comment <Comment>

| | Ag 328.068 Axial-iFR) | Al 396.152 Radial-iFR) | As 189.042 Axial-eUV) | B 208.959 Axial-iFR) | Ba 455.403 Radial-iFR) | Be 313.042 Radial-iFR) | Ca 315.887 Radial-iFR) |
|---|---|---|---|---|---|---|---|
| Concentration average | 0.0001 ppm | -0.0009 ppm | 0.0008 ppm | 0.0248 ppm | 0.0214 ppm | 0.0000 ppm | 9.8169 ppm |
| Concentration per Run | 0.0003 ppm | -0.0029 ppm | 0.0002 ppm | 0.0240 ppm | 0.0215 ppm | 0.0000 ppm | 9.8015 ppm |
| Concentration per Run | 0.0001 ppm | 0.0007 ppm | -0.0007 ppm | 0.0244 ppm | 0.0214 ppm | 0.0000 ppm | 9.8195 ppm |
| Concentration per Run | 0.0001 ppm | -0.0005 ppm | 0.0028 ppm | 0.0260 ppm | 0.0213 ppm | 0.0000 ppm | 9.8297 ppm |
| Concentration RSD | 79.7 % | 205.5 % | 237.2 % | 4.4 % | 0.4 % | 124.2 % | 0.1 % |

| | Cd 214.438 Axial-iFR) | Co 228.616 Axial-iFR) | Cr 267.716 Axial-iFR) | Cu 324.754 Axial-iFR) | Fe 259.940 Radial-iFR) | K 766.490 Radial-iFR) | Li 670.776 Radial-iFR) |
|---|---|---|---|---|---|---|---|
| Concentration average | -0.0002 ppm | 0.0025 ppm | 0.0001 ppm | 0.0004 ppm | 2.0347 ppm | 0.9483 ppm | 0.0010 ppm |
| Concentration per Run | -0.0001 ppm | 0.0026 ppm | 0.0001 ppm | 0.0003 ppm | 2.0308 ppm | 0.9580 ppm | 0.0012 ppm |
| Concentration per Run | -0.0002 ppm | 0.0025 ppm | 0.0000 ppm | 0.0004 ppm | 2.0377 ppm | 0.9402 ppm | 0.0009 ppm |
| Concentration per Run | -0.0002 ppm | 0.0024 ppm | 0.0001 ppm | 0.0004 ppm | 2.0355 ppm | 0.9467 ppm | 0.0008 ppm |
| Concentration RSD | 25.1 % | 4.4 % | 77.3 % | 12.7 % | 0.2 % | 1.0 % | 18.9 % |

| | Mg 279.079 Axial-iFR) | Mn 257.610 Radial-iFR) | Mo 202.030 Axial-iFR) | Na 589.592 Radial-iFR) | Ni 231.604 Axial-iFR) | Pb 220.353 Axial-eUV) | Sb 206.833 Axial-iFR) |
|---|---|---|---|---|---|---|---|
| Concentration average | 4.3327 ppm | 0.0355 ppm | 0.0007 ppm | 8.4396 ppm | 0.0029 ppm | 0.0009 ppm | 0.0027 ppm |
| Concentration per Run | 4.3270 ppm | 0.0356 ppm | 0.0005 ppm | 8.4553 ppm | 0.0025 ppm | 0.0007 ppm | 0.0036 ppm |
| Concentration per Run | 4.3406 ppm | 0.0353 ppm | 0.0010 ppm | 8.4181 ppm | 0.0028 ppm | 0.0012 ppm | 0.0016 ppm |
| Concentration per Run | 4.3305 ppm | 0.0357 ppm | 0.0005 ppm | 8.4453 ppm | 0.0033 ppm | 0.0009 ppm | 0.0030 ppm |
| Concentration RSD | 0.2 % | 0.6 % | 41.0 % | 0.2 % | 13.9 % | 24.4 % | 36.6 % |

| | Se 196.090 Axial-eUV) | Si 212.412 Axial-iFR) | Sn 189.989 Axial-iFR) | Sr 421.552 Radial-iFR) | Ti 334.904 Axial-iFR) | Tl 190.856 Axial-eUV) | V 292.402 Axial-iFR) |
|---|---|---|---|---|---|---|---|
| Concentration average | 0.0005 ppm | 7.3108 ppm | -0.0006 ppm | 0.0393 ppm | 0.0002 ppm | 0.0003 ppm | -0.0002 ppm |
| Concentration per Run | 0.0013 ppm | 7.3175 ppm | -0.0004 ppm | 0.0391 ppm | 0.0003 ppm | 0.0007 ppm | -0.0002 ppm |
| Concentration per Run | -0.0003 ppm | 7.3058 ppm | -0.0007 ppm | 0.0394 ppm | 0.0000 ppm | 0.0006 ppm | -0.0001 ppm |
| Concentration per Run | 0.0005 ppm | 7.3093 ppm | -0.0007 ppm | 0.0394 ppm | 0.0002 ppm | -0.0003 ppm | -0.0002 ppm |
| Concentration RSD | 170.9 % | 0.1 % | 26.8 % | 0.4 % | 111.8 % | 175.1 % | 42.7 % |

| | Zn 206.200 Axial-iFR) | Sc 361.384 Axial-iFR) | Sc 361.384 Radial-iFR) | Sc 227.318 Axial-eUV) | Y 360.073 Axial-iFR) | Y 371.030 Radial-iFR) | Y 224.306 Axial-eUV) |
|---|---|---|---|---|---|---|---|
| Concentration average | 0.0060 ppm | 102.5949 % | 103.3611 % | 99.9666 % | 101.8830 % | 102.2843 % | 101.3060 % |
| Concentration per Run | 0.0060 ppm | 102.9039 % | 103.8828 % | 99.9939 % | 102.1101 % | 102.1597 % | 101.0226 % |
| Concentration per Run | 0.0061 ppm | 102.2690 % | 102.9289 % | 99.9502 % | 101.4271 % | 101.8378 % | 101.7136 % |
| Concentration per Run | 0.0060 ppm | 102.6119 % | 103.2716 % | 99.9557 % | 102.1117 % | 102.8553 % | 101.1817 % |
| Concentration RSD | 1.2 % | 0.3 % | 0.5 % | 0.0 % | 0.4 % | 0.5 % | 0.4 % |

# ICP DataTrace 8

9/10/2025 8:43:44 PM

LabBook: WG2112846_09102025T8.imexp

Sample: WG2111067-7 WG2111067
Analysis started at: 9/10/2025 10:55:33 AM
Rack 1
Vial 6
Comment <Comment>

| | Ag 328.068 Axial-iFR) | Al 396.152 Radial-iFR) | As 189.042 Axial-eUV) | B 208.959 Axial-iFR) | Ba 455.403 Radial-iFR) | Be 313.042 Radial-iFR) | Ca 315.887 Radial-iFR) |
|---|---|---|---|---|---|---|---|
| Concentration average | 0.0415 ppm | 2.0259 ppm | 0.1190 ppm | 0.9903 ppm | 2.0013 ppm | 0.0504 ppm | 19.1952 ppm |
| Concentration per Run | 0.0415 ppm | 2.0302 ppm | 0.1184 ppm | 0.9847 ppm | 1.9972 ppm | 0.0504 ppm | 19.1830 ppm |
| Concentration per Run | 0.0415 ppm | 2.0229 ppm | 0.1185 ppm | 0.9869 ppm | 2.0089 ppm | 0.0506 ppm | 19.1569 ppm |
| Concentration per Run | 0.0416 ppm | 2.0247 ppm | 0.1200 ppm | 0.9992 ppm | 1.9978 ppm | 0.0504 ppm | 19.2456 ppm |
| Concentration RSD | 0.1 % | 0.2 % | 0.8 % | 0.8 % | 0.3 % | 0.3 % | 0.2 % |

| | Cd 214.438 Axial-iFR) | Co 228.616 Axial-iFR) | Cr 267.716 Axial-iFR) | Cu 324.754 Axial-iFR) | Fe 259.940 Radial-iFR) | K 766.490 Radial-iFR) | Li 670.776 Radial-iFR) |
|---|---|---|---|---|---|---|---|
| Concentration average | 0.0512 ppm | 0.4869 ppm | 0.1935 ppm | 0.2486 ppm | 2.9852 ppm | 11.1907 ppm | 0.0013 ppm |
| Concentration per Run | 0.0512 ppm | 0.4850 ppm | 0.1942 ppm | 0.2474 ppm | 2.9814 ppm | 11.1542 ppm | 0.0020 ppm |
| Concentration per Run | 0.0509 ppm | 0.4852 ppm | 0.1928 ppm | 0.2476 ppm | 2.9916 ppm | 11.2502 ppm | 0.0009 ppm |
| Concentration per Run | 0.0515 ppm | 0.4905 ppm | 0.1936 ppm | 0.2509 ppm | 2.9826 ppm | 11.1678 ppm | 0.0011 ppm |
| Concentration RSD | 0.6 % | 0.6 % | 0.4 % | 0.8 % | 0.2 % | 0.5 % | 41.6 % |

| | Mg 279.079 Axial-iFR) | Mn 257.610 Radial-iFR) | Mo 202.030 Axial-iFR) | Na 589.592 Radial-iFR) | Ni 231.604 Axial-iFR) | Pb 220.353 Axial-eUV) | Sb 206.833 Axial-iFR) |
|---|---|---|---|---|---|---|---|
| Concentration average | 14.0049 ppm | 0.5271 ppm | 0.8959 ppm | 18.4848 ppm | 0.4935 ppm | 0.5150 ppm | 0.4121 ppm |
| Concentration per Run | 14.0075 ppm | 0.5265 ppm | 0.8862 ppm | 18.4640 ppm | 0.4946 ppm | 0.5154 ppm | 0.4060 ppm |
| Concentration per Run | 13.9421 ppm | 0.5271 ppm | 0.8918 ppm | 18.3887 ppm | 0.4907 ppm | 0.5151 ppm | 0.4112 ppm |
| Concentration per Run | 14.0651 ppm | 0.5278 ppm | 0.9097 ppm | 18.6017 ppm | 0.4953 ppm | 0.5146 ppm | 0.4190 ppm |
| Concentration RSD | 0.4 % | 0.1 % | 1.4 % | 0.6 % | 0.5 % | 0.1 % | 1.6 % |

| | Se 196.090 Axial-eUV) | Si 212.412 Axial-iFR) | Sn 189.989 Axial-iFR) | Sr 421.552 Radial-iFR) | Ti 334.904 Axial-iFR) | Tl 190.856 Axial-eUV) | V 292.402 Axial-iFR) |
|---|---|---|---|---|---|---|---|
| Concentration average | 0.1151 ppm | 8.0292 ppm | 0.8961 ppm | **1.0123 ppm** | 0.9657 ppm | **0.1196 ppm** | 0.5024 ppm |
| Concentration per Run | 0.1145 ppm | 8.0050 ppm | 0.8956 ppm | 1.0150 ppm | 0.9652 ppm | 0.1194 ppm | 0.5019 ppm |
| Concentration per Run | 0.1138 ppm | 8.0090 ppm | 0.8857 ppm | 1.0137 ppm | 0.9615 ppm | 0.1193 ppm | 0.5020 ppm |
| Concentration per Run | 0.1171 ppm | 8.0736 ppm | 0.9069 ppm | 1.0083 ppm | 0.9703 ppm | 0.1202 ppm | 0.5032 ppm |
| Concentration RSD | 1.5 % | 0.5 % | 1.2 % | 0.3 % | 0.5 % | 0.4 % | 0.1 % |

| | Zn 206.200 Axial-iFR) | Sc 361.384 Axial-iFR) | Sc 361.384 Radial-iFR) | Sc 227.318 Axial-eUV) | Y 360.073 Axial-iFR) | Y 371.030 Radial-iFR) | Y 224.306 Axial-eUV) |
|---|---|---|---|---|---|---|---|
| Concentration average | 0.4920 ppm | 100.2591 % | 102.0930 % | 94.7700 % | 99.7174 % | 101.1907 % | 99.1380 % |
| Concentration per Run | 0.4947 ppm | 100.9097 % | 102.6170 % | 94.6062 % | 100.1290 % | 101.7415 % | 99.1434 % |
| Concentration per Run | 0.4867 ppm | 100.3145 % | 101.8610 % | 94.5499 % | 99.4893 % | 100.6757 % | 98.5940 % |
| Concentration per Run | 0.4945 ppm | 99.5532 % | 101.8011 % | 95.1540 % | 99.5338 % | 101.1550 % | 99.6765 % |
| Concentration RSD | 0.9 % | 0.7 % | 0.4 % | 0.4 % | 0.4 % | 0.5 % | 0.5 % |

# ICP DataTrace 8

9/10/2025 8:43:44 PM

LabBook: WG2112846_09102025T8.imexp

Sample: WG2111067-8 WG2111067
Analysis started at: 9/10/2025 10:58:58 AM
Rack 1
Vial 7
Comment <Comment>

| | Ag 328.068 Axial-iFR) | Al 396.152 Radial-iFR) | As 189.042 Axial-eUV) | B 208.959 Axial-iFR) | Ba 455.403 Radial-iFR) | Be 313.042 Radial-iFR) | Ca 315.887 Radial-iFR) |
|---|---|---|---|---|---|---|---|
| Concentration average | 0.0420 ppm | 2.0470 ppm | 0.1189 ppm | 1.0071 ppm | 2.0212 ppm | 0.0510 ppm | 19.6523 ppm |
| Concentration per Run | 0.0419 ppm | 2.0563 ppm | 0.1183 ppm | 1.0020 ppm | 2.0077 ppm | 0.0512 ppm | 19.7144 ppm |
| Concentration per Run | 0.0419 ppm | 2.0495 ppm | 0.1180 ppm | 1.0070 ppm | 2.0337 ppm | 0.0512 ppm | 19.6657 ppm |
| Concentration per Run | 0.0423 ppm | 2.0354 ppm | 0.1204 ppm | 1.0122 ppm | 2.0221 ppm | 0.0506 ppm | 19.5767 ppm |
| Concentration RSD | 0.6 % | 0.5 % | 1.1 % | 0.5 % | 0.6 % | 0.6 % | 0.4 % |

| | Cd 214.438 Axial-iFR) | Co 228.616 Axial-iFR) | Cr 267.716 Axial-iFR) | Cu 324.754 Axial-iFR) | Fe 259.940 Radial-iFR) | K 766.490 Radial-iFR) | Li 670.776 Radial-iFR) |
|---|---|---|---|---|---|---|---|
| Concentration average | 0.0515 ppm | 0.4888 ppm | 0.1951 ppm | 0.2500 ppm | 3.0501 ppm | 11.3734 ppm | 0.0018 ppm |
| Concentration per Run | 0.0514 ppm | 0.4888 ppm | 0.1953 ppm | 0.2486 ppm | 3.0625 ppm | 11.3572 ppm | 0.0017 ppm |
| Concentration per Run | 0.0517 ppm | 0.4871 ppm | 0.1950 ppm | 0.2498 ppm | 3.0537 ppm | 11.4400 ppm | 0.0016 ppm |
| Concentration per Run | 0.0514 ppm | 0.4905 ppm | 0.1949 ppm | 0.2517 ppm | 3.0339 ppm | 11.3231 ppm | 0.0020 ppm |
| Concentration RSD | 0.3 % | 0.3 % | 0.1 % | 0.6 % | 0.5 % | 0.5 % | 10.1 % |

| | Mg 279.079 Axial-iFR) | Mn 257.610 Radial-iFR) | Mo 202.030 Axial-iFR) | Na 589.592 Radial-iFR) | Ni 231.604 Axial-iFR) | Pb 220.353 Axial-eUV) | Sb 206.833 Axial-iFR) |
|---|---|---|---|---|---|---|---|
| Concentration average | 14.2222 ppm | 0.5334 ppm | 0.9347 ppm | 18.7609 ppm | 0.5007 ppm | 0.5184 ppm | 0.4287 ppm |
| Concentration per Run | 14.2347 ppm | 0.5348 ppm | 0.9289 ppm | 18.7551 ppm | 0.5014 ppm | 0.5174 ppm | 0.4233 ppm |
| Concentration per Run | 14.2466 ppm | 0.5336 ppm | 0.9301 ppm | 18.8002 ppm | 0.4993 ppm | 0.5199 ppm | 0.4281 ppm |
| Concentration per Run | 14.1851 ppm | 0.5317 ppm | 0.9449 ppm | 18.7275 ppm | 0.5014 ppm | 0.5179 ppm | 0.4347 ppm |
| Concentration RSD | 0.2 % | 0.3 % | 1.0 % | 0.2 % | 0.2 % | 0.3 % | 1.3 % |

| | Se 196.090 Axial-eUV) | Si 212.412 Axial-iFR) | Sn 189.989 Axial-iFR) | Sr 421.552 Radial-iFR) | Ti 334.904 Axial-iFR) | Tl 190.856 Axial-eUV) | V 292.402 Axial-iFR) |
|---|---|---|---|---|---|---|---|
| Concentration average | 0.1197 ppm | 8.2045 ppm | 0.9401 ppm | 1.0308 ppm | 0.9847 ppm | 0.1211 ppm | 0.5059 ppm |
| Concentration per Run | 0.1185 ppm | 8.1832 ppm | 0.9413 ppm | 1.0319 ppm | 0.9837 ppm | 0.1208 ppm | 0.5057 ppm |
| Concentration per Run | 0.1198 ppm | 8.2116 ppm | 0.9316 ppm | 1.0330 ppm | 0.9783 ppm | 0.1205 ppm | 0.5064 ppm |
| Concentration per Run | 0.1207 ppm | 8.2188 ppm | 0.9472 ppm | 1.0276 ppm | 0.9920 ppm | 0.1221 ppm | 0.5055 ppm |
| Concentration RSD | 0.9 % | 0.2 % | 0.8 % | 0.3 % | 0.7 % | 0.7 % | 0.1 % |

| | Zn 206.200 Axial-iFR) | Sc 361.384 Axial-iFR) | Sc 361.384 Radial-iFR) | Sc 227.318 Axial-eUV) | Y 360.073 Axial-iFR) | Y 371.030 Radial-iFR) | Y 224.306 Axial-eUV) |
|---|---|---|---|---|---|---|---|
| Concentration average | 0.4962 ppm | 99.9710 % | 101.8323 % | 94.6226 % | 99.3792 % | 101.5256 % | 98.9732 % |
| Concentration per Run | 0.4973 ppm | 100.4598 % | 101.4348 % | 94.7265 % | 99.7102 % | 101.7598 % | 98.9082 % |
| Concentration per Run | 0.4955 ppm | 99.8066 % | 101.2719 % | 94.9978 % | 99.2240 % | 100.3861 % | 99.7415 % |
| Concentration per Run | 0.4958 ppm | 99.6467 % | 102.7902 % | 94.1436 % | 99.2034 % | 102.4308 % | 98.2701 % |
| Concentration RSD | 0.2 % | 0.4 % | 0.8 % | 0.5 % | 0.3 % | 1.0 % | 0.7 % |

# ICP DataTrace 8

9/10/2025 8:43:44 PM

LabBook: WG2112846_09102025T8.imexp

Sample: WG2111067-9 WG2111067
Analysis started at: 9/10/2025 11:02:24 AM
Rack 1
Vial 8
Comment <Comment>

| | Ag 328.068 Axial-iFR) | Al 396.152 Radial-iFR) | As 189.042 Axial-eUV) | B 208.959 Axial-iFR) | Ba 455.403 Radial-iFR) | Be 313.042 Radial-iFR) | Ca 315.887 Radial-iFR) |
|---|---|---|---|---|---|---|---|
| Concentration average | 0.0497 ppm | 2.1176 ppm | 0.1283 ppm | 1.0714 ppm | 2.0668 ppm | 0.0523 ppm | 20.0423 ppm |
| Concentration per Run | 0.0496 ppm | 2.1328 ppm | 0.1289 ppm | 1.0694 ppm | 2.0854 ppm | 0.0529 ppm | 20.0566 ppm |
| Concentration per Run | 0.0501 ppm | 2.1246 ppm | 0.1273 ppm | 1.0708 ppm | 2.0608 ppm | 0.0521 ppm | 20.1678 ppm |
| Concentration per Run | 0.0495 ppm | 2.0955 ppm | 0.1287 ppm | 1.0740 ppm | 2.0543 ppm | 0.0519 ppm | 19.9026 ppm |
| Concentration RSD | 0.6 % | 0.9 % | 0.7 % | 0.2 % | 0.8 % | 1.0 % | 0.7 % |

| | Cd 214.438 Axial-iFR) | Co 228.616 Axial-iFR) | Cr 267.716 Axial-iFR) | Cu 324.754 Axial-iFR) | Fe 259.940 Radial-iFR) | K 766.490 Radial-iFR) | Li 670.776 Radial-iFR) |
|---|---|---|---|---|---|---|---|
| Concentration average | 0.0542 ppm | 0.5164 ppm | 0.2060 ppm | 0.2668 ppm | 3.0090 ppm | 11.6645 ppm | 0.0015 ppm |
| Concentration per Run | 0.0545 ppm | 0.5172 ppm | 0.2063 ppm | 0.2670 ppm | 3.0251 ppm | 11.7568 ppm | 0.0012 ppm |
| Concentration per Run | 0.0540 ppm | 0.5167 ppm | 0.2062 ppm | 0.2676 ppm | 3.0091 ppm | 11.6433 ppm | 0.0019 ppm |
| Concentration per Run | 0.0541 ppm | 0.5153 ppm | 0.2055 ppm | 0.2657 ppm | 2.9928 ppm | 11.5934 ppm | 0.0014 ppm |
| Concentration RSD | 0.5 % | 0.2 % | 0.2 % | 0.4 % | 0.5 % | 0.7 % | 27.3 % |

| | Mg 279.079 Axial-iFR) | Mn 257.610 Radial-iFR) | Mo 202.030 Axial-iFR) | Na 589.592 Radial-iFR) | Ni 231.604 Axial-iFR) | Pb 220.353 Axial-eUV) | Sb 206.833 Axial-iFR) |
|---|---|---|---|---|---|---|---|
| Concentration average | 14.6952 ppm | 0.5546 ppm | 0.9918 ppm | 18.9805 ppm | 0.5265 ppm | 0.5575 ppm | 0.3437 ppm |
| Concentration per Run | 14.6614 ppm | 0.5577 ppm | 0.9877 ppm | 19.0345 ppm | 0.5281 ppm | 0.5573 ppm | 0.3419 ppm |
| Concentration per Run | 14.6943 ppm | 0.5562 ppm | 0.9921 ppm | 18.9507 ppm | 0.5271 ppm | 0.5570 ppm | 0.3433 ppm |
| Concentration per Run | 14.7299 ppm | 0.5498 ppm | 0.9954 ppm | 18.9564 ppm | 0.5242 ppm | 0.5583 ppm | 0.3460 ppm |
| Concentration RSD | 0.2 % | 0.8 % | 0.4 % | 0.2 % | 0.4 % | 0.1 % | 0.6 % |

| | Se 196.090 Axial-eUV) | Si 212.412 Axial-iFR) | Sn 189.989 Axial-iFR) | Sr 421.552 Radial-iFR) | Ti 334.904 Axial-iFR) | Tl 190.856 Axial-eUV) | V 292.402 Axial-iFR) |
|---|---|---|---|---|---|---|---|
| Concentration average | 0.1246 ppm | 8.3460 ppm | 0.9956 ppm | **1.0753 ppm** | 1.0583 ppm | **0.1285 ppm** | 0.5354 ppm |
| Concentration per Run | 0.1235 ppm | 8.3470 ppm | 0.9961 ppm | 1.0847 ppm | 1.0524 ppm | 0.1290 ppm | 0.5347 ppm |
| Concentration per Run | 0.1240 ppm | 8.3504 ppm | 0.9976 ppm | 1.0721 ppm | 1.0616 ppm | 0.1281 ppm | 0.5367 ppm |
| Concentration per Run | 0.1262 ppm | 8.3404 ppm | 0.9931 ppm | 1.0693 ppm | 1.0608 ppm | 0.1283 ppm | 0.5348 ppm |
| Concentration RSD | 1.2 % | 0.1 % | 0.2 % | 0.8 % | 0.5 % | 0.4 % | 0.2 % |

| | Zn 206.200 Axial-iFR) | Sc 361.384 Axial-iFR) | Sc 361.384 Radial-iFR) | Sc 227.318 Axial-eUV) | Y 360.073 Axial-iFR) | Y 371.030 Radial-iFR) | Y 224.306 Axial-eUV) |
|---|---|---|---|---|---|---|---|
| Concentration average | 0.5235 ppm | 99.4960 % | 101.8544 % | 93.9461 % | 98.9392 % | 100.7798 % | 98.3885 % |
| Concentration per Run | 0.5231 ppm | 99.3779 % | 102.6771 % | 93.8284 % | 99.0552 % | 101.7769 % | 98.4488 % |
| Concentration per Run | 0.5243 ppm | 99.6668 % | 100.6890 % | 93.7282 % | 99.1945 % | 99.3426 % | 97.8829 % |
| Concentration per Run | 0.5231 ppm | 99.4434 % | 102.1972 % | 94.2816 % | 98.5679 % | 101.2200 % | 98.8337 % |
| Concentration RSD | 0.1 % | 0.2 % | 1.0 % | 0.3 % | 0.3 % | 1.3 % | 0.5 % |

# ICP DataTrace 8

9/10/2025 8:43:44 PM

LabBook: WG2112846_09102025T8.imexp

Sample: WG2111067-10D5 WG2111067
Analysis started at: 9/10/2025 11:05:49 AM
Rack 1
Vial 9
Comment <Comment>

| | Ag 328.068 Axial-iFR) | Al 396.152 Radial-iFR) | As 189.042 Axial-eUV) | B 208.959 Axial-iFR) | Ba 455.403 Radial-iFR) | Be 313.042 Radial-iFR) | Ca 315.887 Radial-iFR) |
|---|---|---|---|---|---|---|---|
| Concentration average | 0.0000 ppm | 0.0010 ppm | 0.0009 ppm | 0.0065 ppm | 0.0042 ppm | 0.0000 ppm | 1.8840 ppm |
| Concentration per Run | 0.0001 ppm | 0.0041 ppm | 0.0013 ppm | 0.0064 ppm | 0.0042 ppm | 0.0000 ppm | 1.9016 ppm |
| Concentration per Run | 0.0000 ppm | -0.0002 ppm | 0.0003 ppm | 0.0069 ppm | 0.0042 ppm | 0.0000 ppm | 1.8809 ppm |
| Concentration per Run | 0.0000 ppm | -0.0010 ppm | 0.0012 ppm | 0.0064 ppm | 0.0043 ppm | 0.0000 ppm | 1.8694 ppm |
| Concentration RSD | 128.6 % | 278.5 % | 58.2 % | 4.1 % | 1.6 % | 125.5 % | 0.9 % |

| | Cd 214.438 Axial-iFR) | Co 228.616 Axial-iFR) | Cr 267.716 Axial-iFR) | Cu 324.754 Axial-iFR) | Fe 259.940 Radial-iFR) | K 766.490 Radial-iFR) | Li 670.776 Radial-iFR) |
|---|---|---|---|---|---|---|---|
| Concentration average | -0.0001 ppm | 0.0008 ppm | 0.0002 ppm | -0.0001 ppm | 0.3982 ppm | 0.2072 ppm | 0.0000 ppm |
| Concentration per Run | 0.0000 ppm | 0.0009 ppm | 0.0004 ppm | -0.0003 ppm | 0.4013 ppm | 0.2119 ppm | 0.0006 ppm |
| Concentration per Run | -0.0001 ppm | 0.0007 ppm | 0.0000 ppm | 0.0001 ppm | 0.3971 ppm | 0.2017 ppm | -0.0004 ppm |
| Concentration per Run | -0.0001 ppm | 0.0008 ppm | 0.0002 ppm | -0.0001 ppm | 0.3962 ppm | 0.2080 ppm | -0.0001 ppm |
| Concentration RSD | 72.3 % | 12.1 % | 94.2 % | 156.3 % | 0.7 % | 2.5 % | 1,817.5 % |

| | Mg 279.079 Axial-iFR) | Mn 257.610 Radial-iFR) | Mo 202.030 Axial-iFR) | Na 589.592 Radial-iFR) | Ni 231.604 Axial-iFR) | Pb 220.353 Axial-eUV) | Sb 206.833 Axial-iFR) |
|---|---|---|---|---|---|---|---|
| Concentration average | 0.8351 ppm | 0.0070 ppm | 0.0215 ppm | 1.6520 ppm | 0.0006 ppm | 0.0003 ppm | 0.0633 ppm |
| Concentration per Run | 0.8316 ppm | 0.0072 ppm | 0.0214 ppm | 1.6486 ppm | 0.0004 ppm | 0.0000 ppm | 0.0641 ppm |
| Concentration per Run | 0.8401 ppm | 0.0071 ppm | 0.0217 ppm | 1.6462 ppm | 0.0007 ppm | 0.0004 ppm | 0.0631 ppm |
| Concentration per Run | 0.8335 ppm | 0.0069 ppm | 0.0214 ppm | 1.6611 ppm | 0.0007 ppm | 0.0004 ppm | 0.0628 ppm |
| Concentration RSD | 0.5 % | 2.0 % | 0.8 % | 0.5 % | 28.6 % | 87.2 % | 1.1 % |

| | Se 196.090 Axial-eUV) | Si 212.412 Axial-iFR) | Sn 189.989 Axial-iFR) | Sr 421.552 Radial-iFR) | Ti 334.904 Axial-iFR) | Tl 190.856 Axial-eUV) | V 292.402 Axial-iFR) |
|---|---|---|---|---|---|---|---|
| Concentration average | 0.0006 ppm | 1.3636 ppm | 0.0528 ppm | 0.0076 ppm | 0.0017 ppm | 0.0002 ppm | -0.0001 ppm |
| Concentration per Run | 0.0021 ppm | 1.3625 ppm | 0.0547 ppm | 0.0077 ppm | 0.0017 ppm | 0.0013 ppm | 0.0001 ppm |
| Concentration per Run | -0.0005 ppm | 1.3595 ppm | 0.0535 ppm | 0.0076 ppm | 0.0016 ppm | -0.0007 ppm | -0.0002 ppm |
| Concentration per Run | 0.0002 ppm | 1.3687 ppm | 0.0501 ppm | 0.0076 ppm | 0.0017 ppm | 0.0000 ppm | -0.0001 ppm |
| Concentration RSD | 225.4 % | 0.3 % | 4.5 % | 1.0 % | 3.0 % | 487.4 % | 236.8 % |

| | Zn 206.200 Axial-iFR) | Sc 361.384 Axial-iFR) | Sc 361.384 Radial-iFR) | Sc 227.318 Axial-eUV) | Y 360.073 Axial-iFR) | Y 371.030 Radial-iFR) | Y 224.306 Axial-eUV) |
|---|---|---|---|---|---|---|---|
| Concentration average | 0.0015 ppm | 103.8872 % | 103.9091 % | 103.5294 % | 103.8072 % | 103.5726 % | 103.3727 % |
| Concentration per Run | 0.0016 ppm | 104.0000 % | 103.1216 % | 103.3349 % | 103.6367 % | 103.6187 % | 103.2084 % |
| Concentration per Run | 0.0016 ppm | 103.4598 % | 104.2915 % | 103.1361 % | 103.3985 % | 103.5692 % | 103.1300 % |
| Concentration per Run | 0.0014 ppm | 104.2019 % | 104.3142 % | 104.1171 % | 104.3864 % | 103.5298 % | 103.7796 % |
| Concentration RSD | 8.4 % | 0.4 % | 0.7 % | 0.5 % | 0.5 % | 0.0 % | 0.3 % |

# ICP DataTrace 8

9/10/2025 8:43:44 PM

LabBook: WG2112846_09102025T8.imexp

Sample: CCV
Analysis started at: 9/10/2025 11:09:15 AM
Rack 0
Vial 3
Comment <Comment>

| | Ag 328.068 Axial-iFR) | Al 396.152 Radial-iFR) | As 189.042 Axial-eUV) | B 208.959 Axial-iFR) | Ba 455.403 Radial-iFR) | Be 313.042 Radial-iFR) | Ca 315.887 Radial-iFR) |
|---|---|---|---|---|---|---|---|
| Concentration average | **0.4808 ppm** | 0.4826 ppm | 0.4612 ppm | 0.4820 ppm | 0.4917 ppm | 0.5008 ppm | 0.4856 ppm |
| Concentration per Run | 0.4818 ppm | 0.4843 ppm | 0.4628 ppm | 0.4850 ppm | 0.4892 ppm | 0.5024 ppm | 0.4876 ppm |
| Concentration per Run | 0.4809 ppm | 0.4809 ppm | 0.4609 ppm | 0.4815 ppm | 0.4937 ppm | 0.4995 ppm | 0.4858 ppm |
| Concentration per Run | 0.4798 ppm | 0.4827 ppm | 0.4599 ppm | 0.4795 ppm | 0.4921 ppm | 0.5006 ppm | 0.4833 ppm |
| Recovery Percentage | 96.162 % | 96.528 % | 92.243 % | 96.397 % | 98.333 % | 100.166 % | 97.114 % |
| Concentration RSD | 0.2 % | 0.4 % | 0.3 % | 0.6 % | 0.5 % | 0.3 % | 0.4 % |

| | Cd 214.438 Axial-iFR) | Co 228.616 Axial-iFR) | Cr 267.716 Axial-iFR) | Cu 324.754 Axial-iFR) | Fe 259.940 Radial-iFR) | K 766.490 Radial-iFR) | Li 670.776 Radial-iFR) |
|---|---|---|---|---|---|---|---|
| Concentration average | 0.4928 ppm | 0.4976 ppm | 0.4923 ppm | 0.4992 ppm | 0.4926 ppm | 5.0961 ppm | 0.5063 ppm |
| Concentration per Run | 0.4983 ppm | 0.5018 ppm | 0.4958 ppm | 0.4990 ppm | 0.4923 ppm | 5.0965 ppm | 0.5083 ppm |
| Concentration per Run | 0.4898 ppm | 0.4948 ppm | 0.4894 ppm | 0.5005 ppm | 0.4901 ppm | 5.0851 ppm | 0.4992 ppm |
| Concentration per Run | 0.4904 ppm | 0.4963 ppm | 0.4916 ppm | 0.4981 ppm | 0.4955 ppm | 5.1067 ppm | 0.5114 ppm |
| Recovery Percentage | 98.569 % | 99.527 % | 98.459 % | 99.841 % | 98.524 % | 101.922 % | 101.261 % |
| Concentration RSD | 1.0 % | 0.7 % | 0.7 % | 0.2 % | 0.6 % | 0.2 % | 1.3 % |

| | Mg 279.079 Axial-iFR) | Mn 257.610 Radial-iFR) | Mo 202.030 Axial-iFR) | Na 589.592 Radial-iFR) | Ni 231.604 Axial-iFR) | Pb 220.353 Axial-eUV) | Sb 206.833 Axial-iFR) |
|---|---|---|---|---|---|---|---|
| Concentration average | 0.4938 ppm | 0.4989 ppm | 0.4910 ppm | 10.1654 ppm | 0.5004 ppm | 0.4884 ppm | 0.5359 ppm |
| Concentration per Run | 0.4997 ppm | 0.5005 ppm | 0.4923 ppm | 10.1813 ppm | 0.5063 ppm | 0.4883 ppm | 0.5405 ppm |
| Concentration per Run | 0.4917 ppm | 0.4979 ppm | 0.4893 ppm | 10.0990 ppm | 0.4956 ppm | 0.4884 ppm | 0.5343 ppm |
| Concentration per Run | 0.4900 ppm | 0.4983 ppm | 0.4914 ppm | 10.2159 ppm | 0.4993 ppm | 0.4886 ppm | 0.5328 ppm |
| Recovery Percentage | 98.756 % | 99.777 % | 98.199 % | 101.654 % | 100.083 % | 97.684 % | 107.176 % |
| Concentration RSD | 1.0 % | 0.3 % | 0.3 % | 0.6 % | 1.1 % | 0.0 % | 0.8 % |

| | Se 196.090 Axial-eUV) | Si 212.412 Axial-iFR) | Sn 189.989 Axial-iFR) | Sr 421.552 Radial-iFR) | Ti 334.904 Axial-iFR) | Tl 190.856 Axial-eUV) | V 292.402 Axial-iFR) |
|---|---|---|---|---|---|---|---|
| Concentration average | 0.4701 ppm | 5.2931 ppm | 0.5096 ppm | 0.5006 ppm | 0.4910 ppm | **0.4957 ppm** | 0.4975 ppm |
| Concentration per Run | 0.4704 ppm | 5.3072 ppm | 0.5172 ppm | 0.4988 ppm | 0.4919 ppm | 0.4971 ppm | 0.4989 ppm |
| Concentration per Run | 0.4696 ppm | 5.2902 ppm | 0.5057 ppm | 0.4985 ppm | 0.4915 ppm | 0.4929 ppm | 0.4972 ppm |
| Concentration per Run | 0.4703 ppm | 5.2820 ppm | 0.5058 ppm | 0.5044 ppm | 0.4895 ppm | 0.4970 ppm | 0.4965 ppm |
| Recovery Percentage | 94.019 % | 100.822 % | 101.920 % | 100.117 % | 98.191 % | 99.134 % | 99.509 % |
| Concentration RSD | 0.1 % | 0.2 % | 1.3 % | 0.7 % | 0.3 % | 0.5 % | 0.2 % |

| | Zn 206.200 Axial-iFR) | Sc 361.384 Axial-iFR) | Sc 361.384 Radial-iFR) | Sc 227.318 Axial-eUV) | Y 360.073 Axial-iFR) | Y 371.030 Radial-iFR) | Y 224.306 Axial-eUV) |
|---|---|---|---|---|---|---|---|
| Concentration average | 0.4896 ppm | 100.5595 % | 101.4257 % | 97.7895 % | 99.6251 % | 100.7648 % | 99.9242 % |
| Concentration per Run | 0.4969 ppm | 100.1707 % | 101.3193 % | 98.0640 % | 99.2600 % | 101.7423 % | 100.0693 % |
| Concentration per Run | 0.4850 ppm | 100.6272 % | 101.1267 % | 97.6068 % | 99.6945 % | 99.0680 % | 99.8686 % |
| Concentration per Run | 0.4870 ppm | 100.8807 % | 101.8310 % | 97.6978 % | 99.9208 % | 101.4840 % | 99.8346 % |
| Recovery Percentage | 97.921 % | | | | | | |
| Concentration RSD | 1.3 % | 0.4 % | 0.4 % | 0.2 % | 0.3 % | 1.5 % | 0.1 % |

# ICP DataTrace 8

9/10/2025 8:43:44 PM

LabBook: WG2112846_09102025T8.imexp

Sample: CCB
Analysis started at: 9/10/2025 11:12:40 AM
Rack 0
Vial 4
Comment <Comment>

| | Ag 328.068 Axial-iFR) | Al 396.152 Radial-iFR) | As 189.042 Axial-eUV) | B 208.959 Axial-iFR) | Ba 455.403 Radial-iFR) | Be 313.042 Radial-iFR) | Ca 315.887 Radial-iFR) |
|---|---|---|---|---|---|---|---|
| Concentration average | 0.0000 ppm | -0.0011 ppm | 0.0007 ppm | 0.0014 ppm | 0.0000 ppm | 0.0001 ppm | -0.0016 ppm |
| Concentration per Run | -0.0002 ppm | -0.0014 ppm | 0.0009 ppm | 0.0015 ppm | 0.0000 ppm | 0.0000 ppm | -0.0020 ppm |
| Concentration per Run | 0.0000 ppm | 0.0033 ppm | -0.0003 ppm | 0.0019 ppm | 0.0000 ppm | 0.0001 ppm | 0.0001 ppm |
| Concentration per Run | 0.0001 ppm | -0.0052 ppm | 0.0015 ppm | 0.0009 ppm | 0.0001 ppm | 0.0001 ppm | -0.0029 ppm |
| Recovery Percentage | -0.778 % | -1.088 % | 13.490 % | 4.802 % | 0.408 % | 1.438 % | -1.628 % |
| Concentration RSD | 427.1 % | 390.5 % | 136.1 % | 35.9 % | 113.4 % | 43.0 % | 95.8 % |

| | Cd 214.438 Axial-iFR) | Co 228.616 Axial-iFR) | Cr 267.716 Axial-iFR) | Cu 324.754 Axial-iFR) | Fe 259.940 Radial-iFR) | K 766.490 Radial-iFR) | Li 670.776 Radial-iFR) |
|---|---|---|---|---|---|---|---|
| Concentration average | 0.0000 ppm | 0.0005 ppm | 0.0002 ppm | 0.0000 ppm | 0.0002 ppm | 0.0047 ppm | -0.0001 ppm |
| Concentration per Run | 0.0001 ppm | 0.0009 ppm | 0.0004 ppm | -0.0001 ppm | 0.0004 ppm | -0.0068 ppm | 0.0003 ppm |
| Concentration per Run | 0.0000 ppm | 0.0002 ppm | -0.0001 ppm | 0.0001 ppm | 0.0003 ppm | -0.0091 ppm | 0.0003 ppm |
| Concentration per Run | 0.0000 ppm | 0.0003 ppm | 0.0003 ppm | -0.0001 ppm | 0.0000 ppm | 0.0299 ppm | -0.0007 ppm |
| Recovery Percentage | 0.832 % | 4.693 % | 1.894 % | -0.274 % | 0.482 % | 0.186 % | -0.584 % |
| Concentration RSD | 96.2 % | 75.9 % | 137.0 % | 390.5 % | 77.3 % | 469.5 % | 1,009.1 % |

| | Mg 279.079 Axial-iFR) | Mn 257.610 Radial-iFR) | Mo 202.030 Axial-iFR) | Na 589.592 Radial-iFR) | Ni 231.604 Axial-iFR) | Pb 220.353 Axial-eUV) | Sb 206.833 Axial-iFR) |
|---|---|---|---|---|---|---|---|
| Concentration average | 0.0011 ppm | 0.0000 ppm | 0.0068 ppm | 0.0062 ppm | -0.0002 ppm | 0.0002 ppm | 0.0114 ppm |
| Concentration per Run | 0.0013 ppm | 0.0001 ppm | 0.0068 ppm | 0.0074 ppm | -0.0001 ppm | 0.0000 ppm | 0.0126 ppm |
| Concentration per Run | 0.0018 ppm | 0.0000 ppm | 0.0070 ppm | 0.0044 ppm | -0.0004 ppm | 0.0003 ppm | 0.0104 ppm |
| Concentration per Run | 0.0002 ppm | -0.0001 ppm | 0.0067 ppm | 0.0068 ppm | -0.0002 ppm | 0.0003 ppm | 0.0114 ppm |
| Recovery Percentage | 1.108 % | -0.068 % | 13.678 % | 0.310 % | -0.991 % | 1.873 % | 22.869 % |
| Concentration RSD | 77.1 % | 953.8 % | 2.3 % | 25.1 % | 66.6 % | 89.6 % | 9.7 % |

| | Se 196.090 Axial-eUV) | Si 212.412 Axial-iFR) | Sn 189.989 Axial-iFR) | Sr 421.552 Radial-iFR) | Ti 334.904 Axial-iFR) | Tl 190.856 Axial-eUV) | V 292.402 Axial-iFR) |
|---|---|---|---|---|---|---|---|
| Concentration average | 0.0045 ppm | 0.0016 ppm | 0.0058 ppm | 0.0001 ppm | 0.0008 ppm | 0.0008 ppm | 0.0001 ppm |
| Concentration per Run | 0.0052 ppm | 0.0010 ppm | 0.0054 ppm | 0.0001 ppm | 0.0007 ppm | 0.0010 ppm | 0.0001 ppm |
| Concentration per Run | 0.0043 ppm | 0.0017 ppm | 0.0052 ppm | 0.0000 ppm | 0.0009 ppm | 0.0008 ppm | 0.0001 ppm |
| Concentration per Run | 0.0038 ppm | 0.0020 ppm | 0.0069 ppm | 0.0001 ppm | 0.0009 ppm | 0.0006 ppm | 0.0001 ppm |
| Recovery Percentage | 44.540 % | 0.315 % | 11.651 % | 0.602 % | 8.052 % | 4.132 % | 0.753 % |
| Concentration RSD | 16.0 % | 33.3 % | 15.5 % | 35.7 % | 16.1 % | 24.7 % | 36.6 % |

| | Zn 206.200 Axial-iFR) | Sc 361.384 Axial-iFR) | Sc 361.384 Radial-iFR) | Sc 227.318 Axial-eUV) | Y 360.073 Axial-iFR) | Y 371.030 Radial-iFR) | Y 224.306 Axial-eUV) |
|---|---|---|---|---|---|---|---|
| Concentration average | 0.0001 ppm | 100.3378 % | 99.6667 % | 100.2392 % | 101.1996 % | 100.7902 % | 100.7593 % |
| Concentration per Run | 0.0001 ppm | 100.2914 % | 100.3330 % | 100.3315 % | 101.0146 % | 101.2967 % | 100.6491 % |
| Concentration per Run | 0.0001 ppm | 100.5638 % | 98.7721 % | 99.9604 % | 101.5798 % | 100.2774 % | 100.6004 % |
| Concentration per Run | 0.0001 ppm | 100.1583 % | 99.8949 % | 100.4257 % | 101.0045 % | 100.7966 % | 101.0285 % |
| Recovery Percentage | 1.232 % | | | | | | |
| Concentration RSD | 15.3 % | 0.2 % | 0.8 % | 0.2 % | 0.3 % | 0.5 % | 0.2 % |

# ICP DataTrace 8

9/10/2025 8:43:44 PM

LabBook: WG2112846_09102025T8.imexp

Sample: L2555281-08 WG2111067
Analysis started at: 9/10/2025 11:18:53 AM
Rack 1
Vial 16
Comment EB

| | Ag 328.068 Axial-iFR) | Al 396.152 Radial-iFR) | As 189.042 Axial-eUV) | B 208.959 Axial-iFR) | Ba 455.403 Radial-iFR) | Be 313.042 Radial-iFR) | Ca 315.887 Radial-iFR) |
|---|---|---|---|---|---|---|---|
| Concentration average | -0.0001 ppm | 0.0010 ppm | 0.0005 ppm | 0.0009 ppm | 0.0001 ppm | 0.0000 ppm | 0.0044 ppm |
| Concentration per Run | -0.0002 ppm | -0.0008 ppm | 0.0005 ppm | 0.0012 ppm | 0.0001 ppm | 0.0000 ppm | 0.0063 ppm |
| Concentration per Run | -0.0001 ppm | 0.0014 ppm | 0.0011 ppm | 0.0008 ppm | 0.0001 ppm | 0.0000 ppm | 0.0040 ppm |
| Concentration per Run | -0.0001 ppm | 0.0025 ppm | -0.0001 ppm | 0.0006 ppm | 0.0002 ppm | 0.0000 ppm | 0.0027 ppm |
| Concentration RSD | 44.9 % | 160.4 % | 123.6 % | 34.8 % | 12.0 % | 106.7 % | 42.1 % |

| | Cd 214.438 Axial-iFR) | Co 228.616 Axial-iFR) | Cr 267.716 Axial-iFR) | Cu 324.754 Axial-iFR) | Fe 259.940 Radial-iFR) | K 766.490 Radial-iFR) | Li 670.776 Radial-iFR) |
|---|---|---|---|---|---|---|---|
| Concentration average | 0.0000 ppm | 0.0000 ppm | 0.0002 ppm | 0.0001 ppm | 0.0052 ppm | 0.0151 ppm | -0.0005 ppm |
| Concentration per Run | 0.0000 ppm | -0.0002 ppm | 0.0002 ppm | -0.0001 ppm | 0.0056 ppm | 0.0236 ppm | -0.0002 ppm |
| Concentration per Run | 0.0000 ppm | 0.0002 ppm | 0.0003 ppm | 0.0003 ppm | 0.0048 ppm | 0.0152 ppm | -0.0009 ppm |
| Concentration per Run | 0.0000 ppm | 0.0000 ppm | 0.0001 ppm | 0.0000 ppm | 0.0051 ppm | 0.0066 ppm | -0.0004 ppm |
| Concentration RSD | 205.8 % | 3,292.6 % | 61.8 % | 369.0 % | 7.4 % | 56.3 % | 72.0 % |

| | Mg 279.079 Axial-iFR) | Mn 257.610 Radial-iFR) | Mo 202.030 Axial-iFR) | Na 589.592 Radial-iFR) | Ni 231.604 Axial-iFR) | Pb 220.353 Axial-eUV) | Sb 206.833 Axial-iFR) |
|---|---|---|---|---|---|---|---|
| Concentration average | 0.0021 ppm | 0.0009 ppm | 0.0015 ppm | 0.0077 ppm | -0.0001 ppm | 0.0003 ppm | 0.0012 ppm |
| Concentration per Run | 0.0015 ppm | 0.0009 ppm | 0.0015 ppm | 0.0094 ppm | -0.0002 ppm | 0.0006 ppm | -0.0004 ppm |
| Concentration per Run | 0.0022 ppm | 0.0009 ppm | 0.0015 ppm | 0.0056 ppm | 0.0000 ppm | 0.0004 ppm | 0.0018 ppm |
| Concentration per Run | 0.0028 ppm | 0.0009 ppm | 0.0014 ppm | 0.0081 ppm | -0.0002 ppm | 0.0000 ppm | 0.0022 ppm |
| Concentration RSD | 30.0 % | 2.1 % | 4.4 % | 24.9 % | 83.2 % | 102.3 % | 119.5 % |

| | Se 196.090 Axial-eUV) | Si 212.412 Axial-iFR) | Sn 189.989 Axial-iFR) | Sr 421.552 Radial-iFR) | Ti 334.904 Axial-iFR) | Tl 190.856 Axial-eUV) | V 292.402 Axial-iFR) |
|---|---|---|---|---|---|---|---|
| Concentration average | 0.0001 ppm | 0.0190 ppm | -0.0006 ppm | 0.0001 ppm | 0.0002 ppm | -0.0001 ppm | 0.0000 ppm |
| Concentration per Run | 0.0013 ppm | 0.0188 ppm | -0.0006 ppm | 0.0001 ppm | 0.0001 ppm | -0.0004 ppm | 0.0000 ppm |
| Concentration per Run | -0.0012 ppm | 0.0182 ppm | -0.0004 ppm | 0.0001 ppm | 0.0003 ppm | -0.0008 ppm | -0.0001 ppm |
| Concentration per Run | 0.0003 ppm | 0.0200 ppm | -0.0009 ppm | 0.0000 ppm | 0.0002 ppm | 0.0008 ppm | 0.0000 ppm |
| Concentration RSD | 859.3 % | 4.9 % | 44.0 % | 78.6 % | 50.9 % | 612.3 % | 69.3 % |

| | Zn 206.200 Axial-iFR) | Sc 361.384 Axial-iFR) | Sc 361.384 Radial-iFR) | Sc 227.318 Axial-eUV) | Y 360.073 Axial-iFR) | Y 371.030 Radial-iFR) | Y 224.306 Axial-eUV) |
|---|---|---|---|---|---|---|---|
| Concentration average | 0.0000 ppm | 103.5196 % | 102.9978 % | 102.1336 % | 104.7205 % | 104.4652 % | 102.9010 % |
| Concentration per Run | 0.0000 ppm | 103.2579 % | 102.7839 % | 102.0441 % | 104.6740 % | 104.3615 % | 102.4905 % |
| Concentration per Run | 0.0000 ppm | 103.4266 % | 102.4541 % | 102.1937 % | 104.6183 % | 103.7675 % | 103.0661 % |
| Concentration per Run | -0.0001 ppm | 103.8741 % | 103.7554 % | 102.1630 % | 104.8690 % | 105.2667 % | 103.1464 % |
| Concentration RSD | 1,921.7 % | 0.3 % | 0.7 % | 0.1 % | 0.1 % | 0.7 % | 0.3 % |

# ICP DataTrace 8

9/10/2025 8:43:44 PM

LabBook: WG2112846_09102025T8.imexp

Sample: L2555281-04 WG2111067
Analysis started at: 9/10/2025 11:22:20 AM
Rack 1
Vial 13
Comment <Comment>

| | Ag 328.068 Axial-iFR) | Al 396.152 Radial-iFR) | As 189.042 Axial-eUV) | B 208.959 Axial-iFR) | Ba 455.403 Radial-iFR) | Be 313.042 Radial-iFR) | Ca 315.887 Radial-iFR) |
|---|---|---|---|---|---|---|---|
| Concentration average | 0.0001 ppm | 0.0034 ppm | 0.0001 ppm | 0.0129 ppm | 0.0216 ppm | 0.0000 ppm | 17.2963 ppm |
| Concentration per Run | 0.0001 ppm | 0.0025 ppm | -0.0005 ppm | 0.0132 ppm | 0.0217 ppm | 0.0000 ppm | 17.2364 ppm |
| Concentration per Run | 0.0002 ppm | 0.0021 ppm | 0.0006 ppm | 0.0134 ppm | 0.0216 ppm | 0.0000 ppm | 17.2838 ppm |
| Concentration per Run | 0.0000 ppm | 0.0057 ppm | 0.0002 ppm | 0.0121 ppm | 0.0215 ppm | 0.0000 ppm | 17.3686 ppm |
| Concentration RSD | 131.5 % | 57.3 % | 676.8 % | 5.7 % | 0.5 % | 295.8 % | 0.4 % |

| | Cd 214.438 Axial-iFR) | Co 228.616 Axial-iFR) | Cr 267.716 Axial-iFR) | Cu 324.754 Axial-iFR) | Fe 259.940 Radial-iFR) | K 766.490 Radial-iFR) | Li 670.776 Radial-iFR) |
|---|---|---|---|---|---|---|---|
| Concentration average | -0.0003 ppm | 0.0002 ppm | 0.0046 ppm | 0.0002 ppm | 0.0369 ppm | 1.9240 ppm | 0.0006 ppm |
| Concentration per Run | -0.0002 ppm | 0.0000 ppm | 0.0045 ppm | 0.0002 ppm | 0.0369 ppm | 1.9344 ppm | 0.0011 ppm |
| Concentration per Run | -0.0003 ppm | 0.0000 ppm | 0.0048 ppm | 0.0003 ppm | 0.0368 ppm | 1.9306 ppm | 0.0006 ppm |
| Concentration per Run | -0.0002 ppm | 0.0004 ppm | 0.0047 ppm | 0.0001 ppm | 0.0372 ppm | 1.9070 ppm | 0.0001 ppm |
| Concentration RSD | 12.7 % | 142.1 % | 3.1 % | 40.2 % | 0.6 % | 0.8 % | 81.4 % |

| | Mg 279.079 Axial-iFR) | Mn 257.610 Radial-iFR) | Mo 202.030 Axial-iFR) | Na 589.592 Radial-iFR) | Ni 231.604 Axial-iFR) | Pb 220.353 Axial-eUV) | Sb 206.833 Axial-iFR) |
|---|---|---|---|---|---|---|---|
| Concentration average | 4.9430 ppm | 0.0005 ppm | 0.0015 ppm | 7.3616 ppm | 0.0002 ppm | 0.0006 ppm | 0.0006 ppm |
| Concentration per Run | 4.9665 ppm | 0.0005 ppm | 0.0015 ppm | 7.3390 ppm | 0.0003 ppm | 0.0002 ppm | -0.0004 ppm |
| Concentration per Run | 4.9278 ppm | 0.0005 ppm | 0.0014 ppm | 7.4180 ppm | 0.0003 ppm | 0.0010 ppm | 0.0017 ppm |
| Concentration per Run | 4.9347 ppm | 0.0006 ppm | 0.0015 ppm | 7.3276 ppm | -0.0001 ppm | 0.0005 ppm | 0.0006 ppm |
| Concentration RSD | 0.4 % | 9.9 % | 2.7 % | 0.7 % | 145.0 % | 80.0 % | 176.0 % |

| | Se 196.090 Axial-eUV) | Si 212.412 Axial-iFR) | Sn 189.989 Axial-iFR) | Sr 421.552 Radial-iFR) | Ti 334.904 Axial-iFR) | Tl 190.856 Axial-eUV) | V 292.402 Axial-iFR) |
|---|---|---|---|---|---|---|---|
| Concentration average | 0.0007 ppm | 2.9816 ppm | -0.0004 ppm | 0.0543 ppm | 0.0000 ppm | 0.0006 ppm | 0.0002 ppm |
| Concentration per Run | -0.0010 ppm | 2.9917 ppm | 0.0003 ppm | 0.0544 ppm | 0.0002 ppm | 0.0011 ppm | 0.0002 ppm |
| Concentration per Run | 0.0016 ppm | 2.9862 ppm | -0.0004 ppm | 0.0542 ppm | -0.0001 ppm | 0.0000 ppm | 0.0002 ppm |
| Concentration per Run | 0.0014 ppm | 2.9669 ppm | -0.0012 ppm | 0.0541 ppm | -0.0001 ppm | 0.0005 ppm | 0.0002 ppm |
| Concentration RSD | 226.0 % | 0.4 % | 174.5 % | 0.3 % | 1,164.0 % | 94.2 % | 19.2 % |

| | Zn 206.200 Axial-iFR) | Sc 361.384 Axial-iFR) | Sc 361.384 Radial-iFR) | Sc 227.318 Axial-eUV) | Y 360.073 Axial-iFR) | Y 371.030 Radial-iFR) | Y 224.306 Axial-eUV) |
|---|---|---|---|---|---|---|---|
| Concentration average | 0.0007 ppm | 101.8319 % | 102.0639 % | 98.6676 % | 101.3109 % | 101.6150 % | 100.5040 % |
| Concentration per Run | 0.0007 ppm | 101.7664 % | 102.6952 % | 98.2716 % | 101.5114 % | 101.6256 % | 100.2477 % |
| Concentration per Run | 0.0005 ppm | 101.8735 % | 102.6505 % | 98.8757 % | 101.3906 % | 102.6588 % | 100.6933 % |
| Concentration per Run | 0.0008 ppm | 101.8559 % | 100.8460 % | 98.8556 % | 101.0308 % | 100.5605 % | 100.5711 % |
| Concentration RSD | 17.1 % | 0.1 % | 1.0 % | 0.3 % | 0.2 % | 1.0 % | 0.2 % |

# ICP DataTrace 8

9/10/2025 8:43:44 PM

LabBook: WG2112846_09102025T8.imexp

Sample: L2555281-06 WG2111067
Analysis started at: 9/10/2025 11:25:43 AM
Rack 1
Vial 14
Comment <Comment>

| | Ag 328.068 Axial-iFR) | Al 396.152 Radial-iFR) | As 189.042 Axial-eUV) | B 208.959 Axial-iFR) | Ba 455.403 Radial-iFR) | Be 313.042 Radial-iFR) | Ca 315.887 Radial-iFR) |
|---|---|---|---|---|---|---|---|
| Concentration average | -0.0002 ppm | -0.0009 ppm | 0.0007 ppm | 0.0659 ppm | 0.0451 ppm | 0.0000 ppm | 56.7404 ppm |
| Concentration per Run | -0.0001 ppm | -0.0012 ppm | 0.0005 ppm | 0.0654 ppm | 0.0455 ppm | 0.0000 ppm | 57.1709 ppm |
| Concentration per Run | -0.0002 ppm | 0.0007 ppm | 0.0006 ppm | 0.0669 ppm | 0.0453 ppm | 0.0000 ppm | 57.0970 ppm |
| Concentration per Run | -0.0002 ppm | -0.0021 ppm | 0.0009 ppm | 0.0653 ppm | 0.0446 ppm | 0.0000 ppm | 55.9533 ppm |
| Concentration RSD | 30.3 % | 165.3 % | 34.7 % | 1.4 % | 1.0 % | 203.6 % | 1.2 % |

| | Cd 214.438 Axial-iFR) | Co 228.616 Axial-iFR) | Cr 267.716 Axial-iFR) | Cu 324.754 Axial-iFR) | Fe 259.940 Radial-iFR) | K 766.490 Radial-iFR) | Li 670.776 Radial-iFR) |
|---|---|---|---|---|---|---|---|
| Concentration average | -0.0006 ppm | 0.0000 ppm | 0.0001 ppm | 0.0017 ppm | 0.0008 ppm | 5.7123 ppm | 0.0008 ppm |
| Concentration per Run | -0.0007 ppm | -0.0002 ppm | -0.0001 ppm | 0.0018 ppm | 0.0000 ppm | 5.7423 ppm | 0.0006 ppm |
| Concentration per Run | -0.0006 ppm | -0.0002 ppm | 0.0003 ppm | 0.0020 ppm | 0.0017 ppm | 5.7461 ppm | 0.0011 ppm |
| Concentration per Run | -0.0006 ppm | 0.0002 ppm | 0.0001 ppm | 0.0015 ppm | 0.0007 ppm | 5.6485 ppm | 0.0007 ppm |
| Concentration RSD | 5.7 % | 419.7 % | 167.5 % | 14.3 % | 108.0 % | 1.0 % | 31.9 % |

| | Mg 279.079 Axial-iFR) | Mn 257.610 Radial-iFR) | Mo 202.030 Axial-iFR) | Na 589.592 Radial-iFR) | Ni 231.604 Axial-iFR) | Pb 220.353 Axial-eUV) | Sb 206.833 Axial-iFR) |
|---|---|---|---|---|---|---|---|
| Concentration average | 9.2918 ppm | 0.0090 ppm | 0.0016 ppm | 12.3556 ppm | -0.0001 ppm | 0.0007 ppm | 0.0022 ppm |
| Concentration per Run | 9.3380 ppm | 0.0090 ppm | 0.0014 ppm | 12.2845 ppm | 0.0001 ppm | 0.0008 ppm | 0.0015 ppm |
| Concentration per Run | 9.2891 ppm | 0.0091 ppm | 0.0017 ppm | 12.3910 ppm | -0.0001 ppm | 0.0003 ppm | 0.0026 ppm |
| Concentration per Run | 9.2483 ppm | 0.0089 ppm | 0.0018 ppm | 12.3914 ppm | -0.0002 ppm | 0.0008 ppm | 0.0026 ppm |
| Concentration RSD | 0.5 % | 1.2 % | 12.9 % | 0.5 % | 267.7 % | 42.0 % | 29.2 % |

| | Se 196.090 Axial-eUV) | Si 212.412 Axial-iFR) | Sn 189.989 Axial-iFR) | Sr 421.552 Radial-iFR) | Ti 334.904 Axial-iFR) | Tl 190.856 Axial-eUV) | V 292.402 Axial-iFR) |
|---|---|---|---|---|---|---|---|
| Concentration average | 0.0010 ppm | 4.3196 ppm | -0.0008 ppm | 0.3617 ppm | 0.0000 ppm | 0.0004 ppm | 0.0004 ppm |
| Concentration per Run | -0.0002 ppm | 4.3095 ppm | -0.0011 ppm | 0.3643 ppm | -0.0002 ppm | 0.0005 ppm | 0.0005 ppm |
| Concentration per Run | 0.0025 ppm | 4.3281 ppm | -0.0006 ppm | 0.3592 ppm | 0.0002 ppm | 0.0012 ppm | 0.0005 ppm |
| Concentration per Run | 0.0006 ppm | 4.3212 ppm | -0.0008 ppm | 0.3617 ppm | 0.0000 ppm | -0.0004 ppm | 0.0003 ppm |
| Concentration RSD | 147.7 % | 0.2 % | 33.3 % | 0.7 % | 1,035.6 % | 201.0 % | 20.4 % |

| | Zn 206.200 Axial-iFR) | Sc 361.384 Axial-iFR) | Sc 361.384 Radial-iFR) | Sc 227.318 Axial-eUV) | Y 360.073 Axial-iFR) | Y 371.030 Radial-iFR) | Y 224.306 Axial-eUV) |
|---|---|---|---|---|---|---|---|
| Concentration average | 0.0003 ppm | 98.8619 % | 101.8299 % | 94.2082 % | 97.9654 % | 101.4001 % | 97.4030 % |
| Concentration per Run | 0.0002 ppm | 98.9961 % | 101.5123 % | 93.8328 % | 97.8443 % | 101.8732 % | 97.1119 % |
| Concentration per Run | 0.0004 ppm | 98.4315 % | 101.1522 % | 94.7849 % | 97.8355 % | 101.0882 % | 97.8056 % |
| Concentration per Run | 0.0003 ppm | 99.1579 % | 102.8253 % | 94.0069 % | 98.2165 % | 101.2389 % | 97.2914 % |
| Concentration RSD | 40.8 % | 0.4 % | 0.9 % | 0.5 % | 0.2 % | 0.4 % | 0.4 % |

# ICP DataTrace 8

9/10/2025 8:43:44 PM

LabBook: WG2112846_09102025T8.imexp

Sample: L2555281-07 WG2111067
Analysis started at: 9/10/2025 11:29:07 AM
Rack 1
Vial 15
Comment <Comment>

| | Ag 328.068 Axial-iFR) | Al 396.152 Radial-iFR) | As 189.042 Axial-eUV) | B 208.959 Axial-iFR) | Ba 455.403 Radial-iFR) | Be 313.042 Radial-iFR) | Ca 315.887 Radial-iFR) |
|---|---|---|---|---|---|---|---|
| Concentration average | -0.0001 ppm | -0.0034 ppm | 0.0000 ppm | 0.0119 ppm | 0.0107 ppm | 0.0000 ppm | 11.6828 ppm |
| Concentration per Run | -0.0003 ppm | -0.0038 ppm | 0.0003 ppm | 0.0118 ppm | 0.0107 ppm | 0.0000 ppm | 11.6352 ppm |
| Concentration per Run | 0.0000 ppm | -0.0048 ppm | 0.0003 ppm | 0.0121 ppm | 0.0107 ppm | 0.0000 ppm | 11.6721 ppm |
| Concentration per Run | -0.0001 ppm | -0.0016 ppm | -0.0005 ppm | 0.0119 ppm | 0.0107 ppm | 0.0000 ppm | 11.7410 ppm |
| Concentration RSD | 125.2 % | 48.2 % | 2,298.7 % | 1.4 % | 0.3 % | 115.3 % | 0.5 % |

| | Cd 214.438 Axial-iFR) | Co 228.616 Axial-iFR) | Cr 267.716 Axial-iFR) | Cu 324.754 Axial-iFR) | Fe 259.940 Radial-iFR) | K 766.490 Radial-iFR) | Li 670.776 Radial-iFR) |
|---|---|---|---|---|---|---|---|
| Concentration average | -0.0002 ppm | 0.0001 ppm | 0.0023 ppm | 0.0005 ppm | 0.0134 ppm | 1.0825 ppm | 0.0024 ppm |
| Concentration per Run | -0.0002 ppm | -0.0001 ppm | 0.0021 ppm | 0.0005 ppm | 0.0130 ppm | 1.1038 ppm | 0.0027 ppm |
| Concentration per Run | -0.0001 ppm | 0.0001 ppm | 0.0025 ppm | 0.0006 ppm | 0.0135 ppm | 1.0642 ppm | 0.0024 ppm |
| Concentration per Run | -0.0001 ppm | 0.0001 ppm | 0.0023 ppm | 0.0004 ppm | 0.0137 ppm | 1.0794 ppm | 0.0022 ppm |
| Concentration RSD | 10.3 % | 277.2 % | 9.6 % | 23.4 % | 2.6 % | 1.8 % | 10.1 % |

| | Mg 279.079 Axial-iFR) | Mn 257.610 Radial-iFR) | Mo 202.030 Axial-iFR) | Na 589.592 Radial-iFR) | Ni 231.604 Axial-iFR) | Pb 220.353 Axial-eUV) | Sb 206.833 Axial-iFR) |
|---|---|---|---|---|---|---|---|
| Concentration average | 5.4953 ppm | 0.0004 ppm | 0.0007 ppm | 16.4733 ppm | 0.0021 ppm | 0.0000 ppm | 0.0025 ppm |
| Concentration per Run | 5.5200 ppm | 0.0004 ppm | 0.0006 ppm | 16.3213 ppm | 0.0022 ppm | 0.0004 ppm | 0.0029 ppm |
| Concentration per Run | 5.4755 ppm | 0.0005 ppm | 0.0009 ppm | 16.5197 ppm | 0.0021 ppm | -0.0003 ppm | 0.0012 ppm |
| Concentration per Run | 5.4904 ppm | 0.0005 ppm | 0.0005 ppm | 16.5788 ppm | 0.0021 ppm | 0.0000 ppm | 0.0035 ppm |
| Concentration RSD | 0.4 % | 15.0 % | 38.0 % | 0.8 % | 1.9 % | 981.8 % | 46.9 % |

| | Se 196.090 Axial-eUV) | Si 212.412 Axial-iFR) | Sn 189.989 Axial-iFR) | Sr 421.552 Radial-iFR) | Ti 334.904 Axial-iFR) | Tl 190.856 Axial-eUV) | V 292.402 Axial-iFR) |
|---|---|---|---|---|---|---|---|
| Concentration average | 0.0007 ppm | 6.5430 ppm | -0.0014 ppm | 0.0590 ppm | 0.0000 ppm | 0.0008 ppm | 0.0002 ppm |
| Concentration per Run | 0.0008 ppm | 6.5688 ppm | -0.0013 ppm | 0.0588 ppm | 0.0001 ppm | 0.0002 ppm | 0.0002 ppm |
| Concentration per Run | 0.0011 ppm | 6.5311 ppm | -0.0012 ppm | 0.0592 ppm | 0.0001 ppm | 0.0010 ppm | 0.0002 ppm |
| Concentration per Run | 0.0003 ppm | 6.5290 ppm | -0.0016 ppm | 0.0590 ppm | -0.0001 ppm | 0.0013 ppm | 0.0003 ppm |
| Concentration RSD | 52.0 % | 0.3 % | 16.6 % | 0.3 % | 819.6 % | 67.5 % | 28.5 % |

| | Zn 206.200 Axial-iFR) | Sc 361.384 Axial-iFR) | Sc 361.384 Radial-iFR) | Sc 227.318 Axial-eUV) | Y 360.073 Axial-iFR) | Y 371.030 Radial-iFR) | Y 224.306 Axial-eUV) |
|---|---|---|---|---|---|---|---|
| Concentration average | 0.0010 ppm | 102.2693 % | 103.2952 % | 98.9950 % | 101.6548 % | 103.1944 % | 101.0339 % |
| Concentration per Run | 0.0010 ppm | 101.8999 % | 103.8402 % | 98.9659 % | 101.2900 % | 103.0600 % | 101.1644 % |
| Concentration per Run | 0.0010 ppm | 102.8990 % | 103.1754 % | 99.4648 % | 102.0659 % | 103.1281 % | 101.4222 % |
| Concentration per Run | 0.0010 ppm | 102.0091 % | 102.8698 % | 98.5544 % | 101.6086 % | 103.3952 % | 100.5151 % |
| Concentration RSD | 1.0 % | 0.5 % | 0.5 % | 0.5 % | 0.4 % | 0.2 % | 0.5 % |

# ICP DataTrace 8

9/10/2025 8:43:44 PM

LabBook: WG2112846_09102025T8.imexp

Sample: L2553620-05D10 WG2110658
Analysis started at: 9/10/2025 11:36:55 AM
Rack 1
Vial 17
Comment rr Fe

| | Ag 328.068 Axial-iFR) | Al 396.152 Radial-iFR) | As 189.042 Axial-eUV) | B 208.959 Axial-iFR) | Ba 455.403 Radial-iFR) | Be 313.042 Radial-iFR) | Ca 315.887 Radial-iFR) |
|---|---|---|---|---|---|---|---|
| Concentration average | 0.0004 ppm | 35.5651 ppm | 0.0232 ppm | 0.0038 ppm | 0.2651 ppm | 0.0020 ppm | 16.0747 ppm |
| Concentration per Run | 0.0005 ppm | 35.4650 ppm | 0.0246 ppm | 0.0039 ppm | 0.2644 ppm | 0.0020 ppm | 16.0714 ppm |
| Concentration per Run | 0.0003 ppm | 35.5653 ppm | 0.0235 ppm | 0.0040 ppm | 0.2654 ppm | 0.0020 ppm | 16.0054 ppm |
| Concentration per Run | 0.0005 ppm | 35.6649 ppm | 0.0215 ppm | 0.0035 ppm | 0.2656 ppm | 0.0020 ppm | 16.1475 ppm |
| Concentration RSD | 21.4 % | 0.3 % | 6.8 % | 6.9 % | 0.2 % | 2.0 % | 0.4 % |

| | Cd 214.438 Axial-iFR) | Co 228.616 Axial-iFR) | Cr 267.716 Axial-iFR) | Cu 324.754 Axial-iFR) | Fe 259.940 Radial-iFR) | K 766.490 Radial-iFR) | Li 670.776 Radial-iFR) |
|---|---|---|---|---|---|---|---|
| Concentration average | 0.0005 ppm | 0.0402 ppm | 0.0495 ppm | 0.0611 ppm | 73.0630 ppm | 1.7719 ppm | 0.0606 ppm |
| Concentration per Run | 0.0005 ppm | 0.0404 ppm | 0.0498 ppm | 0.0606 ppm | 73.0926 ppm | 1.7818 ppm | 0.0612 ppm |
| Concentration per Run | 0.0005 ppm | 0.0400 ppm | 0.0496 ppm | 0.0614 ppm | 72.8713 ppm | 1.7735 ppm | 0.0593 ppm |
| Concentration per Run | 0.0006 ppm | 0.0401 ppm | 0.0490 ppm | 0.0613 ppm | 73.2251 ppm | 1.7605 ppm | 0.0613 ppm |
| Concentration RSD | 5.4 % | 0.5 % | 0.8 % | 0.7 % | 0.2 % | 0.6 % | 1.8 % |

| | Mg 279.079 Axial-iFR) | Mn 257.610 Radial-iFR) | Mo 202.030 Axial-iFR) | Na 589.592 Radial-iFR) | Ni 231.604 Axial-iFR) | Pb 220.353 Axial-eUV) | Sb 206.833 Axial-iFR) |
|---|---|---|---|---|---|---|---|
| Concentration average | 14.8441 ppm | 2.7678 ppm | 0.0016 ppm | 0.1251 ppm | 0.0892 ppm | 0.0405 ppm | 0.0050 ppm |
| Concentration per Run | 15.0732 ppm | 2.7692 ppm | 0.0018 ppm | 0.1248 ppm | 0.0904 ppm | 0.0409 ppm | 0.0045 ppm |
| Concentration per Run | 14.7959 ppm | 2.7619 ppm | 0.0012 ppm | 0.1265 ppm | 0.0894 ppm | 0.0402 ppm | 0.0046 ppm |
| Concentration per Run | 14.6632 ppm | 2.7722 ppm | 0.0018 ppm | 0.1240 ppm | 0.0877 ppm | 0.0404 ppm | 0.0059 ppm |
| Concentration RSD | 1.4 % | 0.2 % | 21.1 % | 1.0 % | 1.5 % | 0.9 % | 15.4 % |

| | Se 196.090 Axial-eUV) | Si 212.412 Axial-iFR) | Sn 189.989 Axial-iFR) | Sr 421.552 Radial-iFR) | Ti 334.904 Axial-iFR) | Tl 190.856 Axial-eUV) | V 292.402 Axial-iFR) |
|---|---|---|---|---|---|---|---|
| Concentration average | -0.0006 ppm | 0.9155 ppm | 0.0031 ppm | 0.0475 ppm | 0.2114 ppm | -0.0008 ppm | 0.0597 ppm |
| Concentration per Run | 0.0006 ppm | 0.9264 ppm | 0.0028 ppm | 0.0477 ppm | 0.2123 ppm | -0.0007 ppm | 0.0602 ppm |
| Concentration per Run | -0.0004 ppm | 0.9168 ppm | 0.0033 ppm | 0.0474 ppm | 0.2109 ppm | -0.0007 ppm | 0.0598 ppm |
| Concentration per Run | -0.0021 ppm | 0.9034 ppm | 0.0033 ppm | 0.0475 ppm | 0.2110 ppm | -0.0011 ppm | 0.0591 ppm |
| Concentration RSD | 221.8 % | 1.3 % | 10.0 % | 0.4 % | 0.4 % | 27.5 % | 0.9 % |

| | Zn 206.200 Axial-iFR) | Sc 361.384 Axial-iFR) | Sc 361.384 Radial-iFR) | Sc 227.318 Axial-eUV) | Y 360.073 Axial-iFR) | Y 371.030 Radial-iFR) | Y 224.306 Axial-eUV) |
|---|---|---|---|---|---|---|---|
| Concentration average | 0.1617 ppm | 99.5947 % | 99.8170 % | 94.9213 % | 108.2614 % | 114.9615 % | 110.9186 % |
| Concentration per Run | 0.1634 ppm | 98.6584 % | 99.4249 % | 94.6520 % | 107.3226 % | 114.5650 % | 110.7694 % |
| Concentration per Run | 0.1614 ppm | 99.5915 % | 100.8294 % | 95.1673 % | 108.7473 % | 115.6212 % | 110.8183 % |
| Concentration per Run | 0.1604 ppm | 100.5341 % | 99.1968 % | 94.9448 % | 108.7141 % | 114.6983 % | 111.1681 % |
| Concentration RSD | 0.9 % | 0.9 % | 0.9 % | 0.3 % | 0.8 % | 0.5 % | 0.2 % |

# ICP DataTrace 8

9/10/2025 8:43:44 PM

LabBook: WG2112846_09102025T8.imexp

Sample: CCV
Analysis started at: 9/10/2025 11:40:25 AM
Rack 0
Vial 3
Comment <Comment>

| | Ag 328.068 Axial-iFR) | Al 396.152 Radial-iFR) | As 189.042 Axial-eUV) | B 208.959 Axial-iFR) | Ba 455.403 Radial-iFR) | Be 313.042 Radial-iFR) | Ca 315.887 Radial-iFR) |
|---|---|---|---|---|---|---|---|
| Concentration average | 0.4791 ppm | 0.4824 ppm | 0.4633 ppm | 0.4804 ppm | 0.4908 ppm | 0.5017 ppm | 0.4857 ppm |
| Concentration per Run | 0.4778 ppm | 0.4867 ppm | 0.4638 ppm | 0.4804 ppm | 0.4930 ppm | 0.5025 ppm | 0.4855 ppm |
| Concentration per Run | 0.4803 ppm | 0.4831 ppm | 0.4610 ppm | 0.4809 ppm | 0.4914 ppm | 0.5021 ppm | 0.4867 ppm |
| Concentration per Run | 0.4792 ppm | 0.4773 ppm | 0.4651 ppm | 0.4797 ppm | 0.4881 ppm | 0.5005 ppm | 0.4847 ppm |
| Recovery Percentage | 95.820 % | 96.474 % | 92.663 % | 96.073 % | 98.166 % | 100.339 % | 97.135 % |
| Concentration RSD | 0.3 % | 1.0 % | 0.5 % | 0.1 % | 0.5 % | 0.2 % | 0.2 % |

| | Cd 214.438 Axial-iFR) | Co 228.616 Axial-iFR) | Cr 267.716 Axial-iFR) | Cu 324.754 Axial-iFR) | Fe 259.940 Radial-iFR) | K 766.490 Radial-iFR) | Li 670.776 Radial-iFR) |
|---|---|---|---|---|---|---|---|
| Concentration average | 0.4924 ppm | 0.4957 ppm | 0.4914 ppm | 0.4994 ppm | 0.5025 ppm | 5.0734 ppm | 0.5080 ppm |
| Concentration per Run | 0.4926 ppm | 0.4958 ppm | 0.4916 ppm | 0.4977 ppm | 0.5045 ppm | 5.1168 ppm | 0.5138 ppm |
| Concentration per Run | 0.4935 ppm | 0.4958 ppm | 0.4916 ppm | 0.5005 ppm | 0.5016 ppm | 5.0724 ppm | 0.5121 ppm |
| Concentration per Run | 0.4910 ppm | 0.4954 ppm | 0.4909 ppm | 0.5000 ppm | 0.5014 ppm | 5.0311 ppm | 0.4982 ppm |
| Recovery Percentage | 98.471 % | 99.138 % | 98.280 % | 99.874 % | 100.506 % | 101.469 % | 101.606 % |
| Concentration RSD | 0.3 % | 0.0 % | 0.1 % | 0.3 % | 0.3 % | 0.8 % | 1.7 % |

| | Mg 279.079 Axial-iFR) | Mn 257.610 Radial-iFR) | Mo 202.030 Axial-iFR) | Na 589.592 Radial-iFR) | Ni 231.604 Axial-iFR) | Pb 220.353 Axial-eUV) | Sb 206.833 Axial-iFR) |
|---|---|---|---|---|---|---|---|
| Concentration average | 0.4934 ppm | 0.4997 ppm | 0.4817 ppm | 10.1412 ppm | 0.4995 ppm | 0.4890 ppm | 0.5043 ppm |
| Concentration per Run | 0.4940 ppm | 0.4999 ppm | 0.4783 ppm | 10.1880 ppm | 0.4984 ppm | 0.4905 ppm | 0.5020 ppm |
| Concentration per Run | 0.4943 ppm | 0.4997 ppm | 0.4840 ppm | 10.1427 ppm | 0.5007 ppm | 0.4879 ppm | 0.5074 ppm |
| Concentration per Run | 0.4920 ppm | 0.4996 ppm | 0.4828 ppm | 10.0929 ppm | 0.4993 ppm | 0.4887 ppm | 0.5035 ppm |
| Recovery Percentage | 98.687 % | 99.948 % | 96.343 % | 101.412 % | 99.897 % | 97.802 % | 100.860 % |
| Concentration RSD | 0.3 % | 0.0 % | 0.6 % | 0.5 % | 0.2 % | 0.3 % | 0.5 % |

| | Se 196.090 Axial-eUV) | Si 212.412 Axial-iFR) | Sn 189.989 Axial-iFR) | Sr 421.552 Radial-iFR) | Ti 334.904 Axial-iFR) | Tl 190.856 Axial-eUV) | V 292.402 Axial-iFR) |
|---|---|---|---|---|---|---|---|
| Concentration average | 0.4696 ppm | 5.2621 ppm | 0.4964 ppm | 0.5008 ppm | 0.4897 ppm | 0.4987 ppm | 0.4987 ppm |
| Concentration per Run | 0.4705 ppm | 5.2361 ppm | 0.4936 ppm | 0.5024 ppm | 0.4902 ppm | 0.4987 ppm | 0.4985 ppm |
| Concentration per Run | 0.4663 ppm | 5.2734 ppm | 0.5019 ppm | 0.4999 ppm | 0.4891 ppm | 0.4997 ppm | 0.4988 ppm |
| Concentration per Run | 0.4720 ppm | 5.2768 ppm | 0.4938 ppm | 0.5002 ppm | 0.4898 ppm | 0.4976 ppm | 0.4987 ppm |
| Recovery Percentage | 93.926 % | 100.231 % | 99.284 % | 100.164 % | 97.938 % | 99.739 % | 99.731 % |
| Concentration RSD | 0.6 % | 0.4 % | 1.0 % | 0.3 % | 0.1 % | 0.2 % | 0.0 % |

| | Zn 206.200 Axial-iFR) | Sc 361.384 Axial-iFR) | Sc 361.384 Radial-iFR) | Sc 227.318 Axial-eUV) | Y 360.073 Axial-iFR) | Y 371.030 Radial-iFR) | Y 224.306 Axial-eUV) |
|---|---|---|---|---|---|---|---|
| Concentration average | 0.4889 ppm | 101.0350 % | 101.2094 % | 97.5637 % | 100.1196 % | 100.5668 % | 99.7484 % |
| Concentration per Run | 0.4881 ppm | 101.3244 % | 101.1950 % | 96.5671 % | 100.3880 % | 101.0998 % | 99.0064 % |
| Concentration per Run | 0.4912 ppm | 100.8426 % | 100.8402 % | 98.1272 % | 99.9627 % | 99.6509 % | 100.2195 % |
| Concentration per Run | 0.4873 ppm | 100.9379 % | 101.5931 % | 97.9969 % | 100.0081 % | 100.9497 % | 100.0195 % |
| Recovery Percentage | 97.771 % | | | | | | |
| Concentration RSD | 0.4 % | 0.3 % | 0.4 % | 0.9 % | 0.2 % | 0.8 % | 0.7 % |

# ICP DataTrace 8

9/10/2025 8:43:44 PM

LabBook: WG2112846_09102025T8.imexp

Sample: CCB
Analysis started at: 9/10/2025 11:43:50 AM
Rack 0
Vial 4
Comment <Comment>

| | Ag 328.068 Axial-iFR) | Al 396.152 Radial-iFR) | As 189.042 Axial-eUV) | B 208.959 Axial-iFR) | Ba 455.403 Radial-iFR) | Be 313.042 Radial-iFR) | Ca 315.887 Radial-iFR) |
|---|---|---|---|---|---|---|---|
| Concentration average | 0.0000 ppm | -0.0007 ppm | 0.0007 ppm | 0.0009 ppm | 0.0000 ppm | 0.0001 ppm | -0.0013 ppm |
| Concentration per Run | 0.0001 ppm | -0.0024 ppm | 0.0014 ppm | 0.0004 ppm | 0.0000 ppm | 0.0001 ppm | -0.0030 ppm |
| Concentration per Run | -0.0001 ppm | 0.0009 ppm | 0.0007 ppm | 0.0014 ppm | 0.0000 ppm | 0.0001 ppm | -0.0010 ppm |
| Concentration per Run | -0.0001 ppm | -0.0006 ppm | 0.0000 ppm | 0.0008 ppm | 0.0000 ppm | 0.0001 ppm | 0.0001 ppm |
| Recovery Percentage | -0.258 % | -0.713 % | 14.384 % | 2.934 % | 0.177 % | 1.642 % | -1.311 % |
| Concentration RSD | 832.8 % | 227.6 % | 98.0 % | 57.6 % | 124.1 % | 11.2 % | 118.0 % |

| | Cd 214.438 Axial-iFR) | Co 228.616 Axial-iFR) | Cr 267.716 Axial-iFR) | Cu 324.754 Axial-iFR) | Fe 259.940 Radial-iFR) | K 766.490 Radial-iFR) | Li 670.776 Radial-iFR) |
|---|---|---|---|---|---|---|---|
| Concentration average | 0.0000 ppm | 0.0002 ppm | 0.0000 ppm | -0.0003 ppm | 0.0027 ppm | 0.0061 ppm | 0.0001 ppm |
| Concentration per Run | 0.0001 ppm | 0.0001 ppm | 0.0001 ppm | -0.0004 ppm | 0.0023 ppm | -0.0021 ppm | 0.0011 ppm |
| Concentration per Run | 0.0000 ppm | 0.0000 ppm | 0.0001 ppm | -0.0003 ppm | 0.0025 ppm | 0.0074 ppm | -0.0007 ppm |
| Concentration per Run | 0.0000 ppm | 0.0004 ppm | 0.0000 ppm | -0.0003 ppm | 0.0034 ppm | 0.0131 ppm | -0.0002 ppm |
| Recovery Percentage | 1.133 % | 1.774 % | 0.429 % | -3.130 % | 5.458 % | 0.245 % | 0.728 % |
| Concentration RSD | 121.8 % | 93.9 % | 150.2 % | 19.1 % | 22.8 % | 125.5 % | 1,272.6 % |

| | Mg 279.079 Axial-iFR) | Mn 257.610 Radial-iFR) | Mo 202.030 Axial-iFR) | Na 589.592 Radial-iFR) | Ni 231.604 Axial-iFR) | Pb 220.353 Axial-eUV) | Sb 206.833 Axial-iFR) |
|---|---|---|---|---|---|---|---|
| Concentration average | 0.0009 ppm | 0.0001 ppm | 0.0044 ppm | 0.0049 ppm | 0.0001 ppm | 0.0004 ppm | 0.0025 ppm |
| Concentration per Run | -0.0004 ppm | 0.0002 ppm | 0.0044 ppm | 0.0061 ppm | 0.0003 ppm | -0.0001 ppm | 0.0017 ppm |
| Concentration per Run | 0.0019 ppm | 0.0002 ppm | 0.0045 ppm | 0.0059 ppm | 0.0006 ppm | 0.0006 ppm | 0.0023 ppm |
| Concentration per Run | 0.0014 ppm | -0.0001 ppm | 0.0042 ppm | 0.0027 ppm | -0.0005 ppm | 0.0007 ppm | 0.0034 ppm |
| Recovery Percentage | 0.942 % | 1.218 % | 8.772 % | 0.245 % | 0.539 % | 3.905 % | 4.974 % |
| Concentration RSD | 130.6 % | 144.2 % | 3.2 % | 38.7 % | 409.2 % | 107.9 % | 33.6 % |

| | Se 196.090 Axial-eUV) | Si 212.412 Axial-iFR) | Sn 189.989 Axial-iFR) | Sr 421.552 Radial-iFR) | Ti 334.904 Axial-iFR) | Tl 190.856 Axial-eUV) | V 292.402 Axial-iFR) |
|---|---|---|---|---|---|---|---|
| Concentration average | 0.0053 ppm | 0.0013 ppm | 0.0012 ppm | 0.0001 ppm | 0.0005 ppm | 0.0006 ppm | 0.0002 ppm |
| Concentration per Run | 0.0046 ppm | 0.0014 ppm | 0.0003 ppm | 0.0001 ppm | 0.0005 ppm | 0.0010 ppm | 0.0003 ppm |
| Concentration per Run | 0.0047 ppm | 0.0018 ppm | 0.0017 ppm | 0.0001 ppm | 0.0005 ppm | 0.0010 ppm | 0.0000 ppm |
| Concentration per Run | 0.0065 ppm | 0.0005 ppm | 0.0015 ppm | 0.0000 ppm | 0.0005 ppm | -0.0002 ppm | 0.0003 ppm |
| Recovery Percentage | 52.967 % | 0.254 % | 2.328 % | 0.644 % | 5.097 % | 2.931 % | 1.726 % |
| Concentration RSD | 20.3 % | 52.8 % | 67.6 % | 48.8 % | 10.0 % | 115.1 % | 87.4 % |

| | Zn 206.200 Axial-iFR) | Sc 361.384 Axial-iFR) | Sc 361.384 Radial-iFR) | Sc 227.318 Axial-eUV) | Y 360.073 Axial-iFR) | Y 371.030 Radial-iFR) | Y 224.306 Axial-eUV) |
|---|---|---|---|---|---|---|---|
| Concentration average | 0.0001 ppm | 100.0893 % | 99.9420 % | 99.8422 % | 101.0901 % | 100.8393 % | 100.2470 % |
| Concentration per Run | 0.0001 ppm | 99.7282 % | 100.2702 % | 100.4326 % | 100.6940 % | 101.0557 % | 100.7926 % |
| Concentration per Run | 0.0001 ppm | 100.4590 % | 100.0083 % | 99.5110 % | 101.3025 % | 101.3584 % | 100.0280 % |
| Concentration per Run | 0.0001 ppm | 100.0807 % | 99.5475 % | 99.5831 % | 101.2738 % | 100.1037 % | 99.9205 % |
| Recovery Percentage | 2.038 % | | | | | | |
| Concentration RSD | 5.4 % | 0.4 % | 0.4 % | 0.5 % | 0.3 % | 0.6 % | 0.5 % |

# ICP DataTrace 8

9/10/2025 8:43:44 PM

LabBook: WG2112846_09102025T8.imexp

Sample: L2553720-01D2 WG2109884
Analysis started at: 9/10/2025 12:00:48 PM
Rack 1
Vial 18
Comment <Comment>

| | Ag 328.068 Axial-iFR) | Al 396.152 Radial-iFR) | As 189.042 Axial-eUV) | B 208.959 Axial-iFR) | Ba 455.403 Radial-iFR) | Be 313.042 Radial-iFR) | Ca 315.887 Radial-iFR) |
|---|---|---|---|---|---|---|---|
| Concentration average | 0.0007 ppm | 176.5580 ppm | 0.1672 ppm | 0.0131 ppm | 0.6603 ppm | 0.0118 ppm | 21.2744 ppm |
| Concentration per Run | 0.0006 ppm | 176.8063 ppm | 0.1657 ppm | 0.0118 ppm | 0.6697 ppm | 0.0118 ppm | 21.1390 ppm |
| Concentration per Run | 0.0001 ppm | 174.9880 ppm | 0.1665 ppm | 0.0147 ppm | 0.6507 ppm | 0.0117 ppm | 21.3272 ppm |
| Concentration per Run | 0.0013 ppm | 177.8796 ppm | 0.1693 ppm | 0.0128 ppm | 0.6605 ppm | 0.0118 ppm | 21.3571 ppm |
| Concentration RSD | 89.5 % | 0.8 % | 1.2 % | 11.1 % | 1.4 % | 0.6 % | 0.6 % |

| | Cd 214.438 Axial-iFR) | Co 228.616 Axial-iFR) | Cr 267.716 Axial-iFR) | Cu 324.754 Axial-iFR) | Fe 259.940 Radial-iFR) | K 766.490 Radial-iFR) | Li 670.776 Radial-iFR) |
|---|---|---|---|---|---|---|---|
| Concentration average | 0.0009 ppm | 0.1290 ppm | 0.3288 ppm | 0.2476 ppm | 271.0540 ppm | 34.8566 ppm | 0.3566 ppm |
| Concentration per Run | 0.0009 ppm | 0.1299 ppm | 0.3291 ppm | 0.2483 ppm | 270.9278 ppm | 35.2897 ppm | 0.3623 ppm |
| Concentration per Run | 0.0007 ppm | 0.1279 ppm | 0.3288 ppm | 0.2476 ppm | 269.2581 ppm | 34.5758 ppm | 0.3509 ppm |
| Concentration per Run | 0.0011 ppm | 0.1293 ppm | 0.3286 ppm | 0.2470 ppm | 272.9761 ppm | 34.7043 ppm | 0.3565 ppm |
| Concentration RSD | 24.3 % | 0.8 % | 0.1 % | 0.2 % | 0.7 % | 1.1 % | 1.6 % |

| | Mg 279.079 Axial-iFR) | Mn 257.610 Radial-iFR) | Mo 202.030 Axial-iFR) | Na 589.592 Radial-iFR) | Ni 231.604 Axial-iFR) | Pb 220.353 Axial-eUV) | Sb 206.833 Axial-iFR) |
|---|---|---|---|---|---|---|---|
| Concentration average | 70.8912 ppm | 7.4361 ppm | 0.0076 ppm | 8.8856 ppm | 0.3672 ppm | 0.1345 ppm | 0.0050 ppm |
| Concentration per Run | 70.9722 ppm | 7.4020 ppm | 0.0080 ppm | 8.9601 ppm | 0.3675 ppm | 0.1342 ppm | 0.0015 ppm |
| Concentration per Run | 70.8985 ppm | 7.4094 ppm | 0.0071 ppm | 8.8608 ppm | 0.3678 ppm | 0.1330 ppm | 0.0051 ppm |
| Concentration per Run | 70.8030 ppm | 7.4970 ppm | 0.0076 ppm | 8.8358 ppm | 0.3664 ppm | 0.1363 ppm | 0.0085 ppm |
| Concentration RSD | 0.1 % | 0.7 % | 5.5 % | 0.7 % | 0.2 % | 1.2 % | 69.1 % |

| | Se 196.090 Axial-eUV) | Si 212.412 Axial-iFR) | Sn 189.989 Axial-iFR) | Sr 421.552 Radial-iFR) | Ti 334.904 Axial-iFR) | Tl 190.856 Axial-eUV) | V 292.402 Axial-iFR) |
|---|---|---|---|---|---|---|---|
| Concentration average | -0.0057 ppm | 1.9515 ppm | 0.0129 ppm | 0.2191 ppm | 8.2779 ppm | 0.0009 ppm | 0.4127 ppm |
| Concentration per Run | -0.0064 ppm | 1.9503 ppm | 0.0132 ppm | 0.2208 ppm | 8.2761 ppm | 0.0009 ppm | 0.4136 ppm |
| Concentration per Run | -0.0071 ppm | 1.9768 ppm | 0.0132 ppm | 0.2171 ppm | 8.2348 ppm | 0.0010 ppm | 0.4132 ppm |
| Concentration per Run | -0.0038 ppm | 1.9275 ppm | 0.0125 ppm | 0.2194 ppm | 8.3228 ppm | 0.0008 ppm | 0.4112 ppm |
| Concentration RSD | 30.0 % | 1.3 % | 3.2 % | 0.8 % | 0.5 % | 11.5 % | 0.3 % |

| | Zn 206.200 Axial-iFR) | Sc 361.384 Axial-iFR) | Sc 361.384 Radial-iFR) | Sc 227.318 Axial-eUV) | Y 360.073 Axial-iFR) | Y 371.030 Radial-iFR) | Y 224.306 Axial-eUV) |
|---|---|---|---|---|---|---|---|
| Concentration average | 0.6473 ppm | 98.4097 % | 105.8597 % | 80.6582 % | 124.4608 % | 142.4661 % | 127.9056 % |
| Concentration per Run | 0.6467 ppm | 98.4630 % | 106.4414 % | 80.9832 % | 124.6941 % | 142.6629 % | 128.2926 % |
| Concentration per Run | 0.6459 ppm | 97.9834 % | 106.1768 % | 80.4460 % | 124.1121 % | 142.7938 % | 127.8189 % |
| Concentration per Run | 0.6492 ppm | 98.7828 % | 104.9607 % | 80.5455 % | 124.5761 % | 141.9418 % | 127.6051 % |
| Concentration RSD | 0.3 % | 0.4 % | 0.7 % | 0.4 % | 0.2 % | 0.3 % | 0.3 % |

# ICP DataTrace 8

9/10/2025 8:43:44 PM

LabBook: WG2112846_09102025T8.imexp

Sample: L2553720-02D2 WG2109884
Analysis started at: 9/10/2025 12:04:25 PM
Rack 1
Vial 19
Comment <Comment>

| | Ag 328.068 Axial-iFR) | Al 396.152 Radial-iFR) | As 189.042 Axial-eUV) | B 208.959 Axial-iFR) | Ba 455.403 Radial-iFR) | Be 313.042 Radial-iFR) | Ca 315.887 Radial-iFR) |
|---|---|---|---|---|---|---|---|
| Concentration average | 0.0005 ppm | 163.5646 ppm | 0.0957 ppm | 0.0134 ppm | 0.5621 ppm | 0.0095 ppm | 25.6568 ppm |
| Concentration per Run | 0.0011 ppm | 162.8399 ppm | 0.0935 ppm | 0.0132 ppm | 0.5642 ppm | 0.0095 ppm | 25.4326 ppm |
| Concentration per Run | 0.0004 ppm | 164.3602 ppm | 0.0955 ppm | 0.0134 ppm | 0.5639 ppm | 0.0095 ppm | 25.8449 ppm |
| Concentration per Run | 0.0001 ppm | 163.4936 ppm | 0.0981 ppm | 0.0137 ppm | 0.5583 ppm | 0.0095 ppm | 25.6928 ppm |
| Concentration RSD | 103.0 % | 0.5 % | 2.4 % | 1.8 % | 0.6 % | 0.3 % | 0.8 % |

| | Cd 214.438 Axial-iFR) | Co 228.616 Axial-iFR) | Cr 267.716 Axial-iFR) | Cu 324.754 Axial-iFR) | Fe 259.940 Radial-iFR) | K 766.490 Radial-iFR) | Li 670.776 Radial-iFR) |
|---|---|---|---|---|---|---|---|
| Concentration average | 0.0008 ppm | 0.1004 ppm | 0.3518 ppm | 0.2461 ppm | 272.8392 ppm | 32.1010 ppm | 0.3222 ppm |
| Concentration per Run | 0.0011 ppm | 0.1007 ppm | 0.3509 ppm | 0.2454 ppm | 271.9808 ppm | 32.1753 ppm | 0.3221 ppm |
| Concentration per Run | 0.0007 ppm | 0.1002 ppm | 0.3538 ppm | 0.2458 ppm | 274.3137 ppm | 32.1459 ppm | 0.3192 ppm |
| Concentration per Run | 0.0007 ppm | 0.1003 ppm | 0.3508 ppm | 0.2472 ppm | 272.2231 ppm | 31.9817 ppm | 0.3253 ppm |
| Concentration RSD | 27.9 % | 0.3 % | 0.5 % | 0.4 % | 0.5 % | 0.3 % | 0.9 % |

| | Mg 279.079 Axial-iFR) | Mn 257.610 Radial-iFR) | Mo 202.030 Axial-iFR) | Na 589.592 Radial-iFR) | Ni 231.604 Axial-iFR) | Pb 220.353 Axial-eUV) | Sb 206.833 Axial-iFR) |
|---|---|---|---|---|---|---|---|
| Concentration average | 71.9808 ppm | 3.6462 ppm | 0.0054 ppm | 4.4985 ppm | 0.3945 ppm | 0.1029 ppm | 0.0010 ppm |
| Concentration per Run | 71.5637 ppm | 3.6217 ppm | 0.0052 ppm | 4.4850 ppm | 0.3937 ppm | 0.1035 ppm | -0.0016 ppm |
| Concentration per Run | 72.1403 ppm | 3.6686 ppm | 0.0055 ppm | 4.5102 ppm | 0.3950 ppm | 0.1028 ppm | 0.0022 ppm |
| Concentration per Run | 72.2386 ppm | 3.6482 ppm | 0.0054 ppm | 4.5005 ppm | 0.3948 ppm | 0.1023 ppm | 0.0025 ppm |
| Concentration RSD | 0.5 % | 0.6 % | 3.2 % | 0.3 % | 0.2 % | 0.6 % | 228.3 % |

| | Se 196.090 Axial-eUV) | Si 212.412 Axial-iFR) | Sn 189.989 Axial-iFR) | Sr 421.552 Radial-iFR) | Ti 334.904 Axial-iFR) | Tl 190.856 Axial-eUV) | V 292.402 Axial-iFR) |
|---|---|---|---|---|---|---|---|
| Concentration average | -0.0019 ppm | 3.3602 ppm | 0.0109 ppm | 0.2125 ppm | 6.5244 ppm | 0.0037 ppm | 0.3721 ppm |
| Concentration per Run | -0.0014 ppm | 3.3316 ppm | 0.0108 ppm | 0.2137 ppm | 6.5357 ppm | 0.0040 ppm | 0.3705 ppm |
| Concentration per Run | -0.0033 ppm | 3.3665 ppm | 0.0113 ppm | 0.2119 ppm | 6.5164 ppm | 0.0029 ppm | 0.3728 ppm |
| Concentration per Run | -0.0011 ppm | 3.3825 ppm | 0.0105 ppm | 0.2119 ppm | 6.5210 ppm | 0.0042 ppm | 0.3731 ppm |
| Concentration RSD | 63.3 % | 0.8 % | 3.5 % | 0.5 % | 0.2 % | 19.2 % | 0.4 % |

| | Zn 206.200 Axial-iFR) | Sc 361.384 Axial-iFR) | Sc 361.384 Radial-iFR) | Sc 227.318 Axial-eUV) | Y 360.073 Axial-iFR) | Y 371.030 Radial-iFR) | Y 224.306 Axial-eUV) |
|---|---|---|---|---|---|---|---|
| Concentration average | 0.5498 ppm | 101.4103 % | 105.3131 % | 83.7472 % | 124.2366 % | 137.0066 % | 126.5666 % |
| Concentration per Run | 0.5481 ppm | 102.2733 % | 106.7087 % | 83.4506 % | 124.5536 % | 138.0732 % | 126.4489 % |
| Concentration per Run | 0.5520 ppm | 101.3495 % | 104.2214 % | 84.1588 % | 124.2662 % | 135.4993 % | 126.8908 % |
| Concentration per Run | 0.5493 ppm | 100.6080 % | 105.0093 % | 83.6322 % | 123.8901 % | 137.4473 % | 126.3600 % |
| Concentration RSD | 0.4 % | 0.8 % | 1.2 % | 0.4 % | 0.3 % | 1.0 % | 0.2 % |

# ICP DataTrace 8

9/10/2025 8:43:44 PM

LabBook: WG2112846_09102025T8.imexp

Sample: L2553822-01D2 WG2109884
Analysis started at: 9/10/2025 12:07:49 PM
Rack 1
Vial 20
Comment <Comment>

| | Ag 328.068 Axial-iFR) | Al 396.152 Radial-iFR) | As 189.042 Axial-eUV) | B 208.959 Axial-iFR) | Ba 455.403 Radial-iFR) | Be 313.042 Radial-iFR) | Ca 315.887 Radial-iFR) |
|---|---|---|---|---|---|---|---|
| Concentration average | 0.0067 ppm | 94.5265 ppm | 0.1653 ppm | 0.0702 ppm | 1.0983 ppm | 0.0053 ppm | 90.2684 ppm |
| Concentration per Run | 0.0064 ppm | 93.9329 ppm | 0.1644 ppm | 0.0704 ppm | 1.0944 ppm | 0.0052 ppm | 89.2794 ppm |
| Concentration per Run | 0.0072 ppm | 95.0756 ppm | 0.1673 ppm | 0.0713 ppm | 1.1048 ppm | 0.0053 ppm | 90.7279 ppm |
| Concentration per Run | 0.0065 ppm | 94.5709 ppm | 0.1641 ppm | 0.0690 ppm | 1.0956 ppm | 0.0053 ppm | 90.7980 ppm |
| Concentration RSD | 6.4 % | 0.6 % | 1.1 % | 1.7 % | 0.5 % | 1.2 % | 0.9 % |

| | Cd 214.438 Axial-iFR) | Co 228.616 Axial-iFR) | Cr 267.716 Axial-iFR) | Cu 324.754 Axial-iFR) | Fe 259.940 Radial-iFR) | K 766.490 Radial-iFR) | Li 670.776 Radial-iFR) |
|---|---|---|---|---|---|---|---|
| Concentration average | 0.0084 ppm | 0.1261 ppm | 0.3281 ppm | 9.1112 ppm | 231.1668 ppm | 26.4519 ppm | 0.1901 ppm |
| Concentration per Run | 0.0083 ppm | 0.1264 ppm | 0.3299 ppm | 9.1418 ppm | 229.0504 ppm | 26.2769 ppm | 0.1894 ppm |
| Concentration per Run | 0.0085 ppm | 0.1259 ppm | 0.3280 ppm | 9.0888 ppm | 232.6084 ppm | 26.6392 ppm | 0.1927 ppm |
| Concentration per Run | 0.0085 ppm | 0.1260 ppm | 0.3265 ppm | 9.1029 ppm | 231.8415 ppm | 26.4397 ppm | 0.1882 ppm |
| Concentration RSD | 1.5 % | 0.2 % | 0.5 % | 0.3 % | 0.8 % | 0.7 % | 1.2 % |

| | Mg 279.079 Axial-iFR) | Mn 257.610 Radial-iFR) | Mo 202.030 Axial-iFR) | Na 589.592 Radial-iFR) | Ni 231.604 Axial-iFR) | Pb 220.353 Axial-eUV) | Sb 206.833 Axial-iFR) |
|---|---|---|---|---|---|---|---|
| Concentration average | 66.4628 ppm | 5.0577 ppm | 0.0087 ppm | 14.3276 ppm | 0.3736 ppm | 11.8089 ppm | 0.0249 ppm |
| Concentration per Run | 66.6649 ppm | 5.0079 ppm | 0.0090 ppm | 14.3266 ppm | 0.3748 ppm | 11.8014 ppm | 0.0262 ppm |
| Concentration per Run | 66.5009 ppm | 5.0832 ppm | 0.0086 ppm | 14.3766 ppm | 0.3745 ppm | 11.8419 ppm | 0.0239 ppm |
| Concentration per Run | 66.2228 ppm | 5.0820 ppm | 0.0086 ppm | 14.2797 ppm | 0.3716 ppm | 11.7833 ppm | 0.0247 ppm |
| Concentration RSD | 0.3 % | 0.9 % | 2.8 % | 0.3 % | 0.5 % | 0.3 % | 4.6 % |

| | Se 196.090 Axial-eUV) | Si 212.412 Axial-iFR) | Sn 189.989 Axial-iFR) | Sr 421.552 Radial-iFR) | Ti 334.904 Axial-iFR) | Tl 190.856 Axial-eUV) | V 292.402 Axial-iFR) |
|---|---|---|---|---|---|---|---|
| Concentration average | 0.0026 ppm | 3.7509 ppm | 0.7319 ppm | 0.5352 ppm | 4.5037 ppm | -0.0009 ppm | 0.3352 ppm |
| Concentration per Run | 0.0026 ppm | 3.7803 ppm | 0.7335 ppm | 0.5354 ppm | 4.5192 ppm | -0.0011 ppm | 0.3363 ppm |
| Concentration per Run | 0.0032 ppm | 3.7423 ppm | 0.7333 ppm | 0.5359 ppm | 4.5064 ppm | -0.0009 ppm | 0.3349 ppm |
| Concentration per Run | 0.0018 ppm | 3.7300 ppm | 0.7289 ppm | 0.5342 ppm | 4.4856 ppm | -0.0005 ppm | 0.3343 ppm |
| Concentration RSD | 28.1 % | 0.7 % | 0.4 % | 0.2 % | 0.4 % | 33.7 % | 0.3 % |

| | Zn 206.200 Axial-iFR) | Sc 361.384 Axial-iFR) | Sc 361.384 Radial-iFR) | Sc 227.318 Axial-eUV) | Y 360.073 Axial-iFR) | Y 371.030 Radial-iFR) | Y 224.306 Axial-eUV) |
|---|---|---|---|---|---|---|---|
| Concentration average | 14.3626 ppm | 99.0393 % | 104.8618 % | 82.9789 % | 112.3716 % | 118.9538 % | 110.9880 % |
| Concentration per Run | 14.3729 ppm | 99.1550 % | 106.2574 % | 83.0364 % | 112.5361 % | 119.8751 % | 111.4342 % |
| Concentration per Run | 14.4139 ppm | 98.8756 % | 103.8293 % | 82.8400 % | 112.2373 % | 118.6793 % | 110.9173 % |
| Concentration per Run | 14.3010 ppm | 99.0872 % | 104.4986 % | 83.0605 % | 112.3414 % | 118.3070 % | 110.6124 % |
| Concentration RSD | 0.4 % | 0.1 % | 1.2 % | 0.1 % | 0.1 % | 0.7 % | 0.4 % |

# ICP DataTrace 8

9/10/2025 8:43:44 PM

LabBook: WG2112846_09102025T8.imexp

Sample: L2554553-01D2 WG2109884
Analysis started at: 9/10/2025 12:11:14 PM
Rack 1
Vial 27
Comment <Comment>

| | Ag 328.068 Axial-iFR) | Al 396.152 Radial-iFR) | As 189.042 Axial-eUV) | B 208.959 Axial-iFR) | Ba 455.403 Radial-iFR) | Be 313.042 Radial-iFR) | Ca 315.887 Radial-iFR) |
|---|---|---|---|---|---|---|---|
| Concentration average | 0.0004 ppm | 59.2995 ppm | 0.0180 ppm | 0.0462 ppm | 0.6331 ppm | 0.0029 ppm | 249.7230 ppm |
| Concentration per Run | 0.0004 ppm | 59.3110 ppm | 0.0178 ppm | 0.0454 ppm | 0.6306 ppm | 0.0029 ppm | 249.9078 ppm |
| Concentration per Run | 0.0004 ppm | 59.5084 ppm | 0.0179 ppm | 0.0475 ppm | 0.6350 ppm | 0.0029 ppm | 250.6885 ppm |
| Concentration per Run | 0.0003 ppm | 59.0790 ppm | 0.0184 ppm | 0.0458 ppm | 0.6336 ppm | 0.0029 ppm | 248.5729 ppm |
| Concentration RSD | 9.7 % | 0.4 % | 1.7 % | 2.4 % | 0.4 % | 1.0 % | 0.4 % |

| | Cd 214.438 Axial-iFR) | Co 228.616 Axial-iFR) | Cr 267.716 Axial-iFR) | Cu 324.754 Axial-iFR) | Fe 259.940 Radial-iFR) | K 766.490 Radial-iFR) | Li 670.776 Radial-iFR) |
|---|---|---|---|---|---|---|---|
| Concentration average | -0.0012 ppm | 0.0442 ppm | 0.3034 ppm | 0.1414 ppm | 80.9815 ppm | 19.0434 ppm | 0.0900 ppm |
| Concentration per Run | -0.0013 ppm | 0.0440 ppm | 0.3038 ppm | 0.1405 ppm | 80.6251 ppm | 18.9476 ppm | 0.0914 ppm |
| Concentration per Run | -0.0013 ppm | 0.0439 ppm | 0.3039 ppm | 0.1421 ppm | 81.3254 ppm | 19.2260 ppm | 0.0912 ppm |
| Concentration per Run | -0.0012 ppm | 0.0447 ppm | 0.3025 ppm | 0.1415 ppm | 80.9940 ppm | 18.9565 ppm | 0.0874 ppm |
| Concentration RSD | 5.4 % | 0.9 % | 0.3 % | 0.6 % | 0.4 % | 0.8 % | 2.5 % |

| | Mg 279.079 Axial-iFR) | Mn 257.610 Radial-iFR) | Mo 202.030 Axial-iFR) | Na 589.592 Radial-iFR) | Ni 231.604 Axial-iFR) | Pb 220.353 Axial-eUV) | Sb 206.833 Axial-iFR) |
|---|---|---|---|---|---|---|---|
| Concentration average | 67.1864 ppm | 3.8095 ppm | 0.0019 ppm | 3.2220 ppm | 0.1722 ppm | 0.3938 ppm | 0.0005 ppm |
| Concentration per Run | 67.0881 ppm | 3.7984 ppm | 0.0021 ppm | 3.2203 ppm | 0.1716 ppm | 0.3941 ppm | -0.0002 ppm |
| Concentration per Run | 67.1124 ppm | 3.8267 ppm | 0.0019 ppm | 3.2545 ppm | 0.1717 ppm | 0.3938 ppm | 0.0007 ppm |
| Concentration per Run | 67.3586 ppm | 3.8036 ppm | 0.0018 ppm | 3.1912 ppm | 0.1734 ppm | 0.3934 ppm | 0.0011 ppm |
| Concentration RSD | 0.2 % | 0.4 % | 8.8 % | 1.0 % | 0.6 % | 0.1 % | 128.5 % |

| | Se 196.090 Axial-eUV) | Si 212.412 Axial-iFR) | Sn 189.989 Axial-iFR) | Sr 421.552 Radial-iFR) | Ti 334.904 Axial-iFR) | Tl 190.856 Axial-eUV) | V 292.402 Axial-iFR) |
|---|---|---|---|---|---|---|---|
| Concentration average | -0.0003 ppm | **24.2016 [SIC 200]** | 0.0103 ppm | **1.0421 ppm** | 3.6039 ppm | -0.0004 ppm | 0.1682 ppm |
| Concentration per Run | -0.0001 ppm | 24.1305 ppm | 0.0092 ppm | 1.0339 ppm | 3.6139 ppm | -0.0013 ppm | 0.1676 ppm |
| Concentration per Run | -0.0008 ppm | 24.3000 ppm | 0.0103 ppm | 1.0478 ppm | 3.5992 ppm | -0.0005 ppm | 0.1686 ppm |
| Concentration per Run | 0.0000 ppm | 24.1742 ppm | 0.0113 ppm | 1.0446 ppm | 3.5988 ppm | 0.0006 ppm | 0.1683 ppm |
| Concentration RSD | 137.1 % | 0.4 % | 10.3 % | 0.7 % | 0.2 % | 247.1 % | 0.3 % |

| | Zn 206.200 Axial-iFR) | Sc 361.384 Axial-iFR) | Sc 361.384 Radial-iFR) | Sc 227.318 Axial-eUV) | Y 360.073 Axial-iFR) | Y 371.030 Radial-iFR) | Y 224.306 Axial-eUV) |
|---|---|---|---|---|---|---|---|
| Concentration average | 0.4802 ppm | 95.4429 % | 100.6062 % | 81.0359 % | 102.2080 % | 109.0945 % | 101.8268 % |
| Concentration per Run | 0.4809 ppm | 95.4501 % | 100.4080 % | 80.9527 % | 101.6491 % | 109.3817 % | 101.7726 % |
| Concentration per Run | 0.4792 ppm | 95.3144 % | 100.5241 % | 81.4984 % | 102.6137 % | 109.2266 % | 102.5593 % |
| Concentration per Run | 0.4805 ppm | 95.5643 % | 100.8865 % | 80.6568 % | 102.3611 % | 108.6752 % | 101.1486 % |
| Concentration RSD | 0.2 % | 0.1 % | 0.2 % | 0.5 % | 0.5 % | 0.3 % | 0.7 % |

# ICP DataTrace 8

9/10/2025 8:43:44 PM

LabBook: WG2112846_09102025T8.imexp

Sample: eL2553860-01D2 WG2109884
Analysis started at: 9/10/2025 12:14:37 PM
Rack 1
Vial 21
Comment <Comment>

| | Ag 328.068 Axial-iFR) | Al 396.152 Radial-iFR) | As 189.042 Axial-eUV) | B 208.959 Axial-iFR) | Ba 455.403 Radial-iFR) | Be 313.042 Radial-iFR) | Ca 315.887 Radial-iFR) |
|---|---|---|---|---|---|---|---|
| Concentration average | -0.0008 ppm | 91.9425 ppm | 0.0413 ppm | 0.1503 ppm | 0.8051 ppm | 0.0033 ppm | **1,587.5299 [SIC 1000]** |
| Concentration per Run | -0.0011 ppm | 92.2899 ppm | 0.0415 ppm | 0.1511 ppm | 0.8039 ppm | 0.0033 ppm | 1,592.2960 ppm |
| Concentration per Run | -0.0007 ppm | 91.2966 ppm | 0.0406 ppm | 0.1503 ppm | 0.8042 ppm | 0.0033 ppm | 1,572.8425 ppm |
| Concentration per Run | -0.0006 ppm | 92.2411 ppm | 0.0417 ppm | 0.1496 ppm | 0.8071 ppm | 0.0034 ppm | 1,597.4513 ppm |
| Concentration RSD | 38.8 % | 0.6 % | 1.5 % | 0.5 % | 0.2 % | 0.8 % | 0.8 % |

| | Cd 214.438 Axial-iFR) | Co 228.616 Axial-iFR) | Cr 267.716 Axial-iFR) | Cu 324.754 Axial-iFR) | Fe 259.940 Radial-iFR) | K 766.490 Radial-iFR) | Li 670.776 Radial-iFR) |
|---|---|---|---|---|---|---|---|
| Concentration average | -0.0173 ppm | 0.0351 ppm | 0.1020 ppm | 0.1341 ppm | 97.5232 ppm | 23.3714 ppm | 0.2210 ppm |
| Concentration per Run | -0.0172 ppm | 0.0354 ppm | 0.1025 ppm | 0.1335 ppm | 97.6687 ppm | 23.4708 ppm | 0.2275 ppm |
| Concentration per Run | -0.0174 ppm | 0.0355 ppm | 0.1014 ppm | 0.1347 ppm | 96.5803 ppm | 23.0980 ppm | 0.2239 ppm |
| Concentration per Run | -0.0173 ppm | 0.0344 ppm | 0.1022 ppm | 0.1340 ppm | 98.3207 ppm | 23.5454 ppm | 0.2116 ppm |
| Concentration RSD | 0.6 % | 1.7 % | 0.6 % | 0.5 % | 0.9 % | 1.0 % | 3.8 % |

| | Mg 279.079 Axial-iFR) | Mn 257.610 Radial-iFR) | Mo 202.030 Axial-iFR) | Na 589.592 Radial-iFR) | Ni 231.604 Axial-iFR) | Pb 220.353 Axial-eUV) | Sb 206.833 Axial-iFR) |
|---|---|---|---|---|---|---|---|
| Concentration average | 466.8130 ppm | 4.8115 ppm | 0.0039 ppm | 8.9184 ppm | 0.0886 ppm | 0.0751 ppm | 0.0006 ppm |
| Concentration per Run | 470.3777 ppm | 4.8190 ppm | 0.0037 ppm | 8.8834 ppm | 0.0887 ppm | 0.0758 ppm | 0.0004 ppm |
| Concentration per Run | 465.3312 ppm | 4.7693 ppm | 0.0041 ppm | 8.9104 ppm | 0.0883 ppm | 0.0755 ppm | -0.0014 ppm |
| Concentration per Run | 464.7301 ppm | 4.8462 ppm | 0.0039 ppm | 8.9615 ppm | 0.0890 ppm | 0.0739 ppm | 0.0027 ppm |
| Concentration RSD | 0.7 % | 0.8 % | 6.0 % | 0.4 % | 0.4 % | 1.3 % | 343.7 % |

| | Se 196.090 Axial-eUV) | Si 212.412 Axial-iFR) | Sn 189.989 Axial-iFR) | Sr 421.552 Radial-iFR) | Ti 334.904 Axial-iFR) | Tl 190.856 Axial-eUV) | V 292.402 Axial-iFR) |
|---|---|---|---|---|---|---|---|
| Concentration average | -0.0008 ppm | 6.0398 ppm | 0.0065 ppm | **5.0576 ppm** | 2.7463 ppm | -0.0022 ppm | 0.1224 ppm |
| Concentration per Run | 0.0006 ppm | 6.0759 ppm | 0.0081 ppm | 5.0598 ppm | 2.7591 ppm | -0.0009 ppm | 0.1231 ppm |
| Concentration per Run | 0.0004 ppm | 6.0190 ppm | 0.0054 ppm | 4.9856 ppm | 2.7445 ppm | -0.0043 ppm | 0.1222 ppm |
| Concentration per Run | -0.0035 ppm | 6.0244 ppm | 0.0061 ppm | 5.1275 ppm | 2.7354 ppm | -0.0016 ppm | 0.1219 ppm |
| Concentration RSD | 274.8 % | 0.5 % | 20.8 % | 1.4 % | 0.4 % | 81.0 % | 0.5 % |

| | Zn 206.200 Axial-iFR) | Sc 361.384 Axial-iFR) | Sc 361.384 Radial-iFR) | Sc 227.318 Axial-eUV) | Y 360.073 Axial-iFR) | Y 371.030 Radial-iFR) | Y 224.306 Axial-eUV) |
|---|---|---|---|---|---|---|---|
| Concentration average | 0.4880 ppm | 83.0450 % | 93.6001 % | 67.8600 % | 102.0095 % | 116.0238 % | 101.4840 % |
| Concentration per Run | 0.4933 ppm | 82.9403 % | 93.0220 % | 68.3131 % | 102.0532 % | 115.6690 % | 101.9910 % |
| Concentration per Run | 0.4856 ppm | 83.0185 % | 94.9675 % | 67.6686 % | 101.9935 % | 116.7719 % | 101.5558 % |
| Concentration per Run | 0.4850 ppm | 83.1763 % | 92.8109 % | 67.5983 % | 101.9816 % | 115.6304 % | 100.9051 % |
| Concentration RSD | 0.9 % | 0.1 % | 1.3 % | 0.6 % | 0.0 % | 0.6 % | 0.5 % |

# ICP DataTrace 8

9/10/2025 8:43:44 PM

LabBook: WG2112846_09102025T8.imexp

Sample: L2553860-03D2 WG2109884
Analysis started at: 9/10/2025 12:18:02 PM
Rack 1
Vial 22
Comment <Comment>

| | Ag 328.068 Axial-iFR) | Al 396.152 Radial-iFR) | As 189.042 Axial-eUV) | B 208.959 Axial-iFR) | Ba 455.403 Radial-iFR) | Be 313.042 Radial-iFR) | Ca 315.887 Radial-iFR) |
|---|---|---|---|---|---|---|---|
| Concentration average | 0.0003 ppm | 175.8454 ppm | 0.0502 ppm | 0.1517 ppm | 0.4496 ppm | 0.0072 ppm | 244.4392 ppm |
| Concentration per Run | 0.0003 ppm | 176.2266 ppm | 0.0507 ppm | 0.1527 ppm | 0.4523 ppm | 0.0072 ppm | 244.5204 ppm |
| Concentration per Run | 0.0001 ppm | 175.8046 ppm | 0.0484 ppm | 0.1504 ppm | 0.4474 ppm | 0.0071 ppm | 245.2942 ppm |
| Concentration per Run | 0.0005 ppm | 175.5051 ppm | 0.0513 ppm | 0.1519 ppm | 0.4490 ppm | 0.0071 ppm | 243.5029 ppm |
| Concentration RSD | 65.6 % | 0.2 % | 3.0 % | 0.8 % | 0.6 % | 0.7 % | 0.4 % |

| | Cd 214.438 Axial-iFR) | Co 228.616 Axial-iFR) | Cr 267.716 Axial-iFR) | Cu 324.754 Axial-iFR) | Fe 259.940 Radial-iFR) | K 766.490 Radial-iFR) | Li 670.776 Radial-iFR) |
|---|---|---|---|---|---|---|---|
| Concentration average | -0.0023 ppm | 0.0253 ppm | 0.0896 ppm | 0.0467 ppm | 60.4328 ppm | 11.1592 ppm | 0.0543 ppm |
| Concentration per Run | -0.0023 ppm | 0.0256 ppm | 0.0890 ppm | 0.0470 ppm | 60.5819 ppm | 11.1682 ppm | 0.0552 ppm |
| Concentration per Run | -0.0023 ppm | 0.0249 ppm | 0.0897 ppm | 0.0466 ppm | 60.2903 ppm | 11.1563 ppm | 0.0537 ppm |
| Concentration per Run | -0.0024 ppm | 0.0255 ppm | 0.0900 ppm | 0.0464 ppm | 60.4262 ppm | 11.1530 ppm | 0.0539 ppm |
| Concentration RSD | 1.0 % | 1.5 % | 0.5 % | 0.6 % | 0.2 % | 0.1 % | 1.5 % |

| | Mg 279.079 Axial-iFR) | Mn 257.610 Radial-iFR) | Mo 202.030 Axial-iFR) | Na 589.592 Radial-iFR) | Ni 231.604 Axial-iFR) | Pb 220.353 Axial-eUV) | Sb 206.833 Axial-iFR) |
|---|---|---|---|---|---|---|---|
| Concentration average | 34.1090 ppm | 1.8862 ppm | 0.0019 ppm | 29.0023 ppm | 0.0652 ppm | 0.0442 ppm | -0.0004 ppm |
| Concentration per Run | 34.0109 ppm | 1.8929 ppm | 0.0016 ppm | 29.0955 ppm | 0.0643 ppm | 0.0444 ppm | -0.0026 ppm |
| Concentration per Run | 34.2456 ppm | 1.8842 ppm | 0.0018 ppm | 28.8684 ppm | 0.0656 ppm | 0.0429 ppm | -0.0007 ppm |
| Concentration per Run | 34.0704 ppm | 1.8816 ppm | 0.0023 ppm | 29.0429 ppm | 0.0656 ppm | 0.0455 ppm | 0.0023 ppm |
| Concentration RSD | 0.4 % | 0.3 % | 17.9 % | 0.4 % | 1.1 % | 3.0 % | 689.3 % |

| | Se 196.090 Axial-eUV) | Si 212.412 Axial-iFR) | Sn 189.989 Axial-iFR) | Sr 421.552 Radial-iFR) | Ti 334.904 Axial-iFR) | Tl 190.856 Axial-eUV) | V 292.402 Axial-iFR) |
|---|---|---|---|---|---|---|---|
| Concentration average | -0.0015 ppm | 3.6898 ppm | 0.0056 ppm | 0.7183 ppm | 2.0623 ppm | 0.0013 ppm | 0.2639 ppm |
| Concentration per Run | -0.0013 ppm | 3.7068 ppm | 0.0054 ppm | 0.7227 ppm | 2.0523 ppm | 0.0003 ppm | 0.2640 ppm |
| Concentration per Run | -0.0013 ppm | 3.7013 ppm | 0.0055 ppm | 0.7145 ppm | 2.0683 ppm | 0.0025 ppm | 0.2644 ppm |
| Concentration per Run | -0.0019 ppm | 3.6612 ppm | 0.0058 ppm | 0.7178 ppm | 2.0663 ppm | 0.0011 ppm | 0.2632 ppm |
| Concentration RSD | 23.9 % | 0.7 % | 4.0 % | 0.6 % | 0.4 % | 88.2 % | 0.2 % |

| | Zn 206.200 Axial-iFR) | Sc 361.384 Axial-iFR) | Sc 361.384 Radial-iFR) | Sc 227.318 Axial-eUV) | Y 360.073 Axial-iFR) | Y 371.030 Radial-iFR) | Y 224.306 Axial-eUV) |
|---|---|---|---|---|---|---|---|
| Concentration average | 0.1325 ppm | 96.6912 % | 101.3686 % | 86.1072 % | 113.3979 % | 127.5418 % | 117.9212 % |
| Concentration per Run | 0.1314 ppm | 96.7526 % | 101.4674 % | 86.2439 % | 113.6371 % | 128.2374 % | 118.0314 % |
| Concentration per Run | 0.1329 ppm | 96.0098 % | 101.5802 % | 85.8880 % | 112.6436 % | 127.5673 % | 117.7448 % |
| Concentration per Run | 0.1334 ppm | 97.3112 % | 101.0581 % | 86.1897 % | 113.9131 % | 126.8208 % | 117.9873 % |
| Concentration RSD | 0.8 % | 0.7 % | 0.3 % | 0.2 % | 0.6 % | 0.6 % | 0.1 % |

# ICP DataTrace 8

9/10/2025 8:43:44 PM

LabBook: WG2112846_09102025T8.imexp

Sample: L2553860-04D2 WG2109884
Analysis started at: 9/10/2025 12:21:28 PM
Rack 1
Vial 23
Comment <Comment>

| | Ag 328.068 Axial-iFR) | Al 396.152 Radial-iFR) | As 189.042 Axial-eUV) | B 208.959 Axial-iFR) | Ba 455.403 Radial-iFR) | Be 313.042 Radial-iFR) | Ca 315.887 Radial-iFR) |
|---|---|---|---|---|---|---|---|
| Concentration average | -0.0001 ppm | 4.0550 ppm | 0.0030 ppm | 0.0122 ppm | 0.7588 ppm | 0.0003 ppm | 28.9061 ppm |
| Concentration per Run | -0.0001 ppm | 4.0702 ppm | 0.0031 ppm | 0.0119 ppm | 0.7670 ppm | 0.0003 ppm | 28.9209 ppm |
| Concentration per Run | -0.0001 ppm | 4.0688 ppm | 0.0027 ppm | 0.0120 ppm | 0.7527 ppm | 0.0003 ppm | 29.0130 ppm |
| Concentration per Run | -0.0002 ppm | 4.0262 ppm | 0.0032 ppm | 0.0126 ppm | 0.7568 ppm | 0.0003 ppm | 28.7844 ppm |
| Concentration RSD | 38.5 % | 0.6 % | 8.5 % | 3.2 % | 1.0 % | 9.9 % | 0.4 % |

| | Cd 214.438 Axial-iFR) | Co 228.616 Axial-iFR) | Cr 267.716 Axial-iFR) | Cu 324.754 Axial-iFR) | Fe 259.940 Radial-iFR) | K 766.490 Radial-iFR) | Li 670.776 Radial-iFR) |
|---|---|---|---|---|---|---|---|
| Concentration average | 0.0024 ppm | 0.0043 ppm | 0.0205 ppm | 0.0140 ppm | 6.9296 ppm | 3.0168 ppm | 0.0074 ppm |
| Concentration per Run | 0.0025 ppm | 0.0042 ppm | 0.0201 ppm | 0.0142 ppm | 6.9428 ppm | 3.0602 ppm | 0.0078 ppm |
| Concentration per Run | 0.0024 ppm | 0.0044 ppm | 0.0206 ppm | 0.0138 ppm | 6.9233 ppm | 2.9965 ppm | 0.0076 ppm |
| Concentration per Run | 0.0024 ppm | 0.0043 ppm | 0.0207 ppm | 0.0140 ppm | 6.9228 ppm | 2.9938 ppm | 0.0068 ppm |
| Concentration RSD | 2.4 % | 2.6 % | 1.5 % | 1.4 % | 0.2 % | 1.2 % | 7.5 % |

| | Mg 279.079 Axial-iFR) | Mn 257.610 Radial-iFR) | Mo 202.030 Axial-iFR) | Na 589.592 Radial-iFR) | Ni 231.604 Axial-iFR) | Pb 220.353 Axial-eUV) | Sb 206.833 Axial-iFR) |
|---|---|---|---|---|---|---|---|
| Concentration average | 3.0090 ppm | 0.3722 ppm | 0.0026 ppm | 2.3246 ppm | 0.0125 ppm | 0.0117 ppm | 0.0006 ppm |
| Concentration per Run | 3.0096 ppm | 0.3732 ppm | 0.0028 ppm | 2.3421 ppm | 0.0119 ppm | 0.0113 ppm | -0.0007 ppm |
| Concentration per Run | 3.0066 ppm | 0.3738 ppm | 0.0025 ppm | 2.3294 ppm | 0.0124 ppm | 0.0125 ppm | 0.0033 ppm |
| Concentration per Run | 3.0108 ppm | 0.3697 ppm | 0.0026 ppm | 2.3022 ppm | 0.0132 ppm | 0.0113 ppm | -0.0009 ppm |
| Concentration RSD | 0.1 % | 0.6 % | 6.6 % | 0.9 % | 5.3 % | 5.9 % | 391.1 % |

| | Se 196.090 Axial-eUV) | Si 212.412 Axial-iFR) | Sn 189.989 Axial-iFR) | Sr 421.552 Radial-iFR) | Ti 334.904 Axial-iFR) | Tl 190.856 Axial-eUV) | V 292.402 Axial-iFR) |
|---|---|---|---|---|---|---|---|
| Concentration average | 0.0005 ppm | 0.9369 ppm | 0.0044 ppm | 0.1610 ppm | 0.1509 ppm | -0.0006 ppm | 0.0251 ppm |
| Concentration per Run | 0.0025 ppm | 0.9420 ppm | 0.0038 ppm | 0.1623 ppm | 0.1512 ppm | -0.0001 ppm | 0.0251 ppm |
| Concentration per Run | -0.0012 ppm | 0.9316 ppm | 0.0047 ppm | 0.1605 ppm | 0.1507 ppm | -0.0009 ppm | 0.0251 ppm |
| Concentration per Run | 0.0003 ppm | 0.9371 ppm | 0.0046 ppm | 0.1603 ppm | 0.1510 ppm | -0.0009 ppm | 0.0250 ppm |
| Concentration RSD | 352.4 % | 0.6 % | 10.8 % | 0.7 % | 0.2 % | 71.0 % | 0.2 % |

| | Zn 206.200 Axial-iFR) | Sc 361.384 Axial-iFR) | Sc 361.384 Radial-iFR) | Sc 227.318 Axial-eUV) | Y 360.073 Axial-iFR) | Y 371.030 Radial-iFR) | Y 224.306 Axial-eUV) |
|---|---|---|---|---|---|---|---|
| Concentration average | 0.3416 ppm | 100.0894 % | 101.6185 % | 94.6988 % | 102.3425 % | 103.7058 % | 101.8132 % |
| Concentration per Run | 0.3420 ppm | 100.3953 % | 101.6760 % | 94.9528 % | 102.6104 % | 104.4049 % | 102.0069 % |
| Concentration per Run | 0.3403 ppm | 99.9786 % | 101.1684 % | 95.2345 % | 102.2425 % | 103.8586 % | 102.0372 % |
| Concentration per Run | 0.3425 ppm | 99.8942 % | 102.0111 % | 93.9092 % | 102.1745 % | 102.8538 % | 101.3955 % |
| Concentration RSD | 0.3 % | 0.3 % | 0.4 % | 0.7 % | 0.2 % | 0.8 % | 0.4 % |

# ICP DataTrace 8

9/10/2025 8:43:44 PM

LabBook: WG2112846_09102025T8.imexp

Sample: L2553860-05D2 WG2109884
Analysis started at: 9/10/2025 12:24:54 PM
Rack 1
Vial 24
Comment <Comment>

| | Ag 328.068 Axial-iFR) | Al 396.152 Radial-iFR) | As 189.042 Axial-eUV) | B 208.959 Axial-iFR) | Ba 455.403 Radial-iFR) | Be 313.042 Radial-iFR) | Ca 315.887 Radial-iFR) |
|---|---|---|---|---|---|---|---|
| Concentration average | 0.0006 ppm | 64.7287 ppm | 0.0401 ppm | 0.0426 ppm | 0.7625 ppm | 0.0028 ppm | **790.6387 [SIC 1000]** |
| Concentration per Run | 0.0010 ppm | 64.8714 ppm | 0.0406 ppm | 0.0425 ppm | 0.7637 ppm | 0.0028 ppm | 794.5153 ppm |
| Concentration per Run | 0.0004 ppm | 64.7818 ppm | 0.0394 ppm | 0.0421 ppm | 0.7632 ppm | 0.0028 ppm | 790.8674 ppm |
| Concentration per Run | 0.0005 ppm | 64.5329 ppm | 0.0404 ppm | 0.0431 ppm | 0.7605 ppm | 0.0028 ppm | 786.5334 ppm |
| Concentration RSD | 51.7 % | 0.3 % | 1.5 % | 1.2 % | 0.2 % | 1.1 % | 0.5 % |

| | Cd 214.438 Axial-iFR) | Co 228.616 Axial-iFR) | Cr 267.716 Axial-iFR) | Cu 324.754 Axial-iFR) | Fe 259.940 Radial-iFR) | K 766.490 Radial-iFR) | Li 670.776 Radial-iFR) |
|---|---|---|---|---|---|---|---|
| Concentration average | -0.0080 ppm | 0.0457 ppm | 0.0684 ppm | 0.1495 ppm | 114.3325 ppm | 8.1441 ppm | 0.1260 ppm |
| Concentration per Run | -0.0080 ppm | 0.0456 ppm | 0.0682 ppm | 0.1496 ppm | 114.9494 ppm | 8.2198 ppm | 0.1220 ppm |
| Concentration per Run | -0.0079 ppm | 0.0452 ppm | 0.0686 ppm | 0.1496 ppm | 114.3330 ppm | 8.1182 ppm | 0.1243 ppm |
| Concentration per Run | -0.0082 ppm | 0.0462 ppm | 0.0684 ppm | 0.1493 ppm | 113.7152 ppm | 8.0943 ppm | 0.1315 ppm |
| Concentration RSD | 1.5 % | 1.1 % | 0.3 % | 0.1 % | 0.5 % | 0.8 % | 3.9 % |

| | Mg 279.079 Axial-iFR) | Mn 257.610 Radial-iFR) | Mo 202.030 Axial-iFR) | Na 589.592 Radial-iFR) | Ni 231.604 Axial-iFR) | Pb 220.353 Axial-eUV) | Sb 206.833 Axial-iFR) |
|---|---|---|---|---|---|---|---|
| Concentration average | 63.4302 ppm | 5.8959 ppm | 0.0019 ppm | 2.8588 ppm | 0.1011 ppm | 0.0526 ppm | 0.0020 ppm |
| Concentration per Run | 63.7722 ppm | 5.9169 ppm | 0.0018 ppm | 2.8680 ppm | 0.1005 ppm | 0.0538 ppm | 0.0014 ppm |
| Concentration per Run | 63.4296 ppm | 5.8939 ppm | 0.0019 ppm | 2.8632 ppm | 0.1017 ppm | 0.0519 ppm | 0.0006 ppm |
| Concentration per Run | 63.0888 ppm | 5.8770 ppm | 0.0019 ppm | 2.8450 ppm | 0.1012 ppm | 0.0522 ppm | 0.0041 ppm |
| Concentration RSD | 0.5 % | 0.3 % | 4.1 % | 0.4 % | 0.6 % | 2.0 % | 91.1 % |

| | Se 196.090 Axial-eUV) | Si 212.412 Axial-iFR) | Sn 189.989 Axial-iFR) | Sr 421.552 Radial-iFR) | Ti 334.904 Axial-iFR) | Tl 190.856 Axial-eUV) | V 292.402 Axial-iFR) |
|---|---|---|---|---|---|---|---|
| Concentration average | -0.0010 ppm | 4.0988 ppm | 0.0061 ppm | **1.6517 ppm** | 1.3770 ppm | -0.0040 ppm | 0.1273 ppm |
| Concentration per Run | -0.0004 ppm | 4.1037 ppm | 0.0060 ppm | 1.6589 ppm | 1.3821 ppm | -0.0038 ppm | 0.1277 ppm |
| Concentration per Run | -0.0004 ppm | 4.1080 ppm | 0.0057 ppm | 1.6544 ppm | 1.3744 ppm | -0.0050 ppm | 0.1273 ppm |
| Concentration per Run | -0.0023 ppm | 4.0847 ppm | 0.0067 ppm | 1.6417 ppm | 1.3745 ppm | -0.0032 ppm | 0.1270 ppm |
| Concentration RSD | 107.7 % | 0.3 % | 8.3 % | 0.5 % | 0.3 % | 23.8 % | 0.3 % |

| | Zn 206.200 Axial-iFR) | Sc 361.384 Axial-iFR) | Sc 361.384 Radial-iFR) | Sc 227.318 Axial-eUV) | Y 360.073 Axial-iFR) | Y 371.030 Radial-iFR) | Y 224.306 Axial-eUV) |
|---|---|---|---|---|---|---|---|
| Concentration average | 0.3464 ppm | 91.8620 % | 99.6660 % | 78.8981 % | 120.8783 % | 132.7250 % | 122.1870 % |
| Concentration per Run | 0.3488 ppm | 91.9502 % | 98.7347 % | 78.9936 % | 121.1175 % | 131.7144 % | 122.5273 % |
| Concentration per Run | 0.3445 ppm | 91.7993 % | 100.1420 % | 78.8502 % | 120.9212 % | 133.8737 % | 121.8785 % |
| Concentration per Run | 0.3458 ppm | 91.8364 % | 100.1212 % | 78.8503 % | 120.5962 % | 132.5870 % | 122.1550 % |
| Concentration RSD | 0.6 % | 0.1 % | 0.8 % | 0.1 % | 0.2 % | 0.8 % | 0.3 % |

# ICP DataTrace 8

9/10/2025 8:43:44 PM

LabBook: WG2112846_09102025T8.imexp

Sample: eL2553860-06D2 WG2109884
Analysis started at: 9/10/2025 12:28:21 PM
Rack 1
Vial 25
Comment <Comment>

| | Ag 328.068 Axial-iFR) | Al 396.152 Radial-iFR) | As 189.042 Axial-eUV) | B 208.959 Axial-iFR) | Ba 455.403 Radial-iFR) | Be 313.042 Radial-iFR) | Ca 315.887 Radial-iFR) |
|---|---|---|---|---|---|---|---|
| Concentration average | -0.0007 ppm | 75.3337 ppm | 0.0329 ppm | 0.1360 ppm | 0.4622 ppm | 0.0030 ppm | **1,575.9715 [SIC 1000]** |
| Concentration per Run | -0.0008 ppm | 75.2348 ppm | 0.0347 ppm | 0.1377 ppm | 0.4624 ppm | 0.0030 ppm | 1,583.1627 ppm |
| Concentration per Run | -0.0004 ppm | 75.4763 ppm | 0.0314 ppm | 0.1338 ppm | 0.4631 ppm | 0.0030 ppm | 1,577.2362 ppm |
| Concentration per Run | -0.0008 ppm | 75.2901 ppm | 0.0326 ppm | 0.1365 ppm | 0.4612 ppm | 0.0030 ppm | 1,567.5155 ppm |
| Concentration RSD | 33.7 % | 0.2 % | 5.1 % | 1.5 % | 0.2 % | 1.4 % | 0.5 % |

| | Cd 214.438 Axial-iFR) | Co 228.616 Axial-iFR) | Cr 267.716 Axial-iFR) | Cu 324.754 Axial-iFR) | Fe 259.940 Radial-iFR) | K 766.490 Radial-iFR) | Li 670.776 Radial-iFR) |
|---|---|---|---|---|---|---|---|
| Concentration average | -0.0178 ppm | 0.0280 ppm | 0.0823 ppm | 0.1106 ppm | 83.5891 ppm | 17.5268 ppm | 0.2596 ppm |
| Concentration per Run | -0.0178 ppm | 0.0278 ppm | 0.0820 ppm | 0.1109 ppm | 83.8013 ppm | 17.5065 ppm | 0.2724 ppm |
| Concentration per Run | -0.0176 ppm | 0.0279 ppm | 0.0825 ppm | 0.1101 ppm | 83.7301 ppm | 17.5428 ppm | 0.2681 ppm |
| Concentration per Run | -0.0179 ppm | 0.0284 ppm | 0.0825 ppm | 0.1108 ppm | 83.2360 ppm | 17.5311 ppm | 0.2383 ppm |
| Concentration RSD | 1.0 % | 1.1 % | 0.3 % | 0.4 % | 0.4 % | 0.1 % | 7.1 % |

| | Mg 279.079 Axial-iFR) | Mn 257.610 Radial-iFR) | Mo 202.030 Axial-iFR) | Na 589.592 Radial-iFR) | Ni 231.604 Axial-iFR) | Pb 220.353 Axial-eUV) | Sb 206.833 Axial-iFR) |
|---|---|---|---|---|---|---|---|
| Concentration average | **602.5714 [SIC 1000]** | 3.3756 ppm | 0.0029 ppm | 6.4630 ppm | 0.0723 ppm | 0.0636 ppm | 0.0000 ppm |
| Concentration per Run | 600.5592 ppm | 3.3923 ppm | 0.0028 ppm | 6.4346 ppm | 0.0729 ppm | 0.0643 ppm | -0.0010 ppm |
| Concentration per Run | 603.6531 ppm | 3.3749 ppm | 0.0027 ppm | 6.4799 ppm | 0.0717 ppm | 0.0634 ppm | -0.0021 ppm |
| Concentration per Run | 603.5020 ppm | 3.3598 ppm | 0.0030 ppm | 6.4746 ppm | 0.0723 ppm | 0.0633 ppm | 0.0032 ppm |
| Concentration RSD | 0.3 % | 0.5 % | 5.0 % | 0.4 % | 0.8 % | 0.8 % | 6,415.2 % |

| | Se 196.090 Axial-eUV) | Si 212.412 Axial-iFR) | Sn 189.989 Axial-iFR) | Sr 421.552 Radial-iFR) | Ti 334.904 Axial-iFR) | Tl 190.856 Axial-eUV) | V 292.402 Axial-iFR) |
|---|---|---|---|---|---|---|---|
| Concentration average | -0.0004 ppm | 5.3799 ppm | 0.0044 ppm | **4.3324 ppm** | 2.1114 ppm | -0.0019 ppm | 0.1041 ppm |
| Concentration per Run | 0.0003 ppm | 5.3817 ppm | 0.0042 ppm | 4.3365 ppm | 2.1217 ppm | -0.0030 ppm | 0.1044 ppm |
| Concentration per Run | -0.0043 ppm | 5.3651 ppm | 0.0044 ppm | 4.3328 ppm | 2.1054 ppm | -0.0019 ppm | 0.1037 ppm |
| Concentration per Run | 0.0028 ppm | 5.3930 ppm | 0.0045 ppm | 4.3279 ppm | 2.1070 ppm | -0.0009 ppm | 0.1042 ppm |
| Concentration RSD | 890.0 % | 0.3 % | 3.6 % | 0.1 % | 0.4 % | 55.3 % | 0.4 % |

| | Zn 206.200 Axial-iFR) | Sc 361.384 Axial-iFR) | Sc 361.384 Radial-iFR) | Sc 227.318 Axial-eUV) | Y 360.073 Axial-iFR) | Y 371.030 Radial-iFR) | Y 224.306 Axial-eUV) |
|---|---|---|---|---|---|---|---|
| Concentration average | 0.3731 ppm | 81.9571 % | 93.4436 % | 66.9679 % | 96.0349 % | 110.1704 % | 95.2378 % |
| Concentration per Run | 0.3728 ppm | 82.0777 % | 93.3515 % | 66.9083 % | 96.2372 % | 110.5135 % | 95.1860 % |
| Concentration per Run | 0.3731 ppm | 81.9282 % | 93.0402 % | 67.2048 % | 96.0998 % | 110.0900 % | 95.4159 % |
| Concentration per Run | 0.3735 ppm | 81.8654 % | 93.9391 % | 66.7907 % | 95.7678 % | 109.9076 % | 95.1115 % |
| Concentration RSD | 0.1 % | 0.1 % | 0.5 % | 0.3 % | 0.3 % | 0.3 % | 0.2 % |

# ICP DataTrace 8

9/10/2025 8:43:44 PM

LabBook: WG2112846_09102025T8.imexp

Sample: eL2553860-07D2 WG2109884
Analysis started at: 9/10/2025 12:31:43 PM
Rack 1
Vial 26
Comment <Comment>

| | Ag 328.068 Axial-iFR) | Al 396.152 Radial-iFR) | As 189.042 Axial-eUV) | B 208.959 Axial-iFR) | Ba 455.403 Radial-iFR) | Be 313.042 Radial-iFR) | Ca 315.887 Radial-iFR) |
|---|---|---|---|---|---|---|---|
| Concentration average | -0.0003 ppm | 51.7071 ppm | 0.0328 ppm | 0.0658 ppm | 0.4444 ppm | 0.0021 ppm | 1,236.1844 [SIC 1000] |
| Concentration per Run | -0.0004 ppm | 51.8769 ppm | 0.0319 ppm | 0.0654 ppm | 0.4436 ppm | 0.0022 ppm | 1,243.4574 ppm |
| Concentration per Run | -0.0002 ppm | 51.7566 ppm | 0.0349 ppm | 0.0665 ppm | 0.4474 ppm | 0.0021 ppm | 1,233.7837 ppm |
| Concentration per Run | -0.0002 ppm | 51.4878 ppm | 0.0315 ppm | 0.0656 ppm | 0.4420 ppm | 0.0021 ppm | 1,231.3122 ppm |
| Concentration RSD | 37.6 % | 0.4 % | 5.5 % | 0.9 % | 0.6 % | 1.1 % | 0.5 % |

| | Cd 214.438 Axial-iFR) | Co 228.616 Axial-iFR) | Cr 267.716 Axial-iFR) | Cu 324.754 Axial-iFR) | Fe 259.940 Radial-iFR) | K 766.490 Radial-iFR) | Li 670.776 Radial-iFR) |
|---|---|---|---|---|---|---|---|
| Concentration average | -0.0134 ppm | 0.0281 ppm | 0.0714 ppm | 0.1016 ppm | 80.5760 ppm | 8.9374 ppm | 0.1421 ppm |
| Concentration per Run | -0.0135 ppm | 0.0287 ppm | 0.0717 ppm | 0.1021 ppm | 80.5104 ppm | 8.9773 ppm | 0.1459 ppm |
| Concentration per Run | -0.0135 ppm | 0.0281 ppm | 0.0715 ppm | 0.1013 ppm | 80.6449 ppm | 8.9566 ppm | 0.1349 ppm |
| Concentration per Run | -0.0134 ppm | 0.0276 ppm | 0.0712 ppm | 0.1012 ppm | 80.5726 ppm | 8.8783 ppm | 0.1455 ppm |
| Concentration RSD | 0.2 % | 2.0 % | 0.3 % | 0.5 % | 0.1 % | 0.6 % | 4.4 % |

| | Mg 279.079 Axial-iFR) | Mn 257.610 Radial-iFR) | Mo 202.030 Axial-iFR) | Na 589.592 Radial-iFR) | Ni 231.604 Axial-iFR) | Pb 220.353 Axial-eUV) | Sb 206.833 Axial-iFR) |
|---|---|---|---|---|---|---|---|
| Concentration average | 353.7691 ppm | 4.1547 ppm | 0.0040 ppm | 2.7130 ppm | 0.0793 ppm | 0.0655 ppm | 0.0022 ppm |
| Concentration per Run | 356.0971 ppm | 4.1631 ppm | 0.0038 ppm | 2.7338 ppm | 0.0785 ppm | 0.0651 ppm | 0.0032 ppm |
| Concentration per Run | 353.2640 ppm | 4.1529 ppm | 0.0039 ppm | 2.7128 ppm | 0.0803 ppm | 0.0663 ppm | 0.0032 ppm |
| Concentration per Run | 351.9462 ppm | 4.1481 ppm | 0.0043 ppm | 2.6923 ppm | 0.0791 ppm | 0.0650 ppm | 0.0003 ppm |
| Concentration RSD | 0.6 % | 0.2 % | 7.5 % | 0.8 % | 1.1 % | 1.2 % | 75.1 % |

| | Se 196.090 Axial-eUV) | Si 212.412 Axial-iFR) | Sn 189.989 Axial-iFR) | Sr 421.552 Radial-iFR) | Ti 334.904 Axial-iFR) | Tl 190.856 Axial-eUV) | V 292.402 Axial-iFR) |
|---|---|---|---|---|---|---|---|
| Concentration average | -0.0009 ppm | 22.3414 [SIC 200] | 0.0052 ppm | 1.6219 ppm | 1.4622 ppm | -0.0035 ppm | 0.1138 ppm |
| Concentration per Run | -0.0006 ppm | 22.5122 ppm | 0.0051 ppm | 1.6217 ppm | 1.4672 ppm | -0.0045 ppm | 0.1144 ppm |
| Concentration per Run | 0.0000 ppm | 22.3918 ppm | 0.0048 ppm | 1.6282 ppm | 1.4628 ppm | -0.0033 ppm | 0.1136 ppm |
| Concentration per Run | -0.0021 ppm | 22.1201 ppm | 0.0055 ppm | 1.6159 ppm | 1.4565 ppm | -0.0026 ppm | 0.1132 ppm |
| Concentration RSD | 114.3 % | 0.9 % | 7.3 % | 0.4 % | 0.4 % | 27.5 % | 0.5 % |

| | Zn 206.200 Axial-iFR) | Sc 361.384 Axial-iFR) | Sc 361.384 Radial-iFR) | Sc 227.318 Axial-eUV) | Y 360.073 Axial-iFR) | Y 371.030 Radial-iFR) | Y 224.306 Axial-eUV) |
|---|---|---|---|---|---|---|---|
| Concentration average | 0.3160 ppm | 85.9715 % | 95.1369 % | 71.7109 % | 102.7052 % | 115.1995 % | 101.9890 % |
| Concentration per Run | 0.3167 ppm | 85.2746 % | 94.7393 % | 71.3788 % | 102.4240 % | 115.2394 % | 102.0413 % |
| Concentration per Run | 0.3162 ppm | 86.3877 % | 95.3782 % | 71.6445 % | 103.0404 % | 115.1691 % | 101.7266 % |
| Concentration per Run | 0.3152 ppm | 86.2521 % | 95.2932 % | 72.1095 % | 102.6512 % | 115.1901 % | 102.1992 % |
| Concentration RSD | 0.2 % | 0.7 % | 0.4 % | 0.5 % | 0.3 % | 0.0 % | 0.2 % |

# ICP DataTrace 8

9/10/2025 8:43:44 PM

LabBook: WG2112846_09102025T8.imexp

Sample: CCV
Analysis started at: 9/10/2025 12:35:08 PM
Rack 0
Vial 3
Comment <Comment>

| | Ag 328.068 Axial-iFR) | Al 396.152 Radial-iFR) | As 189.042 Axial-eUV) | B 208.959 Axial-iFR) | Ba 455.403 Radial-iFR) | Be 313.042 Radial-iFR) | Ca 315.887 Radial-iFR) |
|---|---|---|---|---|---|---|---|
| Concentration average | 0.4837 ppm | 0.4884 ppm | 0.4660 ppm | 0.4836 ppm | 0.4935 ppm | 0.5043 ppm | 0.5726 ppm |
| Concentration per Run | 0.4844 ppm | 0.4901 ppm | 0.4633 ppm | 0.4853 ppm | 0.4938 ppm | 0.5039 ppm | 0.5750 ppm |
| Concentration per Run | 0.4827 ppm | 0.4884 ppm | 0.4667 ppm | 0.4821 ppm | 0.4945 ppm | 0.5074 ppm | 0.5731 ppm |
| Concentration per Run | 0.4839 ppm | 0.4867 ppm | 0.4679 ppm | 0.4832 ppm | 0.4921 ppm | 0.5017 ppm | 0.5696 ppm |
| Recovery Percentage | 96.739 % | 97.680 % | 93.194 % | 96.714 % | 98.694 % | 100.864 % | 114.515 % |
| Concentration RSD | 0.2 % | 0.3 % | 0.5 % | 0.3 % | 0.3 % | 0.6 % | 0.5 % |

| | Cd 214.438 Axial-iFR) | Co 228.616 Axial-iFR) | Cr 267.716 Axial-iFR) | Cu 324.754 Axial-iFR) | Fe 259.940 Radial-iFR) | K 766.490 Radial-iFR) | Li 670.776 Radial-iFR) |
|---|---|---|---|---|---|---|---|
| Concentration average | 0.4902 ppm | 0.4927 ppm | 0.4924 ppm | 0.5040 ppm | 0.5065 ppm | 5.1277 ppm | 0.5116 ppm |
| Concentration per Run | 0.4921 ppm | 0.4944 ppm | 0.4935 ppm | 0.5059 ppm | 0.5111 ppm | 5.1404 ppm | 0.5161 ppm |
| Concentration per Run | 0.4887 ppm | 0.4904 ppm | 0.4914 ppm | 0.5020 ppm | 0.5069 ppm | 5.1444 ppm | 0.5105 ppm |
| Concentration per Run | 0.4898 ppm | 0.4934 ppm | 0.4922 ppm | 0.5041 ppm | 0.5014 ppm | 5.0982 ppm | 0.5081 ppm |
| Recovery Percentage | 98.040 % | 98.544 % | 98.476 % | 100.802 % | 101.293 % | 102.553 % | 102.314 % |
| Concentration RSD | 0.4 % | 0.4 % | 0.2 % | 0.4 % | 1.0 % | 0.5 % | 0.8 % |

| | Mg 279.079 Axial-iFR) | Mn 257.610 Radial-iFR) | Mo 202.030 Axial-iFR) | Na 589.592 Radial-iFR) | Ni 231.604 Axial-iFR) | Pb 220.353 Axial-eUV) | Sb 206.833 Axial-iFR) |
|---|---|---|---|---|---|---|---|
| Concentration average | 0.5295 ppm | 0.5009 ppm | 0.4810 ppm | 10.2520 ppm | 0.4981 ppm | 0.4905 ppm | 0.5037 ppm |
| Concentration per Run | 0.5328 ppm | 0.5010 ppm | 0.4803 ppm | 10.2633 ppm | 0.4981 ppm | 0.4890 ppm | 0.5080 ppm |
| Concentration per Run | 0.5267 ppm | 0.5018 ppm | 0.4788 ppm | 10.2881 ppm | 0.4965 ppm | 0.4909 ppm | 0.5017 ppm |
| Concentration per Run | 0.5290 ppm | 0.5000 ppm | 0.4839 ppm | 10.2045 ppm | 0.4996 ppm | 0.4914 ppm | 0.5015 ppm |
| Recovery Percentage | 105.899 % | 100.187 % | 96.192 % | 102.520 % | 99.613 % | 98.093 % | 100.748 % |
| Concentration RSD | 0.6 % | 0.2 % | 0.5 % | 0.4 % | 0.3 % | 0.3 % | 0.7 % |

| | Se 196.090 Axial-eUV) | Si 212.412 Axial-iFR) | Sn 189.989 Axial-iFR) | Sr 421.552 Radial-iFR) | Ti 334.904 Axial-iFR) | Tl 190.856 Axial-eUV) | V 292.402 Axial-iFR) |
|---|---|---|---|---|---|---|---|
| Concentration average | 0.4762 ppm | 5.3771 ppm | 0.4921 ppm | 0.5052 ppm | 0.4924 ppm | 0.5025 ppm | 0.5004 ppm |
| Concentration per Run | 0.4764 ppm | 5.3747 ppm | 0.4932 ppm | 0.5057 ppm | 0.4929 ppm | 0.5019 ppm | 0.5014 ppm |
| Concentration per Run | 0.4731 ppm | 5.3563 ppm | 0.4913 ppm | 0.5069 ppm | 0.4923 ppm | 0.5016 ppm | 0.4994 ppm |
| Concentration per Run | 0.4792 ppm | 5.4003 ppm | 0.4919 ppm | 0.5030 ppm | 0.4920 ppm | 0.5040 ppm | 0.5006 ppm |
| Recovery Percentage | 95.246 % | 102.421 % | 98.430 % | 101.040 % | 98.482 % | 100.500 % | 100.090 % |
| Concentration RSD | 0.6 % | 0.4 % | 0.2 % | 0.4 % | 0.1 % | 0.3 % | 0.2 % |

| | Zn 206.200 Axial-iFR) | Sc 361.384 Axial-iFR) | Sc 361.384 Radial-iFR) | Sc 227.318 Axial-eUV) | Y 360.073 Axial-iFR) | Y 371.030 Radial-iFR) | Y 224.306 Axial-eUV) |
|---|---|---|---|---|---|---|---|
| Concentration average | 0.4826 ppm | 100.2532 % | 101.2979 % | 96.4622 % | 99.4069 % | 100.2847 % | 98.7751 % |
| Concentration per Run | 0.4839 ppm | 100.5075 % | 100.6715 % | 96.4625 % | 99.8058 % | 99.4904 % | 98.5733 % |
| Concentration per Run | 0.4826 ppm | 100.2634 % | 100.9663 % | 96.3928 % | 99.2244 % | 100.0190 % | 98.7676 % |
| Concentration per Run | 0.4813 ppm | 99.9886 % | 102.2559 % | 96.5312 % | 99.1906 % | 101.3446 % | 98.9845 % |
| Recovery Percentage | 96.521 % | | | | | | |
| Concentration RSD | 0.3 % | 0.3 % | 0.8 % | 0.1 % | 0.3 % | 1.0 % | 0.2 % |

# ICP DataTrace 8

9/10/2025 8:43:44 PM

LabBook: WG2112846_09102025T8.imexp

Sample: CCB
Analysis started at: 9/10/2025 12:38:33 PM
Rack 0
Vial 4
Comment <Comment>

| | Ag 328.068 Axial-iFR) | Al 396.152 Radial-iFR) | As 189.042 Axial-eUV) | B 208.959 Axial-iFR) | Ba 455.403 Radial-iFR) | Be 313.042 Radial-iFR) | Ca 315.887 Radial-iFR) |
|---|---|---|---|---|---|---|---|
| Concentration average | -0.0001 ppm | 0.0030 ppm | 0.0009 ppm | 0.0009 ppm | 0.0000 ppm | 0.0001 ppm | 0.0332 ppm |
| Concentration per Run | -0.0003 ppm | 0.0015 ppm | 0.0016 ppm | 0.0002 ppm | 0.0001 ppm | 0.0001 ppm | 0.0326 ppm |
| Concentration per Run | 0.0000 ppm | 0.0042 ppm | 0.0011 ppm | 0.0014 ppm | 0.0000 ppm | 0.0001 ppm | 0.0321 ppm |
| Concentration per Run | 0.0000 ppm | 0.0033 ppm | 0.0000 ppm | 0.0011 ppm | 0.0000 ppm | 0.0001 ppm | 0.0350 ppm |
| Recovery Percentage | -1.250 % | 2.997 % | 17.689 % | 2.985 % | 0.364 % | 1.458 % | 33.221 % |
| Concentration RSD | 273.2 % | 46.0 % | 89.4 % | 69.8 % | 134.4 % | 2.5 % | 4.7 % |

| | Cd 214.438 Axial-iFR) | Co 228.616 Axial-iFR) | Cr 267.716 Axial-iFR) | Cu 324.754 Axial-iFR) | Fe 259.940 Radial-iFR) | K 766.490 Radial-iFR) | Li 670.776 Radial-iFR) |
|---|---|---|---|---|---|---|---|
| Concentration average | 0.0000 ppm | 0.0002 ppm | 0.0001 ppm | 0.0000 ppm | 0.0048 ppm | 0.0205 ppm | -0.0001 ppm |
| Concentration per Run | 0.0001 ppm | 0.0002 ppm | 0.0003 ppm | 0.0000 ppm | 0.0051 ppm | 0.0232 ppm | 0.0002 ppm |
| Concentration per Run | 0.0000 ppm | 0.0004 ppm | 0.0001 ppm | 0.0000 ppm | 0.0049 ppm | 0.0221 ppm | 0.0001 ppm |
| Concentration per Run | 0.0000 ppm | 0.0002 ppm | 0.0000 ppm | 0.0001 ppm | 0.0043 ppm | 0.0161 ppm | -0.0006 ppm |
| Recovery Percentage | 0.883 % | 2.400 % | 1.335 % | 0.095 % | 9.523 % | 0.818 % | -1.051 % |
| Concentration RSD | 155.5 % | 56.5 % | 117.4 % | 625.2 % | 8.7 % | 18.7 % | 440.6 % |

| | Mg 279.079 Axial-iFR) | Mn 257.610 Radial-iFR) | Mo 202.030 Axial-iFR) | Na 589.592 Radial-iFR) | Ni 231.604 Axial-iFR) | Pb 220.353 Axial-eUV) | Sb 206.833 Axial-iFR) |
|---|---|---|---|---|---|---|---|
| Concentration average | 0.0073 ppm | 0.0001 ppm | 0.0035 ppm | 0.0063 ppm | -0.0004 ppm | 0.0001 ppm | 0.0011 ppm |
| Concentration per Run | 0.0070 ppm | 0.0001 ppm | 0.0038 ppm | 0.0066 ppm | -0.0004 ppm | 0.0004 ppm | 0.0018 ppm |
| Concentration per Run | 0.0087 ppm | 0.0001 ppm | 0.0033 ppm | 0.0071 ppm | -0.0008 ppm | -0.0004 ppm | 0.0015 ppm |
| Concentration per Run | 0.0060 ppm | 0.0002 ppm | 0.0035 ppm | 0.0053 ppm | -0.0001 ppm | 0.0004 ppm | -0.0001 ppm |
| Recovery Percentage | 7.260 % | 1.410 % | 7.032 % | 0.317 % | -1.667 % | 1.406 % | 2.102 % |
| Concentration RSD | 18.7 % | 50.8 % | 7.3 % | 14.2 % | 82.6 % | 329.6 % | 93.5 % |

| | Se 196.090 Axial-eUV) | Si 212.412 Axial-iFR) | Sn 189.989 Axial-iFR) | Sr 421.552 Radial-iFR) | Ti 334.904 Axial-iFR) | Tl 190.856 Axial-eUV) | V 292.402 Axial-iFR) |
|---|---|---|---|---|---|---|---|
| Concentration average | 0.0050 ppm | 0.0135 ppm | 0.0004 ppm | 0.0001 ppm | 0.0008 ppm | 0.0011 ppm | 0.0000 ppm |
| Concentration per Run | 0.0056 ppm | 0.0129 ppm | 0.0002 ppm | 0.0002 ppm | 0.0008 ppm | 0.0005 ppm | -0.0001 ppm |
| Concentration per Run | 0.0053 ppm | 0.0139 ppm | 0.0006 ppm | 0.0001 ppm | 0.0008 ppm | 0.0008 ppm | 0.0000 ppm |
| Concentration per Run | 0.0042 ppm | 0.0137 ppm | 0.0003 ppm | 0.0001 ppm | 0.0008 ppm | 0.0021 ppm | 0.0002 ppm |
| Recovery Percentage | 50.367 % | 2.700 % | 0.761 % | 1.253 % | 7.971 % | 5.627 % | 0.412 % |
| Concentration RSD | 15.4 % | 4.0 % | 57.5 % | 27.3 % | 5.7 % | 76.3 % | 360.7 % |

| | Zn 206.200 Axial-iFR) | Sc 361.384 Axial-iFR) | Sc 361.384 Radial-iFR) | Sc 227.318 Axial-eUV) | Y 360.073 Axial-iFR) | Y 371.030 Radial-iFR) | Y 224.306 Axial-eUV) |
|---|---|---|---|---|---|---|---|
| Concentration average | 0.0000 ppm | 100.4119 % | 100.9133 % | 99.3431 % | 101.0066 % | 101.4030 % | 100.2902 % |
| Concentration per Run | -0.0001 ppm | 100.4142 % | 100.9626 % | 99.6461 % | 101.3075 % | 101.4969 % | 100.4375 % |
| Concentration per Run | 0.0000 ppm | 100.9198 % | 100.4604 % | 99.6237 % | 101.1900 % | 100.5952 % | 100.5373 % |
| Concentration per Run | 0.0002 ppm | 99.9018 % | 101.3170 % | 98.7596 % | 100.5223 % | 102.1167 % | 99.8957 % |
| Recovery Percentage | 0.369 % | | | | | | |
| Concentration RSD | 843.5 % | 0.5 % | 0.4 % | 0.5 % | 0.4 % | 0.8 % | 0.3 % |

# ICP DataTrace 8

9/10/2025 8:43:44 PM

LabBook: WG2112846_09102025T8.imexp

Sample: CCV
Analysis started at: 9/10/2025 12:56:25 PM
Rack 0
Vial 3
Comment <Comment>

| | Ag 328.068 Axial-iFR) | Al 396.152 Radial-iFR) | As 189.042 Axial-eUV) | B 208.959 Axial-iFR) | Ba 455.403 Radial-iFR) | Be 313.042 Radial-iFR) | Ca 315.887 Radial-iFR) |
|---|---|---|---|---|---|---|---|
| Concentration average | 0.4801 ppm | 0.4837 ppm | 0.4621 ppm | 0.4817 ppm | 0.4929 ppm | 0.5034 ppm | 0.4935 ppm |
| Concentration per Run | 0.4809 ppm | 0.4841 ppm | 0.4620 ppm | 0.4827 ppm | 0.4940 ppm | 0.5038 ppm | 0.4911 ppm |
| Concentration per Run | 0.4797 ppm | 0.4831 ppm | 0.4624 ppm | 0.4812 ppm | 0.4934 ppm | 0.5024 ppm | 0.4925 ppm |
| Concentration per Run | 0.4796 ppm | 0.4841 ppm | 0.4618 ppm | 0.4811 ppm | 0.4912 ppm | 0.5041 ppm | 0.4969 ppm |
| Recovery Percentage | 96.013 % | 96.749 % | 92.420 % | 96.337 % | 98.574 % | 100.683 % | 98.706 % |
| Concentration RSD | 0.2 % | 0.1 % | 0.1 % | 0.2 % | 0.3 % | 0.2 % | 0.6 % |

| | Cd 214.438 Axial-iFR) | Co 228.616 Axial-iFR) | Cr 267.716 Axial-iFR) | Cu 324.754 Axial-iFR) | Fe 259.940 Radial-iFR) | K 766.490 Radial-iFR) | Li 670.776 Radial-iFR) |
|---|---|---|---|---|---|---|---|
| Concentration average | 0.4862 ppm | 0.4939 ppm | 0.4881 ppm | 0.5031 ppm | 0.4924 ppm | 5.1119 ppm | 0.5100 ppm |
| Concentration per Run | 0.4875 ppm | 0.4946 ppm | 0.4910 ppm | 0.5028 ppm | 0.4920 ppm | 5.1273 ppm | 0.5149 ppm |
| Concentration per Run | 0.4833 ppm | 0.4937 ppm | 0.4858 ppm | 0.5023 ppm | 0.4917 ppm | 5.0991 ppm | 0.5065 ppm |
| Concentration per Run | 0.4878 ppm | 0.4932 ppm | 0.4874 ppm | 0.5041 ppm | 0.4935 ppm | 5.1093 ppm | 0.5086 ppm |
| Recovery Percentage | 97.236 % | 98.772 % | 97.611 % | 100.611 % | 98.476 % | 102.238 % | 102.001 % |
| Concentration RSD | 0.5 % | 0.1 % | 0.5 % | 0.2 % | 0.2 % | 0.3 % | 0.9 % |

| | Mg 279.079 Axial-iFR) | Mn 257.610 Radial-iFR) | Mo 202.030 Axial-iFR) | Na 589.592 Radial-iFR) | Ni 231.604 Axial-iFR) | Pb 220.353 Axial-eUV) | Sb 206.833 Axial-iFR) |
|---|---|---|---|---|---|---|---|
| Concentration average | 0.4894 ppm | 0.4992 ppm | 0.4800 ppm | 10.1970 ppm | 0.4943 ppm | 0.4883 ppm | 0.4999 ppm |
| Concentration per Run | 0.4899 ppm | 0.4982 ppm | 0.4800 ppm | 10.1884 ppm | 0.4956 ppm | 0.4883 ppm | 0.5010 ppm |
| Concentration per Run | 0.4871 ppm | 0.4972 ppm | 0.4774 ppm | 10.2401 ppm | 0.4915 ppm | 0.4885 ppm | 0.4959 ppm |
| Concentration per Run | 0.4914 ppm | 0.5021 ppm | 0.4826 ppm | 10.1626 ppm | 0.4959 ppm | 0.4882 ppm | 0.5027 ppm |
| Recovery Percentage | 97.889 % | 99.836 % | 96.007 % | 101.970 % | 98.864 % | 97.665 % | 99.974 % |
| Concentration RSD | 0.4 % | 0.5 % | 0.5 % | 0.4 % | 0.5 % | 0.0 % | 0.7 % |

| | Se 196.090 Axial-eUV) | Si 212.412 Axial-iFR) | Sn 189.989 Axial-iFR) | Sr 421.552 Radial-iFR) | Ti 334.904 Axial-iFR) | Tl 190.856 Axial-eUV) | V 292.402 Axial-iFR) |
|---|---|---|---|---|---|---|---|
| Concentration average | 0.4756 ppm | 5.2734 ppm | 0.4906 ppm | 0.5019 ppm | 0.4876 ppm | 0.4990 ppm | 0.4972 ppm |
| Concentration per Run | 0.4759 ppm | 5.2655 ppm | 0.4951 ppm | 0.5024 ppm | 0.4895 ppm | 0.4973 ppm | 0.4979 ppm |
| Concentration per Run | 0.4752 ppm | 5.2662 ppm | 0.4839 ppm | 0.5007 ppm | 0.4865 ppm | 0.5004 ppm | 0.4965 ppm |
| Concentration per Run | 0.4756 ppm | 5.2885 ppm | 0.4926 ppm | 0.5025 ppm | 0.4869 ppm | 0.4993 ppm | 0.4972 ppm |
| Recovery Percentage | 95.111 % | 100.446 % | 98.110 % | 100.376 % | 97.521 % | 99.796 % | 99.441 % |
| Concentration RSD | 0.1 % | 0.2 % | 1.2 % | 0.2 % | 0.3 % | 0.3 % | 0.1 % |

| | Zn 206.200 Axial-iFR) | Sc 361.384 Axial-iFR) | Sc 361.384 Radial-iFR) | Sc 227.318 Axial-eUV) | Y 360.073 Axial-iFR) | Y 371.030 Radial-iFR) | Y 224.306 Axial-eUV) |
|---|---|---|---|---|---|---|---|
| Concentration average | 0.4808 ppm | 100.9440 % | 101.5811 % | 96.8671 % | 100.1393 % | 100.0987 % | 99.2599 % |
| Concentration per Run | 0.4842 ppm | 101.0919 % | 102.4518 % | 96.9288 % | 100.2365 % | 100.9147 % | 99.1331 % |
| Concentration per Run | 0.4763 ppm | 100.9874 % | 101.6646 % | 97.0955 % | 100.0172 % | 99.8273 % | 99.5768 % |
| Concentration per Run | 0.4817 ppm | 100.7526 % | 100.6270 % | 96.5771 % | 100.1642 % | 99.5542 % | 99.0699 % |
| Recovery Percentage | 96.151 % | | | | | | |
| Concentration RSD | 0.8 % | 0.2 % | 0.9 % | 0.3 % | 0.1 % | 0.7 % | 0.3 % |

# ICP DataTrace 8

9/10/2025 8:43:44 PM

LabBook: WG2112846_09102025T8.imexp

Sample: CCB
Analysis started at: 9/10/2025 12:59:56 PM
Rack 0
Vial 4
Comment <Comment>

| | Ag 328.068 Axial-iFR) | Al 396.152 Radial-iFR) | As 189.042 Axial-eUV) | B 208.959 Axial-iFR) | Ba 455.403 Radial-iFR) | Be 313.042 Radial-iFR) | Ca 315.887 Radial-iFR) |
|---|---|---|---|---|---|---|---|
| Concentration average | 0.0000 ppm | -0.0025 ppm | 0.0009 ppm | 0.0010 ppm | 0.0000 ppm | 0.0001 ppm | 0.0075 ppm |
| Concentration per Run | 0.0002 ppm | -0.0015 ppm | 0.0016 ppm | 0.0006 ppm | -0.0001 ppm | 0.0001 ppm | 0.0065 ppm |
| Concentration per Run | 0.0001 ppm | -0.0058 ppm | 0.0007 ppm | 0.0011 ppm | 0.0000 ppm | 0.0001 ppm | 0.0075 ppm |
| Concentration per Run | -0.0002 ppm | -0.0001 ppm | 0.0005 ppm | 0.0014 ppm | 0.0000 ppm | 0.0001 ppm | 0.0085 ppm |
| Recovery Percentage | 0.035 % | -2.481 % | 18.498 % | 3.473 % | -0.147 % | 1.703 % | 7.502 % |
| Concentration RSD | 11,058.9 % | 119.8 % | 66.3 % | 36.6 % | 446.8 % | 7.1 % | 13.4 % |

| | Cd 214.438 Axial-iFR) | Co 228.616 Axial-iFR) | Cr 267.716 Axial-iFR) | Cu 324.754 Axial-iFR) | Fe 259.940 Radial-iFR) | K 766.490 Radial-iFR) | Li 670.776 Radial-iFR) |
|---|---|---|---|---|---|---|---|
| Concentration average | 0.0000 ppm | 0.0002 ppm | 0.0003 ppm | 0.0000 ppm | 0.0013 ppm | 0.0181 ppm | 0.0005 ppm |
| Concentration per Run | 0.0001 ppm | 0.0006 ppm | 0.0004 ppm | 0.0000 ppm | 0.0010 ppm | 0.0018 ppm | 0.0003 ppm |
| Concentration per Run | -0.0001 ppm | -0.0003 ppm | 0.0003 ppm | -0.0001 ppm | 0.0015 ppm | 0.0277 ppm | 0.0003 ppm |
| Concentration per Run | 0.0001 ppm | 0.0002 ppm | 0.0003 ppm | 0.0000 ppm | 0.0014 ppm | 0.0248 ppm | 0.0010 ppm |
| Recovery Percentage | 0.325 % | 1.751 % | 3.473 % | -0.294 % | 2.665 % | 0.725 % | 5.445 % |
| Concentration RSD | 585.5 % | 244.9 % | 26.4 % | 98.3 % | 19.6 % | 78.2 % | 76.1 % |

| | Mg 279.079 Axial-iFR) | Mn 257.610 Radial-iFR) | Mo 202.030 Axial-iFR) | Na 589.592 Radial-iFR) | Ni 231.604 Axial-iFR) | Pb 220.353 Axial-eUV) | Sb 206.833 Axial-iFR) |
|---|---|---|---|---|---|---|---|
| Concentration average | 0.0030 ppm | 0.0002 ppm | 0.0040 ppm | 0.0043 ppm | -0.0003 ppm | 0.0005 ppm | 0.0009 ppm |
| Concentration per Run | 0.0028 ppm | 0.0001 ppm | 0.0042 ppm | 0.0039 ppm | -0.0005 ppm | 0.0005 ppm | 0.0000 ppm |
| Concentration per Run | 0.0025 ppm | 0.0001 ppm | 0.0038 ppm | 0.0034 ppm | 0.0002 ppm | 0.0009 ppm | 0.0014 ppm |
| Concentration per Run | 0.0038 ppm | 0.0002 ppm | 0.0042 ppm | 0.0055 ppm | -0.0006 ppm | 0.0003 ppm | 0.0013 ppm |
| Recovery Percentage | 3.049 % | 1.660 % | 8.087 % | 0.213 % | -1.265 % | 5.244 % | 1.785 % |
| Concentration RSD | 22.9 % | 39.7 % | 6.2 % | 26.4 % | 133.0 % | 59.9 % | 89.8 % |

| | Se 196.090 Axial-eUV) | Si 212.412 Axial-iFR) | Sn 189.989 Axial-iFR) | Sr 421.552 Radial-iFR) | Ti 334.904 Axial-iFR) | Tl 190.856 Axial-eUV) | V 292.402 Axial-iFR) |
|---|---|---|---|---|---|---|---|
| Concentration average | 0.0029 ppm | 0.0034 ppm | 0.0007 ppm | 0.0001 ppm | 0.0008 ppm | 0.0008 ppm | 0.0001 ppm |
| Concentration per Run | 0.0038 ppm | 0.0039 ppm | 0.0013 ppm | 0.0001 ppm | 0.0008 ppm | 0.0006 ppm | 0.0001 ppm |
| Concentration per Run | 0.0019 ppm | 0.0030 ppm | 0.0007 ppm | 0.0000 ppm | 0.0007 ppm | 0.0011 ppm | 0.0001 ppm |
| Concentration per Run | 0.0032 ppm | 0.0033 ppm | 0.0002 ppm | 0.0001 ppm | 0.0008 ppm | 0.0006 ppm | 0.0001 ppm |
| Recovery Percentage | 29.285 % | 0.676 % | 1.453 % | 0.798 % | 7.932 % | 3.925 % | 0.853 % |
| Concentration RSD | 32.8 % | 14.2 % | 79.6 % | 64.7 % | 6.9 % | 36.3 % | 31.8 % |

| | Zn 206.200 Axial-iFR) | Sc 361.384 Axial-iFR) | Sc 361.384 Radial-iFR) | Sc 227.318 Axial-eUV) | Y 360.073 Axial-iFR) | Y 371.030 Radial-iFR) | Y 224.306 Axial-eUV) |
|---|---|---|---|---|---|---|---|
| Concentration average | 0.0000 ppm | 100.7810 % | 100.3813 % | 99.9419 % | 101.5482 % | 101.5395 % | 100.2154 % |
| Concentration per Run | 0.0002 ppm | 101.2400 % | 100.1241 % | 99.9266 % | 101.7910 % | 101.7947 % | 99.9288 % |
| Concentration per Run | 0.0001 ppm | 100.4504 % | 100.2294 % | 99.5092 % | 101.2408 % | 101.0290 % | 100.1075 % |
| Concentration per Run | -0.0001 ppm | 100.6525 % | 100.7905 % | 100.3898 % | 101.6127 % | 101.7948 % | 100.6099 % |
| Recovery Percentage | 0.938 % | | | | | | |
| Concentration RSD | 368.8 % | 0.4 % | 0.4 % | 0.4 % | 0.3 % | 0.4 % | 0.4 % |

# ICP DataTrace 8

9/10/2025 8:43:44 PM

LabBook: WG2112846_09102025T8.imexp

Sample: WG2112574-1 WG2112574
Analysis started at: 9/10/2025 2:17:06 PM
Rack 1
Vial 28
Comment <Comment>

| | Ag 328.068 Axial-iFR) | Al 396.152 Radial-iFR) | As 189.042 Axial-eUV) | B 208.959 Axial-iFR) | Ba 455.403 Radial-iFR) | Be 313.042 Radial-iFR) | Ca 315.887 Radial-iFR) |
|---|---|---|---|---|---|---|---|
| Concentration average | -0.0002 ppm | 0.0055 ppm | -0.0003 ppm | 0.0014 ppm | 0.0001 ppm | 0.0000 ppm | 0.0108 ppm |
| Concentration per Run | -0.0002 ppm | 0.0040 ppm | -0.0002 ppm | 0.0016 ppm | 0.0002 ppm | 0.0000 ppm | 0.0118 ppm |
| Concentration per Run | -0.0003 ppm | 0.0073 ppm | -0.0011 ppm | 0.0010 ppm | 0.0001 ppm | 0.0000 ppm | 0.0126 ppm |
| Concentration per Run | -0.0001 ppm | 0.0053 ppm | 0.0004 ppm | 0.0015 ppm | 0.0001 ppm | 0.0000 ppm | 0.0082 ppm |
| Recovery Percentage | -4.143 % | 5.541 % | -6.158 % | 4.548 % | 1.084 % | 0.368 % | 10.844 % |
| Concentration RSD | 51.5 % | 30.2 % | 243.9 % | 21.2 % | 49.4 % | 94.1 % | 21.8 % |

| | Cd 214.438 Axial-iFR) | Co 228.616 Axial-iFR) | Cr 267.716 Axial-iFR) | Cu 324.754 Axial-iFR) | Fe 259.940 Radial-iFR) | K 766.490 Radial-iFR) | Li 670.776 Radial-iFR) |
|---|---|---|---|---|---|---|---|
| Concentration average | -0.0001 ppm | -0.0001 ppm | 0.0007 ppm | 0.0002 ppm | 0.0500 ppm | 0.0186 ppm | -0.0001 ppm |
| Concentration per Run | -0.0001 ppm | -0.0004 ppm | 0.0007 ppm | 0.0004 ppm | 0.0495 ppm | 0.0211 ppm | -0.0004 ppm |
| Concentration per Run | -0.0001 ppm | 0.0002 ppm | 0.0007 ppm | 0.0002 ppm | 0.0496 ppm | 0.0203 ppm | 0.0004 ppm |
| Concentration per Run | 0.0000 ppm | -0.0001 ppm | 0.0009 ppm | -0.0001 ppm | 0.0508 ppm | 0.0142 ppm | -0.0002 ppm |
| Recovery Percentage | -1.306 % | -1.010 % | 7.497 % | 1.714 % | 99.965 % | 0.742 % | -0.534 % |
| Concentration RSD | 76.0 % | 296.0 % | 12.9 % | 131.6 % | 1.5 % | 20.6 % | 788.1 % |

| | Mg 279.079 Axial-iFR) | Mn 257.610 Radial-iFR) | Mo 202.030 Axial-iFR) | Na 589.592 Radial-iFR) | Ni 231.604 Axial-iFR) | Pb 220.353 Axial-eUV) | Sb 206.833 Axial-iFR) |
|---|---|---|---|---|---|---|---|
| Concentration average | 0.0040 ppm | 0.0005 ppm | 0.0010 ppm | 0.0328 ppm | -0.0002 ppm | 0.0000 ppm | 0.0014 ppm |
| Concentration per Run | 0.0040 ppm | 0.0004 ppm | 0.0011 ppm | 0.0333 ppm | -0.0001 ppm | 0.0005 ppm | 0.0029 ppm |
| Concentration per Run | 0.0041 ppm | 0.0005 ppm | 0.0007 ppm | 0.0332 ppm | -0.0004 ppm | -0.0007 ppm | 0.0011 ppm |
| Concentration per Run | 0.0039 ppm | 0.0005 ppm | 0.0012 ppm | 0.0318 ppm | 0.0000 ppm | 0.0003 ppm | 0.0002 ppm |
| Recovery Percentage | 3.967 % | 4.749 % | 1.941 % | 1.638 % | -0.634 % | 0.421 % | 2.830 % |
| Concentration RSD | 2.4 % | 18.9 % | 24.8 % | 2.6 % | 120.3 % | 1,475.6 % | 95.1 % |

| | Se 196.090 Axial-eUV) | Si 212.412 Axial-iFR) | Sn 189.989 Axial-iFR) | Sr 421.552 Radial-iFR) | Ti 334.904 Axial-iFR) | Tl 190.856 Axial-eUV) | V 292.402 Axial-iFR) |
|---|---|---|---|---|---|---|---|
| Concentration average | 0.0008 ppm | 0.0448 ppm | 0.0090 ppm | 0.0000 ppm | 0.0008 ppm | -0.0011 ppm | 0.0000 ppm |
| Concentration per Run | 0.0016 ppm | 0.0434 ppm | 0.0092 ppm | 0.0000 ppm | 0.0007 ppm | -0.0014 ppm | 0.0001 ppm |
| Concentration per Run | -0.0001 ppm | 0.0455 ppm | 0.0087 ppm | 0.0000 ppm | 0.0008 ppm | -0.0010 ppm | -0.0001 ppm |
| Concentration per Run | 0.0010 ppm | 0.0455 ppm | 0.0091 ppm | 0.0000 ppm | 0.0009 ppm | -0.0008 ppm | -0.0001 ppm |
| Recovery Percentage | 8.072 % | 8.965 % | 17.990 % | 0.086 % | 7.984 % | -5.282 % | -0.385 % |
| Concentration RSD | 109.6 % | 2.7 % | 2.5 % | 72.3 % | 7.5 % | 26.8 % | 298.5 % |

| | Zn 206.200 Axial-iFR) | Sc 361.384 Axial-iFR) | Sc 361.384 Radial-iFR) | Sc 227.318 Axial-eUV) | Y 360.073 Axial-iFR) | Y 371.030 Radial-iFR) | Y 224.306 Axial-eUV) |
|---|---|---|---|---|---|---|---|
| Concentration average | 0.0009 ppm | 99.1707 % | 100.3947 % | 95.2497 % | 98.5055 % | 100.2952 % | 97.2104 % |
| Concentration per Run | 0.0010 ppm | 99.3511 % | 100.7292 % | 95.0641 % | 98.6237 % | 101.6525 % | 97.2635 % |
| Concentration per Run | 0.0009 ppm | 99.2510 % | 99.9657 % | 96.0629 % | 98.7021 % | 99.5265 % | 97.8903 % |
| Concentration per Run | 0.0010 ppm | 98.9101 % | 100.4893 % | 94.6220 % | 98.1906 % | 99.7065 % | 96.4775 % |
| Recovery Percentage | 18.983 % | | | | | | |
| Concentration RSD | 5.1 % | 0.2 % | 0.4 % | 0.8 % | 0.3 % | 1.2 % | 0.7 % |

# ICP DataTrace 8

9/10/2025 8:43:44 PM

LabBook: WG2112846_09102025T8.imexp

Sample: WG2112574-2D2 WG2112574
Analysis started at: 9/10/2025 2:20:43 PM
Rack 1
Vial 29
Comment <Comment>

| | Ag 328.068 Axial-iFR) | Al 396.152 Radial-iFR) | As 189.042 Axial-eUV) | B 208.959 Axial-iFR) | Ba 455.403 Radial-iFR) | Be 313.042 Radial-iFR) | Ca 315.887 Radial-iFR) |
|---|---|---|---|---|---|---|---|
| Concentration average | 0.0488 ppm | 2.0993 ppm | 0.1183 ppm | 1.0039 ppm | 2.0244 ppm | 0.0524 ppm | 10.1321 ppm |
| Concentration per Run | 0.0488 ppm | 2.0915 ppm | 0.1183 ppm | 1.0037 ppm | 2.0159 ppm | 0.0523 ppm | 10.0799 ppm |
| Concentration per Run | 0.0488 ppm | 2.1046 ppm | 0.1195 ppm | 1.0017 ppm | 2.0323 ppm | 0.0525 ppm | 10.1877 ppm |
| Concentration per Run | 0.0488 ppm | 2.1017 ppm | 0.1170 ppm | 1.0062 ppm | 2.0251 ppm | 0.0525 ppm | 10.1288 ppm |
| Concentration RSD | 0.1 % | 0.3 % | 1.0 % | 0.2 % | 0.4 % | 0.2 % | 0.5 % |

| | Cd 214.438 Axial-iFR) | Co 228.616 Axial-iFR) | Cr 267.716 Axial-iFR) | Cu 324.754 Axial-iFR) | Fe 259.940 Radial-iFR) | K 766.490 Radial-iFR) | Li 670.776 Radial-iFR) |
|---|---|---|---|---|---|---|---|
| Concentration average | 0.0513 ppm | 0.4891 ppm | 0.1981 ppm | 0.2598 ppm | 1.0776 ppm | 10.7336 ppm | 0.0005 ppm |
| Concentration per Run | 0.0514 ppm | 0.4889 ppm | 0.1988 ppm | 0.2600 ppm | 1.0752 ppm | 10.7397 ppm | 0.0001 ppm |
| Concentration per Run | 0.0510 ppm | 0.4879 ppm | 0.1980 ppm | 0.2591 ppm | 1.0793 ppm | 10.8209 ppm | 0.0010 ppm |
| Concentration per Run | 0.0515 ppm | 0.4904 ppm | 0.1974 ppm | 0.2602 ppm | 1.0783 ppm | 10.6401 ppm | 0.0003 ppm |
| Concentration RSD | 0.5 % | 0.3 % | 0.4 % | 0.2 % | 0.2 % | 0.8 % | 105.8 % |

| | Mg 279.079 Axial-iFR) | Mn 257.610 Radial-iFR) | Mo 202.030 Axial-iFR) | Na 589.592 Radial-iFR) | Ni 231.604 Axial-iFR) | Pb 220.353 Axial-eUV) | Sb 206.833 Axial-iFR) |
|---|---|---|---|---|---|---|---|
| Concentration average | 10.0307 ppm | 0.5098 ppm | 1.0064 ppm | 10.9544 ppm | 0.5020 ppm | 0.5287 ppm | 0.5087 ppm |
| Concentration per Run | 10.0408 ppm | 0.5063 ppm | 1.0086 ppm | 10.9360 ppm | 0.5051 ppm | 0.5281 ppm | 0.5106 ppm |
| Concentration per Run | 10.0295 ppm | 0.5122 ppm | 1.0020 ppm | 11.0038 ppm | 0.4987 ppm | 0.5299 ppm | 0.5067 ppm |
| Concentration per Run | 10.0217 ppm | 0.5110 ppm | 1.0087 ppm | 10.9233 ppm | 0.5023 ppm | 0.5279 ppm | 0.5088 ppm |
| Concentration RSD | 0.1 % | 0.6 % | 0.4 % | 0.4 % | 0.6 % | 0.2 % | 0.4 % |

| | Se 196.090 Axial-eUV) | Si 212.412 Axial-iFR) | Sn 189.989 Axial-iFR) | Sr 421.552 Radial-iFR) | Ti 334.904 Axial-iFR) | Tl 190.856 Axial-eUV) | V 292.402 Axial-iFR) |
|---|---|---|---|---|---|---|---|
| Concentration average | 0.1222 ppm | 0.9328 ppm | 0.9976 ppm | **1.0312 ppm** | 1.0211 ppm | **0.1209 ppm** | 0.5153 ppm |
| Concentration per Run | 0.1226 ppm | 0.9333 ppm | 1.0031 ppm | 1.0259 ppm | 1.0238 ppm | 0.1204 ppm | 0.5160 ppm |
| Concentration per Run | 0.1222 ppm | 0.9313 ppm | 0.9918 ppm | 1.0347 ppm | 1.0188 ppm | 0.1212 ppm | 0.5145 ppm |
| Concentration per Run | 0.1218 ppm | 0.9338 ppm | 0.9978 ppm | 1.0331 ppm | 1.0206 ppm | 0.1210 ppm | 0.5154 ppm |
| Concentration RSD | 0.3 % | 0.1 % | 0.6 % | 0.5 % | 0.2 % | 0.3 % | 0.1 % |

| | Zn 206.200 Axial-iFR) | Sc 361.384 Axial-iFR) | Sc 361.384 Radial-iFR) | Sc 227.318 Axial-eUV) | Y 360.073 Axial-iFR) | Y 371.030 Radial-iFR) | Y 224.306 Axial-eUV) |
|---|---|---|---|---|---|---|---|
| Concentration average | 0.4879 ppm | 100.5323 % | 101.7880 % | 93.2127 % | 99.4208 % | 100.5574 % | 97.6814 % |
| Concentration per Run | 0.4892 ppm | 100.4202 % | 102.3947 % | 93.0904 % | 99.5960 % | 100.8114 % | 97.4197 % |
| Concentration per Run | 0.4850 ppm | 100.7463 % | 100.8844 % | 92.7936 % | 99.3988 % | 99.7244 % | 97.5484 % |
| Concentration per Run | 0.4895 ppm | 100.4305 % | 102.0851 % | 93.7541 % | 99.2677 % | 101.1363 % | 98.0761 % |
| Concentration RSD | 0.5 % | 0.2 % | 0.8 % | 0.5 % | 0.2 % | 0.7 % | 0.4 % |

# ICP DataTrace 8

9/10/2025 8:43:44 PM

LabBook: WG2112846_09102025T8.imexp

Sample: L2549727-03D2 WG2112574
Analysis started at: 9/10/2025 2:24:07 PM
Rack 1
Vial 35
Comment <Comment>

| | Ag 328.068 Axial-iFR) | Al 396.152 Radial-iFR) | As 189.042 Axial-eUV) | B 208.959 Axial-iFR) | Ba 455.403 Radial-iFR) | Be 313.042 Radial-iFR) | Ca 315.887 Radial-iFR) |
|---|---|---|---|---|---|---|---|
| Concentration average | 0.0031 ppm | 62.1029 ppm | 0.0894 ppm | 0.0253 ppm | 0.8676 ppm | 0.0036 ppm | 117.6641 ppm |
| Concentration per Run | 0.0030 ppm | 61.8286 ppm | 0.0904 ppm | 0.0266 ppm | 0.8606 ppm | 0.0036 ppm | 117.9269 ppm |
| Concentration per Run | 0.0033 ppm | 62.1076 ppm | 0.0890 ppm | 0.0248 ppm | 0.8692 ppm | 0.0036 ppm | 117.4466 ppm |
| Concentration per Run | 0.0030 ppm | 62.3724 ppm | 0.0887 ppm | 0.0244 ppm | 0.8729 ppm | 0.0036 ppm | 117.6190 ppm |
| Concentration RSD | 5.7 % | 0.4 % | 1.0 % | 4.8 % | 0.7 % | 0.2 % | 0.2 % |

| | Cd 214.438 Axial-iFR) | Co 228.616 Axial-iFR) | Cr 267.716 Axial-iFR) | Cu 324.754 Axial-iFR) | Fe 259.940 Radial-iFR) | K 766.490 Radial-iFR) | Li 670.776 Radial-iFR) |
|---|---|---|---|---|---|---|---|
| Concentration average | 0.0186 ppm | 0.0538 ppm | 0.1615 ppm | 0.8938 ppm | 131.2511 ppm | 7.9093 ppm | 0.0707 ppm |
| Concentration per Run | 0.0183 ppm | 0.0536 ppm | 0.1601 ppm | 0.8885 ppm | 130.8654 ppm | 7.8469 ppm | 0.0701 ppm |
| Concentration per Run | 0.0187 ppm | 0.0542 ppm | 0.1622 ppm | 0.8964 ppm | 131.3739 ppm | 7.9214 ppm | 0.0710 ppm |
| Concentration per Run | 0.0188 ppm | 0.0535 ppm | 0.1622 ppm | 0.8967 ppm | 131.5140 ppm | 7.9596 ppm | 0.0710 ppm |
| Concentration RSD | 1.4 % | 0.7 % | 0.7 % | 0.5 % | 0.3 % | 0.7 % | 0.7 % |

| | Mg 279.079 Axial-iFR) | Mn 257.610 Radial-iFR) | Mo 202.030 Axial-iFR) | Na 589.592 Radial-iFR) | Ni 231.604 Axial-iFR) | Pb 220.353 Axial-eUV) | Sb 206.833 Axial-iFR) |
|---|---|---|---|---|---|---|---|
| Concentration average | 27.5661 ppm | 2.4786 ppm | 0.0126 ppm | 1.2685 ppm | 0.1441 ppm | 0.4385 ppm | 0.0038 ppm |
| Concentration per Run | 27.5243 ppm | 2.4744 ppm | 0.0127 ppm | 1.2568 ppm | 0.1435 ppm | 0.4414 ppm | 0.0032 ppm |
| Concentration per Run | 27.6260 ppm | 2.4784 ppm | 0.0130 ppm | 1.2746 ppm | 0.1447 ppm | 0.4384 ppm | 0.0032 ppm |
| Concentration per Run | 27.5481 ppm | 2.4831 ppm | 0.0121 ppm | 1.2742 ppm | 0.1440 ppm | 0.4358 ppm | 0.0048 ppm |
| Concentration RSD | 0.2 % | 0.2 % | 3.4 % | 0.8 % | 0.4 % | 0.6 % | 24.7 % |

| | Se 196.090 Axial-eUV) | Si 212.412 Axial-iFR) | Sn 189.989 Axial-iFR) | Sr 421.552 Radial-iFR) | Ti 334.904 Axial-iFR) | Tl 190.856 Axial-eUV) | V 292.402 Axial-iFR) |
|---|---|---|---|---|---|---|---|
| Concentration average | 0.0020 ppm | 5.1712 ppm | 0.0171 ppm | 0.5479 ppm | 2.3104 ppm | 0.0009 ppm | 0.2145 ppm |
| Concentration per Run | -0.0002 ppm | 5.1628 ppm | 0.0167 ppm | 0.5431 ppm | 2.3122 ppm | 0.0008 ppm | 0.2146 ppm |
| Concentration per Run | 0.0046 ppm | 5.1757 ppm | 0.0170 ppm | 0.5493 ppm | 2.3145 ppm | 0.0014 ppm | 0.2147 ppm |
| Concentration per Run | 0.0016 ppm | 5.1750 ppm | 0.0177 ppm | 0.5512 ppm | 2.3044 ppm | 0.0004 ppm | 0.2143 ppm |
| Concentration RSD | 120.6 % | 0.1 % | 2.8 % | 0.8 % | 0.2 % | 54.9 % | 0.1 % |

| | Zn 206.200 Axial-iFR) | Sc 361.384 Axial-iFR) | Sc 361.384 Radial-iFR) | Sc 227.318 Axial-eUV) | Y 360.073 Axial-iFR) | Y 371.030 Radial-iFR) | Y 224.306 Axial-eUV) |
|---|---|---|---|---|---|---|---|
| Concentration average | 0.6380 ppm | 98.0907 % | 103.0551 % | 85.4956 % | 118.3706 % | 124.1452 % | 117.4952 % |
| Concentration per Run | 0.6326 ppm | 98.2588 % | 102.9600 % | 85.3817 % | 118.2341 % | 124.0693 % | 117.5356 % |
| Concentration per Run | 0.6420 ppm | 97.9735 % | 103.3353 % | 85.7244 % | 117.9465 % | 124.5897 % | 117.6176 % |
| Concentration per Run | 0.6393 ppm | 98.0397 % | 102.8701 % | 85.3807 % | 118.9313 % | 123.7767 % | 117.3323 % |
| Concentration RSD | 0.8 % | 0.2 % | 0.2 % | 0.2 % | 0.4 % | 0.3 % | 0.1 % |

# ICP DataTrace 8

9/10/2025 8:43:44 PM

LabBook: WG2112846_09102025T8.imexp

Sample: L2556248-01D2 WG2112574
Analysis started at: 9/10/2025 2:27:33 PM
Rack 1
Vial 36
Comment <Comment>

| | Ag 328.068 Axial-iFR) | Al 396.152 Radial-iFR) | As 189.042 Axial-eUV) | B 208.959 Axial-iFR) | Ba 455.403 Radial-iFR) | Be 313.042 Radial-iFR) | Ca 315.887 Radial-iFR) |
|---|---|---|---|---|---|---|---|
| Concentration average | -0.0002 ppm | 33.5431 ppm | 0.0112 ppm | 0.0049 ppm | 0.1614 ppm | 0.0013 ppm | 0.8018 ppm |
| Concentration per Run | -0.0001 ppm | 33.4644 ppm | 0.0111 ppm | 0.0061 ppm | 0.1615 ppm | 0.0013 ppm | 0.8049 ppm |
| Concentration per Run | 0.0000 ppm | 33.5765 ppm | 0.0115 ppm | 0.0038 ppm | 0.1621 ppm | 0.0013 ppm | 0.7939 ppm |
| Concentration per Run | -0.0005 ppm | 33.5884 ppm | 0.0110 ppm | 0.0048 ppm | 0.1606 ppm | 0.0013 ppm | 0.8066 ppm |
| Concentration RSD | 140.7 % | 0.2 % | 2.3 % | 23.4 % | 0.5 % | 1.2 % | 0.9 % |

| | Cd 214.438 Axial-iFR) | Co 228.616 Axial-iFR) | Cr 267.716 Axial-iFR) | Cu 324.754 Axial-iFR) | Fe 259.940 Radial-iFR) | K 766.490 Radial-iFR) | Li 670.776 Radial-iFR) |
|---|---|---|---|---|---|---|---|
| Concentration average | 0.0004 ppm | 0.0130 ppm | 0.0523 ppm | 0.0305 ppm | 43.1208 ppm | 2.2539 ppm | 0.0432 ppm |
| Concentration per Run | 0.0004 ppm | 0.0130 ppm | 0.0522 ppm | 0.0306 ppm | 43.2078 ppm | 2.2760 ppm | 0.0433 ppm |
| Concentration per Run | 0.0004 ppm | 0.0131 ppm | 0.0525 ppm | 0.0303 ppm | 43.0567 ppm | 2.2501 ppm | 0.0437 ppm |
| Concentration per Run | 0.0004 ppm | 0.0130 ppm | 0.0521 ppm | 0.0305 ppm | 43.0979 ppm | 2.2355 ppm | 0.0428 ppm |
| Concentration RSD | 4.1 % | 0.4 % | 0.4 % | 0.4 % | 0.2 % | 0.9 % | 1.1 % |

| | Mg 279.079 Axial-iFR) | Mn 257.610 Radial-iFR) | Mo 202.030 Axial-iFR) | Na 589.592 Radial-iFR) | Ni 231.604 Axial-iFR) | Pb 220.353 Axial-eUV) | Sb 206.833 Axial-iFR) |
|---|---|---|---|---|---|---|---|
| Concentration average | 6.7174 ppm | 0.2416 ppm | 0.0029 ppm | 0.0768 ppm | 0.0380 ppm | 0.1188 ppm | 0.0020 ppm |
| Concentration per Run | 6.6989 ppm | 0.2414 ppm | 0.0025 ppm | 0.0747 ppm | 0.0385 ppm | 0.1184 ppm | 0.0006 ppm |
| Concentration per Run | 6.7338 ppm | 0.2414 ppm | 0.0029 ppm | 0.0760 ppm | 0.0379 ppm | 0.1193 ppm | 0.0044 ppm |
| Concentration per Run | 6.7195 ppm | 0.2420 ppm | 0.0032 ppm | 0.0799 ppm | 0.0377 ppm | 0.1187 ppm | 0.0011 ppm |
| Concentration RSD | 0.3 % | 0.1 % | 13.3 % | 3.5 % | 1.1 % | 0.4 % | 103.7 % |

| | Se 196.090 Axial-eUV) | Si 212.412 Axial-iFR) | Sn 189.989 Axial-iFR) | Sr 421.552 Radial-iFR) | Ti 334.904 Axial-iFR) | Tl 190.856 Axial-eUV) | V 292.402 Axial-iFR) |
|---|---|---|---|---|---|---|---|
| Concentration average | 0.0005 ppm | 1.7804 ppm | 0.0044 ppm | 0.0079 ppm | 0.5371 ppm | 0.0009 ppm | 0.0669 ppm |
| Concentration per Run | 0.0018 ppm | 1.7809 ppm | 0.0050 ppm | 0.0079 ppm | 0.5347 ppm | 0.0005 ppm | 0.0669 ppm |
| Concentration per Run | -0.0013 ppm | 1.7824 ppm | 0.0038 ppm | 0.0079 ppm | 0.5398 ppm | 0.0013 ppm | 0.0669 ppm |
| Concentration per Run | 0.0011 ppm | 1.7778 ppm | 0.0044 ppm | 0.0079 ppm | 0.5369 ppm | 0.0009 ppm | 0.0668 ppm |
| Concentration RSD | 315.9 % | 0.1 % | 14.0 % | 0.3 % | 0.5 % | 41.7 % | 0.1 % |

| | Zn 206.200 Axial-iFR) | Sc 361.384 Axial-iFR) | Sc 361.384 Radial-iFR) | Sc 227.318 Axial-eUV) | Y 360.073 Axial-iFR) | Y 371.030 Radial-iFR) | Y 224.306 Axial-eUV) |
|---|---|---|---|---|---|---|---|
| Concentration average | 0.1386 ppm | 100.5075 % | 102.6982 % | 93.9243 % | 102.4413 % | 104.2887 % | 102.2026 % |
| Concentration per Run | 0.1373 ppm | 100.8480 % | 102.5202 % | 93.6819 % | 102.8190 % | 103.6166 % | 102.1307 % |
| Concentration per Run | 0.1395 ppm | 100.6384 % | 103.4407 % | 94.6341 % | 102.4460 % | 105.4335 % | 102.6870 % |
| Concentration per Run | 0.1391 ppm | 100.0360 % | 102.1337 % | 93.4568 % | 102.0591 % | 103.8159 % | 101.7900 % |
| Concentration RSD | 0.8 % | 0.4 % | 0.7 % | 0.7 % | 0.4 % | 1.0 % | 0.4 % |

# ICP DataTrace 8

9/10/2025 8:43:44 PM

LabBook: WG2112846_09102025T8.imexp

Sample: L2556248-02D2 WG2112574
Analysis started at: 9/10/2025 2:30:59 PM
Rack 1
Vial 37
Comment <Comment>

| | Ag 328.068 Axial-iFR) | Al 396.152 Radial-iFR) | As 189.042 Axial-eUV) | B 208.959 Axial-iFR) | Ba 455.403 Radial-iFR) | Be 313.042 Radial-iFR) | Ca 315.887 Radial-iFR) |
|---|---|---|---|---|---|---|---|
| Concentration average | 0.0001 ppm | 24.5336 ppm | 0.0180 ppm | 0.0040 ppm | 0.1559 ppm | 0.0011 ppm | 1.6530 ppm |
| Concentration per Run | 0.0003 ppm | 24.5284 ppm | 0.0177 ppm | 0.0038 ppm | 0.1551 ppm | 0.0011 ppm | 1.6649 ppm |
| Concentration per Run | 0.0002 ppm | 24.5209 ppm | 0.0178 ppm | 0.0041 ppm | 0.1568 ppm | 0.0011 ppm | 1.6555 ppm |
| Concentration per Run | -0.0001 ppm | 24.5514 ppm | 0.0185 ppm | 0.0042 ppm | 0.1557 ppm | 0.0011 ppm | 1.6387 ppm |
| Concentration RSD | 123.8 % | 0.1 % | 2.5 % | 5.2 % | 0.6 % | 0.5 % | 0.8 % |

| | Cd 214.438 Axial-iFR) | Co 228.616 Axial-iFR) | Cr 267.716 Axial-iFR) | Cu 324.754 Axial-iFR) | Fe 259.940 Radial-iFR) | K 766.490 Radial-iFR) | Li 670.776 Radial-iFR) |
|---|---|---|---|---|---|---|---|
| Concentration average | 0.0004 ppm | 0.0070 ppm | 0.0356 ppm | 0.0221 ppm | 36.3596 ppm | 1.2596 ppm | 0.0243 ppm |
| Concentration per Run | 0.0004 ppm | 0.0073 ppm | 0.0357 ppm | 0.0219 ppm | 36.4715 ppm | 1.2737 ppm | 0.0248 ppm |
| Concentration per Run | 0.0004 ppm | 0.0066 ppm | 0.0354 ppm | 0.0221 ppm | 36.4921 ppm | 1.2632 ppm | 0.0239 ppm |
| Concentration per Run | 0.0003 ppm | 0.0070 ppm | 0.0355 ppm | 0.0223 ppm | 36.1152 ppm | 1.2418 ppm | 0.0241 ppm |
| Concentration RSD | 15.3 % | 4.5 % | 0.4 % | 0.8 % | 0.6 % | 1.3 % | 1.8 % |

| | Mg 279.079 Axial-iFR) | Mn 257.610 Radial-iFR) | Mo 202.030 Axial-iFR) | Na 589.592 Radial-iFR) | Ni 231.604 Axial-iFR) | Pb 220.353 Axial-eUV) | Sb 206.833 Axial-iFR) |
|---|---|---|---|---|---|---|---|
| Concentration average | 3.8533 ppm | 0.1593 ppm | 0.0019 ppm | 0.1154 ppm | 0.0224 ppm | 0.0646 ppm | 0.0035 ppm |
| Concentration per Run | 3.8634 ppm | 0.1598 ppm | 0.0018 ppm | 0.1159 ppm | 0.0227 ppm | 0.0648 ppm | 0.0033 ppm |
| Concentration per Run | 3.8610 ppm | 0.1599 ppm | 0.0020 ppm | 0.1172 ppm | 0.0217 ppm | 0.0652 ppm | 0.0048 ppm |
| Concentration per Run | 3.8355 ppm | 0.1583 ppm | 0.0021 ppm | 0.1131 ppm | 0.0227 ppm | 0.0637 ppm | 0.0024 ppm |
| Concentration RSD | 0.4 % | 0.6 % | 8.7 % | 1.8 % | 2.6 % | 1.1 % | 35.6 % |

| | Se 196.090 Axial-eUV) | Si 212.412 Axial-iFR) | Sn 189.989 Axial-iFR) | Sr 421.552 Radial-iFR) | Ti 334.904 Axial-iFR) | Tl 190.856 Axial-eUV) | V 292.402 Axial-iFR) |
|---|---|---|---|---|---|---|---|
| Concentration average | 0.0022 ppm | 1.1920 ppm | 0.0037 ppm | 0.0108 ppm | 0.3491 ppm | 0.0010 ppm | 0.0484 ppm |
| Concentration per Run | 0.0026 ppm | 1.1998 ppm | 0.0033 ppm | 0.0107 ppm | 0.3513 ppm | 0.0000 ppm | 0.0487 ppm |
| Concentration per Run | 0.0018 ppm | 1.1900 ppm | 0.0041 ppm | 0.0109 ppm | 0.3486 ppm | 0.0015 ppm | 0.0483 ppm |
| Concentration per Run | 0.0021 ppm | 1.1864 ppm | 0.0038 ppm | 0.0107 ppm | 0.3474 ppm | 0.0014 ppm | 0.0482 ppm |
| Concentration RSD | 17.3 % | 0.6 % | 11.3 % | 1.3 % | 0.6 % | 85.7 % | 0.6 % |

| | Zn 206.200 Axial-iFR) | Sc 361.384 Axial-iFR) | Sc 361.384 Radial-iFR) | Sc 227.318 Axial-eUV) | Y 360.073 Axial-iFR) | Y 371.030 Radial-iFR) | Y 224.306 Axial-eUV) |
|---|---|---|---|---|---|---|---|
| Concentration average | 0.1619 ppm | 100.7881 % | 102.4205 % | 94.8362 % | 102.5046 % | 103.8592 % | 102.1445 % |
| Concentration per Run | 0.1622 ppm | 100.0803 % | 101.3757 % | 94.7878 % | 101.9317 % | 103.0048 % | 102.2400 % |
| Concentration per Run | 0.1620 ppm | 100.9074 % | 102.2274 % | 95.7873 % | 102.5384 % | 104.4607 % | 102.6551 % |
| Concentration per Run | 0.1616 ppm | 101.3765 % | 103.6584 % | 93.9335 % | 103.0436 % | 104.1122 % | 101.5385 % |
| Concentration RSD | 0.2 % | 0.7 % | 1.1 % | 1.0 % | 0.5 % | 0.7 % | 0.6 % |

# ICP DataTrace 8

9/10/2025 8:43:44 PM

LabBook: WG2112846_09102025T8.imexp

Sample: L2554722-09D5 WG2112574
Analysis started at: 9/10/2025 2:34:23 PM
Rack 1
Vial 30
Comment <Comment>

| | Ag 328.068 Axial-iFR) | Al 396.152 Radial-iFR) | As 189.042 Axial-eUV) | B 208.959 Axial-iFR) | Ba 455.403 Radial-iFR) | Be 313.042 Radial-iFR) | Ca 315.887 Radial-iFR) |
|---|---|---|---|---|---|---|---|
| Concentration average | 0.0010 ppm | 46.4862 ppm | 0.0201 ppm | 0.0020 ppm | 0.4006 ppm | 0.0030 ppm | 8.7451 ppm |
| Concentration per Run | 0.0011 ppm | 46.2659 ppm | 0.0189 ppm | 0.0012 ppm | 0.3988 ppm | 0.0030 ppm | 8.7142 ppm |
| Concentration per Run | 0.0010 ppm | 46.6374 ppm | 0.0205 ppm | 0.0030 ppm | 0.4014 ppm | 0.0030 ppm | 8.7744 ppm |
| Concentration per Run | 0.0009 ppm | 46.5553 ppm | 0.0209 ppm | 0.0017 ppm | 0.4015 ppm | 0.0030 ppm | 8.7468 ppm |
| Concentration RSD | 12.4 % | 0.4 % | 5.2 % | 46.5 % | 0.4 % | 0.2 % | 0.3 % |

| | Cd 214.438 Axial-iFR) | Co 228.616 Axial-iFR) | Cr 267.716 Axial-iFR) | Cu 324.754 Axial-iFR) | Fe 259.940 Radial-iFR) | K 766.490 Radial-iFR) | Li 670.776 Radial-iFR) |
|---|---|---|---|---|---|---|---|
| Concentration average | 0.0011 ppm | 0.0215 ppm | 0.0770 ppm | 0.0221 ppm | 167.0952 ppm | 3.1321 ppm | 0.0467 ppm |
| Concentration per Run | 0.0011 ppm | 0.0216 ppm | 0.0763 ppm | 0.0226 ppm | 166.4195 ppm | 3.1193 ppm | 0.0477 ppm |
| Concentration per Run | 0.0010 ppm | 0.0212 ppm | 0.0771 ppm | 0.0217 ppm | 167.5431 ppm | 3.1270 ppm | 0.0457 ppm |
| Concentration per Run | 0.0010 ppm | 0.0219 ppm | 0.0775 ppm | 0.0220 ppm | 167.3229 ppm | 3.1500 ppm | 0.0466 ppm |
| Concentration RSD | 3.8 % | 1.7 % | 0.8 % | 2.1 % | 0.4 % | 0.5 % | 2.2 % |

| | Mg 279.079 Axial-iFR) | Mn 257.610 Radial-iFR) | Mo 202.030 Axial-iFR) | Na 589.592 Radial-iFR) | Ni 231.604 Axial-iFR) | Pb 220.353 Axial-eUV) | Sb 206.833 Axial-iFR) |
|---|---|---|---|---|---|---|---|
| Concentration average | 12.1163 ppm | 1.8749 ppm | 0.0213 ppm | 0.2834 ppm | 0.0379 ppm | 0.0449 ppm | 0.0005 ppm |
| Concentration per Run | 12.0407 ppm | 1.8662 ppm | 0.0214 ppm | 0.2837 ppm | 0.0378 ppm | 0.0451 ppm | 0.0021 ppm |
| Concentration per Run | 12.1405 ppm | 1.8877 ppm | 0.0215 ppm | 0.2816 ppm | 0.0377 ppm | 0.0451 ppm | -0.0007 ppm |
| Concentration per Run | 12.1678 ppm | 1.8709 ppm | 0.0211 ppm | 0.2849 ppm | 0.0382 ppm | 0.0446 ppm | 0.0001 ppm |
| Concentration RSD | 0.6 % | 0.6 % | 1.1 % | 0.6 % | 0.7 % | 0.6 % | 309.2 % |

| | Se 196.090 Axial-eUV) | Si 212.412 Axial-iFR) | Sn 189.989 Axial-iFR) | Sr 421.552 Radial-iFR) | Ti 334.904 Axial-iFR) | Tl 190.856 Axial-eUV) | V 292.402 Axial-iFR) |
|---|---|---|---|---|---|---|---|
| Concentration average | 0.0009 ppm | 0.8066 ppm | 0.0033 ppm | 0.0329 ppm | 1.2941 ppm | 0.0008 ppm | 0.1612 ppm |
| Concentration per Run | 0.0012 ppm | 0.7902 ppm | 0.0029 ppm | 0.0327 ppm | 1.2878 ppm | 0.0021 ppm | 0.1609 ppm |
| Concentration per Run | 0.0019 ppm | 0.8110 ppm | 0.0033 ppm | 0.0330 ppm | 1.2944 ppm | -0.0001 ppm | 0.1614 ppm |
| Concentration per Run | -0.0006 ppm | 0.8186 ppm | 0.0036 ppm | 0.0329 ppm | 1.3001 ppm | 0.0003 ppm | 0.1612 ppm |
| Concentration RSD | 148.9 % | 1.8 % | 11.4 % | 0.5 % | 0.5 % | 146.5 % | 0.1 % |

| | Zn 206.200 Axial-iFR) | Sc 361.384 Axial-iFR) | Sc 361.384 Radial-iFR) | Sc 227.318 Axial-eUV) | Y 360.073 Axial-iFR) | Y 371.030 Radial-iFR) | Y 224.306 Axial-eUV) |
|---|---|---|---|---|---|---|---|
| Concentration average | 0.2341 ppm | 100.9756 % | 103.7878 % | 91.0996 % | 112.5840 % | 115.8487 % | 112.0137 % |
| Concentration per Run | 0.2313 ppm | 101.1047 % | 104.5275 % | 90.7458 % | 112.5701 % | 116.0298 % | 111.6012 % |
| Concentration per Run | 0.2347 ppm | 100.8462 % | 103.4356 % | 91.1852 % | 112.4027 % | 115.8270 % | 111.8167 % |
| Concentration per Run | 0.2363 ppm | 100.9758 % | 103.4002 % | 91.3678 % | 112.7792 % | 115.6893 % | 112.6234 % |
| Concentration RSD | 1.1 % | 0.1 % | 0.6 % | 0.4 % | 0.2 % | 0.1 % | 0.5 % |

# ICP DataTrace 8

9/10/2025 8:43:44 PM

LabBook: WG2112846_09102025T8.imexp

Sample: WG2112574-3D5 WG2112574
Analysis started at: 9/10/2025 2:37:47 PM
Rack 1
Vial 31
Comment <Comment>

| | Ag 328.068 Axial-iFR) | Al 396.152 Radial-iFR) | As 189.042 Axial-eUV) | B 208.959 Axial-iFR) | Ba 455.403 Radial-iFR) | Be 313.042 Radial-iFR) | Ca 315.887 Radial-iFR) |
|---|---|---|---|---|---|---|---|
| Concentration average | 0.0199 ppm | 48.5666 ppm | 0.0637 ppm | 0.3450 ppm | 1.7167 ppm | 0.0229 ppm | 12.4990 ppm |
| Concentration per Run | 0.0199 ppm | 48.7388 ppm | 0.0639 ppm | 0.3442 ppm | 1.7299 ppm | 0.0230 ppm | 12.4454 ppm |
| Concentration per Run | 0.0200 ppm | 48.3817 ppm | 0.0629 ppm | 0.3464 ppm | 1.7034 ppm | 0.0227 ppm | 12.5324 ppm |
| Concentration per Run | 0.0198 ppm | 48.5793 ppm | 0.0644 ppm | 0.3445 ppm | 1.7167 ppm | 0.0229 ppm | 12.5191 ppm |
| Concentration RSD | 0.5 % | 0.4 % | 1.2 % | 0.4 % | 0.8 % | 0.6 % | 0.4 % |

| | Cd 214.438 Axial-iFR) | Co 228.616 Axial-iFR) | Cr 267.716 Axial-iFR) | Cu 324.754 Axial-iFR) | Fe 259.940 Radial-iFR) | K 766.490 Radial-iFR) | Li 670.776 Radial-iFR) |
|---|---|---|---|---|---|---|---|
| Concentration average | 0.0216 ppm | 0.2354 ppm | 0.1528 ppm | 0.1236 ppm | 175.3709 ppm | 7.2124 ppm | 0.0493 ppm |
| Concentration per Run | 0.0217 ppm | 0.2350 ppm | 0.1526 ppm | 0.1235 ppm | 176.0752 ppm | 7.2536 ppm | 0.0505 ppm |
| Concentration per Run | 0.0216 ppm | 0.2352 ppm | 0.1528 ppm | 0.1245 ppm | 174.7921 ppm | 7.1564 ppm | 0.0487 ppm |
| Concentration per Run | 0.0215 ppm | 0.2360 ppm | 0.1531 ppm | 0.1227 ppm | 175.2455 ppm | 7.2271 ppm | 0.0487 ppm |
| Concentration RSD | 0.6 % | 0.2 % | 0.2 % | 0.7 % | 0.4 % | 0.7 % | 2.2 % |

| | Mg 279.079 Axial-iFR) | Mn 257.610 Radial-iFR) | Mo 202.030 Axial-iFR) | Na 589.592 Radial-iFR) | Ni 231.604 Axial-iFR) | Pb 220.353 Axial-eUV) | Sb 206.833 Axial-iFR) |
|---|---|---|---|---|---|---|---|
| Concentration average | 15.9936 ppm | 8.7394 ppm | 0.3840 ppm | 4.5259 ppm | 0.2303 ppm | 0.2613 ppm | 0.0704 ppm |
| Concentration per Run | 16.0578 ppm | 8.7562 ppm | 0.3836 ppm | 4.5319 ppm | 0.2313 ppm | 0.2611 ppm | 0.0698 ppm |
| Concentration per Run | 15.9448 ppm | 8.7151 ppm | 0.3839 ppm | 4.5117 ppm | 0.2283 ppm | 0.2624 ppm | 0.0698 ppm |
| Concentration per Run | 15.9781 ppm | 8.7469 ppm | 0.3847 ppm | 4.5340 ppm | 0.2313 ppm | 0.2605 ppm | 0.0717 ppm |
| Concentration RSD | 0.4 % | 0.2 % | 0.2 % | 0.3 % | 0.8 % | 0.4 % | 1.6 % |

| | Se 196.090 Axial-eUV) | Si 212.412 Axial-iFR) | Sn 189.989 Axial-iFR) | Sr 421.552 Radial-iFR) | Ti 334.904 Axial-iFR) | Tl 190.856 Axial-eUV) | V 292.402 Axial-iFR) |
|---|---|---|---|---|---|---|---|
| Concentration average | 0.0353 ppm | 1.9457 ppm | 0.3456 ppm | 0.4242 ppm | 2.0031 ppm | **0.0413 ppm** | 0.3636 ppm |
| Concentration per Run | 0.0333 ppm | 1.9490 ppm | 0.3465 ppm | 0.4274 ppm | 2.0045 ppm | 0.0425 ppm | 0.3641 ppm |
| Concentration per Run | 0.0378 ppm | 1.9435 ppm | 0.3433 ppm | 0.4218 ppm | 1.9993 ppm | 0.0414 ppm | 0.3637 ppm |
| Concentration per Run | 0.0348 ppm | 1.9445 ppm | 0.3469 ppm | 0.4234 ppm | 2.0054 ppm | 0.0399 ppm | 0.3630 ppm |
| Concentration RSD | 6.5 % | 0.2 % | 0.6 % | 0.7 % | 0.2 % | 3.1 % | 0.2 % |

| | Zn 206.200 Axial-iFR) | Sc 361.384 Axial-iFR) | Sc 361.384 Radial-iFR) | Sc 227.318 Axial-eUV) | Y 360.073 Axial-iFR) | Y 371.030 Radial-iFR) | Y 224.306 Axial-eUV) |
|---|---|---|---|---|---|---|---|
| Concentration average | 0.4304 ppm | 101.0503 % | 104.8022 % | 90.0949 % | 114.5441 % | 118.5237 % | 114.1712 % |
| Concentration per Run | 0.4326 ppm | 101.3249 % | 104.3998 % | 90.2377 % | 114.9330 % | 118.1840 % | 114.3739 % |
| Concentration per Run | 0.4271 ppm | 101.1118 % | 105.3182 % | 90.1838 % | 114.7374 % | 118.7336 % | 114.1191 % |
| Concentration per Run | 0.4315 ppm | 100.7143 % | 104.6885 % | 89.8631 % | 113.9620 % | 118.6535 % | 114.0204 % |
| Concentration RSD | 0.7 % | 0.3 % | 0.4 % | 0.2 % | 0.4 % | 0.3 % | 0.2 % |

# ICP DataTrace 8

9/10/2025 8:43:44 PM

LabBook: WG2112846_09102025T8.imexp

Sample: WG2112574-4D5 WG2112574
Analysis started at: 9/10/2025 2:41:12 PM
Rack 1
Vial 32
Comment <Comment>

| | Ag 328.068 Axial-iFR) | Al 396.152 Radial-iFR) | As 189.042 Axial-eUV) | B 208.959 Axial-iFR) | Ba 455.403 Radial-iFR) | Be 313.042 Radial-iFR) | Ca 315.887 Radial-iFR) |
|---|---|---|---|---|---|---|---|
| Concentration average | 0.0012 ppm | 46.4211 ppm | 0.0275 ppm | 0.0028 ppm | 0.4139 ppm | 0.0035 ppm | 8.3888 ppm |
| Concentration per Run | 0.0015 ppm | 46.3526 ppm | 0.0265 ppm | 0.0040 ppm | 0.4124 ppm | 0.0035 ppm | 8.3810 ppm |
| Concentration per Run | 0.0011 ppm | 46.5324 ppm | 0.0277 ppm | 0.0027 ppm | 0.4142 ppm | 0.0035 ppm | 8.4219 ppm |
| Concentration per Run | 0.0011 ppm | 46.3785 ppm | 0.0284 ppm | 0.0017 ppm | 0.4151 ppm | 0.0035 ppm | 8.3636 ppm |
| Concentration RSD | 21.0 % | 0.2 % | 3.5 % | 41.3 % | 0.3 % | 0.3 % | 0.4 % |

| | Cd 214.438 Axial-iFR) | Co 228.616 Axial-iFR) | Cr 267.716 Axial-iFR) | Cu 324.754 Axial-iFR) | Fe 259.940 Radial-iFR) | K 766.490 Radial-iFR) | Li 670.776 Radial-iFR) |
|---|---|---|---|---|---|---|---|
| Concentration average | 0.0013 ppm | 0.0257 ppm | 0.0781 ppm | 0.0231 ppm | 208.9379 ppm | 3.0554 ppm | 0.0452 ppm |
| Concentration per Run | 0.0013 ppm | 0.0259 ppm | 0.0781 ppm | 0.0231 ppm | 208.1664 ppm | 3.0500 ppm | 0.0443 ppm |
| Concentration per Run | 0.0012 ppm | 0.0254 ppm | 0.0779 ppm | 0.0231 ppm | 209.8145 ppm | 3.0713 ppm | 0.0458 ppm |
| Concentration per Run | 0.0013 ppm | 0.0258 ppm | 0.0783 ppm | 0.0232 ppm | 208.8330 ppm | 3.0448 ppm | 0.0457 ppm |
| Concentration RSD | 1.0 % | 1.1 % | 0.3 % | 0.2 % | 0.4 % | 0.5 % | 1.9 % |

| | Mg 279.079 Axial-iFR) | Mn 257.610 Radial-iFR) | Mo 202.030 Axial-iFR) | Na 589.592 Radial-iFR) | Ni 231.604 Axial-iFR) | Pb 220.353 Axial-eUV) | Sb 206.833 Axial-iFR) |
|---|---|---|---|---|---|---|---|
| Concentration average | 11.4739 ppm | 2.4162 ppm | 0.0283 ppm | 0.2485 ppm | 0.0356 ppm | 0.0513 ppm | 0.0021 ppm |
| Concentration per Run | 11.4012 ppm | 2.4133 ppm | 0.0280 ppm | 0.2486 ppm | 0.0360 ppm | 0.0516 ppm | 0.0024 ppm |
| Concentration per Run | 11.4848 ppm | 2.4224 ppm | 0.0280 ppm | 0.2490 ppm | 0.0349 ppm | 0.0505 ppm | 0.0015 ppm |
| Concentration per Run | 11.5355 ppm | 2.4128 ppm | 0.0288 ppm | 0.2479 ppm | 0.0358 ppm | 0.0520 ppm | 0.0025 ppm |
| Concentration RSD | 0.6 % | 0.2 % | 1.7 % | 0.2 % | 1.6 % | 1.5 % | 24.9 % |

| | Se 196.090 Axial-eUV) | Si 212.412 Axial-iFR) | Sn 189.989 Axial-iFR) | Sr 421.552 Radial-iFR) | Ti 334.904 Axial-iFR) | Tl 190.856 Axial-eUV) | V 292.402 Axial-iFR) |
|---|---|---|---|---|---|---|---|
| Concentration average | 0.0031 ppm | 0.6082 ppm | 0.0040 ppm | 0.0308 ppm | 1.2740 ppm | 0.0000 ppm | 0.1944 ppm |
| Concentration per Run | 0.0060 ppm | 0.6113 ppm | 0.0033 ppm | 0.0306 ppm | 1.2755 ppm | -0.0009 ppm | 0.1939 ppm |
| Concentration per Run | 0.0017 ppm | 0.6003 ppm | 0.0043 ppm | 0.0310 ppm | 1.2737 ppm | 0.0005 ppm | 0.1946 ppm |
| Concentration per Run | 0.0016 ppm | 0.6130 ppm | 0.0044 ppm | 0.0308 ppm | 1.2729 ppm | 0.0003 ppm | 0.1947 ppm |
| Concentration RSD | 80.5 % | 1.1 % | 15.5 % | 0.6 % | 0.1 % | 5,629.3 % | 0.2 % |

| | Zn 206.200 Axial-iFR) | Sc 361.384 Axial-iFR) | Sc 361.384 Radial-iFR) | Sc 227.318 Axial-eUV) | Y 360.073 Axial-iFR) | Y 371.030 Radial-iFR) | Y 224.306 Axial-eUV) |
|---|---|---|---|---|---|---|---|
| Concentration average | 0.2385 ppm | 100.1463 % | 103.9285 % | 90.2823 % | 112.9811 % | 116.5864 % | 113.2311 % |
| Concentration per Run | 0.2369 ppm | 100.5940 % | 104.0722 % | 90.4067 % | 113.3496 % | 116.3947 % | 113.1768 % |
| Concentration per Run | 0.2383 ppm | 100.4018 % | 103.5412 % | 90.0530 % | 113.1978 % | 116.3822 % | 113.2560 % |
| Concentration per Run | 0.2403 ppm | 99.4432 % | 104.1720 % | 90.3873 % | 112.3958 % | 116.9825 % | 113.2606 % |
| Concentration RSD | 0.7 % | 0.6 % | 0.3 % | 0.2 % | 0.5 % | 0.3 % | 0.0 % |

# ICP DataTrace 8

9/10/2025 8:43:44 PM

LabBook: WG2112846_09102025T8.imexp

Sample: WG2112574-5D5 WG2112574
Analysis started at: 9/10/2025 2:44:36 PM
Rack 1
Vial 33
Comment <Comment>

| | Ag 328.068 Axial-iFR) | Al 396.152 Radial-iFR) | As 189.042 Axial-eUV) | B 208.959 Axial-iFR) | Ba 455.403 Radial-iFR) | Be 313.042 Radial-iFR) | Ca 315.887 Radial-iFR) |
|---|---|---|---|---|---|---|---|
| Concentration average | 0.0468 ppm | 46.4136 ppm | 0.1397 ppm | 0.9454 ppm | 2.2989 ppm | 0.0519 ppm | 17.8520 ppm |
| Concentration per Run | 0.0467 ppm | 46.4091 ppm | 0.1381 ppm | 0.9471 ppm | 2.2847 ppm | 0.0517 ppm | 17.8771 ppm |
| Concentration per Run | 0.0468 ppm | 46.4548 ppm | 0.1413 ppm | 0.9462 ppm | 2.3081 ppm | 0.0522 ppm | 17.9087 ppm |
| Concentration per Run | 0.0469 ppm | 46.3770 ppm | 0.1396 ppm | 0.9429 ppm | 2.3039 ppm | 0.0517 ppm | 17.7702 ppm |
| Concentration RSD | 0.2 % | 0.1 % | 1.2 % | 0.2 % | 0.5 % | 0.5 % | 0.4 % |

| | Cd 214.438 Axial-iFR) | Co 228.616 Axial-iFR) | Cr 267.716 Axial-iFR) | Cu 324.754 Axial-iFR) | Fe 259.940 Radial-iFR) | K 766.490 Radial-iFR) | Li 670.776 Radial-iFR) |
|---|---|---|---|---|---|---|---|
| Concentration average | 0.0497 ppm | 0.4782 ppm | 0.2612 ppm | 0.2694 ppm | 159.6713 ppm | 13.3334 ppm | 0.0443 ppm |
| Concentration per Run | 0.0500 ppm | 0.4808 ppm | 0.2616 ppm | 0.2701 ppm | 159.2020 ppm | 13.2744 ppm | 0.0446 ppm |
| Concentration per Run | 0.0497 ppm | 0.4778 ppm | 0.2619 ppm | 0.2692 ppm | 160.5896 ppm | 13.3796 ppm | 0.0444 ppm |
| Concentration per Run | 0.0494 ppm | 0.4758 ppm | 0.2602 ppm | 0.2690 ppm | 159.2224 ppm | 13.3463 ppm | 0.0440 ppm |
| Concentration RSD | 0.7 % | 0.5 % | 0.4 % | 0.2 % | 0.5 % | 0.4 % | 0.7 % |

| | Mg 279.079 Axial-iFR) | Mn 257.610 Radial-iFR) | Mo 202.030 Axial-iFR) | Na 589.592 Radial-iFR) | Ni 231.604 Axial-iFR) | Pb 220.353 Axial-eUV) | Sb 206.833 Axial-iFR) |
|---|---|---|---|---|---|---|---|
| Concentration average | 20.8992 ppm | 2.2521 ppm | 0.9532 ppm | 10.8129 ppm | 0.5059 ppm | 0.5715 ppm | 0.4356 ppm |
| Concentration per Run | 21.0230 ppm | 2.2536 ppm | 0.9525 ppm | 10.8353 ppm | 0.5065 ppm | 0.5713 ppm | 0.4349 ppm |
| Concentration per Run | 20.8300 ppm | 2.2526 ppm | 0.9555 ppm | 10.8363 ppm | 0.5078 ppm | 0.5719 ppm | 0.4359 ppm |
| Concentration per Run | 20.8446 ppm | 2.2501 ppm | 0.9516 ppm | 10.7672 ppm | 0.5035 ppm | 0.5715 ppm | 0.4362 ppm |
| Concentration RSD | 0.5 % | 0.1 % | 0.2 % | 0.4 % | 0.4 % | 0.1 % | 0.2 % |

| | Se 196.090 Axial-eUV) | Si 212.412 Axial-iFR) | Sn 189.989 Axial-iFR) | Sr 421.552 Radial-iFR) | Ti 334.904 Axial-iFR) | Tl 190.856 Axial-eUV) | V 292.402 Axial-iFR) |
|---|---|---|---|---|---|---|---|
| Concentration average | 0.1228 ppm | 1.7711 ppm | 0.9252 ppm | **1.0088 ppm** | 2.1950 ppm | **0.1188 ppm** | 0.6433 ppm |
| Concentration per Run | 0.1233 ppm | 1.7760 ppm | 0.9257 ppm | 1.0056 ppm | 2.1965 ppm | 0.1182 ppm | 0.6462 ppm |
| Concentration per Run | 0.1202 ppm | 1.7671 ppm | 0.9268 ppm | 1.0117 ppm | 2.2000 ppm | 0.1182 ppm | 0.6433 ppm |
| Concentration per Run | 0.1249 ppm | 1.7702 ppm | 0.9232 ppm | 1.0090 ppm | 2.1885 ppm | 0.1200 ppm | 0.6405 ppm |
| Concentration RSD | 2.0 % | 0.3 % | 0.2 % | 0.3 % | 0.3 % | 0.9 % | 0.4 % |

| | Zn 206.200 Axial-iFR) | Sc 361.384 Axial-iFR) | Sc 361.384 Radial-iFR) | Sc 227.318 Axial-eUV) | Y 360.073 Axial-iFR) | Y 371.030 Radial-iFR) | Y 224.306 Axial-eUV) |
|---|---|---|---|---|---|---|---|
| Concentration average | 0.6849 ppm | 100.2086 % | 105.3679 % | 89.3900 % | 111.1137 % | 116.2647 % | 110.8001 % |
| Concentration per Run | 0.6868 ppm | 99.4352 % | 105.3488 % | 89.3827 % | 110.4528 % | 116.0427 % | 111.0760 % |
| Concentration per Run | 0.6854 ppm | 100.4388 % | 105.1387 % | 89.1952 % | 111.2933 % | 117.1048 % | 110.3395 % |
| Concentration per Run | 0.6825 ppm | 100.7519 % | 105.6161 % | 89.5921 % | 111.5950 % | 115.6466 % | 110.9849 % |
| Concentration RSD | 0.3 % | 0.7 % | 0.2 % | 0.2 % | 0.5 % | 0.6 % | 0.4 % |

# ICP DataTrace 8

9/10/2025 8:43:44 PM

LabBook: WG2112846_09102025T8.imexp

Sample: WG2112574-6D25 WG2112574
Analysis started at: 9/10/2025 2:48:01 PM
Rack 1
Vial 34
Comment <Comment>

| | Ag 328.068 Axial-iFR) | Al 396.152 Radial-iFR) | As 189.042 Axial-eUV) | B 208.959 Axial-iFR) | Ba 455.403 Radial-iFR) | Be 313.042 Radial-iFR) | Ca 315.887 Radial-iFR) |
|---|---|---|---|---|---|---|---|
| Concentration average | 0.0002 ppm | 9.5368 ppm | 0.0043 ppm | 0.0015 ppm | 0.0817 ppm | 0.0006 ppm | 1.7719 ppm |
| Concentration per Run | 0.0001 ppm | 9.6113 ppm | 0.0048 ppm | 0.0020 ppm | 0.0822 ppm | 0.0006 ppm | 1.7849 ppm |
| Concentration per Run | 0.0003 ppm | 9.4900 ppm | 0.0039 ppm | 0.0011 ppm | 0.0813 ppm | 0.0006 ppm | 1.7749 ppm |
| Concentration per Run | 0.0002 ppm | 9.5092 ppm | 0.0042 ppm | 0.0012 ppm | 0.0816 ppm | 0.0006 ppm | 1.7559 ppm |
| Concentration RSD | 59.8 % | 0.7 % | 10.2 % | 35.0 % | 0.6 % | 1.1 % | 0.8 % |

| | Cd 214.438 Axial-iFR) | Co 228.616 Axial-iFR) | Cr 267.716 Axial-iFR) | Cu 324.754 Axial-iFR) | Fe 259.940 Radial-iFR) | K 766.490 Radial-iFR) | Li 670.776 Radial-iFR) |
|---|---|---|---|---|---|---|---|
| Concentration average | 0.0002 ppm | 0.0049 ppm | 0.0158 ppm | 0.0046 ppm | 35.8382 ppm | 0.6503 ppm | 0.0095 ppm |
| Concentration per Run | 0.0002 ppm | 0.0052 ppm | 0.0159 ppm | 0.0045 ppm | 36.0016 ppm | 0.6644 ppm | 0.0102 ppm |
| Concentration per Run | 0.0002 ppm | 0.0049 ppm | 0.0161 ppm | 0.0046 ppm | 35.9306 ppm | 0.6483 ppm | 0.0091 ppm |
| Concentration per Run | 0.0001 ppm | 0.0045 ppm | 0.0156 ppm | 0.0047 ppm | 35.5825 ppm | 0.6382 ppm | 0.0092 ppm |
| Concentration RSD | 29.9 % | 7.7 % | 1.3 % | 1.9 % | 0.6 % | 2.0 % | 6.5 % |

| | Mg 279.079 Axial-iFR) | Mn 257.610 Radial-iFR) | Mo 202.030 Axial-iFR) | Na 589.592 Radial-iFR) | Ni 231.604 Axial-iFR) | Pb 220.353 Axial-eUV) | Sb 206.833 Axial-iFR) |
|---|---|---|---|---|---|---|---|
| Concentration average | 2.5656 ppm | 0.3876 ppm | 0.0106 ppm | 0.0609 ppm | 0.0078 ppm | 0.0088 ppm | 0.0115 ppm |
| Concentration per Run | 2.5758 ppm | 0.3904 ppm | 0.0105 ppm | 0.0630 ppm | 0.0081 ppm | 0.0080 ppm | 0.0128 ppm |
| Concentration per Run | 2.5752 ppm | 0.3873 ppm | 0.0108 ppm | 0.0625 ppm | 0.0082 ppm | 0.0095 ppm | 0.0117 ppm |
| Concentration per Run | 2.5459 ppm | 0.3849 ppm | 0.0106 ppm | 0.0571 ppm | 0.0073 ppm | 0.0089 ppm | 0.0099 ppm |
| Concentration RSD | 0.7 % | 0.7 % | 1.4 % | 5.3 % | 6.1 % | 8.5 % | 12.5 % |

| | Se 196.090 Axial-eUV) | Si 212.412 Axial-iFR) | Sn 189.989 Axial-iFR) | Sr 421.552 Radial-iFR) | Ti 334.904 Axial-iFR) | Tl 190.856 Axial-eUV) | V 292.402 Axial-iFR) |
|---|---|---|---|---|---|---|---|
| Concentration average | 0.0013 ppm | 0.1663 ppm | 0.0021 ppm | 0.0067 ppm | 0.2655 ppm | 0.0009 ppm | 0.0325 ppm |
| Concentration per Run | 0.0017 ppm | 0.1672 ppm | 0.0028 ppm | 0.0067 ppm | 0.2656 ppm | 0.0011 ppm | 0.0327 ppm |
| Concentration per Run | 0.0028 ppm | 0.1682 ppm | 0.0017 ppm | 0.0067 ppm | 0.2656 ppm | 0.0009 ppm | 0.0325 ppm |
| Concentration per Run | -0.0005 ppm | 0.1635 ppm | 0.0017 ppm | 0.0066 ppm | 0.2652 ppm | 0.0007 ppm | 0.0324 ppm |
| Concentration RSD | 128.5 % | 1.5 % | 31.0 % | 0.6 % | 0.1 % | 18.9 % | 0.4 % |

| | Zn 206.200 Axial-iFR) | Sc 361.384 Axial-iFR) | Sc 361.384 Radial-iFR) | Sc 227.318 Axial-eUV) | Y 360.073 Axial-iFR) | Y 371.030 Radial-iFR) | Y 224.306 Axial-eUV) |
|---|---|---|---|---|---|---|---|
| Concentration average | 0.0484 ppm | 101.5123 % | 103.0957 % | 97.4821 % | 103.2776 % | 103.9679 % | 102.4473 % |
| Concentration per Run | 0.0484 ppm | 101.3223 % | 102.2296 % | 97.1942 % | 103.4752 % | 103.4415 % | 102.2460 % |
| Concentration per Run | 0.0486 ppm | 100.9858 % | 102.8232 % | 97.5214 % | 102.4890 % | 103.6483 % | 102.6809 % |
| Concentration per Run | 0.0482 ppm | 102.2288 % | 104.2344 % | 97.7307 % | 103.8686 % | 104.8140 % | 102.4151 % |
| Concentration RSD | 0.4 % | 0.6 % | 1.0 % | 0.3 % | 0.7 % | 0.7 % | 0.2 % |

# ICP DataTrace 8

9/10/2025 8:43:44 PM

LabBook: WG2112846_09102025T8.imexp

Sample: CCV
Analysis started at: 9/10/2025 2:51:27 PM
Rack 0
Vial 3
Comment <Comment>

| | Ag 328.068 Axial-iFR) | Al 396.152 Radial-iFR) | As 189.042 Axial-eUV) | B 208.959 Axial-iFR) | Ba 455.403 Radial-iFR) | Be 313.042 Radial-iFR) | Ca 315.887 Radial-iFR) |
|---|---|---|---|---|---|---|---|
| Concentration average | **0.4835 ppm** | 0.4842 ppm | 0.4682 ppm | 0.4834 ppm | 0.4935 ppm | 0.5049 ppm | 0.4840 ppm |
| Concentration per Run | 0.4864 ppm | 0.4857 ppm | 0.4703 ppm | 0.4812 ppm | 0.4923 ppm | 0.5036 ppm | 0.4788 ppm |
| Concentration per Run | 0.4811 ppm | 0.4830 ppm | 0.4657 ppm | 0.4821 ppm | 0.4925 ppm | 0.5064 ppm | 0.4907 ppm |
| Concentration per Run | 0.4828 ppm | 0.4838 ppm | 0.4685 ppm | 0.4869 ppm | 0.4957 ppm | 0.5046 ppm | 0.4824 ppm |
| Recovery Percentage | 96.690 % | 96.831 % | 93.634 % | 96.679 % | 98.702 % | 100.976 % | 96.791 % |
| Concentration RSD | 0.6 % | 0.3 % | 0.5 % | 0.6 % | 0.4 % | 0.3 % | 1.3 % |

| | Cd 214.438 Axial-iFR) | Co 228.616 Axial-iFR) | Cr 267.716 Axial-iFR) | Cu 324.754 Axial-iFR) | Fe 259.940 Radial-iFR) | K 766.490 Radial-iFR) | Li 670.776 Radial-iFR) |
|---|---|---|---|---|---|---|---|
| Concentration average | 0.4855 ppm | 0.4907 ppm | 0.4897 ppm | 0.5050 ppm | 0.5076 ppm | 5.1328 ppm | 0.5200 ppm |
| Concentration per Run | 0.4846 ppm | 0.4896 ppm | 0.4907 ppm | 0.5060 ppm | 0.5088 ppm | 5.1398 ppm | 0.5183 ppm |
| Concentration per Run | 0.4849 ppm | 0.4897 ppm | 0.4889 ppm | 0.5030 ppm | 0.5092 ppm | 5.1303 ppm | 0.5250 ppm |
| Concentration per Run | 0.4870 ppm | 0.4929 ppm | 0.4894 ppm | 0.5058 ppm | 0.5050 ppm | 5.1283 ppm | 0.5168 ppm |
| Recovery Percentage | 97.096 % | 98.148 % | 97.934 % | 100.992 % | 101.527 % | 102.656 % | 104.009 % |
| Concentration RSD | 0.3 % | 0.4 % | 0.2 % | 0.3 % | 0.5 % | 0.1 % | 0.8 % |

| | Mg 279.079 Axial-iFR) | Mn 257.610 Radial-iFR) | Mo 202.030 Axial-iFR) | Na 589.592 Radial-iFR) | Ni 231.604 Axial-iFR) | Pb 220.353 Axial-eUV) | Sb 206.833 Axial-iFR) |
|---|---|---|---|---|---|---|---|
| Concentration average | 0.4881 ppm | 0.5006 ppm | 0.4800 ppm | 10.3251 ppm | 0.4958 ppm | 0.4927 ppm | 0.5061 ppm |
| Concentration per Run | 0.4907 ppm | 0.4982 ppm | 0.4778 ppm | 10.3085 ppm | 0.4960 ppm | 0.4908 ppm | 0.5044 ppm |
| Concentration per Run | 0.4840 ppm | 0.5031 ppm | 0.4787 ppm | 10.3501 ppm | 0.4956 ppm | 0.4927 ppm | 0.5060 ppm |
| Concentration per Run | 0.4896 ppm | 0.5005 ppm | 0.4834 ppm | 10.3166 ppm | 0.4959 ppm | 0.4944 ppm | 0.5079 ppm |
| Recovery Percentage | 97.615 % | 100.117 % | 95.992 % | 103.251 % | 99.165 % | 98.532 % | 101.221 % |
| Concentration RSD | 0.7 % | 0.5 % | 0.6 % | 0.2 % | 0.0 % | 0.4 % | 0.3 % |

| | Se 196.090 Axial-eUV) | Si 212.412 Axial-iFR) | Sn 189.989 Axial-iFR) | Sr 421.552 Radial-iFR) | Ti 334.904 Axial-iFR) | Tl 190.856 Axial-eUV) | V 292.402 Axial-iFR) |
|---|---|---|---|---|---|---|---|
| Concentration average | 0.4791 ppm | 5.3692 ppm | 0.4887 ppm | 0.5055 ppm | 0.4913 ppm | **0.5039 ppm** | 0.4987 ppm |
| Concentration per Run | 0.4758 ppm | 5.3677 ppm | 0.4889 ppm | 0.5023 ppm | 0.4956 ppm | 0.5050 ppm | 0.4994 ppm |
| Concentration per Run | 0.4807 ppm | 5.3551 ppm | 0.4912 ppm | 0.5067 ppm | 0.4896 ppm | 0.5038 ppm | 0.4974 ppm |
| Concentration per Run | 0.4807 ppm | 5.3850 ppm | 0.4860 ppm | 0.5075 ppm | 0.4887 ppm | 0.5030 ppm | 0.4995 ppm |
| Recovery Percentage | 95.816 % | 102.271 % | 97.739 % | 101.097 % | 98.261 % | 100.788 % | 99.749 % |
| Concentration RSD | 0.6 % | 0.3 % | 0.5 % | 0.6 % | 0.8 % | 0.2 % | 0.2 % |

| | Zn 206.200 Axial-iFR) | Sc 361.384 Axial-iFR) | Sc 361.384 Radial-iFR) | Sc 227.318 Axial-eUV) | Y 360.073 Axial-iFR) | Y 371.030 Radial-iFR) | Y 224.306 Axial-eUV) |
|---|---|---|---|---|---|---|---|
| Concentration average | 0.4782 ppm | 100.7642 % | 101.6421 % | 96.2662 % | 99.5013 % | 100.1263 % | 98.6218 % |
| Concentration per Run | 0.4789 ppm | 100.4831 % | 102.2818 % | 96.3937 % | 99.3538 % | 100.0631 % | 98.5423 % |
| Concentration per Run | 0.4777 ppm | 100.9563 % | 100.8760 % | 95.9813 % | 99.5059 % | 100.0542 % | 98.3096 % |
| Concentration per Run | 0.4780 ppm | 100.8531 % | 101.7684 % | 96.4236 % | 99.6443 % | 100.2616 % | 99.0136 % |
| Recovery Percentage | 95.640 % | | | | | | |
| Concentration RSD | 0.1 % | 0.2 % | 0.7 % | 0.3 % | 0.1 % | 0.1 % | 0.4 % |

# ICP DataTrace 8

9/10/2025 8:43:44 PM

LabBook: WG2112846_09102025T8.imexp

Sample: CCB
Analysis started at: 9/10/2025 2:54:52 PM
Rack 0
Vial 4
Comment <Comment>

| | Ag 328.068 Axial-iFR) | Al 396.152 Radial-iFR) | As 189.042 Axial-eUV) | B 208.959 Axial-iFR) | Ba 455.403 Radial-iFR) | Be 313.042 Radial-iFR) | Ca 315.887 Radial-iFR) |
|---|---|---|---|---|---|---|---|
| Concentration average | -0.0001 ppm | -0.0034 ppm | 0.0008 ppm | 0.0002 ppm | 0.0000 ppm | 0.0001 ppm | 0.0007 ppm |
| Concentration per Run | 0.0001 ppm | -0.0035 ppm | 0.0011 ppm | -0.0003 ppm | 0.0001 ppm | 0.0001 ppm | 0.0005 ppm |
| Concentration per Run | -0.0003 ppm | -0.0023 ppm | 0.0011 ppm | 0.0003 ppm | -0.0001 ppm | 0.0001 ppm | 0.0015 ppm |
| Concentration per Run | -0.0001 ppm | -0.0044 ppm | 0.0001 ppm | 0.0008 ppm | 0.0001 ppm | 0.0001 ppm | 0.0003 ppm |
| Recovery Percentage | -1.608 % | -3.402 % | 15.118 % | 0.809 % | 0.289 % | 1.528 % | 0.749 % |
| Concentration RSD | 284.3 % | 30.0 % | 75.0 % | 224.2 % | 334.1 % | 42.3 % | 83.4 % |

| | Cd 214.438 Axial-iFR) | Co 228.616 Axial-iFR) | Cr 267.716 Axial-iFR) | Cu 324.754 Axial-iFR) | Fe 259.940 Radial-iFR) | K 766.490 Radial-iFR) | Li 670.776 Radial-iFR) |
|---|---|---|---|---|---|---|---|
| Concentration average | 0.0001 ppm | 0.0001 ppm | 0.0001 ppm | -0.0001 ppm | 0.0053 ppm | 0.0082 ppm | -0.0001 ppm |
| Concentration per Run | 0.0002 ppm | 0.0001 ppm | 0.0002 ppm | 0.0000 ppm | 0.0045 ppm | 0.0183 ppm | -0.0002 ppm |
| Concentration per Run | 0.0001 ppm | 0.0001 ppm | -0.0001 ppm | -0.0004 ppm | 0.0057 ppm | -0.0019 ppm | -0.0002 ppm |
| Concentration per Run | 0.0000 ppm | 0.0003 ppm | 0.0003 ppm | 0.0000 ppm | 0.0058 ppm | 0.0082 ppm | 0.0000 ppm |
| Recovery Percentage | 1.699 % | 1.491 % | 1.325 % | -0.985 % | 10.682 % | 0.328 % | -1.344 % |
| Concentration RSD | 145.4 % | 72.9 % | 129.8 % | 224.3 % | 14.2 % | 123.3 % | 79.0 % |

| | Mg 279.079 Axial-iFR) | Mn 257.610 Radial-iFR) | Mo 202.030 Axial-iFR) | Na 589.592 Radial-iFR) | Ni 231.604 Axial-iFR) | Pb 220.353 Axial-eUV) | Sb 206.833 Axial-iFR) |
|---|---|---|---|---|---|---|---|
| Concentration average | 0.0012 ppm | 0.0001 ppm | 0.0043 ppm | 0.0016 ppm | -0.0001 ppm | 0.0006 ppm | 0.0017 ppm |
| Concentration per Run | 0.0007 ppm | 0.0001 ppm | 0.0043 ppm | 0.0023 ppm | -0.0001 ppm | 0.0005 ppm | 0.0014 ppm |
| Concentration per Run | 0.0014 ppm | 0.0002 ppm | 0.0044 ppm | 0.0026 ppm | -0.0003 ppm | 0.0013 ppm | 0.0014 ppm |
| Concentration per Run | 0.0016 ppm | 0.0000 ppm | 0.0044 ppm | -0.0001 ppm | 0.0000 ppm | 0.0000 ppm | 0.0024 ppm |
| Recovery Percentage | 1.216 % | 1.221 % | 8.668 % | 0.080 % | -0.511 % | 5.851 % | 3.434 % |
| Concentration RSD | 36.6 % | 68.4 % | 0.8 % | 91.3 % | 96.6 % | 111.0 % | 35.3 % |

| | Se 196.090 Axial-eUV) | Si 212.412 Axial-iFR) | Sn 189.989 Axial-iFR) | Sr 421.552 Radial-iFR) | Ti 334.904 Axial-iFR) | Tl 190.856 Axial-eUV) | V 292.402 Axial-iFR) |
|---|---|---|---|---|---|---|---|
| Concentration average | 0.0041 ppm | 0.0028 ppm | 0.0002 ppm | 0.0000 ppm | 0.0010 ppm | 0.0009 ppm | 0.0000 ppm |
| Concentration per Run | 0.0048 ppm | 0.0024 ppm | 0.0005 ppm | 0.0000 ppm | 0.0008 ppm | 0.0006 ppm | 0.0000 ppm |
| Concentration per Run | 0.0037 ppm | 0.0025 ppm | 0.0002 ppm | 0.0000 ppm | 0.0012 ppm | 0.0008 ppm | 0.0000 ppm |
| Concentration per Run | 0.0039 ppm | 0.0036 ppm | -0.0002 ppm | 0.0000 ppm | 0.0009 ppm | 0.0013 ppm | -0.0001 ppm |
| Recovery Percentage | 41.370 % | 0.566 % | 0.408 % | -0.035 % | 9.899 % | 4.532 % | -0.143 % |
| Concentration RSD | 13.9 % | 22.7 % | 175.1 % | 436.4 % | 21.9 % | 42.3 % | 529.0 % |

| | Zn 206.200 Axial-iFR) | Sc 361.384 Axial-iFR) | Sc 361.384 Radial-iFR) | Sc 227.318 Axial-eUV) | Y 360.073 Axial-iFR) | Y 371.030 Radial-iFR) | Y 224.306 Axial-eUV) |
|---|---|---|---|---|---|---|---|
| Concentration average | 0.0001 ppm | 101.1004 % | 102.0114 % | 99.5825 % | 101.7966 % | 101.9263 % | 100.0770 % |
| Concentration per Run | 0.0000 ppm | 101.5286 % | 101.7702 % | 99.7885 % | 101.9947 % | 101.6537 % | 99.9952 % |
| Concentration per Run | 0.0000 ppm | 101.3664 % | 101.8059 % | 99.0499 % | 102.1820 % | 101.9752 % | 99.8542 % |
| Concentration per Run | 0.0002 ppm | 100.4063 % | 102.4580 % | 99.9092 % | 101.2131 % | 102.1498 % | 100.3815 % |
| Recovery Percentage | 1.359 % | | | | | | |
| Concentration RSD | 165.5 % | 0.6 % | 0.4 % | 0.5 % | 0.5 % | 0.2 % | 0.3 % |

# ICP DataTrace 8

9/10/2025 8:43:44 PM

LabBook: WG2112846_09102025T8.imexp

Sample: WG2112989-1 WG2112989
Analysis started at: 9/10/2025 3:20:55 PM
Rack 1
Vial 39
Comment <Comment>

| | Ag 328.068 Axial-iFR) | Al 396.152 Radial-iFR) | As 189.042 Axial-eUV) | B 208.959 Axial-iFR) | Ba 455.403 Radial-iFR) | Be 313.042 Radial-iFR) | Ca 315.887 Radial-iFR) |
|---|---|---|---|---|---|---|---|
| Concentration average | -0.0003 ppm | 0.0025 ppm | -0.0004 ppm | 0.0009 ppm | 0.0002 ppm | 0.0000 ppm | 0.0152 ppm |
| Concentration per Run | -0.0004 ppm | 0.0008 ppm | -0.0004 ppm | 0.0013 ppm | 0.0002 ppm | 0.0000 ppm | 0.0140 ppm |
| Concentration per Run | -0.0001 ppm | 0.0025 ppm | -0.0006 ppm | 0.0006 ppm | 0.0002 ppm | 0.0000 ppm | 0.0169 ppm |
| Concentration per Run | -0.0004 ppm | 0.0040 ppm | -0.0002 ppm | 0.0009 ppm | 0.0002 ppm | 0.0000 ppm | 0.0147 ppm |
| Concentration RSD | 58.1 % | 64.8 % | 52.2 % | 35.0 % | 22.2 % | 752.7 % | 9.8 % |

| | Cd 214.438 Axial-iFR) | Co 228.616 Axial-iFR) | Cr 267.716 Axial-iFR) | Cu 324.754 Axial-iFR) | Fe 259.940 Radial-iFR) | K 766.490 Radial-iFR) | Li 670.776 Radial-iFR) |
|---|---|---|---|---|---|---|---|
| Concentration average | -0.0001 ppm | 0.0000 ppm | 0.0006 ppm | 0.0000 ppm | 0.0479 ppm | 0.0090 ppm | -0.0002 ppm |
| Concentration per Run | -0.0001 ppm | 0.0002 ppm | 0.0009 ppm | -0.0001 ppm | 0.0472 ppm | 0.0082 ppm | 0.0003 ppm |
| Concentration per Run | 0.0000 ppm | -0.0002 ppm | 0.0005 ppm | 0.0001 ppm | 0.0483 ppm | 0.0067 ppm | -0.0001 ppm |
| Concentration per Run | 0.0000 ppm | 0.0000 ppm | 0.0005 ppm | 0.0001 ppm | 0.0480 ppm | 0.0120 ppm | -0.0007 ppm |
| Concentration RSD | 51.8 % | 643.9 % | 33.9 % | 277.6 % | 1.3 % | 30.7 % | 290.4 % |

| | Mg 279.079 Axial-iFR) | Mn 257.610 Radial-iFR) | Mo 202.030 Axial-iFR) | Na 589.592 Radial-iFR) | Ni 231.604 Axial-iFR) | Pb 220.353 Axial-eUV) | Sb 206.833 Axial-iFR) |
|---|---|---|---|---|---|---|---|
| Concentration average | 0.0047 ppm | 0.0004 ppm | 0.0004 ppm | 0.0269 ppm | -0.0002 ppm | 0.0006 ppm | 0.0023 ppm |
| Concentration per Run | 0.0046 ppm | 0.0004 ppm | 0.0005 ppm | 0.0280 ppm | 0.0000 ppm | 0.0005 ppm | -0.0001 ppm |
| Concentration per Run | 0.0051 ppm | 0.0005 ppm | 0.0004 ppm | 0.0255 ppm | -0.0008 ppm | 0.0001 ppm | 0.0036 ppm |
| Concentration per Run | 0.0044 ppm | 0.0004 ppm | 0.0003 ppm | 0.0271 ppm | 0.0003 ppm | 0.0012 ppm | 0.0033 ppm |
| Concentration RSD | 7.9 % | 15.6 % | 27.7 % | 4.6 % | 363.4 % | 89.4 % | 89.6 % |

| | Se 196.090 Axial-eUV) | Si 212.412 Axial-iFR) | Sn 189.989 Axial-iFR) | Sr 421.552 Radial-iFR) | Ti 334.904 Axial-iFR) | Tl 190.856 Axial-eUV) | V 292.402 Axial-iFR) |
|---|---|---|---|---|---|---|---|
| Concentration average | 0.0014 ppm | 0.0243 ppm | 0.0084 ppm | 0.0000 ppm | 0.0007 ppm | -0.0004 ppm | -0.0001 ppm |
| Concentration per Run | 0.0011 ppm | 0.0241 ppm | 0.0073 ppm | -0.0001 ppm | 0.0006 ppm | -0.0004 ppm | -0.0001 ppm |
| Concentration per Run | 0.0000 ppm | 0.0233 ppm | 0.0089 ppm | 0.0001 ppm | 0.0009 ppm | -0.0001 ppm | -0.0002 ppm |
| Concentration per Run | 0.0030 ppm | 0.0256 ppm | 0.0089 ppm | 0.0000 ppm | 0.0005 ppm | -0.0008 ppm | -0.0001 ppm |
| Concentration RSD | 110.4 % | 4.6 % | 11.1 % | 1,159.5 % | 27.7 % | 82.9 % | 37.8 % |

| | Zn 206.200 Axial-iFR) | Sc 361.384 Axial-iFR) | Sc 361.384 Radial-iFR) | Sc 227.318 Axial-eUV) | Y 360.073 Axial-iFR) | Y 371.030 Radial-iFR) | Y 224.306 Axial-eUV) |
|---|---|---|---|---|---|---|---|
| Concentration average | 0.0010 ppm | 100.2847 % | 100.0500 % | 97.8292 % | 99.3894 % | 100.3889 % | 99.9346 % |
| Concentration per Run | 0.0011 ppm | 100.2778 % | 100.4258 % | 98.6746 % | 99.3449 % | 100.1580 % | 100.6997 % |
| Concentration per Run | 0.0009 ppm | 100.1820 % | 100.5381 % | 97.8520 % | 99.2153 % | 100.8999 % | 99.9737 % |
| Concentration per Run | 0.0009 ppm | 100.3942 % | 99.1861 % | 96.9610 % | 99.6080 % | 100.1088 % | 99.1305 % |
| Concentration RSD | 6.9 % | 0.1 % | 0.7 % | 0.9 % | 0.2 % | 0.4 % | 0.8 % |

# ICP DataTrace 8

9/10/2025 8:43:44 PM

LabBook: WG2112846_09102025T8.imexp

Sample: WG2112989-2d2 WG2112989
Analysis started at: 9/10/2025 3:24:32 PM
Rack 1
Vial 40
Comment <Comment>

| | Ag 328.068 Axial-iFR) | Al 396.152 Radial-iFR) | As 189.042 Axial-eUV) | B 208.959 Axial-iFR) | Ba 455.403 Radial-iFR) | Be 313.042 Radial-iFR) | Ca 315.887 Radial-iFR) |
|---|---|---|---|---|---|---|---|
| Concentration average | 0.0505 ppm | 2.0955 ppm | 0.1218 ppm | 1.0448 ppm | 1.9984 ppm | 0.0526 ppm | 10.5356 ppm |
| Concentration per Run | 0.0507 ppm | 2.1166 ppm | 0.1232 ppm | 1.0500 ppm | 2.0079 ppm | 0.0529 ppm | 10.5664 ppm |
| Concentration per Run | 0.0505 ppm | 2.0979 ppm | 0.1207 ppm | 1.0442 ppm | 2.0098 ppm | 0.0530 ppm | 10.6154 ppm |
| Concentration per Run | 0.0502 ppm | 2.0721 ppm | 0.1213 ppm | 1.0402 ppm | 1.9773 ppm | 0.0520 ppm | 10.4250 ppm |
| Concentration RSD | 0.5 % | 1.1 % | 1.1 % | 0.5 % | 0.9 % | 1.0 % | 0.9 % |

| | Cd 214.438 Axial-iFR) | Co 228.616 Axial-iFR) | Cr 267.716 Axial-iFR) | Cu 324.754 Axial-iFR) | Fe 259.940 Radial-iFR) | K 766.490 Radial-iFR) | Li 670.776 Radial-iFR) |
|---|---|---|---|---|---|---|---|
| Concentration average | 0.0544 ppm | 0.5140 ppm | 0.2063 ppm | 0.2617 ppm | 1.0697 ppm | 10.7205 ppm | 0.0003 ppm |
| Concentration per Run | 0.0547 ppm | 0.5170 ppm | 0.2079 ppm | 0.2633 ppm | 1.0713 ppm | 10.7801 ppm | 0.0006 ppm |
| Concentration per Run | 0.0545 ppm | 0.5128 ppm | 0.2067 ppm | 0.2617 ppm | 1.0796 ppm | 10.7736 ppm | -0.0004 ppm |
| Concentration per Run | 0.0540 ppm | 0.5121 ppm | 0.2042 ppm | 0.2600 ppm | 1.0581 ppm | 10.6079 ppm | 0.0007 ppm |
| Concentration RSD | 0.7 % | 0.5 % | 0.9 % | 0.6 % | 1.0 % | 0.9 % | 230.4 % |

| | Mg 279.079 Axial-iFR) | Mn 257.610 Radial-iFR) | Mo 202.030 Axial-iFR) | Na 589.592 Radial-iFR) | Ni 231.604 Axial-iFR) | Pb 220.353 Axial-eUV) | Sb 206.833 Axial-iFR) |
|---|---|---|---|---|---|---|---|
| Concentration average | 10.6302 ppm | 0.5171 ppm | 1.0595 ppm | 10.8095 ppm | 0.5269 ppm | 0.5464 ppm | 0.5222 ppm |
| Concentration per Run | 10.6607 ppm | 0.5202 ppm | 1.0649 ppm | 10.8808 ppm | 0.5312 ppm | 0.5487 ppm | 0.5260 ppm |
| Concentration per Run | 10.6647 ppm | 0.5193 ppm | 1.0573 ppm | 10.8503 ppm | 0.5271 ppm | 0.5471 ppm | 0.5227 ppm |
| Concentration per Run | 10.5652 ppm | 0.5117 ppm | 1.0562 ppm | 10.6972 ppm | 0.5224 ppm | 0.5432 ppm | 0.5178 ppm |
| Concentration RSD | 0.5 % | 0.9 % | 0.4 % | 0.9 % | 0.8 % | 0.5 % | 0.8 % |

| | Se 196.090 Axial-eUV) | Si 212.412 Axial-iFR) | Sn 189.989 Axial-iFR) | Sr 421.552 Radial-iFR) | Ti 334.904 Axial-iFR) | Tl 190.856 Axial-eUV) | V 292.402 Axial-iFR) |
|---|---|---|---|---|---|---|---|
| Concentration average | 0.1235 ppm | 0.9662 ppm | 1.0555 [SIC 50] | 1.0213 ppm | 1.0621 ppm | 0.1238 ppm | 0.5338 ppm |
| Concentration per Run | 0.1247 ppm | 0.9731 ppm | 1.0628 ppm | 1.0247 ppm | 1.0651 ppm | 0.1244 ppm | 0.5366 ppm |
| Concentration per Run | 0.1239 ppm | 0.9632 ppm | 1.0567 ppm | 1.0269 ppm | 1.0612 ppm | 0.1227 ppm | 0.5336 ppm |
| Concentration per Run | 0.1219 ppm | 0.9623 ppm | 1.0471 ppm | 1.0122 ppm | 1.0600 ppm | 0.1241 ppm | 0.5313 ppm |
| Concentration RSD | 1.2 % | 0.6 % | 0.8 % | 0.8 % | 0.3 % | 0.7 % | 0.5 % |

| | Zn 206.200 Axial-iFR) | Sc 361.384 Axial-iFR) | Sc 361.384 Radial-iFR) | Sc 227.318 Axial-eUV) | Y 360.073 Axial-iFR) | Y 371.030 Radial-iFR) | Y 224.306 Axial-eUV) |
|---|---|---|---|---|---|---|---|
| Concentration average | 0.5197 ppm | 100.1515 % | 100.2168 % | 94.7854 % | 98.9159 % | 99.4088 % | 99.6497 % |
| Concentration per Run | 0.5254 ppm | 100.2975 % | 100.1025 % | 94.8032 % | 99.2544 % | 99.2013 % | 99.9819 % |
| Concentration per Run | 0.5202 ppm | 99.8927 % | 99.4367 % | 94.4809 % | 98.8316 % | 99.7369 % | 99.4389 % |
| Concentration per Run | 0.5135 ppm | 100.2643 % | 101.1112 % | 95.0720 % | 98.6617 % | 99.2880 % | 99.5285 % |
| Concentration RSD | 1.1 % | 0.2 % | 0.8 % | 0.3 % | 0.3 % | 0.3 % | 0.3 % |

# ICP DataTrace 8

9/10/2025 8:43:44 PM

LabBook: WG2112846_09102025T8.imexp

Sample: L2553669-03d2 WG2112989
Analysis started at: 9/10/2025 3:27:56 PM
Rack 1
Vial 41
Comment <Comment>

| | Ag 328.068 Axial-iFR) | Al 396.152 Radial-iFR) | As 189.042 Axial-eUV) | B 208.959 Axial-iFR) | Ba 455.403 Radial-iFR) | Be 313.042 Radial-iFR) | Ca 315.887 Radial-iFR) |
|---|---|---|---|---|---|---|---|
| Concentration average | 0.0002 ppm | 20.1405 ppm | 0.0068 ppm | 0.0056 ppm | 0.0599 ppm | 0.0009 ppm | 1.0879 ppm |
| Concentration per Run | 0.0000 ppm | 20.1114 ppm | 0.0080 ppm | 0.0072 ppm | 0.0600 ppm | 0.0009 ppm | 1.0914 ppm |
| Concentration per Run | 0.0004 ppm | 20.1154 ppm | 0.0055 ppm | 0.0048 ppm | 0.0594 ppm | 0.0009 ppm | 1.0799 ppm |
| Concentration per Run | 0.0003 ppm | 20.1947 ppm | 0.0067 ppm | 0.0046 ppm | 0.0603 ppm | 0.0009 ppm | 1.0923 ppm |
| Concentration RSD | 86.1 % | 0.2 % | 18.4 % | 26.1 % | 0.8 % | 2.2 % | 0.6 % |

| | Cd 214.438 Axial-iFR) | Co 228.616 Axial-iFR) | Cr 267.716 Axial-iFR) | Cu 324.754 Axial-iFR) | Fe 259.940 Radial-iFR) | K 766.490 Radial-iFR) | Li 670.776 Radial-iFR) |
|---|---|---|---|---|---|---|---|
| Concentration average | 0.0002 ppm | 0.0261 ppm | 0.0396 ppm | 0.0648 ppm | 54.4774 ppm | 2.3717 ppm | 0.0195 ppm |
| Concentration per Run | 0.0002 ppm | 0.0263 ppm | 0.0393 ppm | 0.0650 ppm | 54.6357 ppm | 2.3940 ppm | 0.0206 ppm |
| Concentration per Run | 0.0003 ppm | 0.0261 ppm | 0.0398 ppm | 0.0644 ppm | 54.0531 ppm | 2.3426 ppm | 0.0189 ppm |
| Concentration per Run | 0.0003 ppm | 0.0257 ppm | 0.0396 ppm | 0.0650 ppm | 54.7433 ppm | 2.3785 ppm | 0.0189 ppm |
| Concentration RSD | 18.0 % | 1.2 % | 0.7 % | 0.6 % | 0.7 % | 1.1 % | 5.2 % |

| | Mg 279.079 Axial-iFR) | Mn 257.610 Radial-iFR) | Mo 202.030 Axial-iFR) | Na 589.592 Radial-iFR) | Ni 231.604 Axial-iFR) | Pb 220.353 Axial-eUV) | Sb 206.833 Axial-iFR) |
|---|---|---|---|---|---|---|---|
| Concentration average | 16.5096 ppm | 0.5922 ppm | 0.0065 ppm | 0.1705 ppm | 0.1919 ppm | 0.0121 ppm | 0.0023 ppm |
| Concentration per Run | 16.5384 ppm | 0.5950 ppm | 0.0064 ppm | 0.1695 ppm | 0.1917 ppm | 0.0113 ppm | 0.0031 ppm |
| Concentration per Run | 16.4497 ppm | 0.5875 ppm | 0.0066 ppm | 0.1643 ppm | 0.1910 ppm | 0.0129 ppm | 0.0016 ppm |
| Concentration per Run | 16.5407 ppm | 0.5941 ppm | 0.0063 ppm | 0.1776 ppm | 0.1930 ppm | 0.0120 ppm | 0.0021 ppm |
| Concentration RSD | 0.3 % | 0.7 % | 2.3 % | 3.9 % | 0.5 % | 6.9 % | 34.6 % |

| | Se 196.090 Axial-eUV) | Si 212.412 Axial-iFR) | Sn 189.989 Axial-iFR) | Sr 421.552 Radial-iFR) | Ti 334.904 Axial-iFR) | Tl 190.856 Axial-eUV) | V 292.402 Axial-iFR) |
|---|---|---|---|---|---|---|---|
| Concentration average | 0.0023 ppm | 2.4787 ppm | 0.0052 ppm | 0.0100 ppm | 0.8240 ppm | 0.0000 ppm | 0.0409 ppm |
| Concentration per Run | 0.0032 ppm | 2.4713 ppm | 0.0041 ppm | 0.0100 ppm | 0.8211 ppm | -0.0003 ppm | 0.0408 ppm |
| Concentration per Run | 0.0024 ppm | 2.5053 ppm | 0.0059 ppm | 0.0099 ppm | 0.8287 ppm | -0.0001 ppm | 0.0408 ppm |
| Concentration per Run | 0.0012 ppm | 2.4595 ppm | 0.0056 ppm | 0.0101 ppm | 0.8223 ppm | 0.0005 ppm | 0.0412 ppm |
| Concentration RSD | 42.4 % | 1.0 % | 18.3 % | 0.9 % | 0.5 % | 1,854.0 % | 0.5 % |

| | Zn 206.200 Axial-iFR) | Sc 361.384 Axial-iFR) | Sc 361.384 Radial-iFR) | Sc 227.318 Axial-eUV) | Y 360.073 Axial-iFR) | Y 371.030 Radial-iFR) | Y 224.306 Axial-eUV) |
|---|---|---|---|---|---|---|---|
| Concentration average | 0.0655 ppm | 101.9203 % | 102.8983 % | 96.4014 % | 105.3189 % | 106.3688 % | 106.4607 % |
| Concentration per Run | 0.0657 ppm | 101.5425 % | 102.9862 % | 96.2629 % | 104.8519 % | 106.4901 % | 106.1413 % |
| Concentration per Run | 0.0652 ppm | 102.1642 % | 103.3214 % | 96.2814 % | 105.5538 % | 106.0907 % | 106.6010 % |
| Concentration per Run | 0.0656 ppm | 102.0542 % | 102.3874 % | 96.6598 % | 105.5512 % | 106.5257 % | 106.6396 % |
| Concentration RSD | 0.4 % | 0.3 % | 0.5 % | 0.2 % | 0.4 % | 0.2 % | 0.3 % |

# ICP DataTrace 8

9/10/2025 8:43:44 PM

LabBook: WG2112846_09102025T8.imexp

Sample: WG2112989-3d2 WG2112989
Analysis started at: 9/10/2025 3:31:20 PM
Rack 1
Vial 42
Comment <Comment>

| | Ag 328.068 Axial-iFR) | Al 396.152 Radial-iFR) | As 189.042 Axial-eUV) | B 208.959 Axial-iFR) | Ba 455.403 Radial-iFR) | Be 313.042 Radial-iFR) | Ca 315.887 Radial-iFR) |
|---|---|---|---|---|---|---|---|
| Concentration average | 0.0484 ppm | 22.6245 ppm | 0.1280 ppm | 1.0142 ppm | 1.9439 ppm | 0.0512 ppm | 12.5365 ppm |
| Concentration per Run | 0.0487 ppm | 22.7623 ppm | 0.1275 ppm | 1.0150 ppm | 1.9657 ppm | 0.0513 ppm | 12.4530 ppm |
| Concentration per Run | 0.0484 ppm | 22.2673 ppm | 0.1289 ppm | 1.0190 ppm | 1.8849 ppm | 0.0509 ppm | 12.7377 ppm |
| Concentration per Run | 0.0482 ppm | 22.8440 ppm | 0.1276 ppm | 1.0087 ppm | 1.9811 ppm | 0.0513 ppm | 12.4189 ppm |
| Concentration RSD | 0.5 % | 1.4 % | 0.6 % | 0.5 % | 2.7 % | 0.5 % | 1.4 % |

| | Cd 214.438 Axial-iFR) | Co 228.616 Axial-iFR) | Cr 267.716 Axial-iFR) | Cu 324.754 Axial-iFR) | Fe 259.940 Radial-iFR) | K 766.490 Radial-iFR) | Li 670.776 Radial-iFR) |
|---|---|---|---|---|---|---|---|
| Concentration average | 0.0525 ppm | 0.5138 ppm | 0.2373 ppm | 0.3216 ppm | 66.9964 ppm | 12.4661 ppm | 0.0179 ppm |
| Concentration per Run | 0.0531 ppm | 0.5165 ppm | 0.2388 ppm | 0.3239 ppm | 66.9612 ppm | 12.6146 ppm | 0.0191 ppm |
| Concentration per Run | 0.0527 ppm | 0.5143 ppm | 0.2378 ppm | 0.3200 ppm | 66.9057 ppm | 12.1244 ppm | 0.0181 ppm |
| Concentration per Run | 0.0518 ppm | 0.5105 ppm | 0.2353 ppm | 0.3209 ppm | 67.1222 ppm | 12.6591 ppm | 0.0164 ppm |
| Concentration RSD | 1.2 % | 0.6 % | 0.8 % | 0.6 % | 0.2 % | 2.4 % | 7.9 % |

| | Mg 279.079 Axial-iFR) | Mn 257.610 Radial-iFR) | Mo 202.030 Axial-iFR) | Na 589.592 Radial-iFR) | Ni 231.604 Axial-iFR) | Pb 220.353 Axial-eUV) | Sb 206.833 Axial-iFR) |
|---|---|---|---|---|---|---|---|
| Concentration average | 22.2033 ppm | 1.1891 ppm | 1.0372 ppm | 10.9313 ppm | 0.6374 ppm | 0.5598 ppm | 0.4373 ppm |
| Concentration per Run | 22.3505 ppm | 1.1868 ppm | 1.0385 ppm | 10.9180 ppm | 0.6427 ppm | 0.5611 ppm | 0.4456 ppm |
| Concentration per Run | 22.3176 ppm | 1.1902 ppm | 1.0411 ppm | 10.9861 ppm | 0.6402 ppm | 0.5603 ppm | 0.4343 ppm |
| Concentration per Run | 21.9419 ppm | 1.1902 ppm | 1.0320 ppm | 10.8899 ppm | 0.6291 ppm | 0.5579 ppm | 0.4320 ppm |
| Concentration RSD | 1.0 % | 0.2 % | 0.5 % | 0.5 % | 1.1 % | 0.3 % | 1.7 % |

| | Se 196.090 Axial-eUV) | Si 212.412 Axial-iFR) | Sn 189.989 Axial-iFR) | Sr 421.552 Radial-iFR) | Ti 334.904 Axial-iFR) | Tl 190.856 Axial-eUV) | V 292.402 Axial-iFR) |
|---|---|---|---|---|---|---|---|
| Concentration average | 0.1223 ppm | 5.3499 ppm | 1.0215 [SIC 50] | 1.0156 ppm | 1.8675 ppm | 0.1230 ppm | 0.5581 ppm |
| Concentration per Run | 0.1217 ppm | 5.4338 ppm | 1.0356 ppm | 1.0190 ppm | 1.8681 ppm | 0.1224 ppm | 0.5599 ppm |
| Concentration per Run | 0.1217 ppm | 5.3345 ppm | 1.0260 ppm | 1.0154 ppm | 1.8733 ppm | 0.1235 ppm | 0.5591 ppm |
| Concentration per Run | 0.1233 ppm | 5.2813 ppm | 1.0029 ppm | 1.0124 ppm | 1.8610 ppm | 0.1230 ppm | 0.5553 ppm |
| Concentration RSD | 0.8 % | 1.4 % | 1.6 % | 0.3 % | 0.3 % | 0.5 % | 0.4 % |

| | Zn 206.200 Axial-iFR) | Sc 361.384 Axial-iFR) | Sc 361.384 Radial-iFR) | Sc 227.318 Axial-eUV) | Y 360.073 Axial-iFR) | Y 371.030 Radial-iFR) | Y 224.306 Axial-eUV) |
|---|---|---|---|---|---|---|---|
| Concentration average | 0.5572 ppm | 100.3020 % | 100.7212 % | 92.6467 % | 104.6585 % | 107.8379 % | 105.7626 % |
| Concentration per Run | 0.5606 ppm | 99.5830 % | 102.5590 % | 93.1381 % | 104.3673 % | 107.4374 % | 106.4360 % |
| Concentration per Run | 0.5611 ppm | 99.9692 % | 97.9046 % | 92.4537 % | 104.2987 % | 110.4803 % | 105.6042 % |
| Concentration per Run | 0.5498 ppm | 101.3539 % | 101.6999 % | 92.3482 % | 105.3094 % | 105.5962 % | 105.2477 % |
| Concentration RSD | 1.1 % | 0.9 % | 2.5 % | 0.5 % | 0.5 % | 2.3 % | 0.6 % |

# ICP DataTrace 8

9/10/2025 8:43:44 PM

LabBook: WG2112846_09102025T8.imexp

Sample: WG2112989-4d2 WG2112989
Analysis started at: 9/10/2025 3:34:46 PM
Rack 1
Vial 43
Comment <Comment>

| | Ag 328.068 Axial-iFR) | Al 396.152 Radial-iFR) | As 189.042 Axial-eUV) | B 208.959 Axial-iFR) | Ba 455.403 Radial-iFR) | Be 313.042 Radial-iFR) | Ca 315.887 Radial-iFR) |
|---|---|---|---|---|---|---|---|
| Concentration average | 0.0000 ppm | 23.1434 ppm | 0.0060 ppm | 0.0125 ppm | 0.0711 ppm | 0.0011 ppm | 1.3486 ppm |
| Concentration per Run | -0.0001 ppm | 23.3120 ppm | 0.0065 ppm | 0.0122 ppm | 0.0719 ppm | 0.0010 ppm | 1.3377 ppm |
| Concentration per Run | 0.0003 ppm | 23.0493 ppm | 0.0054 ppm | 0.0131 ppm | 0.0701 ppm | 0.0012 ppm | 1.3785 ppm |
| Concentration per Run | -0.0001 ppm | 23.0689 ppm | 0.0061 ppm | 0.0122 ppm | 0.0712 ppm | 0.0010 ppm | 1.3297 ppm |
| Concentration RSD | 2,472.1 % | 0.6 % | 9.5 % | 3.9 % | 1.3 % | 7.5 % | 1.9 % |

| | Cd 214.438 Axial-iFR) | Co 228.616 Axial-iFR) | Cr 267.716 Axial-iFR) | Cu 324.754 Axial-iFR) | Fe 259.940 Radial-iFR) | K 766.490 Radial-iFR) | Li 670.776 Radial-iFR) |
|---|---|---|---|---|---|---|---|
| Concentration average | 0.0002 ppm | 0.0301 ppm | 0.0517 ppm | 0.0749 ppm | 77.8524 ppm | 3.1203 ppm | 0.0192 ppm |
| Concentration per Run | 0.0002 ppm | 0.0302 ppm | 0.0517 ppm | 0.0751 ppm | 77.8723 ppm | 3.1614 ppm | 0.0199 ppm |
| Concentration per Run | 0.0002 ppm | 0.0301 ppm | 0.0517 ppm | 0.0750 ppm | 78.3923 ppm | 3.0683 ppm | 0.0189 ppm |
| Concentration per Run | 0.0001 ppm | 0.0300 ppm | 0.0516 ppm | 0.0747 ppm | 77.2926 ppm | 3.1311 ppm | 0.0187 ppm |
| Concentration RSD | 22.6 % | 0.5 % | 0.1 % | 0.3 % | 0.7 % | 1.5 % | 3.4 % |

| | Mg 279.079 Axial-iFR) | Mn 257.610 Radial-iFR) | Mo 202.030 Axial-iFR) | Na 589.592 Radial-iFR) | Ni 231.604 Axial-iFR) | Pb 220.353 Axial-eUV) | Sb 206.833 Axial-iFR) |
|---|---|---|---|---|---|---|---|
| Concentration average | 28.2797 ppm | 0.7919 ppm | 0.0059 ppm | 0.2013 ppm | 0.3021 ppm | 0.0149 ppm | 0.0065 ppm |
| Concentration per Run | 28.3440 ppm | 0.7923 ppm | 0.0058 ppm | 0.1992 ppm | 0.3023 ppm | 0.0143 ppm | 0.0067 ppm |
| Concentration per Run | 28.3435 ppm | 0.7982 ppm | 0.0061 ppm | 0.2058 ppm | 0.3019 ppm | 0.0152 ppm | 0.0056 ppm |
| Concentration per Run | 28.1516 ppm | 0.7851 ppm | 0.0058 ppm | 0.1989 ppm | 0.3023 ppm | 0.0153 ppm | 0.0074 ppm |
| Concentration RSD | 0.4 % | 0.8 % | 3.0 % | 1.9 % | 0.1 % | 3.6 % | 14.1 % |

| | Se 196.090 Axial-eUV) | Si 212.412 Axial-iFR) | Sn 189.989 Axial-iFR) | Sr 421.552 Radial-iFR) | Ti 334.904 Axial-iFR) | Tl 190.856 Axial-eUV) | V 292.402 Axial-iFR) |
|---|---|---|---|---|---|---|---|
| Concentration average | 0.0026 ppm | 3.1651 ppm | 0.0057 ppm | 0.0088 ppm | 1.1363 ppm | 0.0005 ppm | 0.0485 ppm |
| Concentration per Run | 0.0014 ppm | 3.1894 ppm | 0.0064 ppm | 0.0088 ppm | 1.1421 ppm | -0.0007 ppm | 0.0484 ppm |
| Concentration per Run | 0.0027 ppm | 3.1756 ppm | 0.0052 ppm | 0.0088 ppm | 1.1371 ppm | 0.0020 ppm | 0.0485 ppm |
| Concentration per Run | 0.0036 ppm | 3.1303 ppm | 0.0056 ppm | 0.0087 ppm | 1.1298 ppm | 0.0002 ppm | 0.0485 ppm |
| Concentration RSD | 42.2 % | 1.0 % | 11.3 % | 0.7 % | 0.5 % | 291.5 % | 0.2 % |

| | Zn 206.200 Axial-iFR) | Sc 361.384 Axial-iFR) | Sc 361.384 Radial-iFR) | Sc 227.318 Axial-eUV) | Y 360.073 Axial-iFR) | Y 371.030 Radial-iFR) | Y 224.306 Axial-eUV) |
|---|---|---|---|---|---|---|---|
| Concentration average | 0.0826 ppm | 100.6271 % | 101.9347 % | 94.9593 % | 104.9226 % | 107.9411 % | 106.2628 % |
| Concentration per Run | 0.0826 ppm | 100.7538 % | 102.6053 % | 94.9828 % | 105.1447 % | 105.5794 % | 106.6547 % |
| Concentration per Run | 0.0835 ppm | 100.3735 % | 99.5535 % | 95.0389 % | 104.5393 % | 110.5939 % | 105.9983 % |
| Concentration per Run | 0.0816 ppm | 100.7539 % | 103.6453 % | 94.8560 % | 105.0837 % | 107.6499 % | 106.1354 % |
| Concentration RSD | 1.1 % | 0.2 % | 2.1 % | 0.1 % | 0.3 % | 2.3 % | 0.3 % |

# ICP DataTrace 8

9/10/2025 8:43:44 PM

LabBook: WG2112846_09102025T8.imexp

Sample: WG2112989-5d2 WG2112989
Analysis started at: 9/10/2025 3:38:10 PM
Rack 1
Vial 44
Comment <Comment>

| | Ag 328.068 Axial-iFR) | Al 396.152 Radial-iFR) | As 189.042 Axial-eUV) | B 208.959 Axial-iFR) | Ba 455.403 Radial-iFR) | Be 313.042 Radial-iFR) | Ca 315.887 Radial-iFR) |
|---|---|---|---|---|---|---|---|
| Concentration average | 0.0462 ppm | 21.4863 ppm | 0.1259 ppm | 0.9779 ppm | 1.9938 ppm | 0.0522 ppm | 11.6009 ppm |
| Concentration per Run | 0.0462 ppm | 21.5540 ppm | 0.1263 ppm | 0.9721 ppm | 2.0119 ppm | 0.0523 ppm | 11.4753 ppm |
| Concentration per Run | 0.0463 ppm | 21.2690 ppm | 0.1249 ppm | 0.9836 ppm | 1.9397 ppm | 0.0520 ppm | 11.8124 ppm |
| Concentration per Run | 0.0461 ppm | 21.6359 ppm | 0.1265 ppm | 0.9779 ppm | 2.0296 ppm | 0.0524 ppm | 11.5149 ppm |
| Concentration RSD | 0.2 % | 0.9 % | 0.7 % | 0.6 % | 2.4 % | 0.4 % | 1.6 % |

| | Cd 214.438 Axial-iFR) | Co 228.616 Axial-iFR) | Cr 267.716 Axial-iFR) | Cu 324.754 Axial-iFR) | Fe 259.940 Radial-iFR) | K 766.490 Radial-iFR) | Li 670.776 Radial-iFR) |
|---|---|---|---|---|---|---|---|
| Concentration average | 0.0522 ppm | 0.5099 ppm | 0.2337 ppm | 0.3136 ppm | 54.3782 ppm | 12.5419 ppm | 0.0201 ppm |
| Concentration per Run | 0.0518 ppm | 0.5085 ppm | 0.2330 ppm | 0.3130 ppm | 54.3035 ppm | 12.6545 ppm | 0.0207 ppm |
| Concentration per Run | 0.0528 ppm | 0.5121 ppm | 0.2347 ppm | 0.3149 ppm | 54.2824 ppm | 12.2375 ppm | 0.0201 ppm |
| Concentration per Run | 0.0521 ppm | 0.5091 ppm | 0.2333 ppm | 0.3130 ppm | 54.5486 ppm | 12.7337 ppm | 0.0195 ppm |
| Concentration RSD | 1.0 % | 0.4 % | 0.4 % | 0.4 % | 0.3 % | 2.1 % | 3.1 % |

| | Mg 279.079 Axial-iFR) | Mn 257.610 Radial-iFR) | Mo 202.030 Axial-iFR) | Na 589.592 Radial-iFR) | Ni 231.604 Axial-iFR) | Pb 220.353 Axial-eUV) | Sb 206.833 Axial-iFR) |
|---|---|---|---|---|---|---|---|
| Concentration average | 26.0285 ppm | 1.0747 ppm | 0.9872 ppm | 10.7593 ppm | 0.6855 ppm | 0.5508 ppm | 0.4497 ppm |
| Concentration per Run | 26.0804 ppm | 1.0704 ppm | 0.9782 ppm | 10.7024 ppm | 0.6821 ppm | 0.5491 ppm | 0.4447 ppm |
| Concentration per Run | 26.1587 ppm | 1.0796 ppm | 0.9923 ppm | 10.7926 ppm | 0.6913 ppm | 0.5522 ppm | 0.4517 ppm |
| Concentration per Run | 25.8463 ppm | 1.0739 ppm | 0.9911 ppm | 10.7830 ppm | 0.6832 ppm | 0.5511 ppm | 0.4528 ppm |
| Concentration RSD | 0.6 % | 0.4 % | 0.8 % | 0.5 % | 0.7 % | 0.3 % | 1.0 % |

| | Se 196.090 Axial-eUV) | Si 212.412 Axial-iFR) | Sn 189.989 Axial-iFR) | Sr 421.552 Radial-iFR) | Ti 334.904 Axial-iFR) | Tl 190.856 Axial-eUV) | V 292.402 Axial-iFR) |
|---|---|---|---|---|---|---|---|
| Concentration average | 0.1215 ppm | 3.6235 ppm | 0.9881 ppm | **1.0127 ppm** | 1.8054 ppm | **0.1207 ppm** | 0.5445 ppm |
| Concentration per Run | 0.1199 ppm | 3.6808 ppm | 0.9799 ppm | 1.0114 ppm | 1.7983 ppm | 0.1201 ppm | 0.5432 ppm |
| Concentration per Run | 0.1215 ppm | 3.6526 ppm | 0.9997 ppm | 1.0130 ppm | 1.8153 ppm | 0.1207 ppm | 0.5473 ppm |
| Concentration per Run | 0.1232 ppm | 3.5371 ppm | 0.9847 ppm | 1.0137 ppm | 1.8025 ppm | 0.1212 ppm | 0.5430 ppm |
| Concentration RSD | 1.3 % | 2.1 % | 1.0 % | 0.1 % | 0.5 % | 0.4 % | 0.4 % |

| | Zn 206.200 Axial-iFR) | Sc 361.384 Axial-iFR) | Sc 361.384 Radial-iFR) | Sc 227.318 Axial-eUV) | Y 360.073 Axial-iFR) | Y 371.030 Radial-iFR) | Y 224.306 Axial-eUV) |
|---|---|---|---|---|---|---|---|
| Concentration average | 0.5574 ppm | 99.7982 % | 100.9459 % | 92.4329 % | 103.5317 % | 106.8823 % | 104.2838 % |
| Concentration per Run | 0.5547 ppm | 99.4927 % | 101.6654 % | 92.5092 % | 103.0068 % | 105.0521 % | 104.3851 % |
| Concentration per Run | 0.5616 ppm | 99.4194 % | 99.8568 % | 92.5303 % | 103.2981 % | 110.2369 % | 104.2421 % |
| Concentration per Run | 0.5558 ppm | 100.4826 % | 101.3156 % | 92.2590 % | 104.2904 % | 105.3578 % | 104.2241 % |
| Concentration RSD | 0.7 % | 0.6 % | 1.0 % | 0.2 % | 0.7 % | 2.7 % | 0.1 % |

# ICP DataTrace 8

9/10/2025 8:43:44 PM

LabBook: WG2112846_09102025T8.imexp

Sample: WG2112989-6d10 WG2112989
Analysis started at: 9/10/2025 3:41:35 PM
Rack 1
Vial 45
Comment <Comment>

| | Ag 328.068 Axial-iFR) | Al 396.152 Radial-iFR) | As 189.042 Axial-eUV) | B 208.959 Axial-iFR) | Ba 455.403 Radial-iFR) | Be 313.042 Radial-iFR) | Ca 315.887 Radial-iFR) |
|---|---|---|---|---|---|---|---|
| Concentration average | -0.0001 ppm | 4.1329 ppm | 0.0018 ppm | 0.0018 ppm | 0.0123 ppm | 0.0002 ppm | 0.2264 ppm |
| Concentration per Run | -0.0002 ppm | 4.1394 ppm | 0.0022 ppm | 0.0013 ppm | 0.0122 ppm | 0.0002 ppm | 0.2281 ppm |
| Concentration per Run | 0.0000 ppm | 4.1405 ppm | 0.0020 ppm | 0.0025 ppm | 0.0122 ppm | 0.0002 ppm | 0.2279 ppm |
| Concentration per Run | -0.0001 ppm | 4.1188 ppm | 0.0012 ppm | 0.0015 ppm | 0.0124 ppm | 0.0002 ppm | 0.2233 ppm |
| Concentration RSD | 71.6 % | 0.3 % | 29.1 % | 37.5 % | 1.1 % | 8.7 % | 1.2 % |

| | Cd 214.438 Axial-iFR) | Co 228.616 Axial-iFR) | Cr 267.716 Axial-iFR) | Cu 324.754 Axial-iFR) | Fe 259.940 Radial-iFR) | K 766.490 Radial-iFR) | Li 670.776 Radial-iFR) |
|---|---|---|---|---|---|---|---|
| Concentration average | 0.0000 ppm | 0.0056 ppm | 0.0083 ppm | 0.0133 ppm | 11.4899 ppm | 0.4958 ppm | 0.0042 ppm |
| Concentration per Run | 0.0000 ppm | 0.0056 ppm | 0.0083 ppm | 0.0131 ppm | 11.4798 ppm | 0.5022 ppm | 0.0045 ppm |
| Concentration per Run | -0.0001 ppm | 0.0053 ppm | 0.0083 ppm | 0.0134 ppm | 11.4941 ppm | 0.4868 ppm | 0.0041 ppm |
| Concentration per Run | 0.0001 ppm | 0.0057 ppm | 0.0082 ppm | 0.0133 ppm | 11.4959 ppm | 0.4983 ppm | 0.0039 ppm |
| Concentration RSD | 636.6 % | 3.7 % | 1.0 % | 1.2 % | 0.1 % | 1.6 % | 7.2 % |

| | Mg 279.079 Axial-iFR) | Mn 257.610 Radial-iFR) | Mo 202.030 Axial-iFR) | Na 589.592 Radial-iFR) | Ni 231.604 Axial-iFR) | Pb 220.353 Axial-eUV) | Sb 206.833 Axial-iFR) |
|---|---|---|---|---|---|---|---|
| Concentration average | 3.4540 ppm | 0.1210 ppm | 0.0060 ppm | 0.0377 ppm | 0.0397 ppm | 0.0031 ppm | 0.0122 ppm |
| Concentration per Run | 3.4819 ppm | 0.1210 ppm | 0.0063 ppm | 0.0376 ppm | 0.0403 ppm | 0.0029 ppm | 0.0113 ppm |
| Concentration per Run | 3.4535 ppm | 0.1210 ppm | 0.0060 ppm | 0.0373 ppm | 0.0391 ppm | 0.0030 ppm | 0.0139 ppm |
| Concentration per Run | 3.4267 ppm | 0.1209 ppm | 0.0059 ppm | 0.0381 ppm | 0.0396 ppm | 0.0034 ppm | 0.0113 ppm |
| Concentration RSD | 0.8 % | 0.1 % | 3.6 % | 1.0 % | 1.5 % | 8.7 % | 12.2 % |

| | Se 196.090 Axial-eUV) | Si 212.412 Axial-iFR) | Sn 189.989 Axial-iFR) | Sr 421.552 Radial-iFR) | Ti 334.904 Axial-iFR) | Tl 190.856 Axial-eUV) | V 292.402 Axial-iFR) |
|---|---|---|---|---|---|---|---|
| Concentration average | 0.0021 ppm | 0.5117 ppm | 0.0019 ppm | 0.0020 ppm | 0.1678 ppm | 0.0009 ppm | 0.0083 ppm |
| Concentration per Run | 0.0016 ppm | 0.5198 ppm | 0.0021 ppm | 0.0020 ppm | 0.1673 ppm | 0.0001 ppm | 0.0084 ppm |
| Concentration per Run | 0.0018 ppm | 0.5295 ppm | 0.0015 ppm | 0.0021 ppm | 0.1681 ppm | 0.0014 ppm | 0.0082 ppm |
| Concentration per Run | 0.0030 ppm | 0.4858 ppm | 0.0020 ppm | 0.0021 ppm | 0.1680 ppm | 0.0012 ppm | 0.0084 ppm |
| Concentration RSD | 35.7 % | 4.5 % | 17.2 % | 1.6 % | 0.3 % | 77.9 % | 1.2 % |

| | Zn 206.200 Axial-iFR) | Sc 361.384 Axial-iFR) | Sc 361.384 Radial-iFR) | Sc 227.318 Axial-eUV) | Y 360.073 Axial-iFR) | Y 371.030 Radial-iFR) | Y 224.306 Axial-eUV) |
|---|---|---|---|---|---|---|---|
| Concentration average | 0.0137 ppm | 103.1549 % | 101.9243 % | 100.8838 % | 104.0417 % | 102.8257 % | 103.8999 % |
| Concentration per Run | 0.0136 ppm | 102.4164 % | 102.1035 % | 101.2651 % | 103.5997 % | 102.8356 % | 104.1513 % |
| Concentration per Run | 0.0141 ppm | 103.2497 % | 101.1797 % | 100.8198 % | 104.0447 % | 102.0696 % | 104.1074 % |
| Concentration per Run | 0.0135 ppm | 103.7986 % | 102.4898 % | 100.5663 % | 104.4805 % | 103.5718 % | 103.4409 % |
| Concentration RSD | 2.2 % | 0.7 % | 0.7 % | 0.4 % | 0.4 % | 0.7 % | 0.4 % |

# ICP DataTrace 8

9/10/2025 8:43:44 PM

LabBook: WG2112846_09102025T8.imexp

Sample: L2553669-06d2 WG2112989
Analysis started at: 9/10/2025 3:45:01 PM
Rack 1
Vial 46
Comment <Comment>

| | Ag 328.068 Axial-iFR) | Al 396.152 Radial-iFR) | As 189.042 Axial-eUV) | B 208.959 Axial-iFR) | Ba 455.403 Radial-iFR) | Be 313.042 Radial-iFR) | Ca 315.887 Radial-iFR) |
|---|---|---|---|---|---|---|---|
| Concentration average | -0.0002 ppm | 29.2352 ppm | 0.0060 ppm | 0.0046 ppm | 0.1040 ppm | 0.0012 ppm | 1.1824 ppm |
| Concentration per Run | 0.0000 ppm | 29.4076 ppm | 0.0071 ppm | 0.0043 ppm | 0.1057 ppm | 0.0012 ppm | 1.1702 ppm |
| Concentration per Run | -0.0004 ppm | 29.5496 ppm | 0.0046 ppm | 0.0049 ppm | 0.1057 ppm | 0.0012 ppm | 1.1737 ppm |
| Concentration per Run | -0.0003 ppm | 28.7484 ppm | 0.0062 ppm | 0.0046 ppm | 0.1006 ppm | 0.0013 ppm | 1.2032 ppm |
| Concentration RSD | 86.4 % | 1.5 % | 21.0 % | 6.0 % | 2.8 % | 8.7 % | 1.5 % |

| | Cd 214.438 Axial-iFR) | Co 228.616 Axial-iFR) | Cr 267.716 Axial-iFR) | Cu 324.754 Axial-iFR) | Fe 259.940 Radial-iFR) | K 766.490 Radial-iFR) | Li 670.776 Radial-iFR) |
|---|---|---|---|---|---|---|---|
| Concentration average | 0.0000 ppm | 0.0281 ppm | 0.0587 ppm | 0.0626 ppm | 67.6958 ppm | 4.3851 ppm | 0.0254 ppm |
| Concentration per Run | 0.0001 ppm | 0.0283 ppm | 0.0581 ppm | 0.0629 ppm | 67.3252 ppm | 4.4336 ppm | 0.0252 ppm |
| Concentration per Run | 0.0001 ppm | 0.0280 ppm | 0.0591 ppm | 0.0625 ppm | 68.0134 ppm | 4.4727 ppm | 0.0250 ppm |
| Concentration per Run | -0.0001 ppm | 0.0279 ppm | 0.0591 ppm | 0.0624 ppm | 67.7487 ppm | 4.2489 ppm | 0.0260 ppm |
| Concentration RSD | 250.5 % | 0.7 % | 1.0 % | 0.4 % | 0.5 % | 2.7 % | 2.0 % |

| | Mg 279.079 Axial-iFR) | Mn 257.610 Radial-iFR) | Mo 202.030 Axial-iFR) | Na 589.592 Radial-iFR) | Ni 231.604 Axial-iFR) | Pb 220.353 Axial-eUV) | Sb 206.833 Axial-iFR) |
|---|---|---|---|---|---|---|---|
| Concentration average | 17.0200 ppm | 0.6418 ppm | 0.0019 ppm | 0.2578 ppm | 0.1534 ppm | 0.0159 ppm | 0.0043 ppm |
| Concentration per Run | 17.0393 ppm | 0.6404 ppm | 0.0018 ppm | 0.2607 ppm | 0.1521 ppm | 0.0156 ppm | 0.0021 ppm |
| Concentration per Run | 17.0763 ppm | 0.6422 ppm | 0.0019 ppm | 0.2548 ppm | 0.1539 ppm | 0.0154 ppm | 0.0039 ppm |
| Concentration per Run | 16.9444 ppm | 0.6428 ppm | 0.0021 ppm | 0.2579 ppm | 0.1543 ppm | 0.0168 ppm | 0.0069 ppm |
| Concentration RSD | 0.4 % | 0.2 % | 8.4 % | 1.2 % | 0.7 % | 4.8 % | 56.7 % |

| | Se 196.090 Axial-eUV) | Si 212.412 Axial-iFR) | Sn 189.989 Axial-iFR) | Sr 421.552 Radial-iFR) | Ti 334.904 Axial-iFR) | Tl 190.856 Axial-eUV) | V 292.402 Axial-iFR) |
|---|---|---|---|---|---|---|---|
| Concentration average | 0.0010 ppm | 4.7931 ppm | 0.0043 ppm | 0.0074 ppm | 1.7499 ppm | 0.0003 ppm | 0.0594 ppm |
| Concentration per Run | -0.0002 ppm | 4.7851 ppm | 0.0045 ppm | 0.0074 ppm | 1.7465 ppm | 0.0001 ppm | 0.0594 ppm |
| Concentration per Run | 0.0018 ppm | 4.8522 ppm | 0.0044 ppm | 0.0073 ppm | 1.7460 ppm | 0.0003 ppm | 0.0597 ppm |
| Concentration per Run | 0.0015 ppm | 4.7421 ppm | 0.0039 ppm | 0.0074 ppm | 1.7571 ppm | 0.0007 ppm | 0.0591 ppm |
| Concentration RSD | 105.4 % | 1.2 % | 7.5 % | 0.6 % | 0.4 % | 86.1 % | 0.5 % |

| | Zn 206.200 Axial-iFR) | Sc 361.384 Axial-iFR) | Sc 361.384 Radial-iFR) | Sc 227.318 Axial-eUV) | Y 360.073 Axial-iFR) | Y 371.030 Radial-iFR) | Y 224.306 Axial-eUV) |
|---|---|---|---|---|---|---|---|
| Concentration average | 0.0890 ppm | 100.1445 % | 102.2724 % | 95.3410 % | 104.3312 % | 107.4742 % | 106.4780 % |
| Concentration per Run | 0.0885 ppm | 100.0844 % | 103.6839 % | 94.8426 % | 103.9954 % | 106.6093 % | 106.0472 % |
| Concentration per Run | 0.0893 ppm | 99.6707 % | 103.5528 % | 95.6262 % | 104.0159 % | 105.7188 % | 106.8239 % |
| Concentration per Run | 0.0891 ppm | 100.6783 % | 99.5804 % | 95.5541 % | 104.9822 % | 110.0947 % | 106.5630 % |
| Concentration RSD | 0.4 % | 0.5 % | 2.3 % | 0.5 % | 0.5 % | 2.2 % | 0.4 % |

# ICP DataTrace 8

9/10/2025 8:43:44 PM

LabBook: WG2112846_09102025T8.imexp

Sample: L2553669-13d2 WG2112989
Analysis started at: 9/10/2025 3:48:27 PM
Rack 1
Vial 47
Comment <Comment>

| | Ag 328.068 Axial-iFR) | Al 396.152 Radial-iFR) | As 189.042 Axial-eUV) | B 208.959 Axial-iFR) | Ba 455.403 Radial-iFR) | Be 313.042 Radial-iFR) | Ca 315.887 Radial-iFR) |
|---|---|---|---|---|---|---|---|
| Concentration average | 0.0001 ppm | 26.1172 ppm | 0.0066 ppm | 0.0034 ppm | 0.1129 ppm | 0.0010 ppm | 1.4804 ppm |
| Concentration per Run | -0.0001 ppm | 26.3631 ppm | 0.0065 ppm | 0.0029 ppm | 0.1143 ppm | 0.0010 ppm | 1.4908 ppm |
| Concentration per Run | 0.0005 ppm | 26.0187 ppm | 0.0058 ppm | 0.0028 ppm | 0.1125 ppm | 0.0010 ppm | 1.4748 ppm |
| Concentration per Run | -0.0001 ppm | 25.9699 ppm | 0.0074 ppm | 0.0044 ppm | 0.1120 ppm | 0.0010 ppm | 1.4758 ppm |
| Concentration RSD | 495.1 % | 0.8 % | 12.1 % | 27.0 % | 1.1 % | 0.6 % | 0.6 % |

| | Cd 214.438 Axial-iFR) | Co 228.616 Axial-iFR) | Cr 267.716 Axial-iFR) | Cu 324.754 Axial-iFR) | Fe 259.940 Radial-iFR) | K 766.490 Radial-iFR) | Li 670.776 Radial-iFR) |
|---|---|---|---|---|---|---|---|
| Concentration average | 0.0001 ppm | 0.0256 ppm | 0.0630 ppm | 0.0561 ppm | 71.9323 ppm | 5.1555 ppm | 0.0208 ppm |
| Concentration per Run | 0.0001 ppm | 0.0258 ppm | 0.0631 ppm | 0.0565 ppm | 72.3931 ppm | 5.2070 ppm | 0.0216 ppm |
| Concentration per Run | 0.0001 ppm | 0.0257 ppm | 0.0632 ppm | 0.0556 ppm | 71.6808 ppm | 5.1398 ppm | 0.0197 ppm |
| Concentration per Run | 0.0000 ppm | 0.0252 ppm | 0.0625 ppm | 0.0562 ppm | 71.7230 ppm | 5.1196 ppm | 0.0210 ppm |
| Concentration RSD | 39.7 % | 1.3 % | 0.6 % | 0.8 % | 0.6 % | 0.9 % | 4.7 % |

| | Mg 279.079 Axial-iFR) | Mn 257.610 Radial-iFR) | Mo 202.030 Axial-iFR) | Na 589.592 Radial-iFR) | Ni 231.604 Axial-iFR) | Pb 220.353 Axial-eUV) | Sb 206.833 Axial-iFR) |
|---|---|---|---|---|---|---|---|
| Concentration average | 14.5590 ppm | 1.1943 ppm | 0.0027 ppm | 0.3380 ppm | 0.1332 ppm | 0.0124 ppm | 0.0040 ppm |
| Concentration per Run | 14.6703 ppm | 1.1987 ppm | 0.0024 ppm | 0.3402 ppm | 0.1340 ppm | 0.0120 ppm | 0.0052 ppm |
| Concentration per Run | 14.4569 ppm | 1.1965 ppm | 0.0028 ppm | 0.3340 ppm | 0.1331 ppm | 0.0130 ppm | 0.0022 ppm |
| Concentration per Run | 14.5497 ppm | 1.1876 ppm | 0.0029 ppm | 0.3399 ppm | 0.1325 ppm | 0.0123 ppm | 0.0045 ppm |
| Concentration RSD | 0.7 % | 0.5 % | 10.6 % | 1.0 % | 0.6 % | 3.9 % | 39.0 % |

| | Se 196.090 Axial-eUV) | Si 212.412 Axial-iFR) | Sn 189.989 Axial-iFR) | Sr 421.552 Radial-iFR) | Ti 334.904 Axial-iFR) | Tl 190.856 Axial-eUV) | V 292.402 Axial-iFR) |
|---|---|---|---|---|---|---|---|
| Concentration average | 0.0009 ppm | 5.1807 ppm | 0.0044 ppm | 0.0092 ppm | 1.8839 ppm | 0.0005 ppm | 0.0582 ppm |
| Concentration per Run | 0.0006 ppm | 5.2491 ppm | 0.0046 ppm | 0.0093 ppm | 1.8915 ppm | 0.0010 ppm | 0.0586 ppm |
| Concentration per Run | 0.0022 ppm | 5.0788 ppm | 0.0039 ppm | 0.0091 ppm | 1.8912 ppm | -0.0006 ppm | 0.0577 ppm |
| Concentration per Run | 0.0000 ppm | 5.2143 ppm | 0.0046 ppm | 0.0090 ppm | 1.8690 ppm | 0.0010 ppm | 0.0582 ppm |
| Concentration RSD | 123.6 % | 1.7 % | 9.6 % | 1.5 % | 0.7 % | 195.2 % | 0.7 % |

| | Zn 206.200 Axial-iFR) | Sc 361.384 Axial-iFR) | Sc 361.384 Radial-iFR) | Sc 227.318 Axial-eUV) | Y 360.073 Axial-iFR) | Y 371.030 Radial-iFR) | Y 224.306 Axial-eUV) |
|---|---|---|---|---|---|---|---|
| Concentration average | 0.0862 ppm | 101.1848 % | 102.9671 % | 95.5090 % | 105.9773 % | 107.4079 % | 107.9684 % |
| Concentration per Run | 0.0869 ppm | 100.3442 % | 102.3853 % | 95.5910 % | 105.0337 % | 107.9280 % | 108.0907 % |
| Concentration per Run | 0.0863 ppm | 102.0501 % | 103.4813 % | 95.4692 % | 106.2283 % | 107.2371 % | 108.2353 % |
| Concentration per Run | 0.0854 ppm | 101.1602 % | 103.0347 % | 95.4669 % | 106.6699 % | 107.0588 % | 107.5793 % |
| Concentration RSD | 0.8 % | 0.8 % | 0.5 % | 0.1 % | 0.8 % | 0.4 % | 0.3 % |

# ICP DataTrace 8

9/10/2025 8:43:44 PM

LabBook: WG2112846_09102025T8.imexp

Sample: L2553669-15d2 WG2112989
Analysis started at: 9/10/2025 3:51:53 PM
Rack 1
Vial 48
Comment <Comment>

| | Ag 328.068 Axial-iFR) | Al 396.152 Radial-iFR) | As 189.042 Axial-eUV) | B 208.959 Axial-iFR) | Ba 455.403 Radial-iFR) | Be 313.042 Radial-iFR) | Ca 315.887 Radial-iFR) |
|---|---|---|---|---|---|---|---|
| Concentration average | 0.0000 ppm | 31.0862 ppm | 0.0055 ppm | 0.0037 ppm | 0.1310 ppm | 0.0011 ppm | 1.1722 ppm |
| Concentration per Run | 0.0002 ppm | 31.2530 ppm | 0.0052 ppm | 0.0052 ppm | 0.1321 ppm | 0.0011 ppm | 1.1829 ppm |
| Concentration per Run | -0.0004 ppm | 30.9689 ppm | 0.0060 ppm | 0.0036 ppm | 0.1295 ppm | 0.0011 ppm | 1.1600 ppm |
| Concentration per Run | 0.0002 ppm | 31.0367 ppm | 0.0053 ppm | 0.0023 ppm | 0.1315 ppm | 0.0011 ppm | 1.1736 ppm |
| Concentration RSD | 1,384.2 % | 0.5 % | 8.7 % | 39.2 % | 1.0 % | 2.7 % | 1.0 % |

| | Cd 214.438 Axial-iFR) | Co 228.616 Axial-iFR) | Cr 267.716 Axial-iFR) | Cu 324.754 Axial-iFR) | Fe 259.940 Radial-iFR) | K 766.490 Radial-iFR) | Li 670.776 Radial-iFR) |
|---|---|---|---|---|---|---|---|
| Concentration average | 0.0001 ppm | 0.0768 ppm | 0.0686 ppm | 0.0696 ppm | 79.1699 ppm | 6.5606 ppm | 0.0273 ppm |
| Concentration per Run | 0.0002 ppm | 0.0773 ppm | 0.0688 ppm | 0.0702 ppm | 79.6151 ppm | 6.6367 ppm | 0.0287 ppm |
| Concentration per Run | 0.0000 ppm | 0.0767 ppm | 0.0686 ppm | 0.0696 ppm | 78.5147 ppm | 6.4979 ppm | 0.0270 ppm |
| Concentration per Run | 0.0001 ppm | 0.0765 ppm | 0.0683 ppm | 0.0690 ppm | 79.3798 ppm | 6.5472 ppm | 0.0264 ppm |
| Concentration RSD | 64.3 % | 0.6 % | 0.4 % | 0.8 % | 0.7 % | 1.1 % | 4.4 % |

| | Mg 279.079 Axial-iFR) | Mn 257.610 Radial-iFR) | Mo 202.030 Axial-iFR) | Na 589.592 Radial-iFR) | Ni 231.604 Axial-iFR) | Pb 220.353 Axial-eUV) | Sb 206.833 Axial-iFR) |
|---|---|---|---|---|---|---|---|
| Concentration average | 17.9287 ppm | 2.1623 ppm | 0.0019 ppm | 0.3077 ppm | 0.1462 ppm | 0.0150 ppm | 0.0022 ppm |
| Concentration per Run | 18.0124 ppm | 2.1783 ppm | 0.0022 ppm | 0.3072 ppm | 0.1462 ppm | 0.0150 ppm | 0.0031 ppm |
| Concentration per Run | 17.9978 ppm | 2.1497 ppm | 0.0019 ppm | 0.3048 ppm | 0.1470 ppm | 0.0156 ppm | 0.0041 ppm |
| Concentration per Run | 17.7760 ppm | 2.1589 ppm | 0.0017 ppm | 0.3111 ppm | 0.1454 ppm | 0.0145 ppm | -0.0007 ppm |
| Concentration RSD | 0.7 % | 0.7 % | 13.7 % | 1.0 % | 0.5 % | 3.7 % | 117.9 % |

| | Se 196.090 Axial-eUV) | Si 212.412 Axial-iFR) | Sn 189.989 Axial-iFR) | Sr 421.552 Radial-iFR) | Ti 334.904 Axial-iFR) | Tl 190.856 Axial-eUV) | V 292.402 Axial-iFR) |
|---|---|---|---|---|---|---|---|
| Concentration average | 0.0010 ppm | 4.3666 ppm | 0.0039 ppm | 0.0128 ppm | 2.4044 ppm | -0.0007 ppm | 0.0713 ppm |
| Concentration per Run | 0.0015 ppm | 4.4058 ppm | 0.0041 ppm | 0.0130 ppm | 2.4122 ppm | -0.0006 ppm | 0.0716 ppm |
| Concentration per Run | 0.0010 ppm | 4.4568 ppm | 0.0040 ppm | 0.0127 ppm | 2.4128 ppm | -0.0013 ppm | 0.0719 ppm |
| Concentration per Run | 0.0005 ppm | 4.2370 ppm | 0.0037 ppm | 0.0128 ppm | 2.3881 ppm | 0.0000 ppm | 0.0703 ppm |
| Concentration RSD | 50.9 % | 2.6 % | 5.7 % | 1.3 % | 0.6 % | 95.6 % | 1.2 % |

| | Zn 206.200 Axial-iFR) | Sc 361.384 Axial-iFR) | Sc 361.384 Radial-iFR) | Sc 227.318 Axial-eUV) | Y 360.073 Axial-iFR) | Y 371.030 Radial-iFR) | Y 224.306 Axial-eUV) |
|---|---|---|---|---|---|---|---|
| Concentration average | 0.1039 ppm | 101.6704 % | 105.1384 % | 94.8114 % | 106.5107 % | 108.2854 % | 108.2075 % |
| Concentration per Run | 0.1039 ppm | 101.7871 % | 104.5558 % | 94.8291 % | 106.4654 % | 108.8364 % | 108.2564 % |
| Concentration per Run | 0.1041 ppm | 101.0070 % | 105.8287 % | 94.8664 % | 106.5505 % | 108.1928 % | 108.1358 % |
| Concentration per Run | 0.1036 ppm | 102.2170 % | 105.0306 % | 94.7387 % | 106.5161 % | 107.8272 % | 108.2303 % |
| Concentration RSD | 0.2 % | 0.6 % | 0.6 % | 0.1 % | 0.0 % | 0.5 % | 0.1 % |

# ICP DataTrace 8

9/10/2025 8:43:44 PM

LabBook: WG2112846_09102025T8.imexp

Sample: CCV
Analysis started at: 9/10/2025 3:55:20 PM
Rack 0
Vial 3
Comment <Comment>

| | Ag 328.068 Axial-iFR) | Al 396.152 Radial-iFR) | As 189.042 Axial-eUV) | B 208.959 Axial-iFR) | Ba 455.403 Radial-iFR) | Be 313.042 Radial-iFR) | Ca 315.887 Radial-iFR) |
|---|---|---|---|---|---|---|---|
| Concentration average | **0.4727 ppm** | 0.4794 ppm | 0.4609 ppm | 0.4754 ppm | 0.4804 ppm | 0.5023 ppm | 0.4938 ppm |
| Concentration per Run | 0.4725 ppm | 0.4821 ppm | 0.4593 ppm | 0.4748 ppm | 0.4804 ppm | 0.5010 ppm | 0.4915 ppm |
| Concentration per Run | 0.4718 ppm | 0.4773 ppm | 0.4573 ppm | 0.4743 ppm | 0.4820 ppm | 0.5045 ppm | 0.4941 ppm |
| Concentration per Run | 0.4737 ppm | 0.4788 ppm | 0.4661 ppm | 0.4773 ppm | 0.4789 ppm | 0.5015 ppm | 0.4958 ppm |
| Recovery Percentage | 94.533 % | 95.877 % | 92.178 % | 95.089 % | 96.088 % | 100.469 % | 98.759 % |
| Concentration RSD | 0.2 % | 0.5 % | 1.0 % | 0.3 % | 0.3 % | 0.4 % | 0.4 % |

| | Cd 214.438 Axial-iFR) | Co 228.616 Axial-iFR) | Cr 267.716 Axial-iFR) | Cu 324.754 Axial-iFR) | Fe 259.940 Radial-iFR) | K 766.490 Radial-iFR) | Li 670.776 Radial-iFR) |
|---|---|---|---|---|---|---|---|
| Concentration average | 0.4952 ppm | 0.4940 ppm | 0.4892 ppm | 0.4920 ppm | 0.5068 ppm | 5.0058 ppm | 0.4952 ppm |
| Concentration per Run | 0.4966 ppm | 0.4937 ppm | 0.4896 ppm | 0.4917 ppm | 0.5033 ppm | 4.9892 ppm | 0.4964 ppm |
| Concentration per Run | 0.4945 ppm | 0.4930 ppm | 0.4864 ppm | 0.4912 ppm | 0.5098 ppm | 5.0196 ppm | 0.4948 ppm |
| Concentration per Run | 0.4944 ppm | 0.4954 ppm | 0.4916 ppm | 0.4930 ppm | 0.5072 ppm | 5.0086 ppm | 0.4945 ppm |
| Recovery Percentage | 99.040 % | 98.804 % | 97.843 % | 98.397 % | 101.355 % | 100.116 % | 99.044 % |
| Concentration RSD | 0.2 % | 0.3 % | 0.5 % | 0.2 % | 0.6 % | 0.3 % | 0.2 % |

| | Mg 279.079 Axial-iFR) | Mn 257.610 Radial-iFR) | Mo 202.030 Axial-iFR) | Na 589.592 Radial-iFR) | Ni 231.604 Axial-iFR) | Pb 220.353 Axial-eUV) | Sb 206.833 Axial-iFR) |
|---|---|---|---|---|---|---|---|
| Concentration average | 0.4912 ppm | 0.5025 ppm | 0.4776 ppm | 10.0673 ppm | 0.4999 ppm | 0.4901 ppm | 0.4947 ppm |
| Concentration per Run | 0.4911 ppm | 0.5022 ppm | 0.4785 ppm | 10.0473 ppm | 0.5015 ppm | 0.4902 ppm | 0.4951 ppm |
| Concentration per Run | 0.4915 ppm | 0.5034 ppm | 0.4746 ppm | 10.0546 ppm | 0.4978 ppm | 0.4878 ppm | 0.4936 ppm |
| Concentration per Run | 0.4911 ppm | 0.5019 ppm | 0.4796 ppm | 10.0999 ppm | 0.5004 ppm | 0.4924 ppm | 0.4954 ppm |
| Recovery Percentage | 98.247 % | 100.506 % | 95.511 % | 100.673 % | 99.973 % | 98.019 % | 98.941 % |
| Concentration RSD | 0.0 % | 0.2 % | 0.6 % | 0.3 % | 0.4 % | 0.5 % | 0.2 % |

| | Se 196.090 Axial-eUV) | Si 212.412 Axial-iFR) | Sn 189.989 Axial-iFR) | Sr 421.552 Radial-iFR) | Ti 334.904 Axial-iFR) | Tl 190.856 Axial-eUV) | V 292.402 Axial-iFR) |
|---|---|---|---|---|---|---|---|
| Concentration average | 0.4696 ppm | 5.2591 ppm | 0.4932 ppm | 0.4924 ppm | 0.4904 ppm | **0.4960 ppm** | 0.4938 ppm |
| Concentration per Run | 0.4696 ppm | 5.2502 ppm | 0.4926 ppm | 0.4898 ppm | 0.4887 ppm | 0.4959 ppm | 0.4944 ppm |
| Concentration per Run | 0.4668 ppm | 5.2480 ppm | 0.4905 ppm | 0.4958 ppm | 0.4894 ppm | 0.4926 ppm | 0.4923 ppm |
| Concentration per Run | 0.4723 ppm | 5.2791 ppm | 0.4965 ppm | 0.4917 ppm | 0.4931 ppm | 0.4996 ppm | 0.4948 ppm |
| Recovery Percentage | 93.914 % | 100.173 % | 98.643 % | 98.489 % | 98.083 % | 99.200 % | 98.763 % |
| Concentration RSD | 0.6 % | 0.3 % | 0.6 % | 0.6 % | 0.5 % | 0.7 % | 0.3 % |

| | Zn 206.200 Axial-iFR) | Sc 361.384 Axial-iFR) | Sc 361.384 Radial-iFR) | Sc 227.318 Axial-eUV) | Y 360.073 Axial-iFR) | Y 371.030 Radial-iFR) | Y 224.306 Axial-eUV) |
|---|---|---|---|---|---|---|---|
| Concentration average | 0.4914 ppm | 102.8909 % | 102.2820 % | 99.6643 % | 102.0332 % | 100.7352 % | 102.1285 % |
| Concentration per Run | 0.4931 ppm | 102.7262 % | 102.5334 % | 100.0742 % | 101.9395 % | 101.5677 % | 102.4387 % |
| Concentration per Run | 0.4887 ppm | 103.5907 % | 101.5661 % | 99.5687 % | 102.6163 % | 99.5229 % | 101.9407 % |
| Concentration per Run | 0.4924 ppm | 102.3557 % | 102.7464 % | 99.3499 % | 101.5437 % | 101.1151 % | 102.0061 % |
| Recovery Percentage | 98.280 % | | | | | | |
| Concentration RSD | 0.5 % | 0.6 % | 0.6 % | 0.4 % | 0.5 % | 1.1 % | 0.3 % |

# ICP DataTrace 8

9/10/2025 8:43:44 PM

LabBook: WG2112846_09102025T8.imexp

Sample: CCB
Analysis started at: 9/10/2025 3:58:45 PM
Rack 0
Vial 4
Comment <Comment>

| | Ag 328.068 Axial-iFR) | Al 396.152 Radial-iFR) | As 189.042 Axial-eUV) | B 208.959 Axial-iFR) | Ba 455.403 Radial-iFR) | Be 313.042 Radial-iFR) | Ca 315.887 Radial-iFR) |
|---|---|---|---|---|---|---|---|
| Concentration average | -0.0001 ppm | -0.0035 ppm | 0.0011 ppm | 0.0011 ppm | 0.0000 ppm | 0.0001 ppm | -0.0020 ppm |
| Concentration per Run | -0.0001 ppm | -0.0073 ppm | 0.0014 ppm | 0.0023 ppm | 0.0001 ppm | 0.0001 ppm | -0.0022 ppm |
| Concentration per Run | -0.0001 ppm | 0.0020 ppm | 0.0008 ppm | 0.0005 ppm | 0.0000 ppm | 0.0001 ppm | -0.0009 ppm |
| Concentration per Run | 0.0000 ppm | -0.0052 ppm | 0.0011 ppm | 0.0004 ppm | 0.0000 ppm | 0.0001 ppm | -0.0030 ppm |
| Recovery Percentage | -1.402 % | -3.491 % | 22.389 % | 3.607 % | 0.474 % | 1.473 % | -2.045 % |
| Concentration RSD | 99.8 % | 140.4 % | 27.0 % | 95.2 % | 151.3 % | 6.1 % | 50.9 % |

| | Cd 214.438 Axial-iFR) | Co 228.616 Axial-iFR) | Cr 267.716 Axial-iFR) | Cu 324.754 Axial-iFR) | Fe 259.940 Radial-iFR) | K 766.490 Radial-iFR) | Li 670.776 Radial-iFR) |
|---|---|---|---|---|---|---|---|
| Concentration average | 0.0001 ppm | 0.0004 ppm | 0.0003 ppm | 0.0000 ppm | 0.0035 ppm | 0.0075 ppm | 0.0001 ppm |
| Concentration per Run | 0.0001 ppm | 0.0005 ppm | 0.0002 ppm | -0.0002 ppm | 0.0034 ppm | 0.0066 ppm | -0.0001 ppm |
| Concentration per Run | 0.0000 ppm | 0.0005 ppm | 0.0004 ppm | 0.0001 ppm | 0.0033 ppm | 0.0072 ppm | 0.0002 ppm |
| Concentration per Run | 0.0000 ppm | 0.0003 ppm | 0.0004 ppm | -0.0001 ppm | 0.0036 ppm | 0.0086 ppm | 0.0002 ppm |
| Recovery Percentage | 1.443 % | 4.471 % | 3.468 % | -0.460 % | 6.933 % | 0.298 % | 0.871 % |
| Concentration RSD | 111.5 % | 24.9 % | 36.2 % | 377.5 % | 4.6 % | 13.3 % | 220.3 % |

| | Mg 279.079 Axial-iFR) | Mn 257.610 Radial-iFR) | Mo 202.030 Axial-iFR) | Na 589.592 Radial-iFR) | Ni 231.604 Axial-iFR) | Pb 220.353 Axial-eUV) | Sb 206.833 Axial-iFR) |
|---|---|---|---|---|---|---|---|
| Concentration average | 0.0014 ppm | 0.0002 ppm | 0.0037 ppm | 0.0032 ppm | -0.0002 ppm | 0.0003 ppm | 0.0024 ppm |
| Concentration per Run | 0.0005 ppm | 0.0003 ppm | 0.0037 ppm | 0.0041 ppm | -0.0003 ppm | 0.0001 ppm | 0.0015 ppm |
| Concentration per Run | 0.0023 ppm | 0.0001 ppm | 0.0036 ppm | 0.0016 ppm | -0.0005 ppm | 0.0006 ppm | 0.0041 ppm |
| Concentration per Run | 0.0014 ppm | 0.0001 ppm | 0.0038 ppm | 0.0040 ppm | 0.0002 ppm | 0.0003 ppm | 0.0015 ppm |
| Recovery Percentage | 1.409 % | 1.524 % | 7.362 % | 0.160 % | -0.700 % | 3.421 % | 4.735 % |
| Concentration RSD | 63.8 % | 72.7 % | 3.2 % | 44.2 % | 211.1 % | 63.6 % | 64.0 % |

| | Se 196.090 Axial-eUV) | Si 212.412 Axial-iFR) | Sn 189.989 Axial-iFR) | Sr 421.552 Radial-iFR) | Ti 334.904 Axial-iFR) | Tl 190.856 Axial-eUV) | V 292.402 Axial-iFR) |
|---|---|---|---|---|---|---|---|
| Concentration average | 0.0040 ppm | 0.0037 ppm | -0.0001 ppm | 0.0000 ppm | 0.0011 ppm | 0.0005 ppm | 0.0001 ppm |
| Concentration per Run | 0.0027 ppm | 0.0030 ppm | -0.0003 ppm | 0.0001 ppm | 0.0011 ppm | 0.0005 ppm | 0.0001 ppm |
| Concentration per Run | 0.0046 ppm | 0.0023 ppm | 0.0000 ppm | 0.0001 ppm | 0.0011 ppm | 0.0005 ppm | 0.0003 ppm |
| Concentration per Run | 0.0047 ppm | 0.0058 ppm | 0.0000 ppm | 0.0000 ppm | 0.0011 ppm | 0.0006 ppm | 0.0000 ppm |
| Recovery Percentage | 39.836 % | 0.746 % | -0.224 % | 0.357 % | 10.675 % | 2.608 % | 1.047 % |
| Concentration RSD | 28.1 % | 49.7 % | 160.1 % | 137.7 % | 2.1 % | 14.4 % | 141.4 % |

| | Zn 206.200 Axial-iFR) | Sc 361.384 Axial-iFR) | Sc 361.384 Radial-iFR) | Sc 227.318 Axial-eUV) | Y 360.073 Axial-iFR) | Y 371.030 Radial-iFR) | Y 224.306 Axial-eUV) |
|---|---|---|---|---|---|---|---|
| Concentration average | 0.0001 ppm | 100.9782 % | 99.4684 % | 101.3264 % | 101.7534 % | 100.6247 % | 101.9921 % |
| Concentration per Run | 0.0001 ppm | 100.8432 % | 99.9917 % | 101.7750 % | 101.2506 % | 101.9002 % | 102.3955 % |
| Concentration per Run | 0.0002 ppm | 101.2844 % | 99.4887 % | 100.7971 % | 102.2287 % | 101.0505 % | 101.6836 % |
| Concentration per Run | -0.0001 ppm | 100.8070 % | 98.9248 % | 101.4071 % | 101.7811 % | 98.9233 % | 101.8973 % |
| Recovery Percentage | 1.876 % | | | | | | |
| Concentration RSD | 141.0 % | 0.3 % | 0.5 % | 0.5 % | 0.5 % | 1.5 % | 0.4 % |

# ICP DataTrace 8

9/10/2025 8:43:44 PM

LabBook: WG2112846_09102025T8.imexp

Sample: LDR 400 FE
Analysis started at: 9/10/2025 4:04:51 PM
Rack 1
Vial 49
Comment <Comment>

| | Ag 328.068 Axial-iFR) | Al 396.152 Radial-iFR) | As 189.042 Axial-eUV) | B 208.959 Axial-iFR) | Ba 455.403 Radial-iFR) | Be 313.042 Radial-iFR) | Ca 315.887 Radial-iFR) |
|---|---|---|---|---|---|---|---|
| Concentration average | -0.0001 ppm | 0.0260 ppm | 0.0004 ppm | 0.0018 ppm | 0.0003 ppm | 0.0000 ppm | 0.0018 ppm |
| Concentration per Run | 0.0002 ppm | 0.0276 ppm | 0.0002 ppm | 0.0019 ppm | 0.0003 ppm | 0.0000 ppm | 0.0019 ppm |
| Concentration per Run | -0.0003 ppm | 0.0262 ppm | 0.0003 ppm | 0.0020 ppm | 0.0002 ppm | 0.0000 ppm | 0.0011 ppm |
| Concentration per Run | -0.0003 ppm | 0.0241 ppm | 0.0007 ppm | 0.0016 ppm | 0.0003 ppm | 0.0000 ppm | 0.0024 ppm |
| Concentration RSD | 254.0 % | 6.8 % | 73.7 % | 9.7 % | 14.5 % | 61.9 % | 36.6 % |

| | Cd 214.438 Axial-iFR) | Co 228.616 Axial-iFR) | Cr 267.716 Axial-iFR) | Cu 324.754 Axial-iFR) | Fe 259.940 Radial-iFR) | K 766.490 Radial-iFR) | Li 670.776 Radial-iFR) |
|---|---|---|---|---|---|---|---|
| Concentration average | 0.0009 ppm | -0.0012 ppm | -0.0020 ppm | 0.0030 ppm | 359.0493 ppm | -0.0415 ppm | -0.0001 ppm |
| Concentration per Run | 0.0010 ppm | -0.0010 ppm | -0.0020 ppm | 0.0029 ppm | 357.6848 ppm | -0.0389 ppm | -0.0002 ppm |
| Concentration per Run | 0.0008 ppm | -0.0009 ppm | -0.0021 ppm | 0.0031 ppm | 355.8121 ppm | -0.0338 ppm | 0.0005 ppm |
| Concentration per Run | 0.0010 ppm | -0.0016 ppm | -0.0018 ppm | 0.0029 ppm | 363.6509 ppm | -0.0518 ppm | -0.0006 ppm |
| Concentration RSD | 15.3 % | 28.3 % | 8.8 % | 4.2 % | 1.1 % | 22.4 % | 473.4 % |

| | Mg 279.079 Axial-iFR) | Mn 257.610 Radial-iFR) | Mo 202.030 Axial-iFR) | Na 589.592 Radial-iFR) | Ni 231.604 Axial-iFR) | Pb 220.353 Axial-eUV) | Sb 206.833 Axial-iFR) |
|---|---|---|---|---|---|---|---|
| Concentration average | -0.0182 ppm | 0.0002 ppm | -0.0015 ppm | 0.0035 ppm | -0.0017 ppm | -0.0024 ppm | 0.0050 ppm |
| Concentration per Run | -0.0184 ppm | 0.0002 ppm | -0.0014 ppm | 0.0016 ppm | -0.0016 ppm | -0.0037 ppm | 0.0060 ppm |
| Concentration per Run | -0.0186 ppm | 0.0002 ppm | -0.0017 ppm | 0.0041 ppm | -0.0024 ppm | -0.0022 ppm | 0.0073 ppm |
| Concentration per Run | -0.0177 ppm | 0.0003 ppm | -0.0013 ppm | 0.0048 ppm | -0.0010 ppm | -0.0012 ppm | 0.0018 ppm |
| Concentration RSD | 2.7 % | 25.2 % | 13.9 % | 47.8 % | 40.5 % | 51.9 % | 57.1 % |

| | Se 196.090 Axial-eUV) | Si 212.412 Axial-iFR) | Sn 189.989 Axial-iFR) | Sr 421.552 Radial-iFR) | Ti 334.904 Axial-iFR) | Tl 190.856 Axial-eUV) | V 292.402 Axial-iFR) |
|---|---|---|---|---|---|---|---|
| Concentration average | 0.0009 ppm | -0.0015 ppm | 0.0009 ppm | 0.0003 ppm | 0.0004 ppm | 0.0009 ppm | 0.0023 ppm |
| Concentration per Run | 0.0025 ppm | -0.0010 ppm | 0.0015 ppm | 0.0003 ppm | 0.0005 ppm | 0.0003 ppm | 0.0022 ppm |
| Concentration per Run | 0.0000 ppm | -0.0028 ppm | 0.0013 ppm | 0.0003 ppm | 0.0003 ppm | 0.0011 ppm | 0.0025 ppm |
| Concentration per Run | 0.0002 ppm | -0.0008 ppm | -0.0003 ppm | 0.0002 ppm | 0.0002 ppm | 0.0013 ppm | 0.0023 ppm |
| Concentration RSD | 149.6 % | 68.1 % | 116.6 % | 12.9 % | 45.7 % | 58.4 % | 8.3 % |

| | Zn 206.200 Axial-iFR) | Sc 361.384 Axial-iFR) | Sc 361.384 Radial-iFR) | Sc 227.318 Axial-eUV) | Y 360.073 Axial-iFR) | Y 371.030 Radial-iFR) | Y 224.306 Axial-eUV) |
|---|---|---|---|---|---|---|---|
| Concentration average | -0.0007 ppm | 95.5883 % | 100.1337 % | 90.2510 % | 94.5155 % | 99.6730 % | 96.4827 % |
| Concentration per Run | -0.0006 ppm | 96.1364 % | 100.7565 % | 89.7514 % | 94.8089 % | 100.4468 % | 96.1866 % |
| Concentration per Run | -0.0007 ppm | 95.3759 % | 101.1466 % | 90.7942 % | 94.7448 % | 99.9566 % | 97.2606 % |
| Concentration per Run | -0.0008 ppm | 95.2525 % | 98.4981 % | 90.2075 % | 93.9929 % | 98.6156 % | 96.0010 % |
| Concentration RSD | 14.6 % | 0.5 % | 1.4 % | 0.6 % | 0.5 % | 1.0 % | 0.7 % |

# ICP DataTrace 8

9/10/2025 8:43:44 PM

LabBook: WG2112846_09102025T8.imexp

Sample: L2556301-02D2 WG2112574
Analysis started at: 9/10/2025 4:12:26 PM
Rack 1
Vial 38
Comment <Comment>

| | Ag 328.068 Axial-iFR) | Al 396.152 Radial-iFR) | As 189.042 Axial-eUV) | B 208.959 Axial-iFR) | Ba 455.403 Radial-iFR) | Be 313.042 Radial-iFR) | Ca 315.887 Radial-iFR) |
|---|---|---|---|---|---|---|---|
| Concentration average | 0.0003 ppm | 34.5559 ppm | 0.0135 ppm | 0.0095 ppm | 0.2843 ppm | 0.0029 ppm | 20.2889 ppm |
| Concentration per Run | 0.0000 ppm | 34.6031 ppm | 0.0135 ppm | 0.0098 ppm | 0.2840 ppm | 0.0029 ppm | 20.3148 ppm |
| Concentration per Run | 0.0003 ppm | 34.5796 ppm | 0.0127 ppm | 0.0096 ppm | 0.2860 ppm | 0.0029 ppm | 20.2448 ppm |
| Concentration per Run | 0.0006 ppm | 34.4850 ppm | 0.0144 ppm | 0.0091 ppm | 0.2829 ppm | 0.0030 ppm | 20.3072 ppm |
| Concentration RSD | 92.0 % | 0.2 % | 6.6 % | 3.8 % | 0.6 % | 0.5 % | 0.2 % |

| | Cd 214.438 Axial-iFR) | Co 228.616 Axial-iFR) | Cr 267.716 Axial-iFR) | Cu 324.754 Axial-iFR) | Fe 259.940 Radial-iFR) | K 766.490 Radial-iFR) | Li 670.776 Radial-iFR) |
|---|---|---|---|---|---|---|---|
| Concentration average | 0.0006 ppm | 0.0462 ppm | 0.0960 ppm | 0.1360 ppm | 206.9700 ppm | 5.5579 ppm | 0.0619 ppm |
| Concentration per Run | 0.0005 ppm | 0.0467 ppm | 0.0962 ppm | 0.1356 ppm | 209.3706 ppm | 5.5906 ppm | 0.0633 ppm |
| Concentration per Run | 0.0005 ppm | 0.0456 ppm | 0.0958 ppm | 0.1363 ppm | 206.7593 ppm | 5.5692 ppm | 0.0608 ppm |
| Concentration per Run | 0.0007 ppm | 0.0464 ppm | 0.0958 ppm | 0.1360 ppm | 204.7801 ppm | 5.5139 ppm | 0.0617 ppm |
| Concentration RSD | 18.0 % | 1.2 % | 0.3 % | 0.3 % | 1.1 % | 0.7 % | 2.0 % |

| | Mg 279.079 Axial-iFR) | Mn 257.610 Radial-iFR) | Mo 202.030 Axial-iFR) | Na 589.592 Radial-iFR) | Ni 231.604 Axial-iFR) | Pb 220.353 Axial-eUV) | Sb 206.833 Axial-iFR) |
|---|---|---|---|---|---|---|---|
| Concentration average | 15.8051 ppm | 4.1681 ppm | 0.0015 ppm | 0.7019 ppm | 0.0857 ppm | 0.0328 ppm | 0.0043 ppm |
| Concentration per Run | 15.8978 ppm | 4.1773 ppm | 0.0014 ppm | 0.7062 ppm | 0.0861 ppm | 0.0326 ppm | 0.0064 ppm |
| Concentration per Run | 15.7456 ppm | 4.1556 ppm | 0.0014 ppm | 0.6993 ppm | 0.0854 ppm | 0.0324 ppm | 0.0037 ppm |
| Concentration per Run | 15.7718 ppm | 4.1713 ppm | 0.0016 ppm | 0.7003 ppm | 0.0856 ppm | 0.0333 ppm | 0.0027 ppm |
| Concentration RSD | 0.5 % | 0.3 % | 6.8 % | 0.5 % | 0.4 % | 1.5 % | 45.5 % |

| | Se 196.090 Axial-eUV) | Si 212.412 Axial-iFR) | Sn 189.989 Axial-iFR) | Sr 421.552 Radial-iFR) | Ti 334.904 Axial-iFR) | Tl 190.856 Axial-eUV) | V 292.402 Axial-iFR) |
|---|---|---|---|---|---|---|---|
| Concentration average | -0.0006 ppm | 5.0650 ppm | 0.0048 ppm | 0.1825 ppm | 1.4294 ppm | -0.0023 ppm | 0.1907 ppm |
| Concentration per Run | -0.0009 ppm | 5.0703 ppm | 0.0049 ppm | 0.1833 ppm | 1.4280 ppm | -0.0028 ppm | 0.1909 ppm |
| Concentration per Run | -0.0014 ppm | 5.0514 ppm | 0.0040 ppm | 0.1822 ppm | 1.4315 ppm | -0.0023 ppm | 0.1911 ppm |
| Concentration per Run | 0.0004 ppm | 5.0732 ppm | 0.0055 ppm | 0.1819 ppm | 1.4287 ppm | -0.0019 ppm | 0.1900 ppm |
| Concentration RSD | 152.9 % | 0.2 % | 16.3 % | 0.4 % | 0.1 % | 19.4 % | 0.3 % |

| | Zn 206.200 Axial-iFR) | Sc 361.384 Axial-iFR) | Sc 361.384 Radial-iFR) | Sc 227.318 Axial-eUV) | Y 360.073 Axial-iFR) | Y 371.030 Radial-iFR) | Y 224.306 Axial-eUV) |
|---|---|---|---|---|---|---|---|
| Concentration average | 0.2028 ppm | 99.8263 % | 103.8172 % | 92.8850 % | 109.6547 % | 121.0103 % | 112.7361 % |
| Concentration per Run | 0.2036 ppm | 99.2344 % | 103.5375 % | 92.4222 % | 108.8982 % | 121.2530 % | 112.5167 % |
| Concentration per Run | 0.2024 ppm | 99.9300 % | 103.9903 % | 93.1926 % | 110.0528 % | 119.9490 % | 112.8231 % |
| Concentration per Run | 0.2024 ppm | 100.3144 % | 103.9239 % | 93.0403 % | 110.0131 % | 121.8291 % | 112.8683 % |
| Concentration RSD | 0.3 % | 0.5 % | 0.2 % | 0.4 % | 0.6 % | 0.8 % | 0.2 % |

# ICP DataTrace 8

9/10/2025 8:43:44 PM

LabBook: WG2112846_09102025T8.imexp

Sample: eL2553860-01D4 WG2109884
Analysis started at: 9/10/2025 4:16:04 PM
Rack 1
Vial 50
Comment <Comment>

| | Ag 328.068 Axial-iFR) | Al 396.152 Radial-iFR) | As 189.042 Axial-eUV) | B 208.959 Axial-iFR) | Ba 455.403 Radial-iFR) | Be 313.042 Radial-iFR) | Ca 315.887 Radial-iFR) |
|---|---|---|---|---|---|---|---|
| Concentration average | -0.0005 ppm | 45.9292 ppm | 0.0194 ppm | 0.0765 ppm | 0.3986 ppm | 0.0017 ppm | **880.7780 [SIC 1000]** |
| Concentration per Run | -0.0006 ppm | 45.9309 ppm | 0.0188 ppm | 0.0770 ppm | 0.3974 ppm | 0.0017 ppm | 881.0112 ppm |
| Concentration per Run | -0.0005 ppm | 46.0198 ppm | 0.0192 ppm | 0.0767 ppm | 0.3986 ppm | 0.0017 ppm | 879.9093 ppm |
| Concentration per Run | -0.0003 ppm | 45.8369 ppm | 0.0203 ppm | 0.0757 ppm | 0.3998 ppm | 0.0018 ppm | 881.4135 ppm |
| Concentration RSD | 25.8 % | 0.2 % | 3.9 % | 0.9 % | 0.3 % | 0.8 % | 0.1 % |

| | Cd 214.438 Axial-iFR) | Co 228.616 Axial-iFR) | Cr 267.716 Axial-iFR) | Cu 324.754 Axial-iFR) | Fe 259.940 Radial-iFR) | K 766.490 Radial-iFR) | Li 670.776 Radial-iFR) |
|---|---|---|---|---|---|---|---|
| Concentration average | -0.0093 ppm | 0.0192 ppm | 0.0530 ppm | 0.0653 ppm | 51.9456 ppm | 11.4679 ppm | 0.0888 ppm |
| Concentration per Run | -0.0093 ppm | 0.0190 ppm | 0.0530 ppm | 0.0652 ppm | 51.6026 ppm | 11.3755 ppm | 0.0918 ppm |
| Concentration per Run | -0.0092 ppm | 0.0188 ppm | 0.0521 ppm | 0.0652 ppm | 52.1098 ppm | 11.4920 ppm | 0.0863 ppm |
| Concentration per Run | -0.0093 ppm | 0.0197 ppm | 0.0539 ppm | 0.0655 ppm | 52.1242 ppm | 11.5363 ppm | 0.0882 ppm |
| Concentration RSD | 1.0 % | 2.5 % | 1.7 % | 0.2 % | 0.6 % | 0.7 % | 3.2 % |

| | Mg 279.079 Axial-iFR) | Mn 257.610 Radial-iFR) | Mo 202.030 Axial-iFR) | Na 589.592 Radial-iFR) | Ni 231.604 Axial-iFR) | Pb 220.353 Axial-eUV) | Sb 206.833 Axial-iFR) |
|---|---|---|---|---|---|---|---|
| Concentration average | 253.5595 ppm | 2.5301 ppm | 0.0018 ppm | 4.4492 ppm | 0.0476 ppm | 0.0390 ppm | -0.0009 ppm |
| Concentration per Run | 254.8276 ppm | 2.5282 ppm | 0.0019 ppm | 4.4377 ppm | 0.0478 ppm | 0.0387 ppm | -0.0017 ppm |
| Concentration per Run | 250.5819 ppm | 2.5306 ppm | 0.0018 ppm | 4.4554 ppm | 0.0471 ppm | 0.0395 ppm | -0.0010 ppm |
| Concentration per Run | 255.2688 ppm | 2.5315 ppm | 0.0017 ppm | 4.4546 ppm | 0.0479 ppm | 0.0389 ppm | 0.0000 ppm |
| Concentration RSD | 1.0 % | 0.1 % | 5.0 % | 0.2 % | 1.0 % | 1.1 % | 100.7 % |

| | Se 196.090 Axial-eUV) | Si 212.412 Axial-iFR) | Sn 189.989 Axial-iFR) | Sr 421.552 Radial-iFR) | Ti 334.904 Axial-iFR) | Tl 190.856 Axial-eUV) | V 292.402 Axial-iFR) |
|---|---|---|---|---|---|---|---|
| Concentration average | -0.0003 ppm | 2.9425 ppm | 0.0023 ppm | **2.5332 ppm** | 1.4070 ppm | -0.0011 ppm | 0.0623 ppm |
| Concentration per Run | 0.0005 ppm | 2.9540 ppm | 0.0025 ppm | 2.5416 ppm | 1.4084 ppm | -0.0023 ppm | 0.0622 ppm |
| Concentration per Run | -0.0008 ppm | 2.9343 ppm | 0.0013 ppm | 2.5274 ppm | 1.4050 ppm | 0.0003 ppm | 0.0620 ppm |
| Concentration per Run | -0.0007 ppm | 2.9392 ppm | 0.0030 ppm | 2.5307 ppm | 1.4075 ppm | -0.0014 ppm | 0.0626 ppm |
| Concentration RSD | 212.1 % | 0.3 % | 38.1 % | 0.3 % | 0.1 % | 117.2 % | 0.6 % |

| | Zn 206.200 Axial-iFR) | Sc 361.384 Axial-iFR) | Sc 361.384 Radial-iFR) | Sc 227.318 Axial-eUV) | Y 360.073 Axial-iFR) | Y 371.030 Radial-iFR) | Y 224.306 Axial-eUV) |
|---|---|---|---|---|---|---|---|
| Concentration average | 0.2622 ppm | 87.9141 % | 95.5107 % | 76.6614 % | 96.8942 % | 106.1029 % | 98.4041 % |
| Concentration per Run | 0.2625 ppm | 87.8058 % | 95.8896 % | 76.7030 % | 96.9513 % | 107.6294 % | 98.2256 % |
| Concentration per Run | 0.2597 ppm | 88.6430 % | 95.1011 % | 76.7342 % | 97.5347 % | 105.0892 % | 98.7879 % |
| Concentration per Run | 0.2644 ppm | 87.2935 % | 95.5413 % | 76.5471 % | 96.1966 % | 105.5900 % | 98.1990 % |
| Concentration RSD | 0.9 % | 0.8 % | 0.4 % | 0.1 % | 0.7 % | 1.3 % | 0.3 % |

# ICP DataTrace 8

9/10/2025 8:43:44 PM

LabBook: WG2112846_09102025T8.imexp

Sample: L2553860-05d10 WG2109884
Analysis started at: 9/10/2025 4:19:29 PM
Rack 1
Vial 51
Comment <Comment>

| | Ag 328.068 Axial-iFR) | Al 396.152 Radial-iFR) | As 189.042 Axial-eUV) | B 208.959 Axial-iFR) | Ba 455.403 Radial-iFR) | Be 313.042 Radial-iFR) | Ca 315.887 Radial-iFR) |
|---|---|---|---|---|---|---|---|
| Concentration average | 0.0003 ppm | 13.1396 ppm | 0.0073 ppm | 0.0090 ppm | 0.1545 ppm | 0.0006 ppm | 177.2544 ppm |
| Concentration per Run | 0.0002 ppm | 13.0941 ppm | 0.0065 ppm | 0.0096 ppm | 0.1534 ppm | 0.0006 ppm | 176.2985 ppm |
| Concentration per Run | 0.0004 ppm | 13.1612 ppm | 0.0074 ppm | 0.0077 ppm | 0.1552 ppm | 0.0006 ppm | 176.6247 ppm |
| Concentration per Run | 0.0002 ppm | 13.1635 ppm | 0.0079 ppm | 0.0097 ppm | 0.1550 ppm | 0.0006 ppm | 178.8400 ppm |
| Concentration RSD | 51.6 % | 0.3 % | 9.5 % | 12.3 % | 0.6 % | 1.8 % | 0.8 % |

| | Cd 214.438 Axial-iFR) | Co 228.616 Axial-iFR) | Cr 267.716 Axial-iFR) | Cu 324.754 Axial-iFR) | Fe 259.940 Radial-iFR) | K 766.490 Radial-iFR) | Li 670.776 Radial-iFR) |
|---|---|---|---|---|---|---|---|
| Concentration average | -0.0017 ppm | 0.0102 ppm | 0.0148 ppm | 0.0297 ppm | 25.2036 ppm | 1.6136 ppm | 0.0201 ppm |
| Concentration per Run | -0.0018 ppm | 0.0101 ppm | 0.0148 ppm | 0.0297 ppm | 25.0207 ppm | 1.6062 ppm | 0.0214 ppm |
| Concentration per Run | -0.0017 ppm | 0.0101 ppm | 0.0145 ppm | 0.0298 ppm | 25.3629 ppm | 1.6294 ppm | 0.0199 ppm |
| Concentration per Run | -0.0018 ppm | 0.0105 ppm | 0.0151 ppm | 0.0296 ppm | 25.2272 ppm | 1.6052 ppm | 0.0191 ppm |
| Concentration RSD | 3.5 % | 1.9 % | 2.0 % | 0.3 % | 0.7 % | 0.8 % | 6.0 % |

| | Mg 279.079 Axial-iFR) | Mn 257.610 Radial-iFR) | Mo 202.030 Axial-iFR) | Na 589.592 Radial-iFR) | Ni 231.604 Axial-iFR) | Pb 220.353 Axial-eUV) | Sb 206.833 Axial-iFR) |
|---|---|---|---|---|---|---|---|
| Concentration average | 13.8490 ppm | 1.2753 ppm | 0.0004 ppm | 0.5696 ppm | 0.0220 ppm | 0.0117 ppm | 0.0005 ppm |
| Concentration per Run | 13.8679 ppm | 1.2711 ppm | 0.0001 ppm | 0.5671 ppm | 0.0218 ppm | 0.0118 ppm | 0.0014 ppm |
| Concentration per Run | 13.8165 ppm | 1.2745 ppm | 0.0006 ppm | 0.5695 ppm | 0.0219 ppm | 0.0112 ppm | 0.0017 ppm |
| Concentration per Run | 13.8625 ppm | 1.2804 ppm | 0.0004 ppm | 0.5722 ppm | 0.0223 ppm | 0.0122 ppm | -0.0016 ppm |
| Concentration RSD | 0.2 % | 0.4 % | 63.5 % | 0.4 % | 1.1 % | 4.2 % | 383.4 % |

| | Se 196.090 Axial-eUV) | Si 212.412 Axial-iFR) | Sn 189.989 Axial-iFR) | Sr 421.552 Radial-iFR) | Ti 334.904 Axial-iFR) | Tl 190.856 Axial-eUV) | V 292.402 Axial-iFR) |
|---|---|---|---|---|---|---|---|
| Concentration average | 0.0007 ppm | 0.8149 ppm | 0.0004 ppm | 0.3370 ppm | 0.2861 ppm | 0.0003 ppm | 0.0262 ppm |
| Concentration per Run | 0.0013 ppm | 0.8206 ppm | 0.0004 ppm | 0.3345 ppm | 0.2867 ppm | -0.0001 ppm | 0.0264 ppm |
| Concentration per Run | -0.0010 ppm | 0.8069 ppm | 0.0004 ppm | 0.3386 ppm | 0.2850 ppm | 0.0010 ppm | 0.0259 ppm |
| Concentration per Run | 0.0019 ppm | 0.8171 ppm | 0.0004 ppm | 0.3379 ppm | 0.2865 ppm | 0.0001 ppm | 0.0263 ppm |
| Concentration RSD | 214.8 % | 0.9 % | 6.1 % | 0.6 % | 0.3 % | 196.7 % | 0.9 % |

| | Zn 206.200 Axial-iFR) | Sc 361.384 Axial-iFR) | Sc 361.384 Radial-iFR) | Sc 227.318 Axial-eUV) | Y 360.073 Axial-iFR) | Y 371.030 Radial-iFR) | Y 224.306 Axial-eUV) |
|---|---|---|---|---|---|---|---|
| Concentration average | 0.0768 ppm | 97.1268 % | 100.1912 % | 91.0316 % | 102.4614 % | 105.5101 % | 104.3246 % |
| Concentration per Run | 0.0767 ppm | 97.1975 % | 100.8636 % | 90.7832 % | 102.8304 % | 106.0570 % | 104.4527 % |
| Concentration per Run | 0.0763 ppm | 96.8205 % | 100.2855 % | 91.4094 % | 101.9887 % | 105.2254 % | 104.5968 % |
| Concentration per Run | 0.0775 ppm | 97.3623 % | 99.4244 % | 90.9023 % | 102.5650 % | 105.2478 % | 103.9243 % |
| Concentration RSD | 0.8 % | 0.3 % | 0.7 % | 0.4 % | 0.4 % | 0.4 % | 0.3 % |

# ICP DataTrace 8

9/10/2025 8:43:44 PM

LabBook: WG2112846_09102025T8.imexp

Sample: L2553860-06d10 WG2109884
Analysis started at: 9/10/2025 4:22:53 PM
Rack 1
Vial 52
Comment <Comment>

| | Ag 328.068 Axial-iFR) | Al 396.152 Radial-iFR) | As 189.042 Axial-eUV) | B 208.959 Axial-iFR) | Ba 455.403 Radial-iFR) | Be 313.042 Radial-iFR) | Ca 315.887 Radial-iFR) |
|---|---|---|---|---|---|---|---|
| Concentration average | -0.0005 ppm | 14.9653 ppm | 0.0062 ppm | 0.0291 ppm | 0.0922 ppm | 0.0007 ppm | 374.7587 ppm |
| Concentration per Run | -0.0007 ppm | 14.9738 ppm | 0.0062 ppm | 0.0294 ppm | 0.0920 ppm | 0.0007 ppm | 372.5240 ppm |
| Concentration per Run | -0.0004 ppm | 14.9641 ppm | 0.0062 ppm | 0.0290 ppm | 0.0926 ppm | 0.0007 ppm | 377.2781 ppm |
| Concentration per Run | -0.0005 ppm | 14.9580 ppm | 0.0062 ppm | 0.0290 ppm | 0.0920 ppm | 0.0006 ppm | 374.4739 ppm |
| Concentration RSD | 22.3 % | 0.1 % | 0.1 % | 0.8 % | 0.4 % | 3.1 % | 0.6 % |

| | Cd 214.438 Axial-iFR) | Co 228.616 Axial-iFR) | Cr 267.716 Axial-iFR) | Cu 324.754 Axial-iFR) | Fe 259.940 Radial-iFR) | K 766.490 Radial-iFR) | Li 670.776 Radial-iFR) |
|---|---|---|---|---|---|---|---|
| Concentration average | -0.0040 ppm | 0.0064 ppm | 0.0174 ppm | 0.0214 ppm | 18.4682 ppm | 3.3872 ppm | 0.0408 ppm |
| Concentration per Run | -0.0040 ppm | 0.0061 ppm | 0.0171 ppm | 0.0214 ppm | 18.4589 ppm | 3.3893 ppm | 0.0400 ppm |
| Concentration per Run | -0.0038 ppm | 0.0069 ppm | 0.0177 ppm | 0.0214 ppm | 18.5979 ppm | 3.3994 ppm | 0.0400 ppm |
| Concentration per Run | -0.0040 ppm | 0.0062 ppm | 0.0175 ppm | 0.0213 ppm | 18.3479 ppm | 3.3727 ppm | 0.0424 ppm |
| Concentration RSD | 2.7 % | 6.3 % | 1.8 % | 0.4 % | 0.7 % | 0.4 % | 3.4 % |

| | Mg 279.079 Axial-iFR) | Mn 257.610 Radial-iFR) | Mo 202.030 Axial-iFR) | Na 589.592 Radial-iFR) | Ni 231.604 Axial-iFR) | Pb 220.353 Axial-eUV) | Sb 206.833 Axial-iFR) |
|---|---|---|---|---|---|---|---|
| Concentration average | 138.1883 ppm | 0.7328 ppm | 0.0004 ppm | 1.2774 ppm | 0.0159 ppm | 0.0147 ppm | 0.0003 ppm |
| Concentration per Run | 139.1171 ppm | 0.7277 ppm | 0.0005 ppm | 1.2677 ppm | 0.0163 ppm | 0.0139 ppm | -0.0002 ppm |
| Concentration per Run | 138.2502 ppm | 0.7371 ppm | 0.0005 ppm | 1.2873 ppm | 0.0169 ppm | 0.0151 ppm | 0.0016 ppm |
| Concentration per Run | 137.1975 ppm | 0.7336 ppm | 0.0002 ppm | 1.2771 ppm | 0.0146 ppm | 0.0150 ppm | -0.0004 ppm |
| Concentration RSD | 0.7 % | 0.6 % | 39.0 % | 0.8 % | 7.6 % | 4.7 % | 311.6 % |

| | Se 196.090 Axial-eUV) | Si 212.412 Axial-iFR) | Sn 189.989 Axial-iFR) | Sr 421.552 Radial-iFR) | Ti 334.904 Axial-iFR) | Tl 190.856 Axial-eUV) | V 292.402 Axial-iFR) |
|---|---|---|---|---|---|---|---|
| Concentration average | 0.0000 ppm | 1.0311 ppm | 0.0004 ppm | 0.8777 ppm | 0.4369 ppm | 0.0007 ppm | 0.0215 ppm |
| Concentration per Run | -0.0012 ppm | 1.0370 ppm | 0.0003 ppm | 0.8749 ppm | 0.4375 ppm | 0.0013 ppm | 0.0217 ppm |
| Concentration per Run | 0.0011 ppm | 1.0304 ppm | 0.0002 ppm | 0.8822 ppm | 0.4376 ppm | 0.0013 ppm | 0.0218 ppm |
| Concentration per Run | 0.0002 ppm | 1.0259 ppm | 0.0008 ppm | 0.8759 ppm | 0.4354 ppm | -0.0005 ppm | 0.0211 ppm |
| Concentration RSD | 3,291.9 % | 0.5 % | 77.5 % | 0.4 % | 0.3 % | 150.6 % | 1.8 % |

| | Zn 206.200 Axial-iFR) | Sc 361.384 Axial-iFR) | Sc 361.384 Radial-iFR) | Sc 227.318 Axial-eUV) | Y 360.073 Axial-iFR) | Y 371.030 Radial-iFR) | Y 224.306 Axial-eUV) |
|---|---|---|---|---|---|---|---|
| Concentration average | 0.0837 ppm | 92.6957 % | 97.1321 % | 84.1090 % | 94.9971 % | 100.3761 % | 96.0930 % |
| Concentration per Run | 0.0849 ppm | 92.1928 % | 97.7925 % | 83.5423 % | 94.4823 % | 100.5940 % | 95.6024 % |
| Concentration per Run | 0.0837 ppm | 92.6694 % | 96.2776 % | 84.3496 % | 95.0731 % | 99.9391 % | 96.2660 % |
| Concentration per Run | 0.0825 ppm | 93.2249 % | 97.3262 % | 84.4351 % | 95.4359 % | 100.5954 % | 96.4107 % |
| Concentration RSD | 1.4 % | 0.6 % | 0.8 % | 0.6 % | 0.5 % | 0.4 % | 0.4 % |

# ICP DataTrace 8

9/10/2025 8:43:44 PM

LabBook: WG2112846_09102025T8.imexp

Sample: L2553860-07d10 WG2109884
Analysis started at: 9/10/2025 4:26:18 PM
Rack 1
Vial 53
Comment <Comment>

| | Ag 328.068 Axial-iFR) | Al 396.152 Radial-iFR) | As 189.042 Axial-eUV) | B 208.959 Axial-iFR) | Ba 455.403 Radial-iFR) | Be 313.042 Radial-iFR) | Ca 315.887 Radial-iFR) |
|---|---|---|---|---|---|---|---|
| Concentration average | -0.0001 ppm | 10.4718 ppm | 0.0069 ppm | 0.0136 ppm | 0.0899 ppm | 0.0005 ppm | 289.0000 ppm |
| Concentration per Run | -0.0002 ppm | 10.5168 ppm | 0.0077 ppm | 0.0156 ppm | 0.0902 ppm | 0.0005 ppm | 290.5697 ppm |
| Concentration per Run | -0.0003 ppm | 10.4309 ppm | 0.0062 ppm | 0.0123 ppm | 0.0895 ppm | 0.0005 ppm | 288.5684 ppm |
| Concentration per Run | 0.0001 ppm | 10.4677 ppm | 0.0069 ppm | 0.0127 ppm | 0.0899 ppm | 0.0005 ppm | 287.8619 ppm |
| Concentration RSD | 167.9 % | 0.4 % | 10.3 % | 13.4 % | 0.4 % | 2.7 % | 0.5 % |

| | Cd 214.438 Axial-iFR) | Co 228.616 Axial-iFR) | Cr 267.716 Axial-iFR) | Cu 324.754 Axial-iFR) | Fe 259.940 Radial-iFR) | K 766.490 Radial-iFR) | Li 670.776 Radial-iFR) |
|---|---|---|---|---|---|---|---|
| Concentration average | -0.0031 ppm | 0.0065 ppm | 0.0155 ppm | 0.0204 ppm | 17.8294 ppm | 1.7433 ppm | 0.0193 ppm |
| Concentration per Run | -0.0031 ppm | 0.0066 ppm | 0.0154 ppm | 0.0204 ppm | 17.9405 ppm | 1.7613 ppm | 0.0212 ppm |
| Concentration per Run | -0.0031 ppm | 0.0064 ppm | 0.0158 ppm | 0.0203 ppm | 17.6757 ppm | 1.7258 ppm | 0.0182 ppm |
| Concentration per Run | -0.0030 ppm | 0.0065 ppm | 0.0153 ppm | 0.0205 ppm | 17.8720 ppm | 1.7427 ppm | 0.0184 ppm |
| Concentration RSD | 2.2 % | 2.2 % | 1.7 % | 0.3 % | 0.8 % | 1.0 % | 8.7 % |

| | Mg 279.079 Axial-iFR) | Mn 257.610 Radial-iFR) | Mo 202.030 Axial-iFR) | Na 589.592 Radial-iFR) | Ni 231.604 Axial-iFR) | Pb 220.353 Axial-eUV) | Sb 206.833 Axial-iFR) |
|---|---|---|---|---|---|---|---|
| Concentration average | 79.7663 ppm | 0.9065 ppm | 0.0009 ppm | 0.5369 ppm | 0.0173 ppm | 0.0142 ppm | 0.0017 ppm |
| Concentration per Run | 79.8809 ppm | 0.9124 ppm | 0.0008 ppm | 0.5373 ppm | 0.0171 ppm | 0.0144 ppm | -0.0001 ppm |
| Concentration per Run | 79.8647 ppm | 0.9042 ppm | 0.0008 ppm | 0.5353 ppm | 0.0174 ppm | 0.0151 ppm | 0.0024 ppm |
| Concentration per Run | 79.5533 ppm | 0.9029 ppm | 0.0011 ppm | 0.5381 ppm | 0.0173 ppm | 0.0131 ppm | 0.0030 ppm |
| Concentration RSD | 0.2 % | 0.6 % | 13.8 % | 0.3 % | 1.1 % | 7.1 % | 95.2 % |

| | Se 196.090 Axial-eUV) | Si 212.412 Axial-iFR) | Sn 189.989 Axial-iFR) | Sr 421.552 Radial-iFR) | Ti 334.904 Axial-iFR) | Tl 190.856 Axial-eUV) | V 292.402 Axial-iFR) |
|---|---|---|---|---|---|---|---|
| Concentration average | -0.0004 ppm | 4.4084 ppm | 0.0004 ppm | 0.3318 ppm | 0.3061 ppm | 0.0002 ppm | 0.0236 ppm |
| Concentration per Run | -0.0025 ppm | 4.4076 ppm | 0.0002 ppm | 0.3330 ppm | 0.3053 ppm | 0.0013 ppm | 0.0238 ppm |
| Concentration per Run | 0.0011 ppm | 4.4273 ppm | 0.0012 ppm | 0.3288 ppm | 0.3082 ppm | -0.0005 ppm | 0.0235 ppm |
| Concentration per Run | 0.0002 ppm | 4.3903 ppm | -0.0003 ppm | 0.3335 ppm | 0.3048 ppm | -0.0004 ppm | 0.0236 ppm |
| Concentration RSD | 439.6 % | 0.4 % | 213.3 % | 0.8 % | 0.6 % | 620.9 % | 0.7 % |

| | Zn 206.200 Axial-iFR) | Sc 361.384 Axial-iFR) | Sc 361.384 Radial-iFR) | Sc 227.318 Axial-eUV) | Y 360.073 Axial-iFR) | Y 371.030 Radial-iFR) | Y 224.306 Axial-eUV) |
|---|---|---|---|---|---|---|---|
| Concentration average | 0.0716 ppm | 93.6468 % | 98.0808 % | 86.0082 % | 96.2542 % | 101.4034 % | 97.6723 % |
| Concentration per Run | 0.0713 ppm | 93.5559 % | 97.4719 % | 85.8093 % | 96.0217 % | 100.7028 % | 97.4308 % |
| Concentration per Run | 0.0718 ppm | 93.8990 % | 98.3712 % | 86.1561 % | 96.6401 % | 101.5754 % | 97.8394 % |
| Concentration per Run | 0.0718 ppm | 93.4856 % | 98.3993 % | 86.0592 % | 96.1007 % | 101.9321 % | 97.7466 % |
| Concentration RSD | 0.4 % | 0.2 % | 0.5 % | 0.2 % | 0.3 % | 0.6 % | 0.2 % |

# ICP DataTrace 8

9/10/2025 8:43:44 PM

LabBook: WG2112846_09102025T8.imexp

Sample: L2553860-01D10 WG2109884
Analysis started at: 9/10/2025 4:48:39 PM
Rack 1
Vial 54
Comment <Comment>

| | Ag 328.068 Axial-iFR) | Al 396.152 Radial-iFR) | As 189.042 Axial-eUV) | B 208.959 Axial-iFR) | Ba 455.403 Radial-iFR) | Be 313.042 Radial-iFR) | Ca 315.887 Radial-iFR) |
|---|---|---|---|---|---|---|---|
| Concentration average | 0.0000 ppm | 19.1526 ppm | 0.0078 ppm | 0.0328 ppm | 0.1670 ppm | 0.0008 ppm | 383.5508 ppm |
| Concentration per Run | 0.0002 ppm | 19.2702 ppm | 0.0077 ppm | 0.0333 ppm | 0.1670 ppm | 0.0008 ppm | 382.3574 ppm |
| Concentration per Run | 0.0000 ppm | 19.1748 ppm | 0.0092 ppm | 0.0318 ppm | 0.1672 ppm | 0.0007 ppm | 383.9537 ppm |
| Concentration per Run | -0.0003 ppm | 19.0127 ppm | 0.0064 ppm | 0.0333 ppm | 0.1667 ppm | 0.0008 ppm | 384.3412 ppm |
| Concentration RSD | 1,178.1 % | 0.7 % | 18.1 % | 2.6 % | 0.2 % | 3.4 % | 0.3 % |

| | Cd 214.438 Axial-iFR) | Co 228.616 Axial-iFR) | Cr 267.716 Axial-iFR) | Cu 324.754 Axial-iFR) | Fe 259.940 Radial-iFR) | K 766.490 Radial-iFR) | Li 670.776 Radial-iFR) |
|---|---|---|---|---|---|---|---|
| Concentration average | -0.0040 ppm | 0.0082 ppm | 0.0229 ppm | 0.0266 ppm | 22.6895 ppm | 4.6164 ppm | 0.0350 ppm |
| Concentration per Run | -0.0039 ppm | 0.0083 ppm | 0.0232 ppm | 0.0265 ppm | 22.7390 ppm | 4.6291 ppm | 0.0347 ppm |
| Concentration per Run | -0.0040 ppm | 0.0080 ppm | 0.0229 ppm | 0.0264 ppm | 22.6488 ppm | 4.6204 ppm | 0.0331 ppm |
| Concentration per Run | -0.0040 ppm | 0.0083 ppm | 0.0227 ppm | 0.0270 ppm | 22.6806 ppm | 4.5997 ppm | 0.0372 ppm |
| Concentration RSD | 1.5 % | 2.4 % | 1.0 % | 1.1 % | 0.2 % | 0.3 % | 5.9 % |

| | Mg 279.079 Axial-iFR) | Mn 257.610 Radial-iFR) | Mo 202.030 Axial-iFR) | Na 589.592 Radial-iFR) | Ni 231.604 Axial-iFR) | Pb 220.353 Axial-eUV) | Sb 206.833 Axial-iFR) |
|---|---|---|---|---|---|---|---|
| Concentration average | 108.2643 ppm | 1.0825 ppm | 0.0007 ppm | 1.7972 ppm | 0.0208 ppm | 0.0169 ppm | -0.0011 ppm |
| Concentration per Run | 108.9591 ppm | 1.0830 ppm | 0.0004 ppm | 1.7876 ppm | 0.0214 ppm | 0.0176 ppm | -0.0024 ppm |
| Concentration per Run | 108.0952 ppm | 1.0807 ppm | 0.0010 ppm | 1.8006 ppm | 0.0208 ppm | 0.0167 ppm | -0.0014 ppm |
| Concentration per Run | 107.7388 ppm | 1.0840 ppm | 0.0007 ppm | 1.8034 ppm | 0.0202 ppm | 0.0162 ppm | 0.0003 ppm |
| Concentration RSD | 0.6 % | 0.2 % | 43.4 % | 0.5 % | 2.8 % | 4.2 % | 120.4 % |

| | Se 196.090 Axial-eUV) | Si 212.412 Axial-iFR) | Sn 189.989 Axial-iFR) | Sr 421.552 Radial-iFR) | Ti 334.904 Axial-iFR) | Tl 190.856 Axial-eUV) | V 292.402 Axial-iFR) |
|---|---|---|---|---|---|---|---|
| Concentration average | 0.0010 ppm | 1.7546 ppm | 0.0003 ppm | **1.0553 ppm** | 0.6056 ppm | 0.0009 ppm | 0.0266 ppm |
| Concentration per Run | 0.0011 ppm | 1.7565 ppm | -0.0011 ppm | 1.0531 ppm | 0.6085 ppm | 0.0010 ppm | 0.0264 ppm |
| Concentration per Run | 0.0027 ppm | 1.7501 ppm | 0.0011 ppm | 1.0574 ppm | 0.6081 ppm | 0.0020 ppm | 0.0265 ppm |
| Concentration per Run | -0.0008 ppm | 1.7573 ppm | 0.0008 ppm | 1.0555 ppm | 0.6003 ppm | -0.0004 ppm | 0.0267 ppm |
| Concentration RSD | 171.4 % | 0.2 % | 426.3 % | 0.2 % | 0.8 % | 132.5 % | 0.5 % |

| | Zn 206.200 Axial-iFR) | Sc 361.384 Axial-iFR) | Sc 361.384 Radial-iFR) | Sc 227.318 Axial-eUV) | Y 360.073 Axial-iFR) | Y 371.030 Radial-iFR) | Y 224.306 Axial-eUV) |
|---|---|---|---|---|---|---|---|
| Concentration average | 0.1132 ppm | 92.5836 % | 97.9501 % | 84.2997 % | 95.8333 % | 102.0235 % | 97.5141 % |
| Concentration per Run | 0.1140 ppm | 92.5948 % | 97.7985 % | 84.0390 % | 95.8129 % | 101.1716 % | 97.3096 % |
| Concentration per Run | 0.1128 ppm | 92.7649 % | 98.0610 % | 84.0478 % | 95.8974 % | 102.3314 % | 97.3343 % |
| Concentration per Run | 0.1127 ppm | 92.3909 % | 97.9908 % | 84.8124 % | 95.7897 % | 102.5675 % | 97.8986 % |
| Concentration RSD | 0.6 % | 0.2 % | 0.1 % | 0.5 % | 0.1 % | 0.7 % | 0.3 % |

# ICP DataTrace 8

9/10/2025 8:43:44 PM

LabBook: WG2112846_09102025T8.imexp

Sample: L2554931-01d2 WG2110760
Analysis started at: 9/10/2025 4:59:54 PM
Rack 1
Vial 55
Comment <Comment>

| | Ag 328.068 Axial-iFR) | Al 396.152 Radial-iFR) | As 189.042 Axial-eUV) | B 208.959 Axial-iFR) | Ba 455.403 Radial-iFR) | Be 313.042 Radial-iFR) | Ca 315.887 Radial-iFR) |
|---|---|---|---|---|---|---|---|
| Concentration average | 0.0008 ppm | 92.1019 ppm | 0.0389 ppm | 0.0045 ppm | 0.4812 ppm | 0.0033 ppm | 8.2538 ppm |
| Concentration per Run | 0.0008 ppm | 91.9886 ppm | 0.0406 ppm | 0.0064 ppm | 0.4795 ppm | 0.0032 ppm | 8.2235 ppm |
| Concentration per Run | 0.0007 ppm | 92.3367 ppm | 0.0372 ppm | 0.0038 ppm | 0.4813 ppm | 0.0033 ppm | 8.3091 ppm |
| Concentration per Run | 0.0009 ppm | 91.9803 ppm | 0.0388 ppm | 0.0034 ppm | 0.4828 ppm | 0.0033 ppm | 8.2289 ppm |
| Concentration RSD | 10.0 % | 0.2 % | 4.4 % | 35.8 % | 0.3 % | 0.9 % | 0.6 % |

| | Cd 214.438 Axial-iFR) | Co 228.616 Axial-iFR) | Cr 267.716 Axial-iFR) | Cu 324.754 Axial-iFR) | Fe 259.940 Radial-iFR) | K 766.490 Radial-iFR) | Li 670.776 Radial-iFR) |
|---|---|---|---|---|---|---|---|
| Concentration average | 0.0014 ppm | 0.0550 ppm | 0.1227 ppm | 0.1693 ppm | 133.4293 ppm | 9.5589 ppm | 0.1085 ppm |
| Concentration per Run | 0.0014 ppm | 0.0549 ppm | 0.1232 ppm | 0.1688 ppm | 132.6229 ppm | 9.5285 ppm | 0.1081 ppm |
| Concentration per Run | 0.0014 ppm | 0.0553 ppm | 0.1225 ppm | 0.1695 ppm | 134.1055 ppm | 9.5638 ppm | 0.1087 ppm |
| Concentration per Run | 0.0014 ppm | 0.0548 ppm | 0.1223 ppm | 0.1697 ppm | 133.5596 ppm | 9.5842 ppm | 0.1089 ppm |
| Concentration RSD | 1.2 % | 0.5 % | 0.4 % | 0.3 % | 0.6 % | 0.3 % | 0.4 % |

| | Mg 279.079 Axial-iFR) | Mn 257.610 Radial-iFR) | Mo 202.030 Axial-iFR) | Na 589.592 Radial-iFR) | Ni 231.604 Axial-iFR) | Pb 220.353 Axial-eUV) | Sb 206.833 Axial-iFR) |
|---|---|---|---|---|---|---|---|
| Concentration average | 28.4718 ppm | 3.0077 ppm | 0.0028 ppm | 0.3770 ppm | 0.1204 ppm | 0.1030 ppm | 0.0014 ppm |
| Concentration per Run | 28.4686 ppm | 3.0050 ppm | 0.0028 ppm | 0.3753 ppm | 0.1207 ppm | 0.1028 ppm | -0.0004 ppm |
| Concentration per Run | 28.5036 ppm | 3.0184 ppm | 0.0028 ppm | 0.3848 ppm | 0.1204 ppm | 0.1037 ppm | 0.0032 ppm |
| Concentration per Run | 28.4433 ppm | 2.9998 ppm | 0.0029 ppm | 0.3708 ppm | 0.1203 ppm | 0.1024 ppm | 0.0014 ppm |
| Concentration RSD | 0.1 % | 0.3 % | 2.0 % | 1.9 % | 0.2 % | 0.6 % | 129.7 % |

| | Se 196.090 Axial-eUV) | Si 212.412 Axial-iFR) | Sn 189.989 Axial-iFR) | Sr 421.552 Radial-iFR) | Ti 334.904 Axial-iFR) | Tl 190.856 Axial-eUV) | V 292.402 Axial-iFR) |
|---|---|---|---|---|---|---|---|
| Concentration average | 0.0014 ppm | **12.6678 [SIC 200]** | 0.0053 ppm | 0.0367 ppm | 3.9948 ppm | 0.0012 ppm | 0.1881 ppm |
| Concentration per Run | 0.0009 ppm | 12.5933 ppm | 0.0050 ppm | 0.0371 ppm | 4.0045 ppm | 0.0019 ppm | 0.1882 ppm |
| Concentration per Run | 0.0009 ppm | 12.6798 ppm | 0.0054 ppm | 0.0365 ppm | 3.9949 ppm | -0.0001 ppm | 0.1883 ppm |
| Concentration per Run | 0.0024 ppm | 12.7301 ppm | 0.0056 ppm | 0.0365 ppm | 3.9850 ppm | 0.0019 ppm | 0.1879 ppm |
| Concentration RSD | 59.9 % | 0.5 % | 6.1 % | 1.0 % | 0.2 % | 95.6 % | 0.1 % |

| | Zn 206.200 Axial-iFR) | Sc 361.384 Axial-iFR) | Sc 361.384 Radial-iFR) | Sc 227.318 Axial-eUV) | Y 360.073 Axial-iFR) | Y 371.030 Radial-iFR) | Y 224.306 Axial-eUV) |
|---|---|---|---|---|---|---|---|
| Concentration average | 0.3618 ppm | 102.0315 % | 105.6188 % | 90.2990 % | 115.8865 % | 120.0108 % | 118.6298 % |
| Concentration per Run | 0.3618 ppm | 102.4091 % | 106.4151 % | 89.7627 % | 116.1682 % | 121.3070 % | 118.0969 % |
| Concentration per Run | 0.3634 ppm | 101.8167 % | 104.9933 % | 90.5928 % | 115.5089 % | 119.5240 % | 119.0500 % |
| Concentration per Run | 0.3602 ppm | 101.8688 % | 105.4480 % | 90.5415 % | 115.9826 % | 119.2015 % | 118.7423 % |
| Concentration RSD | 0.4 % | 0.3 % | 0.7 % | 0.5 % | 0.3 % | 0.9 % | 0.4 % |

# ICP DataTrace 8

9/10/2025 8:43:44 PM

LabBook: WG2112846_09102025T8.imexp

Sample: L2554931-02d2 WG2110760
Analysis started at: 9/10/2025 5:03:26 PM
Rack 1
Vial 56
Comment <Comment>

| | Ag 328.068 Axial-iFR) | Al 396.152 Radial-iFR) | As 189.042 Axial-eUV) | B 208.959 Axial-iFR) | Ba 455.403 Radial-iFR) | Be 313.042 Radial-iFR) | Ca 315.887 Radial-iFR) |
|---|---|---|---|---|---|---|---|
| Concentration average | 0.0012 ppm | 99.6064 ppm | 0.0499 ppm | 0.0066 ppm | 0.6234 ppm | 0.0035 ppm | 10.8123 ppm |
| Concentration per Run | 0.0012 ppm | 99.1031 ppm | 0.0518 ppm | 0.0065 ppm | 0.6218 ppm | 0.0035 ppm | 10.7790 ppm |
| Concentration per Run | 0.0012 ppm | 99.6370 ppm | 0.0502 ppm | 0.0064 ppm | 0.6222 ppm | 0.0035 ppm | 10.8310 ppm |
| Concentration per Run | 0.0012 ppm | 100.0791 ppm | 0.0477 ppm | 0.0068 ppm | 0.6263 ppm | 0.0035 ppm | 10.8269 ppm |
| Concentration RSD | 3.4 % | 0.5 % | 4.1 % | 2.9 % | 0.4 % | 0.4 % | 0.3 % |

| | Cd 214.438 Axial-iFR) | Co 228.616 Axial-iFR) | Cr 267.716 Axial-iFR) | Cu 324.754 Axial-iFR) | Fe 259.940 Radial-iFR) | K 766.490 Radial-iFR) | Li 670.776 Radial-iFR) |
|---|---|---|---|---|---|---|---|
| Concentration average | 0.0018 ppm | 0.0521 ppm | 0.1245 ppm | 0.2007 ppm | 141.9223 ppm | 7.5151 ppm | 0.0945 ppm |
| Concentration per Run | 0.0019 ppm | 0.0519 ppm | 0.1250 ppm | 0.2001 ppm | 141.4536 ppm | 7.4804 ppm | 0.0946 ppm |
| Concentration per Run | 0.0017 ppm | 0.0525 ppm | 0.1250 ppm | 0.2010 ppm | 141.7556 ppm | 7.5204 ppm | 0.0942 ppm |
| Concentration per Run | 0.0019 ppm | 0.0521 ppm | 0.1235 ppm | 0.2009 ppm | 142.5577 ppm | 7.5447 ppm | 0.0948 ppm |
| Concentration RSD | 4.6 % | 0.6 % | 0.7 % | 0.2 % | 0.4 % | 0.4 % | 0.3 % |

| | Mg 279.079 Axial-iFR) | Mn 257.610 Radial-iFR) | Mo 202.030 Axial-iFR) | Na 589.592 Radial-iFR) | Ni 231.604 Axial-iFR) | Pb 220.353 Axial-eUV) | Sb 206.833 Axial-iFR) |
|---|---|---|---|---|---|---|---|
| Concentration average | 24.1858 ppm | 2.7764 ppm | 0.0033 ppm | 0.2982 ppm | 0.1068 ppm | 0.4266 ppm | 0.0014 ppm |
| Concentration per Run | 24.2246 ppm | 2.7706 ppm | 0.0033 ppm | 0.2976 ppm | 0.1073 ppm | 0.4253 ppm | 0.0031 ppm |
| Concentration per Run | 24.2978 ppm | 2.7721 ppm | 0.0034 ppm | 0.2974 ppm | 0.1074 ppm | 0.4276 ppm | 0.0000 ppm |
| Concentration per Run | 24.0348 ppm | 2.7865 ppm | 0.0033 ppm | 0.2998 ppm | 0.1057 ppm | 0.4269 ppm | 0.0011 ppm |
| Concentration RSD | 0.6 % | 0.3 % | 1.3 % | 0.4 % | 0.9 % | 0.3 % | 114.4 % |

| | Se 196.090 Axial-eUV) | Si 212.412 Axial-iFR) | Sn 189.989 Axial-iFR) | Sr 421.552 Radial-iFR) | Ti 334.904 Axial-iFR) | Tl 190.856 Axial-eUV) | V 292.402 Axial-iFR) |
|---|---|---|---|---|---|---|---|
| Concentration average | 0.0019 ppm | **10.4337 [SIC 200]** | 0.1515 ppm | 0.0424 ppm | 4.6235 ppm | 0.0008 ppm | 0.1864 ppm |
| Concentration per Run | 0.0024 ppm | 10.3905 ppm | 0.1519 ppm | 0.0423 ppm | 4.6254 ppm | 0.0014 ppm | 0.1863 ppm |
| Concentration per Run | 0.0010 ppm | 10.5175 ppm | 0.1521 ppm | 0.0422 ppm | 4.6434 ppm | -0.0002 ppm | 0.1868 ppm |
| Concentration per Run | 0.0024 ppm | 10.3930 ppm | 0.1505 ppm | 0.0427 ppm | 4.6017 ppm | 0.0014 ppm | 0.1859 ppm |
| Concentration RSD | 39.8 % | 0.7 % | 0.6 % | 0.6 % | 0.5 % | 111.6 % | 0.2 % |

| | Zn 206.200 Axial-iFR) | Sc 361.384 Axial-iFR) | Sc 361.384 Radial-iFR) | Sc 227.318 Axial-eUV) | Y 360.073 Axial-iFR) | Y 371.030 Radial-iFR) | Y 224.306 Axial-eUV) |
|---|---|---|---|---|---|---|---|
| Concentration average | 0.4492 ppm | 101.2181 % | 104.8876 % | 88.2077 % | 115.3339 % | 118.9348 % | 117.0662 % |
| Concentration per Run | 0.4506 ppm | 101.2217 % | 105.1646 % | 87.9446 % | 114.9991 % | 118.8322 % | 116.7626 % |
| Concentration per Run | 0.4517 ppm | 100.5901 % | 104.9025 % | 88.3758 % | 115.2810 % | 119.1111 % | 117.2325 % |
| Concentration per Run | 0.4454 ppm | 101.8425 % | 104.5955 % | 88.3026 % | 115.7218 % | 118.8611 % | 117.2036 % |
| Concentration RSD | 0.8 % | 0.6 % | 0.3 % | 0.3 % | 0.3 % | 0.1 % | 0.2 % |

# ICP DataTrace 8

9/10/2025 8:43:44 PM

LabBook: WG2112846_09102025T8.imexp

Sample: L2554931-03d2 WG2110760
Analysis started at: 9/10/2025 5:06:51 PM
Rack 1
Vial 57
Comment <Comment>

| | Ag 328.068 Axial-iFR) | Al 396.152 Radial-iFR) | As 189.042 Axial-eUV) | B 208.959 Axial-iFR) | Ba 455.403 Radial-iFR) | Be 313.042 Radial-iFR) | Ca 315.887 Radial-iFR) |
|---|---|---|---|---|---|---|---|
| Concentration average | 0.0008 ppm | 72.4462 ppm | 0.0328 ppm | 0.0055 ppm | 0.4432 ppm | 0.0026 ppm | 14.1640 ppm |
| Concentration per Run | 0.0007 ppm | 72.5121 ppm | 0.0323 ppm | 0.0047 ppm | 0.4453 ppm | 0.0026 ppm | 14.1873 ppm |
| Concentration per Run | 0.0011 ppm | 72.6826 ppm | 0.0341 ppm | 0.0061 ppm | 0.4434 ppm | 0.0026 ppm | 14.1773 ppm |
| Concentration per Run | 0.0006 ppm | 72.1440 ppm | 0.0320 ppm | 0.0056 ppm | 0.4410 ppm | 0.0026 ppm | 14.1273 ppm |
| Concentration RSD | 33.9 % | 0.4 % | 3.5 % | 12.8 % | 0.5 % | 1.5 % | 0.2 % |

| | Cd 214.438 Axial-iFR) | Co 228.616 Axial-iFR) | Cr 267.716 Axial-iFR) | Cu 324.754 Axial-iFR) | Fe 259.940 Radial-iFR) | K 766.490 Radial-iFR) | Li 670.776 Radial-iFR) |
|---|---|---|---|---|---|---|---|
| Concentration average | 0.0015 ppm | 0.0336 ppm | 0.0878 ppm | 0.1342 ppm | 100.7496 ppm | 5.2721 ppm | 0.0625 ppm |
| Concentration per Run | 0.0015 ppm | 0.0332 ppm | 0.0875 ppm | 0.1347 ppm | 100.6646 ppm | 5.3010 ppm | 0.0621 ppm |
| Concentration per Run | 0.0015 ppm | 0.0334 ppm | 0.0883 ppm | 0.1341 ppm | 101.4706 ppm | 5.2912 ppm | 0.0628 ppm |
| Concentration per Run | 0.0015 ppm | 0.0341 ppm | 0.0876 ppm | 0.1337 ppm | 100.1134 ppm | 5.2240 ppm | 0.0627 ppm |
| Concentration RSD | 2.1 % | 1.4 % | 0.5 % | 0.4 % | 0.7 % | 0.8 % | 0.6 % |

| | Mg 279.079 Axial-iFR) | Mn 257.610 Radial-iFR) | Mo 202.030 Axial-iFR) | Na 589.592 Radial-iFR) | Ni 231.604 Axial-iFR) | Pb 220.353 Axial-eUV) | Sb 206.833 Axial-iFR) |
|---|---|---|---|---|---|---|---|
| Concentration average | 16.4327 ppm | 2.1654 ppm | 0.0022 ppm | 0.2546 ppm | 0.0735 ppm | 0.2651 ppm | 0.0030 ppm |
| Concentration per Run | 16.4093 ppm | 2.1655 ppm | 0.0023 ppm | 0.2548 ppm | 0.0744 ppm | 0.2667 ppm | 0.0023 ppm |
| Concentration per Run | 16.5107 ppm | 2.1740 ppm | 0.0023 ppm | 0.2569 ppm | 0.0739 ppm | 0.2650 ppm | 0.0037 ppm |
| Concentration per Run | 16.3781 ppm | 2.1568 ppm | 0.0019 ppm | 0.2522 ppm | 0.0723 ppm | 0.2636 ppm | 0.0029 ppm |
| Concentration RSD | 0.4 % | 0.4 % | 10.6 % | 0.9 % | 1.5 % | 0.6 % | 22.7 % |

| | Se 196.090 Axial-eUV) | Si 212.412 Axial-iFR) | Sn 189.989 Axial-iFR) | Sr 421.552 Radial-iFR) | Ti 334.904 Axial-iFR) | Tl 190.856 Axial-eUV) | V 292.402 Axial-iFR) |
|---|---|---|---|---|---|---|---|
| Concentration average | 0.0008 ppm | **10.5748 [SIC 200]** | 0.0055 ppm | 0.0492 ppm | 3.0729 ppm | 0.0004 ppm | 0.1377 ppm |
| Concentration per Run | 0.0006 ppm | 10.5819 ppm | 0.0057 ppm | 0.0492 ppm | 3.0782 ppm | 0.0004 ppm | 0.1380 ppm |
| Concentration per Run | 0.0006 ppm | 10.6456 ppm | 0.0049 ppm | 0.0495 ppm | 3.0739 ppm | 0.0004 ppm | 0.1379 ppm |
| Concentration per Run | 0.0011 ppm | 10.4968 ppm | 0.0059 ppm | 0.0489 ppm | 3.0665 ppm | 0.0003 ppm | 0.1371 ppm |
| Concentration RSD | 40.6 % | 0.7 % | 10.1 % | 0.5 % | 0.2 % | 23.1 % | 0.4 % |

| | Zn 206.200 Axial-iFR) | Sc 361.384 Axial-iFR) | Sc 361.384 Radial-iFR) | Sc 227.318 Axial-eUV) | Y 360.073 Axial-iFR) | Y 371.030 Radial-iFR) | Y 224.306 Axial-eUV) |
|---|---|---|---|---|---|---|---|
| Concentration average | 0.3963 ppm | 101.0623 % | 104.6578 % | 90.8343 % | 111.6760 % | 115.8286 % | 113.9965 % |
| Concentration per Run | 0.3964 ppm | 101.6385 % | 104.7014 % | 90.7503 % | 113.0247 % | 115.3833 % | 114.2900 % |
| Concentration per Run | 0.3978 ppm | 100.6091 % | 104.1917 % | 90.8834 % | 111.2627 % | 115.6520 % | 114.1447 % |
| Concentration per Run | 0.3947 ppm | 100.9393 % | 105.0804 % | 90.8692 % | 110.7405 % | 116.4505 % | 113.5549 % |
| Concentration RSD | 0.4 % | 0.5 % | 0.4 % | 0.1 % | 1.1 % | 0.5 % | 0.3 % |

# ICP DataTrace 8

9/10/2025 8:43:44 PM

LabBook: WG2112846_09102025T8.imexp

Sample: CCV
Analysis started at: 9/10/2025 5:10:17 PM
Rack 0
Vial 3
Comment <Comment>

| | Ag 328.068 Axial-iFR) | Al 396.152 Radial-iFR) | As 189.042 Axial-eUV) | B 208.959 Axial-iFR) | Ba 455.403 Radial-iFR) | Be 313.042 Radial-iFR) | Ca 315.887 Radial-iFR) |
|---|---|---|---|---|---|---|---|
| Concentration average | **0.4774 ppm** | 0.4875 ppm | 0.4617 ppm | 0.4771 ppm | 0.4885 ppm | 0.5068 ppm | 0.4961 ppm |
| Concentration per Run | 0.4767 ppm | 0.4840 ppm | 0.4626 ppm | 0.4792 ppm | 0.4889 ppm | 0.5041 ppm | 0.4916 ppm |
| Concentration per Run | 0.4764 ppm | 0.4924 ppm | 0.4603 ppm | 0.4730 ppm | 0.4895 ppm | 0.5083 ppm | 0.4981 ppm |
| Concentration per Run | 0.4793 ppm | 0.4861 ppm | 0.4622 ppm | 0.4789 ppm | 0.4871 ppm | 0.5080 ppm | 0.4987 ppm |
| Recovery Percentage | 95.489 % | 97.505 % | 92.338 % | 95.411 % | 97.703 % | 101.355 % | 99.222 % |
| Concentration RSD | 0.3 % | 0.9 % | 0.3 % | 0.7 % | 0.3 % | 0.5 % | 0.8 % |

| | Cd 214.438 Axial-iFR) | Co 228.616 Axial-iFR) | Cr 267.716 Axial-iFR) | Cu 324.754 Axial-iFR) | Fe 259.940 Radial-iFR) | K 766.490 Radial-iFR) | Li 670.776 Radial-iFR) |
|---|---|---|---|---|---|---|---|
| Concentration average | 0.4948 ppm | 0.4945 ppm | 0.4932 ppm | 0.4964 ppm | 0.5146 ppm | 5.1144 ppm | 0.5038 ppm |
| Concentration per Run | 0.4978 ppm | 0.4962 ppm | 0.4942 ppm | 0.4957 ppm | 0.5146 ppm | 5.1095 ppm | 0.4984 ppm |
| Concentration per Run | 0.4920 ppm | 0.4919 ppm | 0.4919 ppm | 0.4961 ppm | 0.5144 ppm | 5.1014 ppm | 0.5040 ppm |
| Concentration per Run | 0.4946 ppm | 0.4953 ppm | 0.4934 ppm | 0.4975 ppm | 0.5147 ppm | 5.1322 ppm | 0.5091 ppm |
| Recovery Percentage | 98.961 % | 98.896 % | 98.638 % | 99.285 % | 102.914 % | 102.288 % | 100.766 % |
| Concentration RSD | 0.6 % | 0.5 % | 0.2 % | 0.2 % | 0.0 % | 0.3 % | 1.1 % |

| | Mg 279.079 Axial-iFR) | Mn 257.610 Radial-iFR) | Mo 202.030 Axial-iFR) | Na 589.592 Radial-iFR) | Ni 231.604 Axial-iFR) | Pb 220.353 Axial-eUV) | Sb 206.833 Axial-iFR) |
|---|---|---|---|---|---|---|---|
| Concentration average | 0.4956 ppm | 0.5080 ppm | 0.4764 ppm | 10.1170 ppm | 0.4997 ppm | 0.4925 ppm | 0.4944 ppm |
| Concentration per Run | 0.4968 ppm | 0.5041 ppm | 0.4764 ppm | 10.0756 ppm | 0.5014 ppm | 0.4946 ppm | 0.4936 ppm |
| Concentration per Run | 0.4927 ppm | 0.5102 ppm | 0.4755 ppm | 10.1527 ppm | 0.4967 ppm | 0.4926 ppm | 0.4928 ppm |
| Concentration per Run | 0.4974 ppm | 0.5096 ppm | 0.4774 ppm | 10.1228 ppm | 0.5011 ppm | 0.4902 ppm | 0.4968 ppm |
| Recovery Percentage | 99.123 % | 101.595 % | 95.289 % | 101.170 % | 99.945 % | 98.492 % | 98.880 % |
| Concentration RSD | 0.5 % | 0.7 % | 0.2 % | 0.4 % | 0.5 % | 0.4 % | 0.4 % |

| | Se 196.090 Axial-eUV) | Si 212.412 Axial-iFR) | Sn 189.989 Axial-iFR) | Sr 421.552 Radial-iFR) | Ti 334.904 Axial-iFR) | Tl 190.856 Axial-eUV) | V 292.402 Axial-iFR) |
|---|---|---|---|---|---|---|---|
| Concentration average | 0.4699 ppm | 5.2748 ppm | 0.4933 ppm | 0.4999 ppm | 0.4930 ppm | **0.4975 ppm** | 0.4988 ppm |
| Concentration per Run | 0.4697 ppm | 5.2582 ppm | 0.4950 ppm | 0.4997 ppm | 0.4930 ppm | 0.4990 ppm | 0.4990 ppm |
| Concentration per Run | 0.4717 ppm | 5.2666 ppm | 0.4912 ppm | 0.5026 ppm | 0.4933 ppm | 0.4989 ppm | 0.4968 ppm |
| Concentration per Run | 0.4685 ppm | 5.2994 ppm | 0.4936 ppm | 0.4973 ppm | 0.4927 ppm | 0.4945 ppm | 0.5005 ppm |
| Recovery Percentage | 93.990 % | 100.472 % | 98.652 % | 99.977 % | 98.602 % | 99.496 % | 99.751 % |
| Concentration RSD | 0.3 % | 0.4 % | 0.4 % | 0.5 % | 0.1 % | 0.5 % | 0.4 % |

| | Zn 206.200 Axial-iFR) | Sc 361.384 Axial-iFR) | Sc 361.384 Radial-iFR) | Sc 227.318 Axial-eUV) | Y 360.073 Axial-iFR) | Y 371.030 Radial-iFR) | Y 224.306 Axial-eUV) |
|---|---|---|---|---|---|---|---|
| Concentration average | 0.4895 ppm | 101.9395 % | 101.2961 % | 98.6072 % | 100.4548 % | 99.1766 % | 101.1088 % |
| Concentration per Run | 0.4936 ppm | 101.6095 % | 102.7671 % | 98.4357 % | 100.1635 % | 100.3009 % | 100.9095 % |
| Concentration per Run | 0.4870 ppm | 102.6587 % | 100.7299 % | 98.8540 % | 101.0757 % | 99.1426 % | 101.2303 % |
| Concentration per Run | 0.4878 ppm | 101.5502 % | 100.3915 % | 98.5318 % | 100.1253 % | 98.0864 % | 101.1864 % |
| Recovery Percentage | 97.896 % | | | | | | |
| Concentration RSD | 0.7 % | 0.6 % | 1.3 % | 0.2 % | 0.5 % | 1.1 % | 0.2 % |

# ICP DataTrace 8

9/10/2025 8:43:44 PM

LabBook: WG2112846_09102025T8.imexp

Sample: CCB
Analysis started at: 9/10/2025 5:13:43 PM
Rack 0
Vial 4
Comment <Comment>

| | Ag 328.068 Axial-iFR) | Al 396.152 Radial-iFR) | As 189.042 Axial-eUV) | B 208.959 Axial-iFR) | Ba 455.403 Radial-iFR) | Be 313.042 Radial-iFR) | Ca 315.887 Radial-iFR) |
|---|---|---|---|---|---|---|---|
| Concentration average | -0.0002 ppm | -0.0003 ppm | 0.0002 ppm | 0.0006 ppm | 0.0000 ppm | 0.0001 ppm | 0.0026 ppm |
| Concentration per Run | -0.0001 ppm | 0.0023 ppm | 0.0010 ppm | 0.0015 ppm | 0.0000 ppm | 0.0001 ppm | 0.0014 ppm |
| Concentration per Run | -0.0003 ppm | -0.0020 ppm | 0.0007 ppm | 0.0008 ppm | 0.0000 ppm | 0.0001 ppm | 0.0042 ppm |
| Concentration per Run | -0.0001 ppm | -0.0013 ppm | -0.0011 ppm | -0.0005 ppm | 0.0000 ppm | 0.0001 ppm | 0.0023 ppm |
| Recovery Percentage | -3.450 % | -0.345 % | 4.461 % | 2.002 % | 0.134 % | 1.426 % | 2.625 % |
| Concentration RSD | 51.3 % | 667.9 % | 506.1 % | 165.9 % | 276.9 % | 13.4 % | 54.7 % |

| | Cd 214.438 Axial-iFR) | Co 228.616 Axial-iFR) | Cr 267.716 Axial-iFR) | Cu 324.754 Axial-iFR) | Fe 259.940 Radial-iFR) | K 766.490 Radial-iFR) | Li 670.776 Radial-iFR) |
|---|---|---|---|---|---|---|---|
| Concentration average | 0.0000 ppm | 0.0002 ppm | 0.0004 ppm | 0.0000 ppm | 0.0056 ppm | 0.0075 ppm | 0.0003 ppm |
| Concentration per Run | 0.0001 ppm | 0.0005 ppm | 0.0002 ppm | -0.0001 ppm | 0.0049 ppm | 0.0111 ppm | 0.0005 ppm |
| Concentration per Run | 0.0000 ppm | 0.0003 ppm | 0.0003 ppm | 0.0001 ppm | 0.0061 ppm | 0.0069 ppm | 0.0001 ppm |
| Concentration per Run | 0.0000 ppm | -0.0002 ppm | 0.0006 ppm | 0.0000 ppm | 0.0056 ppm | 0.0045 ppm | 0.0004 ppm |
| Recovery Percentage | 0.819 % | 1.898 % | 3.631 % | -0.178 % | 11.134 % | 0.300 % | 3.193 % |
| Concentration RSD | 138.0 % | 194.1 % | 58.4 % | 618.9 % | 10.7 % | 44.9 % | 57.4 % |

| | Mg 279.079 Axial-iFR) | Mn 257.610 Radial-iFR) | Mo 202.030 Axial-iFR) | Na 589.592 Radial-iFR) | Ni 231.604 Axial-iFR) | Pb 220.353 Axial-eUV) | Sb 206.833 Axial-iFR) |
|---|---|---|---|---|---|---|---|
| Concentration average | 0.0016 ppm | 0.0002 ppm | 0.0034 ppm | 0.0012 ppm | 0.0000 ppm | 0.0009 ppm | 0.0010 ppm |
| Concentration per Run | 0.0012 ppm | 0.0001 ppm | 0.0032 ppm | 0.0024 ppm | -0.0003 ppm | 0.0005 ppm | 0.0013 ppm |
| Concentration per Run | 0.0021 ppm | 0.0003 ppm | 0.0034 ppm | -0.0001 ppm | -0.0001 ppm | 0.0009 ppm | 0.0007 ppm |
| Concentration per Run | 0.0013 ppm | 0.0001 ppm | 0.0035 ppm | 0.0014 ppm | 0.0003 ppm | 0.0013 ppm | 0.0012 ppm |
| Recovery Percentage | 1.555 % | 1.727 % | 6.771 % | 0.061 % | -0.128 % | 8.880 % | 2.098 % |
| Concentration RSD | 33.3 % | 82.8 % | 4.0 % | 103.0 % | 949.1 % | 45.5 % | 32.7 % |

| | Se 196.090 Axial-eUV) | Si 212.412 Axial-iFR) | Sn 189.989 Axial-iFR) | Sr 421.552 Radial-iFR) | Ti 334.904 Axial-iFR) | Tl 190.856 Axial-eUV) | V 292.402 Axial-iFR) |
|---|---|---|---|---|---|---|---|
| Concentration average | 0.0032 ppm | 0.0045 ppm | 0.0005 ppm | 0.0000 ppm | 0.0011 ppm | 0.0014 ppm | 0.0001 ppm |
| Concentration per Run | 0.0028 ppm | 0.0042 ppm | 0.0004 ppm | 0.0001 ppm | 0.0011 ppm | 0.0023 ppm | 0.0001 ppm |
| Concentration per Run | 0.0036 ppm | 0.0029 ppm | 0.0009 ppm | 0.0001 ppm | 0.0013 ppm | 0.0010 ppm | 0.0002 ppm |
| Concentration per Run | 0.0033 ppm | 0.0065 ppm | 0.0003 ppm | 0.0000 ppm | 0.0011 ppm | 0.0010 ppm | 0.0000 ppm |
| Recovery Percentage | 32.258 % | 0.903 % | 1.053 % | 0.479 % | 11.332 % | 7.205 % | 0.931 % |
| Concentration RSD | 12.5 % | 40.2 % | 58.7 % | 77.3 % | 11.7 % | 54.2 % | 136.4 % |

| | Zn 206.200 Axial-iFR) | Sc 361.384 Axial-iFR) | Sc 361.384 Radial-iFR) | Sc 227.318 Axial-eUV) | Y 360.073 Axial-iFR) | Y 371.030 Radial-iFR) | Y 224.306 Axial-eUV) |
|---|---|---|---|---|---|---|---|
| Concentration average | 0.0002 ppm | 102.1194 % | 100.7123 % | 102.2852 % | 102.8403 % | 99.8114 % | 103.2451 % |
| Concentration per Run | 0.0003 ppm | 102.0709 % | 100.1447 % | 102.6654 % | 102.9802 % | 98.8560 % | 103.2610 % |
| Concentration per Run | 0.0001 ppm | 102.5193 % | 100.6786 % | 102.0001 % | 102.7584 % | 100.3524 % | 103.2562 % |
| Concentration per Run | 0.0002 ppm | 101.7679 % | 101.3137 % | 102.1903 % | 102.7821 % | 100.2258 % | 103.2180 % |
| Recovery Percentage | 3.315 % | | | | | | |
| Concentration RSD | 55.0 % | 0.4 % | 0.6 % | 0.3 % | 0.1 % | 0.8 % | 0.0 % |

# ICP DataTrace 8

9/10/2025 8:43:44 PM

LabBook: WG2112846_09102025T8.imexp

Sample: WG2111609-1 WG2111609
Analysis started at: 9/10/2025 5:25:52 PM
Rack 2
Vial 1
Comment <Comment>

| | Ag 328.068 Axial-iFR) | Al 396.152 Radial-iFR) | As 189.042 Axial-eUV) | B 208.959 Axial-iFR) | Ba 455.403 Radial-iFR) | Be 313.042 Radial-iFR) | Ca 315.887 Radial-iFR) |
|---|---|---|---|---|---|---|---|
| Concentration average | -0.0001 ppm | 0.0008 ppm | -0.0007 ppm | 0.0012 ppm | 0.0000 ppm | 0.0000 ppm | 0.0140 ppm |
| Concentration per Run | 0.0001 ppm | 0.0017 ppm | 0.0004 ppm | 0.0022 ppm | 0.0000 ppm | 0.0000 ppm | 0.0133 ppm |
| Concentration per Run | -0.0003 ppm | 0.0043 ppm | -0.0020 ppm | 0.0016 ppm | 0.0000 ppm | 0.0000 ppm | 0.0139 ppm |
| Concentration per Run | -0.0001 ppm | -0.0035 ppm | -0.0003 ppm | -0.0002 ppm | 0.0000 ppm | 0.0000 ppm | 0.0148 ppm |
| Concentration RSD | 254.3 % | 480.6 % | 186.7 % | 105.4 % | 167.3 % | 113.0 % | 5.4 % |

| | Cd 214.438 Axial-iFR) | Co 228.616 Axial-iFR) | Cr 267.716 Axial-iFR) | Cu 324.754 Axial-iFR) | Fe 259.940 Radial-iFR) | K 766.490 Radial-iFR) | Li 670.776 Radial-iFR) |
|---|---|---|---|---|---|---|---|
| Concentration average | -0.0001 ppm | 0.0001 ppm | 0.0009 ppm | 0.0005 ppm | 0.0393 ppm | 0.0032 ppm | 0.0000 ppm |
| Concentration per Run | -0.0001 ppm | 0.0000 ppm | 0.0010 ppm | 0.0005 ppm | 0.0392 ppm | 0.0141 ppm | -0.0002 ppm |
| Concentration per Run | 0.0000 ppm | 0.0006 ppm | 0.0009 ppm | 0.0006 ppm | 0.0394 ppm | -0.0044 ppm | 0.0000 ppm |
| Concentration per Run | -0.0001 ppm | -0.0002 ppm | 0.0009 ppm | 0.0006 ppm | 0.0394 ppm | -0.0002 ppm | 0.0001 ppm |
| Concentration RSD | 67.5 % | 271.3 % | 9.9 % | 12.8 % | 0.3 % | 305.2 % | 412.9 % |

| | Mg 279.079 Axial-iFR) | Mn 257.610 Radial-iFR) | Mo 202.030 Axial-iFR) | Na 589.592 Radial-iFR) | Ni 231.604 Axial-iFR) | Pb 220.353 Axial-eUV) | Sb 206.833 Axial-iFR) |
|---|---|---|---|---|---|---|---|
| Concentration average | 0.0048 ppm | 0.0003 ppm | 0.0005 ppm | 0.0121 ppm | -0.0001 ppm | 0.0007 ppm | 0.0014 ppm |
| Concentration per Run | 0.0051 ppm | 0.0003 ppm | 0.0005 ppm | 0.0126 ppm | -0.0003 ppm | 0.0009 ppm | -0.0003 ppm |
| Concentration per Run | 0.0043 ppm | 0.0004 ppm | 0.0004 ppm | 0.0112 ppm | -0.0004 ppm | -0.0002 ppm | 0.0024 ppm |
| Concentration per Run | 0.0049 ppm | 0.0003 ppm | 0.0007 ppm | 0.0126 ppm | 0.0003 ppm | 0.0012 ppm | 0.0022 ppm |
| Concentration RSD | 8.3 % | 24.5 % | 27.3 % | 6.7 % | 326.2 % | 111.1 % | 106.7 % |

| | Se 196.090 Axial-eUV) | Si 212.412 Axial-iFR) | Sn 189.989 Axial-iFR) | Sr 421.552 Radial-iFR) | Ti 334.904 Axial-iFR) | Tl 190.856 Axial-eUV) | V 292.402 Axial-iFR) |
|---|---|---|---|---|---|---|---|
| Concentration average | 0.0018 ppm | 0.0212 ppm | 0.0083 ppm | 0.0000 ppm | 0.0003 ppm | -0.0012 ppm | -0.0001 ppm |
| Concentration per Run | 0.0012 ppm | 0.0201 ppm | 0.0079 ppm | 0.0000 ppm | 0.0004 ppm | -0.0003 ppm | 0.0000 ppm |
| Concentration per Run | 0.0007 ppm | 0.0221 ppm | 0.0084 ppm | -0.0001 ppm | 0.0003 ppm | -0.0019 ppm | -0.0001 ppm |
| Concentration per Run | 0.0035 ppm | 0.0213 ppm | 0.0087 ppm | 0.0000 ppm | 0.0003 ppm | -0.0015 ppm | -0.0002 ppm |
| Concentration RSD | 80.3 % | 4.9 % | 4.6 % | 249.2 % | 26.0 % | 63.9 % | 85.6 % |

| | Zn 206.200 Axial-iFR) | Sc 361.384 Axial-iFR) | Sc 361.384 Radial-iFR) | Sc 227.318 Axial-eUV) | Y 360.073 Axial-iFR) | Y 371.030 Radial-iFR) | Y 224.306 Axial-eUV) |
|---|---|---|---|---|---|---|---|
| Concentration average | 0.0010 ppm | 100.1961 % | 100.7162 % | 97.8673 % | 99.6494 % | 99.5653 % | 99.8610 % |
| Concentration per Run | 0.0008 ppm | 100.3758 % | 100.7953 % | 97.8544 % | 99.7184 % | 99.9209 % | 99.9551 % |
| Concentration per Run | 0.0010 ppm | 100.3350 % | 101.0637 % | 98.2070 % | 99.9037 % | 99.5663 % | 100.1478 % |
| Concentration per Run | 0.0011 ppm | 99.8776 % | 100.2897 % | 97.5405 % | 99.3262 % | 99.2087 % | 99.4801 % |
| Concentration RSD | 18.6 % | 0.3 % | 0.4 % | 0.3 % | 0.3 % | 0.4 % | 0.3 % |

# ICP DataTrace 8

9/10/2025 8:43:44 PM

LabBook: WG2112846_09102025T8.imexp

Sample: WG2111609-2d2 WG2111609
Analysis started at: 9/10/2025 5:29:32 PM
Rack 2
Vial 2
Comment <Comment>

| | Ag 328.068 Axial-iFR) | Al 396.152 Radial-iFR) | As 189.042 Axial-eUV) | B 208.959 Axial-iFR) | Ba 455.403 Radial-iFR) | Be 313.042 Radial-iFR) | Ca 315.887 Radial-iFR) |
|---|---|---|---|---|---|---|---|
| Concentration average | 0.0471 ppm | 2.0298 ppm | 0.1161 ppm | 0.9796 ppm | 1.9474 ppm | 0.0510 ppm | 10.1219 ppm |
| Concentration per Run | 0.0473 ppm | 2.0437 ppm | 0.1148 ppm | 0.9841 ppm | 1.9500 ppm | 0.0511 ppm | 10.1534 ppm |
| Concentration per Run | 0.0467 ppm | 2.0303 ppm | 0.1161 ppm | 0.9756 ppm | 1.9521 ppm | 0.0511 ppm | 10.0919 ppm |
| Concentration per Run | 0.0472 ppm | 2.0154 ppm | 0.1173 ppm | 0.9793 ppm | 1.9400 ppm | 0.0508 ppm | 10.1205 ppm |
| Concentration RSD | 0.7 % | 0.7 % | 1.1 % | 0.4 % | 0.3 % | 0.3 % | 0.3 % |

| | Cd 214.438 Axial-iFR) | Co 228.616 Axial-iFR) | Cr 267.716 Axial-iFR) | Cu 324.754 Axial-iFR) | Fe 259.940 Radial-iFR) | K 766.490 Radial-iFR) | Li 670.776 Radial-iFR) |
|---|---|---|---|---|---|---|---|
| Concentration average | 0.0514 ppm | 0.4822 ppm | 0.1934 ppm | 0.2480 ppm | 1.0090 ppm | 10.3725 ppm | 0.0004 ppm |
| Concentration per Run | 0.0518 ppm | 0.4848 ppm | 0.1946 ppm | 0.2493 ppm | 1.0118 ppm | 10.3998 ppm | 0.0008 ppm |
| Concentration per Run | 0.0509 ppm | 0.4790 ppm | 0.1927 ppm | 0.2468 ppm | 1.0127 ppm | 10.3722 ppm | 0.0011 ppm |
| Concentration per Run | 0.0515 ppm | 0.4826 ppm | 0.1930 ppm | 0.2480 ppm | 1.0026 ppm | 10.3456 ppm | -0.0006 ppm |
| Concentration RSD | 0.9 % | 0.6 % | 0.5 % | 0.5 % | 0.6 % | 0.3 % | 214.4 % |

| | Mg 279.079 Axial-iFR) | Mn 257.610 Radial-iFR) | Mo 202.030 Axial-iFR) | Na 589.592 Radial-iFR) | Ni 231.604 Axial-iFR) | Pb 220.353 Axial-eUV) | Sb 206.833 Axial-iFR) |
|---|---|---|---|---|---|---|---|
| Concentration average | 9.8963 ppm | 0.5023 ppm | 0.9880 ppm | 10.4297 ppm | 0.4945 ppm | 0.5252 ppm | 0.4951 ppm |
| Concentration per Run | 9.9443 ppm | 0.5035 ppm | 0.9890 ppm | 10.4419 ppm | 0.4995 ppm | 0.5244 ppm | 0.5000 ppm |
| Concentration per Run | 9.8395 ppm | 0.5016 ppm | 0.9836 ppm | 10.4660 ppm | 0.4894 ppm | 0.5260 ppm | 0.4887 ppm |
| Concentration per Run | 9.9053 ppm | 0.5019 ppm | 0.9913 ppm | 10.3811 ppm | 0.4947 ppm | 0.5252 ppm | 0.4965 ppm |
| Concentration RSD | 0.5 % | 0.2 % | 0.4 % | 0.4 % | 1.0 % | 0.2 % | 1.2 % |

| | Se 196.090 Axial-eUV) | Si 212.412 Axial-iFR) | Sn 189.989 Axial-iFR) | Sr 421.552 Radial-iFR) | Ti 334.904 Axial-iFR) | Tl 190.856 Axial-eUV) | V 292.402 Axial-iFR) |
|---|---|---|---|---|---|---|---|
| Concentration average | 0.1204 ppm | 0.8843 ppm | 0.9831 ppm | 0.9841 ppm | 0.9926 ppm | **0.1189 ppm** | 0.5030 ppm |
| Concentration per Run | 0.1201 ppm | 0.8886 ppm | 0.9906 ppm | 0.9821 ppm | 0.9957 ppm | 0.1175 ppm | 0.5053 ppm |
| Concentration per Run | 0.1199 ppm | 0.8766 ppm | 0.9741 ppm | 0.9850 ppm | 0.9922 ppm | 0.1193 ppm | 0.5010 ppm |
| Concentration per Run | 0.1212 ppm | 0.8875 ppm | 0.9847 ppm | 0.9852 ppm | 0.9899 ppm | 0.1199 ppm | 0.5025 ppm |
| Concentration RSD | 0.6 % | 0.7 % | 0.9 % | 0.2 % | 0.3 % | 1.0 % | 0.4 % |

| | Zn 206.200 Axial-iFR) | Sc 361.384 Axial-iFR) | Sc 361.384 Radial-iFR) | Sc 227.318 Axial-eUV) | Y 360.073 Axial-iFR) | Y 371.030 Radial-iFR) | Y 224.306 Axial-eUV) |
|---|---|---|---|---|---|---|---|
| Concentration average | 0.4846 ppm | 100.6309 % | 99.8048 % | 95.1830 % | 99.7567 % | 98.6785 % | 99.6015 % |
| Concentration per Run | 0.4874 ppm | 100.2818 % | 99.2371 % | 95.3813 % | 99.7442 % | 97.8571 % | 99.5253 % |
| Concentration per Run | 0.4817 ppm | 101.5255 % | 99.8385 % | 94.9794 % | 100.3014 % | 98.8135 % | 99.7003 % |
| Concentration per Run | 0.4847 ppm | 100.0854 % | 100.3388 % | 95.1882 % | 99.2246 % | 99.3647 % | 99.5788 % |
| Concentration RSD | 0.6 % | 0.8 % | 0.6 % | 0.2 % | 0.5 % | 0.8 % | 0.1 % |

# ICP DataTrace 8

9/10/2025 8:43:44 PM

LabBook: WG2112846_09102025T8.imexp

Sample: L2554931-04d2 WG2110760
Analysis started at: 9/10/2025 5:32:58 PM
Rack 1
Vial 58
Comment <Comment>

| | Ag 328.068 Axial-iFR) | Al 396.152 Radial-iFR) | As 189.042 Axial-eUV) | B 208.959 Axial-iFR) | Ba 455.403 Radial-iFR) | Be 313.042 Radial-iFR) | Ca 315.887 Radial-iFR) |
|---|---|---|---|---|---|---|---|
| Concentration average | 0.0010 ppm | 75.3777 ppm | 0.0389 ppm | 0.0083 ppm | 0.4785 ppm | 0.0027 ppm | 14.9397 ppm |
| Concentration per Run | 0.0009 ppm | 74.8368 ppm | 0.0376 ppm | 0.0089 ppm | 0.4772 ppm | 0.0027 ppm | 14.8176 ppm |
| Concentration per Run | 0.0009 ppm | 76.3827 ppm | 0.0391 ppm | 0.0079 ppm | 0.4839 ppm | 0.0027 ppm | 15.1143 ppm |
| Concentration per Run | 0.0012 ppm | 74.9136 ppm | 0.0400 ppm | 0.0081 ppm | 0.4745 ppm | 0.0027 ppm | 14.8873 ppm |
| Concentration RSD | 18.9 % | 1.2 % | 3.1 % | 6.3 % | 1.0 % | 1.6 % | 1.0 % |

| | Cd 214.438 Axial-iFR) | Co 228.616 Axial-iFR) | Cr 267.716 Axial-iFR) | Cu 324.754 Axial-iFR) | Fe 259.940 Radial-iFR) | K 766.490 Radial-iFR) | Li 670.776 Radial-iFR) |
|---|---|---|---|---|---|---|---|
| Concentration average | 0.0037 ppm | 0.0398 ppm | 0.1118 ppm | 0.2286 ppm | 129.3619 ppm | 7.5220 ppm | 0.0789 ppm |
| Concentration per Run | 0.0036 ppm | 0.0394 ppm | 0.1117 ppm | 0.2288 ppm | 128.3354 ppm | 7.4532 ppm | 0.0795 ppm |
| Concentration per Run | 0.0037 ppm | 0.0400 ppm | 0.1114 ppm | 0.2282 ppm | 131.1404 ppm | 7.6648 ppm | 0.0796 ppm |
| Concentration per Run | 0.0037 ppm | 0.0399 ppm | 0.1123 ppm | 0.2288 ppm | 128.6100 ppm | 7.4480 ppm | 0.0775 ppm |
| Concentration RSD | 1.0 % | 0.7 % | 0.4 % | 0.2 % | 1.2 % | 1.6 % | 1.5 % |

| | Mg 279.079 Axial-iFR) | Mn 257.610 Radial-iFR) | Mo 202.030 Axial-iFR) | Na 589.592 Radial-iFR) | Ni 231.604 Axial-iFR) | Pb 220.353 Axial-eUV) | Sb 206.833 Axial-iFR) |
|---|---|---|---|---|---|---|---|
| Concentration average | 21.8031 ppm | 2.3243 ppm | 0.0119 ppm | 0.3475 ppm | 0.0947 ppm | 0.6221 ppm | 0.0030 ppm |
| Concentration per Run | 21.7983 ppm | 2.3131 ppm | 0.0122 ppm | 0.3475 ppm | 0.0950 ppm | 0.6226 ppm | 0.0008 ppm |
| Concentration per Run | 21.7205 ppm | 2.3428 ppm | 0.0118 ppm | 0.3512 ppm | 0.0942 ppm | 0.6253 ppm | 0.0057 ppm |
| Concentration per Run | 21.8904 ppm | 2.3168 ppm | 0.0115 ppm | 0.3439 ppm | 0.0948 ppm | 0.6184 ppm | 0.0023 ppm |
| Concentration RSD | 0.4 % | 0.7 % | 2.7 % | 1.1 % | 0.4 % | 0.6 % | 84.8 % |

| | Se 196.090 Axial-eUV) | Si 212.412 Axial-iFR) | Sn 189.989 Axial-iFR) | Sr 421.552 Radial-iFR) | Ti 334.904 Axial-iFR) | Tl 190.856 Axial-eUV) | V 292.402 Axial-iFR) |
|---|---|---|---|---|---|---|---|
| Concentration average | 0.0008 ppm | 8.1232 ppm | 0.0134 ppm | 0.0604 ppm | 2.9272 ppm | 0.0005 ppm | 0.1611 ppm |
| Concentration per Run | 0.0010 ppm | 8.1320 ppm | 0.0131 ppm | 0.0601 ppm | 2.9330 ppm | 0.0020 ppm | 0.1608 ppm |
| Concentration per Run | 0.0009 ppm | 8.0974 ppm | 0.0136 ppm | 0.0612 ppm | 2.9202 ppm | 0.0005 ppm | 0.1608 ppm |
| Concentration per Run | 0.0004 ppm | 8.1401 ppm | 0.0134 ppm | 0.0600 ppm | 2.9285 ppm | -0.0009 ppm | 0.1617 ppm |
| Concentration RSD | 40.4 % | 0.3 % | 1.7 % | 1.1 % | 0.2 % | 266.3 % | 0.3 % |

| | Zn 206.200 Axial-iFR) | Sc 361.384 Axial-iFR) | Sc 361.384 Radial-iFR) | Sc 227.318 Axial-eUV) | Y 360.073 Axial-iFR) | Y 371.030 Radial-iFR) | Y 224.306 Axial-eUV) |
|---|---|---|---|---|---|---|---|
| Concentration average | 0.8738 ppm | 100.1825 % | 103.4470 % | 89.2469 % | 109.9669 % | 113.5001 % | 111.2986 % |
| Concentration per Run | 0.8755 ppm | 99.9508 % | 105.0417 % | 89.0999 % | 110.0509 % | 114.9874 % | 111.0466 % |
| Concentration per Run | 0.8658 ppm | 100.3095 % | 101.3964 % | 89.1164 % | 109.7521 % | 112.4575 % | 111.4441 % |
| Concentration per Run | 0.8801 ppm | 100.2871 % | 103.9030 % | 89.5243 % | 110.0977 % | 113.0554 % | 111.4052 % |
| Concentration RSD | 0.8 % | 0.2 % | 1.8 % | 0.3 % | 0.2 % | 1.2 % | 0.2 % |

# ICP DataTrace 8

9/10/2025 8:43:44 PM

LabBook: WG2112846_09102025T8.imexp

Sample: L2554931-05d2 WG2110760
Analysis started at: 9/10/2025 5:36:24 PM
Rack 1
Vial 59
Comment <Comment>

| | Ag 328.068 Axial-iFR) | Al 396.152 Radial-iFR) | As 189.042 Axial-eUV) | B 208.959 Axial-iFR) | Ba 455.403 Radial-iFR) | Be 313.042 Radial-iFR) | Ca 315.887 Radial-iFR) |
|---|---|---|---|---|---|---|---|
| Concentration average | 0.0007 ppm | 66.6806 ppm | 0.0261 ppm | 0.0062 ppm | 0.4565 ppm | 0.0023 ppm | 13.0311 ppm |
| Concentration per Run | 0.0006 ppm | 66.5826 ppm | 0.0258 ppm | 0.0068 ppm | 0.4543 ppm | 0.0023 ppm | 12.9864 ppm |
| Concentration per Run | 0.0008 ppm | 66.8698 ppm | 0.0252 ppm | 0.0051 ppm | 0.4591 ppm | 0.0023 ppm | 13.0171 ppm |
| Concentration per Run | 0.0006 ppm | 66.5895 ppm | 0.0273 ppm | 0.0067 ppm | 0.4562 ppm | 0.0023 ppm | 13.0897 ppm |
| Concentration RSD | 18.1 % | 0.2 % | 4.0 % | 15.0 % | 0.5 % | 0.2 % | 0.4 % |

| | Cd 214.438 Axial-iFR) | Co 228.616 Axial-iFR) | Cr 267.716 Axial-iFR) | Cu 324.754 Axial-iFR) | Fe 259.940 Radial-iFR) | K 766.490 Radial-iFR) | Li 670.776 Radial-iFR) |
|---|---|---|---|---|---|---|---|
| Concentration average | 0.0019 ppm | 0.0334 ppm | 0.0946 ppm | 0.1553 ppm | 102.3771 ppm | 7.7101 ppm | 0.0709 ppm |
| Concentration per Run | 0.0018 ppm | 0.0334 ppm | 0.0945 ppm | 0.1548 ppm | 102.1281 ppm | 7.7077 ppm | 0.0709 ppm |
| Concentration per Run | 0.0019 ppm | 0.0332 ppm | 0.0947 ppm | 0.1556 ppm | 102.7183 ppm | 7.7641 ppm | 0.0713 ppm |
| Concentration per Run | 0.0019 ppm | 0.0335 ppm | 0.0945 ppm | 0.1554 ppm | 102.2849 ppm | 7.6586 ppm | 0.0705 ppm |
| Concentration RSD | 2.1 % | 0.4 % | 0.1 % | 0.3 % | 0.3 % | 0.7 % | 0.6 % |

| | Mg 279.079 Axial-iFR) | Mn 257.610 Radial-iFR) | Mo 202.030 Axial-iFR) | Na 589.592 Radial-iFR) | Ni 231.604 Axial-iFR) | Pb 220.353 Axial-eUV) | Sb 206.833 Axial-iFR) |
|---|---|---|---|---|---|---|---|
| Concentration average | 20.0137 ppm | 1.5389 ppm | 0.0072 ppm | 0.2847 ppm | 0.0759 ppm | 0.2202 ppm | 0.0030 ppm |
| Concentration per Run | 20.1132 ppm | 1.5312 ppm | 0.0070 ppm | 0.2810 ppm | 0.0762 ppm | 0.2200 ppm | 0.0030 ppm |
| Concentration per Run | 19.9791 ppm | 1.5404 ppm | 0.0071 ppm | 0.2865 ppm | 0.0757 ppm | 0.2212 ppm | 0.0033 ppm |
| Concentration per Run | 19.9488 ppm | 1.5451 ppm | 0.0074 ppm | 0.2864 ppm | 0.0757 ppm | 0.2195 ppm | 0.0026 ppm |
| Concentration RSD | 0.4 % | 0.5 % | 3.3 % | 1.1 % | 0.4 % | 0.4 % | 12.9 % |

| | Se 196.090 Axial-eUV) | Si 212.412 Axial-iFR) | Sn 189.989 Axial-iFR) | Sr 421.552 Radial-iFR) | Ti 334.904 Axial-iFR) | Tl 190.856 Axial-eUV) | V 292.402 Axial-iFR) |
|---|---|---|---|---|---|---|---|
| Concentration average | 0.0025 ppm | **12.5937 [SIC 200]** | 0.0076 ppm | 0.0645 ppm | 3.0058 ppm | 0.0002 ppm | 0.1201 ppm |
| Concentration per Run | 0.0038 ppm | 12.6271 ppm | 0.0074 ppm | 0.0643 ppm | 3.0204 ppm | 0.0003 ppm | 0.1204 ppm |
| Concentration per Run | 0.0024 ppm | 12.5818 ppm | 0.0076 ppm | 0.0650 ppm | 2.9939 ppm | 0.0003 ppm | 0.1198 ppm |
| Concentration per Run | 0.0014 ppm | 12.5722 ppm | 0.0077 ppm | 0.0644 ppm | 3.0030 ppm | 0.0000 ppm | 0.1201 ppm |
| Concentration RSD | 48.1 % | 0.2 % | 2.3 % | 0.6 % | 0.4 % | 83.0 % | 0.2 % |

| | Zn 206.200 Axial-iFR) | Sc 361.384 Axial-iFR) | Sc 361.384 Radial-iFR) | Sc 227.318 Axial-eUV) | Y 360.073 Axial-iFR) | Y 371.030 Radial-iFR) | Y 224.306 Axial-eUV) |
|---|---|---|---|---|---|---|---|
| Concentration average | 0.5849 ppm | 100.1402 % | 103.1043 % | 89.4965 % | 108.5303 % | 112.4641 % | 109.9499 % |
| Concentration per Run | 0.5867 ppm | 99.8016 % | 102.9394 % | 89.9345 % | 108.3510 % | 112.9717 % | 110.3070 % |
| Concentration per Run | 0.5823 ppm | 100.1155 % | 102.9640 % | 88.8721 % | 108.3154 % | 111.7964 % | 109.5222 % |
| Concentration per Run | 0.5856 ppm | 100.5034 % | 103.4094 % | 89.6829 % | 108.9246 % | 112.6242 % | 110.0203 % |
| Concentration RSD | 0.4 % | 0.4 % | 0.3 % | 0.6 % | 0.3 % | 0.5 % | 0.4 % |

# ICP DataTrace 8

9/10/2025 8:43:44 PM

LabBook: WG2112846_09102025T8.imexp

Sample: L2554936-02d2 WG2110760
Analysis started at: 9/10/2025 5:39:50 PM
Rack 1
Vial 60
Comment <Comment>

| | Ag 328.068 Axial-iFR) | Al 396.152 Radial-iFR) | As 189.042 Axial-eUV) | B 208.959 Axial-iFR) | Ba 455.403 Radial-iFR) | Be 313.042 Radial-iFR) | Ca 315.887 Radial-iFR) |
|---|---|---|---|---|---|---|---|
| Concentration average | 0.0027 ppm | 60.3836 ppm | 0.1009 ppm | 0.0184 ppm | 2.5667 ppm | 0.0047 ppm | 168.6141 ppm |
| Concentration per Run | 0.0025 ppm | 60.5639 ppm | 0.1010 ppm | 0.0188 ppm | 2.5644 ppm | 0.0047 ppm | 169.4854 ppm |
| Concentration per Run | 0.0029 ppm | 60.3926 ppm | 0.1023 ppm | 0.0183 ppm | 2.5746 ppm | 0.0047 ppm | 168.4067 ppm |
| Concentration per Run | 0.0027 ppm | 60.1945 ppm | 0.0994 ppm | 0.0181 ppm | 2.5610 ppm | 0.0047 ppm | 167.9503 ppm |
| Concentration RSD | 7.3 % | 0.3 % | 1.5 % | 1.9 % | 0.3 % | 0.6 % | 0.5 % |

| | Cd 214.438 Axial-iFR) | Co 228.616 Axial-iFR) | Cr 267.716 Axial-iFR) | Cu 324.754 Axial-iFR) | Fe 259.940 Radial-iFR) | K 766.490 Radial-iFR) | Li 670.776 Radial-iFR) |
|---|---|---|---|---|---|---|---|
| Concentration average | 0.0072 ppm | 0.0658 ppm | 0.1433 ppm | 0.5544 ppm | 139.1234 ppm | 6.2019 ppm | 0.0972 ppm |
| Concentration per Run | 0.0072 ppm | 0.0663 ppm | 0.1436 ppm | 0.5561 ppm | 139.2367 ppm | 6.2269 ppm | 0.0993 ppm |
| Concentration per Run | 0.0071 ppm | 0.0662 ppm | 0.1433 ppm | 0.5543 ppm | 139.7992 ppm | 6.2172 ppm | 0.0969 ppm |
| Concentration per Run | 0.0072 ppm | 0.0649 ppm | 0.1428 ppm | 0.5529 ppm | 138.3343 ppm | 6.1614 ppm | 0.0954 ppm |
| Concentration RSD | 1.0 % | 1.2 % | 0.3 % | 0.3 % | 0.5 % | 0.6 % | 2.1 % |

| | Mg 279.079 Axial-iFR) | Mn 257.610 Radial-iFR) | Mo 202.030 Axial-iFR) | Na 589.592 Radial-iFR) | Ni 231.604 Axial-iFR) | Pb 220.353 Axial-eUV) | Sb 206.833 Axial-iFR) |
|---|---|---|---|---|---|---|---|
| Concentration average | 31.4570 ppm | 3.2937 ppm | 0.0059 ppm | 6.2514 ppm | 0.1221 ppm | 5.6328 ppm | 0.0044 ppm |
| Concentration per Run | 31.5139 ppm | 3.3045 ppm | 0.0061 ppm | 6.2519 ppm | 0.1217 ppm | 5.6392 ppm | 0.0039 ppm |
| Concentration per Run | 31.5019 ppm | 3.2903 ppm | 0.0061 ppm | 6.2578 ppm | 0.1217 ppm | 5.6246 ppm | 0.0055 ppm |
| Concentration per Run | 31.3553 ppm | 3.2864 ppm | 0.0055 ppm | 6.2445 ppm | 0.1228 ppm | 5.6348 ppm | 0.0039 ppm |
| Concentration RSD | 0.3 % | 0.3 % | 5.6 % | 0.1 % | 0.5 % | 0.1 % | 21.4 % |

| | Se 196.090 Axial-eUV) | Si 212.412 Axial-iFR) | Sn 189.989 Axial-iFR) | Sr 421.552 Radial-iFR) | Ti 334.904 Axial-iFR) | Tl 190.856 Axial-eUV) | V 292.402 Axial-iFR) |
|---|---|---|---|---|---|---|---|
| Concentration average | 0.0013 ppm | 9.6112 ppm | 0.1542 ppm | **1.2776 ppm** | 2.1647 ppm | -0.0006 ppm | 0.2557 ppm |
| Concentration per Run | 0.0012 ppm | 9.6095 ppm | 0.1549 ppm | 1.2782 ppm | 2.1698 ppm | 0.0006 ppm | 0.2553 ppm |
| Concentration per Run | 0.0017 ppm | 9.6006 ppm | 0.1543 ppm | 1.2780 ppm | 2.1677 ppm | -0.0024 ppm | 0.2558 ppm |
| Concentration per Run | 0.0011 ppm | 9.6235 ppm | 0.1534 ppm | 1.2767 ppm | 2.1567 ppm | 0.0000 ppm | 0.2559 ppm |
| Concentration RSD | 23.1 % | 0.1 % | 0.5 % | 0.1 % | 0.3 % | 263.7 % | 0.1 % |

| | Zn 206.200 Axial-iFR) | Sc 361.384 Axial-iFR) | Sc 361.384 Radial-iFR) | Sc 227.318 Axial-eUV) | Y 360.073 Axial-iFR) | Y 371.030 Radial-iFR) | Y 224.306 Axial-eUV) |
|---|---|---|---|---|---|---|---|
| Concentration average | 3.9556 ppm | 98.2345 % | 102.2176 % | 86.8150 % | 116.4842 % | 121.4892 % | 118.3025 % |
| Concentration per Run | 3.9809 ppm | 98.2776 % | 101.9147 % | 86.6300 % | 116.3830 % | 122.3427 % | 118.2020 % |
| Concentration per Run | 3.9613 ppm | 97.9217 % | 101.7616 % | 87.3911 % | 116.1657 % | 120.2627 % | 118.9414 % |
| Concentration per Run | 3.9247 ppm | 98.5041 % | 102.9765 % | 86.4240 % | 116.9040 % | 121.8622 % | 117.7640 % |
| Concentration RSD | 0.7 % | 0.3 % | 0.6 % | 0.6 % | 0.3 % | 0.9 % | 0.5 % |

# ICP DataTrace 8

9/10/2025 8:43:44 PM

LabBook: WG2112846_09102025T8.imexp

Sample: L2555958-01d2 WG2111609
Analysis started at: 9/10/2025 5:43:17 PM
Rack 2
Vial 3
Comment <Comment>

| | Ag 328.068 Axial-iFR) | Al 396.152 Radial-iFR) | As 189.042 Axial-eUV) | B 208.959 Axial-iFR) | Ba 455.403 Radial-iFR) | Be 313.042 Radial-iFR) | Ca 315.887 Radial-iFR) |
|---|---|---|---|---|---|---|---|
| Concentration average | 0.0000 ppm | 121.7366 ppm | 0.2044 ppm | 0.0107 ppm | 0.5398 ppm | 0.0047 ppm | 12.5032 ppm |
| Concentration per Run | 0.0000 ppm | 121.7574 ppm | 0.2032 ppm | 0.0111 ppm | 0.5400 ppm | 0.0047 ppm | 12.5037 ppm |
| Concentration per Run | -0.0001 ppm | 121.5969 ppm | 0.2038 ppm | 0.0104 ppm | 0.5397 ppm | 0.0046 ppm | 12.4715 ppm |
| Concentration per Run | 0.0001 ppm | 121.8554 ppm | 0.2063 ppm | 0.0107 ppm | 0.5397 ppm | 0.0047 ppm | 12.5344 ppm |
| Concentration RSD | 736.2 % | 0.1 % | 0.8 % | 3.0 % | 0.0 % | 1.3 % | 0.3 % |

| | Cd 214.438 Axial-iFR) | Co 228.616 Axial-iFR) | Cr 267.716 Axial-iFR) | Cu 324.754 Axial-iFR) | Fe 259.940 Radial-iFR) | K 766.490 Radial-iFR) | Li 670.776 Radial-iFR) |
|---|---|---|---|---|---|---|---|
| Concentration average | 0.0009 ppm | 0.0889 ppm | 0.2906 ppm | 0.1768 ppm | 191.8609 ppm | 31.1540 ppm | 0.2317 ppm |
| Concentration per Run | 0.0008 ppm | 0.0879 ppm | 0.2914 ppm | 0.1764 ppm | 192.1116 ppm | 30.9864 ppm | 0.2324 ppm |
| Concentration per Run | 0.0009 ppm | 0.0896 ppm | 0.2901 ppm | 0.1770 ppm | 190.6708 ppm | 31.2770 ppm | 0.2308 ppm |
| Concentration per Run | 0.0009 ppm | 0.0891 ppm | 0.2904 ppm | 0.1769 ppm | 192.8003 ppm | 31.1985 ppm | 0.2320 ppm |
| Concentration RSD | 5.4 % | 1.0 % | 0.2 % | 0.2 % | 0.6 % | 0.5 % | 0.4 % |

| | Mg 279.079 Axial-iFR) | Mn 257.610 Radial-iFR) | Mo 202.030 Axial-iFR) | Na 589.592 Radial-iFR) | Ni 231.604 Axial-iFR) | Pb 220.353 Axial-eUV) | Sb 206.833 Axial-iFR) |
|---|---|---|---|---|---|---|---|
| Concentration average | 59.6795 ppm | 2.8928 ppm | 0.0055 ppm | 7.3615 ppm | 0.2798 ppm | 0.1277 ppm | 0.0015 ppm |
| Concentration per Run | 59.8924 ppm | 2.8911 ppm | 0.0058 ppm | 7.3355 ppm | 0.2810 ppm | 0.1266 ppm | 0.0014 ppm |
| Concentration per Run | 59.5818 ppm | 2.8839 ppm | 0.0050 ppm | 7.3325 ppm | 0.2779 ppm | 0.1287 ppm | 0.0030 ppm |
| Concentration per Run | 59.5644 ppm | 2.9035 ppm | 0.0056 ppm | 7.4166 ppm | 0.2806 ppm | 0.1276 ppm | 0.0003 ppm |
| Concentration RSD | 0.3 % | 0.3 % | 8.1 % | 0.6 % | 0.6 % | 0.8 % | 88.3 % |

| | Se 196.090 Axial-eUV) | Si 212.412 Axial-iFR) | Sn 189.989 Axial-iFR) | Sr 421.552 Radial-iFR) | Ti 334.904 Axial-iFR) | Tl 190.856 Axial-eUV) | V 292.402 Axial-iFR) |
|---|---|---|---|---|---|---|---|
| Concentration average | -0.0005 ppm | 2.9121 ppm | 0.0060 ppm | 0.0580 ppm | 5.5938 ppm | 0.0025 ppm | 0.2734 ppm |
| Concentration per Run | -0.0024 ppm | 2.9240 ppm | 0.0064 ppm | 0.0580 ppm | 5.6154 ppm | 0.0034 ppm | 0.2740 ppm |
| Concentration per Run | -0.0007 ppm | 2.9260 ppm | 0.0056 ppm | 0.0579 ppm | 5.5772 ppm | 0.0014 ppm | 0.2746 ppm |
| Concentration per Run | 0.0015 ppm | 2.8863 ppm | 0.0061 ppm | 0.0581 ppm | 5.5890 ppm | 0.0025 ppm | 0.2716 ppm |
| Concentration RSD | 360.4 % | 0.8 % | 6.7 % | 0.2 % | 0.3 % | 39.5 % | 0.6 % |

| | Zn 206.200 Axial-iFR) | Sc 361.384 Axial-iFR) | Sc 361.384 Radial-iFR) | Sc 227.318 Axial-eUV) | Y 360.073 Axial-iFR) | Y 371.030 Radial-iFR) | Y 224.306 Axial-eUV) |
|---|---|---|---|---|---|---|---|
| Concentration average | 0.5054 ppm | 100.1889 % | 102.2040 % | 86.8820 % | 111.7508 % | 120.3165 % | 113.7549 % |
| Concentration per Run | 0.5079 ppm | 100.4529 % | 102.2887 % | 86.9704 % | 112.3850 % | 120.2782 % | 113.3875 % |
| Concentration per Run | 0.5021 ppm | 99.8624 % | 102.5483 % | 86.7597 % | 111.2740 % | 120.2212 % | 114.1422 % |
| Concentration per Run | 0.5060 ppm | 100.2514 % | 101.7751 % | 86.9157 % | 111.5935 % | 120.4502 % | 113.7351 % |
| Concentration RSD | 0.6 % | 0.3 % | 0.4 % | 0.1 % | 0.5 % | 0.1 % | 0.3 % |

# ICP DataTrace 8

9/10/2025 8:43:44 PM

LabBook: WG2112846_09102025T8.imexp

Sample: WG2111609-3d2 WG2111609
Analysis started at: 9/10/2025 5:46:43 PM
Rack 2
Vial 4
Comment <Comment>

| | Ag 328.068 Axial-iFR) | Al 396.152 Radial-iFR) | As 189.042 Axial-eUV) | B 208.959 Axial-iFR) | Ba 455.403 Radial-iFR) | Be 313.042 Radial-iFR) | Ca 315.887 Radial-iFR) |
|---|---|---|---|---|---|---|---|
| Concentration average | 0.0461 ppm | 120.0503 ppm | 0.3672 ppm | 0.8668 ppm | 2.3309 ppm | 0.0505 ppm | 26.2336 ppm |
| Concentration per Run | 0.0460 ppm | 119.9533 ppm | 0.3621 ppm | 0.8657 ppm | 2.3232 ppm | 0.0506 ppm | 26.1404 ppm |
| Concentration per Run | 0.0461 ppm | 120.2269 ppm | 0.3737 ppm | 0.8721 ppm | 2.3442 ppm | 0.0505 ppm | 26.3126 ppm |
| Concentration per Run | 0.0462 ppm | 119.9707 ppm | 0.3657 ppm | 0.8626 ppm | 2.3254 ppm | 0.0504 ppm | 26.2480 ppm |
| Concentration RSD | 0.3 % | 0.1 % | 1.6 % | 0.6 % | 0.5 % | 0.2 % | 0.3 % |

| | Cd 214.438 Axial-iFR) | Co 228.616 Axial-iFR) | Cr 267.716 Axial-iFR) | Cu 324.754 Axial-iFR) | Fe 259.940 Radial-iFR) | K 766.490 Radial-iFR) | Li 670.776 Radial-iFR) |
|---|---|---|---|---|---|---|---|
| Concentration average | 0.0479 ppm | 0.5080 ppm | 0.5429 ppm | 0.4067 ppm | 167.8081 ppm | 42.6282 ppm | 0.2248 ppm |
| Concentration per Run | 0.0480 ppm | 0.5085 ppm | 0.5428 ppm | 0.4062 ppm | 167.4836 ppm | 42.2189 ppm | 0.2262 ppm |
| Concentration per Run | 0.0483 ppm | 0.5117 ppm | 0.5433 ppm | 0.4084 ppm | 168.3080 ppm | 43.3138 ppm | 0.2221 ppm |
| Concentration per Run | 0.0474 ppm | 0.5038 ppm | 0.5426 ppm | 0.4054 ppm | 167.6326 ppm | 42.3517 ppm | 0.2262 ppm |
| Concentration RSD | 1.0 % | 0.8 % | 0.1 % | 0.4 % | 0.3 % | 1.4 % | 1.1 % |

| | Mg 279.079 Axial-iFR) | Mn 257.610 Radial-iFR) | Mo 202.030 Axial-iFR) | Na 589.592 Radial-iFR) | Ni 231.604 Axial-iFR) | Pb 220.353 Axial-eUV) | Sb 206.833 Axial-iFR) |
|---|---|---|---|---|---|---|---|
| Concentration average | 67.0515 ppm | 3.6224 ppm | 0.8910 ppm | 17.5746 ppm | 0.7037 ppm | 0.6915 ppm | 0.2239 ppm |
| Concentration per Run | 67.3651 ppm | 3.6151 ppm | 0.8892 ppm | 17.5636 ppm | 0.7060 ppm | 0.6910 ppm | 0.2202 ppm |
| Concentration per Run | 67.1315 ppm | 3.6322 ppm | 0.8979 ppm | 17.6050 ppm | 0.7038 ppm | 0.6934 ppm | 0.2283 ppm |
| Concentration per Run | 66.6580 ppm | 3.6199 ppm | 0.8859 ppm | 17.5551 ppm | 0.7013 ppm | 0.6900 ppm | 0.2233 ppm |
| Concentration RSD | 0.5 % | 0.2 % | 0.7 % | 0.2 % | 0.3 % | 0.2 % | 1.8 % |

| | Se 196.090 Axial-eUV) | Si 212.412 Axial-iFR) | Sn 189.989 Axial-iFR) | Sr 421.552 Radial-iFR) | Ti 334.904 Axial-iFR) | Tl 190.856 Axial-eUV) | V 292.402 Axial-iFR) |
|---|---|---|---|---|---|---|---|
| Concentration average | 0.1163 ppm | 5.7113 ppm | 0.8393 ppm | **1.0023 ppm** | 7.1486 ppm | **0.1161 ppm** | 0.7326 ppm |
| Concentration per Run | 0.1150 ppm | 5.7268 ppm | 0.8442 ppm | 1.0008 ppm | 7.1605 ppm | 0.1164 ppm | 0.7361 ppm |
| Concentration per Run | 0.1174 ppm | 5.7545 ppm | 0.8390 ppm | 1.0052 ppm | 7.1340 ppm | 0.1170 ppm | 0.7335 ppm |
| Concentration per Run | 0.1166 ppm | 5.6526 ppm | 0.8346 ppm | 1.0009 ppm | 7.1511 ppm | 0.1150 ppm | 0.7282 ppm |
| Concentration RSD | 1.0 % | 0.9 % | 0.6 % | 0.2 % | 0.2 % | 0.9 % | 0.5 % |

| | Zn 206.200 Axial-iFR) | Sc 361.384 Axial-iFR) | Sc 361.384 Radial-iFR) | Sc 227.318 Axial-eUV) | Y 360.073 Axial-iFR) | Y 371.030 Radial-iFR) | Y 224.306 Axial-eUV) |
|---|---|---|---|---|---|---|---|
| Concentration average | 0.9416 ppm | 100.8463 % | 105.6698 % | 84.2790 % | 111.4172 % | 117.1419 % | 112.9924 % |
| Concentration per Run | 0.9429 ppm | 100.9841 % | 106.0954 % | 84.1770 % | 111.4074 % | 117.7121 % | 112.6705 % |
| Concentration per Run | 0.9392 ppm | 100.8095 % | 104.9185 % | 84.3225 % | 112.1326 % | 115.9436 % | 113.5241 % |
| Concentration per Run | 0.9426 ppm | 100.7453 % | 105.9953 % | 84.3374 % | 110.7117 % | 117.7700 % | 112.7826 % |
| Concentration RSD | 0.2 % | 0.1 % | 0.6 % | 0.1 % | 0.6 % | 0.9 % | 0.4 % |

# ICP DataTrace 8

9/10/2025 8:43:44 PM

LabBook: WG2112846_09102025T8.imexp

Sample: WG2111609-4d2 WG2111609
Analysis started at: 9/10/2025 5:50:08 PM
Rack 2
Vial 5
Comment <Comment>

| | Ag 328.068 Axial-iFR) | Al 396.152 Radial-iFR) | As 189.042 Axial-eUV) | B 208.959 Axial-iFR) | Ba 455.403 Radial-iFR) | Be 313.042 Radial-iFR) | Ca 315.887 Radial-iFR) |
|---|---|---|---|---|---|---|---|
| Concentration average | 0.0010 ppm | 143.5962 ppm | 0.2616 ppm | 0.0119 ppm | 0.6485 ppm | 0.0050 ppm | 15.7456 ppm |
| Concentration per Run | 0.0008 ppm | 143.5640 ppm | 0.2622 ppm | 0.0124 ppm | 0.6487 ppm | 0.0049 ppm | 15.8037 ppm |
| Concentration per Run | 0.0014 ppm | 143.6568 ppm | 0.2632 ppm | 0.0115 ppm | 0.6511 ppm | 0.0050 ppm | 15.6786 ppm |
| Concentration per Run | 0.0008 ppm | 143.5678 ppm | 0.2593 ppm | 0.0118 ppm | 0.6458 ppm | 0.0050 ppm | 15.7545 ppm |
| Concentration RSD | 33.3 % | 0.0 % | 0.8 % | 3.7 % | 0.4 % | 1.2 % | 0.4 % |

| | Cd 214.438 Axial-iFR) | Co 228.616 Axial-iFR) | Cr 267.716 Axial-iFR) | Cu 324.754 Axial-iFR) | Fe 259.940 Radial-iFR) | K 766.490 Radial-iFR) | Li 670.776 Radial-iFR) |
|---|---|---|---|---|---|---|---|
| Concentration average | 0.0011 ppm | 0.0946 ppm | 0.3851 ppm | 0.2081 ppm | 206.0147 ppm | 35.8760 ppm | 0.2862 ppm |
| Concentration per Run | 0.0011 ppm | 0.0957 ppm | 0.3866 ppm | 0.2090 ppm | 206.2253 ppm | 35.7849 ppm | 0.2866 ppm |
| Concentration per Run | 0.0013 ppm | 0.0935 ppm | 0.3834 ppm | 0.2083 ppm | 206.2639 ppm | 35.9923 ppm | 0.2860 ppm |
| Concentration per Run | 0.0010 ppm | 0.0945 ppm | 0.3855 ppm | 0.2071 ppm | 205.5548 ppm | 35.8507 ppm | 0.2861 ppm |
| Concentration RSD | 11.0 % | 1.2 % | 0.4 % | 0.5 % | 0.2 % | 0.3 % | 0.1 % |

| | Mg 279.079 Axial-iFR) | Mn 257.610 Radial-iFR) | Mo 202.030 Axial-iFR) | Na 589.592 Radial-iFR) | Ni 231.604 Axial-iFR) | Pb 220.353 Axial-eUV) | Sb 206.833 Axial-iFR) |
|---|---|---|---|---|---|---|---|
| Concentration average | 69.6444 ppm | 3.4614 ppm | 0.0115 ppm | 9.3167 ppm | 0.3269 ppm | 0.1886 ppm | 0.0012 ppm |
| Concentration per Run | 70.1652 ppm | 3.4650 ppm | 0.0118 ppm | 9.2956 ppm | 0.3292 ppm | 0.1889 ppm | 0.0028 ppm |
| Concentration per Run | 69.3722 ppm | 3.4624 ppm | 0.0113 ppm | 9.3355 ppm | 0.3251 ppm | 0.1884 ppm | 0.0022 ppm |
| Concentration per Run | 69.3959 ppm | 3.4567 ppm | 0.0114 ppm | 9.3189 ppm | 0.3264 ppm | 0.1884 ppm | -0.0013 ppm |
| Concentration RSD | 0.6 % | 0.1 % | 2.5 % | 0.2 % | 0.6 % | 0.1 % | 181.9 % |

| | Se 196.090 Axial-eUV) | Si 212.412 Axial-iFR) | Sn 189.989 Axial-iFR) | Sr 421.552 Radial-iFR) | Ti 334.904 Axial-iFR) | Tl 190.856 Axial-eUV) | V 292.402 Axial-iFR) |
|---|---|---|---|---|---|---|---|
| Concentration average | -0.0001 ppm | 4.0680 ppm | 0.0104 ppm | 0.0842 ppm | 7.2147 ppm | 0.0037 ppm | 0.3265 ppm |
| Concentration per Run | -0.0014 ppm | 4.0739 ppm | 0.0104 ppm | 0.0844 ppm | 7.2267 ppm | 0.0044 ppm | 0.3269 ppm |
| Concentration per Run | -0.0002 ppm | 4.0646 ppm | 0.0108 ppm | 0.0839 ppm | 7.2108 ppm | 0.0045 ppm | 0.3269 ppm |
| Concentration per Run | 0.0014 ppm | 4.0655 ppm | 0.0102 ppm | 0.0844 ppm | 7.2067 ppm | 0.0021 ppm | 0.3258 ppm |
| Concentration RSD | 2,705.5 % | 0.1 % | 2.9 % | 0.3 % | 0.1 % | 36.9 % | 0.2 % |

| | Zn 206.200 Axial-iFR) | Sc 361.384 Axial-iFR) | Sc 361.384 Radial-iFR) | Sc 227.318 Axial-eUV) | Y 360.073 Axial-iFR) | Y 371.030 Radial-iFR) | Y 224.306 Axial-eUV) |
|---|---|---|---|---|---|---|---|
| Concentration average | 0.5866 ppm | 101.3536 % | 105.9869 % | 84.9294 % | 111.0677 % | 116.7557 % | 114.0202 % |
| Concentration per Run | 0.5931 ppm | 100.8017 % | 106.4554 % | 85.2173 % | 110.6270 % | 117.5397 % | 114.2901 % |
| Concentration per Run | 0.5816 ppm | 102.1827 % | 105.2200 % | 84.9998 % | 111.6950 % | 115.2277 % | 114.0815 % |
| Concentration per Run | 0.5851 ppm | 101.0763 % | 106.2854 % | 84.5710 % | 110.8812 % | 117.4996 % | 113.6891 % |
| Concentration RSD | 1.0 % | 0.7 % | 0.6 % | 0.4 % | 0.5 % | 1.1 % | 0.3 % |

# ICP DataTrace 8

9/10/2025 8:43:44 PM

LabBook: WG2112846_09102025T8.imexp

Sample: WG2111609-5d2 WG2111609
Analysis started at: 9/10/2025 5:53:33 PM
Rack 2
Vial 6
Comment <Comment>

| | Ag 328.068 Axial-iFR) | Al 396.152 Radial-iFR) | As 189.042 Axial-eUV) | B 208.959 Axial-iFR) | Ba 455.403 Radial-iFR) | Be 313.042 Radial-iFR) | Ca 315.887 Radial-iFR) |
|---|---|---|---|---|---|---|---|
| Concentration average | 0.0460 ppm | 120.9785 ppm | 0.3347 ppm | 0.9391 ppm | 2.3783 ppm | 0.0539 ppm | 22.4944 ppm |
| Concentration per Run | 0.0461 ppm | 120.6410 ppm | 0.3300 ppm | 0.9397 ppm | 2.3709 ppm | 0.0539 ppm | 22.4829 ppm |
| Concentration per Run | 0.0465 ppm | 121.6757 ppm | 0.3375 ppm | 0.9384 ppm | 2.4077 ppm | 0.0541 ppm | 22.4240 ppm |
| Concentration per Run | 0.0454 ppm | 120.6188 ppm | 0.3366 ppm | 0.9393 ppm | 2.3561 ppm | 0.0538 ppm | 22.5762 ppm |
| Concentration RSD | 1.2 % | 0.5 % | 1.2 % | 0.1 % | 1.1 % | 0.4 % | 0.3 % |

| | Cd 214.438 Axial-iFR) | Co 228.616 Axial-iFR) | Cr 267.716 Axial-iFR) | Cu 324.754 Axial-iFR) | Fe 259.940 Radial-iFR) | K 766.490 Radial-iFR) | Li 670.776 Radial-iFR) |
|---|---|---|---|---|---|---|---|
| Concentration average | 0.0509 ppm | 0.5437 ppm | 0.4745 ppm | 0.4185 ppm | 187.1321 ppm | 40.5311 ppm | 0.2262 ppm |
| Concentration per Run | 0.0511 ppm | 0.5447 ppm | 0.4742 ppm | 0.4164 ppm | 186.9919 ppm | 40.5346 ppm | 0.2271 ppm |
| Concentration per Run | 0.0506 ppm | 0.5436 ppm | 0.4752 ppm | 0.4189 ppm | 187.4189 ppm | 41.0003 ppm | 0.2255 ppm |
| Concentration per Run | 0.0510 ppm | 0.5428 ppm | 0.4741 ppm | 0.4202 ppm | 186.9854 ppm | 40.0585 ppm | 0.2261 ppm |
| Concentration RSD | 0.6 % | 0.2 % | 0.1 % | 0.5 % | 0.1 % | 1.2 % | 0.4 % |

| | Mg 279.079 Axial-iFR) | Mn 257.610 Radial-iFR) | Mo 202.030 Axial-iFR) | Na 589.592 Radial-iFR) | Ni 231.604 Axial-iFR) | Pb 220.353 Axial-eUV) | Sb 206.833 Axial-iFR) |
|---|---|---|---|---|---|---|---|
| Concentration average | 67.8231 ppm | 3.3049 ppm | 0.9571 ppm | 17.4811 ppm | 0.7457 ppm | 0.6782 ppm | 0.4529 ppm |
| Concentration per Run | 68.1766 ppm | 3.2945 ppm | 0.9558 ppm | 17.4544 ppm | 0.7484 ppm | 0.6795 ppm | 0.4473 ppm |
| Concentration per Run | 67.6253 ppm | 3.3166 ppm | 0.9554 ppm | 17.4507 ppm | 0.7449 ppm | 0.6767 ppm | 0.4516 ppm |
| Concentration per Run | 67.6672 ppm | 3.3036 ppm | 0.9601 ppm | 17.5381 ppm | 0.7438 ppm | 0.6785 ppm | 0.4599 ppm |
| Concentration RSD | 0.5 % | 0.3 % | 0.3 % | 0.3 % | 0.3 % | 0.2 % | 1.4 % |

| | Se 196.090 Axial-eUV) | Si 212.412 Axial-iFR) | Sn 189.989 Axial-iFR) | Sr 421.552 Radial-iFR) | Ti 334.904 Axial-iFR) | Tl 190.856 Axial-eUV) | V 292.402 Axial-iFR) |
|---|---|---|---|---|---|---|---|
| Concentration average | 0.1268 ppm | 4.1101 ppm | 0.9353 ppm | **1.0382 ppm** | 6.4393 ppm | **0.1238 ppm** | 0.7552 ppm |
| Concentration per Run | 0.1250 ppm | 4.1160 ppm | 0.9433 ppm | 1.0440 ppm | 6.4544 ppm | 0.1223 ppm | 0.7555 ppm |
| Concentration per Run | 0.1281 ppm | 4.0734 ppm | 0.9291 ppm | 1.0370 ppm | 6.4356 ppm | 0.1254 ppm | 0.7542 ppm |
| Concentration per Run | 0.1273 ppm | 4.1409 ppm | 0.9336 ppm | 1.0336 ppm | 6.4278 ppm | 0.1237 ppm | 0.7559 ppm |
| Concentration RSD | 1.3 % | 0.8 % | 0.8 % | 0.5 % | 0.2 % | 1.2 % | 0.1 % |

| | Zn 206.200 Axial-iFR) | Sc 361.384 Axial-iFR) | Sc 361.384 Radial-iFR) | Sc 227.318 Axial-eUV) | Y 360.073 Axial-iFR) | Y 371.030 Radial-iFR) | Y 224.306 Axial-eUV) |
|---|---|---|---|---|---|---|---|
| Concentration average | 0.9655 ppm | 99.4985 % | 102.1453 % | 84.2821 % | 110.1675 % | 120.1861 % | 111.9686 % |
| Concentration per Run | 0.9726 ppm | 99.5322 % | 102.1257 % | 84.3902 % | 110.1011 % | 120.3620 % | 111.6743 % |
| Concentration per Run | 0.9633 ppm | 99.9987 % | 102.5512 % | 84.3627 % | 110.2869 % | 119.6069 % | 112.0310 % |
| Concentration per Run | 0.9605 ppm | 98.9647 % | 101.7589 % | 84.0934 % | 110.1144 % | 120.5896 % | 112.2005 % |
| Concentration RSD | 0.7 % | 0.5 % | 0.4 % | 0.2 % | 0.1 % | 0.4 % | 0.2 % |

# ICP DataTrace 8

9/10/2025 8:43:44 PM

LabBook: WG2112846_09102025T8.imexp

Sample: WG2111609-6d10 WG2111609
Analysis started at: 9/10/2025 5:56:58 PM
Rack 2
Vial 7
Comment <Comment>

| | Ag 328.068 Axial-iFR) | Al 396.152 Radial-iFR) | As 189.042 Axial-eUV) | B 208.959 Axial-iFR) | Ba 455.403 Radial-iFR) | Be 313.042 Radial-iFR) | Ca 315.887 Radial-iFR) |
|---|---|---|---|---|---|---|---|
| Concentration average | 0.0001 ppm | 25.9577 ppm | 0.0388 ppm | 0.0036 ppm | 0.1162 ppm | 0.0009 ppm | 2.6118 ppm |
| Concentration per Run | 0.0001 ppm | 25.9920 ppm | 0.0389 ppm | 0.0028 ppm | 0.1167 ppm | 0.0010 ppm | 2.6086 ppm |
| Concentration per Run | 0.0000 ppm | 25.7268 ppm | 0.0364 ppm | 0.0047 ppm | 0.1142 ppm | 0.0010 ppm | 2.6342 ppm |
| Concentration per Run | 0.0003 ppm | 26.1541 ppm | 0.0411 ppm | 0.0034 ppm | 0.1177 ppm | 0.0009 ppm | 2.5927 ppm |
| Concentration RSD | 143.9 % | 0.8 % | 6.0 % | 26.3 % | 1.6 % | 5.6 % | 0.8 % |

| | Cd 214.438 Axial-iFR) | Co 228.616 Axial-iFR) | Cr 267.716 Axial-iFR) | Cu 324.754 Axial-iFR) | Fe 259.940 Radial-iFR) | K 766.490 Radial-iFR) | Li 670.776 Radial-iFR) |
|---|---|---|---|---|---|---|---|
| Concentration average | 0.0002 ppm | 0.0196 ppm | 0.0614 ppm | 0.0369 ppm | 42.5067 ppm | 6.6314 ppm | 0.0481 ppm |
| Concentration per Run | 0.0002 ppm | 0.0191 ppm | 0.0613 ppm | 0.0368 ppm | 42.5858 ppm | 6.6631 ppm | 0.0483 ppm |
| Concentration per Run | 0.0002 ppm | 0.0198 ppm | 0.0617 ppm | 0.0370 ppm | 42.5768 ppm | 6.5169 ppm | 0.0495 ppm |
| Concentration per Run | 0.0002 ppm | 0.0200 ppm | 0.0612 ppm | 0.0369 ppm | 42.3576 ppm | 6.7144 ppm | 0.0464 ppm |
| Concentration RSD | 9.8 % | 2.3 % | 0.4 % | 0.2 % | 0.3 % | 1.5 % | 3.3 % |

| | Mg 279.079 Axial-iFR) | Mn 257.610 Radial-iFR) | Mo 202.030 Axial-iFR) | Na 589.592 Radial-iFR) | Ni 231.604 Axial-iFR) | Pb 220.353 Axial-eUV) | Sb 206.833 Axial-iFR) |
|---|---|---|---|---|---|---|---|
| Concentration average | 12.8917 ppm | 0.6234 ppm | 0.0063 ppm | 1.5529 ppm | 0.0604 ppm | 0.0259 ppm | 0.0089 ppm |
| Concentration per Run | 12.9783 ppm | 0.6232 ppm | 0.0065 ppm | 1.5455 ppm | 0.0609 ppm | 0.0266 ppm | 0.0074 ppm |
| Concentration per Run | 12.8307 ppm | 0.6228 ppm | 0.0063 ppm | 1.5589 ppm | 0.0600 ppm | 0.0257 ppm | 0.0107 ppm |
| Concentration per Run | 12.8659 ppm | 0.6242 ppm | 0.0060 ppm | 1.5542 ppm | 0.0604 ppm | 0.0255 ppm | 0.0085 ppm |
| Concentration RSD | 0.6 % | 0.1 % | 3.9 % | 0.4 % | 0.7 % | 2.3 % | 19.2 % |

| | Se 196.090 Axial-eUV) | Si 212.412 Axial-iFR) | Sn 189.989 Axial-iFR) | Sr 421.552 Radial-iFR) | Ti 334.904 Axial-iFR) | Tl 190.856 Axial-eUV) | V 292.402 Axial-iFR) |
|---|---|---|---|---|---|---|---|
| Concentration average | 0.0009 ppm | 0.5993 ppm | 0.0017 ppm | 0.0121 ppm | 1.1924 ppm | 0.0015 ppm | 0.0568 ppm |
| Concentration per Run | 0.0033 ppm | 0.6010 ppm | 0.0025 ppm | 0.0121 ppm | 1.1938 ppm | 0.0020 ppm | 0.0569 ppm |
| Concentration per Run | -0.0006 ppm | 0.5985 ppm | 0.0012 ppm | 0.0121 ppm | 1.1898 ppm | 0.0013 ppm | 0.0570 ppm |
| Concentration per Run | -0.0002 ppm | 0.5985 ppm | 0.0014 ppm | 0.0121 ppm | 1.1937 ppm | 0.0013 ppm | 0.0566 ppm |
| Concentration RSD | 254.8 % | 0.2 % | 38.2 % | 0.2 % | 0.2 % | 30.1 % | 0.4 % |

| | Zn 206.200 Axial-iFR) | Sc 361.384 Axial-iFR) | Sc 361.384 Radial-iFR) | Sc 227.318 Axial-eUV) | Y 360.073 Axial-iFR) | Y 371.030 Radial-iFR) | Y 224.306 Axial-eUV) |
|---|---|---|---|---|---|---|---|
| Concentration average | 0.1081 ppm | 100.5449 % | 101.4008 % | 95.7406 % | 102.0108 % | 104.2021 % | 103.5843 % |
| Concentration per Run | 0.1077 ppm | 100.3704 % | 101.3855 % | 95.7803 % | 101.8667 % | 102.7354 % | 103.6802 % |
| Concentration per Run | 0.1081 ppm | 100.7428 % | 100.7661 % | 95.9879 % | 102.1849 % | 106.9437 % | 103.7171 % |
| Concentration per Run | 0.1087 ppm | 100.5215 % | 102.0508 % | 95.4536 % | 101.9808 % | 102.9273 % | 103.3557 % |
| Concentration RSD | 0.4 % | 0.2 % | 0.6 % | 0.3 % | 0.2 % | 2.3 % | 0.2 % |

# ICP DataTrace 8

9/10/2025 8:43:44 PM

LabBook: WG2112846_09102025T8.imexp

Sample: CCV
Analysis started at: 9/10/2025 6:00:24 PM
Rack 0
Vial 3
Comment <Comment>

| | Ag 328.068 Axial-iFR) | Al 396.152 Radial-iFR) | As 189.042 Axial-eUV) | B 208.959 Axial-iFR) | Ba 455.403 Radial-iFR) | Be 313.042 Radial-iFR) | Ca 315.887 Radial-iFR) |
|---|---|---|---|---|---|---|---|
| Concentration average | 0.4774 ppm | 0.4880 ppm | 0.4650 ppm | 0.4766 ppm | 0.4918 ppm | 0.5067 ppm | 0.4958 ppm |
| Concentration per Run | 0.4774 ppm | 0.4857 ppm | 0.4624 ppm | 0.4739 ppm | 0.4922 ppm | 0.5078 ppm | 0.4964 ppm |
| Concentration per Run | 0.4788 ppm | 0.4923 ppm | 0.4684 ppm | 0.4771 ppm | 0.4931 ppm | 0.5068 ppm | 0.4996 ppm |
| Concentration per Run | 0.4760 ppm | 0.4860 ppm | 0.4642 ppm | 0.4789 ppm | 0.4900 ppm | 0.5054 ppm | 0.4914 ppm |
| Recovery Percentage | 95.479 % | 97.595 % | 93.003 % | 95.326 % | 98.355 % | 101.332 % | 99.156 % |
| Concentration RSD | 0.3 % | 0.8 % | 0.7 % | 0.5 % | 0.3 % | 0.2 % | 0.8 % |

| | Cd 214.438 Axial-iFR) | Co 228.616 Axial-iFR) | Cr 267.716 Axial-iFR) | Cu 324.754 Axial-iFR) | Fe 259.940 Radial-iFR) | K 766.490 Radial-iFR) | Li 670.776 Radial-iFR) |
|---|---|---|---|---|---|---|---|
| Concentration average | 0.4931 ppm | 0.4946 ppm | 0.4922 ppm | 0.4946 ppm | 0.5124 ppm | 5.1384 ppm | 0.4979 ppm |
| Concentration per Run | 0.4910 ppm | 0.4930 ppm | 0.4913 ppm | 0.4928 ppm | 0.5133 ppm | 5.1430 ppm | 0.5009 ppm |
| Concentration per Run | 0.4954 ppm | 0.4957 ppm | 0.4957 ppm | 0.4967 ppm | 0.5167 ppm | 5.1555 ppm | 0.4958 ppm |
| Concentration per Run | 0.4930 ppm | 0.4950 ppm | 0.4895 ppm | 0.4943 ppm | 0.5072 ppm | 5.1166 ppm | 0.4970 ppm |
| Recovery Percentage | 98.627 % | 98.914 % | 98.435 % | 98.922 % | 102.481 % | 102.768 % | 99.576 % |
| Concentration RSD | 0.4 % | 0.3 % | 0.6 % | 0.4 % | 0.9 % | 0.4 % | 0.5 % |

| | Mg 279.079 Axial-iFR) | Mn 257.610 Radial-iFR) | Mo 202.030 Axial-iFR) | Na 589.592 Radial-iFR) | Ni 231.604 Axial-iFR) | Pb 220.353 Axial-eUV) | Sb 206.833 Axial-iFR) |
|---|---|---|---|---|---|---|---|
| Concentration average | 0.4950 ppm | 0.5091 ppm | 0.4810 ppm | 10.1409 ppm | 0.4994 ppm | 0.4935 ppm | 0.4973 ppm |
| Concentration per Run | 0.4943 ppm | 0.5105 ppm | 0.4773 ppm | 10.1528 ppm | 0.4967 ppm | 0.4933 ppm | 0.4921 ppm |
| Concentration per Run | 0.4965 ppm | 0.5094 ppm | 0.4831 ppm | 10.1522 ppm | 0.5035 ppm | 0.4927 ppm | 0.5034 ppm |
| Concentration per Run | 0.4943 ppm | 0.5073 ppm | 0.4826 ppm | 10.1177 ppm | 0.4982 ppm | 0.4944 ppm | 0.4963 ppm |
| Recovery Percentage | 99.009 % | 101.820 % | 96.199 % | 101.409 % | 99.889 % | 98.692 % | 99.451 % |
| Concentration RSD | 0.3 % | 0.3 % | 0.7 % | 0.2 % | 0.7 % | 0.2 % | 1.1 % |

| | Se 196.090 Axial-eUV) | Si 212.412 Axial-iFR) | Sn 189.989 Axial-iFR) | Sr 421.552 Radial-iFR) | Ti 334.904 Axial-iFR) | Tl 190.856 Axial-eUV) | V 292.402 Axial-iFR) |
|---|---|---|---|---|---|---|---|
| Concentration average | 0.4748 ppm | 5.2474 ppm | 0.4911 ppm | 0.5035 ppm | 0.4934 ppm | 0.4992 ppm | 0.4980 ppm |
| Concentration per Run | 0.4751 ppm | 5.2176 ppm | 0.4887 ppm | 0.5041 ppm | 0.4897 ppm | 0.4998 ppm | 0.4973 ppm |
| Concentration per Run | 0.4743 ppm | 5.2783 ppm | 0.4966 ppm | 0.5056 ppm | 0.4961 ppm | 0.4987 ppm | 0.4990 ppm |
| Concentration per Run | 0.4748 ppm | 5.2465 ppm | 0.4880 ppm | 0.5006 ppm | 0.4943 ppm | 0.4990 ppm | 0.4976 ppm |
| Recovery Percentage | 94.951 % | 99.951 % | 98.220 % | 100.691 % | 98.679 % | 99.831 % | 99.591 % |
| Concentration RSD | 0.1 % | 0.6 % | 1.0 % | 0.5 % | 0.7 % | 0.1 % | 0.2 % |

| | Zn 206.200 Axial-iFR) | Sc 361.384 Axial-iFR) | Sc 361.384 Radial-iFR) | Sc 227.318 Axial-eUV) | Y 360.073 Axial-iFR) | Y 371.030 Radial-iFR) | Y 224.306 Axial-eUV) |
|---|---|---|---|---|---|---|---|
| Concentration average | 0.4901 ppm | 101.8677 % | 100.6846 % | 98.3063 % | 100.1816 % | 99.1652 % | 100.9636 % |
| Concentration per Run | 0.4886 ppm | 102.1506 % | 101.1836 % | 98.0984 % | 100.3281 % | 99.8945 % | 100.6734 % |
| Concentration per Run | 0.4921 ppm | 101.5886 % | 99.8328 % | 98.9008 % | 100.0366 % | 98.1145 % | 101.2169 % |
| Concentration per Run | 0.4895 ppm | 101.8640 % | 101.0374 % | 97.9196 % | 100.1801 % | 99.4866 % | 101.0005 % |
| Recovery Percentage | 98.013 % | | | | | | |
| Concentration RSD | 0.4 % | 0.3 % | 0.7 % | 0.5 % | 0.1 % | 0.9 % | 0.3 % |

# ICP DataTrace 8

9/10/2025 8:43:44 PM

LabBook: WG2112846_09102025T8.imexp

Sample: CCB
Analysis started at: 9/10/2025 6:03:50 PM
Rack 0
Vial 4
Comment <Comment>

| | Ag 328.068 Axial-iFR) | Al 396.152 Radial-iFR) | As 189.042 Axial-eUV) | B 208.959 Axial-iFR) | Ba 455.403 Radial-iFR) | Be 313.042 Radial-iFR) | Ca 315.887 Radial-iFR) |
|---|---|---|---|---|---|---|---|
| Concentration average | -0.0002 ppm | -0.0021 ppm | 0.0007 ppm | 0.0008 ppm | 0.0000 ppm | 0.0001 ppm | 0.0008 ppm |
| Concentration per Run | 0.0000 ppm | 0.0016 ppm | -0.0004 ppm | 0.0009 ppm | 0.0000 ppm | 0.0001 ppm | 0.0012 ppm |
| Concentration per Run | -0.0002 ppm | -0.0010 ppm | 0.0016 ppm | 0.0002 ppm | 0.0001 ppm | 0.0001 ppm | -0.0009 ppm |
| Concentration per Run | -0.0003 ppm | -0.0068 ppm | 0.0010 ppm | 0.0013 ppm | 0.0000 ppm | 0.0000 ppm | 0.0020 ppm |
| Recovery Percentage | -3.133 % | -2.094 % | 14.939 % | 2.682 % | 0.051 % | 1.491 % | 0.789 % |
| Concentration RSD | 93.2 % | 206.4 % | 137.9 % | 68.1 % | 899.8 % | 35.4 % | 190.4 % |

| | Cd 214.438 Axial-iFR) | Co 228.616 Axial-iFR) | Cr 267.716 Axial-iFR) | Cu 324.754 Axial-iFR) | Fe 259.940 Radial-iFR) | K 766.490 Radial-iFR) | Li 670.776 Radial-iFR) |
|---|---|---|---|---|---|---|---|
| Concentration average | 0.0000 ppm | 0.0003 ppm | 0.0002 ppm | -0.0002 ppm | 0.0063 ppm | 0.0219 ppm | 0.0004 ppm |
| Concentration per Run | 0.0000 ppm | 0.0005 ppm | 0.0003 ppm | -0.0002 ppm | 0.0054 ppm | 0.0239 ppm | 0.0006 ppm |
| Concentration per Run | 0.0001 ppm | 0.0000 ppm | 0.0003 ppm | 0.0000 ppm | 0.0072 ppm | 0.0113 ppm | 0.0007 ppm |
| Concentration per Run | 0.0000 ppm | 0.0002 ppm | -0.0001 ppm | -0.0003 ppm | 0.0062 ppm | 0.0306 ppm | -0.0002 ppm |
| Recovery Percentage | 0.941 % | 2.510 % | 1.633 % | -1.538 % | 12.520 % | 0.878 % | 3.892 % |
| Concentration RSD | 133.8 % | 94.9 % | 155.8 % | 103.5 % | 14.9 % | 44.8 % | 122.8 % |

| | Mg 279.079 Axial-iFR) | Mn 257.610 Radial-iFR) | Mo 202.030 Axial-iFR) | Na 589.592 Radial-iFR) | Ni 231.604 Axial-iFR) | Pb 220.353 Axial-eUV) | Sb 206.833 Axial-iFR) |
|---|---|---|---|---|---|---|---|
| Concentration average | 0.0016 ppm | 0.0002 ppm | 0.0040 ppm | 0.0023 ppm | -0.0004 ppm | 0.0002 ppm | 0.0016 ppm |
| Concentration per Run | 0.0016 ppm | 0.0003 ppm | 0.0039 ppm | 0.0030 ppm | -0.0009 ppm | 0.0000 ppm | 0.0013 ppm |
| Concentration per Run | 0.0016 ppm | 0.0001 ppm | 0.0040 ppm | 0.0021 ppm | 0.0002 ppm | 0.0009 ppm | 0.0016 ppm |
| Concentration per Run | 0.0017 ppm | 0.0001 ppm | 0.0040 ppm | 0.0016 ppm | -0.0005 ppm | -0.0002 ppm | 0.0018 ppm |
| Recovery Percentage | 1.632 % | 1.535 % | 7.912 % | 0.113 % | -1.658 % | 2.350 % | 3.128 % |
| Concentration RSD | 3.7 % | 78.8 % | 0.3 % | 31.8 % | 135.8 % | 267.7 % | 15.2 % |

| | Se 196.090 Axial-eUV) | Si 212.412 Axial-iFR) | Sn 189.989 Axial-iFR) | Sr 421.552 Radial-iFR) | Ti 334.904 Axial-iFR) | Tl 190.856 Axial-eUV) | V 292.402 Axial-iFR) |
|---|---|---|---|---|---|---|---|
| Concentration average | 0.0037 ppm | 0.0033 ppm | 0.0004 ppm | 0.0000 ppm | 0.0012 ppm | 0.0007 ppm | 0.0000 ppm |
| Concentration per Run | 0.0044 ppm | 0.0025 ppm | 0.0008 ppm | 0.0001 ppm | 0.0012 ppm | 0.0008 ppm | 0.0000 ppm |
| Concentration per Run | 0.0046 ppm | 0.0039 ppm | 0.0004 ppm | 0.0000 ppm | 0.0011 ppm | 0.0002 ppm | 0.0001 ppm |
| Concentration per Run | 0.0020 ppm | 0.0036 ppm | 0.0002 ppm | 0.0000 ppm | 0.0013 ppm | 0.0012 ppm | -0.0001 ppm |
| Recovery Percentage | 36.765 % | 0.669 % | 0.869 % | 0.475 % | 11.995 % | 3.695 % | -0.278 % |
| Concentration RSD | 40.4 % | 21.4 % | 72.8 % | 85.0 % | 9.9 % | 73.1 % | 352.6 % |

| | Zn 206.200 Axial-iFR) | Sc 361.384 Axial-iFR) | Sc 361.384 Radial-iFR) | Sc 227.318 Axial-eUV) | Y 360.073 Axial-iFR) | Y 371.030 Radial-iFR) | Y 224.306 Axial-eUV) |
|---|---|---|---|---|---|---|---|
| Concentration average | 0.0001 ppm | 101.1145 % | 99.1581 % | 100.9892 % | 101.6608 % | 99.0979 % | 101.6317 % |
| Concentration per Run | 0.0000 ppm | 101.8281 % | 99.0827 % | 101.0115 % | 102.0665 % | 99.0158 % | 101.6990 % |
| Concentration per Run | 0.0001 ppm | 100.7303 % | 99.2806 % | 100.7693 % | 101.4119 % | 99.5635 % | 101.6557 % |
| Concentration per Run | 0.0002 ppm | 100.7852 % | 99.1110 % | 101.1868 % | 101.5039 % | 98.7145 % | 101.5405 % |
| Recovery Percentage | 1.785 % | | | | | | |
| Concentration RSD | 89.3 % | 0.6 % | 0.1 % | 0.2 % | 0.3 % | 0.4 % | 0.1 % |

# ICP DataTrace 8

9/10/2025 8:43:44 PM

LabBook: WG2112846_09102025T8.imexp

Sample: WG2110450-1 WG2110450
Analysis started at: 9/10/2025 6:20:45 PM
Rack 2
Vial 8
Comment <Comment>

| | Ag 328.068 Axial-iFR) | Al 396.152 Radial-iFR) | As 189.042 Axial-eUV) | B 208.959 Axial-iFR) | Ba 455.403 Radial-iFR) | Be 313.042 Radial-iFR) | Ca 315.887 Radial-iFR) |
|---|---|---|---|---|---|---|---|
| Concentration average | -0.0002 ppm | -0.0008 ppm | -0.0006 ppm | -0.0001 ppm | 0.0000 ppm | 0.0000 ppm | -0.0011 ppm |
| Concentration per Run | -0.0001 ppm | 0.0002 ppm | -0.0012 ppm | 0.0006 ppm | -0.0001 ppm | 0.0000 ppm | -0.0001 ppm |
| Concentration per Run | -0.0002 ppm | -0.0017 ppm | 0.0004 ppm | -0.0008 ppm | 0.0001 ppm | 0.0000 ppm | -0.0029 ppm |
| Concentration per Run | -0.0004 ppm | -0.0010 ppm | -0.0010 ppm | -0.0002 ppm | -0.0001 ppm | 0.0000 ppm | -0.0004 ppm |
| Concentration RSD | 93.3 % | 109.1 % | 142.0 % | 463.0 % | 213.2 % | 88.5 % | 136.1 % |

| | Cd 214.438 Axial-iFR) | Co 228.616 Axial-iFR) | Cr 267.716 Axial-iFR) | Cu 324.754 Axial-iFR) | Fe 259.940 Radial-iFR) | K 766.490 Radial-iFR) | Li 670.776 Radial-iFR) |
|---|---|---|---|---|---|---|---|
| Concentration average | -0.0001 ppm | -0.0001 ppm | 0.0004 ppm | 0.0000 ppm | 0.0096 ppm | 0.0130 ppm | 0.0001 ppm |
| Concentration per Run | -0.0001 ppm | 0.0001 ppm | 0.0005 ppm | 0.0001 ppm | 0.0098 ppm | 0.0123 ppm | -0.0003 ppm |
| Concentration per Run | -0.0001 ppm | -0.0002 ppm | 0.0001 ppm | 0.0000 ppm | 0.0094 ppm | 0.0157 ppm | -0.0001 ppm |
| Concentration per Run | 0.0000 ppm | -0.0002 ppm | 0.0006 ppm | -0.0001 ppm | 0.0098 ppm | 0.0111 ppm | 0.0009 ppm |
| Concentration RSD | 71.2 % | 161.9 % | 69.3 % | 679.5 % | 2.3 % | 18.4 % | 424.1 % |

| | Mg 279.079 Axial-iFR) | Mn 257.610 Radial-iFR) | Mo 202.030 Axial-iFR) | Na 589.592 Radial-iFR) | Ni 231.604 Axial-iFR) | Pb 220.353 Axial-eUV) | Sb 206.833 Axial-iFR) |
|---|---|---|---|---|---|---|---|
| Concentration average | -0.0001 ppm | 0.0001 ppm | 0.0001 ppm | -0.0087 ppm | 0.0000 ppm | 0.0003 ppm | 0.0006 ppm |
| Concentration per Run | -0.0005 ppm | 0.0000 ppm | 0.0001 ppm | -0.0086 ppm | -0.0002 ppm | 0.0006 ppm | 0.0008 ppm |
| Concentration per Run | -0.0001 ppm | 0.0002 ppm | 0.0002 ppm | -0.0087 ppm | 0.0000 ppm | 0.0003 ppm | -0.0008 ppm |
| Concentration per Run | 0.0002 ppm | 0.0001 ppm | 0.0002 ppm | -0.0090 ppm | 0.0002 ppm | -0.0001 ppm | 0.0018 ppm |
| Concentration RSD | 339.6 % | 129.8 % | 41.3 % | 2.5 % | 1,217.8 % | 124.5 % | 224.8 % |

| | Se 196.090 Axial-eUV) | Si 212.412 Axial-iFR) | Sn 189.989 Axial-iFR) | Sr 421.552 Radial-iFR) | Ti 334.904 Axial-iFR) | Tl 190.856 Axial-eUV) | V 292.402 Axial-iFR) |
|---|---|---|---|---|---|---|---|
| Concentration average | 0.0004 ppm | 0.0013 ppm | -0.0019 ppm | 0.0000 ppm | 0.0003 ppm | 0.0006 ppm | -0.0001 ppm |
| Concentration per Run | 0.0002 ppm | 0.0019 ppm | -0.0021 ppm | 0.0000 ppm | 0.0002 ppm | 0.0015 ppm | -0.0001 ppm |
| Concentration per Run | 0.0002 ppm | 0.0013 ppm | -0.0019 ppm | 0.0000 ppm | 0.0002 ppm | 0.0005 ppm | 0.0000 ppm |
| Concentration per Run | 0.0008 ppm | 0.0006 ppm | -0.0016 ppm | -0.0001 ppm | 0.0005 ppm | -0.0001 ppm | -0.0001 ppm |
| Concentration RSD | 83.3 % | 51.5 % | 12.9 % | 1,462.4 % | 60.0 % | 127.8 % | 85.2 % |

| | Zn 206.200 Axial-iFR) | Sc 361.384 Axial-iFR) | Sc 361.384 Radial-iFR) | Sc 227.318 Axial-eUV) | Y 360.073 Axial-iFR) | Y 371.030 Radial-iFR) | Y 224.306 Axial-eUV) |
|---|---|---|---|---|---|---|---|
| Concentration average | 0.0000 ppm | 100.2549 % | 101.4781 % | 101.0657 % | 100.7703 % | 102.1377 % | 100.7109 % |
| Concentration per Run | 0.0000 ppm | 100.4197 % | 101.7921 % | 101.1914 % | 100.9201 % | 103.1316 % | 100.7721 % |
| Concentration per Run | 0.0002 ppm | 100.1505 % | 101.8514 % | 101.0895 % | 100.6636 % | 102.7103 % | 100.7906 % |
| Concentration per Run | -0.0002 ppm | 100.1946 % | 100.7909 % | 100.9163 % | 100.7271 % | 100.5712 % | 100.5701 % |
| Concentration RSD | 991.3 % | 0.1 % | 0.6 % | 0.1 % | 0.1 % | 1.3 % | 0.1 % |

# ICP DataTrace 8

9/10/2025 8:43:44 PM

LabBook: WG2112846_09102025T8.imexp

Sample: WG2110450-2 WG2110450
Analysis started at: 9/10/2025 6:24:27 PM
Rack 2
Vial 9
Comment <Comment>

| | Ag 328.068 Axial-iFR) | Al 396.152 Radial-iFR) | As 189.042 Axial-eUV) | B 208.959 Axial-iFR) | Ba 455.403 Radial-iFR) | Be 313.042 Radial-iFR) | Ca 315.887 Radial-iFR) |
|---|---|---|---|---|---|---|---|
| Concentration average | 0.0439 ppm | 2.0259 ppm | 0.1150 ppm | 0.9904 ppm | 1.9468 ppm | 0.0498 ppm | 10.3854 ppm |
| Concentration per Run | 0.0440 ppm | 2.0354 ppm | 0.1151 ppm | 0.9866 ppm | 1.9560 ppm | 0.0499 ppm | 10.3558 ppm |
| Concentration per Run | 0.0439 ppm | 2.0163 ppm | 0.1159 ppm | 0.9906 ppm | 1.9280 ppm | 0.0493 ppm | 10.3813 ppm |
| Concentration per Run | 0.0439 ppm | 2.0261 ppm | 0.1139 ppm | 0.9940 ppm | 1.9562 ppm | 0.0502 ppm | 10.4192 ppm |
| Concentration RSD | 0.2 % | 0.5 % | 0.9 % | 0.4 % | 0.8 % | 0.9 % | 0.3 % |

| | Cd 214.438 Axial-iFR) | Co 228.616 Axial-iFR) | Cr 267.716 Axial-iFR) | Cu 324.754 Axial-iFR) | Fe 259.940 Radial-iFR) | K 766.490 Radial-iFR) | Li 670.776 Radial-iFR) |
|---|---|---|---|---|---|---|---|
| Concentration average | 0.0515 ppm | 0.4837 ppm | 0.1926 ppm | 0.2456 ppm | 0.9794 ppm | 10.3676 ppm | 0.0005 ppm |
| Concentration per Run | 0.0513 ppm | 0.4841 ppm | 0.1923 ppm | 0.2455 ppm | 0.9805 ppm | 10.4104 ppm | 0.0009 ppm |
| Concentration per Run | 0.0514 ppm | 0.4836 ppm | 0.1923 ppm | 0.2448 ppm | 0.9701 ppm | 10.2463 ppm | 0.0007 ppm |
| Concentration per Run | 0.0518 ppm | 0.4835 ppm | 0.1933 ppm | 0.2463 ppm | 0.9876 ppm | 10.4463 ppm | 0.0000 ppm |
| Concentration RSD | 0.5 % | 0.1 % | 0.3 % | 0.3 % | 0.9 % | 1.0 % | 87.7 % |

| | Mg 279.079 Axial-iFR) | Mn 257.610 Radial-iFR) | Mo 202.030 Axial-iFR) | Na 589.592 Radial-iFR) | Ni 231.604 Axial-iFR) | Pb 220.353 Axial-eUV) | Sb 206.833 Axial-iFR) |
|---|---|---|---|---|---|---|---|
| Concentration average | 10.1722 ppm | 0.4953 ppm | 0.9063 ppm | 10.5082 ppm | 0.4937 ppm | 0.5259 ppm | 0.3440 ppm |
| Concentration per Run | 10.1847 ppm | 0.4950 ppm | 0.8974 ppm | 10.5311 ppm | 0.4932 ppm | 0.5248 ppm | 0.3439 ppm |
| Concentration per Run | 10.1736 ppm | 0.4931 ppm | 0.9031 ppm | 10.4561 ppm | 0.4916 ppm | 0.5248 ppm | 0.3420 ppm |
| Concentration per Run | 10.1583 ppm | 0.4977 ppm | 0.9185 ppm | 10.5375 ppm | 0.4963 ppm | 0.5281 ppm | 0.3461 ppm |
| Concentration RSD | 0.1 % | 0.5 % | 1.2 % | 0.4 % | 0.5 % | 0.4 % | 0.6 % |

| | Se 196.090 Axial-eUV) | Si 212.412 Axial-iFR) | Sn 189.989 Axial-iFR) | Sr 421.552 Radial-iFR) | Ti 334.904 Axial-iFR) | Tl 190.856 Axial-eUV) | V 292.402 Axial-iFR) |
|---|---|---|---|---|---|---|---|
| Concentration average | 0.1153 ppm | 1.0776 ppm | 0.9077 ppm | **1.0058 ppm** | 0.9892 ppm | **0.1210 ppm** | 0.4994 ppm |
| Concentration per Run | 0.1140 ppm | 1.0761 ppm | 0.9022 ppm | 1.0068 ppm | 0.9870 ppm | 0.1214 ppm | 0.4997 ppm |
| Concentration per Run | 0.1165 ppm | 1.0710 ppm | 0.9039 ppm | 0.9990 ppm | 0.9941 ppm | 0.1214 ppm | 0.4986 ppm |
| Concentration per Run | 0.1154 ppm | 1.0857 ppm | 0.9170 ppm | 1.0117 ppm | 0.9867 ppm | 0.1203 ppm | 0.4998 ppm |
| Concentration RSD | 1.1 % | 0.7 % | 0.9 % | 0.6 % | 0.4 % | 0.5 % | 0.1 % |

| | Zn 206.200 Axial-iFR) | Sc 361.384 Axial-iFR) | Sc 361.384 Radial-iFR) | Sc 227.318 Axial-eUV) | Y 360.073 Axial-iFR) | Y 371.030 Radial-iFR) | Y 224.306 Axial-eUV) |
|---|---|---|---|---|---|---|---|
| Concentration average | 0.4874 ppm | 102.4087 % | 102.8234 % | 98.9346 % | 101.5631 % | 101.8969 % | 102.3886 % |
| Concentration per Run | 0.4858 ppm | 102.3013 % | 102.3701 % | 99.5957 % | 101.5079 % | 101.4300 % | 102.8755 % |
| Concentration per Run | 0.4864 ppm | 102.5291 % | 103.7123 % | 98.9236 % | 101.5052 % | 102.3498 % | 102.4665 % |
| Concentration per Run | 0.4899 ppm | 102.3956 % | 102.3876 % | 98.2845 % | 101.6761 % | 101.9109 % | 101.8238 % |
| Concentration RSD | 0.5 % | 0.1 % | 0.7 % | 0.7 % | 0.1 % | 0.5 % | 0.5 % |

# ICP DataTrace 8

9/10/2025 8:43:44 PM

LabBook: WG2112846_09102025T8.imexp

Sample: L2554996-01 WG2110450
Analysis started at: 9/10/2025 6:27:54 PM
Rack 2
Vial 10
Comment <Comment>

| | Ag 328.068 Axial-iFR) | Al 396.152 Radial-iFR) | As 189.042 Axial-eUV) | B 208.959 Axial-iFR) | Ba 455.403 Radial-iFR) | Be 313.042 Radial-iFR) | Ca 315.887 Radial-iFR) |
|---|---|---|---|---|---|---|---|
| Concentration average | -0.0003 ppm | -0.0039 ppm | -0.0001 ppm | 0.0174 ppm | 0.0439 ppm | 0.0000 ppm | 50.4002 ppm |
| Concentration per Run | 0.0000 ppm | -0.0043 ppm | -0.0007 ppm | 0.0176 ppm | 0.0438 ppm | 0.0000 ppm | 50.2249 ppm |
| Concentration per Run | -0.0003 ppm | -0.0046 ppm | 0.0003 ppm | 0.0176 ppm | 0.0437 ppm | 0.0000 ppm | 50.3652 ppm |
| Concentration per Run | -0.0006 ppm | -0.0027 ppm | 0.0000 ppm | 0.0171 ppm | 0.0443 ppm | 0.0000 ppm | 50.6105 ppm |
| Concentration RSD | 103.5 % | 26.5 % | 459.8 % | 1.6 % | 0.7 % | 97.9 % | 0.4 % |

| | Cd 214.438 Axial-iFR) | Co 228.616 Axial-iFR) | Cr 267.716 Axial-iFR) | Cu 324.754 Axial-iFR) | Fe 259.940 Radial-iFR) | K 766.490 Radial-iFR) | Li 670.776 Radial-iFR) |
|---|---|---|---|---|---|---|---|
| Concentration average | -0.0006 ppm | 0.0004 ppm | 0.0006 ppm | 0.0024 ppm | 0.0174 ppm | 1.2313 ppm | 0.0008 ppm |
| Concentration per Run | -0.0005 ppm | 0.0003 ppm | 0.0007 ppm | 0.0023 ppm | 0.0174 ppm | 1.2363 ppm | 0.0016 ppm |
| Concentration per Run | -0.0007 ppm | 0.0007 ppm | 0.0003 ppm | 0.0025 ppm | 0.0175 ppm | 1.2199 ppm | 0.0000 ppm |
| Concentration per Run | -0.0006 ppm | 0.0002 ppm | 0.0008 ppm | 0.0023 ppm | 0.0174 ppm | 1.2378 ppm | 0.0007 ppm |
| Concentration RSD | 13.5 % | 63.8 % | 46.8 % | 7.0 % | 0.3 % | 0.8 % | 107.5 % |

| | Mg 279.079 Axial-iFR) | Mn 257.610 Radial-iFR) | Mo 202.030 Axial-iFR) | Na 589.592 Radial-iFR) | Ni 231.604 Axial-iFR) | Pb 220.353 Axial-eUV) | Sb 206.833 Axial-iFR) |
|---|---|---|---|---|---|---|---|
| Concentration average | 7.1735 ppm | 0.0012 ppm | 0.0149 ppm | 4.7551 ppm | 0.0005 ppm | 0.0007 ppm | 0.0145 ppm |
| Concentration per Run | 7.2033 ppm | 0.0011 ppm | 0.0150 ppm | 4.7507 ppm | 0.0008 ppm | 0.0011 ppm | 0.0106 ppm |
| Concentration per Run | 7.1528 ppm | 0.0012 ppm | 0.0153 ppm | 4.7424 ppm | 0.0006 ppm | 0.0004 ppm | 0.0172 ppm |
| Concentration per Run | 7.1645 ppm | 0.0012 ppm | 0.0146 ppm | 4.7721 ppm | 0.0002 ppm | 0.0004 ppm | 0.0156 ppm |
| Concentration RSD | 0.4 % | 4.9 % | 2.2 % | 0.3 % | 52.1 % | 61.4 % | 23.5 % |

| | Se 196.090 Axial-eUV) | Si 212.412 Axial-iFR) | Sn 189.989 Axial-iFR) | Sr 421.552 Radial-iFR) | Ti 334.904 Axial-iFR) | Tl 190.856 Axial-eUV) | V 292.402 Axial-iFR) |
|---|---|---|---|---|---|---|---|
| Concentration average | 0.0036 ppm | 3.1619 ppm | 0.0159 ppm | 0.1121 ppm | 0.0015 ppm | -0.0002 ppm | 0.0002 ppm |
| Concentration per Run | 0.0038 ppm | 3.1614 ppm | 0.0159 ppm | 0.1115 ppm | 0.0013 ppm | 0.0003 ppm | 0.0002 ppm |
| Concentration per Run | 0.0044 ppm | 3.1611 ppm | 0.0168 ppm | 0.1122 ppm | 0.0015 ppm | -0.0005 ppm | 0.0000 ppm |
| Concentration per Run | 0.0025 ppm | 3.1633 ppm | 0.0151 ppm | 0.1126 ppm | 0.0017 ppm | -0.0002 ppm | 0.0003 ppm |
| Concentration RSD | 27.8 % | 0.0 % | 5.2 % | 0.5 % | 11.1 % | 241.1 % | 73.0 % |

| | Zn 206.200 Axial-iFR) | Sc 361.384 Axial-iFR) | Sc 361.384 Radial-iFR) | Sc 227.318 Axial-eUV) | Y 360.073 Axial-iFR) | Y 371.030 Radial-iFR) | Y 224.306 Axial-eUV) |
|---|---|---|---|---|---|---|---|
| Concentration average | 0.0027 ppm | 100.3034 % | 101.1730 % | 97.1073 % | 99.6385 % | 101.0808 % | 100.0314 % |
| Concentration per Run | 0.0027 ppm | 100.3846 % | 101.5051 % | 97.0527 % | 99.5965 % | 101.4744 % | 100.2765 % |
| Concentration per Run | 0.0027 ppm | 100.2648 % | 101.7965 % | 96.8490 % | 99.5675 % | 101.5920 % | 99.7869 % |
| Concentration per Run | 0.0027 ppm | 100.2607 % | 100.2173 % | 97.4203 % | 99.7513 % | 100.1759 % | 100.0310 % |
| Concentration RSD | 0.5 % | 0.1 % | 0.8 % | 0.3 % | 0.1 % | 0.8 % | 0.2 % |

# ICP DataTrace 8

9/10/2025 8:43:44 PM

LabBook: WG2112846_09102025T8.imexp

Sample: WG2110450-3 WG2110450
Analysis started at: 9/10/2025 6:31:21 PM
Rack 2
Vial 11
Comment <Comment>

| | Ag 328.068 Axial-iFR) | Al 396.152 Radial-iFR) | As 189.042 Axial-eUV) | B 208.959 Axial-iFR) | Ba 455.403 Radial-iFR) | Be 313.042 Radial-iFR) | Ca 315.887 Radial-iFR) |
|---|---|---|---|---|---|---|---|
| Concentration average | 0.0435 ppm | 1.9761 ppm | 0.1166 ppm | 0.9891 ppm | 1.9336 ppm | 0.0488 ppm | 57.6842 ppm |
| Concentration per Run | 0.0433 ppm | 1.9792 ppm | 0.1173 ppm | 0.9877 ppm | 1.9383 ppm | 0.0488 ppm | 57.4935 ppm |
| Concentration per Run | 0.0436 ppm | 1.9699 ppm | 0.1165 ppm | 0.9906 ppm | 1.9356 ppm | 0.0489 ppm | 57.9557 ppm |
| Concentration per Run | 0.0436 ppm | 1.9793 ppm | 0.1161 ppm | 0.9891 ppm | 1.9270 ppm | 0.0489 ppm | 57.6033 ppm |
| Concentration RSD | 0.4 % | 0.3 % | 0.5 % | 0.1 % | 0.3 % | 0.2 % | 0.4 % |

| | Cd 214.438 Axial-iFR) | Co 228.616 Axial-iFR) | Cr 267.716 Axial-iFR) | Cu 324.754 Axial-iFR) | Fe 259.940 Radial-iFR) | K 766.490 Radial-iFR) | Li 670.776 Radial-iFR) |
|---|---|---|---|---|---|---|---|
| Concentration average | 0.0496 ppm | 0.4662 ppm | 0.1889 ppm | 0.2431 ppm | 0.9588 ppm | 11.3802 ppm | 0.0010 ppm |
| Concentration per Run | 0.0495 ppm | 0.4668 ppm | 0.1890 ppm | 0.2427 ppm | 0.9610 ppm | 11.4296 ppm | 0.0010 ppm |
| Concentration per Run | 0.0499 ppm | 0.4659 ppm | 0.1895 ppm | 0.2425 ppm | 0.9611 ppm | 11.3376 ppm | 0.0018 ppm |
| Concentration per Run | 0.0494 ppm | 0.4659 ppm | 0.1882 ppm | 0.2441 ppm | 0.9543 ppm | 11.3735 ppm | 0.0003 ppm |
| Concentration RSD | 0.5 % | 0.1 % | 0.4 % | 0.4 % | 0.4 % | 0.4 % | 70.8 % |

| | Mg 279.079 Axial-iFR) | Mn 257.610 Radial-iFR) | Mo 202.030 Axial-iFR) | Na 589.592 Radial-iFR) | Ni 231.604 Axial-iFR) | Pb 220.353 Axial-eUV) | Sb 206.833 Axial-iFR) |
|---|---|---|---|---|---|---|---|
| Concentration average | 16.6518 ppm | 0.4805 ppm | 0.9011 ppm | 14.8329 ppm | 0.4778 ppm | 0.5147 ppm | 0.3830 ppm |
| Concentration per Run | 16.6429 ppm | 0.4802 ppm | 0.8919 ppm | 14.8171 ppm | 0.4772 ppm | 0.5144 ppm | 0.3794 ppm |
| Concentration per Run | 16.6788 ppm | 0.4818 ppm | 0.9038 ppm | 14.8575 ppm | 0.4804 ppm | 0.5149 ppm | 0.3867 ppm |
| Concentration per Run | 16.6338 ppm | 0.4796 ppm | 0.9076 ppm | 14.8242 ppm | 0.4758 ppm | 0.5147 ppm | 0.3831 ppm |
| Concentration RSD | 0.1 % | 0.2 % | 0.9 % | 0.1 % | 0.5 % | 0.0 % | 1.0 % |

| | Se 196.090 Axial-eUV) | Si 212.412 Axial-iFR) | Sn 189.989 Axial-iFR) | Sr 421.552 Radial-iFR) | Ti 334.904 Axial-iFR) | Tl 190.856 Axial-eUV) | V 292.402 Axial-iFR) |
|---|---|---|---|---|---|---|---|
| Concentration average | 0.1163 ppm | 4.1868 ppm | 0.8906 ppm | **1.0860 ppm** | 0.9788 ppm | **0.1173 ppm** | 0.4922 ppm |
| Concentration per Run | 0.1146 ppm | 4.1770 ppm | 0.8851 ppm | 1.0832 ppm | 0.9794 ppm | 0.1163 ppm | 0.4923 ppm |
| Concentration per Run | 0.1169 ppm | 4.1975 ppm | 0.8973 ppm | 1.0893 ppm | 0.9785 ppm | 0.1175 ppm | 0.4926 ppm |
| Concentration per Run | 0.1175 ppm | 4.1859 ppm | 0.8894 ppm | 1.0854 ppm | 0.9785 ppm | 0.1182 ppm | 0.4916 ppm |
| Concentration RSD | 1.3 % | 0.2 % | 0.7 % | 0.3 % | 0.0 % | 0.8 % | 0.1 % |

| | Zn 206.200 Axial-iFR) | Sc 361.384 Axial-iFR) | Sc 361.384 Radial-iFR) | Sc 227.318 Axial-eUV) | Y 360.073 Axial-iFR) | Y 371.030 Radial-iFR) | Y 224.306 Axial-eUV) |
|---|---|---|---|---|---|---|---|
| Concentration average | 0.4795 ppm | 100.4157 % | 102.6576 % | 95.1875 % | 99.8964 % | 102.0036 % | 100.5366 % |
| Concentration per Run | 0.4785 ppm | 100.8750 % | 102.9576 % | 95.4424 % | 100.1999 % | 101.6645 % | 100.6199 % |
| Concentration per Run | 0.4831 ppm | 100.5818 % | 102.5387 % | 95.2316 % | 100.2524 % | 102.7963 % | 100.7888 % |
| Concentration per Run | 0.4770 ppm | 99.7901 % | 102.4764 % | 94.8886 % | 99.2368 % | 101.5501 % | 100.2012 % |
| Concentration RSD | 0.7 % | 0.6 % | 0.3 % | 0.3 % | 0.6 % | 0.7 % | 0.3 % |

# ICP DataTrace 8

9/10/2025 8:43:44 PM

LabBook: WG2112846_09102025T8.imexp

Sample: WG2110450-4 WG2110450
Analysis started at: 9/10/2025 6:34:48 PM
Rack 2
Vial 12
Comment <Comment>

| | Ag 328.068 Axial-iFR) | Al 396.152 Radial-iFR) | As 189.042 Axial-eUV) | B 208.959 Axial-iFR) | Ba 455.403 Radial-iFR) | Be 313.042 Radial-iFR) | Ca 315.887 Radial-iFR) |
|---|---|---|---|---|---|---|---|
| Concentration average | -0.0001 ppm | -0.0035 ppm | 0.0017 ppm | 0.0181 ppm | 0.0446 ppm | 0.0000 ppm | 50.8168 ppm |
| Concentration per Run | -0.0001 ppm | -0.0054 ppm | 0.0017 ppm | 0.0191 ppm | 0.0447 ppm | 0.0000 ppm | 50.8602 ppm |
| Concentration per Run | 0.0001 ppm | -0.0018 ppm | 0.0012 ppm | 0.0175 ppm | 0.0444 ppm | 0.0000 ppm | 50.5755 ppm |
| Concentration per Run | -0.0001 ppm | -0.0033 ppm | 0.0023 ppm | 0.0176 ppm | 0.0446 ppm | 0.0000 ppm | 51.0146 ppm |
| Concentration RSD | 197.6 % | 52.0 % | 32.3 % | 5.0 % | 0.3 % | 17.5 % | 0.4 % |

| | Cd 214.438 Axial-iFR) | Co 228.616 Axial-iFR) | Cr 267.716 Axial-iFR) | Cu 324.754 Axial-iFR) | Fe 259.940 Radial-iFR) | K 766.490 Radial-iFR) | Li 670.776 Radial-iFR) |
|---|---|---|---|---|---|---|---|
| Concentration average | -0.0006 ppm | 0.0001 ppm | 0.0007 ppm | 0.0025 ppm | 0.0047 ppm | 1.2479 ppm | 0.0005 ppm |
| Concentration per Run | -0.0005 ppm | 0.0000 ppm | 0.0010 ppm | 0.0023 ppm | 0.0050 ppm | 1.2549 ppm | 0.0023 ppm |
| Concentration per Run | -0.0006 ppm | 0.0003 ppm | 0.0007 ppm | 0.0025 ppm | 0.0047 ppm | 1.2384 ppm | 0.0000 ppm |
| Concentration per Run | -0.0005 ppm | 0.0000 ppm | 0.0005 ppm | 0.0026 ppm | 0.0044 ppm | 1.2504 ppm | -0.0008 ppm |
| Concentration RSD | 7.5 % | 214.2 % | 30.1 % | 5.7 % | 6.3 % | 0.7 % | 313.3 % |

| | Mg 279.079 Axial-iFR) | Mn 257.610 Radial-iFR) | Mo 202.030 Axial-iFR) | Na 589.592 Radial-iFR) | Ni 231.604 Axial-iFR) | Pb 220.353 Axial-eUV) | Sb 206.833 Axial-iFR) |
|---|---|---|---|---|---|---|---|
| Concentration average | 7.2407 ppm | 0.0010 ppm | 0.0148 ppm | 4.8177 ppm | 0.0006 ppm | 0.0006 ppm | 0.0147 ppm |
| Concentration per Run | 7.2467 ppm | 0.0011 ppm | 0.0151 ppm | 4.8323 ppm | 0.0009 ppm | 0.0006 ppm | 0.0158 ppm |
| Concentration per Run | 7.2489 ppm | 0.0009 ppm | 0.0150 ppm | 4.8022 ppm | 0.0003 ppm | 0.0013 ppm | 0.0132 ppm |
| Concentration per Run | 7.2264 ppm | 0.0010 ppm | 0.0144 ppm | 4.8186 ppm | 0.0005 ppm | 0.0000 ppm | 0.0153 ppm |
| Concentration RSD | 0.2 % | 10.2 % | 2.7 % | 0.3 % | 53.6 % | 102.2 % | 9.2 % |

| | Se 196.090 Axial-eUV) | Si 212.412 Axial-iFR) | Sn 189.989 Axial-iFR) | Sr 421.552 Radial-iFR) | Ti 334.904 Axial-iFR) | Tl 190.856 Axial-eUV) | V 292.402 Axial-iFR) |
|---|---|---|---|---|---|---|---|
| Concentration average | 0.0042 ppm | 3.2007 ppm | 0.0164 ppm | 0.1134 ppm | 0.0014 ppm | 0.0004 ppm | 0.0002 ppm |
| Concentration per Run | 0.0046 ppm | 3.2099 ppm | 0.0163 ppm | 0.1134 ppm | 0.0013 ppm | 0.0012 ppm | 0.0002 ppm |
| Concentration per Run | 0.0033 ppm | 3.1887 ppm | 0.0165 ppm | 0.1135 ppm | 0.0015 ppm | -0.0005 ppm | 0.0004 ppm |
| Concentration per Run | 0.0046 ppm | 3.2036 ppm | 0.0164 ppm | 0.1134 ppm | 0.0013 ppm | 0.0006 ppm | 0.0001 ppm |
| Concentration RSD | 18.8 % | 0.3 % | 0.5 % | 0.0 % | 5.2 % | 200.7 % | 76.6 % |

| | Zn 206.200 Axial-iFR) | Sc 361.384 Axial-iFR) | Sc 361.384 Radial-iFR) | Sc 227.318 Axial-eUV) | Y 360.073 Axial-iFR) | Y 371.030 Radial-iFR) | Y 224.306 Axial-eUV) |
|---|---|---|---|---|---|---|---|
| Concentration average | 0.0028 ppm | 100.0799 % | 100.8898 % | 96.7538 % | 99.5096 % | 100.9017 % | 99.8030 % |
| Concentration per Run | 0.0027 ppm | 99.9354 % | 100.0622 % | 97.0278 % | 99.5291 % | 100.7570 % | 100.2164 % |
| Concentration per Run | 0.0029 ppm | 100.2189 % | 101.7763 % | 96.5769 % | 99.3312 % | 101.1738 % | 99.5811 % |
| Concentration per Run | 0.0028 ppm | 100.0853 % | 100.8308 % | 96.6565 % | 99.6685 % | 100.7743 % | 99.6114 % |
| Concentration RSD | 2.5 % | 0.1 % | 0.9 % | 0.2 % | 0.2 % | 0.2 % | 0.4 % |

# ICP DataTrace 8

9/10/2025 8:43:44 PM

LabBook: WG2112846_09102025T8.imexp

Sample: WG2110450-5 WG2110450
Analysis started at: 9/10/2025 6:38:16 PM
Rack 2
Vial 13
Comment <Comment>

| | Ag 328.068 Axial-iFR) | Al 396.152 Radial-iFR) | As 189.042 Axial-eUV) | B 208.959 Axial-iFR) | Ba 455.403 Radial-iFR) | Be 313.042 Radial-iFR) | Ca 315.887 Radial-iFR) |
|---|---|---|---|---|---|---|---|
| Concentration average | 0.0481 ppm | 2.1314 ppm | 0.1234 ppm | 1.0318 ppm | 2.0785 ppm | 0.0525 ppm | 58.8035 ppm |
| Concentration per Run | 0.0479 ppm | 2.1320 ppm | 0.1227 ppm | 1.0336 ppm | 2.0728 ppm | 0.0523 ppm | 58.4079 ppm |
| Concentration per Run | 0.0484 ppm | 2.1402 ppm | 0.1238 ppm | 1.0322 ppm | 2.0793 ppm | 0.0527 ppm | 59.2392 ppm |
| Concentration per Run | 0.0480 ppm | 2.1218 ppm | 0.1236 ppm | 1.0296 ppm | 2.0834 ppm | 0.0526 ppm | 58.7635 ppm |
| Concentration RSD | 0.6 % | 0.4 % | 0.5 % | 0.2 % | 0.3 % | 0.4 % | 0.7 % |

| | Cd 214.438 Axial-iFR) | Co 228.616 Axial-iFR) | Cr 267.716 Axial-iFR) | Cu 324.754 Axial-iFR) | Fe 259.940 Radial-iFR) | K 766.490 Radial-iFR) | Li 670.776 Radial-iFR) |
|---|---|---|---|---|---|---|---|
| Concentration average | 0.0528 ppm | 0.4995 ppm | 0.2021 ppm | 0.2610 ppm | 1.0378 ppm | 12.0008 ppm | 0.0013 ppm |
| Concentration per Run | 0.0528 ppm | 0.5039 ppm | 0.2017 ppm | 0.2611 ppm | 1.0351 ppm | 11.9586 ppm | 0.0014 ppm |
| Concentration per Run | 0.0527 ppm | 0.4982 ppm | 0.2023 ppm | 0.2611 ppm | 1.0408 ppm | 12.0575 ppm | 0.0015 ppm |
| Concentration per Run | 0.0527 ppm | 0.4963 ppm | 0.2024 ppm | 0.2608 ppm | 1.0375 ppm | 11.9862 ppm | 0.0011 ppm |
| Concentration RSD | 0.1 % | 0.8 % | 0.2 % | 0.1 % | 0.3 % | 0.4 % | 14.7 % |

| | Mg 279.079 Axial-iFR) | Mn 257.610 Radial-iFR) | Mo 202.030 Axial-iFR) | Na 589.592 Radial-iFR) | Ni 231.604 Axial-iFR) | Pb 220.353 Axial-eUV) | Sb 206.833 Axial-iFR) |
|---|---|---|---|---|---|---|---|
| Concentration average | 17.1135 ppm | 0.5160 ppm | 0.9388 ppm | 15.4342 ppm | 0.5098 ppm | 0.5424 ppm | 0.3198 ppm |
| Concentration per Run | 17.1114 ppm | 0.5131 ppm | 0.9347 ppm | 15.3534 ppm | 0.5075 ppm | 0.5398 ppm | 0.3150 ppm |
| Concentration per Run | 17.0737 ppm | 0.5197 ppm | 0.9383 ppm | 15.5236 ppm | 0.5109 ppm | 0.5425 ppm | 0.3206 ppm |
| Concentration per Run | 17.1554 ppm | 0.5153 ppm | 0.9434 ppm | 15.4255 ppm | 0.5110 ppm | 0.5448 ppm | 0.3238 ppm |
| Concentration RSD | 0.2 % | 0.7 % | 0.5 % | 0.6 % | 0.4 % | 0.5 % | 1.4 % |

| | Se 196.090 Axial-eUV) | Si 212.412 Axial-iFR) | Sn 189.989 Axial-iFR) | Sr 421.552 Radial-iFR) | Ti 334.904 Axial-iFR) | Tl 190.856 Axial-eUV) | V 292.402 Axial-iFR) |
|---|---|---|---|---|---|---|---|
| Concentration average | 0.1228 ppm | 4.2140 ppm | 0.9437 ppm | **1.1417 ppm** | 1.0221 ppm | **0.1234 ppm** | 0.5251 ppm |
| Concentration per Run | 0.1236 ppm | 4.2157 ppm | 0.9438 ppm | 1.1412 ppm | 1.0239 ppm | 0.1225 ppm | 0.5258 ppm |
| Concentration per Run | 0.1221 ppm | 4.2194 ppm | 0.9434 ppm | 1.1378 ppm | 1.0220 ppm | 0.1233 ppm | 0.5249 ppm |
| Concentration per Run | 0.1226 ppm | 4.2067 ppm | 0.9441 ppm | 1.1461 ppm | 1.0203 ppm | 0.1244 ppm | 0.5245 ppm |
| Concentration RSD | 0.6 % | 0.2 % | 0.0 % | 0.4 % | 0.2 % | 0.8 % | 0.1 % |

| | Zn 206.200 Axial-iFR) | Sc 361.384 Axial-iFR) | Sc 361.384 Radial-iFR) | Sc 227.318 Axial-eUV) | Y 360.073 Axial-iFR) | Y 371.030 Radial-iFR) | Y 224.306 Axial-eUV) |
|---|---|---|---|---|---|---|---|
| Concentration average | 0.5105 ppm | 99.7720 % | 101.0019 % | 93.7397 % | 99.2012 % | 100.8198 % | 99.2946 % |
| Concentration per Run | 0.5113 ppm | 99.8150 % | 101.8503 % | 94.3577 % | 99.1225 % | 101.2239 % | 99.6152 % |
| Concentration per Run | 0.5111 ppm | 99.8986 % | 99.8270 % | 93.6517 % | 99.7148 % | 99.9554 % | 99.2246 % |
| Concentration per Run | 0.5093 ppm | 99.6024 % | 101.3284 % | 93.2097 % | 98.7663 % | 101.2802 % | 99.0440 % |
| Concentration RSD | 0.2 % | 0.2 % | 1.0 % | 0.6 % | 0.5 % | 0.7 % | 0.3 % |

# ICP DataTrace 8

9/10/2025 8:43:44 PM

LabBook: WG2112846_09102025T8.imexp

Sample: WG2110450-6d5 WG2110450
Analysis started at: 9/10/2025 6:41:42 PM
Rack 2
Vial 14
Comment <Comment>

| | Ag 328.068 Axial-iFR) | Al 396.152 Radial-iFR) | As 189.042 Axial-eUV) | B 208.959 Axial-iFR) | Ba 455.403 Radial-iFR) | Be 313.042 Radial-iFR) | Ca 315.887 Radial-iFR) |
|---|---|---|---|---|---|---|---|
| Concentration average | -0.0003 ppm | -0.0022 ppm | 0.0006 ppm | 0.0050 ppm | 0.0089 ppm | 0.0000 ppm | 10.3103 ppm |
| Concentration per Run | -0.0001 ppm | -0.0040 ppm | 0.0007 ppm | 0.0053 ppm | 0.0089 ppm | 0.0000 ppm | 10.3176 ppm |
| Concentration per Run | -0.0004 ppm | -0.0004 ppm | -0.0015 ppm | 0.0050 ppm | 0.0090 ppm | 0.0000 ppm | 10.2992 ppm |
| Concentration per Run | -0.0005 ppm | -0.0020 ppm | 0.0027 ppm | 0.0046 ppm | 0.0089 ppm | 0.0000 ppm | 10.3141 ppm |
| Concentration RSD | 55.2 % | 83.3 % | 329.1 % | 6.8 % | 0.9 % | 30.8 % | 0.1 % |

| | Cd 214.438 Axial-iFR) | Co 228.616 Axial-iFR) | Cr 267.716 Axial-iFR) | Cu 324.754 Axial-iFR) | Fe 259.940 Radial-iFR) | K 766.490 Radial-iFR) | Li 670.776 Radial-iFR) |
|---|---|---|---|---|---|---|---|
| Concentration average | -0.0002 ppm | -0.0001 ppm | 0.0002 ppm | 0.0002 ppm | 0.0041 ppm | 0.2680 ppm | 0.0002 ppm |
| Concentration per Run | -0.0002 ppm | 0.0004 ppm | -0.0001 ppm | 0.0002 ppm | 0.0035 ppm | 0.2851 ppm | 0.0004 ppm |
| Concentration per Run | -0.0002 ppm | -0.0004 ppm | 0.0004 ppm | 0.0001 ppm | 0.0046 ppm | 0.2626 ppm | 0.0000 ppm |
| Concentration per Run | -0.0002 ppm | -0.0002 ppm | 0.0003 ppm | 0.0004 ppm | 0.0041 ppm | 0.2564 ppm | 0.0002 ppm |
| Concentration RSD | 4.9 % | 380.5 % | 129.5 % | 55.4 % | 13.3 % | 5.6 % | 106.5 % |

| | Mg 279.079 Axial-iFR) | Mn 257.610 Radial-iFR) | Mo 202.030 Axial-iFR) | Na 589.592 Radial-iFR) | Ni 231.604 Axial-iFR) | Pb 220.353 Axial-eUV) | Sb 206.833 Axial-iFR) |
|---|---|---|---|---|---|---|---|
| Concentration average | 1.4708 ppm | 0.0002 ppm | 0.0195 ppm | 0.9529 ppm | 0.0000 ppm | -0.0003 ppm | 0.0573 ppm |
| Concentration per Run | 1.4813 ppm | 0.0003 ppm | 0.0196 ppm | 0.9552 ppm | 0.0001 ppm | -0.0003 ppm | 0.0585 ppm |
| Concentration per Run | 1.4714 ppm | 0.0003 ppm | 0.0198 ppm | 0.9510 ppm | -0.0001 ppm | -0.0003 ppm | 0.0579 ppm |
| Concentration per Run | 1.4598 ppm | 0.0001 ppm | 0.0190 ppm | 0.9526 ppm | 0.0001 ppm | -0.0003 ppm | 0.0555 ppm |
| Concentration RSD | 0.7 % | 61.4 % | 2.3 % | 0.2 % | 1,354.3 % | 10.5 % | 2.7 % |

| | Se 196.090 Axial-eUV) | Si 212.412 Axial-iFR) | Sn 189.989 Axial-iFR) | Sr 421.552 Radial-iFR) | Ti 334.904 Axial-iFR) | Tl 190.856 Axial-eUV) | V 292.402 Axial-iFR) |
|---|---|---|---|---|---|---|---|
| Concentration average | 0.0021 ppm | 0.6269 ppm | 0.0475 ppm | 0.0225 ppm | 0.0018 ppm | 0.0002 ppm | 0.0000 ppm |
| Concentration per Run | 0.0007 ppm | 0.6291 ppm | 0.0497 ppm | 0.0225 ppm | 0.0019 ppm | 0.0007 ppm | 0.0000 ppm |
| Concentration per Run | 0.0034 ppm | 0.6277 ppm | 0.0486 ppm | 0.0224 ppm | 0.0017 ppm | 0.0002 ppm | -0.0001 ppm |
| Concentration per Run | 0.0022 ppm | 0.6238 ppm | 0.0443 ppm | 0.0225 ppm | 0.0018 ppm | -0.0003 ppm | 0.0001 ppm |
| Concentration RSD | 63.8 % | 0.4 % | 6.0 % | 0.2 % | 4.1 % | 241.7 % | 670.3 % |

| | Zn 206.200 Axial-iFR) | Sc 361.384 Axial-iFR) | Sc 361.384 Radial-iFR) | Sc 227.318 Axial-eUV) | Y 360.073 Axial-iFR) | Y 371.030 Radial-iFR) | Y 224.306 Axial-eUV) |
|---|---|---|---|---|---|---|---|
| Concentration average | 0.0006 ppm | 101.7660 % | 100.9019 % | 100.6370 % | 101.6847 % | 100.7190 % | 101.9674 % |
| Concentration per Run | 0.0006 ppm | 101.1254 % | 100.9740 % | 100.7201 % | 101.3446 % | 100.4492 % | 101.9602 % |
| Concentration per Run | 0.0008 ppm | 102.1280 % | 101.6011 % | 100.6689 % | 102.2821 % | 101.6406 % | 102.1918 % |
| Concentration per Run | 0.0004 ppm | 102.0446 % | 100.1306 % | 100.5218 % | 101.4274 % | 100.0672 % | 101.7501 % |
| Concentration RSD | 36.3 % | 0.5 % | 0.7 % | 0.1 % | 0.5 % | 0.8 % | 0.2 % |

# ICP DataTrace 8

9/10/2025 8:43:44 PM

LabBook: WG2112846_09102025T8.imexp

Sample: L2554996-02 WG2110450
Analysis started at: 9/10/2025 6:45:08 PM
Rack 2
Vial 15
Comment <Comment>

| | Ag 328.068 Axial-iFR) | Al 396.152 Radial-iFR) | As 189.042 Axial-eUV) | B 208.959 Axial-iFR) | Ba 455.403 Radial-iFR) | Be 313.042 Radial-iFR) | Ca 315.887 Radial-iFR) |
|---|---|---|---|---|---|---|---|
| Concentration average | 0.0000 ppm | -0.0015 ppm | 0.0003 ppm | 0.0076 ppm | 0.0267 ppm | 0.0000 ppm | 16.0944 ppm |
| Concentration per Run | 0.0001 ppm | 0.0020 ppm | 0.0016 ppm | 0.0070 ppm | 0.0268 ppm | 0.0000 ppm | 16.1032 ppm |
| Concentration per Run | 0.0001 ppm | -0.0021 ppm | -0.0007 ppm | 0.0081 ppm | 0.0267 ppm | 0.0000 ppm | 16.1066 ppm |
| Concentration per Run | -0.0002 ppm | -0.0044 ppm | 0.0001 ppm | 0.0077 ppm | 0.0267 ppm | 0.0000 ppm | 16.0733 ppm |
| Concentration RSD | 2,520.5 % | 217.0 % | 353.1 % | 7.0 % | 0.2 % | 64.6 % | 0.1 % |

| | Cd 214.438 Axial-iFR) | Co 228.616 Axial-iFR) | Cr 267.716 Axial-iFR) | Cu 324.754 Axial-iFR) | Fe 259.940 Radial-iFR) | K 766.490 Radial-iFR) | Li 670.776 Radial-iFR) |
|---|---|---|---|---|---|---|---|
| Concentration average | -0.0002 ppm | 0.0008 ppm | 0.0001 ppm | 0.0000 ppm | 2.9895 ppm | 0.9159 ppm | 0.0028 ppm |
| Concentration per Run | -0.0002 ppm | 0.0007 ppm | 0.0001 ppm | 0.0000 ppm | 2.9860 ppm | 0.9292 ppm | 0.0025 ppm |
| Concentration per Run | -0.0002 ppm | 0.0010 ppm | 0.0003 ppm | 0.0001 ppm | 2.9838 ppm | 0.9085 ppm | 0.0029 ppm |
| Concentration per Run | -0.0002 ppm | 0.0006 ppm | 0.0000 ppm | 0.0001 ppm | 2.9987 ppm | 0.9100 ppm | 0.0029 ppm |
| Concentration RSD | 16.5 % | 25.8 % | 129.7 % | 95.5 % | 0.3 % | 1.3 % | 7.0 % |

| | Mg 279.079 Axial-iFR) | Mn 257.610 Radial-iFR) | Mo 202.030 Axial-iFR) | Na 589.592 Radial-iFR) | Ni 231.604 Axial-iFR) | Pb 220.353 Axial-eUV) | Sb 206.833 Axial-iFR) |
|---|---|---|---|---|---|---|---|
| Concentration average | 5.7851 ppm | 0.0613 ppm | 0.0039 ppm | 7.7150 ppm | 0.0006 ppm | 0.0008 ppm | 0.0064 ppm |
| Concentration per Run | 5.7789 ppm | 0.0612 ppm | 0.0037 ppm | 7.7092 ppm | 0.0010 ppm | 0.0015 ppm | 0.0071 ppm |
| Concentration per Run | 5.7757 ppm | 0.0612 ppm | 0.0041 ppm | 7.7284 ppm | 0.0006 ppm | 0.0004 ppm | 0.0044 ppm |
| Concentration per Run | 5.8008 ppm | 0.0615 ppm | 0.0039 ppm | 7.7075 ppm | 0.0003 ppm | 0.0005 ppm | 0.0076 ppm |
| Concentration RSD | 0.2 % | 0.3 % | 4.7 % | 0.2 % | 58.3 % | 75.6 % | 26.7 % |

| | Se 196.090 Axial-eUV) | Si 212.412 Axial-iFR) | Sn 189.989 Axial-iFR) | Sr 421.552 Radial-iFR) | Ti 334.904 Axial-iFR) | Tl 190.856 Axial-eUV) | V 292.402 Axial-iFR) |
|---|---|---|---|---|---|---|---|
| Concentration average | 0.0003 ppm | 8.9918 ppm | 0.0018 ppm | 0.0843 ppm | 0.0005 ppm | 0.0008 ppm | -0.0001 ppm |
| Concentration per Run | 0.0003 ppm | 9.0522 ppm | 0.0019 ppm | 0.0844 ppm | 0.0004 ppm | 0.0000 ppm | 0.0000 ppm |
| Concentration per Run | 0.0013 ppm | 8.9478 ppm | 0.0022 ppm | 0.0844 ppm | 0.0004 ppm | 0.0018 ppm | -0.0001 ppm |
| Concentration per Run | -0.0008 ppm | 8.9754 ppm | 0.0014 ppm | 0.0843 ppm | 0.0006 ppm | 0.0006 ppm | 0.0000 ppm |
| Concentration RSD | 368.6 % | 0.6 % | 20.0 % | 0.1 % | 24.4 % | 116.9 % | 26.4 % |

| | Zn 206.200 Axial-iFR) | Sc 361.384 Axial-iFR) | Sc 361.384 Radial-iFR) | Sc 227.318 Axial-eUV) | Y 360.073 Axial-iFR) | Y 371.030 Radial-iFR) | Y 224.306 Axial-eUV) |
|---|---|---|---|---|---|---|---|
| Concentration average | 0.0013 ppm | 102.3260 % | 102.4780 % | 99.9024 % | 101.2984 % | 101.1249 % | 102.0720 % |
| Concentration per Run | 0.0013 ppm | 102.7477 % | 102.2068 % | 99.4858 % | 101.6996 % | 101.0205 % | 101.5756 % |
| Concentration per Run | 0.0012 ppm | 101.9788 % | 103.1898 % | 100.0369 % | 100.8968 % | 102.0150 % | 102.2562 % |
| Concentration per Run | 0.0014 ppm | 102.2514 % | 102.0375 % | 100.1844 % | 101.2989 % | 100.3393 % | 102.3843 % |
| Concentration RSD | 6.2 % | 0.4 % | 0.6 % | 0.4 % | 0.4 % | 0.8 % | 0.4 % |

# ICP DataTrace 8

9/10/2025 8:43:44 PM

LabBook: WG2112846_09102025T8.imexp

Sample: WG2110450-7 WG2110450
Analysis started at: 9/10/2025 6:48:34 PM
Rack 2
Vial 16
Comment <Comment>

| | Ag 328.068 Axial-iFR) | Al 396.152 Radial-iFR) | As 189.042 Axial-eUV) | B 208.959 Axial-iFR) | Ba 455.403 Radial-iFR) | Be 313.042 Radial-iFR) | Ca 315.887 Radial-iFR) |
|---|---|---|---|---|---|---|---|
| Concentration average | 0.0448 ppm | 2.0586 ppm | 0.1203 ppm | 1.0120 ppm | 2.0052 ppm | 0.0508 ppm | 26.4174 ppm |
| Concentration per Run | 0.0450 ppm | 2.0520 ppm | 0.1197 ppm | 1.0050 ppm | 2.0000 ppm | 0.0508 ppm | 26.3923 ppm |
| Concentration per Run | 0.0448 ppm | 2.0491 ppm | 0.1196 ppm | 1.0150 ppm | 2.0112 ppm | 0.0507 ppm | 26.4135 ppm |
| Concentration per Run | 0.0446 ppm | 2.0745 ppm | 0.1216 ppm | 1.0158 ppm | 2.0043 ppm | 0.0510 ppm | 26.4465 ppm |
| Concentration RSD | 0.4 % | 0.7 % | 0.9 % | 0.6 % | 0.3 % | 0.4 % | 0.1 % |

| | Cd 214.438 Axial-iFR) | Co 228.616 Axial-iFR) | Cr 267.716 Axial-iFR) | Cu 324.754 Axial-iFR) | Fe 259.940 Radial-iFR) | K 766.490 Radial-iFR) | Li 670.776 Radial-iFR) |
|---|---|---|---|---|---|---|---|
| Concentration average | 0.0517 ppm | 0.4880 ppm | 0.1953 ppm | 0.2504 ppm | 3.9757 ppm | 11.4444 ppm | 0.0029 ppm |
| Concentration per Run | 0.0515 ppm | 0.4870 ppm | 0.1955 ppm | 0.2499 ppm | 3.9628 ppm | 11.4248 ppm | 0.0031 ppm |
| Concentration per Run | 0.0517 ppm | 0.4892 ppm | 0.1955 ppm | 0.2508 ppm | 3.9761 ppm | 11.4241 ppm | 0.0029 ppm |
| Concentration per Run | 0.0517 ppm | 0.4878 ppm | 0.1948 ppm | 0.2506 ppm | 3.9881 ppm | 11.4842 ppm | 0.0026 ppm |
| Concentration RSD | 0.2 % | 0.2 % | 0.2 % | 0.2 % | 0.3 % | 0.3 % | 8.0 % |

| | Mg 279.079 Axial-iFR) | Mn 257.610 Radial-iFR) | Mo 202.030 Axial-iFR) | Na 589.592 Radial-iFR) | Ni 231.604 Axial-iFR) | Pb 220.353 Axial-eUV) | Sb 206.833 Axial-iFR) |
|---|---|---|---|---|---|---|---|
| Concentration average | 15.9305 ppm | 0.5635 ppm | 0.9432 ppm | 18.3108 ppm | 0.4972 ppm | 0.5323 ppm | 0.4436 ppm |
| Concentration per Run | 15.9876 ppm | 0.5621 ppm | 0.9336 ppm | 18.2517 ppm | 0.4974 ppm | 0.5319 ppm | 0.4393 ppm |
| Concentration per Run | 15.8611 ppm | 0.5627 ppm | 0.9470 ppm | 18.2847 ppm | 0.4968 ppm | 0.5345 ppm | 0.4463 ppm |
| Concentration per Run | 15.9427 ppm | 0.5658 ppm | 0.9490 ppm | 18.3959 ppm | 0.4975 ppm | 0.5307 ppm | 0.4451 ppm |
| Concentration RSD | 0.4 % | 0.4 % | 0.9 % | 0.4 % | 0.1 % | 0.4 % | 0.8 % |

| | Se 196.090 Axial-eUV) | Si 212.412 Axial-iFR) | Sn 189.989 Axial-iFR) | Sr 421.552 Radial-iFR) | Ti 334.904 Axial-iFR) | Tl 190.856 Axial-eUV) | V 292.402 Axial-iFR) |
|---|---|---|---|---|---|---|---|
| Concentration average | 0.1194 ppm | 10.1750 [SIC 200] | 0.9402 ppm | 1.1065 ppm | 1.0155 ppm | 0.1206 ppm | 0.5090 ppm |
| Concentration per Run | 0.1191 ppm | 10.1496 ppm | 0.9389 ppm | 1.0975 ppm | 1.0180 ppm | 0.1205 ppm | 0.5074 ppm |
| Concentration per Run | 0.1176 ppm | 10.1543 ppm | 0.9438 ppm | 1.1128 ppm | 1.0139 ppm | 0.1210 ppm | 0.5097 ppm |
| Concentration per Run | 0.1216 ppm | 10.2212 ppm | 0.9378 ppm | 1.1092 ppm | 1.0146 ppm | 0.1202 ppm | 0.5099 ppm |
| Concentration RSD | 1.7 % | 0.4 % | 0.3 % | 0.7 % | 0.2 % | 0.3 % | 0.3 % |

| | Zn 206.200 Axial-iFR) | Sc 361.384 Axial-iFR) | Sc 361.384 Radial-iFR) | Sc 227.318 Axial-eUV) | Y 360.073 Axial-iFR) | Y 371.030 Radial-iFR) | Y 224.306 Axial-eUV) |
|---|---|---|---|---|---|---|---|
| Concentration average | 0.4907 ppm | 100.0944 % | 101.6972 % | 95.3700 % | 99.3184 % | 100.7380 % | 100.0543 % |
| Concentration per Run | 0.4935 ppm | 100.4648 % | 101.6170 % | 95.2942 % | 99.2240 % | 100.0525 % | 100.2747 % |
| Concentration per Run | 0.4909 ppm | 100.1725 % | 101.6659 % | 95.2366 % | 99.3686 % | 101.0855 % | 99.5983 % |
| Concentration per Run | 0.4877 ppm | 99.6457 % | 101.8087 % | 95.5790 % | 99.3626 % | 101.0759 % | 100.2899 % |
| Concentration RSD | 0.6 % | 0.4 % | 0.1 % | 0.2 % | 0.1 % | 0.6 % | 0.4 % |

# ICP DataTrace 8

9/10/2025 8:43:44 PM

LabBook: WG2112846_09102025T8.imexp

Sample: WG2110450-8 WG2110450
Analysis started at: 9/10/2025 6:52:00 PM
Rack 2
Vial 17
Comment <Comment>

| | Ag 328.068 Axial-iFR) | Al 396.152 Radial-iFR) | As 189.042 Axial-eUV) | B 208.959 Axial-iFR) | Ba 455.403 Radial-iFR) | Be 313.042 Radial-iFR) | Ca 315.887 Radial-iFR) |
|---|---|---|---|---|---|---|---|
| Concentration average | -0.0002 ppm | -0.0020 ppm | 0.0006 ppm | 0.0094 ppm | 0.0272 ppm | 0.0000 ppm | 16.2783 ppm |
| Concentration per Run | -0.0003 ppm | -0.0021 ppm | -0.0005 ppm | 0.0093 ppm | 0.0272 ppm | 0.0000 ppm | 16.3186 ppm |
| Concentration per Run | -0.0001 ppm | -0.0023 ppm | 0.0007 ppm | 0.0088 ppm | 0.0272 ppm | 0.0000 ppm | 16.2651 ppm |
| Concentration per Run | -0.0002 ppm | -0.0014 ppm | 0.0017 ppm | 0.0101 ppm | 0.0271 ppm | 0.0000 ppm | 16.2512 ppm |
| Concentration RSD | 38.9 % | 23.8 % | 178.7 % | 6.7 % | 0.3 % | 74.4 % | 0.2 % |

| | Cd 214.438 Axial-iFR) | Co 228.616 Axial-iFR) | Cr 267.716 Axial-iFR) | Cu 324.754 Axial-iFR) | Fe 259.940 Radial-iFR) | K 766.490 Radial-iFR) | Li 670.776 Radial-iFR) |
|---|---|---|---|---|---|---|---|
| Concentration average | -0.0002 ppm | 0.0011 ppm | 0.0014 ppm | -0.0001 ppm | 3.0255 ppm | 0.9244 ppm | 0.0020 ppm |
| Concentration per Run | -0.0002 ppm | 0.0014 ppm | 0.0015 ppm | 0.0001 ppm | 3.0542 ppm | 0.9372 ppm | 0.0023 ppm |
| Concentration per Run | -0.0001 ppm | 0.0012 ppm | 0.0014 ppm | -0.0003 ppm | 3.0063 ppm | 0.9289 ppm | 0.0018 ppm |
| Concentration per Run | -0.0002 ppm | 0.0009 ppm | 0.0013 ppm | 0.0000 ppm | 3.0160 ppm | 0.9072 ppm | 0.0018 ppm |
| Concentration RSD | 23.0 % | 22.9 % | 6.9 % | 446.5 % | 0.8 % | 1.7 % | 15.2 % |

| | Mg 279.079 Axial-iFR) | Mn 257.610 Radial-iFR) | Mo 202.030 Axial-iFR) | Na 589.592 Radial-iFR) | Ni 231.604 Axial-iFR) | Pb 220.353 Axial-eUV) | Sb 206.833 Axial-iFR) |
|---|---|---|---|---|---|---|---|
| Concentration average | 5.8070 ppm | 0.0619 ppm | 0.0129 ppm | 7.8476 ppm | 0.0008 ppm | 0.0007 ppm | 0.0124 ppm |
| Concentration per Run | 5.8071 ppm | 0.0624 ppm | 0.0127 ppm | 7.8130 ppm | 0.0012 ppm | 0.0008 ppm | 0.0138 ppm |
| Concentration per Run | 5.7793 ppm | 0.0614 ppm | 0.0133 ppm | 7.8424 ppm | 0.0009 ppm | 0.0003 ppm | 0.0120 ppm |
| Concentration per Run | 5.8347 ppm | 0.0619 ppm | 0.0129 ppm | 7.8876 ppm | 0.0005 ppm | 0.0010 ppm | 0.0115 ppm |
| Concentration RSD | 0.5 % | 0.8 % | 2.4 % | 0.5 % | 38.5 % | 50.3 % | 9.6 % |

| | Se 196.090 Axial-eUV) | Si 212.412 Axial-iFR) | Sn 189.989 Axial-iFR) | Sr 421.552 Radial-iFR) | Ti 334.904 Axial-iFR) | Tl 190.856 Axial-eUV) | V 292.402 Axial-iFR) |
|---|---|---|---|---|---|---|---|
| Concentration average | 0.0020 ppm | 9.0677 ppm | 0.0144 ppm | 0.0856 ppm | 0.0012 ppm | 0.0001 ppm | 0.0000 ppm |
| Concentration per Run | 0.0020 ppm | 9.0802 ppm | 0.0136 ppm | 0.0860 ppm | 0.0012 ppm | 0.0004 ppm | 0.0000 ppm |
| Concentration per Run | 0.0019 ppm | 9.0435 ppm | 0.0151 ppm | 0.0855 ppm | 0.0013 ppm | 0.0004 ppm | 0.0001 ppm |
| Concentration per Run | 0.0023 ppm | 9.0796 ppm | 0.0145 ppm | 0.0852 ppm | 0.0010 ppm | -0.0005 ppm | -0.0001 ppm |
| Concentration RSD | 9.9 % | 0.2 % | 5.4 % | 0.5 % | 15.2 % | 612.4 % | 308.8 % |

| | Zn 206.200 Axial-iFR) | Sc 361.384 Axial-iFR) | Sc 361.384 Radial-iFR) | Sc 227.318 Axial-eUV) | Y 360.073 Axial-iFR) | Y 371.030 Radial-iFR) | Y 224.306 Axial-eUV) |
|---|---|---|---|---|---|---|---|
| Concentration average | 0.0017 ppm | 102.3802 % | 103.0485 % | 99.3764 % | 101.5221 % | 102.2495 % | 101.5222 % |
| Concentration per Run | 0.0016 ppm | 102.3533 % | 102.1930 % | 99.4045 % | 101.5654 % | 101.9735 % | 101.8150 % |
| Concentration per Run | 0.0018 ppm | 102.4468 % | 103.9186 % | 99.0215 % | 101.5927 % | 102.4481 % | 101.1754 % |
| Concentration per Run | 0.0018 ppm | 102.3405 % | 103.0338 % | 99.7031 % | 101.4082 % | 102.3269 % | 101.5763 % |
| Concentration RSD | 8.0 % | 0.1 % | 0.8 % | 0.3 % | 0.1 % | 0.2 % | 0.3 % |

# ICP DataTrace 8

9/10/2025 8:43:44 PM

LabBook: WG2112846_09102025T8.imexp

Sample: CCV
Analysis started at: 9/10/2025 6:55:26 PM
Rack 0
Vial 3
Comment <Comment>

| | Ag 328.068 Axial-iFR) | Al 396.152 Radial-iFR) | As 189.042 Axial-eUV) | B 208.959 Axial-iFR) | Ba 455.403 Radial-iFR) | Be 313.042 Radial-iFR) | Ca 315.887 Radial-iFR) |
|---|---|---|---|---|---|---|---|
| Concentration average | **0.4781 ppm** | 0.4763 ppm | 0.4570 ppm | 0.4809 ppm | 0.4897 ppm | 0.5001 ppm | 0.4903 ppm |
| Concentration per Run | 0.4778 ppm | 0.4773 ppm | 0.4544 ppm | 0.4811 ppm | 0.4890 ppm | 0.4991 ppm | 0.4905 ppm |
| Concentration per Run | 0.4780 ppm | 0.4736 ppm | 0.4580 ppm | 0.4803 ppm | 0.4867 ppm | 0.4967 ppm | 0.4860 ppm |
| Concentration per Run | 0.4785 ppm | 0.4780 ppm | 0.4587 ppm | 0.4813 ppm | 0.4934 ppm | 0.5047 ppm | 0.4944 ppm |
| Recovery Percentage | 95.622 % | 95.261 % | 91.407 % | 96.183 % | 97.942 % | 100.029 % | 98.063 % |
| Concentration RSD | 0.1 % | 0.5 % | 0.5 % | 0.1 % | 0.7 % | 0.8 % | 0.9 % |

| | Cd 214.438 Axial-iFR) | Co 228.616 Axial-iFR) | Cr 267.716 Axial-iFR) | Cu 324.754 Axial-iFR) | Fe 259.940 Radial-iFR) | K 766.490 Radial-iFR) | Li 670.776 Radial-iFR) |
|---|---|---|---|---|---|---|---|
| Concentration average | 0.4961 ppm | 0.4987 ppm | 0.4934 ppm | 0.4987 ppm | 0.4984 ppm | 5.0436 ppm | 0.4944 ppm |
| Concentration per Run | 0.4930 ppm | 0.4969 ppm | 0.4924 ppm | 0.4983 ppm | 0.5014 ppm | 5.0534 ppm | 0.4956 ppm |
| Concentration per Run | 0.4971 ppm | 0.4990 ppm | 0.4908 ppm | 0.4992 ppm | 0.4939 ppm | 5.0100 ppm | 0.4890 ppm |
| Concentration per Run | 0.4983 ppm | 0.5002 ppm | 0.4970 ppm | 0.4987 ppm | 0.4997 ppm | 5.0675 ppm | 0.4987 ppm |
| Recovery Percentage | 99.224 % | 99.736 % | 98.683 % | 99.745 % | 99.672 % | 100.873 % | 98.886 % |
| Concentration RSD | 0.6 % | 0.3 % | 0.6 % | 0.1 % | 0.8 % | 0.6 % | 1.0 % |

| | Mg 279.079 Axial-iFR) | Mn 257.610 Radial-iFR) | Mo 202.030 Axial-iFR) | Na 589.592 Radial-iFR) | Ni 231.604 Axial-iFR) | Pb 220.353 Axial-eUV) | Sb 206.833 Axial-iFR) |
|---|---|---|---|---|---|---|---|
| Concentration average | 0.4982 ppm | 0.5010 ppm | 0.4890 ppm | 10.0148 ppm | 0.5030 ppm | 0.4865 ppm | 0.5231 ppm |
| Concentration per Run | 0.4970 ppm | 0.5014 ppm | 0.4838 ppm | 9.9738 ppm | 0.5019 ppm | 0.4861 ppm | 0.5187 ppm |
| Concentration per Run | 0.4981 ppm | 0.4991 ppm | 0.4891 ppm | 9.9921 ppm | 0.5005 ppm | 0.4874 ppm | 0.5261 ppm |
| Concentration per Run | 0.4996 ppm | 0.5024 ppm | 0.4941 ppm | 10.0784 ppm | 0.5066 ppm | 0.4860 ppm | 0.5246 ppm |
| Recovery Percentage | 99.646 % | 100.192 % | 97.803 % | 100.148 % | 100.597 % | 97.300 % | 104.629 % |
| Concentration RSD | 0.3 % | 0.3 % | 1.1 % | 0.6 % | 0.6 % | 0.2 % | 0.7 % |

| | Se 196.090 Axial-eUV) | Si 212.412 Axial-iFR) | Sn 189.989 Axial-iFR) | Sr 421.552 Radial-iFR) | Ti 334.904 Axial-iFR) | Tl 190.856 Axial-eUV) | V 292.402 Axial-iFR) |
|---|---|---|---|---|---|---|---|
| Concentration average | 0.4681 ppm | 5.2797 ppm | 0.5180 ppm | 0.4989 ppm | 0.4919 ppm | **0.4939 ppm** | 0.4998 ppm |
| Concentration per Run | 0.4666 ppm | 5.2520 ppm | 0.5188 ppm | 0.4984 ppm | 0.4916 ppm | 0.4909 ppm | 0.4990 ppm |
| Concentration per Run | 0.4696 ppm | 5.2882 ppm | 0.5141 ppm | 0.4991 ppm | 0.4889 ppm | 0.4933 ppm | 0.5002 ppm |
| Concentration per Run | 0.4680 ppm | 5.2988 ppm | 0.5212 ppm | 0.4993 ppm | 0.4951 ppm | 0.4977 ppm | 0.5002 ppm |
| Recovery Percentage | 93.611 % | 100.565 % | 103.610 % | 99.784 % | 98.376 % | 98.788 % | 99.957 % |
| Concentration RSD | 0.3 % | 0.5 % | 0.7 % | 0.1 % | 0.6 % | 0.7 % | 0.1 % |

| | Zn 206.200 Axial-iFR) | Sc 361.384 Axial-iFR) | Sc 361.384 Radial-iFR) | Sc 227.318 Axial-eUV) | Y 360.073 Axial-iFR) | Y 371.030 Radial-iFR) | Y 224.306 Axial-eUV) |
|---|---|---|---|---|---|---|---|
| Concentration average | 0.4924 ppm | 100.8169 % | 101.8164 % | 98.4288 % | 99.9288 % | 100.0245 % | 100.4226 % |
| Concentration per Run | 0.4910 ppm | 100.8432 % | 102.1311 % | 98.2426 % | 99.7221 % | 100.7108 % | 100.2239 % |
| Concentration per Run | 0.4888 ppm | 100.7760 % | 102.0015 % | 98.8319 % | 99.9856 % | 99.7734 % | 100.7224 % |
| Concentration per Run | 0.4972 ppm | 100.8313 % | 101.3167 % | 98.2119 % | 100.0786 % | 99.5894 % | 100.3214 % |
| Recovery Percentage | 98.474 % | | | | | | |
| Concentration RSD | 0.9 % | 0.0 % | 0.4 % | 0.4 % | 0.2 % | 0.6 % | 0.3 % |

# ICP DataTrace 8

9/10/2025 8:43:44 PM

LabBook: WG2112846_09102025T8.imexp

Sample: CCB
Analysis started at: 9/10/2025 6:58:52 PM
Rack 0
Vial 4
Comment <Comment>

| | Ag 328.068 Axial-iFR) | Al 396.152 Radial-iFR) | As 189.042 Axial-eUV) | B 208.959 Axial-iFR) | Ba 455.403 Radial-iFR) | Be 313.042 Radial-iFR) | Ca 315.887 Radial-iFR) |
|---|---|---|---|---|---|---|---|
| Concentration average | 0.0002 ppm | -0.0003 ppm | 0.0014 ppm | 0.0005 ppm | 0.0001 ppm | 0.0001 ppm | -0.0018 ppm |
| Concentration per Run | 0.0002 ppm | 0.0015 ppm | 0.0017 ppm | 0.0002 ppm | 0.0001 ppm | 0.0001 ppm | -0.0019 ppm |
| Concentration per Run | 0.0002 ppm | -0.0021 ppm | 0.0015 ppm | 0.0005 ppm | 0.0002 ppm | 0.0001 ppm | -0.0017 ppm |
| Concentration per Run | 0.0002 ppm | -0.0002 ppm | 0.0010 ppm | 0.0008 ppm | 0.0001 ppm | 0.0001 ppm | -0.0019 ppm |
| Recovery Percentage | 3.776 % | -0.255 % | 27.774 % | 1.734 % | 1.083 % | 1.479 % | -1.844 % |
| Concentration RSD | 16.9 % | 693.7 % | 22.9 % | 56.7 % | 47.6 % | 9.2 % | 9.0 % |

| | Cd 214.438 Axial-iFR) | Co 228.616 Axial-iFR) | Cr 267.716 Axial-iFR) | Cu 324.754 Axial-iFR) | Fe 259.940 Radial-iFR) | K 766.490 Radial-iFR) | Li 670.776 Radial-iFR) |
|---|---|---|---|---|---|---|---|
| Concentration average | 0.0000 ppm | 0.0004 ppm | 0.0003 ppm | 0.0000 ppm | 0.0007 ppm | 0.0146 ppm | 0.0003 ppm |
| Concentration per Run | 0.0001 ppm | 0.0002 ppm | 0.0003 ppm | 0.0000 ppm | 0.0008 ppm | 0.0084 ppm | 0.0003 ppm |
| Concentration per Run | -0.0001 ppm | 0.0004 ppm | 0.0002 ppm | 0.0000 ppm | 0.0007 ppm | 0.0196 ppm | 0.0002 ppm |
| Concentration per Run | 0.0001 ppm | 0.0005 ppm | 0.0003 ppm | -0.0001 ppm | 0.0007 ppm | 0.0156 ppm | 0.0004 ppm |
| Recovery Percentage | 0.691 % | 3.936 % | 2.546 % | -0.299 % | 1.474 % | 0.582 % | 2.962 % |
| Concentration RSD | 285.9 % | 43.0 % | 35.2 % | 129.5 % | 3.5 % | 38.9 % | 33.0 % |

| | Mg 279.079 Axial-iFR) | Mn 257.610 Radial-iFR) | Mo 202.030 Axial-iFR) | Na 589.592 Radial-iFR) | Ni 231.604 Axial-iFR) | Pb 220.353 Axial-eUV) | Sb 206.833 Axial-iFR) |
|---|---|---|---|---|---|---|---|
| Concentration average | 0.0010 ppm | 0.0001 ppm | 0.0058 ppm | 0.0028 ppm | 0.0001 ppm | 0.0004 ppm | 0.0072 ppm |
| Concentration per Run | 0.0014 ppm | 0.0002 ppm | 0.0057 ppm | 0.0011 ppm | 0.0000 ppm | 0.0014 ppm | 0.0068 ppm |
| Concentration per Run | 0.0008 ppm | 0.0001 ppm | 0.0058 ppm | 0.0013 ppm | 0.0000 ppm | -0.0009 ppm | 0.0075 ppm |
| Concentration per Run | 0.0008 ppm | 0.0000 ppm | 0.0058 ppm | 0.0061 ppm | 0.0003 ppm | 0.0007 ppm | 0.0074 ppm |
| Recovery Percentage | 0.998 % | 1.054 % | 11.519 % | 0.141 % | 0.253 % | 3.901 % | 14.467 % |
| Concentration RSD | 35.0 % | 81.0 % | 1.7 % | 100.4 % | 268.5 % | 304.1 % | 5.2 % |

| | Se 196.090 Axial-eUV) | Si 212.412 Axial-iFR) | Sn 189.989 Axial-iFR) | Sr 421.552 Radial-iFR) | Ti 334.904 Axial-iFR) | Tl 190.856 Axial-eUV) | V 292.402 Axial-iFR) |
|---|---|---|---|---|---|---|---|
| Concentration average | 0.0032 ppm | 0.0011 ppm | 0.0053 ppm | 0.0000 ppm | 0.0008 ppm | 0.0015 ppm | 0.0000 ppm |
| Concentration per Run | 0.0036 ppm | 0.0012 ppm | 0.0051 ppm | 0.0000 ppm | 0.0008 ppm | 0.0019 ppm | -0.0001 ppm |
| Concentration per Run | 0.0040 ppm | 0.0000 ppm | 0.0054 ppm | 0.0000 ppm | 0.0009 ppm | 0.0011 ppm | 0.0002 ppm |
| Concentration per Run | 0.0020 ppm | 0.0021 ppm | 0.0053 ppm | 0.0000 ppm | 0.0006 ppm | 0.0016 ppm | -0.0001 ppm |
| Recovery Percentage | 32.041 % | 0.215 % | 10.595 % | 0.163 % | 7.606 % | 7.684 % | 0.072 % |
| Concentration RSD | 31.9 % | 96.8 % | 2.9 % | 166.8 % | 21.2 % | 25.6 % | 2,581.6 % |

| | Zn 206.200 Axial-iFR) | Sc 361.384 Axial-iFR) | Sc 361.384 Radial-iFR) | Sc 227.318 Axial-eUV) | Y 360.073 Axial-iFR) | Y 371.030 Radial-iFR) | Y 224.306 Axial-eUV) |
|---|---|---|---|---|---|---|---|
| Concentration average | 0.0001 ppm | 100.4340 % | 98.3472 % | 100.9018 % | 101.4157 % | 99.6944 % | 101.4987 % |
| Concentration per Run | 0.0001 ppm | 100.1357 % | 98.4468 % | 100.9191 % | 101.3429 % | 99.4926 % | 101.5930 % |
| Concentration per Run | 0.0001 ppm | 100.3902 % | 98.3602 % | 100.6459 % | 101.1682 % | 99.6365 % | 101.1774 % |
| Concentration per Run | 0.0000 ppm | 100.7762 % | 98.2347 % | 101.1404 % | 101.7361 % | 99.9540 % | 101.7255 % |
| Recovery Percentage | 1.089 % | | | | | | |
| Concentration RSD | 172.9 % | 0.3 % | 0.1 % | 0.2 % | 0.3 % | 0.2 % | 0.3 % |

# ICP DataTrace 8

9/10/2025 8:43:44 PM

LabBook: WG2112846_09102025T8.imexp

Sample: WG2112683-1 WG2112683
Analysis started at: 9/10/2025 7:03:30 PM
Rack 2
Vial 23
Comment <Comment>

| | Ag 328.068 Axial-iFR) | Al 396.152 Radial-iFR) | As 189.042 Axial-eUV) | B 208.959 Axial-iFR) | Ba 455.403 Radial-iFR) | Be 313.042 Radial-iFR) | Ca 315.887 Radial-iFR) |
|---|---|---|---|---|---|---|---|
| Concentration average | 0.0000 ppm | 0.0029 ppm | 0.0006 ppm | 0.0003 ppm | 0.0001 ppm | 0.0000 ppm | 0.0130 ppm |
| Concentration per Run | -0.0001 ppm | 0.0034 ppm | 0.0018 ppm | -0.0005 ppm | 0.0000 ppm | 0.0000 ppm | 0.0145 ppm |
| Concentration per Run | 0.0000 ppm | 0.0029 ppm | 0.0005 ppm | -0.0001 ppm | 0.0002 ppm | 0.0000 ppm | 0.0108 ppm |
| Concentration per Run | 0.0001 ppm | 0.0024 ppm | -0.0006 ppm | 0.0016 ppm | 0.0002 ppm | 0.0000 ppm | 0.0137 ppm |
| Concentration RSD | 367.5 % | 16.9 % | 217.0 % | 343.9 % | 57.6 % | 78.1 % | 15.2 % |

| | Cd 214.438 Axial-iFR) | Co 228.616 Axial-iFR) | Cr 267.716 Axial-iFR) | Cu 324.754 Axial-iFR) | Fe 259.940 Radial-iFR) | K 766.490 Radial-iFR) | Li 670.776 Radial-iFR) |
|---|---|---|---|---|---|---|---|
| Concentration average | 0.0000 ppm | 0.0001 ppm | 0.0004 ppm | -0.0003 ppm | 0.0483 ppm | 0.0192 ppm | -0.0004 ppm |
| Concentration per Run | 0.0000 ppm | 0.0001 ppm | 0.0005 ppm | -0.0004 ppm | 0.0482 ppm | 0.0035 ppm | -0.0005 ppm |
| Concentration per Run | 0.0000 ppm | 0.0000 ppm | 0.0005 ppm | -0.0002 ppm | 0.0470 ppm | 0.0277 ppm | -0.0004 ppm |
| Concentration per Run | -0.0001 ppm | 0.0002 ppm | 0.0002 ppm | -0.0002 ppm | 0.0497 ppm | 0.0265 ppm | -0.0004 ppm |
| Concentration RSD | 283.4 % | 125.6 % | 39.1 % | 42.3 % | 2.8 % | 71.1 % | 8.1 % |

| | Mg 279.079 Axial-iFR) | Mn 257.610 Radial-iFR) | Mo 202.030 Axial-iFR) | Na 589.592 Radial-iFR) | Ni 231.604 Axial-iFR) | Pb 220.353 Axial-eUV) | Sb 206.833 Axial-iFR) |
|---|---|---|---|---|---|---|---|
| Concentration average | 0.0040 ppm | 0.0005 ppm | 0.0022 ppm | 0.0254 ppm | 0.0000 ppm | 0.0002 ppm | 0.0052 ppm |
| Concentration per Run | 0.0036 ppm | 0.0007 ppm | 0.0021 ppm | 0.0230 ppm | 0.0002 ppm | 0.0002 ppm | 0.0059 ppm |
| Concentration per Run | 0.0033 ppm | 0.0004 ppm | 0.0023 ppm | 0.0261 ppm | -0.0006 ppm | -0.0002 ppm | 0.0040 ppm |
| Concentration per Run | 0.0050 ppm | 0.0004 ppm | 0.0022 ppm | 0.0271 ppm | 0.0004 ppm | 0.0006 ppm | 0.0057 ppm |
| Concentration RSD | 22.5 % | 41.1 % | 4.6 % | 8.5 % | 3,034.4 % | 182.3 % | 20.4 % |

| | Se 196.090 Axial-eUV) | Si 212.412 Axial-iFR) | Sn 189.989 Axial-iFR) | Sr 421.552 Radial-iFR) | Ti 334.904 Axial-iFR) | Tl 190.856 Axial-eUV) | V 292.402 Axial-iFR) |
|---|---|---|---|---|---|---|---|
| Concentration average | 0.0017 ppm | 0.0192 ppm | 0.0175 ppm | 0.0000 ppm | 0.0005 ppm | -0.0007 ppm | -0.0001 ppm |
| Concentration per Run | 0.0027 ppm | 0.0187 ppm | 0.0179 ppm | 0.0000 ppm | 0.0004 ppm | -0.0010 ppm | -0.0001 ppm |
| Concentration per Run | 0.0012 ppm | 0.0188 ppm | 0.0172 ppm | 0.0000 ppm | 0.0004 ppm | -0.0013 ppm | 0.0000 ppm |
| Concentration per Run | 0.0012 ppm | 0.0199 ppm | 0.0175 ppm | 0.0001 ppm | 0.0007 ppm | 0.0002 ppm | -0.0001 ppm |
| Concentration RSD | 52.9 % | 3.4 % | 1.9 % | 53.2 % | 30.0 % | 111.1 % | 53.4 % |

| | Zn 206.200 Axial-iFR) | Sc 361.384 Axial-iFR) | Sc 361.384 Radial-iFR) | Sc 227.318 Axial-eUV) | Y 360.073 Axial-iFR) | Y 371.030 Radial-iFR) | Y 224.306 Axial-eUV) |
|---|---|---|---|---|---|---|---|
| Concentration average | 0.0010 ppm | 102.6630 % | 99.9826 % | 97.6844 % | 103.1801 % | 100.4016 % | 101.5438 % |
| Concentration per Run | 0.0010 ppm | 102.3072 % | 99.9270 % | 97.4002 % | 102.9801 % | 100.4023 % | 101.1927 % |
| Concentration per Run | 0.0009 ppm | 102.7449 % | 100.2581 % | 97.6961 % | 103.1722 % | 100.9487 % | 101.9977 % |
| Concentration per Run | 0.0011 ppm | 102.9369 % | 99.7628 % | 97.9570 % | 103.3879 % | 99.8538 % | 101.4411 % |
| Concentration RSD | 5.5 % | 0.3 % | 0.3 % | 0.3 % | 0.2 % | 0.5 % | 0.4 % |

# ICP DataTrace 8

9/10/2025 8:43:44 PM

LabBook: WG2112846_09102025T8.imexp

Sample: L2554996-04 WG2110450
Analysis started at: 9/10/2025 7:06:57 PM
Rack 2
Vial 22
Comment EB

| | Ag 328.068 Axial-iFR) | Al 396.152 Radial-iFR) | As 189.042 Axial-eUV) | B 208.959 Axial-iFR) | Ba 455.403 Radial-iFR) | Be 313.042 Radial-iFR) | Ca 315.887 Radial-iFR) |
|---|---|---|---|---|---|---|---|
| Concentration average | 0.0000 ppm | 0.0001 ppm | 0.0005 ppm | 0.0000 ppm | 0.0005 ppm | 0.0000 ppm | 0.0087 ppm |
| Concentration per Run | 0.0001 ppm | 0.0013 ppm | 0.0011 ppm | 0.0003 ppm | 0.0004 ppm | 0.0000 ppm | 0.0097 ppm |
| Concentration per Run | -0.0001 ppm | 0.0008 ppm | 0.0011 ppm | -0.0004 ppm | 0.0005 ppm | 0.0000 ppm | 0.0076 ppm |
| Concentration per Run | -0.0002 ppm | -0.0017 ppm | -0.0006 ppm | 0.0001 ppm | 0.0005 ppm | 0.0000 ppm | 0.0089 ppm |
| Concentration RSD | 306.4 % | 1,348.8 % | 185.5 % | 6,359.9 % | 18.1 % | 260.1 % | 12.1 % |

| | Cd 214.438 Axial-iFR) | Co 228.616 Axial-iFR) | Cr 267.716 Axial-iFR) | Cu 324.754 Axial-iFR) | Fe 259.940 Radial-iFR) | K 766.490 Radial-iFR) | Li 670.776 Radial-iFR) |
|---|---|---|---|---|---|---|---|
| Concentration average | 0.0000 ppm | 0.0001 ppm | 0.0002 ppm | 0.0000 ppm | 0.0066 ppm | 0.0240 ppm | 0.0000 ppm |
| Concentration per Run | 0.0000 ppm | 0.0001 ppm | 0.0001 ppm | 0.0000 ppm | 0.0059 ppm | 0.0275 ppm | -0.0003 ppm |
| Concentration per Run | 0.0000 ppm | 0.0001 ppm | 0.0002 ppm | -0.0001 ppm | 0.0072 ppm | 0.0208 ppm | 0.0000 ppm |
| Concentration per Run | 0.0000 ppm | 0.0002 ppm | 0.0003 ppm | 0.0000 ppm | 0.0068 ppm | 0.0237 ppm | 0.0002 ppm |
| Concentration RSD | 86.9 % | 64.5 % | 51.7 % | 241.4 % | 9.9 % | 14.0 % | 990.8 % |

| | Mg 279.079 Axial-iFR) | Mn 257.610 Radial-iFR) | Mo 202.030 Axial-iFR) | Na 589.592 Radial-iFR) | Ni 231.604 Axial-iFR) | Pb 220.353 Axial-eUV) | Sb 206.833 Axial-iFR) |
|---|---|---|---|---|---|---|---|
| Concentration average | 0.0030 ppm | 0.0001 ppm | 0.0009 ppm | 0.0313 ppm | -0.0002 ppm | 0.0004 ppm | 0.0012 ppm |
| Concentration per Run | 0.0027 ppm | 0.0001 ppm | 0.0012 ppm | 0.0326 ppm | -0.0004 ppm | 0.0006 ppm | -0.0010 ppm |
| Concentration per Run | 0.0017 ppm | 0.0002 ppm | 0.0009 ppm | 0.0318 ppm | -0.0003 ppm | -0.0004 ppm | 0.0015 ppm |
| Concentration per Run | 0.0047 ppm | 0.0000 ppm | 0.0008 ppm | 0.0295 ppm | 0.0001 ppm | 0.0009 ppm | 0.0031 ppm |
| Concentration RSD | 50.4 % | 73.4 % | 22.4 % | 5.1 % | 128.1 % | 188.7 % | 176.4 % |

| | Se 196.090 Axial-eUV) | Si 212.412 Axial-iFR) | Sn 189.989 Axial-iFR) | Sr 421.552 Radial-iFR) | Ti 334.904 Axial-iFR) | Tl 190.856 Axial-eUV) | V 292.402 Axial-iFR) |
|---|---|---|---|---|---|---|---|
| Concentration average | 0.0001 ppm | 0.0113 ppm | -0.0011 ppm | 0.0001 ppm | 0.0003 ppm | 0.0004 ppm | -0.0002 ppm |
| Concentration per Run | 0.0005 ppm | 0.0119 ppm | -0.0013 ppm | 0.0001 ppm | 0.0003 ppm | 0.0000 ppm | -0.0001 ppm |
| Concentration per Run | -0.0012 ppm | 0.0103 ppm | -0.0007 ppm | 0.0001 ppm | 0.0003 ppm | 0.0001 ppm | -0.0001 ppm |
| Concentration per Run | 0.0009 ppm | 0.0117 ppm | -0.0014 ppm | 0.0000 ppm | 0.0004 ppm | 0.0011 ppm | -0.0003 ppm |
| Concentration RSD | 1,490.1 % | 7.5 % | 31.9 % | 66.2 % | 10.0 % | 147.9 % | 77.2 % |

| | Zn 206.200 Axial-iFR) | Sc 361.384 Axial-iFR) | Sc 361.384 Radial-iFR) | Sc 227.318 Axial-eUV) | Y 360.073 Axial-iFR) | Y 371.030 Radial-iFR) | Y 224.306 Axial-eUV) |
|---|---|---|---|---|---|---|---|
| Concentration average | 0.0002 ppm | 103.0142 % | 102.0681 % | 102.4830 % | 103.6690 % | 102.7910 % | 103.2544 % |
| Concentration per Run | 0.0002 ppm | 103.2893 % | 101.3679 % | 102.0779 % | 104.2137 % | 102.7964 % | 102.9715 % |
| Concentration per Run | 0.0003 ppm | 102.6332 % | 102.4263 % | 102.7055 % | 102.9542 % | 101.7131 % | 103.3323 % |
| Concentration per Run | 0.0001 ppm | 103.1200 % | 102.4100 % | 102.6655 % | 103.8390 % | 103.8635 % | 103.4594 % |
| Concentration RSD | 68.7 % | 0.3 % | 0.6 % | 0.3 % | 0.6 % | 1.0 % | 0.2 % |

# ICP DataTrace 8

9/10/2025 8:43:44 PM

LabBook: WG2112846_09102025T8.imexp

Sample: WG2112683-2d2 WG2112683
Analysis started at: 9/10/2025 7:10:24 PM
Rack 2
Vial 24
Comment <Comment>

| | Ag 328.068 Axial-iFR) | Al 396.152 Radial-iFR) | As 189.042 Axial-eUV) | B 208.959 Axial-iFR) | Ba 455.403 Radial-iFR) | Be 313.042 Radial-iFR) | Ca 315.887 Radial-iFR) |
|---|---|---|---|---|---|---|---|
| Concentration average | 0.3036 ppm | 15.3842 ppm | 0.7589 ppm | 0.6992 ppm | 0.7836 ppm | 0.6317 ppm | 16.5428 ppm |
| Concentration per Run | 0.3035 ppm | 15.3391 ppm | 0.7568 ppm | 0.7021 ppm | 0.7799 ppm | 0.6289 ppm | 16.4978 ppm |
| Concentration per Run | 0.3035 ppm | 15.3651 ppm | 0.7524 ppm | 0.6973 ppm | 0.7933 ppm | 0.6365 ppm | 16.4164 ppm |
| Concentration per Run | 0.3037 ppm | 15.4484 ppm | 0.7673 ppm | 0.6982 ppm | 0.7775 ppm | 0.6297 ppm | 16.7143 ppm |
| Concentration RSD | 0.0 % | 0.4 % | 1.0 % | 0.4 % | 1.1 % | 0.7 % | 0.9 % |

| | Cd 214.438 Axial-iFR) | Co 228.616 Axial-iFR) | Cr 267.716 Axial-iFR) | Cu 324.754 Axial-iFR) | Fe 259.940 Radial-iFR) | K 766.490 Radial-iFR) | Li 670.776 Radial-iFR) |
|---|---|---|---|---|---|---|---|
| Concentration average | 0.4918 ppm | 0.9795 ppm | 0.6294 ppm | 0.3727 ppm | 19.5106 ppm | 5.5748 ppm | 0.3834 ppm |
| Concentration per Run | 0.4946 ppm | 0.9832 ppm | 0.6305 ppm | 0.3730 ppm | 19.3836 ppm | 5.5603 ppm | 0.3801 ppm |
| Concentration per Run | 0.4905 ppm | 0.9751 ppm | 0.6308 ppm | 0.3720 ppm | 19.4564 ppm | 5.6225 ppm | 0.3891 ppm |
| Concentration per Run | 0.4903 ppm | 0.9802 ppm | 0.6269 ppm | 0.3732 ppm | 19.6919 ppm | 5.5417 ppm | 0.3811 ppm |
| Concentration RSD | 0.5 % | 0.4 % | 0.3 % | 0.2 % | 0.8 % | 0.8 % | 1.3 % |

| | Mg 279.079 Axial-iFR) | Mn 257.610 Radial-iFR) | Mo 202.030 Axial-iFR) | Na 589.592 Radial-iFR) | Ni 231.604 Axial-iFR) | Pb 220.353 Axial-eUV) | Sb 206.833 Axial-iFR) |
|---|---|---|---|---|---|---|---|
| Concentration average | 5.9915 ppm | 1.5963 ppm | 0.5949 ppm | 7.9469 ppm | 0.6156 ppm | 0.5628 ppm | 0.4375 ppm |
| Concentration per Run | 6.0104 ppm | 1.5925 ppm | 0.5968 ppm | 7.9020 ppm | 0.6164 ppm | 0.5608 ppm | 0.4368 ppm |
| Concentration per Run | 5.9972 ppm | 1.6003 ppm | 0.5916 ppm | 7.9308 ppm | 0.6163 ppm | 0.5635 ppm | 0.4381 ppm |
| Concentration per Run | 5.9669 ppm | 1.5963 ppm | 0.5962 ppm | 8.0081 ppm | 0.6142 ppm | 0.5640 ppm | 0.4375 ppm |
| Concentration RSD | 0.4 % | 0.2 % | 0.5 % | 0.7 % | 0.2 % | 0.3 % | 0.2 % |

| | Se 196.090 Axial-eUV) | Si 212.412 Axial-iFR) | Sn 189.989 Axial-iFR) | Sr 421.552 Radial-iFR) | Ti 334.904 Axial-iFR) | Tl 190.856 Axial-eUV) | V 292.402 Axial-iFR) |
|---|---|---|---|---|---|---|---|
| Concentration average | 0.3831 ppm | 2.9184 ppm | 0.3905 ppm | 0.7837 ppm | 1.2433 ppm | 0.7925 ppm | 0.6384 ppm |
| Concentration per Run | 0.3832 ppm | 2.9266 ppm | 0.3901 ppm | 0.7808 ppm | 1.2476 ppm | 0.7949 ppm | 0.6390 ppm |
| Concentration per Run | 0.3805 ppm | 2.9078 ppm | 0.3911 ppm | 0.7895 ppm | 1.2446 ppm | 0.7868 ppm | 0.6383 ppm |
| Concentration per Run | 0.3858 ppm | 2.9207 ppm | 0.3904 ppm | 0.7808 ppm | 1.2378 ppm | 0.7959 ppm | 0.6380 ppm |
| Concentration RSD | 0.7 % | 0.3 % | 0.1 % | 0.6 % | 0.4 % | 0.6 % | 0.1 % |

| | Zn 206.200 Axial-iFR) | Sc 361.384 Axial-iFR) | Sc 361.384 Radial-iFR) | Sc 227.318 Axial-eUV) | Y 360.073 Axial-iFR) | Y 371.030 Radial-iFR) | Y 224.306 Axial-eUV) |
|---|---|---|---|---|---|---|---|
| Concentration average | 1.1883 ppm | 100.4318 % | 100.6681 % | 94.7648 % | 105.1084 % | 105.3251 % | 105.7143 % |
| Concentration per Run | 1.1927 ppm | 100.2242 % | 101.2998 % | 94.5892 % | 104.8696 % | 105.8311 % | 105.2059 % |
| Concentration per Run | 1.1914 ppm | 100.7218 % | 100.1878 % | 94.7820 % | 105.3515 % | 105.3333 % | 105.8133 % |
| Concentration per Run | 1.1808 ppm | 100.3494 % | 100.5168 % | 94.9232 % | 105.1040 % | 104.8108 % | 106.1237 % |
| Concentration RSD | 0.5 % | 0.3 % | 0.6 % | 0.2 % | 0.2 % | 0.5 % | 0.4 % |

# ICP DataTrace 8

9/10/2025 8:43:44 PM

LabBook: WG2112846_09102025T8.imexp

Sample: WG2112683-3d2 WG2112683
Analysis started at: 9/10/2025 7:13:51 PM
Rack 2
Vial 25
Comment <Comment>

| | Ag 328.068 Axial-iFR) | Al 396.152 Radial-iFR) | As 189.042 Axial-eUV) | B 208.959 Axial-iFR) | Ba 455.403 Radial-iFR) | Be 313.042 Radial-iFR) | Ca 315.887 Radial-iFR) |
|---|---|---|---|---|---|---|---|
| Concentration average | **0.2882 ppm** | 14.2040 ppm | 0.7225 ppm | 0.6608 ppm | 0.7880 ppm | 0.5925 ppm | 15.5094 ppm |
| Concentration per Run | 0.2890 ppm | 14.2149 ppm | 0.7247 ppm | 0.6659 ppm | 0.7862 ppm | 0.5932 ppm | 15.6472 ppm |
| Concentration per Run | 0.2880 ppm | 14.1872 ppm | 0.7228 ppm | 0.6613 ppm | 0.7914 ppm | 0.5916 ppm | 15.4989 ppm |
| Concentration per Run | 0.2875 ppm | 14.2100 ppm | 0.7199 ppm | 0.6552 ppm | 0.7863 ppm | 0.5928 ppm | 15.3820 ppm |
| Concentration RSD | 0.3 % | 0.1 % | 0.3 % | 0.8 % | 0.4 % | 0.1 % | 0.9 % |

| | Cd 214.438 Axial-iFR) | Co 228.616 Axial-iFR) | Cr 267.716 Axial-iFR) | Cu 324.754 Axial-iFR) | Fe 259.940 Radial-iFR) | K 766.490 Radial-iFR) | Li 670.776 Radial-iFR) |
|---|---|---|---|---|---|---|---|
| Concentration average | 0.4444 ppm | 0.9258 ppm | 0.5866 ppm | 0.3487 ppm | 18.2206 ppm | 5.2360 ppm | 0.3632 ppm |
| Concentration per Run | 0.4468 ppm | 0.9282 ppm | 0.5868 ppm | 0.3503 ppm | 18.4193 ppm | 5.2338 ppm | 0.3616 ppm |
| Concentration per Run | 0.4441 ppm | 0.9256 ppm | 0.5887 ppm | 0.3477 ppm | 18.2367 ppm | 5.2398 ppm | 0.3641 ppm |
| Concentration per Run | 0.4424 ppm | 0.9236 ppm | 0.5844 ppm | 0.3480 ppm | 18.0058 ppm | 5.2344 ppm | 0.3640 ppm |
| Concentration RSD | 0.5 % | 0.2 % | 0.4 % | 0.4 % | 1.1 % | 0.1 % | 0.4 % |

| | Mg 279.079 Axial-iFR) | Mn 257.610 Radial-iFR) | Mo 202.030 Axial-iFR) | Na 589.592 Radial-iFR) | Ni 231.604 Axial-iFR) | Pb 220.353 Axial-eUV) | Sb 206.833 Axial-iFR) |
|---|---|---|---|---|---|---|---|
| Concentration average | 5.6349 ppm | 1.5461 ppm | 0.5622 ppm | 7.7262 ppm | 0.5835 ppm | 0.5400 ppm | 0.4200 ppm |
| Concentration per Run | 5.6724 ppm | 1.5489 ppm | 0.5623 ppm | 7.7459 ppm | 0.5819 ppm | 0.5399 ppm | 0.4217 ppm |
| Concentration per Run | 5.6075 ppm | 1.5444 ppm | 0.5619 ppm | 7.7406 ppm | 0.5846 ppm | 0.5395 ppm | 0.4189 ppm |
| Concentration per Run | 5.6248 ppm | 1.5451 ppm | 0.5624 ppm | 7.6923 ppm | 0.5839 ppm | 0.5406 ppm | 0.4194 ppm |
| Concentration RSD | 0.6 % | 0.2 % | 0.0 % | 0.4 % | 0.2 % | 0.1 % | 0.3 % |

| | Se 196.090 Axial-eUV) | Si 212.412 Axial-iFR) | Sn 189.989 Axial-iFR) | Sr 421.552 Radial-iFR) | Ti 334.904 Axial-iFR) | Tl 190.856 Axial-eUV) | V 292.402 Axial-iFR) |
|---|---|---|---|---|---|---|---|
| Concentration average | 0.3685 ppm | 2.8158 ppm | 0.3781 ppm | 0.7805 ppm | 1.1789 ppm | **0.7118 ppm** | 0.5969 ppm |
| Concentration per Run | 0.3696 ppm | 2.8341 ppm | 0.3768 ppm | 0.7790 ppm | 1.1779 ppm | 0.7121 ppm | 0.6002 ppm |
| Concentration per Run | 0.3694 ppm | 2.8024 ppm | 0.3793 ppm | 0.7827 ppm | 1.1808 ppm | 0.7147 ppm | 0.5935 ppm |
| Concentration per Run | 0.3665 ppm | 2.8108 ppm | 0.3782 ppm | 0.7799 ppm | 1.1781 ppm | 0.7087 ppm | 0.5970 ppm |
| Concentration RSD | 0.5 % | 0.6 % | 0.3 % | 0.2 % | 0.1 % | 0.4 % | 0.6 % |

| | Zn 206.200 Axial-iFR) | Sc 361.384 Axial-iFR) | Sc 361.384 Radial-iFR) | Sc 227.318 Axial-eUV) | Y 360.073 Axial-iFR) | Y 371.030 Radial-iFR) | Y 224.306 Axial-eUV) |
|---|---|---|---|---|---|---|---|
| Concentration average | 1.1381 ppm | 100.0686 % | 100.9081 % | 94.6651 % | 104.0936 % | 105.4174 % | 104.7769 % |
| Concentration per Run | 1.1330 ppm | 99.6908 % | 99.8850 % | 94.9356 % | 103.7191 % | 104.4885 % | 105.2898 % |
| Concentration per Run | 1.1475 ppm | 100.2391 % | 101.3284 % | 94.5577 % | 104.2192 % | 105.8257 % | 104.5626 % |
| Concentration per Run | 1.1338 ppm | 100.2759 % | 101.5110 % | 94.5021 % | 104.3426 % | 105.9381 % | 104.4784 % |
| Concentration RSD | 0.7 % | 0.3 % | 0.9 % | 0.2 % | 0.3 % | 0.8 % | 0.4 % |

# ICP DataTrace 8

9/10/2025 8:43:44 PM

LabBook: WG2112846_09102025T8.imexp

Sample: WG2110450-9 WG2110450
Analysis started at: 9/10/2025 7:17:17 PM
Rack 2
Vial 18
Comment <Comment>

| | Ag 328.068 Axial-iFR) | Al 396.152 Radial-iFR) | As 189.042 Axial-eUV) | B 208.959 Axial-iFR) | Ba 455.403 Radial-iFR) | Be 313.042 Radial-iFR) | Ca 315.887 Radial-iFR) |
|---|---|---|---|---|---|---|---|
| Concentration average | 0.0484 ppm | 2.1338 ppm | 0.1240 ppm | 1.0352 ppm | 2.0771 ppm | 0.0529 ppm | 26.2659 ppm |
| Concentration per Run | 0.0482 ppm | 2.1242 ppm | 0.1248 ppm | 1.0345 ppm | 2.0637 ppm | 0.0524 ppm | 25.9824 ppm |
| Concentration per Run | 0.0485 ppm | 2.1381 ppm | 0.1245 ppm | 1.0354 ppm | 2.0801 ppm | 0.0529 ppm | 26.3290 ppm |
| Concentration per Run | 0.0485 ppm | 2.1390 ppm | 0.1226 ppm | 1.0358 ppm | 2.0875 ppm | 0.0532 ppm | 26.4862 ppm |
| Concentration RSD | 0.4 % | 0.4 % | 1.0 % | 0.1 % | 0.6 % | 0.7 % | 1.0 % |

| | Cd 214.438 Axial-iFR) | Co 228.616 Axial-iFR) | Cr 267.716 Axial-iFR) | Cu 324.754 Axial-iFR) | Fe 259.940 Radial-iFR) | K 766.490 Radial-iFR) | Li 670.776 Radial-iFR) |
|---|---|---|---|---|---|---|---|
| Concentration average | 0.0539 ppm | 0.5086 ppm | 0.2046 ppm | 0.2595 ppm | 3.9362 ppm | 11.6265 ppm | 0.0030 ppm |
| Concentration per Run | 0.0540 ppm | 0.5092 ppm | 0.2048 ppm | 0.2608 ppm | 3.8999 ppm | 11.5441 ppm | 0.0041 ppm |
| Concentration per Run | 0.0540 ppm | 0.5094 ppm | 0.2048 ppm | 0.2599 ppm | 3.9477 ppm | 11.6370 ppm | 0.0024 ppm |
| Concentration per Run | 0.0538 ppm | 0.5072 ppm | 0.2042 ppm | 0.2580 ppm | 3.9609 ppm | 11.6985 ppm | 0.0024 ppm |
| Concentration RSD | 0.2 % | 0.2 % | 0.2 % | 0.5 % | 0.8 % | 0.7 % | 34.0 % |

| | Mg 279.079 Axial-iFR) | Mn 257.610 Radial-iFR) | Mo 202.030 Axial-iFR) | Na 589.592 Radial-iFR) | Ni 231.604 Axial-iFR) | Pb 220.353 Axial-eUV) | Sb 206.833 Axial-iFR) |
|---|---|---|---|---|---|---|---|
| Concentration average | 16.1147 ppm | 0.5809 ppm | 0.9605 ppm | 18.3090 ppm | 0.5198 ppm | 0.5457 ppm | 0.3188 ppm |
| Concentration per Run | 16.1155 ppm | 0.5753 ppm | 0.9576 ppm | 18.2886 ppm | 0.5199 ppm | 0.5450 ppm | 0.3147 ppm |
| Concentration per Run | 16.1200 ppm | 0.5820 ppm | 0.9588 ppm | 18.3023 ppm | 0.5210 ppm | 0.5463 ppm | 0.3216 ppm |
| Concentration per Run | 16.1084 ppm | 0.5855 ppm | 0.9652 ppm | 18.3360 ppm | 0.5183 ppm | 0.5457 ppm | 0.3202 ppm |
| Concentration RSD | 0.0 % | 0.9 % | 0.4 % | 0.1 % | 0.3 % | 0.1 % | 1.1 % |

| | Se 196.090 Axial-eUV) | Si 212.412 Axial-iFR) | Sn 189.989 Axial-iFR) | Sr 421.552 Radial-iFR) | Ti 334.904 Axial-iFR) | Tl 190.856 Axial-eUV) | V 292.402 Axial-iFR) |
|---|---|---|---|---|---|---|---|
| Concentration average | 0.1238 ppm | 9.9966 ppm | 0.9633 ppm | **1.1222 ppm** | 1.0392 ppm | **0.1253 ppm** | 0.5303 ppm |
| Concentration per Run | 0.1238 ppm | 9.9855 ppm | 0.9617 ppm | 1.1141 ppm | 1.0386 ppm | 0.1252 ppm | 0.5317 ppm |
| Concentration per Run | 0.1251 ppm | 10.0092 ppm | 0.9638 ppm | 1.1260 ppm | 1.0428 ppm | 0.1255 ppm | 0.5306 ppm |
| Concentration per Run | 0.1224 ppm | 9.9950 ppm | 0.9645 ppm | 1.1266 ppm | 1.0361 ppm | 0.1253 ppm | 0.5287 ppm |
| Concentration RSD | 1.1 % | 0.1 % | 0.2 % | 0.6 % | 0.3 % | 0.1 % | 0.3 % |

| | Zn 206.200 Axial-iFR) | Sc 361.384 Axial-iFR) | Sc 361.384 Radial-iFR) | Sc 227.318 Axial-eUV) | Y 360.073 Axial-iFR) | Y 371.030 Radial-iFR) | Y 224.306 Axial-eUV) |
|---|---|---|---|---|---|---|---|
| Concentration average | 0.5175 ppm | 99.7529 % | 101.2715 % | 94.8222 % | 98.9123 % | 100.3644 % | 99.4583 % |
| Concentration per Run | 0.5181 ppm | 99.4617 % | 102.2991 % | 95.4807 % | 98.7731 % | 100.4213 % | 100.1766 % |
| Concentration per Run | 0.5188 ppm | 99.7528 % | 100.9556 % | 94.7261 % | 99.0986 % | 100.7461 % | 99.3390 % |
| Concentration per Run | 0.5155 ppm | 100.0441 % | 100.5598 % | 94.2598 % | 98.8650 % | 99.9258 % | 98.8593 % |
| Concentration RSD | 0.3 % | 0.3 % | 0.9 % | 0.6 % | 0.2 % | 0.4 % | 0.7 % |

# ICP DataTrace 8

9/10/2025 8:43:44 PM

LabBook: WG2112846_09102025T8.imexp

Sample: WG2110450-10d5 WG2110450
Analysis started at: 9/10/2025 7:20:43 PM
Rack 2
Vial 19
Comment <Comment>

| | Ag 328.068 Axial-iFR) | Al 396.152 Radial-iFR) | As 189.042 Axial-eUV) | B 208.959 Axial-iFR) | Ba 455.403 Radial-iFR) | Be 313.042 Radial-iFR) | Ca 315.887 Radial-iFR) |
|---|---|---|---|---|---|---|---|
| Concentration average | 0.0000 ppm | 0.0002 ppm | 0.0006 ppm | 0.0030 ppm | 0.0055 ppm | 0.0000 ppm | 3.2721 ppm |
| Concentration per Run | -0.0004 ppm | 0.0002 ppm | 0.0011 ppm | 0.0027 ppm | 0.0055 ppm | 0.0000 ppm | 3.2691 ppm |
| Concentration per Run | 0.0003 ppm | 0.0013 ppm | 0.0002 ppm | 0.0031 ppm | 0.0055 ppm | 0.0000 ppm | 3.2882 ppm |
| Concentration per Run | 0.0001 ppm | -0.0010 ppm | 0.0004 ppm | 0.0031 ppm | 0.0054 ppm | 0.0000 ppm | 3.2592 ppm |
| Concentration RSD | 4,402.9 % | 711.1 % | 88.9 % | 8.2 % | 0.9 % | 74.9 % | 0.5 % |

| | Cd 214.438 Axial-iFR) | Co 228.616 Axial-iFR) | Cr 267.716 Axial-iFR) | Cu 324.754 Axial-iFR) | Fe 259.940 Radial-iFR) | K 766.490 Radial-iFR) | Li 670.776 Radial-iFR) |
|---|---|---|---|---|---|---|---|
| Concentration average | -0.0001 ppm | 0.0001 ppm | 0.0003 ppm | -0.0002 ppm | 0.6126 ppm | 0.1975 ppm | 0.0000 ppm |
| Concentration per Run | 0.0000 ppm | 0.0006 ppm | 0.0009 ppm | -0.0001 ppm | 0.6161 ppm | 0.1959 ppm | 0.0000 ppm |
| Concentration per Run | -0.0001 ppm | -0.0003 ppm | -0.0001 ppm | -0.0002 ppm | 0.6153 ppm | 0.2061 ppm | -0.0001 ppm |
| Concentration per Run | 0.0000 ppm | 0.0002 ppm | 0.0002 ppm | -0.0003 ppm | 0.6065 ppm | 0.1906 ppm | 0.0001 ppm |
| Concentration RSD | 45.3 % | 304.8 % | 145.0 % | 54.4 % | 0.9 % | 4.0 % | 648.4 % |

| | Mg 279.079 Axial-iFR) | Mn 257.610 Radial-iFR) | Mo 202.030 Axial-iFR) | Na 589.592 Radial-iFR) | Ni 231.604 Axial-iFR) | Pb 220.353 Axial-eUV) | Sb 206.833 Axial-iFR) |
|---|---|---|---|---|---|---|---|
| Concentration average | 1.1868 ppm | 0.0126 ppm | 0.0168 ppm | 1.5784 ppm | 0.0003 ppm | 0.0003 ppm | 0.0474 ppm |
| Concentration per Run | 1.1941 ppm | 0.0127 ppm | 0.0172 ppm | 1.5733 ppm | 0.0005 ppm | 0.0004 ppm | 0.0492 ppm |
| Concentration per Run | 1.1783 ppm | 0.0127 ppm | 0.0167 ppm | 1.5852 ppm | 0.0003 ppm | 0.0003 ppm | 0.0473 ppm |
| Concentration per Run | 1.1880 ppm | 0.0124 ppm | 0.0165 ppm | 1.5767 ppm | 0.0003 ppm | 0.0003 ppm | 0.0458 ppm |
| Concentration RSD | 0.7 % | 1.5 % | 2.1 % | 0.4 % | 33.4 % | 20.3 % | 3.5 % |

| | Se 196.090 Axial-eUV) | Si 212.412 Axial-iFR) | Sn 189.989 Axial-iFR) | Sr 421.552 Radial-iFR) | Ti 334.904 Axial-iFR) | Tl 190.856 Axial-eUV) | V 292.402 Axial-iFR) |
|---|---|---|---|---|---|---|---|
| Concentration average | 0.0019 ppm | 1.7855 ppm | 0.0325 ppm | 0.0171 ppm | 0.0016 ppm | 0.0004 ppm | 0.0000 ppm |
| Concentration per Run | 0.0026 ppm | 1.7951 ppm | 0.0335 ppm | 0.0171 ppm | 0.0015 ppm | 0.0005 ppm | 0.0000 ppm |
| Concentration per Run | 0.0009 ppm | 1.7781 ppm | 0.0327 ppm | 0.0171 ppm | 0.0017 ppm | 0.0007 ppm | 0.0000 ppm |
| Concentration per Run | 0.0022 ppm | 1.7834 ppm | 0.0312 ppm | 0.0170 ppm | 0.0016 ppm | 0.0000 ppm | 0.0001 ppm |
| Concentration RSD | 46.4 % | 0.5 % | 3.5 % | 0.4 % | 6.0 % | 90.6 % | 291.7 % |

| | Zn 206.200 Axial-iFR) | Sc 361.384 Axial-iFR) | Sc 361.384 Radial-iFR) | Sc 227.318 Axial-eUV) | Y 360.073 Axial-iFR) | Y 371.030 Radial-iFR) | Y 224.306 Axial-eUV) |
|---|---|---|---|---|---|---|---|
| Concentration average | 0.0014 ppm | 101.9214 % | 101.6307 % | 101.2106 % | 101.7552 % | 101.2935 % | 101.9292 % |
| Concentration per Run | 0.0014 ppm | 101.7432 % | 102.0899 % | 101.1995 % | 101.6722 % | 101.5182 % | 101.9086 % |
| Concentration per Run | 0.0012 ppm | 102.4269 % | 100.9283 % | 101.1002 % | 102.2278 % | 101.7319 % | 101.7825 % |
| Concentration per Run | 0.0015 ppm | 101.5942 % | 101.8738 % | 101.3322 % | 101.3655 % | 100.6303 % | 102.0965 % |
| Concentration RSD | 12.1 % | 0.4 % | 0.6 % | 0.1 % | 0.4 % | 0.6 % | 0.2 % |

# ICP DataTrace 8

9/10/2025 8:43:44 PM

LabBook: WG2112846_09102025T8.imexp

Sample: L2554882-01 WG2110450
Analysis started at: 9/10/2025 7:24:09 PM
Rack 2
Vial 20
Comment <Comment>

| | Ag 328.068 Axial-iFR) | Al 396.152 Radial-iFR) | As 189.042 Axial-eUV) | B 208.959 Axial-iFR) | Ba 455.403 Radial-iFR) | Be 313.042 Radial-iFR) | Ca 315.887 Radial-iFR) |
|---|---|---|---|---|---|---|---|
| Concentration average | -0.0001 ppm | 0.0227 ppm | 0.0005 ppm | 0.1014 ppm | 0.0147 ppm | 0.0000 ppm | 29.7233 ppm |
| Concentration per Run | -0.0002 ppm | 0.0243 ppm | 0.0003 ppm | 0.1019 ppm | 0.0146 ppm | 0.0000 ppm | 29.6961 ppm |
| Concentration per Run | -0.0002 ppm | 0.0220 ppm | 0.0009 ppm | 0.1011 ppm | 0.0147 ppm | 0.0000 ppm | 29.8561 ppm |
| Concentration per Run | 0.0000 ppm | 0.0218 ppm | 0.0003 ppm | 0.1012 ppm | 0.0148 ppm | 0.0000 ppm | 29.6176 ppm |
| Concentration RSD | 121.1 % | 6.2 % | 68.3 % | 0.4 % | 0.6 % | 325.1 % | 0.4 % |

| | Cd 214.438 Axial-iFR) | Co 228.616 Axial-iFR) | Cr 267.716 Axial-iFR) | Cu 324.754 Axial-iFR) | Fe 259.940 Radial-iFR) | K 766.490 Radial-iFR) | Li 670.776 Radial-iFR) |
|---|---|---|---|---|---|---|---|
| Concentration average | -0.0003 ppm | 0.0003 ppm | 0.0009 ppm | 0.0009 ppm | 0.0361 ppm | 2.8689 ppm | 0.0018 ppm |
| Concentration per Run | -0.0003 ppm | 0.0002 ppm | 0.0009 ppm | 0.0008 ppm | 0.0359 ppm | 2.8640 ppm | 0.0020 ppm |
| Concentration per Run | -0.0003 ppm | 0.0003 ppm | 0.0010 ppm | 0.0010 ppm | 0.0371 ppm | 2.8690 ppm | 0.0021 ppm |
| Concentration per Run | -0.0004 ppm | 0.0003 ppm | 0.0007 ppm | 0.0008 ppm | 0.0353 ppm | 2.8736 ppm | 0.0013 ppm |
| Concentration RSD | 5.3 % | 3.9 % | 15.8 % | 16.0 % | 2.5 % | 0.2 % | 22.4 % |

| | Mg 279.079 Axial-iFR) | Mn 257.610 Radial-iFR) | Mo 202.030 Axial-iFR) | Na 589.592 Radial-iFR) | Ni 231.604 Axial-iFR) | Pb 220.353 Axial-eUV) | Sb 206.833 Axial-iFR) |
|---|---|---|---|---|---|---|---|
| Concentration average | 11.1399 ppm | 0.0031 ppm | 0.0035 ppm | 14.3466 ppm | 0.0014 ppm | 0.0003 ppm | 0.0056 ppm |
| Concentration per Run | 11.2364 ppm | 0.0031 ppm | 0.0033 ppm | 14.3508 ppm | 0.0017 ppm | 0.0007 ppm | 0.0055 ppm |
| Concentration per Run | 11.1321 ppm | 0.0030 ppm | 0.0034 ppm | 14.3824 ppm | 0.0012 ppm | -0.0004 ppm | 0.0042 ppm |
| Concentration per Run | 11.0511 ppm | 0.0032 ppm | 0.0038 ppm | 14.3066 ppm | 0.0013 ppm | 0.0006 ppm | 0.0071 ppm |
| Concentration RSD | 0.8 % | 2.0 % | 7.5 % | 0.3 % | 18.7 % | 198.3 % | 26.1 % |

| | Se 196.090 Axial-eUV) | Si 212.412 Axial-iFR) | Sn 189.989 Axial-iFR) | Sr 421.552 Radial-iFR) | Ti 334.904 Axial-iFR) | Tl 190.856 Axial-eUV) | V 292.402 Axial-iFR) |
|---|---|---|---|---|---|---|---|
| Concentration average | 0.0007 ppm | 7.0116 ppm | 0.0005 ppm | 0.2099 ppm | 0.0027 ppm | 0.0008 ppm | 0.0004 ppm |
| Concentration per Run | -0.0003 ppm | 7.0157 ppm | 0.0005 ppm | 0.2098 ppm | 0.0026 ppm | 0.0005 ppm | 0.0004 ppm |
| Concentration per Run | 0.0014 ppm | 7.0255 ppm | 0.0003 ppm | 0.2108 ppm | 0.0029 ppm | 0.0009 ppm | 0.0005 ppm |
| Concentration per Run | 0.0009 ppm | 6.9937 ppm | 0.0009 ppm | 0.2093 ppm | 0.0027 ppm | 0.0010 ppm | 0.0003 ppm |
| Concentration RSD | 124.9 % | 0.2 % | 52.6 % | 0.4 % | 5.0 % | 34.3 % | 26.0 % |

| | Zn 206.200 Axial-iFR) | Sc 361.384 Axial-iFR) | Sc 361.384 Radial-iFR) | Sc 227.318 Axial-eUV) | Y 360.073 Axial-iFR) | Y 371.030 Radial-iFR) | Y 224.306 Axial-eUV) |
|---|---|---|---|---|---|---|---|
| Concentration average | 0.0014 ppm | 100.9642 % | 102.2360 % | 97.4059 % | 99.8771 % | 101.3042 % | 100.4013 % |
| Concentration per Run | 0.0014 ppm | 100.7976 % | 102.7610 % | 97.2832 % | 99.4560 % | 101.9054 % | 100.2531 % |
| Concentration per Run | 0.0015 ppm | 101.0121 % | 101.5468 % | 97.3996 % | 100.2011 % | 101.1618 % | 100.6472 % |
| Concentration per Run | 0.0014 ppm | 101.0829 % | 102.4001 % | 97.5349 % | 99.9743 % | 100.8453 % | 100.3036 % |
| Concentration RSD | 6.4 % | 0.1 % | 0.6 % | 0.1 % | 0.4 % | 0.5 % | 0.2 % |

# ICP DataTrace 8

9/10/2025 8:43:44 PM

LabBook: WG2112846_09102025T8.imexp

Sample: L2554996-03 WG2110450
Analysis started at: 9/10/2025 7:27:35 PM
Rack 2
Vial 21
Comment <Comment>

| | Ag 328.068 Axial-iFR) | Al 396.152 Radial-iFR) | As 189.042 Axial-eUV) | B 208.959 Axial-iFR) | Ba 455.403 Radial-iFR) | Be 313.042 Radial-iFR) | Ca 315.887 Radial-iFR) |
|---|---|---|---|---|---|---|---|
| Concentration average | -0.0002 ppm | -0.0006 ppm | 0.0006 ppm | 0.0081 ppm | 0.0272 ppm | 0.0000 ppm | 16.2818 ppm |
| Concentration per Run | -0.0001 ppm | -0.0017 ppm | 0.0009 ppm | 0.0088 ppm | 0.0274 ppm | 0.0000 ppm | 16.3448 ppm |
| Concentration per Run | -0.0002 ppm | 0.0010 ppm | 0.0000 ppm | 0.0071 ppm | 0.0273 ppm | 0.0000 ppm | 16.2091 ppm |
| Concentration per Run | -0.0002 ppm | -0.0012 ppm | 0.0009 ppm | 0.0085 ppm | 0.0268 ppm | 0.0000 ppm | 16.2914 ppm |
| Concentration RSD | 49.3 % | 225.9 % | 93.1 % | 11.1 % | 1.2 % | 33.0 % | 0.4 % |

| | Cd 214.438 Axial-iFR) | Co 228.616 Axial-iFR) | Cr 267.716 Axial-iFR) | Cu 324.754 Axial-iFR) | Fe 259.940 Radial-iFR) | K 766.490 Radial-iFR) | Li 670.776 Radial-iFR) |
|---|---|---|---|---|---|---|---|
| Concentration average | -0.0002 ppm | 0.0011 ppm | 0.0099 ppm | 0.0003 ppm | 3.0987 ppm | 0.9259 ppm | 0.0026 ppm |
| Concentration per Run | -0.0002 ppm | 0.0013 ppm | 0.0099 ppm | 0.0002 ppm | 3.1132 ppm | 0.9355 ppm | 0.0023 ppm |
| Concentration per Run | -0.0002 ppm | 0.0008 ppm | 0.0099 ppm | 0.0004 ppm | 3.1012 ppm | 0.9286 ppm | 0.0028 ppm |
| Concentration per Run | -0.0003 ppm | 0.0010 ppm | 0.0100 ppm | 0.0002 ppm | 3.0818 ppm | 0.9136 ppm | 0.0026 ppm |
| Concentration RSD | 19.6 % | 22.4 % | 0.5 % | 32.1 % | 0.5 % | 1.2 % | 8.4 % |

| | Mg 279.079 Axial-iFR) | Mn 257.610 Radial-iFR) | Mo 202.030 Axial-iFR) | Na 589.592 Radial-iFR) | Ni 231.604 Axial-iFR) | Pb 220.353 Axial-eUV) | Sb 206.833 Axial-iFR) |
|---|---|---|---|---|---|---|---|
| Concentration average | 5.8193 ppm | 0.0630 ppm | 0.0018 ppm | 7.8119 ppm | 0.0012 ppm | 0.0003 ppm | 0.0042 ppm |
| Concentration per Run | 5.8374 ppm | 0.0635 ppm | 0.0019 ppm | 7.8051 ppm | 0.0014 ppm | 0.0005 ppm | 0.0035 ppm |
| Concentration per Run | 5.8067 ppm | 0.0628 ppm | 0.0016 ppm | 7.8168 ppm | 0.0012 ppm | 0.0002 ppm | 0.0020 ppm |
| Concentration per Run | 5.8138 ppm | 0.0627 ppm | 0.0018 ppm | 7.8139 ppm | 0.0009 ppm | 0.0001 ppm | 0.0070 ppm |
| Concentration RSD | 0.3 % | 0.7 % | 8.1 % | 0.1 % | 19.3 % | 69.7 % | 60.3 % |

| | Se 196.090 Axial-eUV) | Si 212.412 Axial-iFR) | Sn 189.989 Axial-iFR) | Sr 421.552 Radial-iFR) | Ti 334.904 Axial-iFR) | Tl 190.856 Axial-eUV) | V 292.402 Axial-iFR) |
|---|---|---|---|---|---|---|---|
| Concentration average | 0.0005 ppm | 9.0667 ppm | -0.0005 ppm | 0.0852 ppm | 0.0002 ppm | 0.0003 ppm | -0.0001 ppm |
| Concentration per Run | 0.0013 ppm | 9.1226 ppm | -0.0006 ppm | 0.0852 ppm | 0.0001 ppm | 0.0003 ppm | -0.0002 ppm |
| Concentration per Run | 0.0001 ppm | 9.0773 ppm | -0.0006 ppm | 0.0858 ppm | 0.0002 ppm | -0.0001 ppm | 0.0000 ppm |
| Concentration per Run | 0.0000 ppm | 9.0001 ppm | -0.0003 ppm | 0.0848 ppm | 0.0002 ppm | 0.0007 ppm | 0.0000 ppm |
| Concentration RSD | 148.6 % | 0.7 % | 39.4 % | 0.6 % | 18.7 % | 129.6 % | 174.2 % |

| | Zn 206.200 Axial-iFR) | Sc 361.384 Axial-iFR) | Sc 361.384 Radial-iFR) | Sc 227.318 Axial-eUV) | Y 360.073 Axial-iFR) | Y 371.030 Radial-iFR) | Y 224.306 Axial-eUV) |
|---|---|---|---|---|---|---|---|
| Concentration average | 0.0013 ppm | 102.3641 % | 102.7771 % | 99.4808 % | 101.5660 % | 100.8136 % | 101.6958 % |
| Concentration per Run | 0.0012 ppm | 102.2183 % | 101.8627 % | 99.1924 % | 101.4013 % | 100.6974 % | 101.3204 % |
| Concentration per Run | 0.0014 ppm | 102.3986 % | 103.3974 % | 99.9030 % | 101.6392 % | 100.9109 % | 102.1442 % |
| Concentration per Run | 0.0014 ppm | 102.4755 % | 103.0712 % | 99.3469 % | 101.6575 % | 100.8324 % | 101.6227 % |
| Concentration RSD | 6.5 % | 0.1 % | 0.8 % | 0.4 % | 0.1 % | 0.1 % | 0.4 % |

# ICP DataTrace 8

9/10/2025 8:43:44 PM

LabBook: WG2112846_09102025T8.imexp

Sample: L2556317-01d2 WG2112683
Analysis started at: 9/10/2025 7:31:02 PM
Rack 2
Vial 26
Comment <Comment>

| | Ag 328.068 Axial-iFR) | Al 396.152 Radial-iFR) | As 189.042 Axial-eUV) | B 208.959 Axial-iFR) | Ba 455.403 Radial-iFR) | Be 313.042 Radial-iFR) | Ca 315.887 Radial-iFR) |
|---|---|---|---|---|---|---|---|
| Concentration average | 0.0009 ppm | 63.9296 ppm | 0.0258 ppm | 0.0677 ppm | 0.3725 ppm | 0.0023 ppm | 46.8231 ppm |
| Concentration per Run | 0.0007 ppm | 63.8526 ppm | 0.0256 ppm | 0.0688 ppm | 0.3702 ppm | 0.0022 ppm | 46.8950 ppm |
| Concentration per Run | 0.0009 ppm | 63.5655 ppm | 0.0254 ppm | 0.0656 ppm | 0.3766 ppm | 0.0023 ppm | 46.5109 ppm |
| Concentration per Run | 0.0010 ppm | 64.3708 ppm | 0.0265 ppm | 0.0685 ppm | 0.3706 ppm | 0.0023 ppm | 47.0634 ppm |
| Concentration RSD | 13.7 % | 0.6 % | 2.2 % | 2.6 % | 1.0 % | 0.8 % | 0.6 % |

| | Cd 214.438 Axial-iFR) | Co 228.616 Axial-iFR) | Cr 267.716 Axial-iFR) | Cu 324.754 Axial-iFR) | Fe 259.940 Radial-iFR) | K 766.490 Radial-iFR) | Li 670.776 Radial-iFR) |
|---|---|---|---|---|---|---|---|
| Concentration average | 0.0006 ppm | 0.0507 ppm | 0.1048 ppm | 0.2393 ppm | 107.4017 ppm | 11.2382 ppm | 0.0998 ppm |
| Concentration per Run | 0.0005 ppm | 0.0513 ppm | 0.1053 ppm | 0.2391 ppm | 107.1976 ppm | 11.1634 ppm | 0.1002 ppm |
| Concentration per Run | 0.0007 ppm | 0.0513 ppm | 0.1044 ppm | 0.2394 ppm | 107.2095 ppm | 11.2641 ppm | 0.0980 ppm |
| Concentration per Run | 0.0006 ppm | 0.0494 ppm | 0.1047 ppm | 0.2394 ppm | 107.7979 ppm | 11.2871 ppm | 0.1012 ppm |
| Concentration RSD | 12.5 % | 2.2 % | 0.4 % | 0.1 % | 0.3 % | 0.6 % | 1.6 % |

| | Mg 279.079 Axial-iFR) | Mn 257.610 Radial-iFR) | Mo 202.030 Axial-iFR) | Na 589.592 Radial-iFR) | Ni 231.604 Axial-iFR) | Pb 220.353 Axial-eUV) | Sb 206.833 Axial-iFR) |
|---|---|---|---|---|---|---|---|
| Concentration average | 29.1610 ppm | 1.7069 ppm | 0.0045 ppm | 2.2597 ppm | 0.0999 ppm | 0.2726 ppm | 0.0162 ppm |
| Concentration per Run | 29.2530 ppm | 1.7075 ppm | 0.0043 ppm | 2.2554 ppm | 0.1000 ppm | 0.2730 ppm | 0.0175 ppm |
| Concentration per Run | 29.3545 ppm | 1.6991 ppm | 0.0046 ppm | 2.2491 ppm | 0.1006 ppm | 0.2719 ppm | 0.0151 ppm |
| Concentration per Run | 28.8754 ppm | 1.7142 ppm | 0.0046 ppm | 2.2746 ppm | 0.0991 ppm | 0.2729 ppm | 0.0160 ppm |
| Concentration RSD | 0.9 % | 0.4 % | 3.9 % | 0.6 % | 0.8 % | 0.2 % | 7.6 % |

| | Se 196.090 Axial-eUV) | Si 212.412 Axial-iFR) | Sn 189.989 Axial-iFR) | Sr 421.552 Radial-iFR) | Ti 334.904 Axial-iFR) | Tl 190.856 Axial-eUV) | V 292.402 Axial-iFR) |
|---|---|---|---|---|---|---|---|
| Concentration average | 0.0015 ppm | 6.1716 ppm | 0.0227 ppm | 0.1970 ppm | 3.8051 ppm | 0.0015 ppm | 0.1834 ppm |
| Concentration per Run | 0.0009 ppm | 6.1995 ppm | 0.0231 ppm | 0.1961 ppm | 3.8154 ppm | 0.0016 ppm | 0.1838 ppm |
| Concentration per Run | 0.0031 ppm | 6.1989 ppm | 0.0227 ppm | 0.1966 ppm | 3.7985 ppm | 0.0001 ppm | 0.1836 ppm |
| Concentration per Run | 0.0004 ppm | 6.1163 ppm | 0.0222 ppm | 0.1981 ppm | 3.8014 ppm | 0.0028 ppm | 0.1826 ppm |
| Concentration RSD | 97.5 % | 0.8 % | 2.0 % | 0.5 % | 0.2 % | 87.4 % | 0.3 % |

| | Zn 206.200 Axial-iFR) | Sc 361.384 Axial-iFR) | Sc 361.384 Radial-iFR) | Sc 227.318 Axial-eUV) | Y 360.073 Axial-iFR) | Y 371.030 Radial-iFR) | Y 224.306 Axial-eUV) |
|---|---|---|---|---|---|---|---|
| Concentration average | 0.4003 ppm | 99.8941 % | 103.2064 % | 89.0341 % | 110.4607 % | 114.4776 % | 111.6170 % |
| Concentration per Run | 0.4045 ppm | 99.8101 % | 103.9921 % | 89.4734 % | 110.0441 % | 115.5895 % | 111.9307 % |
| Concentration per Run | 0.4003 ppm | 99.7144 % | 103.4740 % | 89.0411 % | 110.4989 % | 113.6614 % | 111.5669 % |
| Concentration per Run | 0.3960 ppm | 100.1577 % | 102.1530 % | 88.5879 % | 110.8391 % | 114.1819 % | 111.3533 % |
| Concentration RSD | 1.1 % | 0.2 % | 0.9 % | 0.5 % | 0.4 % | 0.9 % | 0.3 % |

# ICP DataTrace 8

9/10/2025 8:43:44 PM

LabBook: WG2112846_09102025T8.imexp

Sample: CCV
Analysis started at: 9/10/2025 7:35:46 PM
Rack 0
Vial 3
Comment <Comment>

| | Ag 328.068 Axial-iFR) | Al 396.152 Radial-iFR) | As 189.042 Axial-eUV) | B 208.959 Axial-iFR) | Ba 455.403 Radial-iFR) | Be 313.042 Radial-iFR) | Ca 315.887 Radial-iFR) |
|---|---|---|---|---|---|---|---|
| Concentration average | 0.4833 ppm | 0.4857 ppm | 0.4608 ppm | 0.4915 ppm | 0.4923 ppm | 0.5006 ppm | 0.4899 ppm |
| Concentration per Run | 0.4837 ppm | 0.4892 ppm | 0.4620 ppm | 0.4925 ppm | 0.4936 ppm | 0.5028 ppm | 0.4922 ppm |
| Concentration per Run | 0.4834 ppm | 0.4878 ppm | 0.4588 ppm | 0.4895 ppm | 0.4913 ppm | 0.4989 ppm | 0.4886 ppm |
| Concentration per Run | 0.4828 ppm | 0.4801 ppm | 0.4616 ppm | 0.4924 ppm | 0.4919 ppm | 0.5001 ppm | 0.4889 ppm |
| Recovery Percentage | 96.653 % | 97.135 % | 92.160 % | 98.297 % | 98.453 % | 100.116 % | 97.981 % |
| Concentration RSD | 0.1 % | 1.0 % | 0.4 % | 0.3 % | 0.2 % | 0.4 % | 0.4 % |

| | Cd 214.438 Axial-iFR) | Co 228.616 Axial-iFR) | Cr 267.716 Axial-iFR) | Cu 324.754 Axial-iFR) | Fe 259.940 Radial-iFR) | K 766.490 Radial-iFR) | Li 670.776 Radial-iFR) |
|---|---|---|---|---|---|---|---|
| Concentration average | 0.4934 ppm | 0.4981 ppm | 0.4906 ppm | 0.5034 ppm | 0.4990 ppm | 5.0473 ppm | 0.4930 ppm |
| Concentration per Run | 0.4903 ppm | 0.4962 ppm | 0.4885 ppm | 0.5033 ppm | 0.5013 ppm | 5.0901 ppm | 0.4972 ppm |
| Concentration per Run | 0.4959 ppm | 0.4988 ppm | 0.4938 ppm | 0.5027 ppm | 0.4991 ppm | 5.0237 ppm | 0.4903 ppm |
| Concentration per Run | 0.4939 ppm | 0.4993 ppm | 0.4896 ppm | 0.5042 ppm | 0.4966 ppm | 5.0280 ppm | 0.4915 ppm |
| Recovery Percentage | 98.675 % | 99.619 % | 98.129 % | 100.680 % | 99.799 % | 100.946 % | 98.604 % |
| Concentration RSD | 0.6 % | 0.3 % | 0.6 % | 0.2 % | 0.5 % | 0.7 % | 0.7 % |

| | Mg 279.079 Axial-iFR) | Mn 257.610 Radial-iFR) | Mo 202.030 Axial-iFR) | Na 589.592 Radial-iFR) | Ni 231.604 Axial-iFR) | Pb 220.353 Axial-eUV) | Sb 206.833 Axial-iFR) |
|---|---|---|---|---|---|---|---|
| Concentration average | 0.5017 ppm | 0.5005 ppm | 0.4814 ppm | 10.0161 ppm | 0.5012 ppm | 0.4835 ppm | 0.5117 ppm |
| Concentration per Run | 0.4994 ppm | 0.5031 ppm | 0.4780 ppm | 10.0541 ppm | 0.4991 ppm | 0.4826 ppm | 0.5068 ppm |
| Concentration per Run | 0.5042 ppm | 0.4989 ppm | 0.4826 ppm | 9.9767 ppm | 0.5047 ppm | 0.4842 ppm | 0.5126 ppm |
| Concentration per Run | 0.5015 ppm | 0.4995 ppm | 0.4836 ppm | 10.0175 ppm | 0.4998 ppm | 0.4836 ppm | 0.5156 ppm |
| Recovery Percentage | 100.338 % | 100.105 % | 96.279 % | 100.161 % | 100.239 % | 96.693 % | 102.333 % |
| Concentration RSD | 0.5 % | 0.4 % | 0.6 % | 0.4 % | 0.6 % | 0.2 % | 0.9 % |

| | Se 196.090 Axial-eUV) | Si 212.412 Axial-iFR) | Sn 189.989 Axial-iFR) | Sr 421.552 Radial-iFR) | Ti 334.904 Axial-iFR) | Tl 190.856 Axial-eUV) | V 292.402 Axial-iFR) |
|---|---|---|---|---|---|---|---|
| Concentration average | 0.4758 ppm | 5.3454 ppm | 0.4963 ppm | 0.5003 ppm | 0.4897 ppm | 0.4870 ppm | 0.4979 ppm |
| Concentration per Run | 0.4740 ppm | 5.3099 ppm | 0.4893 ppm | 0.5024 ppm | 0.4911 ppm | 0.4849 ppm | 0.4973 ppm |
| Concentration per Run | 0.4740 ppm | 5.3614 ppm | 0.5037 ppm | 0.4990 ppm | 0.4905 ppm | 0.4853 ppm | 0.4983 ppm |
| Concentration per Run | 0.4793 ppm | 5.3649 ppm | 0.4959 ppm | 0.4994 ppm | 0.4876 ppm | 0.4907 ppm | 0.4980 ppm |
| Recovery Percentage | 95.151 % | 101.817 % | 99.259 % | 100.053 % | 97.947 % | 97.394 % | 99.573 % |
| Concentration RSD | 0.6 % | 0.6 % | 1.5 % | 0.4 % | 0.4 % | 0.7 % | 0.1 % |

| | Zn 206.200 Axial-iFR) | Sc 361.384 Axial-iFR) | Sc 361.384 Radial-iFR) | Sc 227.318 Axial-eUV) | Y 360.073 Axial-iFR) | Y 371.030 Radial-iFR) | Y 224.306 Axial-eUV) |
|---|---|---|---|---|---|---|---|
| Concentration average | 0.4906 ppm | 98.8729 % | 101.9067 % | 97.2598 % | 97.6376 % | 100.4001 % | 98.4795 % |
| Concentration per Run | 0.4869 ppm | 99.6297 % | 101.5277 % | 97.7576 % | 98.3203 % | 100.5449 % | 98.8441 % |
| Concentration per Run | 0.4965 ppm | 98.3795 % | 102.2614 % | 96.4630 % | 96.9327 % | 100.4812 % | 97.5456 % |
| Concentration per Run | 0.4885 ppm | 98.6094 % | 101.9309 % | 97.5588 % | 97.6596 % | 100.1742 % | 99.0488 % |
| Recovery Percentage | 98.125 % | | | | | | |
| Concentration RSD | 1.0 % | 0.7 % | 0.4 % | 0.7 % | 0.7 % | 0.2 % | 0.8 % |

# ICP DataTrace 8

9/10/2025 8:43:44 PM

LabBook: WG2112846_09102025T8.imexp

Sample: CCB
Analysis started at: 9/10/2025 7:39:21 PM
Rack 0
Vial 4
Comment <Comment>

| | Ag 328.068 Axial-iFR) | Al 396.152 Radial-iFR) | As 189.042 Axial-eUV) | B 208.959 Axial-iFR) | Ba 455.403 Radial-iFR) | Be 313.042 Radial-iFR) | Ca 315.887 Radial-iFR) |
|---|---|---|---|---|---|---|---|
| Concentration average | 0.0001 ppm | 0.0007 ppm | 0.0007 ppm | 0.0011 ppm | 0.0000 ppm | 0.0001 ppm | -0.0004 ppm |
| Concentration per Run | 0.0001 ppm | -0.0029 ppm | 0.0002 ppm | 0.0015 ppm | 0.0001 ppm | 0.0001 ppm | -0.0001 ppm |
| Concentration per Run | 0.0001 ppm | 0.0058 ppm | 0.0009 ppm | 0.0011 ppm | 0.0001 ppm | 0.0001 ppm | -0.0021 ppm |
| Concentration per Run | 0.0003 ppm | -0.0009 ppm | 0.0011 ppm | 0.0008 ppm | 0.0000 ppm | 0.0001 ppm | 0.0009 ppm |
| Recovery Percentage | 2.812 % | 0.657 % | 14.649 % | 3.735 % | 0.327 % | 1.181 % | -0.418 % |
| Concentration RSD | 73.3 % | 691.2 % | 61.1 % | 31.3 % | 169.8 % | 11.3 % | 362.1 % |

| | Cd 214.438 Axial-iFR) | Co 228.616 Axial-iFR) | Cr 267.716 Axial-iFR) | Cu 324.754 Axial-iFR) | Fe 259.940 Radial-iFR) | K 766.490 Radial-iFR) | Li 670.776 Radial-iFR) |
|---|---|---|---|---|---|---|---|
| Concentration average | 0.0001 ppm | 0.0002 ppm | 0.0002 ppm | -0.0001 ppm | 0.0014 ppm | 0.0108 ppm | 0.0006 ppm |
| Concentration per Run | 0.0000 ppm | 0.0002 ppm | 0.0001 ppm | 0.0000 ppm | 0.0012 ppm | 0.0078 ppm | 0.0002 ppm |
| Concentration per Run | 0.0001 ppm | 0.0001 ppm | 0.0002 ppm | -0.0003 ppm | 0.0012 ppm | 0.0114 ppm | 0.0007 ppm |
| Concentration per Run | 0.0001 ppm | 0.0003 ppm | 0.0002 ppm | 0.0000 ppm | 0.0017 ppm | 0.0132 ppm | 0.0007 ppm |
| Recovery Percentage | 1.409 % | 2.127 % | 1.711 % | -0.974 % | 2.789 % | 0.431 % | 5.545 % |
| Concentration RSD | 47.5 % | 33.8 % | 41.1 % | 178.9 % | 21.6 % | 25.0 % | 48.1 % |

| | Mg 279.079 Axial-iFR) | Mn 257.610 Radial-iFR) | Mo 202.030 Axial-iFR) | Na 589.592 Radial-iFR) | Ni 231.604 Axial-iFR) | Pb 220.353 Axial-eUV) | Sb 206.833 Axial-iFR) |
|---|---|---|---|---|---|---|---|
| Concentration average | 0.0019 ppm | 0.0001 ppm | 0.0045 ppm | 0.0042 ppm | 0.0002 ppm | 0.0007 ppm | 0.0032 ppm |
| Concentration per Run | 0.0024 ppm | 0.0001 ppm | 0.0042 ppm | 0.0060 ppm | 0.0003 ppm | 0.0015 ppm | 0.0038 ppm |
| Concentration per Run | 0.0027 ppm | 0.0000 ppm | 0.0047 ppm | 0.0042 ppm | 0.0000 ppm | 0.0001 ppm | 0.0036 ppm |
| Concentration per Run | 0.0008 ppm | 0.0001 ppm | 0.0046 ppm | 0.0025 ppm | 0.0002 ppm | 0.0006 ppm | 0.0022 ppm |
| Recovery Percentage | 1.947 % | 0.675 % | 8.939 % | 0.211 % | 0.678 % | 7.246 % | 6.378 % |
| Concentration RSD | 52.3 % | 50.4 % | 5.4 % | 40.8 % | 90.1 % | 102.2 % | 27.7 % |

| | Se 196.090 Axial-eUV) | Si 212.412 Axial-iFR) | Sn 189.989 Axial-iFR) | Sr 421.552 Radial-iFR) | Ti 334.904 Axial-iFR) | Tl 190.856 Axial-eUV) | V 292.402 Axial-iFR) |
|---|---|---|---|---|---|---|---|
| Concentration average | 0.0036 ppm | 0.0046 ppm | 0.0008 ppm | 0.0000 ppm | 0.0008 ppm | 0.0006 ppm | 0.0001 ppm |
| Concentration per Run | 0.0043 ppm | 0.0042 ppm | 0.0005 ppm | 0.0000 ppm | 0.0006 ppm | 0.0010 ppm | 0.0001 ppm |
| Concentration per Run | 0.0024 ppm | 0.0048 ppm | 0.0007 ppm | 0.0000 ppm | 0.0008 ppm | -0.0001 ppm | 0.0001 ppm |
| Concentration per Run | 0.0042 ppm | 0.0048 ppm | 0.0011 ppm | 0.0000 ppm | 0.0008 ppm | 0.0009 ppm | 0.0002 ppm |
| Recovery Percentage | 36.293 % | 0.919 % | 1.586 % | 0.320 % | 7.714 % | 3.183 % | 1.091 % |
| Concentration RSD | 29.9 % | 7.9 % | 39.7 % | 48.1 % | 15.4 % | 93.7 % | 40.9 % |

| | Zn 206.200 Axial-iFR) | Sc 361.384 Axial-iFR) | Sc 361.384 Radial-iFR) | Sc 227.318 Axial-eUV) | Y 360.073 Axial-iFR) | Y 371.030 Radial-iFR) | Y 224.306 Axial-eUV) |
|---|---|---|---|---|---|---|---|
| Concentration average | 0.0000 ppm | 100.5237 % | 98.9319 % | 100.7280 % | 101.3552 % | 100.1671 % | 101.3456 % |
| Concentration per Run | -0.0001 ppm | 100.6218 % | 100.4249 % | 100.8487 % | 101.4449 % | 101.8142 % | 101.7132 % |
| Concentration per Run | 0.0000 ppm | 100.1045 % | 97.4994 % | 100.7742 % | 100.8952 % | 98.5599 % | 101.2749 % |
| Concentration per Run | 0.0001 ppm | 100.8448 % | 98.8715 % | 100.5611 % | 101.7256 % | 100.1272 % | 101.0486 % |
| Recovery Percentage | 0.542 % | | | | | | |
| Concentration RSD | 405.3 % | 0.4 % | 1.5 % | 0.1 % | 0.4 % | 1.6 % | 0.3 % |

# ICP DataTrace 8

9/10/2025 8:43:44 PM

LabBook: WG2112846_09102025T8.imexp

Sample: WG2110010-1 WG2110010
Analysis started at: 9/10/2025 7:53:46 PM
Rack 2
Vial 28
Comment <Comment>

| | Ag 328.068 Axial-iFR) | Al 396.152 Radial-iFR) | As 189.042 Axial-eUV) | B 208.959 Axial-iFR) | Ba 455.403 Radial-iFR) | Be 313.042 Radial-iFR) | Ca 315.887 Radial-iFR) |
|---|---|---|---|---|---|---|---|
| Concentration average | -0.0001 ppm | 0.0001 ppm | 0.0010 ppm | 0.0000 ppm | 0.0000 ppm | 0.0000 ppm | -0.0006 ppm |
| Concentration per Run | -0.0001 ppm | 0.0021 ppm | 0.0004 ppm | -0.0006 ppm | 0.0000 ppm | 0.0000 ppm | -0.0007 ppm |
| Concentration per Run | 0.0000 ppm | 0.0012 ppm | 0.0014 ppm | 0.0000 ppm | 0.0000 ppm | 0.0000 ppm | -0.0010 ppm |
| Concentration per Run | -0.0001 ppm | -0.0030 ppm | 0.0013 ppm | 0.0005 ppm | -0.0001 ppm | 0.0000 ppm | -0.0001 ppm |
| Concentration RSD | 52.9 % | 2,230.0 % | 56.4 % | 1,598.9 % | 98.4 % | 1,784.0 % | 77.6 % |

| | Cd 214.438 Axial-iFR) | Co 228.616 Axial-iFR) | Cr 267.716 Axial-iFR) | Cu 324.754 Axial-iFR) | Fe 259.940 Radial-iFR) | K 766.490 Radial-iFR) | Li 670.776 Radial-iFR) |
|---|---|---|---|---|---|---|---|
| Concentration average | -0.0001 ppm | 0.0001 ppm | 0.0003 ppm | -0.0001 ppm | 0.0002 ppm | 0.0049 ppm | 0.0003 ppm |
| Concentration per Run | -0.0001 ppm | -0.0002 ppm | 0.0003 ppm | 0.0001 ppm | -0.0005 ppm | -0.0044 ppm | 0.0006 ppm |
| Concentration per Run | 0.0000 ppm | 0.0002 ppm | 0.0002 ppm | -0.0001 ppm | 0.0006 ppm | 0.0033 ppm | 0.0004 ppm |
| Concentration per Run | -0.0001 ppm | 0.0002 ppm | 0.0003 ppm | -0.0002 ppm | 0.0006 ppm | 0.0159 ppm | -0.0001 ppm |
| Concentration RSD | 154.5 % | 338.2 % | 24.9 % | 295.1 % | 284.8 % | 207.5 % | 109.8 % |

| | Mg 279.079 Axial-iFR) | Mn 257.610 Radial-iFR) | Mo 202.030 Axial-iFR) | Na 589.592 Radial-iFR) | Ni 231.604 Axial-iFR) | Pb 220.353 Axial-eUV) | Sb 206.833 Axial-iFR) |
|---|---|---|---|---|---|---|---|
| Concentration average | 0.0006 ppm | 0.0001 ppm | 0.0000 ppm | -0.0032 ppm | -0.0002 ppm | 0.0010 ppm | -0.0001 ppm |
| Concentration per Run | 0.0019 ppm | 0.0000 ppm | 0.0001 ppm | -0.0029 ppm | 0.0003 ppm | 0.0009 ppm | -0.0013 ppm |
| Concentration per Run | -0.0004 ppm | 0.0001 ppm | 0.0000 ppm | -0.0031 ppm | -0.0005 ppm | 0.0007 ppm | 0.0017 ppm |
| Concentration per Run | 0.0003 ppm | 0.0000 ppm | -0.0001 ppm | -0.0036 ppm | -0.0004 ppm | 0.0014 ppm | -0.0007 ppm |
| Concentration RSD | 204.0 % | 53.0 % | 411.1 % | 11.7 % | 210.0 % | 37.3 % | 1,494.7 % |

| | Se 196.090 Axial-eUV) | Si 212.412 Axial-iFR) | Sn 189.989 Axial-iFR) | Sr 421.552 Radial-iFR) | Ti 334.904 Axial-iFR) | Tl 190.856 Axial-eUV) | V 292.402 Axial-iFR) |
|---|---|---|---|---|---|---|---|
| Concentration average | 0.0012 ppm | 0.0045 ppm | -0.0013 ppm | 0.0000 ppm | 0.0001 ppm | 0.0003 ppm | -0.0001 ppm |
| Concentration per Run | 0.0021 ppm | 0.0038 ppm | -0.0014 ppm | 0.0000 ppm | -0.0001 ppm | 0.0010 ppm | 0.0000 ppm |
| Concentration per Run | 0.0015 ppm | 0.0047 ppm | -0.0014 ppm | 0.0000 ppm | 0.0001 ppm | 0.0010 ppm | -0.0001 ppm |
| Concentration per Run | 0.0000 ppm | 0.0049 ppm | -0.0011 ppm | 0.0000 ppm | 0.0003 ppm | -0.0012 ppm | 0.0000 ppm |
| Concentration RSD | 92.9 % | 14.2 % | 11.8 % | 70.7 % | 190.2 % | 476.9 % | 66.3 % |

| | Zn 206.200 Axial-iFR) | Sc 361.384 Axial-iFR) | Sc 361.384 Radial-iFR) | Sc 227.318 Axial-eUV) | Y 360.073 Axial-iFR) | Y 371.030 Radial-iFR) | Y 224.306 Axial-eUV) |
|---|---|---|---|---|---|---|---|
| Concentration average | 0.0005 ppm | 100.7020 % | 101.3345 % | 101.1743 % | 101.2815 % | 102.2990 % | 100.8359 % |
| Concentration per Run | 0.0006 ppm | 101.1262 % | 100.8252 % | 101.4209 % | 101.5593 % | 101.3164 % | 100.8171 % |
| Concentration per Run | 0.0004 ppm | 100.8965 % | 101.2187 % | 101.0583 % | 101.2505 % | 102.8385 % | 101.0435 % |
| Concentration per Run | 0.0005 ppm | 100.0833 % | 101.9596 % | 101.0437 % | 101.0347 % | 102.7423 % | 100.6471 % |
| Concentration RSD | 20.3 % | 0.5 % | 0.6 % | 0.2 % | 0.3 % | 0.8 % | 0.2 % |

# ICP DataTrace 8

9/10/2025 8:43:44 PM

LabBook: WG2112846_09102025T8.imexp

Sample: WG2110010-2 WG2110010
Analysis started at: 9/10/2025 7:57:28 PM
Rack 2
Vial 29
Comment <Comment>

| | Ag 328.068 Axial-iFR) | Al 396.152 Radial-iFR) | As 189.042 Axial-eUV) | B 208.959 Axial-iFR) | Ba 455.403 Radial-iFR) | Be 313.042 Radial-iFR) | Ca 315.887 Radial-iFR) |
|---|---|---|---|---|---|---|---|
| Concentration average | 0.0484 ppm | 2.0437 ppm | 0.1126 ppm | 0.9578 ppm | 1.9697 ppm | 0.0503 ppm | 10.0214 ppm |
| Concentration per Run | 0.0485 ppm | 2.0421 ppm | 0.1122 ppm | 0.9570 ppm | 1.9639 ppm | 0.0503 ppm | 10.0475 ppm |
| Concentration per Run | 0.0486 ppm | 2.0565 ppm | 0.1119 ppm | 0.9620 ppm | 1.9722 ppm | 0.0503 ppm | 10.0777 ppm |
| Concentration per Run | 0.0482 ppm | 2.0325 ppm | 0.1135 ppm | 0.9543 ppm | 1.9731 ppm | 0.0502 ppm | 9.9388 ppm |
| Concentration RSD | 0.4 % | 0.6 % | 0.7 % | 0.4 % | 0.3 % | 0.1 % | 0.7 % |

| | Cd 214.438 Axial-iFR) | Co 228.616 Axial-iFR) | Cr 267.716 Axial-iFR) | Cu 324.754 Axial-iFR) | Fe 259.940 Radial-iFR) | K 766.490 Radial-iFR) | Li 670.776 Radial-iFR) |
|---|---|---|---|---|---|---|---|
| Concentration average | 0.0518 ppm | 0.4899 ppm | 0.1948 ppm | 0.2485 ppm | 0.9907 ppm | 10.0397 ppm | 0.0002 ppm |
| Concentration per Run | 0.0520 ppm | 0.4911 ppm | 0.1954 ppm | 0.2492 ppm | 0.9901 ppm | 10.0015 ppm | -0.0003 ppm |
| Concentration per Run | 0.0517 ppm | 0.4921 ppm | 0.1954 ppm | 0.2482 ppm | 0.9946 ppm | 10.0760 ppm | 0.0008 ppm |
| Concentration per Run | 0.0516 ppm | 0.4867 ppm | 0.1936 ppm | 0.2482 ppm | 0.9875 ppm | 10.0416 ppm | 0.0002 ppm |
| Concentration RSD | 0.4 % | 0.6 % | 0.5 % | 0.2 % | 0.4 % | 0.4 % | 243.8 % |

| | Mg 279.079 Axial-iFR) | Mn 257.610 Radial-iFR) | Mo 202.030 Axial-iFR) | Na 589.592 Radial-iFR) | Ni 231.604 Axial-iFR) | Pb 220.353 Axial-eUV) | Sb 206.833 Axial-iFR) |
|---|---|---|---|---|---|---|---|
| Concentration average | 9.8404 ppm | 0.4997 ppm | 0.8800 ppm | 10.1532 ppm | 0.4992 ppm | 0.5119 ppm | 0.3475 ppm |
| Concentration per Run | 9.8414 ppm | 0.5000 ppm | 0.8767 ppm | 10.1104 ppm | 0.5021 ppm | 0.5113 ppm | 0.3439 ppm |
| Concentration per Run | 9.8765 ppm | 0.5021 ppm | 0.8805 ppm | 10.1997 ppm | 0.5004 ppm | 0.5132 ppm | 0.3476 ppm |
| Concentration per Run | 9.8034 ppm | 0.4969 ppm | 0.8828 ppm | 10.1496 ppm | 0.4952 ppm | 0.5113 ppm | 0.3512 ppm |
| Concentration RSD | 0.4 % | 0.5 % | 0.4 % | 0.4 % | 0.7 % | 0.2 % | 1.0 % |

| | Se 196.090 Axial-eUV) | Si 212.412 Axial-iFR) | Sn 189.989 Axial-iFR) | Sr 421.552 Radial-iFR) | Ti 334.904 Axial-iFR) | Tl 190.856 Axial-eUV) | V 292.402 Axial-iFR) |
|---|---|---|---|---|---|---|---|
| Concentration average | 0.1098 ppm | 1.0128 ppm | 0.8764 ppm | 0.9768 ppm | 0.9673 ppm | **0.1164 ppm** | 0.5057 ppm |
| Concentration per Run | 0.1074 ppm | 1.0156 ppm | 0.8796 ppm | 0.9753 ppm | 0.9678 ppm | 0.1151 ppm | 0.5057 ppm |
| Concentration per Run | 0.1115 ppm | 1.0138 ppm | 0.8789 ppm | 0.9772 ppm | 0.9730 ppm | 0.1172 ppm | 0.5057 ppm |
| Concentration per Run | 0.1107 ppm | 1.0091 ppm | 0.8708 ppm | 0.9778 ppm | 0.9612 ppm | 0.1170 ppm | 0.5056 ppm |
| Concentration RSD | 1.9 % | 0.3 % | 0.6 % | 0.1 % | 0.6 % | 1.0 % | 0.0 % |

| | Zn 206.200 Axial-iFR) | Sc 361.384 Axial-iFR) | Sc 361.384 Radial-iFR) | Sc 227.318 Axial-eUV) | Y 360.073 Axial-iFR) | Y 371.030 Radial-iFR) | Y 224.306 Axial-eUV) |
|---|---|---|---|---|---|---|---|
| Concentration average | 0.4945 ppm | 101.3811 % | 102.3100 % | 97.4023 % | 100.6542 % | 101.2886 % | 100.7451 % |
| Concentration per Run | 0.4958 ppm | 101.4516 % | 102.5018 % | 97.2294 % | 100.9480 % | 102.0332 % | 100.5281 % |
| Concentration per Run | 0.4973 ppm | 101.0152 % | 101.8826 % | 97.3408 % | 100.1126 % | 100.7793 % | 100.7921 % |
| Concentration per Run | 0.4906 ppm | 101.6764 % | 102.5456 % | 97.6369 % | 100.9019 % | 101.0532 % | 100.9151 % |
| Concentration RSD | 0.7 % | 0.3 % | 0.4 % | 0.2 % | 0.5 % | 0.7 % | 0.2 % |

# ICP DataTrace 8

9/10/2025 8:43:44 PM

LabBook: WG2112846_09102025T8.imexp

Sample: L2554576-01 WG2110010
Analysis started at: 9/10/2025 8:00:54 PM
Rack 2
Vial 30
Comment <Comment>

| | Ag 328.068 Axial-iFR) | Al 396.152 Radial-iFR) | As 189.042 Axial-eUV) | B 208.959 Axial-iFR) | Ba 455.403 Radial-iFR) | Be 313.042 Radial-iFR) | Ca 315.887 Radial-iFR) |
|---|---|---|---|---|---|---|---|
| Concentration average | 0.0000 ppm | 0.1241 ppm | 0.0012 ppm | 0.0255 ppm | 0.0294 ppm | 0.0000 ppm | 12.2419 ppm |
| Concentration per Run | -0.0002 ppm | 0.1236 ppm | 0.0008 ppm | 0.0257 ppm | 0.0292 ppm | 0.0000 ppm | 12.2891 ppm |
| Concentration per Run | 0.0002 ppm | 0.1253 ppm | 0.0009 ppm | 0.0250 ppm | 0.0294 ppm | 0.0000 ppm | 12.2640 ppm |
| Concentration per Run | 0.0000 ppm | 0.1233 ppm | 0.0018 ppm | 0.0257 ppm | 0.0296 ppm | 0.0000 ppm | 12.1726 ppm |
| Concentration RSD | 1,029.9 % | 0.9 % | 47.7 % | 1.7 % | 0.7 % | 20.4 % | 0.5 % |

| | Cd 214.438 Axial-iFR) | Co 228.616 Axial-iFR) | Cr 267.716 Axial-iFR) | Cu 324.754 Axial-iFR) | Fe 259.940 Radial-iFR) | K 766.490 Radial-iFR) | Li 670.776 Radial-iFR) |
|---|---|---|---|---|---|---|---|
| Concentration average | 0.0000 ppm | 0.0011 ppm | 0.0029 ppm | 0.0359 ppm | 0.2281 ppm | 2.0615 ppm | 0.0090 ppm |
| Concentration per Run | 0.0000 ppm | 0.0008 ppm | 0.0029 ppm | 0.0360 ppm | 0.2248 ppm | 2.0817 ppm | 0.0099 ppm |
| Concentration per Run | 0.0000 ppm | 0.0016 ppm | 0.0029 ppm | 0.0357 ppm | 0.2313 ppm | 2.0443 ppm | 0.0082 ppm |
| Concentration per Run | 0.0000 ppm | 0.0009 ppm | 0.0029 ppm | 0.0361 ppm | 0.2282 ppm | 2.0587 ppm | 0.0088 ppm |
| Concentration RSD | 255.0 % | 37.0 % | 0.3 % | 0.7 % | 1.4 % | 0.9 % | 9.9 % |

| | Mg 279.079 Axial-iFR) | Mn 257.610 Radial-iFR) | Mo 202.030 Axial-iFR) | Na 589.592 Radial-iFR) | Ni 231.604 Axial-iFR) | Pb 220.353 Axial-eUV) | Sb 206.833 Axial-iFR) |
|---|---|---|---|---|---|---|---|
| Concentration average | 1.2410 ppm | 0.0662 ppm | 0.0173 ppm | 74.8919 ppm | 0.0063 ppm | 0.0026 ppm | 0.0163 ppm |
| Concentration per Run | 1.2490 ppm | 0.0663 ppm | 0.0171 ppm | 75.0022 ppm | 0.0061 ppm | 0.0033 ppm | 0.0168 ppm |
| Concentration per Run | 1.2359 ppm | 0.0658 ppm | 0.0173 ppm | 74.8676 ppm | 0.0063 ppm | 0.0017 ppm | 0.0162 ppm |
| Concentration per Run | 1.2379 ppm | 0.0664 ppm | 0.0173 ppm | 74.8060 ppm | 0.0064 ppm | 0.0029 ppm | 0.0159 ppm |
| Concentration RSD | 0.6 % | 0.5 % | 0.6 % | 0.1 % | 2.1 % | 32.7 % | 3.0 % |

| | Se 196.090 Axial-eUV) | Si 212.412 Axial-iFR) | Sn 189.989 Axial-iFR) | Sr 421.552 Radial-iFR) | Ti 334.904 Axial-iFR) | Tl 190.856 Axial-eUV) | V 292.402 Axial-iFR) |
|---|---|---|---|---|---|---|---|
| Concentration average | 0.0019 ppm | 1.1148 ppm | 0.0157 ppm | 0.0511 ppm | 0.0049 ppm | 0.0001 ppm | 0.0077 ppm |
| Concentration per Run | 0.0025 ppm | 1.1188 ppm | 0.0159 ppm | 0.0509 ppm | 0.0050 ppm | -0.0006 ppm | 0.0079 ppm |
| Concentration per Run | 0.0024 ppm | 1.1106 ppm | 0.0158 ppm | 0.0512 ppm | 0.0049 ppm | 0.0006 ppm | 0.0076 ppm |
| Concentration per Run | 0.0008 ppm | 1.1149 ppm | 0.0155 ppm | 0.0513 ppm | 0.0047 ppm | 0.0004 ppm | 0.0077 ppm |
| Concentration RSD | 49.4 % | 0.4 % | 1.4 % | 0.4 % | 2.9 % | 488.9 % | 1.9 % |

| | Zn 206.200 Axial-iFR) | Sc 361.384 Axial-iFR) | Sc 361.384 Radial-iFR) | Sc 227.318 Axial-eUV) | Y 360.073 Axial-iFR) | Y 371.030 Radial-iFR) | Y 224.306 Axial-eUV) |
|---|---|---|---|---|---|---|---|
| Concentration average | 0.2390 ppm | 100.9806 % | 106.9311 % | 94.2512 % | 99.9280 % | 105.2267 % | 98.2688 % |
| Concentration per Run | 0.2397 ppm | 100.3901 % | 107.3452 % | 94.7180 % | 99.5217 % | 106.1656 % | 98.7614 % |
| Concentration per Run | 0.2372 ppm | 101.3279 % | 106.7702 % | 94.2535 % | 99.8985 % | 104.9716 % | 98.0666 % |
| Concentration per Run | 0.2401 ppm | 101.2237 % | 106.6779 % | 93.7820 % | 100.3639 % | 104.5430 % | 97.9785 % |
| Concentration RSD | 0.6 % | 0.5 % | 0.3 % | 0.5 % | 0.4 % | 0.8 % | 0.4 % |

# ICP DataTrace 8

9/10/2025 8:43:44 PM

LabBook: WG2112846_09102025T8.imexp

Sample: WG2110010-3 WG2110010
Analysis started at: 9/10/2025 8:04:20 PM
Rack 2
Vial 31
Comment <Comment>

| | Ag 328.068 Axial-iFR) | Al 396.152 Radial-iFR) | As 189.042 Axial-eUV) | B 208.959 Axial-iFR) | Ba 455.403 Radial-iFR) | Be 313.042 Radial-iFR) | Ca 315.887 Radial-iFR) |
|---|---|---|---|---|---|---|---|
| Concentration average | 0.0486 ppm | 2.1672 ppm | 0.1211 ppm | 0.9814 ppm | 2.0334 ppm | 0.0509 ppm | 21.8437 ppm |
| Concentration per Run | 0.0486 ppm | 2.1607 ppm | 0.1210 ppm | 0.9822 ppm | 2.0205 ppm | 0.0508 ppm | 21.8364 ppm |
| Concentration per Run | 0.0485 ppm | 2.1631 ppm | 0.1214 ppm | 0.9781 ppm | 2.0315 ppm | 0.0508 ppm | 21.8077 ppm |
| Concentration per Run | 0.0486 ppm | 2.1778 ppm | 0.1209 ppm | 0.9839 ppm | 2.0481 ppm | 0.0512 ppm | 21.8870 ppm |
| Concentration RSD | 0.1 % | 0.4 % | 0.2 % | 0.3 % | 0.7 % | 0.5 % | 0.2 % |

| | Cd 214.438 Axial-iFR) | Co 228.616 Axial-iFR) | Cr 267.716 Axial-iFR) | Cu 324.754 Axial-iFR) | Fe 259.940 Radial-iFR) | K 766.490 Radial-iFR) | Li 670.776 Radial-iFR) |
|---|---|---|---|---|---|---|---|
| Concentration average | 0.0500 ppm | 0.4776 ppm | 0.1940 ppm | 0.2924 ppm | 1.2078 ppm | 12.0786 ppm | 0.0093 ppm |
| Concentration per Run | 0.0505 ppm | 0.4804 ppm | 0.1953 ppm | 0.2923 ppm | 1.2070 ppm | 12.0160 ppm | 0.0101 ppm |
| Concentration per Run | 0.0500 ppm | 0.4763 ppm | 0.1937 ppm | 0.2923 ppm | 1.2024 ppm | 12.0506 ppm | 0.0088 ppm |
| Concentration per Run | 0.0494 ppm | 0.4761 ppm | 0.1929 ppm | 0.2927 ppm | 1.2140 ppm | 12.1692 ppm | 0.0090 ppm |
| Concentration RSD | 1.0 % | 0.5 % | 0.6 % | 0.1 % | 0.5 % | 0.7 % | 7.6 % |

| | Mg 279.079 Axial-iFR) | Mn 257.610 Radial-iFR) | Mo 202.030 Axial-iFR) | Na 589.592 Radial-iFR) | Ni 231.604 Axial-iFR) | Pb 220.353 Axial-eUV) | Sb 206.833 Axial-iFR) |
|---|---|---|---|---|---|---|---|
| Concentration average | 10.4529 ppm | 0.5579 ppm | 0.9079 ppm | 84.7962 ppm | 0.4896 ppm | 0.5110 ppm | 0.4903 ppm |
| Concentration per Run | 10.5646 ppm | 0.5569 ppm | 0.9049 ppm | 84.0813 ppm | 0.4935 ppm | 0.5130 ppm | 0.4934 ppm |
| Concentration per Run | 10.3938 ppm | 0.5564 ppm | 0.9075 ppm | 84.6475 ppm | 0.4886 ppm | 0.5111 ppm | 0.4880 ppm |
| Concentration per Run | 10.4002 ppm | 0.5604 ppm | 0.9113 ppm | 85.6597 ppm | 0.4868 ppm | 0.5090 ppm | 0.4895 ppm |
| Concentration RSD | 0.9 % | 0.4 % | 0.4 % | 0.9 % | 0.7 % | 0.4 % | 0.6 % |

| | Se 196.090 Axial-eUV) | Si 212.412 Axial-iFR) | Sn 189.989 Axial-iFR) | Sr 421.552 Radial-iFR) | Ti 334.904 Axial-iFR) | Tl 190.856 Axial-eUV) | V 292.402 Axial-iFR) |
|---|---|---|---|---|---|---|---|
| Concentration average | 0.1208 ppm | 2.1959 ppm | 0.8526 ppm | **1.0352 ppm** | 0.9633 ppm | **0.1159 ppm** | 0.5160 ppm |
| Concentration per Run | 0.1201 ppm | 2.2031 ppm | 0.8608 ppm | 1.0313 ppm | 0.9692 ppm | 0.1163 ppm | 0.5170 ppm |
| Concentration per Run | 0.1208 ppm | 2.1929 ppm | 0.8488 ppm | 1.0331 ppm | 0.9635 ppm | 0.1163 ppm | 0.5161 ppm |
| Concentration per Run | 0.1215 ppm | 2.1915 ppm | 0.8481 ppm | 1.0412 ppm | 0.9572 ppm | 0.1152 ppm | 0.5147 ppm |
| Concentration RSD | 0.6 % | 0.3 % | 0.8 % | 0.5 % | 0.6 % | 0.6 % | 0.2 % |

| | Zn 206.200 Axial-iFR) | Sc 361.384 Axial-iFR) | Sc 361.384 Radial-iFR) | Sc 227.318 Axial-eUV) | Y 360.073 Axial-iFR) | Y 371.030 Radial-iFR) | Y 224.306 Axial-eUV) |
|---|---|---|---|---|---|---|---|
| Concentration average | 0.7088 ppm | 99.7890 % | 105.7997 % | 90.3664 % | 98.9659 % | 105.1481 % | 96.7888 % |
| Concentration per Run | 0.7176 ppm | 99.2744 % | 105.8838 % | 90.6206 % | 98.3268 % | 104.9462 % | 97.0002 % |
| Concentration per Run | 0.7037 ppm | 100.0338 % | 106.2411 % | 90.3936 % | 99.3369 % | 104.8010 % | 97.0704 % |
| Concentration per Run | 0.7052 ppm | 100.0589 % | 105.2743 % | 90.0850 % | 99.2338 % | 105.6970 % | 96.2956 % |
| Concentration RSD | 1.1 % | 0.4 % | 0.5 % | 0.3 % | 0.6 % | 0.5 % | 0.4 % |

# ICP DataTrace 8

9/10/2025 8:43:44 PM

LabBook: WG2112846_09102025T8.imexp

Sample: WG2110010-4 WG2110010
Analysis started at: 9/10/2025 8:07:47 PM
Rack 2
Vial 32
Comment <Comment>

| | Ag 328.068 Axial-iFR) | Al 396.152 Radial-iFR) | As 189.042 Axial-eUV) | B 208.959 Axial-iFR) | Ba 455.403 Radial-iFR) | Be 313.042 Radial-iFR) | Ca 315.887 Radial-iFR) |
|---|---|---|---|---|---|---|---|
| Concentration average | -0.0001 ppm | 0.1290 ppm | 0.0005 ppm | 0.0259 ppm | 0.0296 ppm | 0.0000 ppm | 12.4115 ppm |
| Concentration per Run | -0.0001 ppm | 0.1280 ppm | 0.0006 ppm | 0.0263 ppm | 0.0295 ppm | 0.0001 ppm | 12.4340 ppm |
| Concentration per Run | -0.0001 ppm | 0.1316 ppm | 0.0002 ppm | 0.0264 ppm | 0.0298 ppm | 0.0000 ppm | 12.2831 ppm |
| Concentration per Run | -0.0001 ppm | 0.1274 ppm | 0.0007 ppm | 0.0250 ppm | 0.0295 ppm | 0.0000 ppm | 12.5174 ppm |
| Concentration RSD | 36.8 % | 1.8 % | 50.7 % | 3.2 % | 0.6 % | 66.9 % | 1.0 % |

| | Cd 214.438 Axial-iFR) | Co 228.616 Axial-iFR) | Cr 267.716 Axial-iFR) | Cu 324.754 Axial-iFR) | Fe 259.940 Radial-iFR) | K 766.490 Radial-iFR) | Li 670.776 Radial-iFR) |
|---|---|---|---|---|---|---|---|
| Concentration average | -0.0001 ppm | 0.0013 ppm | 0.0017 ppm | 0.0363 ppm | 0.2302 ppm | 2.0750 ppm | 0.0095 ppm |
| Concentration per Run | -0.0001 ppm | 0.0014 ppm | 0.0016 ppm | 0.0361 ppm | 0.2295 ppm | 2.0732 ppm | 0.0103 ppm |
| Concentration per Run | -0.0001 ppm | 0.0013 ppm | 0.0016 ppm | 0.0365 ppm | 0.2310 ppm | 2.0874 ppm | 0.0094 ppm |
| Concentration per Run | -0.0001 ppm | 0.0011 ppm | 0.0018 ppm | 0.0363 ppm | 0.2301 ppm | 2.0644 ppm | 0.0089 ppm |
| Concentration RSD | 14.3 % | 11.6 % | 7.3 % | 0.6 % | 0.3 % | 0.6 % | 7.2 % |

| | Mg 279.079 Axial-iFR) | Mn 257.610 Radial-iFR) | Mo 202.030 Axial-iFR) | Na 589.592 Radial-iFR) | Ni 231.604 Axial-iFR) | Pb 220.353 Axial-eUV) | Sb 206.833 Axial-iFR) |
|---|---|---|---|---|---|---|---|
| Concentration average | 1.2320 ppm | 0.0664 ppm | 0.0156 ppm | 75.4090 ppm | 0.0068 ppm | 0.0022 ppm | 0.0087 ppm |
| Concentration per Run | 1.2383 ppm | 0.0664 ppm | 0.0152 ppm | 75.1894 ppm | 0.0067 ppm | 0.0023 ppm | 0.0075 ppm |
| Concentration per Run | 1.2292 ppm | 0.0664 ppm | 0.0161 ppm | 75.4580 ppm | 0.0069 ppm | 0.0021 ppm | 0.0108 ppm |
| Concentration per Run | 1.2284 ppm | 0.0665 ppm | 0.0155 ppm | 75.5796 ppm | 0.0068 ppm | 0.0021 ppm | 0.0079 ppm |
| Concentration RSD | 0.4 % | 0.1 % | 2.9 % | 0.3 % | 1.5 % | 5.8 % | 20.1 % |

| | Se 196.090 Axial-eUV) | Si 212.412 Axial-iFR) | Sn 189.989 Axial-iFR) | Sr 421.552 Radial-iFR) | Ti 334.904 Axial-iFR) | Tl 190.856 Axial-eUV) | V 292.402 Axial-iFR) |
|---|---|---|---|---|---|---|---|
| Concentration average | 0.0020 ppm | 1.1253 ppm | 0.0143 ppm | 0.0516 ppm | 0.0050 ppm | -0.0003 ppm | 0.0075 ppm |
| Concentration per Run | 0.0024 ppm | 1.1213 ppm | 0.0147 ppm | 0.0515 ppm | 0.0050 ppm | 0.0004 ppm | 0.0075 ppm |
| Concentration per Run | 0.0012 ppm | 1.1308 ppm | 0.0141 ppm | 0.0516 ppm | 0.0049 ppm | -0.0010 ppm | 0.0075 ppm |
| Concentration per Run | 0.0025 ppm | 1.1238 ppm | 0.0141 ppm | 0.0517 ppm | 0.0050 ppm | -0.0003 ppm | 0.0073 ppm |
| Concentration RSD | 36.5 % | 0.4 % | 2.3 % | 0.2 % | 1.8 % | 242.1 % | 1.4 % |

| | Zn 206.200 Axial-iFR) | Sc 361.384 Axial-iFR) | Sc 361.384 Radial-iFR) | Sc 227.318 Axial-eUV) | Y 360.073 Axial-iFR) | Y 371.030 Radial-iFR) | Y 224.306 Axial-eUV) |
|---|---|---|---|---|---|---|---|
| Concentration average | 0.2371 ppm | 101.0831 % | 106.0289 % | 93.3672 % | 99.7412 % | 104.7905 % | 97.5139 % |
| Concentration per Run | 0.2374 ppm | 100.5524 % | 106.6868 % | 93.2508 % | 99.3184 % | 105.5779 % | 97.6149 % |
| Concentration per Run | 0.2378 ppm | 101.0378 % | 105.7886 % | 93.7166 % | 99.7084 % | 104.1008 % | 97.6487 % |
| Concentration per Run | 0.2362 ppm | 101.6591 % | 105.6114 % | 93.1343 % | 100.1968 % | 104.6926 % | 97.2780 % |
| Concentration RSD | 0.4 % | 0.5 % | 0.5 % | 0.3 % | 0.4 % | 0.7 % | 0.2 % |

# ICP DataTrace 8

9/10/2025 8:43:44 PM

LabBook: WG2112846_09102025T8.imexp

Sample: WG2110010-5 WG2110010
Analysis started at: 9/10/2025 8:15:40 PM
Rack 2
Vial 33
Comment <Comment>

| | Ag 328.068 Axial-iFR) | Al 396.152 Radial-iFR) | As 189.042 Axial-eUV) | B 208.959 Axial-iFR) | Ba 455.403 Radial-iFR) | Be 313.042 Radial-iFR) | Ca 315.887 Radial-iFR) |
|---|---|---|---|---|---|---|---|
| Concentration average | 0.0480 ppm | 2.0478 ppm | 0.1203 ppm | 1.0118 ppm | 1.9358 ppm | 0.0487 ppm | 21.2676 ppm |
| Concentration per Run | 0.0479 ppm | 2.0653 ppm | 0.1201 ppm | 1.0143 ppm | 1.9430 ppm | 0.0489 ppm | 21.2871 ppm |
| Concentration per Run | 0.0479 ppm | 2.0489 ppm | 0.1207 ppm | 1.0111 ppm | 1.9488 ppm | 0.0489 ppm | 21.3232 ppm |
| Concentration per Run | 0.0482 ppm | 2.0291 ppm | 0.1201 ppm | 1.0099 ppm | 1.9156 ppm | 0.0483 ppm | 21.1926 ppm |
| Concentration RSD | 0.3 % | 0.9 % | 0.3 % | 0.2 % | 0.9 % | 0.8 % | 0.3 % |

| | Cd 214.438 Axial-iFR) | Co 228.616 Axial-iFR) | Cr 267.716 Axial-iFR) | Cu 324.754 Axial-iFR) | Fe 259.940 Radial-iFR) | K 766.490 Radial-iFR) | Li 670.776 Radial-iFR) |
|---|---|---|---|---|---|---|---|
| Concentration average | 0.0490 ppm | 0.4686 ppm | 0.1898 ppm | 0.2855 ppm | 1.1551 ppm | 11.8746 ppm | 0.0092 ppm |
| Concentration per Run | 0.0492 ppm | 0.4678 ppm | 0.1889 ppm | 0.2852 ppm | 1.1581 ppm | 11.9338 ppm | 0.0097 ppm |
| Concentration per Run | 0.0491 ppm | 0.4708 ppm | 0.1904 ppm | 0.2854 ppm | 1.1585 ppm | 11.9651 ppm | 0.0093 ppm |
| Concentration per Run | 0.0487 ppm | 0.4671 ppm | 0.1902 ppm | 0.2861 ppm | 1.1488 ppm | 11.7250 ppm | 0.0087 ppm |
| Concentration RSD | 0.5 % | 0.4 % | 0.4 % | 0.2 % | 0.5 % | 1.1 % | 5.3 % |

| | Mg 279.079 Axial-iFR) | Mn 257.610 Radial-iFR) | Mo 202.030 Axial-iFR) | Na 589.592 Radial-iFR) | Ni 231.604 Axial-iFR) | Pb 220.353 Axial-eUV) | Sb 206.833 Axial-iFR) |
|---|---|---|---|---|---|---|---|
| Concentration average | 10.6950 ppm | 0.5332 ppm | 0.9062 ppm | 82.0372 ppm | 0.4822 ppm | 0.5066 ppm | 0.3166 ppm |
| Concentration per Run | 10.7422 ppm | 0.5351 ppm | 0.8995 ppm | 82.0109 ppm | 0.4807 ppm | 0.5071 ppm | 0.3112 ppm |
| Concentration per Run | 10.7249 ppm | 0.5347 ppm | 0.9062 ppm | 82.3680 ppm | 0.4824 ppm | 0.5057 ppm | 0.3162 ppm |
| Concentration per Run | 10.6179 ppm | 0.5297 ppm | 0.9130 ppm | 81.7327 ppm | 0.4835 ppm | 0.5071 ppm | 0.3224 ppm |
| Concentration RSD | 0.6 % | 0.6 % | 0.7 % | 0.4 % | 0.3 % | 0.2 % | 1.8 % |

| | Se 196.090 Axial-eUV) | Si 212.412 Axial-iFR) | Sn 189.989 Axial-iFR) | Sr 421.552 Radial-iFR) | Ti 334.904 Axial-iFR) | Tl 190.856 Axial-eUV) | V 292.402 Axial-iFR) |
|---|---|---|---|---|---|---|---|
| Concentration average | 0.1211 ppm | 1.6903 ppm | 0.8731 ppm | **1.0028 ppm** | 0.9599 ppm | **0.1145 ppm** | 0.5009 ppm |
| Concentration per Run | 0.1195 ppm | 1.6873 ppm | 0.8699 ppm | 1.0065 ppm | 0.9559 ppm | 0.1161 ppm | 0.5009 ppm |
| Concentration per Run | 0.1208 ppm | 1.6918 ppm | 0.8753 ppm | 1.0067 ppm | 0.9604 ppm | 0.1139 ppm | 0.5022 ppm |
| Concentration per Run | 0.1230 ppm | 1.6917 ppm | 0.8740 ppm | 0.9953 ppm | 0.9633 ppm | 0.1136 ppm | 0.4994 ppm |
| Concentration RSD | 1.5 % | 0.2 % | 0.3 % | 0.6 % | 0.4 % | 1.2 % | 0.3 % |

| | Zn 206.200 Axial-iFR) | Sc 361.384 Axial-iFR) | Sc 361.384 Radial-iFR) | Sc 227.318 Axial-eUV) | Y 360.073 Axial-iFR) | Y 371.030 Radial-iFR) | Y 224.306 Axial-eUV) |
|---|---|---|---|---|---|---|---|
| Concentration average | 0.6986 ppm | 97.7903 % | 106.3047 % | 90.2733 % | 96.4119 % | 104.9369 % | 95.3722 % |
| Concentration per Run | 0.6972 ppm | 98.1095 % | 106.2733 % | 90.0605 % | 96.4410 % | 104.7674 % | 95.1037 % |
| Concentration per Run | 0.7013 ppm | 97.4582 % | 106.0632 % | 90.7080 % | 96.3679 % | 104.9323 % | 95.7803 % |
| Concentration per Run | 0.6972 ppm | 97.8031 % | 106.5774 % | 90.0516 % | 96.4268 % | 105.1109 % | 95.2326 % |
| Concentration RSD | 0.3 % | 0.3 % | 0.2 % | 0.4 % | 0.0 % | 0.2 % | 0.4 % |

# ICP DataTrace 8

9/10/2025 8:43:44 PM

LabBook: WG2112846_09102025T8.imexp

Sample: WG2110010-6d5 WG2110010
Analysis started at: 9/10/2025 8:19:22 PM
Rack 2
Vial 34
Comment <Comment>

| | Ag 328.068 Axial-iFR) | Al 396.152 Radial-iFR) | As 189.042 Axial-eUV) | B 208.959 Axial-iFR) | Ba 455.403 Radial-iFR) | Be 313.042 Radial-iFR) | Ca 315.887 Radial-iFR) |
|---|---|---|---|---|---|---|---|
| Concentration average | -0.0001 ppm | 0.0266 ppm | 0.0008 ppm | 0.0065 ppm | 0.0058 ppm | 0.0000 ppm | 2.5095 ppm |
| Concentration per Run | -0.0003 ppm | 0.0244 ppm | 0.0013 ppm | 0.0063 ppm | 0.0058 ppm | 0.0000 ppm | 2.4938 ppm |
| Concentration per Run | 0.0000 ppm | 0.0305 ppm | 0.0014 ppm | 0.0069 ppm | 0.0058 ppm | 0.0000 ppm | 2.5211 ppm |
| Concentration per Run | 0.0001 ppm | 0.0249 ppm | -0.0001 ppm | 0.0062 ppm | 0.0058 ppm | 0.0000 ppm | 2.5136 ppm |
| Concentration RSD | 220.1 % | 12.7 % | 100.1 % | 6.0 % | 0.2 % | 41.6 % | 0.6 % |

| | Cd 214.438 Axial-iFR) | Co 228.616 Axial-iFR) | Cr 267.716 Axial-iFR) | Cu 324.754 Axial-iFR) | Fe 259.940 Radial-iFR) | K 766.490 Radial-iFR) | Li 670.776 Radial-iFR) |
|---|---|---|---|---|---|---|---|
| Concentration average | -0.0001 ppm | 0.0002 ppm | 0.0007 ppm | 0.0068 ppm | 0.0467 ppm | 0.4314 ppm | 0.0023 ppm |
| Concentration per Run | -0.0001 ppm | 0.0004 ppm | 0.0008 ppm | 0.0066 ppm | 0.0474 ppm | 0.4395 ppm | 0.0022 ppm |
| Concentration per Run | -0.0001 ppm | 0.0000 ppm | 0.0007 ppm | 0.0072 ppm | 0.0472 ppm | 0.4368 ppm | 0.0023 ppm |
| Concentration per Run | -0.0001 ppm | 0.0002 ppm | 0.0006 ppm | 0.0067 ppm | 0.0455 ppm | 0.4179 ppm | 0.0025 ppm |
| Concentration RSD | 29.8 % | 86.6 % | 16.1 % | 4.2 % | 2.2 % | 2.7 % | 7.0 % |

| | Mg 279.079 Axial-iFR) | Mn 257.610 Radial-iFR) | Mo 202.030 Axial-iFR) | Na 589.592 Radial-iFR) | Ni 231.604 Axial-iFR) | Pb 220.353 Axial-eUV) | Sb 206.833 Axial-iFR) |
|---|---|---|---|---|---|---|---|
| Concentration average | 0.2509 ppm | 0.0134 ppm | 0.0168 ppm | 15.2019 ppm | 0.0010 ppm | 0.0011 ppm | 0.0501 ppm |
| Concentration per Run | 0.2490 ppm | 0.0133 ppm | 0.0170 ppm | 15.0929 ppm | 0.0012 ppm | 0.0014 ppm | 0.0515 ppm |
| Concentration per Run | 0.2504 ppm | 0.0134 ppm | 0.0169 ppm | 15.1426 ppm | 0.0011 ppm | 0.0008 ppm | 0.0500 ppm |
| Concentration per Run | 0.2533 ppm | 0.0134 ppm | 0.0164 ppm | 15.3702 ppm | 0.0009 ppm | 0.0011 ppm | 0.0487 ppm |
| Concentration RSD | 0.9 % | 0.4 % | 1.8 % | 1.0 % | 11.8 % | 29.1 % | 2.8 % |

| | Se 196.090 Axial-eUV) | Si 212.412 Axial-iFR) | Sn 189.989 Axial-iFR) | Sr 421.552 Radial-iFR) | Ti 334.904 Axial-iFR) | Tl 190.856 Axial-eUV) | V 292.402 Axial-iFR) |
|---|---|---|---|---|---|---|---|
| Concentration average | 0.0013 ppm | 0.2152 ppm | 0.0379 ppm | 0.0101 ppm | 0.0023 ppm | 0.0007 ppm | 0.0015 ppm |
| Concentration per Run | 0.0027 ppm | 0.2136 ppm | 0.0393 ppm | 0.0101 ppm | 0.0024 ppm | 0.0010 ppm | 0.0015 ppm |
| Concentration per Run | 0.0006 ppm | 0.2164 ppm | 0.0378 ppm | 0.0101 ppm | 0.0022 ppm | -0.0001 ppm | 0.0014 ppm |
| Concentration per Run | 0.0008 ppm | 0.2155 ppm | 0.0365 ppm | 0.0102 ppm | 0.0023 ppm | 0.0013 ppm | 0.0016 ppm |
| Concentration RSD | 87.2 % | 0.7 % | 3.6 % | 0.2 % | 3.6 % | 99.9 % | 5.6 % |

| | Zn 206.200 Axial-iFR) | Sc 361.384 Axial-iFR) | Sc 361.384 Radial-iFR) | Sc 227.318 Axial-eUV) | Y 360.073 Axial-iFR) | Y 371.030 Radial-iFR) | Y 224.306 Axial-eUV) |
|---|---|---|---|---|---|---|---|
| Concentration average | 0.0472 ppm | 102.3503 % | 103.2426 % | 99.0674 % | 101.4502 % | 102.6084 % | 100.3560 % |
| Concentration per Run | 0.0472 ppm | 102.0632 % | 103.8589 % | 99.3598 % | 101.1179 % | 102.3241 % | 100.3676 % |
| Concentration per Run | 0.0469 ppm | 102.6853 % | 102.7109 % | 99.0081 % | 101.8283 % | 102.1591 % | 100.3292 % |
| Concentration per Run | 0.0475 ppm | 102.3023 % | 103.1580 % | 98.8341 % | 101.4043 % | 103.3420 % | 100.3713 % |
| Concentration RSD | 0.6 % | 0.3 % | 0.6 % | 0.3 % | 0.4 % | 0.6 % | 0.0 % |

# ICP DataTrace 8

9/10/2025 8:43:44 PM

LabBook: WG2112846_09102025T8.imexp

Sample: L2554996-01 WG2110010
Analysis started at: 9/10/2025 8:22:49 PM
Rack 2
Vial 35
Comment <Comment>

| | Ag 328.068 Axial-iFR) | Al 396.152 Radial-iFR) | As 189.042 Axial-eUV) | B 208.959 Axial-iFR) | Ba 455.403 Radial-iFR) | Be 313.042 Radial-iFR) | Ca 315.887 Radial-iFR) |
|---|---|---|---|---|---|---|---|
| Concentration average | -0.0002 ppm | -0.0029 ppm | -0.0003 ppm | 0.0163 ppm | 0.0445 ppm | 0.0000 ppm | 50.8545 ppm |
| Concentration per Run | 0.0000 ppm | -0.0044 ppm | -0.0001 ppm | 0.0158 ppm | 0.0445 ppm | 0.0000 ppm | 51.0972 ppm |
| Concentration per Run | -0.0003 ppm | -0.0040 ppm | -0.0009 ppm | 0.0169 ppm | 0.0448 ppm | 0.0000 ppm | 51.1475 ppm |
| Concentration per Run | -0.0003 ppm | -0.0005 ppm | 0.0002 ppm | 0.0164 ppm | 0.0441 ppm | 0.0000 ppm | 50.3187 ppm |
| Concentration RSD | 69.6 % | 73.3 % | 216.9 % | 3.6 % | 0.8 % | 25.2 % | 0.9 % |

| | Cd 214.438 Axial-iFR) | Co 228.616 Axial-iFR) | Cr 267.716 Axial-iFR) | Cu 324.754 Axial-iFR) | Fe 259.940 Radial-iFR) | K 766.490 Radial-iFR) | Li 670.776 Radial-iFR) |
|---|---|---|---|---|---|---|---|
| Concentration average | -0.0006 ppm | 0.0002 ppm | 0.0010 ppm | 0.0026 ppm | 0.0076 ppm | 1.2406 ppm | 0.0006 ppm |
| Concentration per Run | -0.0005 ppm | 0.0000 ppm | 0.0009 ppm | 0.0026 ppm | 0.0087 ppm | 1.2623 ppm | 0.0008 ppm |
| Concentration per Run | -0.0006 ppm | 0.0005 ppm | 0.0010 ppm | 0.0026 ppm | 0.0067 ppm | 1.2444 ppm | -0.0007 ppm |
| Concentration per Run | -0.0007 ppm | 0.0003 ppm | 0.0010 ppm | 0.0025 ppm | 0.0073 ppm | 1.2151 ppm | 0.0016 ppm |
| Concentration RSD | 12.9 % | 106.6 % | 7.3 % | 2.4 % | 13.7 % | 1.9 % | 215.2 % |

| | Mg 279.079 Axial-iFR) | Mn 257.610 Radial-iFR) | Mo 202.030 Axial-iFR) | Na 589.592 Radial-iFR) | Ni 231.604 Axial-iFR) | Pb 220.353 Axial-eUV) | Sb 206.833 Axial-iFR) |
|---|---|---|---|---|---|---|---|
| Concentration average | 7.0772 ppm | 0.0009 ppm | 0.0032 ppm | 4.7267 ppm | 0.0005 ppm | 0.0009 ppm | 0.0054 ppm |
| Concentration per Run | 7.1332 ppm | 0.0008 ppm | 0.0030 ppm | 4.7451 ppm | 0.0004 ppm | 0.0008 ppm | 0.0082 ppm |
| Concentration per Run | 7.0678 ppm | 0.0010 ppm | 0.0031 ppm | 4.7383 ppm | 0.0006 ppm | 0.0013 ppm | 0.0030 ppm |
| Concentration per Run | 7.0305 ppm | 0.0008 ppm | 0.0034 ppm | 4.6968 ppm | 0.0006 ppm | 0.0007 ppm | 0.0050 ppm |
| Concentration RSD | 0.7 % | 11.7 % | 5.4 % | 0.6 % | 26.1 % | 31.2 % | 48.4 % |

| | Se 196.090 Axial-eUV) | Si 212.412 Axial-iFR) | Sn 189.989 Axial-iFR) | Sr 421.552 Radial-iFR) | Ti 334.904 Axial-iFR) | Tl 190.856 Axial-eUV) | V 292.402 Axial-iFR) |
|---|---|---|---|---|---|---|---|
| Concentration average | 0.0025 ppm | 3.1389 ppm | 0.0012 ppm | 0.1140 ppm | 0.0004 ppm | 0.0007 ppm | 0.0002 ppm |
| Concentration per Run | 0.0013 ppm | 3.1338 ppm | 0.0011 ppm | 0.1147 ppm | 0.0002 ppm | -0.0001 ppm | 0.0002 ppm |
| Concentration per Run | 0.0024 ppm | 3.1342 ppm | 0.0023 ppm | 0.1142 ppm | 0.0005 ppm | 0.0005 ppm | 0.0004 ppm |
| Concentration per Run | 0.0039 ppm | 3.1488 ppm | 0.0001 ppm | 0.1132 ppm | 0.0007 ppm | 0.0017 ppm | 0.0000 ppm |
| Concentration RSD | 53.1 % | 0.3 % | 97.2 % | 0.7 % | 57.8 % | 135.2 % | 114.8 % |

| | Zn 206.200 Axial-iFR) | Sc 361.384 Axial-iFR) | Sc 361.384 Radial-iFR) | Sc 227.318 Axial-eUV) | Y 360.073 Axial-iFR) | Y 371.030 Radial-iFR) | Y 224.306 Axial-eUV) |
|---|---|---|---|---|---|---|---|
| Concentration average | 0.0027 ppm | 100.4812 % | 101.9844 % | 96.6243 % | 99.7732 % | 100.9770 % | 99.6609 % |
| Concentration per Run | 0.0025 ppm | 100.3811 % | 101.5922 % | 97.0661 % | 99.5861 % | 101.2513 % | 100.0290 % |
| Concentration per Run | 0.0029 ppm | 100.2054 % | 101.4490 % | 96.2970 % | 99.2774 % | 100.1960 % | 99.2972 % |
| Concentration per Run | 0.0027 ppm | 100.8570 % | 102.9122 % | 96.5099 % | 100.4560 % | 101.4836 % | 99.6565 % |
| Concentration RSD | 6.0 % | 0.3 % | 0.8 % | 0.4 % | 0.6 % | 0.7 % | 0.4 % |

# ICP DataTrace 8

9/10/2025 8:43:44 PM

LabBook: WG2112846_09102025T8.imexp

Sample: L2554996-02 WG2110010
Analysis started at: 9/10/2025 8:26:16 PM
Rack 2
Vial 36
Comment <Comment>

| | Ag 328.068 Axial-iFR) | Al 396.152 Radial-iFR) | As 189.042 Axial-eUV) | B 208.959 Axial-iFR) | Ba 455.403 Radial-iFR) | Be 313.042 Radial-iFR) | Ca 315.887 Radial-iFR) |
|---|---|---|---|---|---|---|---|
| Concentration average | 0.0000 ppm | 0.0678 ppm | 0.0010 ppm | 0.0075 ppm | 0.0276 ppm | 0.0000 ppm | 16.0051 ppm |
| Concentration per Run | 0.0000 ppm | 0.0667 ppm | 0.0011 ppm | 0.0075 ppm | 0.0277 ppm | 0.0000 ppm | 16.0676 ppm |
| Concentration per Run | 0.0000 ppm | 0.0672 ppm | 0.0016 ppm | 0.0076 ppm | 0.0276 ppm | 0.0000 ppm | 15.9042 ppm |
| Concentration per Run | 0.0000 ppm | 0.0695 ppm | 0.0002 ppm | 0.0074 ppm | 0.0274 ppm | 0.0000 ppm | 16.0434 ppm |
| Concentration RSD | 46.8 % | 2.2 % | 75.7 % | 0.9 % | 0.6 % | 83.8 % | 0.6 % |

| | Cd 214.438 Axial-iFR) | Co 228.616 Axial-iFR) | Cr 267.716 Axial-iFR) | Cu 324.754 Axial-iFR) | Fe 259.940 Radial-iFR) | K 766.490 Radial-iFR) | Li 670.776 Radial-iFR) |
|---|---|---|---|---|---|---|---|
| Concentration average | -0.0002 ppm | 0.0008 ppm | 0.0004 ppm | 0.0000 ppm | 3.3259 ppm | 0.9320 ppm | 0.0030 ppm |
| Concentration per Run | -0.0002 ppm | 0.0009 ppm | 0.0004 ppm | -0.0002 ppm | 3.3377 ppm | 0.9507 ppm | 0.0031 ppm |
| Concentration per Run | -0.0001 ppm | 0.0002 ppm | 0.0004 ppm | 0.0000 ppm | 3.3221 ppm | 0.9356 ppm | 0.0028 ppm |
| Concentration per Run | -0.0002 ppm | 0.0012 ppm | 0.0004 ppm | 0.0002 ppm | 3.3180 ppm | 0.9097 ppm | 0.0032 ppm |
| Concentration RSD | 39.8 % | 62.9 % | 8.2 % | 1,405.5 % | 0.3 % | 2.2 % | 6.2 % |

| | Mg 279.079 Axial-iFR) | Mn 257.610 Radial-iFR) | Mo 202.030 Axial-iFR) | Na 589.592 Radial-iFR) | Ni 231.604 Axial-iFR) | Pb 220.353 Axial-eUV) | Sb 206.833 Axial-iFR) |
|---|---|---|---|---|---|---|---|
| Concentration average | 5.7476 ppm | 0.0619 ppm | 0.0017 ppm | 7.7335 ppm | 0.0005 ppm | 0.0005 ppm | 0.0034 ppm |
| Concentration per Run | 5.7596 ppm | 0.0623 ppm | 0.0017 ppm | 7.7709 ppm | 0.0001 ppm | 0.0003 ppm | 0.0034 ppm |
| Concentration per Run | 5.7646 ppm | 0.0617 ppm | 0.0020 ppm | 7.6997 ppm | 0.0001 ppm | -0.0001 ppm | 0.0040 ppm |
| Concentration per Run | 5.7187 ppm | 0.0617 ppm | 0.0014 ppm | 7.7298 ppm | 0.0014 ppm | 0.0012 ppm | 0.0028 ppm |
| Concentration RSD | 0.4 % | 0.5 % | 17.0 % | 0.5 % | 131.1 % | 149.0 % | 18.7 % |

| | Se 196.090 Axial-eUV) | Si 212.412 Axial-iFR) | Sn 189.989 Axial-iFR) | Sr 421.552 Radial-iFR) | Ti 334.904 Axial-iFR) | Tl 190.856 Axial-eUV) | V 292.402 Axial-iFR) |
|---|---|---|---|---|---|---|---|
| Concentration average | 0.0004 ppm | 9.0400 ppm | 0.0001 ppm | 0.0844 ppm | 0.0031 ppm | 0.0007 ppm | 0.0002 ppm |
| Concentration per Run | 0.0007 ppm | 9.0773 ppm | 0.0000 ppm | 0.0850 ppm | 0.0031 ppm | 0.0010 ppm | 0.0002 ppm |
| Concentration per Run | 0.0009 ppm | 9.0495 ppm | 0.0000 ppm | 0.0843 ppm | 0.0030 ppm | 0.0011 ppm | 0.0002 ppm |
| Concentration per Run | -0.0004 ppm | 8.9931 ppm | 0.0002 ppm | 0.0840 ppm | 0.0032 ppm | -0.0001 ppm | 0.0001 ppm |
| Concentration RSD | 184.7 % | 0.5 % | 178.1 % | 0.6 % | 3.4 % | 99.8 % | 16.0 % |

| | Zn 206.200 Axial-iFR) | Sc 361.384 Axial-iFR) | Sc 361.384 Radial-iFR) | Sc 227.318 Axial-eUV) | Y 360.073 Axial-iFR) | Y 371.030 Radial-iFR) | Y 224.306 Axial-eUV) |
|---|---|---|---|---|---|---|---|
| Concentration average | 0.0016 ppm | 101.9493 % | 102.6844 % | 99.0129 % | 101.0787 % | 101.1830 % | 101.2614 % |
| Concentration per Run | 0.0016 ppm | 101.6474 % | 102.6995 % | 99.4155 % | 101.0763 % | 101.4625 % | 101.4881 % |
| Concentration per Run | 0.0016 ppm | 102.0674 % | 102.5696 % | 99.0622 % | 101.0949 % | 100.4118 % | 101.2958 % |
| Concentration per Run | 0.0015 ppm | 102.1332 % | 102.7841 % | 98.5610 % | 101.0648 % | 101.6749 % | 101.0003 % |
| Concentration RSD | 2.0 % | 0.3 % | 0.1 % | 0.4 % | 0.0 % | 0.7 % | 0.2 % |

# ICP DataTrace 8

9/10/2025 8:43:44 PM

LabBook: WG2112846_09102025T8.imexp

Sample: L2554996-03 WG2110010
Analysis started at: 9/10/2025 8:29:44 PM
Rack 2
Vial 37
Comment <Comment>

| | Ag 328.068 Axial-iFR) | Al 396.152 Radial-iFR) | As 189.042 Axial-eUV) | B 208.959 Axial-iFR) | Ba 455.403 Radial-iFR) | Be 313.042 Radial-iFR) | Ca 315.887 Radial-iFR) |
|---|---|---|---|---|---|---|---|
| Concentration average | -0.0002 ppm | 0.0700 ppm | 0.0018 ppm | 0.0074 ppm | 0.0272 ppm | 0.0000 ppm | 15.7762 ppm |
| Concentration per Run | -0.0001 ppm | 0.0700 ppm | 0.0007 ppm | 0.0074 ppm | 0.0271 ppm | 0.0000 ppm | 15.7647 ppm |
| Concentration per Run | -0.0002 ppm | 0.0692 ppm | 0.0027 ppm | 0.0075 ppm | 0.0271 ppm | 0.0000 ppm | 15.7927 ppm |
| Concentration per Run | -0.0003 ppm | 0.0707 ppm | 0.0018 ppm | 0.0074 ppm | 0.0272 ppm | 0.0000 ppm | 15.7713 ppm |
| Concentration RSD | 60.6 % | 1.1 % | 56.9 % | 1.0 % | 0.3 % | 20.6 % | 0.1 % |

| | Cd 214.438 Axial-iFR) | Co 228.616 Axial-iFR) | Cr 267.716 Axial-iFR) | Cu 324.754 Axial-iFR) | Fe 259.940 Radial-iFR) | K 766.490 Radial-iFR) | Li 670.776 Radial-iFR) |
|---|---|---|---|---|---|---|---|
| Concentration average | -0.0003 ppm | 0.0011 ppm | 0.0006 ppm | 0.0000 ppm | 3.2680 ppm | 0.9014 ppm | 0.0025 ppm |
| Concentration per Run | -0.0002 ppm | 0.0011 ppm | 0.0005 ppm | 0.0001 ppm | 3.2597 ppm | 0.9113 ppm | 0.0024 ppm |
| Concentration per Run | -0.0002 ppm | 0.0011 ppm | 0.0007 ppm | 0.0001 ppm | 3.2691 ppm | 0.8948 ppm | 0.0027 ppm |
| Concentration per Run | -0.0003 ppm | 0.0010 ppm | 0.0006 ppm | -0.0001 ppm | 3.2751 ppm | 0.8982 ppm | 0.0024 ppm |
| Concentration RSD | 24.4 % | 3.1 % | 16.0 % | 363.8 % | 0.2 % | 1.0 % | 6.0 % |

| | Mg 279.079 Axial-iFR) | Mn 257.610 Radial-iFR) | Mo 202.030 Axial-iFR) | Na 589.592 Radial-iFR) | Ni 231.604 Axial-iFR) | Pb 220.353 Axial-eUV) | Sb 206.833 Axial-iFR) |
|---|---|---|---|---|---|---|---|
| Concentration average | 5.6891 ppm | 0.0609 ppm | 0.0008 ppm | 7.6737 ppm | 0.0011 ppm | 0.0008 ppm | 0.0021 ppm |
| Concentration per Run | 5.7046 ppm | 0.0608 ppm | 0.0008 ppm | 7.6883 ppm | 0.0010 ppm | 0.0005 ppm | 0.0019 ppm |
| Concentration per Run | 5.6416 ppm | 0.0610 ppm | 0.0008 ppm | 7.6728 ppm | 0.0007 ppm | 0.0007 ppm | 0.0018 ppm |
| Concentration per Run | 5.7210 ppm | 0.0611 ppm | 0.0008 ppm | 7.6599 ppm | 0.0015 ppm | 0.0012 ppm | 0.0026 ppm |
| Concentration RSD | 0.7 % | 0.2 % | 3.1 % | 0.2 % | 37.9 % | 44.6 % | 20.3 % |

| | Se 196.090 Axial-eUV) | Si 212.412 Axial-iFR) | Sn 189.989 Axial-iFR) | Sr 421.552 Radial-iFR) | Ti 334.904 Axial-iFR) | Tl 190.856 Axial-eUV) | V 292.402 Axial-iFR) |
|---|---|---|---|---|---|---|---|
| Concentration average | 0.0009 ppm | 8.9402 ppm | -0.0004 ppm | 0.0836 ppm | 0.0032 ppm | 0.0004 ppm | 0.0001 ppm |
| Concentration per Run | 0.0002 ppm | 8.9550 ppm | -0.0003 ppm | 0.0837 ppm | 0.0034 ppm | 0.0005 ppm | 0.0001 ppm |
| Concentration per Run | 0.0006 ppm | 8.8984 ppm | -0.0007 ppm | 0.0833 ppm | 0.0031 ppm | 0.0007 ppm | 0.0000 ppm |
| Concentration per Run | 0.0018 ppm | 8.9672 ppm | -0.0003 ppm | 0.0838 ppm | 0.0030 ppm | 0.0000 ppm | 0.0001 ppm |
| Concentration RSD | 97.9 % | 0.4 % | 48.3 % | 0.3 % | 7.6 % | 91.7 % | 58.8 % |

| | Zn 206.200 Axial-iFR) | Sc 361.384 Axial-iFR) | Sc 361.384 Radial-iFR) | Sc 227.318 Axial-eUV) | Y 360.073 Axial-iFR) | Y 371.030 Radial-iFR) | Y 224.306 Axial-eUV) |
|---|---|---|---|---|---|---|---|
| Concentration average | 0.0017 ppm | 103.3820 % | 103.9516 % | 100.3847 % | 102.4572 % | 102.2279 % | 102.4672 % |
| Concentration per Run | 0.0018 ppm | 103.5870 % | 104.7933 % | 100.3262 % | 102.3724 % | 102.9978 % | 102.5987 % |
| Concentration per Run | 0.0015 ppm | 103.6890 % | 103.0634 % | 100.2967 % | 102.7956 % | 100.9463 % | 102.1863 % |
| Concentration per Run | 0.0018 ppm | 102.8701 % | 103.9980 % | 100.5311 % | 102.2035 % | 102.7395 % | 102.6165 % |
| Concentration RSD | 9.3 % | 0.4 % | 0.8 % | 0.1 % | 0.3 % | 1.1 % | 0.2 % |

# ICP DataTrace 8

9/10/2025 8:43:44 PM

LabBook: WG2112846_09102025T8.imexp

Sample: CCV
Analysis started at: 9/10/2025 8:33:10 PM
Rack 0
Vial 3
Comment <Comment>

| | Ag 328.068 Axial-iFR) | Al 396.152 Radial-iFR) | As 189.042 Axial-eUV) | B 208.959 Axial-iFR) | Ba 455.403 Radial-iFR) | Be 313.042 Radial-iFR) | Ca 315.887 Radial-iFR) |
|---|---|---|---|---|---|---|---|
| Concentration average | 0.4772 ppm | 0.4752 ppm | 0.4558 ppm | 0.4761 ppm | 0.4876 ppm | 0.5001 ppm | 0.4897 ppm |
| Concentration per Run | 0.4773 ppm | 0.4705 ppm | 0.4579 ppm | 0.4780 ppm | 0.4877 ppm | 0.4988 ppm | 0.4894 ppm |
| Concentration per Run | 0.4775 ppm | 0.4758 ppm | 0.4525 ppm | 0.4777 ppm | 0.4872 ppm | 0.4992 ppm | 0.4881 ppm |
| Concentration per Run | 0.4767 ppm | 0.4792 ppm | 0.4571 ppm | 0.4726 ppm | 0.4880 ppm | 0.5025 ppm | 0.4918 ppm |
| Recovery Percentage | 95.434 % | 95.037 % | 91.163 % | 95.216 % | 97.523 % | 100.029 % | 97.948 % |
| Concentration RSD | 0.1 % | 0.9 % | 0.6 % | 0.6 % | 0.1 % | 0.4 % | 0.4 % |

| | Cd 214.438 Axial-iFR) | Co 228.616 Axial-iFR) | Cr 267.716 Axial-iFR) | Cu 324.754 Axial-iFR) | Fe 259.940 Radial-iFR) | K 766.490 Radial-iFR) | Li 670.776 Radial-iFR) |
|---|---|---|---|---|---|---|---|
| Concentration average | 0.4926 ppm | 0.4951 ppm | 0.4911 ppm | 0.4958 ppm | 0.4931 ppm | 5.0115 ppm | 0.4972 ppm |
| Concentration per Run | 0.4969 ppm | 0.4977 ppm | 0.4934 ppm | 0.4956 ppm | 0.4952 ppm | 5.0121 ppm | 0.4966 ppm |
| Concentration per Run | 0.4924 ppm | 0.4955 ppm | 0.4905 ppm | 0.4980 ppm | 0.4898 ppm | 4.9957 ppm | 0.4944 ppm |
| Concentration per Run | 0.4884 ppm | 0.4922 ppm | 0.4893 ppm | 0.4939 ppm | 0.4943 ppm | 5.0268 ppm | 0.5005 ppm |
| Recovery Percentage | 98.512 % | 99.029 % | 98.216 % | 99.167 % | 98.625 % | 100.230 % | 99.432 % |
| Concentration RSD | 0.9 % | 0.6 % | 0.4 % | 0.4 % | 0.6 % | 0.3 % | 0.6 % |

| | Mg 279.079 Axial-iFR) | Mn 257.610 Radial-iFR) | Mo 202.030 Axial-iFR) | Na 589.592 Radial-iFR) | Ni 231.604 Axial-iFR) | Pb 220.353 Axial-eUV) | Sb 206.833 Axial-iFR) |
|---|---|---|---|---|---|---|---|
| Concentration average | 0.4944 ppm | 0.5013 ppm | 0.4807 ppm | 10.0392 ppm | 0.4988 ppm | 0.4851 ppm | 0.5069 ppm |
| Concentration per Run | 0.4969 ppm | 0.4999 ppm | 0.4808 ppm | 10.0024 ppm | 0.5014 ppm | 0.4830 ppm | 0.5058 ppm |
| Concentration per Run | 0.4922 ppm | 0.5001 ppm | 0.4824 ppm | 10.0003 ppm | 0.4974 ppm | 0.4863 ppm | 0.5085 ppm |
| Concentration per Run | 0.4940 ppm | 0.5038 ppm | 0.4788 ppm | 10.1151 ppm | 0.4976 ppm | 0.4859 ppm | 0.5065 ppm |
| Recovery Percentage | 98.878 % | 100.260 % | 96.134 % | 100.392 % | 99.757 % | 97.020 % | 101.390 % |
| Concentration RSD | 0.5 % | 0.4 % | 0.4 % | 0.7 % | 0.5 % | 0.4 % | 0.3 % |

| | Se 196.090 Axial-eUV) | Si 212.412 Axial-iFR) | Sn 189.989 Axial-iFR) | Sr 421.552 Radial-iFR) | Ti 334.904 Axial-iFR) | Tl 190.856 Axial-eUV) | V 292.402 Axial-iFR) |
|---|---|---|---|---|---|---|---|
| Concentration average | 0.4659 ppm | 5.2319 ppm | 0.4990 ppm | 0.4986 ppm | 0.4887 ppm | 0.4901 ppm | 0.4982 ppm |
| Concentration per Run | 0.4612 ppm | 5.2209 ppm | 0.5024 ppm | 0.4993 ppm | 0.4916 ppm | 0.4906 ppm | 0.5002 ppm |
| Concentration per Run | 0.4684 ppm | 5.2536 ppm | 0.4984 ppm | 0.4965 ppm | 0.4859 ppm | 0.4890 ppm | 0.4981 ppm |
| Concentration per Run | 0.4680 ppm | 5.2212 ppm | 0.4961 ppm | 0.5000 ppm | 0.4888 ppm | 0.4909 ppm | 0.4963 ppm |
| Recovery Percentage | 93.172 % | 99.655 % | 99.797 % | 99.723 % | 97.750 % | 98.029 % | 99.639 % |
| Concentration RSD | 0.9 % | 0.4 % | 0.6 % | 0.4 % | 0.6 % | 0.2 % | 0.4 % |

| | Zn 206.200 Axial-iFR) | Sc 361.384 Axial-iFR) | Sc 361.384 Radial-iFR) | Sc 227.318 Axial-eUV) | Y 360.073 Axial-iFR) | Y 371.030 Radial-iFR) | Y 224.306 Axial-eUV) |
|---|---|---|---|---|---|---|---|
| Concentration average | 0.4868 ppm | 101.7398 % | 101.8605 % | 98.4036 % | 100.4865 % | 101.0109 % | 100.7109 % |
| Concentration per Run | 0.4911 ppm | 101.2184 % | 102.3962 % | 98.5756 % | 99.7886 % | 101.4676 % | 100.7059 % |
| Concentration per Run | 0.4852 ppm | 101.8563 % | 101.8992 % | 98.6588 % | 100.8877 % | 100.1725 % | 101.1390 % |
| Concentration per Run | 0.4842 ppm | 102.1446 % | 101.2861 % | 97.9762 % | 100.7833 % | 101.3925 % | 100.2878 % |
| Recovery Percentage | 97.368 % | | | | | | |
| Concentration RSD | 0.8 % | 0.5 % | 0.5 % | 0.4 % | 0.6 % | 0.7 % | 0.4 % |

# ICP DataTrace 8

9/10/2025 8:43:44 PM

LabBook: WG2112846_09102025T8.imexp

Sample: CCB
Analysis started at: 9/10/2025 8:36:36 PM
Rack 0
Vial 4
Comment <Comment>

| | Ag 328.068 Axial-iFR) | Al 396.152 Radial-iFR) | As 189.042 Axial-eUV) | B 208.959 Axial-iFR) | Ba 455.403 Radial-iFR) | Be 313.042 Radial-iFR) | Ca 315.887 Radial-iFR) |
|---|---|---|---|---|---|---|---|
| Concentration average | -0.0001 ppm | -0.0025 ppm | 0.0004 ppm | 0.0006 ppm | 0.0000 ppm | 0.0001 ppm | -0.0007 ppm |
| Concentration per Run | -0.0003 ppm | -0.0028 ppm | 0.0002 ppm | 0.0011 ppm | 0.0000 ppm | 0.0001 ppm | -0.0005 ppm |
| Concentration per Run | 0.0000 ppm | -0.0009 ppm | 0.0010 ppm | -0.0002 ppm | 0.0000 ppm | 0.0001 ppm | -0.0021 ppm |
| Concentration per Run | -0.0001 ppm | -0.0039 ppm | 0.0000 ppm | 0.0009 ppm | 0.0000 ppm | 0.0001 ppm | 0.0003 ppm |
| Recovery Percentage | -2.697 % | -2.532 % | 8.210 % | 1.943 % | 0.192 % | 1.591 % | -0.740 % |
| Concentration RSD | 86.8 % | 60.7 % | 131.1 % | 117.6 % | 207.3 % | 28.7 % | 166.0 % |

| | Cd 214.438 Axial-iFR) | Co 228.616 Axial-iFR) | Cr 267.716 Axial-iFR) | Cu 324.754 Axial-iFR) | Fe 259.940 Radial-iFR) | K 766.490 Radial-iFR) | Li 670.776 Radial-iFR) |
|---|---|---|---|---|---|---|---|
| Concentration average | 0.0001 ppm | 0.0002 ppm | 0.0002 ppm | -0.0002 ppm | 0.0004 ppm | 0.0140 ppm | 0.0008 ppm |
| Concentration per Run | 0.0001 ppm | 0.0004 ppm | 0.0003 ppm | -0.0001 ppm | 0.0002 ppm | 0.0049 ppm | 0.0007 ppm |
| Concentration per Run | 0.0000 ppm | 0.0001 ppm | 0.0003 ppm | -0.0002 ppm | 0.0004 ppm | 0.0134 ppm | 0.0005 ppm |
| Concentration per Run | 0.0001 ppm | 0.0002 ppm | 0.0000 ppm | -0.0002 ppm | 0.0007 ppm | 0.0236 ppm | 0.0011 ppm |
| Recovery Percentage | 1.684 % | 2.197 % | 2.001 % | -1.574 % | 0.895 % | 0.559 % | 7.743 % |
| Concentration RSD | 50.6 % | 56.2 % | 73.5 % | 55.9 % | 47.3 % | 66.9 % | 37.7 % |

| | Mg 279.079 Axial-iFR) | Mn 257.610 Radial-iFR) | Mo 202.030 Axial-iFR) | Na 589.592 Radial-iFR) | Ni 231.604 Axial-iFR) | Pb 220.353 Axial-eUV) | Sb 206.833 Axial-iFR) |
|---|---|---|---|---|---|---|---|
| Concentration average | 0.0004 ppm | 0.0001 ppm | 0.0044 ppm | 0.0095 ppm | 0.0001 ppm | 0.0004 ppm | 0.0031 ppm |
| Concentration per Run | -0.0013 ppm | 0.0001 ppm | 0.0042 ppm | 0.0082 ppm | 0.0004 ppm | 0.0007 ppm | 0.0025 ppm |
| Concentration per Run | 0.0010 ppm | 0.0000 ppm | 0.0044 ppm | 0.0096 ppm | -0.0005 ppm | 0.0003 ppm | 0.0030 ppm |
| Concentration per Run | 0.0014 ppm | 0.0002 ppm | 0.0047 ppm | 0.0109 ppm | 0.0004 ppm | 0.0002 ppm | 0.0039 ppm |
| Recovery Percentage | 0.352 % | 0.645 % | 8.844 % | 0.477 % | 0.351 % | 3.803 % | 6.242 % |
| Concentration RSD | 408.9 % | 151.6 % | 5.8 % | 14.2 % | 599.5 % | 65.7 % | 23.1 % |

| | Se 196.090 Axial-eUV) | Si 212.412 Axial-iFR) | Sn 189.989 Axial-iFR) | Sr 421.552 Radial-iFR) | Ti 334.904 Axial-iFR) | Tl 190.856 Axial-eUV) | V 292.402 Axial-iFR) |
|---|---|---|---|---|---|---|---|
| Concentration average | 0.0034 ppm | 0.0009 ppm | 0.0029 ppm | 0.0000 ppm | 0.0007 ppm | 0.0011 ppm | -0.0001 ppm |
| Concentration per Run | 0.0019 ppm | 0.0017 ppm | 0.0027 ppm | 0.0000 ppm | 0.0007 ppm | 0.0006 ppm | -0.0001 ppm |
| Concentration per Run | 0.0038 ppm | 0.0002 ppm | 0.0029 ppm | 0.0001 ppm | 0.0007 ppm | 0.0012 ppm | -0.0001 ppm |
| Concentration per Run | 0.0044 ppm | 0.0008 ppm | 0.0031 ppm | 0.0000 ppm | 0.0008 ppm | 0.0015 ppm | 0.0000 ppm |
| Recovery Percentage | 33.555 % | 0.176 % | 5.819 % | 0.432 % | 7.173 % | 5.461 % | -0.776 % |
| Concentration RSD | 39.8 % | 88.8 % | 7.9 % | 66.9 % | 13.2 % | 44.0 % | 59.8 % |

| | Zn 206.200 Axial-iFR) | Sc 361.384 Axial-iFR) | Sc 361.384 Radial-iFR) | Sc 227.318 Axial-eUV) | Y 360.073 Axial-iFR) | Y 371.030 Radial-iFR) | Y 224.306 Axial-eUV) |
|---|---|---|---|---|---|---|---|
| Concentration average | 0.0000 ppm | 100.5996 % | 99.9878 % | 100.8371 % | 101.5464 % | 100.1202 % | 101.5639 % |
| Concentration per Run | 0.0000 ppm | 100.6154 % | 99.4604 % | 101.2695 % | 101.5425 % | 100.1017 % | 101.9129 % |
| Concentration per Run | 0.0001 ppm | 100.5377 % | 99.7797 % | 100.8427 % | 101.5907 % | 99.8961 % | 101.5126 % |
| Concentration per Run | -0.0001 ppm | 100.6458 % | 100.7234 % | 100.3993 % | 101.5061 % | 100.3626 % | 101.2661 % |
| Recovery Percentage | -0.128 % | | | | | | |
| Concentration RSD | 1,464.4 % | 0.1 % | 0.7 % | 0.4 % | 0.0 % | 0.2 % | 0.3 % |

## QC True Values: ICP

| | Element | True Value (mg/L) |
|---|---|---|
| **ICV/CCV** | All | 0.50 |
| | K | 5.00 |
| | Na | 10.00 |
| | Si | 5.25 |
| **ICSA** | Al | 250 |
| | Ca | 250 |
| | Fe | 100 |
| | Mg | 250 |
| **ICSB** | Al | 9.00 |
| | Sb | 1.00 |
| | As | 1.00 |
| | Ba | 0.30 |
| | Be | 0.10 |
| | Bi | 1.00 |
| | B | 0.50 |
| | Cd | 0.30 |
| | Ca | 45.00 |
| | Cr | 0.30 |
| | Co | 0.30 |
| | Cu | 0.30 |
| | Fe | 37.50 |
| | Pb | 1.00 |
| | Mg | 22.50 |
| | Mn | 0.20 |
| | Mo | 0.30 |
| | Ni | 0.30 |
| | K | 20.00 |
| | Se | 0.50 |
| | Si | 1.23 |
| | Ag | 0.30 |
| | Na | 7.50 |
| | Sr | 1.00 |
| | Tl | 1.00 |
| | Sn | 1.00 |
| | Ti | 1.00 |
| | V | 0.30 |
| | Zn | 0.30 |

| | Element | True Value (mg/L) |
|---|---|---|
| **CRI** | Al | 0.40 |
| | Sb | 0.10 |
| | As | 0.02 |
| | Ba | 0.04 |
| | Be | 0.01 |
| | Bi | 0.02 |
| | B | 0.10 |
| | Cd | 0.01 |
| | Ca | 0.40 |
| | Cr | 0.02 |
| | Co | 0.10 |
| | Cu | 0.05 |
| | Fe | 0.20 |
| | Pb | 0.05 |
| | Mg | 0.40 |
| | Mn | 0.03 |
| | Mo | 0.10 |
| | Ni | 0.08 |
| | K | 5.00 |
| | Se | 0.02 |
| | Si | 1.00 |
| | Ag | 0.02 |
| | Na | 5.00 |
| | Sr | 0.02 |
| | Tl | 0.02 |
| | Sn | 0.02 |
| | Ti | 0.02 |
| | V | 0.10 |
| | Zn | 0.04 |

**LCS & MS Spike Concentrations**

| Element | Liquid concentrations (mg/L) | Soil concentrations (mg/kg) |
|---|---|---|
| Al | 2.00 | 100 |
| Sb | 0.50 | 25.0 |
| As | 0.12 | 6.0 |
| Ba | 2.00 | 100 |
| Be | 0.05 | 2.5 |
| Bi | 1.00 | 50.0 |
| B | 1.00 | 50.0 |
| Cd | 0.05 | 2.55 |
| Ca | 10.00 | 500 |
| Cr | 0.20 | 10.0 |
| Co | 0.50 | 25.0 |
| Cu | 0.25 | 12.5 |
| Fe | 1.00 | 50.0 |
| Pb | 0.51 | 25.5 |
| Mg | 10.00 | 500 |
| Mn | 0.50 | 25.0 |
| Mo | 1.00 | 50.0 |
| Ni | 0.50 | 25.0 |
| K | 10.00 | 500 |
| Se | 0.12 | 6.0 |
| Si | 1.00 | 50.0 |
| Ag | 0.05 | 2.5 |
| Na | 10.00 | 500 |
| Sr | 1.00 | 50.0 |
| Tl | 0.12 | 6.0 |
| Sn | 1.00 | 50.0 |
| Ti | 1.00 | 50.0 |
| V | 0.50 | 25.0 |
| Zn | 0.50 | 25.0 |

# LCS and MS Spike Concentrations—As of 08/09/2011

| Element | Liquid Concentration(mg/L) | Soil Concentration (mg/kg) |
|---|---|---|
| Al | 2.00 | 160 |
| Sb | 0.50 | 40 |
| As | 0.12 | 9.6 |
| Ba | 2.00 | 160 |
| Be | 0.05 | 4.0 |
| Bi | 1.00 | 80 |
| B | 1.00 | 80 |
| Cd | 0.051 | 4.08 |
| Ca | 10.0 | 800 |
| Cr | 0.20 | 16 |
| Co | 0.50 | 40 |
| Cu | 0.25 | 20 |
| Fe | 1.00 | 80 |
| Pb | 0.51 | 40.8 |
| Mg | 10.0 | 800 |
| Mn | 0.50 | 40 |
| Mo | 1.00 | 80 |
| Ni | 0.50 | 40 |
| K | 10.0 | 800 |
| Se | 0.12 | 9.6 |
| Si | 1.00 | 80 |
| Ag | 0.05 | 24 |
| Na | 10.0 | 800 |
| Sr | 1.00 | 80 |
| Tl | 0.12 | 9.6 |
| Sn | 1.00 | 80 |
| Ti | 1.00 | 80 |
| V | 0.50 | 40 |
| Zn | 0.50 | 40 |

Revised 8/9/11 Soil spike is based on (2x water spike)x(50/1.25), where 50 is the final volume of soil digestate and 1.25 is the nominal digestion weight of 1.25g, except in the case of Ag, where additional Ag is added to the spike.

# ▪ Certificate of Analysis ▪

**Product:** Metals in Soil
**Catalog Number:** 540
**Lot No.** D102-540
**Certificate Issue Date:** June 22, 2018
**Expiration Date:** January 31, 2022
**Revision Number:** Original

*Product use instructions are included as part of the certification packet and are paginated separately from this Certificate of Analysis. Please reference the product use instructions for catalog #540 revision 030512.*

## CERTIFICATION

| Parameter | Certified Value[1] | Reference Value | Uncertainty[2] | QC Performance Acceptance Limits[3] | PT Performance Acceptance Limits[4] |
|---|---|---|---|---|---|
| | mg/kg | mg/kg | % | mg/kg | mg/kg |
| Aluminum | 10100 | 8160 | 6.36 | 3960 - 12400 | 4080 - 12200 |
| Antimony | 120 | 60.9 | 9.42 | 0.822 - 121 | 12.0 - 166 |
| Arsenic | 144 | 135 | 5.08 | 112 - 158 | 94.6 - 176 |
| Barium | 469 | 443 | 6.77 | 366 - 521 | 332 - 554 |
| Beryllium | 207 | 197 | 5.86 | 164 - 229 | 148 - 246 |
| Boron | 213 | 174 | 12.6 | 127 - 221 | 105 - 244 |
| Cadmium | 224 | 204 | 6.65 | 169 - 240 | 153 - 256 |
| Calcium | 5190 | 4830 | 9.12 | 3950 - 5700 | 3510 - 6150 |
| Chromium | 138 | 132 | 8.56 | 109 - 155 | 92.2 - 171 |
| Cobalt | 182 | 179 | 7.93 | 151 - 207 | 134 - 224 |
| Copper | 191 | 184 | 6.72 | 155 - 213 | 138 - 230 |
| Iron | 15000 | 14400 | 10.7 | 8770 - 20000 | 5120 - 23600 |
| Lead | 225 | 216 | 7.72 | 178 - 254 | 159 - 274 |
| Magnesium | 2570 | 2340 | 6.13 | 1780 - 2900 | 1460 - 3230 |
| Manganese | 331 | 323 | 6.71 | 266 - 380 | 242 - 404 |
| Mercury | 16.8 | 13.2 | 16.0 | 8.64 - 17.7 | 7.89 - 18.5 |
| Molybdenum | 193 | 175 | 2.39 | 141 - 209 | 125 - 226 |
| Nickel | 163 | 152 | 5.95 | 126 - 178 | 106 - 197 |
| Potassium | 2420 | 2050 | 6.31 | 1440 - 2660 | 1210 - 2890 |
| Selenium | 81.9 | 74.9 | 4.13 | 59.3 - 90.5 | 47.0 - 103 |
| Silver | 57.6 | 53.9 | 9.00 | 43.0 - 64.8 | 37.8 - 70.0 |
| Sodium | 161 | 149 | 12.1 | 111 - 188 | 57.7 - 241 |
| Strontium | 100 | 96.2 | 4.04 | 78.1 - 114 | 69.0 - 123 |
| Thallium | 253 | 232 | 3.54 | 188 - 276 | 168 - 296 |



16341 Table Mountain Pkwy ▪ Golden, CO 80403 ▪ T: 800.372.0122 ▪ 303.431.8454 ▪ www.eraqc.com

| Parameter | Certified Value[1] | Reference Value | Uncertainty[2] | QC Performance Acceptance Limits[3] | PT Performance Acceptance Limits[4] |
|---|---|---|---|---|---|
| | mg/kg | mg/kg | % | mg/kg | mg/kg |
| Tin | 146 | 134 | 10.8 | 106 - 163 | 79.5 - 189 |
| Titanium | 449 | 340 | 7.20 | 70.2 - 609 | 44.9 - 711 |
| Uranium | 114 | 113 | 7.10 | 85.5 - 140 | 71.9 - 153 |
| Vanadium | 180 | 172 | 8.85 | 137 - 207 | 126 - 218 |
| Zinc | 217 | 211 | 6.58 | 171 - 250 | 147 - 274 |

## ANALYTICAL VERIFICATION

| Parameter | Certified Value[1] | Proficiency Testing Study | | | NIST Traceability | |
|---|---|---|---|---|---|---|
| | | Mean | Recovery[5] | n | SRM Number | Recovery |
| | mg/kg | mg/kg | % | | | % |
| Aluminum | 10100 | 8160 | 80.8 | 138 | - | - |
| Antimony | 120 | 60.9 | 50.8 | 135 | - | - |
| Arsenic | 144 | 135 | 93.8 | 184 | - | - |
| Barium | 469 | 443 | 94.5 | 158 | - | - |
| Beryllium | 207 | 197 | 95.0 | 148 | - | - |
| Boron | 213 | 174 | 81.8 | 107 | - | - |
| Cadmium | 224 | 204 | 91.3 | 199 | - | - |
| Calcium | 5190 | 4830 | 93.0 | 122 | - | - |
| Chromium | 138 | 132 | 95.5 | 172 | - | - |
| Cobalt | 182 | 179 | 98.4 | 140 | - | - |
| Copper | 191 | 184 | 96.3 | 183 | - | - |
| Iron | 15000 | 14400 | 95.6 | 133 | - | - |
| Lead | 225 | 216 | 96.2 | 204 | - | - |
| Magnesium | 2570 | 2340 | 91.2 | 122 | - | - |
| Manganese | 331 | 323 | 97.6 | 147 | - | - |
| Mercury | 16.8 | 13.2 | 78.3 | 128 | - | - |
| Molybdenum | 193 | 175 | 90.8 | 143 | - | - |
| Nickel | 163 | 152 | 93.1 | 185 | - | - |
| Potassium | 2420 | 2050 | 84.7 | 121 | - | - |
| Selenium | 81.9 | 74.9 | 91.5 | 163 | - | - |



16341 Table Mountain Pkwy ▪ Golden, CO 80403 ▪ T: 800.372.0122 ▪ 303.431.8454 ▪ www.eraqc.com

# ▪ Certificate of Analysis ▪

| Parameter | Certified Value[1] | Proficiency Testing Study | | | NIST Traceability | |
|---|---|---|---|---|---|---|
| | | Mean | Recovery[5] | n | SRM Number | Recovery |
| | mg/kg | mg/kg | % | | | % |
| Silver | 57.6 | 53.9 | 93.6 | 150 | - | - |
| Sodium | 161 | 149 | 92.8 | 105 | - | - |
| Strontium | 100 | 96.2 | 96.2 | 90 | - | - |
| Thallium | 253 | 232 | 91.6 | 147 | - | - |
| Tin | 146 | 134 | 92.0 | 100 | - | - |
| Titanium | 449 | 340 | 75.6 | 93 | - | - |
| Uranium | 114 | 113 | 98.8 | 35 | - | - |
| Vanadium | 180 | 172 | 95.4 | 139 | - | - |
| Zinc | 217 | 211 | 97.0 | 180 | - | - |

1. The **Certified Values** are the actual "made-to" concentrations confirmed by ERA analytical verification. The certified values are monitored and purchasers will be notified of any significant changes resulting in recertification or withdrawal of this certified reference material during the period of validity of this certificate.

2. The **Uncertainty** is the total propagated uncertainty at the 95% confidence interval. The uncertainty is based on the preparation and internal analytical verification of the product by ERA, multiplied by a coverage factor. The uncertainty applies to the product as supplied and does not take into account any required or optional dilution and/or preparations the laboratory may perform while using this product.

3. The **QC Performance Acceptance Limits (QC PALs™)**are based on actual historical data collected in ERA's Proficiency Testing program. The QC PALs™ reflect any inherent biases in the methods used to establish the limits and closely approximate a 95% confidence interval of the performance that experienced laboratories should achieve using accepted environmental methods. Use the QC PALs™ to realistically evaluate your performance against your peers.

4. The **PT Performance Acceptance Limits (PT PALs™)** are calculated using the regression equations and fixed acceptance criteria specified in the NELAC proficiency testing requirements. Use the PT PALs™ when analyzing this QC standard alongside USEPA and NELAC compliant PT standards. Please note that many PT study acceptance limits are concentration dependent (some non-linearly) and, therefore, the acceptance limits of this QC standard and any PT standard may differ relative to their difference in concentrations.

5. The **PT Data/Traceability** data include the mean value, percent recovery and number of data points reported by the laboratories in our Proficiency Testing study compared to the Certified Values. In addition, where NIST Standard Reference Materials (SRMs) are available, each analyte has been analytically traced to the NIST SRM listed. This product is traceable to the lot numbers of its starting materials. All gravimetric and volumetric measurements related to its manufacture are traceable to NIST through an unbroken chain of comparisons.
**Traceability Recovery (%)** = [(% recovery certified standard)/(% recovery NIST SRM)]*100
The traceability data shown were compiled by analyzing the ERA standards or their associated stock solutions against the applicable NIST SRMs.

6. For additional information on this product such as intended use, instructions for use, level of homogeneity, and safety information, please refer to the provided Instruction Sheet

**If you have any questions or need technical assistance, please call ERA technical assistance at 1-800-372-0122 or send an email to info@eraqc.com.**

**Certifying Officer**

**Brian Miller**



**Quality Officer**

**Matthew Seebeck**



ISO/IEC GUIDE 34:2009 ACCREDITED REFERENCE MATERIAL PRODUCER CERTIFICATE NO. 1539.03

ISO/IEC 17025:2005 ACCREDITED CHEMICAL TESTING LABORATORY CERTIFICATE NO. 1539.02



16341 Table Mountain Pkwy ▪ Golden, CO 80403 ▪ T: 800.372.0122 ▪ 303.431.8454 ▪ www.eraqc.com

ERA
A Waters Company

Reference Material

# ▪ Certificate of Analysis ▪

**Product:** Metals in Soil
**Catalog Number:** 540
**Lot No.** D105-540
**Certificate Issue Date:** March 19, 2019
**Expiration Date:** October 12, 2022
**Revision Number:** Original

*Product use instructions are included as part of the certification packet and are paginated separately from this Certificate of Analysis. Please reference the product use instructions for catalog #540 revision 030512.*

CERTIFICATION

| Parameter | Certified Value[1] | Reference Value | Uncertainty[2] | QC Performance Acceptance Limits[3] | PT Performance Acceptance Limits[4] |
|---|---|---|---|---|---|
| | mg/kg | mg/kg | % | mg/kg | mg/kg |
| Aluminum | 10100 | 8800 | 8.32 | 4600 - 13000 | 4470 - 13100 |
| Antimony | 282 | 147 | 7.70 | 6.17 - 289 | 28.2 - 366 |
| Arsenic | 155 | 143 | 6.34 | 119 - 168 | 100 - 186 |
| Barium | 439 | 415 | 5.37 | 343 - 488 | 311 - 519 |
| Beryllium | 192 | 179 | 2.78 | 149 - 210 | 134 - 224 |
| Boron | 216 | 160 | 7.08 | 113 - 208 | 96.1 - 238 |
| Cadmium | 61.5 | 56.2 | 0.528 | 46.6 - 65.9 | 42.2 - 70.3 |
| Calcium | 5190 | 4960 | 6.64 | 4090 - 5840 | 3610 - 6310 |
| Chromium | 104 | 101 | 4.75 | 83.2 - 118 | 70.5 - 131 |
| Cobalt | 196 | 189 | 0.500 | 158 - 219 | 141 - 236 |
| Copper | 65.0 | 63.1 | 2.65 | 53.1 - 73.1 | 47.3 - 78.9 |
| Iron | 15000 | 15700 | 8.94 | 10100 - 21300 | 6000 - 25400 |
| Lead | 126 | 125 | 4.77 | 103 - 146 | 89.3 - 160 |
| Magnesium | 2570 | 2410 | 6.26 | 1860 - 2970 | 1520 - 3310 |
| Manganese | 387 | 382 | 5.37 | 315 - 449 | 290 - 474 |
| Mercury | 7.76 | 7.61 | 13.7 | 5.53 - 9.69 | 4.57 - 10.7 |
| Molybdenum | 120 | 107 | 0.500 | 86.0 - 128 | 75.5 - 139 |
| Nickel | 117 | 108 | 0.514 | 89.5 - 127 | 75.7 - 141 |
| Potassium | 2420 | 2110 | 5.62 | 1500 - 2720 | 1260 - 2960 |
| Selenium | 84.6 | 77.9 | 7.10 | 61.8 - 94.0 | 49.2 - 107 |
| Silver | 34.6 | 34.3 | 8.34 | 27.8 - 40.9 | 23.6 - 45.1 |
| Sodium | 161 | 145 | 6.72 | 106 - 183 | 54.3 - 235 |
| Strontium | 104 | 104 | 3.95 | 85.1 - 123 | 74.8 - 133 |
| Thallium | 123 | 113 | 0.500 | 91.3 - 134 | 77.1 - 149 |



16341 Table Mountain Pkwy ▪ Golden, CO 80403 ▪ T: 800.372.0122 ▪ 303.431.8454 ▪ www.eraqc.com

# ▪ Certificate of Analysis ▪

| Parameter | Certified Value[1] | Reference Value | Uncertainty[2] | QC Performance Acceptance Limits[3] | PT Performance Acceptance Limits[4] |
|---|---|---|---|---|---|
| | mg/kg | mg/kg | % | mg/kg | mg/kg |
| Tin | 118 | 107 | 0.500 | 83.5 - 130 | 61.2 - 152 |
| Titanium | 512 | 421 | 5.80 | 114 - 728 | 0.00 - 854 |
| Uranium | 103 | 104 | 6.18 | 79.1 - 128 | 71.9 - 135 |
| Vanadium | 87.3 | 83.7 | 8.55 | 66.8 - 101 | 54.2 - 113 |
| Zinc | 251 | 240 | 3.98 | 194 - 285 | 168 - 312 |

## ANALYTICAL VERIFICATION

| Parameter | Certified Value[1] | Proficiency Testing Study | | | NIST Traceability | |
|---|---|---|---|---|---|---|
| | | Mean | Recovery[5] | n | SRM Number | Recovery |
| | mg/kg | mg/kg | % | | | % |
| Aluminum | 10100 | 8800 | 87.1 | 193 | - | - |
| Antimony | 282 | 147 | 52.3 | 216 | - | - |
| Arsenic | 155 | 143 | 92.5 | 240 | - | - |
| Barium | 439 | 415 | 94.6 | 222 | - | - |
| Beryllium | 192 | 179 | 93.4 | 220 | - | - |
| Boron | 216 | 160 | 74.2 | 152 | - | - |
| Cadmium | 61.5 | 56.2 | 91.5 | 239 | - | - |
| Calcium | 5190 | 4960 | 95.6 | 175 | - | - |
| Chromium | 104 | 101 | 96.8 | 237 | - | - |
| Cobalt | 196 | 189 | 96.2 | 215 | - | - |
| Copper | 65.0 | 63.1 | 97.1 | 237 | - | - |
| Iron | 15000 | 15700 | 105 | 195 | - | - |
| Lead | 126 | 125 | 99.0 | 243 | - | - |
| Magnesium | 2570 | 2410 | 93.9 | 177 | - | - |
| Manganese | 387 | 382 | 98.7 | 215 | - | - |
| Mercury | 7.76 | 7.61 | 98.0 | 157 | - | - |
| Molybdenum | 120 | 107 | 89.4 | 216 | - | - |
| Nickel | 117 | 108 | 92.5 | 235 | - | - |
| Potassium | 2420 | 2110 | 87.2 | 181 | - | - |
| Selenium | 84.6 | 77.9 | 92.1 | 231 | - | - |



16341 Table Mountain Pkwy ▪ Golden, CO 80403 ▪ T: 800.372.0122 ▪ 303.431.8454 ▪ www.eraqc.com

ERA
A Waters Company

Reference Material

# ▪ Certificate of Analysis ▪

| Parameter | Certified Value[1] | Proficiency Testing Study | | | NIST Traceability | |
|---|---|---|---|---|---|---|
| | | Mean | Recovery[5] | n | SRM Number | Recovery |
| | mg/kg | mg/kg | % | | | % |
| Silver | 34.6 | 34.3 | 99.3 | 216 | - | - |
| Sodium | 161 | 145 | 89.8 | 166 | - | - |
| Strontium | 104 | 104 | 99.9 | 148 | - | - |
| Thallium | 123 | 113 | 91.8 | 215 | - | - |
| Tin | 118 | 107 | 90.4 | 164 | - | - |
| Titanium | 512 | 421 | 82.2 | 157 | - | - |
| Uranium | 103 | 104 | 101 | 61 | - | - |
| Vanadium | 87.3 | 83.7 | 95.9 | 214 | - | - |
| Zinc | 251 | 240 | 95.5 | 234 | - | - |

1. The **Certified Values** are the actual "made-to" concentrations confirmed by ERA analytical verification. The certified values are monitored and purchasers will be notified of any significant changes resulting in recertification or withdrawal of this reference material during the period of validity of this certificate.

2. The **Uncertainty** is the total propagated uncertainty at the 95% confidence interval. The uncertainty is based on the preparation and internal analytical verification of the product by ERA, multiplied by a coverage factor. The uncertainty applies to the product as supplied and does not take into account any required or optional dilution and/or preparations the laboratory may perform while using this product.

3. The **QC Performance Acceptance Limits (QC PALs™)** are based on actual historical data collected in ERA's Proficiency Testing program. The QC PALs™ reflect any inherent biases in the methods used to establish the limits and closely approximate a 95% confidence interval of the performance that experienced laboratories should achieve using accepted environmental methods. Use the QC PALs™ to realistically evaluate your performance against your peers.

4. The **PT Performance Acceptance Limits (PT PALs™)** are calculated using the regression equations and fixed acceptance criteria specified in the NELAC proficiency testing requirements. Use the PT PALs™ when analyzing this QC standard alongside USEPA and NELAC compliant PT standards. Please note that many PT study acceptance limits are concentration dependent (some non-linearly) and, therefore, the acceptance limits of this QC standard and any PT standard may differ relative to their difference in concentrations.

5. The **PT Data/Traceability** data include the mean value, percent recovery and number of data points reported by the laboratories in our Proficiency Testing study compared to the Certified Values. In addition, where NIST Standard Reference Materials (SRMs) are available, each analyte has been analytically traced to the NIST SRM listed. This product is traceable to the lot numbers of its starting materials. All gravimetric and volumetric measurements related to its manufacture are traceable to NIST through an unbroken chain of comparisons.
**Traceability Recovery (%)** = [(% recovery certified standard)/(% recovery NIST SRM)]*100
The traceability data shown were compiled by analyzing the ERA standards or their associated stock solutions against the applicable NIST SRMs.

6. For additional information on this product such as intended use, instructions for use, level of homogeneity, and safety information, please refer to the provided Instruction Sheet

**If you have any questions or need technical assistance, please call ERA technical assistance at 1-800-372-0122 or send an email to info@eraqc.com.**

**Certifying Officer**

**Brian Miller**

Brian Miller

**Quality Officer**

**Matthew Seebeck**

Matthew Seebeck



ACCREDITED ACCREDITED

16341 Table Mountain Pkwy ▪ Golden, CO 80403 ▪ T: 800.372.0122 ▪ 303.431.8454 ▪ www.eraqc.com

ERA

A Waters Company

Certified Reference Material

# ▪ Certificate of Analysis ▪

**Product:** Metals in Soil
**Catalog Number:** 540
**Lot No.** D109-540
**Certificate Issue Date:** March 24, 2020
**Expiration Date:** October 03, 2023
**Revision Number:** Original

*Product use instructions are included as part of the certification packet and are paginated separately from this Certificate of Analysis. Please reference the product use instructions for catalog #540 revision 090119.*

## CERTIFICATION

| Parameter | Certified Value[1] | Reference Value[7] | Uncertainty[2] | QC Performance Acceptance Limits[3] | PT Performance Acceptance Limits[4] |
|---|---|---|---|---|---|
| | mg/kg | mg/kg | % | mg/kg | mg/kg |
| Aluminum | 10100 | 8130 | 2.54 | 3920 - 12300 | 4060 - 12200 |
| Antimony | 259 | 134 | 5.03 | 4.56 - 264 | 25.9 - 335 |
| Arsenic | 171 | 156 | 3.38 | 129 - 183 | 109 - 203 |
| Barium | 253 | 239 | 4.81 | 197 - 280 | 179 - 298 |
| Beryllium | 179 | 169 | 6.59 | 141 - 198 | 127 - 212 |
| Boron | 114 | 87.5 | 10.3 | 62.5 - 113 | 52.5 - 125 |
| Cadmium | 149 | 137 | 5.43 | 113 - 160 | 103 - 171 |
| Calcium | 5190 | 4760 | 3.48 | 3890 - 5640 | 3460 - 6070 |
| Chromium | 163 | 154 | 3.79 | 126 - 181 | 108 - 200 |
| Cobalt | 127 | 121 | 5.07 | 101 - 141 | 90.8 - 151 |
| Copper | 57.0 | 54.9 | 4.13 | 46.1 - 63.6 | 41.1 - 68.6 |
| Iron | 15000 | 14100 | 6.27 | 8470 - 19700 | 4920 - 23200 |
| Lead | 133 | 130 | 3.00 | 107 - 152 | 93.3 - 167 |
| Magnesium | 2570 | 2320 | 3.32 | 1760 - 2880 | 1440 - 3200 |
| Manganese | 277 | 269 | 2.67 | 221 - 317 | 199 - 340 |
| Mercury | 21.6 | 20.5 | 7.72 | 14.7 - 26.3 | 12.3 - 28.6 |
| Molybdenum | 108 | 95.4 | 2.61 | 76.4 - 114 | 66.9 - 124 |
| Nickel | 58.7 | 53.9 | 4.97 | 44.5 - 63.3 | 37.7 - 70.0 |
| Potassium | 2420 | 2020 | 3.06 | 1410 - 2630 | 1190 - 2850 |
| Selenium | 181 | 167 | 5.63 | 132 - 201 | 113 - 221 |
| Silver | 35.5 | 33.6 | 5.20 | 26.8 - 40.3 | 23.0 - 44.1 |
| Sodium | 161 | 133 | 2.76 | 95.1 - 171 | 46.5 - 220 |
| Strontium | 89.7 | 87.9 | 4.59 | 71.7 - 104 | 62.8 - 113 |
| Thallium | 121 | 112 | 5.19 | 90.3 - 133 | 76.1 - 147 |



16341 Table Mountain Pkwy • Golden, CO 80403 • T: 800.372.0122 • 303.431.8454 • www.eraqc.com

# ▪ Certificate of Analysis ▪

| Parameter | Certified Value[1] | Reference Value[7] | Uncertainty[2] | QC Performance Acceptance Limits[3] | PT Performance Acceptance Limits[4] |
|---|---|---|---|---|---|
| | mg/kg | mg/kg | % | mg/kg | mg/kg |
| Tin | 83.5 | 74.0 | 5.42 | 57.6 - 90.4 | 39.7 - 108 |
| Titanium | 474 | 333 | 7.17 | 48.6 - 617 | 46.3 - 620 |
| Uranium | 51.9 | 51.9 | 3.36 | 39.6 - 64.3 | 35.9 - 68.0 |
| Vanadium | 68.1 | 62.6 | 6.00 | 49.4 - 75.8 | 37.0 - 88.3 |
| Zinc | 165 | 158 | 2.34 | 128 - 188 | 111 - 205 |



16341 Table Mountain Pkwy ▪ Golden, CO 80403 ▪ T: 800.372.0122 ▪ 303.431.8454 ▪ www.eraqc.com

## ANALYTICAL VERIFICATION

| Parameter | Certified Value[1] | Proficiency Testing Study | | | NIST Traceability | |
|---|---|---|---|---|---|---|
| | | Mean | Recovery[5] | n | SRM Number[6] | Recovery |
| | mg/kg | mg/kg | % | | | % |
| Aluminum | 10100 | 8130 | 80.5 | 196 | - | - |
| Antimony | 259 | 134 | 51.8 | 217 | - | - |
| Arsenic | 171 | 156 | 91.3 | 243 | - | - |
| Barium | 253 | 239 | 94.3 | 230 | - | - |
| Beryllium | 179 | 169 | 94.6 | 223 | - | - |
| Boron | 114 | 87.5 | 76.7 | 150 | - | - |
| Cadmium | 149 | 137 | 91.8 | 249 | - | - |
| Calcium | 5190 | 4760 | 91.8 | 184 | - | - |
| Chromium | 163 | 154 | 94.4 | 245 | - | - |
| Cobalt | 127 | 121 | 95.3 | 221 | - | - |
| Copper | 57.0 | 54.9 | 96.2 | 243 | - | - |
| Iron | 15000 | 14100 | 93.9 | 199 | - | - |
| Lead | 133 | 130 | 97.7 | 251 | - | - |
| Magnesium | 2570 | 2320 | 90.1 | 182 | - | - |
| Manganese | 277 | 269 | 97.2 | 220 | - | - |
| Mercury | 21.6 | 20.5 | 94.7 | 172 | - | - |
| Molybdenum | 108 | 95.4 | 88.3 | 218 | - | - |
| Nickel | 58.7 | 53.9 | 91.8 | 242 | - | - |
| Potassium | 2420 | 2020 | 83.5 | 187 | - | - |
| Selenium | 181 | 167 | 92.2 | 235 | - | - |
| Silver | 35.5 | 33.6 | 94.5 | 222 | - | - |
| Sodium | 161 | 133 | 82.7 | 177 | - | - |
| Strontium | 89.7 | 87.9 | 98.0 | 151 | - | - |
| Thallium | 121 | 112 | 92.2 | 219 | - | - |
| Tin | 83.5 | 74.0 | 88.6 | 170 | - | - |
| Titanium | 474 | 333 | 70.3 | 157 | - | - |
| Uranium | 51.9 | 51.9 | 100 | 60 | - | - |
| Vanadium | 68.1 | 62.6 | 91.9 | 213 | - | - |
| Zinc | 165 | 158 | 95.8 | 238 | - | - |



16341 Table Mountain Pkwy • Golden, CO 80403 • T: 800.372.0122 • 303.431.8454 • www.eraqc.com

# ▪ Certificate of Analysis ▪

1. The **Certified Values** are the actual gravimetric/volumetric "made-to" concentrations confirmed by ERA analytical verification. The certified values are monitored and purchasers will be notified of any significant changes resulting in recertification or withdrawal of this certified reference material during the period of validity of this certificate.

2. The **Uncertainty** represents an expanded uncertainty and approximates a 95% confidence interval. The uncertainty is based on the characterization, homogeneity and stability characteristics of the product, multiplied by a coverage factor (k=2). The uncertainty applies to the product as supplied and does not take into account any required or optional dilution and/or preparations the laboratory may perform while using this product. The formula used to calculate the expanded uncertainty is:
$U_{expanded} = k * SQRT((U_{char}^2) + (U_{homogen}^2) + (U_{LTS}^2) + (U_{STS}^2) + (U_{RSS}^2))$

Where:

$U_{expanded}$ = Expanded uncertainty.
k = Coverage factor.
$U_{char}$ = Combined standard uncertainty of the manufacturing and/or analytical verification assessment.
$U_{homogen}$ = Standard uncertainty of the homogeneity assessment.
$U_{LTS}$ = Standard uncertainty associated with long-term stability.
$U_{STS}$ = Standard uncertainty associated with short-term (transport) stability.
$U_{RSS}$ = Standard uncertainty associated with repeated sampling of the product (where permitted by product use instructions).

3. The **QC Performance Acceptance Limits (QC PALs™)** are based on actual historical data collected in ERA's Proficiency Testing program. The QC PALs™ reflect any inherent biases in the methods used to establish the limits and closely approximate a 95% confidence interval of the performance that experienced laboratories should achieve using accepted environmental methods. Use the QC PALs™ to realistically evaluate your performance against your peers.

4. The **PT Performance Acceptance Limits (PT PALs™)** are calculated using the regression equations and fixed acceptance criteria specified in the NELAC proficiency testing requirements. Use the PT PALs™ when analyzing this certified reference material alongside USEPA and NELAC compliant PT study materials. Please note that many PT study acceptance limits are concentration dependent (some non-linearly) and therefore, the acceptance limits of this certified reference material and any PT study material may differ relative to their difference in concentrations.

5. The **PT Performance Data** include the mean value, percent recovery and number of data points reported by laboratories in our Proficiency Testing study compared to the Certified Values. In the event this lot was not used in a proficiency testing scheme, the data displayed was generated internally by ERA.

6. Where NIST Standard Reference Materials (SRMs) are available, each analyte has been analytically traced to the NIST SRM listed. **Analytical Traceability Recovery (%)** = [(% recovery ERA certified reference material)/(% recovery NIST SRM)]*100
The traceability data shown were compiled by analyzing this ERA certified reference material and/or it's associated stock solution(s) against the applicable NIST SRMs.

7. The **Reference Values** are equal to the mean recoveries for the parameters as determined in an interlaboratory round robin study. The **Reference Values** represent the expected performance for the analytes in this standard. ERA recommends using the **Reference Values** when assessing or evaluating your results.

8. **Metrological Traceability**. This certified reference material is metrologically traceable to NIST mass reference materials through an unbroken chain of comparisons.

9. For additional information on this product such as intended use, storage information, instructions for use, minimum sample size, and safety information, please refer to the Product Use Instructions provided.

**If you have any questions or need technical assistance, please call ERA technical assistance at 1-800-372-0122 or send an email to info@eraqc.com.**

**Certifying Officer**

**Brian Miller**



**Quality Officer**

**Matthew Seebeck**



ERA
A Waters Company

Certified Reference Material

# ▪ Certificate of Analysis ▪

**Product:** Metals in Soil
**Catalog Number:** 540
**Lot No.** D113-540
**Certificate Issue Date:** March 23, 2021
**Expiration Date:** October 13, 2024
**Revision Number:** Original

*Product use instructions are included as part of the certification packet and are paginated separately from this Certificate of Analysis. Please reference the product use instructions for catalog #540 revision 090119.*

CERTIFICATION

| Parameter | Certified Value[1] | Reference Value | Uncertainty[2] | QC Performance Acceptance Limits[3] | PT Performance Acceptance Limits[4] |
|---|---|---|---|---|---|
| | mg/kg | mg/kg | % | mg/kg | mg/kg |
| Aluminum | 10100 | 8630 | 12.0 | 4420 - 12800 | 4370 - 12900 |
| Antimony | 256 | 129 | 16.8 | 0.742 - 257 | 25.6 - 323 |
| Arsenic | 91.6 | 84.5 | 15.1 | 70.0 - 99.0 | 59.2 - 110 |
| Barium | 259 | 249 | 9.94 | 206 - 292 | 187 - 311 |
| Beryllium | 175 | 163 | 3.89 | 135 - 191 | 122 - 204 |
| Boron | 95.7 | 76.7 | 12.8 | 55.7 - 97.7 | 48.0 - 107 |
| Cadmium | 107 | 99.0 | 11.5 | 82.2 - 116 | 74.2 - 124 |
| Calcium | 5190 | 4760 | 11.8 | 3890 - 5640 | 3460 - 6070 |
| Chromium | 129 | 122 | 14.6 | 101 - 144 | 85.7 - 159 |
| Cobalt | 63.6 | 61.7 | 11.5 | 51.9 - 71.6 | 46.3 - 77.2 |
| Copper | 62.3 | 61.5 | 12.3 | 51.9 - 71.0 | 46.1 - 76.8 |
| Iron | 15000 | 14500 | 15.7 | 8860 - 20100 | 5190 - 23800 |
| Lead | 122 | 123 | 13.9 | 103 - 144 | 88.3 - 158 |
| Lithium | 6.42 | 7.30 | 18.7 | 5.13 - 9.48 | 3.20 - 11.4 |
| Magnesium | 2570 | 2360 | 8.87 | 1810 - 2920 | 1480 - 3250 |
| Manganese | 470 | 456 | 13.4 | 375 - 538 | 350 - 563 |
| Mercury | 22.1 | 18.9 | 14.5 | 13.0 - 24.8 | 11.3 - 26.4 |
| Molybdenum | 80.1 | 72.8 | 11.0 | 58.7 - 87.0 | 50.5 - 95.2 |
| Nickel | 143 | 135 | 14.2 | 112 - 158 | 94.7 - 176 |
| Potassium | 2420 | 2090 | 8.21 | 1480 - 2700 | 1240 - 2940 |
| Selenium | 128 | 121 | 11.7 | 96.9 - 146 | 80.4 - 162 |
| Silver | 45.4 | 44.1 | 6.69 | 35.5 - 52.8 | 30.7 - 57.6 |
| Sodium | 161 | 136 | 9.34 | 97.4 - 174 | 48.1 - 223 |
| Strontium | 82.2 | 82.3 | 8.42 | 67.4 - 97.1 | 58.6 - 106 |



16341 Table Mountain Pkwy ▪ Golden, CO 80403 ▪ T: 800.372.0122 ▪ 303.431.8454 ▪ www.eraqc.com

# ▪ Certificate of Analysis ▪

| Parameter | Certified Value[1] | Reference Value | Uncertainty[2] | QC Performance Acceptance Limits[3] | PT Performance Acceptance Limits[4] |
|---|---|---|---|---|---|
| | mg/kg | mg/kg | % | mg/kg | mg/kg |
| Thallium | 154 | 144 | 7.54 | 117 - 171 | 101 - 187 |
| Tin | 89.7 | 79.8 | 14.0 | 62.2 - 97.4 | 43.5 - 116 |
| Titanium | 705 | 546 | 10.3 | 123 - 969 | 118 - 974 |
| Uranium | 29.5 | 30.9 | 3.38 | 23.9 - 37.9 | 21.3 - 40.5 |
| Vanadium | 196 | 186 | 14.2 | 148 - 224 | 138 - 235 |
| Zinc | 307 | 295 | 10.4 | 240 - 351 | 207 - 384 |



16341 Table Mountain Pkwy ▪ Golden, CO 80403 ▪ T: 800.372.0122 ▪ 303.431.8454 ▪ www.eraqc.com

# ▪ Certificate of Analysis ▪

**Product:** Metals in Soil
**Catalog Number:** 540
**Lot No.** D123-540
**Certificate Issue Date:** September 29, 2023
**Expiration Date:** June 01, 2027
**Revision Number:** Original

*Product use instructions are included as part of the certification packet and are paginated separately from this Certificate of Analysis. Please reference the product use instructions for catalog #540 revision 111122.*

## CERTIFICATION

| Parameter | Certified Value[1] | Reference Value[7] | Uncertainty[2] | QC Performance Acceptance Limits[3] | PT Performance Acceptance Limits[4] |
|---|---|---|---|---|---|
| | mg/kg | mg/kg | % | mg/kg | mg/kg |
| Aluminum | 7680 | 6780 | 7.45 | 3590 - 9980 | 3240 - 10300 |
| Antimony | 257 | 127 | 7.67 | D.L. - 255 | 25.7 - 318 |
| Arsenic | 360 | 311 | 5.66 | 254 - 368 | 218 - 405 |
| Barium | 332 | 304 | 10.3 | 249 - 359 | 228 - 380 |
| Beryllium | 183 | 169 | 2.30 | 140 - 198 | 127 - 211 |
| Boron | 320 | 229 | 8.37 | 159 - 300 | 138 - 352 |
| Cadmium | 238 | 212 | 2.84 | 175 - 250 | 159 - 265 |
| Calcium | 5490 | 5170 | 7.20 | 4240 - 6090 | 3770 - 6560 |
| Chromium | 199 | 180 | 7.49 | 146 - 213 | 126 - 234 |
| Cobalt | 88.7 | 81.6 | 14.9 | 67.9 - 95.4 | 61.2 - 102 |
| Copper | 227 | 205 | 23.1 | 170 - 240 | 154 - 256 |
| Iron | 7360 | 6510 | 7.13 | 3760 - 9260 | 736 - 13200 |
| Lead | 100 | 92.8 | 17.9 | 75.9 - 110 | 65.0 - 121 |
| Lithium | 146 | 132 | 6.88 | 82.7 - 182 | 92.0 - 172 |
| Magnesium | 1900 | 1700 | 6.98 | 1280 - 2110 | 946 - 2450 |
| Manganese | 591 | 531 | 12.5 | 429 - 633 | 410 - 652 |
| Mercury | 14.4 | 11.9 | 8.30 | 7.99 - 15.7 | 7.12 - 16.6 |
| Molybdenum | 155 | 136 | 2.46 | 108 - 163 | 96.1 - 175 |
| Nickel | 342 | 313 | 7.24 | 258 - 368 | 219 - 407 |
| Potassium | 1500 | 1370 | 6.70 | 991 - 1750 | 713 - 2030 |
| Selenium | 170 | 165 | 4.43 | 133 - 197 | 112 - 218 |
| Silver | 88.6 | 82.4 | 6.61 | 65.5 - 99.2 | 58.5 - 106 |
| Sodium | 527 | 486 | 7.85 | 361 - 611 | 289 - 683 |
| Strontium | 148 | 136 | 8.52 | 109 - 163 | 98.7 - 173 |



16341 Table Mountain Pkwy ▪ Golden, CO 80403 ▪ T: 800.372.0122 ▪ 303.431.8454 ▪ www.eraqc.com

# ▪ Certificate of Analysis ▪

| Parameter | Certified Value[1] | Reference Value[7] | Uncertainty[2] | QC Performance Acceptance Limits[3] | PT Performance Acceptance Limits[4] |
|---|---|---|---|---|---|
| | mg/kg | mg/kg | % | mg/kg | mg/kg |
| Thallium | 226 | 205 | 4.43 | 166 - 245 | 148 - 263 |
| Tin | 85.2 | 75.4 | 3.97 | 58.7 - 92.1 | 40.6 - 110 |
| Titanium | 382 | 306 | 8.28 | 77.0 - 535 | 98.3 - 514 |
| Uranium | 46.5 | 47.2 | 5.32 | 36.2 - 58.2 | 28.6 - 65.8 |
| Vanadium | 118 | 103 | 7.76 | 80.3 - 126 | 70.0 - 136 |
| Zinc | 183 | 166 | 6.60 | 133 - 200 | 117 - 216 |



16341 Table Mountain Pkwy ▪ Golden, CO 80403 ▪ T: 800.372.0122 ▪ 303.431.8454 ▪ www.eraqc.com

## ANALYTICAL VERIFICATION

| Parameter | Certified Value[1] | Proficiency Testing Study | | | NIST Traceability | |
|---|---|---|---|---|---|---|
| | | Mean | Recovery[5] | n | SRM Number[6] | Recovery |
| | mg/kg | mg/kg | % | | | % |
| Aluminum | 7680 | 6780 | 88.3 | 109 | - | - |
| Antimony | 257 | 127 | 49.3 | 117 | - | - |
| Arsenic | 360 | 311 | 86.5 | 145 | - | - |
| Barium | 332 | 304 | 91.6 | 129 | - | - |
| Beryllium | 183 | 169 | 92.4 | 121 | - | - |
| Boron | 320 | 229 | 71.6 | 84 | - | - |
| Cadmium | 238 | 212 | 89.2 | 163 | - | - |
| Calcium | 5490 | 5170 | 94.1 | 97 | - | - |
| Chromium | 199 | 180 | 90.4 | 145 | - | - |
| Cobalt | 88.7 | 81.6 | 92.0 | 121 | - | - |
| Copper | 227 | 205 | 90.3 | 151 | - | - |
| Iron | 7360 | 6510 | 88.5 | 110 | - | - |
| Lead | 100 | 92.8 | 92.8 | 161 | - | - |
| Lithium | 146 | 132 | 90.6 | 35 | - | - |
| Magnesium | 1900 | 1700 | 89.4 | 100 | - | - |
| Manganese | 591 | 531 | 89.8 | 125 | - | - |
| Mercury | 14.4 | 11.9 | 82.4 | 95 | - | - |
| Molybdenum | 155 | 136 | 87.5 | 120 | - | - |
| Nickel | 342 | 313 | 91.5 | 150 | - | - |
| Potassium | 1500 | 1370 | 91.3 | 99 | - | - |
| Selenium | 170 | 165 | 97.0 | 132 | - | - |
| Silver | 88.6 | 82.4 | 93.0 | 124 | - | - |
| Sodium | 527 | 486 | 92.2 | 100 | - | - |
| Strontium | 148 | 136 | 91.9 | 84 | - | - |
| Thallium | 226 | 205 | 90.8 | 117 | - | - |
| Tin | 85.2 | 75.4 | 88.5 | 90 | - | - |
| Titanium | 382 | 306 | 80.1 | 87 | - | - |
| Uranium | 46.5 | 47.2 | 102 | 30 | - | - |
| Vanadium | 118 | 103 | 87.4 | 119 | - | - |
| Zinc | 183 | 166 | 91.0 | 146 | - | - |



16341 Table Mountain Pkwy ▪ Golden, CO 80403 ▪ T: 800.372.0122 ▪ 303.431.8454 ▪ www.eraqc.com

1. The **Certified Values** are the actual gravimetric/volumetric "made-to" concentrations confirmed by ERA analytical verification. The certified values are monitored and purchasers will be notified of any significant changes resulting in recertification or withdrawal of this certified reference material during the period of validity of this certificate.

2. The **Uncertainty** represents an expanded uncertainty and approximates a 95% confidence interval. The uncertainty is based on the characterization, homogeneity and stability characteristics of the product, multiplied by a coverage factor (k=2). The uncertainty applies to the product as supplied and does not take into account any required or optional dilution and/or preparations the laboratory may perform while using this product. The formula used to calculate the expanded uncertainty is:
$U_{expanded} = k * SQRT((U_{char}^2) + (U_{homogen}^2) + (ULTS^2) + (USTS^2) + (URSS^2))$

Where:

$U_{expanded}$ = Expanded uncertainty.
k = Coverage factor.
$U_{char}$ = Combined standard uncertainty of the manufacturing and/or analytical verification assessment.
$U_{homogen}$ = Standard uncertainty of the homogeneity assessment.
ULTS = Standard uncertainty associated with long-term stability.
USTS = Standard uncertainty associated with short-term (transport) stability.
URSS = Standard uncertainty associated with repeated sampling of the product (where permitted by product use instructions).

3. The **QC Performance Acceptance Limits (QC PALs™)** are based on actual historical data collected in ERA's Proficiency Testing program. The QC PALs™ reflect any inherent biases in the methods used to establish the limits and closely approximate a 95% confidence interval of the performance that experienced laboratories should achieve using accepted environmental methods. Use the QC PALs™ to realistically evaluate your performance against your peers.

4. The **PT Performance Acceptance Limits (PT PALs™)** are calculated using the regression equations and fixed acceptance criteria specified in the NELAC proficiency testing requirements. Use the PT PALs™ when analyzing this certified reference material alongside USEPA and NELAC compliant PT study materials. Please note that many PT study acceptance limits are concentration dependent (some non-linearly) and therefore, the acceptance limits of this certified reference material and any PT study material may differ relative to their difference in concentrations.

5. The **PT Performance Data** include the mean value, percent recovery and number of data points reported by laboratories in our Proficiency Testing study compared to the Certified Values. In the event this lot was not used in a proficiency testing scheme, the data displayed was generated internally by ERA.

6. Where NIST Standard Reference Materials (SRMs) are available, each analyte has been analytically traced to the NIST SRM listed. **Analytical Traceability Recovery (%)** = [(% recovery ERA certified reference material)/(% recovery NIST SRM)]*100
The traceability data shown were compiled by analyzing this ERA certified reference material and/or it's associated stock solution(s) against the applicable NIST SRMs.

7. The **Reference Values** are equal to the mean recoveries for the parameters as determined in an interlaboratory round robin study. The **Reference Values** represent the expected performance for the analytes in this standard. ERA recommends using the **Reference Values** when assessing or evaluating your results.

8. **Metrological Traceability**. This certified reference material is metrologically traceable to NIST mass reference materials through an unbroken chain of comparisons.

9. For additional information on this product such as intended use, storage information, instructions for use, minimum sample size, and safety information, please refer to the Product Use Instructions provided.

**If you have any questions or need technical assistance, please call ERA technical assistance at 1-800-372-0122 or send an email to era_info@waters.com.**

**This Certificate of Analysis is authorized by Waters ERA, Quality and Technical departments.**

ERA
A Waters Company

Certified Reference Material

# ▪ Certificate of Analysis ▪

**Product:** Metals in Soil
**Catalog Number:** 540
**Lot No.** D126-540
**Certificate Issue Date:** June 25, 2024
**Expiration Date:** January 17, 2028
**Revision Number:** 1.0
**Revision Date:** February 28, 2025

*Product use instructions are included as part of the certification packet and are paginated separately from this Certificate of Analysis. Please reference the product use instructions for catalog #540 revision 111122.*

## CERTIFICATION

| Parameter | Certified Value[1] | Reference Value[7] | Uncertainty[2] | QC Performance Acceptance Limits[3] | PT Performance Acceptance Limits[4] |
|---|---|---|---|---|---|
| | mg/kg | mg/kg | % | mg/kg | mg/kg |
| Aluminum | 7680 | 6840 | 17.4 | 3640 - 10000 | 3280 - 10400 |
| Antimony | 250 | 131 | 7.92 | 5.96 - 256 | 25.0 - 328 |
| Arsenic | 229 | 192 | 15.3 | 156 - 228 | 135 - 252 |
| Barium | 244 | 219 | 20.5 | 179 - 259 | 164 - 274 |
| Beryllium | 165 | 146 | 6.80 | 120 - 172 | 110 - 183 |
| Boron | 255 | 175 | 13.9 | 119 - 231 | 105 - 280 |
| Cadmium | 134 | 114 | 6.45 | 93.1 - 135 | 85.5 - 147 |
| Calcium | 4280 | 4080 | 14.7 | 3360 - 4800 | 2930 - 5240 |
| Chromium | 172 | 153 | 13.9 | 124 - 182 | 107 - 199 |
| Cobalt | 253 | 231 | 19.3 | 192 - 271 | 174 - 289 |
| Copper | 99.6 | 91.2 | 17.6 | 75.8 - 107 | 68.4 - 114 |
| Iron | 7360 | 7020 | 21.4 | 4260 - 9770 | 736 - 13800 |
| Lead | 153 | 141 | 18.2 | 115 - 167 | 102 - 180 |
| Lithium | 104 | 96.1 | 13.2 | 60.8 - 131 | 68.1 - 124 |
| Magnesium | 2060 | 1900 | 16.9 | 1450 - 2350 | 1110 - 2690 |
| Manganese | 442 | 401 | 19.4 | 324 - 477 | 305 - 497 |
| Mercury | 15.9 | 14.1 | 7.72 | 9.82 - 18.4 | 8.45 - 19.7 |
| Molybdenum | 165 | 144 | 6.21 | 115 - 173 | 102 - 186 |
| Nickel | 165 | 143 | 14.5 | 117 - 170 | 100 - 187 |
| Potassium | 1950 | 1760 | 15.6 | 1270 - 2250 | 999 - 2520 |
| Selenium | 107 | 94.7 | 9.78 | 74.3 - 115 | 61.2 - 128 |
| Silver | 83.9 | 77.0 | 10.1 | 61.1 - 92.9 | 54.6 - 99.4 |
| Sodium | 732 | 661 | 15.6 | 487 - 834 | 409 - 913 |



16341 Table Mountain Pkwy ▪ Golden, CO 80403 ▪ T: 800.372.0122 ▪ 303.431.8454 ▪ www.eraqc.com

| Parameter | Certified Value[1] | Reference Value[7] | Uncertainty[2] | QC Performance Acceptance Limits[3] | PT Performance Acceptance Limits[4] |
|---|---|---|---|---|---|
| | mg/kg | mg/kg | % | mg/kg | mg/kg |
| Strontium | 222 | 191 | 15.0 | 151 - 232 | 140 - 244 |
| Thallium | 208 | 183 | 6.96 | 147 - 219 | 131 - 235 |
| Tin | 111 | 99.0 | 10.8 | 77.2 - 121 | 56.1 - 142 |
| Titanium | 422 | 353 | 19.9 | 99.4 - 606 | 128 - 577 |
| Uranium | 20.9 | 20.0 | 13.9 | 15.1 - 25.0 | 8.44 - 31.6 |
| Vanadium | 179 | 159 | 13.9 | 125 - 194 | 116 - 203 |
| Zinc | 327 | 292 | 5.83 | 233 - 351 | 204 - 379 |



16341 Table Mountain Pkwy ▪ Golden, CO 80403 ▪ T: 800.372.0122 ▪ 303.431.8454 ▪ www.eraqc.com

## ANALYTICAL VERIFICATION

| Parameter | Certified Value[1] | Proficiency Testing Study | | | NIST Traceability | |
|---|---|---|---|---|---|---|
| | | Mean | Recovery[5] | n | SRM Number[6] | Recovery |
| | mg/kg | mg/kg | % | | | % |
| Aluminum | 7680 | 6840 | 89.0 | 135 | - | - |
| Antimony | 250 | 131 | 52.5 | 145 | - | - |
| Arsenic | 229 | 192 | 84.0 | 242 | - | - |
| Barium | 244 | 219 | 89.7 | 165 | - | - |
| Beryllium | 165 | 146 | 88.7 | 153 | - | - |
| Boron | 255 | 175 | 68.5 | 109 | - | - |
| Cadmium | 134 | 114 | 85.1 | 243 | - | - |
| Calcium | 4280 | 4080 | 95.4 | 119 | - | - |
| Chromium | 172 | 153 | 89.2 | 185 | - | - |
| Cobalt | 253 | 231 | 91.5 | 144 | - | - |
| Copper | 99.6 | 91.2 | 91.6 | 238 | - | - |
| Iron | 7360 | 7020 | 95.3 | 133 | - | - |
| Lead | 153 | 141 | 92.2 | 255 | - | - |
| Lithium | 104 | 96.1 | 92.4 | 45 | - | - |
| Magnesium | 2060 | 1900 | 92.3 | 122 | - | - |
| Manganese | 442 | 401 | 90.7 | 143 | - | - |
| Mercury | 15.9 | 14.1 | 88.6 | 148 | - | - |
| Molybdenum | 165 | 144 | 87.2 | 145 | - | - |
| Nickel | 165 | 143 | 86.9 | 232 | - | - |
| Potassium | 1950 | 1760 | 90.2 | 128 | - | - |
| Selenium | 107 | 94.7 | 88.5 | 167 | - | - |
| Silver | 83.9 | 77.0 | 91.8 | 157 | - | - |
| Sodium | 732 | 661 | 90.3 | 117 | - | - |
| Strontium | 222 | 191 | 86.2 | 92 | - | - |
| Thallium | 208 | 183 | 88.0 | 147 | - | - |
| Tin | 111 | 99.0 | 89.1 | 102 | - | - |
| Titanium | 422 | 353 | 83.6 | 90 | - | - |
| Uranium | 20.9 | 20.0 | 95.9 | 31 | - | - |
| Vanadium | 179 | 159 | 89.0 | 146 | - | - |
| Zinc | 327 | 292 | 89.3 | 233 | - | - |



16341 Table Mountain Pkwy • Golden, CO 80403 • T: 800.372.0122 • 303.431.8454 • www.eraqc.com

1. The **Certified Values** are the actual gravimetric/volumetric "made-to" concentrations confirmed by ERA analytical verification. The certified values are monitored and purchasers will be notified of any significant changes resulting in recertification or withdrawal of this certified reference material during the period of validity of this certificate.

2. The **Uncertainty** represents an expanded uncertainty and approximates a 95% confidence interval. The uncertainty is based on the characterization, homogeneity and stability characteristics of the product, multiplied by a coverage factor (k=2). The uncertainty applies to the product as supplied and does not take into account any required or optional dilution and/or preparations the laboratory may perform while using this product. The formula used to calculate the expanded uncertainty is:
$U_{expanded} = k * SQRT((U_{char}^2) + (U_{homogen}^2) + (U_{LTS}^2) + (U_{STS}^2) + (U_{RSS}^2))$

Where:

$U_{expanded}$ = Expanded uncertainty.
k = Coverage factor.
$U_{char}$ = Combined standard uncertainty of the manufacturing and/or analytical verification assessment.
$U_{homogen}$ = Standard uncertainty of the homogeneity assessment.
$U_{LTS}$ = Standard uncertainty associated with long-term stability.
$U_{STS}$ = Standard uncertainty associated with short-term (transport) stability.
$U_{RSS}$ = Standard uncertainty associated with repeated sampling of the product (where permitted by product use instructions).

3. The **QC Performance Acceptance Limits (QC PALs™)** are based on actual historical data collected in ERA's Proficiency Testing program. The QC PALs™ reflect any inherent biases in the methods used to establish the limits and closely approximate a 95% confidence interval of the performance that experienced laboratories should achieve using accepted environmental methods. Use the QC PALs™ to realistically evaluate your performance against your peers.

4. The **PT Performance Acceptance Limits (PT PALs™)** are calculated using the regression equations and fixed acceptance criteria specified in the NELAC proficiency testing requirements. Use the PT PALs™ when analyzing this certified reference material alongside USEPA and NELAC compliant PT study materials. Please note that many PT study acceptance limits are concentration dependent (some non-linearly) and therefore, the acceptance limits of this certified reference material and any PT study material may differ relative to their difference in concentrations.

5. The **PT Performance Data** include the mean value, percent recovery and number of data points reported by laboratories in our Proficiency Testing study compared to the Certified Values. In the event this lot was not used in a proficiency testing scheme, the data displayed was generated internally by ERA.

6. Where NIST Standard Reference Materials (SRMs) are available, each analyte has been analytically traced to the NIST SRM listed. **Analytical Traceability Recovery (%)** = [(% recovery ERA certified reference material)/(% recovery NIST SRM)]*100
The traceability data shown were compiled by analyzing this ERA certified reference material and/or it's associated stock solution(s) against the applicable NIST SRMs.

7. The **Reference Values** are equal to the mean recoveries for the parameters as determined in an interlaboratory round robin study. The **Reference Values** represent the expected performance for the analytes in this standard. ERA recommends using the **Reference Values** when assessing or evaluating your results.

8. **Metrological Traceability.** This certified reference material is metrologically traceable to NIST mass reference materials through an unbroken chain of comparisons.

9. For additional information on this product such as intended use, storage information, instructions for use, minimum sample size, and safety information, please refer to the Product Use Instructions provided.

**If you have any questions or need technical assistance, please call ERA technical assistance at 1-800-372-0122 or send an email to era_info@waters.com.**

**This Certificate of Analysis is authorized by Waters ERA, Quality and Technical departments.**

# Calculation of 6010B Metals

**Aqueous Samples**

The instrument will calculate the concentration (µg/L). This value is divided by 1000 to convert the units to mg/L. If the sample is diluted (DF), the result is multiplied by the DF to generate the final result.

$$\text{Result, mg/L} = C_s \times (1\text{mg}/1000\mu\text{g}) \times (DF)$$

Where:

$C_s$ = Concentration of sample (µg/L)

DF = Dilution Factor

**Soil or Solid Samples**

Soil samples are calculated as follows:

$$\text{Result, mg/Kg} = \frac{C_s \times (1\text{mg}/1000\mu\text{g}) \times (DF)}{A}$$

Where:

$C_s$ = Concentration of sample (µg/L)

DF = Dilution Factor

$$A = \frac{\text{Sample weight (grams)}}{\text{Final Volume (mL)}}$$

**Dry weight correction**

Dry weight correction is calculated as follows:

$$\text{Final concentration in mg/Kg, dry weight} = \frac{\text{Result, mg/Kg}}{\%_{solids}}$$

Where:

$\%_{solids}$ = Percent Solids, as a decimal value

# Sequence Trace 4

9/10/2025 8:34:22 AM

LabBook: WG2112264_09092025T4.imexp

| Index: | Label: | Rack | Vial | Start time: |
|---|---|---|---|---|
| 1 | Blank EFM Trace4 | 0 | 1 | 9/9/2025 7:36:02 AM |
| 2 | ICAL | 0 | 2 | 9/9/2025 7:42:23 AM |
| 3 | ICV | 0 | 3 | 9/9/2025 7:48:19 AM |
| 4 | ICB | 0 | 4 | 9/9/2025 7:54:20 AM |
| 5 | LLOQ | 0 | 5 | 9/9/2025 8:00:43 AM |
| 6 | ICSA | 0 | 6 | 9/9/2025 8:07:00 AM |
| 7 | SIC Multi | 0 | 7 | 9/9/2025 8:15:12 AM |
| 8 | LDR Check | 0 | 8 | 9/9/2025 8:22:34 AM |
| 9 | LDR As 5 | 1 | 1 | 9/9/2025 9:08:12 AM |
| 10 | CCV | 0 | 3 | 9/9/2025 9:14:29 AM |
| 11 | CCB | 0 | 4 | 9/9/2025 9:20:29 AM |
| 12 | WG2112074-1 WG2112074 | 1 | 2 | 9/9/2025 9:27:09 AM |
| 13 | WG2112074-2d2 WG2112074 | 1 | 3 | 9/9/2025 9:33:29 AM |
| 14 | L2554063-08d2 WG2112074 | 1 | 9 | 9/9/2025 9:39:30 AM |
| 15 | L2554063-13d2 WG2112074 | 1 | 10 | 9/9/2025 9:45:43 AM |
| 16 | eL2554320-08d2 WG2112074 | 1 | 4 | 9/9/2025 9:51:57 AM |
| 17 | eWG2112074-3d2 WG2112074 | 1 | 5 | 9/9/2025 9:58:44 AM |
| 18 | eWG2112074-4d2 WG2112074 | 1 | 6 | 9/9/2025 10:05:36 AM |
| 19 | eWG2112074-5d2 WG2112074 | 1 | 7 | 9/9/2025 10:12:27 AM |
| 20 | eWG2112074-6d10 WG2112074 | 1 | 8 | 9/9/2025 10:19:19 AM |
| 21 | CCV | 0 | 3 | 9/9/2025 10:25:37 AM |
| 22 | CCB | 0 | 4 | 9/9/2025 10:31:37 AM |
| 23 | LDR Fe 400 | 1 | 11 | 9/9/2025 10:51:27 AM |
| 24 | L2554320-08d4 WG2112074 | 1 | 12 | 9/9/2025 10:57:51 AM |
| 25 | WG2112074-3d4 WG2112074 | 1 | 13 | 9/9/2025 11:04:06 AM |
| 26 | WG2112074-4d4 WG2112074 | 1 | 14 | 9/9/2025 11:10:12 AM |
| 27 | WG2112074-5d4 WG2112074 | 1 | 15 | 9/9/2025 11:16:28 AM |
| 28 | WG2112074-6d20 WG2112074 | 1 | 16 | 9/9/2025 11:22:52 AM |
| 29 | CCV | 0 | 3 | 9/9/2025 11:29:02 AM |
| 30 | CCB | 0 | 4 | 9/9/2025 11:35:03 AM |
| 31 | WG2108610-2 WG2108610 | 1 | 17 | 9/9/2025 12:42:01 PM |
| 32 | l2550108-01 WG2108610 | 1 | 23 | 9/9/2025 12:48:01 PM |
| 33 | l2550108-02 WG2108610 | 1 | 24 | 9/9/2025 12:54:24 PM |
| 34 | l2553871-01 WG2108610 | 1 | 25 | 9/9/2025 1:00:46 PM |
| 35 | l2553922-01 WG2108610 | 1 | 26 | 9/9/2025 1:06:59 PM |
| 36 | l2554324-01 WG2108610 | 1 | 18 | 9/9/2025 1:13:20 PM |
| 37 | WG2108610-7 WG2108610 | 1 | 19 | 9/9/2025 1:19:35 PM |
| 38 | WG2108610-8 WG2108610 | 1 | 20 | 9/9/2025 1:25:45 PM |
| 39 | WG2108610-9 WG2108610 | 1 | 21 | 9/9/2025 1:32:10 PM |
| 40 | WG2108610-10d5 WG2108610 | 1 | 22 | 9/9/2025 1:38:20 PM |
| 41 | CCV | 0 | 3 | 9/9/2025 1:44:39 PM |
| 42 | CCB | 0 | 4 | 9/9/2025 1:50:40 PM |
| 43 | l2553927-01 WG2108610 | 1 | 27 | 9/9/2025 2:01:35 PM |
| 44 | l2553928-01d5 WG2108610 | 1 | 28 | 9/9/2025 2:07:54 PM |
| 45 | l2554020-01 WG2108610 | 1 | 29 | 9/9/2025 2:14:47 PM |
| 46 | CCV | 0 | 3 | 9/9/2025 2:21:09 PM |
| 47 | CCB | 0 | 4 | 9/9/2025 2:27:11 PM |
| 48 | CCV | 0 | 3 | 9/9/2025 3:01:30 PM |
| 49 | CCB | 0 | 4 | 9/9/2025 3:07:31 PM |
| 50 | xl2553928-01d10 WG2108610 | 1 | 30 | 9/9/2025 4:42:04 PM |
| 51 | xl2553928-01d20 WG2108610 | 1 | 31 | 9/9/2025 5:03:35 PM |
| 52 | l2553928-01d40 WG2108610 | 1 | 32 | 9/9/2025 5:28:51 PM |
| 53 | CCV | 0 | 3 | 9/9/2025 5:39:13 PM |
| 54 | CCB | 0 | 4 | 9/9/2025 5:45:14 PM |
| 55 | CCV | 0 | 3 | 9/9/2025 5:52:18 PM |
| 56 | CCB | 0 | 4 | 9/9/2025 5:58:20 PM |
| 57 | L2553701-01 WG2108173 | 1 | 33 | 9/9/2025 6:22:42 PM |
| 58 | L2553701-02 WG2108173 | 1 | 34 | 9/9/2025 6:29:07 PM |
| 59 | L2553701-03 WG2108173 | 1 | 35 | 9/9/2025 6:35:38 PM |
| 60 | L2553701-04 WG2108173 | 1 | 36 | 9/9/2025 6:42:04 PM |
| 61 | L2553906-01 WG2108173 | 1 | 37 | 9/9/2025 6:48:39 PM |
| 62 | L2554041-01 WG2108173 | 1 | 38 | 9/9/2025 6:54:49 PM |
| 63 | L2553768-02 WG2110659 | 1 | 39 | 9/9/2025 7:01:03 PM |
| 64 | L2553934-17 WG2110659 | 1 | 40 | 9/9/2025 7:07:28 PM |
| 65 | L2553934-18 WG2110659 | 1 | 41 | 9/9/2025 7:13:53 PM |
| 66 | L2553934-19 WG2110659 | 1 | 42 | 9/9/2025 7:20:16 PM |
| 67 | CCV | 0 | 3 | 9/9/2025 7:31:24 PM |
| 68 | CCB | 0 | 4 | 9/9/2025 7:37:25 PM |
| 69 | LDR 5 Sr | 1 | 46 | 9/9/2025 7:56:59 PM |
| 70 | L2553958-01 WG2110659 | 1 | 43 | 9/9/2025 8:18:24 PM |
| 71 | L2553958-02 WG2110659 | 1 | 44 | 9/9/2025 8:24:51 PM |
| 72 | L2554243-01 WG2110659 | 1 | 45 | 9/9/2025 8:31:15 PM |

# Sequence Trace 4

9/10/2025 8:34:22 AM

| Index: | Label: | Rack | Vial | Start time: |
|---|---|---|---|---|
| 73 | CCV | 0 | 3 | 9/9/2025 8:41:28 PM |
| 74 | CCB | 0 | 4 | 9/9/2025 8:47:29 PM |
| 75 | WG2110959-1 WG2110959 | 1 | 47 | 9/9/2025 10:18:38 PM |
| 76 | L2555281-08 WG2110959 | 1 | 60 | 9/9/2025 10:25:00 PM |
| 77 | WG2110959-2 WG2110959 | 1 | 48 | 9/9/2025 10:31:24 PM |
| 78 | L2555281-05 WG2110959 | 1 | 49 | 9/9/2025 10:37:28 PM |
| 79 | WG2110959-3 WG2110959 | 1 | 50 | 9/9/2025 10:43:44 PM |
| 80 | WG2110959-4 WG2110959 | 1 | 51 | 9/9/2025 10:49:44 PM |
| 81 | WG2110959-5 WG2110959 | 1 | 52 | 9/9/2025 10:55:44 PM |
| 82 | WG2110959-6d5 WG2110959 | 1 | 53 | 9/9/2025 11:01:43 PM |
| 83 | L2555281-01 WG2110959 | 1 | 54 | 9/9/2025 11:08:00 PM |
| 84 | L2555281-02 WG2110959 | 1 | 55 | 9/9/2025 11:14:17 PM |
| 85 | CCV | 0 | 3 | 9/9/2025 11:20:33 PM |
| 86 | CCB | 0 | 4 | 9/9/2025 11:26:34 PM |
| 87 | L2555281-03 WG2110959 | 1 | 56 | 9/9/2025 11:32:56 PM |
| 88 | L2555281-04 WG2110959 | 1 | 57 | 9/9/2025 11:39:13 PM |
| 89 | L2555281-06 WG2110959 | 1 | 58 | 9/9/2025 11:45:31 PM |
| 90 | L2555281-07 WG2110959 | 1 | 59 | 9/9/2025 11:51:49 PM |
| 91 | CCV | 0 | 3 | 9/9/2025 11:58:08 PM |
| 92 | CCB | 0 | 4 | 9/10/2025 12:04:09 AM |
| 93 | CCV | 0 | 3 | 9/10/2025 12:10:31 AM |
| 94 | CCB | 0 | 4 | 9/10/2025 12:16:33 AM |

# Sequence Trace 6

9/10/2025 5:13:37 PM

LabBook: WG2112533_09092025T6.imexp

| Index: | Label: | Rack | Vial | Start time: |
|---|---|---|---|---|
| 1 | xBlank MRP Trace6 | 0 | 1 | 9/9/2025 3:21:35 PM |
| 2 | xICAL | 0 | 2 | 9/9/2025 3:28:09 PM |
| 3 | Blank MRP Trace6 | 0 | 1 | 9/9/2025 3:38:18 PM |
| 4 | ICAL | 0 | 2 | 9/9/2025 3:44:53 PM |
| 5 | ICV | 0 | 3 | 9/9/2025 3:53:43 PM |
| 6 | ICB | 0 | 4 | 9/9/2025 3:59:58 PM |
| 7 | ICV | 0 | 10 | 9/9/2025 4:06:36 PM |
| 8 | xICB empty | 0 | 4 | 9/9/2025 4:12:56 PM |
| 9 | ICB | 0 | 4 | 9/9/2025 4:20:31 PM |
| 10 | LLOQ RL Check | 0 | 5 | 9/9/2025 4:27:08 PM |
| 11 | ICSA | 0 | 6 | 9/9/2025 4:33:44 PM |
| 12 | SIC Cr Mn V Ti | 0 | 7 | 9/9/2025 4:44:04 PM |
| 13 | LDR Check | 0 | 8 | 9/9/2025 4:51:39 PM |
| 14 | LLOQ 0.005 As pass | 1 | 1 | 9/9/2025 5:16:42 PM |
| 15 | xIEC 10 V | 1 | 2 | 9/9/2025 5:23:16 PM |
| 16 | IEC 20 Ti Be+ | 1 | 3 | 9/9/2025 5:29:58 PM |
| 17 | xIEC 500 Al | 1 | 4 | 9/9/2025 5:50:21 PM |
| 18 | IEC 200 Fe As- | 1 | 5 | 9/9/2025 6:01:24 PM |
| 19 | CCV | 0 | 3 | 9/9/2025 6:15:56 PM |
| 20 | CCB | 0 | 4 | 9/9/2025 6:22:12 PM |
| 21 | CCV | 0 | 10 | 9/9/2025 6:28:49 PM |
| 22 | CCB | 0 | 4 | 9/9/2025 6:35:10 PM |
| 23 | WG2113141-1 WG2113141 | 1 | 6 | 9/9/2025 7:00:21 PM |
| 24 | WG2113141-2 WG2113141 | 1 | 7 | 9/9/2025 7:06:55 PM |
| 25 | L2554470-02 WG2113141 | 1 | 13 | 9/9/2025 7:13:19 PM |
| 26 | L2500778-202 WG2113141 | 1 | 8 | 9/9/2025 7:19:56 PM |
| 27 | WG2113141-3 WG2113141 | 1 | 9 | 9/9/2025 7:26:25 PM |
| 28 | WG2113141-4 WG2113141 | 1 | 10 | 9/9/2025 7:32:58 PM |
| 29 | WG2113141-5 WG2113141 | 1 | 11 | 9/9/2025 7:39:32 PM |
| 30 | WG2113141-6d5 WG2113141 | 1 | 12 | 9/9/2025 7:46:05 PM |
| 31 | CCV | 0 | 3 | 9/9/2025 7:52:38 PM |
| 32 | CCB | 0 | 4 | 9/9/2025 7:58:54 PM |
| 33 | WG2110632-1 WG2110632 | 1 | 14 | 9/9/2025 8:27:57 PM |
| 34 | WG2110632-2 WG2110632 | 1 | 15 | 9/9/2025 8:34:31 PM |
| 35 | L2555316-02 WG2110632 | 1 | 26 | 9/9/2025 8:40:54 PM |
| 36 | WG2110632-7 WG2110632 | 1 | 27 | 9/9/2025 8:47:24 PM |
| 37 | WG2110632-8 WG2110632 | 1 | 28 | 9/9/2025 8:53:46 PM |
| 38 | L2555161-04 WG2110632 | 1 | 16 | 9/9/2025 9:00:17 PM |
| 39 | WG2110632-3 WG2110632 | 1 | 17 | 9/9/2025 9:06:40 PM |
| 40 | WG2110632-4 WG2110632 | 1 | 18 | 9/9/2025 9:13:11 PM |
| 41 | WG2110632-5 WG2110632 | 1 | 19 | 9/9/2025 9:19:42 PM |
| 42 | WG2110632-6d5 WG2110632 | 1 | 20 | 9/9/2025 9:26:13 PM |
| 43 | CCV | 0 | 3 | 9/9/2025 9:32:39 PM |
| 44 | CCB | 0 | 4 | 9/9/2025 9:38:56 PM |
| 45 | WG2110632-9 WG2110632 | 1 | 29 | 9/9/2025 9:55:10 PM |
| 46 | WG2110632-10D5 WG2110632 | 1 | 30 | 9/9/2025 10:01:33 PM |
| 47 | L2555053-01D2 WG2110632 | 1 | 31 | 9/9/2025 10:10:07 PM |
| 48 | L2555053-02 WG2110632 | 1 | 32 | 9/9/2025 10:16:38 PM |
| 49 | L2555162-01 WG2110632 | 1 | 33 | 9/9/2025 10:23:10 PM |
| 50 | L2555161-01 WG2110632 | 1 | 21 | 9/9/2025 10:29:48 PM |
| 51 | L2555161-02 WG2110632 | 1 | 22 | 9/9/2025 10:36:20 PM |
| 52 | L2555161-03 WG2110632 | 1 | 23 | 9/9/2025 10:42:46 PM |
| 53 | L2555346-01 WG2110632 | 1 | 24 | 9/9/2025 10:49:13 PM |
| 54 | L2555346-02 WG2110632 | 1 | 25 | 9/9/2025 10:55:53 PM |
| 55 | CCV | 0 | 3 | 9/9/2025 11:02:30 PM |
| 56 | CCB | 0 | 4 | 9/9/2025 11:08:46 PM |
| 57 | WG2112086-2 WG2112086 | 1 | 41 | 9/9/2025 11:15:23 PM |
| 58 | L2555186-01 WG2110632 | 1 | 34 | 9/9/2025 11:21:47 PM |
| 59 | L2555301-01 WG2110632 | 1 | 35 | 9/9/2025 11:28:28 PM |
| 60 | L2555305-01 WG2110632 | 1 | 36 | 9/9/2025 11:34:58 PM |
| 61 | L2555316-03 WG2110632 | 1 | 37 | 9/9/2025 11:41:36 PM |
| 62 | L2555325-01 WG2110632 | 1 | 38 | 9/9/2025 11:48:08 PM |
| 63 | L2555325-02 WG2110632 | 1 | 39 | 9/9/2025 11:54:39 PM |
| 64 | L2555325-03 WG2110632 | 1 | 40 | 9/10/2025 12:01:10 AM |
| 65 | CCV | 0 | 3 | 9/10/2025 12:07:41 AM |
| 66 | CCB | 0 | 4 | 9/10/2025 12:13:56 AM |
| 67 | CCV | 0 | 10 | 9/10/2025 12:20:33 AM |
| 68 | CCB | 0 | 4 | 9/10/2025 12:26:52 AM |
| 69 | CCV | 0 | 3 | 9/10/2025 9:29:27 AM |
| 70 | CCB | 0 | 4 | 9/10/2025 9:35:43 AM |
| 71 | WG2112165-1 WG2112165 | 1 | 1 | 9/10/2025 9:57:47 AM |
| 72 | WG2112165-2D2 WG2112165 | 1 | 2 | 9/10/2025 10:04:21 AM |

# Sequence Trace 6

9/10/2025 5:13:37 PM

| Index: | Label: | Rack | Vial | Start time: |
|---|---|---|---|---|
| 73 | WG2112165-3D2 WG2112165 | 1 | 3 | 9/10/2025 10:10:32 AM |
| 74 | L2556059-01D2 WG2112165 | 1 | 4 | 9/10/2025 10:16:45 AM |
| 75 | WG2112165-4D2 WG2112165 | 1 | 5 | 9/10/2025 10:23:15 AM |
| 76 | zWG2112165-4D2 WG2112165 | 1 | 6 | 9/10/2025 10:29:48 AM |
| 77 | WG2112165-5D2 WG2112165 | 1 | 7 | 9/10/2025 10:36:21 AM |
| 78 | WG2112165-5D2 WG2112165 | 1 | 8 | 9/10/2025 10:42:53 AM |
| 79 | WG2112165-6D2 WG2112165 | 1 | 9 | 9/10/2025 10:49:27 AM |
| 80 | WG2112165-7D10 WG2112165 | 1 | 10 | 9/10/2025 10:56:00 AM |
| 81 | CCV | 0 | 3 | 9/10/2025 11:02:26 AM |
| 82 | CCB | 0 | 4 | 9/10/2025 11:08:43 AM |
| 83 | L2556059-02D10 WG2112165 | 1 | 11 | 9/10/2025 11:20:31 AM |
| 84 | WG2108900-1 WG2108900 | 1 | 12 | 9/10/2025 11:27:03 AM |
| 85 | WG2108900-2D2 WG2108900 | 1 | 13 | 9/10/2025 11:33:40 AM |
| 86 | WG2108900-3D2 WG2108900 | 1 | 14 | 9/10/2025 11:39:51 AM |
| 87 | zL2553724-01D2 WG2108900 | 1 | 15 | 9/10/2025 11:46:02 AM |
| 88 | CCV | 0 | 3 | 9/10/2025 11:55:18 AM |
| 89 | CCB | 0 | 4 | 9/10/2025 12:01:35 PM |
| 90 | WG2110093-1 WG2110093 | 1 | 16 | 9/10/2025 12:30:07 PM |
| 91 | WG2110093-2 WG2110093 | 1 | 17 | 9/10/2025 12:36:42 PM |
| 92 | L2553595-01 WG2110093 | 1 | 23 | 9/10/2025 12:43:05 PM |
| 93 | L2553595-03 WG2110093 | 1 | 24 | 9/10/2025 12:49:42 PM |
| 94 | L2553686-01 WG2110093 | 1 | 25 | 9/10/2025 12:56:22 PM |
| 95 | L2554318-01 WG2110093 | 1 | 18 | 9/10/2025 1:03:07 PM |
| 96 | WG2110093-3 WG2110093 | 1 | 19 | 9/10/2025 1:09:56 PM |
| 97 | WG2110093-4 WG2110093 | 1 | 20 | 9/10/2025 1:16:36 PM |
| 98 | WG2110093-5 WG2110093 | 1 | 21 | 9/10/2025 1:23:17 PM |
| 99 | WG2110093-6D5 WG2110093 | 1 | 22 | 9/10/2025 1:29:58 PM |
| 100 | CCV | 0 | 3 | 9/10/2025 1:36:32 PM |
| 101 | CCB | 0 | 4 | 9/10/2025 1:42:49 PM |
| 102 | L2553692-01 WG2110093 | 1 | 26 | 9/10/2025 2:01:44 PM |
| 103 | WG2111067-2 WG2111067 | 1 | 27 | 9/10/2025 2:08:14 PM |
| 104 | CCV | 0 | 3 | 9/10/2025 2:14:37 PM |
| 105 | CCB | 0 | 4 | 9/10/2025 2:20:54 PM |
| 106 | LDR 5 Sr | 1 | 28 | 9/10/2025 3:18:20 PM |
| 107 | UNKNOWN | 1 | 1 | |
| 108 | UNKNOWN | 1 | 1 | |
| 109 | UNKNOWN | 1 | 1 | |
| 110 | UNKNOWN | 1 | 1 | |

# Sequence Trace 8

9/10/2025 8:44:18 PM

LabBook: WG2112846_09102025T8.imexp

## Summary

| Index | Label | Rack | Vial | Started at |
|---|---|---|---|---|
| 1 | Blank JMF Trace8 | 0 | 1 | 9/10/2025 8:40:53 AM |
| 2 | ICAL | 0 | 2 | 9/10/2025 8:44:07 AM |
| 3 | ICV | 0 | 3 | 9/10/2025 8:47:30 AM |
| 4 | ICB | 0 | 4 | 9/10/2025 8:50:54 AM |
| 5 | ICV | 0 | 10 | 9/10/2025 9:06:07 AM |
| 6 | ICB | 0 | 4 | 9/10/2025 9:09:47 AM |
| 7 | LLOQ | 0 | 5 | 9/10/2025 9:13:12 AM |
| 8 | ICSA | 0 | 6 | 9/10/2025 9:17:19 AM |
| 9 | SIC Multi | 0 | 7 | 9/10/2025 9:22:17 AM |
| 10 | LDR Check | 0 | 8 | 9/10/2025 9:26:18 AM |
| 11 | LDR 200 Fe pass | 1 | 1 | 9/10/2025 9:43:01 AM |
| 12 | LDR 5 As pass | 1 | 2 | 9/10/2025 9:46:36 AM |
| 13 | CCV | 0 | 3 | 9/10/2025 10:08:22 AM |
| 14 | CCB | 0 | 4 | 9/10/2025 10:11:57 AM |
| 15 | WG2111067-1 WG2111067 | 1 | 3 | 9/10/2025 10:34:45 AM |
| 16 | WG2111067-2 WG2111067 | 1 | 4 | 9/10/2025 10:38:21 AM |
| 17 | L2555281-01 WG2111067 | 1 | 10 | 9/10/2025 10:41:45 AM |
| 18 | L2555281-02 WG2111067 | 1 | 11 | 9/10/2025 10:45:12 AM |
| 19 | L2555281-03 WG2111067 | 1 | 12 | 9/10/2025 10:48:39 AM |
| 20 | L2555281-05 WG2111067 | 1 | 5 | 9/10/2025 10:52:08 AM |
| 21 | WG2111067-7 WG2111067 | 1 | 6 | 9/10/2025 10:55:33 AM |
| 22 | WG2111067-8 WG2111067 | 1 | 7 | 9/10/2025 10:58:58 AM |
| 23 | WG2111067-9 WG2111067 | 1 | 8 | 9/10/2025 11:02:24 AM |
| 24 | WG2111067-10D5 WG2111067 | 1 | 9 | 9/10/2025 11:05:49 AM |
| 25 | CCV | 0 | 3 | 9/10/2025 11:09:15 AM |
| 26 | CCB | 0 | 4 | 9/10/2025 11:12:40 AM |
| 27 | L2555281-08 WG2111067 | 1 | 16 | 9/10/2025 11:18:53 AM |
| 28 | L2555281-04 WG2111067 | 1 | 13 | 9/10/2025 11:22:20 AM |
| 29 | L2555281-06 WG2111067 | 1 | 14 | 9/10/2025 11:25:43 AM |
| 30 | L2555281-07 WG2111067 | 1 | 15 | 9/10/2025 11:29:07 AM |
| 31 | L2553620-05D10 WG2110658 | 1 | 17 | 9/10/2025 11:36:55 AM |
| 32 | CCV | 0 | 3 | 9/10/2025 11:40:25 AM |
| 33 | CCB | 0 | 4 | 9/10/2025 11:43:50 AM |
| 34 | L2553720-01D2 WG2109884 | 1 | 18 | 9/10/2025 12:00:48 PM |
| 35 | L2553720-02D2 WG2109884 | 1 | 19 | 9/10/2025 12:04:25 PM |
| 36 | L2553822-01D2 WG2109884 | 1 | 20 | 9/10/2025 12:07:49 PM |
| 37 | L2554553-01D2 WG2109884 | 1 | 27 | 9/10/2025 12:11:14 PM |
| 38 | eL2553860-01D2 WG2109884 | 1 | 21 | 9/10/2025 12:14:37 PM |
| 39 | L2553860-03D2 WG2109884 | 1 | 22 | 9/10/2025 12:18:02 PM |
| 40 | L2553860-04D2 WG2109884 | 1 | 23 | 9/10/2025 12:21:28 PM |
| 41 | L2553860-05D2 WG2109884 | 1 | 24 | 9/10/2025 12:24:54 PM |
| 42 | eL2553860-06D2 WG2109884 | 1 | 25 | 9/10/2025 12:28:21 PM |
| 43 | eL2553860-07D2 WG2109884 | 1 | 26 | 9/10/2025 12:31:43 PM |
| 44 | CCV | 0 | 3 | 9/10/2025 12:35:08 PM |
| 45 | CCB | 0 | 4 | 9/10/2025 12:38:33 PM |
| 46 | CCV | 0 | 3 | 9/10/2025 12:56:25 PM |
| 47 | CCB | 0 | 4 | 9/10/2025 12:59:56 PM |
| 48 | WG2112574-1 WG2112574 | 1 | 28 | 9/10/2025 2:17:06 PM |
| 49 | WG2112574-2D2 WG2112574 | 1 | 29 | 9/10/2025 2:20:43 PM |
| 50 | L2549727-03D2 WG2112574 | 1 | 35 | 9/10/2025 2:24:07 PM |
| 51 | L2556248-01D2 WG2112574 | 1 | 36 | 9/10/2025 2:27:33 PM |
| 52 | L2556248-02D2 WG2112574 | 1 | 37 | 9/10/2025 2:30:59 PM |
| 53 | L2554722-09D5 WG2112574 | 1 | 30 | 9/10/2025 2:34:23 PM |
| 54 | WG2112574-3D5 WG2112574 | 1 | 31 | 9/10/2025 2:37:47 PM |
| 55 | WG2112574-4D5 WG2112574 | 1 | 32 | 9/10/2025 2:41:12 PM |
| 56 | WG2112574-5D5 WG2112574 | 1 | 33 | 9/10/2025 2:44:36 PM |
| 57 | WG2112574-6D25 WG2112574 | 1 | 34 | 9/10/2025 2:48:01 PM |
| 58 | CCV | 0 | 3 | 9/10/2025 2:51:27 PM |
| 59 | CCB | 0 | 4 | 9/10/2025 2:54:52 PM |
| 60 | WG2112989-1 WG2112989 | 1 | 39 | 9/10/2025 3:20:55 PM |
| 61 | WG2112989-2d2 WG2112989 | 1 | 40 | 9/10/2025 3:24:32 PM |
| 62 | L2553669-03d2 WG2112989 | 1 | 41 | 9/10/2025 3:27:56 PM |
| 63 | WG2112989-3d2 WG2112989 | 1 | 42 | 9/10/2025 3:31:20 PM |
| 64 | WG2112989-4d2 WG2112989 | 1 | 43 | 9/10/2025 3:34:46 PM |
| 65 | WG2112989-5d2 WG2112989 | 1 | 44 | 9/10/2025 3:38:10 PM |
| 66 | WG2112989-6d10 WG2112989 | 1 | 45 | 9/10/2025 3:41:35 PM |
| 67 | L2553669-06d2 WG2112989 | 1 | 46 | 9/10/2025 3:45:01 PM |
| 68 | L2553669-13d2 WG2112989 | 1 | 47 | 9/10/2025 3:48:27 PM |

# Sequence Trace 8

9/10/2025 8:44:18 PM

| Index | Label | Rack | Vial | Started at |
|---|---|---|---|---|
| 69 | L2553669-15d2 WG2112989 | 1 | 48 | 9/10/2025 3:51:53 PM |
| 70 | CCV | 0 | 3 | 9/10/2025 3:55:20 PM |
| 71 | CCB | 0 | 4 | 9/10/2025 3:58:45 PM |
| 72 | LDR 400 FE | 1 | 49 | 9/10/2025 4:04:51 PM |
| 73 | L2556301-02D2 WG2112574 | 1 | 38 | 9/10/2025 4:12:26 PM |
| 74 | eL2553860-01D4 WG2109884 | 1 | 50 | 9/10/2025 4:16:04 PM |
| 75 | L2553860-05d10 WG2109884 | 1 | 51 | 9/10/2025 4:19:29 PM |
| 76 | L2553860-06d10 WG2109884 | 1 | 52 | 9/10/2025 4:22:53 PM |
| 77 | L2553860-07d10 WG2109884 | 1 | 53 | 9/10/2025 4:26:18 PM |
| 78 | L2553860-01D10 WG2109884 | 1 | 54 | 9/10/2025 4:48:39 PM |
| 79 | L2554931-01d2 WG2110760 | 1 | 55 | 9/10/2025 4:59:54 PM |
| 80 | L2554931-02d2 WG2110760 | 1 | 56 | 9/10/2025 5:03:26 PM |
| 81 | L2554931-03d2 WG2110760 | 1 | 57 | 9/10/2025 5:06:51 PM |
| 82 | CCV | 0 | 3 | 9/10/2025 5:10:17 PM |
| 83 | CCB | 0 | 4 | 9/10/2025 5:13:43 PM |
| 84 | WG2111609-1 WG2111609 | 2 | 1 | 9/10/2025 5:25:52 PM |
| 85 | WG2111609-2d2 WG2111609 | 2 | 2 | 9/10/2025 5:29:32 PM |
| 86 | L2554931-04d2 WG2110760 | 1 | 58 | 9/10/2025 5:32:58 PM |
| 87 | L2554931-05d2 WG2110760 | 1 | 59 | 9/10/2025 5:36:24 PM |
| 88 | L2554936-02d2 WG2110760 | 1 | 60 | 9/10/2025 5:39:50 PM |
| 89 | L2555958-01d2 WG2111609 | 2 | 3 | 9/10/2025 5:43:17 PM |
| 90 | WG2111609-3d2 WG2111609 | 2 | 4 | 9/10/2025 5:46:43 PM |
| 91 | WG2111609-4d2 WG2111609 | 2 | 5 | 9/10/2025 5:50:08 PM |
| 92 | WG2111609-5d2 WG2111609 | 2 | 6 | 9/10/2025 5:53:33 PM |
| 93 | WG2111609-6d10 WG2111609 | 2 | 7 | 9/10/2025 5:56:58 PM |
| 94 | CCV | 0 | 3 | 9/10/2025 6:00:24 PM |
| 95 | CCB | 0 | 4 | 9/10/2025 6:03:50 PM |
| 96 | WG2110450-1 WG2110450 | 2 | 8 | 9/10/2025 6:20:45 PM |
| 97 | WG2110450-2 WG2110450 | 2 | 9 | 9/10/2025 6:24:27 PM |
| 98 | L2554996-01 WG2110450 | 2 | 10 | 9/10/2025 6:27:54 PM |
| 99 | WG2110450-3 WG2110450 | 2 | 11 | 9/10/2025 6:31:21 PM |
| 100 | WG2110450-4 WG2110450 | 2 | 12 | 9/10/2025 6:34:48 PM |
| 101 | WG2110450-5 WG2110450 | 2 | 13 | 9/10/2025 6:38:16 PM |
| 102 | WG2110450-6d5 WG2110450 | 2 | 14 | 9/10/2025 6:41:42 PM |
| 103 | L2554996-02 WG2110450 | 2 | 15 | 9/10/2025 6:45:08 PM |
| 104 | WG2110450-7 WG2110450 | 2 | 16 | 9/10/2025 6:48:34 PM |
| 105 | WG2110450-8 WG2110450 | 2 | 17 | 9/10/2025 6:52:00 PM |
| 106 | CCV | 0 | 3 | 9/10/2025 6:55:26 PM |
| 107 | CCB | 0 | 4 | 9/10/2025 6:58:52 PM |
| 108 | WG2112683-1 WG2112683 | 2 | 23 | 9/10/2025 7:03:30 PM |
| 109 | L2554996-04 WG2110450 | 2 | 22 | 9/10/2025 7:06:57 PM |
| 110 | WG2112683-2d2 WG2112683 | 2 | 24 | 9/10/2025 7:10:24 PM |
| 111 | WG2112683-3d2 WG2112683 | 2 | 25 | 9/10/2025 7:13:51 PM |
| 112 | WG2110450-9 WG2110450 | 2 | 18 | 9/10/2025 7:17:17 PM |
| 113 | WG2110450-10d5 WG2110450 | 2 | 19 | 9/10/2025 7:20:43 PM |
| 114 | L2554882-01 WG2110450 | 2 | 20 | 9/10/2025 7:24:09 PM |
| 115 | L2554996-03 WG2110450 | 2 | 21 | 9/10/2025 7:27:35 PM |
| 116 | L2556317-01d2 WG2112683 | 2 | 26 | 9/10/2025 7:31:02 PM |
| 117 | xNO sample | 2 | 27 | 9/10/2025 7:34:28 PM |
| 118 | CCV | 0 | 3 | 9/10/2025 7:35:46 PM |
| 119 | CCB | 0 | 4 | 9/10/2025 7:39:21 PM |
| 120 | WG2110010-1 WG2110010 | 2 | 28 | 9/10/2025 7:53:46 PM |
| 121 | WG2110010-2 WG2110010 | 2 | 29 | 9/10/2025 7:57:28 PM |
| 122 | L2554576-01 WG2110010 | 2 | 30 | 9/10/2025 8:00:54 PM |
| 123 | WG2110010-3 WG2110010 | 2 | 31 | 9/10/2025 8:04:20 PM |
| 124 | WG2110010-4 WG2110010 | 2 | 32 | 9/10/2025 8:07:47 PM |
| 125 | WG2110010-5 WG2110010 | 2 | 33 | 9/10/2025 8:15:40 PM |
| 126 | WG2110010-6d5 WG2110010 | 2 | 34 | 9/10/2025 8:19:22 PM |
| 127 | L2554996-01 WG2110010 | 2 | 35 | 9/10/2025 8:22:49 PM |
| 128 | L2554996-02 WG2110010 | 2 | 36 | 9/10/2025 8:26:16 PM |
| 129 | L2554996-03 WG2110010 | 2 | 37 | 9/10/2025 8:29:44 PM |
| 130 | CCV | 0 | 3 | 9/10/2025 8:33:10 PM |
| 131 | CCB | 0 | 4 | 9/10/2025 8:36:36 PM |
| 132 | L2554996-04 WG2110010 | 2 | 38 | |
| 133 | TEST ICV 090925A | 2 | 39 | |
| 134 | TEST SIC 1438MRP | 2 | 40 | |
| 135 | CCV | 0 | 3 | |
| 136 | CCB | 0 | 4 | |
| 137 | CCV | 0 | 3 | |
| 138 | CCB | 0 | 4 | |

# METALS ELN REPORT

**Workgroup: WG2110959**

## Digestion

| Prep Method | Acid Type 1 | Acid 1 Lot | Acid Type 2 | Acid 2 Lot | Spike Type | Lims Spike Lot | Spike Lot | Post Spike Spikelot | Spike Lot | Pipette Id |
|---|---|---|---|---|---|---|---|---|---|---|
| EPA 3005A | 1:1 HNO3 | tHNO325342 60157AJJ | 1:1 HCl | tHCL253504 0113AJJ | METALS | METSPIKE2 | IPS, FPS, MIX | METSPIKE2 | IPS, FPS, MIX | 140, 326 |

**Additional Reagent/Std**

| Sample/ Type | Digestion Date | Analyst | Sample Vol ml | Ph | Spike Amt ml | Start Date/Time | Hot Block Unit | Temperature (C) | Stop Date/Time | Final Vol | Comments |
|---|---|---|---|---|---|---|---|---|---|---|---|
| L2555125-01 WATER | 09/05/25 06:57 | Abigail Jarvis | 50 | <2 | | 09/05/25 06:57 | 7 | 95.4 | 09/05/25 09:57 | 50 | |
| L2555281-01 SAMP | 09/05/25 06:57 | Abigail Jarvis | 50 | <2 | | 09/05/25 06:57 | 7 | 95.4 | 09/05/25 09:57 | 50 | |
| L2555281-02 SAMP | 09/05/25 06:57 | Abigail Jarvis | 50 | <2 | | 09/05/25 06:57 | 7 | 95.4 | 09/05/25 09:57 | 50 | |
| L2555281-03 SAMP | 09/05/25 06:57 | Abigail Jarvis | 50 | <2 | | 09/05/25 06:57 | 7 | 95.4 | 09/05/25 09:57 | 50 | |
| L2555281-04 SAMP | 09/05/25 06:57 | Abigail Jarvis | 50 | <2 | | 09/05/25 06:57 | 7 | 95.4 | 09/05/25 09:57 | 50 | |
| L2555281-05 SAMP | 09/05/25 06:57 | Abigail Jarvis | 50 | <2 | | 09/05/25 06:57 | 7 | 95.4 | 09/05/25 09:57 | 50 | |
| L2555281-06 SAMP | 09/05/25 06:57 | Abigail Jarvis | 50 | <2 | | 09/05/25 06:57 | 7 | 95.4 | 09/05/25 09:57 | 50 | |
| L2555281-07 SAMP | 09/05/25 06:57 | Abigail Jarvis | 50 | <2 | | 09/05/25 06:57 | 7 | 95.4 | 09/05/25 09:57 | 50 | |
| L2555281-08 SAMP | 09/05/25 06:57 | Abigail Jarvis | 50 | <2 | | 09/05/25 06:57 | 7 | 95.4 | 09/05/25 09:57 | 50 | |
| L2555309-01 SAMP | 09/05/25 06:57 | Abigail Jarvis | 0.5 | <2 | | 09/05/25 06:57 | 7 | 95.4 | 09/05/25 09:57 | 50 | 100X dilution due to client history |



Reported: 10-SEP-25 08:44 PM

# METALS ELN REPORT

**Workgroup: WG2110959**

| Sample/ Type | Digestion Date | Analyst | Sample Vol ml | Ph | Spike Amt ml | Start Date/Time | Hot Block Unit | Temperature (C) | Stop Date/Time | Final Vol | Comments |
|---|---|---|---|---|---|---|---|---|---|---|---|
| L2555311-01 SAMP | 09/05/25 06:57 | Abigail Jarvis | 0.5 | <2 | | 09/05/25 06:57 | 7 | 95.4 | 09/05/25 09:57 | 50 | 100X dilution due to client history |
| L2555414-01 SAMP | 09/05/25 06:57 | Abigail Jarvis | 50 | <2 | | 09/05/25 06:57 | 7 | 95.4 | 09/05/25 09:57 | 50 | |
| L2555560-01 SAMP | 09/05/25 06:57 | Abigail Jarvis | 50 | <2 | | 09/05/25 06:57 | 7 | 95.4 | 09/05/25 09:57 | 50 | |
| L2555560-02 SAMP | 09/05/25 06:57 | Abigail Jarvis | 50 | <2 | | 09/05/25 06:57 | 7 | 95.4 | 09/05/25 09:57 | 50 | |
| L2555598-01 SAMP | 09/05/25 06:57 | Abigail Jarvis | 50 | <2 | | 09/05/25 06:57 | 7 | 95.4 | 09/05/25 09:57 | 50 | |
| L2555607-01 SAMP | 09/05/25 06:57 | Abigail Jarvis | 50 | <2 | | 09/05/25 06:57 | 7 | 95.4 | 09/05/25 09:57 | 50 | |
| L2555628-01 SAMP | 09/05/25 06:57 | Abigail Jarvis | 50 | <2 | | 09/05/25 06:57 | 7 | 95.4 | 09/05/25 09:57 | 50 | |
| WG2110959-1 BLANK | 09/05/25 06:57 | Abigail Jarvis | 50 | <2 | | 09/05/25 06:57 | 7 | 95.4 | 09/05/25 09:57 | 50 | ELN: ADG |
| WG2110959-2 LCS | 09/05/25 06:57 | Abigail Jarvis | 50 | <2 | 0.5 | 09/05/25 06:57 | 7 | 95.4 | 09/05/25 09:57 | 50 | |
| WG2110959-3 MS | 09/05/25 06:57 | Abigail Jarvis | 50 | <2 | 0.5 | 09/05/25 06:57 | 7 | 95.4 | 09/05/25 09:57 | 50 | FM2535040337 AJJ |
| WG2110959-4 MSD | 09/05/25 06:57 | Abigail Jarvis | 50 | <2 | 0.5 | 09/05/25 06:57 | 7 | 95.4 | 09/05/25 09:57 | 50 | IPS2533182327ALC |
| WG2110959-5 PS | 09/05/25 06:57 | Abigail Jarvis | 50 | <2 | | 09/05/25 06:57 | 7 | 95.4 | 09/05/25 09:57 | 50 | |

# METALS ELN REPORT

**Workgroup: WG2110959**

| Sample/ Type | Digestion Date | Analyst | Sample Vol ml | Ph | Spike Amt ml | Start Date/Time | Hot Block Unit | Temperature (C) | Stop Date/Time | Final Vol | Comments |
|---|---|---|---|---|---|---|---|---|---|---|---|
| WG2110959-6 SERDIL | 09/05/25 06:57 | Abigail Jarvis | 50 | <2 | | 09/05/25 06:57 | 7 | 95.4 | 09/05/25 09:57 | 50 | |
| WG2110959-7 MS | 09/05/25 06:57 | Abigail Jarvis | 50 | <2 | 0.5 | 09/05/25 06:57 | 7 | 95.4 | 09/05/25 09:57 | 50 | |
| WG2110959-8 DUP | 09/05/25 06:57 | Abigail Jarvis | 50 | <2 | | 09/05/25 06:57 | 7 | 95.4 | 09/05/25 09:57 | 50 | |
| WG2110959-9 PS | 09/05/25 06:57 | Abigail Jarvis | 50 | <2 | | 09/05/25 06:57 | 7 | 95.4 | 09/05/25 09:57 | 50 | |
| WG2110959-10 SERDIL | 09/05/25 06:57 | Abigail Jarvis | 50 | <2 | | 09/05/25 06:57 | 7 | 95.4 | 09/05/25 09:57 | 50 | ELN:AJT |

| Reagent | Actual Volume | Units |
|---|---|---|
| 1:1 Hydrochloric Acid (H | .5 | ml |
| 1:1 Nitric Acid (HNO3) | 1 | ml |

# METALS ELN REPORT

**Workgroup: WG2111067**

## Digestion

| Prep Method | Acid Type 1 | Acid 1 Lot | Acid Type 2 | Acid 2 Lot | Spike Type | Lims Spike Lot | Spike Lot | Post Spike Spikelot | Spike Lot | Pipette Id |
|---|---|---|---|---|---|---|---|---|---|---|
| EPA 3005A | 1:1 HNO3 | tHNO325350 40123AJJ | 1:1 HCl | tHCL253213 1040ARM | METALS | METSPIKE2 | IPS, FPS, MIX | METSPIKE2 | IPS, FPS, MIX | 140, 326 |

**Additional Reagent/Std**

| Sample/ Type | Digestion Date | Analyst | Lab Filtration Date | Sample Vol | Ph | Spike Amt ml | Start Date/Time | Hot Block Unit | Temperature (C) | Stop Date/Time | Final Vol ml | Comments |
|---|---|---|---|---|---|---|---|---|---|---|---|---|
| L2555251-16 SAMP | 09/05/25 09:54 | Abigail Jarvis | NA | 50 | <2 | | 09/05/25 09:54 | 9 | 93.7 | 09/05/25 12:54 | 50 | |
| L2555251-17 SAMP | 09/05/25 09:54 | Abigail Jarvis | NA | 50 | <2 | | 09/05/25 09:54 | 9 | 93.7 | 09/05/25 12:54 | 50 | |
| L2555281-01 SAMP | 09/05/25 09:54 | Abigail Jarvis | NA | 50 | <2 | | 09/05/25 09:54 | 9 | 93.7 | 09/05/25 12:54 | 50 | |
| L2555281-02 SAMP | 09/05/25 09:54 | Abigail Jarvis | NA | 50 | <2 | | 09/05/25 09:54 | 9 | 93.7 | 09/05/25 12:54 | 50 | |
| L2555281-03 SAMP | 09/05/25 09:54 | Abigail Jarvis | NA | 50 | <2 | | 09/05/25 09:54 | 9 | 93.7 | 09/05/25 12:54 | 50 | |
| L2555281-04 SAMP | 09/05/25 09:54 | Abigail Jarvis | NA | 50 | <2 | | 09/05/25 09:54 | 9 | 93.7 | 09/05/25 12:54 | 50 | |
| L2555281-05 SAMP | 09/05/25 09:54 | Abigail Jarvis | NA | 50 | <2 | | 09/05/25 09:54 | 9 | 93.7 | 09/05/25 12:54 | 50 | |
| L2555281-06 SAMP | 09/05/25 09:54 | Abigail Jarvis | NA | 50 | <2 | | 09/05/25 09:54 | 9 | 93.7 | 09/05/25 12:54 | 50 | |
| L2555281-07 SAMP | 09/05/25 09:54 | Abigail Jarvis | NA | 50 | <2 | | 09/05/25 09:54 | 9 | 93.7 | 09/05/25 12:54 | 50 | |
| L2555281-08 SAMP | 09/05/25 09:54 | Abigail Jarvis | NA | 50 | <2 | | 09/05/25 09:54 | 9 | 93.7 | 09/05/25 12:54 | 50 | |

# METALS ELN REPORT

**Workgroup: WG2111067**

| Sample/ Type | Digestion Date | Analyst | Lab Filtration Date | Sample Vol | Ph | Spike Amt ml | Start Date/Time | Hot Block Unit | Temperature (C) | Stop Date/Time | Final Vol ml | Comments |
|---|---|---|---|---|---|---|---|---|---|---|---|---|
| L2555433-01 SAMP | 09/05/25 09:54 | Abigail Jarvis | NA | 50 | <2 | | 09/05/25 09:54 | 9 | 93.7 | 09/05/25 12:54 | 50 | |
| L2555433-02 SAMP | 09/05/25 09:54 | Abigail Jarvis | NA | 50 | <2 | | 09/05/25 09:54 | 9 | 93.7 | 09/05/25 12:54 | 50 | |
| L2555538-01 SAMP | 09/05/25 09:54 | Abigail Jarvis | NA | 50 | <2 | | 09/05/25 09:54 | 9 | 93.7 | 09/05/25 12:54 | 50 | |
| L2555538-02 SAMP | 09/05/25 09:54 | Abigail Jarvis | NA | 50 | <2 | | 09/05/25 09:54 | 9 | 93.7 | 09/05/25 12:54 | 50 | |
| L2555538-03 SAMP | 09/05/25 09:54 | Abigail Jarvis | NA | 50 | <2 | | 09/05/25 09:54 | 9 | 93.7 | 09/05/25 12:54 | 50 | |
| L2555538-04 SAMP | 09/05/25 09:54 | Abigail Jarvis | NA | 50 | <2 | | 09/05/25 09:54 | 9 | 93.7 | 09/05/25 12:54 | 50 | |
| L2555538-05 SAMP | 09/05/25 09:54 | Abigail Jarvis | NA | 50 | <2 | | 09/05/25 09:54 | 9 | 93.7 | 09/05/25 12:54 | 50 | |
| L2555538-06 SAMP | 09/05/25 09:54 | Abigail Jarvis | NA | 50 | <2 | | 09/05/25 09:54 | 9 | 93.7 | 09/05/25 12:54 | 50 | |
| L2555538-07 SAMP | 09/05/25 09:54 | Abigail Jarvis | NA | 50 | <2 | | 09/05/25 09:54 | 9 | 93.7 | 09/05/25 12:54 | 50 | |
| L2555538-08 SAMP | 09/05/25 09:54 | Abigail Jarvis | NA | 50 | <2 | | 09/05/25 09:54 | 9 | 93.7 | 09/05/25 12:54 | 50 | |
| WG2111067-1 BLANK | 09/05/25 09:54 | Abigail Jarvis | NA | 50 | <2 | | 09/05/25 09:54 | 9 | 93.7 | 09/05/25 12:54 | 50 | ELN:AJT |
| WG2111067-2 LCS | 09/05/25 09:54 | Abigail Jarvis | NA | 50 | <2 | 0.5 | 09/05/25 09:54 | 9 | 93.7 | 09/05/25 12:54 | 50 | FM2535040337 AJJ |



Reported: 10-SEP-25 08:44 PM

# METALS ELN REPORT

**Workgroup: WG2111067**

| Sample/ Type | Digestion Date | Analyst | Lab Filtration Date | Sample Vol | Ph | Spike Amt ml | Start Date/Time | Hot Block Unit | Temperature (C) | Stop Date/Time | Final Vol ml | Comments |
|---|---|---|---|---|---|---|---|---|---|---|---|---|
| WG2111067-3 MS | 09/05/25 09:54 | Abigail Jarvis | NA | 50 | <2 | 0.5 | 09/05/25 09:54 | 9 | 93.7 | 09/05/25 12:54 | 50 | IPS2533182327ALC |
| WG2111067-4 DUP | 09/05/25 09:54 | Abigail Jarvis | NA | 50 | <2 | | 09/05/25 09:54 | 9 | 93.7 | 09/05/25 12:54 | 50 | |
| WG2111067-5 PS | 09/05/25 09:54 | Abigail Jarvis | NA | 50 | <2 | | 09/05/25 09:54 | 9 | 93.7 | 09/05/25 12:54 | 50 | |
| WG2111067-6 SERDIL | 09/05/25 09:54 | Abigail Jarvis | NA | 50 | <2 | | 09/05/25 09:54 | 9 | 93.7 | 09/05/25 12:54 | 50 | |
| WG2111067-7 MS | 09/05/25 09:54 | Abigail Jarvis | NA | 50 | <2 | 0.5 | 09/05/25 09:54 | 9 | 93.7 | 09/05/25 12:54 | 50 | |
| WG2111067-8 MSD | 09/05/25 09:54 | Abigail Jarvis | NA | 50 | <2 | 0.5 | 09/05/25 09:54 | 9 | 93.7 | 09/05/25 12:54 | 50 | |
| WG2111067-9 PS | 09/05/25 09:54 | Abigail Jarvis | NA | 50 | <2 | | 09/05/25 09:54 | 9 | 93.7 | 09/05/25 12:54 | 50 | |
| WG2111067-10 SERDIL | 09/05/25 09:54 | Abigail Jarvis | NA | 50 | <2 | | 09/05/25 09:54 | 9 | 93.7 | 09/05/25 12:54 | 50 | |

| Reagent | Actual Volume | Units |
|---|---|---|
| 1:1 Hydrochloric Acid (H | .5 | ml |
| 1:1 Nitric Acid (HNO3) | 1 | ml |



Reported: 10-SEP-25 08:44 PM

# Inorganic Data
# (Mercury Analysis)

# Form 1
# METALS

| | | | |
|---|---|---|---|
| **Client** | : Roux Env. Eng. & Geology, DPC | **Lab Number** | : L2555281 |
| **Project Name** | : CORAM MATERIALS | **Project Number** | : 2232.0006Y005 |
| **Lab ID** | : L2555281-01 | **Date Collected** | : 09/03/25 11:00 |
| **Client ID** | : MP-1 | **Date Received** | : 09/03/25 |
| **Sample Location** | : 416 MILLER PLACE-YAPHANK RD. | **Date Analyzed** | : 09/05/25 19:14 |
| **Sample Matrix** | : WATER | **Dilution Factor** | : 1 |
| **Analytical Method** | : 3,245.1 | **Analyst** | : RDB |
| **Lab File ID** | : WG2111270.pdf | **Instrument ID** | : NIC2 |
| **Sample Amount** | : 25ml | **%Solids** | : N/A |
| **Digestion Method** | : EPA 245.1 | **Date Digested** | : 09/05/25 |

| | | mg/l | | | |
|---|---|---|---|---|---|
| **CAS NO.** | **Parameter** | **Results** | **RL** | **MDL** | **Qualifier** |
| 7439-97-6 | Mercury, Total | ND | 0.00020 | 0.00009 | U |

# Form 1
# METALS

| | | | |
|---|---|---|---|
| **Client** | : Roux Env. Eng. & Geology, DPC | **Lab Number** | : L2555281 |
| **Project Name** | : CORAM MATERIALS | **Project Number** | : 2232.0006Y005 |
| **Lab ID** | : L2555281-02 | **Date Collected** | : 09/03/25 12:00 |
| **Client ID** | : DUP_090325 | **Date Received** | : 09/03/25 |
| **Sample Location** | : 416 MILLER PLACE-YAPHANK RD. | **Date Analyzed** | : 09/05/25 19:18 |
| **Sample Matrix** | : WATER | **Dilution Factor** | : 1 |
| **Analytical Method** | : 3,245.1 | **Analyst** | : RDB |
| **Lab File ID** | : WG2111270.pdf | **Instrument ID** | : NIC2 |
| **Sample Amount** | : 25ml | **%Solids** | : N/A |
| **Digestion Method** | : EPA 245.1 | **Date Digested** | : 09/05/25 |

| | | mg/l | | | |
|---|---|---|---|---|---|
| **CAS NO.** | **Parameter** | **Results** | **RL** | **MDL** | **Qualifier** |
| 7439-97-6 | Mercury, Total | ND | 0.00020 | 0.00009 | U |

# Form 1
# METALS

| | | | |
|---|---|---|---|
| **Client** | : Roux Env. Eng. & Geology, DPC | **Lab Number** | : L2555281 |
| **Project Name** | : CORAM MATERIALS | **Project Number** | : 2232.0006Y005 |
| **Lab ID** | : L2555281-03 | **Date Collected** | : 09/03/25 11:25 |
| **Client ID** | : MP-1D | **Date Received** | : 09/03/25 |
| **Sample Location** | : 416 MILLER PLACE-YAPHANK RD. | **Date Analyzed** | : 09/05/25 19:28 |
| **Sample Matrix** | : WATER | **Dilution Factor** | : 1 |
| **Analytical Method** | : 3,245.1 | **Analyst** | : RDB |
| **Lab File ID** | : WG2111270.pdf | **Instrument ID** | : NIC2 |
| **Sample Amount** | : 25ml | **%Solids** | : N/A |
| **Digestion Method** | : EPA 245.1 | **Date Digested** | : 09/05/25 |

| | | mg/l | | | |
|---|---|---|---|---|---|
| **CAS NO.** | **Parameter** | **Results** | **RL** | **MDL** | **Qualifier** |
| 7439-97-6 | Mercury, Total | 0.00175 | 0.00020 | 0.00009 | |

# Form 1
# METALS

| | | | |
|---|---|---|---|
| **Client** | : Roux Env. Eng. & Geology, DPC | **Lab Number** | : L2555281 |
| **Project Name** | : CORAM MATERIALS | **Project Number** | : 2232.0006Y005 |
| **Lab ID** | : L2555281-04 | **Date Collected** | : 09/03/25 09:10 |
| **Client ID** | : MW-1SR | **Date Received** | : 09/03/25 |
| **Sample Location** | : 416 MILLER PLACE-YAPHANK RD. | **Date Analyzed** | : 09/05/25 19:31 |
| **Sample Matrix** | : WATER | **Dilution Factor** | : 1 |
| **Analytical Method** | : 3,245.1 | **Analyst** | : RDB |
| **Lab File ID** | : WG2111270.pdf | **Instrument ID** | : NIC2 |
| **Sample Amount** | : 25ml | **%Solids** | : N/A |
| **Digestion Method** | : EPA 245.1 | **Date Digested** | : 09/05/25 |

| | | mg/l | | | |
|---|---|---|---|---|---|
| **CAS NO.** | **Parameter** | **Results** | **RL** | **MDL** | **Qualifier** |
| 7439-97-6 | Mercury, Total | ND | 0.00020 | 0.00009 | U |

# Form 1
# METALS

| | | | |
|---|---|---|---|
| **Client** | : Roux Env. Eng. & Geology, DPC | **Lab Number** | : L2555281 |
| **Project Name** | : CORAM MATERIALS | **Project Number** | : 2232.0006Y005 |
| **Lab ID** | : L2555281-05 | **Date Collected** | : 09/03/25 09:20 |
| **Client ID** | : MW-1DR2 | **Date Received** | : 09/03/25 |
| **Sample Location** | : 416 MILLER PLACE-YAPHANK RD. | **Date Analyzed** | : 09/05/25 18:55 |
| **Sample Matrix** | : WATER | **Dilution Factor** | : 1 |
| **Analytical Method** | : 3,245.1 | **Analyst** | : RDB |
| **Lab File ID** | : WG2111270.pdf | **Instrument ID** | : NIC2 |
| **Sample Amount** | : 25ml | **%Solids** | : N/A |
| **Digestion Method** | : EPA 245.1 | **Date Digested** | : 09/05/25 |

| | | mg/l | | | |
|---|---|---|---|---|---|
| **CAS NO.** | **Parameter** | **Results** | **RL** | **MDL** | **Qualifier** |
| 7439-97-6 | Mercury, Total | ND | 0.00020 | 0.00009 | U |

# Form 1
# METALS

| | | | |
|---|---|---|---|
| **Client** | : Roux Env. Eng. & Geology, DPC | **Lab Number** | : L2555281 |
| **Project Name** | : CORAM MATERIALS | **Project Number** | : 2232.0006Y005 |
| **Lab ID** | : L2555281-06 | **Date Collected** | : 09/03/25 13:15 |
| **Client ID** | : PZ-6 | **Date Received** | : 09/03/25 |
| **Sample Location** | : 416 MILLER PLACE-YAPHANK RD. | **Date Analyzed** | : 09/05/25 19:34 |
| **Sample Matrix** | : WATER | **Dilution Factor** | : 1 |
| **Analytical Method** | : 3,245.1 | **Analyst** | : RDB |
| **Lab File ID** | : WG2111270.pdf | **Instrument ID** | : NIC2 |
| **Sample Amount** | : 25ml | **%Solids** | : N/A |
| **Digestion Method** | : EPA 245.1 | **Date Digested** | : 09/05/25 |

| | | mg/l | | | |
|---|---|---|---|---|---|
| **CAS NO.** | **Parameter** | **Results** | **RL** | **MDL** | **Qualifier** |
| 7439-97-6 | Mercury, Total | ND | 0.00020 | 0.00009 | U |

# Form 1
# METALS

| | | | |
|---|---|---|---|
| **Client** | : Roux Env. Eng. & Geology, DPC | **Lab Number** | : L2555281 |
| **Project Name** | : CORAM MATERIALS | **Project Number** | : 2232.0006Y005 |
| **Lab ID** | : L2555281-07 | **Date Collected** | : 09/03/25 13:20 |
| **Client ID** | : MW-6D | **Date Received** | : 09/03/25 |
| **Sample Location** | : 416 MILLER PLACE-YAPHANK RD. | **Date Analyzed** | : 09/05/25 19:38 |
| **Sample Matrix** | : WATER | **Dilution Factor** | : 1 |
| **Analytical Method** | : 3,245.1 | **Analyst** | : RDB |
| **Lab File ID** | : WG2111270.pdf | **Instrument ID** | : NIC2 |
| **Sample Amount** | : 25ml | **%Solids** | : N/A |
| **Digestion Method** | : EPA 245.1 | **Date Digested** | : 09/05/25 |

| | | mg/l | | | |
|---|---|---|---|---|---|
| **CAS NO.** | **Parameter** | **Results** | **RL** | **MDL** | **Qualifier** |
| 7439-97-6 | Mercury, Total | ND | 0.00020 | 0.00009 | U |

# Form 1
# METALS

| | | | |
|---|---|---|---|
| **Client** | : Roux Env. Eng. & Geology, DPC | **Lab Number** | : L2555281 |
| **Project Name** | : CORAM MATERIALS | **Project Number** | : 2232.0006Y005 |
| **Lab ID** | : L2555281-08 | **Date Collected** | : 09/03/25 14:00 |
| **Client ID** | : EQUIPMENT BLANK_090325 | **Date Received** | : 09/03/25 |
| **Sample Location** | : 416 MILLER PLACE-YAPHANK RD. | **Date Analyzed** | : 09/05/25 19:41 |
| **Sample Matrix** | : Equipment Blank | **Dilution Factor** | : 1 |
| **Analytical Method** | : 3,245.1 | **Analyst** | : RDB |
| **Lab File ID** | : WG2111270.pdf | **Instrument ID** | : NIC2 |
| **Sample Amount** | : 25ml | **%Solids** | : N/A |
| **Digestion Method** | : EPA 245.1 | **Date Digested** | : 09/05/25 |

| | | mg/l | | | |
|---|---|---|---|---|---|
| **CAS NO.** | **Parameter** | **Results** | **RL** | **MDL** | **Qualifier** |
| 7439-97-6 | Mercury, Total | ND | 0.00020 | 0.00009 | U |

# Form 1
# METALS

| | | | |
|---|---|---|---|
| **Client** | : Roux Env. Eng. & Geology, DPC | **Lab Number** | : L2555281 |
| **Project Name** | : CORAM MATERIALS | **Project Number** | : 2232.0006Y005 |
| **Lab ID** | : WG2110961-1 | **Date Collected** | : NA |
| **Client ID** | : WG2110961-1BLANK | **Date Received** | : NA |
| **Sample Location** | : | **Date Analyzed** | : 09/05/25 18:48 |
| **Sample Matrix** | : WATER | **Dilution Factor** | : 1 |
| **Analytical Method** | : 3,245.1 | **Analyst** | : RDB |
| **Lab File ID** | : WG2111270.pdf | **Instrument ID** | : NIC2 |
| **Sample Amount** | : 25ml | **%Solids** | : N/A |
| **Digestion Method** | : EPA 245.1 | **Date Digested** | : 09/05/25 |

| | | mg/l | | | |
|---|---|---|---|---|---|
| **CAS NO.** | **Parameter** | **Results** | **RL** | **MDL** | **Qualifier** |
| 7439-97-6 | Mercury, Total | ND | 0.00020 | 0.00009 | U |

# Form 1
# METALS

| | | | |
|---|---|---|---|
| **Client** | : Roux Env. Eng. & Geology, DPC | **Lab Number** | : L2555281 |
| **Project Name** | : CORAM MATERIALS | **Project Number** | : 2232.0006Y005 |
| **Lab ID** | : WG2110961-6 | **Date Collected** | : 09/04/25 09:45 |
| **Client ID** | : WG2110961-6 DUP | **Date Received** | : 09/04/25 |
| **Sample Location** | : | **Date Analyzed** | : 09/05/25 19:11 |
| **Sample Matrix** | : WATER | **Dilution Factor** | : 1 |
| **Analytical Method** | : 3,245.1 | **Analyst** | : RDB |
| **Lab File ID** | : WG2111270.pdf | **Instrument ID** | : NIC2 |
| **Sample Amount** | : 25ml | **%Solids** | : N/A |
| **Digestion Method** | : EPA 245.1 | **Date Digested** | : 09/05/25 |

| | | mg/l | | | |
|---|---|---|---|---|---|
| **CAS NO.** | **Parameter** | **Results** | **RL** | **MDL** | **Qualifier** |
| 7439-97-6 | Mercury, Total | ND | 0.00020 | 0.0001 | U |

# Form 1
# METALS

| | | | |
|---|---|---|---|
| **Client** | : Roux Env. Eng. & Geology, DPC | **Lab Number** | : L2555281 |
| **Project Name** | : CORAM MATERIALS | **Project Number** | : 2232.0006Y005 |
| **Lab ID** | : L2555281-01 | **Date Collected** | : 09/03/25 11:00 |
| **Client ID** | : MP-1 | **Date Received** | : 09/03/25 |
| **Sample Location** | : 416 MILLER PLACE-YAPHANK RD. | **Date Analyzed** | : 09/07/25 11:59 |
| **Sample Matrix** | : WATER | **Dilution Factor** | : 1 |
| **Analytical Method** | : 3,245.1 | **Analyst** | : CME |
| **Lab File ID** | : WG2111503.pdf | **Instrument ID** | : NIC2 |
| **Sample Amount** | : 25ml | **%Solids** | : N/A |
| **Digestion Method** | : EPA 245.1 | **Date Digested** | : 09/05/25 |

| | | mg/l | | | |
|---|---|---|---|---|---|
| **CAS NO.** | **Parameter** | **Results** | **RL** | **MDL** | **Qualifier** |
| 7439-97-6 | Mercury, Dissolved | 0.00018 | 0.00020 | 0.00009 | J |

# Form 1
# METALS

| | | | |
|---|---|---|---|
| **Client** | : Roux Env. Eng. & Geology, DPC | **Lab Number** | : L2555281 |
| **Project Name** | : CORAM MATERIALS | **Project Number** | : 2232.0006Y005 |
| **Lab ID** | : L2555281-02 | **Date Collected** | : 09/03/25 12:00 |
| **Client ID** | : DUP_090325 | **Date Received** | : 09/03/25 |
| **Sample Location** | : 416 MILLER PLACE-YAPHANK RD. | **Date Analyzed** | : 09/07/25 12:02 |
| **Sample Matrix** | : WATER | **Dilution Factor** | : 1 |
| **Analytical Method** | : 3,245.1 | **Analyst** | : CME |
| **Lab File ID** | : WG2111503.pdf | **Instrument ID** | : NIC2 |
| **Sample Amount** | : 25ml | **%Solids** | : N/A |
| **Digestion Method** | : EPA 245.1 | **Date Digested** | : 09/05/25 |

| | | mg/l | | | |
|---|---|---|---|---|---|
| **CAS NO.** | **Parameter** | **Results** | **RL** | **MDL** | **Qualifier** |
| 7439-97-6 | Mercury, Dissolved | 0.00018 | 0.00020 | 0.00009 | J |

# Form 1
# METALS

| | | | |
|---|---|---|---|
| **Client** | : Roux Env. Eng. & Geology, DPC | **Lab Number** | : L2555281 |
| **Project Name** | : CORAM MATERIALS | **Project Number** | : 2232.0006Y005 |
| **Lab ID** | : L2555281-03 | **Date Collected** | : 09/03/25 11:25 |
| **Client ID** | : MP-1D | **Date Received** | : 09/03/25 |
| **Sample Location** | : 416 MILLER PLACE-YAPHANK RD. | **Date Analyzed** | : 09/07/25 12:05 |
| **Sample Matrix** | : WATER | **Dilution Factor** | : 1 |
| **Analytical Method** | : 3,245.1 | **Analyst** | : CME |
| **Lab File ID** | : WG2111503.pdf | **Instrument ID** | : NIC2 |
| **Sample Amount** | : 25ml | **%Solids** | : N/A |
| **Digestion Method** | : EPA 245.1 | **Date Digested** | : 09/05/25 |

| | | mg/l | | | |
|---|---|---|---|---|---|
| **CAS NO.** | **Parameter** | **Results** | **RL** | **MDL** | **Qualifier** |
| 7439-97-6 | Mercury, Dissolved | 0.00039 | 0.00020 | 0.00009 | |

# Form 1
# METALS

| | | | |
|---|---|---|---|
| **Client** | : Roux Env. Eng. & Geology, DPC | **Lab Number** | : L2555281 |
| **Project Name** | : CORAM MATERIALS | **Project Number** | : 2232.0006Y005 |
| **Lab ID** | : L2555281-04 | **Date Collected** | : 09/03/25 09:10 |
| **Client ID** | : MW-1SR | **Date Received** | : 09/03/25 |
| **Sample Location** | : 416 MILLER PLACE-YAPHANK RD. | **Date Analyzed** | : 09/07/25 12:09 |
| **Sample Matrix** | : WATER | **Dilution Factor** | : 1 |
| **Analytical Method** | : 3,245.1 | **Analyst** | : CME |
| **Lab File ID** | : WG2111503.pdf | **Instrument ID** | : NIC2 |
| **Sample Amount** | : 25ml | **%Solids** | : N/A |
| **Digestion Method** | : EPA 245.1 | **Date Digested** | : 09/05/25 |

| | | mg/l | | | |
|---|---|---|---|---|---|
| **CAS NO.** | **Parameter** | **Results** | **RL** | **MDL** | **Qualifier** |
| 7439-97-6 | Mercury, Dissolved | 0.00018 | 0.00020 | 0.00009 | J |

# Form 1
# METALS

| | | | |
|---|---|---|---|
| **Client** | : Roux Env. Eng. & Geology, DPC | **Lab Number** | : L2555281 |
| **Project Name** | : CORAM MATERIALS | **Project Number** | : 2232.0006Y005 |
| **Lab ID** | : L2555281-05 | **Date Collected** | : 09/03/25 09:20 |
| **Client ID** | : MW-1DR2 | **Date Received** | : 09/03/25 |
| **Sample Location** | : 416 MILLER PLACE-YAPHANK RD. | **Date Analyzed** | : 09/07/25 11:32 |
| **Sample Matrix** | : WATER | **Dilution Factor** | : 1 |
| **Analytical Method** | : 3,245.1 | **Analyst** | : CME |
| **Lab File ID** | : WG2111503.pdf | **Instrument ID** | : NIC2 |
| **Sample Amount** | : 25ml | **%Solids** | : N/A |
| **Digestion Method** | : EPA 245.1 | **Date Digested** | : 09/05/25 |

| | | mg/l | | | |
|---|---|---|---|---|---|
| **CAS NO.** | **Parameter** | **Results** | **RL** | **MDL** | **Qualifier** |
| 7439-97-6 | Mercury, Dissolved | 0.00018 | 0.00020 | 0.00009 | J |

# Form 1
# METALS

| | | | |
|---|---|---|---|
| **Client** | : Roux Env. Eng. & Geology, DPC | **Lab Number** | : L2555281 |
| **Project Name** | : CORAM MATERIALS | **Project Number** | : 2232.0006Y005 |
| **Lab ID** | : L2555281-06 | **Date Collected** | : 09/03/25 13:15 |
| **Client ID** | : PZ-6 | **Date Received** | : 09/03/25 |
| **Sample Location** | : 416 MILLER PLACE-YAPHANK RD. | **Date Analyzed** | : 09/07/25 11:42 |
| **Sample Matrix** | : WATER | **Dilution Factor** | : 1 |
| **Analytical Method** | : 3,245.1 | **Analyst** | : CME |
| **Lab File ID** | : WG2111503.pdf | **Instrument ID** | : NIC2 |
| **Sample Amount** | : 25ml | **%Solids** | : N/A |
| **Digestion Method** | : EPA 245.1 | **Date Digested** | : 09/05/25 |

| | | mg/l | | | |
|---|---|---|---|---|---|
| **CAS NO.** | **Parameter** | **Results** | **RL** | **MDL** | **Qualifier** |
| 7439-97-6 | Mercury, Dissolved | 0.00018 | 0.00020 | 0.00009 | J |

# Form 1
# METALS

| | | | |
|---|---|---|---|
| **Client** | : Roux Env. Eng. & Geology, DPC | **Lab Number** | : L2555281 |
| **Project Name** | : CORAM MATERIALS | **Project Number** | : 2232.0006Y005 |
| **Lab ID** | : L2555281-07 | **Date Collected** | : 09/03/25 13:20 |
| **Client ID** | : MW-6D | **Date Received** | : 09/03/25 |
| **Sample Location** | : 416 MILLER PLACE-YAPHANK RD. | **Date Analyzed** | : 09/07/25 12:12 |
| **Sample Matrix** | : WATER | **Dilution Factor** | : 1 |
| **Analytical Method** | : 3,245.1 | **Analyst** | : CME |
| **Lab File ID** | : WG2111503.pdf | **Instrument ID** | : NIC2 |
| **Sample Amount** | : 25ml | **%Solids** | : N/A |
| **Digestion Method** | : EPA 245.1 | **Date Digested** | : 09/05/25 |

| | | mg/l | | | |
|---|---|---|---|---|---|
| **CAS NO.** | **Parameter** | **Results** | **RL** | **MDL** | **Qualifier** |
| 7439-97-6 | Mercury, Dissolved | 0.00018 | 0.00020 | 0.00009 | J |

# Form 1
# METALS

| | | | |
|---|---|---|---|
| **Client** | : Roux Env. Eng. & Geology, DPC | **Lab Number** | : L2555281 |
| **Project Name** | : CORAM MATERIALS | **Project Number** | : 2232.0006Y005 |
| **Lab ID** | : L2555281-08 | **Date Collected** | : 09/03/25 14:00 |
| **Client ID** | : EQUIPMENT BLANK_090325 | **Date Received** | : 09/03/25 |
| **Sample Location** | : 416 MILLER PLACE-YAPHANK RD. | **Date Analyzed** | : 09/07/25 12:15 |
| **Sample Matrix** | : Equipment Blank | **Dilution Factor** | : 1 |
| **Analytical Method** | : 3,245.1 | **Analyst** | : CME |
| **Lab File ID** | : WG2111503.pdf | **Instrument ID** | : NIC2 |
| **Sample Amount** | : 25ml | **%Solids** | : N/A |
| **Digestion Method** | : EPA 245.1 | **Date Digested** | : 09/05/25 |

| | | mg/l | | | |
|---|---|---|---|---|---|
| **CAS NO.** | **Parameter** | **Results** | **RL** | **MDL** | **Qualifier** |
| 7439-97-6 | Mercury, Dissolved | 0.00018 | 0.00020 | 0.00009 | J |

# Form 1
# METALS

| | | | |
|---|---|---|---|
| **Client** | : Roux Env. Eng. & Geology, DPC | **Lab Number** | : L2555281 |
| **Project Name** | : CORAM MATERIALS | **Project Number** | : 2232.0006Y005 |
| **Lab ID** | : WG2111068-1 | **Date Collected** | : NA |
| **Client ID** | : WG2111068-1BLANK | **Date Received** | : NA |
| **Sample Location** | : | **Date Analyzed** | : 09/07/25 11:26 |
| **Sample Matrix** | : WATER | **Dilution Factor** | : 1 |
| **Analytical Method** | : 3,245.1 | **Analyst** | : CME |
| **Lab File ID** | : WG2111503.pdf | **Instrument ID** | : NIC2 |
| **Sample Amount** | : 25ml | **%Solids** | : N/A |
| **Digestion Method** | : EPA 245.1 | **Date Digested** | : 09/05/25 |

| | | mg/l | | | |
|---|---|---|---|---|---|
| **CAS NO.** | **Parameter** | **Results** | **RL** | **MDL** | **Qualifier** |
| 7439-97-6 | Mercury, Dissolved | 0.00018 | 0.00020 | 0.00009 | J |

# Form 1
# METALS

| | | | |
|---|---|---|---|
| **Client** | : Roux Env. Eng. & Geology, DPC | **Lab Number** | : L2555281 |
| **Project Name** | : CORAM MATERIALS | **Project Number** | : 2232.0006Y005 |
| **Lab ID** | : WG2111068-6 | **Date Collected** | : 09/03/25 13:15 |
| **Client ID** | : PZ-6DUP | **Date Received** | : 09/03/25 |
| **Sample Location** | : | **Date Analyzed** | : 09/07/25 11:56 |
| **Sample Matrix** | : WATER | **Dilution Factor** | : 1 |
| **Analytical Method** | : 3,245.1 | **Analyst** | : CME |
| **Lab File ID** | : WG2111503.pdf | **Instrument ID** | : NIC2 |
| **Sample Amount** | : 25ml | **%Solids** | : N/A |
| **Digestion Method** | : EPA 245.1 | **Date Digested** | : 09/05/25 |

| | | mg/l | | | |
|---|---|---|---|---|---|
| **CAS NO.** | **Parameter** | **Results** | **RL** | **MDL** | **Qualifier** |
| 7439-97-6 | Mercury, Dissolved | 0.00018 | 0.00020 | 0.0001 | J |

# Form 2A
## Initial and Continuing Calibration Verification

| | | | |
|---|---|---|---|
| **Client** | : Roux Env. Eng. & Geology, DPC | **Lab Number** | : L2555281 |
| **Project Name** | : CORAM MATERIALS | **Project Number** | : 2232.0006Y005 |
| **Instrument ID** | : NIC2 | **Units** | : mg/l |

| | Initial Calibration | | | Continuing Calibration(s) | | | | | | |
|---|---|---|---|---|---|---|---|---|---|---|
| **Lab ID** : | R2007576-1 | | | R2007576-3 | | | R2007576-5 | | | |
| **Date Analyzed** : | 09/05/25 18:34 | | | 09/05/25 19:21 | | | 09/05/25 22:43 | | | |
| **Parameter** | **True** | **Found** | **%R** | **True** | **Found** | **%R** | **Found** | **%R** | **Found** | **%R** |
| Mercury | 0.00300 | 0.0028 | 94 | 0.0050 | 0.00480 | 96 | 0.00480 | 96 | | |

**Acceptance Criteria:**

| | | | | |
|---|---|---|---|---|
| **ICV:** | 95-105% | (Methods 200.7, 245.1) | 90-110% | (Methods 200.8, 6010, 6020, 7470, 7471, 7474) |
| | 77-123% | (Method 1631) | 76-113% | (Method 245.7) |
| **CCV:** | 90-110% | (Methods 200.7, 245.1, 6010, 6020, 7474) | | |
| | 85-115% | (Method 200.8) | 80-120% | (Methods 7470, 7471) |
| | 77-123% | (Method 1631) | 76-113% | (Method 245.7) |

# Form 2A
## Initial and Continuing Calibration Verification

| | | | |
|---|---|---|---|
| **Client** | : Roux Env. Eng. & Geology, DPC | **Lab Number** | : L2555281 |
| **Project Name** | : CORAM MATERIALS | **Project Number** | : 2232.0006Y005 |
| **Instrument ID** | : NIC2 | **Units** | : mg/l |

| | | Initial Calibration | | | Continuing Calibration(s) | | | | | | |
|---|---|---|---|---|---|---|---|---|---|---|---|
| **Lab ID** | : | R2007712-1 | | | R2007712-3 | | | R2007712-5 | | R2007712-7 | |
| **Date Analyzed** | : | 09/06/25 14:27 | | | 09/07/25 11:05 | | | 09/07/25 11:49 | | 09/07/25 12:29 | |
| **Parameter** | | **True** | **Found** | **%R** | **True** | **Found** | **%R** | **Found** | **%R** | **Found** | **%R** |
| Mercury | | 0.00300 | 0.0031 | 104 | 0.0050 | 0.00530 | 105 | 0.00530 | 106 | 0.00520 | 104 |

**Acceptance Criteria:**

| | | | | |
|---|---|---|---|---|
| **ICV:** | 95-105% | (Methods 200.7, 245.1) | 90-110% | (Methods 200.8, 6010, 6020, 7470, 7471, 7474) |
| | 77-123% | (Method 1631) | 76-113% | (Method 245.7) |
| **CCV:** | 90-110% | (Methods 200.7, 245.1, 6010, 6020, 7474) | | |
| | 85-115% | (Method 200.8) | 80-120% | (Methods 7470, 7471) |
| | 77-123% | (Method 1631) | 76-113% | (Method 245.7) |

# Form 3
# Blanks

| | | | |
|---|---|---|---|
| **Client** | : Roux Env. Eng. & Geology, DPC | **Lab Number** | : L2555281 |
| **Project Name** | : CORAM MATERIALS | **Project Number** | : 2232.0006Y005 |
| **Instrument ID** | : NIC2 | | |

| | | Initial Calibration Blank | | Continuing Calibration Blank(s) | | | | | | Preparation Blank | |
|---|---|---|---|---|---|---|---|---|---|---|---|
| **Lab ID** | : | R2007576-2 | | R2007576-4 | | R2007576-6 | | | | WG2110961-1 | |
| **Date Analyzed** | : | 09/05/25 18:45 | | 09/05/25 19:24 | | 09/05/25 22:46 | | | | 09/05/25 18:48 | |
| **Parameter** | | mg/l | Q | mg/l | Q | mg/l | Q | mg/l | Q | mg/l | Q |
| **Mercury** | | 0.0000910 | U | 0.0000910 | U | 0.0000910 | U | | | 0.00009 | U |

# Form 3
# Blanks

| | | | |
|---|---|---|---|
| **Client** | : Roux Env. Eng. & Geology, DPC | **Lab Number** | : L2555281 |
| **Project Name** | : CORAM MATERIALS | **Project Number** | : 2232.0006Y005 |
| **Instrument ID** | : NIC2 | | |

| | | Initial Calibration Blank | | Continuing Calibration Blank(s) | | | | | | Preparation Blank | |
|---|---|---|---|---|---|---|---|---|---|---|---|
| **Lab ID** | : | R2007712-2 | | R2007712-4 | | R2007712-6 | | R2007712-8 | | WG2111068-1 | |
| **Date Analyzed** | : | 09/06/25 14:30 | | 09/07/25 11:09 | | 09/07/25 11:52 | | 09/07/25 12:32 | | 09/07/25 11:26 | |
| **Parameter** | | mg/l | Q | mg/l | Q | mg/l | Q | mg/l | Q | mg/l | Q |
| Mercury | | 0.000187 | J | 0.000185 | J | 0.000185 | J | 0.000185 | J | 0.00018 | J |

# Form 5a
# Matrix Spike

| | | | |
|---|---|---|---|
| **Client** | : Roux Env. Eng. & Geology, DPC | **Lab Number** | : L2555281 |
| **Project Name** | : CORAM MATERIALS | **Project Number** | : 2232.0006Y005 |
| **Client Sample ID** | : MW-1DR2 | **Matrix** | : WATER |
| **Lab Sample ID** | : L2555281-05 | | |
| **Matrix Spike** | : WG2110961-3 | **MS Analysis Date** | : 09/05/25 18:58 |
| **Matrix Spike Dup** | : WG2110961-4 | **MSD Analysis Date** | : 09/05/25 19:01 |

| | | Matrix Spike Sample | | | Matrix Spike Duplicate | | | | | |
|---|---|---|---|---|---|---|---|---|---|---|
| Parameter | Sample Conc. (mg/l) | Spike Added (mg/l) | Spike Conc. (mg/l) | %R | Spike Added (mg/l) | Spike Conc. (mg/l) | %R | RPD | Recovery Limits | RPD Limit |
| Mercury, Total | ND | 0.005 | 0.00484 | 97 | 0.005 | 0.00479 | 96 | 1 | 70-130 | 20 |

# Form 5a
# Matrix Spike

| | | | |
|---|---|---|---|
| **Client** | : Roux Env. Eng. & Geology, DPC | **Lab Number** | : L2555281 |
| **Project Name** | : CORAM MATERIALS | **Project Number** | : 2232.0006Y005 |
| **Client Sample ID** | : NA | **Matrix** | : WATER |
| **Lab Sample ID** | : L2555628-01 | | |
| **Matrix Spike** | : WG2110961-5 | **MS Analysis Date** | : 09/05/25 19:08 |
| **Matrix Spike Dup** | : | **MSD Analysis Date** | : |

| | | Matrix Spike Sample | | | Matrix Spike Duplicate | | | | | |
|---|---|---|---|---|---|---|---|---|---|---|
| **Parameter** | **Sample Conc. (mg/l)** | **Spike Added (mg/l)** | **Spike Conc. (mg/l)** | **%R** | **Spike Added (mg/l)** | **Spike Conc. (mg/l)** | **%R** | **RPD** | **Recovery Limits** | **RPD Limit** |
| **Mercury, Total** | **ND** | **0.005** | **0.00479** | **96** | | | | | **70-130** | **20** |

# Form 5a
# Matrix Spike

| | | | |
|---|---|---|---|
| **Client** | : Roux Env. Eng. & Geology, DPC | **Lab Number** | : L2555281 |
| **Project Name** | : CORAM MATERIALS | **Project Number** | : 2232.0006Y005 |
| **Client Sample ID** | : MW-1DR2 | **Matrix** | : WATER |
| **Lab Sample ID** | : L2555281-05 | | |
| **Matrix Spike** | : WG2111068-3 | **MS Analysis Date** | : 09/07/25 11:36 |
| **Matrix Spike Dup** | : WG2111068-4 | **MSD Analysis Date** | : 09/07/25 11:39 |

| | | Matrix Spike Sample | | | Matrix Spike Duplicate | | | | | |
|---|---|---|---|---|---|---|---|---|---|---|
| Parameter | Sample Conc. (mg/l) | Spike Added (mg/l) | Spike Conc. (mg/l) | %R | Spike Added (mg/l) | Spike Conc. (mg/l) | %R | RPD | Recovery Limits | RPD Limit |
| Mercury, Dissolved | 0.00018J | 0.005 | 0.00461 | 92 | 0.005 | 0.00498 | 100 | 8 | 75-125 | 20 |

# Form 5a
# Matrix Spike

| | | | |
|---|---|---|---|
| **Client** | : Roux Env. Eng. & Geology, DPC | **Lab Number** | : L2555281 |
| **Project Name** | : CORAM MATERIALS | **Project Number** | : 2232.0006Y005 |
| **Client Sample ID** | : PZ-6 | **Matrix** | : WATER |
| **Lab Sample ID** | : L2555281-06 | | |
| **Matrix Spike** | : WG2111068-5 | **MS Analysis Date** | : 09/07/25 11:46 |
| **Matrix Spike Dup** | : | **MSD Analysis Date** | : |

| | | Matrix Spike Sample | | | Matrix Spike Duplicate | | | | | |
|---|---|---|---|---|---|---|---|---|---|---|
| **Parameter** | **Sample Conc. (mg/l)** | **Spike Added (mg/l)** | **Spike Conc. (mg/l)** | **%R** | **Spike Added (mg/l)** | **Spike Conc. (mg/l)** | **%R** | **RPD** | **Recovery Limits** | **RPD Limit** |
| **Mercury, Dissolved** | **0.00018J** | **0.005** | **0.00511** | **102** | | | | | **75-125** | **20** |

# Form 6
# Lab Duplicates

| | | | |
|---|---|---|---|
| **Client** | : Roux Env. Eng. & Geology, DPC | **Lab Number** | : L2555281 |
| **Project Name** | : CORAM MATERIALS | **Project Number** | : 2232.0006Y005 |
| **Client Sample ID** | : NA | **Matrix** | : WATER |
| **Lab Sample ID** | : NA | **Analysis Date** | : 09/05/25 19:04 |
| **Dup Sample ID** | : WG2110961-6 | **DUP Analysis Date** | : 09/05/25 19:11 |

| Parameter | Sample Concentration (mg/l) | Duplicate Concentration (mg/l) | RPD | RPD Limit |
|---|---|---|---|---|
| Mercury, Total | ND | ND | NC | 20 |

# Form 6
# Lab Duplicates

| | | | |
|---|---|---|---|
| **Client** | : Roux Env. Eng. & Geology, DPC | **Lab Number** | : L2555281 |
| **Project Name** | : CORAM MATERIALS | **Project Number** | : 2232.0006Y005 |
| **Client Sample ID** | : PZ-6 | **Matrix** | : WATER |
| **Lab Sample ID** | : L2555281-06 | **Analysis Date** | : 09/07/25 11:42 |
| **Dup Sample ID** | : WG2111068-6 | **DUP Analysis Date** | : 09/07/25 11:56 |

| Parameter | Sample Concentration (mg/l) | Duplicate Concentration (mg/l) | RPD | RPD Limit |
|---|---|---|---|---|
| Mercury, Dissolved | 0.00018J | 0.00018J | NC | 20 |

# Form 7
# Laboratory Control Sample

| | | | |
|---|---|---|---|
| **Client** | : Roux Env. Eng. & Geology, DPC | **Lab Number** | : L2555281 |
| **Project Name** | : CORAM MATERIALS | **Project Number** | : 2232.0006Y005 |
| **Client Sample ID** | : NA | **Matrix** | : WATER |
| **Lab Sample ID** | : WG2110961-2 | **LCS Analysis Date** | : 09/05/25 18:51 |
| **Dup Sample ID** | : | **LCSD Analysis Date** | : |

| | Laboratory Control Sample | | | Laboratory Control Duplicate | | | | | |
|---|---|---|---|---|---|---|---|---|---|
| | True | Found | %R | True | Found | %R | RPD | Recovery | RPD |
| Parameter | (mg/l) | (mg/l) | | (mg/l) | (mg/l) | | | Limits | Limit |
| Mercury, Total | 0.00100 | 0.000990 | 100. | | | | | 85-115 | 20 |

# Form 7
# Laboratory Control Sample

| | | | |
|---|---|---|---|
| **Client** | : Roux Env. Eng. & Geology, DPC | **Lab Number** | : L2555281 |
| **Project Name** | : CORAM MATERIALS | **Project Number** | : 2232.0006Y005 |
| **Client Sample ID** | : NA | **Matrix** | : WATER |
| **Lab Sample ID** | : WG2111068-2 | **LCS Analysis Date** | : 09/07/25 11:29 |
| **Dup Sample ID** | : | **LCSD Analysis Date** | : |

| | Laboratory Control Sample | | | Laboratory Control Duplicate | | | | | |
|---|---|---|---|---|---|---|---|---|---|
| | True | Found | %R | True | Found | %R | RPD | Recovery | RPD |
| Parameter | (mg/l) | (mg/l) | | (mg/l) | (mg/l) | | | Limits | Limit |
| Mercury, Dissolved | 0.00100 | 0.00114 | 114. | | | | | 85-115 | 20 |

# Form 12
# Preparation Log

| | | | |
|---|---|---|---|
| **Client** | : Roux Env. Eng. & Geology, DPC | **Lab Number** | : L2555281 |
| **Project Name** | : CORAM MATERIALS | **Project Number** | : 2232.0006Y005 |
| **Matrix** | : WATER | **Prep Method** | : EPA 245.1 |

| Sample Number | Preparation Date | Weight (gram) | Volume (mL) |
|---|---|---|---|
| L2555281-01 | 09/05/25 08:09 | - | 25 |
| L2555281-02 | 09/05/25 08:09 | - | 25 |
| L2555281-03 | 09/05/25 08:09 | - | 25 |
| L2555281-04 | 09/05/25 08:09 | - | 25 |
| L2555281-05 | 09/05/25 08:09 | - | 25 |
| L2555281-06 | 09/05/25 08:09 | - | 25 |
| L2555281-07 | 09/05/25 08:09 | - | 25 |
| L2555281-08 | 09/05/25 08:09 | - | 25 |
| WG2110961-1 | 09/05/25 08:09 | - | 25 |
| WG2110961-2 | 09/05/25 08:09 | - | 25 |
| WG2110961-3 | 09/05/25 08:09 | - | 25 |
| WG2110961-4 | 09/05/25 08:09 | - | 25 |
| WG2110961-5 | 09/05/25 08:09 | - | 25 |
| WG2110961-6 | 09/05/25 08:09 | - | 25 |

# Form 12
# Preparation Log

| | | | |
|---|---|---|---|
| **Client** | : Roux Env. Eng. & Geology, DPC | **Lab Number** | : L2555281 |
| **Project Name** | : CORAM MATERIALS | **Project Number** | : 2232.0006Y005 |
| **Matrix** | : WATER | **Prep Method** | : EPA 245.1 |

| Sample Number | Preparation Date | Weight (gram) | Volume (mL) |
|---|---|---|---|
| L2555281-01 | 09/05/25 11:23 | - | 25 |
| L2555281-02 | 09/05/25 11:23 | - | 25 |
| L2555281-03 | 09/05/25 11:23 | - | 25 |
| L2555281-04 | 09/05/25 11:23 | - | 25 |
| L2555281-05 | 09/05/25 11:23 | - | 25 |
| L2555281-06 | 09/05/25 11:23 | - | 25 |
| L2555281-07 | 09/05/25 11:23 | - | 25 |
| L2555281-08 | 09/05/25 11:23 | - | 25 |
| WG2111068-1 | 09/05/25 11:23 | - | 25 |
| WG2111068-2 | 09/05/25 11:23 | - | 25 |
| WG2111068-3 | 09/05/25 11:23 | - | 25 |
| WG2111068-4 | 09/05/25 11:23 | - | 25 |
| WG2111068-5 | 09/05/25 11:23 | - | 25 |
| WG2111068-6 | 09/05/25 11:23 | - | 25 |

# Form 13
# Analysis Run Log

| | | | |
|---|---|---|---|
| **Client** | : Roux Env. Eng. & Geology, DPC | **Lab Number** | : L2555281 |
| **Project Name** | : CORAM MATERIALS | **Project Number** | : 2232.0006Y005 |
| **Instrument ID** | : NIC2 | **Analysis Method** | : 3,245.1 |
| **Start Date** | : 09/05/25 18:34 | **End Date** | : 09/05/25 22:46 |

| Sample Number | Dilution Factor | Analysis Time | Mercury, Total |
|---|---|---|---|
| R2007576-1 ICV | 1 | 18:34:22 | X |
| R2007576-2 ICB | 1 | 18:45:02 | X |
| WG2110961-1 BLANK | 1 | 18:48:21 | X |
| WG2110961-2 LCS | 1 | 18:51:41 | X |
| L2555281-05 | 1 | 18:55:00 | X |
| WG2110961-3 MS | 1 | 18:58:20 | X |
| WG2110961-4 MSD | 1 | 19:01:39 | X |
| WG2110961-5 MS | 1 | 19:08:19 | X |
| WG2110961-6 DUP | 1 | 19:11:39 | X |
| L2555281-01 | 1 | 19:14:59 | X |
| L2555281-02 | 1 | 19:18:17 | X |
| R2007576-3 CCV | 1 | 19:21:37 | X |
| R2007576-4 CCB | 1 | 19:24:57 | X |
| L2555281-03 | 1 | 19:28:17 | X |
| L2555281-04 | 1 | 19:31:35 | X |
| L2555281-06 | 1 | 19:34:54 | X |
| L2555281-07 | 1 | 19:38:12 | X |
| L2555281-08 | 1 | 19:41:31 | X |
| R2007576-5 CCV | 1 | 22:43:00 | X |
| R2007576-6 CCB | 1 | 22:46:18 | X |

# Form 13
# Analysis Run Log

| | | | |
|---|---|---|---|
| **Client** | : Roux Env. Eng. & Geology, DPC | **Lab Number** | : L2555281 |
| **Project Name** | : CORAM MATERIALS | **Project Number** | : 2232.0006Y005 |
| **Instrument ID** | : NIC2 | **Analysis Method** | : 3,245.1 |
| **Start Date** | : 09/06/25 14:27 | **End Date** | : 09/07/25 12:32 |

| Sample Number | Dilution Factor | Analysis Time | Mercury, Dissolved |
|---|---|---|---|
| R2007712-1 ICV | 1 | 14:27:40 | X |
| R2007712-2 ICB | 1 | 14:30:59 | X |
| R2007712-3 CCV | 1 | 11:05:45 | X |
| R2007712-4 CCB | 1 | 11:09:04 | X |
| WG2111068-1 BLANK | 1 | 11:26:07 | X |
| WG2111068-2 LCS | 1 | 11:29:27 | X |
| L2555281-05 | 1 | 11:32:46 | X |
| WG2111068-3 MS | 1 | 11:36:06 | X |
| WG2111068-4 MSD | 1 | 11:39:25 | X |
| L2555281-06 | 1 | 11:42:44 | X |
| WG2111068-5 MS | 1 | 11:46:04 | X |
| R2007712-5 CCV | 1 | 11:49:24 | X |
| R2007712-6 CCB | 1 | 11:52:44 | X |
| WG2111068-6 DUP | 1 | 11:56:03 | X |
| L2555281-01 | 1 | 11:59:22 | X |
| L2555281-02 | 1 | 12:02:40 | X |
| L2555281-03 | 1 | 12:05:59 | X |
| L2555281-04 | 1 | 12:09:16 | X |
| L2555281-07 | 1 | 12:12:33 | X |
| L2555281-08 | 1 | 12:15:51 | X |
| R2007712-7 CCV | 1 | 12:29:05 | X |
| R2007712-8 CCB | 1 | 12:32:23 | X |

**Date Created:** 03/19/18
**Created By:** Jason Hebert
**File:** PM4631-1
**Page:** 1

**MERCURY by 7470A, 245.1 (WATER)**

| Analyte | CAS # | RL | MDL | Units | LCS Criteria | LCS RPD | MS Criteria | MS RPD | Duplicate RPD | Surrogate Criteria | Holding Time | Container/Sample Preservation |
|---|---|---|---|---|---|---|---|---|---|---|---|---|
| Mercury, Total | 7439-97-6 | 0.0002 | 0.0000915 | mg/l | 80-120 | 20 | 75-125 | 20 | 20 | | 28 days | 1 - Plastic 500ml HNO3 preserved |

***Please Note that the RL information provided in this table is calculated using a 100% Solids factor. (Soil/Solids only)***
***Please Note that the information provided in this table is subject to change at anytime at the discretion of the laboratory.***

**Date Created:** 01/22/21
**Created By:** Jason Hebert
**File:** PM9836-1
**Page:** 1

**METALS by 7470A (WATER)**

| Analyte | CAS # | RL | MDL | Units | LCS Criteria | LCS RPD | MS Criteria | MS RPD | Duplicate RPD | Surrogate Criteria | Holding Time | Container/Sample Preservation |
|---|---|---|---|---|---|---|---|---|---|---|---|---|
| Mercury, Total | 7439-97-6 | 0.0002 | 0.0000915 | mg/l | 80-120 | | 75-125 | 20 | 20 | | 28 days | 1 - Plastic 500ml HNO3 preserved |

***Please Note that the RL information provided in this table is calculated using a 100% Solids factor. (Soil/Solids only)***
***Please Note that the information provided in this table is subject to change at anytime at the discretion of the laboratory.***

**Date Created:** 01/22/21
**Created By:** Jason Hebert
**File:** PM9837-1
**Page:** 1

**METALS by 7471B (SOIL)**

| Analyte | CAS # | RL | MDL | Units | LCS Criteria | LCS RPD | MS Criteria | MS RPD | Duplicate RPD | Surrogate Criteria | Holding Time | Container/Sample Preservation |
|---|---|---|---|---|---|---|---|---|---|---|---|---|
| Mercury, Total | 7439-97-6 | 0.08 | 0.05216 | mg/kg | 72-128 | | 80-120 | 20 | 20 | | 28 days | Metals Only-Glass 60mL/2oz unpreserv |

***Please Note that the RL information provided in this table is calculated using a 100% Solids factor.*** ***(Soil/Solids only)***
***Please Note that the information provided in this table is subject to change at anytime at the discretion of the laboratory.***

Title :
Date : 9/5/2025
Name :

Method

STD
HONH3Cl
1+1)H2SO4
10w/v% SnCl2

SMP
HONH3Cl
1+1)H2SO4
10w/v% SnCl2

Measurement Time sec

Calib

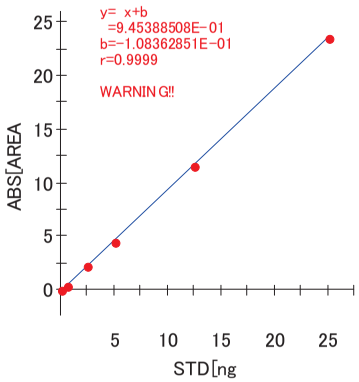


STD

| No. | STD [ug/L] | SVOL [mL] | CVOL [mL] | DVOL [mL] | STD [ng] | AREA [ON] | MEAS [ng] | Dev [%] | M. TIME | Note |
|---|---|---|---|---|---|---|---|---|---|---|
| 1 | 0.000 | 2.500 | 2.500 | 2.500 | 0.000 | 0.0097 | 0.1249 | - | 09/05/2025 18:13 | RDB,NIC2 |
| 2 | 0.200 | 2.500 | 2.500 | 2.500 | 0.500 | 0.4025 | 0.5404 | 8.1 | 09/05/2025 18:17 | RDB,NIC2 |
| 3 | 1.000 | 2.500 | 2.500 | 2.500 | 2.500 | 2.2462 | 2.4906 | 0.4 | 09/05/2025 18:20 | RDB,NIC2 |
| 4 | 2.000 | 2.500 | 2.500 | 2.500 | 5.000 | 4.4877 | 4.8616 | 2.8 | 09/05/2025 18:23 | RDB,NIC2 |
| 5 | 5.000 | 2.500 | 2.500 | 2.500 | 12.500 | 11.623 | 12.4096 | 0.7 | 09/05/2025 18:27 | RDB,NIC2 |
| 6 | 10.000 | 2.500 | 2.500 | 2.500 | 25.000 | 23.595 | 25.0730 | 0.3 | 09/05/2025 18:30 | RDB,NIC2 |

SMP

| | | | | | | | | | | |
|---|---|---|---|---|---|---|---|---|---|---|
| 1 | ICV | 2.500 | 2.500 | 2.500 | 6.5897 | 7.0850 | 2.834 | - | 09/05/2025 18:34 | RDB,NIC2 |
| 2 | ICB | 2.500 | 2.500 | 2.500 | 0.0039 | 0.1187 | 0.047 | - | 09/05/2025 18:45 | RDB,NIC2 |
| 3 | WG2110961-1 WG2110961 | 2.500 | 2.500 | 2.500 | 0.0061 | 0.1211 | 0.048 | - | 09/05/2025 18:48 | RDB,NIC2 |
| 4 | WG2110961-2 WG2110961 | 2.500 | 2.500 | 2.500 | 2.2509 | 2.4955 | 0.998 | - | 09/05/2025 18:51 | RDB,NIC2 |
| 5 | L2555281-05 WG2110961 | 2.500 | 2.500 | 2.500 | 0.0059 | 0.1209 | 0.048 | - | 09/05/2025 18:55 | RDB,NIC2 |
| 6 | WG2110961-3 WG2110961 | 2.500 | 2.500 | 2.500 | 11.330 | 12.0991 | 4.840 | - | 09/05/2025 18:58 | RDB,NIC2 |





NIC NIPPON INSTRUMENTS CORPORATION

| | | | | | | | | | | |
|---|---|---|---|---|---|---|---|---|---|---|
| 7 | WG2110961-4 WG2110961 | 2.500 | 2.500 | 2.500 | 11.223( | 11.9859 | 4.794 | - | 09/05/2025 19:01 | RDB,NIC2 |
| 8 | L2555628-01 WG2110961 | 2.500 | 2.500 | 2.500 | 0.0596 | 0.1777 | 0.071 | - | 09/05/2025 19:04 | RDB,NIC2 |
| 9 | WG2110961-5 WG2110961 | 2.500 | 2.500 | 2.500 | 11.214: | 11.9773 | 4.791 | - | 09/05/2025 19:08 | RDB,NIC2 |
| 10 | WG2110961-6 WG2110961 | 2.500 | 2.500 | 2.500 | 0.0578 | 0.1758 | 0.070 | - | 09/05/2025 19:11 | RDB,NIC2 |
| 11 | L2555281-01 WG2110961 | 2.500 | 2.500 | 2.500 | 0.0072 | 0.1222 | 0.049 | - | 09/05/2025 19:14 | RDB,NIC2 |
| 12 | L2555281-02 WG2110961 | 2.500 | 2.500 | 2.500 | 0.0041 | 0.1190 | 0.048 | - | 09/05/2025 19:18 | RDB,NIC2 |
| 13 | Check STD(5ug/L) | 2.500 | 2.500 | 2.500 | 11.244- | 12.0086 | 4.803 | 96.1 | 09/05/2025 19:21 | RDB,NIC2 |
| 14 | Check Blank | 2.500 | 2.500 | 2.500 | 0.0149 | 0.1304 | 0.052 | - | 09/05/2025 19:24 | RDB,NIC2 |
| 15 | L2555281-03 WG2110961 | 2.500 | 2.500 | 2.500 | 4.0309 | 4.3784 | 1.751 | - | 09/05/2025 19:28 | RDB,NIC2 |
| 16 | L2555281-04 WG2110961 | 2.500 | 2.500 | 2.500 | 0.0053 | 0.1202 | 0.048 | - | 09/05/2025 19:31 | RDB,NIC2 |
| 17 | L2555281-06 WG2110961 | 2.500 | 2.500 | 2.500 | 0.0083 | 0.1234 | 0.049 | - | 09/05/2025 19:34 | RDB,NIC2 |
| 18 | L2555281-07 WG2110961 | 2.500 | 2.500 | 2.500 | 0.0078 | 0.1229 | 0.049 | - | 09/05/2025 19:38 | RDB,NIC2 |
| 19 | L2555281-08 WG2110961 | 2.500 | 2.500 | 2.500 | 0.0056 | 0.1205 | 0.048 | - | 09/05/2025 19:41 | RDB,NIC2 |
| 20 | L2555414-01 WG2110961 | 2.500 | 2.500 | 2.500 | 0.0155 | 0.1310 | 0.052 | - | 09/05/2025 19:44 | RDB,NIC2 |
| 21 | L2555560-01 WG2110961 | 2.500 | 2.500 | 2.500 | 0.0318 | 0.1483 | 0.059 | - | 09/05/2025 19:48 | RDB,NIC2 |
| 22 | L2555560-02 WG2110961 | 2.500 | 2.500 | 2.500 | 0.0271 | 0.1433 | 0.057 | - | 09/05/2025 19:51 | RDB,NIC2 |
| 23 | WG2111042-1 WG2111042 | 2.500 | 2.500 | 2.500 | 0.0007 | 0.1154 | 0.046 | - | 09/05/2025 22:36 | RDB,NIC2 |
| 24 | WG2111042-2 WG2111042 | 2.500 | 2.500 | 2.500 | 2.2245 | 2.4676 | 0.987 | - | 09/05/2025 22:39 | RDB,NIC2 |
| 25 | Check STD(5ug/L) | 2.500 | 2.500 | 2.500 | 11.204: | 11.9668 | 4.787 | 95.7 | 09/05/2025 22:43 | RDB,NIC2 |
| 26 | Check Blank | 2.500 | 2.500 | 2.500 | 0.0143 | 0.1297 | 0.052 | - | 09/05/2025 22:46 | RDB,NIC2 |
| 27 | L2555284-01 WG2111042 | 2.500 | 2.500 | 2.500 | 0.1968 | 0.3228 | 0.129 | - | 09/05/2025 22:49 | RDB,NIC2 |
| 28 | WG2111042-3 WG2111042 | 2.500 | 2.500 | 2.500 | 10.945: | 11.6924 | 4.677 | - | 09/05/2025 22:52 | RDB,NIC2 |
| 29 | WG2111042-4 WG2111042 | 2.500 | 2.500 | 2.500 | 0.1980 | 0.3241 | 0.130 | - | 09/05/2025 22:56 | RDB,NIC2 |
| 30 | L2555135-01 WG2111042 | 2.500 | 2.500 | 2.500 | 0.0129 | 0.1283 | 0.051 | - | 09/05/2025 22:59 | RDB,NIC2 |
| 31 | L2555616-01 WG2111042 | 2.500 | 2.500 | 2.500 | 0.0442 | 0.1614 | 0.065 | - | 09/05/2025 23:02 | RDB,NIC2 |
| 32 | WG2111219-1 WG2111219 | 2.500 | 2.500 | 2.500 | 0.0046 | 0.1195 | 0.048 | - | 09/05/2025 23:06 | RDB,NIC2 |
| 33 | WG2111219-2 WG2111219 | 2.500 | 2.500 | 2.500 | 2.2468 | 2.4912 | 0.996 | - | 09/05/2025 23:09 | RDB,NIC2 |
| 34 | L2555546-02 WG2111219 | 2.500 | 2.500 | 2.500 | 0.0329 | 0.1494 | 0.060 | - | 09/05/2025 23:12 | RDB,NIC2 |
| 35 | WG2111219-3 WG2111219 | 2.500 | 2.500 | 2.500 | 11.336' | 12.1062 | 4.842 | - | 09/05/2025 23:16 | RDB,NIC2 |
| 36 | WG2111219-4 WG2111219 | 2.500 | 2.500 | 2.500 | 0.0413 | 0.1583 | 0.063 | - | 09/05/2025 23:19 | RDB,NIC2 |
| 37 | Check STD(5ug/L) | 2.500 | 2.500 | 2.500 | 11.168: | 11.9286 | 4.771 | 95.4 | 09/05/2025 23:22 | RDB,NIC2 |
| 38 | Check Blank | 2.500 | 2.500 | 2.500 | 0.0168 | 0.1324 | 0.053 | - | 09/05/2025 23:25 | RDB,NIC2 |





NIC NIPPON INSTRUMENTS CORPORATION

| | | | | | | | | | | |
|---|---|---|---|---|---|---|---|---|---|---|
| 39 | L2555285-01 WG2111219 | 2.500 | 2.500 | 2.500 | 0.0232 | 0.1392 | 0.056 | - | 09/05/2025 23:29 | RDB,NIC2 |
| 40 | L2555545-01 WG2111219 | 2.500 | 2.500 | 2.500 | 0.5966 | 0.7457 | 0.298 | - | 09/05/2025 23:32 | RDB,NIC2 |
| 41 | L2555610-01 WG2111219 | 2.500 | 2.500 | 2.500 | 0.0239 | 0.1399 | 0.056 | - | 09/05/2025 23:35 | RDB,NIC2 |
| 42 | L2555670-01 WG2111219 | 2.500 | 2.500 | 2.500 | 0.0187 | 0.1344 | 0.054 | - | 09/05/2025 23:39 | RDB,NIC2 |
| 43 | Check STD(5ug/L) | 2.500 | 2.500 | 2.500 | 11.249 | 12.0141 | 4.806 | 96.1 | 09/05/2025 23:42 | RDB,NIC2 |
| 44 | Check Blank | 2.500 | 2.500 | 2.500 | 0.0186 | 0.1343 | 0.054 | - | 09/05/2025 23:45 | RDB,NIC2 |
| 45 | loq q3 | 2.500 | 2.500 | 2.500 | 0.4594 | 0.6006 | 0.240 | - | 09/05/2025 23:49 | RDB,NIC2 |
| 46 | Check STD(5ug/L) | 2.500 | 2.500 | 2.500 | 11.394 | 12.1671 | 4.867 | 97.3 | 09/06/2025 09:50 | RDB,NIC2 |
| 47 | Check Blank | 2.500 | 2.500 | 2.500 | 0.0092 | 0.1244 | 0.050 | - | 09/06/2025 09:53 | RDB,NIC2 |
| 48 | WG2111303-1 WG2111303 | 2.500 | 2.500 | 2.500 | 0.0107 | 0.1259 | 0.050 | - | 09/06/2025 10:22 | RDB,NIC2 |
| 49 | WG2111303-2 WG2111303 | 2.500 | 2.500 | 2.500 | 2.5362 | 2.7973 | 1.119 | - | 09/06/2025 10:25 | RDB,NIC2 |
| 50 | L2555507-06 WG2111303 | 2.500 | 2.500 | 2.500 | 0.1517 | 0.2751 | 0.110 | - | 09/06/2025 10:28 | RDB,NIC2 |
| 51 | WG2111303-3 WG2111303 | 2.500 | 2.500 | 2.500 | 10.960 | 11.7085 | 4.683 | - | 09/06/2025 10:32 | RDB,NIC2 |
| 52 | WG2111303-4 WG2111303 | 2.500 | 2.500 | 2.500 | 0.0611 | 0.1793 | 0.072 | - | 09/06/2025 10:35 | RDB,NIC2 |
| 53 | L2555507-08 WG2111303 | 2.500 | 2.500 | 2.500 | 0.0282 | 0.1445 | 0.058 | - | 09/06/2025 10:38 | RDB,NIC2 |
| 54 | L2555507-10 WG2111303 | 2.500 | 2.500 | 2.500 | 0.0330 | 0.1495 | 0.060 | - | 09/06/2025 10:41 | RDB,NIC2 |
| 55 | XWG2111068-1 WG2111068 | 2.500 | 2.500 | 2.500 | 0.0010 | 0.1157 | 0.046 | - | 09/06/2025 11:17 | RDB,NIC2 |
| 56 | XWG2111068-2 WG2111068 | 2.500 | 2.500 | 2.500 | 2.1226 | 2.3598 | 0.944 | - | 09/06/2025 11:20 | RDB,NIC2 |
| 57 | XL2555281-05 WG2111068 | 2.500 | 2.500 | 2.500 | 0.0063 | 0.1213 | 0.049 | - | 09/06/2025 11:24 | RDB,NIC2 |
| 58 | Check STD(5ug/L) | 2.500 | 2.500 | 2.500 | 10.706 | 11.4395 | 4.576 | 91.5 | 09/06/2025 11:27 | RDB,NIC2 |
| 59 | Check Blank | 2.500 | 2.500 | 2.500 | 0.0753 | 0.1943 | 0.078 | - | 09/06/2025 11:30 | RDB,NIC2 |
| 60 | XWG2111068-3 WG2111068 | 2.500 | 2.500 | 2.500 | 10.393 | 11.1089 | 4.444 | - | 09/06/2025 11:33 | RDB,NIC2 |
| 61 | XWG2111068-4 WG2111068 | 2.500 | 2.500 | 2.500 | 9.5660 | 10.2332 | 4.093 | - | 09/06/2025 11:37 | RDB,NIC2 |
| 62 | XL2555281-06 WG2111068 | 2.500 | 2.500 | 2.500 | 0.0068 | 0.1218 | 0.049 | - | 09/06/2025 11:40 | RDB,NIC2 |
| 63 | XWG2111068-5 WG2111068 | 2.500 | 2.500 | 2.500 | 11.959 | 12.7649 | 5.106 | - | 09/06/2025 11:43 | RDB,NIC2 |
| 64 | XWG2111068-6 WG2111068 | 2.500 | 2.500 | 2.500 | 0.0060 | 0.1210 | 0.048 | - | 09/06/2025 11:47 | RDB,NIC2 |
| 65 | XL2555281-01 WG2111068 | 2.500 | 2.500 | 2.500 | 0.0058 | 0.1208 | 0.048 | - | 09/06/2025 11:50 | RDB,NIC2 |
| 66 | XL2555281-02 WG2111068 | 2.500 | 2.500 | 2.500 | 0.0065 | 0.1215 | 0.049 | - | 09/06/2025 11:53 | RDB,NIC2 |
| 67 | XL2555281-03 WG2111068 | 2.500 | 2.500 | 2.500 | 0.5486 | 0.6949 | 0.278 | - | 09/06/2025 11:57 | RDB,NIC2 |
| 68 | XL2555281-04 WG2111068 | 2.500 | 2.500 | 2.500 | 0.0102 | 0.1254 | 0.050 | - | 09/06/2025 12:00 | RDB,NIC2 |
| 69 | XL2555281-07 WG2111068 | 2.500 | 2.500 | 2.500 | 0.0082 | 0.1233 | 0.049 | - | 09/06/2025 12:03 | RDB,NIC2 |
| 70 | XCheck STD(5ug/L) | 2.500 | 2.500 | 2.500 | 10.236 | 10.9423 | 4.377 | - | 09/06/2025 12:06 | RDB,NIC2 |

| | | | | | | | | | | |
|---|---|---|---|---|---|---|---|---|---|---|
| 71 | XCheck Blank | 2.500 | 2.500 | 2.500 | 0.0706 | 0.1893 | 0.076 | - | 09/06/2025 12:10 | RDB,NIC2 |
| 72 | XL2555281-08 WG2111068 | 2.500 | 2.500 | 2.500 | 0.0053 | 0.1202 | 0.048 | - | 09/06/2025 12:13 | RDB,NIC2 |
| 73 | XL2555538-01 WG2111068 | 2.500 | 2.500 | 2.500 | 0.0068 | 0.1218 | 0.049 | - | 09/06/2025 12:16 | RDB,NIC2 |
| 74 | XL2555538-02 WG2111068 | 2.500 | 2.500 | 2.500 | 0.0175 | 0.1331 | 0.053 | - | 09/06/2025 12:20 | RDB,NIC2 |
| 75 | XL2555538-03 WG2111068 | 2.500 | 2.500 | 2.500 | 0.0103 | 0.1255 | 0.050 | - | 09/06/2025 12:23 | RDB,NIC2 |
| 76 | XL2555538-04 WG2111068 | 2.500 | 2.500 | 2.500 | 0.0091 | 0.1242 | 0.050 | - | 09/06/2025 12:26 | RDB,NIC2 |
| 77 | XL2555538-05 WG2111068 | 2.500 | 2.500 | 2.500 | 0.0124 | 0.1277 | 0.051 | - | 09/06/2025 12:30 | RDB,NIC2 |
| 78 | XL2555538-06 WG2111068 | 2.500 | 2.500 | 2.500 | 0.0148 | 0.1303 | 0.052 | - | 09/06/2025 12:33 | RDB,NIC2 |
| 79 | XL2555538-07 WG2111068 | 2.500 | 2.500 | 2.500 | 0.0126 | 0.1280 | 0.051 | - | 09/06/2025 12:36 | RDB,NIC2 |
| 80 | XL2555538-08 WG2111068 | 2.500 | 2.500 | 2.500 | 0.0070 | 0.1220 | 0.049 | - | 09/06/2025 12:40 | RDB,NIC2 |

Title :
Date : 9/6/2025
Name :

Method

STD
HONH3Cl : 0.0mL
(1+1)H2SO4 : 0.0mL
10w/v% SnCl2 : 0.3mL

SMP
HONH3Cl : 0.0mL
(1+1)H2SO4 : 0.0mL
10w/v% SnCl2 : 0.3mL

Measurement Time(sec : 120sec

Calib

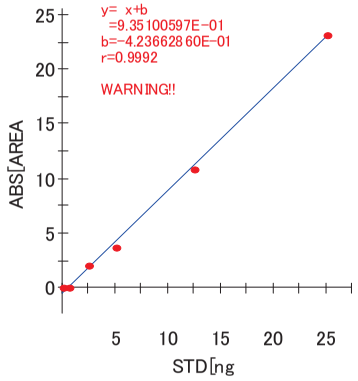


STD

| No. | STD [ug/L] | SVOL [mL] | CVOL [mL] | DVOL [mL] | STD [ng] | AREA [ON] | MEAS [ng] | Dev [%] | M. TIME | Note |
|---|---|---|---|---|---|---|---|---|---|---|
| 1 | 0.000 | 2.500 | 2.500 | 2.500 | 0.000 | -0.007 | 0.4446 | - | 09/06/2025 14:07 | CME,NIC2 |
| 2 | 0.200 | 2.500 | 2.500 | 2.500 | 0.500 | -0.002 | 0.4506 | 9.9 | 09/06/2025 14:11 | CME,NIC2 |
| 3 | 1.000 | 2.500 | 2.500 | 2.500 | 2.500 | 2.114 | 2.7138 | 8.6 | 09/06/2025 14:14 | CME,NIC2 |
| 4 | 2.000 | 2.500 | 2.500 | 2.500 | 5.000 | 3.806 | 4.5232 | 9.5 | 09/06/2025 14:17 | CME,NIC2 |
| 5 | 5.000 | 2.500 | 2.500 | 2.500 | 12.500 | 10.877 | 12.0856 | 3.3 | 09/06/2025 14:21 | CME,NIC2 |
| 6 | 10.000 | 2.500 | 2.500 | 2.500 | 25.000 | 23.217 | 25.2822 | 1.1 | 09/06/2025 14:24 | CME,NIC2 |

SMP

| | | | | | | | | | | |
|---|---|---|---|---|---|---|---|---|---|---|
| 1 | ICV | 2.500 | 2.500 | 2.500 | 6.8868 | 7.8178 | 3.127 | - | 09/06/2025 14:27 | CME,NIC2 |
| 2 | ICB | 2.500 | 2.500 | 2.500 | 0.0130 | 0.4670 | 0.187 | - | 09/06/2025 14:30 | CME,NIC2 |
| 3 | xCheck STD(5ug/L) | 2.500 | 2.500 | 2.500 | 0.0051 | 0.4585 | 0.183 | - | 09/07/2025 10:59 | CME,NIC2/Check STD Error!! |
| 4 | Check STD(5ug/L) | 2.500 | 2.500 | 2.500 | 11.896 | 13.1757 | 5.270 | 105.4 | 09/07/2025 11:05 | CME,NIC2 |
| 5 | Check Blank | 2.500 | 2.500 | 2.500 | 0.0099 | 0.4637 | 0.185 | - | 09/07/2025 11:09 | CME,NIC2 |
| 6 | WG2111068-1 WG2111068 | 2.500 | 2.500 | 2.500 | -0.001 | 0.4520 | 0.181 | - | 09/07/2025 11:26 | CME,NIC2 |





NIC NIPPON INSTRUMENTS CORPORATION

| | | | | | | | | | | |
|---|---|---|---|---|---|---|---|---|---|---|
| 7 | WG2111068-2 WG2111068 | 2.500 | 2.500 | 2.500 | 2.2473 | 2.8563 | 1.143 | - | 09/07/2025 11:29 | CME,NIC2 |
| 8 | L2555281-05 WG2111068 | 2.500 | 2.500 | 2.500 | 0.0061 | 0.4596 | 0.184 | - | 09/07/2025 11:32 | CME,NIC2 |
| 9 | WG2111068-3 WG2111068 | 2.500 | 2.500 | 2.500 | 10.355 | 11.5277 | 4.611 | - | 09/07/2025 11:36 | CME,NIC2 |
| 10 | WG2111068-4 WG2111068 | 2.500 | 2.500 | 2.500 | 11.218 | 12.4500 | 4.980 | - | 09/07/2025 11:39 | CME,NIC2 |
| 11 | L2555281-06 WG2111068 | 2.500 | 2.500 | 2.500 | 0.0081 | 0.4617 | 0.185 | - | 09/07/2025 11:42 | CME,NIC2 |
| 12 | WG2111068-5 WG2111068 | 2.500 | 2.500 | 2.500 | 11.530 | 12.7834 | 5.113 | - | 09/07/2025 11:46 | CME,NIC2 |
| 13 | Check STD(5ug/L) | 2.500 | 2.500 | 2.500 | 11.943 | 13.2254 | 5.290 | 105.8 | 09/07/2025 11:49 | CME,NIC2 |
| 14 | Check Blank | 2.500 | 2.500 | 2.500 | 0.0081 | 0.4617 | 0.185 | - | 09/07/2025 11:52 | CME,NIC2 |
| 15 | WG2111068-6 WG2111068 | 2.500 | 2.500 | 2.500 | 0.0071 | 0.4607 | 0.184 | - | 09/07/2025 11:56 | CME,NIC2 |
| 16 | L2555281-01 WG2111068 | 2.500 | 2.500 | 2.500 | 0.0053 | 0.4587 | 0.183 | - | 09/07/2025 11:59 | CME,NIC2 |
| 17 | L2555281-02 WG2111068 | 2.500 | 2.500 | 2.500 | 0.0064 | 0.4599 | 0.184 | - | 09/07/2025 12:02 | CME,NIC2 |
| 18 | L2555281-03 WG2111068 | 2.500 | 2.500 | 2.500 | 0.4945 | 0.9819 | 0.393 | - | 09/07/2025 12:05 | CME,NIC2 |
| 19 | L2555281-04 WG2111068 | 2.500 | 2.500 | 2.500 | 0.0072 | 0.4608 | 0.184 | - | 09/07/2025 12:09 | CME,NIC2 |
| 20 | L2555281-07 WG2111068 | 2.500 | 2.500 | 2.500 | 0.0060 | 0.4595 | 0.184 | - | 09/07/2025 12:12 | CME,NIC2 |
| 21 | L2555281-08 WG2111068 | 2.500 | 2.500 | 2.500 | 0.0104 | 0.4642 | 0.186 | - | 09/07/2025 12:15 | CME,NIC2 |
| 22 | L2555538-01 WG2111068 | 2.500 | 2.500 | 2.500 | 0.0094 | 0.4631 | 0.185 | - | 09/07/2025 12:19 | CME,NIC2 |
| 23 | L2555538-02 WG2111068 | 2.500 | 2.500 | 2.500 | 0.0311 | 0.4863 | 0.195 | - | 09/07/2025 12:22 | CME,NIC2 |
| 24 | L2555538-03 WG2111068 | 2.500 | 2.500 | 2.500 | 0.0098 | 0.4635 | 0.185 | - | 09/07/2025 12:25 | CME,NIC2 |
| 25 | Check STD(5ug/L) | 2.500 | 2.500 | 2.500 | 11.787 | 13.0589 | 5.224 | 104.5 | 09/07/2025 12:29 | CME,NIC2 |
| 26 | Check Blank | 2.500 | 2.500 | 2.500 | 0.0081 | 0.4617 | 0.185 | - | 09/07/2025 12:32 | CME,NIC2 |
| 27 | L2555538-04 WG2111068 | 2.500 | 2.500 | 2.500 | 0.0087 | 0.4624 | 0.185 | - | 09/07/2025 12:35 | CME,NIC2 |
| 28 | L2555538-05 WG2111068 | 2.500 | 2.500 | 2.500 | 0.0100 | 0.4638 | 0.186 | - | 09/07/2025 12:39 | CME,NIC2 |
| 29 | L2555538-06 WG2111068 | 2.500 | 2.500 | 2.500 | 0.0116 | 0.4655 | 0.186 | - | 09/07/2025 12:42 | CME,NIC2 |
| 30 | L2555538-07 WG2111068 | 2.500 | 2.500 | 2.500 | 0.0105 | 0.4643 | 0.186 | - | 09/07/2025 12:45 | CME,NIC2 |
| 31 | L2555538-08 WG2111068 | 2.500 | 2.500 | 2.500 | 0.0082 | 0.4618 | 0.185 | - | 09/07/2025 12:48 | CME,NIC2 |
| 32 | xWG2111115-1 WG2111115 | 2.500 | 2.500 | 2.500 | 0.1146 | 0.5756 | 0.230 | - | 09/07/2025 12:52 | CME,NIC2 |
| 33 | xWG2111115-2 WG2111115 | 2.500 | 2.500 | 2.500 | 2.2080 | 2.8143 | 1.126 | - | 09/07/2025 12:55 | CME,NIC2 |
| 34 | xL2555241-02 WG2111115 | 2.500 | 2.500 | 2.500 | 0.0569 | 0.5139 | 0.206 | - | 09/07/2025 12:58 | CME,NIC2 |
| 35 | xWG2111115-3 WG2111115 | 2.500 | 2.500 | 2.500 | 9.0420 | 10.1226 | 4.049 | - | 09/07/2025 13:02 | CME,NIC2 |
| 36 | xWG2111115-4 WG2111115 | 2.500 | 2.500 | 2.500 | 0.0249 | 0.4797 | 0.192 | - | 09/07/2025 13:05 | CME,NIC2 |
| 37 | Check STD(5ug/L) | 2.500 | 2.500 | 2.500 | 11.819 | 13.0923 | 5.237 | 104.7 | 09/07/2025 13:08 | CME,NIC2 |
| 38 | Check Blank | 2.500 | 2.500 | 2.500 | 0.0081 | 0.4617 | 0.185 | - | 09/07/2025 13:12 | CME,NIC2 |

| | | | | | | | | | | |
|---|---|---|---|---|---|---|---|---|---|---|
| 39 | xL2555241-03 WG2111115 | 2.500 | 2.500 | 2.500 | 0.0133 | 0.4673 | 0.187 | - | 09/07/2025 13:15 | CME,NIC2 |
| 40 | xL2555241-04 WG2111115 | 2.500 | 2.500 | 2.500 | 0.0057 | 0.4592 | 0.184 | - | 09/07/2025 13:18 | CME,NIC2 |
| 41 | xL2555241-06 WG2111115 | 2.500 | 2.500 | 2.500 | 0.3862 | 0.8661 | 0.346 | - | 09/07/2025 13:21 | CME,NIC2 |
| 42 | xL2555246-02 WG2111115 | 2.500 | 2.500 | 2.500 | 0.0052 | 0.4586 | 0.183 | - | 09/07/2025 13:25 | CME,NIC2 |
| 43 | xL2555246-04 WG2111115 | 2.500 | 2.500 | 2.500 | 0.0074 | 0.4610 | 0.184 | - | 09/07/2025 13:28 | CME,NIC2 |
| 44 | xCheck STD(5ug/L) | 2.500 | 2.500 | 2.500 | 11.894 | 13.1728 | 5.269 | - | 09/07/2025 13:31 | CME,NIC2 |
| 45 | xCheck Blank | 2.500 | 2.500 | 2.500 | 0.0090 | 0.4627 | 0.185 | - | 09/07/2025 13:35 | CME,NIC2 |
| 46 | xWG2111115-1 WG2111115 | 2.500 | 2.500 | 2.500 | 0.1806 | 0.6462 | 0.258 | - | 09/07/2025 13:39 | CME,NIC2 |
| 47 | xL2555241-02 WG2111115 | 2.500 | 2.500 | 2.500 | 0.0505 | 0.5071 | 0.203 | - | 09/07/2025 13:50 | CME,NIC2 |
| 48 | xCheck STD | 2.500 | 2.500 | 2.500 | 11.402 | 12.6468 | 5.059 | - | 09/07/2025 13:54 | CME,NIC2 |

MERCURY TRUE VALUE CRITERIA

| | |
|---|---|
| ICV | 3 ug/l |
| LCSW | 1 ug/l |
| MS | 1 ug/l |
| CCV | 5 ug/l |

As of 6/1/13, Mercury True Value criteria is as follows:

| | |
|---|---|
| ICV | 3 ug/l |
| LCSW | 1 ug/l |
| MS(aq) | 5 ug/l |
| MS(soil) | 1 ug/l |
| CCV | 10 ug/l |

# ▪ Certificate of Analysis ▪

**Product:** Metals in Soil
**Catalog Number:** 540
**Lot No.** D102-540
**Certificate Issue Date:** June 22, 2018
**Expiration Date:** January 31, 2022
**Revision Number:** Original

*Product use instructions are included as part of the certification packet and are paginated separately from this Certificate of Analysis. Please reference the product use instructions for catalog #540 revision 030512.*

## CERTIFICATION

| Parameter | Certified Value[1] | Reference Value | Uncertainty[2] | QC Performance Acceptance Limits[3] | PT Performance Acceptance Limits[4] |
|---|---|---|---|---|---|
| | mg/kg | mg/kg | % | mg/kg | mg/kg |
| Aluminum | 10100 | 8160 | 6.36 | 3960 - 12400 | 4080 - 12200 |
| Antimony | 120 | 60.9 | 9.42 | 0.822 - 121 | 12.0 - 166 |
| Arsenic | 144 | 135 | 5.08 | 112 - 158 | 94.6 - 176 |
| Barium | 469 | 443 | 6.77 | 366 - 521 | 332 - 554 |
| Beryllium | 207 | 197 | 5.86 | 164 - 229 | 148 - 246 |
| Boron | 213 | 174 | 12.6 | 127 - 221 | 105 - 244 |
| Cadmium | 224 | 204 | 6.65 | 169 - 240 | 153 - 256 |
| Calcium | 5190 | 4830 | 9.12 | 3950 - 5700 | 3510 - 6150 |
| Chromium | 138 | 132 | 8.56 | 109 - 155 | 92.2 - 171 |
| Cobalt | 182 | 179 | 7.93 | 151 - 207 | 134 - 224 |
| Copper | 191 | 184 | 6.72 | 155 - 213 | 138 - 230 |
| Iron | 15000 | 14400 | 10.7 | 8770 - 20000 | 5120 - 23600 |
| Lead | 225 | 216 | 7.72 | 178 - 254 | 159 - 274 |
| Magnesium | 2570 | 2340 | 6.13 | 1780 - 2900 | 1460 - 3230 |
| Manganese | 331 | 323 | 6.71 | 266 - 380 | 242 - 404 |
| Mercury | 16.8 | 13.2 | 16.0 | 8.64 - 17.7 | 7.89 - 18.5 |
| Molybdenum | 193 | 175 | 2.39 | 141 - 209 | 125 - 226 |
| Nickel | 163 | 152 | 5.95 | 126 - 178 | 106 - 197 |
| Potassium | 2420 | 2050 | 6.31 | 1440 - 2660 | 1210 - 2890 |
| Selenium | 81.9 | 74.9 | 4.13 | 59.3 - 90.5 | 47.0 - 103 |
| Silver | 57.6 | 53.9 | 9.00 | 43.0 - 64.8 | 37.8 - 70.0 |
| Sodium | 161 | 149 | 12.1 | 111 - 188 | 57.7 - 241 |
| Strontium | 100 | 96.2 | 4.04 | 78.1 - 114 | 69.0 - 123 |
| Thallium | 253 | 232 | 3.54 | 188 - 276 | 168 - 296 |



16341 Table Mountain Pkwy ▪ Golden, CO 80403 ▪ T: 800.372.0122 ▪ 303.431.8454 ▪ www.eraqc.com

| Parameter | Certified Value[1] | Reference Value | Uncertainty[2] | QC Performance Acceptance Limits[3] | PT Performance Acceptance Limits[4] |
|---|---|---|---|---|---|
| | mg/kg | mg/kg | % | mg/kg | mg/kg |
| Tin | 146 | 134 | 10.8 | 106 - 163 | 79.5 - 189 |
| Titanium | 449 | 340 | 7.20 | 70.2 - 609 | 44.9 - 711 |
| Uranium | 114 | 113 | 7.10 | 85.5 - 140 | 71.9 - 153 |
| Vanadium | 180 | 172 | 8.85 | 137 - 207 | 126 - 218 |
| Zinc | 217 | 211 | 6.58 | 171 - 250 | 147 - 274 |

## ANALYTICAL VERIFICATION

| Parameter | Certified Value[1] | Proficiency Testing Study | | | NIST Traceability | |
|---|---|---|---|---|---|---|
| | | Mean | Recovery[5] | n | SRM Number | Recovery |
| | mg/kg | mg/kg | % | | | % |
| Aluminum | 10100 | 8160 | 80.8 | 138 | - | - |
| Antimony | 120 | 60.9 | 50.8 | 135 | - | - |
| Arsenic | 144 | 135 | 93.8 | 184 | - | - |
| Barium | 469 | 443 | 94.5 | 158 | - | - |
| Beryllium | 207 | 197 | 95.0 | 148 | - | - |
| Boron | 213 | 174 | 81.8 | 107 | - | - |
| Cadmium | 224 | 204 | 91.3 | 199 | - | - |
| Calcium | 5190 | 4830 | 93.0 | 122 | - | - |
| Chromium | 138 | 132 | 95.5 | 172 | - | - |
| Cobalt | 182 | 179 | 98.4 | 140 | - | - |
| Copper | 191 | 184 | 96.3 | 183 | - | - |
| Iron | 15000 | 14400 | 95.6 | 133 | - | - |
| Lead | 225 | 216 | 96.2 | 204 | - | - |
| Magnesium | 2570 | 2340 | 91.2 | 122 | - | - |
| Manganese | 331 | 323 | 97.6 | 147 | - | - |
| Mercury | 16.8 | 13.2 | 78.3 | 128 | - | - |
| Molybdenum | 193 | 175 | 90.8 | 143 | - | - |
| Nickel | 163 | 152 | 93.1 | 185 | - | - |
| Potassium | 2420 | 2050 | 84.7 | 121 | - | - |
| Selenium | 81.9 | 74.9 | 91.5 | 163 | - | - |



16341 Table Mountain Pkwy ▪ Golden, CO 80403 ▪ T: 800.372.0122 ▪ 303.431.8454 ▪ www.eraqc.com

# ▪ Certificate of Analysis ▪

| Parameter | Certified Value[1] | Proficiency Testing Study | | | NIST Traceability | |
|---|---|---|---|---|---|---|
| | | Mean | Recovery[5] | n | SRM Number | Recovery |
| | mg/kg | mg/kg | % | | | % |
| Silver | 57.6 | 53.9 | 93.6 | 150 | - | - |
| Sodium | 161 | 149 | 92.8 | 105 | - | - |
| Strontium | 100 | 96.2 | 96.2 | 90 | - | - |
| Thallium | 253 | 232 | 91.6 | 147 | - | - |
| Tin | 146 | 134 | 92.0 | 100 | - | - |
| Titanium | 449 | 340 | 75.6 | 93 | - | - |
| Uranium | 114 | 113 | 98.8 | 35 | - | - |
| Vanadium | 180 | 172 | 95.4 | 139 | - | - |
| Zinc | 217 | 211 | 97.0 | 180 | - | - |

1. The **Certified Values** are the actual "made-to" concentrations confirmed by ERA analytical verification. The certified values are monitored and purchasers will be notified of any significant changes resulting in recertification or withdrawal of this certified reference material during the period of validity of this certificate.

2. The **Uncertainty** is the total propagated uncertainty at the 95% confidence interval. The uncertainty is based on the preparation and internal analytical verification of the product by ERA, multiplied by a coverage factor. The uncertainty applies to the product as supplied and does not take into account any required or optional dilution and/or preparations the laboratory may perform while using this product.

3. The **QC Performance Acceptance Limits (QC PALs™)**are based on actual historical data collected in ERA's Proficiency Testing program. The QC PALs™ reflect any inherent biases in the methods used to establish the limits and closely approximate a 95% confidence interval of the performance that experienced laboratories should achieve using accepted environmental methods. Use the QC PALs™ to realistically evaluate your performance against your peers.

4. The **PT Performance Acceptance Limits (PT PALs™)** are calculated using the regression equations and fixed acceptance criteria specified in the NELAC proficiency testing requirements. Use the PT PALs™ when analyzing this QC standard alongside USEPA and NELAC compliant PT standards. Please note that many PT study acceptance limits are concentration dependent (some non-linearly) and, therefore, the acceptance limits of this QC standard and any PT standard may differ relative to their difference in concentrations.

5. The **PT Data/Traceability** data include the mean value, percent recovery and number of data points reported by the laboratories in our Proficiency Testing study compared to the Certified Values. In addition, where NIST Standard Reference Materials (SRMs) are available, each analyte has been analytically traced to the NIST SRM listed. This product is traceable to the lot numbers of its starting materials. All gravimetric and volumetric measurements related to its manufacture are traceable to NIST through an unbroken chain of comparisons.
**Traceability Recovery (%)** = [(% recovery certified standard)/(% recovery NIST SRM)]*100
The traceability data shown were compiled by analyzing the ERA standards or their associated stock solutions against the applicable NIST SRMs.

6. For additional information on this product such as intended use, instructions for use, level of homogeneity, and safety information, please refer to the provided Instruction Sheet

**If you have any questions or need technical assistance, please call ERA technical assistance at 1-800-372-0122 or send an email to info@eraqc.com.**

**Certifying Officer**

**Brian Miller**



**Quality Officer**

**Matthew Seebeck**



ISO/IEC GUIDE 34:2009 ACCREDITED REFERENCE MATERIAL PRODUCER CERTIFICATE NO. 1539.03

ISO/IEC 17025:2005 ACCREDITED CHEMICAL TESTING LABORATORY CERTIFICATE NO. 1539.02



16341 Table Mountain Pkwy ▪ Golden, CO 80403 ▪ T: 800.372.0122 ▪ 303.431.8454 ▪ www.eraqc.com

ERA
A Waters Company

Reference Material

# ▪ Certificate of Analysis ▪

**Product:** Metals in Soil
**Catalog Number:** 540
**Lot No.** D105-540
**Certificate Issue Date:** March 19, 2019
**Expiration Date:** October 12, 2022
**Revision Number:** Original

*Product use instructions are included as part of the certification packet and are paginated separately from this Certificate of Analysis. Please reference the product use instructions for catalog #540 revision 030512.*

CERTIFICATION

| Parameter | Certified Value[1] | Reference Value | Uncertainty[2] | QC Performance Acceptance Limits[3] | PT Performance Acceptance Limits[4] |
|---|---|---|---|---|---|
| | mg/kg | mg/kg | % | mg/kg | mg/kg |
| Aluminum | 10100 | 8800 | 8.32 | 4600 - 13000 | 4470 - 13100 |
| Antimony | 282 | 147 | 7.70 | 6.17 - 289 | 28.2 - 366 |
| Arsenic | 155 | 143 | 6.34 | 119 - 168 | 100 - 186 |
| Barium | 439 | 415 | 5.37 | 343 - 488 | 311 - 519 |
| Beryllium | 192 | 179 | 2.78 | 149 - 210 | 134 - 224 |
| Boron | 216 | 160 | 7.08 | 113 - 208 | 96.1 - 238 |
| Cadmium | 61.5 | 56.2 | 0.528 | 46.6 - 65.9 | 42.2 - 70.3 |
| Calcium | 5190 | 4960 | 6.64 | 4090 - 5840 | 3610 - 6310 |
| Chromium | 104 | 101 | 4.75 | 83.2 - 118 | 70.5 - 131 |
| Cobalt | 196 | 189 | 0.500 | 158 - 219 | 141 - 236 |
| Copper | 65.0 | 63.1 | 2.65 | 53.1 - 73.1 | 47.3 - 78.9 |
| Iron | 15000 | 15700 | 8.94 | 10100 - 21300 | 6000 - 25400 |
| Lead | 126 | 125 | 4.77 | 103 - 146 | 89.3 - 160 |
| Magnesium | 2570 | 2410 | 6.26 | 1860 - 2970 | 1520 - 3310 |
| Manganese | 387 | 382 | 5.37 | 315 - 449 | 290 - 474 |
| Mercury | 7.76 | 7.61 | 13.7 | 5.53 - 9.69 | 4.57 - 10.7 |
| Molybdenum | 120 | 107 | 0.500 | 86.0 - 128 | 75.5 - 139 |
| Nickel | 117 | 108 | 0.514 | 89.5 - 127 | 75.7 - 141 |
| Potassium | 2420 | 2110 | 5.62 | 1500 - 2720 | 1260 - 2960 |
| Selenium | 84.6 | 77.9 | 7.10 | 61.8 - 94.0 | 49.2 - 107 |
| Silver | 34.6 | 34.3 | 8.34 | 27.8 - 40.9 | 23.6 - 45.1 |
| Sodium | 161 | 145 | 6.72 | 106 - 183 | 54.3 - 235 |
| Strontium | 104 | 104 | 3.95 | 85.1 - 123 | 74.8 - 133 |
| Thallium | 123 | 113 | 0.500 | 91.3 - 134 | 77.1 - 149 |



16341 Table Mountain Pkwy • Golden, CO 80403 • T: 800.372.0122 • 303.431.8454 • www.eraqc.com

# ▪ Certificate of Analysis ▪

| Parameter | Certified Value[1] | Reference Value | Uncertainty[2] | QC Performance Acceptance Limits[3] | PT Performance Acceptance Limits[4] |
|---|---|---|---|---|---|
| | mg/kg | mg/kg | % | mg/kg | mg/kg |
| Tin | 118 | 107 | 0.500 | 83.5 - 130 | 61.2 - 152 |
| Titanium | 512 | 421 | 5.80 | 114 - 728 | 0.00 - 854 |
| Uranium | 103 | 104 | 6.18 | 79.1 - 128 | 71.9 - 135 |
| Vanadium | 87.3 | 83.7 | 8.55 | 66.8 - 101 | 54.2 - 113 |
| Zinc | 251 | 240 | 3.98 | 194 - 285 | 168 - 312 |

## ANALYTICAL VERIFICATION

| Parameter | Certified Value[1] | Proficiency Testing Study | | | NIST Traceability | |
|---|---|---|---|---|---|---|
| | | Mean | Recovery[5] | n | SRM Number | Recovery |
| | mg/kg | mg/kg | % | | | % |
| Aluminum | 10100 | 8800 | 87.1 | 193 | - | - |
| Antimony | 282 | 147 | 52.3 | 216 | - | - |
| Arsenic | 155 | 143 | 92.5 | 240 | - | - |
| Barium | 439 | 415 | 94.6 | 222 | - | - |
| Beryllium | 192 | 179 | 93.4 | 220 | - | - |
| Boron | 216 | 160 | 74.2 | 152 | - | - |
| Cadmium | 61.5 | 56.2 | 91.5 | 239 | - | - |
| Calcium | 5190 | 4960 | 95.6 | 175 | - | - |
| Chromium | 104 | 101 | 96.8 | 237 | - | - |
| Cobalt | 196 | 189 | 96.2 | 215 | - | - |
| Copper | 65.0 | 63.1 | 97.1 | 237 | - | - |
| Iron | 15000 | 15700 | 105 | 195 | - | - |
| Lead | 126 | 125 | 99.0 | 243 | - | - |
| Magnesium | 2570 | 2410 | 93.9 | 177 | - | - |
| Manganese | 387 | 382 | 98.7 | 215 | - | - |
| Mercury | 7.76 | 7.61 | 98.0 | 157 | - | - |
| Molybdenum | 120 | 107 | 89.4 | 216 | - | - |
| Nickel | 117 | 108 | 92.5 | 235 | - | - |
| Potassium | 2420 | 2110 | 87.2 | 181 | - | - |
| Selenium | 84.6 | 77.9 | 92.1 | 231 | - | - |



16341 Table Mountain Pkwy ▪ Golden, CO 80403 ▪ T: 800.372.0122 ▪ 303.431.8454 ▪ www.eraqc.com

ERA
A Waters Company

Reference Material

# ▪ Certificate of Analysis ▪

| Parameter | Certified Value[1] | Proficiency Testing Study | | | NIST Traceability | |
|---|---|---|---|---|---|---|
| | | Mean | Recovery[5] | n | SRM Number | Recovery |
| | mg/kg | mg/kg | % | | | % |
| Silver | 34.6 | 34.3 | 99.3 | 216 | - | - |
| Sodium | 161 | 145 | 89.8 | 166 | - | - |
| Strontium | 104 | 104 | 99.9 | 148 | - | - |
| Thallium | 123 | 113 | 91.8 | 215 | - | - |
| Tin | 118 | 107 | 90.4 | 164 | - | - |
| Titanium | 512 | 421 | 82.2 | 157 | - | - |
| Uranium | 103 | 104 | 101 | 61 | - | - |
| Vanadium | 87.3 | 83.7 | 95.9 | 214 | - | - |
| Zinc | 251 | 240 | 95.5 | 234 | - | - |

1. The **Certified Values** are the actual "made-to" concentrations confirmed by ERA analytical verification. The certified values are monitored and purchasers will be notified of any significant changes resulting in recertification or withdrawal of this reference material during the period of validity of this certificate.

2. The **Uncertainty** is the total propagated uncertainty at the 95% confidence interval. The uncertainty is based on the preparation and internal analytical verification of the product by ERA, multiplied by a coverage factor. The uncertainty applies to the product as supplied and does not take into account any required or optional dilution and/or preparations the laboratory may perform while using this product.

3. The **QC Performance Acceptance Limits (QC PALs™)** are based on actual historical data collected in ERA's Proficiency Testing program. The QC PALs™ reflect any inherent biases in the methods used to establish the limits and closely approximate a 95% confidence interval of the performance that experienced laboratories should achieve using accepted environmental methods. Use the QC PALs™ to realistically evaluate your performance against your peers.

4. The **PT Performance Acceptance Limits (PT PALs™)** are calculated using the regression equations and fixed acceptance criteria specified in the NELAC proficiency testing requirements. Use the PT PALs™ when analyzing this QC standard alongside USEPA and NELAC compliant PT standards. Please note that many PT study acceptance limits are concentration dependent (some non-linearly) and, therefore, the acceptance limits of this QC standard and any PT standard may differ relative to their difference in concentrations.

5. The **PT Data/Traceability** data include the mean value, percent recovery and number of data points reported by the laboratories in our Proficiency Testing study compared to the Certified Values. In addition, where NIST Standard Reference Materials (SRMs) are available, each analyte has been analytically traced to the NIST SRM listed. This product is traceable to the lot numbers of its starting materials. All gravimetric and volumetric measurements related to its manufacture are traceable to NIST through an unbroken chain of comparisons.
**Traceability Recovery (%)** = [(% recovery certified standard)/(% recovery NIST SRM)]*100
The traceability data shown were compiled by analyzing the ERA standards or their associated stock solutions against the applicable NIST SRMs.

6. For additional information on this product such as intended use, instructions for use, level of homogeneity, and safety information, please refer to the provided Instruction Sheet

**If you have any questions or need technical assistance, please call ERA technical assistance at 1-800-372-0122 or send an email to info@eraqc.com.**

**Certifying Officer**

**Brian Miller**

Brian Miller

**Quality Officer**

**Matthew Seebeck**

Matthew Seebeck



ACCREDITED ACCREDITED

16341 Table Mountain Pkwy ▪ Golden, CO 80403 ▪ T: 800.372.0122 ▪ 303.431.8454 ▪ www.eraqc.com

ERA

A Waters Company

Certified Reference Material

# ▪ Certificate of Analysis ▪

**Product:** Metals in Soil
**Catalog Number:** 540
**Lot No.** D109-540
**Certificate Issue Date:** March 24, 2020
**Expiration Date:** October 03, 2023
**Revision Number:** Original

*Product use instructions are included as part of the certification packet and are paginated separately from this Certificate of Analysis. Please reference the product use instructions for catalog #540 revision 090119.*

## CERTIFICATION

| Parameter | Certified Value[1] | Reference Value[7] | Uncertainty[2] | QC Performance Acceptance Limits[3] | PT Performance Acceptance Limits[4] |
|---|---|---|---|---|---|
| | mg/kg | mg/kg | % | mg/kg | mg/kg |
| Aluminum | 10100 | 8130 | 2.54 | 3920 - 12300 | 4060 - 12200 |
| Antimony | 259 | 134 | 5.03 | 4.56 - 264 | 25.9 - 335 |
| Arsenic | 171 | 156 | 3.38 | 129 - 183 | 109 - 203 |
| Barium | 253 | 239 | 4.81 | 197 - 280 | 179 - 298 |
| Beryllium | 179 | 169 | 6.59 | 141 - 198 | 127 - 212 |
| Boron | 114 | 87.5 | 10.3 | 62.5 - 113 | 52.5 - 125 |
| Cadmium | 149 | 137 | 5.43 | 113 - 160 | 103 - 171 |
| Calcium | 5190 | 4760 | 3.48 | 3890 - 5640 | 3460 - 6070 |
| Chromium | 163 | 154 | 3.79 | 126 - 181 | 108 - 200 |
| Cobalt | 127 | 121 | 5.07 | 101 - 141 | 90.8 - 151 |
| Copper | 57.0 | 54.9 | 4.13 | 46.1 - 63.6 | 41.1 - 68.6 |
| Iron | 15000 | 14100 | 6.27 | 8470 - 19700 | 4920 - 23200 |
| Lead | 133 | 130 | 3.00 | 107 - 152 | 93.3 - 167 |
| Magnesium | 2570 | 2320 | 3.32 | 1760 - 2880 | 1440 - 3200 |
| Manganese | 277 | 269 | 2.67 | 221 - 317 | 199 - 340 |
| Mercury | 21.6 | 20.5 | 7.72 | 14.7 - 26.3 | 12.3 - 28.6 |
| Molybdenum | 108 | 95.4 | 2.61 | 76.4 - 114 | 66.9 - 124 |
| Nickel | 58.7 | 53.9 | 4.97 | 44.5 - 63.3 | 37.7 - 70.0 |
| Potassium | 2420 | 2020 | 3.06 | 1410 - 2630 | 1190 - 2850 |
| Selenium | 181 | 167 | 5.63 | 132 - 201 | 113 - 221 |
| Silver | 35.5 | 33.6 | 5.20 | 26.8 - 40.3 | 23.0 - 44.1 |
| Sodium | 161 | 133 | 2.76 | 95.1 - 171 | 46.5 - 220 |
| Strontium | 89.7 | 87.9 | 4.59 | 71.7 - 104 | 62.8 - 113 |
| Thallium | 121 | 112 | 5.19 | 90.3 - 133 | 76.1 - 147 |



16341 Table Mountain Pkwy • Golden, CO 80403 • T: 800.372.0122 • 303.431.8454 • www.eraqc.com

# ▪ Certificate of Analysis ▪

| Parameter | Certified Value[1] | Reference Value[7] | Uncertainty[2] | QC Performance Acceptance Limits[3] | PT Performance Acceptance Limits[4] |
|---|---|---|---|---|---|
| | mg/kg | mg/kg | % | mg/kg | mg/kg |
| Tin | 83.5 | 74.0 | 5.42 | 57.6 - 90.4 | 39.7 - 108 |
| Titanium | 474 | 333 | 7.17 | 48.6 - 617 | 46.3 - 620 |
| Uranium | 51.9 | 51.9 | 3.36 | 39.6 - 64.3 | 35.9 - 68.0 |
| Vanadium | 68.1 | 62.6 | 6.00 | 49.4 - 75.8 | 37.0 - 88.3 |
| Zinc | 165 | 158 | 2.34 | 128 - 188 | 111 - 205 |



16341 Table Mountain Pkwy ▪ Golden, CO 80403 ▪ T: 800.372.0122 ▪ 303.431.8454 ▪ www.eraqc.com

## ANALYTICAL VERIFICATION

| Parameter | Certified Value[1] | Proficiency Testing Study | | | NIST Traceability | |
|---|---|---|---|---|---|---|
| | | Mean | Recovery[5] | n | SRM Number[6] | Recovery |
| | mg/kg | mg/kg | % | | | % |
| Aluminum | 10100 | 8130 | 80.5 | 196 | - | - |
| Antimony | 259 | 134 | 51.8 | 217 | - | - |
| Arsenic | 171 | 156 | 91.3 | 243 | - | - |
| Barium | 253 | 239 | 94.3 | 230 | - | - |
| Beryllium | 179 | 169 | 94.6 | 223 | - | - |
| Boron | 114 | 87.5 | 76.7 | 150 | - | - |
| Cadmium | 149 | 137 | 91.8 | 249 | - | - |
| Calcium | 5190 | 4760 | 91.8 | 184 | - | - |
| Chromium | 163 | 154 | 94.4 | 245 | - | - |
| Cobalt | 127 | 121 | 95.3 | 221 | - | - |
| Copper | 57.0 | 54.9 | 96.2 | 243 | - | - |
| Iron | 15000 | 14100 | 93.9 | 199 | - | - |
| Lead | 133 | 130 | 97.7 | 251 | - | - |
| Magnesium | 2570 | 2320 | 90.1 | 182 | - | - |
| Manganese | 277 | 269 | 97.2 | 220 | - | - |
| Mercury | 21.6 | 20.5 | 94.7 | 172 | - | - |
| Molybdenum | 108 | 95.4 | 88.3 | 218 | - | - |
| Nickel | 58.7 | 53.9 | 91.8 | 242 | - | - |
| Potassium | 2420 | 2020 | 83.5 | 187 | - | - |
| Selenium | 181 | 167 | 92.2 | 235 | - | - |
| Silver | 35.5 | 33.6 | 94.5 | 222 | - | - |
| Sodium | 161 | 133 | 82.7 | 177 | - | - |
| Strontium | 89.7 | 87.9 | 98.0 | 151 | - | - |
| Thallium | 121 | 112 | 92.2 | 219 | - | - |
| Tin | 83.5 | 74.0 | 88.6 | 170 | - | - |
| Titanium | 474 | 333 | 70.3 | 157 | - | - |
| Uranium | 51.9 | 51.9 | 100 | 60 | - | - |
| Vanadium | 68.1 | 62.6 | 91.9 | 213 | - | - |
| Zinc | 165 | 158 | 95.8 | 238 | - | - |



16341 Table Mountain Pkwy • Golden, CO 80403 • T: 800.372.0122 • 303.431.8454 • www.eraqc.com

# ▪ Certificate of Analysis ▪

1. The **Certified Values** are the actual gravimetric/volumetric "made-to" concentrations confirmed by ERA analytical verification. The certified values are monitored and purchasers will be notified of any significant changes resulting in recertification or withdrawal of this certified reference material during the period of validity of this certificate.

2. The **Uncertainty** represents an expanded uncertainty and approximates a 95% confidence interval. The uncertainty is based on the characterization, homogeneity and stability characteristics of the product, multiplied by a coverage factor (k=2). The uncertainty applies to the product as supplied and does not take into account any required or optional dilution and/or preparations the laboratory may perform while using this product. The formula used to calculate the expanded uncertainty is:
$U_{expanded} = k * SQRT((U_{char}^2) + (U_{homogen}^2) + (U_{LTS}^2) + (U_{STS}^2) + (U_{RSS}^2))$

Where:

$U_{expanded}$ = Expanded uncertainty.
k = Coverage factor.
$U_{char}$ = Combined standard uncertainty of the manufacturing and/or analytical verification assessment.
$U_{homogen}$ = Standard uncertainty of the homogeneity assessment.
$U_{LTS}$ = Standard uncertainty associated with long-term stability.
$U_{STS}$ = Standard uncertainty associated with short-term (transport) stability.
$U_{RSS}$ = Standard uncertainty associated with repeated sampling of the product (where permitted by product use instructions).

3. The **QC Performance Acceptance Limits (QC PALs™)** are based on actual historical data collected in ERA's Proficiency Testing program. The QC PALs™ reflect any inherent biases in the methods used to establish the limits and closely approximate a 95% confidence interval of the performance that experienced laboratories should achieve using accepted environmental methods. Use the QC PALs™ to realistically evaluate your performance against your peers.

4. The **PT Performance Acceptance Limits (PT PALs™)** are calculated using the regression equations and fixed acceptance criteria specified in the NELAC proficiency testing requirements. Use the PT PALs™ when analyzing this certified reference material alongside USEPA and NELAC compliant PT study materials. Please note that many PT study acceptance limits are concentration dependent (some non-linearly) and therefore, the acceptance limits of this certified reference material and any PT study material may differ relative to their difference in concentrations.

5. The **PT Performance Data** include the mean value, percent recovery and number of data points reported by laboratories in our Proficiency Testing study compared to the Certified Values. In the event this lot was not used in a proficiency testing scheme, the data displayed was generated internally by ERA.

6. Where NIST Standard Reference Materials (SRMs) are available, each analyte has been analytically traced to the NIST SRM listed. **Analytical Traceability Recovery (%)** = [(% recovery ERA certified reference material)/(% recovery NIST SRM)]*100
The traceability data shown were compiled by analyzing this ERA certified reference material and/or it's associated stock solution(s) against the applicable NIST SRMs.

7. The **Reference Values** are equal to the mean recoveries for the parameters as determined in an interlaboratory round robin study. The **Reference Values** represent the expected performance for the analytes in this standard. ERA recommends using the **Reference Values** when assessing or evaluating your results.

8. **Metrological Traceability**. This certified reference material is metrologically traceable to NIST mass reference materials through an unbroken chain of comparisons.

9. For additional information on this product such as intended use, storage information, instructions for use, minimum sample size, and safety information, please refer to the Product Use Instructions provided.

**If you have any questions or need technical assistance, please call ERA technical assistance at 1-800-372-0122 or send an email to info@eraqc.com.**

**Certifying Officer**

**Brian Miller**



**Quality Officer**

**Matthew Seebeck**



ERA
A Waters Company

Certified Reference Material

# ▪ Certificate of Analysis ▪

**Product:** Metals in Soil
**Catalog Number:** 540
**Lot No.** D113-540
**Certificate Issue Date:** March 23, 2021
**Expiration Date:** October 13, 2024
**Revision Number:** Original

*Product use instructions are included as part of the certification packet and are paginated separately from this Certificate of Analysis. Please reference the product use instructions for catalog #540 revision 090119.*

CERTIFICATION

| Parameter | Certified Value[1] | Reference Value | Uncertainty[2] | QC Performance Acceptance Limits[3] | PT Performance Acceptance Limits[4] |
|---|---|---|---|---|---|
| | mg/kg | mg/kg | % | mg/kg | mg/kg |
| Aluminum | 10100 | 8630 | 12.0 | 4420 - 12800 | 4370 - 12900 |
| Antimony | 256 | 129 | 16.8 | 0.742 - 257 | 25.6 - 323 |
| Arsenic | 91.6 | 84.5 | 15.1 | 70.0 - 99.0 | 59.2 - 110 |
| Barium | 259 | 249 | 9.94 | 206 - 292 | 187 - 311 |
| Beryllium | 175 | 163 | 3.89 | 135 - 191 | 122 - 204 |
| Boron | 95.7 | 76.7 | 12.8 | 55.7 - 97.7 | 48.0 - 107 |
| Cadmium | 107 | 99.0 | 11.5 | 82.2 - 116 | 74.2 - 124 |
| Calcium | 5190 | 4760 | 11.8 | 3890 - 5640 | 3460 - 6070 |
| Chromium | 129 | 122 | 14.6 | 101 - 144 | 85.7 - 159 |
| Cobalt | 63.6 | 61.7 | 11.5 | 51.9 - 71.6 | 46.3 - 77.2 |
| Copper | 62.3 | 61.5 | 12.3 | 51.9 - 71.0 | 46.1 - 76.8 |
| Iron | 15000 | 14500 | 15.7 | 8860 - 20100 | 5190 - 23800 |
| Lead | 122 | 123 | 13.9 | 103 - 144 | 88.3 - 158 |
| Lithium | 6.42 | 7.30 | 18.7 | 5.13 - 9.48 | 3.20 - 11.4 |
| Magnesium | 2570 | 2360 | 8.87 | 1810 - 2920 | 1480 - 3250 |
| Manganese | 470 | 456 | 13.4 | 375 - 538 | 350 - 563 |
| Mercury | 22.1 | 18.9 | 14.5 | 13.0 - 24.8 | 11.3 - 26.4 |
| Molybdenum | 80.1 | 72.8 | 11.0 | 58.7 - 87.0 | 50.5 - 95.2 |
| Nickel | 143 | 135 | 14.2 | 112 - 158 | 94.7 - 176 |
| Potassium | 2420 | 2090 | 8.21 | 1480 - 2700 | 1240 - 2940 |
| Selenium | 128 | 121 | 11.7 | 96.9 - 146 | 80.4 - 162 |
| Silver | 45.4 | 44.1 | 6.69 | 35.5 - 52.8 | 30.7 - 57.6 |
| Sodium | 161 | 136 | 9.34 | 97.4 - 174 | 48.1 - 223 |
| Strontium | 82.2 | 82.3 | 8.42 | 67.4 - 97.1 | 58.6 - 106 |



16341 Table Mountain Pkwy ▪ Golden, CO 80403 ▪ T: 800.372.0122 ▪ 303.431.8454 ▪ www.eraqc.com

# ▪ Certificate of Analysis ▪

| Parameter | Certified Value[1] | Reference Value | Uncertainty[2] | QC Performance Acceptance Limits[3] | PT Performance Acceptance Limits[4] |
|---|---|---|---|---|---|
| | mg/kg | mg/kg | % | mg/kg | mg/kg |
| Thallium | 154 | 144 | 7.54 | 117 - 171 | 101 - 187 |
| Tin | 89.7 | 79.8 | 14.0 | 62.2 - 97.4 | 43.5 - 116 |
| Titanium | 705 | 546 | 10.3 | 123 - 969 | 118 - 974 |
| Uranium | 29.5 | 30.9 | 3.38 | 23.9 - 37.9 | 21.3 - 40.5 |
| Vanadium | 196 | 186 | 14.2 | 148 - 224 | 138 - 235 |
| Zinc | 307 | 295 | 10.4 | 240 - 351 | 207 - 384 |



16341 Table Mountain Pkwy ▪ Golden, CO 80403 ▪ T: 800.372.0122 ▪ 303.431.8454 ▪ www.eraqc.com

# ▪ Certificate of Analysis ▪

**Product:** Metals in Soil
**Catalog Number:** 540
**Lot No.** D123-540
**Certificate Issue Date:** September 29, 2023
**Expiration Date:** June 01, 2027
**Revision Number:** Original

*Product use instructions are included as part of the certification packet and are paginated separately from this Certificate of Analysis. Please reference the product use instructions for catalog #540 revision 111122.*

## CERTIFICATION

| Parameter | Certified Value[1] | Reference Value[7] | Uncertainty[2] | QC Performance Acceptance Limits[3] | PT Performance Acceptance Limits[4] |
|---|---|---|---|---|---|
| | mg/kg | mg/kg | % | mg/kg | mg/kg |
| Aluminum | 7680 | 6780 | 7.45 | 3590 - 9980 | 3240 - 10300 |
| Antimony | 257 | 127 | 7.67 | D.L. - 255 | 25.7 - 318 |
| Arsenic | 360 | 311 | 5.66 | 254 - 368 | 218 - 405 |
| Barium | 332 | 304 | 10.3 | 249 - 359 | 228 - 380 |
| Beryllium | 183 | 169 | 2.30 | 140 - 198 | 127 - 211 |
| Boron | 320 | 229 | 8.37 | 159 - 300 | 138 - 352 |
| Cadmium | 238 | 212 | 2.84 | 175 - 250 | 159 - 265 |
| Calcium | 5490 | 5170 | 7.20 | 4240 - 6090 | 3770 - 6560 |
| Chromium | 199 | 180 | 7.49 | 146 - 213 | 126 - 234 |
| Cobalt | 88.7 | 81.6 | 14.9 | 67.9 - 95.4 | 61.2 - 102 |
| Copper | 227 | 205 | 23.1 | 170 - 240 | 154 - 256 |
| Iron | 7360 | 6510 | 7.13 | 3760 - 9260 | 736 - 13200 |
| Lead | 100 | 92.8 | 17.9 | 75.9 - 110 | 65.0 - 121 |
| Lithium | 146 | 132 | 6.88 | 82.7 - 182 | 92.0 - 172 |
| Magnesium | 1900 | 1700 | 6.98 | 1280 - 2110 | 946 - 2450 |
| Manganese | 591 | 531 | 12.5 | 429 - 633 | 410 - 652 |
| Mercury | 14.4 | 11.9 | 8.30 | 7.99 - 15.7 | 7.12 - 16.6 |
| Molybdenum | 155 | 136 | 2.46 | 108 - 163 | 96.1 - 175 |
| Nickel | 342 | 313 | 7.24 | 258 - 368 | 219 - 407 |
| Potassium | 1500 | 1370 | 6.70 | 991 - 1750 | 713 - 2030 |
| Selenium | 170 | 165 | 4.43 | 133 - 197 | 112 - 218 |
| Silver | 88.6 | 82.4 | 6.61 | 65.5 - 99.2 | 58.5 - 106 |
| Sodium | 527 | 486 | 7.85 | 361 - 611 | 289 - 683 |
| Strontium | 148 | 136 | 8.52 | 109 - 163 | 98.7 - 173 |



16341 Table Mountain Pkwy ▪ Golden, CO 80403 ▪ T: 800.372.0122 ▪ 303.431.8454 ▪ www.eraqc.com

| Parameter | Certified Value[1] | Reference Value[7] | Uncertainty[2] | QC Performance Acceptance Limits[3] | PT Performance Acceptance Limits[4] |
|---|---|---|---|---|---|
| | mg/kg | mg/kg | % | mg/kg | mg/kg |
| Thallium | 226 | 205 | 4.43 | 166 - 245 | 148 - 263 |
| Tin | 85.2 | 75.4 | 3.97 | 58.7 - 92.1 | 40.6 - 110 |
| Titanium | 382 | 306 | 8.28 | 77.0 - 535 | 98.3 - 514 |
| Uranium | 46.5 | 47.2 | 5.32 | 36.2 - 58.2 | 28.6 - 65.8 |
| Vanadium | 118 | 103 | 7.76 | 80.3 - 126 | 70.0 - 136 |
| Zinc | 183 | 166 | 6.60 | 133 - 200 | 117 - 216 |



16341 Table Mountain Pkwy ▪ Golden, CO 80403 ▪ T: 800.372.0122 ▪ 303.431.8454 ▪ www.eraqc.com

## ANALYTICAL VERIFICATION

| Parameter | Certified Value[1] | Proficiency Testing Study | | | NIST Traceability | |
|---|---|---|---|---|---|---|
| | | Mean | Recovery[5] | n | SRM Number[6] | Recovery |
| | mg/kg | mg/kg | % | | | % |
| Aluminum | 7680 | 6780 | 88.3 | 109 | - | - |
| Antimony | 257 | 127 | 49.3 | 117 | - | - |
| Arsenic | 360 | 311 | 86.5 | 145 | - | - |
| Barium | 332 | 304 | 91.6 | 129 | - | - |
| Beryllium | 183 | 169 | 92.4 | 121 | - | - |
| Boron | 320 | 229 | 71.6 | 84 | - | - |
| Cadmium | 238 | 212 | 89.2 | 163 | - | - |
| Calcium | 5490 | 5170 | 94.1 | 97 | - | - |
| Chromium | 199 | 180 | 90.4 | 145 | - | - |
| Cobalt | 88.7 | 81.6 | 92.0 | 121 | - | - |
| Copper | 227 | 205 | 90.3 | 151 | - | - |
| Iron | 7360 | 6510 | 88.5 | 110 | - | - |
| Lead | 100 | 92.8 | 92.8 | 161 | - | - |
| Lithium | 146 | 132 | 90.6 | 35 | - | - |
| Magnesium | 1900 | 1700 | 89.4 | 100 | - | - |
| Manganese | 591 | 531 | 89.8 | 125 | - | - |
| Mercury | 14.4 | 11.9 | 82.4 | 95 | - | - |
| Molybdenum | 155 | 136 | 87.5 | 120 | - | - |
| Nickel | 342 | 313 | 91.5 | 150 | - | - |
| Potassium | 1500 | 1370 | 91.3 | 99 | - | - |
| Selenium | 170 | 165 | 97.0 | 132 | - | - |
| Silver | 88.6 | 82.4 | 93.0 | 124 | - | - |
| Sodium | 527 | 486 | 92.2 | 100 | - | - |
| Strontium | 148 | 136 | 91.9 | 84 | - | - |
| Thallium | 226 | 205 | 90.8 | 117 | - | - |
| Tin | 85.2 | 75.4 | 88.5 | 90 | - | - |
| Titanium | 382 | 306 | 80.1 | 87 | - | - |
| Uranium | 46.5 | 47.2 | 102 | 30 | - | - |
| Vanadium | 118 | 103 | 87.4 | 119 | - | - |
| Zinc | 183 | 166 | 91.0 | 146 | - | - |



16341 Table Mountain Pkwy ▪ Golden, CO 80403 ▪ T: 800.372.0122 ▪ 303.431.8454 ▪ www.eraqc.com

1. The **Certified Values** are the actual gravimetric/volumetric "made-to" concentrations confirmed by ERA analytical verification. The certified values are monitored and purchasers will be notified of any significant changes resulting in recertification or withdrawal of this certified reference material during the period of validity of this certificate.

2. The **Uncertainty** represents an expanded uncertainty and approximates a 95% confidence interval. The uncertainty is based on the characterization, homogeneity and stability characteristics of the product, multiplied by a coverage factor (k=2). The uncertainty applies to the product as supplied and does not take into account any required or optional dilution and/or preparations the laboratory may perform while using this product. The formula used to calculate the expanded uncertainty is:
$U_{expanded} = k * SQRT((U_{char}^2) + (U_{homogen}^2) + (ULTS^2) + (USTS^2) + (URSS^2))$

Where:

$U_{expanded}$ = Expanded uncertainty.
k = Coverage factor.
$U_{char}$ = Combined standard uncertainty of the manufacturing and/or analytical verification assessment.
$U_{homogen}$ = Standard uncertainty of the homogeneity assessment.
ULTS = Standard uncertainty associated with long-term stability.
USTS = Standard uncertainty associated with short-term (transport) stability.
URSS = Standard uncertainty associated with repeated sampling of the product (where permitted by product use instructions).

3. The **QC Performance Acceptance Limits (QC PALs™)** are based on actual historical data collected in ERA's Proficiency Testing program. The QC PALs™ reflect any inherent biases in the methods used to establish the limits and closely approximate a 95% confidence interval of the performance that experienced laboratories should achieve using accepted environmental methods. Use the QC PALs™ to realistically evaluate your performance against your peers.

4. The **PT Performance Acceptance Limits (PT PALs™)** are calculated using the regression equations and fixed acceptance criteria specified in the NELAC proficiency testing requirements. Use the PT PALs™ when analyzing this certified reference material alongside USEPA and NELAC compliant PT study materials. Please note that many PT study acceptance limits are concentration dependent (some non-linearly) and therefore, the acceptance limits of this certified reference material and any PT study material may differ relative to their difference in concentrations.

5. The **PT Performance Data** include the mean value, percent recovery and number of data points reported by laboratories in our Proficiency Testing study compared to the Certified Values. In the event this lot was not used in a proficiency testing scheme, the data displayed was generated internally by ERA.

6. Where NIST Standard Reference Materials (SRMs) are available, each analyte has been analytically traced to the NIST SRM listed. **Analytical Traceability Recovery (%)** = [(% recovery ERA certified reference material)/(% recovery NIST SRM)]*100
The traceability data shown were compiled by analyzing this ERA certified reference material and/or it's associated stock solution(s) against the applicable NIST SRMs.

7. The **Reference Values** are equal to the mean recoveries for the parameters as determined in an interlaboratory round robin study. The **Reference Values** represent the expected performance for the analytes in this standard. ERA recommends using the **Reference Values** when assessing or evaluating your results.

8. **Metrological Traceability**. This certified reference material is metrologically traceable to NIST mass reference materials through an unbroken chain of comparisons.

9. For additional information on this product such as intended use, storage information, instructions for use, minimum sample size, and safety information, please refer to the Product Use Instructions provided.

**If you have any questions or need technical assistance, please call ERA technical assistance at 1-800-372-0122 or send an email to era_info@waters.com.**

**This Certificate of Analysis is authorized by Waters ERA, Quality and Technical departments.**

ERA
A Waters Company

Certified Reference Material

# ▪ Certificate of Analysis ▪

**Product:** Metals in Soil
**Catalog Number:** 540
**Lot No.** D126-540
**Certificate Issue Date:** June 25, 2024
**Expiration Date:** January 17, 2028
**Revision Number:** 1.0
**Revision Date:** February 28, 2025

*Product use instructions are included as part of the certification packet and are paginated separately from this Certificate of Analysis. Please reference the product use instructions for catalog #540 revision 111122.*

## CERTIFICATION

| Parameter | Certified Value[1] | Reference Value[7] | Uncertainty[2] | QC Performance Acceptance Limits[3] | PT Performance Acceptance Limits[4] |
|---|---|---|---|---|---|
| | mg/kg | mg/kg | % | mg/kg | mg/kg |
| Aluminum | 7680 | 6840 | 17.4 | 3640 - 10000 | 3280 - 10400 |
| Antimony | 250 | 131 | 7.92 | 5.96 - 256 | 25.0 - 328 |
| Arsenic | 229 | 192 | 15.3 | 156 - 228 | 135 - 252 |
| Barium | 244 | 219 | 20.5 | 179 - 259 | 164 - 274 |
| Beryllium | 165 | 146 | 6.80 | 120 - 172 | 110 - 183 |
| Boron | 255 | 175 | 13.9 | 119 - 231 | 105 - 280 |
| Cadmium | 134 | 114 | 6.45 | 93.1 - 135 | 85.5 - 147 |
| Calcium | 4280 | 4080 | 14.7 | 3360 - 4800 | 2930 - 5240 |
| Chromium | 172 | 153 | 13.9 | 124 - 182 | 107 - 199 |
| Cobalt | 253 | 231 | 19.3 | 192 - 271 | 174 - 289 |
| Copper | 99.6 | 91.2 | 17.6 | 75.8 - 107 | 68.4 - 114 |
| Iron | 7360 | 7020 | 21.4 | 4260 - 9770 | 736 - 13800 |
| Lead | 153 | 141 | 18.2 | 115 - 167 | 102 - 180 |
| Lithium | 104 | 96.1 | 13.2 | 60.8 - 131 | 68.1 - 124 |
| Magnesium | 2060 | 1900 | 16.9 | 1450 - 2350 | 1110 - 2690 |
| Manganese | 442 | 401 | 19.4 | 324 - 477 | 305 - 497 |
| Mercury | 15.9 | 14.1 | 7.72 | 9.82 - 18.4 | 8.45 - 19.7 |
| Molybdenum | 165 | 144 | 6.21 | 115 - 173 | 102 - 186 |
| Nickel | 165 | 143 | 14.5 | 117 - 170 | 100 - 187 |
| Potassium | 1950 | 1760 | 15.6 | 1270 - 2250 | 999 - 2520 |
| Selenium | 107 | 94.7 | 9.78 | 74.3 - 115 | 61.2 - 128 |
| Silver | 83.9 | 77.0 | 10.1 | 61.1 - 92.9 | 54.6 - 99.4 |
| Sodium | 732 | 661 | 15.6 | 487 - 834 | 409 - 913 |



16341 Table Mountain Pkwy ▪ Golden, CO 80403 ▪ T: 800.372.0122 ▪ 303.431.8454 ▪ www.eraqc.com

| Parameter | Certified Value[1] | Reference Value[7] | Uncertainty[2] | QC Performance Acceptance Limits[3] | PT Performance Acceptance Limits[4] |
|---|---|---|---|---|---|
| | mg/kg | mg/kg | % | mg/kg | mg/kg |
| Strontium | 222 | 191 | 15.0 | 151 - 232 | 140 - 244 |
| Thallium | 208 | 183 | 6.96 | 147 - 219 | 131 - 235 |
| Tin | 111 | 99.0 | 10.8 | 77.2 - 121 | 56.1 - 142 |
| Titanium | 422 | 353 | 19.9 | 99.4 - 606 | 128 - 577 |
| Uranium | 20.9 | 20.0 | 13.9 | 15.1 - 25.0 | 8.44 - 31.6 |
| Vanadium | 179 | 159 | 13.9 | 125 - 194 | 116 - 203 |
| Zinc | 327 | 292 | 5.83 | 233 - 351 | 204 - 379 |



16341 Table Mountain Pkwy ▪ Golden, CO 80403 ▪ T: 800.372.0122 ▪ 303.431.8454 ▪ www.eraqc.com

## ANALYTICAL VERIFICATION

| Parameter | Certified Value[1] | Proficiency Testing Study | | | NIST Traceability | |
|---|---|---|---|---|---|---|
| | | Mean | Recovery[5] | n | SRM Number[6] | Recovery |
| | mg/kg | mg/kg | % | | | % |
| Aluminum | 7680 | 6840 | 89.0 | 135 | - | - |
| Antimony | 250 | 131 | 52.5 | 145 | - | - |
| Arsenic | 229 | 192 | 84.0 | 242 | - | - |
| Barium | 244 | 219 | 89.7 | 165 | - | - |
| Beryllium | 165 | 146 | 88.7 | 153 | - | - |
| Boron | 255 | 175 | 68.5 | 109 | - | - |
| Cadmium | 134 | 114 | 85.1 | 243 | - | - |
| Calcium | 4280 | 4080 | 95.4 | 119 | - | - |
| Chromium | 172 | 153 | 89.2 | 185 | - | - |
| Cobalt | 253 | 231 | 91.5 | 144 | - | - |
| Copper | 99.6 | 91.2 | 91.6 | 238 | - | - |
| Iron | 7360 | 7020 | 95.3 | 133 | - | - |
| Lead | 153 | 141 | 92.2 | 255 | - | - |
| Lithium | 104 | 96.1 | 92.4 | 45 | - | - |
| Magnesium | 2060 | 1900 | 92.3 | 122 | - | - |
| Manganese | 442 | 401 | 90.7 | 143 | - | - |
| Mercury | 15.9 | 14.1 | 88.6 | 148 | - | - |
| Molybdenum | 165 | 144 | 87.2 | 145 | - | - |
| Nickel | 165 | 143 | 86.9 | 232 | - | - |
| Potassium | 1950 | 1760 | 90.2 | 128 | - | - |
| Selenium | 107 | 94.7 | 88.5 | 167 | - | - |
| Silver | 83.9 | 77.0 | 91.8 | 157 | - | - |
| Sodium | 732 | 661 | 90.3 | 117 | - | - |
| Strontium | 222 | 191 | 86.2 | 92 | - | - |
| Thallium | 208 | 183 | 88.0 | 147 | - | - |
| Tin | 111 | 99.0 | 89.1 | 102 | - | - |
| Titanium | 422 | 353 | 83.6 | 90 | - | - |
| Uranium | 20.9 | 20.0 | 95.9 | 31 | - | - |
| Vanadium | 179 | 159 | 89.0 | 146 | - | - |
| Zinc | 327 | 292 | 89.3 | 233 | - | - |



16341 Table Mountain Pkwy • Golden, CO 80403 • T: 800.372.0122 • 303.431.8454 • www.eraqc.com

# ▪ Certificate of Analysis ▪

1. The **Certified Values** are the actual gravimetric/volumetric "made-to" concentrations confirmed by ERA analytical verification. The certified values are monitored and purchasers will be notified of any significant changes resulting in recertification or withdrawal of this certified reference material during the period of validity of this certificate.

2. The **Uncertainty** represents an expanded uncertainty and approximates a 95% confidence interval. The uncertainty is based on the characterization, homogeneity and stability characteristics of the product, multiplied by a coverage factor (k=2). The uncertainty applies to the product as supplied and does not take into account any required or optional dilution and/or preparations the laboratory may perform while using this product. The formula used to calculate the expanded uncertainty is:
$U_{expanded} = k * SQRT((U_{char}^2) + (U_{homogen}^2) + (U_{LTS}^2) + (U_{STS}^2) + (U_{RSS}^2))$

Where:

$U_{expanded}$ = Expanded uncertainty.
k = Coverage factor.
$U_{char}$ = Combined standard uncertainty of the manufacturing and/or analytical verification assessment.
$U_{homogen}$ = Standard uncertainty of the homogeneity assessment.
$U_{LTS}$ = Standard uncertainty associated with long-term stability.
$U_{STS}$ = Standard uncertainty associated with short-term (transport) stability.
$U_{RSS}$ = Standard uncertainty associated with repeated sampling of the product (where permitted by product use instructions).

3. The **QC Performance Acceptance Limits (QC PALs™)** are based on actual historical data collected in ERA's Proficiency Testing program. The QC PALs™ reflect any inherent biases in the methods used to establish the limits and closely approximate a 95% confidence interval of the performance that experienced laboratories should achieve using accepted environmental methods. Use the QC PALs™ to realistically evaluate your performance against your peers.

4. The **PT Performance Acceptance Limits (PT PALs™)** are calculated using the regression equations and fixed acceptance criteria specified in the NELAC proficiency testing requirements. Use the PT PALs™ when analyzing this certified reference material alongside USEPA and NELAC compliant PT study materials. Please note that many PT study acceptance limits are concentration dependent (some non-linearly) and therefore, the acceptance limits of this certified reference material and any PT study material may differ relative to their difference in concentrations.

5. The **PT Performance Data** include the mean value, percent recovery and number of data points reported by laboratories in our Proficiency Testing study compared to the Certified Values. In the event this lot was not used in a proficiency testing scheme, the data displayed was generated internally by ERA.

6. Where NIST Standard Reference Materials (SRMs) are available, each analyte has been analytically traced to the NIST SRM listed. **Analytical Traceability Recovery (%)** = [(% recovery ERA certified reference material)/(% recovery NIST SRM)]*100
The traceability data shown were compiled by analyzing this ERA certified reference material and/or it's associated stock solution(s) against the applicable NIST SRMs.

7. The **Reference Values** are equal to the mean recoveries for the parameters as determined in an interlaboratory round robin study. The **Reference Values** represent the expected performance for the analytes in this standard. ERA recommends using the **Reference Values** when assessing or evaluating your results.

8. **Metrological Traceability.** This certified reference material is metrologically traceable to NIST mass reference materials through an unbroken chain of comparisons.

9. For additional information on this product such as intended use, storage information, instructions for use, minimum sample size, and safety information, please refer to the Product Use Instructions provided.

**If you have any questions or need technical assistance, please call ERA technical assistance at 1-800-372-0122 or send an email to era_info@waters.com.**

**This Certificate of Analysis is authorized by Waters ERA, Quality and Technical departments.**

# Calculation of 7470A Mercury

Calculate Mercury concentration from the daily calibration curve. The curve is generated utilizing a straight-line equation defined as:

$$A = k1 + k2C$$

Where:

A = Average peak height of the sample/standard integrations
C = Sample/Standard Concentration, µg/L
k1 = y-intercept
k2 = slope

The instrument will plot peak height against concentration (µg/L). The result is generated in µg/L . This value is divided by 1000 to convert the units to mg/L. If the sample is diluted (DF), the result is multiplied by the DF to generate the final result.

Result, mg/L = (concentration, µg/L) x ( 1mg/1000µg) x (DF)

# Calculation of 7471B Mercury

Calculate Mercury concentration from the daily calibration curve. The curve is generated utilizing a straight-line equation defined as:

$$A = k1 + k2C$$

Where:

A = Average peak height of the sample/standard integrations
C = Sample/Standard Concentration, µg/L
k1 = y-intercept
k2 = slope

The instrument will plot peak height against concentration (µg/L). The result is generated in µg/L . This value is divided by 1000 to convert the units to mg/L. If the sample is diluted (DF), the result is multiplied by the DF to generate the final result.

Result, mg/L = (concentration, µg/L) x ( 1mg/1000µg) x (DF)

The result in mg/kg is calculated on a dry weight basis using the sample weight digested(Wt), the final volume of the digestate(FV), and the percent total solids(%TS).

Result, mg/kg, wet = ((result, mg/L) x (FV)) /Wt

Result, mg/kg, dry wt = (Result, mg/kg wet)/(%TS)

| No. | Sample No. | NAME | CURBE:WG2109896 |
|---|---|---|---|
| 1 | 1 | STD | |
| 2 | 2 | STD | |
| 3 | 3 | STD | |
| 4 | 4 | STD | |
| 5 | 5 | STD | |
| 6 | 6 | STD | |
| 1 | 7 | ICV | |
| 2 | 8 | ICB | |
| 3 | 9 | WG2110961-1 | WG2110961 |
| 4 | 10 | WG2110961-2 | WG2110961 |
| 5 | 11 | L2555281-05 | WG2110961 |
| 6 | 12 | WG2110961-3 | WG2110961 |
| 7 | 13 | WG2110961-4 | WG2110961 |
| 8 | 14 | L2555628-01 | WG2110961 |
| 9 | 15 | WG2110961-5 | WG2110961 |
| 10 | 16 | WG2110961-6 | WG2110961 |
| 11 | 17 | L2555281-01 | WG2110961 |
| 12 | 18 | L2555281-02 | WG2110961 |
| 13 | 19 | Check STD(5ug/L) | |
| 14 | 20 | Check Blank | |
| 15 | 21 | L2555281-03 | WG2110961 |
| 16 | 22 | L2555281-04 | WG2110961 |
| 17 | 23 | L2555281-06 | WG2110961 |
| 18 | 24 | L2555281-07 | WG2110961 |
| 19 | 25 | L2555281-08 | WG2110961 |
| 20 | 26 | L2555414-01 | WG2110961 |
| 21 | 27 | L2555560-01 | WG2110961 |
| 22 | 28 | L2555560-02 | WG2110961 |
| 23 | 29 | WG2111042-1 | WG2111042 |
| 24 | 30 | WG2111042-2 | WG2111042 |
| 25 | 31 | Check STD(5ug/L) | |
| 26 | 32 | Check Blank | |
| 27 | 33 | L2555284-01 | WG2111042 |
| 28 | 34 | WG2111042-3 | WG2111042 |
| 29 | 35 | WG2111042-4 | WG2111042 |
| 30 | 36 | L2555135-01 | WG2111042 |
| 31 | 37 | L2555616-01 | WG2111042 |
| 32 | 38 | WG2111219-1 | WG2111219 |
| 33 | 39 | WG2111219-2 | WG2111219 |
| 34 | 40 | L2555546-02 | WG2111219 |
| 35 | 41 | WG2111219-3 | WG2111219 |
| 36 | 42 | WG2111219-4 | WG2111219 |
| 37 | 43 | Check STD(5ug/L) | |

| | | |
|---|---|---|
| 38 | 44 | Check Blank |
| 39 | 45 | L2555285-01 WG2111219 |
| 40 | 46 | L2555545-01 WG2111219 |
| 41 | 47 | L2555610-01 WG2111219 |
| 42 | 48 | L2555670-01 WG2111219 |
| 43 | 49 | Check STD(5ug/L) |
| 44 | 50 | Check Blank |
| 45 | 51 | loq q3 |
| 46 | 55 | Check STD(5ug/L) |
| 47 | 56 | Check Blank |
| 48 | 57 | WG2111303-1 WG2111303 |
| 49 | 58 | WG2111303-2 WG2111303 |
| 50 | 59 | L2555507-06 WG2111303 |
| 51 | 60 | WG2111303-3 WG2111303 |
| 52 | 61 | WG2111303-4 WG2111303 |
| 53 | 62 | L2555507-08 WG2111303 |
| 54 | 63 | L2555507-10 WG2111303 |
| 55 | 64 | XWG2111068-1 WG2111068 |
| 56 | 65 | XWG2111068-2 WG2111068 |
| 57 | 66 | XL2555281-05 WG2111068 |
| 58 | 67 | Check STD(5ug/L) |
| 59 | 68 | Check Blank |
| 60 | 69 | XWG2111068-3 WG2111068 |
| 61 | 70 | XWG2111068-4 WG2111068 |
| 62 | 71 | XL2555281-06 WG2111068 |
| 63 | 72 | XWG2111068-5 WG2111068 |
| 64 | 73 | XWG2111068-6 WG2111068 |
| 65 | 74 | XL2555281-01 WG2111068 |
| 66 | 75 | XL2555281-02 WG2111068 |
| 67 | 76 | XL2555281-03 WG2111068 |
| 68 | 77 | XL2555281-04 WG2111068 |
| 69 | 78 | XL2555281-07 WG2111068 |
| 70 | 79 | XCheck STD(5ug/L) |
| 71 | 80 | XCheck Blank |
| 72 | 1 | XL2555281-08 WG2111068 |
| 73 | 2 | XL2555538-01 WG2111068 |
| 74 | 3 | XL2555538-02 WG2111068 |
| 75 | 4 | XL2555538-03 WG2111068 |
| 76 | 5 | XL2555538-04 WG2111068 |
| 77 | 6 | XL2555538-05 WG2111068 |
| 78 | 7 | XL2555538-06 WG2111068 |
| 79 | 8 | XL2555538-07 WG2111068 |
| 80 | 9 | XL2555538-08 WG2111068 |

| No. | Sample No. | NAME | CURVE:WG2108899 |
|---|---|---|---|
| 1 | 1 | STD | |
| 2 | 2 | STD | |
| 3 | 3 | STD | |
| 4 | 4 | STD | |
| 5 | 5 | STD | |
| 6 | 6 | STD | |
| 1 | 7 | ICV | |
| 2 | 8 | ICB | |
| 3 | 9 | xCheck STD(5ug/L) | |
| 4 | 10 | Check STD(5ug/L) | |
| 5 | 11 | Check Blank | |
| 6 | 12 | WG2111068-1 WG2111068 | |
| 7 | 13 | WG2111068-2 WG2111068 | |
| 8 | 14 | L2555281-05 WG2111068 | |
| 9 | 15 | WG2111068-3 WG2111068 | |
| 10 | 16 | WG2111068-4 WG2111068 | |
| 11 | 17 | L2555281-06 WG2111068 | |
| 12 | 18 | WG2111068-5 WG2111068 | |
| 13 | 19 | Check STD(5ug/L) | |
| 14 | 20 | Check Blank | |
| 15 | 21 | WG2111068-6 WG2111068 | |
| 16 | 22 | L2555281-01 WG2111068 | |
| 17 | 23 | L2555281-02 WG2111068 | |
| 18 | 24 | L2555281-03 WG2111068 | |
| 19 | 25 | L2555281-04 WG2111068 | |
| 20 | 26 | L2555281-07 WG2111068 | |
| 21 | 27 | L2555281-08 WG2111068 | |
| 22 | 28 | L2555538-01 WG2111068 | |
| 23 | 29 | L2555538-02 WG2111068 | |
| 24 | 30 | L2555538-03 WG2111068 | |
| 25 | 31 | Check STD(5ug/L) | |
| 26 | 32 | Check Blank | |
| 27 | 33 | L2555538-04 WG2111068 | |
| 28 | 34 | L2555538-05 WG2111068 | |
| 29 | 35 | L2555538-06 WG2111068 | |
| 30 | 36 | L2555538-07 WG2111068 | |
| 31 | 37 | L2555538-08 WG2111068 | |
| 32 | 38 | xWG2111115-1 WG2111115 | |
| 33 | 39 | xWG2111115-2 WG2111115 | |
| 34 | 40 | xL2555241-02 WG2111115 | |
| 35 | 41 | xWG2111115-3 WG2111115 | |
| 36 | 42 | xWG2111115-4 WG2111115 | |
| 37 | 43 | Check STD(5ug/L) | |

| | | |
|---|---|---|
| 38 | 44 | Check Blank |
| 39 | 45 | xL2555241-03 WG2111115 |
| 40 | 46 | xL2555241-04 WG2111115 |
| 41 | 47 | xL2555241-06 WG2111115 |
| 42 | 48 | xL2555246-02 WG2111115 |
| 43 | 49 | xL2555246-04 WG2111115 |
| 44 | 50 | xCheck STD(5ug/L) |
| 45 | 51 | xCheck Blank |
| 46 | 52 | xWG2111115-1 WG2111115 |
| 47 | 53 | xL2555241-02 WG2111115 |
| 48 | 55 | xCheck STD |

# METALS ELN REPORT

**Workgroup: WG2110961**

## Digestion

| Prep Method | Acid Type 1 | Acid 1 Lot | Acid Type 2 | Acid 2 Lot | Spike Type | Lims Spike Lot | Spike Lot | Post Spike Spikelot | Spike Lot | Pipette Id |
|---|---|---|---|---|---|---|---|---|---|---|
| EPA 245.1 | HNO3 | 24022614 | H2SO4 | 24016430 | METALS | METSPIKE | HG2534261252AJTV2 | METSPIKE | HG2534261252AJTV2 | 328, 344 |

| | | |
|---|---|---|
| **Additional Reagent/Std** | K2O8S2 | PS2535041313ADG |
| | KMnO4 | PP2535030838ADG |
| | NaCl-NH2OH.HCl | HH2536030833JWN |
| | | ICV2534271235ARM |

| Sample/ Type | Digestion Date | Analyst | Sample Vol ml | Spike Amt ml | Start Date/Time | Hot Block Unit | Temperature (C) | Stop Date/Time | Final Vol | Comments |
|---|---|---|---|---|---|---|---|---|---|---|
| L2555281-01 SAMP | 09/05/25 08:09 | Abigail Jarvis | 25 | | 09/05/25 08:09 | 5 | 95.1 | 09/05/25 10:09 | 25 | |
| L2555281-02 SAMP | 09/05/25 08:09 | Abigail Jarvis | 25 | | 09/05/25 08:09 | 5 | 95.1 | 09/05/25 10:09 | 25 | |
| L2555281-03 SAMP | 09/05/25 08:09 | Abigail Jarvis | 25 | | 09/05/25 08:09 | 5 | 95.1 | 09/05/25 10:09 | 25 | |
| L2555281-04 SAMP | 09/05/25 08:09 | Abigail Jarvis | 25 | | 09/05/25 08:09 | 5 | 95.1 | 09/05/25 10:09 | 25 | |
| L2555281-05 SAMP | 09/05/25 08:09 | Abigail Jarvis | 25 | | 09/05/25 08:09 | 5 | 95.1 | 09/05/25 10:09 | 25 | |
| L2555281-06 SAMP | 09/05/25 08:09 | Abigail Jarvis | 25 | | 09/05/25 08:09 | 5 | 95.1 | 09/05/25 10:09 | 25 | |
| L2555281-07 SAMP | 09/05/25 08:09 | Abigail Jarvis | 25 | | 09/05/25 08:09 | 5 | 95.1 | 09/05/25 10:09 | 25 | |
| L2555281-08 SAMP | 09/05/25 08:09 | Abigail Jarvis | 25 | | 09/05/25 08:09 | 5 | 95.1 | 09/05/25 10:09 | 25 | |

# METALS ELN REPORT

**Workgroup: WG2110961**

| Sample/ Type | Digestion Date | Analyst | Sample Vol ml | Spike Amt ml | Start Date/Time | Hot Block Unit | Temperature (C) | Stop Date/Time | Final Vol | Comments |
|---|---|---|---|---|---|---|---|---|---|---|
| L2555414-01 SAMP | 09/05/25 08:09 | Abigail Jarvis | 25 | | 09/05/25 08:09 | 5 | 95.1 | 09/05/25 10:09 | 25 | |
| L2555560-01 SAMP | 09/05/25 08:09 | Abigail Jarvis | 25 | | 09/05/25 08:09 | 5 | 95.1 | 09/05/25 10:09 | 25 | |
| L2555560-02 SAMP | 09/05/25 08:09 | Abigail Jarvis | 25 | | 09/05/25 08:09 | 5 | 95.1 | 09/05/25 10:09 | 25 | |
| L2555628-01 SAMP | 09/05/25 08:09 | Abigail Jarvis | 25 | | 09/05/25 08:09 | 5 | 95.1 | 09/05/25 10:09 | 25 | |
| WG2110961-1 BLANK | 09/05/25 08:09 | Abigail Jarvis | 25 | | 09/05/25 08:09 | 5 | 95.1 | 09/05/25 10:09 | 25 | ELN: ARM |
| WG2110961-2 LCS | 09/05/25 08:09 | Abigail Jarvis | 25 | 0.25 | 09/05/25 08:09 | 5 | 95.1 | 09/05/25 10:09 | 25 | |
| WG2110961-3 MS | 09/05/25 08:09 | Abigail Jarvis | 25 | 1.25 | 09/05/25 08:09 | 5 | 95.1 | 09/05/25 10:09 | 25 | |
| WG2110961-4 MSD | 09/05/25 08:09 | Abigail Jarvis | 25 | 1.25 | 09/05/25 08:09 | 5 | 95.1 | 09/05/25 10:09 | 25 | |
| WG2110961-5 MS | 09/05/25 08:09 | Abigail Jarvis | 25 | 1.25 | 09/05/25 08:09 | 5 | 95.1 | 09/05/25 10:09 | 25 | |
| WG2110961-6 DUP | 09/05/25 08:09 | Abigail Jarvis | 25 | | 09/05/25 08:09 | 5 | 95.1 | 09/05/25 10:09 | 25 | |

# METALS ELN REPORT

**Workgroup: WG2110961**

| Reagent | Actual Volume | Units |
|---|---|---|
| Sulfuric Acid (H2SO4) | 1.25 | ml |
| Nitric Acid (HNO3) | .625 | ml |
| Potassium Permanganat | 3.75 | ml |
| Potassium Persulfate (K | 2 | ml |
| NaCl-Hydroxylamine Hy | 1.5 | ml |

# METALS ELN REPORT

**Workgroup: WG2111068**

## Digestion

| Prep Method | Acid Type 1 | Acid 1 Lot | Acid Type 2 | Acid 2 Lot | Spike Type | Lims Spike Lot | Spike Lot | Post Spike Spikelot | Spike Lot | Pipette Id |
|---|---|---|---|---|---|---|---|---|---|---|
| EPA 245.1 | HNO3 | 24022614 | H2SO4 | 24016430 | METALS | METSPIKE | HG2534261252AJTV2 | METSPIKE | HG2534261252AJTV2 | 328, 344 |

| | | |
|---|---|---|
| **Additional Reagent/Std** | K2O8S2 | PS2535041313ADG |
| | KMnO4 | PP2535030838ADG |
| | NaCl-NH2OH.HCl | HH2536030833JWN |
| | | ICV2534271235ARM |

| Sample/ Type | Digestion Date | Analyst | Lab Filtration Date | Sample Vol Spike Amt ml | Start Date/Time | Hot Block Unit | Temperature (C) | Stop Date/Time | Final Vol | Comments |
|---|---|---|---|---|---|---|---|---|---|---|
| L2555281-01 SAMP | 09/05/25 11:23 | Aidan Martin | NA | 25 | 09/05/25 11:23 | 8 | 96 | 09/05/25 13:23 | 25 | |
| L2555281-02 SAMP | 09/05/25 11:23 | Aidan Martin | NA | 25 | 09/05/25 11:23 | 8 | 96 | 09/05/25 13:23 | 25 | |
| L2555281-03 SAMP | 09/05/25 11:23 | Aidan Martin | NA | 25 | 09/05/25 11:23 | 8 | 96 | 09/05/25 13:23 | 25 | |
| L2555281-04 SAMP | 09/05/25 11:23 | Aidan Martin | NA | 25 | 09/05/25 11:23 | 8 | 96 | 09/05/25 13:23 | 25 | |
| L2555281-05 SAMP | 09/05/25 11:23 | Aidan Martin | NA | 25 | 09/05/25 11:23 | 8 | 96 | 09/05/25 13:23 | 25 | |
| L2555281-06 SAMP | 09/05/25 11:23 | Aidan Martin | NA | 25 | 09/05/25 11:23 | 8 | 96 | 09/05/25 13:23 | 25 | |
| L2555281-07 SAMP | 09/05/25 11:23 | Aidan Martin | NA | 25 | 09/05/25 11:23 | 8 | 96 | 09/05/25 13:23 | 25 | |
| L2555281-08 SAMP | 09/05/25 11:23 | Aidan Martin | NA | 25 | 09/05/25 11:23 | 8 | 96 | 09/05/25 13:23 | 25 | |

# METALS ELN REPORT

**Workgroup: WG2111068**

| Sample/ Type | Digestion Date | Analyst | Lab Filtration Date | Sample Vol ml | Spike Amt | Start Date/Time | Hot Block Unit | Temperature (C) | Stop Date/Time | Final Vol | Comments |
|---|---|---|---|---|---|---|---|---|---|---|---|
| L2555538-01 SAMP | 09/05/25 11:23 | Aidan Martin | NA | 25 | | 09/05/25 11:23 | 8 | 96 | 09/05/25 13:23 | 25 | |
| L2555538-02 SAMP | 09/05/25 11:23 | Aidan Martin | NA | 25 | | 09/05/25 11:23 | 8 | 96 | 09/05/25 13:23 | 25 | |
| L2555538-03 SAMP | 09/05/25 11:23 | Aidan Martin | NA | 25 | | 09/05/25 11:23 | 8 | 96 | 09/05/25 13:23 | 25 | |
| L2555538-04 SAMP | 09/05/25 11:23 | Aidan Martin | NA | 25 | | 09/05/25 11:23 | 8 | 96 | 09/05/25 13:23 | 25 | |
| L2555538-05 SAMP | 09/05/25 11:23 | Aidan Martin | NA | 25 | | 09/05/25 11:23 | 8 | 96 | 09/05/25 13:23 | 25 | |
| L2555538-06 SAMP | 09/05/25 11:23 | Aidan Martin | NA | 25 | | 09/05/25 11:23 | 8 | 96 | 09/05/25 13:23 | 25 | |
| L2555538-07 SAMP | 09/05/25 11:23 | Aidan Martin | NA | 25 | | 09/05/25 11:23 | 8 | 96 | 09/05/25 13:23 | 25 | |
| L2555538-08 SAMP | 09/05/25 11:23 | Aidan Martin | NA | 25 | | 09/05/25 11:23 | 8 | 96 | 09/05/25 13:23 | 25 | |
| WG2111068-1 BLANK | 09/05/25 11:23 | Aidan Martin | NA | 25 | | 09/05/25 11:23 | 8 | 96 | 09/05/25 13:23 | 25 | ELN: ADG |
| WG2111068-2 LCS | 09/05/25 11:23 | Aidan Martin | NA | 25 | 0.25 | 09/05/25 11:23 | 8 | 96 | 09/05/25 13:23 | 25 | |
| WG2111068-3 MS | 09/05/25 11:23 | Aidan Martin | NA | 25 | 1.25 | 09/05/25 11:23 | 8 | 96 | 09/05/25 13:23 | 25 | |
| WG2111068-4 MSD | 09/05/25 11:23 | Aidan Martin | NA | 25 | 1.25 | 09/05/25 11:23 | 8 | 96 | 09/05/25 13:23 | 25 | |



Reported: 08-SEP-25 03:26 PM

# METALS ELN REPORT

**Workgroup: WG2111068**

| Sample/ Type | Digestion Date | Analyst | Lab Filtration Date | Sample Vol ml | Spike Amt | Start Date/Time | Hot Block Unit | Temperature (C) | Stop Date/Time | Final Vol | Comments |
|---|---|---|---|---|---|---|---|---|---|---|---|
| WG2111068-5 MS | 09/05/25 11:23 | Aidan Martin | NA | 25 | 1.25 | 09/05/25 11:23 | 8 | 96 | 09/05/25 13:23 | 25 | |
| WG2111068-6 DUP | 09/05/25 11:23 | Aidan Martin | NA | 25 | | 09/05/25 11:23 | 8 | 96 | 09/05/25 13:23 | 25 | |

| Reagent | Actual Volume | Units |
|---|---|---|
| Sulfuric Acid (H2SO4) | 1.25 | ml |
| Nitric Acid (HNO3) | .625 | ml |
| Potassium Permanganat | 3.75 | ml |
| Potassium Persulfate (K | 2 | ml |
| NaCl-Hydroxylamine Hy | 1.5 | ml |



Reported: 08-SEP-25 03:26 PM

# Wet Chemistry

# Total Nitrogen **Analysis**

# Results

# Form 1
# WETCHEM

| | | | |
|---|---|---|---|
| **Client** | : Roux Env. Eng. & Geology, DPC | **Lab Number** | : L2555281 |
| **Project Name** | : CORAM MATERIALS | **Project Number** | : 2232.0006Y005 |
| **Lab ID** | : L2555281-01 | **Date Collected** | : 09/03/25 11:00 |
| **Client ID** | : MP-1 | **Date Received** | : 09/03/25 |
| **Sample Location** | : 416 MILLER PLACE-YAPHANK RD. | **Date Analyzed** | : 09/10/25 14:27 |
| **Sample Matrix** | : WATER | **Dilution Factor** | : 1 |
| **Analytical Method** | : 107,- | **Analyst** | : JRO |
| **Lab File ID** | : WG2113064.csv | **Instrument ID** | : |
| **Sample Amount** | : | **%Solids** | : N/A |
| **Digestion Method** | : | **Date Digested** | : |

| | | mg/l | | | |
|---|---|---|---|---|---|
| **CAS NO.** | **Parameter** | **Results** | **RL** | **MDL** | **Qualifier** |
| NONE | Total Nitrogen | 1.0 | 0.30 | 0.30 | |

# Form 1
# WETCHEM

| | | | |
|---|---|---|---|
| **Client** | : Roux Env. Eng. & Geology, DPC | **Lab Number** | : L2555281 |
| **Project Name** | : CORAM MATERIALS | **Project Number** | : 2232.0006Y005 |
| **Lab ID** | : L2555281-02 | **Date Collected** | : 09/03/25 12:00 |
| **Client ID** | : DUP_090325 | **Date Received** | : 09/03/25 |
| **Sample Location** | : 416 MILLER PLACE-YAPHANK RD. | **Date Analyzed** | : 09/10/25 14:27 |
| **Sample Matrix** | : WATER | **Dilution Factor** | : 1 |
| **Analytical Method** | : 107,- | **Analyst** | : JRO |
| **Lab File ID** | : WG2113064.csv | **Instrument ID** | : |
| **Sample Amount** | : | **%Solids** | : N/A |
| **Digestion Method** | : | **Date Digested** | : |

| | | mg/l | | | |
|---|---|---|---|---|---|
| **CAS NO.** | **Parameter** | **Results** | **RL** | **MDL** | **Qualifier** |
| NONE | Total Nitrogen | 0.54 | 0.30 | 0.30 | |

# Form 1
# WETCHEM

| | | | |
|---|---|---|---|
| **Client** | : Roux Env. Eng. & Geology, DPC | **Lab Number** | : L2555281 |
| **Project Name** | : CORAM MATERIALS | **Project Number** | : 2232.0006Y005 |
| **Lab ID** | : L2555281-03 | **Date Collected** | : 09/03/25 11:25 |
| **Client ID** | : MP-1D | **Date Received** | : 09/03/25 |
| **Sample Location** | : 416 MILLER PLACE-YAPHANK RD. | **Date Analyzed** | : 09/10/25 14:27 |
| **Sample Matrix** | : WATER | **Dilution Factor** | : 1 |
| **Analytical Method** | : 107,- | **Analyst** | : JRO |
| **Lab File ID** | : WG2113064.csv | **Instrument ID** | : |
| **Sample Amount** | : | **%Solids** | : N/A |
| **Digestion Method** | : | **Date Digested** | : |

| | | mg/l | | | |
|---|---|---|---|---|---|
| **CAS NO.** | **Parameter** | **Results** | **RL** | **MDL** | **Qualifier** |
| NONE | Total Nitrogen | 0.50 | 0.30 | 0.30 | |

# Form 1
# WETCHEM

| | | | |
|---|---|---|---|
| **Client** | : Roux Env. Eng. & Geology, DPC | **Lab Number** | : L2555281 |
| **Project Name** | : CORAM MATERIALS | **Project Number** | : 2232.0006Y005 |
| **Lab ID** | : L2555281-04 | **Date Collected** | : 09/03/25 09:10 |
| **Client ID** | : MW-1SR | **Date Received** | : 09/03/25 |
| **Sample Location** | : 416 MILLER PLACE-YAPHANK RD. | **Date Analyzed** | : 09/10/25 14:27 |
| **Sample Matrix** | : WATER | **Dilution Factor** | : 1 |
| **Analytical Method** | : 107,- | **Analyst** | : JRO |
| **Lab File ID** | : WG2113064.csv | **Instrument ID** | : |
| **Sample Amount** | : | **%Solids** | : N/A |
| **Digestion Method** | : | **Date Digested** | : |

| | | mg/l | | | |
|---|---|---|---|---|---|
| **CAS NO.** | **Parameter** | **Results** | **RL** | **MDL** | **Qualifier** |
| NONE | Total Nitrogen | 0.89 | 0.30 | 0.30 | |

# Form 1
# WETCHEM

| | | | |
|---|---|---|---|
| **Client** | : Roux Env. Eng. & Geology, DPC | **Lab Number** | : L2555281 |
| **Project Name** | : CORAM MATERIALS | **Project Number** | : 2232.0006Y005 |
| **Lab ID** | : L2555281-05 | **Date Collected** | : 09/03/25 09:20 |
| **Client ID** | : MW-1DR2 | **Date Received** | : 09/03/25 |
| **Sample Location** | : 416 MILLER PLACE-YAPHANK RD. | **Date Analyzed** | : 09/10/25 14:27 |
| **Sample Matrix** | : WATER | **Dilution Factor** | : 1 |
| **Analytical Method** | : 107,- | **Analyst** | : JRO |
| **Lab File ID** | : WG2113064.csv | **Instrument ID** | : |
| **Sample Amount** | : | **%Solids** | : N/A |
| **Digestion Method** | : | **Date Digested** | : |

| | | mg/l | | | |
|---|---|---|---|---|---|
| **CAS NO.** | **Parameter** | **Results** | **RL** | **MDL** | **Qualifier** |
| NONE | Total Nitrogen | 1.5 | 0.30 | 0.30 | |

# Form 1
# WETCHEM

| | | | |
|---|---|---|---|
| **Client** | : Roux Env. Eng. & Geology, DPC | **Lab Number** | : L2555281 |
| **Project Name** | : CORAM MATERIALS | **Project Number** | : 2232.0006Y005 |
| **Lab ID** | : L2555281-06 | **Date Collected** | : 09/03/25 13:15 |
| **Client ID** | : PZ-6 | **Date Received** | : 09/03/25 |
| **Sample Location** | : 416 MILLER PLACE-YAPHANK RD. | **Date Analyzed** | : 09/10/25 14:27 |
| **Sample Matrix** | : WATER | **Dilution Factor** | : 1 |
| **Analytical Method** | : 107,- | **Analyst** | : JRO |
| **Lab File ID** | : WG2113064.csv | **Instrument ID** | : |
| **Sample Amount** | : | **%Solids** | : N/A |
| **Digestion Method** | : | **Date Digested** | : |

| | | mg/l | | | |
|---|---|---|---|---|---|
| **CAS NO.** | **Parameter** | **Results** | **RL** | **MDL** | **Qualifier** |
| NONE | Total Nitrogen | 1.7 | 0.30 | 0.30 | |

# Form 1
# WETCHEM

| | | | |
|---|---|---|---|
| **Client** | : Roux Env. Eng. & Geology, DPC | **Lab Number** | : L2555281 |
| **Project Name** | : CORAM MATERIALS | **Project Number** | : 2232.0006Y005 |
| **Lab ID** | : L2555281-07 | **Date Collected** | : 09/03/25 13:20 |
| **Client ID** | : MW-6D | **Date Received** | : 09/03/25 |
| **Sample Location** | : 416 MILLER PLACE-YAPHANK RD. | **Date Analyzed** | : 09/10/25 14:27 |
| **Sample Matrix** | : WATER | **Dilution Factor** | : 1 |
| **Analytical Method** | : 107,- | **Analyst** | : JRO |
| **Lab File ID** | : WG2113064.csv | **Instrument ID** | : |
| **Sample Amount** | : | **%Solids** | : N/A |
| **Digestion Method** | : | **Date Digested** | : |

| | | mg/l | | | |
|---|---|---|---|---|---|
| **CAS NO.** | **Parameter** | **Results** | **RL** | **MDL** | **Qualifier** |
| NONE | Total Nitrogen | 2.1 | 0.30 | 0.30 | |

# Form 1
# WETCHEM

| | | | |
|---|---|---|---|
| **Client** | : Roux Env. Eng. & Geology, DPC | **Lab Number** | : L2555281 |
| **Project Name** | : CORAM MATERIALS | **Project Number** | : 2232.0006Y005 |
| **Lab ID** | : L2555281-08 | **Date Collected** | : 09/03/25 14:00 |
| **Client ID** | : EQUIPMENT BLANK_090325 | **Date Received** | : 09/03/25 |
| **Sample Location** | : 416 MILLER PLACE-YAPHANK RD. | **Date Analyzed** | : 09/10/25 14:27 |
| **Sample Matrix** | : Equipment Blank | **Dilution Factor** | : 1 |
| **Analytical Method** | : 107,- | **Analyst** | : JRO |
| **Lab File ID** | : WG2113064.csv | **Instrument ID** | : |
| **Sample Amount** | : | **%Solids** | : N/A |
| **Digestion Method** | : | **Date Digested** | : |

| | | mg/l | | | |
|---|---|---|---|---|---|
| **CAS NO.** | **Parameter** | **Results** | **RL** | **MDL** | **Qualifier** |
| NONE | Total Nitrogen | ND | 0.30 | 0.30 | U |

# Sample Raw Data

PACE ANALYTICAL LABS

# WET CHEMISTRY DEPARTMENT

## TOTAL NITROGEN

Last Change 3/5/13 GFF
File tnitrogen.xlt

Sample #: _____

Client: _____

Analysis: Total Nitrogen

Method: *Calculation from TKN & NO3/NO2*

Product: TNITROGEN
Analyte: Total Nitrogen,
Analysis Date: 9/10/2025 14:27
Technician: JRO
Work group: WG2113064
RL: 0.3 mg/L

| | Sample Number | TKN (mg/L) | NO3/NO2 (mg/L) | RL Multiplier | Result (mg/L) |
|---|---|---|---|---|---|
| SAMP | L2553819-01 | 0.272 | 0 | 1.0 | 0 |
| SAMP | L2553819-02 | 0.142 | 0 | 1.0 | 0 |
| SAMP | L2553819-03 | 0 | 5.5 | 1.0 | 5.5 |
| SAMP | L2553819-04 | 0 | 3.1 | 1.0 | 3.1 |
| | L2554464-01 | 1.02 | 0.35 | 1.0 | 1.37 |
| SAMP | L2554996-01 | 0.232 | 0.29 | 1.0 | 0.29 |
| SAMP | L2554996-02 | 0.204 | 0.25 | 1.0 | 0.25 |
| SAMP | L2554996-03 | 0.19 | 0.25 | 1.0 | 0.25 |
| SAMP | L2554996-04 | 0.132 | 0 | 1.0 | 0 |
| SAMP | L2555281-01 | 0.5 | 0.52 | 1.0 | 1.02 |
| SAMP | L2555281-02 | 0.168 | 0.54 | 1.0 | 0.708 |
| SAMP | L2555281-03 | 0.134 | 0.5 | 1.0 | 0.634 |
| SAMP | L2555281-04 | 0.0891 | 0.89 | 1.0 | 0.9791 |
| SAMP | L2555281-05 | 0.148 | 1.5 | 1.0 | 1.648 |
| SAMP | L2555281-06 | 0.496 | 1.2 | 1.0 | 1.696 |
| SAMP | L2555281-07 | 0.0695 | 2.1 | 1.0 | 2.1695 |
| SAMP | L2555281-08 | 0.158 | 0 | 1.0 | 0.158 |
| SAMP | L2555310-01 | 0.42 | 1.7 | 1.0 | 2.12 |
| SAMP | L2555342-01 | 1.1 | 0 | 1.0 | 1.1 |
| SAMP | L2555342-02 | 0.842 | 0 | 1.0 | 0.842 |
| SAMP | L2555414-01 | 0.24 | 0.066 | 1.0 | 0.306 |
| SAMP | L2555560-01 | 6.33 | 0.91 | 2.0 | 7.24 |
| SAMP | L2555560-02 | 1.7 | 0.13 | 1.0 | 1.83 |

## Calculations of T**otal Nitrogen**

Calculate the concentration value based on results for TKN-N and N03/NO2-N.

Aqueous samples:

mgTN-N/L = TKN-N(mg/l) + NO3/NO2-N (mg/l)

Soil samples:

mgTN-N/Kg = TKN-N(mg/Kg) + NO3/NO2-N(mg/Kg)

# Total Kjeldahl Nitrogen Analysis

# Results

# Form 1
# WETCHEM

| | | | |
|---|---|---|---|
| **Client** | : Roux Env. Eng. & Geology, DPC | **Lab Number** | : L2555281 |
| **Project Name** | : CORAM MATERIALS | **Project Number** | : 2232.0006Y005 |
| **Lab ID** | : L2555281-01 | **Date Collected** | : 09/03/25 11:00 |
| **Client ID** | : MP-1 | **Date Received** | : 09/03/25 |
| **Sample Location** | : 416 MILLER PLACE-YAPHANK RD. | **Date Analyzed** | : 09/09/25 21:52 |
| **Sample Matrix** | : WATER | **Dilution Factor** | : 1 |
| **Analytical Method** | : 4,351.1 | **Analyst** | : AT |
| **Lab File ID** | : NH320250909-G | **Instrument ID** | : LACHAT |
| **Sample Amount** | : | **%Solids** | : N/A |
| **Digestion Method** | : | **Date Digested** | : 09/09/25 |

| | | mg/l | | | |
|---|---|---|---|---|---|
| **CAS NO.** | **Parameter** | **Results** | **RL** | **MDL** | **Qualifier** |
| NONE | Nitrogen, Total Kjeldahl | 0.500 | 0.300 | 0.066 | |

# Form 1
# WETCHEM

| | | | |
|---|---|---|---|
| **Client** | : Roux Env. Eng. & Geology, DPC | **Lab Number** | : L2555281 |
| **Project Name** | : CORAM MATERIALS | **Project Number** | : 2232.0006Y005 |
| **Lab ID** | : L2555281-02 | **Date Collected** | : 09/03/25 12:00 |
| **Client ID** | : DUP_090325 | **Date Received** | : 09/03/25 |
| **Sample Location** | : 416 MILLER PLACE-YAPHANK RD. | **Date Analyzed** | : 09/09/25 21:53 |
| **Sample Matrix** | : WATER | **Dilution Factor** | : 1 |
| **Analytical Method** | : 4,351.1 | **Analyst** | : AT |
| **Lab File ID** | : NH320250909-G | **Instrument ID** | : LACHAT |
| **Sample Amount** | : | **%Solids** | : N/A |
| **Digestion Method** | : | **Date Digested** | : 09/09/25 |

| | | mg/l | | | |
|---|---|---|---|---|---|
| **CAS NO.** | **Parameter** | **Results** | **RL** | **MDL** | **Qualifier** |
| NONE | Nitrogen, Total Kjeldahl | 0.168 | 0.300 | 0.066 | J |

# Form 1
# WETCHEM

| | | | |
|---|---|---|---|
| **Client** | : Roux Env. Eng. & Geology, DPC | **Lab Number** | : L2555281 |
| **Project Name** | : CORAM MATERIALS | **Project Number** | : 2232.0006Y005 |
| **Lab ID** | : L2555281-03 | **Date Collected** | : 09/03/25 11:25 |
| **Client ID** | : MP-1D | **Date Received** | : 09/03/25 |
| **Sample Location** | : 416 MILLER PLACE-YAPHANK RD. | **Date Analyzed** | : 09/09/25 21:54 |
| **Sample Matrix** | : WATER | **Dilution Factor** | : 1 |
| **Analytical Method** | : 4,351.1 | **Analyst** | : AT |
| **Lab File ID** | : NH320250909-G | **Instrument ID** | : LACHAT |
| **Sample Amount** | : | **%Solids** | : N/A |
| **Digestion Method** | : | **Date Digested** | : 09/09/25 |

| | | mg/l | | | |
|---|---|---|---|---|---|
| **CAS NO.** | **Parameter** | **Results** | **RL** | **MDL** | **Qualifier** |
| NONE | Nitrogen, Total Kjeldahl | 0.134 | 0.300 | 0.066 | J |

# Form 1
# WETCHEM

| | | | |
|---|---|---|---|
| **Client** | : Roux Env. Eng. & Geology, DPC | **Lab Number** | : L2555281 |
| **Project Name** | : CORAM MATERIALS | **Project Number** | : 2232.0006Y005 |
| **Lab ID** | : L2555281-04 | **Date Collected** | : 09/03/25 09:10 |
| **Client ID** | : MW-1SR | **Date Received** | : 09/03/25 |
| **Sample Location** | : 416 MILLER PLACE-YAPHANK RD. | **Date Analyzed** | : 09/09/25 21:55 |
| **Sample Matrix** | : WATER | **Dilution Factor** | : 1 |
| **Analytical Method** | : 4,351.1 | **Analyst** | : AT |
| **Lab File ID** | : NH320250909-G | **Instrument ID** | : LACHAT |
| **Sample Amount** | : | **%Solids** | : N/A |
| **Digestion Method** | : | **Date Digested** | : 09/09/25 |

| | | mg/l | | | |
|---|---|---|---|---|---|
| **CAS NO.** | **Parameter** | **Results** | **RL** | **MDL** | **Qualifier** |
| NONE | Nitrogen, Total Kjeldahl | 0.089 | 0.300 | 0.066 | J |

# Form 1
# WETCHEM

| | | | |
|---|---|---|---|
| **Client** | : Roux Env. Eng. & Geology, DPC | **Lab Number** | : L2555281 |
| **Project Name** | : CORAM MATERIALS | **Project Number** | : 2232.0006Y005 |
| **Lab ID** | : L2555281-05 | **Date Collected** | : 09/03/25 09:20 |
| **Client ID** | : MW-1DR2 | **Date Received** | : 09/03/25 |
| **Sample Location** | : 416 MILLER PLACE-YAPHANK RD. | **Date Analyzed** | : 09/09/25 22:03 |
| **Sample Matrix** | : WATER | **Dilution Factor** | : 1 |
| **Analytical Method** | : 4,351.1 | **Analyst** | : AT |
| **Lab File ID** | : NH320250909-G | **Instrument ID** | : LACHAT |
| **Sample Amount** | : | **%Solids** | : N/A |
| **Digestion Method** | : | **Date Digested** | : 09/09/25 |

| | | mg/l | | | |
|---|---|---|---|---|---|
| **CAS NO.** | **Parameter** | **Results** | **RL** | **MDL** | **Qualifier** |
| NONE | Nitrogen, Total Kjeldahl | 0.148 | 0.300 | 0.066 | J |

# Form 1
# WETCHEM

| | | | |
|---|---|---|---|
| **Client** | : Roux Env. Eng. & Geology, DPC | **Lab Number** | : L2555281 |
| **Project Name** | : CORAM MATERIALS | **Project Number** | : 2232.0006Y005 |
| **Lab ID** | : L2555281-06 | **Date Collected** | : 09/03/25 13:15 |
| **Client ID** | : PZ-6 | **Date Received** | : 09/03/25 |
| **Sample Location** | : 416 MILLER PLACE-YAPHANK RD. | **Date Analyzed** | : 09/09/25 22:05 |
| **Sample Matrix** | : WATER | **Dilution Factor** | : 1 |
| **Analytical Method** | : 4,351.1 | **Analyst** | : AT |
| **Lab File ID** | : NH320250909-G | **Instrument ID** | : LACHAT |
| **Sample Amount** | : | **%Solids** | : N/A |
| **Digestion Method** | : | **Date Digested** | : 09/09/25 |

| | | mg/l | | | |
|---|---|---|---|---|---|
| **CAS NO.** | **Parameter** | **Results** | **RL** | **MDL** | **Qualifier** |
| NONE | Nitrogen, Total Kjeldahl | 0.496 | 0.300 | 0.066 | |

# Form 1
# WETCHEM

| | | | |
|---|---|---|---|
| **Client** | : Roux Env. Eng. & Geology, DPC | **Lab Number** | : L2555281 |
| **Project Name** | : CORAM MATERIALS | **Project Number** | : 2232.0006Y005 |
| **Lab ID** | : L2555281-07 | **Date Collected** | : 09/03/25 13:20 |
| **Client ID** | : MW-6D | **Date Received** | : 09/03/25 |
| **Sample Location** | : 416 MILLER PLACE-YAPHANK RD. | **Date Analyzed** | : 09/09/25 22:06 |
| **Sample Matrix** | : WATER | **Dilution Factor** | : 1 |
| **Analytical Method** | : 4,351.1 | **Analyst** | : AT |
| **Lab File ID** | : NH320250909-G | **Instrument ID** | : LACHAT |
| **Sample Amount** | : | **%Solids** | : N/A |
| **Digestion Method** | : | **Date Digested** | : 09/09/25 |

| | | mg/l | | | |
|---|---|---|---|---|---|
| **CAS NO.** | **Parameter** | **Results** | **RL** | **MDL** | **Qualifier** |
| NONE | Nitrogen, Total Kjeldahl | 0.069 | 0.300 | 0.066 | J |

# Form 1
# WETCHEM

| | | | |
|---|---|---|---|
| **Client** | : Roux Env. Eng. & Geology, DPC | **Lab Number** | : L2555281 |
| **Project Name** | : CORAM MATERIALS | **Project Number** | : 2232.0006Y005 |
| **Lab ID** | : L2555281-08 | **Date Collected** | : 09/03/25 14:00 |
| **Client ID** | : EQUIPMENT BLANK_090325 | **Date Received** | : 09/03/25 |
| **Sample Location** | : 416 MILLER PLACE-YAPHANK RD. | **Date Analyzed** | : 09/10/25 12:14 |
| **Sample Matrix** | : Equipment Blank | **Dilution Factor** | : 1 |
| **Analytical Method** | : 4,351.1 | **Analyst** | : KEM |
| **Lab File ID** | : NH320250910-C | **Instrument ID** | : LACHAT |
| **Sample Amount** | : | **%Solids** | : N/A |
| **Digestion Method** | : | **Date Digested** | : 09/09/25 |

| | | mg/l | | | |
|---|---|---|---|---|---|
| **CAS NO.** | **Parameter** | **Results** | **RL** | **MDL** | **Qualifier** |
| NONE | Nitrogen, Total Kjeldahl | 0.158 | 0.300 | 0.066 | J |

# Form 1
# WETCHEM

| | | | |
|---|---|---|---|
| **Client** | : Roux Env. Eng. & Geology, DPC | **Lab Number** | : L2555281 |
| **Project Name** | : CORAM MATERIALS | **Project Number** | : 2232.0006Y005 |
| **Lab ID** | : WG2112297-1 | **Date Collected** | : NA |
| **Client ID** | : WG2112297-1BLANK | **Date Received** | : NA |
| **Sample Location** | : | **Date Analyzed** | : 09/09/25 21:50 |
| **Sample Matrix** | : WATER | **Dilution Factor** | : 1 |
| **Analytical Method** | : 4,351.1 | **Analyst** | : AT |
| **Lab File ID** | : NH320250909-G | **Instrument ID** | : LACHAT |
| **Sample Amount** | : | **%Solids** | : N/A |
| **Digestion Method** | : | **Date Digested** | : 09/09/25 |

| | | mg/l | | | |
|---|---|---|---|---|---|
| **CAS NO.** | **Parameter** | **Results** | **RL** | **MDL** | **Qualifier** |
| NONE | Nitrogen, Total Kjeldahl | 0.104 | 0.300 | 0.022 | J |

# Form 1
# WETCHEM

| | | | |
|---|---|---|---|
| **Client** | : Roux Env. Eng. & Geology, DPC | **Lab Number** | : L2555281 |
| **Project Name** | : CORAM MATERIALS | **Project Number** | : 2232.0006Y005 |
| **Lab ID** | : WG2112297-3 | **Date Collected** | : 09/03/25 09:20 |
| **Client ID** | : MW-1DR2DUP | **Date Received** | : 09/03/25 |
| **Sample Location** | : | **Date Analyzed** | : 09/09/25 22:04 |
| **Sample Matrix** | : WATER | **Dilution Factor** | : 1 |
| **Analytical Method** | : 4,351.1 | **Analyst** | : AT |
| **Lab File ID** | : NH320250909-G | **Instrument ID** | : LACHAT |
| **Sample Amount** | : | **%Solids** | : N/A |
| **Digestion Method** | : | **Date Digested** | : 09/09/25 |

| | | mg/l | | | |
|---|---|---|---|---|---|
| **CAS NO.** | **Parameter** | **Results** | **RL** | **MDL** | **Qualifier** |
| NONE | Nitrogen, Total Kjeldahl | 0.277 | 0.300 | 0.066 | J |

# Form 1
# WETCHEM

| | | | |
|---|---|---|---|
| Client | : Roux Env. Eng. & Geology, DPC | Lab Number | : L2555281 |
| Project Name | : CORAM MATERIALS | Project Number | : 2232.0006Y005 |
| Lab ID | : WG2112581-1 | Date Collected | : NA |
| Client ID | : WG2112581-1BLANK | Date Received | : NA |
| Sample Location | : | Date Analyzed | : 09/10/25 11:49 |
| Sample Matrix | : WATER | Dilution Factor | : 1 |
| Analytical Method | : 4,351.1 | Analyst | : KEM |
| Lab File ID | : NH320250910-C | Instrument ID | : LACHAT |
| Sample Amount | : | %Solids | : N/A |
| Digestion Method | : | Date Digested | : 09/09/25 |

| | | mg/l | | | |
|---|---|---|---|---|---|
| CAS NO. | Parameter | Results | RL | MDL | Qualifier |
| NONE | Nitrogen, Total Kjeldahl | 0.082 | 0.300 | 0.022 | J |

# Form 1
# WETCHEM

| | | | |
|---|---|---|---|
| **Client** | : Roux Env. Eng. & Geology, DPC | **Lab Number** | : L2555281 |
| **Project Name** | : CORAM MATERIALS | **Project Number** | : 2232.0006Y005 |
| **Lab ID** | : WG2112581-3 | **Date Collected** | : 08/26/25 14:00 |
| **Client ID** | : WG2112581-3 DUP | **Date Received** | : 08/26/25 |
| **Sample Location** | : | **Date Analyzed** | : 09/10/25 12:20 |
| **Sample Matrix** | : WATER | **Dilution Factor** | : 1 |
| **Analytical Method** | : 4,351.1 | **Analyst** | : KEM |
| **Lab File ID** | : NH320250910-C | **Instrument ID** | : LACHAT |
| **Sample Amount** | : | **%Solids** | : N/A |
| **Digestion Method** | : | **Date Digested** | : 09/09/25 |

| | | mg/l | | | |
|---|---|---|---|---|---|
| **CAS NO.** | **Parameter** | **Results** | **RL** | **MDL** | **Qualifier** |
| NONE | Nitrogen, Total Kjeldahl | 2.08 | 0.300 | 0.066 | |

# Sample Raw Data

Author: a1wetcheminstrument

Date : 9/9/2025

Original Run Filename: OM_9-9-2025_11-00-28AM.OMN Created: 9/9/2025 11:00:28 AM
Original Run Author's Signature: [a1wetcheminstrument]
Current Run Filename: OM_9-9-2025_11-00-28AM.OMN Last Modified: 9/9/2025 12:06:43 PM
Current Run Author's Signature: [a1wetcheminstrument]
Description: Default New Run

| | Sample | Rep. | Cup No. | Channel 1 LOW NH3 (mg N/L) | ADF | MDF | Weight | TRAY A |
|---|---|---|---|---|---|---|---|---|
| | STD 1 | 1 | S1 | 10.000 | | | | |
| | STD 2 | 1 | S2 | 8.0000 | | | | |
| | STD 3 | 1 | S3 | 4.0000 | | | | |
| | STD 4 | 1 | S4 | 2.0000 | | | | |
| | STD 5 | 1 | S5 | 1.0000 | | | | |
| | STD 6 | 1 | S6 | 0.40000 | | | | |
| | STD 7 | 1 | S7 | 0.20000 | | | | |
| | STD 8 | 1 | S8 | 0.10000 | | | | |
| | STD 9 | 1 | S9 | 0.050000 | | | | |
| | STD 10 | 1 | S10 | 0.0000 | | | | |
| | CCV L 0.4000 | 1 | S6 | 0.37997 | | | | 95% |
| | | Known Conc: | | 0.40000 | | | | |
| | CCV H 4.0000 | 1 | S3 | 4.0186 | | | | 100% |
| | | Known Conc: | | 4.0000 | | | | |
| | CCB | 1 | S10 | 0.021746 | | | | |
| | | Known Conc: | | 0.0000 | | | | |
| | HI ICV 8.0 | 1 | 1 | 8.2244 | | | | 103% |
| | LO ICV 1.0 | 1 | 2 | 0.97179 | | | | 97% |
| | ICB | 1 | 3 | 0.0099832 | | | | |
| | WG2112229-1 | 1 | 4 | 0.023459 | | 1.50 | | |
| | WG2112229-2 | 1 | 5 | 17.708 | | 7.50 | | 89% |
| | LCS LO | 1 | 6 | 1.7026 | | 1.50 | | 85% |
| X | L2553580-07 | 1 | 7 | 0.11845 | | 1.50 | | RERUN |
| | WG2112229-4 | 1 | 8 | 4.2088 | | 1.50 | | 105% |
| | WG2112229-3 | 1 | 9 | 0.034375 | | 1.50 | | RPD=NC |
| | L2553580-09 | 1 | 10 | 0.023814 | | 1.50 | | |
| | CCV L 0.4000 | 1 | S6 | 0.37546 | | | | 94% |
| | | Known Conc: | | 0.40000 | | | | |
| | CCV H 4.0000 | 1 | S3 | 4.0118 | | | | 100% |
| | | Known Conc: | | 4.0000 | | | | |
| | CCB | 1 | S10 | 0.019935 | | | | |
| | | Known Conc: | | 0.0000 | | | | |
| | L2553623-01 | 1 | 11 | 47.823 | | 3.00 | | |
| | L2553623-02 | 1 | 12 | 23.472 | | 1.50 | | |
| | L2553643-01 | 1 | 13 | 1.2570 | | 1.50 | | |
| | L2553643-02 | 1 | 14 | 0.18380 | | 1.50 | | |
| | L2553643-03 | 1 | 15 | 0.15025 | | 1.50 | | |
| | L2553643-04 | 1 | 16 | 0.063758 | | 1.50 | | |
| | L2553662-01 | 1 | 17 | 0.072681 | | 1.50 | | |
| | L2553662-02 | 1 | 18 | 0.031814 | | 1.50 | | |
| | L2553774-01 | 1 | 19 | 0.096020 | | 1.50 | | |
| | L2553819-01 | 1 | 20 | 0.023880 | | 1.50 | | |
| | CCV L 0.4000 | 1 | S6 | 0.37758 | | | | 94% |
| | | Known Conc: | | 0.40000 | | | | |
| | CCV H 4.0000 | 1 | S3 | 4.0253 | | | | 101% |
| | | Known Conc: | | 4.0000 | | | | |
| | CCB | 1 | S10 | 0.026052 | | | | |
| | | Known Conc: | | 0.0000 | | | | |
| | L2553580-07 | 1 | 7 | 0.044945 | | 1.50 | | |
| | L2553819-02 | 1 | 21 | 0.026345 | | 1.50 | | |
| | L2553819-03 | 1 | 22 | 0.028002 | | 1.50 | | |
| | L2553819-04 | 1 | 23 | 0.015958 | | 1.50 | | |
| | L2553819-05 | 1 | 24 | 0.017304 | | 1.50 | | |
| | L2553819-06 | 1 | 25 | 0.018445 | | 1.50 | | |
| | L2553819-07 | 1 | 26 | 0.042628 | | 1.50 | | |
| | L2553819-08 | 1 | 27 | 0.036535 | | 1.50 | | |
| | L2553819-09 | 1 | 28 | 0.025393 | | 1.50 | | |
| | ~~SAMPLE~~ | ~~1~~ | ~~4~~ | ~~0.012761~~ | | ~~1.50~~ | | |
| | CCV L 0.4000 | 1 | S6 | 0.37462 | | | | 94% |

Author: a1wetcheminstrument

Date : 9/9/2025

| | | | | | | | |
|---|---|---|---|---|---|---|---|
| | | Known Conc: | 0.40000 | | | | |
| CCV H 4.0000 | 1 | S3 | 4.0236 | | | | 101% |
| | | Known Conc: | 4.0000 | | | | |
| | | Calibration: | Table/Fig. : 1 | | | | |
| CCB | 1 | S10 | 0.023924 | | | | |
| | | Known Conc: | 0.0000 | | | | |
| L2553623-01; 10X | 1 | 11 | 48.835 | | 30.00 | | |
| L2553623-02; 10X | 1 | 12 | 24.142 | | 15.00 | | |
| L2553643-01 | 1 | 13 | 0.62340 | | 1.50 | | |
| CCV L 0.4000 | 1 | S6 | 0.38011 | | | | 95% |
| | | Known Conc: | 0.40000 | | | | |
| CCV H 4.0000 | 1 | S3 | 4.0250 | | | | 101% |
| | | Known Conc: | 4.0000 | | | | |
| CCB | 1 | S10 | 0.027424 | | | | |
| | | Known Conc: | 0.0000 | | | | |

Channel 1 (Ammonia Low) - Current View



Author: a1wetcheminstrument

Date : 9/9/2025

Table : 1 (LOW NH3)

| | Known Conc. (mg N/L) | Rep. | Peak Area (V.s) | Peak Height (V) | % RSD | % Residual | Det. Conc (mg N/L) | Detection Date | Detection Time |
|---|---|---|---|---|---|---|---|---|---|
| 1 | 10.000 | 1 | 58.485 | 5.4033 | 0.0 | 0.3 | 9.9244 | 9/9/2025 | 11:04:08 AM |
| 2 | 8.0000 | 1 | 48.916 | 4.6143 | 0.0 | -0.4 | 8.0711 | 9/9/2025 | 11:05:04 AM |
| 3 | 4.0000 | 1 | 26.280 | 2.5630 | 0.0 | -0.5 | 4.0423 | 9/9/2025 | 11:06:00 AM |
| 4 | 2.0000 | 1 | 13.453 | 1.3196 | 0.0 | 0.7 | 1.9816 | 9/9/2025 | 11:06:56 AM |
| 5 | 1.0000 | 1 | 6.8303 | 0.66661 | 0.0 | 1.2 | 0.98050 | 9/9/2025 | 11:07:52 AM |
| 6 | 0.40000 | 1 | 2.7875 | 0.26838 | 0.0 | 1.3 | 0.39043 | 9/9/2025 | 11:08:49 AM |
| 7 | 0.20000 | 1 | 1.4748 | 0.13684 | 0.0 | -2.0 | 0.20227 | 9/9/2025 | 11:09:46 AM |
| 8 | 0.10000 | 1 | 0.74934 | 0.069021 | 0.0 | 0.5 | 0.098998 | 9/9/2025 | 11:10:44 AM |
| 9 | 0.050000 | 1 | 0.44023 | 0.038461 | 0.0 | -8.4 | 0.055155 | 9/9/2025 | 11:11:39 AM |
| 10 | 0.0000 | 1 | 0.027896 | 0.0039406 | | | -0.0031859 | 9/9/2025 | 11:12:35 AM |

Figure : 1 (LOW NH3)

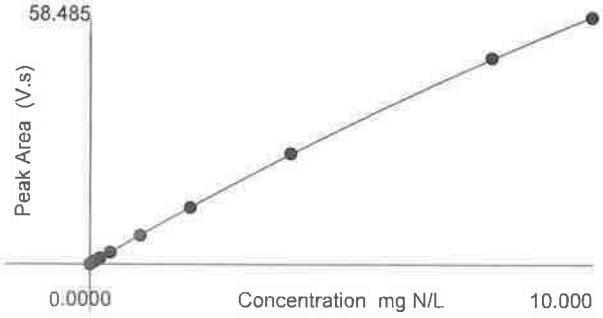


Area = - 0.11002 * Conc^2 + 6.9619 * Conc + 0.058252
Conc = 0.00048826 * Area^2 + 0.14126 * Area - 0.0071268
Correlation Coefficient (r) = 1.00000

Weighting : 1/x

Author: a1wetcheminstrument

Date : 9/9/2025

Original Run Filename: OM_9-9-2025_04-30-42PM.OMN Created: 9/9/2025 4:30:42 PM
Original Run Author's Signature: [a1wetcheminstrument]
Current Run Filename: OM_9-9-2025_04-30-42PM.OMN Last Modified: 9/9/2025 4:41:00 PM
Current Run Author's Signature: [a1wetcheminstrument]
Description: Default New Run

| Sample | Rep. | Cup No. | Channel 1 LOW NH3 (mg N/L) | ADF | MDF | Weight |
|---|---|---|---|---|---|---|
| CCV L 0.4000 | 1 | S6 | 0.36381 | | | |
| | Known Conc: | | 0.40000 | | | |
| CCV H 4.0000 | 1 | S3 | 3.9910 | | | |
| | Known Conc: | | 4.0000 | | | |
| | Calibration: | | Table/Fig. : 1 | | | |
| CCB | 1 | S10 | 0.023867 | | | |
| | Known Conc: | | 0.0000 | | | |
| L2553819-10 | 1 | 4 | 0.0062254 | | 1.50 | |
| CCV L 0.4000 | 1 | S6 | 0.37263 | | | |
| | Known Conc: | | 0.40000 | | | |
| CCV H 4.0000 | 1 | S3 | 3.9793 | | | |
| | Known Conc: | | 4.0000 | | | |
| CCB | 1 | S10 | 0.025188 | | | |
| | Known Conc: | | 0.0000 | | | |

D2

Channel 1 (Ammonia Low) - Current View

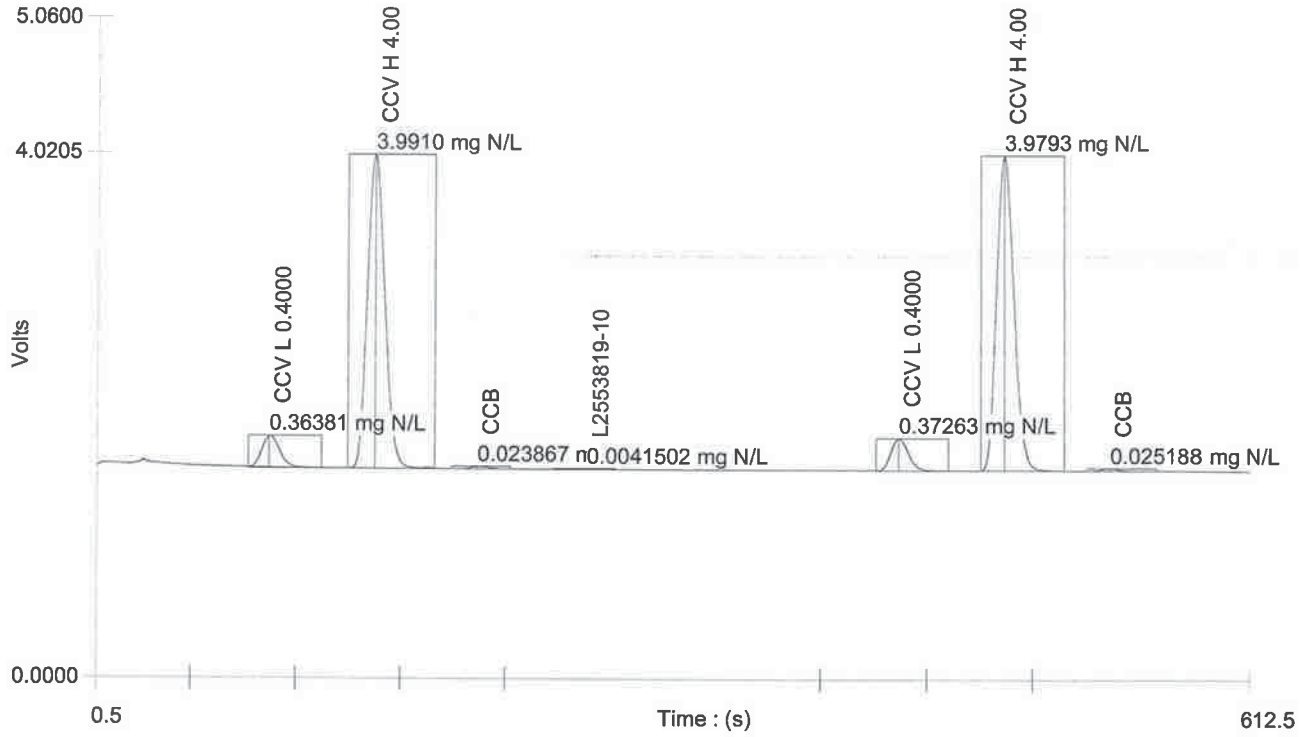

Author: a1wetcheminstrument

Date : 9/9/2025

Table : 1 (LOW NH3)

| | Known Conc. (mg N/L) | Rep. | Peak Area (V.s) | Peak Height (V) | % RSD | % Residual | Det. Conc (mg N/L) | Detection Date | Detection Time |
|---|---|---|---|---|---|---|---|---|---|
| 1 | 10.000 | 1 | 58.485 | 5.4033 | 0.0 | 0.3 | 9.9244 | 9/9/2025 | 11:04:08 AM |
| 2 | 8.0000 | 1 | 48.916 | 4.6143 | 0.0 | -0.4 | 8.0711 | 9/9/2025 | 11:05:04 AM |
| 3 | 4.0000 | 1 | 26.280 | 2.5630 | 0.0 | -0.5 | 4.0423 | 9/9/2025 | 11:06:00 AM |
| 4 | 2.0000 | 1 | 13.453 | 1.3196 | 0.0 | 0.7 | 1.9816 | 9/9/2025 | 11:06:56 AM |
| 5 | 1.0000 | 1 | 6.8303 | 0.66661 | 0.0 | 1.2 | 0.98050 | 9/9/2025 | 11:07:52 AM |
| 6 | 0.40000 | 1 | 2.7875 | 0.26838 | 0.0 | 1.3 | 0.39043 | 9/9/2025 | 11:08:49 AM |
| 7 | 0.20000 | 1 | 1.4748 | 0.13684 | 0.0 | -2.0 | 0.20227 | 9/9/2025 | 11:09:46 AM |
| 8 | 0.10000 | 1 | 0.74934 | 0.069021 | 0.0 | 0.5 | 0.098998 | 9/9/2025 | 11:10:44 AM |
| 9 | 0.050000 | 1 | 0.44023 | 0.038461 | 0.0 | -8.4 | 0.055155 | 9/9/2025 | 11:11:39 AM |
| 10 | 0.0000 | 1 | 0.027896 | 0.0039406 | | | -0.0031859 | 9/9/2025 | 11:12:35 AM |

Figure : 1 (LOW NH3)

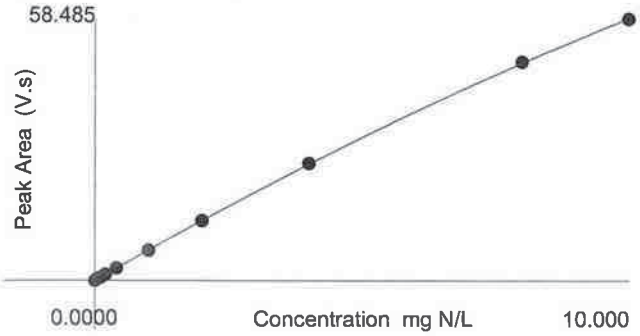


Area = - 0.11002 * Conc^2 + 6.9619 * Conc + 0.058252
Conc = 0.00048826 * Area^2 + 0.14126 * Area - 0.0071268
Correlation Coefficient (r) = 1.00000

Weighting : 1/x

Author: a1wetcheminstrument

Date : 9/9/2025

Original Run Filename: OM_9-9-2025_08-30-56PM.OMN Created: 9/9/2025 8:30:56 PM
Original Run Author's Signature: [a1wetcheminstrument]
Current Run Filename: OM_9-9-2025_08-30-56PM.OMN Last Modified: 9/9/2025 9:06:21 PM
Current Run Author's Signature: [a1wetcheminstrument]
Description: Default New Run

| Sample | Rep. | Cup No. | Channel 1 LOW NH3 (mg N/L) | ADF | MDF | Weight |
|---|---|---|---|---|---|---|
| CCV L 0.4000 | 1 | S6 | 0.40641 | 102% | | |
| | Known Conc: | | 0.40000 | | | |
| | Calibration: | | Table/Fig. : 1 | | | |
| CCV H 4.0000 | 1 | S3 | 3.9547 | 99% | | |
| | Known Conc: | | 4.0000 | | | |
| CCB | 1 | S10 | 0.027852 | ✓ | | |
| | Known Conc: | | 0.0000 | | | |
| WG2112292-1; BLK 9/9 | 1 | 1 | 0.0038700 | | 1.50 | |
| WG2112292-2; HI LCS; 5X | 1 | 2 | 21.565 | | 7.50 | 108% |
| LO LCS | 1 | 3 | 1.6218 | | 1.50 | 81% |
| L2553751-01 | 1 | 4 | 0.30916 | | 1.50 | |
| L2553751-02 | 1 | 5 | 14.446 | | 1.50 | |
| L2553751-03 | 1 | 6 | 13.474 | | 1.50 | |
| L2553751-04 | 1 | 7 | 1.2117 | | 1.50 | |
| L2553751-05 | 1 | 8 | 0.10855 | | 1.50 | |
| L2553751-06 | 1 | 9 | 13.145 | | 1.50 | |
| L2553438-01 | 1 | 10 | 0.41397 | | 1.50 | |
| CCV L 0.4000 | 1 | S6 | 0.43367 | 109% | | |
| | Known Conc: | | 0.40000 | | | |
| CCV H 4.0000 | 1 | S3 | 3.9433 | 99% | | |
| | Known Conc: | | 4.0000 | | | |
| CCB | 1 | S10 | 0.038257 | ✓ | | |
| | Known Conc: | | 0.0000 | | | |
| L2553438-02 | 1 | 11 | 0.021463 | | 1.50 | |
| L2553742-01 | 1 | 12 | 0.045510 | | 1.50 | |
| L2553742-02 | 1 | 13 | 0.0064307 | | 1.50 | |
| L2555898-02 | 1 | 14 | 1.1229 | | 1.50 | |
| L2555898-03 | 1 | 15 | 1.1721 | | 1.50 | |
| L2553688-06 | 1 | 16 | 0.076646 | | 1.50 | |
| L2553688-07 | 1 | 17 | 0.010672 | ✓ | 1.50 | 91% |
| WG2112292-4; 53688.7 MS | 1 | 18 | 3.6434 | | 1.50 | |
| WG2112292-3; 53688.7 DUP | 1 | 19 | 0.10975 | ✓ | 1.50 | NC (<5 times) |
| L2553688-08 | 1 | 20 | 0.031272 | ✓ | 1.50 | |
| CCV L 0.4000 | 1 | S6 | 0.39983 | 100% | | |
| | Known Conc: | | 0.40000 | | | |
| CCV H 4.0000 | 1 | S3 | 3.8785 | 97% | | |
| | Known Conc: | | 4.0000 | | | |
| CCB | 1 | S10 | 0.034995 | ✓ | | |
| | Known Conc: | | 0.0000 | | | |
| WG2112292-10; 53688.8 MS | 1 | 21 | 3.7412 | | 1.50 | 94% |
| WG2112292-9; 53688.8 DUP | 1 | 22 | 0.12275 | ✓ | 1.50 | NC (<5 times) |
| CCV L 0.4000 | 1 | S6 | 0.39818 | 100% | | |
| | Known Conc: | | 0.40000 | | | |
| CCV H 4.0000 | 1 | S3 | 3.8816 | 97% | | |
| | Known Conc: | | 4.0000 | | | |
| CCB | 1 | S10 | 0.027779 | ✓ | | |
| | Known Conc: | | 0.0000 | | | |

E

Author: a1wetcheminstrument

Date : 9/9/2025

Channel 1 (Ammonia Low) - Current View

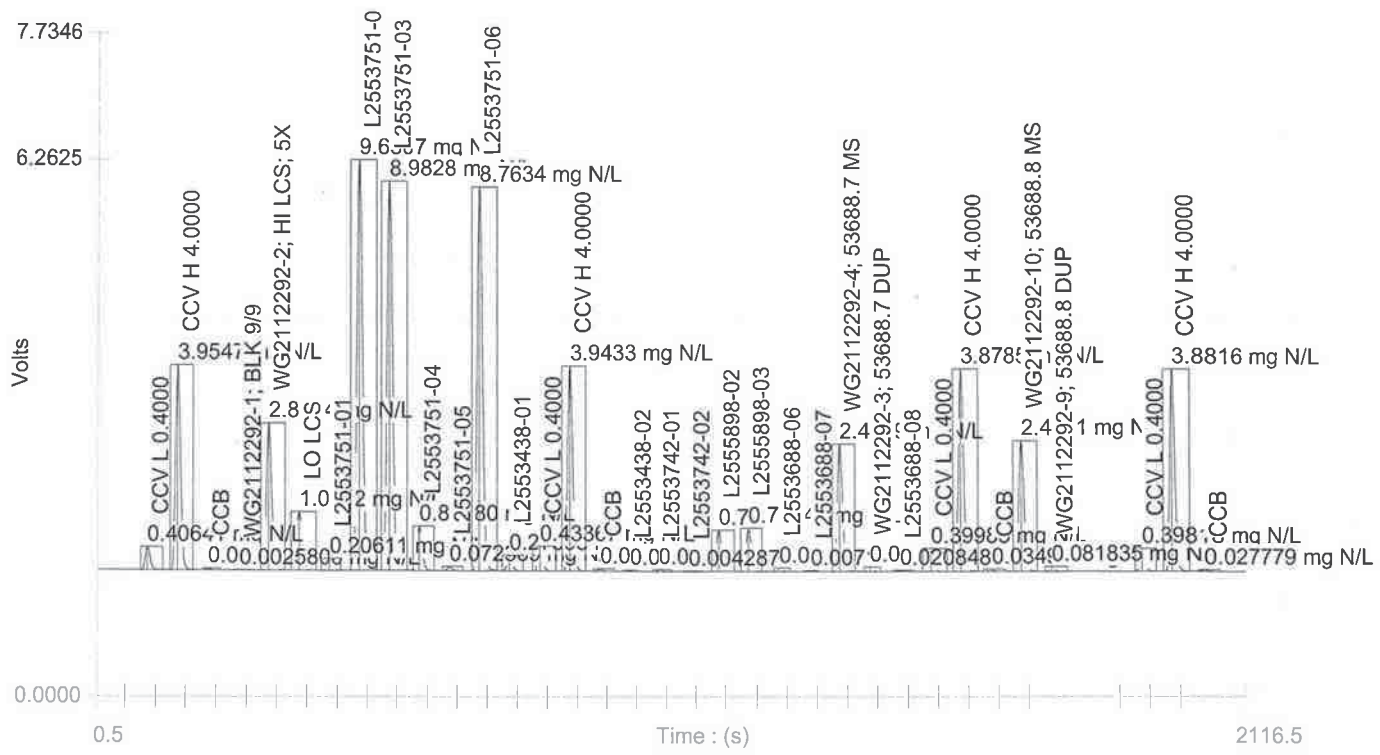


Table : 1 (LOW NH3)

| | Known Conc. (mg N/L) | Rep. | Peak Area (V.s) | Peak Height (V) | % RSD | % Residual | Det. Conc (mg N/L) | Detection Date | Detection Time |
|---|---|---|---|---|---|---|---|---|---|
| 1 | 10.000 | 1 | 58.485 | 5.4033 | 0.0 | 0.3 | 9.9244 | 9/9/2025 | 11:04:08 AM |
| 2 | 8.0000 | 1 | 48.916 | 4.6143 | 0.0 | -0.4 | 8.0711 | 9/9/2025 | 11:05:04 AM |
| 3 | 4.0000 | 1 | 26.280 | 2.5630 | 0.0 | -0.5 | 4.0423 | 9/9/2025 | 11:06:00 AM |
| 4 | 2.0000 | 1 | 13.453 | 1.3196 | 0.0 | 0.7 | 1.9816 | 9/9/2025 | 11:06:56 AM |
| 5 | 1.0000 | 1 | 6.8303 | 0.66661 | 0.0 | 1.2 | 0.98050 | 9/9/2025 | 11:07:52 AM |
| 6 | 0.40000 | 1 | 2.7875 | 0.26838 | 0.0 | 1.3 | 0.39043 | 9/9/2025 | 11:08:49 AM |
| 7 | 0.20000 | 1 | 1.4748 | 0.13684 | 0.0 | -2.0 | 0.20227 | 9/9/2025 | 11:09:46 AM |
| 8 | 0.10000 | 1 | 0.74934 | 0.069021 | 0.0 | 0.5 | 0.098998 | 9/9/2025 | 11:10:44 AM |
| 9 | 0.050000 | 1 | 0.44023 | 0.038461 | 0.0 | -8.4 | 0.055155 | 9/9/2025 | 11:11:39 AM |
| 10 | 0.0000 | 1 | 0.027896 | 0.0039406 | | | -0.0031859 | 9/9/2025 | 11:12:35 AM |

Figure : 1 (LOW NH3)

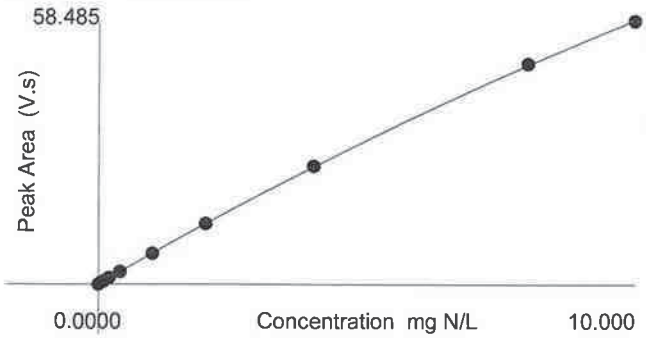


Area = - 0.11002 * Conc^2 + 6.9619 * Conc + 0.058252
Conc = 0.00048826 * Area^2 + 0.14126 * Area - 0.0071268
Correlation Coefficient (r) = 1.00000

Weighting : 1/x

Author: a1wetcheminstrument

Date : 9/9/2025

Original Run Filename: OM_9-9-2025_09-09-05PM.OMN Created: 9/9/2025 9:09:05 PM
Original Run Author's Signature: [a1wetcheminstrument]
Current Run Filename: OM_9-9-2025_09-09-05PM.OMN Last Modified: 9/9/2025 9:39:50 PM
Current Run Author's Signature: [a1wetcheminstrument]
Description: Default New Run

F

| Sample | Rep. | Cup No. | Channel 1 LOW NH3 (mg N/L) | ADF | MDF | Weight | |
|---|---|---|---|---|---|---|---|
| CCV L 0.4000 | 1 | S6 | 0.38923 | 97% | | | |
| | Known Conc: | | 0.40000 | | | | |
| CCV H 4.0000 | 1 | S3 | 3.8635 | 97% | | | |
| | Known Conc: | | 4.0000 | | | | |
| | Calibration: | | Table/Fig. : 1 | | | | |
| CCB | 1 | S10 | 0.025725 | ✓ | | | |
| | Known Conc: | | 0.0000 | | | | |
| WG2112084-1 T; BLK 9/8 SOIL | 1 | 1 | 0.013819 | | 1.00 | 1.00000 g | |
| WG2112084-2 T; HI LCS SOIL; 5X | 1 | 2 | 15207 | | 750.00 | 0.12830 g | 98% |
| LO LCS T SOIL | 1 | 3 | 1890.2 | | 150.00 | 0.10520 g | 99% |
| L2554022-01 T; 10X | 1 | 4 | 12832 | | 1500.00 | 0.12460 g | |
| L2554499-01 T; 10X | 1 | 5 | 13238 | | 1500.00 | 0.11650 g | |
| L2555527-01 T; 10X | 1 | 6 | 8997.9 | | 1500.00 | 0.12500 g | |
| L2550767-01 T | 1 | 7 | 65.438 | | 150.00 | 0.11500 g | |
| L2550767-02 T | 1 | 8 | 39.045 | | 150.00 | 0.10520 g | |
| L2555648-01 T | 1 | 9 | 290.26 | | 150.00 | 0.12990 g | |
| L2555648-02 T | 1 | 10 | 347.18 | | 150.00 | 0.11840 g | |
| CCV L 0.4000 | 1 | S6 | 0.39534 | 99% | | | |
| | Known Conc: | | 0.40000 | | | | |
| CCV H 4.0000 | 1 | S3 | 3.8437 | 96% | | | |
| | Known Conc: | | 4.0000 | | | | |
| CCB | 1 | S10 | 0.032289 | ✓ | | | |
| | Known Conc: | | 0.0000 | | | | |
| L2555648-03 T | 1 | 11 | 442.18 | | 150.00 | 0.12160 g | |
| L2555648-04 T | 1 | 12 | 444.53 | | 150.00 | 0.13710 g | |
| L2555648-05 T | 1 | 13 | 244.42 | | 150.00 | 0.12020 g | |
| L2555648-06 T | 1 | 14 | 1793.0 | | 150.00 | 0.11040 g | |
| L2555648-07 T | 1 | 15 | 248.43 | | 150.00 | 0.11820 g | |
| WG2112084-4 T; 55648.7 MS | 1 | 16 | 4161.3 | | 150.00 | 0.10330 g | 101% |
| WG2112084-3 T; 55648.7 DUP | 1 | 17 | 407.57 | ✓ | 150.00 | 0.12850 g | 48% |
| L2555648-08 T | 1 | 18 | 219.48 | | 150.00 | 0.12100 g | |
| L2555648-09 T | 1 | 19 | 1607.8 | | 150.00 | 0.11390 g | |
| L2555648-10 T | 1 | 20 | 250.98 | | 150.00 | 0.10390 g | |
| CCV L 0.4000 | 1 | S6 | 0.39146 | 98% | | | |
| | Known Conc: | | 0.40000 | | | | |
| CCV H 4.0000 | 1 | S3 | 3.8207 | 96% | | | |
| | Known Conc: | | 4.0000 | | | | |
| CCB | 1 | S10 | 0.030322 | ✓ | | | |
| | Known Conc: | | 0.0000 | | | | |

LCS: 15588 mg/kg

LO LCS: 1901 mg/kg

MS: 3872 mg/kg

Author: a1wetcheminstrument

Date : 9/9/2025

Channel 1 (Ammonia Low) - Current View

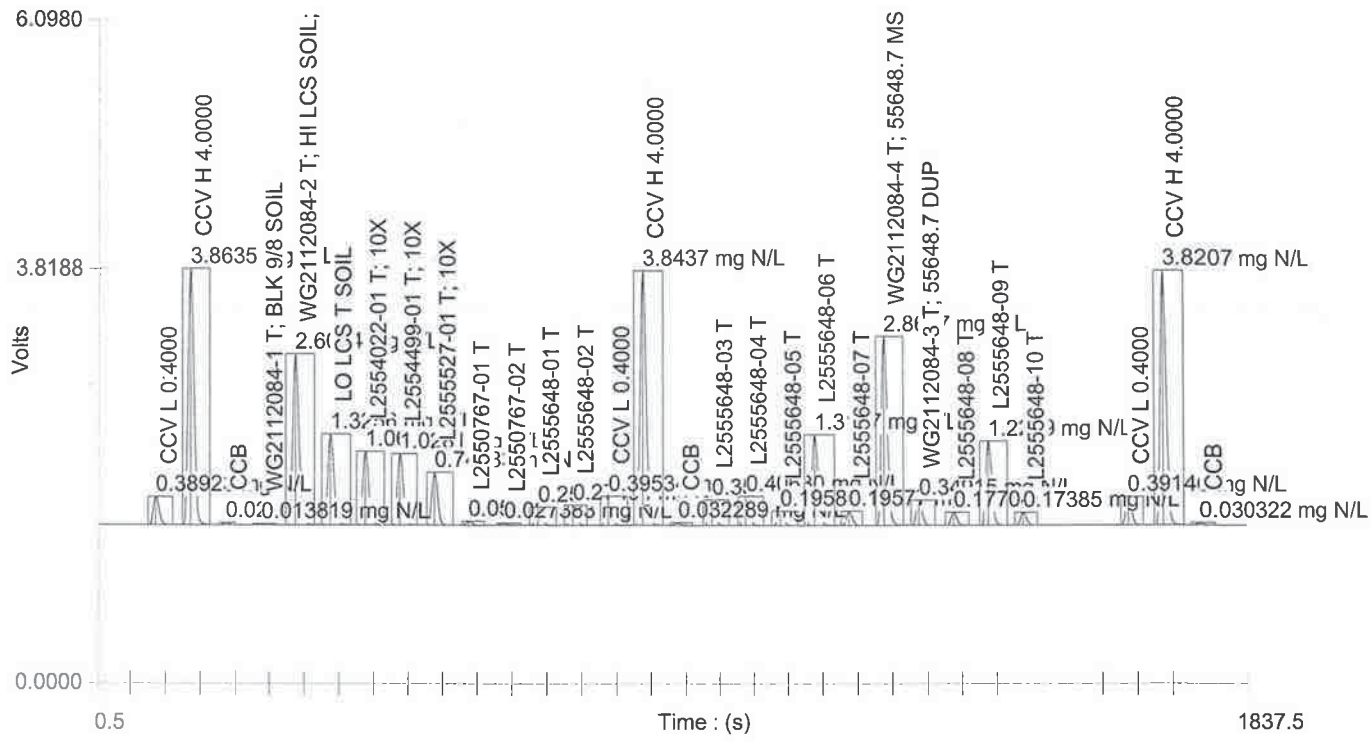


Table : 1 (LOW NH3)

| | Known Conc. (mg N/L) | Rep. | Peak Area (V.s) | Peak Height (V) | % RSD | % Residual | Det. Conc (mg N/L) | Detection Date | Detection Time |
|---|---|---|---|---|---|---|---|---|---|
| 1 | 10.000 | 1 | 58.485 | 5.4033 | 0.0 | 0.3 | 9.9244 | 9/9/2025 | 11:04:08 AM |
| 2 | 8.0000 | 1 | 48.916 | 4.6143 | 0.0 | -0.4 | 8.0711 | 9/9/2025 | 11:05:04 AM |
| 3 | 4.0000 | 1 | 26.280 | 2.5630 | 0.0 | -0.5 | 4.0423 | 9/9/2025 | 11:06:00 AM |
| 4 | 2.0000 | 1 | 13.453 | 1.3196 | 0.0 | 0.7 | 1.9816 | 9/9/2025 | 11:06:56 AM |
| 5 | 1.0000 | 1 | 6.8303 | 0.66661 | 0.0 | 1.2 | 0.98050 | 9/9/2025 | 11:07:52 AM |
| 6 | 0.40000 | 1 | 2.7875 | 0.26838 | 0.0 | 1.3 | 0.39043 | 9/9/2025 | 11:08:49 AM |
| 7 | 0.20000 | 1 | 1.4748 | 0.13684 | 0.0 | -2.0 | 0.20227 | 9/9/2025 | 11:09:46 AM |
| 8 | 0.10000 | 1 | 0.74934 | 0.069021 | 0.0 | 0.5 | 0.098998 | 9/9/2025 | 11:10:44 AM |
| 9 | 0.050000 | 1 | 0.44023 | 0.038461 | 0.0 | -8.4 | 0.055155 | 9/9/2025 | 11:11:39 AM |
| 10 | 0.0000 | 1 | 0.027896 | 0.0039406 | | | -0.0031859 | 9/9/2025 | 11:12:35 AM |

Figure : 1 (LOW NH3)

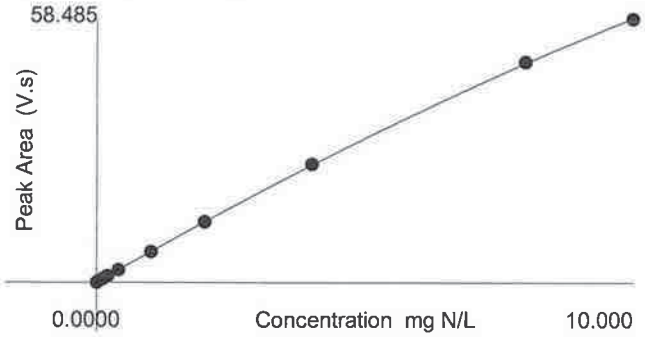


Area = - 0.11002 * Conc^2 + 6.9619 * Conc + 0.058252
Conc = 0.00048826 * Area^2 + 0.14126 * Area - 0.0071268
Correlation Coefficient (r) = 1.00000

Weighting : 1/x

Author: a1wetcheminstrument

Date : 9/9/2025

Original Run Filename: OM_9-9-2025_09-46-18PM.OMN Created: 9/9/2025 9:46:18 PM
Original Run Author's Signature: [a1wetcheminstrument]
Current Run Filename: OM_9-9-2025_09-46-18PM.OMN Last Modified: 9/9/2025 10:17:03 PM
Current Run Author's Signature: [a1wetcheminstrument]
Description: Default New Run

| Sample | Rep. | Cup No. | Channel 1 LOW NH3 (mg N/L) | ADF | MDF | Weight |
|---|---|---|---|---|---|---|
| CCV L 0.4000 | 1 | S6 | 0.37722 | 94% | | |
| | Known Conc: | | 0.40000 | | | |
| CCV H 4.0000 | 1 | S3 | 3.7621 | 94% | | |
| | Known Conc: | | 4.0000 | | | |
| | Calibration: | | Table/Fig. : 1 | | | |
| CCB | 1 | S10 | 0.028300 | ✓ | | |
| | Known Conc: | | 0.0000 | | | |
| WG2112297-1 T; BLK 9/9 | 1 | 1 | 0.034816 | | | |
| WG2112297-2 T; HI LCS; 5X | 1 | 2 | 33.099 | | 15.00 | 83% |
| LO LCS T | 1 | 3 | 7.2915 | | 3.00 | 182% |
| L2555281-01 T | 1 | 4 | 0.49994 | | 3.00 | |
| L2555281-02 T | 1 | 5 | 0.16798 | | 3.00 | |
| L2555281-03 T | 1 | 6 | 0.13450 | | 3.00 | |
| L2555281-04 T | 1 | 7 | 0.089137 | | 3.00 | |
| L2553564-01 T | 1 | 8 | 0.22625 | | 3.00 | |
| L2553564-02 T | 1 | 9 | 0.26059 | | 3.00 | |
| L2553564-03 T | 1 | 10 | 0.72670 | | 3.00 | |
| CCV L 0.4000 | 1 | S6 | 0.39401 | 99% | | |
| | Known Conc: | | 0.40000 | | | |
| CCV H 4.0000 | 1 | S3 | 3.7613 | 94% | | |
| | Known Conc: | | 4.0000 | | | |
| CCB | 1 | S10 | 0.032391 | ✓ | | |
| | Known Conc: | | 0.0000 | | | |
| L2553564-04 T | 1 | 11 | 0.59300 | | 3.00 | |
| L2555281-05 T | 1 | 12 | 0.14772 | | 3.00 | 48% |
| WG2112297-4 T; 55281.5 MS | 1 | 13 | 3.8636 | | 3.00 | |
| WG2112297-3 T; 55281.5 DUP | 1 | 14 | 0.27741 | ✓ | 3.00 | NC |
| L2555281-06 T | 1 | 15 | 0.49560 | | 3.00 | |
| L2555281-07 T | 1 | 16 | 0.069511 | | 3.00 | |
| L2553447-05 T | 1 | 17 | 0.31977 | | 3.00 | |
| L2553447-06 T | 1 | 18 | 1.1894 | | 3.00 | |
| L2553447-07 T | 1 | 19 | 0.12065 | | 3.00 | |
| L2553447-08 T | 1 | 20 | 0.36115 | | 3.00 | |
| CCV L 0.4000 | 1 | S6 | 0.38425 | 96% | | |
| | Known Conc: | | 0.40000 | | | |
| CCV H 4.0000 | 1 | S3 | 3.7839 | 95% | | |
| | Known Conc: | | 4.0000 | | | |
| CCB | 1 | S10 | 0.031151 | ✓ | | |
| | Known Conc: | | 0.0000 | | | |

G

Author: a1wetcheminstrument

Date : 9/9/2025

Channel 1 (Ammonia Low) - Current View

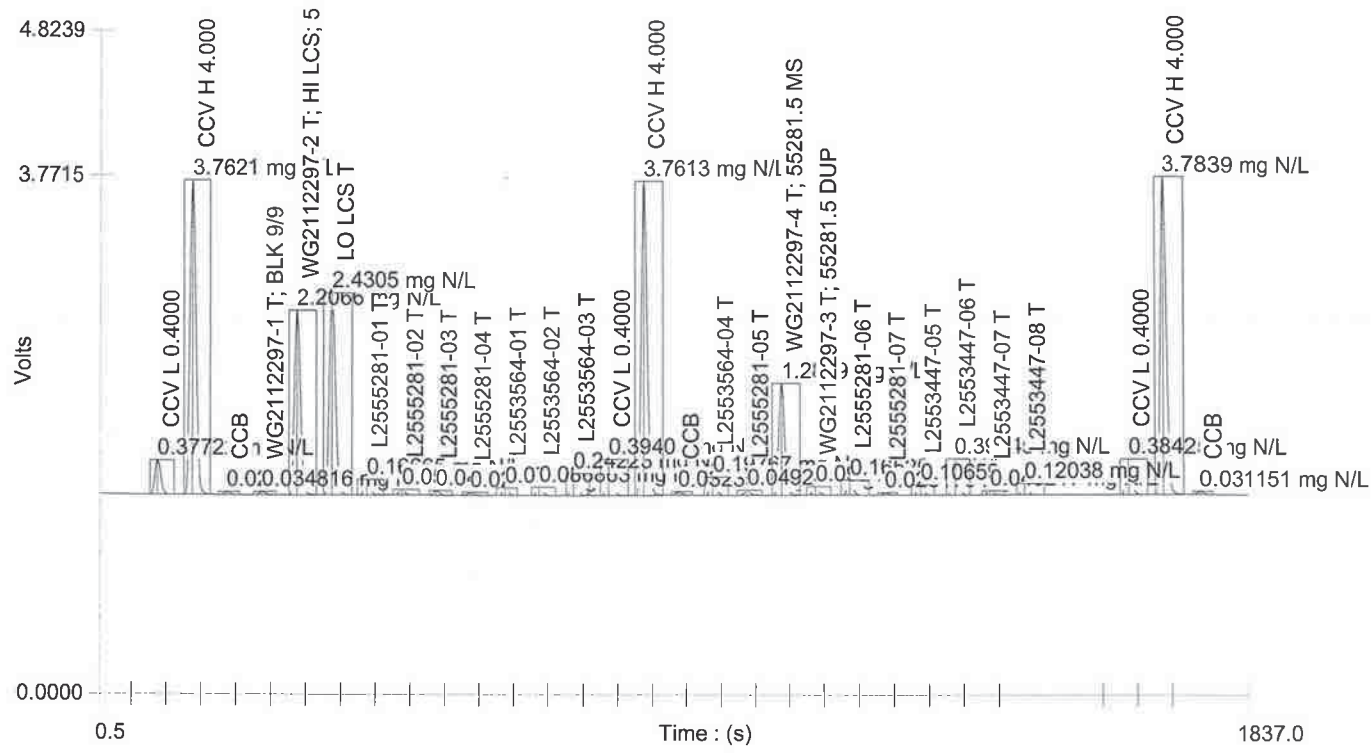


Table : 1 (LOW NH3)

| | Known Conc. (mg N/L) | Rep. | Peak Area (V.s) | Peak Height (V) | % RSD | % Residual | Det. Conc (mg N/L) | Detection Date | Detection Time |
|---|---|---|---|---|---|---|---|---|---|
| 1 | 10.000 | 1 | 58.485 | 5.4033 | 0.0 | 0.3 | 9.9244 | 9/9/2025 | 11:04:08 AM |
| 2 | 8.0000 | 1 | 48.916 | 4.6143 | 0.0 | -0.4 | 8.0711 | 9/9/2025 | 11:05:04 AM |
| 3 | 4.0000 | 1 | 26.280 | 2.5630 | 0.0 | -0.5 | 4.0423 | 9/9/2025 | 11:06:00 AM |
| 4 | 2.0000 | 1 | 13.453 | 1.3196 | 0.0 | 0.7 | 1.9816 | 9/9/2025 | 11:06:56 AM |
| 5 | 1.0000 | 1 | 6.8303 | 0.66661 | 0.0 | 1.2 | 0.98050 | 9/9/2025 | 11:07:52 AM |
| 6 | 0.40000 | 1 | 2.7875 | 0.26838 | 0.0 | 1.3 | 0.39043 | 9/9/2025 | 11:08:49 AM |
| 7 | 0.20000 | 1 | 1.4748 | 0.13684 | 0.0 | -2.0 | 0.20227 | 9/9/2025 | 11:09:46 AM |
| 8 | 0.10000 | 1 | 0.74934 | 0.069021 | 0.0 | 0.5 | 0.098998 | 9/9/2025 | 11:10:44 AM |
| 9 | 0.050000 | 1 | 0.44023 | 0.038461 | 0.0 | -8.4 | 0.055155 | 9/9/2025 | 11:11:39 AM |
| 10 | 0.0000 | 1 | 0.027896 | 0.0039406 | | | -0.0031859 | 9/9/2025 | 11:12:35 AM |

Figure : 1 (LOW NH3)

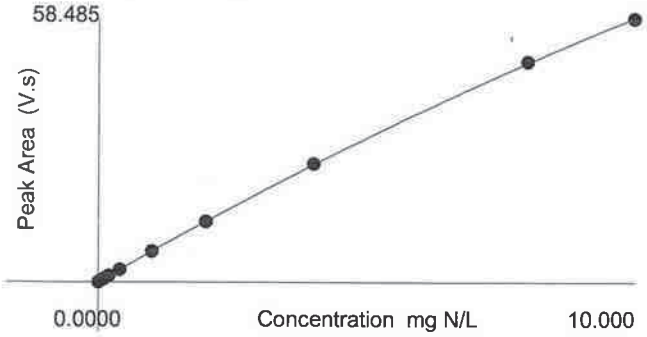


Area = - 0.11002 * Conc^2 + 6.9619 * Conc + 0.058252
Conc = 0.00048826 * Area^2 + 0.14126 * Area - 0.0071268
Correlation Coefficient (r) = 1.00000

Weighting : 1/x

Author: a1wetcheminstrument

Date : 9/9/2025

Original Run Filename: OM_9-9-2025_10-18-49PM.OMN Created: 9/9/2025 10:18:49 PM
Original Run Author's Signature: [a1wetcheminstrument]
Current Run Filename: OM_9-9-2025_10-18-49PM.OMN Last Modified: 9/9/2025 11:00:40 PM
Current Run Author's Signature: [a1wetcheminstrument]
Description: Default New Run

H

| Sample | Rep. | Cup No. | Channel 1 LOW NH3 (mg N/L) | ADF | MDF | Weight | |
|---|---|---|---|---|---|---|---|
| CCV L 0.4000 | 1 | S6 | 0.38643 | 97% | | | |
| | Known Conc: | | 0.40000 | | | | |
| CCV H 4.0000 | 1 | S3 | 3.7817 | 95% | | | |
| | Known Conc: | | 4.0000 | | | | |
| | Calibration: | | Table/Fig. : 1 | | | | |
| CCB | 1 | S10 | 0.033047 | ✓ | | | |
| | Known Conc: | | 0.0000 | | | | |
| WG2112575-1; BLK 9/9 | 1 | 1 | 0.0090276 | | 1.50 | 99% | |
| WG2112575-2; HI LCS; 5X | 1 | 2 | 19.305 | | 7.50 | 89% | |
| LO LCS T | 1 | 3 | 1.7747 | | 1.50 | | |
| L2553973-01 | 1 | 4 | 6.2834 | | 7.50 | | |
| L2553973-02 | 1 | 5 | 5.8135 | | 1.50 | | |
| L2554025-09 | 1 | 6 | 0.32104 | | 1.50 | | |
| L2555898-04 | 1 | ~~7~~ | ~~31.854~~ | | ~~1.50~~ | w/dilution. | |
| L2554408-01 | 1 | ~~8~~ | ~~0.97027~~ | | ~~1.50~~ | | |
| L2554408-02 | 1 | 9 | 5.1217 | | 1.50 | | |
| L2554408-03 | 1 | 10 | 0.31353 | | 1.50 | | |
| CCV L 0.4000 | 1 | S6 | 0.42138 | 105% | | | |
| | Known Conc: | | 0.40000 | | | | |
| CCV H 4.0000 | 1 | S3 | 3.7982 | 95% | | | |
| | Known Conc: | | 4.0000 | | | | |
| CCB | 1 | S10 | 0.047571 | ✓ | | | |
| | Known Conc: | | 0.0000 | | | | |
| L2555927-01 | 1 | 11 | 0.39543 | | 1.50 | | |
| L2555927-02 | 1 | 12 | 0.046790 | | 1.50 | | |
| L2555927-03 | 1 | 13 | 0.13282 | | 1.50 | | |
| L2555927-04 | 1 | 14 | 3.5349 | | 1.50 | | |
| L2554074-01 | 1 | 15 | 0.16337 | | 1.50 | | |
| L2554074-02 | 1 | 16 | 0.46125 | | 1.50 | | |
| L2554074-03 | 1 | 17 | 2.0085 | | 1.50 | 90% | |
| WG2112575-4; 54074.3 MS | 1 | 18 | 5.6078 | | 1.50 | 11% | |
| WG2112575-3; 54074.3 DUP | 1 | 19 | 2.2412 | | 1.50 | | |
| L2554074-04 | 1 | 20 | 0.13503 | | 1.50 | | |
| CCV L 0.4000 | 1 | S6 | 0.39771 | 99% | | | |
| | Known Conc: | | 0.40000 | | | | |
| CCV H 4.0000 | 1 | S3 | 3.6902 | 92% | | | |
| | Known Conc: | | 4.0000 | | | | |
| CCB | 1 | S10 | 0.00055770 | ✓ | | | |
| | Known Conc: | | 0.0000 | | | | |
| WG2112575-6; 54074.4 MS | 1 | 21 | 3.9650 | | 1.50 | 96% | |
| WG2112575-5; 54074.4 DUP | 1 | 22 | 0.19354 | ✓ | 1.50 | 36% (<RL+EL) | |
| L2554140-01 | 1 | 23 | 0.10686 | | 1.50 | | |
| L2554140-02 | 1 | 24 | 0.47689 | | 1.50 | | |
| L2554140-03 | 1 | 25 | 0.88373 | | 1.50 | | |
| L2554140-04 | 1 | 26 | 2.6962 | | 1.50 | | |
| L2554140-06 | 1 | 27 | 0.11823 | | 1.50 | | |
| L2555898-04; 10X | 1 | 28 | 53.119 | | 15.00 | | |
| L2554408-01 | 1 | 29 | 0.32696 | | 1.50 | | |
| CCV L 0.4000 | 1 | S6 | 0.38871 | 97% | | | |
| | Known Conc: | | 0.40000 | | | | |
| CCV H 4.0000 | 1 | S3 | 3.7162 | 93% | | | |
| | Known Conc: | | 4.0000 | | | | |
| CCB | 1 | S10 | 0.017230 | ✓ | | | |
| | Known Conc: | | 0.0000 | | | | |

Author: a1wetcheminstrument

Date : 9/9/2025

Channel 1 (Ammonia Low) - Current View

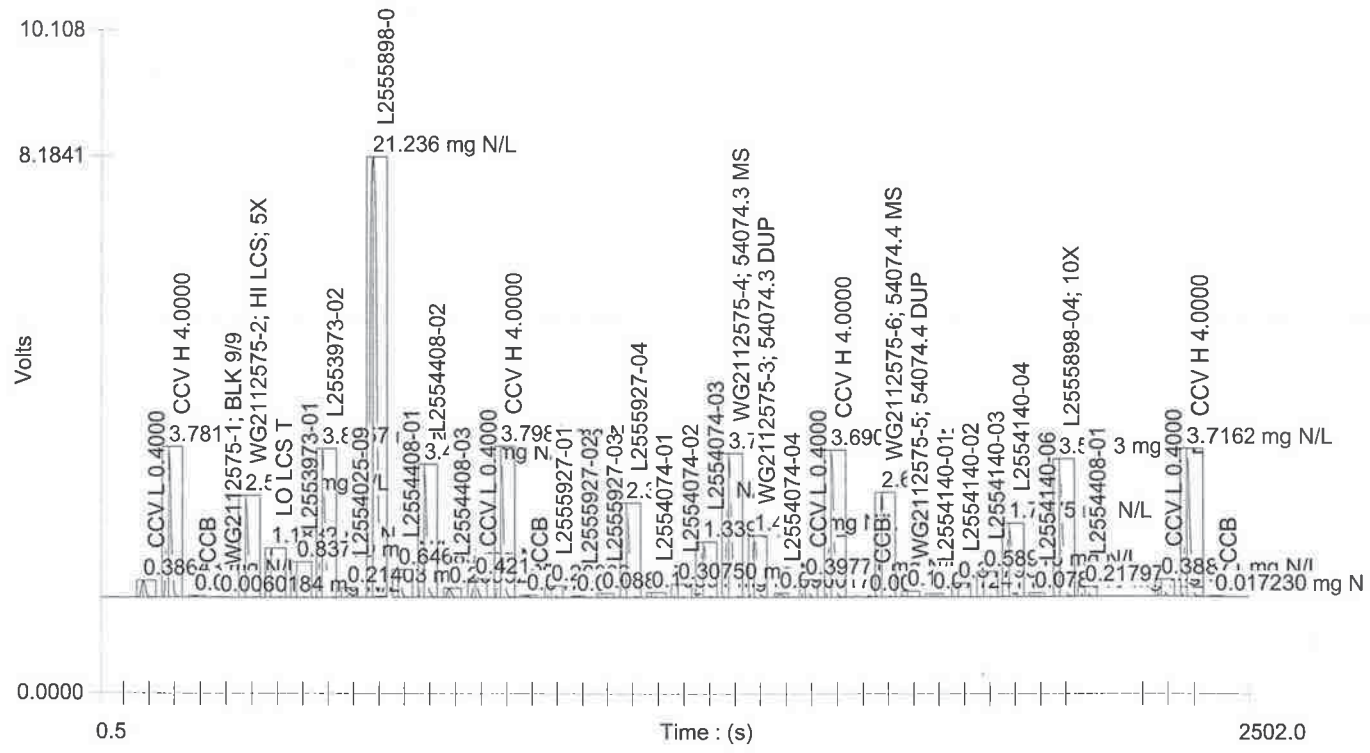


Table : 1 (LOW NH3)

| | Known Conc. (mg N/L) | Rep. | Peak Area (V.s) | Peak Height (V) | % RSD | % Residual | Det. Conc (mg N/L) | Detection Date | Detection Time |
|---|---|---|---|---|---|---|---|---|---|
| 1 | 10.000 | 1 | 58.485 | 5.4033 | 0.0 | 0.3 | 9.9244 | 9/9/2025 | 11:04:08 AM |
| 2 | 8.0000 | 1 | 48.916 | 4.6143 | 0.0 | -0.4 | 8.0711 | 9/9/2025 | 11:05:04 AM |
| 3 | 4.0000 | 1 | 26.280 | 2.5630 | 0.0 | -0.5 | 4.0423 | 9/9/2025 | 11:06:00 AM |
| 4 | 2.0000 | 1 | 13.453 | 1.3196 | 0.0 | 0.7 | 1.9816 | 9/9/2025 | 11:06:56 AM |
| 5 | 1.0000 | 1 | 6.8303 | 0.66661 | 0.0 | 1.2 | 0.98050 | 9/9/2025 | 11:07:52 AM |
| 6 | 0.40000 | 1 | 2.7875 | 0.26838 | 0.0 | 1.3 | 0.39043 | 9/9/2025 | 11:08:49 AM |
| 7 | 0.20000 | 1 | 1.4748 | 0.13684 | 0.0 | -2.0 | 0.20227 | 9/9/2025 | 11:09:46 AM |
| 8 | 0.10000 | 1 | 0.74934 | 0.069021 | 0.0 | 0.5 | 0.098998 | 9/9/2025 | 11:10:44 AM |
| 9 | 0.050000 | 1 | 0.44023 | 0.038461 | 0.0 | -8.4 | 0.055155 | 9/9/2025 | 11:11:39 AM |
| 10 | 0.0000 | 1 | 0.027896 | 0.0039406 | | | -0.0031859 | 9/9/2025 | 11:12:35 AM |

Figure : 1 (LOW NH3)

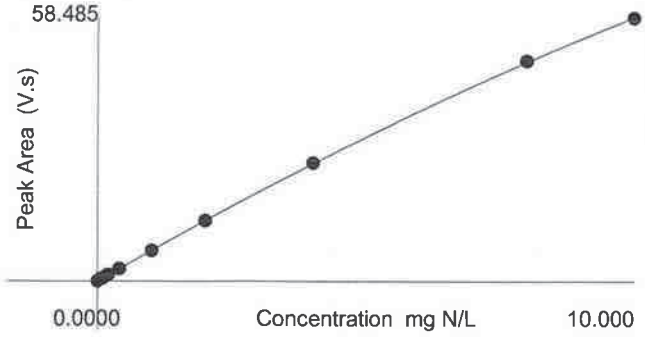


Area = - 0.11002 * Conc^2 + 6.9619 * Conc + 0.058252
Conc = 0.00048826 * Area^2 + 0.14126 * Area - 0.0071268
Correlation Coefficient (r) = 1.00000

Weighting : 1/x

Original Run Filename: OM_9-10-2025_09-27-47AM.OMN Created: 9/10/2025 9:27:47 AM
Original Run Author's Signature: [a1wetcheminstrument]
Current Run Filename: OM_9-10-2025_09-27-47AM.OMN Last Modified: 9/10/2025 10:22:53 AM
Current Run Author's Signature: [a1wetcheminstrument]
Description: Default New Run

| | Sample | Rep. | Cup No. | Channel 1 LOW NH3 (mg N/L) | ADF | MDF | Weight | TRAY A |
|---|---|---|---|---|---|---|---|---|
| | STD 1 | 1 | S1 | 10.000 | | | | |
| | STD 2 | 1 | S2 | 8.0000 | | | | |
| | STD 3 | 1 | S3 | 4.0000 | | | | |
| | STD 4 | 1 | S4 | 2.0000 | | | | |
| | STD 5 | 1 | S5 | 1.0000 | | | | |
| | STD 6 | 1 | S6 | 0.40000 | | | | |
| | STD 7 | 1 | S7 | 0.20000 | | | | |
| | STD 8 | 1 | S8 | 0.10000 | | | | |
| | STD 9 | 1 | S9 | 0.050000 | | | | |
| | STD 10 | 1 | S10 | 0.0000 | | | | |
| | CCV L 0.4000 | 1 | S6 | 0.37693 | | | | 94% |
| | | Known Conc: | | 0.40000 | | | | |
| | | Calibration: | | Table/Fig. : 1 | | | | |
| | CCV H 4.0000 | 1 | S3 | 4.0547 | | | | 101% |
| | | Known Conc: | | 4.0000 | | | | |
| | CCB | 1 | S10 | 0.021700 | | | | |
| | | Known Conc: | | 0.0000 | | | | |
| | HI ICV 8.0 | 1 | 1 | 8.1261 | | | | 102% |
| | LO ICV 1.0 | 1 | 2 | 0.97258 | | | | 97% |
| | ICB | 1 | 3 | 0.015837 | | | | |
| | WG2112577-1 | 1 | 4 | 0.011632 | | 1.50 | | |
| | WG2112577-2 | 1 | 5 | 18.347 | | 7.50 | | 92% |
| | LCS LO | 1 | 6 | 1.9393 | | 1.50 | | 97% |
| | L2553462-01 | 1 | 7 | 0.43767 | | 1.50 | | |
| | L2553904-02 | 1 | 8 | 0.071149 | | 1.50 | | |
| | L2553912-01 | 1 | 9 | 6.5810 | | 1.50 | | |
| | L2553912-02 | 1 | 10 | 0.30269 | | 1.50 | | |
| | CCV L 0.4000 | 1 | S6 | 0.39474 | | | | 99% |
| | | Known Conc: | | 0.40000 | | | | |
| | CCV H 4.0000 | 1 | S3 | 4.0539 | | | | 101% |
| | | Known Conc: | | 4.0000 | | | | |
| | CCB | 1 | S10 | 0.021767 | | | | |
| | | Known Conc: | | 0.0000 | | | | |
| | L2553922-01 | 1 | 11 | 0.56915 | | 1.50 | | |
| | L2553928-01 | 1 | 12 | 0.75590 | | 7.50 | | |
| | L2553942-01 | 1 | 13 | 11.290 | | 7.50 | | |
| | L2553942-02 | 1 | 14 | 0.39088 | | 1.50 | | |
| | L2553986-01 | 1 | 15 | 0.040756 | | 1.50 | | |
| | L2553986-02 | 1 | 16 | 1.2681 | | 1.50 | | |
| | L2553986-03 | 1 | 17 | 0.059503 | | 1.50 | | |
| | L2553986-04 | 1 | 18 | 2.8111 | | 1.50 | | |
| | L2553986-05 | 1 | 19 | 0.12419 | | 1.50 | | |
| | L2554006-01 | 1 | 20 | 0.16015 | | 1.50 | | |
| | CCV L 0.4000 | 1 | S6 | 0.38486 | | | | 96% |
| | | Known Conc: | | 0.40000 | | | | |
| | CCV H 4.0000 | 1 | S3 | 4.0463 | | | | 101% |
| | | Known Conc: | | 4.0000 | | | | |
| | CCB | 1 | S10 | 0.018952 | | | | |
| | | Known Conc: | | 0.0000 | | | | |
| | L2554006-02 | 1 | 21 | 0.23076 | | 1.50 | | |
| | L2554153-02 | 1 | 22 | 0.26820 | | 1.50 | | |
| | WG2112577-4 | 1 | 23 | 4.5832 | | 1.50 | | 108% |
| X | WG2112577-3 | 1 | 24 | 0.41741 | | 1.50 | | RERUN |
| | L2554153-03; 10X | 1 | 25 | 80.077 | | 15.00 | | |
| | WG2112577-3 | 1 | 24 | 0.31661 | | 1.50 | | RPD=17% |
| | CCV L 0.4000 | 1 | S6 | 0.39043 | | | | 98% |
| | | Known Conc: | | 0.40000 | | | | |
| | CCV H 4.0000 | 1 | S3 | 4.0444 | | | | 101% |
| | | Known Conc: | | 4.0000 | | | | |

| | | | | | | |
|---|---|---|---|---|---|---|
| CCB | 1 | S10 | 0.024279 | | | |
| | | Known Conc: | 0.0000 | | | |

Channel 1 (Ammonia Low) - Current View

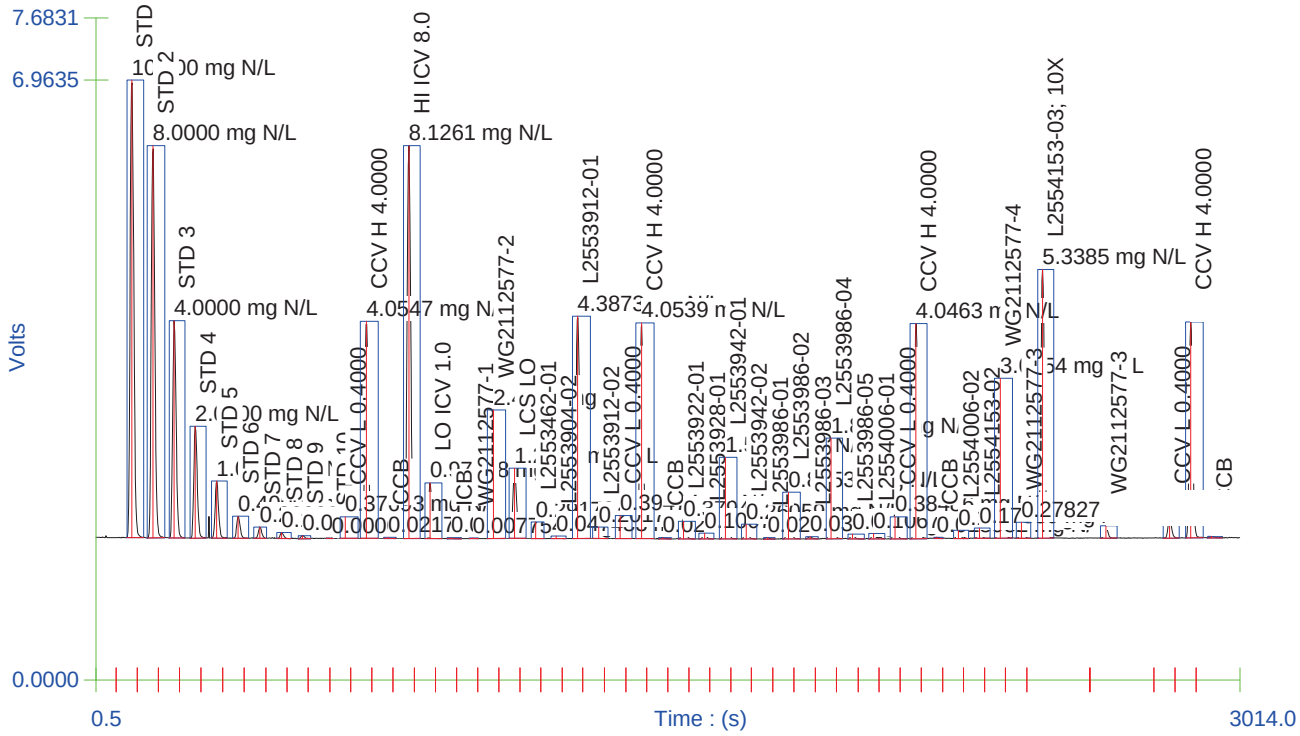


Table : 1 (LOW NH3)

| | Known Conc. (mg N/L) | Rep. | Peak Area (V.s) | Peak Height (V) | % RSD | % Residual | Det. Conc (mg N/L) | Detection Date | Detection Time |
|---|---|---|---|---|---|---|---|---|---|
| 1 | 10.000 | 1 | 58.893 | 5.3130 | 0.0 | 0.3 | 9.9348 | 9/10/2025 | 9:33:26 AM |
| 2 | 8.0000 | 1 | 49.067 | 4.5509 | 0.0 | -0.3 | 8.0559 | 9/10/2025 | 9:34:22 AM |
| 3 | 4.0000 | 1 | 26.294 | 2.5223 | 0.0 | -0.6 | 4.0412 | 9/10/2025 | 9:35:18 AM |
| 4 | 2.0000 | 1 | 13.517 | 1.2983 | 0.0 | -0.1 | 1.9964 | 9/10/2025 | 9:36:14 AM |
| 5 | 1.0000 | 1 | 6.8271 | 0.66237 | 0.0 | 0.7 | 0.98539 | 9/10/2025 | 9:37:10 AM |
| 6 | 0.40000 | 1 | 2.7088 | 0.25640 | 0.0 | 3.2 | 0.38333 | 9/10/2025 | 9:38:07 AM |
| 7 | 0.20000 | 1 | 1.3785 | 0.12992 | 0.0 | 3.0 | 0.19217 | 9/10/2025 | 9:39:04 AM |
| 8 | 0.10000 | 1 | 0.73590 | 0.069233 | 0.0 | -0.8 | 0.10041 | 9/10/2025 | 9:40:02 AM |
| 9 | 0.050000 | 1 | 0.42909 | 0.034325 | 0.0 | -11.8 | 0.056735 | 9/10/2025 | 9:40:57 AM |
| 10 | 0.0000 | 1 | 0.011170 | 0.0030097 | | | -0.0026211 | 9/10/2025 | 9:41:53 AM |

Author: a1wetcheminstrument

Date : 9/10/2025

Figure : 1 (LOW NH3)

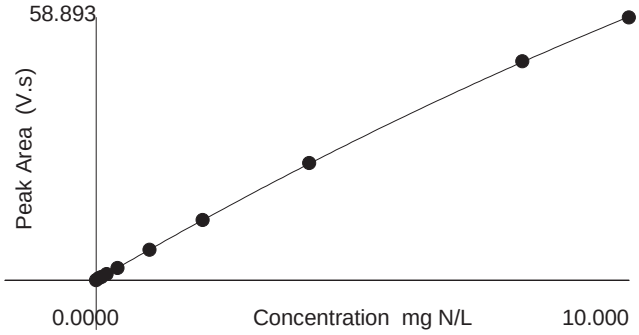


Area = - 0.10425 * Conc^2 + 6.9448 * Conc + 0.036858
Conc = 0.00045738 * Area^2 + 0.14183 * Area - 0.0042055
Correlation Coefficient (r) = 1.00000

Weighting : 1/x

Original Run Filename: OM_9-10-2025_10-28-10AM.OMN Created: 9/10/2025 10:28:10 AM
Original Run Author's Signature: [a1wetcheminstrument]
Current Run Filename: OM_9-10-2025_10-28-10AM.OMN Last Modified: 9/10/2025 11:11:00 AM
Current Run Author's Signature: [a1wetcheminstrument]
Description: Default New Run

| | Sample | Rep. | Cup No. | Channel 1 LOW NH3 (mg N/L) | ADF | MDF | Weight | TRAY B |
|---|---|---|---|---|---|---|---|---|
| | CCV L 0.4000 | 1 | S6 | 0.37929 | | | | 95% |
| | | | Known Conc: | 0.40000 | | | | |
| | CCV H 4.0000 | 1 | S3 | 4.0662 | | | | 102% |
| | | | Known Conc: | 4.0000 | | | | |
| | | | Calibration: | Table/Fig. : 1 | | | | |
| | CCB | 1 | S10 | 0.016830 | | | | |
| | | | Known Conc: | 0.0000 | | | | |
| | WG2112756-1 | 1 | 1 | 0.016054 | | 1.50 | | |
| | WG2112756-2 | 1 | 2 | 17.948 | | 7.50 | | 90% |
| | LCS LO | 1 | 3 | 1.7316 | | 1.50 | | 87% |
| | L2554130-04 | 1 | 7 | 0.095166 | | 1.50 | | |
| | L2554130-05 | 1 | 8 | 0.043391 | | 1.50 | | |
| | L2554130-06 | 1 | 9 | 0.019783 | | 1.50 | | |
| | L2554130-07 | 1 | 10 | 0.023113 | | 1.50 | | |
| | L2554130-08 | 1 | 11 | 0.0041110 | | 1.50 | | |
| | L2554130-09 | 1 | 12 | 0.023816 | | 1.50 | | |
| | L2554130-10 | 1 | 13 | 0.015201 | | 1.50 | | |
| | CCV L 0.4000 | 1 | S6 | 0.37740 | | | | 94% |
| | | | Known Conc: | 0.40000 | | | | |
| | CCV H 4.0000 | 1 | S3 | 4.0791 | | | | 102% |
| | | | Known Conc: | 4.0000 | | | | |
| | CCB | 1 | S10 | 0.020263 | | | | |
| | | | Known Conc: | 0.0000 | | | | |
| | L2554130-01 | 1 | 4 | 0.029510 | | 1.50 | | |
| | L2554130-02 | 1 | 5 | 0.023388 | | 1.50 | | |
| | L2554130-03 | 1 | 6 | 0.034832 | | 1.50 | | |
| | L2554130-11 | 1 | 14 | 0.076522 | | 1.50 | | |
| | L2554178-01 | 1 | 15 | 0.088012 | | 1.50 | | |
| | L2554178-02 | 1 | 16 | 1.6714 | | 1.50 | | |
| | L2554178-03 | 1 | 17 | 2.6125 | | 1.50 | | |
| | L2554178-04 | 1 | 18 | 1.1105 | | 1.50 | | |
| | L2554179-01 | 1 | 19 | 0.35905 | | 1.50 | | |
| | L2554181-01 | 1 | 20 | 0.15060 | | 1.50 | | |
| | CCV L 0.4000 | 1 | S6 | 0.38378 | | | | 96% |
| | | | Known Conc: | 0.40000 | | | | |
| | CCV H 4.0000 | 1 | S3 | 4.0598 | | | | 101% |
| | | | Known Conc: | 4.0000 | | | | |
| | CCB | 1 | S10 | 0.022870 | | | | |
| | | | Known Conc: | 0.0000 | | | | |
| | WG2112756-4 | 1 | 21 | 4.2383 | | 1.50 | | 102% |
| X | WG2112756-3 | 1 | 22 | 0.25072 | | 1.50 | | RERUN |
| | L2554187-01 | 1 | 23 | 0.68305 | | 1.50 | | |
| X | L2556545-02; 50X | 1 | 24 | 1.7094 | | 75.00 | | RERUN W/O DIL |
| X | L2556555-01; 50X | 1 | 25 | 0.80729 | | 75.00 | | RERUN W/O DIL |
| | WG2112756-3 | 1 | 22 | 0.12512 | | 1.50 | | RPD=18% |
| | L2556545-02 | 1 | 24 | 0.59925 | | 1.50 | | |
| | L2556555-01 | 1 | 25 | 0.54008 | | 1.50 | | |
| | CCV L 0.4000 | 1 | S6 | 0.37846 | | | | 95% |
| | | | Known Conc: | 0.40000 | | | | |
| | CCV H 4.0000 | 1 | S3 | 4.0472 | | | | 101% |
| | | | Known Conc: | 4.0000 | | | | |
| | CCB | 1 | S10 | 0.021644 | | | | |
| | | | Known Conc: | 0.0000 | | | | |

Author: a1wetcheminstrument Date : 9/10/2025

Channel 1 (Ammonia Low) - Current View

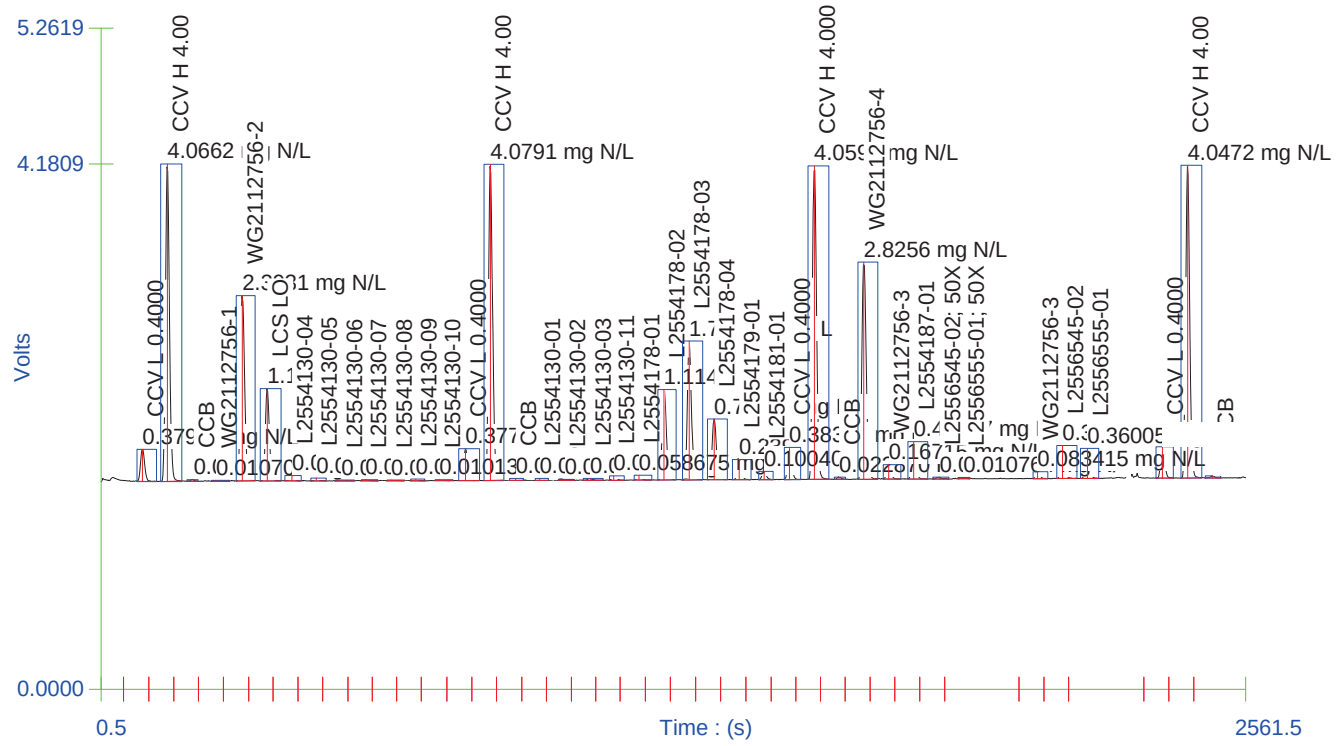


Table : 1 (LOW NH3)

| | Known Conc. (mg N/L) | Rep. | Peak Area (V.s) | Peak Height (V) | % RSD | % Residual | Det. Conc (mg N/L) | Detection Date | Detection Time |
|---|---|---|---|---|---|---|---|---|---|
| 1 | 10.000 | 1 | 58.893 | 5.3130 | 0.0 | 0.3 | 9.9348 | 9/10/2025 | 9:33:26 AM |
| 2 | 8.0000 | 1 | 49.067 | 4.5509 | 0.0 | -0.3 | 8.0559 | 9/10/2025 | 9:34:22 AM |
| 3 | 4.0000 | 1 | 26.294 | 2.5223 | 0.0 | -0.6 | 4.0412 | 9/10/2025 | 9:35:18 AM |
| 4 | 2.0000 | 1 | 13.517 | 1.2983 | 0.0 | -0.1 | 1.9964 | 9/10/2025 | 9:36:14 AM |
| 5 | 1.0000 | 1 | 6.8271 | 0.66237 | 0.0 | 0.7 | 0.98539 | 9/10/2025 | 9:37:10 AM |
| 6 | 0.40000 | 1 | 2.7088 | 0.25640 | 0.0 | 3.2 | 0.38333 | 9/10/2025 | 9:38:07 AM |
| 7 | 0.20000 | 1 | 1.3785 | 0.12992 | 0.0 | 3.0 | 0.19217 | 9/10/2025 | 9:39:04 AM |
| 8 | 0.10000 | 1 | 0.73590 | 0.069233 | 0.0 | -0.8 | 0.10041 | 9/10/2025 | 9:40:02 AM |
| 9 | 0.050000 | 1 | 0.42909 | 0.034325 | 0.0 | -11.8 | 0.056735 | 9/10/2025 | 9:40:57 AM |
| 10 | 0.0000 | 1 | 0.011170 | 0.0030097 | | | -0.0026211 | 9/10/2025 | 9:41:53 AM |

Figure : 1 (LOW NH3)

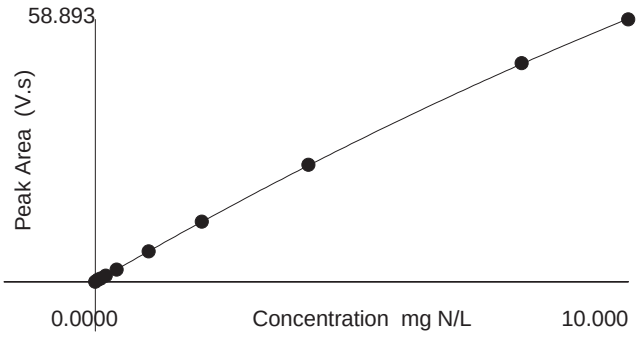


Area = - 0.10425 * Conc^2 + 6.9448 * Conc + 0.036858
Conc = 0.00045738 * Area^2 + 0.14183 * Area - 0.0042055
Correlation Coefficient (r) = 1.00000

Weighting : 1/x

Author: a1wetcheminstrument Date : 9/10/2025

Original Run Filename: OM_9-10-2025_11-45-45AM.OMN Created: 9/10/2025 11:45:45 AM
Original Run Author's Signature: [a1wetcheminstrument]
Current Run Filename: OM_9-10-2025_11-45-45AM.OMN Last Modified: 9/10/2025 12:00:53 PM
Current Run Author's Signature: [a1wetcheminstrument]
Description: Default New Run

| | Sample | Rep. | Cup No. | Channel 1 LOW NH3 (mg N/L) | ADF | MDF | Weight | |
|---|---|---|---|---|---|---|---|---|
| | | | | | | | | TRAY C |
| | CCV L 0.4000 | 1 | S6 | 0.37317 | | | | 93% |
| | | Known Conc: | | 0.40000 | | | | |
| | CCV H 4.0000 | 1 | S3 | 4.0545 | | | | 101% |
| | | Known Conc: | | 4.0000 | | | | |
| | | Calibration: | | Table/Fig. : 1 | | | | |
| | CCB | 1 | S10 | 0.019157 | | | | |
| | | Known Conc: | | 0.0000 | | | | |
| | WG2112581-1 T | 1 | 1 | 0.027217 | | | | |
| | WG2112581-2 T | 1 | 2 | 36.078 | | 15.00 | | 90% |
| | LCS LO T | 1 | 3 | 3.8391 | | 3.00 | | 96% |
| | L2553742-01 T | 1 | 4 | 0.63391 | | 3.00 | | |
| | L2553742-02 T | 1 | 5 | 0.27367 | | 3.00 | | |
| | L2553861-01 T | 1 | 6 | 2.0564 | | 3.00 | | |
| | L2553861-02 T | 1 | 7 | 0.82314 | | 3.00 | | |
| | L2553861-03 T | 1 | 8 | 0.82179 | | 3.00 | | |
| | L2553861-04 T | 1 | 9 | 0.098211 | | 3.00 | | |
| | L2553862-01 T | 1 | 10 | 5.0948 | | 3.00 | | |
| X | CCV L 0.4000 | 1 | S6 | 0.44263 | | | | 111%, RERUN OK |
| | | Known Conc: | | 0.40000 | | | | |

Channel 1 (Ammonia Low) - Current View

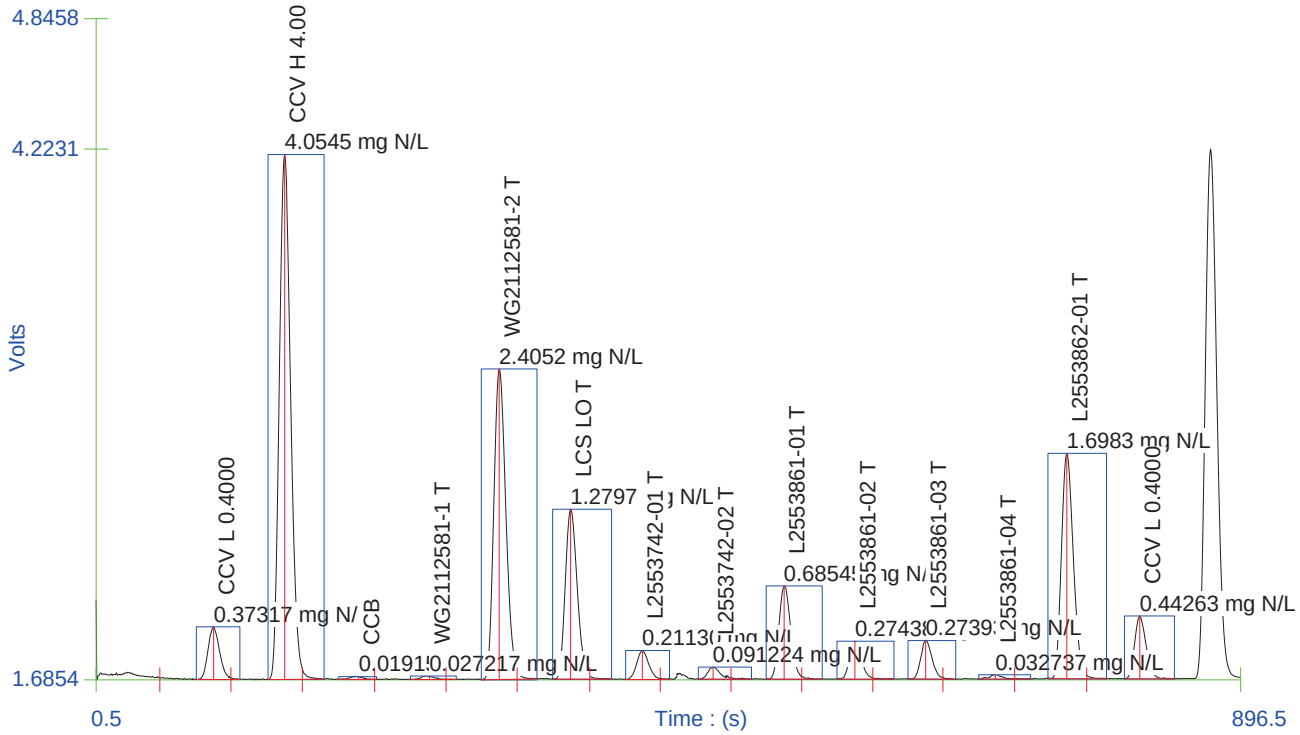

Table : 1 (LOW NH3)

| | Known Conc. (mg N/L) | Rep. | Peak Area (V.s) | Peak Height (V) | % RSD | % Residual | Det. Conc (mg N/L) | Detection Date | Detection Time |
|---|---|---|---|---|---|---|---|---|---|
| 1 | 10.000 | 1 | 58.893 | 5.3130 | 0.0 | 0.3 | 9.9348 | 9/10/2025 | 9:33:26 AM |
| 2 | 8.0000 | 1 | 49.067 | 4.5509 | 0.0 | -0.3 | 8.0559 | 9/10/2025 | 9:34:22 AM |
| 3 | 4.0000 | 1 | 26.294 | 2.5223 | 0.0 | -0.6 | 4.0412 | 9/10/2025 | 9:35:18 AM |
| 4 | 2.0000 | 1 | 13.517 | 1.2983 | 0.0 | -0.1 | 1.9964 | 9/10/2025 | 9:36:14 AM |
| 5 | 1.0000 | 1 | 6.8271 | 0.66237 | 0.0 | 0.7 | 0.98539 | 9/10/2025 | 9:37:10 AM |
| 6 | 0.40000 | 1 | 2.7088 | 0.25640 | 0.0 | 3.2 | 0.38333 | 9/10/2025 | 9:38:07 AM |
| 7 | 0.20000 | 1 | 1.3785 | 0.12992 | 0.0 | 3.0 | 0.19217 | 9/10/2025 | 9:39:04 AM |
| 8 | 0.10000 | 1 | 0.73590 | 0.069233 | 0.0 | -0.8 | 0.10041 | 9/10/2025 | 9:40:02 AM |
| 9 | 0.050000 | 1 | 0.42909 | 0.034325 | 0.0 | -11.8 | 0.056735 | 9/10/2025 | 9:40:57 AM |
| 10 | 0.0000 | 1 | 0.011170 | 0.0030097 | | | -0.0026211 | 9/10/2025 | 9:41:53 AM |

Figure : 1 (LOW NH3)

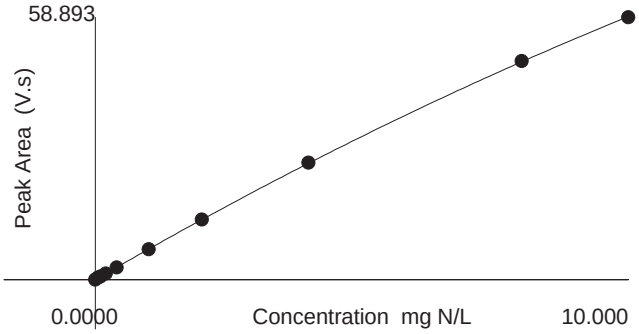


Area = - 0.10425 * Conc^2 + 6.9448 * Conc + 0.036858
Conc = 0.00045738 * Area^2 + 0.14183 * Area - 0.0042055
Correlation Coefficient (r) = 1.00000

Weighting : 1/x

Original Run Filename: OM_9-10-2025_12-02-42PM.OMN Created: 9/10/2025 12:02:42 PM
Original Run Author's Signature: [a1wetcheminstrument]
Current Run Filename: OM_9-10-2025_12-02-42PM.OMN Last Modified: 9/10/2025 12:26:56 PM
Current Run Author's Signature: [a1wetcheminstrument]
Description: Default New Run

TRAY C

| | Sample | Rep. | Cup No. | Channel 1 LOW NH3 (mg N/L) | ADF | MDF | Weight | |
|---|---|---|---|---|---|---|---|---|
| | CCV L 0.4000 | 1 | S6 | 0.38514 | | | | 96% |
| | Known Conc: | | | 0.40000 | | | | |
| | CCV H 4.0000 | 1 | S3 | 4.0295 | | | | 101% |
| | Known Conc: | | | 4.0000 | | | | |
| | Calibration: | | | Table/Fig. : 1 | | | | |
| | CCB | 1 | S10 | 0.026792 | | | | |
| | Known Conc: | | | 0.0000 | | | | |
| | L2553862-02 T | 1 | 11 | 1.8105 | | 3.00 | | |
| | WG2112581-4 T | 1 | 12 | 9.9551 | | 3.00 | | 102% |
| X | WG2112581-3 T | 1 | 13 | 2.4370 | | 3.00 | | RERUN |
| | L2553862-03 T | 1 | 14 | 5.4590 | | 3.00 | | |
| | L2553862-04 T | 1 | 15 | 0.42171 | | 3.00 | | |
| | L2554996-01 T | 1 | 16 | 0.23183 | | 3.00 | | |
| | L2554996-02 T | 1 | 17 | 0.20433 | | 3.00 | | |
| | L2554996-03 T | 1 | 18 | 0.19005 | | 3.00 | | |
| | L2554996-04 T | 1 | 19 | 0.13229 | | 3.00 | | |
| | L2555281-08 T | 1 | 20 | 0.15855 | | 3.00 | | |
| | CCV L 0.4000 | 1 | S6 | 0.38015 | | | | |
| | Known Conc: | | | 0.40000 | | | | |
| | CCV H 4.0000 | 1 | S3 | 4.0476 | | | | |
| | Known Conc: | | | 4.0000 | | | | |
| | CCB | 1 | S10 | 0.023695 | | | | |
| | Known Conc: | | | 0.0000 | | | | |
| | WG2112581-3 T | 1 | 13 | 2.0824 | | 3.00 | | RPD=14% |
| | CCV L 0.4000 | 1 | S6 | 0.38382 | | | | 96% |
| | Known Conc: | | | 0.40000 | | | | |
| | CCV H 4.0000 | 1 | S3 | 4.0180 | | | | 100% |
| | Known Conc: | | | 4.0000 | | | | |
| | CCB | 1 | S10 | 0.024936 | | | | |
| | Known Conc: | | | 0.0000 | | | | |

Author: a1wetcheminstrument Date : 9/10/2025

Channel 1 (Ammonia Low) - Current View

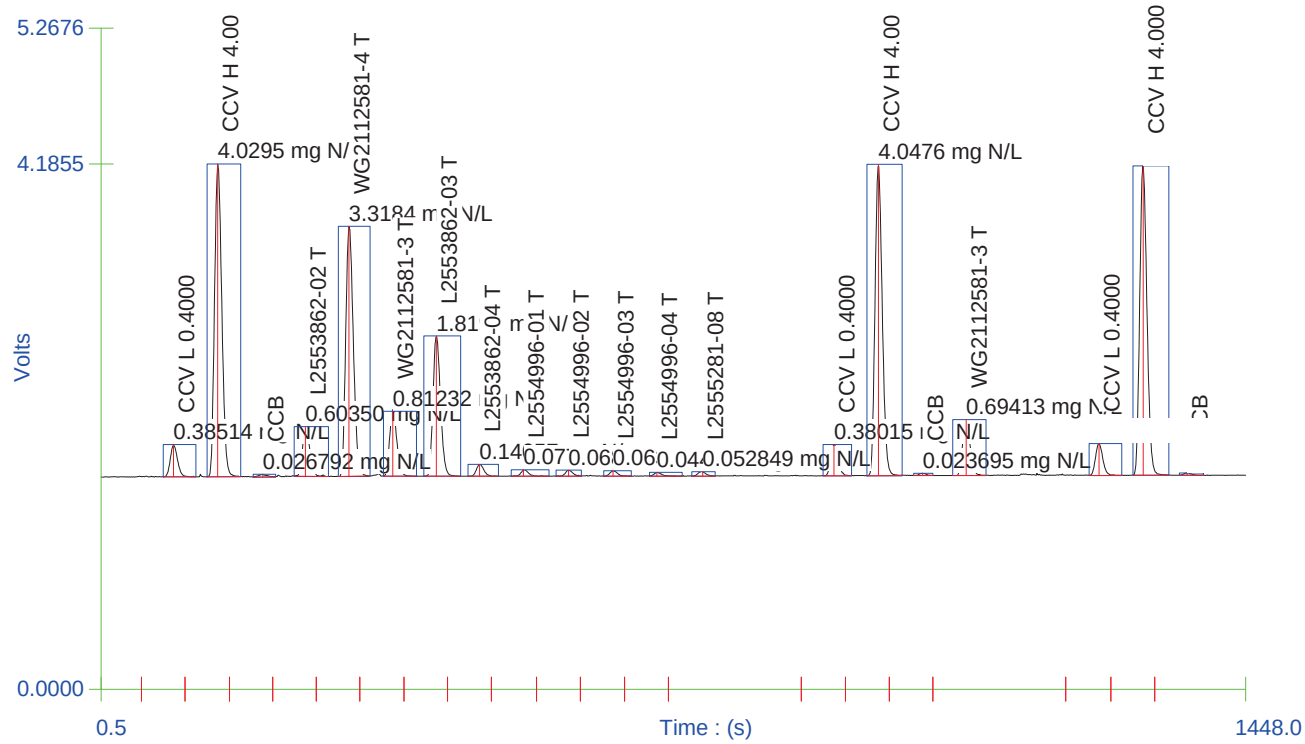


Table : 1 (LOW NH3)

| | Known Conc. (mg N/L) | Rep. | Peak Area (V.s) | Peak Height (V) | % RSD | % Residual | Det. Conc (mg N/L) | Detection Date | Detection Time |
|---|---|---|---|---|---|---|---|---|---|
| 1 | 10.000 | 1 | 58.893 | 5.3130 | 0.0 | 0.3 | 9.9348 | 9/10/2025 | 9:33:26 AM |
| 2 | 8.0000 | 1 | 49.067 | 4.5509 | 0.0 | -0.3 | 8.0559 | 9/10/2025 | 9:34:22 AM |
| 3 | 4.0000 | 1 | 26.294 | 2.5223 | 0.0 | -0.6 | 4.0412 | 9/10/2025 | 9:35:18 AM |
| 4 | 2.0000 | 1 | 13.517 | 1.2983 | 0.0 | -0.1 | 1.9964 | 9/10/2025 | 9:36:14 AM |
| 5 | 1.0000 | 1 | 6.8271 | 0.66237 | 0.0 | 0.7 | 0.98539 | 9/10/2025 | 9:37:10 AM |
| 6 | 0.40000 | 1 | 2.7088 | 0.25640 | 0.0 | 3.2 | 0.38333 | 9/10/2025 | 9:38:07 AM |
| 7 | 0.20000 | 1 | 1.3785 | 0.12992 | 0.0 | 3.0 | 0.19217 | 9/10/2025 | 9:39:04 AM |
| 8 | 0.10000 | 1 | 0.73590 | 0.069233 | 0.0 | -0.8 | 0.10041 | 9/10/2025 | 9:40:02 AM |
| 9 | 0.050000 | 1 | 0.42909 | 0.034325 | 0.0 | -11.8 | 0.056735 | 9/10/2025 | 9:40:57 AM |
| 10 | 0.0000 | 1 | 0.011170 | 0.0030097 | | | -0.0026211 | 9/10/2025 | 9:41:53 AM |

Figure : 1 (LOW NH3)

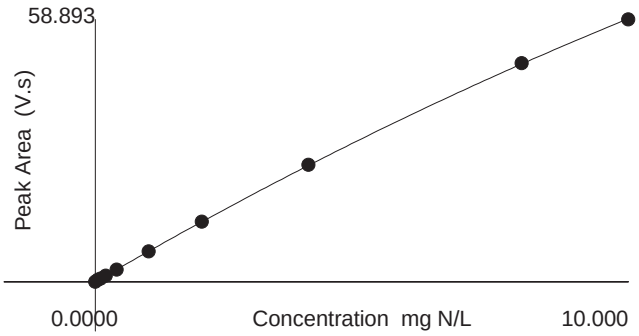


Area = - 0.10425 * Conc^2 + 6.9448 * Conc + 0.036858
Conc = 0.00045738 * Area^2 + 0.14183 * Area - 0.0042055
Correlation Coefficient (r) = 1.00000

Weighting : 1/x

# Quality Control

# Form 5a
# Matrix Spike

| | | | |
|---|---|---|---|
| **Client** | : Roux Env. Eng. & Geology, DPC | **Lab Number** | : L2555281 |
| **Project Name** | : CORAM MATERIALS | **Project Number** | : 2232.0006Y005 |
| **Client Sample ID** | : MW-1DR2 | **Matrix** | : WATER |
| **Lab Sample ID** | : L2555281-05 | | |
| **Matrix Spike** | : WG2112297-4 | **MS Analysis Date** | : 09/09/25 22:03 |
| **Matrix Spike Dup** | : | **MSD Analysis Date** | : |

| | | Matrix Spike Sample | | | | Matrix Spike Duplicate | | | | | |
|---|---|---|---|---|---|---|---|---|---|---|---|
| Parameter | Sample Conc. (mg/l) | Spike Added (mg/l) | Spike Conc. (mg/l) | %R | | Spike Added (mg/l) | Spike Conc. (mg/l) | %R | RPD | Recovery Limits | RPD Limit |
| Nitrogen, Total Kjeldahl | 0.148J | 8 | 3.86 | 48 | Q | | | | | 77-111 | 24 |

# Form 5a
# Matrix Spike

| | | | |
|---|---|---|---|
| **Client** | : Roux Env. Eng. & Geology, DPC | **Lab Number** | : L2555281 |
| **Project Name** | : CORAM MATERIALS | **Project Number** | : 2232.0006Y005 |
| **Client Sample ID** | : NA | **Matrix** | : WATER |
| **Lab Sample ID** | : L2553862-02 | | |
| **Matrix Spike** | : WG2112581-4 | **MS Analysis Date** | : 09/10/25 12:07 |
| **Matrix Spike Dup** | : | **MSD Analysis Date** | : |

| | | Matrix Spike Sample | | | Matrix Spike Duplicate | | | | | |
|---|---|---|---|---|---|---|---|---|---|---|
| **Parameter** | **Sample Conc. (mg/l)** | **Spike Added (mg/l)** | **Spike Conc. (mg/l)** | **%R** | **Spike Added (mg/l)** | **Spike Conc. (mg/l)** | **%R** | **RPD** | **Recovery Limits** | **RPD Limit** |
| Nitrogen, Total Kjeldahl | 1.81 | 8 | 9.96 | 102 | | | | | 77-111 | 24 |

# Form 6
# Lab Duplicates

| | | | |
|---|---|---|---|
| **Client** | : Roux Env. Eng. & Geology, DPC | **Lab Number** | : L2555281 |
| **Project Name** | : CORAM MATERIALS | **Project Number** | : 2232.0006Y005 |
| **Client Sample ID** | : MW-1DR2 | **Matrix** | : WATER |
| **Lab Sample ID** | : L2555281-05 | **Analysis Date** | : 09/09/25 22:03 |
| **Dup Sample ID** | : WG2112297-3 | **DUP Analysis Date** | : 09/09/25 22:04 |

| Parameter | Sample Concentration (mg/l) | Duplicate Concentration (mg/l) | RPD | RPD Limit |
|---|---|---|---|---|
| Nitrogen, Total Kjeldahl | 0.148J | 0.277J | NC | 24 |

# Form 6
# Lab Duplicates

| | | | |
|---|---|---|---|
| **Client** | : Roux Env. Eng. & Geology, DPC | **Lab Number** | : L2555281 |
| **Project Name** | : CORAM MATERIALS | **Project Number** | : 2232.0006Y005 |
| **Client Sample ID** | : NA | **Matrix** | : WATER |
| **Lab Sample ID** | : NA | **Analysis Date** | : 09/10/25 12:06 |
| **Dup Sample ID** | : WG2112581-3 | **DUP Analysis Date** | : 09/10/25 12:20 |

| Parameter | Sample Concentration (mg/l) | Duplicate Concentration (mg/l) | RPD | RPD Limit |
|---|---|---|---|---|
| Nitrogen, Total Kjeldahl | 1.81 | 2.08 | 14 | 24 |

# Form 7
# Laboratory Control Sample

| | | | |
|---|---|---|---|
| **Client** | : Roux Env. Eng. & Geology, DPC | **Lab Number** | : L2555281 |
| **Project Name** | : CORAM MATERIALS | **Project Number** | : 2232.0006Y005 |
| **Client Sample ID** | : NA | **Matrix** | : WATER |
| **Lab Sample ID** | : WG2112297-2 | **LCS Analysis Date** | : 09/09/25 21:50 |
| **Dup Sample ID** | : | **LCSD Analysis Date** | : |

| | Laboratory Control Sample | | | Laboratory Control Duplicate | | | | | |
|---|---|---|---|---|---|---|---|---|---|
| | True | Found | %R | True | Found | %R | RPD | Recovery | RPD |
| Parameter | (mg/l) | (mg/l) | | (mg/l) | (mg/l) | | | Limits | Limit |
| Nitrogen, Total Kjeldahl | 40.0 | 33.1 | 83. | | | | | 78-122 | 24 |

# Form 7
# Laboratory Control Sample

| | | | |
|---|---|---|---|
| **Client** | : Roux Env. Eng. & Geology, DPC | **Lab Number** | : L2555281 |
| **Project Name** | : CORAM MATERIALS | **Project Number** | : 2232.0006Y005 |
| **Client Sample ID** | : NA | **Matrix** | : WATER |
| **Lab Sample ID** | : WG2112581-2 | **LCS Analysis Date** | : 09/10/25 11:50 |
| **Dup Sample ID** | : | **LCSD Analysis Date** | : |

| | Laboratory Control Sample | | | Laboratory Control Duplicate | | | | | |
|---|---|---|---|---|---|---|---|---|---|
| **Parameter** | **True (mg/l)** | **Found (mg/l)** | **%R** | **True (mg/l)** | **Found (mg/l)** | **%R** | **RPD** | **Recovery Limits** | **RPD Limit** |
| **Nitrogen, Total Kjeldahl** | **40.0** | **36.1** | **90.** | | | | | **78-122** | **24** |

**Date Created:** 11/11/21
**Created By:** Jason Hebert
**File:** PM11467-1
**Page:** 1

**WETCHEM (WATER)**

| Analyte | CAS # | RL | MDL | Units | LCS Criteria | LCS RPD | MS Criteria | MS RPD | Duplicate RPD | Method | Holding Time | Container/Sample Preservation |
|---|---|---|---|---|---|---|---|---|---|---|---|---|
| Nitrogen, Total Kjeldahl | NONE | 0.3 | 0.066 | mg/l | 78-122 | | 77-111 | 24 | 24 | 4500NH3-H | 28 days | 1 - Plastic 500ml H2SO4 preserved |
| Nitrogen, Total Kjeldahl | NONE | 0.3 | 0.066 | mg/l | 78-122 | | 77-111 | 24 | 24 | 351.1 | 28 days | 1 - Plastic 500ml H2SO4 preserved |

***Please Note that the RL information provided in this table is calculated using a 100% Solids factor. (Soil/Solids only)***
***Please Note that the information provided in this table is subject to change at anytime at the discretion of the laboratory.***

**Date Created:** 11/11/21
**Created By:** Jason Hebert
**File:** PM11468-1
**Page:** 1

**WETCHEM (SOIL)**

| Analyte | CAS # | RL | MDL | Units | LCS Criteria | LCS RPD | MS Criteria | MS RPD | Duplicate RPD | Method | Holding Time | Container/Sample Preservation |
|---|---|---|---|---|---|---|---|---|---|---|---|---|
| Nitrogen, Total Kjeldahl | NONE | 150 | 31.5 | mg/kg | 81-115 | 26 | 43-160 | 26 | 26 | 4500NH3-H | 28 days | 1 - Glass 250ml/8oz unpreserved |

***Please Note that the RL information provided in this table is calculated using a 100% Solids factor. (Soil/Solids only)***
***Please Note that the information provided in this table is subject to change at anytime at the discretion of the laboratory.***

# Calculations of Nitrogen in TKN

Aqueous samples:

Compute sample TKN –N concentration by comparing sample peak areas with standard curve, as determined by the Lachat instrument software.

If the sample has a concentration of less than 2ppm, calculate results by using the low curve generated on Channel 1.

If the sample concentration is greater than 2ppm, calculate the results by using the high curve generated on Channel 2.

To Compute the final results for aqueous samples, multiply the direct reading by the dilution factor based on the initial preparation volume. (also done using software)

TKN-N mg/L = mg/L direct reading x dilution factor

# Sequence Logs

TITLE $NH_3$ 9/9/25 KEM

Project No.

Book No.

From Page No.

Tray A (11-00-28AM)
prep 9/9/25 @7:21

| | |
|---|---|
| 1 | Hi ICV 8.0 |
| 2 | Lo ICV 1.0 |
| 3 | ICB |
| 4 | WG2112229-1; Blk |
| 5 | -2; LCS Hi; 5x |
| 6 | LCS Lo |
| ⊗ 7 | 53580-07; rerun |
| 8 | -07 MS |
| 9 | -07 Dup |
| 10 | ~~-08~~ KEM -09 |
| ⊗ 11 | 53623-01 (2x); 10x 1↑10 |
| ⊗ 12 | -02; 10x 1↑10 |
| ⊗ 13 | 53643-01 |
| 14 | -02 |
| 15 | -03 |
| 16 | -04 |
| 17 | 53662-01 |
| 18 | -02 |
| 19 | 53774-01 |
| 20 | 53819-01 |
| 21 | -02 |
| 22 | -03 |
| 23 | -04 |
| 24 | -05 |
| 25 | -06 |
| 26 | -07 |
| 27 | -08 |
| 28 | -09 |

Tray B (12-19-34PM)
prep 9/9/25 @3:40

| | |
|---|---|
| 1 | WG2112180-1; Blk |
| 2 | -2; LCS Hi; 5x |
| 3 | LCS Lo |
| ⊗ 4 | 53447-08; rerun |
| 5 | -08 MS |
| ⊗ 6 | -08 Dup; rerun |
| 7 | 53564-01 |
| 8 | -02 |
| 9 | -03 |
| 10 | -04 |
| ⊗ 11 | 53595-02; 10x 1↑10 |
| ⊗ 12 | -03 |
| 13 | 53688-01 |
| 14 | -02 |
| 15 | -03 |
| ⊗ 16 | -04; air spike rerun |
| 17 | -05 |
| 18 | 53861-01 |
| 19 | -02 |
| 20 | -03 |
| 21 | -04 |
| 22 | 53862-01 |
| 23 | -02 |
| 24 | -02 MS |
| 25 | -02 Dup |
| 26 | -03 |
| 27 | -04 |

KEM

Date: 9/9/25
Sodium Phenolate: 9/2/25 R-4398
Sodium Hypochlorate: 9/2/25 stoptshop
Sodium Nitropruisside: 9/2/25 R-3969
Borric Acid Soln.: 9/2/25 R-4266
ICV 1.0: 9/5/25 WC-3621
ICV 8.0:
Cal. Std: 9/2/25 WC-3624
See Front Page for Instructions:

To Page No

Wi | Date | Invented by: | Date

Recorded by:

NH3 9/9/25 (A) Cont.

TITLE

Project No.

Book No.

From Page No.

ty: E (08-30-56pm)
Pump 9/9/25 @ 1330

1 WL 2112292-1; Blk 9/9
2 WL 2112292-2; Hi vs -5 +
3 6 vs
4 53751.1
5 .2
6 .3
7 .4
8 .5
9 .6
10 53438-1
11 .2
12 53742-1
13 .2
14 55898.2
15 .3
16 53688.6
17 .7
18 WL 2112292-4; 53688.7 ms
19 WL 2112292-3; 53688.7 Bg
20 53688.8
21 WL 2112292-10; 53688.8 ms
22 WL 2112292-9; 53688.8 Bg

ty: F (09-09-05pm)
Pump 9/8/25 @ 2228

1 WL 2112084-1 T; Blk 9/8 Soil (0.1210
2 WL 2112084-2 T; Hi vs Soil -5 + (0.1283
3 6 vs T Soil (0.1052
4 54022-1 T -10 + (0.1246
5 54499.1 T -10 + (0.1165
6 55527.1 T -10 T (0.1250
7 50767-1 T (0.1150
8 .2 T (0.105
9 55648-1 T (0.1299
10 .2 T (0.1184
11 .3 T (0.1216
12 .4 T (0.1371
13 .5 T (0.1202
14 .6 T (0.110
15 .7 T (0.118
16 WL 2112084-4 T; 55648.7 ms (0.103
17 WL 2112084-3 T; 55648.7 Bg (0.128
18 55648.8 T (0.1210
19 .9 T (0.1139
20 .10 T (0.1039

To Page N

Witnessed & Understood by me, | Date | Invented by: | Date

Recorded by:

Project No. _____
Book No. _____ TITLE NH3 9/9/25 (A) Cont.

Page No. ____

tg: G (09-46-18 pm)
Rep 9/9/25 @ 1400

1 WG2112297-1 T; BK 9/9
2 WG2112297-2 T; Hi cus -5 +
3 lo cus T
4 55281.1 T
5 .2 T
6 .3 T
7 .4 T
8 53564.1 T
9 .2 T
10 .3 T
11 .4 T
12 55281.5 T
13 WG2112297-4 T; 55281.5 MS
14 WG2112297-3 T; 55281.5 Dup
15 55281.6 T
16 .7 T
17 53447.5 T
18 .6 T
19 .7 T
20 .8 T

tg: H (10-18-49 pm)
Rep 9/9/25 @ 2129

1 WG2112575-1; BK 9/9
2 WG2112575-2; Hi cus -5 +
3 lo cus
4 53973.1 (5 +)
5 .2
6 54025.9
7 55898.4 -10 +
8 54408.1 -
9 .2 ✓
10 .3
11 55927.1
12 .2
13 .3
14 .4
15 54074.1
16 .2
17 .3
18 WG2112575-4; 54074.3 MS
19 WG2112575-3; 54074.3 Dup
20 54074.4
21 WG2112575-6; 54074.4 MS
22 WG2112575-5; 54074.4 Dup
23 54140.1
24 .2
25 .3
26 .4
27 .6

To Page No. ____

essed & Understood by me, | Date | Invented by: | Date

Recorded by:

Tray A(09-27-47AM)
prep 9/9/25 @21:49

| | |
|---|---|
| 1 | Hi ICV 8.0 |
| 2 | Lo ICV 1.0 |
| 3 | ICB |
| 4 | WG2112577-1;BLK |
| 5 | -2; LCS Hi; 5X |
| 6 | LCS Lo |
| 7 | 53462-01 |
| 8 | 53904-02 |
| 9 | 53912-01 |
| 10 | -02 |
| 11 | 53922-01 |
| 12 | 53928-01 (5X) |
| 13 | 53942-01 (5X) |
| 14 | -02 |
| 15 | 53986-01 |
| 16 | -02 |
| 17 | -03 |
| 18 | -04 |
| 19 | -05 |
| 20 | 54006-01 |
| 21 | -02 |
| 22 | 54153-02 |
| 23 | -02 MS |
| 24 | ~~-03~~ -02 Dup; rerun |
| 25 | -03; 10x 1+10 |

Tray B(10-28-10AM)
prep 9/10/25 @8:25

| | |
|---|---|
| 1 | WG2112756-1; BLK |
| 2 | -2; LCS Hi; 5X |
| 3 | LCS Lo |
| 4 | 54130-01 |
| 5 | -02 |
| 6 | -03 |
| 7 | -04 |
| 8 | -05 |
| 9 | -06 |
| 10 | -07 |
| 11 | -08 |
| 12 | -09 |
| 13 | -10 |
| 14 | -11 |
| 15 | 54178-01 |
| 16 | -02 |
| 17 | -03 |
| 18 | -04 |
| 19 | 54179-01 |
| 20 | 54181-01 |
| 21 | -01 MS |
| ⊗22 | -01 Dup; rerun |
| 23 | 54187-01 |
| ⊗24 | 56545-02 KBM; ~~5Dx 1150~~ KBM |
| ⊗25 | 56555-01; ~~5Dx 1150~~ |

Date: 9/10/25
Sodium Phenolate: 9/2/25 R-4398
Sodium Hypochlorate: 9/2/25 stop+stop
Sodium Nitropruisside: 9/2/25 R-3969
Borric Acid Soln.: 9/2/25 R-4266
ICV 1.0: 9/5/25 WC-3621
ICV 8.0:
Cal. Std: 9/2/25 WC-3624
See Front Page for Instructions:

KBM

To Page No.

essed & Understood by me, Date | Invented by: Date | Recorded by:

From Page No. ____

Tray C (11-45-45AM, 12-02-42PM)
prep 9/9/25 @ 22:12

| | | |
|---|---|---|
| 1 | WG211258I-1T | Blk |
| 2 | | -2T. LCS Hi; SX |
| 3 | LCS Lo | T |
| 4 | 53742 | -01T |
| 5 | | -02T |
| 6 | 53861 | -01T |
| 7 | | -02T |
| 8 | | -03T |
| 9 | | -04T |
| 10 | 53862 | -01T |
| 11 | | -02T |
| 12 | | -02T MS |
| ⊗ 13 | | -02T Dup; remn. |
| 14 | | -03T |
| 15 | | -04T |
| 16 | 54996 | -01T |
| 17 | | -02T |
| 18 | | -03T |
| 19 | | -04T |
| 20 | 55281 | -08T |

KEM

To Page No.

# Sample Preparation

From Page No.

| Samples | Volume | Dilution | Final vol |
|---|---|---|---|
| | 50mL | 1X | 150mL |
| Blank | | | |
| Low | | | |
| High | | | |
| 22553742 - 01 | | | |
| - 02 | | | |
| 3861 - 01 | | | |
| - 02 | | | |
| - 03 | | | |
| - 04 | | | |
| 3862 - 01 | | | |
| - 02 PS | | | |
| - 02 DUP | | | |
| - 02 MS | | | |
| - 03 | | | |
| - 04 | | | |
| 4996 - 01 | | | |
| - 02 | | | |
| - 03 | | | |
| - 04 | | | |
| 5281 - 09 | | | |

Same standards as reagents as previous page # 41

09/09/25 @ 22:12 GF

To Page No

TITLE

From Page No.

| samples | volume | dilution | final volume |
|---|---|---|---|
| Blank | 50mL | 1X | 150mL |
| Low LCS | | | |
| High LCS | | | |
| L2553447 - 05 | | | |
| - 06 | | | |
| - 07 | | | |
| - 08 | | | |
| 3564 - 01 | | | |
| - 02 | | | |
| - 03 | | | |
| - 04 | | | |
| 5281 - 01 | | | |
| - 02 | | | |
| - 03 | | | |
| - 04 | | | |
| - 05 | | | |
| - 05 | | | |
| - 05 | | | |
| - 06 | | | |
| - 07 | | | |

Same standards/reagents used as page #40

9/9/25 14:00
mfm

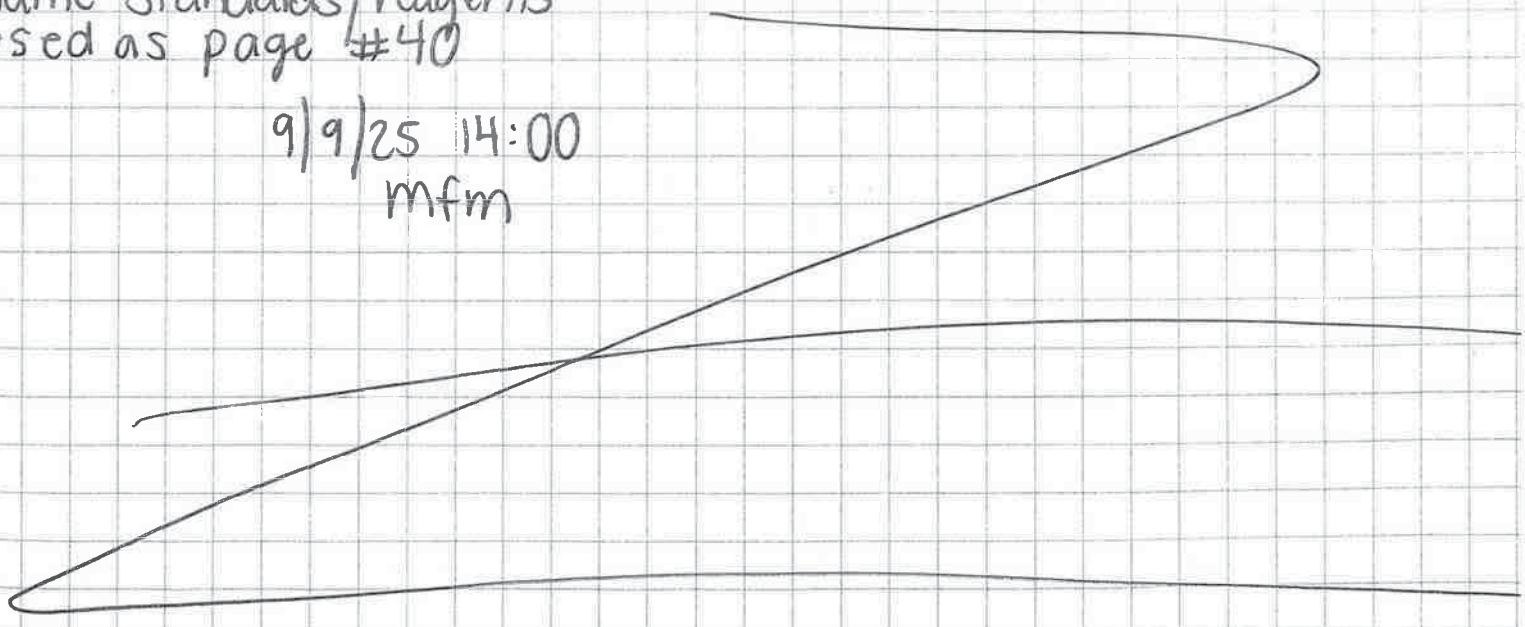

To Page No.

Witnessed & Understood by me, | Date | Invented by: | Date

Recorded by:

# Nitrate and Nitrite Analysis

# Results

# Form 1
# WETCHEM

| | | | |
|---|---|---|---|
| Client | : Roux Env. Eng. & Geology, DPC | Lab Number | : L2555281 |
| Project Name | : CORAM MATERIALS | Project Number | : 2232.0006Y005 |
| Lab ID | : L2555281-01 | Date Collected | : 09/03/25 11:00 |
| Client ID | : MP-1 | Date Received | : 09/03/25 |
| Sample Location | : 416 MILLER PLACE-YAPHANK RD. | Date Analyzed | : 09/05/25 05:37 |
| Sample Matrix | : WATER | Dilution Factor | : 1 |
| Analytical Method | : 121,4500NO3-F | Analyst | : KAF |
| Lab File ID | : NO3250905-B1 | Instrument ID | : LACHAT |
| Sample Amount | : | %Solids | : N/A |
| Digestion Method | : | Date Digested | : |

| | | mg/l | | | |
|---|---|---|---|---|---|
| CAS NO. | Parameter | Results | RL | MDL | Qualifier |
| NONE | Nitrogen, Nitrite | ND | 0.050 | 0.013 | U |

# Form 1
# WETCHEM

| | | | |
|---|---|---|---|
| **Client** | : Roux Env. Eng. & Geology, DPC | **Lab Number** | : L2555281 |
| **Project Name** | : CORAM MATERIALS | **Project Number** | : 2232.0006Y005 |
| **Lab ID** | : L2555281-02 | **Date Collected** | : 09/03/25 12:00 |
| **Client ID** | : DUP_090325 | **Date Received** | : 09/03/25 |
| **Sample Location** | : 416 MILLER PLACE-YAPHANK RD. | **Date Analyzed** | : 09/05/25 05:38 |
| **Sample Matrix** | : WATER | **Dilution Factor** | : 1 |
| **Analytical Method** | : 121,4500NO3-F | **Analyst** | : KAF |
| **Lab File ID** | : NO3250905-B1 | **Instrument ID** | : LACHAT |
| **Sample Amount** | : | **%Solids** | : N/A |
| **Digestion Method** | : | **Date Digested** | : |

| | | mg/l | | | |
|---|---|---|---|---|---|
| **CAS NO.** | **Parameter** | **Results** | **RL** | **MDL** | **Qualifier** |
| NONE | Nitrogen, Nitrite | ND | 0.050 | 0.013 | U |

# Form 1
# WETCHEM

| | | | |
|---|---|---|---|
| Client | : Roux Env. Eng. & Geology, DPC | Lab Number | : L2555281 |
| Project Name | : CORAM MATERIALS | Project Number | : 2232.0006Y005 |
| Lab ID | : L2555281-03 | Date Collected | : 09/03/25 11:25 |
| Client ID | : MP-1D | Date Received | : 09/03/25 |
| Sample Location | : 416 MILLER PLACE-YAPHANK RD. | Date Analyzed | : 09/05/25 05:39 |
| Sample Matrix | : WATER | Dilution Factor | : 1 |
| Analytical Method | : 121,4500NO3-F | Analyst | : KAF |
| Lab File ID | : NO3250905-B1 | Instrument ID | : LACHAT |
| Sample Amount | : | %Solids | : N/A |
| Digestion Method | : | Date Digested | : |

| | | mg/l | | | |
|---|---|---|---|---|---|
| CAS NO. | Parameter | Results | RL | MDL | Qualifier |
| NONE | Nitrogen, Nitrite | ND | 0.050 | 0.013 | U |

# Form 1
# WETCHEM

| | | | |
|---|---|---|---|
| Client | : Roux Env. Eng. & Geology, DPC | Lab Number | : L2555281 |
| Project Name | : CORAM MATERIALS | Project Number | : 2232.0006Y005 |
| Lab ID | : L2555281-04 | Date Collected | : 09/03/25 09:10 |
| Client ID | : MW-1SR | Date Received | : 09/03/25 |
| Sample Location | : 416 MILLER PLACE-YAPHANK RD. | Date Analyzed | : 09/05/25 05:41 |
| Sample Matrix | : WATER | Dilution Factor | : 1 |
| Analytical Method | : 121,4500NO3-F | Analyst | : KAF |
| Lab File ID | : NO3250905-B1 | Instrument ID | : LACHAT |
| Sample Amount | : | %Solids | : N/A |
| Digestion Method | : | Date Digested | : |

| | | mg/l | | | |
|---|---|---|---|---|---|
| CAS NO. | Parameter | Results | RL | MDL | Qualifier |
| NONE | Nitrogen, Nitrite | ND | 0.050 | 0.013 | U |

# Form 1
# WETCHEM

| | | | |
|---|---|---|---|
| Client | : Roux Env. Eng. & Geology, DPC | Lab Number | : L2555281 |
| Project Name | : CORAM MATERIALS | Project Number | : 2232.0006Y005 |
| Lab ID | : L2555281-05 | Date Collected | : 09/03/25 09:20 |
| Client ID | : MW-1DR2 | Date Received | : 09/03/25 |
| Sample Location | : 416 MILLER PLACE-YAPHANK RD. | Date Analyzed | : 09/05/25 05:42 |
| Sample Matrix | : WATER | Dilution Factor | : 1 |
| Analytical Method | : 121,4500NO3-F | Analyst | : KAF |
| Lab File ID | : NO3250905-B1 | Instrument ID | : LACHAT |
| Sample Amount | : | %Solids | : N/A |
| Digestion Method | : | Date Digested | : |

| | | mg/l | | | |
|---|---|---|---|---|---|
| CAS NO. | Parameter | Results | RL | MDL | Qualifier |
| NONE | Nitrogen, Nitrite | ND | 0.050 | 0.013 | U |

# Form 1
# WETCHEM

| | | | |
|---|---|---|---|
| **Client** | : Roux Env. Eng. & Geology, DPC | **Lab Number** | : L2555281 |
| **Project Name** | : CORAM MATERIALS | **Project Number** | : 2232.0006Y005 |
| **Lab ID** | : L2555281-06 | **Date Collected** | : 09/03/25 13:15 |
| **Client ID** | : PZ-6 | **Date Received** | : 09/03/25 |
| **Sample Location** | : 416 MILLER PLACE-YAPHANK RD. | **Date Analyzed** | : 09/05/25 05:55 |
| **Sample Matrix** | : WATER | **Dilution Factor** | : 1 |
| **Analytical Method** | : 121,4500NO3-F | **Analyst** | : KAF |
| **Lab File ID** | : NO3250905-B1 | **Instrument ID** | : LACHAT |
| **Sample Amount** | : | **%Solids** | : N/A |
| **Digestion Method** | : | **Date Digested** | : |

| | | mg/l | | | |
|---|---|---|---|---|---|
| **CAS NO.** | **Parameter** | **Results** | **RL** | **MDL** | **Qualifier** |
| NONE | Nitrogen, Nitrite | ND | 0.050 | 0.013 | U |

# Form 1
# WETCHEM

| | | | |
|---|---|---|---|
| Client | : Roux Env. Eng. & Geology, DPC | Lab Number | : L2555281 |
| Project Name | : CORAM MATERIALS | Project Number | : 2232.0006Y005 |
| Lab ID | : L2555281-07 | Date Collected | : 09/03/25 13:20 |
| Client ID | : MW-6D | Date Received | : 09/03/25 |
| Sample Location | : 416 MILLER PLACE-YAPHANK RD. | Date Analyzed | : 09/05/25 05:56 |
| Sample Matrix | : WATER | Dilution Factor | : 1 |
| Analytical Method | : 121,4500NO3-F | Analyst | : KAF |
| Lab File ID | : NO3250905-B1 | Instrument ID | : LACHAT |
| Sample Amount | : | %Solids | : N/A |
| Digestion Method | : | Date Digested | : |

| | | mg/l | | | |
|---|---|---|---|---|---|
| CAS NO. | Parameter | Results | RL | MDL | Qualifier |
| NONE | Nitrogen, Nitrite | ND | 0.050 | 0.013 | U |

# Form 1
# WETCHEM

| | | | |
|---|---|---|---|
| **Client** | : Roux Env. Eng. & Geology, DPC | **Lab Number** | : L2555281 |
| **Project Name** | : CORAM MATERIALS | **Project Number** | : 2232.0006Y005 |
| **Lab ID** | : L2555281-08 | **Date Collected** | : 09/03/25 14:00 |
| **Client ID** | : EQUIPMENT BLANK_090325 | **Date Received** | : 09/03/25 |
| **Sample Location** | : 416 MILLER PLACE-YAPHANK RD. | **Date Analyzed** | : 09/05/25 05:58 |
| **Sample Matrix** | : Equipment Blank | **Dilution Factor** | : 1 |
| **Analytical Method** | : 121,4500NO3-F | **Analyst** | : KAF |
| **Lab File ID** | : NO3250905-B1 | **Instrument ID** | : LACHAT |
| **Sample Amount** | : | **%Solids** | : N/A |
| **Digestion Method** | : | **Date Digested** | : |

| | | mg/l | | | |
|---|---|---|---|---|---|
| **CAS NO.** | **Parameter** | **Results** | **RL** | **MDL** | **Qualifier** |
| NONE | Nitrogen, Nitrite | ND | 0.050 | 0.013 | U |

# Form 1
# WETCHEM

| | | | |
|---|---|---|---|
| **Client** | : Roux Env. Eng. & Geology, DPC | **Lab Number** | : L2555281 |
| **Project Name** | : CORAM MATERIALS | **Project Number** | : 2232.0006Y005 |
| **Lab ID** | : WG2110935-1 | **Date Collected** | : NA |
| **Client ID** | : WG2110935-1BLANK | **Date Received** | : NA |
| **Sample Location** | : | **Date Analyzed** | : 09/05/25 03:26 |
| **Sample Matrix** | : WATER | **Dilution Factor** | : 1 |
| **Analytical Method** | : 121,4500NO3-F | **Analyst** | : KAF |
| **Lab File ID** | : NO3250905-A1 | **Instrument ID** | : LACHAT |
| **Sample Amount** | : | **%Solids** | : N/A |
| **Digestion Method** | : | **Date Digested** | : |

| | | mg/l | | | |
|---|---|---|---|---|---|
| **CAS NO.** | **Parameter** | **Results** | **RL** | **MDL** | **Qualifier** |
| NONE | Nitrogen, Nitrite | ND | 0.050 | 0.013 | U |

# Form 1
# WETCHEM

| | | | |
|---|---|---|---|
| Client | : Roux Env. Eng. & Geology, DPC | Lab Number | : L2555281 |
| Project Name | : CORAM MATERIALS | Project Number | : 2232.0006Y005 |
| Lab ID | : WG2110935-3 | Date Collected | : 09/03/25 09:20 |
| Client ID | : MW-1DR2DUP | Date Received | : 09/03/25 |
| Sample Location | : | Date Analyzed | : 09/05/25 05:46 |
| Sample Matrix | : WATER | Dilution Factor | : 1 |
| Analytical Method | : 121,4500NO3-F | Analyst | : KAF |
| Lab File ID | : NO3250905-B1 | Instrument ID | : LACHAT |
| Sample Amount | : | %Solids | : N/A |
| Digestion Method | : | Date Digested | : |

| | | mg/l | | | |
|---|---|---|---|---|---|
| CAS NO. | Parameter | Results | RL | MDL | Qualifier |
| NONE | Nitrogen, Nitrite | ND | 0.050 | 0.013 | U |

# Form 1
# WETCHEM

| | | | |
|---|---|---|---|
| **Client** | : Roux Env. Eng. & Geology, DPC | **Lab Number** | : L2555281 |
| **Project Name** | : CORAM MATERIALS | **Project Number** | : 2232.0006Y005 |
| **Lab ID** | : L2555281-01 | **Date Collected** | : 09/03/25 11:00 |
| **Client ID** | : MP-1 | **Date Received** | : 09/03/25 |
| **Sample Location** | : 416 MILLER PLACE-YAPHANK RD. | **Date Analyzed** | : 09/05/25 05:37 |
| **Sample Matrix** | : WATER | **Dilution Factor** | : 1 |
| **Analytical Method** | : 121,4500NO3-F | **Analyst** | : KAF |
| **Lab File ID** | : NO3250905-B1 | **Instrument ID** | : LACHAT |
| **Sample Amount** | : | **%Solids** | : N/A |
| **Digestion Method** | : | **Date Digested** | : |

| | | mg/l | | | |
|---|---|---|---|---|---|
| **CAS NO.** | **Parameter** | **Results** | **RL** | **MDL** | **Qualifier** |
| 14797-55-8 | Nitrogen, Nitrate | 0.524 | 0.100 | 0.022 | |

# Form 1
# WETCHEM

| | | | |
|---|---|---|---|
| **Client** | : Roux Env. Eng. & Geology, DPC | **Lab Number** | : L2555281 |
| **Project Name** | : CORAM MATERIALS | **Project Number** | : 2232.0006Y005 |
| **Lab ID** | : L2555281-02 | **Date Collected** | : 09/03/25 12:00 |
| **Client ID** | : DUP_090325 | **Date Received** | : 09/03/25 |
| **Sample Location** | : 416 MILLER PLACE-YAPHANK RD. | **Date Analyzed** | : 09/05/25 05:38 |
| **Sample Matrix** | : WATER | **Dilution Factor** | : 1 |
| **Analytical Method** | : 121,4500NO3-F | **Analyst** | : KAF |
| **Lab File ID** | : NO3250905-B1 | **Instrument ID** | : LACHAT |
| **Sample Amount** | : | **%Solids** | : N/A |
| **Digestion Method** | : | **Date Digested** | : |

| | | mg/l | | | |
|---|---|---|---|---|---|
| **CAS NO.** | **Parameter** | **Results** | **RL** | **MDL** | **Qualifier** |
| 14797-55-8 | Nitrogen, Nitrate | 0.539 | 0.100 | 0.022 | |

# Form 1
# WETCHEM

| | | | |
|---|---|---|---|
| **Client** | : Roux Env. Eng. & Geology, DPC | **Lab Number** | : L2555281 |
| **Project Name** | : CORAM MATERIALS | **Project Number** | : 2232.0006Y005 |
| **Lab ID** | : L2555281-03 | **Date Collected** | : 09/03/25 11:25 |
| **Client ID** | : MP-1D | **Date Received** | : 09/03/25 |
| **Sample Location** | : 416 MILLER PLACE-YAPHANK RD. | **Date Analyzed** | : 09/05/25 05:39 |
| **Sample Matrix** | : WATER | **Dilution Factor** | : 1 |
| **Analytical Method** | : 121,4500NO3-F | **Analyst** | : KAF |
| **Lab File ID** | : NO3250905-B1 | **Instrument ID** | : LACHAT |
| **Sample Amount** | : | **%Solids** | : N/A |
| **Digestion Method** | : | **Date Digested** | : |

| | | mg/l | | | |
|---|---|---|---|---|---|
| **CAS NO.** | **Parameter** | **Results** | **RL** | **MDL** | **Qualifier** |
| 14797-55-8 | Nitrogen, Nitrate | 0.505 | 0.100 | 0.022 | |

# Form 1
# WETCHEM

| | | | |
|---|---|---|---|
| **Client** | : Roux Env. Eng. & Geology, DPC | **Lab Number** | : L2555281 |
| **Project Name** | : CORAM MATERIALS | **Project Number** | : 2232.0006Y005 |
| **Lab ID** | : L2555281-04 | **Date Collected** | : 09/03/25 09:10 |
| **Client ID** | : MW-1SR | **Date Received** | : 09/03/25 |
| **Sample Location** | : 416 MILLER PLACE-YAPHANK RD. | **Date Analyzed** | : 09/05/25 05:41 |
| **Sample Matrix** | : WATER | **Dilution Factor** | : 1 |
| **Analytical Method** | : 121,4500NO3-F | **Analyst** | : KAF |
| **Lab File ID** | : NO3250905-B1 | **Instrument ID** | : LACHAT |
| **Sample Amount** | : | **%Solids** | : N/A |
| **Digestion Method** | : | **Date Digested** | : |

| | | mg/l | | | |
|---|---|---|---|---|---|
| **CAS NO.** | **Parameter** | **Results** | **RL** | **MDL** | **Qualifier** |
| 14797-55-8 | Nitrogen, Nitrate | 0.890 | 0.100 | 0.022 | |

# Form 1
# WETCHEM

| | | | |
|---|---|---|---|
| **Client** | : Roux Env. Eng. & Geology, DPC | **Lab Number** | : L2555281 |
| **Project Name** | : CORAM MATERIALS | **Project Number** | : 2232.0006Y005 |
| **Lab ID** | : L2555281-05 | **Date Collected** | : 09/03/25 09:20 |
| **Client ID** | : MW-1DR2 | **Date Received** | : 09/03/25 |
| **Sample Location** | : 416 MILLER PLACE-YAPHANK RD. | **Date Analyzed** | : 09/05/25 05:42 |
| **Sample Matrix** | : WATER | **Dilution Factor** | : 1 |
| **Analytical Method** | : 121,4500NO3-F | **Analyst** | : KAF |
| **Lab File ID** | : NO3250905-B1 | **Instrument ID** | : LACHAT |
| **Sample Amount** | : | **%Solids** | : N/A |
| **Digestion Method** | : | **Date Digested** | : |

| | | mg/l | | | |
|---|---|---|---|---|---|
| **CAS NO.** | **Parameter** | **Results** | **RL** | **MDL** | **Qualifier** |
| 14797-55-8 | Nitrogen, Nitrate | 1.46 | 0.100 | 0.022 | |

# Form 1
# WETCHEM

| | | | |
|---|---|---|---|
| **Client** | : Roux Env. Eng. & Geology, DPC | **Lab Number** | : L2555281 |
| **Project Name** | : CORAM MATERIALS | **Project Number** | : 2232.0006Y005 |
| **Lab ID** | : L2555281-06 | **Date Collected** | : 09/03/25 13:15 |
| **Client ID** | : PZ-6 | **Date Received** | : 09/03/25 |
| **Sample Location** | : 416 MILLER PLACE-YAPHANK RD. | **Date Analyzed** | : 09/05/25 05:55 |
| **Sample Matrix** | : WATER | **Dilution Factor** | : 1 |
| **Analytical Method** | : 121,4500NO3-F | **Analyst** | : KAF |
| **Lab File ID** | : NO3250905-B1 | **Instrument ID** | : LACHAT |
| **Sample Amount** | : | **%Solids** | : N/A |
| **Digestion Method** | : | **Date Digested** | : |

| | | mg/l | | | |
|---|---|---|---|---|---|
| **CAS NO.** | **Parameter** | **Results** | **RL** | **MDL** | **Qualifier** |
| 14797-55-8 | Nitrogen, Nitrate | 1.19 | 0.100 | 0.022 | |

# Form 1
# WETCHEM

| | | | |
|---|---|---|---|
| **Client** | : Roux Env. Eng. & Geology, DPC | **Lab Number** | : L2555281 |
| **Project Name** | : CORAM MATERIALS | **Project Number** | : 2232.0006Y005 |
| **Lab ID** | : L2555281-07 | **Date Collected** | : 09/03/25 13:20 |
| **Client ID** | : MW-6D | **Date Received** | : 09/03/25 |
| **Sample Location** | : 416 MILLER PLACE-YAPHANK RD. | **Date Analyzed** | : 09/05/25 05:56 |
| **Sample Matrix** | : WATER | **Dilution Factor** | : 1 |
| **Analytical Method** | : 121,4500NO3-F | **Analyst** | : KAF |
| **Lab File ID** | : NO3250905-B1 | **Instrument ID** | : LACHAT |
| **Sample Amount** | : | **%Solids** | : N/A |
| **Digestion Method** | : | **Date Digested** | : |

| | | mg/l | | | |
|---|---|---|---|---|---|
| **CAS NO.** | **Parameter** | **Results** | **RL** | **MDL** | **Qualifier** |
| 14797-55-8 | Nitrogen, Nitrate | 2.06 | 0.100 | 0.022 | |

# Form 1
# WETCHEM

| | | | |
|---|---|---|---|
| **Client** | : Roux Env. Eng. & Geology, DPC | **Lab Number** | : L2555281 |
| **Project Name** | : CORAM MATERIALS | **Project Number** | : 2232.0006Y005 |
| **Lab ID** | : L2555281-08 | **Date Collected** | : 09/03/25 14:00 |
| **Client ID** | : EQUIPMENT BLANK_090325 | **Date Received** | : 09/03/25 |
| **Sample Location** | : 416 MILLER PLACE-YAPHANK RD. | **Date Analyzed** | : 09/05/25 05:58 |
| **Sample Matrix** | : Equipment Blank | **Dilution Factor** | : 1 |
| **Analytical Method** | : 121,4500NO3-F | **Analyst** | : KAF |
| **Lab File ID** | : NO3250905-B1 | **Instrument ID** | : LACHAT |
| **Sample Amount** | : | **%Solids** | : N/A |
| **Digestion Method** | : | **Date Digested** | : |

| | | mg/l | | | |
|---|---|---|---|---|---|
| **CAS NO.** | **Parameter** | **Results** | **RL** | **MDL** | **Qualifier** |
| 14797-55-8 | Nitrogen, Nitrate | 0.038 | 0.100 | 0.022 | J |

# Form 1
# WETCHEM

| | | | |
|---|---|---|---|
| Client | : Roux Env. Eng. & Geology, DPC | Lab Number | : L2555281 |
| Project Name | : CORAM MATERIALS | Project Number | : 2232.0006Y005 |
| Lab ID | : WG2110938-1 | Date Collected | : NA |
| Client ID | : WG2110938-1BLANK | Date Received | : NA |
| Sample Location | : | Date Analyzed | : 09/05/25 03:40 |
| Sample Matrix | : WATER | Dilution Factor | : 1 |
| Analytical Method | : 121,4500NO3-F | Analyst | : KAF |
| Lab File ID | : NO3250905-A1 | Instrument ID | : LACHAT |
| Sample Amount | : | %Solids | : N/A |
| Digestion Method | : | Date Digested | : |

| | | mg/l | | | |
|---|---|---|---|---|---|
| CAS NO. | Parameter | Results | RL | MDL | Qualifier |
| 14797-55-8 | Nitrogen, Nitrate | ND | 0.100 | 0.022 | U |

# Form 1
# WETCHEM

| | | | |
|---|---|---|---|
| **Client** | : Roux Env. Eng. & Geology, DPC | **Lab Number** | : L2555281 |
| **Project Name** | : CORAM MATERIALS | **Project Number** | : 2232.0006Y005 |
| **Lab ID** | : WG2110938-3 | **Date Collected** | : 09/03/25 09:20 |
| **Client ID** | : MW-1DR2DUP | **Date Received** | : 09/03/25 |
| **Sample Location** | : | **Date Analyzed** | : 09/05/25 05:43 |
| **Sample Matrix** | : WATER | **Dilution Factor** | : 1 |
| **Analytical Method** | : 121,4500NO3-F | **Analyst** | : KAF |
| **Lab File ID** | : NO3250905-B1 | **Instrument ID** | : LACHAT |
| **Sample Amount** | : | **%Solids** | : N/A |
| **Digestion Method** | : | **Date Digested** | : |

| | | mg/l | | | |
|---|---|---|---|---|---|
| **CAS NO.** | **Parameter** | **Results** | **RL** | **MDL** | **Qualifier** |
| 14797-55-8 | Nitrogen, Nitrate | 1.50 | 0.100 | 0.023 | |

# Form 1
# WETCHEM

| | | | |
|---|---|---|---|
| **Client** | : Roux Env. Eng. & Geology, DPC | **Lab Number** | : L2555281 |
| **Project Name** | : CORAM MATERIALS | **Project Number** | : 2232.0006Y005 |
| **Lab ID** | : WG2110938-5 | **Date Collected** | : 09/04/25 09:10 |
| **Client ID** | : WG2110938-5 DUP | **Date Received** | : 09/04/25 |
| **Sample Location** | : | **Date Analyzed** | : 09/05/25 06:08 |
| **Sample Matrix** | : WATER | **Dilution Factor** | : 1 |
| **Analytical Method** | : 121,4500NO3-F | **Analyst** | : KAF |
| **Lab File ID** | : NO3250905-B1 | **Instrument ID** | : LACHAT |
| **Sample Amount** | : | **%Solids** | : N/A |
| **Digestion Method** | : | **Date Digested** | : |

| | | mg/l | | | |
|---|---|---|---|---|---|
| **CAS NO.** | **Parameter** | **Results** | **RL** | **MDL** | **Qualifier** |
| 14797-55-8 | Nitrogen, Nitrate | 0.976 | 0.100 | 0.023 | |

# Form 1
# WETCHEM

| | | | |
|---|---|---|---|
| **Client** | : Roux Env. Eng. & Geology, DPC | **Lab Number** | : L2555281 |
| **Project Name** | : CORAM MATERIALS | **Project Number** | : 2232.0006Y005 |
| **Lab ID** | : L2555281-01 | **Date Collected** | : 09/03/25 11:00 |
| **Client ID** | : MP-1 | **Date Received** | : 09/03/25 |
| **Sample Location** | : 416 MILLER PLACE-YAPHANK RD. | **Date Analyzed** | : 09/05/25 05:37 |
| **Sample Matrix** | : WATER | **Dilution Factor** | : 1 |
| **Analytical Method** | : 121,4500NO3-F | **Analyst** | : KAF |
| **Lab File ID** | : NO3250905-B1 | **Instrument ID** | : LACHAT |
| **Sample Amount** | : | **%Solids** | : N/A |
| **Digestion Method** | : | **Date Digested** | : |

| | | mg/l | | | |
|---|---|---|---|---|---|
| **CAS NO.** | **Parameter** | **Results** | **RL** | **MDL** | **Qualifier** |
| NONE | Nitrogen, Nitrate/Nitrite | 0.52 | 0.10 | 0.046 | |

# Form 1
# WETCHEM

| | | | |
|---|---|---|---|
| Client | : Roux Env. Eng. & Geology, DPC | Lab Number | : L2555281 |
| Project Name | : CORAM MATERIALS | Project Number | : 2232.0006Y005 |
| Lab ID | : L2555281-02 | Date Collected | : 09/03/25 12:00 |
| Client ID | : DUP_090325 | Date Received | : 09/03/25 |
| Sample Location | : 416 MILLER PLACE-YAPHANK RD. | Date Analyzed | : 09/05/25 05:38 |
| Sample Matrix | : WATER | Dilution Factor | : 1 |
| Analytical Method | : 121,4500NO3-F | Analyst | : KAF |
| Lab File ID | : NO3250905-B1 | Instrument ID | : LACHAT |
| Sample Amount | : | %Solids | : N/A |
| Digestion Method | : | Date Digested | : |

| | | mg/l | | | |
|---|---|---|---|---|---|
| CAS NO. | Parameter | Results | RL | MDL | Qualifier |
| NONE | Nitrogen, Nitrate/Nitrite | 0.54 | 0.10 | 0.046 | |

# Form 1
# WETCHEM

| | | | |
|---|---|---|---|
| **Client** | : Roux Env. Eng. & Geology, DPC | **Lab Number** | : L2555281 |
| **Project Name** | : CORAM MATERIALS | **Project Number** | : 2232.0006Y005 |
| **Lab ID** | : L2555281-03 | **Date Collected** | : 09/03/25 11:25 |
| **Client ID** | : MP-1D | **Date Received** | : 09/03/25 |
| **Sample Location** | : 416 MILLER PLACE-YAPHANK RD. | **Date Analyzed** | : 09/05/25 05:39 |
| **Sample Matrix** | : WATER | **Dilution Factor** | : 1 |
| **Analytical Method** | : 121,4500NO3-F | **Analyst** | : KAF |
| **Lab File ID** | : NO3250905-B1 | **Instrument ID** | : LACHAT |
| **Sample Amount** | : | **%Solids** | : N/A |
| **Digestion Method** | : | **Date Digested** | : |

| | | mg/l | | | |
|---|---|---|---|---|---|
| **CAS NO.** | **Parameter** | **Results** | **RL** | **MDL** | **Qualifier** |
| NONE | Nitrogen, Nitrate/Nitrite | 0.50 | 0.10 | 0.046 | |

# Form 1
# WETCHEM

| | | | |
|---|---|---|---|
| **Client** | : Roux Env. Eng. & Geology, DPC | **Lab Number** | : L2555281 |
| **Project Name** | : CORAM MATERIALS | **Project Number** | : 2232.0006Y005 |
| **Lab ID** | : L2555281-04 | **Date Collected** | : 09/03/25 09:10 |
| **Client ID** | : MW-1SR | **Date Received** | : 09/03/25 |
| **Sample Location** | : 416 MILLER PLACE-YAPHANK RD. | **Date Analyzed** | : 09/05/25 05:41 |
| **Sample Matrix** | : WATER | **Dilution Factor** | : 1 |
| **Analytical Method** | : 121,4500NO3-F | **Analyst** | : KAF |
| **Lab File ID** | : NO3250905-B1 | **Instrument ID** | : LACHAT |
| **Sample Amount** | : | **%Solids** | : N/A |
| **Digestion Method** | : | **Date Digested** | : |

| | | mg/l | | | |
|---|---|---|---|---|---|
| **CAS NO.** | **Parameter** | **Results** | **RL** | **MDL** | **Qualifier** |
| NONE | Nitrogen, Nitrate/Nitrite | 0.89 | 0.10 | 0.046 | |

# Form 1
# WETCHEM

| | | | |
|---|---|---|---|
| **Client** | : Roux Env. Eng. & Geology, DPC | **Lab Number** | : L2555281 |
| **Project Name** | : CORAM MATERIALS | **Project Number** | : 2232.0006Y005 |
| **Lab ID** | : L2555281-05 | **Date Collected** | : 09/03/25 09:20 |
| **Client ID** | : MW-1DR2 | **Date Received** | : 09/03/25 |
| **Sample Location** | : 416 MILLER PLACE-YAPHANK RD. | **Date Analyzed** | : 09/05/25 05:42 |
| **Sample Matrix** | : WATER | **Dilution Factor** | : 1 |
| **Analytical Method** | : 121,4500NO3-F | **Analyst** | : KAF |
| **Lab File ID** | : NO3250905-B1 | **Instrument ID** | : LACHAT |
| **Sample Amount** | : | **%Solids** | : N/A |
| **Digestion Method** | : | **Date Digested** | : |

| | | mg/l | | | |
|---|---|---|---|---|---|
| **CAS NO.** | **Parameter** | **Results** | **RL** | **MDL** | **Qualifier** |
| NONE | Nitrogen, Nitrate/Nitrite | 1.5 | 0.10 | 0.046 | |

# Form 1
# WETCHEM

| | | | |
|---|---|---|---|
| **Client** | : Roux Env. Eng. & Geology, DPC | **Lab Number** | : L2555281 |
| **Project Name** | : CORAM MATERIALS | **Project Number** | : 2232.0006Y005 |
| **Lab ID** | : L2555281-06 | **Date Collected** | : 09/03/25 13:15 |
| **Client ID** | : PZ-6 | **Date Received** | : 09/03/25 |
| **Sample Location** | : 416 MILLER PLACE-YAPHANK RD. | **Date Analyzed** | : 09/05/25 05:55 |
| **Sample Matrix** | : WATER | **Dilution Factor** | : 1 |
| **Analytical Method** | : 121,4500NO3-F | **Analyst** | : KAF |
| **Lab File ID** | : NO3250905-B1 | **Instrument ID** | : LACHAT |
| **Sample Amount** | : | **%Solids** | : N/A |
| **Digestion Method** | : | **Date Digested** | : |

| | | mg/l | | | |
|---|---|---|---|---|---|
| **CAS NO.** | **Parameter** | **Results** | **RL** | **MDL** | **Qualifier** |
| NONE | Nitrogen, Nitrate/Nitrite | 1.2 | 0.10 | 0.046 | |

# Form 1
# WETCHEM

| | | | |
|---|---|---|---|
| **Client** | : Roux Env. Eng. & Geology, DPC | **Lab Number** | : L2555281 |
| **Project Name** | : CORAM MATERIALS | **Project Number** | : 2232.0006Y005 |
| **Lab ID** | : L2555281-07 | **Date Collected** | : 09/03/25 13:20 |
| **Client ID** | : MW-6D | **Date Received** | : 09/03/25 |
| **Sample Location** | : 416 MILLER PLACE-YAPHANK RD. | **Date Analyzed** | : 09/05/25 05:56 |
| **Sample Matrix** | : WATER | **Dilution Factor** | : 1 |
| **Analytical Method** | : 121,4500NO3-F | **Analyst** | : KAF |
| **Lab File ID** | : NO3250905-B1 | **Instrument ID** | : LACHAT |
| **Sample Amount** | : | **%Solids** | : N/A |
| **Digestion Method** | : | **Date Digested** | : |

| | | mg/l | | | |
|---|---|---|---|---|---|
| **CAS NO.** | **Parameter** | **Results** | **RL** | **MDL** | **Qualifier** |
| NONE | Nitrogen, Nitrate/Nitrite | 2.1 | 0.10 | 0.046 | |

# Form 1
# WETCHEM

| | | | |
|---|---|---|---|
| Client | : Roux Env. Eng. & Geology, DPC | Lab Number | : L2555281 |
| Project Name | : CORAM MATERIALS | Project Number | : 2232.0006Y005 |
| Lab ID | : L2555281-08 | Date Collected | : 09/03/25 14:00 |
| Client ID | : EQUIPMENT BLANK_090325 | Date Received | : 09/03/25 |
| Sample Location | : 416 MILLER PLACE-YAPHANK RD. | Date Analyzed | : 09/05/25 05:58 |
| Sample Matrix | : Equipment Blank | Dilution Factor | : 1 |
| Analytical Method | : 121,4500NO3-F | Analyst | : KAF |
| Lab File ID | : NO3250905-B1 | Instrument ID | : LACHAT |
| Sample Amount | : | %Solids | : N/A |
| Digestion Method | : | Date Digested | : |

| | | mg/l | | | |
|---|---|---|---|---|---|
| CAS NO. | Parameter | Results | RL | MDL | Qualifier |
| NONE | Nitrogen, Nitrate/Nitrite | ND | 0.10 | 0.046 | U |

# Form 1
# WETCHEM

| | | | |
|---|---|---|---|
| **Client** | : Roux Env. Eng. & Geology, DPC | **Lab Number** | : L2555281 |
| **Project Name** | : CORAM MATERIALS | **Project Number** | : 2232.0006Y005 |
| **Lab ID** | : WG2110941-1 | **Date Collected** | : NA |
| **Client ID** | : WG2110941-1BLANK | **Date Received** | : NA |
| **Sample Location** | : | **Date Analyzed** | : 09/05/25 03:48 |
| **Sample Matrix** | : WATER | **Dilution Factor** | : 1 |
| **Analytical Method** | : 121,4500NO3-F | **Analyst** | : KAF |
| **Lab File ID** | : NO3250905-A1 | **Instrument ID** | : LACHAT |
| **Sample Amount** | : | **%Solids** | : N/A |
| **Digestion Method** | : | **Date Digested** | : |

| | | mg/l | | | |
|---|---|---|---|---|---|
| **CAS NO.** | **Parameter** | **Results** | **RL** | **MDL** | **Qualifier** |
| NONE | Nitrogen, Nitrate/Nitrite | ND | 0.10 | 0.046 | U |

# Form 1
# WETCHEM

| | | | |
|---|---|---|---|
| Client | : Roux Env. Eng. & Geology, DPC | Lab Number | : L2555281 |
| Project Name | : CORAM MATERIALS | Project Number | : 2232.0006Y005 |
| Lab ID | : WG2110941-3 | Date Collected | : 09/03/25 09:20 |
| Client ID | : MW-1DR2DUP | Date Received | : 09/03/25 |
| Sample Location | : | Date Analyzed | : 09/05/25 05:43 |
| Sample Matrix | : WATER | Dilution Factor | : 1 |
| Analytical Method | : 121,4500NO3-F | Analyst | : KAF |
| Lab File ID | : NO3250905-B1 | Instrument ID | : LACHAT |
| Sample Amount | : | %Solids | : N/A |
| Digestion Method | : | Date Digested | : |

| | | mg/l | | | |
|---|---|---|---|---|---|
| CAS NO. | Parameter | Results | RL | MDL | Qualifier |
| NONE | Nitrogen, Nitrate/Nitrite | 1.5 | 0.10 | 0.05 | |

# Sample Raw Data

Original Run Filename: OM_9-5-2025_02-40-14AM.OMN Created: 9/5/2025 2:40:14 AM
Original Run Author's Signature: [A1wetcheminstrument]
Current Run Filename: OM_9-5-2025_02-40-14AM.OMN Last Modified: 9/5/2025 4:26:49 AM
Current Run Author's Signature: [A1wetcheminstrument]
Description: Default New Run

| Sample | Rep. | Cup No. | Channel 1 NO3+NO2 (mg/L) | Channel 2 Nitrite (mg N/L) | ADF | MDF | Weight |
|---|---|---|---|---|---|---|---|
| NOx 8.0ppm | 1 | S3 | 8.00000 | 100.00000 | | | |
| NOx 4.0ppm | 1 | S4 | 4.00000 | 100.00000 | | | |
| NOx 1.0ppm | 1 | S2 | 1.00000 | 100.00000 | | | |
| NOx 0.4ppm | 1 | S5 | 0.40000 | 100.00000 | | | |
| NOx 0.2ppm | 1 | S6 | 0.20000 | 100.00000 | | | |
| NOx 0.1ppm | 1 | S7 | 0.10000 | 100.00000 | | | |
| NOx 0.0ppm | 1 | S1 | 0.00000 | 100.00000 | | | |
| Nitrite 8.0ppm | 1 | S10 | 100.00000 | 8.00000 | | | |
| Nitrite 4.0ppm | 1 | S11 | 100.00000 | 4.00000 | | | |
| Nitrite 1.0ppm | 1 | S9 | 100.00000 | 1.00000 | | | |
| Nitrite 0.4ppm | 1 | S12 | 100.00000 | 0.40000 | | | |
| Nitrite 0.1ppm | 1 | S13 | 100.00000 | 0.10000 | | | |
| Nitrite 0.05ppm | 1 | S14 | 100.00000 | 0.05000 | | | |
| Nitrite 0.0ppm | 1 | S1 | 100.00000 | 0.00000 | | | |
| CCV NO3 | 1 | S2 | 1.02744 | -0.00665 | | | |
| | Known Conc: | | 1.00000 | 0.00000 | | | |
| | Calibration: | | Table/Fig. : 1 | Table/Fig. : 2 | | | |
| CCV NO2 | 1 | S9 | 1.01753 | 1.05473 | | | |
| | Known Conc: | | 0.00000 | 1.00000 | | | |
| CCB | 1 | S1 | 0.00231 | -0.00441 | | | |
| | Known Conc: | | 0.00000 | 0.00000 | | | |
| ICV NO3 5.0 | 1 | 1 | 4.78053 | -0.00397 | | | |
| ICV NO2 5.0 | 1 | 2 | 4.72923 | 4.96562 | | | |
| ICV NO3 0.5 | 1 | 3 | 0.45656 | -0.00549 | | | |
| ICV NO2 0.5 | 1 | 4 | 0.46272 | 0.48951 | | | |
| ICB | 1 | 5 | 0.00303 | -0.00502 | | | |
| DILUTER CHCK 8 PPM | 1 | 6 | 8.06456 | -0.03465 | 5.00 | | |
| BLNK NO3 | 1 | 7 | 0.00603 | -0.00352 | | | |
| LCS NO3 | 1 | 8 | 4.86151 | -0.00485 | | | |
| BLNK NO2 | 1 | 9 | 0.00042 | -0.00346 | | | |
| LCS NO2 | 1 | 10 | 4.84485 | 5.00217 | | | |
| CCV NO3 | 1 | S2 | 1.04013 | -0.00985 | | | |
| | Known Conc: | | 1.00000 | 0.00000 | | | |
| CCV NO2 | 1 | S9 | 1.01346 | 1.05879 | | | |
| | Known Conc: | | 0.00000 | 1.00000 | | | |
| CCB | 1 | S1 | -0.00557 | -0.00096 | | | |
| | Known Conc: | | 0.00000 | 0.00000 | | | |
| WG2110933-1; NO2 | 1 | 11 | 0.00948 | -0.00360 | | | |
| WG2110933-2; NO2 | 1 | 12 | 4.83651 | 4.98246 | | | |
| WG2110934-1; NO2 | 1 | 13 | 0.00172 | -0.00939 | | | |
| WG2110934-2; NO2 | 1 | 14 | 4.82172 | 5.00141 | | | |
| WG2110935-1; NO2 | 1 | 15 | -0.00221 | -0.01017 | | | |
| WG2110935-2; NO2 | 1 | 16 | 4.89038 | 5.03296 | | | |
| WG2110936-1; NO2 | 1 | 17 | 0.00924 | -0.00850 | | | |
| WG2110936-2; NO2 | 1 | 18 | 4.88201 | 5.03064 | | | |
| WG2110929-1; NO3 | 1 | 19 | 0.01201 | -0.00983 | | | |
| WG2110929-2; NO3 | 1 | 20 | 4.85274 | -0.00161 | | | |
| CCV NO3 | 1 | S2 | 1.01863 | -0.00291 | | | |
| | Known Conc: | | 1.00000 | 0.00000 | | | |
| CCV NO2 | 1 | S9 | 1.03582 | 1.06385 | | | |
| | Known Conc: | | 0.00000 | 1.00000 | | | |
| CCB | 1 | S1 | -0.00399 | -0.00506 | | | |
| | Known Conc: | | 0.00000 | 0.00000 | | | |
| WG2110937-1; NO3 | 1 | 21 | -0.03992 | -0.00457 | | | |
| WG2110937-2; NO3 | 1 | 22 | 4.79375 | -0.00441 | | | |
| WG2110938-1; NO3 | 1 | 23 | 0.00963 | -0.00612 | | | |
| WG2110938-2; NO3 | 1 | 24 | 4.83161 | -0.00331 | | | |
| WG2110939/942-1; NO3 | 1 | 25 | 0.00550 | -0.00598 | | | |
| WG2110939/942-2; NO3 | 1 | 26 | 4.79187 | -0.00496 | | | |

| | | | | | | | |
|---|---|---|---|---|---|---|---|
| WG2110940-1; NO3 | 1 | 27 | 0.01041 | -0.00377 | | | |
| WG2110940-2; NO3 | 1 | 28 | 4.83008 | -0.00649 | | | |
| WG2110941-1; NO3 | 1 | 29 | -0.00491 | -0.00457 | | | |
| WG2110941-2; NO3 | 1 | 30 | 4.78749 | -0.00389 | | | |
| CCV NO3 | 1 | S2 | 1.03834 | -0.00319 | | | |
| | Known Conc: | | 1.00000 | 0.00000 | | | |
| CCV NO2 | 1 | S9 | 1.02929 | 1.05010 | | | |
| | Known Conc: | | 0.00000 | 1.00000 | | | |
| CCB | 1 | S1 | 0.00710 | -0.00610 | | | |
| | Known Conc: | | 0.00000 | 0.00000 | | | |
| L2555453-01K | 1 | 31 | 0.10470 | 0.03553 | | | |
| L2555453-02K | 1 | 32 | 0.09486 | 0.03450 | | | |
| L2555477-01A | 1 | 33 | 3.97798 | 2.16157 | | | |
| WG2110929-3; NO3 | 1 | 34 | 4.01599 | 2.14209 | | | |
| WG2110929-4; NO3 | 1 | 35 | 8.48588 | 2.13232 | 10.00 | | |
| WG2110933-3; NO2 | 1 | 36 | 3.97610 | 2.16550 | | | |
| WG2110933-4; NO2 | 1 | 37 | 8.50552 | 6.69033 | | | |
| L2555478-01A | 1 | 38 | 4.24355 | 0.19206 | | | |
| WG2110929-5; NO3 | 1 | 39 | 4.22687 | 0.18748 | | | |
| L2555478-01A | 1 | 38 | 4.23190 | 0.18639 | | | |
| CCV NO3 | 1 | S2 | 1.01996 | -0.00662 | | | |
| | Known Conc: | | 1.00000 | 0.00000 | | | |
| CCV NO2 | 1 | S9 | 1.04210 | 1.06937 | | | |
| | Known Conc: | | 0.00000 | 1.00000 | | | |
| CCB | 1 | S1 | 0.00039 | -0.00342 | | | |
| | Known Conc: | | 0.00000 | 0.00000 | | | |
| WG2110933-5; NO2 | 1 | 41 | 4.25716 | 0.18749 | | | |
| WG2110933-6; NO2 | 1 | 42 | 8.70867 | 4.94291 | | | |
| WG2110929-6; NO3 | 1 | 40 | 8.71087 | 0.17623 | 5.00 | | |
| L2555479-01A | 1 | 43 | 0.48873 | 0.07797 | | | |
| L2555509-01A | 1 | 44 | 0.09934 | 0.00125 | | | |
| L2555509-04A | 1 | 45 | 3.44881 | 0.36937 | | | |
| L2555594-01A | 1 | 46 | -0.02227 | 0.17955 | | | |
| L2555594-01A | 1 | 46 | -0.01539 | 0.10896 | | | |
| L2555594-01A | 1 | 46 | 0.09258 | 0.00711 | | | |

Channel 1 (NO3+NO2) - Set: 1 / 8

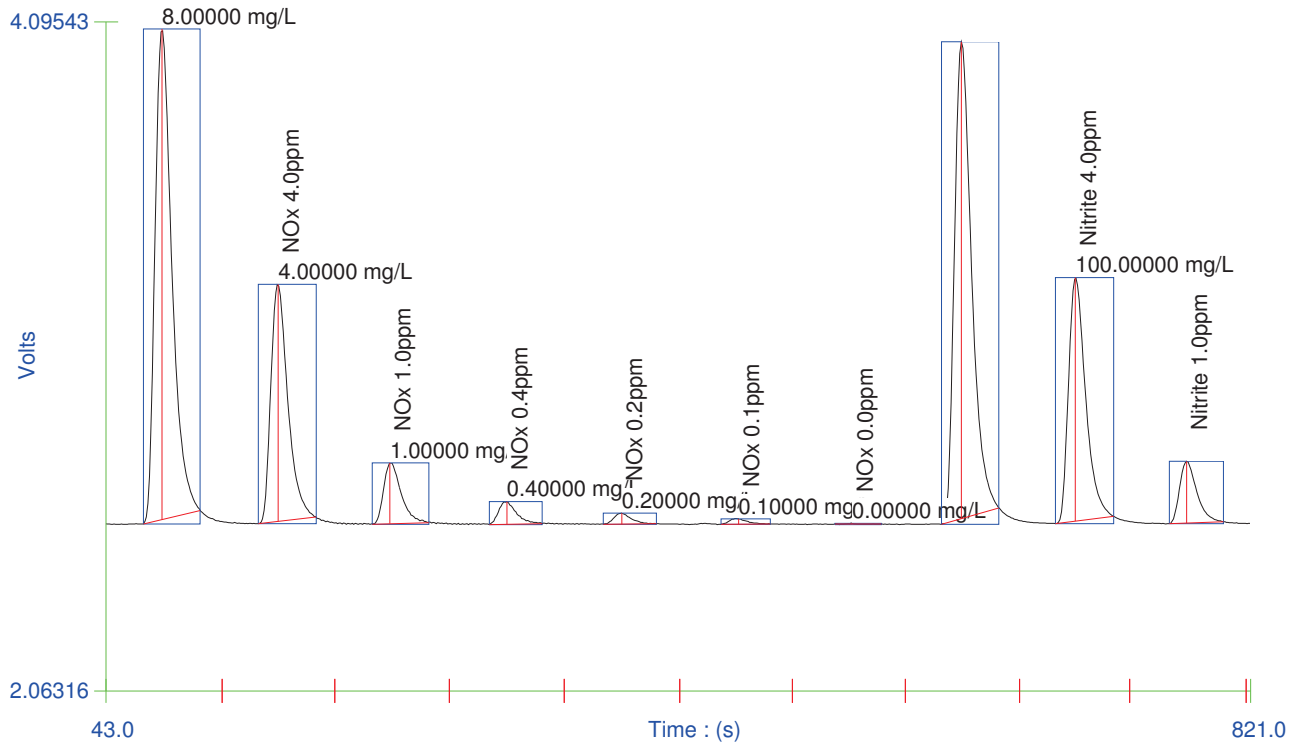


Channel 1 (NO3+NO2) - Set: 2 / 8

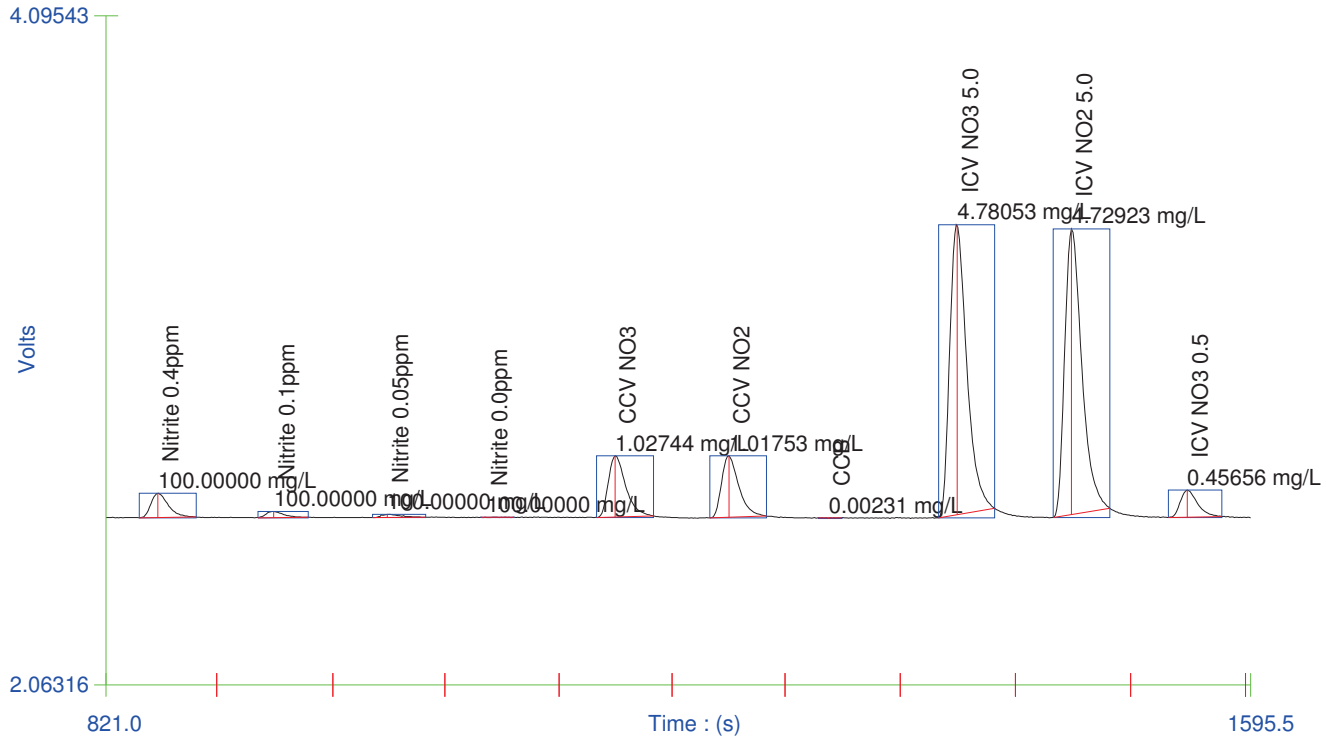

Channel 1 (NO3+NO2) - Set: 3 / 8

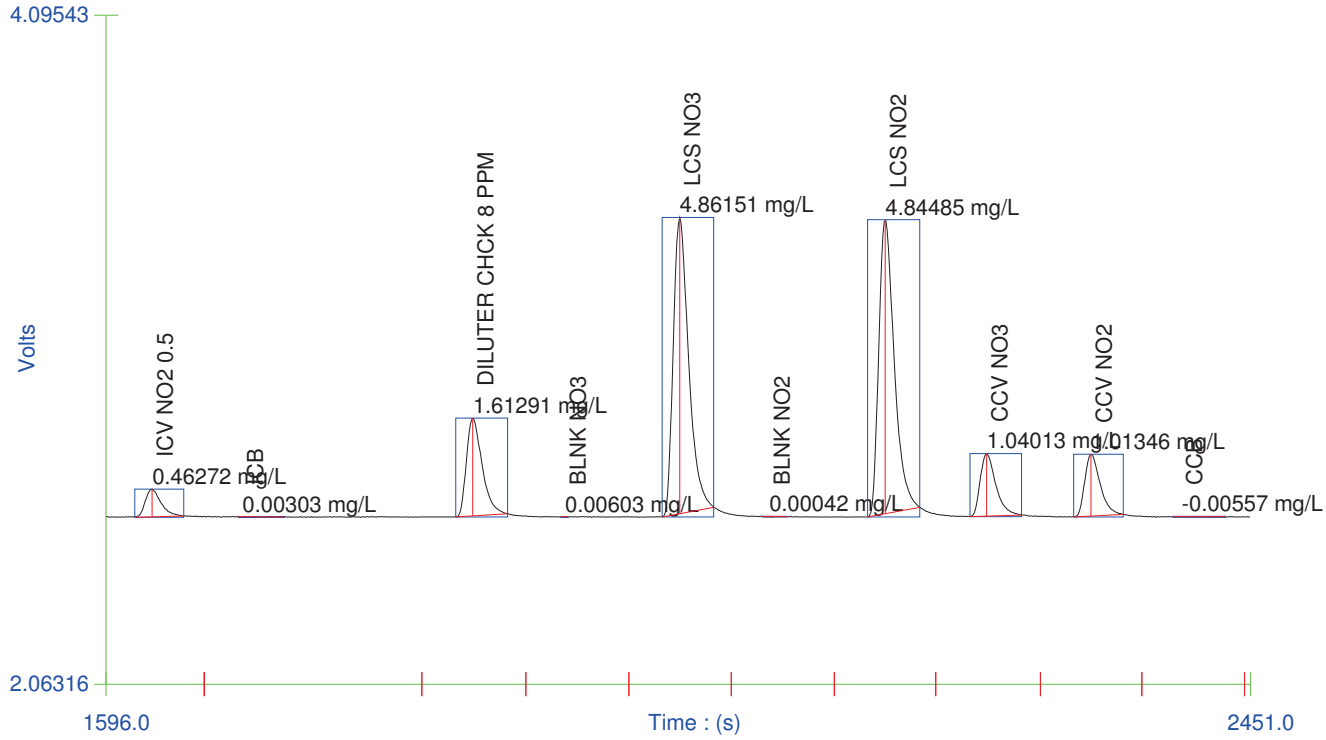


Channel 1 (NO3+NO2) - Set: 4 / 8

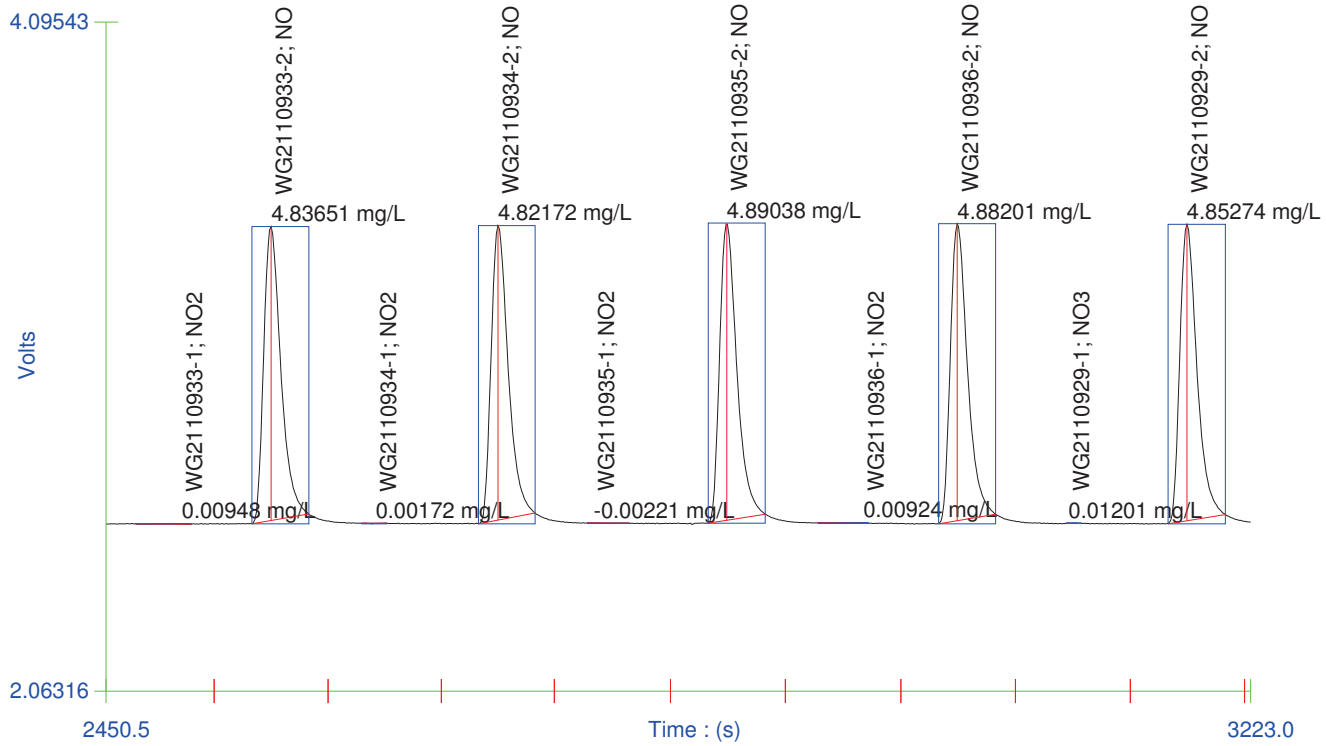

Channel 1 (NO3+NO2) - Set: 5 / 8

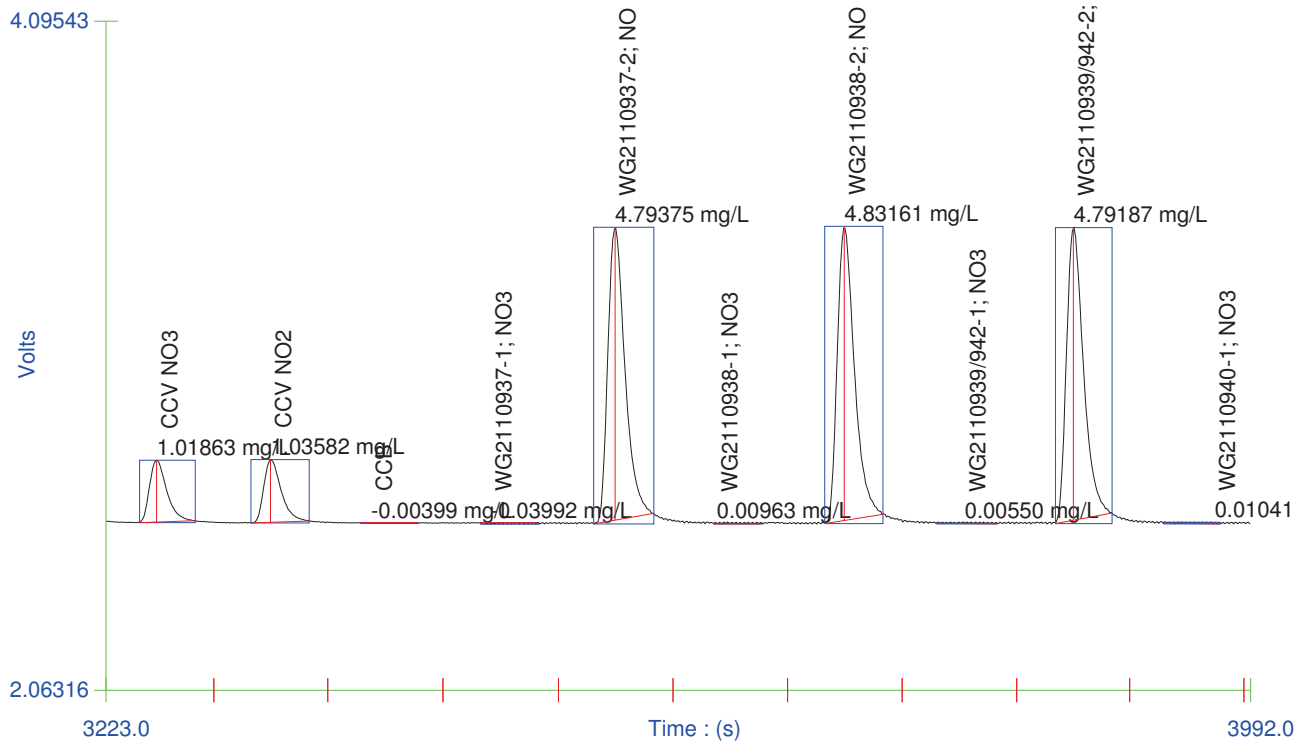


Channel 1 (NO3+NO2) - Set: 6 / 8

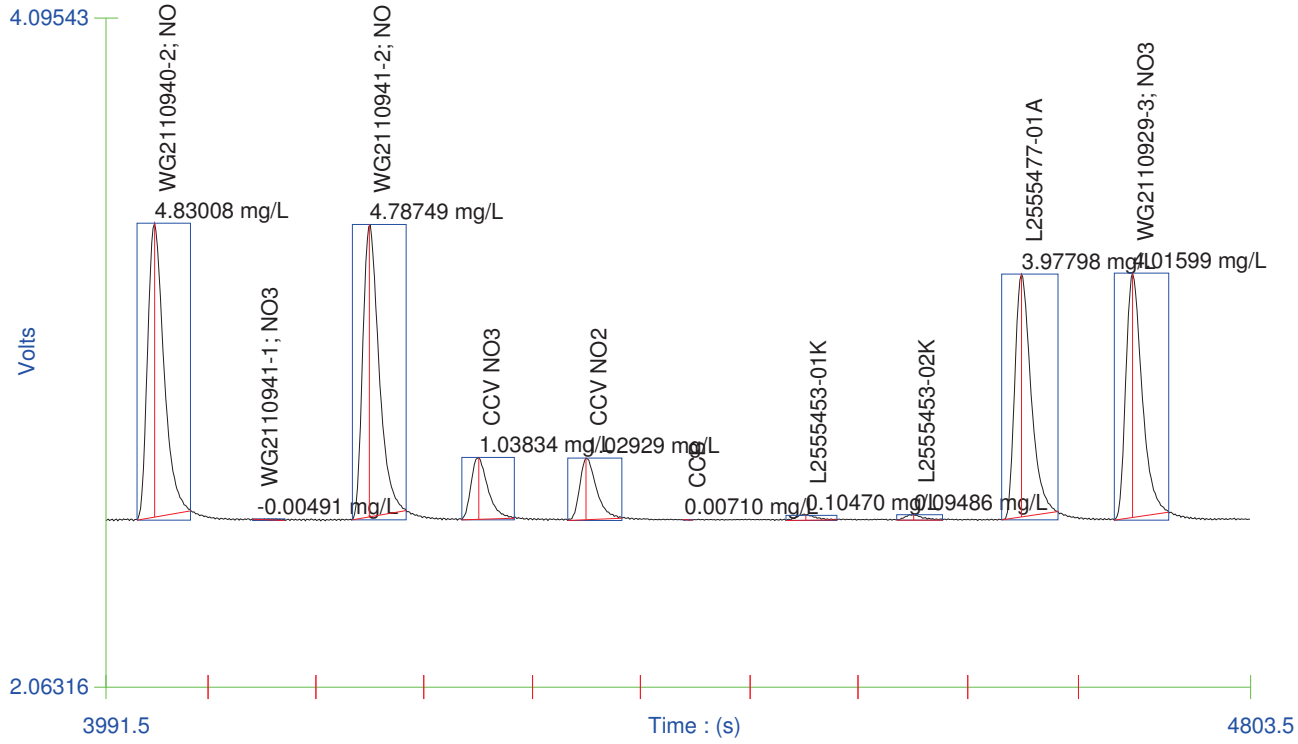

Channel 1 (NO3+NO2) - Set: 7 / 8

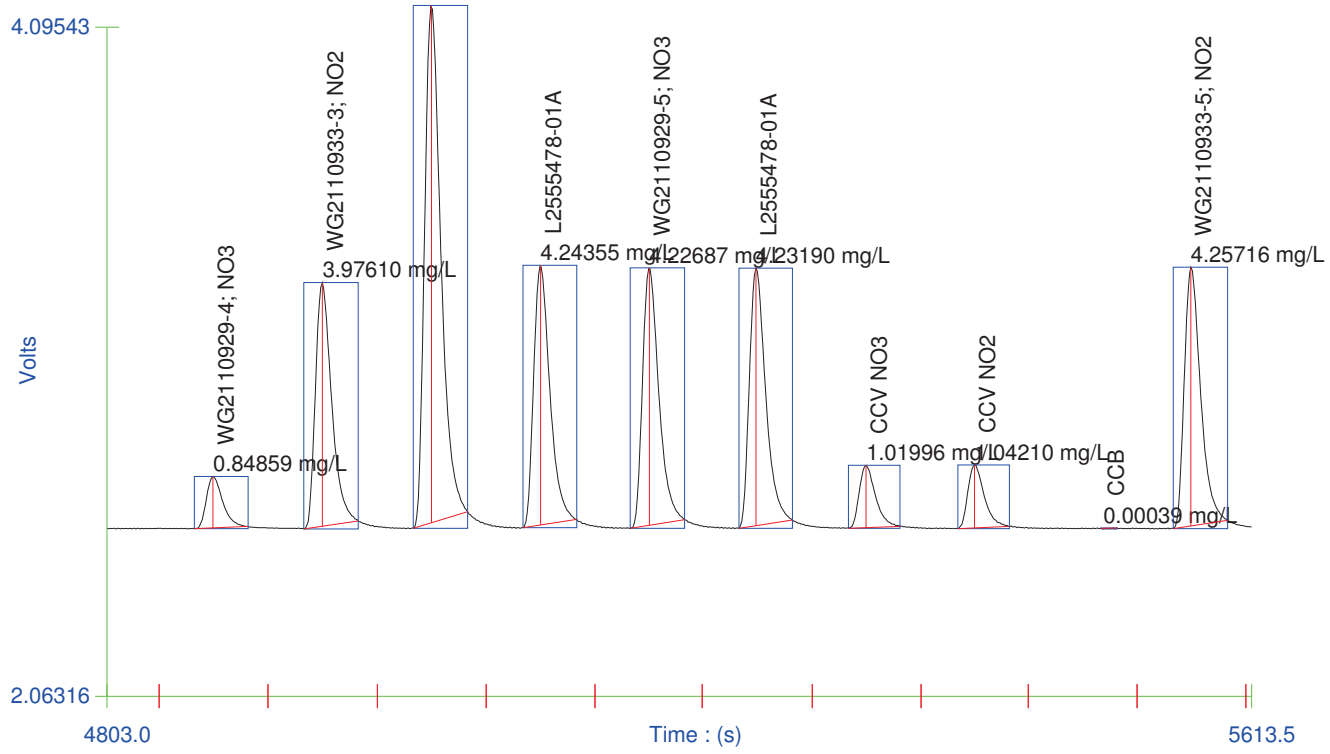


Channel 1 (NO3+NO2) - Set: 8 / 8

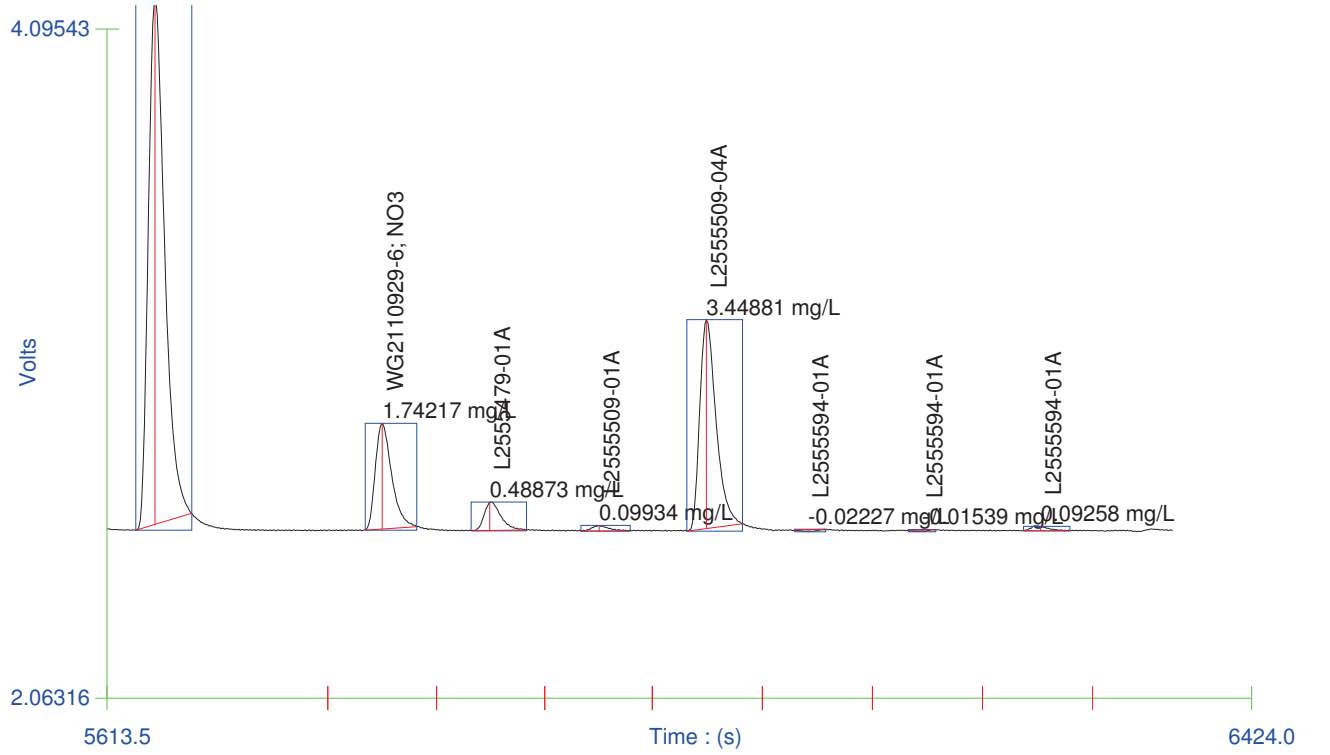

Channel 2 (NO2) - Set: 1 / 8

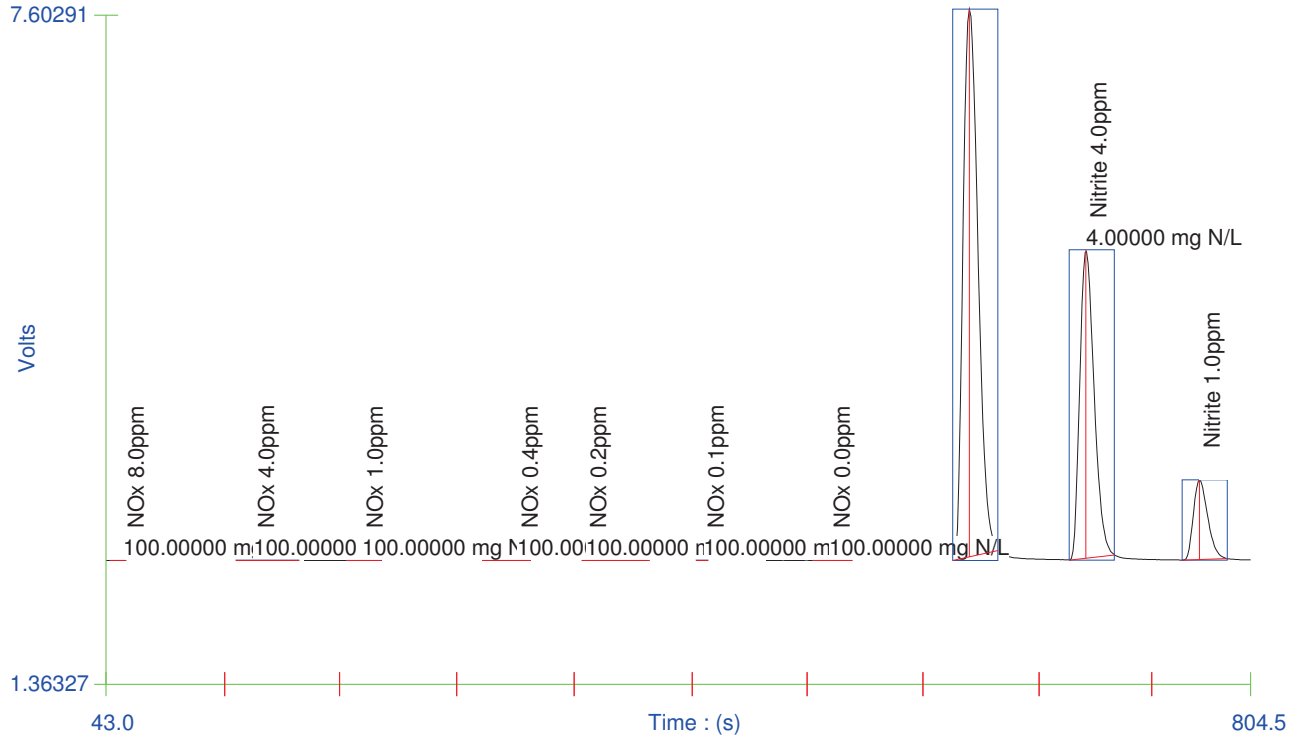


Channel 2 (NO2) - Set: 2 / 8

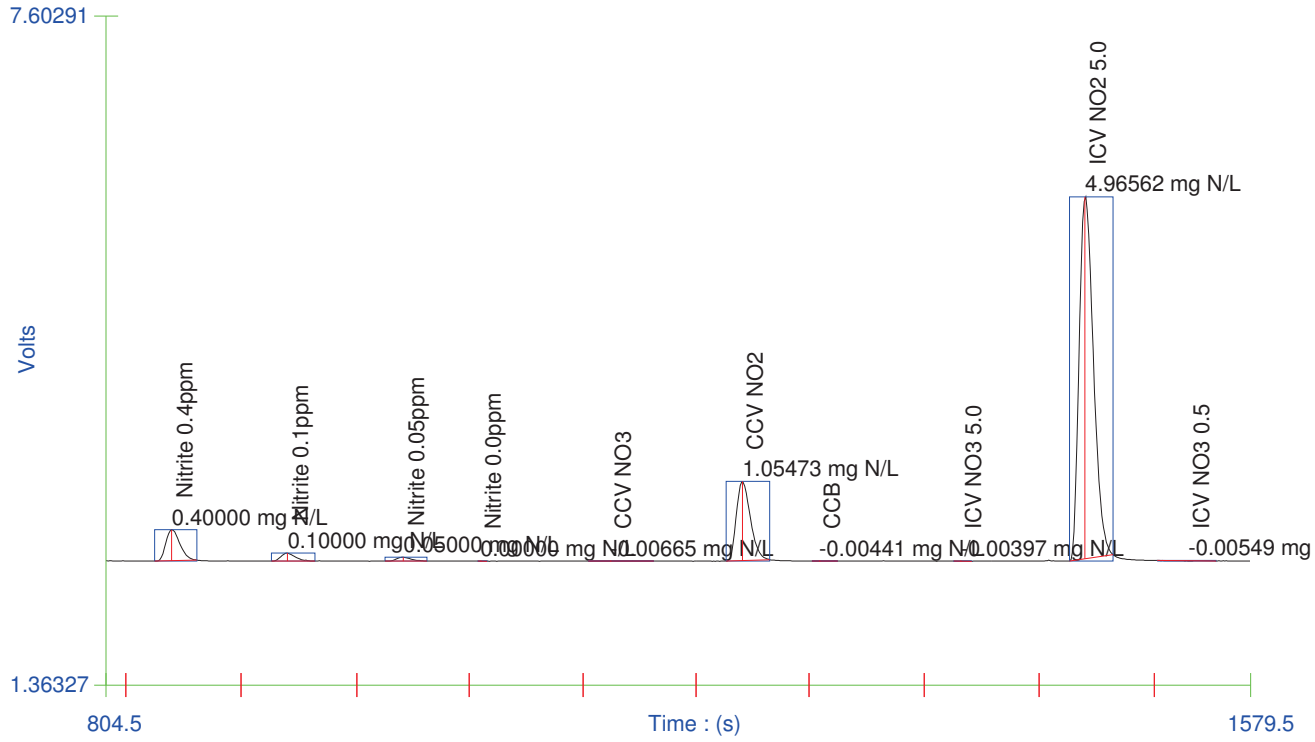

Channel 2 (NO2) - Set: 3 / 8

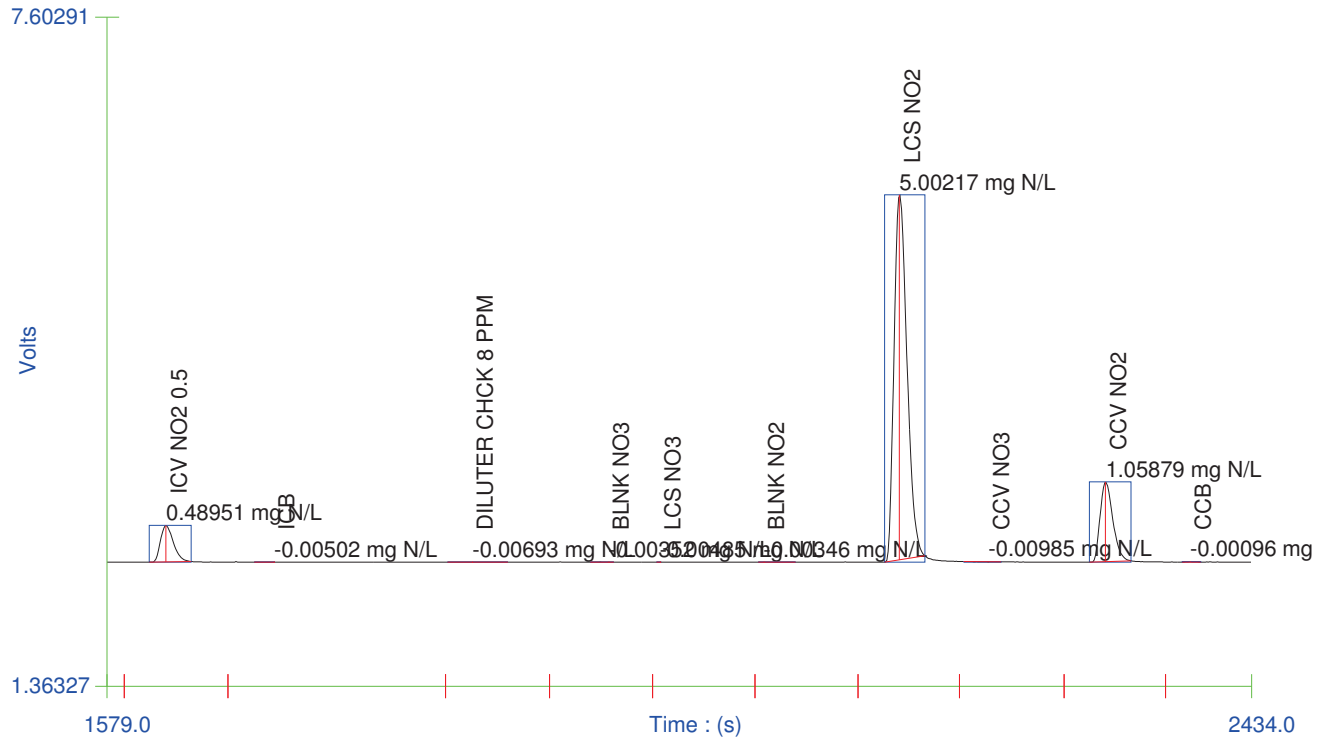


Channel 2 (NO2) - Set: 4 / 8

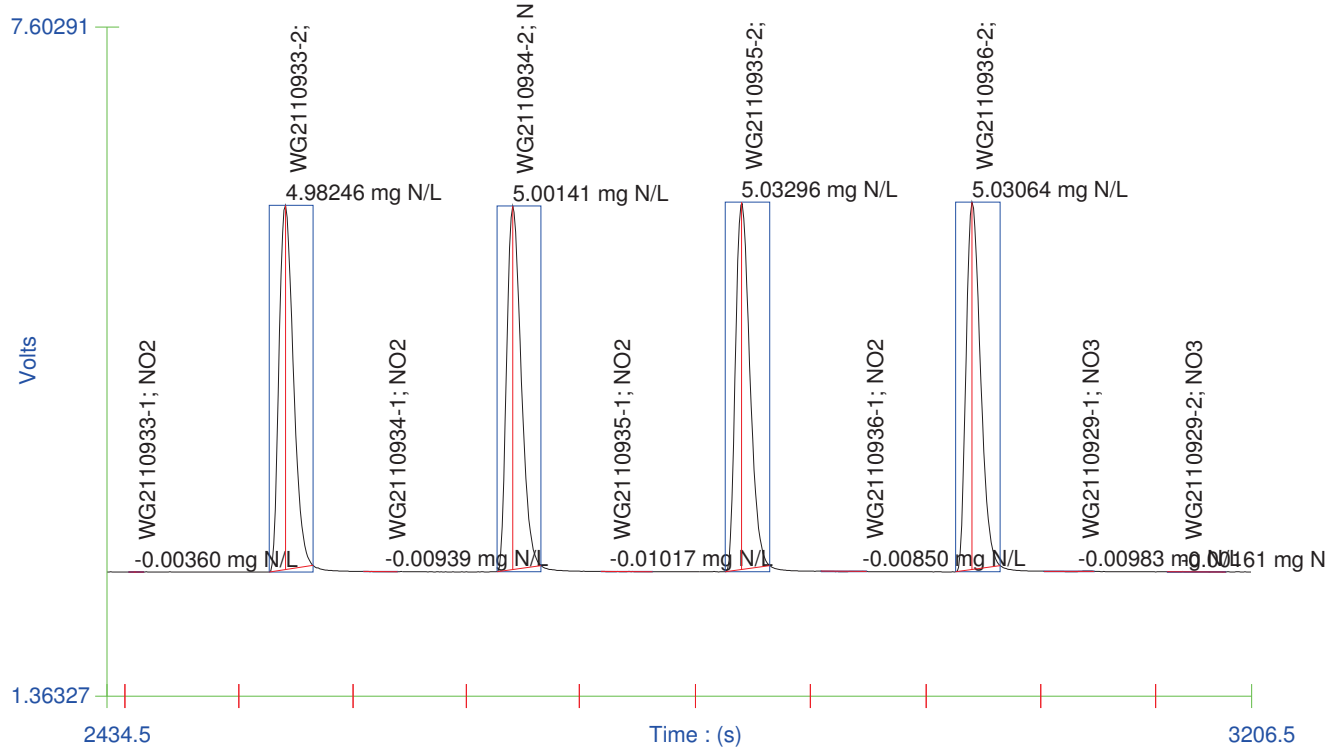

Channel 2 (NO2) - Set: 5 / 8

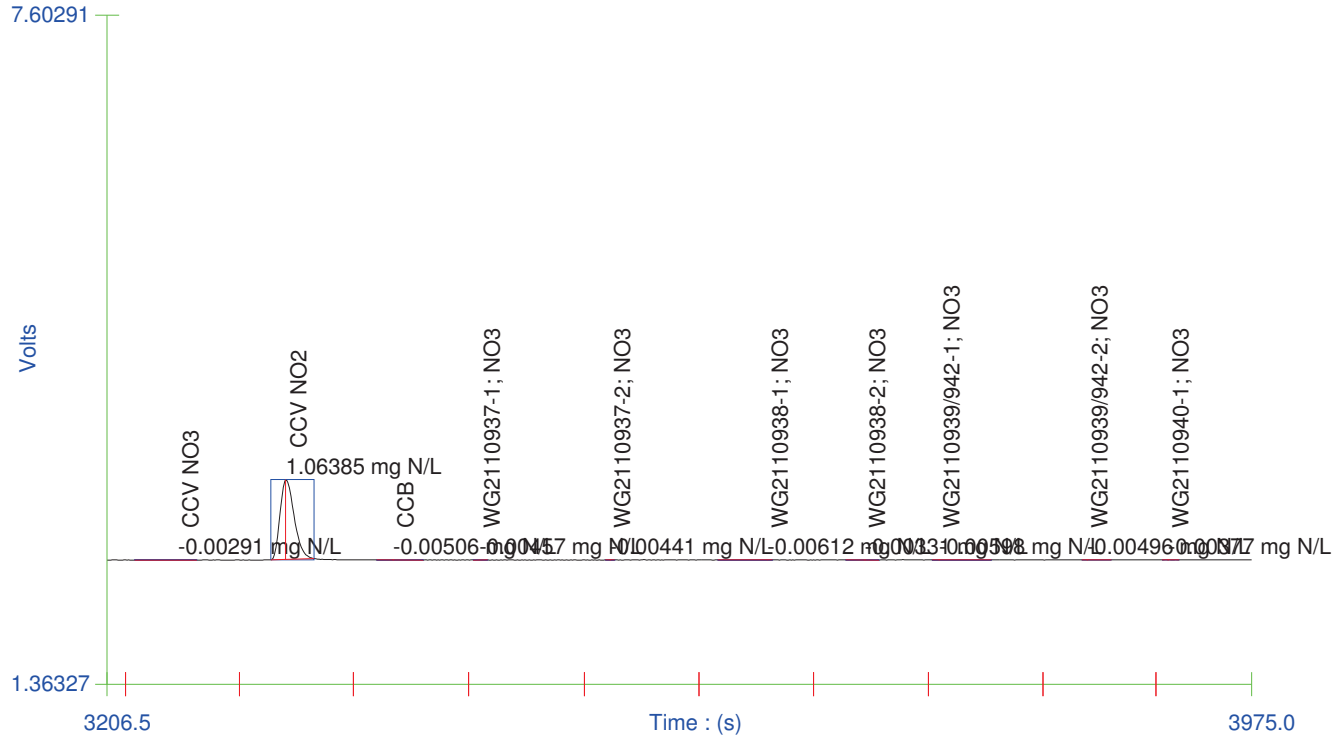


Channel 2 (NO2) - Set: 6 / 8

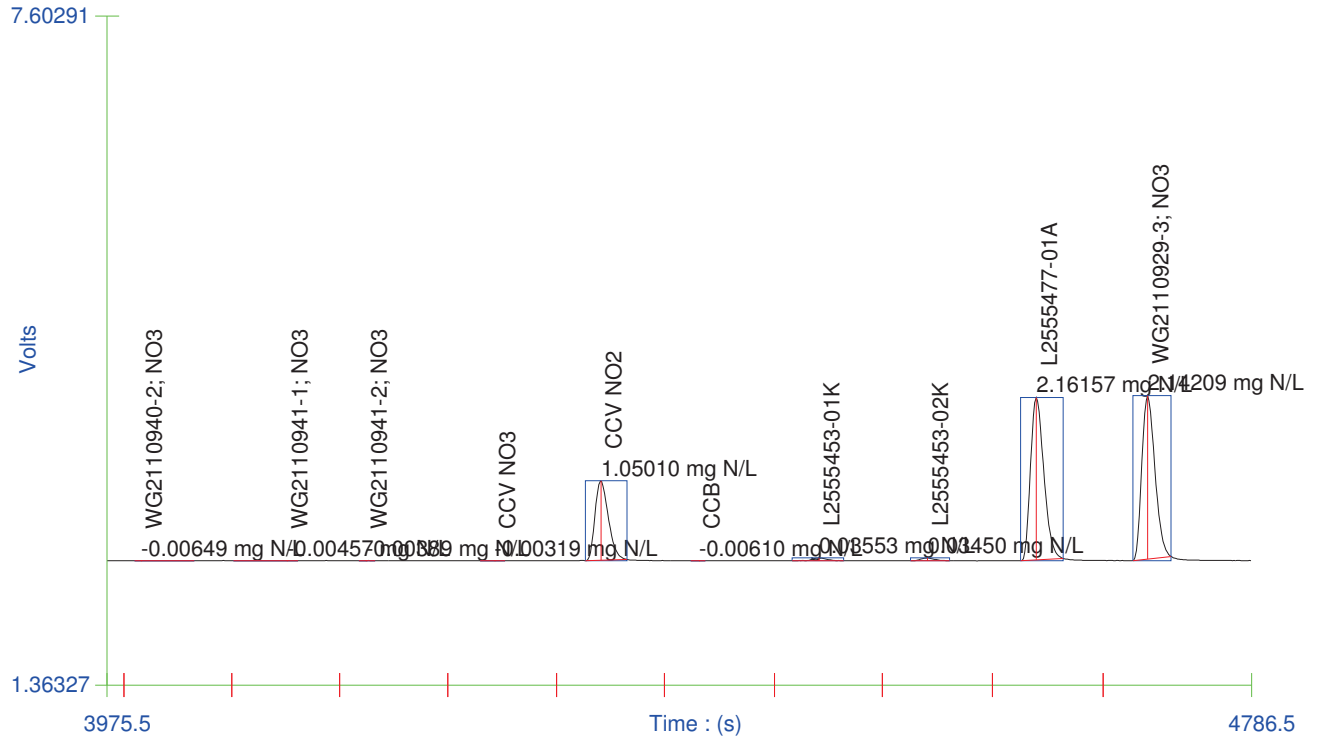

Channel 2 (NO2) - Set: 7 / 8

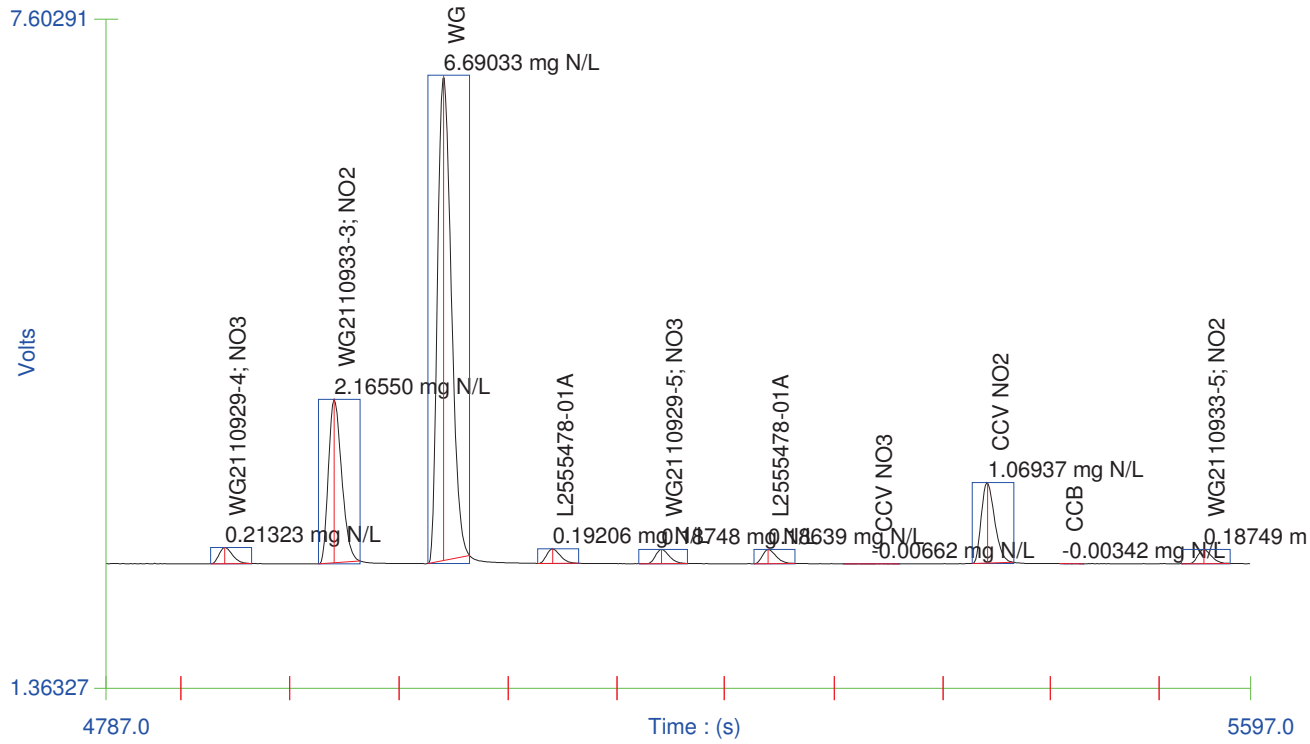


Channel 2 (NO2) - Set: 8 / 8

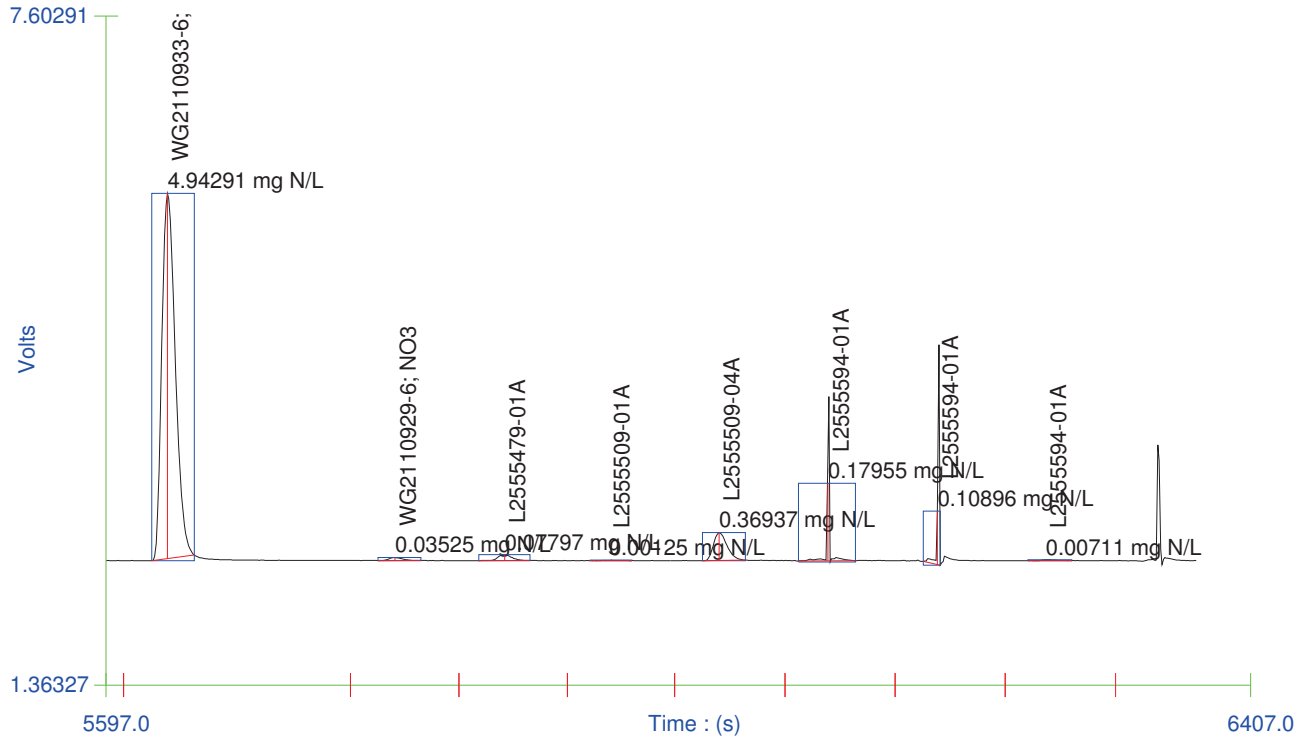

Table : 1 (NO3+NO2)

| | Known Conc. (mg/L) | Rep. | Peak Area (V.s) | Peak Height (V) | % RSD | % Residual | Det. Conc (mg/L) | Detection Date | Detection Time |
|---|---|---|---|---|---|---|---|---|---|
| 1 | 8.00000 | 1 | 19.86417 | 1.48993 | 0.0 | -0.8 | 8.05892 | 9/5/2025 | 2:41:10 AM |
| 2 | 4.00000 | 1 | 9.63605 | 0.72051 | 0.0 | 2.1 | 3.91343 | 9/5/2025 | 2:42:29 AM |
| 3 | 1.00000 | 1 | 2.52080 | 0.18501 | 0.0 | -3.0 | 1.02959 | 9/5/2025 | 2:43:46 AM |
| 4 | 0.40000 | 1 | 0.96570 | 0.06830 | 0.0 | 0.2 | 0.39930 | 9/5/2025 | 2:45:04 AM |
| 5 | 0.20000 | 1 | 0.45739 | 0.03377 | 0.0 | 3.5 | 0.19329 | 9/5/2025 | 2:46:23 AM |
| 6 | 0.10000 | 1 | 0.23220 | 0.01634 | 0.0 | -2.2 | 0.10201 | 9/5/2025 | 2:47:41 AM |
| 7 | 0.00000 | 1 | -0.01954 | 0.00153 | | | -1.55552e-5 | 9/5/2025 | 2:48:58 AM |

Figure : 1 (NO3+NO2)

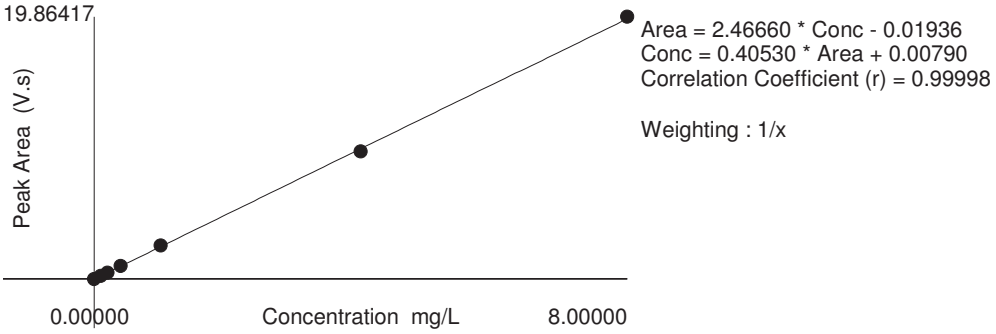


Table : 2 (Nitrite)

| | Known Conc. (mg N/L) | Rep. | Peak Area (V.s) | Peak Height (V) | % RSD | % Residual | Det. Conc (mg N/L) | Detection Date | Detection Time |
|---|---|---|---|---|---|---|---|---|---|
| 1 | 8.00000 | 1 | 59.01277 | 5.10625 | 0.0 | 3.0 | 7.74743 | 9/5/2025 | 2:50:15 AM |
| 2 | 4.00000 | 1 | 31.68393 | 2.87464 | 0.0 | -4.1 | 4.15732 | 9/5/2025 | 2:51:33 AM |
| 3 | 1.00000 | 1 | 8.13691 | 0.74106 | 0.0 | -6.5 | 1.06401 | 9/5/2025 | 2:52:48 AM |
| 4 | 0.40000 | 1 | 3.16504 | 0.28917 | 0.0 | -2.8 | 0.41087 | 9/5/2025 | 2:54:07 AM |
| 5 | 0.10000 | 1 | 0.82165 | 0.07483 | 0.0 | -2.9 | 0.10302 | 9/5/2025 | 2:55:25 AM |
| 6 | 0.05000 | 1 | 0.40440 | 0.03564 | 0.0 | 3.4 | 0.04821 | 9/5/2025 | 2:56:44 AM |
| 7 | 0.00000 | 1 | 0.00190 | 0.00106 | | | -0.00467 | 9/5/2025 | 2:58:00 AM |

Figure : 2 (Nitrite)

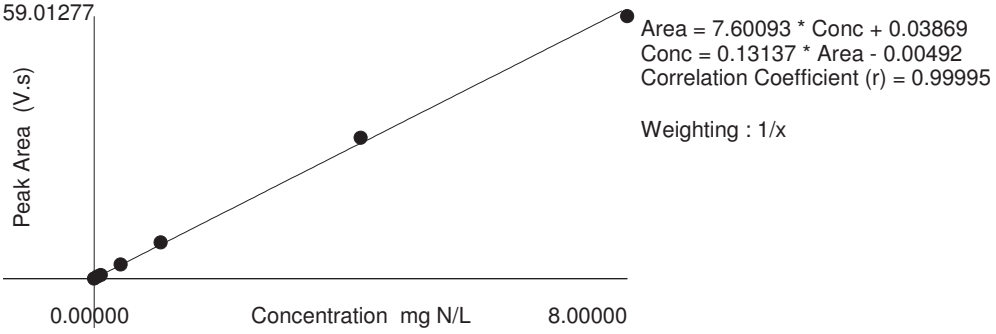

Original Run Filename: OM_9-5-2025_04-34-07AM.OMN Created: 9/5/2025 4:34:07 AM
Original Run Author's Signature: [A1wetcheminstrument]
Current Run Filename: OM_9-5-2025_04-34-07AM.OMN Last Modified: 9/5/2025 6:58:48 AM
Current Run Author's Signature: [A1wetcheminstrument]
Description: Default New Run

| Sample | Rep. | Cup No. | Channel 1 NO3+NO2 (mg/L) | Channel 2 Nitrite (mg N/L) | ADF | MDF | Weight |
|---|---|---|---|---|---|---|---|
| CCV NO3 | 1 | S2 | 1.07002 | -0.00357 | | | |
| | Known Conc: | | 1.00000 | 0.00000 | | | |
| | Calibration: | | | Table/Fig. : 1 | | | |
| CCV NO2 | 1 | S9 | 1.04971 | 1.06718 | | | |
| | Known Conc: | | 0.00000 | 1.00000 | | | |
| | Calibration: | | Table/Fig. : 2 | | | | |
| CCB | 1 | S1 | 0.00642 | -0.00685 | | | |
| | Known Conc: | | 0.00000 | 0.00000 | | | |
| L2555594-01A | 1 | 46 | 0.09017 | 0.00753 | | | |
| L2555594-04A | 1 | 47 | 5.58432 | 0.37719 | | | |
| L2555599-01A | 1 | 48 | 14.29063 | 0.01417 | | | |
| L2555603-02B | 1 | 49 | 4.83161 | 2.03450 | | | |
| L2555608-01B | 1 | 50 | 5.00690 | 0.53944 | | | |
| L2555611-01B | 1 | 51 | 24.13571 | 0.13488 | | | |
| L2555614-01B | 1 | 52 | 7.30823 | 0.02467 | | | |
| L2555617-01A | 1 | 53 | 20.24426 | 0.16881 | | | |
| L2555643-01G | 1 | 54 | 0.05775 | 0.00340 | | | |
| L2555599-01A | 1 | 48 | 15.04739 | 0.00969 | 5.00 | | |
| CCV NO3 | 1 | S2 | 1.05044 | -0.00014 | | | |
| | Known Conc: | | 1.00000 | 0.00000 | | | |
| CCV NO2 | 1 | S9 | 1.07355 | 1.10085 | | | |
| | Known Conc: | | 0.00000 | 1.00000 | | | |
| CCB | 1 | S1 | 0.00532 | -0.00293 | | | |
| | Known Conc: | | 0.00000 | 0.00000 | | | |
| L2555603-02B | 1 | 49 | -0.00357 | 0.32790 | | | |
| L2555603-02B | 1 | 49 | 4.90063 | 1.99228 | | | |
| L2555611-01B | 1 | 51 | 28.55421 | 0.12544 | 5.00 | | |
| L2555614-01B | 1 | 52 | 7.31033 | 0.02482 | | | |
| L2555617-01A | 1 | 53 | 22.59309 | 0.15853 | 5.00 | | |
| L2555643-01G | 1 | 54 | 0.05426 | 0.00043 | | | |
| L2555210-01A | 1 | 55 | 0.23526 | 0.08926 | | | |
| WG2110939/942-3; NO3 | 1 | 56 | 0.24138 | 0.08954 | | | |
| WG2110939/942-4; NO3 | 1 | 57 | 4.71247 | 0.08981 | | | |
| WG2110936-3; NO2 | 1 | 58 | 0.23919 | 0.08991 | | | |
| CCV NO3 | 1 | S2 | 1.06592 | -0.00638 | | | |
| | Known Conc: | | 1.00000 | 0.00000 | | | |
| CCV NO2 | 1 | S9 | 1.08075 | 1.09333 | | | |
| | Known Conc: | | 0.00000 | 1.00000 | | | |
| CCB | 1 | S1 | -0.00865 | -0.00640 | | | |
| | Known Conc: | | 0.00000 | 0.00000 | | | |
| WG2110936-4; NO2 | 1 | 59 | 4.78352 | 4.69702 | | | |
| L2555076-01C | 1 | 60 | 0.20998 | -0.00380 | | | |
| WG2110937-3; NO3 | 1 | 61 | 0.18191 | -0.00549 | | | |
| WG2110937-4; NO3 | 1 | 62 | 4.20064 | 0.01984 | | | |
| L2555076-02C | 1 | 63 | 0.37435 | 0.00732 | | | |
| L2555528-01A | 1 | 64 | 0.09956 | 0.00202 | | | |
| L2555528-02A | 1 | 65 | 0.27784 | 0.00093 | | | |
| L2555528-03A | 1 | 66 | 1.28511 | -0.00144 | | | |
| L2555528-04A | 1 | 67 | 25.13357 | 0.01258 | | | |
| L2555528-05A | 1 | 68 | 1.99730 | -0.00407 | | | |
| CCV NO3 | 1 | S2 | 1.07598 | -0.00436 | | | |
| | Known Conc: | | 1.00000 | 0.00000 | | | |
| CCV NO2 | 1 | S9 | 1.07502 | 1.09827 | | | |
| | Known Conc: | | 0.00000 | 1.00000 | | | |
| CCB | 1 | S1 | 0.01244 | -0.00311 | | | |
| | Known Conc: | | 0.00000 | 0.00000 | | | |
| L2555528-04A | 1 | 67 | 29.82017 | 0.00495 | 5.00 | | |
| L2555528-05A | 1 | 68 | 1.99490 | -0.00152 | | | |
| L2555281-01M | 1 | 69 | 0.52389 | -0.00132 | | | |

| | | | | | | | |
|---|---|---|---|---|---|---|---|
| L2555281-02M | 1 | 70 | 0.53875 | 0.00114 | | | |
| L2555281-03M | 1 | 71 | 0.50539 | -0.00105 | | | |
| L2555281-04M | 1 | 72 | 0.89033 | -0.00238 | | | |
| L2555281-05M1 | 1 | 73 | 1.46435 | -0.00142 | | | |
| WG2110938/941-3; NO3 | 1 | 74 | 1.49647 | 0.00035 | | | |
| WG2110938/941-4; NO3 | 1 | 75 | 5.32048 | -0.00048 | | | |
| WG2110935-3; NO2 | 1 | 76 | 1.47675 | 0.00031 | | | |
| CCV NO3 | 1 | S2 | 1.05106 | -0.00215 | | | |
| | Known Conc: | | 1.00000 | 0.00000 | | | |
| CCV NO2 | 1 | S9 | 1.06902 | 1.08893 | | | |
| | Known Conc: | | 0.00000 | 1.00000 | | | |
| CCB | 1 | S1 | 0.00999 | -0.00840 | | | |
| | Known Conc: | | 0.00000 | 0.00000 | | | |
| WG2110935-4; NO2 | 1 | 77 | 5.49553 | 4.04751 | | | |
| XL2555281-05M | 1 | 78 | 1.43876 | -0.00368 | | | |
| XL2555281-05M2 | 1 | 79 | 1.42574 | -0.00145 | | | |
| L2555281-06M | 1 | 80 | 1.18762 | -0.00191 | | | |
| L2555281-07M | 1 | 81 | 2.06188 | -0.00039 | | | |
| L2555281-08M | 1 | 82 | 0.03814 | -0.00039 | | | |
| L2555471-02C | 1 | 83 | 0.32515 | 0.00516 | | | |
| L2555489-01D | 1 | 84 | 0.22300 | -0.00015 | | | |
| L2555489-02D | 1 | 85 | 0.94363 | 0.00095 | | | |
| L2555489-03D | 1 | 86 | 0.96624 | -0.00050 | | | |
| CCV NO3 | 1 | S2 | 1.05183 | -0.00690 | | | |
| | Known Conc: | | 1.00000 | 0.00000 | | | |
| CCV NO2 | 1 | S9 | 1.06157 | 1.08389 | | | |
| | Known Conc: | | 0.00000 | 1.00000 | | | |
| CCB | 1 | S1 | -0.00116 | -0.00421 | | | |
| | Known Conc: | | 0.00000 | 0.00000 | | | |
| WG2110938-5; NO3 | 1 | 87 | 0.97579 | 0.00083 | | | |
| WG2110938-6; NO3 | 1 | 88 | 5.39295 | 0.00359 | | | |
| L2555489-04D | 1 | 89 | 0.96438 | -0.00298 | | | |
| L2555489-05D | 1 | 90 | 0.14558 | 0.00189 | | | |
| L2555489-06D | 1 | 91 | 0.96030 | -0.00066 | | | |
| L2555489-07D | 1 | 92 | 0.03801 | -0.00436 | | | |
| L2555582-01C | 1 | 93 | 0.91142 | -0.00021 | | | |
| WG2110940-3; NO3 | 1 | 94 | 0.91230 | -0.00227 | | | |
| WG2110940-4; NO3 | 1 | 95 | 4.80337 | 0.01458 | | | |
| WG2110934-3; NO2 | 1 | 96 | 0.90013 | -0.00066 | | | |
| CCV NO3 | 1 | S2 | 1.06135 | -0.00194 | | | |
| | Known Conc: | | 1.00000 | 0.00000 | | | |
| CCV NO2 | 1 | S9 | 1.06198 | 1.06931 | | | |
| | Known Conc: | | 0.00000 | 1.00000 | | | |
| CCB | 1 | S1 | 0.00013 | -0.01006 | | | |
| | Known Conc: | | 0.00000 | 0.00000 | | | |
| WG2110934-4; NO2 | 1 | 97 | 4.93721 | 4.21475 | | | |
| L2555582-02C | 1 | 98 | 4.41935 | 0.00290 | | | |
| L2555582-03C | 1 | 99 | 2.04678 | 0.00262 | | | |
| L2555582-04C | 1 | 100 | 1.25886 | 0.00834 | | | |
| L2555582-05C | 1 | 101 | 1.42279 | 0.00300 | | | |
| L2555582-06C | 1 | 102 | 2.00941 | 0.00442 | | | |
| L2555582-07C | 1 | 103 | 0.01579 | -0.00249 | | | |
| L2555582-08C | 1 | 104 | 1.98611 | 0.00382 | | | |
| L2555414-01K | 1 | 105 | 0.06612 | -0.00016 | | | |
| WG2110940-5; NO3 | 1 | 106 | 0.03962 | -0.00024 | | | |
| CCV NO3 | 1 | S2 | 1.06360 | -0.00604 | | | |
| | Known Conc: | | 1.00000 | 0.00000 | | | |
| CCV NO2 | 1 | S9 | 1.06946 | 1.08971 | | | |
| | Known Conc: | | 0.00000 | 1.00000 | | | |
| CCB | 1 | S1 | 0.01564 | -0.00425 | | | |
| | Known Conc: | | 0.00000 | 0.00000 | | | |
| WG2110940-6; NO3 | 1 | 107 | 3.86943 | 0.02199 | | | |
| L2555560-01M | 1 | 108 | 0.91197 | 0.46871 | | | |
| L2555560-02M | 1 | 109 | 0.13401 | 0.03975 | | | |
| L2555630-01D | 1 | 110 | 0.04813 | -0.00199 | | | |
| L2555217-01N | 1 | 111 | 0.10397 | 0.00255 | | | |
| L2555218-01T | 1 | 112 | 0.07246 | 0.00199 | | | |
| L2553962-02A | 1 | 113 | 0.44619 | 0.03163 | | | |

| | | | | | | | |
|---|---|---|---|---|---|---|---|
| L2553962-04A | 1 | 114 | 0.16022 | 0.01764 | | | |
| L2553962-07A | 1 | 115 | 0.19307 | 0.01876 | | | |
| CCV NO3 | 1 | S2 | 1.05453 | -0.00321 | | | |
| | Known Conc: | | 1.00000 | 0.00000 | | | |
| CCV NO2 | 1 | S9 | 1.05364 | 1.08121 | | | |
| | Known Conc: | | 0.00000 | 1.00000 | | | |
| CCB | 1 | S1 | 0.00080 | -0.00211 | | | |
| | Known Conc: | | 0.00000 | 0.00000 | | | |

Channel 1 (NO3+NO2) - Set: 1 / 11

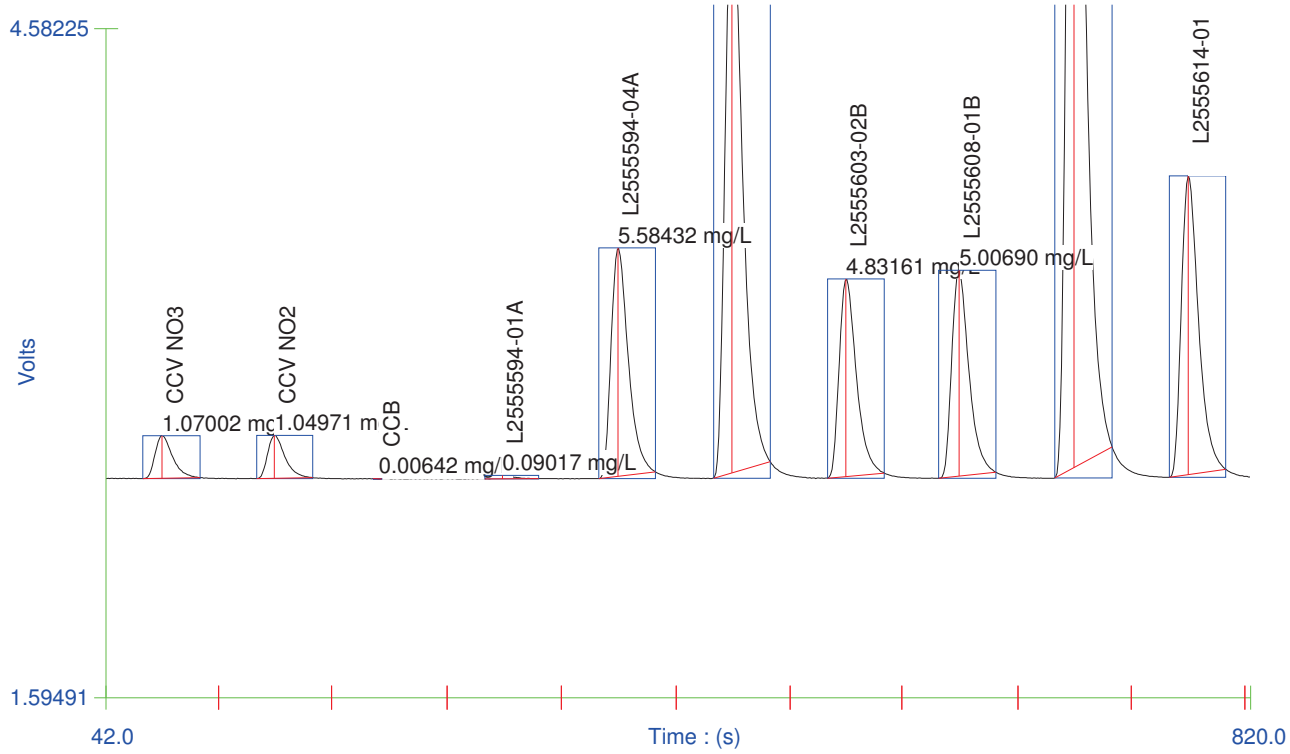

Channel 1 (NO3+NO2) - Set: 2 / 11

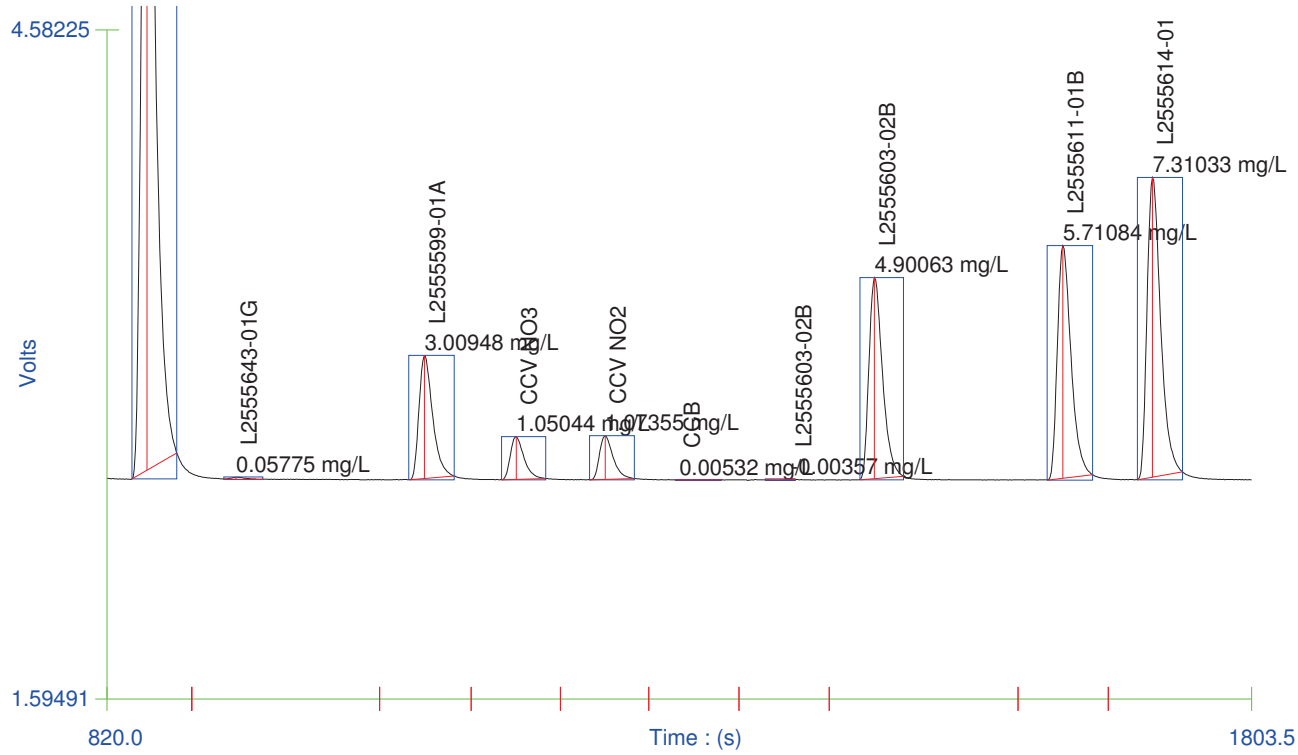


Channel 1 (NO3+NO2) - Set: 3 / 11

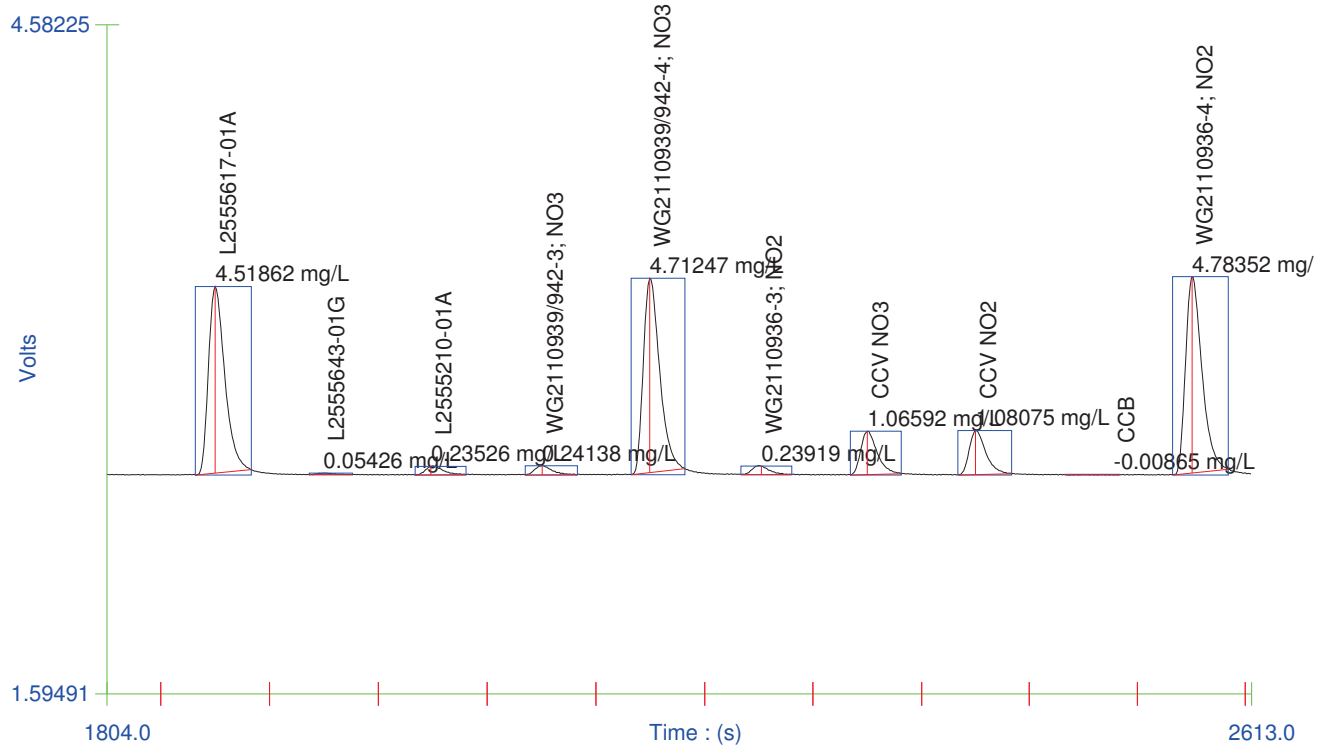

Channel 1 (NO3+NO2) - Set: 4 / 11

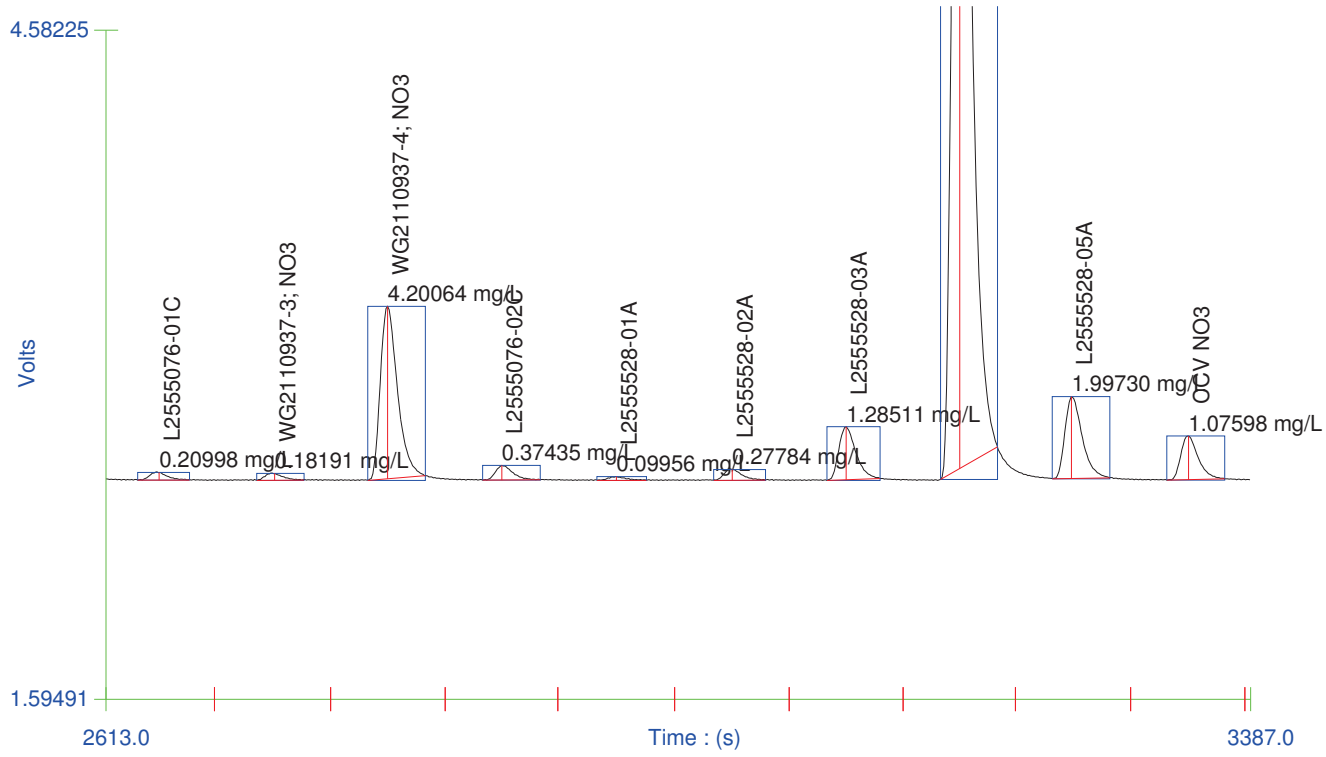


Channel 1 (NO3+NO2) - Set: 5 / 11

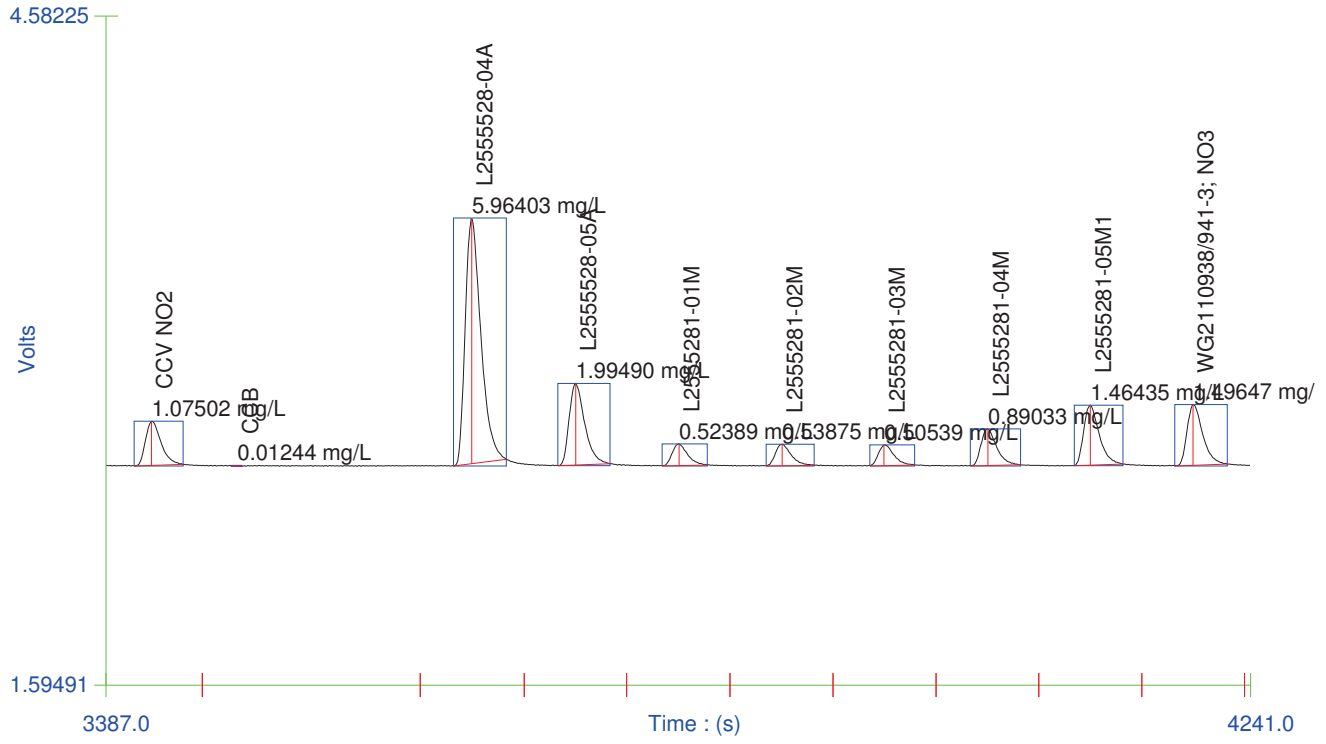

Channel 1 (NO3+NO2) - Set: 6 / 11

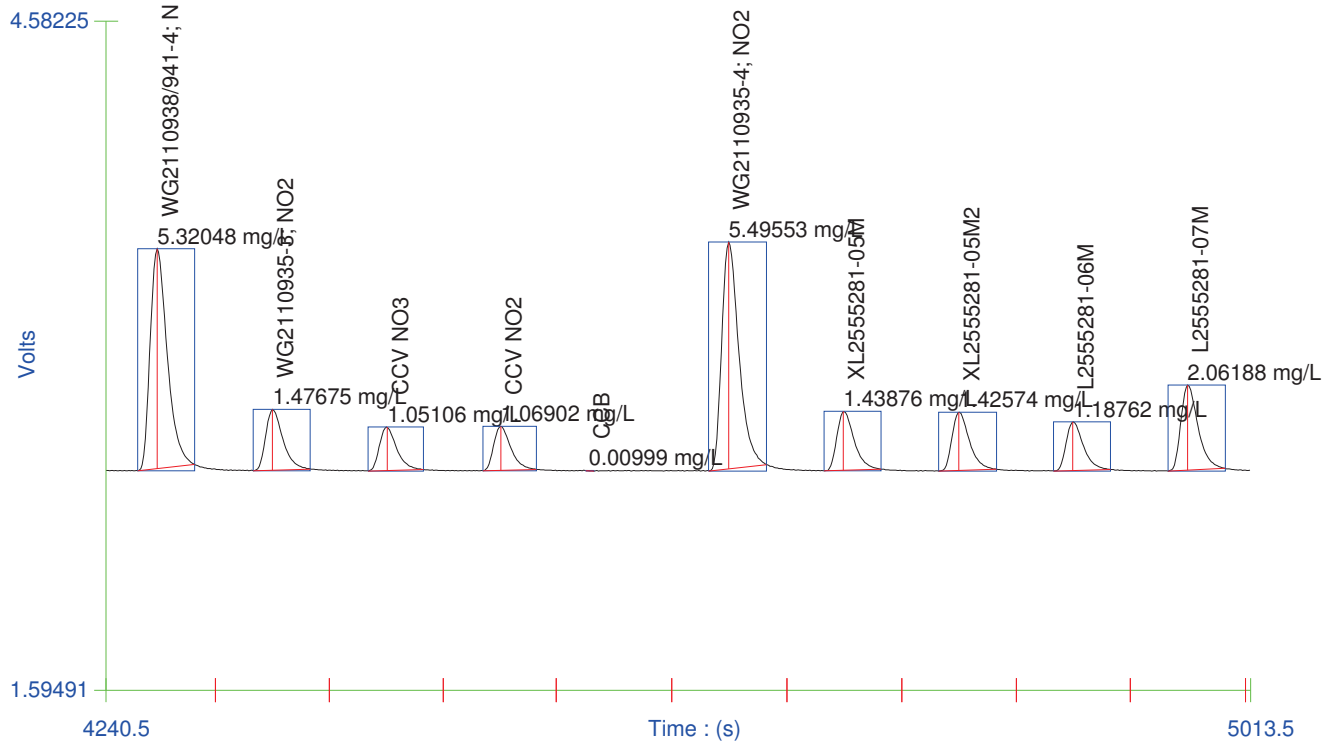


Channel 1 (NO3+NO2) - Set: 7 / 11

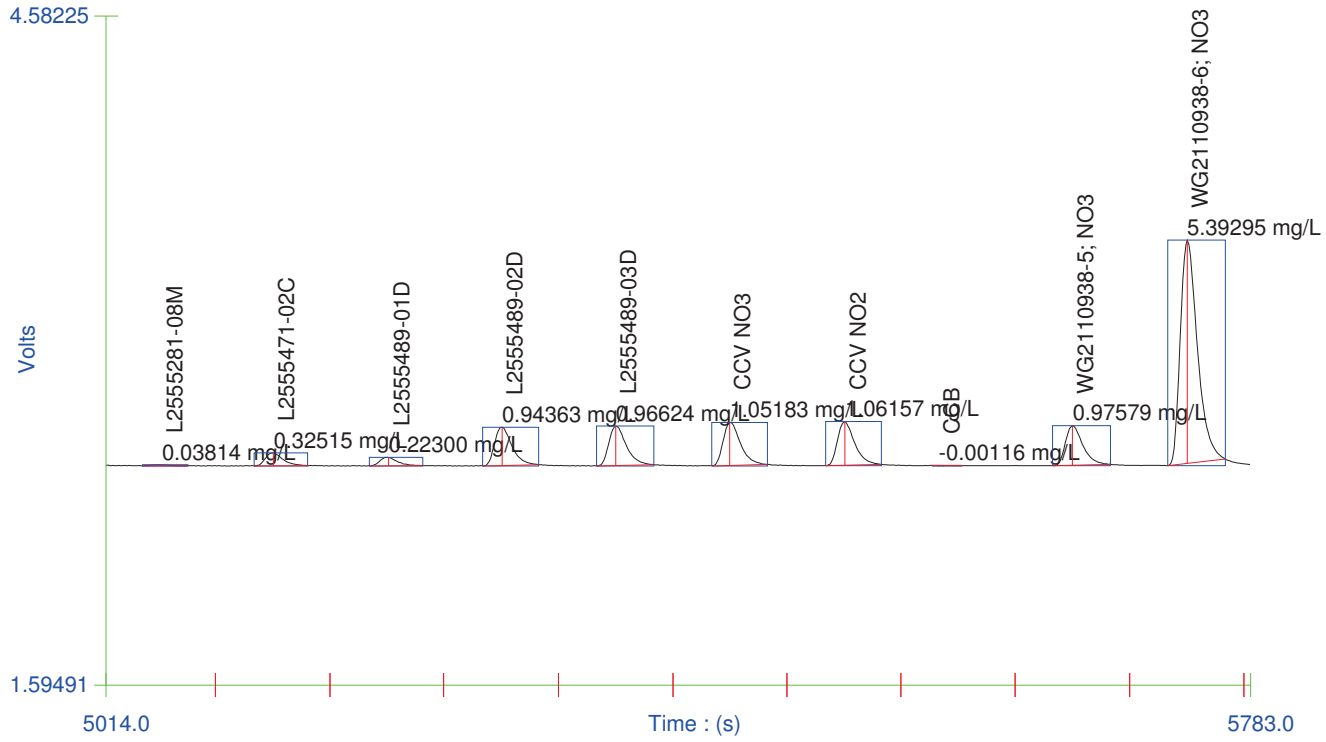

Channel 1 (NO3+NO2) - Set: 8 / 11

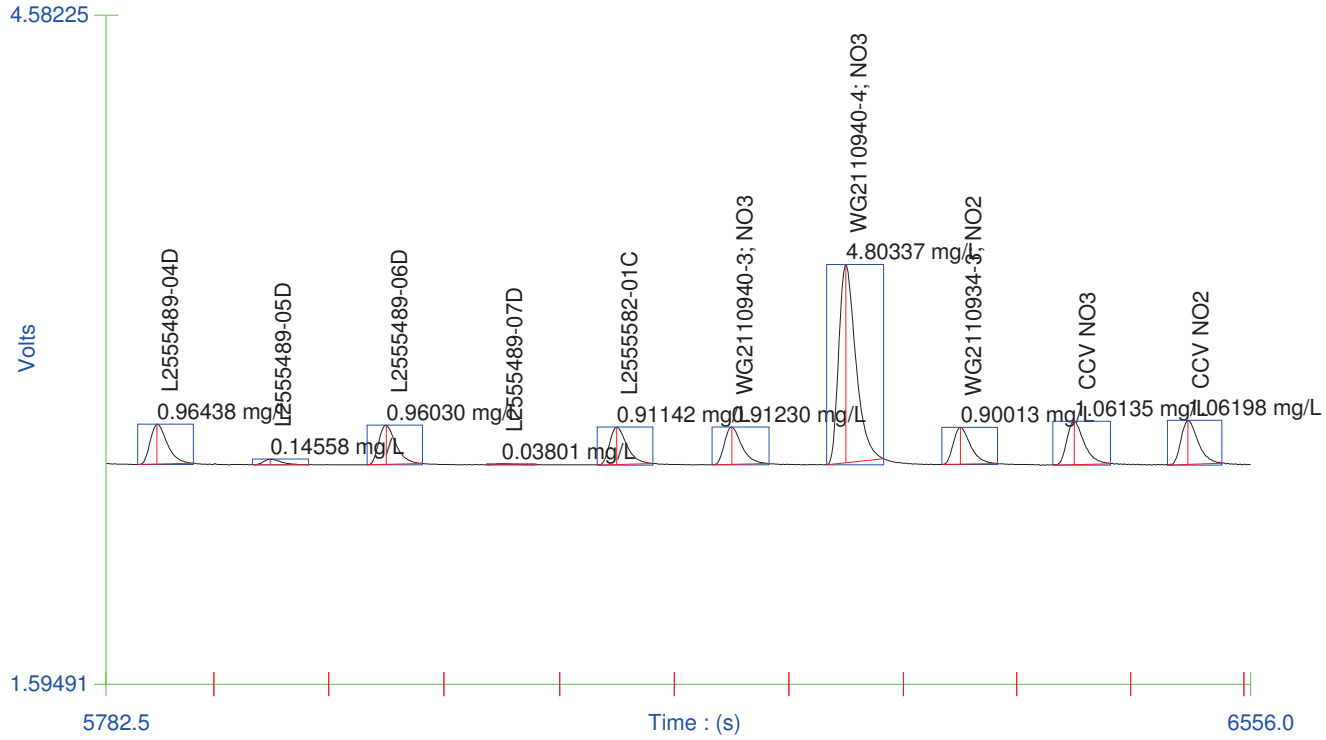


Channel 1 (NO3+NO2) - Set: 9 / 11

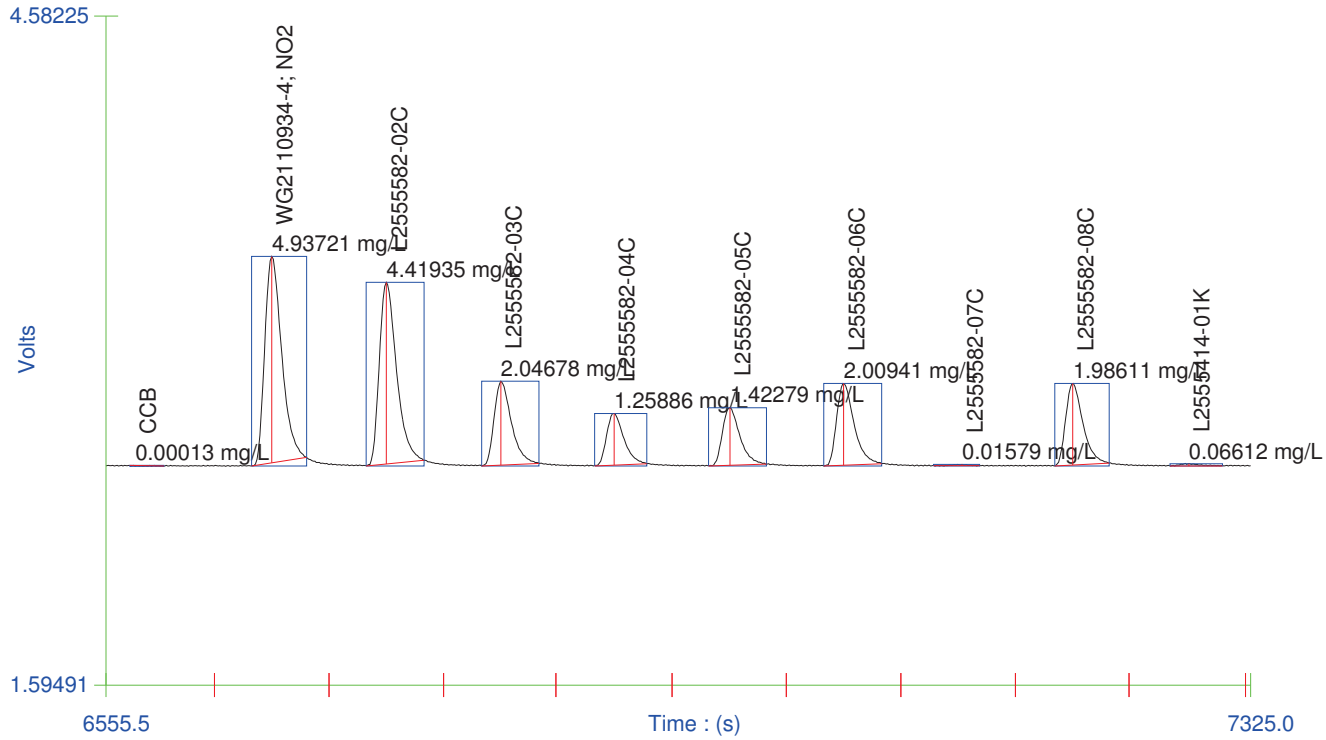

Channel 1 (NO3+NO2) - Set: 10 / 11

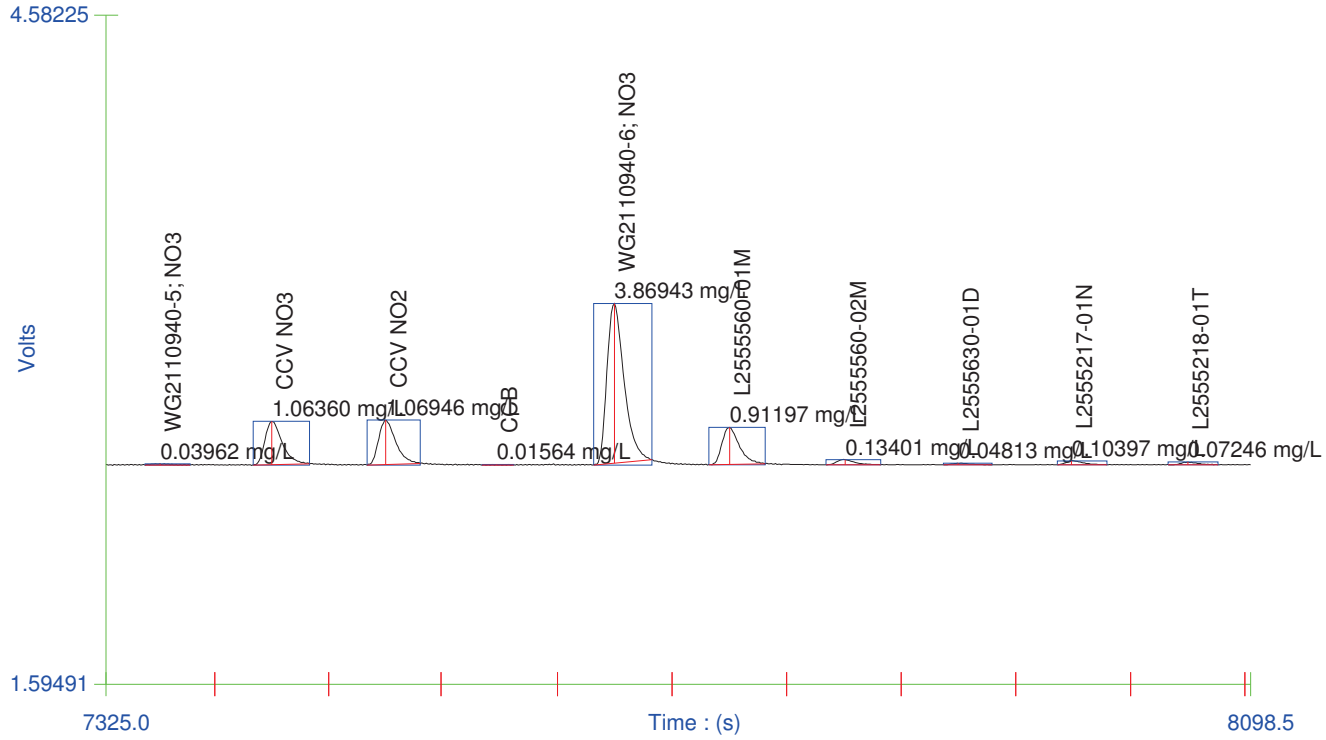


Channel 1 (NO3+NO2) - Set: 11 / 11

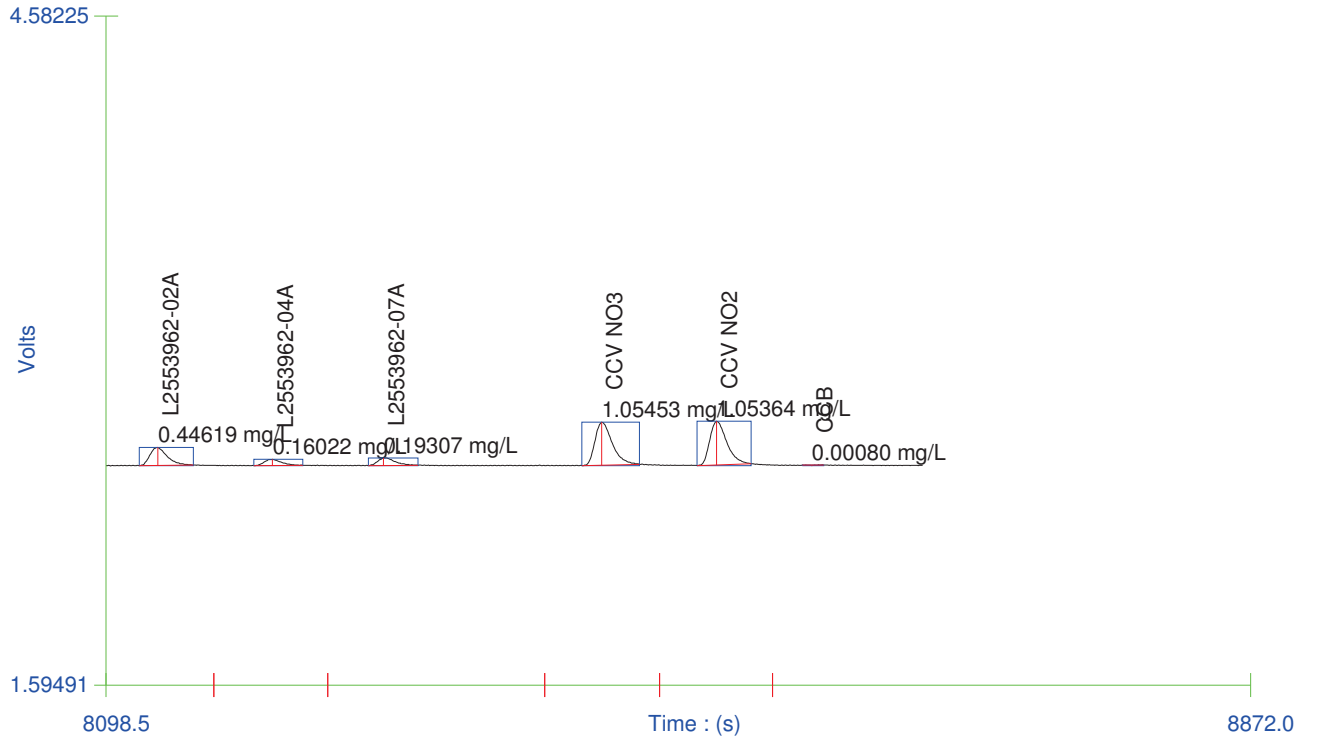

Channel 2 (NO2) - Set: 1 / 11

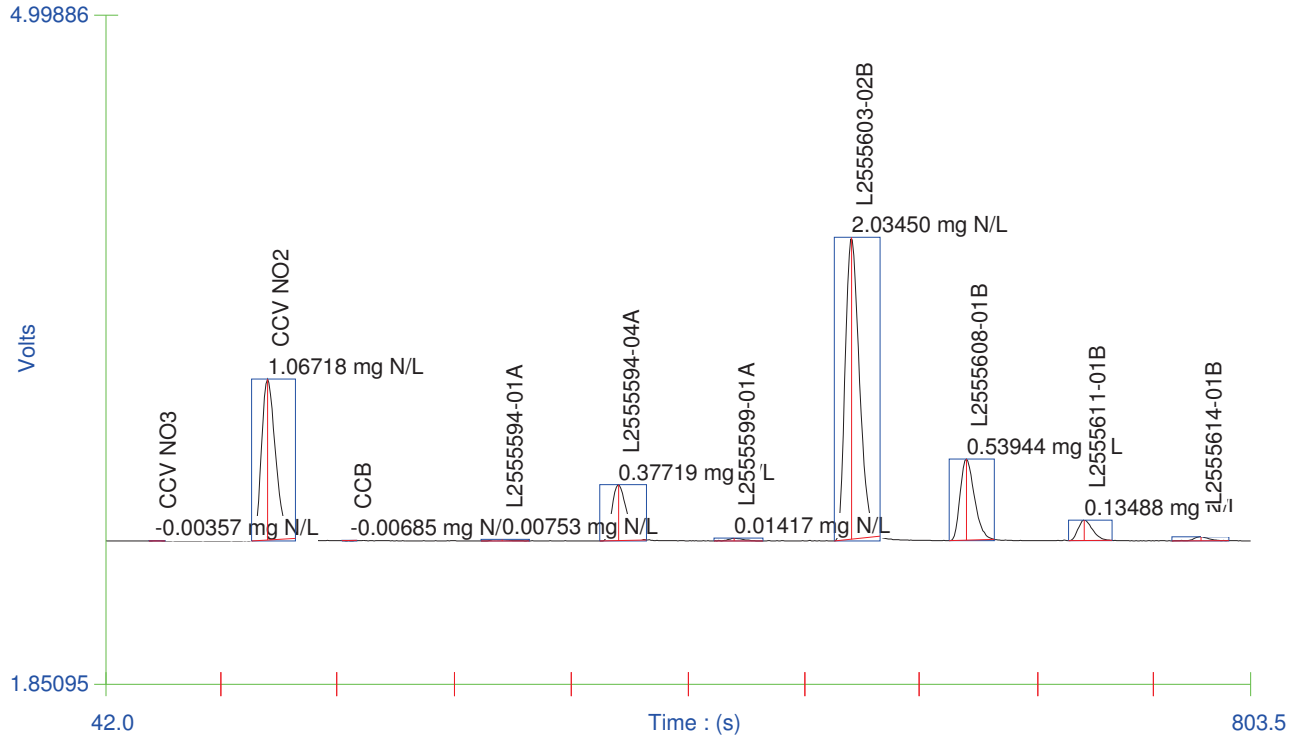


Channel 2 (NO2) - Set: 2 / 11

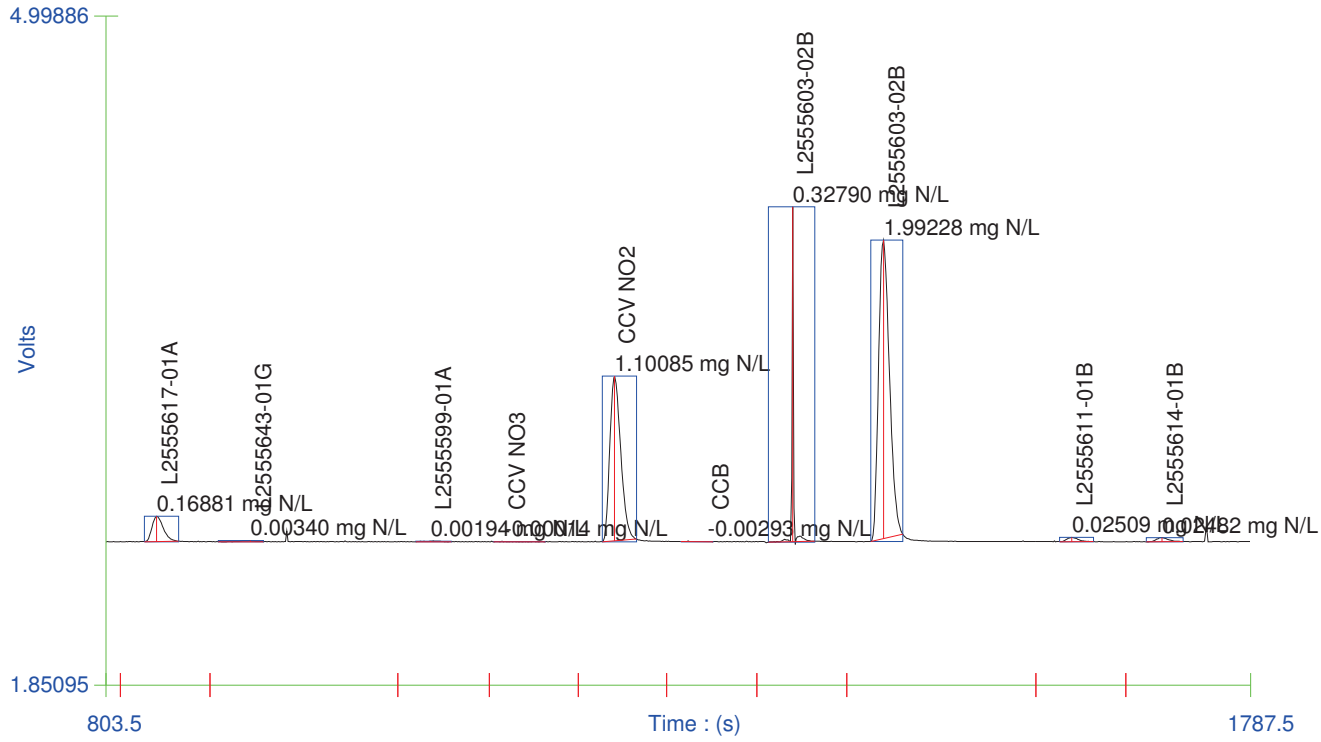

Channel 2 (NO2) - Set: 3 / 11

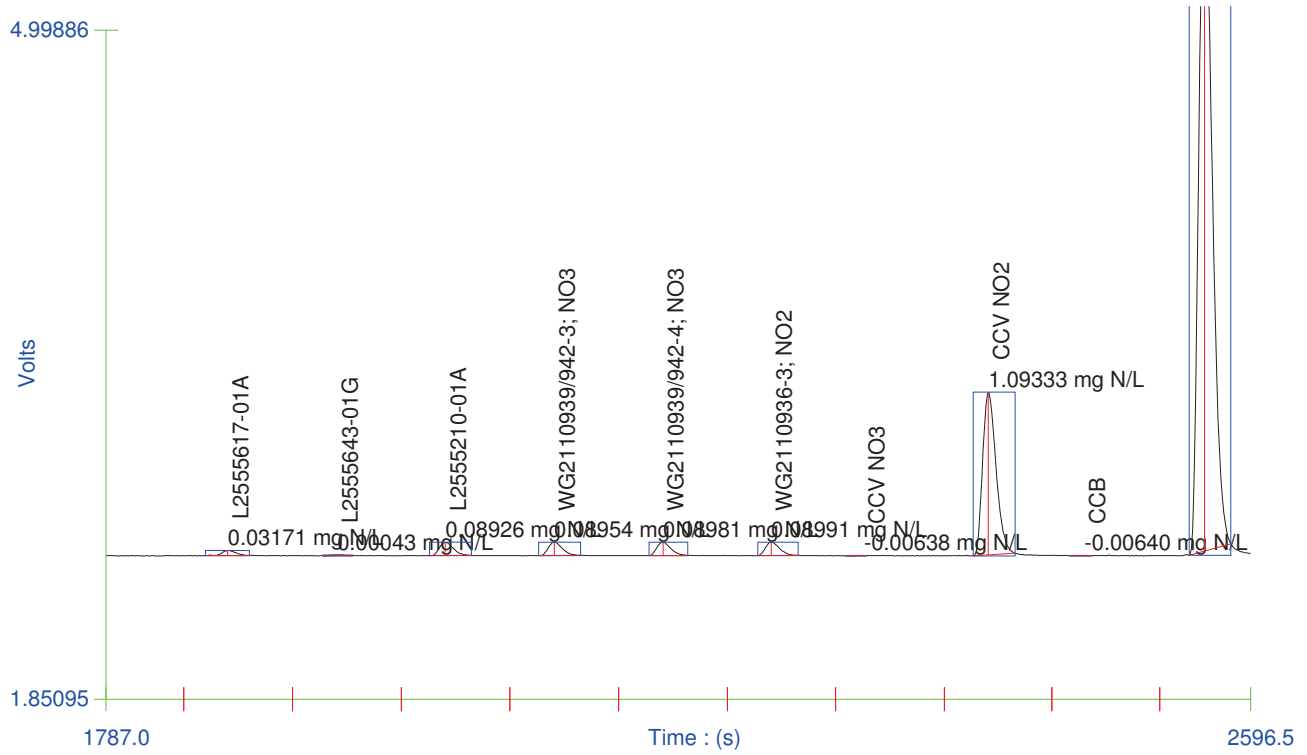


Channel 2 (NO2) - Set: 4 / 11

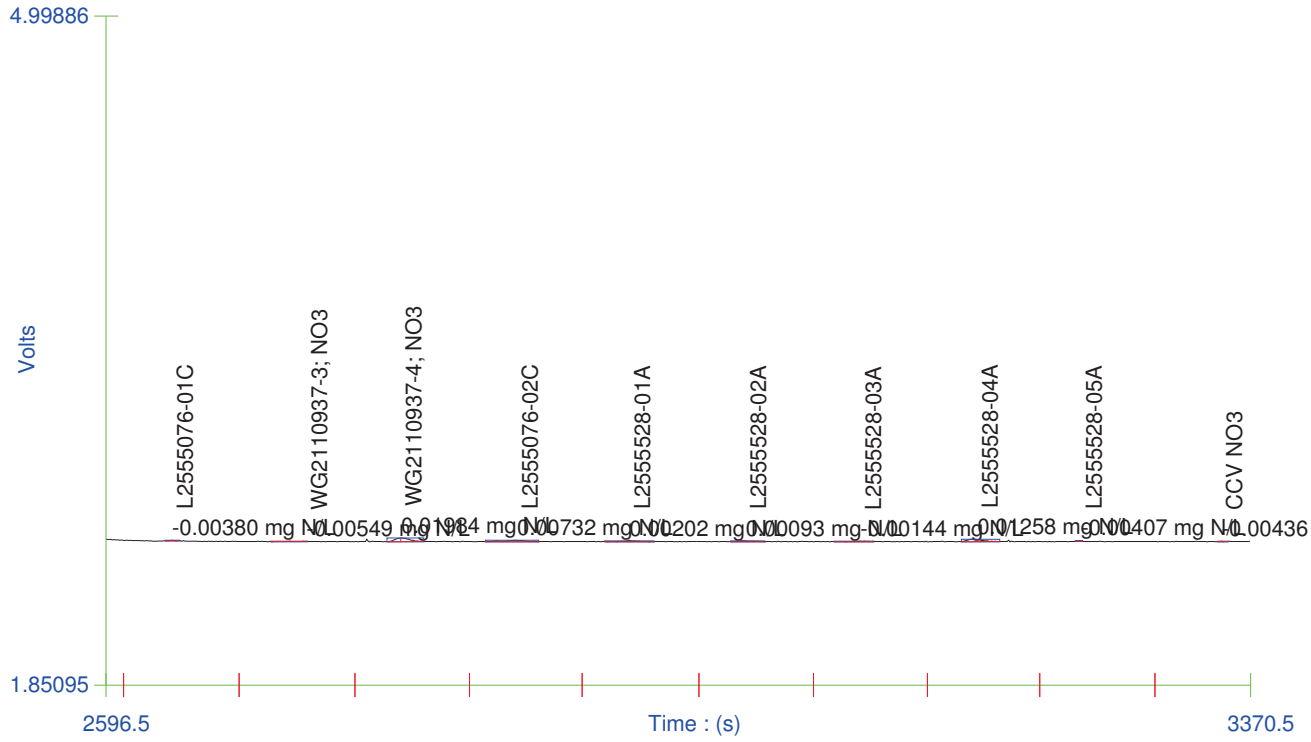

Channel 2 (NO2) - Set: 5 / 11

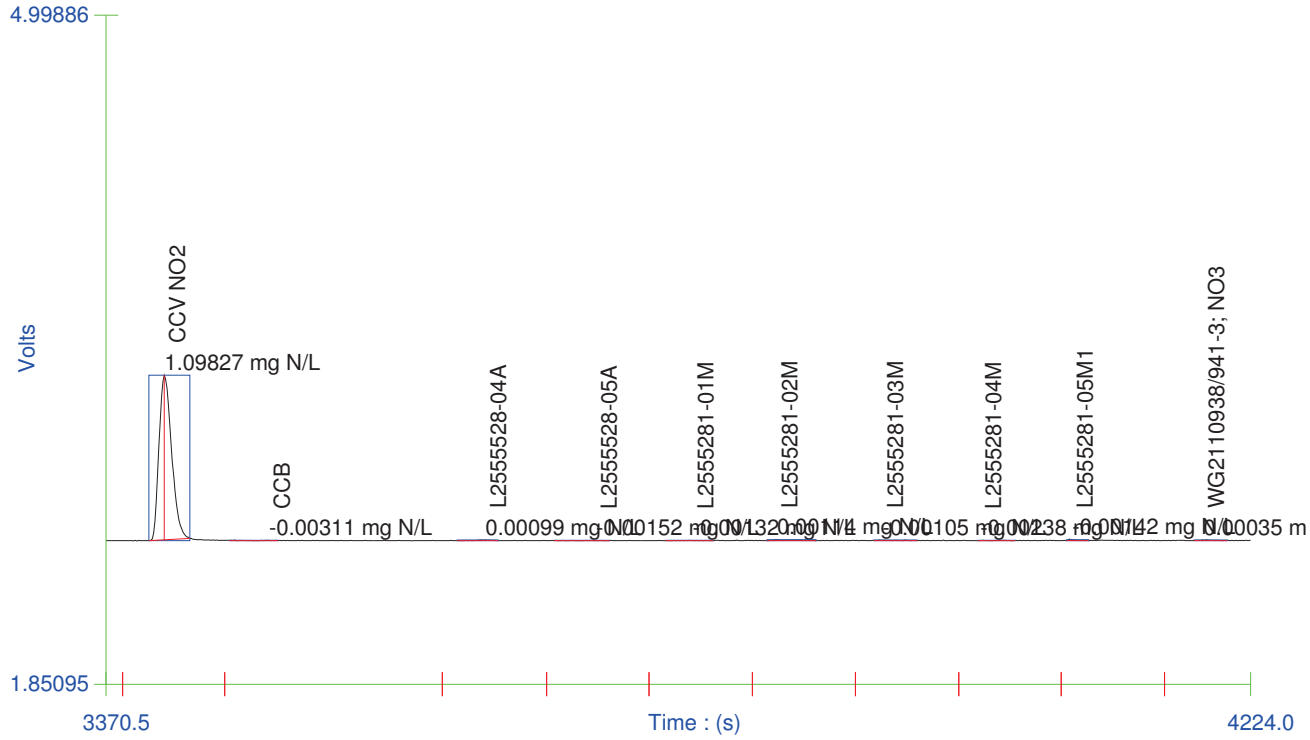


Channel 2 (NO2) - Set: 6 / 11

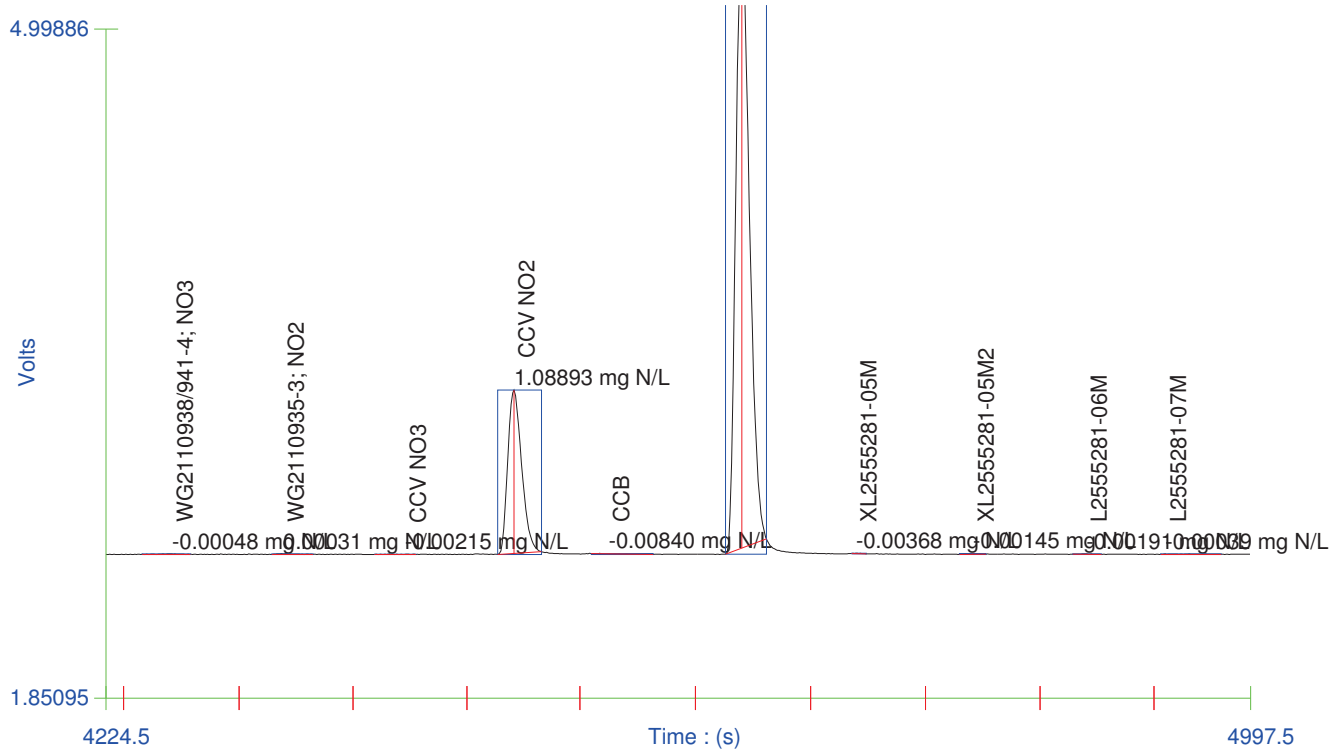

Channel 2 (NO2) - Set: 7 / 11

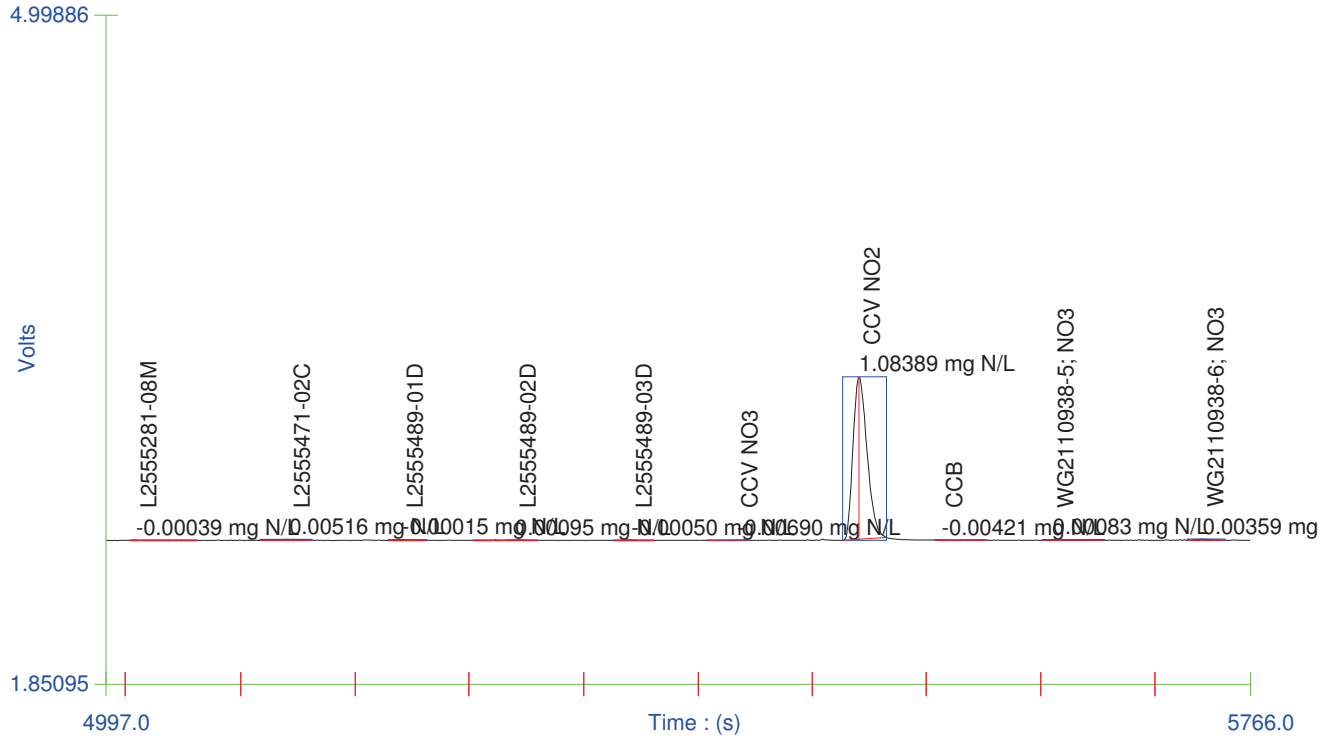


Channel 2 (NO2) - Set: 8 / 11

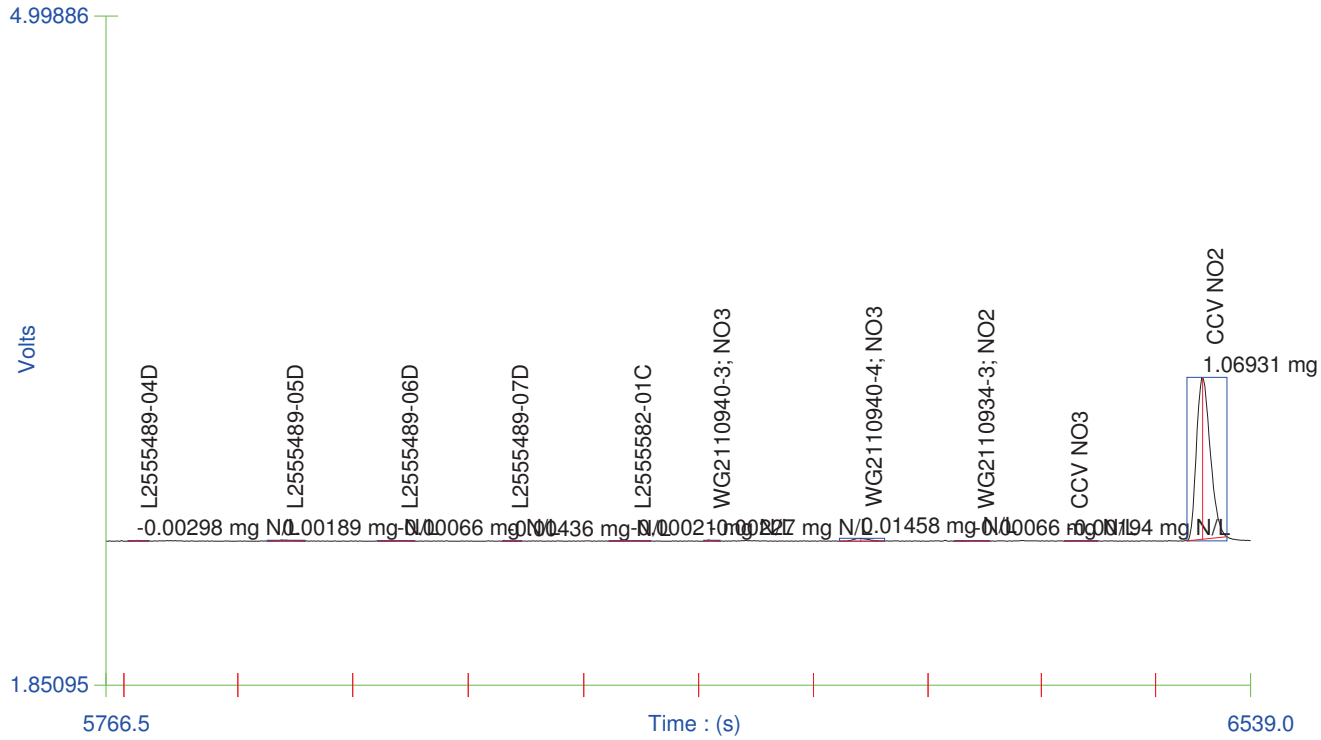

Channel 2 (NO2) - Set: 9 / 11

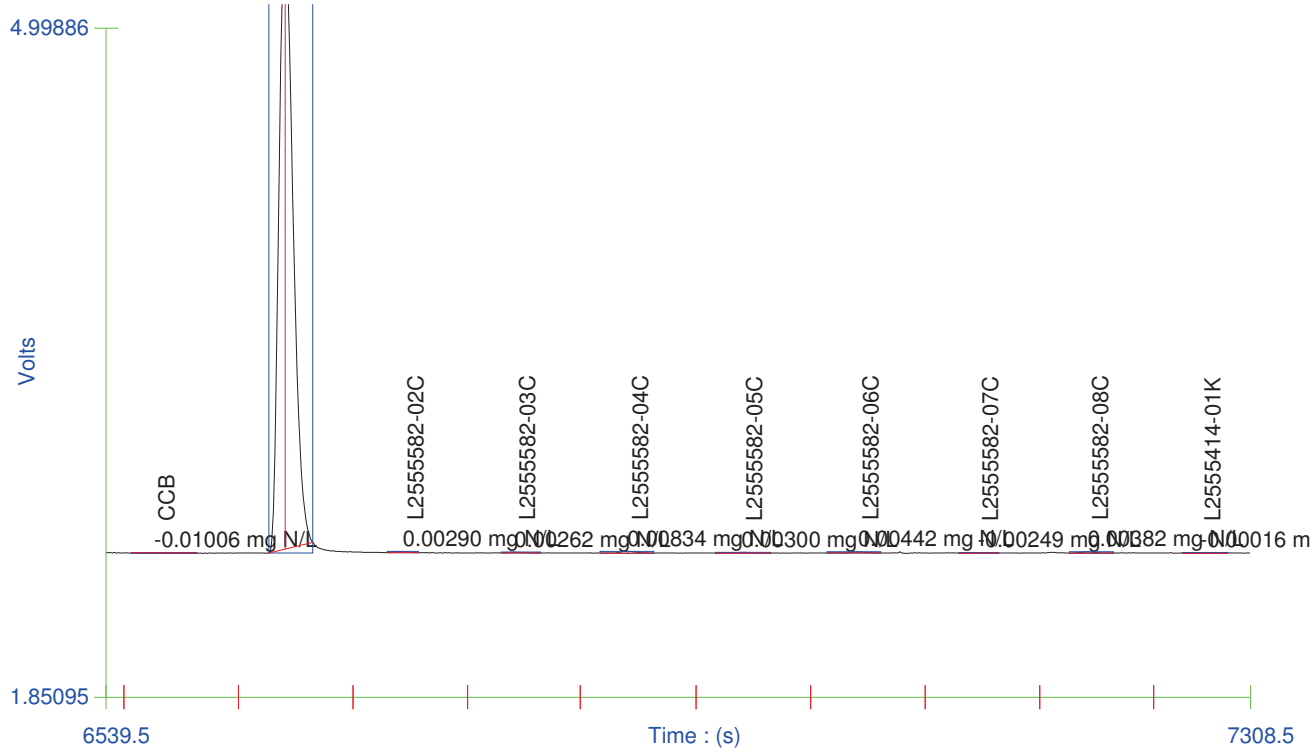


Channel 2 (NO2) - Set: 10 / 11

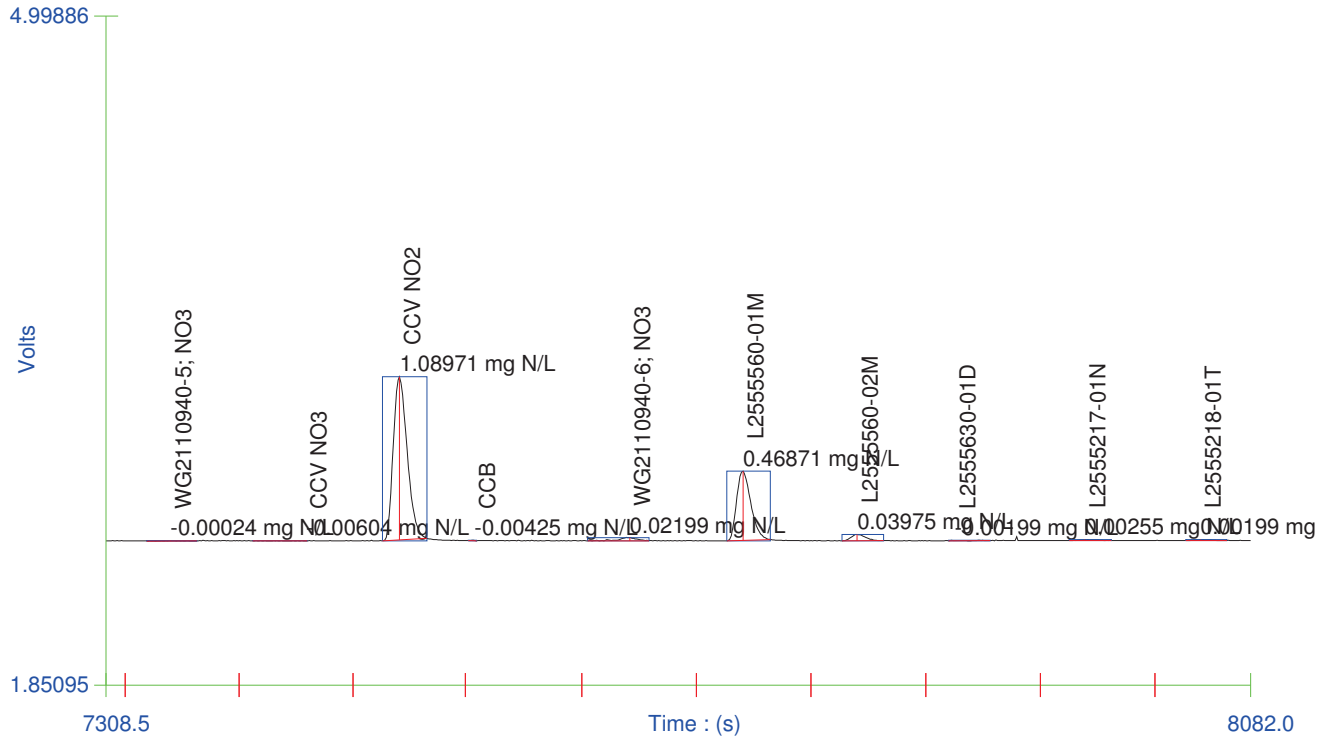

Channel 2 (NO2) - Set: 11 / 11

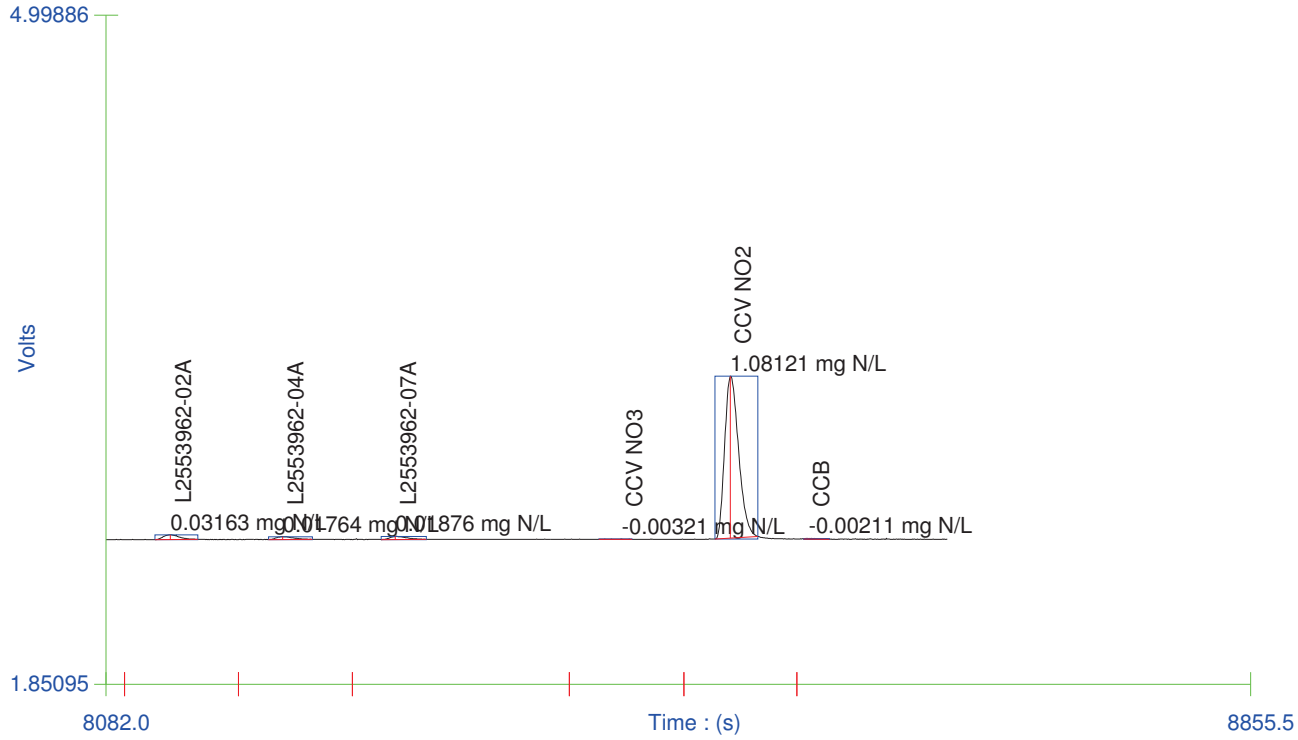


Table : 1 (Nitrite)

| | Known Conc. (mg N/L) | Rep. | Peak Area (V.s) | Peak Height (V) | % RSD | % Residual | Det. Conc (mg N/L) | Detection Date | Detection Time |
|---|---|---|---|---|---|---|---|---|---|
| 1 | 8.00000 | 1 | 59.01277 | 5.10625 | 0.0 | 3.0 | 7.74743 | 9/5/2025 | 2:50:15 AM |
| 2 | 4.00000 | 1 | 31.68393 | 2.87464 | 0.0 | -4.1 | 4.15732 | 9/5/2025 | 2:51:33 AM |
| 3 | 1.00000 | 1 | 8.13691 | 0.74106 | 0.0 | -6.5 | 1.06401 | 9/5/2025 | 2:52:48 AM |
| 4 | 0.40000 | 1 | 3.16504 | 0.28917 | 0.0 | -2.8 | 0.41087 | 9/5/2025 | 2:54:07 AM |
| 5 | 0.10000 | 1 | 0.82165 | 0.07483 | 0.0 | -2.9 | 0.10302 | 9/5/2025 | 2:55:25 AM |
| 6 | 0.05000 | 1 | 0.40440 | 0.03564 | 0.0 | 3.4 | 0.04821 | 9/5/2025 | 2:56:44 AM |
| 7 | 0.00000 | 1 | 0.00190 | 0.00106 | | | -0.00467 | 9/5/2025 | 2:58:00 AM |

Figure : 1 (Nitrite)

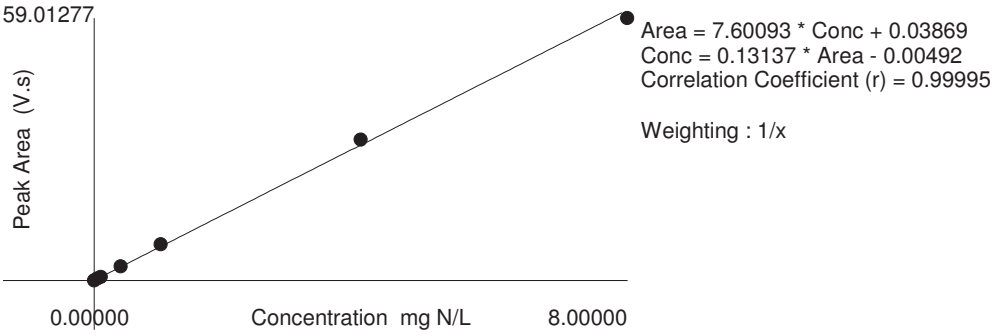

Table : 2 (NO3+NO2)

| | Known Conc. (mg/L) | Rep. | Peak Area (V.s) | Peak Height (V) | % RSD | % Residual | Det. Conc (mg/L) | Detection Date | Detection Time |
|---|---|---|---|---|---|---|---|---|---|
| 1 | 8.00000 | 1 | 19.86417 | 1.48993 | 0.0 | -0.8 | 8.05892 | 9/5/2025 | 2:41:10 AM |
| 2 | 4.00000 | 1 | 9.63605 | 0.72051 | 0.0 | 2.1 | 3.91343 | 9/5/2025 | 2:42:29 AM |
| 3 | 1.00000 | 1 | 2.52080 | 0.18501 | 0.0 | -3.0 | 1.02959 | 9/5/2025 | 2:43:46 AM |
| 4 | 0.40000 | 1 | 0.96570 | 0.06830 | 0.0 | 0.2 | 0.39930 | 9/5/2025 | 2:45:04 AM |
| 5 | 0.20000 | 1 | 0.45739 | 0.03377 | 0.0 | 3.5 | 0.19329 | 9/5/2025 | 2:46:23 AM |
| 6 | 0.10000 | 1 | 0.23220 | 0.01634 | 0.0 | -2.2 | 0.10201 | 9/5/2025 | 2:47:41 AM |
| 7 | 0.00000 | 1 | -0.01954 | 0.00153 | | | -1.55552e-5 | 9/5/2025 | 2:48:58 AM |

Figure : 2 (NO3+NO2)

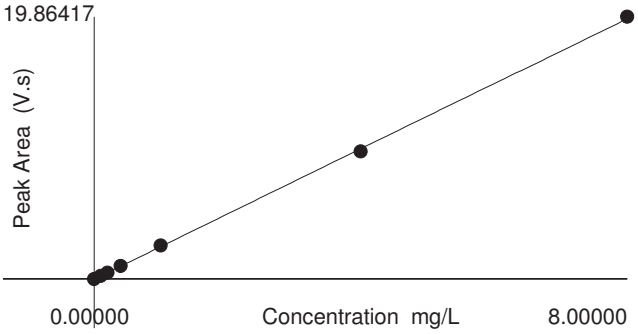


Area = 2.46660 * Conc - 0.01936
Conc = 0.40530 * Area + 0.00790
Correlation Coefficient (r) = 0.99998

Weighting : 1/x

Original Run Filename: OM_9-5-2025_07-27-26AM.OMN Created: 9/5/2025 7:27:26 AM
Original Run Author's Signature: [A1wetcheminstrument]
Current Run Filename: OM_9-5-2025_07-27-26AM.OMN Last Modified: 9/5/2025 7:49:41 AM
Current Run Author's Signature: [A1wetcheminstrument]
Description: Default New Run

| Sample | Rep. | Cup No. | Channel 1 NO3+NO2 (mg/L) | Channel 2 Nitrite (mg N/L) | ADF | MDF | Weight |
|---|---|---|---|---|---|---|---|
| CCV NO3 | 1 | S2 | 1.06281 | -0.00496 | | | |
| | Known Conc: | | 1.00000 | 0.00000 | | | |
| | Calibration: | | | Table/Fig. : 1 | | | |
| CCV NO2 | 1 | S9 | 1.06654 | 1.08591 | | | |
| | Known Conc: | | 0.00000 | 1.00000 | | | |
| | Calibration: | | Table/Fig. : 2 | | | | |
| CCB | 1 | S1 | 0.00423 | -0.00524 | | | |
| | Known Conc: | | 0.00000 | 0.00000 | | | |
| L2555502-04A | 1 | 116 | 3.95175 | -0.00151 | | | |
| L2555661-01O,R3E | 1 | 117 | 0.83580 | 0.02717 | | | |
| WG2110937-5; NO3 | 1 | 118 | 0.82386 | 0.02478 | | | |
| WG2110937-6; NO3 | 1 | 119 | 4.68885 | 0.02592 | | | |
| WG2110934-5; NO2 | 1 | 120 | 0.82333 | 0.02682 | | | |
| WG2110934-6; NO2 | 1 | 121 | 4.77117 | 4.10040 | | | |
| L2555661-02P | 1 | 122 | 2.17426 | 0.03365 | | | |
| L2555661-03P | 1 | 123 | 1.24386 | 0.00228 | | | |
| L2555661-04P | 1 | 124 | 0.04177 | -0.00180 | | | |
| L2555661-05O | 1 | 125 | 2.70309 | 0.09550 | | | |
| CCV NO3 | 1 | S2 | 1.06459 | -0.00308 | | | |
| | Known Conc: | | 1.00000 | 0.00000 | | | |
| CCV NO2 | 1 | S9 | 1.09591 | 1.10556 | | | |
| | Known Conc: | | 0.00000 | 1.00000 | | | |

Channel 1 (NO3+NO2) - Set: 1 / 2

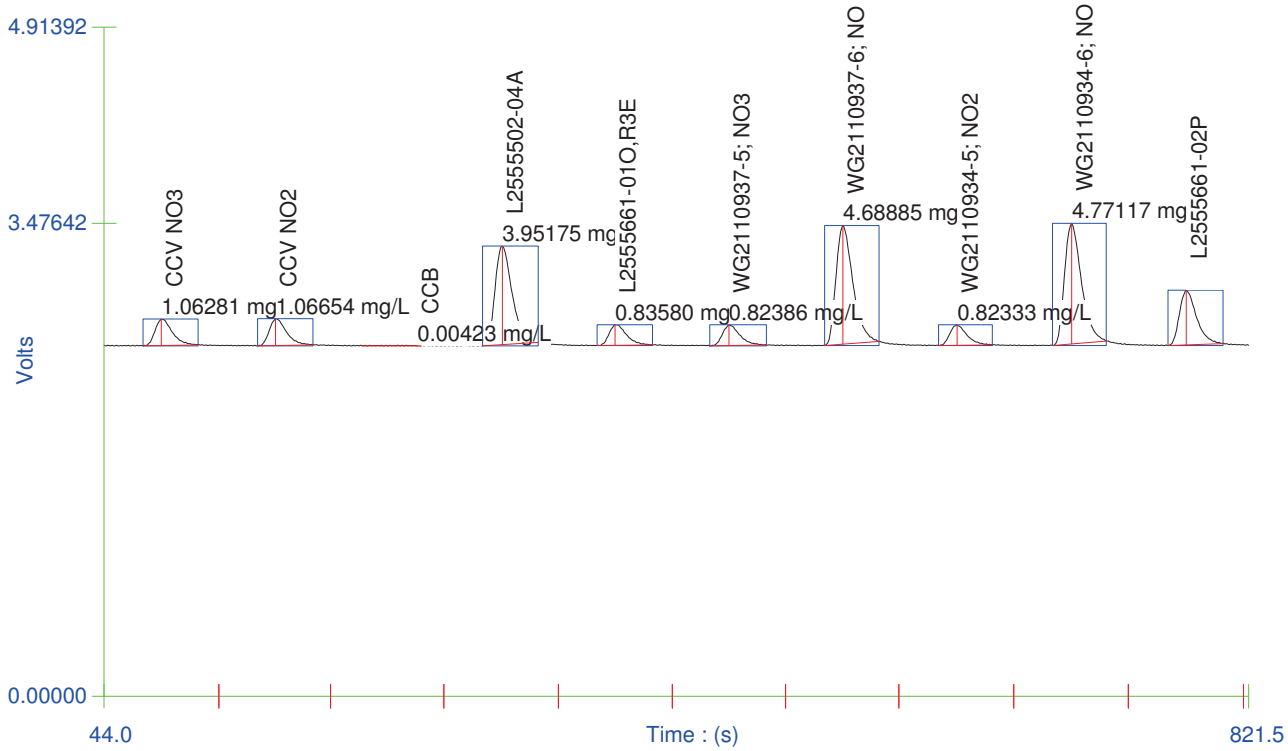

Author: KAF TRAY 2A Date : 250905-3

Channel 1 (NO3+NO2) - Set: 2 / 2

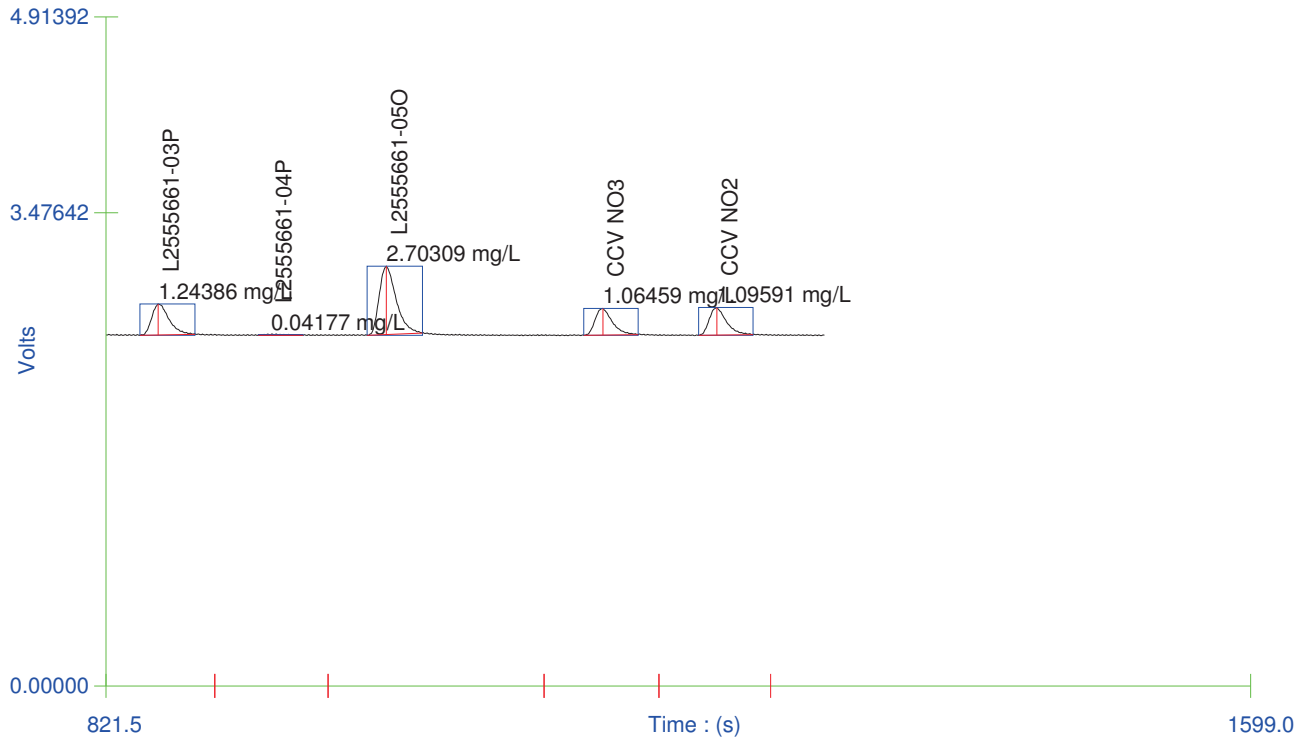


Channel 2 (NO2) - Set: 1 / 2

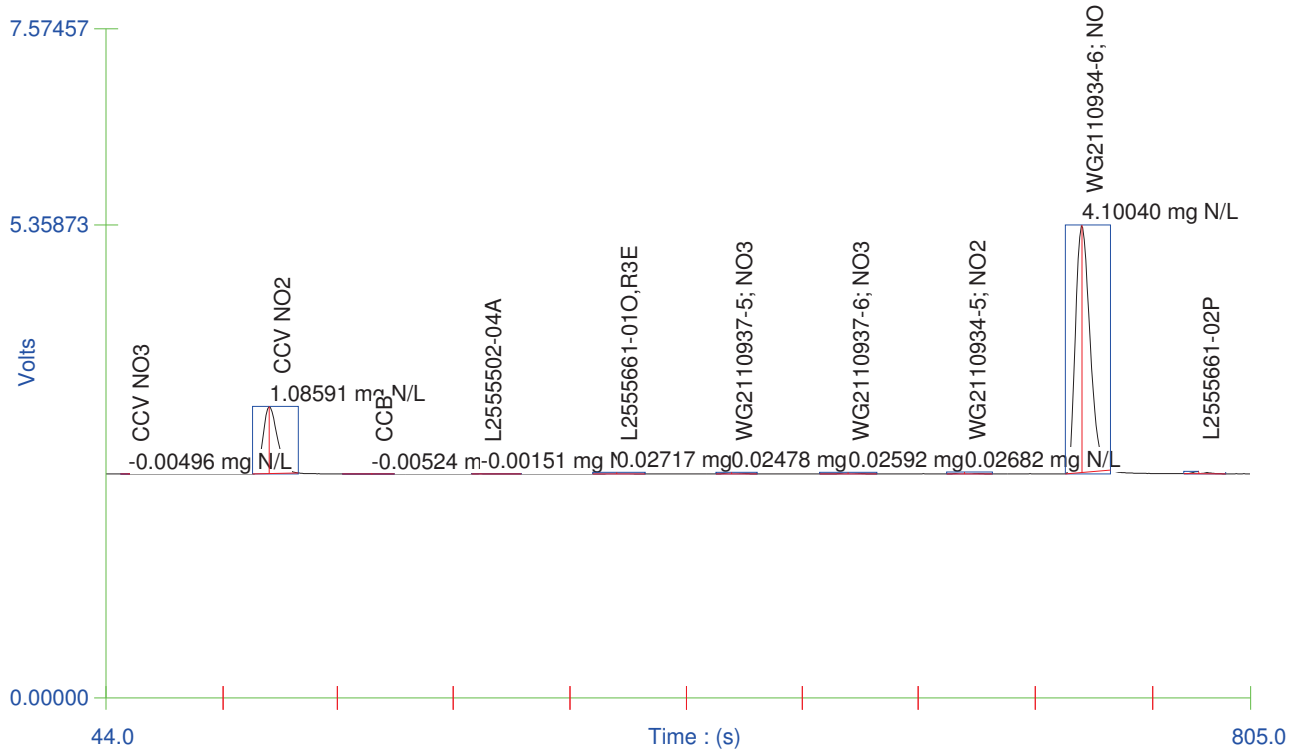

Channel 2 (NO2) - Set: 2 / 2

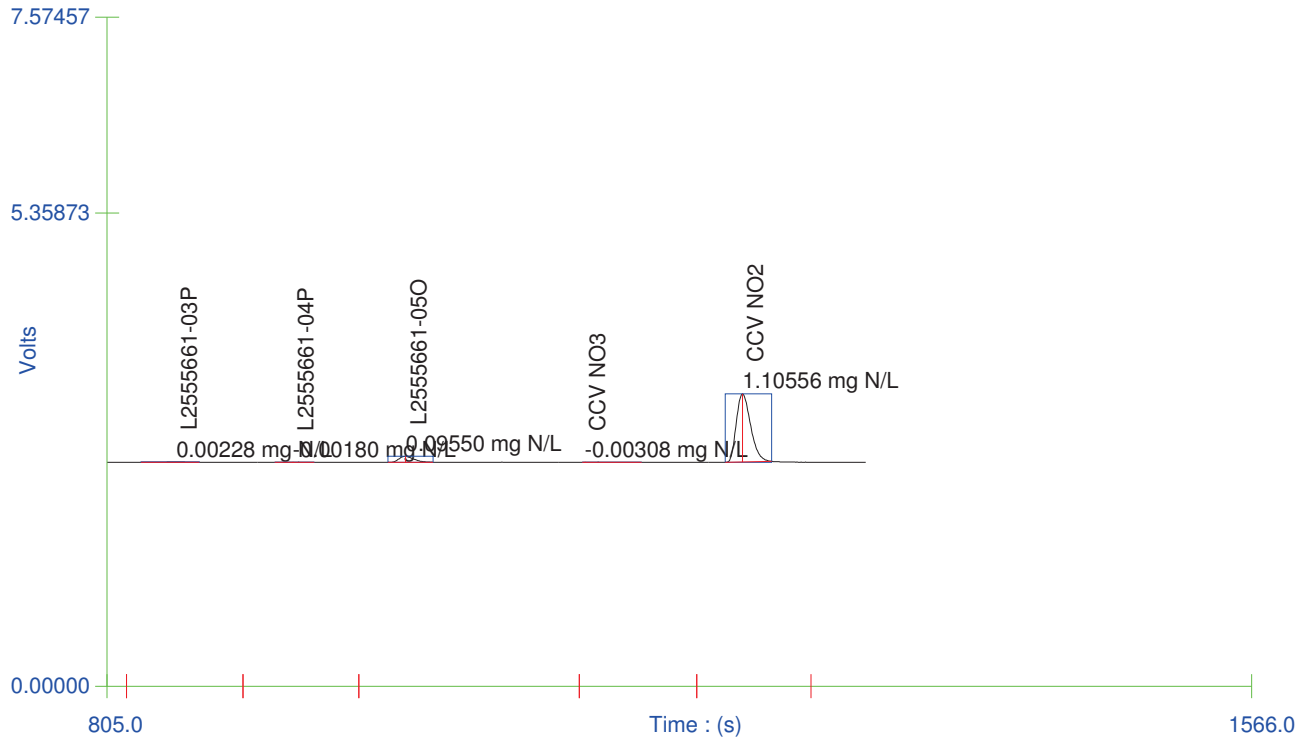


Table : 1 (Nitrite)

| | Known Conc. (mg N/L) | Rep. | Peak Area (V.s) | Peak Height (V) | % RSD | % Residual | Det. Conc (mg N/L) | Detection Date | Detection Time |
|---|---|---|---|---|---|---|---|---|---|
| 1 | 8.00000 | 1 | 59.01277 | 5.10625 | 0.0 | 3.0 | 7.74743 | 9/5/2025 | 2:50:15 AM |
| 2 | 4.00000 | 1 | 31.68393 | 2.87464 | 0.0 | -4.1 | 4.15732 | 9/5/2025 | 2:51:33 AM |
| 3 | 1.00000 | 1 | 8.13691 | 0.74106 | 0.0 | -6.5 | 1.06401 | 9/5/2025 | 2:52:48 AM |
| 4 | 0.40000 | 1 | 3.16504 | 0.28917 | 0.0 | -2.8 | 0.41087 | 9/5/2025 | 2:54:07 AM |
| 5 | 0.10000 | 1 | 0.82165 | 0.07483 | 0.0 | -2.9 | 0.10302 | 9/5/2025 | 2:55:25 AM |
| 6 | 0.05000 | 1 | 0.40440 | 0.03564 | 0.0 | 3.4 | 0.04821 | 9/5/2025 | 2:56:44 AM |
| 7 | 0.00000 | 1 | 0.00190 | 0.00106 | | | -0.00467 | 9/5/2025 | 2:58:00 AM |

Figure : 1 (Nitrite)

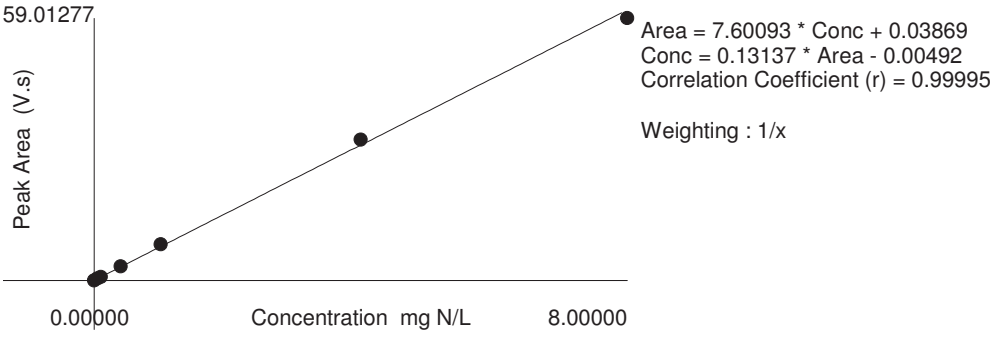

Table : 2 (NO3+NO2)

| | Known Conc. (mg/L) | Rep. | Peak Area (V.s) | Peak Height (V) | % RSD | % Residual | Det. Conc (mg/L) | Detection Date | Detection Time |
|---|---|---|---|---|---|---|---|---|---|
| 1 | 8.00000 | 1 | 19.86417 | 1.48993 | 0.0 | -0.8 | 8.05892 | 9/5/2025 | 2:41:10 AM |
| 2 | 4.00000 | 1 | 9.63605 | 0.72051 | 0.0 | 2.1 | 3.91343 | 9/5/2025 | 2:42:29 AM |
| 3 | 1.00000 | 1 | 2.52080 | 0.18501 | 0.0 | -3.0 | 1.02959 | 9/5/2025 | 2:43:46 AM |
| 4 | 0.40000 | 1 | 0.96570 | 0.06830 | 0.0 | 0.2 | 0.39930 | 9/5/2025 | 2:45:04 AM |
| 5 | 0.20000 | 1 | 0.45739 | 0.03377 | 0.0 | 3.5 | 0.19329 | 9/5/2025 | 2:46:23 AM |
| 6 | 0.10000 | 1 | 0.23220 | 0.01634 | 0.0 | -2.2 | 0.10201 | 9/5/2025 | 2:47:41 AM |
| 7 | 0.00000 | 1 | -0.01954 | 0.00153 | | | -1.55552e-5 | 9/5/2025 | 2:48:58 AM |

Figure : 2 (NO3+NO2)

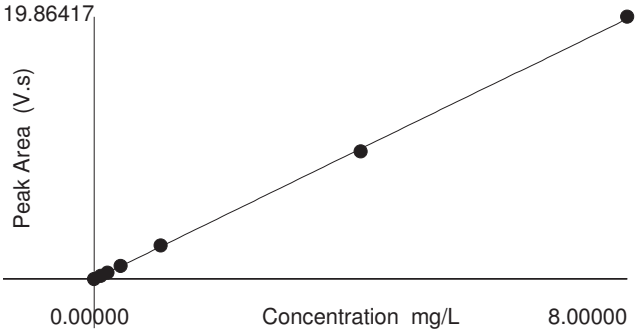


Area = 2.46660 * Conc - 0.01936
Conc = 0.40530 * Area + 0.00790
Correlation Coefficient (r) = 0.99998

Weighting : 1/x

Original Run Filename: OM_9-5-2025_07-50-35AM.OMN Created: 9/5/2025 7:50:35 AM
Original Run Author's Signature: [A1wetcheminstrument]
Current Run Filename: OM_9-5-2025_07-50-35AM.OMN Last Modified: 9/5/2025 8:01:34 AM
Current Run Author's Signature: [A1wetcheminstrument]
Description: Default New Run

| Sample | Rep. | Cup No. | Channel 1 NO3+NO2 (mg/L) | Channel 2 Nitrite (mg N/L) | ADF | MDF | Weight |
|---|---|---|---|---|---|---|---|
| CCV NO3 | 1 | S2 | 1.05498 | -0.00465 | | | |
| | Known Conc: | | 1.00000 | 0.00000 | | | |
| | Calibration: | | | Table/Fig. : 1 | | | |
| CCV NO2 | 1 | S9 | 1.07159 | 1.09781 | | | |
| | Known Conc: | | 0.00000 | 1.00000 | | | |
| | Calibration: | | Table/Fig. : 2 | | | | |
| CCB | 1 | S1 | -0.00112 | -0.00569 | | | |
| | Known Conc: | | 0.00000 | 0.00000 | | | |
| L2555661-06O | 1 | 126 | 3.29563 | 0.10634 | | | |
| CCV NO3 | 1 | S2 | 1.05960 | -0.00549 | | | |
| | Known Conc: | | 1.00000 | 0.00000 | | | |
| CCV NO2 | 1 | S9 | 1.08450 | 1.10110 | | | |
| | Known Conc: | | 0.00000 | 1.00000 | | | |
| CCB | 1 | S1 | 0.00198 | -0.00857 | | | |
| | Known Conc: | | 0.00000 | 0.00000 | | | |

Channel 1 (NO3+NO2) - Set: 1 / 1

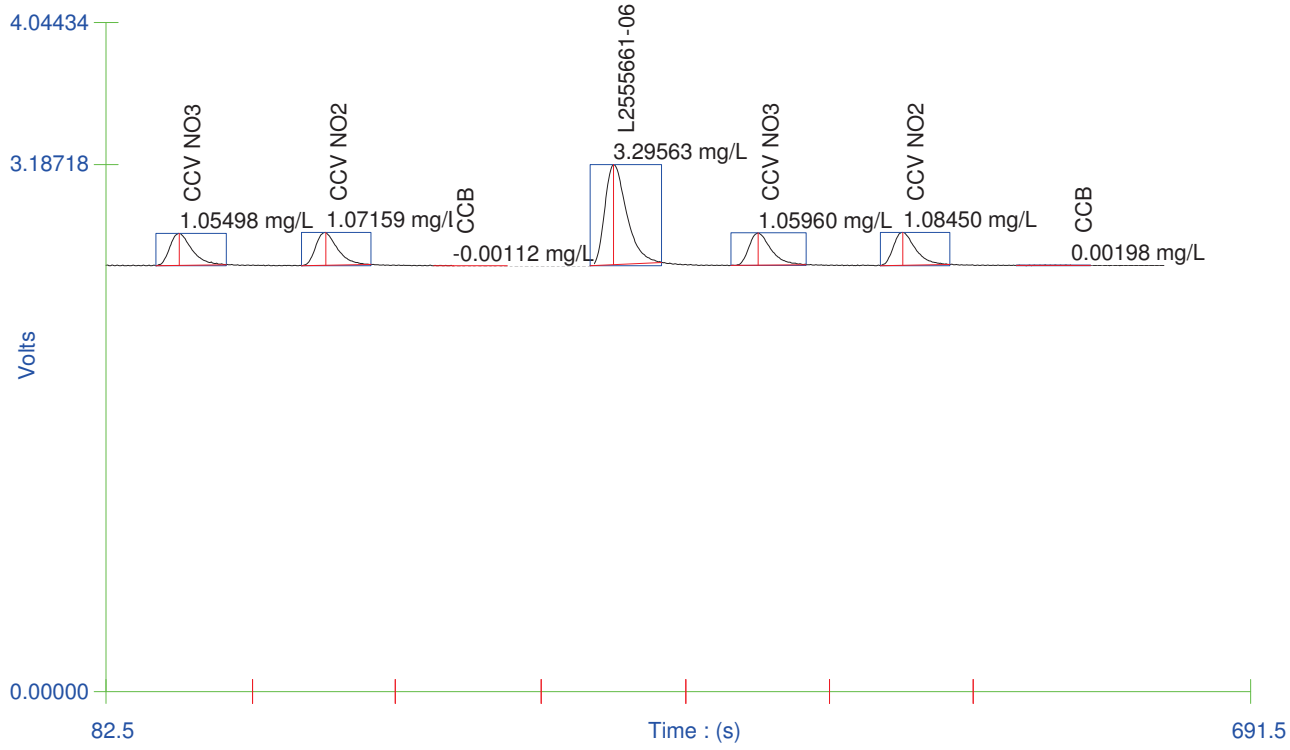

Author: KAF TRAY 2B Date : 250905-4

Channel 2 (NO2) - Set: 1 / 1

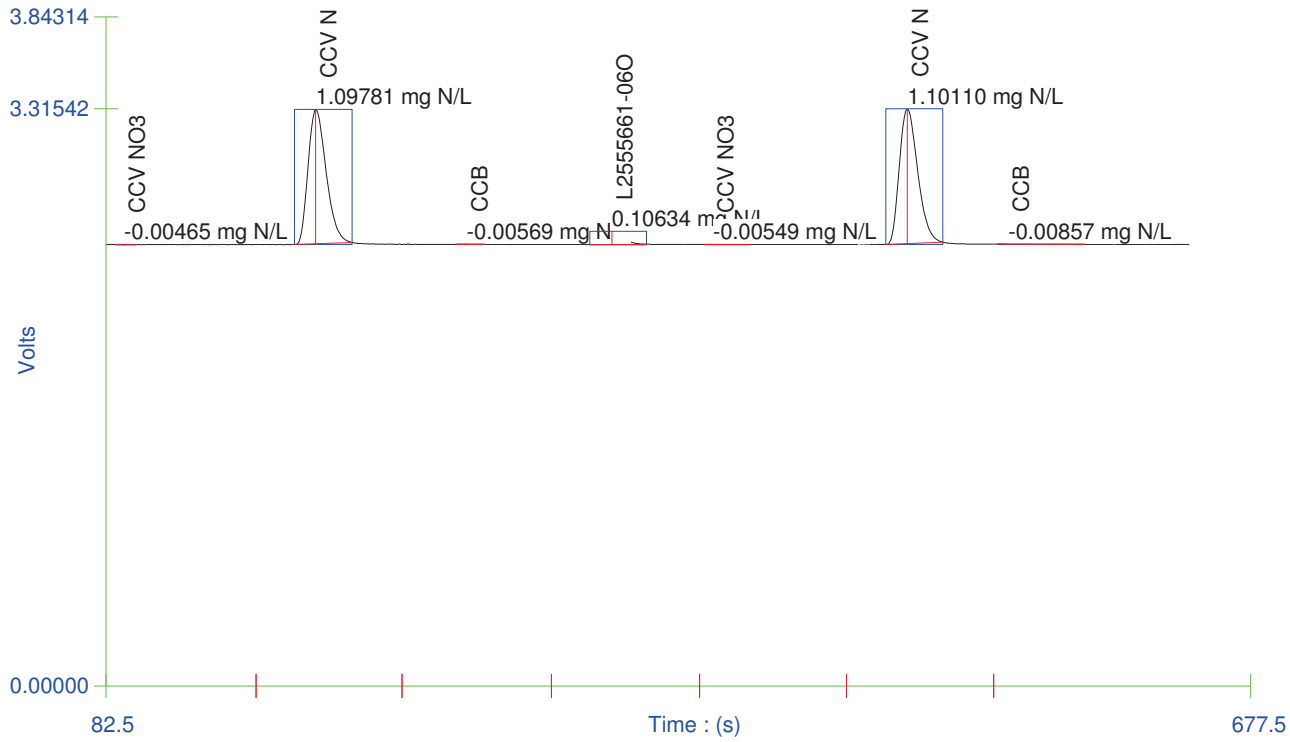


Table : 1 (Nitrite)

| | Known Conc. (mg N/L) | Rep. | Peak Area (V.s) | Peak Height (V) | % RSD | % Residual | Det. Conc (mg N/L) | Detection Date | Detection Time |
|---|---|---|---|---|---|---|---|---|---|
| 1 | 8.00000 | 1 | 59.01277 | 5.10625 | 0.0 | 3.0 | 7.74743 | 9/5/2025 | 2:50:15 AM |
| 2 | 4.00000 | 1 | 31.68393 | 2.87464 | 0.0 | -4.1 | 4.15732 | 9/5/2025 | 2:51:33 AM |
| 3 | 1.00000 | 1 | 8.13691 | 0.74106 | 0.0 | -6.5 | 1.06401 | 9/5/2025 | 2:52:48 AM |
| 4 | 0.40000 | 1 | 3.16504 | 0.28917 | 0.0 | -2.8 | 0.41087 | 9/5/2025 | 2:54:07 AM |
| 5 | 0.10000 | 1 | 0.82165 | 0.07483 | 0.0 | -2.9 | 0.10302 | 9/5/2025 | 2:55:25 AM |
| 6 | 0.05000 | 1 | 0.40440 | 0.03564 | 0.0 | 3.4 | 0.04821 | 9/5/2025 | 2:56:44 AM |
| 7 | 0.00000 | 1 | 0.00190 | 0.00106 | | | -0.00467 | 9/5/2025 | 2:58:00 AM |

Figure : 1 (Nitrite)

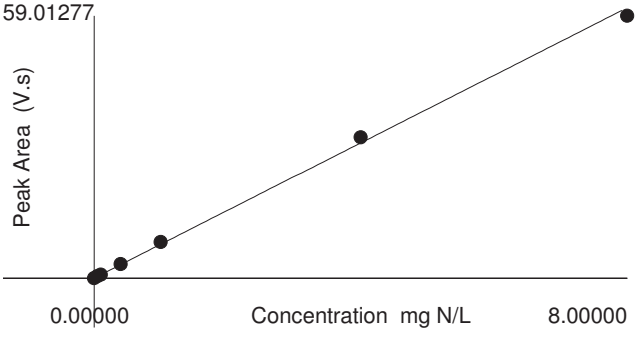


Area = 7.60093 * Conc + 0.03869
Conc = 0.13137 * Area - 0.00492
Correlation Coefficient (r) = 0.99995

Weighting : 1/x

Table : 2 (NO3+NO2)

| | Known Conc. (mg/L) | Rep. | Peak Area (V.s) | Peak Height (V) | % RSD | % Residual | Det. Conc (mg/L) | Detection Date | Detection Time |
|---|---|---|---|---|---|---|---|---|---|
| 1 | 8.00000 | 1 | 19.86417 | 1.48993 | 0.0 | -0.8 | 8.05892 | 9/5/2025 | 2:41:10 AM |
| 2 | 4.00000 | 1 | 9.63605 | 0.72051 | 0.0 | 2.1 | 3.91343 | 9/5/2025 | 2:42:29 AM |
| 3 | 1.00000 | 1 | 2.52080 | 0.18501 | 0.0 | -3.0 | 1.02959 | 9/5/2025 | 2:43:46 AM |
| 4 | 0.40000 | 1 | 0.96570 | 0.06830 | 0.0 | 0.2 | 0.39930 | 9/5/2025 | 2:45:04 AM |
| 5 | 0.20000 | 1 | 0.45739 | 0.03377 | 0.0 | 3.5 | 0.19329 | 9/5/2025 | 2:46:23 AM |
| 6 | 0.10000 | 1 | 0.23220 | 0.01634 | 0.0 | -2.2 | 0.10201 | 9/5/2025 | 2:47:41 AM |
| 7 | 0.00000 | 1 | -0.01954 | 0.00153 | | | -1.55552e-5 | 9/5/2025 | 2:48:58 AM |

Figure : 2 (NO3+NO2)

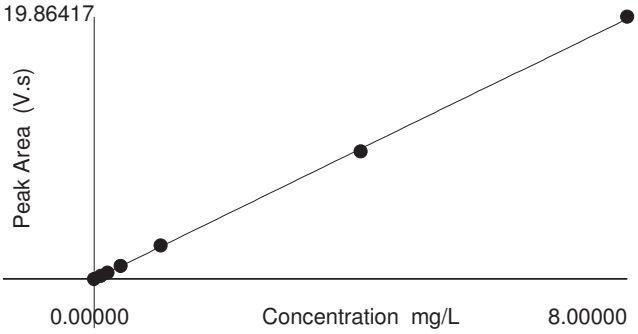


Area = 2.46660 * Conc - 0.01936
Conc = 0.40530 * Area + 0.00790
Correlation Coefficient (r) = 0.99998

Weighting : 1/x

Original Run Filename: OM_9-5-2025_02-40-14AM.OMN Created: 9/5/2025 2:40:14 AM
Original Run Author's Signature: [A1wetcheminstrument]
Current Run Filename: OM_9-5-2025_02-40-14AM.OMN Last Modified: 9/5/2025 4:26:49 AM
Current Run Author's Signature: [A1wetcheminstrument]
Description: Default New Run

| Sample | Rep. | Cup No. | Channel 1 NO3+NO2 (mg/L) | Channel 2 Nitrite (mg N/L) | ADF | MDF | Weight |
|---|---|---|---|---|---|---|---|
| NOx 8.0ppm | 1 | S3 | 8.00000 | 100.00000 | | | |
| NOx 4.0ppm | 1 | S4 | 4.00000 | 100.00000 | | | |
| NOx 1.0ppm | 1 | S2 | 1.00000 | 100.00000 | | | |
| NOx 0.4ppm | 1 | S5 | 0.40000 | 100.00000 | | | |
| NOx 0.2ppm | 1 | S6 | 0.20000 | 100.00000 | | | |
| NOx 0.1ppm | 1 | S7 | 0.10000 | 100.00000 | | | |
| NOx 0.0ppm | 1 | S1 | 0.00000 | 100.00000 | | | |
| Nitrite 8.0ppm | 1 | S10 | 100.00000 | 8.00000 | | | |
| Nitrite 4.0ppm | 1 | S11 | 100.00000 | 4.00000 | | | |
| Nitrite 1.0ppm | 1 | S9 | 100.00000 | 1.00000 | | | |
| Nitrite 0.4ppm | 1 | S12 | 100.00000 | 0.40000 | | | |
| Nitrite 0.1ppm | 1 | S13 | 100.00000 | 0.10000 | | | |
| Nitrite 0.05ppm | 1 | S14 | 100.00000 | 0.05000 | | | |
| Nitrite 0.0ppm | 1 | S1 | 100.00000 | 0.00000 | | | |
| CCV NO3 | 1 | S2 | 1.02744 | -0.00665 | | | |
| | Known Conc: | | 1.00000 | 0.00000 | | | |
| | Calibration: | | Table/Fig. : 1 | Table/Fig. : 2 | | | |
| CCV NO2 | 1 | S9 | 1.01753 | 1.05473 | | | |
| | Known Conc: | | 0.00000 | 1.00000 | | | |
| CCB | 1 | S1 | 0.00231 | -0.00441 | | | |
| | Known Conc: | | 0.00000 | 0.00000 | | | |
| ICV NO3 5.0 | 1 | 1 | 4.78053 | -0.00397 | | | |
| ICV NO2 5.0 | 1 | 2 | 4.72923 | 4.96562 | | | |
| ICV NO3 0.5 | 1 | 3 | 0.45656 | -0.00549 | | | |
| ICV NO2 0.5 | 1 | 4 | 0.46272 | 0.48951 | | | |
| ICB | 1 | 5 | 0.00303 | -0.00502 | | | |
| DILUTER CHCK 8 PPM | 1 | 6 | 8.06456 | -0.03465 | 5.00 | | |
| BLNK NO3 | 1 | 7 | 0.00603 | -0.00352 | | | |
| LCS NO3 | 1 | 8 | 4.86151 | -0.00485 | | | |
| BLNK NO2 | 1 | 9 | 0.00042 | -0.00346 | | | |
| LCS NO2 | 1 | 10 | 4.84485 | 5.00217 | | | |
| CCV NO3 | 1 | S2 | 1.04013 | -0.00985 | | | |
| | Known Conc: | | 1.00000 | 0.00000 | | | |
| CCV NO2 | 1 | S9 | 1.01346 | 1.05879 | | | |
| | Known Conc: | | 0.00000 | 1.00000 | | | |
| CCB | 1 | S1 | -0.00557 | -0.00096 | | | |
| | Known Conc: | | 0.00000 | 0.00000 | | | |
| WG2110933-1; NO2 | 1 | 11 | 0.00948 | -0.00360 | | | |
| WG2110933-2; NO2 | 1 | 12 | 4.83651 | 4.98246 | | | |
| WG2110934-1; NO2 | 1 | 13 | 0.00172 | -0.00939 | | | |
| WG2110934-2; NO2 | 1 | 14 | 4.82172 | 5.00141 | | | |
| WG2110935-1; NO2 | 1 | 15 | -0.00221 | -0.01017 | | | |
| WG2110935-2; NO2 | 1 | 16 | 4.89038 | 5.03296 | | | |
| WG2110936-1; NO2 | 1 | 17 | 0.00924 | -0.00850 | | | |
| WG2110936-2; NO2 | 1 | 18 | 4.88201 | 5.03064 | | | |
| WG2110929-1; NO3 | 1 | 19 | 0.01201 | -0.00983 | | | |
| WG2110929-2; NO3 | 1 | 20 | 4.85274 | -0.00161 | | | |
| CCV NO3 | 1 | S2 | 1.01863 | -0.00291 | | | |
| | Known Conc: | | 1.00000 | 0.00000 | | | |
| CCV NO2 | 1 | S9 | 1.03582 | 1.06385 | | | |
| | Known Conc: | | 0.00000 | 1.00000 | | | |
| CCB | 1 | S1 | -0.00399 | -0.00506 | | | |
| | Known Conc: | | 0.00000 | 0.00000 | | | |
| WG2110937-1; NO3 | 1 | 21 | -0.03992 | -0.00457 | | | |
| WG2110937-2; NO3 | 1 | 22 | 4.79375 | -0.00441 | | | |
| WG2110938-1; NO3 | 1 | 23 | 0.00963 | -0.00612 | | | |
| WG2110938-2; NO3 | 1 | 24 | 4.83161 | -0.00331 | | | |
| WG2110939/942-1; NO3 | 1 | 25 | 0.00550 | -0.00598 | | | |
| WG2110939/942-2; NO3 | 1 | 26 | 4.79187 | -0.00496 | | | |

| | | | | | | | |
|---|---|---|---|---|---|---|---|
| WG2110940-1; NO3 | 1 | 27 | 0.01041 | -0.00377 | | | |
| WG2110940-2; NO3 | 1 | 28 | 4.83008 | -0.00649 | | | |
| WG2110941-1; NO3 | 1 | 29 | -0.00491 | -0.00457 | | | |
| WG2110941-2; NO3 | 1 | 30 | 4.78749 | -0.00389 | | | |
| CCV NO3 | 1 | S2 | 1.03834 | -0.00319 | | | |
| | Known Conc: | | 1.00000 | 0.00000 | | | |
| CCV NO2 | 1 | S9 | 1.02929 | 1.05010 | | | |
| | Known Conc: | | 0.00000 | 1.00000 | | | |
| CCB | 1 | S1 | 0.00710 | -0.00610 | | | |
| | Known Conc: | | 0.00000 | 0.00000 | | | |
| L2555453-01K | 1 | 31 | 0.10470 | 0.03553 | | | |
| L2555453-02K | 1 | 32 | 0.09486 | 0.03450 | | | |
| L2555477-01A | 1 | 33 | 3.97798 | 2.16157 | | | |
| WG2110929-3; NO3 | 1 | 34 | 4.01599 | 2.14209 | | | |
| WG2110929-4; NO3 | 1 | 35 | 8.48588 | 2.13232 | 10.00 | | |
| WG2110933-3; NO2 | 1 | 36 | 3.97610 | 2.16550 | | | |
| WG2110933-4; NO2 | 1 | 37 | 8.50552 | 6.69033 | | | |
| L2555478-01A | 1 | 38 | 4.24355 | 0.19206 | | | |
| WG2110929-5; NO3 | 1 | 39 | 4.22687 | 0.18748 | | | |
| L2555478-01A | 1 | 38 | 4.23190 | 0.18639 | | | |
| CCV NO3 | 1 | S2 | 1.01996 | -0.00662 | | | |
| | Known Conc: | | 1.00000 | 0.00000 | | | |
| CCV NO2 | 1 | S9 | 1.04210 | 1.06937 | | | |
| | Known Conc: | | 0.00000 | 1.00000 | | | |
| CCB | 1 | S1 | 0.00039 | -0.00342 | | | |
| | Known Conc: | | 0.00000 | 0.00000 | | | |
| WG2110933-5; NO2 | 1 | 41 | 4.25716 | 0.18749 | | | |
| WG2110933-6; NO2 | 1 | 42 | 8.70867 | 4.94291 | | | |
| WG2110929-6; NO3 | 1 | 40 | 8.71087 | 0.17623 | 5.00 | | |
| L2555479-01A | 1 | 43 | 0.48873 | 0.07797 | | | |
| L2555509-01A | 1 | 44 | 0.09934 | 0.00125 | | | |
| L2555509-04A | 1 | 45 | 3.44881 | 0.36937 | | | |
| L2555594-01A | 1 | 46 | -0.02227 | 0.17955 | | | |
| L2555594-01A | 1 | 46 | -0.01539 | 0.10896 | | | |
| L2555594-01A | 1 | 46 | 0.09258 | 0.00711 | | | |

Channel 1 (NO3+NO2) - Set: 1 / 8

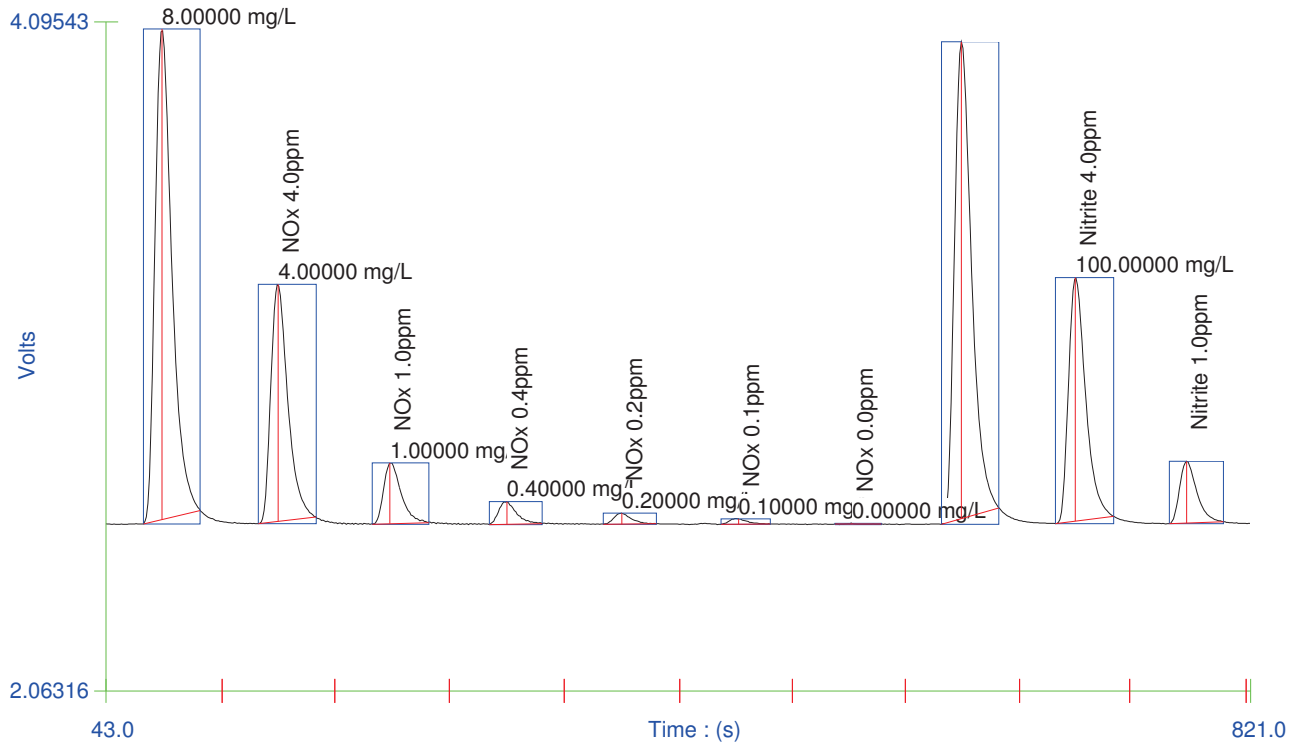


Channel 1 (NO3+NO2) - Set: 2 / 8

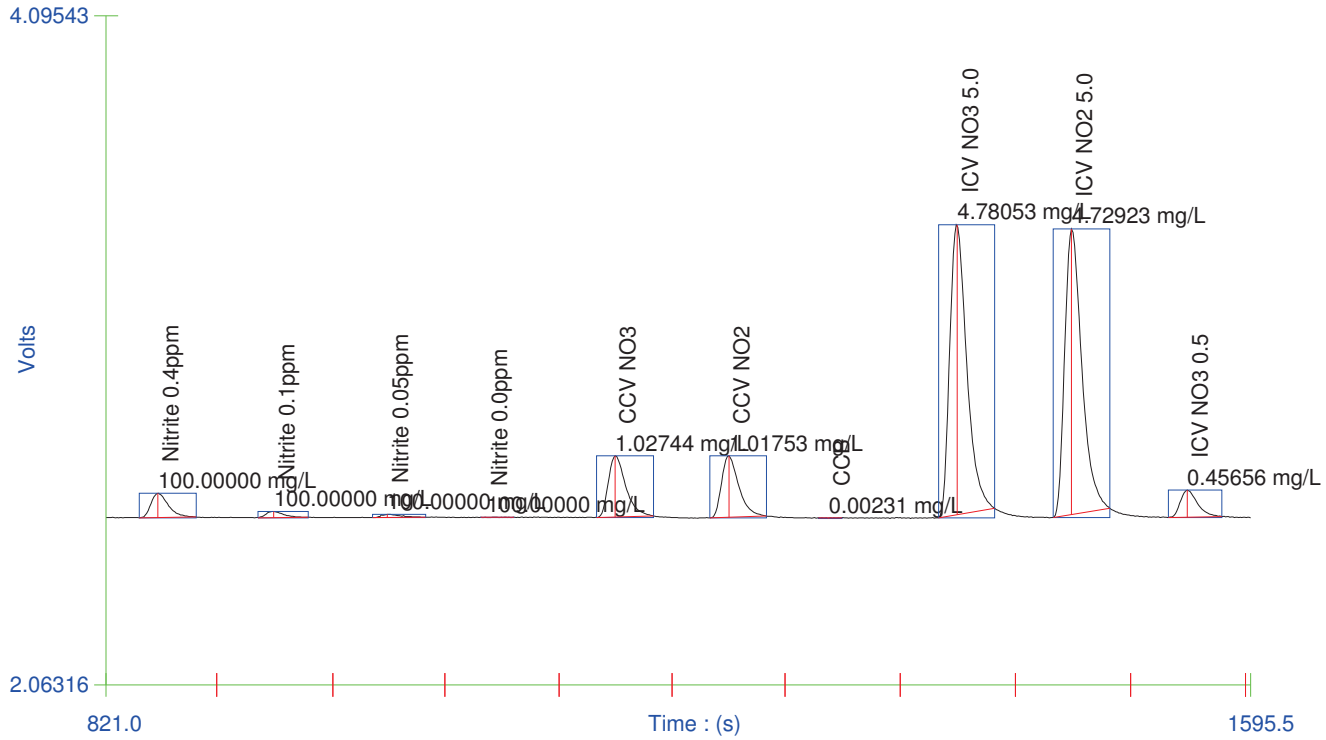

Channel 1 (NO3+NO2) - Set: 3 / 8

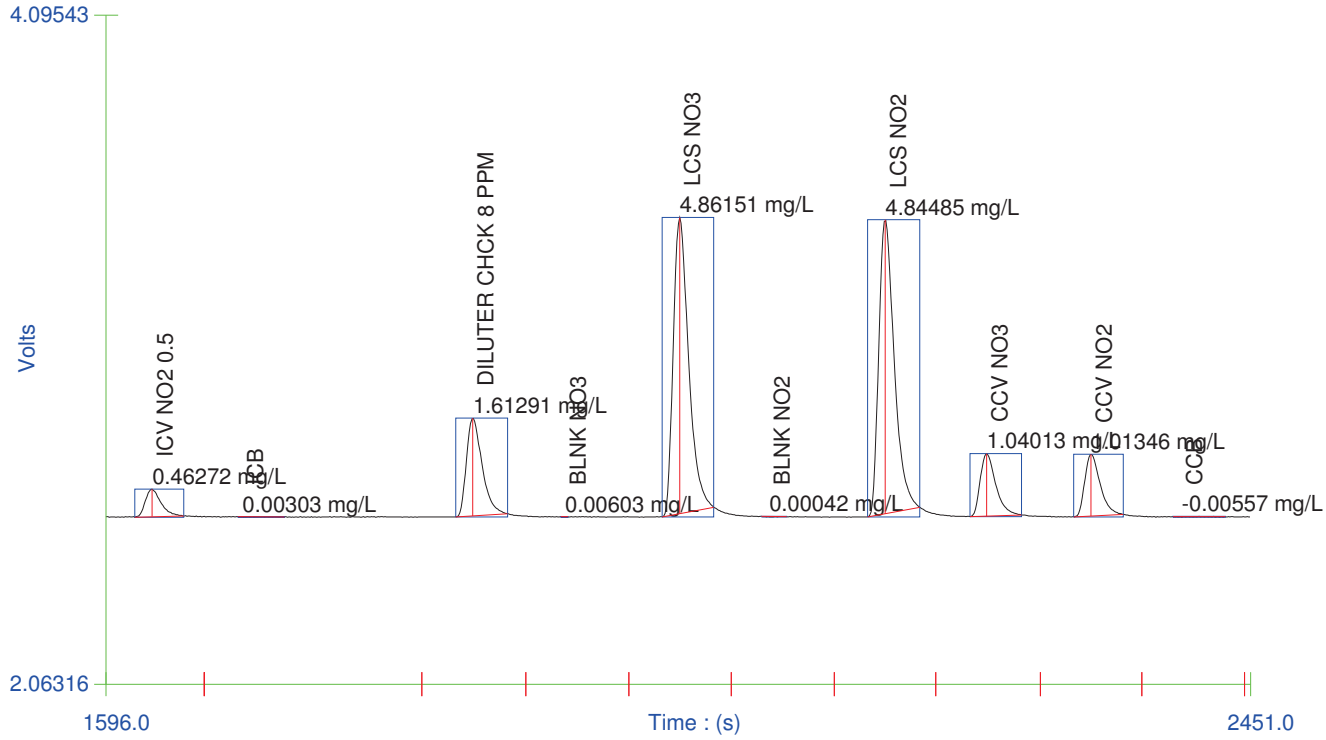


Channel 1 (NO3+NO2) - Set: 4 / 8

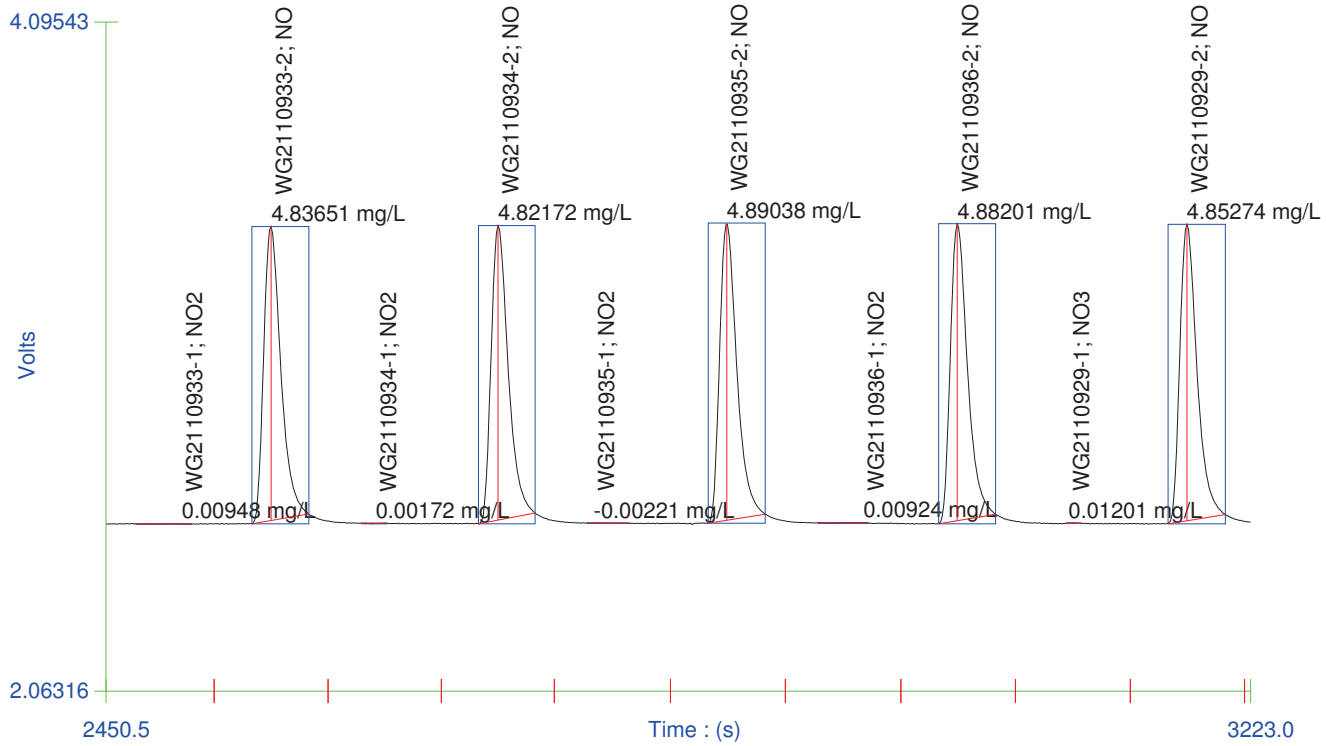

Channel 1 (NO3+NO2) - Set: 5 / 8

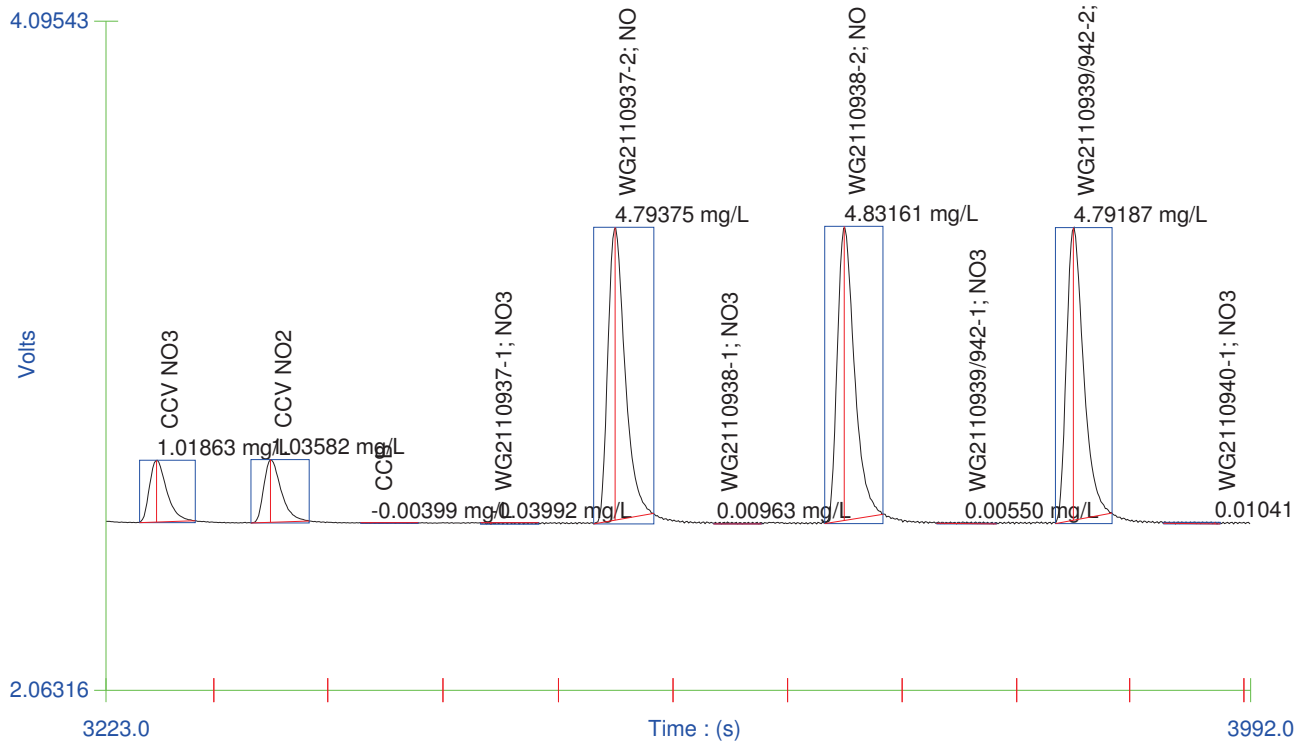


Channel 1 (NO3+NO2) - Set: 6 / 8

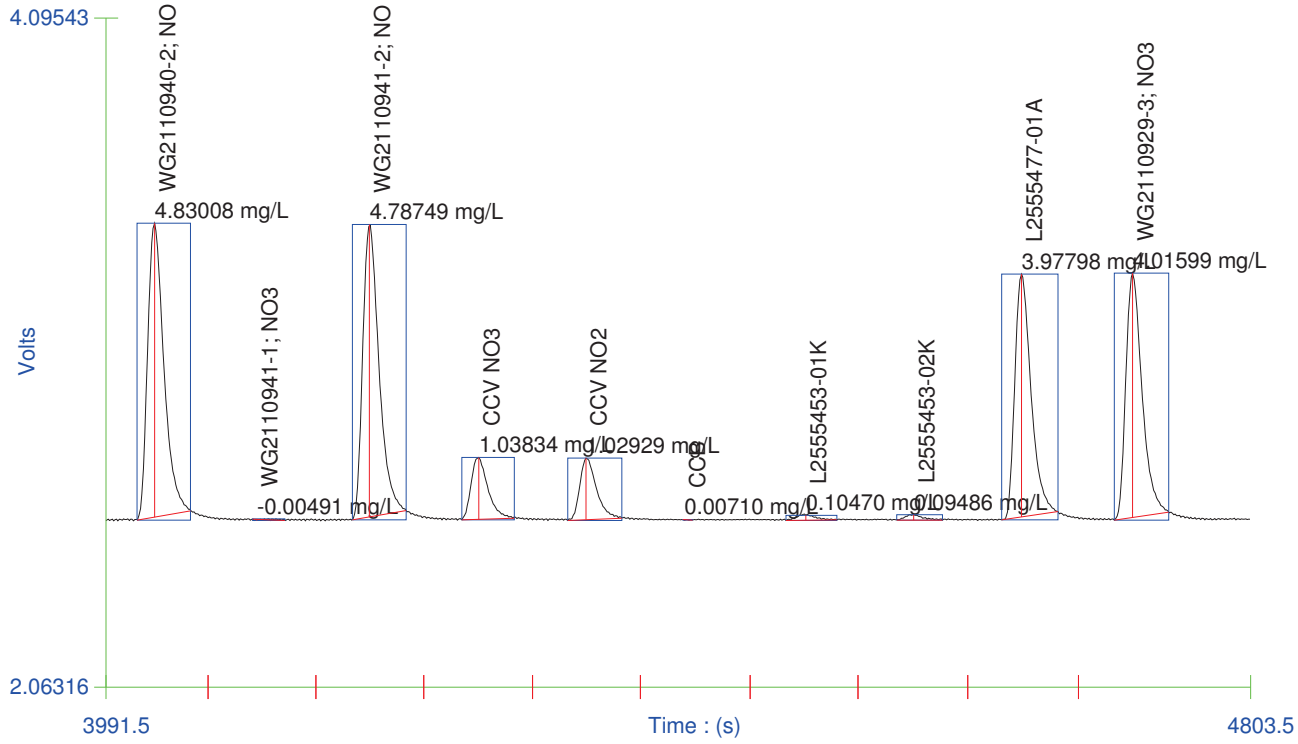

Channel 1 (NO3+NO2) - Set: 7 / 8

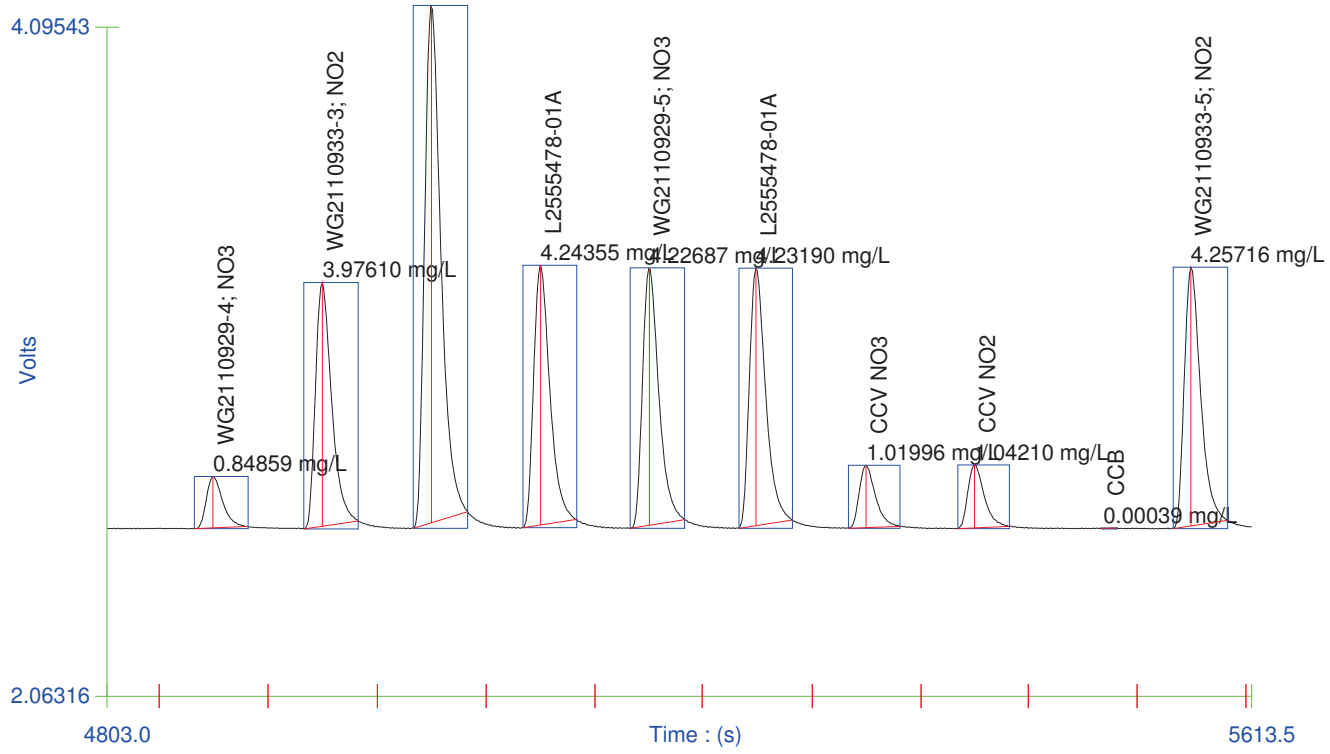


Channel 1 (NO3+NO2) - Set: 8 / 8

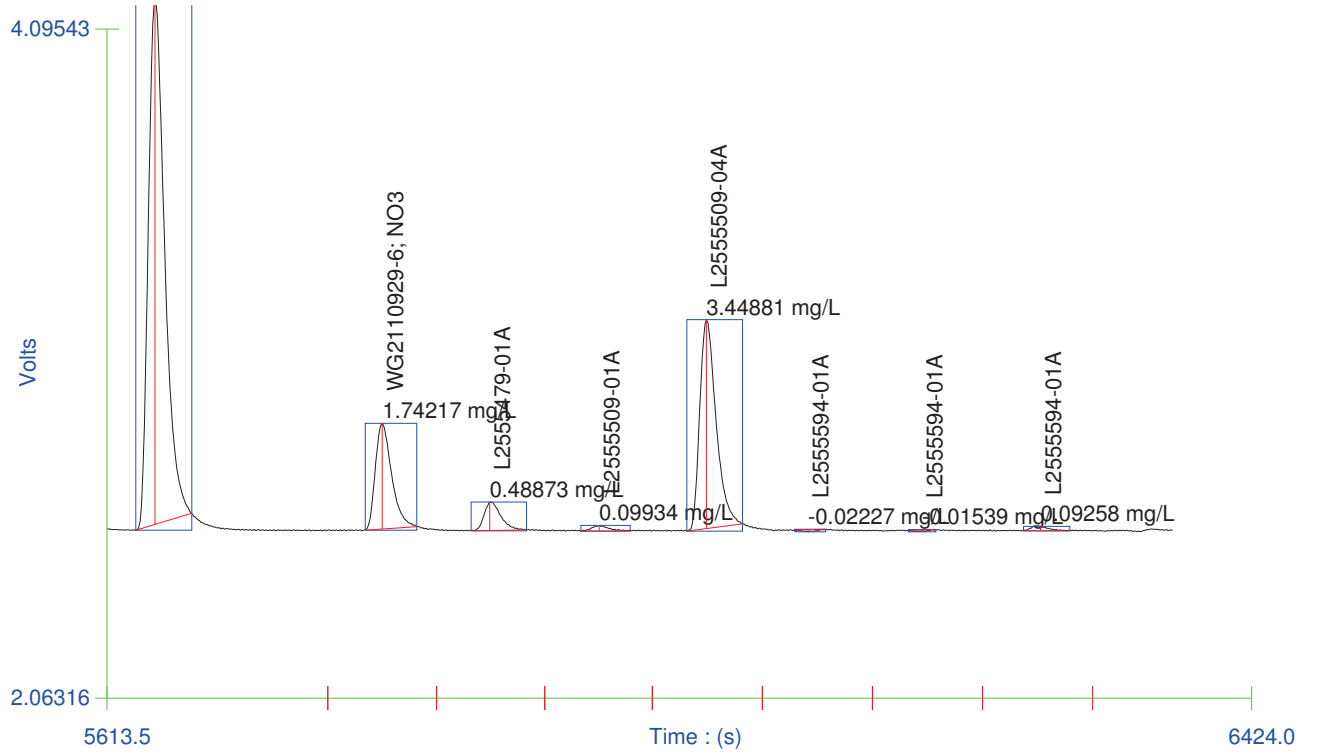

Channel 2 (NO2) - Set: 1 / 8

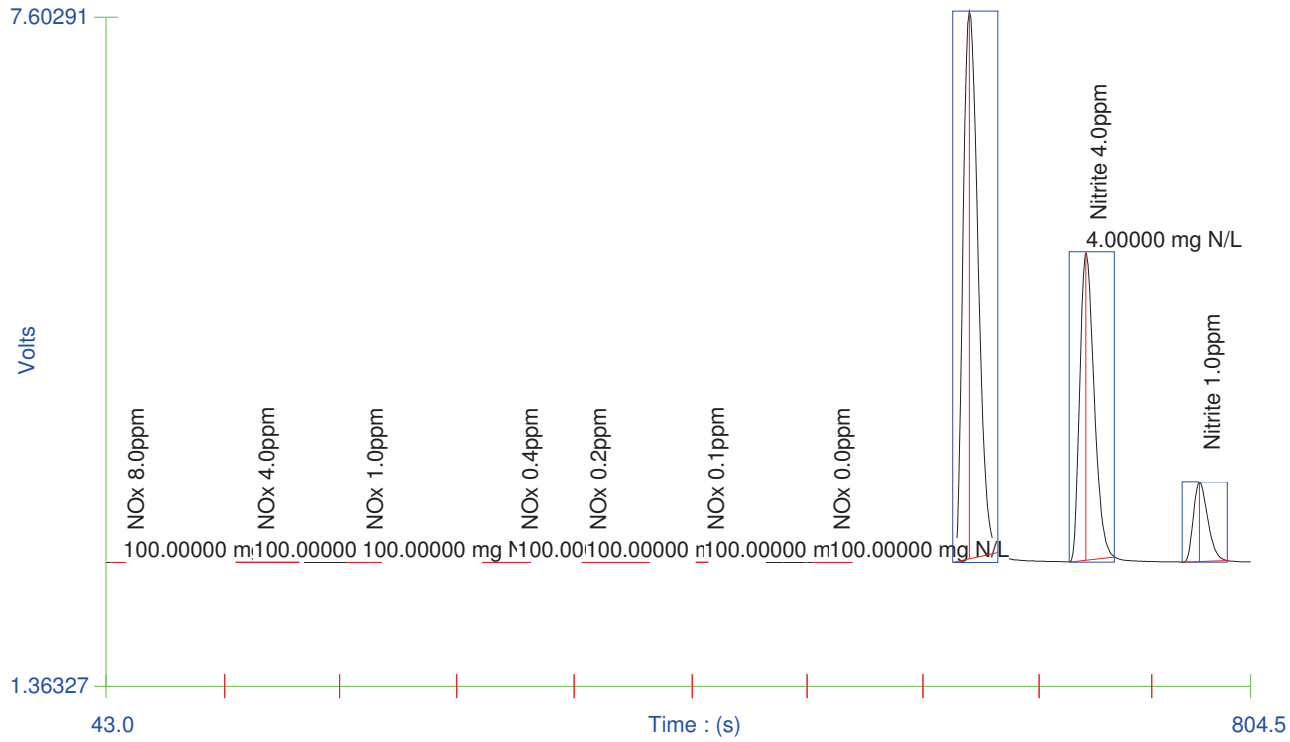


Channel 2 (NO2) - Set: 2 / 8

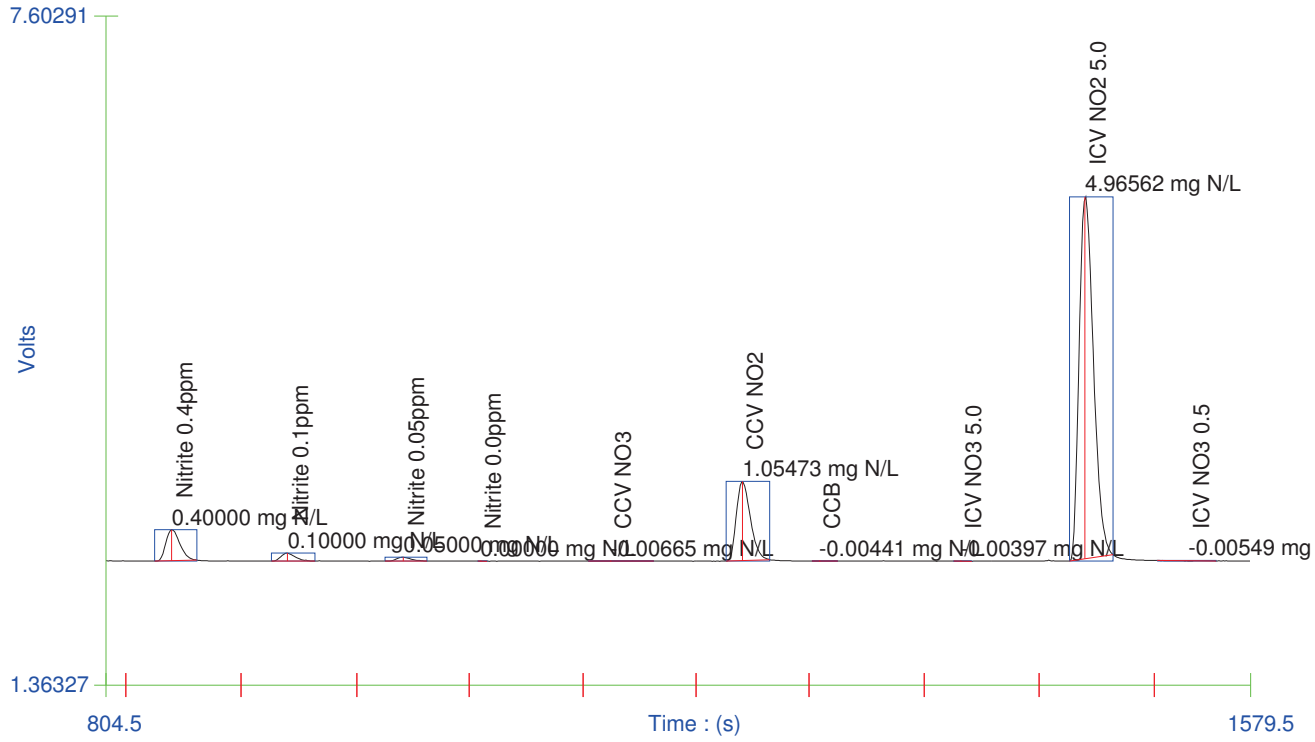

Channel 2 (NO2) - Set: 3 / 8

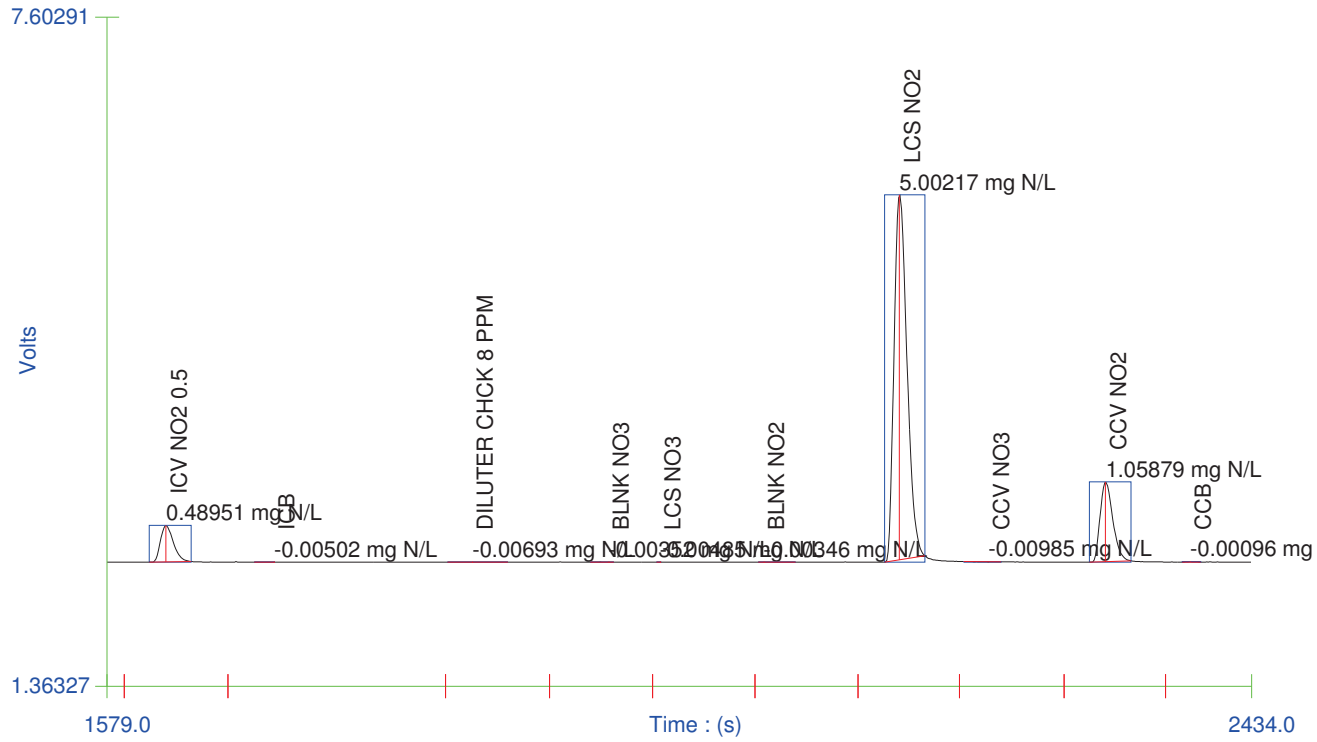


Channel 2 (NO2) - Set: 4 / 8

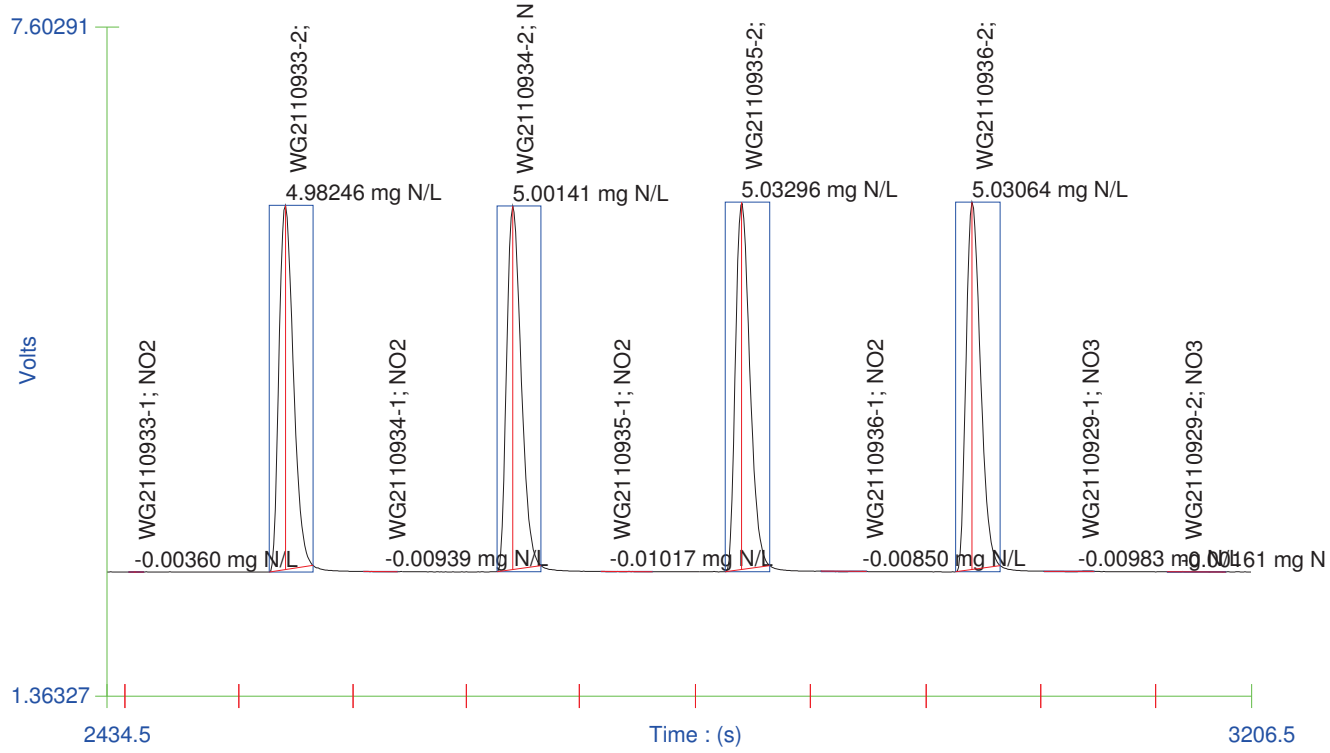

Channel 2 (NO2) - Set: 5 / 8

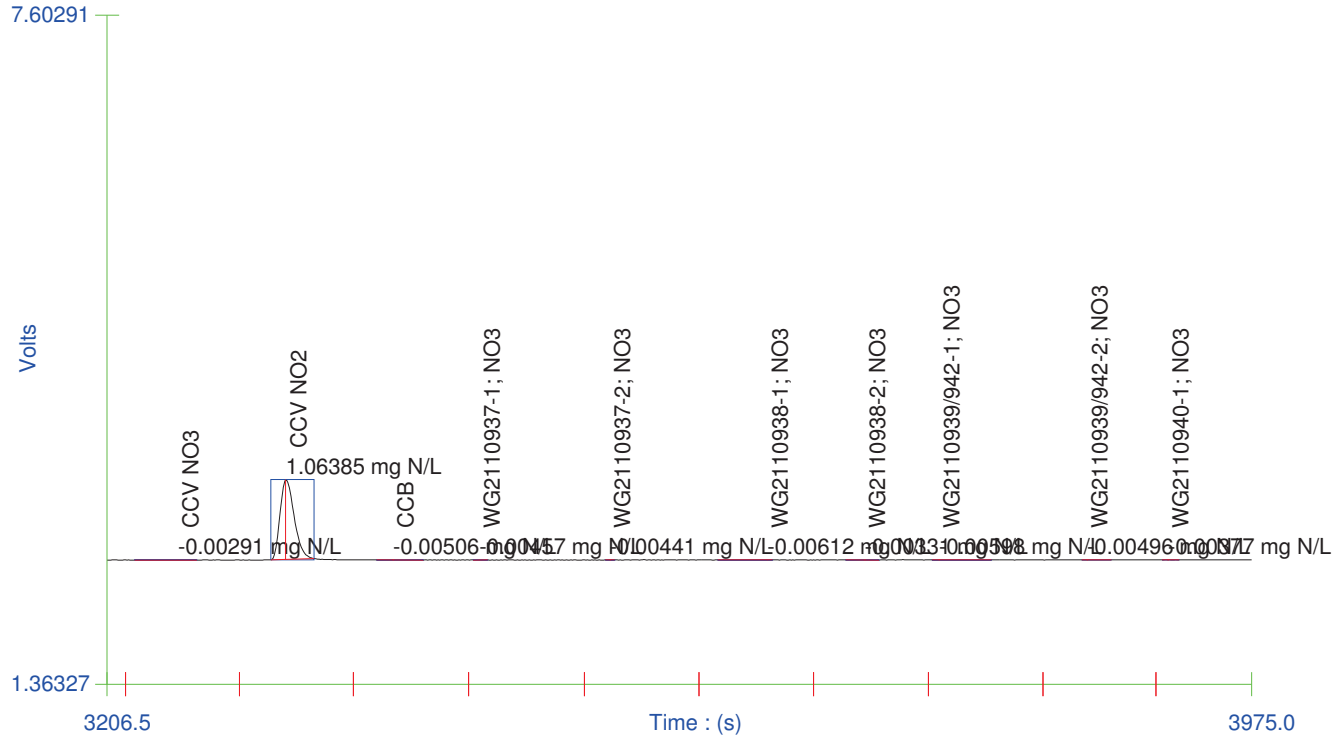


Channel 2 (NO2) - Set: 6 / 8

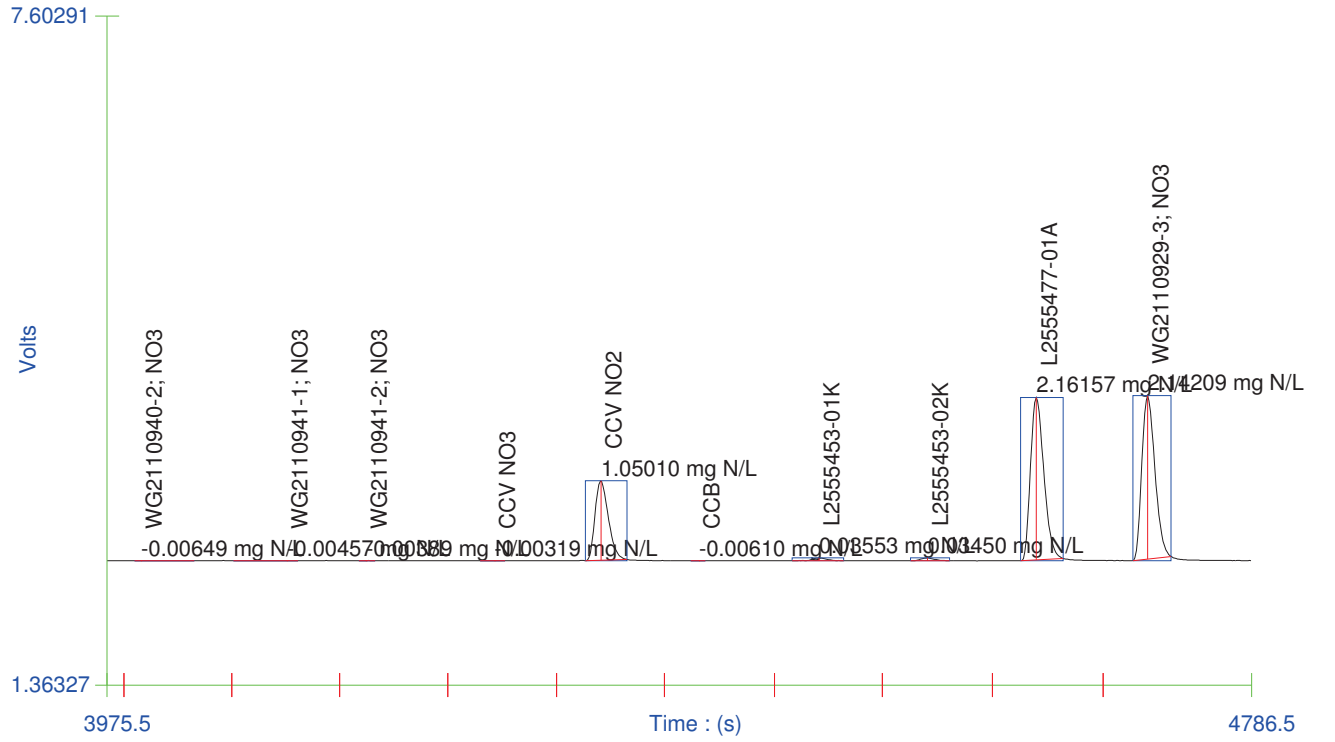

Channel 2 (NO2) - Set: 7 / 8

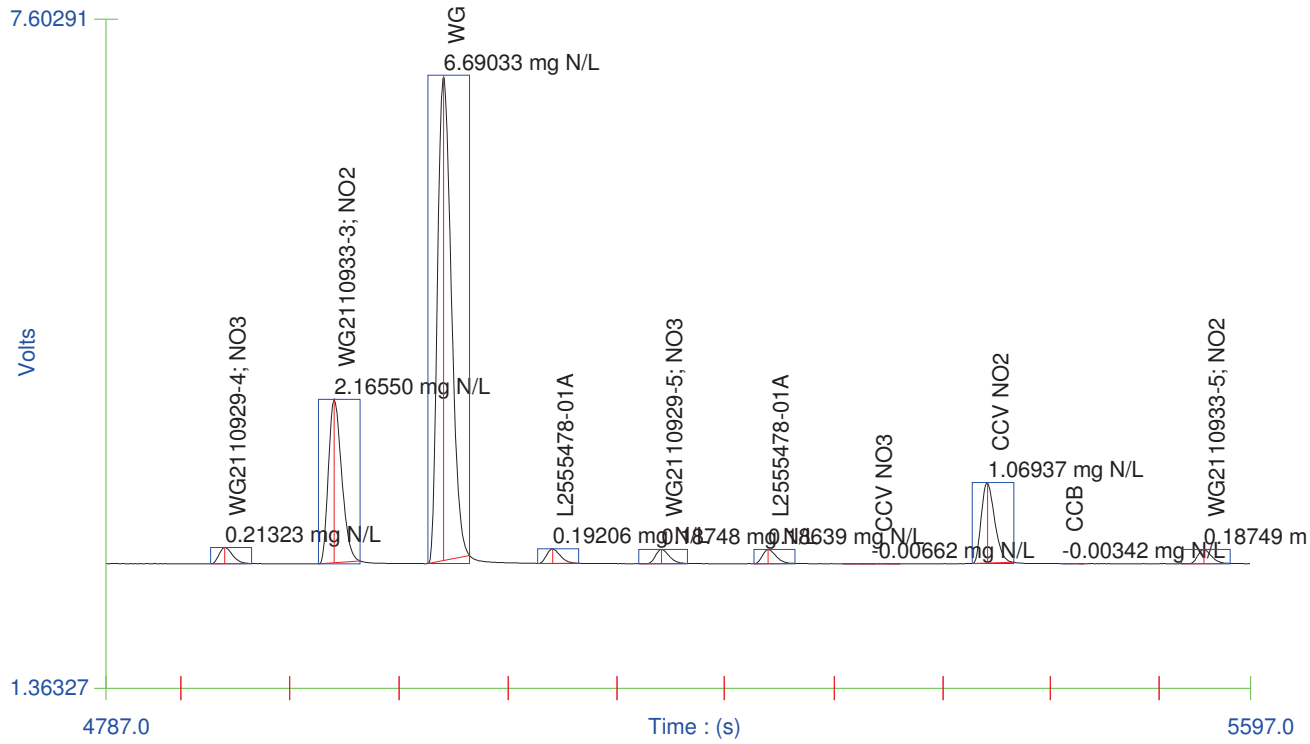


Channel 2 (NO2) - Set: 8 / 8

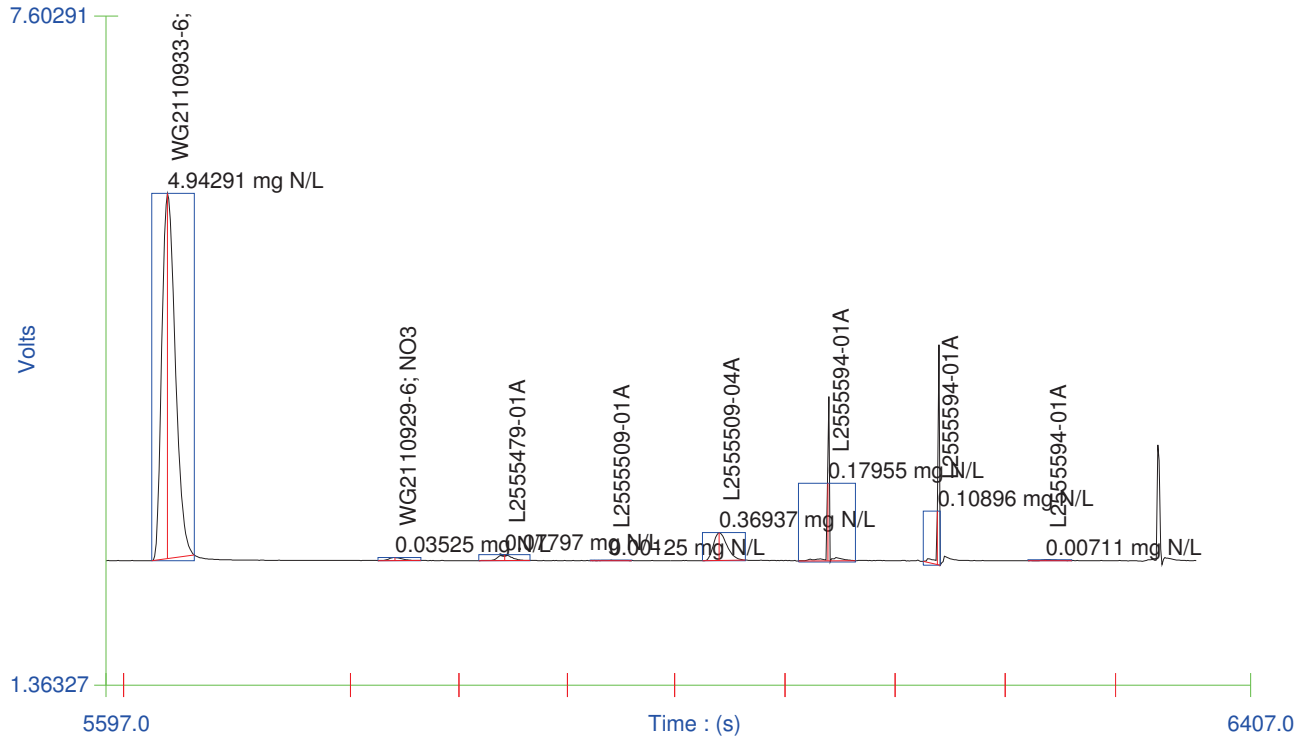

Table : 1 (NO3+NO2)

| | Known Conc. (mg/L) | Rep. | Peak Area (V.s) | Peak Height (V) | % RSD | % Residual | Det. Conc (mg/L) | Detection Date | Detection Time |
|---|---|---|---|---|---|---|---|---|---|
| 1 | 8.00000 | 1 | 19.86417 | 1.48993 | 0.0 | -0.8 | 8.05892 | 9/5/2025 | 2:41:10 AM |
| 2 | 4.00000 | 1 | 9.63605 | 0.72051 | 0.0 | 2.1 | 3.91343 | 9/5/2025 | 2:42:29 AM |
| 3 | 1.00000 | 1 | 2.52080 | 0.18501 | 0.0 | -3.0 | 1.02959 | 9/5/2025 | 2:43:46 AM |
| 4 | 0.40000 | 1 | 0.96570 | 0.06830 | 0.0 | 0.2 | 0.39930 | 9/5/2025 | 2:45:04 AM |
| 5 | 0.20000 | 1 | 0.45739 | 0.03377 | 0.0 | 3.5 | 0.19329 | 9/5/2025 | 2:46:23 AM |
| 6 | 0.10000 | 1 | 0.23220 | 0.01634 | 0.0 | -2.2 | 0.10201 | 9/5/2025 | 2:47:41 AM |
| 7 | 0.00000 | 1 | -0.01954 | 0.00153 | | | -1.55552e-5 | 9/5/2025 | 2:48:58 AM |

Figure : 1 (NO3+NO2)

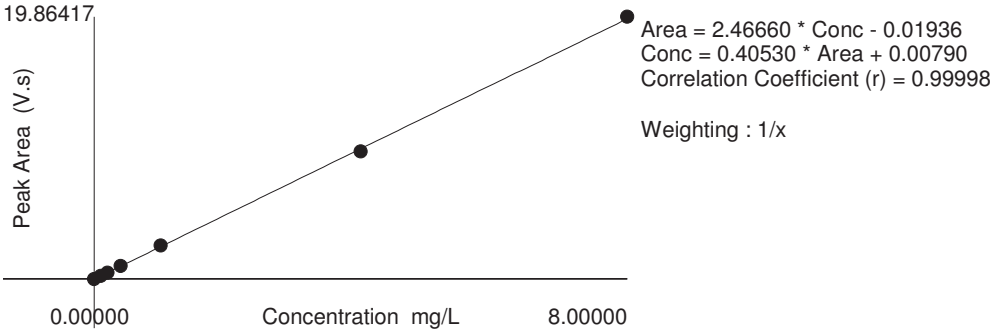


Table : 2 (Nitrite)

| | Known Conc. (mg N/L) | Rep. | Peak Area (V.s) | Peak Height (V) | % RSD | % Residual | Det. Conc (mg N/L) | Detection Date | Detection Time |
|---|---|---|---|---|---|---|---|---|---|
| 1 | 8.00000 | 1 | 59.01277 | 5.10625 | 0.0 | 3.0 | 7.74743 | 9/5/2025 | 2:50:15 AM |
| 2 | 4.00000 | 1 | 31.68393 | 2.87464 | 0.0 | -4.1 | 4.15732 | 9/5/2025 | 2:51:33 AM |
| 3 | 1.00000 | 1 | 8.13691 | 0.74106 | 0.0 | -6.5 | 1.06401 | 9/5/2025 | 2:52:48 AM |
| 4 | 0.40000 | 1 | 3.16504 | 0.28917 | 0.0 | -2.8 | 0.41087 | 9/5/2025 | 2:54:07 AM |
| 5 | 0.10000 | 1 | 0.82165 | 0.07483 | 0.0 | -2.9 | 0.10302 | 9/5/2025 | 2:55:25 AM |
| 6 | 0.05000 | 1 | 0.40440 | 0.03564 | 0.0 | 3.4 | 0.04821 | 9/5/2025 | 2:56:44 AM |
| 7 | 0.00000 | 1 | 0.00190 | 0.00106 | | | -0.00467 | 9/5/2025 | 2:58:00 AM |

Figure : 2 (Nitrite)

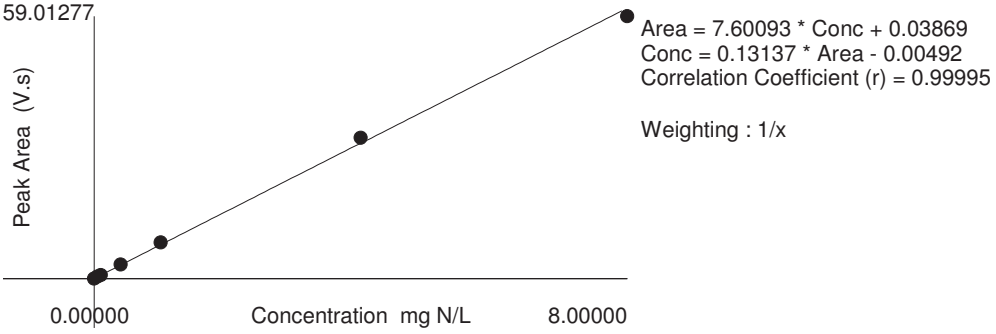

Original Run Filename: OM_9-5-2025_04-34-07AM.OMN Created: 9/5/2025 4:34:07 AM
Original Run Author's Signature: [A1wetcheminstrument]
Current Run Filename: OM_9-5-2025_04-34-07AM.OMN Last Modified: 9/5/2025 6:58:48 AM
Current Run Author's Signature: [A1wetcheminstrument]
Description: Default New Run

| Sample | Rep. | Cup No. | Channel 1 NO3+NO2 (mg/L) | Channel 2 Nitrite (mg N/L) | ADF | MDF | Weight |
|---|---|---|---|---|---|---|---|
| CCV NO3 | 1 | S2 | 1.07002 | -0.00357 | | | |
| | Known Conc: | | 1.00000 | 0.00000 | | | |
| | Calibration: | | | Table/Fig. : 1 | | | |
| CCV NO2 | 1 | S9 | 1.04971 | 1.06718 | | | |
| | Known Conc: | | 0.00000 | 1.00000 | | | |
| | Calibration: | | Table/Fig. : 2 | | | | |
| CCB | 1 | S1 | 0.00642 | -0.00685 | | | |
| | Known Conc: | | 0.00000 | 0.00000 | | | |
| L2555594-01A | 1 | 46 | 0.09017 | 0.00753 | | | |
| L2555594-04A | 1 | 47 | 5.58432 | 0.37719 | | | |
| L2555599-01A | 1 | 48 | 14.29063 | 0.01417 | | | |
| L2555603-02B | 1 | 49 | 4.83161 | 2.03450 | | | |
| L2555608-01B | 1 | 50 | 5.00690 | 0.53944 | | | |
| L2555611-01B | 1 | 51 | 24.13571 | 0.13488 | | | |
| L2555614-01B | 1 | 52 | 7.30823 | 0.02467 | | | |
| L2555617-01A | 1 | 53 | 20.24426 | 0.16881 | | | |
| L2555643-01G | 1 | 54 | 0.05775 | 0.00340 | | | |
| L2555599-01A | 1 | 48 | 15.04739 | 0.00969 | 5.00 | | |
| CCV NO3 | 1 | S2 | 1.05044 | -0.00014 | | | |
| | Known Conc: | | 1.00000 | 0.00000 | | | |
| CCV NO2 | 1 | S9 | 1.07355 | 1.10085 | | | |
| | Known Conc: | | 0.00000 | 1.00000 | | | |
| CCB | 1 | S1 | 0.00532 | -0.00293 | | | |
| | Known Conc: | | 0.00000 | 0.00000 | | | |
| L2555603-02B | 1 | 49 | -0.00357 | 0.32790 | | | |
| L2555603-02B | 1 | 49 | 4.90063 | 1.99228 | | | |
| L2555611-01B | 1 | 51 | 28.55421 | 0.12544 | 5.00 | | |
| L2555614-01B | 1 | 52 | 7.31033 | 0.02482 | | | |
| L2555617-01A | 1 | 53 | 22.59309 | 0.15853 | 5.00 | | |
| L2555643-01G | 1 | 54 | 0.05426 | 0.00043 | | | |
| L2555210-01A | 1 | 55 | 0.23526 | 0.08926 | | | |
| WG2110939/942-3; NO3 | 1 | 56 | 0.24138 | 0.08954 | | | |
| WG2110939/942-4; NO3 | 1 | 57 | 4.71247 | 0.08981 | | | |
| WG2110936-3; NO2 | 1 | 58 | 0.23919 | 0.08991 | | | |
| CCV NO3 | 1 | S2 | 1.06592 | -0.00638 | | | |
| | Known Conc: | | 1.00000 | 0.00000 | | | |
| CCV NO2 | 1 | S9 | 1.08075 | 1.09333 | | | |
| | Known Conc: | | 0.00000 | 1.00000 | | | |
| CCB | 1 | S1 | -0.00865 | -0.00640 | | | |
| | Known Conc: | | 0.00000 | 0.00000 | | | |
| WG2110936-4; NO2 | 1 | 59 | 4.78352 | 4.69702 | | | |
| L2555076-01C | 1 | 60 | 0.20998 | -0.00380 | | | |
| WG2110937-3; NO3 | 1 | 61 | 0.18191 | -0.00549 | | | |
| WG2110937-4; NO3 | 1 | 62 | 4.20064 | 0.01984 | | | |
| L2555076-02C | 1 | 63 | 0.37435 | 0.00732 | | | |
| L2555528-01A | 1 | 64 | 0.09956 | 0.00202 | | | |
| L2555528-02A | 1 | 65 | 0.27784 | 0.00093 | | | |
| L2555528-03A | 1 | 66 | 1.28511 | -0.00144 | | | |
| L2555528-04A | 1 | 67 | 25.13357 | 0.01258 | | | |
| L2555528-05A | 1 | 68 | 1.99730 | -0.00407 | | | |
| CCV NO3 | 1 | S2 | 1.07598 | -0.00436 | | | |
| | Known Conc: | | 1.00000 | 0.00000 | | | |
| CCV NO2 | 1 | S9 | 1.07502 | 1.09827 | | | |
| | Known Conc: | | 0.00000 | 1.00000 | | | |
| CCB | 1 | S1 | 0.01244 | -0.00311 | | | |
| | Known Conc: | | 0.00000 | 0.00000 | | | |
| L2555528-04A | 1 | 67 | 29.82017 | 0.00495 | 5.00 | | |
| L2555528-05A | 1 | 68 | 1.99490 | -0.00152 | | | |
| L2555281-01M | 1 | 69 | 0.52389 | -0.00132 | | | |

| | | | | | | | |
|---|---|---|---|---|---|---|---|
| L2555281-02M | 1 | 70 | 0.53875 | 0.00114 | | | |
| L2555281-03M | 1 | 71 | 0.50539 | -0.00105 | | | |
| L2555281-04M | 1 | 72 | 0.89033 | -0.00238 | | | |
| L2555281-05M1 | 1 | 73 | 1.46435 | -0.00142 | | | |
| WG2110938/941-3; NO3 | 1 | 74 | 1.49647 | 0.00035 | | | |
| WG2110938/941-4; NO3 | 1 | 75 | 5.32048 | -0.00048 | | | |
| WG2110935-3; NO2 | 1 | 76 | 1.47675 | 0.00031 | | | |
| CCV NO3 | 1 | S2 | 1.05106 | -0.00215 | | | |
| | Known Conc: | | 1.00000 | 0.00000 | | | |
| CCV NO2 | 1 | S9 | 1.06902 | 1.08893 | | | |
| | Known Conc: | | 0.00000 | 1.00000 | | | |
| CCB | 1 | S1 | 0.00999 | -0.00840 | | | |
| | Known Conc: | | 0.00000 | 0.00000 | | | |
| WG2110935-4; NO2 | 1 | 77 | 5.49553 | 4.04751 | | | |
| XL2555281-05M | 1 | 78 | 1.43876 | -0.00368 | | | |
| XL2555281-05M2 | 1 | 79 | 1.42574 | -0.00145 | | | |
| L2555281-06M | 1 | 80 | 1.18762 | -0.00191 | | | |
| L2555281-07M | 1 | 81 | 2.06188 | -0.00039 | | | |
| L2555281-08M | 1 | 82 | 0.03814 | -0.00039 | | | |
| L2555471-02C | 1 | 83 | 0.32515 | 0.00516 | | | |
| L2555489-01D | 1 | 84 | 0.22300 | -0.00015 | | | |
| L2555489-02D | 1 | 85 | 0.94363 | 0.00095 | | | |
| L2555489-03D | 1 | 86 | 0.96624 | -0.00050 | | | |
| CCV NO3 | 1 | S2 | 1.05183 | -0.00690 | | | |
| | Known Conc: | | 1.00000 | 0.00000 | | | |
| CCV NO2 | 1 | S9 | 1.06157 | 1.08389 | | | |
| | Known Conc: | | 0.00000 | 1.00000 | | | |
| CCB | 1 | S1 | -0.00116 | -0.00421 | | | |
| | Known Conc: | | 0.00000 | 0.00000 | | | |
| WG2110938-5; NO3 | 1 | 87 | 0.97579 | 0.00083 | | | |
| WG2110938-6; NO3 | 1 | 88 | 5.39295 | 0.00359 | | | |
| L2555489-04D | 1 | 89 | 0.96438 | -0.00298 | | | |
| L2555489-05D | 1 | 90 | 0.14558 | 0.00189 | | | |
| L2555489-06D | 1 | 91 | 0.96030 | -0.00066 | | | |
| L2555489-07D | 1 | 92 | 0.03801 | -0.00436 | | | |
| L2555582-01C | 1 | 93 | 0.91142 | -0.00021 | | | |
| WG2110940-3; NO3 | 1 | 94 | 0.91230 | -0.00227 | | | |
| WG2110940-4; NO3 | 1 | 95 | 4.80337 | 0.01458 | | | |
| WG2110934-3; NO2 | 1 | 96 | 0.90013 | -0.00066 | | | |
| CCV NO3 | 1 | S2 | 1.06135 | -0.00194 | | | |
| | Known Conc: | | 1.00000 | 0.00000 | | | |
| CCV NO2 | 1 | S9 | 1.06198 | 1.06931 | | | |
| | Known Conc: | | 0.00000 | 1.00000 | | | |
| CCB | 1 | S1 | 0.00013 | -0.01006 | | | |
| | Known Conc: | | 0.00000 | 0.00000 | | | |
| WG2110934-4; NO2 | 1 | 97 | 4.93721 | 4.21475 | | | |
| L2555582-02C | 1 | 98 | 4.41935 | 0.00290 | | | |
| L2555582-03C | 1 | 99 | 2.04678 | 0.00262 | | | |
| L2555582-04C | 1 | 100 | 1.25886 | 0.00834 | | | |
| L2555582-05C | 1 | 101 | 1.42279 | 0.00300 | | | |
| L2555582-06C | 1 | 102 | 2.00941 | 0.00442 | | | |
| L2555582-07C | 1 | 103 | 0.01579 | -0.00249 | | | |
| L2555582-08C | 1 | 104 | 1.98611 | 0.00382 | | | |
| L2555414-01K | 1 | 105 | 0.06612 | -0.00016 | | | |
| WG2110940-5; NO3 | 1 | 106 | 0.03962 | -0.00024 | | | |
| CCV NO3 | 1 | S2 | 1.06360 | -0.00604 | | | |
| | Known Conc: | | 1.00000 | 0.00000 | | | |
| CCV NO2 | 1 | S9 | 1.06946 | 1.08971 | | | |
| | Known Conc: | | 0.00000 | 1.00000 | | | |
| CCB | 1 | S1 | 0.01564 | -0.00425 | | | |
| | Known Conc: | | 0.00000 | 0.00000 | | | |
| WG2110940-6; NO3 | 1 | 107 | 3.86943 | 0.02199 | | | |
| L2555560-01M | 1 | 108 | 0.91197 | 0.46871 | | | |
| L2555560-02M | 1 | 109 | 0.13401 | 0.03975 | | | |
| L2555630-01D | 1 | 110 | 0.04813 | -0.00199 | | | |
| L2555217-01N | 1 | 111 | 0.10397 | 0.00255 | | | |
| L2555218-01T | 1 | 112 | 0.07246 | 0.00199 | | | |
| L2553962-02A | 1 | 113 | 0.44619 | 0.03163 | | | |

| | | | | | | | |
|---|---|---|---|---|---|---|---|
| L2553962-04A | 1 | 114 | 0.16022 | 0.01764 | | | |
| L2553962-07A | 1 | 115 | 0.19307 | 0.01876 | | | |
| CCV NO3 | 1 | S2 | 1.05453 | -0.00321 | | | |
| | Known Conc: | | 1.00000 | 0.00000 | | | |
| CCV NO2 | 1 | S9 | 1.05364 | 1.08121 | | | |
| | Known Conc: | | 0.00000 | 1.00000 | | | |
| CCB | 1 | S1 | 0.00080 | -0.00211 | | | |
| | Known Conc: | | 0.00000 | 0.00000 | | | |

Channel 1 (NO3+NO2) - Set: 1 / 11

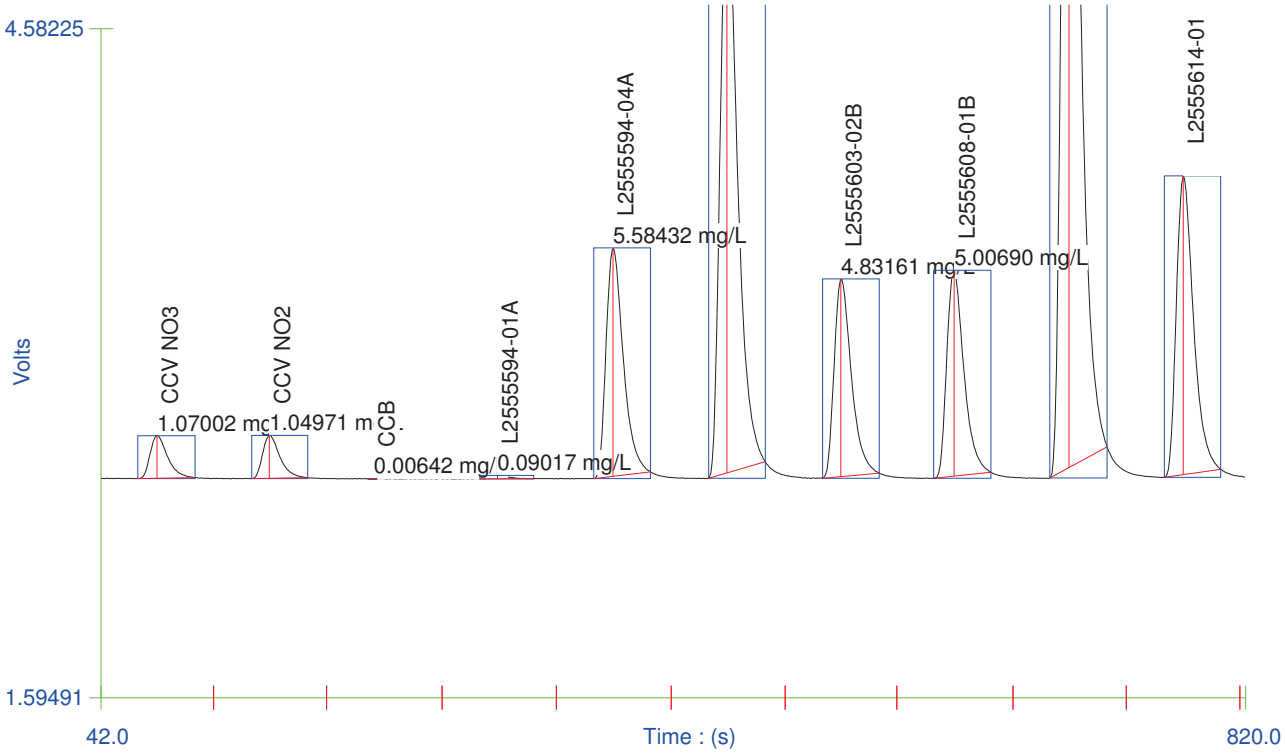

Channel 1 (NO3+NO2) - Set: 2 / 11

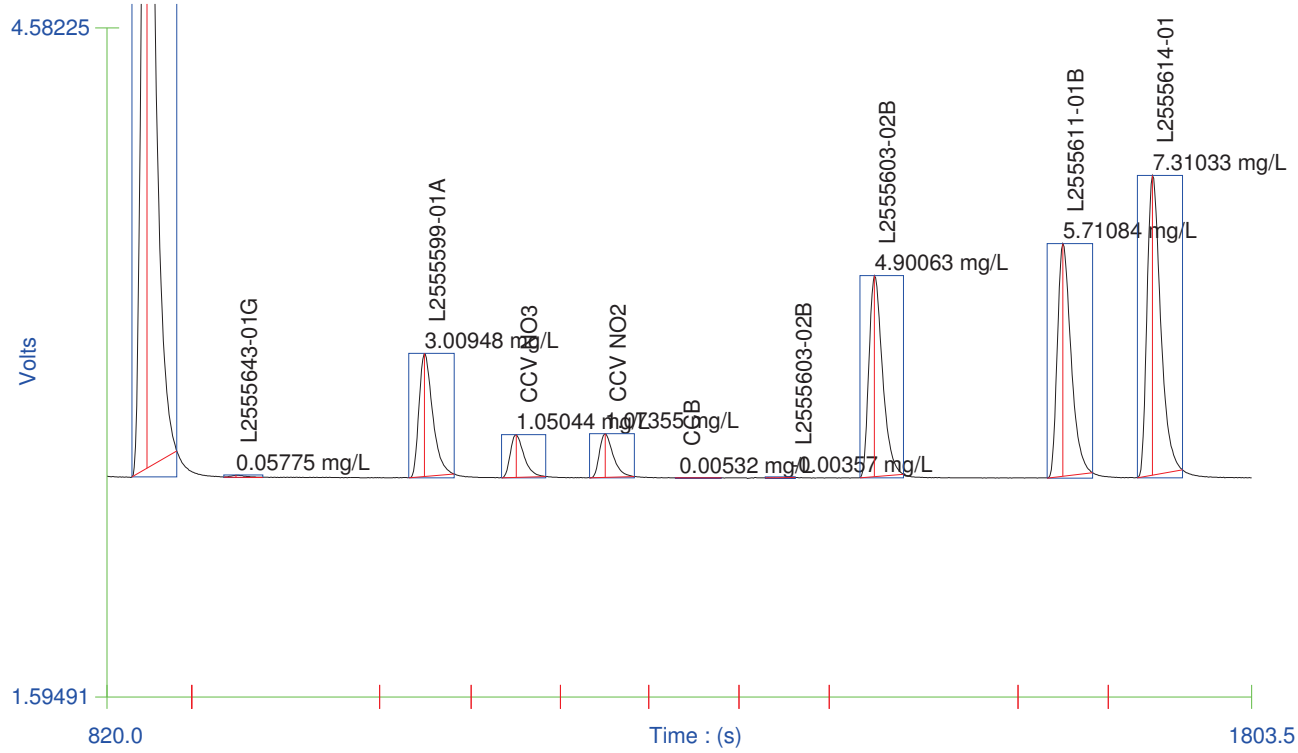


Channel 1 (NO3+NO2) - Set: 3 / 11

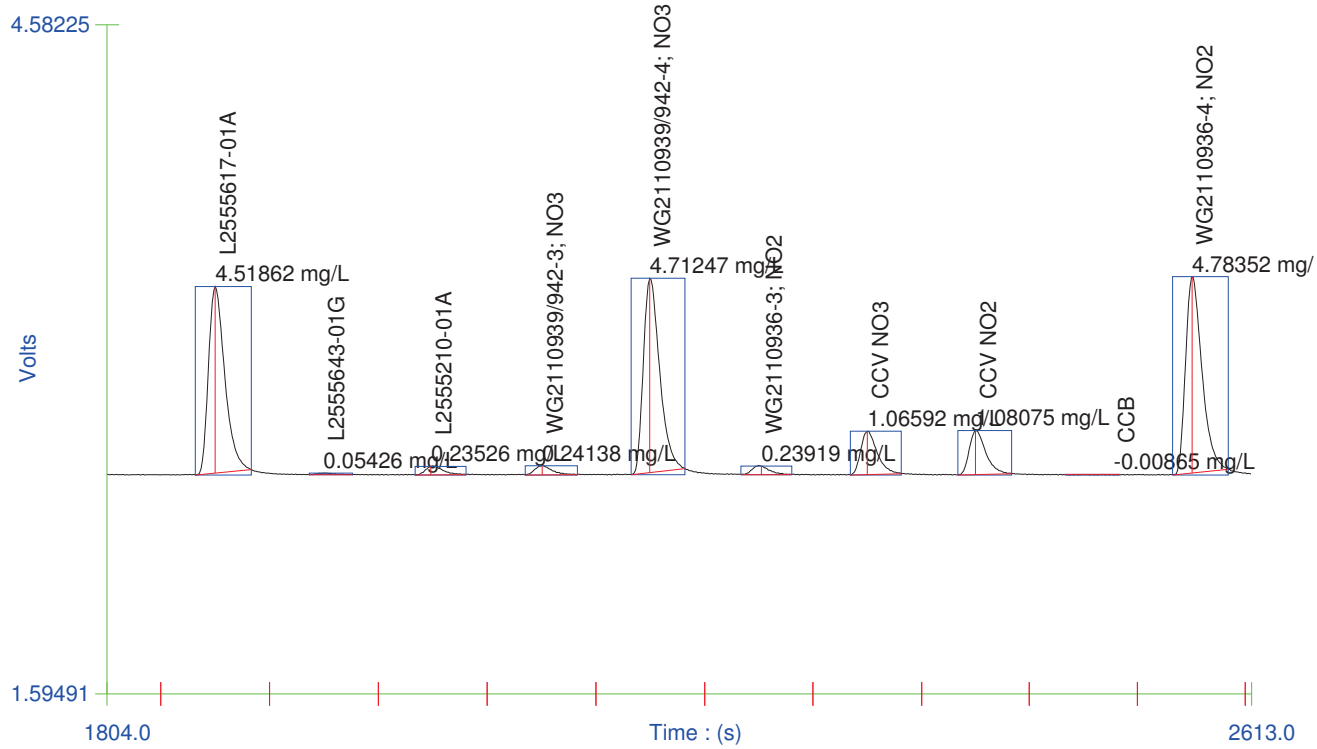

Channel 1 (NO3+NO2) - Set: 4 / 11

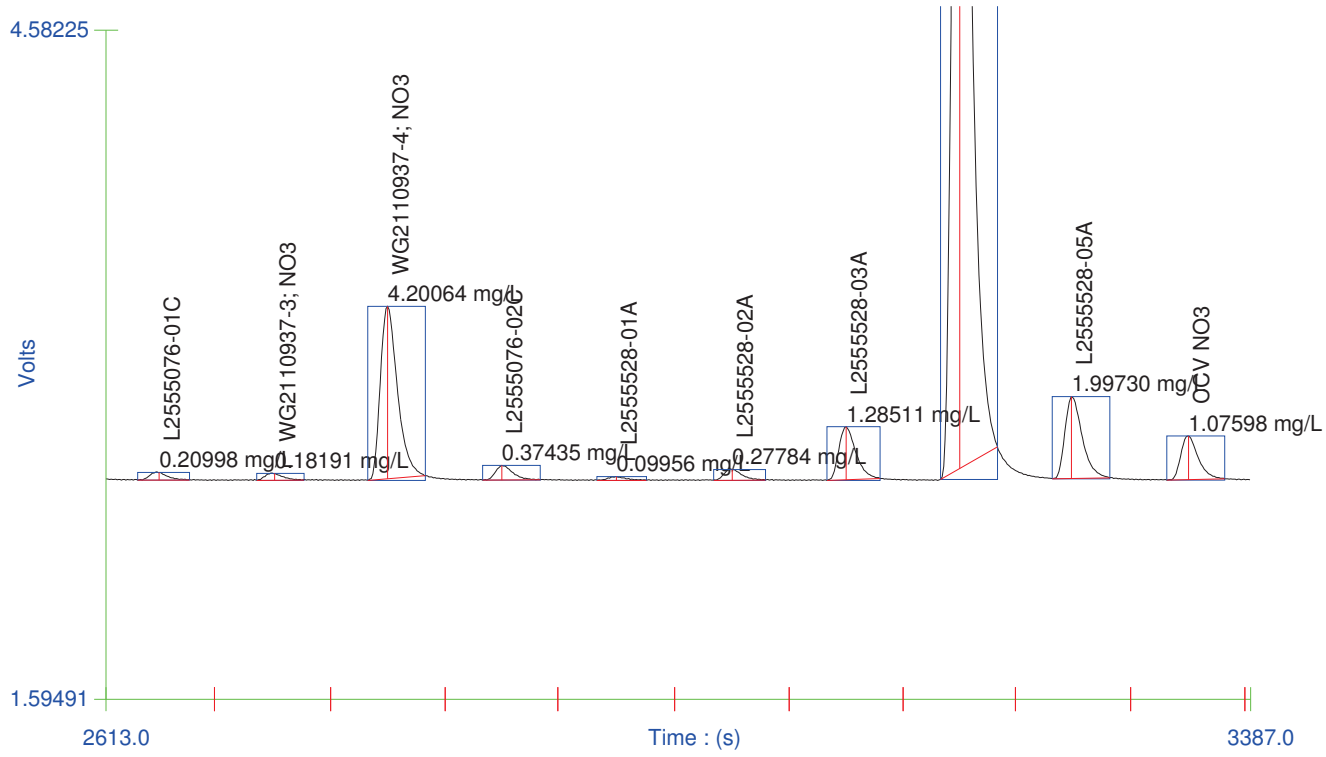


Channel 1 (NO3+NO2) - Set: 5 / 11

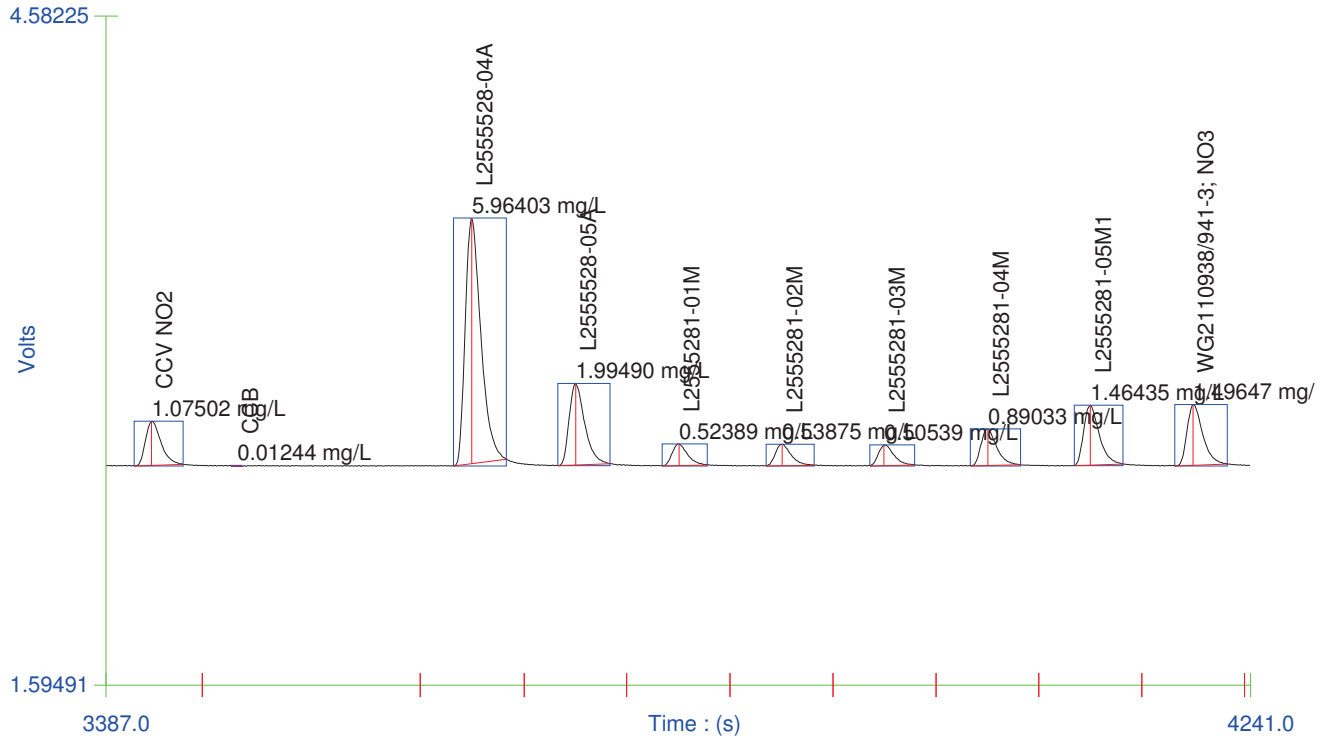

Channel 1 (NO3+NO2) - Set: 6 / 11

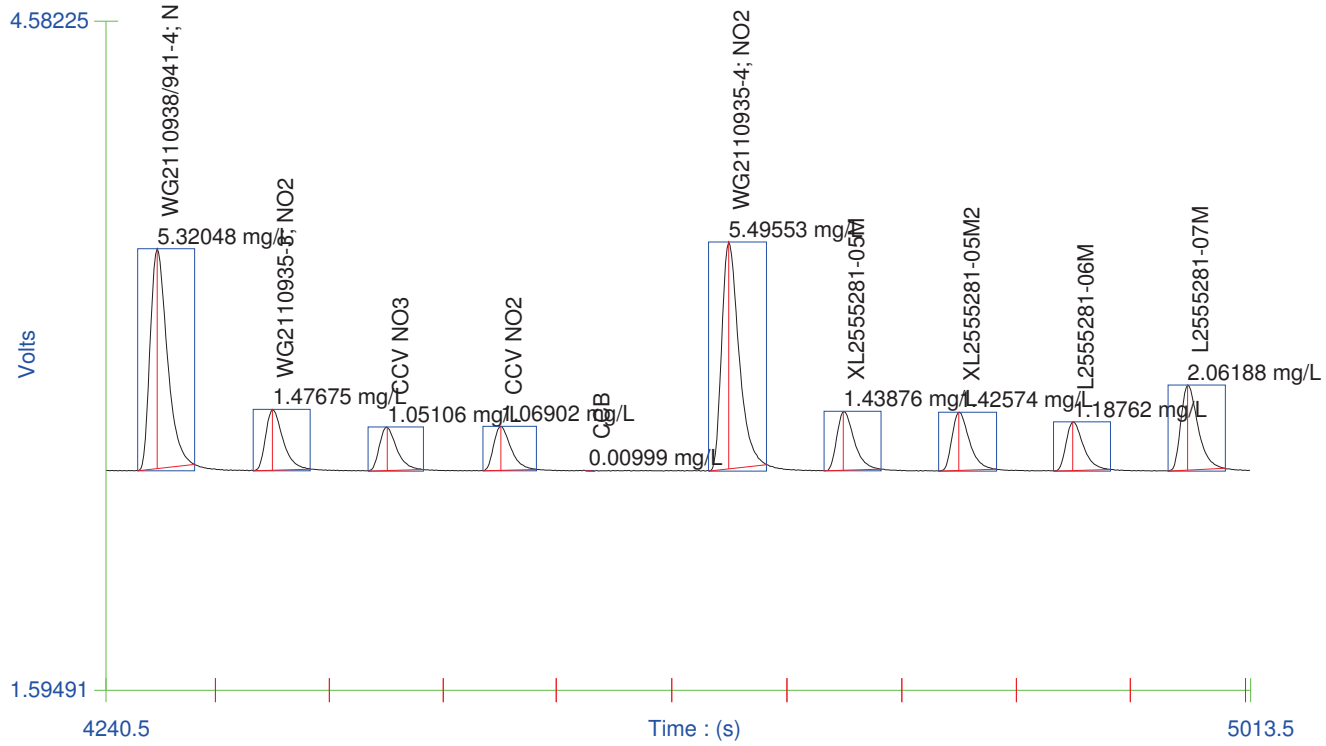


Channel 1 (NO3+NO2) - Set: 7 / 11

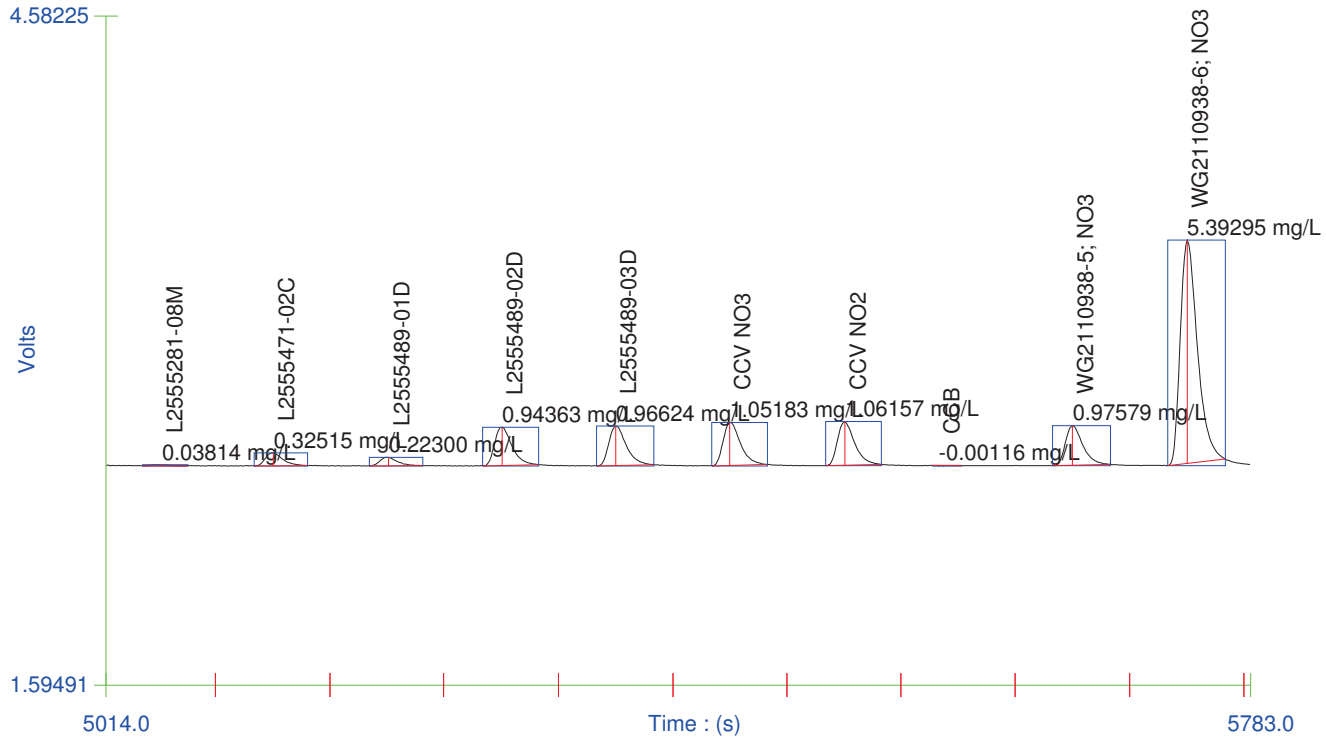

Channel 1 (NO3+NO2) - Set: 8 / 11

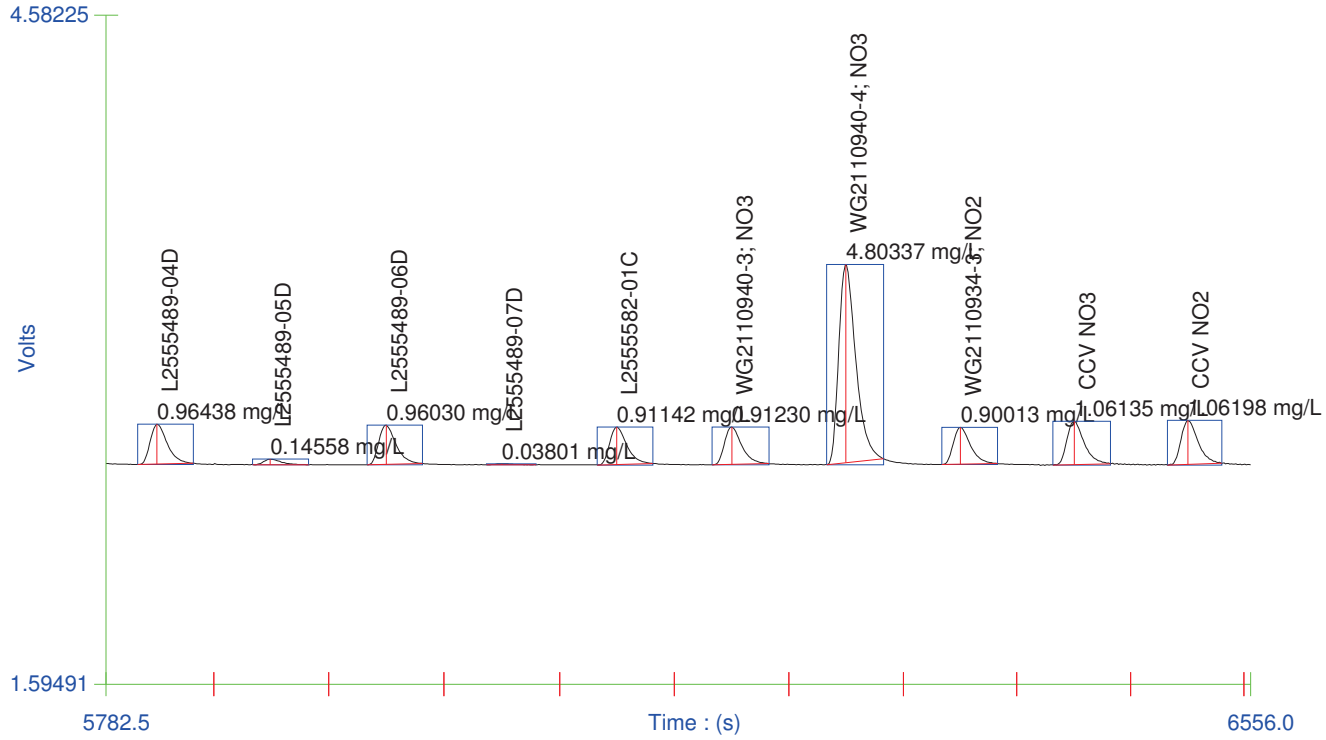


Channel 1 (NO3+NO2) - Set: 9 / 11

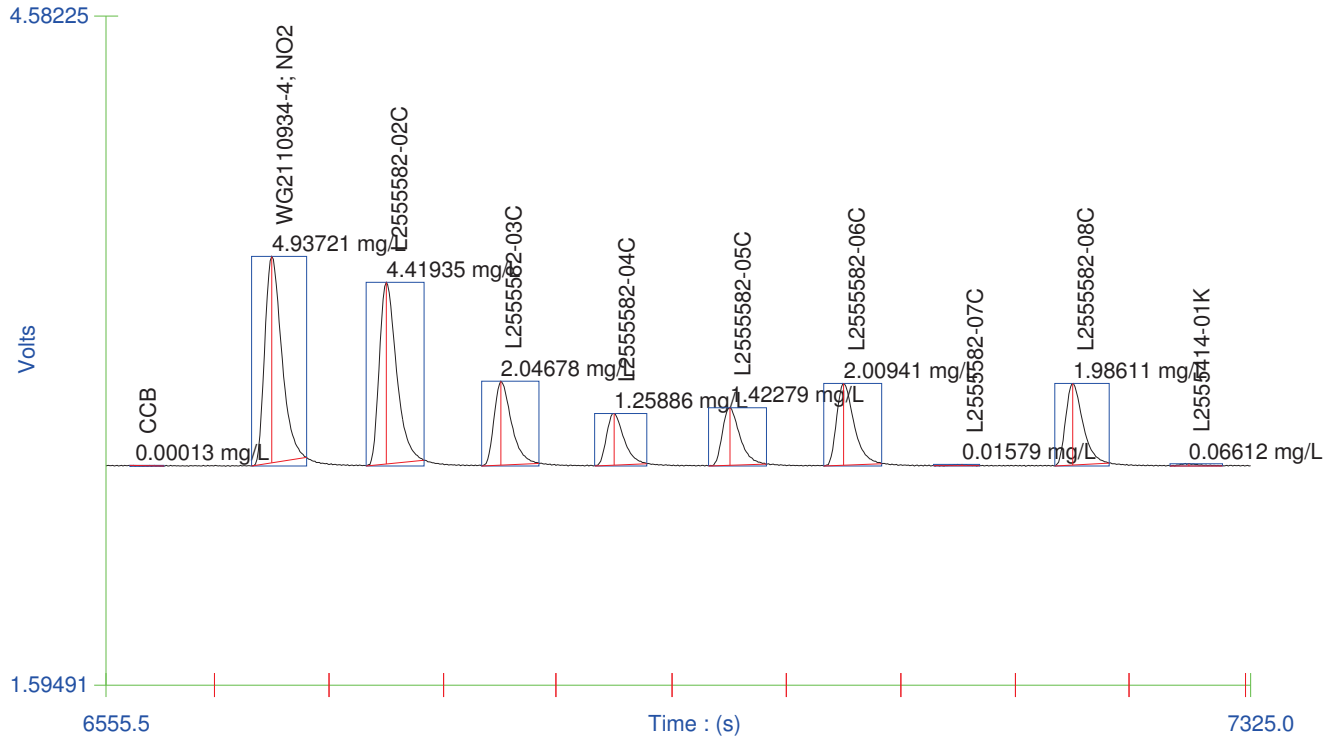

Channel 1 (NO3+NO2) - Set: 10 / 11

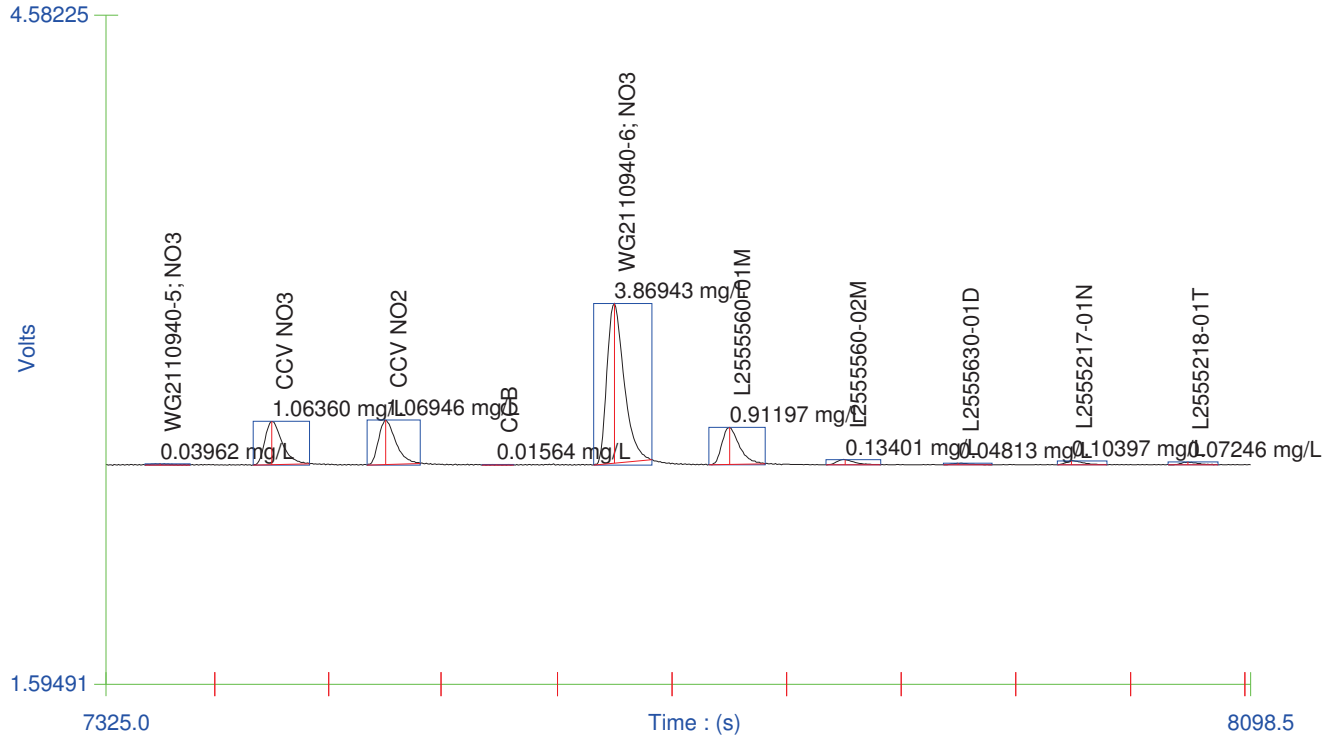


Channel 1 (NO3+NO2) - Set: 11 / 11

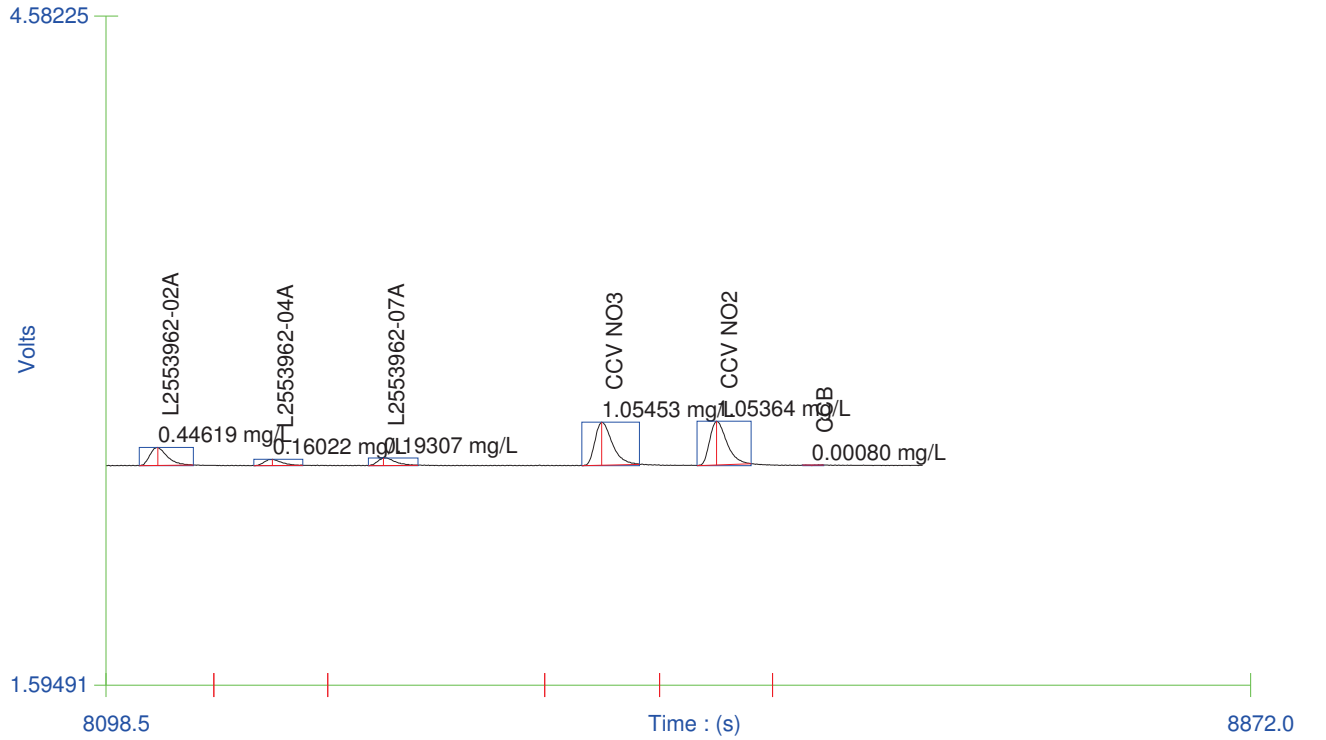

Channel 2 (NO2) - Set: 1 / 11

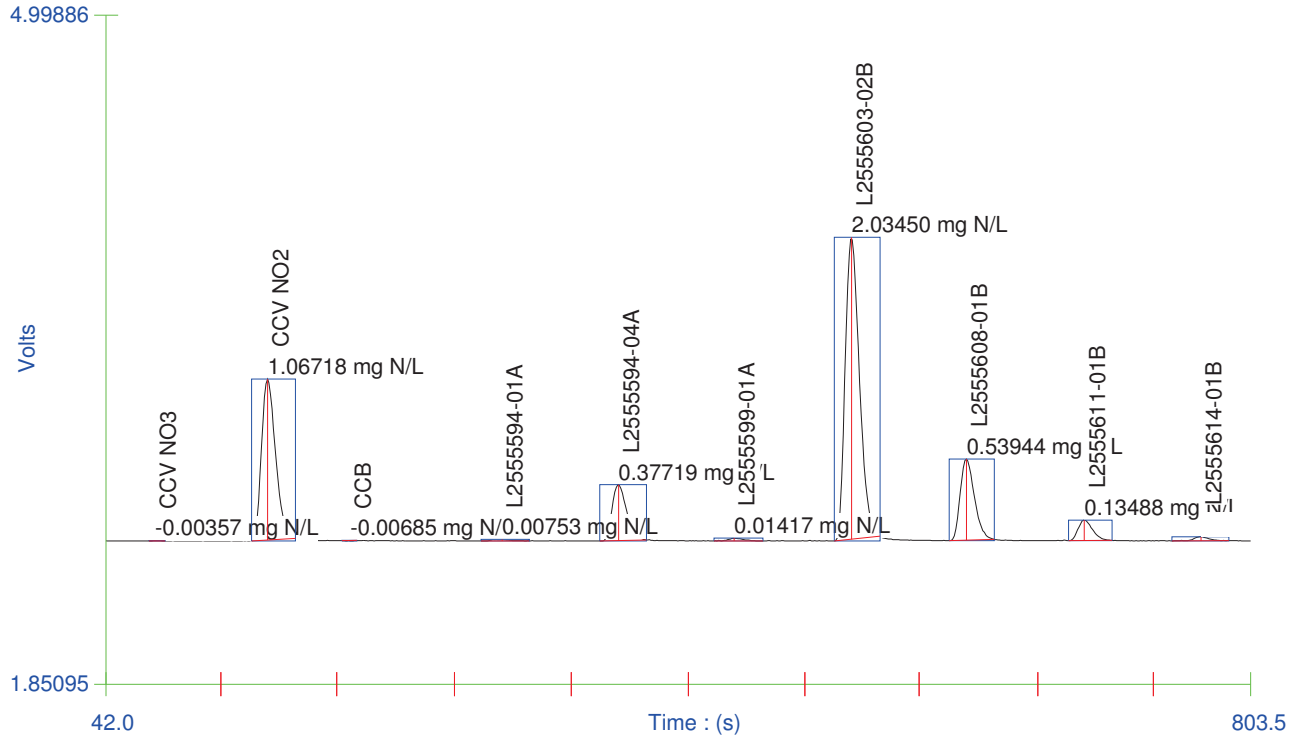


Channel 2 (NO2) - Set: 2 / 11

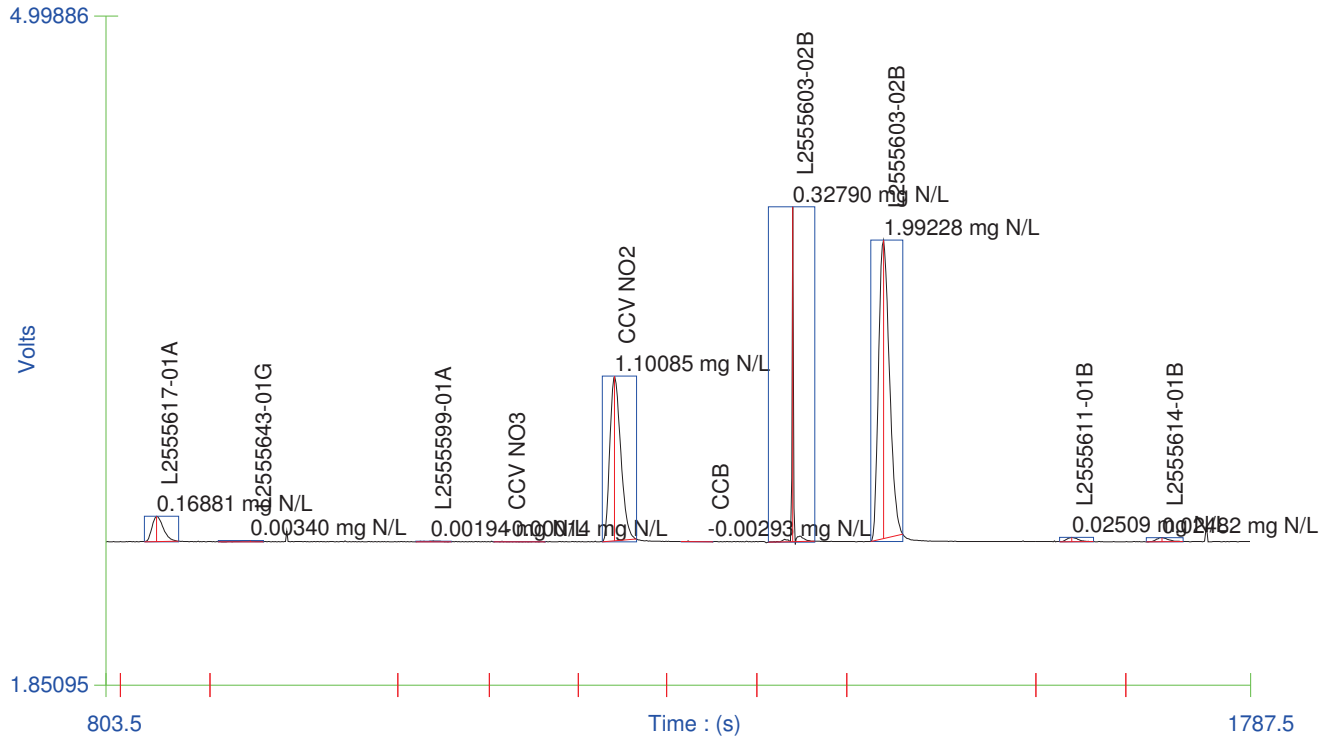

Channel 2 (NO2) - Set: 3 / 11

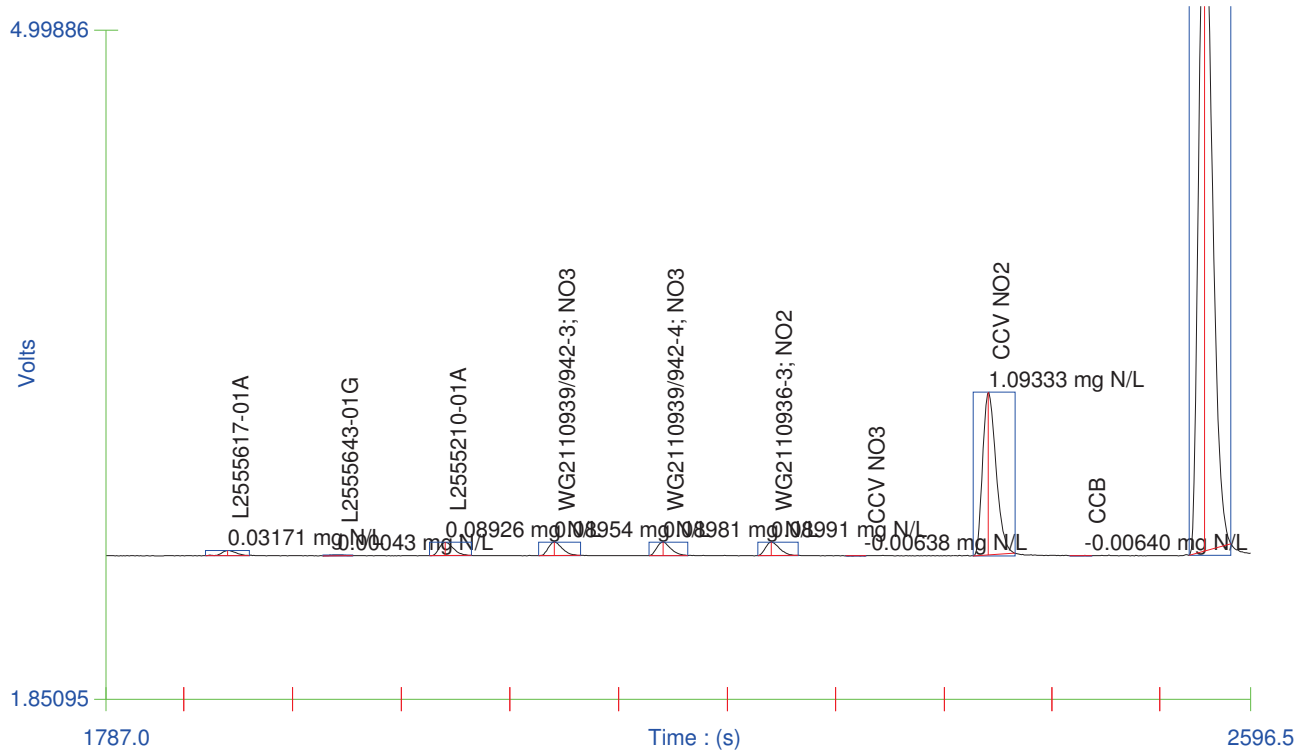


Channel 2 (NO2) - Set: 4 / 11

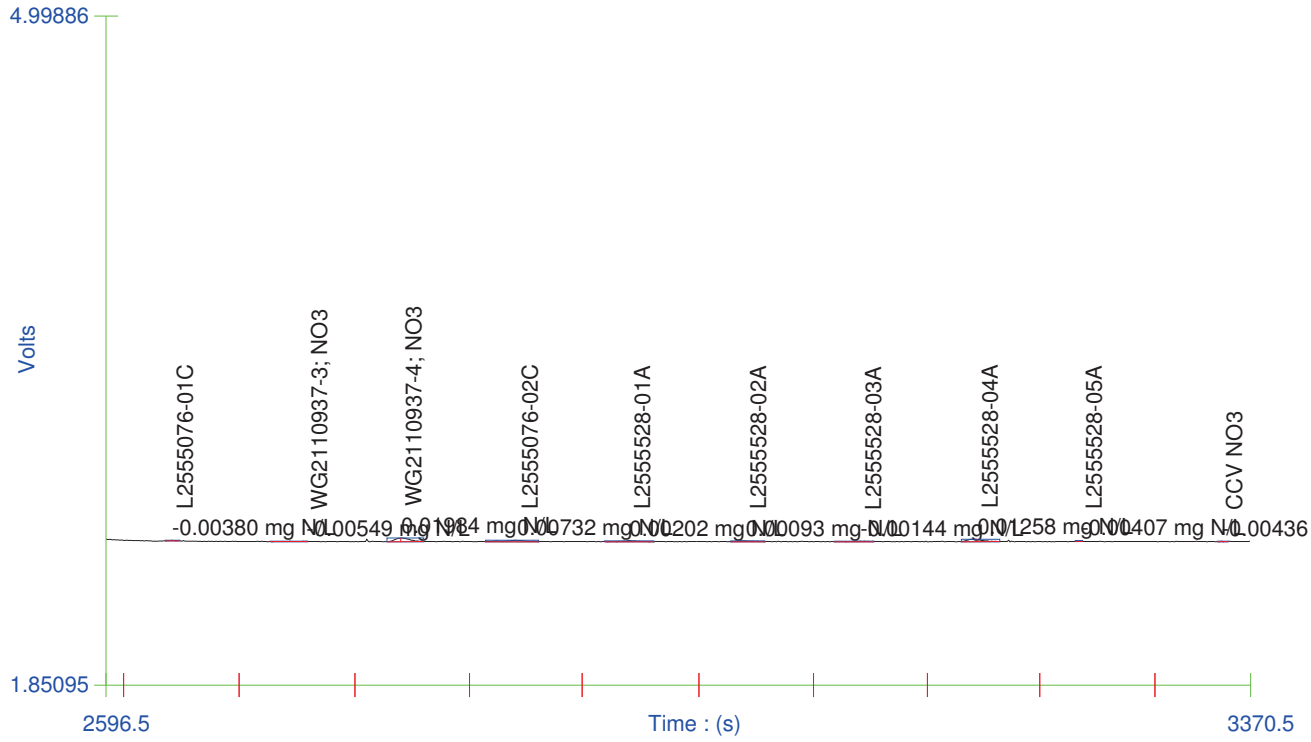

Channel 2 (NO2) - Set: 5 / 11

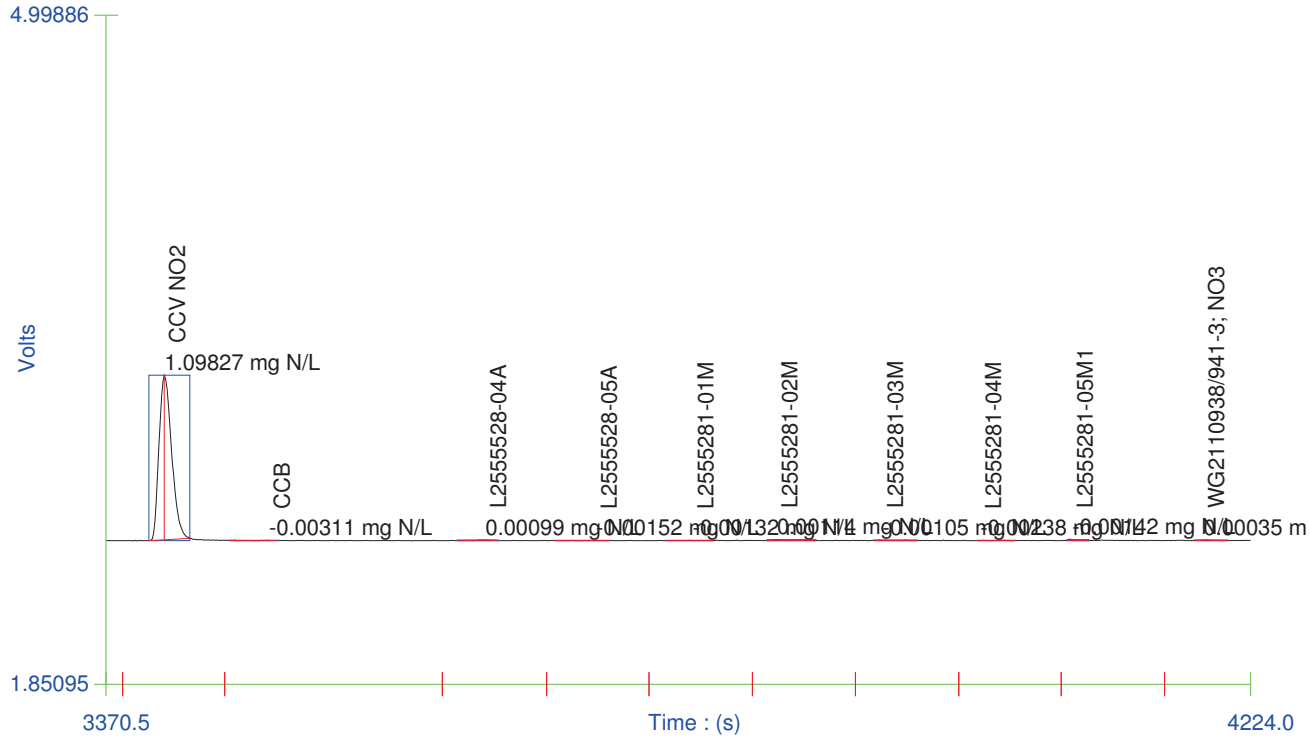


Channel 2 (NO2) - Set: 6 / 11

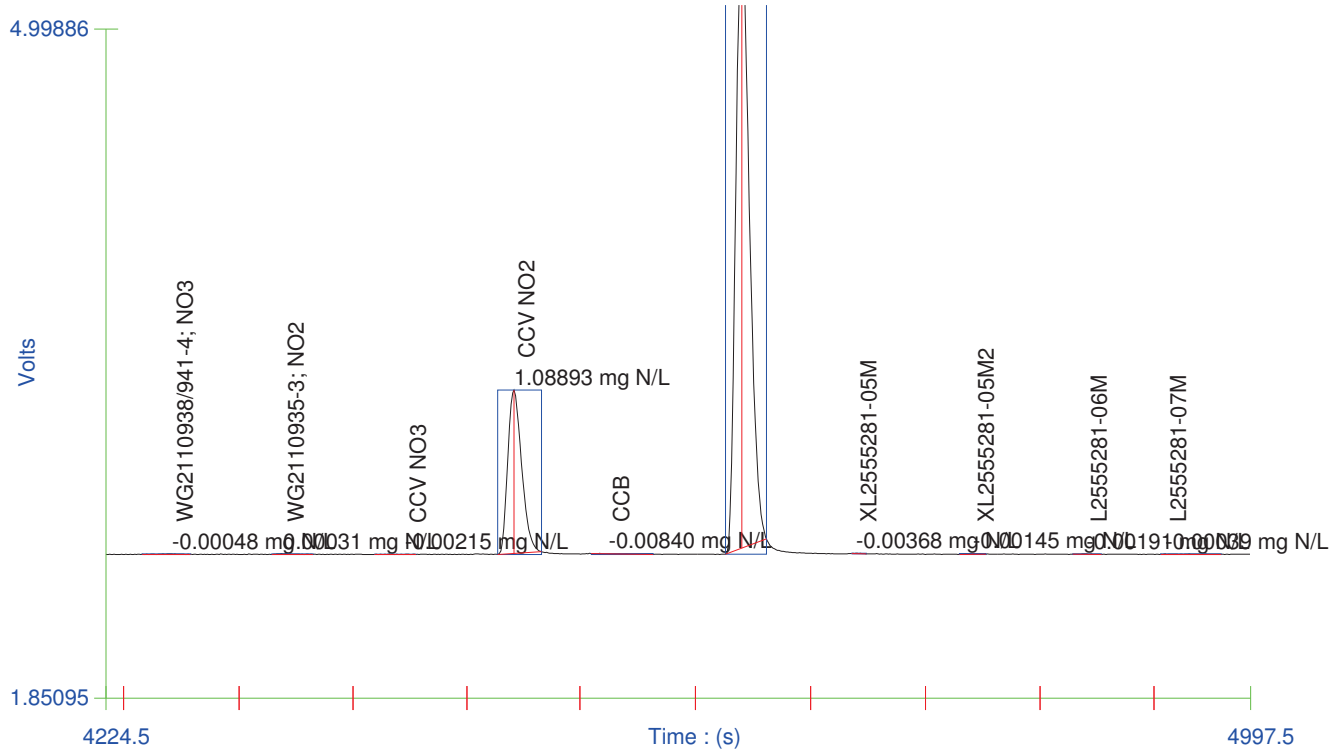

Channel 2 (NO2) - Set: 7 / 11

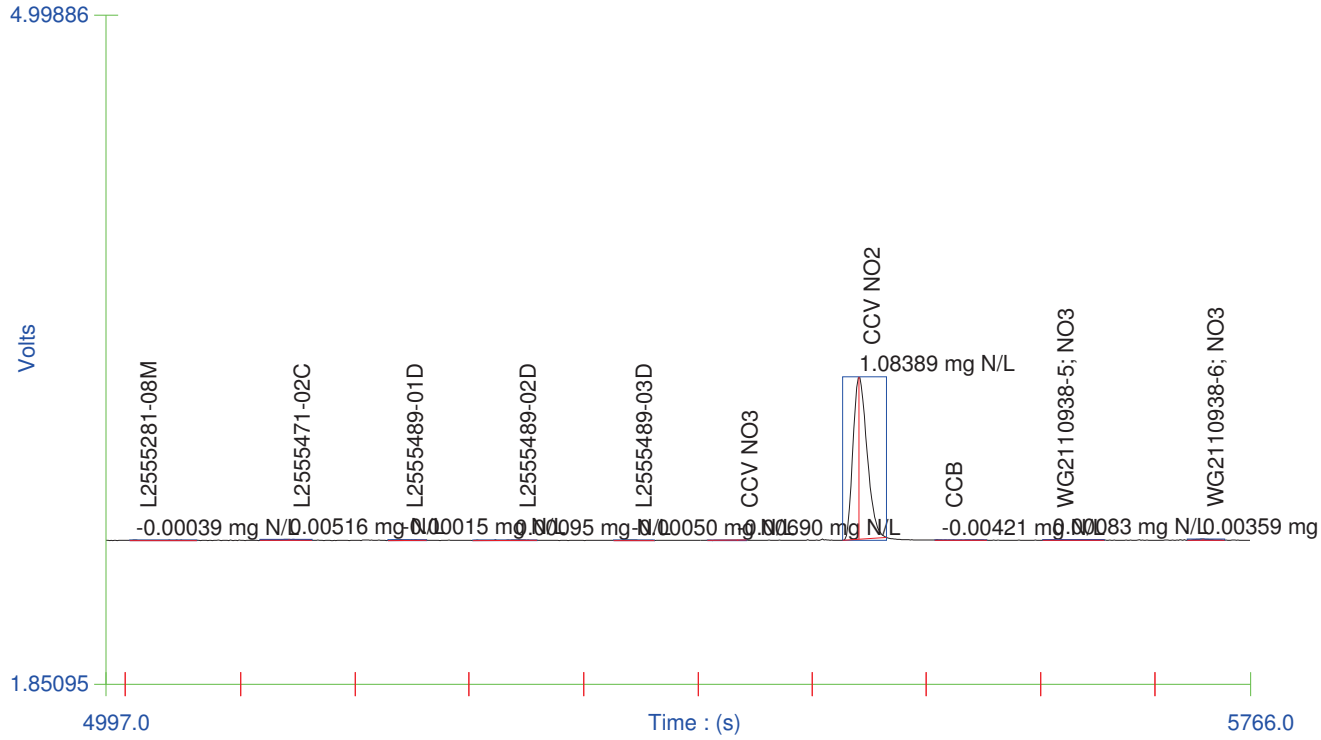


Channel 2 (NO2) - Set: 8 / 11

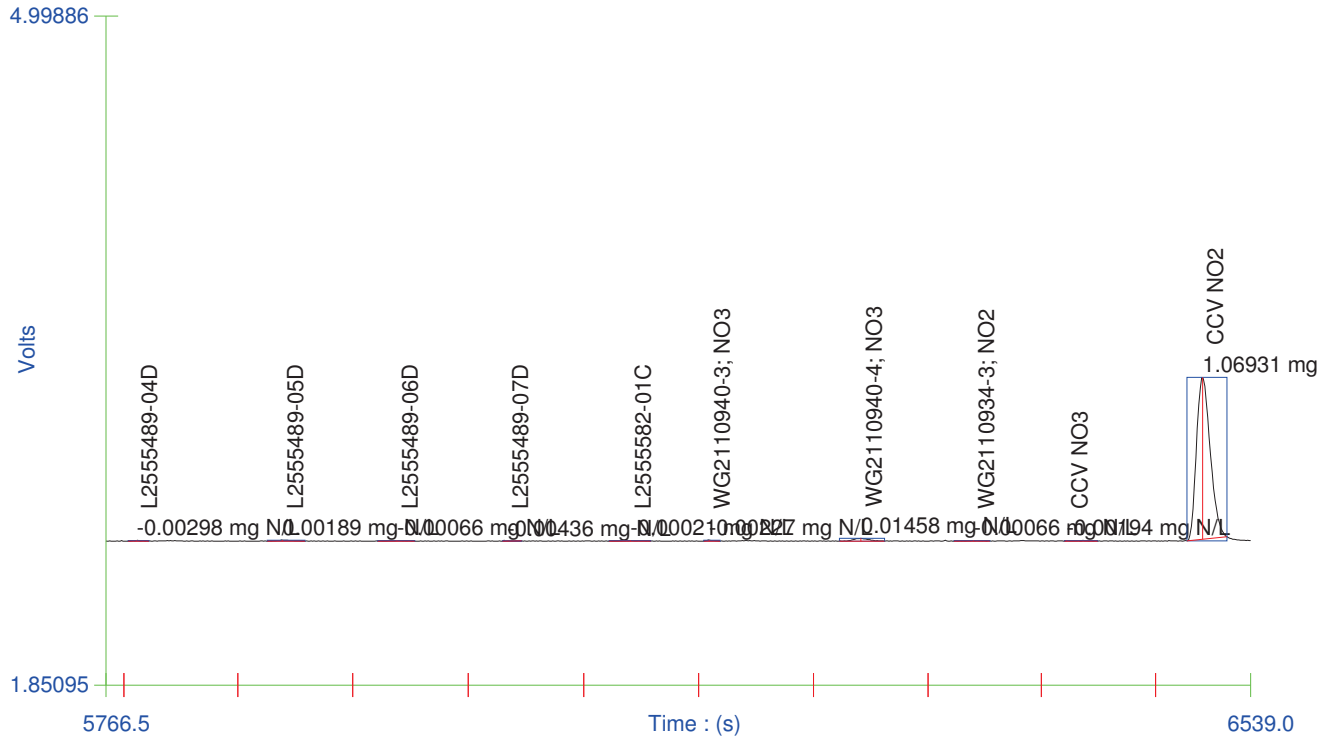

Channel 2 (NO2) - Set: 9 / 11

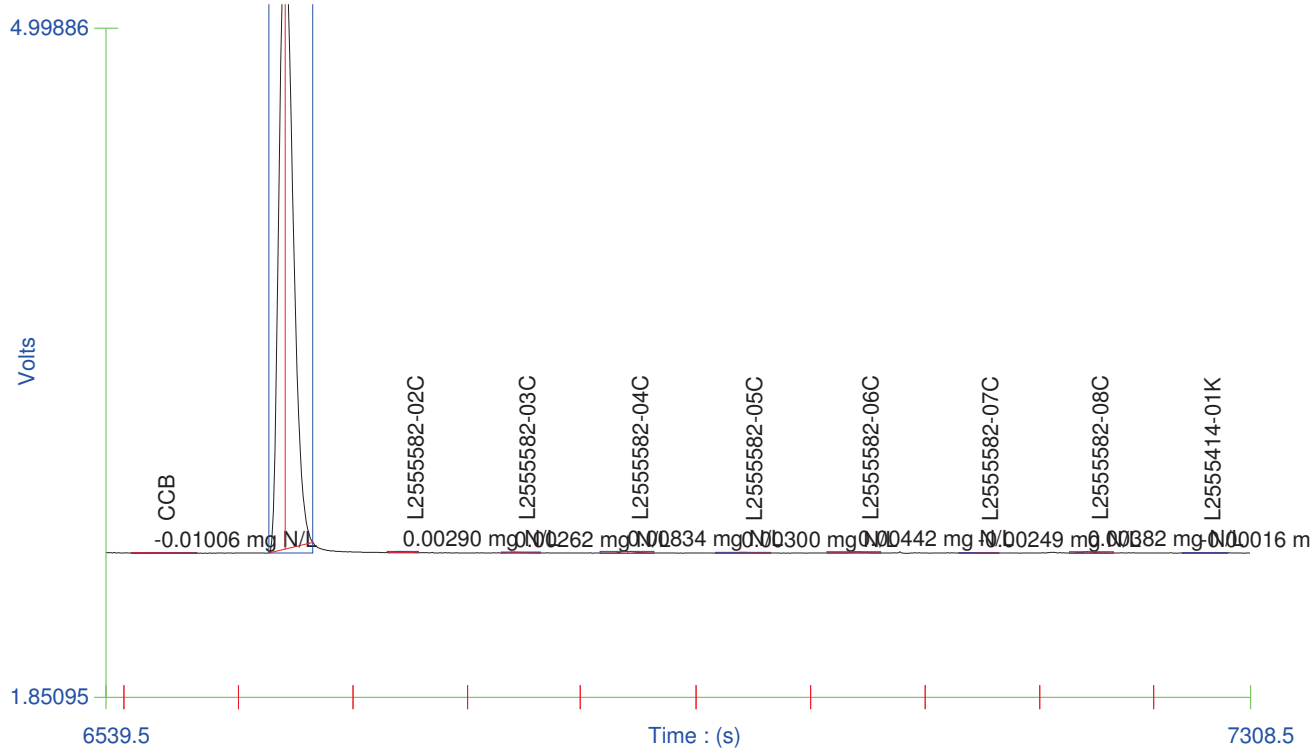


Channel 2 (NO2) - Set: 10 / 11

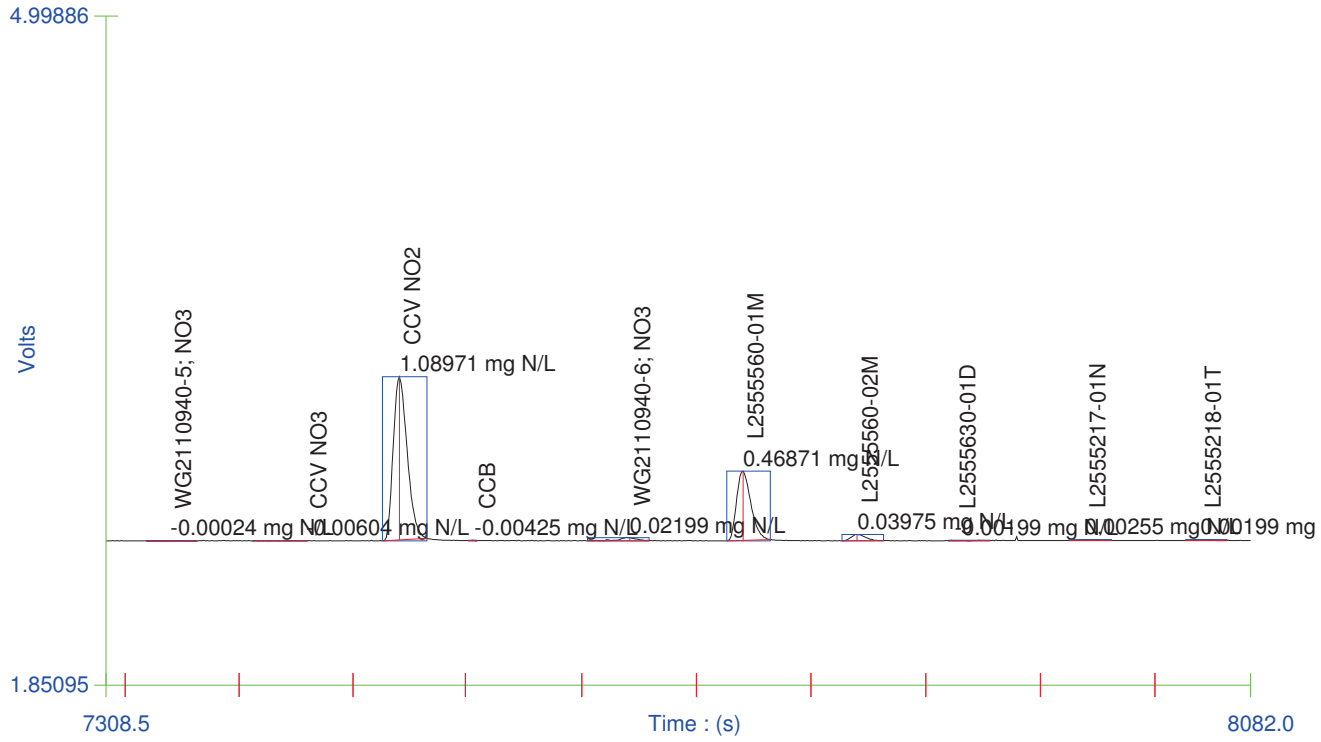

Channel 2 (NO2) - Set: 11 / 11

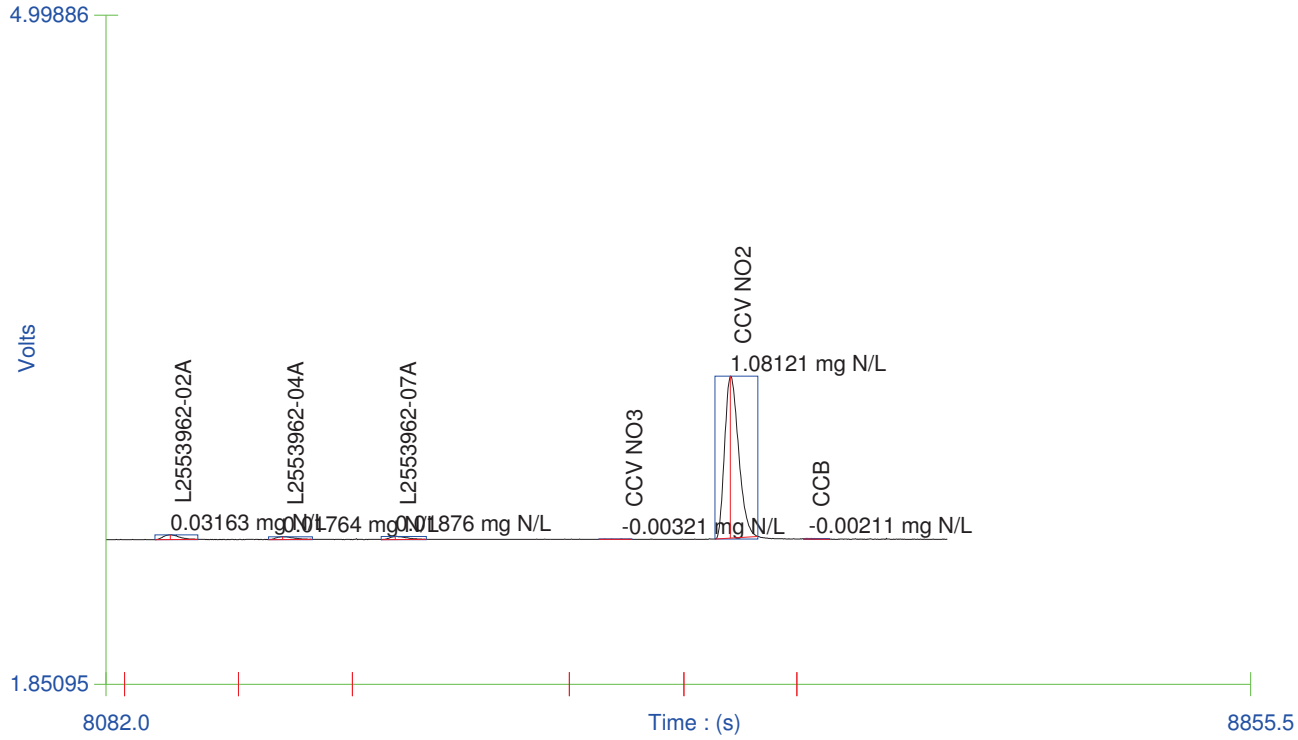


Table : 1 (Nitrite)

| | Known Conc. (mg N/L) | Rep. | Peak Area (V.s) | Peak Height (V) | % RSD | % Residual | Det. Conc (mg N/L) | Detection Date | Detection Time |
|---|---|---|---|---|---|---|---|---|---|
| 1 | 8.00000 | 1 | 59.01277 | 5.10625 | 0.0 | 3.0 | 7.74743 | 9/5/2025 | 2:50:15 AM |
| 2 | 4.00000 | 1 | 31.68393 | 2.87464 | 0.0 | -4.1 | 4.15732 | 9/5/2025 | 2:51:33 AM |
| 3 | 1.00000 | 1 | 8.13691 | 0.74106 | 0.0 | -6.5 | 1.06401 | 9/5/2025 | 2:52:48 AM |
| 4 | 0.40000 | 1 | 3.16504 | 0.28917 | 0.0 | -2.8 | 0.41087 | 9/5/2025 | 2:54:07 AM |
| 5 | 0.10000 | 1 | 0.82165 | 0.07483 | 0.0 | -2.9 | 0.10302 | 9/5/2025 | 2:55:25 AM |
| 6 | 0.05000 | 1 | 0.40440 | 0.03564 | 0.0 | 3.4 | 0.04821 | 9/5/2025 | 2:56:44 AM |
| 7 | 0.00000 | 1 | 0.00190 | 0.00106 | | | -0.00467 | 9/5/2025 | 2:58:00 AM |

Figure : 1 (Nitrite)

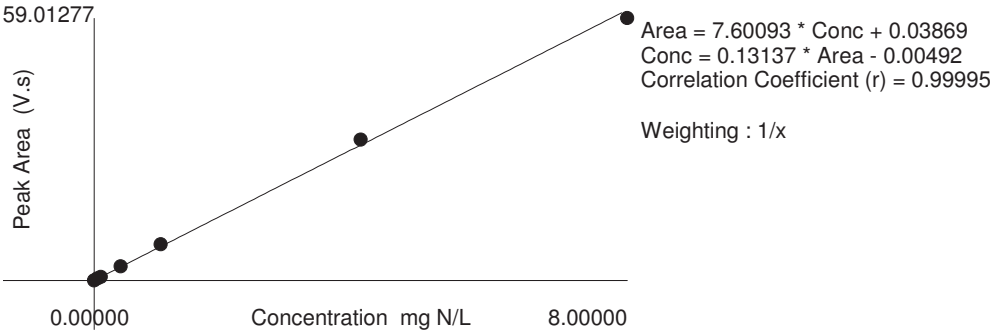

Table : 2 (NO3+NO2)

| | Known Conc. (mg/L) | Rep. | Peak Area (V.s) | Peak Height (V) | % RSD | % Residual | Det. Conc (mg/L) | Detection Date | Detection Time |
|---|---|---|---|---|---|---|---|---|---|
| 1 | 8.00000 | 1 | 19.86417 | 1.48993 | 0.0 | -0.8 | 8.05892 | 9/5/2025 | 2:41:10 AM |
| 2 | 4.00000 | 1 | 9.63605 | 0.72051 | 0.0 | 2.1 | 3.91343 | 9/5/2025 | 2:42:29 AM |
| 3 | 1.00000 | 1 | 2.52080 | 0.18501 | 0.0 | -3.0 | 1.02959 | 9/5/2025 | 2:43:46 AM |
| 4 | 0.40000 | 1 | 0.96570 | 0.06830 | 0.0 | 0.2 | 0.39930 | 9/5/2025 | 2:45:04 AM |
| 5 | 0.20000 | 1 | 0.45739 | 0.03377 | 0.0 | 3.5 | 0.19329 | 9/5/2025 | 2:46:23 AM |
| 6 | 0.10000 | 1 | 0.23220 | 0.01634 | 0.0 | -2.2 | 0.10201 | 9/5/2025 | 2:47:41 AM |
| 7 | 0.00000 | 1 | -0.01954 | 0.00153 | | | -1.55552e-5 | 9/5/2025 | 2:48:58 AM |

Figure : 2 (NO3+NO2)

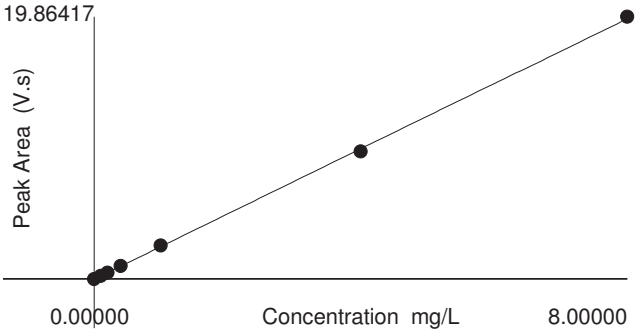


Area = 2.46660 * Conc - 0.01936
Conc = 0.40530 * Area + 0.00790
Correlation Coefficient (r) = 0.99998

Weighting : 1/x

Original Run Filename: OM_9-5-2025_07-27-26AM.OMN Created: 9/5/2025 7:27:26 AM
Original Run Author's Signature: [A1wetcheminstrument]
Current Run Filename: OM_9-5-2025_07-27-26AM.OMN Last Modified: 9/5/2025 7:49:41 AM
Current Run Author's Signature: [A1wetcheminstrument]
Description: Default New Run

| Sample | Rep. | Cup No. | Channel 1 NO3+NO2 (mg/L) | Channel 2 Nitrite (mg N/L) | ADF | MDF | Weight |
|---|---|---|---|---|---|---|---|
| CCV NO3 | 1 | S2 | 1.06281 | -0.00496 | | | |
| | Known Conc: | | 1.00000 | 0.00000 | | | |
| | Calibration: | | | Table/Fig. : 1 | | | |
| CCV NO2 | 1 | S9 | 1.06654 | 1.08591 | | | |
| | Known Conc: | | 0.00000 | 1.00000 | | | |
| | Calibration: | | Table/Fig. : 2 | | | | |
| CCB | 1 | S1 | 0.00423 | -0.00524 | | | |
| | Known Conc: | | 0.00000 | 0.00000 | | | |
| L2555502-04A | 1 | 116 | 3.95175 | -0.00151 | | | |
| L2555661-01O,R3E | 1 | 117 | 0.83580 | 0.02717 | | | |
| WG2110937-5; NO3 | 1 | 118 | 0.82386 | 0.02478 | | | |
| WG2110937-6; NO3 | 1 | 119 | 4.68885 | 0.02592 | | | |
| WG2110934-5; NO2 | 1 | 120 | 0.82333 | 0.02682 | | | |
| WG2110934-6; NO2 | 1 | 121 | 4.77117 | 4.10040 | | | |
| L2555661-02P | 1 | 122 | 2.17426 | 0.03365 | | | |
| L2555661-03P | 1 | 123 | 1.24386 | 0.00228 | | | |
| L2555661-04P | 1 | 124 | 0.04177 | -0.00180 | | | |
| L2555661-05O | 1 | 125 | 2.70309 | 0.09550 | | | |
| CCV NO3 | 1 | S2 | 1.06459 | -0.00308 | | | |
| | Known Conc: | | 1.00000 | 0.00000 | | | |
| CCV NO2 | 1 | S9 | 1.09591 | 1.10556 | | | |
| | Known Conc: | | 0.00000 | 1.00000 | | | |

Channel 1 (NO3+NO2) - Set: 1 / 2

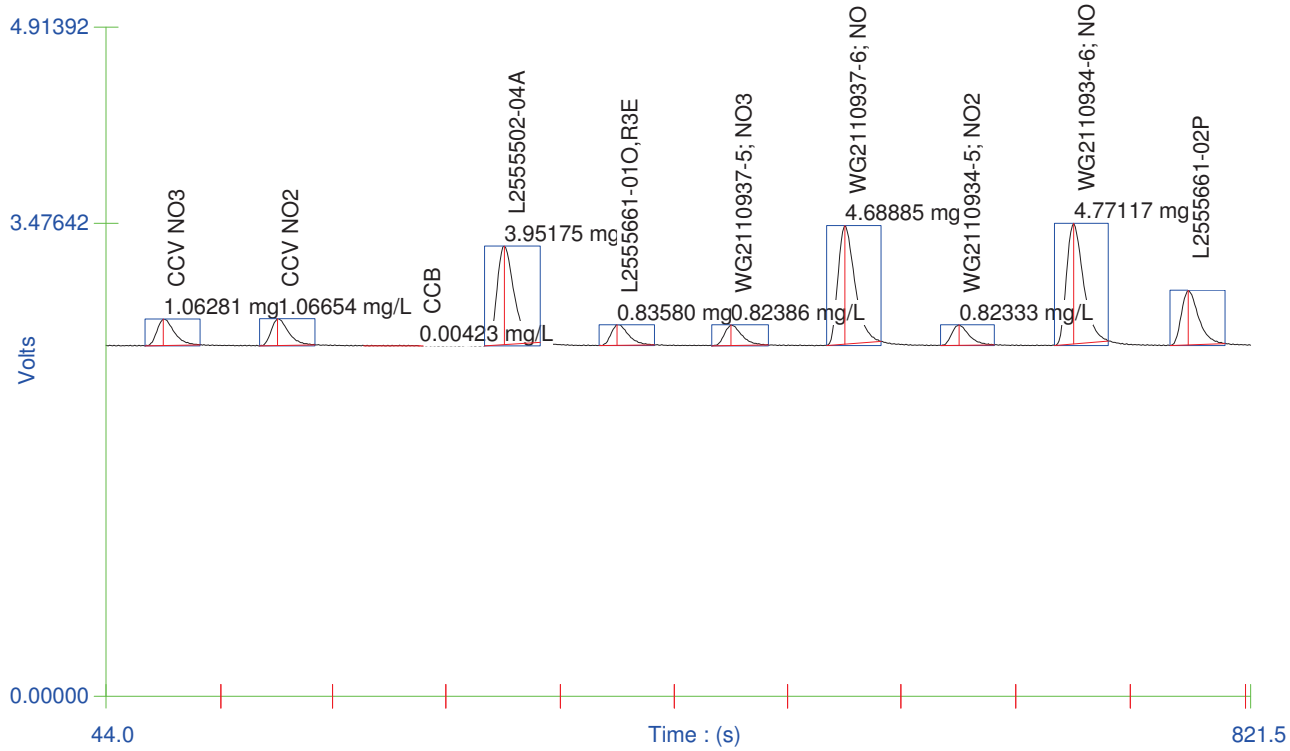

Channel 1 (NO3+NO2) - Set: 2 / 2

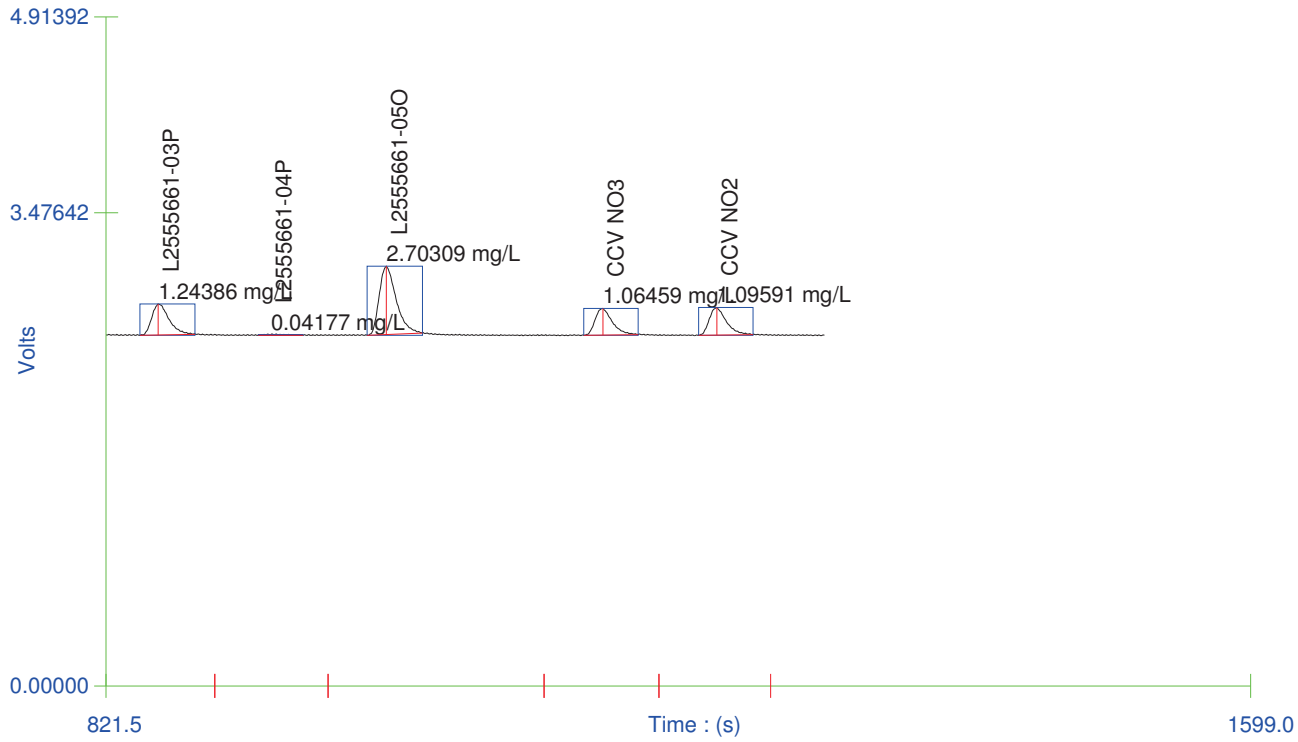


Channel 2 (NO2) - Set: 1 / 2

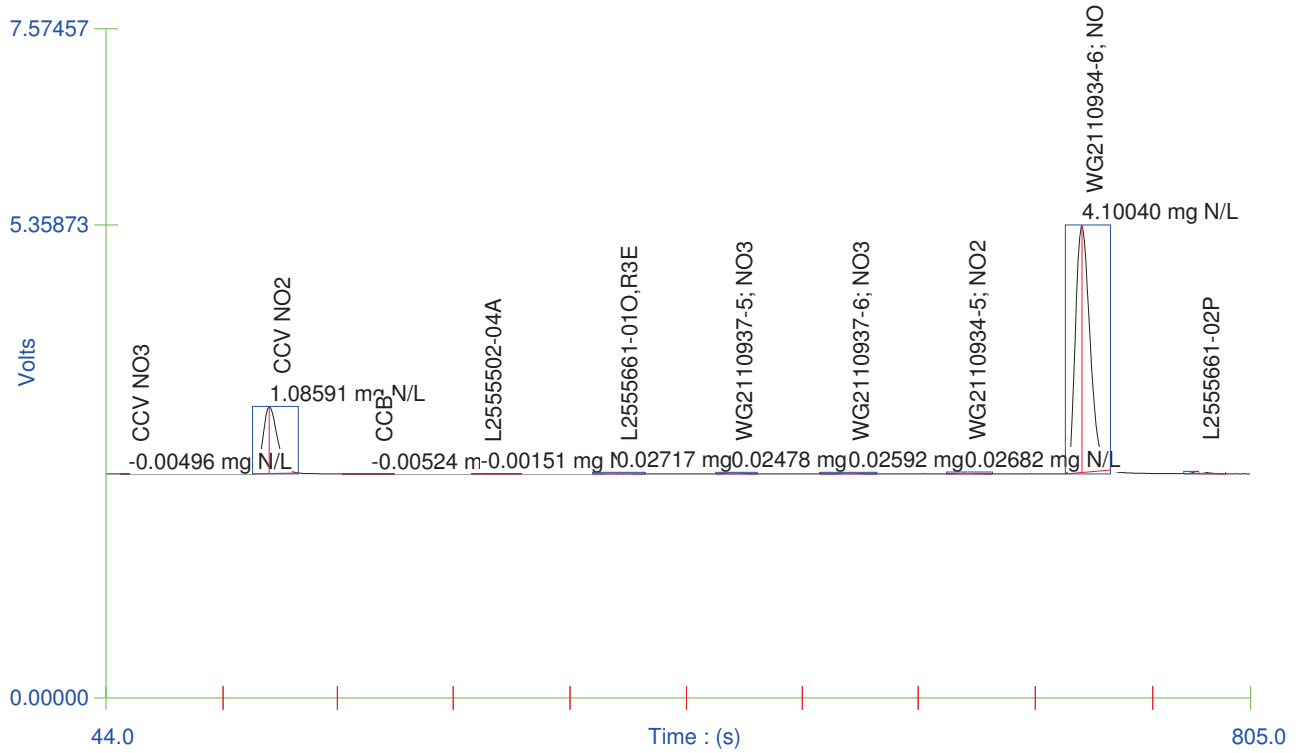

Channel 2 (NO2) - Set: 2 / 2

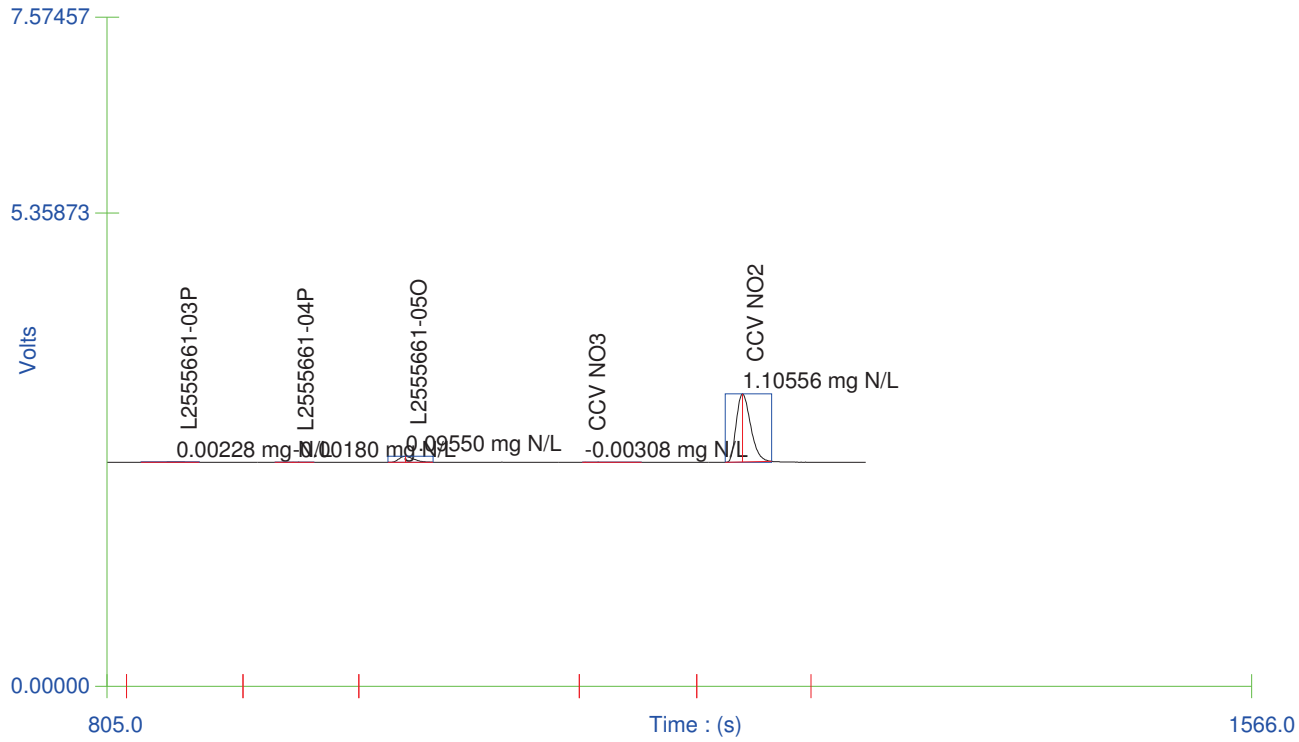


Table : 1 (Nitrite)

| | Known Conc. (mg N/L) | Rep. | Peak Area (V.s) | Peak Height (V) | % RSD | % Residual | Det. Conc (mg N/L) | Detection Date | Detection Time |
|---|---|---|---|---|---|---|---|---|---|
| 1 | 8.00000 | 1 | 59.01277 | 5.10625 | 0.0 | 3.0 | 7.74743 | 9/5/2025 | 2:50:15 AM |
| 2 | 4.00000 | 1 | 31.68393 | 2.87464 | 0.0 | -4.1 | 4.15732 | 9/5/2025 | 2:51:33 AM |
| 3 | 1.00000 | 1 | 8.13691 | 0.74106 | 0.0 | -6.5 | 1.06401 | 9/5/2025 | 2:52:48 AM |
| 4 | 0.40000 | 1 | 3.16504 | 0.28917 | 0.0 | -2.8 | 0.41087 | 9/5/2025 | 2:54:07 AM |
| 5 | 0.10000 | 1 | 0.82165 | 0.07483 | 0.0 | -2.9 | 0.10302 | 9/5/2025 | 2:55:25 AM |
| 6 | 0.05000 | 1 | 0.40440 | 0.03564 | 0.0 | 3.4 | 0.04821 | 9/5/2025 | 2:56:44 AM |
| 7 | 0.00000 | 1 | 0.00190 | 0.00106 | | | -0.00467 | 9/5/2025 | 2:58:00 AM |

Figure : 1 (Nitrite)

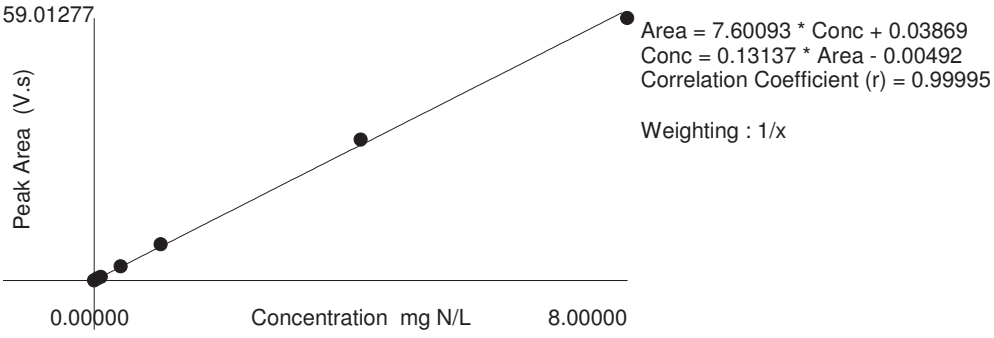

Table : 2 (NO3+NO2)

| | Known Conc. (mg/L) | Rep. | Peak Area (V.s) | Peak Height (V) | % RSD | % Residual | Det. Conc (mg/L) | Detection Date | Detection Time |
|---|---|---|---|---|---|---|---|---|---|
| 1 | 8.00000 | 1 | 19.86417 | 1.48993 | 0.0 | -0.8 | 8.05892 | 9/5/2025 | 2:41:10 AM |
| 2 | 4.00000 | 1 | 9.63605 | 0.72051 | 0.0 | 2.1 | 3.91343 | 9/5/2025 | 2:42:29 AM |
| 3 | 1.00000 | 1 | 2.52080 | 0.18501 | 0.0 | -3.0 | 1.02959 | 9/5/2025 | 2:43:46 AM |
| 4 | 0.40000 | 1 | 0.96570 | 0.06830 | 0.0 | 0.2 | 0.39930 | 9/5/2025 | 2:45:04 AM |
| 5 | 0.20000 | 1 | 0.45739 | 0.03377 | 0.0 | 3.5 | 0.19329 | 9/5/2025 | 2:46:23 AM |
| 6 | 0.10000 | 1 | 0.23220 | 0.01634 | 0.0 | -2.2 | 0.10201 | 9/5/2025 | 2:47:41 AM |
| 7 | 0.00000 | 1 | -0.01954 | 0.00153 | | | -1.55552e-5 | 9/5/2025 | 2:48:58 AM |

Figure : 2 (NO3+NO2)

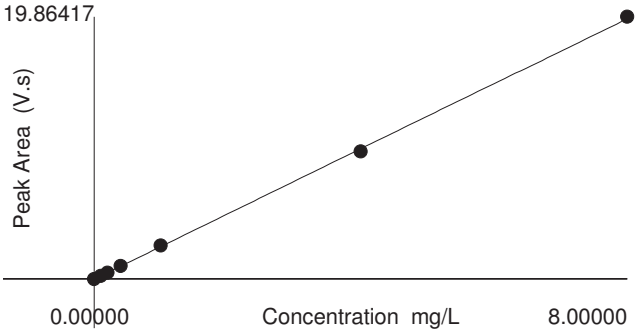


Area = 2.46660 * Conc - 0.01936
Conc = 0.40530 * Area + 0.00790
Correlation Coefficient (r) = 0.99998

Weighting : 1/x

Original Run Filename: OM_9-5-2025_07-50-35AM.OMN Created: 9/5/2025 7:50:35 AM
Original Run Author's Signature: [A1wetcheminstrument]
Current Run Filename: OM_9-5-2025_07-50-35AM.OMN Last Modified: 9/5/2025 8:01:34 AM
Current Run Author's Signature: [A1wetcheminstrument]
Description: Default New Run

| Sample | Rep. | Cup No. | Channel 1 NO3+NO2 (mg/L) | Channel 2 Nitrite (mg N/L) | ADF | MDF | Weight |
|---|---|---|---|---|---|---|---|
| CCV NO3 | 1 | S2 | 1.05498 | -0.00465 | | | |
| | Known Conc: | | 1.00000 | 0.00000 | | | |
| | Calibration: | | | Table/Fig. : 1 | | | |
| CCV NO2 | 1 | S9 | 1.07159 | 1.09781 | | | |
| | Known Conc: | | 0.00000 | 1.00000 | | | |
| | Calibration: | | Table/Fig. : 2 | | | | |
| CCB | 1 | S1 | -0.00112 | -0.00569 | | | |
| | Known Conc: | | 0.00000 | 0.00000 | | | |
| L2555661-06O | 1 | 126 | 3.29563 | 0.10634 | | | |
| CCV NO3 | 1 | S2 | 1.05960 | -0.00549 | | | |
| | Known Conc: | | 1.00000 | 0.00000 | | | |
| CCV NO2 | 1 | S9 | 1.08450 | 1.10110 | | | |
| | Known Conc: | | 0.00000 | 1.00000 | | | |
| CCB | 1 | S1 | 0.00198 | -0.00857 | | | |
| | Known Conc: | | 0.00000 | 0.00000 | | | |

Channel 1 (NO3+NO2) - Set: 1 / 1

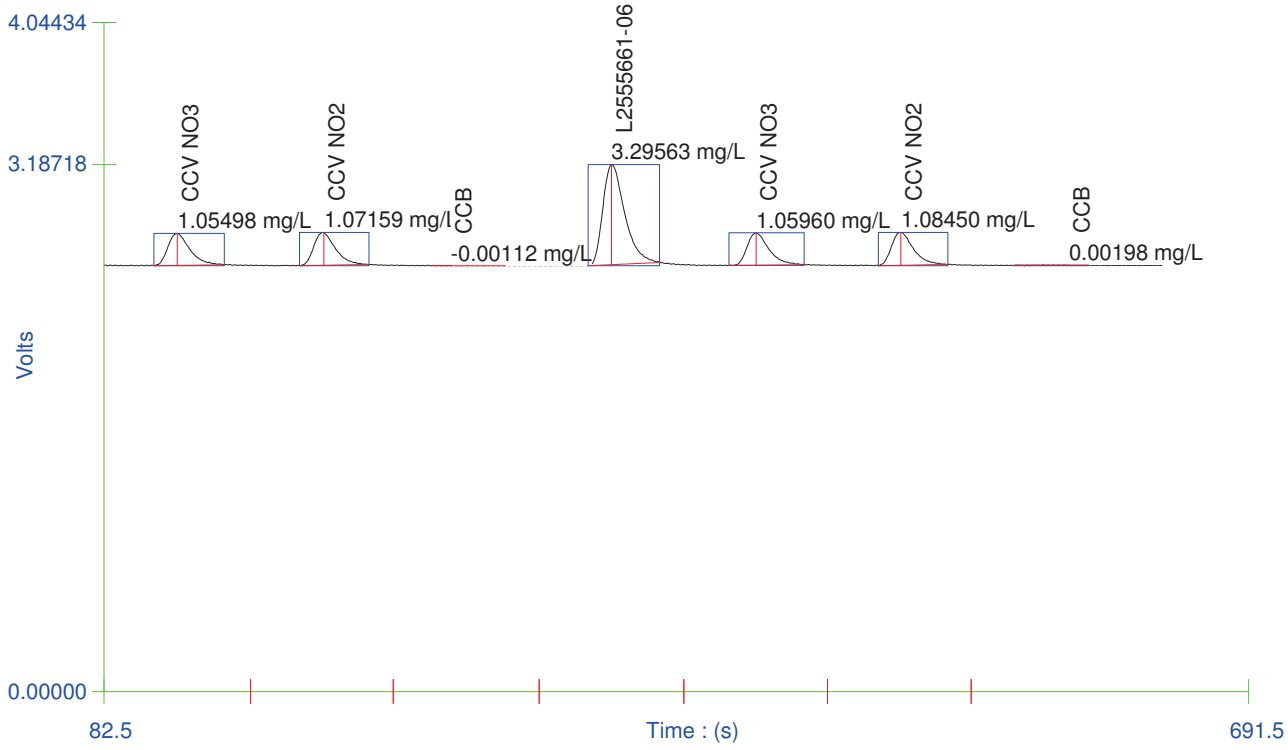

Author: KAF TRAY 2B Date : 250905-4

Channel 2 (NO2) - Set: 1 / 1

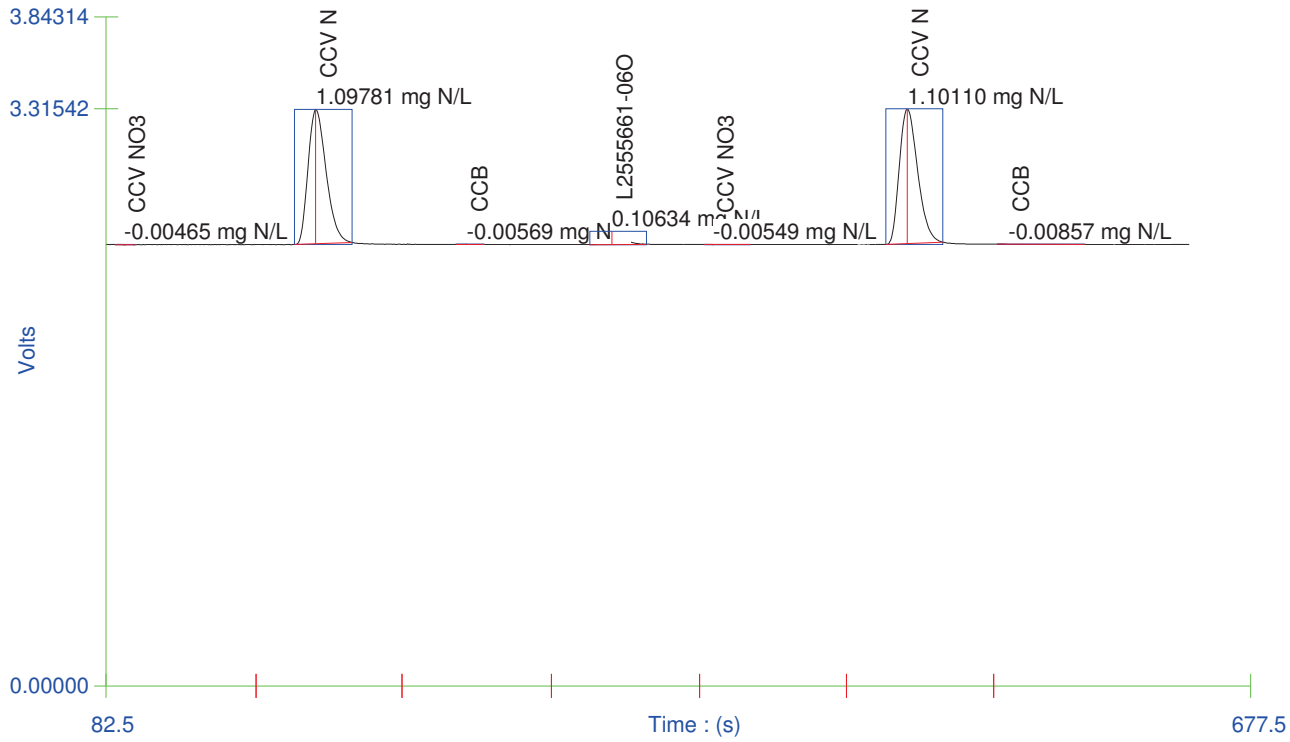


Table : 1 (Nitrite)

| | Known Conc. (mg N/L) | Rep. | Peak Area (V.s) | Peak Height (V) | % RSD | % Residual | Det. Conc (mg N/L) | Detection Date | Detection Time |
|---|---|---|---|---|---|---|---|---|---|
| 1 | 8.00000 | 1 | 59.01277 | 5.10625 | 0.0 | 3.0 | 7.74743 | 9/5/2025 | 2:50:15 AM |
| 2 | 4.00000 | 1 | 31.68393 | 2.87464 | 0.0 | -4.1 | 4.15732 | 9/5/2025 | 2:51:33 AM |
| 3 | 1.00000 | 1 | 8.13691 | 0.74106 | 0.0 | -6.5 | 1.06401 | 9/5/2025 | 2:52:48 AM |
| 4 | 0.40000 | 1 | 3.16504 | 0.28917 | 0.0 | -2.8 | 0.41087 | 9/5/2025 | 2:54:07 AM |
| 5 | 0.10000 | 1 | 0.82165 | 0.07483 | 0.0 | -2.9 | 0.10302 | 9/5/2025 | 2:55:25 AM |
| 6 | 0.05000 | 1 | 0.40440 | 0.03564 | 0.0 | 3.4 | 0.04821 | 9/5/2025 | 2:56:44 AM |
| 7 | 0.00000 | 1 | 0.00190 | 0.00106 | | | -0.00467 | 9/5/2025 | 2:58:00 AM |

Figure : 1 (Nitrite)

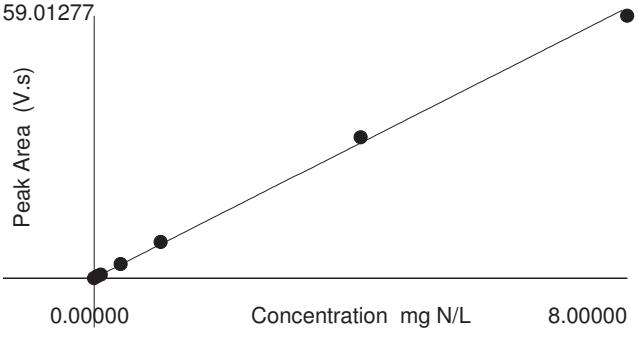


Area = 7.60093 * Conc + 0.03869
Conc = 0.13137 * Area - 0.00492
Correlation Coefficient (r) = 0.99995

Weighting : 1/x

Table : 2 (NO3+NO2)

| | Known Conc. (mg/L) | Rep. | Peak Area (V.s) | Peak Height (V) | % RSD | % Residual | Det. Conc (mg/L) | Detection Date | Detection Time |
|---|---|---|---|---|---|---|---|---|---|
| 1 | 8.00000 | 1 | 19.86417 | 1.48993 | 0.0 | -0.8 | 8.05892 | 9/5/2025 | 2:41:10 AM |
| 2 | 4.00000 | 1 | 9.63605 | 0.72051 | 0.0 | 2.1 | 3.91343 | 9/5/2025 | 2:42:29 AM |
| 3 | 1.00000 | 1 | 2.52080 | 0.18501 | 0.0 | -3.0 | 1.02959 | 9/5/2025 | 2:43:46 AM |
| 4 | 0.40000 | 1 | 0.96570 | 0.06830 | 0.0 | 0.2 | 0.39930 | 9/5/2025 | 2:45:04 AM |
| 5 | 0.20000 | 1 | 0.45739 | 0.03377 | 0.0 | 3.5 | 0.19329 | 9/5/2025 | 2:46:23 AM |
| 6 | 0.10000 | 1 | 0.23220 | 0.01634 | 0.0 | -2.2 | 0.10201 | 9/5/2025 | 2:47:41 AM |
| 7 | 0.00000 | 1 | -0.01954 | 0.00153 | | | -1.55552e-5 | 9/5/2025 | 2:48:58 AM |

Figure : 2 (NO3+NO2)

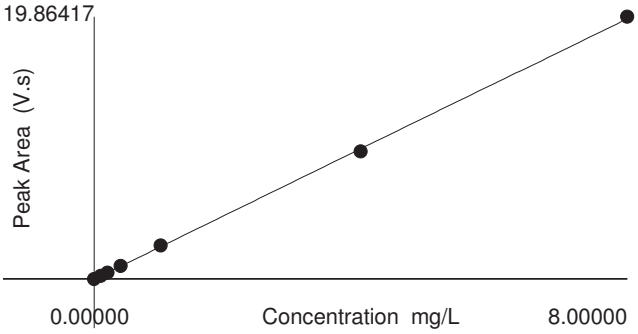


Area = 2.46660 * Conc - 0.01936
Conc = 0.40530 * Area + 0.00790
Correlation Coefficient (r) = 0.99998

Weighting : 1/x

Original Run Filename: OM_9-5-2025_02-40-14AM.OMN Created: 9/5/2025 2:40:14 AM
Original Run Author's Signature: [A1wetcheminstrument]
Current Run Filename: OM_9-5-2025_02-40-14AM.OMN Last Modified: 9/5/2025 4:26:49 AM
Current Run Author's Signature: [A1wetcheminstrument]
Description: Default New Run

| Sample | Rep. | Cup No. | Channel 1 NO3+NO2 (mg/L) | Channel 2 Nitrite (mg N/L) | ADF | MDF | Weight |
|---|---|---|---|---|---|---|---|
| NOx 8.0ppm | 1 | S3 | 8.00000 | 100.00000 | | | |
| NOx 4.0ppm | 1 | S4 | 4.00000 | 100.00000 | | | |
| NOx 1.0ppm | 1 | S2 | 1.00000 | 100.00000 | | | |
| NOx 0.4ppm | 1 | S5 | 0.40000 | 100.00000 | | | |
| NOx 0.2ppm | 1 | S6 | 0.20000 | 100.00000 | | | |
| NOx 0.1ppm | 1 | S7 | 0.10000 | 100.00000 | | | |
| NOx 0.0ppm | 1 | S1 | 0.00000 | 100.00000 | | | |
| Nitrite 8.0ppm | 1 | S10 | 100.00000 | 8.00000 | | | |
| Nitrite 4.0ppm | 1 | S11 | 100.00000 | 4.00000 | | | |
| Nitrite 1.0ppm | 1 | S9 | 100.00000 | 1.00000 | | | |
| Nitrite 0.4ppm | 1 | S12 | 100.00000 | 0.40000 | | | |
| Nitrite 0.1ppm | 1 | S13 | 100.00000 | 0.10000 | | | |
| Nitrite 0.05ppm | 1 | S14 | 100.00000 | 0.05000 | | | |
| Nitrite 0.0ppm | 1 | S1 | 100.00000 | 0.00000 | | | |
| CCV NO3 | 1 | S2 | 1.02744 | -0.00665 | | | |
| | Known Conc: | | 1.00000 | 0.00000 | | | |
| | Calibration: | | Table/Fig. : 1 | Table/Fig. : 2 | | | |
| CCV NO2 | 1 | S9 | 1.01753 | 1.05473 | | | |
| | Known Conc: | | 0.00000 | 1.00000 | | | |
| CCB | 1 | S1 | 0.00231 | -0.00441 | | | |
| | Known Conc: | | 0.00000 | 0.00000 | | | |
| ICV NO3 5.0 | 1 | 1 | 4.78053 | -0.00397 | | | |
| ICV NO2 5.0 | 1 | 2 | 4.72923 | 4.96562 | | | |
| ICV NO3 0.5 | 1 | 3 | 0.45656 | -0.00549 | | | |
| ICV NO2 0.5 | 1 | 4 | 0.46272 | 0.48951 | | | |
| ICB | 1 | 5 | 0.00303 | -0.00502 | | | |
| DILUTER CHCK 8 PPM | 1 | 6 | 8.06456 | -0.03465 | 5.00 | | |
| BLNK NO3 | 1 | 7 | 0.00603 | -0.00352 | | | |
| LCS NO3 | 1 | 8 | 4.86151 | -0.00485 | | | |
| BLNK NO2 | 1 | 9 | 0.00042 | -0.00346 | | | |
| LCS NO2 | 1 | 10 | 4.84485 | 5.00217 | | | |
| CCV NO3 | 1 | S2 | 1.04013 | -0.00985 | | | |
| | Known Conc: | | 1.00000 | 0.00000 | | | |
| CCV NO2 | 1 | S9 | 1.01346 | 1.05879 | | | |
| | Known Conc: | | 0.00000 | 1.00000 | | | |
| CCB | 1 | S1 | -0.00557 | -0.00096 | | | |
| | Known Conc: | | 0.00000 | 0.00000 | | | |
| WG2110933-1; NO2 | 1 | 11 | 0.00948 | -0.00360 | | | |
| WG2110933-2; NO2 | 1 | 12 | 4.83651 | 4.98246 | | | |
| WG2110934-1; NO2 | 1 | 13 | 0.00172 | -0.00939 | | | |
| WG2110934-2; NO2 | 1 | 14 | 4.82172 | 5.00141 | | | |
| WG2110935-1; NO2 | 1 | 15 | -0.00221 | -0.01017 | | | |
| WG2110935-2; NO2 | 1 | 16 | 4.89038 | 5.03296 | | | |
| WG2110936-1; NO2 | 1 | 17 | 0.00924 | -0.00850 | | | |
| WG2110936-2; NO2 | 1 | 18 | 4.88201 | 5.03064 | | | |
| WG2110929-1; NO3 | 1 | 19 | 0.01201 | -0.00983 | | | |
| WG2110929-2; NO3 | 1 | 20 | 4.85274 | -0.00161 | | | |
| CCV NO3 | 1 | S2 | 1.01863 | -0.00291 | | | |
| | Known Conc: | | 1.00000 | 0.00000 | | | |
| CCV NO2 | 1 | S9 | 1.03582 | 1.06385 | | | |
| | Known Conc: | | 0.00000 | 1.00000 | | | |
| CCB | 1 | S1 | -0.00399 | -0.00506 | | | |
| | Known Conc: | | 0.00000 | 0.00000 | | | |
| WG2110937-1; NO3 | 1 | 21 | -0.03992 | -0.00457 | | | |
| WG2110937-2; NO3 | 1 | 22 | 4.79375 | -0.00441 | | | |
| WG2110938-1; NO3 | 1 | 23 | 0.00963 | -0.00612 | | | |
| WG2110938-2; NO3 | 1 | 24 | 4.83161 | -0.00331 | | | |
| WG2110939/942-1; NO3 | 1 | 25 | 0.00550 | -0.00598 | | | |
| WG2110939/942-2; NO3 | 1 | 26 | 4.79187 | -0.00496 | | | |

| | | | | | | | |
|---|---|---|---|---|---|---|---|
| WG2110940-1; NO3 | 1 | 27 | 0.01041 | -0.00377 | | | |
| WG2110940-2; NO3 | 1 | 28 | 4.83008 | -0.00649 | | | |
| WG2110941-1; NO3 | 1 | 29 | -0.00491 | -0.00457 | | | |
| WG2110941-2; NO3 | 1 | 30 | 4.78749 | -0.00389 | | | |
| CCV NO3 | 1 | S2 | 1.03834 | -0.00319 | | | |
| | Known Conc: | | 1.00000 | 0.00000 | | | |
| CCV NO2 | 1 | S9 | 1.02929 | 1.05010 | | | |
| | Known Conc: | | 0.00000 | 1.00000 | | | |
| CCB | 1 | S1 | 0.00710 | -0.00610 | | | |
| | Known Conc: | | 0.00000 | 0.00000 | | | |
| L2555453-01K | 1 | 31 | 0.10470 | 0.03553 | | | |
| L2555453-02K | 1 | 32 | 0.09486 | 0.03450 | | | |
| L2555477-01A | 1 | 33 | 3.97798 | 2.16157 | | | |
| WG2110929-3; NO3 | 1 | 34 | 4.01599 | 2.14209 | | | |
| WG2110929-4; NO3 | 1 | 35 | 8.48588 | 2.13232 | 10.00 | | |
| WG2110933-3; NO2 | 1 | 36 | 3.97610 | 2.16550 | | | |
| WG2110933-4; NO2 | 1 | 37 | 8.50552 | 6.69033 | | | |
| L2555478-01A | 1 | 38 | 4.24355 | 0.19206 | | | |
| WG2110929-5; NO3 | 1 | 39 | 4.22687 | 0.18748 | | | |
| L2555478-01A | 1 | 38 | 4.23190 | 0.18639 | | | |
| CCV NO3 | 1 | S2 | 1.01996 | -0.00662 | | | |
| | Known Conc: | | 1.00000 | 0.00000 | | | |
| CCV NO2 | 1 | S9 | 1.04210 | 1.06937 | | | |
| | Known Conc: | | 0.00000 | 1.00000 | | | |
| CCB | 1 | S1 | 0.00039 | -0.00342 | | | |
| | Known Conc: | | 0.00000 | 0.00000 | | | |
| WG2110933-5; NO2 | 1 | 41 | 4.25716 | 0.18749 | | | |
| WG2110933-6; NO2 | 1 | 42 | 8.70867 | 4.94291 | | | |
| WG2110929-6; NO3 | 1 | 40 | 8.71087 | 0.17623 | 5.00 | | |
| L2555479-01A | 1 | 43 | 0.48873 | 0.07797 | | | |
| L2555509-01A | 1 | 44 | 0.09934 | 0.00125 | | | |
| L2555509-04A | 1 | 45 | 3.44881 | 0.36937 | | | |
| L2555594-01A | 1 | 46 | -0.02227 | 0.17955 | | | |
| L2555594-01A | 1 | 46 | -0.01539 | 0.10896 | | | |
| L2555594-01A | 1 | 46 | 0.09258 | 0.00711 | | | |

Channel 1 (NO3+NO2) - Set: 1 / 8

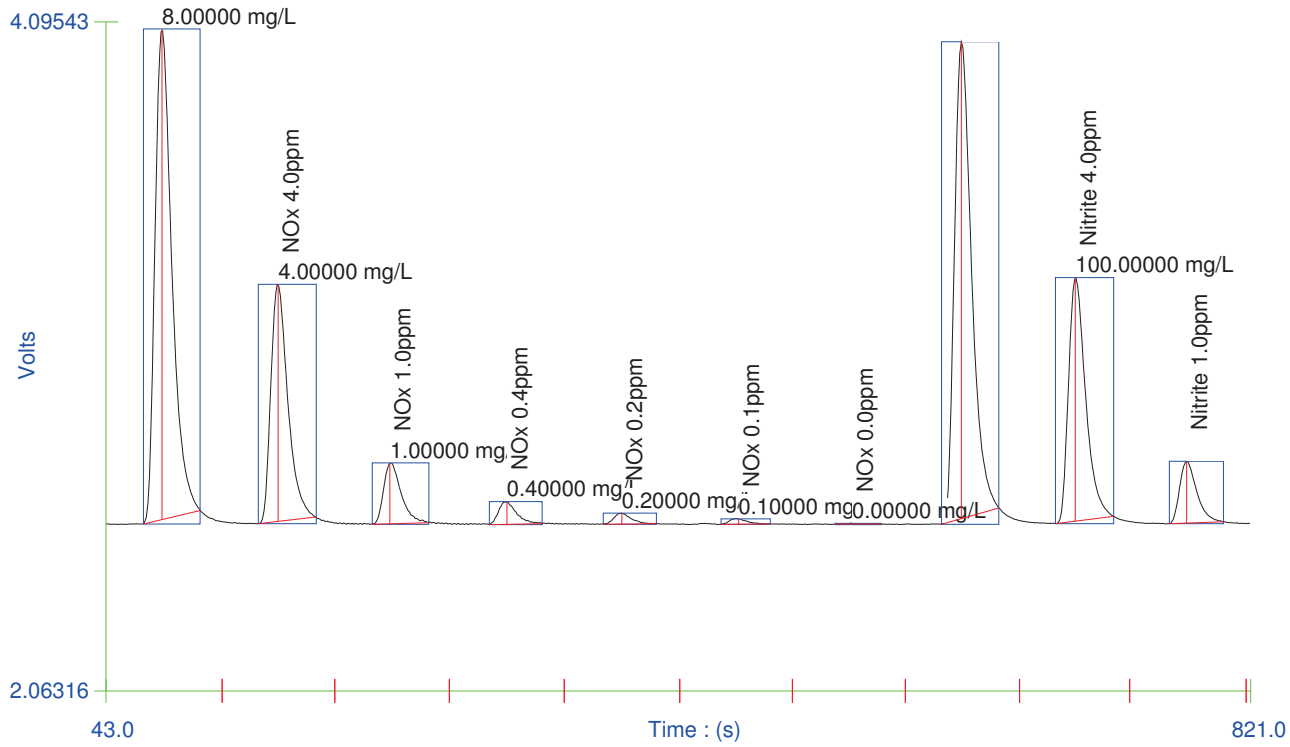


Channel 1 (NO3+NO2) - Set: 2 / 8

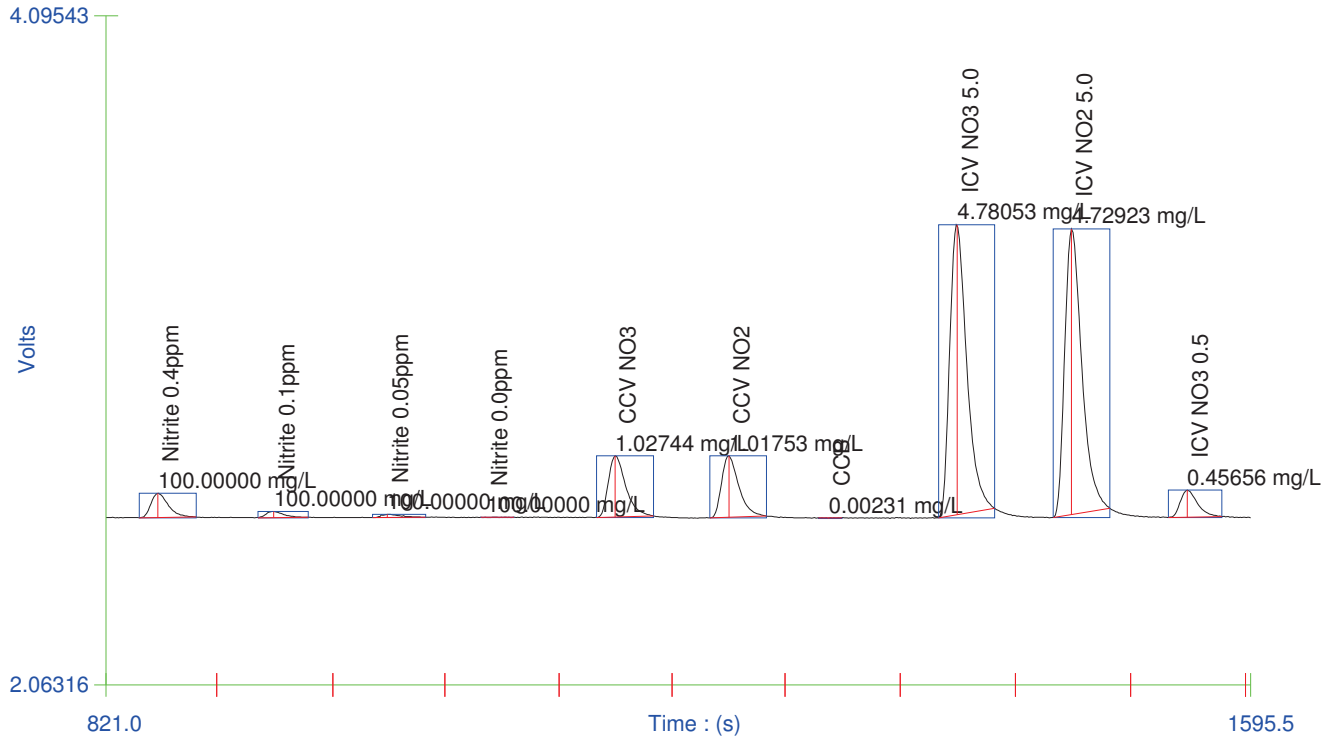

Channel 1 (NO3+NO2) - Set: 3 / 8

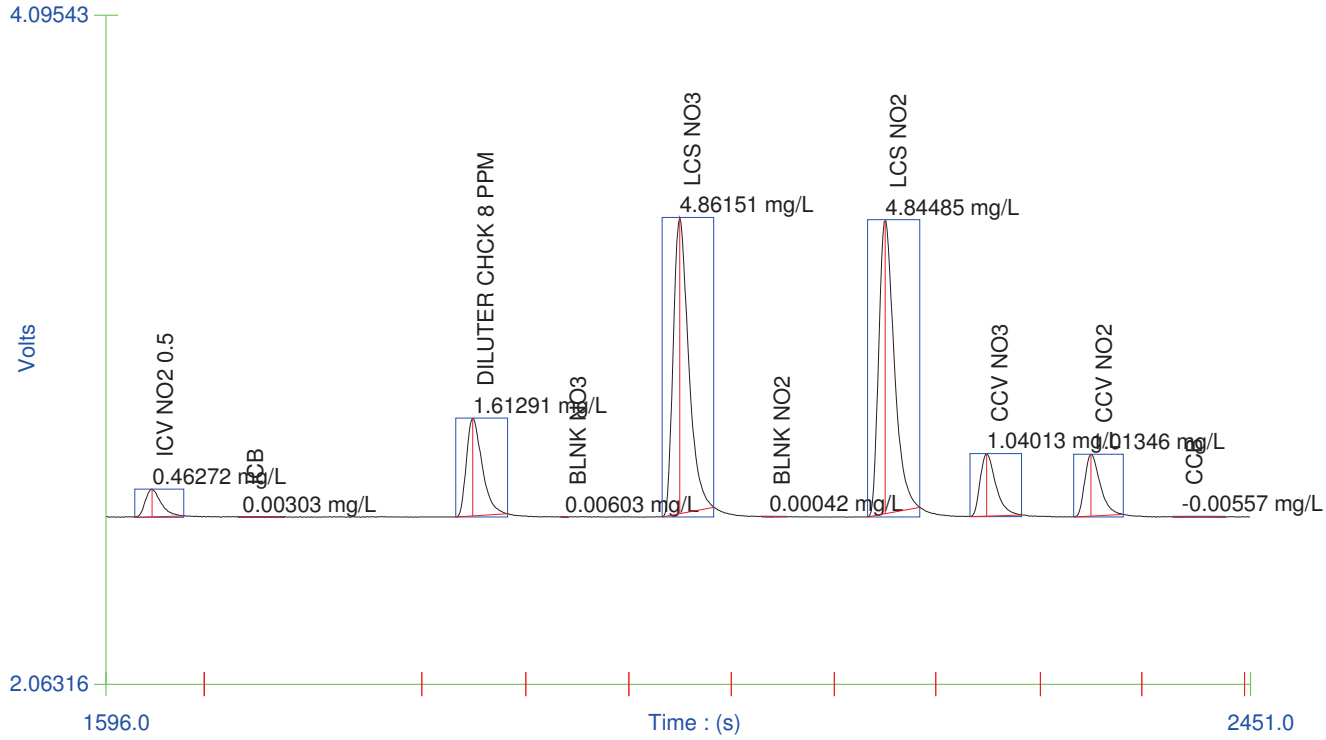


Channel 1 (NO3+NO2) - Set: 4 / 8

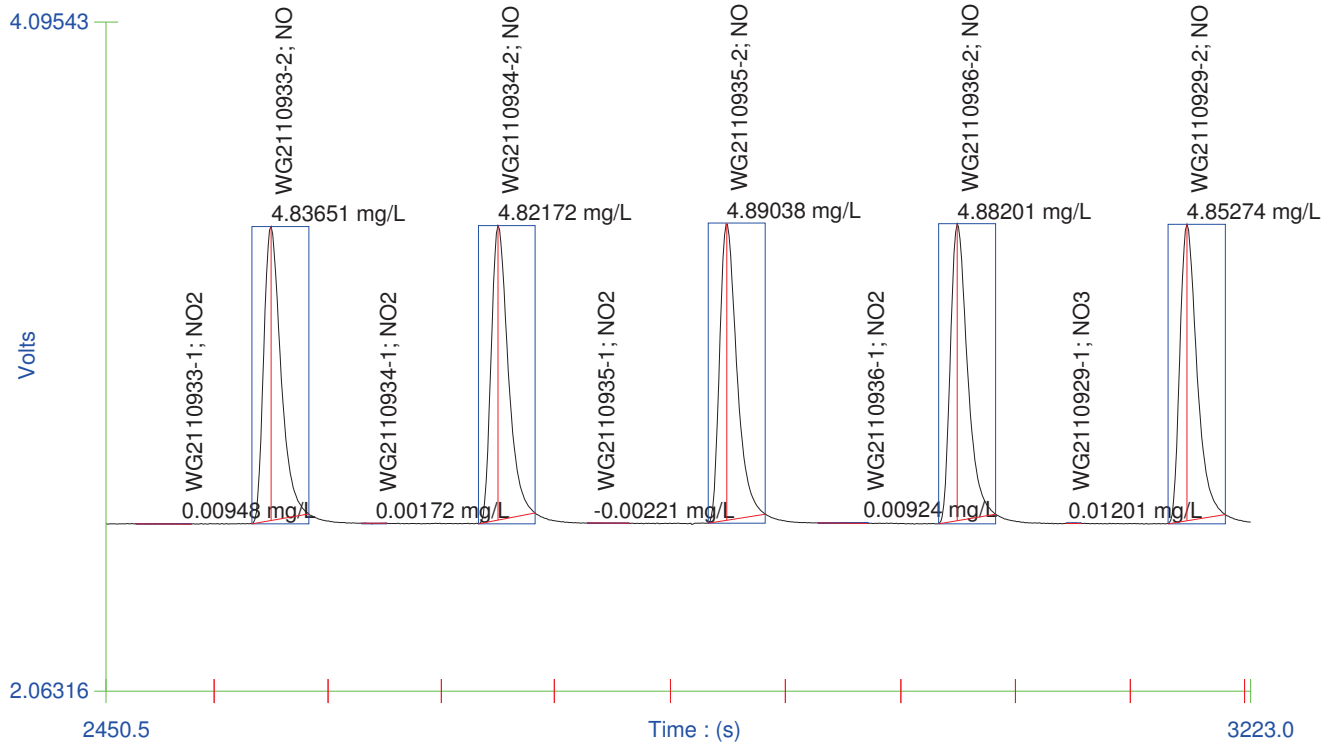

Channel 1 (NO3+NO2) - Set: 5 / 8

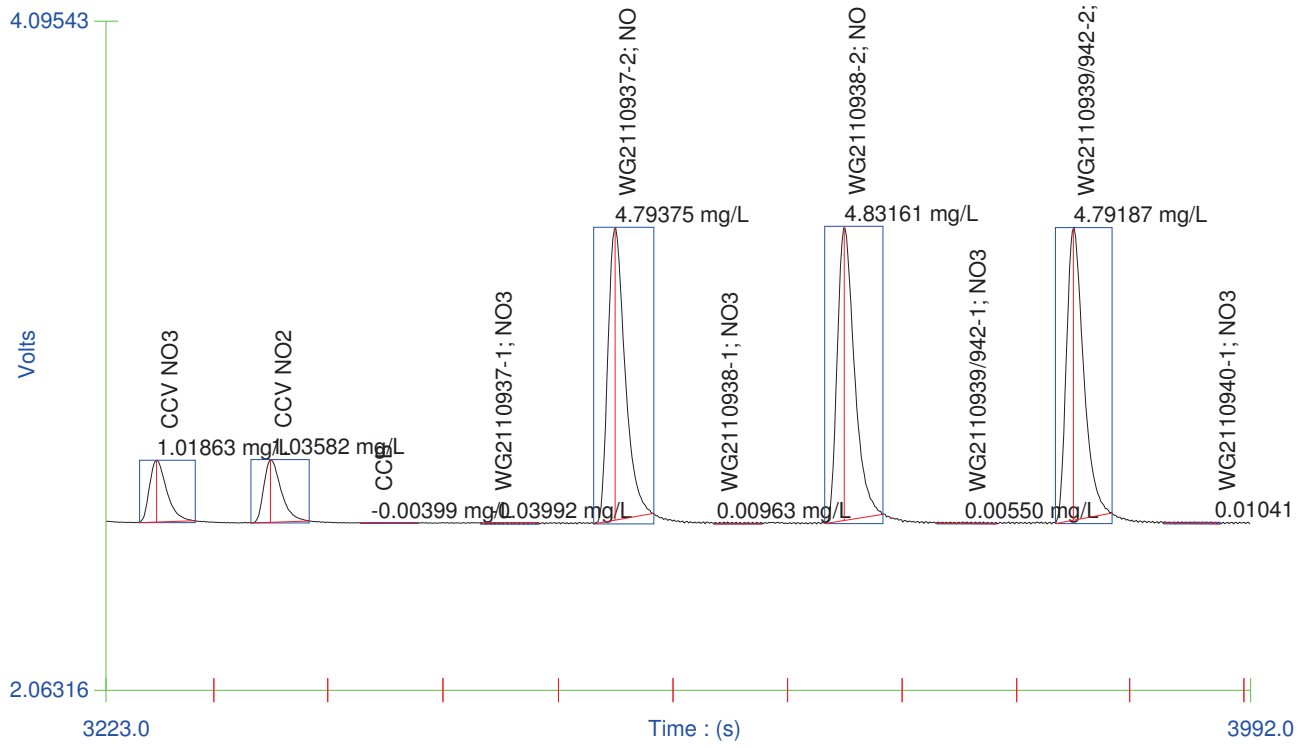


Channel 1 (NO3+NO2) - Set: 6 / 8

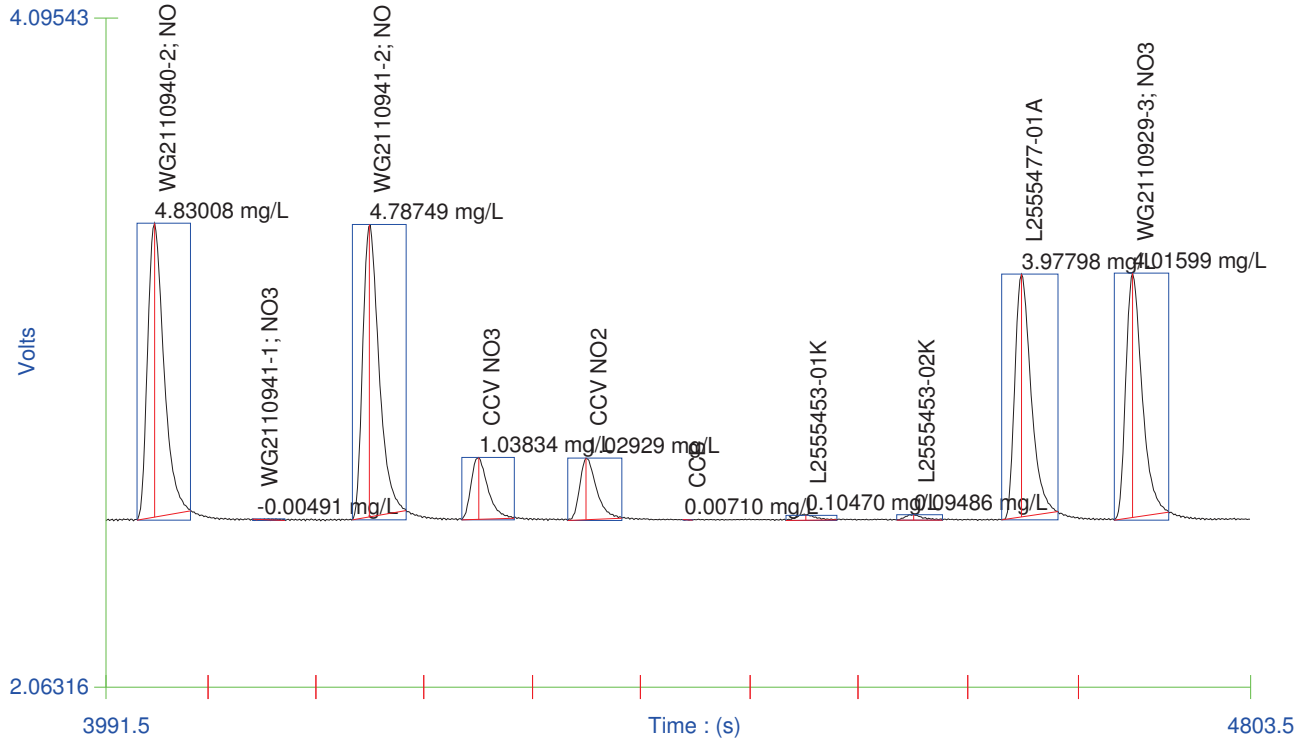

Channel 1 (NO3+NO2) - Set: 7 / 8

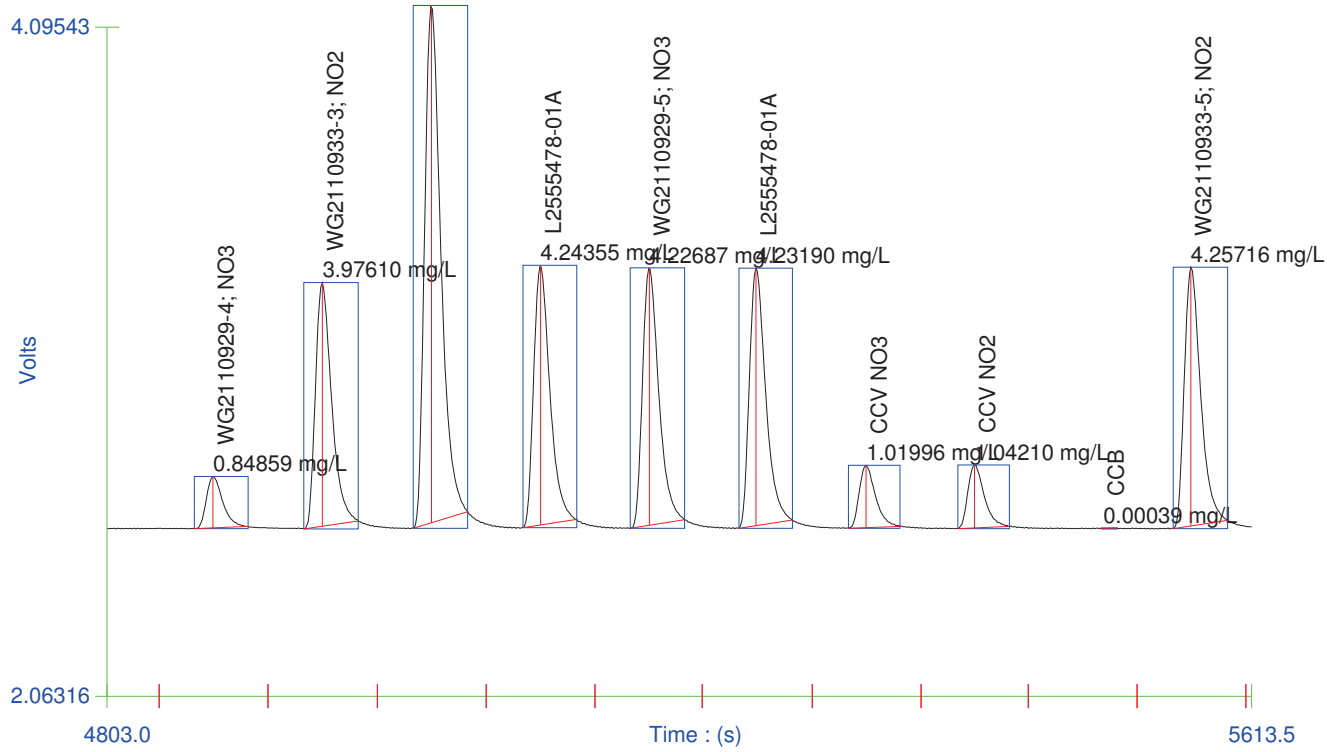


Channel 1 (NO3+NO2) - Set: 8 / 8

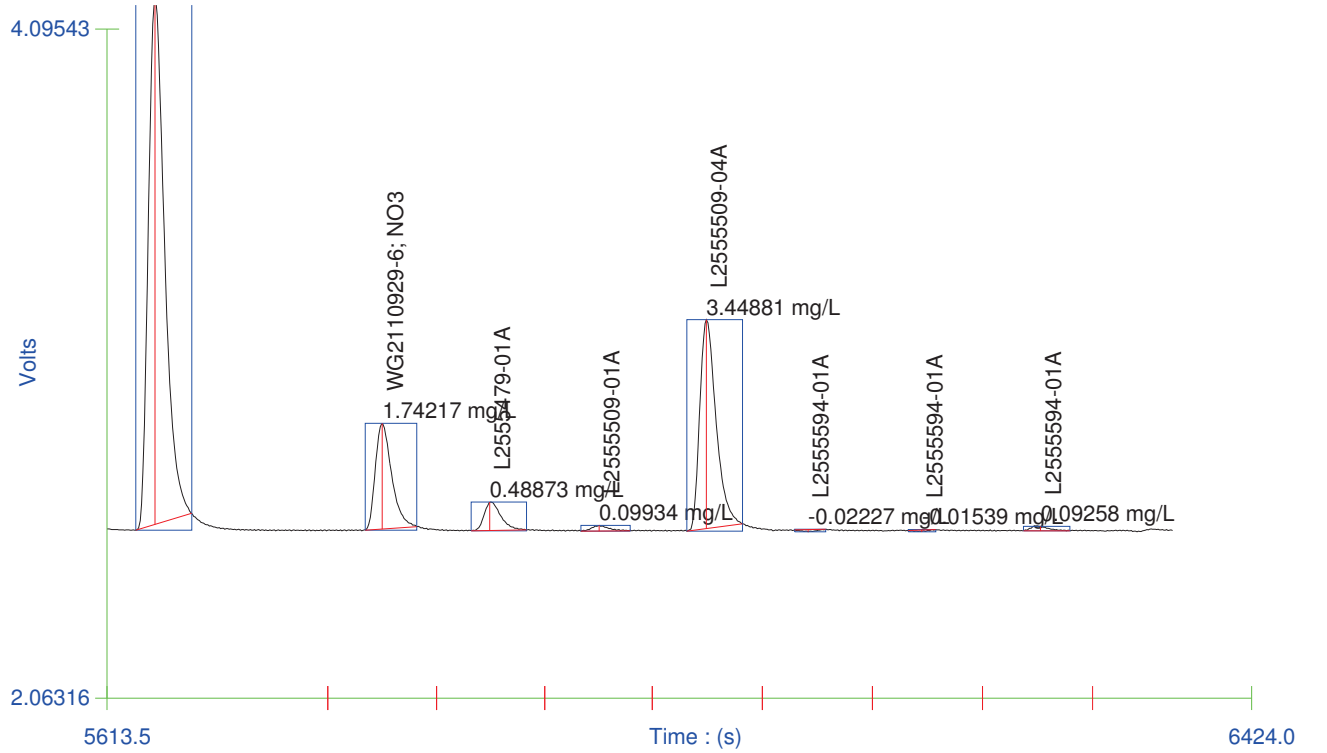

Channel 2 (NO2) - Set: 1 / 8

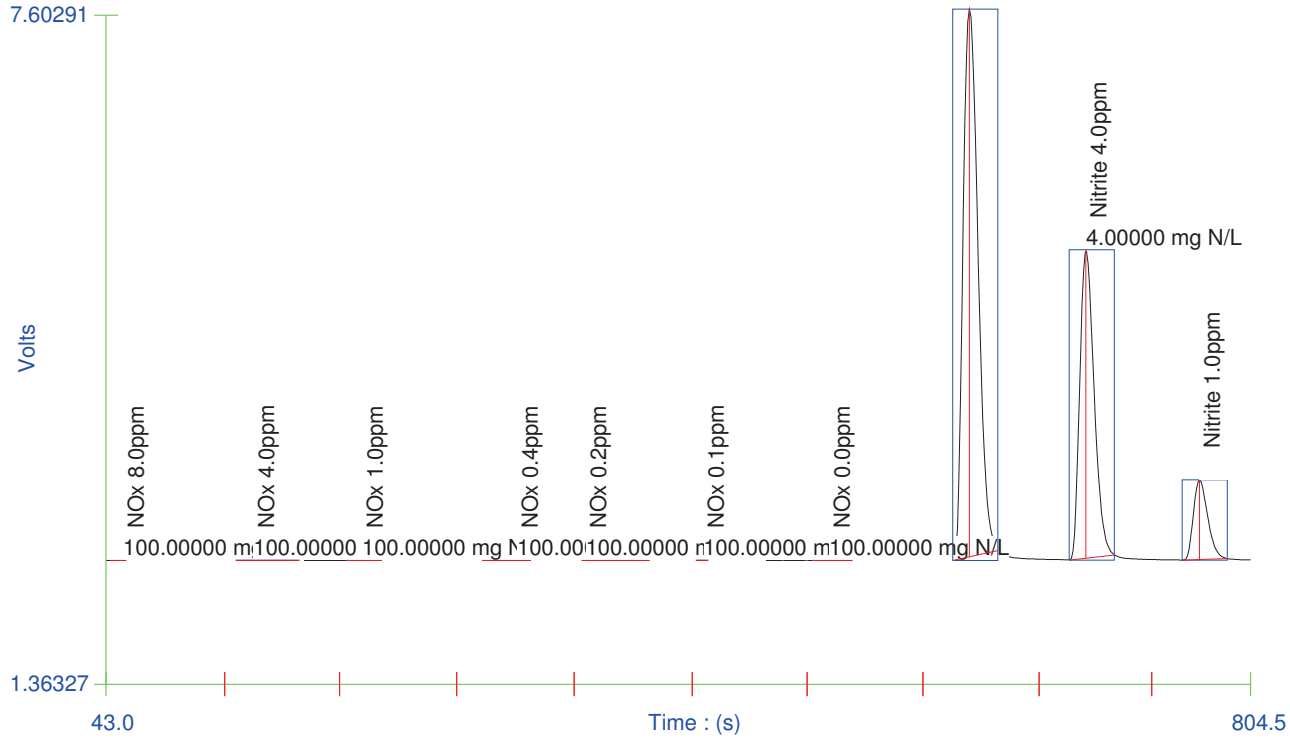


Channel 2 (NO2) - Set: 2 / 8

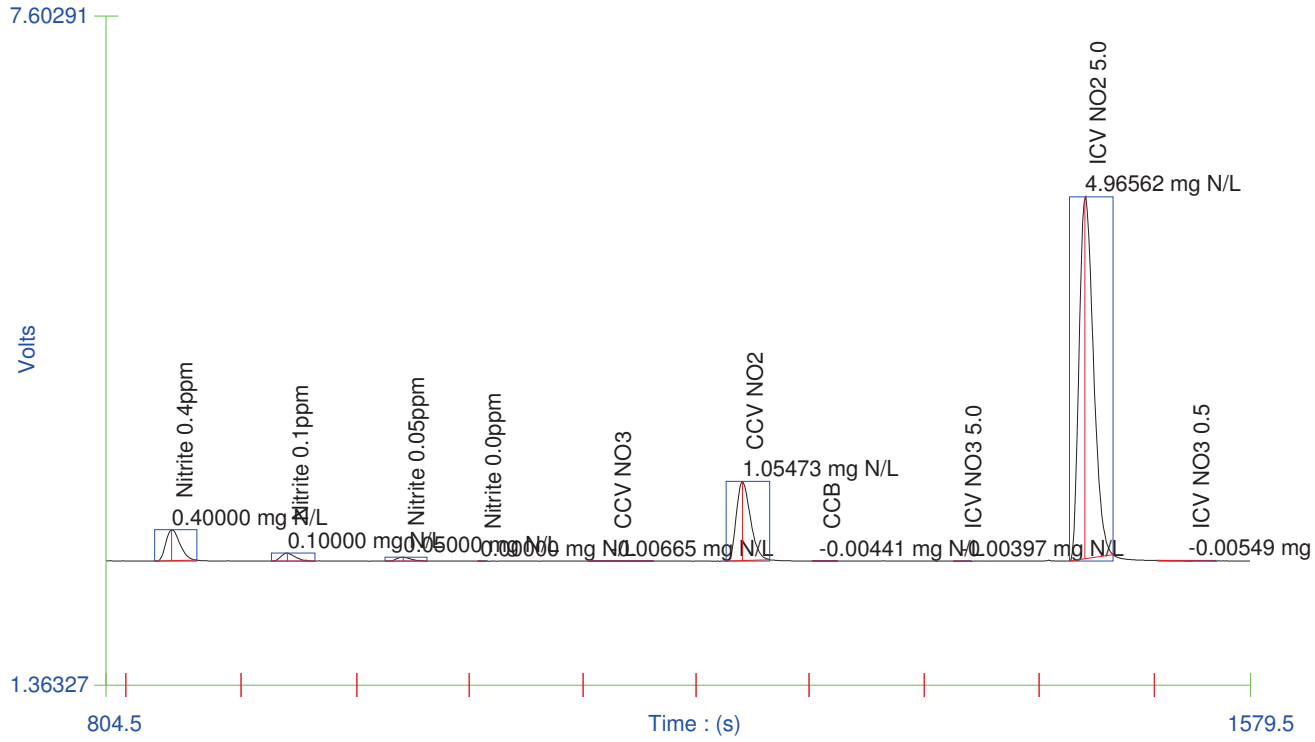

Channel 2 (NO2) - Set: 3 / 8

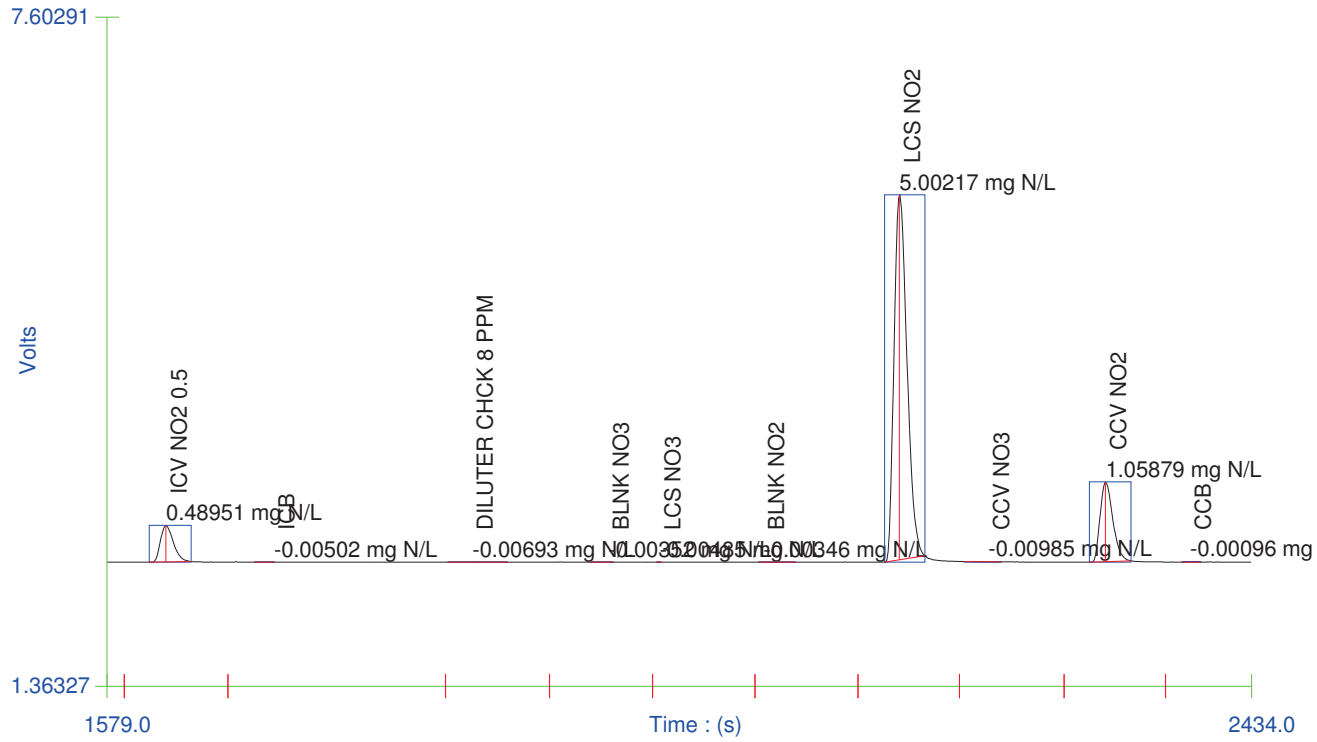


Channel 2 (NO2) - Set: 4 / 8

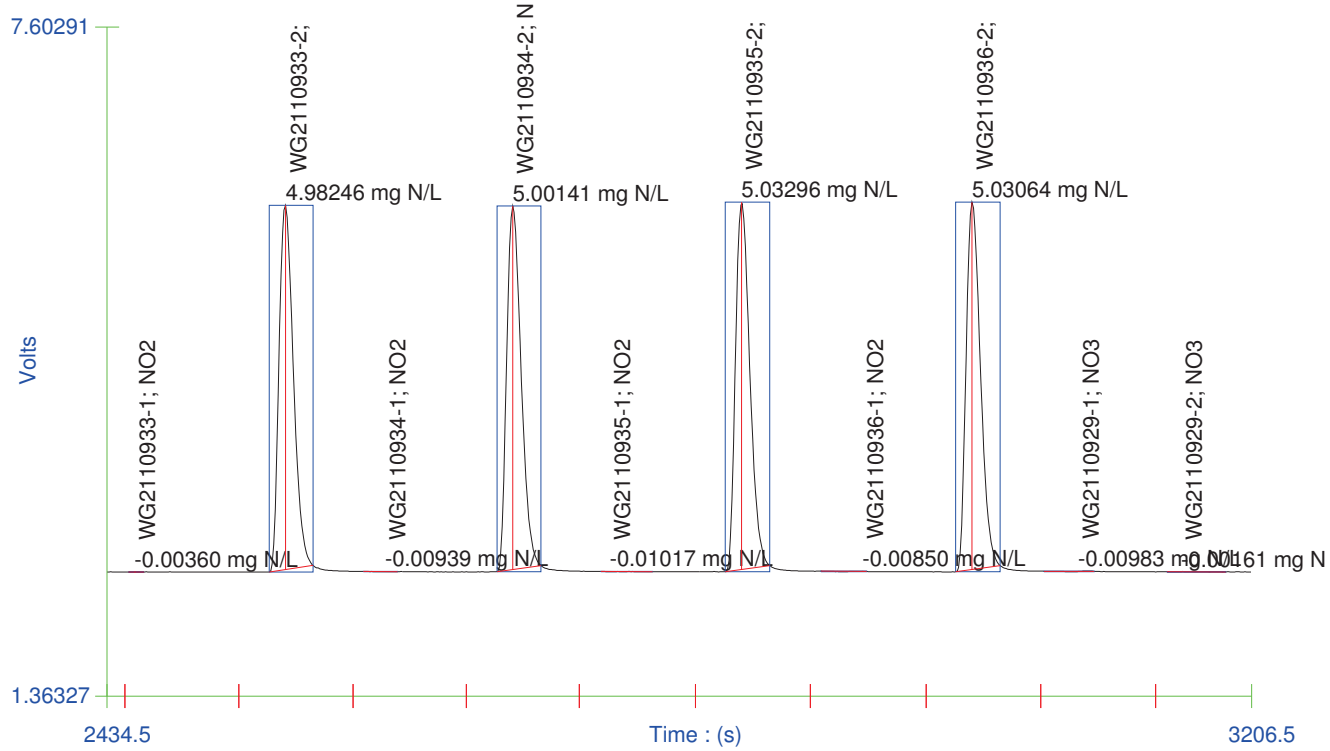

Channel 2 (NO2) - Set: 5 / 8

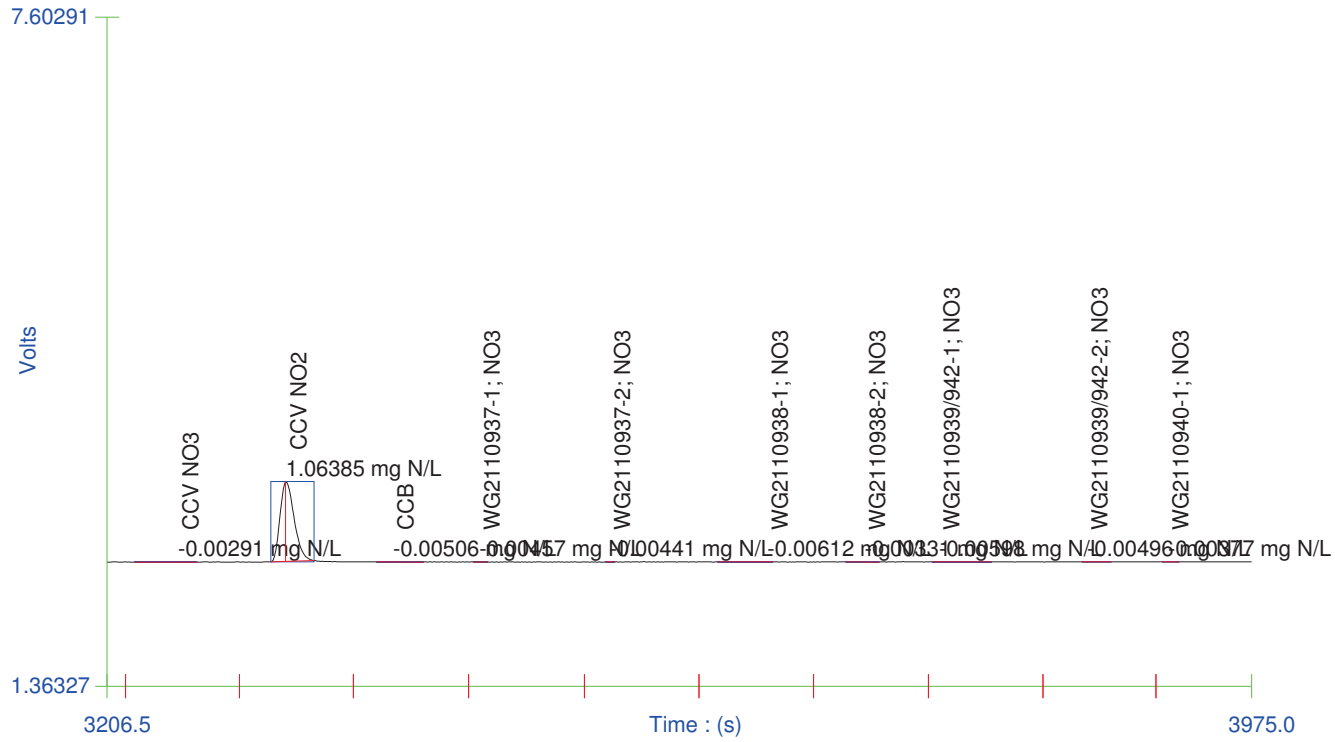


Channel 2 (NO2) - Set: 6 / 8

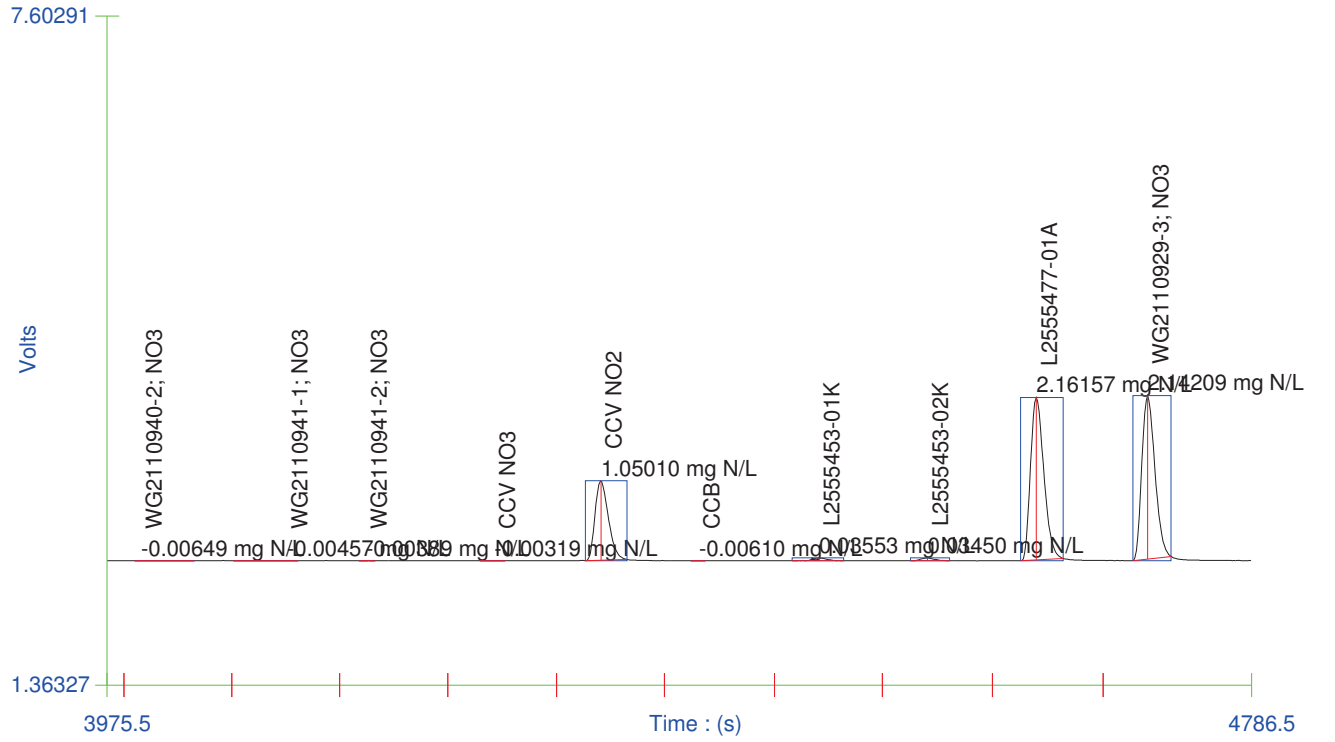

Channel 2 (NO2) - Set: 7 / 8

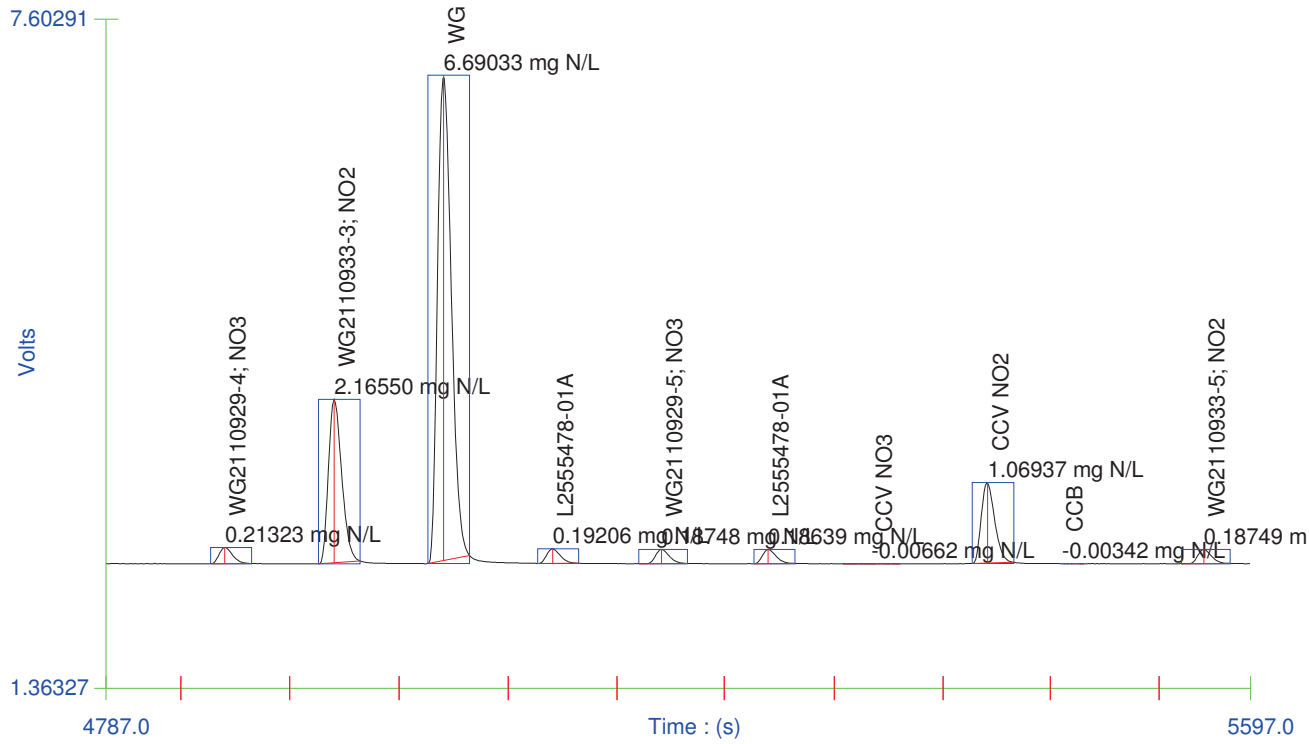


Channel 2 (NO2) - Set: 8 / 8

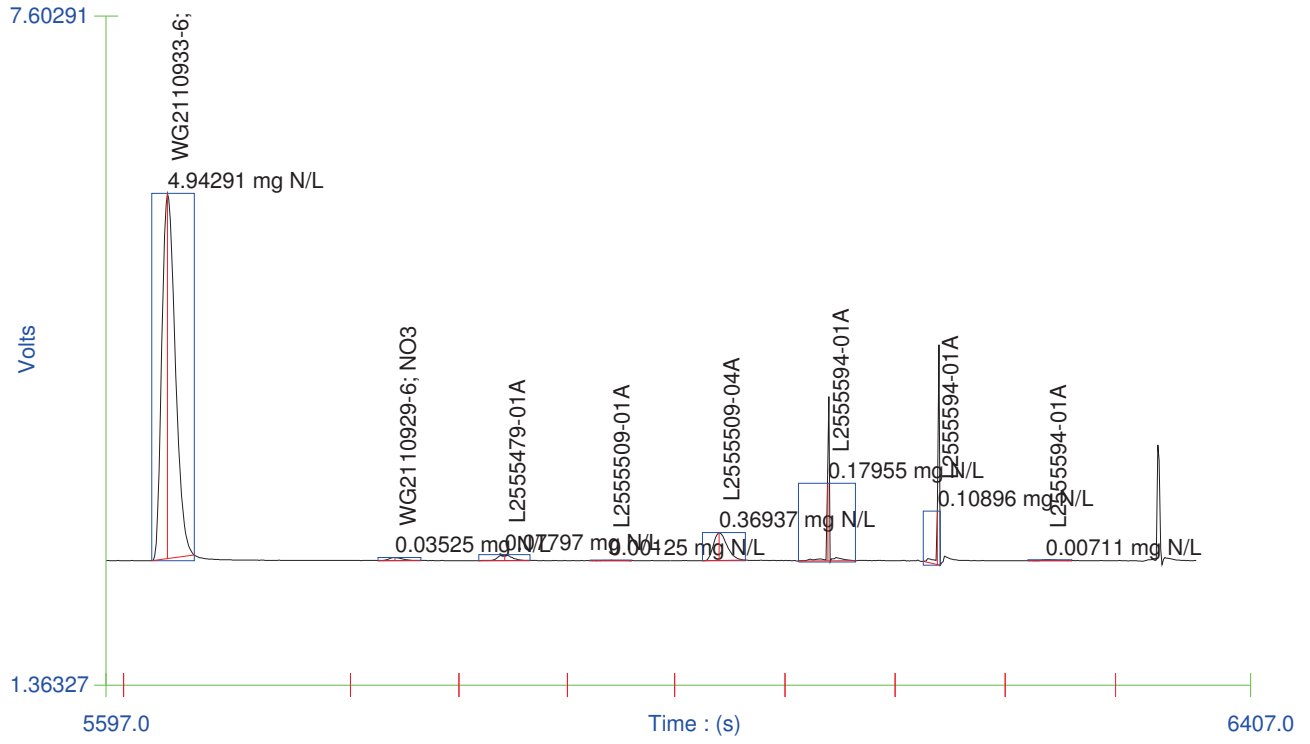

Table : 1 (NO3+NO2)

| | Known Conc. (mg/L) | Rep. | Peak Area (V.s) | Peak Height (V) | % RSD | % Residual | Det. Conc (mg/L) | Detection Date | Detection Time |
|---|---|---|---|---|---|---|---|---|---|
| 1 | 8.00000 | 1 | 19.86417 | 1.48993 | 0.0 | -0.8 | 8.05892 | 9/5/2025 | 2:41:10 AM |
| 2 | 4.00000 | 1 | 9.63605 | 0.72051 | 0.0 | 2.1 | 3.91343 | 9/5/2025 | 2:42:29 AM |
| 3 | 1.00000 | 1 | 2.52080 | 0.18501 | 0.0 | -3.0 | 1.02959 | 9/5/2025 | 2:43:46 AM |
| 4 | 0.40000 | 1 | 0.96570 | 0.06830 | 0.0 | 0.2 | 0.39930 | 9/5/2025 | 2:45:04 AM |
| 5 | 0.20000 | 1 | 0.45739 | 0.03377 | 0.0 | 3.5 | 0.19329 | 9/5/2025 | 2:46:23 AM |
| 6 | 0.10000 | 1 | 0.23220 | 0.01634 | 0.0 | -2.2 | 0.10201 | 9/5/2025 | 2:47:41 AM |
| 7 | 0.00000 | 1 | -0.01954 | 0.00153 | | | -1.55552e-5 | 9/5/2025 | 2:48:58 AM |

Figure : 1 (NO3+NO2)

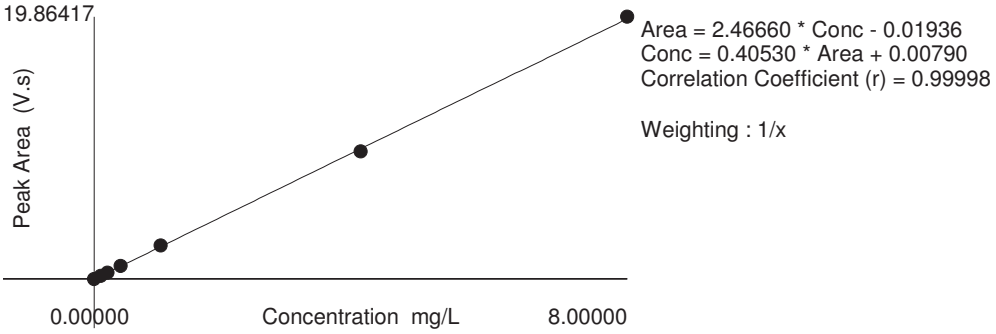


Table : 2 (Nitrite)

| | Known Conc. (mg N/L) | Rep. | Peak Area (V.s) | Peak Height (V) | % RSD | % Residual | Det. Conc (mg N/L) | Detection Date | Detection Time |
|---|---|---|---|---|---|---|---|---|---|
| 1 | 8.00000 | 1 | 59.01277 | 5.10625 | 0.0 | 3.0 | 7.74743 | 9/5/2025 | 2:50:15 AM |
| 2 | 4.00000 | 1 | 31.68393 | 2.87464 | 0.0 | -4.1 | 4.15732 | 9/5/2025 | 2:51:33 AM |
| 3 | 1.00000 | 1 | 8.13691 | 0.74106 | 0.0 | -6.5 | 1.06401 | 9/5/2025 | 2:52:48 AM |
| 4 | 0.40000 | 1 | 3.16504 | 0.28917 | 0.0 | -2.8 | 0.41087 | 9/5/2025 | 2:54:07 AM |
| 5 | 0.10000 | 1 | 0.82165 | 0.07483 | 0.0 | -2.9 | 0.10302 | 9/5/2025 | 2:55:25 AM |
| 6 | 0.05000 | 1 | 0.40440 | 0.03564 | 0.0 | 3.4 | 0.04821 | 9/5/2025 | 2:56:44 AM |
| 7 | 0.00000 | 1 | 0.00190 | 0.00106 | | | -0.00467 | 9/5/2025 | 2:58:00 AM |

Figure : 2 (Nitrite)

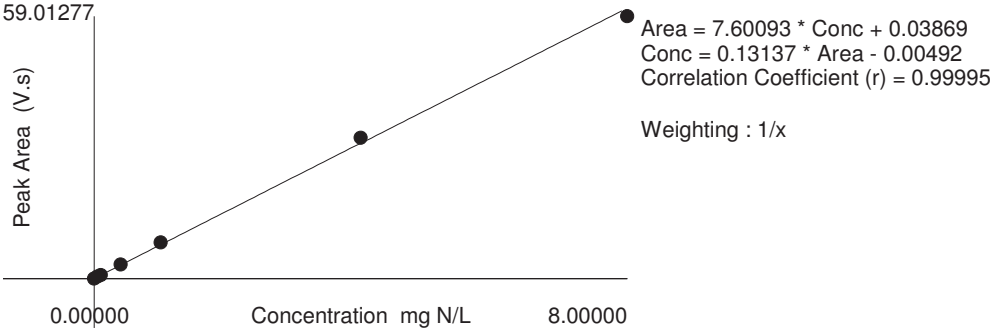

Original Run Filename: OM_9-5-2025_04-34-07AM.OMN Created: 9/5/2025 4:34:07 AM
Original Run Author's Signature: [A1wetcheminstrument]
Current Run Filename: OM_9-5-2025_04-34-07AM.OMN Last Modified: 9/5/2025 6:58:48 AM
Current Run Author's Signature: [A1wetcheminstrument]
Description: Default New Run

| Sample | Rep. | Cup No. | Channel 1 NO3+NO2 (mg/L) | Channel 2 Nitrite (mg N/L) | ADF | MDF | Weight |
|---|---|---|---|---|---|---|---|
| CCV NO3 | 1 | S2 | 1.07002 | -0.00357 | | | |
| | Known Conc: | | 1.00000 | 0.00000 | | | |
| | Calibration: | | | Table/Fig. : 1 | | | |
| CCV NO2 | 1 | S9 | 1.04971 | 1.06718 | | | |
| | Known Conc: | | 0.00000 | 1.00000 | | | |
| | Calibration: | | Table/Fig. : 2 | | | | |
| CCB | 1 | S1 | 0.00642 | -0.00685 | | | |
| | Known Conc: | | 0.00000 | 0.00000 | | | |
| L2555594-01A | 1 | 46 | 0.09017 | 0.00753 | | | |
| L2555594-04A | 1 | 47 | 5.58432 | 0.37719 | | | |
| L2555599-01A | 1 | 48 | 14.29063 | 0.01417 | | | |
| L2555603-02B | 1 | 49 | 4.83161 | 2.03450 | | | |
| L2555608-01B | 1 | 50 | 5.00690 | 0.53944 | | | |
| L2555611-01B | 1 | 51 | 24.13571 | 0.13488 | | | |
| L2555614-01B | 1 | 52 | 7.30823 | 0.02467 | | | |
| L2555617-01A | 1 | 53 | 20.24426 | 0.16881 | | | |
| L2555643-01G | 1 | 54 | 0.05775 | 0.00340 | | | |
| L2555599-01A | 1 | 48 | 15.04739 | 0.00969 | 5.00 | | |
| CCV NO3 | 1 | S2 | 1.05044 | -0.00014 | | | |
| | Known Conc: | | 1.00000 | 0.00000 | | | |
| CCV NO2 | 1 | S9 | 1.07355 | 1.10085 | | | |
| | Known Conc: | | 0.00000 | 1.00000 | | | |
| CCB | 1 | S1 | 0.00532 | -0.00293 | | | |
| | Known Conc: | | 0.00000 | 0.00000 | | | |
| L2555603-02B | 1 | 49 | -0.00357 | 0.32790 | | | |
| L2555603-02B | 1 | 49 | 4.90063 | 1.99228 | | | |
| L2555611-01B | 1 | 51 | 28.55421 | 0.12544 | 5.00 | | |
| L2555614-01B | 1 | 52 | 7.31033 | 0.02482 | | | |
| L2555617-01A | 1 | 53 | 22.59309 | 0.15853 | 5.00 | | |
| L2555643-01G | 1 | 54 | 0.05426 | 0.00043 | | | |
| L2555210-01A | 1 | 55 | 0.23526 | 0.08926 | | | |
| WG2110939/942-3; NO3 | 1 | 56 | 0.24138 | 0.08954 | | | |
| WG2110939/942-4; NO3 | 1 | 57 | 4.71247 | 0.08981 | | | |
| WG2110936-3; NO2 | 1 | 58 | 0.23919 | 0.08991 | | | |
| CCV NO3 | 1 | S2 | 1.06592 | -0.00638 | | | |
| | Known Conc: | | 1.00000 | 0.00000 | | | |
| CCV NO2 | 1 | S9 | 1.08075 | 1.09333 | | | |
| | Known Conc: | | 0.00000 | 1.00000 | | | |
| CCB | 1 | S1 | -0.00865 | -0.00640 | | | |
| | Known Conc: | | 0.00000 | 0.00000 | | | |
| WG2110936-4; NO2 | 1 | 59 | 4.78352 | 4.69702 | | | |
| L2555076-01C | 1 | 60 | 0.20998 | -0.00380 | | | |
| WG2110937-3; NO3 | 1 | 61 | 0.18191 | -0.00549 | | | |
| WG2110937-4; NO3 | 1 | 62 | 4.20064 | 0.01984 | | | |
| L2555076-02C | 1 | 63 | 0.37435 | 0.00732 | | | |
| L2555528-01A | 1 | 64 | 0.09956 | 0.00202 | | | |
| L2555528-02A | 1 | 65 | 0.27784 | 0.00093 | | | |
| L2555528-03A | 1 | 66 | 1.28511 | -0.00144 | | | |
| L2555528-04A | 1 | 67 | 25.13357 | 0.01258 | | | |
| L2555528-05A | 1 | 68 | 1.99730 | -0.00407 | | | |
| CCV NO3 | 1 | S2 | 1.07598 | -0.00436 | | | |
| | Known Conc: | | 1.00000 | 0.00000 | | | |
| CCV NO2 | 1 | S9 | 1.07502 | 1.09827 | | | |
| | Known Conc: | | 0.00000 | 1.00000 | | | |
| CCB | 1 | S1 | 0.01244 | -0.00311 | | | |
| | Known Conc: | | 0.00000 | 0.00000 | | | |
| L2555528-04A | 1 | 67 | 29.82017 | 0.00495 | 5.00 | | |
| L2555528-05A | 1 | 68 | 1.99490 | -0.00152 | | | |
| L2555281-01M | 1 | 69 | 0.52389 | -0.00132 | | | |

| | | | | | | | |
|---|---|---|---|---|---|---|---|
| L2555281-02M | 1 | 70 | 0.53875 | 0.00114 | | | |
| L2555281-03M | 1 | 71 | 0.50539 | -0.00105 | | | |
| L2555281-04M | 1 | 72 | 0.89033 | -0.00238 | | | |
| L2555281-05M1 | 1 | 73 | 1.46435 | -0.00142 | | | |
| WG2110938/941-3; NO3 | 1 | 74 | 1.49647 | 0.00035 | | | |
| WG2110938/941-4; NO3 | 1 | 75 | 5.32048 | -0.00048 | | | |
| WG2110935-3; NO2 | 1 | 76 | 1.47675 | 0.00031 | | | |
| CCV NO3 | 1 | S2 | 1.05106 | -0.00215 | | | |
| | Known Conc: | | 1.00000 | 0.00000 | | | |
| CCV NO2 | 1 | S9 | 1.06902 | 1.08893 | | | |
| | Known Conc: | | 0.00000 | 1.00000 | | | |
| CCB | 1 | S1 | 0.00999 | -0.00840 | | | |
| | Known Conc: | | 0.00000 | 0.00000 | | | |
| WG2110935-4; NO2 | 1 | 77 | 5.49553 | 4.04751 | | | |
| XL2555281-05M | 1 | 78 | 1.43876 | -0.00368 | | | |
| XL2555281-05M2 | 1 | 79 | 1.42574 | -0.00145 | | | |
| L2555281-06M | 1 | 80 | 1.18762 | -0.00191 | | | |
| L2555281-07M | 1 | 81 | 2.06188 | -0.00039 | | | |
| L2555281-08M | 1 | 82 | 0.03814 | -0.00039 | | | |
| L2555471-02C | 1 | 83 | 0.32515 | 0.00516 | | | |
| L2555489-01D | 1 | 84 | 0.22300 | -0.00015 | | | |
| L2555489-02D | 1 | 85 | 0.94363 | 0.00095 | | | |
| L2555489-03D | 1 | 86 | 0.96624 | -0.00050 | | | |
| CCV NO3 | 1 | S2 | 1.05183 | -0.00690 | | | |
| | Known Conc: | | 1.00000 | 0.00000 | | | |
| CCV NO2 | 1 | S9 | 1.06157 | 1.08389 | | | |
| | Known Conc: | | 0.00000 | 1.00000 | | | |
| CCB | 1 | S1 | -0.00116 | -0.00421 | | | |
| | Known Conc: | | 0.00000 | 0.00000 | | | |
| WG2110938-5; NO3 | 1 | 87 | 0.97579 | 0.00083 | | | |
| WG2110938-6; NO3 | 1 | 88 | 5.39295 | 0.00359 | | | |
| L2555489-04D | 1 | 89 | 0.96438 | -0.00298 | | | |
| L2555489-05D | 1 | 90 | 0.14558 | 0.00189 | | | |
| L2555489-06D | 1 | 91 | 0.96030 | -0.00066 | | | |
| L2555489-07D | 1 | 92 | 0.03801 | -0.00436 | | | |
| L2555582-01C | 1 | 93 | 0.91142 | -0.00021 | | | |
| WG2110940-3; NO3 | 1 | 94 | 0.91230 | -0.00227 | | | |
| WG2110940-4; NO3 | 1 | 95 | 4.80337 | 0.01458 | | | |
| WG2110934-3; NO2 | 1 | 96 | 0.90013 | -0.00066 | | | |
| CCV NO3 | 1 | S2 | 1.06135 | -0.00194 | | | |
| | Known Conc: | | 1.00000 | 0.00000 | | | |
| CCV NO2 | 1 | S9 | 1.06198 | 1.06931 | | | |
| | Known Conc: | | 0.00000 | 1.00000 | | | |
| CCB | 1 | S1 | 0.00013 | -0.01006 | | | |
| | Known Conc: | | 0.00000 | 0.00000 | | | |
| WG2110934-4; NO2 | 1 | 97 | 4.93721 | 4.21475 | | | |
| L2555582-02C | 1 | 98 | 4.41935 | 0.00290 | | | |
| L2555582-03C | 1 | 99 | 2.04678 | 0.00262 | | | |
| L2555582-04C | 1 | 100 | 1.25886 | 0.00834 | | | |
| L2555582-05C | 1 | 101 | 1.42279 | 0.00300 | | | |
| L2555582-06C | 1 | 102 | 2.00941 | 0.00442 | | | |
| L2555582-07C | 1 | 103 | 0.01579 | -0.00249 | | | |
| L2555582-08C | 1 | 104 | 1.98611 | 0.00382 | | | |
| L2555414-01K | 1 | 105 | 0.06612 | -0.00016 | | | |
| WG2110940-5; NO3 | 1 | 106 | 0.03962 | -0.00024 | | | |
| CCV NO3 | 1 | S2 | 1.06360 | -0.00604 | | | |
| | Known Conc: | | 1.00000 | 0.00000 | | | |
| CCV NO2 | 1 | S9 | 1.06946 | 1.08971 | | | |
| | Known Conc: | | 0.00000 | 1.00000 | | | |
| CCB | 1 | S1 | 0.01564 | -0.00425 | | | |
| | Known Conc: | | 0.00000 | 0.00000 | | | |
| WG2110940-6; NO3 | 1 | 107 | 3.86943 | 0.02199 | | | |
| L2555560-01M | 1 | 108 | 0.91197 | 0.46871 | | | |
| L2555560-02M | 1 | 109 | 0.13401 | 0.03975 | | | |
| L2555630-01D | 1 | 110 | 0.04813 | -0.00199 | | | |
| L2555217-01N | 1 | 111 | 0.10397 | 0.00255 | | | |
| L2555218-01T | 1 | 112 | 0.07246 | 0.00199 | | | |
| L2553962-02A | 1 | 113 | 0.44619 | 0.03163 | | | |

| | | | | | | | |
|---|---|---|---|---|---|---|---|
| L2553962-04A | 1 | 114 | 0.16022 | 0.01764 | | | |
| L2553962-07A | 1 | 115 | 0.19307 | 0.01876 | | | |
| CCV NO3 | 1 | S2 | 1.05453 | -0.00321 | | | |
| | Known Conc: | | 1.00000 | 0.00000 | | | |
| CCV NO2 | 1 | S9 | 1.05364 | 1.08121 | | | |
| | Known Conc: | | 0.00000 | 1.00000 | | | |
| CCB | 1 | S1 | 0.00080 | -0.00211 | | | |
| | Known Conc: | | 0.00000 | 0.00000 | | | |

Channel 1 (NO3+NO2) - Set: 1 / 11

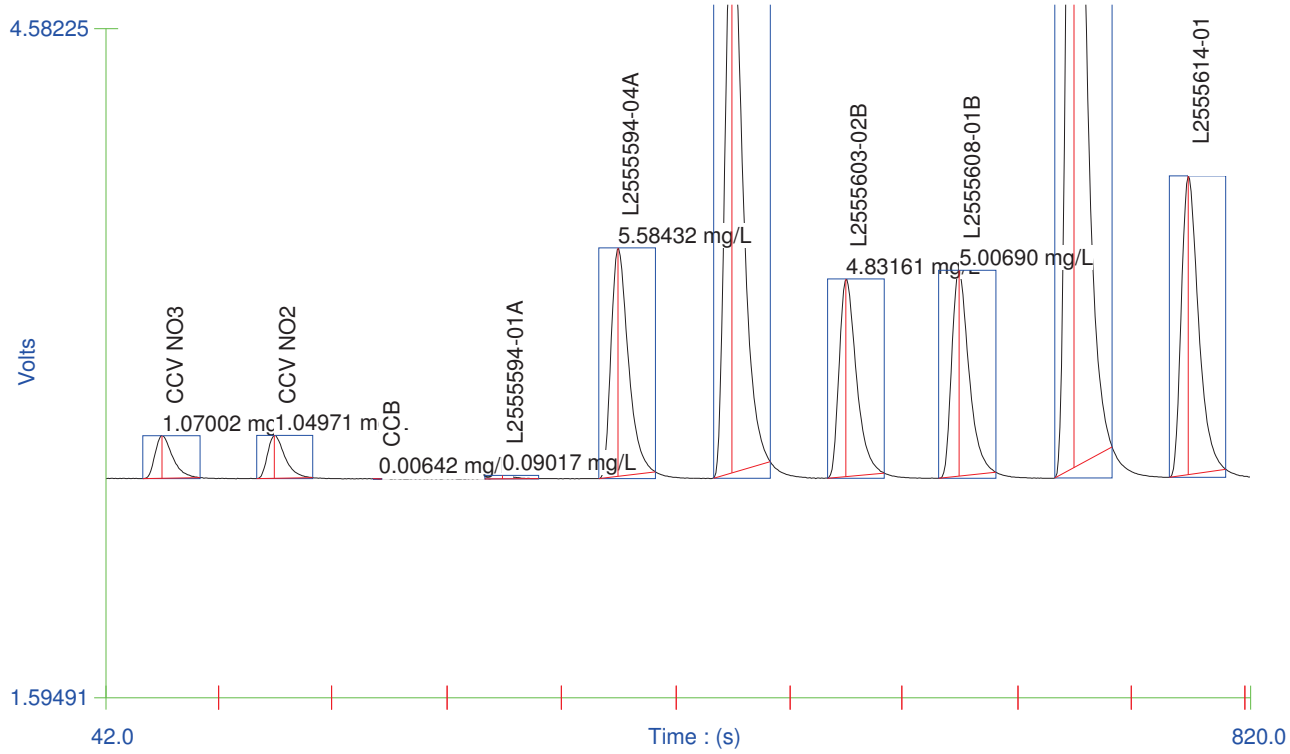

Channel 1 (NO3+NO2) - Set: 2 / 11

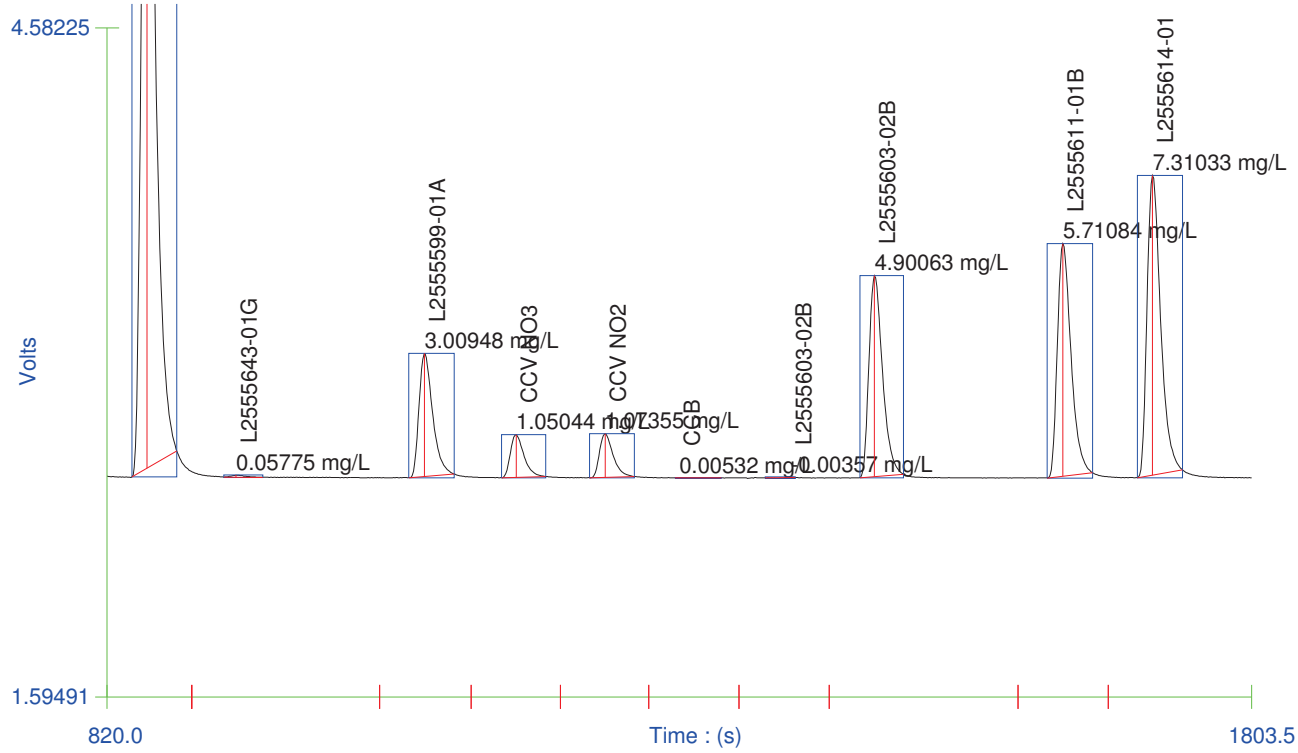


Channel 1 (NO3+NO2) - Set: 3 / 11

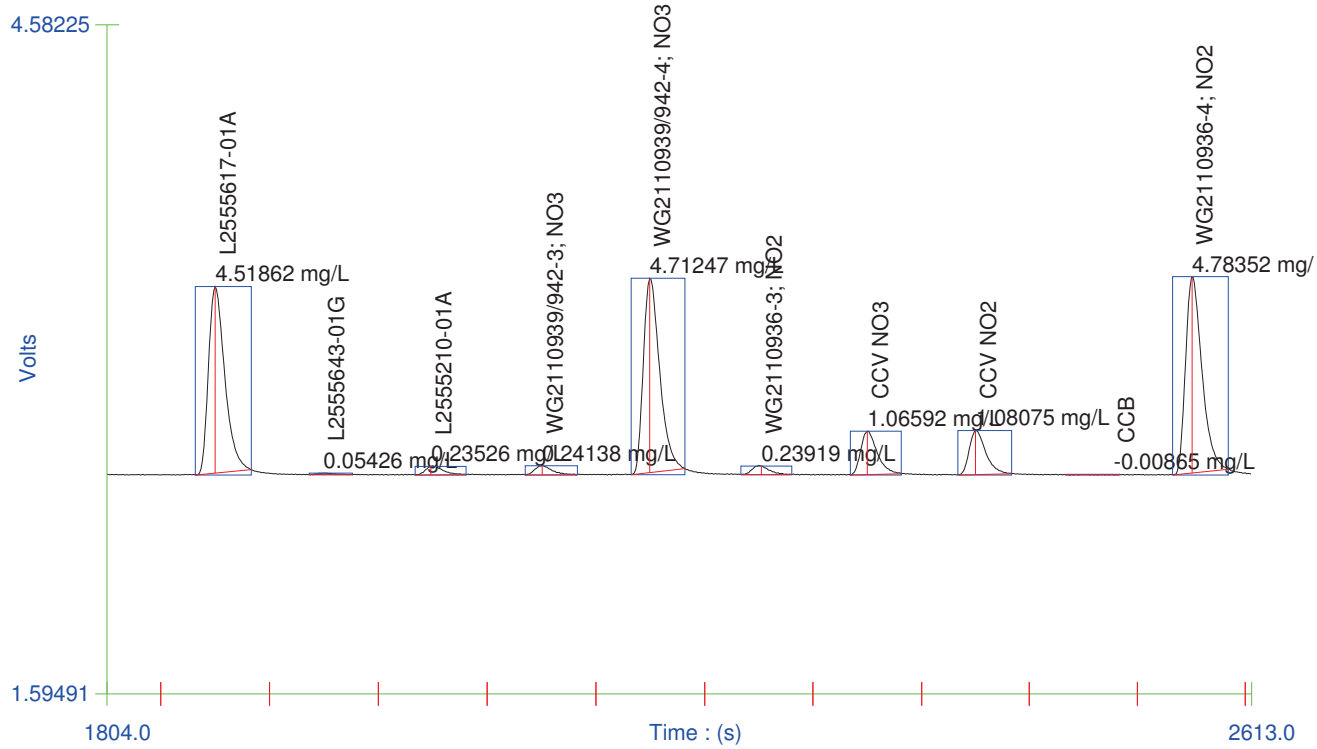

Channel 1 (NO3+NO2) - Set: 4 / 11

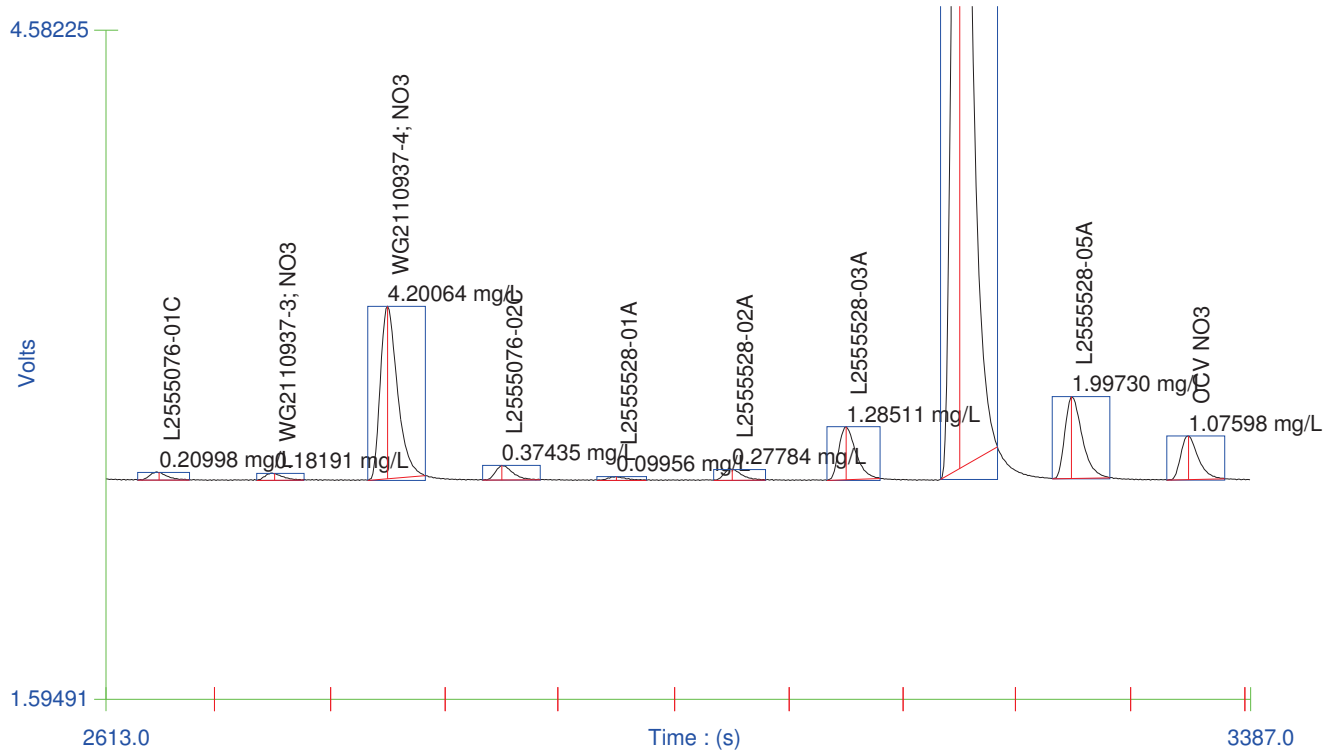


Channel 1 (NO3+NO2) - Set: 5 / 11

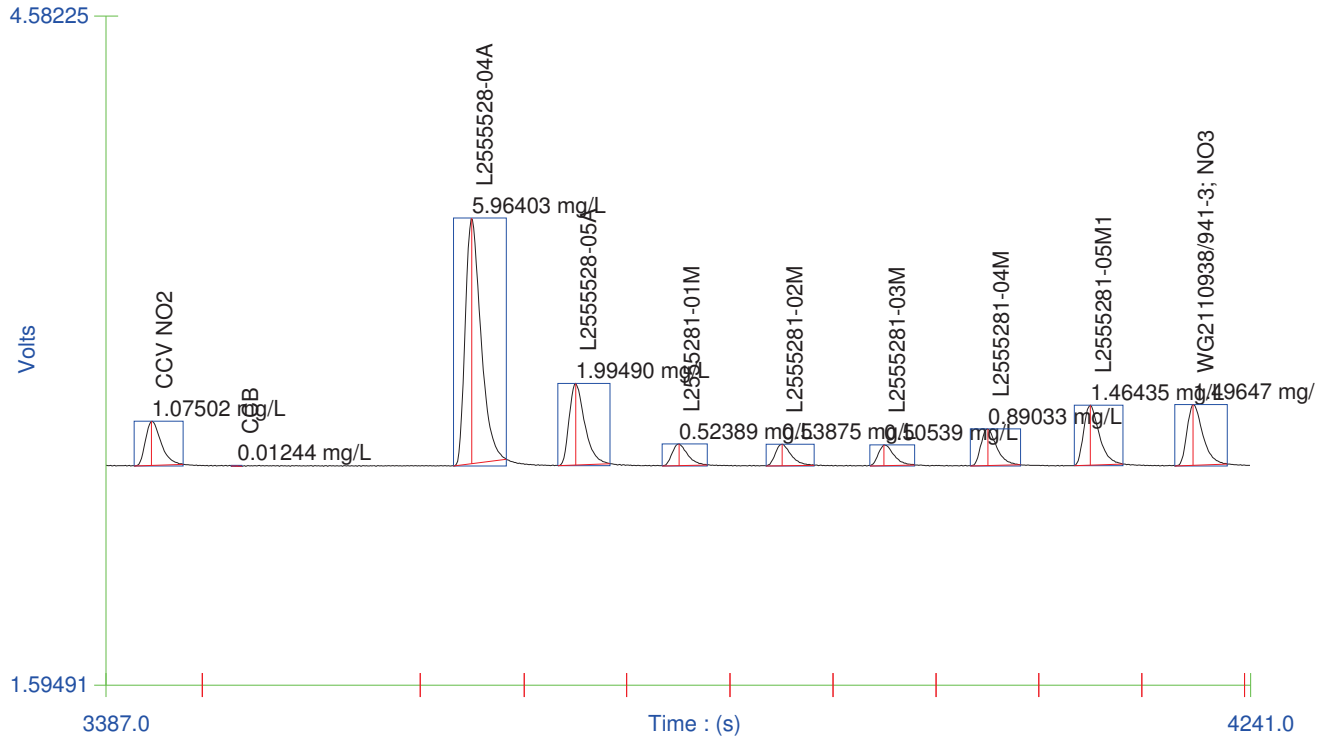

Channel 1 (NO3+NO2) - Set: 6 / 11

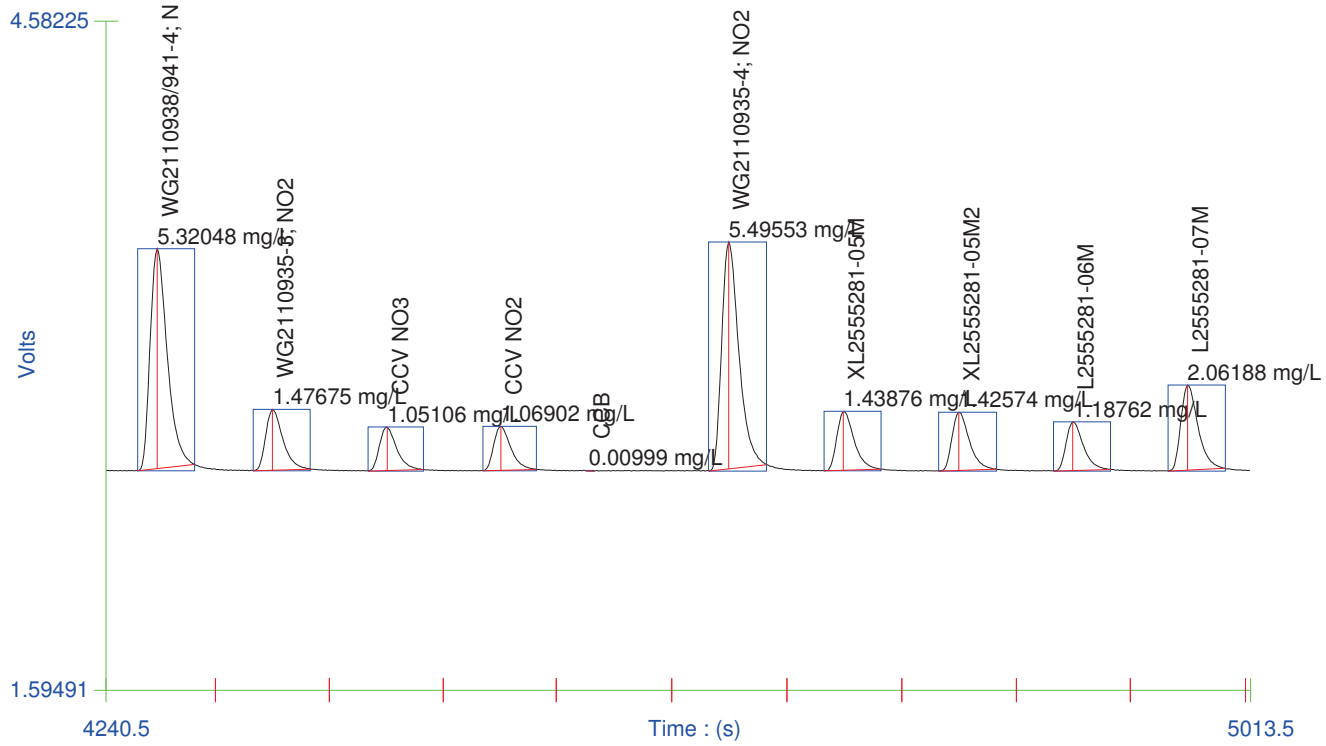


Channel 1 (NO3+NO2) - Set: 7 / 11

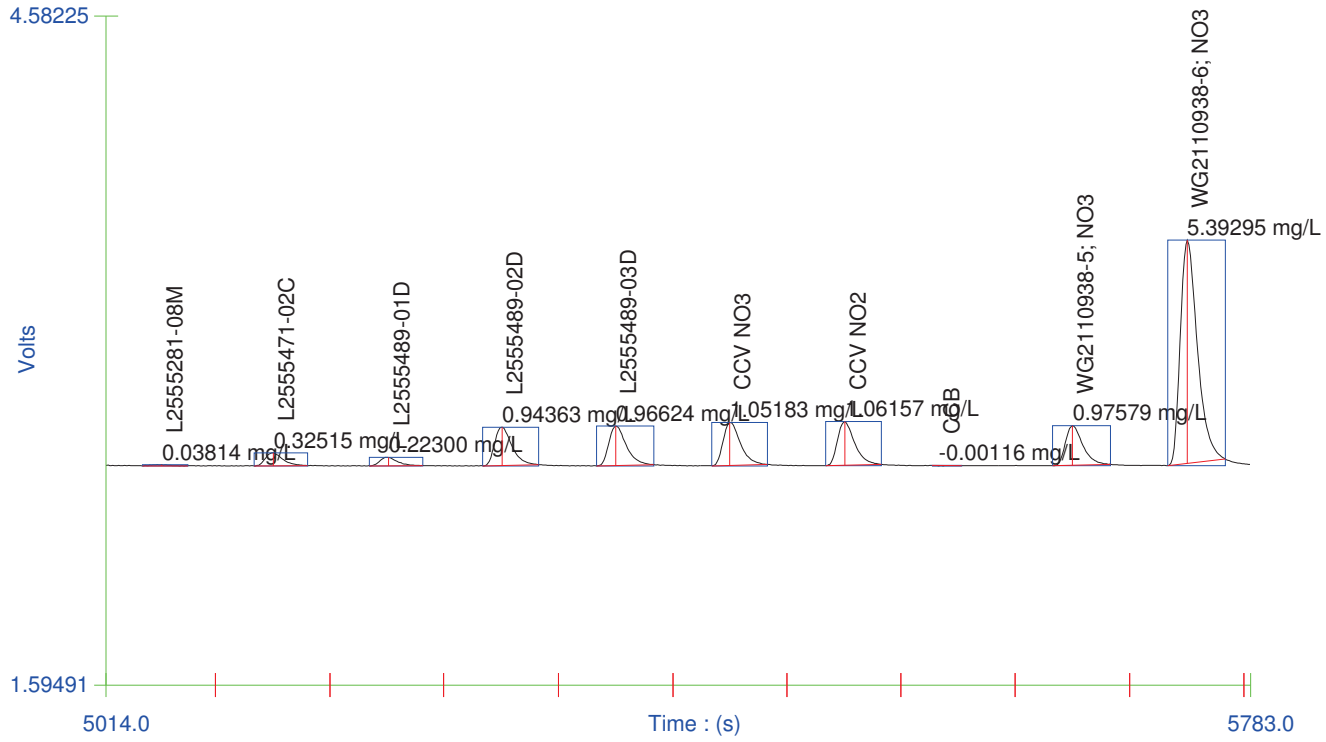

Channel 1 (NO3+NO2) - Set: 8 / 11

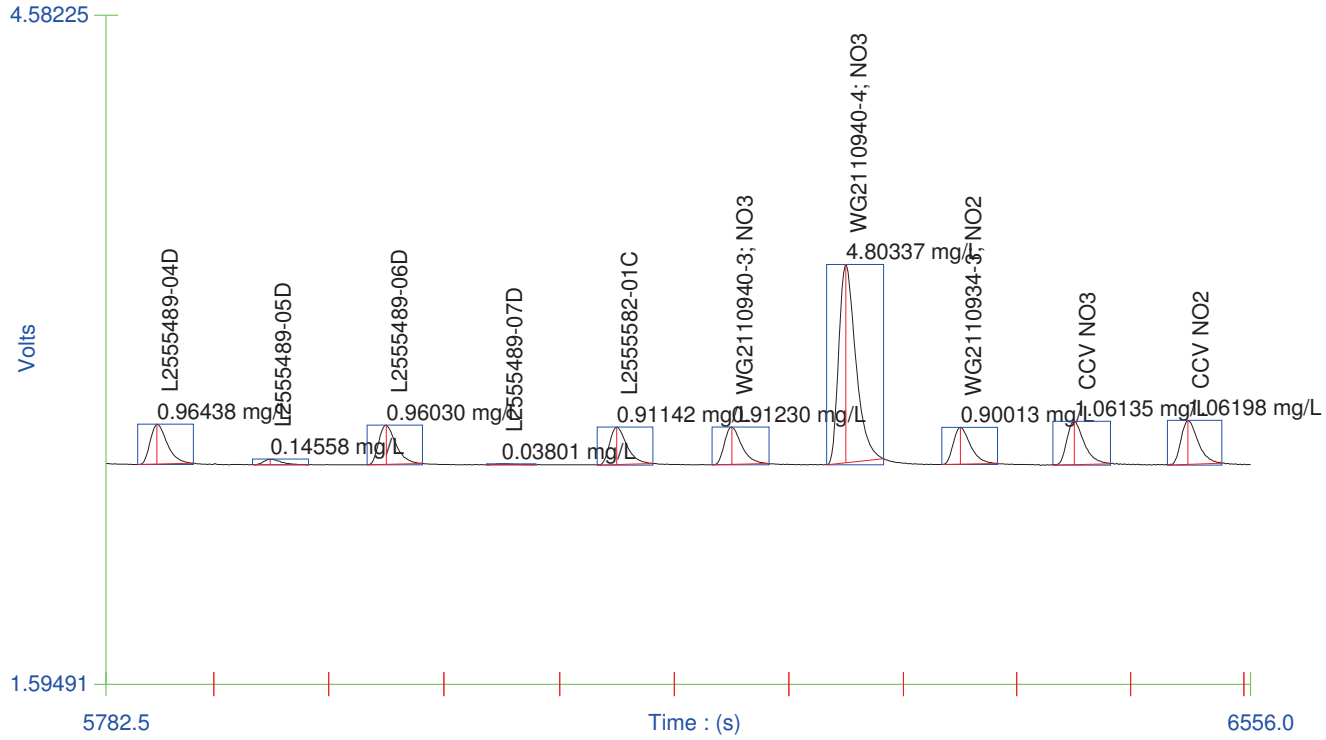


Channel 1 (NO3+NO2) - Set: 9 / 11

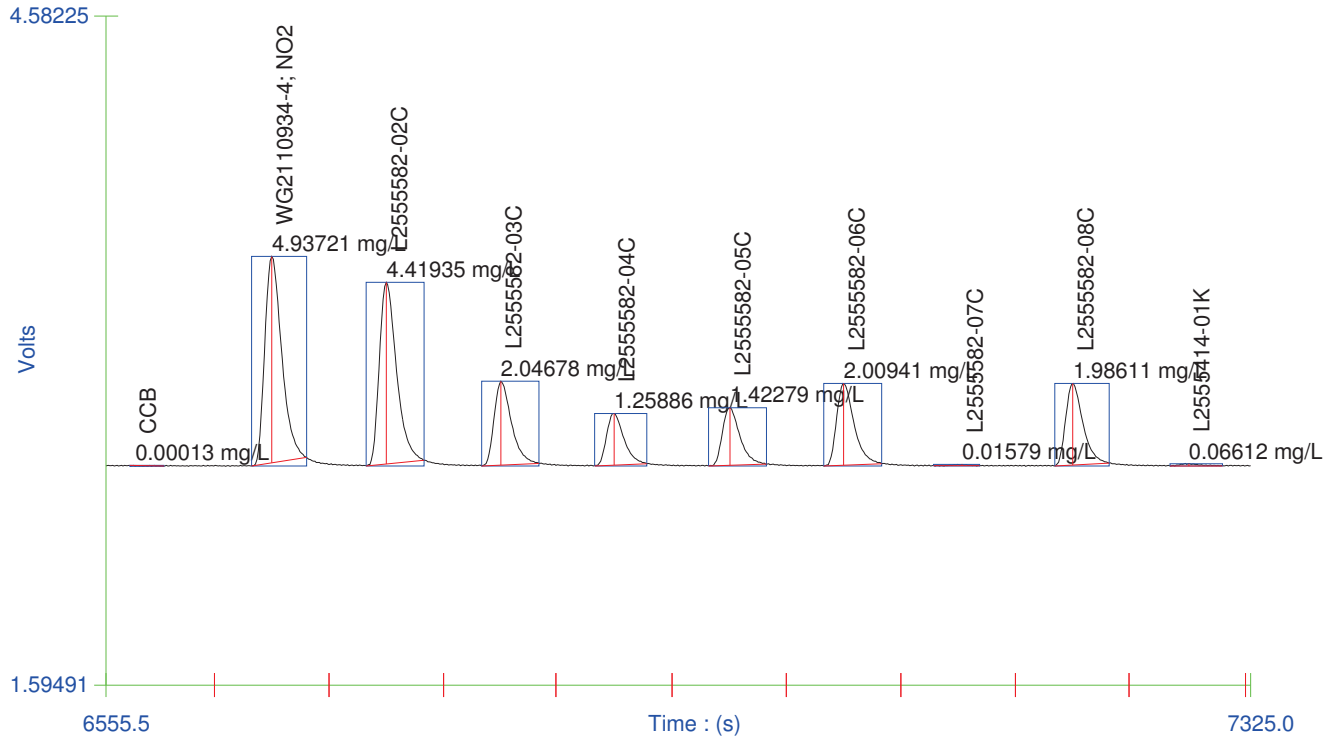

Channel 1 (NO3+NO2) - Set: 10 / 11

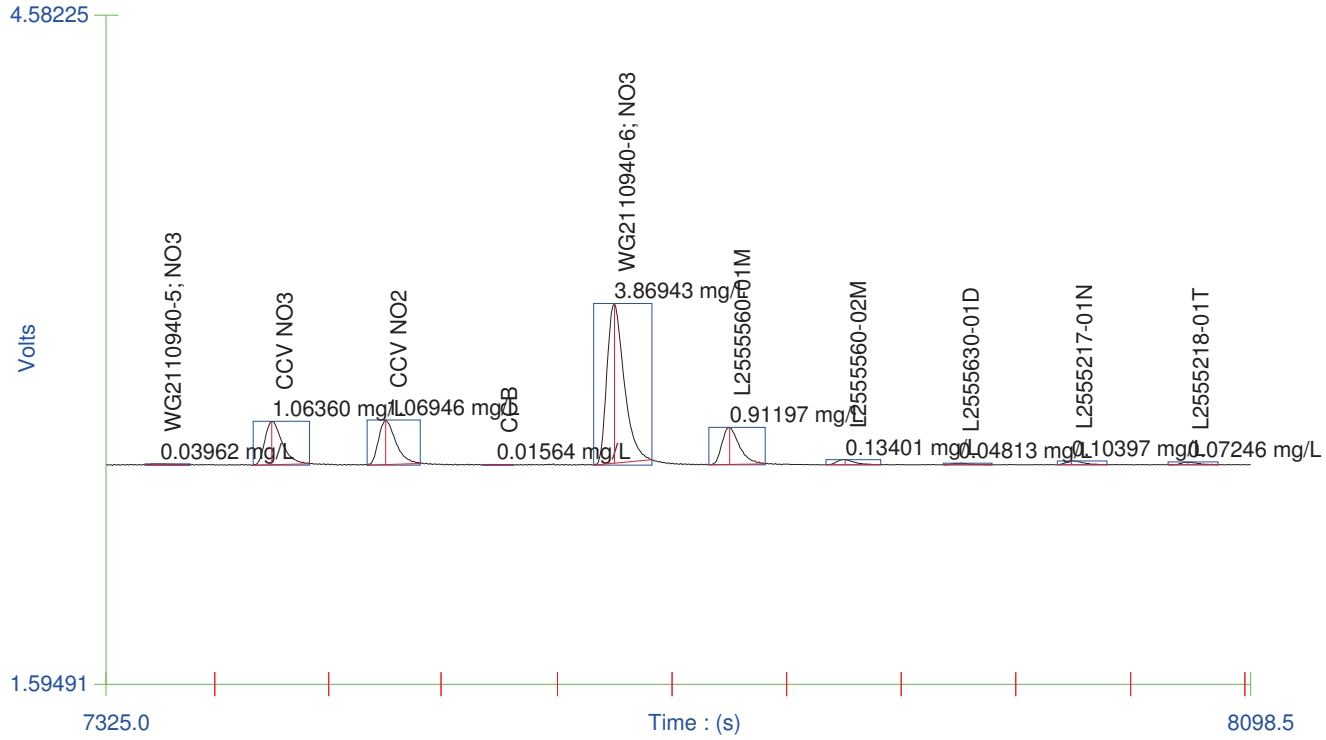


Channel 1 (NO3+NO2) - Set: 11 / 11

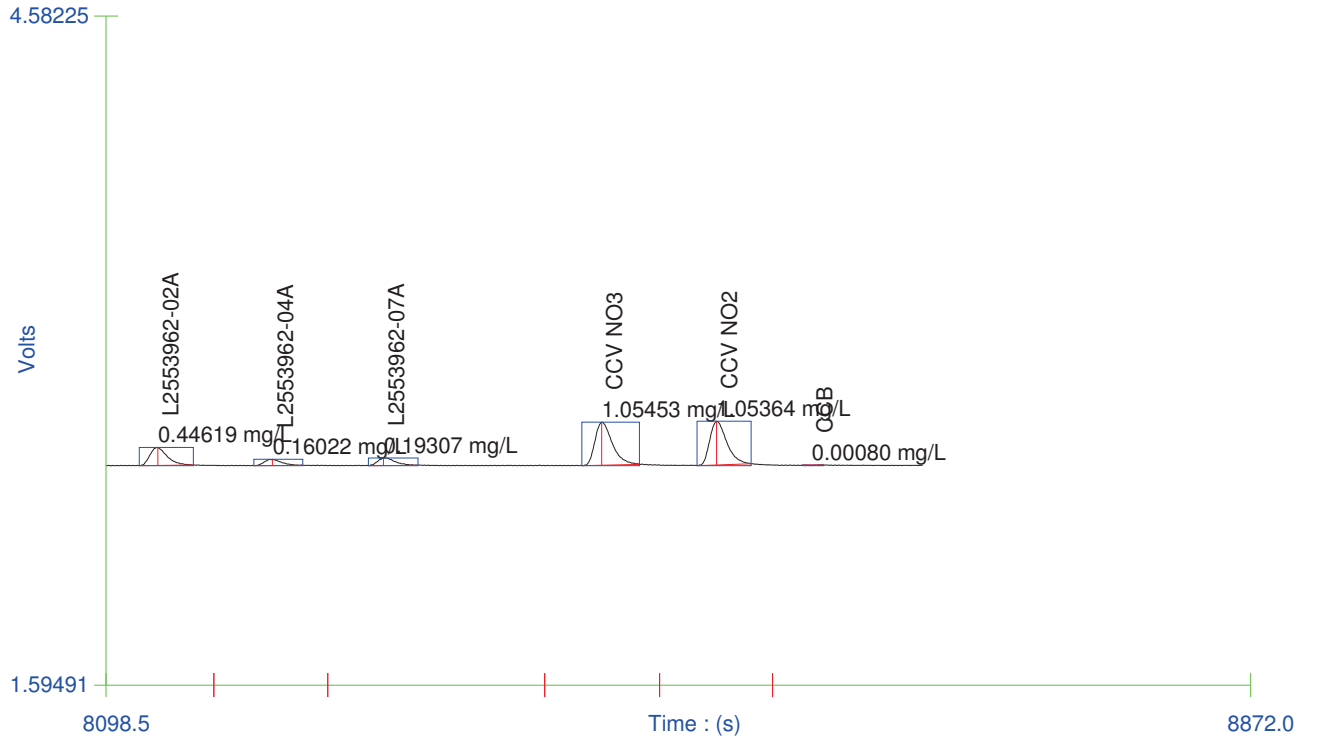

Channel 2 (NO2) - Set: 1 / 11

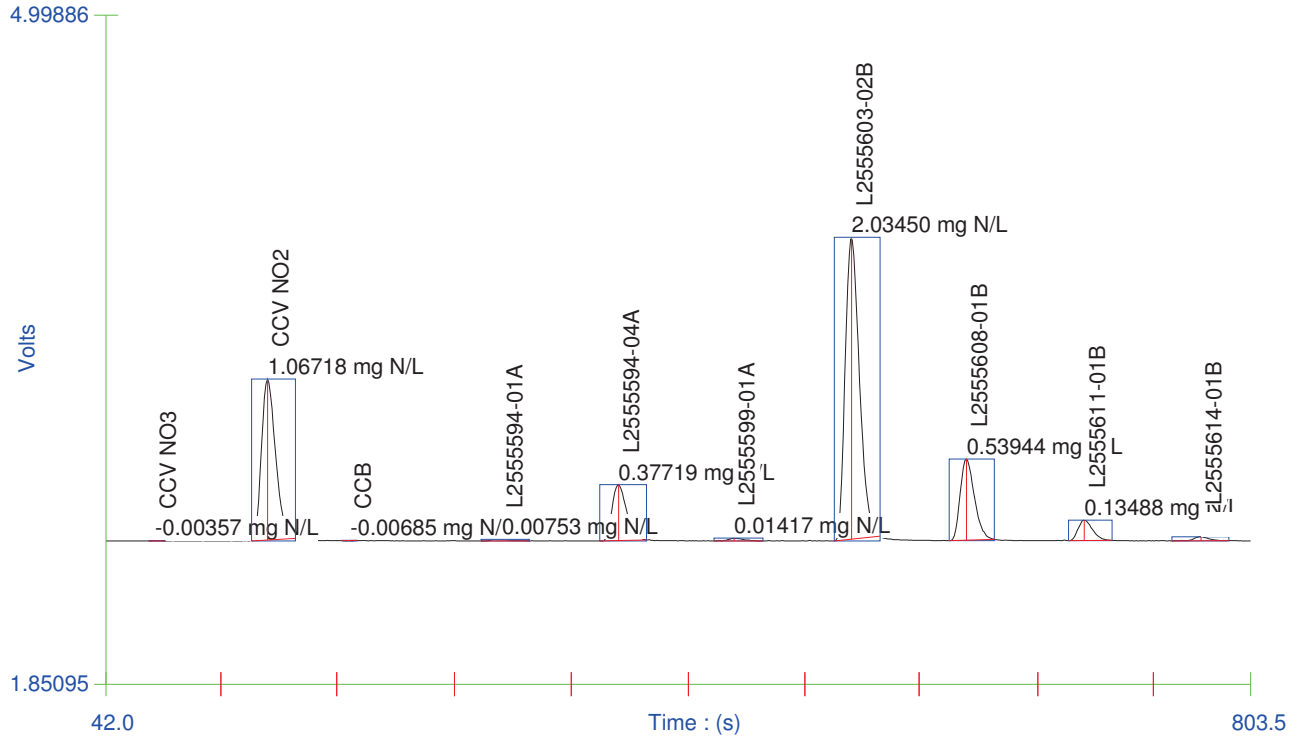


Channel 2 (NO2) - Set: 2 / 11

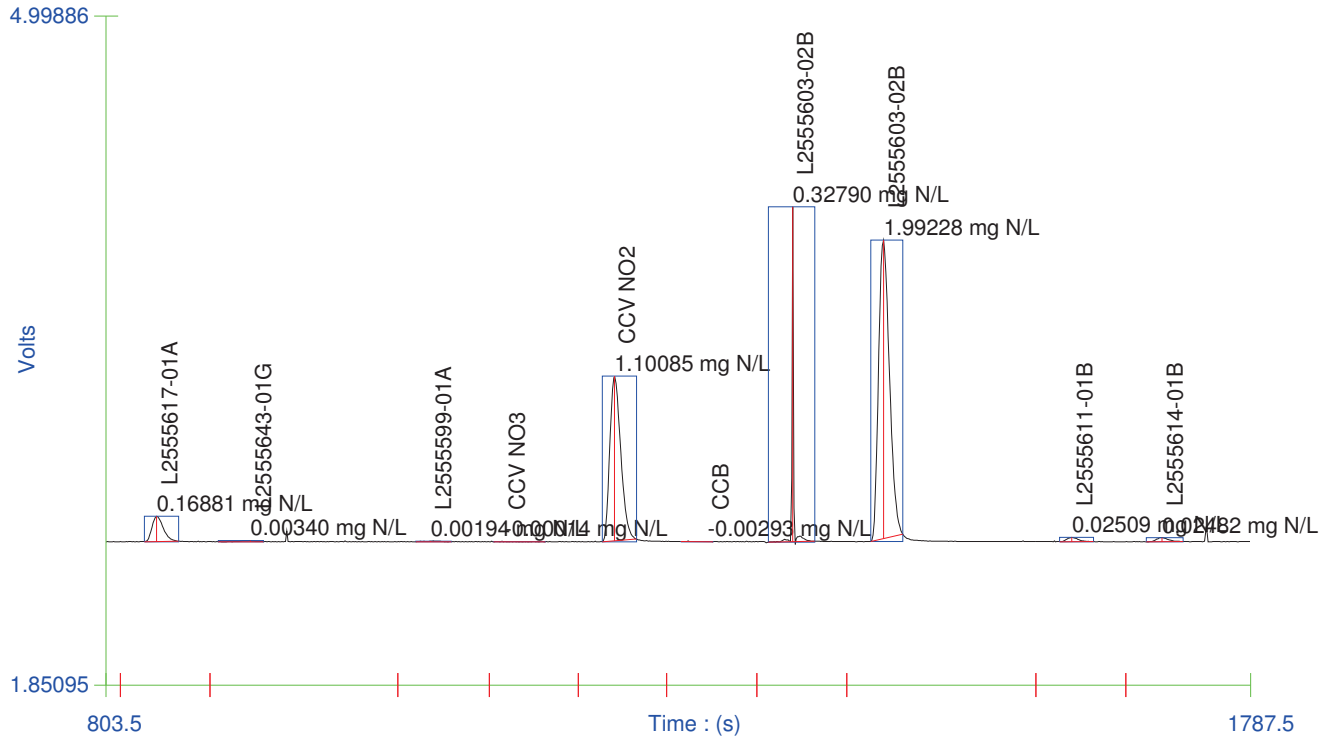

Channel 2 (NO2) - Set: 3 / 11

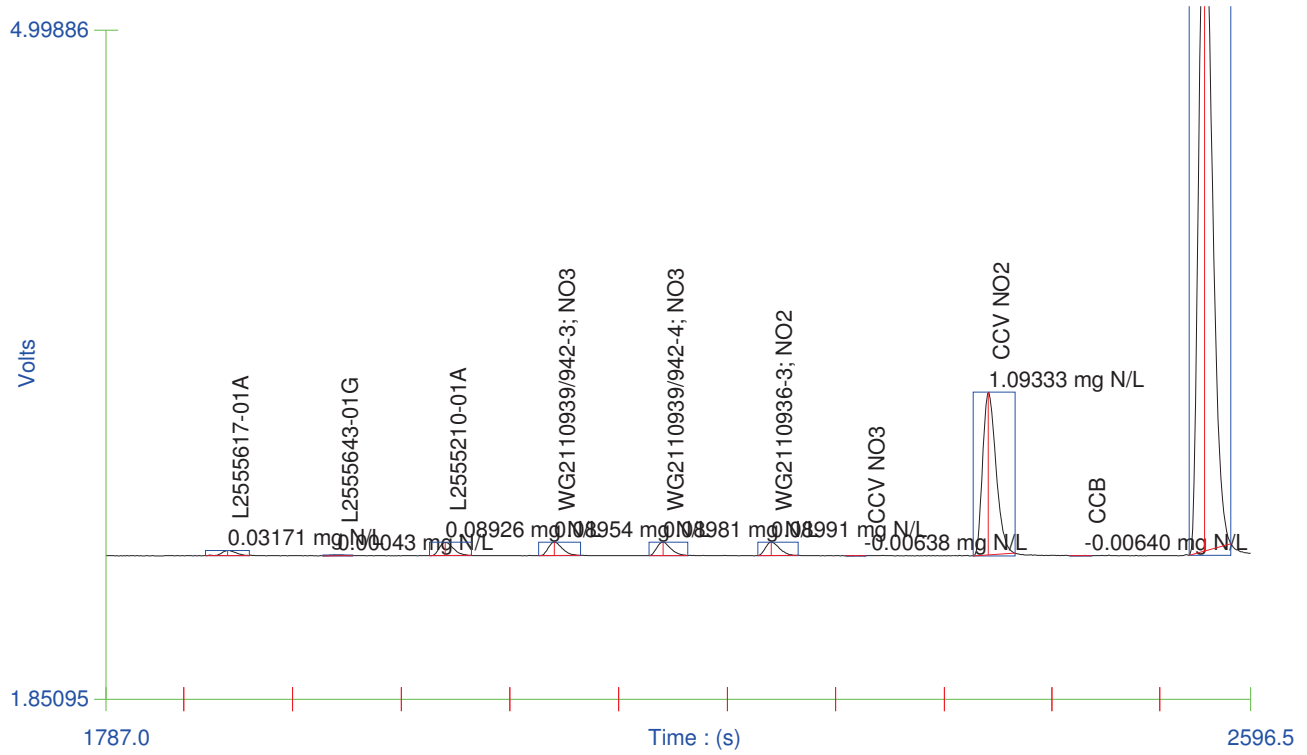


Channel 2 (NO2) - Set: 4 / 11

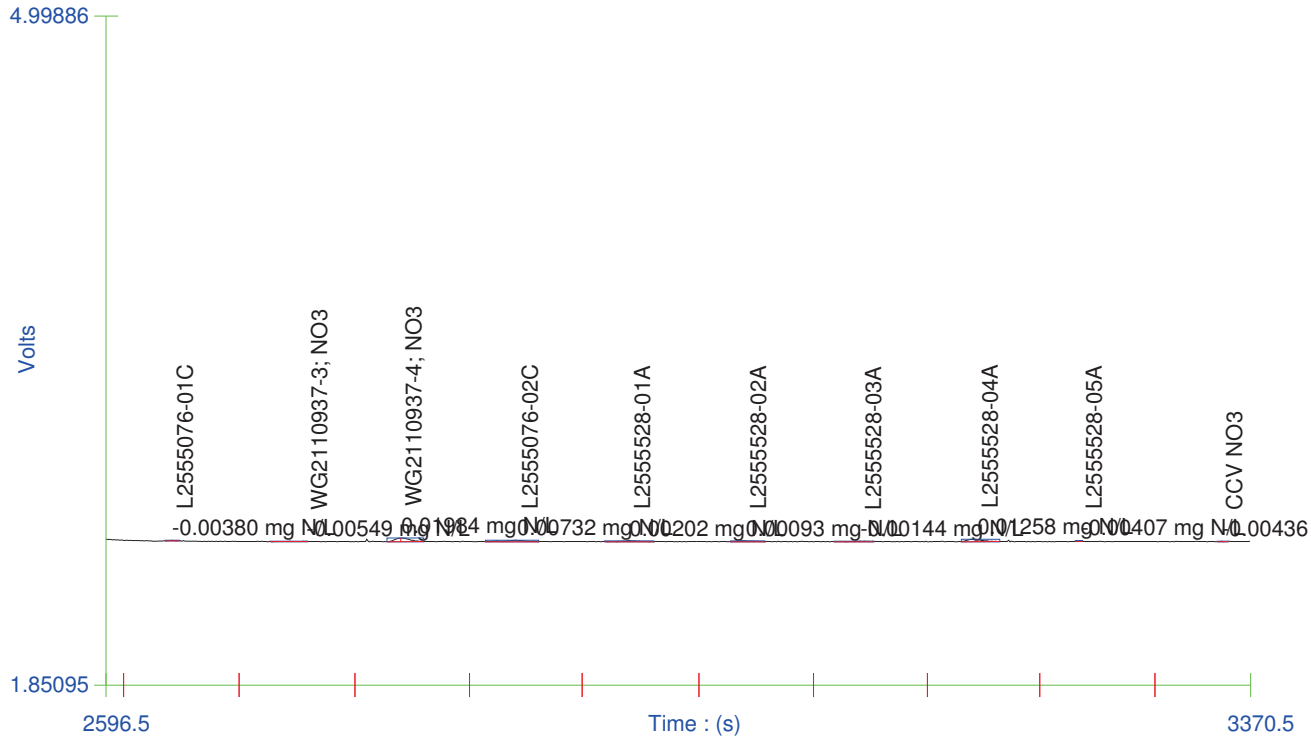

Channel 2 (NO2) - Set: 5 / 11

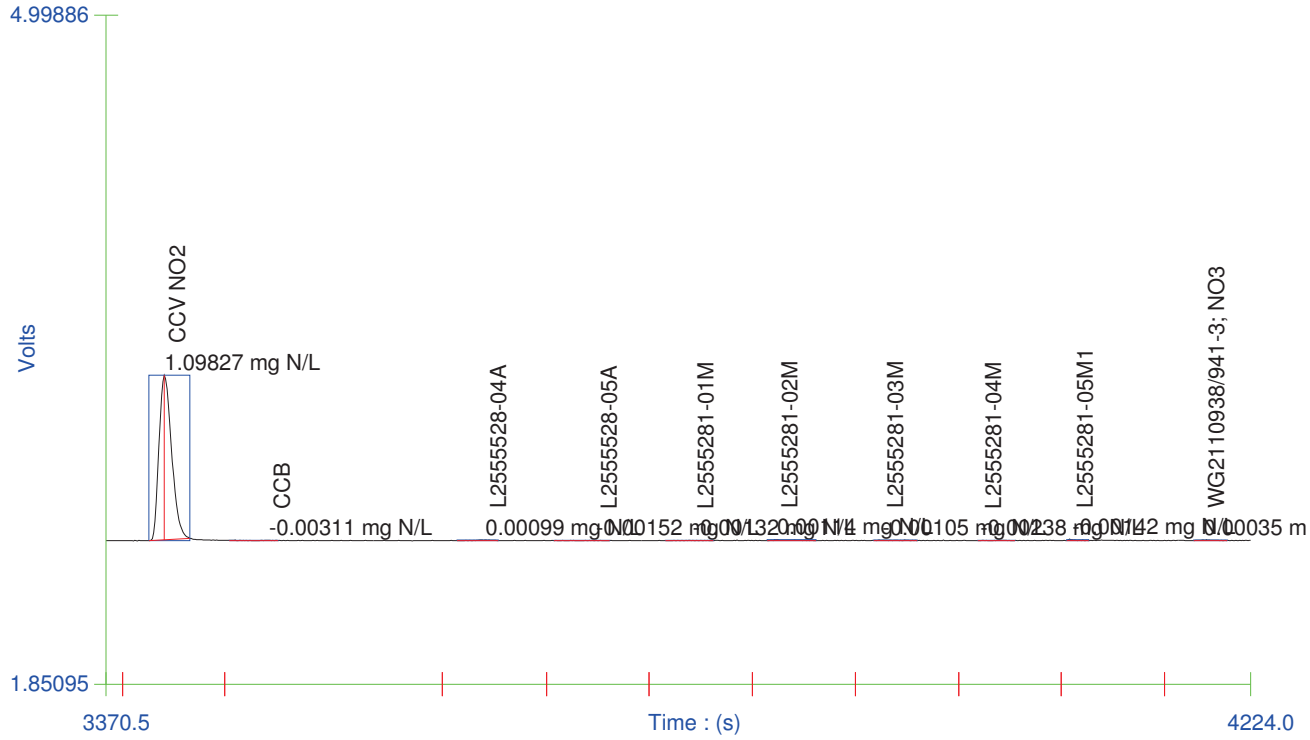


Channel 2 (NO2) - Set: 6 / 11

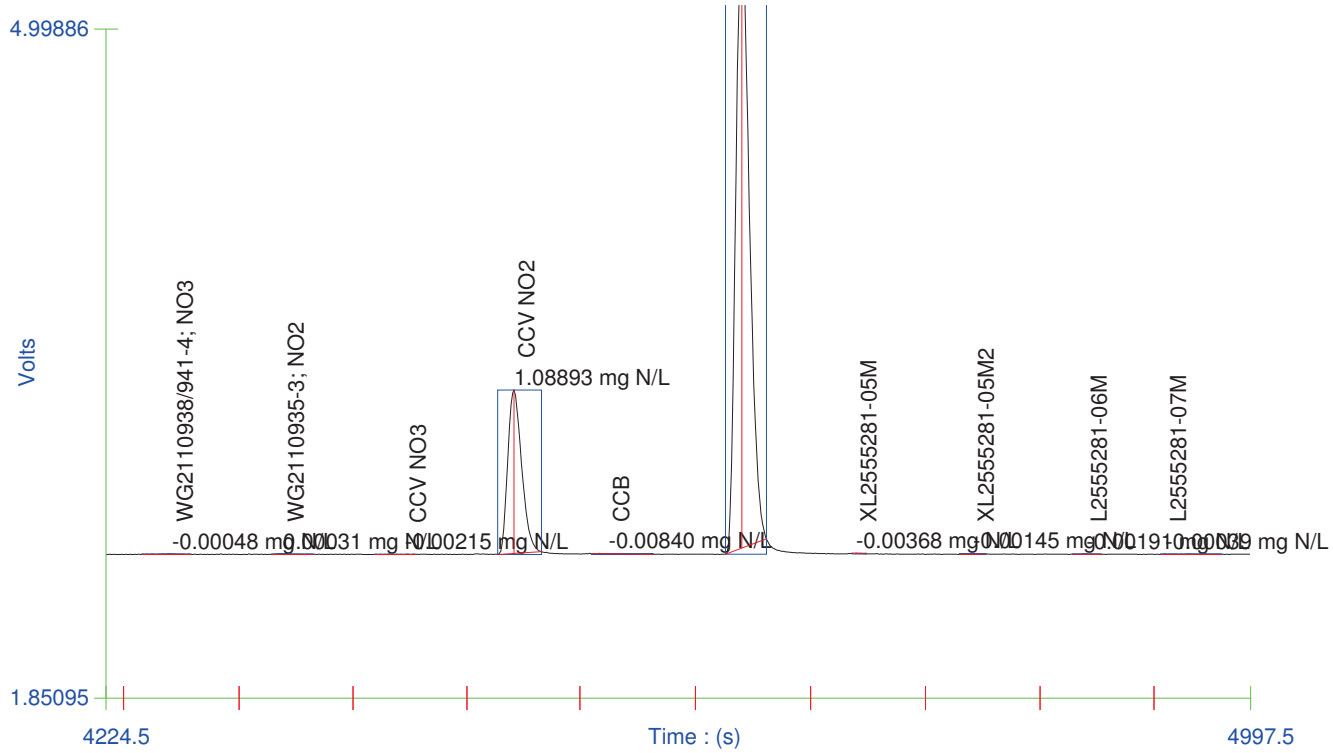

Channel 2 (NO2) - Set: 7 / 11

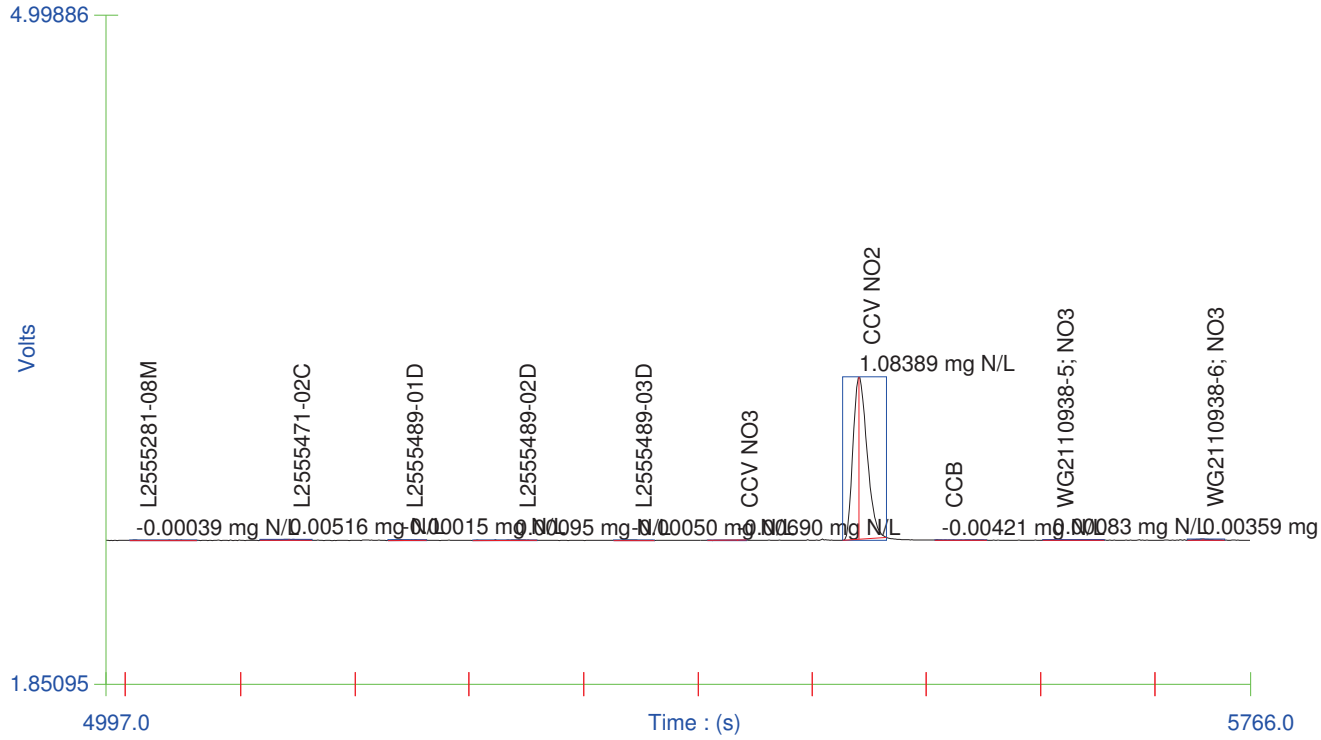


Channel 2 (NO2) - Set: 8 / 11

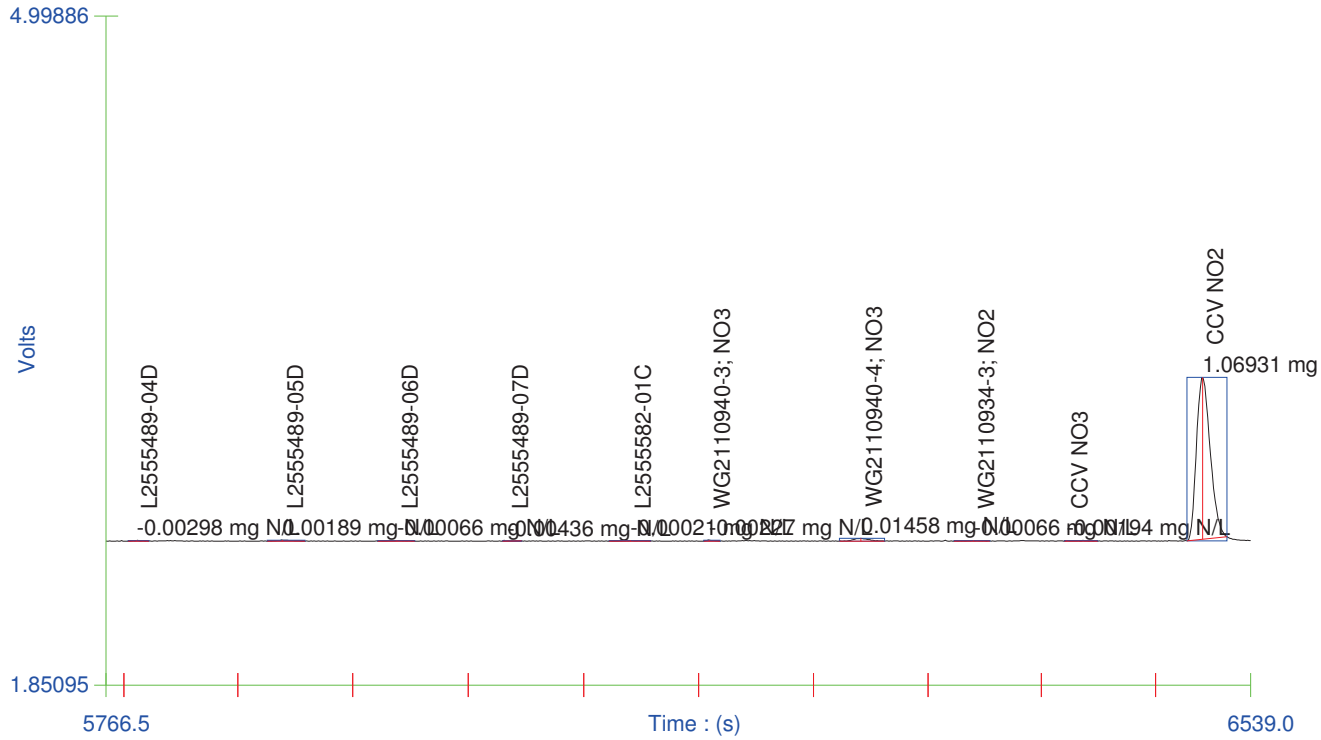

Channel 2 (NO2) - Set: 9 / 11

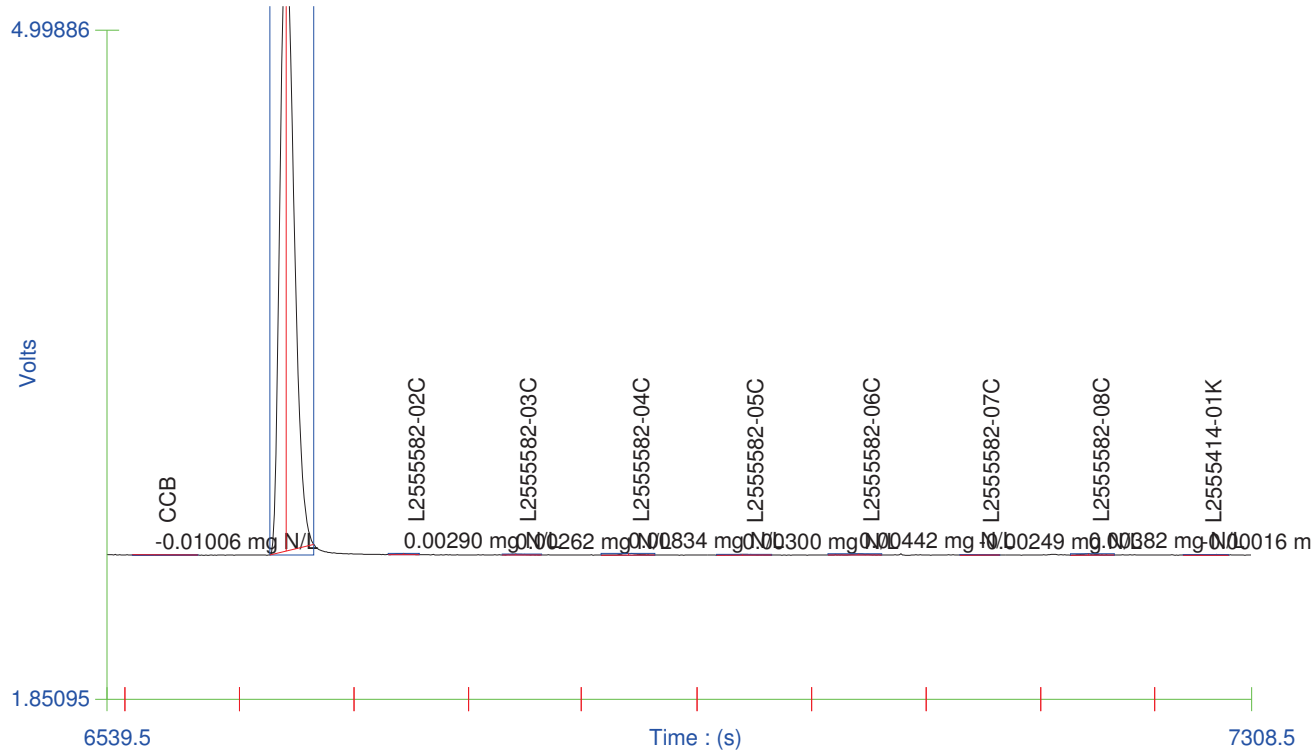


Channel 2 (NO2) - Set: 10 / 11

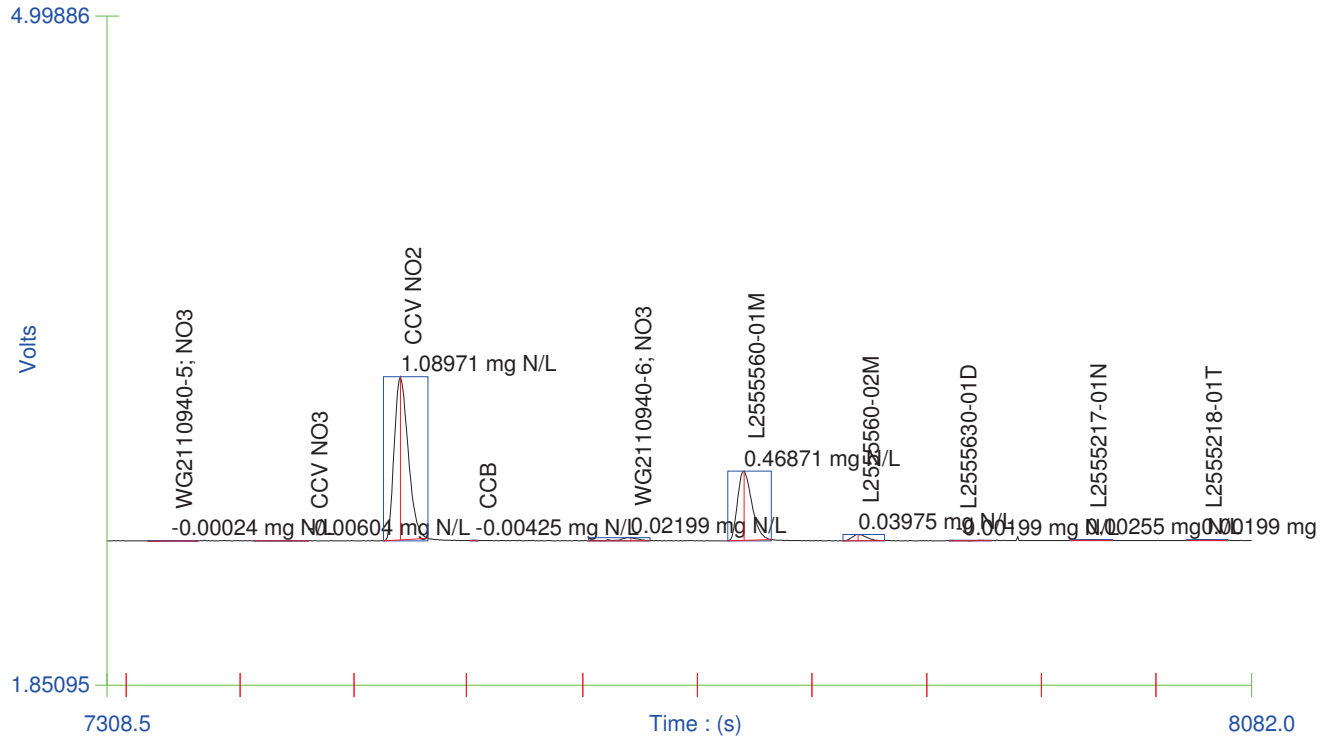

Channel 2 (NO2) - Set: 11 / 11

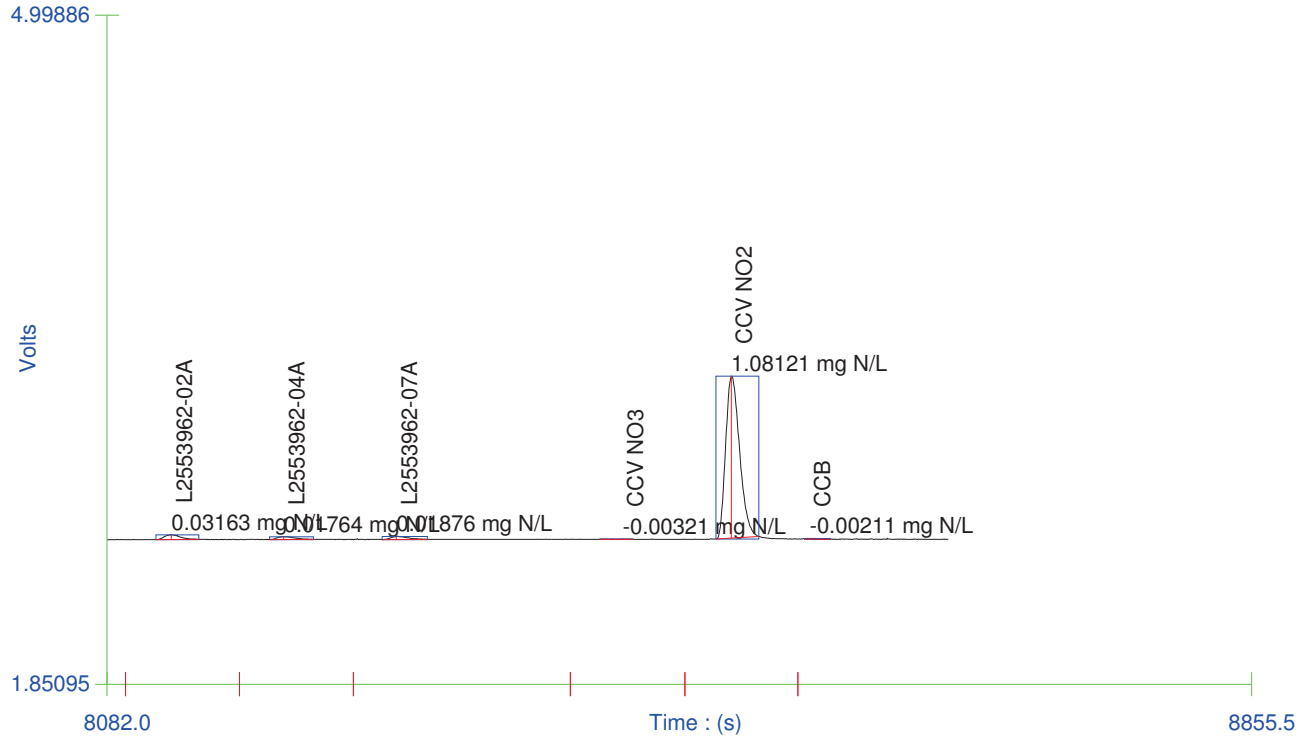


Table : 1 (Nitrite)

| | Known Conc. (mg N/L) | Rep. | Peak Area (V.s) | Peak Height (V) | % RSD | % Residual | Det. Conc (mg N/L) | Detection Date | Detection Time |
|---|---|---|---|---|---|---|---|---|---|
| 1 | 8.00000 | 1 | 59.01277 | 5.10625 | 0.0 | 3.0 | 7.74743 | 9/5/2025 | 2:50:15 AM |
| 2 | 4.00000 | 1 | 31.68393 | 2.87464 | 0.0 | -4.1 | 4.15732 | 9/5/2025 | 2:51:33 AM |
| 3 | 1.00000 | 1 | 8.13691 | 0.74106 | 0.0 | -6.5 | 1.06401 | 9/5/2025 | 2:52:48 AM |
| 4 | 0.40000 | 1 | 3.16504 | 0.28917 | 0.0 | -2.8 | 0.41087 | 9/5/2025 | 2:54:07 AM |
| 5 | 0.10000 | 1 | 0.82165 | 0.07483 | 0.0 | -2.9 | 0.10302 | 9/5/2025 | 2:55:25 AM |
| 6 | 0.05000 | 1 | 0.40440 | 0.03564 | 0.0 | 3.4 | 0.04821 | 9/5/2025 | 2:56:44 AM |
| 7 | 0.00000 | 1 | 0.00190 | 0.00106 | | | -0.00467 | 9/5/2025 | 2:58:00 AM |

Figure : 1 (Nitrite)

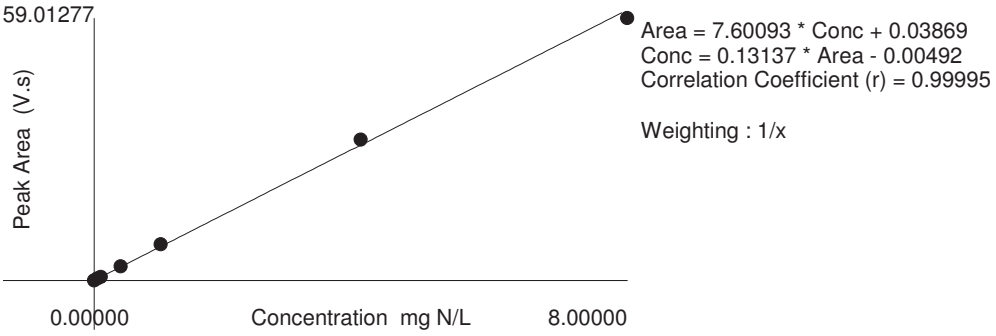

Table : 2 (NO3+NO2)

| | Known Conc. (mg/L) | Rep. | Peak Area (V.s) | Peak Height (V) | % RSD | % Residual | Det. Conc (mg/L) | Detection Date | Detection Time |
|---|---|---|---|---|---|---|---|---|---|
| 1 | 8.00000 | 1 | 19.86417 | 1.48993 | 0.0 | -0.8 | 8.05892 | 9/5/2025 | 2:41:10 AM |
| 2 | 4.00000 | 1 | 9.63605 | 0.72051 | 0.0 | 2.1 | 3.91343 | 9/5/2025 | 2:42:29 AM |
| 3 | 1.00000 | 1 | 2.52080 | 0.18501 | 0.0 | -3.0 | 1.02959 | 9/5/2025 | 2:43:46 AM |
| 4 | 0.40000 | 1 | 0.96570 | 0.06830 | 0.0 | 0.2 | 0.39930 | 9/5/2025 | 2:45:04 AM |
| 5 | 0.20000 | 1 | 0.45739 | 0.03377 | 0.0 | 3.5 | 0.19329 | 9/5/2025 | 2:46:23 AM |
| 6 | 0.10000 | 1 | 0.23220 | 0.01634 | 0.0 | -2.2 | 0.10201 | 9/5/2025 | 2:47:41 AM |
| 7 | 0.00000 | 1 | -0.01954 | 0.00153 | | | -1.55552e-5 | 9/5/2025 | 2:48:58 AM |

Figure : 2 (NO3+NO2)

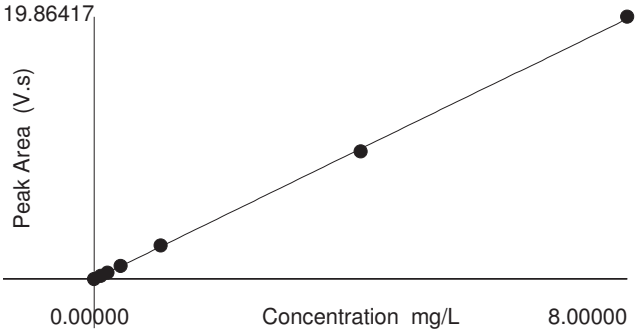


Area = 2.46660 * Conc - 0.01936
Conc = 0.40530 * Area + 0.00790
Correlation Coefficient (r) = 0.99998

Weighting : 1/x

Original Run Filename: OM_9-5-2025_07-27-26AM.OMN Created: 9/5/2025 7:27:26 AM
Original Run Author's Signature: [A1wetcheminstrument]
Current Run Filename: OM_9-5-2025_07-27-26AM.OMN Last Modified: 9/5/2025 7:49:41 AM
Current Run Author's Signature: [A1wetcheminstrument]
Description: Default New Run

| Sample | Rep. | Cup No. | Channel 1 NO3+NO2 (mg/L) | Channel 2 Nitrite (mg N/L) | ADF | MDF | Weight |
|---|---|---|---|---|---|---|---|
| CCV NO3 | 1 | S2 | 1.06281 | -0.00496 | | | |
| | Known Conc: | | 1.00000 | 0.00000 | | | |
| | Calibration: | | | Table/Fig. : 1 | | | |
| CCV NO2 | 1 | S9 | 1.06654 | 1.08591 | | | |
| | Known Conc: | | 0.00000 | 1.00000 | | | |
| | Calibration: | | Table/Fig. : 2 | | | | |
| CCB | 1 | S1 | 0.00423 | -0.00524 | | | |
| | Known Conc: | | 0.00000 | 0.00000 | | | |
| L2555502-04A | 1 | 116 | 3.95175 | -0.00151 | | | |
| L2555661-01O,R3E | 1 | 117 | 0.83580 | 0.02717 | | | |
| WG2110937-5; NO3 | 1 | 118 | 0.82386 | 0.02478 | | | |
| WG2110937-6; NO3 | 1 | 119 | 4.68885 | 0.02592 | | | |
| WG2110934-5; NO2 | 1 | 120 | 0.82333 | 0.02682 | | | |
| WG2110934-6; NO2 | 1 | 121 | 4.77117 | 4.10040 | | | |
| L2555661-02P | 1 | 122 | 2.17426 | 0.03365 | | | |
| L2555661-03P | 1 | 123 | 1.24386 | 0.00228 | | | |
| L2555661-04P | 1 | 124 | 0.04177 | -0.00180 | | | |
| L2555661-05O | 1 | 125 | 2.70309 | 0.09550 | | | |
| CCV NO3 | 1 | S2 | 1.06459 | -0.00308 | | | |
| | Known Conc: | | 1.00000 | 0.00000 | | | |
| CCV NO2 | 1 | S9 | 1.09591 | 1.10556 | | | |
| | Known Conc: | | 0.00000 | 1.00000 | | | |

Channel 1 (NO3+NO2) - Set: 1 / 2

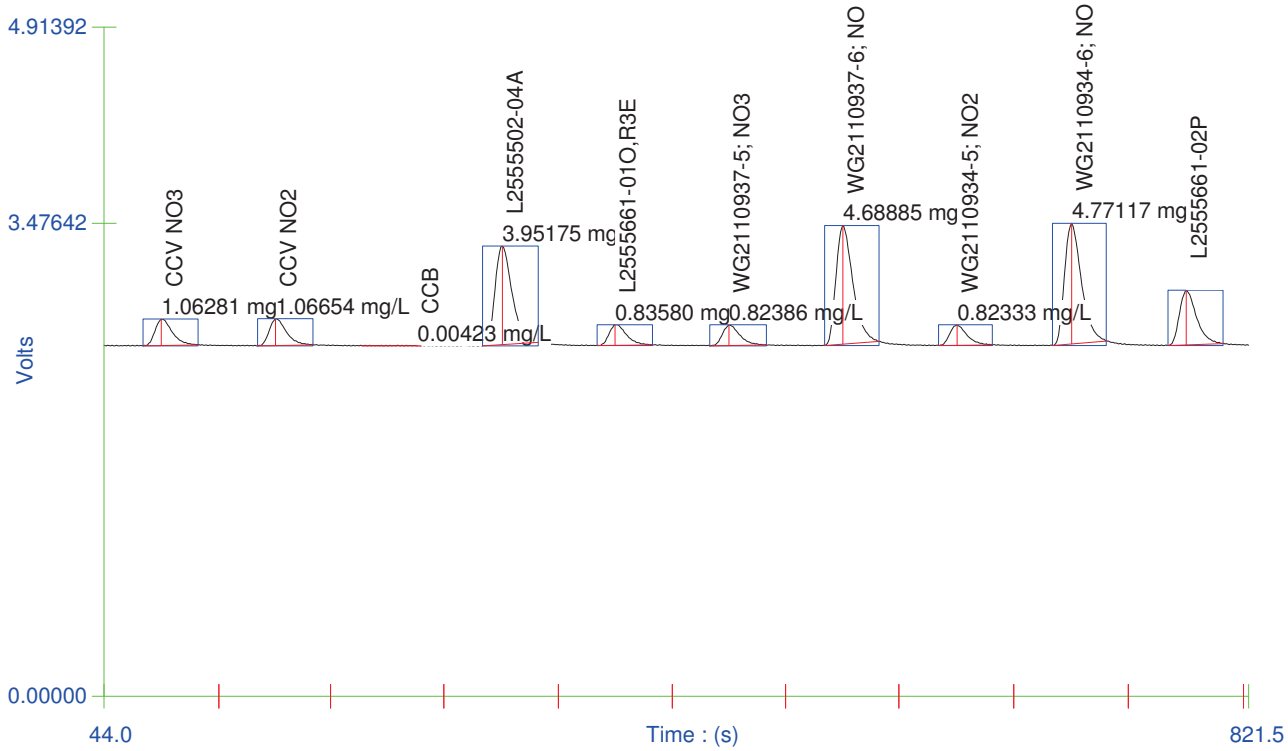

Channel 1 (NO3+NO2) - Set: 2 / 2

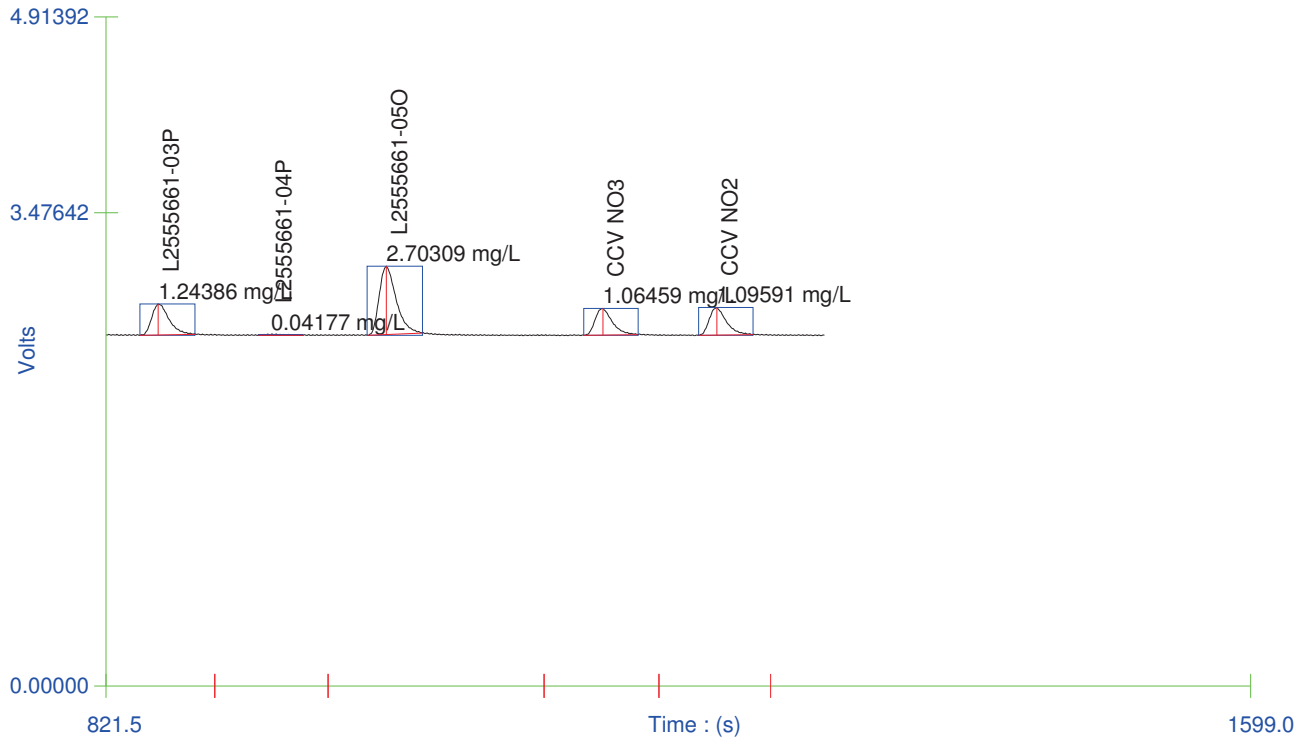


Channel 2 (NO2) - Set: 1 / 2

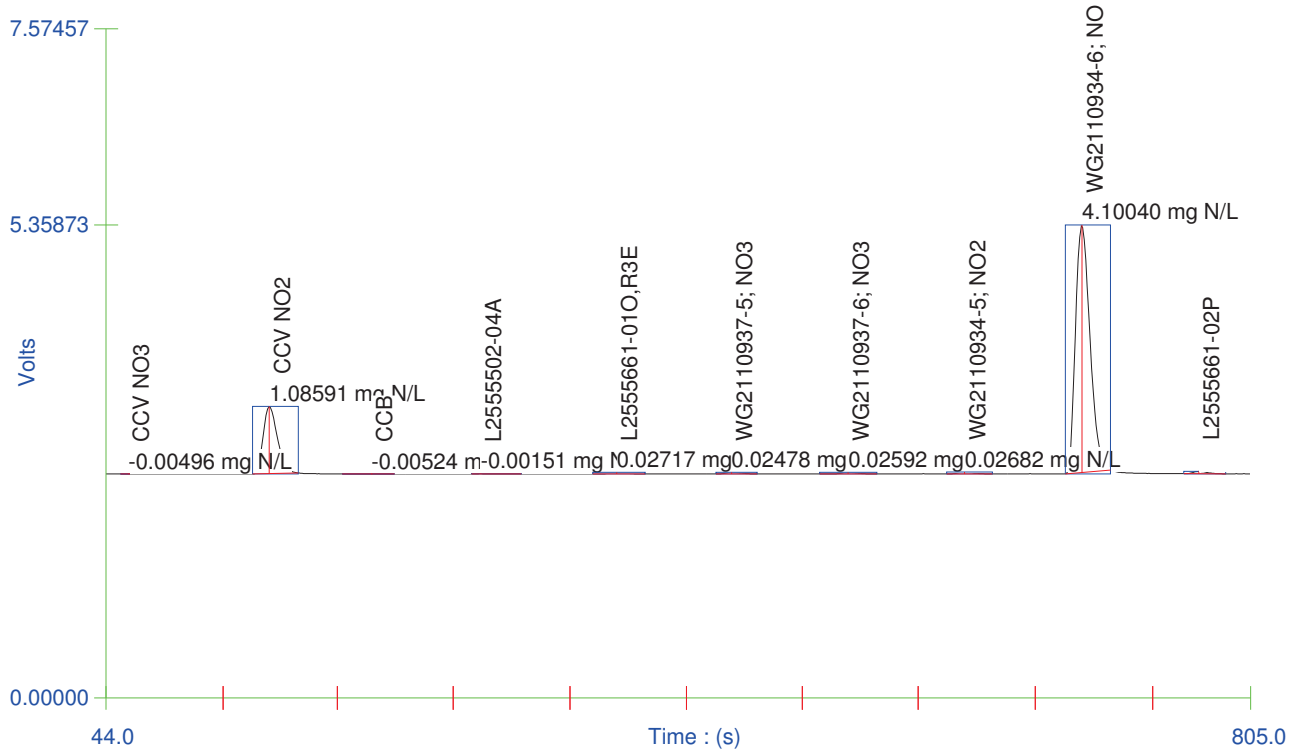

Channel 2 (NO2) - Set: 2 / 2

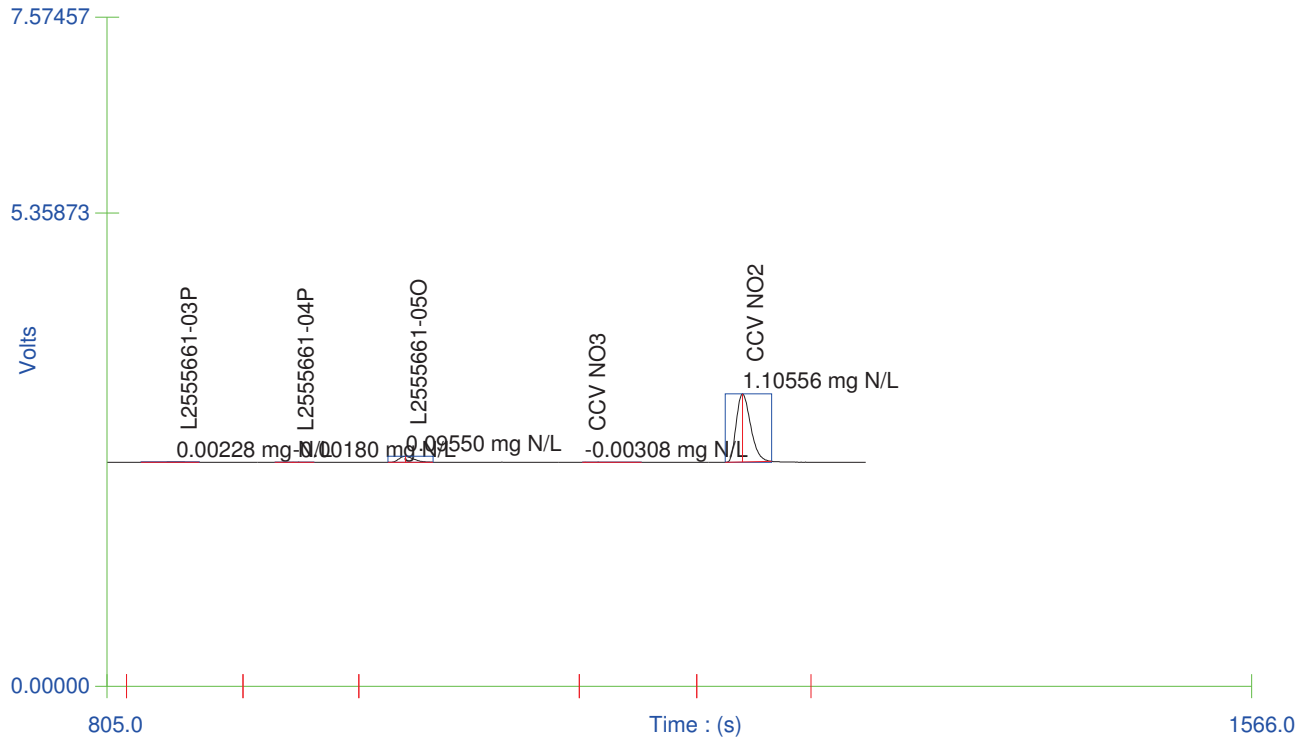


Table : 1 (Nitrite)

| | Known Conc. (mg N/L) | Rep. | Peak Area (V.s) | Peak Height (V) | % RSD | % Residual | Det. Conc (mg N/L) | Detection Date | Detection Time |
|---|---|---|---|---|---|---|---|---|---|
| 1 | 8.00000 | 1 | 59.01277 | 5.10625 | 0.0 | 3.0 | 7.74743 | 9/5/2025 | 2:50:15 AM |
| 2 | 4.00000 | 1 | 31.68393 | 2.87464 | 0.0 | -4.1 | 4.15732 | 9/5/2025 | 2:51:33 AM |
| 3 | 1.00000 | 1 | 8.13691 | 0.74106 | 0.0 | -6.5 | 1.06401 | 9/5/2025 | 2:52:48 AM |
| 4 | 0.40000 | 1 | 3.16504 | 0.28917 | 0.0 | -2.8 | 0.41087 | 9/5/2025 | 2:54:07 AM |
| 5 | 0.10000 | 1 | 0.82165 | 0.07483 | 0.0 | -2.9 | 0.10302 | 9/5/2025 | 2:55:25 AM |
| 6 | 0.05000 | 1 | 0.40440 | 0.03564 | 0.0 | 3.4 | 0.04821 | 9/5/2025 | 2:56:44 AM |
| 7 | 0.00000 | 1 | 0.00190 | 0.00106 | | | -0.00467 | 9/5/2025 | 2:58:00 AM |

Figure : 1 (Nitrite)

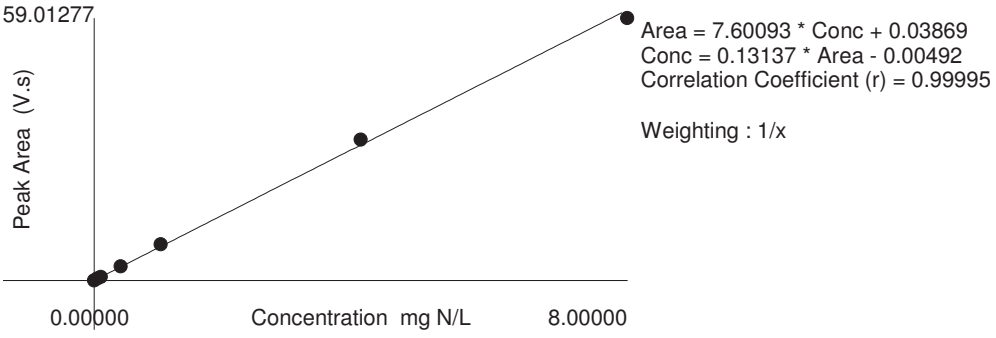

Table : 2 (NO3+NO2)

| | Known Conc. (mg/L) | Rep. | Peak Area (V.s) | Peak Height (V) | % RSD | % Residual | Det. Conc (mg/L) | Detection Date | Detection Time |
|---|---|---|---|---|---|---|---|---|---|
| 1 | 8.00000 | 1 | 19.86417 | 1.48993 | 0.0 | -0.8 | 8.05892 | 9/5/2025 | 2:41:10 AM |
| 2 | 4.00000 | 1 | 9.63605 | 0.72051 | 0.0 | 2.1 | 3.91343 | 9/5/2025 | 2:42:29 AM |
| 3 | 1.00000 | 1 | 2.52080 | 0.18501 | 0.0 | -3.0 | 1.02959 | 9/5/2025 | 2:43:46 AM |
| 4 | 0.40000 | 1 | 0.96570 | 0.06830 | 0.0 | 0.2 | 0.39930 | 9/5/2025 | 2:45:04 AM |
| 5 | 0.20000 | 1 | 0.45739 | 0.03377 | 0.0 | 3.5 | 0.19329 | 9/5/2025 | 2:46:23 AM |
| 6 | 0.10000 | 1 | 0.23220 | 0.01634 | 0.0 | -2.2 | 0.10201 | 9/5/2025 | 2:47:41 AM |
| 7 | 0.00000 | 1 | -0.01954 | 0.00153 | | | -1.55552e-5 | 9/5/2025 | 2:48:58 AM |

Figure : 2 (NO3+NO2)

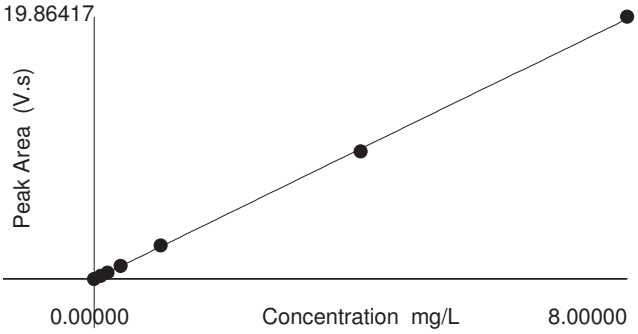


Area = 2.46660 * Conc - 0.01936
Conc = 0.40530 * Area + 0.00790
Correlation Coefficient (r) = 0.99998

Weighting : 1/x

Original Run Filename: OM_9-5-2025_07-50-35AM.OMN Created: 9/5/2025 7:50:35 AM
Original Run Author's Signature: [A1wetcheminstrument]
Current Run Filename: OM_9-5-2025_07-50-35AM.OMN Last Modified: 9/5/2025 8:01:34 AM
Current Run Author's Signature: [A1wetcheminstrument]
Description: Default New Run

| Sample | Rep. | Cup No. | Channel 1 NO3+NO2 (mg/L) | Channel 2 Nitrite (mg N/L) | ADF | MDF | Weight |
|---|---|---|---|---|---|---|---|
| CCV NO3 | 1 | S2 | 1.05498 | -0.00465 | | | |
| | Known Conc: | | 1.00000 | 0.00000 | | | |
| | Calibration: | | | Table/Fig. : 1 | | | |
| CCV NO2 | 1 | S9 | 1.07159 | 1.09781 | | | |
| | Known Conc: | | 0.00000 | 1.00000 | | | |
| | Calibration: | | Table/Fig. : 2 | | | | |
| CCB | 1 | S1 | -0.00112 | -0.00569 | | | |
| | Known Conc: | | 0.00000 | 0.00000 | | | |
| L2555661-06O | 1 | 126 | 3.29563 | 0.10634 | | | |
| CCV NO3 | 1 | S2 | 1.05960 | -0.00549 | | | |
| | Known Conc: | | 1.00000 | 0.00000 | | | |
| CCV NO2 | 1 | S9 | 1.08450 | 1.10110 | | | |
| | Known Conc: | | 0.00000 | 1.00000 | | | |
| CCB | 1 | S1 | 0.00198 | -0.00857 | | | |
| | Known Conc: | | 0.00000 | 0.00000 | | | |

Channel 1 (NO3+NO2) - Set: 1 / 1

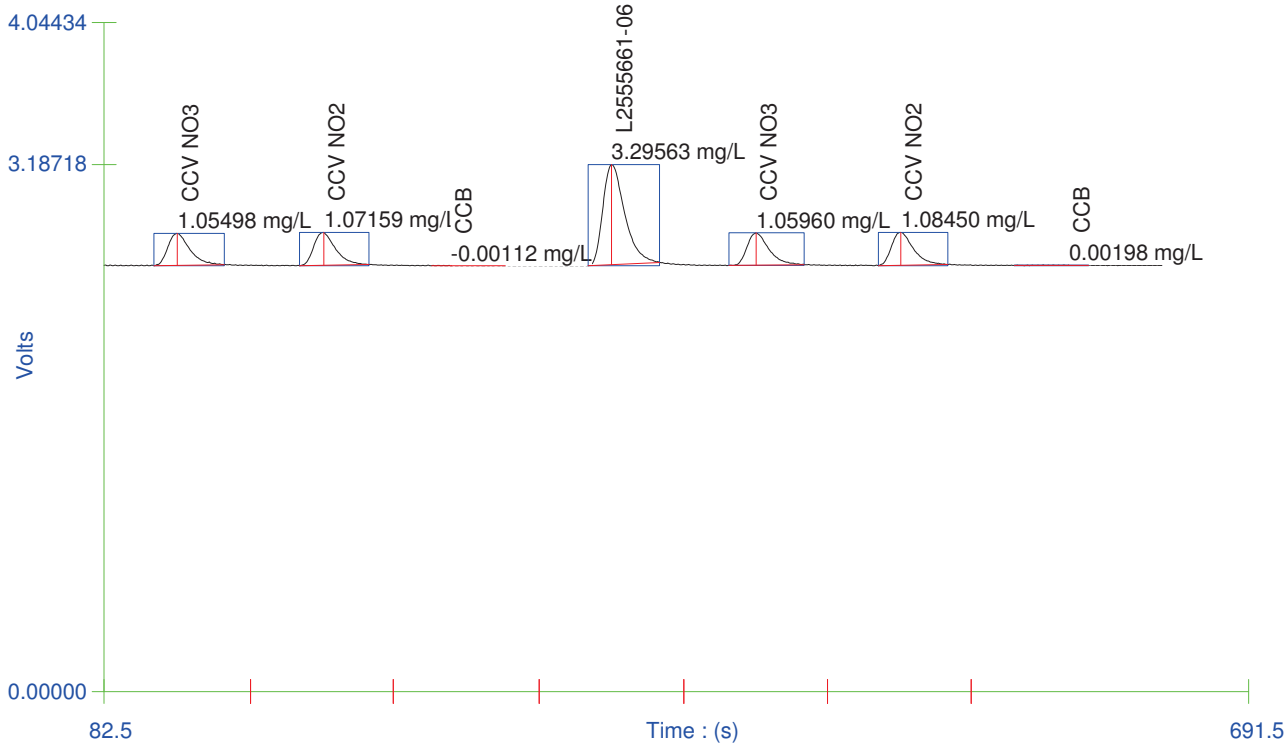

Author: KAF TRAY 2B Date : 250905-4

Channel 2 (NO2) - Set: 1 / 1

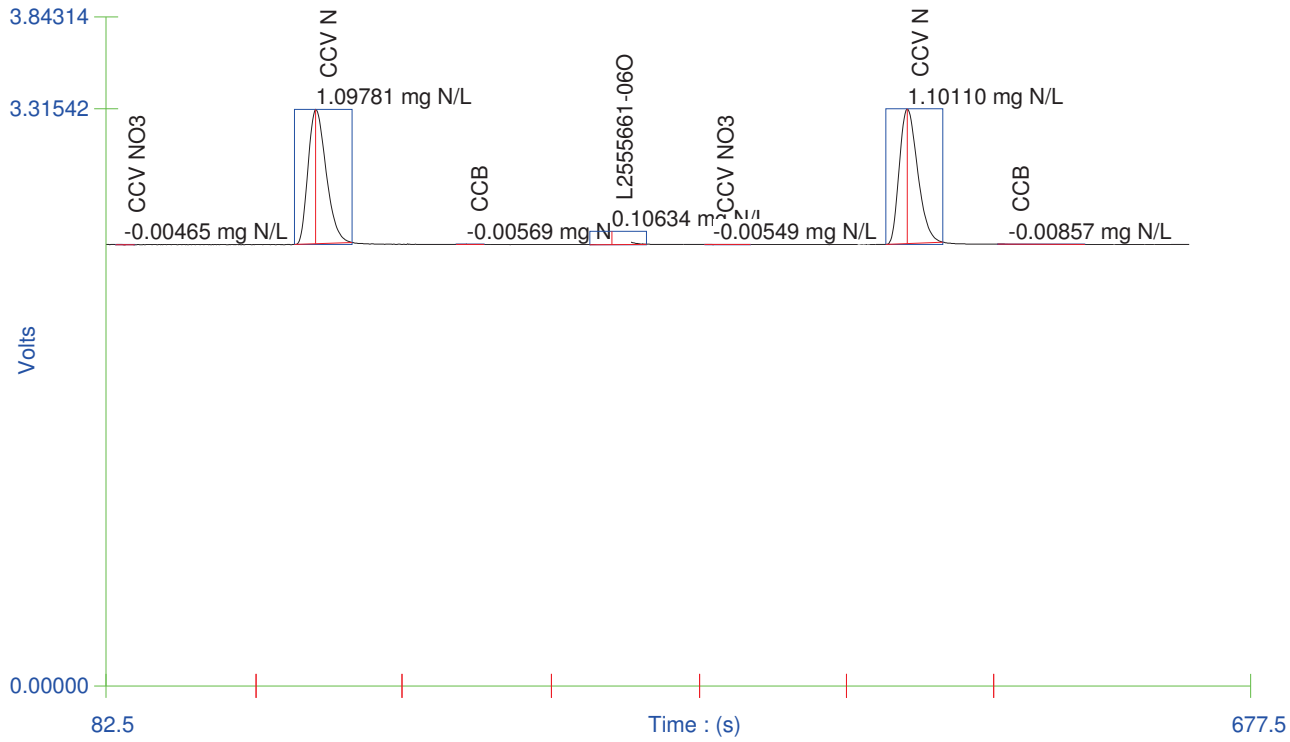


Table : 1 (Nitrite)

| | Known Conc. (mg N/L) | Rep. | Peak Area (V.s) | Peak Height (V) | % RSD | % Residual | Det. Conc (mg N/L) | Detection Date | Detection Time |
|---|---|---|---|---|---|---|---|---|---|
| 1 | 8.00000 | 1 | 59.01277 | 5.10625 | 0.0 | 3.0 | 7.74743 | 9/5/2025 | 2:50:15 AM |
| 2 | 4.00000 | 1 | 31.68393 | 2.87464 | 0.0 | -4.1 | 4.15732 | 9/5/2025 | 2:51:33 AM |
| 3 | 1.00000 | 1 | 8.13691 | 0.74106 | 0.0 | -6.5 | 1.06401 | 9/5/2025 | 2:52:48 AM |
| 4 | 0.40000 | 1 | 3.16504 | 0.28917 | 0.0 | -2.8 | 0.41087 | 9/5/2025 | 2:54:07 AM |
| 5 | 0.10000 | 1 | 0.82165 | 0.07483 | 0.0 | -2.9 | 0.10302 | 9/5/2025 | 2:55:25 AM |
| 6 | 0.05000 | 1 | 0.40440 | 0.03564 | 0.0 | 3.4 | 0.04821 | 9/5/2025 | 2:56:44 AM |
| 7 | 0.00000 | 1 | 0.00190 | 0.00106 | | | -0.00467 | 9/5/2025 | 2:58:00 AM |

Figure : 1 (Nitrite)

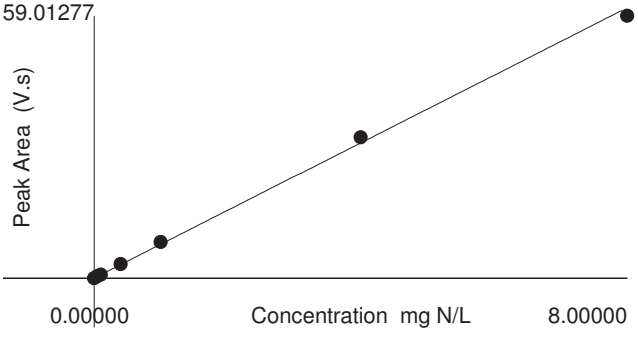


Area = 7.60093 * Conc + 0.03869
Conc = 0.13137 * Area - 0.00492
Correlation Coefficient (r) = 0.99995

Weighting : 1/x

Table : 2 (NO3+NO2)

| | Known Conc. (mg/L) | Rep. | Peak Area (V.s) | Peak Height (V) | % RSD | % Residual | Det. Conc (mg/L) | Detection Date | Detection Time |
|---|---|---|---|---|---|---|---|---|---|
| 1 | 8.00000 | 1 | 19.86417 | 1.48993 | 0.0 | -0.8 | 8.05892 | 9/5/2025 | 2:41:10 AM |
| 2 | 4.00000 | 1 | 9.63605 | 0.72051 | 0.0 | 2.1 | 3.91343 | 9/5/2025 | 2:42:29 AM |
| 3 | 1.00000 | 1 | 2.52080 | 0.18501 | 0.0 | -3.0 | 1.02959 | 9/5/2025 | 2:43:46 AM |
| 4 | 0.40000 | 1 | 0.96570 | 0.06830 | 0.0 | 0.2 | 0.39930 | 9/5/2025 | 2:45:04 AM |
| 5 | 0.20000 | 1 | 0.45739 | 0.03377 | 0.0 | 3.5 | 0.19329 | 9/5/2025 | 2:46:23 AM |
| 6 | 0.10000 | 1 | 0.23220 | 0.01634 | 0.0 | -2.2 | 0.10201 | 9/5/2025 | 2:47:41 AM |
| 7 | 0.00000 | 1 | -0.01954 | 0.00153 | | | -1.55552e-5 | 9/5/2025 | 2:48:58 AM |

Figure : 2 (NO3+NO2)

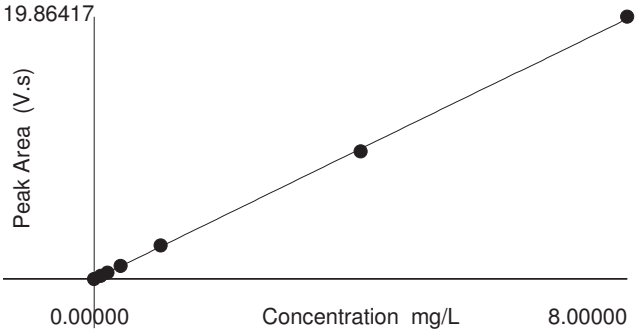


Area = 2.46660 * Conc - 0.01936
Conc = 0.40530 * Area + 0.00790
Correlation Coefficient (r) = 0.99998

Weighting : 1/x

# Quality Control

# Form 5a
# Matrix Spike

| | | | |
|---|---|---|---|
| **Client** | : Roux Env. Eng. & Geology, DPC | **Lab Number** | : L2555281 |
| **Project Name** | : CORAM MATERIALS | **Project Number** | : 2232.0006Y005 |
| **Client Sample ID** | : MW-1DR2 | **Matrix** | : WATER |
| **Lab Sample ID** | : L2555281-05 | | |
| **Matrix Spike** | : WG2110935-4 | **MS Analysis Date** | : 09/05/25 05:51 |
| **Matrix Spike Dup** | : | **MSD Analysis Date** | : |

| | | Matrix Spike Sample | | | Matrix Spike Duplicate | | | | | |
|---|---|---|---|---|---|---|---|---|---|---|
| Parameter | Sample Conc. (mg/l) | Spike Added (mg/l) | Spike Conc. (mg/l) | %R | Spike Added (mg/l) | Spike Conc. (mg/l) | %R | RPD | Recovery Limits | RPD Limit |
| Nitrogen, Nitrite | ND | 4 | 4.05 | 101 | | | | | 80-120 | 20 |

# Form 5a
# Matrix Spike

| | | | |
|---|---|---|---|
| **Client** | : Roux Env. Eng. & Geology, DPC | **Lab Number** | : L2555281 |
| **Project Name** | : CORAM MATERIALS | **Project Number** | : 2232.0006Y005 |
| **Client Sample ID** | : MW-1DR2 | **Matrix** | : WATER |
| **Lab Sample ID** | : L2555281-05 | | |
| **Matrix Spike** | : WG2110938-4 | **MS Analysis Date** | : 09/05/25 05:45 |
| **Matrix Spike Dup** | : | **MSD Analysis Date** | : |

| | | Matrix Spike Sample | | | Matrix Spike Duplicate | | | | | |
|---|---|---|---|---|---|---|---|---|---|---|
| Parameter | Sample Conc. (mg/l) | Spike Added (mg/l) | Spike Conc. (mg/l) | %R | Spike Added (mg/l) | Spike Conc. (mg/l) | %R | RPD | Recovery Limits | RPD Limit |
| Nitrogen, Nitrate | 1.46 | 4 | 5.32 | 96 | | | | | 83-113 | 17 |

# Form 5a
# Matrix Spike

| | | | |
|---|---|---|---|
| **Client** | : Roux Env. Eng. & Geology, DPC | **Lab Number** | : L2555281 |
| **Project Name** | : CORAM MATERIALS | **Project Number** | : 2232.0006Y005 |
| **Client Sample ID** | : NA | **Matrix** | : WATER |
| **Lab Sample ID** | : L2555489-03 | | |
| **Matrix Spike** | : WG2110938-6 | **MS Analysis Date** | : 09/05/25 06:09 |
| **Matrix Spike Dup** | : | **MSD Analysis Date** | : |

| | | Matrix Spike Sample | | | Matrix Spike Duplicate | | | | | |
|---|---|---|---|---|---|---|---|---|---|---|
| **Parameter** | **Sample Conc. (mg/l)** | **Spike Added (mg/l)** | **Spike Conc. (mg/l)** | **%R** | **Spike Added (mg/l)** | **Spike Conc. (mg/l)** | **%R** | **RPD** | **Recovery Limits** | **RPD Limit** |
| **Nitrogen, Nitrate** | **0.966** | **4** | **5.39** | **111** | | | | | **83-113** | **17** |

# Form 5a
# Matrix Spike

| | | | |
|---|---|---|---|
| **Client** | : Roux Env. Eng. & Geology, DPC | **Lab Number** | : L2555281 |
| **Project Name** | : CORAM MATERIALS | **Project Number** | : 2232.0006Y005 |
| **Client Sample ID** | : MW-1DR2 | **Matrix** | : WATER |
| **Lab Sample ID** | : L2555281-05 | | |
| **Matrix Spike** | : WG2110941-4 | **MS Analysis Date** | : 09/05/25 05:45 |
| **Matrix Spike Dup** | : | **MSD Analysis Date** | : |

| | | Matrix Spike Sample | | | Matrix Spike Duplicate | | | | | |
|---|---|---|---|---|---|---|---|---|---|---|
| Parameter | Sample Conc. (mg/l) | Spike Added (mg/l) | Spike Conc. (mg/l) | %R | Spike Added (mg/l) | Spike Conc. (mg/l) | %R | RPD | Recovery Limits | RPD Limit |
| Nitrogen, Nitrate/Nitrite | 1.5 | 4 | 5.3 | 95 | | | | | 80-120 | 20 |

# Form 6
# Lab Duplicates

| | | | |
|---|---|---|---|
| **Client** | : Roux Env. Eng. & Geology, DPC | **Lab Number** | : L2555281 |
| **Project Name** | : CORAM MATERIALS | **Project Number** | : 2232.0006Y005 |
| **Client Sample ID** | : MW-1DR2 | **Matrix** | : WATER |
| **Lab Sample ID** | : L2555281-05 | **Analysis Date** | : 09/05/25 05:42 |
| **Dup Sample ID** | : WG2110935-3 | **DUP Analysis Date** | : 09/05/25 05:46 |

| Parameter | Sample Concentration (mg/l) | Duplicate Concentration (mg/l) | RPD | RPD Limit |
|---|---|---|---|---|
| Nitrogen, Nitrite | ND | ND | NC | 20 |

# Form 6
# Lab Duplicates

| | | | |
|---|---|---|---|
| **Client** | : Roux Env. Eng. & Geology, DPC | **Lab Number** | : L2555281 |
| **Project Name** | : CORAM MATERIALS | **Project Number** | : 2232.0006Y005 |
| **Client Sample ID** | : MW-1DR2 | **Matrix** | : WATER |
| **Lab Sample ID** | : L2555281-05 | **Analysis Date** | : 09/05/25 05:42 |
| **Dup Sample ID** | : WG2110938-3 | **DUP Analysis Date** | : 09/05/25 05:43 |

| Parameter | Sample Concentration (mg/l) | Duplicate Concentration (mg/l) | RPD | RPD Limit |
|---|---|---|---|---|
| Nitrogen, Nitrate | 1.46 | 1.50 | 3 | 17 |

# Form 6
# Lab Duplicates

| | | | |
|---|---|---|---|
| **Client** | : Roux Env. Eng. & Geology, DPC | **Lab Number** | : L2555281 |
| **Project Name** | : CORAM MATERIALS | **Project Number** | : 2232.0006Y005 |
| **Client Sample ID** | : NA | **Matrix** | : WATER |
| **Lab Sample ID** | : NA | **Analysis Date** | : 09/05/25 06:03 |
| **Dup Sample ID** | : WG2110938-5 | **DUP Analysis Date** | : 09/05/25 06:08 |

| Parameter | Sample Concentration (mg/l) | Duplicate Concentration (mg/l) | RPD | RPD Limit |
|---|---|---|---|---|
| Nitrogen, Nitrate | 0.966 | 0.976 | 1 | 17 |

# Form 6
# Lab Duplicates

| | | | |
|---|---|---|---|
| **Client** | : Roux Env. Eng. & Geology, DPC | **Lab Number** | : L2555281 |
| **Project Name** | : CORAM MATERIALS | **Project Number** | : 2232.0006Y005 |
| **Client Sample ID** | : MW-1DR2 | **Matrix** | : WATER |
| **Lab Sample ID** | : L2555281-05 | **Analysis Date** | : 09/05/25 05:42 |
| **Dup Sample ID** | : WG2110941-3 | **DUP Analysis Date** | : 09/05/25 05:43 |

| Parameter | Sample Concentration (mg/l) | Duplicate Concentration (mg/l) | RPD | RPD Limit |
|---|---|---|---|---|
| Nitrogen, Nitrate/Nitrite | 1.5 | 1.5 | 0 | 20 |

# Form 7
# Laboratory Control Sample

| | | | |
|---|---|---|---|
| **Client** | : Roux Env. Eng. & Geology, DPC | **Lab Number** | : L2555281 |
| **Project Name** | : CORAM MATERIALS | **Project Number** | : 2232.0006Y005 |
| **Client Sample ID** | : NA | **Matrix** | : WATER |
| **Lab Sample ID** | : WG2110935-2 | **LCS Analysis Date** | : 09/05/25 03:27 |
| **Dup Sample ID** | : | **LCSD Analysis Date** | : |

| | Laboratory Control Sample | | | Laboratory Control Duplicate | | | | | |
|---|---|---|---|---|---|---|---|---|---|
| **Parameter** | **True (mg/l)** | **Found (mg/l)** | **%R** | **True (mg/l)** | **Found (mg/l)** | **%R** | **RPD** | **Recovery Limits** | **RPD Limit** |
| **Nitrogen, Nitrite** | **5.00** | **5.03** | **101.** | | | | | **90-110** | **20** |

# Form 7
# Laboratory Control Sample

| | | | |
|---|---|---|---|
| **Client** | : Roux Env. Eng. & Geology, DPC | **Lab Number** | : L2555281 |
| **Project Name** | : CORAM MATERIALS | **Project Number** | : 2232.0006Y005 |
| **Client Sample ID** | : NA | **Matrix** | : WATER |
| **Lab Sample ID** | : WG2110938-2 | **LCS Analysis Date** | : 09/05/25 03:41 |
| **Dup Sample ID** | : | **LCSD Analysis Date** | : |

| | Laboratory Control Sample | | | Laboratory Control Duplicate | | | | | |
|---|---|---|---|---|---|---|---|---|---|
| | True | Found | %R | True | Found | %R | RPD | Recovery | RPD |
| Parameter | (mg/l) | (mg/l) | | (mg/l) | (mg/l) | | | Limits | Limit |
| Nitrogen, Nitrate | 5.00 | 4.83 | 97. | | | | | 90-110 | 17 |

# Form 7
# Laboratory Control Sample

| | | | |
|---|---|---|---|
| **Client** | : Roux Env. Eng. & Geology, DPC | **Lab Number** | : L2555281 |
| **Project Name** | : CORAM MATERIALS | **Project Number** | : 2232.0006Y005 |
| **Client Sample ID** | : NA | **Matrix** | : WATER |
| **Lab Sample ID** | : WG2110941-2 | **LCS Analysis Date** | : 09/05/25 03:49 |
| **Dup Sample ID** | : | **LCSD Analysis Date** | : |

| | Laboratory Control Sample | | | Laboratory Control Duplicate | | | | | |
|---|---|---|---|---|---|---|---|---|---|
| **Parameter** | **True (mg/l)** | **Found (mg/l)** | **%R** | **True (mg/l)** | **Found (mg/l)** | **%R** | **RPD** | **Recovery Limits** | **RPD Limit** |
| **Nitrogen, Nitrate/Nitrite** | **5.00** | **4.80** | **96.** | | | | | **90-110** | **20** |

**Date Created:** 11/11/21
**Created By:** Jason Hebert
**File:** PM11467-1
**Page:** 1

**WETCHEM (WATER)**

| Analyte | CAS # | RL | MDL | Units | LCS Criteria | LCS RPD | MS Criteria | MS RPD | Duplicate RPD | Method | Holding Time | Container/Sample Preservation |
|---|---|---|---|---|---|---|---|---|---|---|---|---|
| Nitrogen, Nitrate | 14797-55-8 | 0.1 | 0.0228 | mg/l | 90-110 | | 83-113 | 6 | 6 | 353.2 | 48 hours | 1 - Plastic 250ml unpreserved |
| Nitrogen, Nitrate | 14797-55-8 | 0.1 | 0.0228 | mg/l | 90-110 | | 83-113 | 17 | 17 | 4500NO3-F | 48 hours | 1 - Plastic 250ml unpreserved |
| Nitrogen, Nitrite | NONE | 0.05 | 0.0143 | mg/l | 90-110 | 20 | 80-120 | 20 | 20 | 353.2 | 48 hours | 1 - Plastic 250ml unpreserved |
| Nitrogen, Nitrite | NONE | 0.05 | 0.0143 | mg/l | 90-110 | 20 | 80-120 | 20 | 20 | 4500NO3-F | 48 hours | 1 - Plastic 250ml unpreserved |

***Please Note that the RL information provided in this table is calculated using a 100% Solids factor. (Soil/Solids only)***
***Please Note that the information provided in this table is subject to change at anytime at the discretion of the laboratory.***

**Date Created:** 11/11/21
**Created By:** Jason Hebert
**File:** PM11468-1
**Page:** 1

**WETCHEM (SOIL)**

| Analyte | CAS # | RL | MDL | Units | LCS Criteria | LCS RPD | MS Criteria | MS RPD | Duplicate RPD | Method | Holding Time | Container/Sample Preservation |
|---|---|---|---|---|---|---|---|---|---|---|---|---|
| Nitrogen, Nitrate | 14797-55-8 | 1 | 0.261 | mg/kg | 90-110 | 20 | 80-120 | 20 | 20 | 4500NO3-F | 48 hours | 1 - Glass 250ml/8oz unpreserved |
| Nitrogen, Nitrite | NONE | 1 | 0.282 | mg/kg | 90-110 | 20 | 80-120 | 20 | 20 | 4500NO3-F | 48 hours | 1 - Glass 250ml/8oz unpreserved |

***Please Note that the RL information provided in this table is calculated using a 100% Solids factor. (Soil/Solids only)***
***Please Note that the information provided in this table is subject to change at anytime at the discretion of the laboratory.***

## Calculations of Nitrogen, Nitrate

Aqueous Samples:
Compute sample N in NO3 concentration by comparing sample peak areas with standard curve, as determined by the Lachat instrument software.

Calculate results by using reading on Channel 1 (NO3+NO2) and Channel 2 (NO2)

$$NO3\ mg/I = (NO3+NO2)\ mg/L - (NO2)\ mg/L$$

To compute final results for aqueous samples, multiply the direct reading by the dilution factor (also done using software)

$$(NO3)\text{-}N\ mg/L = mg/L\ direct\ reading \times dilution\ factor$$

## Calculations of Nitrogen, Nitrite

Aqueous Samples:
Compute sample N in NO2 concentration by comparing sample peak areas with standard curve, as determined by the Lachat instrument software.

Calculate results by using reading on Channel 2 (NO2)

To compute final results for aqueous samples, multiply the direct reading by the dilution factor (also done using software)

$$(NO2)\text{-}N\ mg/L = mg/L\ direct\ reading \times dilution\ factor$$

# Sequence Logs

| Date: | Initals: | Syringe Lot: 20230620 |
|---|---|---|
| 090525 | KAF | Filter Lot: 18048470A |

| Rack # | Sample ID: | Comments: |
|---|---|---|
| 1 | ICV NO3 5 | *Buffer: NO3NO2_083025_BUFFER* |
| 2 | ICV NO2 5 | *Color: NO3NO2_082025_COLOR* |
| 3 | ICV NO3 0.5 | *NO3 MS: NO3_090425_200PPM_CAL* |
| 4 | ICV NO2 0.5 | *NO2 MS: NO2_072625_200PPM_CAL* |
| 5 | ICB | *ICV NO3 5: NO3_090425_5PPM_ICV* |
| 6 | 5X DILUTER CHECK | *ICV NO2 5: NO2_090425_5PPM_ICV* |
| 7 | BLNK NO3 | *ICV NO3 0.5: NO3_090525_0.5PPM_ICV* |
| 8 | LCS NO3 | *ICV NO2 0.5: NO2_090525_0.5PPM_ICV* |
| 9 | BLNK NO2 | |
| 10 | LCS NO2 | |
| 11 | WG2110933-1; NO2 | |
| 12 | WG2110933-2; NO2 | |
| 13 | WG2110934-1; NO2 | |
| 14 | WG2110934-2; NO2 | |
| 15 | WG2110935-1; NO2 | |
| 16 | WG2110935-2; NO2 | |
| 17 | WG2110936-1; NO2 | |
| 18 | WG2110936-2; NO2 | |
| 19 | WG2110929-1; NO3 | |
| 20 | WG2110929-2; NO3 | |
| 21 | WG2110937-1; NO3 | |
| 22 | WG2110937-2; NO3 | |
| 23 | WG2110938-1; NO3 | |
| 24 | WG2110938-2; NO3 | |
| 25 | WG2110939/942-1; NO3 | |
| 26 | WG2110939/942-2; NO3 | |
| 27 | WG2110940-1; NO3 | |
| 28 | WG2110940-2; NO3 | |
| 29 | WG2110941-1; NO3 | |
| 30 | WG2110941-2; NO3 | |
| 31 | L2555453-01K | |
| 32 | L2555453-02K | |
| 33 | L2555477-01A | |
| 34 | WG2110929-3; NO3 | |
| 35 | WG2110929-4; NO3 | |
| 36 | WG2110933-3; NO2 | |
| 37 | WG2110933-4; NO2 | |
| 38 | L2555478-01A | |
| 39 | WG2110929-5; NO3 | |
| 40 | WG2110929-6; NO3 | |
| 41 | WG2110933-5; NO2 | |
| 42 | WG2110933-6; NO2 | |
| 43 | L2555479-01A | |

| Rack # | Sample ID: | Comments: |
|---|---|---|
| 44 | L2555509-01A | |
| 45 | L2555509-04A | |
| 46 | L2555594-01A | |
| 47 | L2555594-04A | |
| 48 | L2555599-01A | |
| 49 | L2555603-02B | |
| 50 | L2555608-01B | |
| 51 | L2555611-01B | |
| 52 | L2555614-01B | |
| 53 | L2555617-01A | |
| 54 | L2555643-01G | |
| 55 | L2555210-01A | |
| 56 | WG2110939/942-3; NO3 | |
| 57 | WG2110939/942-4; NO3 | |
| 58 | WG2110936-3; NO2 | |
| 59 | WG2110936-4; NO2 | |
| 60 | L2555076-01C | |
| 61 | WG2110937-3; NO3 | |
| 62 | WG2110937-4; NO3 | |
| 63 | L2555076-02C | |
| 64 | L2555528-01A | |
| 65 | L2555528-02A | |
| 66 | L2555528-03A | |
| 67 | L2555528-04A | |
| 68 | L2555528-05A | |
| 69 | L2555281-01M | |
| 70 | L2555281-02M | |
| 71 | L2555281-03M | |
| 72 | L2555281-04M | |
| 73 | L2555281-05M1 | |
| 74 | WG2110938/941-3; NO3 | |
| 75 | WG2110938/941-4; NO3 | |
| 76 | WG2110935-3; NO2 | |
| 77 | WG2110935-4; NO2 | |
| 78 | L2555281-05M1 | |
| 79 | L2555281-05M2 | |
| 80 | L2555281-06M | |
| 81 | L2555281-07M | |
| 82 | L2555281-08M | |
| 83 | L2555471-02C | |
| 84 | L2555489-01D | |
| 85 | L2555489-02D | |
| 86 | L2555489-03D | |
| 87 | WG2110938-5; NO3 | |
| 88 | WG2110938-6; NO3 | |
| 89 | L2555489-04D | |

| Rack # | Sample ID: | Comments: |
|---|---|---|
| 90 | L2555489-05D | |
| 91 | L2555489-06D | |
| 92 | L2555489-07D | |
| 93 | L2555582-01C | |
| 94 | WG2110940-3; NO3 | |
| 95 | WG2110940-4; NO3 | |
| 96 | WG2110934-3; NO2 | |
| 97 | WG2110934-4; NO2 | |
| 98 | L2555582-02C | |
| 99 | L2555582-03C | |
| 100 | L2555582-04C | |
| 101 | L2555582-05C | |
| 102 | L2555582-06C | |
| 103 | L2555582-07C | |
| 104 | L2555582-08C | |
| 105 | L2555414-01K | |
| 106 | WG2110940-5; NO3 | |
| 107 | WG2110940-6; NO3 | |
| 108 | L2555560-01M | |
| 109 | L2555560-02M | |
| 110 | L2555630-01D | |
| 111 | L2555217-01N | |
| 112 | L2555218-01T | |
| 113 | L2553962-02A | |
| 114 | L2553962-04A | |
| 115 | L2553962-07A | |
| 116 | L2555502-04A | |
| 117 | L2555661-01O | |
| 118 | WG2110937-5; NO3 | |
| 119 | WG2110937-6; NO3 | |
| 120 | WG2110934-5; NO2 | |
| 121 | WG2110934-6; NO2 | |
| 122 | L2555661-02P | |
| 123 | L2555661-03P | |
| 124 | L2555661-04P | |
| 125 | L2555661-05O | |
| 126 | L2555661-06O | |

| Date: | Initals: | Syringe Lot: 20230620 |
|---|---|---|
| 090525 | KAF | Filter Lot: 18048470A |

| Rack # | Sample ID: | Comments: |
|---|---|---|
| 1 | ICV NO3 5 | *Buffer: NO3NO2_083025_BUFFER* |
| 2 | ICV NO2 5 | *Color: NO3NO2_082025_COLOR* |
| 3 | ICV NO3 0.5 | *NO3 MS: NO3_090425_200PPM_CAL* |
| 4 | ICV NO2 0.5 | *NO2 MS: NO2_072625_200PPM_CAL* |
| 5 | ICB | *ICV NO3 5: NO3_090425_5PPM_ICV* |
| 6 | 5X DILUTER CHECK | *ICV NO2 5: NO2_090425_5PPM_ICV* |
| 7 | BLNK NO3 | *ICV NO3 0.5: NO3_090525_0.5PPM_ICV* |
| 8 | LCS NO3 | *ICV NO2 0.5: NO2_090525_0.5PPM_ICV* |
| 9 | BLNK NO2 | |
| 10 | LCS NO2 | |
| 11 | WG2110933-1; NO2 | |
| 12 | WG2110933-2; NO2 | |
| 13 | WG2110934-1; NO2 | |
| 14 | WG2110934-2; NO2 | |
| 15 | WG2110935-1; NO2 | |
| 16 | WG2110935-2; NO2 | |
| 17 | WG2110936-1; NO2 | |
| 18 | WG2110936-2; NO2 | |
| 19 | WG2110929-1; NO3 | |
| 20 | WG2110929-2; NO3 | |
| 21 | WG2110937-1; NO3 | |
| 22 | WG2110937-2; NO3 | |
| 23 | WG2110938-1; NO3 | |
| 24 | WG2110938-2; NO3 | |
| 25 | WG2110939/942-1; NO3 | |
| 26 | WG2110939/942-2; NO3 | |
| 27 | WG2110940-1; NO3 | |
| 28 | WG2110940-2; NO3 | |
| 29 | WG2110941-1; NO3 | |
| 30 | WG2110941-2; NO3 | |
| 31 | L2555453-01K | |
| 32 | L2555453-02K | |
| 33 | L2555477-01A | |
| 34 | WG2110929-3; NO3 | |
| 35 | WG2110929-4; NO3 | |
| 36 | WG2110933-3; NO2 | |
| 37 | WG2110933-4; NO2 | |
| 38 | L2555478-01A | |
| 39 | WG2110929-5; NO3 | |
| 40 | WG2110929-6; NO3 | |
| 41 | WG2110933-5; NO2 | |
| 42 | WG2110933-6; NO2 | |
| 43 | L2555479-01A | |

| Rack # | Sample ID: | Comments: |
|---|---|---|
| 44 | L2555509-01A | |
| 45 | L2555509-04A | |
| 46 | L2555594-01A | |
| 47 | L2555594-04A | |
| 48 | L2555599-01A | |
| 49 | L2555603-02B | |
| 50 | L2555608-01B | |
| 51 | L2555611-01B | |
| 52 | L2555614-01B | |
| 53 | L2555617-01A | |
| 54 | L2555643-01G | |
| 55 | L2555210-01A | |
| 56 | WG2110939/942-3; NO3 | |
| 57 | WG2110939/942-4; NO3 | |
| 58 | WG2110936-3; NO2 | |
| 59 | WG2110936-4; NO2 | |
| 60 | L2555076-01C | |
| 61 | WG2110937-3; NO3 | |
| 62 | WG2110937-4; NO3 | |
| 63 | L2555076-02C | |
| 64 | L2555528-01A | |
| 65 | L2555528-02A | |
| 66 | L2555528-03A | |
| 67 | L2555528-04A | |
| 68 | L2555528-05A | |
| 69 | L2555281-01M | |
| 70 | L2555281-02M | |
| 71 | L2555281-03M | |
| 72 | L2555281-04M | |
| 73 | L2555281-05M1 | |
| 74 | WG2110938/941-3; NO3 | |
| 75 | WG2110938/941-4; NO3 | |
| 76 | WG2110935-3; NO2 | |
| 77 | WG2110935-4; NO2 | |
| 78 | L2555281-05M1 | |
| 79 | L2555281-05M2 | |
| 80 | L2555281-06M | |
| 81 | L2555281-07M | |
| 82 | L2555281-08M | |
| 83 | L2555471-02C | |
| 84 | L2555489-01D | |
| 85 | L2555489-02D | |
| 86 | L2555489-03D | |
| 87 | WG2110938-5; NO3 | |
| 88 | WG2110938-6; NO3 | |
| 89 | L2555489-04D | |

| Rack # | Sample ID: | Comments: |
|---|---|---|
| 90 | L2555489-05D | |
| 91 | L2555489-06D | |
| 92 | L2555489-07D | |
| 93 | L2555582-01C | |
| 94 | WG2110940-3; NO3 | |
| 95 | WG2110940-4; NO3 | |
| 96 | WG2110934-3; NO2 | |
| 97 | WG2110934-4; NO2 | |
| 98 | L2555582-02C | |
| 99 | L2555582-03C | |
| 100 | L2555582-04C | |
| 101 | L2555582-05C | |
| 102 | L2555582-06C | |
| 103 | L2555582-07C | |
| 104 | L2555582-08C | |
| 105 | L2555414-01K | |
| 106 | WG2110940-5; NO3 | |
| 107 | WG2110940-6; NO3 | |
| 108 | L2555560-01M | |
| 109 | L2555560-02M | |
| 110 | L2555630-01D | |
| 111 | L2555217-01N | |
| 112 | L2555218-01T | |
| 113 | L2553962-02A | |
| 114 | L2553962-04A | |
| 115 | L2553962-07A | |
| 116 | L2555502-04A | |
| 117 | L2555661-01O | |
| 118 | WG2110937-5; NO3 | |
| 119 | WG2110937-6; NO3 | |
| 120 | WG2110934-5; NO2 | |
| 121 | WG2110934-6; NO2 | |
| 122 | L2555661-02P | |
| 123 | L2555661-03P | |
| 124 | L2555661-04P | |
| 125 | L2555661-05O | |
| 126 | L2555661-06O | |

| Date: | Initals: | Syringe Lot: 20230620 |
|---|---|---|
| 090525 | KAF | Filter Lot: 18048470A |

| Rack # | Sample ID: | Comments: |
|---|---|---|
| 1 | ICV NO3 5 | *Buffer: NO3NO2_083025_BUFFER* |
| 2 | ICV NO2 5 | *Color: NO3NO2_082025_COLOR* |
| 3 | ICV NO3 0.5 | *NO3 MS: NO3_090425_200PPM_CAL* |
| 4 | ICV NO2 0.5 | *NO2 MS: NO2_072625_200PPM_CAL* |
| 5 | ICB | *ICV NO3 5: NO3_090425_5PPM_ICV* |
| 6 | 5X DILUTER CHECK | *ICV NO2 5: NO2_090425_5PPM_ICV* |
| 7 | BLNK NO3 | *ICV NO3 0.5: NO3_090525_0.5PPM_ICV* |
| 8 | LCS NO3 | *ICV NO2 0.5: NO2_090525_0.5PPM_ICV* |
| 9 | BLNK NO2 | |
| 10 | LCS NO2 | |
| 11 | WG2110933-1; NO2 | |
| 12 | WG2110933-2; NO2 | |
| 13 | WG2110934-1; NO2 | |
| 14 | WG2110934-2; NO2 | |
| 15 | WG2110935-1; NO2 | |
| 16 | WG2110935-2; NO2 | |
| 17 | WG2110936-1; NO2 | |
| 18 | WG2110936-2; NO2 | |
| 19 | WG2110929-1; NO3 | |
| 20 | WG2110929-2; NO3 | |
| 21 | WG2110937-1; NO3 | |
| 22 | WG2110937-2; NO3 | |
| 23 | WG2110938-1; NO3 | |
| 24 | WG2110938-2; NO3 | |
| 25 | WG2110939/942-1; NO3 | |
| 26 | WG2110939/942-2; NO3 | |
| 27 | WG2110940-1; NO3 | |
| 28 | WG2110940-2; NO3 | |
| 29 | WG2110941-1; NO3 | |
| 30 | WG2110941-2; NO3 | |
| 31 | L2555453-01K | |
| 32 | L2555453-02K | |
| 33 | L2555477-01A | |
| 34 | WG2110929-3; NO3 | |
| 35 | WG2110929-4; NO3 | |
| 36 | WG2110933-3; NO2 | |
| 37 | WG2110933-4; NO2 | |
| 38 | L2555478-01A | |
| 39 | WG2110929-5; NO3 | |
| 40 | WG2110929-6; NO3 | |
| 41 | WG2110933-5; NO2 | |
| 42 | WG2110933-6; NO2 | |
| 43 | L2555479-01A | |

| Rack # | Sample ID: | Comments: |
|---|---|---|
| 44 | L2555509-01A | |
| 45 | L2555509-04A | |
| 46 | L2555594-01A | |
| 47 | L2555594-04A | |
| 48 | L2555599-01A | |
| 49 | L2555603-02B | |
| 50 | L2555608-01B | |
| 51 | L2555611-01B | |
| 52 | L2555614-01B | |
| 53 | L2555617-01A | |
| 54 | L2555643-01G | |
| 55 | L2555210-01A | |
| 56 | WG2110939/942-3; NO3 | |
| 57 | WG2110939/942-4; NO3 | |
| 58 | WG2110936-3; NO2 | |
| 59 | WG2110936-4; NO2 | |
| 60 | L2555076-01C | |
| 61 | WG2110937-3; NO3 | |
| 62 | WG2110937-4; NO3 | |
| 63 | L2555076-02C | |
| 64 | L2555528-01A | |
| 65 | L2555528-02A | |
| 66 | L2555528-03A | |
| 67 | L2555528-04A | |
| 68 | L2555528-05A | |
| 69 | L2555281-01M | |
| 70 | L2555281-02M | |
| 71 | L2555281-03M | |
| 72 | L2555281-04M | |
| 73 | L2555281-05M1 | |
| 74 | WG2110938/941-3; NO3 | |
| 75 | WG2110938/941-4; NO3 | |
| 76 | WG2110935-3; NO2 | |
| 77 | WG2110935-4; NO2 | |
| 78 | L2555281-05M1 | |
| 79 | L2555281-05M2 | |
| 80 | L2555281-06M | |
| 81 | L2555281-07M | |
| 82 | L2555281-08M | |
| 83 | L2555471-02C | |
| 84 | L2555489-01D | |
| 85 | L2555489-02D | |
| 86 | L2555489-03D | |
| 87 | WG2110938-5; NO3 | |
| 88 | WG2110938-6; NO3 | |
| 89 | L2555489-04D | |

| Rack # | Sample ID: | Comments: |
|---|---|---|
| 90 | L2555489-05D | |
| 91 | L2555489-06D | |
| 92 | L2555489-07D | |
| 93 | L2555582-01C | |
| 94 | WG2110940-3; NO3 | |
| 95 | WG2110940-4; NO3 | |
| 96 | WG2110934-3; NO2 | |
| 97 | WG2110934-4; NO2 | |
| 98 | L2555582-02C | |
| 99 | L2555582-03C | |
| 100 | L2555582-04C | |
| 101 | L2555582-05C | |
| 102 | L2555582-06C | |
| 103 | L2555582-07C | |
| 104 | L2555582-08C | |
| 105 | L2555414-01K | |
| 106 | WG2110940-5; NO3 | |
| 107 | WG2110940-6; NO3 | |
| 108 | L2555560-01M | |
| 109 | L2555560-02M | |
| 110 | L2555630-01D | |
| 111 | L2555217-01N | |
| 112 | L2555218-01T | |
| 113 | L2553962-02A | |
| 114 | L2553962-04A | |
| 115 | L2553962-07A | |
| 116 | L2555502-04A | |
| 117 | L2555661-01O | |
| 118 | WG2110937-5; NO3 | |
| 119 | WG2110937-6; NO3 | |
| 120 | WG2110934-5; NO2 | |
| 121 | WG2110934-6; NO2 | |
| 122 | L2555661-02P | |
| 123 | L2555661-03P | |
| 124 | L2555661-04P | |
| 125 | L2555661-05O | |
| 126 | L2555661-06O | |

# Total Dissolved Solids Analysis

# Results

# Form 1
# WETCHEM

| | | | |
|---|---|---|---|
| Client | : Roux Env. Eng. & Geology, DPC | Lab Number | : L2555281 |
| Project Name | : CORAM MATERIALS | Project Number | : 2232.0006Y005 |
| Lab ID | : L2555281-01 | Date Collected | : 09/03/25 11:00 |
| Client ID | : MP-1 | Date Received | : 09/03/25 |
| Sample Location | : 416 MILLER PLACE-YAPHANK RD. | Date Analyzed | : 09/05/25 00:55 |
| Sample Matrix | : WATER | Dilution Factor | : 1.3 |
| Analytical Method | : 121,2540C | Analyst | : DEW |
| Lab File ID | : WG2110926.pdf | Instrument ID | : BALANCE#22 |
| Sample Amount | : | %Solids | : N/A |
| Digestion Method | : | Date Digested | : |

| | | mg/l | | | |
|---|---|---|---|---|---|
| CAS NO. | Parameter | Results | RL | MDL | Qualifier |
| NONE | Solids, Total Dissolved | 140 | 13 | 4.0 | |

# Form 1
# WETCHEM

| | | | |
|---|---|---|---|
| Client | : Roux Env. Eng. & Geology, DPC | Lab Number | : L2555281 |
| Project Name | : CORAM MATERIALS | Project Number | : 2232.0006Y005 |
| Lab ID | : L2555281-02 | Date Collected | : 09/03/25 12:00 |
| Client ID | : DUP_090325 | Date Received | : 09/03/25 |
| Sample Location | : 416 MILLER PLACE-YAPHANK RD. | Date Analyzed | : 09/05/25 00:55 |
| Sample Matrix | : WATER | Dilution Factor | : 1.3 |
| Analytical Method | : 121,2540C | Analyst | : DEW |
| Lab File ID | : WG2110926.pdf | Instrument ID | : BALANCE#22 |
| Sample Amount | : | %Solids | : N/A |
| Digestion Method | : | Date Digested | : |

| | | mg/l | | | |
|---|---|---|---|---|---|
| CAS NO. | Parameter | Results | RL | MDL | Qualifier |
| NONE | Solids, Total Dissolved | 140 | 13 | 4.0 | |

# Form 1
# WETCHEM

| | | | |
|---|---|---|---|
| **Client** | : Roux Env. Eng. & Geology, DPC | **Lab Number** | : L2555281 |
| **Project Name** | : CORAM MATERIALS | **Project Number** | : 2232.0006Y005 |
| **Lab ID** | : L2555281-03 | **Date Collected** | : 09/03/25 11:25 |
| **Client ID** | : MP-1D | **Date Received** | : 09/03/25 |
| **Sample Location** | : 416 MILLER PLACE-YAPHANK RD. | **Date Analyzed** | : 09/05/25 00:55 |
| **Sample Matrix** | : WATER | **Dilution Factor** | : 1.3 |
| **Analytical Method** | : 121,2540C | **Analyst** | : DEW |
| **Lab File ID** | : WG2110926.pdf | **Instrument ID** | : BALANCE#22 |
| **Sample Amount** | : | **%Solids** | : N/A |
| **Digestion Method** | : | **Date Digested** | : |

| | | mg/l | | | |
|---|---|---|---|---|---|
| **CAS NO.** | **Parameter** | **Results** | **RL** | **MDL** | **Qualifier** |
| NONE | Solids, Total Dissolved | 150 | 13 | 4.0 | |

# Form 1
# WETCHEM

| | | | |
|---|---|---|---|
| Client | : Roux Env. Eng. & Geology, DPC | Lab Number | : L2555281 |
| Project Name | : CORAM MATERIALS | Project Number | : 2232.0006Y005 |
| Lab ID | : L2555281-04 | Date Collected | : 09/03/25 09:10 |
| Client ID | : MW-1SR | Date Received | : 09/03/25 |
| Sample Location | : 416 MILLER PLACE-YAPHANK RD. | Date Analyzed | : 09/05/25 00:55 |
| Sample Matrix | : WATER | Dilution Factor | : 1.3 |
| Analytical Method | : 121,2540C | Analyst | : DEW |
| Lab File ID | : WG2110926.pdf | Instrument ID | : BALANCE#22 |
| Sample Amount | : | %Solids | : N/A |
| Digestion Method | : | Date Digested | : |

| | | mg/l | | | |
|---|---|---|---|---|---|
| CAS NO. | Parameter | Results | RL | MDL | Qualifier |
| NONE | Solids, Total Dissolved | 110 | 13 | 4.0 | |

# Form 1
# WETCHEM

| | | | |
|---|---|---|---|
| Client | : Roux Env. Eng. & Geology, DPC | Lab Number | : L2555281 |
| Project Name | : CORAM MATERIALS | Project Number | : 2232.0006Y005 |
| Lab ID | : L2555281-05 | Date Collected | : 09/03/25 09:20 |
| Client ID | : MW-1DR2 | Date Received | : 09/03/25 |
| Sample Location | : 416 MILLER PLACE-YAPHANK RD. | Date Analyzed | : 09/05/25 00:55 |
| Sample Matrix | : WATER | Dilution Factor | : 1.3 |
| Analytical Method | : 121,2540C | Analyst | : DEW |
| Lab File ID | : WG2110926.pdf | Instrument ID | : BALANCE#22 |
| Sample Amount | : | %Solids | : N/A |
| Digestion Method | : | Date Digested | : |

| | | mg/l | | | |
|---|---|---|---|---|---|
| CAS NO. | Parameter | Results | RL | MDL | Qualifier |
| NONE | Solids, Total Dissolved | 90. | 13 | 4.0 | |

# Form 1
# WETCHEM

| | | | |
|---|---|---|---|
| **Client** | : Roux Env. Eng. & Geology, DPC | **Lab Number** | : L2555281 |
| **Project Name** | : CORAM MATERIALS | **Project Number** | : 2232.0006Y005 |
| **Lab ID** | : L2555281-06 | **Date Collected** | : 09/03/25 13:15 |
| **Client ID** | : PZ-6 | **Date Received** | : 09/03/25 |
| **Sample Location** | : 416 MILLER PLACE-YAPHANK RD. | **Date Analyzed** | : 09/05/25 00:55 |
| **Sample Matrix** | : WATER | **Dilution Factor** | : 1.3 |
| **Analytical Method** | : 121,2540C | **Analyst** | : DEW |
| **Lab File ID** | : WG2110926.pdf | **Instrument ID** | : BALANCE#22 |
| **Sample Amount** | : | **%Solids** | : N/A |
| **Digestion Method** | : | **Date Digested** | : |

| | | mg/l | | | |
|---|---|---|---|---|---|
| **CAS NO.** | **Parameter** | **Results** | **RL** | **MDL** | **Qualifier** |
| NONE | Solids, Total Dissolved | 270 | 13 | 4.0 | |

# Form 1
# WETCHEM

| | | | |
|---|---|---|---|
| Client | : Roux Env. Eng. & Geology, DPC | Lab Number | : L2555281 |
| Project Name | : CORAM MATERIALS | Project Number | : 2232.0006Y005 |
| Lab ID | : L2555281-07 | Date Collected | : 09/03/25 13:20 |
| Client ID | : MW-6D | Date Received | : 09/03/25 |
| Sample Location | : 416 MILLER PLACE-YAPHANK RD. | Date Analyzed | : 09/05/25 00:55 |
| Sample Matrix | : WATER | Dilution Factor | : 1.3 |
| Analytical Method | : 121,2540C | Analyst | : DEW |
| Lab File ID | : WG2110926.pdf | Instrument ID | : BALANCE#22 |
| Sample Amount | : | %Solids | : N/A |
| Digestion Method | : | Date Digested | : |

| | | mg/l | | | |
|---|---|---|---|---|---|
| CAS NO. | Parameter | Results | RL | MDL | Qualifier |
| NONE | Solids, Total Dissolved | 130 | 13 | 4.0 | |

# Form 1
# WETCHEM

| | | | |
|---|---|---|---|
| Client | : Roux Env. Eng. & Geology, DPC | Lab Number | : L2555281 |
| Project Name | : CORAM MATERIALS | Project Number | : 2232.0006Y005 |
| Lab ID | : L2555281-08 | Date Collected | : 09/03/25 14:00 |
| Client ID | : EQUIPMENT BLANK_090325 | Date Received | : 09/03/25 |
| Sample Location | : 416 MILLER PLACE-YAPHANK RD. | Date Analyzed | : 09/05/25 00:55 |
| Sample Matrix | : Equipment Blank | Dilution Factor | : 1 |
| Analytical Method | : 121,2540C | Analyst | : DEW |
| Lab File ID | : WG2110926.pdf | Instrument ID | : BALANCE#22 |
| Sample Amount | : | %Solids | : N/A |
| Digestion Method | : | Date Digested | : |

| | | mg/l | | | |
|---|---|---|---|---|---|
| CAS NO. | Parameter | Results | RL | MDL | Qualifier |
| NONE | Solids, Total Dissolved | ND | 10 | 3.1 | U |

# Form 1
# WETCHEM

| | | | |
|---|---|---|---|
| Client | : Roux Env. Eng. & Geology, DPC | Lab Number | : L2555281 |
| Project Name | : CORAM MATERIALS | Project Number | : 2232.0006Y005 |
| Lab ID | : WG2110926-1 | Date Collected | : NA |
| Client ID | : WG2110926-1BLANK | Date Received | : NA |
| Sample Location | : | Date Analyzed | : 09/05/25 00:55 |
| Sample Matrix | : WATER | Dilution Factor | : 1 |
| Analytical Method | : 121,2540C | Analyst | : DEW |
| Lab File ID | : WG2110926.pdf | Instrument ID | : BALANCE#22 |
| Sample Amount | : | %Solids | : N/A |
| Digestion Method | : | Date Digested | : |

| | | mg/l | | | |
|---|---|---|---|---|---|
| CAS NO. | Parameter | Results | RL | MDL | Qualifier |
| NONE | Solids, Total Dissolved | ND | 10 | 3.1 | U |

# Form 1
# WETCHEM

| | | | |
|---|---|---|---|
| Client | : Roux Env. Eng. & Geology, DPC | Lab Number | : L2555281 |
| Project Name | : CORAM MATERIALS | Project Number | : 2232.0006Y005 |
| Lab ID | : WG2110926-3 | Date Collected | : 09/03/25 09:20 |
| Client ID | : MW-1DR2DUP | Date Received | : 09/03/25 |
| Sample Location | : | Date Analyzed | : 09/05/25 00:55 |
| Sample Matrix | : WATER | Dilution Factor | : 1.3 |
| Analytical Method | : 121,2540C | Analyst | : DEW |
| Lab File ID | : WG2110926.pdf | Instrument ID | : BALANCE#22 |
| Sample Amount | : | %Solids | : N/A |
| Digestion Method | : | Date Digested | : |

| | | mg/l | | | |
|---|---|---|---|---|---|
| CAS NO. | Parameter | Results | RL | MDL | Qualifier |
| NONE | Solids, Total Dissolved | 91. | 13 | 4.0 | |

# Form 1
# WETCHEM

| | | | |
|---|---|---|---|
| **Client** | : Roux Env. Eng. & Geology, DPC | **Lab Number** | : L2555281 |
| **Project Name** | : CORAM MATERIALS | **Project Number** | : 2232.0006Y005 |
| **Lab ID** | : WG2110926-4 | **Date Collected** | : 09/03/25 13:15 |
| **Client ID** | : PZ-6DUP | **Date Received** | : 09/03/25 |
| **Sample Location** | : | **Date Analyzed** | : 09/05/25 00:55 |
| **Sample Matrix** | : WATER | **Dilution Factor** | : 1.3 |
| **Analytical Method** | : 121,2540C | **Analyst** | : DEW |
| **Lab File ID** | : WG2110926.pdf | **Instrument ID** | : BALANCE#22 |
| **Sample Amount** | : | **%Solids** | : N/A |
| **Digestion Method** | : | **Date Digested** | : |

| | | mg/l | | | |
|---|---|---|---|---|---|
| **CAS NO.** | **Parameter** | **Results** | **RL** | **MDL** | **Qualifier** |
| NONE | Solids, Total Dissolved | 260 | 13 | 4.0 | |

# Sample Raw Data

# Wet Chemistry Gravimetric ELN

Printed: SEP-07-25 07:44:07

| | | | | | | | | | | | |
|---|---|---|---|---|---|---|---|---|---|---|---|
| **WorkGroup** | WG2110926 | **Temp In (C)** | 180 | **Temp In (C)** | 180 | **Temp In (C)** | 180 | **Temp In (C)** | | **Temp In (C)** | |
| **Title** | Solids, Total Dissolved | **Temp Out (C)** | 180 | **Temp Out (C)** | 180 | **Temp Out (C)** | 180 | **Temp Out (C)** | | **Temp Out (C)** | |
| **Method** | SM2540C | **Time In** | 06-SEP-25 15:40 | **Time In** | 06-SEP-25 19:18 | **Time In** | 06-SEP-25 21:55 | **Time In** | | **Time In** | |
| **Instrument** | BALANCE#22 | **Time Out** | 06-SEP-25 18:12 | **Time Out** | 06-SEP-25 20:56 | **Time Out** | 07-SEP-25 07:10 | **Time Out** | | **Time Out** | |

| **Evaporation** | **Temp In (C)** | **Time In** |
|---|---|---|
| | 90 | 05-SEP-25 11:37 |

| **LCS Lot #** | **TrueValue** | **Units** |
|---|---|---|
| 082025B | 500 | mg/l |

| Sample # | Analysis Date | Analyst | Cup ID | Filter Lot | Tare Weight (gm) | Sample Volume (ml) | Net Weight (1) (gm) | Net Weight (2) (gm) | Net Weight (3) (gm) | Net Weight (4) (gm) | Net Weight (5) (gm) | Result mg/L | Dil | Comment |
|---|---|---|---|---|---|---|---|---|---|---|---|---|---|---|
| L2555076-01 | 05-SEP-25 00:55 | DEB WHELAN | S | 79581556 | 69.863 | 80 | 69.9069 | 69.9067 | | | | 546.25 | 1.3 | |
| L2555076-02 | 05-SEP-25 00:55 | DEB WHELAN | EM | 79581556 | 67.5874 | 80 | 67.665 | 67.6647 | | | | 966.25 | 1.3 | |
| L2555127-01 | 05-SEP-25 00:55 | DEB WHELAN | CA | 79581556 | 58.9536 | 30 | 59.1047 | 59.1044 | | | | 5026.67 | 3.3 | |
| L2555133-01 | 05-SEP-25 00:55 | DEB WHELAN | F1 | 79581556 | 59.6015 | 30 | 59.7025 | 59.7028 | | | | 3366.67 | 3.3 | |
| L2555136-01 | 05-SEP-25 00:55 | DEB WHELAN | P8 | 79581556 | 70.5842 | 80 | 70.6368 | 70.6369 | | | | 657.50 | 1.3 | |
| L2555140-01 | 05-SEP-25 00:55 | DEB WHELAN | F | 79581556 | 59.2071 | 80 | 59.2551 | 59.255 | | | | 598.75 | 1.3 | |
| L2555145-01 | 05-SEP-25 00:55 | DEB WHELAN | BRR | 79581556 | 122.9417 | 80 | 122.9882 | 122.9885 | | | | 581.25 | 1.3 | |
| L2555267-01 | 05-SEP-25 00:55 | DEB WHELAN | PW | 79581556 | 134.8355 | 100 | 134.8716 | 134.8717 | | | | 361.00 | 1 | |
| L2555281-01 | 05-SEP-25 00:55 | DEB WHELAN | V11 | 79581556 | 66.9934 | 80 | 67.0053 | 67.0049 | | | | 143.75 | 1.3 | T6 |
| L2555281-02 | 05-SEP-25 00:55 | DEB WHELAN | C21 | 79581556 | 59.3808 | 80 | 59.3922 | 59.3926 | | | | 142.50 | 1.3 | |
| L2555281-03 | 05-SEP-25 00:55 | DEB WHELAN | Z7 | 79581556 | 68.2003 | 80 | 68.2123 | 68.2124 | | | | 150.00 | 1.3 | |
| L2555281-04 | 05-SEP-25 00:55 | DEB WHELAN | Z13 | 79581556 | 65.441 | 80 | 65.4501 | 65.4501 | | | | 113.75 | 1.3 | |
| L2555281-05 | 05-SEP-25 00:55 | DEB WHELAN | EE | 79581556 | 70.3819 | 80 | 70.3891 | 70.3894 | | | | 90.00 | 1.3 | |
| L2555281-06 | 05-SEP-25 00:55 | DEB WHELAN | Z3 | 79581556 | 61.8996 | 80 | 61.9213 | 61.9211 | | | | 268.75 | 1.3 | |
| L2555281-07 | 05-SEP-25 00:55 | DEB WHELAN | C24 | 79581556 | 64.9859 | 80 | 64.9964 | 64.9965 | | | | 131.25 | 1.3 | |
| L2555281-08 | 05-SEP-25 00:55 | DEB WHELAN | C13 | 79581556 | 67.6869 | 100 | 67.6872 | 67.6876 | | | | 3.00 | 1 | EB |
| L2555414-01 | 05-SEP-25 00:55 | DEB WHELAN | EUI | 79581556 | 63.4931 | 80 | 63.5935 | 63.5935 | | | | 1255.00 | 1.3 | |
| L2555560-01 | 05-SEP-25 00:55 | DEB WHELAN | Z10 | 79581556 | 63.7222 | 30 | 63.7682 | 63.7679 | | | | 1523.33 | 3.3 | INF cc |
| L2555560-02 | 05-SEP-25 00:55 | DEB WHELAN | C4 | 79581556 | 65.8969 | 80 | 65.9645 | 65.9644 | | | | 843.75 | 1.3 | EFF |
| L2555630-01 | 05-SEP-25 00:55 | DEB WHELAN | V7 | 79581556 | 70.6555 | 50 | 71.1379 | 71.1354 | 71.1293 | | | 9476.00 | 2 | |
| WG2110926-1 | 05-SEP-25 00:55 | DEB WHELAN | A | 79581556 | 56.847 | 100 | 56.8473 | 56.8477 | | | | 3.00 | 1 | T5 |
| WG2110926-2 | 05-SEP-25 00:55 | DEB WHELAN | BE | 79581556 | 66.7373 | 50 | 66.7624 | 66.7628 | | | | 502.00 | 2 | |

# Wet Chemistry Gravimetric ELN

Printed: SEP-07-25 07:44:07

| | | | | | | | | | | | | | | | |
|---|---|---|---|---|---|---|---|---|---|---|---|---|---|---|---|
| **WorkGroup** | WG2110926 | **Temp In (C)** | 180 | **Temp In (C)** | 180 | **Temp In (C)** | 180 | **Temp In (C)** | | **Temp In (C)** | | | | | |
| **Title** | Solids, Total Dissolved | **Temp Out (C)** | 180 | **Temp Out (C)** | 180 | **Temp Out (C)** | 180 | **Temp Out (C)** | | **Temp Out (C)** | | | | | |
| **Method** | SM2540C | **Time In** | 06-SEP-25 15:40 | **Time In** | 06-SEP-25 19:18 | **Time In** | 06-SEP-25 21:55 | **Time In** | | **Time In** | | | | | |
| **Instrument** | BALANCE#22 | **Time Out** | 06-SEP-25 18:12 | **Time Out** | 06-SEP-25 20:56 | **Time Out** | 07-SEP-25 07:10 | **Time Out** | | **Time Out** | | | | | |

| **Temp In (C)** | **Time In** |
|---|---|
| 90 | 05-SEP-25 11:37 |

| **LCS Lot #** | **TrueValue** | **Units** |
|---|---|---|
| 082025B | 500 | mg/l |

| **Sample #** | **Analysis Date** | **Analyst** | **Cup ID** | | | **Sample Volume (ml)** | | | **Result mg/L** | **Dil** | **Comment** |
|---|---|---|---|---|---|---|---|---|---|---|---|
| WG2110926-3 | 05-SEP-25 00:55 | DEB WHELAN | F4 | 79581556 | 66.2854 | 80 | 66.2927 | 66.2931 | 91.25 | 1.3 | |
| WG2110926-4 | 05-SEP-25 00:55 | DEB WHELAN | FL | 79581556 | 64.2368 | 80 | 64.2576 | 64.2578 | 260.00 | 1.3 | |

# Quality Control

# Form 6
# Lab Duplicates

| | | | |
|---|---|---|---|
| **Client** | : Roux Env. Eng. & Geology, DPC | **Lab Number** | : L2555281 |
| **Project Name** | : CORAM MATERIALS | **Project Number** | : 2232.0006Y005 |
| **Client Sample ID** | : MW-1DR2 | **Matrix** | : WATER |
| **Lab Sample ID** | : L2555281-05 | **Analysis Date** | : 09/05/25 00:55 |
| **Dup Sample ID** | : WG2110926-3 | **DUP Analysis Date** | : 09/05/25 00:55 |

| Parameter | Sample Concentration (mg/l) | Duplicate Concentration (mg/l) | RPD | RPD Limit |
|---|---|---|---|---|
| Solids, Total Dissolved | 90. | 91. | 1 | 10 |

# Form 6
# Lab Duplicates

| | | | |
|---|---|---|---|
| **Client** | : Roux Env. Eng. & Geology, DPC | **Lab Number** | : L2555281 |
| **Project Name** | : CORAM MATERIALS | **Project Number** | : 2232.0006Y005 |
| **Client Sample ID** | : PZ-6 | **Matrix** | : WATER |
| **Lab Sample ID** | : L2555281-06 | **Analysis Date** | : 09/05/25 00:55 |
| **Dup Sample ID** | : WG2110926-4 | **DUP Analysis Date** | : 09/05/25 00:55 |

| Parameter | Sample Concentration (mg/l) | Duplicate Concentration (mg/l) | RPD | RPD Limit |
|---|---|---|---|---|
| Solids, Total Dissolved | 270 | 260 | 4 | 10 |

# Form 7
# Laboratory Control Sample

| | | | |
|---|---|---|---|
| **Client** | : Roux Env. Eng. & Geology, DPC | **Lab Number** | : L2555281 |
| **Project Name** | : CORAM MATERIALS | **Project Number** | : 2232.0006Y005 |
| **Client Sample ID** | : NA | **Matrix** | : WATER |
| **Lab Sample ID** | : WG2110926-2 | **LCS Analysis Date** | : 09/05/25 00:55 |
| **Dup Sample ID** | : | **LCSD Analysis Date** | : |

| | Laboratory Control Sample | | | Laboratory Control Duplicate | | | | | |
|---|---|---|---|---|---|---|---|---|---|
| | True | Found | %R | True | Found | %R | RPD | Recovery | RPD |
| Parameter | (mg/l) | (mg/l) | | (mg/l) | (mg/l) | | | Limits | Limit |
| Solids, Total Dissolved | 500. | 500. | 100. | | | | | 80-120 | 10 |

**Date Created:** 11/11/21
**Created By:** Jason Hebert
**File:** PM11467-1
**Page:** 1

**WETCHEM (WATER)**

| Analyte | CAS # | RL | MDL | Units | LCS Criteria | LCS RPD | MS Criteria | MS RPD | Duplicate RPD | Method | Holding Time | Container/Sample Preservation |
|---|---|---|---|---|---|---|---|---|---|---|---|---|
| Solids, Total Dissolved | NONE | 10 | 3.07 | mg/l | 80-120 | | | 10 | 10 | 2540C | 7 days | 1 - Plastic 500ml unpreserved |

***Please Note that the RL information provided in this table is calculated using a 100% Solids factor. (Soil/Solids only)***
***Please Note that the information provided in this table is subject to change at anytime at the discretion of the laboratory.***

# Calculations of TDS

$$\text{mgTDS/L} = \frac{(A - B) \times 1000}{\text{Sample volume, (L)}}$$

Where:

A = Final weight (weight of dish + dried residue, g)
B = Initial weight (weight of clean dish, g)

# Sulfate Analysis

# Results

# Form 1
# WETCHEM

| | | | |
|---|---|---|---|
| **Client** | : Roux Env. Eng. & Geology, DPC | **Lab Number** | : L2555281 |
| **Project Name** | : CORAM MATERIALS | **Project Number** | : 2232.0006Y005 |
| **Lab ID** | : L2555281-01 | **Date Collected** | : 09/03/25 11:00 |
| **Client ID** | : MP-1 | **Date Received** | : 09/03/25 |
| **Sample Location** | : 416 MILLER PLACE-YAPHANK RD. | **Date Analyzed** | : 09/08/25 14:30 |
| **Sample Matrix** | : WATER | **Dilution Factor** | : 1 |
| **Analytical Method** | : 121,4500SO4-E | **Analyst** | : MRW |
| **Lab File ID** | : WG2112033.csv | **Instrument ID** | : SPEC6 |
| **Sample Amount** | : | **%Solids** | : N/A |
| **Digestion Method** | : | **Date Digested** | : 09/08/25 |

| | | mg/l | | | |
|---|---|---|---|---|---|
| **CAS NO.** | **Parameter** | **Results** | **RL** | **MDL** | **Qualifier** |
| 14808-79-8 | Sulfate | 13. | 10 | 1.4 | |

# Form 1
# WETCHEM

| | | | |
|---|---|---|---|
| **Client** | : Roux Env. Eng. & Geology, DPC | **Lab Number** | : L2555281 |
| **Project Name** | : CORAM MATERIALS | **Project Number** | : 2232.0006Y005 |
| **Lab ID** | : L2555281-02 | **Date Collected** | : 09/03/25 12:00 |
| **Client ID** | : DUP_090325 | **Date Received** | : 09/03/25 |
| **Sample Location** | : 416 MILLER PLACE-YAPHANK RD. | **Date Analyzed** | : 09/08/25 14:30 |
| **Sample Matrix** | : WATER | **Dilution Factor** | : 1 |
| **Analytical Method** | : 121,4500SO4-E | **Analyst** | : MRW |
| **Lab File ID** | : WG2112033.csv | **Instrument ID** | : SPEC6 |
| **Sample Amount** | : | **%Solids** | : N/A |
| **Digestion Method** | : | **Date Digested** | : 09/08/25 |

| | | mg/l | | | |
|---|---|---|---|---|---|
| **CAS NO.** | **Parameter** | **Results** | **RL** | **MDL** | **Qualifier** |
| 14808-79-8 | Sulfate | 13. | 10 | 1.4 | |

# Form 1
# WETCHEM

| | | | |
|---|---|---|---|
| **Client** | : Roux Env. Eng. & Geology, DPC | **Lab Number** | : L2555281 |
| **Project Name** | : CORAM MATERIALS | **Project Number** | : 2232.0006Y005 |
| **Lab ID** | : L2555281-03 | **Date Collected** | : 09/03/25 11:25 |
| **Client ID** | : MP-1D | **Date Received** | : 09/03/25 |
| **Sample Location** | : 416 MILLER PLACE-YAPHANK RD. | **Date Analyzed** | : 09/08/25 14:30 |
| **Sample Matrix** | : WATER | **Dilution Factor** | : 1 |
| **Analytical Method** | : 121,4500SO4-E | **Analyst** | : MRW |
| **Lab File ID** | : WG2112033.csv | **Instrument ID** | : SPEC6 |
| **Sample Amount** | : | **%Solids** | : N/A |
| **Digestion Method** | : | **Date Digested** | : 09/08/25 |

| | | mg/l | | | |
|---|---|---|---|---|---|
| **CAS NO.** | **Parameter** | **Results** | **RL** | **MDL** | **Qualifier** |
| 14808-79-8 | Sulfate | 38. | 10 | 1.4 | |

# Form 1
# WETCHEM

| | | | |
|---|---|---|---|
| **Client** | : Roux Env. Eng. & Geology, DPC | **Lab Number** | : L2555281 |
| **Project Name** | : CORAM MATERIALS | **Project Number** | : 2232.0006Y005 |
| **Lab ID** | : L2555281-04 | **Date Collected** | : 09/03/25 09:10 |
| **Client ID** | : MW-1SR | **Date Received** | : 09/03/25 |
| **Sample Location** | : 416 MILLER PLACE-YAPHANK RD. | **Date Analyzed** | : 09/08/25 14:30 |
| **Sample Matrix** | : WATER | **Dilution Factor** | : 1 |
| **Analytical Method** | : 121,4500SO4-E | **Analyst** | : MRW |
| **Lab File ID** | : WG2112033.csv | **Instrument ID** | : SPEC6 |
| **Sample Amount** | : | **%Solids** | : N/A |
| **Digestion Method** | : | **Date Digested** | : 09/08/25 |

| | | mg/l | | | |
|---|---|---|---|---|---|
| **CAS NO.** | **Parameter** | **Results** | **RL** | **MDL** | **Qualifier** |
| 14808-79-8 | Sulfate | 8.4 | 10 | 1.4 | J |

# Form 1
# WETCHEM

| | | | |
|---|---|---|---|
| **Client** | : Roux Env. Eng. & Geology, DPC | **Lab Number** | : L2555281 |
| **Project Name** | : CORAM MATERIALS | **Project Number** | : 2232.0006Y005 |
| **Lab ID** | : L2555281-05 | **Date Collected** | : 09/03/25 09:20 |
| **Client ID** | : MW-1DR2 | **Date Received** | : 09/03/25 |
| **Sample Location** | : 416 MILLER PLACE-YAPHANK RD. | **Date Analyzed** | : 09/08/25 14:30 |
| **Sample Matrix** | : WATER | **Dilution Factor** | : 1 |
| **Analytical Method** | : 121,4500SO4-E | **Analyst** | : MRW |
| **Lab File ID** | : WG2112033.csv | **Instrument ID** | : SPEC6 |
| **Sample Amount** | : | **%Solids** | : N/A |
| **Digestion Method** | : | **Date Digested** | : 09/08/25 |

| | | mg/l | | | |
|---|---|---|---|---|---|
| **CAS NO.** | **Parameter** | **Results** | **RL** | **MDL** | **Qualifier** |
| 14808-79-8 | Sulfate | 14. | 10 | 1.4 | |

# Form 1
# WETCHEM

| | | | |
|---|---|---|---|
| **Client** | : Roux Env. Eng. & Geology, DPC | **Lab Number** | : L2555281 |
| **Project Name** | : CORAM MATERIALS | **Project Number** | : 2232.0006Y005 |
| **Lab ID** | : L2555281-06 | **Date Collected** | : 09/03/25 13:15 |
| **Client ID** | : PZ-6 | **Date Received** | : 09/03/25 |
| **Sample Location** | : 416 MILLER PLACE-YAPHANK RD. | **Date Analyzed** | : 09/08/25 14:30 |
| **Sample Matrix** | : WATER | **Dilution Factor** | : 2 |
| **Analytical Method** | : 121,4500SO4-E | **Analyst** | : MRW |
| **Lab File ID** | : WG2112033.csv | **Instrument ID** | : SPEC6 |
| **Sample Amount** | : | **%Solids** | : N/A |
| **Digestion Method** | : | **Date Digested** | : 09/08/25 |

| | | mg/l | | | |
|---|---|---|---|---|---|
| **CAS NO.** | **Parameter** | **Results** | **RL** | **MDL** | **Qualifier** |
| 14808-79-8 | Sulfate | 24. | 20 | 2.7 | |

# Form 1
# WETCHEM

| | | | |
|---|---|---|---|
| **Client** | : Roux Env. Eng. & Geology, DPC | **Lab Number** | : L2555281 |
| **Project Name** | : CORAM MATERIALS | **Project Number** | : 2232.0006Y005 |
| **Lab ID** | : L2555281-07 | **Date Collected** | : 09/03/25 13:20 |
| **Client ID** | : MW-6D | **Date Received** | : 09/03/25 |
| **Sample Location** | : 416 MILLER PLACE-YAPHANK RD. | **Date Analyzed** | : 09/08/25 14:30 |
| **Sample Matrix** | : WATER | **Dilution Factor** | : 1 |
| **Analytical Method** | : 121,4500SO4-E | **Analyst** | : MRW |
| **Lab File ID** | : WG2112033.csv | **Instrument ID** | : SPEC6 |
| **Sample Amount** | : | **%Solids** | : N/A |
| **Digestion Method** | : | **Date Digested** | : 09/08/25 |

| | | mg/l | | | |
|---|---|---|---|---|---|
| **CAS NO.** | **Parameter** | **Results** | **RL** | **MDL** | **Qualifier** |
| 14808-79-8 | Sulfate | 16. | 10 | 1.4 | |

# Form 1
# WETCHEM

| | | | |
|---|---|---|---|
| **Client** | : Roux Env. Eng. & Geology, DPC | **Lab Number** | : L2555281 |
| **Project Name** | : CORAM MATERIALS | **Project Number** | : 2232.0006Y005 |
| **Lab ID** | : L2555281-08 | **Date Collected** | : 09/03/25 14:00 |
| **Client ID** | : EQUIPMENT BLANK_090325 | **Date Received** | : 09/03/25 |
| **Sample Location** | : 416 MILLER PLACE-YAPHANK RD. | **Date Analyzed** | : 09/08/25 14:30 |
| **Sample Matrix** | : Equipment Blank | **Dilution Factor** | : 1 |
| **Analytical Method** | : 121,4500SO4-E | **Analyst** | : MRW |
| **Lab File ID** | : WG2112033.csv | **Instrument ID** | : SPEC6 |
| **Sample Amount** | : | **%Solids** | : N/A |
| **Digestion Method** | : | **Date Digested** | : 09/08/25 |

| | | mg/l | | | |
|---|---|---|---|---|---|
| **CAS NO.** | **Parameter** | **Results** | **RL** | **MDL** | **Qualifier** |
| 14808-79-8 | Sulfate | 2.1 | 10 | 1.4 | J |

# Form 1
# WETCHEM

| | | | |
|---|---|---|---|
| **Client** | : Roux Env. Eng. & Geology, DPC | **Lab Number** | : L2555281 |
| **Project Name** | : CORAM MATERIALS | **Project Number** | : 2232.0006Y005 |
| **Lab ID** | : WG2112033-1 | **Date Collected** | : NA |
| **Client ID** | : WG2112033-1BLANK | **Date Received** | : NA |
| **Sample Location** | : | **Date Analyzed** | : 09/08/25 14:30 |
| **Sample Matrix** | : WATER | **Dilution Factor** | : 1 |
| **Analytical Method** | : 121,4500SO4-E | **Analyst** | : MRW |
| **Lab File ID** | : WG2112033.csv | **Instrument ID** | : SPEC6 |
| **Sample Amount** | : | **%Solids** | : N/A |
| **Digestion Method** | : | **Date Digested** | : 09/08/25 |

| | | mg/l | | | |
|---|---|---|---|---|---|
| **CAS NO.** | **Parameter** | **Results** | **RL** | **MDL** | **Qualifier** |
| 14808-79-8 | Sulfate | 2.0 | 10 | 1.4 | J |

# Form 1
# WETCHEM

| | | | |
|---|---|---|---|
| **Client** | : Roux Env. Eng. & Geology, DPC | **Lab Number** | : L2555281 |
| **Project Name** | : CORAM MATERIALS | **Project Number** | : 2232.0006Y005 |
| **Lab ID** | : WG2112033-3 | **Date Collected** | : 09/03/25 09:20 |
| **Client ID** | : MW-1DR2DUP | **Date Received** | : 09/03/25 |
| **Sample Location** | : | **Date Analyzed** | : 09/08/25 14:30 |
| **Sample Matrix** | : WATER | **Dilution Factor** | : 1 |
| **Analytical Method** | : 121,4500SO4-E | **Analyst** | : MRW |
| **Lab File ID** | : WG2112033.csv | **Instrument ID** | : SPEC6 |
| **Sample Amount** | : | **%Solids** | : N/A |
| **Digestion Method** | : | **Date Digested** | : 09/08/25 |

| | | mg/l | | | |
|---|---|---|---|---|---|
| **CAS NO.** | **Parameter** | **Results** | **RL** | **MDL** | **Qualifier** |
| 14808-79-8 | Sulfate | 15. | 10 | 1.4 | |

# Sample Raw Data

PACE ANALYTICAL LABS

# WET CHEMISTRY DEPARTMENT

## S U L F A T E

Last Change 3/5/13
File SO4-L.xlt
Curve/spike/ccv;WC-3646
LCS;WC-3587
**Reagent;lot A4230**

**Sample Number:** _____ **Product:** SO4-4500
**Curve Calibration Date :** 09/08/25
**Client:** _____ **Curve Identifier:** 9/8/2025
**Analysis:** Sulfate, SO4 **Analysis Analyte:** Sulfate
**Method:** SM 4500SO4-E **Analysis Date:** 9/8/2025 14:30
**Instrument:** SPEC6 **Preparation Date:** 9/8/2025 14:30
**Wavelength:** 420 nm **Technician:** MRW
**Spike Volume(ml):** 0.5 **Work group:** WG2112033
**Spike Concentration (mg/l):** 1000 **RL:** 10 mg/l
**Cell:** 2.5 cm

| Standard ID | Mean signal (pk area) abs | Dilution | Calc-ed Result |
|---|---|---|---|
| 0 | 0.000 | 1.0 | 1.84 |
| 10 | 0.134 | 1.0 | 8.37 |
| 20 | 0.347 | 1.0 | 18.8 |
| 40 | 0.804 | 1.0 | 41.0 |

Calibration Curve
Volume: 25 ml

| Slope | y-intercept |
|---|---|
| 0.020517 | -0.0378 |

Correlation Coefficient
0.995094

ICV/LCS Concentration (mg/l) = 20.0000

| | Sample number | Sample Volume (ml) | Final Volume (ml) | Bkgd. Abs. | Gross Abs. | Net Absorbance | RESULT (mg/l) | Dilution Factor | RL Multiplier | FINAL RESULT (mg/l) | |
|---|---|---|---|---|---|---|---|---|---|---|---|
| | ICB | 25 | 25 | 0 | 0 | 0.000 | 1.996 | 1 | 1.0 | 2.0 | Recovery |
| | ICV | 25 | 25 | 0 | 0.358 | 0.358 | 19.274 | 1 | 1.0 | 19.3 | 96% |
| SAMP | L2554996-02 | 25 | 25 | 0.071 | 0.584 | 0.513 | 26.754 | 1 | 1.0 | 26.8 | |
| SAMP | L2554996-03 | 25 | 25 | 0.049 | 0.58 | 0.531 | 27.623 | 1 | 1.0 | 27.6 | |
| SAMP | L2554996-04 | 25 | 25 | 0.003 | 0.002 | -0.001 | 1.947 | 1 | 1.0 | 1.9 | |
| SAMP | L2555281-01 | 25 | 25 | 0.002 | 0.238 | 0.236 | 13.386 | 1 | 1.0 | 13.4 | |
| SAMP | L2555281-02 | 25 | 25 | 0.001 | 0.236 | 0.235 | 13.337 | 1 | 1.0 | 13.3 | |
| SAMP | L2555281-03 | 25 | 25 | 0.004 | 0.744 | 0.740 | 37.710 | 1 | 1.0 | 37.7 | |
| SAMP | L2555281-04 | 25 | 25 | 0.001 | 0.133 | 0.132 | 8.366 | 1 | 1.0 | 8.4 | |
| SAMP | L2555281-05 | 25 | 25 | 0.006 | 0.257 | 0.251 | 14.110 | 1 | 1.0 | 14.1 | |
| | CCV1 | 25 | 25 | 0 | 0.365 | 0.365 | 19.611 | 1 | 1.0 | 19.6 | |
| | CCB1 | 25 | 25 | 0 | 0.003 | 0.003 | 2.140 | 1 | 1.0 | 2.1 | |
| SAMP | L2555281-06 | 12.5 | 25 | 0.004 | 0.206 | 0.202 | 11.745 | 1 | 2.0 | 23.5 | |
| SAMP | L2555281-07 | 25 | 25 | 0 | 0.301 | 0.301 | 16.523 | 1 | 1.0 | 16.5 | |
| SAMP | L2555281-08 | 25 | 25 | 0 | 0.003 | 0.003 | 2.140 | 1 | 1.0 | 2.1 | |
| SAMP | L2555605-01 | 25 | 25 | 0.015 | 0.411 | 0.396 | 21.108 | 1 | 1.0 | 21.1 | |
| SAMP | L2555605-03 | 25 | 25 | 0.03 | 0.312 | 0.282 | 15.606 | 1 | 1.0 | 15.6 | |
| SAMP | L2555605-04 | 25 | 25 | 0.002 | 0.211 | 0.209 | 12.083 | 1 | 1.0 | 12.1 | |
| SAMP | L2555605-05 | 25 | 25 | 0.006 | 0.353 | 0.347 | 18.743 | 1 | 1.0 | 18.7 | |
| SAMP | L2555605-06 | 25 | 25 | 0.001 | 0.167 | 0.166 | 10.007 | 1 | 1.0 | 10.0 | |
| SAMP | L2555605-07 | 25 | 25 | 0.002 | 0.079 | 0.077 | 5.712 | 1 | 1.0 | 5.7 | |
| SAMP | L2555605-08 | 25 | 25 | 0.002 | 0.344 | 0.342 | 18.501 | 1 | 1.0 | 18.5 | |
| | CCV2 | 25 | 25 | 0 | 0.367 | 0.367 | 19.708 | 1 | 1.0 | 19.7 | |
| | CCB2 | 25 | 25 | 0 | 0.003 | 0.003 | 2.140 | 1 | 1.0 | 2.1 | |
| BLANK | WG2112033-1 | 25 | 25 | 0.000 | 0.000 | 0.000 | 1.996 | 1 | 1.0 | 2.0 | |
| DUP | WG2112033-3 | 25 | 25 | 0.011 | 0.278 | 0.267 | 14.882 | 1 | 1.0 | 14.9 | L2555281-05 |

| | Sample number | sample volume | Final volume (ml) | Bkgd. Abs. | Gross Abs. | Absorbance | Sample Result mg/l | Spiked Volume | Spike conc. mg/l | Spike Result mg/l | Recovery % |
|---|---|---|---|---|---|---|---|---|---|---|---|
| MS | WG2112033-4 | 12.5 | 25 | 0.006 | 0.573 | 0.567 | 14.100 | 12.5 | 40.0000 | 59 | 112 |
| | | | | | | | | | | | L2555281-05 |
| LCS | WG2112033-2 | 25 | 25 | 0 | 0.358 | 0.358 | | 1 | 20.0000 | 19 | 96 |

# Quality Control

# Form 5a
# Matrix Spike

| | | | |
|---|---|---|---|
| **Client** | : Roux Env. Eng. & Geology, DPC | **Lab Number** | : L2555281 |
| **Project Name** | : CORAM MATERIALS | **Project Number** | : 2232.0006Y005 |
| **Client Sample ID** | : MW-1DR2 | **Matrix** | : WATER |
| **Lab Sample ID** | : L2555281-05 | | |
| **Matrix Spike** | : WG2112033-4 | **MS Analysis Date** | : 09/08/25 14:30 |
| **Matrix Spike Dup** | : | **MSD Analysis Date** | : |

| | | Matrix Spike Sample | | | Matrix Spike Duplicate | | | | | |
|---|---|---|---|---|---|---|---|---|---|---|
| Parameter | Sample Conc. (mg/l) | Spike Added (mg/l) | Spike Conc. (mg/l) | %R | Spike Added (mg/l) | Spike Conc. (mg/l) | %R | RPD | Recovery Limits | RPD Limit |
| Sulfate | 14. | 40 | 59. | 112 | | | | | 55-147 | 14 |

# Form 6
# Lab Duplicates

| | | | |
|---|---|---|---|
| **Client** | : Roux Env. Eng. & Geology, DPC | **Lab Number** | : L2555281 |
| **Project Name** | : CORAM MATERIALS | **Project Number** | : 2232.0006Y005 |
| **Client Sample ID** | : MW-1DR2 | **Matrix** | : WATER |
| **Lab Sample ID** | : L2555281-05 | **Analysis Date** | : 09/08/25 14:30 |
| **Dup Sample ID** | : WG2112033-3 | **DUP Analysis Date** | : 09/08/25 14:30 |

| Parameter | Sample Concentration (mg/l) | Duplicate Concentration (mg/l) | RPD | RPD Limit |
|---|---|---|---|---|
| Sulfate | 14. | 15. | 7 | 14 |

# Form 7
# Laboratory Control Sample

| | | | |
|---|---|---|---|
| **Client** | : Roux Env. Eng. & Geology, DPC | **Lab Number** | : L2555281 |
| **Project Name** | : CORAM MATERIALS | **Project Number** | : 2232.0006Y005 |
| **Client Sample ID** | : NA | **Matrix** | : WATER |
| **Lab Sample ID** | : WG2112033-2 | **LCS Analysis Date** | : 09/08/25 14:30 |
| **Dup Sample ID** | : | **LCSD Analysis Date** | : |

| | Laboratory Control Sample | | | Laboratory Control Duplicate | | | | | |
|---|---|---|---|---|---|---|---|---|---|
| **Parameter** | **True (mg/l)** | **Found (mg/l)** | **%R** | **True (mg/l)** | **Found (mg/l)** | **%R** | **RPD** | **Recovery Limits** | **RPD Limit** |
| **Sulfate** | 20.0 | 19.0 | 95. | | | | | 90-110 | 14 |

**Date Created:** 11/11/21
**Created By:** Jason Hebert
**File:** PM11467-1
**Page:** 1

**WETCHEM (WATER)**

| Analyte | CAS # | RL | MDL | Units | LCS Criteria | LCS RPD | MS Criteria | MS RPD | Duplicate RPD | Method | Holding Time | Container/Sample Preservation |
|---|---|---|---|---|---|---|---|---|---|---|---|---|
| Sulfate | 14808-79-8 | 10 | 1.37 | mg/l | 90-110 | | 55-147 | 14 | 14 | 4500SO4-E | 28 days | 1 - Plastic 500ml unpreserved |
| Sulfate | 14808-79-8 | 10 | 1.37 | mg/l | 90-110 | | 55-147 | 14 | 14 | 9038 | 28 days | 1 - Plastic 500ml unpreserved |

***Please Note that the RL information provided in this table is calculated using a 100% Solids factor. (Soil/Solids only)***
***Please Note that the information provided in this table is subject to change at anytime at the discretion of the laboratory.***

**Date Created:** 11/11/21
**Created By:** Jason Hebert
**File:** PM11468-1
**Page:** 1

**WETCHEM (SOIL)**

| Analyte | CAS # | RL | MDL | Units | LCS Criteria | LCS RPD | MS Criteria | MS RPD | Duplicate RPD | Method | Holding Time | Container/Sample Preservation |
|---|---|---|---|---|---|---|---|---|---|---|---|---|
| Sulfate | 14808-79-8 | 100 | 13.6 | mg/kg | 80-121 | 12 | 22-183 | 12 | 12 | 9038 | 28 days | 1 - Glass 250ml/8oz unpreserved |

***Please Note that the RL information provided in this table is calculated using a 100% Solids factor. (Soil/Solids only)***
***Please Note that the information provided in this table is subject to change at anytime at the discretion of the laboratory.***

# Calculations of Sulfate

Aqueous samples:

Calculate the concentration value of the sample directly from the standard curve.

$$mgSO_4/L = \frac{\text{absorbance - y-intercept}}{\text{slope}} \times \text{Dilution Factor}$$

If sample has a background absorbance, it has to be subtracted before calculation.

# Alkalinity Analysis

# Results

# Form 1
# WETCHEM

| | | | |
|---|---|---|---|
| **Client** | : Roux Env. Eng. & Geology, DPC | **Lab Number** | : L2555281 |
| **Project Name** | : CORAM MATERIALS | **Project Number** | : 2232.0006Y005 |
| **Lab ID** | : L2555281-01 | **Date Collected** | : 09/03/25 11:00 |
| **Client ID** | : MP-1 | **Date Received** | : 09/03/25 |
| **Sample Location** | : 416 MILLER PLACE-YAPHANK RD. | **Date Analyzed** | : 09/09/25 13:19 |
| **Sample Matrix** | : WATER | **Dilution Factor** | : 1 |
| **Analytical Method** | : 121,2320B | **Analyst** | : MRW |
| **Lab File ID** | : alk250909-1 | **Instrument ID** | : TITR5 |
| **Sample Amount** | : | **%Solids** | : N/A |
| **Digestion Method** | : | **Date Digested** | : |

| | | mg CaCO3/L | | | |
|---|---|---|---|---|---|
| **CAS NO.** | **Parameter** | **Results** | **RL** | **MDL** | **Qualifier** |
| 3812-32-6 | Alkalinity, Carbonate | ND | 2.00 | NA | U |
| 71-52-3 | Alkalinity, Bicarbonate | 69.2 | 2.00 | NA | |

# Form 1
# WETCHEM

| | | | |
|---|---|---|---|
| **Client** | : Roux Env. Eng. & Geology, DPC | **Lab Number** | : L2555281 |
| **Project Name** | : CORAM MATERIALS | **Project Number** | : 2232.0006Y005 |
| **Lab ID** | : L2555281-02 | **Date Collected** | : 09/03/25 12:00 |
| **Client ID** | : DUP_090325 | **Date Received** | : 09/03/25 |
| **Sample Location** | : 416 MILLER PLACE-YAPHANK RD. | **Date Analyzed** | : 09/09/25 13:21 |
| **Sample Matrix** | : WATER | **Dilution Factor** | : 1 |
| **Analytical Method** | : 121,2320B | **Analyst** | : MRW |
| **Lab File ID** | : alk250909-1 | **Instrument ID** | : TITR5 |
| **Sample Amount** | : | **%Solids** | : N/A |
| **Digestion Method** | : | **Date Digested** | : |

| | | mg CaCO3/L | | | |
|---|---|---|---|---|---|
| **CAS NO.** | **Parameter** | **Results** | **RL** | **MDL** | **Qualifier** |
| 3812-32-6 | Alkalinity, Carbonate | ND | 2.00 | NA | U |
| 71-52-3 | Alkalinity, Bicarbonate | 68.7 | 2.00 | NA | |

# Form 1
# WETCHEM

| | | | |
|---|---|---|---|
| **Client** | : Roux Env. Eng. & Geology, DPC | **Lab Number** | : L2555281 |
| **Project Name** | : CORAM MATERIALS | **Project Number** | : 2232.0006Y005 |
| **Lab ID** | : L2555281-03 | **Date Collected** | : 09/03/25 11:25 |
| **Client ID** | : MP-1D | **Date Received** | : 09/03/25 |
| **Sample Location** | : 416 MILLER PLACE-YAPHANK RD. | **Date Analyzed** | : 09/09/25 13:24 |
| **Sample Matrix** | : WATER | **Dilution Factor** | : 1 |
| **Analytical Method** | : 121,2320B | **Analyst** | : MRW |
| **Lab File ID** | : alk250909-1 | **Instrument ID** | : TITR5 |
| **Sample Amount** | : | **%Solids** | : N/A |
| **Digestion Method** | : | **Date Digested** | : |

| | | mg CaCO3/L | | | |
|---|---|---|---|---|---|
| **CAS NO.** | **Parameter** | **Results** | **RL** | **MDL** | **Qualifier** |
| 3812-32-6 | Alkalinity, Carbonate | ND | 2.00 | NA | U |
| 71-52-3 | Alkalinity, Bicarbonate | 50.9 | 2.00 | NA | |

# Form 1
# WETCHEM

| | | | |
|---|---|---|---|
| **Client** | : Roux Env. Eng. & Geology, DPC | **Lab Number** | : L2555281 |
| **Project Name** | : CORAM MATERIALS | **Project Number** | : 2232.0006Y005 |
| **Lab ID** | : L2555281-04 | **Date Collected** | : 09/03/25 09:10 |
| **Client ID** | : MW-1SR | **Date Received** | : 09/03/25 |
| **Sample Location** | : 416 MILLER PLACE-YAPHANK RD. | **Date Analyzed** | : 09/09/25 13:26 |
| **Sample Matrix** | : WATER | **Dilution Factor** | : 1 |
| **Analytical Method** | : 121,2320B | **Analyst** | : MRW |
| **Lab File ID** | : alk250909-1 | **Instrument ID** | : TITR5 |
| **Sample Amount** | : | **%Solids** | : N/A |
| **Digestion Method** | : | **Date Digested** | : |

| | | mg CaCO3/L | | | |
|---|---|---|---|---|---|
| **CAS NO.** | **Parameter** | **Results** | **RL** | **MDL** | **Qualifier** |
| 3812-32-6 | Alkalinity, Carbonate | ND | 2.00 | NA | U |
| 71-52-3 | Alkalinity, Bicarbonate | 54.9 | 2.00 | NA | |

# Form 1
# WETCHEM

| | | | |
|---|---|---|---|
| Client | : Roux Env. Eng. & Geology, DPC | Lab Number | : L2555281 |
| Project Name | : CORAM MATERIALS | Project Number | : 2232.0006Y005 |
| Lab ID | : L2555281-05 | Date Collected | : 09/03/25 09:20 |
| Client ID | : MW-1DR2 | Date Received | : 09/03/25 |
| Sample Location | : 416 MILLER PLACE-YAPHANK RD. | Date Analyzed | : 09/09/25 13:28 |
| Sample Matrix | : WATER | Dilution Factor | : 1 |
| Analytical Method | : 121,2320B | Analyst | : MRW |
| Lab File ID | : alk250909-1 | Instrument ID | : TITR5 |
| Sample Amount | : | %Solids | : N/A |
| Digestion Method | : | Date Digested | : |

| | | mg CaCO3/L | | | |
|---|---|---|---|---|---|
| CAS NO. | Parameter | Results | RL | MDL | Qualifier |
| 3812-32-6 | Alkalinity, Carbonate | ND | 2.00 | NA | U |
| 71-52-3 | Alkalinity, Bicarbonate | 31.0 | 2.00 | NA | |

# Form 1
# WETCHEM

| | | | |
|---|---|---|---|
| **Client** | : Roux Env. Eng. & Geology, DPC | **Lab Number** | : L2555281 |
| **Project Name** | : CORAM MATERIALS | **Project Number** | : 2232.0006Y005 |
| **Lab ID** | : L2555281-06 | **Date Collected** | : 09/03/25 13:15 |
| **Client ID** | : PZ-6 | **Date Received** | : 09/03/25 |
| **Sample Location** | : 416 MILLER PLACE-YAPHANK RD. | **Date Analyzed** | : 09/09/25 13:32 |
| **Sample Matrix** | : WATER | **Dilution Factor** | : 1 |
| **Analytical Method** | : 121,2320B | **Analyst** | : MRW |
| **Lab File ID** | : alk250909-1 | **Instrument ID** | : TITR5 |
| **Sample Amount** | : | **%Solids** | : N/A |
| **Digestion Method** | : | **Date Digested** | : |

| | | mg CaCO3/L | | | |
|---|---|---|---|---|---|
| **CAS NO.** | **Parameter** | **Results** | **RL** | **MDL** | **Qualifier** |
| 3812-32-6 | Alkalinity, Carbonate | ND | 2.00 | NA | U |
| 71-52-3 | Alkalinity, Bicarbonate | 145. | 2.00 | NA | |

# Form 1
# WETCHEM

| | | | |
|---|---|---|---|
| **Client** | : Roux Env. Eng. & Geology, DPC | **Lab Number** | : L2555281 |
| **Project Name** | : CORAM MATERIALS | **Project Number** | : 2232.0006Y005 |
| **Lab ID** | : L2555281-07 | **Date Collected** | : 09/03/25 13:20 |
| **Client ID** | : MW-6D | **Date Received** | : 09/03/25 |
| **Sample Location** | : 416 MILLER PLACE-YAPHANK RD. | **Date Analyzed** | : 09/09/25 13:36 |
| **Sample Matrix** | : WATER | **Dilution Factor** | : 1 |
| **Analytical Method** | : 121,2320B | **Analyst** | : MRW |
| **Lab File ID** | : alk250909-1 | **Instrument ID** | : TITR5 |
| **Sample Amount** | : | **%Solids** | : N/A |
| **Digestion Method** | : | **Date Digested** | : |

| | | mg CaCO3/L | | | |
|---|---|---|---|---|---|
| **CAS NO.** | **Parameter** | **Results** | **RL** | **MDL** | **Qualifier** |
| 3812-32-6 | Alkalinity, Carbonate | ND | 2.00 | NA | U |
| 71-52-3 | Alkalinity, Bicarbonate | 39.4 | 2.00 | NA | |

# Form 1
# WETCHEM

| | | | |
|---|---|---|---|
| **Client** | : Roux Env. Eng. & Geology, DPC | **Lab Number** | : L2555281 |
| **Project Name** | : CORAM MATERIALS | **Project Number** | : 2232.0006Y005 |
| **Lab ID** | : L2555281-08 | **Date Collected** | : 09/03/25 14:00 |
| **Client ID** | : EQUIPMENT BLANK_090325 | **Date Received** | : 09/03/25 |
| **Sample Location** | : 416 MILLER PLACE-YAPHANK RD. | **Date Analyzed** | : 09/09/25 13:38 |
| **Sample Matrix** | : Equipment Blank | **Dilution Factor** | : 1 |
| **Analytical Method** | : 121,2320B | **Analyst** | : MRW |
| **Lab File ID** | : alk250909-1 | **Instrument ID** | : TITR5 |
| **Sample Amount** | : | **%Solids** | : N/A |
| **Digestion Method** | : | **Date Digested** | : |

| | | mg CaCO3/L | | | |
|---|---|---|---|---|---|
| **CAS NO.** | **Parameter** | **Results** | **RL** | **MDL** | **Qualifier** |
| 3812-32-6 | Alkalinity, Carbonate | ND | 2.00 | NA | U |
| 71-52-3 | Alkalinity, Bicarbonate | ND | 2.00 | NA | U |

# Form 1
# WETCHEM

| | | | |
|---|---|---|---|
| **Client** | : Roux Env. Eng. & Geology, DPC | **Lab Number** | : L2555281 |
| **Project Name** | : CORAM MATERIALS | **Project Number** | : 2232.0006Y005 |
| **Lab ID** | : WG2112368-1 | **Date Collected** | : NA |
| **Client ID** | : WG2112368-1BLANK | **Date Received** | : NA |
| **Sample Location** | : | **Date Analyzed** | : 09/09/25 12:57 |
| **Sample Matrix** | : WATER | **Dilution Factor** | : 1 |
| **Analytical Method** | : 121,2320B | **Analyst** | : MRW |
| **Lab File ID** | : alk250909-1 | **Instrument ID** | : TITR5 |
| **Sample Amount** | : | **%Solids** | : N/A |
| **Digestion Method** | : | **Date Digested** | : |

| | | mg CaCO3/L | | | |
|---|---|---|---|---|---|
| **CAS NO.** | **Parameter** | **Results** | **RL** | **MDL** | **Qualifier** |
| 3812-32-6 | Alkalinity, Carbonate | ND | 2.00 | NA | U |
| 71-52-3 | Alkalinity, Bicarbonate | ND | 2.00 | NA | U |

# Form 1
# WETCHEM

| | | | |
|---|---|---|---|
| Client | : Roux Env. Eng. & Geology, DPC | Lab Number | : L2555281 |
| Project Name | : CORAM MATERIALS | Project Number | : 2232.0006Y005 |
| Lab ID | : WG2112368-2 | Date Collected | : 09/03/25 09:20 |
| Client ID | : MW-1DR2DUP | Date Received | : 09/03/25 |
| Sample Location | : | Date Analyzed | : 09/09/25 13:30 |
| Sample Matrix | : WATER | Dilution Factor | : 1 |
| Analytical Method | : 121,2320B | Analyst | : MRW |
| Lab File ID | : alk250909-1 | Instrument ID | : TITR5 |
| Sample Amount | : | %Solids | : N/A |
| Digestion Method | : | Date Digested | : |

| | | mg CaCO3/L | | | |
|---|---|---|---|---|---|
| CAS NO. | Parameter | Results | RL | MDL | Qualifier |
| 71-52-3 | Alkalinity, Bicarbonate | 30.4 | 2.00 | NA | |
| 3812-32-6 | Alkalinity, Carbonate | ND | 2.00 | NA | U |

# Form 1
# WETCHEM

| | | | |
|---|---|---|---|
| Client | : Roux Env. Eng. & Geology, DPC | Lab Number | : L2555281 |
| Project Name | : CORAM MATERIALS | Project Number | : 2232.0006Y005 |
| Lab ID | : WG2112368-3 | Date Collected | : 09/04/25 08:45 |
| Client ID | : WG2112368-3 DUP | Date Received | : 09/04/25 |
| Sample Location | : | Date Analyzed | : 09/09/25 13:42 |
| Sample Matrix | : WATER | Dilution Factor | : 1 |
| Analytical Method | : 121,2320B | Analyst | : MRW |
| Lab File ID | : alk250909-1 | Instrument ID | : TITR5 |
| Sample Amount | : | %Solids | : N/A |
| Digestion Method | : | Date Digested | : |

| | | mg CaCO3/L | | | |
|---|---|---|---|---|---|
| CAS NO. | Parameter | Results | RL | MDL | Qualifier |
| 71-52-3 | Alkalinity, Bicarbonate | 20.7 | 2.00 | NA | |
| 3812-32-6 | Alkalinity, Carbonate | ND | 2.00 | NA | U |

# Sample Raw Data

# Titration report

## Method

| | | | |
|---|---|---|---|
| Method ID | pH Cal. 7 4 10 | Release state | Released |
| Name | Calibration | Modified by | SystemInternal |
| Modified on | 10/3/2023 12:47:09 PM | | |

## Summary

### Samples

| | Sample ID | Name | Result | State |
|---|---|---|---|---|
| 1 | METTLER TOLEDO (Ref. 25°C) pH | pH | 7.00 | |
| 2 | METTLER TOLEDO (Ref. 25°C) pH | pH | 4.01 | |
| 3 | METTLER TOLEDO (Ref. 25°C) pH | pH | 10.00 | |

### Results

| | |
|---|---|
| Zero point 1 Cal1.Z1 | 7.139 pH |
| Slope 1 Cal1.S1 | -52.50 mV/pH |

### Calibration

| | |
|---|---|
| Sensor | Sensor DG111-SC |
| Creation time | 9/9/2025 8:42:23 AM |
| Overall state | OK |
| Successful | Yes |
| Calib. temperature | 25.0 °C |
| SLOPECal | -52.50 mV/pH |
| ZEROCal | 7.139 pH |

## Calibration Curve

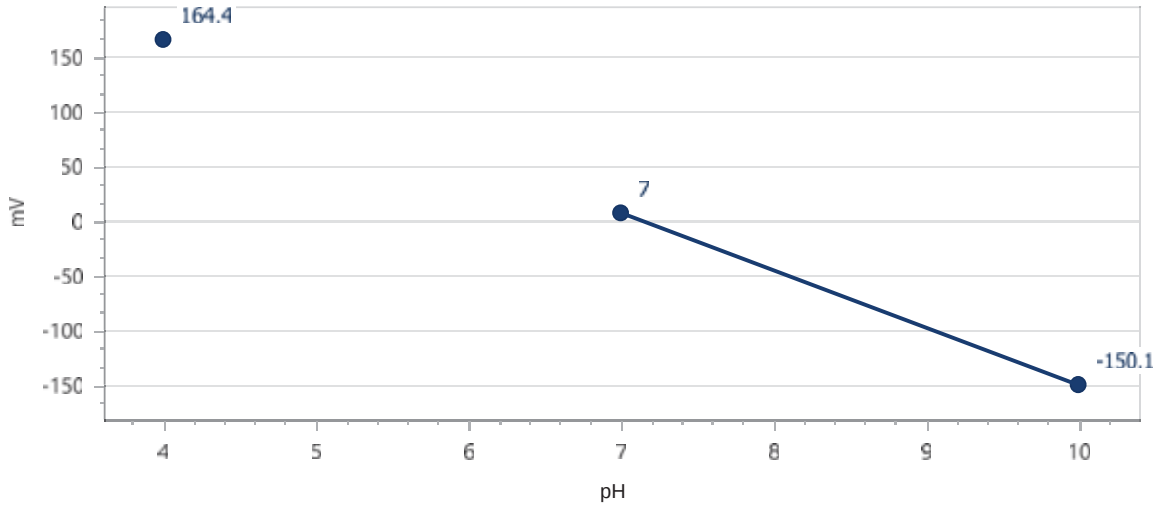


## Used Instruments

# Titration report

| | | | |
|---|---|---|---|
| Name | T7 Excellence Titrator | Serial number | C329519495 |

## Responsible User

| Time | Login name | Full name |
|---|---|---|
| 9/9/2025 8:37:39 AM | SystemInternal | System internal account |

# Titration report

## Method

| | | | |
|---|---|---|---|
| Method ID | pH Measure | Release state | Released |
| Name | Measure | Modified by | SystemInternal |
| Modified on | 2/23/2024 9:31:05 AM | | |

## Summary

### Samples

| | Sample ID | Name | Result | State |
|---|---|---|---|---|
| 1 | -- | Sample size | 0 mL | |
| | | Potential R1 | 6.99 pH | OK |

## Used Instruments

| | | | |
|---|---|---|---|
| Name | T7 Excellence Titrator | Serial number | C329519495 |

## Responsible User

| Time | Login name | Full name |
|---|---|---|
| 9/9/2025 8:37:45 AM | SystemInternal | System internal account |

# Titration report

## Method

| | | | |
|---|---|---|---|
| Method ID | Alk Total (2) | Release state | Released |
| Name | EP/EP | Modified by | SystemInternal |
| Modified on | 3/26/2025 11:25:13 AM | | |

## Summary

### Samples

| | Sample ID | Name | Result | State |
|---|---|---|---|---|
| 1 | Rinse,MRW | Sample size | 50 mL | |
| | | Potential R4 | 7.21 pH | OK |
| | | Consumption 8.3 R1 | NaN mL | Not OK |
| | | Consumption 4.5 R2 | 1.173 mL | OK |
| | | Consumption 4.2 R3 | 1.178 mL | OK |
| | | Content R5 | 23.460 mg/L | OK |
| | | ALK LOW R6 | 23.360 mg/L | OK |
| 2 | Rinse,MRW | Sample size | 50 mL | |
| | | Potential R4 | 5.91 pH | OK |
| | | Consumption 8.3 R1 | NaN mL | Not OK |
| | | Consumption 4.5 R2 | 0.137 mL | OK |
| | | Consumption 4.2 R3 | 0.143 mL | OK |
| | | Content R5 | 2.740 mg/L | OK |
| | | ALK LOW R6 | 2.620 mg/L | OK |
| 3 | WG2112364-1 | Sample size | 50 mL | |
| | | Potential R4 | 5.04 pH | OK |
| | | Consumption 8.3 R1 | NaN mL | Not OK |
| | | Consumption 4.5 R2 | 0.031 mL | OK |
| | | Consumption 4.2 R3 | 0.040 mL | OK |
| | | Content R5 | 0.620 mg/L | OK |
| | | ALK LOW R6 | 0.440 mg/L | OK |
| 4 | WG2112364-2 | Sample size | 50 mL | |
| | | Potential R4 | 10.65 pH | OK |
| | | Consumption 8.3 R1 | 4.977 mL | OK |
| | | Consumption 4.5 R2 | 5.383 mL | OK |
| | | Consumption 4.2 R3 | 5.383 mL | OK |
| | | Content R5 | 107.660 mg/L | OK |
| | | ALK LOW R6 | 107.660 mg/L | OK |
| 5 | L2554996-01 | Sample size | 50 mL | |
| | | Potential R4 | 5.53 pH | OK |
| | | Consumption 8.3 R1 | NaN mL | Not OK |
| | | Consumption 4.5 R2 | 7.385 mL | OK |
| | | Consumption 4.2 R3 | 7.519 mL | OK |
| | | Content R5 | 147.700 mg/L | OK |
| | | ALK LOW R6 | 145.020 mg/L | OK |
| 6 | L2556108-03 2x | Sample size | 50 mL | |

| | | | | |
|---|---|---|---|---|
| | | Potential R4 | 7.83 pH | OK |
| | | Consumption 8.3 R1 | NaN mL | Not OK |
| | | Consumption 4.5 R2 | NaN mL | Not OK |
| | | Consumption 4.2 R3 | NaN mL | Not OK |
| | | Content R5 | NaN mg/L | Not OK |
| | | ALK LOW R6 | NaN mg/L | Not OK |
| 7 | L2554052-25 | Sample size | 50 mL | |
| | | Potential R4 | 6.71 pH | OK |
| | | Consumption 8.3 R1 | NaN mL | Not OK |
| | | Consumption 4.5 R2 | 1.395 mL | OK |
| | | Consumption 4.2 R3 | 1.406 mL | OK |
| | | Content R5 | 27.900 mg/L | OK |
| | | ALK LOW R6 | 27.680 mg/L | OK |
| 8 | L2554407-01 | Sample size | 50 mL | |
| | | Potential R4 | 5.45 pH | OK |
| | | Consumption 8.3 R1 | NaN mL | Not OK |
| | | Consumption 4.5 R2 | 1.185 mL | OK |
| | | Consumption 4.2 R3 | 1.368 mL | OK |
| | | Content R5 | 23.700 mg/L | OK |
| | | ALK LOW R6 | 20.040 mg/L | OK |
| 9 | WG2112364-3 | Sample size | 50 mL | |
| | | Potential R4 | 5.44 pH | OK |
| | | Consumption 8.3 R1 | NaN mL | Not OK |
| | | Consumption 4.5 R2 | 1.157 mL | OK |
| | | Consumption 4.2 R3 | 1.342 mL | OK |
| | | Content R5 | 23.140 mg/L | OK |
| | | ALK LOW R6 | 19.440 mg/L | OK |
| 10 | WG2112364-4 | Sample size | 50 mL | |
| | | Potential R4 | 10.25 pH | OK |
| | | Consumption 8.3 R1 | 4.393 mL | OK |
| | | Consumption 4.5 R2 | 6.604 mL | OK |
| | | Consumption 4.2 R3 | 6.682 mL | OK |
| | | Content R5 | 132.080 mg/L | OK |
| | | ALK LOW R6 | 130.520 mg/L | OK |
| 11 | L2554407-03 | Sample size | 50 mL | |
| | | Potential R4 | 12.14 pH | OK |
| | | Consumption 8.3 R1 | NaN mL | Not OK |
| | | Consumption 4.5 R2 | NaN mL | Not OK |
| | | Consumption 4.2 R3 | NaN mL | Not OK |
| | | Content R5 | NaN mg/L | Not OK |
| | | ALK LOW R6 | NaN mg/L | Not OK |
| 12 | L2554407-04 | Sample size | 50 mL | |
| | | Potential R4 | 11.28 pH | OK |
| | | Consumption 8.3 R1 | NaN mL | Not OK |
| | | Consumption 4.5 R2 | NaN mL | Not OK |
| | | Consumption 4.2 R3 | NaN mL | Not OK |
| | | Content R5 | NaN mg/L | Not OK |

| | | | | |
|---|---|---|---|---|
| | | ALK LOW R6 | NaN mg/L | Not OK |
| 13 | L2554407-05 | Sample size | 50 mL | |
| | | Potential R4 | 11.48 pH | OK |
| | | Consumption 8.3 R1 | NaN mL | Not OK |
| | | Consumption 4.5 R2 | NaN mL | Not OK |
| | | Consumption 4.2 R3 | NaN mL | Not OK |
| | | Content R5 | NaN mg/L | Not OK |
| | | ALK LOW R6 | NaN mg/L | Not OK |
| 14 | L2554407-06 | Sample size | 50 mL | |
| | | Potential R4 | 11.09 pH | OK |
| | | Consumption 8.3 R1 | NaN mL | Not OK |
| | | Consumption 4.5 R2 | NaN mL | Not OK |
| | | Consumption 4.2 R3 | NaN mL | Not OK |
| | | Content R5 | NaN mg/L | Not OK |
| | | ALK LOW R6 | NaN mg/L | Not OK |
| 15 | L2554407-07 | Sample size | 50 mL | |
| | | Potential R4 | 11.44 pH | OK |
| | | Consumption 8.3 R1 | NaN mL | Not OK |
| | | Consumption 4.5 R2 | NaN mL | Not OK |
| | | Consumption 4.2 R3 | NaN mL | Not OK |
| | | Content R5 | NaN mg/L | Not OK |
| | | ALK LOW R6 | NaN mg/L | Not OK |
| 16 | L2556108-03 10x | Sample size | 50 mL | |
| | | Potential R4 | 7.24 pH | OK |
| | | Consumption 8.3 R1 | NaN mL | Not OK |
| | | Consumption 4.5 R2 | 18.512 mL | OK |
| | | Consumption 4.2 R3 | 20.630 mL | OK |
| | | Content R5 | 370.240 mg/L | OK |
| | | ALK LOW R6 | 327.880 mg/L | OK |
| 17 | CCV | Sample size | 50 mL | |
| | | Potential R4 | 10.81 pH | OK |
| | | Consumption 8.3 R1 | 5.014 mL | OK |
| | | Consumption 4.5 R2 | 5.389 mL | OK |
| | | Consumption 4.2 R3 | 5.391 mL | OK |
| | | Content R5 | 107.780 mg/L | OK |
| | | ALK LOW R6 | 107.740 mg/L | OK |
| 18 | CCB | Sample size | 50 mL | |
| | | Potential R4 | 5.32 pH | OK |
| | | Consumption 8.3 R1 | NaN mL | Not OK |
| | | Consumption 4.5 R2 | 0.047 mL | OK |
| | | Consumption 4.2 R3 | 0.050 mL | OK |
| | | Content R5 | 0.940 mg/L | OK |
| | | ALK LOW R6 | 0.880 mg/L | OK |
| 19 | L2554407-08 | Sample size | 50 mL | |
| | | Potential R4 | 10.87 pH | OK |
| | | Consumption 8.3 R1 | 6.962 mL | OK |
| | | Consumption 4.5 R2 | 10.549 mL | OK |

| | | | | |
|---|---|---|---|---|
| | | Consumption 4.2 R3 | 10.586 mL | OK |
| | | Content R5 | 210.980 mg/L | OK |
| | | ALK LOW R6 | 210.240 mg/L | OK |
| 20 | L2554407-09 | Sample size | 50 mL | |
| | | Potential R4 | 11.37 pH | OK |
| | | Consumption 8.3 R1 | 15.445 mL | OK |
| | | Consumption 4.5 R2 | 20.874 mL | OK |
| | | Consumption 4.2 R3 | 21.009 mL | OK |
| | | Content R5 | 417.480 mg/L | OK |
| | | ALK LOW R6 | 414.780 mg/L | OK |
| 21 | L2554407-11 | Sample size | 50 mL | |
| | | Potential R4 | 11.42 pH | OK |
| | | Consumption 8.3 R1 | 11.503 mL | OK |
| | | Consumption 4.5 R2 | 13.445 mL | OK |
| | | Consumption 4.2 R3 | 14.461 mL | OK |
| | | Content R5 | 268.900 mg/L | OK |
| | | ALK LOW R6 | 248.580 mg/L | OK |
| 22 | L2554408-01 | Sample size | 50 mL | |
| | | Potential R4 | 5.68 pH | OK |
| | | Consumption 8.3 R1 | NaN mL | Not OK |
| | | Consumption 4.5 R2 | 5.575 mL | OK |
| | | Consumption 4.2 R3 | 5.610 mL | OK |
| | | Content R5 | 111.500 mg/L | OK |
| | | ALK LOW R6 | 110.800 mg/L | OK |
| 23 | L2554408-02 | Sample size | 50 mL | |
| | | Potential R4 | 5.98 pH | OK |
| | | Consumption 8.3 R1 | NaN mL | Not OK |
| | | Consumption 4.5 R2 | 22.335 mL | OK |
| | | Consumption 4.2 R3 | 22.620 mL | OK |
| | | Content R5 | 446.700 mg/L | OK |
| | | ALK LOW R6 | 441.000 mg/L | OK |
| 24 | L2554408-03 | Sample size | 50 mL | |
| | | Potential R4 | 5.57 pH | OK |
| | | Consumption 8.3 R1 | NaN mL | Not OK |
| | | Consumption 4.5 R2 | 5.647 mL | OK |
| | | Consumption 4.2 R3 | 5.694 mL | OK |
| | | Content R5 | 112.940 mg/L | OK |
| | | ALK LOW R6 | 112.000 mg/L | OK |
| 25 | L2555127-01 | Sample size | 50 mL | |
| | | Potential R4 | 7.46 pH | OK |
| | | Consumption 8.3 R1 | NaN mL | Not OK |
| | | Consumption 4.5 R2 | NaN mL | Not OK |
| | | Consumption 4.2 R3 | NaN mL | Not OK |
| | | Content R5 | NaN mg/L | Not OK |
| | | ALK LOW R6 | NaN mg/L | Not OK |
| 26 | L2555196-01 | Sample size | 50 mL | |
| | | Potential R4 | 6.83 pH | OK |

| | | | | |
|---|---|---|---|---|
| | | Consumption 8.3 R1 | NaN mL | Not OK |
| | | Consumption 4.5 R2 | 1.341 mL | OK |
| | | Consumption 4.2 R3 | 1.351 mL | OK |
| | | Content R5 | 26.820 mg/L | OK |
| | | ALK LOW R6 | 26.620 mg/L | OK |
| 27 | L2555196-02 | Sample size | 50 mL | |
| | | Potential R4 | 5.57 pH | OK |
| | | Consumption 8.3 R1 | NaN mL | Not OK |
| | | Consumption 4.5 R2 | 7.017 mL | OK |
| | | Consumption 4.2 R3 | 7.135 mL | OK |
| | | Content R5 | 140.340 mg/L | OK |
| | | ALK LOW R6 | 137.980 mg/L | OK |
| 28 | L2555196-03 | Sample size | 50 mL | |
| | | Potential R4 | 5.54 pH | OK |
| | | Consumption 8.3 R1 | NaN mL | Not OK |
| | | Consumption 4.5 R2 | 7.008 mL | OK |
| | | Consumption 4.2 R3 | 7.126 mL | OK |
| | | Content R5 | 140.160 mg/L | OK |
| | | ALK LOW R6 | 137.800 mg/L | OK |
| 29 | L2555196-04 | Sample size | 50 mL | |
| | | Potential R4 | 5.57 pH | OK |
| | | Consumption 8.3 R1 | NaN mL | Not OK |
| | | Consumption 4.5 R2 | 5.849 mL | OK |
| | | Consumption 4.2 R3 | 5.986 mL | OK |
| | | Content R5 | 116.980 mg/L | OK |
| | | ALK LOW R6 | 114.240 mg/L | OK |
| 30 | L2555215-01 | Sample size | 50 mL | |
| | | Potential R4 | 5.33 pH | OK |
| | | Consumption 8.3 R1 | NaN mL | Not OK |
| | | Consumption 4.5 R2 | 1.586 mL | OK |
| | | Consumption 4.2 R3 | 1.603 mL | OK |
| | | Content R5 | 31.720 mg/L | OK |
| | | ALK LOW R6 | 31.380 mg/L | OK |
| 31 | CCV | Sample size | 50 mL | |
| | | Potential R4 | 10.87 pH | OK |
| | | Consumption 8.3 R1 | 5.039 mL | OK |
| | | Consumption 4.5 R2 | 5.384 mL | OK |
| | | Consumption 4.2 R3 | 5.384 mL | OK |
| | | Content R5 | 107.680 mg/L | OK |
| | | ALK LOW R6 | 107.680 mg/L | OK |
| 32 | WG2112368-1 | Sample size | 50 mL | |
| | | Potential R4 | 5.19 pH | OK |
| | | Consumption 8.3 R1 | NaN mL | Not OK |
| | | Consumption 4.5 R2 | 0.038 mL | OK |
| | | Consumption 4.2 R3 | 0.042 mL | OK |
| | | Content R5 | 0.760 mg/L | OK |
| | | ALK LOW R6 | 0.680 mg/L | OK |

| | | | | |
|---|---|---|---|---|
| 33 | L2554996-02 | Sample size | 50 mL | |
| | | Potential R4 | 5.24 pH | OK |
| | | Consumption 8.3 R1 | NaN mL | Not OK |
| | | Consumption 4.5 R2 | 1.788 mL | OK |
| | | Consumption 4.2 R3 | 1.827 mL | OK |
| | | Content R5 | 35.760 mg/L | OK |
| | | ALK LOW R6 | 34.980 mg/L | OK |
| 34 | L2554996-03 | Sample size | 50 mL | |
| | | Potential R4 | 5.29 pH | OK |
| | | Consumption 8.3 R1 | NaN mL | Not OK |
| | | Consumption 4.5 R2 | 1.810 mL | OK |
| | | Consumption 4.2 R3 | 1.845 mL | OK |
| | | Content R5 | 36.200 mg/L | OK |
| | | ALK LOW R6 | 35.500 mg/L | OK |
| 35 | L2554996-04 | Sample size | 50 mL | |
| | | Potential R4 | 5.24 pH | OK |
| | | Consumption 8.3 R1 | NaN mL | Not OK |
| | | Consumption 4.5 R2 | 0.091 mL | OK |
| | | Consumption 4.2 R3 | 0.108 mL | OK |
| | | Content R5 | 1.820 mg/L | OK |
| | | ALK LOW R6 | 1.480 mg/L | OK |
| 36 | L2555281-01 | Sample size | 50 mL | |
| | | Potential R4 | 5.44 pH | OK |
| | | Consumption 8.3 R1 | NaN mL | Not OK |
| | | Consumption 4.5 R2 | 3.458 mL | OK |
| | | Consumption 4.2 R3 | 3.496 mL | OK |
| | | Content R5 | 69.160 mg/L | OK |
| | | ALK LOW R6 | 68.400 mg/L | OK |
| 37 | L2555281-02 | Sample size | 50 mL | |
| | | Potential R4 | 5.48 pH | OK |
| | | Consumption 8.3 R1 | NaN mL | Not OK |
| | | Consumption 4.5 R2 | 3.434 mL | OK |
| | | Consumption 4.2 R3 | 3.466 mL | OK |
| | | Content R5 | 68.680 mg/L | OK |
| | | ALK LOW R6 | 68.040 mg/L | OK |
| 38 | L2555281-03 | Sample size | 50 mL | |
| | | Potential R4 | 5.36 pH | OK |
| | | Consumption 8.3 R1 | NaN mL | Not OK |
| | | Consumption 4.5 R2 | 2.544 mL | OK |
| | | Consumption 4.2 R3 | 2.586 mL | OK |
| | | Content R5 | 50.880 mg/L | OK |
| | | ALK LOW R6 | 50.040 mg/L | OK |
| 39 | L2555281-04 | Sample size | 50 mL | |
| | | Potential R4 | 5.39 pH | OK |
| | | Consumption 8.3 R1 | NaN mL | Not OK |
| | | Consumption 4.5 R2 | 2.746 mL | OK |
| | | Consumption 4.2 R3 | 2.767 mL | OK |

| | | | | |
|---|---|---|---|---|
| | | Content R5 | 54.920 mg/L | OK |
| | | ALK LOW R6 | 54.500 mg/L | OK |
| 40 | L2555281-05 | Sample size | 50 mL | |
| | | Potential R4 | 5.22 pH | OK |
| | | Consumption 8.3 R1 | NaN mL | Not OK |
| | | Consumption 4.5 R2 | 1.551 mL | OK |
| | | Consumption 4.2 R3 | 1.579 mL | OK |
| | | Content R5 | 31.020 mg/L | OK |
| | | ALK LOW R6 | 30.460 mg/L | OK |
| 41 | WG2112368-2 | Sample size | 50 mL | |
| | | Potential R4 | 5.23 pH | OK |
| | | Consumption 8.3 R1 | NaN mL | Not OK |
| | | Consumption 4.5 R2 | 1.521 mL | OK |
| | | Consumption 4.2 R3 | 1.552 mL | OK |
| | | Content R5 | 30.420 mg/L | OK |
| | | ALK LOW R6 | 29.800 mg/L | OK |
| 42 | L2555281-06 | Sample size | 50 mL | |
| | | Potential R4 | 5.66 pH | OK |
| | | Consumption 8.3 R1 | NaN mL | Not OK |
| | | Consumption 4.5 R2 | 7.241 mL | OK |
| | | Consumption 4.2 R3 | 7.316 mL | OK |
| | | Content R5 | 144.820 mg/L | OK |
| | | ALK LOW R6 | 143.320 mg/L | OK |
| 43 | L2555281-07 | Sample size | 50 mL | |
| | | Potential R4 | 5.36 pH | OK |
| | | Consumption 8.3 R1 | NaN mL | Not OK |
| | | Consumption 4.5 R2 | 1.969 mL | OK |
| | | Consumption 4.2 R3 | 1.996 mL | OK |
| | | Content R5 | 39.380 mg/L | OK |
| | | ALK LOW R6 | 38.840 mg/L | OK |
| 44 | L2555281-08 | Sample size | 50 mL | |
| | | Potential R4 | 5.22 pH | OK |
| | | Consumption 8.3 R1 | NaN mL | Not OK |
| | | Consumption 4.5 R2 | 0.092 mL | OK |
| | | Consumption 4.2 R3 | 0.105 mL | OK |
| | | Content R5 | 1.840 mg/L | OK |
| | | ALK LOW R6 | 1.580 mg/L | OK |
| 45 | L2555605-01 | Sample size | 50 mL | |
| | | Potential R4 | 5.01 pH | OK |
| | | Consumption 8.3 R1 | NaN mL | Not OK |
| | | Consumption 4.5 R2 | 1.035 mL | OK |
| | | Consumption 4.2 R3 | 1.114 mL | OK |
| | | Content R5 | 20.700 mg/L | OK |
| | | ALK LOW R6 | 19.120 mg/L | OK |
| 46 | L2555605-02 | Sample size | 50 mL | |
| | | Potential R4 | 5.17 pH | OK |
| | | Consumption 8.3 R1 | NaN mL | Not OK |

| | | | | |
|---|---|---|---|---|
| | | Consumption 4.5 R2 | 1.036 mL | OK |
| | | Consumption 4.2 R3 | 1.062 mL | OK |
| | | Content R5 | 20.720 mg/L | OK |
| | | ALK LOW R6 | 20.200 mg/L | OK |
| 47 | WG2112368-3 | Sample size | 50 mL | |
| | | Potential R4 | 5.16 pH | OK |
| | | Consumption 8.3 R1 | NaN mL | Not OK |
| | | Consumption 4.5 R2 | 1.036 mL | OK |
| | | Consumption 4.2 R3 | 1.059 mL | OK |
| | | Content R5 | 20.720 mg/L | OK |
| | | ALK LOW R6 | 20.260 mg/L | OK |
| 48 | L2555605-03 | Sample size | 50 mL | |
| | | Potential R4 | 5.25 pH | OK |
| | | Consumption 8.3 R1 | NaN mL | Not OK |
| | | Consumption 4.5 R2 | 1.388 mL | OK |
| | | Consumption 4.2 R3 | 1.417 mL | OK |
| | | Content R5 | 27.760 mg/L | OK |
| | | ALK LOW R6 | 27.180 mg/L | OK |
| 49 | L2555605-04 | Sample size | 50 mL | |
| | | Potential R4 | 5.59 pH | OK |
| | | Consumption 8.3 R1 | NaN mL | Not OK |
| | | Consumption 4.5 R2 | 5.004 mL | OK |
| | | Consumption 4.2 R3 | 5.074 mL | OK |
| | | Content R5 | 100.080 mg/L | OK |
| | | ALK LOW R6 | 98.680 mg/L | OK |
| 50 | L2555605-05 | Sample size | 50 mL | |
| | | Potential R4 | 5.20 pH | OK |
| | | Consumption 8.3 R1 | NaN mL | Not OK |
| | | Consumption 4.5 R2 | 1.314 mL | OK |
| | | Consumption 4.2 R3 | 1.346 mL | OK |
| | | Content R5 | 26.280 mg/L | OK |
| | | ALK LOW R6 | 25.640 mg/L | OK |
| 51 | L2555605-06 | Sample size | 50 mL | |
| | | Potential R4 | 5.07 pH | OK |
| | | Consumption 8.3 R1 | NaN mL | Not OK |
| | | Consumption 4.5 R2 | 0.838 mL | OK |
| | | Consumption 4.2 R3 | 0.874 mL | OK |
| | | Content R5 | 16.760 mg/L | OK |
| | | ALK LOW R6 | 16.040 mg/L | OK |
| 52 | L2555605-07 | Sample size | 50 mL | |
| | | Potential R4 | 5.24 pH | OK |
| | | Consumption 8.3 R1 | NaN mL | Not OK |
| | | Consumption 4.5 R2 | 1.615 mL | OK |
| | | Consumption 4.2 R3 | 1.648 mL | OK |
| | | Content R5 | 32.300 mg/L | OK |
| | | ALK LOW R6 | 31.640 mg/L | OK |
| 53 | L2555605-08 | Sample size | 50 mL | |

| | | | | |
|---|---|---|---|---|
| | | Potential R4 | 5.26 pH | OK |
| | | Consumption 8.3 R1 | NaN mL | Not OK |
| | | Consumption 4.5 R2 | 1.266 mL | OK |
| | | Consumption 4.2 R3 | 1.290 mL | OK |
| | | Content R5 | 25.320 mg/L | OK |
| | | ALK LOW R6 | 24.840 mg/L | OK |
| 54 | CCV | Sample size | 50 mL | |
| | | Potential R4 | 10.94 pH | OK |
| | | Consumption 8.3 R1 | 5.088 mL | OK |
| | | Consumption 4.5 R2 | 5.430 mL | OK |
| | | Consumption 4.2 R3 | 5.434 mL | OK |
| | | Content R5 | 108.600 mg/L | OK |
| | | ALK LOW R6 | 108.520 mg/L | OK |
| 55 | WG2112371-1 | Sample size | 50 mL | |
| | | Potential R4 | 5.10 pH | OK |
| | | Consumption 8.3 R1 | NaN mL | Not OK |
| | | Consumption 4.5 R2 | 0.037 mL | OK |
| | | Consumption 4.2 R3 | 0.043 mL | OK |
| | | Content R5 | 0.740 mg/L | OK |
| | | ALK LOW R6 | 0.620 mg/L | OK |
| 56 | L2555647-01 | Sample size | 50 mL | |
| | | Potential R4 | 9.25 pH | OK |
| | | Consumption 8.3 R1 | 2.926 mL | OK |
| | | Consumption 4.5 R2 | 12.646 mL | OK |
| | | Consumption 4.2 R3 | 12.705 mL | OK |
| | | Content R5 | 252.920 mg/L | OK |
| | | ALK LOW R6 | 251.740 mg/L | OK |
| 57 | WG2112371-2 | Sample size | 50 mL | |
| | | Potential R4 | 9.25 pH | OK |
| | | Consumption 8.3 R1 | 2.947 mL | OK |
| | | Consumption 4.5 R2 | 12.704 mL | OK |
| | | Consumption 4.2 R3 | 12.775 mL | OK |
| | | Content R5 | 254.080 mg/L | OK |
| | | ALK LOW R6 | 252.660 mg/L | OK |
| 58 | L2555647-03 | Sample size | 50 mL | |
| | | Potential R4 | 5.86 pH | OK |
| | | Consumption 8.3 R1 | NaN mL | Not OK |
| | | Consumption 4.5 R2 | 2.554 mL | OK |
| | | Consumption 4.2 R3 | 2.568 mL | OK |
| | | Content R5 | 51.080 mg/L | OK |
| | | ALK LOW R6 | 50.800 mg/L | OK |
| 59 | L2555647-05 | Sample size | 50 mL | |
| | | Potential R4 | 5.67 pH | OK |
| | | Consumption 8.3 R1 | NaN mL | Not OK |
| | | Consumption 4.5 R2 | 9.465 mL | OK |
| | | Consumption 4.2 R3 | 9.615 mL | OK |
| | | Content R5 | 189.300 mg/L | OK |

| | | | | |
|---|---|---|---|---|
| | | ALK LOW R6 | 186.300 mg/L | OK |
| 60 | L2555647-07 | Sample size | 50 mL | |
| | | Potential R4 | 5.49 pH | OK |
| | | Consumption 8.3 R1 | NaN mL | Not OK |
| | | Consumption 4.5 R2 | 1.935 mL | OK |
| | | Consumption 4.2 R3 | 1.951 mL | OK |
| | | Content R5 | 38.700 mg/L | OK |
| | | ALK LOW R6 | 38.380 mg/L | OK |
| 61 | L2555647-09 | Sample size | 50 mL | |
| | | Potential R4 | 6.93 pH | OK |
| | | Consumption 8.3 R1 | NaN mL | Not OK |
| | | Consumption 4.5 R2 | 1.641 mL | OK |
| | | Consumption 4.2 R3 | 1.647 mL | OK |
| | | Content R5 | 32.820 mg/L | OK |
| | | ALK LOW R6 | 32.700 mg/L | OK |
| 62 | L2555647-11 | Sample size | 50 mL | |
| | | Potential R4 | 5.89 pH | OK |
| | | Consumption 8.3 R1 | NaN mL | Not OK |
| | | Consumption 4.5 R2 | 1.314 mL | OK |
| | | Consumption 4.2 R3 | 1.321 mL | OK |
| | | Content R5 | 26.280 mg/L | OK |
| | | ALK LOW R6 | 26.140 mg/L | OK |
| 63 | L2555647-13 | Sample size | 50 mL | |
| | | Potential R4 | 6.86 pH | OK |
| | | Consumption 8.3 R1 | NaN mL | Not OK |
| | | Consumption 4.5 R2 | 9.616 mL | OK |
| | | Consumption 4.2 R3 | 9.674 mL | OK |
| | | Content R5 | 192.320 mg/L | OK |
| | | ALK LOW R6 | 191.160 mg/L | OK |
| 64 | L2555647-15 | Sample size | 50 mL | |
| | | Potential R4 | 5.24 pH | OK |
| | | Consumption 8.3 R1 | NaN mL | Not OK |
| | | Consumption 4.5 R2 | 2.399 mL | OK |
| | | Consumption 4.2 R3 | 2.496 mL | OK |
| | | Content R5 | 47.980 mg/L | OK |
| | | ALK LOW R6 | 46.040 mg/L | OK |
| 65 | L2555647-17 | Sample size | 50 mL | |
| | | Potential R4 | 5.46 pH | OK |
| | | Consumption 8.3 R1 | NaN mL | Not OK |
| | | Consumption 4.5 R2 | 3.220 mL | OK |
| | | Consumption 4.2 R3 | 3.301 mL | OK |
| | | Content R5 | 64.400 mg/L | OK |
| | | ALK LOW R6 | 62.780 mg/L | OK |
| 66 | L2555647-19 | Sample size | 50 mL | |
| | | Potential R4 | 5.52 pH | OK |
| | | Consumption 8.3 R1 | NaN mL | Not OK |
| | | Consumption 4.5 R2 | 3.525 mL | OK |

| | | | | |
|---|---|---|---|---|
| | | Consumption 4.2 R3 | 3.559 mL | OK |
| | | Content R5 | 70.500 mg/L | OK |
| | | ALK LOW R6 | 69.820 mg/L | OK |
| 67 | L2555647-21 | Sample size | 50 mL | |
| | | Potential R4 | 6.19 pH | OK |
| | | Consumption 8.3 R1 | NaN mL | Not OK |
| | | Consumption 4.5 R2 | 14.706 mL | OK |
| | | Consumption 4.2 R3 | 14.865 mL | OK |
| | | Content R5 | 294.120 mg/L | OK |
| | | ALK LOW R6 | 290.940 mg/L | OK |
| 68 | L2555647-23 | Sample size | 50 mL | |
| | | Potential R4 | 5.34 pH | OK |
| | | Consumption 8.3 R1 | NaN mL | Not OK |
| | | Consumption 4.5 R2 | 0.096 mL | OK |
| | | Consumption 4.2 R3 | 0.110 mL | OK |
| | | Content R5 | 1.920 mg/L | OK |
| | | ALK LOW R6 | 1.640 mg/L | OK |
| 69 | L2554428-01 | Sample size | 50 mL | |
| | | Potential R4 | 6.86 pH | OK |
| | | Consumption 8.3 R1 | NaN mL | Not OK |
| | | Consumption 4.5 R2 | NaN mL | Not OK |
| | | Consumption 4.2 R3 | NaN mL | Not OK |
| | | Content R5 | NaN mg/L | Not OK |
| | | ALK LOW R6 | NaN mg/L | Not OK |
| 70 | L2554428-02 | Sample size | 50 mL | |
| | | Potential R4 | 6.54 pH | OK |
| | | Consumption 8.3 R1 | NaN mL | Not OK |
| | | Consumption 4.5 R2 | NaN mL | Not OK |
| | | Consumption 4.2 R3 | NaN mL | Not OK |
| | | Content R5 | NaN mg/L | Not OK |
| | | ALK LOW R6 | NaN mg/L | Not OK |
| 71 | L2554428-03 | Sample size | 50 mL | |
| | | Potential R4 | 6.46 pH | OK |
| | | Consumption 8.3 R1 | NaN mL | Not OK |
| | | Consumption 4.5 R2 | NaN mL | Not OK |
| | | Consumption 4.2 R3 | NaN mL | Not OK |
| | | Content R5 | NaN mg/L | Not OK |
| | | ALK LOW R6 | NaN mg/L | Not OK |
| 72 | CCV | Sample size | 50 mL | |
| | | Potential R4 | 11.12 pH | OK |
| | | Consumption 8.3 R1 | 5.156 mL | OK |
| | | Consumption 4.5 R2 | 5.505 mL | OK |
| | | Consumption 4.2 R3 | 5.505 mL | OK |
| | | Content R5 | 110.100 mg/L | OK |
| | | ALK LOW R6 | 110.100 mg/L | OK |
| 73 | CCB | Sample size | 50 mL | |
| | | Potential R4 | 5.22 pH | OK |

| | | | | |
|---|---|---|---|---|
| | | Consumption 8.3 R1 | NaN mL | Not OK |
| | | Consumption 4.5 R2 | 0.053 mL | OK |
| | | Consumption 4.2 R3 | 0.060 mL | OK |
| | | Content R5 | 1.060 mg/L | OK |
| | | ALK LOW R6 | 0.920 mg/L | OK |
| 74 | CCV | Sample size | 50 mL | |
| | | Potential R4 | 11.10 pH | OK |
| | | Consumption 8.3 R1 | 4.919 mL | OK |
| | | Consumption 4.5 R2 | 5.219 mL | OK |
| | | Consumption 4.2 R3 | 5.219 mL | OK |
| | | Content R5 | 104.380 mg/L | OK |
| | | ALK LOW R6 | 104.380 mg/L | OK |
| 75 | CCB | Sample size | 50 mL | |
| | | Potential R4 | 5.19 pH | OK |
| | | Consumption 8.3 R1 | NaN mL | Not OK |
| | | Consumption 4.5 R2 | 0.044 mL | OK |
| | | Consumption 4.2 R3 | 0.049 mL | OK |
| | | Content R5 | 0.880 mg/L | OK |
| | | ALK LOW R6 | 0.780 mg/L | OK |
| 76 | L2554407-03 10x | Sample size | 50 mL | |
| | | Potential R4 | 11.42 pH | OK |
| | | Consumption 8.3 R1 | 6.946 mL | OK |
| | | Consumption 4.5 R2 | 7.307 mL | OK |
| | | Consumption 4.2 R3 | 7.312 mL | OK |
| | | Content R5 | 146.140 mg/L | OK |
| | | ALK LOW R6 | 146.040 mg/L | OK |
| 77 | L2554407-04 10x | Sample size | 50 mL | |
| | | Potential R4 | 10.93 pH | OK |
| | | Consumption 8.3 R1 | 3.796 mL | OK |
| | | Consumption 4.5 R2 | 4.159 mL | OK |
| | | Consumption 4.2 R3 | 4.165 mL | OK |
| | | Content R5 | 83.180 mg/L | OK |
| | | ALK LOW R6 | 83.060 mg/L | OK |
| 78 | L2554407-05 10x | Sample size | 50 mL | |
| | | Potential R4 | 11.76 pH | OK |
| | | Consumption 8.3 R1 | 14.806 mL | OK |
| | | Consumption 4.5 R2 | 15.342 mL | OK |
| | | Consumption 4.2 R3 | 15.357 mL | OK |
| | | Content R5 | 306.840 mg/L | OK |
| | | ALK LOW R6 | 306.540 mg/L | OK |
| 79 | L2554407-06 10x | Sample size | 50 mL | |
| | | Potential R4 | 10.82 pH | OK |
| | | Consumption 8.3 R1 | 3.253 mL | OK |
| | | Consumption 4.5 R2 | 3.612 mL | OK |
| | | Consumption 4.2 R3 | 3.614 mL | OK |
| | | Content R5 | 72.240 mg/L | OK |
| | | ALK LOW R6 | 72.200 mg/L | OK |

| | | | | |
|---|---|---|---|---|
| 80 | L2554407-07 10x | Sample size | 50 mL | |
| | | Potential R4 | 11.38 pH | OK |
| | | Consumption 8.3 R1 | 7.312 mL | OK |
| | | Consumption 4.5 R2 | 7.734 mL | OK |
| | | Consumption 4.2 R3 | 7.735 mL | OK |
| | | Content R5 | 154.680 mg/L | OK |
| | | ALK LOW R6 | 154.660 mg/L | OK |
| 81 | L2555127-01 10x | Sample size | 50 mL | |
| | | Potential R4 | 6.49 pH | OK |
| | | Consumption 8.3 R1 | NaN mL | Not OK |
| | | Consumption 4.5 R2 | 3.901 mL | OK |
| | | Consumption 4.2 R3 | 3.916 mL | OK |
| | | Content R5 | 78.020 mg/L | OK |
| | | ALK LOW R6 | 77.720 mg/L | OK |
| 82 | L2554428-01 10x | Sample size | 50 mL | |
| | | Potential R4 | 5.71 pH | OK |
| | | Consumption 8.3 R1 | NaN mL | Not OK |
| | | Consumption 4.5 R2 | 6.349 mL | OK |
| | | Consumption 4.2 R3 | 6.396 mL | OK |
| | | Content R5 | 126.980 mg/L | OK |
| | | ALK LOW R6 | 126.040 mg/L | OK |
| 83 | L2554428-02 10x | Sample size | 50 mL | |
| | | Potential R4 | 5.74 pH | OK |
| | | Consumption 8.3 R1 | NaN mL | Not OK |
| | | Consumption 4.5 R2 | 7.239 mL | OK |
| | | Consumption 4.2 R3 | 7.314 mL | OK |
| | | Content R5 | 144.780 mg/L | OK |
| | | ALK LOW R6 | 143.280 mg/L | OK |
| 84 | L2554428-03 10x | Sample size | 50 mL | |
| | | Potential R4 | 5.54 pH | OK |
| | | Consumption 8.3 R1 | NaN mL | Not OK |
| | | Consumption 4.5 R2 | 3.908 mL | OK |
| | | Consumption 4.2 R3 | 3.937 mL | OK |
| | | Content R5 | 78.160 mg/L | OK |
| | | ALK LOW R6 | 77.580 mg/L | OK |
| 85 | CCV | Sample size | 50 mL | |
| | | Potential R4 | 10.98 pH | OK |
| | | Consumption 8.3 R1 | 4.888 mL | OK |
| | | Consumption 4.5 R2 | 5.206 mL | OK |
| | | Consumption 4.2 R3 | 5.209 mL | OK |
| | | Content R5 | 104.120 mg/L | OK |
| | | ALK LOW R6 | 104.060 mg/L | OK |
| 86 | CCB | Sample size | 50 mL | |
| | | Potential R4 | 5.21 pH | OK |
| | | Consumption 8.3 R1 | NaN mL | Not OK |
| | | Consumption 4.5 R2 | 0.037 mL | OK |
| | | Consumption 4.2 R3 | 0.041 mL | OK |

| | | | | |
|---|---|---|---|---|
| | | Content R5 | 0.740 mg/L | OK |
| | | ALK LOW R6 | 0.660 mg/L | OK |
| 87 | CCV | Sample size | 50 mL | |
| | | Potential R4 | 10.95 pH | OK |
| | | Consumption 8.3 R1 | 4.873 mL | OK |
| | | Consumption 4.5 R2 | 5.209 mL | OK |
| | | Consumption 4.2 R3 | 5.211 mL | OK |
| | | Content R5 | 104.180 mg/L | OK |
| | | ALK LOW R6 | 104.140 mg/L | OK |
| 88 | CCB | Sample size | 50 mL | |
| | | Potential R4 | 5.18 pH | OK |
| | | Consumption 8.3 R1 | NaN mL | Not OK |
| | | Consumption 4.5 R2 | 0.035 mL | OK |
| | | Consumption 4.2 R3 | 0.039 mL | OK |
| | | Content R5 | 0.700 mg/L | OK |
| | | ALK LOW R6 | 0.620 mg/L | OK |

## Statistics

### R1

| | | | |
|---|---|---|---|
| Mean | NaN mL | | |
| Maximum | 15.445 mL | Minimum | 2.926 mL |
| Standard deviation | NaN mL | Rel. standard deviation | NaN % |
| Total samples | 88 | Samples excluded | 0 |

### R2

| | | | |
|---|---|---|---|
| Mean | NaN mL | | |
| Maximum | 22.335 mL | Minimum | 0.031 mL |
| Standard deviation | NaN mL | Rel. standard deviation | NaN % |
| Total samples | 88 | Samples excluded | 0 |

### R3

| | | | |
|---|---|---|---|
| Mean | NaN mL | | |
| Maximum | 22.620 mL | Minimum | 0.039 mL |
| Standard deviation | NaN mL | Rel. standard deviation | NaN % |
| Total samples | 88 | Samples excluded | 0 |

### R4

| | | | |
|---|---|---|---|
| Mean | 7.14 pH | | |
| Maximum | 12.14 pH | Minimum | 5.01 pH |
| Standard deviation | 2.45 pH | Rel. standard deviation | 34.353 % |
| Total samples | 88 | Samples excluded | 0 |

### R5

# Titration report

| | | | |
|---|---|---|---|
| Mean | NaN mg/L | | |
| Maximum | 446.700 mg/L | Minimum | 0.620 mg/L |
| Standard deviation | NaN mg/L | Rel. standard deviation | NaN % |
| Total samples | 88 | Samples excluded | 0 |

R6

| | | | |
|---|---|---|---|
| Mean | NaN mg/L | | |
| Maximum | 441.000 mg/L | Minimum | 0.440 mg/L |
| Standard deviation | NaN mg/L | Rel. standard deviation | NaN % |
| Total samples | 88 | Samples excluded | 0 |

## Used Instruments

| | | | |
|---|---|---|---|
| Name | T7 Excellence Titrator | Serial number | C329519495 |

## Responsible User

| Time | Login name | Full name |
|---|---|---|
| 9/9/2025 9:36:16 AM | SystemInternal | System internal account |

(17) Data compression on instrument occurred

# Quality Control

# Form 6
# Lab Duplicates

| | | | |
|---|---|---|---|
| **Client** | : Roux Env. Eng. & Geology, DPC | **Lab Number** | : L2555281 |
| **Project Name** | : CORAM MATERIALS | **Project Number** | : 2232.0006Y005 |
| **Client Sample ID** | : MW-1DR2 | **Matrix** | : WATER |
| **Lab Sample ID** | : L2555281-05 | **Analysis Date** | : 09/09/25 13:28 |
| **Dup Sample ID** | : WG2112368-2 | **DUP Analysis Date** | : 09/09/25 13:30 |

| Parameter | Sample Concentration (mg CaCO3/L) | Duplicate Concentration (mg CaCO3/L) | RPD | RPD Limit |
|---|---|---|---|---|
| Alkalinity, Carbonate | ND | ND | NC | 10 |
| Alkalinity, Bicarbonate | 31.0 | 30.4 | 2 | 9 |

# Form 6
# Lab Duplicates

| | | | |
|---|---|---|---|
| **Client** | : Roux Env. Eng. & Geology, DPC | **Lab Number** | : L2555281 |
| **Project Name** | : CORAM MATERIALS | **Project Number** | : 2232.0006Y005 |
| **Client Sample ID** | : NA | **Matrix** | : WATER |
| **Lab Sample ID** | : NA | **Analysis Date** | : 09/09/25 13:41 |
| **Dup Sample ID** | : WG2112368-3 | **DUP Analysis Date** | : 09/09/25 13:42 |

| Parameter | Sample Concentration (mg CaCO3/L) | Duplicate Concentration (mg CaCO3/L) | RPD | RPD Limit |
|---|---|---|---|---|
| Alkalinity, Carbonate | ND | ND | NC | 10 |
| Alkalinity, Bicarbonate | 20.7 | 20.7 | 0 | 9 |

**Date Created:** 11/11/21
**Created By:** Jason Hebert
**File:** PM11467-1
**Page:** 1

**WETCHEM (WATER)**

| Analyte | CAS # | RL | MDL | Units | LCS Criteria | LCS RPD | MS Criteria | MS RPD | Duplicate RPD | Method | Holding Time | Container/Sample Preservation |
|---|---|---|---|---|---|---|---|---|---|---|---|---|
| Alkalinity, Total | 471-34-1 | 2 | | mg CaCO3/L | 90-110 | 10 | 86-116 | 10 | 10 | 2320B | 14 days | 1 - Plastic 250ml unpreserved/No Headspace |

***Please Note that the RL information provided in this table is calculated using a 100% Solids factor. (Soil/Solids only)***
***Please Note that the information provided in this table is subject to change at anytime at the discretion of the laboratory.***

## Calculations of Alkalinity

$$\text{Alkalinity, mg } CaCO_3/L = \frac{A \times N \times 50{,}000}{\text{mL Sample}}$$

Where:

A = mL of the standard acid titrated

N = normality of the standard acid

Results are calculated using Mettler Toledo software.

Standard sample size is 50mL, 0.02N Sulfuric acid for titration

# Sequence Logs

| | | | | |
|---|---|---|---|---|
| CAL | 250909 | LCS | 6.99 | INT: MRW |
| pH 4 | 3484 | Titrant: | 4298 | |
| pH 7 | 3386 | LCS: | 3530 | |
| pH 10 | 3482 | MS: | 3529 | |
| LCS | 3523 | | | |

1 Rinse,MRW
2 Rinse,MRW
3 WG2112364-1
4 WG2112364-2
5 L2554996-01
6 L2556108-03 2x
7 L2554052-25
8 L2554407-01
9 WG2112364-3
10 WG2112364-4
11 L2554407-03
12 L2554407-04
13 L2554407-05
14 L2554407-06
15 L2554407-07
16 L2556108-03 10x
17 CCV
18 CCB
19 L2554407-08
20 L2554407-09
21 L2554407-11
22 L2554408-01
23 L2554408-02
24 L2554408-03
25 L2555127-01
26 L2555196-01
27 L2555196-02
28 L2555196-03
29 L2555196-04
30 L2555215-01
31 CCV
32 WG2112368-1
33 L2554996-02
34 L2554996-03
35 L2554996-04
36 L2555281-01
37 L2555281-02
38 L2555281-03
39 L2555281-04
40 L2555281-05
41 WG2112368-2

42 L2555281-06
43 L2555281-07
44 L2555281-08
45 L2555605-01
46 L2555605-02
47 WG2112368-3
48 L2555605-03
49 L2555605-04
50 L2555605-05
51 L2555605-06
52 L2555605-07
53 L2555605-08
54 CCV
55 WG2112371-1
56 L2555647-01
57 WG2112371-2
58 L2555647-03
59 L2555647-05
60 L2555647-07
61 L2555647-09
62 L2555647-11
63 L2555647-13
64 L2555647-15
65 L2555647-17
66 L2555647-19
67 L2555647-21
68 L2555647-23
69 L2554428-01
70 L2554428-02
71 L2554428-03
72 CCV
73 CCB
74 CCV
75 CCB
76 L2554407-03 10x
77 L2554407-04 10x
78 L2554407-05 10x
79 L2554407-06 10x
80 L2554407-07 10x
81 L2555127-01 10x
82 L2554428-01 10x
83 L2554428-02 10x
84 L2554428-03 10x
85 CCV
86 CCB
87 CCV
88 CCB

# Chloride Analysis

# Results

# Form 1
# WETCHEM

| | | | |
|---|---|---|---|
| **Client** | : Roux Env. Eng. & Geology, DPC | **Lab Number** | : L2555281 |
| **Project Name** | : CORAM MATERIALS | **Project Number** | : 2232.0006Y005 |
| **Lab ID** | : L2555281-01 | **Date Collected** | : 09/03/25 11:00 |
| **Client ID** | : MP-1 | **Date Received** | : 09/03/25 |
| **Sample Location** | : 416 MILLER PLACE-YAPHANK RD. | **Date Analyzed** | : 09/08/25 15:40 |
| **Sample Matrix** | : WATER | **Dilution Factor** | : 1 |
| **Analytical Method** | : 121,4500CL-E | **Analyst** | : JER |
| **Lab File ID** | : CL250908-A | **Instrument ID** | : LACHAT3 |
| **Sample Amount** | : | **%Solids** | : N/A |
| **Digestion Method** | : | **Date Digested** | : |

| | | mg/l | | | |
|---|---|---|---|---|---|
| **CAS NO.** | **Parameter** | **Results** | **RL** | **MDL** | **Qualifier** |
| 16887-00-6 | Chloride | 19. | 1.0 | 0.89 | |

# Form 1
# WETCHEM

| | | | |
|---|---|---|---|
| **Client** | : Roux Env. Eng. & Geology, DPC | **Lab Number** | : L2555281 |
| **Project Name** | : CORAM MATERIALS | **Project Number** | : 2232.0006Y005 |
| **Lab ID** | : L2555281-02 | **Date Collected** | : 09/03/25 12:00 |
| **Client ID** | : DUP_090325 | **Date Received** | : 09/03/25 |
| **Sample Location** | : 416 MILLER PLACE-YAPHANK RD. | **Date Analyzed** | : 09/08/25 15:40 |
| **Sample Matrix** | : WATER | **Dilution Factor** | : 1 |
| **Analytical Method** | : 121,4500CL-E | **Analyst** | : JER |
| **Lab File ID** | : CL250908-A | **Instrument ID** | : LACHAT3 |
| **Sample Amount** | : | **%Solids** | : N/A |
| **Digestion Method** | : | **Date Digested** | : |

| | | mg/l | | | |
|---|---|---|---|---|---|
| **CAS NO.** | **Parameter** | **Results** | **RL** | **MDL** | **Qualifier** |
| 16887-00-6 | Chloride | 20. | 1.0 | 0.89 | |

# Form 1
# WETCHEM

| | | | |
|---|---|---|---|
| **Client** | : Roux Env. Eng. & Geology, DPC | **Lab Number** | : L2555281 |
| **Project Name** | : CORAM MATERIALS | **Project Number** | : 2232.0006Y005 |
| **Lab ID** | : L2555281-03 | **Date Collected** | : 09/03/25 11:25 |
| **Client ID** | : MP-1D | **Date Received** | : 09/03/25 |
| **Sample Location** | : 416 MILLER PLACE-YAPHANK RD. | **Date Analyzed** | : 09/08/25 15:41 |
| **Sample Matrix** | : WATER | **Dilution Factor** | : 1 |
| **Analytical Method** | : 121,4500CL-E | **Analyst** | : JER |
| **Lab File ID** | : CL250908-A | **Instrument ID** | : LACHAT3 |
| **Sample Amount** | : | **%Solids** | : N/A |
| **Digestion Method** | : | **Date Digested** | : |

| | | mg/l | | | |
|---|---|---|---|---|---|
| **CAS NO.** | **Parameter** | **Results** | **RL** | **MDL** | **Qualifier** |
| 16887-00-6 | Chloride | 13. | 1.0 | 0.89 | |

# Form 1
# WETCHEM

| | | | |
|---|---|---|---|
| **Client** | : Roux Env. Eng. & Geology, DPC | **Lab Number** | : L2555281 |
| **Project Name** | : CORAM MATERIALS | **Project Number** | : 2232.0006Y005 |
| **Lab ID** | : L2555281-04 | **Date Collected** | : 09/03/25 09:10 |
| **Client ID** | : MW-1SR | **Date Received** | : 09/03/25 |
| **Sample Location** | : 416 MILLER PLACE-YAPHANK RD. | **Date Analyzed** | : 09/08/25 16:50 |
| **Sample Matrix** | : WATER | **Dilution Factor** | : 1 |
| **Analytical Method** | : 121,4500CL-E | **Analyst** | : JER |
| **Lab File ID** | : CL250908-A | **Instrument ID** | : LACHAT3 |
| **Sample Amount** | : | **%Solids** | : N/A |
| **Digestion Method** | : | **Date Digested** | : |

| | | mg/l | | | |
|---|---|---|---|---|---|
| **CAS NO.** | **Parameter** | **Results** | **RL** | **MDL** | **Qualifier** |
| 16887-00-6 | Chloride | 9.5 | 1.0 | 0.89 | |

# Form 1
# WETCHEM

| | | | |
|---|---|---|---|
| **Client** | : Roux Env. Eng. & Geology, DPC | **Lab Number** | : L2555281 |
| **Project Name** | : CORAM MATERIALS | **Project Number** | : 2232.0006Y005 |
| **Lab ID** | : L2555281-05 | **Date Collected** | : 09/03/25 09:20 |
| **Client ID** | : MW-1DR2 | **Date Received** | : 09/03/25 |
| **Sample Location** | : 416 MILLER PLACE-YAPHANK RD. | **Date Analyzed** | : 09/08/25 15:45 |
| **Sample Matrix** | : WATER | **Dilution Factor** | : 1 |
| **Analytical Method** | : 121,4500CL-E | **Analyst** | : JER |
| **Lab File ID** | : CL250908-A | **Instrument ID** | : LACHAT3 |
| **Sample Amount** | : | **%Solids** | : N/A |
| **Digestion Method** | : | **Date Digested** | : |

| | | mg/l | | | |
|---|---|---|---|---|---|
| **CAS NO.** | **Parameter** | **Results** | **RL** | **MDL** | **Qualifier** |
| 16887-00-6 | Chloride | 8.4 | 1.0 | 0.89 | |

# Form 1
# WETCHEM

| | | | |
|---|---|---|---|
| **Client** | : Roux Env. Eng. & Geology, DPC | **Lab Number** | : L2555281 |
| **Project Name** | : CORAM MATERIALS | **Project Number** | : 2232.0006Y005 |
| **Lab ID** | : L2555281-06 | **Date Collected** | : 09/03/25 13:15 |
| **Client ID** | : PZ-6 | **Date Received** | : 09/03/25 |
| **Sample Location** | : 416 MILLER PLACE-YAPHANK RD. | **Date Analyzed** | : 09/08/25 15:48 |
| **Sample Matrix** | : WATER | **Dilution Factor** | : 1 |
| **Analytical Method** | : 121,4500CL-E | **Analyst** | : JER |
| **Lab File ID** | : CL250908-A | **Instrument ID** | : LACHAT3 |
| **Sample Amount** | : | **%Solids** | : N/A |
| **Digestion Method** | : | **Date Digested** | : |

| | | mg/l | | | |
|---|---|---|---|---|---|
| **CAS NO.** | **Parameter** | **Results** | **RL** | **MDL** | **Qualifier** |
| 16887-00-6 | Chloride | 18. | 1.0 | 0.89 | |

# Form 1
# WETCHEM

| | | | |
|---|---|---|---|
| **Client** | : Roux Env. Eng. & Geology, DPC | **Lab Number** | : L2555281 |
| **Project Name** | : CORAM MATERIALS | **Project Number** | : 2232.0006Y005 |
| **Lab ID** | : L2555281-07 | **Date Collected** | : 09/03/25 13:20 |
| **Client ID** | : MW-6D | **Date Received** | : 09/03/25 |
| **Sample Location** | : 416 MILLER PLACE-YAPHANK RD. | **Date Analyzed** | : 09/08/25 15:49 |
| **Sample Matrix** | : WATER | **Dilution Factor** | : 1 |
| **Analytical Method** | : 121,4500CL-E | **Analyst** | : JER |
| **Lab File ID** | : CL250908-A | **Instrument ID** | : LACHAT3 |
| **Sample Amount** | : | **%Solids** | : N/A |
| **Digestion Method** | : | **Date Digested** | : |

| | | mg/l | | | |
|---|---|---|---|---|---|
| **CAS NO.** | **Parameter** | **Results** | **RL** | **MDL** | **Qualifier** |
| 16887-00-6 | Chloride | 17. | 1.0 | 0.89 | |

# Form 1
# WETCHEM

| | | | |
|---|---|---|---|
| **Client** | : Roux Env. Eng. & Geology, DPC | **Lab Number** | : L2555281 |
| **Project Name** | : CORAM MATERIALS | **Project Number** | : 2232.0006Y005 |
| **Lab ID** | : L2555281-08 | **Date Collected** | : 09/03/25 14:00 |
| **Client ID** | : EQUIPMENT BLANK_090325 | **Date Received** | : 09/03/25 |
| **Sample Location** | : 416 MILLER PLACE-YAPHANK RD. | **Date Analyzed** | : 09/08/25 15:49 |
| **Sample Matrix** | : Equipment Blank | **Dilution Factor** | : 1 |
| **Analytical Method** | : 121,4500CL-E | **Analyst** | : JER |
| **Lab File ID** | : CL250908-A | **Instrument ID** | : LACHAT3 |
| **Sample Amount** | : | **%Solids** | : N/A |
| **Digestion Method** | : | **Date Digested** | : |

| | | mg/l | | | |
|---|---|---|---|---|---|
| **CAS NO.** | **Parameter** | **Results** | **RL** | **MDL** | **Qualifier** |
| 16887-00-6 | Chloride | 0.94 | 1.0 | 0.89 | J |

# Form 1
# WETCHEM

| | | | |
|---|---|---|---|
| **Client** | : Roux Env. Eng. & Geology, DPC | **Lab Number** | : L2555281 |
| **Project Name** | : CORAM MATERIALS | **Project Number** | : 2232.0006Y005 |
| **Lab ID** | : WG2112021-1 | **Date Collected** | : NA |
| **Client ID** | : WG2112021-1BLANK | **Date Received** | : NA |
| **Sample Location** | : | **Date Analyzed** | : 09/08/25 15:30 |
| **Sample Matrix** | : WATER | **Dilution Factor** | : 1 |
| **Analytical Method** | : 121,4500CL-E | **Analyst** | : JER |
| **Lab File ID** | : CL250908-A | **Instrument ID** | : LACHAT3 |
| **Sample Amount** | : | **%Solids** | : N/A |
| **Digestion Method** | : | **Date Digested** | : |

| | | mg/l | | | |
|---|---|---|---|---|---|
| **CAS NO.** | **Parameter** | **Results** | **RL** | **MDL** | **Qualifier** |
| 16887-00-6 | Chloride | ND | 1.0 | 0.89 | U |

# Form 1
# WETCHEM

| | | | |
|---|---|---|---|
| **Client** | : Roux Env. Eng. & Geology, DPC | **Lab Number** | : L2555281 |
| **Project Name** | : CORAM MATERIALS | **Project Number** | : 2232.0006Y005 |
| **Lab ID** | : WG2112021-3 | **Date Collected** | : 09/03/25 09:20 |
| **Client ID** | : MW-1DR2DUP | **Date Received** | : 09/03/25 |
| **Sample Location** | : | **Date Analyzed** | : 09/08/25 15:46 |
| **Sample Matrix** | : WATER | **Dilution Factor** | : 1 |
| **Analytical Method** | : 121,4500CL-E | **Analyst** | : JER |
| **Lab File ID** | : CL250908-A | **Instrument ID** | : LACHAT3 |
| **Sample Amount** | : | **%Solids** | : N/A |
| **Digestion Method** | : | **Date Digested** | : |

| | | mg/l | | | |
|---|---|---|---|---|---|
| **CAS NO.** | **Parameter** | **Results** | **RL** | **MDL** | **Qualifier** |
| 16887-00-6 | Chloride | 8.5 | 1.0 | 0.89 | |

# Form 1
# WETCHEM

| | | | |
|---|---|---|---|
| **Client** | : Roux Env. Eng. & Geology, DPC | **Lab Number** | : L2555281 |
| **Project Name** | : CORAM MATERIALS | **Project Number** | : 2232.0006Y005 |
| **Lab ID** | : WG2112021-5 | **Date Collected** | : 09/04/25 08:45 |
| **Client ID** | : WG2112021-5 DUP | **Date Received** | : 09/04/25 |
| **Sample Location** | : | **Date Analyzed** | : 09/08/25 15:52 |
| **Sample Matrix** | : WATER | **Dilution Factor** | : 1 |
| **Analytical Method** | : 121,4500CL-E | **Analyst** | : JER |
| **Lab File ID** | : CL250908-A | **Instrument ID** | : LACHAT3 |
| **Sample Amount** | : | **%Solids** | : N/A |
| **Digestion Method** | : | **Date Digested** | : |

| | | mg/l | | | |
|---|---|---|---|---|---|
| **CAS NO.** | **Parameter** | **Results** | **RL** | **MDL** | **Qualifier** |
| 16887-00-6 | Chloride | 26. | 1.0 | 0.89 | |

# Sample Raw Data

Author: Date : 9/8/2025

Original Run Filename: OM_9-8-2025_03-16-25PM.OMN Created: 9/8/2025 3:16:25 PM
Original Run Author's Signature: [a1wetcheminstrument]
Current Run Filename: OM_9-8-2025_03-16-25PM.OMN Last Modified: 9/8/2025 5:35:12 PM
Current Run Author's Signature: [a1wetcheminstrument]
Description: Default New Run

| Sample | Rep. | Cup No. | Channel 1 Chloride-CH3 (mg Cl/L) | ADF | MDF | Weight | |
|---|---|---|---|---|---|---|---|
| Sample1 | 1 | S1 | 100.00000 | | | | |
| Sample2 | 1 | S2 | 80.00000 | | | | |
| Sample3 | 1 | S3 | 20.00000 | | | | |
| Sample4 | 1 | S4 | 10.00000 | | | | |
| Sample5 | 1 | S5 | 5.00000 | | | | |
| Sample6 | 1 | S6 | 2.00000 | | | | |
| Sample7 | 1 | S7 | 1.00000 | | | | |
| Sample8 | 1 | S9 | 0.00000 | | | | |
| CCV | 1 | S3 | 19.22465 | | | | |
| | Known Conc: | | 20.00000 | | | | |
| | Calibration: | | Table/Fig. : 1 | | | | |
| CCB | 1 | S9 | 0.56335 | | | | |
| | Known Conc: | | 0.00000 | | | | |
| ICV 5 | 1 | 1 | 4.66328 | | | | 93% |
| ICV 30 | 1 | 2 | 27.40544 | | | | 91% |
| ICV 80 | 1 | 3 | 81.65012 | | | | 102% |
| ICB | 1 | 4 | 0.84056 | | | | |
| 100 PPM | 1 | 5 | 110.34973 | 10.00 | | | 110% |
| WG2112021-1 | 1 | 6 | 0.70650 | | | | |
| WG2112021-2 | 1 | 7 | 25.72260 | | | | |
| WG2112022-1 | 1 | 8 | 0.69040 | | | | |
| WG2112022-2 | 1 | 9 | 26.94483 | | | | 90% |
| WG2112024-1 | 1 | 10 | 0.76810 | | | | |
| CCV | 1 | S3 | 18.84365 | | | | |
| | Known Conc: | | 20.00000 | | | | |
| CCB | 1 | S9 | 0.86621 | | | | |
| | Known Conc: | | 0.00000 | | | | |
| WG2112024-2 | 1 | 11 | 27.25076 | | | | 91% |
| WG2112021-2 | 1 | 7 | 27.31382 | | | | 91% |
| L2555196-01 | 1 | 12 | 2.81081 | | | | |
| L2555196-02 | 1 | 13 | 23.12584 | | | | |
| L2555196-03 | 1 | 14 | 17.06614 | | | | |
| L2555196-04 | 1 | 15 | 16.83340 | | | | |
| L2555281-01 | 1 | 16 | 19.20686 | | | | |
| L2555281-02 | 1 | 17 | 20.04276 | | | | |
| L2555281-03 | 1 | 18 | 12.99709 | | | | |
| L2555281-04 | 1 | 19 | 13.19965 | 10.00 | | | |
| CCV | 1 | S3 | 19.05614 | | | | |
| | Known Conc: | | 20.00000 | | | | |
| CCB | 1 | S9 | 0.73100 | | | | |
| | Known Conc: | | 0.00000 | | | | |
| L2555281-05 | 1 | 20 | 8.45239 | | | | |
| WG2112021-3 | 1 | 21 | 8.46780 | | | | |
| WG2112021-4 | 1 | 22 | 29.55307 | | | | |
| L2555281-06 | 1 | 23 | 18.40404 | | | | |
| L2555281-07 | 1 | 24 | 17.15261 | | | | |
| L2555281-08 | 1 | 25 | 0.93622 | | | | |
| L2555605-01 | 1 | 26 | 12.34653 | | | | |
| L2555605-02 | 1 | 27 | 25.40401 | | | | |
| WG2112021-5 | 1 | 28 | 25.54841 | | | | |
| WG2112021-6 | 1 | 29 | 41.74354 | 10.00 | | | |
| CCV | 1 | S3 | 19.19961 | | | | |
| | Known Conc: | | 20.00000 | | | | |
| CCB | 1 | S9 | 0.83304 | | | | |
| | Known Conc: | | 0.00000 | | | | |
| L2555605-03 | 1 | 30 | 24.10463 | | | | |
| L2555605-04 | 1 | 31 | 3.19026 | | | | |
| L2555605-05 | 1 | 32 | 18.61366 | | | | |

| | | | | | | |
|---|---|---|---|---|---|---|
| L2555605-06 | 1 | 33 | 41.85566 | | | |
| L2555605-07 | 1 | 34 | 63.12281 | | | |
| L2555605-08 | 1 | 35 | 12.30011 | | | |
| L2555647-01 | 1 | 36 | 12.40867 | | | |
| WG2112022-3 | 1 | 37 | 12.48482 | | | |
| WG2112022-4 | 1 | 38 | 32.53823 | | | |
| L2555647-02 | 1 | 39 | 15.97281 | 10.00 | | |
| CCV | 1 | S3 | 18.85921 | | | |
| | Known Conc: | | 20.00000 | | | |
| CCB | 1 | S9 | 0.67397 | | | |
| | Known Conc: | | 0.00000 | | | |
| L2555647-03 | 1 | 40 | 16.83745 | | | |
| L2555647-04 | 1 | 41 | 16.83763 | | | |
| L2555647-05 | 1 | 42 | 220.22241 | | | |
| L2555647-06 | 1 | 43 | 224.10707 | | | |
| L2555647-07 | 1 | 44 | 141.54216 | | | |
| L2555647-08 | 1 | 45 | 140.93381 | | | |
| L2555647-09 | 1 | 46 | 106.52779 | | | |
| L2555647-10 | 1 | 47 | 107.14363 | | | |
| L2555647-11 | 1 | 48 | 150.57651 | | | |
| L2555647-12 | 1 | 49 | 155.82468 | 10.00 | | |
| CCV | 1 | S3 | 18.98858 | | | |
| | Known Conc: | | 20.00000 | | | |
| CCB | 1 | S9 | 0.78076 | | | |
| | Known Conc: | | 0.00000 | | | |
| L2555647-13 | 1 | 50 | 12.83616 | | | |
| L2555647-14 | 1 | 51 | 12.81112 | | | |
| L2555647-15 | 1 | 52 | 66.21929 | | | |
| L2555647-16 | 1 | 53 | 65.93372 | | | |
| L2555647-17 | 1 | 54 | 166.72484 | | | |
| L2555647-18 | 1 | 55 | 157.30919 | | | |
| L2555647-19 | 1 | 56 | 37.45490 | | | |
| L2555647-20 | 1 | 57 | 37.01052 | | | |
| L2555226-01 | 1 | 58 | 19.37178 | | | |
| WG2112024-3 | 1 | 59 | 19.55780 | 10.00 | | |
| CCV | 1 | S3 | 18.41329 | | | |
| | Known Conc: | | 20.00000 | | | |
| CCB | 1 | S9 | 0.73491 | | | |
| | Known Conc: | | 0.00000 | | | |
| WG2112024-4 | 1 | 60 | 38.95930 | | | |
| L2555226-03 | 1 | 61 | 3515.64453 | 10.00 | | |
| L2555434-01 | 1 | 62 | 225.64630 | | | |
| L2555434-04 | 1 | 63 | 218.68520 | | | |
| L2555647-21 | 1 | 64 | 104.43974 | | | |
| L2555647-22 | 1 | 65 | 104.17361 | | | |
| L2555647-23 | 1 | 66 | 0.86675 | | | |
| L2555647-24 | 1 | 67 | 0.76135 | | | |
| L2555888-01 | 1 | 68 | 230.28720 | | | |
| L2555888-02 | 1 | 69 | 314.97876 | 10.00 | | |
| CCV | 1 | S3 | 18.24607 | | | |
| | Known Conc: | | 20.00000 | | | |
| CCB | 1 | S9 | 0.54129 | | | |
| | Known Conc: | | 0.00000 | | | |
| L2555888-03 | 1 | 70 | 3.98404 | | | |
| L2555888-04 | 1 | 71 | 4.04798 | | | |
| L2555888-05 | 1 | 72 | 88.81416 | | | |
| L2555888-06 | 1 | 73 | 90.16645 | | | |
| L2555888-07 | 1 | 74 | 119.48697 | | | |
| L2555888-08 | 1 | 75 | 119.91785 | | | |
| L2555888-09 | 1 | 76 | 85.13167 | | | |
| L2555888-10 | 1 | 77 | 86.38741 | | | |
| L2555910-03 | 1 | 78 | 2.69897 | | | |
| L2555910-05 | 1 | 79 | 3218.06689 | 10.00 | | |
| CCV | 1 | S3 | 20.31362 | | | |
| | Known Conc: | | 20.00000 | | | |
| CCB | 1 | S9 | 0.91481 | | | |
| | Known Conc: | | 0.00000 | | | |
| L2555281-04 | 1 | 19 | 9.50874 | | | |

| | | | | | | |
|---|---|---|---|---|---|---|
| WG2112021-6 | 1 | 29 | 44.73716 | | | |
| L2555647-02 | 1 | 39 | 12.00537 | | | |
| L2555647-05 | 1 | 42 | 291.29172 | 10.00 | | |
| L2555647-06 | 1 | 43 | 291.44632 | 10.00 | | |
| L2555647-07 | 1 | 44 | 137.37653 | 10.00 | | |
| L2555647-08 | 1 | 45 | 136.87784 | 10.00 | | |
| L2555647-09 | 1 | 46 | 94.76360 | 10.00 | | |
| L2555647-10 | 1 | 47 | 95.50488 | 10.00 | | |
| L2555647-11 | 1 | 48 | 149.81427 | 10.00 | | |
| CCV | 1 | S3 | 18.32514 | | | |
| | Known Conc: | | 20.00000 | | | |
| CCB | 1 | S9 | 0.72674 | | | |
| | Known Conc: | | 0.00000 | | | |
| ~~L2555647-17~~ | ~~1~~ | ~~54~~ | ~~166.00751~~ | ~~10.00~~ | | |
| ~~L2555647-18~~ | ~~1~~ | ~~55~~ | ~~162.21559~~ | ~~10.00~~ | | |
| ~~L2555647-19~~ | ~~1~~ | ~~56~~ | ~~35.82621~~ | | | |
| ~~WG2112024-3~~ | ~~1~~ | ~~59~~ | ~~18.61037~~ | | | |
| ~~L2555226-03~~ | ~~1~~ | ~~61~~ | ~~6999.47266~~ | ~~100.00~~ | | |
| ~~L2555434-01~~ | ~~1~~ | ~~62~~ | ~~302.28662~~ | ~~10.00~~ | | |
| ~~L2555434-04~~ | ~~1~~ | ~~63~~ | ~~280.59683~~ | ~~10.00~~ | | |
| ~~L2555647-21~~ | ~~1~~ | ~~64~~ | ~~95.14542~~ | ~~10.00~~ | | |
| ~~L2555647-22~~ | ~~1~~ | ~~65~~ | ~~94.19904~~ | ~~10.00~~ | | |
| ~~L2555888-01~~ | ~~1~~ | ~~68~~ | ~~304.10138~~ | ~~10.00~~ | | |
| ~~CCV~~ | ~~1~~ | ~~S3~~ | ~~17.83404~~ | | | |
| | ~~Known Conc:~~ | | ~~20.00000~~ | | | |
| ~~CCB~~ | ~~1~~ | ~~S9~~ | ~~0.71862~~ | | | |
| | ~~Known Conc:~~ | | ~~0.00000~~ | | | |
| ~~L2555647-23~~ | ~~1~~ | ~~66~~ | ~~0.73445~~ | | | |
| ~~L2555888-07~~ | ~~1~~ | ~~74~~ | ~~112.99727~~ | ~~10.00~~ | | |
| ~~L2555888-08~~ | ~~1~~ | ~~75~~ | ~~113.41454~~ | ~~10.00~~ | | |
| ~~L2555888-06~~ | ~~1~~ | ~~73~~ | ~~86.06672~~ | | | |

Channel 1 (Chloride) - Set: 1 / 14

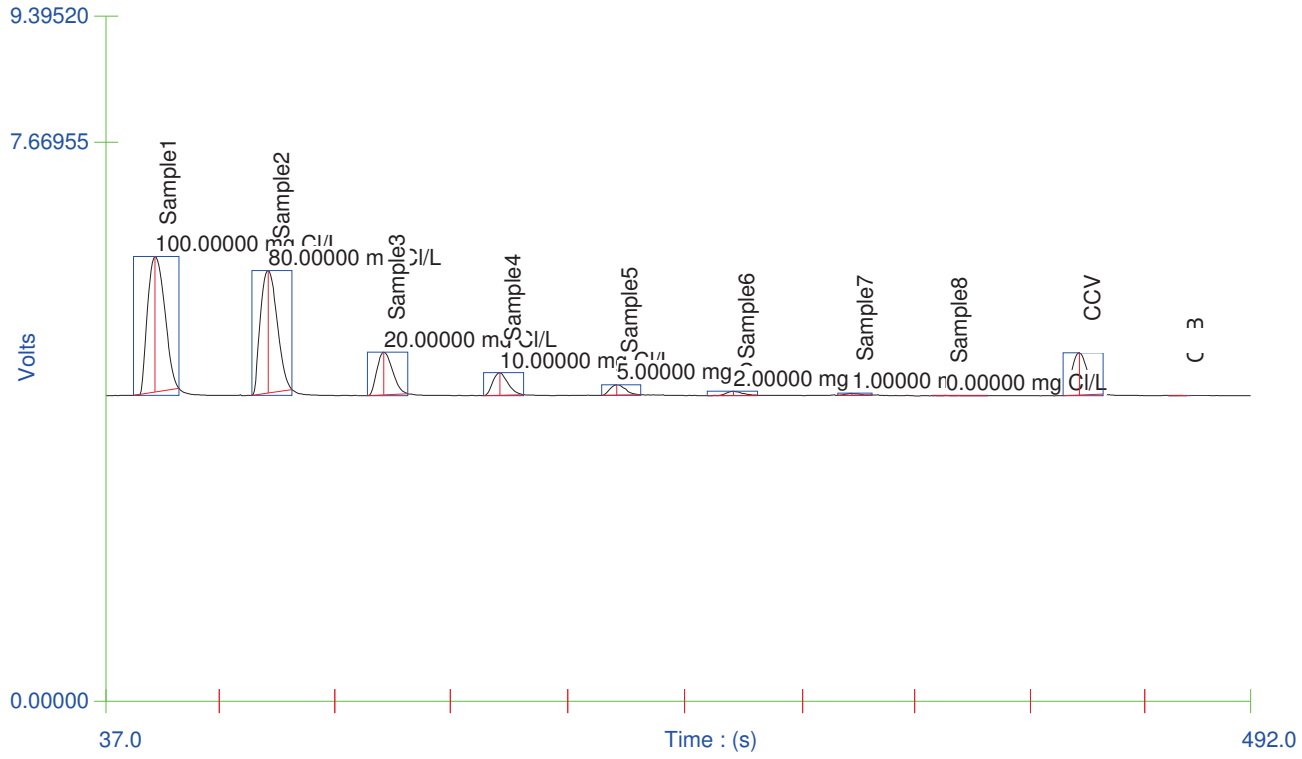

Author: Date : 9/8/2025

Channel 1 (Chloride) - Set: 2 / 14

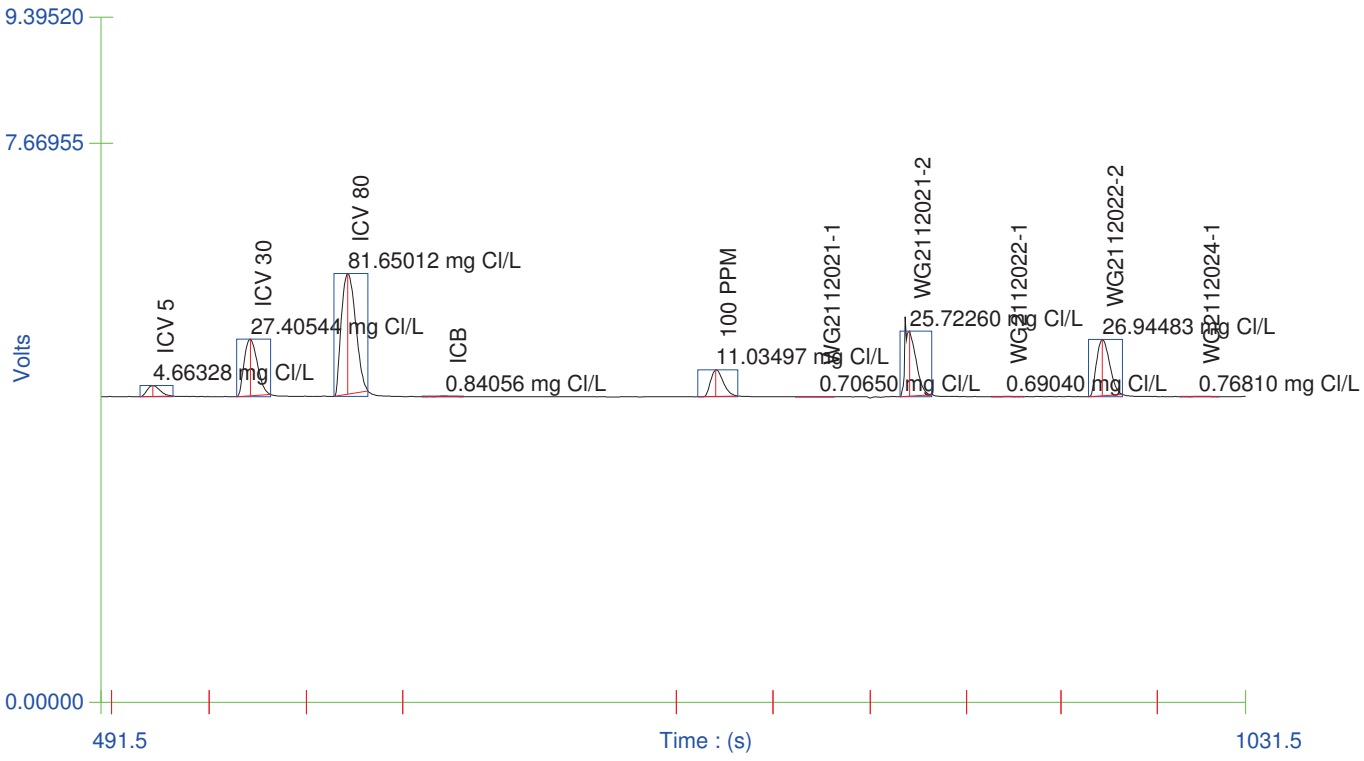

Author: Date : 9/8/2025

Channel 1 (Chloride) - Set: 3 / 14

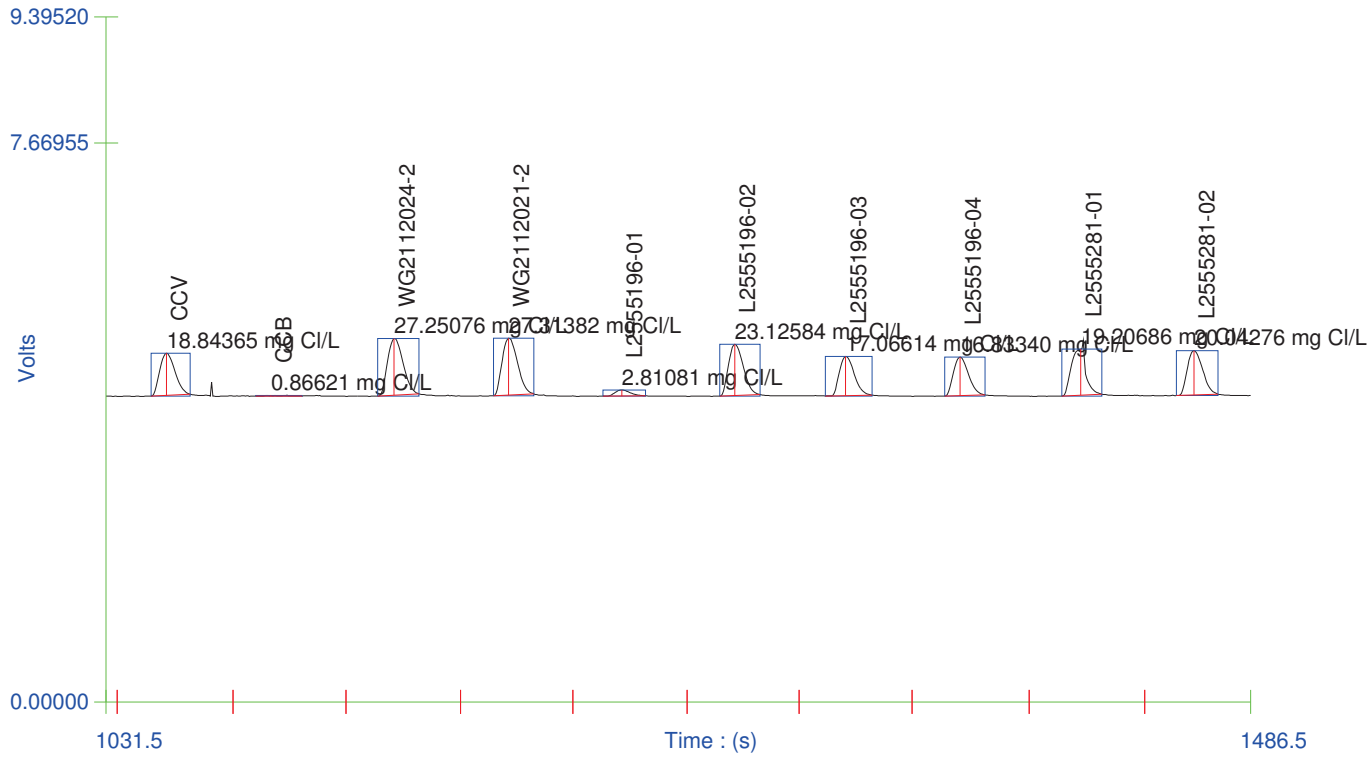


Channel 1 (Chloride) - Set: 4 / 14

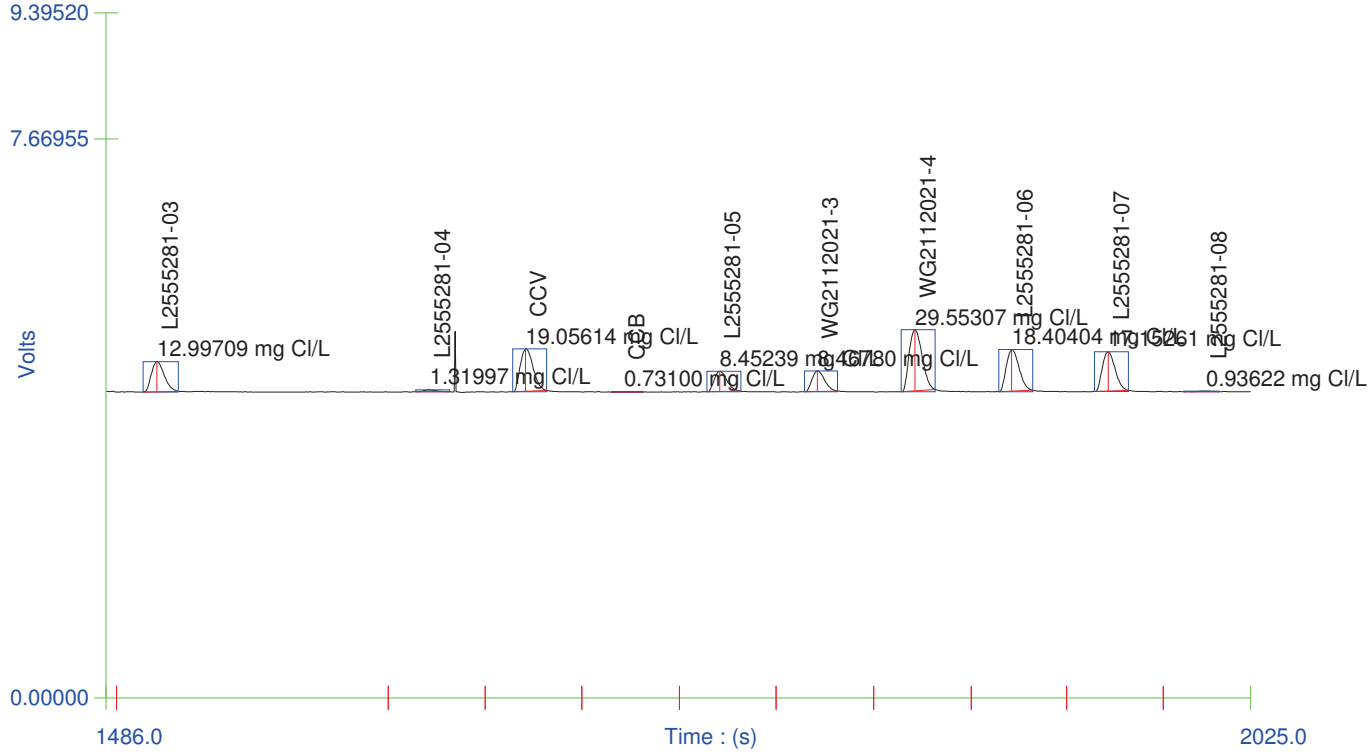

Author: Date : 9/8/2025

Channel 1 (Chloride) - Set: 5 / 14

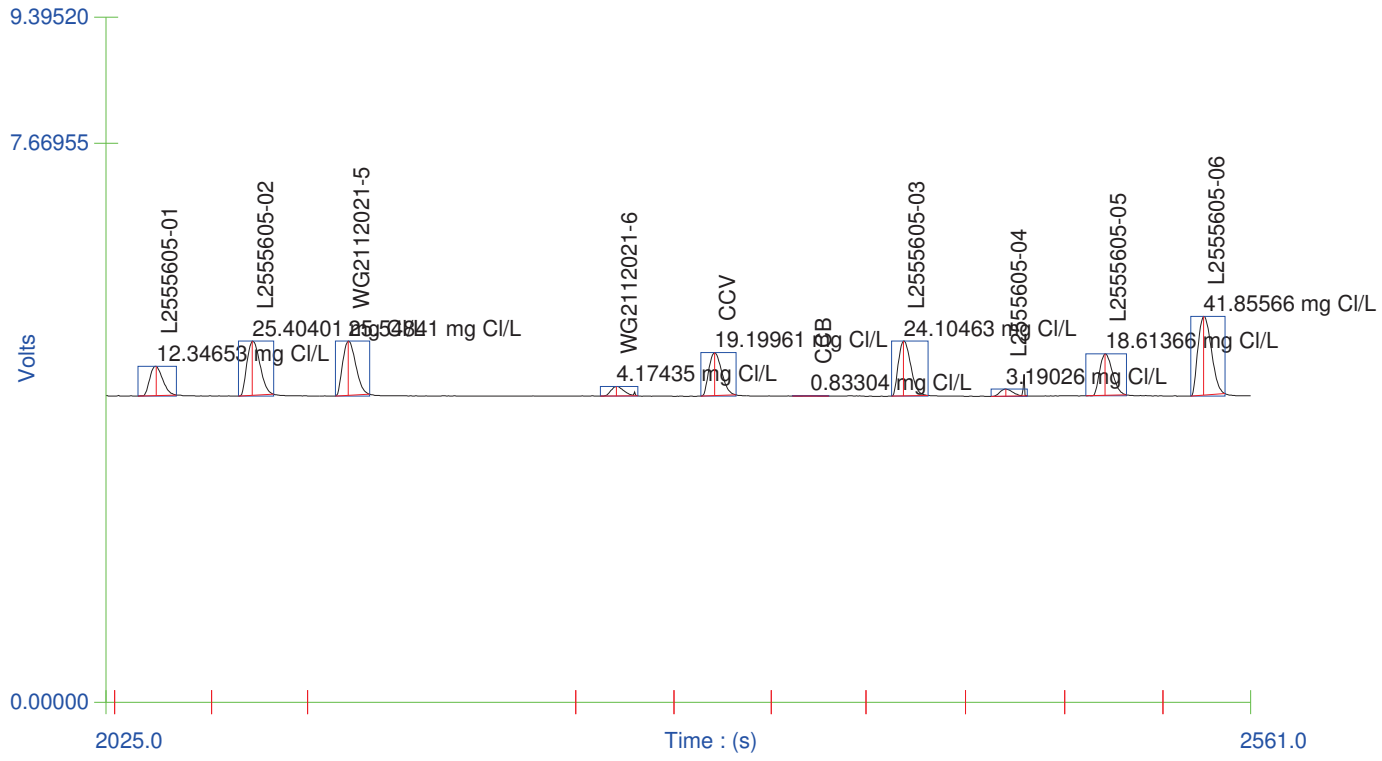

Author: Date : 9/8/2025

Channel 1 (Chloride) - Set: 6 / 14

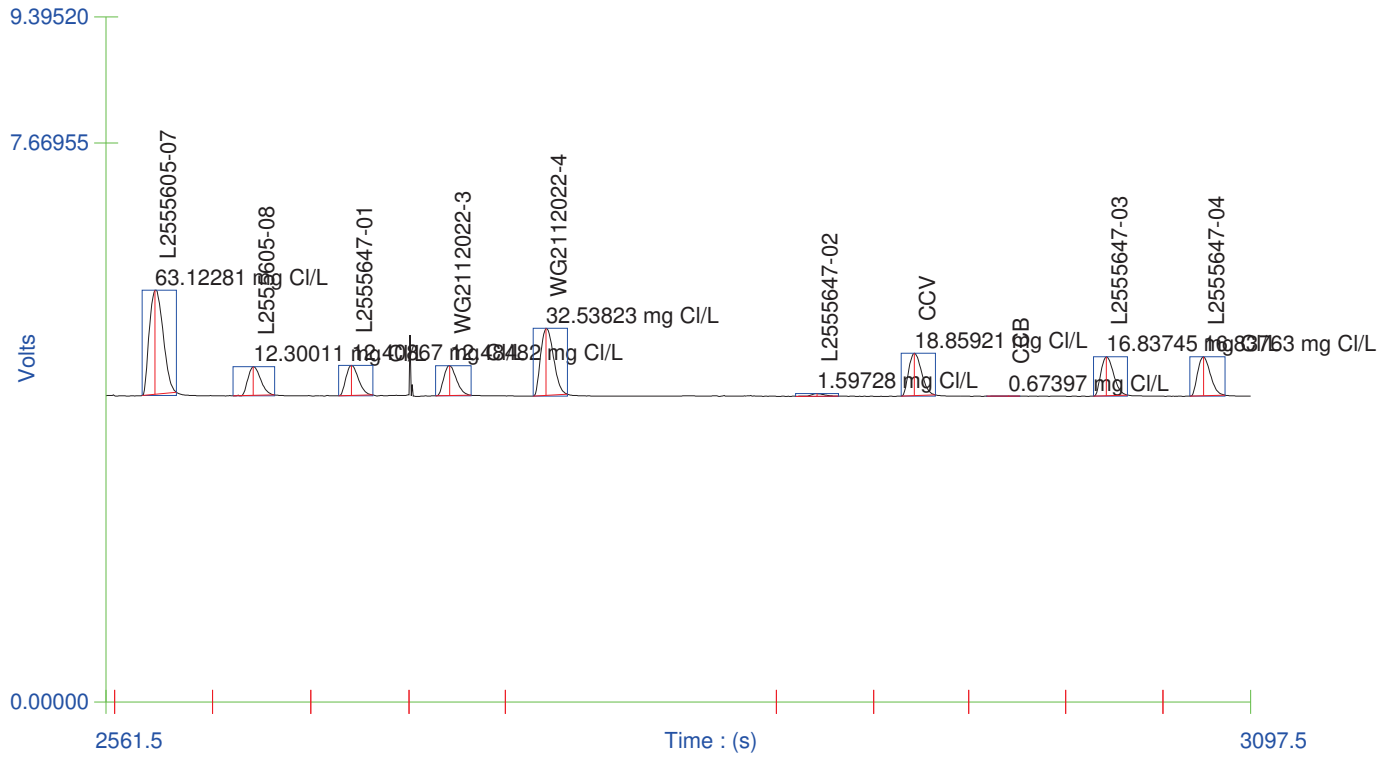


Channel 1 (Chloride) - Set: 7 / 14

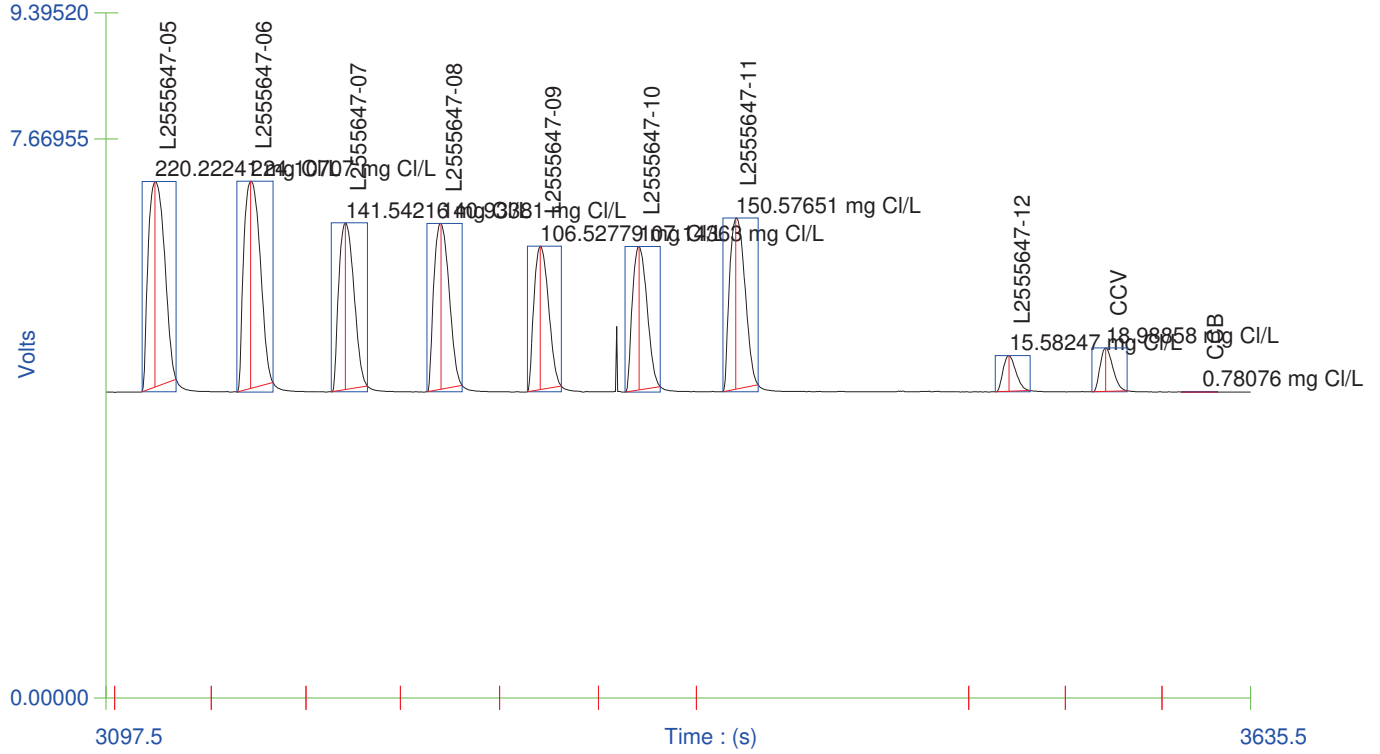

Author: Date : 9/8/2025

Channel 1 (Chloride) - Set: 8 / 14

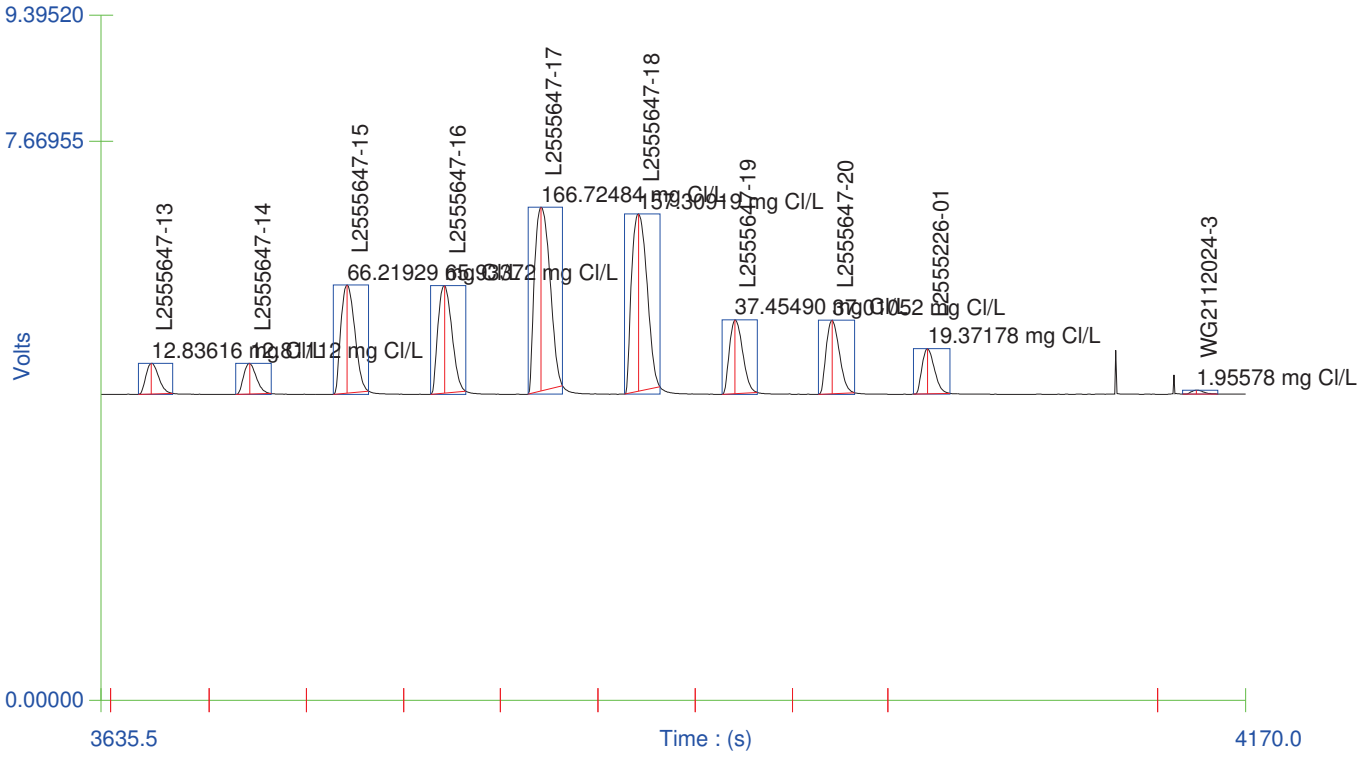

Author: Date : 9/8/2025

Channel 1 (Chloride) - Set: 9 / 14

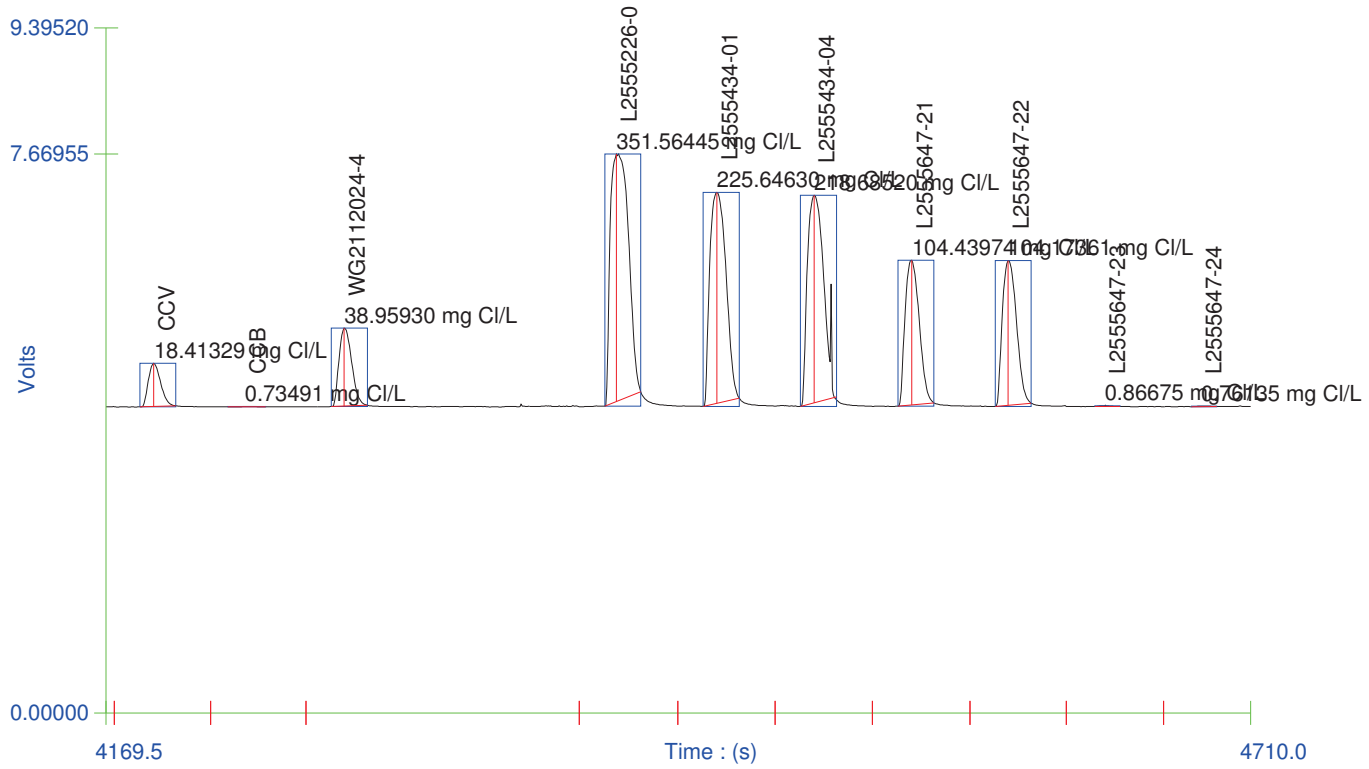


Channel 1 (Chloride) - Set: 10 / 14

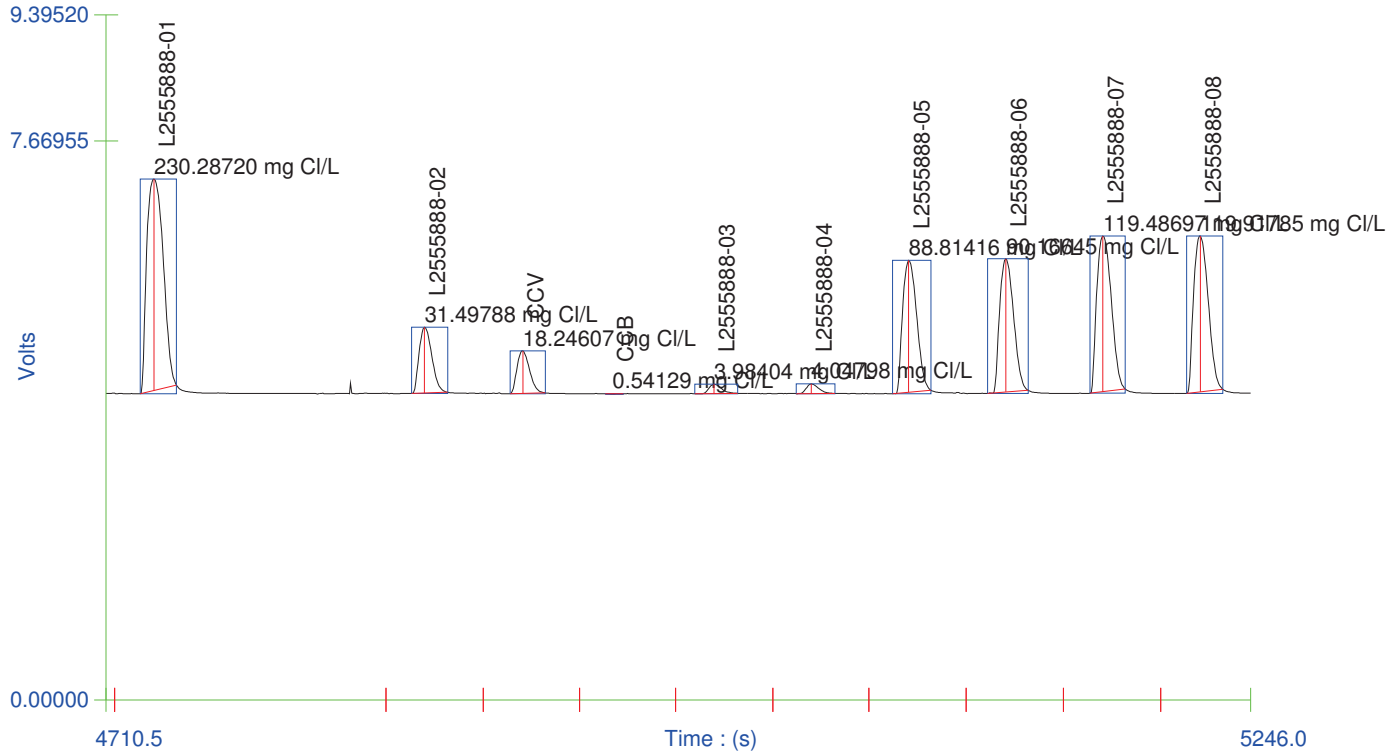

Channel 1 (Chloride) - Set: 11 / 14

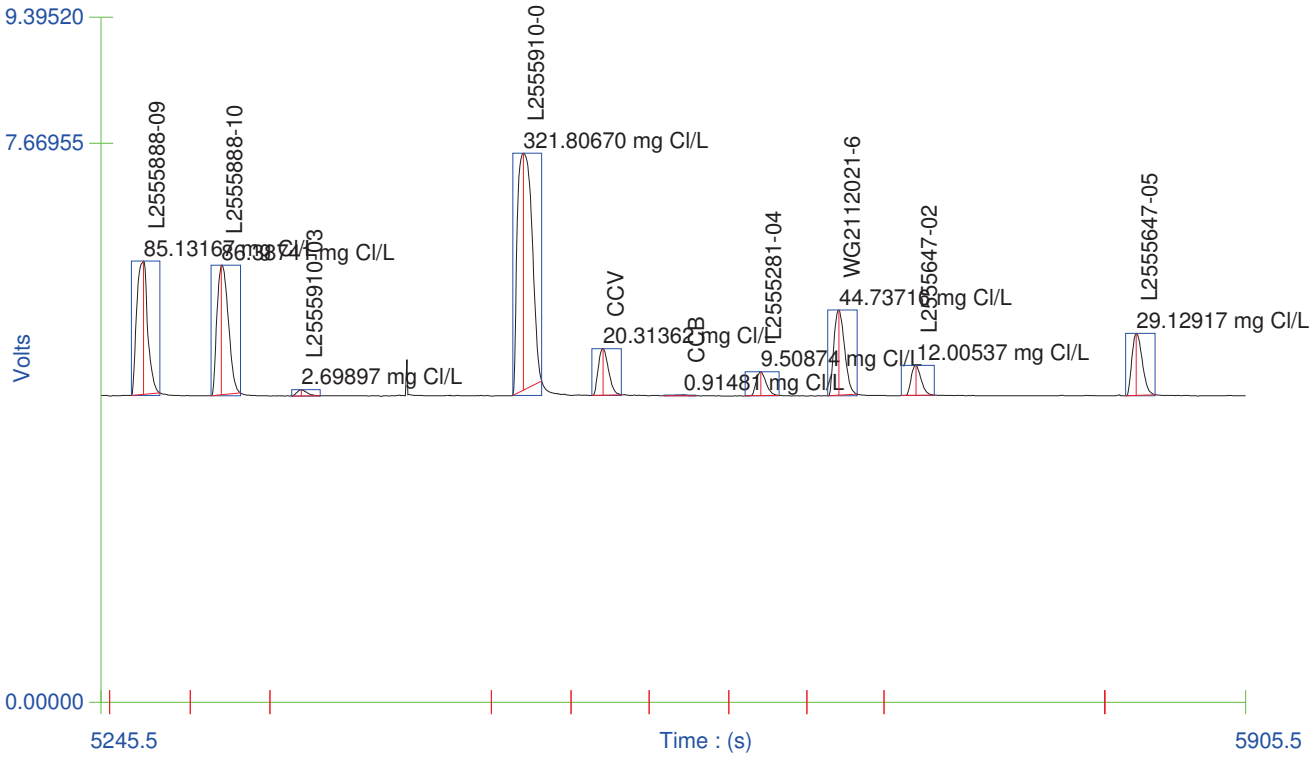

Author: Date : 9/8/2025

Channel 1 (Chloride) - Set: 12 / 14

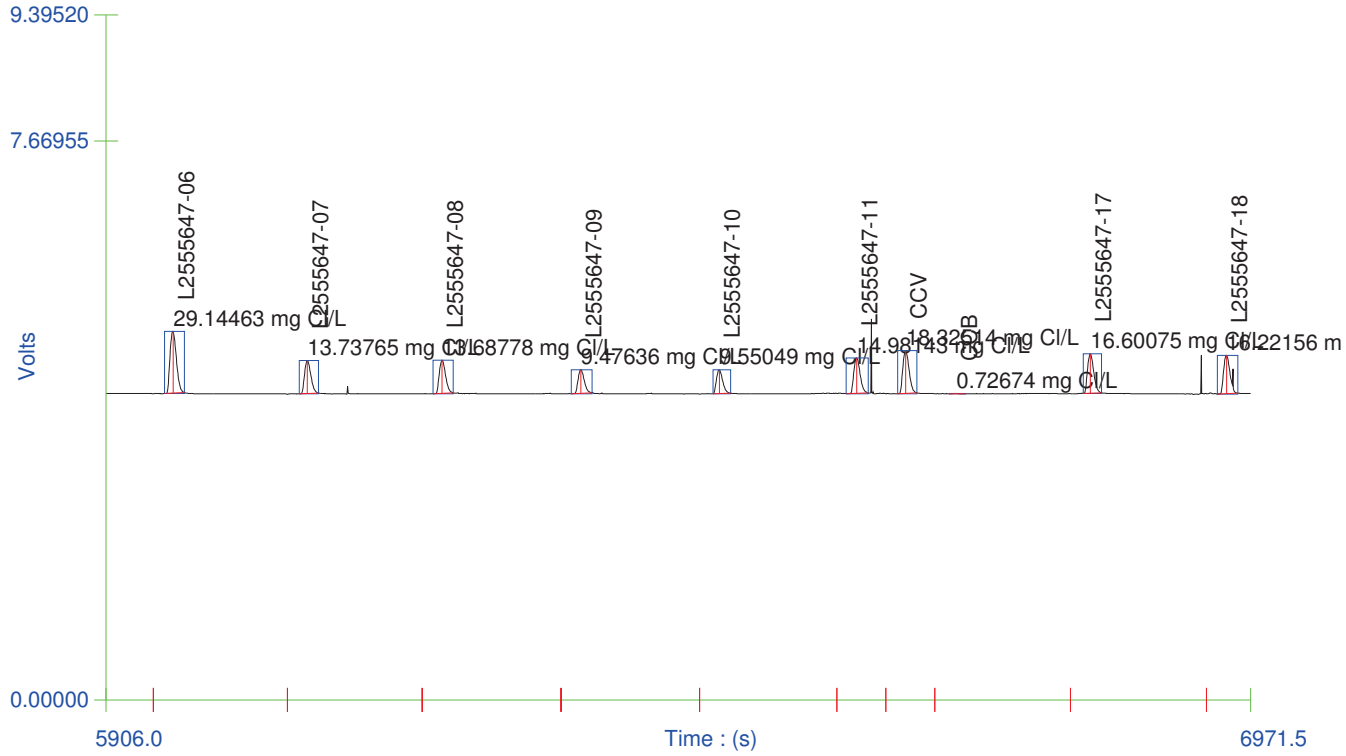


Channel 1 (Chloride) - Set: 13 / 14

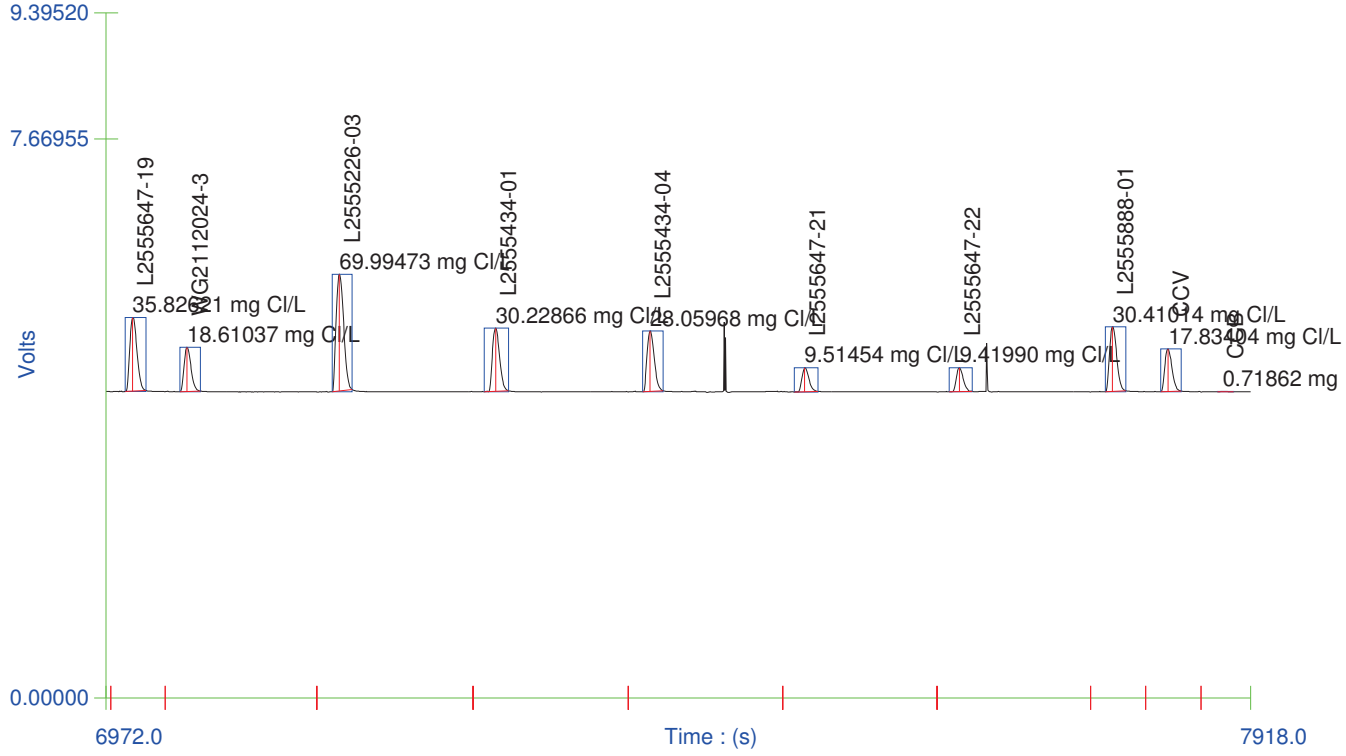

Author: Date : 9/8/2025

Channel 1 (Chloride) - Set: 14 / 14

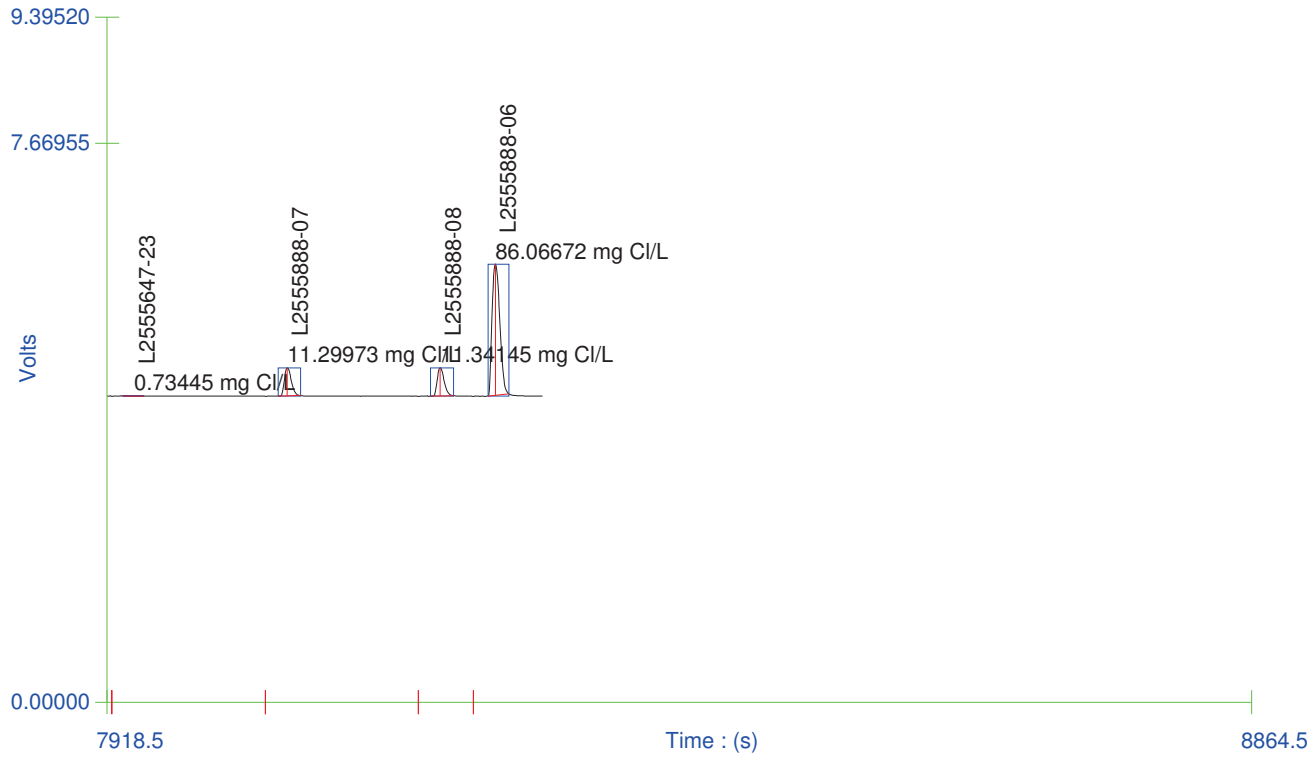


Table : 1 (Chloride-CH3)

| | Known Conc. (mg Cl/L) | Rep. | Peak Area (V.s) | Peak Height (V) | % RSD | % Residual | Det. Conc (mg Cl/L) | Detection Date | Detection Time |
|---|---|---|---|---|---|---|---|---|---|
| 1 | 100.00000 | 1 | 14.68457 | 1.85574 | 0.0 | -0.1 | 98.57600 | 9/8/2025 | 3:17:17 PM |
| 2 | 80.00000 | 1 | 12.88609 | 1.67847 | 0.0 | 0.2 | 81.92107 | 9/8/2025 | 3:18:02 PM |
| 3 | 20.00000 | 1 | 4.14873 | 0.58349 | 0.0 | -1.3 | 19.51000 | 9/8/2025 | 3:18:47 PM |
| 4 | 10.00000 | 1 | 2.09940 | 0.30663 | 0.0 | 0.4 | 9.31454 | 9/8/2025 | 3:19:33 PM |
| 5 | 5.00000 | 1 | 0.98113 | 0.14143 | 0.0 | 7.4 | 4.46305 | 9/8/2025 | 3:20:20 PM |
| 6 | 2.00000 | 1 | 0.41519 | 0.05693 | 0.0 | -0.7 | 2.19934 | 9/8/2025 | 3:21:06 PM |
| 7 | 1.00000 | 1 | 0.17122 | 0.03101 | 0.0 | 11.5 | 1.26322 | 9/8/2025 | 3:21:54 PM |
| 8 | 0.00000 | 1 | 0.03549 | 0.00358 | | | 0.75278 | 9/8/2025 | 3:22:38 PM |

Figure : 1 (Chloride-CH3)

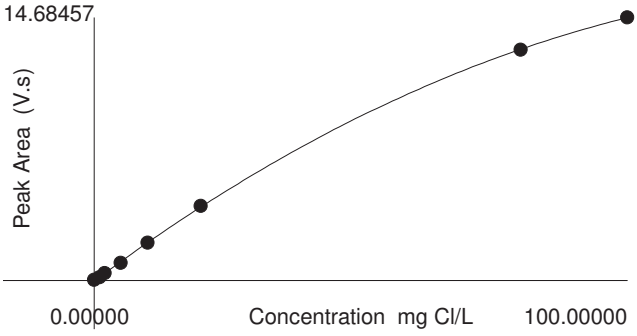


Area = - 0.00074 * Conc^2 + 0.22080 * Conc - 0.02650
Conc = 0.20099 * Area^2 + 3.71924 * Area + 0.62051
Correlation Coefficient (r) = 0.99997

Weighting : None

Author: Date : 9/8/2025

Original Run Filename: OM_9-8-2025_05-41-56PM.OMN Created: 9/8/2025 5:41:56 PM
Original Run Author's Signature: [a1wetcheminstrument]
Current Run Filename: OM_9-8-2025_05-41-56PM.OMN Last Modified: 9/8/2025 6:15:19 PM
Current Run Author's Signature: [a1wetcheminstrument]
Description: Default New Run

| Sample | Rep. | Cup No. | Channel 1 Chloride-CH3 (mg Cl/L) | ADF | MDF | Weight |
|---|---|---|---|---|---|---|
| CCV | 1 | S3 | 18.01268 | | | |
| | Known Conc: | | 20.00000 | | | |
| CCB | 1 | S9 | 0.87546 | | | |
| | Known Conc: | | 0.00000 | | | |
| | Calibration: | | Table/Fig. : 1 | | | |
| L2555647-17 | 1 | 54 | 163.00072 | 10.00 | | |
| L2555647-18 | 1 | 55 | 155.39729 | 10.00 | | |
| L2555647-19 | 1 | 56 | 34.80515 | | | |
| WG2112024-3 | 1 | 59 | 18.12596 | | | |
| L2555226-03 | 1 | 61 | 6854.58203 | 100.00 | | |
| L2555434-01 | 1 | 62 | 288.76959 | 10.00 | | |
| L2555434-04 | 1 | 63 | 271.61172 | 10.00 | | |
| L2555647-21 | 1 | 64 | 93.00896 | 10.00 | | |
| L2555647-22 | 1 | 65 | 95.24735 | 10.00 | | |
| L2555888-01 | 1 | 68 | 302.96381 | 10.00 | | |
| CCV | 1 | S3 | 18.22340 | | | |
| | Known Conc: | | 20.00000 | | | |
| CCB | 1 | S9 | 0.72278 | | | |
| | Known Conc: | | 0.00000 | | | |
| L2555647-23 | 1 | 66 | 0.69260 | | | |
| L2555888-07 | 1 | 74 | 117.48496 | 10.00 | | |
| L2555888-08 | 1 | 75 | 112.69310 | 10.00 | | |
| L2555888-06 | 1 | 73 | 86.16912 | | | |
| L2555910-05 | 1 | 79 | 5194.15918 | 100.00 | | |
| CCV | 1 | S3 | 18.25970 | | | |
| | Known Conc: | | 20.00000 | | | |
| CCB | 1 | S9 | 0.61824 | | | |
| | Known Conc: | | 0.00000 | | | |

Author: Date : 9/8/2025

Channel 1 (Chloride) - Set: 1 / 3

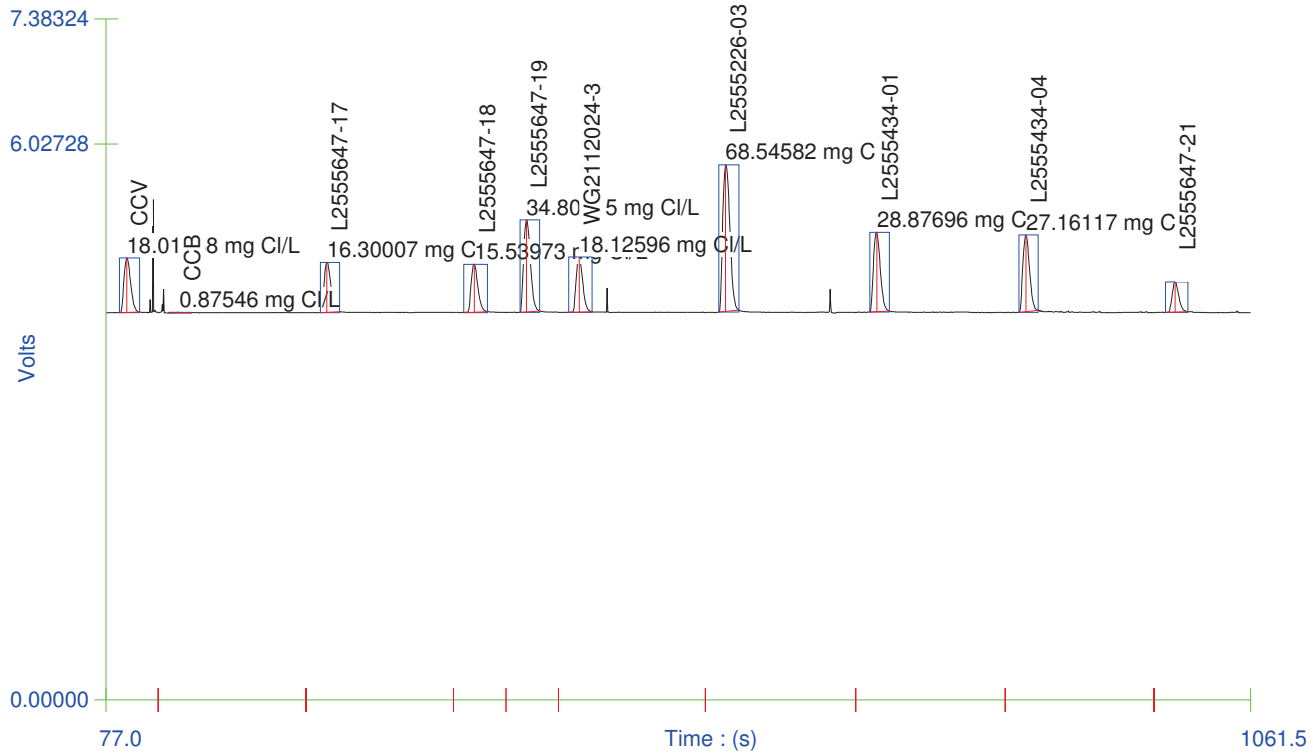


Channel 1 (Chloride) - Set: 2 / 3

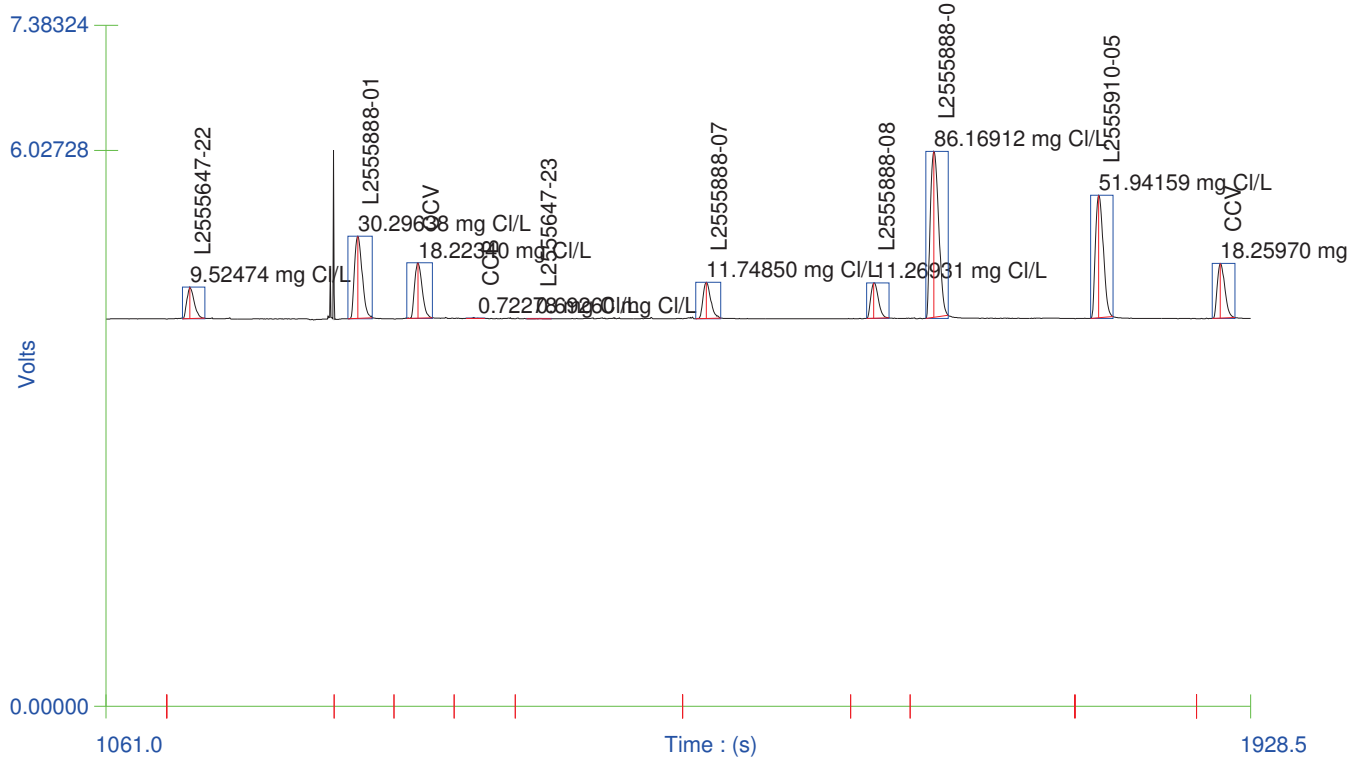

Author: Date : 9/8/2025

Channel 1 (Chloride) - Set: 3 / 3




Table : 1 (Chloride-CH3)

| | Known Conc. (mg Cl/L) | Rep. | Peak Area (V.s) | Peak Height (V) | % RSD | % Residual | Det. Conc (mg Cl/L) | Detection Date | Detection Time |
|---|---|---|---|---|---|---|---|---|---|
| 1 | 100.00000 | 1 | 14.68457 | 1.85574 | 0.0 | -0.1 | 98.57600 | 9/8/2025 | 3:17:17 PM |
| 2 | 80.00000 | 1 | 12.88609 | 1.67847 | 0.0 | 0.2 | 81.92107 | 9/8/2025 | 3:18:02 PM |
| 3 | 20.00000 | 1 | 4.14873 | 0.58349 | 0.0 | -1.3 | 19.51000 | 9/8/2025 | 3:18:47 PM |
| 4 | 10.00000 | 1 | 2.09940 | 0.30663 | 0.0 | 0.4 | 9.31454 | 9/8/2025 | 3:19:33 PM |
| 5 | 5.00000 | 1 | 0.98113 | 0.14143 | 0.0 | 7.4 | 4.46305 | 9/8/2025 | 3:20:20 PM |
| 6 | 2.00000 | 1 | 0.41519 | 0.05693 | 0.0 | -0.7 | 2.19934 | 9/8/2025 | 3:21:06 PM |
| 7 | 1.00000 | 1 | 0.17122 | 0.03101 | 0.0 | 11.5 | 1.26322 | 9/8/2025 | 3:21:54 PM |
| 8 | 0.00000 | 1 | 0.03549 | 0.00358 | | | 0.75278 | 9/8/2025 | 3:22:38 PM |

Figure : 1 (Chloride-CH3)

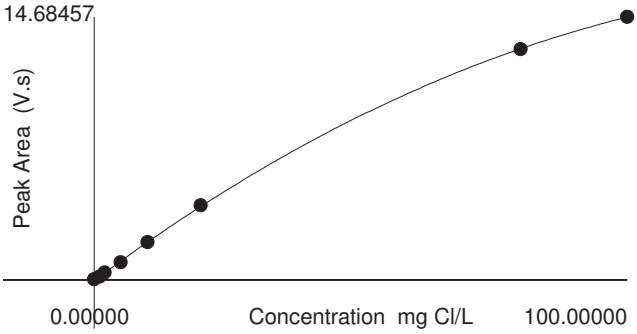


Area = - 0.00074 * Conc^2 + 0.22080 * Conc - 0.02650
Conc = 0.20099 * Area^2 + 3.71924 * Area + 0.62051
Correlation Coefficient (r) = 0.99997

Weighting : None

Author: Date : 9/8/2025

Original Run Filename: OM_9-8-2025_06-16-47PM.OMN Created: 9/8/2025 6:16:47 PM
Original Run Author's Signature: [a1wetcheminstrument]
Current Run Filename: OM_9-8-2025_06-16-47PM.OMN Last Modified: 9/8/2025 6:22:33 PM
Current Run Author's Signature: [a1wetcheminstrument]
Description: Default New Run

| Sample | Rep. | Cup No. | Channel 1 Chloride-CH3 (mg Cl/L) | ADF | MDF | Weight |
|---|---|---|---|---|---|---|
| CCV | 1 | S3 | 18.26359 | | | |
| | Known Conc: | | 20.00000 | | | |
| | Calibration: | | Table/Fig. : 1 | | | |
| CCB | 1 | S9 | 0.69528 | | | |
| | Known Conc: | | 0.00000 | | | |
| L2555888-06-09 | 1 | 76 | 85.27119 | | | |
| CCV | 1 | S3 | 18.29287 | | | |
| | Known Conc: | | 20.00000 | | | |
| CCB | 1 | S9 | 0.74575 | | | |
| | Known Conc: | | 0.00000 | | | |

Channel 1 (Chloride) - Set: 1 / 1

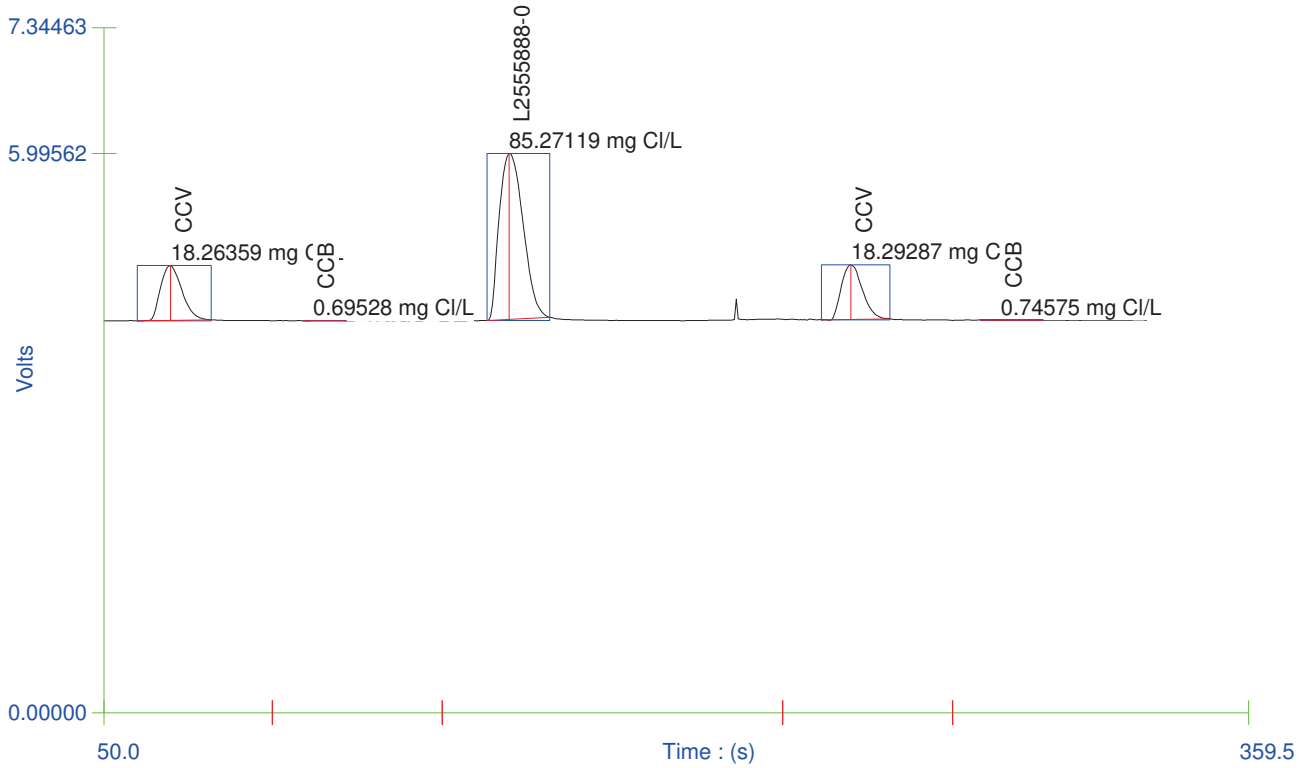

Author: Date : 9/8/2025

Table : 1 (Chloride-CH3)

| | Known Conc. (mg Cl/L) | Rep. | Peak Area (V.s) | Peak Height (V) | % RSD | % Residual | Det. Conc (mg Cl/L) | Detection Date | Detection Time |
|---|---|---|---|---|---|---|---|---|---|
| 1 | 100.00000 | 1 | 14.68457 | 1.85574 | 0.0 | -0.1 | 98.57600 | 9/8/2025 | 3:17:17 PM |
| 2 | 80.00000 | 1 | 12.88609 | 1.67847 | 0.0 | 0.2 | 81.92107 | 9/8/2025 | 3:18:02 PM |
| 3 | 20.00000 | 1 | 4.14873 | 0.58349 | 0.0 | -1.3 | 19.51000 | 9/8/2025 | 3:18:47 PM |
| 4 | 10.00000 | 1 | 2.09940 | 0.30663 | 0.0 | 0.4 | 9.31454 | 9/8/2025 | 3:19:33 PM |
| 5 | 5.00000 | 1 | 0.98113 | 0.14143 | 0.0 | 7.4 | 4.46305 | 9/8/2025 | 3:20:20 PM |
| 6 | 2.00000 | 1 | 0.41519 | 0.05693 | 0.0 | -0.7 | 2.19934 | 9/8/2025 | 3:21:06 PM |
| 7 | 1.00000 | 1 | 0.17122 | 0.03101 | 0.0 | 11.5 | 1.26322 | 9/8/2025 | 3:21:54 PM |
| 8 | 0.00000 | 1 | 0.03549 | 0.00358 | | | 0.75278 | 9/8/2025 | 3:22:38 PM |

Figure : 1 (Chloride-CH3)

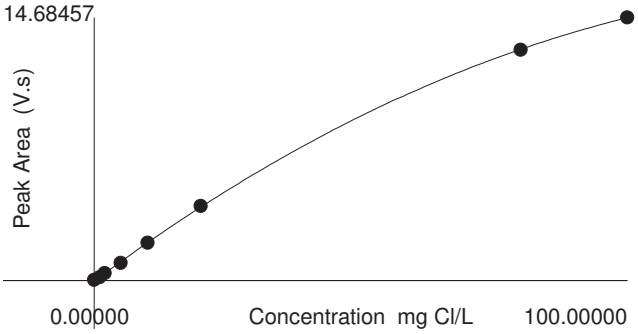


Area = - 0.00074 * Conc^2 + 0.22080 * Conc - 0.02650
Conc = 0.20099 * Area^2 + 3.71924 * Area + 0.62051
Correlation Coefficient (r) = 0.99997

Weighting : None

# Quality Control

# Form 5a
# Matrix Spike

| | | | |
|---|---|---|---|
| **Client** | : Roux Env. Eng. & Geology, DPC | **Lab Number** | : L2555281 |
| **Project Name** | : CORAM MATERIALS | **Project Number** | : 2232.0006Y005 |
| **Client Sample ID** | : MW-1DR2 | **Matrix** | : WATER |
| **Lab Sample ID** | : L2555281-05 | | |
| **Matrix Spike** | : WG2112021-4 | **MS Analysis Date** | : 09/08/25 15:47 |
| **Matrix Spike Dup** | : | **MSD Analysis Date** | : |

| | | Matrix Spike Sample | | | Matrix Spike Duplicate | | | | | |
|---|---|---|---|---|---|---|---|---|---|---|
| Parameter | Sample Conc. (mg/l) | Spike Added (mg/l) | Spike Conc. (mg/l) | %R | Spike Added (mg/l) | Spike Conc. (mg/l) | %R | RPD | Recovery Limits | RPD Limit |
| Chloride | 8.4 | 20 | 30. | 108 | | | | | 58-140 | 7 |

# Form 5a
# Matrix Spike

| | | | |
|---|---|---|---|
| **Client** | : Roux Env. Eng. & Geology, DPC | **Lab Number** | : L2555281 |
| **Project Name** | : CORAM MATERIALS | **Project Number** | : 2232.0006Y005 |
| **Client Sample ID** | : NA | **Matrix** | : WATER |
| **Lab Sample ID** | : L2555605-02 | | |
| **Matrix Spike** | : WG2112021-6 | **MS Analysis Date** | : 09/08/25 16:51 |
| **Matrix Spike Dup** | : | **MSD Analysis Date** | : |

| | | Matrix Spike Sample | | | Matrix Spike Duplicate | | | | | |
|---|---|---|---|---|---|---|---|---|---|---|
| **Parameter** | **Sample Conc. (mg/l)** | **Spike Added (mg/l)** | **Spike Conc. (mg/l)** | **%R** | **Spike Added (mg/l)** | **Spike Conc. (mg/l)** | **%R** | **RPD** | **Recovery Limits** | **RPD Limit** |
| **Chloride** | **25.** | **20** | **45.** | **100** | | | | | **58-140** | **7** |

# Form 6
# Lab Duplicates

| | | | |
|---|---|---|---|
| **Client** | : Roux Env. Eng. & Geology, DPC | **Lab Number** | : L2555281 |
| **Project Name** | : CORAM MATERIALS | **Project Number** | : 2232.0006Y005 |
| **Client Sample ID** | : MW-1DR2 | **Matrix** | : WATER |
| **Lab Sample ID** | : L2555281-05 | **Analysis Date** | : 09/08/25 15:45 |
| **Dup Sample ID** | : WG2112021-3 | **DUP Analysis Date** | : 09/08/25 15:46 |

| Parameter | Sample Concentration (mg/l) | Duplicate Concentration (mg/l) | RPD | RPD Limit |
|---|---|---|---|---|
| Chloride | 8.4 | 8.5 | 1 | 7 |

# Form 6
# Lab Duplicates

| | | | |
|---|---|---|---|
| **Client** | : Roux Env. Eng. & Geology, DPC | **Lab Number** | : L2555281 |
| **Project Name** | : CORAM MATERIALS | **Project Number** | : 2232.0006Y005 |
| **Client Sample ID** | : NA | **Matrix** | : WATER |
| **Lab Sample ID** | : NA | **Analysis Date** | : 09/08/25 15:51 |
| **Dup Sample ID** | : WG2112021-5 | **DUP Analysis Date** | : 09/08/25 15:52 |

| Parameter | Sample Concentration (mg/l) | Duplicate Concentration (mg/l) | RPD | RPD Limit |
|---|---|---|---|---|
| Chloride | 25 | 26. | 4 | 7 |

# Form 7
# Laboratory Control Sample

| | | | |
|---|---|---|---|
| **Client** | : Roux Env. Eng. & Geology, DPC | **Lab Number** | : L2555281 |
| **Project Name** | : CORAM MATERIALS | **Project Number** | : 2232.0006Y005 |
| **Client Sample ID** | : NA | **Matrix** | : WATER |
| **Lab Sample ID** | : WG2112021-2 | **LCS Analysis Date** | : 09/08/25 15:36 |
| **Dup Sample ID** | : | **LCSD Analysis Date** | : |

| | Laboratory Control Sample | | | Laboratory Control Duplicate | | | | | |
|---|---|---|---|---|---|---|---|---|---|
| **Parameter** | **True (mg/l)** | **Found (mg/l)** | **%R** | **True (mg/l)** | **Found (mg/l)** | **%R** | **RPD** | **Recovery Limits** | **RPD Limit** |
| **Chloride** | **30.0** | **27.0** | **90.** | | | | | **90-110** | **7** |

**Date Created:** 11/11/21
**Created By:** Jason Hebert
**File:** PM11467-1
**Page:** 1

**WETCHEM (WATER)**

| Analyte | CAS # | RL | MDL | Units | LCS Criteria | LCS RPD | MS Criteria | MS RPD | Duplicate RPD | Method | Holding Time | Container/Sample Preservation |
|---|---|---|---|---|---|---|---|---|---|---|---|---|
| Chloride | 16887-00-6 | 1 | 0.2 | mg/l | 90-110 | | 58-140 | 7 | 7 | 4500CL-E | 28 days | 1 - Plastic 250ml unpreserved |

***Please Note that the RL information provided in this table is calculated using a 100% Solids factor. (Soil/Solids only)***
***Please Note that the information provided in this table is subject to change at anytime at the discretion of the laboratory.***

**Date Created:** 11/11/21
**Created By:** Jason Hebert
**File:** PM11468-1
**Page:** 1

**WETCHEM (SOIL)**

| Analyte | CAS # | RL | MDL | Units | LCS Criteria | LCS RPD | MS Criteria | MS RPD | Duplicate RPD | Method | Holding Time | Container/Sample Preservation |
|---|---|---|---|---|---|---|---|---|---|---|---|---|
| Chloride | 16887-00-6 | 10 | 3.73 | mg/kg | 89-109 | 35 | 62-129 | 35 | 35 | 9251 | 28 days | 1 - Glass 250ml/8oz unpreserved |
| Chloride | 16887-00-6 | 10 | 3.73 | mg/kg | 90-110 | 35 | 62-129 | 35 | 35 | 4500CL-E | 28 days | 1 - Glass 250ml/8oz unpreserved |

***Please Note that the RL information provided in this table is calculated using a 100% Solids factor. (Soil/Solids only)***
***Please Note that the information provided in this table is subject to change at anytime at the discretion of the laboratory.***

# Calculations of Chloride

Aqueous samples:

Compute sample Chloride concentration by comparing sample peak areas with standard curve, as determined by the Lachat instrument software.

Calculate results by using reading on Channel 2 (Chloride)

To compute the final results for aqueous samples, multiply the direct reading by the dilution factor. (also done using software)

Cl mg/L = mg/L direct reading x dilution factor

# Sequence Logs

Project No. _____

TITLE C1- 090825 JEO

Book No. _____

Confidenti

From Page No. ____

1 ~~W~~ ICV 5
2 30
3 80
4 ICB
5 100 ppm 10x
6 WG2112021-1 Blk
7 -2 LCS
8 WG2112022-1 Blk
9 -2 LCS
10 WG2112024-1 Blk
11 -2 LCS
12 55196-01
13 -02
14 -03
15 -04
16 55281-01
17 -02
18 -03
19 -04
20 -05
21 WG2112021-3 Dup
22 -4 MS
23 55281-06
24 -07
25 -08 EB
26 55605-01
27 -02
28 WG2112021-5 Dup
29 -6 MS
30 55605-03
31 -04
32 -05
33 -06
34 -07
35 -08
36 55647-01
37 WG2112022-3 Dup
38 WG2112022-4 MS
39 55647-02
40 -03
41 -04
42 -05
43 -06
44 -07
45 -08
46 -09
47 -10
48 -11
49 -12
50 -13
51 -14
52 -15
53 -16
54 -17
55 -18
56 -19
57 -20
58 55226-01
59 WG2112024-3 Dup
60 -4 MS
61 55226-03
62 55434-01
63 -04
64 55647-21
65 -22
66 -23
67 -24
68 55888-01
69 -02
70 -03
71 -04
72 -05
73 -06
74 -07
75 -08
76 55888-09
77 -10
78 55910-03
79 -05

To Page No. ____

Witnessed & Understood by me, | Date | Invented by: | Date

Recorded by:

# Fluoride Analysis

# Results

# Form 1
# WETCHEM

| | | | |
|---|---|---|---|
| **Client** | : Roux Env. Eng. & Geology, DPC | **Lab Number** | : L2555281 |
| **Project Name** | : CORAM MATERIALS | **Project Number** | : 2232.0006Y005 |
| **Lab ID** | : L2555281-01 | **Date Collected** | : 09/03/25 11:00 |
| **Client ID** | : MP-1 | **Date Received** | : 09/03/25 |
| **Sample Location** | : 416 MILLER PLACE-YAPHANK RD. | **Date Analyzed** | : 09/07/25 06:54 |
| **Sample Matrix** | : WATER | **Dilution Factor** | : 1 |
| **Analytical Method** | : 121,4500F-BC | **Analyst** | : DTH |
| **Lab File ID** | : WG2111574.csv | **Instrument ID** | : |
| **Sample Amount** | : | **%Solids** | : N/A |
| **Digestion Method** | : | **Date Digested** | : 09/07/25 |

| | | mg/l | | | |
|---|---|---|---|---|---|
| **CAS NO.** | **Parameter** | **Results** | **RL** | **MDL** | **Qualifier** |
| 16984-48-8 | Fluoride | 0.08 | 0.20 | 0.01 | J |

# Form 1
# WETCHEM

| | | | |
|---|---|---|---|
| **Client** | : Roux Env. Eng. & Geology, DPC | **Lab Number** | : L2555281 |
| **Project Name** | : CORAM MATERIALS | **Project Number** | : 2232.0006Y005 |
| **Lab ID** | : L2555281-02 | **Date Collected** | : 09/03/25 12:00 |
| **Client ID** | : DUP_090325 | **Date Received** | : 09/03/25 |
| **Sample Location** | : 416 MILLER PLACE-YAPHANK RD. | **Date Analyzed** | : 09/07/25 06:54 |
| **Sample Matrix** | : WATER | **Dilution Factor** | : 1 |
| **Analytical Method** | : 121,4500F-BC | **Analyst** | : DTH |
| **Lab File ID** | : WG2111574.csv | **Instrument ID** | : |
| **Sample Amount** | : | **%Solids** | : N/A |
| **Digestion Method** | : | **Date Digested** | : 09/07/25 |

| | | mg/l | | | |
|---|---|---|---|---|---|
| **CAS NO.** | **Parameter** | **Results** | **RL** | **MDL** | **Qualifier** |
| 16984-48-8 | Fluoride | 0.08 | 0.20 | 0.01 | J |

# Form 1
# WETCHEM

| | | | |
|---|---|---|---|
| **Client** | : Roux Env. Eng. & Geology, DPC | **Lab Number** | : L2555281 |
| **Project Name** | : CORAM MATERIALS | **Project Number** | : 2232.0006Y005 |
| **Lab ID** | : L2555281-03 | **Date Collected** | : 09/03/25 11:25 |
| **Client ID** | : MP-1D | **Date Received** | : 09/03/25 |
| **Sample Location** | : 416 MILLER PLACE-YAPHANK RD. | **Date Analyzed** | : 09/07/25 06:54 |
| **Sample Matrix** | : WATER | **Dilution Factor** | : 1 |
| **Analytical Method** | : 121,4500F-BC | **Analyst** | : DTH |
| **Lab File ID** | : WG2111574.csv | **Instrument ID** | : |
| **Sample Amount** | : | **%Solids** | : N/A |
| **Digestion Method** | : | **Date Digested** | : 09/07/25 |

| | | mg/l | | | |
|---|---|---|---|---|---|
| **CAS NO.** | **Parameter** | **Results** | **RL** | **MDL** | **Qualifier** |
| 16984-48-8 | Fluoride | 0.06 | 0.20 | 0.01 | J |

# Form 1
# WETCHEM

| | | | |
|---|---|---|---|
| **Client** | : Roux Env. Eng. & Geology, DPC | **Lab Number** | : L2555281 |
| **Project Name** | : CORAM MATERIALS | **Project Number** | : 2232.0006Y005 |
| **Lab ID** | : L2555281-04 | **Date Collected** | : 09/03/25 09:10 |
| **Client ID** | : MW-1SR | **Date Received** | : 09/03/25 |
| **Sample Location** | : 416 MILLER PLACE-YAPHANK RD. | **Date Analyzed** | : 09/07/25 06:54 |
| **Sample Matrix** | : WATER | **Dilution Factor** | : 1 |
| **Analytical Method** | : 121,4500F-BC | **Analyst** | : DTH |
| **Lab File ID** | : WG2111574.csv | **Instrument ID** | : |
| **Sample Amount** | : | **%Solids** | : N/A |
| **Digestion Method** | : | **Date Digested** | : 09/07/25 |

| | | mg/l | | | |
|---|---|---|---|---|---|
| **CAS NO.** | **Parameter** | **Results** | **RL** | **MDL** | **Qualifier** |
| 16984-48-8 | Fluoride | 0.10 | 0.20 | 0.01 | J |

# Form 1
# WETCHEM

| | | | |
|---|---|---|---|
| **Client** | : Roux Env. Eng. & Geology, DPC | **Lab Number** | : L2555281 |
| **Project Name** | : CORAM MATERIALS | **Project Number** | : 2232.0006Y005 |
| **Lab ID** | : L2555281-05 | **Date Collected** | : 09/03/25 09:20 |
| **Client ID** | : MW-1DR2 | **Date Received** | : 09/03/25 |
| **Sample Location** | : 416 MILLER PLACE-YAPHANK RD. | **Date Analyzed** | : 09/11/25 06:47 |
| **Sample Matrix** | : WATER | **Dilution Factor** | : 1 |
| **Analytical Method** | : 121,4500F-BC | **Analyst** | : DTH |
| **Lab File ID** | : WG2113374.csv | **Instrument ID** | : |
| **Sample Amount** | : | **%Solids** | : N/A |
| **Digestion Method** | : | **Date Digested** | : 09/11/25 |

| | | mg/l | | | |
|---|---|---|---|---|---|
| **CAS NO.** | **Parameter** | **Results** | **RL** | **MDL** | **Qualifier** |
| 16984-48-8 | Fluoride | 0.04 | 0.20 | 0.01 | J |

# Form 1
# WETCHEM

| | | | |
|---|---|---|---|
| **Client** | : Roux Env. Eng. & Geology, DPC | **Lab Number** | : L2555281 |
| **Project Name** | : CORAM MATERIALS | **Project Number** | : 2232.0006Y005 |
| **Lab ID** | : L2555281-06 | **Date Collected** | : 09/03/25 13:15 |
| **Client ID** | : PZ-6 | **Date Received** | : 09/03/25 |
| **Sample Location** | : 416 MILLER PLACE-YAPHANK RD. | **Date Analyzed** | : 09/07/25 06:54 |
| **Sample Matrix** | : WATER | **Dilution Factor** | : 1 |
| **Analytical Method** | : 121,4500F-BC | **Analyst** | : DTH |
| **Lab File ID** | : WG2111574.csv | **Instrument ID** | : |
| **Sample Amount** | : | **%Solids** | : N/A |
| **Digestion Method** | : | **Date Digested** | : 09/07/25 |

| | | mg/l | | | |
|---|---|---|---|---|---|
| **CAS NO.** | **Parameter** | **Results** | **RL** | **MDL** | **Qualifier** |
| 16984-48-8 | Fluoride | 0.14 | 0.20 | 0.01 | J |

# Form 1
# WETCHEM

| | | | |
|---|---|---|---|
| **Client** | : Roux Env. Eng. & Geology, DPC | **Lab Number** | : L2555281 |
| **Project Name** | : CORAM MATERIALS | **Project Number** | : 2232.0006Y005 |
| **Lab ID** | : L2555281-07 | **Date Collected** | : 09/03/25 13:20 |
| **Client ID** | : MW-6D | **Date Received** | : 09/03/25 |
| **Sample Location** | : 416 MILLER PLACE-YAPHANK RD. | **Date Analyzed** | : 09/09/25 05:56 |
| **Sample Matrix** | : WATER | **Dilution Factor** | : 1 |
| **Analytical Method** | : 121,4500F-BC | **Analyst** | : DTH |
| **Lab File ID** | : WG2112172.csv | **Instrument ID** | : |
| **Sample Amount** | : | **%Solids** | : N/A |
| **Digestion Method** | : | **Date Digested** | : 09/09/25 |

| | | mg/l | | | |
|---|---|---|---|---|---|
| **CAS NO.** | **Parameter** | **Results** | **RL** | **MDL** | **Qualifier** |
| 16984-48-8 | Fluoride | 0.06 | 0.20 | 0.01 | J |

# Form 1
# WETCHEM

| | | | |
|---|---|---|---|
| **Client** | : Roux Env. Eng. & Geology, DPC | **Lab Number** | : L2555281 |
| **Project Name** | : CORAM MATERIALS | **Project Number** | : 2232.0006Y005 |
| **Lab ID** | : L2555281-08 | **Date Collected** | : 09/03/25 14:00 |
| **Client ID** | : EQUIPMENT BLANK_090325 | **Date Received** | : 09/03/25 |
| **Sample Location** | : 416 MILLER PLACE-YAPHANK RD. | **Date Analyzed** | : 09/09/25 05:56 |
| **Sample Matrix** | : Equipment Blank | **Dilution Factor** | : 1 |
| **Analytical Method** | : 121,4500F-BC | **Analyst** | : DTH |
| **Lab File ID** | : WG2112172.csv | **Instrument ID** | : |
| **Sample Amount** | : | **%Solids** | : N/A |
| **Digestion Method** | : | **Date Digested** | : 09/09/25 |

| | | mg/l | | | |
|---|---|---|---|---|---|
| **CAS NO.** | **Parameter** | **Results** | **RL** | **MDL** | **Qualifier** |
| 16984-48-8 | Fluoride | ND | 0.20 | 0.01 | U |

# Form 1
# WETCHEM

| | | | |
|---|---|---|---|
| **Client** | : Roux Env. Eng. & Geology, DPC | **Lab Number** | : L2555281 |
| **Project Name** | : CORAM MATERIALS | **Project Number** | : 2232.0006Y005 |
| **Lab ID** | : WG2111574-1 | **Date Collected** | : NA |
| **Client ID** | : WG2111574-1BLANK | **Date Received** | : NA |
| **Sample Location** | : | **Date Analyzed** | : 09/07/25 06:54 |
| **Sample Matrix** | : WATER | **Dilution Factor** | : 1 |
| **Analytical Method** | : 121,4500F-BC | **Analyst** | : DTH |
| **Lab File ID** | : WG2111574.csv | **Instrument ID** | : |
| **Sample Amount** | : | **%Solids** | : N/A |
| **Digestion Method** | : | **Date Digested** | : 09/07/25 |

| | | mg/l | | | |
|---|---|---|---|---|---|
| **CAS NO.** | **Parameter** | **Results** | **RL** | **MDL** | **Qualifier** |
| 16984-48-8 | Fluoride | ND | 0.20 | 0.01 | U |

# Form 1
# WETCHEM

| | | | |
|---|---|---|---|
| **Client** | : Roux Env. Eng. & Geology, DPC | **Lab Number** | : L2555281 |
| **Project Name** | : CORAM MATERIALS | **Project Number** | : 2232.0006Y005 |
| **Lab ID** | : WG2111574-3 | **Date Collected** | : 09/02/25 13:00 |
| **Client ID** | : WG2111574-3 DUP | **Date Received** | : 09/03/25 |
| **Sample Location** | : | **Date Analyzed** | : 09/07/25 06:54 |
| **Sample Matrix** | : WATER | **Dilution Factor** | : 1 |
| **Analytical Method** | : 121,4500F-BC | **Analyst** | : DTH |
| **Lab File ID** | : WG2111574.csv | **Instrument ID** | : |
| **Sample Amount** | : | **%Solids** | : N/A |
| **Digestion Method** | : | **Date Digested** | : 09/07/25 |

| | | mg/l | | | |
|---|---|---|---|---|---|
| **CAS NO.** | **Parameter** | **Results** | **RL** | **MDL** | **Qualifier** |
| 16984-48-8 | Fluoride | 0.37 | 0.20 | 0.02 | |

# Form 1
# WETCHEM

| | | | |
|---|---|---|---|
| **Client** | : Roux Env. Eng. & Geology, DPC | **Lab Number** | : L2555281 |
| **Project Name** | : CORAM MATERIALS | **Project Number** | : 2232.0006Y005 |
| **Lab ID** | : WG2112172-1 | **Date Collected** | : NA |
| **Client ID** | : WG2112172-1BLANK | **Date Received** | : NA |
| **Sample Location** | : | **Date Analyzed** | : 09/09/25 05:56 |
| **Sample Matrix** | : WATER | **Dilution Factor** | : 1 |
| **Analytical Method** | : 121,4500F-BC | **Analyst** | : DTH |
| **Lab File ID** | : WG2112172.csv | **Instrument ID** | : |
| **Sample Amount** | : | **%Solids** | : N/A |
| **Digestion Method** | : | **Date Digested** | : 09/09/25 |

| | | mg/l | | | |
|---|---|---|---|---|---|
| **CAS NO.** | **Parameter** | **Results** | **RL** | **MDL** | **Qualifier** |
| 16984-48-8 | Fluoride | ND | 0.20 | 0.01 | U |

# Form 1
# WETCHEM

| | | | |
|---|---|---|---|
| **Client** | : Roux Env. Eng. & Geology, DPC | **Lab Number** | : L2555281 |
| **Project Name** | : CORAM MATERIALS | **Project Number** | : 2232.0006Y005 |
| **Lab ID** | : WG2112172-3 | **Date Collected** | : 09/04/25 08:45 |
| **Client ID** | : WG2112172-3 DUP | **Date Received** | : 09/04/25 |
| **Sample Location** | : | **Date Analyzed** | : 09/09/25 05:56 |
| **Sample Matrix** | : WATER | **Dilution Factor** | : 1 |
| **Analytical Method** | : 121,4500F-BC | **Analyst** | : DTH |
| **Lab File ID** | : WG2112172.csv | **Instrument ID** | : |
| **Sample Amount** | : | **%Solids** | : N/A |
| **Digestion Method** | : | **Date Digested** | : 09/09/25 |

| | | mg/l | | | |
|---|---|---|---|---|---|
| **CAS NO.** | **Parameter** | **Results** | **RL** | **MDL** | **Qualifier** |
| 16984-48-8 | Fluoride | 0.04 | 0.20 | 0.02 | J |

# Form 1
# WETCHEM

| | | | |
|---|---|---|---|
| Client | : Roux Env. Eng. & Geology, DPC | Lab Number | : L2555281 |
| Project Name | : CORAM MATERIALS | Project Number | : 2232.0006Y005 |
| Lab ID | : WG2113374-1 | Date Collected | : NA |
| Client ID | : WG2113374-1BLANK | Date Received | : NA |
| Sample Location | : | Date Analyzed | : 09/11/25 06:47 |
| Sample Matrix | : WATER | Dilution Factor | : 1 |
| Analytical Method | : 121,4500F-BC | Analyst | : DTH |
| Lab File ID | : WG2113374.csv | Instrument ID | : |
| Sample Amount | : | %Solids | : N/A |
| Digestion Method | : | Date Digested | : 09/11/25 |

| | | mg/l | | | |
|---|---|---|---|---|---|
| CAS NO. | Parameter | Results | RL | MDL | Qualifier |
| 16984-48-8 | Fluoride | ND | 0.20 | 0.01 | U |

# Form 1
# WETCHEM

| | | | |
|---|---|---|---|
| **Client** | : Roux Env. Eng. & Geology, DPC | **Lab Number** | : L2555281 |
| **Project Name** | : CORAM MATERIALS | **Project Number** | : 2232.0006Y005 |
| **Lab ID** | : WG2113374-3 | **Date Collected** | : 09/03/25 09:20 |
| **Client ID** | : MW-1DR2DUP | **Date Received** | : 09/03/25 |
| **Sample Location** | : | **Date Analyzed** | : 09/11/25 06:47 |
| **Sample Matrix** | : WATER | **Dilution Factor** | : 1 |
| **Analytical Method** | : 121,4500F-BC | **Analyst** | : DTH |
| **Lab File ID** | : WG2113374.csv | **Instrument ID** | : |
| **Sample Amount** | : | **%Solids** | : N/A |
| **Digestion Method** | : | **Date Digested** | : 09/11/25 |

| | | mg/l | | | |
|---|---|---|---|---|---|
| **CAS NO.** | **Parameter** | **Results** | **RL** | **MDL** | **Qualifier** |
| 16984-48-8 | Fluoride | 0.04 | 0.20 | 0.02 | J |

# Sample Raw Data

PACE ANALYTICAL LABS

# WET CHEMISTRY DEPARTMENT

## F L U O R I D E

Last Change 03/4/13
File Flouride.xlt

Sample Number: _____

Client: _____

Product: F-4500
Analysis Analyte: Fluoride,
Analysis: FLUORIDE
Analysis Date: 9/11/2025 6:47
Method: SM 4500F-BC
Technician: DTH
LCS Concentration (mg/l): 2
Work group: WG2113374
Spike Concentration (mg/l): 1
RL: 0.20 mg/L
Distillation Date: 9/11/2025 2:41

| Standard ID mg/L | Log Std-d | Reading mV | Result, Curve | Antilog Result | % Recovery | Calibration Curve | |
|---|---|---|---|---|---|---|---|
| | | | | | | Slope | y-intercept |
| 0.2 | -0.699 | 129 | -0.709 | 0.1956 | 98 | -60.223518 | 86.325 |
| 0.5 | -0.301 | 104.1 | -0.295 | 0.5068 | 101 | | |
| 1.0 | 0.000 | 85.8 | 0.009 | 1.0203 | 102 | Correlation | Coefficient |
| 10 | 1.000 | 26.4 | 0.995 | 9.887 | 99 | 0.99992809 | |

| | Sample number | Sample Volume (ml) | Distill Volume (ml) | Flask | Reagent | Dilution Factor | Meter Reading | RL Multiplier | FINAL RESULT (mg/l) | |
|---|---|---|---|---|---|---|---|---|---|---|
| | ICB | 50 | 50 | | YES | 1.00 | 0 | 1.00 | 0.00 | Recovery |
| | ICV | 50 | 50 | | YES | 1.00 | 1.02 | 1.00 | 1.02 | 102% |
| SAMP | L2555281-05 | 50 | 50 | | YES | 1.00 | 0.0361 | 1.00 | 0.04 | |
| | CCV | 50 | 50 | | YES | 1.00 | 1.01 | 1.00 | 1.01 | |
| | CCB | 50 | 50 | | YES | 1.00 | 0 | 1.00 | 0.00 | |
| | CCV | 50 | 50 | | YES | 1.00 | 1.02 | 1.00 | 1.02 | |
| | CCB | 50 | 50 | | YES | 1.00 | 0 | 1.00 | 0.00 | |
| | | | | | | 1.00 | | 1.00 | | |
| | | | | | | 1.00 | | 1.00 | | |
| | | | | | | 1.00 | | 1.00 | | |
| | | | | | | 1.00 | | 1.00 | | |
| | | | | | | 1.00 | | 1.00 | | |
| | | | | | | 1.00 | | 1.00 | | |
| | | | | | | 1.00 | | 1.00 | | |
| | | | | | | 1.00 | | 1.00 | | |
| | | | | | | 1.00 | | 1.00 | | |
| | | | | | | 1.00 | | 1.00 | | |
| | | | | | | 1.00 | | 1.00 | | |
| | | | | | | 1.00 | | 1.00 | | |
| | | | | | | 1.00 | | 1.00 | | |
| | | | | | | 1.00 | | 1.00 | | |
| | | | | | | 1.00 | | 1.00 | | |
| | | | | | | 1.00 | | 1.00 | | |
| BLANK | WG2113374-1 | 50 | 50 | | YES | 1.00 | 0.00575 | 1.00 | 0.01 | |
| DUP | WG2113374-3 | 50 | 50 | | YES | 1.00 | 0.0399 | 1.00 | 0.04 | L2555281-05 |

| | Sample number | sample volume | Distill volume (ml) | Flask | Reagent | Sample Result mg/l | Meter Reading | Spike conc. mg/l | Spike Result mg/l | Recovery % |
|---|---|---|---|---|---|---|---|---|---|---|
| MS | WG2113374-4 | 50 | 50 | | YES | .04 | 0.941 | 1 | 0.94 | 90 |
| LCS | WG2113374-2 | 50 | 50 | | YES | | 1.72 | 2 | 1.72 | 86 |

last sample

PACE ANALYTICAL LABS

# WET CHEMISTRY DEPARTMENT

## F L U O R I D E

Last Change 03/4/13
File Flouride.xlt

Sample Number: _____

Client: _____

Product: F-4500
Analysis Analyte: Fluoride,
Analysis: FLUORIDE
Analysis Date: 9/9/2025 5:56
Method: SM 4500F-BC
Technician: DTH
LCS Concentration (mg/l): 2
Work group: WG2112172
Spike Concentration (mg/l): 1
RL: 0.20 mg/L
Distillation Date: 9/9/2025 1:52

| Standard ID mg/L | Log Std-d | Reading mV | Result, Curve | Antilog Result | % Recovery | Calibration Curve | |
|---|---|---|---|---|---|---|---|
| | | | | | | Slope | y-intercept |
| 0.2 | -0.699 | 129.2 | -0.699 | 0.1998 | 100 | -59.6923636 | 87.45 |
| 0.5 | -0.301 | 105.5 | -0.302 | 0.4984 | 100 | | |
| 1.0 | 0.000 | 87.3 | 0.003 | 1.0058 | 101 | Correlation Coefficient | |
| 10 | 1.000 | 27.8 | 0.999 | 9.984 | 100 | 0.99999718 | |

| | Sample number | Sample Volume (ml) | Distill Volume (ml) | Flask | Reagent | Dilution Factor | Meter Reading | RL Multiplier | FINAL RESULT (mg/l) | |
|---|---|---|---|---|---|---|---|---|---|---|
| | ICB | 50 | 50 | | YES | 1.00 | 0 | 1.00 | 0.00 | Recovery |
| | ICV | 50 | 50 | | YES | 1.00 | 0.981 | 1.00 | 0.98 | 98% |
| SAMP | L2555281-07 | 50 | 50 | | YES | 1.00 | 0.0559 | 1.00 | 0.06 | |
| SAMP | L2555281-08 | 50 | 50 | | YES | 1.00 | 0.00651 | 1.00 | 0.01 | |
| SAMP | L2555524-01 | 50 | 50 | | YES | 1.00 | 0.0759 | 1.00 | 0.08 | |
| SAMP | L2555524-02 | 50 | 50 | | YES | 1.00 | 0.0683 | 1.00 | 0.07 | |
| SAMP | L2555524-03 | 50 | 50 | | YES | 1.00 | 0.061 | 1.00 | 0.06 | |
| SAMP | L2555524-04 | 50 | 50 | | YES | 1.00 | 0.198 | 1.00 | 0.20 | |
| SAMP | L2555524-05 | 50 | 50 | | YES | 1.00 | 0.072 | 1.00 | 0.07 | |
| SAMP | L2555605-01 | 50 | 50 | | YES | 1.00 | 0.0279 | 1.00 | 0.03 | |
| SAMP | L2555605-02 | 50 | 50 | | YES | 1.00 | 0.0326 | 1.00 | 0.03 | |
| SAMP | L2555605-03 | 50 | 50 | | YES | 1.00 | 0.0316 | 1.00 | 0.03 | |
| SAMP | L2555605-04 | 50 | 50 | | YES | 1.00 | 0.0349 | 1.00 | 0.03 | |
| SAMP | L2555605-05 | 50 | 50 | | YES | 1.00 | 0.0321 | 1.00 | 0.03 | |
| SAMP | L2555605-06 | 50 | 50 | | YES | 1.00 | 0.0216 | 1.00 | 0.02 | |
| SAMP | L2555605-07 | 50 | 50 | | YES | 1.00 | 0.0404 | 1.00 | 0.04 | |
| SAMP | L2555605-08 | 50 | 50 | | YES | 1.00 | 0.0349 | 1.00 | 0.03 | |
| | CCV | 50 | 50 | | YES | 1.00 | 1.01 | 1.00 | 1.01 | |
| | CCB | 50 | 50 | | YES | 1.00 | 0 | 1.00 | 0.00 | |
| | CCV | 50 | 50 | | YES | 1.00 | 1.01 | 1.00 | 1.01 | |
| | CCB | 50 | 50 | | YES | 1.00 | 0 | 1.00 | 0.00 | |
| LOQ2 | WG2112172-5 | 50 | 50 | | YES | 1.00 | 0.0894 | 1.00 | 0.09 | |
| BLANK | WG2112172-1 | 50 | 50 | | YES | 1.00 | 0 | 1.00 | 0.00 | |
| DUP | WG2112172-3 | 50 | 50 | | YES | 1.00 | 0.0411 | 1.00 | 0.04 | L2555605-02 |

| | Sample number | sample volume | Distill volume (ml) | Flask | Reagent | Sample Result mg/l | Meter Reading | Spike conc. mg/l | Spike Result mg/l | Recovery % |
|---|---|---|---|---|---|---|---|---|---|---|
| MS | WG2112172-4 | 50 | 50 | | YES | .03 | 0.898 | 1 | 0.90 | 87 |
| LCS | WG2112172-2 | 50 | 50 | | YES | | 1.77 | 2 | 1.77 | 89 |

last sample

PACE ANALYTICAL LABS

# WET CHEMISTRY DEPARTMENT

## F L U O R I D E

Last Change 03/4/13
File Flouride.xlt

Sample Number: _____

Client: _____

Analysis: FLUORIDE
Method: SM 4500F-BC
LCS Concentration (mg/l): 2
Spike Concentration (mg/l): 1

Product: F-4500
Analysis Analyte: Fluoride,
Analysis Date: 9/7/2025 6:54
Technician: DTH
Work group: WG2111574
RL: 0.20 mg/L
Distillation Date: 9/7/2025 2:05

| Standard ID mg/L | Log Std-d | Reading mV | Result, Curve | Antilog Result | % Recovery | Calibration Curve | |
|---|---|---|---|---|---|---|---|
| | | | | | | Slope | y-intercept |
| 0.2 | -0.699 | 131.7 | -0.711 | 0.1945 | 97 | -60.4638925 | 88.7 |
| 0.5 | -0.301 | 106.4 | -0.293 | 0.5096 | 102 | | |
| 1.0 | 0.000 | 88.1 | 0.010 | 1.0231 | 102 | Correlation Coefficient | |
| 10 | 1.000 | 28.6 | 0.994 | 9.862 | 99 | 0.99988887 | |

| | Sample number | Sample Volume (ml) | Distill Volume (ml) | Flask | Reagent | Dilution Factor | Meter Reading | RL Multiplier | FINAL RESULT (mg/l) | |
|---|---|---|---|---|---|---|---|---|---|---|
| | ICB | 50 | 50 | | YES | 1.00 | 0.00559 | 1.00 | 0.01 | Recovery |
| | ICV | 50 | 50 | | YES | 1.00 | 1.01 | 1.00 | 1.01 | 101% |
| SAMP | L2555161-01 | 50 | 50 | | YES | 1.00 | 0.0228 | 1.00 | 0.02 | |
| SAMP | L2555161-02 | 50 | 50 | | YES | 1.00 | 0.381 | 1.00 | 0.38 | |
| SAMP | L2555161-03 | 50 | 50 | | YES | 1.00 | 0.0534 | 1.00 | 0.05 | |
| SAMP | L2555161-04 | 50 | 50 | | YES | 1.00 | 0.361 | 1.00 | 0.36 | |
| SAMP | L2555281-01 | 50 | 50 | | YES | 1.00 | 0.0809 | 1.00 | 0.08 | |
| SAMP | L2555281-02 | 50 | 50 | | YES | 1.00 | 0.0807 | 1.00 | 0.08 | |
| SAMP | L2555281-03 | 50 | 50 | | YES | 1.00 | 0.0603 | 1.00 | 0.06 | |
| SAMP | L2555281-04 | 50 | 50 | | YES | 1.00 | 0.098 | 1.00 | 0.10 | |
| SAMP | L2552693-59 | 50 | 50 | | YES | 1.00 | 0.0301 | 1.00 | 0.03 | |
| SAMP | L2555281-06 | 50 | 50 | | YES | 1.00 | 0.137 | 1.00 | 0.14 | |
| | CCV | 50 | 50 | | YES | 1.00 | 1 | 1.00 | 1.00 | |
| | CCB | 50 | 50 | | YES | 1.00 | 0.00603 | 1.00 | 0.01 | |
| | CCV | 50 | 50 | | YES | 1.00 | 1.01 | 1.00 | 1.01 | |
| | CCB | 50 | 50 | | YES | 1.00 | 0.00593 | 1.00 | 0.01 | |
| | | | | | | 1.00 | | 1.00 | | |
| | | | | | | 1.00 | | 1.00 | | |
| | | | | | | 1.00 | | 1.00 | | |
| | | | | | | 1.00 | | 1.00 | | |
| | | | | | | 1.00 | | 1.00 | | |
| | | | | | | 1.00 | | 1.00 | | |
| BLANK | WG2111574-1 | 50 | 50 | | YES | 1.00 | 0.00591 | 1.00 | 0.01 | |
| DUP | WG2111574-3 | 50 | 50 | | YES | 1.00 | 0.374 | 1.00 | 0.37 | L2555161-04 |

| | Sample number | sample volume | Distill volume (ml) | Flask | Reagent | Sample Result mg/l | Meter Reading | Spike conc. mg/l | Spike Result mg/l | Recovery % |
|---|---|---|---|---|---|---|---|---|---|---|
| MS | WG2111574-4 | 50 | 50 | | YES | .03 | 0.941 | 1 | 0.94 | 91 |
| LCS | WG2111574-2 | 50 | 50 | | YES | | 1.79 | 2 | 1.79 | 90 |

last sample

# Quality Control

# Form 5a
# Matrix Spike

| | | | |
|---|---|---|---|
| **Client** | : Roux Env. Eng. & Geology, DPC | **Lab Number** | : L2555281 |
| **Project Name** | : CORAM MATERIALS | **Project Number** | : 2232.0006Y005 |
| **Client Sample ID** | : NA | **Matrix** | : WATER |
| **Lab Sample ID** | : L2552693-59 | | |
| **Matrix Spike** | : WG2111574-4 | **MS Analysis Date** | : 09/07/25 06:54 |
| **Matrix Spike Dup** | : | **MSD Analysis Date** | : |

| | | Matrix Spike Sample | | | Matrix Spike Duplicate | | | | | |
|---|---|---|---|---|---|---|---|---|---|---|
| Parameter | Sample Conc. (mg/l) | Spike Added (mg/l) | Spike Conc. (mg/l) | %R | Spike Added (mg/l) | Spike Conc. (mg/l) | %R | RPD | Recovery Limits | RPD Limit |
| Fluoride | 0.03J | 1 | 0.94 | 94 | | | | | 69-124 | 13 |

# Form 5a
# Matrix Spike

| | | | |
|---|---|---|---|
| **Client** | : Roux Env. Eng. & Geology, DPC | **Lab Number** | : L2555281 |
| **Project Name** | : CORAM MATERIALS | **Project Number** | : 2232.0006Y005 |
| **Client Sample ID** | : NA | **Matrix** | : WATER |
| **Lab Sample ID** | : L2555605-02 | | |
| **Matrix Spike** | : WG2112172-4 | **MS Analysis Date** | : 09/09/25 05:56 |
| **Matrix Spike Dup** | : | **MSD Analysis Date** | : |

| | | Matrix Spike Sample | | | Matrix Spike Duplicate | | | | | |
|---|---|---|---|---|---|---|---|---|---|---|
| Parameter | Sample Conc. (mg/l) | Spike Added (mg/l) | Spike Conc. (mg/l) | %R | Spike Added (mg/l) | Spike Conc. (mg/l) | %R | RPD | Recovery Limits | RPD Limit |
| Fluoride | 0.03J | 1 | 0.90 | 90 | | | | | 69-124 | 13 |

# Form 5a
# Matrix Spike

| | | | |
|---|---|---|---|
| **Client** | : Roux Env. Eng. & Geology, DPC | **Lab Number** | : L2555281 |
| **Project Name** | : CORAM MATERIALS | **Project Number** | : 2232.0006Y005 |
| **Client Sample ID** | : MW-1DR2 | **Matrix** | : WATER |
| **Lab Sample ID** | : L2555281-05 | | |
| **Matrix Spike** | : WG2113374-4 | **MS Analysis Date** | : 09/11/25 06:47 |
| **Matrix Spike Dup** | : | **MSD Analysis Date** | : |

| | | Matrix Spike Sample | | | Matrix Spike Duplicate | | | | | |
|---|---|---|---|---|---|---|---|---|---|---|
| Parameter | Sample Conc. (mg/l) | Spike Added (mg/l) | Spike Conc. (mg/l) | %R | Spike Added (mg/l) | Spike Conc. (mg/l) | %R | RPD | Recovery Limits | RPD Limit |
| Fluoride | 0.04J | 1 | 0.94 | 94 | | | | | 69-124 | 13 |

# Form 6
# Lab Duplicates

| | | | |
|---|---|---|---|
| **Client** | : Roux Env. Eng. & Geology, DPC | **Lab Number** | : L2555281 |
| **Project Name** | : CORAM MATERIALS | **Project Number** | : 2232.0006Y005 |
| **Client Sample ID** | : NA | **Matrix** | : WATER |
| **Lab Sample ID** | : NA | **Analysis Date** | : 09/07/25 06:54 |
| **Dup Sample ID** | : WG2111574-3 | **DUP Analysis Date** | : 09/07/25 06:54 |

| Parameter | Sample Concentration (mg/l) | Duplicate Concentration (mg/l) | RPD | RPD Limit |
|---|---|---|---|---|
| Fluoride | 0.36 | 0.37 | 3 | 13 |

# Form 6
# Lab Duplicates

| | | | |
|---|---|---|---|
| **Client** | : Roux Env. Eng. & Geology, DPC | **Lab Number** | : L2555281 |
| **Project Name** | : CORAM MATERIALS | **Project Number** | : 2232.0006Y005 |
| **Client Sample ID** | : NA | **Matrix** | : WATER |
| **Lab Sample ID** | : NA | **Analysis Date** | : 09/09/25 05:56 |
| **Dup Sample ID** | : WG2112172-3 | **DUP Analysis Date** | : 09/09/25 05:56 |

| Parameter | Sample Concentration (mg/l) | Duplicate Concentration (mg/l) | RPD | RPD Limit |
|---|---|---|---|---|
| Fluoride | 0.03J | 0.04J | NC | 13 |

# Form 6
# Lab Duplicates

| | | | |
|---|---|---|---|
| **Client** | : Roux Env. Eng. & Geology, DPC | **Lab Number** | : L2555281 |
| **Project Name** | : CORAM MATERIALS | **Project Number** | : 2232.0006Y005 |
| **Client Sample ID** | : MW-1DR2 | **Matrix** | : WATER |
| **Lab Sample ID** | : L2555281-05 | **Analysis Date** | : 09/11/25 06:47 |
| **Dup Sample ID** | : WG2113374-3 | **DUP Analysis Date** | : 09/11/25 06:47 |

| Parameter | Sample Concentration (mg/l) | Duplicate Concentration (mg/l) | RPD | RPD Limit |
|---|---|---|---|---|
| Fluoride | 0.04J | 0.04J | NC | 13 |

# Form 7
# Laboratory Control Sample

| | | | |
|---|---|---|---|
| **Client** | : Roux Env. Eng. & Geology, DPC | **Lab Number** | : L2555281 |
| **Project Name** | : CORAM MATERIALS | **Project Number** | : 2232.0006Y005 |
| **Client Sample ID** | : NA | **Matrix** | : WATER |
| **Lab Sample ID** | : WG2111574-2 | **LCS Analysis Date** | : 09/07/25 06:54 |
| **Dup Sample ID** | : | **LCSD Analysis Date** | : |

| | Laboratory Control Sample | | | Laboratory Control Duplicate | | | | | |
|---|---|---|---|---|---|---|---|---|---|
| **Parameter** | **True (mg/l)** | **Found (mg/l)** | **%R** | **True (mg/l)** | **Found (mg/l)** | **%R** | **RPD** | **Recovery Limits** | **RPD Limit** |
| **Fluoride** | **2.00** | **1.80** | **90.** | | | | | **78-120** | **13** |

# Form 7
# Laboratory Control Sample

| | | | |
|---|---|---|---|
| **Client** | : Roux Env. Eng. & Geology, DPC | **Lab Number** | : L2555281 |
| **Project Name** | : CORAM MATERIALS | **Project Number** | : 2232.0006Y005 |
| **Client Sample ID** | : NA | **Matrix** | : WATER |
| **Lab Sample ID** | : WG2112172-2 | **LCS Analysis Date** | : 09/09/25 05:56 |
| **Dup Sample ID** | : | **LCSD Analysis Date** | : |

| | Laboratory Control Sample | | | Laboratory Control Duplicate | | | | | |
|---|---|---|---|---|---|---|---|---|---|
| | True | Found | %R | True | Found | %R | RPD | Recovery | RPD |
| Parameter | (mg/l) | (mg/l) | | (mg/l) | (mg/l) | | | Limits | Limit |
| Fluoride | 2.00 | 1.80 | 88. | | | | | 78-120 | 13 |

# Form 7
# Laboratory Control Sample

| | | | |
|---|---|---|---|
| **Client** | : Roux Env. Eng. & Geology, DPC | **Lab Number** | : L2555281 |
| **Project Name** | : CORAM MATERIALS | **Project Number** | : 2232.0006Y005 |
| **Client Sample ID** | : NA | **Matrix** | : WATER |
| **Lab Sample ID** | : WG2113374-2 | **LCS Analysis Date** | : 09/11/25 06:47 |
| **Dup Sample ID** | : | **LCSD Analysis Date** | : |

| | Laboratory Control Sample | | | Laboratory Control Duplicate | | | | | |
|---|---|---|---|---|---|---|---|---|---|
| **Parameter** | **True (mg/l)** | **Found (mg/l)** | **%R** | **True (mg/l)** | **Found (mg/l)** | **%R** | **RPD** | **Recovery Limits** | **RPD Limit** |
| **Fluoride** | **2.00** | **1.70** | **86.** | | | | | **78-120** | **13** |

**Date Created:** 11/11/21
**Created By:** Jason Hebert
**File:** PM11467-1
**Page:** 1

**WETCHEM (WATER)**

| Analyte | CAS # | RL | MDL | Units | LCS Criteria | LCS RPD | MS Criteria | MS RPD | Duplicate RPD | Method | Holding Time | Container/Sample Preservation |
|---|---|---|---|---|---|---|---|---|---|---|---|---|
| Fluoride | 16984-48-8 | 0.2 | 0.017 | mg/l | 78-120 | | 69-124 | 13 | 13 | 4500F-BC | 28 days | 1 - Plastic 500ml unpreserved |

***Please Note that the RL information provided in this table is calculated using a 100% Solids factor. (Soil/Solids only)***
***Please Note that the information provided in this table is subject to change at anytime at the discretion of the laboratory.***

**Date Created:** 11/11/21
**Created By:** Jason Hebert
**File:** PM11468-1
**Page:** 1

**WETCHEM (SOIL)**

| Analyte | CAS # | RL | MDL | Units | LCS Criteria | LCS RPD | MS Criteria | MS RPD | Duplicate RPD | Method | Holding Time | Container/Sample Preservation |
|---|---|---|---|---|---|---|---|---|---|---|---|---|
| Fluoride | 16984-48-8 | 10 | 1.04 | mg/kg | 80-120 | | 70-130 | 20 | 20 | 4500F-BC | 28 days | 1 - Glass 250ml/8oz unpreserved |

***Please Note that the RL information provided in this table is calculated using a 100% Solids factor. (Soil/Solids only)***
***Please Note that the information provided in this table is subject to change at anytime at the discretion of the laboratory.***

# Calculations of Fluoride

When the volume of the distillate is the same as the volume of the sample used, the direct determination of Fluoride concentration is the instrument's result.

However, when analyzing soil samples or high level samples requiring a dilution, the following equations apply:

**For liquids:**

Fluoride, mg/L = (mg F-/L) X (Volume of Distillate, mL)/ Volume of Sample, mL

**For solids:**

Fluoride, mg/Kg = (mg F-/L) X (Volume of Distillate, mL)/Weight of Sample, gm

To calculate final result for soil samples based on dry weight, multiply final result on 100 and divide on %TS (in %)

# Sample Preparation

TITLE PROJECT

WG2113268 WG2113269

WG2113374

Continued from Page

Analyst: DTH
Date & Time: 9/4/25 6:47
ICV:F 06152025-100ppm
LCS:F 06152025-100ppm
Spike:F 06152025-100ppm
Curve:WC- 3575
TISAB III: R- 4367

| STD | MV |
|---|---|
| 0.2 | 129.3 |
| 0.5 | 104.1 |
| 1.0 | 85.8 |
| 10.0 | 26.4 |

| Sample | Volume | Final Volume | Meter |
|---|---|---|---|
| ICV | 50mL | 50mL | 1.02 |
| ICB | | | 0.0 |
| Blank | | | 0.00575 |
| LCS | | | 1.72 |
| 55260-05 | | | 0.642 |
| -dup 05 | | | 0.629 |
| -ms 05 | | | 1.47 |
| -06 | | | 0.641 |
| 55281-05 | | | 0.0361 |
| -dup05 | | | 0.0399 |
| -ms05 | | | 0.941 |
| 56667-01 | | | 0.271 |
| CCV | | | 1.01 |
| CCB | | | 0.00 |
| 54088-01 | | | 1.25 |
| -02 | | | 1.35 |
| -03 | | | 0.0323 |
| 54416-01 | | | 1.24 |
| -02 | | | 0.144 |
| -03 | | | 1.11 |
| -04 | | | 1.05 |
| -05 | | | 0.810 |
| CCV | | | 1.02 |
| CCB | | | 0.0 |

Continued from Page

SIGNATURE DATE

DISCLOSED TO AND UNDERSTOOD BY DATE

PROPRIETARY INFORMATION

| Tube | Sample | Volume | Final Volume | Block | Comments |
|---|---|---|---|---|---|
| 1 | Blank | 50mL | 50mL | Phenol #2 | DTH 9/11/25 02:41 |
| 2 | Lcs | | | | 1.0mL Folin2025-100ppm |
| 3 | 55260-05 | | | | |
| 4 | -Dup05 | | | | |
| 5 | -ms05 | | | | 0.5mL Folin2025-100ppm |
| 6 | -06 | | | | |
| 7 | 55281-05 | | | | |
| 8 | -Dup05 | | | | |
| 9 | -ms05 | | | | 0.5mL Folin2025-100ppm |
| 10 | 56667-01 | | | | |
| 11 | 54088-01 | | | Fixed #1 | |
| 12 | -02 | | | | |
| 13 | -03 | | | | |
| 14 | 54416-01 | | | | |
| 15 | -02 | | | | |
| 16 | -03 | | | | |
| 17 | -04 | | | | |
| 18 | -05 | | | | |



| Witnessed & Understood by me, | Date | Invented by: | Date |
|---|---|---|---|
| | | Recorded by: | |

TITLE PROJECT

Continued from Page

WG2111574

| STD | MV |
|---|---|
| 0.2 | 131.7 |
| 0.5 | 106.4 |
| 1.0 | 88.1 |
| 10.0 | 28.6 |

Analyst: DTH 6:54
Date & Time: 9/7/25
ICV:F 06152025-7.5ppm
LCS:F 06152025-100ppm
Spike:F 06152025-10ppm
Curve:WC- 5575
TISAB III: R- 4367

| Sample | Volume | Final Volume | Meter |
|---|---|---|---|
| ICV | 50mL | 50mL | 1.01 |
| ICB | | | 0.00559 |
| Blank | | | 0.00591 |
| LCS | | | 1.79 |
| 55161-01 | | | 0.0228 |
| -02 | | | 0.381 |
| -03 | | | 0.0534 |
| -04 | | | 0.361 |
| -04dup | | | 0.374 |
| 55881-01 | | | 0.0809 |
| -02 | | | 0.0807 |
| -03 | | | 0.0603 |
| CCV | | | 1.00 |
| CCB | | | 0.00603 |
| -04 | | | 0.0980 |
| -05 | | | 0.0301 |
| -MS05 | | | 0.941 |
| -06 | | | 0.137 |
| CCV | | | 1.01 |
| CCB | | | 0.00593 |

Continued from Page

SIGNATURE DATE

DISCLOSED TO AND UNDERSTOOD BY DATE

PROPRIETARY INFORMATION

| Tube | Sample | Volume | Final Volume | Block | Comments |
|---|---|---|---|---|---|
| 1 | Blank | 50mL | 50mL | Phenol #2 | DTH 9/07/2025 02:05 |
| 2 | LCS | | | | 1.0mL F06152025-100ppm |
| 3 | 55161-01 | | | | -min volume for QC |
| 4 | -02 | | | | is 200mL. 60mL |
| 5 | -03 | | | | is an insufficient volume |
| 6 | -04 | | | | to Run method F-4500. |
| 7 | -04Dup | | | | |
| 8 | 55281-01 | | | | |
| 9 | 02 | | | | |
| 16 | 03 | | | | |
| 17 | 04 | | | Floor #1 | |
| 18 | 05 | | | | |
| 19 | -MS05 | | | | 0.5mL F06152025-100ppm |
| 20 | -06 | | | | |
| 10 | Reprep | | | | |
| 11 | | | | | |
| 12 | | | | | |
| 13 | | | | | |
| 14 | | | | | |
| 15 | | | | | |

To Page No. ____

TITLE

PROJECT

Continued from Page

WG2112172

Analyst: DH
Date & Time: 09/07/25 05:56
ICV:F 060520225 -100ppm
LCS:F 060520225 -100ppm
Spike:F 060520225 -100 ppm
Curve:WC- 3575
TISAB III: R- 4367

| STD | MV |
|---|---|
| 0.0 | 129.2 |
| 0.5 | 105.5 |
| 1.0 | 87.3 |
| 10.0 | 27.8 |

| Sample | Volume | Final Volume | Meter |
|---|---|---|---|
| | 50mL | 50mL | |
| ICV | | | 0.981 |
| ICB | | | 0.0 |
| Blank | | | 0.0 |
| LCS | | | 1.77 |
| LOQ2 | | | 0.0894 |
| 55281-01 | | | 0.0559 |
| -06 | | | 0.00651 |
| 55524-01 | | | 0.0759 |
| -02 | | | 0.0683 |
| -03 | | | 0.0610 |
| -04 | | | 0.198 |
| -05 | | | 0.0720 |
| CCV | | | 1.01 |
| CCB | | | 0.0 |
| 55605-01 | | | 0.0279 |
| -02 | | | 0.0326 |
| -DUP02 | | | 0.0411 |
| -MS02 | | | 0.996 |
| -03 | | | 0.0316 |
| -04 | | | 0.0349 |
| -05 | | | 0.0321 |
| -06 | | | 0.0216 |
| -07 | | | 0.0404 |
| -08 | | | 0.0349 |
| CCV | | | 1.01 |
| CCB | | | 0.0 |

Continued from Page

SIGNATURE DATE

DISCLOSED TO AND UNDERSTOOD BY DATE

PROPRIETARY INFORMATION

| Tube | Sample | Volume | Final Volume | Blank | Comments |
|---|---|---|---|---|---|
| | Reprep | 50mL | 5mL | Phenol #2 | DJH 9/08/2005 21:48 |
| 2 | | | | | |
| 3 | | | | | |
| 4 | | | | | |
| 5 | | | | | |
| 6 | | | | | |
| 7 | | | | | |
| 8 | | | | | |
| 9 | | | | | |
| 10 | | | | | |
| 11 | | | | | |
| 12 | | | | | |
| 13 | | | | | |
| 14 | | | | | |
| 15 | | | | | |
| 16 | | | | | |
| 17 | | | | Fluor #1 | |
| 18 | | | | | |
| 19 | | | | | |
| 20 | | | | | |
| 1 | Blank | 50mL | 5mL | Phenol #2 | DJH 9/09/05 01:52 |
| 2 | LCS | | | | 1.0mL Fo6152005-100ppb |
| 3 | LOQ2 | | | | 0.05mL Fo6152005-100ppb |
| 4 | 55281-01 | | | | |
| 5 | -08 | | | | |
| 6 | 55524-01 | | | | |
| 7 | -02 | | | | |
| 8 | -03 | | | | |
| 9 | -04 | | | | |
| 10 | -05 | | | | |
| 11 | 55605-01 | | | Fluor #1 | |
| 12 | -02 | | | | |
| 13 | -Dup02 | | | | |
| 14 | -ms02 | | | | 0.5mL Fo6152005-100ppb |
| 15 | -03 | | | | |
| 16 | -04 | | | | |
| 17 | -05 | | | | |
| 18 | -06 | | | | |
| 19 | -07 | | | | |
| 20 | -08 | | | | |



Witnessed & Understood by me, | Date | Invented by: | Date

Recorded by:

# Phosphates Analysis

# Results

# Form 1
# WETCHEM

| | | | |
|---|---|---|---|
| **Client** | : Roux Env. Eng. & Geology, DPC | **Lab Number** | : L2555281 |
| **Project Name** | : CORAM MATERIALS | **Project Number** | : 2232.0006Y005 |
| **Lab ID** | : L2555281-01 | **Date Collected** | : 09/03/25 11:00 |
| **Client ID** | : MP-1 | **Date Received** | : 09/03/25 |
| **Sample Location** | : 416 MILLER PLACE-YAPHANK RD. | **Date Analyzed** | : 09/15/25 06:59 |
| **Sample Matrix** | : WATER | **Dilution Factor** | : 1 |
| **Analytical Method** | : 121,4500P-E(M) | **Analyst** | : EYA |
| **Lab File ID** | : PHOS09125-WG2114645.csv | **Instrument ID** | : SEAL2 |
| **Sample Amount** | : | **%Solids** | : N/A |
| **Digestion Method** | : | **Date Digested** | : 09/14/25 |

| | | mg/l | | | |
|---|---|---|---|---|---|
| **CAS NO.** | **Parameter** | **Results** | **RL** | **MDL** | **Qualifier** |
| 7723-14-0 | Phosphate, Total | 0.083 | 0.031 | 0.012 | |

# Form 1
# WETCHEM

| | | | |
|---|---|---|---|
| **Client** | : Roux Env. Eng. & Geology, DPC | **Lab Number** | : L2555281 |
| **Project Name** | : CORAM MATERIALS | **Project Number** | : 2232.0006Y005 |
| **Lab ID** | : L2555281-02 | **Date Collected** | : 09/03/25 12:00 |
| **Client ID** | : DUP_090325 | **Date Received** | : 09/03/25 |
| **Sample Location** | : 416 MILLER PLACE-YAPHANK RD. | **Date Analyzed** | : 09/15/25 07:00 |
| **Sample Matrix** | : WATER | **Dilution Factor** | : 1 |
| **Analytical Method** | : 121,4500P-E(M) | **Analyst** | : EYA |
| **Lab File ID** | : PHOS09125-WG2114645.csv | **Instrument ID** | : SEAL2 |
| **Sample Amount** | : | **%Solids** | : N/A |
| **Digestion Method** | : | **Date Digested** | : 09/14/25 |

| | | mg/l | | | |
|---|---|---|---|---|---|
| **CAS NO.** | **Parameter** | **Results** | **RL** | **MDL** | **Qualifier** |
| 7723-14-0 | Phosphate, Total | 0.083 | 0.031 | 0.012 | |

# Form 1
# WETCHEM

| | | | |
|---|---|---|---|
| **Client** | : Roux Env. Eng. & Geology, DPC | **Lab Number** | : L2555281 |
| **Project Name** | : CORAM MATERIALS | **Project Number** | : 2232.0006Y005 |
| **Lab ID** | : L2555281-03 | **Date Collected** | : 09/03/25 11:25 |
| **Client ID** | : MP-1D | **Date Received** | : 09/03/25 |
| **Sample Location** | : 416 MILLER PLACE-YAPHANK RD. | **Date Analyzed** | : 09/15/25 07:01 |
| **Sample Matrix** | : WATER | **Dilution Factor** | : 1 |
| **Analytical Method** | : 121,4500P-E(M) | **Analyst** | : EYA |
| **Lab File ID** | : PHOS09125-WG2114645.csv | **Instrument ID** | : SEAL2 |
| **Sample Amount** | : | **%Solids** | : N/A |
| **Digestion Method** | : | **Date Digested** | : 09/14/25 |

| | | mg/l | | | |
|---|---|---|---|---|---|
| **CAS NO.** | **Parameter** | **Results** | **RL** | **MDL** | **Qualifier** |
| 7723-14-0 | Phosphate, Total | 0.065 | 0.031 | 0.012 | |

# Form 1
# WETCHEM

| | | | |
|---|---|---|---|
| **Client** | : Roux Env. Eng. & Geology, DPC | **Lab Number** | : L2555281 |
| **Project Name** | : CORAM MATERIALS | **Project Number** | : 2232.0006Y005 |
| **Lab ID** | : L2555281-04 | **Date Collected** | : 09/03/25 09:10 |
| **Client ID** | : MW-1SR | **Date Received** | : 09/03/25 |
| **Sample Location** | : 416 MILLER PLACE-YAPHANK RD. | **Date Analyzed** | : 09/15/25 07:02 |
| **Sample Matrix** | : WATER | **Dilution Factor** | : 1 |
| **Analytical Method** | : 121,4500P-E(M) | **Analyst** | : EYA |
| **Lab File ID** | : PHOS09125-WG2114645.csv | **Instrument ID** | : SEAL2 |
| **Sample Amount** | : | **%Solids** | : N/A |
| **Digestion Method** | : | **Date Digested** | : 09/14/25 |

| | | mg/l | | | |
|---|---|---|---|---|---|
| **CAS NO.** | **Parameter** | **Results** | **RL** | **MDL** | **Qualifier** |
| 7723-14-0 | Phosphate, Total | ND | 0.031 | 0.012 | U |

# Form 1
# WETCHEM

| | | | |
|---|---|---|---|
| **Client** | : Roux Env. Eng. & Geology, DPC | **Lab Number** | : L2555281 |
| **Project Name** | : CORAM MATERIALS | **Project Number** | : 2232.0006Y005 |
| **Lab ID** | : L2555281-05 | **Date Collected** | : 09/03/25 09:20 |
| **Client ID** | : MW-1DR2 | **Date Received** | : 09/03/25 |
| **Sample Location** | : 416 MILLER PLACE-YAPHANK RD. | **Date Analyzed** | : 09/15/25 07:05 |
| **Sample Matrix** | : WATER | **Dilution Factor** | : 1 |
| **Analytical Method** | : 121,4500P-E(M) | **Analyst** | : EYA |
| **Lab File ID** | : PHOS09125-WG2114645.csv | **Instrument ID** | : SEAL2 |
| **Sample Amount** | : | **%Solids** | : N/A |
| **Digestion Method** | : | **Date Digested** | : 09/14/25 |

| | | mg/l | | | |
|---|---|---|---|---|---|
| **CAS NO.** | **Parameter** | **Results** | **RL** | **MDL** | **Qualifier** |
| 7723-14-0 | Phosphate, Total | ND | 0.031 | 0.012 | U |

# Form 1
# WETCHEM

| | | | |
|---|---|---|---|
| **Client** | : Roux Env. Eng. & Geology, DPC | **Lab Number** | : L2555281 |
| **Project Name** | : CORAM MATERIALS | **Project Number** | : 2232.0006Y005 |
| **Lab ID** | : L2555281-06 | **Date Collected** | : 09/03/25 13:15 |
| **Client ID** | : PZ-6 | **Date Received** | : 09/03/25 |
| **Sample Location** | : 416 MILLER PLACE-YAPHANK RD. | **Date Analyzed** | : 09/15/25 07:08 |
| **Sample Matrix** | : WATER | **Dilution Factor** | : 1 |
| **Analytical Method** | : 121,4500P-E(M) | **Analyst** | : EYA |
| **Lab File ID** | : PHOS09125-WG2114645.csv | **Instrument ID** | : SEAL2 |
| **Sample Amount** | : | **%Solids** | : N/A |
| **Digestion Method** | : | **Date Digested** | : 09/14/25 |

| | | mg/l | | | |
|---|---|---|---|---|---|
| **CAS NO.** | **Parameter** | **Results** | **RL** | **MDL** | **Qualifier** |
| 7723-14-0 | Phosphate, Total | 0.169 | 0.031 | 0.012 | |

# Form 1
# WETCHEM

| | | | |
|---|---|---|---|
| **Client** | : Roux Env. Eng. & Geology, DPC | **Lab Number** | : L2555281 |
| **Project Name** | : CORAM MATERIALS | **Project Number** | : 2232.0006Y005 |
| **Lab ID** | : L2555281-07 | **Date Collected** | : 09/03/25 13:20 |
| **Client ID** | : MW-6D | **Date Received** | : 09/03/25 |
| **Sample Location** | : 416 MILLER PLACE-YAPHANK RD. | **Date Analyzed** | : 09/15/25 07:09 |
| **Sample Matrix** | : WATER | **Dilution Factor** | : 1 |
| **Analytical Method** | : 121,4500P-E(M) | **Analyst** | : EYA |
| **Lab File ID** | : PHOS09125-WG2114645.csv | **Instrument ID** | : SEAL2 |
| **Sample Amount** | : | **%Solids** | : N/A |
| **Digestion Method** | : | **Date Digested** | : 09/14/25 |

| | | mg/l | | | |
|---|---|---|---|---|---|
| **CAS NO.** | **Parameter** | **Results** | **RL** | **MDL** | **Qualifier** |
| 7723-14-0 | Phosphate, Total | 0.028 | 0.031 | 0.012 | J |

# Form 1
# WETCHEM

| | | | |
|---|---|---|---|
| **Client** | : Roux Env. Eng. & Geology, DPC | **Lab Number** | : L2555281 |
| **Project Name** | : CORAM MATERIALS | **Project Number** | : 2232.0006Y005 |
| **Lab ID** | : L2555281-08 | **Date Collected** | : 09/03/25 14:00 |
| **Client ID** | : EQUIPMENT BLANK_090325 | **Date Received** | : 09/03/25 |
| **Sample Location** | : 416 MILLER PLACE-YAPHANK RD. | **Date Analyzed** | : 09/15/25 07:10 |
| **Sample Matrix** | : Equipment Blank | **Dilution Factor** | : 1 |
| **Analytical Method** | : 121,4500P-E(M) | **Analyst** | : EYA |
| **Lab File ID** | : PHOS09125-WG2114645.csv | **Instrument ID** | : SEAL2 |
| **Sample Amount** | : | **%Solids** | : N/A |
| **Digestion Method** | : | **Date Digested** | : 09/14/25 |

| | | mg/l | | | |
|---|---|---|---|---|---|
| **CAS NO.** | **Parameter** | **Results** | **RL** | **MDL** | **Qualifier** |
| 7723-14-0 | Phosphate, Total | ND | 0.031 | 0.012 | U |

# Form 1
# WETCHEM

| | | | |
|---|---|---|---|
| Client | : Roux Env. Eng. & Geology, DPC | Lab Number | : L2555281 |
| Project Name | : CORAM MATERIALS | Project Number | : 2232.0006Y005 |
| Lab ID | : WG2114645-1 | Date Collected | : NA |
| Client ID | : WG2114645-1BLANK | Date Received | : NA |
| Sample Location | : | Date Analyzed | : 09/15/25 06:53 |
| Sample Matrix | : WATER | Dilution Factor | : 1 |
| Analytical Method | : 121,4500P-E(M) | Analyst | : EYA |
| Lab File ID | : PHOS09125-WG2114645.csv | Instrument ID | : SEAL2 |
| Sample Amount | : | %Solids | : N/A |
| Digestion Method | : | Date Digested | : 09/14/25 |

| | | mg/l | | | |
|---|---|---|---|---|---|
| CAS NO. | Parameter | Results | RL | MDL | Qualifier |
| 7723-14-0 | Phosphate, Total | ND | 0.031 | 0.012 | U |

# Form 1
# WETCHEM

| | | | |
|---|---|---|---|
| **Client** | : Roux Env. Eng. & Geology, DPC | **Lab Number** | : L2555281 |
| **Project Name** | : CORAM MATERIALS | **Project Number** | : 2232.0006Y005 |
| **Lab ID** | : WG2114645-3 | **Date Collected** | : 09/03/25 09:20 |
| **Client ID** | : MW-1DR2DUP | **Date Received** | : 09/03/25 |
| **Sample Location** | : | **Date Analyzed** | : 09/15/25 07:06 |
| **Sample Matrix** | : WATER | **Dilution Factor** | : 1 |
| **Analytical Method** | : 121,4500P-E(M) | **Analyst** | : EYA |
| **Lab File ID** | : PHOS09125-WG2114645.csv | **Instrument ID** | : SEAL2 |
| **Sample Amount** | : | **%Solids** | : N/A |
| **Digestion Method** | : | **Date Digested** | : 09/14/25 |

| | | mg/l | | | |
|---|---|---|---|---|---|
| **CAS NO.** | **Parameter** | **Results** | **RL** | **MDL** | **Qualifier** |
| 7723-14-0 | Phosphate, Total | ND | 0.031 | 0.012 | U |

# Form 1
# WETCHEM

| | | | |
|---|---|---|---|
| **Client** | : Roux Env. Eng. & Geology, DPC | **Lab Number** | : L2555281 |
| **Project Name** | : CORAM MATERIALS | **Project Number** | : 2232.0006Y005 |
| **Lab ID** | : WG2114645-5 | **Date Collected** | : 09/04/25 08:45 |
| **Client ID** | : WG2114645-5 DUP | **Date Received** | : 09/04/25 |
| **Sample Location** | : | **Date Analyzed** | : 09/15/25 07:13 |
| **Sample Matrix** | : WATER | **Dilution Factor** | : 1 |
| **Analytical Method** | : 121,4500P-E(M) | **Analyst** | : EYA |
| **Lab File ID** | : PHOS09125-WG2114645.csv | **Instrument ID** | : SEAL2 |
| **Sample Amount** | : | **%Solids** | : N/A |
| **Digestion Method** | : | **Date Digested** | : 09/14/25 |

| | | mg/l | | | |
|---|---|---|---|---|---|
| **CAS NO.** | **Parameter** | **Results** | **RL** | **MDL** | **Qualifier** |
| 7723-14-0 | Phosphate, Total | 0.012 | 0.031 | 0.012 | J |

# Sample Raw Data

# AQ2 Tray Report

| | |
|---|---|
| Software version : | 2.4.5 |
| Report requested by : | EAsamoah |
| Date \ Time : | 15-Sep-2025 11:41:06 |
| Tray number : | 1 |
| Tray name : | WG2114645 |

## T-Phos 1

### Calibration Chart

| Type | Absorbance | Calc mg/L | Target mg/L | % Error |
|---|---|---|---|---|
| S1 | 0.0031 | -0.000 | 0.000 | |
| S90 | 0.0065 | 0.012 | 0.010 | 16.61 |
| S91 | 0.0150 | 0.041 | 0.040 | 2.22 |
| S92 | 0.0316 | 0.098 | 0.100 | -2.04 |
| S93 | 0.0758 | 0.250 | 0.250 | -0.05 |
| S94 | 0.1503 | 0.506 | 0.500 | 1.28 |
| S95 | 0.2168 | 0.735 | 0.750 | -1.98 |
| S96 | 0.2961 | 1.008 | 1.000 | 0.81 |
| S0 | 0.0028 | -0.001 | 0.000 | |

| | |
|---|---|
| Polynomial Order : | 1 |
| Correlation Coefficient : | 0.9998 |
| Carryover(%) : | -0.1 |
| Calibration equation: | y = bx + a |
| y =: | Concentration mg/L |
| x =: | Measured absorbance |
| a =: | -1.082943E-02 |
| b =: | 3.441184E+00 |
| Date & Time : | 15-Sep-2025 06:50:40 |

### Calibration Graph

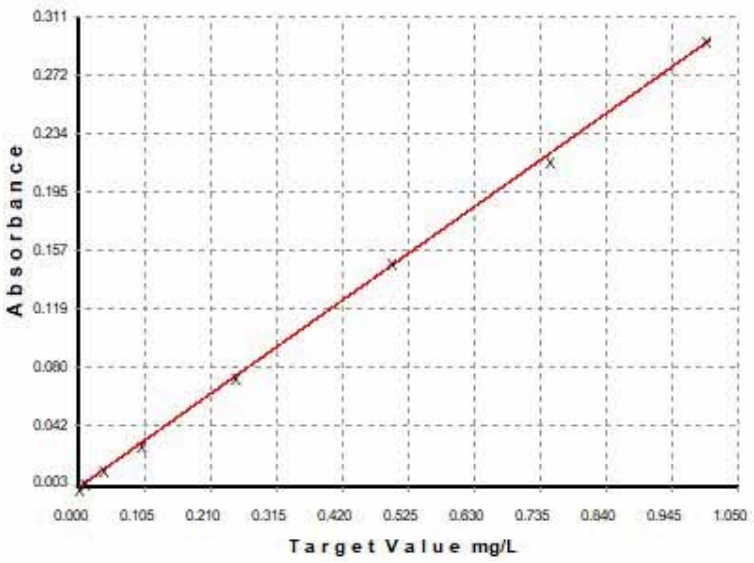


### Reagents

| Reagent Name | Batch Number | Operator | Expiry Date |
|---|---|---|---|
| TP Working Color | TP Color-09142025 | MEF | 29-Sep-2025 00:00:00 |
| TP Ascorbic | TP Ascorbic-09142025 | MEF | 21-Sep-2025 00:00:00 |

### Test Results

| Cup | Type | ID | Sample Details | Result | Units | QC Pro | Raw Data | Auto Dil. | Man Dil. | User | Time & Date |
|---|---|---|---|---|---|---|---|---|---|---|---|
| | S1 | Standard 1 | | 0.003 | | | 0.003127 | | | EYA | 15-Sep-2025 06:42:53 |
| | S90 | Standard 90 | | 0.007 | | | 0.006536 | | | EYA | 15-Sep-2025 06:43:52 |
| | S91 | Standard 91 | | 0.015 | | | 0.015029 | | | EYA | 15-Sep-2025 06:44:50 |
| | S92 | Standard 92 | | 0.032 | | | 0.031613 | | | EYA | 15-Sep-2025 06:45:48 |
| | S93 | Standard 93 | | 0.076 | | | 0.075764 | | | EYA | 15-Sep-2025 06:46:46 |
| | S94 | Standard 94 | | 0.150 | | | 0.150309 | | | EYA | 15-Sep-2025 06:47:44 |
| | S95 | Standard 95 | | 0.217 | | | 0.216782 | | | EYA | 15-Sep-2025 06:48:43 |
| | S96 | Standard 96 | | 0.296 | | | 0.296100 | | | EYA | 15-Sep-2025 06:49:41 |
| | S0 | Standard 0 | | 0.003 | | | 0.002751 | | | EYA | 15-Sep-2025 06:50:40 |
| 2 | ICV | ICV | 14-SEP-2025 15-45 | 0.505 | mg/L | | 0.149776 | | | EYA | 15-Sep-2025 06:51:39 |
| 3 | ICB | ICB | 14-SEP-2025 15-45 | -0.004 | mg/L | | 0.001960 | | | EYA | 15-Sep-2025 06:52:40 |
| 4 | U1 | WG2114645-1O | 14-SEP-2025 15-45 | -0.002ELL | mg/L | | 0.002560 | | | EYA | 15-Sep-2025 06:53:40 |
| 5 | U2 | WG2114645-2O | 14-SEP-2025 15-45 | 0.513 | mg/L | | 0.152174 | | | EYA | 15-Sep-2025 06:54:39 |
| 6 | U3 | L2554996-01O | 14-SEP-2025 15-45 | 0.009 | mg/L | | 0.005757 | | | EYA | 15-Sep-2025 06:55:38 |
| 7 | U4 | L2554996-02O | 14-SEP-2025 15-45 | 0.047 | mg/L | | 0.016705 | | | EYA | 15-Sep-2025 06:56:37 |
| 8 | U5 | L2554996-03O | 14-SEP-2025 15-45 | 0.045 | mg/L | | 0.016134 | | | EYA | 15-Sep-2025 06:57:36 |
| 9 | U6 | L2554996-04O | 14-SEP-2025 15-45 | -0.002ELL | mg/L | | 0.002428 | | | EYA | 15-Sep-2025 06:58:35 |
| 10 | U7 | L2555281-01O | 14-SEP-2025 15-45 | 0.027 | mg/L | | 0.011044 | | | EYA | 15-Sep-2025 06:59:34 |
| 11 | U8 | L2555281-02O | 14-SEP-2025 15-45 | 0.027 | mg/L | | 0.011100 | | | EYA | 15-Sep-2025 07:00:33 |

| | | | | | | | | | | |
|---|---|---|---|---|---|---|---|---|---|---|
| 12 | U9 | L2555281-03O | 14-SEP-2025 | 15-45 | 0.021 | mg/L | 0.009190 | EYA | 15-Sep-2025 | 07:01:32 |
| 13 | U10 | L2555281-04O | 14-SEP-2025 | 15-45 | 0.003 | mg/L | 0.003973 | EYA | 15-Sep-2025 | 07:02:31 |
| | CCV | CCV | | | 0.479 | mg/L | 0.142232 | EYA | 15-Sep-2025 | 07:03:29 |
| | CCB | CCB | | | -0.004 | mg/L | 0.002041 | EYA | 15-Sep-2025 | 07:04:30 |
| 14 | U11 | L2555281-05O | 14-SEP-2025 | 15-45 | -0.000ELL | mg/L | 0.003040 | EYA | 15-Sep-2025 | 07:05:31 |
| 15 | U12 | WG2114645-3O | 14-SEP-2025 | 15-45 | -0.001ELL | mg/L | 0.002838 | EYA | 15-Sep-2025 | 07:06:30 |
| 16 | U13 | WG2114645-4O | 14-SEP-2025 | 15-45 | 0.481 | mg/L | 0.143013 | EYA | 15-Sep-2025 | 07:07:28 |
| 17 | U14 | L2555281-06O | 14-SEP-2025 | 15-45 | 0.055 | mg/L | 0.019106 | EYA | 15-Sep-2025 | 07:08:26 |
| 18 | U15 | L2555281-07O | 14-SEP-2025 | 15-45 | 0.009 | mg/L | 0.005651 | EYA | 15-Sep-2025 | 07:09:24 |
| 19 | U16 | L2555281-08O | 14-SEP-2025 | 15-45 | -0.003ELL | mg/L | 0.002237 | EYA | 15-Sep-2025 | 07:10:22 |
| 20 | U17 | L2555605-01O | 14-SEP-2025 | 15-45 | 0.019 | mg/L | 0.008563 | EYA | 15-Sep-2025 | 07:11:20 |
| 21 | U18 | L2555605-02O | 14-SEP-2025 | 15-45 | 0.005 | mg/L | 0.004597 | EYA | 15-Sep-2025 | 07:12:21 |
| 22 | U19 | WG2114645-5O | 14-SEP-2025 | 15-45 | 0.004 | mg/L | 0.004281 | EYA | 15-Sep-2025 | 07:13:22 |
| 23 | U20 | WG2114645-6O | 14-SEP-2025 | 15-45 | 0.491 | mg/L | 0.145708 | EYA | 15-Sep-2025 | 07:13:54 |
| | CCV | CCV | | | 0.459 | mg/L | 0.136542 | EYA | 15-Sep-2025 | 07:14:52 |
| | CCB | CCB | | | -0.002 | mg/L | 0.002680 | EYA | 15-Sep-2025 | 07:15:43 |
| 24 | U21 | L2555605-03O | 14-SEP-2025 | 15-45 | 0.037 | mg/L | 0.013806 | EYA | 15-Sep-2025 | 07:16:35 |
| 25 | U22 | L2555605-04O | 14-SEP-2025 | 15-45 | 0.027 | mg/L | 0.010988 | EYA | 15-Sep-2025 | 07:17:26 |
| 26 | U23 | L2555605-05O | 14-SEP-2025 | 15-45 | 0.001 | mg/L | 0.003463 | EYA | 15-Sep-2025 | 07:18:17 |
| 27 | U24 | L2555605-06O | 14-SEP-2025 | 15-45 | 0.005 | mg/L | 0.004708 | EYA | 15-Sep-2025 | 07:19:08 |
| 28 | U25 | L2555605-07O | 14-SEP-2025 | 15-45 | 0.006 | mg/L | 0.004836 | EYA | 15-Sep-2025 | 07:20:00 |
| 29 | U26 | L2555605-08O | 14-SEP-2025 | 15-45 | 0.017 | mg/L | 0.008119 | EYA | 15-Sep-2025 | 07:20:51 |
| | CCV | CCV | | | 0.467 | mg/L | 0.138938 | EYA | 15-Sep-2025 | 08:02:32 |
| | CCV | CCV | | | 0.444 | mg/L | 0.132239 | EYA | 15-Sep-2025 | 07:21:42 |
| | CCB | CCB | | | -0.002 | mg/L | 0.002464 | EYA | 15-Sep-2025 | 07:22:34 |
| | CCV | CCV | | | 0.488 | mg/L | 0.145012 | EYA | 15-Sep-2025 | 08:00:49 |
| | CCB | CCB | | | -0.003 | mg/L | 0.002329 | EYA | 15-Sep-2025 | 08:01:40 |
| | CCV | CCV | | | 0.490 | mg/L | 0.145423 | EYA | 15-Sep-2025 | 08:03:23 |
| | CCB | CCB | | | -0.002 | mg/L | 0.002543 | EYA | 15-Sep-2025 | 08:04:15 |

# Quality Control

# Form 5a
# Matrix Spike

| | | | |
|---|---|---|---|
| **Client** | : Roux Env. Eng. & Geology, DPC | **Lab Number** | : L2555281 |
| **Project Name** | : CORAM MATERIALS | **Project Number** | : 2232.0006Y005 |
| **Client Sample ID** | : MW-1DR2 | **Matrix** | : WATER |
| **Lab Sample ID** | : L2555281-05 | | |
| **Matrix Spike** | : WG2114645-4 | **MS Analysis Date** | : 09/15/25 07:07 |
| **Matrix Spike Dup** | : | **MSD Analysis Date** | : |

| | | Matrix Spike Sample | | | Matrix Spike Duplicate | | | | | |
|---|---|---|---|---|---|---|---|---|---|---|
| Parameter | Sample Conc. (mg/l) | Spike Added (mg/l) | Spike Conc. (mg/l) | %R | Spike Added (mg/l) | Spike Conc. (mg/l) | %R | RPD | Recovery Limits | RPD Limit |
| Phosphate, Total | ND | 1.53 | 1.48 | 97 | | | | | 80-120 | 15 |

# Form 5a
# Matrix Spike

| | | | |
|---|---|---|---|
| **Client** | : Roux Env. Eng. & Geology, DPC | **Lab Number** | : L2555281 |
| **Project Name** | : CORAM MATERIALS | **Project Number** | : 2232.0006Y005 |
| **Client Sample ID** | : NA | **Matrix** | : WATER |
| **Lab Sample ID** | : L2555605-02 | | |
| **Matrix Spike** | : WG2114645-6 | **MS Analysis Date** | : 09/15/25 07:13 |
| **Matrix Spike Dup** | : | **MSD Analysis Date** | : |

| | | Matrix Spike Sample | | | Matrix Spike Duplicate | | | | | |
|---|---|---|---|---|---|---|---|---|---|---|
| Parameter | Sample Conc. (mg/l) | Spike Added (mg/l) | Spike Conc. (mg/l) | %R | Spike Added (mg/l) | Spike Conc. (mg/l) | %R | RPD | Recovery Limits | RPD Limit |
| Phosphate, Total | 0.015J | 1.53 | 1.51 | 99 | | | | | 80-120 | 15 |

# Form 6
# Lab Duplicates

| | | | |
|---|---|---|---|
| **Client** | : Roux Env. Eng. & Geology, DPC | **Lab Number** | : L2555281 |
| **Project Name** | : CORAM MATERIALS | **Project Number** | : 2232.0006Y005 |
| **Client Sample ID** | : MW-1DR2 | **Matrix** | : WATER |
| **Lab Sample ID** | : L2555281-05 | **Analysis Date** | : 09/15/25 07:05 |
| **Dup Sample ID** | : WG2114645-3 | **DUP Analysis Date** | : 09/15/25 07:06 |

| Parameter | Sample Concentration (mg/l) | Duplicate Concentration (mg/l) | RPD | RPD Limit |
|---|---|---|---|---|
| Phosphate, Total | ND | ND | NC | 15 |

# Form 6
# Lab Duplicates

| | | | |
|---|---|---|---|
| **Client** | : Roux Env. Eng. & Geology, DPC | **Lab Number** | : L2555281 |
| **Project Name** | : CORAM MATERIALS | **Project Number** | : 2232.0006Y005 |
| **Client Sample ID** | : NA | **Matrix** | : WATER |
| **Lab Sample ID** | : NA | **Analysis Date** | : 09/15/25 07:12 |
| **Dup Sample ID** | : WG2114645-5 | **DUP Analysis Date** | : 09/15/25 07:13 |

| Parameter | Sample Concentration (mg/l) | Duplicate Concentration (mg/l) | RPD | RPD Limit |
|---|---|---|---|---|
| Phosphate, Total | 0.015J | 0.012J | NC | 15 |

# Form 7
# Laboratory Control Sample

| | | | |
|---|---|---|---|
| **Client** | : Roux Env. Eng. & Geology, DPC | **Lab Number** | : L2555281 |
| **Project Name** | : CORAM MATERIALS | **Project Number** | : 2232.0006Y005 |
| **Client Sample ID** | : NA | **Matrix** | : WATER |
| **Lab Sample ID** | : WG2114645-2 | **LCS Analysis Date** | : 09/15/25 06:54 |
| **Dup Sample ID** | : | **LCSD Analysis Date** | : |

| | Laboratory Control Sample | | | Laboratory Control Duplicate | | | | | |
|---|---|---|---|---|---|---|---|---|---|
| | True | Found | %R | True | Found | %R | RPD | Recovery | RPD |
| Parameter | (mg/l) | (mg/l) | | (mg/l) | (mg/l) | | | Limits | Limit |
| Phosphate, Total | 1.53 | 1.57 | 103. | | | | | 84-118 | 15 |

**Date Created:** 11/11/21
**Created By:** Jason Hebert
**File:** PM11467-1
**Page:** 1

**WETCHEM (WATER)**

| Analyte | CAS # | RL | MDL | Units | LCS Criteria | LCS RPD | MS Criteria | MS RPD | Duplicate RPD | Method | Holding Time | Container/Sample Preservation |
|---|---|---|---|---|---|---|---|---|---|---|---|---|
| Phosphorus, Total | 7723-14-0 | 0.01 | 0.004 | mg/l | 80-120 | | 75-125 | 20 | 20 | 4500P-E | 28 days | 1 - Plastic 500ml H2SO4 preserved |

***Please Note that the RL information provided in this table is calculated using a 100% Solids factor. (Soil/Solids only)***
***Please Note that the information provided in this table is subject to change at anytime at the discretion of the laboratory.***

**Date Created:** 11/11/21
**Created By:** Jason Hebert
**File:** PM11468-1
**Page:** 1

**WETCHEM (SOIL)**

| Analyte | CAS # | RL | MDL | Units | LCS Criteria | LCS RPD | MS Criteria | MS RPD | Duplicate RPD | Method | Holding Time | Container/Sample Preservation |
|---|---|---|---|---|---|---|---|---|---|---|---|---|
| Phosphorus, Total | 7723-14-0 | 5 | 1.67 | mg/kg | 52-148 | 20 | 75-125 | 20 | 20 | 4500P-E | 28 days | 1 - Glass 250ml/8oz unpreserved |

***Please Note that the RL information provided in this table is calculated using a 100% Solids factor. (Soil/Solids only)***
***Please Note that the information provided in this table is subject to change at anytime at the discretion of the laboratory.***

**Date Created:** 11/11/21
**Created By:** Jason Hebert
**File:** PM11467-1
**Page:** 1

**WETCHEM (WATER)**

| Analyte | CAS # | RL | MDL | Units | LCS Criteria | LCS RPD | MS Criteria | MS RPD | Duplicate RPD | Method | Holding Time | Container/Sample Preservation |
|---|---|---|---|---|---|---|---|---|---|---|---|---|
| Phosphorus, Orthophosphate | 7723-14-0 | 0.005 | 0.001 | mg/l | 90-110 | | 80-120 | 20 | 20 | 4500P-E | 48 hours | 1 - Plastic 500ml unpreserved |

***Please Note that the RL information provided in this table is calculated using a 100% Solids factor. (Soil/Solids only)***
***Please Note that the information provided in this table is subject to change at anytime at the discretion of the laboratory.***

**Date Created:** 11/11/21
**Created By:** Jason Hebert
**File:** PM11468-1
**Page:** 1

**WETCHEM (SOIL)**

| Analyte | CAS # | RL | MDL | Units | LCS Criteria | LCS RPD | MS Criteria | MS RPD | Duplicate RPD | Method | Holding Time | Container/Sample Preservation |
|---|---|---|---|---|---|---|---|---|---|---|---|---|
| Phosphorus, Orthophosphate | 7723-14-0 | 0.05 | 0.05 | mg/kg | | | | | | 4500P-E | 48 hours | 1 - Glass 250ml/8oz unpreserved |

***Please Note that the RL information provided in this table is calculated using a 100% Solids factor. (Soil/Solids only)***
***Please Note that the information provided in this table is subject to change at anytime at the discretion of the laboratory.***

## Calculations of TPh**osphorus**

Aqueous samples:

Calculate the concentration value of the sample directly from the standard curve. All calculations are done by SEAL (segmant flow spectrometer).

$$\text{Mg TPhosphorus/L} = \frac{\text{absorbance - y-intercept}}{\text{slope}} \times \text{Dilution Factor}$$

# Total Suspended Solids Analysis

# Results

# Form 1
# WETCHEM

| | | | |
|---|---|---|---|
| Client | : Roux Env. Eng. & Geology, DPC | Lab Number | : L2555281 |
| Project Name | : CORAM MATERIALS | Project Number | : 2232.0006Y005 |
| Lab ID | : L2555281-01 | Date Collected | : 09/03/25 11:00 |
| Client ID | : MP-1 | Date Received | : 09/03/25 |
| Sample Location | : 416 MILLER PLACE-YAPHANK RD. | Date Analyzed | : 09/09/25 15:04 |
| Sample Matrix | : WATER | Dilution Factor | : 1.3 |
| Analytical Method | : 121,2540D | Analyst | : CVN |
| Lab File ID | : WG2112544.pdf | Instrument ID | : BALANCE#22 |
| Sample Amount | : | %Solids | : N/A |
| Digestion Method | : | Date Digested | : |

| | | mg/l | | | |
|---|---|---|---|---|---|
| CAS NO. | Parameter | Results | RL | MDL | Qualifier |
| NONE | Solids, Total Suspended | ND | 6.5 | NA | U |

# Form 1
# WETCHEM

| | | | |
|---|---|---|---|
| Client | : Roux Env. Eng. & Geology, DPC | Lab Number | : L2555281 |
| Project Name | : CORAM MATERIALS | Project Number | : 2232.0006Y005 |
| Lab ID | : L2555281-02 | Date Collected | : 09/03/25 12:00 |
| Client ID | : DUP_090325 | Date Received | : 09/03/25 |
| Sample Location | : 416 MILLER PLACE-YAPHANK RD. | Date Analyzed | : 09/09/25 15:04 |
| Sample Matrix | : WATER | Dilution Factor | : 1.2 |
| Analytical Method | : 121,2540D | Analyst | : CVN |
| Lab File ID | : WG2112544.pdf | Instrument ID | : BALANCE#22 |
| Sample Amount | : | %Solids | : N/A |
| Digestion Method | : | Date Digested | : |

| | | mg/l | | | |
|---|---|---|---|---|---|
| CAS NO. | Parameter | Results | RL | MDL | Qualifier |
| NONE | Solids, Total Suspended | ND | 6.0 | NA | U |

# Form 1
# WETCHEM

| | | | |
|---|---|---|---|
| Client | : Roux Env. Eng. & Geology, DPC | Lab Number | : L2555281 |
| Project Name | : CORAM MATERIALS | Project Number | : 2232.0006Y005 |
| Lab ID | : L2555281-03 | Date Collected | : 09/03/25 11:25 |
| Client ID | : MP-1D | Date Received | : 09/03/25 |
| Sample Location | : 416 MILLER PLACE-YAPHANK RD. | Date Analyzed | : 09/09/25 15:04 |
| Sample Matrix | : WATER | Dilution Factor | : 1.2 |
| Analytical Method | : 121,2540D | Analyst | : CVN |
| Lab File ID | : WG2112544.pdf | Instrument ID | : BALANCE#22 |
| Sample Amount | : | %Solids | : N/A |
| Digestion Method | : | Date Digested | : |

| | | mg/l | | | |
|---|---|---|---|---|---|
| CAS NO. | Parameter | Results | RL | MDL | Qualifier |
| NONE | Solids, Total Suspended | ND | 6.0 | NA | U |

# Form 1
# WETCHEM

| | | | |
|---|---|---|---|
| Client | : Roux Env. Eng. & Geology, DPC | Lab Number | : L2555281 |
| Project Name | : CORAM MATERIALS | Project Number | : 2232.0006Y005 |
| Lab ID | : L2555281-04 | Date Collected | : 09/03/25 09:10 |
| Client ID | : MW-1SR | Date Received | : 09/03/25 |
| Sample Location | : 416 MILLER PLACE-YAPHANK RD. | Date Analyzed | : 09/09/25 15:04 |
| Sample Matrix | : WATER | Dilution Factor | : 1.3 |
| Analytical Method | : 121,2540D | Analyst | : CVN |
| Lab File ID | : WG2112544.pdf | Instrument ID | : BALANCE#22 |
| Sample Amount | : | %Solids | : N/A |
| Digestion Method | : | Date Digested | : |

| | | mg/l | | | |
|---|---|---|---|---|---|
| CAS NO. | Parameter | Results | RL | MDL | Qualifier |
| NONE | Solids, Total Suspended | ND | 6.5 | NA | U |

# Form 1
# WETCHEM

| | | | |
|---|---|---|---|
| Client | : Roux Env. Eng. & Geology, DPC | Lab Number | : L2555281 |
| Project Name | : CORAM MATERIALS | Project Number | : 2232.0006Y005 |
| Lab ID | : L2555281-05 | Date Collected | : 09/03/25 09:20 |
| Client ID | : MW-1DR2 | Date Received | : 09/03/25 |
| Sample Location | : 416 MILLER PLACE-YAPHANK RD. | Date Analyzed | : 09/09/25 15:04 |
| Sample Matrix | : WATER | Dilution Factor | : 1 |
| Analytical Method | : 121,2540D | Analyst | : CVN |
| Lab File ID | : WG2112544.pdf | Instrument ID | : BALANCE#22 |
| Sample Amount | : | %Solids | : N/A |
| Digestion Method | : | Date Digested | : |

| | | mg/l | | | |
|---|---|---|---|---|---|
| CAS NO. | Parameter | Results | RL | MDL | Qualifier |
| NONE | Solids, Total Suspended | ND | 5.0 | NA | U |

# Form 1
# WETCHEM

| | | | |
|---|---|---|---|
| Client | : Roux Env. Eng. & Geology, DPC | Lab Number | : L2555281 |
| Project Name | : CORAM MATERIALS | Project Number | : 2232.0006Y005 |
| Lab ID | : L2555281-06 | Date Collected | : 09/03/25 13:15 |
| Client ID | : PZ-6 | Date Received | : 09/03/25 |
| Sample Location | : 416 MILLER PLACE-YAPHANK RD. | Date Analyzed | : 09/09/25 15:04 |
| Sample Matrix | : WATER | Dilution Factor | : 1.3 |
| Analytical Method | : 121,2540D | Analyst | : CVN |
| Lab File ID | : WG2112544.pdf | Instrument ID | : BALANCE#22 |
| Sample Amount | : | %Solids | : N/A |
| Digestion Method | : | Date Digested | : |

| | | mg/l | | | |
|---|---|---|---|---|---|
| CAS NO. | Parameter | Results | RL | MDL | Qualifier |
| NONE | Solids, Total Suspended | ND | 6.5 | NA | U |

# Form 1
# WETCHEM

| | | | |
|---|---|---|---|
| Client | : Roux Env. Eng. & Geology, DPC | Lab Number | : L2555281 |
| Project Name | : CORAM MATERIALS | Project Number | : 2232.0006Y005 |
| Lab ID | : L2555281-07 | Date Collected | : 09/03/25 13:20 |
| Client ID | : MW-6D | Date Received | : 09/03/25 |
| Sample Location | : 416 MILLER PLACE-YAPHANK RD. | Date Analyzed | : 09/09/25 15:04 |
| Sample Matrix | : WATER | Dilution Factor | : 1.7 |
| Analytical Method | : 121,2540D | Analyst | : CVN |
| Lab File ID | : WG2112544.pdf | Instrument ID | : BALANCE#22 |
| Sample Amount | : | %Solids | : N/A |
| Digestion Method | : | Date Digested | : |

| | | mg/l | | | |
|---|---|---|---|---|---|
| CAS NO. | Parameter | Results | RL | MDL | Qualifier |
| NONE | Solids, Total Suspended | ND | 8.5 | NA | U |

# Form 1
# WETCHEM

| | | | |
|---|---|---|---|
| Client | : Roux Env. Eng. & Geology, DPC | Lab Number | : L2555281 |
| Project Name | : CORAM MATERIALS | Project Number | : 2232.0006Y005 |
| Lab ID | : L2555281-08 | Date Collected | : 09/03/25 14:00 |
| Client ID | : EQUIPMENT BLANK_090325 | Date Received | : 09/03/25 |
| Sample Location | : 416 MILLER PLACE-YAPHANK RD. | Date Analyzed | : 09/09/25 15:04 |
| Sample Matrix | : Equipment Blank | Dilution Factor | : 1.4 |
| Analytical Method | : 121,2540D | Analyst | : CVN |
| Lab File ID | : WG2112544.pdf | Instrument ID | : BALANCE#22 |
| Sample Amount | : | %Solids | : N/A |
| Digestion Method | : | Date Digested | : |

| | | mg/l | | | |
|---|---|---|---|---|---|
| CAS NO. | Parameter | Results | RL | MDL | Qualifier |
| NONE | Solids, Total Suspended | ND | 7.0 | NA | U |

# Form 1
# WETCHEM

| | | | |
|---|---|---|---|
| Client | : Roux Env. Eng. & Geology, DPC | Lab Number | : L2555281 |
| Project Name | : CORAM MATERIALS | Project Number | : 2232.0006Y005 |
| Lab ID | : WG2112544-1 | Date Collected | : NA |
| Client ID | : WG2112544-1BLANK | Date Received | : NA |
| Sample Location | : | Date Analyzed | : 09/09/25 15:04 |
| Sample Matrix | : WATER | Dilution Factor | : 1 |
| Analytical Method | : 121,2540D | Analyst | : CVN |
| Lab File ID | : WG2112544.pdf | Instrument ID | : BALANCE#22 |
| Sample Amount | : | %Solids | : N/A |
| Digestion Method | : | Date Digested | : |

| | | mg/l | | | |
|---|---|---|---|---|---|
| CAS NO. | Parameter | Results | RL | MDL | Qualifier |
| NONE | Solids, Total Suspended | ND | 5.0 | NA | U |

# Form 1
# WETCHEM

| | | | |
|---|---|---|---|
| **Client** | : Roux Env. Eng. & Geology, DPC | **Lab Number** | : L2555281 |
| **Project Name** | : CORAM MATERIALS | **Project Number** | : 2232.0006Y005 |
| **Lab ID** | : WG2112544-3 | **Date Collected** | : 09/03/25 13:20 |
| **Client ID** | : WG2112544-3 DUP | **Date Received** | : 09/05/25 |
| **Sample Location** | : | **Date Analyzed** | : 09/09/25 15:04 |
| **Sample Matrix** | : WATER | **Dilution Factor** | : 10 |
| **Analytical Method** | : 121,2540D | **Analyst** | : CVN |
| **Lab File ID** | : WG2112544.pdf | **Instrument ID** | : BALANCE#22 |
| **Sample Amount** | : | **%Solids** | : N/A |
| **Digestion Method** | : | **Date Digested** | : |

| | | mg/l | | | |
|---|---|---|---|---|---|
| **CAS NO.** | **Parameter** | **Results** | **RL** | **MDL** | **Qualifier** |
| NONE | Solids, Total Suspended | 320 | 50 | NA | |

# Form 1
# WETCHEM

| | | | |
|---|---|---|---|
| Client | : Roux Env. Eng. & Geology, DPC | Lab Number | : L2555281 |
| Project Name | : CORAM MATERIALS | Project Number | : 2232.0006Y005 |
| Lab ID | : WG2112544-4 | Date Collected | : 09/03/25 13:15 |
| Client ID | : WG2112544-4 DUP | Date Received | : 09/05/25 |
| Sample Location | : | Date Analyzed | : 09/09/25 15:04 |
| Sample Matrix | : WATER | Dilution Factor | : 10 |
| Analytical Method | : 121,2540D | Analyst | : CVN |
| Lab File ID | : WG2112544.pdf | Instrument ID | : BALANCE#22 |
| Sample Amount | : | %Solids | : N/A |
| Digestion Method | : | Date Digested | : |

| | | mg/l | | | |
|---|---|---|---|---|---|
| CAS NO. | Parameter | Results | RL | MDL | Qualifier |
| NONE | Solids, Total Suspended | 280 | 50 | NA | |

# Sample Raw Data

# Wet Chemistry Gravimetric ELN

Printed: SEP-10-25 15:48:54

| | | | | | | | | | | | |
|---|---|---|---|---|---|---|---|---|---|---|---|
| **WorkGroup** | WG2112544 | **Temp In (C)** | 105 | **Temp In (C)** | 105 | **Temp In (C)** | | **Temp In (C)** | | **Temp In (C)** | |
| **Title** | Solids, Total Suspended | **Temp Out (C)** | 105 | **Temp Out (C)** | 105 | **Temp Out (C)** | | **Temp Out (C)** | | **Temp Out (C)** | |
| **Method** | SM2540D | **Time In** | 09-SEP-25 16:52 | **Time In** | 10-SEP-25 09:15 | **Time In** | | **Time In** | | **Time In** | |
| **Instrument** | BALANCE#22 | **Time Out** | 10-SEP-25 08:29 | **Time Out** | 10-SEP-25 10:57 | **Time Out** | | **Time Out** | | **Time Out** | |
| | | **Evaporation** | **Temp In (C)** | **Time In** | | | | | | | |

| LCS Lot # | TrueValue | Units |
|---|---|---|
| 93537 | 236.6 | mg/l |

| Sample # | Analysis Date | Analyst | Cup ID | Filter Lot | Tare Weight (gm) | Sample Volume (ml) | Net Weight (1) (gm) | Net Weight (2) (gm) | Net Weight (3) (gm) | Net Weight (4) (gm) | Net Weight (5) (gm) | Result mg/L | Dil | Comment |
|---|---|---|---|---|---|---|---|---|---|---|---|---|---|---|
| L2554174-06 | 09-SEP-25 15:04 | CAROLINE NEGRIN | 4 | 18364756 | .3982 | 900 | .4123 | .4124 | | | | 15.67 | 1.1 | VOL |
| L2554996-01 | 09-SEP-25 15:04 | CAROLINE NEGRIN | 5 | 18364756 | .3987 | 222 | .3988 | .399 | | | | 0.45 | 4.5 | VOL |
| L2555167-01 | 09-SEP-25 15:04 | CAROLINE NEGRIN | 6 | 18364756 | .4006 | 1000 | .4012 | .401 | | | | 0.40 | 1 | |
| L2555182-02 | 09-SEP-25 15:04 | CAROLINE NEGRIN | 7 | 18364756 | .401 | 100 | .4302 | .4299 | | | | 289.00 | 10 | MTX |
| L2555281-01 | 09-SEP-25 15:04 | CAROLINE NEGRIN | 8 | 18364756 | .3995 | 800 | .3996 | .3995 | | | | 0.00 | 1.3 | VOL |
| L2555281-02 | 09-SEP-25 15:04 | CAROLINE NEGRIN | 9 | 18364756 | .4011 | 825 | .4011 | .401 | | | | -0.12 | 1.2 | VOL |
| L2555281-03 | 09-SEP-25 15:04 | CAROLINE NEGRIN | 10 | 18364756 | .3992 | 850 | .4011 | .4012 | | | | 2.24 | 1.2 | VOL |
| L2555281-04 | 09-SEP-25 15:04 | CAROLINE NEGRIN | 11 | 18364756 | .4014 | 800 | .4014 | .4014 | | | | 0.00 | 1.3 | VOL |
| L2555281-05 | 09-SEP-25 15:04 | CAROLINE NEGRIN | 12 | 18364756 | .3987 | 1000 | .4017 | .4014 | | | | 2.70 | 1 | |
| L2555281-06 | 09-SEP-25 15:04 | CAROLINE NEGRIN | 13 | 18364756 | .3991 | 750 | .3994 | .3994 | | | | 0.40 | 1.3 | VOL |
| L2555281-07 | 09-SEP-25 15:04 | CAROLINE NEGRIN | 14 | 18364756 | .4004 | 585 | .4008 | .4007 | | | | 0.51 | 1.7 | VOL |
| L2555281-08 | 09-SEP-25 15:04 | CAROLINE NEGRIN | 15 | 18364756 | .4011 | 725 | .4012 | .4013 | | | | 0.14 | 1.4 | VOL |
| L2555991-05 | 09-SEP-25 15:04 | CAROLINE NEGRIN | 16 | 18364756 | .4014 | 100 | .4309 | .4306 | | | | 292.00 | 10 | MTX |
| L2555991-06 | 09-SEP-25 15:04 | CAROLINE NEGRIN | 17 | 18364756 | .4003 | 100 | .4315 | .4312 | | | | 309.00 | 10 | MTX |
| L2555991-07 | 09-SEP-25 15:04 | CAROLINE NEGRIN | 18 | 18364756 | .3982 | 100 | .4261 | .426 | | | | 278.00 | 10 | MTX |
| L2555991-08 | 09-SEP-25 15:04 | CAROLINE NEGRIN | 19 | 18364756 | .4023 | 100 | .4324 | .4321 | | | | 298.00 | 10 | VOL |
| L2555991-09 | 09-SEP-25 15:04 | CAROLINE NEGRIN | 20 | 18364756 | .4023 | 1000 | .4059 | .406 | | | | 3.60 | 1 | |
| L2555991-10 | 09-SEP-25 15:04 | CAROLINE NEGRIN | 21 | 18364756 | .402 | 1000 | .4053 | .4053 | | | | 3.30 | 1 | |

# Wet Chemistry Gravimetric ELN

Printed: SEP-10-25 15:48:54

| | | | | | | | | | | | |
|---|---|---|---|---|---|---|---|---|---|---|---|
| **WorkGroup** | WG2112544 | **Temp In (C)** | 105 | **Temp In (C)** | 105 | **Temp In (C)** | | **Temp In (C)** | | **Temp In (C)** | |
| **Title** | Solids, Total Suspended | **Temp Out (C)** | 105 | **Temp Out (C)** | 105 | **Temp Out (C)** | | **Temp Out (C)** | | **Temp Out (C)** | |
| **Method** | SM2540D | **Time In** | 09-SEP-25 16:52 | **Time In** | 10-SEP-25 09:15 | **Time In** | | **Time In** | | **Time In** | |
| **Instrument** | BALANCE#22 | **Time Out** | 10-SEP-25 08:29 | **Time Out** | 10-SEP-25 10:57 | **Time Out** | | **Time Out** | | **Time Out** | |
| | | **Temp In (C)** | **Time In** | | | | | | **LCS Lot #** | **TrueValue** | **Units** |
| | | | | | | | | | 93537 | 236.6 | mg/l |

| Sample # | Analysis Date | Analyst | Cup ID | | | Sample Volume (ml) | | | Result mg/L | Dil | Comment |
|---|---|---|---|---|---|---|---|---|---|---|---|
| L2555991-11 | 09-SEP-25 15:04 | CAROLINE NEGRIN | 22 | 18364756 | .4004 | 1000 | .4041 | .404 | 3.60 | 1 | |
| L2555991-12 | 09-SEP-25 15:04 | CAROLINE NEGRIN | 23 | 18364756 | .3995 | 1000 | .4034 | .4036 | 3.90 | 1 | |
| WG2112544-1 | 09-SEP-25 15:04 | CAROLINE NEGRIN | 1 | 18364756 | .3966 | 1000 | .3968 | .3967 | 0.10 | 1 | |
| WG2112544-2 | 09-SEP-25 15:04 | CAROLINE NEGRIN | 24 | 18364756 | .4038 | 250 | .4579 | .4576 | 215.20 | 4 | MTX |
| WG2112544-3 | 09-SEP-25 15:04 | CAROLINE NEGRIN | 2 | 18364756 | .3964 | 100 | .4282 | .4281 | 317.00 | 10 | MTX |
| WG2112544-4 | 09-SEP-25 15:04 | CAROLINE NEGRIN | 3 | 18364756 | .4009 | 100 | .4289 | .4288 | 279.00 | 10 | MTX |

# Quality Control

# Form 6
# Lab Duplicates

| | | | |
|---|---|---|---|
| **Client** | : Roux Env. Eng. & Geology, DPC | **Lab Number** | : L2555281 |
| **Project Name** | : CORAM MATERIALS | **Project Number** | : 2232.0006Y005 |
| **Client Sample ID** | : NA | **Matrix** | : WATER |
| **Lab Sample ID** | : NA | **Analysis Date** | : 09/09/25 15:04 |
| **Dup Sample ID** | : WG2112544-3 | **DUP Analysis Date** | : 09/09/25 15:04 |

| Parameter | Sample Concentration (mg/l) | Duplicate Concentration (mg/l) | RPD | RPD Limit |
|---|---|---|---|---|
| Solids, Total Suspended | 280 | 320 | 13 | 32 |

# Form 6
# Lab Duplicates

| | | | |
|---|---|---|---|
| **Client** | : Roux Env. Eng. & Geology, DPC | **Lab Number** | : L2555281 |
| **Project Name** | : CORAM MATERIALS | **Project Number** | : 2232.0006Y005 |
| **Client Sample ID** | : NA | **Matrix** | : WATER |
| **Lab Sample ID** | : NA | **Analysis Date** | : 09/09/25 15:04 |
| **Dup Sample ID** | : WG2112544-4 | **DUP Analysis Date** | : 09/09/25 15:04 |

| Parameter | Sample Concentration (mg/l) | Duplicate Concentration (mg/l) | RPD | RPD Limit |
|---|---|---|---|---|
| Solids, Total Suspended | 310 | 280 | 10 | 32 |

# Form 7
# Laboratory Control Sample

| | | | |
|---|---|---|---|
| **Client** | : Roux Env. Eng. & Geology, DPC | **Lab Number** | : L2555281 |
| **Project Name** | : CORAM MATERIALS | **Project Number** | : 2232.0006Y005 |
| **Client Sample ID** | : NA | **Matrix** | : WATER |
| **Lab Sample ID** | : WG2112544-2 | **LCS Analysis Date** | : 09/09/25 15:04 |
| **Dup Sample ID** | : | **LCSD Analysis Date** | : |

| | Laboratory Control Sample | | | Laboratory Control Duplicate | | | | | |
|---|---|---|---|---|---|---|---|---|---|
| | True | Found | %R | True | Found | %R | RPD | Recovery | RPD |
| Parameter | (mg/l) | (mg/l) | | (mg/l) | (mg/l) | | | Limits | Limit |
| Solids, Total Suspended | 237. | 220. | 91. | | | | | 80-120 | 32 |

**Date Created:** 11/11/21
**Created By:** Jason Hebert
**File:** PM11467-1
**Page:** 1

**WETCHEM (WATER)**

| Analyte | CAS # | RL | MDL | Units | LCS Criteria | LCS RPD | MS Criteria | MS RPD | Duplicate RPD | Method | Holding Time | Container/Sample Preservation |
|---|---|---|---|---|---|---|---|---|---|---|---|---|
| Solids, Total Suspended | NONE | 5 | | mg/l | 80-120 | | | 29 | 29 | 2540D | 7 days | 1 - Plastic 950ml unpreserved |

***Please Note that the RL information provided in this table is calculated using a 100% Solids factor. (Soil/Solids only)***
***Please Note that the information provided in this table is subject to change at anytime at the discretion of the laboratory.***

# Calculations of TSS

$$\text{mgTSS/L} = \frac{(A - B) \times 1000}{\text{Sample volume, (L)}}$$

Where:

A = Final weight (weight of filter + dried residue, g)
B = Initial weight (weight of clean filter, g)

# Wet Chemistry
# By
# IC Methods

# Results

# Form 1
# WETCHEM

| | | | |
|---|---|---|---|
| **Client** | : Roux Env. Eng. & Geology, DPC | **Lab Number** | : L2555281 |
| **Project Name** | : CORAM MATERIALS | **Project Number** | : 2232.0006Y005 |
| **Lab ID** | : L2555281-01 | **Date Collected** | : 09/03/25 11:00 |
| **Client ID** | : MP-1 | **Date Received** | : 09/03/25 |
| **Sample Location** | : 416 MILLER PLACE-YAPHANK RD. | **Date Analyzed** | : 09/07/25 08:51 |
| **Sample Matrix** | : WATER | **Dilution Factor** | : 1 |
| **Analytical Method** | : 44,300.0 | **Analyst** | : CVN, |
| **Lab File ID** | : WG2111619-643-697 | **Instrument ID** | : IC3 |
| **Sample Amount** | : | **%Solids** | : N/A |
| **Digestion Method** | : | **Date Digested** | : |

| | | mg/l | | | |
|---|---|---|---|---|---|
| **CAS NO.** | **Parameter** | **Results** | **RL** | **MDL** | **Qualifier** |
| 24959-67-9 | Bromide | 0.030 | 0.050 | 0.013 | J |

# Form 1
# WETCHEM

| | | | |
|---|---|---|---|
| **Client** | : Roux Env. Eng. & Geology, DPC | **Lab Number** | : L2555281 |
| **Project Name** | : CORAM MATERIALS | **Project Number** | : 2232.0006Y005 |
| **Lab ID** | : L2555281-02 | **Date Collected** | : 09/03/25 12:00 |
| **Client ID** | : DUP_090325 | **Date Received** | : 09/03/25 |
| **Sample Location** | : 416 MILLER PLACE-YAPHANK RD. | **Date Analyzed** | : 09/07/25 09:03 |
| **Sample Matrix** | : WATER | **Dilution Factor** | : 1 |
| **Analytical Method** | : 44,300.0 | **Analyst** | : CVN, |
| **Lab File ID** | : WG2111619-643-697 | **Instrument ID** | : IC3 |
| **Sample Amount** | : | **%Solids** | : N/A |
| **Digestion Method** | : | **Date Digested** | : |

| | | mg/l | | | |
|---|---|---|---|---|---|
| **CAS NO.** | **Parameter** | **Results** | **RL** | **MDL** | **Qualifier** |
| 24959-67-9 | Bromide | 0.029 | 0.050 | 0.013 | J |

# Form 1
# WETCHEM

| | | | |
|---|---|---|---|
| **Client** | : Roux Env. Eng. & Geology, DPC | **Lab Number** | : L2555281 |
| **Project Name** | : CORAM MATERIALS | **Project Number** | : 2232.0006Y005 |
| **Lab ID** | : L2555281-03 | **Date Collected** | : 09/03/25 11:25 |
| **Client ID** | : MP-1D | **Date Received** | : 09/03/25 |
| **Sample Location** | : 416 MILLER PLACE-YAPHANK RD. | **Date Analyzed** | : 09/07/25 09:15 |
| **Sample Matrix** | : WATER | **Dilution Factor** | : 1 |
| **Analytical Method** | : 44,300.0 | **Analyst** | : CVN, |
| **Lab File ID** | : WG2111619-643-697 | **Instrument ID** | : IC3 |
| **Sample Amount** | : | **%Solids** | : N/A |
| **Digestion Method** | : | **Date Digested** | : |

| | | mg/l | | | |
|---|---|---|---|---|---|
| **CAS NO.** | **Parameter** | **Results** | **RL** | **MDL** | **Qualifier** |
| 24959-67-9 | Bromide | 0.044 | 0.050 | 0.013 | J |

# Form 1
# WETCHEM

| | | | |
|---|---|---|---|
| **Client** | : Roux Env. Eng. & Geology, DPC | **Lab Number** | : L2555281 |
| **Project Name** | : CORAM MATERIALS | **Project Number** | : 2232.0006Y005 |
| **Lab ID** | : L2555281-04 | **Date Collected** | : 09/03/25 09:10 |
| **Client ID** | : MW-1SR | **Date Received** | : 09/03/25 |
| **Sample Location** | : 416 MILLER PLACE-YAPHANK RD. | **Date Analyzed** | : 09/07/25 09:27 |
| **Sample Matrix** | : WATER | **Dilution Factor** | : 1 |
| **Analytical Method** | : 44,300.0 | **Analyst** | : CVN, |
| **Lab File ID** | : WG2111619-643-697 | **Instrument ID** | : IC3 |
| **Sample Amount** | : | **%Solids** | : N/A |
| **Digestion Method** | : | **Date Digested** | : |

| | | mg/l | | | |
|---|---|---|---|---|---|
| **CAS NO.** | **Parameter** | **Results** | **RL** | **MDL** | **Qualifier** |
| 24959-67-9 | Bromide | 0.025 | 0.050 | 0.013 | J |

# Form 1
# WETCHEM

| | | | |
|---|---|---|---|
| **Client** | : Roux Env. Eng. & Geology, DPC | **Lab Number** | : L2555281 |
| **Project Name** | : CORAM MATERIALS | **Project Number** | : 2232.0006Y005 |
| **Lab ID** | : L2555281-05 | **Date Collected** | : 09/03/25 09:20 |
| **Client ID** | : MW-1DR2 | **Date Received** | : 09/03/25 |
| **Sample Location** | : 416 MILLER PLACE-YAPHANK RD. | **Date Analyzed** | : 09/07/25 10:03 |
| **Sample Matrix** | : WATER | **Dilution Factor** | : 1 |
| **Analytical Method** | : 44,300.0 | **Analyst** | : CVN, |
| **Lab File ID** | : WG2111619-643-697 | **Instrument ID** | : IC3 |
| **Sample Amount** | : | **%Solids** | : N/A |
| **Digestion Method** | : | **Date Digested** | : |

| | | mg/l | | | |
|---|---|---|---|---|---|
| **CAS NO.** | **Parameter** | **Results** | **RL** | **MDL** | **Qualifier** |
| 24959-67-9 | Bromide | 0.051 | 0.050 | 0.013 | |

# Form 1
# WETCHEM

| | | | |
|---|---|---|---|
| **Client** | : Roux Env. Eng. & Geology, DPC | **Lab Number** | : L2555281 |
| **Project Name** | : CORAM MATERIALS | **Project Number** | : 2232.0006Y005 |
| **Lab ID** | : L2555281-06 | **Date Collected** | : 09/03/25 13:15 |
| **Client ID** | : PZ-6 | **Date Received** | : 09/03/25 |
| **Sample Location** | : 416 MILLER PLACE-YAPHANK RD. | **Date Analyzed** | : 09/07/25 10:15 |
| **Sample Matrix** | : WATER | **Dilution Factor** | : 1 |
| **Analytical Method** | : 44,300.0 | **Analyst** | : CVN, |
| **Lab File ID** | : WG2111619-643-697 | **Instrument ID** | : IC3 |
| **Sample Amount** | : | **%Solids** | : N/A |
| **Digestion Method** | : | **Date Digested** | : |

| | | mg/l | | | |
|---|---|---|---|---|---|
| **CAS NO.** | **Parameter** | **Results** | **RL** | **MDL** | **Qualifier** |
| 24959-67-9 | Bromide | 0.040 | 0.050 | 0.013 | J |

# Form 1
# WETCHEM

| | | | |
|---|---|---|---|
| **Client** | : Roux Env. Eng. & Geology, DPC | **Lab Number** | : L2555281 |
| **Project Name** | : CORAM MATERIALS | **Project Number** | : 2232.0006Y005 |
| **Lab ID** | : L2555281-07 | **Date Collected** | : 09/03/25 13:20 |
| **Client ID** | : MW-6D | **Date Received** | : 09/03/25 |
| **Sample Location** | : 416 MILLER PLACE-YAPHANK RD. | **Date Analyzed** | : 09/07/25 10:27 |
| **Sample Matrix** | : WATER | **Dilution Factor** | : 1 |
| **Analytical Method** | : 44,300.0 | **Analyst** | : CVN, |
| **Lab File ID** | : WG2111619-643-697 | **Instrument ID** | : IC3 |
| **Sample Amount** | : | **%Solids** | : N/A |
| **Digestion Method** | : | **Date Digested** | : |

| | | mg/l | | | |
|---|---|---|---|---|---|
| **CAS NO.** | **Parameter** | **Results** | **RL** | **MDL** | **Qualifier** |
| 24959-67-9 | Bromide | 0.029 | 0.050 | 0.013 | J |

# Form 1
# WETCHEM

| | | | |
|---|---|---|---|
| **Client** | : Roux Env. Eng. & Geology, DPC | **Lab Number** | : L2555281 |
| **Project Name** | : CORAM MATERIALS | **Project Number** | : 2232.0006Y005 |
| **Lab ID** | : L2555281-08 | **Date Collected** | : 09/03/25 14:00 |
| **Client ID** | : EQUIPMENT BLANK_090325 | **Date Received** | : 09/03/25 |
| **Sample Location** | : 416 MILLER PLACE-YAPHANK RD. | **Date Analyzed** | : 09/07/25 10:39 |
| **Sample Matrix** | : Equipment Blank | **Dilution Factor** | : 1 |
| **Analytical Method** | : 44,300.0 | **Analyst** | : CVN, |
| **Lab File ID** | : WG2111619-643-697 | **Instrument ID** | : IC3 |
| **Sample Amount** | : | **%Solids** | : N/A |
| **Digestion Method** | : | **Date Digested** | : |

| | | mg/l | | | |
|---|---|---|---|---|---|
| **CAS NO.** | **Parameter** | **Results** | **RL** | **MDL** | **Qualifier** |
| 24959-67-9 | Bromide | ND | 0.050 | 0.013 | U |

# Form 1
# WETCHEM

| | | | |
|---|---|---|---|
| Client | : Roux Env. Eng. & Geology, DPC | Lab Number | : L2555281 |
| Project Name | : CORAM MATERIALS | Project Number | : 2232.0006Y005 |
| Lab ID | : WG2111619-1 | Date Collected | : NA |
| Client ID | : WG2111619-1BLANK | Date Received | : NA |
| Sample Location | : | Date Analyzed | : 09/07/25 08:26 |
| Sample Matrix | : WATER | Dilution Factor | : 1 |
| Analytical Method | : 44,300.0 | Analyst | : CVN, |
| Lab File ID | : WG2111619-643-697 | Instrument ID | : IC3 |
| Sample Amount | : | %Solids | : N/A |
| Digestion Method | : | Date Digested | : |

| | | mg/l | | | |
|---|---|---|---|---|---|
| CAS NO. | Parameter | Results | RL | MDL | Qualifier |
| 24959-67-9 | Bromide | ND | 0.050 | 0.013 | U |

# Sample Raw Data

## Peak Integration Report

| | | | |
|---|---|---|---|
| *Sample Name:* | **BLANK** | *Inj. Vol.:* | **25.00** |
| *Injection Type:* | **Unknown** | *Dilution Factor:* | **1.0000** |
| *Instrument Method:* | **Anions_050420_ThermoFisher** | *Operator:* | **IC 4** |
| *Inj. Date / Time:* | **08-Aug-2025 / 15:05** | *Run Time:* | **10.00** |

| No. | Time min | Peak Name | Peak Type | Area µS*min | Height µS | Amount |
|---|---|---|---|---|---|---|
| 2 | 2.30 | **Fluoride** | BMB | 0.002 | 0.018 | 0.0274 |
| 3 | 3.28 | **Chloride** | BMB | 0.003 | 0.030 | 0.0814 |
| 4 | 5.91 | **Sulfate** | BMB | 0.002 | 0.014 | 0.2597 |
| **TOTAL:** | | | | 0.01 | 0.06 | 0.37 |

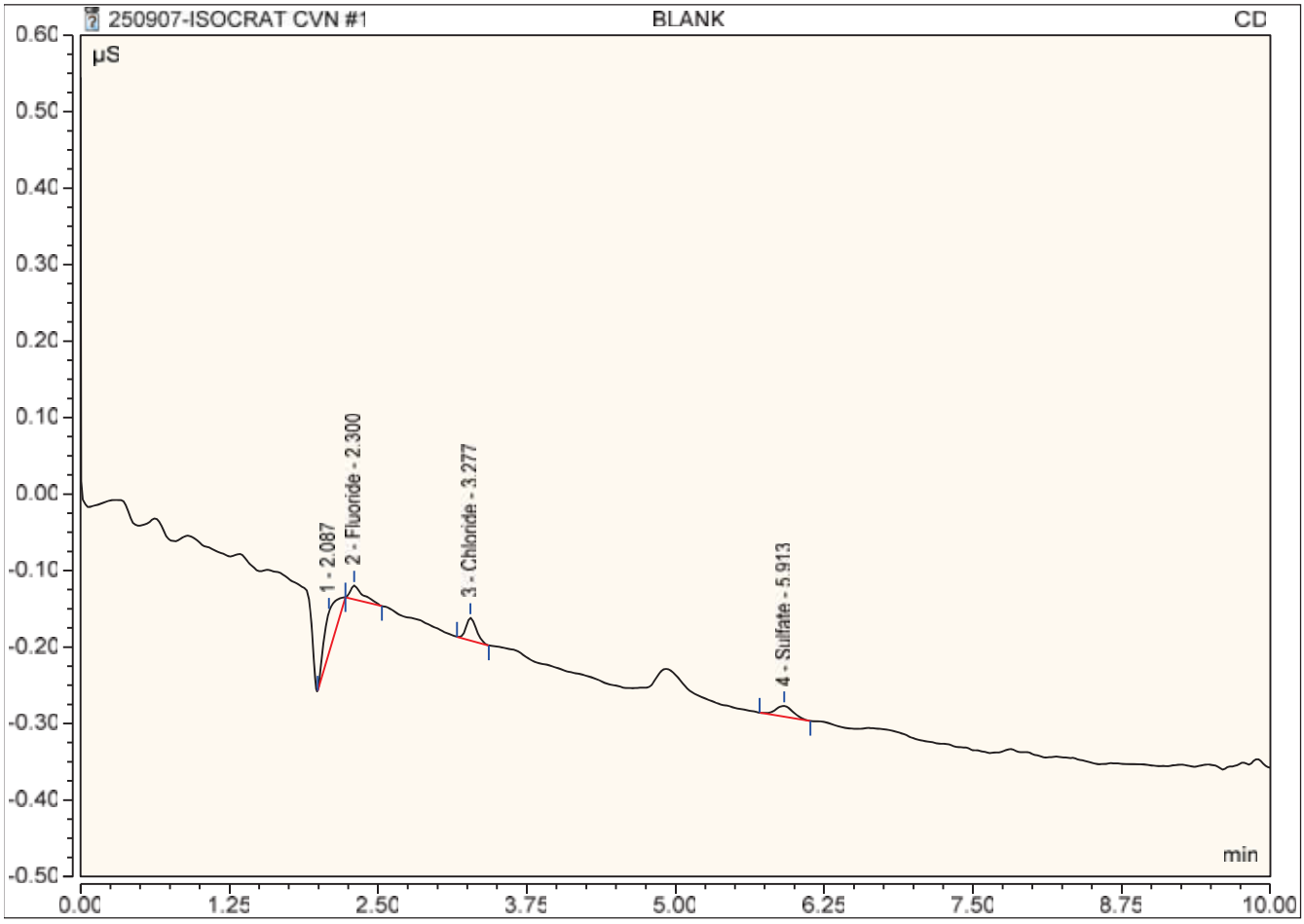

## Peak Integration Report

| | | | |
|---|---|---|---|
| *Sample Name:* | **STD 0.5** | *Inj. Vol.:* | **25.00** |
| *Injection Type:* | **Calibration Standard** | *Dilution Factor:* | **1.0000** |
| *Instrument Method:* | **Anions_050420_ThermoFisher** | *Operator:* | **IC 4** |
| *Inj. Date / Time:* | **08-Aug-2025 / 15:17** | *Run Time:* | **10.00** |

| No. | Time min | Peak Name | Peak Type | Area µS*min | Height µS | Amount |
|---|---|---|---|---|---|---|
| 3 | 2.34 | **Fluoride** | BMB^ | 0.011 | 0.114 | 0.0407 |
| 5 | 3.38 | **Chloride** | BMB^ | 0.120 | 1.238 | 0.3557 |
| 6 | 5.42 | **Bromide** | BMB* | 0.005 | 0.036 | 0.0594 |
| 7 | 5.75 | **Sulfate** | BMB | 0.132 | 0.955 | 0.6728 |
| 8 | 6.38 | **Nitrate** | BMB | 0.020 | 0.127 | 0.0482 |
| **TOTAL:** | | | | 0.29 | 2.47 | 1.18 |

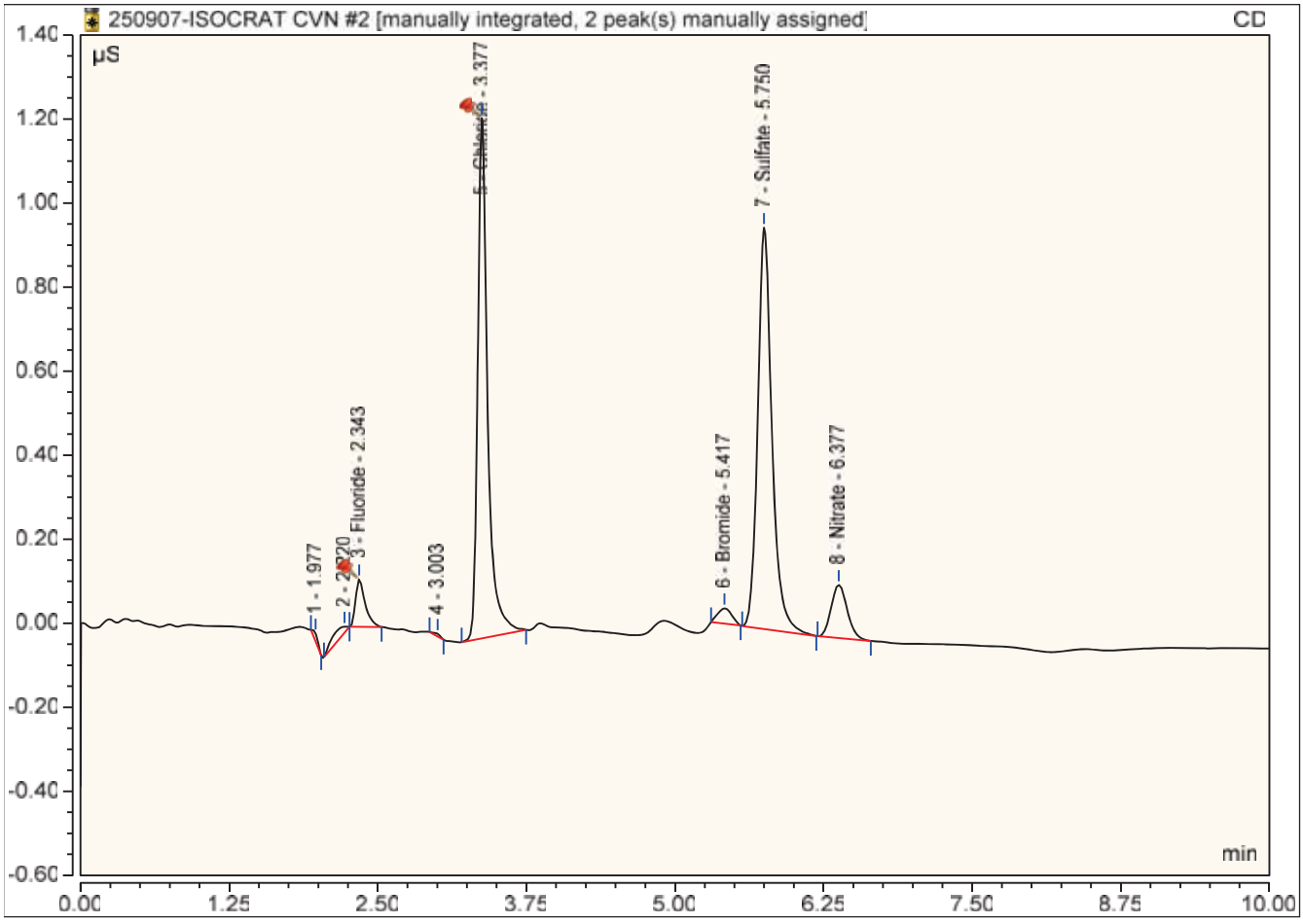

## Peak Integration Report

| | | | |
|---|---|---|---|
| *Sample Name:* | **STD 1.0** | *Inj. Vol.:* | **25.00** |
| *Injection Type:* | **Calibration Standard** | *Dilution Factor:* | **1.0000** |
| *Instrument Method:* | **Anions_050420_ThermoFisher** | *Operator:* | **IC 4** |
| *Inj. Date / Time:* | **08-Aug-2025 / 15:29** | *Run Time:* | **10.00** |

| No. | Time min | Peak Name | Peak Type | Area µS*min | Height µS | Amount |
|---|---|---|---|---|---|---|
| 2 | 2.27 | **Fluoride** | BMB | 0.020 | 0.220 | 0.0560 |
| 3 | 3.26 | **Chloride** | BMB | 0.182 | 1.946 | 0.5029 |
| 4 | 5.46 | **Bromide** | BMB | 0.005 | 0.038 | 0.0590 |
| 5 | 5.99 | **Sulfate** | BM * | 0.277 | 1.830 | 1.1347 |
| 6 | 6.43 | **Nitrate** | MB* | 0.041 | 0.242 | 0.0681 |
| **TOTAL:** | | | | 0.53 | 4.28 | 1.82 |

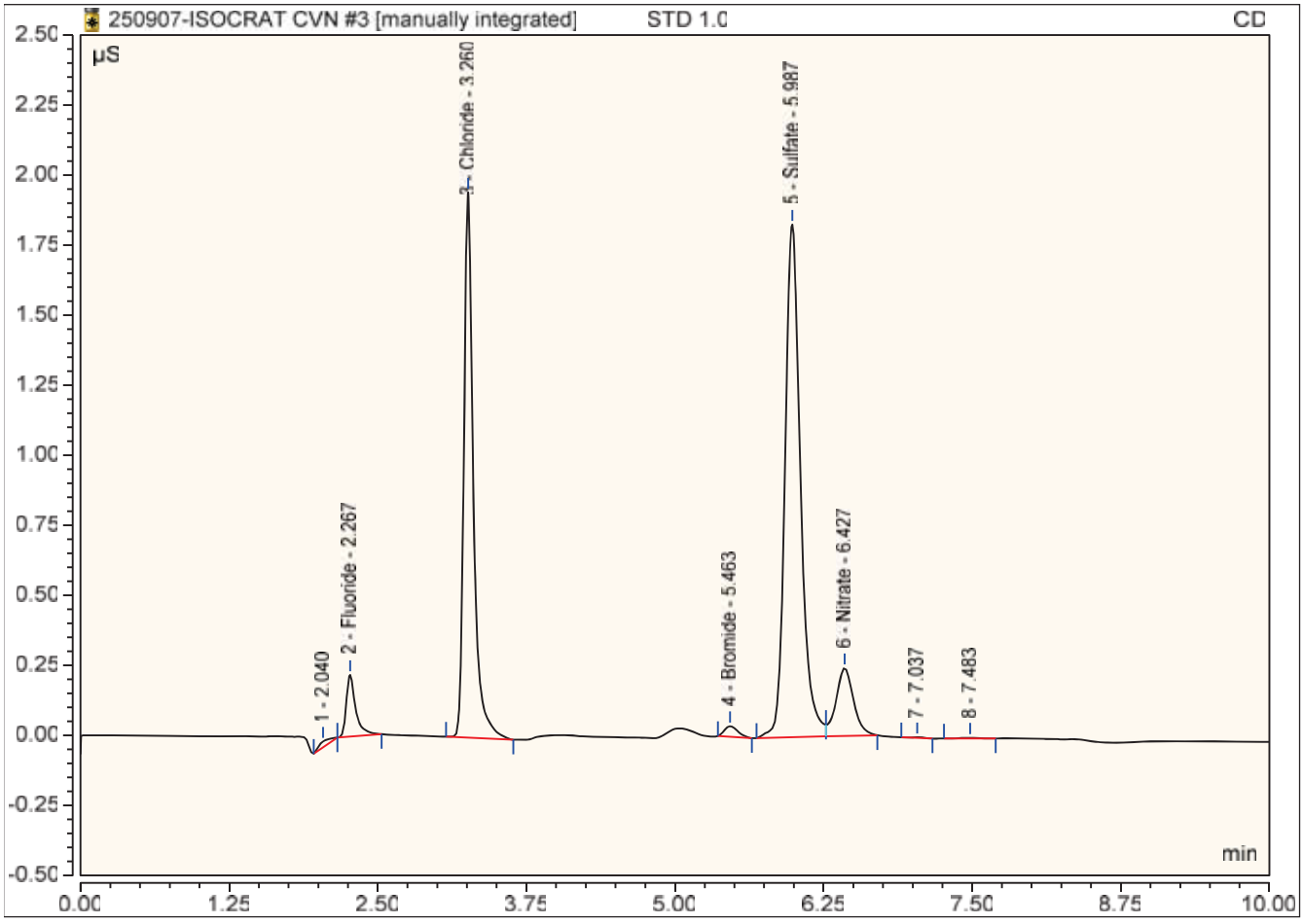

## Peak Integration Report

| | | | |
|---|---|---|---|
| *Sample Name:* | **STD 2.0** | *Inj. Vol.:* | **25.00** |
| *Injection Type:* | **Calibration Standard** | *Dilution Factor:* | **1.0000** |
| *Instrument Method:* | **Anions_050420_ThermoFisher** | *Operator:* | **IC 4** |
| *Inj. Date / Time:* | **08-Aug-2025 / 15:41** | *Run Time:* | **10.00** |

| No. | Time min | Peak Name | Peak Type | Area µS*min | Height µS | Amount |
|---|---|---|---|---|---|---|
| 2 | 2.27 | **Fluoride** | BMB | 0.095 | 1.108 | 0.1767 |
| 3 | 3.26 | **Chloride** | BMB | 0.797 | 8.449 | 1.9498 |
| 4 | 5.38 | **Bromide** | BMB* | 0.022 | 0.170 | 0.1848 |
| 5 | 5.95 | **Sulfate** | BM * | 1.161 | 6.965 | 3.9584 |
| 6 | 6.36 | **Nitrate** | MB* | 0.178 | 1.079 | 0.1932 |
| **TOTAL:** | | | | 2.25 | 17.77 | 6.46 |

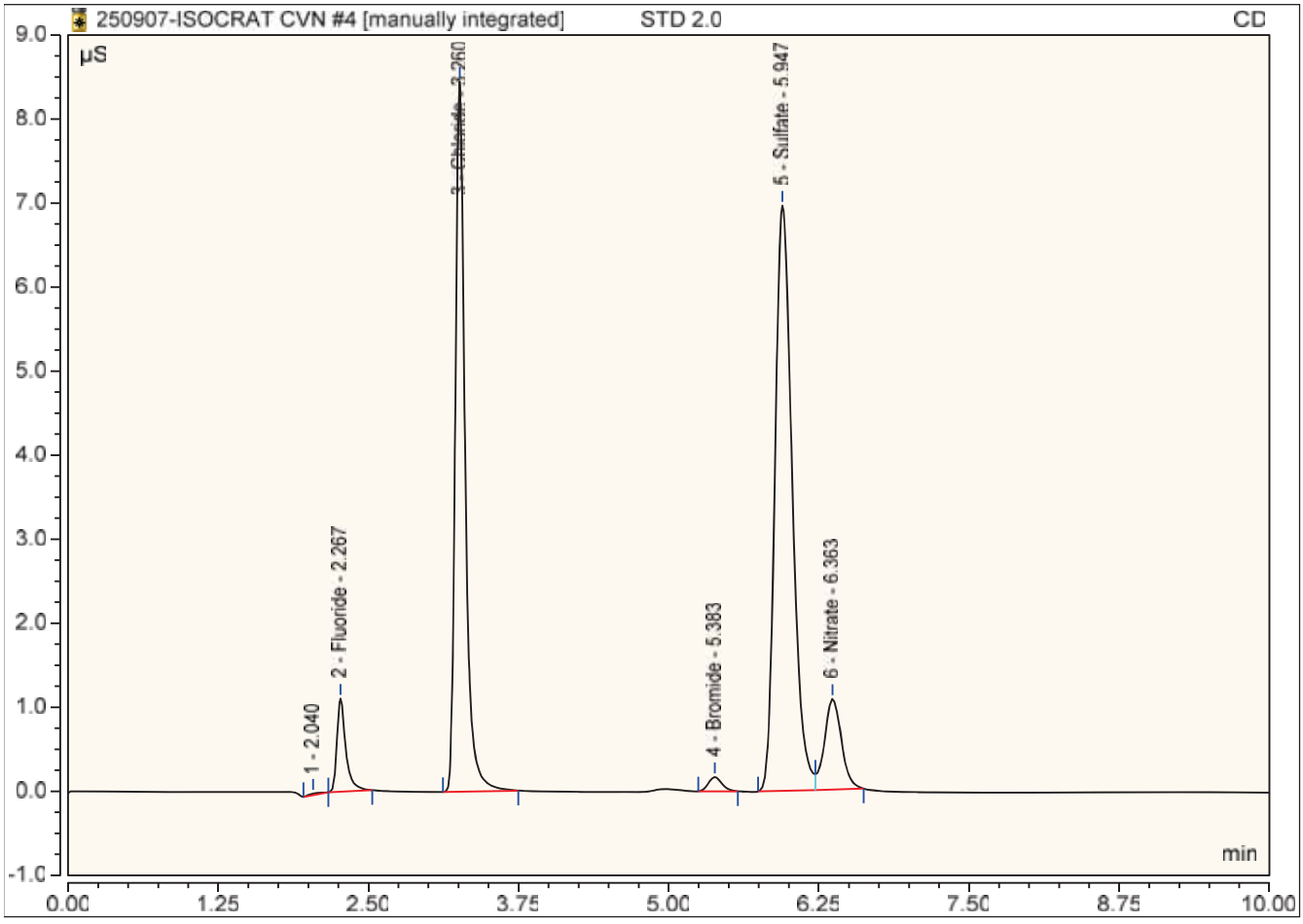

## Peak Integration Report

| | | | |
|---|---|---|---|
| *Sample Name:* | **STD 3.0** | *Inj. Vol.:* | **25.00** |
| *Injection Type:* | **Calibration Standard** | *Dilution Factor:* | **1.0000** |
| *Instrument Method:* | **Anions_050420_ThermoFisher** | *Operator:* | **IC 4** |
| *Inj. Date / Time:* | **08-Aug-2025 / 15:53** | *Run Time:* | **10.00** |

| No. | Time min | Peak Name | Peak Type | Area µS*min | Height µS | Amount |
|---|---|---|---|---|---|---|
| 2 | 2.30 | **Fluoride** | BMB | 0.293 | 3.241 | 0.4950 |
| 3 | 3.32 | **Chloride** | BMB | 2.094 | 21.742 | 5.0034 |
| 4 | 5.39 | **Bromide** | BMB* | 0.060 | 0.481 | 0.4612 |
| 5 | 5.83 | **Sulfate** | BM * | 3.087 | 17.470 | 10.1044 |
| 6 | 6.36 | **Nitrate** | MB* | 0.483 | 2.965 | 0.4740 |
| **TOTAL:** | | | | 6.02 | 45.90 | 16.54 |

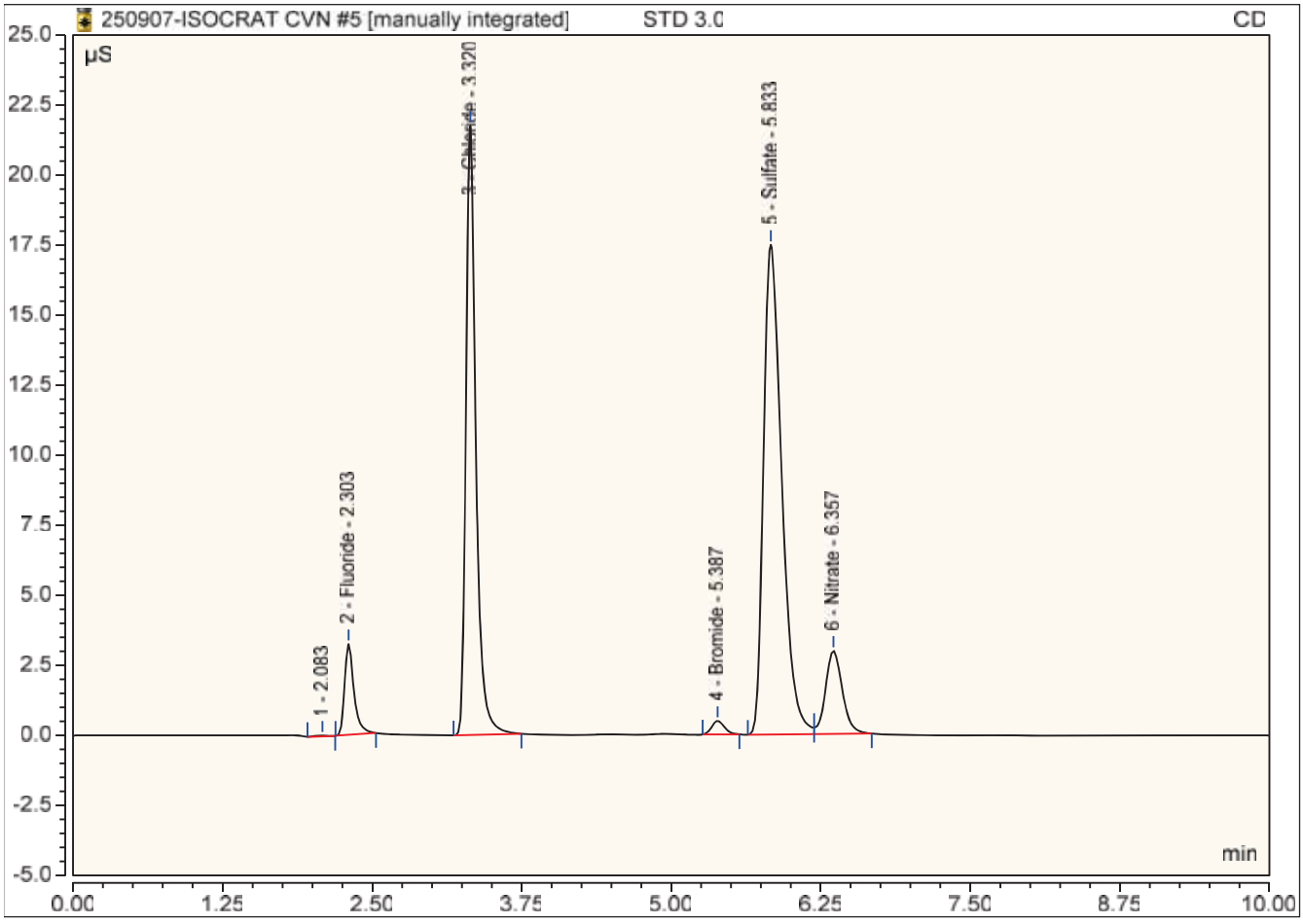

## Peak Integration Report

| | | | |
|---|---|---|---|
| *Sample Name:* | **STD 4.0** | *Inj. Vol.:* | **25.00** |
| *Injection Type:* | **Calibration Standard** | *Dilution Factor:* | **1.0000** |
| *Instrument Method:* | **Anions_050420_ThermoFisher** | *Operator:* | **IC 4** |
| *Inj. Date / Time:* | **08-Aug-2025 / 16:05** | *Run Time:* | **10.00** |

| No. | Time min | Peak Name | Peak Type | Area µS*min | Height µS | Amount |
|---|---|---|---|---|---|---|
| 2 | 2.27 | **Fluoride** | BMB | 1.233 | 12.986 | 2.0088 |
| 3 | 3.25 | **Chloride** | BMB | 8.422 | 84.885 | 19.8951 |
| 4 | 5.35 | **Bromide** | BMB* | 0.270 | 2.299 | 2.0106 |
| 5 | 5.78 | **Sulfate** | BM * | 12.265 | 53.790 | 39.4012 |
| 6 | 6.30 | **Nitrate** | MB* | 2.124 | 11.894 | 1.9817 |
| **TOTAL:** | | | | 24.31 | 165.85 | 65.30 |

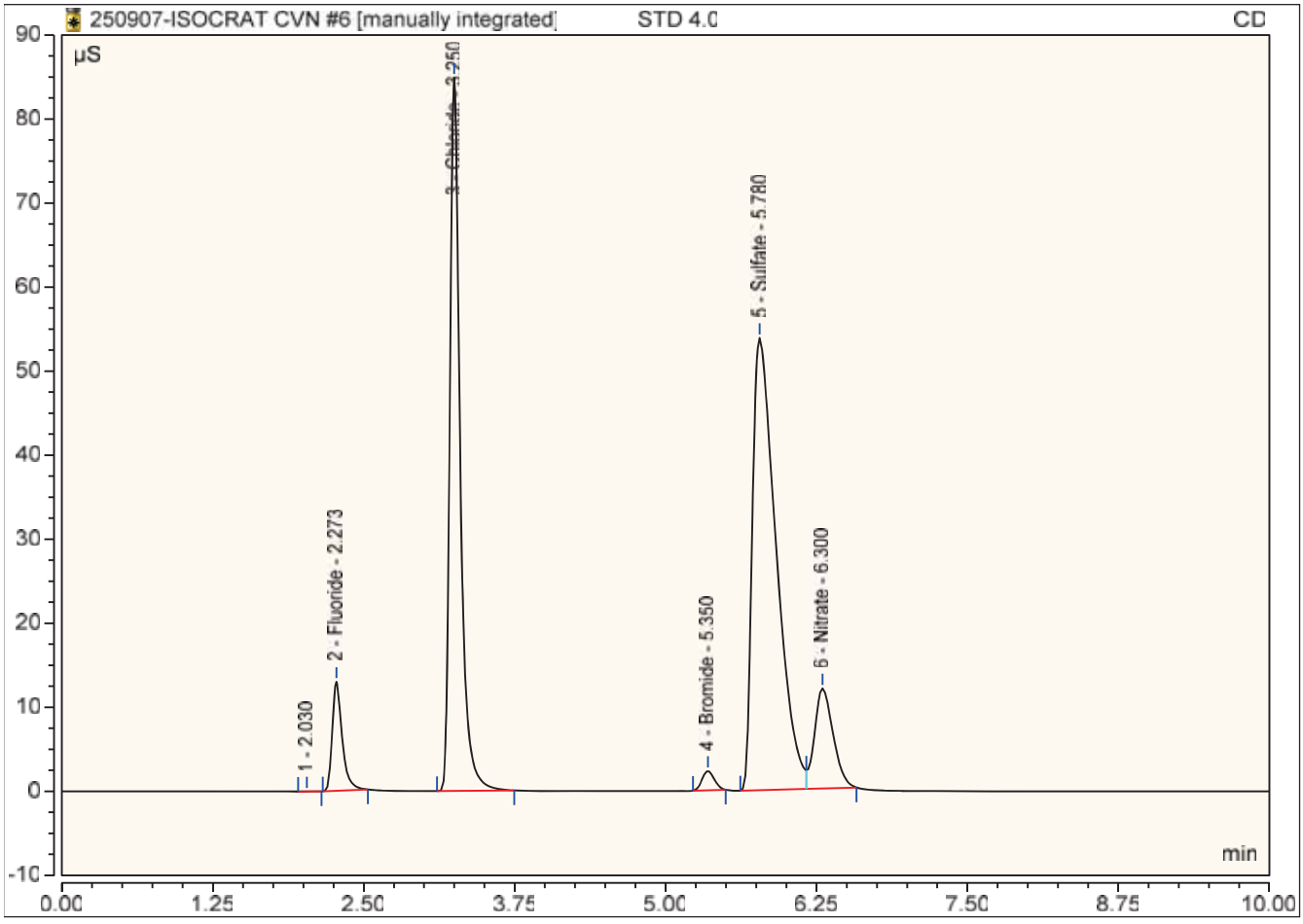

## Peak Integration Report

| | | | |
|---|---|---|---|
| *Sample Name:* | **STD 5.0** | *Inj. Vol.:* | **25.00** |
| *Injection Type:* | **Calibration Standard** | *Dilution Factor:* | **1.0000** |
| *Instrument Method:* | **Anions_050420_ThermoFisher** | *Operator:* | **IC 4** |
| *Inj. Date / Time:* | **08-Aug-2025 / 16:17** | *Run Time:* | **10.00** |

| No. | Time min | Peak Name | Peak Type | Area µS*min | Height µS | Amount |
|---|---|---|---|---|---|---|
| 1 | 2.32 | **Fluoride** | BMB | 3.089 | 29.965 | 4.9978 |
| 2 | 3.25 | **Chloride** | BMB | 21.232 | 206.030 | 50.0431 |
| 3 | 5.28 | **Bromide** | BM * | 0.685 | 6.312 | 5.0625 |
| 4 | 5.47 | **Sulfate** | M *^ | 31.322 | 102.630 | 100.2286 |
| 5 | 6.21 | **Nitrate** | MB* | 5.419 | 26.535 | 5.0099 |
| **TOTAL:** | | | | 61.75 | 371.47 | 165.34 |

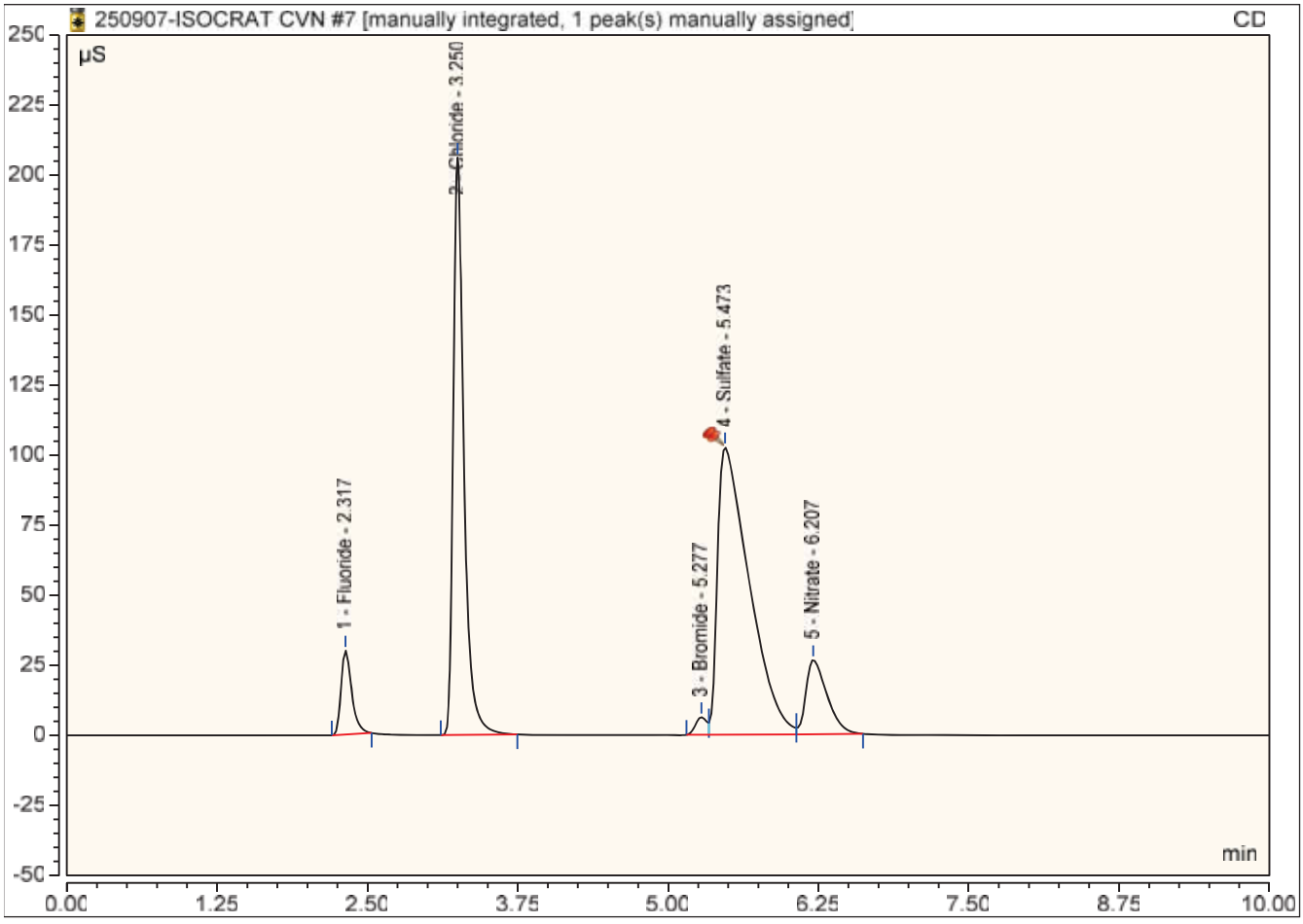

# Calibration Batch Report

| | | | |
|---|---|---|---|
| *Sequence:* | **250907-ISOCRAT CVN** | *Injection Volume:* | **25.00** |
| *Instrument Method:* | **Anions_050420_ThermoFisher** | *Operator:* | **IC 4** |
| *Inj. Date / Time:* | **08-Aug-2025 / 16:17** | *Run Time:* | **10** |

**Calibration Summary**

| Peak Name | Eval.Type | Cal.Type | Points | Offset (C0) | Slope (C1) | Curve (C2) | Coeff.Det. % |
|---|---|---|---|---|---|---|---|
| Fluoride | Area | in, WithOffse | 6.000 | -0.015 | 0.621 | 0.000 | 99.9951 |
| Chloride | Area | in, WithOffse | 6.000 | -0.032 | 0.425 | 0.000 | 99.9986 |
| Bromide | Area | in, WithOffse | 5.000 | -0.003 | 0.136 | 0.000 | 99.8871 |
| Sulfate | Area | in, WithOffse | 6.000 | -0.079 | 0.313 | 0.000 | 99.9939 |
| Nitrate | Area | in, WithOffse | 6.000 | -0.033 | 1.088 | 0.000 | 99.9895 |
| | | **AVERAGE:** | | -0.0322 | 0.5167 | 0.0000 | 99.9728 |

| Injection Name | Ret.Time min CD | Area µS*min CD | Height µS CD | Amount CD |
|---|---|---|---|---|
| | Fluoride | Fluoride | Fluoride | Fluoride |
| STD 0.5 | 2.343 | 0.0106 | 0.114 | 0.041 |
| STD 1.0 | 2.267 | 0.0201 | 0.220 | 0.056 |
| STD 2.0 | 2.267 | 0.0951 | 1.108 | 0.177 |
| STD 3.0 | 2.303 | 0.2927 | 3.241 | 0.495 |
| STD 4.0 | 2.273 | 1.2327 | 12.986 | 2.009 |
| STD 5.0 | 2.317 | 3.0887 | 29.965 | 4.998 |
| **Average** | 2.295 | | | |
| **Rel. Std. Dev.** | 1.371 % | | | |

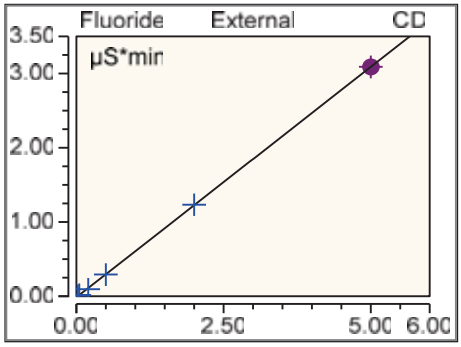


| Injection Name | Ret.Time min CD | Area µS*min CD | Height µS CD | Amount CD |
|---|---|---|---|---|
| | Chloride | Chloride | Chloride | Chloride |
| STD 0.5 | 3.377 | 0.1196 | 1.238 | 0.356 |
| STD 1.0 | 3.260 | 0.1821 | 1.946 | 0.503 |
| STD 2.0 | 3.260 | 0.7969 | 8.449 | 1.950 |
| STD 3.0 | 3.320 | 2.0943 | 21.742 | 5.003 |
| STD 4.0 | 3.250 | 8.4219 | 84.885 | 19.895 |
| STD 5.0 | 3.250 | 21.2318 | 206.030 | 50.043 |
| **Average** | 3.286 | | | |
| **Rel. Std. Dev.** | 1.571 % | | | |

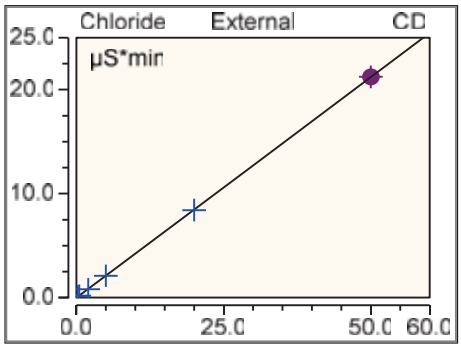


| Injection Name | Ret.Time min CD | Area µS*min CD | Height µS CD | Amount CD |
|---|---|---|---|---|
| | Bromide | Bromide | Bromide | Bromide |
| STD 0.5 | 5.417 | 0.0050 | 0.036 | 0.059 |
| STD 1.0 | 5.463 | 0.0049 | 0.038 | 0.059 |
| STD 2.0 | 5.383 | 0.0220 | 0.170 | 0.185 |
| STD 3.0 | 5.387 | 0.0596 | 0.481 | 0.461 |
| STD 4.0 | 5.350 | 0.2702 | 2.299 | 2.011 |
| STD 5.0 | 5.277 | 0.6851 | 6.312 | 5.063 |
| **Average** | 5.379 | | | |
| **Rel. Std. Dev.** | 1.173 % | | | |

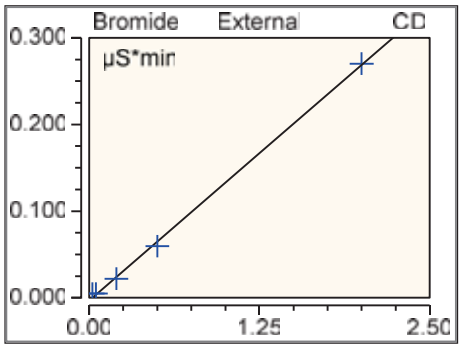




Chromeleon (c) Dionex 1996-2009
Version 7.2.9.11323

| Injection Name | Ret.Time min CD | Area µS*min CD | Height µS CD | Amount CD |
|---|---|---|---|---|
| | Sulfate | Sulfate | Sulfate | Sulfate |
| STD 0.5 | 5.750 | 0.1318 | 0.955 | 0.673 |
| STD 1.0 | 5.987 | 0.2765 | 1.830 | 1.135 |
| STD 2.0 | 5.947 | 1.1612 | 6.965 | 3.958 |
| STD 3.0 | 5.833 | 3.0867 | 17.470 | 10.104 |
| STD 4.0 | 5.780 | 12.2653 | 53.790 | 39.401 |
| STD 5.0 | 5.473 | 31.3224 | 102.630 | 100.229 |
| **Average** | 5.795 | | | |
| **Rel. Std. Dev.** | 3.153 % | | | |

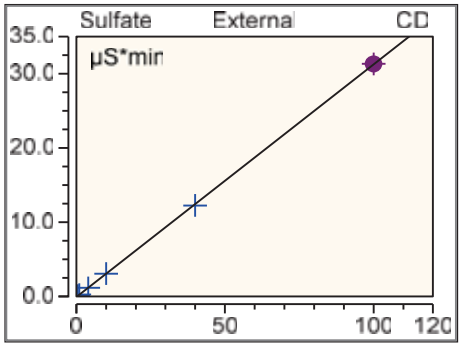


| Injection Name | Ret.Time min CD | Area µS*min CD | Height µS CD | Amount CD |
|---|---|---|---|---|
| | Nitrate | Nitrate | Nitrate | Nitrate |
| STD 0.5 | 6.377 | 0.0199 | 0.127 | 0.048 |
| STD 1.0 | 6.427 | 0.0415 | 0.242 | 0.068 |
| STD 2.0 | 6.363 | 0.1777 | 1.079 | 0.193 |
| STD 3.0 | 6.357 | 0.4832 | 2.965 | 0.474 |
| STD 4.0 | 6.300 | 2.1239 | 11.894 | 1.982 |
| STD 5.0 | 6.207 | 5.4192 | 26.535 | 5.010 |
| **Average** | 6.338 | | | |
| **Rel. Std. Dev.** | 1.202 % | | | |

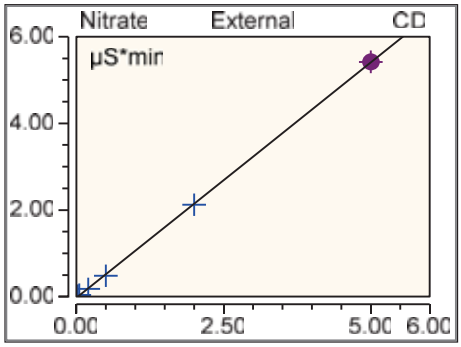

## Peak Integration Report

| | | | |
|---|---|---|---|
| *Sample Name:* | **RINSE** | *Inj. Vol.:* | **25.00** |
| *Injection Type:* | **Unknown** | *Dilution Factor:* | **1.0000** |
| *Instrument Method:* | **Anions_050420_ThermoFisher** | *Operator:* | **IC 4** |
| *Inj. Date / Time:* | **07-Sep-2025 / 07:26** | *Run Time:* | **10.00** |

| No. | Time min | Peak Name | Peak Type | Area µS*min | Height µS | Amount |
|---|---|---|---|---|---|---|
| 1 | 2.36 | **Fluoride** | BMB | 0.009 | 0.020 | 0.0384 |
| 2 | 3.28 | **Chloride** | BMB | 0.010 | 0.092 | 0.0978 |
| 3 | 6.01 | **Sulfate** | BMB | 0.016 | 0.048 | 0.3035 |
| **TOTAL:** | | | | 0.04 | 0.16 | 0.44 |

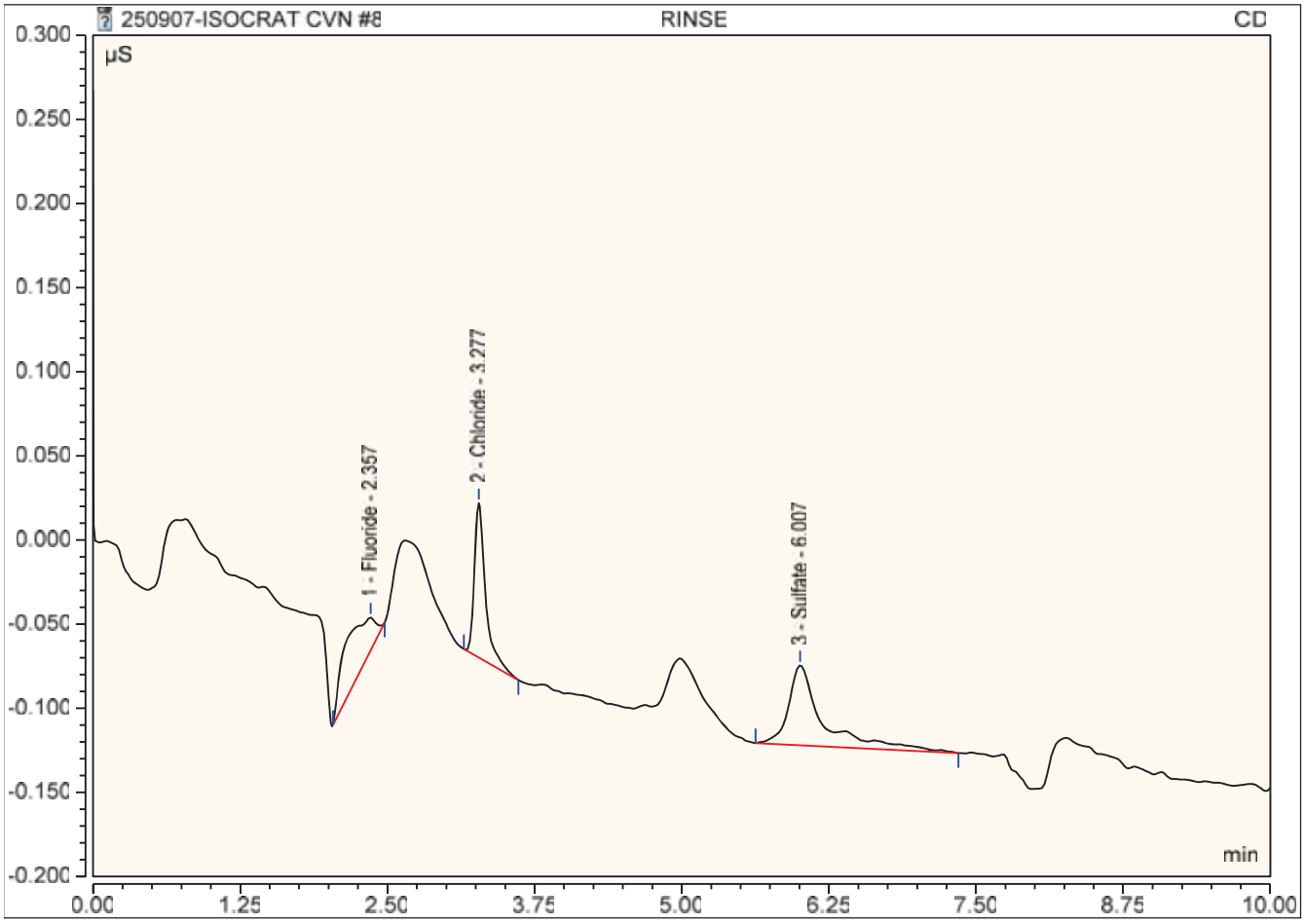

## Peak Integration Report

| | | | |
|---|---|---|---|
| *Sample Name:* | **CCV** | *Inj. Vol.:* | **25.00** |
| *Injection Type:* | **Check Standard** | *Dilution Factor:* | **1.0000** |
| *Instrument Method:* | **Anions_050420_ThermoFisher** | *Operator:* | **IC 4** |
| *Inj. Date / Time:* | **07-Sep-2025 / 07:38** | *Run Time:* | **10.00** |

| No. | Time min | Peak Name | Peak Type | Area µS*min | Height µS | Amount |
|---|---|---|---|---|---|---|
| 2 | 2.29 | **Fluoride** | BMB | 0.592 | 6.301 | 0.9765 |
| 3 | 3.28 | **Chloride** | BMB | 4.192 | 41.131 | 9.9401 |
| 4 | 5.39 | **Bromide** | BMB* | 0.137 | 1.042 | 1.0292 |
| 5 | 5.93 | **Sulfate** | BM * | 6.053 | 29.655 | 19.5724 |
| 6 | 6.34 | **Nitrate** | MB* | 1.034 | 5.966 | 0.9799 |
| **TOTAL:** | | | | 12.01 | 84.10 | 32.50 |

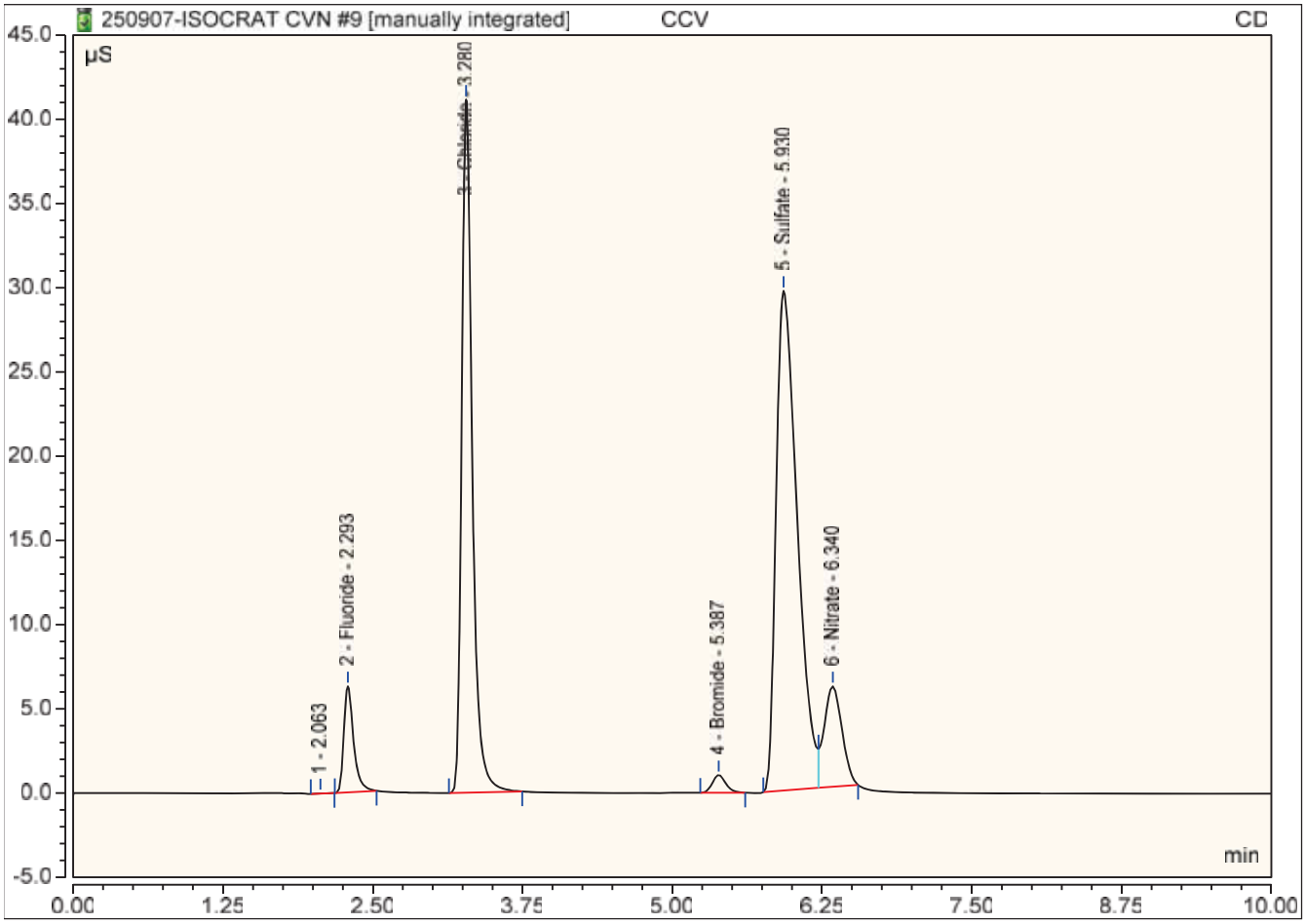

## Peak Integration Report

| | | | |
|---|---|---|---|
| *Sample Name:* | **CCB** | *Inj. Vol.:* | **25.00** |
| *Injection Type:* | **Unknown** | *Dilution Factor:* | **1.0000** |
| *Instrument Method:* | **Anions_050420_ThermoFisher** | *Operator:* | **IC 4** |
| *Inj. Date / Time:* | **07-Sep-2025 / 07:50** | *Run Time:* | **10.00** |

| No. | Time min | Peak Name | Peak Type | Area µS*min | Height µS | Amount |
|---|---|---|---|---|---|---|
| 2 | 3.31 | **Chloride** | BMB | 0.003 | 0.037 | 0.0823 |
| 3 | 6.11 | **Sulfate** | BMB | 0.022 | 0.045 | 0.3235 |
| **TOTAL:** | | | | 0.03 | 0.08 | 0.41 |

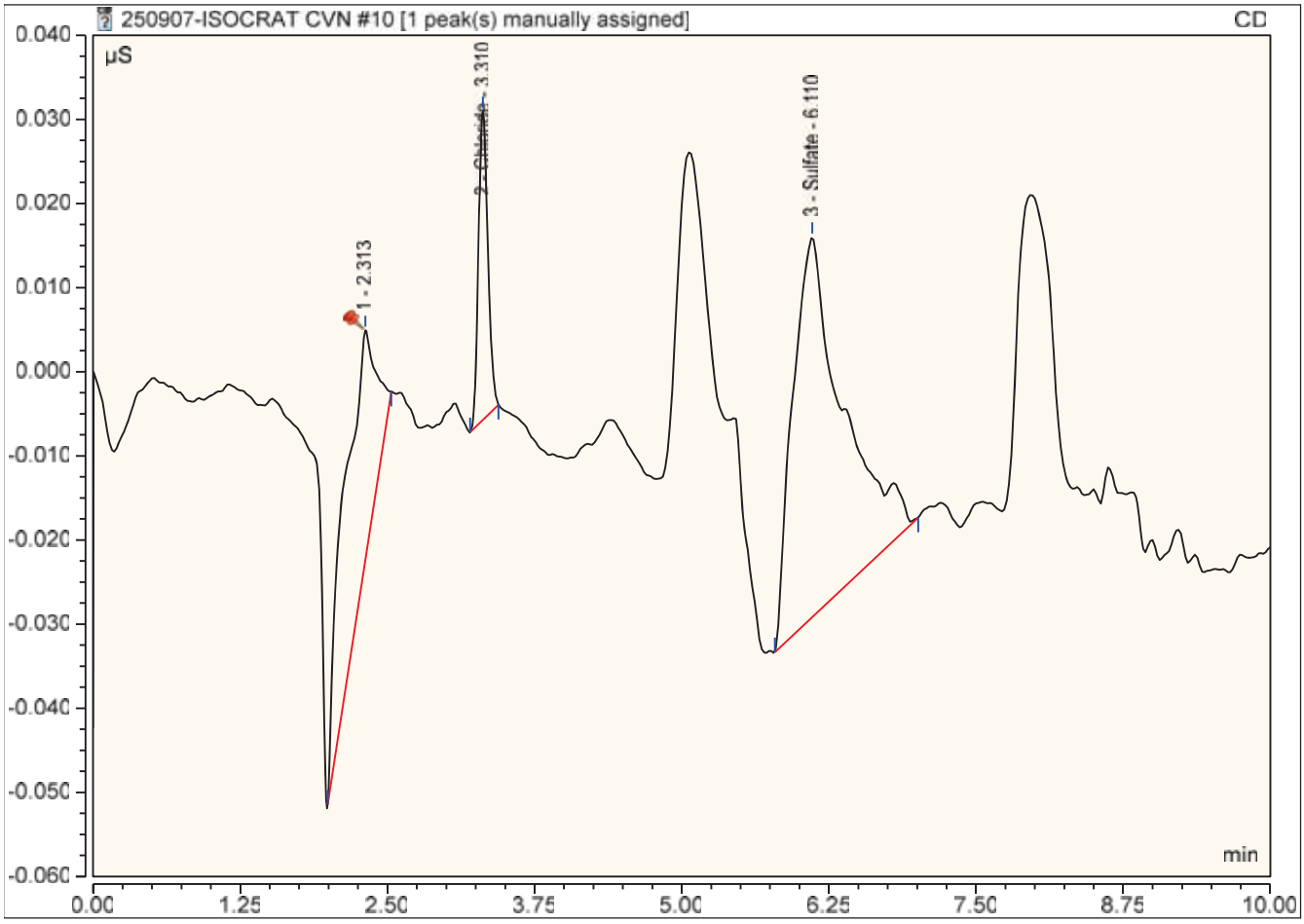

## Peak Integration Report

| | | | |
|---|---|---|---|
| *Sample Name:* | **ICV** | *Inj. Vol.:* | **25.00** |
| *Injection Type:* | **Unknown** | *Dilution Factor:* | **1.0000** |
| *Instrument Method:* | **Anions_050420_ThermoFisher** | *Operator:* | **IC 4** |
| *Inj. Date / Time:* | **07-Sep-2025 / 08:02** | *Run Time:* | **10.00** |

| No. | Time min | Peak Name | Peak Type | Area µS*min | Height µS | Amount |
|---|---|---|---|---|---|---|
| 1 | 2.30 | **Fluoride** | BMB | 0.446 | 4.823 | 0.7422 |
| 2 | 3.28 | **Chloride** | BMB | 3.369 | 33.142 | 8.0023 |
| 3 | 5.40 | **Bromide** | BMB* | 0.103 | 0.773 | 0.7827 |
| 4 | 5.99 | **Sulfate** | BM * | 2.300 | 13.000 | 7.5918 |
| 5 | 6.34 | **Nitrate** | MB* | 0.786 | 4.652 | 0.7526 |
| **TOTAL:** | | | | 7.00 | 56.39 | 17.87 |

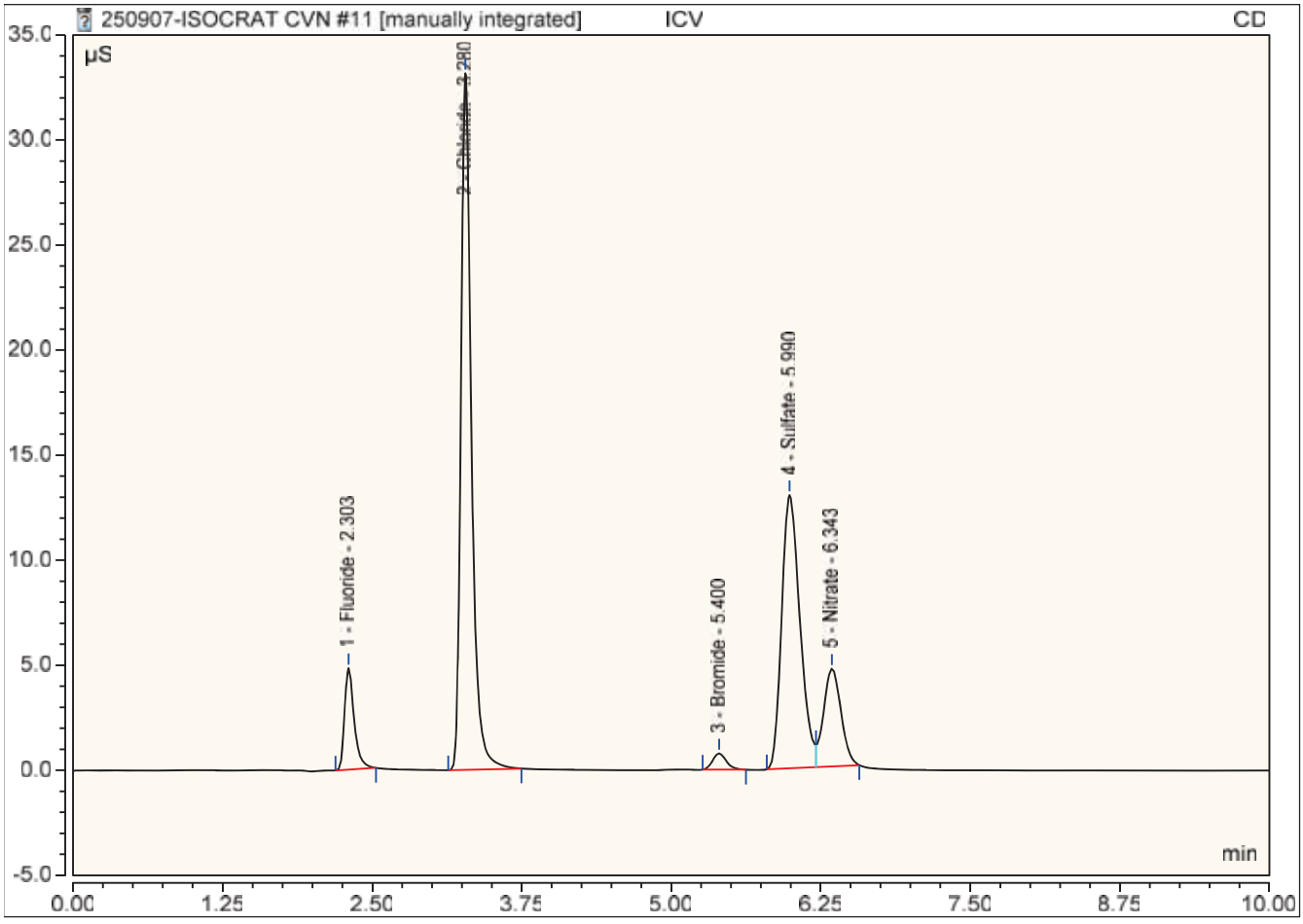

## Peak Integration Report

| | | | |
|---|---|---|---|
| *Sample Name:* | **ICB** | *Inj. Vol.:* | **25.00** |
| *Injection Type:* | **Unknown** | *Dilution Factor:* | **1.0000** |
| *Instrument Method:* | **Anions_050420_ThermoFisher** | *Operator:* | **IC 4** |
| *Inj. Date / Time:* | **07-Sep-2025 / 08:14** | *Run Time:* | **10.00** |

| No. | Time min | Peak Name | Peak Type | Area µS*min | Height µS | Amount |
|---|---|---|---|---|---|---|
| 2 | 2.32 | **Fluoride** | BMB | 0.001 | 0.013 | 0.0260 |
| 3 | 3.31 | **Chloride** | BMB | 0.004 | 0.041 | 0.0845 |
| **TOTAL:** | | | | 0.01 | 0.05 | 0.11 |

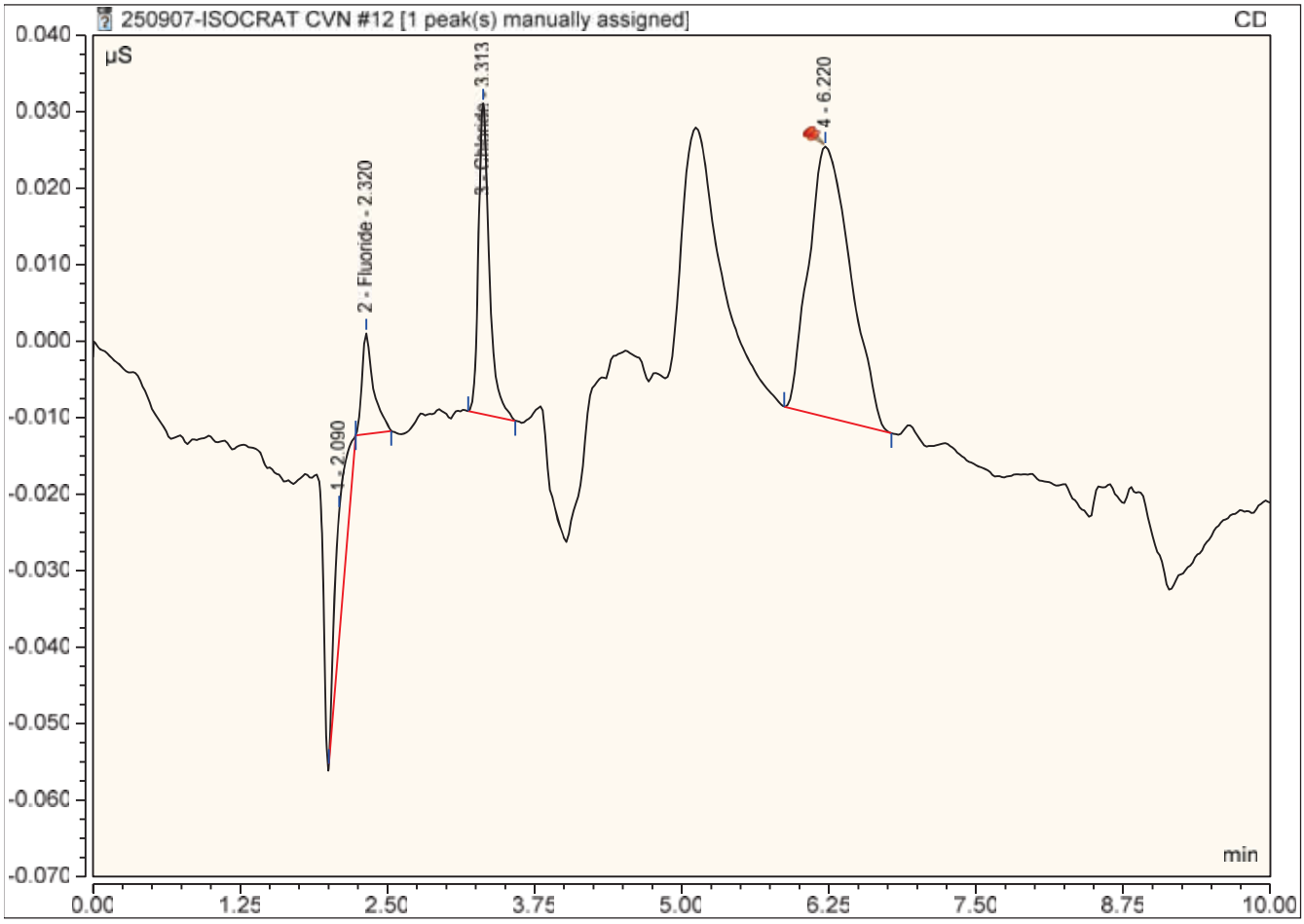

## Peak Integration Report

| | | | |
|---|---|---|---|
| *Sample Name:* | **BLK** | *Inj. Vol.:* | **25.00** |
| *Injection Type:* | **Unknown** | *Dilution Factor:* | **1.0000** |
| *Instrument Method:* | **Anions_050420_ThermoFisher** | *Operator:* | **IC 4** |
| *Inj. Date / Time:* | **07-Sep-2025 / 08:26** | *Run Time:* | **10.00** |

| No. | Time min | Peak Name | Peak Type | Area µS*min | Height µS | Amount |
|---|---|---|---|---|---|---|
| 2 | 2.30 | **Fluoride** | BMB | 0.001 | 0.006 | 0.0247 |
| 3 | 3.30 | **Chloride** | BMB | 0.014 | 0.134 | 0.1075 |
| 4 | 6.02 | **Sulfate** | BM * | 0.008 | 0.044 | 0.2776 |
| 5 | 6.38 | **Nitrate** | MB* | 0.006 | 0.031 | 0.0350 |
| **TOTAL:** | | | | 0.03 | 0.21 | 0.44 |

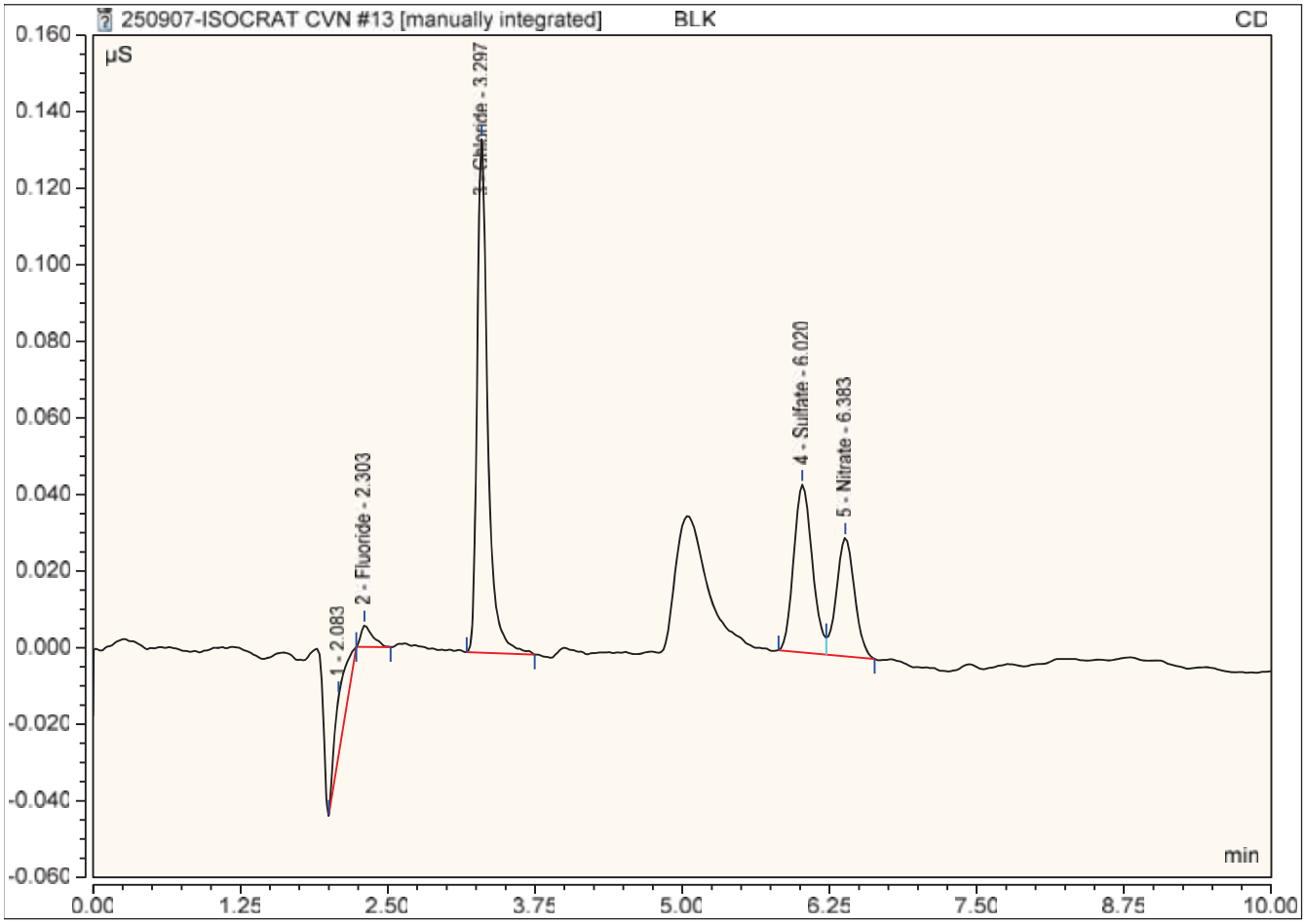

## Peak Integration Report

| | | | |
|---|---|---|---|
| *Sample Name:* | **LCS** | *Inj. Vol.:* | **25.00** |
| *Injection Type:* | **Unknown** | *Dilution Factor:* | **1.0000** |
| *Instrument Method:* | **Anions_050420_ThermoFisher** | *Operator:* | **IC 4** |
| *Inj. Date / Time:* | **07-Sep-2025 / 08:38** | *Run Time:* | **10.00** |

| No. | Time min | Peak Name | Peak Type | Area µS*min | Height µS | Amount |
|---|---|---|---|---|---|---|
| 2 | 2.35 | **Fluoride** | BMB | 0.427 | 4.610 | 0.7117 |
| 3 | 3.30 | **Chloride** | BMB | 3.412 | 33.159 | 8.1047 |
| 4 | 5.39 | **Bromide** | BMB* | 0.098 | 0.765 | 0.7436 |
| 5 | 5.88 | **Sulfate** | BM * | 2.312 | 12.970 | 7.6330 |
| 6 | 6.32 | **Nitrate** | MB* | 0.773 | 4.544 | 0.7405 |
| **TOTAL:** | | | | 7.02 | 56.05 | 17.93 |

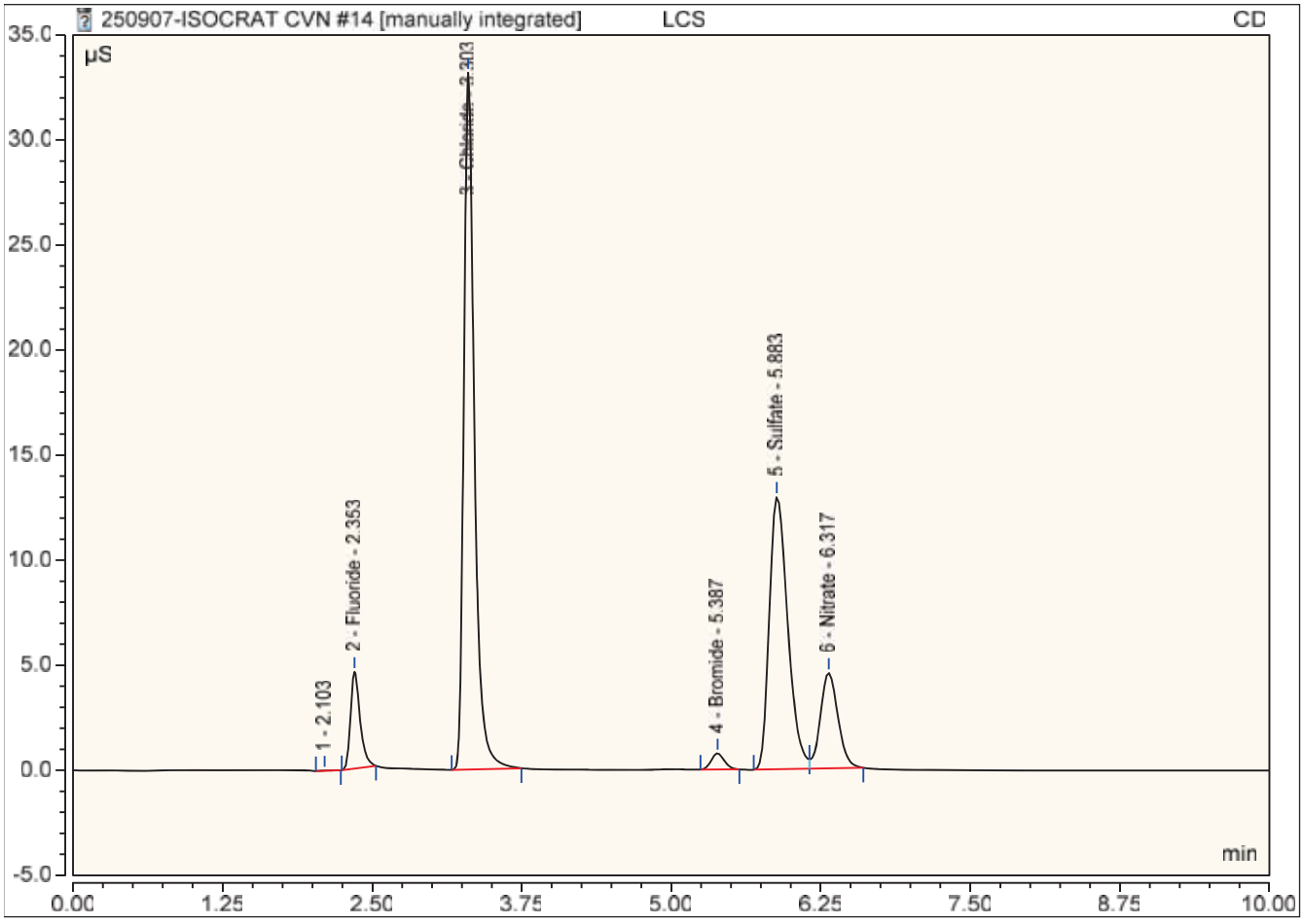

## Peak Integration Report

| | | | |
|---|---|---|---|
| *Sample Name:* | **L2555281-01 BR** | *Inj. Vol.:* | **25.00** |
| *Injection Type:* | **Unknown** | *Dilution Factor:* | **1.0000** |
| *Instrument Method:* | **Anions_050420_ThermoFisher** | *Operator:* | **IC 4** |
| *Inj. Date / Time:* | **07-Sep-2025 / 08:51** | *Run Time:* | **10.00** |

| No. | Time min | Peak Name | Peak Type | Area µS*min | Height µS | Amount |
|---|---|---|---|---|---|---|
| 2 | 2.27 | **Fluoride** | BMB | 0.032 | 0.322 | 0.0749 |
| 3 | 3.25 | **Chloride** | BMB | 9.304 | 90.930 | 21.9712 |
| 4 | 5.28 | **Bromide** | BMB* | 0.001 | 0.000 | 0.0300 |
| 5 | 5.99 | **Sulfate** | BM * | 4.283 | 22.102 | 13.9212 |
| 6 | 6.32 | **Nitrate** | MB* | 0.482 | 3.066 | 0.4731 |
| **TOTAL:** | | | | 14.10 | 116.42 | 36.47 |

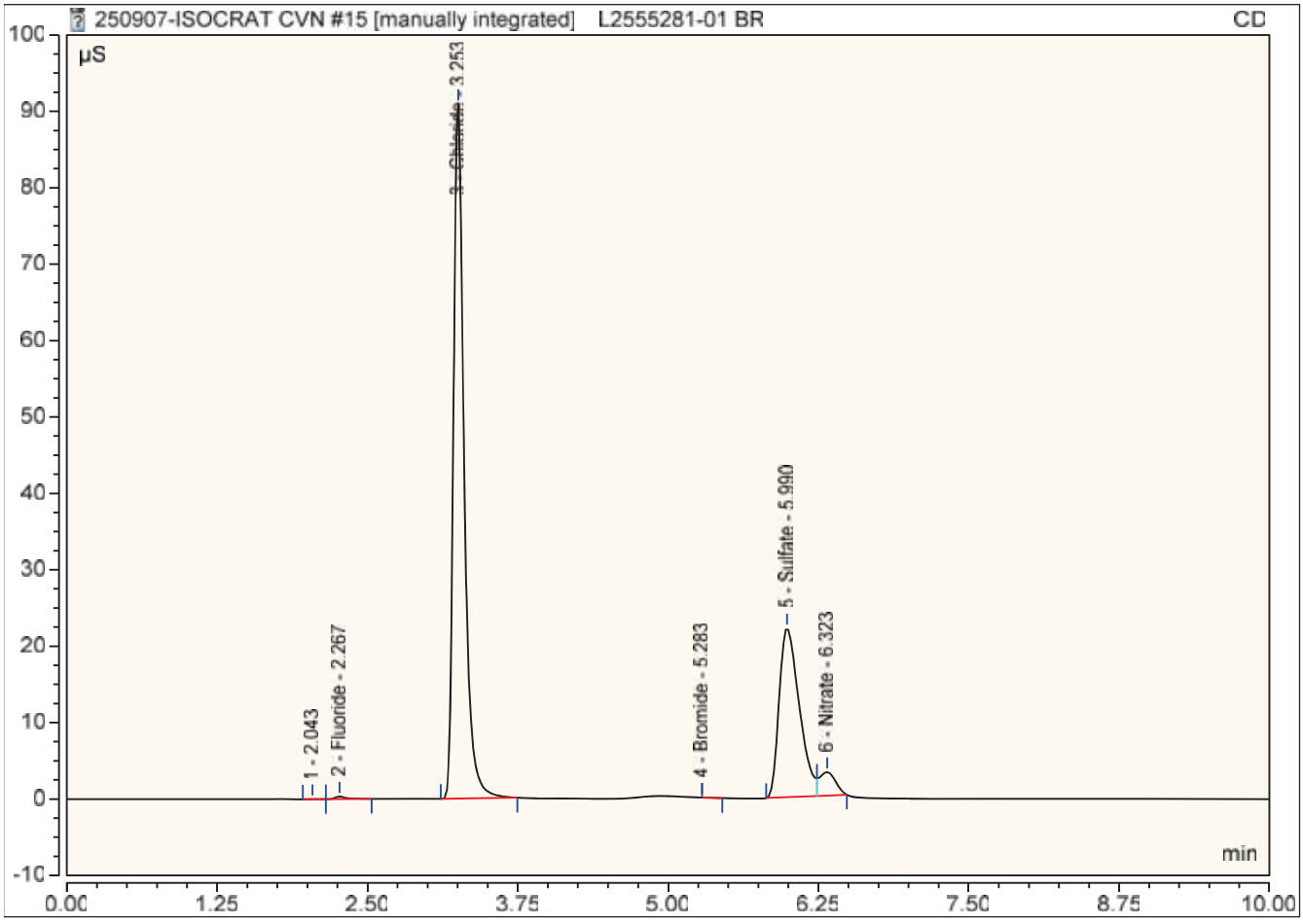

## Peak Integration Report

| | | | |
|---|---|---|---|
| *Sample Name:* | **L2555281-02** | *Inj. Vol.:* | **25.00** |
| *Injection Type:* | **Unknown** | *Dilution Factor:* | **1.0000** |
| *Instrument Method:* | **Anions_050420_ThermoFisher** | *Operator:* | **IC 4** |
| *Inj. Date / Time:* | **07-Sep-2025 / 09:03** | *Run Time:* | **10.00** |

| No. | Time min | Peak Name | Peak Type | Area µS*min | Height µS | Amount |
|---|---|---|---|---|---|---|
| 2 | 2.27 | **Fluoride** | BMB | 0.030 | 0.309 | 0.0724 |
| 3 | 3.26 | **Chloride** | BMB | 9.264 | 89.770 | 21.8779 |
| 4 | 5.40 | **Bromide** | BMB* | 0.001 | 0.010 | 0.0294 |
| 5 | 6.01 | **Sulfate** | BM * | 4.311 | 22.137 | 14.0127 |
| 6 | 6.36 | **Nitrate** | MB* | 0.502 | 3.141 | 0.4912 |
| **TOTAL:** | | | | 14.11 | 115.37 | 36.48 |

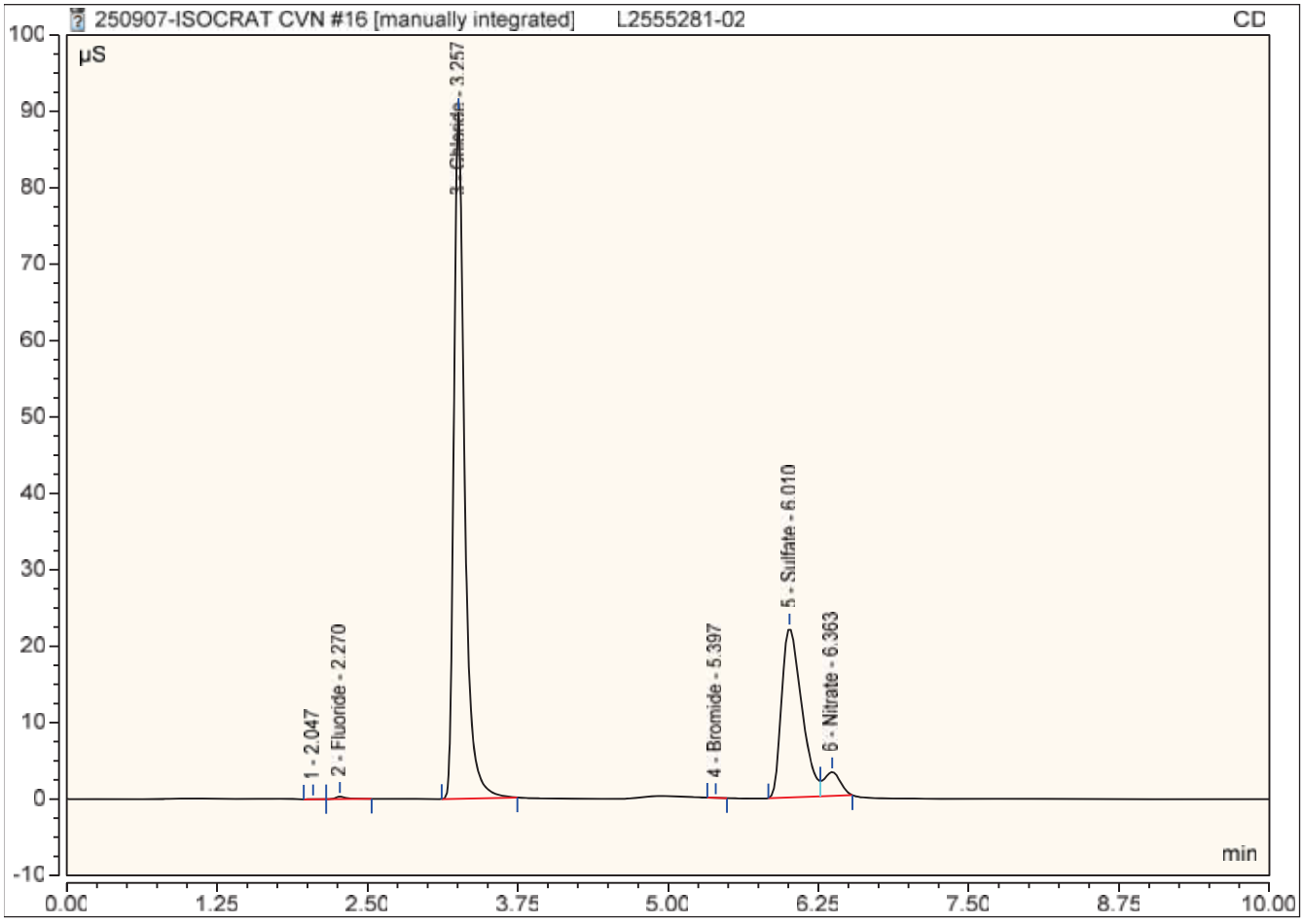

## Peak Integration Report

| | | | |
|---|---|---|---|
| *Sample Name:* | **L2555281-03** | *Inj. Vol.:* | **25.00** |
| *Injection Type:* | **Unknown** | *Dilution Factor:* | **1.0000** |
| *Instrument Method:* | **Anions_050420_ThermoFisher** | *Operator:* | **IC 4** |
| *Inj. Date / Time:* | **07-Sep-2025 / 09:15** | *Run Time:* | **10.00** |

| No. | Time min | Peak Name | Peak Type | Area µS*min | Height µS | Amount |
|---|---|---|---|---|---|---|
| 2 | 2.27 | **Fluoride** | BMB | 0.019 | 0.179 | 0.0538 |
| 3 | 3.26 | **Chloride** | BMB | 5.993 | 59.277 | 14.1787 |
| 4 | 5.27 | **Bromide** | BMB* | 0.003 | 0.000 | 0.0446 |
| 5 | 5.91 | **Sulfate** | BM * | 11.282 | 44.959 | 36.2635 |
| 6 | 6.36 | **Nitrate** | MB* | 0.476 | 3.266 | 0.4670 |
| **TOTAL:** | | | | 17.77 | 107.68 | 51.01 |

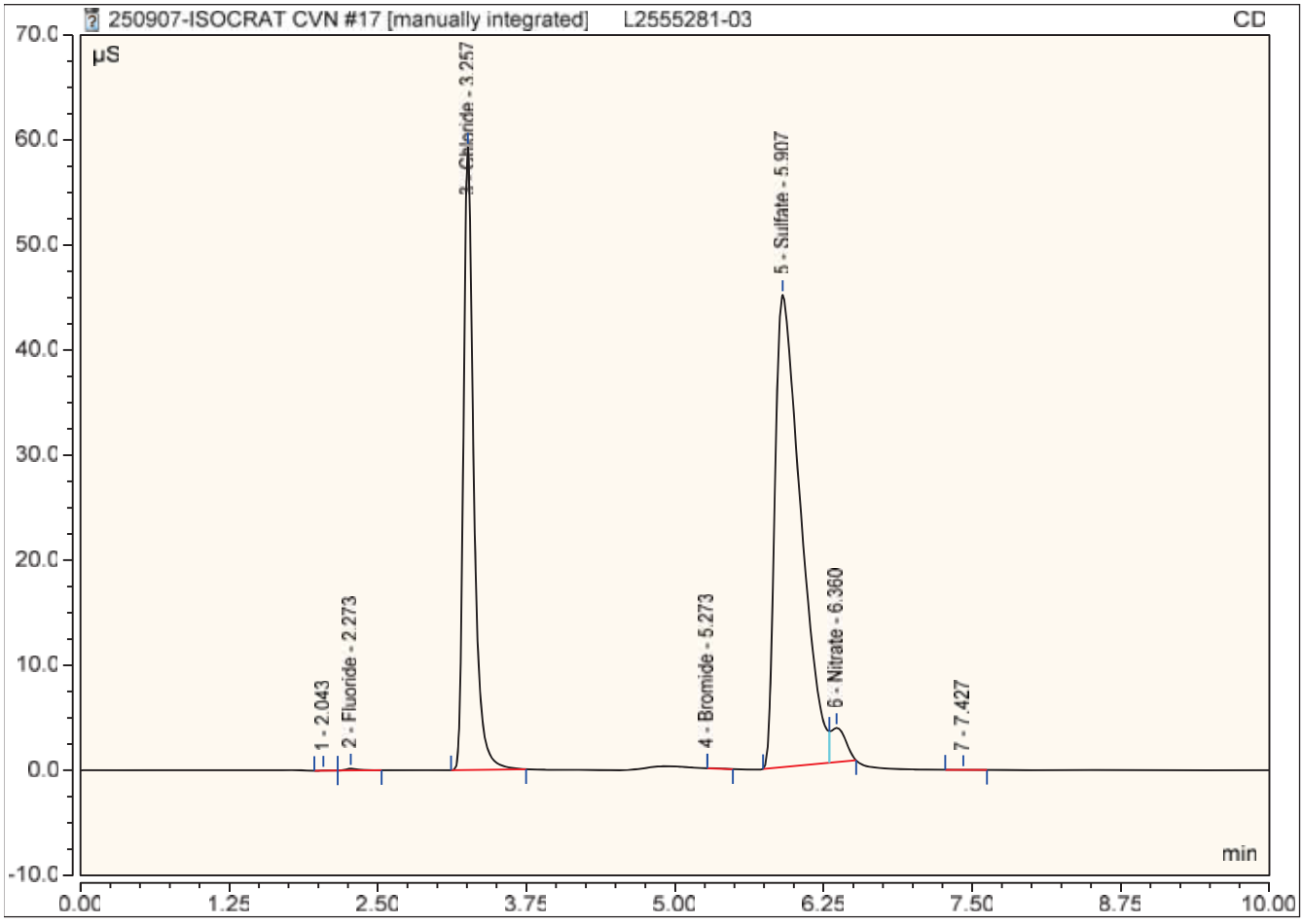

## Peak Integration Report

| | | | |
|---|---|---|---|
| *Sample Name:* | **L2555281-04** | *Inj. Vol.:* | **25.00** |
| *Injection Type:* | **Unknown** | *Dilution Factor:* | **1.0000** |
| *Instrument Method:* | **Anions_050420_ThermoFisher** | *Operator:* | **IC 4** |
| *Inj. Date / Time:* | **07-Sep-2025 / 09:27** | *Run Time:* | **10.00** |

| No. | Time min | Peak Name | Peak Type | Area µS*min | Height µS | Amount |
|---|---|---|---|---|---|---|
| 2 | 2.31 | **Fluoride** | BMB | 0.039 | 0.416 | 0.0870 |
| 3 | 3.29 | **Chloride** | BMB | 4.948 | 48.513 | 11.7196 |
| 4 | 5.32 | **Bromide** | BMB* | 0.000 | 0.000 | 0.0253 |
| 5 | 5.95 | **Sulfate** | BM * | 2.912 | 15.961 | 9.5456 |
| 6 | 6.34 | **Nitrate** | MB* | 0.869 | 5.122 | 0.8281 |
| **TOTAL:** | | | | 8.77 | 70.01 | 22.21 |

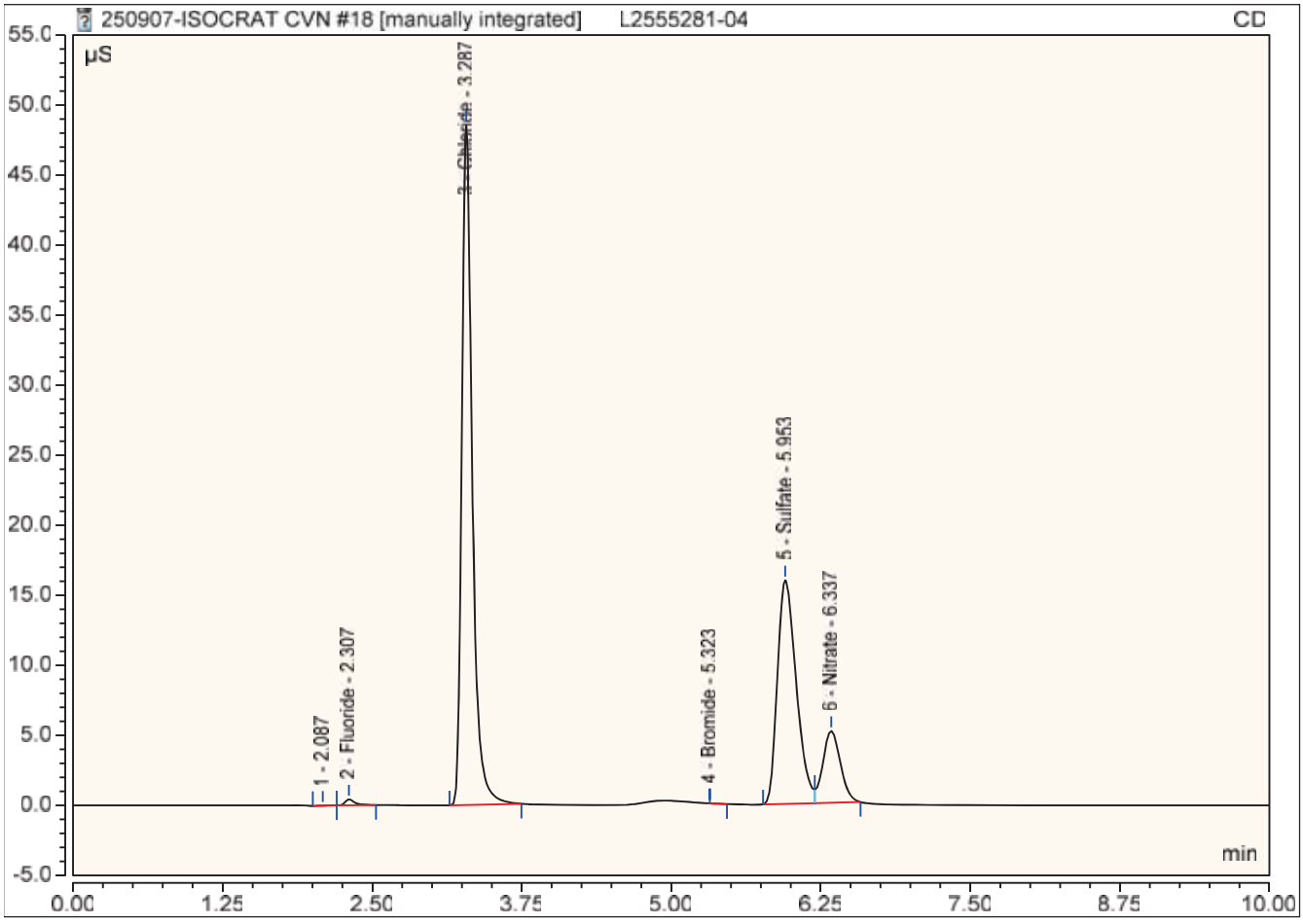

## Peak Integration Report

| | | | |
|---|---|---|---|
| *Sample Name:* | **CCV** | *Inj. Vol.:* | **25.00** |
| *Injection Type:* | **Check Standard** | *Dilution Factor:* | **1.0000** |
| *Instrument Method:* | **Anions_050420_ThermoFisher** | *Operator:* | **IC 4** |
| *Inj. Date / Time:* | **07-Sep-2025 / 09:39** | *Run Time:* | **10.00** |

| No. | Time min | Peak Name | Peak Type | Area µS*min | Height µS | Amount |
|---|---|---|---|---|---|---|
| 2 | 2.28 | **Fluoride** | BMB | 0.595 | 5.929 | 0.9812 |
| 4 | 3.39 | **Chloride** | BMB^ | 4.397 | 40.898 | 10.4232 |
| 5 | 5.40 | **Bromide** | BMB* | 0.131 | 1.049 | 0.9866 |
| 6 | 5.78 | **Sulfate** | BM * | 6.113 | 30.418 | 19.7634 |
| 7 | 6.34 | **Nitrate** | MB* | 1.025 | 5.727 | 0.9719 |
| **TOTAL:** | | | | 12.26 | 84.02 | 33.13 |

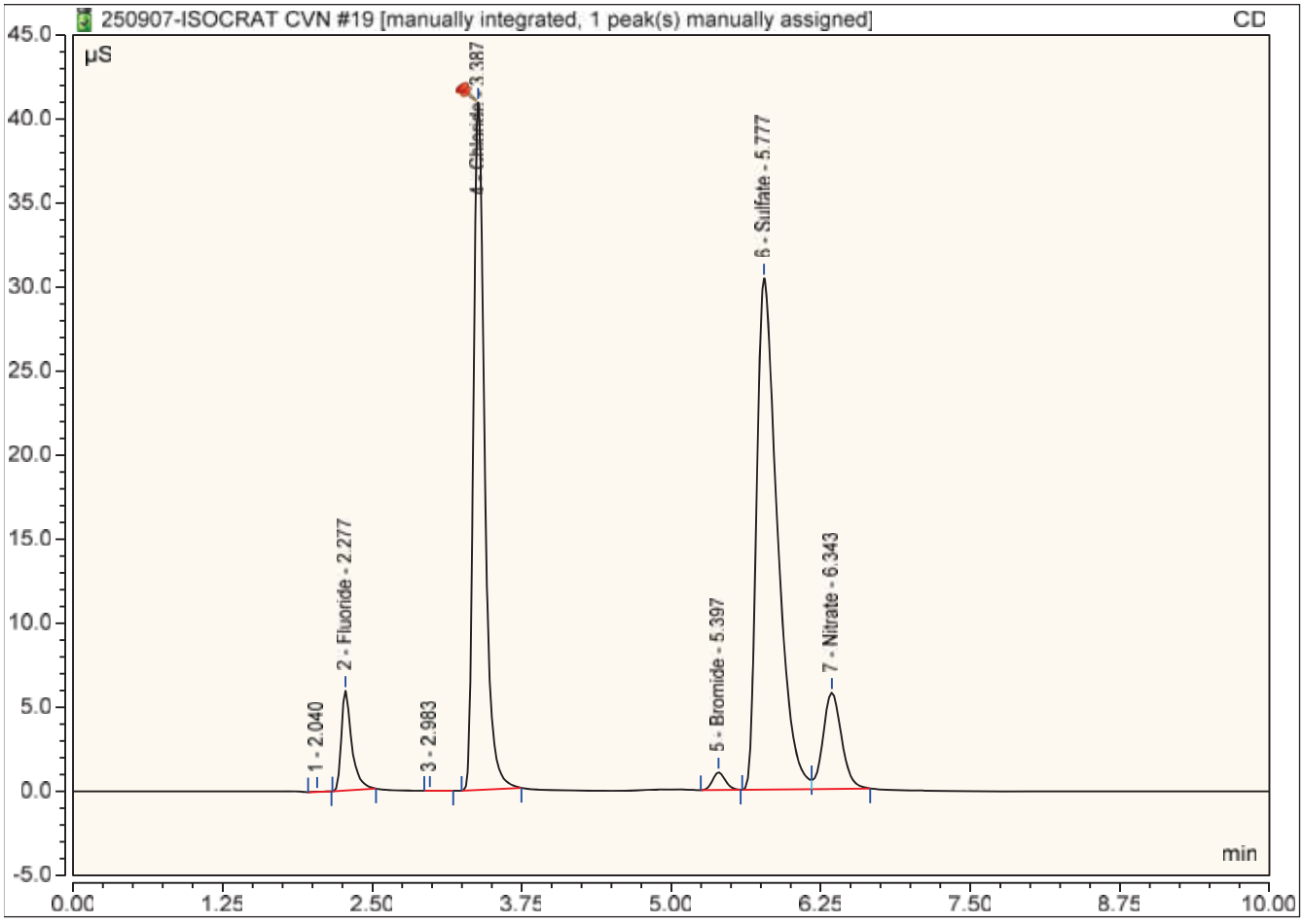

## Peak Integration Report

| | | | |
|---|---|---|---|
| *Sample Name:* | **CCB** | *Inj. Vol.:* | **25.00** |
| *Injection Type:* | **Unknown** | *Dilution Factor:* | **1.0000** |
| *Instrument Method:* | **Anions_050420_ThermoFisher** | *Operator:* | **IC 4** |
| *Inj. Date / Time:* | **07-Sep-2025 / 09:51** | *Run Time:* | **10.00** |

| No. | Time min | Peak Name | Peak Type | Area µS*min | Height µS | Amount |
|---|---|---|---|---|---|---|
| 2 | 2.30 | **Fluoride** | BMB | 0.001 | 0.005 | 0.0246 |
| 3 | 3.29 | **Chloride** | BMB | 0.004 | 0.039 | 0.0849 |
| 4 | 6.05 | **Sulfate** | BMB | 0.006 | 0.015 | 0.2699 |
| **TOTAL:** | | | | 0.01 | 0.06 | 0.38 |

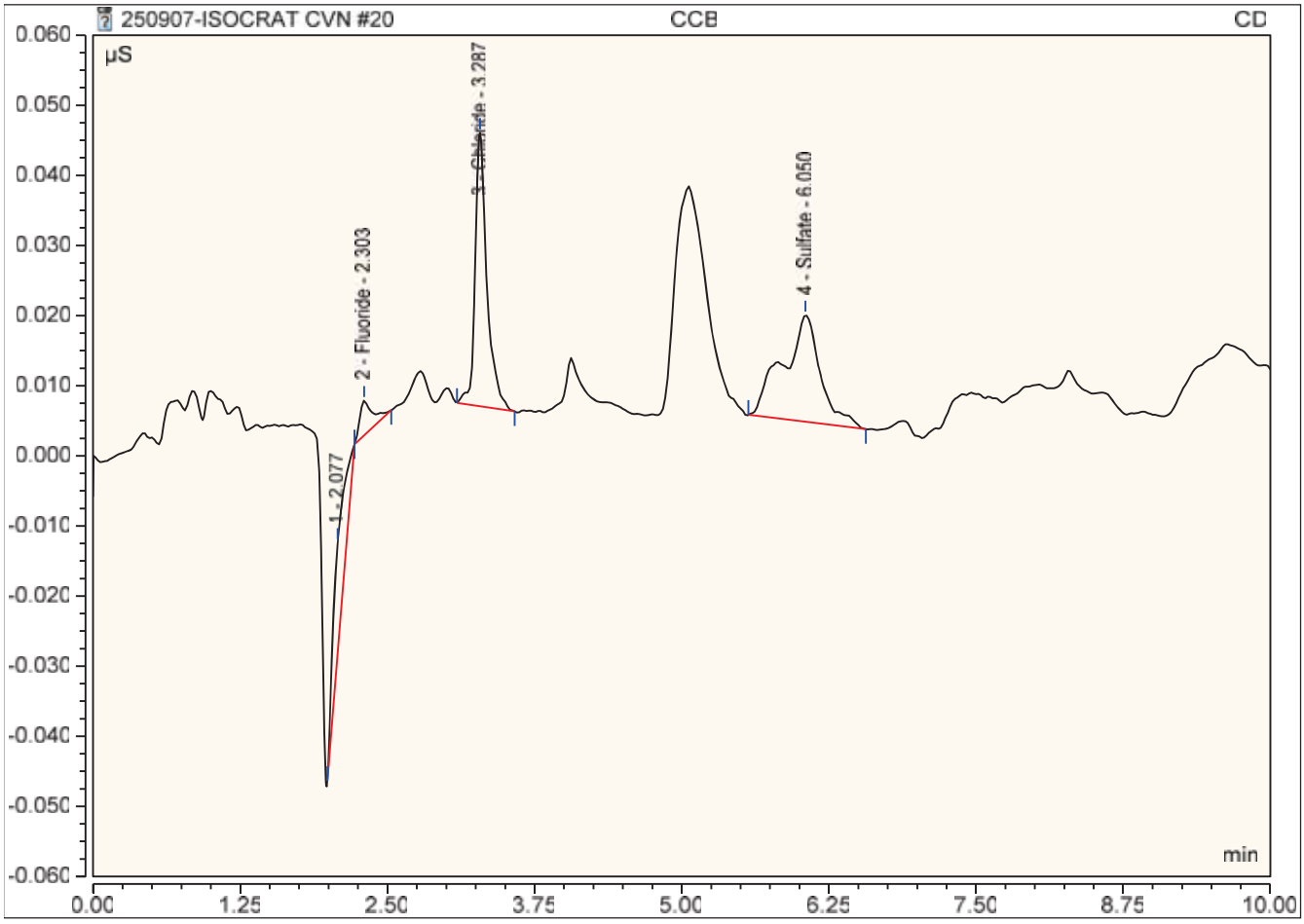

## Peak Integration Report

| | | | |
|---|---|---|---|
| *Sample Name:* | **L2555281-05** | *Inj. Vol.:* | **25.00** |
| *Injection Type:* | **Unknown** | *Dilution Factor:* | **1.0000** |
| *Instrument Method:* | **Anions_050420_ThermoFisher** | *Operator:* | **IC 4** |
| *Inj. Date / Time:* | **07-Sep-2025 / 10:03** | *Run Time:* | **10.00** |

| No. | Time min | Peak Name | Peak Type | Area µS*min | Height µS | Amount |
|---|---|---|---|---|---|---|
| 2 | 2.30 | **Fluoride** | BMB | 0.008 | 0.076 | 0.0371 |
| 4 | 3.34 | **Chloride** | BMB^ | 4.290 | 42.537 | 10.1719 |
| 5 | 5.36 | **Bromide** | BMB* | 0.004 | 0.029 | 0.0517 |
| 6 | 5.86 | **Sulfate** | BM * | 4.853 | 24.812 | 15.7430 |
| 7 | 6.31 | **Nitrate** | MB* | 1.542 | 8.675 | 1.4466 |
| **TOTAL:** | | | | 10.70 | 76.13 | 27.45 |

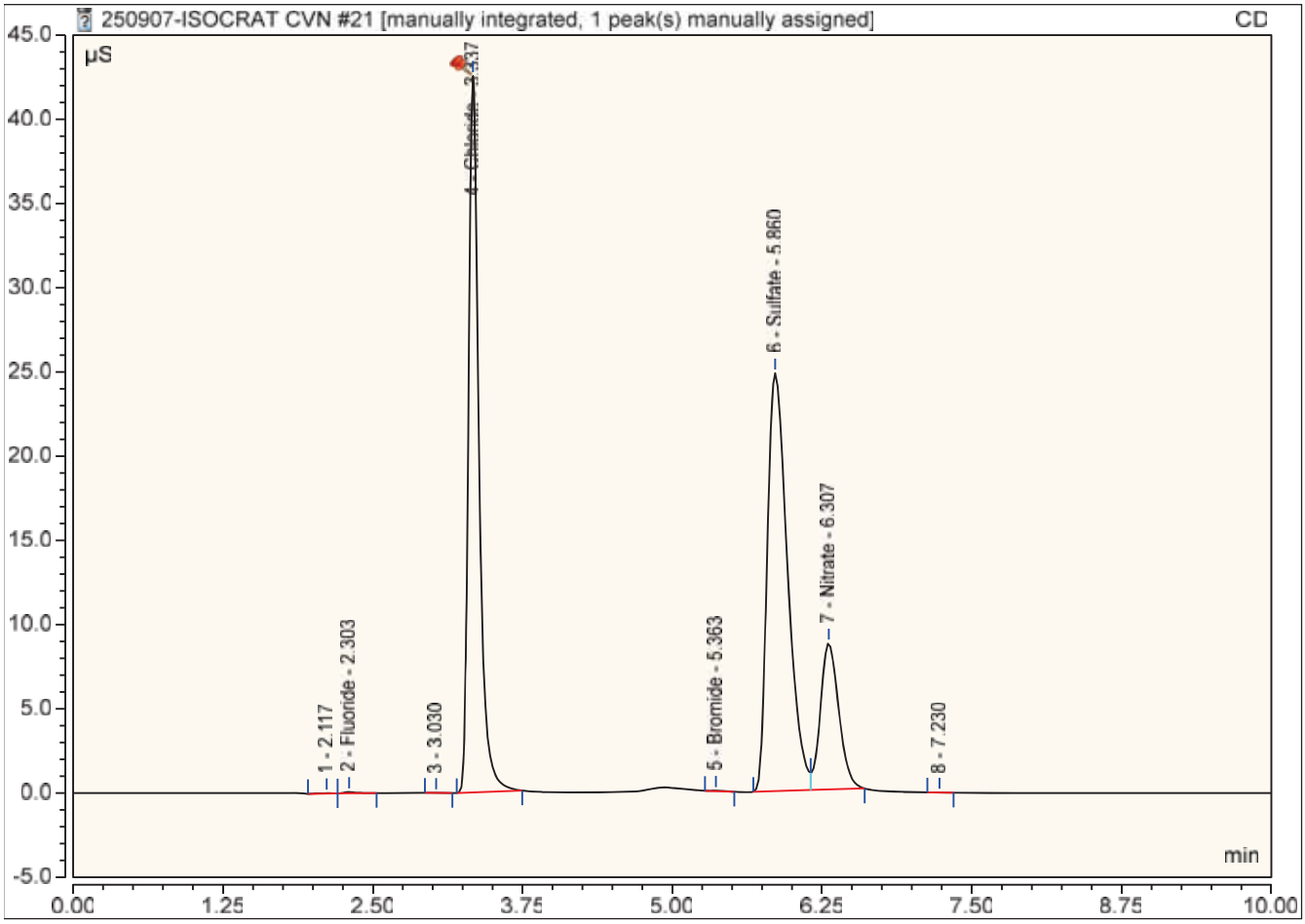

## Peak Integration Report

| | | | |
|---|---|---|---|
| *Sample Name:* | **L2555281-06** | *Inj. Vol.:* | **25.00** |
| *Injection Type:* | **Unknown** | *Dilution Factor:* | **1.0000** |
| *Instrument Method:* | **Anions_050420_ThermoFisher** | *Operator:* | **IC 4** |
| *Inj. Date / Time:* | **07-Sep-2025 / 10:15** | *Run Time:* | **10.00** |

| No. | Time min | Peak Name | Peak Type | Area µS*min | Height µS | Amount |
|---|---|---|---|---|---|---|
| 2 | 2.28 | **Fluoride** | BMB | 0.057 | 0.601 | 0.1153 |
| 3 | 3.25 | **Chloride** | BMB | 8.535 | 83.463 | 20.1611 |
| 4 | 5.36 | **Bromide** | BMB* | 0.002 | 0.019 | 0.0407 |
| 5 | 5.90 | **Sulfate** | BM * | 10.431 | 45.048 | 33.5467 |
| 6 | 6.35 | **Nitrate** | MB* | 1.295 | 7.126 | 1.2199 |
| **TOTAL:** | | | | 20.32 | 136.26 | 55.08 |

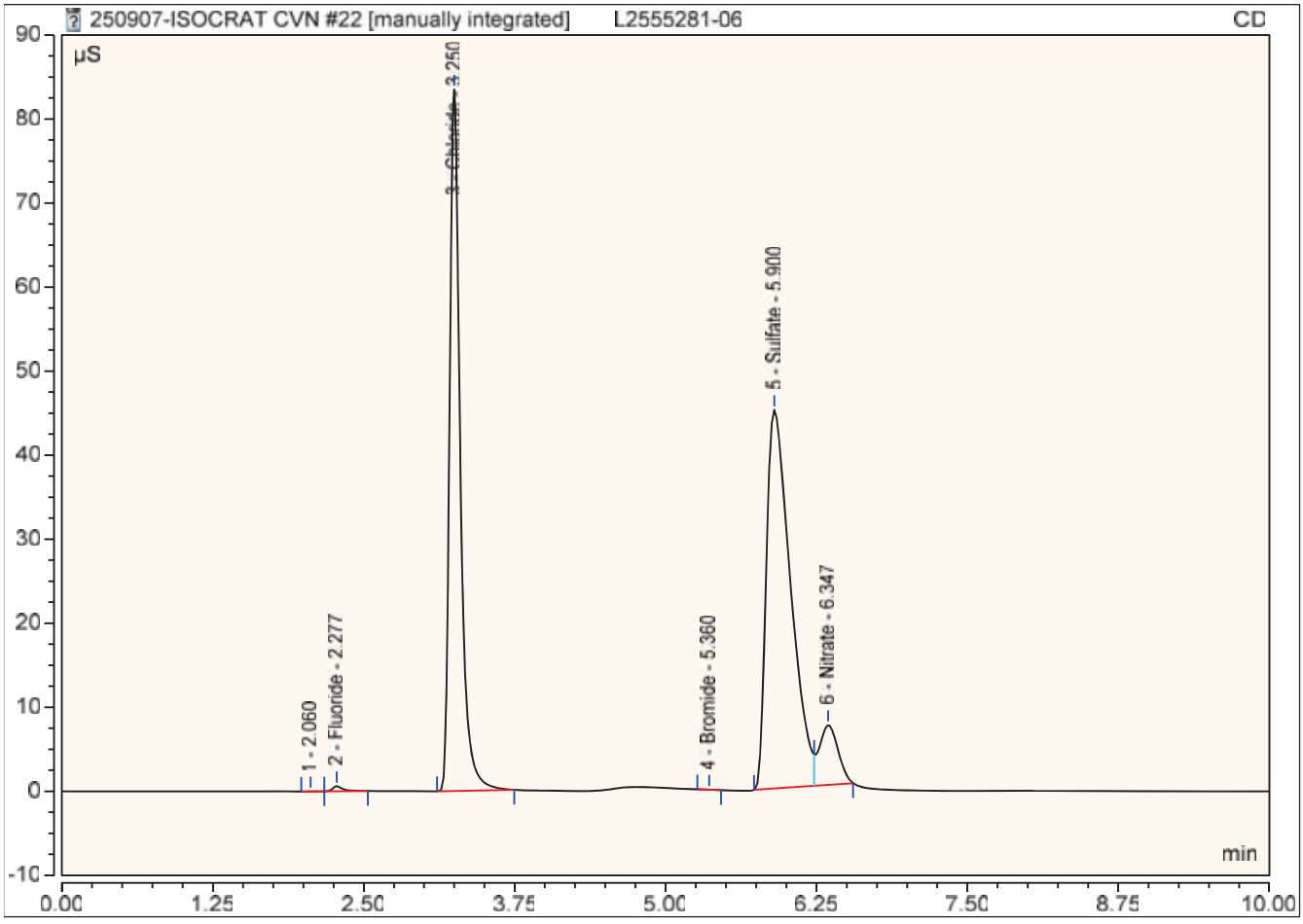

## Peak Integration Report

| | | | |
|---|---|---|---|
| *Sample Name:* | **L2555281-07** | *Inj. Vol.:* | **25.00** |
| *Injection Type:* | **Unknown** | *Dilution Factor:* | **1.0000** |
| *Instrument Method:* | **Anions_050420_ThermoFisher** | *Operator:* | **IC 4** |
| *Inj. Date / Time:* | **07-Sep-2025 / 10:27** | *Run Time:* | **10.00** |

| No. | Time min | Peak Name | Peak Type | Area µS*min | Height µS | Amount |
|---|---|---|---|---|---|---|
| 2 | 2.28 | **Fluoride** | BMB | 0.021 | 0.198 | 0.0569 |
| 3 | 3.26 | **Chloride** | BMB | 8.163 | 79.560 | 19.2868 |
| 4 | 5.29 | **Bromide** | BMB* | 0.001 | 0.000 | 0.0296 |
| 5 | 5.96 | **Sulfate** | BM * | 4.779 | 25.137 | 15.5056 |
| 6 | 6.28 | **Nitrate** | MB* | 2.125 | 11.892 | 1.9826 |
| **TOTAL:** | | | | 15.09 | 116.79 | 36.86 |

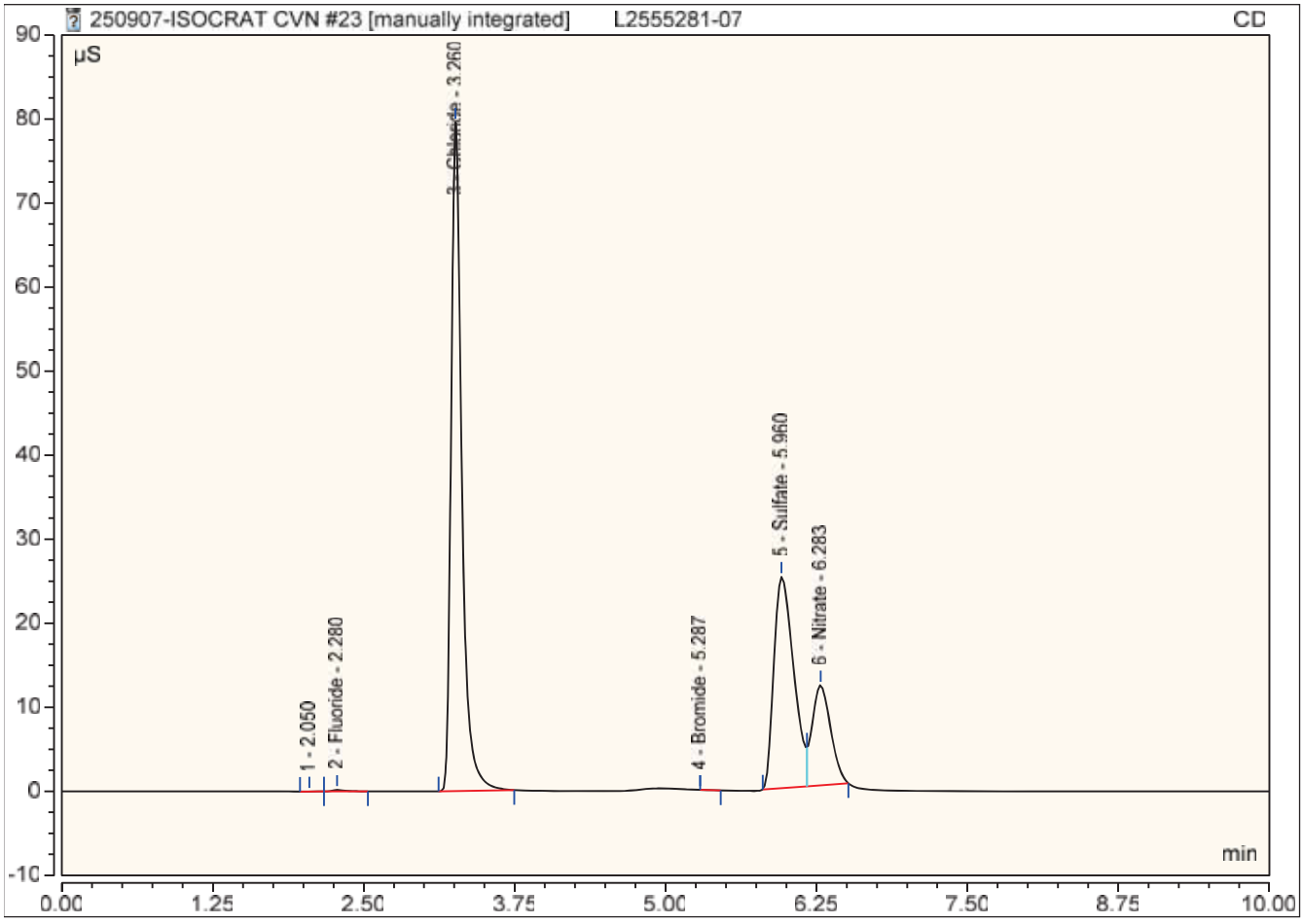

## Peak Integration Report

| | | | |
|---|---|---|---|
| *Sample Name:* | **L2555281-08** | *Inj. Vol.:* | **25.00** |
| *Injection Type:* | **Unknown** | *Dilution Factor:* | **1.0000** |
| *Instrument Method:* | **Anions_050420_ThermoFisher** | *Operator:* | **IC 4** |
| *Inj. Date / Time:* | **07-Sep-2025 / 10:39** | *Run Time:* | **10.00** |

| No. | Time min | Peak Name | Peak Type | Area µS*min | Height µS | Amount |
|---|---|---|---|---|---|---|
| 2 | 3.30 | **Chloride** | BMB | 0.004 | 0.032 | 0.0841 |
| 3 | 6.00 | **Sulfate** | BMB | 0.003 | 0.014 | 0.2610 |
| **TOTAL:** | | | | 0.01 | 0.05 | 0.35 |

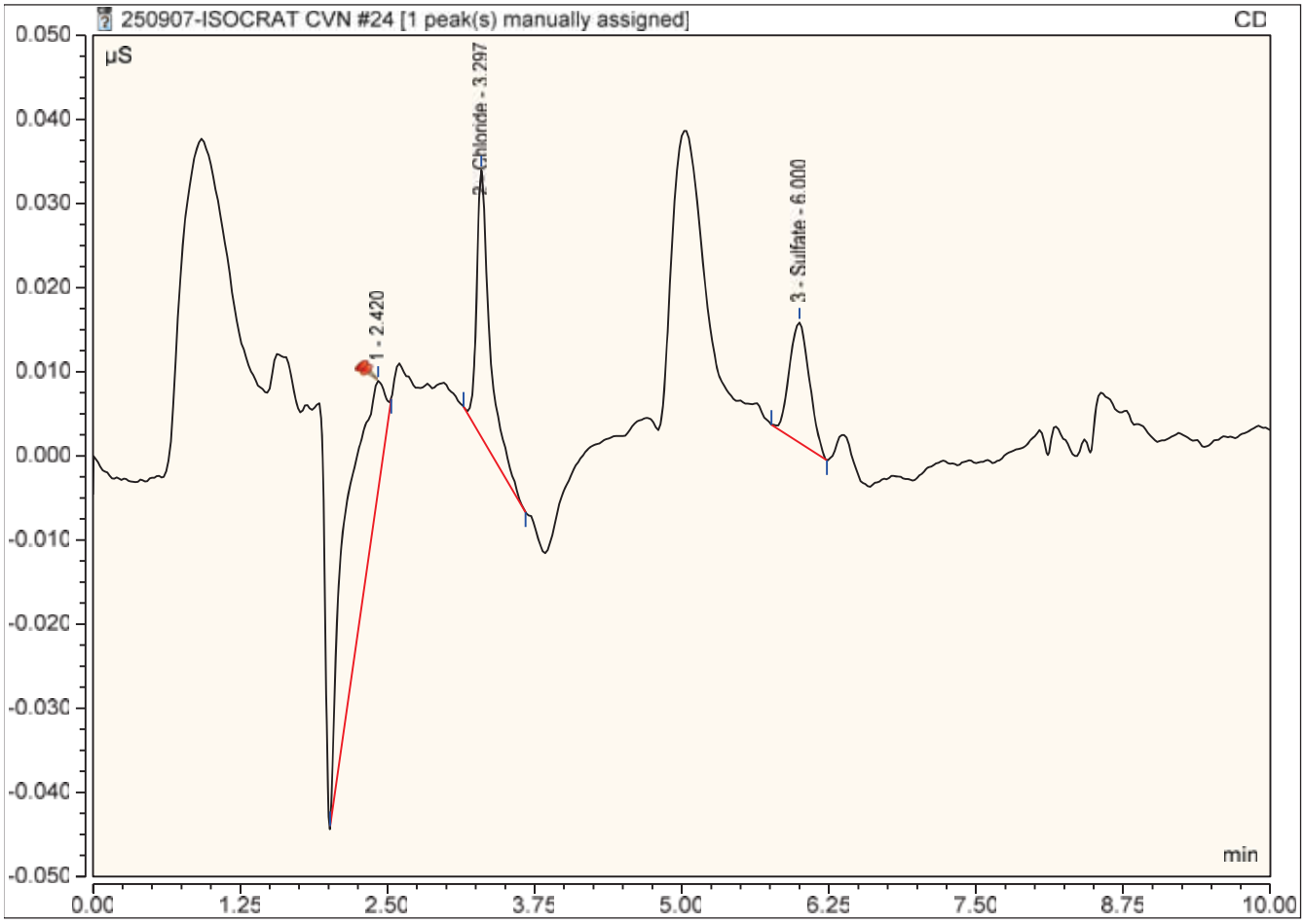

## Peak Integration Report

| | | | |
|---|---|---|---|
| *Sample Name:* | **L2553688-01 CL; 10X** | *Inj. Vol.:* | **25.00** |
| *Injection Type:* | **Unknown** | *Dilution Factor:* | **10.0000** |
| *Instrument Method:* | **Anions_050420_ThermoFisher** | *Operator:* | **IC 4** |
| *Inj. Date / Time:* | **07-Sep-2025 / 10:51** | *Run Time:* | **10.00** |

| No. | Time min | Peak Name | Peak Type | Area µS*min | Height µS | Amount |
|---|---|---|---|---|---|---|
| 2 | 2.28 | **Fluoride** | BMB | 0.006 | 0.050 | 0.3284 |
| 3 | 3.27 | **Chloride** | BMB | 4.770 | 47.360 | 113.0111 |
| 4 | 5.59 | **Bromide** | BMB* | 0.001 | 0.007 | 0.2939 |
| 5 | 6.17 | **Sulfate** | BM * | 0.718 | 4.039 | 25.4302 |
| 6 | 6.48 | **Nitrate** | MB* | 0.315 | 1.840 | 3.1954 |
| **TOTAL:** | | | | 5.81 | 53.30 | 142.26 |

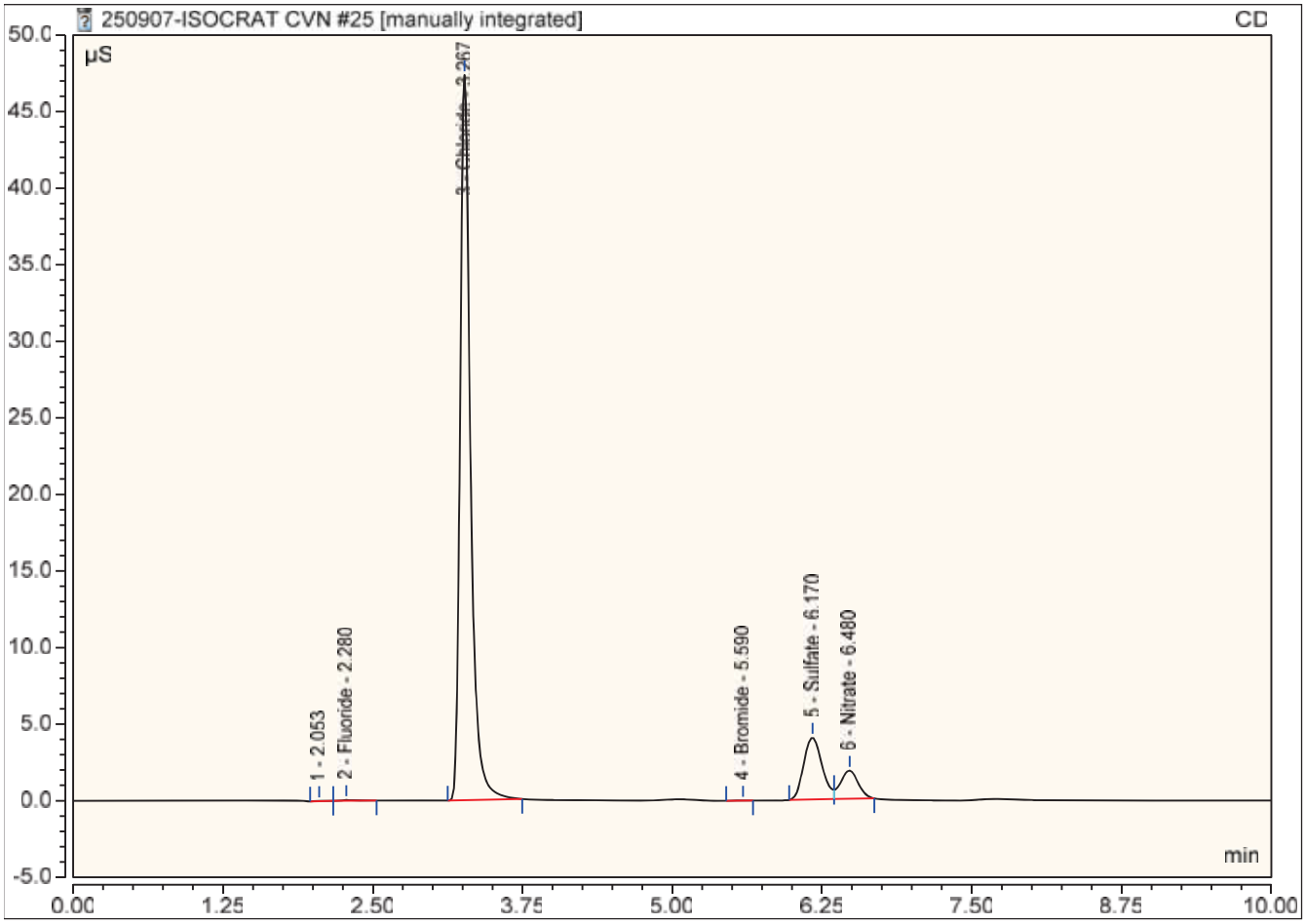

## Peak Integration Report

| | | | |
|---|---|---|---|
| *Sample Name:* | **L2553688-02; 5X** | *Inj. Vol.:* | **25.00** |
| *Injection Type:* | **Unknown** | *Dilution Factor:* | **5.0000** |
| *Instrument Method:* | **Anions_050420_ThermoFisher** | *Operator:* | **IC 4** |
| *Inj. Date / Time:* | **07-Sep-2025 / 11:03** | *Run Time:* | **10.00** |

| No. | Time min | Peak Name | Peak Type | Area µS*min | Height µS | Amount |
|---|---|---|---|---|---|---|
| 2 | 2.31 | **Fluoride** | BMB | 0.006 | 0.052 | 0.1632 |
| 3 | 3.30 | **Chloride** | BMB | 9.656 | 93.169 | 113.9987 |
| 4 | 5.41 | **Bromide** | BMB* | 0.001 | 0.007 | 0.1394 |
| 5 | 5.95 | **Sulfate** | BM * | 1.964 | 11.230 | 32.5984 |
| 6 | 6.33 | **Nitrate** | MB* | 1.507 | 8.508 | 7.0723 |
| **TOTAL:** | | | | 13.13 | 112.97 | 153.97 |

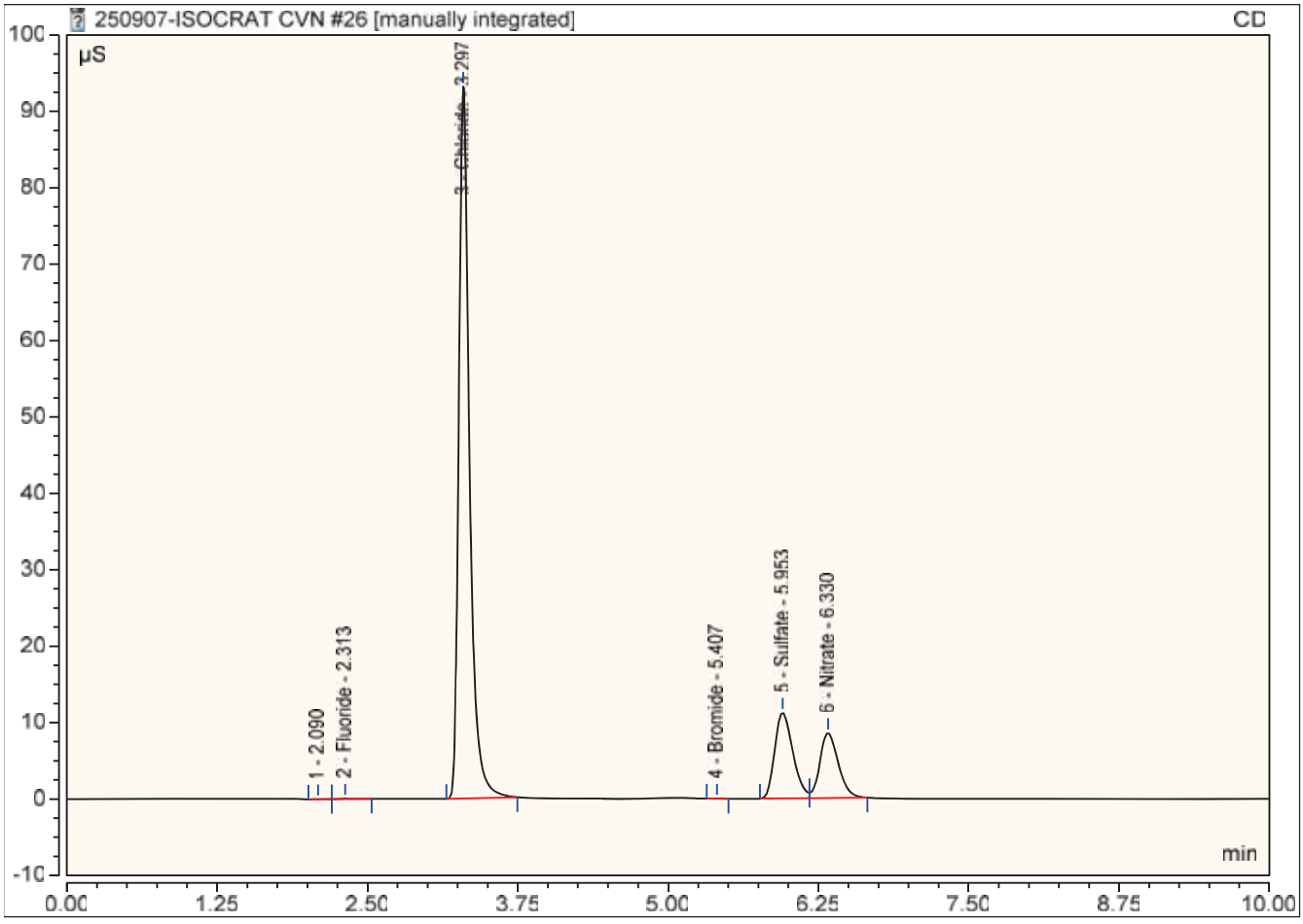

## Peak Integration Report

| | | | |
|---|---|---|---|
| *Sample Name:* | **L2553688-03** | *Inj. Vol.:* | **25.00** |
| *Injection Type:* | **Unknown** | *Dilution Factor:* | **1.0000** |
| *Instrument Method:* | **Anions_050420_ThermoFisher** | *Operator:* | **IC 4** |
| *Inj. Date / Time:* | **07-Sep-2025 / 11:16** | *Run Time:* | **10.00** |

| No. | Time min | Peak Name | Peak Type | Area µS*min | Height µS | Amount |
|---|---|---|---|---|---|---|
| 2 | 2.29 | **Fluoride** | BMB | 0.034 | 0.362 | 0.0785 |
| 3 | 3.27 | **Chloride** | BMB | 16.455 | 157.962 | 38.8019 |
| 4 | 5.40 | **Bromide** | BMB* | 0.002 | 0.017 | 0.0354 |
| 5 | 6.01 | **Sulfate** | BM * | 2.974 | 15.532 | 9.7443 |
| 6 | 6.39 | **Nitrate** | MB* | 0.715 | 4.222 | 0.6869 |
| **TOTAL:** | | | | 20.18 | 178.10 | 49.35 |

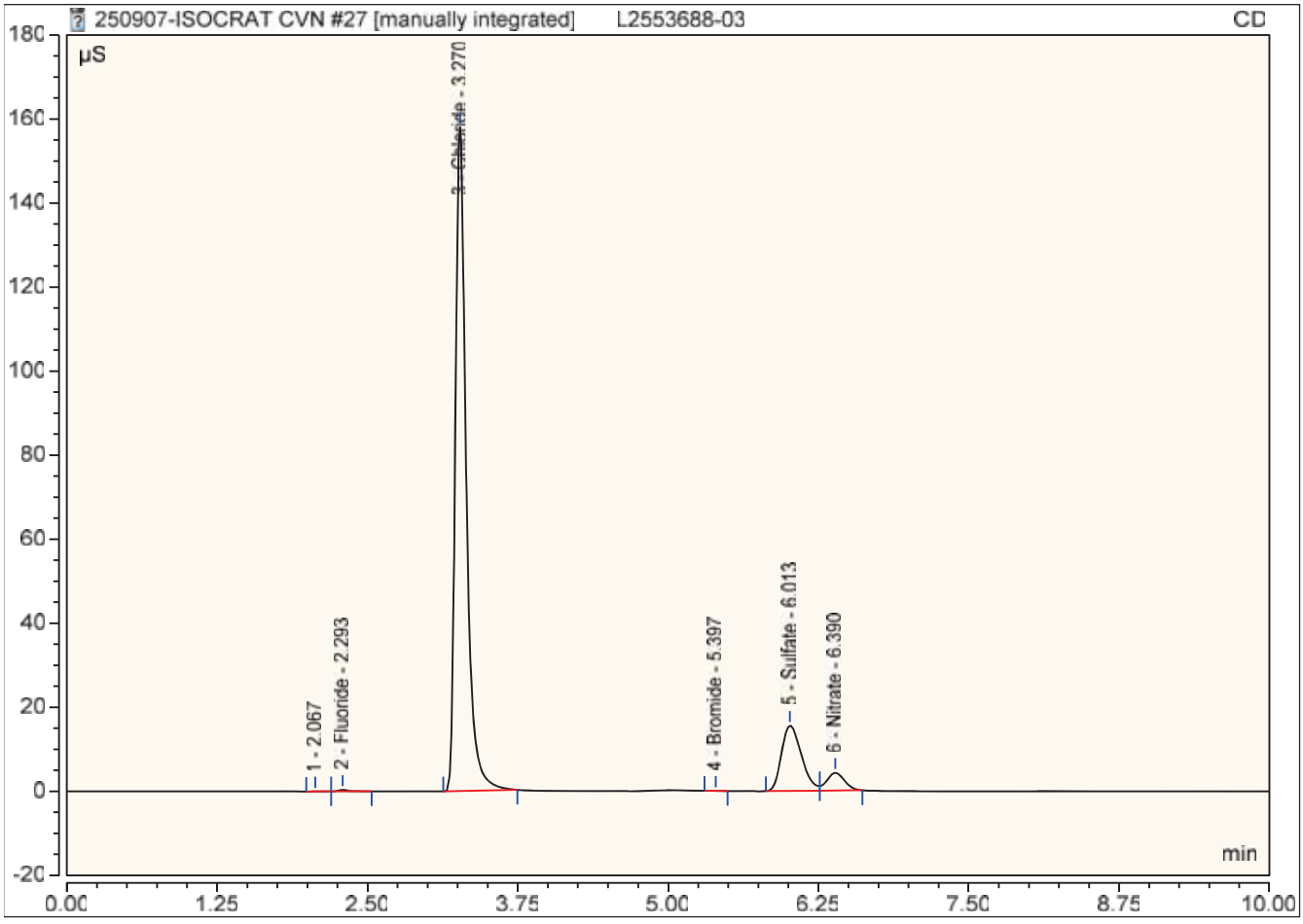

## Peak Integration Report

| | | | |
|---|---|---|---|
| *Sample Name:* | **XL2553688-04** | *Inj. Vol.:* | **25.00** |
| *Injection Type:* | **Unknown** | *Dilution Factor:* | **1.0000** |
| *Instrument Method:* | **Anions_050420_ThermoFisher** | *Operator:* | **IC 4** |
| *Inj. Date / Time:* | **07-Sep-2025 / 11:28** | *Run Time:* | **10.00** |

| No. | Time min | Peak Name | Peak Type | Area µS*min | Height µS | Amount |
|---|---|---|---|---|---|---|
| 2 | 2.27 | **Fluoride** | BMB | 0.024 | 0.243 | 0.0622 |
| 3 | 3.24 | **Chloride** | BMB | 41.854 | 393.593 | 98.5768 |
| 4 | 5.37 | **Bromide** | BMB* | 0.003 | 0.030 | 0.0445 |
| 5 | 6.02 | **Sulfate** | BM * | 2.375 | 13.111 | 7.8313 |
| 6 | 6.33 | **Nitrate** | MB* | 0.303 | 1.690 | 0.3080 |
| **TOTAL:** | | | | 44.56 | 408.67 | 106.82 |

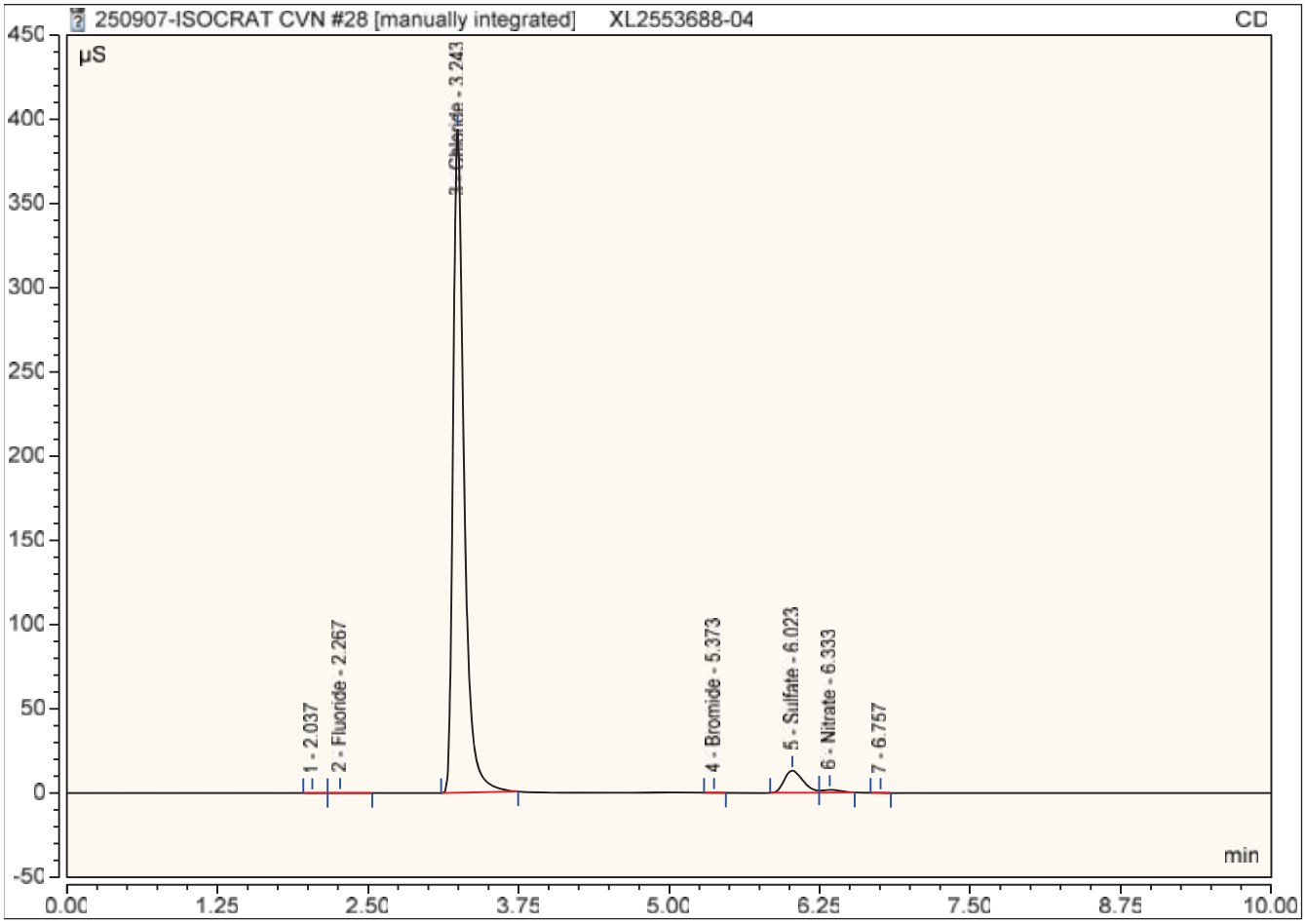

## Peak Integration Report

| | | | |
|---|---|---|---|
| *Sample Name:* | **XL2553688-05** | *Inj. Vol.:* | **25.00** |
| *Injection Type:* | **Unknown** | *Dilution Factor:* | **1.0000** |
| *Instrument Method:* | **Anions_050420_ThermoFisher** | *Operator:* | **IC 4** |
| *Inj. Date / Time:* | **07-Sep-2025 / 11:40** | *Run Time:* | **10.00** |

| No. | Time min | Peak Name | Peak Type | Area µS*min | Height µS | Amount |
|---|---|---|---|---|---|---|
| 1 | 2.32 | **Fluoride** | BMB | 0.028 | 0.290 | 0.0690 |
| 2 | 3.30 | **Chloride** | BMB | 47.994 | 449.760 | 113.0281 |
| 3 | 5.37 | **Bromide** | BMB* | 0.004 | 0.033 | 0.0515 |
| 4 | 5.93 | **Sulfate** | BM * | 2.793 | 15.112 | 9.1681 |
| 5 | 6.34 | **Nitrate** | MB* | 1.081 | 6.219 | 1.0229 |
| **TOTAL:** | | | | 51.90 | 471.41 | 123.34 |

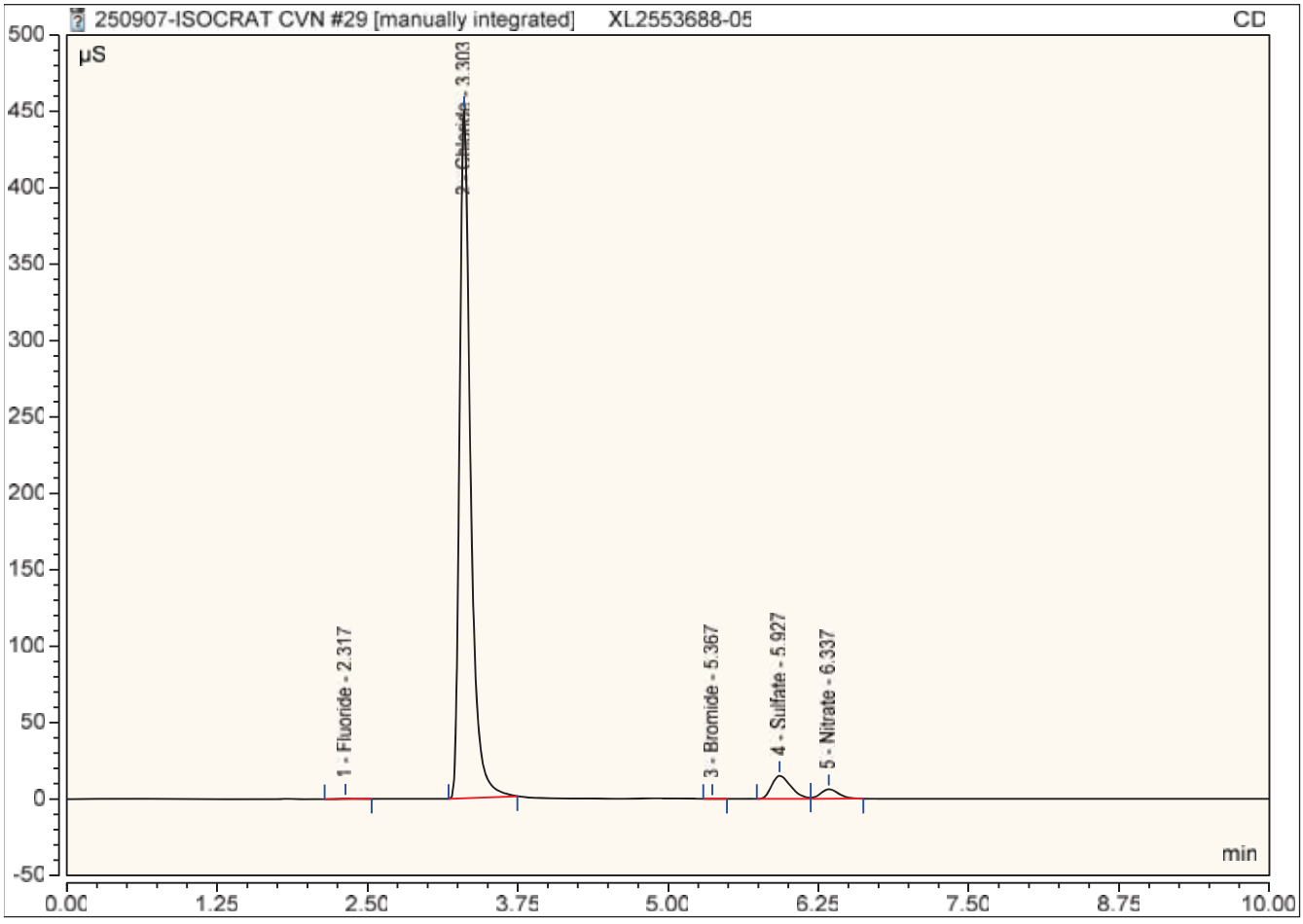

## Peak Integration Report

| | | | |
|---|---|---|---|
| *Sample Name:* | **L2553688-06** | *Inj. Vol.:* | **25.00** |
| *Injection Type:* | **Unknown** | *Dilution Factor:* | **1.0000** |
| *Instrument Method:* | **Anions_050420_ThermoFisher** | *Operator:* | **IC 4** |
| *Inj. Date / Time:* | **07-Sep-2025 / 11:52** | *Run Time:* | **10.00** |

| No. | Time min | Peak Name | Peak Type | Area µS*min | Height µS | Amount |
|---|---|---|---|---|---|---|
| 2 | 3.26 | **Chloride** | BMB | 0.012 | 0.122 | 0.1037 |
| 3 | 6.49 | **Nitrate** | BMB | 0.013 | 0.036 | 0.0418 |
| **TOTAL:** | | | | 0.03 | 0.16 | 0.15 |

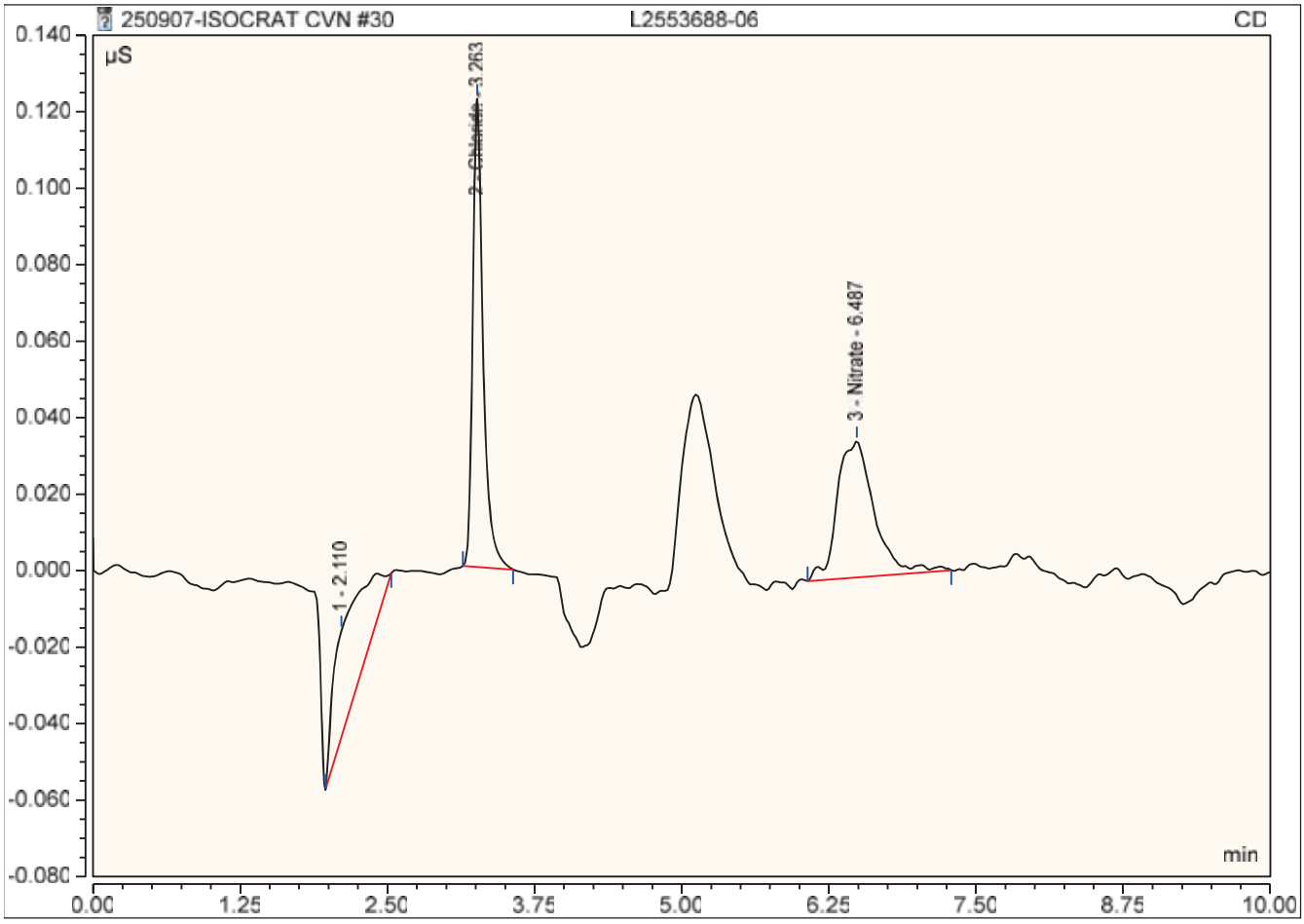

## Peak Integration Report

| | | | |
|---|---|---|---|
| *Sample Name:* | **CCV** | *Inj. Vol.:* | **25.00** |
| *Injection Type:* | **Check Standard** | *Dilution Factor:* | **1.0000** |
| *Instrument Method:* | **Anions_050420_ThermoFisher** | *Operator:* | **IC 4** |
| *Inj. Date / Time:* | **07-Sep-2025 / 12:04** | *Run Time:* | **10.00** |

| No. | Time min | Peak Name | Peak Type | Area µS*min | Height µS | Amount |
|---|---|---|---|---|---|---|
| 2 | 2.30 | **Fluoride** | BMB | 0.550 | 5.751 | 0.9094 |
| 3 | 3.27 | **Chloride** | BMB | 4.084 | 40.789 | 9.6857 |
| 4 | 5.38 | **Bromide** | BMB* | 0.130 | 0.997 | 0.9784 |
| 5 | 5.95 | **Sulfate** | BM * | 5.987 | 30.206 | 19.3615 |
| 6 | 6.34 | **Nitrate** | MB* | 1.039 | 6.044 | 0.9849 |
| **TOTAL:** | | | | 11.79 | 83.79 | 31.92 |

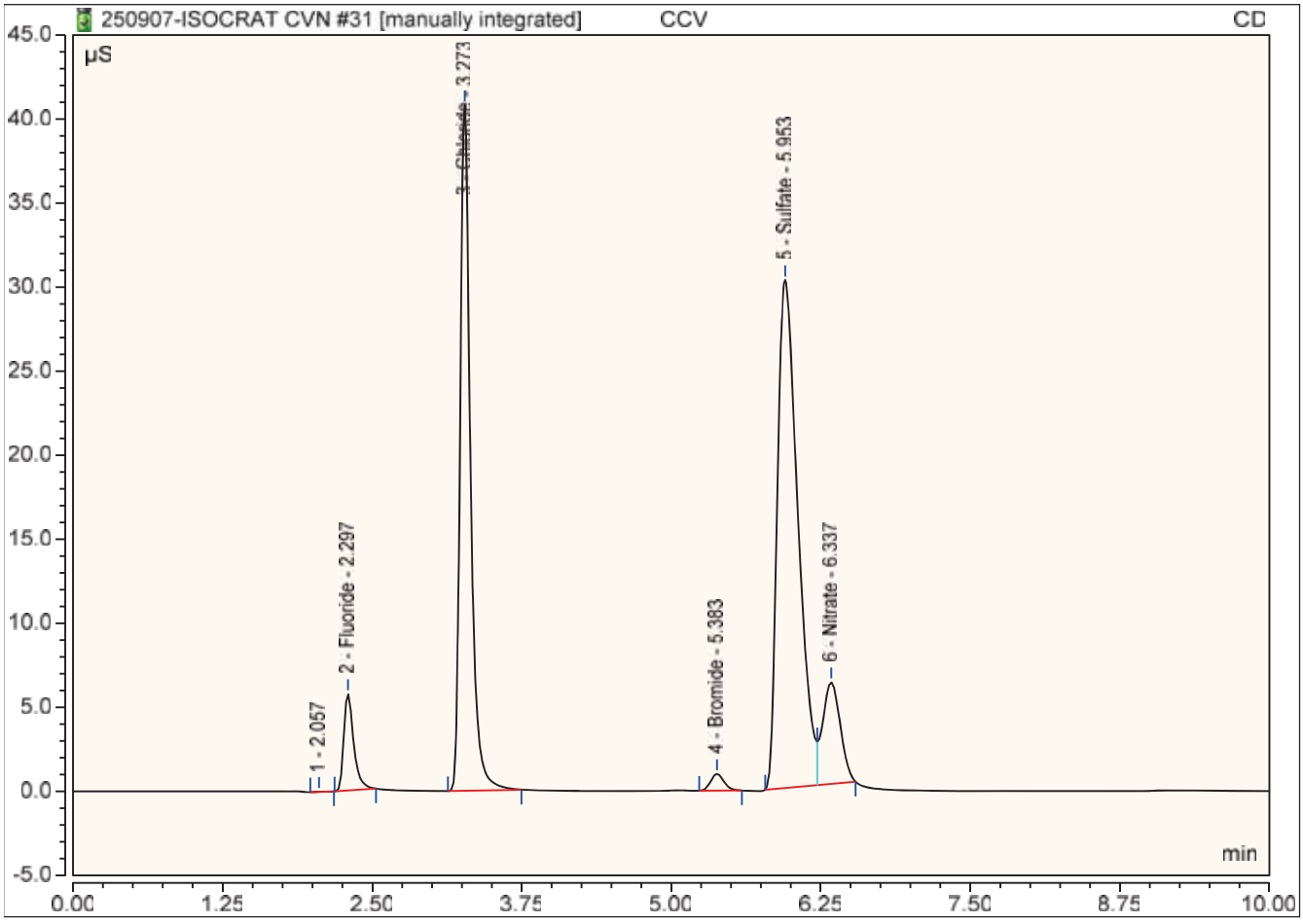

## Peak Integration Report

| | | | |
|---|---|---|---|
| *Sample Name:* | **CCB** | *Inj. Vol.:* | **25.00** |
| *Injection Type:* | **Unknown** | *Dilution Factor:* | **1.0000** |
| *Instrument Method:* | **Anions_050420_ThermoFisher** | *Operator:* | **IC 4** |
| *Inj. Date / Time:* | **07-Sep-2025 / 12:16** | *Run Time:* | **10.00** |

| No. | Time min | Peak Name | Peak Type | Area µS*min | Height µS | Amount |
|---|---|---|---|---|---|---|
| 2 | 2.29 | **Fluoride** | BMB | 0.002 | 0.014 | 0.0263 |
| 3 | 3.28 | **Chloride** | BMB | 0.004 | 0.044 | 0.0844 |
| 4 | 6.06 | **Sulfate** | BMB | 0.002 | 0.014 | 0.2595 |
| **TOTAL:** | | | | 0.01 | 0.07 | 0.37 |

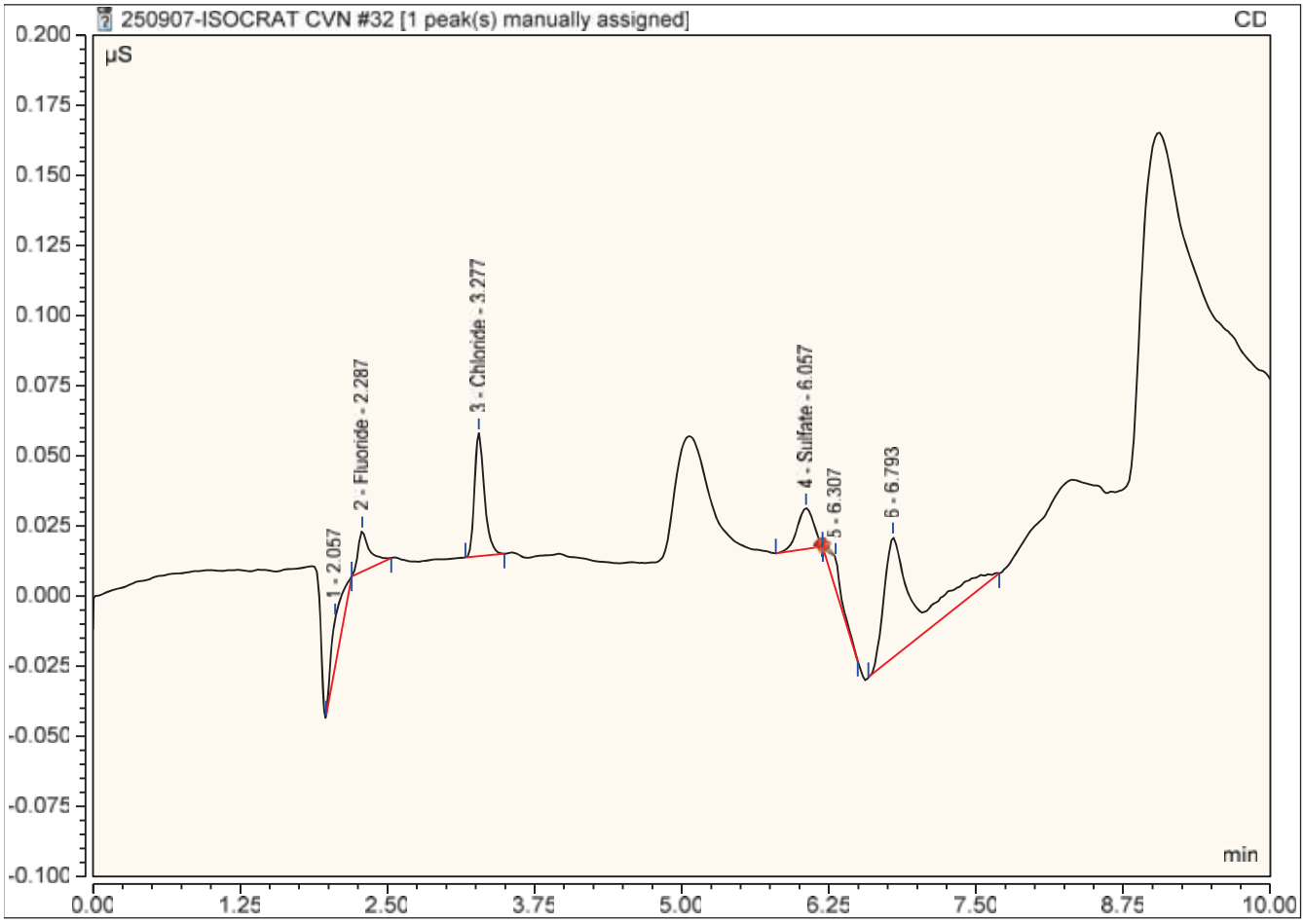

## Peak Integration Report

| | | | |
|---|---|---|---|
| *Sample Name:* | **L2553688-07** | *Inj. Vol.:* | **25.00** |
| *Injection Type:* | **Unknown** | *Dilution Factor:* | **1.0000** |
| *Instrument Method:* | **Anions_050420_ThermoFisher** | *Operator:* | **IC 4** |
| *Inj. Date / Time:* | **07-Sep-2025 / 12:28** | *Run Time:* | **10.00** |

| No. | Time min | Peak Name | Peak Type | Area µS*min | Height µS | Amount |
|---|---|---|---|---|---|---|
| 1 | 2.12 | **Fluoride** | BMB | 0.001 | 0.013 | 0.0260 |
| 3 | 3.33 | **Chloride** | BMB | 16.528 | 161.843 | 38.9725 |
| 4 | 5.34 | **Bromide** | BMB* | 0.002 | 0.019 | 0.0388 |
| 5 | 5.82 | **Sulfate** | BM * | 2.861 | 15.454 | 9.3839 |
| 6 | 6.31 | **Nitrate** | MB* | 0.729 | 4.297 | 0.6997 |
| **TOTAL:** | | | | 20.12 | 181.63 | 49.12 |

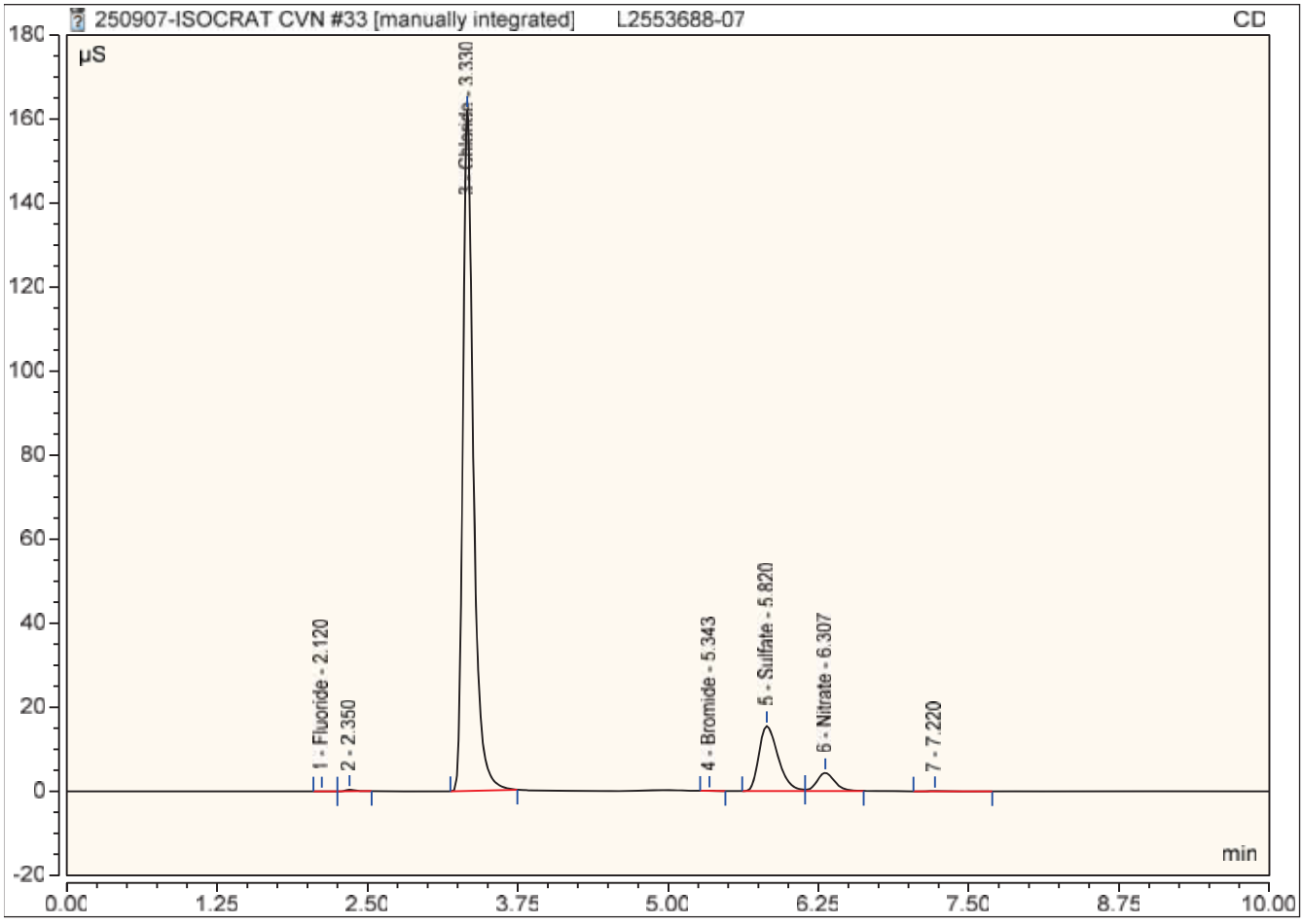

## Peak Integration Report

| | | | |
|---|---|---|---|
| *Sample Name:* | **XL2553688-08** | *Inj. Vol.:* | **25.00** |
| *Injection Type:* | **Unknown** | *Dilution Factor:* | **1.0000** |
| *Instrument Method:* | **Anions_050420_ThermoFisher** | *Operator:* | **IC 4** |
| *Inj. Date / Time:* | **07-Sep-2025 / 12:40** | *Run Time:* | **10.00** |

| No. | Time min | Peak Name | Peak Type | Area µS*min | Height µS | Amount |
|---|---|---|---|---|---|---|
| 2 | 2.28 | **Fluoride** | BMB | 0.112 | 1.248 | 0.2045 |
| 3 | 3.24 | **Chloride** | BMB | 46.790 | 425.860 | 110.1942 |
| 4 | 5.37 | **Bromide** | BMB* | 0.005 | 0.039 | 0.0572 |
| 5 | 5.95 | **Sulfate** | BM * | 5.705 | 28.251 | 18.4602 |
| 6 | 6.35 | **Nitrate** | MB* | 1.011 | 5.816 | 0.9592 |
| **TOTAL:** | | | | 53.62 | 461.21 | 129.88 |

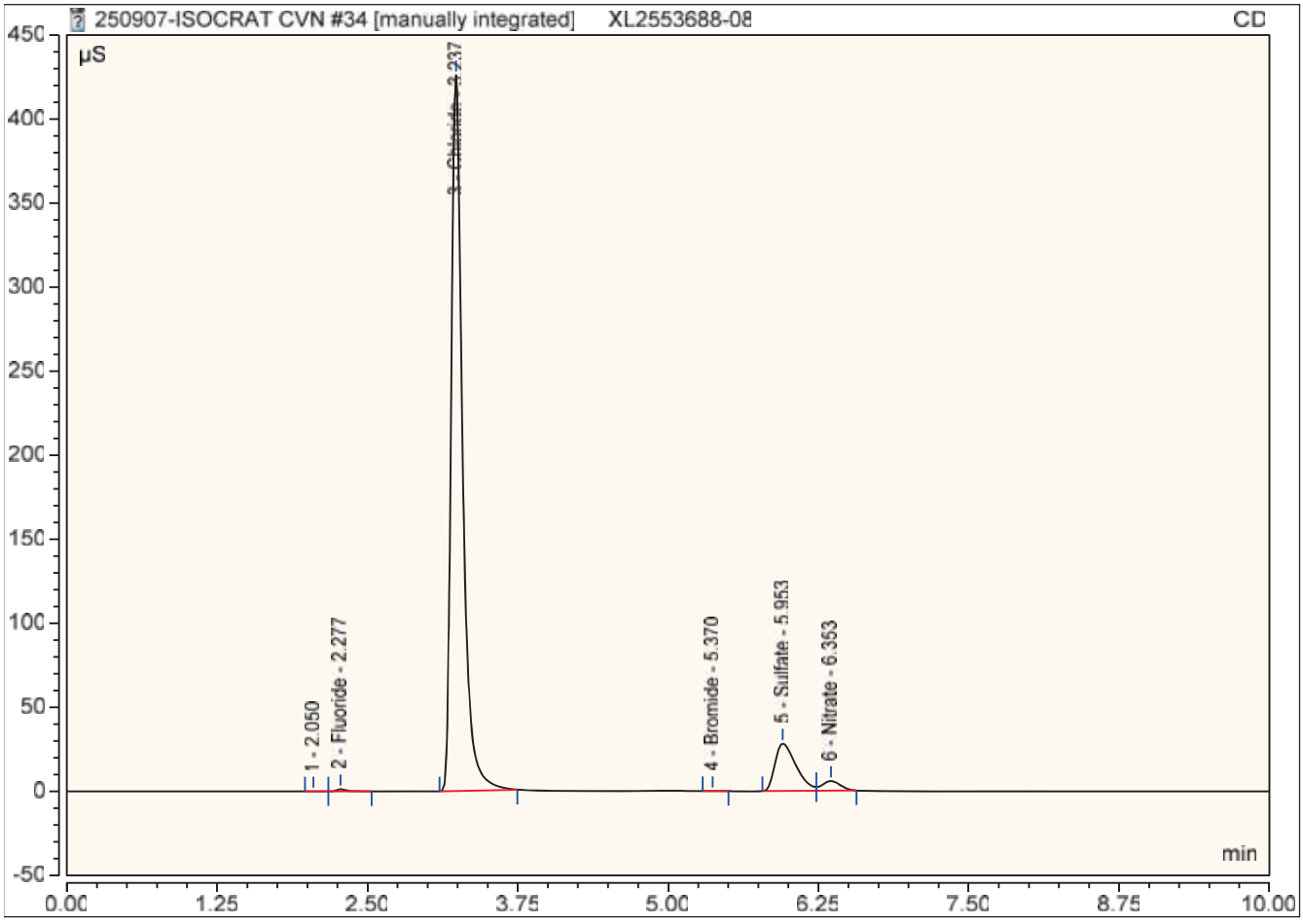

## Peak Integration Report

| | | | |
|---|---|---|---|
| *Sample Name:* | **L2555342-01 CL; 10X** | *Inj. Vol.:* | **25.00** |
| *Injection Type:* | **Unknown** | *Dilution Factor:* | **10.0000** |
| *Instrument Method:* | **Anions_050420_ThermoFisher** | *Operator:* | **IC 4** |
| *Inj. Date / Time:* | **07-Sep-2025 / 12:52** | *Run Time:* | **10.00** |

| No. | Time min | Peak Name | Peak Type | Area µS*min | Height µS | Amount |
|---|---|---|---|---|---|---|
| 1 | 2.28 | **Fluoride** | BMB | 0.012 | 0.123 | 0.4365 |
| 2 | 3.27 | **Chloride** | BMB | 10.092 | 97.055 | 238.2521 |
| 3 | 5.37 | **Bromide** | BMB* | 0.003 | 0.027 | 0.4541 |
| 4 | 5.95 | **Sulfate** | BMB | 1.933 | 10.452 | 64.2291 |
| **TOTAL:** | | | | 12.04 | 107.66 | 303.37 |

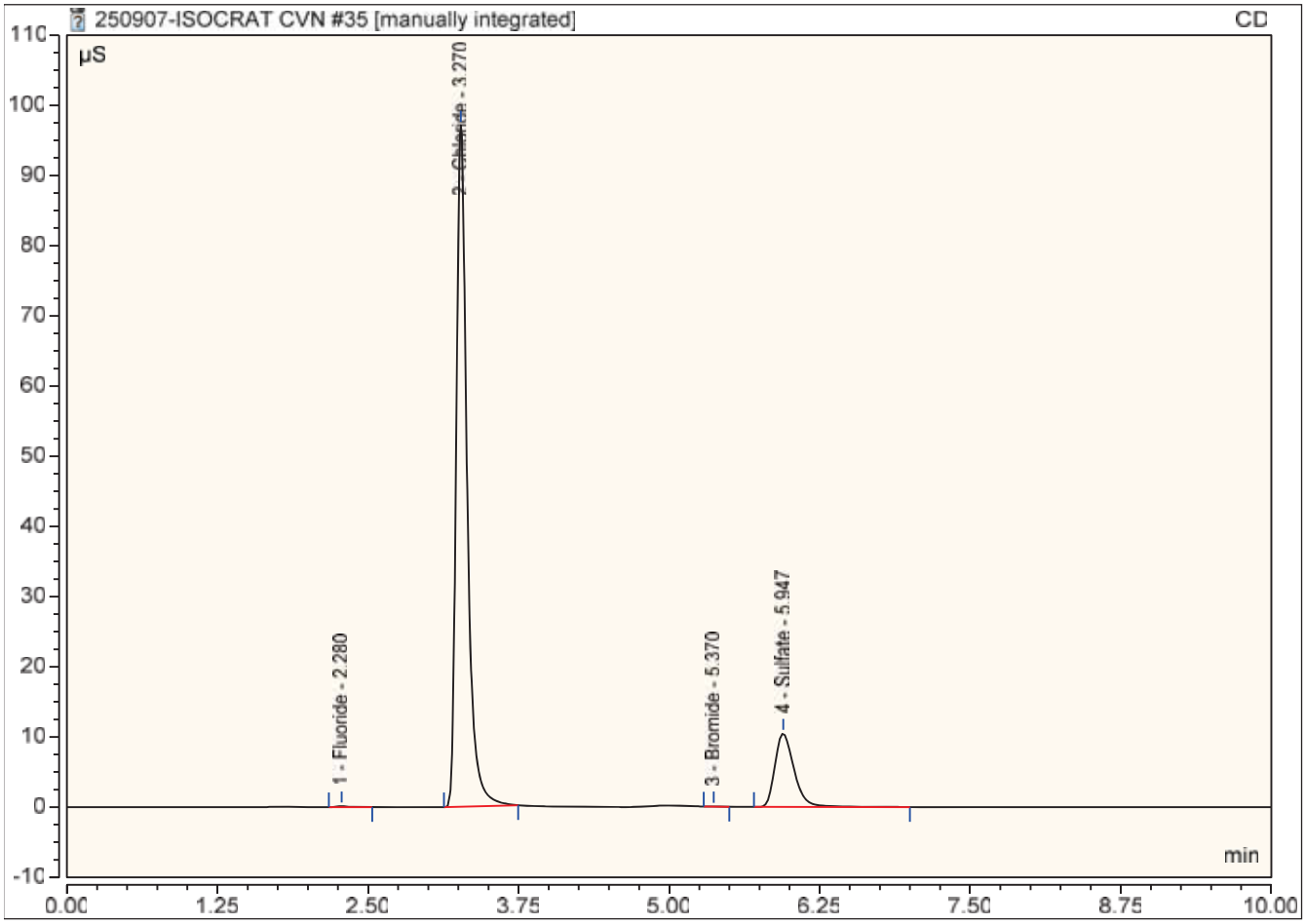

## Peak Integration Report

| | | | |
|---|---|---|---|
| *Sample Name:* | **L2555342-02; 10X** | *Inj. Vol.:* | **25.00** |
| *Injection Type:* | **Unknown** | *Dilution Factor:* | **10.0000** |
| *Instrument Method:* | **Anions_050420_ThermoFisher** | *Operator:* | **IC 4** |
| *Inj. Date / Time:* | **07-Sep-2025 / 13:04** | *Run Time:* | **10.00** |

| No. | Time min | Peak Name | Peak Type | Area µS*min | Height µS | Amount |
|---|---|---|---|---|---|---|
| 2 | 2.27 | **Fluoride** | BMB | 0.013 | 0.136 | 0.4456 |
| 4 | 3.32 | **Chloride** | BMB^ | 10.184 | 99.982 | 240.4224 |
| 5 | 5.41 | **Bromide** | BMB* | 0.002 | 0.019 | 0.3609 |
| 6 | 5.94 | **Sulfate** | BMB | 2.289 | 12.740 | 75.5765 |
| **TOTAL:** | | | | 12.49 | 112.88 | 316.81 |

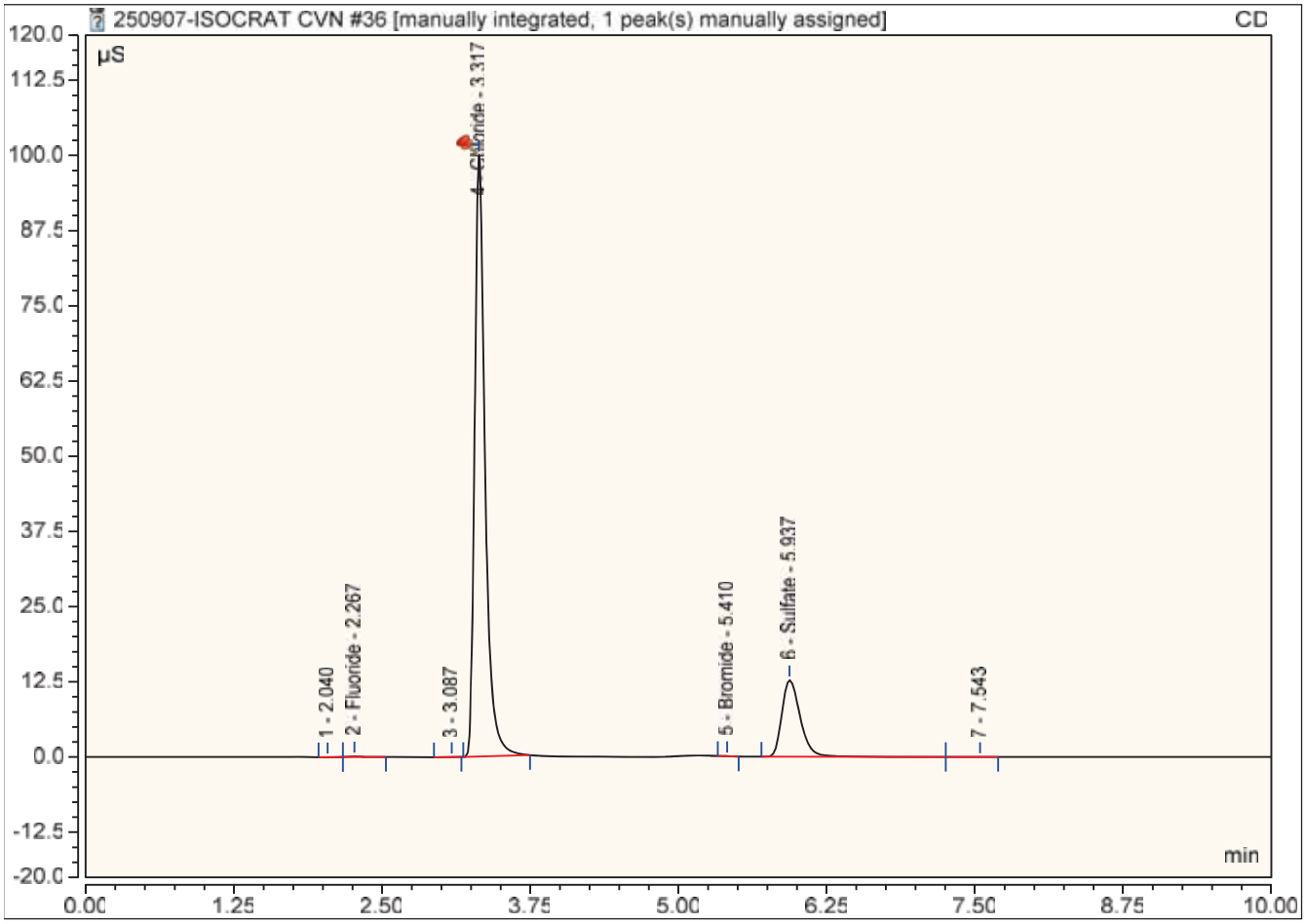

## Peak Integration Report

| | | | |
|---|---|---|---|
| *Sample Name:* | **L2555281-05 MS** | *Inj. Vol.:* | **25.00** |
| *Injection Type:* | **Unknown** | *Dilution Factor:* | **1.0000** |
| *Instrument Method:* | **Anions_050420_ThermoFisher** | *Operator:* | **IC 4** |
| *Inj. Date / Time:* | **07-Sep-2025 / 13:16** | *Run Time:* | **10.00** |

| No. | Time min | Peak Name | Peak Type | Area µS*min | Height µS | Amount |
|---|---|---|---|---|---|---|
| 1 | 2.29 | **Fluoride** | BMB | 0.224 | 2.473 | 0.3841 |
| 2 | 3.27 | **Chloride** | BMB | 5.834 | 58.127 | 13.8049 |
| 3 | 5.37 | **Bromide** | BMB* | 0.047 | 0.380 | 0.3679 |
| 4 | 5.91 | **Sulfate** | BM * | 7.016 | 34.603 | 22.6454 |
| 5 | 6.30 | **Nitrate** | MB* | 1.941 | 10.834 | 1.8132 |
| **TOTAL:** | | | | 15.06 | 106.42 | 39.02 |

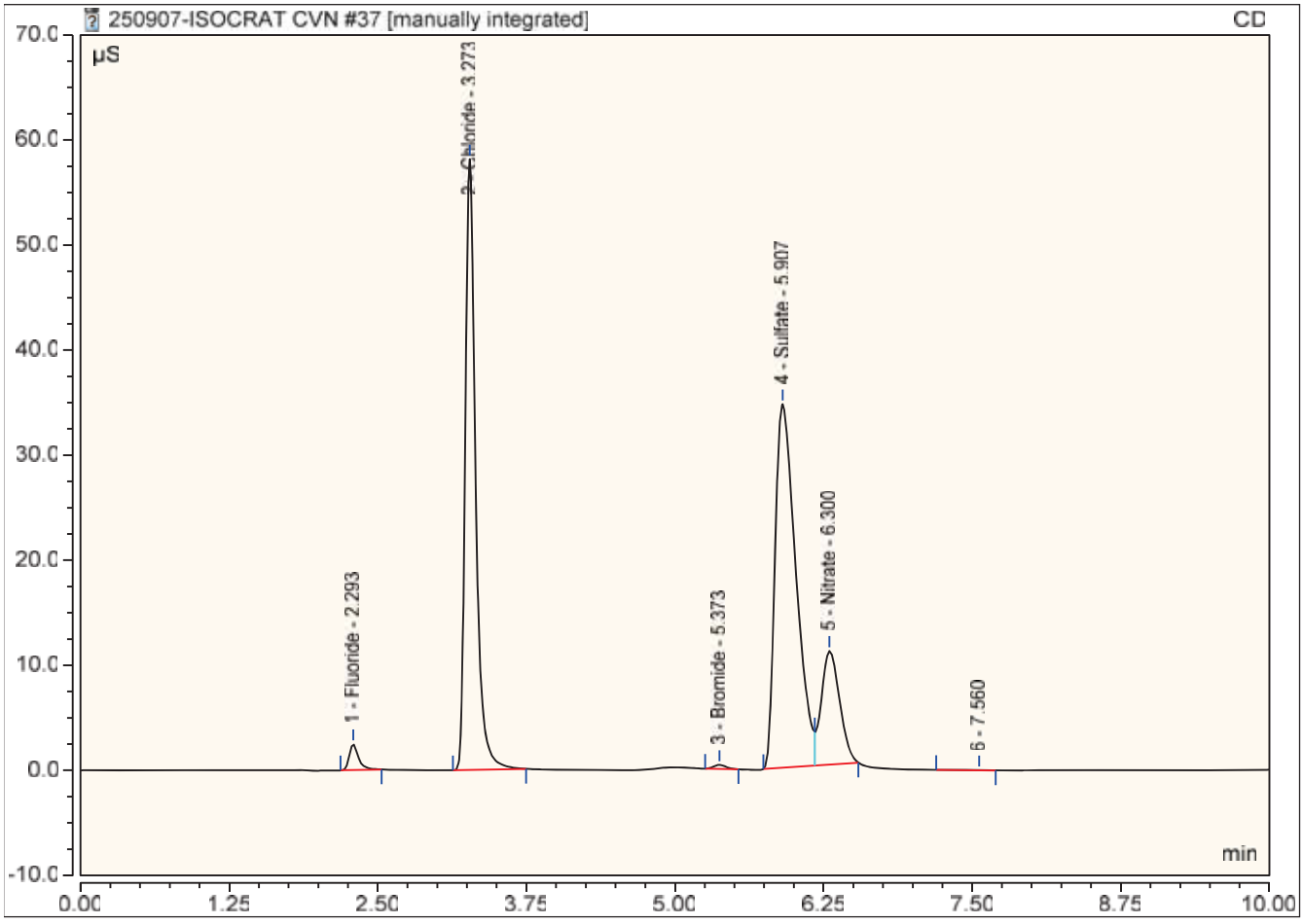

## Peak Integration Report

| | | | |
|---|---|---|---|
| *Sample Name:* | **L2555281-05 MSD** | *Inj. Vol.:* | **25.00** |
| *Injection Type:* | **Unknown** | *Dilution Factor:* | **1.0000** |
| *Instrument Method:* | **Anions_050420_ThermoFisher** | *Operator:* | **IC 4** |
| *Inj. Date / Time:* | **07-Sep-2025 / 13:29** | *Run Time:* | **10.00** |

| No. | Time min | Peak Name | Peak Type | Area µS*min | Height µS | Amount |
|---|---|---|---|---|---|---|
| 2 | 2.28 | **Fluoride** | BMB | 0.227 | 2.497 | 0.3888 |
| 3 | 3.26 | **Chloride** | BMB | 5.831 | 57.964 | 13.7985 |
| 4 | 5.36 | **Bromide** | BMB* | 0.047 | 0.377 | 0.3694 |
| 5 | 5.93 | **Sulfate** | BM * | 6.956 | 33.897 | 22.4558 |
| 6 | 6.30 | **Nitrate** | MB* | 1.916 | 10.746 | 1.7908 |
| **TOTAL:** | | | | 14.98 | 105.48 | 38.80 |

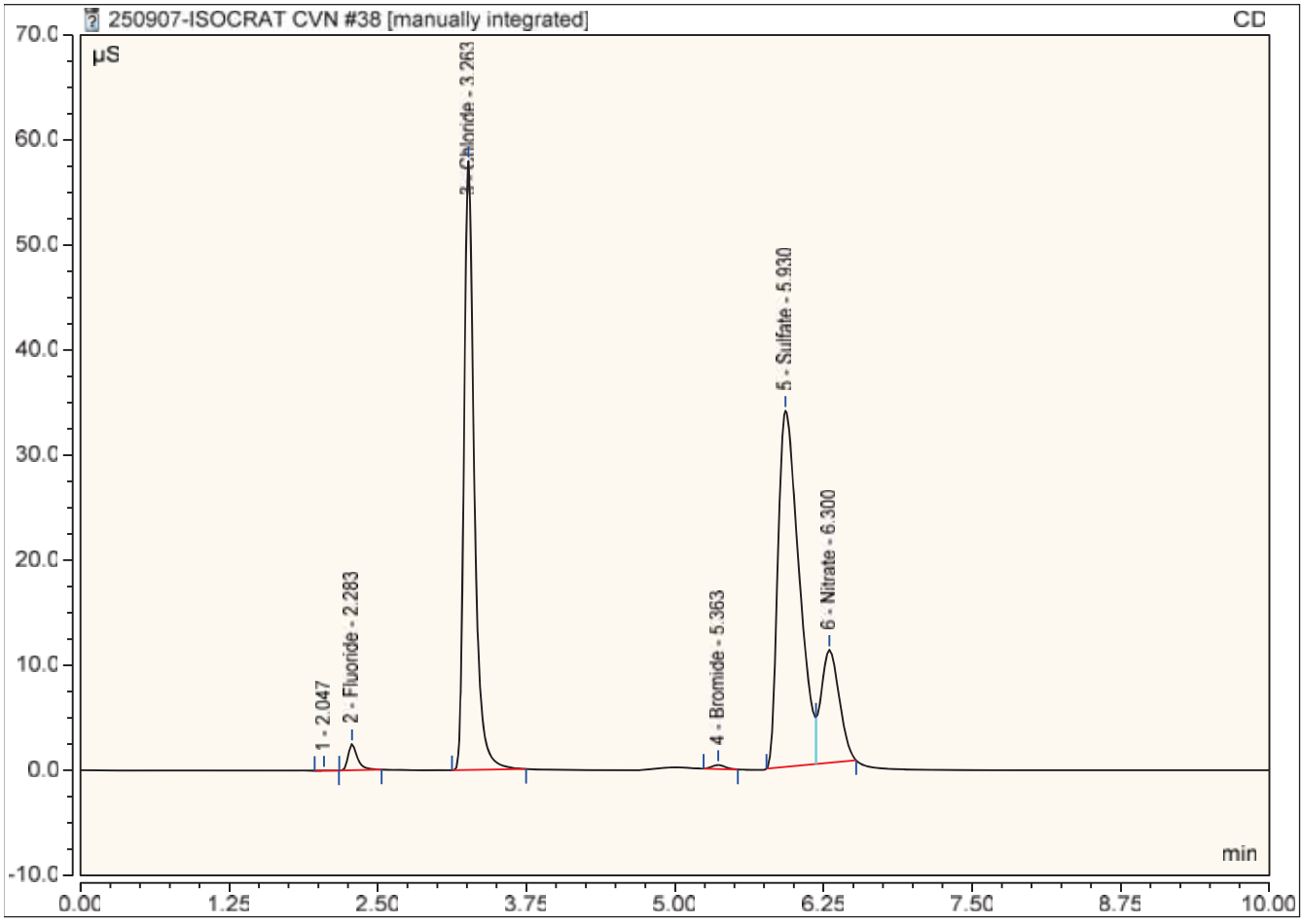

## Peak Integration Report

| | | | |
|---|---|---|---|
| *Sample Name:* | **L2553688-04; 5X** | *Inj. Vol.:* | **25.00** |
| *Injection Type:* | **Unknown** | *Dilution Factor:* | **5.0000** |
| *Instrument Method:* | **Anions_050420_ThermoFisher** | *Operator:* | **IC 4** |
| *Inj. Date / Time:* | **07-Sep-2025 / 13:41** | *Run Time:* | **10.00** |

| No. | Time min | Peak Name | Peak Type | Area µS*min | Height µS | Amount |
|---|---|---|---|---|---|---|
| 2 | 2.13 | **Fluoride** | BMB | 0.002 | 0.014 | 0.1317 |
| 4 | 3.27 | **Chloride** | BMB | 8.725 | 84.381 | 103.0479 |
| 5 | 5.30 | **Bromide** | BMB* | 0.001 | 0.000 | 0.1342 |
| 6 | 5.91 | **Sulfate** | BM * | 0.455 | 2.610 | 8.5230 |
| 7 | 6.36 | **Nitrate** | MB* | 0.044 | 0.257 | 0.3532 |
| **TOTAL:** | | | | 9.23 | 87.26 | 112.19 |

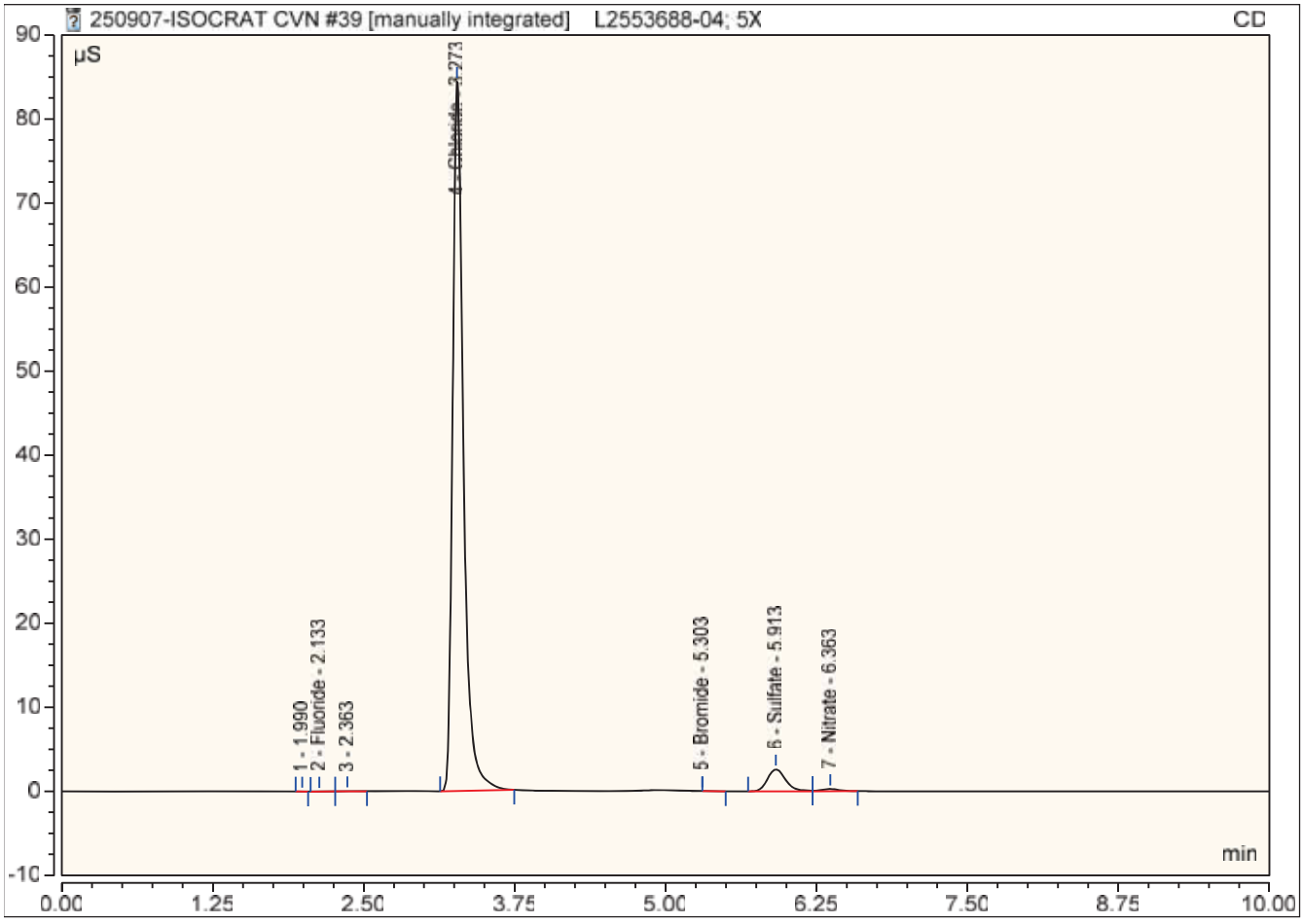

## Peak Integration Report

| | | | |
|---|---|---|---|
| *Sample Name:* | **L2553688-05; 5X** | *Inj. Vol.:* | **25.00** |
| *Injection Type:* | **Unknown** | *Dilution Factor:* | **5.0000** |
| *Instrument Method:* | **Anions_050420_ThermoFisher** | *Operator:* | **IC 4** |
| *Inj. Date / Time:* | **07-Sep-2025 / 13:53** | *Run Time:* | **10.00** |

| No. | Time min | Peak Name | Peak Type | Area µS*min | Height µS | Amount |
|---|---|---|---|---|---|---|
| 2 | 2.14 | **Fluoride** | BMB | 0.002 | 0.013 | 0.1306 |
| 5 | 3.29 | **Chloride** | BMB^ | 10.203 | 96.495 | 120.4322 |
| 6 | 5.32 | **Bromide** | BMB* | 0.001 | 0.000 | 0.1578 |
| 7 | 5.91 | **Sulfate** | BM * | 0.530 | 3.015 | 9.7183 |
| 8 | 6.37 | **Nitrate** | MB* | 0.189 | 1.156 | 1.0187 |
| **TOTAL:** | | | | 10.92 | 100.68 | 131.46 |

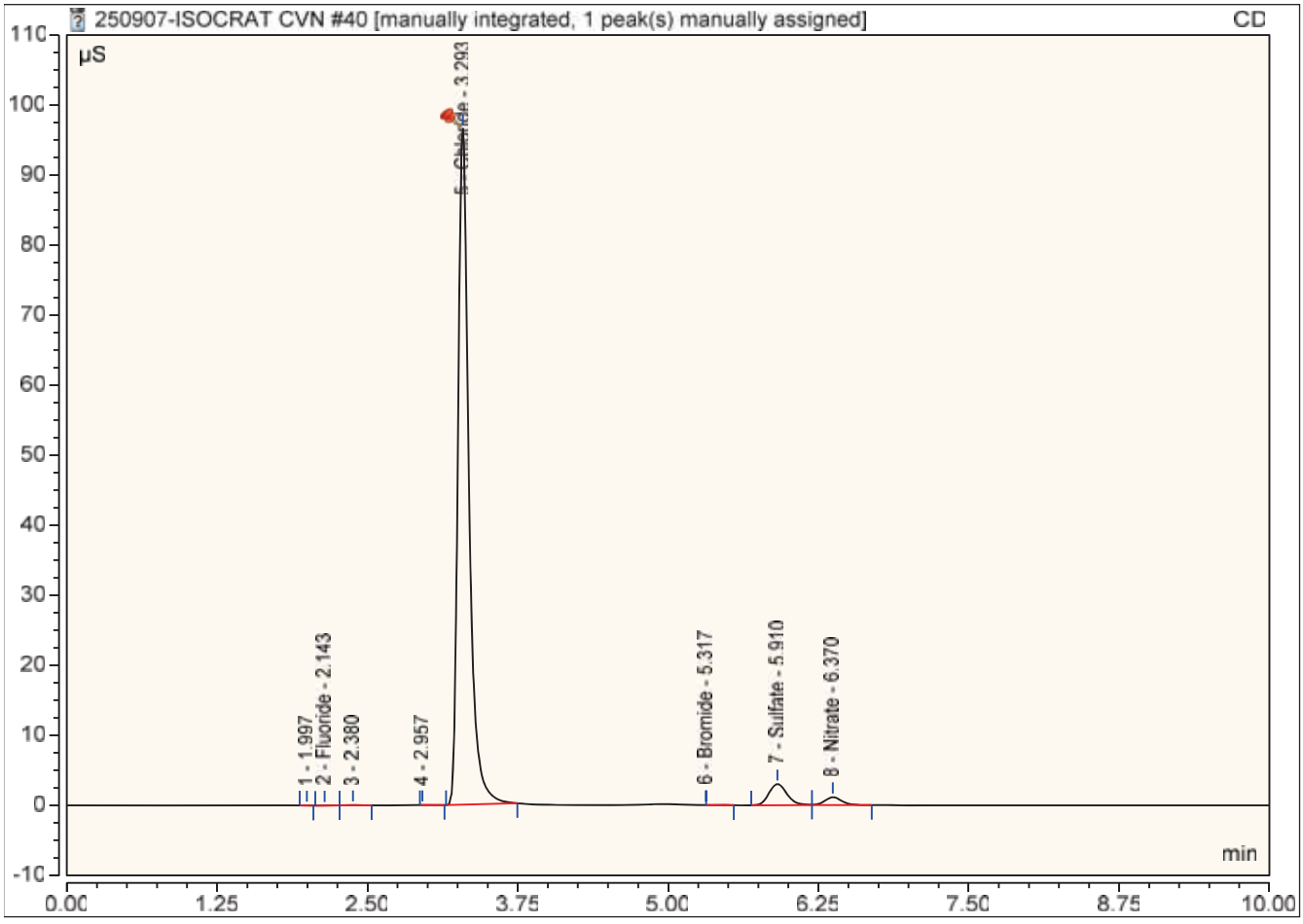

## Peak Integration Report

| | | | |
|---|---|---|---|
| *Sample Name:* | **L2553688-07 MS** | *Inj. Vol.:* | **25.00** |
| *Injection Type:* | **Unknown** | *Dilution Factor:* | **1.0000** |
| *Instrument Method:* | **Anions_050420_ThermoFisher** | *Operator:* | **IC 4** |
| *Inj. Date / Time:* | **07-Sep-2025 / 14:05** | *Run Time:* | **10.00** |

| No. | Time min | Peak Name | Peak Type | Area µS*min | Height µS | Amount |
|---|---|---|---|---|---|---|
| 2 | 2.41 | **Fluoride** | BMB | 0.218 | 2.613 | 0.3743 |
| 3 | 3.28 | **Chloride** | BMB | 17.733 | 166.017 | 41.8094 |
| 4 | 5.43 | **Bromide** | BMB* | 0.050 | 0.391 | 0.3884 |
| 5 | 5.80 | **Sulfate** | BM * | 5.392 | 27.235 | 17.4611 |
| 6 | 6.31 | **Nitrate** | MB* | 1.129 | 6.646 | 1.0674 |
| **TOTAL:** | | | | 24.52 | 202.90 | 61.10 |

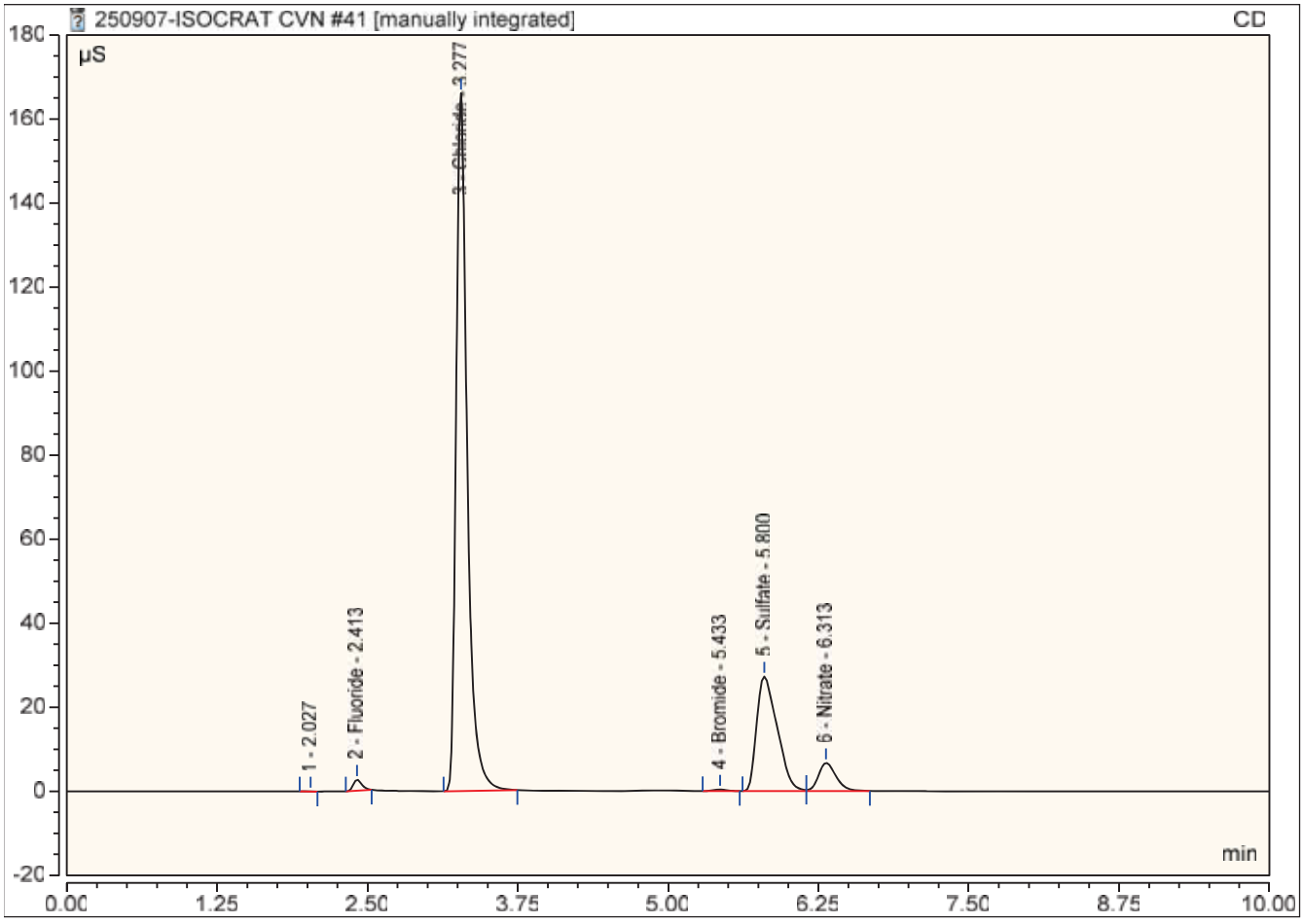

## Peak Integration Report

| | | | |
|---|---|---|---|
| *Sample Name:* | **L2553688-07 DUP** | *Inj. Vol.:* | **25.00** |
| *Injection Type:* | **Unknown** | *Dilution Factor:* | **1.0000** |
| *Instrument Method:* | **Anions_050420_ThermoFisher** | *Operator:* | **IC 4** |
| *Inj. Date / Time:* | **07-Sep-2025 / 14:17** | *Run Time:* | **10.00** |

| No. | Time min | Peak Name | Peak Type | Area µS*min | Height µS | Amount |
|---|---|---|---|---|---|---|
| 2 | 2.28 | **Fluoride** | BMB | 0.034 | 0.364 | 0.0782 |
| 3 | 3.26 | **Chloride** | BMB | 16.448 | 159.604 | 38.7839 |
| 4 | 5.32 | **Bromide** | BMB* | 0.002 | 0.000 | 0.0341 |
| 5 | 6.02 | **Sulfate** | BM * | 2.783 | 15.280 | 9.1359 |
| 6 | 6.35 | **Nitrate** | MB* | 0.734 | 4.353 | 0.7048 |
| **TOTAL:** | | | | 20.00 | 179.60 | 48.74 |

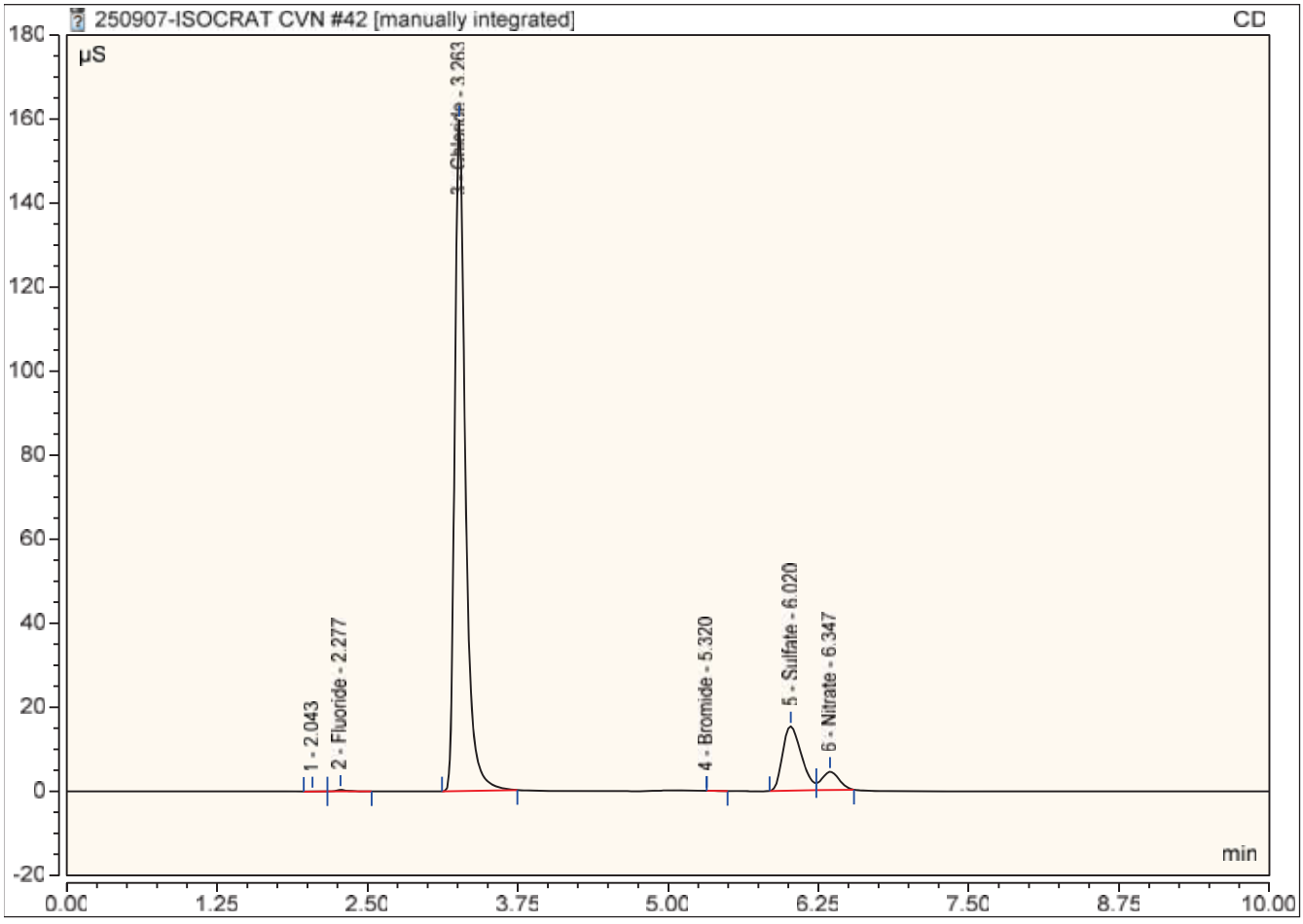

## Peak Integration Report

| | | | |
|---|---|---|---|
| *Sample Name:* | **CCV** | *Inj. Vol.:* | **25.00** |
| *Injection Type:* | **Check Standard** | *Dilution Factor:* | **1.0000** |
| *Instrument Method:* | **Anions_050420_ThermoFisher** | *Operator:* | **IC 4** |
| *Inj. Date / Time:* | **07-Sep-2025 / 14:29** | *Run Time:* | **10.00** |

| No. | Time min | Peak Name | Peak Type | Area µS*min | Height µS | Amount |
|---|---|---|---|---|---|---|
| 2 | 2.32 | **Fluoride** | BMB | 0.556 | 5.793 | 0.9186 |
| 3 | 3.30 | **Chloride** | BMB | 4.131 | 41.167 | 9.7965 |
| 4 | 5.39 | **Bromide** | BMB* | 0.132 | 1.012 | 0.9929 |
| 5 | 5.90 | **Sulfate** | BM * | 5.987 | 29.747 | 19.3628 |
| 6 | 6.35 | **Nitrate** | MB* | 1.023 | 5.882 | 0.9699 |
| **TOTAL:** | | | | 11.83 | 83.60 | 32.04 |

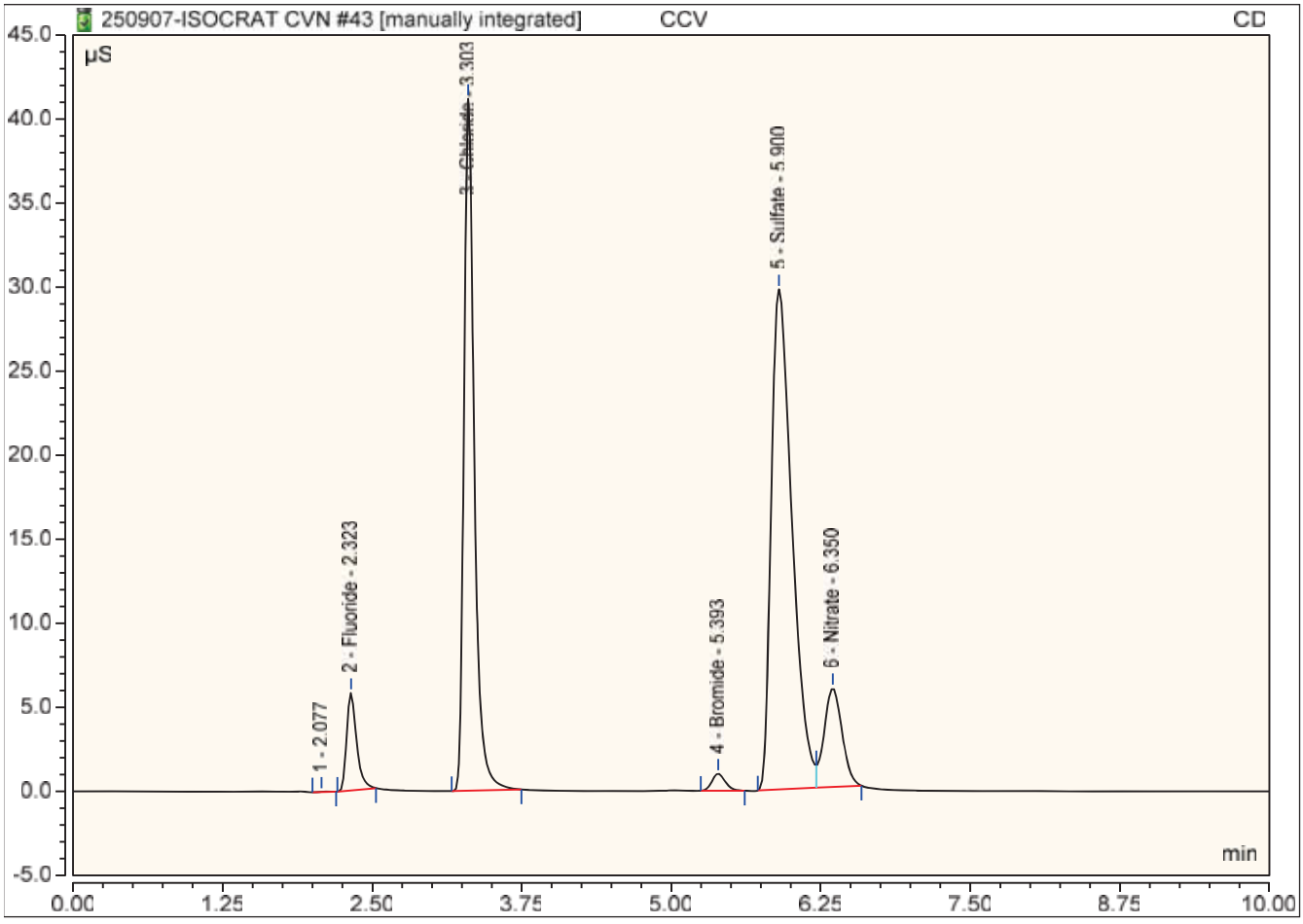

## Peak Integration Report

| | | | |
|---|---|---|---|
| *Sample Name:* | **CCB** | *Inj. Vol.:* | **25.00** |
| *Injection Type:* | **Unknown** | *Dilution Factor:* | **1.0000** |
| *Instrument Method:* | **Anions_050420_ThermoFisher** | *Operator:* | **IC 4** |
| *Inj. Date / Time:* | **07-Sep-2025 / 14:41** | *Run Time:* | **10.00** |

| No. | Time min | Peak Name | Peak Type | Area µS*min | Height µS | Amount |
|---|---|---|---|---|---|---|
| 3 | 3.38 | **Chloride** | BMB | 0.001 | 0.013 | 0.0773 |
| 4 | 5.93 | **Sulfate** | BM * | 0.002 | 0.008 | 0.2588 |
| 5 | 6.39 | **Nitrate** | MB* | 0.003 | 0.008 | 0.0325 |
| **TOTAL:** | | | | 0.01 | 0.03 | 0.37 |

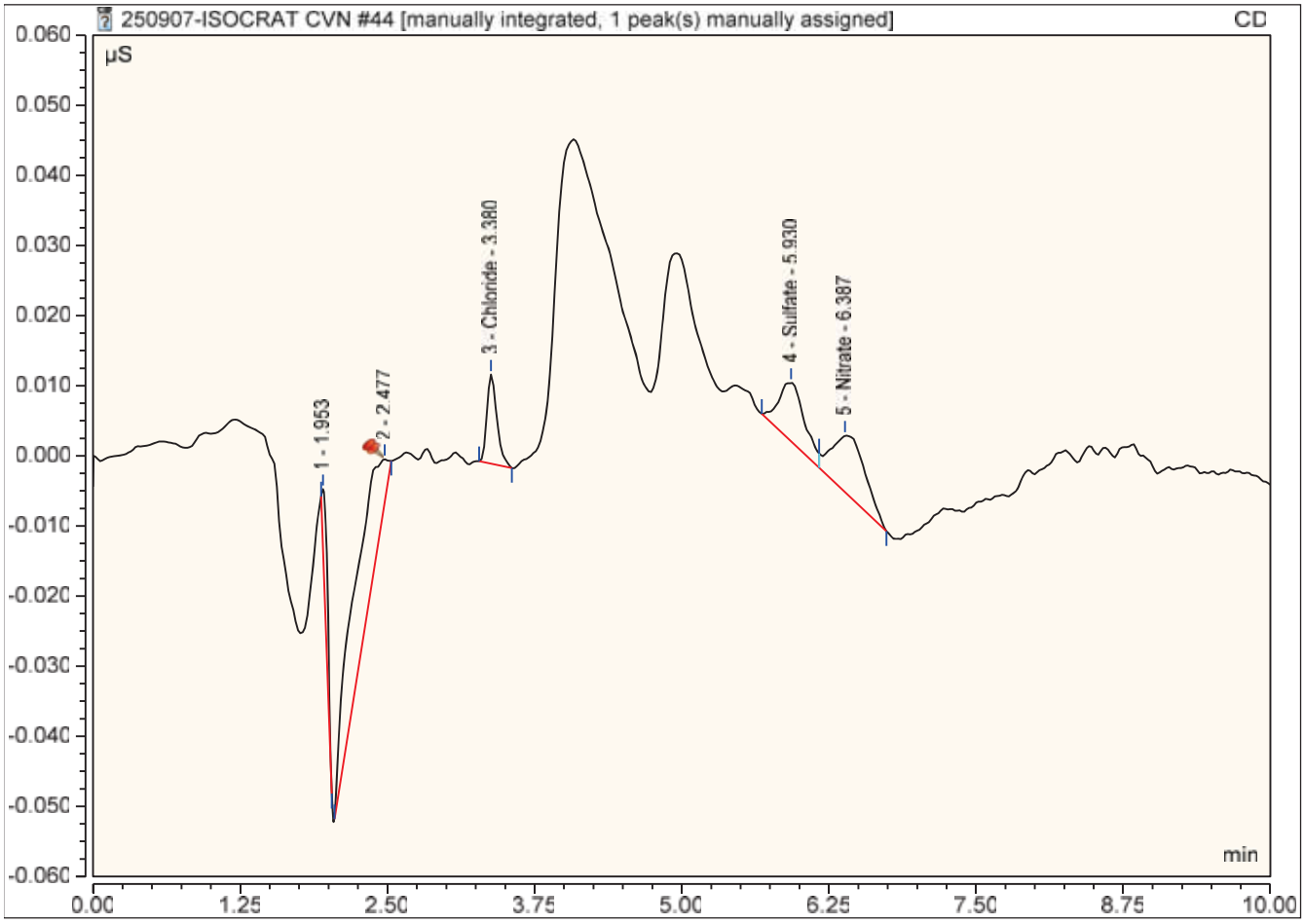

## Peak Integration Report

| | | | |
|---|---|---|---|
| *Sample Name:* | **L2553688-08; 5X** | *Inj. Vol.:* | **25.00** |
| *Injection Type:* | **Unknown** | *Dilution Factor:* | **5.0000** |
| *Instrument Method:* | **Anions_050420_ThermoFisher** | *Operator:* | **IC 4** |
| *Inj. Date / Time:* | **07-Sep-2025 / 14:53** | *Run Time:* | **10.00** |

| No. | Time min | Peak Name | Peak Type | Area µS*min | Height µS | Amount |
|---|---|---|---|---|---|---|
| 2 | 2.31 | **Fluoride** | BMB | 0.020 | 0.209 | 0.2793 |
| 3 | 3.29 | **Chloride** | BMB | 10.516 | 97.696 | 124.1214 |
| 4 | 5.48 | **Bromide** | BMB | 0.001 | 0.005 | 0.1329 |
| 5 | 5.93 | **Sulfate** | BM * | 1.204 | 8.703 | 20.4725 |
| 6 | 6.36 | **Nitrate** | MB* | 0.177 | 1.087 | 0.9634 |
| **TOTAL:** | | | | 11.92 | 107.70 | 145.97 |

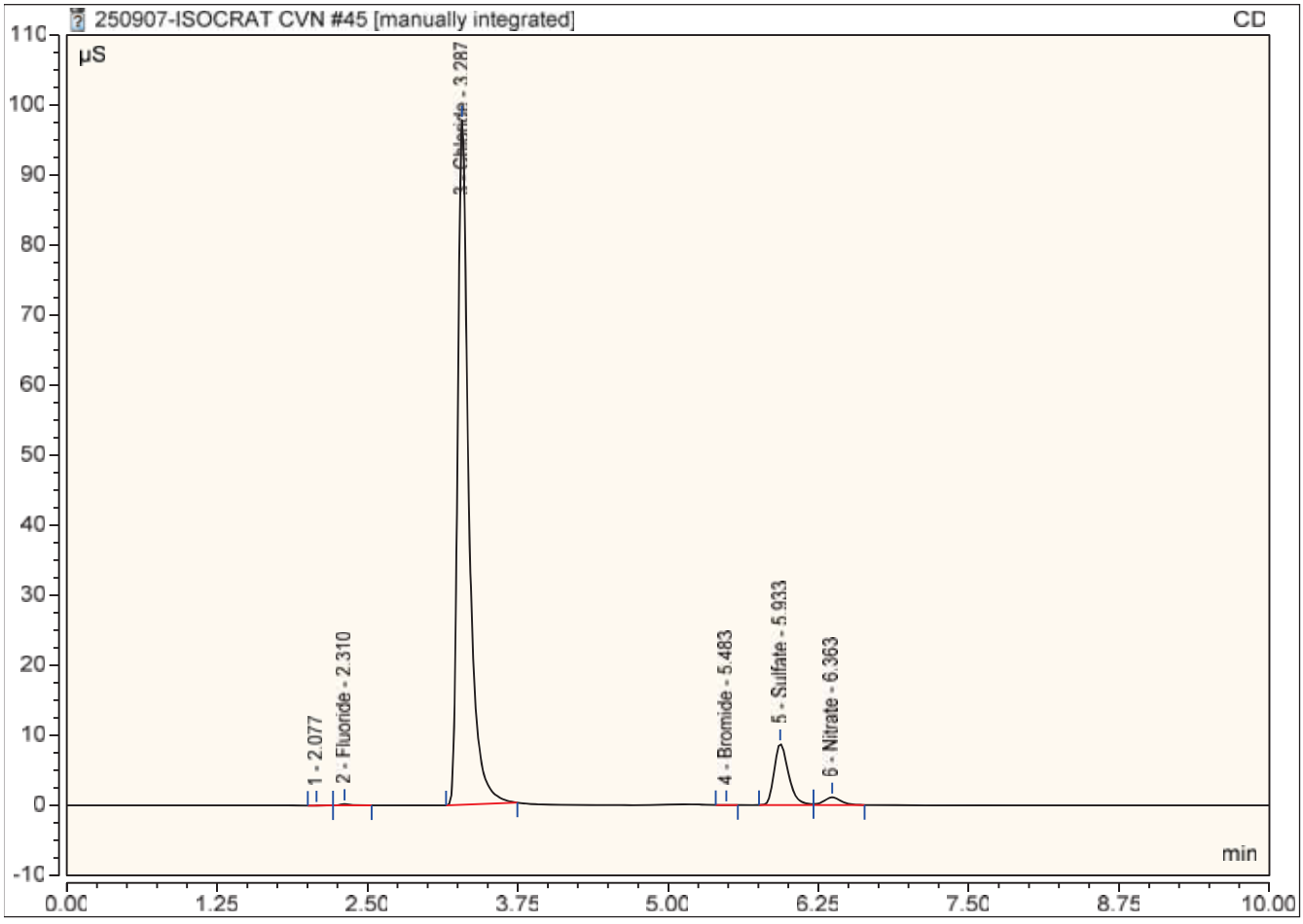

## Peak Integration Report

| | | | |
|---|---|---|---|
| *Sample Name:* | **BLK-2** | *Inj. Vol.:* | **25.00** |
| *Injection Type:* | **Unknown** | *Dilution Factor:* | **1.0000** |
| *Instrument Method:* | **Anions_050420_ThermoFisher** | *Operator:* | **IC 4** |
| *Inj. Date / Time:* | **07-Sep-2025 / 15:05** | *Run Time:* | **10.00** |

| No. | Time min | Peak Name | Peak Type | Area µS*min | Height µS | Amount |
|---|---|---|---|---|---|---|
| 2 | 3.27 | **Chloride** | BMB | 0.014 | 0.136 | 0.1078 |
| 3 | 6.00 | **Sulfate** | BMB | 0.001 | 0.009 | 0.2539 |
| **TOTAL:** | | | | 0.01 | 0.14 | 0.36 |

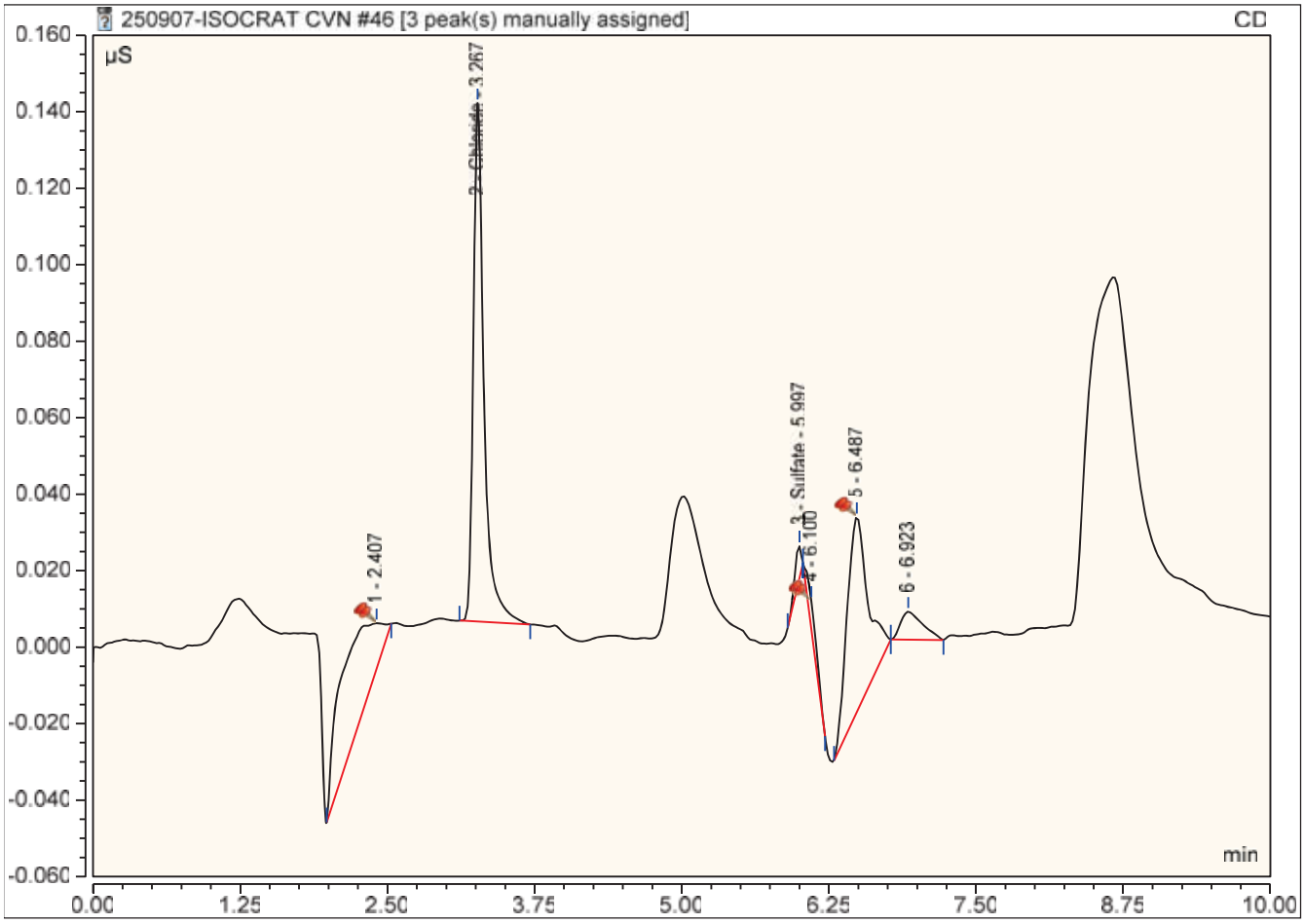

## Peak Integration Report

| | | | |
|---|---|---|---|
| *Sample Name:* | **LCS-2** | *Inj. Vol.:* | **25.00** |
| *Injection Type:* | **Unknown** | *Dilution Factor:* | **1.0000** |
| *Instrument Method:* | **Anions_050420_ThermoFisher** | *Operator:* | **IC 4** |
| *Inj. Date / Time:* | **07-Sep-2025 / 15:17** | *Run Time:* | **10.00** |

| No. | Time min | Peak Name | Peak Type | Area µS*min | Height µS | Amount |
|---|---|---|---|---|---|---|
| 2 | 2.29 | **Fluoride** | BMB | 0.421 | 4.545 | 0.7024 |
| 3 | 3.27 | **Chloride** | BMB | 3.309 | 33.158 | 7.8615 |
| 4 | 5.38 | **Bromide** | BMB* | 0.097 | 0.744 | 0.7398 |
| 5 | 6.01 | **Sulfate** | BM * | 2.251 | 12.643 | 7.4365 |
| 6 | 6.34 | **Nitrate** | MB* | 0.769 | 4.556 | 0.7366 |
| **TOTAL:** | | | | 6.85 | 55.65 | 17.48 |

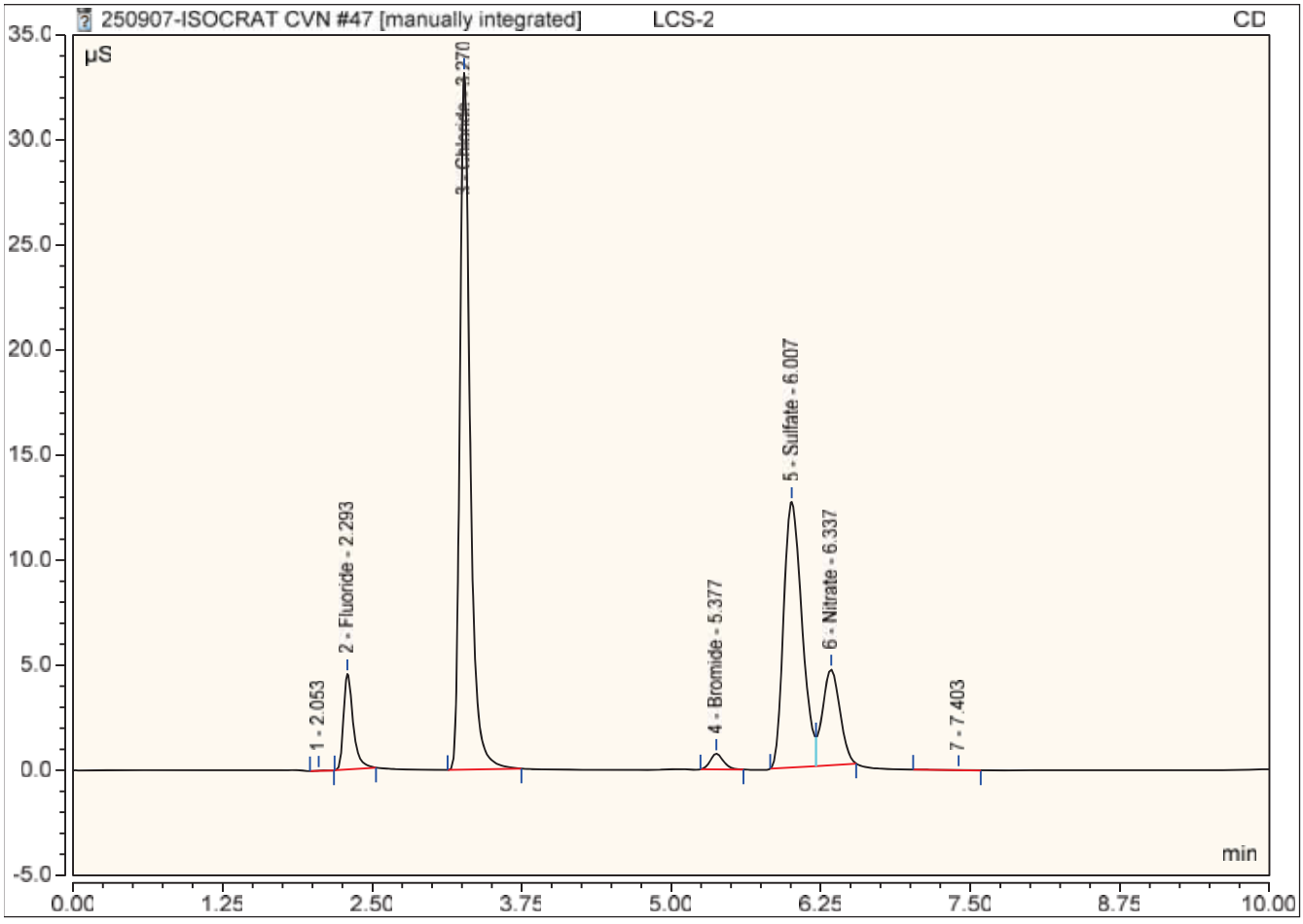

## Peak Integration Report

| | | | |
|---|---|---|---|
| *Sample Name:* | **L2553751-01 BR CL SO4** | *Inj. Vol.:* | **25.00** |
| *Injection Type:* | **Unknown** | *Dilution Factor:* | **1.0000** |
| *Instrument Method:* | **Anions_050420_ThermoFisher** | *Operator:* | **IC 4** |
| *Inj. Date / Time:* | **07-Sep-2025 / 15:29** | *Run Time:* | **10.00** |

| No. | Time min | Peak Name | Peak Type | Area µS*min | Height µS | Amount |
|---|---|---|---|---|---|---|
| 2 | 2.30 | **Fluoride** | BMB | 0.100 | 1.043 | 0.1846 |
| 3 | 3.28 | **Chloride** | BMB | 29.949 | 279.399 | 70.5597 |
| 4 | 5.34 | **Bromide** | BMB* | 0.043 | 0.372 | 0.3394 |
| 5 | 5.68 | **Sulfate** | BM *^ | 24.112 | 84.437 | 77.2140 |
| 6 | 6.36 | **Nitrate** | MB* | 0.139 | 1.021 | 0.1581 |
| **TOTAL:** | | | | 54.34 | 366.27 | 148.46 |

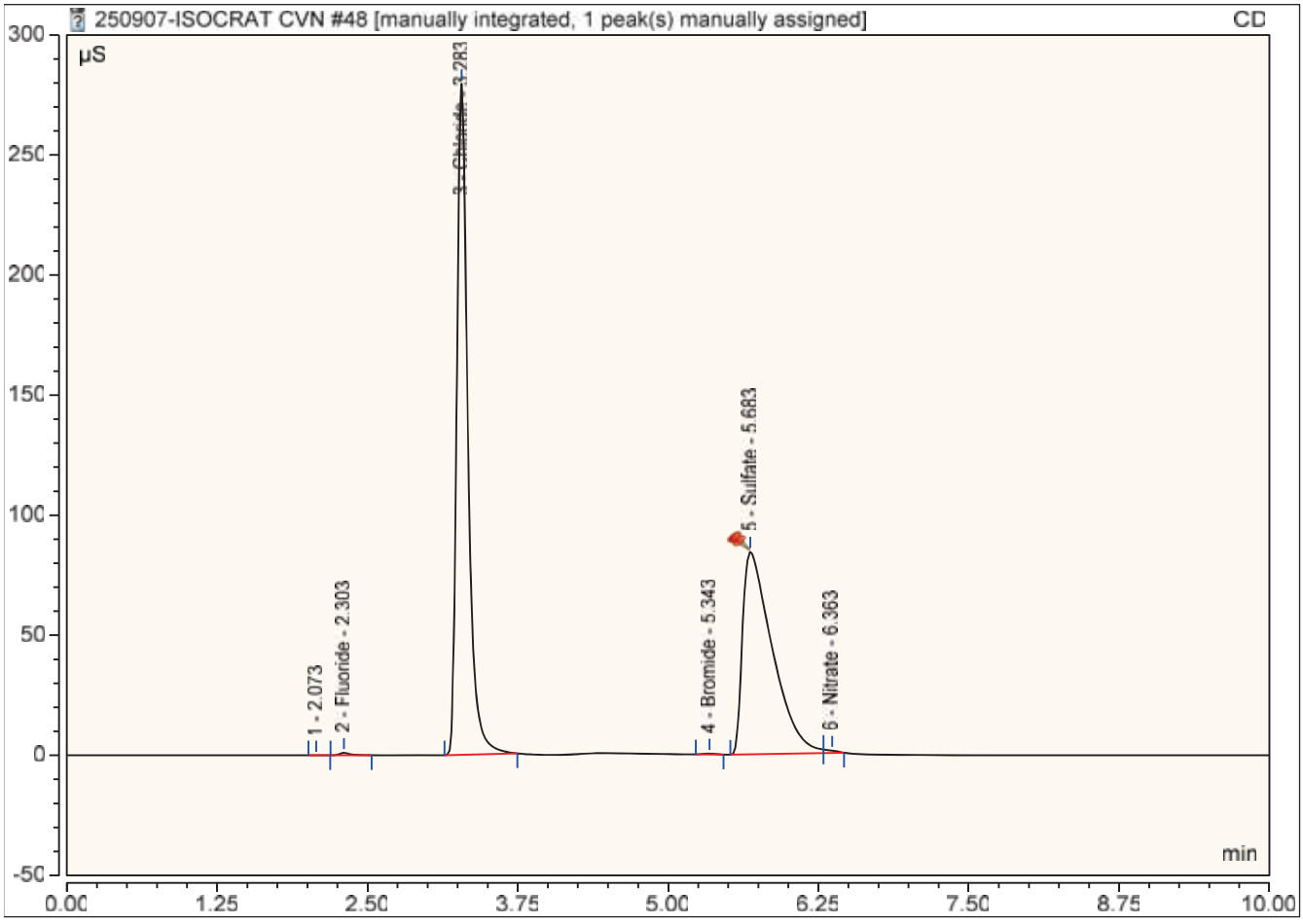

## Peak Integration Report

| | | | |
|---|---|---|---|
| *Sample Name:* | **L2553751-01; 5X** | *Inj. Vol.:* | **25.00** |
| *Injection Type:* | **Unknown** | *Dilution Factor:* | **5.0000** |
| *Instrument Method:* | **Anions_050420_ThermoFisher** | *Operator:* | **IC 4** |
| *Inj. Date / Time:* | **07-Sep-2025 / 15:41** | *Run Time:* | **10.00** |

| No. | Time min | Peak Name | Peak Type | Area µS*min | Height µS | Amount |
|---|---|---|---|---|---|---|
| 1 | 2.28 | **Fluoride** | BMB | 0.034 | 0.251 | 0.3915 |
| 2 | 3.19 | **Chloride** | BMB | 6.006 | 59.310 | 71.0433 |
| 3 | 5.29 | **Bromide** | BMB* | 0.008 | 0.064 | 0.4156 |
| 4 | 5.72 | **Sulfate** | BM * | 4.898 | 24.559 | 79.4276 |
| 5 | 6.29 | **Nitrate** | MB* | 0.023 | 0.145 | 0.2545 |
| **TOTAL:** | | | | 10.97 | 84.33 | 151.53 |

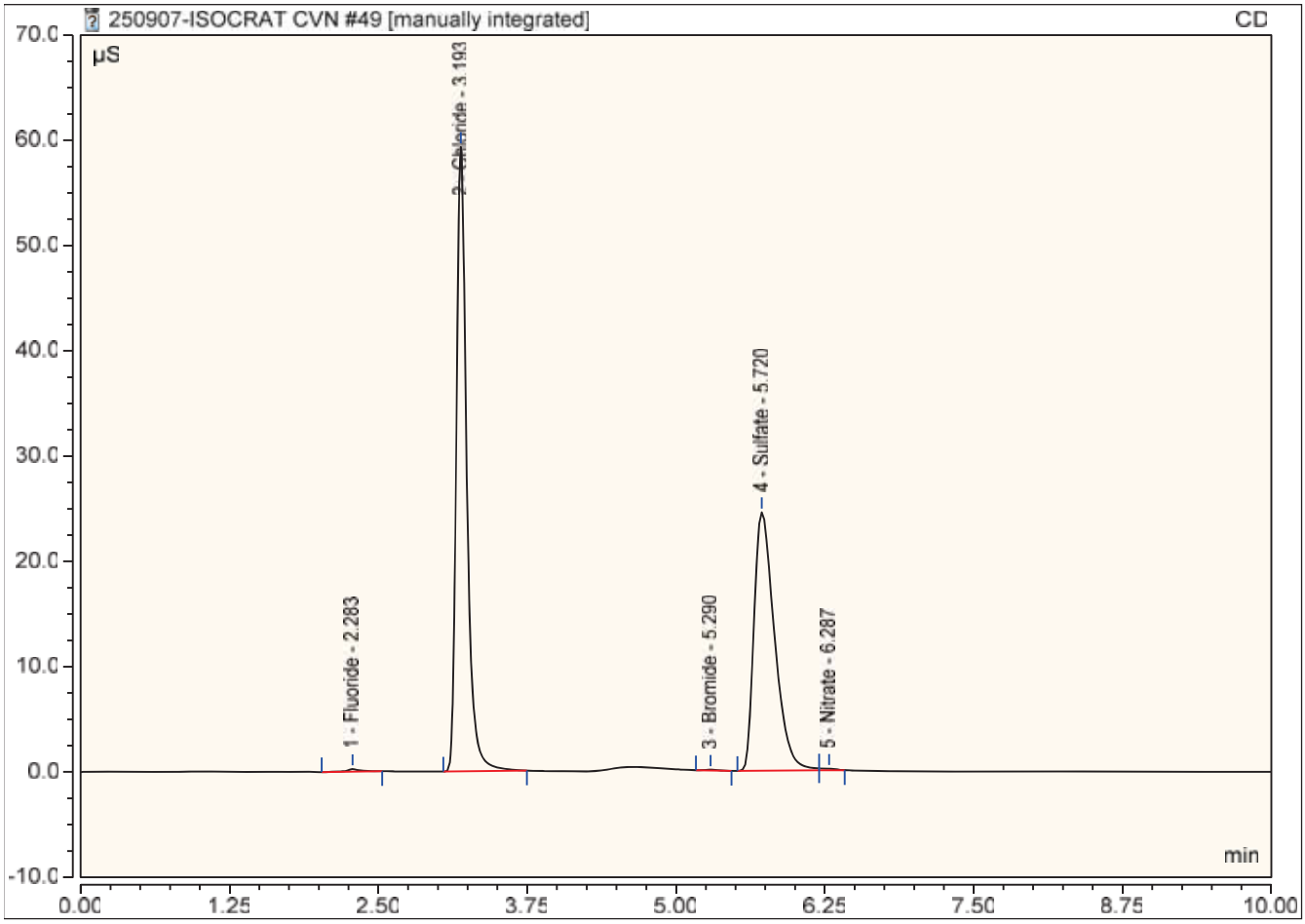

## Peak Integration Report

| | | | |
|---|---|---|---|
| *Sample Name:* | **L2553751-02** | *Inj. Vol.:* | **25.00** |
| *Injection Type:* | **Unknown** | *Dilution Factor:* | **1.0000** |
| *Instrument Method:* | **Anions_050420_ThermoFisher** | *Operator:* | **IC 4** |
| *Inj. Date / Time:* | **07-Sep-2025 / 15:54** | *Run Time:* | **10.00** |

| No. | Time min | Peak Name | Peak Type | Area µS*min | Height µS | Amount |
|---|---|---|---|---|---|---|
| 3 | 2.36 | **Fluoride** | BMB | 0.176 | 1.905 | 0.3076 |
| 4 | 3.34 | **Chloride** | BMB | 33.055 | 313.262 | 77.8684 |
| 5 | 5.36 | **Bromide** | BMB* | 0.024 | 0.195 | 0.2029 |
| 6 | 5.76 | **Sulfate** | BM * | 8.261 | 37.765 | 26.6188 |
| 7 | 6.33 | **Nitrate** | MB* | 0.384 | 2.175 | 0.3829 |
| **TOTAL:** | | | | 41.90 | 355.30 | 105.38 |

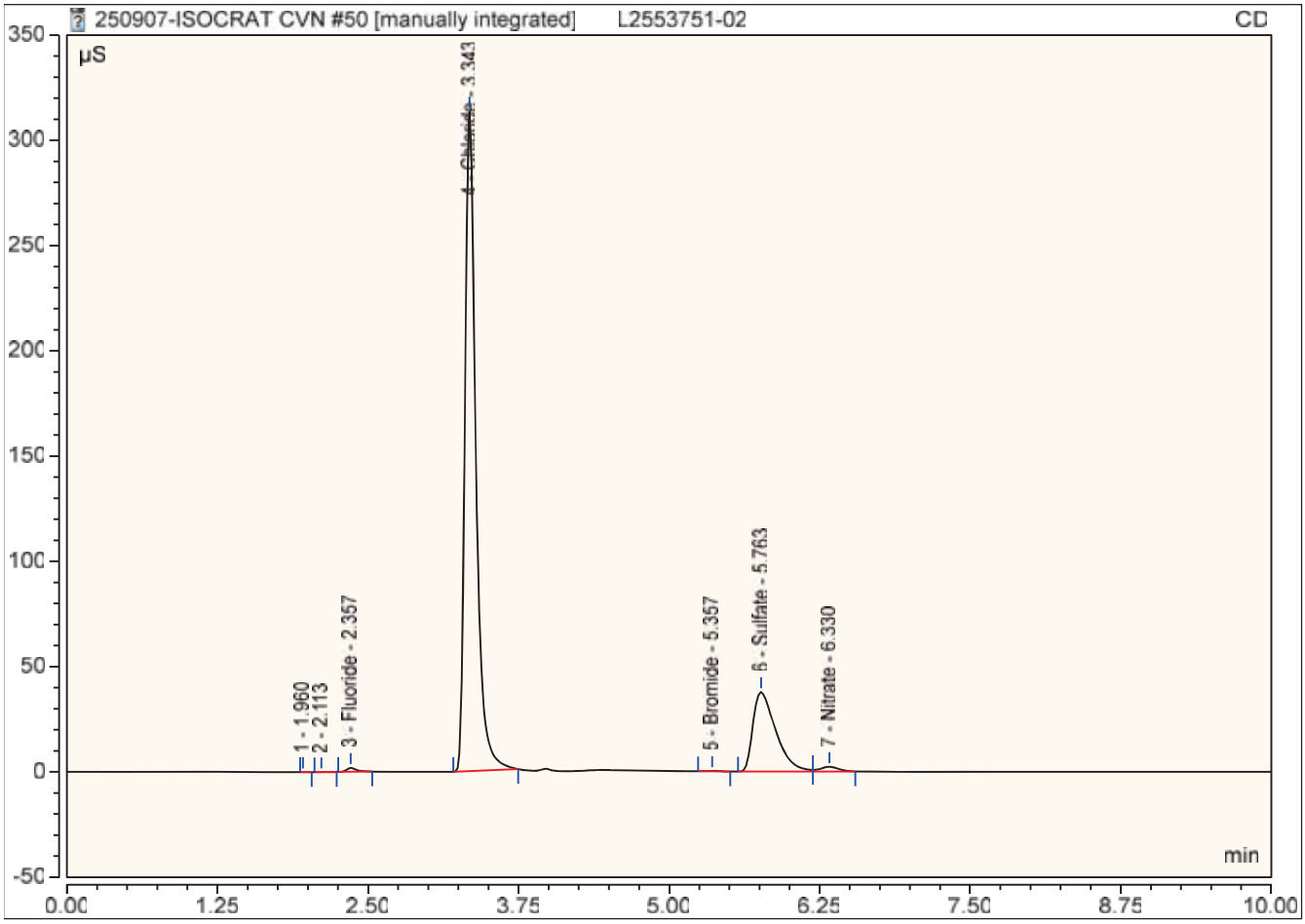

## Peak Integration Report

| | | | |
|---|---|---|---|
| *Sample Name:* | **L2553751-02; 5X** | *Inj. Vol.:* | **25.00** |
| *Injection Type:* | **Unknown** | *Dilution Factor:* | **5.0000** |
| *Instrument Method:* | **Anions_050420_ThermoFisher** | *Operator:* | **IC 4** |
| *Inj. Date / Time:* | **07-Sep-2025 / 16:06** | *Run Time:* | **10.00** |

| No. | Time min | Peak Name | Peak Type | Area µS*min | Height µS | Amount |
|---|---|---|---|---|---|---|
| 2 | 2.30 | **Fluoride** | BMB | 0.035 | 0.370 | 0.3962 |
| 3 | 3.30 | **Chloride** | BMB | 6.960 | 68.228 | 82.2757 |
| 4 | 5.37 | **Bromide** | BMB* | 0.003 | 0.000 | 0.2266 |
| 5 | 6.01 | **Sulfate** | BM * | 1.674 | 13.201 | 27.9794 |
| 6 | 6.36 | **Nitrate** | MB* | 0.065 | 0.402 | 0.4472 |
| **TOTAL:** | | | | 8.74 | 82.20 | 111.33 |

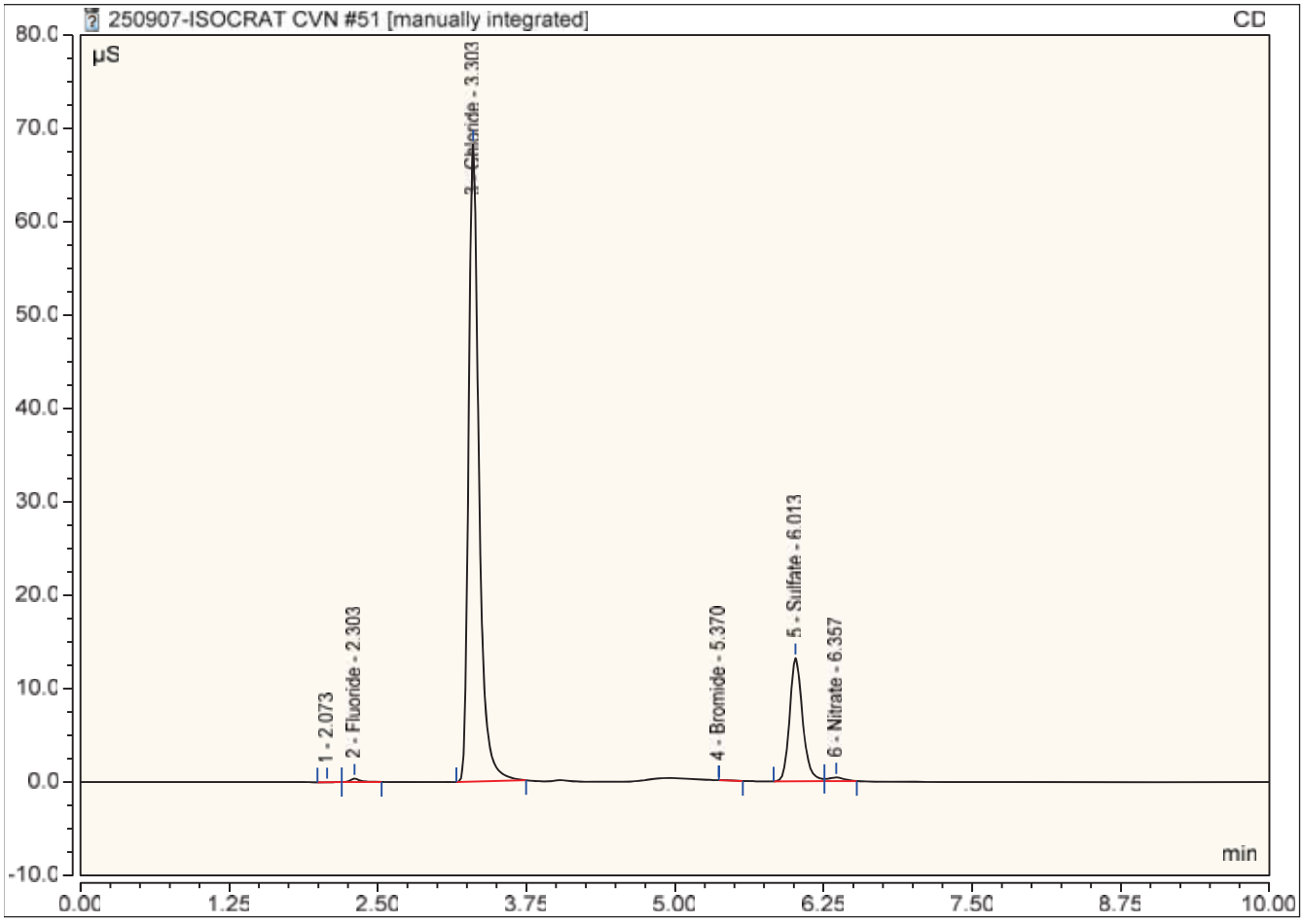

## Peak Integration Report

| | | | |
|---|---|---|---|
| *Sample Name:* | **L2553751-03; 5X** | *Inj. Vol.:* | **25.00** |
| *Injection Type:* | **Unknown** | *Dilution Factor:* | **5.0000** |
| *Instrument Method:* | **Anions_050420_ThermoFisher** | *Operator:* | **IC 4** |
| *Inj. Date / Time:* | **07-Sep-2025 / 16:18** | *Run Time:* | **10.00** |

| No. | Time min | Peak Name | Peak Type | Area µS*min | Height µS | Amount |
|---|---|---|---|---|---|---|
| 2 | 2.29 | **Fluoride** | BMB | 0.051 | 0.566 | 0.5296 |
| 3 | 3.28 | **Chloride** | BMB | 4.097 | 41.344 | 48.5841 |
| 4 | 5.44 | **Bromide** | BMB* | 0.002 | 0.019 | 0.1855 |
| 5 | 5.95 | **Sulfate** | BMB* | 10.801 | 45.483 | 173.6375 |
| **TOTAL:** | | | | 14.95 | 87.41 | 222.94 |

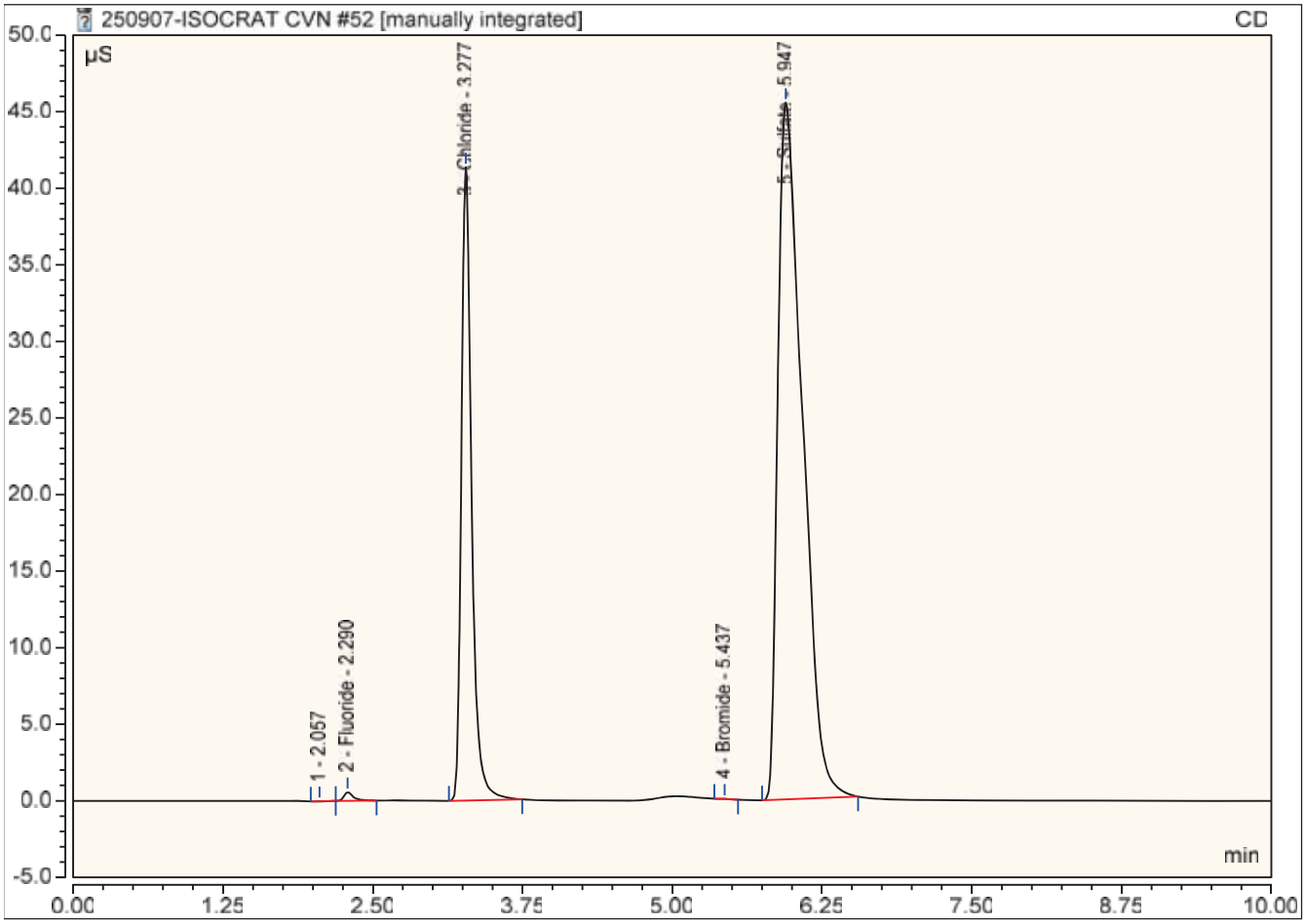

## Peak Integration Report

| | | | |
|---|---|---|---|
| *Sample Name:* | **L2553751-04; 10X** | *Inj. Vol.:* | **25.00** |
| *Injection Type:* | **Unknown** | *Dilution Factor:* | **10.0000** |
| *Instrument Method:* | **Anions_050420_ThermoFisher** | *Operator:* | **IC 4** |
| *Inj. Date / Time:* | **07-Sep-2025 / 16:30** | *Run Time:* | **10.00** |

| No. | Time min | Peak Name | Peak Type | Area µS*min | Height µS | Amount |
|---|---|---|---|---|---|---|
| 2 | 2.31 | **Fluoride** | BMB | 0.059 | 0.668 | 1.1882 |
| 3 | 3.30 | **Chloride** | BMB | 6.294 | 62.275 | 148.8678 |
| 4 | 5.29 | **Bromide** | BMB* | 0.001 | 0.000 | 0.2961 |
| 5 | 5.73 | **Sulfate** | BMB* | 25.251 | 85.368 | 808.4819 |
| **TOTAL:** | | | | 31.60 | 148.31 | 958.83 |

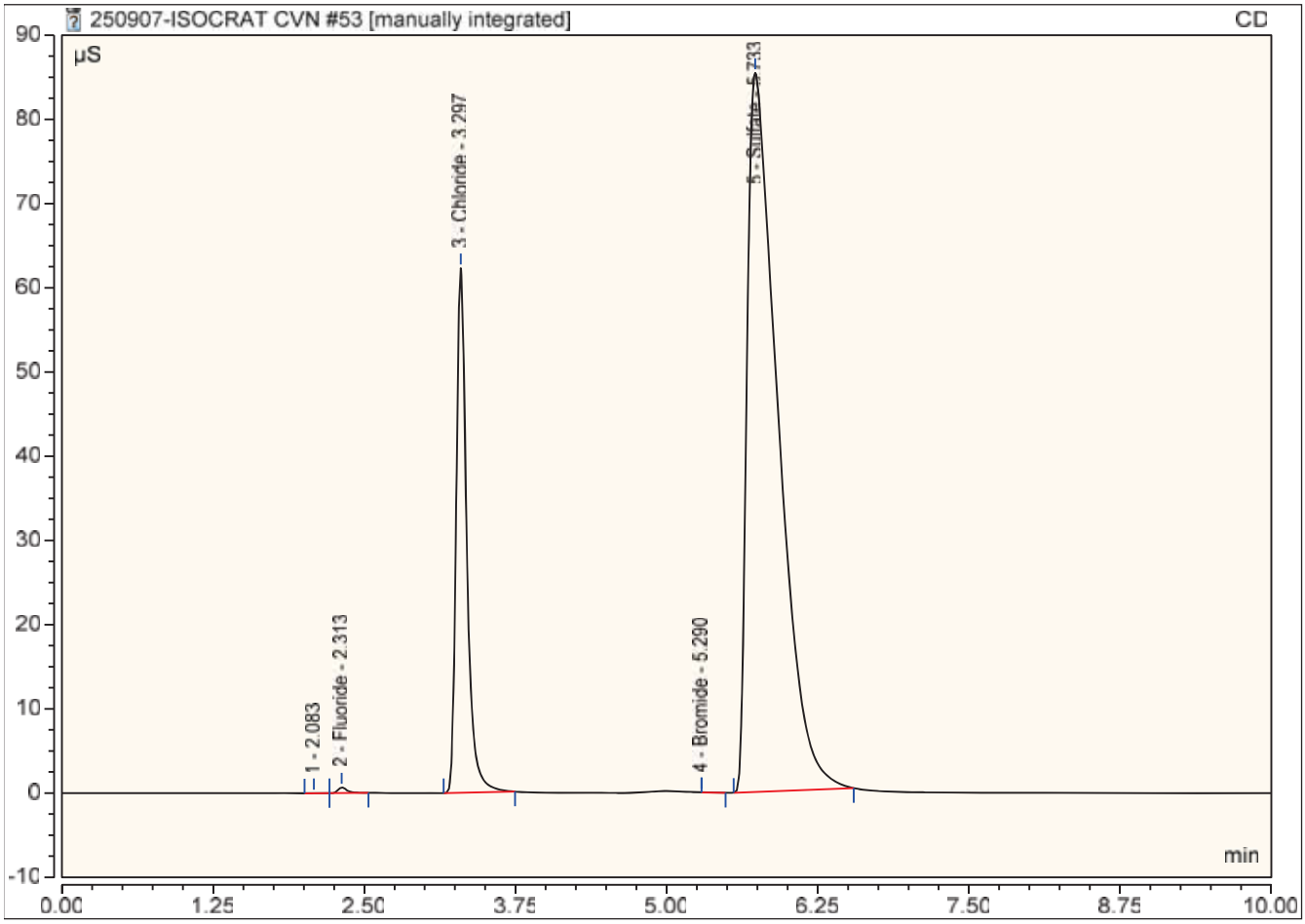

## Peak Integration Report

| | | | |
|---|---|---|---|
| *Sample Name:* | **L2553751-05** | *Inj. Vol.:* | **25.00** |
| *Injection Type:* | **Unknown** | *Dilution Factor:* | **1.0000** |
| *Instrument Method:* | **Anions_050420_ThermoFisher** | *Operator:* | **IC 4** |
| *Inj. Date / Time:* | **07-Sep-2025 / 16:42** | *Run Time:* | **10.00** |

| No. | Time min | Peak Name | Peak Type | Area µS*min | Height µS | Amount |
|---|---|---|---|---|---|---|
| 1 | 3.28 | **Chloride** | BMB | 0.001 | 0.014 | 0.0774 |
| | | **TOTAL:** | | 0.00 | 0.01 | 0.08 |

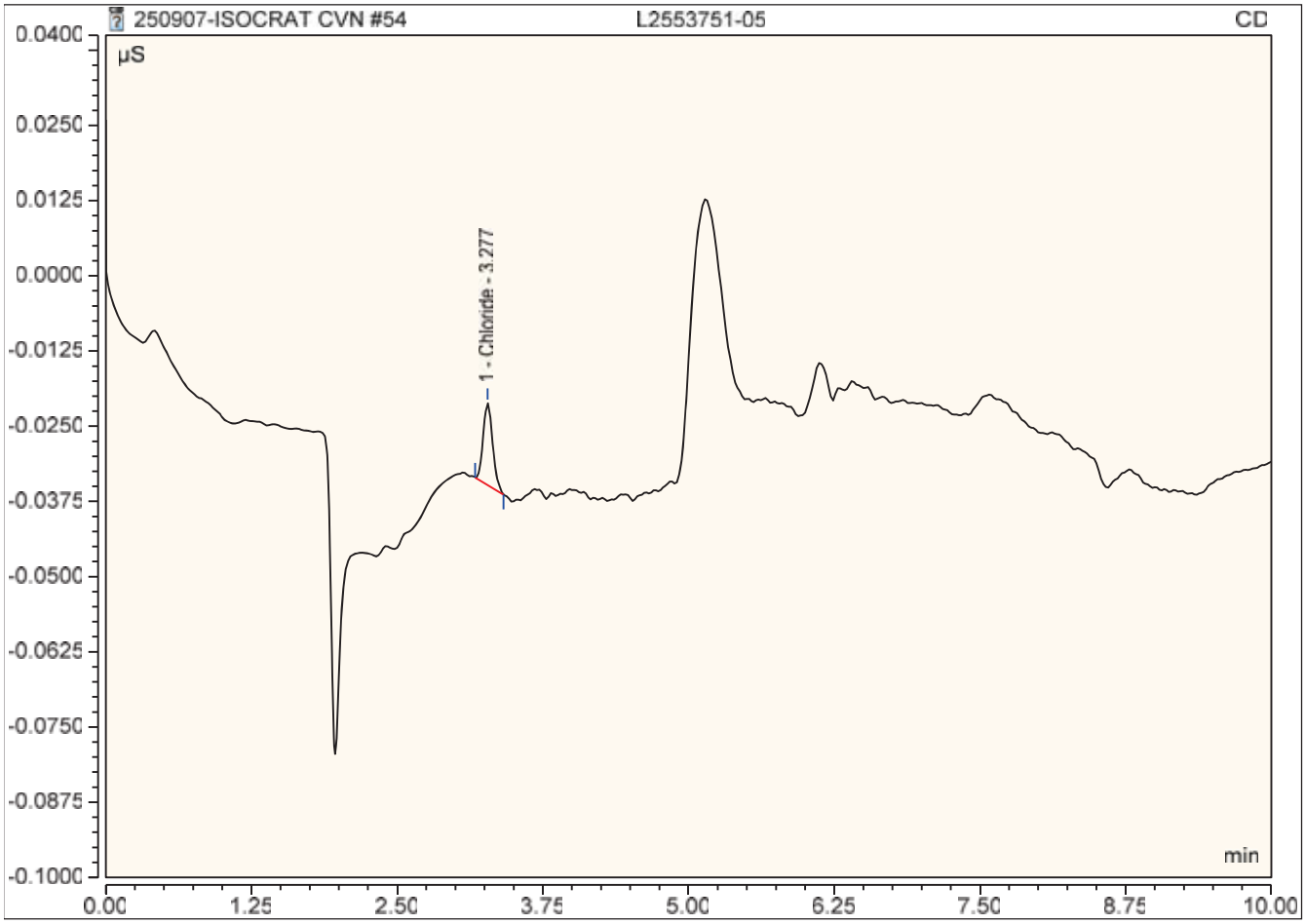

## Peak Integration Report

| | | | |
|---|---|---|---|
| *Sample Name:* | **CCV** | *Inj. Vol.:* | **25.00** |
| *Injection Type:* | **Check Standard** | *Dilution Factor:* | **1.0000** |
| *Instrument Method:* | **Anions_050420_ThermoFisher** | *Operator:* | **IC 4** |
| *Inj. Date / Time:* | **07-Sep-2025 / 16:54** | *Run Time:* | **10.00** |

| No. | Time min | Peak Name | Peak Type | Area µS*min | Height µS | Amount |
|---|---|---|---|---|---|---|
| 2 | 2.38 | **Fluoride** | BMB*^ | 0.758 | 5.908 | 1.2442 |
| 3 | 3.42 | **Chloride** | BMB | 4.056 | 41.037 | 9.6211 |
| 4 | 5.35 | **Bromide** | BM * | 0.122 | 1.011 | 0.9174 |
| 5 | 5.61 | **Sulfate** | M *^ | 6.048 | 28.926 | 19.5550 |
| 6 | 6.29 | **Nitrate** | MB* | 0.991 | 5.649 | 0.9410 |
| **TOTAL:** | | | | 11.97 | 82.53 | 32.28 |

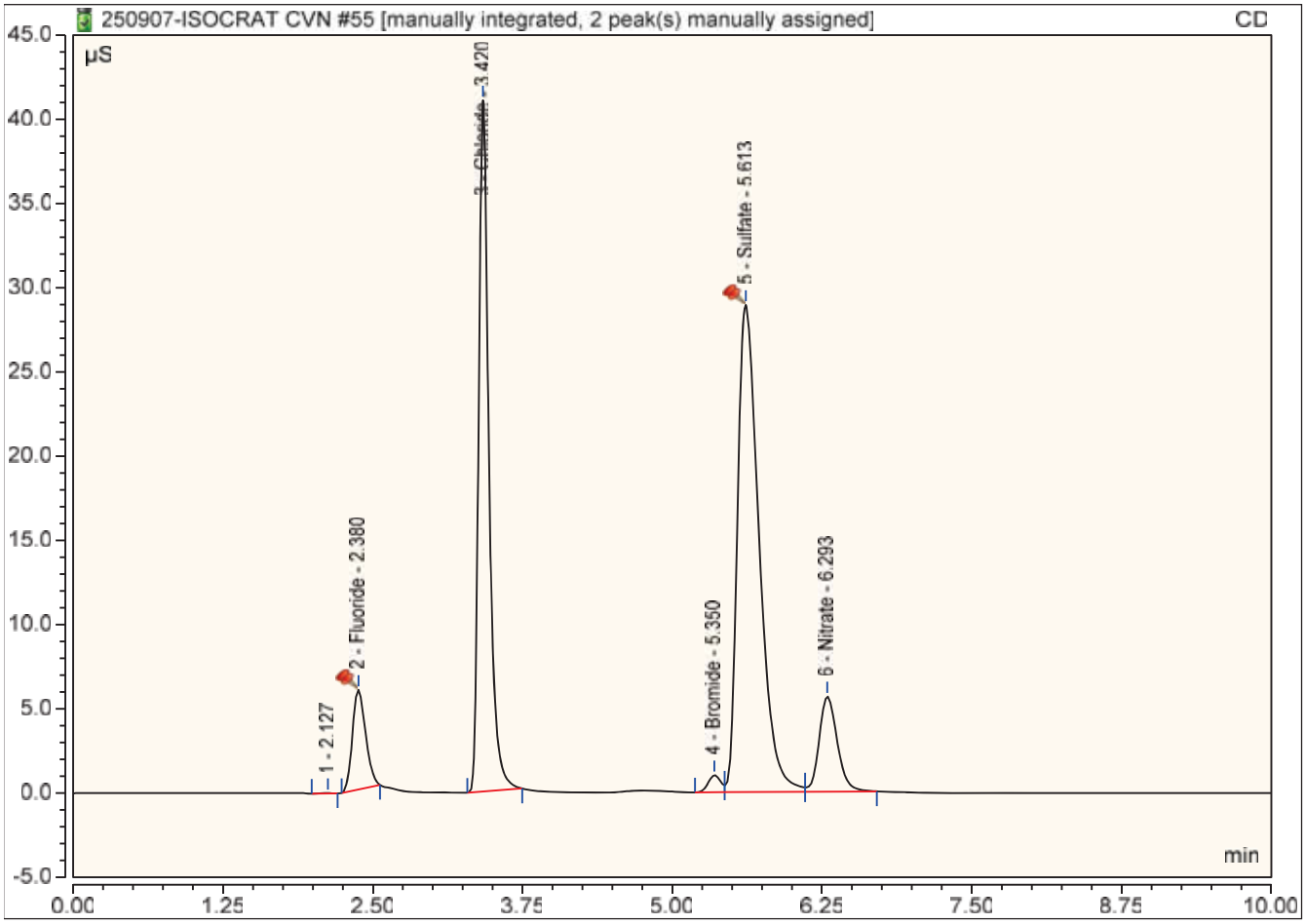

## Peak Integration Report

| | | | |
|---|---|---|---|
| *Sample Name:* | **CCB** | *Inj. Vol.:* | **25.00** |
| *Injection Type:* | **Unknown** | *Dilution Factor:* | **1.0000** |
| *Instrument Method:* | **Anions_050420_ThermoFisher** | *Operator:* | **IC 4** |
| *Inj. Date / Time:* | **07-Sep-2025 / 17:06** | *Run Time:* | **10.00** |

| No. | Time min | Peak Name | Peak Type | Area µS*min | Height µS | Amount |
|---|---|---|---|---|---|---|
| 2 | 3.28 | **Chloride** | BMB | 0.002 | 0.017 | 0.0785 |
| 3 | 6.11 | **Sulfate** | BMB | 0.002 | 0.011 | 0.2583 |
| **TOTAL:** | | | | 0.00 | 0.03 | 0.34 |

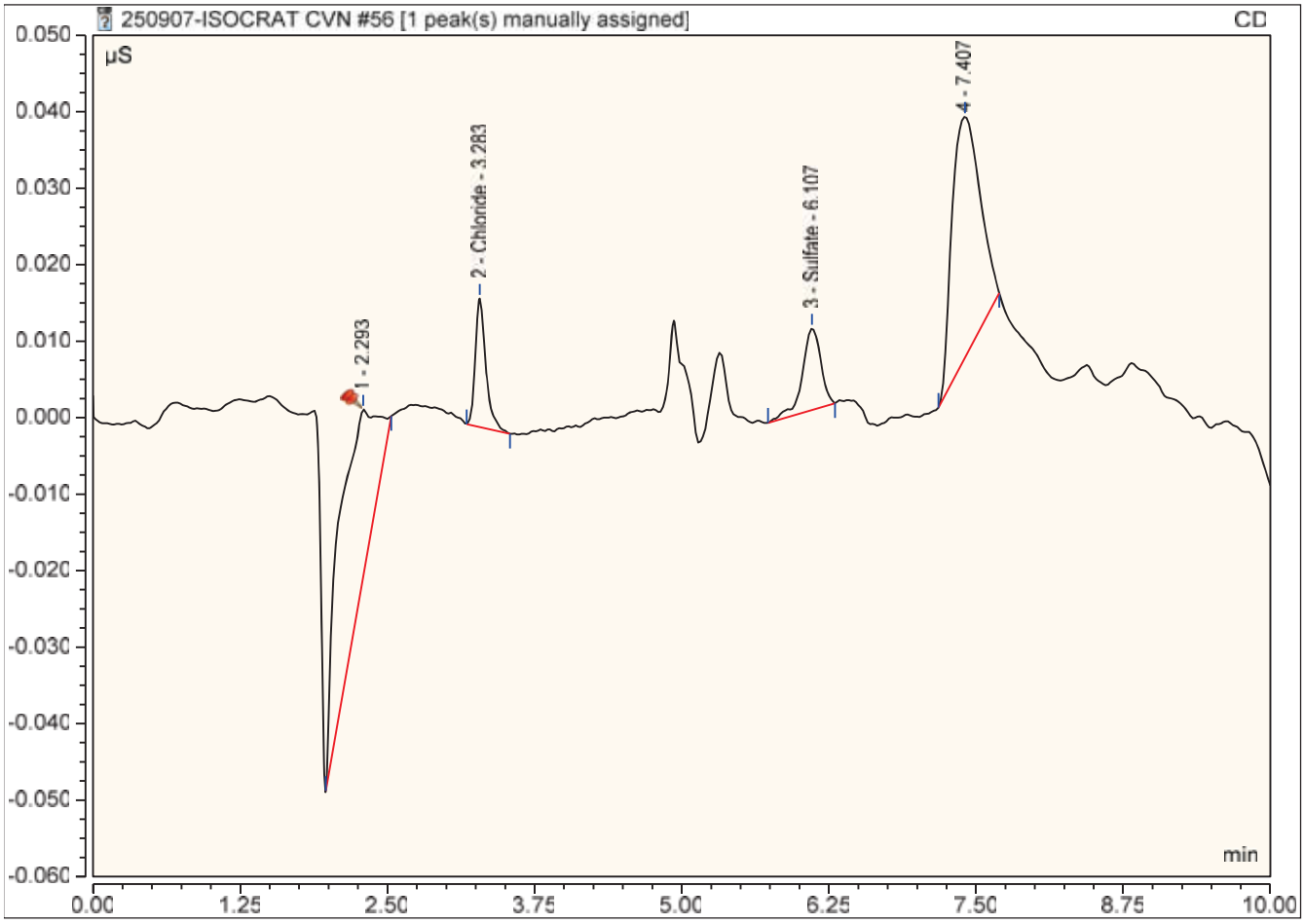

## Peak Integration Report

| | | | |
|---|---|---|---|
| *Sample Name:* | **L2553751-06; 5X** | *Inj. Vol.:* | **25.00** |
| *Injection Type:* | **Unknown** | *Dilution Factor:* | **5.0000** |
| *Instrument Method:* | **Anions_050420_ThermoFisher** | *Operator:* | **IC 4** |
| *Inj. Date / Time:* | **07-Sep-2025 / 17:18** | *Run Time:* | **10.00** |

| No. | Time min | Peak Name | Peak Type | Area µS*min | Height µS | Amount |
|---|---|---|---|---|---|---|
| 2 | 2.27 | **Fluoride** | BMB | 0.051 | 0.568 | 0.5318 |
| 3 | 3.26 | **Chloride** | BMB | 4.103 | 41.300 | 48.6496 |
| 4 | 5.28 | **Bromide** | BMB* | 0.002 | 0.000 | 0.1775 |
| 5 | 5.89 | **Sulfate** | BMB | 10.986 | 46.607 | 176.5918 |
| **TOTAL:** | | | | 15.14 | 88.48 | 225.95 |

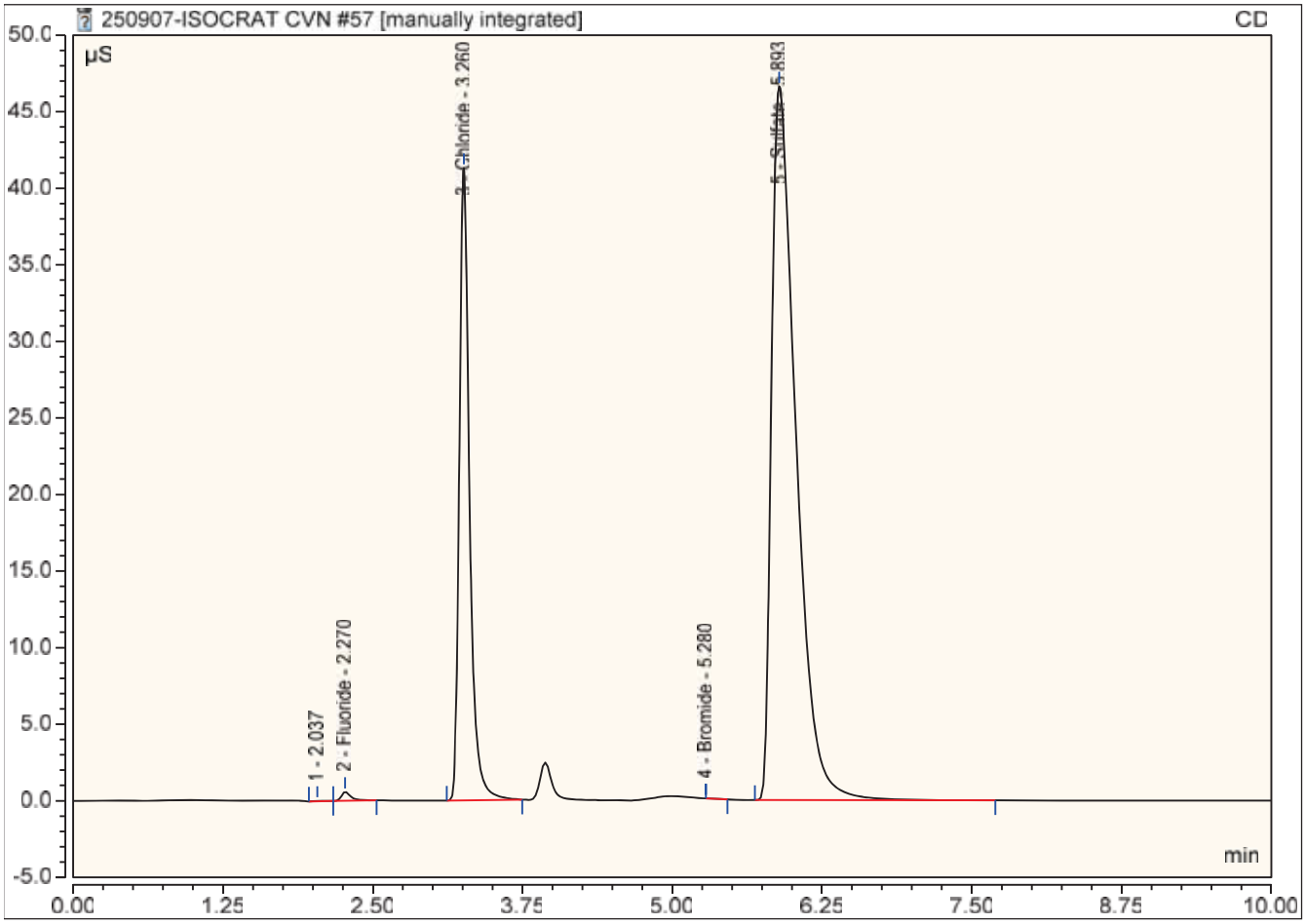

## Peak Integration Report

| | | | |
|---|---|---|---|
| *Sample Name:* | **L2554074-01 BR CL SO4** | *Inj. Vol.:* | **25.00** |
| *Injection Type:* | **Unknown** | *Dilution Factor:* | **1.0000** |
| *Instrument Method:* | **Anions_050420_ThermoFisher** | *Operator:* | **IC 4** |
| *Inj. Date / Time:* | **07-Sep-2025 / 17:30** | *Run Time:* | **10.00** |

| No. | Time min | Peak Name | Peak Type | Area µS*min | Height µS | Amount |
|---|---|---|---|---|---|---|
| 2 | 2.29 | **Fluoride** | BMB | 0.015 | 0.149 | 0.0473 |
| 3 | 3.27 | **Chloride** | BMB | 62.524 | 586.384 | 147.2238 |
| 4 | 5.99 | **Sulfate** | BM * | 2.204 | 13.909 | 7.2854 |
| 5 | 6.23 | **Nitrate** | MB* | 5.654 | 27.580 | 5.2259 |
| **TOTAL:** | | | | 70.40 | 628.02 | 159.78 |

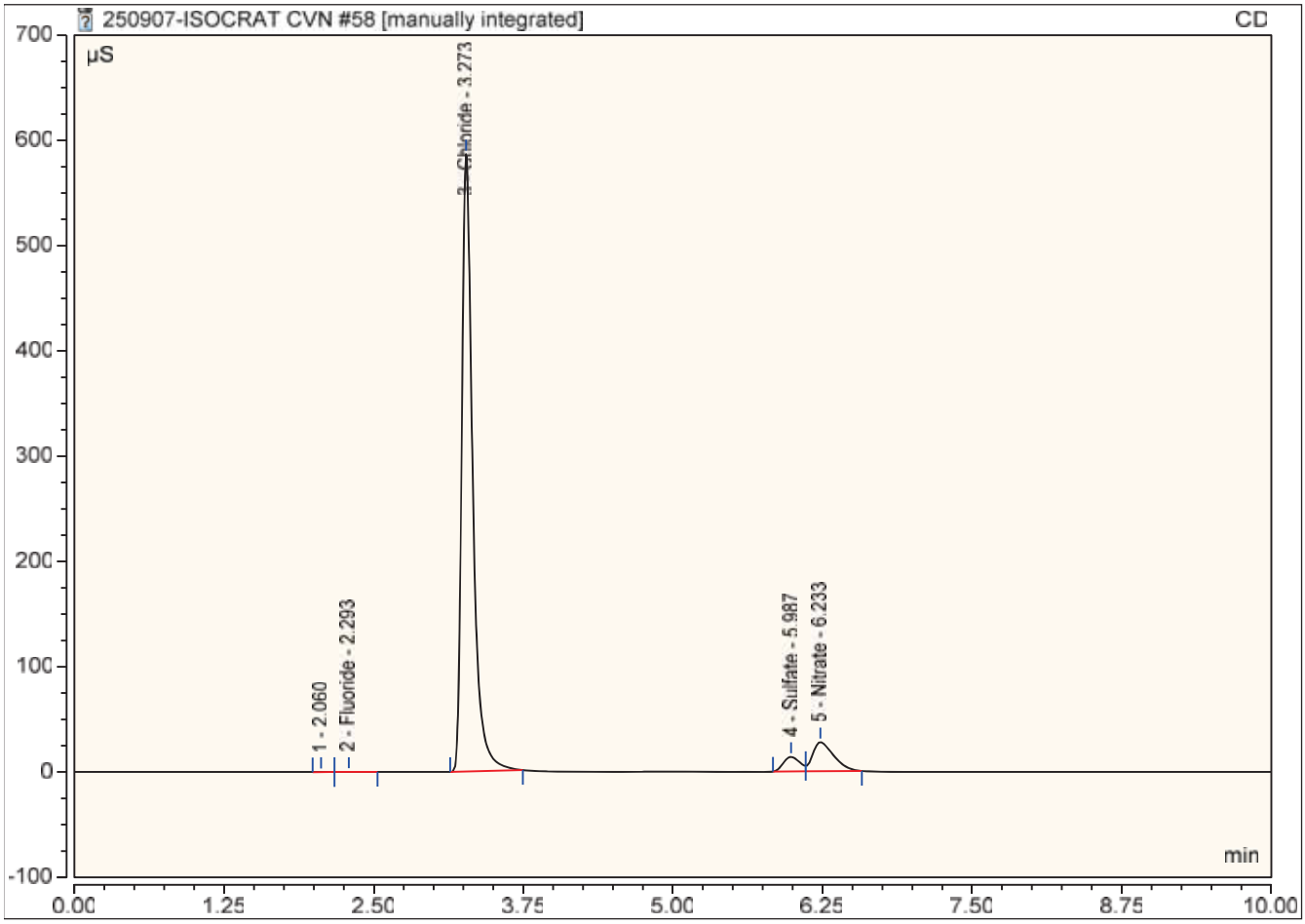

## Peak Integration Report

| | | | |
|---|---|---|---|
| *Sample Name:* | **L2554074-01; 5X** | *Inj. Vol.:* | **25.00** |
| *Injection Type:* | **Unknown** | *Dilution Factor:* | **5.0000** |
| *Instrument Method:* | **Anions_050420_ThermoFisher** | *Operator:* | **IC 4** |
| *Inj. Date / Time:* | **07-Sep-2025 / 17:42** | *Run Time:* | **10.00** |

| No. | Time min | Peak Name | Peak Type | Area µS*min | Height µS | Amount |
|---|---|---|---|---|---|---|
| 2 | 2.32 | **Fluoride** | BMB | 0.004 | 0.033 | 0.1486 |
| 3 | 3.36 | **Chloride** | BMB | 15.898 | 130.171 | 187.4535 |
| 4 | 5.93 | **Sulfate** | BM * | 0.478 | 2.921 | 8.8956 |
| 5 | 6.37 | **Nitrate** | MB* | 1.192 | 6.844 | 5.6269 |
| **TOTAL:** | | | | 17.57 | 139.97 | 202.12 |

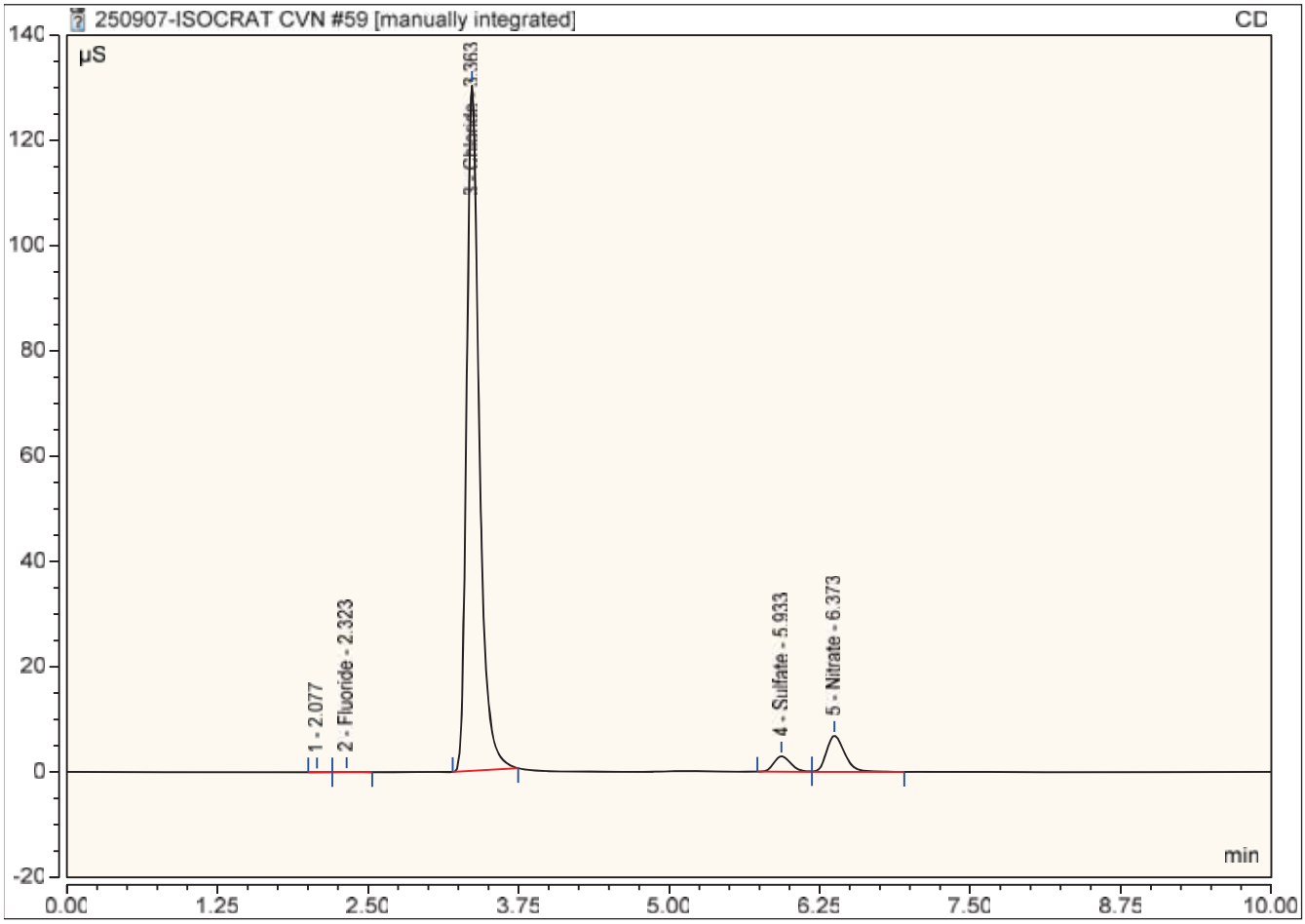

## Peak Integration Report

| | | | |
|---|---|---|---|
| *Sample Name:* | **L2554074-02** | *Inj. Vol.:* | **25.00** |
| *Injection Type:* | **Unknown** | *Dilution Factor:* | **1.0000** |
| *Instrument Method:* | **Anions_050420_ThermoFisher** | *Operator:* | **IC 4** |
| *Inj. Date / Time:* | **07-Sep-2025 / 17:54** | *Run Time:* | **10.00** |

| No. | Time min | Peak Name | Peak Type | Area µS*min | Height µS | Amount |
|---|---|---|---|---|---|---|
| 2 | 2.29 | **Fluoride** | BMB | 0.018 | 0.186 | 0.0530 |
| 3 | 3.30 | **Chloride** | BMB | 0.130 | 1.347 | 0.3792 |
| 4 | 5.61 | **Bromide** | BMB* | 0.000 | 0.000 | 0.0262 |
| 5 | 6.06 | **Sulfate** | BMB | 1.573 | 8.017 | 5.2723 |
| **TOTAL:** | | | | 1.72 | 9.55 | 5.73 |

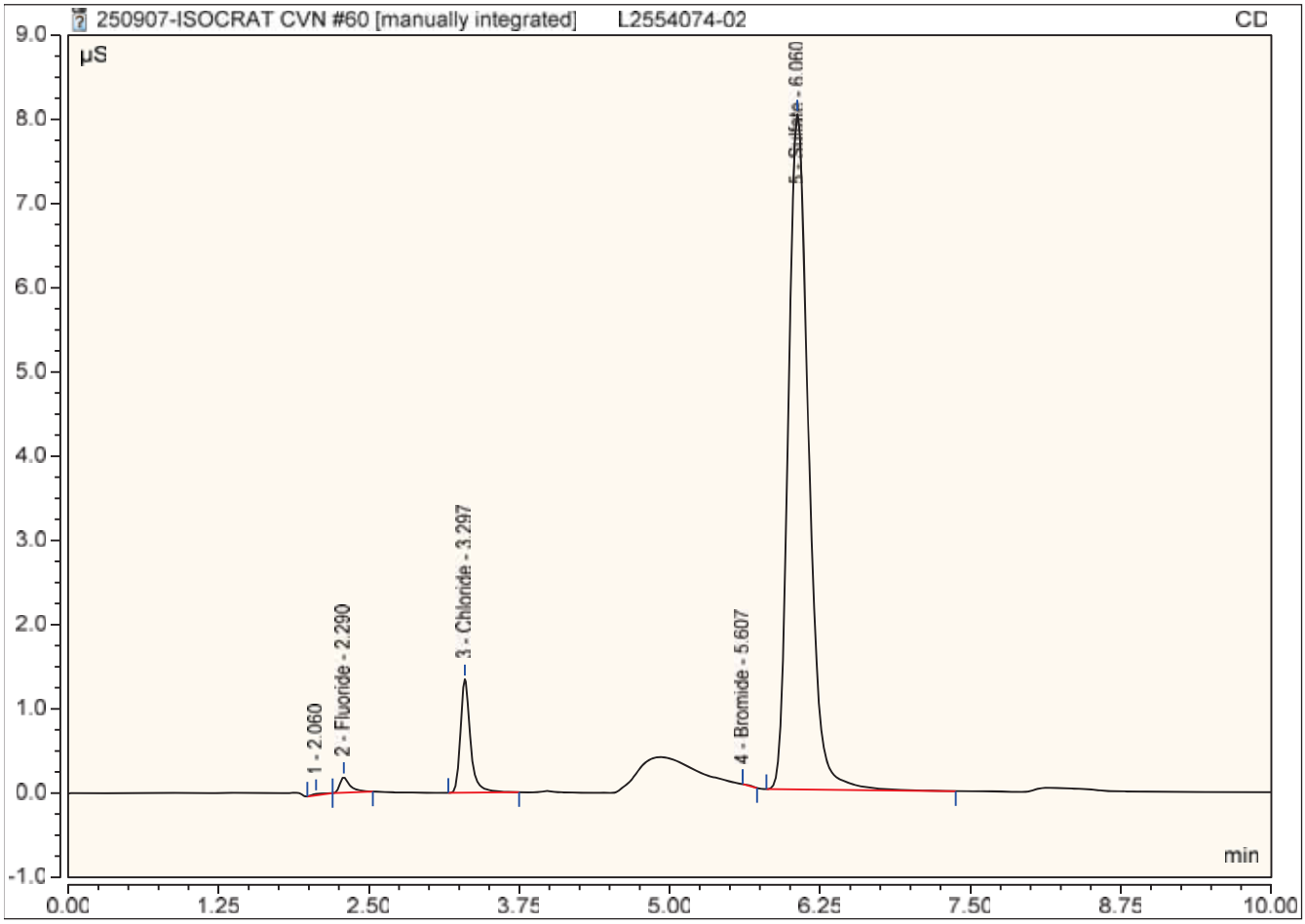

## Peak Integration Report

| | | | |
|---|---|---|---|
| *Sample Name:* | **L2554074-03** | *Inj. Vol.:* | **25.00** |
| *Injection Type:* | **Unknown** | *Dilution Factor:* | **1.0000** |
| *Instrument Method:* | **Anions_050420_ThermoFisher** | *Operator:* | **IC 4** |
| *Inj. Date / Time:* | **07-Sep-2025 / 18:06** | *Run Time:* | **10.00** |

| No. | Time min | Peak Name | Peak Type | Area µS*min | Height µS | Amount |
|---|---|---|---|---|---|---|
| 1 | 2.45 | **Fluoride** | BMB | 0.035 | 0.468 | 0.0799 |
| 2 | 3.44 | **Chloride** | BMB | 11.214 | 110.234 | 26.4662 |
| 3 | 5.36 | **Bromide** | BMB* | 0.004 | 0.031 | 0.0510 |
| 4 | 5.75 | **Sulfate** | BMB | 0.736 | 4.145 | 2.6017 |
| **TOTAL:** | | | | 11.99 | 114.88 | 29.20 |

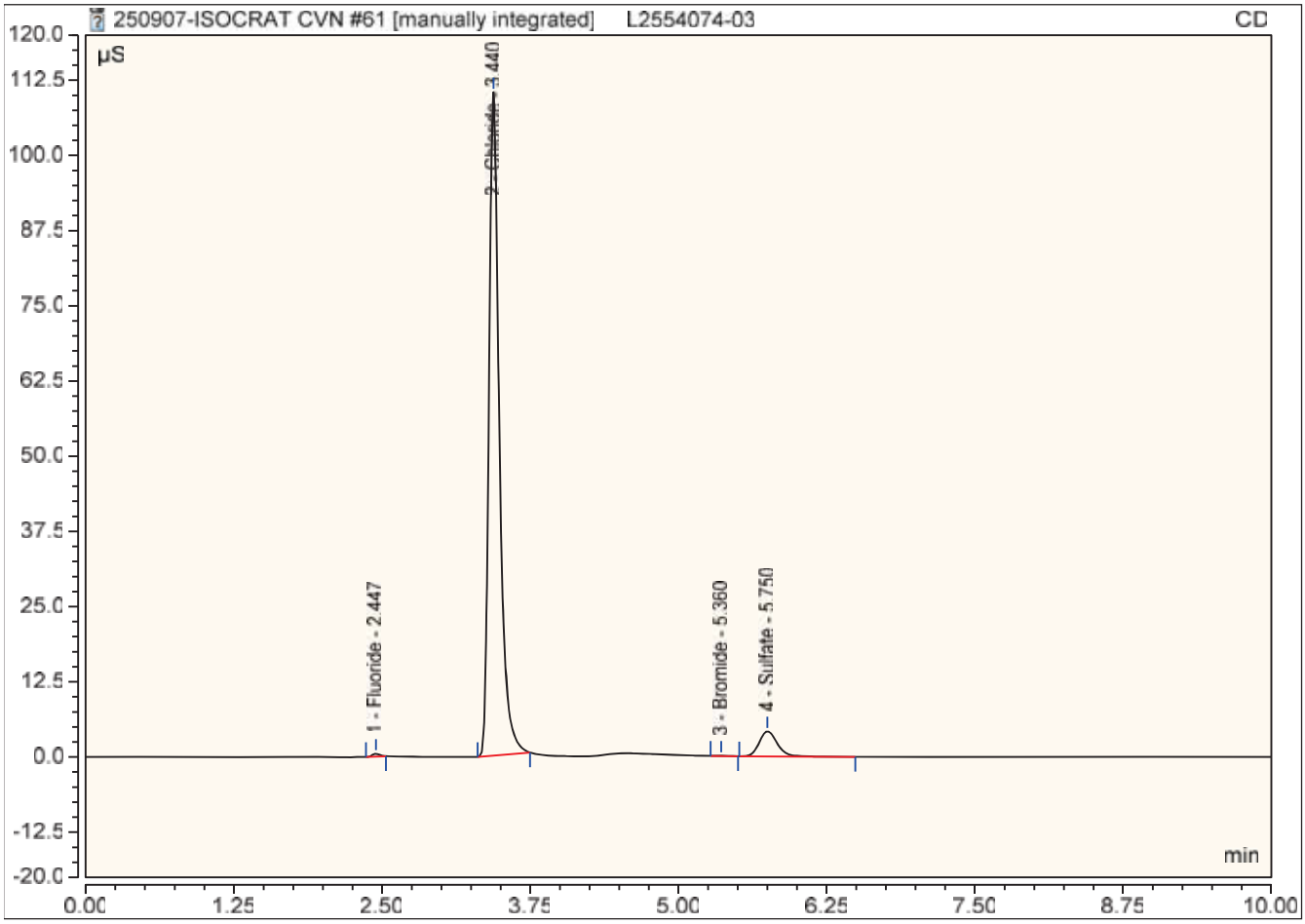

## Peak Integration Report

| | | | |
|---|---|---|---|
| *Sample Name:* | **L2554074-04** | *Inj. Vol.:* | **25.00** |
| *Injection Type:* | **Unknown** | *Dilution Factor:* | **1.0000** |
| *Instrument Method:* | **Anions_050420_ThermoFisher** | *Operator:* | **IC 4** |
| *Inj. Date / Time:* | **07-Sep-2025 / 18:19** | *Run Time:* | **10.00** |

| No. | Time min | Peak Name | Peak Type | Area µS*min | Height µS | Amount |
|---|---|---|---|---|---|---|
| 2 | 2.29 | **Fluoride** | BMB | 0.014 | 0.140 | 0.0458 |
| 3 | 3.27 | **Chloride** | BMB | 37.139 | 348.553 | 87.4795 |
| 4 | 5.96 | **Sulfate** | BM * | 2.690 | 14.897 | 8.8368 |
| 5 | 6.32 | **Nitrate** | MB* | 1.094 | 6.326 | 1.0352 |
| **TOTAL:** | | | | 40.94 | 369.92 | 97.40 |

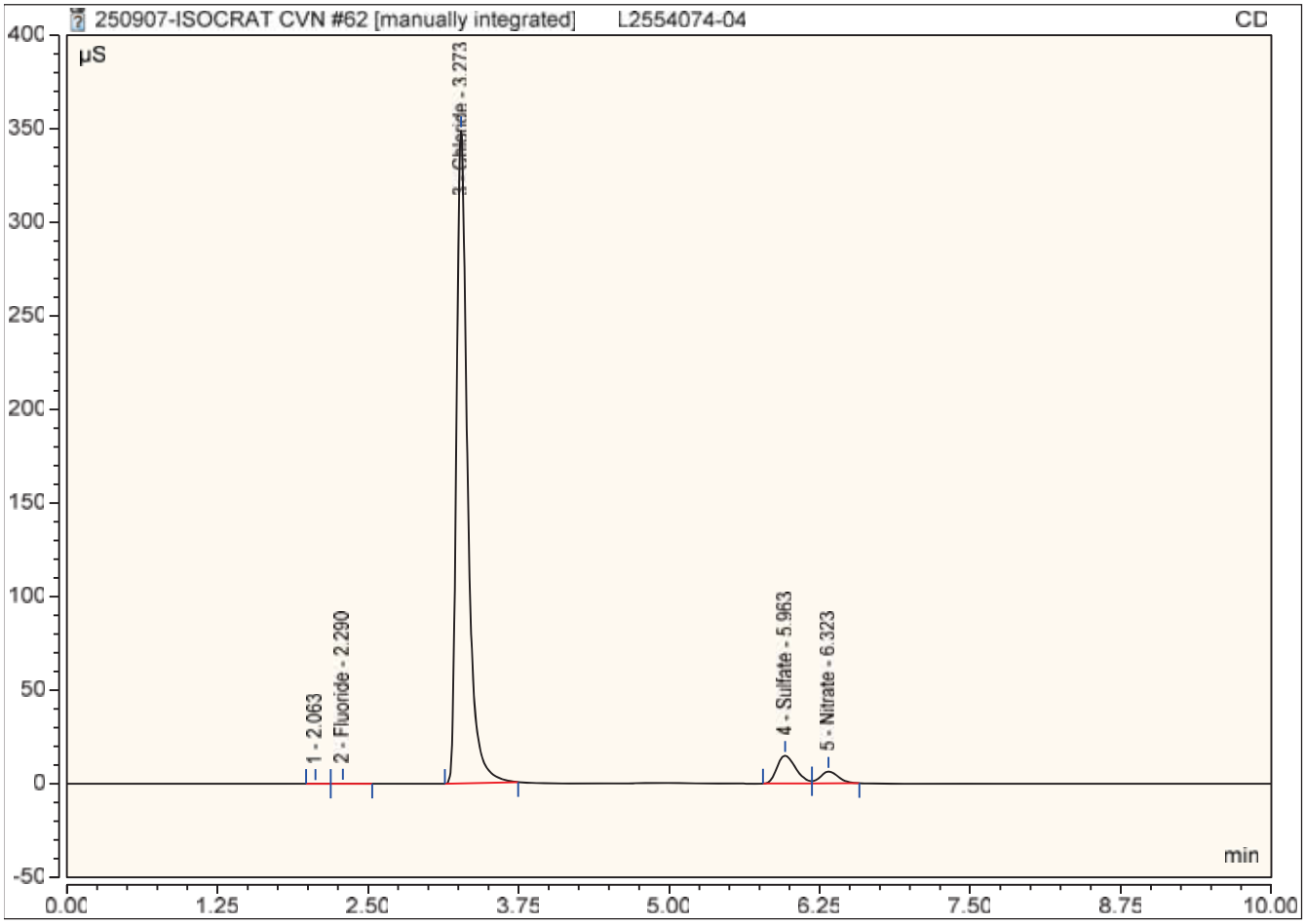

## Peak Integration Report

| | | | |
|---|---|---|---|
| *Sample Name:* | **L2554074-04; 5X** | *Inj. Vol.:* | **25.00** |
| *Injection Type:* | **Unknown** | *Dilution Factor:* | **5.0000** |
| *Instrument Method:* | **Anions_050420_ThermoFisher** | *Operator:* | **IC 4** |
| *Inj. Date / Time:* | **07-Sep-2025 / 18:31** | *Run Time:* | **10.00** |

| No. | Time min | Peak Name | Peak Type | Area µS*min | Height µS | Amount |
|---|---|---|---|---|---|---|
| 2 | 2.30 | **Fluoride** | BMB | 0.003 | 0.027 | 0.1451 |
| 3 | 3.31 | **Chloride** | BMB | 7.706 | 74.599 | 91.0529 |
| 4 | 6.05 | **Sulfate** | BM * | 0.515 | 3.211 | 9.4799 |
| 5 | 6.42 | **Nitrate** | MB* | 0.189 | 1.152 | 1.0178 |
| **TOTAL:** | | | | 8.41 | 78.99 | 101.70 |

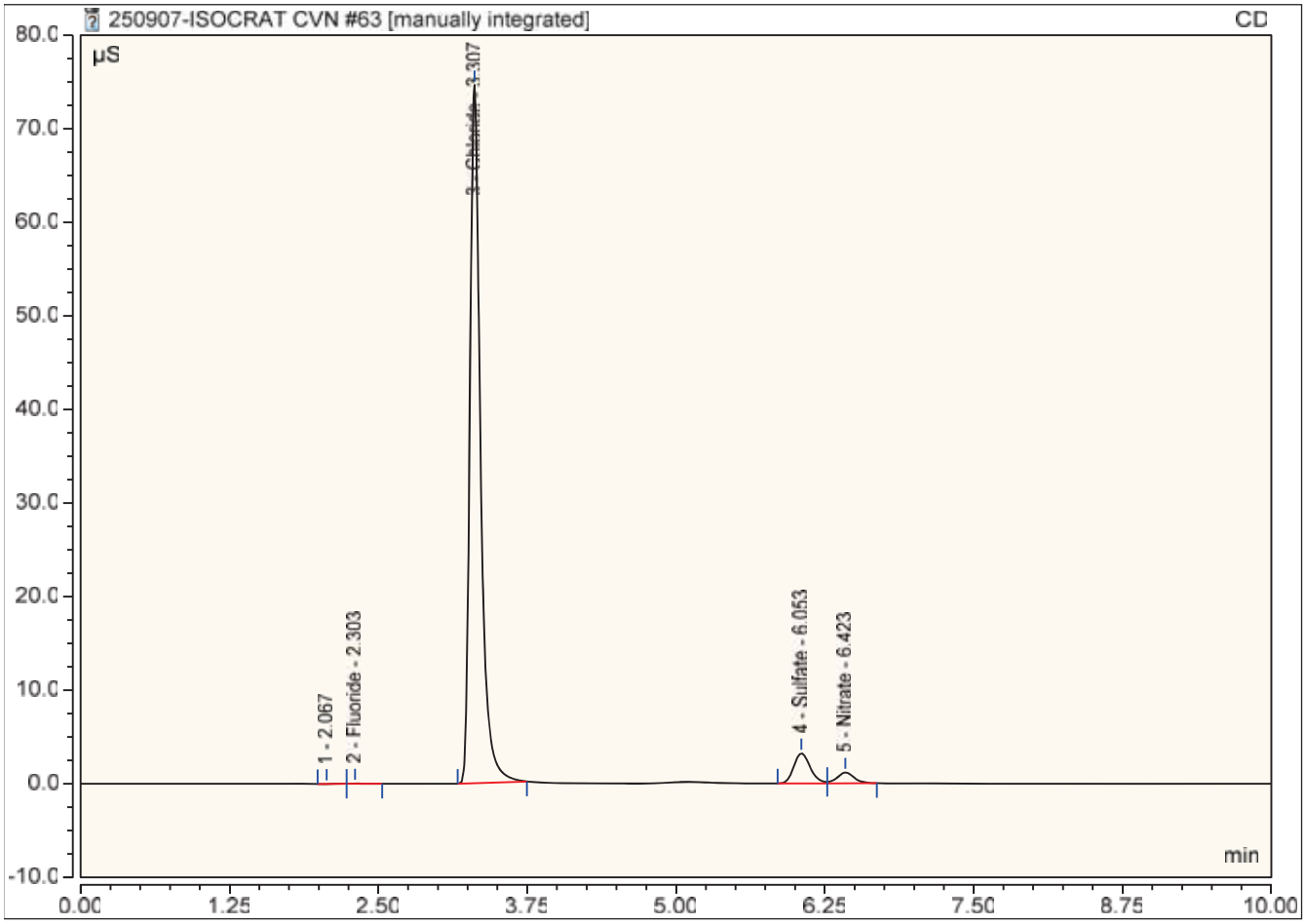

## Peak Integration Report

| | | | |
|---|---|---|---|
| *Sample Name:* | **L2554074-02 MS** | *Inj. Vol.:* | **25.00** |
| *Injection Type:* | **Unknown** | *Dilution Factor:* | **1.0000** |
| *Instrument Method:* | **Anions_050420_ThermoFisher** | *Operator:* | **IC 4** |
| *Inj. Date / Time:* | **07-Sep-2025 / 18:43** | *Run Time:* | **10.00** |

| No. | Time min | Peak Name | Peak Type | Area µS*min | Height µS | Amount |
|---|---|---|---|---|---|---|
| 1 | 2.32 | **Fluoride** | BMB | 0.238 | 2.636 | 0.4063 |
| 2 | 3.30 | **Chloride** | BMB | 1.799 | 18.159 | 4.3081 |
| 3 | 5.38 | **Bromide** | BMB* | 0.042 | 0.320 | 0.3292 |
| 4 | 5.92 | **Sulfate** | BM * | 3.753 | 19.823 | 12.2306 |
| 5 | 6.35 | **Nitrate** | MB* | 0.390 | 2.304 | 0.3885 |
| **TOTAL:** | | | | 6.22 | 43.24 | 17.66 |

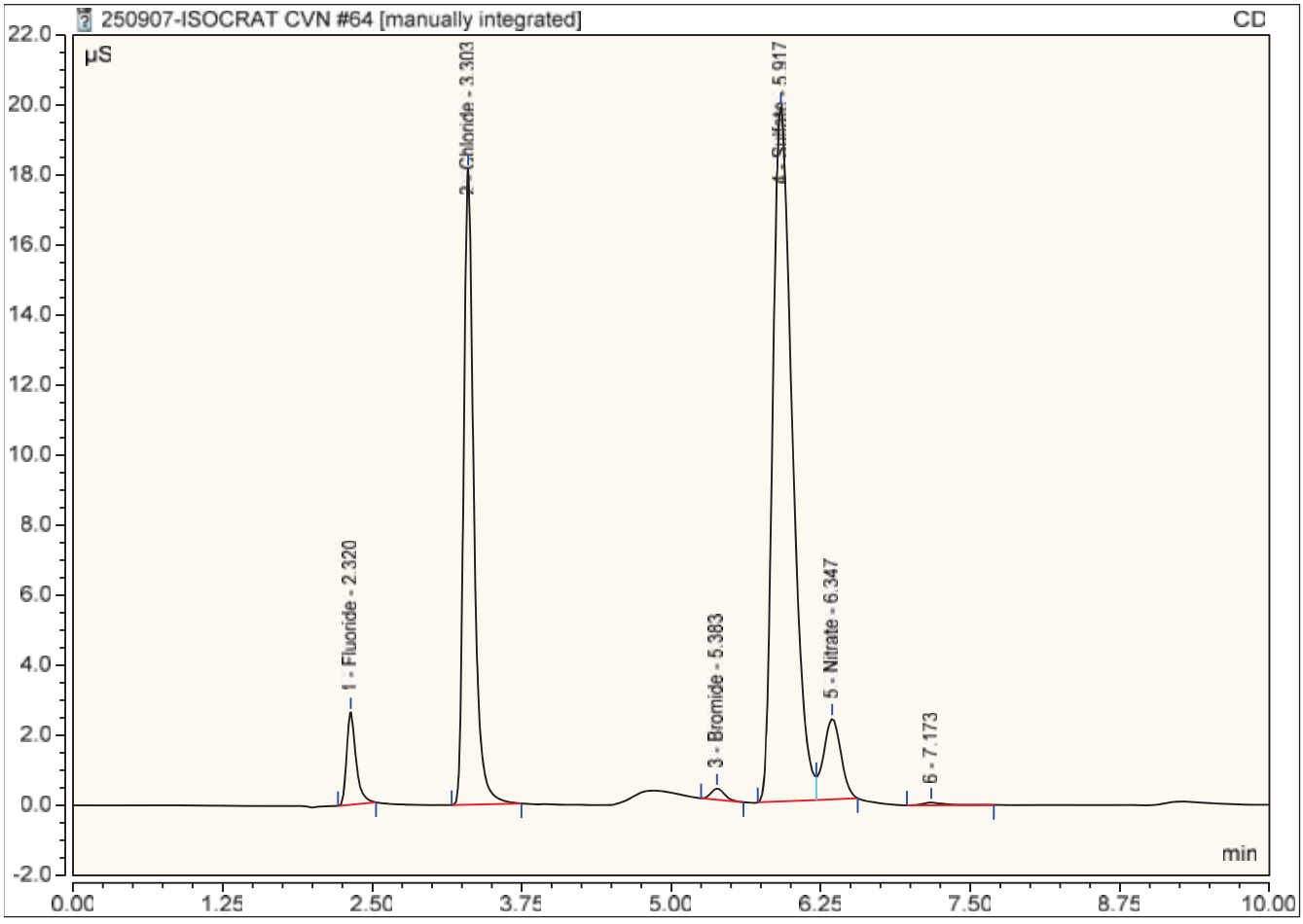

## Peak Integration Report

| | | | |
|---|---|---|---|
| *Sample Name:* | **L2554074-02 DUP** | *Inj. Vol.:* | **25.00** |
| *Injection Type:* | **Unknown** | *Dilution Factor:* | **1.0000** |
| *Instrument Method:* | **Anions_050420_ThermoFisher** | *Operator:* | **IC 4** |
| *Inj. Date / Time:* | **07-Sep-2025 / 18:55** | *Run Time:* | **10.00** |

| No. | Time min | Peak Name | Peak Type | Area µS*min | Height µS | Amount |
|---|---|---|---|---|---|---|
| 2 | 2.31 | **Fluoride** | BMB | 0.018 | 0.190 | 0.0531 |
| 3 | 3.29 | **Chloride** | BMB | 0.127 | 1.333 | 0.3732 |
| 4 | 5.96 | **Sulfate** | BMB | 1.385 | 7.652 | 4.6738 |
| **TOTAL:** | | | | 1.53 | 9.17 | 5.10 |

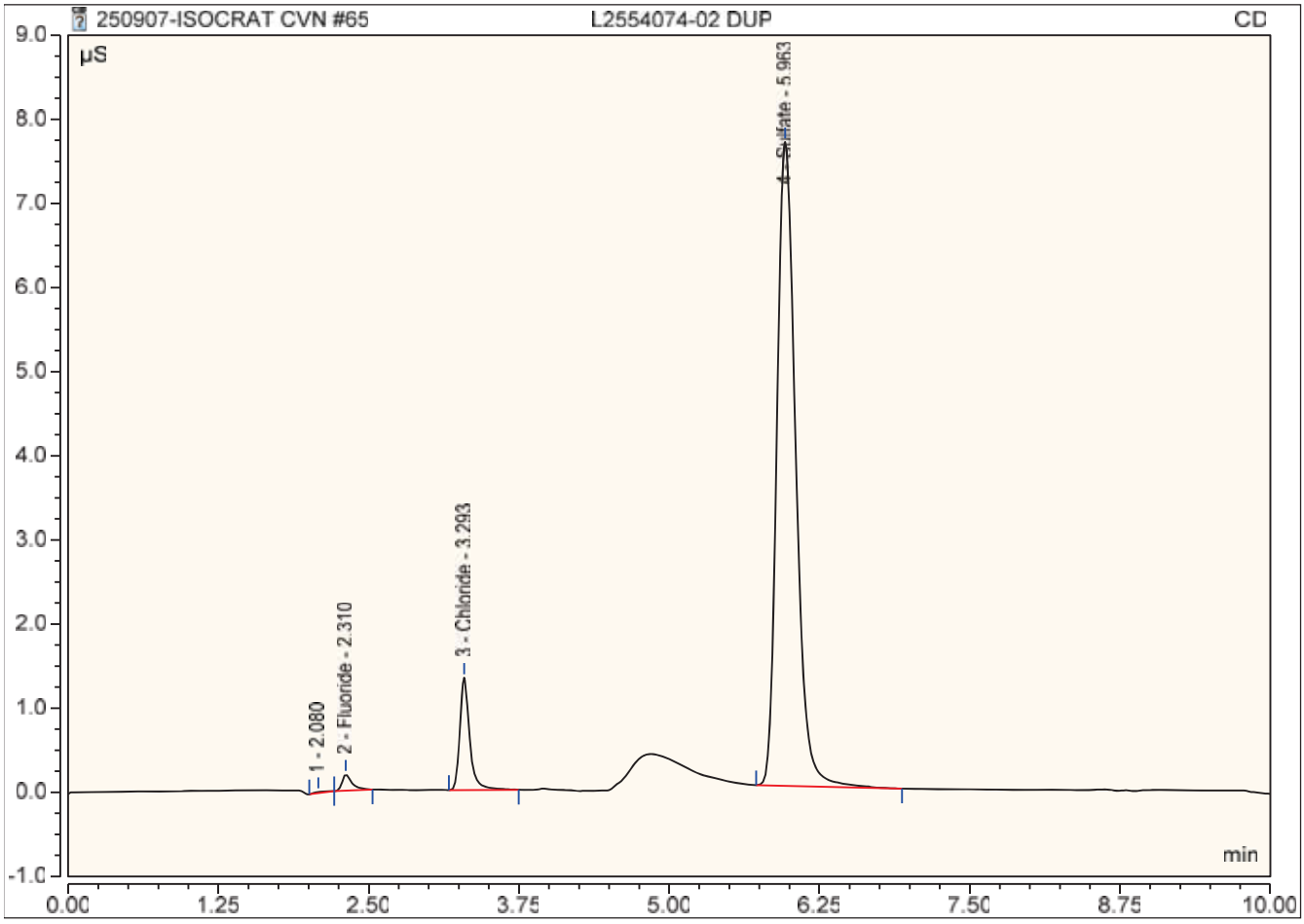

## Peak Integration Report

| | | | |
|---|---|---|---|
| *Sample Name:* | **CCV** | *Inj. Vol.:* | **25.00** |
| *Injection Type:* | **Check Standard** | *Dilution Factor:* | **1.0000** |
| *Instrument Method:* | **Anions_050420_ThermoFisher** | *Operator:* | **IC 4** |
| *Inj. Date / Time:* | **07-Sep-2025 / 19:07** | *Run Time:* | **10.00** |

| No. | Time min | Peak Name | Peak Type | Area µS*min | Height µS | Amount |
|---|---|---|---|---|---|---|
| 2 | 2.28 | **Fluoride** | BMB | 0.570 | 6.164 | 0.9418 |
| 3 | 3.26 | **Chloride** | BMB | 4.102 | 41.091 | 9.7277 |
| 4 | 5.36 | **Bromide** | BMB* | 0.121 | 0.965 | 0.9123 |
| 5 | 5.95 | **Sulfate** | BM * | 5.770 | 29.075 | 18.6704 |
| 6 | 6.31 | **Nitrate** | MB* | 1.017 | 5.935 | 0.9642 |
| **TOTAL:** | | | | 11.58 | 83.23 | 31.22 |

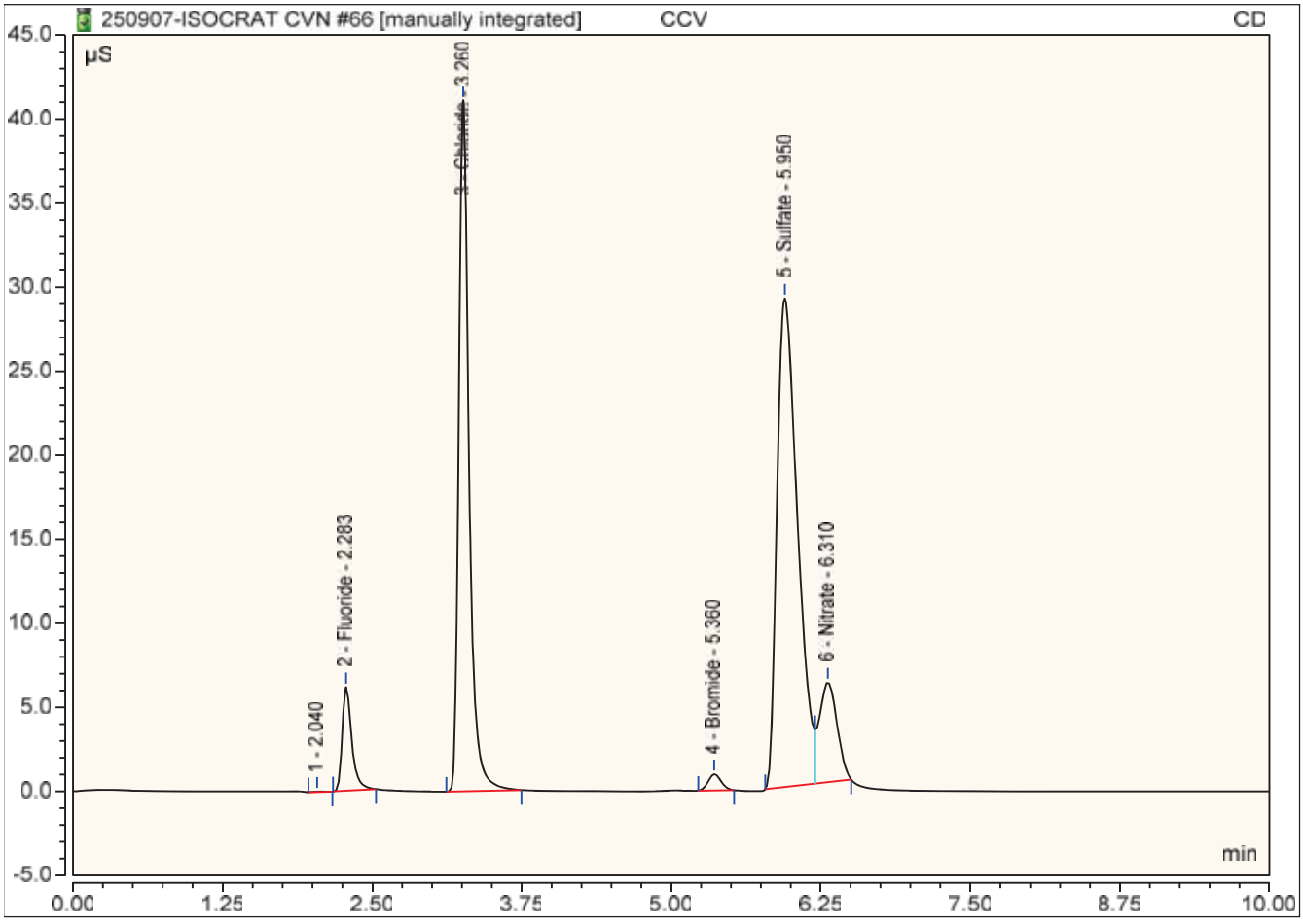

## Peak Integration Report

| | | | |
|---|---|---|---|
| *Sample Name:* | **CCB** | *Inj. Vol.:* | **25.00** |
| *Injection Type:* | **Unknown** | *Dilution Factor:* | **1.0000** |
| *Instrument Method:* | **Anions_050420_ThermoFisher** | *Operator:* | **IC 4** |
| *Inj. Date / Time:* | **07-Sep-2025 / 19:19** | *Run Time:* | **10.00** |

| No. | Time min | Peak Name | Peak Type | Area µS*min | Height µS | Amount |
|---|---|---|---|---|---|---|
| 2 | 3.29 | **Chloride** | BMB | 0.005 | 0.022 | 0.0861 |
| 3 | 6.02 | **Sulfate** | BMB | 0.002 | 0.011 | 0.2583 |
| **TOTAL:** | | | | 0.01 | 0.03 | 0.34 |

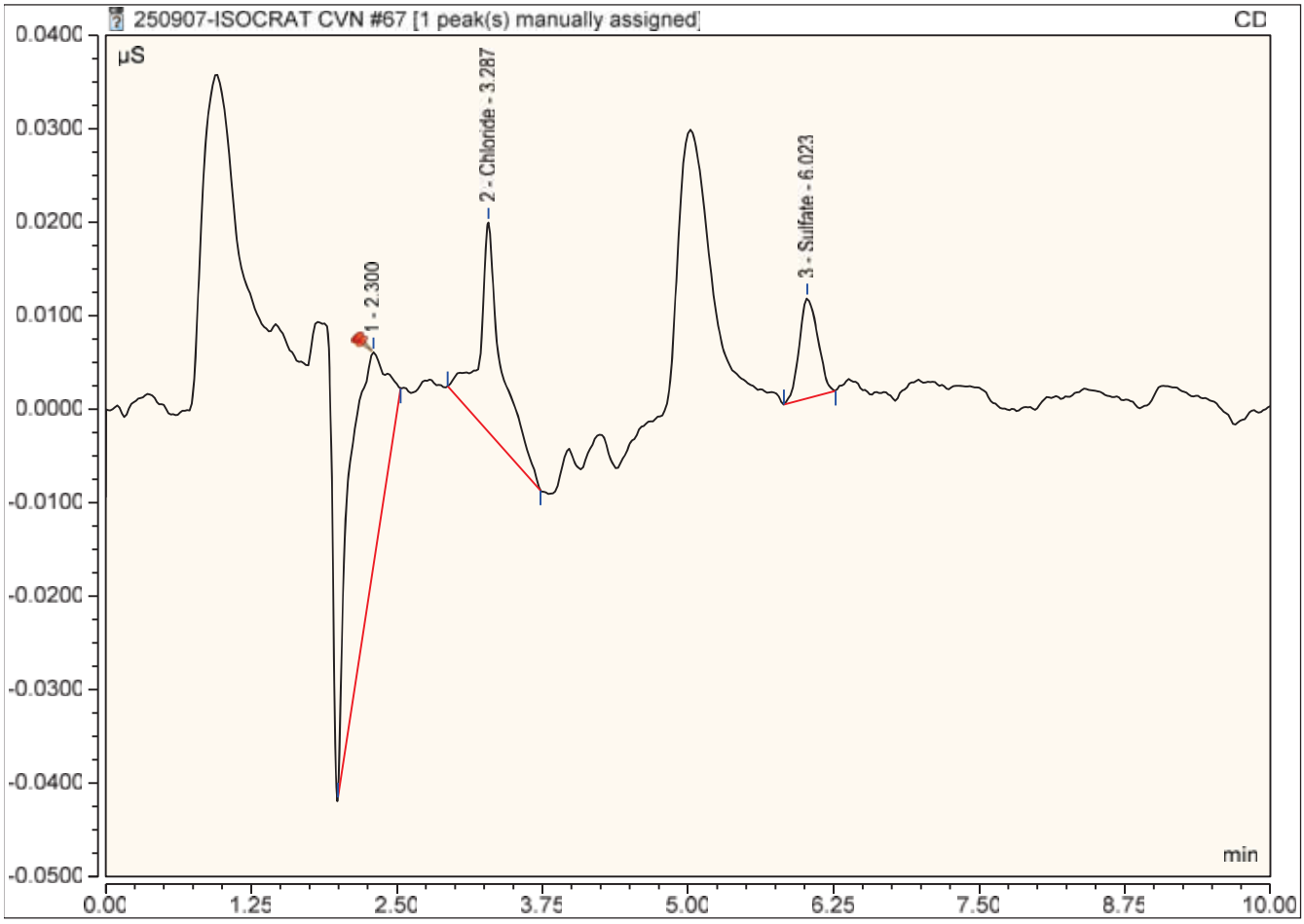

Anion Summary Report

| No. | Name | Dilution | Amount CD Fluoride | Amount CD Chloride | Amount CD Nitrate | Amount CD Sulfate | Amount CD Bromide |
|---|---|---|---|---|---|---|---|
| 1 | BLANK | 1.0 | 0.0274 | 0.0814 | n.a. | 0.2597 | n.a. |
| 2 | STD 0.5 | 1.0 | 0.0407 | 0.3557 | 0.0482 | 0.6728 | 0.0594 |
| 3 | STD 1.0 | 1.0 | 0.0560 | 0.5029 | 0.0681 | 1.1347 | 0.0590 |
| 4 | STD 2.0 | 1.0 | 0.1767 | 1.9498 | 0.1932 | 3.9584 | 0.1848 |
| 5 | STD 3.0 | 1.0 | 0.4950 | 5.0034 | 0.4740 | 10.1044 | 0.4612 |
| 6 | STD 4.0 | 1.0 | 2.0088 | 19.8951 | 1.9817 | 39.4012 | 2.0106 |
| 7 | STD 5.0 | 1.0 | 4.9978 | 50.0431 | 5.0099 | 100.2286 | 5.0625 |
| 8 | RINSE | 1.0 | 0.0384 | 0.0978 | n.a. | 0.3035 | n.a. |
| 9 | CCV | 1.0 | 0.9765 | 9.9401 | 0.9799 | 19.5724 | 1.0292 |
| 10 | CCB | 1.0 | n.a. | 0.0823 | n.a. | 0.3235 | n.a. |
| 11 | ICV | 1.0 | 0.7422 | 8.0023 | 0.7526 | 7.5918 | 0.7827 |
| 12 | ICB | 1.0 | 0.0260 | 0.0845 | n.a. | n.a. | n.a. |
| 13 | BLK | 1.0 | 0.0247 | 0.1075 | 0.0350 | 0.2776 | n.a. |
| 14 | LCS | 1.0 | 0.7117 | 8.1047 | 0.7405 | 7.6330 | 0.7436 |
| 15 | L2555281-01 BR | 1.0 | 0.0749 | 21.9712 | 0.4731 | 13.9212 | 0.0300 |
| 16 | L2555281-02 | 1.0 | 0.0724 | 21.8779 | 0.4912 | 14.0127 | 0.0294 |
| 17 | L2555281-03 | 1.0 | 0.0538 | 14.1787 | 0.4670 | 36.2635 | 0.0446 |
| 18 | L2555281-04 | 1.0 | 0.0870 | 11.7196 | 0.8281 | 9.5456 | 0.0253 |
| 19 | CCV | 1.0 | 0.9812 | 10.4232 | 0.9719 | 19.7634 | 0.9866 |
| 20 | CCB | 1.0 | 0.0246 | 0.0849 | n.a. | 0.2699 | n.a. |
| 21 | L2555281-05 | 1.0 | 0.0371 | 10.1719 | 1.4466 | 15.7430 | 0.0517 |
| 22 | L2555281-06 | 1.0 | 0.1153 | 20.1611 | 1.2199 | 33.5467 | 0.0407 |
| 23 | L2555281-07 | 1.0 | 0.0569 | 19.2868 | 1.9826 | 15.5056 | 0.0296 |
| 24 | L2555281-08 | 1.0 | n.a. | 0.0841 | n.a. | 0.2610 | n.a. |
| 25 | L2553688-01 CL; 10X | 10.0 | 0.3284 | 113.0111 | 3.1954 | 25.4302 | 0.2939 |
| 26 | L2553688-02; 5X | 5.0 | 0.1632 | 113.9987 | 7.0723 | 32.5984 | 0.1394 |
| 27 | L2553688-03 | 1.0 | 0.0785 | 38.8019 | 0.6869 | 9.7443 | 0.0354 |
| 28 | XL2553688-04 | 1.0 | 0.0622 | 98.5768 | 0.3080 | 7.8313 | 0.0445 |
| 29 | XL2553688-05 | 1.0 | 0.0690 | 113.0281 | 1.0229 | 9.1681 | 0.0515 |
| 30 | L2553688-06 | 1.0 | n.a. | 0.1037 | 0.0418 | n.a. | n.a. |
| 31 | CCV | 1.0 | 0.9094 | 9.6857 | 0.9849 | 19.3615 | 0.9784 |
| 32 | CCB | 1.0 | 0.0263 | 0.0844 | n.a. | 0.2595 | n.a. |
| 33 | L2553688-07 | 1.0 | 0.0260 | 38.9725 | 0.6997 | 9.3839 | 0.0388 |
| 34 | XL2553688-08 | 1.0 | 0.2045 | 110.1942 | 0.9592 | 18.4602 | 0.0572 |
| 35 | L2555342-01 CL; 10X | 10.0 | 0.4365 | 238.2521 | n.a. | 64.2291 | 0.4541 |
| 36 | L2555342-02; 10X | 10.0 | 0.4456 | 240.4224 | n.a. | 75.5765 | 0.3609 |
| 37 | L2555281-05 MS | 1.0 | 0.3841 | 13.8049 | 1.8132 | 22.6454 | 0.3679 |
| 38 | L2555281-05 MSD | 1.0 | 0.3888 | 13.7985 | 1.7908 | 22.4558 | 0.3694 |
| 39 | L2553688-04; 5X | 5.0 | 0.1317 | 103.0479 | 0.3532 | 8.5230 | 0.1342 |
| 40 | L2553688-05; 5X | 5.0 | 0.1306 | 120.4322 | 1.0187 | 9.7183 | 0.1578 |
| 41 | L2553688-07 MS | 1.0 | 0.3743 | 41.8094 | 1.0674 | 17.4611 | 0.3884 |
| 42 | L2553688-07 DUP | 1.0 | 0.0782 | 38.7839 | 0.7048 | 9.1359 | 0.0341 |
| 43 | CCV | 1.0 | 0.9186 | 9.7965 | 0.9699 | 19.3628 | 0.9929 |
| 44 | CCB | 1.0 | n.a. | 0.0773 | 0.0325 | 0.2588 | n.a. |

| | | | | | | | |
|---|---|---|---|---|---|---|---|
| 45 | L2553688-08; 5X | 5.0 | 0.2793 | 124.1214 | 0.9634 | 20.4725 | 0.1329 |
| 46 | BLK-2 | 1.0 | n.a. | 0.1078 | n.a. | 0.2539 | n.a. |
| 47 | LCS-2 | 1.0 | 0.7024 | 7.8615 | 0.7366 | 7.4365 | 0.7398 |
| 48 | L2553751-01 BR CL SO4 | 1.0 | 0.1846 | 70.5597 | 0.1581 | 77.2140 | 0.3394 |
| 49 | L2553751-01; 5X | 5.0 | 0.3915 | 71.0433 | 0.2545 | 79.4276 | 0.4156 |
| 50 | L2553751-02 | 1.0 | 0.3076 | 77.8684 | 0.3829 | 26.6188 | 0.2029 |
| 51 | L2553751-02; 5X | 5.0 | 0.3962 | 82.2757 | 0.4472 | 27.9794 | 0.2266 |
| 52 | L2553751-03; 5X | 5.0 | 0.5296 | 48.5841 | n.a. | 173.6375 | 0.1855 |
| 53 | L2553751-04; 10X | 10.0 | 1.1882 | 148.8678 | n.a. | 808.4819 | 0.2961 |
| 54 | L2553751-05 | 1.0 | n.a. | 0.0774 | n.a. | n.a. | n.a. |
| 55 | CCV | 1.0 | 1.2442 | 9.6211 | 0.9410 | 19.5550 | 0.9174 |
| 56 | CCB | 1.0 | n.a. | 0.0785 | n.a. | 0.2583 | n.a. |
| 57 | L2553751-06; 5X | 5.0 | 0.5318 | 48.6496 | n.a. | 176.5918 | 0.1775 |
| 58 | L2554074-01 BR CL SO4 | 1.0 | 0.0473 | 147.2238 | 5.2259 | 7.2854 | n.a. |
| 59 | L2554074-01; 5X | 5.0 | 0.1486 | 187.4535 | 5.6269 | 8.8956 | n.a. |
| 60 | L2554074-02 | 1.0 | 0.0530 | 0.3792 | n.a. | 5.2723 | 0.0262 |
| 61 | L2554074-03 | 1.0 | 0.0799 | 26.4662 | n.a. | 2.6017 | 0.0510 |
| 62 | L2554074-04 | 1.0 | 0.0458 | 87.4795 | 1.0352 | 8.8368 | n.a. |
| 63 | L2554074-04; 5X | 5.0 | 0.1451 | 91.0529 | 1.0178 | 9.4799 | n.a. |
| 64 | L2554074-02 MS | 1.0 | 0.4063 | 4.3081 | 0.3885 | 12.2306 | 0.3292 |
| 65 | L2554074-02 DUP | 1.0 | 0.0531 | 0.3732 | n.a. | 4.6738 | n.a. |
| 66 | CCV | 1.0 | 0.9418 | 9.7277 | 0.9642 | 18.6704 | 0.9123 |
| 67 | CCB | 1.0 | n.a. | 0.0861 | n.a. | 0.2583 | n.a. |
| | Sum: | 143.000 | 24.6574 | | 59.0272 | 2228.0307 | 21.4825 |
| | Average: | 2.134 | 0.4179 | | 1.2297 | 34.8130 | 0.4476 |
| | Rel.Std.Dev: | 115.026 % | 1.7318 | | 1.2328 | 2.9918 | 1.7632 |

| Inject Time | Comment |
|---|---|
| 08/Aug/2025 15:05 | AU |
| 08/Aug/2025 15:17 | LOT#250806-0.5 |
| 08/Aug/2025 15:29 | LOT#250806-1.0 |
| 08/Aug/2025 15:41 | LOT#250806-2.0 |
| 08/Aug/2025 15:53 | LOT#250806-3.0 |
| 08/Aug/2025 16:05 | LOT#250806-4.0 |
| 08/Aug/2025 16:17 | LOT#250806-5.0 |
| 07/Sep/2025 07:26 | NG2111619-643-697 |
| 07/Sep/2025 07:38 | LOT#250902-C |
| 07/Sep/2025 07:50 | CVN |
| 07/Sep/2025 08:02 | LOT#250902-I |
| 07/Sep/2025 08:14 | CVN |
| 07/Sep/2025 08:26 | CVN |
| 07/Sep/2025 08:38 | LOT#250902-I |
| 07/Sep/2025 08:51 | CVN |
| 07/Sep/2025 09:03 | CVN |
| 07/Sep/2025 09:15 | CVN |
| 07/Sep/2025 09:27 | CVN |
| 07/Sep/2025 09:39 | LOT#250902-C |
| 07/Sep/2025 09:51 | CVN |
| 07/Sep/2025 10:03 | CVN |
| 07/Sep/2025 10:15 | CVN |
| 07/Sep/2025 10:27 | CVN |
| 07/Sep/2025 10:39 | CVN |
| 07/Sep/2025 10:51 | CVN |
| 07/Sep/2025 11:03 | CVN |
| 07/Sep/2025 11:16 | CVN |
| 07/Sep/2025 11:28 | CVN |
| 07/Sep/2025 11:40 | CVN |
| 07/Sep/2025 11:52 | CVN |
| 07/Sep/2025 12:04 | LOT#250902-C |
| 07/Sep/2025 12:16 | CVN |
| 07/Sep/2025 12:28 | CVN |
| 07/Sep/2025 12:40 | CVN |
| 07/Sep/2025 12:52 | CVN |
| 07/Sep/2025 13:04 | CVN |
| 07/Sep/2025 13:16 | CVN |
| 07/Sep/2025 13:29 | CVN |
| 07/Sep/2025 13:41 | CVN |
| 07/Sep/2025 13:53 | CVN |
| 07/Sep/2025 14:05 | CVN |
| 07/Sep/2025 14:17 | CVN |
| 07/Sep/2025 14:29 | LOT#250902-C |
| 07/Sep/2025 14:41 | CVN |

| | |
|---|---|
| 07/Sep/2025 14:53 | CVN |
| 07/Sep/2025 15:05 | CVN |
| 07/Sep/2025 15:17 | LOT#250902-I |
| 07/Sep/2025 15:29 | CVN |
| 07/Sep/2025 15:41 | CVN |
| 07/Sep/2025 15:54 | CVN |
| 07/Sep/2025 16:06 | CVN |
| 07/Sep/2025 16:18 | CVN |
| 07/Sep/2025 16:30 | CVN |
| 07/Sep/2025 16:42 | CVN |
| 07/Sep/2025 16:54 | LOT#250902-C |
| 07/Sep/2025 17:06 | CVN |
| 07/Sep/2025 17:18 | CVN |
| 07/Sep/2025 17:30 | CVN |
| 07/Sep/2025 17:42 | CVN |
| 07/Sep/2025 17:54 | CVN |
| 07/Sep/2025 18:06 | CVN |
| 07/Sep/2025 18:19 | CVN |
| 07/Sep/2025 18:31 | CVN |
| 07/Sep/2025 18:43 | CVN |
| 07/Sep/2025 18:55 | CVN |
| 07/Sep/2025 19:07 | LOT#250902-C |
| 07/Sep/2025 19:19 | CVN |
| | 0.000 |
| | #DIV/0! |
| | #DIV/0! |

# Quality Control

# Form 5a
# Matrix Spike

| | | | |
|---|---|---|---|
| **Client** | : Roux Env. Eng. & Geology, DPC | **Lab Number** | : L2555281 |
| **Project Name** | : CORAM MATERIALS | **Project Number** | : 2232.0006Y005 |
| **Client Sample ID** | : MW-1DR2 | **Matrix** | : WATER |
| **Lab Sample ID** | : L2555281-05 | | |
| **Matrix Spike** | : WG2111619-3 | **MS Analysis Date** | : 09/07/25 13:16 |
| **Matrix Spike Dup** | : WG2111619-4 | **MSD Analysis Date** | : 09/07/25 13:29 |

| | | Matrix Spike Sample | | | | Matrix Spike Duplicate | | | | | | |
|---|---|---|---|---|---|---|---|---|---|---|---|---|
| Parameter | Sample Conc. (mg/l) | Spike Added (mg/l) | Spike Conc. (mg/l) | %R | | Spike Added (mg/l) | Spike Conc. (mg/l) | %R | | RPD | Recovery Limits | RPD Limit |
| Bromide | 0.051 | 0.4 | 0.368 | 80 | Q | 0.4 | 0.369 | 80 | Q | 0 | 90-110 | 20 |

# Form 7
# Laboratory Control Sample

| | | | |
|---|---|---|---|
| **Client** | : Roux Env. Eng. & Geology, DPC | **Lab Number** | : L2555281 |
| **Project Name** | : CORAM MATERIALS | **Project Number** | : 2232.0006Y005 |
| **Client Sample ID** | : NA | **Matrix** | : WATER |
| **Lab Sample ID** | : WG2111619-2 | **LCS Analysis Date** | : 09/07/25 08:38 |
| **Dup Sample ID** | : | **LCSD Analysis Date** | : |

| | Laboratory Control Sample | | | Laboratory Control Duplicate | | | | | |
|---|---|---|---|---|---|---|---|---|---|
| | True | Found | %R | True | Found | %R | RPD | Recovery | RPD |
| Parameter | (mg/l) | (mg/l) | | (mg/l) | (mg/l) | | | Limits | Limit |
| Bromide | 0.800 | 0.744 | 93. | | | | | 90-110 | 20 |

**Date Created:** 11/11/21
**Created By:** Jason Hebert
**File:** PM11467-1
**Page:** 1

**WETCHEM (WATER)**

| Analyte | CAS # | RL | MDL | Units | LCS Criteria | LCS RPD | MS Criteria | MS RPD | Duplicate RPD | Method | Holding Time | Container/Sample Preservation |
|---|---|---|---|---|---|---|---|---|---|---|---|---|
| Bromide | 24959-67-9 | 0.05 | 0.0132 | mg/l | 90-110 | | 90-110 | 20 | 20 | 300.0 | 28 days | 1 - Plastic 250ml unpreserved |
| Chloride | 16887-00-6 | 0.5 | 0.0839 | mg/l | 90-110 | | 64-148 | 18 | 18 | 9056 | 28 days | 1 - Plastic 250ml unpreserved |
| Chloride | 16887-00-6 | 0.5 | 0.0839 | mg/l | 90-110 | | 90-110 | 18 | 18 | 300.0 | 28 days | 1 - Plastic 250ml unpreserved |
| Fluoride | 16984-48-8 | 0.05 | 0.037 | mg/l | 90-110 | | 81-124 | 15 | 15 | 9056 | 28 days | 1 - Plastic 500ml unpreserved |
| Fluoride | 16984-48-8 | 0.05 | 0.037 | mg/l | 90-110 | | 90-110 | 15 | 15 | 300.0 | 28 days | 1 - Plastic 500ml unpreserved |
| Nitrogen, Nitrate | 14797-55-8 | 0.05 | 0.0128 | mg/l | 90-110 | | 90-110 | 15 | 15 | 300.0 | 48 hours | 1 - Plastic 250ml unpreserved |
| Nitrogen, Nitrate | 14797-55-8 | 0.05 | 0.0128 | mg/l | 90-110 | | 80-120 | 15 | 15 | 9056 | 48 hours | 1 - Plastic 250ml unpreserved |
| Sulfate | 14808-79-8 | 1 | 0.454 | mg/l | 90-110 | | 72-124 | 20 | 20 | 9056 | 28 days | 1 - Plastic 500ml unpreserved |
| Sulfate | 14808-79-8 | 1 | 0.454 | mg/l | 90-110 | | 90-110 | 20 | 20 | 300.0 | 28 days | 1 - Plastic 500ml unpreserved |

***Please Note that the RL information provided in this table is calculated using a 100% Solids factor.*** ***(Soil/Solids only)***
***Please Note that the information provided in this table is subject to change at anytime at the discretion of the laboratory.***

# Calculations of Anions by Ion Chromatography

Aqueous samples:

The Dionex calculates the area of the peaks produced by the instrument, compares them to the peak area of the calibration standard stored in its memory, and calculates result in mg/L.

If the sample was manually diluted prior to analysis, the calculated mean must be manually multiplied by the dilution factor. The Reported Detection Limit is also multiplied by the same dilution factor.

$$\text{Result, mg/L} = \frac{\text{area - y-intercept}}{\text{slope}} \times \text{Dilution Factor}$$