



Department of  
Environmental  
Conservation

# State Pollutant Discharge Elimination System (SPDES) DISCHARGE PERMIT

SIC Code: <b>4911</b>	NAICS Code: <b>221112</b>	SPDES Number:	<b>NY0267198</b>
Discharge Class (CL):	<b>01</b>	DEC Number:	<b>1-4728-03244/00006</b>
Toxic Class (TX):	<b>N</b>	Effective Date (EDP):	<b>4/6/2023</b>
Major-Sub Drainage Basin:	<b>17 - 02</b>	Expiration Date (ExDP):	<b>3/31/2023</b>
Water Index Number:	<b>Groundwater</b> Item No.: -	Modification Dates (EDPM):	<b>EDPM</b>
Compact Area:	-		

This SPDES permit is issued in compliance with Title 8 of Article 17 of the Environmental Conservation Law of New York State and in compliance with the Clean Water Act, as amended, (33 U.S.C. '1251 et.seq.)

PERMITTEE NAME AND ADDRESS			
Name:	<b>Edgewood Energy, LLC</b>	Attention:	<b>Ken Ford (Plant Manager)</b>
Street:	<b>1900 East Gold Road, Suite 1030</b>		
City:	<b>Schaumburg</b>	State:	<b>IL</b> Zip Code: <b>60173</b>
Email:	<a href="mailto:kford@jpoweusali.com">kford@jpoweusali.com</a>	Phone:	<b>(631) 643-1561</b>

is authorized to discharge from the facility described below:

FACILITY NAME, ADDRESS, AND PRIMARY OUTFALL										
Name:	<b>Edgewood Energy, LLC</b>									
Address / Location:	<b>21 Sagtikos Parkway</b>						County:	<b>Suffolk</b>		
City:	<b>Brentwood</b>				State:	<b>NY</b>		Zip Code:	<b>11717</b>	
Facility Location:	Latitude:	<b>40</b> °	<b>47</b> '	<b>11</b> " N	& Longitude:	<b>73</b> °	<b>17</b> '	<b>33</b> " W		
Primary Outfall No.:	<b>001</b>	Latitude:	<b>40</b> °	<b>47</b> '	<b>11</b> " N	& Longitude:	<b>73</b> °	<b>17</b> '	<b>33</b> " W	
Wastewater Description:	<b>Non-Contact Cooling Water</b>	Receiving Water:	<b>Groundwater</b>		NAICS:	<b>221112</b>	Class:	<b>GA</b>	Standard:	<b>GA</b>

and the additional outfalls listed in this permit, in accordance with: effluent limitations; monitoring and reporting requirements; other provisions and conditions set forth in this permit; and 6 NYCRR Part 750-1 and 750-2.

This permit and the authorization to discharge shall expire on midnight of the expiration date shown above and the permittee shall not discharge after the expiration date unless this permit has been renewed or extended pursuant to law. To be authorized to discharge beyond the expiration date, the permittee shall apply for permit renewal not less than 180 days prior to the expiration date shown above.

**DISTRIBUTION:**

CO BWP - Permit Coordinator  
([permit.coordinator@dec.ny.gov](mailto:permit.coordinator@dec.ny.gov))  
BWP – Permit Writer  
RWE  
RPA  
EPA Region II

Permit Administrator:			
Address:	50 Circle Road, Stony Brook, NY 11790-3479		
Signature:		Date:	//

## SUMMARY OF ADDITIONAL OUTFALLS

Outfall	Wastewater Description	NAICS Code	Outfall Latitude	Outfall Longitude
<b>002</b>	<b>Non-Contact Cooling Water – Seasonal (Average: 120 days per year in Summer)</b>	<b>221112</b>	<b>40 ° 47 ' 11 " N</b>	<b>73 ° 17 ' 34 " W</b>
Receiving Water: <b>Groundwater</b>				Class: <b>GA</b>
Outfall	Wastewater Description	NAICS Code	Outfall Latitude	Outfall Longitude
<b>003</b>	<b>Stormwater from Ammonia Unloading Rack and Secondary Containment Area</b>	<b>221112</b>	<b>40 ° 47 ' 10 " N</b>	<b>73 ° 17 ' 32 " W</b>
Receiving Water: <b>Groundwater</b>				Class: <b>GA</b>
Outfall	Wastewater Description	NAICS Code	Outfall Latitude	Outfall Longitude
<b>004</b>	<b>Stormwater from Ammonia Unloading Rack and Secondary Containment Area</b>	<b>221112</b>	<b>40 ° 47 ' 10 " N</b>	<b>73 ° 17 ' 32 " W</b>
Receiving Water: <b>Groundwater</b>				Class: <b>GA</b>
Outfall	Wastewater Description	NAICS Code	Outfall Latitude	Outfall Longitude
<b>005</b>	<b>Stormwater from Fuel Gas Compressor Containment Area</b>	<b>221112</b>	<b>40 ° 47 ' 13 " N</b>	<b>73 ° 17 ' 33 " W</b>
Receiving Water: <b>Hold and Haul</b>				Class: <b>-</b>
Outfall	Wastewater Description	NAICS Code	Outfall Latitude	Outfall Longitude
<b>006</b>	<b>Sanitary Only</b>	<b>221112</b>	<b>40 ° 47 ' 12 " N</b>	<b>73 ° 17 ' 31 " W</b>
Receiving Water: <b>Groundwater</b>				Class: <b>GA</b>

## DEFINITIONS

TERM	DEFINITION
7-Day Geo Mean	The highest allowable geometric mean of daily discharges over a calendar week.
7-Day Average	The average of all daily discharges for each 7-days in the monitoring period. The sample measurement is the highest of the 7-day averages calculated for the monitoring period.
12-Month Rolling Average (12 MRA)	The current monthly value of a parameter, plus the sum of the monthly values over the previous 11 months for that parameter, divided by the number of months for which samples were collected in the 12-month period.
30-Day Geometric Mean	The highest allowable geometric mean of daily discharges over a calendar month, calculated as the antilog of: the sum of the log of each of the daily discharges measured during a calendar month divided by the number of daily discharges measured during that month.
Action Level	Action level means a monitoring requirement characterized by a numerical value that, when exceeded, triggers additional permittee actions and department review to determine if numerical effluent limitations should be imposed.
Compliance Level / Minimum Level	A compliance level is an effluent limitation. A compliance level is given when the water quality evaluation specifies a Water Quality Based Effluent Limit (WQBEL) below the Minimum Level. The compliance level shall be set at the Minimum Level (ML) for the most sensitive analytical method as given in 40 CFR Part 136, or otherwise accepted by the Department.
Daily Discharge	The discharge of a pollutant measured during a calendar day or any 24-hour period that reasonably represents the calendar day for the purposes of sampling. For pollutants expressed in units of mass, the 'daily discharge' is calculated as the total mass of the pollutant discharged over the day. For pollutants with limitations expressed in other units of measurement, the 'daily discharge' is calculated as the average measurement of the pollutant over the day.
Daily Maximum	The highest allowable Daily Discharge.
Daily Minimum	The lowest allowable Daily Discharge.
Effective Date of Permit (EDP or EDPM)	The date this permit is in effect.
Effluent Limitations	Effluent limitation means any restriction on quantities, quality, rates and concentrations of chemical, physical, biological, and other constituents of effluents that are discharged into waters of the state.
Expiration Date of Permit (ExDP)	The date this permit is no longer in effect.
Instantaneous Maximum	The maximum level that may not be exceeded at any instant in time.
Instantaneous Minimum	The minimum level that must be maintained at all instants in time.
Monthly Average	The highest allowable average of daily discharges over a calendar month, calculated as the sum of each of the daily discharges measured during a calendar month divided by the number of daily discharges measured during that month.
Outfall	The terminus of a sewer system, or the point of emergence of any waterborne sewage, industrial waste or other wastes or the effluent therefrom, into the waters of the State.
Range	The minimum and maximum instantaneous measurements for the reporting period must remain between the two values shown.
Receiving Water	The classified waters of the state to which the listed outfall discharges.
Sample Frequency / Sample Type / Units	See NYSDEC's "DMR Manual for Completing the Discharge Monitoring Report for the SPDES" for information on sample frequency, type, and units.

## PERMIT LIMITS, LEVELS AND MONITORING

OUTFALL	DESCRIPTION	RECEIVING WATER	EFFECTIVE	EXPIRING
001 & 002	Noncontact Cooling Water – Seasonal (Average: 120 Days per Year in Summer)	Groundwater	EDPM	ExDP

PARAMETER	EFFLUENT LIMITATION					MONITORING REQUIREMENTS				FN
	Type	Limit	Units	Limit	Units	Sample Frequency	Sample Type	Location		
								Inf.	Eff.	
Flow	Monthly Average	7,200	GPD	-	-	Continuous	Meter		X	
pH	Daily Minimum	6.5	SU	-	-	Monthly	Grab		X	
	Daily Maximum	8.5	SU	-	-					
Oil & Grease	Daily Maximum	15	mg/L	-	-	Monthly	Grab		X	
Total Dissolved Solids	Daily Maximum	1,000	mg/L	-	-	Monthly	Grab		X	

OUTFALL	DESCRIPTION	RECEIVING WATER	EFFECTIVE	EXPIRING
003 & 004	Stormwater from Ammonia Unloading Rack and Secondary Containment Area	Groundwater	EDPM	ExDP

PARAMETER	EFFLUENT LIMITATION					MONITORING REQUIREMENTS				FN
	Type	Limit	Units	Limit	Units	Sample Frequency	Sample Type	Location		
								Inf.	Eff.	
Flow	Monthly Average	5,000	GPD	-	-	Continuous	Meter		X	
pH	Daily Minimum	6.5	SU	-	-	Monthly	Grab		X	
	Daily Maximum	8.5	SU	-	-					
Oil & Grease	Daily Maximum	15	mg/L	-	-	Monthly	Grab		X	
Ammonia and Ammonium as N	Daily Maximum	10	mg/L	-	-	Monthly	Grab		X	

OUTFALL	DESCRIPTION	RECEIVING WATER	EFFECTIVE	EXPIRING
005	Stormwater from Fuel Gas Compressor Containment Area	Hold and Haul	EDPM	ExDP

No Monitoring Required

OUTFALL	DESCRIPTION	RECEIVING WATER	EFFECTIVE	EXPIRING
006	Sanitary Only	Groundwater	EDPM	ExDP

No Monitoring Required

## BEST MANAGEMENT PRACTICES (BMPs) FOR INDUSTRIAL FACILITIES

Note that for some facilities, especially those with few employees or limited industrial activities, some of the below BMPs may not be applicable. It is acceptable in these cases to indicate "Not Applicable" for the portion(s) of the BMP Plan that do not apply to your facility, along with an explanation.

1. **General** - The permittee shall develop, maintain, and implement a Best Management Practices (BMP) plan to prevent releases of significant amounts of pollutants to the waters of the State through plant site runoff; spillage and leaks; sludge or waste disposal; and stormwater discharges including, but not limited to, drainage from raw material storage. The BMP plan shall be documented in narrative form and shall include the 13 minimum BMPs and any necessary plot plans, drawings, or maps. Other documents already prepared for the facility such as a Safety Manual or a Spill Prevention, Control and Countermeasure (SPCC) plan may be used as part of the plan and may be incorporated by reference. A copy of the current BMP plan shall be submitted to the Department as required in item (2.) below and a copy must be maintained at the facility and shall be available to authorized Department representatives upon request.
2. **Compliance Deadlines** – The initial BMP plan was received by the Department on 01/2015. The BMP plan **shall be reviewed annually** and shall be modified whenever (a) changes at the facility materially increase the potential for releases of pollutants; (b) actual releases indicate the plan is inadequate, or (c) a letter from the Department identifies inadequacies in the plan. The permittee shall certify in writing, as an attachment to the December Discharge Monitoring Report (DMR), that the annual review has been completed. Subsequent modifications to or renewal of this permit does not reset or revise these deadlines unless a new deadline is set explicitly by such permit modification or renewal.
3. **Facility Review** - The permittee shall review all facility components or systems (including but not limited to material storage areas; in-plant transfer, process, and material handling areas; loading and unloading operations; storm water, erosion, and sediment control measures; process emergency control systems; and sludge and waste disposal areas) where materials or pollutants are used, manufactured, stored or handled to evaluate the potential for the release of pollutants to the waters of the State. In performing such an evaluation, the permittee shall consider such factors as the probability of equipment failure or improper operation, cross-contamination of storm water by process materials, settlement of facility air emissions, the effects of natural phenomena such as freezing temperatures and precipitation, fires, and the facility's history of spills and leaks. The relative toxicity of the pollutant shall be considered in determining the significance of potential releases. The review shall address all substances present at the facility that are identified in the SPDES application Form NY-2C (available at [https://www.dec.ny.gov/docs/permits\\_ej\\_operations\\_pdf/form2c.pdf](https://www.dec.ny.gov/docs/permits_ej_operations_pdf/form2c.pdf)) or that are required to be monitored for by the SPDES permit

**13 Minimum BMPs:** Whenever the potential for a release of pollutants to State waters is determined to be present, the permittee shall identify BMPs that have been established to prevent or minimize such potential releases. Where BMPs are inadequate or absent, appropriate BMPs shall be established. In selecting appropriate BMPs, the permittee shall consider good industry practices and, where appropriate, structural measures such as secondary containment and erosion/sediment control devices and practices. USEPA guidance for development of stormwater elements of the BMP is available in *Developing Your Stormwater Pollution Prevention Plan A Guide for Industrial Operators*, February 2009, EPA 833-B-09-002. As a minimum, the plan shall include the following BMPs:

- |                                     |   |                                 |
|-------------------------------------|---|---------------------------------|
| 1. BMP Pollution Prevention Team    | 6. Security   | 10. Spill Prevention & Response |
| 2. Reporting of BMP Incidents       | 7. Preventive Maintenance                             | 11. Erosion & Sediment Control  |
| 3. Risk Identification & Assessment | 8. Good Housekeeping                                  | 12. Management of Runoff        |
| 4. Employee Training                | 9. Materials/Waste Handling, Storage, & Compatibility | 13. Street Sweeping             |
| 5. Inspections and Records          |   |                                 |

## BMPs FOR INDUSTRIAL FACILITIES (continued)

4. **Stormwater Pollution Prevention Plans (SWPPPs) Required for Discharges of Stormwater from Construction Activity to Surface Waters** - A SWPPP shall be developed prior to commencing any construction activity that will result in soil disturbance of one or more acres of uncontaminated area<sup>1</sup>. (Note: the disturbance threshold is 5000 SF in the New York City East of Hudson Watershed). The SWPPP shall conform to the current version of the SPDES General Permit for Stormwater Discharges from Construction Activity (CGP), including the *New York Standards and Specifications for Erosion and Sediment Control* and *New York State Stormwater Management Design Manual*. The permittee shall submit a copy of the SWPPP and any amendments thereto to the local governing body and any other authorized agency having jurisdiction or regulatory control over the construction activity **at least 30 days prior to soil disturbance**. The SWPPP shall be maintained on-site and submitted to the Department only upon request. When a SWPPP is required, a properly completed *Notice of Intent* (NOI) form shall be submitted (available at [www.dec.ny.gov/chemical/43133.html](http://www.dec.ny.gov/chemical/43133.html)) prior to soil disturbance. Note that submission of the NOI is required for informational purposes; the permittee is not eligible for and will not obtain coverage under any SPDES general permit for stormwater discharges. SWPPPs must be developed for subsequent site disturbances in accordance with the above requirements. The permittee is responsible for ensuring that the provisions of each SWPPP are properly implemented.
5. **Required Sampling For "Hot Spot" Identification** - Development of the BMP plan shall include sampling of waste stream segments for the purpose of pollutant "hot spot" identification. The economic achievability of effluent limits will not be considered until plant site "hot spot" sources have been identified, contained, removed or minimized through the imposition of site specific BMPs or application of internal facility treatment technology. For the purposes of this permit condition a "hot spot" is a segment of an industrial facility (including but not limited to soil, equipment, material storage areas, sewer lines etc.) which contributes elevated levels of problem pollutants to the wastewater and/or stormwater collection system of that facility. For the purposes of this definition, problem pollutants are substances for which treatment to meet a water quality or technology requirement may, considering the results of waste stream segment sampling, be deemed unreasonable. For the purposes of this definition, an elevated level is a concentration or mass loading of the pollutant in question which is sufficiently higher than the concentration of that same pollutant at the compliance monitoring location so as to allow for an economically justifiable removal and/or isolation of the segment and/or B.A.T. treatment of wastewaters emanating from the segment.
6. **Facilities with Petroleum and/or Chemical Bulk Storage (PBS and CBS) Areas** - Compliance must be maintained with all applicable regulations including those involving releases, registration, handling and storage (6 NYCRR 595-599 and 612-614). Stormwater discharges from handling and storage areas should be eliminated where practical.
  - A. **Spill Cleanup** - All spilled or leaked substances must be removed from secondary containment systems as soon as practical and for CBS storage areas within 24 hours, unless written authorization is received from the Department. The containment system must be thoroughly cleaned to remove any residual contamination which could cause contamination of stormwater and the resulting discharge of pollutants to waters of the State. Following spill cleanup the affected area must be completely flushed with clean water three times and the water removed after each flushing for proper disposal in an on-site or off-site wastewater treatment plant designed to treat such water and permitted to discharge such wastewater. Alternately, the permittee may test the first batch of stormwater following the spill cleanup to determine discharge acceptability. If the water contains no pollutants at concentrations above the applicable effluent limits or Action Levels it may be discharged. Otherwise it must be disposed of as noted above. See *Discharge Monitoring* below for the list of parameters to be sampled for.
  - B. **Discharge Operation** - Stormwater must be removed before it compromises the required containment system capacity. Each discharge may only proceed with the prior approval of the permittee staff person responsible for ensuring SPDES permit compliance. Bulk storage secondary containment drainage systems must be locked in a closed position except when the operator is in the process of draining accumulated stormwater. Transfer area secondary containment drainage systems must be locked in a closed position during all transfers to or from these systems and must not be reopened unless the transfer area is clean of contaminants. Stormwater discharges from secondary containment systems should be avoided during periods of precipitation. A logbook shall be maintained on site noting the date, time and personnel supervising each discharge.

---

<sup>1</sup> Uncontaminated area means soils which are free of contamination by any toxic or non-conventional pollutants identified in the tables of SPDES Application Form NY-2C. Disturbance of any size contaminated area(s) and the resulting discharge of contaminated stormwater is not authorized by this permit unless the discharge is under State or Federal oversight as part of a remedial program or after review by the Regional Water Engineer; nor is such discharge authorized by any SPDES general permit for stormwater discharges.

## BMPs FOR INDUSTRIAL FACILITIES (continued)

C. Discharge Screening - Prior to each discharge from a secondary containment system the stormwater must be screened for contamination\*. All stormwater must be inspected for visible evidence of contamination. Additional screening methods shall be developed by the permittee as part of the overall BMP Plan, e.g. the use of volatile gas meters to detect the presence of gross levels of gasoline or volatile organic compounds. If the screening indicates contamination, the permittee must collect and analyze a representative sample\*\* of the stormwater. If the water contains no pollutants at concentrations above the applicable effluent limits or Action Levels it may be discharged. Otherwise it must either be disposed of in an onsite or off site wastewater treatment plant designed to treat and permitted to discharge such wastewater or the Regional Water Engineer can be contacted to determine if it may be discharged without treatment.

D. Discharge Monitoring - Unless the discharge from any bulk storage containment system outlet is identified in the SPDES permit as an outfall with explicit effluent and monitoring requirements, the permittee shall monitor the outlet as follows:

(i) *Bulk Storage Secondary Containment Systems:*

(a) The volume of each discharge from each outlet must be monitored. Discharge volume may be calculated by measuring the depth of water within the containment area times the wetted area converted to gallons or by other suitable methods. A representative sample shall be collected of the first discharge\* following any cleaned up spill or leak. The sample must be analyzed for pH, the substance(s) stored within the containment area and any other pollutants the permittee knows or has reason to believe are present\*\*.

(b) Every fourth discharge\* from each outlet must be sampled for pH, the substance(s) stored within the containment area and any other pollutants the permittee knows or has reason to believe are present\*\*.

(ii) *Transfer Area Secondary Containment Systems:*

The first discharge\* following any spill or leak must be sampled for flow, pH, the substance(s) transferred in that area and any other pollutants the permittee knows or has reason to believe are present\*\*.

E. Discharge Reporting - Any results of monitoring required above, excluding screening data, must be submitted to the Department by appending them to the corresponding DMR. Failure to perform the required discharge monitoring and reporting shall constitute a violation of the terms of the SPDES permit.

F. Prohibited Discharges - **In all cases, any discharge which contains a visible sheen, foam, or odor, or may cause or contribute to a violation of water quality is prohibited.** The following discharges are prohibited unless specifically authorized elsewhere in this SPDES permit: spills or leaks, tank bottoms, maintenance wastewaters, wash waters where detergents or other chemicals have been used, tank hydrotest and ballast waters, contained firefighting runoff, fire training water contaminated by contact with pollutants or containing foam or fire retardant additives, and unnecessary discharges of water or wastewater into secondary containment systems.

\* Discharge includes stormwater discharges and snow and ice removal. If applicable, a representative sample of snow and/or ice should be collected and allowed to melt prior to assessment.

\*\* If the stored substance is gasoline or aviation fuel then sample for oil & grease, benzene, ethylbenzene, naphthalene, toluene and total xylenes. If the stored substance is kerosene, diesel fuel, fuel oil, or lubricating oil then sample for oil & grease and polynuclear aromatic hydrocarbons (PAHs). The analytical methods selected for monitoring the stored substances are to be the most sensitive in detecting and quantifying the target analytes as approved under 40 CFR Part 136 and in compliance with NYSDOH ELAP certified methods or as directed by the Department. If the substance(s) are listed in the tables of SPDES Application Form NY-2C then sampling is required. Contact the facility inspector for further guidance. In all cases flow and pH monitoring is required.

## DISCHARGE NOTIFICATION REQUIREMENTS

- (a) The permittee shall install and maintain identification signs at all outfalls to surface waters listed in this permit, unless the Permittee has obtained a waiver in accordance with the Discharge Notification Act (DNA). Such signs shall be installed before initiation of any new discharge location.
- (b) Subsequent modifications to or renewal of this permit does not reset or revise the deadline set forth in (a) above, unless a new deadline is set explicitly by such permit modification or renewal.
- (c) The Discharge Notification Requirements described herein do not apply to outfalls from which the discharge is composed exclusively of storm water, or discharges to ground water.
- (d) The sign(s) shall be conspicuous, legible and in as close proximity to the point of discharge as is reasonably possible while ensuring the maximum visibility from the surface water and shore. The signs shall be installed in such a manner to pose minimal hazard to navigation, bathing or other water related activities. If the public has access to the water from the land in the vicinity of the outfall, an identical sign shall be posted to be visible from the direction approaching the surface water.

The signs shall have **minimum** dimensions of eighteen inches by twenty-four inches (18" x 24") and shall have white letters on a green background and contain the following information:

<p><b>N.Y.S. PERMITTED DISCHARGE POINT</b></p> <p><b>SPDES PERMIT No.: NY_____</b></p> <p><b>OUTFALL No. : _____</b></p>
<p>For information about this permitted discharge contact:</p>
<p>Permittee Name: _____</p>
<p>Permittee Contact: _____</p>
<p>Permittee Phone:       ( ) - ### - #####</p>
<p>OR:</p>
<p>NYSDEC Division of Water Regional Office Address:</p>
<p>NYSDEC Division of Water Regional Phone: ( ) - ### - #####</p>

- (e) Upon request, the permittee shall make available electronic or hard copies of the sampling data to the public. In accordance with the RECORDING, REPORTING AND ADDITIONAL MONITORING REQUIREMENTS page of your permit, each DMR shall be maintained (either electronically or as a hard copy) on record for a period of five years.
- (f) The permittee shall periodically inspect the outfall identification sign(s) in order to ensure they are maintained, are still visible, and contain information that is current and factually correct. Signs that are damaged or incorrect shall be replaced within 3 months of inspection.



# MONITORING LOCATIONS

The permittee shall take samples and measurements, to comply with the monitoring requirements specified in this permit, at the location(s) specified below:

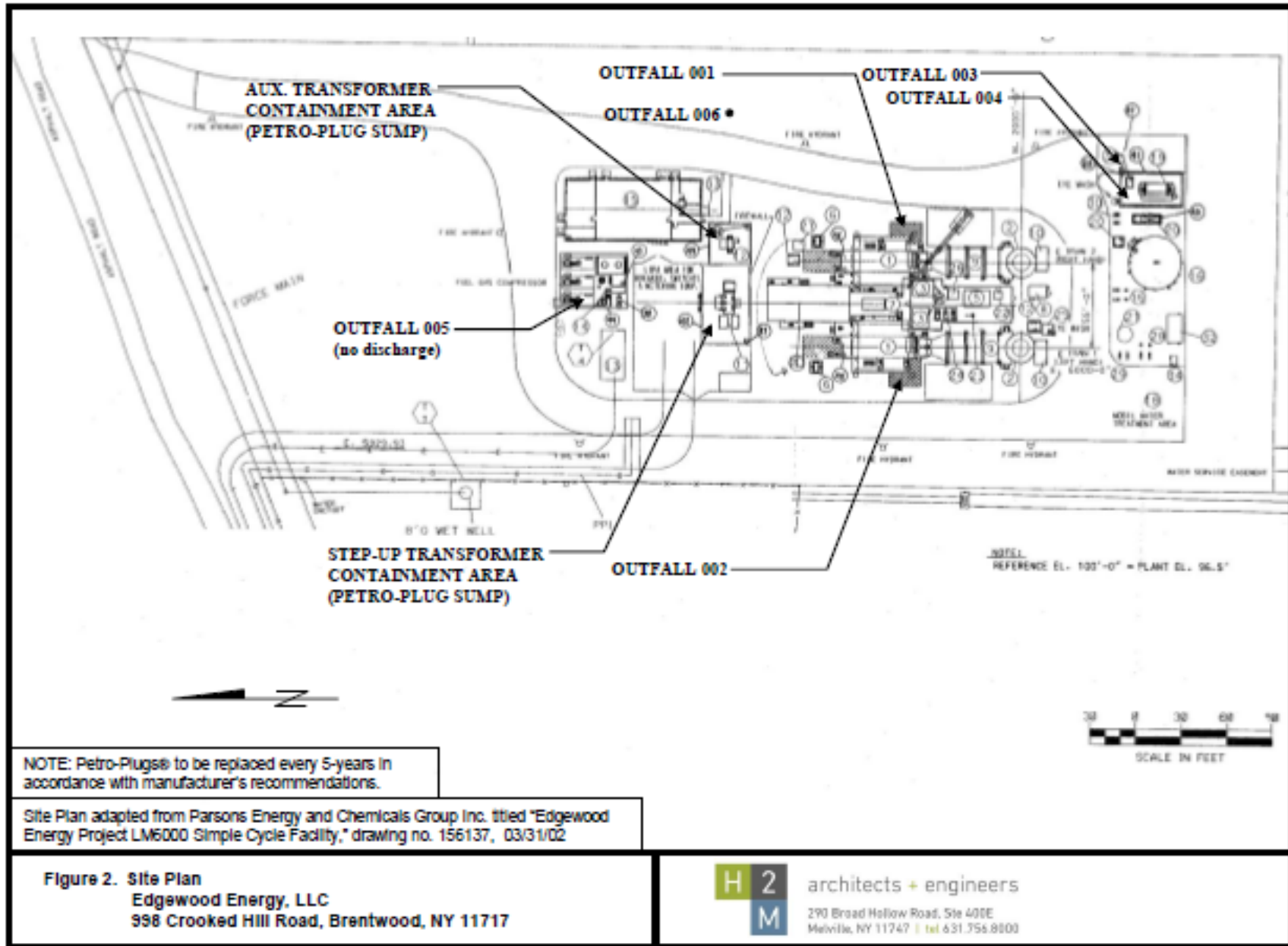


Figure 1. A schematic diagram showing the various outfalls and containment areas

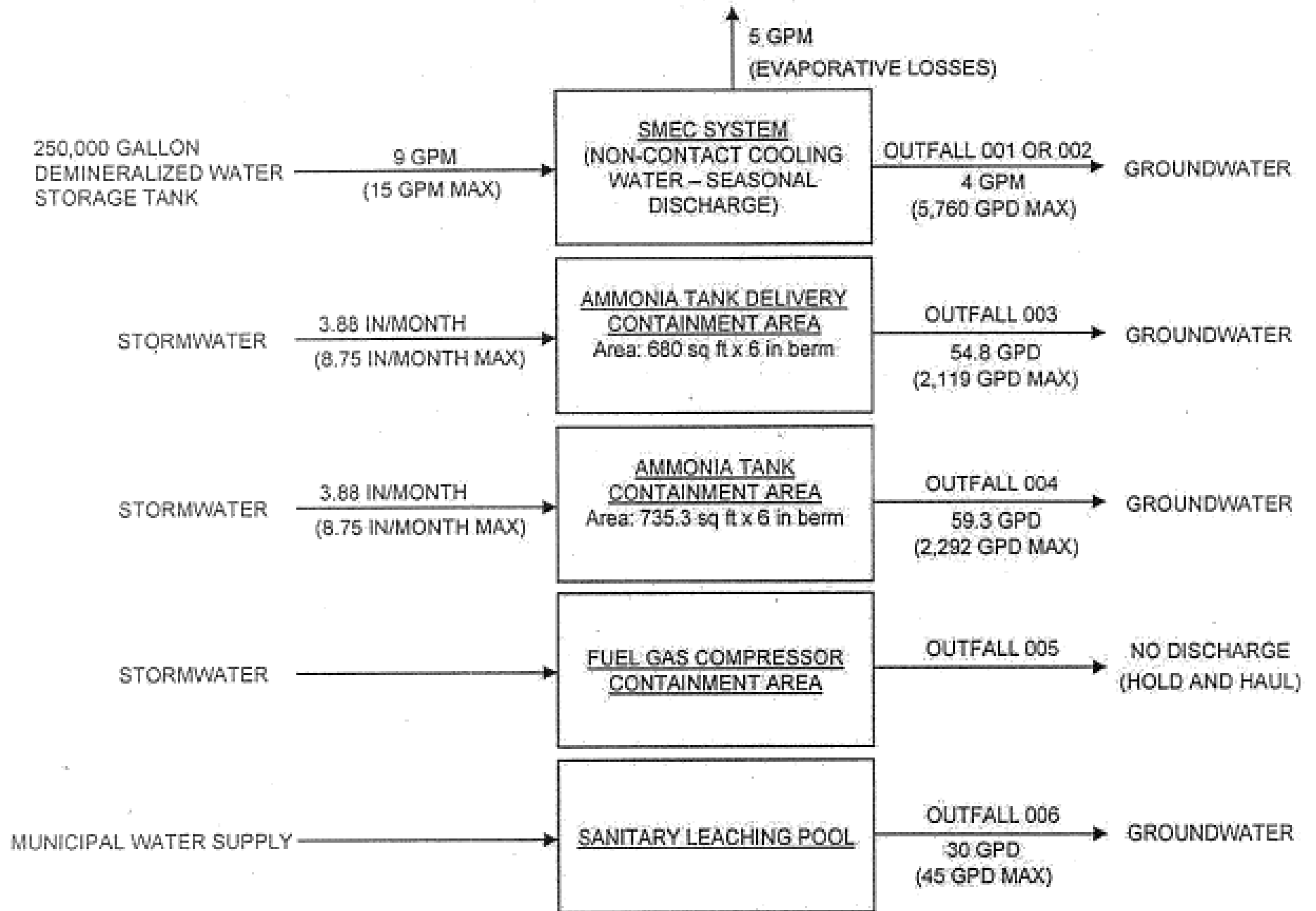


Figure 2. Process Flow Diagram

## GENERAL REQUIREMENTS

- A. The regulations in 6 NYCRR Part 750 are hereby incorporated by reference and the conditions are enforceable requirements under this permit. The permittee shall comply with all requirements set forth in this permit and with all the applicable requirements of 6 NYCRR Part 750 incorporated into this permit by reference, including but not limited to the regulations in paragraphs B through H as follows:
- B. General Conditions
- |  |   |
|--|---|
| 1. Duty to comply                                | 6 NYCRR 750-2.1(e) & 2.4                |
| 2. Duty to reapply                               | 6 NYCRR 750-1.16(a)                     |
| 3. Need to halt or reduce activity not a defense | 6 NYCRR 750-2.1(g)                      |
| 4. Duty to mitigate                              | 6 NYCRR 750-2.7(f)                      |
| 5. Permit actions                                | 6 NYCRR 750-1.1(c), 1.18, 1.20 & 2.1(h) |
| 6. Property rights                               | 6 NYCRR 750-2.2(b)                      |
| 7. Duty to provide information                   | 6 NYCRR 750-2.1(i)                      |
| 8. Inspection and entry                          | 6 NYCRR 750-2.1(a) & 2.3                |
- C. Operation and Maintenance
- |                                   |                                      |
|-----------------------------------|--------------------------------------|
| 1. Proper Operation & Maintenance | 6 NYCRR 750-2.8                      |
| 2. Bypass                         | 6 NYCRR 750-1.2(a)(17), 2.8(b) & 2.7 |
| 3. Upset                          | 6 NYCRR 750-1.2(a)(94) & 2.8(c)      |
- D. Monitoring and Records
- |                           |  |
|---------------------------|--|
| 1. Monitoring and records | 6 NYCRR 750-2.5(a)(2), 2.5(a)(6), 2.5(c)(1), 2.5(c)(2), & 2.5(d) |
| 2. Signatory requirements | 6 NYCRR 750-1.8 & 2.5(b)   |
- E. Reporting Requirements
- |   |                                   |
|---|-----------------------------------|
| 1. Reporting requirements for non-POTWs | 6 NYCRR 750-2.5, 2.6, 2.7, & 1.17 |
| 2. Anticipated noncompliance            | 6 NYCRR 750-2.7(a)                |
| 3. Transfers                            | 6 NYCRR 750-1.17                  |
| 4. Monitoring reports                   | 6 NYCRR 750-2.5(e)                |
| 5. Compliance schedules                 | 6 NYCRR 750-1.14(d)               |
| 6. 24-hour reporting                    | 6 NYCRR 750-2.7(c) & (d)          |
| 7. Other noncompliance                  | 6 NYCRR 750-2.7(e)                |
| 8. Other information                    | 6 NYCRR 750-2.1(f)                |
- F. Sludge Management
- The permittee shall comply with all applicable requirements of 6 NYCRR Part 360.
- G. SPDES Permit Program Fee
- The permittee shall pay to the Department an annual SPDES permit program fee within 30 days of the date of the first invoice, unless otherwise directed by the Department, and shall comply with all applicable requirements of ECL 72-0602 and 6 NYCRR Parts 480, 481 and 485. Note that if there is inconsistency between the fees specified in ECL 72-0602 and 6 NYCRR Part 485, the ECL 72-0602 fees govern.
- H. Water Treatment Chemicals (WTCs)
- New or increased use and discharge of a WTC requires prior Department review and authorization. At a minimum, the permittee must notify the Department in writing of its intent to change WTC use by submitting a completed *WTC Notification Form* for each proposed WTC. The Department will review that submittal and determine if a SPDES permit modification is necessary or whether WTC review and authorization may proceed outside of the formal permit administrative process. The majority of WTC authorizations do not require SPDES permit modification. In any event, use and discharge of a WTC shall not proceed without prior authorization from the Department. Examples of WTCs include biocides, coagulants, conditioners, corrosion inhibitors, defoamers, deposit control agents, flocculants, scale inhibitors, sequestrants, and settling aids.
1. WTC use shall not exceed the rate explicitly authorized by this permit or otherwise authorized by the Department.
  2. The permittee shall maintain a logbook of all WTC use, noting for each WTC the date, time, exact location, and amount of each dosage, and, the name of the individual applying or measuring the chemical. The logbook must also document that adequate process controls are in place to ensure excessive levels of WTCs are not used.
  3. The permittee shall submit a completed WTC Annual Report Form each year that they use and discharge WTCs. This form shall be submitted in electronic format and attached to either the December DMR or the annual monitoring report required below. The *WTC Notification Form* and *WTC Annual Report Form* are available from the Department's website at: <http://www.dec.ny.gov/permits/93245.html>

## RECORDING, REPORTING AND ADDITIONAL MONITORING REQUIREMENTS

- A. The monitoring information required by this permit shall be retained for a period of at least five years from the date of the sampling for subsequent inspection by the Department or its designated agent.
- B. Discharge Monitoring Reports (DMRs): Completed DMR forms shall be submitted for each 1 month reporting period in accordance with the DMR Manual available on Department’s website.

DMRs must be submitted electronically using the electronic reporting tool (NetDMR) specified by NYSDEC. Instructions on the use of NetDMR can be found at <https://www.dec.ny.gov/chemical/103774.html>. **Hardcopy paper DMRs will only be accepted if a waiver from the electronic submittal requirements has been granted by DEC to the facility.**

The first monitoring period begins on the effective date of this permit, and, unless otherwise required, the reports are due no later than the 28th day of the month following the end of each monitoring period.

- C. Additional information required to be submitted by this permit shall be summarized and reported to the Regional Water Engineer and Bureau of Water Permits at the following addresses:

Department of Environmental Conservation  
 Division of Water, Bureau of Water Permits  
 625 Broadway, Albany, New York 12233-3505 Phone: (518) 402-8111

Department of Environmental Conservation  
 Regional Water Engineer, Region 1  
 50 Circle Road, Stony Brook, New York, 11790-3409 Phone: (631) 444-0405

- D. Schedule of Additional Submittals:

The permittee shall submit the following information to the Regional Water Engineer and to the Bureau of Water Permits, unless otherwise instructed:

Outfall(s)	SCHEDULE OF ADDITIONAL SUBMITTALS - Required Action	Due Date
<p>001 002</p>	<p><b>EMERGING CONTAMINANT SHORT-TERM MONITORING</b>                      The permittee shall collect grab samples of both the influent and effluent from the facility’s treatment system(s) associated with the identified outfall for 1,4-Dioxane (1,4-D) utilizing EPA Method 8270D SIM or 8270E SIM. The samples must represent normal discharge conditions and treatment operations and shall be obtained on a monthly basis for at least 3 consecutive months.                      The results shall be reported through the “Emerging Contaminants Survey for Industrial Facilities” found at: <a href="https://www.dec.ny.gov/chemical/127939.html">https://www.dec.ny.gov/chemical/127939.html</a>.                      The permittee shall initiate track down of potential sources by completing the “Emerging Contaminants Investigation Checklist for Industrial Facilities” available at the above link.                      The Department may periodically request updates and/or additional monitoring to check progress on track down investigations. Elements of the checklist may be used as permit conditions in future permit modifications.</p>	<p>EDPM + 6 months</p> <p>Within 90 days of DEC written notification</p>

Outfall(s)	SCHEDULE OF ADDITIONAL SUBMITTALS - Required Action	Due Date
ALL	<p><b><i>BMP PLAN</i></b>  <i>The permittee shall annually review the completed BMP plan, submitted to this Department on 01/2015, on an annual basis. The BMP plan shall be modified whenever: (a) changes at the facility materially increase the potential for releases of pollutants, (b) actual releases indicate the plan is inadequate, or (c) a letter from the Department identifies inadequacies in the plan. The permittee shall certify in writing, as an attachment to the December Discharge Monitoring Report (DMR), that the annual review has been completed. All BMP plan revisions must be submitted to the Regional Water Engineer within 30 days.</i></p>	<p><i>EDP + 6 Months, Annually thereafter on January 28<sup>th</sup></i></p>

**Unless noted otherwise, the above actions are one-time requirements.**

- E. Monitoring and analysis shall be conducted using sufficiently sensitive test procedures approved under 40 CFR Part 136, unless other test procedures have been specified in this permit.
- F. More frequent monitoring of the discharge(s), monitoring point(s), or waters of the State than required by the permit, where analysis is performed by a certified laboratory or where such analysis is not required to be performed by a certified laboratory, shall be included in the calculations and recording of the data on the corresponding DMRs.
- G. Calculations which require averaging of measurements shall utilize an arithmetic mean unless otherwise specified in this permit.
- H. Unless otherwise specified, all information recorded on the DMRs shall be based upon measurements and sampling carried out during the most recently completed reporting period.
- I. Any laboratory test or sample analysis required by this permit for which the State Commissioner of Health issues certificates of approval pursuant to section 502 of the Public Health Law shall be conducted by a laboratory which has been issued a certificate of approval. Inquiries regarding laboratory certification should be directed to the New York State Department of Health, Environmental Laboratory Accreditation Program.

# **SPDES Permit Fact Sheet**

## **Edgewood Energy, LLC**

## **Edgewood Energy, LLC**

## **NY0267198**



## Summary of Permit Changes

A State Pollutant Discharge Elimination System (SPDES) permittee-initiated permit modification has been drafted for the Edgewood Energy, LLC. The changes to the permit are summarized below:

- Updated permit format, definitions, and general conditions
- Updated pH at Outfalls 001, 002, 003, & 004 from Range to Daily Minimum and Daily Maximum
- Increased the monthly average discharge rates for Outfalls 001 and 002 from 6,000 GPD to 7,200 GPD
- Updated Outfall 001 and 002 description to reflect permittee request for increase in average days non-contact cooling water is used (120 days per year in Summer)
- Updated the latitude and longitude coordinates of all outfalls
- Added Schedule of Additional Submittals which includes BMP Plan and Emerging Contaminant Short-Term Monitoring

**This factsheet summarizes the information used to determine the effluent limitations (limits) and other conditions contained in the permit. General background information including the regulatory basis for the effluent limitations and other conditions are in the [Appendix](#) linked throughout this factsheet.**

## Administrative History

- 7/15/2014 Department issued a Request for Information (RFI) to modify and renew the SPDES permit due to the facility's EBPS score<sup>1</sup>. At the time of the RFI, the facility had an EBPS score of 21.
- 11/1/2015 The last full technical review was performed due to a EBPS modification, and the permit has an expiration date of 10/31/2022. The 2015 permit, along with all subsequent modifications, has formed the basis of this permit.
- The permit was administratively renewed in 4/6/2023. The current permit is effective until 3/31/2033.
- 11/1/2015 Permit was modified to include pH, Flow, Total Dissolved Solids, and Oil & Grease monitoring in Outfalls 001, 002. Flow, pH, Oil & Grease, and Ammonia & Ammonium as N were also included as parameters to monitor in outfalls 003 and 004. Additionally, there were multiple special conditions added involving Best Management Plans (BMPs), stormwater pollution, and Petroleum/Chemical Bulk Storage (PBS/CBS).
- 3/31/2023 The Edgewood Energy, LLC submitted a request to modify the permit to reconfigure drainage piping associated with the spray mist evaporative cooling (SMEC) systems to redirect into the existing Outfall 001 and 002 discharge pipes. This will increase the monthly average flow rate at Outfalls 001 and 002 from 6,000 GPD to 7,200 GPD. Additionally, seasonal (intermittent) use of the SMEC systems is also anticipated to increase during the summer season. Therefore, a request to increase the average days non-contact cooling water is used seasonally at Outfalls 001 and 002 from 45 days to 120 days per year was submitted.

---

<sup>1</sup> Pursuant to 6 NYCRR 750-1.18 and NYS Environmental Benefit Permit Strategy (EBPS)

The Notice of Complete Application, published in the [Environmental Notice Bulletin](#) and newspapers, contains information on the public notice process.

## Facility Information

This is an industrial facility (SIC code 4911) that operates two natural gas-fueled General Electric LM6000 turbines to generate electricity. Non-contact cooling water is generated by spray mist evaporative coolers (SMEC), which are used seasonally to improve unit efficiency. SMEC sprays a water mist from bar manifolds, past closed-loop heating/cooling glycol coils, onto the outside of the air intake filter housing to cool inlet air. Water supply is obtained by on-site demineralizing units sourced from municipal water. All the discharges from the outfalls are groundwater discharges, except for Outfall 005 which is hold and haul, and there are no treatment systems in place for any of the discharges. The discharges consist of non-contact cooling water, stormwater, and sanitary discharge.

## Site Overview

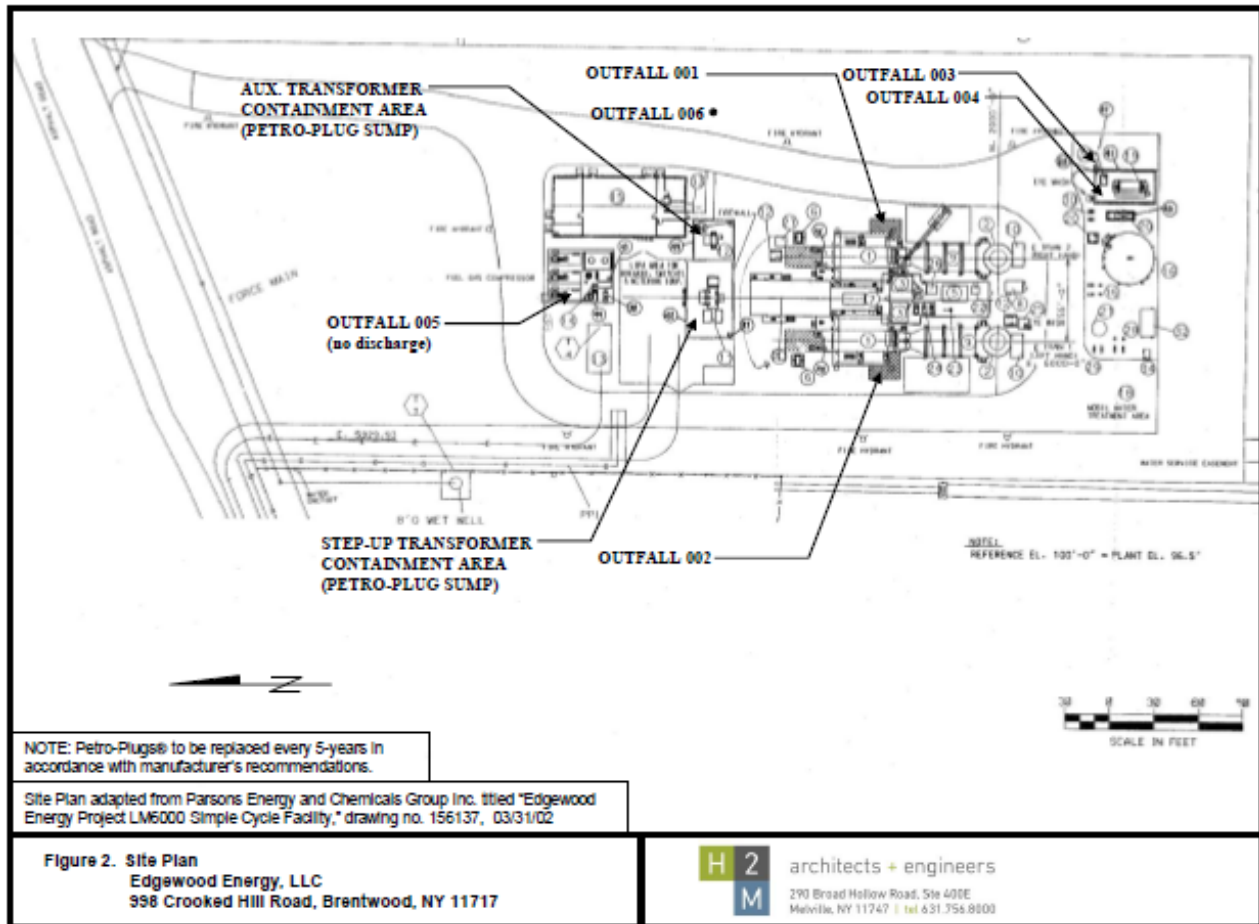


Figure 1. A schematic diagram showing the various outfalls and containment areas.





Figure 2. An aerial view of the facility.

### Enforcement History

Compliance and enforcement information can be found on the EPA's [Enforcement and Compliance History Online \(ECHO\)](#) website.

### Existing Effluent Quality

The [Pollutant Summary Table](#) presents the existing effluent quality and effluent limitations. The existing effluent quality was determined from Discharge Monitoring Reports and the application submitted by the permittee for the period 1/1/2018 to 8/21/2023.

### Additional Site-Specific Concerns

The facility is located in a sole source aquifer. As required by ECL 17-0828, the permittee submitted a completed *Application Supplement B: Discharges within Sole Source Aquifers* form identifying the following water purveyors within a three-mile radius of the facility:

- Suffolk County Water Authority (SCWA) Distribution Area 12: Oakdale, NY 11769.
- SCWA Distribution Area 11: Oakdale, NY 11769.
- SCWA Distribution Area 01: Oakdale, NY 11769.
- Dix Hills Water District: Dix Hills, NY 11746.

## Receiving Water Information

The facility discharges via the following outfalls:

Outfall No.	SIC Code	Wastewater Type	Receiving Water
001	4911	Non-Contact Cooling Water – Seasonal (Average 120 Days per Year in Summer)	Groundwater, Class GA
002	4911	Non-Contact Cooling Water – Seasonal (Average 120 Days per Year in Summer)	Groundwater, Class GA
003	4911	Stormwater from Ammonia Unloading Rack and Secondary Containment Area	Groundwater, Class GA
004	4911	Stormwater from Ammonia Unloading Rack and Secondary Containment Area	Groundwater, Class GA
005	4911	Stormwater from Fuel Gas Compressor Containment Area	Hold and Haul
006	4911	Sanitary Only	Groundwater, Class GA

See the [Outfall and Receiving Water Summary Table](#) and [Appendix](#) for additional information.

### Critical Receiving Water Data & Mixing Zone

The facility discharges to groundwater, Class GA, via Outfalls 001, 002, 003, 004, 005, and 006. The effluent limitations for Outfalls 001, 002, 003, 004, 005, and 006 were developed with no dilution, based on groundwater quality standards found in 6 NYCRR 703.5 and TOGS 1.1.1 (Part I) and groundwater effluent standards contained in 6 NYCRR 703.6 and TOGS 1.1.1 (Part II).

Critical receiving water data are listed in the [Pollutant Summary Table](#) at the end of this fact sheet. [Appendix Link](#)

## Permit Requirements

The technology based effluent limitations ([TBELs](#)), water quality-based effluent limitations ([WQBELs](#)), [Existing Effluent Quality](#) and a discussion of the selected effluent limitation for each pollutant present in the discharge are provided in the [Pollutant Summary Table](#).

### USEPA Effluent Limitation Guidelines (ELGs) Applicable to Facility

Best Practicable Control Technology Currently Available (BPT), Best Conventional Pollutant Control Technology (BCT), Best Available Technology Economically Achievable (BAT), and New Source Performance Standards (NSPS) limitations are based on [Effluent Limitation Guidelines](#) developed by USEPA for specific industries<sup>2</sup>. Steam Electric Generating Facilities may have applicable categorical limitations under 40 CFR Part 423. Since Edgewood Energy discharges to groundwater and 40 CFR 401.11(h) defines the discharge of pollutant(s) as “*the addition of any pollutant to navigable waters [emphasis added] from any point source,*” the categorical limitations do not apply to Shoreham Energy. [Appendix Link](#)

<sup>2</sup> As promulgated under 40 CFR Parts 405 - 471

### Anti-backsliding

The limitations contained in the permit are at least as stringent as the previous permit limits and there are no instances of backsliding.

### Antidegradation

The permit contains effluent limitations which ensure that the best usages of the receiving waters will be maintained. The Notice of Complete Application published in the Environmental Notice Bulletin contains information on the State Environmental Quality Review (SEQR)<sup>3</sup> determination.

[Appendix Link](#)

### Discharge Notification Act Requirements

The permit contains a requirement to make the DMR sampling data available to the public upon request. This requirement is being continued from the previous permit.

### Best Management Practices (BMPs) for Industrial Facilities

In accordance with 6 NYCRR 750-1.14(f) and 40 CFR 122.44(k), the permittee is required to continue implementation of a BMP plan that prevents, or minimizes the potential for, the release of toxic or hazardous pollutants to state waters. The BMP plan requires annual review by the permittee.

### Stormwater Pollution Prevention Requirements

The facility discharges stormwater associated with industrial activity and requires SPDES permit coverage under 40 CFR 122.26(a)(6).

### Emerging Contaminant Monitoring

Emerging Contaminants, such as Perfluorooctanoic acid (PFOA), Perfluorooctanesulfonic acid (PFOS), and 1,4-Dioxane (1,4-D), have been used in a wide variety of consumer and industrial product as well as in manufacturing processes for decades. These contaminants do not break down easily, therefore their presence in wastewater can remain a concern for years following their discontinued use. As the science surrounding these contaminants is still evolving, additional monitoring is needed to better understand potential sources and background levels. For more information on emerging contaminants, please see the NYSDEC Division of Water web page: <https://www.dec.ny.gov/chemical/127939.html>.

Pursuant to 6 NYCRR Part 750-1.13(b), the permit includes a short-term monitoring program listed in the Schedule of Additional Submittals to evaluate the influent and effluent discharge levels of 1,4-Dioxane. This monitoring program is consistent with PFAS guidance released in EPA guidance memos dated April 28, 2022, and December 5, 2022.

The Department will review the monitoring results and pursuant to 6 NYCRR 750-2.1(i) may notify the permittee of the need for further monitoring to identify potential sources as specified in the Emerging Contaminants Investigation Checklist for Industrial Facilities to determine whether cause exists to modify the permit to incorporate a pollutant minimization program per 6 NYCRR 750-1.14(f).

The Department will consider this information and progress made to track down and reduce or eliminate the source of the identified pollutants in determining if a permit modification is needed.

---

<sup>3</sup> As prescribed by 6 NYCRR Part 617

Permittee: Edgewood Energy, LLC  
Facility: Edgewood Energy, LLC  
SPDES Number: NY0267198  
USEPA Non-Major/Class 01 Industrial

Date: [Date](#) v.1.17  
Permit Writer: Krish Patel

### Schedule(s) of Additional Submittals

A schedule of additional submittals has been included for the following ([Appendix Link](#)):

- Updated BMP Plan.
- Emerging Contaminant Short-Term Monitoring.

Permittee: Edgewood Energy, LLC  
 Facility: Edgewood Energy, LLC  
 SPDES Number: NY0267198  
 USEPA Non-Major/Class 01 Industrial

Date: Date v.1.17  
 Permit Writer: Krish Patel

## OUTFALL AND RECEIVING WATER SUMMARY TABLE

Outfall	Latitude	Longitude	Receiving Water Name	Water Class	Water Index No. / Priority Waterbody Listing (PWL) No.	Major / Sub Basin	Hardness (mg/l)	1Q10 (MGD)	7Q10 (MGD)	30Q10 (MGD)	Critical Effluent Flow (MGD)	Dilution Ratio		
												A(A)	A(C)	HEW
001	40° 47' 11" N	73° 17' 33" W	Groundwater	GA	-	17 / 02	-	-	-	-	0.0072	-	-	-
002	40° 47' 11" N	73° 17' 34" W	Groundwater	GA	-	17 / 02	-	-	-	-	0.0072	-	-	-
003	40° 47' 10" N	73° 17' 32" W	Groundwater	GA	-	17 / 02	-	-	-	-	0.005	-	-	-
004	40° 47' 10" N	73° 17' 32" W	Groundwater	GA	-	17 / 02	-	-	-	-	0.005	-	-	-
005	40° 47' 13" N	73° 17' 33" W	Hold and Haul	-	-	17 / 02	-	-	-	-	-	-	-	-
006	40° 47' 12" N	73° 17' 31" W	Groundwater	GA	-	17 / 02	-	-	-	-	-	-	-	-

## POLLUTANT SUMMARY TABLE

### Outfall 001

Outfall #	Description of Wastewater: Non-Contact Cooling Water																		
	Type of Treatment: N/A																		
Effluent Parameter	Units	Averaging Period	Existing Discharge Data			TBELs		Water Quality Data & WQBELs						ML	Basis for Permit Requirement				
			Permit Limit	Existing Effluent Quality <sup>4</sup>	# of Data Points Detects / Non-Detects	Limit	Basis	Ambient Bkgd. Conc.	Projected Instream Conc.	WQ Std. or GV	WQ Type	Calc. WQBEL	Basis for WQBEL						
<b>General Notes:</b> Existing discharge data from 1/1/2018 to 8/21/23 was obtained from Discharge Monitoring Reports provided by the permittee. All applicable water quality standards were reviewed for development of the WQBELs. The standard and WQBEL shown below represent the most stringent.																			
Flow Rate	GPD	Monthly Avg	6,000	3,873.40 Actual Average	15/0	<b>7,200</b>	Design Flow	Narrative: No alterations that will impair the waters for their best usages.						703.2	-	<b>TBEL</b>			
		The flow limit is set at the design flow of the wastewater treatment facility.																	
pH	SU	Minimum	6.5	6.55 Actual Minimum	15/0	6.0	TOGS 1.2.1	-	-	6.5 – 8.5	Range	<b>6.5 - 8.5</b>	703.3	-	<b>WQBEL</b>				
		Maximum	8.5	8.18 Actual Maximum	15/0	9.0		Consistent with TOGS 1.2.1, TBELs reflect the available treatment technology listed in Attachment C. Given that adequate dilution is not available, an effluent limitation equal to the WQS is appropriate.											
Oil & Grease	mg/L	Daily Max	15	3.09	7/8	<b>15</b>	TOGS 1.2.1	-	-	-	-	-	-	-	<b>TBEL</b>				
		Consistent with TOGS 1.2.1, TBELs reflect the available treatment technology listed in Attachment C.																	
Total Dissolved Solids	mg/L	Daily Max	1000	472.28	11/4	-	-	-	-	1000	-	<b>1000</b>	703.6	-	<b>WQBEL</b>				
		With the absence of dilution due to discharge to groundwater, the calculated WQBEL is equal to the groundwater effluent limitation.																	

<sup>4</sup> Existing Effluent Quality: Daily Max = 99% lognormal; Monthly Avg = 95% lognormal (for datasets with ≤3 nondetects); Daily Max = 99% delta-lognormal; Monthly Avg = 95% delta-lognormal (for datasets with >3 nondetects)

Outfall #	Description of Wastewater: Non-Contact Cooling Water															
	Type of Treatment: N/A															
Effluent Parameter	Units	Averaging Period	Existing Discharge Data			TBELs		Water Quality Data & WQBELs						ML	Basis for Permit Requirement	
			Permit Limit	Existing Effluent Quality <sup>5</sup>	# of Data Points Detects / Non-Detects	Limit	Basis	Ambient Bkgd. Conc.	Projected Instream Conc.	WQ Std. or GV	WQ Type	Calc. WQBEL	Basis for WQBEL			
<b>General Notes:</b> Existing discharge data from 1/1/2018 to 8/21/23 was obtained from Discharge Monitoring Reports provided by the permittee. All applicable water quality standards were reviewed for development of the WQBELs. The standard and WQBEL shown below represent the most stringent.																
Flow Rate	GPD	Monthly Avg	6,000	3,243.45 Actual Average	15/0	7,200	Design Flow	Narrative: No alterations that will impair the waters for their best usages.						703.2	-	TBEL
								The flow limit is set at the design flow of the wastewater treatment facility.								
pH	SU	Minimum	6.5	6.68 Actual Minimum	15/0	6.0	TOGS 1.2.1	-	-	6.5 – 8.5	Range	6.5 - 8.5	703.3	-	WQBEL	
		Maximum	8.5	8.50 Actual Maximum	15/0	9.0										
Consistent with TOGS 1.2.1, TBELs reflect the available treatment technology listed in Attachment C. Given that adequate dilution is not available, an effluent limitation equal to the WQS is appropriate.																
Oil & Grease	mg/L	Daily Max	15	6.68	5/10	15	TOGS 1.2.1	-	-	-	-	-	-	-	TBEL	
																Consistent with TOGS 1.2.1, TBELs reflect the available treatment technology listed in Attachment C.
Total Dissolved Solids	mg/L	Daily Max	1000	2323.62	7/8	-	-	-	-	1000	-	1000	703.6	-	WQBEL	
																With the absence of dilution due to discharge to groundwater, the calculated WQBEL is equal to the groundwater effluent limitation. The existing effluent quality is based off 99% delta-lognormal, but the high value is attributed to variable data. Actual values ranges from <10 – 1000 mg/L.

<sup>5</sup> Existing Effluent Quality: Daily Max = 99% lognormal; Monthly Avg = 95% lognormal (for datasets with ≤3 nondetects); Daily Max = 99% delta-lognormal; Monthly Avg = 95% delta-lognormal (for datasets with >3 nondetects)

## Appendix: Regulatory and Technical Basis of Permit Authorizations

The Appendix is meant to supplement the factsheet for multiple types of SPDES permits. Portions of this Appendix may not be applicable to this specific permit.

### Regulatory References

The provisions of the permit are based largely upon 40 CFR 122 subpart C and 6 NYCRR Part 750 and include monitoring, recording, reporting, and compliance requirements, as well as general conditions applicable to all SPDES permits. Below are the most common citations for the requirements included in SPDES permits:

- Clean Water Act (CWA) 33 section USC 1251 to 1387
- Environmental Conservation Law (ECL) Articles 17 and 70
- Federal Regulations
  - 40 CFR, Chapter I, subchapters D, N, and O
- State environmental regulations
  - 6 NYCRR Part 621
  - 6 NYCRR Part 750
  - 6 NYCRR Parts 700 - 704 – Best use and other requirements applicable to water classes
  - 6 NYCRR Parts 800 – 941 - Classification of individual surface waters
- NYSDEC water program policy, referred to as Technical and Operational Guidance Series (TOGS)
- USEPA Office of Water Technical Support Document for Water Quality-based Toxics Control, March 1991, Appendix E

The following is a quick guide to the references used within the factsheet:

SPDES Permit Requirements	Regulatory Reference
Anti-backsliding	6 NYCRR 750-1.10(c)
Best Management Practices (BMPS) for CSOs	6 NYCRR 750-2.8(a)(2)
Environmental Benefits Permit Strategy (EBPS)	6 NYCRR 750-1.18, NYS ECL 17-0817(4), TOGS 1.2.2 (revised January 25,2012)
Exceptions for Type I SSO Outfalls (bypass)	6 NYCRR 750-2.8(b)(2), 40 CFR 122.41
Mercury Multiple Discharge Variance	Division of Water Program Policy 1.3.10 (DOW 1.3.10)
Mixing Zone and Critical Water Information	TOGS 1.3.1 & Amendments
PCB Minimization Program	40 CFR Part 132 Appendix F Procedure 8, 6 NYCRR 750-1.13(a) and 750-1.14(f), and TOGS 1.2.1
Pollutant Minimization Program (PMP)	6 NYCRR 750-1.13(a), 750-1.14(f), TOGS 1.2.1
Schedules of Compliance	6 NYCRR 750-1.14
Sewage Pollution Right to Know (SPRTK)	NYS ECL 17-0826-a, 6 NYCRR 750-2.7
State Administrative Procedure Act (SAPA)	State Administrative Procedure Act Section 401(2), 6 NYCRR 621.11(l)
State Environmental Quality Review (SEQR)	6 NYCRR Part 617
USEPA Effluent Limitation Guidelines (ELGs)	40 CFR Parts 405-471
USEPA National CSO Policy	33 USC Section 1342(q)
Whole Effluent Toxicity (WET) Testing	TOGS 1.3.2
General Provisions of a SPDES Permit Department Request for Additional Information	NYCRR 750-2.1(i)

### Outfall and Receiving Water Information

#### Existing Effluent Quality

The existing effluent quality is determined from a statistical evaluation of effluent data in accordance with TOGS 1.2.1 and the USEPA Office of Water, Technical Support Document for Water Quality-based Toxics Control, March 1991, Appendix E (TSD). The existing effluent quality is equal to the 95<sup>th</sup> (monthly average) and 99<sup>th</sup> (daily maximum) percentiles of the lognormal distribution of existing effluent data. When there are greater than three non-detects, a delta-lognormal distribution is assumed, and delta-lognormal calculations are used to determine the monthly average and daily maximum pollutant concentrations. Statistical calculations are not performed for parameters where there are less than ten data points. If additional data is needed, a monitoring requirement may



be specified either through routine monitoring or a short-term high intensity monitoring program. The [Pollutant Summary Table](#) identifies the number of sample data points available.

## Permit Requirements

### Basis for Effluent Limitations

Sections 101, 301, 304, 308, 401, 402, and 405 of the CWA and Titles 5, 7, and 8 of Article 17 ECL, as well as their implementing federal and state regulations, and related guidance, provide the basis for the effluent limitations and other conditions in the permit.

When conducting a full technical review of an existing permit, the previous effluent limitations form the basis for the next permit. Existing effluent quality is evaluated against the existing effluent limitations to determine if these should be continued, revised, or deleted. Generally, existing limitations are continued unless there are changed conditions at the facility, the facility demonstrates an ability to meet more stringent limitations, and/or in response to updated regulatory requirements. Pollutant monitoring data is also reviewed to determine the presence of additional contaminants that should be included in the permit based on a reasonable potential analysis to cause or contribute to a water quality standards violation.

### Anti-backsliding

Anti-backsliding requirements are specified in the CWA sections 402(o) and 303(d)(4), ECL 17-0809, and regulations at 40 CFR 122.44(l) and 6 NYCRR 750-1.10(c) and (d). Generally, the relaxation of effluent limitations in permits is prohibited unless one of the specified exceptions applies, which will be cited on a case-by-case basis in this factsheet. Consistent with current case law<sup>6</sup> and USEPA interpretation<sup>7</sup> anti-backsliding requirements do not apply should a revision to the final effluent limitation take effect before the scheduled date of compliance for that final effluent limitation.

### Antidegradation Policy

New York State implements the antidegradation portion of the CWA based upon two documents: (1) Organization and Delegation Memorandum #85-40, "Water Quality Antidegradation Policy" (September 9, 1985); and, (2) TOGS 1.3.9, "Implementation of the NYSDEC Antidegradation Policy – Great Lakes Basin (Supplement to Antidegradation Policy dated September 9, 1985) (undated)." The permit for the facility contains effluent limitations which ensure that the existing best usage of the receiving waters will be maintained. To further support the antidegradation policy, SPDES applications have been reviewed in accordance with the State Environmental Quality Review Act (SEQR) as prescribed by 6 NYCRR Part 617.

### Effluent Limitations

In developing a permit, the Department determines the technology-based effluent limitations (TBELs) and then evaluates the water quality expected to result from technology controls to determine if any exceedances of water quality criteria in the receiving water might result. If there is a reasonable potential for exceedances of water quality criteria to occur, water quality-based effluent limitations (WQBELs) are developed. A WQBEL is designed to ensure that the water quality standards of receiving waters are met. In general, the CWA requires that the effluent limitations for a particular pollutant are the more stringent of either the TBEL or WQBEL.

#### *Technology-based Effluent Limitations (TBELs) for Industrial Facilities*

A TBEL requires a minimum level of treatment for industrial point sources based on currently available treatment technologies and/or Best Management Practices (BMPs). CWA sections 301(b) and 402, ECL sections 17-0509, 17-0809 and 17-0811, and 6 NYCRR 750-1.11 require technology-based controls on effluents. TBELs are set based upon an evaluation of New Source Performance Standards (NSPS), Best Available Technology Economically Achievable (BAT), Best Conventional Pollutant Control Technology (BCT), Best Practicable Technology Currently Available (BPT), and/or Best Professional Judgment (BPJ).

---

<sup>6</sup> American Iron and Steel Institute v. Environmental Protection Agency, 115 F.3d 979, 993 n.6 (D.C. Cir. 1997)

<sup>7</sup> U.S. EPA, Water Quality Standards; Establishment of Numeric Criteria for Priority Toxic Pollutants for the State of California; 65 Fed. Reg. 31682, 31704 (May 18, 2000); Proposed Water Quality Guidance for the Great Lakes System, 58 Fed. Reg. 20802, 20837 & 20981 (April 16, 1993)

#### [USEPA Effluent Limitation Guidelines \(ELGs\) Applicable to Facility](#)

In many cases, BPT, BCT, BAT and NSPS limitations are based on effluent guidelines developed by USEPA for specific industries, as promulgated under 40 CFR Parts 405-471. Applicable guidelines, pollutants regulated by these guidelines, and the effluent limitation derivation for facilities subject to these guidelines is in the [USEPA Effluent Limitation Guideline Calculations Table](#).

#### [Best Professional Judgement \(BPJ\)](#)

For substances that are not explicitly limited by regulations, the permit writer is authorized to use BPJ in developing TBELs. Consistent with section 402(a)(1) of the CWA, and NYS ECL section 17-0811, the Department is authorized to issue a permit containing “any further limitations necessary to ensure compliance with water quality standards adopted pursuant to state law”. BPJ limitations may be set on a case-by-case basis using any reasonable method that takes into consideration the criteria set forth in 40 CFR 125.3. Applicable state regulations include 6 NYCRR 750-1.11. The BPJ limitation considers the existing technology present at the facility, the statistically calculated existing effluent quality for that parameter, and any unique or site-specific factors relating to the facility. Technology limitations generally achievable for various treatment technologies are included in TOGS 1.2.1, Attachment C. These limitations may be used for the listed parameters when the technology employed at the facility is listed.

#### [Water Quality-Based Effluent Limitations \(WQBELs\)](#)

In addition to the TBELs, permits must include additional or more stringent effluent limitations and conditions, including those necessary to protect water quality. CWA sections 101 and 301(b)(1)(C), 40 CFR 122.44(d)(1), and 6 NYCRR Parts 750-1.11 require that permits include limitations for all pollutants or parameters which are or may be discharged at a level which may cause or contribute to an exceedance of any State water quality standard adopted pursuant to NYS ECL 17-0301. Water quality standards can be found under 6 NYCRR Parts 700-704. The limitations must be stringent enough to ensure that water quality standards are met and must be consistent with any applicable WLA which may be in effect through a TMDL for the receiving water. These and other requirements are summarized in TOGS 1.1.1, 1.3.1, 1.3.2, 1.3.5 and 1.3.6. The Department considers a mixing zone analysis, critical flows, and reasonable potential analysis when developing a WQBEL.

#### [Mixing Zone Analyses](#)

In accordance with TOGS 1.3.1., the Department may perform additional analysis of the mixing condition between the effluent and the receiving waterbody. Mixing zone analyses using plume dispersion modeling are conducted in accordance with the following: “EPA Technical Support Document for Water Quality-Based Toxics Control” (March 1991); EPA Region VIII’s “Mixing Zones and Dilution Policy” (December 1994); NYSDEC TOGS 1.3.1, “Total Maximum Daily Loads and Water Quality-Based Effluent Limitations” (July 1996); “CORMIX v11.0” (2019).

#### [Critical Flows](#)

In accordance with TOGS 1.2.1 and 1.3.1, WQBELs are developed using dilution ratios that relate the critical low flow condition of the receiving waterbody to the critical effluent flow. The critical low flow condition used in the dilution ratio will be different depending on whether the limitations are for aquatic or human health protection. For chronic aquatic protection, the critical low flow condition of the waterbody is typically represented by the 7Q10 flow and is calculated as the lowest average flow over a 7-day consecutive period within 10 years. For acute aquatic protection, the critical low flow condition is typically represented by the 1Q10 and is calculated as the lowest 1-day flow within 10 years. However, NYSDEC considers using 50% of the 7Q10 to be equivalent to the 1Q10 flow. For the protection of human health, the critical low flow condition is typically represented by the 30Q10 flow and is calculated as the lowest average flow over a 30-day consecutive period within 10 years. However, NYSDEC considers using 1.2 x 7Q10 to be equivalent to the 30Q10. The 7Q10 or 30Q10 flow is used with the critical effluent flow to calculate the dilution ratio. The critical effluent flow can be the maximum daily flow reported on the permit

application, the maximum of the monthly average flows from discharge monitoring reports for the past three years, or the facility design flow. When more than one applicable standard exists for aquatic or human health protection for a specific pollutant, a reasonable potential analysis is conducted for each applicable standard and corresponding critical flow to ensure effluent limitations are sufficiently stringent to ensure all applicable water quality standards are met as required by 40 CFR 122.44(d)(1)(i). For brevity, the pollutant summary table reports the results of the most conservative scenario.

#### Reasonable Potential Analysis (RPA)

The Reasonable Potential Analysis (RPA) is a statistical estimation process, outlined in the 1991 USEPA Technical Support Document for Water Quality-based Toxics Control (TSD), Appendix E. This process uses existing effluent quality data and statistical variation methodology to project the maximum amounts of pollutants that could be discharged by the facility. This projected instream concentration (PIC) is calculated using the appropriate ratio and compared to the water quality standard (WQS). When the RPA process determines the WQS may be exceeded, a WQBEL is required. The procedure for developing WQBELs includes the following steps:

- 1) identify the pollutants present in the discharge(s) based upon existing data, sampling data collected by the permittee as part of the permit application or a short-term high intensity monitoring program, or data gathered by the Department;
- 2) identify water quality criteria applicable to these pollutants;
- 3) determine if WQBELs are necessary (i.e. reasonable potential analysis (RPA)). The RPA will utilize the procedure outlined in Chapter 3.3.2 of EPA's Technical Support Document (TSD). As outlined in the TSD, for parameters with limited effluent data the RPA may include multipliers to account for effluent variability; and,
- 4) calculate WQBELs (if necessary). Factors considered in calculating WQBELs include available dilution of effluent in the receiving water, receiving water chemistry, and other pollutant sources.

The Department uses modeling tools to estimate the expected concentrations of the pollutant in the receiving water and develop WQBELs. These tools were developed in part using the methodology referenced above. If the estimated concentration of the pollutant in the receiving water is expected to exceed the ambient water quality standard or guidance value (i.e. numeric interpretation of a narrative water quality standard), then there is a reasonable potential that the discharge may cause or contribute to an exceedance of any State water quality standard adopted pursuant to NYS ECL 17-0301. If a TMDL is in place, the facility's WLA for that pollutant is applied as the WQBEL.

For carbonaceous and nitrogenous oxygen demanding pollutants, the Department uses a model which incorporates the Streeter-Phelps equation. The equation relates the decomposition of inorganic and organic materials along with oxygen reaeration rates to compute the downstream dissolved oxygen concentration for comparison to water quality standards.

A Watershed Maximum Daily Load (WMDL) may be developed by the Department to account for the cumulative effect of multiple discharges of conservative toxic pollutants to ensure water quality standards are met in downstream segments. The WMDL uses a simple dilution model, assuming full mix in the receiving stream, to calculate the maximum allowable pollutant load that can be discharged and still meet water quality standards during critical low flow in downstream segments such as those with sensitive receptors (e.g. public water supply) or higher water classification. WQBELs are established to ensure that the cumulative mass load from point source discharges does not exceed the maximum allowable load to ensure permit limits are protective of water quality.

### *Minimum Level of Detection*

Pursuant to 40 CFR 122.44(i)(1)(iv) and 6 NYCRR 750-2.5(d), SPDES permits must contain monitoring requirements using sufficiently sensitive test procedures approved under 40 CFR Part 136. A method is “sufficiently sensitive” when the method’s minimum level (ML) is at or below the level of the effluent limitation established in the permit for the measured pollutant parameter; or the lowest ML of the analytical methods approved under 40 CFR Part 136. The ML represents the lowest level that can be measured within specified limitations of precision and accuracy during routine laboratory operations on most effluent matrices. When establishing effluent limitations for a specific parameter (based on technology or water quality requirements), it is possible that the calculated limitation will fall below the ML established by the approved analytical method(s). In these instances, the calculated limitation is included in the permit with a compliance level set equal to the ML of the most sensitive method.

### *Monitoring Requirements*

CWA section 308, 40 CFR 122.44(i), 6 NYCRR 750-1.13, and 750-2.5 require that monitoring be included in permits to determine compliance with effluent limitations. Additional effluent monitoring may also be required to gather data to determine if effluent limitations may be required. The permittee is responsible for conducting the monitoring and reporting results on Discharge Monitoring Reports (DMRs). The permit contains the monitoring requirements for the facility. Monitoring frequency is based on the minimum sampling necessary to adequately monitor the facility’s performance and characterize the nature of the discharge of the monitored flow or pollutant. Variable effluent flows and pollutant levels may be required to be monitored at more frequent intervals than relatively constant effluent flow and pollutant levels (6 NYCRR 750-1.13). For industrial facilities, sampling frequency is based on guidance provided in TOGS 1.2.1. For municipal facilities, sampling frequency is based on guidance provided in TOGS 1.3.3.

### *Other Conditions*

### *Schedules of Compliance*

Schedules of compliance are included in accordance with 40 CFR Part 132 Attachment F, Procedure 9, 40 CFR 122.47 and 6 NYCRR 750-1.14. Schedules of compliance are intended to, in the shortest reasonable time, achieve compliance with applicable effluent standards and limitations, water quality standards, and other applicable requirements. Where the time for compliance is more than nine months, the schedule of compliance must include interim requirements and dates for their achievement. If the time necessary to complete the interim milestones is more than nine months, and not readily divisible into stages for completion, progress reports must be required.

### *Schedule(s) of Additional Submittals*

Schedules of Additional Submittals are used to summarize the deliverables required by the permit not identified in a separate Schedule of Compliance.

### *Best Management Practices (BMP) for Industrial Facilities*

BMP plans are authorized for inclusion in NPDES permits pursuant to Sections 304(e) and 402 (a)(1) of the Clean Water Act, and 6 NYCRR 750-1.14(f). The regulations pertaining to BMPs are promulgated under 40 CFR Part 125, Subpart K. These regulations specifically address surface water discharges.