



State Pollutant Discharge Elimination System (SPDES) DISCHARGE PERMIT

SIC Code:	4952	NAICS Code:	221320	SPDES Number:	NY0239844
Discharge Class (CL):	07	DEC Number:	5-1522-00027/00001		
Toxic Class (TX):	N	Effective Date (EDP):	EDP		
Major-Sub Drainage Basin:	10 - 01	Expiration Date (ExDP):	EDP + 5 years		
Water Index Number:	C	Item No.:	830 - 10	Modification Dates (EDPM):	
Compact Area:	NEIWPCC				

This SPDES permit is issued in compliance with Title 8 of Article 17 of the Environmental Conservation Law of New York State and in compliance with the Clean Water Act, as amended, (33 U.S.C. § 1251 et.seq.)

PERMITTEE NAME AND ADDRESS						
Name:	Crown Point Sewer District No. 1			Attention:	Town Supervisor	
Street:	17 Monitor Bay Park, Suite #3, PO Box 443					
City:	Crown Point			State:	NY	Zip Code: 12928
Email:	supervisor@townofcrownpointny.gov			Phone:	(518) 597-3035	

is authorized to discharge from the facility described below:

FACILITY NAME, ADDRESS, AND PRIMARY OUTFALL										
Name:	Crown Point S.D. #1 Wastewater Treatment Plant									
Address / Location:	17 Monitor Bay Park, Suite #1						County:	Essex		
City:	Crown Point				State:	NY		Zip Code:	12928	
Facility Location:	Latitude:	43 °	56 '	56 " N	& Longitude:	73 °	24 '	58 " W		
Primary Outfall No.:	001	Latitude:	43 °	56 '	49 " N	& Longitude:	73 °	24 '	36 " W	
Outfall Description:	Treated Sanitary	Receiving Water:	Lake Champlain			Class:	B	Standard:	B	

in accordance with: effluent limitations; monitoring and reporting requirements; other provisions and conditions set forth in this permit; and 6 NYCRR Part 750-1 and 750-2.

This permit and the authorization to discharge shall expire on midnight of the expiration date shown above and the permittee shall not discharge after the expiration date unless this permit has been renewed or extended pursuant to law. To be authorized to discharge beyond the expiration date, the permittee shall apply for permit renewal not less than 180 days prior to the expiration date shown above.

DISTRIBUTION:

- BWP Permit Coordinator (permit.coordinator@dec.ny.gov)
- BWP Permit Writer
- RWE
- RPA
- EPA Region II (Region2_NPDES@epa.gov)
- NYSEFC (sara.tully@efc.ny.gov)
- DEC Water Quality Engineer (aslam.mirza@dec.ny.gov)

Permit Administrator:		
Address:	625 Broadway Albany, NY 12233-1750	
Signature		Date

DEFINITIONS

TERM	DEFINITION
7-Day Geo Mean	The highest allowable geometric mean of daily discharges over a calendar week.
7-Day Average	The average of all daily discharges for each 7-days in the monitoring period. The sample measurement is the highest of the 7-day averages calculated for the monitoring period.
12-Month Rolling Average (12 MRA)	The current monthly value of a parameter, plus the sum of the monthly values over the previous 11 months for that parameter, divided by the number of months for which samples were collected in the 12-month period.
30-Day Geometric Mean	The highest allowable geometric mean of daily discharges over a calendar month, calculated as the antilog of: the sum of the log of each of the daily discharges measured during a calendar month divided by the number of daily discharges measured during that month.
Action Level	Action level means a monitoring requirement characterized by a numerical value that, when exceeded, triggers additional permittee actions and DEC review to determine if numerical effluent limitations should be imposed.
Compliance Level / Minimum Level	A compliance level is an effluent limitation. A compliance level is given when the water quality evaluation specifies a Water Quality Based Effluent Limit (WQBEL) below the Minimum Level. The compliance level shall be set at the Minimum Level (ML) for the most sensitive analytical method as given in 40 CFR Part 136, or otherwise accepted by the DEC.
Daily Discharge	The discharge of a pollutant measured during a calendar day or any 24-hour period that reasonably represents the calendar day for the purposes of sampling. For pollutants expressed in units of mass, the 'daily discharge' is calculated as the total mass of the pollutant discharged over the day. For pollutants with limitations expressed in other units of measurement, the 'daily discharge' is calculated as the average measurement of the pollutant over the day.
Daily Maximum	The highest allowable Daily Discharge.
Daily Minimum	The lowest allowable Daily Discharge.
Effective Date of Permit (EDP or EDPM)	The date this permit is in effect.
Effluent Limitations	Effluent limitation means any restriction on quantities, quality, rates and concentrations of chemical, physical, biological, and other constituents of effluents that are discharged into waters of the state.
Expiration Date of Permit (ExDP)	The date this permit is no longer in effect.
Instantaneous Maximum	The maximum level that may not be exceeded at any instant in time.
Instantaneous Minimum	The minimum level that must be maintained at all instants in time.
Monthly Average	The highest allowable average of daily discharges over a calendar month, calculated as the sum of each of the daily discharges measured during a calendar month divided by the number of daily discharges measured during that month.
Outfall	The terminus of a sewer system, or the point of emergence of any waterborne sewage, industrial waste or other wastes or the effluent therefrom, into the waters of the State.
Range	The minimum and maximum instantaneous measurements for the reporting period must remain between the two values shown.
Receiving Water	The classified waters of the state to which the listed outfall discharges.
Sample Frequency / Sample Type / Units	See NYSDEC's "DMR Manual for Completing the Discharge Monitoring Report for the SPDES" for information on sample frequency, type and units.

PERMIT LIMITS, LEVELS AND MONITORING

OUTFALL	LIMITATIONS APPLY	RECEIVING WATER	EFFECTIVE	EXPIRING
001	All Year	Lake Champlain	EDP	EDP+5

PARAMETER	EFFLUENT LIMITATION					MONITORING REQUIREMENTS				FN
	Type	Limit	Units	Limit	Units	Sample Frequency	Sample Type	Location		
								Inf.	Eff.	
Flow	Monthly Average	0.06	MGD			Continuous	Estimate	X		
Flow	Daily Maximum	Monitor	MGD			Continuous	Estimate	X		
pH	Daily Minimum	6.0	SU			1/Day	Grab		X	
	Daily Maximum	9.0	SU							
Temperature	Daily Maximum	Monitor	°F			1/Day	Grab		X	
BOD ₅	Monthly Average	30	mg/L	15	lbs/d	1/Month	Grab	X	X	1
BOD ₅	7-Day Average	45	mg/L	22.5	lbs/d	1/Month	Grab	X	X	1
Total Suspended Solids (TSS)	Monthly Average	30	mg/L	15	lbs/d	1/Month	Grab	X	X	1
Total Suspended Solids (TSS)	7-Day Average	45	mg/L	22.5	lbs/d	1/Month	Grab	X	X	1
Settleable Solids	Daily Maximum	0.3	mL/L			1/Day	Grab		X	
Ammonia (as N)	Monthly Average	Monitor	mg/L			1/Month	Grab		X	
Total Phosphorus (as P)	Monthly Average	1.0	mg/L	Monitor	lbs/d	1/Month	Grab		X	2
Total Phosphorus (as P)	12-Month Rolling Average	Monitor	mg/L	1.03	lbs/d	1/Month	Calculated		X	3
EFFLUENT DISINFECTION		Limit	Units	Limit	Units	Sample Frequency	Sample Type	Inf.	Eff.	FN
Required Seasonal from May 1st - October 31st										
Coliform, Fecal	30-Day Geometric Mean	200	No./100 mL			1/Month	Grab		X	
Coliform, Fecal	7-Day Geometric Mean	400	No./100 mL			1/Month	Grab		X	
Chlorine, Total Residual	Daily Maximum	169	ug/L			1/Day	Grab		X	4

FOOTNOTES:

- Effluent shall not exceed 15% and 15% of influent concentration values for BOD₅ & TSS respectively.
- This requirement will be monitor only until the limit takes effect. The limit for this parameter shall become effective when the wastewater treatment plant upgrades are complete as specified in Order on Consent R5-20130715-2082 or subsequent modifications.
- The 12-month rolling average for phosphorus is defined as the sum of the current month's monthly average concentration or load added to the monthly averages from the eleven previous months, divided by the number of months for which samples were collected in the 12-month period.
- Sampling and reporting for total residual chlorine are only necessary if chlorine is used for disinfection, elsewhere in the treatment process, or the facility otherwise has reasonable potential to discharge chlorine. Otherwise, the permittee shall report NODI-9 on the DMR.

MERCURY MINIMIZATION PROGRAM (MMP) - Type IV

On 08/11/2025, the permittee submitted a Conditional Exclusion Certification, certifying that the facility does not have any of the mercury sources listed in Part III.E. of DOW 1.3.10.

1. General – To reduce mercury effluent levels with the goal of achieving the water quality standard of 0.7 ng/L, the permittee must develop, implement, and maintain a written MMP plan, which includes the elements set forth below.
2. Conditional Exclusion Certification – A certification (Appendix C of DOW 1.3.10), signed in accordance with 6 NYCRR 750-1.8, must be submitted once every 5 years to the Regional Water Engineer and to the Bureau of Water Permits, certifying that the facility is neither a mercury source nor receives flows from a mercury source. Criteria to determine if a facility has a mercury source are as follows:
 - The facility is, or receives flow from, a Combined Sewer System (CSS) or sanitary sewer system with Type II Sanitary Sewer Overflows (SSO¹);
 - One or more effluent samples exceed 12 ng/L, including samples taken as a result of the SPDES application process;
 - Internal or tributary waste stream samples exceed the GLCA effluent limitation and the final effluent samples are less than the GLCA due primarily to dilution by uncontaminated or less contaminated waste streams. Both components of this criterion may include samples taken as a result of the SPDES application process;
 - A SPDES permit application, or other information, indicates that mercury is handled on-site and could be discharged through outfalls;
 - Existence of outfalls that contain legacy mercury contamination;
 - The facility's collection system receives discharges from a dental and/or Categorical Industrial User (CIU²) that may discharge mercury;
 - The facility accepts hauled wastes; OR,
 - The facility is defined as a categorical industry that may discharge mercury. This may also include dentists, universities, hospitals, or laboratories, which have their own individual SPDES permit.
3. Control Strategy – develop and implement with the following minimum elements:
 - a. Equipment and Materials – Equipment and materials (e.g., thermometers, thermostats) used by the permittee, which may contain mercury, must be evaluated by the permittee. As equipment and materials containing mercury are updated/replaced, the permittee must use mercury-free alternatives, if possible.
 - b. Bulk Chemical Evaluation – for chemicals used at a rate which exceeds 1,000 gallons/year or 10,000 pounds/year, the permittee must obtain:
 - i. A manufacturer's certificate of analysis;
 - ii. A chemical analysis performed by a certified laboratory; OR,
 - iii. A notarized affidavit that describes the substances' mercury concentration and the detection limit achieved.

Where practicable, the permittee must only use bulk chemicals in the wastewater treatment process which contain <10 parts per billion (ppb) of mercury.

¹ These are Overflow Retention Facilities (ORFs) and are included under the 05 and 07 permit classifications.

² CIUs include those listed under Federal Regulation in 40 CFR Parts 405–471.

MERCURY MINIMIZATION PROGRAM (MMP) – Type IV (Continued)

4. Status Report – An **annual** status report must be developed, in accordance with the [Schedule of Additional Submittals](#), summarizing:
 - a. Review of criteria to determine if the facility has a potential mercury source;
 - b. All actions undertaken, pursuant to the control strategy, during the previous year; and
 - c. Actions planned, pursuant to the control strategy, for the upcoming year.

The first status report is due in accordance with the Schedule of Additional Submittals. The permittee must maintain a file on-site with all MMP documentation.

5. MMP Modification – the permittee must submit a permittee-initiated modification request to DEC whenever:
 - a. Changes at the facility, or within the collection system, increase the potential for mercury discharges; OR,
 - b. A letter from DEC identifies inadequacies in the MMP.

The permittee may use information in the status reports, as applicable in accordance with item 3 of this MMP, as a basis for the permittee-initiated modification.

DEFINITIONS:

Potential mercury source – a source identified by the permittee that may reasonably be expected to have total mercury contained in the discharge. Some potential mercury sources include switches, fluorescent lightbulbs, cleaners, degreasers, thermometers, batteries, hauled wastes, universities, hospitals, laboratories, landfills, Brownfield sites, or raw material storage.

DISCHARGE NOTIFICATION REQUIREMENTS

- (a) The permittee shall install and maintain identification signs at all outfalls to surface waters listed in this permit, unless the Permittee has obtained a waiver in accordance with the Discharge Notification Act (DNA). Such signs shall be installed before initiation of any new discharge location.
- (b) Subsequent modifications to or renewal of this permit does not reset or revise the deadline set forth in (a) above, unless a new deadline is set explicitly by such permit modification or renewal.
- (c) The Discharge Notification Requirements described herein do not apply to outfalls from which the discharge is composed exclusively of storm water, or discharges to ground water.
- (d) The sign(s) shall be conspicuous, legible and in as close proximity to the point of discharge as is reasonably possible while ensuring the maximum visibility from the surface water and shore. The signs shall be installed in such a manner to pose minimal hazard to navigation, bathing or other water related activities. If the public has access to the water from the land in the vicinity of the outfall, an identical sign shall be posted to be visible from the direction approaching the surface water.

The signs shall have **minimum** dimensions of eighteen inches by twenty-four inches (18" x 24") and shall have white letters on a green background and contain the following information:

<p>N.Y.S. PERMITTED DISCHARGE POINT</p> <p>SPDES PERMIT No.: NY_____</p> <p>OUTFALL No. : _____</p>
<p>For information about this permitted discharge contact:</p>
<p>Permittee Name: _____</p>
<p>Permittee Contact: _____</p>
<p>Permittee Phone: () - ### - ####</p>
<p>OR:</p>
<p>NYSDEC Division of Water Regional Office Address:</p>
<p>NYSDEC Division of Water Regional Phone: () - ### - ####</p>

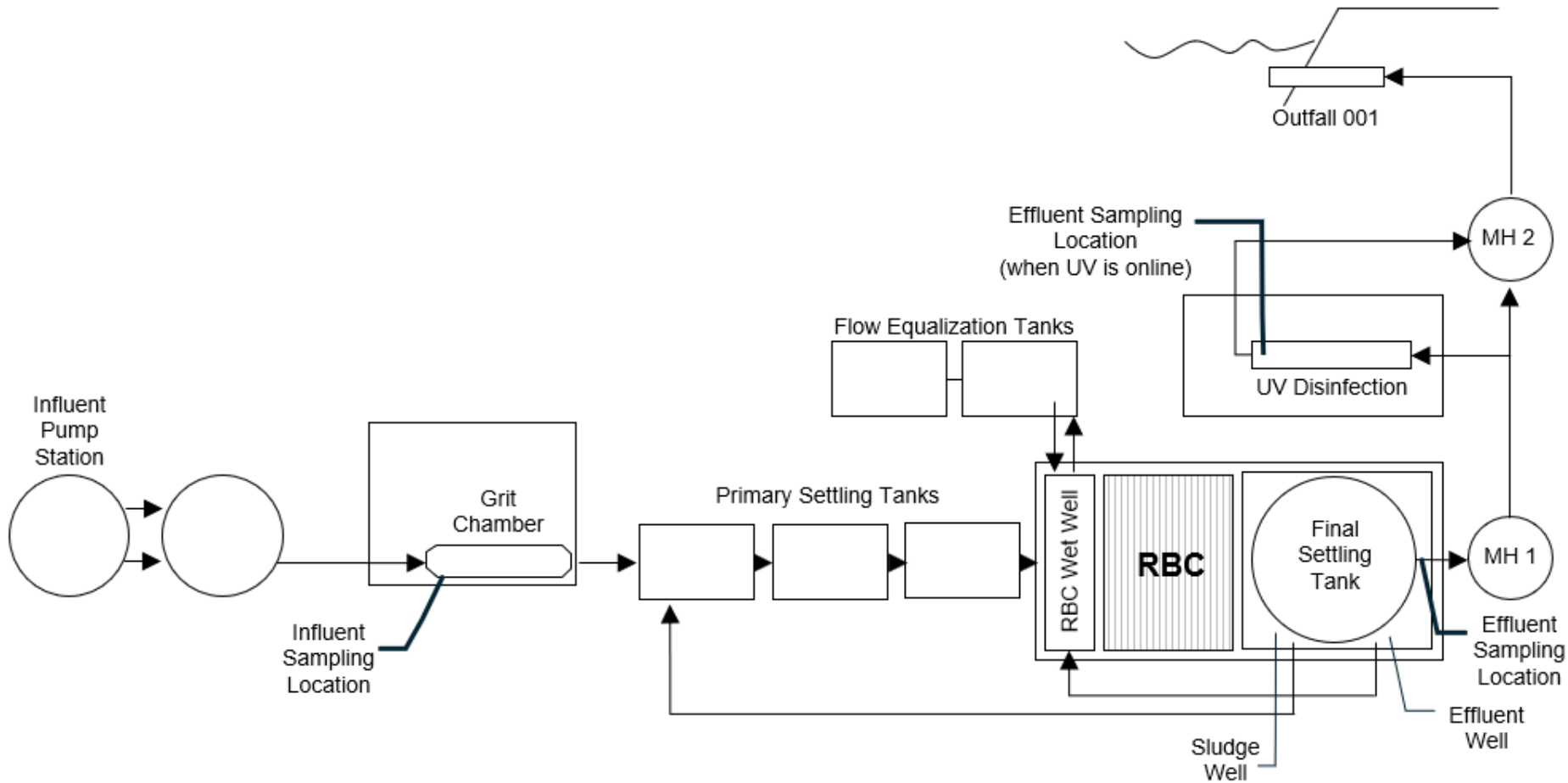
- (e) Upon request, the permittee shall make available electronic or hard copies of the sampling data to the public. In accordance with the RECORDING, REPORTING AND ADDITIONAL MONITORING REQUIREMENTS page of your permit, each DMR shall be maintained (either electronically or as a hard copy) on record for a period of five years.
- (f) The permittee shall periodically inspect the outfall identification sign(s) in order to ensure they are maintained, are still visible, and contain information that is current and factually correct. Signs that are damaged or incorrect shall be replaced within 3 months of inspection.

MONITORING LOCATIONS

The permittee shall take samples and measurements, to comply with the monitoring requirements specified in this permit, at the location(s) specified below:

Influent: Prior to grit chamber

Effluent: Following the final settling tank when UV **is not** online
Following UV disinfection system when UV **is** online



GENERAL REQUIREMENTS

- A. The regulations in 6 NYCRR Part 750 are hereby incorporated by reference and the conditions are enforceable requirements under this permit. The permittee shall comply with all requirements set forth in this permit and with all the applicable requirements of 6 NYCRR Part 750 incorporated into this permit by reference, including but not limited to the regulations in paragraphs B through I as follows:
- B. General Conditions
- | | |
|--|---|
| 1. Duty to comply | 6 NYCRR 750-2.1(e) & 2.4 |
| 2. Duty to reapply | 6 NYCRR 750-1.16(a) |
| 3. Need to halt or reduce activity not a defense | 6 NYCRR 750-2.1(g) |
| 4. Duty to mitigate | 6 NYCRR 750-2.7(f) |
| 5. Permit actions | 6 NYCRR 750-1.1(c), 1.18, 1.20 & 2.1(h) |
| 6. Property rights | 6 NYCRR 750-2.2(b) |
| 7. Duty to provide information | 6 NYCRR 750-2.1(i) |
| 8. Inspection and entry | 6 NYCRR 750-2.1(a) & 2.3 |
- C. Operation and Maintenance
- | | |
|-----------------------------------|--------------------------------------|
| 1. Proper Operation & Maintenance | 6 NYCRR 750-2.8 |
| 2. Bypass | 6 NYCRR 750-1.2(a)(17), 2.8(b) & 2.7 |
| 3. Upset | 6 NYCRR 750-1.2(a)(98) & 2.8(c) |
- D. Monitoring and Records
- | | |
|---------------------------|--|
| 1. Monitoring and records | 6 NYCRR 750-2.5(a)(2), 2.5(a)(6), 2.5(c)(1), 2.5(c)(2), & 2.5(d) |
| 2. Signatory requirements | 6 NYCRR 750-1.8 & 2.5(b) |
- E. Reporting Requirements
- | | |
|---|-----------------------------|
| 1. Reporting requirements | 6 NYCRR 750-2.5, 2.7 & 1.17 |
| 2. Anticipated noncompliance | 6 NYCRR 750-2.7(a) |
| 3. Transfers | 6 NYCRR 750-1.17 |
| 4. Monitoring reports | 6 NYCRR 750-2.5(e) |
| 5. Compliance schedules | 6 NYCRR 750-1.14(d) |
| 6. 24-hour reporting | 6 NYCRR 750-2.7(c) & (d) |
| 7. Other noncompliance | 6 NYCRR 750-2.7(e) |
| 8. Other information | 6 NYCRR 750-2.1(f) |
| 9. Additional conditions applicable to a POTW | 6 NYCRR 750-2.9 |
- F. Planned Changes
1. In accordance with 6 NYCRR 750-2.7, the permittee shall give notice to the DEC at least 45 days prior to planned physical alterations or additions to the permitted facility when:
 - a. The alteration or addition to the permitted facility may meet any of the criteria for determining whether facility is a new source in 40 CFR §122.29(b); or
 - b. The alteration or addition could significantly change the nature or increase the quantity of pollutants discharged. This notification applies to pollutants which are subject either to effluent limitations in the permit, or to notification requirements under 40 CFR §122.42(a)(1); or
 - c. The alteration or addition results in a significant change in the permittee's sludge use or disposal practices, and such alteration, addition, or change may justify the application of permit conditions that are different from or absent in the existing permit, including notification of additional use or disposal sites not reported during the permit application process or not reported pursuant to an approved land application plan.

In addition to the DEC, the permittee shall submit a copy of this notice to the United States Environmental Protection Agency at the following address: U.S. EPA Region 2, Clean Water Regulatory Branch, 290 Broadway, 24th Floor, New York, NY 10007-1866.

GENERAL REQUIREMENTS (continued)

2. Notification Requirement for POTWs

All POTWs shall provide adequate notice to the Department and the USEPA of the following:

- a. Any new introduction of pollutants into the POTW from an indirect discharger which would be subject to section 301 or 306 of CWA if it were directly discharging those pollutants; or
- b. Any substantial change in the volume or character of pollutants being introduced into that POTW by a source introducing pollutants into the POTW at the time of issuance of the permit.
- c. For the purposes of this paragraph, adequate notice shall include information on:
 - i. the quality and quantity of effluent introduced into the POTW, and
 - ii. any anticipated impact of the change on the quantity or quality of effluent to be discharged from the POTW.

POTWs shall submit a copy of this notice to the United States Environmental Protection Agency, at the following address:

U.S. EPA Region 2, Clean Water Regulatory Branch, 290 Broadway, 24th Floor, New York, NY 10007-1866

G. Sludge Management

The permittee shall comply with all applicable requirements of 6 NYCRR Part 360 series.

H. SPDES Permit Program Fee

The permittee shall pay to the Department an annual SPDES permit program fee within 30 days of the date of the first invoice, unless otherwise directed by the DEC, and shall comply with all applicable requirements of ECL 72-0602 and 6 NYCRR Parts 480, 481 and 485. Note that if there is inconsistency between the fees specified in ECL 72-0602 and 6 NYCRR Part 485, the ECL 72-0602 fees govern.

I. Water Treatment Chemicals (WTCs)

New or increased use and discharge of a WTC requires prior DEC review and authorization. At a minimum, the permittee must notify the DEC in writing of its intent to change WTC use by submitting a completed *WTC Notification Form* for each proposed WTC. The DEC will review that submittal and determine if a SPDES permit modification is necessary or whether WTC review and authorization may proceed under the current permit. The majority of WTC authorizations do not require SPDES permit modification. In any event, use and discharge of a WTC shall not proceed without prior authorization from the DEC. Examples of WTCs include biocides, coagulants, conditioners, corrosion inhibitors, defoamers, deposit control agents, flocculants, scale inhibitors, sequestrants, and settling aids.

1. WTC use shall not exceed the rate explicitly authorized by this permit or otherwise authorized in writing by the DEC.
2. The permittee shall maintain a logbook of all WTC use, noting for each WTC the date, time, exact location, and amount of each dosage, and, the name of the individual applying or measuring the chemical. The logbook must also document that adequate process controls are in place to ensure that excessive levels of WTCs are not used.
3. The permittee shall submit a completed WTC Annual Report Form each year that they use and discharge WTCs. This form shall be submitted in electronic format and attached to either the December DMR or the annual monitoring report required below. The *WTC Notification Form and WTC Annual Report Form* are available from the DEC's website at: <http://www.dec.ny.gov/permits/93245.html>

RECORDING, REPORTING AND ADDITIONAL MONITORING REQUIREMENTS

- A. The monitoring information required by this permit shall be retained for a period of at least five years from the date of the sampling for subsequent inspection by the DEC or its designated agent.
- B. Discharge Monitoring Reports (DMRs): Completed DMR forms shall be submitted for each 1 month reporting period in accordance with the DMR Manual available on DEC's website.

DMRs must be submitted electronically using the electronic reporting tool (NetDMR) specified by DEC. Instructions on the use of NetDMR can be found at: [How To Complete And Submit Discharge Monitoring Reports \(DMRs\) - NYSDEC](#). **Hardcopy paper DMRs will only be accepted if a waiver from the electronic submittal requirements has been granted by DEC to the facility.**

Attach the monthly "Wastewater Facility Operation Report" (form 92-15-7) and any required DMR attachments electronically to the DMR or with the hardcopy submittal.

The first monitoring period begins on the effective date of this permit, and, unless otherwise required, the reports are due no later than the 28th day of the month following the end of each monitoring period.

- C. Additional information required to be submitted by this permit shall be summarized and reported to the Regional Water Engineer and Bureau of Water Permits at the following addresses:

Department of Environmental Conservation
Division of Water, Bureau of Water Permits
625 Broadway, Albany, New York 12233-3505 Phone: (518) 402-8111

Department of Environmental Conservation
Regional Water Engineer, Region 5
232 Golf Course Road, Warrensburg, New York, 12885-1172 Phone: (518) 623-1200

- D. Bypass and Sewage Pollutant Right to Know Reporting: In accordance with the Sewage Pollutant Right to Know Act (ECL § 17-0826-a), Publicly Owned Treatment Works (POTWs) are required to notify DEC and Department of Health within two hours of discovery of an untreated or partially treated sewage discharge and to notify the public and adjoining municipalities within four hours of discovery. Information regarding reporting and other requirements of this program may be found on the DEC's website. In addition, POTWs are required to provide a five-day incident report and supplemental information to the DEC in accordance with Part 750-2.7(d) by utilizing the Division of Water Report of Noncompliance Event form unless waived by DEC on a case-by-case basis.
- E. Schedule of Additional Submittals:
The permittee shall submit the following information to the Regional Water Engineer and to the Bureau of Water Permits, unless otherwise instructed:

SCHEDULE OF ADDITIONAL SUBMITTALS		
Outfall(s)	Required Action	Due Date
001	<u>WATER TREATMENT CHEMICAL (WTC) ANNUAL REPORT FORM</u> The permittee shall submit a completed WTC Annual Report Form each year that Water Treatment Chemicals are used. The form shall be attached to the December DMR.	December DMR (January 28 th)
001	<u>ANNUAL FLOW CERTIFICATION</u> The permittee shall submit an Annual Flow Certification form each year in accordance with 750-2.9(C)(4). The form shall be attached to the February DMR or submitted through nForm.	February DMR (March 28 th)
001	<u>MERCURY - CONDITIONAL EXCLUSION CERTIFICATION</u> The permittee must submit a mercury conditional exclusion certification every five years in order to maintain MMP Type IV status. As part of the certification the permittee will be required to sample the effluent and measure <12 ng/L.	08/11/2030, and every 5 years thereafter
001	<u>MERCURY MINIMIZATION PLAN</u> The permittee must complete and maintain onsite a mercury minimization plan and subsequent annual mercury minimization status reports in accordance with the requirements of this permit.	Maintained Onsite EDP + 12 months, annually thereafter

Unless noted otherwise, the above actions are one-time requirements.

- F. Monitoring and analysis shall be conducted using sufficiently sensitive test procedures approved under 40 CFR Part 136, unless other test procedures have been specified in this permit.
- G. More frequent monitoring of the discharge(s), monitoring point(s), or waters of the State than required by the permit, where analysis is performed by a certified laboratory or where such analysis is not required to be performed by a certified laboratory, shall be included in the calculations and recording of the data on the corresponding DMRs.
- H. Calculations which require averaging of measurements shall utilize an arithmetic mean unless otherwise specified in this permit.
- I. Unless otherwise specified, all information recorded on the DMRs shall be based upon measurements and sampling carried out during the most recently completed reporting period.
- J. Any laboratory test or sample analysis required by this permit for which the State Commissioner of Health issues certificates of approval pursuant to section 502 of the Public Health Law shall be conducted by a laboratory which has been issued a certificate of approval. Inquiries regarding laboratory certification should be directed to the New York State Department of Health, Environmental Laboratory Accreditation Program.

Permittee: Town of Crown Point
Facility: Crown Point SD #1 WWTF
SPDES Number: NY0239844
USEPA Non-Major/Class 07 Municipal

Date: April 15, 2026 v.1.28
Permit Writer: Maddy Hetman
Water Quality Reviewer: Aslam Mirza
Full Technical Review

SPDES Permit Fact Sheet Town of Crown Point Crown Point SD #1 WWTF NY0239844



Contents

Summary of Permit Changes	3
Administrative History	3
Facility Information	4
Site Overview	5
Enforcement History	5
Existing Effluent Quality	6
Interstate Water Pollution Control Agencies	6
Additional Site-Specific Concerns	6
Receiving Water Information	6
Impaired Waterbody Information	7
Wasteload Allocation	7
Critical Receiving Water Data & Mixing Zone	8
Permit Requirements	8
USEPA Effluent Limitation Guidelines (ELGs) Applicable to Facility	8
Whole Effluent Toxicity (WET) Testing	8
Anti-backsliding	8
Antidegradation	9
Discharge Notification Act Requirements	9
Mercury	9
Schedule of Compliance	9
Emerging Contaminant Monitoring	9
Schedule of Additional Submittals	9
OUTFALL AND RECEIVING WATER SUMMARY TABLE	10
POLLUTANT SUMMARY TABLE: Outfall 001	10
Outfall 001 EMERGING CONTAMINANTS	14
Appendix: Regulatory and Technical Basis of Permit Authorizations	19
Regulatory References	19
Outfall and Receiving Water Information	19
Interstate Water Pollution Control Agencies	20
Existing Effluent Quality	20
Permit Requirements	20

Summary of Permit Changes

A State Pollutant Discharge Elimination System (SPDES) EBPS permit renewal has been finalized for the Crown Point SD #1 WWTF. The changes to the permit are summarized below:

- Updated permit format, definitions, and general conditions;
- Added a monthly average phosphorus concentration monitoring requirement effective until the wastewater treatment plant upgrades are complete as specified in Order on Consent R5-20130715-2082 or subsequent modifications;
- Added a monthly average phosphorus concentration limit of 1.0 mg/L effective when the wastewater treatment plant upgrades are complete as specified in Order on Consent R5-20130715-2082 or subsequent modifications;
- Added a monthly average phosphorus load monitoring requirement.
- Added a 12- Month Rolling Average phosphorus concentration monitoring requirement.
- Added ammonia monitoring requirement;
- Sampling for settleable solids, pH, and temperature have been increased from 5 days per week to daily (7 days per week);
- The total residual chlorine limit has been increased from 50ug/L to 169ug/L given the re-evaluation of the dilution ratio and in accordance with 750-1.10(c)(2)(i).
- Updated mercury minimization program language; and,
- Added a schedule of additional submittals that includes:
 - Mercury minimization plan;
 - Mercury minimization program annual status report (maintained onsite);
 - Mercury minimization – conditional exclusion certification; and,
 - Annual flow certification.

This fact sheet summarizes the information used to determine the effluent limitations (limits) and other conditions contained in the permit. General background information including the regulatory basis for the effluent limitations and other conditions are in the [Appendix](#) linked throughout this fact sheet.

Administrative History

8/1/2009 The last full technical review was performed and the SPDES permit became effective with an expiration date of 7/31/2014. The 2009 permit, along with all subsequent modifications, has formed the basis of this permit.

The permit was administratively renewed in 2014, 2019 and again in 2024. The current permit administrative renewal is effective until 7/31/2029.

12/1/2014 Permit was modified to include disinfection limitations and requirements.

2/5/2025 DEC issued a Request for Information (RFI) to modify and renew the SPDES permit due to the facility's EBPS score¹. At the time of the RFI, the facility had an EBPS score of 325 and ranking of 4.

8/12/2025 The Town of Crown Point submitted a NY-2A permit application.

The Notice of Complete Application, published in the [Environmental Notice Bulletin](#) and newspapers, contains information on the public notice process.

¹ Pursuant to 6 NYCRR 750-1.18 and NYS Environmental Benefit Permit Strategy (EBPS)

Facility Information

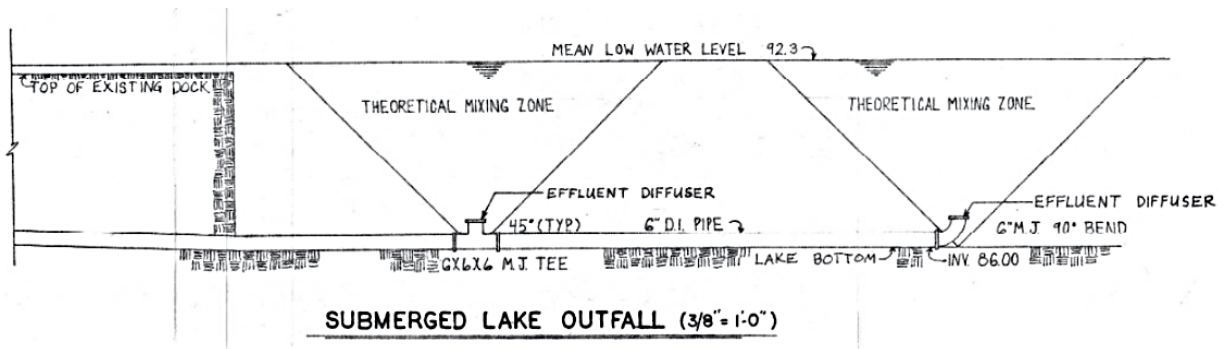
This facility is a publicly owned treatment works that receives flow from domestic users, with effluent consisting of treated sanitary sewage. The collection system consists of separate sewers. The facility does not have any significant industrial users (SIUs) and the facility does not accept wastewater from other municipalities.

The current 0.06 MGD treatment plant consists of:

- Preliminary Treatment: grit chamber
- Primary Treatment: (3) 7,000-gallon primary settling tanks
- Secondary Treatment: Rotating Biological Contactor (RBC), secondary clarifier/final settling tank, (2) 8,000-gallon flow equalization tanks
- Disinfection: Ultraviolet disinfection

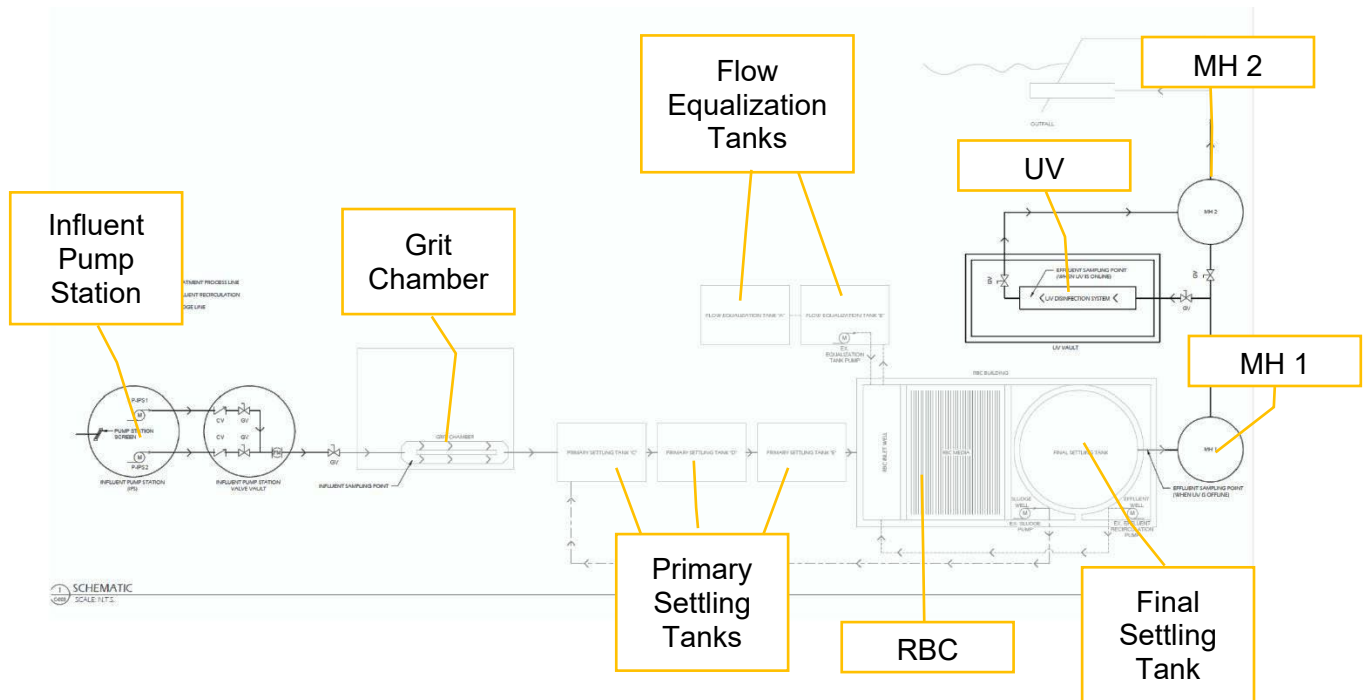
Sludge is held and hauled to an appropriate septage receiving facility.

The primary outfall (Outfall 001) was constructed in 1994 and extends approximately 24.5 feet past the existing causeway structure into 6 feet of water. The pipe is 6" ductile iron pipe with a 6x6x6 mechanical joint (MJ) Tee as the first diffuser, located 8 feet from the end of the causeway, and 6" MJ 90 bend as the second diffuser at the end of the pipe. The open end of the diffusers are located 1 foot off the bottom of Lake Champlain in approximately 6.3 feet of water.



The facility plans to replace the existing RBC with a new treatment plant. See Order on Consent #R5-20130715-2082 and subsequent modifications for compliance schedule.

Site Overview



Enforcement History

The facility is operating under Order on Consent #R5-20130715-2082 and subsequent modifications. The order requires the implementation of disinfection as well as plant upgrades to meet permit limits.

Compliance and enforcement information can be found on the EPA's [Enforcement and Compliance History Online \(ECHO\)](#) website.

Existing Effluent Quality

The [Pollutant Summary Table](#) presents the existing effluent quality and effluent limitations. The existing effluent quality was determined from Discharge Monitoring Reports and the application for the period 1/31/2022 to 7/31/2025.. [Appendix Link](#)

Interstate Water Pollution Control Agencies

Outfall 001 is located within the New England Interstate Water Pollution Control Commission (NEIWPCC) compact area which places additional requirements in the SPDES permit. [Appendix Link](#)

Additional Site-Specific Concerns

Additional information on the pathogen reduction requirements can be found in the [Pollutant Summary Table](#). Additional information on required phosphorus removal can be found in the [Impaired Waterbody Information](#) section of this fact sheet.

Receiving Water Information

The facility discharges via the following outfall:

Outfall No.	SIC Code	Wastewater Type	Receiving Water
001	4952	Treated Sanitary Sewage	Lake Champlain, Class B

Reach Description:

Outfall 001 discharges directly to Lake Champlain, South Lake waterbody segment approximately 25 feet east of the shoreline. There are no other facilities near the Crown Point WWTF that would impact the permit development. The ambient data was obtained from the Vermont Department of Environmental Conservation website for station: 02-South Lake B, located approximately 7.8 miles North of Outfall 001. This is illustrated in the image below.



Impaired Waterbody Information

The Lake Champlain, South Lake segment (PWL No. 1000-0004) is listed on the 2020/2022 [New York State Section 303\(d\) List](#) of Impaired/Total Maximum Daily Load (TMDL) waters due to PCBs. However, this waterbody segment is located within the Lake Champlain Watershed and is subject to the applicable requirements of the [Lake Champlain Phosphorus TMDL](#), as discussed below.

Lake Champlain TMDL Watershed Information

On 9/25/2002, a TMDL was approved for the Lake Champlain watershed to address phosphorus. As part of the TMDL, the discharges from the following outfalls are subject to the listed wasteload allocations (WLA) for the following parameters:

Outfall No.	Parameter	Wasteload Allocation
001	Total Phosphorus as P	1.03 lbs/day

The Town of Crown Point is required to sample and report Total Phosphorus as P. The Total Phosphorus 12-month rolling average is defined as the sum of the current month's monthly average in lbs/day added to the monthly average in lbs/day from the eleven previous months divided by 12. See the [Pollutant Summary Table](#) for a discussion on the derivation of Total Phosphorus effluent limits.

Critical Receiving Water Data & Mixing Zone

Consistent with TOGS 1.3.1, the outfall information submitted in the application and mixing zone form was used to develop a mixing zone model to establish dilution ratios for the toxic parameters, i.e., ammonia and total residual chlorine. The model showed that the nearfield (acute dilution) is 8.9:1 at a distance of 12 meters (39 feet) from the edge of outfall pipe. The length of the nearfield is more than the causeway width and the waste plume does not touch the causeway. Once the plume passes the causeway more open water is available for mixing and it spreads out in the open waters of the Lake Champlain providing more dilution. Based upon the model results, the farfield dilution is 90:1. These dilutions are summarized in the table below:

Outfall No.	Acute Dilution Ratio A(A)	Chronic Dilution Ratio A(C)	Human, Aesthetic, Wildlife Dilution Ratio (HEW)	Basis
001	8.9:1	90:1	90:1	CORMIX

Permit Requirements

The technology based effluent limitations ([TBELs](#)), water quality-based effluent limitations ([WQBELs](#)), [Existing Effluent Quality](#) and a discussion of the selected effluent limitation for each pollutant present in the discharge are provided in the [Pollutant Summary Table](#).

USEPA Effluent Limitation Guidelines (ELGs) Applicable to Facility

Best Practicable Control Technology Currently Available (BPT), Best Conventional Pollutant Control Technology (BCT), Best Available Technology Economically Achievable (BAT), and New Source Performance Standards (NSPS) limitations are based on [Effluent Limitation Guidelines](#) developed by USEPA for specific industries². For this facility there are no promulgated effluent guidelines. [Appendix Link](#)

Whole Effluent Toxicity (WET) Testing

None of the seven criteria that are indicative of potential toxicity are applicable to this facility; therefore, WET testing is not included in the permit. [Appendix Link](#)

Anti-backsliding

The WQBEL for Total Residual Chlorine was developed by multiplying the WQ standard and the acute dilution. The 2014 SPDES Permit limits TRC to 50 ug/L based on a dilution ratio of 10:1. Given the re-evaluation of the dilution ratio, the WQBEL has increased from 50ug/L to 169ug/L. Chlorine is not used for disinfection, however, a TRC limit equal to the WQBEL will remain in the permit for uses other than disinfection.

[Appendix Link](#)

² As promulgated under 40 CFR Parts 405 - 471

Antidegradation

The permit contains effluent limitations which ensure that the best usages of the receiving waters will be maintained. The Notice of Complete Application published in the Environmental Notice Bulletin contains information on the State Environmental Quality Review (SEQR)³ determination.

[Appendix Link](#)

Discharge Notification Act Requirements

In accordance with the Discharge Notification Act (ECL 17-0815-a), the permittee is required to post a sign at each point of wastewater discharge to surface waters, unless a waiver is obtained. This requirement is being continued from the previous permit.

Additionally, the permit contains a requirement to make the DMR sampling data available to the public upon request. This requirement is being continued from the previous permit.

Mercury⁴

The DOW 1.3.10 Mercury – Multiple Discharge Variance (MDV), dated December 31, 2025, provides the framework for DEC to require mercury monitoring and mercury minimization programs (MMPs), through SPDES permitting. All of the following permit conditions are consistent with the MDV.

[Appendix Link](#)

The facility is located outside of the Great Lakes Basin and is a SPDES Class 07. The permittee submitted a Conditional Exclusion Form on 8/11/2025, certifying the facility does not have a mercury source as listed in Part III.E. of the MDV. Therefore, consistent with the MDV, the permit includes requirements for the implementation of MMP Type IV. The Schedule of Additional Submittals includes a mercury minimization plan annual status report (maintained onsite), and re-certification of the exclusion every five years. This requirement is new.

Schedule of Compliance

The facility is currently under an order on consent (R5-20130715-2082) for the implementation of disinfection. A schedule of compliance will be handled through the order.

Emerging Contaminant Monitoring

Based on the available data, no additional monitoring for perfluorooctanoic acid (PFOA), perfluorooctanesulfonic acid (PFOS), and 1,4-dioxane (1,4-D) is required at this time. Please see the [Pollutant Summary Table](#) below for more information.

Schedule of Additional Submittals

A schedule of additional submittals has been included for the following ([Appendix Link](#)):

- Water Treatment Chemical (WTC) Annual Report Form
- Annual Flow Certification
- Mercury Minimization Plan
- Mercury Minimization Program Annual Status Report (maintained onsite)
- Mercury Minimization - Conditional Exclusion Certification

³ As prescribed by 6 NYCRR Part 617

⁴ In accordance with DOW 1.3.10 Mercury – SPDES Permitting & Multiple Discharge Variance (MDV), December 30, 2020.

OUTFALL AND RECEIVING WATER SUMMARY TABLE

Outfall	Latitude	Longitude	Receiving Water Name	Water Class	Water Index No. / Priority Waterbody Listing (PWL) No.	Major / Sub Basin	Hardness (mg/l)	1Q10 (MGD)	7Q10 (MGD)	30Q10 (MGD)	Critical Effluent Flow (MGD)	Dilution Ratio		
												A(A)	A(C)	HEW
001	43° 56' 49" N	73° 24' 36" W	Lake Champlain	B	C (portion 4) PWL: 1000-0004	10/01	-	-	-	-	0.06	8.9:1	90:1	90:1

POLLUTANT SUMMARY TABLE: Outfall 001

Outfall #	Description of Wastewater: Treated Sanitary Sewage															
	Type of Treatment: Grit Removal, Primary Settling, RBC, Final Settling, UV Disinfection															
Effluent Parameter	Units	Averaging Period	Existing Discharge Data			TBELs		Water Quality Data & WQBELs						ML	Basis for Permit Requirement	
			Permit Limit	Existing Effluent Quality ⁵	# of Data Points Detects / Non-Detects	Limit	Basis	Ambient Bkgd. Conc.	Projected Instream Conc.	WQ Std. or GV	WQ Type	Calc. WQBEL	Basis			
General Notes: Existing discharge data from 1/31/2022 to 7/31/2025 was obtained from Discharge Monitoring Reports. All applicable water quality standards were reviewed for development of the WQBELs. The standard and WQBEL shown below represent the most stringent.																
Flow Rate	MGD	Monthly Avg	0.06	.05 Actual Average	42/0	0.06	Design Flow	No alterations that will impair the waters for their best usages.						703.2	-	Design Flow
	MGD	Daily Max	Monitor	0.23 Actual Max	42/0	-	-									
The flow limit is set at the design flow of the wastewater treatment facility. Daily Max Flow will continue to be monitored for informational purposes and to calculate pollutant loadings.																
pH	SU	Minimum	6.0	7.0 Actual Min	42/0	6.0	40 CFR 133.102	-	-	6.5 – 8.5	Range	-	703.3	-	TBEL	
		Maximum	9.0	9.0 Actual Max	42/0	9.0										
Consistent with TOGS 1.3.3 for POTWs, TBELs reflect secondary treatment standards. Given the available dilution, an effluent limitation equal to the TBEL is protective of the WQS.																
Temperature	°F	Daily Max	Monitor	70 Actual Max	42/0	-	750-1.13 Monitor	-	The water temperature at the surface of a lake shall not be raised more than 3F over			704.2	-	Monitor		

⁵ Existing Effluent Quality: Unless otherwise stated, Daily Max = 99% lognormal; Monthly Avg = 95% lognormal (for datasets with ≤3 nondetects); Daily Max = 99% delta-lognormal; Monthly Avg = 95% delta-lognormal (for datasets with >3 nondetects)

Outfall #	Description of Wastewater: Treated Sanitary Sewage														
	Type of Treatment: Grit Removal, Primary Settling, RBC, Final Settling, UV Disinfection														
Effluent Parameter	Units	Averaging Period	Existing Discharge Data			TBELs		Water Quality Data & WQBELs						ML	Basis for Permit Requirement
			Permit Limit	Existing Effluent Quality ⁵	# of Data Points Detects / Non-Detects	Limit	Basis	Ambient Bkgd. Conc.	Projected Instream Conc.	WQ Std. or GV	WQ Type	Calc. WQBEL	Basis		
Settleable Solids	mL/L	Daily Max	0.3	<0.1	42/0	0.3	TOGS 1.3.3	-	None from sewage, industrial wastes or other wastes that will cause deposition or impair the waters for their best usages <u>703.2</u>				-	-	TBEL
	Consistent with TOGS 1.3.3, the effluent limitation is equal to the TBEL of 0.3 mL/L for POTWs providing secondary treatment without filtration. Given that adequate dilution is available the TBEL is protective of WQS.														
Ammonia, as N	mg/L	-	-	-	-	-	-	0.02 ⁶	-	0.40	A(C)	-	703.5	-	Monitor
	lb/d	-	-	-	-	-	-	-	-	-	-	-			
Summer June 1- Oct 31	The WQ effluent limit is not required due to high dilution. The WQ standard was developed from TOGS 1.1.1 using summer temperature of 25°C and pH of 8.3 SU. The 80 th percentile of pH was derived from the data collected by the Vermont Dept. of Environmental Conservation for station: 02-South Lake B. The ambient concentration was computed as the median value of the available data for the same station. Consistent with 6 NYCRR 750-1.13(a), monitoring is required and may be used to inform future permitting decisions. This requirement is new.														
Ammonia, as N	mg/L	-	-	-	-	-	-	0.02 ⁶	-	0.56	A(C)	-	703.5	-	Monitor
	lb/d	-	-	-	-	-	-	-	-	-	-	-			
Winter Nov 1- May 31	The WQ effluent limit is not required due to high dilution. The WQ standard was developed from TOGS 1.1.1 using winter temperature of 10°C and pH of 8.3 SU. The 80 th percentile of pH was derived from the data collected by the Vermont Dept. of Environmental Conservation for station: 02-South Lake B. The ambient concentration was computed as the median value of the available data for the same station. Consistent with 6 NYCRR 750-1.13(a), monitoring is required and may be used to inform future permitting decisions. This requirement is new.														
Total Phosphorus	mg/L	Monthly Avg	-	-	-	1.0	TOGS 1.3.6	-	None in amounts that will result in growths of algae, weeds and slimes that will impair the waters for their best usages.	<u>703.2</u>	-	-	TMDL		
	mg/L	Monthly Avg	-	-	-	Monitor	750-1.13 Monitor								
	lb/d	12 MRA	1.03	0.68	42/0	1.03	Antibacksliding								
	lb/d	Monthly Avg	-	-	-	Monitor	750-1.13 Monitor								

⁶ Lake Champlain data-Section A, Median value, Vermont Environment Conservation
 PAGE 12 OF 24

Outfall #	Description of Wastewater: Treated Sanitary Sewage														
	Type of Treatment: Grit Removal, Primary Settling, RBC, Final Settling, UV Disinfection														
Effluent Parameter	Units	Averaging Period	Existing Discharge Data			TBELs		Water Quality Data & WQBELs						ML	Basis for Permit Requirement
			Permit Limit	Existing Effluent Quality ⁵	# of Data Points Detects / Non-Detects	Limit	Basis	Ambient Bkgd. Conc.	Projected Instream Conc.	WQ Std. or GV	WQ Type	Calc. WQBEL	Basis		
	<p>Consistent with TOGS 1.3.6 and the TMDL, and to maximize phosphorus removal⁷ to improve the water quality of Lake Champlain, the permit includes a total phosphorus concentration limit of 1 mg/L expressed as a monthly average and 12-month rolling average limitation of 1.03 lbs/day. Daily loading limits are provided in the Lake Champlain TMDL discussion in this fact sheet. The 1 mg/L monthly average concentration limit is not achievable with the current treatment technology employed at the facility, however additional time is being given to optimize treatment, and a Schedule of Compliance has been included in the permit.</p> <p>NOTE: The concentration requirement will be monitor only until the limit takes effect. The limit for phosphorus concentration shall become effective when the wastewater treatment plant upgrades are complete as specified in Order on Consent R5-20130715-2082 or subsequent modifications.</p>														
Coliform, Fecal	#/100 ml	30d Geo Mean	200	63.3	20/0	200	TOGS 1.3.3	-	The monthly geometric mean, from a minimum of five examinations, shall not exceed 200.			<u>703.4</u>	-	TBEL	
		7d Geo Mean	400	63.3	20/0	400	TOGS 1.3.3	-							
	Consistent with TOGS 1.3.3, effluent disinfection is required seasonally from May 1st - October 31st, due to the class of the receiving waterbody. Fecal coliform limits equal to the TBEL are specified.														
Total Residual Chlorine (TRC)	ug/L	Daily Max	50	-	0/0	2000	TOGS 1.3.3	-	-	19.0	A(C)	169.0	703.5	-	WQBEL
	<p>The WQBEL was developed by multiplying the WQ standard and the acute dilution. The 2014 SPDES Permit limits TRC to 50 ug/L based on a dilution ratio of 10:1. Given the re-evaluation of the dilution ratio and in accordance with 750-1.10(c)(2)(i), the WQBEL has increased from 50ug/L to 169ug/L. Chlorine is not used for disinfection, however, a TRC limit equal to the WQBEL will remain in the permit for uses elsewhere in the treatment process.</p>														

⁷ Consistent with NYCRR 750-2.8(a)(5).

Outfall 001 EMERGING CONTAMINANTS

Emerging Contaminants: Outfall # 001															
Effluent Parameter	Units	Averaging Period	Existing Discharge Data			TBELs		Water Quality Data & WQBELs						ML	Basis for Permit Requirement
			Permit Limit	Existing Effluent Quality ⁸	# of Data Points Detects / Non-Detects	Limit	Basis	Ambient Bkgd. Conc.	Projected Instream Conc.	WQ Std. or GV	WQ Type	Calc. WQBEL	Basis		
Notes: See Emerging Contaminant Monitoring section above. Effluent samples were analyzed for the 40 PFAS compounds and 1,4-Dioxane.															
Perfluorobutanoic Acid (PFBA)	ng/L	Daily Max	-	2.99	1/0	-	-	-	-	-	-	-	-	-	No Limitation
	Based on available data, no additional monitoring is required at this time.														
Perfluoropentanoic Acid (PFPeA)	ng/L	Daily Max	-	1.56	1/0	-	-	-	-	-	-	-	-	-	No Limitation
	Based on available data, no additional monitoring is required at this time.														
Perfluorohexanoic Acid (PFHxA)	ng/L	Daily Max	-	2.04	1/0	-	-	-	-	-	-	-	-	-	No Limitation
	Based on available data, no additional monitoring is required at this time.														
Perfluoroheptanoic Acid (PFHpA)	ng/L	Daily Max	-	0.358	1/0	-	-	-	-	-	-	-	-	-	No Limitation
	Based on available data, no additional monitoring is required at this time.														
Perfluorooctanoic Acid (PFOA)	ng/L	Daily Max	-	2.09 Actual Max	1/0	-	-	-	143,978	6.7	H(WS)	No Reasonable Potential	TOGS 1.1.1	-	No Limitation
	The projected instream concentration was calculated using the maximum reported effluent concentration of 2.16 ng/l, a multiplier of 6.2, the acute dilution ratio, of 90:1 and an assumed negligible upstream ambient concentration. The multiplier was selected from EPA's Technical Support Document Chapter 3.3 to account for the number of samples. A comparison of the projected instream concentration to the guidance value indicates no reasonable potential to cause or contribute to a water quality violation. Based on available data, no additional monitoring is required at this time.														
Perfluorononanoic Acid (PFNA)	ng/L	Daily Max	-	ND	0/1	-	-	-	-	-	-	-	-	-	No Limitation
	Based on available data, no additional monitoring is required at this time.														
Perfluorodecanoic Acid (PFDA)	ng/L	Daily Max	-	0.291	1/0	-	-	-	-	-	-	-	-	-	No Limitation
	Based on available data, no additional monitoring is required at this time.														
	ng/L	Daily Max	-	ND	0/1	-	-	-	-	-	-	-	-	-	No Limitation

⁸ Existing Effluent Quality: Unless otherwise stated, Daily Max = 99% lognormal; Monthly Avg = 95% lognormal (for datasets with ≤3 nondetects); Daily Max = 99% delta-lognormal; Monthly Avg = 95% delta-lognormal (for datasets with >3 nondetects)

Emerging Contaminants: Outfall # 001															
Effluent Parameter	Units	Averaging Period	Existing Discharge Data			TBELs		Water Quality Data & WQBELs						ML	Basis for Permit Requirement
			Permit Limit	Existing Effluent Quality ⁸	# of Data Points Detects / Non-Detects	Limit	Basis	Ambient Bkgd. Conc.	Projected Instream Conc.	WQ Std. or GV	WQ Type	Calc. WQBEL	Basis		
Perfluoro-undecanoic Acid (PFUnA)	Based on available data, no additional monitoring is required at this time.														
Perfluoro-dodecanoic Acid (PFDoA)	ng/L	Daily Max	-	ND	0/1	-	-	-	-	-	-	-	-	-	No Limitation
	Based on available data, no additional monitoring is required at this time.														
Perfluoro-tridecanoic Acid (PFTriA)	ng/L	Daily Max	-	ND	0/1	-	-	-	-	-	-	-	-	-	No Limitation
	Based on available data, no additional monitoring is required at this time.														
Perfluoro-tetradecanoic Acid (PFTeA)	ng/L	Daily Max	-	ND	0/1	-	-	-	-	-	-	-	-	-	No Limitation
	Based on available data, no additional monitoring is required at this time.														
Perfluoro-butanesulfonic Acid (PFBS)	ng/L	Daily Max	-	2.52	1/0	-	-	-	-	-	-	-	-	-	No Limitation
	Based on available data, no additional monitoring is required at this time.														
Perfluoro-pentanesulfonic Acid (PFPeS)	ng/L	Daily Max	-	ND	0/1	-	-	-	-	-	-	-	-	-	No Limitation
	Based on available data, no additional monitoring is required at this time.														
Perfluoro-hexanesulfonic Acid (PFHxS)	ng/L	Daily Max	-	ND	0/1	-	-	-	-	-	-	-	-	-	No Limitation
	Based on available data, no additional monitoring is required at this time.														
Perfluoro-heptanesulfonic Acid (PFHpS)	ng/L	Daily Max	-	ND	0/1	-	-	-	-	-	-	-	-	-	No Limitation
	Based on available data, no additional monitoring is required at this time.														
Perfluoro-octanesulfonic Acid (PFOS)	ng/L	Daily Max	-	2.16 Actual Max	1/0	-	-	-	148,800	2.7	H(WS)	148,800	TOGS 1.1.1	-	No Limitation
	The projected instream concentration was calculated using the maximum reported effluent concentration of 2.16 ng/l, a multiplier of 6.2, the HEW dilution ratio, of 90:1 and an assumed negligible upstream ambient concentration. The multiplier was selected from EPA's Technical Support Document Chapter 3.3 to account for the number of samples. A comparison of the projected instream concentration to the guidance value indicates no reasonable potential to cause or contribute to a water quality violation. Based on available data, no additional monitoring is required at this time.														
Perfluoro-nonanesulfonic Acid (PFNS)	ng/L	Daily Max	-	ND	0/1	-	-	-	-	-	-	-	-	-	No Limitation
	Based on available data, no additional monitoring is required at this time.														
	ng/L	Daily Max	-	ND	0/1	-	-	-	-	-	-	-	-	-	No Limitation

Emerging Contaminants: Outfall # 001															
Effluent Parameter	Units	Averaging Period	Existing Discharge Data			TBELs		Water Quality Data & WQBELs						ML	Basis for Permit Requirement
			Permit Limit	Existing Effluent Quality ⁸	# of Data Points Detects / Non-Detects	Limit	Basis	Ambient Bkgd. Conc.	Projected Instream Conc.	WQ Std. or GV	WQ Type	Calc. WQBEL	Basis		
Perfluoro-decanesulfonic Acid (PFDS)	Based on available data, no additional monitoring is required at this time.														
Perfluoro-dodecane-sulfonic Acid (PFDoS)	ng/L	Daily Max	-	ND	0/1	-	-	-	-	-	-	-	-	-	No Limitation
	Based on available data, no additional monitoring is required at this time.														
Perfluoro-octane-sulfonamide (FOSA)	ng/L	Daily Max	-	ND	0/1	-	-	-	-	-	-	-	-	-	No Limitation
	Based on available data, no additional monitoring is required at this time.														
N-methyl Perfluoro-octanesulfon-amidoacetic Acid (NMeFOSAA)	ng/L	Daily Max	-	0.993	1/0	-	-	-	-	-	-	-	-	-	No Limitation
	Based on available data, no additional monitoring is required at this time.														
N-ethyl Perfluoro-octanesulfon-amidoacetic Acid (NEtFOSAA)	ng/L	Daily Max	-	ND	0/1	-	-	-	-	-	-	-	-	-	No Limitation
	Based on available data, no additional monitoring is required at this time.														
4:2 Fluorotelomer Sulfonic Acid (FTS)	ng/L	Daily Max	-	ND	0/1	-	-	-	-	-	-	-	-	-	No Limitation
	Based on available data, no additional monitoring is required at this time.														
6:2 Fluorotelomer Sulfonic Acid (FTS)	ng/L	Daily Max	-	ND	0/1	-	-	-	-	-	-	-	-	-	No Limitation
	Based on available data, no additional monitoring is required at this time.														
8:2 Fluorotelomer Sulfonic Acid (FTS)	ng/L	Daily Max	-	ND	0/1	-	-	-	-	-	-	-	-	-	No Limitation
	Based on available data, no additional monitoring is required at this time.														
	ng/L	Daily Max	-	ND	0/1	-	-	-	-	-	-	-	-	-	No Limitation

Emerging Contaminants: Outfall # 001															
Effluent Parameter	Units	Averaging Period	Existing Discharge Data			TBELs		Water Quality Data & WQBELs						ML	Basis for Permit Requirement
			Permit Limit	Existing Effluent Quality ⁸	# of Data Points Detects / Non-Detects	Limit	Basis	Ambient Bkgd. Conc.	Projected Instream Conc.	WQ Std. or GV	WQ Type	Calc. WQBEL	Basis		
N-ethyl Perfluoro-octanesulfonamide (NEtFOSA)	Based on available data, no additional monitoring is required at this time.														
N-methyl Perfluoro-octanesulfonamide (NMeFOSA)	ng/L	Daily Max	-	ND	0/1	-	-	-	-	-	-	-	-	-	No Limitation
N-methyl Perfluoro-octanesulfonamide (NMeFOSA)	Based on available data, no additional monitoring is required at this time.														
N-methyl Perfluoro-octanesulfonamidoethanol (NMeFOSE)	ng/L	Daily Max	-	ND	0/1	-	-	-	-	-	-	-	-	-	No Limitation
N-methyl Perfluoro-octanesulfonamidoethanol (NMeFOSE)	Based on available data, no additional monitoring is required at this time.														
N-ethyl Perfluoro-octanesulfonamidoethanol (NEtFOSE)	ng/L	Daily Max	-	ND	0/1	-	-	-	-	-	-	-	-	-	No Limitation
N-ethyl Perfluoro-octanesulfonamidoethanol (NEtFOSE)	Based on available data, no additional monitoring is required at this time.														
9-Chlorohexadeca-fluoro-3-oxanonane-1-sulfonic Acid (9Cl-PF3ONS)	ng/L	Daily Max	-	ND	0/1	-	-	-	-	-	-	-	-	-	No Limitation
9-Chlorohexadeca-fluoro-3-oxanonane-1-sulfonic Acid (9Cl-PF3ONS)	Based on available data, no additional monitoring is required at this time.														
Hexafluoro-propylene Oxide Dimer Acid (HFPO-DA or GenX)	ng/L	Daily Max	-	ND	0/1	-	-	-	-	-	-	-	-	-	No Limitation
Hexafluoro-propylene Oxide Dimer Acid (HFPO-DA or GenX)	Based on available data, no additional monitoring is required at this time.														
11-Chloroeicosafuoro-3-oxaundecane-1-sulfonic Acid (11Cl-PF3OUdS)	ng/L	Daily Max	-	ND	0/1	-	-	-	-	-	-	-	-	-	No Limitation
11-Chloroeicosafuoro-3-oxaundecane-1-sulfonic Acid (11Cl-PF3OUdS)	Based on available data, no additional monitoring is required at this time.														
	ng/L	Daily Max	-	ND	1/1	-	-	-	-	-	-	-	-	-	No Limitation

Emerging Contaminants: Outfall # 001															
Effluent Parameter	Units	Averaging Period	Existing Discharge Data			TBELs		Water Quality Data & WQBELs						ML	Basis for Permit Requirement
			Permit Limit	Existing Effluent Quality ⁸	# of Data Points Detects / Non-Detects	Limit	Basis	Ambient Bkgd. Conc.	Projected Instream Conc.	WQ Std. or GV	WQ Type	Calc. WQBEL	Basis		
4,8-Dioxa-3H-perfluorononanoic Acid (ADONA)	Based on available data, no additional monitoring is required at this time.														
3-Perfluoropropyl Propanoic Acid (3:3 FTCA)	ng/L	Daily Max	-	ND	0/1	-	-	-	-	-	-	-	-	-	No Limitation
	Based on available data, no additional monitoring is required at this time.														
2H,2H,3H,3H-Perfluoro-octanoic Acid (5:3 FTCA)	ng/L	Daily Max	-	4.79	1/0	-	-	-	-	-	-	-	-	-	No Limitation
	Based on available data, no additional monitoring is required at this time.														
3-Perfluoroheptyl Propanoic Acid (7:3 FTCA)	ng/L	Daily Max	-	ND	0/1	-	-	-	-	-	-	-	-	-	No Limitation
	Based on available data, no additional monitoring is required at this time.														
Nonafluoro-3,6-dioxaheptanoic Acid (NFDHA)	ng/L	Daily Max	-	ND	0/1	-	-	-	-	-	-	-	-	-	No Limitation
	Based on available data, no additional monitoring is required at this time.														
Perfluoro-4-methoxybutanoic Acid (PFMBA)	ng/L	Daily Max	-	ND	0/1	-	-	-	-	-	-	-	-	-	No Limitation
	Based on available data, no additional monitoring is required at this time.														
Perfluoro-3-methoxypropanoic Acid (PFMPA)	ng/L	Daily Max	-	ND	0/1	-	-	-	-	-	-	-	-	-	No Limitation
	Based on available data, no additional monitoring is required at this time.														
Perfluoro(2-ethoxyethane)sulfonic Acid (PFEESA)	ng/L	Daily Max	-	ND	0/1	-	-	-	-	-	-	-	-	-	No Limitation
	Based on available data, no additional monitoring is required at this time.														
1,4-Dioxane	µg/L	Daily Max	-	0.202	1/0	-	-	-	0.30	160,000	Acute	No Reasonable Potential	TOGS 1.1.1	-	No Limitation
	The WQBEL is not required as the WQ analysis indicates that there is no reasonable potential to exceed the WQ standard.														

Appendix: Regulatory and Technical Basis of Permit Authorizations

The Appendix is meant to supplement the fact sheet for multiple types of SPDES permits. Portions of this Appendix may not be applicable to this specific permit.

Regulatory References

The provisions of the permit are based largely upon 40 CFR 122 subpart C and 6 NYCRR Part 750 and include monitoring, recording, reporting, and compliance requirements, as well as general conditions applicable to all SPDES permits. Below are the most common citations for the requirements included in SPDES permits:

- Clean Water Act (CWA) 33 section USC 1251 to 1387
- Environmental Conservation Law (ECL) Articles 17 and 70
- Federal Regulations
 - 40 CFR, Chapter I, subchapters D, N, and O
- State environmental regulations
 - 6 NYCRR Part 621
 - 6 NYCRR Part 750
 - 6 NYCRR Parts 700 - 704 – Best use and other requirements applicable to water classes
 - 6 NYCRR Parts 800 – 941 - Classification of individual surface waters
- NYSDEC water program policy, referred to as Technical and Operational Guidance Series (TOGS)
- USEPA Office of Water Technical Support Document for Water Quality-based Toxics Control, March 1991, Appendix E

The following is a quick guide to the references used within the fact sheet:

SPDES Permit Requirements	Regulatory Reference
Anti-backsliding	6 NYCRR 750-1.10(c)
Best Management Practices (BMPS) for CSOs	6 NYCRR 750-2.8(a)(2)
Environmental Benefits Permit Strategy (EBPS)	6 NYCRR 750-1.18, NYS ECL 17-0817(4), TOGS 1.2.2 (revised January 25,2012)
Exceptions for Type I SSO Outfalls (bypass)	6 NYCRR 750-2.8(b)(2), 40 CFR 122.41
Mercury Multiple Discharge Variance	Division of Water Program Policy 1.3.10 (DOW 1.3.10)
Mixing Zone and Critical Water Information	TOGS 1.3.1 & Amendments
PCB Minimization Program	40 CFR Part 132 Appendix F Procedure 8, 6 NYCRR 750-1.13(a) and 750-1.14(f), and TOGS 1.2.1
Pollutant Minimization Program (PMP)	6 NYCRR 750-1.13(a), 750-1.14(f), TOGS 1.2.1
Schedules of Compliance	6 NYCRR 750-1.14
Sewage Pollution Right to Know (SPRTK)	NYS ECL 17-0826-a, 6 NYCRR 750-2.7
State Administrative Procedure Act (SAPA)	State Administrative Procedure Act Section 401(2), 6 NYCRR 621.11(l)
State Environmental Quality Review (SEQR)	6 NYCRR Part 617
USEPA Effluent Limitation Guidelines (ELGs)	40 CFR Parts 405-471
USEPA National CSO Policy	33 USC Section 1342(q)
Whole Effluent Toxicity (WET) Testing	TOGS 1.3.2
General Provisions of a SPDES Permit Department Request for Additional Information	NYCRR 750-2.1(i)

Outfall and Receiving Water Information

Impaired Waters

The [NYS 303\(d\) List of Impaired/TMDL Waters](#) identifies waters where specific best usages are not fully supported. The state must consider the development of a Total Maximum Daily Load (TMDL) or other strategy to reduce the input of the specific pollutant(s) that restrict waterbody uses, in order to restore and protect such uses. SPDES permits must include effluent limitations necessary to implement a waste load allocation (WLA) of an EPA-approved TMDL (6 NYCRR 750-1.11(a)(5)(ii)), if applicable. In accordance with 6 NYCRR 750-1.13(a), permittees discharging to waters which are on the list but do not yet have a TMDL developed may be required to perform additional monitoring for the parameters causing the impairment. Accurate monitoring data is needed

to determine the existing capabilities of the wastewater treatment plants and to assure that WLAs are allocated equitably.

Interstate Water Pollution Control Agencies

Some POTWs may be subject to regulations of interstate basin/compact agencies including: Interstate Sanitation Commission (ISC), International Joint Commission (IJC), Delaware River Basin Commission (DRBC), Ohio River Valley Water Sanitation Commission (ORSANCO), and the Susquehanna River Basin Commission (SRBC). Generally, basin commission requirements focus principally on water quality and not treatment technology. However, interstate/compact agency regulations for the ISC, IJC, DRBC and NYC Watershed contain explicit effluent limits which must be addressed during permit drafting. 6 NYCRR 750-2.1(d) requires SPDES permits for discharges that originate within the jurisdiction of an interstate water pollution control agency, to include any applicable effluent standards or water quality standards (WQS) promulgated by that interstate agency.

Existing Effluent Quality

The existing effluent quality is determined from a statistical evaluation of effluent data in accordance with TOGS 1.2.1 and the USEPA Office of Water, Technical Support Document for Water Quality-based Toxics Control, March 1991, Appendix E (TSD). The existing effluent quality is equal to the 95th (monthly average) and 99th (daily maximum) percentiles of the lognormal distribution of existing effluent data. When there are greater than three non-detects, a delta-lognormal distribution is assumed, and delta-lognormal calculations are used to determine the monthly average and daily maximum pollutant concentrations. Statistical calculations are not performed for parameters where there are less than ten data points. If additional data is needed, a monitoring requirement may be specified either through routine monitoring or a short-term high intensity monitoring program. The [Pollutant Summary Table](#) identifies the number of sample data points available.

Permit Requirements

Basis for Effluent Limitations

Sections 101, 301, 304, 308, 401, 402, and 405 of the CWA and Titles 5, 7, and 8 of Article 17 ECL, as well as their implementing federal and state regulations, and related guidance, provide the basis for the effluent limitations and other conditions in the permit.

When conducting a full technical review of an existing permit, the previous effluent limitations form the basis for the next permit. Existing effluent quality is evaluated against the existing effluent limitations to determine if these should be continued, revised, or deleted. Generally, existing limitations are continued unless there are changed conditions at the facility, the facility demonstrates an ability to meet more stringent limitations, or in response to updated regulatory requirements. Pollutant monitoring data is also reviewed to determine the presence of additional contaminants that should be included in the permit based on a reasonable potential analysis to cause or contribute to a water quality standards violation.

Anti-backsliding

Anti-backsliding requirements are specified in the CWA sections 402(o) and 303(d)(4), ECL 17-0809, and regulations at 40 CFR 122.44(l) and 6 NYCRR 750-1.10(c) and (d). Generally, the relaxation of effluent limitations in permits is prohibited unless one of the specified exceptions applies, which will be cited on a case-by-case basis in this fact sheet. Consistent with current case law⁹ and USEPA interpretation¹⁰ anti-backsliding requirements do not apply should a revision to the final effluent limitation take effect before the scheduled date of compliance for that final effluent limitation.

⁹ American Iron and Steel Institute v. Environmental Protection Agency, 115 F.3d 979, 993 n.6 (D.C. Cir. 1997)

¹⁰ U.S. EPA, Water Quality Standards; Establishment of Numeric Criteria for Priority Toxic Pollutants for the State of California; 65 Fed. Reg. 31682, 31704 (May 18, 2000); Proposed Water Quality Guidance for the Great Lakes System, 58 Fed. Reg. 20802, 20837 & 20981 (April 16, 1993)

Antidegradation Policy

New York State implements the antidegradation portion of the CWA based upon two documents: (1) Organization and Delegation Memorandum #85-40, "Water Quality Antidegradation Policy" (September 9, 1985); and, (2) TOGS 1.3.9, "Implementation of the NYSDEC Antidegradation Policy – Great Lakes Basin (Supplement to Antidegradation Policy dated September 9, 1985) (undated)." The permit for the facility contains effluent limitations which ensure that the existing best usage of the receiving waters will be maintained. To further support the antidegradation policy, SPDES applications have been reviewed in accordance with the State Environmental Quality Review Act (SEQR) as prescribed by 6 NYCRR Part 617.

Effluent Limitations

In developing a permit, the Department determines the technology-based effluent limitations (TBELs) and then evaluates the water quality expected to result from technology controls to determine if any exceedances of water quality criteria in the receiving water might result. If there is a reasonable potential for exceedances of water quality criteria to occur, water quality-based effluent limitations (WQBELs) are developed. A WQBEL is designed to ensure that the water quality standards of receiving waters are met. In general, the CWA requires that the effluent limitations for a particular pollutant are the more stringent of either the TBEL or WQBEL.

Technology-based Effluent Limitations (TBELs)

CWA sections 301(b)(1)(B) and 304(d)(1), 40 CFR 133.102, ECL section 17-0509, and 6 NYCRR 750-1.11 require technology-based controls, known as secondary treatment. These and other requirements are summarized in TOGS 1.3.3. Where the TBEL is more stringent than the WQBEL, the TBEL is applied as a limit in accordance with TOGS 1.3.3. Equivalent secondary treatment, as defined in 40 CFR 133.105, allow for effluent limitations of the more stringent of the consistently achievable concentrations or monthly/weekly averages of 45/65 mg/L, and the minimum monthly average of at least 65% removal. Consistently achievable concentrations are defined in 40 CFR 133.101(f) as the 95th percentile value for the 30-day (monthly) average effluent quality achieved by the facility in a period of two years. The achievable 7-day (weekly) average value is equal to 1.5 times the 30-day average value calculated above. Equivalent secondary treatment applies to those facilities where the principal treatment process is either a trickling filter or a waste stabilization pond; the treatment works provides significant biological treatment of municipal wastewater; and, the effluent concentrations consistently achievable through proper operation and maintenance of the facility cannot meet traditional secondary treatment requirements. There are no federal technology-based standards for toxic pollutants from POTWs. A statistical analysis of existing effluent data, as described in TOGS 1.2.1, may be used to establish other performance-based TBELs.

Water Quality-Based Effluent Limitations (WQBELs)

In addition to the TBELs, permits must include additional or more stringent effluent limitations and conditions, including those necessary to protect water quality. CWA sections 101 and 301(b)(1)(C), 40 CFR 122.44(d)(1), and 6 NYCRR Parts 750-1.11 require that permits include limitations for all pollutants or parameters which are or may be discharged at a level which may cause or contribute to an exceedance of any State water quality standard adopted pursuant to NYS ECL 17-0301. Additionally, 6 NYCRR Part 701.1 prohibits the discharge of pollutants that will cause impairment of the best usages of the receiving water as specified by the water classifications at the location of discharge and at other locations that may be affected by such discharge. Water quality standards can be found under 6 NYCRR Parts 700-704. The limitations must be stringent enough to ensure that water quality standards are met at the point of discharge and in downstream waters and must be consistent with any applicable WLA which may be in effect through a TMDL for the receiving water. These and other requirements are summarized in TOGS 1.1.1, 1.3.1, 1.3.2, 1.3.5 and 1.3.6. The DEC considers a mixing zone analysis, critical flows, and reasonable potential analysis when developing a WQBEL.

Mixing Zone Analyses

In accordance with TOGS 1.3.1., the DEC may perform additional analysis of the mixing condition between the effluent and the receiving waterbody. Mixing zone analyses using plume dispersion modeling are conducted in accordance with the following:

“EPA Technical Support Document for Water Quality-Based Toxics Control” (March 1991); EPA Region VIII’s “Mixing Zones and Dilution Policy” (December 1994); NYSDEC TOGS 1.3.1, “Total Maximum Daily Loads and Water Quality-Based Effluent Limitations” (July 1996); “CORMIX v11.0” (2019).

Critical Flows

In accordance with TOGS 1.2.1 and 1.3.1, WQBELs are developed using dilution ratios that relate the critical low flow condition of the receiving waterbody to the critical effluent flow. The critical low flow condition used in the dilution ratio will be different depending on whether the limitations are for aquatic or human health protection. For chronic aquatic protection, the critical low flow condition of the waterbody is typically represented by the 7Q10 flow and is calculated as the lowest average flow over a 7-day consecutive period within 10 years. For acute aquatic protection, the critical low flow condition is typically represented by the 1Q10 and is calculated as the lowest 1-day flow within 10 years. However, NYSDEC considers using 50% of the 7Q10 to be equivalent to the 1Q10 flow. For the protection of human health, the critical low flow condition is typically represented by the 30Q10 flow and is calculated as the lowest average flow over a 30-day consecutive period within 10 years. However, NYSDEC considers using 1.2 x 7Q10 to be equivalent to the 30Q10. The 7Q10 or 30Q10 flow is used with the critical effluent flow to calculate the dilution ratio. The critical effluent flow can be the maximum daily flow reported on the permit application, the maximum of the monthly average flows from discharge monitoring reports for the past three years, or the facility design flow. When more than one applicable standard exists for aquatic or human health protection for a specific pollutant, a reasonable potential analysis is conducted for each applicable standard and corresponding critical flow to ensure effluent limitations are sufficiently stringent to ensure all applicable water quality standards are met as required by 40 CFR 122.44(d)(1)(i). For brevity, the pollutant summary table reports the results of the most conservative scenario.

Reasonable Potential Analysis (RPA)

The Reasonable Potential Analysis (RPA) is a statistical estimation process, outlined in the 1991 USEPA Technical Support Document for Water Quality-based Toxics Control (TSD), Appendix E. This process uses existing effluent quality data and statistical variation methodology to project the maximum amounts of pollutants that could be discharged by the facility. This projected instream concentration (PIC) is calculated using the appropriate ratio and compared to the water quality standard (WQS). When the RPA process determines the WQS may be exceeded, a WQBEL is required. The procedure for developing WQBELs includes the following steps:

- 1) identify the pollutants present in the discharge(s) based upon existing data, sampling data collected by the permittee as part of the permit application or a short-term high intensity monitoring program, or data gathered by the DEC;
- 2) identify water quality criteria applicable to these pollutants;
- 3) determine if WQBELs are necessary (i.e. reasonable potential analysis (RPA)). The RPA will utilize the procedure outlined in Chapter 3.3.2 of EPA’s Technical Support Document (TSD). As outlined in the TSD, for parameters with limited effluent data the RPA may include multipliers to account for effluent variability; and,
- 4) calculate WQBELs (if necessary). Factors considered in calculating WQBELs include available dilution of effluent in the receiving water, receiving water chemistry, and other pollutant sources.

The DEC uses modeling tools to estimate the expected concentrations of the pollutant in the receiving water and develop WQBELs. These tools were developed in part using the methodology referenced above. If the estimated concentration of the pollutant in the receiving water is expected to exceed the ambient water quality standard or guidance value (i.e. numeric interpretation of a narrative water quality standard), then there is a reasonable potential that the discharge may cause or contribute to an exceedance of any State water quality standard adopted pursuant to

NYS ECL 17-0301. If a TMDL is in place, the facility's WLA for that pollutant is applied as the WQBEL.

For carbonaceous and nitrogenous oxygen demanding pollutants, the DEC uses a model which incorporates the Streeter-Phelps equation. The equation relates the decomposition of inorganic and organic materials along with oxygen reaeration rates to compute the downstream dissolved oxygen concentration for comparison to water quality standards.

The Division of Water has been using the TMDL approach in permit limit development for the control of toxic substances. Since the early 1980's, the loading capacity for specific pollutants has been determined for each drainage basin. Water quality-limiting segments and pollutants have been identified, TMDLs, wasteload allocations and load allocations have been developed, and permits with water quality-based effluent limits have been issued. In accordance with TOGS 1.3.1, the Division of Water implements a Toxics Reduction Strategy which is committed to the application of the TMDL process using numeric, pollutant-specific water quality standards through the Watershed Approach. The Watershed Approach accounts for the cumulative effect of multiple discharges of conservative toxic pollutants to ensure water quality standards are met in downstream segments.

Minimum Level of Detection

Pursuant to 40 CFR 122.44(i)(1)(iv) and 6 NYCRR 750-2.5(d), SPDES permits must contain monitoring requirements using sufficiently sensitive test procedures approved under 40 CFR Part 136. A method is "sufficiently sensitive" when the method's minimum level (ML) is at or below the level of the effluent limitation established in the permit for the measured pollutant parameter; or the lowest ML of the analytical methods approved under 40 CFR Part 136. The ML represents the lowest level that can be measured within specified limitations of precision and accuracy during routine laboratory operations on most effluent matrices. When establishing effluent limitations for a specific parameter (based on technology or water quality requirements), it is possible that the calculated limitation will fall below the ML established by the approved analytical method(s). In these instances, the calculated limitation is included in the permit with a compliance level set equal to the ML of the most sensitive method.

Monitoring Requirements

CWA section 308, 40 CFR 122.44(i), 6 NYCRR 750-1.13, and 750-2.5 require that monitoring be included in permits to determine compliance with effluent limitations. Additional effluent monitoring may also be required to gather data to determine if effluent limitations may be required. The permittee is responsible for conducting the monitoring and reporting results on Discharge Monitoring Reports (DMRs). The permit contains the monitoring requirements for the facility. Monitoring frequency is based on the minimum sampling necessary to adequately monitor the facility's performance and characterize the nature of the discharge of the monitored flow or pollutant. Variable effluent flows and pollutant levels may be required to be monitored at more frequent intervals than relatively constant effluent flow and pollutant levels (6 NYCRR 750-1.13). For industrial facilities, sampling frequency is based on guidance provided in TOGS 1.2.1. For municipal facilities, sampling frequency is based on guidance provided in TOGS 1.3.3.

Other Conditions

Mercury

Mercury is widespread in New York State (NYS) waters at levels above the most stringent dissolved mercury water quality standard (WQS) of 0.7 ng/L. SPDES permittees cannot comply with a Water Quality-Based Effluent Limitation (WQBEL) for mercury. Therefore, an MDV is appropriate, in accordance with 6 NYCRR 702.17(h), "to address widespread standard or guidance value attainment issues including the presence of a ubiquitous pollutant or naturally high levels of a pollutant in a watershed." The first MDV was issued in October 2010 and subsequently revised and reissued in 2015 and 2020. Each iteration of the MDV builds off the previous version supporting the State's effort to reduce mercury pollution and make reasonable progress toward achieving the WQBEL for mercury. This iteration of the MDV refines the content and application of the MDV for mercury.

Permittee: Town of Crown Point
Facility: Crown Point SD #1 WWTF
SPDES Number: NY0239844
USEPA Non-Major/Class 07 Municipal

Date: April 15, 2026 v.1.28
Permit Writer: Maddy Hetman
Water Quality Reviewer: Aslam Mirza
Full Technical Review

The MDV does not change the WQS of 0.7 ng/L; it establishes a variance of the WQBEL which is based on the WQS. SPDES permits which include this variance comply with 40 CFR 122.44.

DOW 1.3.10 explains which surface water permittees are eligible for the MDV.

[Schedule\(s\) of Additional Submittals](#)

Schedules of Additional Submittals are used to summarize the deliverables required by the permit not identified in a separate Schedule of Compliance.

[Pollutant Minimization Programs](#)

Pollutant Minimization Programs are included when a pollutant is being discharged from the facility at detectable levels and the ML for the most sensitive method is greater than the calculated WQBEL. These programs typically include an on-going potential source identification, evaluation, and prioritization program to demonstrate progress towards meeting the goal of the WQBEL. Pollutant Minimization Plan requirements are based on 40 CFR Part 132 Appendix F Procedure 8, 6 NYCRR 750-1.13(a) and 750-1.14(f), and TOGS 1.2.1.